PREP BATCH REPORT

Prep Code: **SVOC-3510C-8270** Technician: **Zachary B. Zaccardi** Prep Start Date: **2/28/2022 8:50:19 AM**

Prep Batch **164073** Prep Temp: **NA °C** Batch Units: **ML** Prep End Date: **3/1/2022 3:17:00 PM**

Sample ID	Matrix	pH	Initial Samp Amt	Sol Added	Sol Recovered	Final Vol (mL)	Factor	Balance	Prep Start Date	Prep End Date
MB-164073			1000	0	0	1.00	0.001		2/28/2022	3/1/2022
supervised by dsm										
LCS-164073			1000	0	0	1.00	0.001		2/28/2022	3/1/2022
LCSD-164073			1000	0	0	1.00	0.001		2/28/2022	3/1/2022
LLCS-164073			1000	0	0	1.00	0.001		2/28/2022	3/1/2022
LLCSD-164073			1000	0	0	1.00	0.001		2/28/2022	3/1/2022
B22021627-001C	Ground Water	6	1040	0	0	1.00	0.000962		2/28/2022	3/1/2022
Sample was clear (1/2)										
B22021627-006C	Ground Water	6	1040	0	0	1.00	0.000962		2/28/2022	3/1/2022
Sample was clear (1/2)										
B22021627-011C	Ground Water	6	1050	0	0	1.00	0.000952		2/28/2022	3/1/2022
Sample was clear (1/2)										
B22021684-001C	Aqueous	7	1010	0	0	1.00	0.00099		2/28/2022	3/1/2022
Sample was cloudy yellow with percipitate										
B22021627-001CLMS	Ground Water	6	1040	0	0	1.00	0.000962		2/28/2022	3/1/2022
Sample was clear (2/2)										
B22021627-006CLMS	Ground Water	6	1040	0	0	1.00	0.000962		2/28/2022	3/1/2022
Sample was clear (2/2)										
B22021627-011CMS	Ground Water	6	1050	0	0	1.00	0.000952		2/28/2022	3/1/2022
Sample was clear (2/2)										
B22021684-001CMS	Aqueous	7	500	0	0	1.00	0.002		2/28/2022	3/1/2022
Sample was cloudy yellow with percipitate										
B22021763-001C	Ground Water	6	1050	0	0	1.00	0.000952		2/28/2022	3/1/2022
Sample was clear (1/2)										
B22021763-006C	Ground Water	6	1050	0	0	1.00	0.000952		2/28/2022	3/1/2022
Sample was clear (1/2)										

Number	Reagent Name	Exp Date	A
13273	pH-indicator Strips 0-14 HC025486	9/30/2024	
14574	Sulfuric acid 2021092837	9/24/2023	2mL
14828	Dichloromethane ED092	12/12/2023	100, 5(

Spk ID	Spike Name	SampType	AmtAdd	Exp Date
FP220223 14446	DCM RINSED FILTER PAPER	ALL		4/6/2026
Sulfate 02/23/22 (	Baked Sodium Sulfate	ALL	varies	11/29/2026
sv92806	Benzidines	LCS, MS	50 uL	9/9/2025
sv92809	LCS/Add Extractions	LCS, MS; LLCS/	1.0 mL; 5	7/22/2022
sv92717	LL BNA Surr	LMS, LLCS/D	100 uL	3/31/2022
SVOC NaOH 122	10 N NaOH	MB, LCS, SAMP,	5 drops	7/31/2023
sv92811	BNA Surr	SAMP, MB, LCS,	100 uL	7/22/2022

PREP BATCH REPORT

Prep Code: **SVOC-3510C-8270** Technician: **Zachary B. Zaccardi** Prep Start Date: **2/28/2022 8:50:19 AM**

Prep Batch **164073** Prep Temp: **NA °C** Batch Units: **ML** Prep End Date: **3/1/2022 3:17:00 PM**

Sample ID	Matrix	pH	Initial Samp Amt	Sol Added	Sol Recovered	Final Vol (mL)	Factor	Balance	Prep Start Date	Prep End Date
B22021763-011C	Ground Water	6	1050	0	0	1.00	0.000952		2/28/2022	3/1/2022
Sample was clear (1/2), May have recieved 200 uL of BNA surrogate										
B22021763-016C	Ground Water	6	1050	0	0	1.00	0.000952		2/28/2022	3/1/2022
Sample was clear (1/2)										
B22021763-017A	Ground Water	6	1050	0	0	1.00	0.000952		2/28/2022	3/1/2022
Sample was clear (1/2)										

Number	Reagent Name	Exp Date	A
13273	pH-indicator Strips 0-14 HC025486	9/30/2024	
14574	Sulfuric acid 2021092837	9/24/2023	2mL
14828	Dichloromethane ED092	12/12/2023	100, 5(

Spk ID	Spike Name	SampType	AmtAdd	Exp Date
FP220223 14446	DCM RINSED FILTER PAPER	ALL		4/6/2026
Sulfate 02/23/22 (	Baked Sodium Sulfate	ALL	varies	11/29/2026
sv92806	Benzidines	LCS, MS	50 uL	9/9/2025
sv92809	LCS/Add Extractions	LCS, MS; LLCS/	1.0 mL; 5	7/22/2022
sv92717	LL BNA Surr	LMS, LLCS/D	100 uL	3/31/2022
SVOC NaOH 122	10 N NaOH	MB, LCS, SAMP,	5 drops	7/31/2023
sv92811	BNA Surr	SAMP, MB, LCS,	100 uL	7/22/2022

Energy Laboratories Inc

ANALYTICAL RUN Summary

02-Mar-22

Run ID SV5975.I_220228A

Run Start Date:	2/28/2022
Analyst:	John P. Heine
Ical:	
Column ID:	ZB-SemiVolatiles
Comments:	

Std ID	Std Name	Std Amount	Std Units	Samp Amount	Samp Units	SampType	Expiration Date
dcmsvoc13	DCM						11/17/2022
sv100506	BNA low 50 ug/mL	8	ul	192	ul	CCV	3/31/2022
sv100703	BNA Internals 2000 ug/mL	2	ul	100	ul	SAMP	5/31/2022
sv100801	BNA 2nd source 200ug/mL	2	ul	198	ul	ICV	10/1/2022
sv83311	DFTPP 1000 ug/mL	50	ul	50	ul	TUNE	10/31/2022

Seq No	Lab ID	Test Code	Sample Typ	File ID	Analysis Date	DF	Batch ID	Prep Date	SPKref	RPDref	pmoist
15060297	Feb2801_D_TU	SVOC-8270-DF	TUNE	√5975.I\sh022822	2/28/2022 11:11:	1	R375360		0	0	

Analyte	T	Units	RAW	Final	Text	Spike	SPKref	RPDref	MDL	PQL	UQL	%REC	LOW	HIGH	%RPD	Q
127, % of mass 198	A	%	52.9	52.9		100	0	0	0	0.01	0	53%	40	60	0%	
197, % of mass 198	A	%	0	0		100	0	0	0	0.01	0	0%	0	0.99	0%	
198, Base Peak	A	%	100	100		100	0	0	0	0.01	0	100%	100	100	0%	
199, % of mass 198	A	%	6.8	6.8		100	0	0	0	0.01	0	7%	5	9	0%	
275, % of mass 198	A	%	25.7	25.7		100	0	0	0	0.01	0	26%	10	30	0%	
365, % of mass 198	A	%	2.8	2.8		100	0	0	0	0.01	0	3%	1	99.99	0%	
441, % of mass 443	A	%	83	83		100	0	0	0	0.01	0	83%	0.01	150	0%	
442, % of mass 198	A	%	59.2	59.2		100	0	0	0	0.01	0	59%	40	100	0%	
443, % of mass 442	A	%	19.5	19.5		100	0	0	0	0.01	0	20%	17	23	0%	
51, % of mass 198	A	%	43.9	43.9		100	0	0	0	0.01	0	44%	30	60	0%	
68, % of mass 69	A	%	0	0		100	0	0	0	0.01	0	0%	0	1.99	0%	
70, % of mass 69	A	%	0.5	0.5		100	0	0	0	0.01	0	1%	0	1.99	0%	

Seq No	Lab ID	Test Code	Sample Typ	File ID	Analysis Date	DF	Batch ID	Prep Date	SPKref	RPDref	pmoist
15060298	28-Feb-22_CAL	SVOC-8270-W-	ICAL	√5975.I\sh022822	2/28/2022 11:35:	1	R375360		0	0	

Analyte	T	Units	RAW	Final	Text	Spike	SPKref	RPDref	MDL	PQL	UQL	%REC	LOW	HIGH	%RPD	Q
1-Methylnaphthalene	A	ug/L	10.11427	10.11427		10	0	0	0.0206	0.1	10	101%	20	120	0%	
2-Methylnaphthalene	A	ug/L	9.75144	9.75144		10	0	0	0.0176	0.1	10	98%	20	120	0%	
Acenaphthene	A	ug/L	9.93191	9.93191		10	0	0	0.0317	0.1	10	99%	20	120	0%	
Acenaphthylene	A	ug/L	8.79701	8.79701		10	0	0	0.025	0.1	10	88%	20	120	0%	
Anthracene	A	ug/L	10.00098	10.00098		10	0	0	0.0283	0.1	10	100%	20	120	0%	
Benzo(a)anthracene	A	ug/L	9.98243	9.98243		10	0	0	0.0272	0.1	10	100%	20	120	0%	
Benzo(a)pyrene	A	ug/L	9.86687	9.86687		10	0	0	0.0347	0.1	10	99%	20	120	0%	
Benzo(b)fluoranthene	A	ug/L	10.18402	10.18402		10	0	0	0.0226	0.1	10	102%	20	120	0%	
Benzo(g,h,i)perylene	A	ug/L	9.47341	9.47341		10	0	0	0.0267	0.1	10	95%	20	120	0%	
Benzo(k)fluoranthene	A	ug/L	10.00514	10.00514		10	0	0	0.0295	0.1	10	100%	20	120	0%	
Chrysene	A	ug/L	10.01624	10.01624		10	0	0	0.0458	0.1	10	100%	20	120	0%	
Dibenzo(a,h)anthracene	A	ug/L	9.66651	9.66651		10	0	0	0.0367	0.1	10	97%	20	120	0%	
Fluoranthene	A	ug/L	9.52906	9.52906		10	0	0	0.0233	0.1	10	95%	20	120	0%	
Fluorene	A	ug/L	9.17551	9.17551		10	0	0	0.0225	0.1	10	92%	20	120	0%	
Indeno(1,2,3-cd)pyrene	A	ug/L	10.45992	10.45992		10	0	0	0.0491	0.1	10	105%	20	120	0%	
Naphthalene	A	ug/L	8.59189	8.59189		10	0	0	0.029	0.1	10	86%	20	120	0%	
Phenanthrene	A	ug/L	10.01098	10.01098		10	0	0	0.0295	0.1	10	100%	20	120	0%	
Pyrene	A	ug/L	9.93521	9.93521		10	0	0	0.0239	0.1	10	99%	20	120	0%	
1,4-Dichlorobenzene-d4	I	ug/L	40	40		0	0	0	0.1	0.1		0%			0%	
Acenaphthene-d10	I	ug/L	40	40		0	0	0	0.1	0.1		0%			0%	
Chrysene-d12	I	ug/L	40	40		0	0	0	0.1	0.1		0%			0%	
Naphthalene-d8	I	ug/L	40	40		0	0	0	0.1	0.1		0%			0%	
Perylene-d12	I	ug/L	40	40		0	0	0	0.1	0.1		0%			0%	
Phenanthrene-d10	I	ug/L	40	40		0	0	0	0.1	0.1		0%			0%	
2-Fluorobiphenyl	S	ug/L	9.76188	9.76188		10	0	0	0.0444	0.1	10	98%	20	120	0%	
Nitrobenzene-d5	S	ug/L	10.09854	10.09854		10	0	0	0.0523	0.1	10	101%	20	120	0%	
Terphenyl-d14	S	ug/L	9.33109	9.33109		10	0	0	0.0563	0.1	10	93%	20	120	0%	
o-Terphenyl	X	ug/L	9.99902	9.99902		10	0	0	0.0654	0.1	10	100%	20	120	0%	

Seq No	Lab ID	Test Code	Sample Typ	File ID	Analysis Date	DF	Batch ID	Prep Date	SPKref	RPDref	pmoist
15060299	28-Feb-22_CAL	SVOC-8270-W-	ICAL	√5975.I\sh022822	2/28/2022 12:33:	1	R375360		0	0	

Analyte	T	Units	RAW	Final	Text	Spike	SPKref	RPDref	MDL	PQL	UQL	%REC	LOW	HIGH	%RPD	Q

2

Seq No	Lab ID	Test Code	Sample Typ	File ID	Analysis Date	DF	Batch ID	Prep Date	SPKref	RPDref	pmoist
15060299	28-Feb-22_CAL	SVOC-8270-W-	ICAL	√5975.I\sh022822	2/28/2022 12:33:	1	R375360		0	0	

Analyte	T	Units	RAW	Final	Text	Spike	SPKref	RPDref	MDL	PQL	UQL	%REC	LOW	HIGH	%RPD	Q
1-Methylnaphthalene	A	ug/L	4.75518	4.75518		5	0	0	0.0206	0.1	10	95%	20	120	0%	
2-Methylnaphthalene	A	ug/L	5.00747	5.00747		5	0	0	0.0176	0.1	10	100%	20	120	0%	
Acenaphthene	A	ug/L	5.15463	5.15463		5	0	0	0.0317	0.1	10	103%	20	120	0%	
Acenaphthylene	A	ug/L	4.9925	4.9925		5	0	0	0.025	0.1	10	100%	20	120	0%	
Anthracene	A	ug/L	5.04056	5.04056		5	0	0	0.0283	0.1	10	101%	20	120	0%	
Benzo(a)anthracene	A	ug/L	5.05435	5.05435		5	0	0	0.0272	0.1	10	101%	20	120	0%	
Benzo(a)pyrene	A	ug/L	4.89661	4.89661		5	0	0	0.0347	0.1	10	98%	20	120	0%	
Benzo(b)fluoranthene	A	ug/L	4.93272	4.93272		5	0	0	0.0226	0.1	10	99%	20	120	0%	
Benzo(g,h,i)perylene	A	ug/L	4.63376	4.63376		5	0	0	0.0267	0.1	10	93%	20	120	0%	
Benzo(k)fluoranthene	A	ug/L	5.00291	5.00291		5	0	0	0.0295	0.1	10	100%	20	120	0%	
Chrysene	A	ug/L	4.99045	4.99045		5	0	0	0.0458	0.1	10	100%	20	120	0%	
Dibenzo(a,h)anthracene	A	ug/L	4.99817	4.99817		5	0	0	0.0367	0.1	10	100%	20	120	0%	
Fluoranthene	A	ug/L	4.60166	4.60166		5	0	0	0.0233	0.1	10	92%	20	120	0%	
Fluorene	A	ug/L	5.02626	5.02626		5	0	0	0.0225	0.1	10	101%	20	120	0%	
Indeno(1,2,3-cd)pyrene	A	ug/L	5.01365	5.01365		5	0	0	0.0491	0.1	10	100%	20	120	0%	
Naphthalene	A	ug/L	4.57574	4.57574		5	0	0	0.029	0.1	10	92%	20	120	0%	
Phenanthrene	A	ug/L	4.98164	4.98164		5	0	0	0.0295	0.1	10	100%	20	120	0%	
Pyrene	A	ug/L	5.14806	5.14806		5	0	0	0.0239	0.1	10	103%	20	120	0%	
1,4-Dichlorobenzene-d4	I	ug/L	40	40		0	0	0	0.1	0.1		0%			0%	
Acenaphthene-d10	I	ug/L	40	40		0	0	0	0.1	0.1		0%			0%	
Chrysene-d12	I	ug/L	40	40		0	0	0	0.1	0.1		0%			0%	
Naphthalene-d8	I	ug/L	40	40		0	0	0	0.1	0.1		0%			0%	
Perylene-d12	I	ug/L	40	40		0	0	0	0.1	0.1		0%			0%	
Phenanthrene-d10	I	ug/L	40	40		0	0	0	0.1	0.1		0%			0%	
2-Fluorobiphenyl	S	ug/L	4.97077	4.97077		5	0	0	0.0444	0.1	10	99%	20	120	0%	
Nitrobenzene-d5	S	ug/L	4.66834	4.66834		5	0	0	0.0523	0.1	10	93%	20	120	0%	
Terphenyl-d14	S	ug/L	4.8304	4.8304		5	0	0	0.0563	0.1	10	97%	20	120	0%	
o-Terphenyl	X	ug/L	4.99908	4.99908		5	0	0	0.0654	0.1	10	100%	20	120	0%	

Seq No	Lab ID	Test Code	Sample Typ	File ID	Analysis Date	DF	Batch ID	Prep Date	SPKref	RPDref	pmoist
15060300	28-Feb-22_CAL	SVOC-8270-W-	ICAL	√5975.I\sh022822	2/28/2022 1:05:4	1	R375360		0	0	

Analyte	T	Units	RAW	Final	Text	Spike	SPKref	RPDref	MDL	PQL	UQL	%REC	LOW	HIGH	%RPD	Q

Seq No	Lab ID	Test Code	Sample Typ	File ID	Analysis Date	DF	Batch ID	Prep Date	SPKref	RPDref	pmoist
15060300	28-Feb-22_CAL	SVOC-8270-W-	ICAL	√5975.I\sh022822	2/28/2022 1:05:4	1	R375360		0	0	

Analyte	T	Units	RAW	Final	Text	Spike	SPKref	RPDref	MDL	PQL	UQL	%REC	LOW	HIGH	%RPD	Q
1-Methylnaphthalene	A	ug/L	2.0229	2.0229		2	0	0	0.0206	0.1	10	101%	20	120	0%	
2-Methylnaphthalene	A	ug/L	2.03945	2.03945		2	0	0	0.0176	0.1	10	102%	20	120	0%	
Acenaphthene	A	ug/L	1.89234	1.89234		2	0	0	0.0317	0.1	10	95%	20	120	0%	
Acenaphthylene	A	ug/L	1.9147	1.9147		2	0	0	0.025	0.1	10	96%	20	120	0%	
Anthracene	A	ug/L	2.02476	2.02476		2	0	0	0.0283	0.1	10	101%	20	120	0%	
Benzo(a)anthracene	A	ug/L	1.93548	1.93548		2	0	0	0.0272	0.1	10	97%	20	120	0%	
Benzo(a)pyrene	A	ug/L	1.90363	1.90363		2	0	0	0.0347	0.1	10	95%	20	120	0%	
Benzo(b)fluoranthene	A	ug/L	1.90148	1.90148		2	0	0	0.0226	0.1	10	95%	20	120	0%	
Benzo(g,h,i)perylene	A	ug/L	1.86497	1.86497		2	0	0	0.0267	0.1	10	93%	20	120	0%	
Benzo(k)fluoranthene	A	ug/L	1.93987	1.93987		2	0	0	0.0295	0.1	10	97%	20	120	0%	
Chrysene	A	ug/L	1.9313	1.9313		2	0	0	0.0458	0.1	10	97%	20	120	0%	
Dibenzo(a,h)anthracene	A	ug/L	1.93895	1.93895		2	0	0	0.0367	0.1	10	97%	20	120	0%	
Fluoranthene	A	ug/L	1.90093	1.90093		2	0	0	0.0233	0.1	10	95%	20	120	0%	
Fluorene	A	ug/L	1.88626	1.88626		2	0	0	0.0225	0.1	10	94%	20	120	0%	
Indeno(1,2,3-cd)pyrene	A	ug/L	1.98618	1.98618		2	0	0	0.0491	0.1	10	99%	20	120	0%	
Naphthalene	A	ug/L	1.95134	1.95134		2	0	0	0.029	0.1	10	98%	20	120	0%	
Phenanthrene	A	ug/L	1.97562	1.97562		2	0	0	0.0295	0.1	10	99%	20	120	0%	
Pyrene	A	ug/L	1.91371	1.91371		2	0	0	0.0239	0.1	10	96%	20	120	0%	
1,4-Dichlorobenzene-d4	I	ug/L	40	40		0	0	0	0.1	0.1		0%			0%	
Acenaphthene-d10	I	ug/L	40	40		0	0	0	0.1	0.1		0%			0%	
Chrysene-d12	I	ug/L	40	40		0	0	0	0.1	0.1		0%			0%	
Naphthalene-d8	I	ug/L	40	40		0	0	0	0.1	0.1		0%			0%	
Perylene-d12	I	ug/L	40	40		0	0	0	0.1	0.1		0%			0%	
Phenanthrene-d10	I	ug/L	40	40		0	0	0	0.1	0.1		0%			0%	
2-Fluorobiphenyl	S	ug/L	1.79002	1.79002		2	0	0	0.0444	0.1	10	90%	20	120	0%	
Nitrobenzene-d5	S	ug/L	2.0886	2.0886		2	0	0	0.0523	0.1	10	104%	20	120	0%	
Terphenyl-d14	S	ug/L	1.89235	1.89235		2	0	0	0.0563	0.1	10	95%	20	120	0%	
o-Terphenyl	X	ug/L	2.00468	2.00468		2	0	0	0.0654	0.1	10	100%	20	120	0%	

Seq No	Lab ID	Test Code	Sample Typ	File ID	Analysis Date	DF	Batch ID	Prep Date	SPKref	RPDref	pmoist
15060301	28-Feb-22_CAL	SVOC-8270-W-	ICAL	√5975.I\sh022822	2/28/2022 1:38:1	1	R375360		0	0	

Analyte	T	Units	RAW	Final	Text	Spike	SPKref	RPDref	MDL	PQL	UQL	%REC	LOW	HIGH	%RPD	Q

Seq No	Lab ID	Test Code	Sample Typ	File ID	Analysis Date	DF	Batch ID	Prep Date	SPKref	RPDref	pmoist
15060301	28-Feb-22_CAL	SVOC-8270-W-	ICAL	√5975.I\sh022822	2/28/2022 1:38:1	1	R375360		0	0	

Analyte	T	Units	RAW	Final	Text	Spike	SPKref	RPDref	MDL	PQL	UQL	%REC	LOW	HIGH	%RPD	Q
1-Methylnaphthalene	A	ug/L	1.16547	1.16547		1	0	0	0.0206	0.1	10	117%	20	120	0%	
2-Methylnaphthalene	A	ug/L	1.00076	1.00076		1	0	0	0.0176	0.1	10	100%	20	120	0%	
Acenaphthene	A	ug/L	0.98777	0.98777		1	0	0	0.0317	0.1	10	99%	20	120	0%	
Acenaphthylene	A	ug/L	0.98093	0.98093		1	0	0	0.025	0.1	10	98%	20	120	0%	
Anthracene	A	ug/L	1.09869	1.09869		1	0	0	0.0283	0.1	10	110%	20	120	0%	
Benzo(a)anthracene	A	ug/L	1.03365	1.03365		1	0	0	0.0272	0.1	10	103%	20	120	0%	
Benzo(a)pyrene	A	ug/L	0.97415	0.97415		1	0	0	0.0347	0.1	10	97%	20	120	0%	
Benzo(b)fluoranthene	A	ug/L	1.0407	1.0407		1	0	0	0.0226	0.1	10	104%	20	120	0%	
Benzo(g,h,i)perylene	A	ug/L	1.01584	1.01584		1	0	0	0.0267	0.1	10	102%	20	120	0%	
Benzo(k)fluoranthene	A	ug/L	1.06168	1.06168		1	0	0	0.0295	0.1	10	106%	20	120	0%	
Chrysene	A	ug/L	1.02472	1.02472		1	0	0	0.0458	0.1	10	102%	20	120	0%	
Dibenzo(a,h)anthracene	A	ug/L	1.00717	1.00717		1	0	0	0.0367	0.1	10	101%	20	120	0%	
Fluoranthene	A	ug/L	0.95442	0.95442		1	0	0	0.0233	0.1	10	95%	20	120	0%	
Fluorene	A	ug/L	0.94791	0.94791		1	0	0	0.0225	0.1	10	95%	20	120	0%	
Indeno(1,2,3-cd)pyrene	A	ug/L	0.99923	0.99923		1	0	0	0.0491	0.1	10	100%	20	120	0%	
Naphthalene	A	ug/L	1.00863	1.00863		1	0	0	0.029	0.1	10	101%	20	120	0%	
Phenanthrene	A	ug/L	1.03355	1.03355		1	0	0	0.0295	0.1	10	103%	20	120	0%	
Pyrene	A	ug/L	1.0089	1.0089		1	0	0	0.0239	0.1	10	101%	20	120	0%	
1,4-Dichlorobenzene-d4	I	ug/L	40	40		0	0	0	0.1	0.1		0%			0%	
Acenaphthene-d10	I	ug/L	40	40		0	0	0	0.1	0.1		0%			0%	
Chrysene-d12	I	ug/L	40	40		0	0	0	0.1	0.1		0%			0%	
Naphthalene-d8	I	ug/L	40	40		0	0	0	0.1	0.1		0%			0%	
Perylene-d12	I	ug/L	40	40		0	0	0	0.1	0.1		0%			0%	
Phenanthrene-d10	I	ug/L	40	40		0	0	0	0.1	0.1		0%			0%	
2-Fluorobiphenyl	S	ug/L	0.95249	0.95249		1	0	0	0.0444	0.1	10	95%	20	120	0%	
Nitrobenzene-d5	S	ug/L	1.19142	1.19142		1	0	0	0.0523	0.1	10	119%	20	120	0%	
Terphenyl-d14	S	ug/L	1.00228	1.00228		1	0	0	0.0563	0.1	10	100%	20	120	0%	
o-Terphenyl	X	ug/L	1.00892	1.00892		1	0	0	0.0654	0.1	10	101%	20	120	0%	

Seq No	Lab ID	Test Code	Sample Typ	File ID	Analysis Date	DF	Batch ID	Prep Date	SPKref	RPDref	pmoist
15060302	28-Feb-22_CAL	SVOC-8270-W-	ICAL	√5975.I\sh022822	2/28/2022 2:10:5	1	R375360		0	0	

Analyte	T	Units	RAW	Final	Text	Spike	SPKref	RPDref	MDL	PQL	UQL	%REC	LOW	HIGH	%RPD	Q

Seq No	Lab ID	Test Code	Sample Typ	File ID	Analysis Date	DF	Batch ID	Prep Date	SPKref	RPDref	pmoist
15060302	28-Feb-22_CAL	SVOC-8270-W-	ICAL	√5975.I\sh022822	2/28/2022 2:10:5	1	R375360		0	0	

Analyte	T	Units	RAW	Final	Text	Spike	SPKref	RPDref	MDL	PQL	UQL	%REC	LOW	HIGH	%RPD	Q
1-Methylnaphthalene	A	ug/L	0.44663	0.44663		0.5	0	0	0.0206	0.1	10	89%	20	120	0%	
2-Methylnaphthalene	A	ug/L	0.4922	0.4922		0.5	0	0	0.0176	0.1	10	98%	20	120	0%	
Acenaphthene	A	ug/L	0.52372	0.52372		0.5	0	0	0.0317	0.1	10	105%	20	120	0%	
Acenaphthylene	A	ug/L	0.50988	0.50988		0.5	0	0	0.025	0.1	10	102%	20	120	0%	
Anthracene	A	ug/L	0.44207	0.44207		0.5	0	0	0.0283	0.1	10	88%	20	120	0%	
Benzo(a)anthracene	A	ug/L	0.49335	0.49335		0.5	0	0	0.0272	0.1	10	99%	20	120	0%	
Benzo(a)pyrene	A	ug/L	0.48477	0.48477		0.5	0	0	0.0347	0.1	10	97%	20	120	0%	
Benzo(b)fluoranthene	A	ug/L	0.47575	0.47575		0.5	0	0	0.0226	0.1	10	95%	20	120	0%	
Benzo(g,h,i)perylene	A	ug/L	0.47366	0.47366		0.5	0	0	0.0267	0.1	10	95%	20	120	0%	
Benzo(k)fluoranthene	A	ug/L	0.49519	0.49519		0.5	0	0	0.0295	0.1	10	99%	20	120	0%	
Chrysene	A	ug/L	0.55309	0.55309		0.5	0	0	0.0458	0.1	10	111%	20	120	0%	
Dibenzo(a,h)anthracene	A	ug/L	0.49294	0.49294		0.5	0	0	0.0367	0.1	10	99%	20	120	0%	
Fluoranthene	A	ug/L	0.49149	0.49149		0.5	0	0	0.0233	0.1	10	98%	20	120	0%	
Fluorene	A	ug/L	0.53199	0.53199		0.5	0	0	0.0225	0.1	10	106%	20	120	0%	
Indeno(1,2,3-cd)pyrene	A	ug/L	0.47917	0.47917		0.5	0	0	0.0491	0.1	10	96%	20	120	0%	
Naphthalene	A	ug/L	0.5132	0.5132		0.5	0	0	0.029	0.1	10	103%	20	120	0%	
Phenanthrene	A	ug/L	0.517	0.517		0.5	0	0	0.0295	0.1	10	103%	20	120	0%	
Pyrene	A	ug/L	0.48807	0.48807		0.5	0	0	0.0239	0.1	10	98%	20	120	0%	
1,4-Dichlorobenzene-d4	I	ug/L	40	40		0	0	0	0.1	0.1		0%			0%	
Acenaphthene-d10	I	ug/L	40	40		0	0	0	0.1	0.1		0%			0%	
Chrysene-d12	I	ug/L	40	40		0	0	0	0.1	0.1		0%			0%	
Naphthalene-d8	I	ug/L	40	40		0	0	0	0.1	0.1		0%			0%	
Perylene-d12	I	ug/L	40	40		0	0	0	0.1	0.1		0%			0%	
Phenanthrene-d10	I	ug/L	40	40		0	0	0	0.1	0.1		0%			0%	
2-Fluorobiphenyl	S	ug/L	0.47285	0.47285		0.5	0	0	0.0444	0.1	10	95%	20	120	0%	
Nitrobenzene-d5	S	ug/L	0.51382	0.51382		0.5	0	0	0.0523	0.1	10	103%	20	120	0%	
Terphenyl-d14	S	ug/L	0.49498	0.49498		0.5	0	0	0.0563	0.1	10	99%	20	120	0%	
o-Terphenyl	X	ug/L	0.48784	0.48784		0.5	0	0	0.0654	0.1	10	98%	20	120	0%	

Seq No	Lab ID	Test Code	Sample Typ	File ID	Analysis Date	DF	Batch ID	Prep Date	SPKref	RPDref	pmoist
15060303	28-Feb-22_CAL	SVOC-8270-W-	ICAL	√5975.I\sh022822	2/28/2022 2:43:2	1	R375360		0	0	

Analyte	T	Units	RAW	Final	Text	Spike	SPKref	RPDref	MDL	PQL	UQL	%REC	LOW	HIGH	%RPD	Q

Seq No	Lab ID	Test Code	Sample Typ	File ID	Analysis Date	DF	Batch ID	Prep Date	SPKref	RPDref	pmoist
15060303	28-Feb-22_CAL	SVOC-8270-W-	ICAL	√5975.I\sh022822	2/28/2022 2:43:2	1	R375360		0	0	

Analyte	T	Units	RAW	Final	Text	Spike	SPKref	RPDref	MDL	PQL	UQL	%REC	LOW	HIGH	%RPD	Q
1-Methylnaphthalene	A	ug/L	0.20308	0.20308		0.2	0	0	0.0206	0.1	10	102%	20	120	0%	
2-Methylnaphthalene	A	ug/L	0.19948	0.19948		0.2	0	0	0.0176	0.1	10	100%	20	120	0%	
Acenaphthene	A	ug/L	0.21285	0.21285		0.2	0	0	0.0317	0.1	10	106%	20	120	0%	
Acenaphthylene	A	ug/L	0.2166	0.2166		0.2	0	0	0.025	0.1	10	108%	20	120	0%	
Anthracene	A	ug/L	0.18129	0.18129		0.2	0	0	0.0283	0.1	10	91%	20	120	0%	
Benzo(a)anthracene	A	ug/L	0.20092	0.20092		0.2	0	0	0.0272	0.1	10	100%	20	120	0%	
Benzo(a)pyrene	A	ug/L	0.19959	0.19959		0.2	0	0	0.0347	0.1	10	100%	20	120	0%	
Benzo(b)fluoranthene	A	ug/L	0.18788	0.18788		0.2	0	0	0.0226	0.1	10	94%	20	120	0%	
Benzo(g,h,i)perylene	A	ug/L	0.21639	0.21639		0.2	0	0	0.0267	0.1	10	108%	20	120	0%	
Benzo(k)fluoranthene	A	ug/L	0.1952	0.1952		0.2	0	0	0.0295	0.1	10	98%	20	120	0%	
Chrysene	A	ug/L	0.18896	0.18896		0.2	0	0	0.0458	0.1	10	94%	20	120	0%	
Dibenzo(a,h)anthracene	A	ug/L	0.18918	0.18918		0.2	0	0	0.0367	0.1	10	95%	20	120	0%	
Fluoranthene	A	ug/L	0.21291	0.21291		0.2	0	0	0.0233	0.1	10	106%	20	120	0%	
Fluorene	A	ug/L	0.19417	0.19417		0.2	0	0	0.0225	0.1	10	97%	20	120	0%	
Indeno(1,2,3-cd)pyrene	A	ug/L	0.18494	0.18494		0.2	0	0	0.0491	0.1	10	92%	20	120	0%	
Naphthalene	A	ug/L	0.21206	0.21206		0.2	0	0	0.029	0.1	10	106%	20	120	0%	
Phenanthrene	A	ug/L	0.17318	0.17318		0.2	0	0	0.0295	0.1	10	87%	20	120	0%	
Pyrene	A	ug/L	0.20206	0.20206		0.2	0	0	0.0239	0.1	10	101%	20	120	0%	
1,4-Dichlorobenzene-d4	I	ug/L	40	40		0	0	0	0.1	0.1		0%			0%	
Acenaphthene-d10	I	ug/L	40	40		0	0	0	0.1	0.1		0%			0%	
Chrysene-d12	I	ug/L	40	40		0	0	0	0.1	0.1		0%			0%	
Naphthalene-d8	I	ug/L	40	40		0	0	0	0.1	0.1		0%			0%	
Perylene-d12	I	ug/L	40	40		0	0	0	0.1	0.1		0%			0%	
Phenanthrene-d10	I	ug/L	40	40		0	0	0	0.1	0.1		0%			0%	
2-Fluorobiphenyl	S	ug/L	0.2197	0.2197		0.2	0	0	0.0444	0.1	10	110%	20	120	0%	
Nitrobenzene-d5	S	ug/L	0.17584	0.17584		0.2	0	0	0.0523	0.1	10	88%	20	120	0%	
Terphenyl-d14	S	ug/L	0.20404	0.20404		0.2	0	0	0.0563	0.1	10	102%	20	120	0%	
o-Terphenyl	X	ug/L	0.19813	0.19813		0.2	0	0	0.0654	0.1	10	99%	20	120	0%	

Seq No	Lab ID	Test Code	Sample Typ	File ID	Analysis Date	DF	Batch ID	Prep Date	SPKref	RPDref	pmoist
15060304	28-Feb-22_CAL	SVOC-8270-W-	ICAL	√5975.I\sh022822	2/28/2022 3:16:0	1	R375360		0	0	

Analyte	T	Units	RAW	Final	Text	Spike	SPKref	RPDref	MDL	PQL	UQL	%REC	LOW	HIGH	%RPD	Q

Seq No	Lab ID	Test Code	Sample Typ	File ID	Analysis Date	DF	Batch ID	Prep Date	SPKref	RPDref	pmoist
15060304	28-Feb-22_CAL	SVOC-8270-W-	ICAL	√5975.I\sh022822	2/28/2022 3:16:0	1	R375360		0	0	

Analyte	T	Units	RAW	Final	Text	Spike	SPKref	RPDref	MDL	PQL	UQL	%REC	LOW	HIGH	%RPD	Q
1-Methylnaphthalene	A	ug/L	0.09524	0.09524		0.1	0	0	0.0206	0.1	10	95%	20	120	0%	
2-Methylnaphthalene	A	ug/L	0.10211	0.10211		0.1	0	0	0.0176	0.1	10	102%	20	120	0%	
Acenaphthene	A	ug/L	0.09304	0.09304		0.1	0	0	0.0317	0.1	10	93%	20	120	0%	
Acenaphthylene	A	ug/L	0.10807	0.10807		0.1	0	0	0.025	0.1	10	108%	20	120	0%	
Anthracene	A	ug/L	0.10901	0.10901		0.1	0	0	0.0283	0.1	10	109%	20	120	0%	
Benzo(a)anthracene	A	ug/L	0.09982	0.09982		0.1	0	0	0.0272	0.1	10	100%	20	120	0%	
Benzo(a)pyrene	A	ug/L	0.11405	0.11405		0.1	0	0	0.0347	0.1	10	114%	20	120	0%	
Benzo(b)fluoranthene	A	ug/L	0.11127	0.11127		0.1	0	0	0.0226	0.1	10	111%	20	120	0%	
Benzo(g,h,i)perylene	A	ug/L	0.11483	0.11483		0.1	0	0	0.0267	0.1	10	115%	20	120	0%	
Benzo(k)fluoranthene	A	ug/L	0.10009	0.10009		0.1	0	0	0.0295	0.1	10	100%	20	120	0%	
Chrysene	A	ug/L	0.0959	0.0959		0.1	0	0	0.0458	0.1	10	96%	20	120	0%	
Dibenzo(a,h)anthracene	A	ug/L	0.11253	0.11253		0.1	0	0	0.0367	0.1	10	113%	20	120	0%	
Fluoranthene	A	ug/L	0.11743	0.11743		0.1	0	0	0.0233	0.1	10	117%	20	120	0%	
Fluorene	A	ug/L	0.11513	0.11513		0.1	0	0	0.0225	0.1	10	115%	20	120	0%	
Indeno(1,2,3-cd)pyrene	A	ug/L	0.10759	0.10759		0.1	0	0	0.0491	0.1	10	108%	20	120	0%	
Naphthalene	A	ug/L	0.11547	0.11547		0.1	0	0	0.029	0.1	10	115%	20	120	0%	
Phenanthrene	A	ug/L	0.10814	0.10814		0.1	0	0	0.0295	0.1	10	108%	20	120	0%	
Pyrene	A	ug/L	0.10247	0.10247		0.1	0	0	0.0239	0.1	10	102%	20	120	0%	
1,4-Dichlorobenzene-d4	I	ug/L	40	40		0	0	0	0.1	0.1		0%			0%	
Acenaphthene-d10	I	ug/L	40	40		0	0	0	0.1	0.1		0%			0%	
Chrysene-d12	I	ug/L	40	40		0	0	0	0.1	0.1		0%			0%	
Naphthalene-d8	I	ug/L	40	40		0	0	0	0.1	0.1		0%			0%	
Perylene-d12	I	ug/L	40	40		0	0	0	0.1	0.1		0%			0%	
Phenanthrene-d10	I	ug/L	40	40		0	0	0	0.1	0.1		0%			0%	
2-Fluorobiphenyl	S	ug/L	0.1138	0.1138		0.1	0	0	0.0444	0.1	10	114%	20	120	0%	
Nitrobenzene-d5	S	ug/L	0.09064	0.09064		0.1	0	0	0.0523	0.1	10	91%	20	120	0%	
Terphenyl-d14	S	ug/L	0.11422	0.11422		0.1	0	0	0.0563	0.1	10	114%	20	120	0%	
o-Terphenyl	X	ug/L	0.10227	0.10227		0.1	0	0	0.0654	0.1	10	102%	20	120	0%	

Seq No	Lab ID	Test Code	Sample Typ	File ID	Analysis Date	DF	Batch ID	Prep Date	SPKref	RPDref	pmoist
15060305	28-Feb-22_CCV	SVOC-8270-W-	ICV	√5975.I\sh022822	2/28/2022 3:48:2	1	R375360		0	0	

Analyte	T	Units	RAW	Final	Text	Spike	SPKref	RPDref	MDL	PQL	UQL	%REC	LOW	HIGH	%RPD	Q

Seq No	Lab ID	Test Code	Sample Typ	File ID	Analysis Date	DF	Batch ID	Prep Date	SPKref	RPDref	pmoist
15060305	28-Feb-22_CCV	SVOC-8270-W-	ICV	√5975.I\sh022822	2/28/2022 3:48:2	1	R375360		0	0	

Analyte	T	Units	RAW	Final	Text	Spike	SPKref	RPDref	MDL	PQL	UQL	%REC	LOW	HIGH	%RPD	Q
1-Methylnaphthalene	A	ug/L	2.13751	2.13751		2	0	0	0.0206	0.1	10	107%	80	120	0%	
2-Methylnaphthalene	A	ug/L	2.38179	2.38179		2	0	0	0.0176	0.1	10	119%	80	120	0%	
Acenaphthene	A	ug/L	2.24089	2.24089		2	0	0	0.0317	0.1	10	112%	80	120	0%	
Acenaphthylene	A	ug/L	1.91002	1.91002		2	0	0	0.025	0.1	10	96%	80	120	0%	
Anthracene	A	ug/L	2.22362	2.22362		2	0	0	0.0283	0.1	10	111%	80	120	0%	
Benzo(a)anthracene	A	ug/L	2.19005	2.19005		2	0	0	0.0272	0.1	10	110%	80	120	0%	
Benzo(a)pyrene	A	ug/L	1.92908	1.92908		2	0	0	0.0347	0.1	10	96%	80	120	0%	
Benzo(b)fluoranthene	A	ug/L	2.05753	2.05753		2	0	0	0.0226	0.1	10	103%	80	120	0%	
Benzo(g,h,i)perylene	A	ug/L	1.99196	1.99196		2	0	0	0.0267	0.1	10	100%	80	120	0%	
Benzo(k)fluoranthene	A	ug/L	2.09369	2.09369		2	0	0	0.0295	0.1	10	105%	80	120	0%	
Chrysene	A	ug/L	2.28987	2.28987		2	0	0	0.0458	0.1	10	114%	80	120	0%	
Dibenzo(a,h)anthracene	A	ug/L	1.96107	1.96107		2	0	0	0.0367	0.1	10	98%	80	120	0%	
Fluoranthene	A	ug/L	2.05116	2.05116		2	0	0	0.0233	0.1	10	103%	80	120	0%	
Fluorene	A	ug/L	1.8225	1.8225		2	0	0	0.0225	0.1	10	91%	80	120	0%	
Indeno(1,2,3-cd)pyrene	A	ug/L	2.08911	2.08911		2	0	0	0.0491	0.1	10	104%	80	120	0%	
Naphthalene	A	ug/L	2.149	2.149		2	0	0	0.029	0.1	10	107%	80	120	0%	
Phenanthrene	A	ug/L	2.19382	2.19382		2	0	0	0.0295	0.1	10	110%	80	120	0%	
Pyrene	A	ug/L	2.0144	2.0144		2	0	0	0.0239	0.1	10	101%	80	120	0%	
1,4-Dichlorobenzene-d4	I	ug/L	40	40		0	0	0	0.1	0.1		0%			0%	
Acenaphthene-d10	I	ug/L	40	40		0	0	0	0.1	0.1		0%			0%	
Chrysene-d12	I	ug/L	40	40		0	0	0	0.1	0.1		0%			0%	
Naphthalene-d8	I	ug/L	40	40		0	0	0	0.1	0.1		0%			0%	
Perylene-d12	I	ug/L	40	40		0	0	0	0.1	0.1		0%			0%	
Phenanthrene-d10	I	ug/L	40	40		0	0	0	0.1	0.1		0%			0%	
2-Fluorobiphenyl	S	ug/L	1.77734	1.77734		2	0	0	0.0444	0.1	10	89%	80	120	0%	
Nitrobenzene-d5	S	ug/L	2.06749	2.06749		2	0	0	0.0523	0.1	10	103%	80	120	0%	
Terphenyl-d14	S	ug/L	1.87921	1.87921		2	0	0	0.0563	0.1	10	94%	80	120	0%	
o-Terphenyl	X	ug/L	2.05775	2.05775		2	0	0	0.0654	0.1	10	103%	80	120	0%	

Seq No	Lab ID	Test Code	Sample Typ	File ID	Analysis Date	DF	Batch ID	Prep Date	SPKref	RPDref	pmoist
15060306	28-Feb-22_CCV	SVOC-8270C-SI	CCV	√5975.I\sh022822	2/28/2022 3:48:2	1	R375360		0	0	

Analyte	T	Units	RAW	Final	Text	Spike	SPKref	RPDref	MDL	PQL	UQL	%REC	LOW	HIGH	%RPD	Q

Seq No	Lab ID	Test Code	Sample Typ	File ID	Analysis Date	DF	Batch ID	Prep Date	SPKref	RPDref	pmoist
15060306	28-Feb-22_CCV	SVOC-8270C-SI	CCV	√5975.I\sh022822	2/28/2022 3:48:2	1	R375360		0	0	

Analyte	T	Units	RAW	Final	Text	Spike	SPKref	RPDref	MDL	PQL	UQL	%REC	LOW	HIGH	%RPD	Q
1-Methylnaphthalene	A	ug/L	2.13751	2.13751		2	0	0	0.0206	0.1	10	107%	80	120	0%	
2-Methylnaphthalene	A	ug/L	2.38179	2.38179		2	0	0	0.0176	0.1	10	119%	80	120	0%	
Acenaphthene	A	ug/L	2.24089	2.24089		2	0	0	0.0317	0.1	10	112%	80	120	0%	
Acenaphthylene	A	ug/L	1.91002	1.91002		2	0	0	0.025	0.1	10	96%	80	120	0%	
Anthracene	A	ug/L	2.22362	2.22362		2	0	0	0.0283	0.1	10	111%	80	120	0%	
Benzo(a)anthracene	A	ug/L	2.19005	2.19005		2	0	0	0.0272	0.1	10	110%	80	120	0%	
Benzo(a)pyrene	A	ug/L	1.92908	1.92908		2	0	0	0.0347	0.1	10	96%	80	120	0%	
Benzo(b)fluoranthene	A	ug/L	2.05753	2.05753		2	0	0	0.0226	0.1	10	103%	80	120	0%	
Benzo(g,h,i)perylene	A	ug/L	1.99196	1.99196		2	0	0	0.0267	0.1	10	100%	80	120	0%	
Benzo(k)fluoranthene	A	ug/L	2.09369	2.09369		2	0	0	0.0295	0.1	10	105%	80	120	0%	
Chrysene	A	ug/L	2.28987	2.28987		2	0	0	0.0458	0.1	10	114%	80	120	0%	
Dibenzo(a,h)anthracene	A	ug/L	1.96107	1.96107		2	0	0	0.0367	0.1	10	98%	80	120	0%	
Fluoranthene	A	ug/L	2.05116	2.05116		2	0	0	0.0233	0.1	10	103%	80	120	0%	
Fluorene	A	ug/L	1.8225	1.8225		2	0	0	0.0225	0.1	10	91%	80	120	0%	
Indeno(1,2,3-cd)pyrene	A	ug/L	2.08911	2.08911		2	0	0	0.0491	0.1	10	104%	80	120	0%	
Naphthalene	A	ug/L	2.149	2.149		2	0	0	0.029	0.1	10	107%	80	120	0%	
Phenanthrene	A	ug/L	2.19382	2.19382		2	0	0	0.0295	0.1	10	110%	80	120	0%	
Pyrene	A	ug/L	2.0144	2.0144		2	0	0	0.0239	0.1	10	101%	80	120	0%	
1,4-Dichlorobenzene-d4	I	ug/L	40	40		0	0	0	0.1	0.1		0%	80	120	0%	
Acenaphthene-d10	I	ug/L	40	40		0	0	0	0.1	0.1		0%	80	120	0%	
Chrysene-d12	I	ug/L	40	40		0	0	0	0.1	0.1		0%	80	120	0%	
Naphthalene-d8	I	ug/L	40	40		0	0	0	0.1	0.1		0%	80	120	0%	
Perylene-d12	I	ug/L	40	40		0	0	0	0.1	0.1		0%	80	120	0%	
Phenanthrene-d10	I	ug/L	40	40		0	0	0	0.1	0.1	10	0%	80	120	0%	
2-Fluorobiphenyl	S	ug/L	1.77734	1.77734		2	0	0	0.0444	0.1	10	89%	80	120	0%	
Nitrobenzene-d5	S	ug/L	2.06749	2.06749		2	0	0	0.0523	0.1	10	103%	80	120	0%	
Terphenyl-d14	S	ug/L	1.87921	1.87921		2	0	0	0.0563	0.1	10	94%	80	120	0%	
o-Terphenyl	X	ug/L	2.05775	2.05775		2	0	0	0.0654	0	0	103%	80	120	0%	

Seq No	Lab ID	Test Code	Sample Typ	File ID	Analysis Date	DF	Batch ID	Prep Date	SPKref	RPDref	pmoist
15060307	28-Feb-22_ISTB	SVOC-8270C-SI	SAMP	√5975.I\sh022822	2/28/2022 4:21:0	1	R375360		0	0	

Analyte	T	Units	RAW	Final	Text	Spike	SPKref	RPDref	MDL	PQL	UQL	%REC	LOW	HIGH	%RPD	Q

Seq No	Lab ID	Test Code	Sample Typ	File ID	Analysis Date	DF	Batch ID	Prep Date	SPKref	RPDref	pmoist
15060307	28-Feb-22_ISTB	SVOC-8270C-SI	SAMP	√5975.I\sh022822	2/28/2022 4:21:0	1	R375360		0	0	

Analyte	T	Units	RAW	Final	Text	Spike	SPKref	RPDref	MDL	PQL	UQL	%REC	LOW	HIGH	%RPD	Q
1-Methylnaphthalene	A	ug/L	0	0		0	0	0	0.0206	0.1	10	0%	0	0	0%	
2-Methylnaphthalene	A	ug/L	0	0		0	0	0	0.0176	0.1	10	0%	0	0	0%	
Acenaphthene	A	ug/L	0	0		0	0	0	0.0317	0.1	10	0%	0	0	0%	
Acenaphthylene	A	ug/L	0	0		0	0	0	0.025	0.1	10	0%	0	0	0%	
Anthracene	A	ug/L	0	0		0	0	0	0.0283	0.1	10	0%	0	0	0%	
Benzo(a)anthracene	A	ug/L	0	0		0	0	0	0.0272	0.1	10	0%	0	0	0%	
Benzo(a)pyrene	A	ug/L	0	0		0	0	0	0.0347	0.1	10	0%	0	0	0%	
Benzo(b)fluoranthene	A	ug/L	0	0		0	0	0	0.0226	0.1	10	0%	0	0	0%	
Benzo(g,h,i)perylene	A	ug/L	0	0		0	0	0	0.0267	0.1	10	0%	0	0	0%	
Benzo(k)fluoranthene	A	ug/L	0	0		0	0	0	0.0295	0.1	10	0%	0	0	0%	
Chrysene	A	ug/L	0	0		0	0	0	0.0458	0.1	10	0%	0	0	0%	
Dibenzo(a,h)anthracene	A	ug/L	0	0		0	0	0	0.0367	0.1	10	0%	0	0	0%	
Fluoranthene	A	ug/L	0	0		0	0	0	0.0233	0.1	10	0%	0	0	0%	
Fluorene	A	ug/L	0	0		0	0	0	0.0225	0.1	10	0%	0	0	0%	
Indeno(1,2,3-cd)pyrene	A	ug/L	0	0		0	0	0	0.0491	0.1	10	0%	0	0	0%	
Naphthalene	A	ug/L	0	0		0	0	0	0.029	0.1	10	0%	0	0	0%	
Phenanthrene	A	ug/L	0	0		0	0	0	0.0295	0.1	10	0%	0	0	0%	
Pyrene	A	ug/L	0	0		0	0	0	0.0239	0.1	10	0%	0	0	0%	
1,4-Dichlorobenzene-d4	I	ug/L	40	40		0	0	0	0.1	0.1		0%	0	0	0%	
Acenaphthene-d10	I	ug/L	40	40		0	0	0	0.1	0.1		0%	0	0	0%	
Chrysene-d12	I	ug/L	40	40		0	0	0	0.1	0.1		0%	0	0	0%	
Naphthalene-d8	I	ug/L	40	40		0	0	0	0.1	0.1		0%	0	0	0%	
Perylene-d12	I	ug/L	40	40		0	0	0	0.1	0.1		0%	0	0	0%	
Phenanthrene-d10	I	ug/L	40	40		0	0	0	0.1	0.1	10	0%	0	0	0%	E
2-Fluorobiphenyl	S	ug/L	0	0		5	0	0	0.0444	0.1	10	0%	25	94	0%	S
Nitrobenzene-d5	S	ug/L	0	0		5	0	0	0.0523	0.1	10	0%	19	102	0%	S
Terphenyl-d14	S	ug/L	0	0		5	0	0	0.0563	0.1	10	0%	39	106	0%	S
o-Terphenyl	X	ug/L	0	0		200	0	0	0.0654	0	0	0%	40	140	0%	S

Seq No	Lab ID	Test Code	Sample Typ	File ID	Analysis Date	DF	Batch ID	Prep Date	SPKref	RPDref	pmoist
15060308	MB-163957	SVOC-8270C-SI	MBLK	√5975.I\sh022822	2/28/2022 4:53:3	1	163957	2/23/2022 9:	0	0	

Analyte	T	Units	RAW	Final	Text	Spike	SPKref	RPDref	MDL	PQL	UQL	%REC	LOW	HIGH	%RPD	Q

Seq No	Lab ID	Test Code	Sample Typ	File ID	Analysis Date	DF	Batch ID	Prep Date	SPKref	RPDref	pmoist
15060308	MB-163957	SVOC-8270C-SI	MBLK	√5975.I\sh022822	2/28/2022 4:53:3	1	163957	2/23/2022 9:	0	0	

Analyte	T	Units	RAW	Final	Text	Spike	SPKref	RPDref	MDL	PQL	UQL	%REC	LOW	HIGH	%RPD	Q
1-Methylnaphthalene	A	ug/L	0	0		0	0	0	0.0206	0.1	10	0%			0%	
2-Methylnaphthalene	A	ug/L	0	0		0	0	0	0.0176	0.1	10	0%			0%	
Acenaphthene	A	ug/L	0	0		0	0	0	0.0317	0.1	10	0%			0%	
Acenaphthylene	A	ug/L	0	0		0	0	0	0.025	0.1	10	0%			0%	
Anthracene	A	ug/L	0	0		0	0	0	0.0283	0.1	10	0%			0%	
Benzo(a)anthracene	A	ug/L	0	0		0	0	0	0.0272	0.1	10	0%			0%	
Benzo(a)pyrene	A	ug/L	0	0		0	0	0	0.0347	0.1	10	0%			0%	
Benzo(b)fluoranthene	A	ug/L	0	0		0	0	0	0.0226	0.1	10	0%			0%	
Benzo(g,h,i)perylene	A	ug/L	0	0		0	0	0	0.0267	0.1	10	0%			0%	
Benzo(k)fluoranthene	A	ug/L	0	0		0	0	0	0.0295	0.1	10	0%			0%	
Chrysene	A	ug/L	0	0		0	0	0	0.0458	0.1	10	0%			0%	
Dibenzo(a,h)anthracene	A	ug/L	0	0		0	0	0	0.0367	0.1	10	0%			0%	
Fluoranthene	A	ug/L	0	0		0	0	0	0.0233	0.1	10	0%			0%	
Fluorene	A	ug/L	0	0		0	0	0	0.0225	0.1	10	0%			0%	
Indeno(1,2,3-cd)pyrene	A	ug/L	0	0		0	0	0	0.0491	0.1	10	0%			0%	
Naphthalene	A	ug/L	0	0		0	0	0	0.029	0.1	10	0%			0%	
Phenanthrene	A	ug/L	0	0		0	0	0	0.0295	0.1	10	0%			0%	
Pyrene	A	ug/L	0	0		0	0	0	0.0239	0.1	10	0%			0%	
1,4-Dichlorobenzene-d4	I	ug/L	40	40		0	0	0	0.1	0.1		0%			0%	
Acenaphthene-d10	I	ug/L	40	40		0	0	0	0.1	0.1		0%			0%	
Chrysene-d12	I	ug/L	40	40		0	0	0	0.1	0.1		0%			0%	
Naphthalene-d8	I	ug/L	40	40		0	0	0	0.1	0.1		0%			0%	
Perylene-d12	I	ug/L	40	40		0	0	0	0.1	0.1		0%			0%	
Phenanthrene-d10	I	ug/L	40	40		0	0	0	0.1	0.1	10	0%			0%	
o-Terphenyl	X	ug/L	0	0		200	0	0	0.0654	0	0	0%	40	140	0%	S

Seq No	Lab ID	Test Code	Sample Typ	File ID	Analysis Date	DF	Batch ID	Prep Date	SPKref	RPDref	pmoist
15060309	LLCS-163957	SVOC-8270C-SI	LCS-DOD	√5975.I\sh022822	2/28/2022 5:26:1	1	163957	2/23/2022 9:	0	0	

Analyte	T	Units	RAW	Final	Text	Spike	SPKref	RPDref	MDL	PQL	UQL	%REC	LOW	HIGH	%RPD	Q
1-Methylnaphthalene	A	ug/L	2.56911	2.56911		5	0	0	0.0206	0.1	10	51%	41	115	0%	
2-Methylnaphthalene	A	ug/L	3.33959	3.33959		5	0	0	0.0176	0.1	10	67%	39	114	0%	
Acenaphthene	A	ug/L	3.46554	3.46554		5	0	0	0.0317	0.1	10	69%	48	114	0%	
Acenaphthylene	A	ug/L	2.84773	2.84773		5	0	0	0.025	0.1	10	57%	35	121	0%	
Anthracene	A	ug/L	4.19088	4.19088		5	0	0	0.0283	0.1	10	84%	53	119	0%	

Seq No	Lab ID	Test Code	Sample Typ	File ID	Analysis Date	DF	Batch ID	Prep Date	SPKref	RPDref	pmoist
15060309	LLCS-163957	SVOC-8270C-SI	LCS-DOD	√5975.I\sh022822	2/28/2022 5:26:1	1	163957	2/23/2022 9:	0	0	

Analyte	T	Units	RAW	Final	Text	Spike	SPKref	RPDref	MDL	PQL	UQL	%REC	LOW	HIGH	%RPD	Q
Benzo(a)anthracene	A	ug/L	4.33178	4.33178		5	0	0	0.0272	0.1	10	87%	59	120	0%	
Benzo(a)pyrene	A	ug/L	3.76296	3.76296		5	0	0	0.0347	0.1	10	75%	53	120	0%	
Benzo(b)fluoranthene	A	ug/L	4.13557	4.13557		5	0	0	0.0226	0.1	10	83%	53	126	0%	
Benzo(g,h,i)perylene	A	ug/L	3.81396	3.81396		5	0	0	0.0267	0.1	10	76%	44	128	0%	
Benzo(k)fluoranthene	A	ug/L	3.99289	3.99289		5	0	0	0.0295	0.1	10	80%	54	125	0%	
Chrysene	A	ug/L	4.45678	4.45678		5	0	0	0.0458	0.1	10	89%	57	120	0%	
Dibenzo(a,h)anthracene	A	ug/L	4.11434	4.11434		5	0	0	0.0367	0.1	10	82%	44	141	0%	
Fluoranthene	A	ug/L	3.94154	3.94154		5	0	0	0.0233	0.1	10	79%	58	120	0%	
Fluorene	A	ug/L	3.48987	3.48987		5	0	0	0.0225	0.1	10	70%	50	118	0%	
Indeno(1,2,3-cd)pyrene	A	ug/L	3.89115	3.89115		5	0	0	0.0491	0.1	10	78%	48	130	0%	
Naphthalene	A	ug/L	2.64316	2.64316		5	0	0	0.029	0.1	10	53%	43	114	0%	
Phenanthrene	A	ug/L	4.07019	4.07019		5	0	0	0.0295	0.1	10	81%	53	115	0%	
Pyrene	A	ug/L	4.33802	4.33802		5	0	0	0.0239	0.1	10	87%	53	121	0%	
1,4-Dichlorobenzene-d4	I	ug/L	40	40		0	0	0	0.1	0.1		0%			0%	
Acenaphthene-d10	I	ug/L	40	40		0	0	0	0.1	0.1		0%			0%	
Chrysene-d12	I	ug/L	40	40		0	0	0	0.1	0.1		0%			0%	
Naphthalene-d8	I	ug/L	40	40		0	0	0	0.1	0.1		0%			0%	
Perylene-d12	I	ug/L	40	40		0	0	0	0.1	0.1		0%			0%	
Phenanthrene-d10	I	ug/L	40	40		0	0	0	0.1	0.1	10	0%			0%	
2-Fluorobiphenyl	S	ug/L	2.99429	2.99429		5	0	0	0.0444	0.1	10	60%	53	106	0%	
Nitrobenzene-d5	S	ug/L	3.60897	3.60897		5	0	0	0.0523	0.1	10	72%	55	111	0%	
Terphenyl-d14	S	ug/L	3.66963	3.66963		5	0	0	0.0563	0.1	10	73%	58	132	0%	
o-Terphenyl	X	ug/L	4.03102	4.03102		5	0	0	0.0654	0	0	81%	40	140	0%	

Seq No	Lab ID	Test Code	Sample Typ	File ID	Analysis Date	DF	Batch ID	Prep Date	SPKref	RPDref	pmoist
15060310	LLCSD-163957	SVOC-8270C-SI	LCSD-DOD	√5975.I\sh022822	2/28/2022 5:58:4	1	163957	2/23/2022 9:	0	2E+07	

Analyte	T	Units	RAW	Final	Text	Spike	SPKref	RPDref	MDL	PQL	UQL	%REC	LOW	HIGH	%RPD	Q
1-Methylnaphthalene	A	ug/L	2.62024	2.62024		5	0	2.56911	0.0206	0.1	10	52%	41	115	2%	
2-Methylnaphthalene	A	ug/L	3.08317	3.08317		5	0	3.33959	0.0176	0.1	10	62%	39	114	8%	
Acenaphthene	A	ug/L	3.69501	3.69501		5	0	3.46554	0.0317	0.1	10	74%	48	114	6%	
Acenaphthylene	A	ug/L	3.45499	3.45499		5	0	2.84773	0.025	0.1	10	69%	35	121	19%	
Anthracene	A	ug/L	4.79775	4.79775		5	0	4.19088	0.0283	0.1	10	96%	53	119	14%	
Benzo(a)anthracene	A	ug/L	5.03659	5.03659		5	0	4.33178	0.0272	0.1	10	101%	59	120	15%	
Benzo(a)pyrene	A	ug/L	4.44024	4.44024		5	0	3.76296	0.0347	0.1	10	89%	53	120	17%	

Seq No	Lab ID	Test Code	Sample Typ	File ID	Analysis Date	DF	Batch ID	Prep Date	SPKref	RPDref	pmoist
15060310	LLCSD-163957	SVOC-8270C-SI	LCSD-DOD	√5975.I\sh022822	2/28/2022 5:58:4	1	163957	2/23/2022 9:	0	2E+07	

Analyte	T	Units	RAW	Final	Text	Spike	SPKref	RPDref	MDL	PQL	UQL	%REC	LOW	HIGH	%RPD	Q
Benzo(b)fluoranthene	A	ug/L	5.00263	5.00263		5	0	4.13557	0.0226	0.1	10	100%	53	126	19%	
Benzo(g,h,i)perylene	A	ug/L	4.64981	4.64981		5	0	3.81396	0.0267	0.1	10	93%	44	128	20%	
Benzo(k)fluoranthene	A	ug/L	4.74375	4.74375		5	0	3.99289	0.0295	0.1	10	95%	54	125	17%	
Chrysene	A	ug/L	5.05259	5.05259		5	0	4.45678	0.0458	0.1	10	101%	57	120	13%	
Dibenzo(a,h)anthracene	A	ug/L	4.80432	4.80432		5	0	4.11434	0.0367	0.1	10	96%	44	141	15%	
Fluoranthene	A	ug/L	4.47932	4.47932		5	0	3.94154	0.0233	0.1	10	90%	58	120	13%	
Fluorene	A	ug/L	4.00246	4.00246		5	0	3.48987	0.0225	0.1	10	80%	50	118	14%	
Indeno(1,2,3-cd)pyrene	A	ug/L	4.67801	4.67801		5	0	3.89115	0.0491	0.1	10	94%	48	130	18%	
Naphthalene	A	ug/L	2.78925	2.78925		5	0	2.64316	0.029	0.1	10	56%	43	114	5%	
Phenanthrene	A	ug/L	4.59715	4.59715		5	0	4.07019	0.0295	0.1	10	92%	53	115	12%	
Pyrene	A	ug/L	4.95002	4.95002		5	0	4.33802	0.0239	0.1	10	99%	53	121	13%	
1,4-Dichlorobenzene-d4	I	ug/L	40	40		0	0	0	0.1	0.1		0%			0%	
Acenaphthene-d10	I	ug/L	40	40		0	0	0	0.1	0.1		0%			0%	
Chrysene-d12	I	ug/L	40	40		0	0	0	0.1	0.1		0%			0%	
Naphthalene-d8	I	ug/L	40	40		0	0	0	0.1	0.1		0%			0%	
Perylene-d12	I	ug/L	40	40		0	0	0	0.1	0.1		0%			0%	
Phenanthrene-d10	I	ug/L	40	40		0	0	0	0.1	0.1	10	0%			0%	
2-Fluorobiphenyl	S	ug/L	3.50252	3.50252		5	0	0	0.0444	0.1	10	70%	53	106	0%	
Nitrobenzene-d5	S	ug/L	4.00508	4.00508		5	0	0	0.0523	0.1	10	80%	55	111	0%	
Terphenyl-d14	S	ug/L	4.355	4.355		5	0	0	0.0563	0.1	10	87%	58	132	0%	
o-Terphenyl	X	ug/L	4.48085	4.48085		5	0	4.03102	0.0654	0	0	90%	40	140	11%	

Seq No	Lab ID	Test Code	Sample Typ	File ID	Analysis Date	DF	Batch ID	Prep Date	SPKref	RPDref	pmoist
15060311	B22021435-001	SVOC-8270C-SI	SAMP	√5975.I\sh022822	2/28/2022 6:31:2	1	163957	2/23/2022 9:	0	0	

Analyte	T	Units	RAW	Final	Text	Spike	SPKref	RPDref	MDL	PQL	UQL	%REC	LOW	HIGH	%RPD	Q
1-Methylnaphthalene	A	ug/L	0	0		0	0	0	0.0206	0.1	10	0%	0	0	0%	U
2-Methylnaphthalene	A	ug/L	0	0		0	0	0	0.0176	0.1	10	0%	0	0	0%	U
Acenaphthene	A	ug/L	0	0		0	0	0	0.0317	0.1	10	0%	0	0	0%	U
Acenaphthylene	A	ug/L	0	0		0	0	0	0.025	0.1	10	0%	0	0	0%	U
Anthracene	A	ug/L	0	0		0	0	0	0.0283	0.1	10	0%	0	0	0%	U
Benzo(a)anthracene	A	ug/L	0	0		0	0	0	0.0272	0.1	10	0%	0	0	0%	U
Benzo(a)pyrene	A	ug/L	0	0		0	0	0	0.0347	0.1	10	0%	0	0	0%	U
Benzo(b)fluoranthene	A	ug/L	0	0		0	0	0	0.0226	0.1	10	0%	0	0	0%	U
Benzo(g,h,i)perylene	A	ug/L	0	0		0	0	0	0.0267	0.1	10	0%	0	0	0%	U

Seq No	Lab ID	Test Code	Sample Typ	File ID	Analysis Date	DF	Batch ID	Prep Date	SPKref	RPDref	pmoist
15060311	B22021435-001	SVOC-8270C-SI	SAMP	√5975.I\sh022822	2/28/2022 6:31:2	1	163957	2/23/2022 9:	0	0	

Analyte	T	Units	RAW	Final	Text	Spike	SPKref	RPDref	MDL	PQL	UQL	%REC	LOW	HIGH	%RPD	Q
Benzo(k)fluoranthene	A	ug/L	0	0		0	0	0	0.0295	0.1	10	0%	0	0	0%	U
Chrysene	A	ug/L	0	0		0	0	0	0.0458	0.1	10	0%	0	0	0%	U
Dibenzo(a,h)anthracene	A	ug/L	0	0		0	0	0	0.0367	0.1	10	0%	0	0	0%	U
Fluoranthene	A	ug/L	0	0		0	0	0	0.0233	0.1	10	0%	0	0	0%	U
Fluorene	A	ug/L	0	0		0	0	0	0.0225	0.1	10	0%	0	0	0%	U
Indeno(1,2,3-cd)pyrene	A	ug/L	0	0		0	0	0	0.0491	0.1	10	0%	0	0	0%	U
Naphthalene	A	ug/L	0	0		0	0	0	0.029	0.1	10	0%	0	0	0%	U
Phenanthrene	A	ug/L	0	0		0	0	0	0.0295	0.1	10	0%	0	0	0%	U
Pyrene	A	ug/L	0	0		0	0	0	0.0239	0.1	10	0%	0	0	0%	U
1,4-Dichlorobenzene-d4	I	ug/L	40	40		0	0	0	0.1	0.1		0%	0	0	0%	
Acenaphthene-d10	I	ug/L	40	40		0	0	0	0.1	0.1		0%	0	0	0%	
Chrysene-d12	I	ug/L	40	40		0	0	0	0.1	0.1		0%	0	0	0%	
Naphthalene-d8	I	ug/L	40	40		0	0	0	0.1	0.1		0%	0	0	0%	
Perylene-d12	I	ug/L	40	40		0	0	0	0.1	0.1		0%	0	0	0%	
Phenanthrene-d10	I	ug/L	40	40		0	0	0	0.1	0.1	10	0%	0	0	0%	E
o-Terphenyl	X	ug/L	0	0		200	0	0	0.0654	0	0	0%	40	140	0%	US

Seq No	Lab ID	Test Code	Sample Typ	File ID	Analysis Date	DF	Batch ID	Prep Date	SPKref	RPDref	pmoist
15060312	B22021435-006	SVOC-8270C-SI	SAMP	√5975.I\sh022822	2/28/2022 7:03:5	1	163957	2/23/2022 9:	0	0	

Analyte	T	Units	RAW	Final	Text	Spike	SPKref	RPDref	MDL	PQL	UQL	%REC	LOW	HIGH	%RPD	Q
1-Methylnaphthalene	A	ug/L	0	0		0	0	0	0.0206	0.1	10	0%	0	0	0%	U
2-Methylnaphthalene	A	ug/L	0	0		0	0	0	0.0176	0.1	10	0%	0	0	0%	U
Acenaphthene	A	ug/L	0	0		0	0	0	0.0317	0.1	10	0%	0	0	0%	U
Acenaphthylene	A	ug/L	0	0		0	0	0	0.025	0.1	10	0%	0	0	0%	U
Anthracene	A	ug/L	0	0		0	0	0	0.0283	0.1	10	0%	0	0	0%	U
Benzo(a)anthracene	A	ug/L	0	0		0	0	0	0.0272	0.1	10	0%	0	0	0%	U
Benzo(a)pyrene	A	ug/L	0	0		0	0	0	0.0347	0.1	10	0%	0	0	0%	U
Benzo(b)fluoranthene	A	ug/L	0	0		0	0	0	0.0226	0.1	10	0%	0	0	0%	U
Benzo(g,h,i)perylene	A	ug/L	0	0		0	0	0	0.0267	0.1	10	0%	0	0	0%	U
Benzo(k)fluoranthene	A	ug/L	0	0		0	0	0	0.0295	0.1	10	0%	0	0	0%	U
Chrysene	A	ug/L	0	0		0	0	0	0.0458	0.1	10	0%	0	0	0%	U
Dibenzo(a,h)anthracene	A	ug/L	0	0		0	0	0	0.0367	0.1	10	0%	0	0	0%	U
Fluoranthene	A	ug/L	0	0		0	0	0	0.0233	0.1	10	0%	0	0	0%	U
Fluorene	A	ug/L	0	0		0	0	0	0.0225	0.1	10	0%	0	0	0%	U

Seq No	Lab ID	Test Code	Sample Typ	File ID	Analysis Date	DF	Batch ID	Prep Date	SPKref	RPDref	pmoist
15060312	B22021435-006	SVOC-8270C-SI	SAMP	√5975.I\sh022822	2/28/2022 7:03:5	1	163957	2/23/2022 9:	0	0	

Analyte	T	Units	RAW	Final	Text	Spike	SPKref	RPDref	MDL	PQL	UQL	%REC	LOW	HIGH	%RPD	Q
Indeno(1,2,3-cd)pyrene	A	ug/L	0	0		0	0	0	0.0491	0.1	10	0%	0	0	0%	U
Naphthalene	A	ug/L	0	0		0	0	0	0.029	0.1	10	0%	0	0	0%	U
Phenanthrene	A	ug/L	0	0		0	0	0	0.0295	0.1	10	0%	0	0	0%	U
Pyrene	A	ug/L	0	0		0	0	0	0.0239	0.1	10	0%	0	0	0%	U
1,4-Dichlorobenzene-d4	I	ug/L	40	40		0	0	0	0.1	0.1		0%	0	0	0%	
Acenaphthene-d10	I	ug/L	40	40		0	0	0	0.1	0.1		0%	0	0	0%	
Chrysene-d12	I	ug/L	40	40		0	0	0	0.1	0.1		0%	0	0	0%	
Naphthalene-d8	I	ug/L	40	40		0	0	0	0.1	0.1		0%	0	0	0%	
Perylene-d12	I	ug/L	40	40		0	0	0	0.1	0.1		0%	0	0	0%	
Phenanthrene-d10	I	ug/L	40	40		0	0	0	0.1	0.1	10	0%	0	0	0%	E
o-Terphenyl	X	ug/L	0	0		200	0	0	0.0654	0	0	0%	40	140	0%	US

Seq No	Lab ID	Test Code	Sample Typ	File ID	Analysis Date	DF	Batch ID	Prep Date	SPKref	RPDref	pmoist
15060313	B22021435-007	SVOC-8270C-SI	SAMP	√5975.I\sh022822	2/28/2022 7:36:3	1	163957	2/23/2022 9:	0	0	

Analyte	T	Units	RAW	Final	Text	Spike	SPKref	RPDref	MDL	PQL	UQL	%REC	LOW	HIGH	%RPD	Q
1-Methylnaphthalene	A	ug/L	0	0		0	0	0	0.0206	0.1	10	0%	0	0	0%	U
2-Methylnaphthalene	A	ug/L	0	0		0	0	0	0.0176	0.1	10	0%	0	0	0%	U
Acenaphthene	A	ug/L	0	0		0	0	0	0.0317	0.1	10	0%	0	0	0%	U
Acenaphthylene	A	ug/L	0	0		0	0	0	0.025	0.1	10	0%	0	0	0%	U
Anthracene	A	ug/L	0	0		0	0	0	0.0283	0.1	10	0%	0	0	0%	U
Benzo(a)anthracene	A	ug/L	0	0		0	0	0	0.0272	0.1	10	0%	0	0	0%	U
Benzo(a)pyrene	A	ug/L	0	0		0	0	0	0.0347	0.1	10	0%	0	0	0%	U
Benzo(b)fluoranthene	A	ug/L	0	0		0	0	0	0.0226	0.1	10	0%	0	0	0%	U
Benzo(g,h,i)perylene	A	ug/L	0	0		0	0	0	0.0267	0.1	10	0%	0	0	0%	U
Benzo(k)fluoranthene	A	ug/L	0	0		0	0	0	0.0295	0.1	10	0%	0	0	0%	U
Chrysene	A	ug/L	0	0		0	0	0	0.0458	0.1	10	0%	0	0	0%	U
Dibenzo(a,h)anthracene	A	ug/L	0	0		0	0	0	0.0367	0.1	10	0%	0	0	0%	U
Fluoranthene	A	ug/L	0	0		0	0	0	0.0233	0.1	10	0%	0	0	0%	U
Fluorene	A	ug/L	0	0		0	0	0	0.0225	0.1	10	0%	0	0	0%	U
Indeno(1,2,3-cd)pyrene	A	ug/L	0	0		0	0	0	0.0491	0.1	10	0%	0	0	0%	U
Naphthalene	A	ug/L	0	0		0	0	0	0.029	0.1	10	0%	0	0	0%	U
Phenanthrene	A	ug/L	0	0		0	0	0	0.0295	0.1	10	0%	0	0	0%	U
Pyrene	A	ug/L	0	0		0	0	0	0.0239	0.1	10	0%	0	0	0%	U
1,4-Dichlorobenzene-d4	I	ug/L	40	40		0	0	0	0.1	0.1		0%	0	0	0%	

Seq No	Lab ID	Test Code	Sample Typ	File ID	Analysis Date	DF	Batch ID	Prep Date	SPKref	RPDref	pmoist
15060313	B22021435-007	SVOC-8270C-SI	SAMP	√5975.I\sh022822	2/28/2022 7:36:3	1	163957	2/23/2022 9:	0	0	

Analyte	T	Units	RAW	Final	Text	Spike	SPKref	RPDref	MDL	PQL	UQL	%REC	LOW	HIGH	%RPD	Q
Acenaphthene-d10	I	ug/L	40	40		0	0	0	0.1	0.1		0%	0	0	0%	
Chrysene-d12	I	ug/L	40	40		0	0	0	0.1	0.1		0%	0	0	0%	
Naphthalene-d8	I	ug/L	40	40		0	0	0	0.1	0.1		0%	0	0	0%	
Perylene-d12	I	ug/L	40	40		0	0	0	0.1	0.1		0%	0	0	0%	
Phenanthrene-d10	I	ug/L	40	40		0	0	0	0.1	0.1	10	0%	0	0	0%	E
o-Terphenyl	X	ug/L	0	0		200	0	0	0.0654	0	0	0%	40	140	0%	US

Seq No	Lab ID	Test Code	Sample Typ	File ID	Analysis Date	DF	Batch ID	Prep Date	SPKref	RPDref	pmoist
15060314	B22021435-007	SVOC-8270C-SI	MS-DOD	√5975.I\sh022822	2/28/2022 8:09:0	1	163957	2/23/2022 9:	2E+07	0	

Analyte	T	Units	RAW	Final	Text	Spike	SPKref	RPDref	MDL	PQL	UQL	%REC	LOW	HIGH	%RPD	Q
1-Methylnaphthalene	A	ug/L	2.84776	2.84776		5	0	0	0.0206	0.1	10	57%	41	115	0%	
2-Methylnaphthalene	A	ug/L	3.58431	3.58431		5	0	0	0.0176	0.1	10	72%	39	114	0%	
Acenaphthene	A	ug/L	3.86124	3.86124		5	0	0	0.0317	0.1	10	77%	48	114	0%	
Acenaphthylene	A	ug/L	3.31611	3.31611		5	0	0	0.025	0.1	10	66%	35	121	0%	
Anthracene	A	ug/L	4.69764	4.69764		5	0	0	0.0283	0.1	10	94%	53	119	0%	
Benzo(a)anthracene	A	ug/L	4.97657	4.97657		5	0	0	0.0272	0.1	10	100%	59	120	0%	
Benzo(a)pyrene	A	ug/L	4.31235	4.31235		5	0	0	0.0347	0.1	10	86%	53	120	0%	
Benzo(b)fluoranthene	A	ug/L	4.80803	4.80803		5	0	0	0.0226	0.1	10	96%	53	126	0%	
Benzo(g,h,i)perylene	A	ug/L	4.54708	4.54708		5	0	0	0.0267	0.1	10	91%	44	128	0%	
Benzo(k)fluoranthene	A	ug/L	4.5378	4.5378		5	0	0	0.0295	0.1	10	91%	54	125	0%	
Chrysene	A	ug/L	5.08458	5.08458		5	0	0	0.0458	0.1	10	102%	57	120	0%	
Dibenzo(a,h)anthracene	A	ug/L	4.67506	4.67506		5	0	0	0.0367	0.1	10	94%	44	141	0%	
Fluoranthene	A	ug/L	4.273	4.273		5	0	0	0.0233	0.1	10	85%	58	120	0%	
Fluorene	A	ug/L	3.81712	3.81712		5	0	0	0.0225	0.1	10	76%	50	118	0%	
Indeno(1,2,3-cd)pyrene	A	ug/L	4.53064	4.53064		5	0	0	0.0491	0.1	10	91%	48	130	0%	
Naphthalene	A	ug/L	3.01067	3.01067		5	0	0	0.029	0.1	10	60%	43	114	0%	
Phenanthrene	A	ug/L	4.55019	4.55019		5	0	0	0.0295	0.1	10	91%	53	115	0%	
Pyrene	A	ug/L	4.84097	4.84097		5	0	0	0.0239	0.1	10	97%	53	121	0%	
1,4-Dichlorobenzene-d4	I	ug/L	40	40		0	0	0	0.1	0.1		0%			0%	
Acenaphthene-d10	I	ug/L	40	40		0	0	0	0.1	0.1		0%			0%	
Chrysene-d12	I	ug/L	40	40		0	0	0	0.1	0.1		0%			0%	
Naphthalene-d8	I	ug/L	40	40		0	0	0	0.1	0.1		0%			0%	
Perylene-d12	I	ug/L	40	40		0	0	0	0.1	0.1		0%			0%	
Phenanthrene-d10	I	ug/L	40	40		0	0	0	0.1	0.1	10	0%			0%	

Seq No	Lab ID	Test Code	Sample Typ	File ID	Analysis Date	DF	Batch ID	Prep Date	SPKref	RPDref	pmoist
15060314	B22021435-007	SVOC-8270C-SI	MS-DOD	√5975.I\sh022822	2/28/2022 8:09:0	1	163957	2/23/2022 9:	2E+07	0	

Analyte	T	Units	RAW	Final	Text	Spike	SPKref	RPDref	MDL	PQL	UQL	%REC	LOW	HIGH	%RPD	Q
2-Fluorobiphenyl	S	ug/L	3.05487	3.05487		5	0	0	0.0444	0.1	10	61%	53	106	0%	
Nitrobenzene-d5	S	ug/L	3.34388	3.34388		5	0	0	0.0523	0.1	10	67%	55	111	0%	
Terphenyl-d14	S	ug/L	4.9039	4.9039		5	0	0	0.0563	0.1	10	98%	58	132	0%	
o-Terphenyl	X	ug/L	4.31998	4.31998		5	0	0	0.0654	0	0	86%	40	140	0%	

Seq No	Lab ID	Test Code	Sample Typ	File ID	Analysis Date	DF	Batch ID	Prep Date	SPKref	RPDref	pmoist
15060315	B22021435-012	SVOC-8270C-SI	SAMP	√5975.I\sh022822	2/28/2022 8:41:3	1	163957	2/23/2022 9:	0	0	

Analyte	T	Units	RAW	Final	Text	Spike	SPKref	RPDref	MDL	PQL	UQL	%REC	LOW	HIGH	%RPD	Q
1-Methylnaphthalene	A	ug/L	0	0		0	0	0	0.0206	0.1	10	0%	0	0	0%	U
2-Methylnaphthalene	A	ug/L	0	0		0	0	0	0.0176	0.1	10	0%	0	0	0%	U
Acenaphthene	A	ug/L	0	0		0	0	0	0.0317	0.1	10	0%	0	0	0%	U
Acenaphthylene	A	ug/L	0	0		0	0	0	0.025	0.1	10	0%	0	0	0%	U
Anthracene	A	ug/L	0	0		0	0	0	0.0283	0.1	10	0%	0	0	0%	U
Benzo(a)anthracene	A	ug/L	0	0		0	0	0	0.0272	0.1	10	0%	0	0	0%	U
Benzo(a)pyrene	A	ug/L	0	0		0	0	0	0.0347	0.1	10	0%	0	0	0%	U
Benzo(b)fluoranthene	A	ug/L	0	0		0	0	0	0.0226	0.1	10	0%	0	0	0%	U
Benzo(g,h,i)perylene	A	ug/L	0	0		0	0	0	0.0267	0.1	10	0%	0	0	0%	U
Benzo(k)fluoranthene	A	ug/L	0	0		0	0	0	0.0295	0.1	10	0%	0	0	0%	U
Chrysene	A	ug/L	0	0		0	0	0	0.0458	0.1	10	0%	0	0	0%	U
Dibenzo(a,h)anthracene	A	ug/L	0	0		0	0	0	0.0367	0.1	10	0%	0	0	0%	U
Fluoranthene	A	ug/L	0	0		0	0	0	0.0233	0.1	10	0%	0	0	0%	U
Fluorene	A	ug/L	0	0		0	0	0	0.0225	0.1	10	0%	0	0	0%	U
Indeno(1,2,3-cd)pyrene	A	ug/L	0	0		0	0	0	0.0491	0.1	10	0%	0	0	0%	U
Naphthalene	A	ug/L	0	0		0	0	0	0.029	0.1	10	0%	0	0	0%	U
Phenanthrene	A	ug/L	0	0		0	0	0	0.0295	0.1	10	0%	0	0	0%	U
Pyrene	A	ug/L	0	0		0	0	0	0.0239	0.1	10	0%	0	0	0%	U
1,4-Dichlorobenzene-d4	I	ug/L	40	40		0	0	0	0.1	0.1		0%	0	0	0%	
Acenaphthene-d10	I	ug/L	40	40		0	0	0	0.1	0.1		0%	0	0	0%	
Chrysene-d12	I	ug/L	40	40		0	0	0	0.1	0.1		0%	0	0	0%	
Naphthalene-d8	I	ug/L	40	40		0	0	0	0.1	0.1		0%	0	0	0%	
Perylene-d12	I	ug/L	40	40		0	0	0	0.1	0.1		0%	0	0	0%	
Phenanthrene-d10	I	ug/L	40	40		0	0	0	0.1	0.1	10	0%	0	0	0%	E
o-Terphenyl	X	ug/L	0	0		200	0	0	0.0654	0	0	0%	40	140	0%	US

Seq No	Lab ID	Test Code	Sample Typ	File ID	Analysis Date	DF	Batch ID	Prep Date	SPKref	RPDref	pmoist
15060316	B22021435-012	SVOC-8270C-SI	MS-DOD	√5975.I\sh022822	2/28/2022 9:14:0	1	163957	2/23/2022 9:	2E+07	0	

Analyte	T	Units	RAW	Final	Text	Spike	SPKref	RPDref	MDL	PQL	UQL	%REC	LOW	HIGH	%RPD	Q
1-Methylnaphthalene	A	ug/L	2.2686	2.2686		5	0	0	0.0206	0.1	10	45%	41	115	0%	
2-Methylnaphthalene	A	ug/L	2.73156	2.73156		5	0	0	0.0176	0.1	10	55%	39	114	0%	
Acenaphthene	A	ug/L	3.20417	3.20417		5	0	0	0.0317	0.1	10	64%	48	114	0%	
Acenaphthylene	A	ug/L	2.99312	2.99312		5	0	0	0.025	0.1	10	60%	35	121	0%	
Anthracene	A	ug/L	4.41094	4.41094		5	0	0	0.0283	0.1	10	88%	53	119	0%	
Benzo(a)anthracene	A	ug/L	4.51387	4.51387		5	0	0	0.0272	0.1	10	90%	59	120	0%	
Benzo(a)pyrene	A	ug/L	4.04233	4.04233		5	0	0	0.0347	0.1	10	81%	53	120	0%	
Benzo(b)fluoranthene	A	ug/L	4.57483	4.57483		5	0	0	0.0226	0.1	10	91%	53	126	0%	
Benzo(g,h,i)perylene	A	ug/L	4.21216	4.21216		5	0	0	0.0267	0.1	10	84%	44	128	0%	
Benzo(k)fluoranthene	A	ug/L	4.18199	4.18199		5	0	0	0.0295	0.1	10	84%	54	125	0%	
Chrysene	A	ug/L	4.5373	4.5373		5	0	0	0.0458	0.1	10	91%	57	120	0%	
Dibenzo(a,h)anthracene	A	ug/L	4.40427	4.40427		5	0	0	0.0367	0.1	10	88%	44	141	0%	
Fluoranthene	A	ug/L	4.13047	4.13047		5	0	0	0.0233	0.1	10	83%	58	120	0%	
Fluorene	A	ug/L	3.66044	3.66044		5	0	0	0.0225	0.1	10	73%	50	118	0%	
Indeno(1,2,3-cd)pyrene	A	ug/L	4.14593	4.14593		5	0	0	0.0491	0.1	10	83%	48	130	0%	
Naphthalene	A	ug/L	2.25871	2.25871		5	0	0	0.029	0.1	10	45%	43	114	0%	
Phenanthrene	A	ug/L	4.37426	4.37426		5	0	0	0.0295	0.1	10	87%	53	115	0%	
Pyrene	A	ug/L	4.32638	4.32638		5	0	0	0.0239	0.1	10	87%	53	121	0%	
1,4-Dichlorobenzene-d4	I	ug/L	40	40		0	0	0	0.1	0.1		0%			0%	
Acenaphthene-d10	I	ug/L	40	40		0	0	0	0.1	0.1		0%			0%	
Chrysene-d12	I	ug/L	40	40		0	0	0	0.1	0.1		0%			0%	
Naphthalene-d8	I	ug/L	40	40		0	0	0	0.1	0.1		0%			0%	
Perylene-d12	I	ug/L	40	40		0	0	0	0.1	0.1		0%			0%	
Phenanthrene-d10	I	ug/L	40	40		0	0	0	0.1	0.1	10	0%			0%	
2-Fluorobiphenyl	S	ug/L	2.87852	2.87852		5	0	0	0.0444	0.1	10	58%	53	106	0%	
Nitrobenzene-d5	S	ug/L	3.25486	3.25486		5	0	0	0.0523	0.1	10	65%	55	111	0%	
Terphenyl-d14	S	ug/L	4.32907	4.32907		5	0	0	0.0563	0.1	10	87%	58	132	0%	
o-Terphenyl	X	ug/L	3.95448	3.95448		5	0	0	0.0654	0	0	79%	40	140	0%	

Seq No	Lab ID	Test Code	Sample Typ	File ID	Analysis Date	DF	Batch ID	Prep Date	SPKref	RPDref	pmoist
15060317	B22021435-017	SVOC-8270C-SI	SAMP	√5975.I\sh022822	2/28/2022 9:46:3	1	163957	2/23/2022 9:	0	0	

Analyte	T	Units	RAW	Final	Text	Spike	SPKref	RPDref	MDL	PQL	UQL	%REC	LOW	HIGH	%RPD	Q

Seq No	Lab ID	Test Code	Sample Typ	File ID	Analysis Date	DF	Batch ID	Prep Date	SPKref	RPDref	pmoist
15060317	B22021435-017	SVOC-8270C-SI	SAMP	√5975.I\sh022822	2/28/2022 9:46:3	1	163957	2/23/2022 9:	0	0	

Analyte	T	Units	RAW	Final	Text	Spike	SPKref	RPDref	MDL	PQL	UQL	%REC	LOW	HIGH	%RPD	Q
1-Methylnaphthalene	A	ug/L	0	0		0	0	0	0.0206	0.1	10	0%	0	0	0%	U
2-Methylnaphthalene	A	ug/L	0	0		0	0	0	0.0176	0.1	10	0%	0	0	0%	U
Acenaphthene	A	ug/L	0	0		0	0	0	0.0317	0.1	10	0%	0	0	0%	U
Acenaphthylene	A	ug/L	0	0		0	0	0	0.025	0.1	10	0%	0	0	0%	U
Anthracene	A	ug/L	0	0		0	0	0	0.0283	0.1	10	0%	0	0	0%	U
Benzo(a)anthracene	A	ug/L	0	0		0	0	0	0.0272	0.1	10	0%	0	0	0%	U
Benzo(a)pyrene	A	ug/L	0	0		0	0	0	0.0347	0.1	10	0%	0	0	0%	U
Benzo(b)fluoranthene	A	ug/L	0	0		0	0	0	0.0226	0.1	10	0%	0	0	0%	U
Benzo(g,h,i)perylene	A	ug/L	0	0		0	0	0	0.0267	0.1	10	0%	0	0	0%	U
Benzo(k)fluoranthene	A	ug/L	0	0		0	0	0	0.0295	0.1	10	0%	0	0	0%	U
Chrysene	A	ug/L	0	0		0	0	0	0.0458	0.1	10	0%	0	0	0%	U
Dibenzo(a,h)anthracene	A	ug/L	0	0		0	0	0	0.0367	0.1	10	0%	0	0	0%	U
Fluoranthene	A	ug/L	0	0		0	0	0	0.0233	0.1	10	0%	0	0	0%	U
Fluorene	A	ug/L	0	0		0	0	0	0.0225	0.1	10	0%	0	0	0%	U
Indeno(1,2,3-cd)pyrene	A	ug/L	0	0		0	0	0	0.0491	0.1	10	0%	0	0	0%	U
Naphthalene	A	ug/L	0	0		0	0	0	0.029	0.1	10	0%	0	0	0%	U
Phenanthrene	A	ug/L	0	0		0	0	0	0.0295	0.1	10	0%	0	0	0%	U
Pyrene	A	ug/L	0	0		0	0	0	0.0239	0.1	10	0%	0	0	0%	U
1,4-Dichlorobenzene-d4	I	ug/L	40	40		0	0	0	0.1	0.1		0%	0	0	0%	
Acenaphthene-d10	I	ug/L	40	40		0	0	0	0.1	0.1		0%	0	0	0%	
Chrysene-d12	I	ug/L	40	40		0	0	0	0.1	0.1		0%	0	0	0%	
Naphthalene-d8	I	ug/L	40	40		0	0	0	0.1	0.1		0%	0	0	0%	
Perylene-d12	I	ug/L	40	40		0	0	0	0.1	0.1		0%	0	0	0%	
Phenanthrene-d10	I	ug/L	40	40		0	0	0	0.1	0.1	10	0%	0	0	0%	E
o-Terphenyl	X	ug/L	0	0		200	0	0	0.0654	0	0	0%	40	140	0%	US

Seq No	Lab ID	Test Code	Sample Typ	File ID	Analysis Date	DF	Batch ID	Prep Date	SPKref	RPDref	pmoist
15060318	B22021435-022	SVOC-8270C-SI	SAMP	√5975.I\sh022822	2/28/2022 10:18:	1	163957	2/23/2022 9:	0	0	

Analyte	T	Units	RAW	Final	Text	Spike	SPKref	RPDref	MDL	PQL	UQL	%REC	LOW	HIGH	%RPD	Q
1-Methylnaphthalene	A	ug/L	0	0		0	0	0	0.0206	0.1	10	0%	0	0	0%	U
2-Methylnaphthalene	A	ug/L	0	0		0	0	0	0.0176	0.1	10	0%	0	0	0%	U
Acenaphthene	A	ug/L	0	0		0	0	0	0.0317	0.1	10	0%	0	0	0%	U
Acenaphthylene	A	ug/L	0	0		0	0	0	0.025	0.1	10	0%	0	0	0%	U
Anthracene	A	ug/L	0	0		0	0	0	0.0283	0.1	10	0%	0	0	0%	U

Seq No	Lab ID	Test Code	Sample Typ	File ID	Analysis Date	DF	Batch ID	Prep Date	SPKref	RPDref	pmoist
15060318	B22021435-022	SVOC-8270C-SI	SAMP	√5975.I\sh022822	2/28/2022 10:18:	1	163957	2/23/2022 9:	0	0	

Analyte	T	Units	RAW	Final	Text	Spike	SPKref	RPDref	MDL	PQL	UQL	%REC	LOW	HIGH	%RPD	Q
Benzo(a)anthracene	A	ug/L	0	0		0	0	0	0.0272	0.1	10	0%	0	0	0%	U
Benzo(a)pyrene	A	ug/L	0	0		0	0	0	0.0347	0.1	10	0%	0	0	0%	U
Benzo(b)fluoranthene	A	ug/L	0	0		0	0	0	0.0226	0.1	10	0%	0	0	0%	U
Benzo(g,h,i)perylene	A	ug/L	0	0		0	0	0	0.0267	0.1	10	0%	0	0	0%	U
Benzo(k)fluoranthene	A	ug/L	0	0		0	0	0	0.0295	0.1	10	0%	0	0	0%	U
Chrysene	A	ug/L	0	0		0	0	0	0.0458	0.1	10	0%	0	0	0%	U
Dibenzo(a,h)anthracene	A	ug/L	0	0		0	0	0	0.0367	0.1	10	0%	0	0	0%	U
Fluoranthene	A	ug/L	0	0		0	0	0	0.0233	0.1	10	0%	0	0	0%	U
Fluorene	A	ug/L	0	0		0	0	0	0.0225	0.1	10	0%	0	0	0%	U
Indeno(1,2,3-cd)pyrene	A	ug/L	0	0		0	0	0	0.0491	0.1	10	0%	0	0	0%	U
Naphthalene	A	ug/L	0	0		0	0	0	0.029	0.1	10	0%	0	0	0%	U
Phenanthrene	A	ug/L	0	0		0	0	0	0.0295	0.1	10	0%	0	0	0%	U
Pyrene	A	ug/L	0	0		0	0	0	0.0239	0.1	10	0%	0	0	0%	U
1,4-Dichlorobenzene-d4	I	ug/L	40	40		0	0	0	0.1	0.1		0%	0	0	0%	
Acenaphthene-d10	I	ug/L	40	40		0	0	0	0.1	0.1		0%	0	0	0%	
Chrysene-d12	I	ug/L	40	40		0	0	0	0.1	0.1		0%	0	0	0%	
Naphthalene-d8	I	ug/L	40	40		0	0	0	0.1	0.1		0%	0	0	0%	
Perylene-d12	I	ug/L	40	40		0	0	0	0.1	0.1		0%	0	0	0%	
Phenanthrene-d10	I	ug/L	40	40		0	0	0	0.1	0.1	10	0%	0	0	0%	E
o-Terphenyl	X	ug/L	0	0		200	0	0	0.0654	0	0	0%	40	140	0%	US

Seq No	Lab ID	Test Code	Sample Typ	File ID	Analysis Date	DF	Batch ID	Prep Date	SPKref	RPDref	pmoist
15060319	B22021435-027	SVOC-8270C-SI	SAMP	√5975.I\sh022822	2/28/2022 10:51:	1	163957	2/23/2022 9:	0	0	

Analyte	T	Units	RAW	Final	Text	Spike	SPKref	RPDref	MDL	PQL	UQL	%REC	LOW	HIGH	%RPD	Q
1-Methylnaphthalene	A	ug/L	0	0		0	0	0	0.0206	0.1	10	0%	0	0	0%	U
2-Methylnaphthalene	A	ug/L	0	0		0	0	0	0.0176	0.1	10	0%	0	0	0%	U
Acenaphthene	A	ug/L	0	0		0	0	0	0.0317	0.1	10	0%	0	0	0%	U
Acenaphthylene	A	ug/L	0	0		0	0	0	0.025	0.1	10	0%	0	0	0%	U
Anthracene	A	ug/L	0	0		0	0	0	0.0283	0.1	10	0%	0	0	0%	U
Benzo(a)anthracene	A	ug/L	0	0		0	0	0	0.0272	0.1	10	0%	0	0	0%	U
Benzo(a)pyrene	A	ug/L	0	0		0	0	0	0.0347	0.1	10	0%	0	0	0%	U
Benzo(b)fluoranthene	A	ug/L	0	0		0	0	0	0.0226	0.1	10	0%	0	0	0%	U
Benzo(g,h,i)perylene	A	ug/L	0	0		0	0	0	0.0267	0.1	10	0%	0	0	0%	U
Benzo(k)fluoranthene	A	ug/L	0	0		0	0	0	0.0295	0.1	10	0%	0	0	0%	U

Seq No	Lab ID	Test Code	Sample Typ	File ID	Analysis Date	DF	Batch ID	Prep Date	SPKref	RPDref	pmoist
15060319	B22021435-027	SVOC-8270C-SI	SAMP	√5975.I\sh022822	2/28/2022 10:51:	1	163957	2/23/2022 9:	0	0	

Analyte	T	Units	RAW	Final	Text	Spike	SPKref	RPDref	MDL	PQL	UQL	%REC	LOW	HIGH	%RPD	Q
Chrysene	A	ug/L	0	0		0	0	0	0.0458	0.1	10	0%	0	0	0%	U
Dibenzo(a,h)anthracene	A	ug/L	0	0		0	0	0	0.0367	0.1	10	0%	0	0	0%	U
Fluoranthene	A	ug/L	0	0		0	0	0	0.0233	0.1	10	0%	0	0	0%	U
Fluorene	A	ug/L	0	0		0	0	0	0.0225	0.1	10	0%	0	0	0%	U
Indeno(1,2,3-cd)pyrene	A	ug/L	0	0		0	0	0	0.0491	0.1	10	0%	0	0	0%	U
Naphthalene	A	ug/L	0	0		0	0	0	0.029	0.1	10	0%	0	0	0%	U
Phenanthrene	A	ug/L	0	0		0	0	0	0.0295	0.1	10	0%	0	0	0%	U
Pyrene	A	ug/L	0	0		0	0	0	0.0239	0.1	10	0%	0	0	0%	U
1,4-Dichlorobenzene-d4	I	ug/L	40	40		0	0	0	0.1	0.1		0%	0	0	0%	
Acenaphthene-d10	I	ug/L	40	40		0	0	0	0.1	0.1		0%	0	0	0%	
Chrysene-d12	I	ug/L	40	40		0	0	0	0.1	0.1		0%	0	0	0%	
Naphthalene-d8	I	ug/L	40	40		0	0	0	0.1	0.1		0%	0	0	0%	
Perylene-d12	I	ug/L	40	40		0	0	0	0.1	0.1		0%	0	0	0%	
Phenanthrene-d10	I	ug/L	40	40		0	0	0	0.1	0.1	10	0%	0	0	0%	E
o-Terphenyl	X	ug/L	0	0		200	0	0	0.0654	0	0	0%	40	140	0%	US

Seq No	Lab ID	Test Code	Sample Typ	File ID	Analysis Date	DF	Batch ID	Prep Date	SPKref	RPDref	pmoist
15060320	B22021435-032	SVOC-8270C-SI	SAMP	√5975.I\sh022822	2/28/2022 11:24:	1	163957	2/23/2022 9:	0	0	

Analyte	T	Units	RAW	Final	Text	Spike	SPKref	RPDref	MDL	PQL	UQL	%REC	LOW	HIGH	%RPD	Q
1-Methylnaphthalene	A	ug/L	0	0		0	0	0	0.0206	0.1	10	0%	0	0	0%	U
2-Methylnaphthalene	A	ug/L	0	0		0	0	0	0.0176	0.1	10	0%	0	0	0%	U
Acenaphthene	A	ug/L	0	0		0	0	0	0.0317	0.1	10	0%	0	0	0%	U
Acenaphthylene	A	ug/L	0	0		0	0	0	0.025	0.1	10	0%	0	0	0%	U
Anthracene	A	ug/L	0	0		0	0	0	0.0283	0.1	10	0%	0	0	0%	U
Benzo(a)anthracene	A	ug/L	0.0582	0.0582		0	0	0	0.0272	0.1	10	0%	0	0	0%	J
Benzo(a)pyrene	A	ug/L	0.06871	0.06871		0	0	0	0.0347	0.1	10	0%	0	0	0%	J
Benzo(b)fluoranthene	A	ug/L	0.12359	0.12359		0	0	0	0.0226	0.1	10	0%	0	0	0%	
Benzo(g,h,i)perylene	A	ug/L	0.13799	0.13799		0	0	0	0.0267	0.1	10	0%	0	0	0%	
Benzo(k)fluoranthene	A	ug/L	0.10434	0.10434		0	0	0	0.0295	0.1	10	0%	0	0	0%	
Chrysene	A	ug/L	0.03461	0		0	0	0	0.0458	0.1	10	0%	0	0	0%	U
Dibenzo(a,h)anthracene	A	ug/L	0.11552	0.11552		0	0	0	0.0367	0.1	10	0%	0	0	0%	
Fluoranthene	A	ug/L	0	0		0	0	0	0.0233	0.1	10	0%	0	0	0%	U
Fluorene	A	ug/L	0	0		0	0	0	0.0225	0.1	10	0%	0	0	0%	U
Indeno(1,2,3-cd)pyrene	A	ug/L	0.12378	0.12378		0	0	0	0.0491	0.1	10	0%	0	0	0%	

Seq No	Lab ID	Test Code	Sample Typ	File ID	Analysis Date	DF	Batch ID	Prep Date	SPKref	RPDref	pmoist
15060320	B22021435-032	SVOC-8270C-SI	SAMP	√5975.I\sh022822	2/28/2022 11:24:	1	163957	2/23/2022 9:	0	0	

Analyte	T	Units	RAW	Final	Text	Spike	SPKref	RPDref	MDL	PQL	UQL	%REC	LOW	HIGH	%RPD	Q
Naphthalene	A	ug/L	0	0		0	0	0	0.029	0.1	10	0%	0	0	0%	U
Phenanthrene	A	ug/L	0	0		0	0	0	0.0295	0.1	10	0%	0	0	0%	U
Pyrene	A	ug/L	0	0		0	0	0	0.0239	0.1	10	0%	0	0	0%	U
1,4-Dichlorobenzene-d4	I	ug/L	40	40		0	0	0	0.1	0.1		0%	0	0	0%	
Acenaphthene-d10	I	ug/L	40	40		0	0	0	0.1	0.1		0%	0	0	0%	
Chrysene-d12	I	ug/L	40	40		0	0	0	0.1	0.1		0%	0	0	0%	
Naphthalene-d8	I	ug/L	40	40		0	0	0	0.1	0.1		0%	0	0	0%	
Perylene-d12	I	ug/L	40	40		0	0	0	0.1	0.1		0%	0	0	0%	
Phenanthrene-d10	I	ug/L	40	40		0	0	0	0.1	0.1	10	0%	0	0	0%	E
o-Terphenyl	X	ug/L	0	0		200	0	0	0.0654	0	0	0%	40	140	0%	US

Seq No	Lab ID	Test Code	Sample Typ	File ID	Analysis Date	DF	Batch ID	Prep Date	SPKref	RPDref	pmoist
15060321	28-Feb-22_CCV	SVOC-8270C-SI	CCV	√5975.I\sh022822	2/28/2022 11:56:	1	R375360		0	0	

Analyte	T	Units	RAW	Final	Text	Spike	SPKref	RPDref	MDL	PQL	UQL	%REC	LOW	HIGH	%RPD	Q
1-Methylnaphthalene	A	ug/L	2.05532	2.05532		2	0	0	0.0206	0.1	10	103%	50	150	0%	
2-Methylnaphthalene	A	ug/L	2.10546	2.10546		2	0	0	0.0176	0.1	10	105%	50	150	0%	
Acenaphthene	A	ug/L	1.94615	1.94615		2	0	0	0.0317	0.1	10	97%	50	150	0%	
Acenaphthylene	A	ug/L	1.92812	1.92812		2	0	0	0.025	0.1	10	96%	50	150	0%	
Anthracene	A	ug/L	1.95467	1.95467		2	0	0	0.0283	0.1	10	98%	50	150	0%	
Benzo(a)anthracene	A	ug/L	1.97238	1.97238		2	0	0	0.0272	0.1	10	99%	50	150	0%	
Benzo(a)pyrene	A	ug/L	1.89115	1.89115		2	0	0	0.0347	0.1	10	95%	50	150	0%	
Benzo(b)fluoranthene	A	ug/L	1.86222	1.86222		2	0	0	0.0226	0.1	10	93%	50	150	0%	
Benzo(g,h,i)perylene	A	ug/L	1.74304	1.74304		2	0	0	0.0267	0.1	10	87%	50	150	0%	
Benzo(k)fluoranthene	A	ug/L	1.82935	1.82935		2	0	0	0.0295	0.1	10	91%	50	150	0%	
Chrysene	A	ug/L	2.02532	2.02532		2	0	0	0.0458	0.1	10	101%	50	150	0%	
Dibenzo(a,h)anthracene	A	ug/L	1.90995	1.90995		2	0	0	0.0367	0.1	10	95%	50	150	0%	
Fluoranthene	A	ug/L	1.90728	1.90728		2	0	0	0.0233	0.1	10	95%	50	150	0%	
Fluorene	A	ug/L	1.84764	1.84764		2	0	0	0.0225	0.1	10	92%	50	150	0%	
Indeno(1,2,3-cd)pyrene	A	ug/L	1.90596	1.90596		2	0	0	0.0491	0.1	10	95%	50	150	0%	
Naphthalene	A	ug/L	1.94528	1.94528		2	0	0	0.029	0.1	10	97%	50	150	0%	
Phenanthrene	A	ug/L	2.00761	2.00761		2	0	0	0.0295	0.1	10	100%	50	150	0%	
Pyrene	A	ug/L	1.83792	1.83792		2	0	0	0.0239	0.1	10	92%	50	150	0%	
1,4-Dichlorobenzene-d4	I	ug/L	40	40		0	0	0	0.1	0.1		0%	50	150	0%	
Acenaphthene-d10	I	ug/L	40	40		0	0	0	0.1	0.1		0%	50	150	0%	

Seq No	Lab ID	Test Code	Sample Typ	File ID	Analysis Date	DF	Batch ID	Prep Date	SPKref	RPDref	pmoist
15060321	28-Feb-22_CCV	SVOC-8270C-SI	CCV	√5975.I\sh022822	2/28/2022 11:56:	1	R375360		0	0	

Analyte	T	Units	RAW	Final	Text	Spike	SPKref	RPDref	MDL	PQL	UQL	%REC	LOW	HIGH	%RPD	Q
Chrysene-d12	I	ug/L	40	40		0	0	0	0.1	0.1		0%	50	150	0%	
Naphthalene-d8	I	ug/L	40	40		0	0	0	0.1	0.1		0%	50	150	0%	
Perylene-d12	I	ug/L	40	40		0	0	0	0.1	0.1		0%	50	150	0%	
Phenanthrene-d10	I	ug/L	40	40		0	0	0	0.1	0.1	10	0%	50	150	0%	
2-Fluorobiphenyl	S	ug/L	1.79531	1.79531		2	0	0	0.0444	0.1	10	90%	50	150	0%	
Nitrobenzene-d5	S	ug/L	2.42878	2.42878		2	0	0	0.0523	0.1	10	121%	50	150	0%	
Terphenyl-d14	S	ug/L	1.86935	1.86935		2	0	0	0.0563	0.1	10	93%	50	150	0%	
o-Terphenyl	X	ug/L	1.91538	1.91538		2	0	0	0.0654	0	0	96%	50	150	0%	

Write Sequence | Insert Entries(Have the first cell for entries selected)

File Name	Sample Name	Line No.	Test Code	Multiplier	Divisor	Method Name
Feb2801.d	28-Feb-22_TUNE_1	1		1	1	5975Tune.M
Feb2802.d	28-Feb-22_CAL_7	2	SVOC-8270-W-LLPAH	1	1	5975BNASIM.M
Feb2803.d	28-Feb-22_CAL_6	3	SVOC-8270-W-LLPAH	1	1	5975BNASIM.M
Feb2804.d	28-Feb-22_CAL_5	4	SVOC-8270-W-LLPAH	1	1	5975BNASIM.M
Feb2805.d	28-Feb-22_CAL_4	5	SVOC-8270-W-LLPAH	1	1	5975BNASIM.M
Feb2806.d	28-Feb-22_CAL_3	6	SVOC-8270-W-LLPAH	1	1	5975BNASIM.M
Feb2807.d	28-Feb-22_CAL_2	7	SVOC-8270-W-LLPAH	1	1	5975BNASIM.M
Feb2808.d	28-Feb-22_CAL_1	8	SVOC-8270-W-LLPAH	1	1	5975BNASIM.M
Feb2809.d	28-Feb-22_CCV_9	9	SVOC-8270-W-LLPAH	1	1	5975BNASIM.M
Feb2810.d	28-Feb-22_ISTBLK_10	10	SVOC-8270-W-LLPAH	1	1	5975BNASIM.M
Feb2811.d	MB-163957	11	SVOC-8270C-SIM-W-LLPA	1	1	5975BNASIM.M
Feb2812.d	LLCS-163957	12	SVOC-8270C-SIM-W-LLPA	1	1	5975BNASIM.M
Feb2813.d	LLCSD-163957	13	SVOC-8270C-SIM-W-LLPA	1	1	5975BNASIM.M
Feb2814.d	B22021435-001C	14	SVOC-8270C-SIM-W-LLPA	1	1	5975BNASIM.M
Feb2815.d	B22021435-006C	15	SVOC-8270C-SIM-W-LLPA	1	1	5975BNASIM.M
Feb2816.d	B22021435-007A	16	SVOC-8270C-SIM-W-LLPA	1	1	5975BNASIM.M
Feb2817.d	B22021435-007ALMS	17	SVOC-8270C-SIM-W-LLPA	1	1	5975BNASIM.M
Feb2818.d	B22021435-012C	18	SVOC-8270C-SIM-W-LLPA	1	1	5975BNASIM.M
Feb2819.d	B22021435-012CLMS	19	SVOC-8270C-SIM-W-LLPA	1	1	5975BNASIM.M
Feb2820.d	B22021435-017C	20	SVOC-8270C-SIM-W-LLPA	1	1	5975BNASIM.M
Feb2821.d	B22021435-022C	21	SVOC-8270C-SIM-W-LLPA	1	1	5975BNASIM.M
Feb2822.d	B22021435-027C	22	SVOC-8270C-SIM-W-LLPA	1	1	5975BNASIM.M
Feb2823.d	B22021435-032C	23	SVOC-8270C-SIM-W-LLPA	1	1	5975BNASIM.M
Feb2824.d	28-Feb-22_CCV_24	24	SVOC-8270C-SIM-W-LLPA	1	1	5975BNASIM.M
Feb2825.d	28-Feb-22_TUNE_25	25		1	1	5975Tune.M
Feb2826.d	28-Feb-22_CCV_26	24	SVOC-8270-W-LLPAH	1	1	5975BNASIM.M
Feb2827.d	28-Feb-22_ISTBLK_27	27	SVOC-8270-W-LLPAH	1	1	5975BNASIM.M
Feb2828.d	MB-164083-163936-163809	28	SVOC-8270-W-LLPAH	1	1	5975BNASIM.M
Feb2829.d	MB-164083-163936-163809	29	SVOC-8270-W-LLPAH	20	1	5975BNASIM.M
Feb2830.d	LCS-164083-163936-163809	30	SVOC-8270-W-LLPAH	20	1	5975BNASIM.M
Feb2831.d	B22020866-001D	31	SVOC-8270-W-LLPAH	20	1	5975BNASIM.M
Feb2832.d	B22020866-001DMS	32	SVOC-8270-W-LLPAH	20	1	5975BNASIM.M
Feb2833.d	B22020866-001DMSD	33	SVOC-8270-W-LLPAH	20	1	5975BNASIM.M
Feb2834.d	B22020920-003D	34	SVOC-8270-W-LLPAH	1	1	5975BNASIM.M
Feb2835.d	B22020920-003D	35	SVOC-8270-W-LLPAH	20	1	5975BNASIM.M

Tune Evaluation Report

Data Path:	\\MASSHUNTER\Org\Data\SV5975.I\sh022822\1 e8270c bna SIM\Feb2801.D
Acq on:	2/28/2022 11:11:52 AM
Operator:	LIMS import
Sample:	28-Feb-22_TUNE_1
Inst Name:	GCMS
ALS Vial:	1
Method:	\\MASSHUNTER\Org\Data\SV5975.I\Methods\DFTPP5975625.m

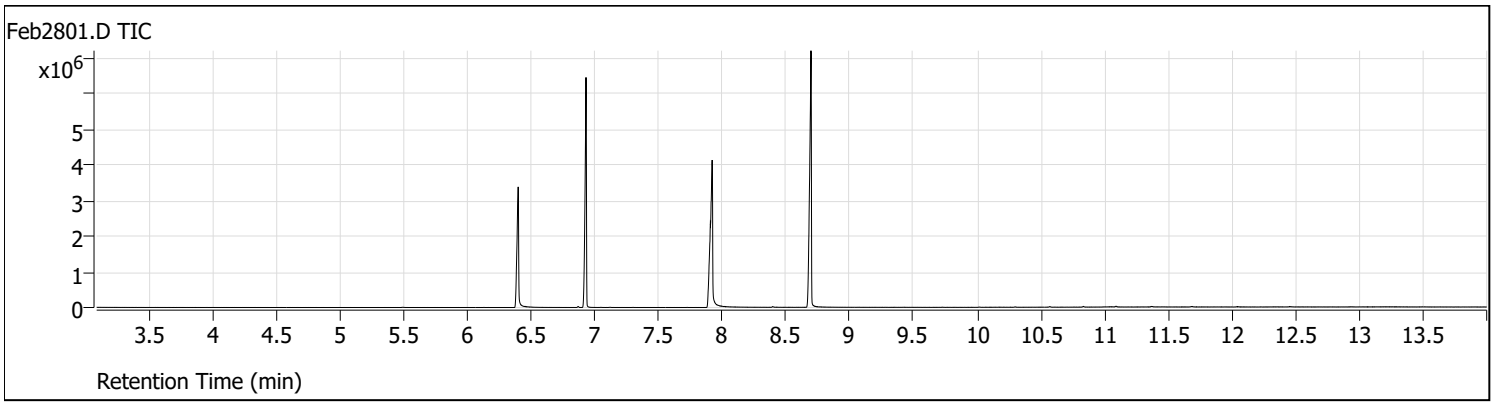

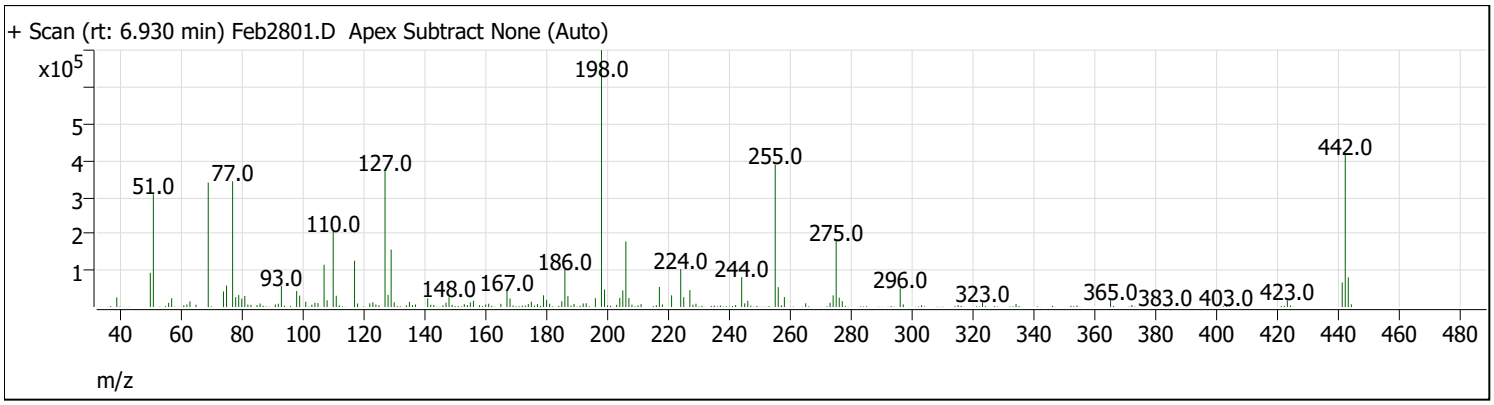

Target Mass	Rel. To Mass	Lower Limit%	Upper Limit%	Rel. Abn%	Raw Abn	Pass/Fail
51	198	30	60	43.9	309056	Pass
68	69	0	2	0.0	0	Pass
70	69	0	2	0.5	1846	Pass
127	198	40	60	52.9	372096	Pass
197	198	0	1	0.0	0	Pass
198	198	100	100	100.0	703360	Pass
199	198	5	9	6.8	47904	Pass
275	198	10	30	25.7	180736	Pass
365	198	1	100	2.8	19872	Pass
441	443	1E-10	150	83.0	67312	Pass
442	198	40	100	59.2	416064	Pass
443	442	17	23	19.5	81136	Pass
69	69	100	100	100.0	340864	Pass

Tune Evaluation Report

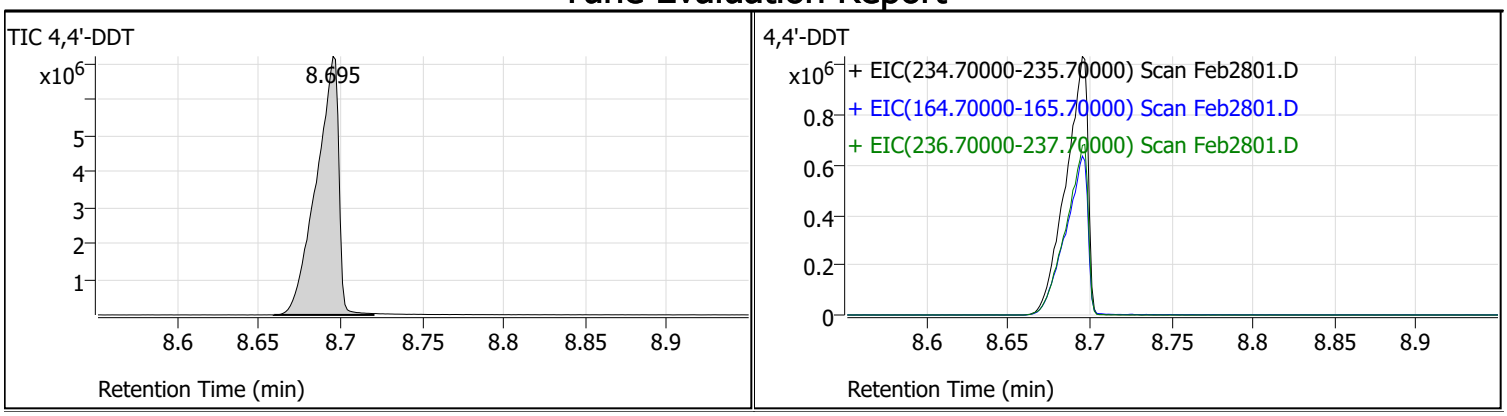

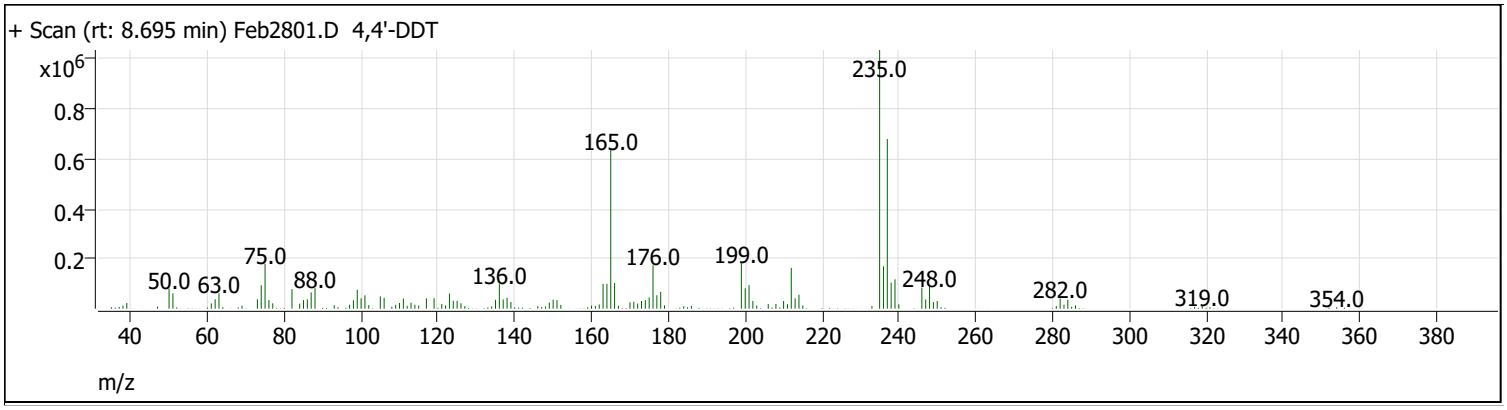

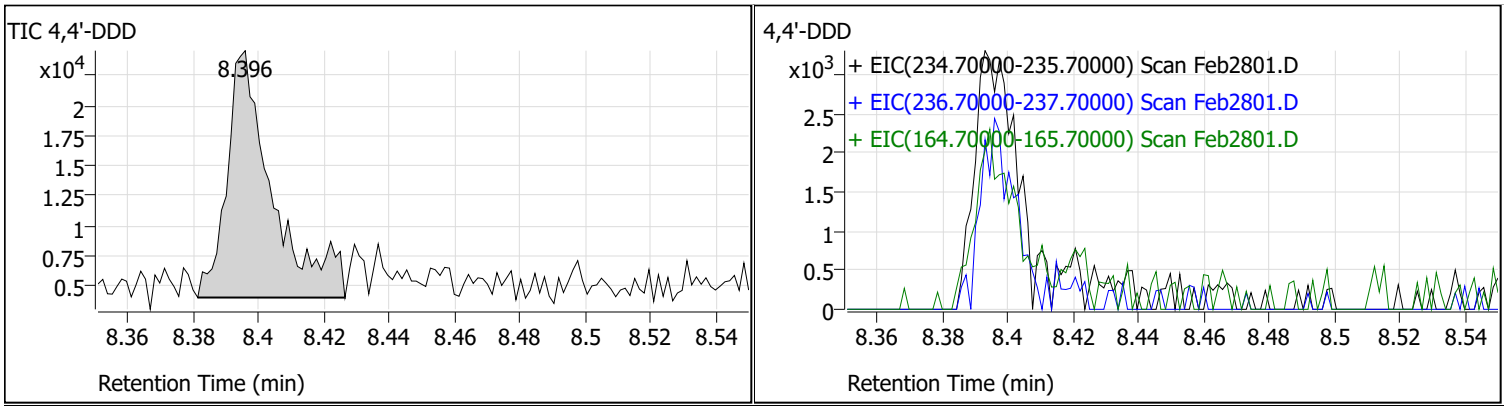

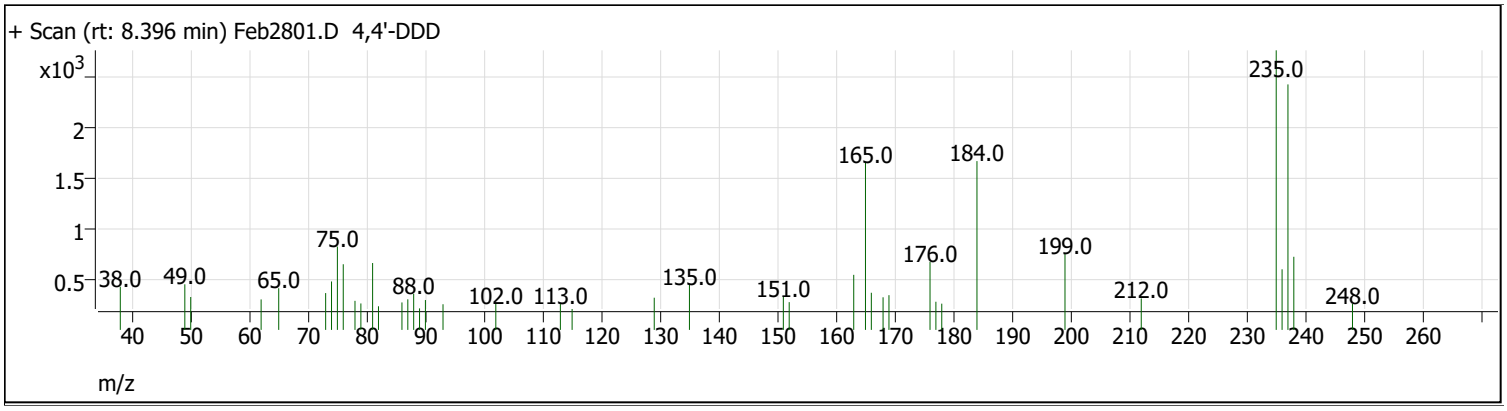



Tune Evaluation Report

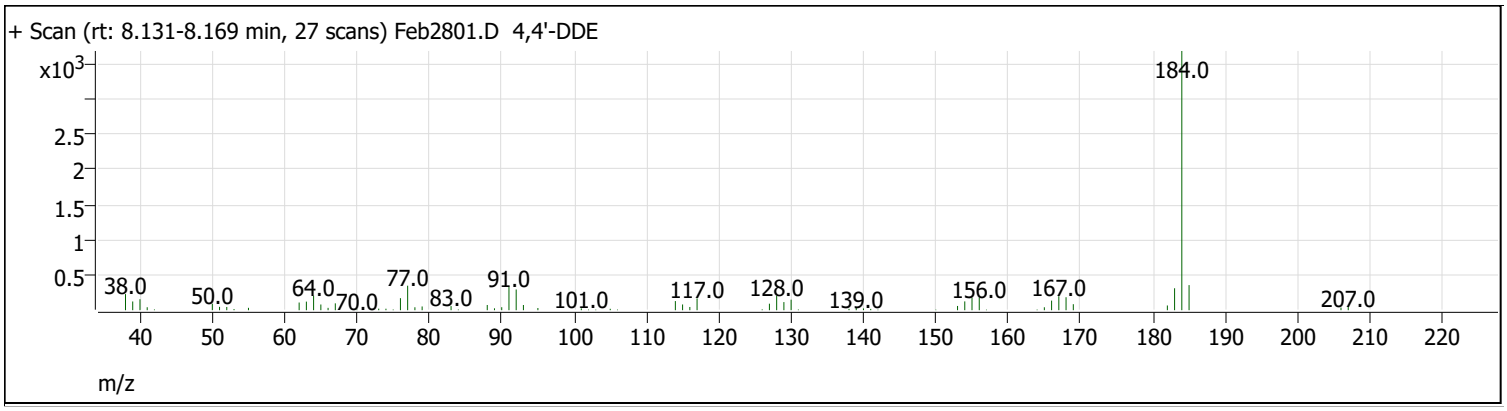

Compound Name	Expected RT	Observed RT	TIC Area	Breakdown %	Pass/Fail
4,4'-DDT	8.750	8.695	6859041	0.3	Pass
4,4'-DDD	8.450	8.396	19774		
4,4'-DDE	8.150	0.000	0		

Tune Evaluation Report

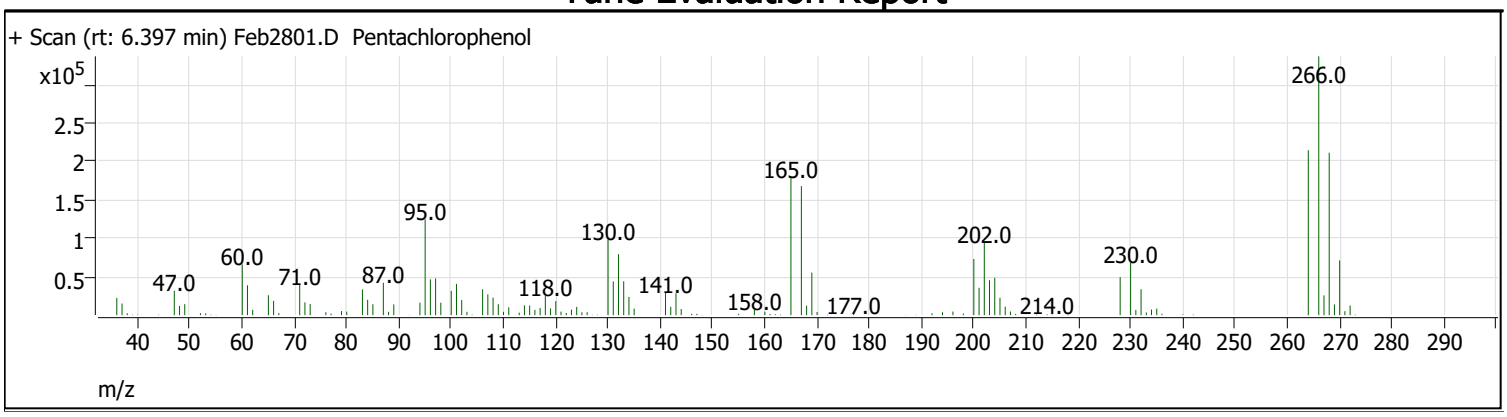

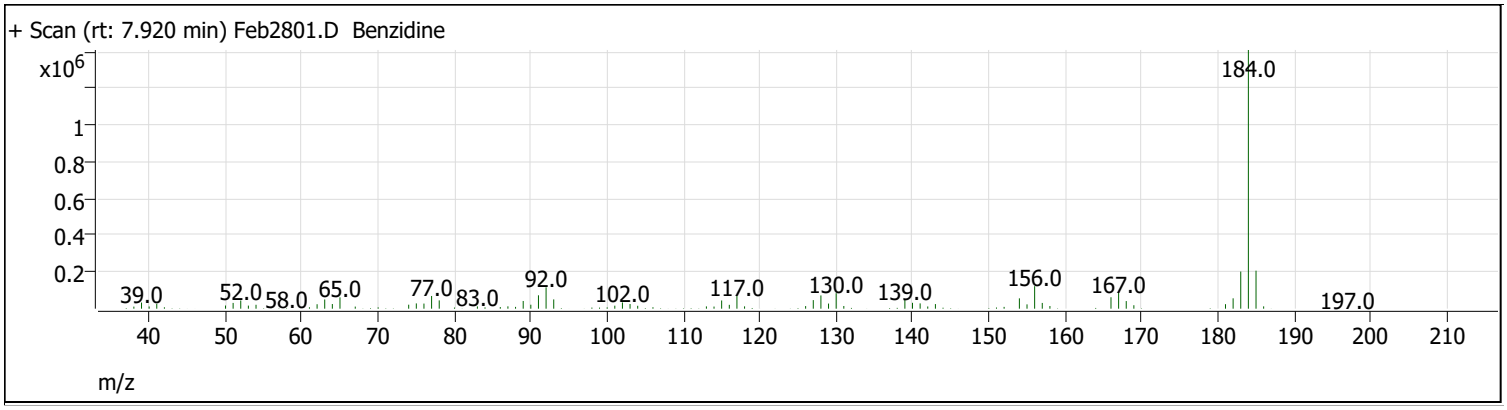

Compound Name	Expected RT	Observed RT	Tailing Factor	PGF	Pass/Fail
Pentachlorophenol	6.800	6.397	0.4	2.8	Pass
Benzidine	8.400	7.920	0.2	2.0	Pass

Calibration Report

Batch Path	\\MASSHUNTER\Org\Data\SV5975.I\sh022822\1 e8270c bna SIM\QuantResults\022822 bna SIM 1.batch.bin		
Analysis Time	3/1/2022 9:37 AM	**Analyst Name**	BL2000\jheine
Report Time	3/1/2022 10:32:11 AM	**Reporter Name**	BL2000\jheine
Last Calib Update	2/28/2022 5:36 PM	**Batch State**	Processed
Quant Batch Version	10.0	**Quant Report Version**	10.0

Nitrobenzene-d5 %RSE =

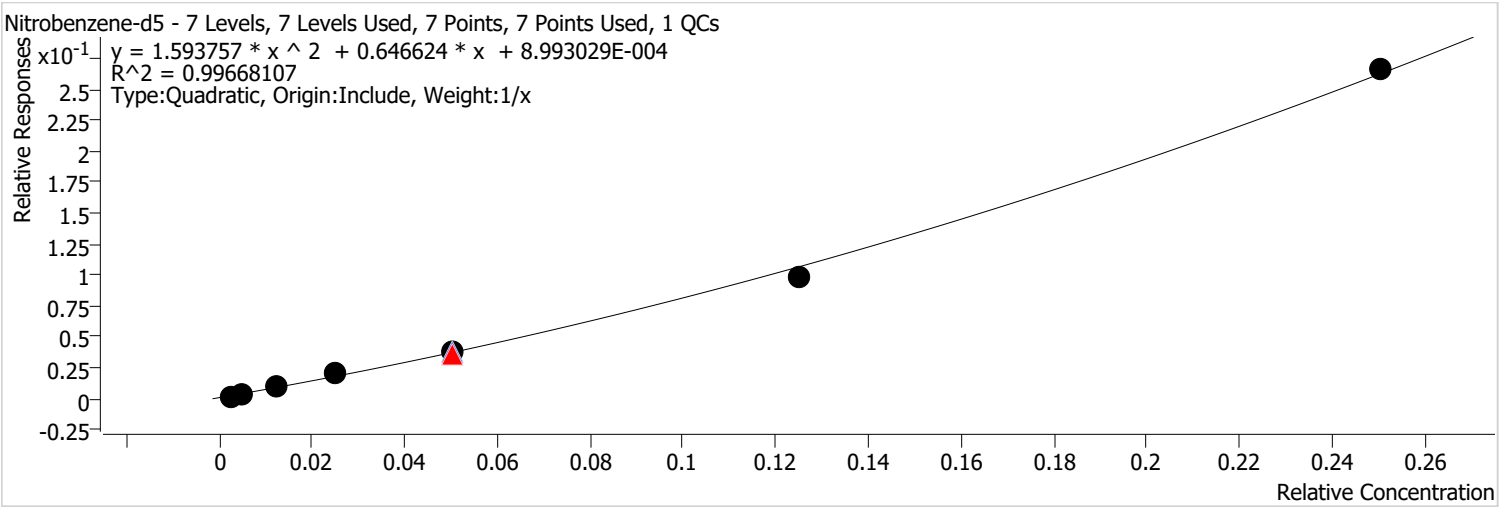

Calibration STD Path	Cal Type	Level	Enabled	Resp.	Exp. Conc	Resp. Factor	Level RSD
\\MASSHUNTER\Org\Data\SV5975.I\sh022822\1 e8270c bna SIM\Feb2808.D	Calibration	1	x	399	0.1000	0.9491	
\\MASSHUNTER\Org\Data\SV5975.I\sh022822\1 e8270c bna SIM\Feb2807.D	Calibration	2	x	675	0.2000	0.7545	
\\MASSHUNTER\Org\Data\SV5975.I\sh022822\1 e8270c bna SIM\Feb2806.D	Calibration	3	x	1769	0.5000	0.7575	
\\MASSHUNTER\Org\Data\SV5975.I\sh022822\1 e8270c bna SIM\Feb2805.D	Calibration	4	x	4160	1.0000	0.8629	
\\MASSHUNTER\Org\Data\SV5975.I\sh021122\1 e8270c bna SIM\Feb1120.D	CC	CCV	x	11789	2.0000	0.7329	
\\MASSHUNTER\Org\Data\SV5975.I\sh022822\1 e8270c bna SIM\Feb2809.D	QC	ICV	x	7699	2.0000	0.7716	
\\MASSHUNTER\Org\Data\SV5975.I\sh022822\1 e8270c bna SIM\Feb2804.D	Calibration	5	x	8111	2.0000	0.7802	
\\MASSHUNTER\Org\Data\SV5975.I\sh022822\1 e8270c bna SIM\Feb2803.D	Calibration	6	x	21732	5.0000	0.7846	
\\MASSHUNTER\Org\Data\SV5975.I\sh022822\1 e8270c bna SIM\Feb2802.D	Calibration	7	x	62988	10.0000	1.0629	

Calibration Report

Batch Path	\\MASSHUNTER\Org\Data\SV5975.I\sh022822\1 e8270c bna SIM\QuantResults\022822 bna SIM 1.batch.bin		
Analysis Time	3/1/2022 9:37 AM	**Analyst Name**	BL2000\jheine
Report Time	3/1/2022 10:32:15 AM	**Reporter Name**	BL2000\jheine
Last Calib Update	2/28/2022 5:36 PM	**Batch State**	Processed
Quant Batch Version	10.0	**Quant Report Version**	10.0

Naphthalene %RSE = 9.7

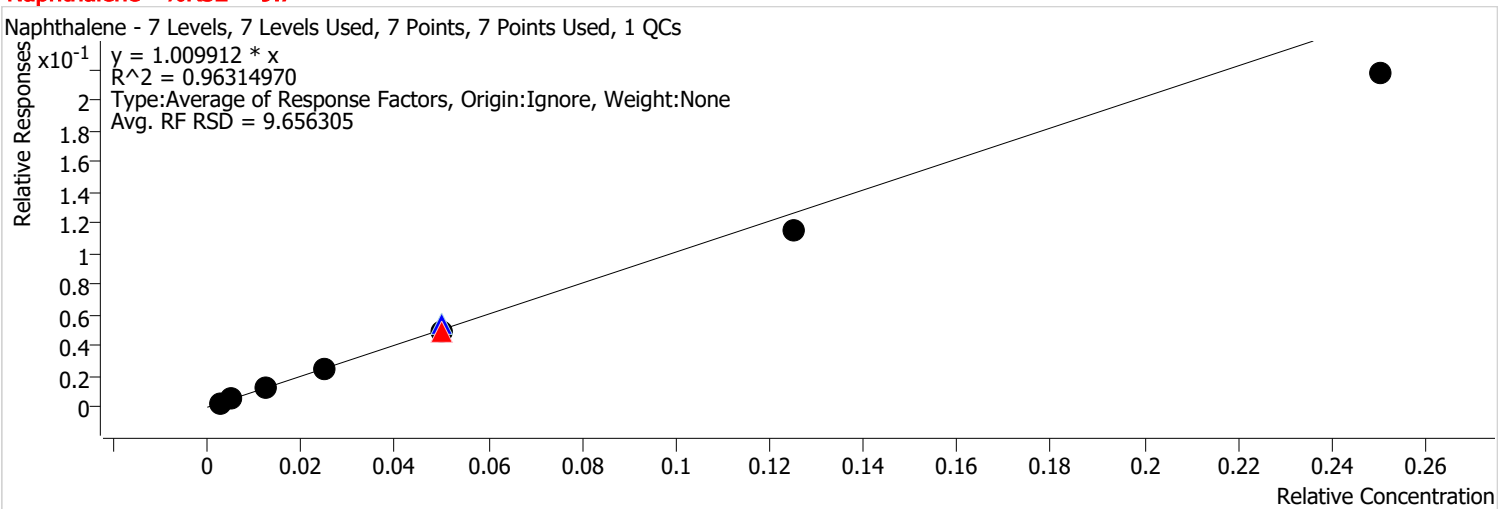

Calibration STD Path	Cal Type	Level	Enabled	Resp.	Exp. Conc	Resp. Factor	Level RSD
\\MASSHUNTER\Org\Data\SV5975.I\sh022822\1 e8270c bna SIM\Feb2808.D	Calibration	1	x	2294	0.1000	1.1661	
\\MASSHUNTER\Org\Data\SV5975.I\sh022822\1 e8270c bna SIM\Feb2807.D	Calibration	2	x	4270	0.2000	1.0708	
\\MASSHUNTER\Org\Data\SV5975.I\sh022822\1 e8270c bna SIM\Feb2806.D	Calibration	3	x	10356	0.5000	1.0366	
\\MASSHUNTER\Org\Data\SV5975.I\sh022822\1 e8270c bna SIM\Feb2805.D	Calibration	4	x	21497	1.0000	1.0186	
\\MASSHUNTER\Org\Data\SV5975.I\sh021122\1 e8270c bna SIM\Feb1120.D	CC	CCV	x	59244	2.0000	0.9723	
\\MASSHUNTER\Org\Data\SV5975.I\sh022822\1 e8270c bna SIM\Feb2809.D	QC	ICV	x	47707	2.0000	1.0851	
\\MASSHUNTER\Org\Data\SV5975.I\sh022822\1 e8270c bna SIM\Feb2804.D	Calibration	5	x	44192	2.0000	0.9853	
\\MASSHUNTER\Org\Data\SV5975.I\sh022822\1 e8270c bna SIM\Feb2803.D	Calibration	6	x	110932	5.0000	0.9242	
\\MASSHUNTER\Org\Data\SV5975.I\sh022822\1 e8270c bna SIM\Feb2802.D	Calibration	7	x	218016	10.0000	0.8677	

Calibration Report

Batch Path	\\MASSHUNTER\Org\Data\SV5975.I\sh022822\1 e8270c bna SIM\QuantResults\022822 bna SIM 1.batch.bin		
Analysis Time	3/1/2022 9:37 AM	**Analyst Name**	BL2000\jheine
Report Time	3/1/2022 10:32:15 AM	**Reporter Name**	BL2000\jheine
Last Calib Update	2/28/2022 5:36 PM	**Batch State**	Processed
Quant Batch Version	10.0	**Quant Report Version**	10.0

2-Methylnaphthalene %RSE = 1.7

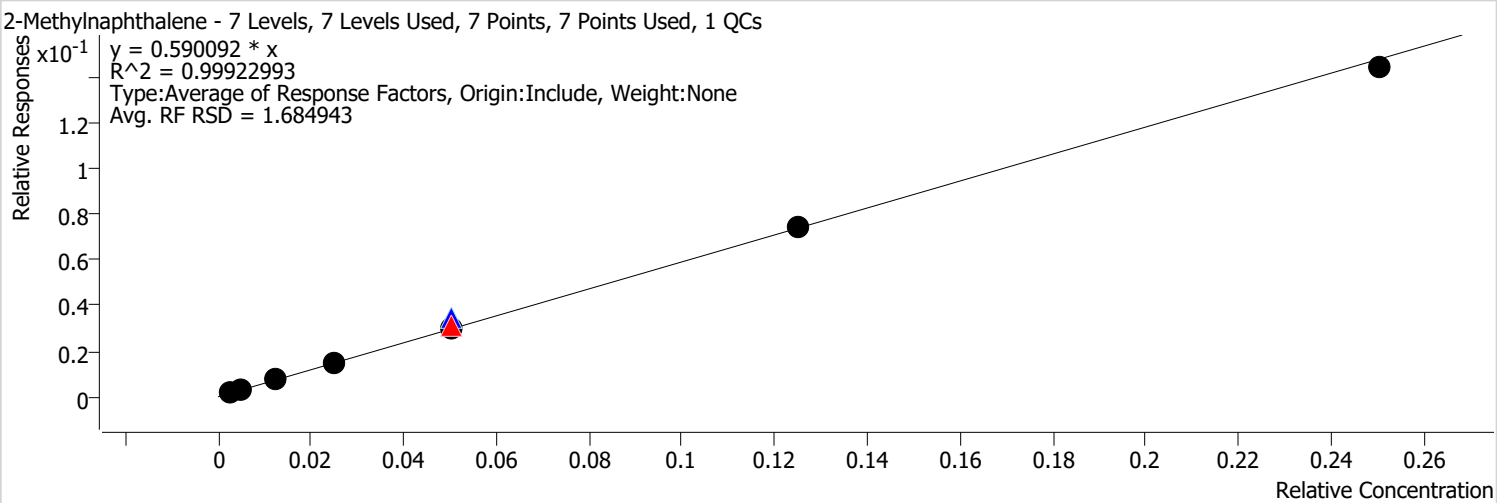

Calibration STD Path	Cal Type	Level	Enabled	Resp.	Exp. Conc	Resp. Factor	Level RSD
\\MASSHUNTER\Org\Data\SV5975.I\sh022822\1 e8270c bna SIM\Feb2808.D	Calibration	1	x	1185	0.1000	0.6025	
\\MASSHUNTER\Org\Data\SV5975.I\sh022822\1 e8270c bna SIM\Feb2807.D	Calibration	2	x	2347	0.2000	0.5886	
\\MASSHUNTER\Org\Data\SV5975.I\sh022822\1 e8270c bna SIM\Feb2806.D	Calibration	3	x	5804	0.5000	0.5809	
\\MASSHUNTER\Org\Data\SV5975.I\sh022822\1 e8270c bna SIM\Feb2805.D	Calibration	4	x	12463	1.0000	0.5905	
\\MASSHUNTER\Org\Data\SV5975.I\sh021122\1 e8270c bna SIM\Feb1120.D	CC	CCV	x	37468	2.0000	0.6150	
\\MASSHUNTER\Org\Data\SV5975.I\sh022822\1 e8270c bna SIM\Feb2809.D	QC	ICV	x	30895	2.0000	0.7027	
\\MASSHUNTER\Org\Data\SV5975.I\sh022822\1 e8270c bna SIM\Feb2804.D	Calibration	5	x	26987	2.0000	0.6017	
\\MASSHUNTER\Org\Data\SV5975.I\sh022822\1 e8270c bna SIM\Feb2803.D	Calibration	6	x	70933	5.0000	0.5910	
\\MASSHUNTER\Org\Data\SV5975.I\sh022822\1 e8270c bna SIM\Feb2802.D	Calibration	7	x	144579	10.0000	0.5754	

Calibration Report

Batch Path	\\MASSHUNTER\Org\Data\SV5975.I\sh022822\1 e8270c bna SIM\QuantResults\022822 bna SIM 1.batch.bin		
Analysis Time	3/1/2022 9:37 AM	**Analyst Name**	BL2000\jheine
Report Time	3/1/2022 10:32:15 AM	**Reporter Name**	BL2000\jheine
Last Calib Update	2/28/2022 5:36 PM	**Batch State**	Processed
Quant Batch Version	10.0	**Quant Report Version**	10.0

1-Methylnaphthalene %RSE = 10.5

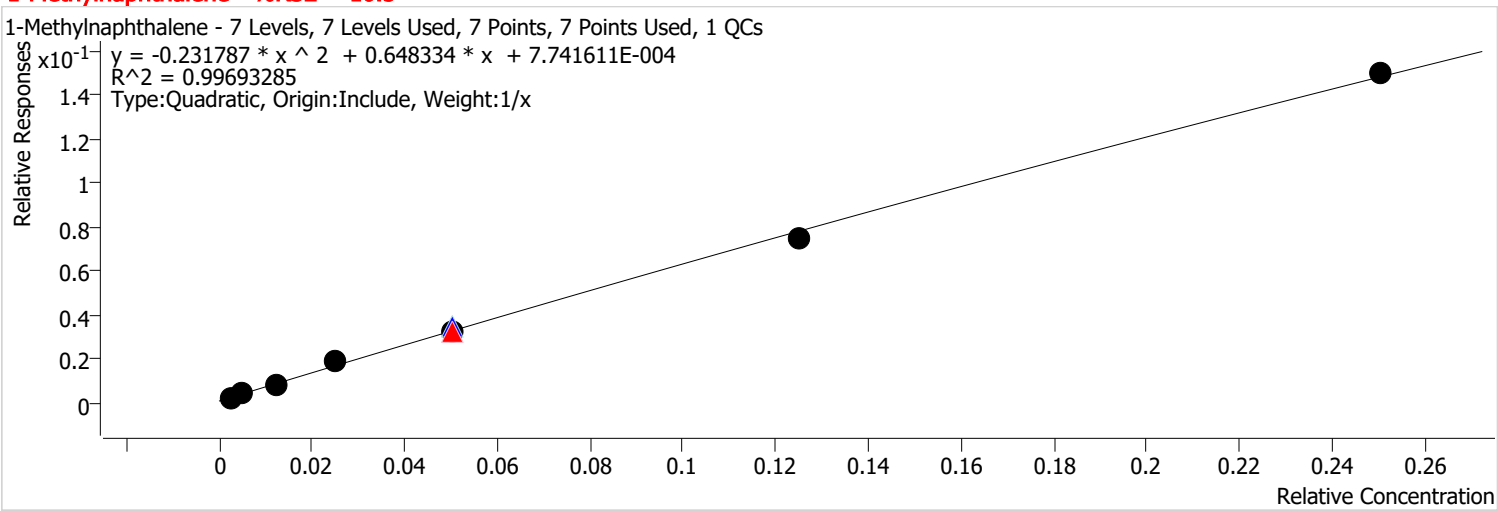

Calibration STD Path	Cal Type	Level	Enabled	Resp.	Exp. Conc	Resp. Factor	Level RSD
\\MASSHUNTER\Org\Data\SV5975.I\sh022822\1 e8270c bna SIM\Feb2808.D	Calibration	1	x	1823	0.1000	0.9266	
\\MASSHUNTER\Org\Data\SV5975.I\sh022822\1 e8270c bna SIM\Feb2807.D	Calibration	2	x	3238	0.2000	0.8120	
\\MASSHUNTER\Org\Data\SV5975.I\sh022822\1 e8270c bna SIM\Feb2806.D	Calibration	3	x	6382	0.5000	0.6388	
\\MASSHUNTER\Org\Data\SV5975.I\sh022822\1 e8270c bna SIM\Feb2805.D	Calibration	4	x	16434	1.0000	0.7787	
\\MASSHUNTER\Org\Data\SV5975.I\sh021122\1 e8270c bna SIM\Feb1120.D	CC	CCV	x	40129	2.0000	0.6586	
\\MASSHUNTER\Org\Data\SV5975.I\sh022822\1 e8270c bna SIM\Feb2809.D	QC	ICV	x	30561	2.0000	0.6952	
\\MASSHUNTER\Org\Data\SV5975.I\sh022822\1 e8270c bna SIM\Feb2804.D	Calibration	5	x	29573	2.0000	0.6594	
\\MASSHUNTER\Org\Data\SV5975.I\sh022822\1 e8270c bna SIM\Feb2803.D	Calibration	6	x	71606	5.0000	0.5966	
\\MASSHUNTER\Org\Data\SV5975.I\sh022822\1 e8270c bna SIM\Feb2802.D	Calibration	7	x	150643	10.0000	0.5996	

Calibration Report

Batch Path	\\MASSHUNTER\Org\Data\SV5975.I\sh022822\1 e8270c bna SIM\QuantResults\022822 bna SIM 1.batch.bin		
Analysis Time	3/1/2022 9:37 AM	**Analyst Name**	BL2000\jheine
Report Time	3/1/2022 10:32:15 AM	**Reporter Name**	BL2000\jheine
Last Calib Update	2/28/2022 5:36 PM	**Batch State**	Processed
Quant Batch Version	10.0	**Quant Report Version**	10.0

2-Fluorobiphenyl %RSE =

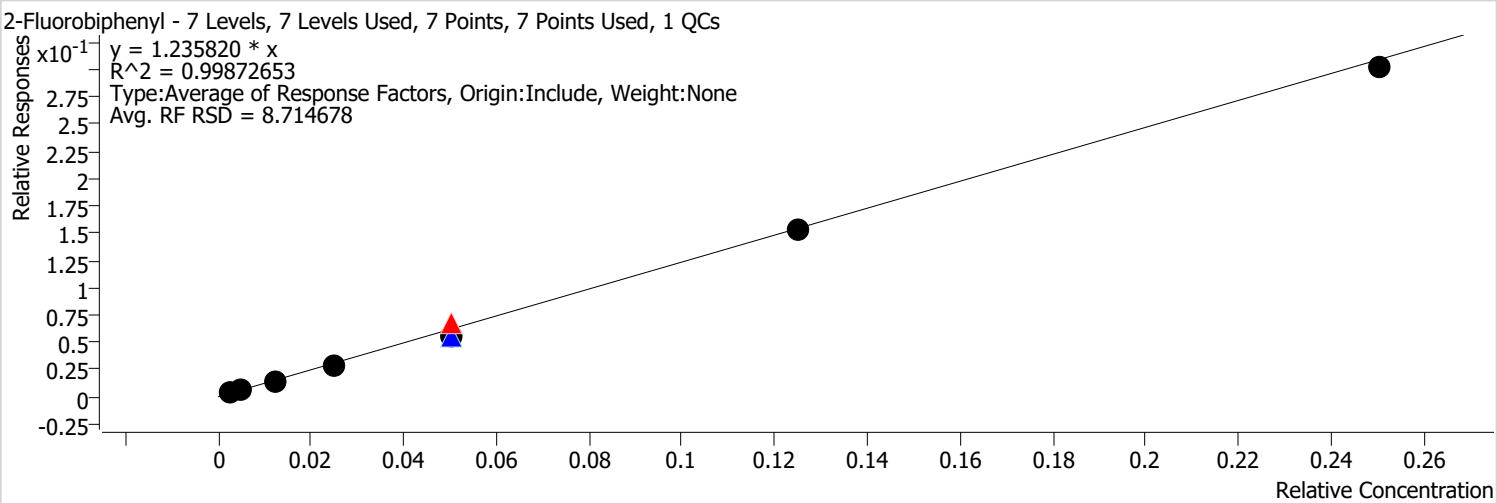

Calibration STD Path	Cal Type	Level	Enabled	Resp.	Exp. Conc	Resp. Factor	Level RSD
\\MASSHUNTER\Org\Data\SV5975.I\sh022822\1 e8270c bna SIM\Feb2808.D	Calibration	1	x	1922	0.1000	1.4063	
\\MASSHUNTER\Org\Data\SV5975.I\sh022822\1 e8270c bna SIM\Feb2807.D	Calibration	2	x	3564	0.2000	1.3575	
\\MASSHUNTER\Org\Data\SV5975.I\sh022822\1 e8270c bna SIM\Feb2806.D	Calibration	3	x	7973	0.5000	1.1687	
\\MASSHUNTER\Org\Data\SV5975.I\sh022822\1 e8270c bna SIM\Feb2805.D	Calibration	4	x	17391	1.0000	1.1771	
\\MASSHUNTER\Org\Data\SV5975.I\sh021122\1 e8270c bna SIM\Feb1120.D	CC	CCV	x	56094	2.0000	1.3519	
\\MASSHUNTER\Org\Data\SV5975.I\sh022822\1 e8270c bna SIM\Feb2809.D	QC	ICV	x	33946	2.0000	1.0982	
\\MASSHUNTER\Org\Data\SV5975.I\sh022822\1 e8270c bna SIM\Feb2804.D	Calibration	5	x	33989	2.0000	1.1061	
\\MASSHUNTER\Org\Data\SV5975.I\sh022822\1 e8270c bna SIM\Feb2803.D	Calibration	6	x	92999	5.0000	1.2286	
\\MASSHUNTER\Org\Data\SV5975.I\sh022822\1 e8270c bna SIM\Feb2802.D	Calibration	7	x	203587	10.0000	1.2064	

Calibration Report

Batch Path	\\MASSHUNTER\Org\Data\SV5975.I\sh022822\1 e8270c bna SIM\QuantResults\022822 bna SIM 1.batch.bin		
Analysis Time	3/1/2022 9:37 AM	**Analyst Name**	BL2000\jheine
Report Time	3/1/2022 10:32:15 AM	**Reporter Name**	BL2000\jheine
Last Calib Update	2/28/2022 5:36 PM	**Batch State**	Processed
Quant Batch Version	10.0	**Quant Report Version**	10.0

Acenaphthylene %RSE = 7.1

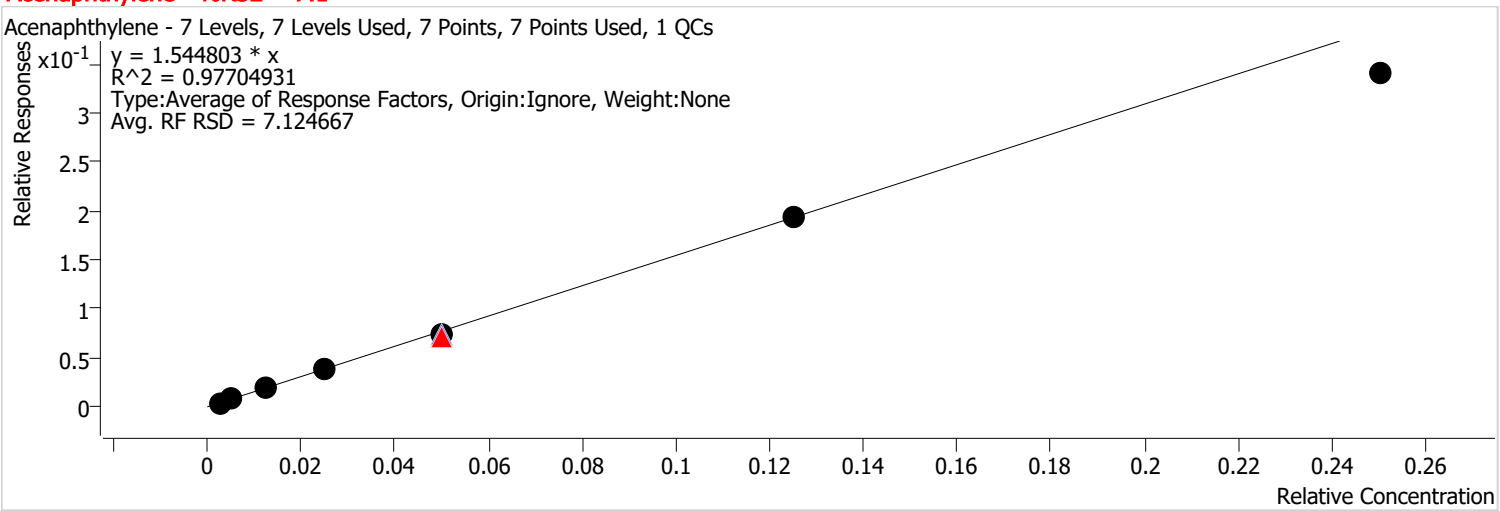

Calibration STD Path	Cal Type	Level	Enabled	Resp.	Exp. Conc	Resp. Factor	Level RSD
\\MASSHUNTER\Org\Data\SV5975.I\sh022822\1 e8270c bna SIM\Feb2808.D	Calibration	1	x	2282	0.1000	1.6695	
\\MASSHUNTER\Org\Data\SV5975.I\sh022822\1 e8270c bna SIM\Feb2807.D	Calibration	2	x	4392	0.2000	1.6730	
\\MASSHUNTER\Org\Data\SV5975.I\sh022822\1 e8270c bna SIM\Feb2806.D	Calibration	3	x	10747	0.5000	1.5753	
\\MASSHUNTER\Org\Data\SV5975.I\sh022822\1 e8270c bna SIM\Feb2805.D	Calibration	4	x	22388	1.0000	1.5154	
\\MASSHUNTER\Org\Data\SV5975.I\sh021122\1 e8270c bna SIM\Feb1120.D	CC	CCV	x	59824	2.0000	1.4418	
\\MASSHUNTER\Org\Data\SV5975.I\sh022822\1 e8270c bna SIM\Feb2809.D	QC	ICV	x	45602	2.0000	1.4753	
\\MASSHUNTER\Org\Data\SV5975.I\sh022822\1 e8270c bna SIM\Feb2804.D	Calibration	5	x	45447	2.0000	1.4789	
\\MASSHUNTER\Org\Data\SV5975.I\sh022822\1 e8270c bna SIM\Feb2803.D	Calibration	6	x	116759	5.0000	1.5425	
\\MASSHUNTER\Org\Data\SV5975.I\sh022822\1 e8270c bna SIM\Feb2802.D	Calibration	7	x	229334	10.0000	1.3590	

Calibration Report

Batch Path	\\MASSHUNTER\Org\Data\SV5975.I\sh022822\1 e8270c bna SIM\QuantResults\022822 bna SIM 1.batch.bin		
Analysis Time	3/1/2022 9:37 AM	**Analyst Name**	BL2000\jheine
Report Time	3/1/2022 10:32:15 AM	**Reporter Name**	BL2000\jheine
Last Calib Update	2/28/2022 5:36 PM	**Batch State**	Processed
Quant Batch Version	10.0	**Quant Report Version**	10.0

Acenaphthene %RSE = 6.2

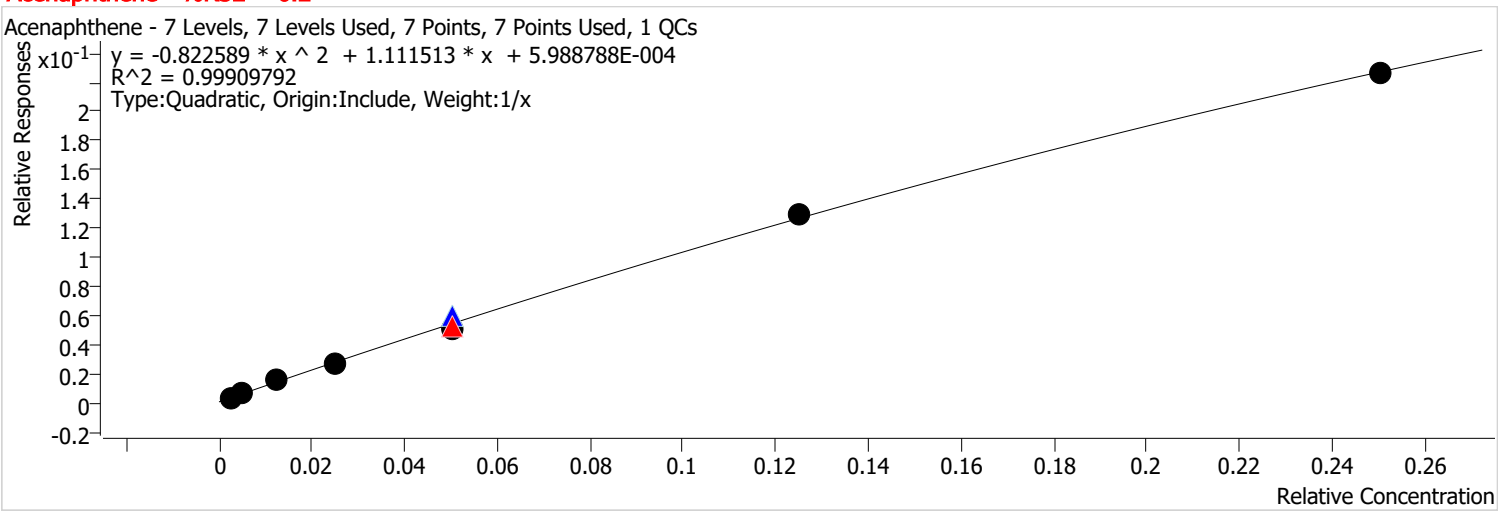

Calibration STD Path	Cal Type	Level	Enabled	Resp.	Exp. Conc	Resp. Factor	Level RSD
\\MASSHUNTER\Org\Data\SV5975.I\sh022822\1 e8270c bna SIM\Feb2808.D	Calibration	1	x	1739	0.1000	1.2719	
\\MASSHUNTER\Org\Data\SV5975.I\sh022822\1 e8270c bna SIM\Feb2807.D	Calibration	2	x	3408	0.2000	1.2981	
\\MASSHUNTER\Org\Data\SV5975.I\sh022822\1 e8270c bna SIM\Feb2806.D	Calibration	3	x	8192	0.5000	1.2009	
\\MASSHUNTER\Org\Data\SV5975.I\sh022822\1 e8270c bna SIM\Feb2805.D	Calibration	4	x	16278	1.0000	1.1018	
\\MASSHUNTER\Org\Data\SV5975.I\sh021122\1 e8270c bna SIM\Feb1120.D	CC	CCV	x	43075	2.0000	1.0381	
\\MASSHUNTER\Org\Data\SV5975.I\sh022822\1 e8270c bna SIM\Feb2809.D	QC	ICV	x	37269	2.0000	1.2057	
\\MASSHUNTER\Org\Data\SV5975.I\sh022822\1 e8270c bna SIM\Feb2804.D	Calibration	5	x	31554	2.0000	1.0268	
\\MASSHUNTER\Org\Data\SV5975.I\sh022822\1 e8270c bna SIM\Feb2803.D	Calibration	6	x	78829	5.0000	1.0414	
\\MASSHUNTER\Org\Data\SV5975.I\sh022822\1 e8270c bna SIM\Feb2802.D	Calibration	7	x	152469	10.0000	0.9035	

Calibration Report

Batch Path	\\MASSHUNTER\Org\Data\SV5975.I\sh022822\1 e8270c bna SIM\QuantResults\022822 bna SIM 1.batch.bin		
Analysis Time	3/1/2022 9:37 AM	**Analyst Name**	BL2000\jheine
Report Time	3/1/2022 10:32:15 AM	**Reporter Name**	BL2000\jheine
Last Calib Update	2/28/2022 5:36 PM	**Batch State**	Processed
Quant Batch Version	10.0	**Quant Report Version**	10.0

Fluorene %RSE = 8.2

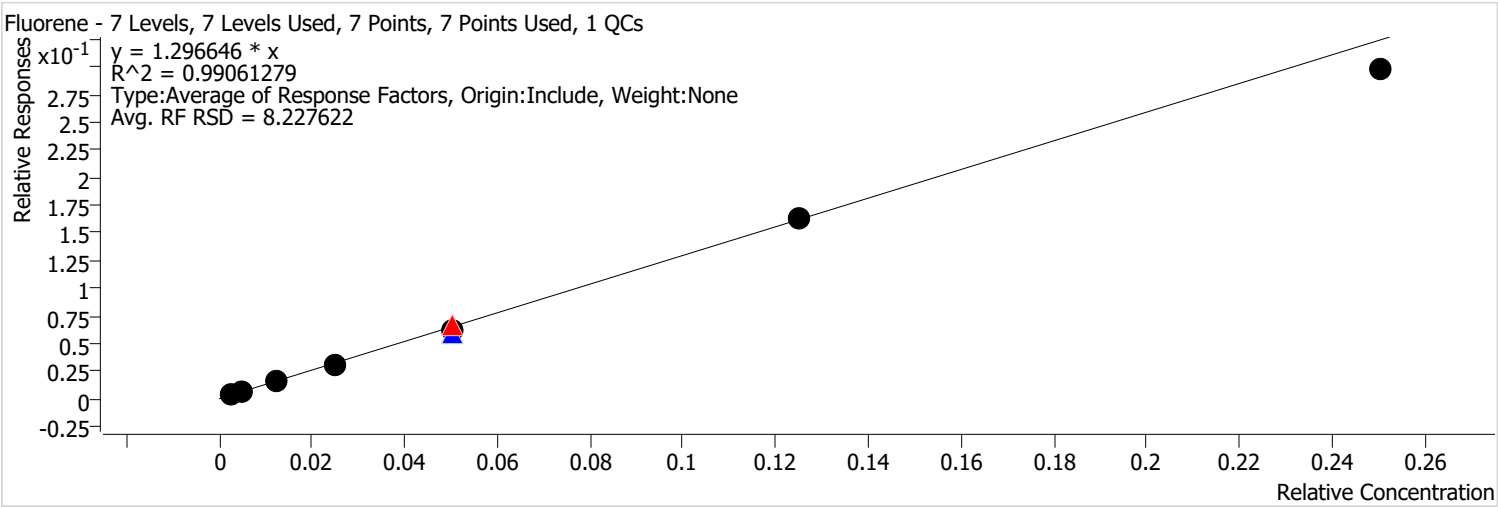

Calibration STD Path	Cal Type	Level	Enabled	Resp.	Exp. Conc	Resp. Factor	Level RSD
\\MASSHUNTER\Org\Data\SV5975.I\sh022822\1 e8270c bna SIM\Feb2808.D	Calibration	1	x	2041	0.1000	1.4929	
\\MASSHUNTER\Org\Data\SV5975.I\sh022822\1 e8270c bna SIM\Feb2807.D	Calibration	2	x	3305	0.2000	1.2588	
\\MASSHUNTER\Org\Data\SV5975.I\sh022822\1 e8270c bna SIM\Feb2806.D	Calibration	3	x	9411	0.5000	1.3796	
\\MASSHUNTER\Org\Data\SV5975.I\sh022822\1 e8270c bna SIM\Feb2805.D	Calibration	4	x	18159	1.0000	1.2291	
\\MASSHUNTER\Org\Data\SV5975.I\sh021122\1 e8270c bna SIM\Feb1120.D	CC	CCV	x	56156	2.0000	1.3534	
\\MASSHUNTER\Org\Data\SV5975.I\sh022822\1 e8270c bna SIM\Feb2809.D	QC	ICV	x	36522	2.0000	1.1816	
\\MASSHUNTER\Org\Data\SV5975.I\sh022822\1 e8270c bna SIM\Feb2804.D	Calibration	5	x	37579	2.0000	1.2229	
\\MASSHUNTER\Org\Data\SV5975.I\sh022822\1 e8270c bna SIM\Feb2803.D	Calibration	6	x	98665	5.0000	1.3035	
\\MASSHUNTER\Org\Data\SV5975.I\sh022822\1 e8270c bna SIM\Feb2802.D	Calibration	7	x	200776	10.0000	1.1897	

Calibration Report

Batch Path	\\MASSHUNTER\Org\Data\SV5975.I\sh022822\1 e8270c bna SIM\QuantResults\022822 bna SIM 1.batch.bin		
Analysis Time	3/1/2022 9:37 AM	**Analyst Name**	BL2000\jheine
Report Time	3/1/2022 10:32:15 AM	**Reporter Name**	BL2000\jheine
Last Calib Update	2/28/2022 5:36 PM	**Batch State**	Processed
Quant Batch Version	10.0	**Quant Report Version**	10.0

Phenanthrene %RSE = 8.2

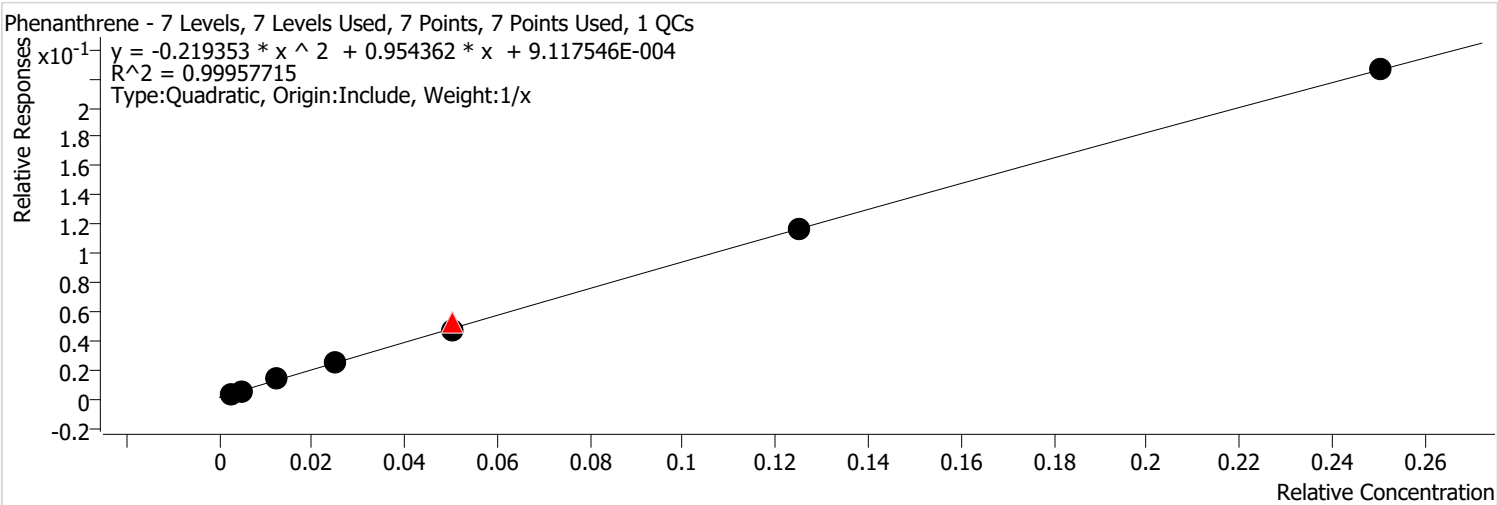

Calibration STD Path	Cal Type	Level	Enabled	Resp.	Exp. Conc	Resp. Factor	Level RSD
\\MASSHUNTER\Org\Data\SV5975.I\sh022822\1 e8270c bna SIM\Feb2808.D	Calibration	1	x	3514	0.1000	1.3961	
\\MASSHUNTER\Org\Data\SV5975.I\sh022822\1 e8270c bna SIM\Feb2807.D	Calibration	2	x	5117	0.2000	1.0079	
\\MASSHUNTER\Org\Data\SV5975.I\sh022822\1 e8270c bna SIM\Feb2806.D	Calibration	3	x	13673	0.5000	1.0568	
\\MASSHUNTER\Org\Data\SV5975.I\sh022822\1 e8270c bna SIM\Feb2805.D	Calibration	4	x	27826	1.0000	1.0170	
\\MASSHUNTER\Org\Data\SV5975.I\sh021122\1 e8270c bna SIM\Feb1120.D	CC	CCV	x	78344	2.0000	1.0399	
\\MASSHUNTER\Org\Data\SV5975.I\sh022822\1 e8270c bna SIM\Feb2809.D	QC	ICV	x	61118	2.0000	1.0519	
\\MASSHUNTER\Org\Data\SV5975.I\sh022822\1 e8270c bna SIM\Feb2804.D	Calibration	5	x	54398	2.0000	0.9503	
\\MASSHUNTER\Org\Data\SV5975.I\sh022822\1 e8270c bna SIM\Feb2803.D	Calibration	6	x	140961	5.0000	0.9309	
\\MASSHUNTER\Org\Data\SV5975.I\sh022822\1 e8270c bna SIM\Feb2802.D	Calibration	7	x	270524	10.0000	0.9041	

Calibration Report

Batch Path	\\MASSHUNTER\Org\Data\SV5975.I\sh022822\1 e8270c bna SIM\QuantResults\022822 bna SIM 1.batch.bin		
Analysis Time	3/1/2022 9:37 AM	**Analyst Name**	BL2000\jheine
Report Time	3/1/2022 10:32:15 AM	**Reporter Name**	BL2000\jheine
Last Calib Update	2/28/2022 5:36 PM	**Batch State**	Processed
Quant Batch Version	10.0	**Quant Report Version**	10.0

Anthracene %RSE = 8.2

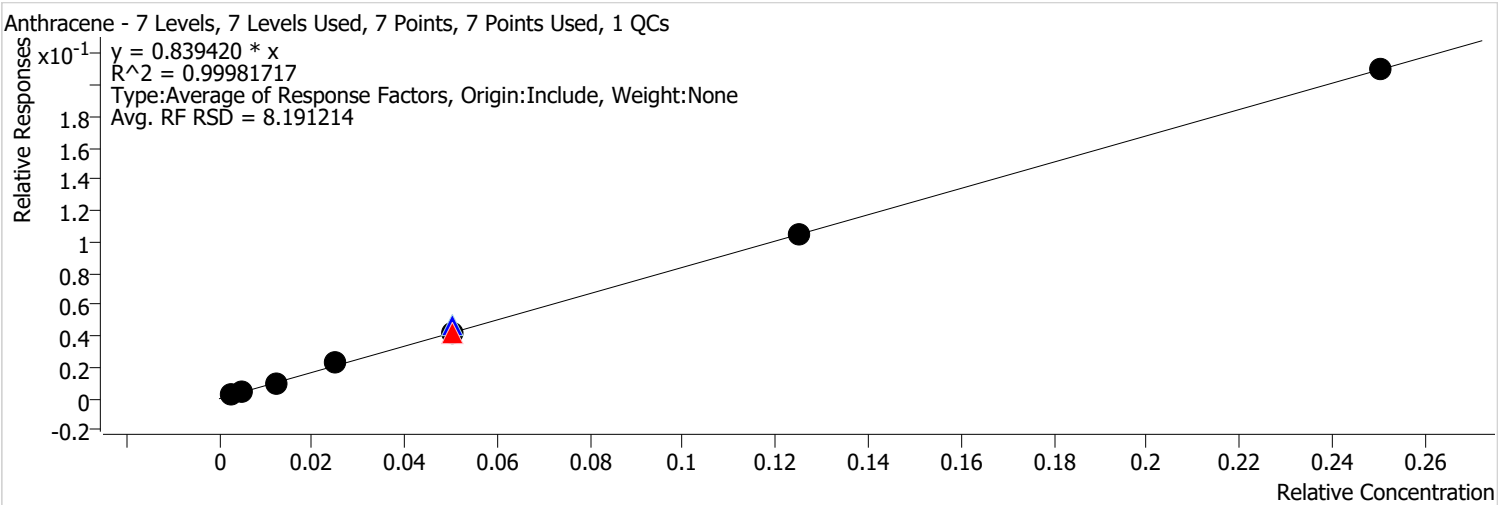

Calibration STD Path	Cal Type	Level	Enabled	Resp.	Exp. Conc	Resp. Factor	Level RSD
\\MASSHUNTER\Org\Data\SV5975.I\sh022822\1 e8270c bna SIM\Feb2808.D	Calibration	1	x	2303	0.1000	0.9151	
\\MASSHUNTER\Org\Data\SV5975.I\sh022822\1 e8270c bna SIM\Feb2807.D	Calibration	2	x	3863	0.2000	0.7609	
\\MASSHUNTER\Org\Data\SV5975.I\sh022822\1 e8270c bna SIM\Feb2806.D	Calibration	3	x	9602	0.5000	0.7422	
\\MASSHUNTER\Org\Data\SV5975.I\sh022822\1 e8270c bna SIM\Feb2805.D	Calibration	4	x	25234	1.0000	0.9223	
\\MASSHUNTER\Org\Data\SV5975.I\sh021122\1 e8270c bna SIM\Feb1120.D	CC	CCV	x	63484	2.0000	0.8427	
\\MASSHUNTER\Org\Data\SV5975.I\sh022822\1 e8270c bna SIM\Feb2809.D	QC	ICV	x	54226	2.0000	0.9333	
\\MASSHUNTER\Org\Data\SV5975.I\sh022822\1 e8270c bna SIM\Feb2804.D	Calibration	5	x	48647	2.0000	0.8498	
\\MASSHUNTER\Org\Data\SV5975.I\sh022822\1 e8270c bna SIM\Feb2803.D	Calibration	6	x	128135	5.0000	0.8462	
\\MASSHUNTER\Org\Data\SV5975.I\sh022822\1 e8270c bna SIM\Feb2802.D	Calibration	7	x	251196	10.0000	0.8395	

Calibration Report

Batch Path	\\MASSHUNTER\Org\Data\SV5975.I\sh022822\1 e8270c bna SIM\QuantResults\022822 bna SIM 1.batch.bin		
Analysis Time	3/1/2022 9:37 AM	**Analyst Name**	BL2000\jheine
Report Time	3/1/2022 10:32:15 AM	**Reporter Name**	BL2000\jheine
Last Calib Update	2/28/2022 5:36 PM	**Batch State**	Processed
Quant Batch Version	10.0	**Quant Report Version**	10.0

o-Terphenyl %RSE =

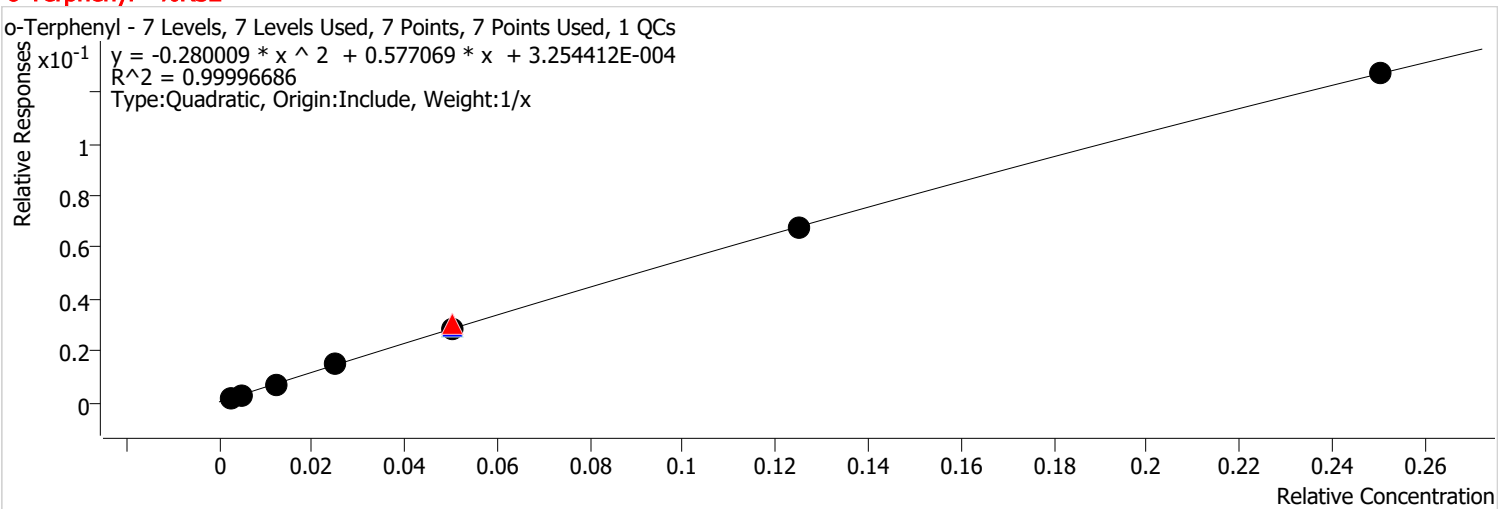

Calibration STD Path	Cal Type	Level	Enabled	Resp.	Exp. Conc	Resp. Factor	Level RSD
\\MASSHUNTER\Org\Data\SV5975.I\sh022822\1 e8270c bna SIM\Feb2808.D	Calibration	1	x	1811	0.1000	0.7196	
\\MASSHUNTER\Org\Data\SV5975.I\sh022822\1 e8270c bna SIM\Feb2807.D	Calibration	2	x	3226	0.2000	0.6354	
\\MASSHUNTER\Org\Data\SV5975.I\sh022822\1 e8270c bna SIM\Feb2806.D	Calibration	3	x	7578	0.5000	0.5857	
\\MASSHUNTER\Org\Data\SV5975.I\sh022822\1 e8270c bna SIM\Feb2805.D	Calibration	4	x	16091	1.0000	0.5881	
\\MASSHUNTER\Org\Data\SV5975.I\sh021122\1 e8270c bna SIM\Feb1120.D	CC	CCV	x	46543	2.0000	0.6178	
\\MASSHUNTER\Org\Data\SV5975.I\sh022822\1 e8270c bna SIM\Feb2809.D	QC	ICV	x	34015	2.0000	0.5854	
\\MASSHUNTER\Org\Data\SV5975.I\sh022822\1 e8270c bna SIM\Feb2804.D	Calibration	5	x	32679	2.0000	0.5709	
\\MASSHUNTER\Org\Data\SV5975.I\sh022822\1 e8270c bna SIM\Feb2803.D	Calibration	6	x	82459	5.0000	0.5446	
\\MASSHUNTER\Org\Data\SV5975.I\sh022822\1 e8270c bna SIM\Feb2802.D	Calibration	7	x	152101	10.0000	0.5083	

Batch Path	\\MASSHUNTER\Org\Data\SV5975.I\sh022822\1 e8270c bna SIM\QuantResults\022822 bna SIM 1.batch.bin		
Analysis Time	3/1/2022 9:37 AM	**Analyst Name**	BL2000\jheine
Report Time	3/1/2022 10:32:15 AM	**Reporter Name**	BL2000\jheine
Last Calib Update	2/28/2022 5:36 PM	**Batch State**	Processed
Quant Batch Version	10.0	**Quant Report Version**	10.0

Fluoranthene %RSE = 8.9

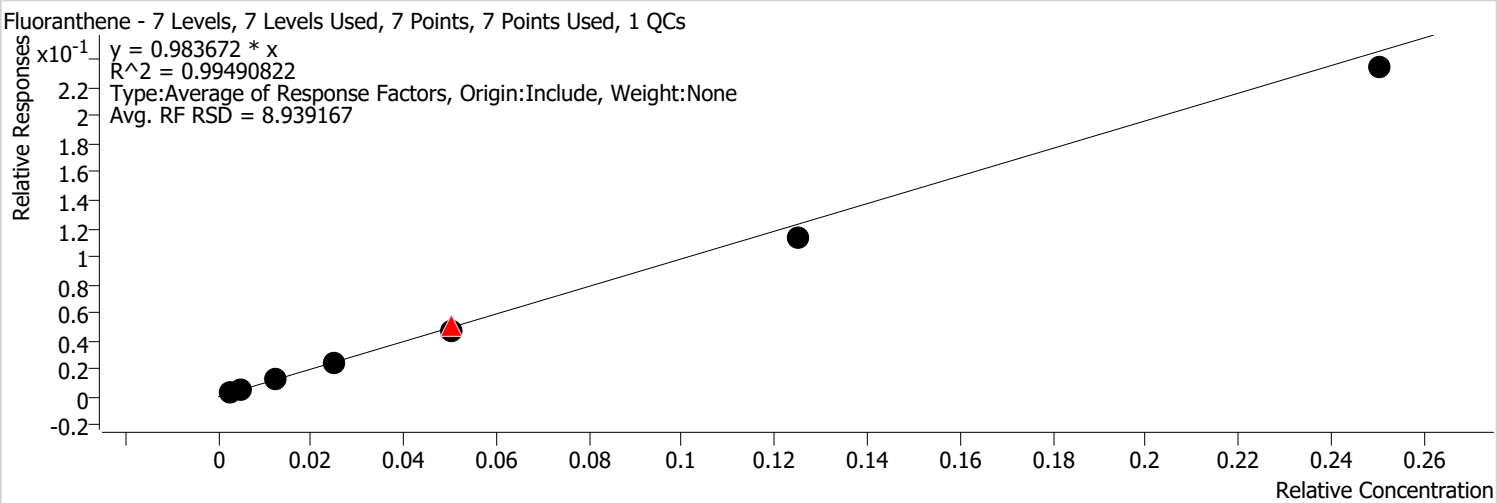

Calibration STD Path	Cal Type	Level	Enabled	Resp.	Exp. Conc	Resp. Factor	Level RSD
\\MASSHUNTER\Org\Data\SV5975.I\sh022822\1 e8270c bna SIM\Feb2808.D	Calibration	1	x	2908	0.1000	1.1552	
\\MASSHUNTER\Org\Data\SV5975.I\sh022822\1 e8270c bna SIM\Feb2807.D	Calibration	2	x	5317	0.2000	1.0472	
\\MASSHUNTER\Org\Data\SV5975.I\sh022822\1 e8270c bna SIM\Feb2806.D	Calibration	3	x	12510	0.5000	0.9669	
\\MASSHUNTER\Org\Data\SV5975.I\sh022822\1 e8270c bna SIM\Feb2805.D	Calibration	4	x	25688	1.0000	0.9388	
\\MASSHUNTER\Org\Data\SV5975.I\sh021122\1 e8270c bna SIM\Feb1120.D	CC	CCV	x	76953	2.0000	1.0215	
\\MASSHUNTER\Org\Data\SV5975.I\sh022822\1 e8270c bna SIM\Feb2809.D	QC	ICV	x	58616	2.0000	1.0088	
\\MASSHUNTER\Org\Data\SV5975.I\sh022822\1 e8270c bna SIM\Feb2804.D	Calibration	5	x	53521	2.0000	0.9349	
\\MASSHUNTER\Org\Data\SV5975.I\sh022822\1 e8270c bna SIM\Feb2803.D	Calibration	6	x	137080	5.0000	0.9053	
\\MASSHUNTER\Org\Data\SV5975.I\sh022822\1 e8270c bna SIM\Feb2802.D	Calibration	7	x	280473	10.0000	0.9373	

Calibration Report

Batch Path	\\MASSHUNTER\Org\Data\SV5975.I\sh022822\1 e8270c bna SIM\QuantResults\022822 bna SIM 1.batch.bin		
Analysis Time	3/1/2022 9:37 AM	**Analyst Name**	BL2000\jheine
Report Time	3/1/2022 10:32:15 AM	**Reporter Name**	BL2000\jheine
Last Calib Update	2/28/2022 5:36 PM	**Batch State**	Processed
Quant Batch Version	10.0	**Quant Report Version**	10.0

Pyrene %RSE = 3.2

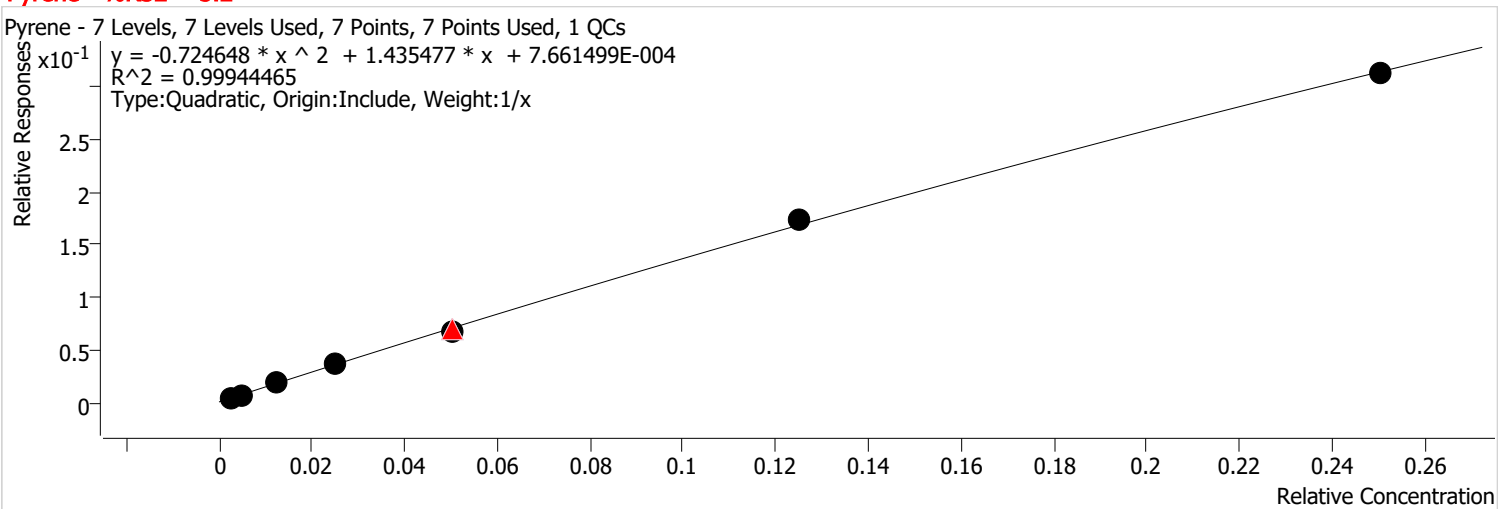

Calibration STD Path	Cal Type	Level	Enabled	Resp.	Exp. Conc	Resp. Factor	Level RSD
\\MASSHUNTER\Org\Data\SV5975.I\sh022822\1 e8270c bna SIM\Feb2808.D	Calibration	1	x	3281	0.1000	1.7755	
\\MASSHUNTER\Org\Data\SV5975.I\sh022822\1 e8270c bna SIM\Feb2807.D	Calibration	2	x	5921	0.2000	1.5998	
\\MASSHUNTER\Org\Data\SV5975.I\sh022822\1 e8270c bna SIM\Feb2806.D	Calibration	3	x	13849	0.5000	1.4539	
\\MASSHUNTER\Org\Data\SV5975.I\sh022822\1 e8270c bna SIM\Feb2805.D	Calibration	4	x	29399	1.0000	1.4605	
\\MASSHUNTER\Org\Data\SV5975.I\sh021122\1 e8270c bna SIM\Feb1120.D	CC	CCV	x	88953	2.0000	1.4170	
\\MASSHUNTER\Org\Data\SV5975.I\sh022822\1 e8270c bna SIM\Feb2809.D	QC	ICV	x	61006	2.0000	1.4244	
\\MASSHUNTER\Org\Data\SV5975.I\sh022822\1 e8270c bna SIM\Feb2804.D	Calibration	5	x	57772	2.0000	1.3557	
\\MASSHUNTER\Org\Data\SV5975.I\sh022822\1 e8270c bna SIM\Feb2803.D	Calibration	6	x	152779	5.0000	1.3881	
\\MASSHUNTER\Org\Data\SV5975.I\sh022822\1 e8270c bna SIM\Feb2802.D	Calibration	7	x	299286	10.0000	1.2504	

Calibration Report

Batch Path	\\MASSHUNTER\Org\Data\SV5975.I\sh022822\1 e8270c bna SIM\QuantResults\022822 bna SIM 1.batch.bin		
Analysis Time	3/1/2022 9:37 AM	**Analyst Name**	BL2000\jheine
Report Time	3/1/2022 10:32:16 AM	**Reporter Name**	BL2000\jheine
Last Calib Update	2/28/2022 5:36 PM	**Batch State**	Processed
Quant Batch Version	10.0	**Quant Report Version**	10.0

Terphenyl-d14 %RSE =

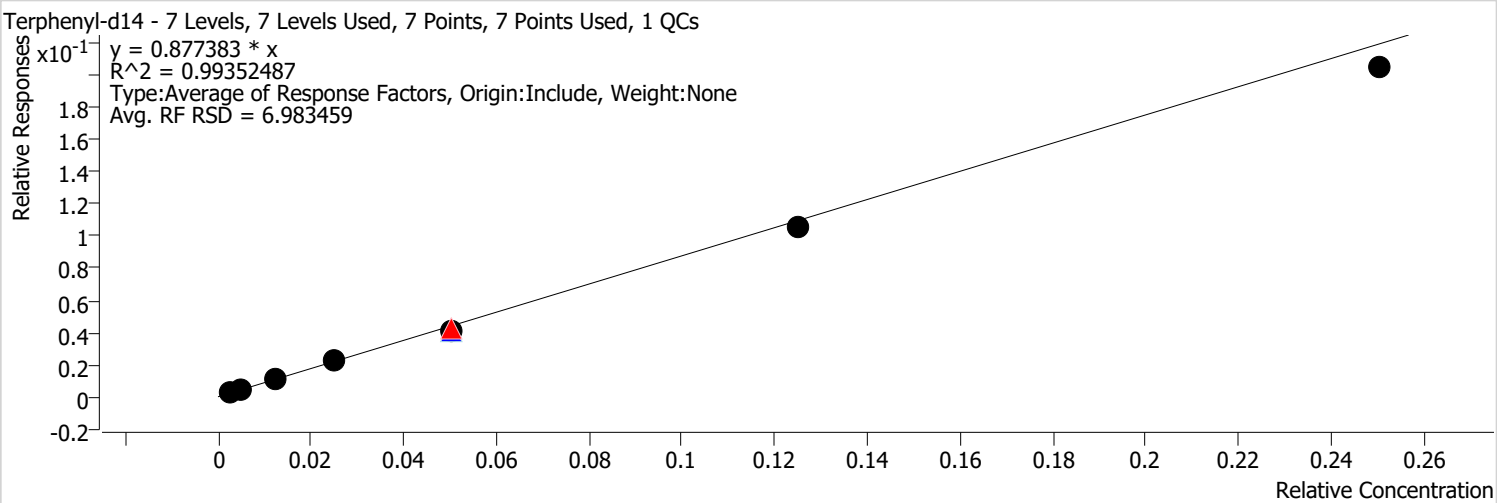

Calibration STD Path	Cal Type	Level	Enabled	Resp.	Exp. Conc	Resp. Factor	Level RSD
\\MASSHUNTER\Org\Data\SV5975.I\sh022822\1 e8270c bna SIM\Feb2808.D	Calibration	1	x	1852	0.1000	1.0022	
\\MASSHUNTER\Org\Data\SV5975.I\sh022822\1 e8270c bna SIM\Feb2807.D	Calibration	2	x	3313	0.2000	0.8951	
\\MASSHUNTER\Org\Data\SV5975.I\sh022822\1 e8270c bna SIM\Feb2806.D	Calibration	3	x	8273	0.5000	0.8686	
\\MASSHUNTER\Org\Data\SV5975.I\sh022822\1 e8270c bna SIM\Feb2805.D	Calibration	4	x	17702	1.0000	0.8794	
\\MASSHUNTER\Org\Data\SV5975.I\sh021122\1 e8270c bna SIM\Feb1120.D	CC	CCV	x	53733	2.0000	0.8560	
\\MASSHUNTER\Org\Data\SV5975.I\sh022822\1 e8270c bna SIM\Feb2809.D	QC	ICV	x	35309	2.0000	0.8244	
\\MASSHUNTER\Org\Data\SV5975.I\sh022822\1 e8270c bna SIM\Feb2804.D	Calibration	5	x	35377	2.0000	0.8302	
\\MASSHUNTER\Org\Data\SV5975.I\sh022822\1 e8270c bna SIM\Feb2803.D	Calibration	6	x	93293	5.0000	0.8476	
\\MASSHUNTER\Org\Data\SV5975.I\sh022822\1 e8270c bna SIM\Feb2802.D	Calibration	7	x	195953	10.0000	0.8187	

Calibration Report

Batch Path	\\MASSHUNTER\Org\Data\SV5975.I\sh022822\1 e8270c bna SIM\QuantResults\022822 bna SIM 1.batch.bin		
Analysis Time	3/1/2022 9:37 AM	**Analyst Name**	BL2000\jheine
Report Time	3/1/2022 10:32:16 AM	**Reporter Name**	BL2000\jheine
Last Calib Update	2/28/2022 5:36 PM	**Batch State**	Processed
Quant Batch Version	10.0	**Quant Report Version**	10.0

Benzo(a)Anthracene %RSE = 2.5

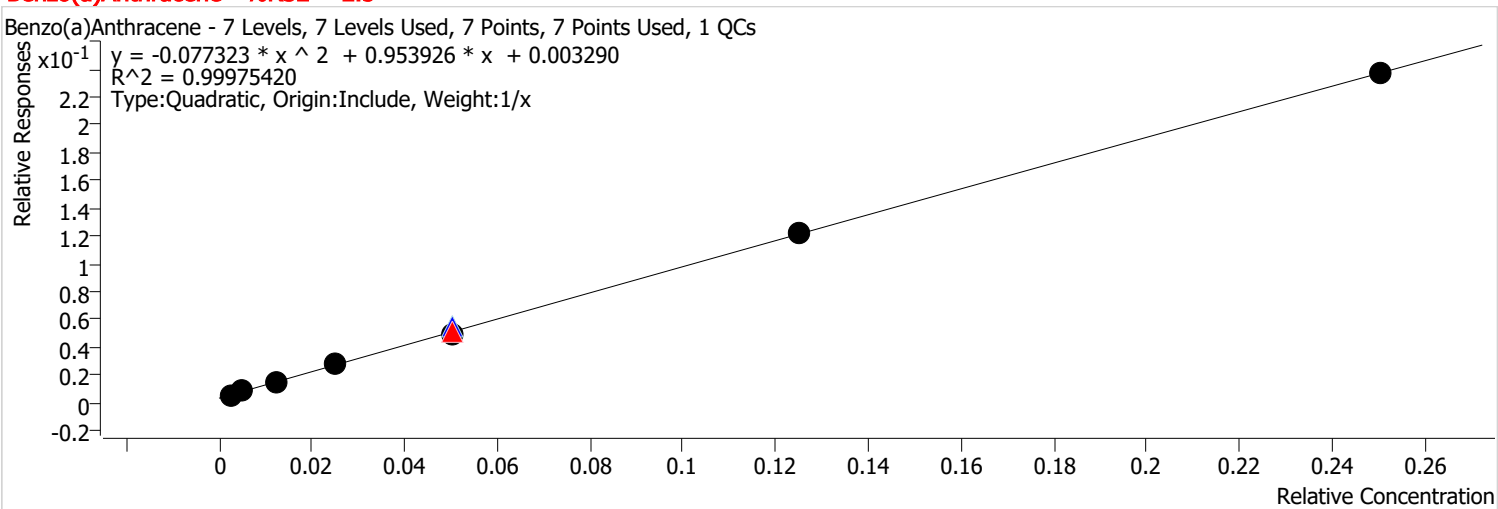

Calibration STD Path	Cal Type	Level	Enabled	Resp.	Exp. Conc	Resp. Factor	Level RSD
\\MASSHUNTER\Org\Data\SV5975.I\sh022822\1 e8270c bna SIM\Feb2808.D	Calibration	1	x	4191	0.1000	2.2682	
\\MASSHUNTER\Org\Data\SV5975.I\sh022822\1 e8270c bna SIM\Feb2807.D	Calibration	2	x	5980	0.2000	1.6160	
\\MASSHUNTER\Org\Data\SV5975.I\sh022822\1 e8270c bna SIM\Feb2806.D	Calibration	3	x	11464	0.5000	1.2035	
\\MASSHUNTER\Org\Data\SV5975.I\sh022822\1 e8270c bna SIM\Feb2805.D	Calibration	4	x	22457	1.0000	1.1156	
\\MASSHUNTER\Org\Data\SV5975.I\sh021122\1 e8270c bna SIM\Feb1120.D	CC	CCV	x	63037	2.0000	1.0042	
\\MASSHUNTER\Org\Data\SV5975.I\sh022822\1 e8270c bna SIM\Feb2809.D	QC	ICV	x	47359	2.0000	1.1057	
\\MASSHUNTER\Org\Data\SV5975.I\sh022822\1 e8270c bna SIM\Feb2804.D	Calibration	5	x	41990	2.0000	0.9853	
\\MASSHUNTER\Org\Data\SV5975.I\sh022822\1 e8270c bna SIM\Feb2803.D	Calibration	6	x	107944	5.0000	0.9807	
\\MASSHUNTER\Org\Data\SV5975.I\sh022822\1 e8270c bna SIM\Feb2802.D	Calibration	7	x	226459	10.0000	0.9461	

Batch Path	\\MASSHUNTER\Org\Data\SV5975.I\sh022822\1 e8270c bna SIM\QuantResults\022822 bna SIM 1.batch.bin		
Analysis Time	3/1/2022 9:37 AM	**Analyst Name**	BL2000\jheine
Report Time	3/1/2022 10:32:16 AM	**Reporter Name**	BL2000\jheine
Last Calib Update	2/28/2022 5:36 PM	**Batch State**	Processed
Quant Batch Version	10.0	**Quant Report Version**	10.0

Chrysene %RSE = 6.7

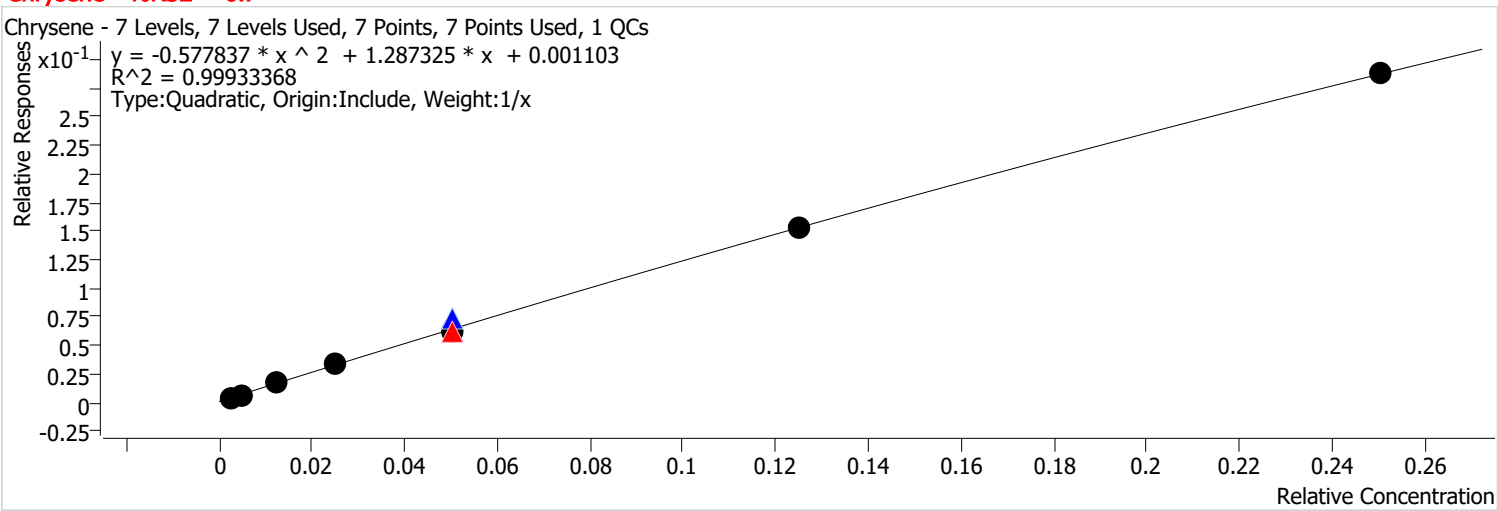

Calibration STD Path	Cal Type	Level	Enabled	Resp.	Exp. Conc	Resp. Factor	Level RSD
\\MASSHUNTER\Org\Data\SV5975.I\sh022822\1 e8270c bna SIM\Feb2808.D	Calibration	1	x	3094	0.1000	1.6744	
\\MASSHUNTER\Org\Data\SV5975.I\sh022822\1 e8270c bna SIM\Feb2807.D	Calibration	2	x	5308	0.2000	1.4343	
\\MASSHUNTER\Org\Data\SV5975.I\sh022822\1 e8270c bna SIM\Feb2806.D	Calibration	3	x	14320	0.5000	1.5034	
\\MASSHUNTER\Org\Data\SV5975.I\sh022822\1 e8270c bna SIM\Feb2805.D	Calibration	4	x	27137	1.0000	1.3481	
\\MASSHUNTER\Org\Data\SV5975.I\sh021122\1 e8270c bna SIM\Feb1120.D	CC	CCV	x	78526	2.0000	1.2509	
\\MASSHUNTER\Org\Data\SV5975.I\sh022822\1 e8270c bna SIM\Feb2809.D	QC	ICV	x	62450	2.0000	1.4581	
\\MASSHUNTER\Org\Data\SV5975.I\sh022822\1 e8270c bna SIM\Feb2804.D	Calibration	5	x	52766	2.0000	1.2382	
\\MASSHUNTER\Org\Data\SV5975.I\sh022822\1 e8270c bna SIM\Feb2803.D	Calibration	6	x	134469	5.0000	1.2217	
\\MASSHUNTER\Org\Data\SV5975.I\sh022822\1 e8270c bna SIM\Feb2802.D	Calibration	7	x	274987	10.0000	1.1489	

Calibration Report

Batch Path	\\MASSHUNTER\Org\Data\SV5975.I\sh022822\1 e8270c bna SIM\QuantResults\022822 bna SIM 1.batch.bin		
Analysis Time	3/1/2022 9:37 AM	**Analyst Name**	BL2000\jheine
Report Time	3/1/2022 10:32:16 AM	**Reporter Name**	BL2000\jheine
Last Calib Update	2/28/2022 5:36 PM	**Batch State**	Processed
Quant Batch Version	10.0	**Quant Report Version**	10.0

Benzo(b)fluoranthene %RSE = 6.2

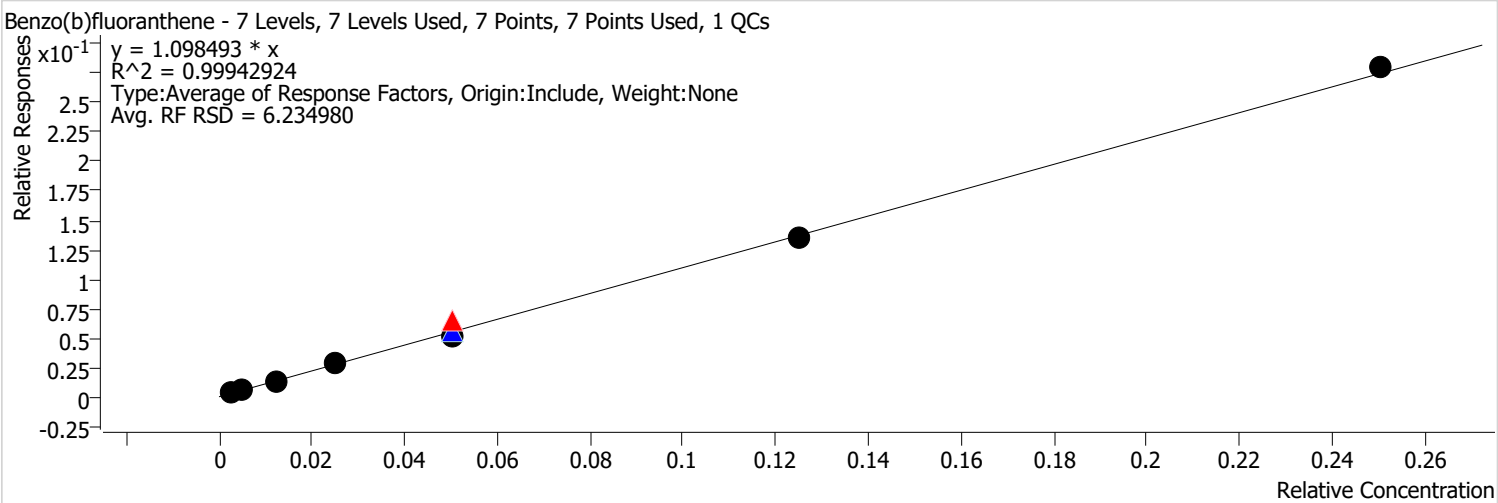

Calibration STD Path	Cal Type	Level	Enabled	Resp.	Exp. Conc	Resp. Factor	Level RSD
\\MASSHUNTER\Org\Data\SV5975.I\sh022822\1 e8270c bna SIM\Feb2808.D	Calibration	1	x	1751	0.1000	1.2223	
\\MASSHUNTER\Org\Data\SV5975.I\sh022822\1 e8270c bna SIM\Feb2807.D	Calibration	2	x	3015	0.2000	1.0319	
\\MASSHUNTER\Org\Data\SV5975.I\sh022822\1 e8270c bna SIM\Feb2806.D	Calibration	3	x	7780	0.5000	1.0452	
\\MASSHUNTER\Org\Data\SV5975.I\sh022822\1 e8270c bna SIM\Feb2805.D	Calibration	4	x	17895	1.0000	1.1432	
\\MASSHUNTER\Org\Data\SV5975.I\sh021122\1 e8270c bna SIM\Feb1120.D	CC	CCV	x	53449	2.0000	1.3058	
\\MASSHUNTER\Org\Data\SV5975.I\sh022822\1 e8270c bna SIM\Feb2809.D	QC	ICV	x	37369	2.0000	1.1301	
\\MASSHUNTER\Org\Data\SV5975.I\sh022822\1 e8270c bna SIM\Feb2804.D	Calibration	5	x	34979	2.0000	1.0444	
\\MASSHUNTER\Org\Data\SV5975.I\sh022822\1 e8270c bna SIM\Feb2803.D	Calibration	6	x	95636	5.0000	1.0837	
\\MASSHUNTER\Org\Data\SV5975.I\sh022822\1 e8270c bna SIM\Feb2802.D	Calibration	7	x	214754	10.0000	1.1187	

Calibration Report

Batch Path	\\MASSHUNTER\Org\Data\SV5975.I\sh022822\1 e8270c bna SIM\QuantResults\022822 bna SIM 1.batch.bin		
Analysis Time	3/1/2022 9:37 AM	**Analyst Name**	BL2000\jheine
Report Time	3/1/2022 10:32:16 AM	**Reporter Name**	BL2000\jheine
Last Calib Update	2/28/2022 5:36 PM	**Batch State**	Processed
Quant Batch Version	10.0	**Quant Report Version**	10.0

Benzo(k)fluoranthene %RSE = 3.7

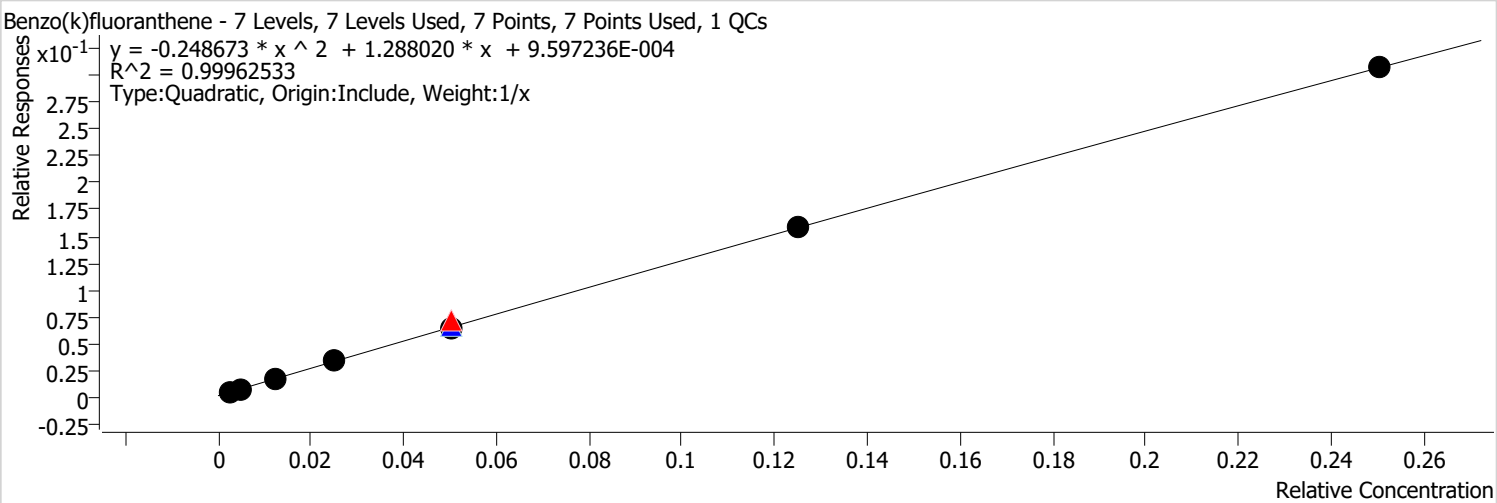

Calibration STD Path	Cal Type	Level	Enabled	Resp.	Exp. Conc	Resp. Factor	Level RSD
\\MASSHUNTER\Org\Data\SV5975.I\sh022822\1 e8270c bna SIM\Feb2808.D	Calibration	1	x	2395	0.1000	1.6725	
\\MASSHUNTER\Org\Data\SV5975.I\sh022822\1 e8270c bna SIM\Feb2807.D	Calibration	2	x	4230	0.2000	1.4479	
\\MASSHUNTER\Org\Data\SV5975.I\sh022822\1 e8270c bna SIM\Feb2806.D	Calibration	3	x	10044	0.5000	1.3493	
\\MASSHUNTER\Org\Data\SV5975.I\sh022822\1 e8270c bna SIM\Feb2805.D	Calibration	4	x	21897	1.0000	1.3988	
\\MASSHUNTER\Org\Data\SV5975.I\sh021122\1 e8270c bna SIM\Feb1120.D	CC	CCV	x	59345	2.0000	1.4499	
\\MASSHUNTER\Org\Data\SV5975.I\sh022822\1 e8270c bna SIM\Feb2809.D	QC	ICV	x	44771	2.0000	1.3539	
\\MASSHUNTER\Org\Data\SV5975.I\sh022822\1 e8270c bna SIM\Feb2804.D	Calibration	5	x	42093	2.0000	1.2568	
\\MASSHUNTER\Org\Data\SV5975.I\sh022822\1 e8270c bna SIM\Feb2803.D	Calibration	6	x	111664	5.0000	1.2653	
\\MASSHUNTER\Org\Data\SV5975.I\sh022822\1 e8270c bna SIM\Feb2802.D	Calibration	7	x	236174	10.0000	1.2303	

Calibration Report

Batch Path	\\MASSHUNTER\Org\Data\SV5975.I\sh022822\1 e8270c bna SIM\QuantResults\022822 bna SIM 1.batch.bin		
Analysis Time	3/1/2022 9:37 AM	**Analyst Name**	BL2000\jheine
Report Time	3/1/2022 10:32:16 AM	**Reporter Name**	BL2000\jheine
Last Calib Update	2/28/2022 5:36 PM	**Batch State**	Processed
Quant Batch Version	10.0	**Quant Report Version**	10.0

Benzo(a)pyrene %RSE = 6.4

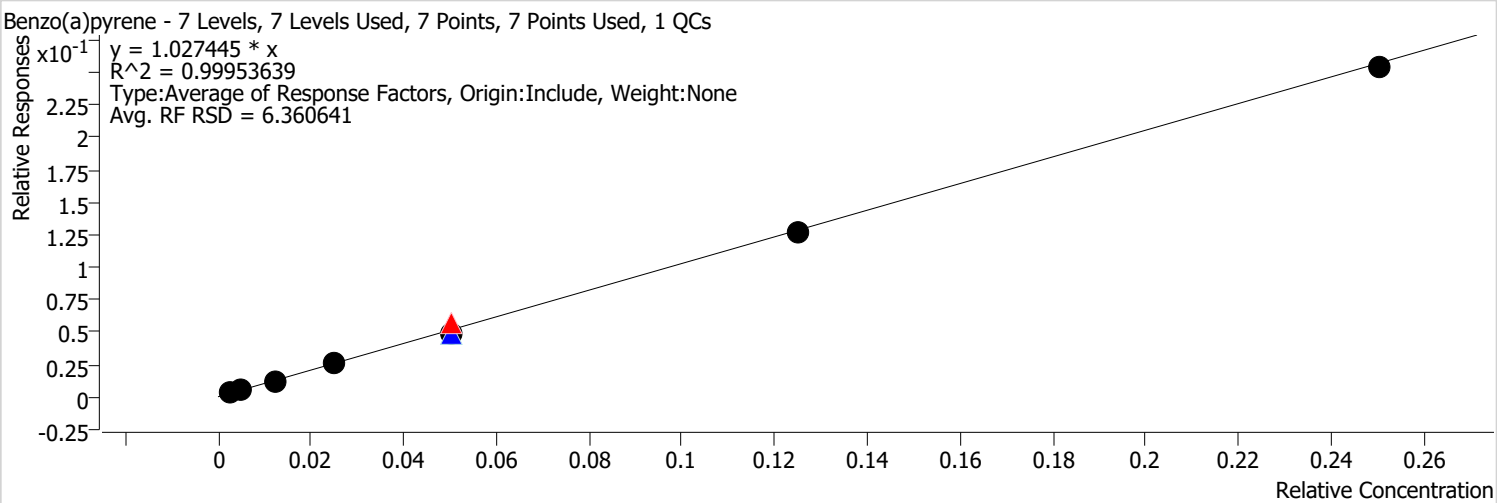

Calibration STD Path	Cal Type	Level	Enabled	Resp.	Exp. Conc	Resp. Factor	Level RSD
\\MASSHUNTER\Org\Data\SV5975.I\sh022822\1 e8270c bna SIM\Feb2808.D	Calibration	1	x	1678	0.1000	1.1718	
\\MASSHUNTER\Org\Data\SV5975.I\sh022822\1 e8270c bna SIM\Feb2807.D	Calibration	2	x	2996	0.2000	1.0253	
\\MASSHUNTER\Org\Data\SV5975.I\sh022822\1 e8270c bna SIM\Feb2806.D	Calibration	3	x	7415	0.5000	0.9962	
\\MASSHUNTER\Org\Data\SV5975.I\sh022822\1 e8270c bna SIM\Feb2805.D	Calibration	4	x	15668	1.0000	1.0009	
\\MASSHUNTER\Org\Data\SV5975.I\sh021122\1 e8270c bna SIM\Feb1120.D	CC	CCV	x	45919	2.0000	1.1219	
\\MASSHUNTER\Org\Data\SV5975.I\sh022822\1 e8270c bna SIM\Feb2809.D	QC	ICV	x	32770	2.0000	0.9910	
\\MASSHUNTER\Org\Data\SV5975.I\sh022822\1 e8270c bna SIM\Feb2804.D	Calibration	5	x	32754	2.0000	0.9779	
\\MASSHUNTER\Org\Data\SV5975.I\sh022822\1 e8270c bna SIM\Feb2803.D	Calibration	6	x	88796	5.0000	1.0062	
\\MASSHUNTER\Org\Data\SV5975.I\sh022822\1 e8270c bna SIM\Feb2802.D	Calibration	7	x	194609	10.0000	1.0138	

Batch Path	\\MASSHUNTER\Org\Data\SV5975.I\sh022822\1 e8270c bna SIM\QuantResults\022822 bna SIM 1.batch.bin		
Analysis Time	3/1/2022 9:37 AM	**Analyst Name**	BL2000\jheine
Report Time	3/1/2022 10:32:16 AM	**Reporter Name**	BL2000\jheine
Last Calib Update	2/28/2022 5:36 PM	**Batch State**	Processed
Quant Batch Version	10.0	**Quant Report Version**	10.0

Indeno(1,2,3-cd)pyrene %RSE = 5.1

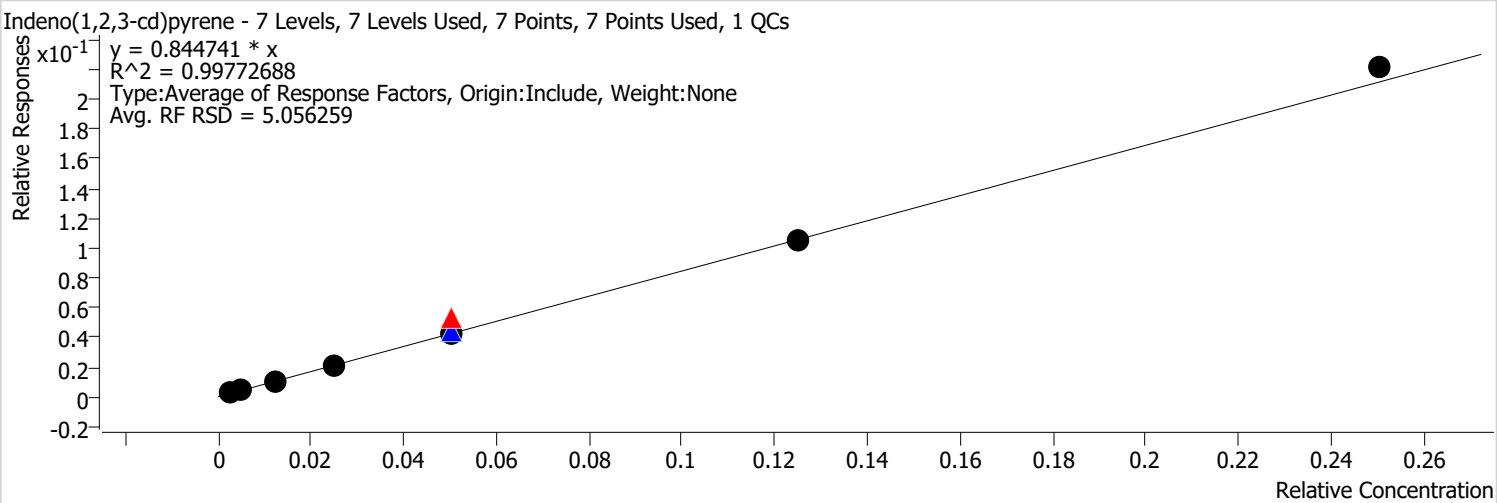

Calibration STD Path	Cal Type	Level	Enabled	Resp.	Exp. Conc	Resp. Factor	Level RSD
\\MASSHUNTER\Org\Data\SV5975.I\sh022822\1 e8270c bna SIM\Feb2808.D	Calibration	1	x	1302	0.1000	0.9089	
\\MASSHUNTER\Org\Data\SV5975.I\sh022822\1 e8270c bna SIM\Feb2807.D	Calibration	2	x	2282	0.2000	0.7811	
\\MASSHUNTER\Org\Data\SV5975.I\sh022822\1 e8270c bna SIM\Feb2806.D	Calibration	3	x	6026	0.5000	0.8096	
\\MASSHUNTER\Org\Data\SV5975.I\sh022822\1 e8270c bna SIM\Feb2805.D	Calibration	4	x	13213	1.0000	0.8441	
\\MASSHUNTER\Org\Data\SV5975.I\sh021122\1 e8270c bna SIM\Feb1120.D	CC	CCV	x	42845	2.0000	1.0468	
\\MASSHUNTER\Org\Data\SV5975.I\sh022822\1 e8270c bna SIM\Feb2809.D	QC	ICV	x	29178	2.0000	0.8824	
\\MASSHUNTER\Org\Data\SV5975.I\sh022822\1 e8270c bna SIM\Feb2804.D	Calibration	5	x	28097	2.0000	0.8389	
\\MASSHUNTER\Org\Data\SV5975.I\sh022822\1 e8270c bna SIM\Feb2803.D	Calibration	6	x	74751	5.0000	0.8470	
\\MASSHUNTER\Org\Data\SV5975.I\sh022822\1 e8270c bna SIM\Feb2802.D	Calibration	7	x	169620	10.0000	0.8836	

Batch Path	\\MASSHUNTER\Org\Data\SV5975.I\sh022822\1 e8270c bna SIM\QuantResults\022822 bna SIM 1.batch.bin		
Analysis Time	3/1/2022 9:37 AM	**Analyst Name**	BL2000\jheine
Report Time	3/1/2022 10:32:16 AM	**Reporter Name**	BL2000\jheine
Last Calib Update	2/28/2022 5:36 PM	**Batch State**	Processed
Quant Batch Version	10.0	**Quant Report Version**	10.0

Dibenzo(a,h)anthracene %RSE = 5.9

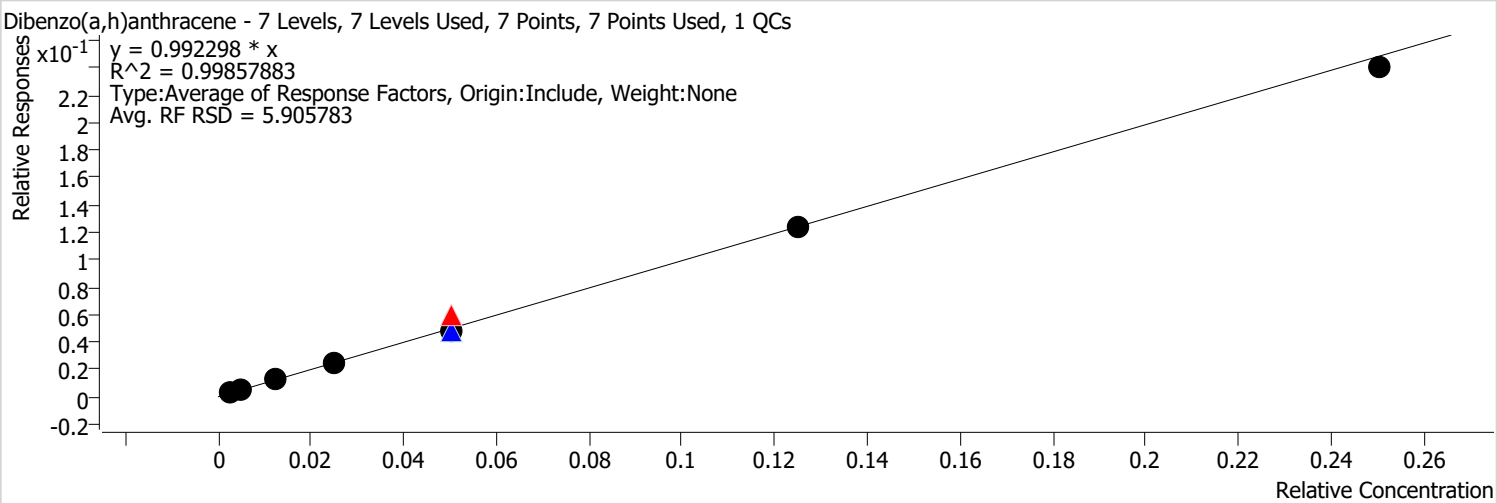

Calibration STD Path	Cal Type	Level	Enabled	Resp.	Exp. Conc	Resp. Factor	Level RSD
\\MASSHUNTER\Org\Data\SV5975.I\sh022822\1 e8270c bna SIM\Feb2808.D	Calibration	1	x	1599	0.1000	1.1166	
\\MASSHUNTER\Org\Data\SV5975.I\sh022822\1 e8270c bna SIM\Feb2807.D	Calibration	2	x	2742	0.2000	0.9386	
\\MASSHUNTER\Org\Data\SV5975.I\sh022822\1 e8270c bna SIM\Feb2806.D	Calibration	3	x	7282	0.5000	0.9783	
\\MASSHUNTER\Org\Data\SV5975.I\sh022822\1 e8270c bna SIM\Feb2805.D	Calibration	4	x	15644	1.0000	0.9994	
\\MASSHUNTER\Org\Data\SV5975.I\sh021122\1 e8270c bna SIM\Feb1120.D	CC	CCV	x	49403	2.0000	1.2070	
\\MASSHUNTER\Org\Data\SV5975.I\sh022822\1 e8270c bna SIM\Feb2809.D	QC	ICV	x	32174	2.0000	0.9730	
\\MASSHUNTER\Org\Data\SV5975.I\sh022822\1 e8270c bna SIM\Feb2804.D	Calibration	5	x	32220	2.0000	0.9620	
\\MASSHUNTER\Org\Data\SV5975.I\sh022822\1 e8270c bna SIM\Feb2803.D	Calibration	6	x	87537	5.0000	0.9919	
\\MASSHUNTER\Org\Data\SV5975.I\sh022822\1 e8270c bna SIM\Feb2802.D	Calibration	7	x	184135	10.0000	0.9592	

Calibration Report

Batch Path	\\MASSHUNTER\Org\Data\SV5975.I\sh022822\1 e8270c bna SIM\QuantResults\022822 bna SIM 1.batch.bin		
Analysis Time	3/1/2022 9:37 AM	**Analyst Name**	BL2000\jheine
Report Time	3/1/2022 10:32:16 AM	**Reporter Name**	BL2000\jheine
Last Calib Update	2/28/2022 5:36 PM	**Batch State**	Processed
Quant Batch Version	10.0	**Quant Report Version**	10.0

Benzo(g,h,i)perylene %RSE = 8.6

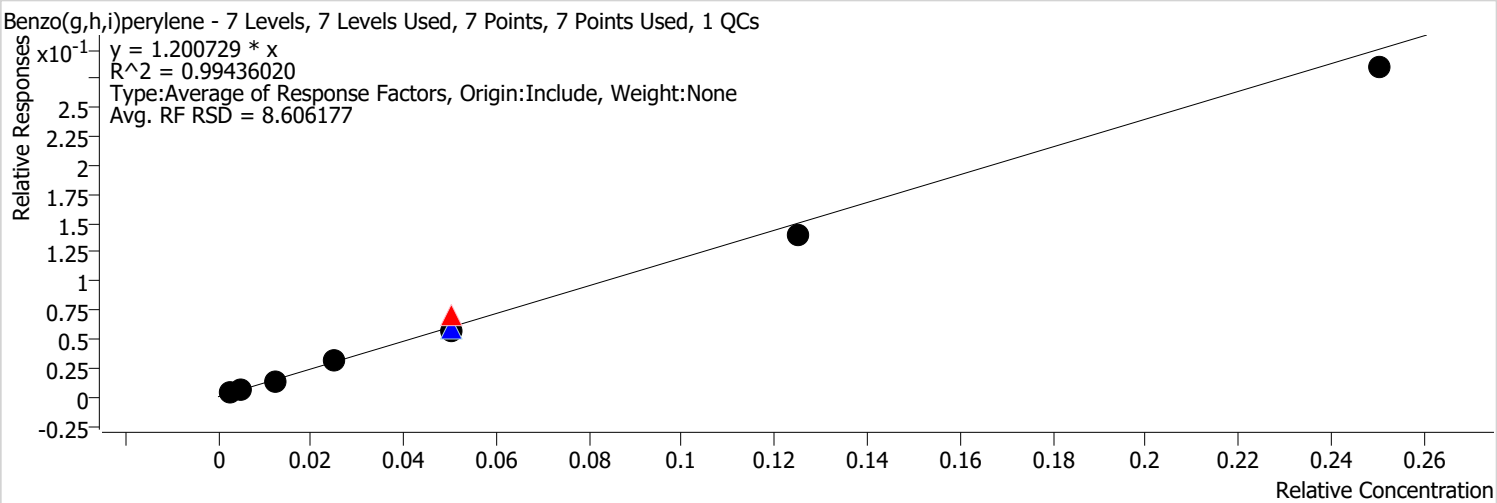

Calibration STD Path	Cal Type	Level	Enabled	Resp.	Exp. Conc	Resp. Factor	Level RSD
\\MASSHUNTER\Org\Data\SV5975.I\sh022822\1 e8270c bna SIM\Feb2808.D	Calibration	1	x	1975	0.1000	1.3788	
\\MASSHUNTER\Org\Data\SV5975.I\sh022822\1 e8270c bna SIM\Feb2807.D	Calibration	2	x	3795	0.2000	1.2991	
\\MASSHUNTER\Org\Data\SV5975.I\sh022822\1 e8270c bna SIM\Feb2806.D	Calibration	3	x	8467	0.5000	1.1375	
\\MASSHUNTER\Org\Data\SV5975.I\sh022822\1 e8270c bna SIM\Feb2805.D	Calibration	4	x	19094	1.0000	1.2197	
\\MASSHUNTER\Org\Data\SV5975.I\sh021122\1 e8270c bna SIM\Feb1120.D	CC	CCV	x	58321	2.0000	1.4249	
\\MASSHUNTER\Org\Data\SV5975.I\sh022822\1 e8270c bna SIM\Feb2809.D	QC	ICV	x	39545	2.0000	1.1959	
\\MASSHUNTER\Org\Data\SV5975.I\sh022822\1 e8270c bna SIM\Feb2804.D	Calibration	5	x	37500	2.0000	1.1197	
\\MASSHUNTER\Org\Data\SV5975.I\sh022822\1 e8270c bna SIM\Feb2803.D	Calibration	6	x	98201	5.0000	1.1128	
\\MASSHUNTER\Org\Data\SV5975.I\sh022822\1 e8270c bna SIM\Feb2802.D	Calibration	7	x	218362	10.0000	1.1375	

Initial Calibration Report - GCMS

Agilent | Trusted Answers

Method Path	\\MASSHUNTER\Org\Data\SV5975.I\sh021622\2 e8270c bna SIM
Method File	021622 bna SIM 2.batch.bin
Batch Name	\\MASSHUNTER\Org\Data\SV5975.I\sh022822\1 e8270c bna SIM\QuantResults\022822 bna SIM 1.batch.bin
Last Calib Update	2/28/2022 5:36:24 PM

Level Name	Calibration Files	Acq. Date-Time	Level Last Update Time
7	\\MASSHUNTER\Org\Data\SV5975.I\sh022822\1 e8270c bna SIM\Feb2802.D	2/28/2022 11:35:33 AM	2/28/2022 5:36:24 PM
6	\\MASSHUNTER\Org\Data\SV5975.I\sh022822\1 e8270c bna SIM\Feb2803.D	2/28/2022 12:33:16 PM	2/28/2022 5:36:24 PM
5	\\MASSHUNTER\Org\Data\SV5975.I\sh022822\1 e8270c bna SIM\Feb2804.D	2/28/2022 1:05:46 PM	2/28/2022 5:36:24 PM
4	\\MASSHUNTER\Org\Data\SV5975.I\sh022822\1 e8270c bna SIM\Feb2805.D	2/28/2022 1:38:16 PM	2/28/2022 5:36:24 PM
3	\\MASSHUNTER\Org\Data\SV5975.I\sh022822\1 e8270c bna SIM\Feb2806.D	2/28/2022 2:10:52 PM	2/28/2022 5:36:24 PM
2	\\MASSHUNTER\Org\Data\SV5975.I\sh022822\1 e8270c bna SIM\Feb2807.D	2/28/2022 2:43:26 PM	2/28/2022 5:36:24 PM
1	\\MASSHUNTER\Org\Data\SV5975.I\sh022822\1 e8270c bna SIM\Feb2808.D	2/28/2022 3:16:00 PM	2/28/2022 5:36:24 PM

Compound	Curve Fit	7	6	5	4	3	2	1	Avg RF	%RSD
I 1,4-Dichlorobenzene-d4				---------- ISTD ----------						
S Nitrobenzene-d5	Quadratic	1.0629	0.7846	0.7802	0.8629	0.7575	0.7545	0.9491	0.8502	13.763
I Naphthalene-d8				---------- ISTD ----------						
T Naphthalene	Avg RF	0.8677	0.9242	0.9853	1.0186	1.0366	1.0708	1.1661	1.0099	9.656
T 2-Methylnaphthalene	Avg RF	0.5754	0.5910	0.6017	0.5905	0.5809	0.5886	0.6025	0.5901	1.685
T 1-Methylnaphthalene	Quadratic	0.5996	0.5966	0.6594	0.7787	0.6388	0.8120	0.9266	0.7159	17.529
I Acenaphthene-d10				---------- ISTD ----------						
S 2-Fluorobiphenyl	Avg RF	1.2064	1.2286	1.1061	1.1771	1.1687	1.3575	1.4063	1.2358	8.715
T Acenaphthylene	Avg RF	1.3590	1.5425	1.4789	1.5154	1.5753	1.6730	1.6695	1.5448	7.125
T Acenaphthene	Quadratic	0.9035	1.0414	1.0268	1.1018	1.2009	1.2981	1.2719	1.1206	12.796
T Fluorene	Avg RF	1.1897	1.3035	1.2229	1.2291	1.3796	1.2588	1.4929	1.2966	8.228
I Phenanthrene-d10				---------- ISTD ----------						
T Phenanthrene	Quadratic	0.9041	0.9309	0.9503	1.0170	1.0568	1.0079	1.3961	1.0376	16.080
T Anthracene	Avg RF	0.8395	0.8462	0.8498	0.9223	0.7422	0.7609	0.9151	0.8394	8.191
S o-Terphenyl	Quadratic	0.5083	0.5446	0.5709	0.5881	0.5857	0.6354	0.7196	0.5932	11.496
T Fluoranthene	Avg RF	0.9373	0.9053	0.9349	0.9388	0.9669	1.0472	1.1552	0.9837	8.939
I Chrysene-d12				---------- ISTD ----------						
T Pyrene	Quadratic	1.2504	1.3881	1.3557	1.4605	1.4539	1.5998	1.7755	1.4691	11.742
S Terphenyl-d14	Avg RF	0.8187	0.8476	0.8302	0.8794	0.8686	0.8951	1.0022	0.8774	6.983
T Benzo(a)Anthracene	Quadratic	0.9461	0.9807	0.9853	1.1156	1.2035	1.6160	2.2682	1.3022	37.182
T Chrysene	Quadratic	1.1489	1.2217	1.2382	1.3481	1.5034	1.4343	1.6744	1.3670	13.463
I Perylene-d12				---------- ISTD ----------						
T Benzo(b)fluoranthene	Avg RF	1.1187	1.0837	1.0444	1.1432	1.0452	1.0319	1.2223	1.0985	6.235
T Benzo(k)fluoranthene	Quadratic	1.2303	1.2653	1.2568	1.3988	1.3493	1.4479	1.6725	1.3744	11.192
T Benzo(a)pyrene	Avg RF	1.0138	1.0062	0.9779	1.0009	0.9962	1.0253	1.1718	1.0274	6.361
T Indeno(1,2,3-cd)pyrene	Avg RF	0.8836	0.8470	0.8389	0.8441	0.8096	0.7811	0.9089	0.8447	5.056
T Dibenzo(a,h)anthracene	Avg RF	0.9592	0.9919	0.9620	0.9994	0.9783	0.9386	1.1166	0.9923	5.906

Compound	Curve Fit	7	6	5	4	3	2	1	Avg RF	%RSD
T Benzo(g,h,i)perylene	Avg RF	1.1375	1.1128	1.1197	1.2197	1.1375	1.2991	1.3788	1.2007	8.606

(RedFont and #) = Outlier Flag; (I) = Internal Standard; (T) = Target; (S) = Surrogate; (M) = Matrix Spike

Compounds with Curve fitting not using Avg Response Factor:

Compound	Curve Fit	Curve Fit Formula	Curve Fit R2
S Nitrobenzene-d5	Quadratic	y = 1.593757 * x ^ 2 + 0.646624 * x + 8.993029E-004	0.996681
T 1-Methylnaphthalene	Quadratic	y = -0.231787 * x ^ 2 + 0.648334 * x + 7.741611E-004	0.996933
T Acenaphthene	Quadratic	y = -0.822589 * x ^ 2 + 1.111513 * x + 5.988788E-004	0.999098
T Phenanthrene	Quadratic	y = -0.219353 * x ^ 2 + 0.954362 * x + 9.117546E-004	0.999577
S o-Terphenyl	Quadratic	y = -0.280009 * x ^ 2 + 0.577069 * x + 3.254412E-004	0.999967
T Pyrene	Quadratic	y = -0.724648 * x ^ 2 + 1.435477 * x + 7.661499E-004	0.999445
T Benzo(a)Anthracene	Quadratic	y = -0.077323 * x ^ 2 + 0.953926 * x + 0.003290	0.999754
T Chrysene	Quadratic	y = -0.577837 * x ^ 2 + 1.287325 * x + 0.001103	0.999334
T Benzo(k)fluoranthene	Quadratic	y = -0.248673 * x ^ 2 + 1.288020 * x + 9.597236E-004	0.999625

(RedFont and #) = Outlier Flag; (I) = Internal Standard; (T) = Target; (S) = Surrogate; (M) = Matrix Spike

Quantitative Analysis Results Summary Report

Agilent | Trusted Answers

Batch Path	\\MASSHUNTER\Org\Data\SV5975.I\sh022822\1 e8270c bna SIM\QuantResults\022822 bna SIM 1.batch.bin		
Analysis Time	3/1/2022 9:37 AM	**Analyst Name**	BL2000\jheine
Report Time	3/1/2022 10:29:36 AM	**Reporter Name**	BL2000\jheine
Last Calib Update	2/28/2022 5:36 PM	**Batch State**	Processed
Quant Batch Version	10.0	**Quant Report Version**	10.0

Sequence Table

Data File	sample Name	Sample Type	Vial Position	Inj Vol	Level	Acq Method File
Feb2802.D	28-Feb-22_CAL_7	Cal	2	0.1	7	5975BNASIM
Feb2803.D	28-Feb-22_CAL_6	Cal	3	0.1	6	5975BNASIM
Feb2804.D	28-Feb-22_CAL_5	Cal	4	0.1	5	5975BNASIM
Feb2805.D	28-Feb-22_CAL_4	Cal	5	0.1	4	5975BNASIM
Feb2806.D	28-Feb-22_CAL_3	Cal	6	0.1	3	5975BNASIM
Feb2807.D	28-Feb-22_CAL_2	Cal	7	0.1	2	5975BNASIM
Feb2808.D	28-Feb-22_CAL_1	Cal	8	0.1	1	5975BNASIM
Feb2809.D	28-Feb-22_CCV_9	QC	9	0.1	ICV	5975BNASIM

Quantitation Results

Compound: Nitrobenzene-d5

Data File	Sample Type	ISTD	RT	Resp	ISTD Resp	Resp Ratio	Final Conc	Exp. Conc	Accuracy
Feb2802.D	Calibration	1,4-Dichlorobenzene-d4	5.131	62988	237036	0.2657	10.0985	10.0000	101.0
Feb2803.D	Calibration	1,4-Dichlorobenzene-d4	5.131	21732	221583	0.0981	4.6683	5.0000	93.4
Feb2804.D	Calibration	1,4-Dichlorobenzene-d4	5.156	8111	207938	0.0390	2.0886	2.0000	104.4
Feb2805.D	Calibration	1,4-Dichlorobenzene-d4	5.156	4160	192832	0.0216	1.1914	1.0000	119.1
Feb2806.D	Calibration	1,4-Dichlorobenzene-d4	5.180	1769	186796	0.0095	0.5138	0.5000	102.8
Feb2807.D	Calibration	1,4-Dichlorobenzene-d4	5.205	675	178806	0.0038	0.1758	0.2000	87.9
Feb2808.D	Calibration	1,4-Dichlorobenzene-d4	5.205	399	168007	0.0024	0.0906	0.1000	90.6
Feb2809.D	QC	1,4-Dichlorobenzene-d4	5.156	7699	199553	0.0386	2.0675	2.0000	103.4

Compound: Naphthalene

Data File	Sample Type	ISTD	RT	Resp	ISTD Resp	Resp Ratio	Final Conc	Exp. Conc	Accuracy
Feb2802.D	Calibration	Naphthalene-d8	5.953	218016	1005026	0.2169	8.5919	10.0000	85.9
Feb2803.D	Calibration	Naphthalene-d8	5.953	110932	960223	0.1155	4.5757	5.0000	91.5
Feb2804.D	Calibration	Naphthalene-d8	5.953	44192	896988	0.0493	1.9513	2.0000	97.6
Feb2805.D	Calibration	Naphthalene-d8	5.953	21497	844168	0.0255	1.0086	1.0000	100.9
Feb2806.D	Calibration	Naphthalene-d8	5.953	10356	799268	0.0130	0.5132	0.5000	102.6
Feb2807.D	Calibration	Naphthalene-d8	5.953	4270	797499	0.0054	0.2121	0.2000	106.0
Feb2808.D	Calibration	Naphthalene-d8	5.953	2294	787020	0.0029	0.1155	0.1000	115.5
Feb2809.D	QC	Naphthalene-d8	5.953	47707	879264	0.0543	2.1490	2.0000	107.4

Compound: 2-Methylnaphthalene

Data File	Sample Type	ISTD	RT	Resp	ISTD Resp	Resp Ratio	Final Conc	Exp. Conc	Accuracy
Feb2802.D	Calibration	Naphthalene-d8	6.778	144579	1005026	0.1439	9.7514	10.0000	97.5
Feb2803.D	Calibration	Naphthalene-d8	6.790	70933	960223	0.0739	5.0075	5.0000	100.1
Feb2804.D	Calibration	Naphthalene-d8	6.790	26987	896988	0.0301	2.0395	2.0000	102.0

Compound: 2-Methylnaphthalene

Data File	Sample Type	ISTD	RT	Resp	ISTD Resp	Resp Ratio	Final Conc	Exp. Conc	Accuracy
Feb2805.D	Calibration	Naphthalene-d8	6.802	12463	844168	0.0148	1.0008	1.0000	100.1
Feb2806.D	Calibration	Naphthalene-d8	6.802	5804	799268	0.0073	0.4922	0.5000	98.4
Feb2807.D	Calibration	Naphthalene-d8	6.815	2347	797499	0.0029	0.1995	0.2000	99.7
Feb2808.D	Calibration	Naphthalene-d8	6.815	1185	787020	0.0015	0.1021	0.1000	102.1
Feb2809.D	QC	Naphthalene-d8	6.790	30895	879264	0.0351	2.3818	2.0000	119.1

Compound: 1-Methylnaphthalene

Data File	Sample Type	ISTD	RT	Resp	ISTD Resp	Resp Ratio	Final Conc	Exp. Conc	Accuracy
Feb2802.D	Calibration	Naphthalene-d8	6.890	150643	1005026	0.1499	10.1143	10.0000	101.1
Feb2803.D	Calibration	Naphthalene-d8	6.902	71606	960223	0.0746	4.7552	5.0000	95.1
Feb2804.D	Calibration	Naphthalene-d8	6.902	29573	896988	0.0330	2.0229	2.0000	101.1
Feb2805.D	Calibration	Naphthalene-d8	6.902	16434	844168	0.0195	1.1655	1.0000	116.5
Feb2806.D	Calibration	Naphthalene-d8	6.915	6382	799268	0.0080	0.4466	0.5000	89.3
Feb2807.D	Calibration	Naphthalene-d8	6.915	3238	797499	0.0041	0.2031	0.2000	101.5
Feb2808.D	Calibration	Naphthalene-d8	6.915	1823	787020	0.0023	0.0952	0.1000	95.2
Feb2809.D	QC	Naphthalene-d8	6.902	30561	879264	0.0348	2.1375	2.0000	106.9

Compound: 2-Fluorobiphenyl

Data File	Sample Type	ISTD	RT	Resp	ISTD Resp	Resp Ratio	Final Conc	Exp. Conc	Accuracy
Feb2802.D	Calibration	Acenaphthene-d10	7.252	203587	675025	0.3016	9.7619	10.0000	97.6
Feb2803.D	Calibration	Acenaphthene-d10	7.252	92999	605561	0.1536	4.9708	5.0000	99.4
Feb2804.D	Calibration	Acenaphthene-d10	7.264	33989	614594	0.0553	1.7900	2.0000	89.5
Feb2805.D	Calibration	Acenaphthene-d10	7.264	17391	590960	0.0294	0.9525	1.0000	95.2
Feb2806.D	Calibration	Acenaphthene-d10	7.264	7973	545740	0.0146	0.4728	0.5000	94.6
Feb2807.D	Calibration	Acenaphthene-d10	7.265	3564	525064	0.0068	0.2197	0.2000	109.8
Feb2808.D	Calibration	Acenaphthene-d10	7.277	1922	546792	0.0035	0.1138	0.1000	113.8
Feb2809.D	QC	Acenaphthene-d10	7.264	33946	618200	0.0549	1.7773	2.0000	88.9

Compound: Acenaphthylene

Data File	Sample Type	ISTD	RT	Resp	ISTD Resp	Resp Ratio	Final Conc	Exp. Conc	Accuracy
Feb2802.D	Calibration	Acenaphthene-d10	7.826	229334	675025	0.3397	8.7970	10.0000	88.0
Feb2803.D	Calibration	Acenaphthene-d10	7.826	116759	605561	0.1928	4.9925	5.0000	99.8
Feb2804.D	Calibration	Acenaphthene-d10	7.826	45447	614594	0.0739	1.9147	2.0000	95.7
Feb2805.D	Calibration	Acenaphthene-d10	7.826	22388	590960	0.0379	0.9809	1.0000	98.1
Feb2806.D	Calibration	Acenaphthene-d10	7.826	10747	545740	0.0197	0.5099	0.5000	102.0
Feb2807.D	Calibration	Acenaphthene-d10	7.826	4392	525064	0.0084	0.2166	0.2000	108.3
Feb2808.D	Calibration	Acenaphthene-d10	7.826	2282	546792	0.0042	0.1081	0.1000	108.1
Feb2809.D	QC	Acenaphthene-d10	7.826	45602	618200	0.0738	1.9100	2.0000	95.5

Compound: Acenaphthene

Data File	Sample Type	ISTD	RT	Resp	ISTD Resp	Resp Ratio	Final Conc	Exp. Conc	Accuracy
Feb2802.D	Calibration	Acenaphthene-d10	8.038	152469	675025	0.2259	9.9319	10.0000	99.3

Compound: Acenaphthene

Data File	Sample Type	ISTD	RT	Resp	ISTD Resp	Resp Ratio	Final Conc	Exp. Conc	Accuracy
Feb2803.D	Calibration	Acenaphthene-d10	8.038	78829	605561	0.1302	5.1546	5.0000	103.1
Feb2804.D	Calibration	Acenaphthene-d10	8.038	31554	614594	0.0513	1.8923	2.0000	94.6
Feb2805.D	Calibration	Acenaphthene-d10	8.038	16278	590960	0.0275	0.9878	1.0000	98.8
Feb2806.D	Calibration	Acenaphthene-d10	8.038	8192	545740	0.0150	0.5237	0.5000	104.7
Feb2807.D	Calibration	Acenaphthene-d10	8.038	3408	525064	0.0065	0.2129	0.2000	106.4
Feb2808.D	Calibration	Acenaphthene-d10	8.038	1739	546792	0.0032	0.0930	0.1000	93.0
Feb2809.D	QC	Acenaphthene-d10	8.038	37269	618200	0.0603	2.2409	2.0000	112.0

Compound: Fluorene

Data File	Sample Type	ISTD	RT	Resp	ISTD Resp	Resp Ratio	Final Conc	Exp. Conc	Accuracy
Feb2802.D	Calibration	Acenaphthene-d10	8.661	200776	675025	0.2974	9.1755	10.0000	91.8
Feb2803.D	Calibration	Acenaphthene-d10	8.661	98665	605561	0.1629	5.0263	5.0000	100.5
Feb2804.D	Calibration	Acenaphthene-d10	8.673	37579	614594	0.0611	1.8863	2.0000	94.3
Feb2805.D	Calibration	Acenaphthene-d10	8.673	18159	590960	0.0307	0.9479	1.0000	94.8
Feb2806.D	Calibration	Acenaphthene-d10	8.673	9411	545740	0.0172	0.5320	0.5000	106.4
Feb2807.D	Calibration	Acenaphthene-d10	8.686	3305	525064	0.0063	0.1942	0.2000	97.1
Feb2808.D	Calibration	Acenaphthene-d10	8.686	2041	546792	0.0037	0.1151	0.1000	115.1
Feb2809.D	QC	Acenaphthene-d10	8.673	36522	618200	0.0591	1.8225	2.0000	91.1

Compound: Phenanthrene

Data File	Sample Type	ISTD	RT	Resp	ISTD Resp	Resp Ratio	Final Conc	Exp. Conc	Accuracy
Feb2802.D	Calibration	Phenanthrene-d10	9.793	270524	1196879	0.2260	10.0110	10.0000	100.1
Feb2803.D	Calibration	Phenanthrene-d10	9.793	140961	1211351	0.1164	4.9816	5.0000	99.6
Feb2804.D	Calibration	Phenanthrene-d10	9.793	54398	1144899	0.0475	1.9756	2.0000	98.8
Feb2805.D	Calibration	Phenanthrene-d10	9.793	27826	1094449	0.0254	1.0336	1.0000	103.4
Feb2806.D	Calibration	Phenanthrene-d10	9.793	13673	1035041	0.0132	0.5170	0.5000	103.4
Feb2807.D	Calibration	Phenanthrene-d10	9.793	5117	1015461	0.0050	0.1732	0.2000	86.6
Feb2808.D	Calibration	Phenanthrene-d10	9.793	3514	1006813	0.0035	0.1081	0.1000	108.1
Feb2809.D	QC	Phenanthrene-d10	9.793	61118	1162062	0.0526	2.1938	2.0000	109.7

Compound: Anthracene

Data File	Sample Type	ISTD	RT	Resp	ISTD Resp	Resp Ratio	Final Conc	Exp. Conc	Accuracy
Feb2802.D	Calibration	Phenanthrene-d10	9.854	251196	1196879	0.2099	10.0010	10.0000	100.0
Feb2803.D	Calibration	Phenanthrene-d10	9.854	128135	1211351	0.1058	5.0406	5.0000	100.8
Feb2804.D	Calibration	Phenanthrene-d10	9.854	48647	1144899	0.0425	2.0248	2.0000	101.2
Feb2805.D	Calibration	Phenanthrene-d10	9.854	25234	1094449	0.0231	1.0987	1.0000	109.9
Feb2806.D	Calibration	Phenanthrene-d10	9.867	9602	1035041	0.0093	0.4421	0.5000	88.4
Feb2807.D	Calibration	Phenanthrene-d10	9.867	3863	1015461	0.0038	0.1813	0.2000	90.6
Feb2808.D	Calibration	Phenanthrene-d10	9.867	2303	1006813	0.0023	0.1090	0.1000	109.0
Feb2809.D	QC	Phenanthrene-d10	9.854	54226	1162062	0.0467	2.2236	2.0000	111.2

Compound: o-Terphenyl

Data File	Sample Type	ISTD	RT	Resp	ISTD Resp	Resp Ratio	Final Conc	Exp. Conc	Accuracy
Feb2802.D	Calibration	Phenanthrene-d10	10.299	152101	1196879	0.1271	9.9990	10.0000	100.0
Feb2803.D	Calibration	Phenanthrene-d10	10.299	82459	1211351	0.0681	4.9991	5.0000	100.0
Feb2804.D	Calibration	Phenanthrene-d10	10.299	32679	1144899	0.0285	2.0047	2.0000	100.2
Feb2805.D	Calibration	Phenanthrene-d10	10.299	16091	1094449	0.0147	1.0089	1.0000	100.9
Feb2806.D	Calibration	Phenanthrene-d10	10.299	7578	1035041	0.0073	0.4878	0.5000	97.6
Feb2807.D	Calibration	Phenanthrene-d10	10.299	3226	1015461	0.0032	0.1981	0.2000	99.1
Feb2808.D	Calibration	Phenanthrene-d10	10.299	1811	1006813	0.0018	0.1023	0.1000	102.3
Feb2809.D	QC	Phenanthrene-d10	10.299	34015	1162062	0.0293	2.0578	2.0000	102.9

Compound: Fluoranthene

Data File	Sample Type	ISTD	RT	Resp	ISTD Resp	Resp Ratio	Final Conc	Exp. Conc	Accuracy
Feb2802.D	Calibration	Phenanthrene-d10	11.398	280473	1196879	0.2343	9.5291	10.0000	95.3
Feb2803.D	Calibration	Phenanthrene-d10	11.398	137080	1211351	0.1132	4.6017	5.0000	92.0
Feb2804.D	Calibration	Phenanthrene-d10	11.398	53521	1144899	0.0467	1.9009	2.0000	95.0
Feb2805.D	Calibration	Phenanthrene-d10	11.411	25688	1094449	0.0235	0.9544	1.0000	95.4
Feb2806.D	Calibration	Phenanthrene-d10	11.411	12510	1035041	0.0121	0.4915	0.5000	98.3
Feb2807.D	Calibration	Phenanthrene-d10	11.423	5317	1015461	0.0052	0.2129	0.2000	106.5
Feb2808.D	Calibration	Phenanthrene-d10	11.423	2908	1006813	0.0029	0.1174	0.1000	117.4
Feb2809.D	QC	Phenanthrene-d10	11.398	58616	1162062	0.0504	2.0512	2.0000	102.6

Compound: Pyrene

Data File	Sample Type	ISTD	RT	Resp	ISTD Resp	Resp Ratio	Final Conc	Exp. Conc	Accuracy
Feb2802.D	Calibration	Chrysene-d12	11.769	299286	957395	0.3126	9.9352	10.0000	99.4
Feb2803.D	Calibration	Chrysene-d12	11.769	152779	880513	0.1735	5.1481	5.0000	103.0
Feb2804.D	Calibration	Chrysene-d12	11.781	57772	852286	0.0678	1.9137	2.0000	95.7
Feb2805.D	Calibration	Chrysene-d12	11.781	29399	805199	0.0365	1.0089	1.0000	100.9
Feb2806.D	Calibration	Chrysene-d12	11.781	13849	762030	0.0182	0.4881	0.5000	97.6
Feb2807.D	Calibration	Chrysene-d12	11.794	5921	740153	0.0080	0.2021	0.2000	101.0
Feb2808.D	Calibration	Chrysene-d12	11.794	3281	739070	0.0044	0.1025	0.1000	102.5
Feb2809.D	QC	Chrysene-d12	11.781	61006	856601	0.0712	2.0144	2.0000	100.7

Compound: Terphenyl-d14

Data File	Sample Type	ISTD	RT	Resp	ISTD Resp	Resp Ratio	Final Conc	Exp. Conc	Accuracy
Feb2802.D	Calibration	Chrysene-d12	12.238	195953	957395	0.2047	9.3311	10.0000	93.3
Feb2803.D	Calibration	Chrysene-d12	12.238	93293	880513	0.1060	4.8304	5.0000	96.6
Feb2804.D	Calibration	Chrysene-d12	12.238	35377	852286	0.0415	1.8923	2.0000	94.6
Feb2805.D	Calibration	Chrysene-d12	12.251	17702	805199	0.0220	1.0023	1.0000	100.2
Feb2806.D	Calibration	Chrysene-d12	12.251	8273	762030	0.0109	0.4950	0.5000	99.0
Feb2807.D	Calibration	Chrysene-d12	12.263	3313	740153	0.0045	0.2040	0.2000	102.0
Feb2808.D	Calibration	Chrysene-d12	12.263	1852	739070	0.0025	0.1142	0.1000	114.2
Feb2809.D	QC	Chrysene-d12	12.238	35309	856601	0.0412	1.8792	2.0000	94.0

Compound: Benzo(a)Anthracene

Data File	Sample Type	ISTD	RT	Resp	ISTD Resp	Resp Ratio	Final Conc	Exp. Conc	Accuracy
Feb2802.D	Calibration	Chrysene-d12	14.639	226459	957395	0.2365	9.9824	10.0000	99.8
Feb2803.D	Calibration	Chrysene-d12	14.639	107944	880513	0.1226	5.0544	5.0000	101.1
Feb2804.D	Calibration	Chrysene-d12	14.639	41990	852286	0.0493	1.9355	2.0000	96.8
Feb2805.D	Calibration	Chrysene-d12	14.639	22457	805199	0.0279	1.0337	1.0000	103.4
Feb2806.D	Calibration	Chrysene-d12	14.639	11464	762030	0.0150	0.4933	0.5000	98.7
Feb2807.D	Calibration	Chrysene-d12	14.639	5980	740153	0.0081	0.2009	0.2000	100.5
Feb2808.D	Calibration	Chrysene-d12	14.664	4191	739070	0.0057	0.0998	0.1000	99.8
Feb2809.D	QC	Chrysene-d12	14.639	47359	856601	0.0553	2.1900	2.0000	109.5

Compound: Chrysene

Data File	Sample Type	ISTD	RT	Resp	ISTD Resp	Resp Ratio	Final Conc	Exp. Conc	Accuracy
Feb2802.D	Calibration	Chrysene-d12	14.726	274987	957395	0.2872	10.0162	10.0000	100.2
Feb2803.D	Calibration	Chrysene-d12	14.739	134469	880513	0.1527	4.9905	5.0000	99.8
Feb2804.D	Calibration	Chrysene-d12	14.739	52766	852286	0.0619	1.9313	2.0000	96.6
Feb2805.D	Calibration	Chrysene-d12	14.739	27137	805199	0.0337	1.0247	1.0000	102.5
Feb2806.D	Calibration	Chrysene-d12	14.726	14320	762030	0.0188	0.5531	0.5000	110.6
Feb2807.D	Calibration	Chrysene-d12	14.739	5308	740153	0.0072	0.1890	0.2000	94.5
Feb2808.D	Calibration	Chrysene-d12	14.739	3094	739070	0.0042	0.0959	0.1000	95.9
Feb2809.D	QC	Chrysene-d12	14.739	62450	856601	0.0729	2.2899	2.0000	114.5

Compound: Benzo(b)fluoranthene

Data File	Sample Type	ISTD	RT	Resp	ISTD Resp	Resp Ratio	Final Conc	Exp. Conc	Accuracy
Feb2802.D	Calibration	Perylene-d12	17.659	214754	767865	0.2797	10.1840	10.0000	101.8
Feb2803.D	Calibration	Perylene-d12	17.659	95636	705991	0.1355	4.9327	5.0000	98.7
Feb2804.D	Calibration	Perylene-d12	17.659	34979	669855	0.0522	1.9015	2.0000	95.1
Feb2805.D	Calibration	Perylene-d12	17.671	17895	626149	0.0286	1.0407	1.0000	104.1
Feb2806.D	Calibration	Perylene-d12	17.671	7780	595467	0.0131	0.4758	0.5000	95.2
Feb2807.D	Calibration	Perylene-d12	17.684	3015	584306	0.0052	0.1879	0.2000	93.9
Feb2808.D	Calibration	Perylene-d12	17.684	1751	572863	0.0031	0.1113	0.1000	111.3
Feb2809.D	QC	Perylene-d12	17.671	37369	661350	0.0565	2.0575	2.0000	102.9

Compound: Benzo(k)fluoranthene

Data File	Sample Type	ISTD	RT	Resp	ISTD Resp	Resp Ratio	Final Conc	Exp. Conc	Accuracy
Feb2802.D	Calibration	Perylene-d12	17.721	236174	767865	0.3076	10.0051	10.0000	100.1
Feb2803.D	Calibration	Perylene-d12	17.721	111664	705991	0.1582	5.0029	5.0000	100.1
Feb2804.D	Calibration	Perylene-d12	17.733	42093	669855	0.0628	1.9399	2.0000	97.0
Feb2805.D	Calibration	Perylene-d12	17.733	21897	626149	0.0350	1.0617	1.0000	106.2
Feb2806.D	Calibration	Perylene-d12	17.733	10044	595467	0.0169	0.4952	0.5000	99.0
Feb2807.D	Calibration	Perylene-d12	17.746	4230	584306	0.0072	0.1952	0.2000	97.6
Feb2808.D	Calibration	Perylene-d12	17.746	2395	572863	0.0042	0.1001	0.1000	100.1
Feb2809.D	QC	Perylene-d12	17.733	44771	661350	0.0677	2.0937	2.0000	104.7

Compound: Benzo(a)pyrene

Data File	Sample Type	ISTD	RT	Resp	ISTD Resp	Resp Ratio	Final Conc	Exp. Conc	Accuracy
Feb2802.D	Calibration	Perylene-d12	18.302	194609	767865	0.2534	9.8669	10.0000	98.7
Feb2803.D	Calibration	Perylene-d12	18.302	88796	705991	0.1258	4.8966	5.0000	97.9
Feb2804.D	Calibration	Perylene-d12	18.314	32754	669855	0.0489	1.9036	2.0000	95.2
Feb2805.D	Calibration	Perylene-d12	18.314	15668	626149	0.0250	0.9742	1.0000	97.4
Feb2806.D	Calibration	Perylene-d12	18.314	7415	595467	0.0125	0.4848	0.5000	97.0
Feb2807.D	Calibration	Perylene-d12	18.314	2996	584306	0.0051	0.1996	0.2000	99.8
Feb2808.D	Calibration	Perylene-d12	18.314	1678	572863	0.0029	0.1141	0.1000	114.1
Feb2809.D	QC	Perylene-d12	18.314	32770	661350	0.0496	1.9291	2.0000	96.5

Compound: Indeno(1,2,3-cd)pyrene

Data File	Sample Type	ISTD	RT	Resp	ISTD Resp	Resp Ratio	Final Conc	Exp. Conc	Accuracy
Feb2802.D	Calibration	Perylene-d12	20.155	169620	767865	0.2209	10.4599	10.0000	104.6
Feb2803.D	Calibration	Perylene-d12	20.167	74751	705991	0.1059	5.0136	5.0000	100.3
Feb2804.D	Calibration	Perylene-d12	20.167	28097	669855	0.0419	1.9862	2.0000	99.3
Feb2805.D	Calibration	Perylene-d12	20.167	13213	626149	0.0211	0.9992	1.0000	99.9
Feb2806.D	Calibration	Perylene-d12	20.180	6026	595467	0.0101	0.4792	0.5000	95.8
Feb2807.D	Calibration	Perylene-d12	20.180	2282	584306	0.0039	0.1849	0.2000	92.5
Feb2808.D	Calibration	Perylene-d12	20.192	1302	572863	0.0023	0.1076	0.1000	107.6
Feb2809.D	QC	Perylene-d12	20.167	29178	661350	0.0441	2.0891	2.0000	104.5

Compound: Dibenzo(a,h)anthracene

Data File	Sample Type	ISTD	RT	Resp	ISTD Resp	Resp Ratio	Final Conc	Exp. Conc	Accuracy
Feb2802.D	Calibration	Perylene-d12	20.229	184135	767865	0.2398	9.6665	10.0000	96.7
Feb2803.D	Calibration	Perylene-d12	20.229	87537	705991	0.1240	4.9982	5.0000	100.0
Feb2804.D	Calibration	Perylene-d12	20.241	32220	669855	0.0481	1.9390	2.0000	96.9
Feb2805.D	Calibration	Perylene-d12	20.241	15644	626149	0.0250	1.0072	1.0000	100.7
Feb2806.D	Calibration	Perylene-d12	20.254	7282	595467	0.0122	0.4929	0.5000	98.6
Feb2807.D	Calibration	Perylene-d12	20.254	2742	584306	0.0047	0.1892	0.2000	94.6
Feb2808.D	Calibration	Perylene-d12	20.266	1599	572863	0.0028	0.1125	0.1000	112.5
Feb2809.D	QC	Perylene-d12	20.241	32174	661350	0.0486	1.9611	2.0000	98.1

Compound: Benzo(g,h,i)perylene

Data File	Sample Type	ISTD	RT	Resp	ISTD Resp	Resp Ratio	Final Conc	Exp. Conc	Accuracy
Feb2802.D	Calibration	Perylene-d12	20.489	218362	767865	0.2844	9.4734	10.0000	94.7
Feb2803.D	Calibration	Perylene-d12	20.501	98201	705991	0.1391	4.6338	5.0000	92.7
Feb2804.D	Calibration	Perylene-d12	20.501	37500	669855	0.0560	1.8650	2.0000	93.2
Feb2805.D	Calibration	Perylene-d12	20.501	19094	626149	0.0305	1.0158	1.0000	101.6
Feb2806.D	Calibration	Perylene-d12	20.513	8467	595467	0.0142	0.4737	0.5000	94.7
Feb2807.D	Calibration	Perylene-d12	20.513	3795	584306	0.0065	0.2164	0.2000	108.2
Feb2808.D	Calibration	Perylene-d12	20.513	1975	572863	0.0034	0.1148	0.1000	114.8
Feb2809.D	QC	Perylene-d12	20.501	39545	661350	0.0598	1.9920	2.0000	99.6

Quantitation Results Report (QT Reviewed)

Data File	Feb2802.D	Operator	LIMS import
Acq. Method	5975BNASIM	Acq. Date-Time	2/28/2022 11:35:33 AM
Sample Name	28-Feb-22_CAL_7	Instrument	GCMS
Vial	2	Multiplier	1.00
DA Method File	021622 bna SIM 2.batch.bin	Comment	SVOC-8270-W-LLPAH
Tune File	dftppjph.u	Tune Date	
Batch Name	022822 bna SIM 1.batch.bin	Last Calib Update	2/28/2022 5:36:24 PM
Ref Library			

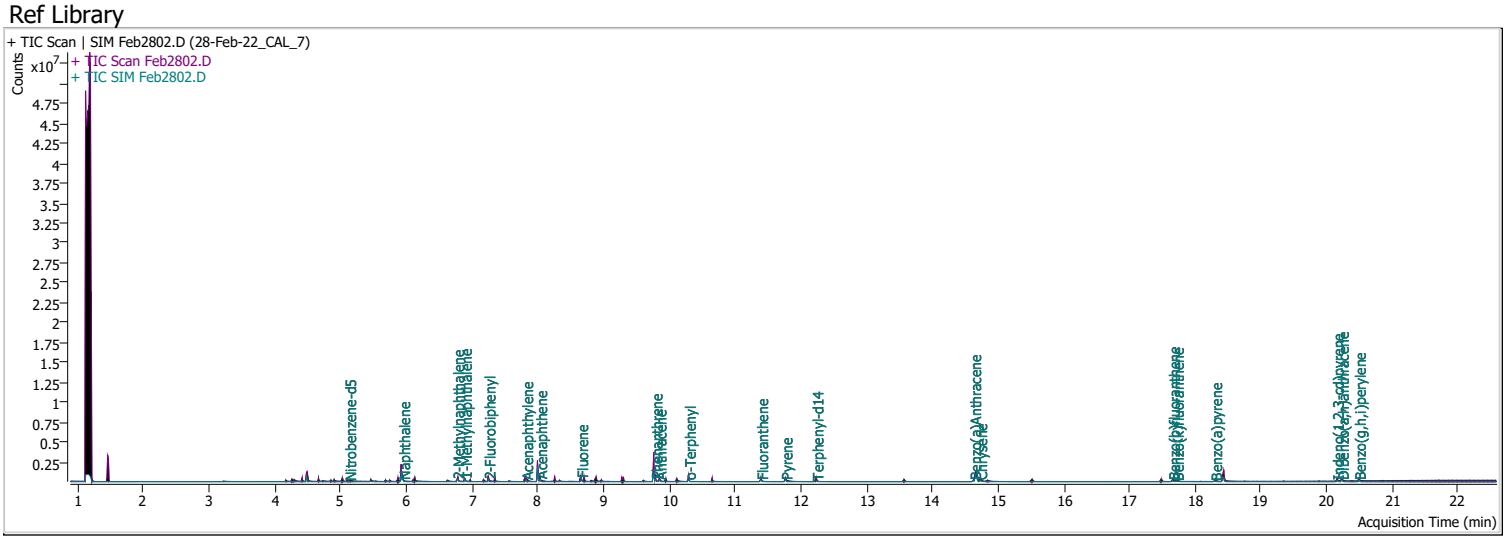

Compound	RT	QIon	Resp.	Conc.	Units		Dev(Min)
Internal Standards							
M 1,4-Dichlorobenzene-d4	4.484	152.0	237036	40.0000	ng/ml		-0.012
M Naphthalene-d8	5.928	136.0	1005026	40.0000	ng/ml		0.000
M Acenaphthene-d10	8.001	164.0	675025	40.0000	ng/ml		0.000
M Phenanthrene-d10	9.768	188.0	1196879	40.0000	ng/ml		0.000
M Chrysene-d12	14.664	240.0	957395	40.0000	ng/ml		0.000
M Perylene-d12	18.425	264.0	767865	40.0000	ng/ml		-0.012
System Monitoring Compounds							
S Nitrobenzene-d5	5.131	82.0	62988	10.0985	ng/ml		-0.025
Spiked Amount: 5.000	Range: 19.0 - 102.0%			Recovery = 201.97%		*	
S 2-Fluorobiphenyl	7.252	172.0	203587	9.7619	ng/ml		-0.012
Spiked Amount: 5.000	Range: 25.0 - 94.0%			Recovery = 195.24%		*	
S o-Terphenyl	10.299	230.0	152101	9.9990	ng/ml		0.000
Spiked Amount: 5.000	Range: 40.0 - 140.0%			Recovery = 199.98%		*	
S Terphenyl-d14	12.238	244.0	195953	9.3311	ng/ml		0.000
Spiked Amount: 5.000	Range: 39.0 - 106.0%			Recovery = 186.62%		*	
Target Compounds							**QValue**
T Naphthalene	5.953	128.0	218016	8.5919	ng/ml		99
T 2-Methylnaphthalene	6.778	141.0	144579	9.7514	ng/ml		97
T 1-Methylnaphthalene	6.890	141.0	150643	10.1143	ng/ml		95
T Acenaphthylene	7.826	152.0	229334	8.7970	ng/ml		98
T Acenaphthene	8.038	154.0	152469	9.9319	ng/ml		100
T Fluorene	8.661	166.0	200776	9.1755	ng/ml		93
T Phenanthrene	9.793	178.0	270524	10.0110	ng/ml		100
T Anthracene	9.854	178.0	251196	10.0010	ng/ml		98
T Fluoranthene	11.398	202.0	280473	9.5291	ng/ml		99
T Pyrene	11.769	202.0	299286	9.9352	ng/ml		98
T Benzo(a)Anthracene	14.639	228.0	226459	9.9824	ng/ml		98
T Chrysene	14.726	228.0	274987	10.0162	ng/ml		97
T Benzo(b)fluoranthene	17.659	252.0	214754	10.1840	ng/ml		100

Compound	RT	QIon	Resp.	Conc.	Units	Dev(Min)
T Benzo(k)fluoranthene	17.721	252.0	236174	10.0051	ng/ml	97
T Benzo(a)pyrene	18.302	252.0	194609	9.8669	ng/ml	100
T Indeno(1,2,3-cd)pyrene	20.155	276.0	169620	10.4599	ng/ml	99
T Dibenzo(a,h)anthracene	20.229	278.0	184135	9.6665	ng/ml	99
T Benzo(g,h,i)perylene	20.489	276.0	218362	9.4734	ng/ml	97

(#) = Qualifier Out of Range; (m) = Manual Integration; (+) = Area Summed; (*) = Surrogate Percent Recovery Out of Range; (d): Zeroed Peak

Compound	Conc.	RT	Dev(Min)	Resp.	QIon	QRatio	Lower	Upper
Nitrobenzene-d5	10.0985	5.13	-0.02	62988	54.0	39.3	30.6	56.8
					128.0	44.3	28.9	53.6

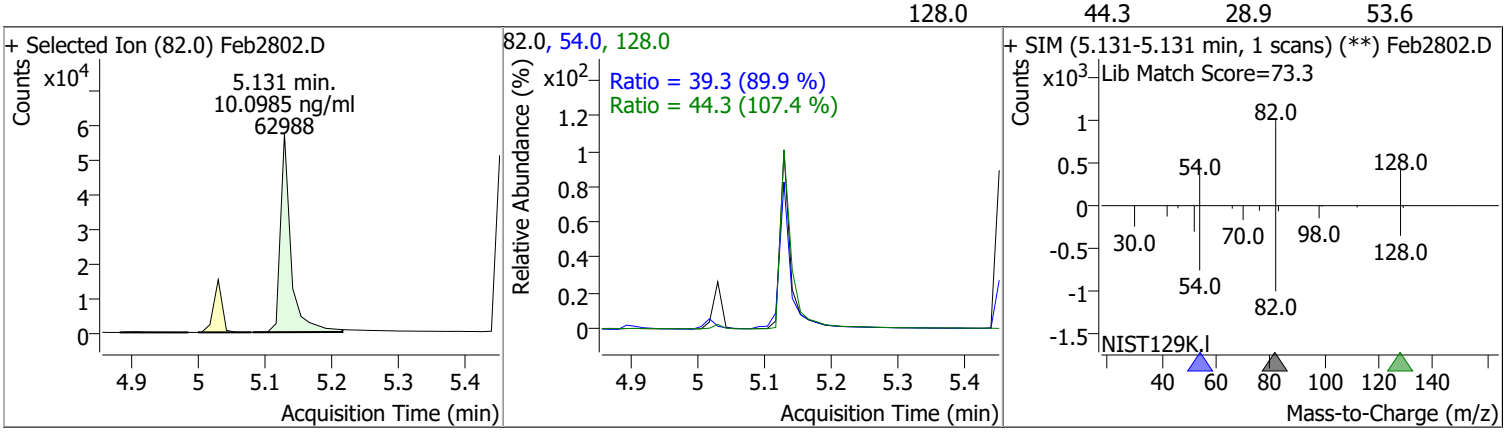

Compound	Conc.	RT	Dev(Min)	Resp.	QIon	QRatio	Lower	Upper
Naphthalene	8.5919	5.95	0.00	218016	102.0	14.4	0.0	40.8
					129.0	11.0	7.8	14.5

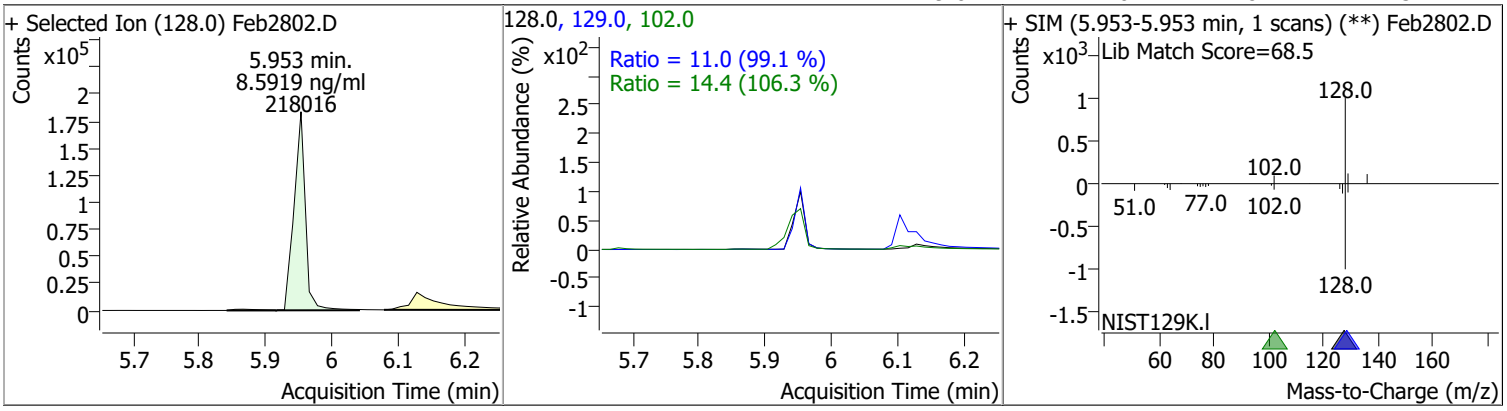

Compound	Conc.	RT	Dev(Min)	Resp.	QIon	QRatio	Lower	Upper
2-Methylnaphthalene	9.7514	6.78	-0.01	144579	142.0	138.9	94.4	175.3
					115.0	53.2	36.1	67.0

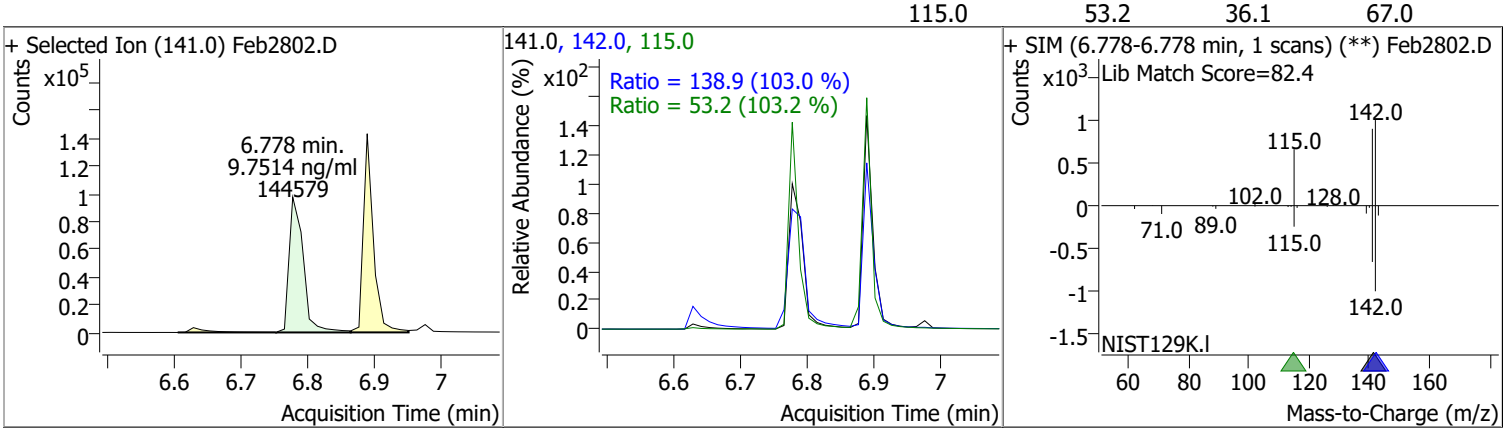

Compound	Conc.	RT	Dev(Min)	Resp.	QIon	QRatio	Lower	Upper
1-Methylnaphthalene	10.1143	6.89	-0.01	150643	142.0	113.5	83.6	155.3
					115.0	52.0	34.8	64.6

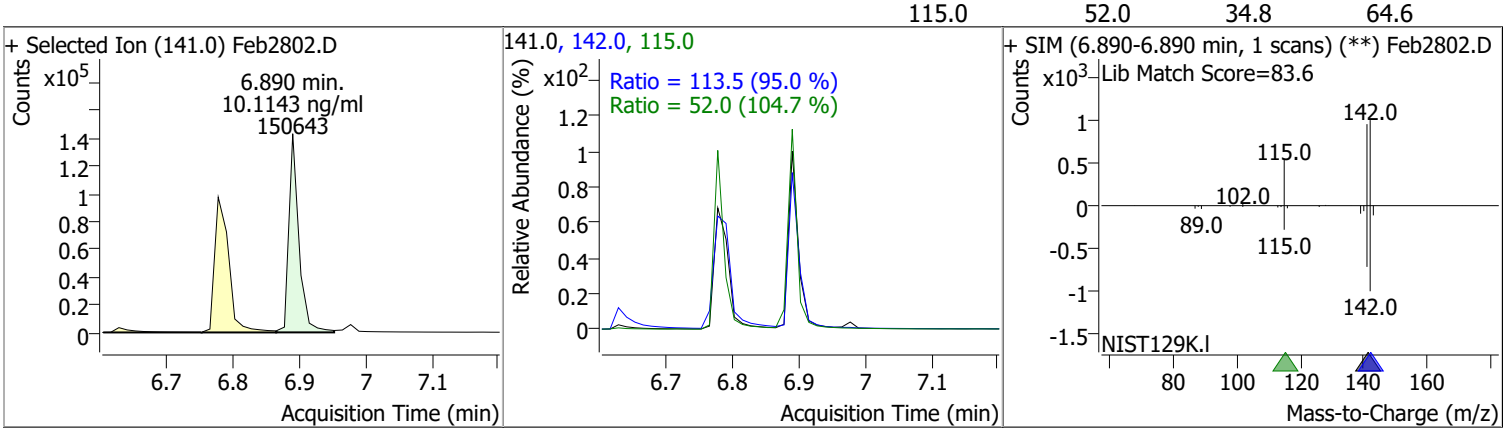

Compound	Conc.	RT	Dev(Min)	Resp.	QIon	QRatio	Lower	Upper
2-Fluorobiphenyl	9.7619	7.25	-0.01	203587	171.0	36.8	24.3	45.1

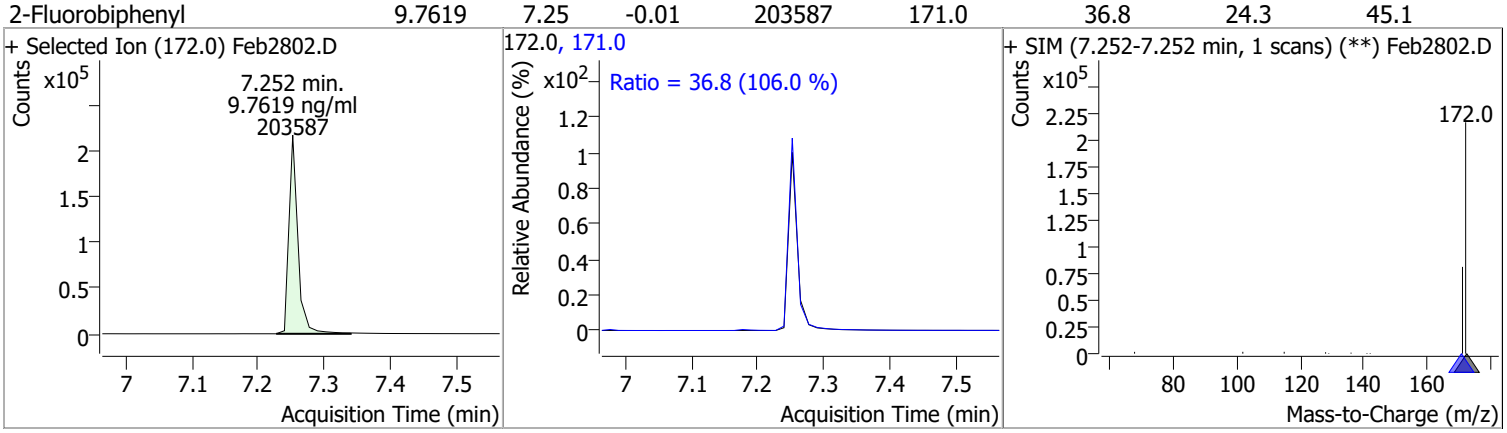

Compound	Conc.	RT	Dev(Min)	Resp.	QIon	QRatio	Lower	Upper
Acenaphthylene	8.7970	7.83	0.00	229334	153.0	15.3	11.2	20.8

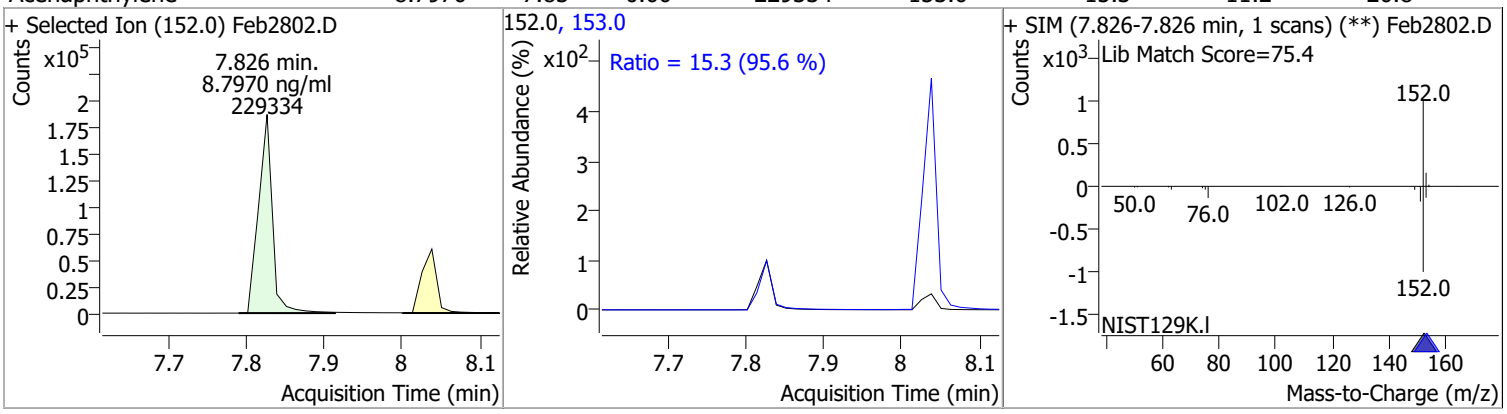

Compound	Conc.	RT	Dev(Min)	Resp.	QIon	QRatio	Lower	Upper
Acenaphthene	9.9319	8.04	0.00	152469	153.0	109.7	76.8	142.6
					152.0	52.9	36.4	67.5

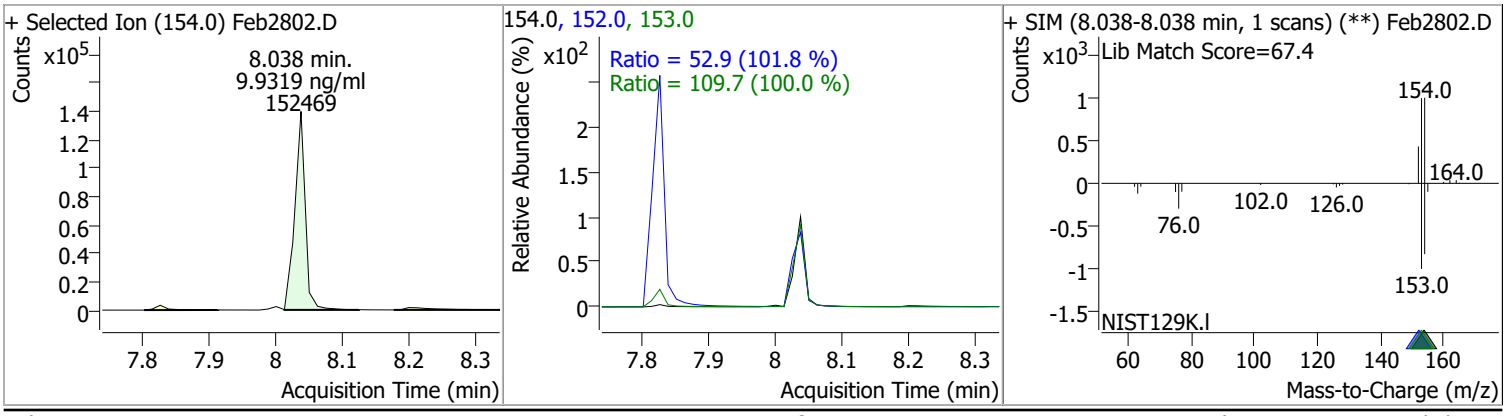

Quantitation Results Report (QT Reviewed)

Compound	Conc.	RT	Dev(Min)	Resp.	QIon	QRatio	Lower	Upper
Fluorene	9.1755	8.66	-0.01	200776	165.0	93.7	60.3	111.9
					167.0	13.6	8.9	16.6

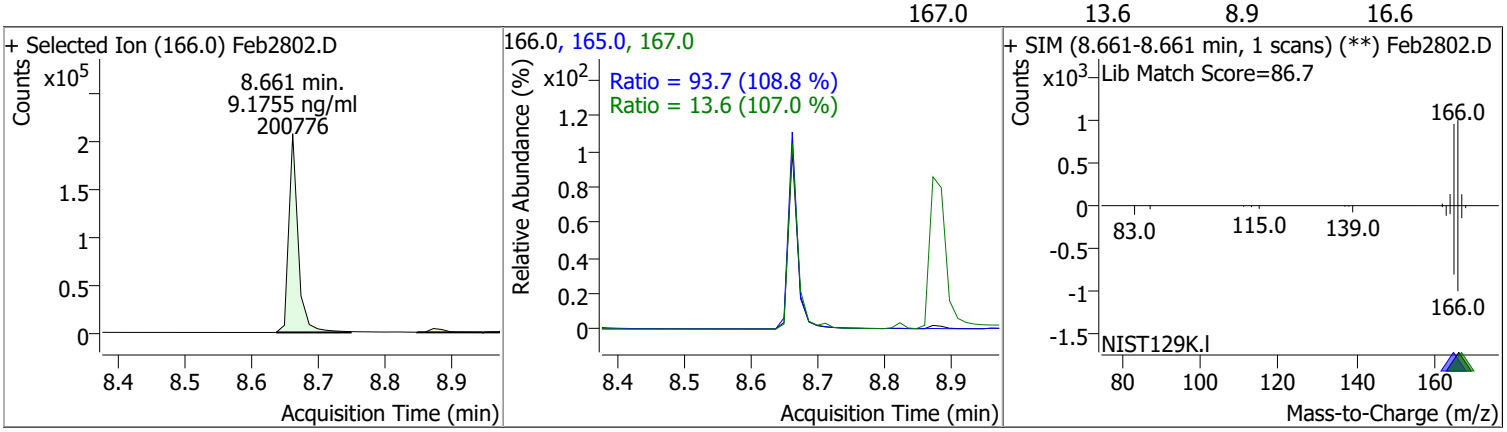

Compound	Conc.	RT	Dev(Min)	Resp.	QIon	QRatio	Lower	Upper
Phenanthrene	10.0110	9.79	0.00	270524	176.0	18.0	12.7	23.5

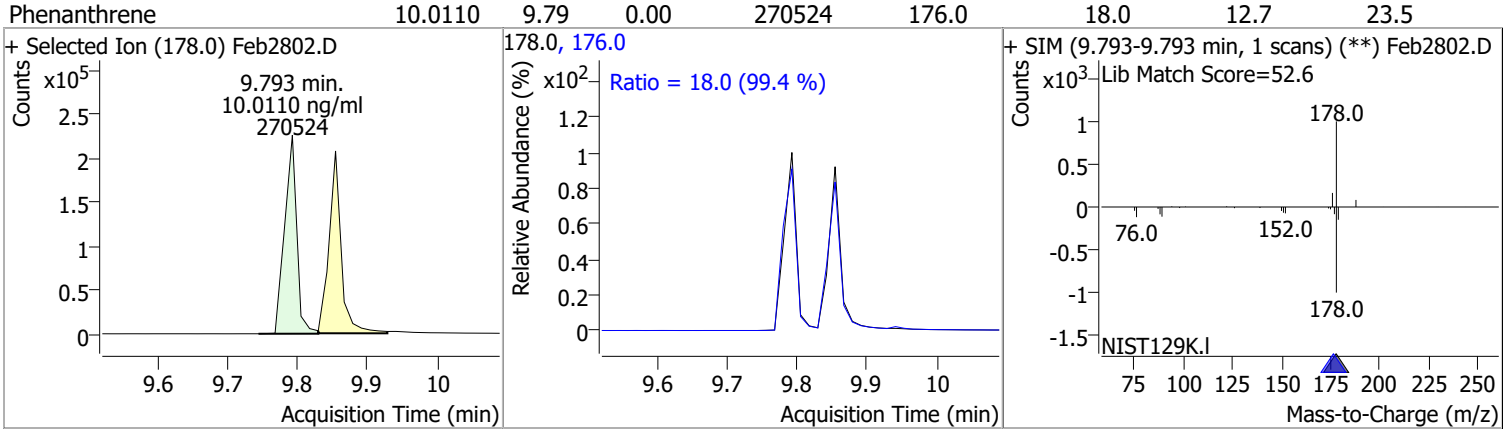

Compound	Conc.	RT	Dev(Min)	Resp.	QIon	QRatio	Lower	Upper
Anthracene	10.0010	9.85	0.00	251196	176.0	17.4	12.9	23.9

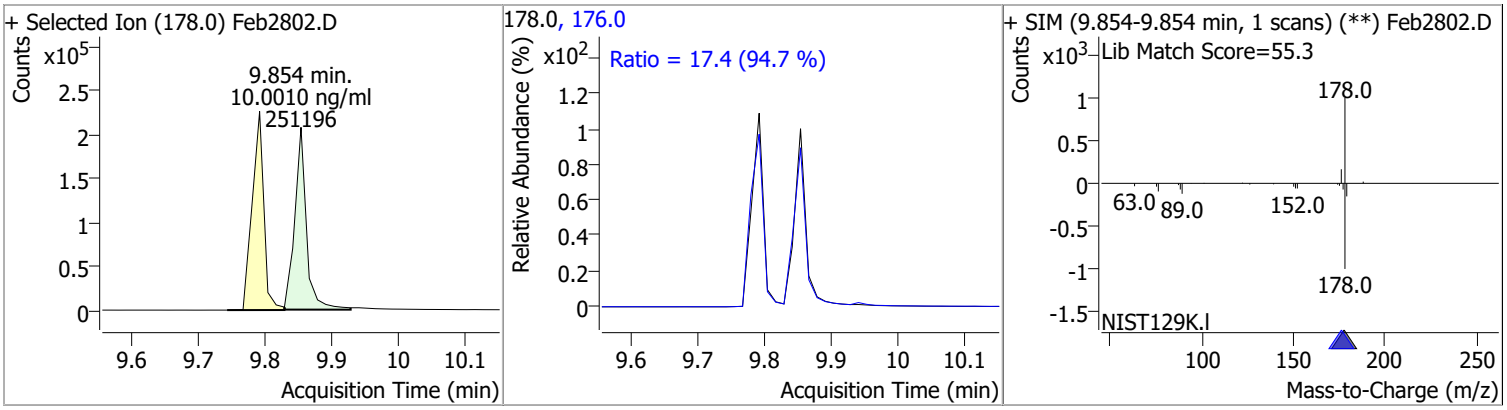

Compound	Conc.	RT	Dev(Min)	Resp.	QIon	QRatio	Lower	Upper
o-Terphenyl	9.9990	10.30	0.00	152101	229.0	65.2	42.8	79.5
					215.0	40.0	28.0	52.0

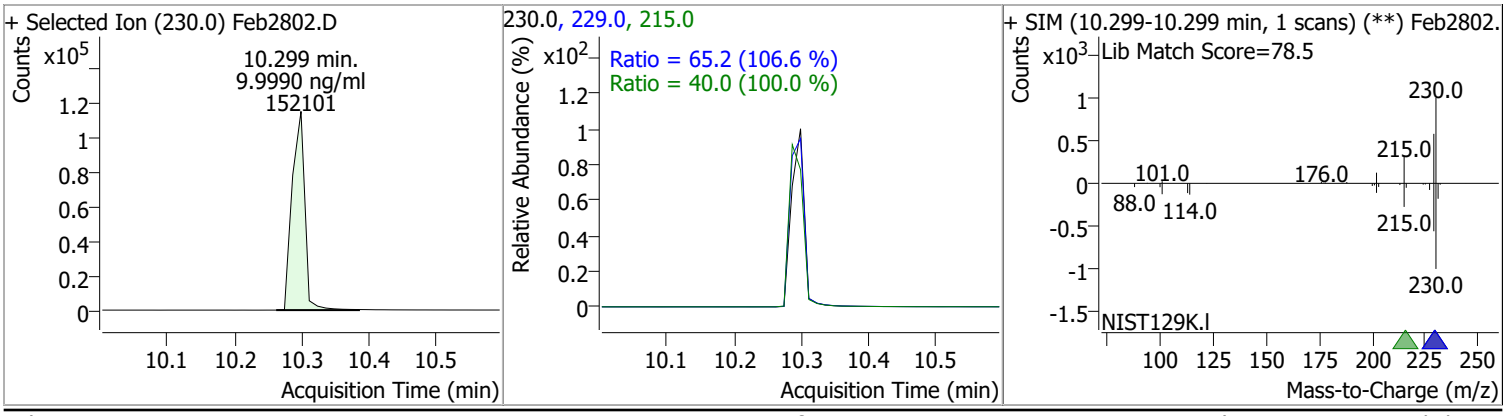

Quantitation Results Report (QT Reviewed)

Compound	Conc.	RT	Dev(Min)	Resp.	QIon	QRatio	Lower	Upper
Fluoranthene	9.5291	11.40	0.00	280473	101.0	9.4	6.7	12.5

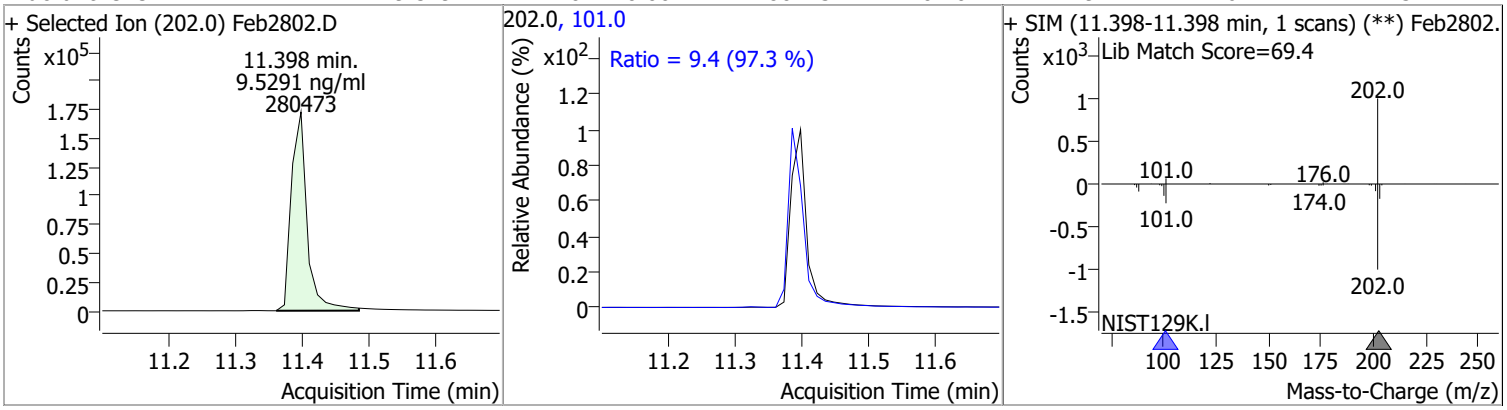

Compound	Conc.	RT	Dev(Min)	Resp.	QIon	QRatio	Lower	Upper
Pyrene	9.9352	11.77	-0.01	299286	101.0	11.4	8.4	15.6

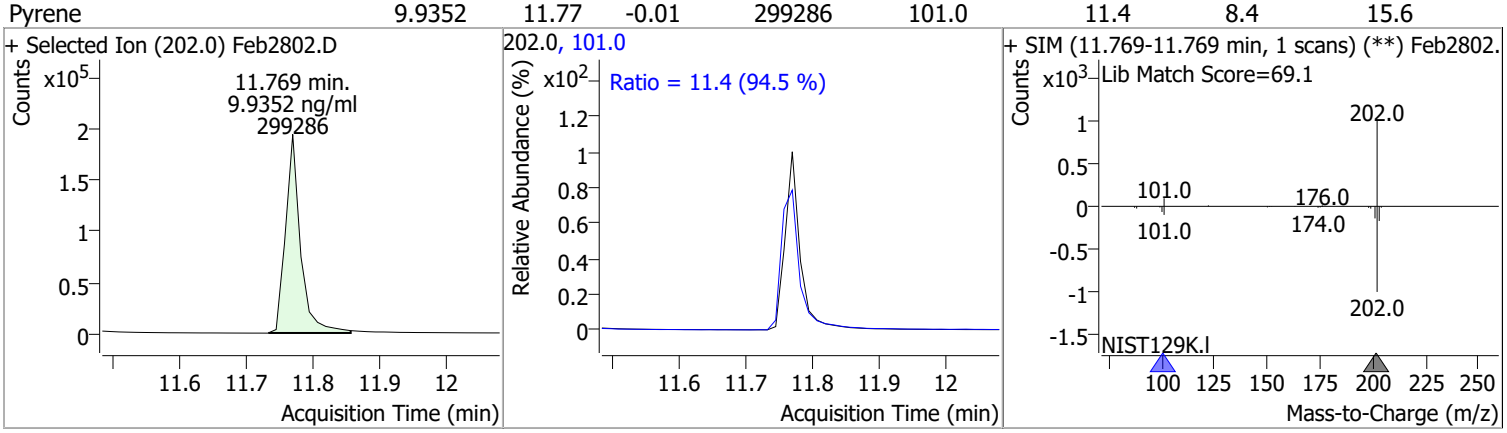

Compound	Conc.	RT	Dev(Min)	Resp.	QIon	QRatio	Lower	Upper
Terphenyl-d14	9.3311	12.24	0.00	195953	122.0	12.4	8.6	16.0

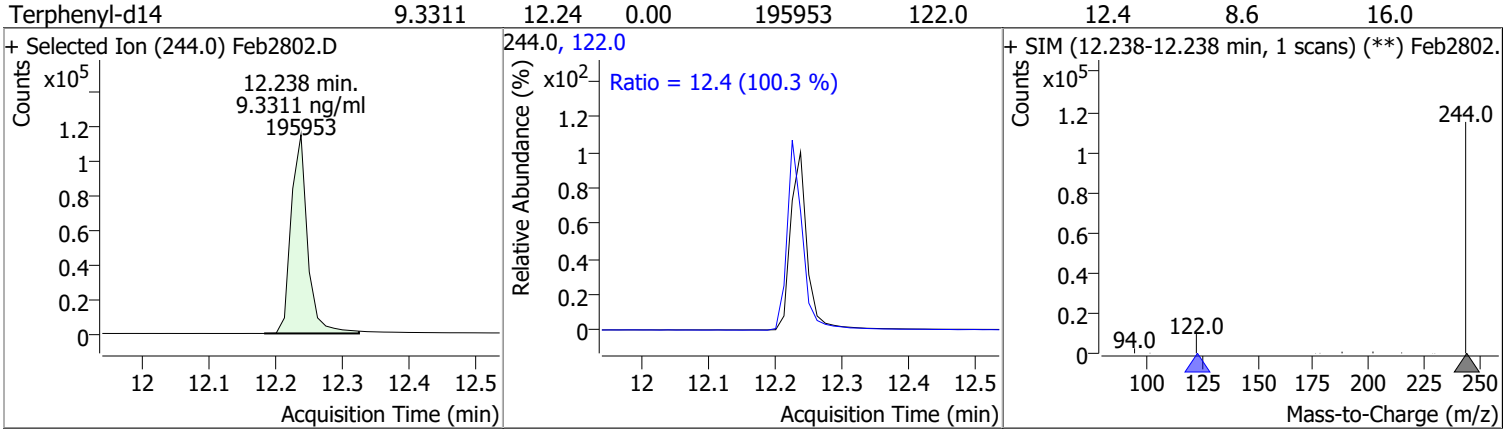

Compound	Conc.	RT	Dev(Min)	Resp.	QIon	QRatio	Lower	Upper
Benzo(a)Anthracene	9.9824	14.64	0.00	226459	226.0	26.3	18.0	33.4
					229.0	21.8	16.5	30.7

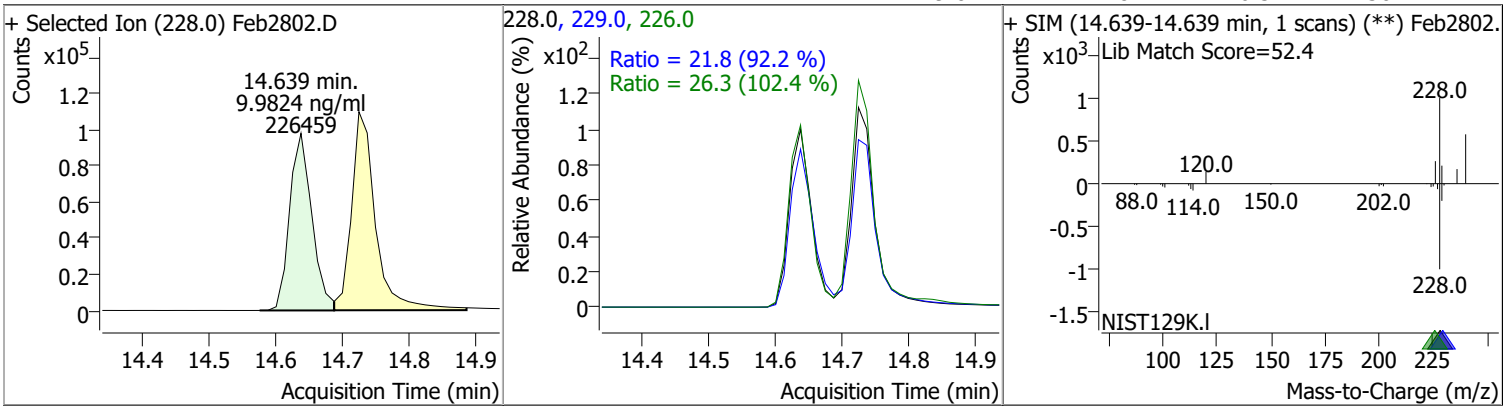

Quantitation Results Report (QT Reviewed)

Compound	Conc.	RT	Dev(Min)	Resp.	QIon	QRatio	Lower	Upper
Chrysene	10.0162	14.73	-0.01	274987	226.0	29.1	21.6	40.2
					229.0	21.3	13.8	25.7

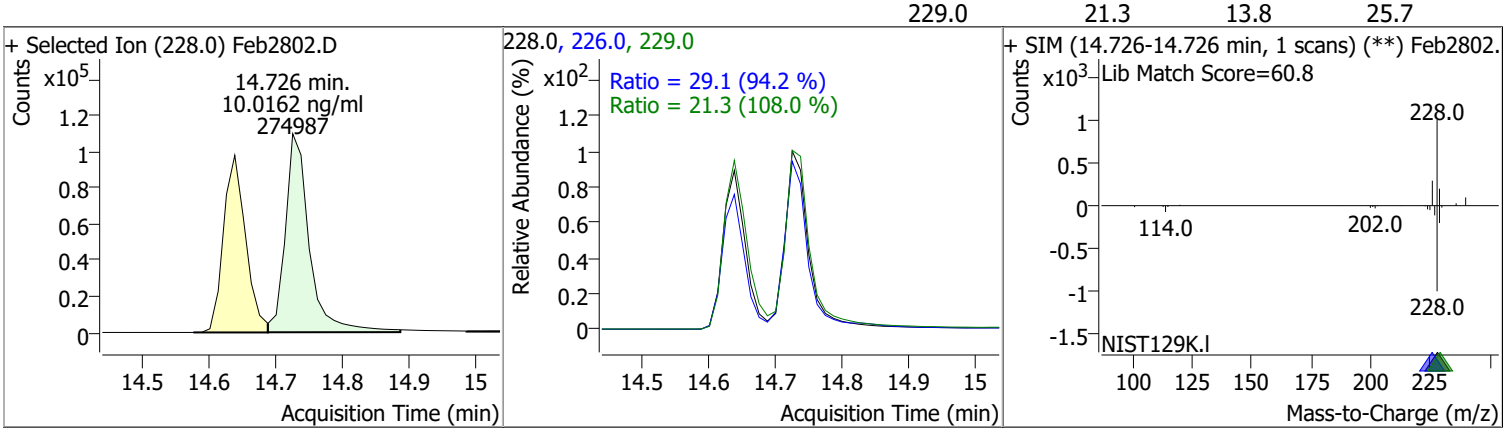

Compound	Conc.	RT	Dev(Min)	Resp.	QIon	QRatio	Lower	Upper
Benzo(b)fluoranthene	10.1840	17.66	0.00	214754	253.0	22.4	15.7	29.2

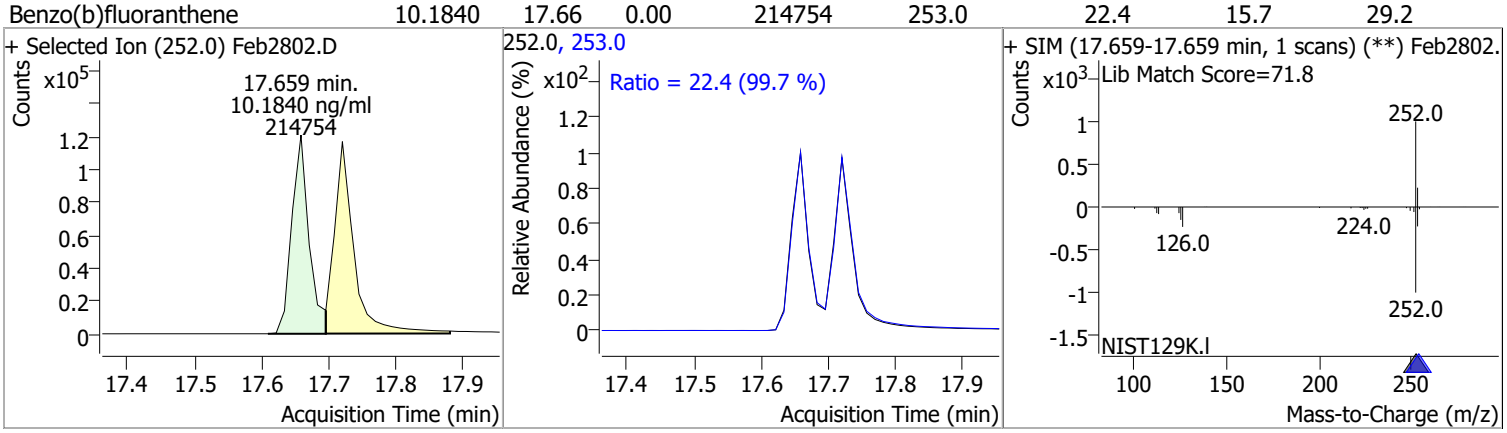

Compound	Conc.	RT	Dev(Min)	Resp.	QIon	QRatio	Lower	Upper
Benzo(k)fluoranthene	10.0051	17.72	-0.01	236174	253.0	23.0	17.2	31.9

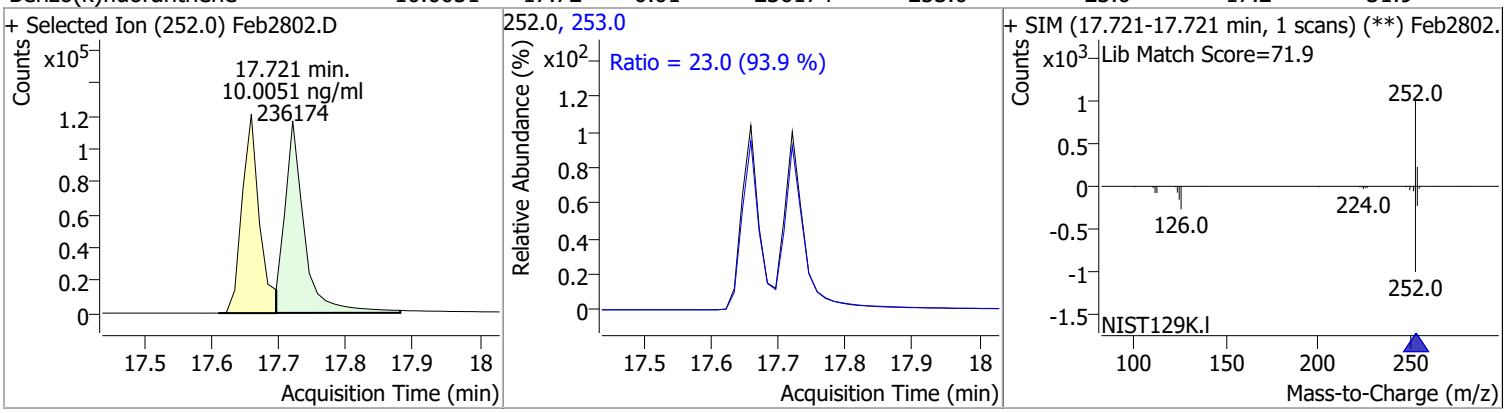

Compound	Conc.	RT	Dev(Min)	Resp.	QIon	QRatio	Lower	Upper
Benzo(a)pyrene	9.8669	18.30	-0.01	194609	253.0	23.0	16.2	30.1

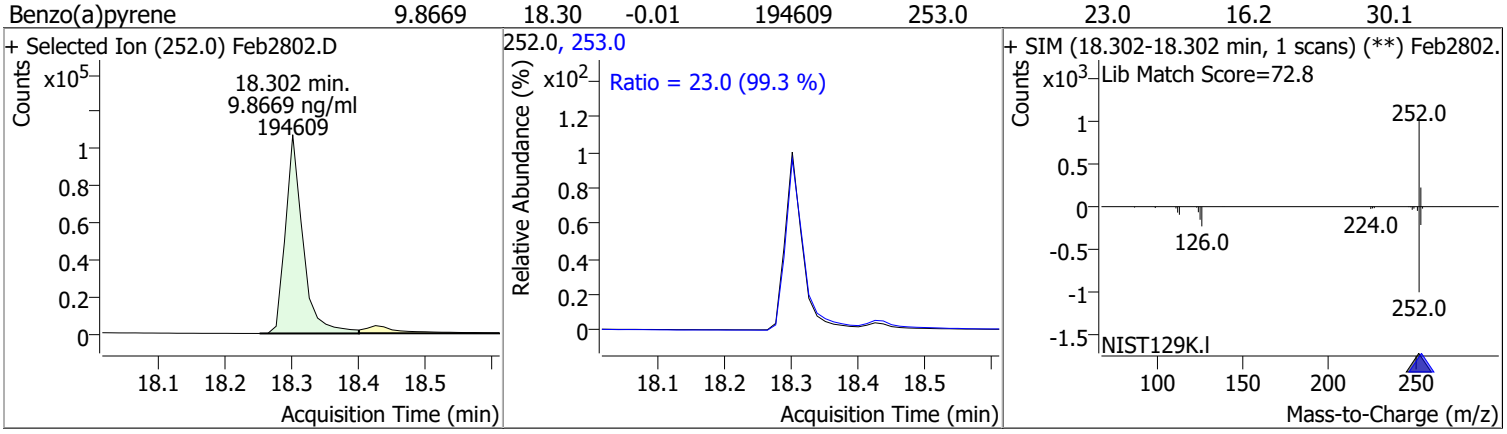

Compound	Conc.	RT	Dev(Min)	Resp.	QIon	QRatio	Lower	Upper
Indeno(1,2,3-cd)pyrene	10.4599	20.16	-0.01	169620	138.0	21.3	14.6	27.2

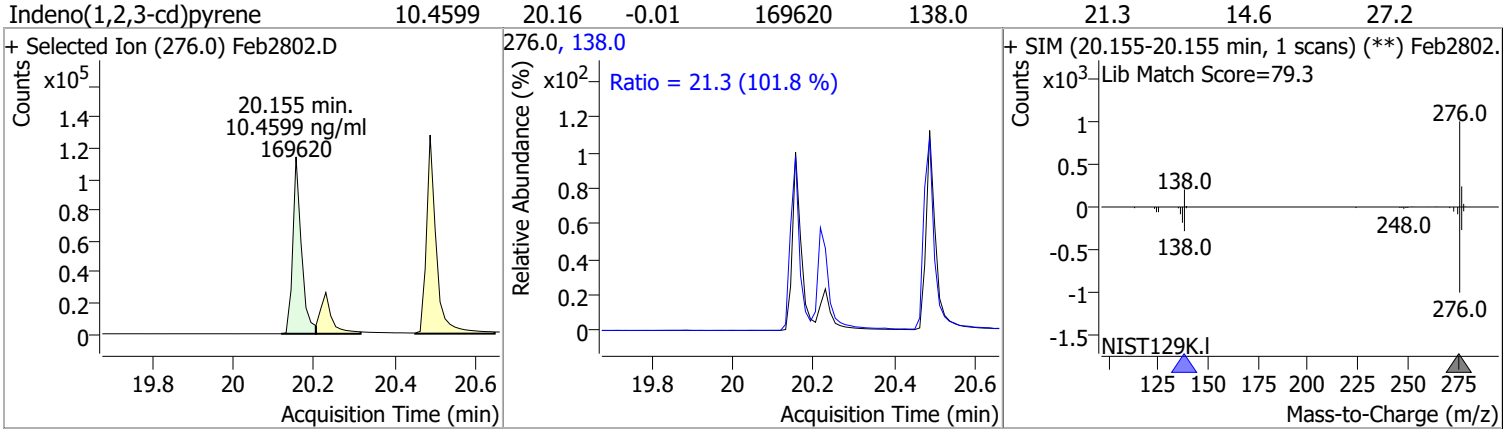

Compound	Conc.	RT	Dev(Min)	Resp.	QIon	QRatio	Lower	Upper
Dibenzo(a,h)anthracene	9.6665	20.23	-0.01	184135	279.0	24.8	16.8	31.3
					139.0	17.6	12.4	23.0

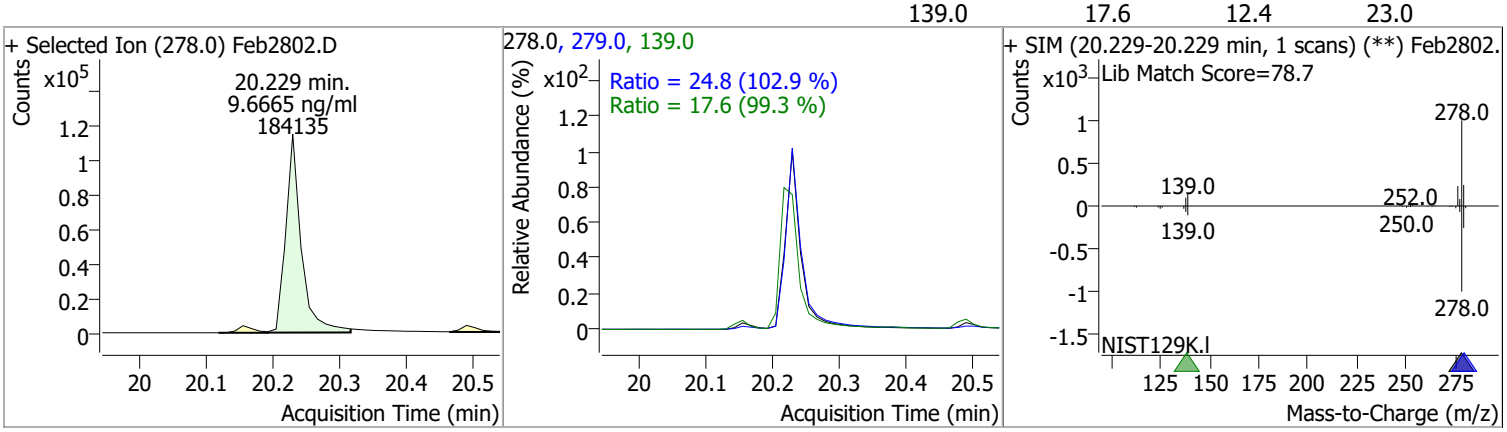

Compound	Conc.	RT	Dev(Min)	Resp.	QIon	QRatio	Lower	Upper
Benzo(g,h,i)perylene	9.4734	20.49	-0.01	218362	138.0	21.7	16.2	30.1
					277.0	24.2	16.2	30.1

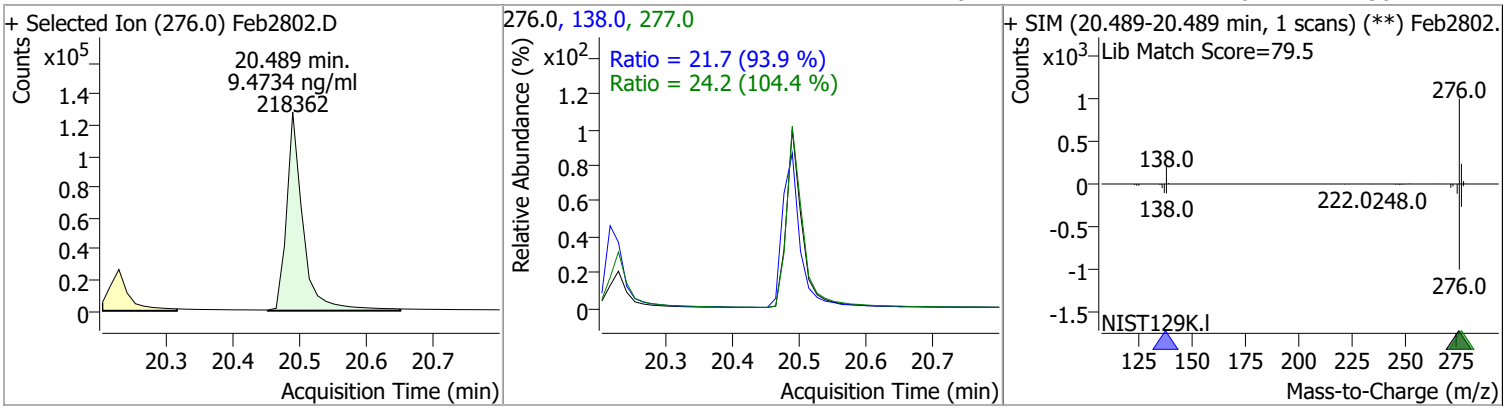

Quantitation Results Report (QT Reviewed)

Data File	Feb2803.D	Operator	LIMS import
Acq. Method	5975BNASIM	Acq. Date-Time	2/28/2022 12:33:16 PM
Sample Name	28-Feb-22_CAL_6	Instrument	GCMS
Vial	3	Multiplier	1.00
DA Method File	021622 bna SIM 2.batch.bin	Comment	SVOC-8270-W-LLPAH
Tune File	dftppjph.u	Tune Date	
Batch Name	022822 bna SIM 1.batch.bin	Last Calib Update	2/28/2022 5:36:24 PM
Ref Library			

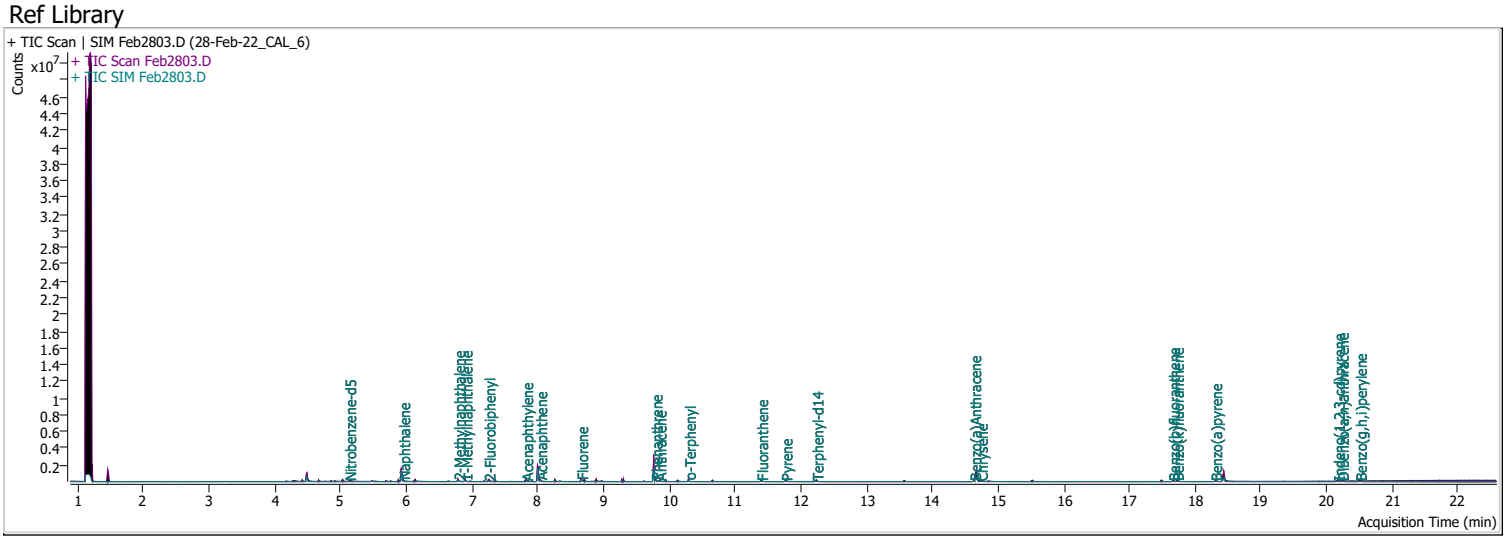

Compound	RT	QIon	Resp.	Conc.	Units		Dev(Min)
Internal Standards							
M 1,4-Dichlorobenzene-d4	4.484	152.0	221583	40.0000	ng/ml		-0.012
M Naphthalene-d8	5.928	136.0	960223	40.0000	ng/ml		0.000
M Acenaphthene-d10	8.001	164.0	605561	40.0000	ng/ml		0.000
M Phenanthrene-d10	9.768	188.0	1211351	40.0000	ng/ml		0.000
M Chrysene-d12	14.677	240.0	880513	40.0000	ng/ml		0.013
M Perylene-d12	18.438	264.0	705991	40.0000	ng/ml		0.000
System Monitoring Compounds							
S Nitrobenzene-d5	5.131	82.0	21732	4.6683	ng/ml		-0.025
Spiked Amount: 5.000	Range: 19.0 - 102.0%			Recovery = 93.37%			
S 2-Fluorobiphenyl	7.252	172.0	92999	4.9708	ng/ml		-0.012
Spiked Amount: 5.000	Range: 25.0 - 94.0%			Recovery = 99.42%		*	
S o-Terphenyl	10.299	230.0	82459	4.9991	ng/ml		0.000
Spiked Amount: 5.000	Range: 40.0 - 140.0%			Recovery = 99.98%			
S Terphenyl-d14	12.238	244.0	93293	4.8304	ng/ml		0.000
Spiked Amount: 5.000	Range: 39.0 - 106.0%			Recovery = 96.61%			
Target Compounds							**QValue**
T Naphthalene	5.953	128.0	110932	4.5757	ng/ml		95
T 2-Methylnaphthalene	6.790	141.0	70933	5.0075	ng/ml		94
T 1-Methylnaphthalene	6.902	141.0	71606	4.7552	ng/ml		96
T Acenaphthylene	7.826	152.0	116759	4.9925	ng/ml		98
T Acenaphthene	8.038	154.0	78829	5.1546	ng/ml		99
T Fluorene	8.661	166.0	98665	5.0263	ng/ml		90
T Phenanthrene	9.793	178.0	140961	4.9816	ng/ml		98
T Anthracene	9.854	178.0	128135	5.0406	ng/ml		98
T Fluoranthene	11.398	202.0	137080	4.6017	ng/ml		100
T Pyrene	11.769	202.0	152779	5.1481	ng/ml		98
T Benzo(a)Anthracene	14.639	228.0	107944	5.0544	ng/ml		99
T Chrysene	14.739	228.0	134469	4.9905	ng/ml		98
T Benzo(b)fluoranthene	17.659	252.0	95636	4.9327	ng/ml		99

Compound	RT	QIon	Resp.	Conc.	Units	Dev(Min)
T Benzo(k)fluoranthene	17.721	252.0	111664	5.0029	ng/ml	96
T Benzo(a)pyrene	18.302	252.0	88796	4.8966	ng/ml	100
T Indeno(1,2,3-cd)pyrene	20.167	276.0	74751	5.0136	ng/ml	95
T Dibenzo(a,h)anthracene	20.229	278.0	87537	4.9982	ng/ml	98
T Benzo(g,h,i)perylene	20.501	276.0	98201	4.6338	ng/ml	100

(#) = Qualifier Out of Range; (m) = Manual Integration; (+) = Area Summed; (*) = Surrogate Percent Recovery Out of Range; (d): Zeroed Peak

Compound	Conc.	RT	Dev(Min)	Resp.	QIon	QRatio	Lower	Upper
Nitrobenzene-d5	4.6683	5.13	-0.02	21732	54.0	51.3	30.6	56.8
					128.0	42.7	28.9	53.6

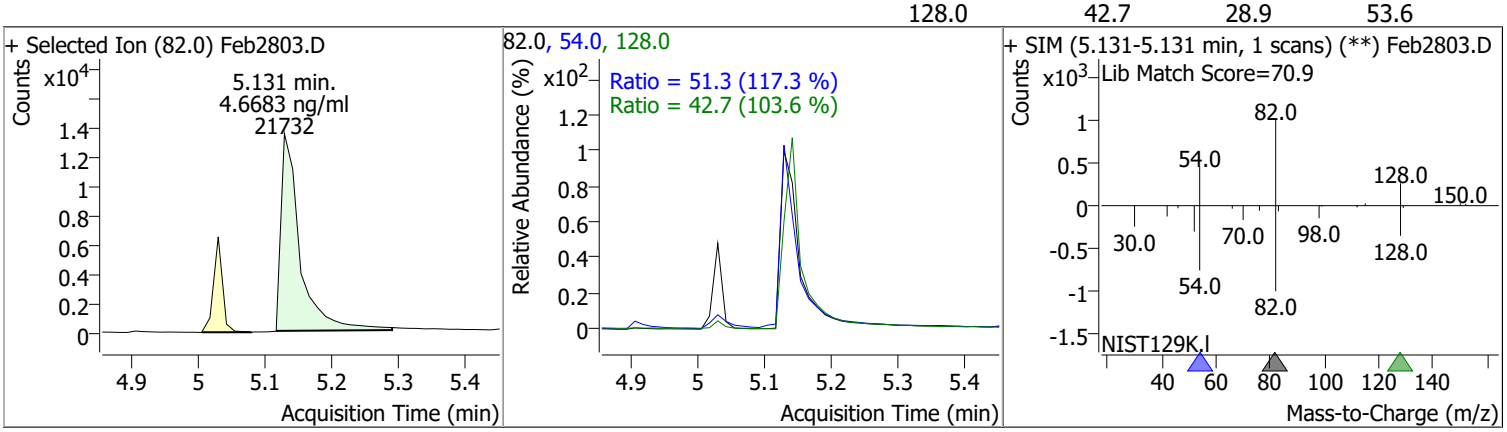

Compound	Conc.	RT	Dev(Min)	Resp.	QIon	QRatio	Lower	Upper
Naphthalene	4.5757	5.95	0.00	110932	102.0	10.3	0.0	40.8
					129.0	11.4	7.8	14.5

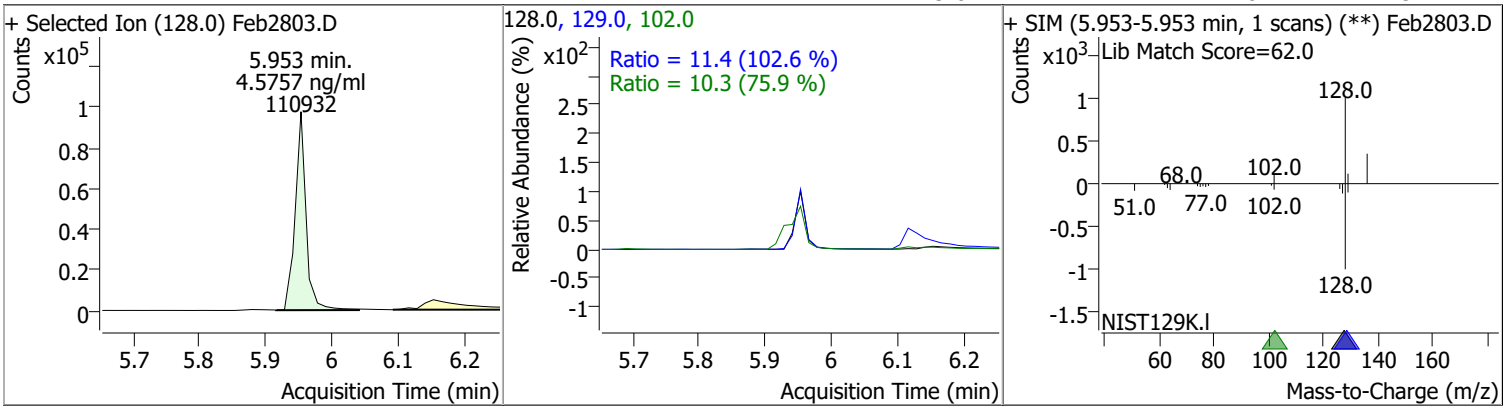

Compound	Conc.	RT	Dev(Min)	Resp.	QIon	QRatio	Lower	Upper
2-Methylnaphthalene	5.0075	6.79	0.00	70933	142.0	142.9	94.4	175.3
					115.0	48.6	36.1	67.0

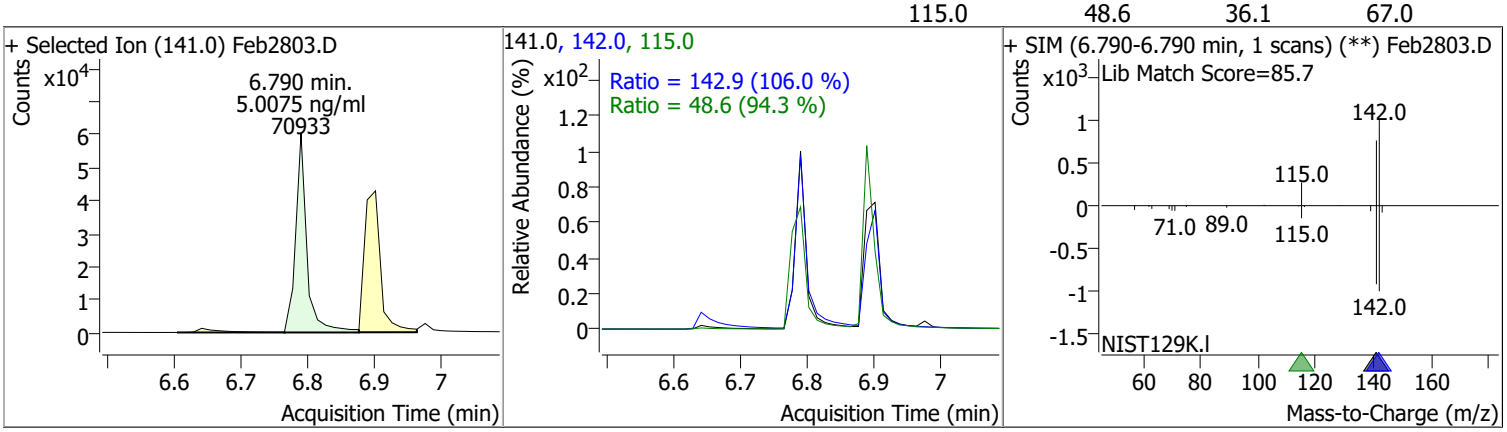

Compound	Conc.	RT	Dev(Min)	Resp.	QIon	QRatio	Lower	Upper
1-Methylnaphthalene	4.7552	6.90	0.00	71606	142.0	116.2	83.6	155.3
					115.0	54.3	34.8	64.6

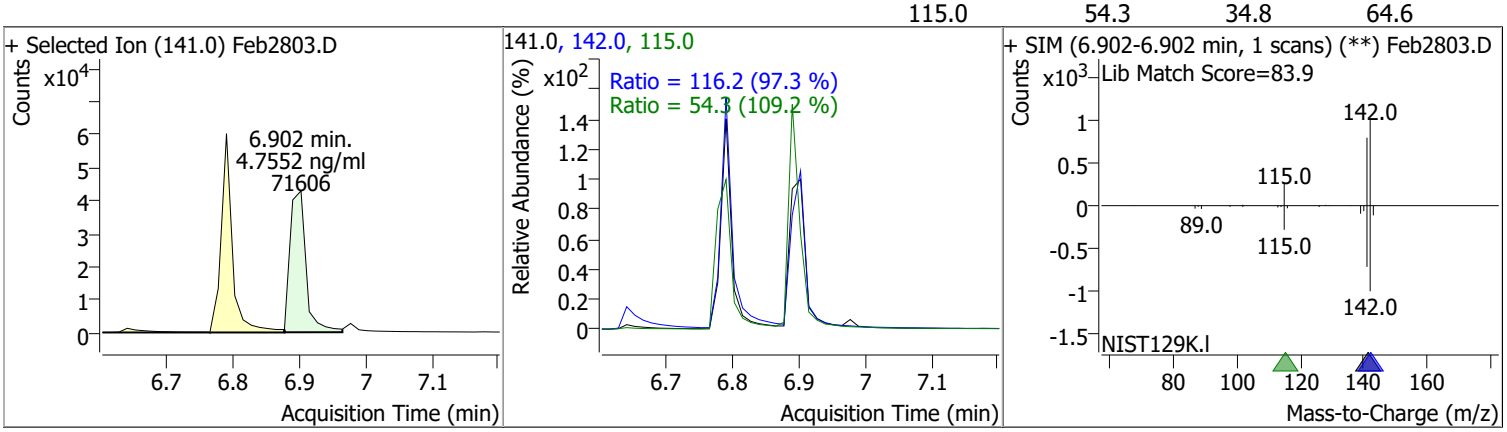

Compound	Conc.	RT	Dev(Min)	Resp.	QIon	QRatio	Lower	Upper
2-Fluorobiphenyl	4.9708	7.25	-0.01	92999	171.0	36.2	24.3	45.1

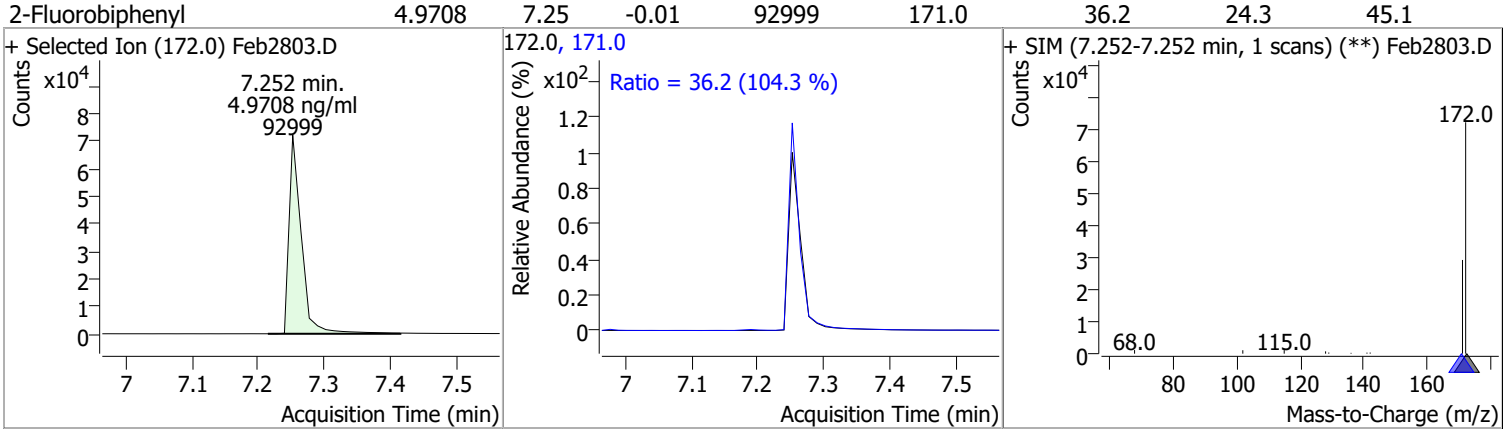

Compound	Conc.	RT	Dev(Min)	Resp.	QIon	QRatio	Lower	Upper
Acenaphthylene	4.9925	7.83	0.00	116759	153.0	15.3	11.2	20.8

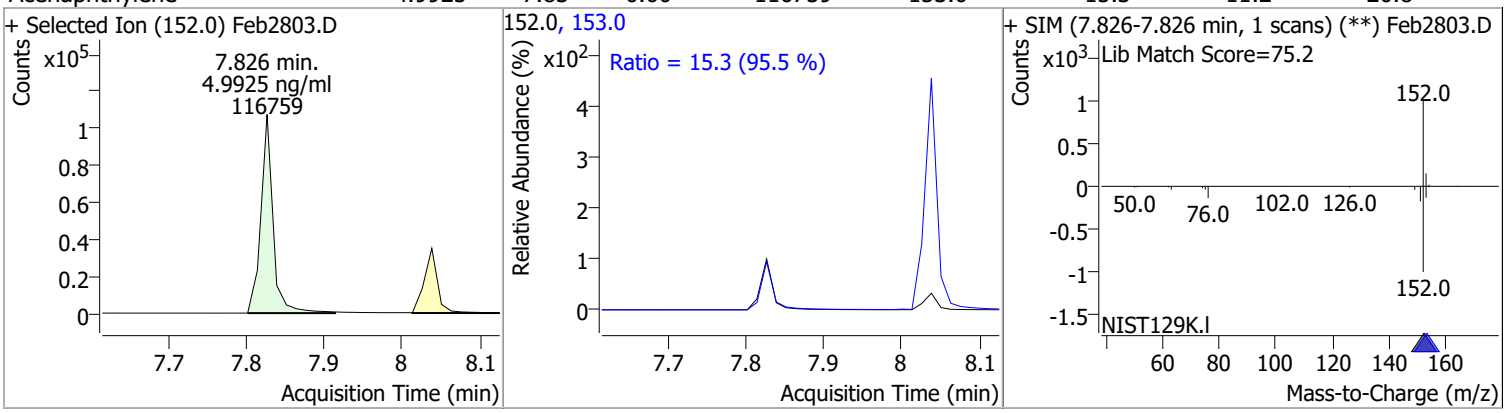

Compound	Conc.	RT	Dev(Min)	Resp.	QIon	QRatio	Lower	Upper
Acenaphthene	5.1546	8.04	0.00	78829	153.0	110.4	76.8	142.6
					152.0	52.8	36.4	67.5

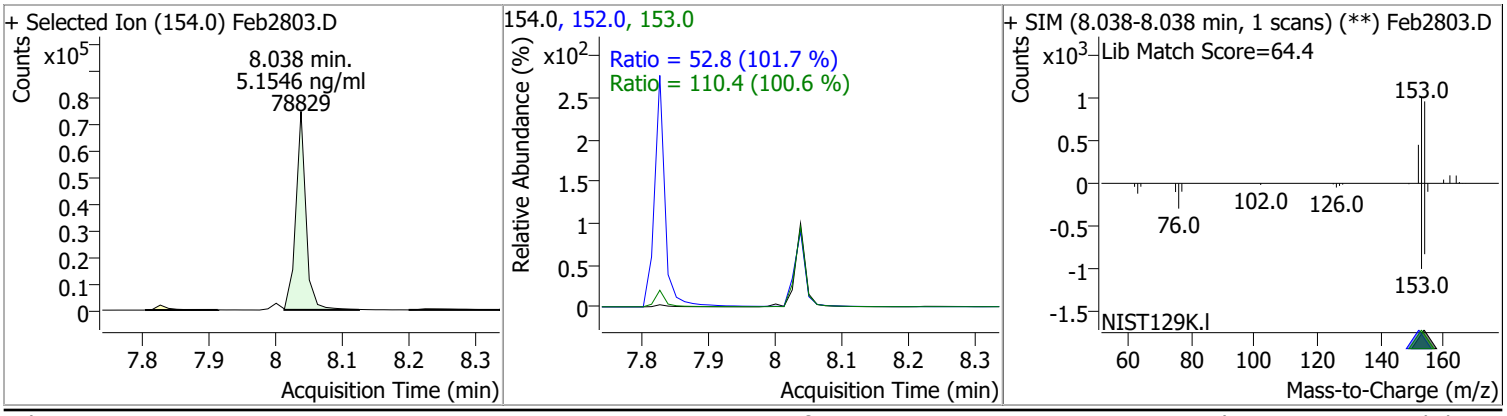

Compound	Conc.	RT	Dev(Min)	Resp.	QIon	QRatio	Lower	Upper
Fluorene	5.0263	8.66	-0.01	98665	165.0	96.0	60.3	111.9
					167.0	13.6	8.9	16.6

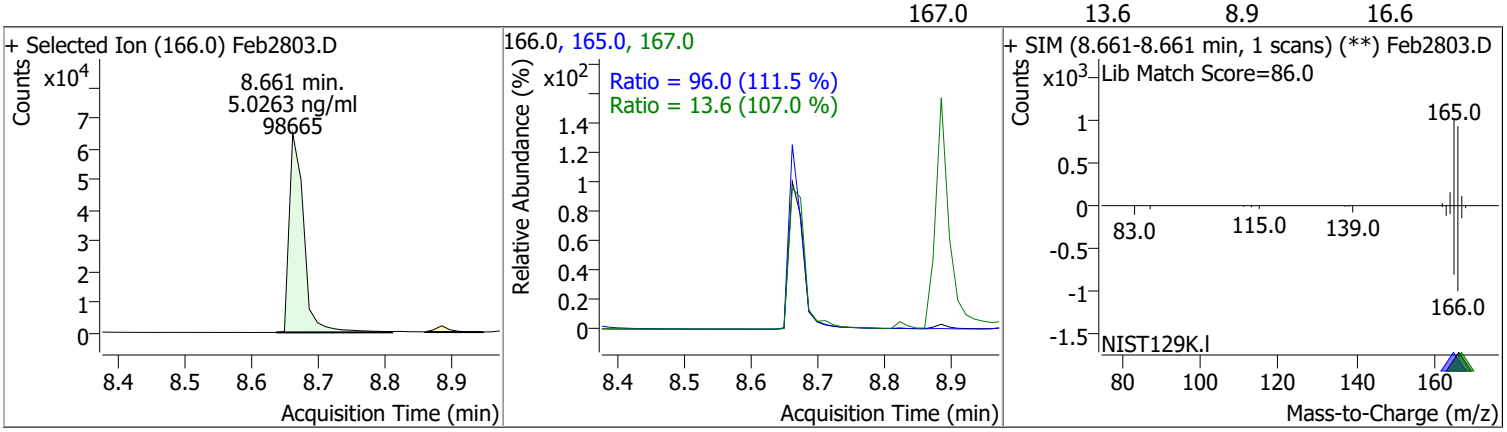

Compound	Conc.	RT	Dev(Min)	Resp.	QIon	QRatio	Lower	Upper
Phenanthrene	4.9816	9.79	0.00	140961	176.0	17.3	12.7	23.5

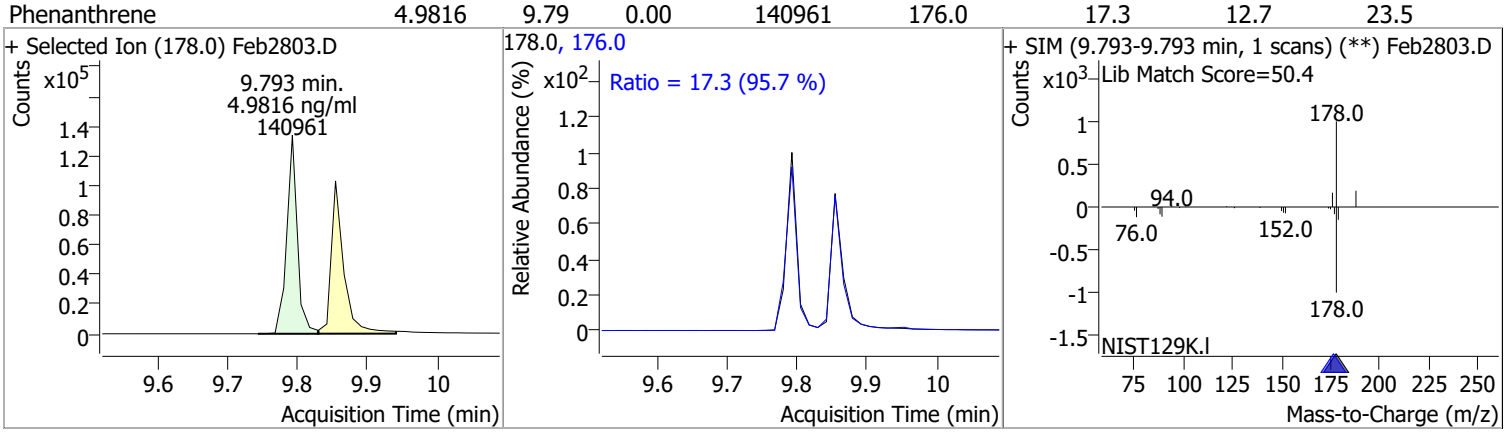

Compound	Conc.	RT	Dev(Min)	Resp.	QIon	QRatio	Lower	Upper
Anthracene	5.0406	9.85	0.00	128135	176.0	17.3	12.9	23.9

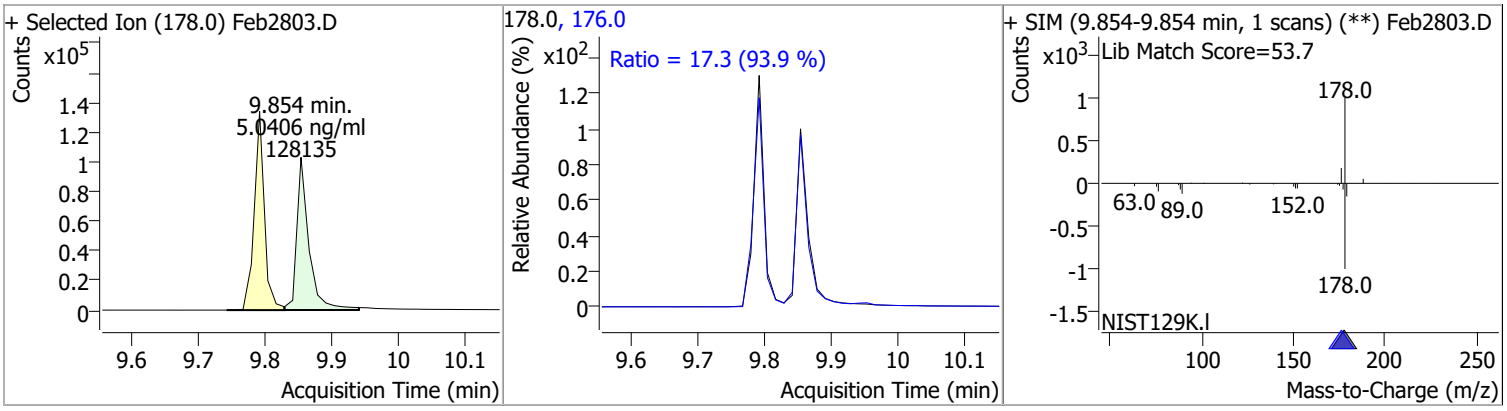

Compound	Conc.	RT	Dev(Min)	Resp.	QIon	QRatio	Lower	Upper
o-Terphenyl	4.9991	10.30	0.00	82459	229.0	64.8	42.8	79.5
					215.0	39.6	28.0	52.0

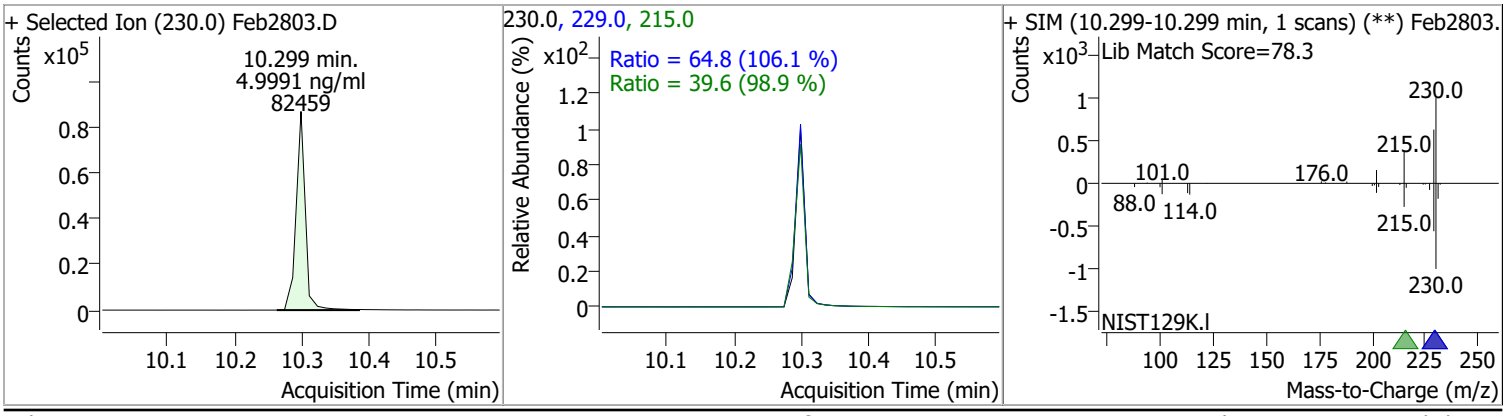

Compound	Conc.	RT	Dev(Min)	Resp.	QIon	QRatio	Lower	Upper
Fluoranthene	4.6017	11.40	0.00	137080	101.0	9.5	6.7	12.5

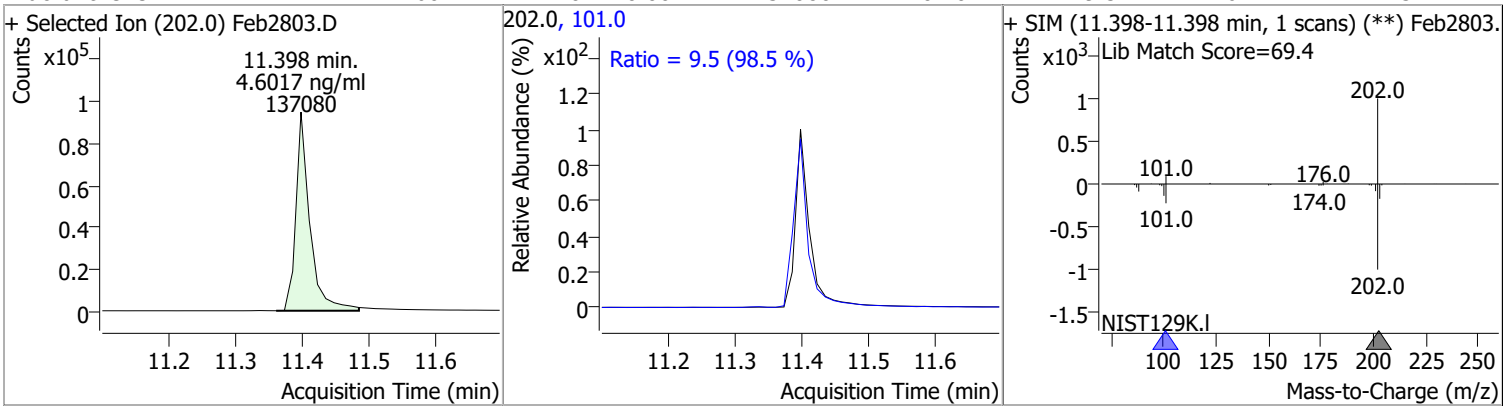

Compound	Conc.	RT	Dev(Min)	Resp.	QIon	QRatio	Lower	Upper
Pyrene	5.1481	11.77	-0.01	152779	101.0	11.3	8.4	15.6

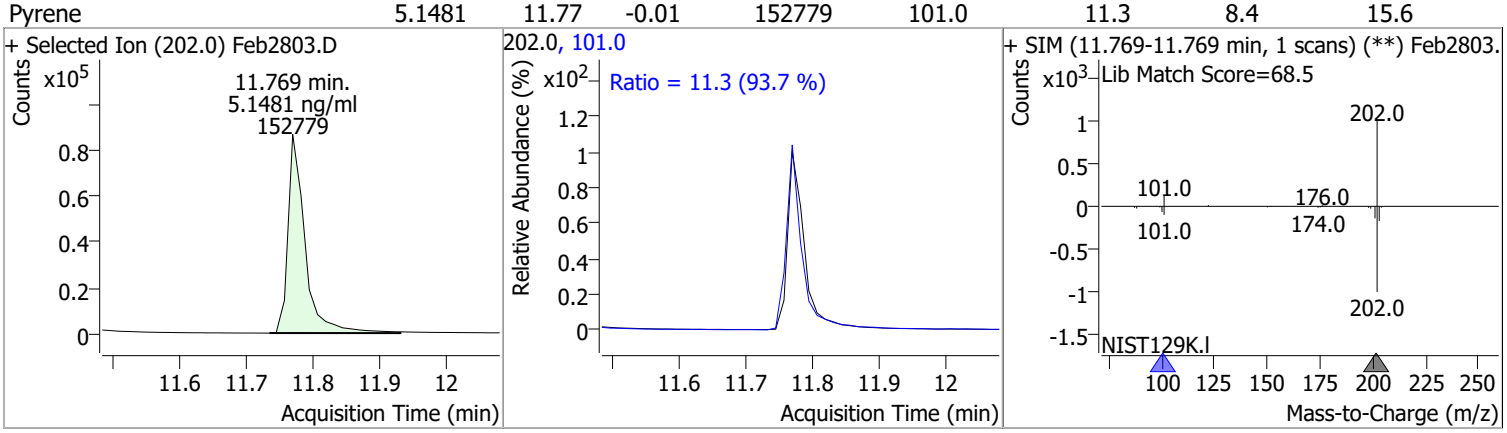

Compound	Conc.	RT	Dev(Min)	Resp.	QIon	QRatio	Lower	Upper
Terphenyl-d14	4.8304	12.24	0.00	93293	122.0	12.7	8.6	16.0

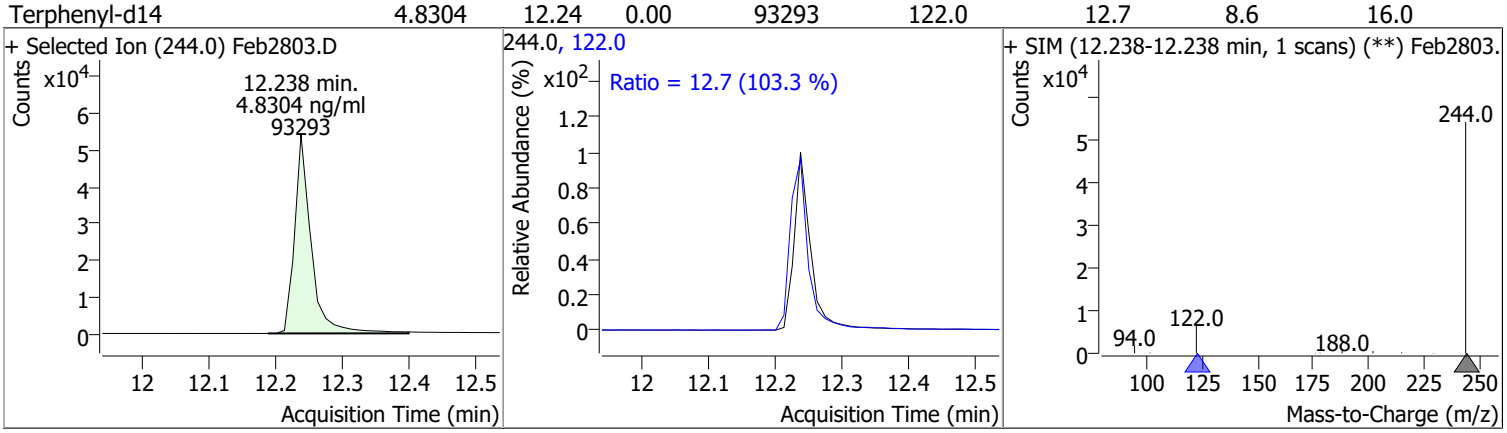

Compound	Conc.	RT	Dev(Min)	Resp.	QIon	QRatio	Lower	Upper
Benzo(a)Anthracene	5.0544	14.64	0.00	107944	226.0	25.9	18.0	33.4
					229.0	22.3	16.5	30.7

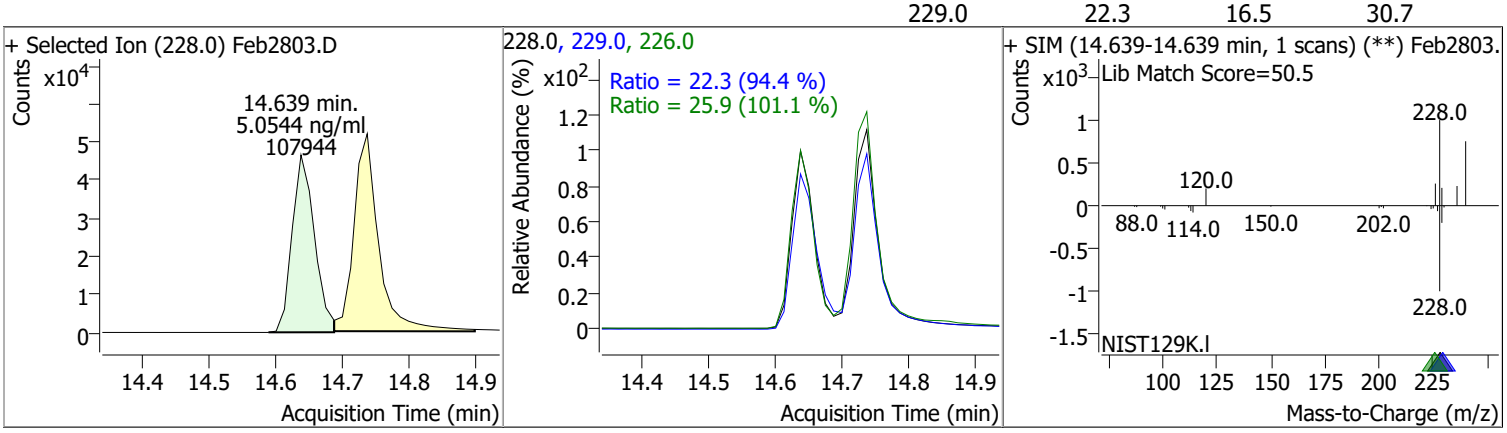

Quantitation Results Report (QT Reviewed)

Compound	Conc.	RT	Dev(Min)	Resp.	QIon	QRatio	Lower	Upper
Chrysene	4.9905	14.74	0.00	134469	226.0	29.6	21.6	40.2
					229.0	20.2	13.8	25.7

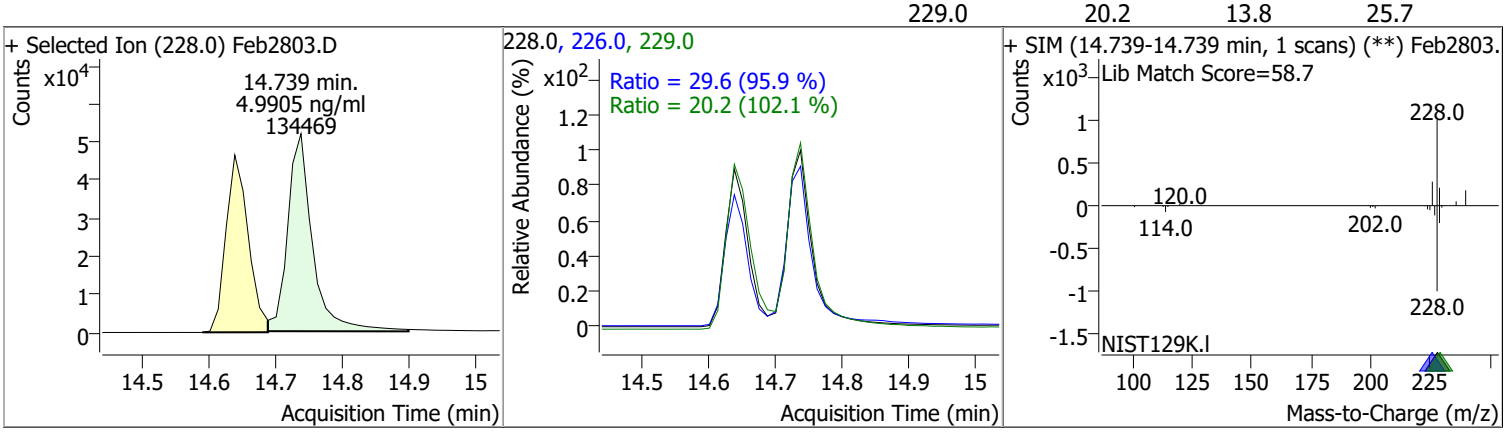

Compound	Conc.	RT	Dev(Min)	Resp.	QIon	QRatio	Lower	Upper
Benzo(b)fluoranthene	4.9327	17.66	0.00	95636	253.0	22.8	15.7	29.2

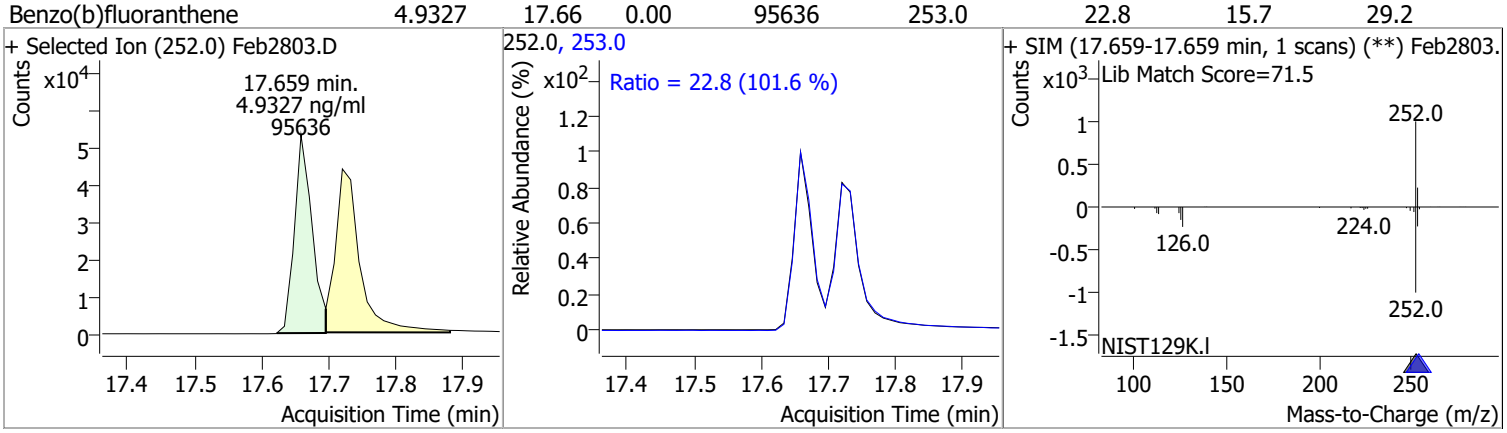

Compound	Conc.	RT	Dev(Min)	Resp.	QIon	QRatio	Lower	Upper
Benzo(k)fluoranthene	5.0029	17.72	-0.01	111664	253.0	22.6	17.2	31.9

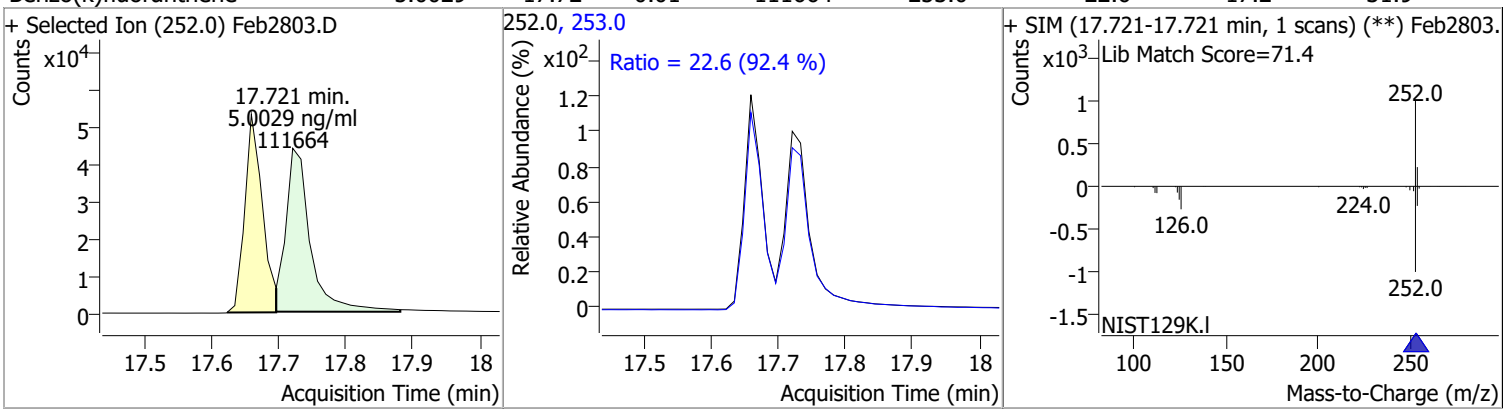

Compound	Conc.	RT	Dev(Min)	Resp.	QIon	QRatio	Lower	Upper
Benzo(a)pyrene	4.8966	18.30	-0.01	88796	253.0	23.2	16.2	30.1

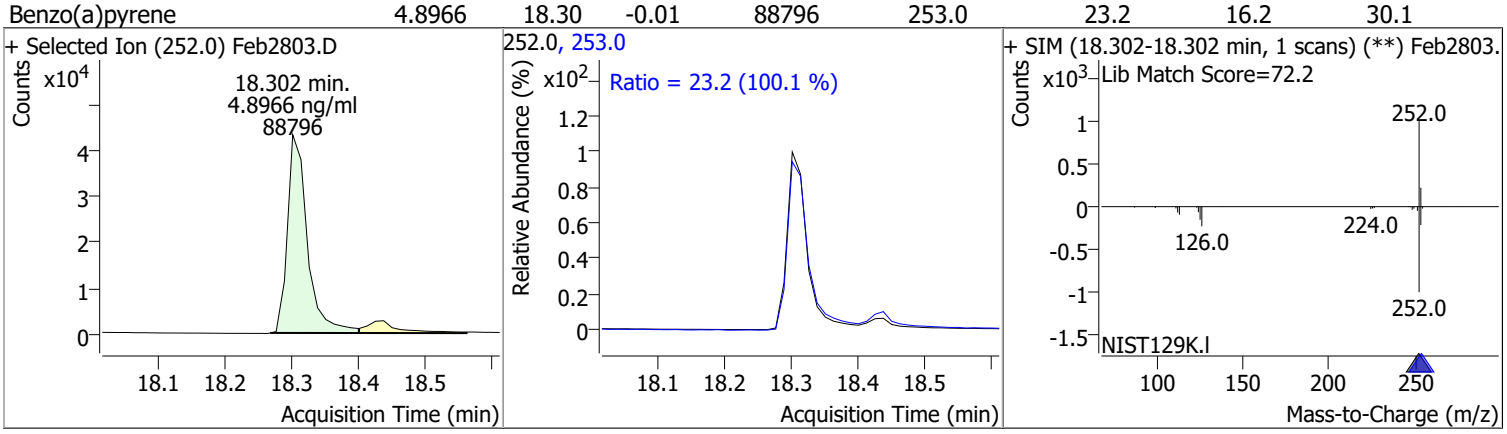

Quantitation Results Report (QT Reviewed)

Compound	Conc.	RT	Dev(Min)	Resp.	QIon	QRatio	Lower	Upper
Indeno(1,2,3-cd)pyrene	5.0136	20.17	0.00	74751	138.0	23.5	14.6	27.2

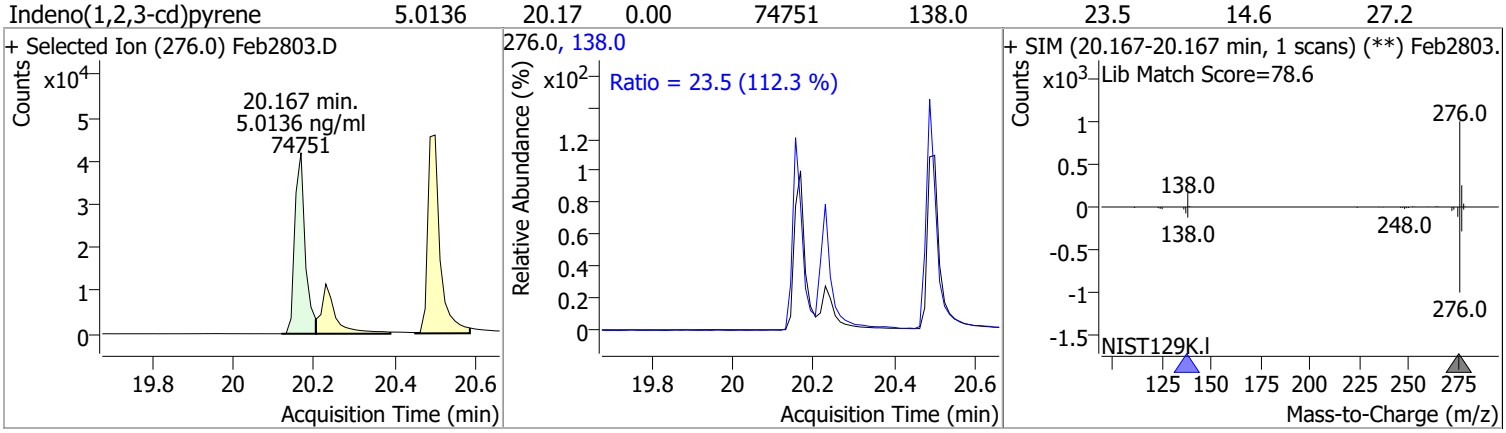

Compound	Conc.	RT	Dev(Min)	Resp.	QIon	QRatio	Lower	Upper
Dibenzo(a,h)anthracene	4.9982	20.23	-0.01	87537	279.0	24.9	16.8	31.3
					139.0	17.1	12.4	23.0

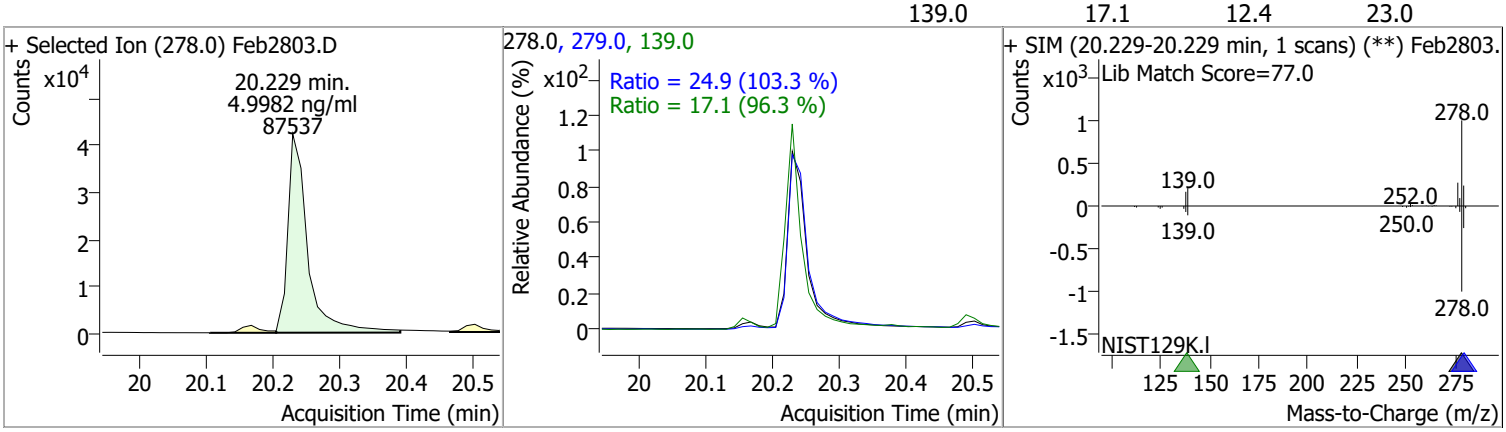

Compound	Conc.	RT	Dev(Min)	Resp.	QIon	QRatio	Lower	Upper
Benzo(g,h,i)perylene	4.6338	20.50	0.00	98201	138.0	23.5	16.2	30.1
					277.0	23.0	16.2	30.1

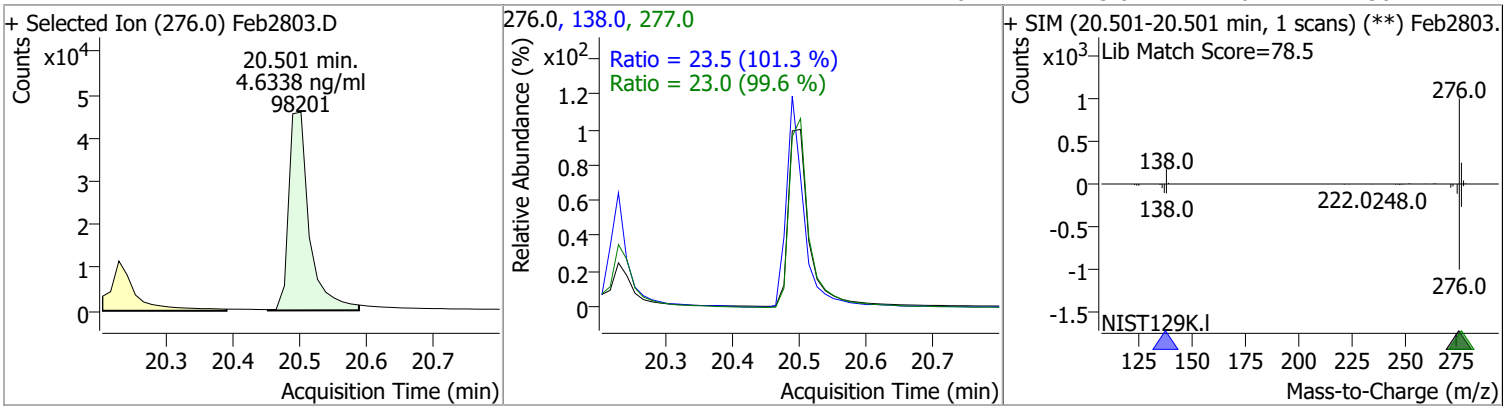

Quantitation Results Report (QT Reviewed)

Data File	Feb2804.D	Operator	LIMS import
Acq. Method	5975BNASIM	Acq. Date-Time	2/28/2022 1:05:46 PM
Sample Name	28-Feb-22_CAL_5	Instrument	GCMS
Vial	4	Multiplier	1.00
DA Method File	021622 bna SIM 2.batch.bin	Comment	SVOC-8270-W-LLPAH
Tune File	dftppjph.u	Tune Date	
Batch Name	022822 bna SIM 1.batch.bin	Last Calib Update	2/28/2022 5:36:24 PM
Ref Library			

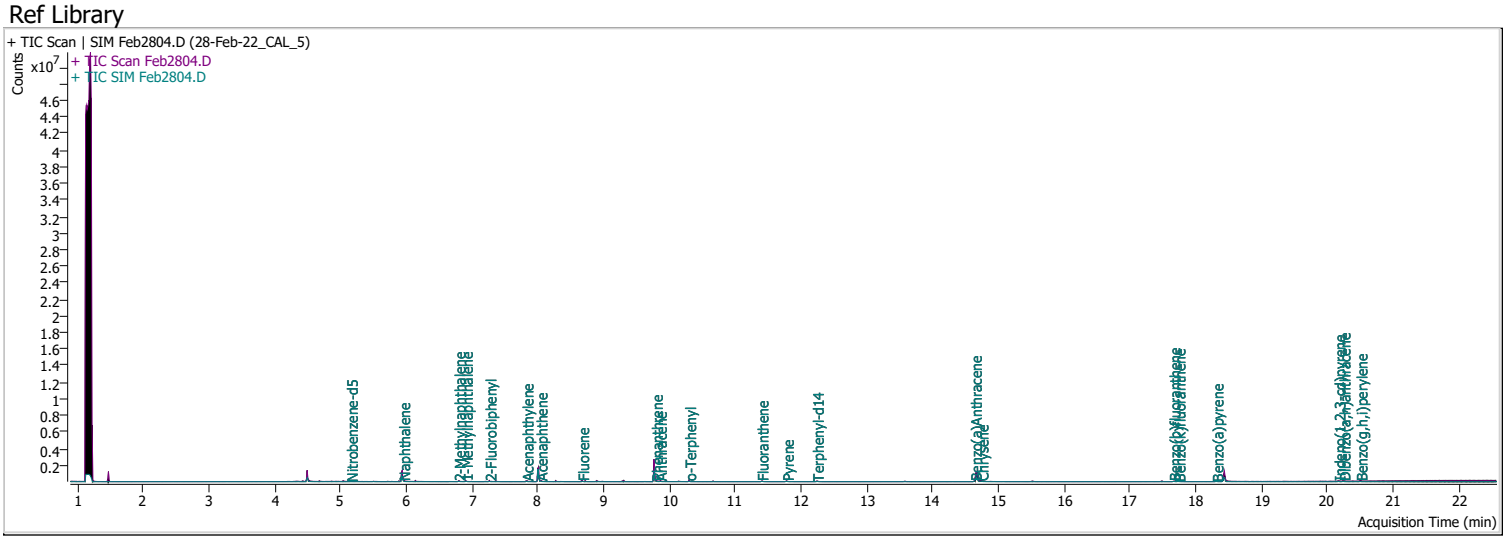

Compound	RT	QIon	Resp.	Conc.	Units	Dev(Min)
Internal Standards						
M 1,4-Dichlorobenzene-d4	4.497	152.0	207938	40.0000	ng/ml	0.000
M Naphthalene-d8	5.928	136.0	896988	40.0000	ng/ml	0.000
M Acenaphthene-d10	8.000	164.0	614594	40.0000	ng/ml	0.000
M Phenanthrene-d10	9.768	188.0	1144899	40.0000	ng/ml	0.000
M Chrysene-d12	14.664	240.0	852286	40.0000	ng/ml	0.000
M Perylene-d12	18.437	264.0	669855	40.0000	ng/ml	0.000
System Monitoring Compounds						
S Nitrobenzene-d5	5.156	82.0	8111	2.0886	ng/ml	0.000
Spiked Amount: 5.000	Range: 19.0 - 102.0%			Recovery = 41.77%		
S 2-Fluorobiphenyl	7.264	172.0	33989	1.7900	ng/ml	0.000
Spiked Amount: 5.000	Range: 25.0 - 94.0%			Recovery = 35.80%		
S o-Terphenyl	10.299	230.0	32679	2.0047	ng/ml	0.000
Spiked Amount: 5.000	Range: 40.0 - 140.0%			Recovery = 40.09%		
S Terphenyl-d14	12.238	244.0	35377	1.8923	ng/ml	0.000
Spiked Amount: 5.000	Range: 39.0 - 106.0%			Recovery = 37.85%	*	
Target Compounds						**QValue**
T Naphthalene	5.953	128.0	44192	1.9513	ng/ml	100
T 2-Methylnaphthalene	6.790	141.0	26987	2.0395	ng/ml	100
T 1-Methylnaphthalene	6.902	141.0	29573	2.0229	ng/ml	100
T Acenaphthylene	7.826	152.0	45447	1.9147	ng/ml	100
T Acenaphthene	8.038	154.0	31554	1.8923	ng/ml	100
T Fluorene	8.673	166.0	37579	1.8863	ng/ml	100
T Phenanthrene	9.793	178.0	54398	1.9756	ng/ml	100
T Anthracene	9.854	178.0	48647	2.0248	ng/ml	100
T Fluoranthene	11.398	202.0	53521	1.9009	ng/ml	100
T Pyrene	11.781	202.0	57772	1.9137	ng/ml	100
T Benzo(a)Anthracene	14.639	228.0	41990	1.9355	ng/ml	100
T Chrysene	14.739	228.0	52766	1.9313	ng/ml	100
T Benzo(b)fluoranthene	17.659	252.0	34979	1.9015	ng/ml	100

Compound	RT	QIon	Resp.	Conc.	Units	Dev(Min)
T Benzo(k)fluoranthene	17.733	252.0	42093	1.9399	ng/ml	100
T Benzo(a)pyrene	18.314	252.0	32754	1.9036	ng/ml	100
T Indeno(1,2,3-cd)pyrene	20.167	276.0	28097	1.9862	ng/ml	100
T Dibenzo(a,h)anthracene	20.241	278.0	32220	1.9390	ng/ml	100
T Benzo(g,h,i)perylene	20.501	276.0	37500	1.8650	ng/ml	100

(#) = Qualifier Out of Range; (m) = Manual Integration; (+) = Area Summed; (*) = Surrogate Percent Recovery Out of Range; (d): Zeroed Peak

Quantitation Results Report (QT Reviewed)

Compound	Conc.	RT	Dev(Min)	Resp.	QIon	QRatio	Lower	Upper
Nitrobenzene-d5	2.0886	5.16	0.00	8111	54.0	43.7	30.6	56.8
					128.0	41.2	28.9	53.6

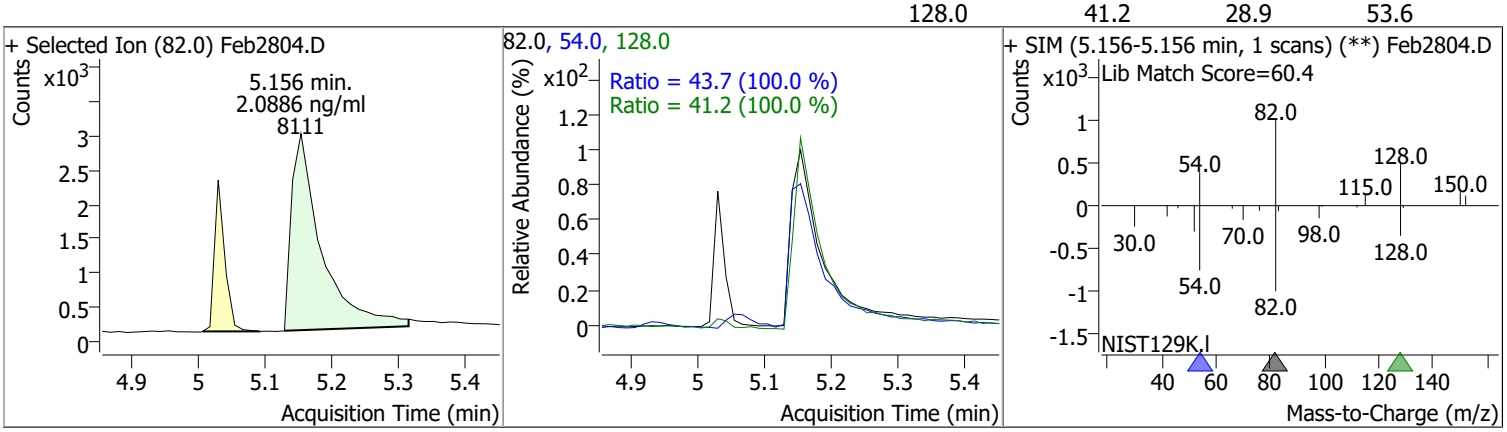

Compound	Conc.	RT	Dev(Min)	Resp.	QIon	QRatio	Lower	Upper
Naphthalene	1.9513	5.95	0.00	44192	102.0	13.6	0.0	40.8
					129.0	11.1	7.8	14.5

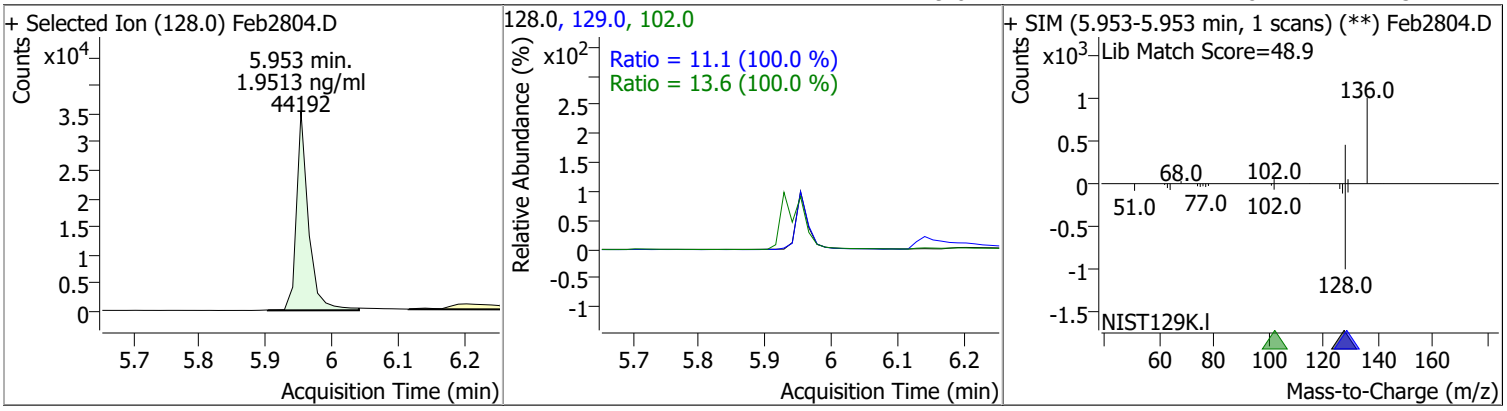

Compound	Conc.	RT	Dev(Min)	Resp.	QIon	QRatio	Lower	Upper
2-Methylnaphthalene	2.0395	6.79	0.00	26987	142.0	134.9	94.4	175.3
					115.0	51.5	36.1	67.0

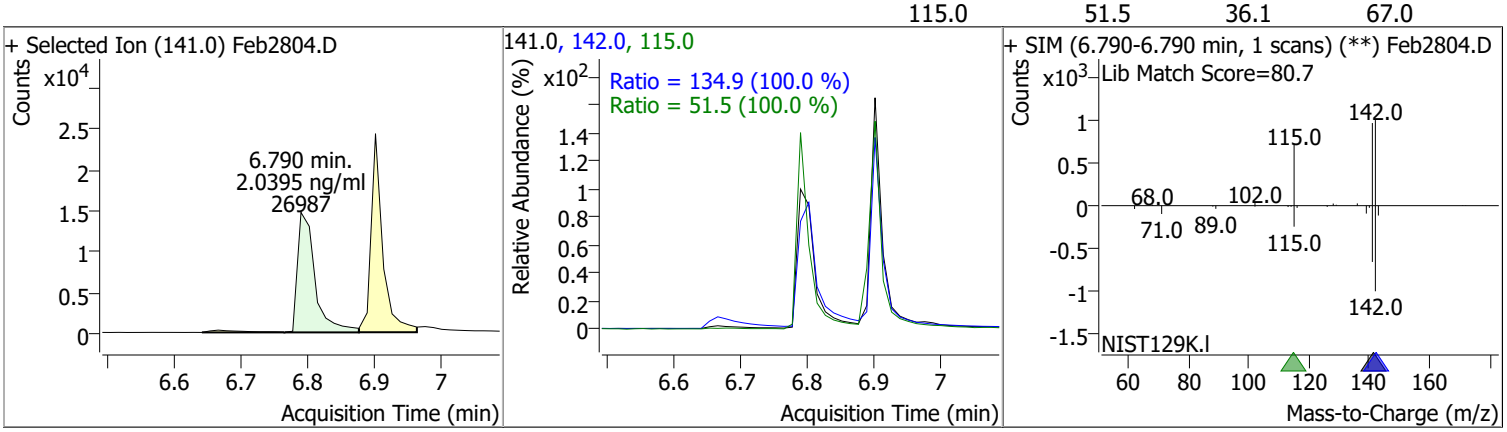

Quantitation Results Report (QT Reviewed)

Compound	Conc.	RT	Dev(Min)	Resp.	QIon	QRatio	Lower	Upper
1-Methylnaphthalene	2.0229	6.90	0.00	29573	142.0	119.4	83.6	155.3
					115.0	49.7	34.8	64.6

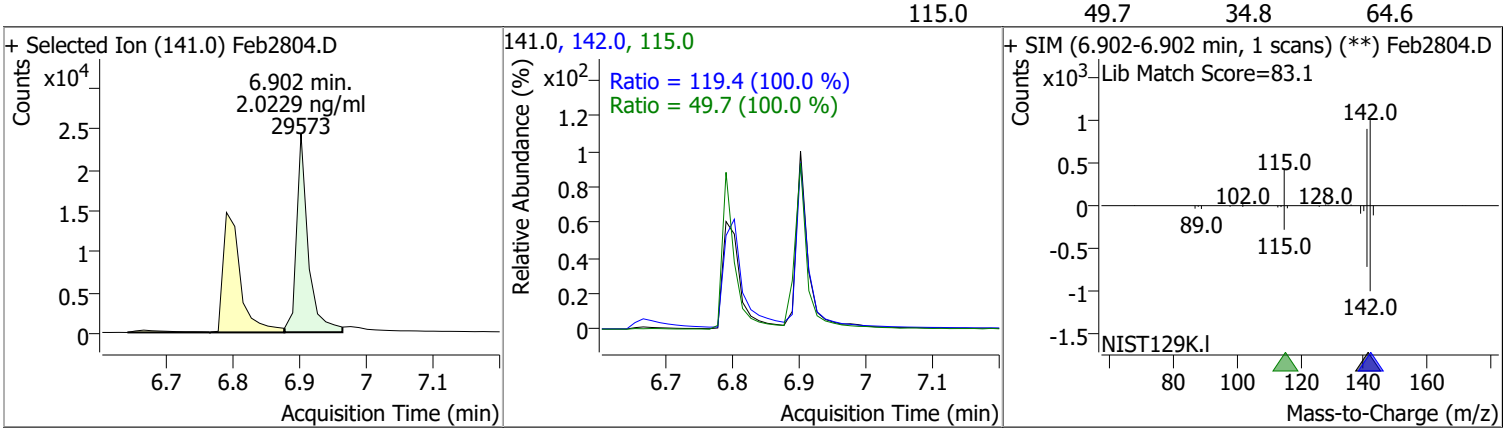

Compound	Conc.	RT	Dev(Min)	Resp.	QIon	QRatio	Lower	Upper
2-Fluorobiphenyl	1.7900	7.26	0.00	33989	171.0	34.7	24.3	45.1

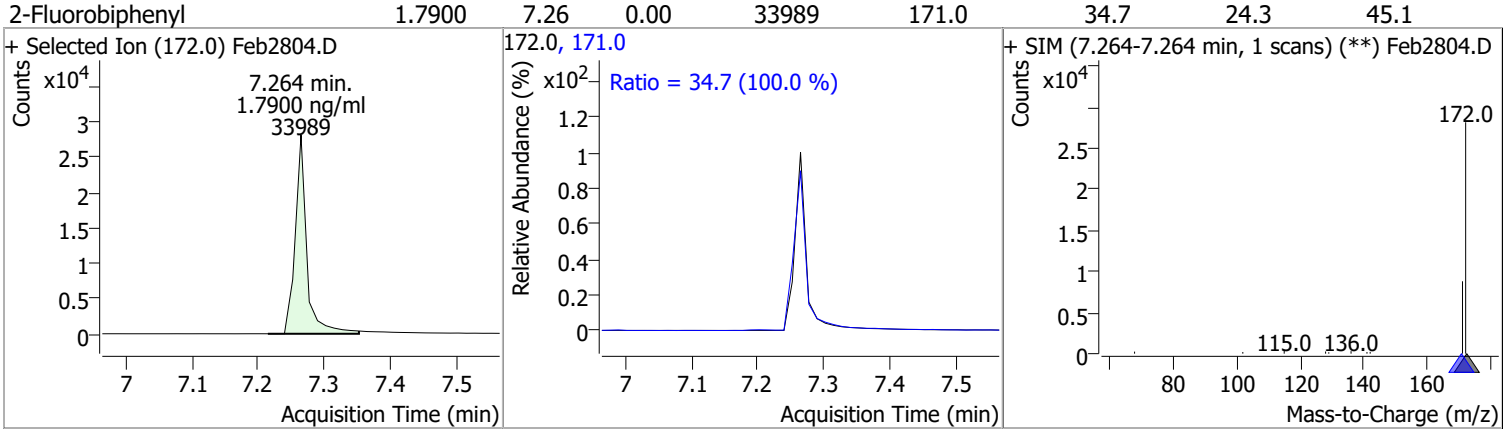

Compound	Conc.	RT	Dev(Min)	Resp.	QIon	QRatio	Lower	Upper
Acenaphthylene	1.9147	7.83	0.00	45447	153.0	16.0	11.2	20.8

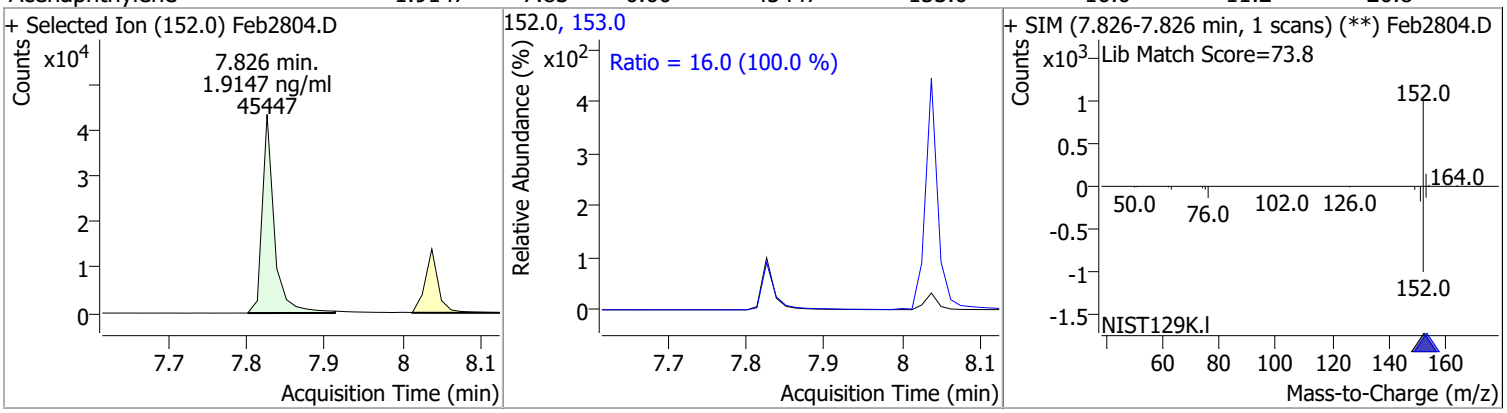

Compound	Conc.	RT	Dev(Min)	Resp.	QIon	QRatio	Lower	Upper
Acenaphthene	1.8923	8.04	0.00	31554	153.0	109.7	76.8	142.6
					152.0	51.9	36.4	67.5

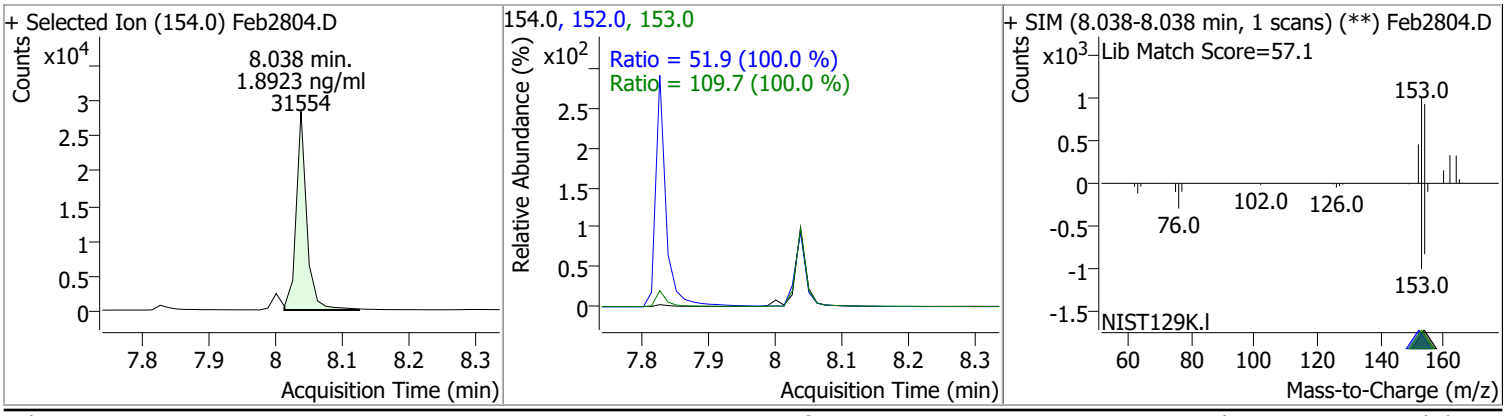

Compound	Conc.	RT	Dev(Min)	Resp.	QIon	QRatio	Lower	Upper
Fluorene	1.8863	8.67	0.00	37579	165.0	86.1	60.3	111.9
					167.0	12.8	8.9	16.6

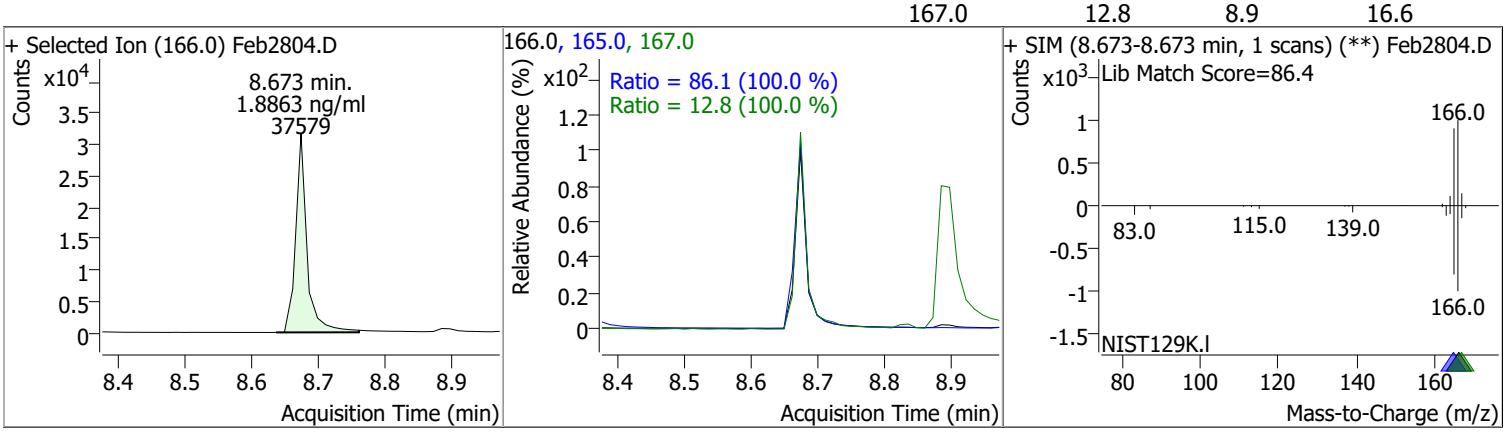

Compound	Conc.	RT	Dev(Min)	Resp.	QIon	QRatio	Lower	Upper
Phenanthrene	1.9756	9.79	0.00	54398	176.0	18.1	12.7	23.5

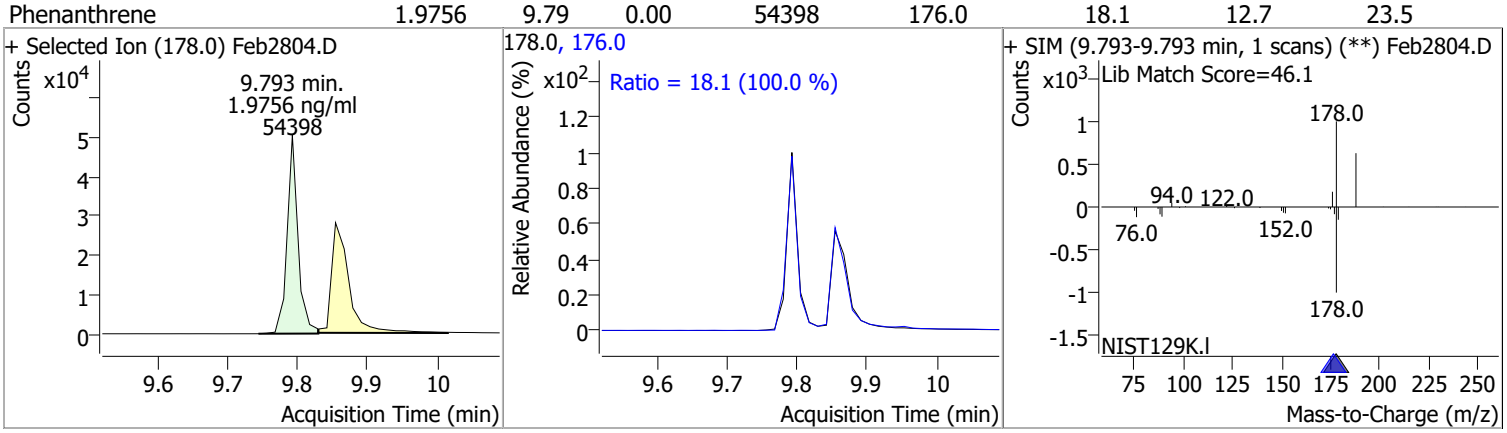

Compound	Conc.	RT	Dev(Min)	Resp.	QIon	QRatio	Lower	Upper
Anthracene	2.0248	9.85	0.00	48647	176.0	18.4	12.9	23.9

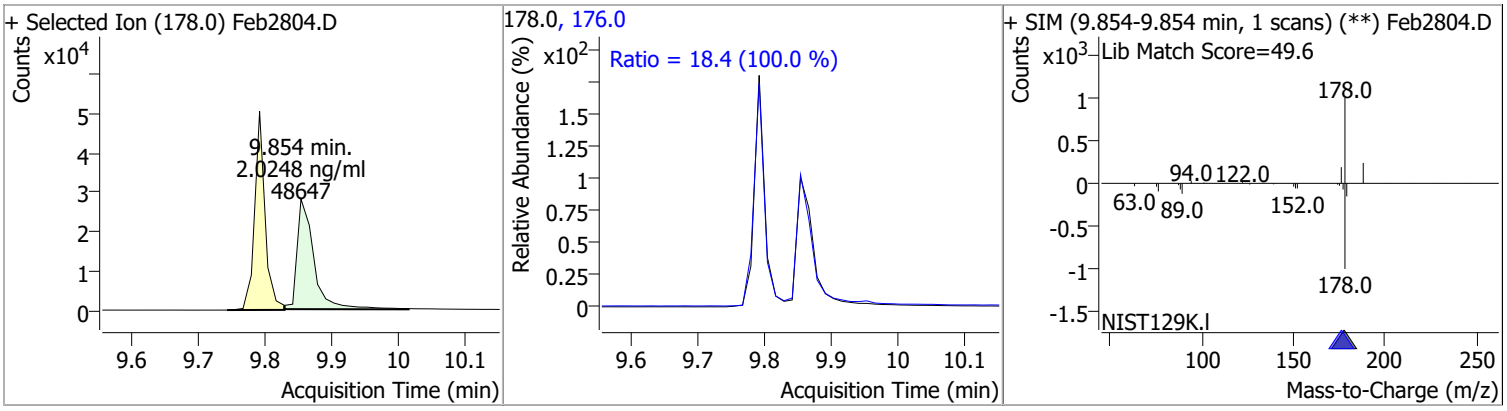

Compound	Conc.	RT	Dev(Min)	Resp.	QIon	QRatio	Lower	Upper
o-Terphenyl	2.0047	10.30	0.00	32679	229.0	61.1	42.8	79.5
					215.0	40.0	28.0	52.0

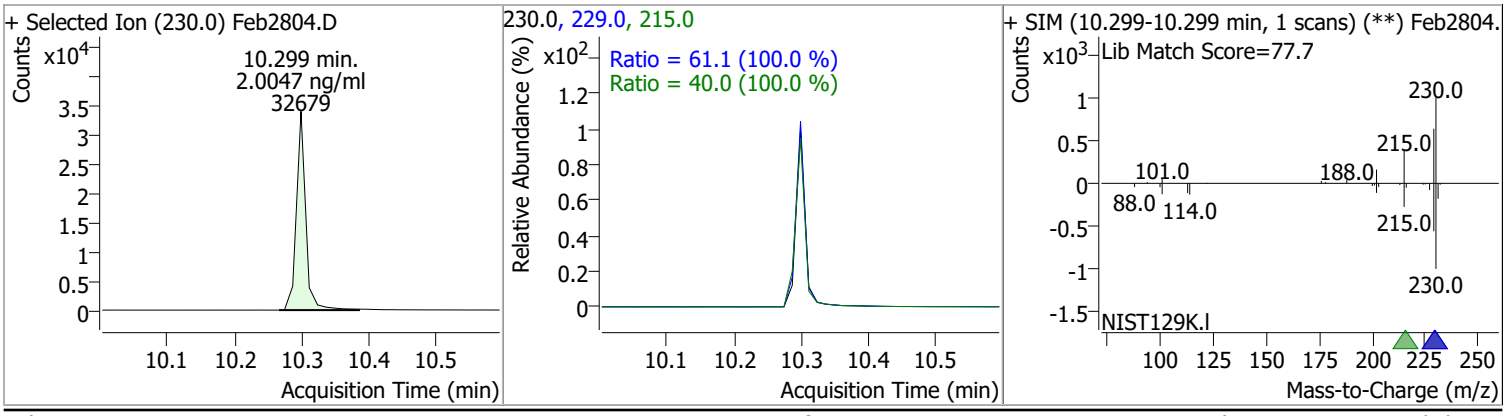

Compound	Conc.	RT	Dev(Min)	Resp.	QIon	QRatio	Lower	Upper
Fluoranthene	1.9009	11.40	0.00	53521	101.0	9.6	6.7	12.5

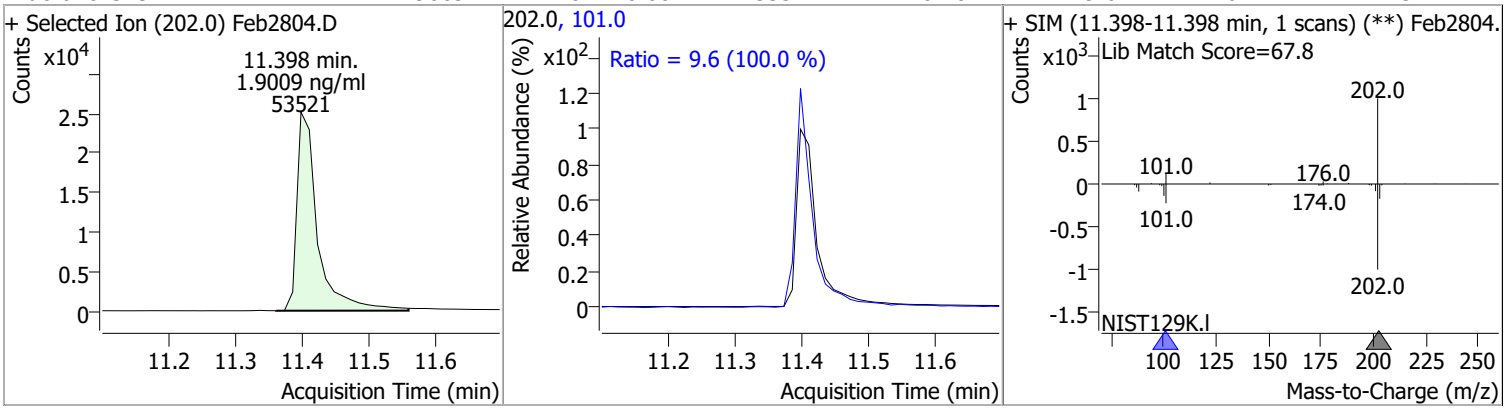

Compound	Conc.	RT	Dev(Min)	Resp.	QIon	QRatio	Lower	Upper
Pyrene	1.9137	11.78	0.00	57772	101.0	12.0	8.4	15.6

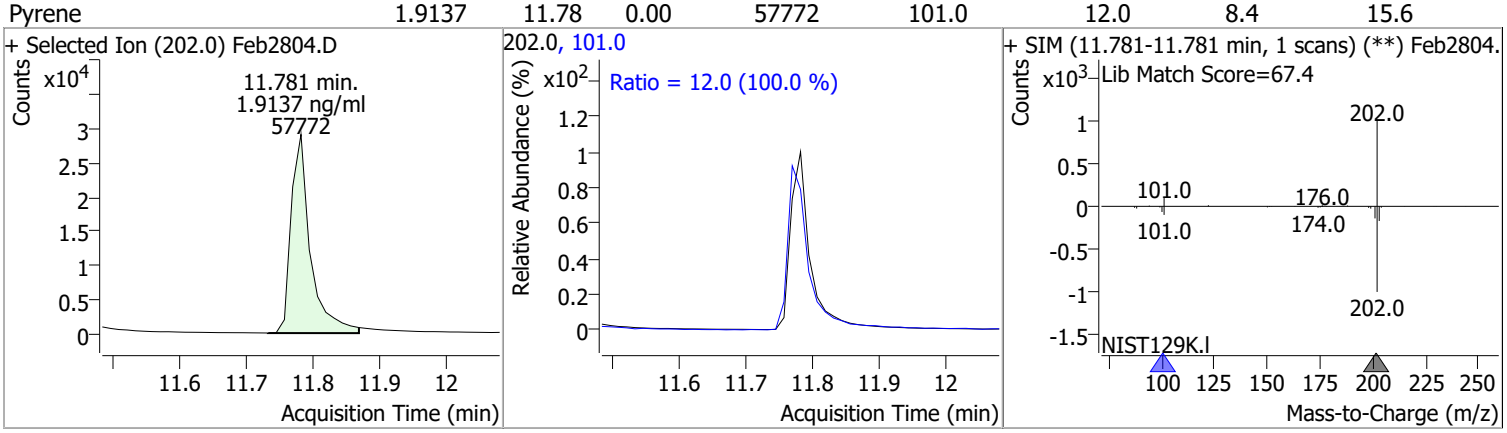

Compound	Conc.	RT	Dev(Min)	Resp.	QIon	QRatio	Lower	Upper
Terphenyl-d14	1.8923	12.24	0.00	35377	122.0	12.3	8.6	16.0

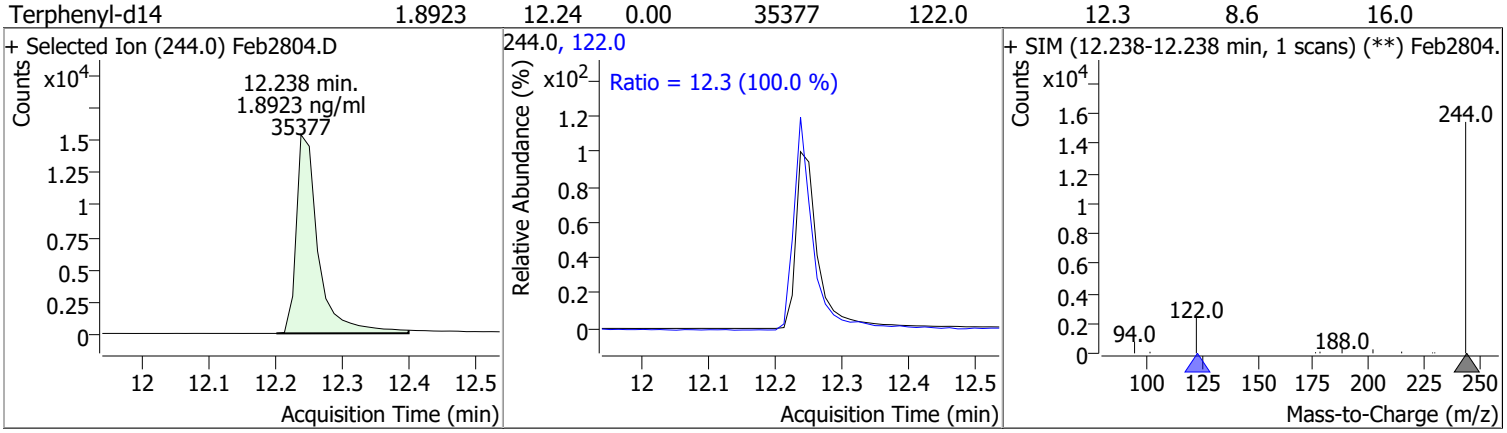

Compound	Conc.	RT	Dev(Min)	Resp.	QIon	QRatio	Lower	Upper
Benzo(a)Anthracene	1.9355	14.64	0.00	41990	226.0	25.7	18.0	33.4
					229.0	23.6	16.5	30.7

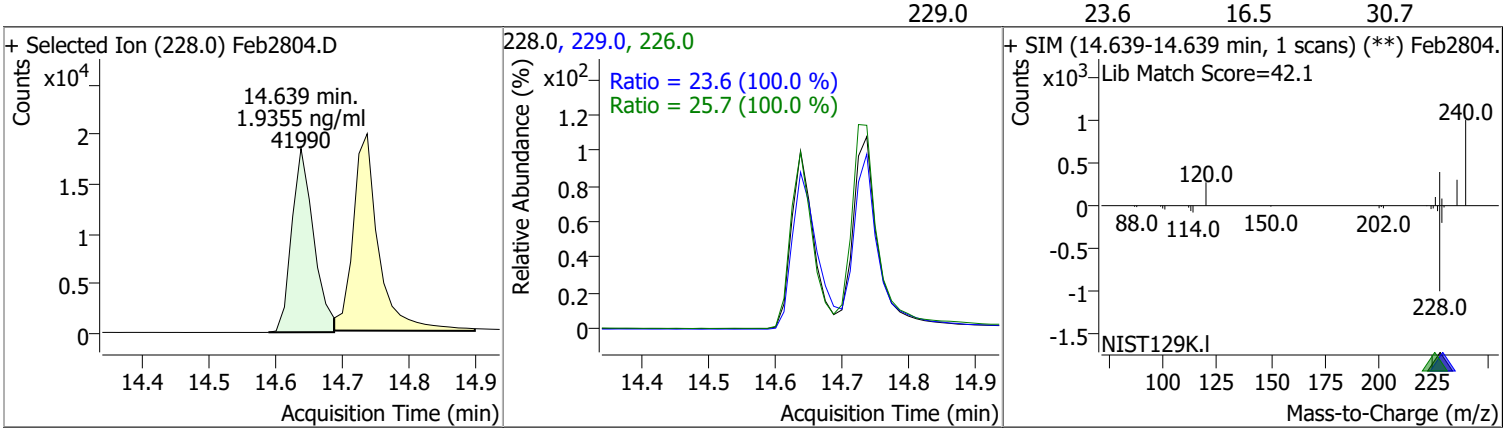

Quantitation Results Report (QT Reviewed)

Compound	Conc.	RT	Dev(Min)	Resp.	QIon	QRatio	Lower	Upper
Chrysene	1.9313	14.74	0.00	52766	226.0	30.9	21.6	40.2
					229.0	19.8	13.8	25.7

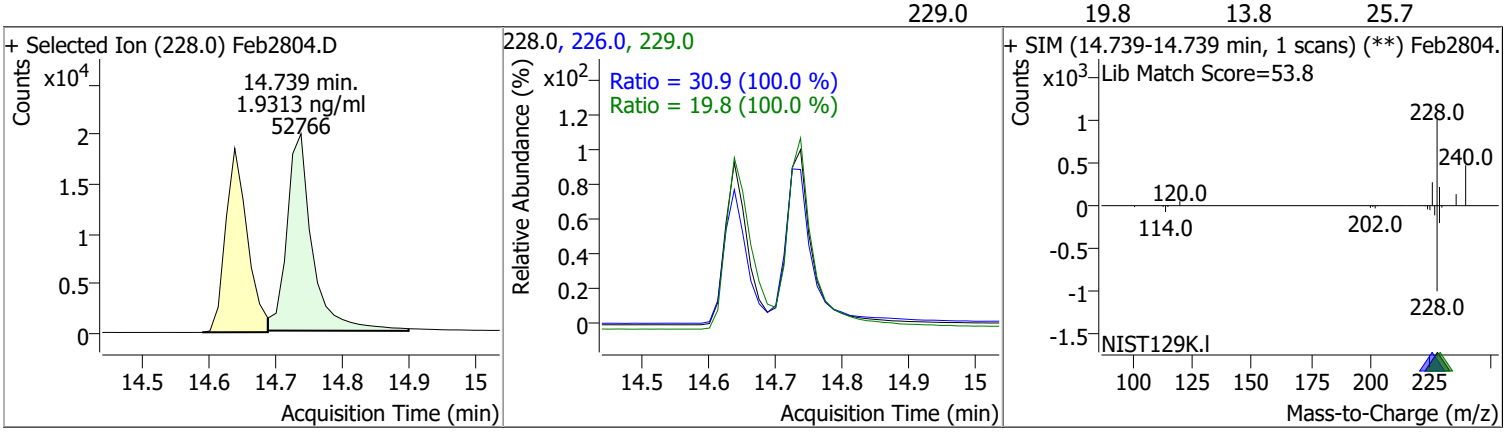

Compound	Conc.	RT	Dev(Min)	Resp.	QIon	QRatio	Lower	Upper
Benzo(b)fluoranthene	1.9015	17.66	0.00	34979	253.0	22.4	15.7	29.2

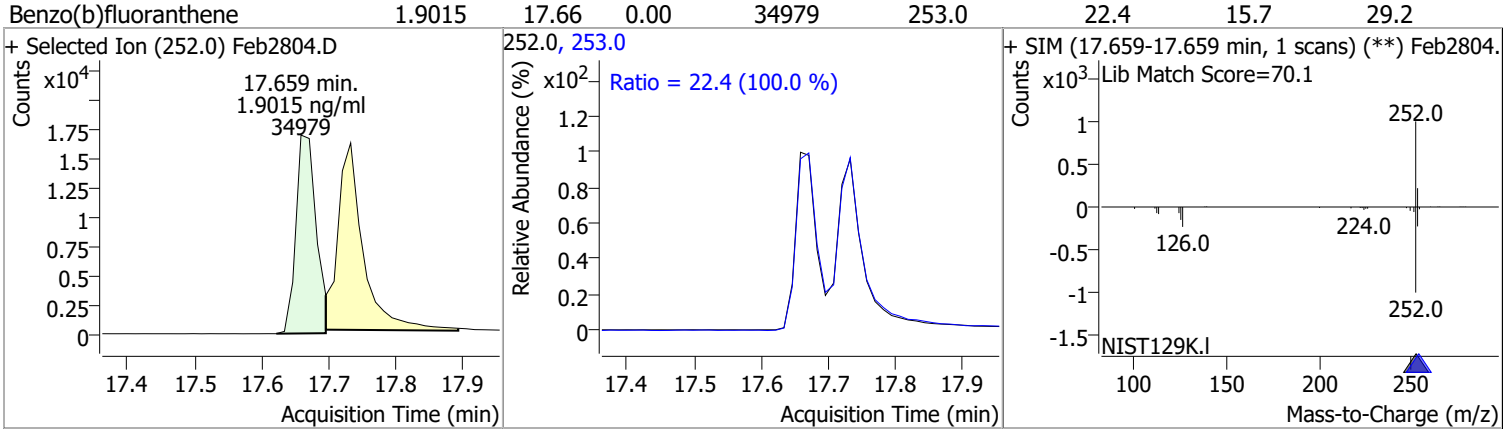

Compound	Conc.	RT	Dev(Min)	Resp.	QIon	QRatio	Lower	Upper
Benzo(k)fluoranthene	1.9399	17.73	0.00	42093	253.0	24.5	17.2	31.9

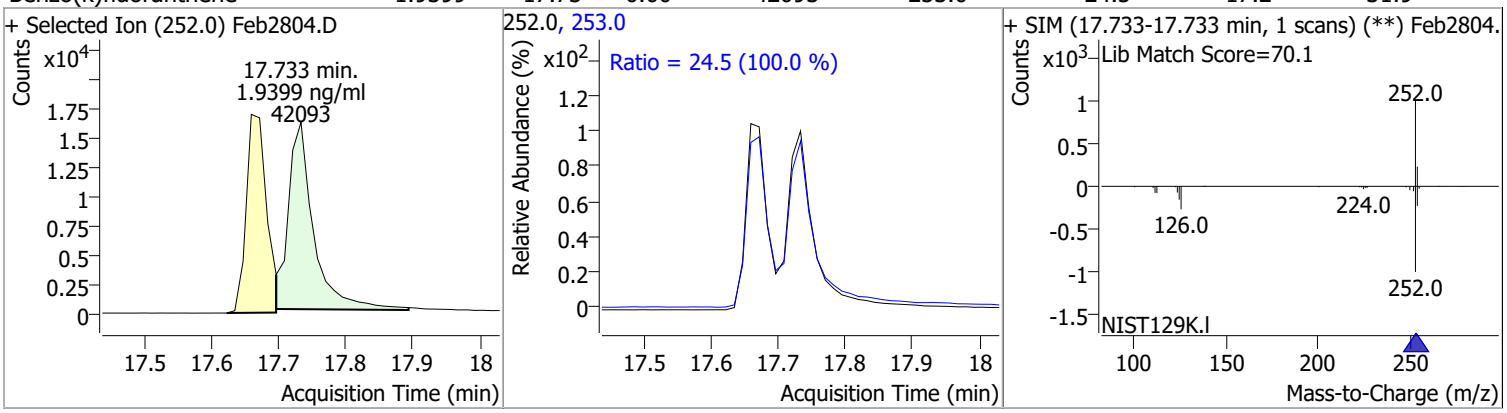

Compound	Conc.	RT	Dev(Min)	Resp.	QIon	QRatio	Lower	Upper
Benzo(a)pyrene	1.9036	18.31	0.00	32754	253.0	23.1	16.2	30.1

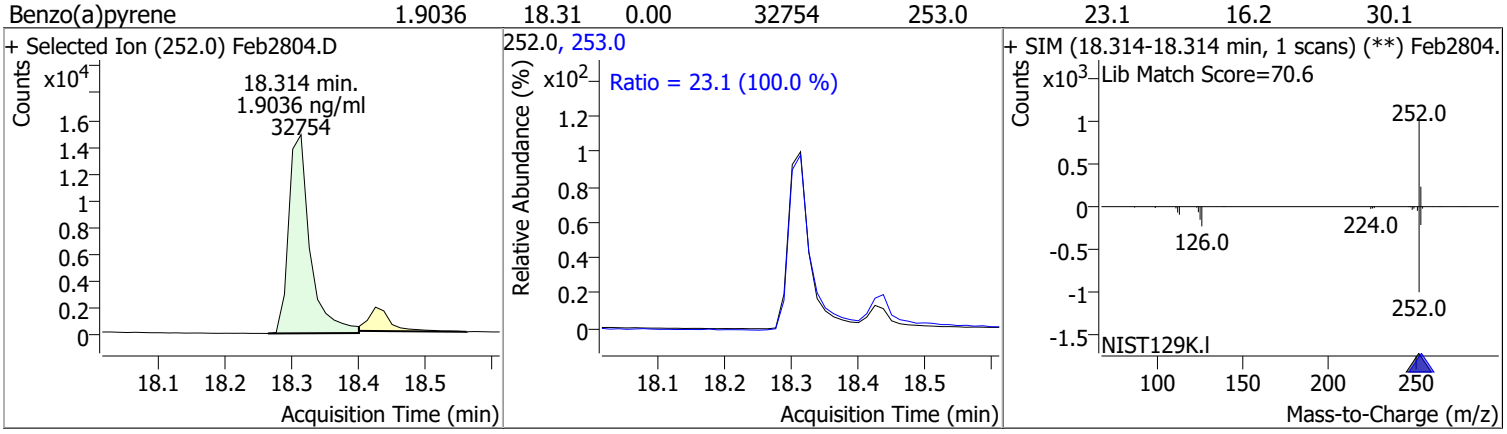

Compound	Conc.	RT	Dev(Min)	Resp.	QIon	QRatio	Lower	Upper
Indeno(1,2,3-cd)pyrene	1.9862	20.17	0.00	28097	138.0	20.9	14.6	27.2

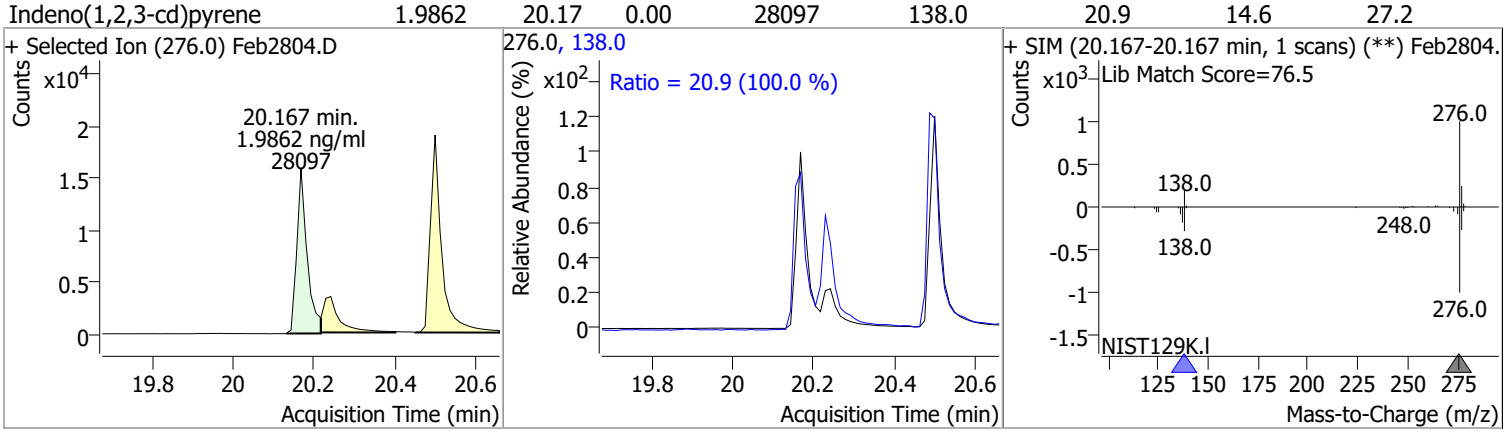

Compound	Conc.	RT	Dev(Min)	Resp.	QIon	QRatio	Lower	Upper
Dibenzo(a,h)anthracene	1.9390	20.24	0.00	32220	279.0	24.1	16.8	31.3
					139.0	17.7	12.4	23.0

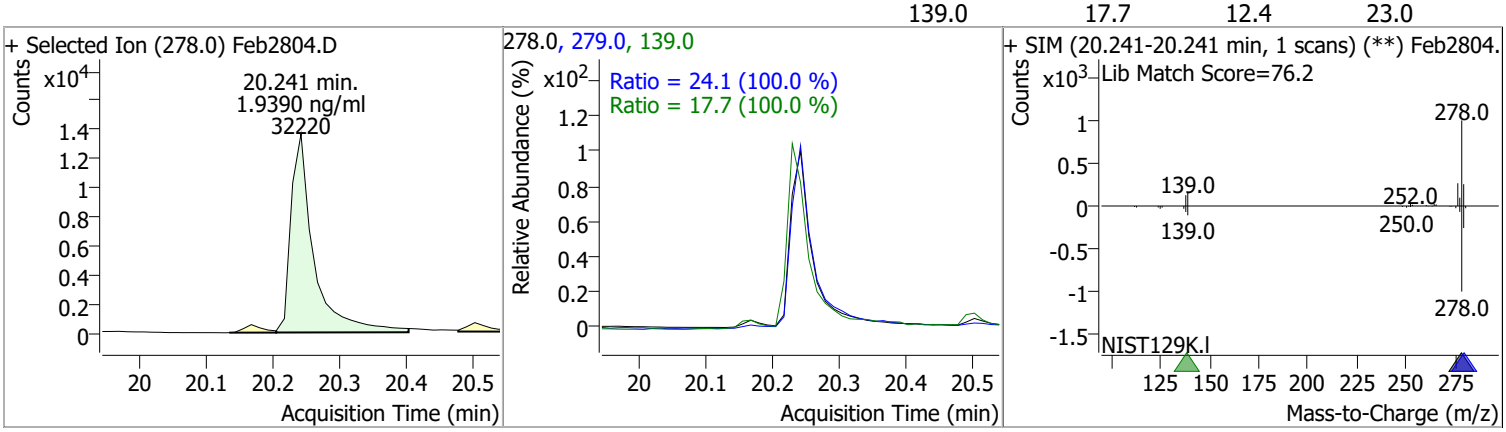

Compound	Conc.	RT	Dev(Min)	Resp.	QIon	QRatio	Lower	Upper
Benzo(g,h,i)perylene	1.8650	20.50	0.00	37500	138.0	23.2	16.2	30.1
					277.0	23.1	16.2	30.1

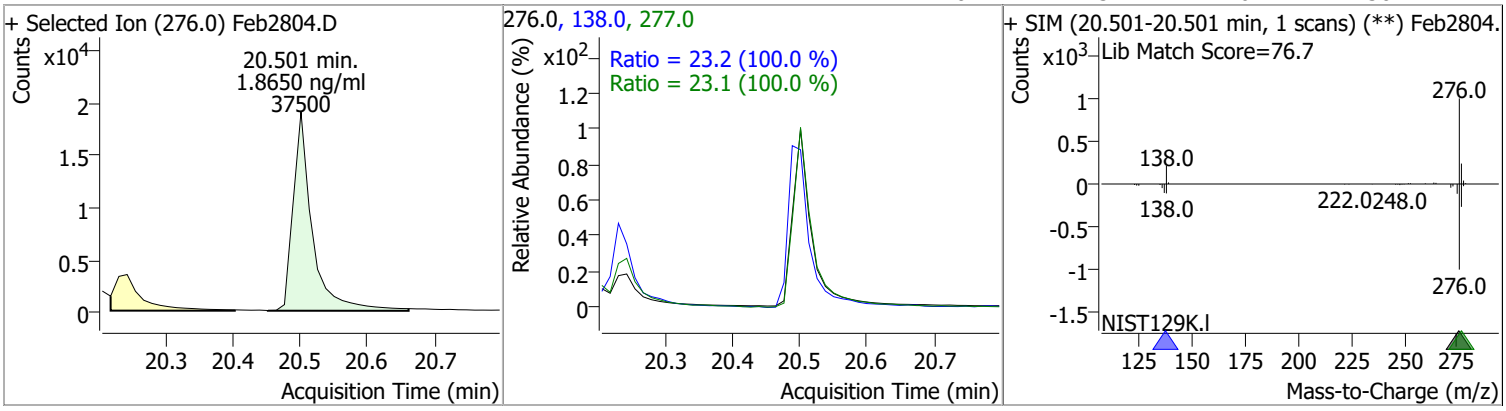

Quantitation Results Report (QT Reviewed)

Data File	Feb2805.D	Operator	LIMS import
Acq. Method	5975BNASIM	Acq. Date-Time	2/28/2022 1:38:16 PM
Sample Name	28-Feb-22_CAL_4	Instrument	GCMS
Vial	5	Multiplier	1.00
DA Method File	021622 bna SIM 2.batch.bin	Comment	SVOC-8270-W-LLPAH
Tune File	dftppjph.u	Tune Date	
Batch Name	022822 bna SIM 1.batch.bin	Last Calib Update	2/28/2022 5:36:24 PM
Ref Library			

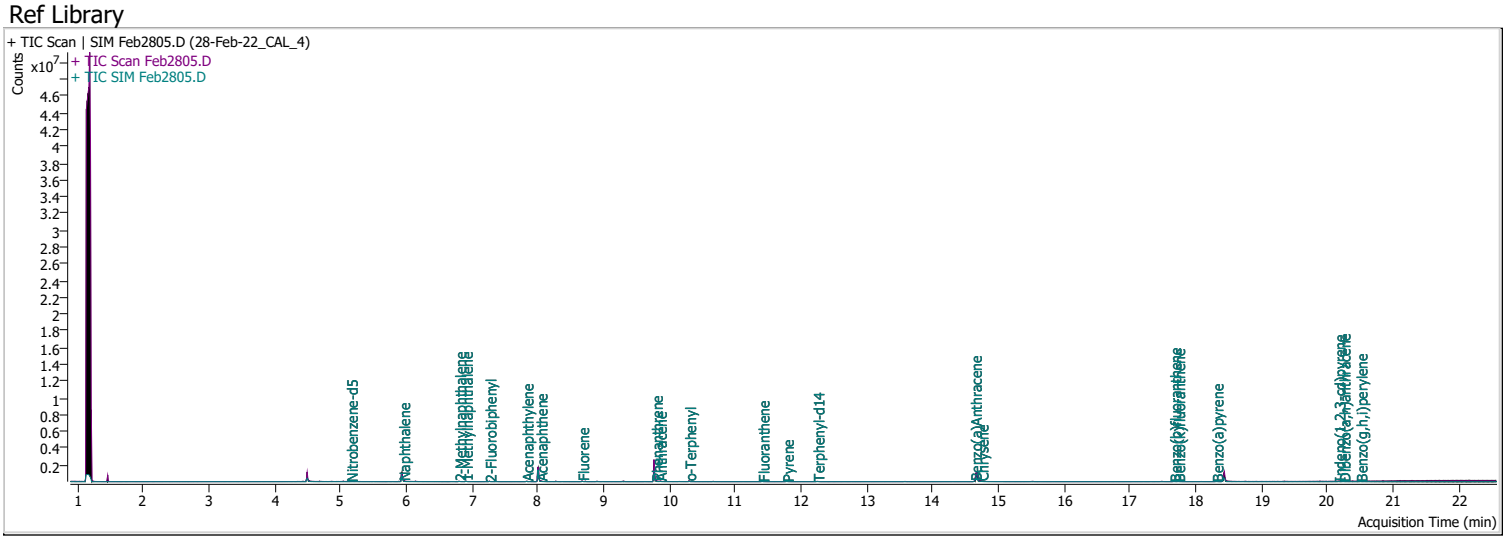

Compound	RT	QIon	Resp.	Conc.	Units		Dev(Min)
Internal Standards							
M 1,4-Dichlorobenzene-d4	4.497	152.0	192832	40.0000	ng/ml		0.000
M Naphthalene-d8	5.928	136.0	844168	40.0000	ng/ml		0.000
M Acenaphthene-d10	8.001	164.0	590960	40.0000	ng/ml		0.000
M Phenanthrene-d10	9.768	188.0	1094449	40.0000	ng/ml		0.000
M Chrysene-d12	14.664	240.0	805199	40.0000	ng/ml		0.000
M Perylene-d12	18.425	264.0	626149	40.0000	ng/ml		-0.012
System Monitoring Compounds							
S Nitrobenzene-d5	5.156	82.0	4160	1.1914	ng/ml		0.000
Spiked Amount: 5.000	Range: 19.0 - 102.0%			Recovery = 23.83%			
S 2-Fluorobiphenyl	7.264	172.0	17391	0.9525	ng/ml		0.000
Spiked Amount: 5.000	Range: 25.0 - 94.0%			Recovery = 19.05%		*	
S o-Terphenyl	10.299	230.0	16091	1.0089	ng/ml		0.000
Spiked Amount: 5.000	Range: 40.0 - 140.0%			Recovery = 20.18%		*	
S Terphenyl-d14	12.251	244.0	17702	1.0023	ng/ml		0.012
Spiked Amount: 5.000	Range: 39.0 - 106.0%			Recovery = 20.05%		*	
Target Compounds							**QValue**
T Naphthalene	5.953	128.0	21497	1.0086	ng/ml		96
T 2-Methylnaphthalene	6.802	141.0	12463	1.0008	ng/ml		96
T 1-Methylnaphthalene	6.902	141.0	16434	1.1655	ng/ml		98
T Acenaphthylene	7.826	152.0	22388	0.9809	ng/ml		99
T Acenaphthene	8.038	154.0	16278	0.9878	ng/ml		99
T Fluorene	8.673	166.0	18159	0.9479	ng/ml		93
T Phenanthrene	9.793	178.0	27826	1.0336	ng/ml		99
T Anthracene	9.854	178.0	25234	1.0987	ng/ml		96
T Fluoranthene	11.411	202.0	25688	0.9544	ng/ml		99
T Pyrene	11.781	202.0	29399	1.0089	ng/ml		99
T Benzo(a)Anthracene	14.639	228.0	22457	1.0337	ng/ml		99
T Chrysene	14.739	228.0	27137	1.0247	ng/ml		98
T Benzo(b)fluoranthene	17.671	252.0	17895	1.0407	ng/ml		100

Compound	RT	QIon	Resp.	Conc.	Units	Dev(Min)
T Benzo(k)fluoranthene	17.733	252.0	21897	1.0617	ng/ml	95
T Benzo(a)pyrene	18.314	252.0	15668	0.9742	ng/ml	99
T Indeno(1,2,3-cd)pyrene	20.167	276.0	13213	0.9992	ng/ml	95
T Dibenzo(a,h)anthracene	20.241	278.0	15644	1.0072	ng/ml	98
T Benzo(g,h,i)perylene	20.501	276.0	19094	1.0158	ng/ml	99

(#) = Qualifier Out of Range; (m) = Manual Integration; (+) = Area Summed; (*) = Surrogate Percent Recovery Out of Range; (d): Zeroed Peak

Quantitation Results Report (QT Reviewed)

Compound	Conc.	RT	Dev(Min)	Resp.	QIon	QRatio	Lower	Upper
Nitrobenzene-d5	1.1914	5.16	0.00	4160	54.0	36.6	30.6	56.8
					128.0	30.9	28.9	53.6

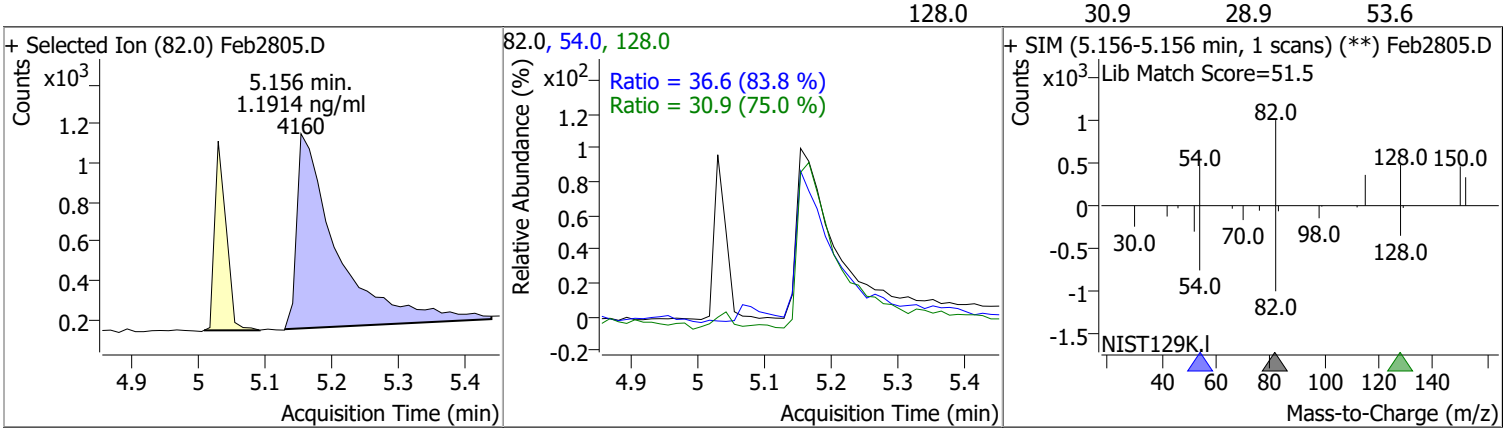

Compound	Conc.	RT	Dev(Min)	Resp.	QIon	QRatio	Lower	Upper
Naphthalene	1.0086	5.95	0.00	21497	102.0	16.2	0.0	40.8
					129.0	11.2	7.8	14.5

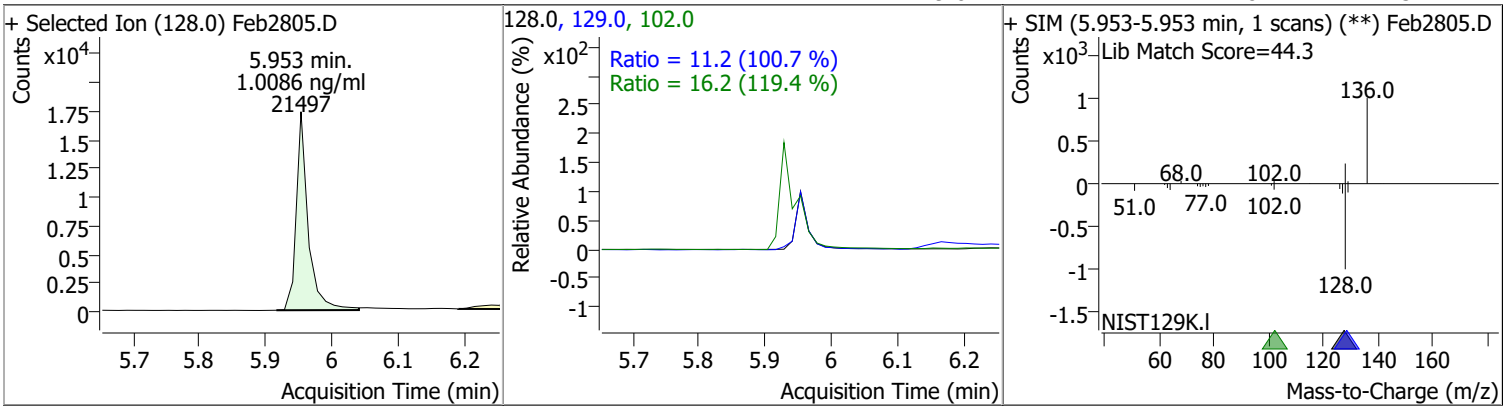

Compound	Conc.	RT	Dev(Min)	Resp.	QIon	QRatio	Lower	Upper
2-Methylnaphthalene	1.0008	6.80	0.01	12463	142.0	135.9	94.4	175.3
					115.0	42.0	36.1	67.0

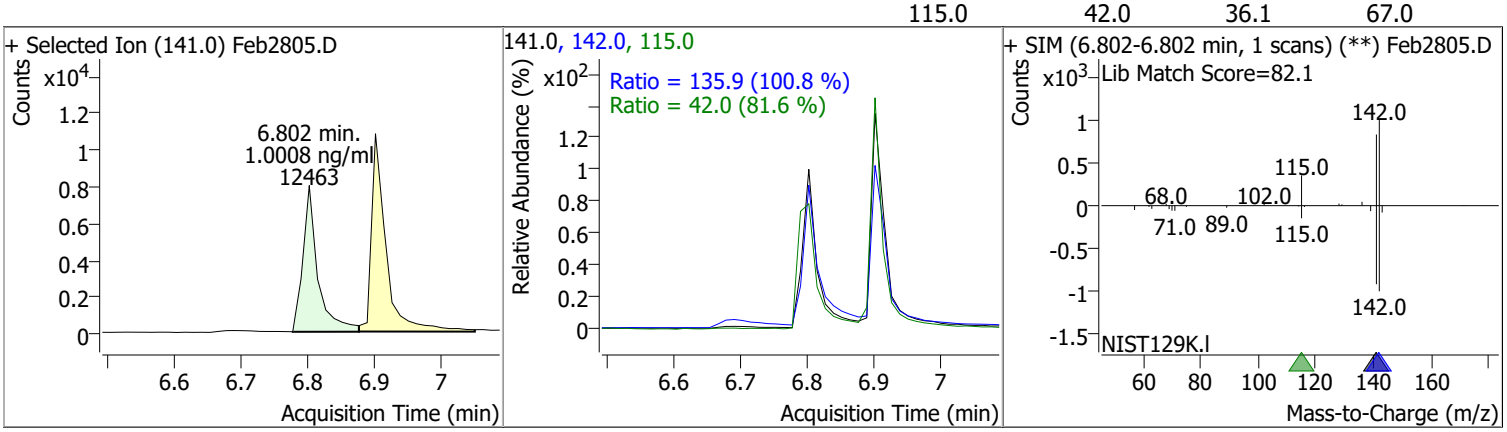

Compound	Conc.	RT	Dev(Min)	Resp.	QIon	QRatio	Lower	Upper
1-Methylnaphthalene	1.1655	6.90	0.00	16434	142.0	118.3	83.6	155.3
					115.0	45.8	34.8	64.6

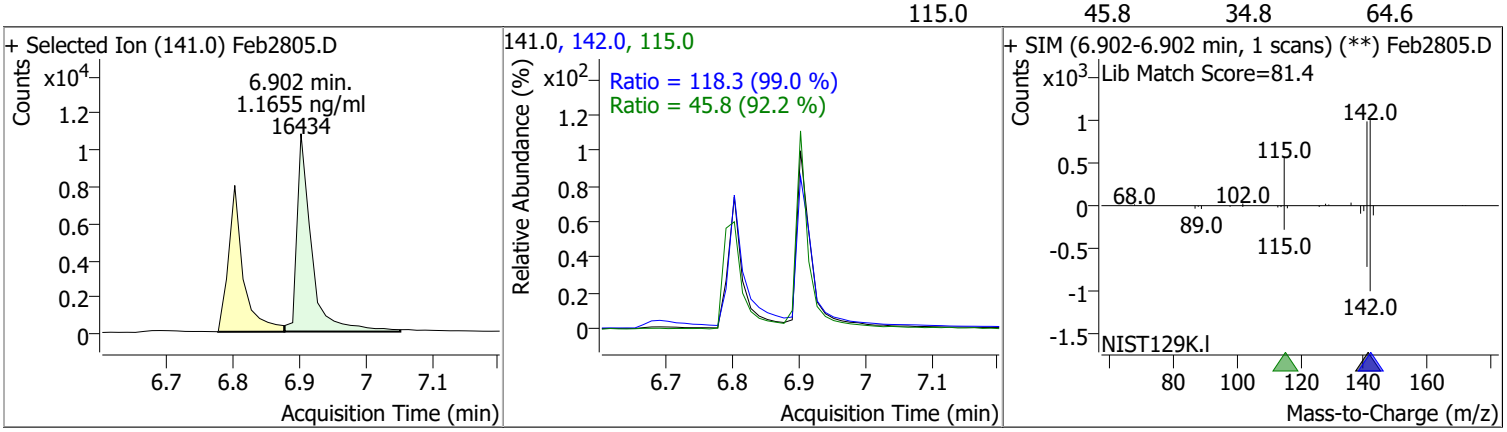

Compound	Conc.	RT	Dev(Min)	Resp.	QIon	QRatio	Lower	Upper
2-Fluorobiphenyl	0.9525	7.26	0.00	17391	171.0	32.4	24.3	45.1

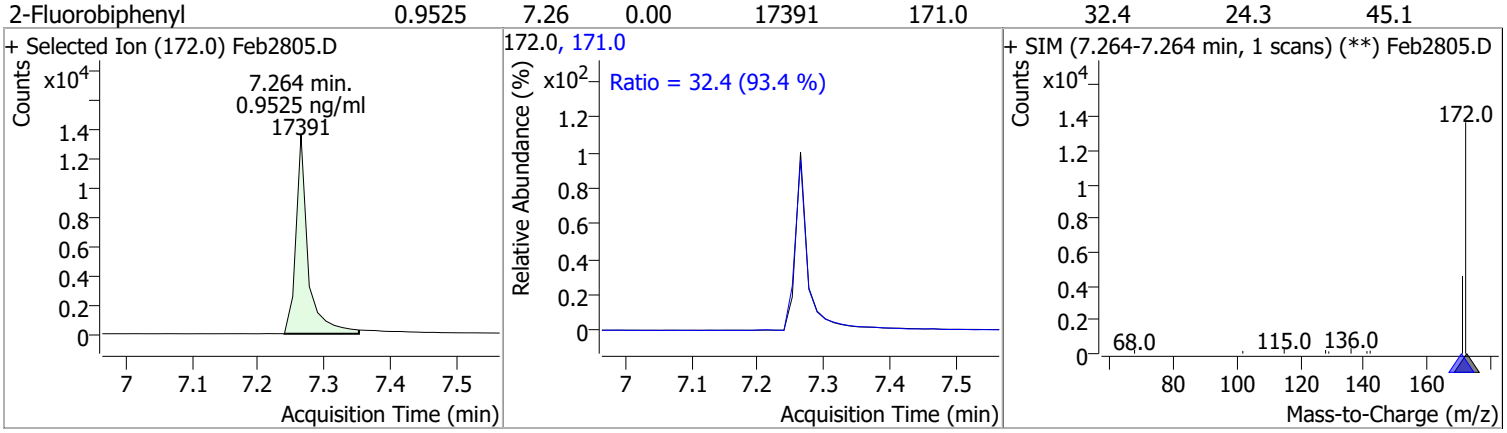

Compound	Conc.	RT	Dev(Min)	Resp.	QIon	QRatio	Lower	Upper
Acenaphthylene	0.9809	7.83	0.00	22388	153.0	15.7	11.2	20.8

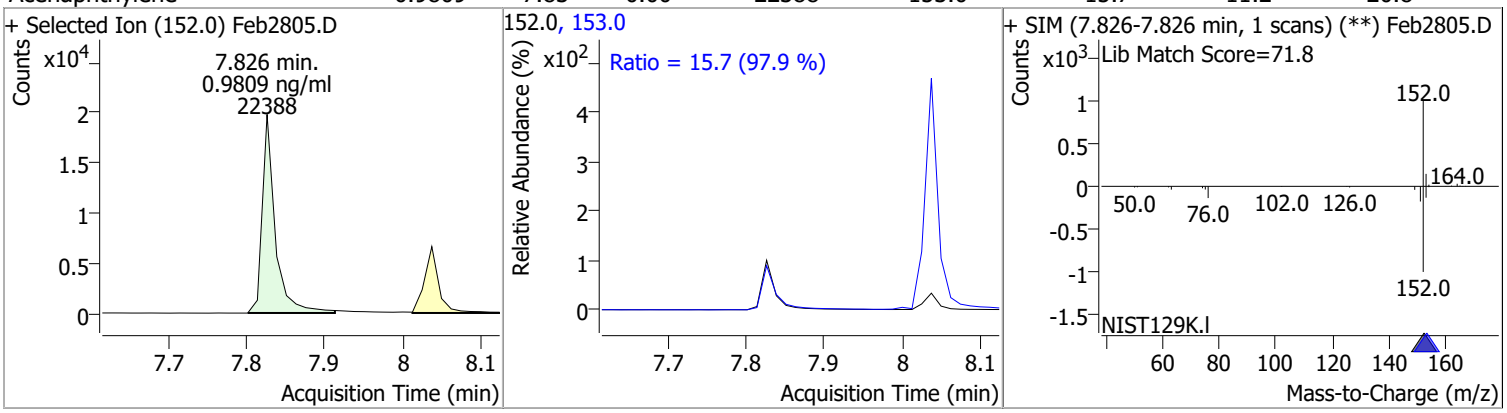

Compound	Conc.	RT	Dev(Min)	Resp.	QIon	QRatio	Lower	Upper
Acenaphthene	0.9878	8.04	0.00	16278	153.0	107.9	76.8	142.6
					152.0	52.2	36.4	67.5

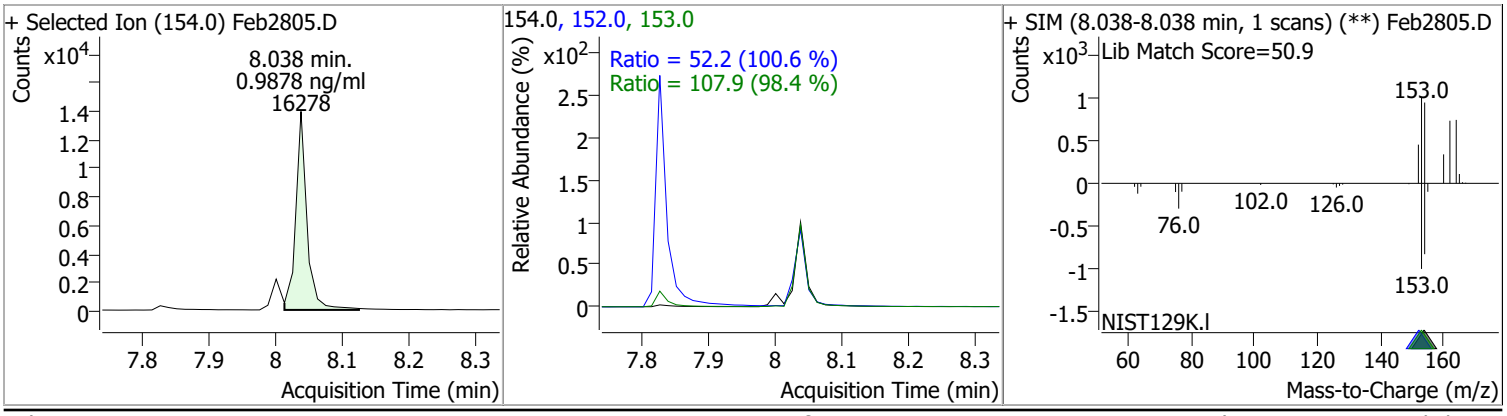

Compound	Conc.	RT	Dev(Min)	Resp.	QIon	QRatio	Lower	Upper
Fluorene	0.9479	8.67	0.00	18159	165.0	93.2	60.3	111.9
					167.0	13.8	8.9	16.6

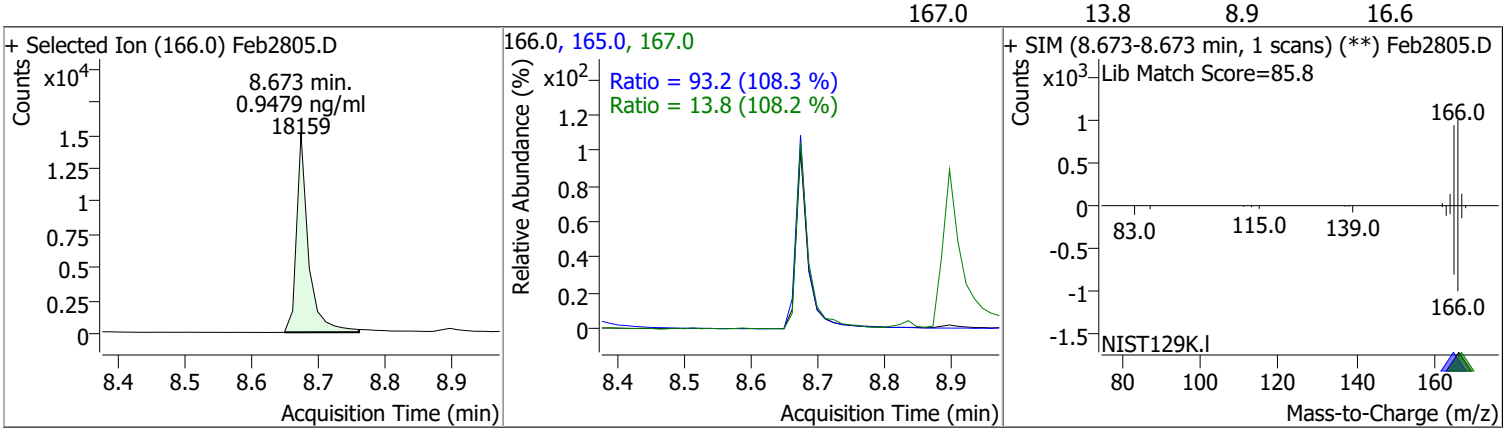

Compound	Conc.	RT	Dev(Min)	Resp.	QIon	QRatio	Lower	Upper
Phenanthrene	1.0336	9.79	0.00	27826	176.0	17.6	12.7	23.5

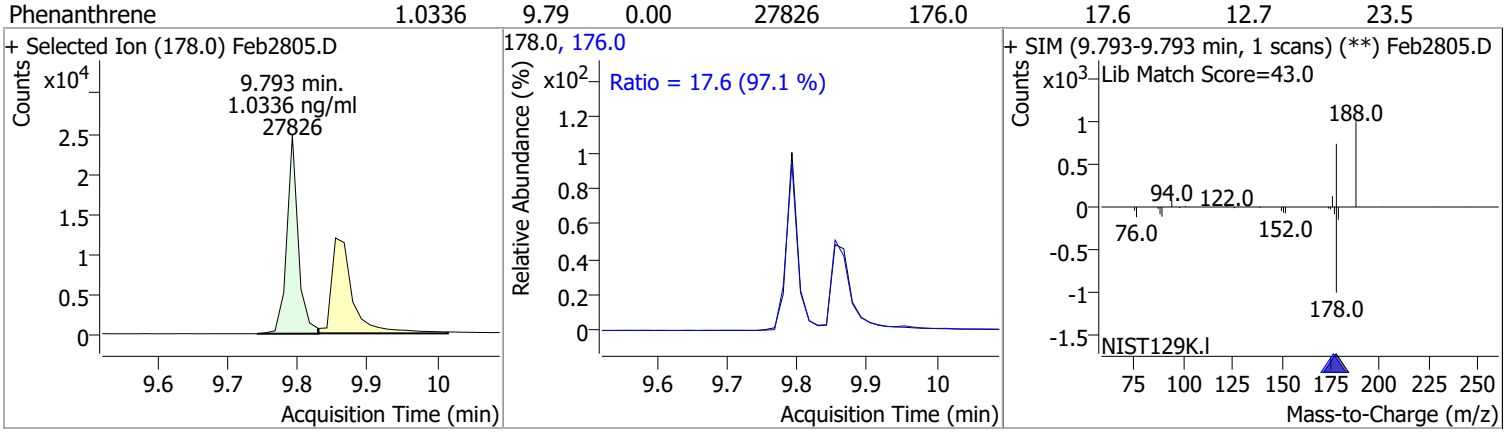

Compound	Conc.	RT	Dev(Min)	Resp.	QIon	QRatio	Lower	Upper
Anthracene	1.0987	9.85	0.00	25234	176.0	16.7	12.9	23.9

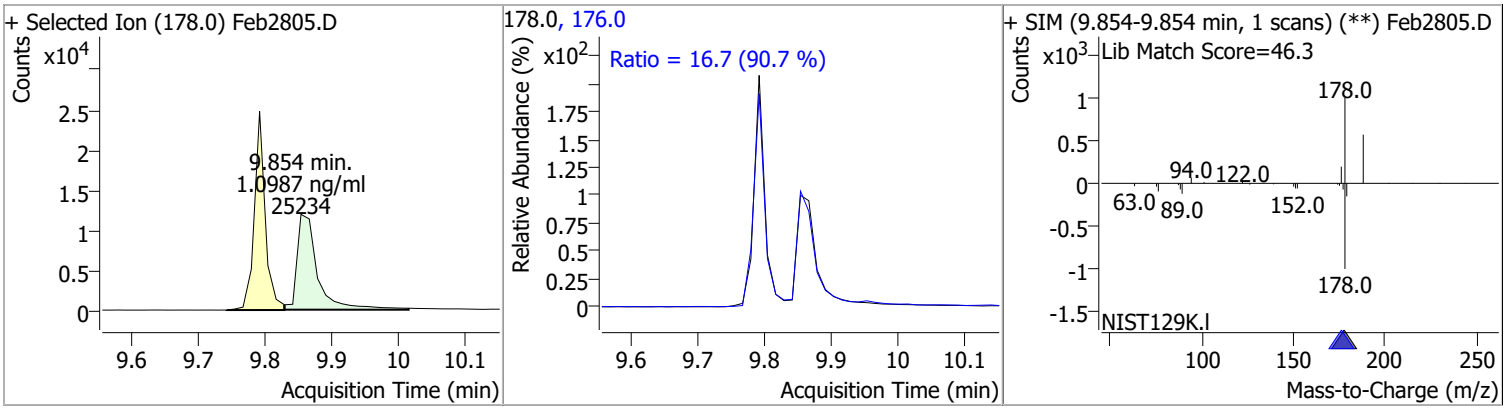

Compound	Conc.	RT	Dev(Min)	Resp.	QIon	QRatio	Lower	Upper
o-Terphenyl	1.0089	10.30	0.00	16091	229.0	64.6	42.8	79.5
					215.0	38.7	28.0	52.0

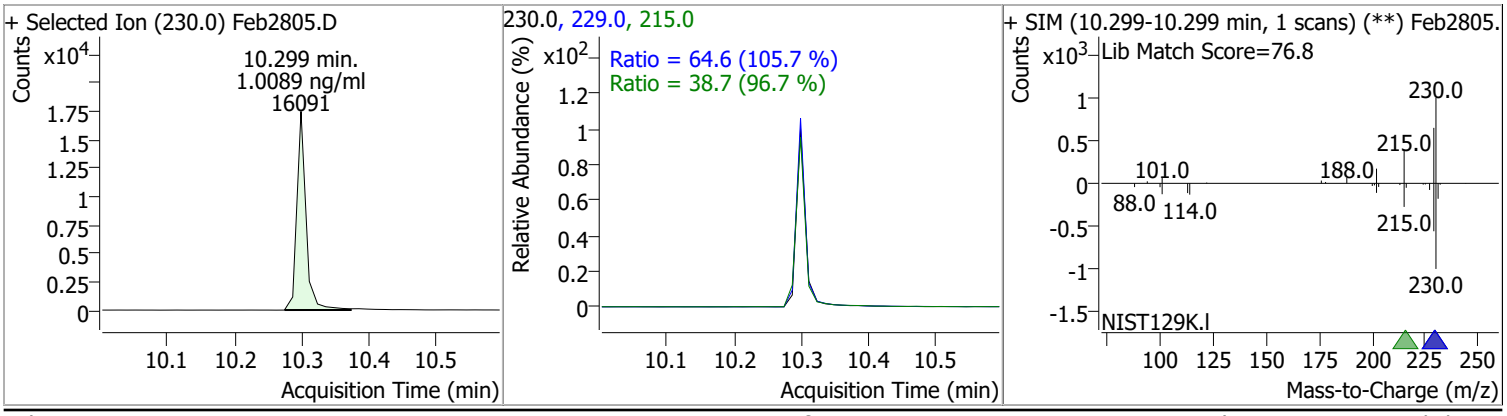

Compound	Conc.	RT	Dev(Min)	Resp.	QIon	QRatio	Lower	Upper
Fluoranthene	0.9544	11.41	0.01	25688	101.0	10.0	6.7	12.5

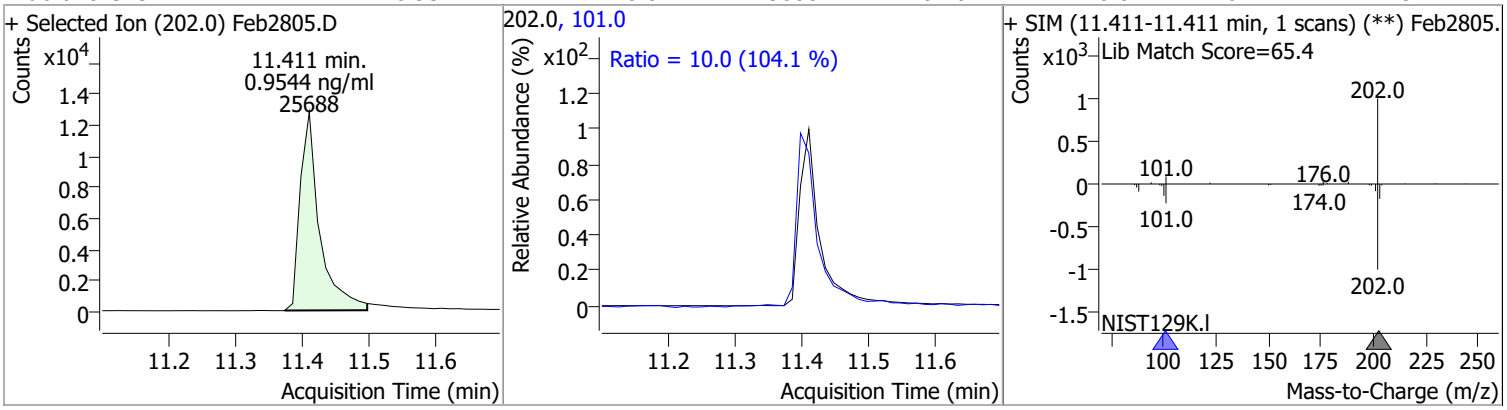

Compound	Conc.	RT	Dev(Min)	Resp.	QIon	QRatio	Lower	Upper
Pyrene	1.0089	11.78	0.00	29399	101.0	11.5	8.4	15.6

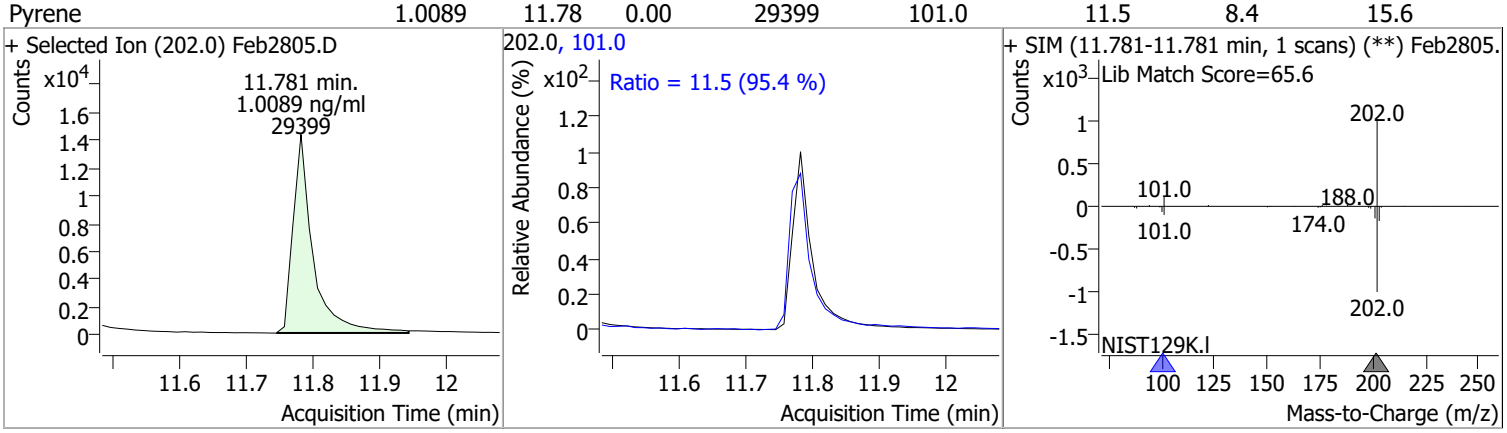

Compound	Conc.	RT	Dev(Min)	Resp.	QIon	QRatio	Lower	Upper
Terphenyl-d14	1.0023	12.25	0.01	17702	122.0	12.7	8.6	16.0

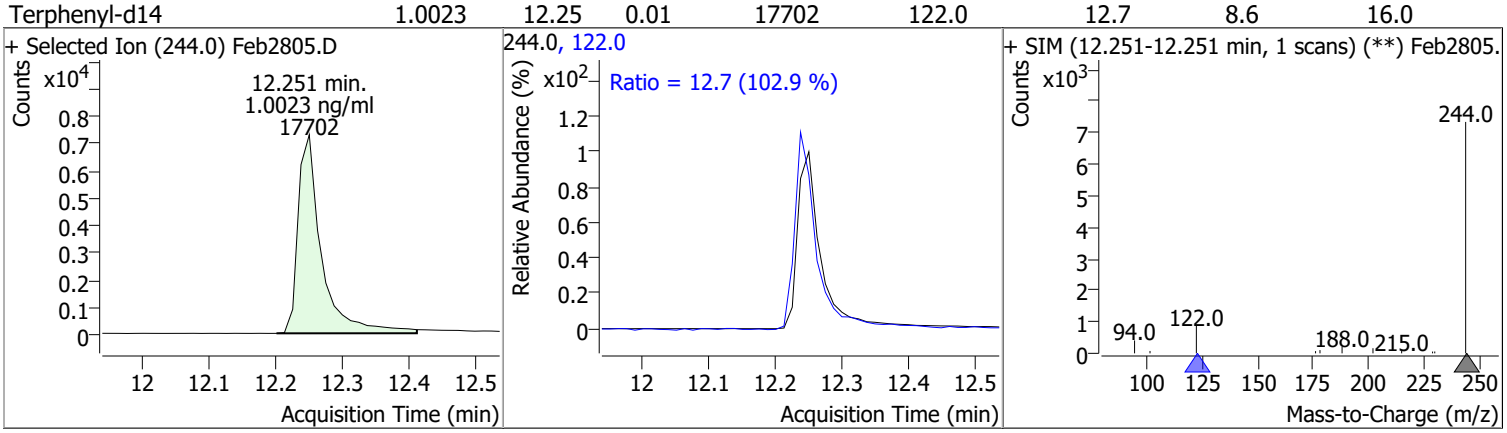

Compound	Conc.	RT	Dev(Min)	Resp.	QIon	QRatio	Lower	Upper
Benzo(a)Anthracene	1.0337	14.64	0.00	22457	226.0	25.0	18.0	33.4
					229.0	24.2	16.5	30.7

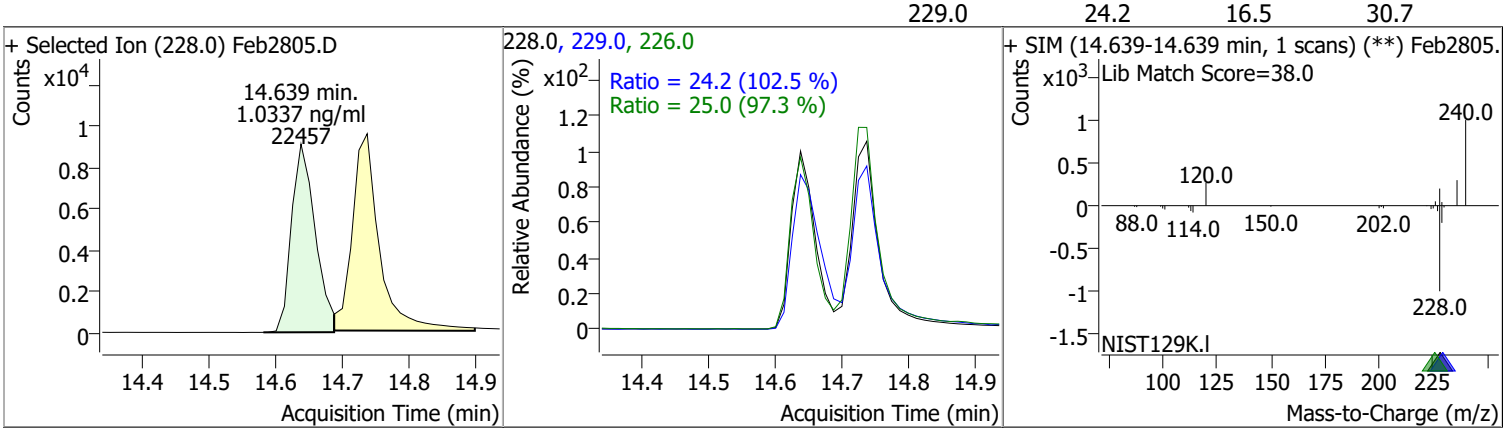

Compound	Conc.	RT	Dev(Min)	Resp.	QIon	QRatio	Lower	Upper
Chrysene	1.0247	14.74	0.00	27137	226.0	31.2	21.6	40.2
					229.0	21.3	13.8	25.7

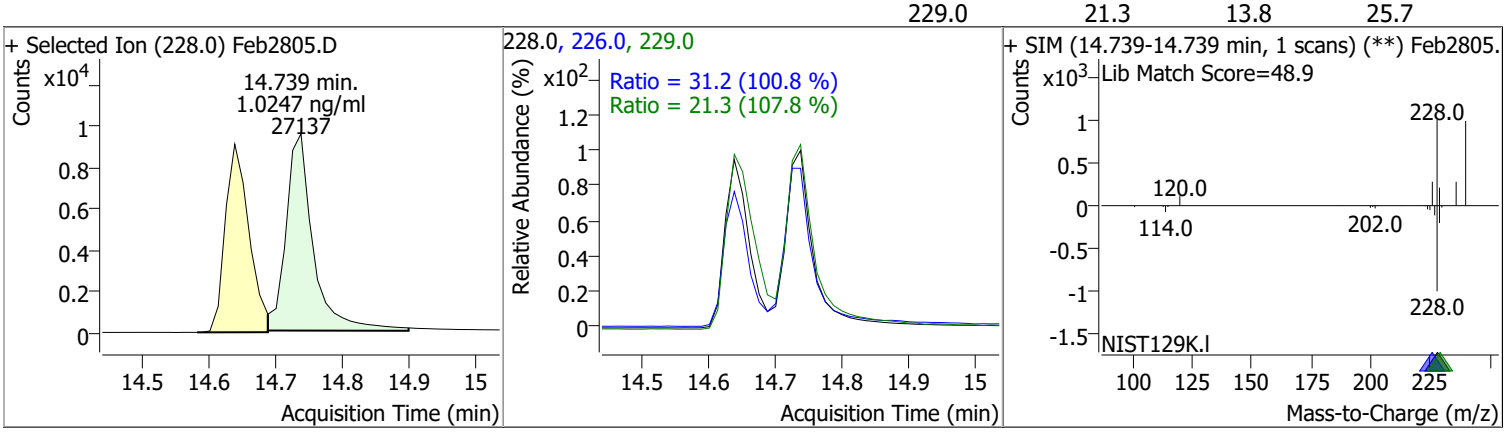

Compound	Conc.	RT	Dev(Min)	Resp.	QIon	QRatio	Lower	Upper
Benzo(b)fluoranthene	1.0407	17.67	0.01	17895	253.0	22.5	15.7	29.2

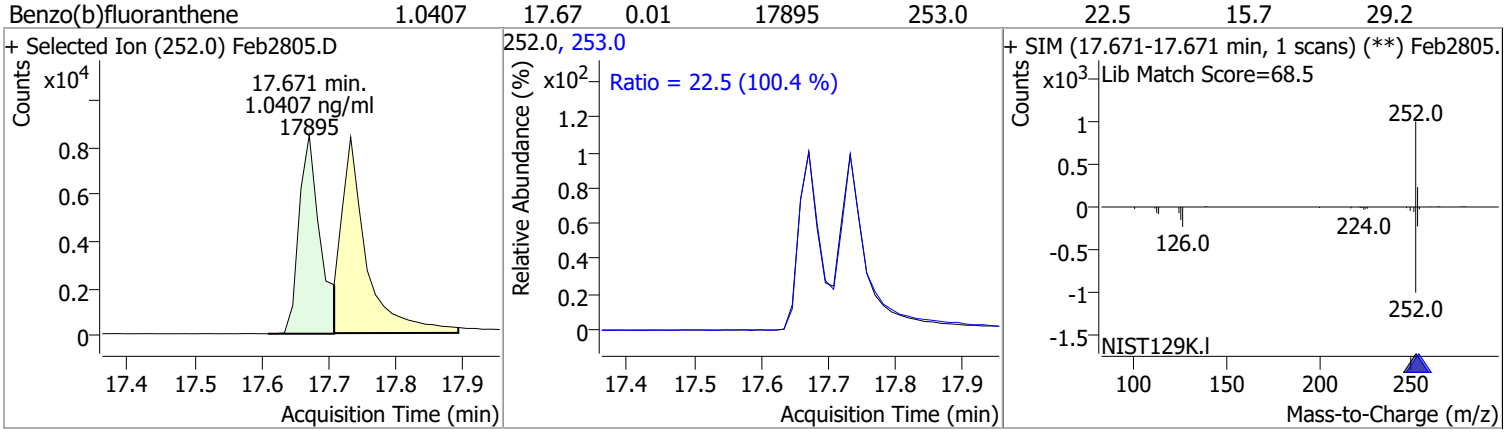

Compound	Conc.	RT	Dev(Min)	Resp.	QIon	QRatio	Lower	Upper
Benzo(k)fluoranthene	1.0617	17.73	0.00	21897	253.0	22.1	17.2	31.9

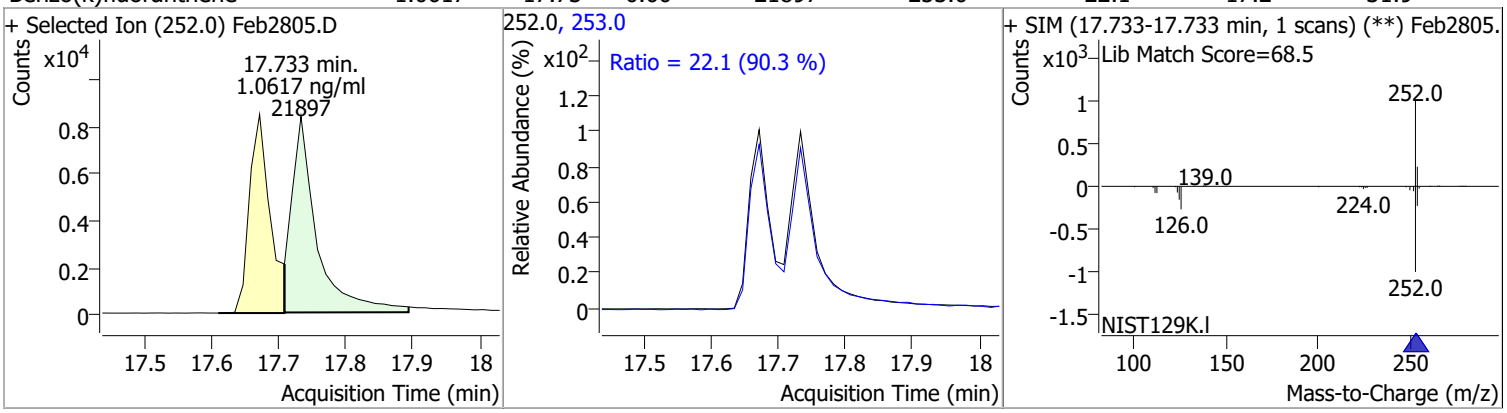

Compound	Conc.	RT	Dev(Min)	Resp.	QIon	QRatio	Lower	Upper
Benzo(a)pyrene	0.9742	18.31	0.00	15668	253.0	22.4	16.2	30.1

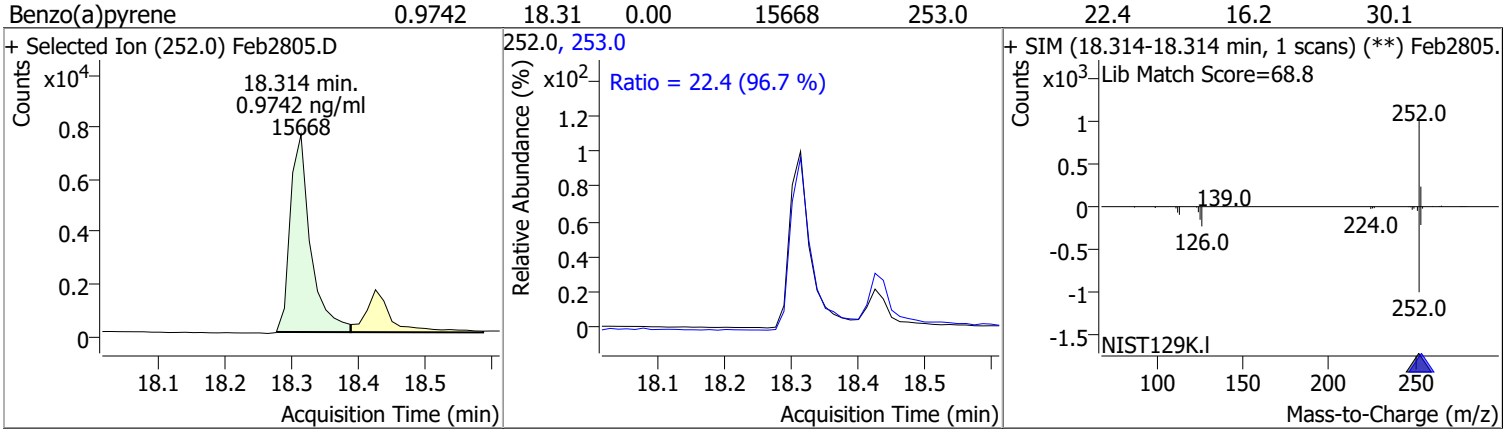

Compound	Conc.	RT	Dev(Min)	Resp.	QIon	QRatio	Lower	Upper
Indeno(1,2,3-cd)pyrene	0.9992	20.17	0.00	13213	138.0	23.2	14.6	27.2

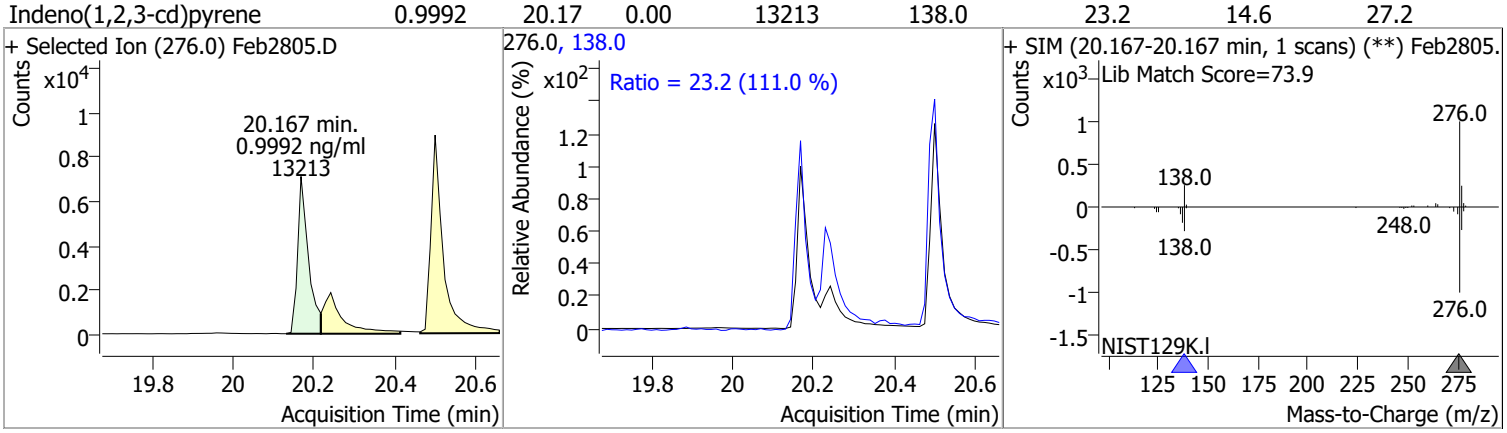

Compound	Conc.	RT	Dev(Min)	Resp.	QIon	QRatio	Lower	Upper
Dibenzo(a,h)anthracene	1.0072	20.24	0.00	15644	279.0	24.9	16.8	31.3
					139.0	18.4	12.4	23.0

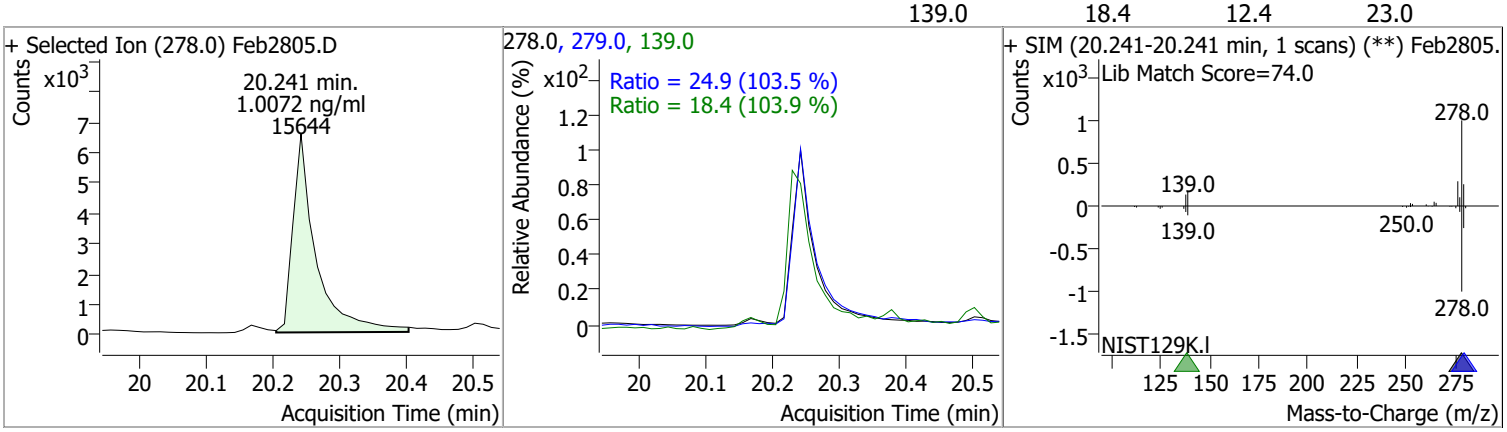

Compound	Conc.	RT	Dev(Min)	Resp.	QIon	QRatio	Lower	Upper
Benzo(g,h,i)perylene	1.0158	20.50	0.00	19094	138.0	22.3	16.2	30.1
					277.0	22.6	16.2	30.1

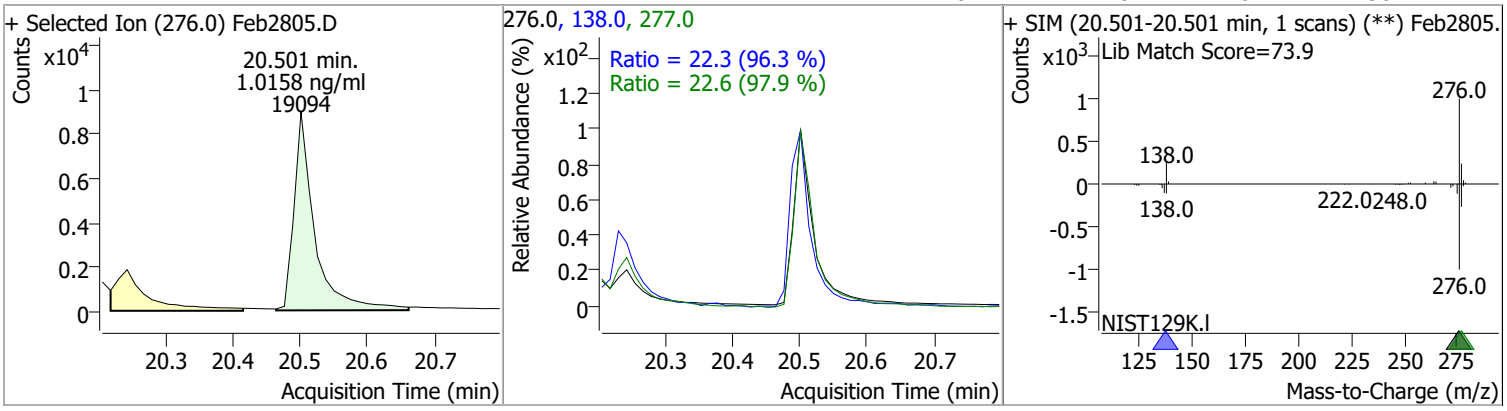

Quantitation Results Report (QT Reviewed)

Data File	Feb2806.D	Operator	LIMS import
Acq. Method	5975BNASIM	Acq. Date-Time	2/28/2022 2:10:52 PM
Sample Name	28-Feb-22_CAL_3	Instrument	GCMS
Vial	6	Multiplier	1.00
DA Method File	021622 bna SIM 2.batch.bin	Comment	SVOC-8270-W-LLPAH
Tune File	dftppjph.u	Tune Date	
Batch Name	022822 bna SIM 1.batch.bin	Last Calib Update	2/28/2022 5:36:24 PM
Ref Library			

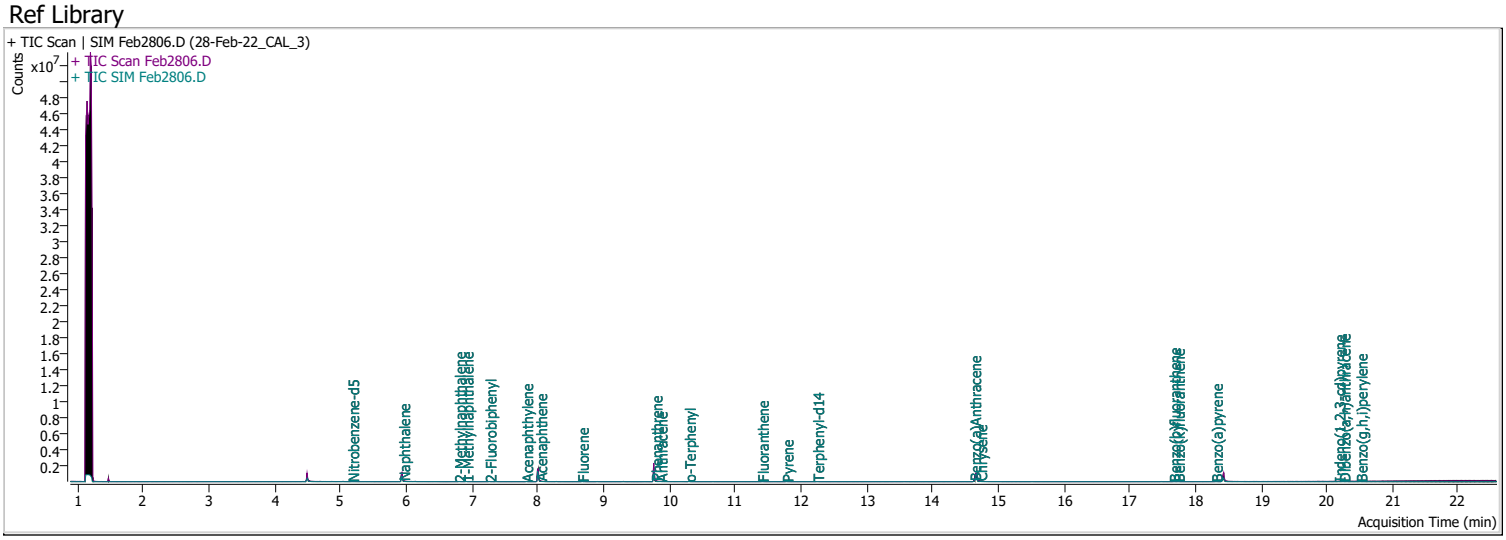

Compound	RT	QIon	Resp.	Conc.	Units		Dev(Min)
Internal Standards							
M 1,4-Dichlorobenzene-d4	4.497	152.0	186796	40.0000	ng/ml		0.000
M Naphthalene-d8	5.928	136.0	799268	40.0000	ng/ml		0.000
M Acenaphthene-d10	8.000	164.0	545740	40.0000	ng/ml		0.000
M Phenanthrene-d10	9.768	188.0	1035041	40.0000	ng/ml		0.000
M Chrysene-d12	14.664	240.0	762030	40.0000	ng/ml		0.000
M Perylene-d12	18.425	264.0	595467	40.0000	ng/ml		-0.012
System Monitoring Compounds							
S Nitrobenzene-d5	5.180	82.0	1769	0.5138	ng/ml		0.025
Spiked Amount: 5.000	Range: 19.0 - 102.0%			Recovery = 10.28%		*	
S 2-Fluorobiphenyl	7.264	172.0	7973	0.4728	ng/ml		0.000
Spiked Amount: 5.000	Range: 25.0 - 94.0%			Recovery = 9.46%		*	
S o-Terphenyl	10.299	230.0	7578	0.4878	ng/ml		0.000
Spiked Amount: 5.000	Range: 40.0 - 140.0%			Recovery = 9.76%		*	
S Terphenyl-d14	12.251	244.0	8273	0.4950	ng/ml		0.012
Spiked Amount: 5.000	Range: 39.0 - 106.0%			Recovery = 9.90%		*	
Target Compounds							**QValue**
T Naphthalene	5.953	128.0	10356	0.5132	ng/ml		89
T 2-Methylnaphthalene	6.802	141.0	5804	0.4922	ng/ml		99
T 1-Methylnaphthalene	6.915	141.0	6382	0.4466	ng/ml		91
T Acenaphthylene	7.826	152.0	10747	0.5099	ng/ml		93
T Acenaphthene	8.038	154.0	8192	0.5237	ng/ml		94
T Fluorene	8.673	166.0	9411	0.5320	ng/ml		92
T Phenanthrene	9.793	178.0	13673	0.5170	ng/ml		98
T Anthracene	9.867	178.0	9602	0.4421	ng/ml		99
T Fluoranthene	11.411	202.0	12510	0.4915	ng/ml		99
T Pyrene	11.781	202.0	13849	0.4881	ng/ml		99
T Benzo(a)Anthracene	14.639	228.0	11464	0.4933	ng/ml		96
T Chrysene	14.726	228.0	14320	0.5531	ng/ml		95
T Benzo(b)fluoranthene	17.671	252.0	7780	0.4758	ng/ml		99

Compound	RT	QIon	Resp.	Conc.	Units	Dev(Min)
T Benzo(k)fluoranthene	17.733	252.0	10044	0.4952	ng/ml	98
T Benzo(a)pyrene	18.314	252.0	7415	0.4848	ng/ml	100
T Indeno(1,2,3-cd)pyrene	20.180	276.0	6026	0.4792	ng/ml	96
T Dibenzo(a,h)anthracene	20.254	278.0	7282	0.4929	ng/ml	99
T Benzo(g,h,i)perylene	20.513	276.0	8467	0.4737	ng/ml	98

(#) = Qualifier Out of Range; (m) = Manual Integration; (+) = Area Summed; (*) = Surrogate Percent Recovery Out of Range; (d): Zeroed Peak

Compound	Conc.	RT	Dev(Min)	Resp.	QIon	QRatio	Lower	Upper
Nitrobenzene-d5	0.5138	5.18	0.02	1769	54.0	32.8	30.6	56.8
					128.0	34.7	28.9	53.6

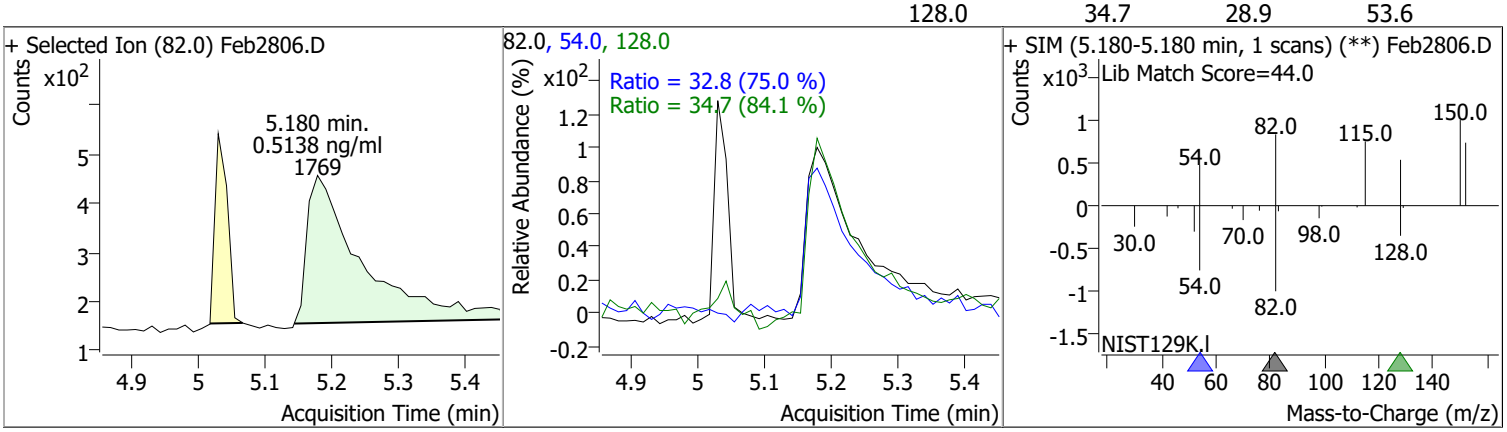

Compound	Conc.	RT	Dev(Min)	Resp.	QIon	QRatio	Lower	Upper
Naphthalene	0.5132	5.95	0.00	10356	102.0	21.1	0.0	40.8
					129.0	11.9	7.8	14.5

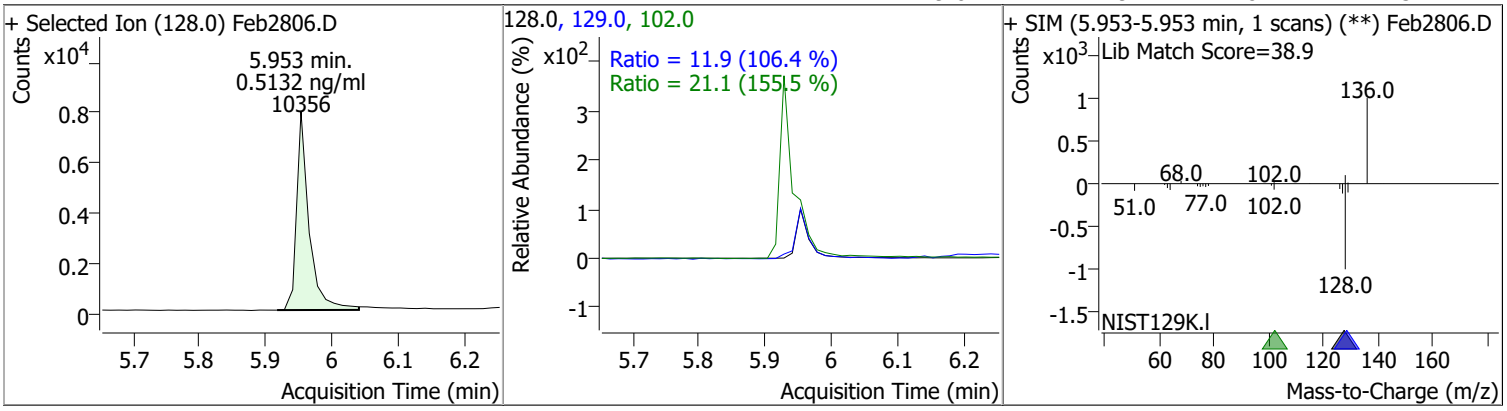

Compound	Conc.	RT	Dev(Min)	Resp.	QIon	QRatio	Lower	Upper
2-Methylnaphthalene	0.4922	6.80	0.01	5804	142.0	133.8	94.4	175.3
					115.0	49.6	36.1	67.0

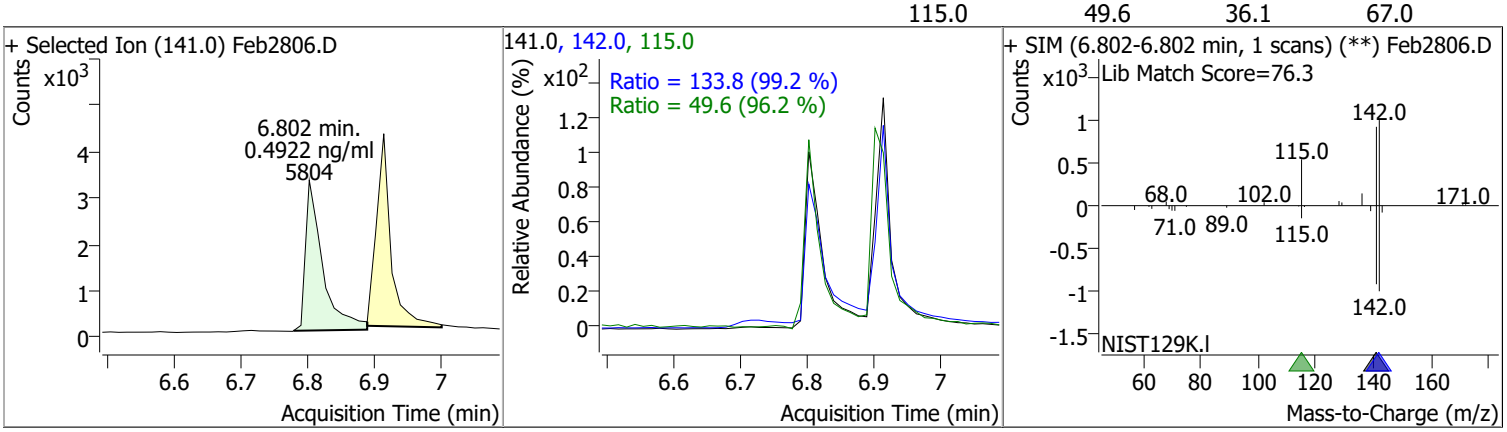

Compound	Conc.	RT	Dev(Min)	Resp.	QIon	QRatio	Lower	Upper
1-Methylnaphthalene	0.4466	6.91	0.01	6382	142.0	126.0	83.6	155.3
					115.0	60.6	34.8	64.6

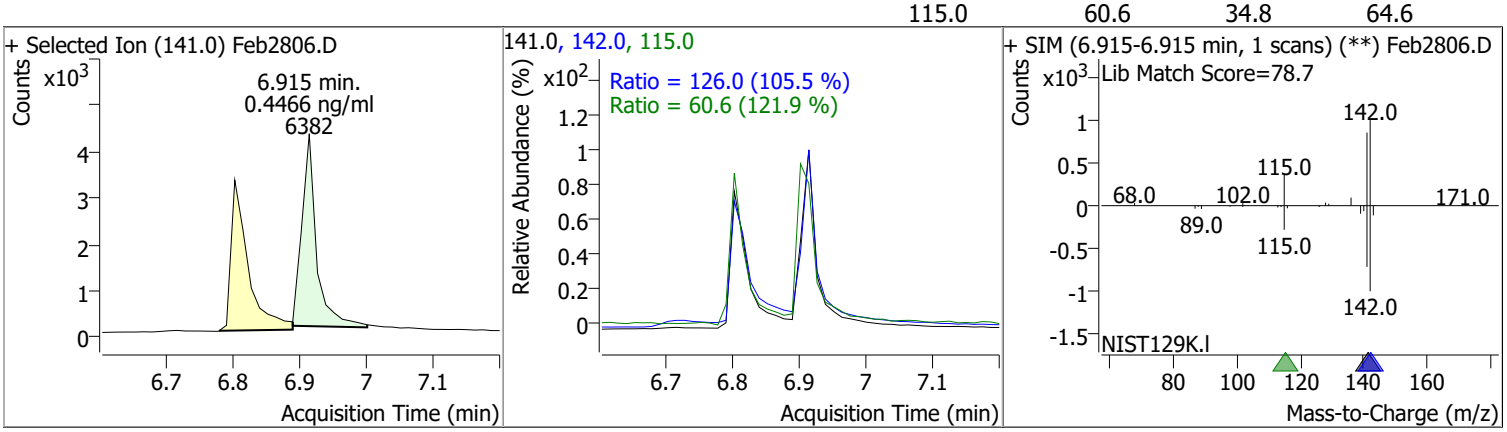

Compound	Conc.	RT	Dev(Min)	Resp.	QIon	QRatio	Lower	Upper
2-Fluorobiphenyl	0.4728	7.26	0.00	7973	171.0	36.0	24.3	45.1

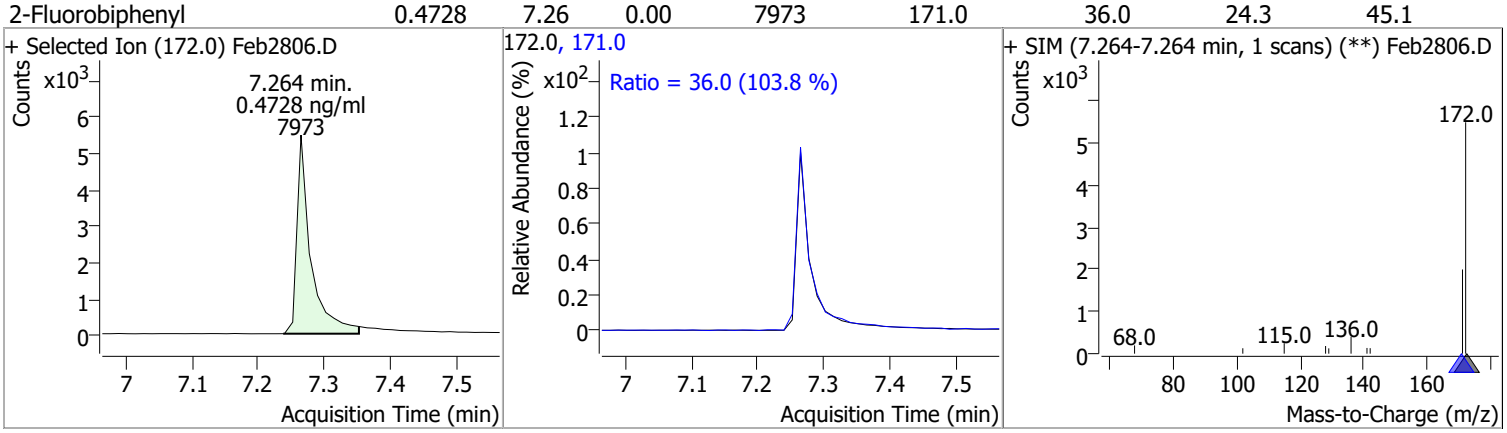

Compound	Conc.	RT	Dev(Min)	Resp.	QIon	QRatio	Lower	Upper
Acenaphthylene	0.5099	7.83	0.00	10747	153.0	13.0	11.2	20.8

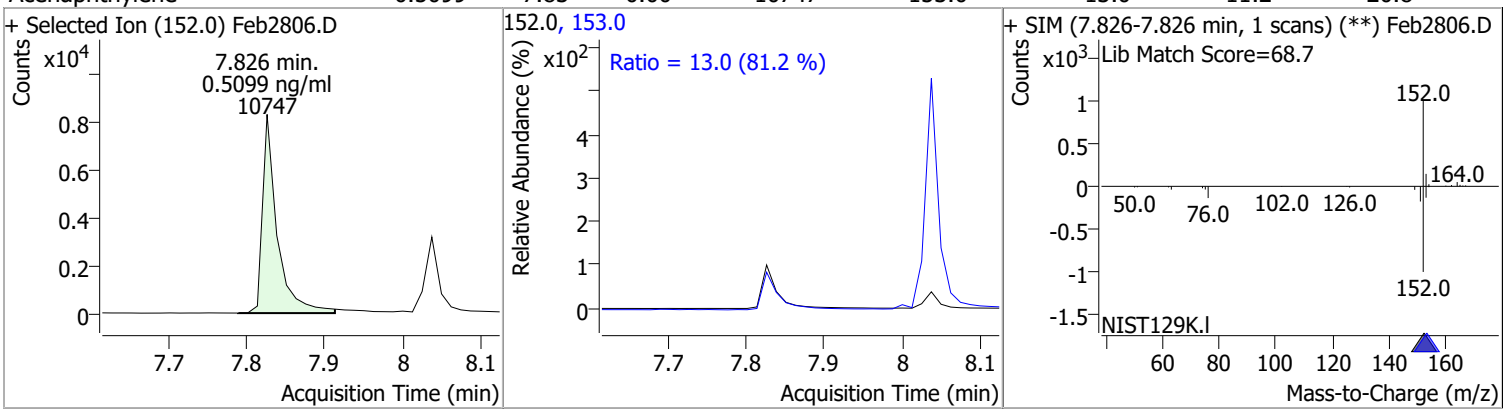

Compound	Conc.	RT	Dev(Min)	Resp.	QIon	QRatio	Lower	Upper
Acenaphthene	0.5237	8.04	0.00	8192	153.0	104.4	76.8	142.6
					152.0	45.7	36.4	67.5

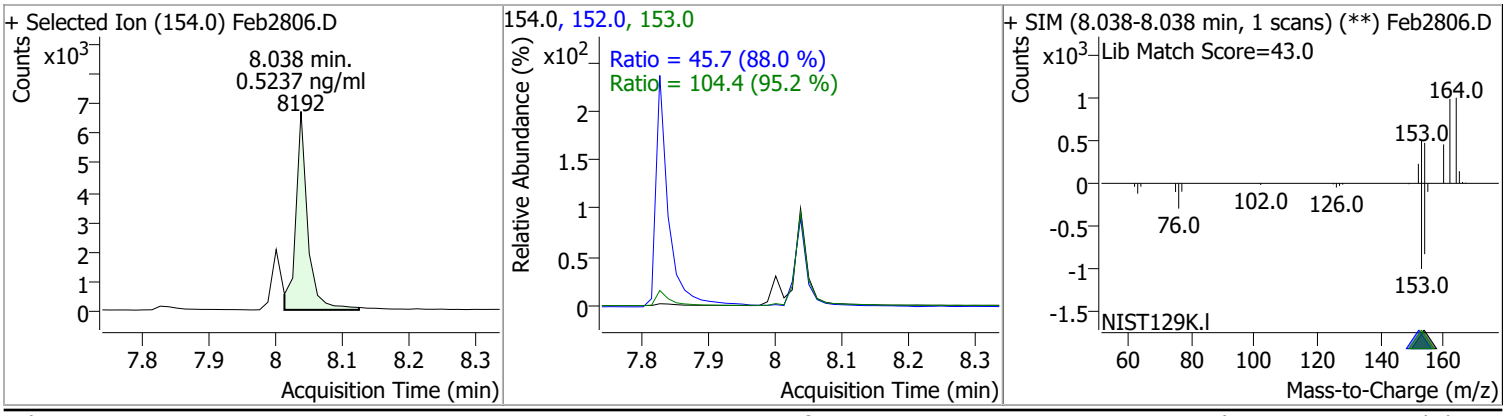

Compound	Conc.	RT	Dev(Min)	Resp.	QIon	QRatio	Lower	Upper
Fluorene	0.5320	8.67	0.00	9411	165.0	94.4	60.3	111.9
					167.0	13.0	8.9	16.6

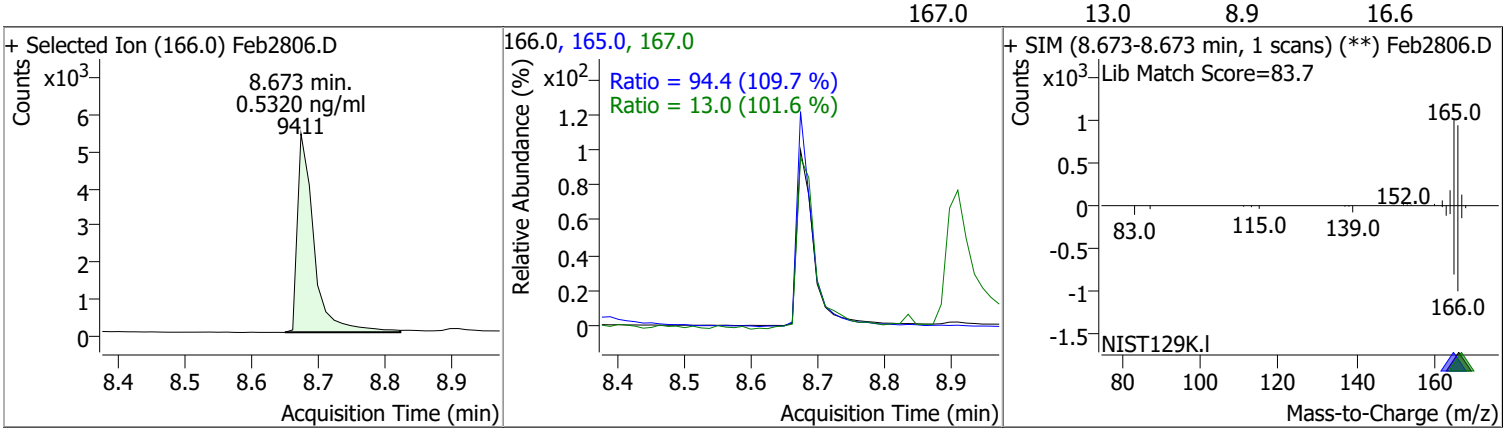

Compound	Conc.	RT	Dev(Min)	Resp.	QIon	QRatio	Lower	Upper
Phenanthrene	0.5170	9.79	0.00	13673	176.0	17.4	12.7	23.5

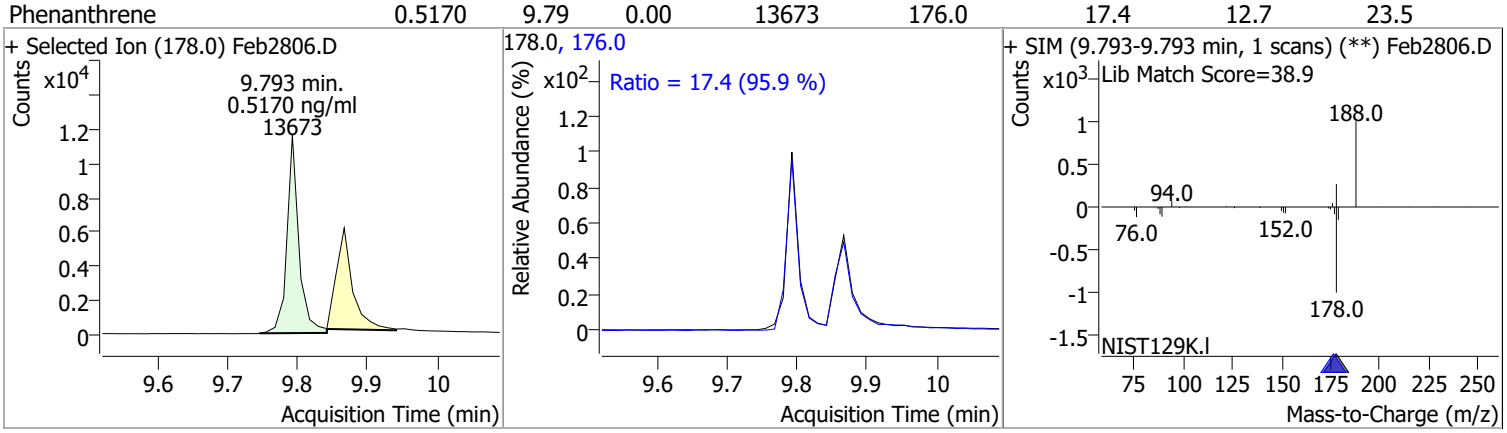

Compound	Conc.	RT	Dev(Min)	Resp.	QIon	QRatio	Lower	Upper
Anthracene	0.4421	9.87	0.01	9602	176.0	17.9	12.9	23.9

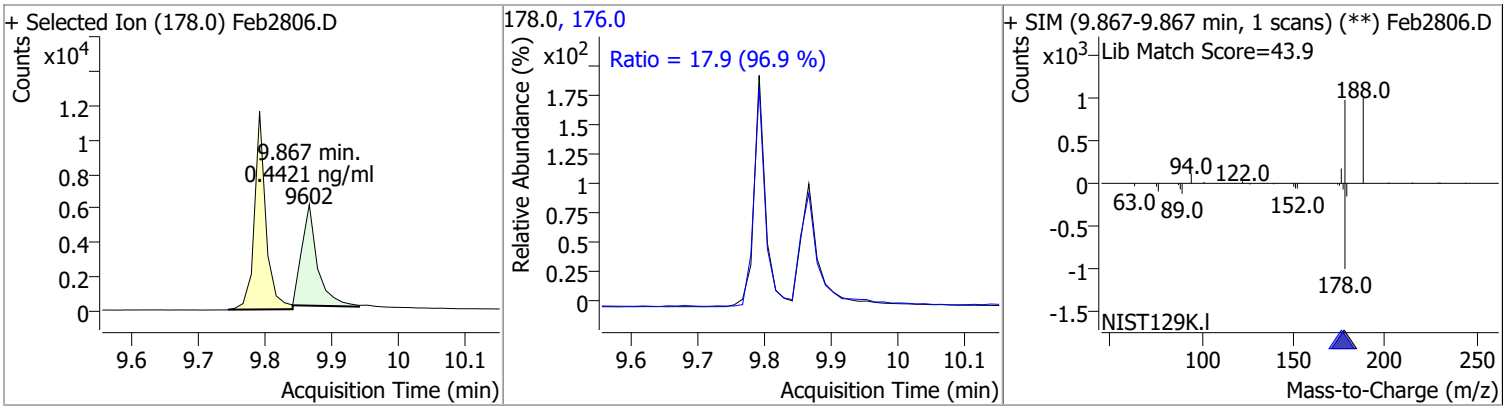

Compound	Conc.	RT	Dev(Min)	Resp.	QIon	QRatio	Lower	Upper
o-Terphenyl	0.4878	10.30	0.00	7578	229.0	66.3	42.8	79.5
					215.0	40.5	28.0	52.0

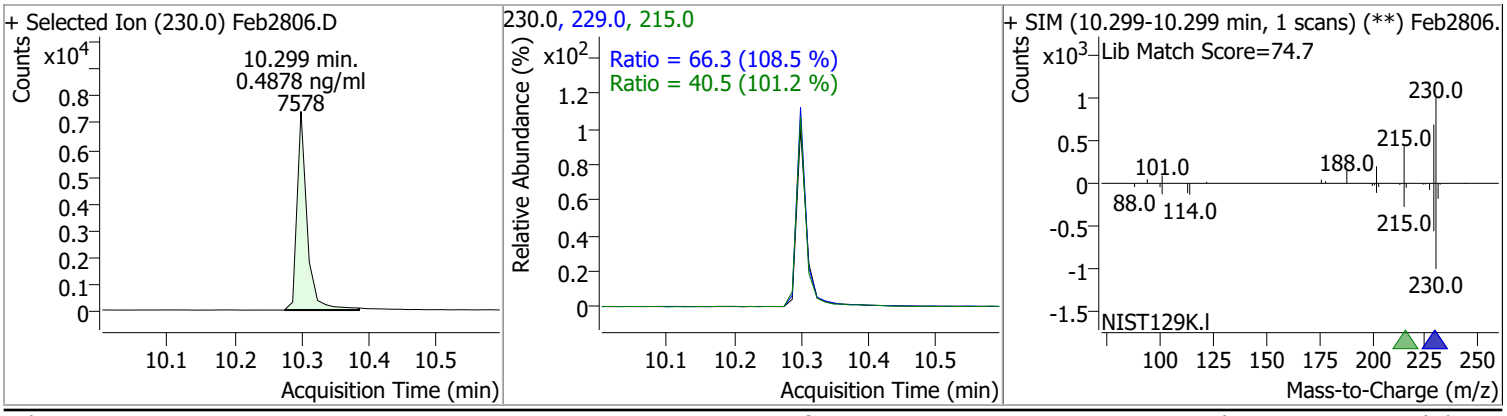

Compound	Conc.	RT	Dev(Min)	Resp.	QIon	QRatio	Lower	Upper
Fluoranthene	0.4915	11.41	0.01	12510	101.0	9.9	6.7	12.5

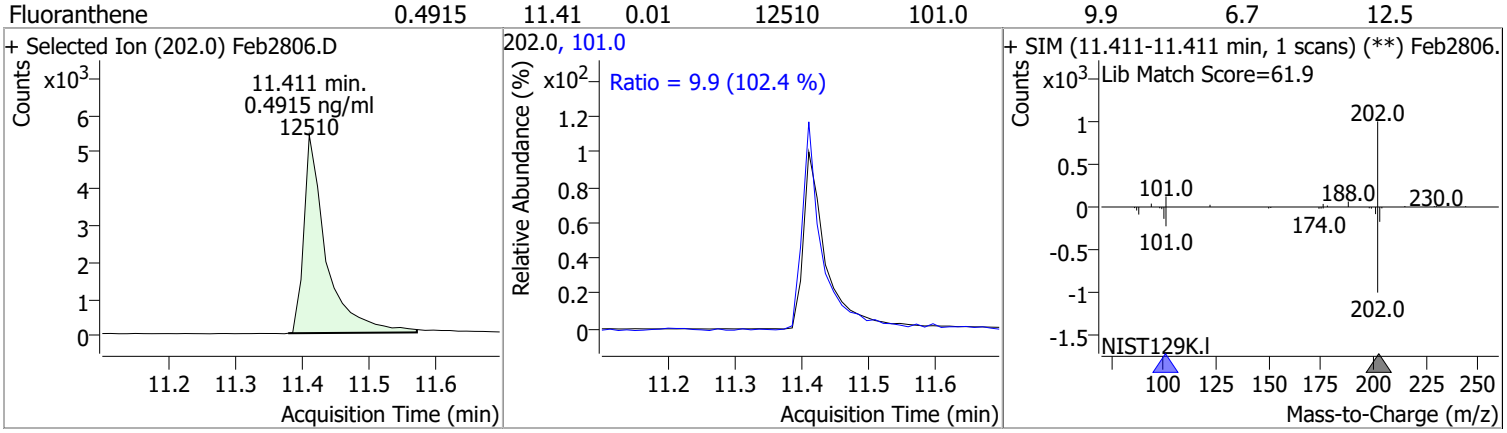

Compound	Conc.	RT	Dev(Min)	Resp.	QIon	QRatio	Lower	Upper
Pyrene	0.4881	11.78	0.00	13849	101.0	11.5	8.4	15.6

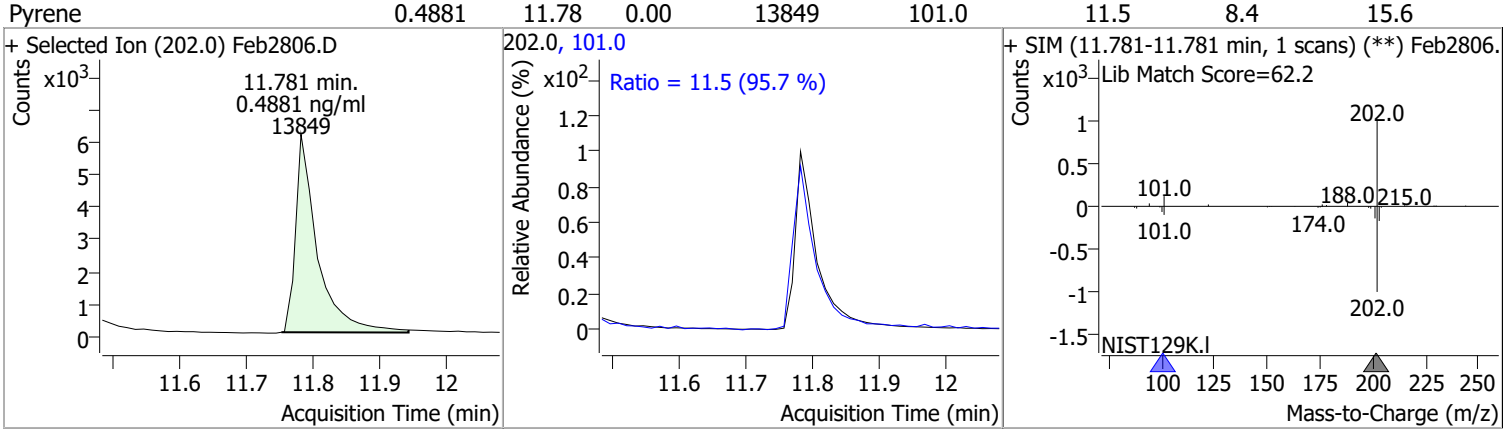

Compound	Conc.	RT	Dev(Min)	Resp.	QIon	QRatio	Lower	Upper
Terphenyl-d14	0.4950	12.25	0.01	8273	122.0	13.1	8.6	16.0

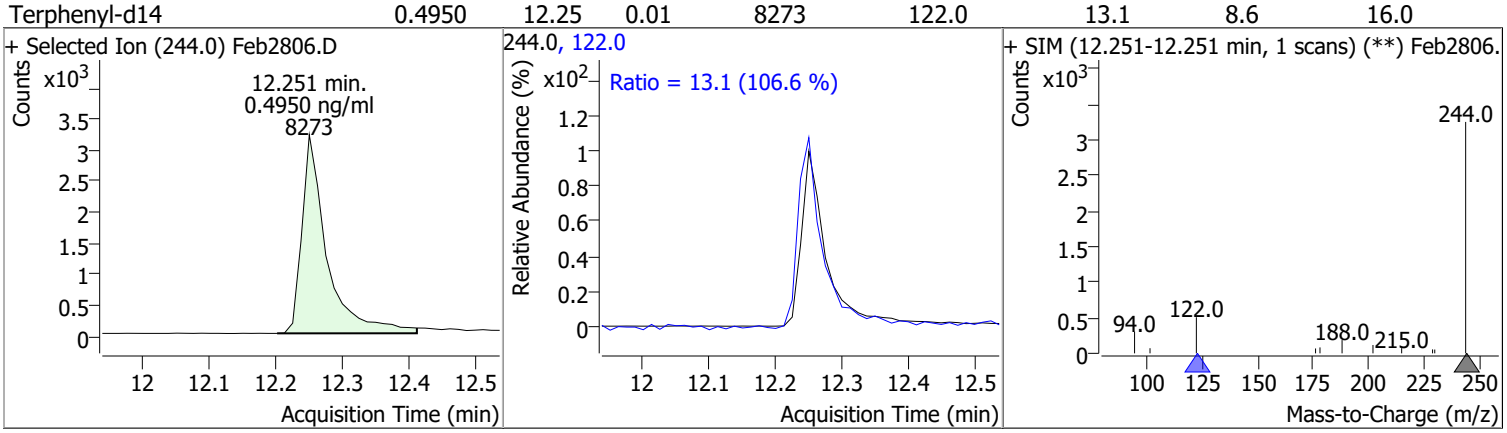

Compound	Conc.	RT	Dev(Min)	Resp.	QIon	QRatio	Lower	Upper
Benzo(a)Anthracene	0.4933	14.64	0.00	11464	226.0	25.1	18.0	33.4
					229.0	27.2	16.5	30.7

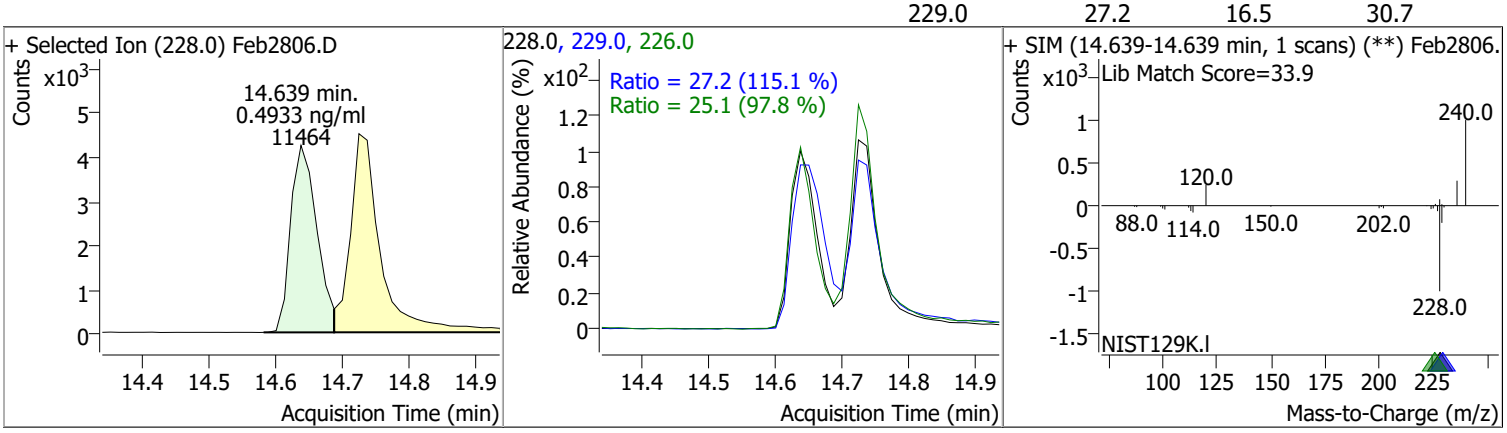

Compound	Conc.	RT	Dev(Min)	Resp.	QIon	QRatio	Lower	Upper
Chrysene	0.5531	14.73	-0.01	14320	226.0	28.4	21.6	40.2
					229.0	22.4	13.8	25.7

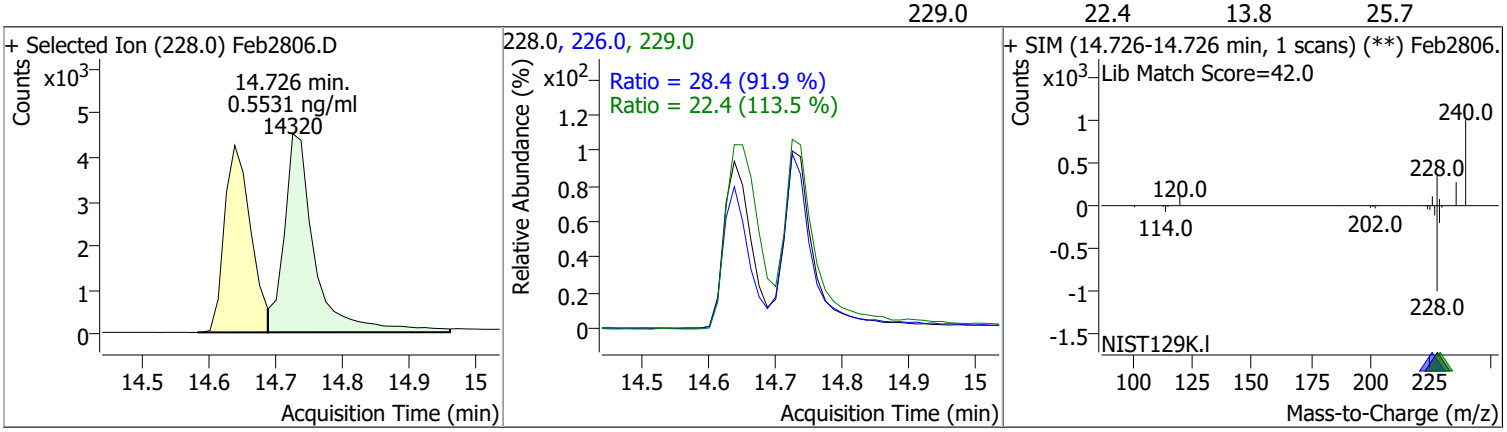

Compound	Conc.	RT	Dev(Min)	Resp.	QIon	QRatio	Lower	Upper
Benzo(b)fluoranthene	0.4758	17.67	0.01	7780	253.0	22.8	15.7	29.2

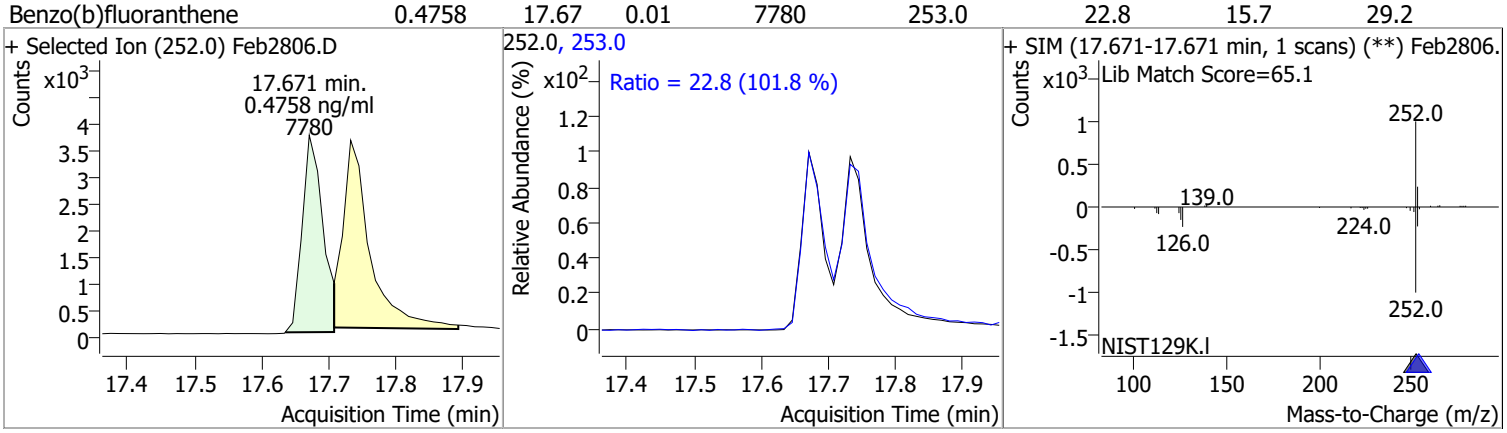

Compound	Conc.	RT	Dev(Min)	Resp.	QIon	QRatio	Lower	Upper
Benzo(k)fluoranthene	0.4952	17.73	0.00	10044	253.0	25.2	17.2	31.9

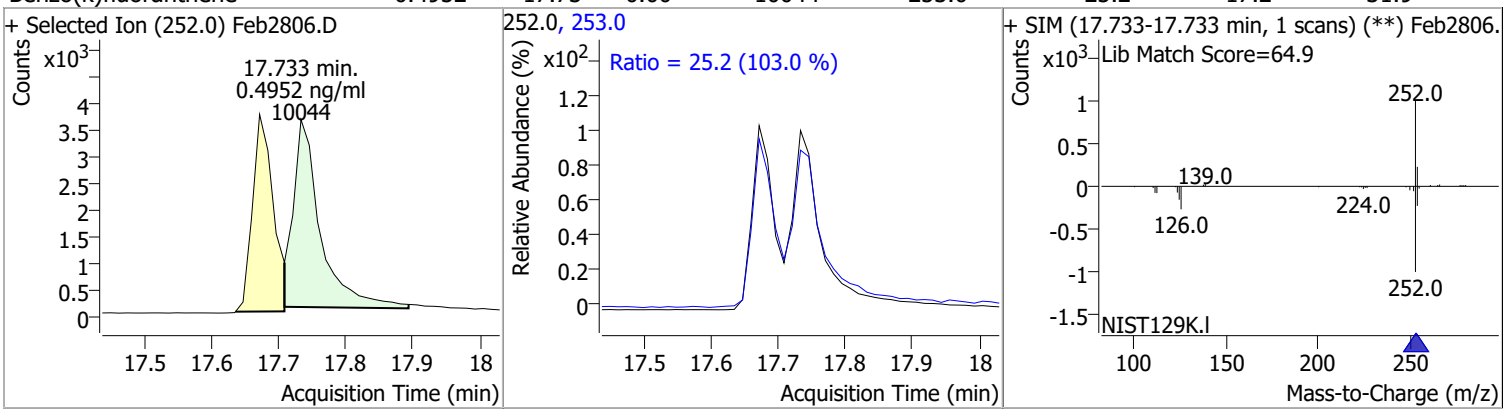

Compound	Conc.	RT	Dev(Min)	Resp.	QIon	QRatio	Lower	Upper
Benzo(a)pyrene	0.4848	18.31	0.00	7415	253.0	23.1	16.2	30.1

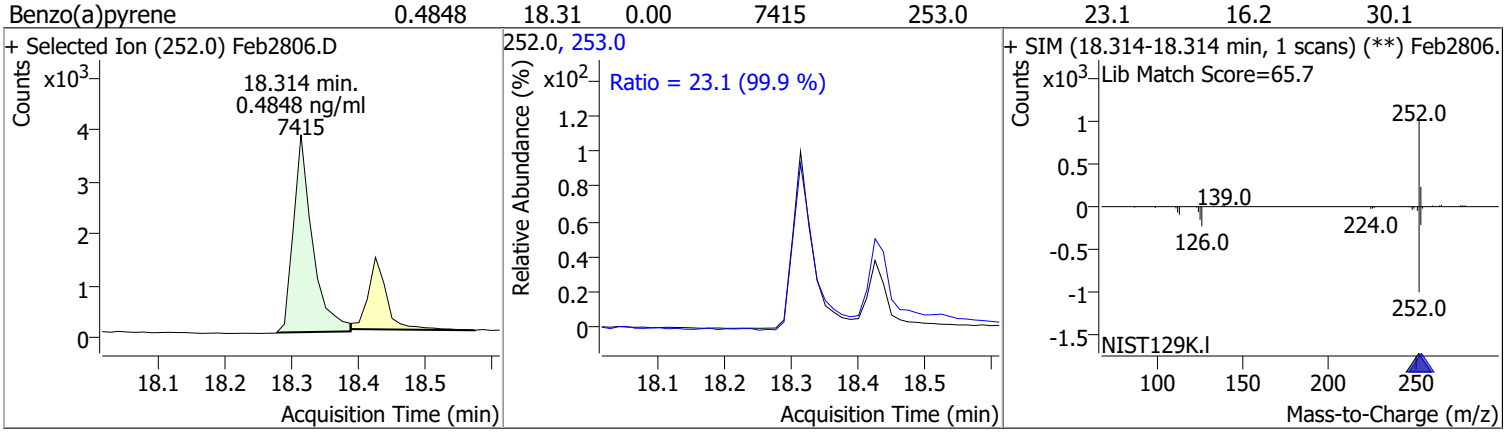

Compound	Conc.	RT	Dev(Min)	Resp.	QIon	QRatio	Lower	Upper
Indeno(1,2,3-cd)pyrene	0.4792	20.18	0.01	6026	138.0	22.8	14.6	27.2

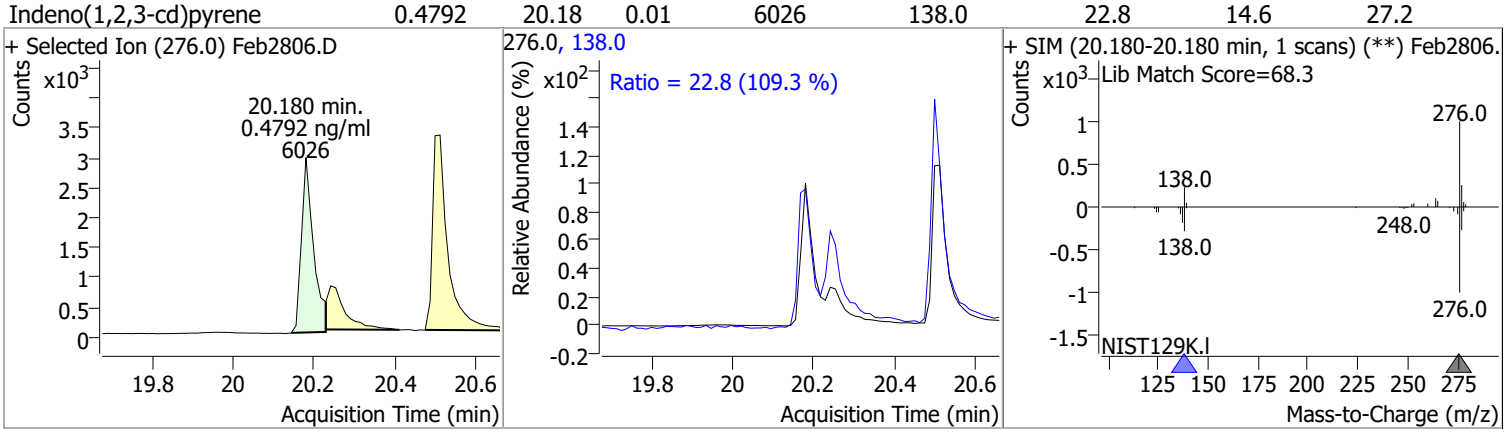

Compound	Conc.	RT	Dev(Min)	Resp.	QIon	QRatio	Lower	Upper
Dibenzo(a,h)anthracene	0.4929	20.25	0.01	7282	279.0	25.1	16.8	31.3
					139.0	17.9	12.4	23.0

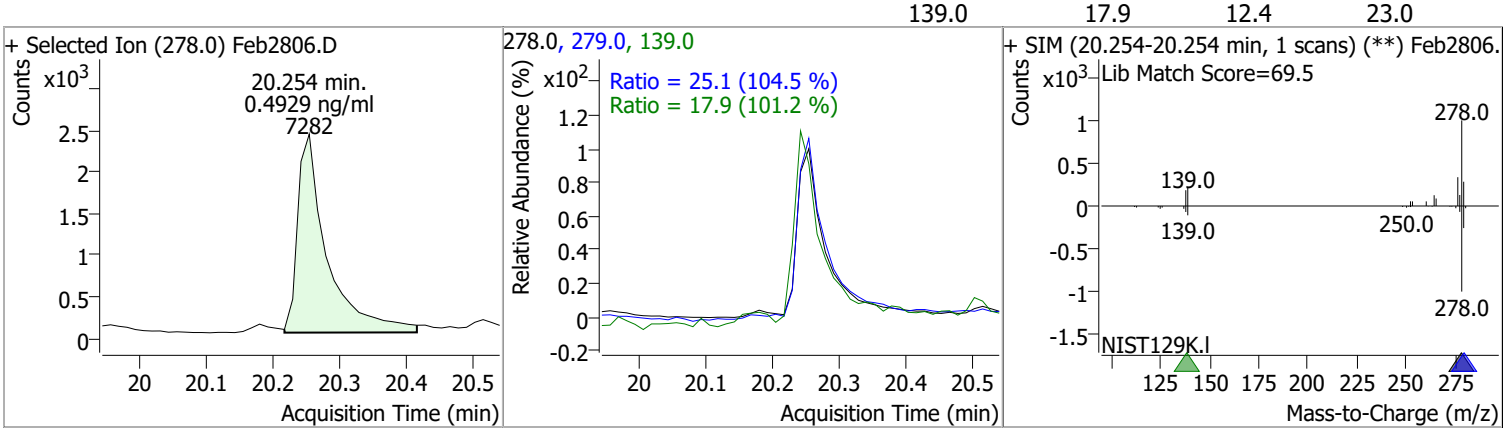

Compound	Conc.	RT	Dev(Min)	Resp.	QIon	QRatio	Lower	Upper
Benzo(g,h,i)perylene	0.4737	20.51	0.01	8467	138.0	24.9	16.2	30.1
					277.0	23.3	16.2	30.1

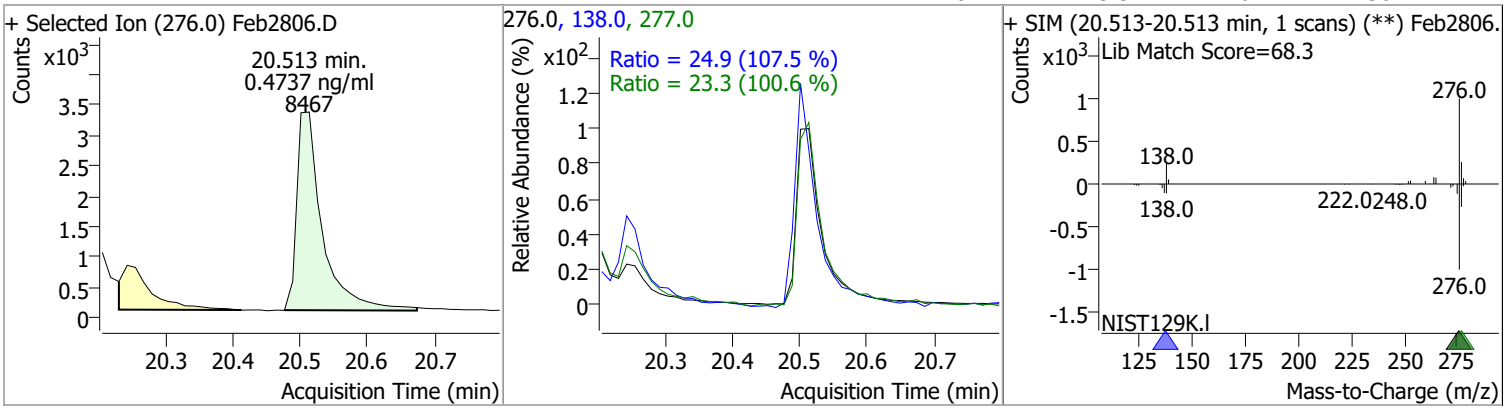

Quantitation Results Report (QT Reviewed)

Data File	Feb2807.D	Operator	LIMS import
Acq. Method	5975BNASIM	Acq. Date-Time	2/28/2022 2:43:26 PM
Sample Name	28-Feb-22_CAL_2	Instrument	GCMS
Vial	7	Multiplier	1.00
DA Method File	021622 bna SIM 2.batch.bin	Comment	SVOC-8270-W-LLPAH
Tune File	dftppjph.u	Tune Date	
Batch Name	022822 bna SIM 1.batch.bin	Last Calib Update	2/28/2022 5:36:24 PM
Ref Library			

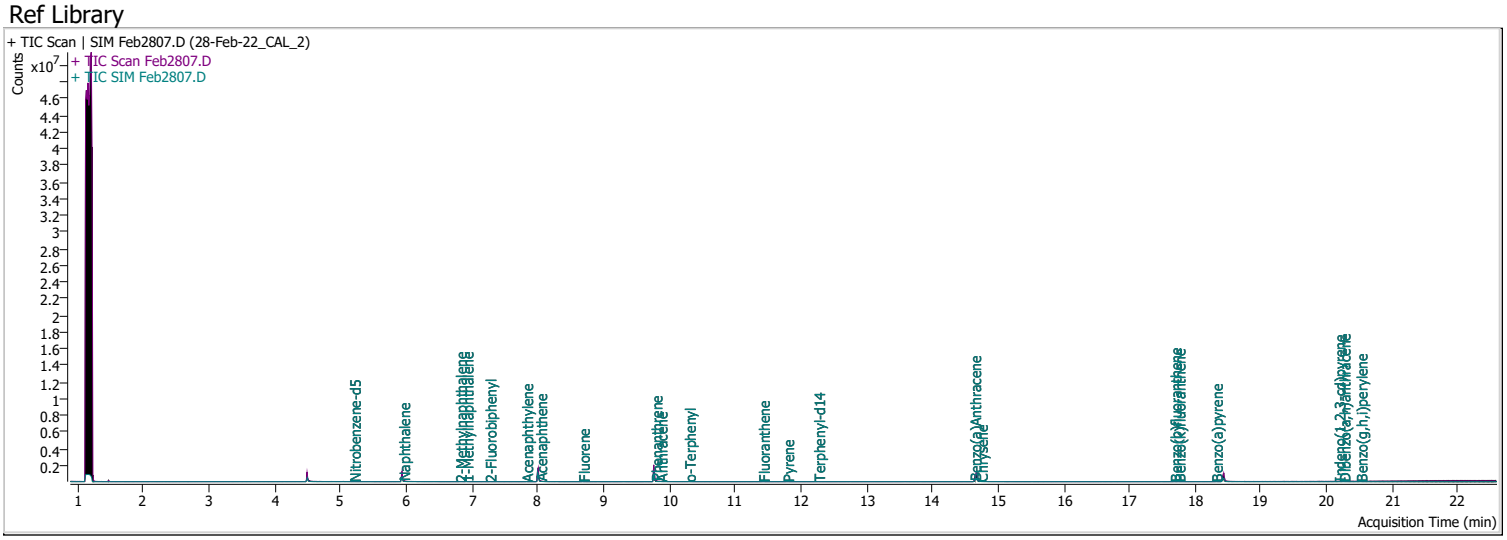

Compound	RT	QIon	Resp.	Conc.	Units		Dev(Min)
Internal Standards							
M 1,4-Dichlorobenzene-d4	4.497	152.0	178806	40.0000	ng/ml		0.000
M Naphthalene-d8	5.928	136.0	797499	40.0000	ng/ml		0.000
M Acenaphthene-d10	8.001	164.0	525064	40.0000	ng/ml		0.000
M Phenanthrene-d10	9.768	188.0	1015461	40.0000	ng/ml		0.000
M Chrysene-d12	14.664	240.0	740153	40.0000	ng/ml		0.000
M Perylene-d12	18.425	264.0	584306	40.0000	ng/ml		-0.012
System Monitoring Compounds							
S Nitrobenzene-d5	5.205	82.0	675	0.1758	ng/ml	m	0.050
Spiked Amount: 5.000	Range: 19.0 - 102.0%			Recovery = 3.52%		*	
S 2-Fluorobiphenyl	7.265	172.0	3564	0.2197	ng/ml		0.000
Spiked Amount: 5.000	Range: 25.0 - 94.0%			Recovery = 4.39%		*	
S o-Terphenyl	10.299	230.0	3226	0.1981	ng/ml		0.000
Spiked Amount: 5.000	Range: 40.0 - 140.0%			Recovery = 3.96%		*	
S Terphenyl-d14	12.263	244.0	3313	0.2040	ng/ml		0.025
Spiked Amount: 5.000	Range: 39.0 - 106.0%			Recovery = 4.08%		*	
Target Compounds							**QValue**
T Naphthalene	5.953	128.0	4270	0.2121	ng/ml		62
T 2-Methylnaphthalene	6.815	141.0	2347	0.1995	ng/ml		89
T 1-Methylnaphthalene	6.915	141.0	3238	0.2031	ng/ml		93
T Acenaphthylene	7.826	152.0	4392	0.2166	ng/ml		99
T Acenaphthene	8.038	154.0	3408	0.2129	ng/ml	m	97
T Fluorene	8.686	166.0	3305	0.1942	ng/ml		94
T Phenanthrene	9.793	178.0	5117	0.1732	ng/ml		95
T Anthracene	9.867	178.0	3863	0.1813	ng/ml		99
T Fluoranthene	11.423	202.0	5317	0.2129	ng/ml		99
T Pyrene	11.794	202.0	5921	0.2021	ng/ml		99
T Benzo(a)Anthracene	14.639	228.0	5980	0.2009	ng/ml		93
T Chrysene	14.739	228.0	5308	0.1890	ng/ml		92
T Benzo(b)fluoranthene	17.684	252.0	3015	0.1879	ng/ml		96

Compound	RT	QIon	Resp.	Conc.	Units		Dev(Min)
T Benzo(k)fluoranthene	17.746	252.0	4230	0.1952	ng/ml		92
T Benzo(a)pyrene	18.314	252.0	2996	0.1996	ng/ml		96
T Indeno(1,2,3-cd)pyrene	20.180	276.0	2282	0.1849	ng/ml	m	95
T Dibenzo(a,h)anthracene	20.254	278.0	2742	0.1892	ng/ml		97
T Benzo(g,h,i)perylene	20.513	276.0	3795	0.2164	ng/ml		97

(#) = Qualifier Out of Range; (m) = Manual Integration; (+) = Area Summed; (*) = Surrogate Percent Recovery Out of Range; (d): Zeroed Peak

Compound	Conc.	RT	Dev(Min)	Resp.	QIon	QRatio	Lower	Upper
Nitrobenzene-d5	0.1758	5.21	0.05	675 (m)	54.0	32.6	30.6	56.8
					128.0	53.5	28.9	53.6

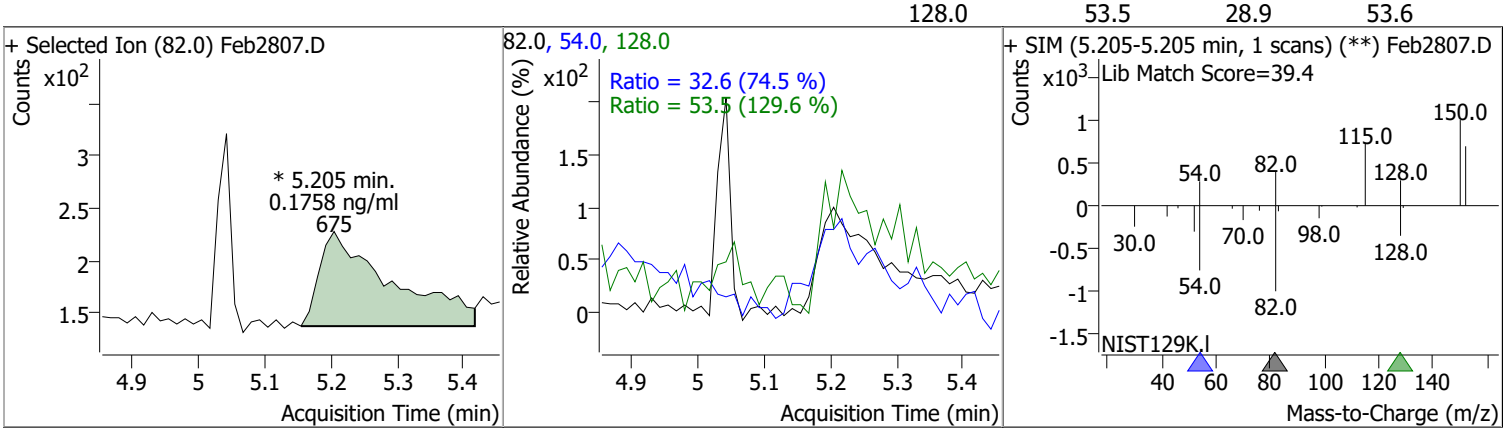

Compound	Conc.	RT	Dev(Min)	Resp.	QIon	QRatio	Lower	Upper
Naphthalene	0.2121	5.95	0.00	4270	102.0	39.6	0.0	40.8
					129.0	13.2	7.8	14.5

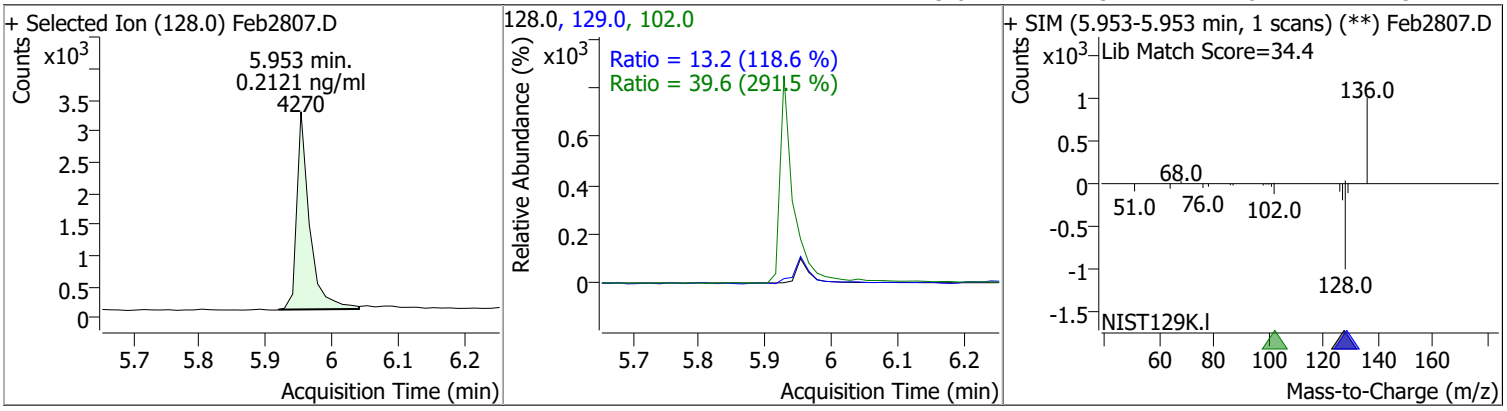

Compound	Conc.	RT	Dev(Min)	Resp.	QIon	QRatio	Lower	Upper
2-Methylnaphthalene	0.1995	6.82	0.03	2347	142.0	120.9	94.4	175.3
					115.0	46.1	36.1	67.0

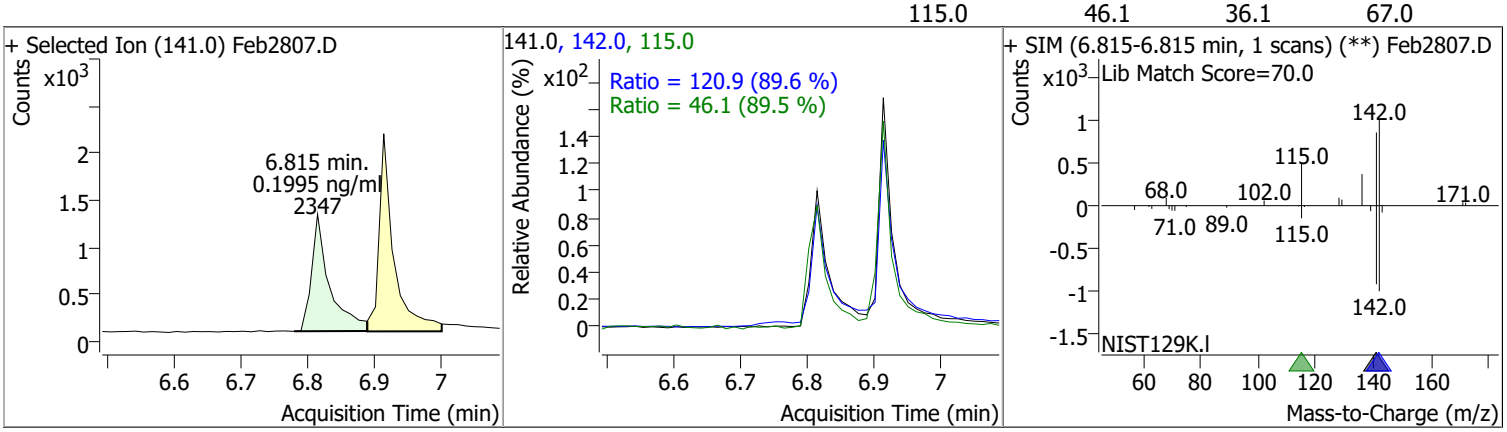

Compound	Conc.	RT	Dev(Min)	Resp.	QIon	QRatio	Lower	Upper
1-Methylnaphthalene	0.2031	6.91	0.01	3238	142.0	128.4	83.6	155.3
					115.0	47.1	34.8	64.6

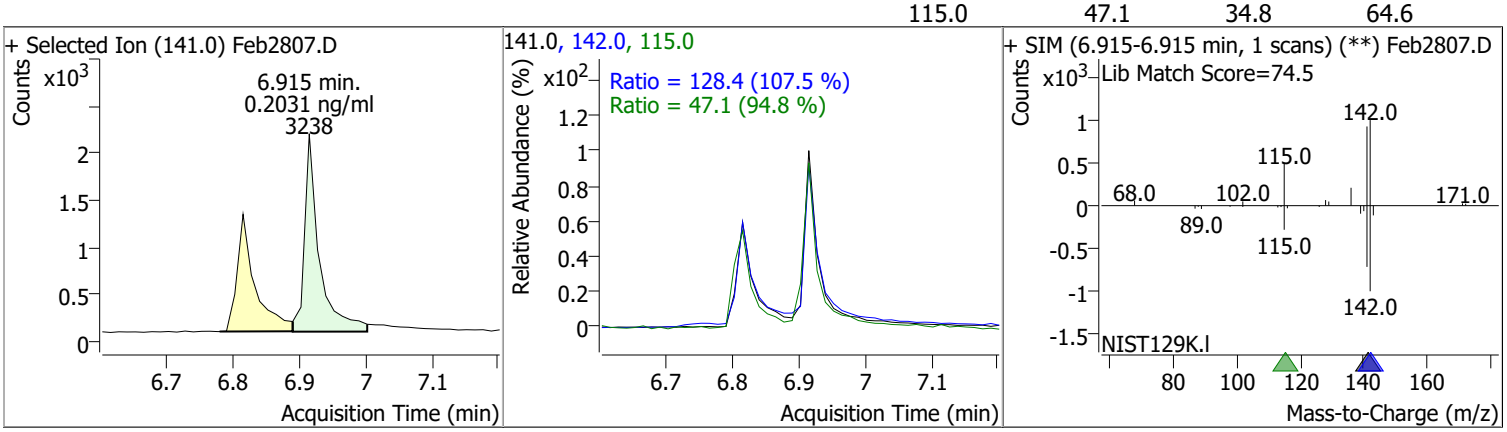

Compound	Conc.	RT	Dev(Min)	Resp.	QIon	QRatio	Lower	Upper
2-Fluorobiphenyl	0.2197	7.26	0.00	3564	171.0	35.7	24.3	45.1

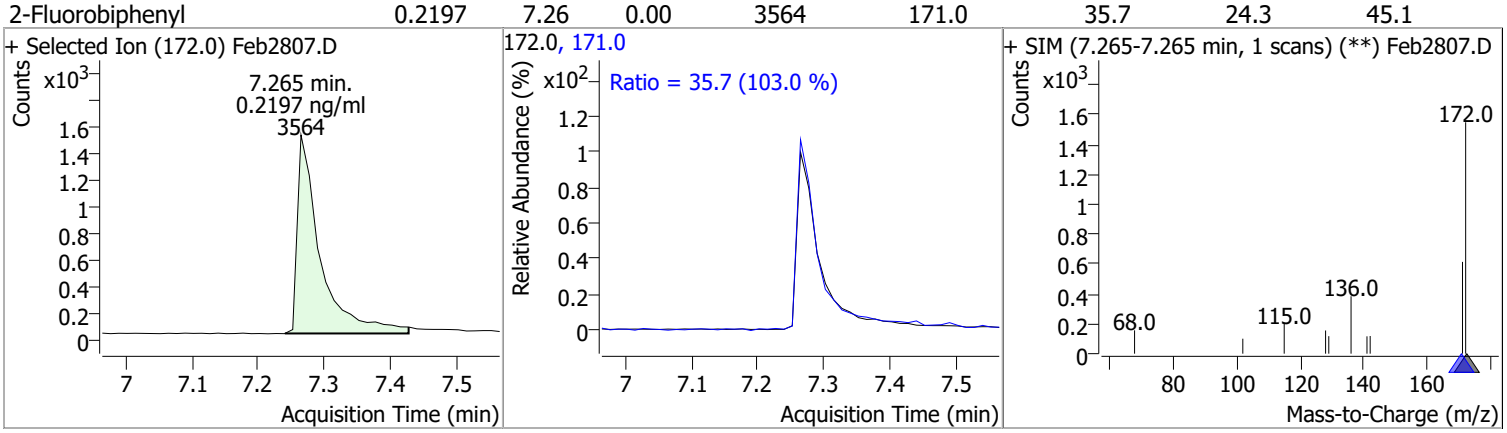

Compound	Conc.	RT	Dev(Min)	Resp.	QIon	QRatio	Lower	Upper
Acenaphthylene	0.2166	7.83	0.00	4392	153.0	15.4	11.2	20.8

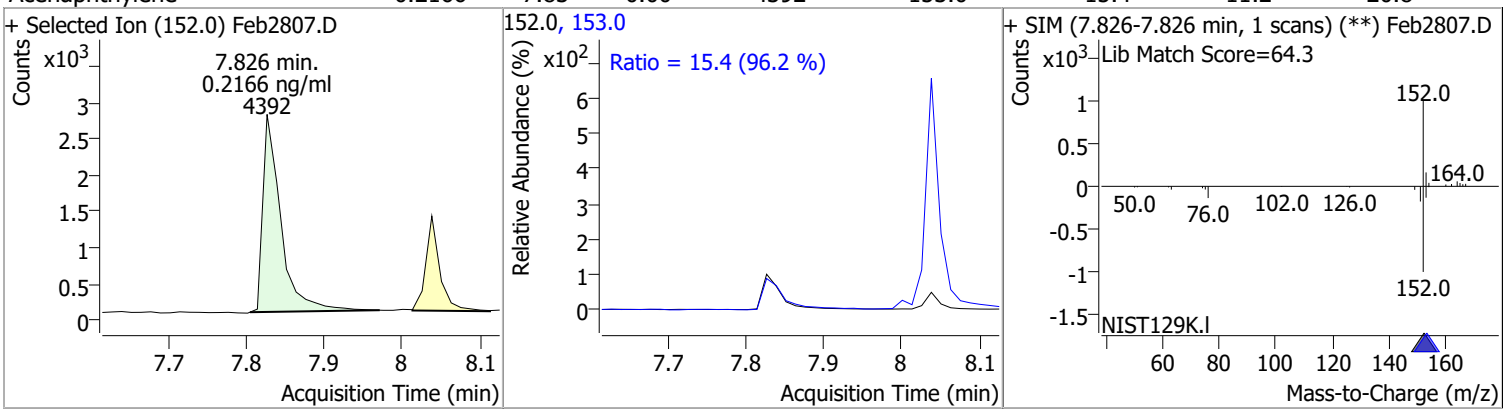

Compound	Conc.	RT	Dev(Min)	Resp.	QIon	QRatio	Lower	Upper
Acenaphthene	0.2129	8.04	0.00	3408 (m)	153.0	107.1	76.8	142.6
					152.0	48.3	36.4	67.5

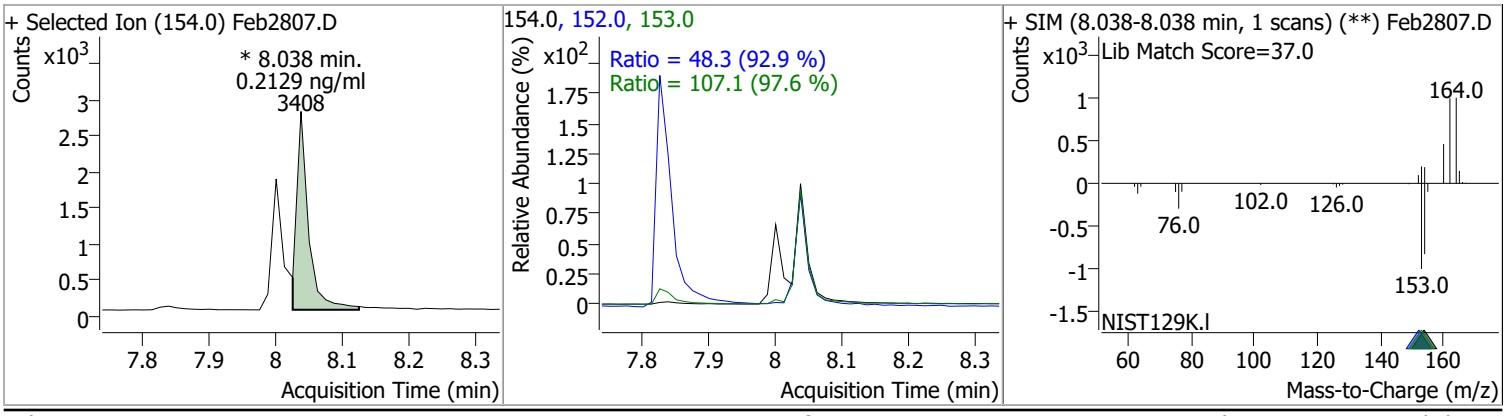

Compound	Conc.	RT	Dev(Min)	Resp.	QIon	QRatio	Lower	Upper
Fluorene	0.1942	8.69	0.01	3305	165.0	92.2	60.3	111.9
					167.0	14.7	8.9	16.6

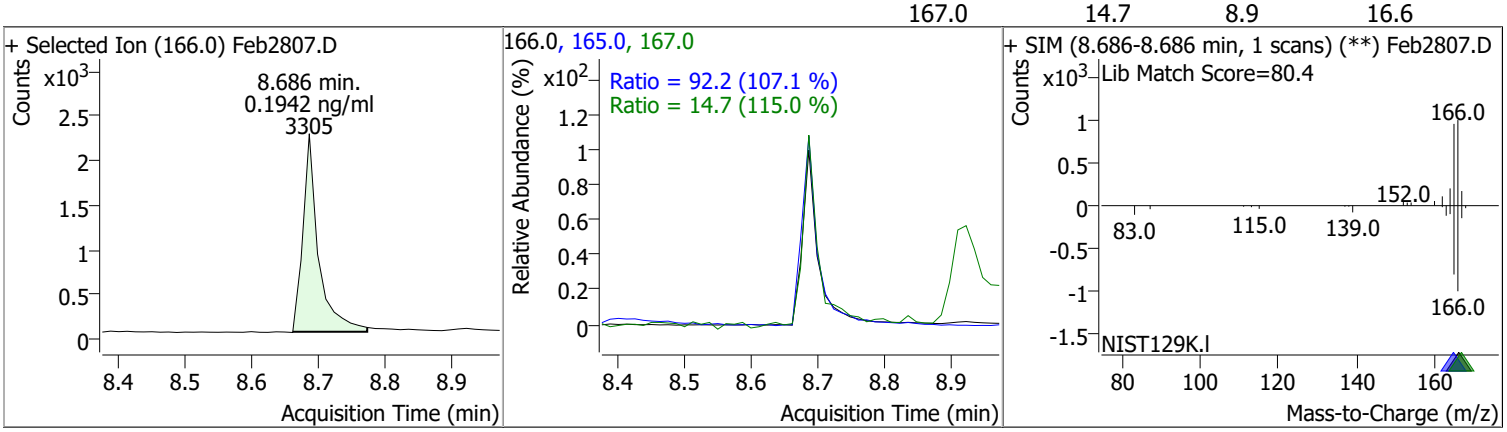

Compound	Conc.	RT	Dev(Min)	Resp.	QIon	QRatio	Lower	Upper
Phenanthrene	0.1732	9.79	0.00	5117	176.0	20.3	12.7	23.5

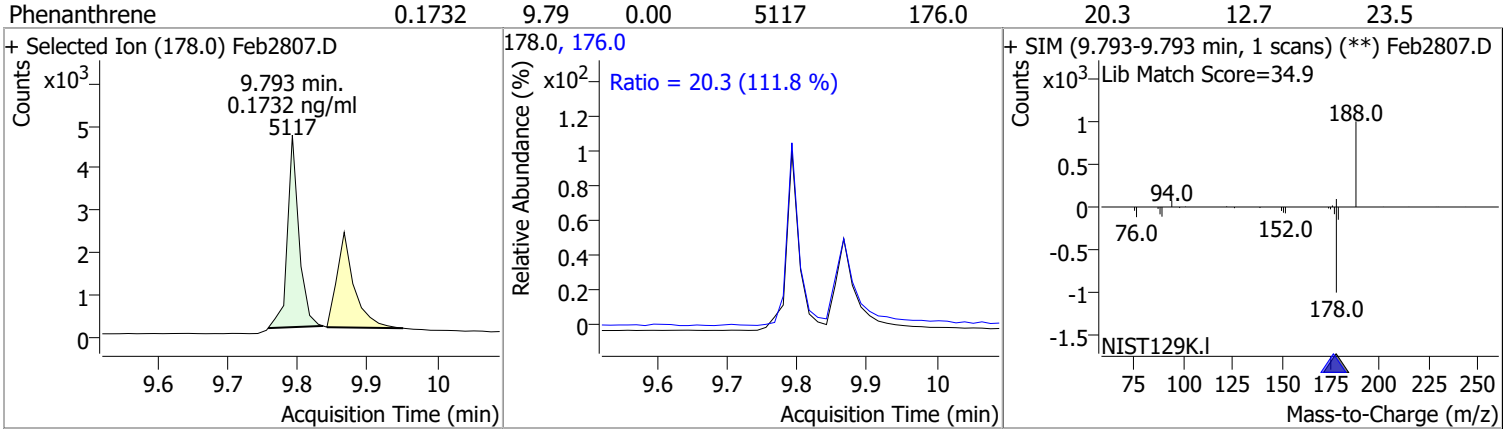

Compound	Conc.	RT	Dev(Min)	Resp.	QIon	QRatio	Lower	Upper
Anthracene	0.1813	9.87	0.01	3863	176.0	18.1	12.9	23.9

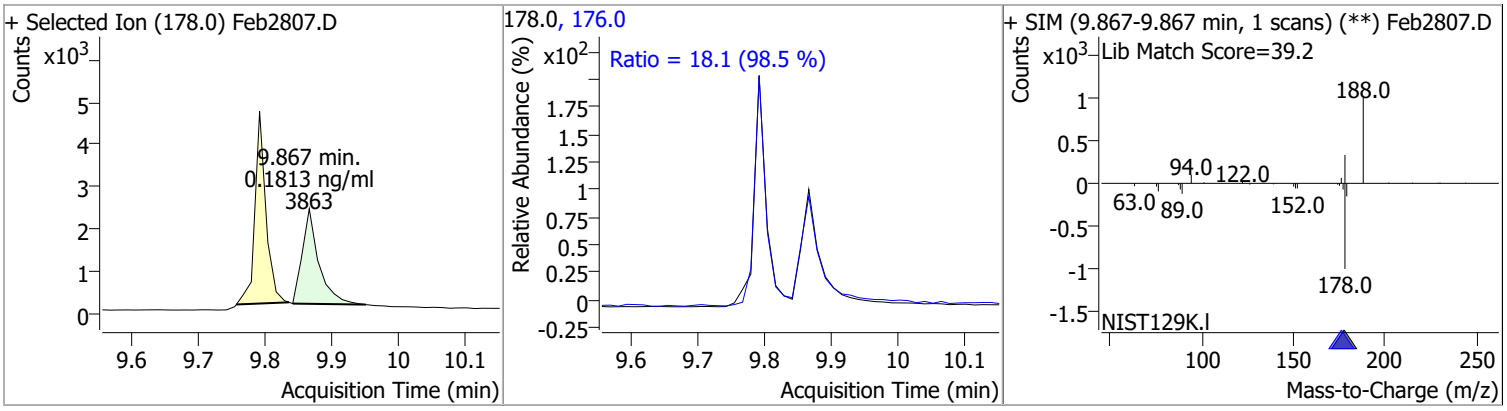

Compound	Conc.	RT	Dev(Min)	Resp.	QIon	QRatio	Lower	Upper
o-Terphenyl	0.1981	10.30	0.00	3226	229.0	64.2	42.8	79.5
					215.0	40.7	28.0	52.0

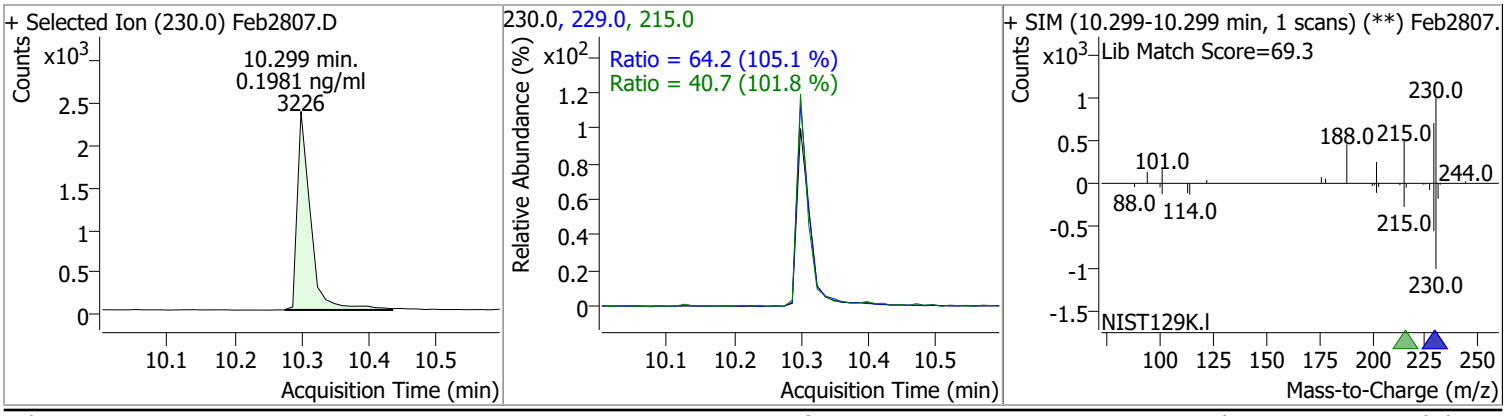

Quantitation Results Report (QT Reviewed)

Compound	Conc.	RT	Dev(Min)	Resp.	QIon	QRatio	Lower	Upper
Fluoranthene	0.2129	11.42	0.02	5317	101.0	10.0	6.7	12.5

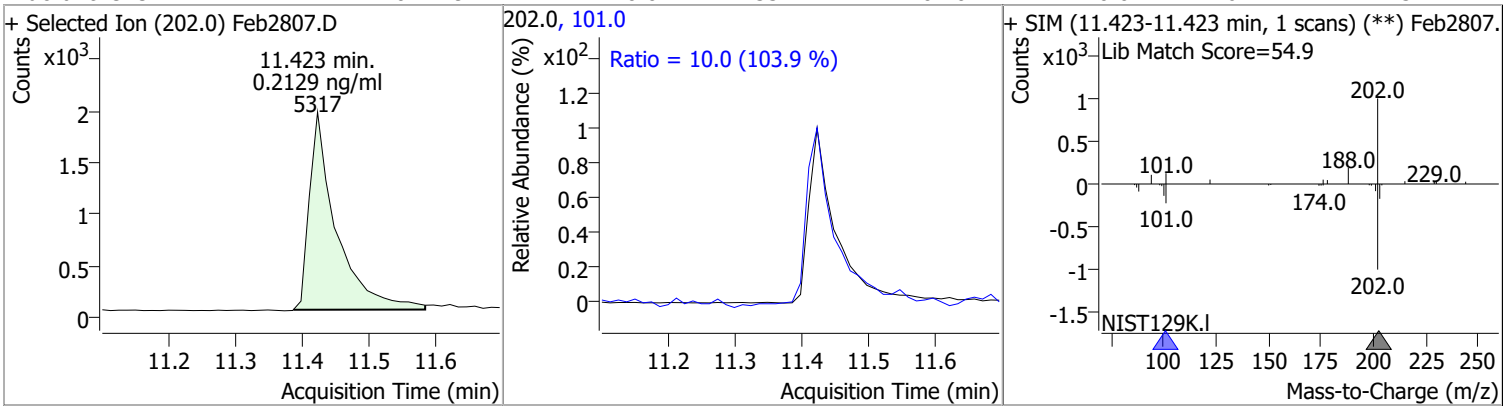

Compound	Conc.	RT	Dev(Min)	Resp.	QIon	QRatio	Lower	Upper
Pyrene	0.2021	11.79	0.01	5921	101.0	12.3	8.4	15.6

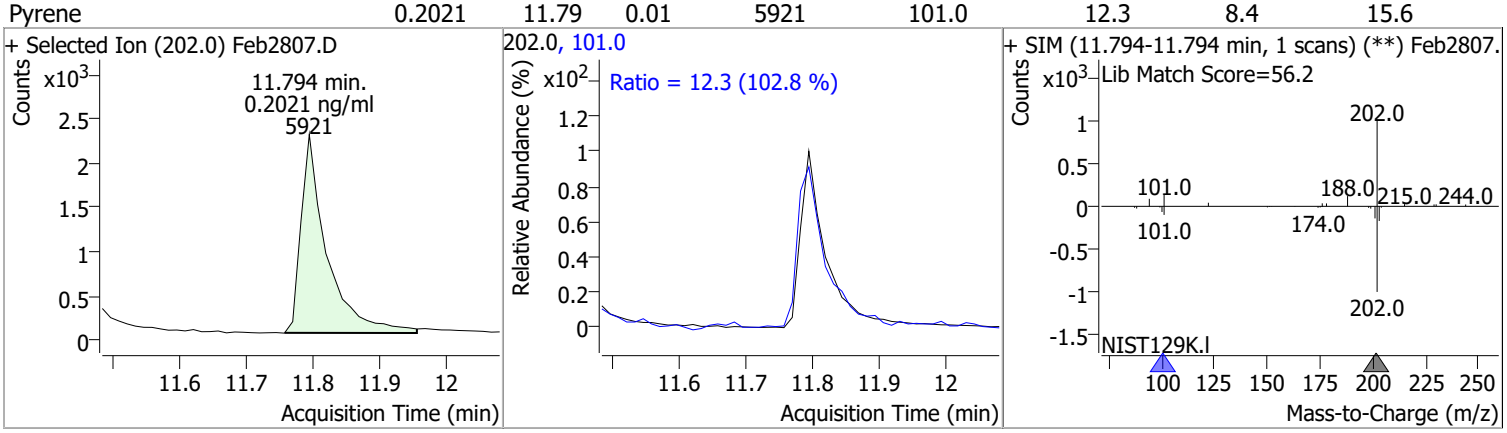

Compound	Conc.	RT	Dev(Min)	Resp.	QIon	QRatio	Lower	Upper
Terphenyl-d14	0.2040	12.26	0.02	3313	122.0	13.7	8.6	16.0

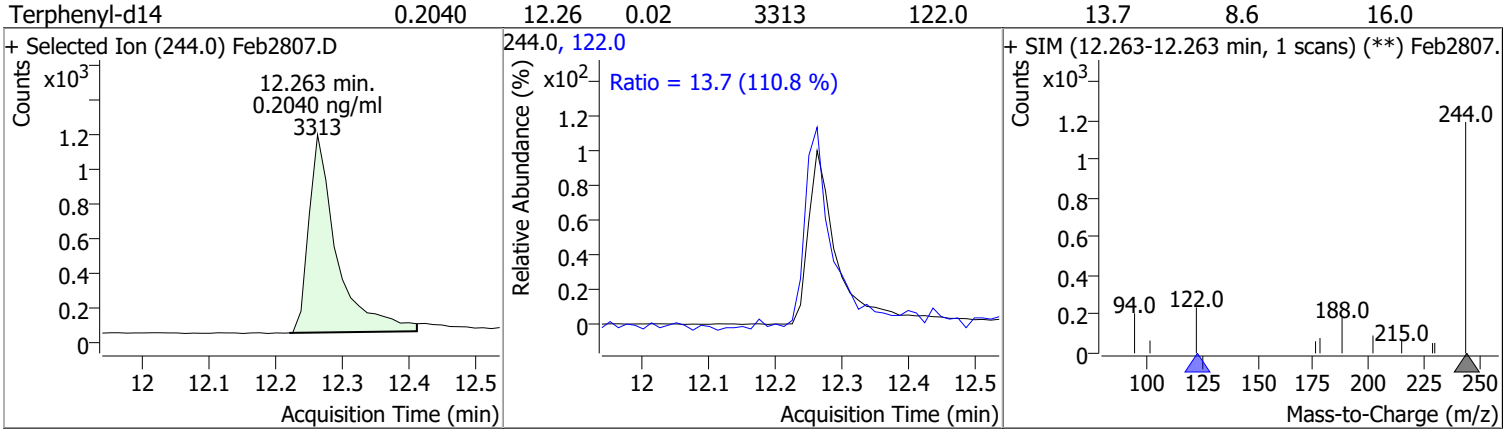

Compound	Conc.	RT	Dev(Min)	Resp.	QIon	QRatio	Lower	Upper
Benzo(a)Anthracene	0.2009	14.64	0.00	5980	226.0	24.9	18.0	33.4
					229.0	29.7	16.5	30.7

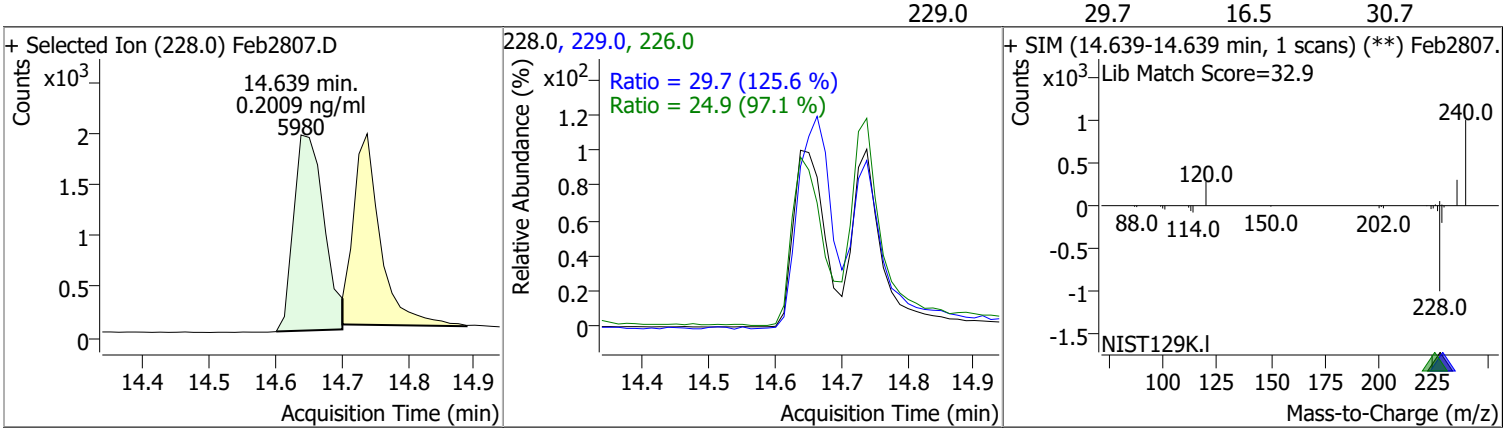

Quantitation Results Report (QT Reviewed)

Compound	Conc.	RT	Dev(Min)	Resp.	QIon	QRatio	Lower	Upper
Chrysene	0.1890	14.74	0.00	5308	226.0	35.1	21.6	40.2
					229.0	23.7	13.8	25.7

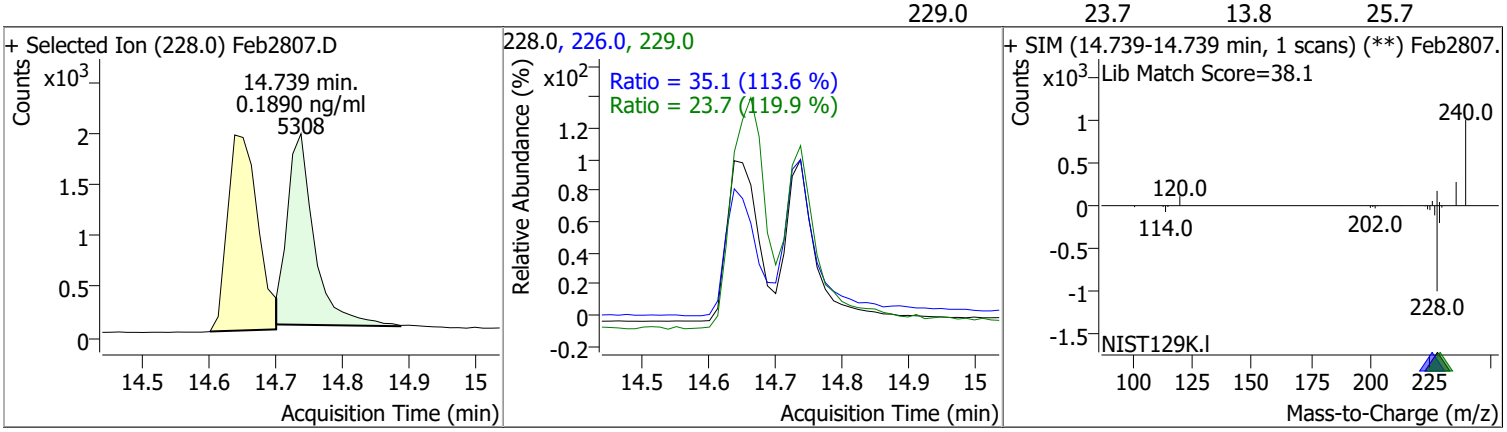

Compound	Conc.	RT	Dev(Min)	Resp.	QIon	QRatio	Lower	Upper
Benzo(b)fluoranthene	0.1879	17.68	0.02	3015	253.0	20.6	15.7	29.2

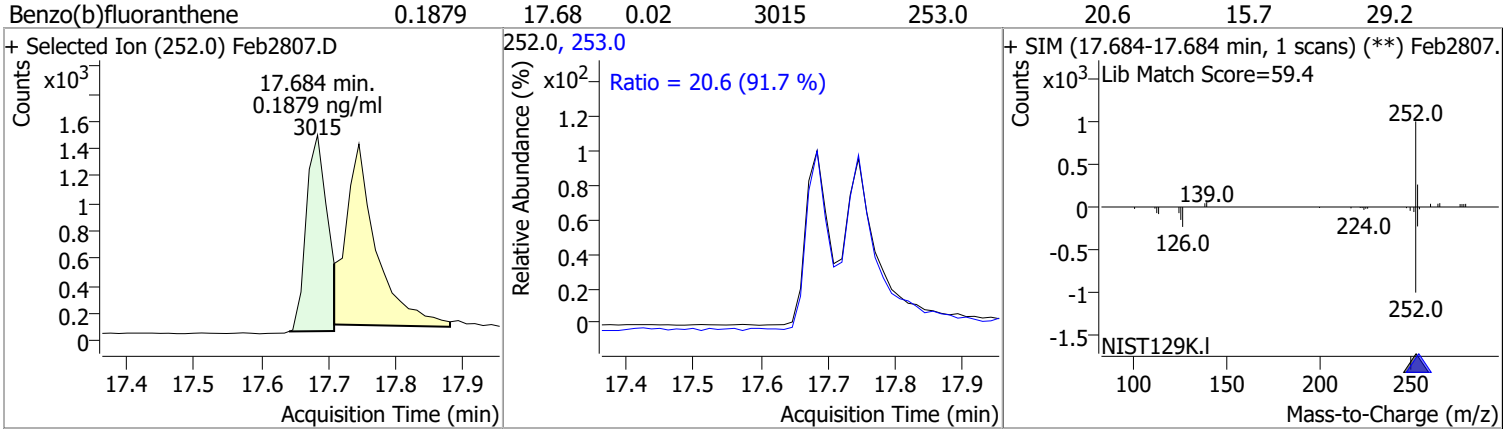

Compound	Conc.	RT	Dev(Min)	Resp.	QIon	QRatio	Lower	Upper
Benzo(k)fluoranthene	0.1952	17.75	0.01	4230	253.0	20.7	17.2	31.9

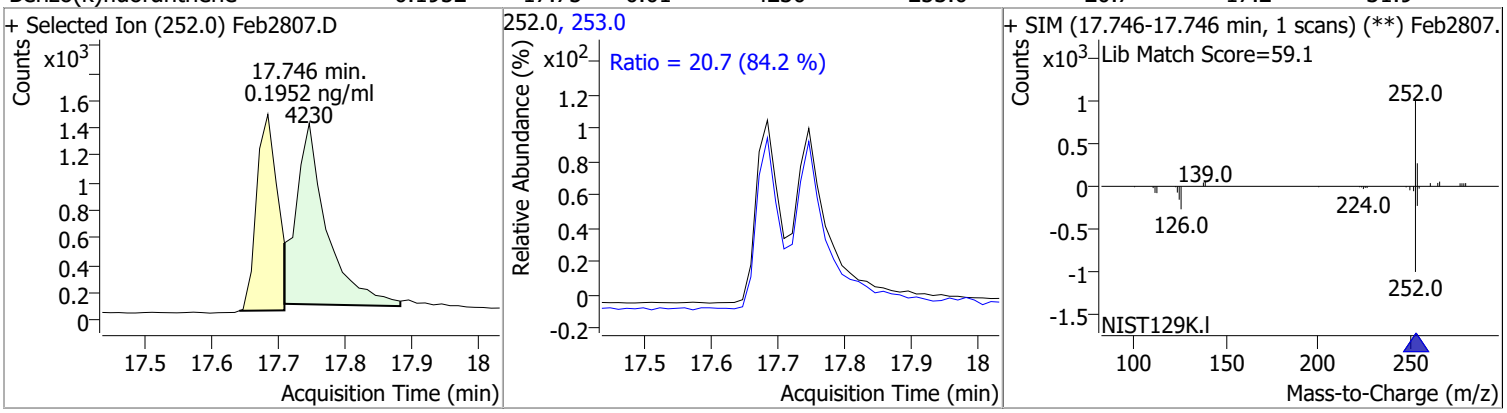

Compound	Conc.	RT	Dev(Min)	Resp.	QIon	QRatio	Lower	Upper
Benzo(a)pyrene	0.1996	18.31	0.00	2996	253.0	24.8	16.2	30.1

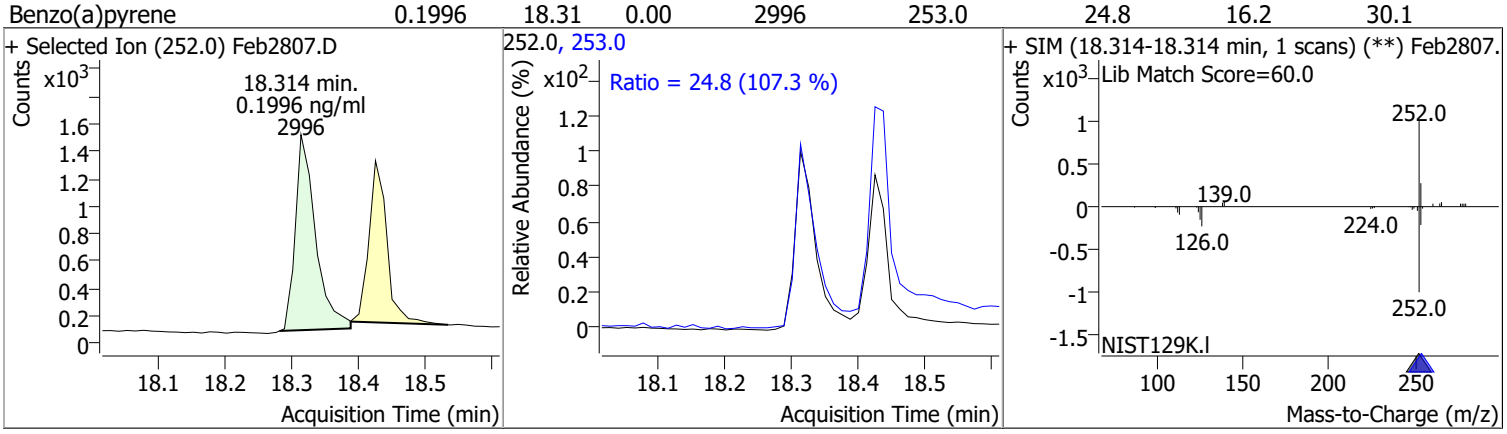

Compound	Conc.	RT	Dev(Min)	Resp.	QIon	QRatio	Lower	Upper
Indeno(1,2,3-cd)pyrene	0.1849	20.18	0.01	2282 (m)	138.0	23.4	14.6	27.2

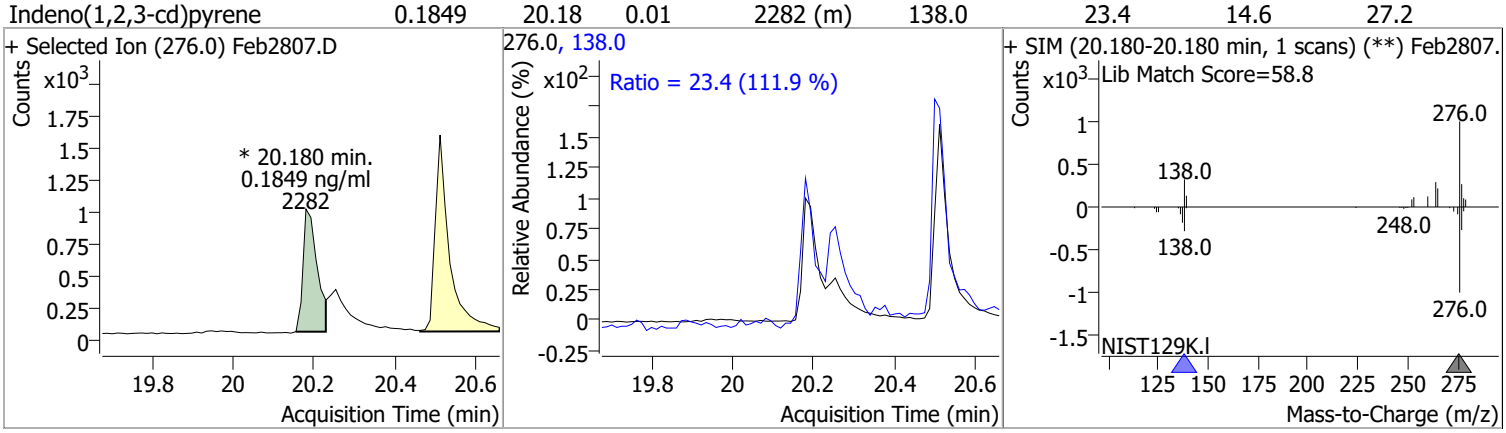

Compound	Conc.	RT	Dev(Min)	Resp.	QIon	QRatio	Lower	Upper
Dibenzo(a,h)anthracene	0.1892	20.25	0.01	2742	279.0	22.2	16.8	31.3
					139.0	18.0	12.4	23.0

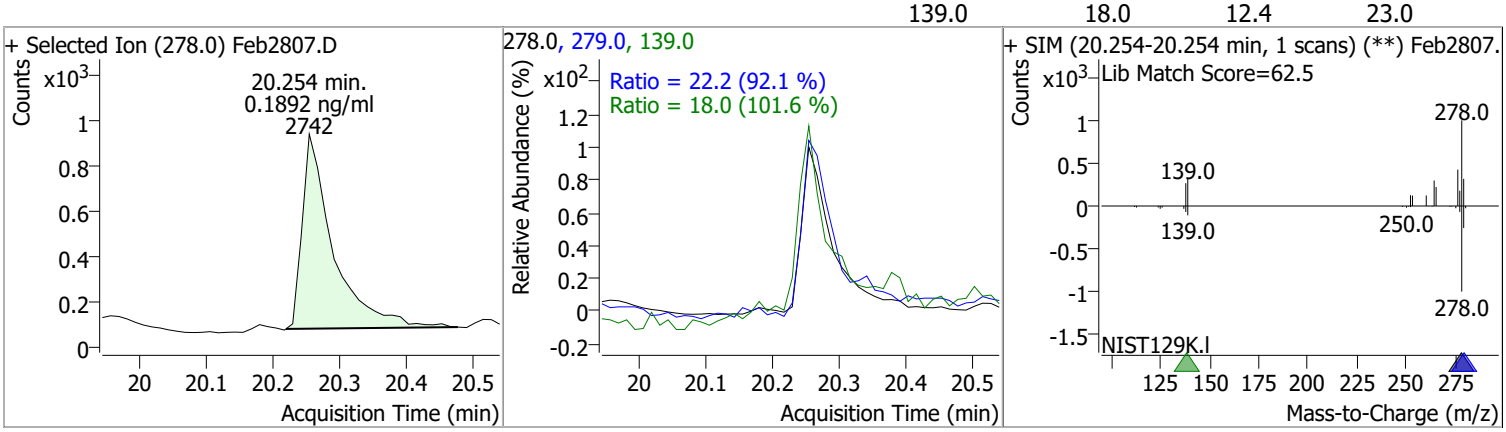

Compound	Conc.	RT	Dev(Min)	Resp.	QIon	QRatio	Lower	Upper
Benzo(g,h,i)perylene	0.2164	20.51	0.01	3795	138.0	24.9	16.2	30.1
					277.0	21.6	16.2	30.1

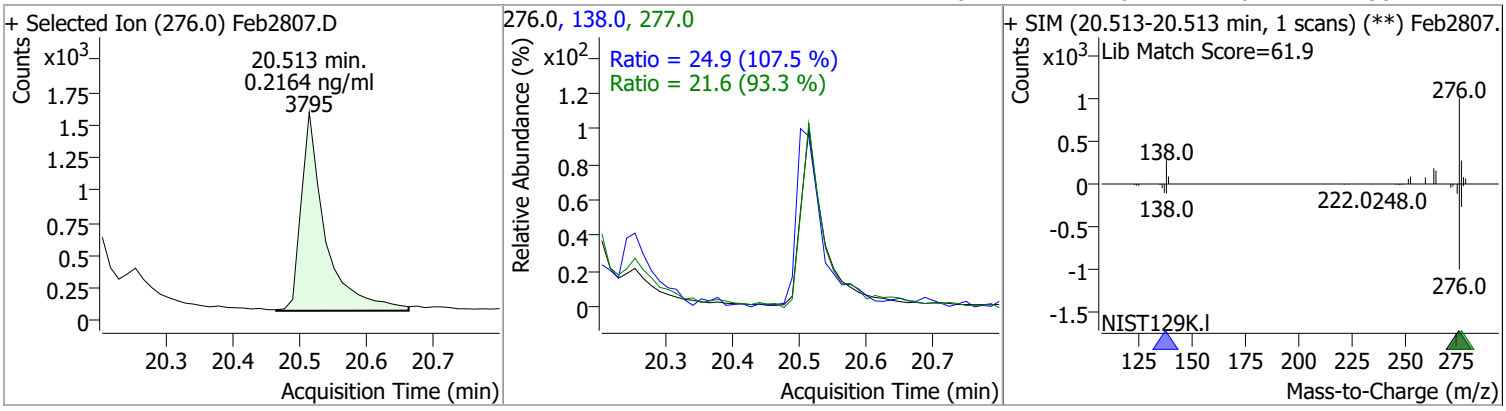

Quantitation Results Report (QT Reviewed)

Data File	Feb2808.D	Operator	LIMS import
Acq. Method	5975BNASIM	Acq. Date-Time	2/28/2022 3:16:00 PM
Sample Name	28-Feb-22_CAL_1	Instrument	GCMS
Vial	8	Multiplier	1.00
DA Method File	021622 bna SIM 2.batch.bin	Comment	SVOC-8270-W-LLPAH
Tune File	dftppjph.u	Tune Date	
Batch Name	022822 bna SIM 1.batch.bin	Last Calib Update	2/28/2022 5:36:24 PM
Ref Library			

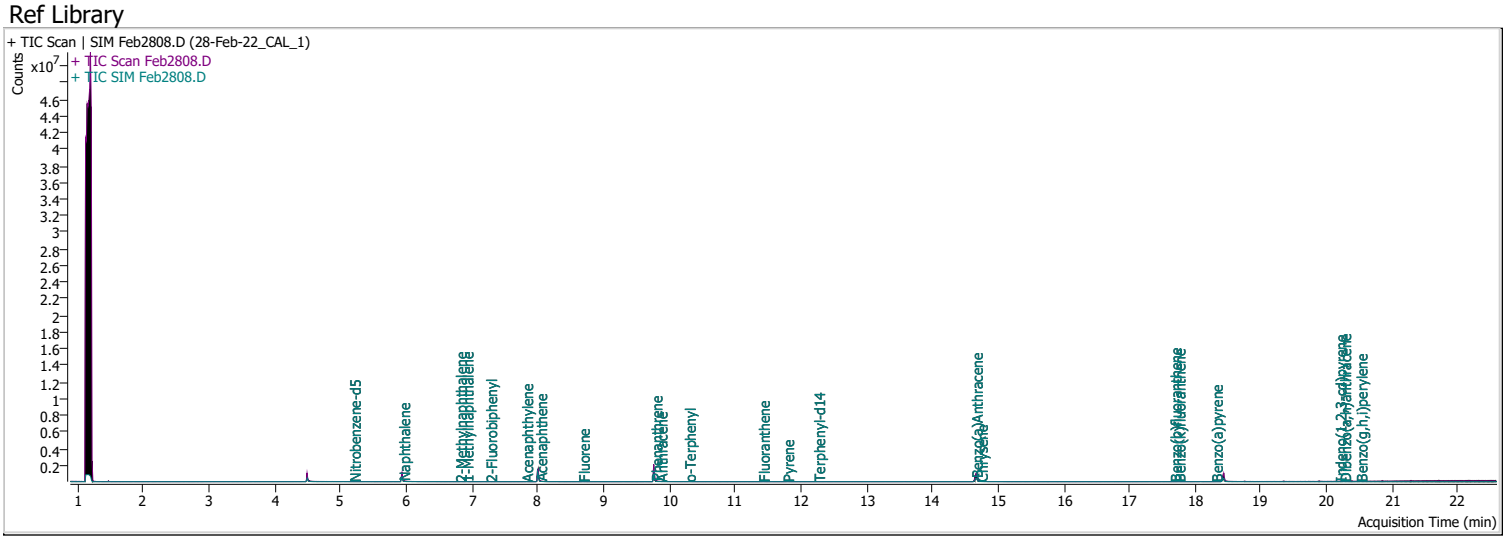

Compound	RT	QIon	Resp.	Conc.	Units		Dev(Min)
Internal Standards							
M 1,4-Dichlorobenzene-d4	4.497	152.0	168007	40.0000	ng/ml		0.000
M Naphthalene-d8	5.928	136.0	787020	40.0000	ng/ml		0.000
M Acenaphthene-d10	8.001	164.0	546792	40.0000	ng/ml		0.000
M Phenanthrene-d10	9.768	188.0	1006813	40.0000	ng/ml		0.000
M Chrysene-d12	14.664	240.0	739070	40.0000	ng/ml		0.000
M Perylene-d12	18.425	264.0	572863	40.0000	ng/ml		-0.012
System Monitoring Compounds							
S Nitrobenzene-d5	5.205	82.0	399	0.0906	ng/ml	#m	0.050
Spiked Amount: 5.000	Range: 19.0 - 102.0%			Recovery = 1.81%		*	
S 2-Fluorobiphenyl	7.277	172.0	1922	0.1138	ng/ml		0.013
Spiked Amount: 5.000	Range: 25.0 - 94.0%			Recovery = 2.28%		*	
S o-Terphenyl	10.299	230.0	1811	0.1023	ng/ml		0.000
Spiked Amount: 5.000	Range: 40.0 - 140.0%			Recovery = 2.05%		*	
S Terphenyl-d14	12.263	244.0	1852	0.1142	ng/ml		0.025
Spiked Amount: 5.000	Range: 39.0 - 106.0%			Recovery = 2.28%		*	
Target Compounds							**QValue**
T Naphthalene	5.953	128.0	2294	0.1155	ng/ml	#	32
T 2-Methylnaphthalene	6.815	141.0	1185	0.1021	ng/ml		92
T 1-Methylnaphthalene	6.915	141.0	1823	0.0952	ng/ml		94
T Acenaphthylene	7.826	152.0	2282	0.1081	ng/ml		92
T Acenaphthene	8.038	154.0	1739	0.0930	ng/ml	m	95
T Fluorene	8.686	166.0	2041	0.1151	ng/ml		95
T Phenanthrene	9.793	178.0	3514	0.1081	ng/ml		97
T Anthracene	9.867	178.0	2303	0.1090	ng/ml		93
T Fluoranthene	11.423	202.0	2908	0.1174	ng/ml		100
T Pyrene	11.794	202.0	3281	0.1025	ng/ml		99
T Benzo(a)Anthracene	14.664	228.0	4191	0.0998	ng/ml	#	88
T Chrysene	14.739	228.0	3094	0.0959	ng/ml		91
T Benzo(b)fluoranthene	17.684	252.0	1751	0.1113	ng/ml		99

Compound	RT	QIon	Resp.	Conc.	Units		Dev(Min)
T Benzo(k)fluoranthene	17.746	252.0	2395	0.1001	ng/ml		98
T Benzo(a)pyrene	18.314	252.0	1678	0.1141	ng/ml		99
T Indeno(1,2,3-cd)pyrene	20.192	276.0	1302	0.1076	ng/ml	m	97
T Dibenzo(a,h)anthracene	20.266	278.0	1599	0.1125	ng/ml		96
T Benzo(g,h,i)perylene	20.513	276.0	1975	0.1148	ng/ml		98

(#) = Qualifier Out of Range; (m) = Manual Integration; (+) = Area Summed; (*) = Surrogate Percent Recovery Out of Range; (d): Zeroed Peak

Compound	Conc.	RT	Dev(Min)	Resp.	QIon	QRatio	Lower	Upper
Nitrobenzene-d5	0.0906	5.21	0.05	399 (m)	54.0	20.8	30.6	56.8
					128.0	30.3	28.9	53.6

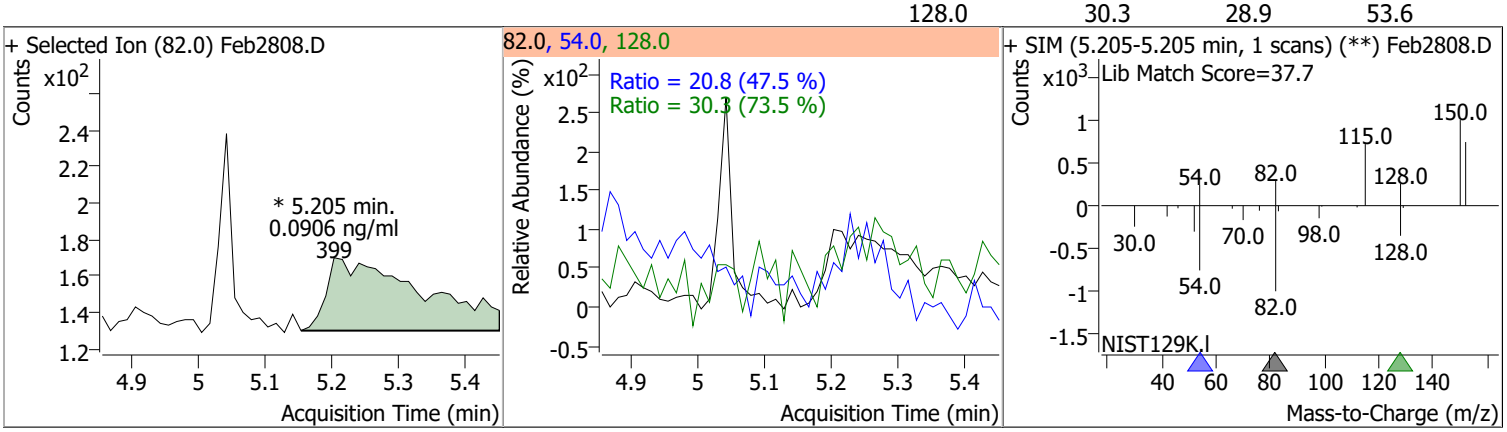

Compound	Conc.	RT	Dev(Min)	Resp.	QIon	QRatio	Lower	Upper
Naphthalene	0.1155	5.95	0.00	2294	102.0	61.9	0.0	40.8
					129.0	12.9	7.8	14.5

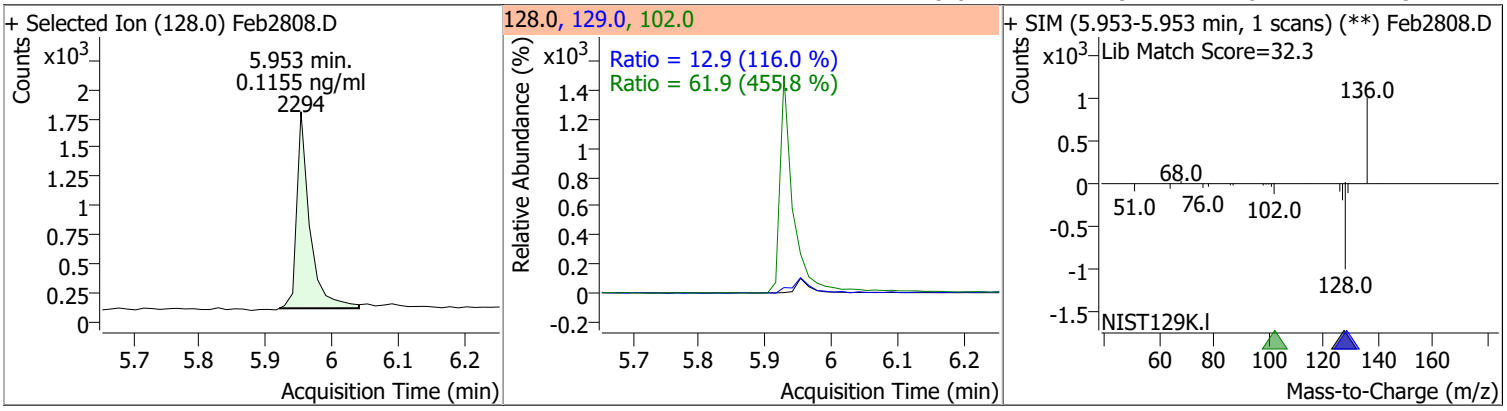

Compound	Conc.	RT	Dev(Min)	Resp.	QIon	QRatio	Lower	Upper
2-Methylnaphthalene	0.1021	6.81	0.03	1185	142.0	126.5	94.4	175.3
					115.0	43.2	36.1	67.0

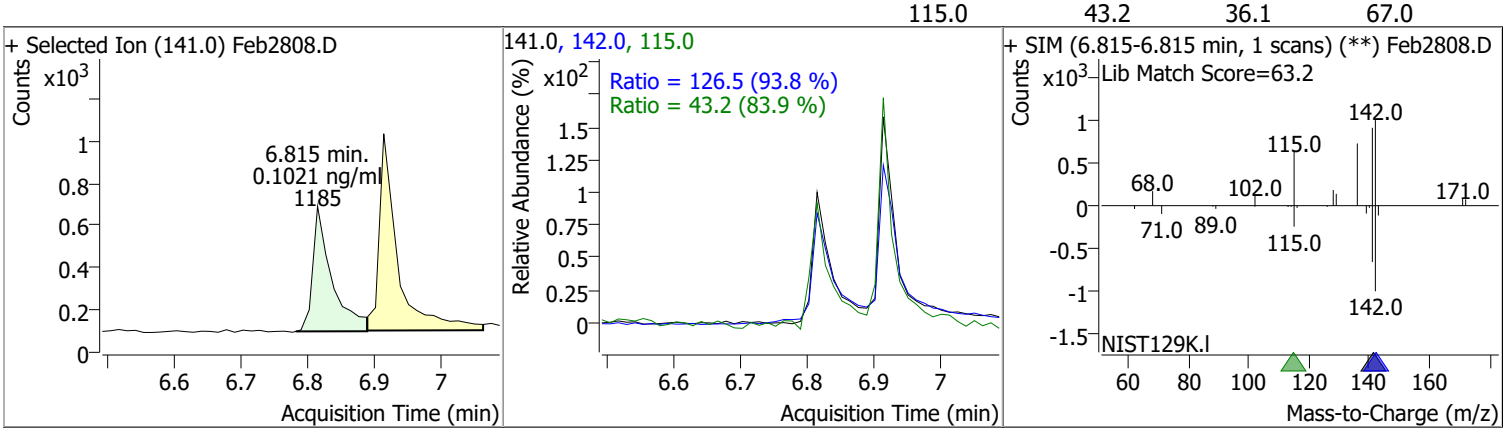

Compound	Conc.	RT	Dev(Min)	Resp.	QIon	QRatio	Lower	Upper
1-Methylnaphthalene	0.0952	6.91	0.01	1823	142.0	125.1	83.6	155.3
					115.0	44.7	34.8	64.6

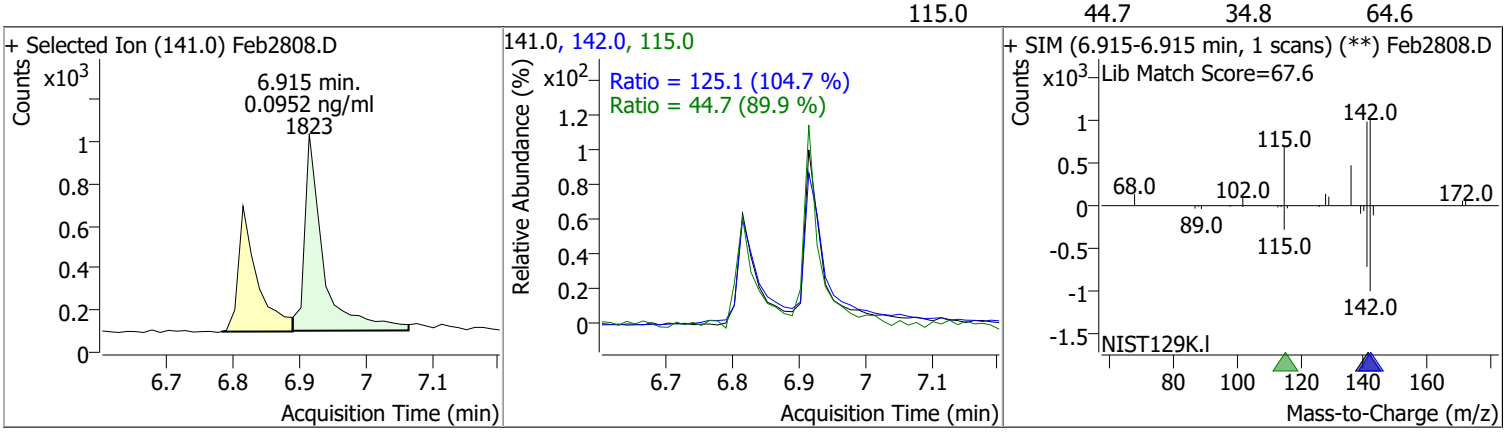

Compound	Conc.	RT	Dev(Min)	Resp.	QIon	QRatio	Lower	Upper
2-Fluorobiphenyl	0.1138	7.28	0.01	1922	171.0	37.5	24.3	45.1

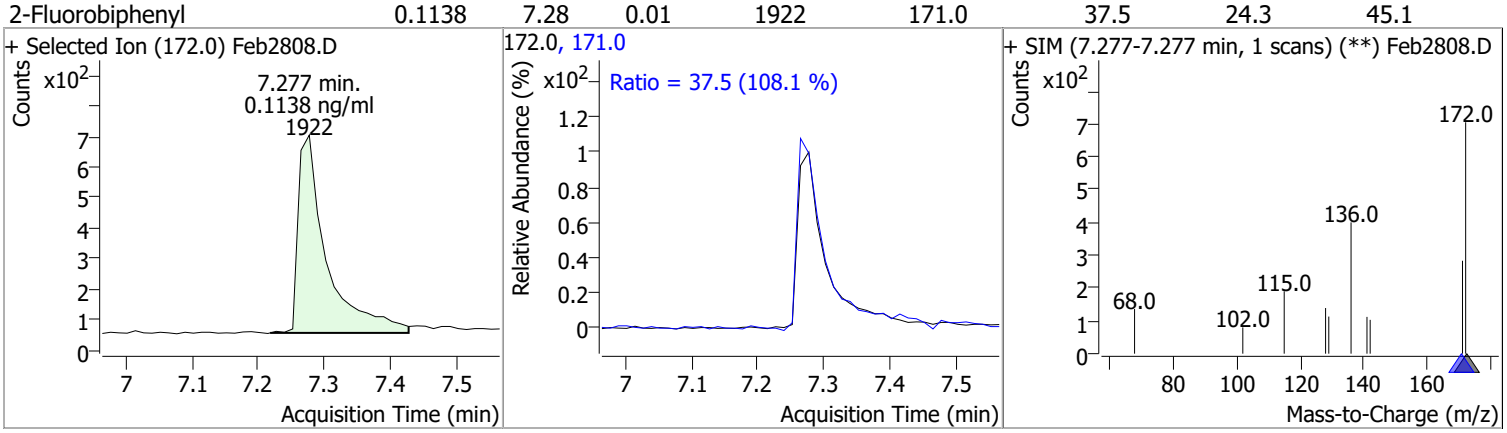

Compound	Conc.	RT	Dev(Min)	Resp.	QIon	QRatio	Lower	Upper
Acenaphthylene	0.1081	7.83	0.00	2282	153.0	12.8	11.2	20.8

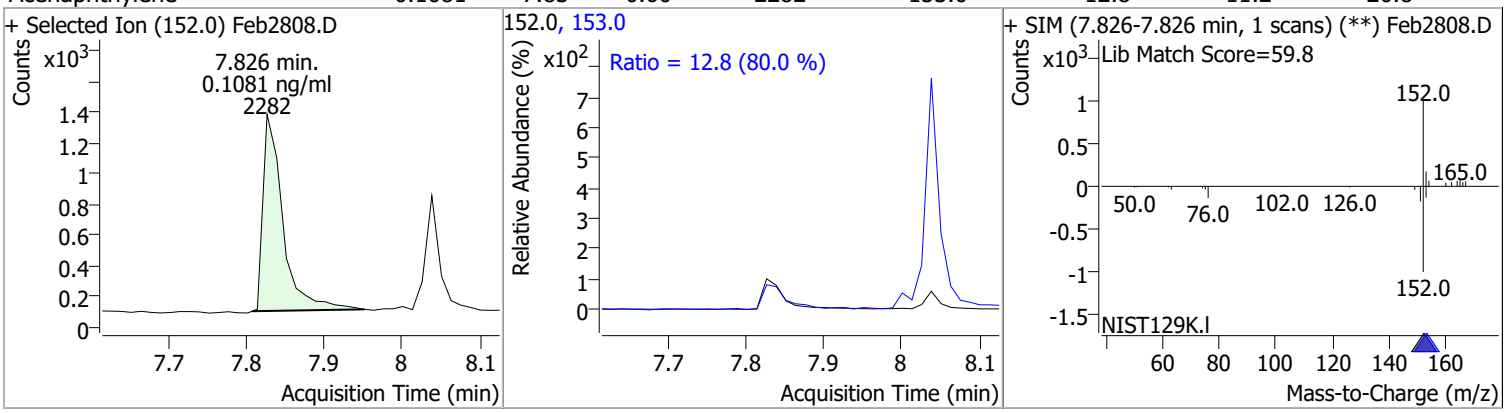

Compound	Conc.	RT	Dev(Min)	Resp.	QIon	QRatio	Lower	Upper
Acenaphthene	0.0930	8.04	0.00	1739 (m)	153.0	114.5	76.8	142.6
					152.0	56.9	36.4	67.5

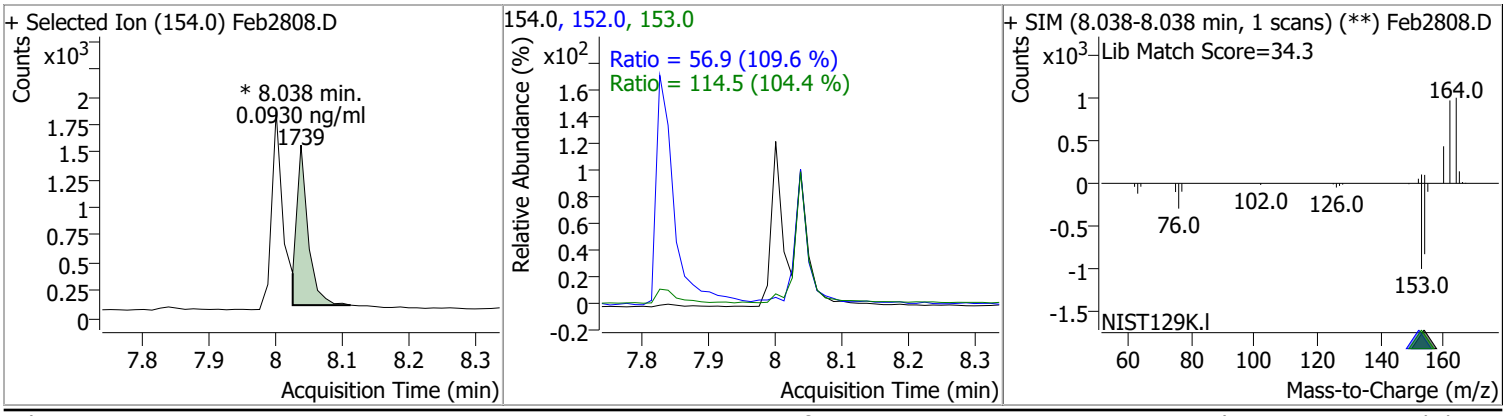

Compound	Conc.	RT	Dev(Min)	Resp.	QIon	QRatio	Lower	Upper
Fluorene	0.1151	8.69	0.01	2041	165.0	90.6	60.3	111.9
					167.0	11.7	8.9	16.6

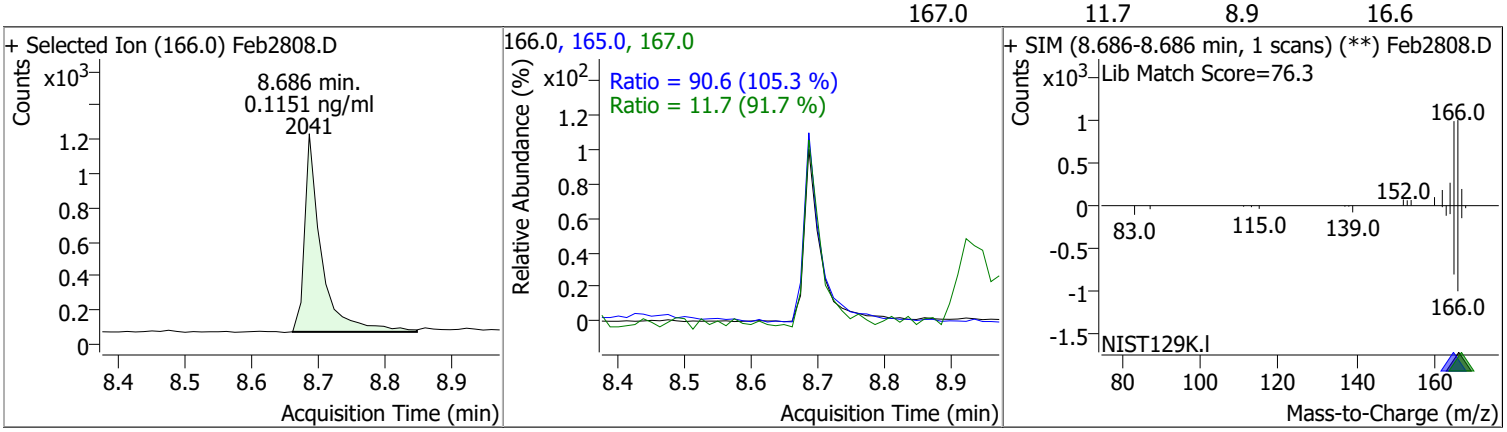

Compound	Conc.	RT	Dev(Min)	Resp.	QIon	QRatio	Lower	Upper
Phenanthrene	0.1081	9.79	0.00	3514	176.0	16.7	12.7	23.5

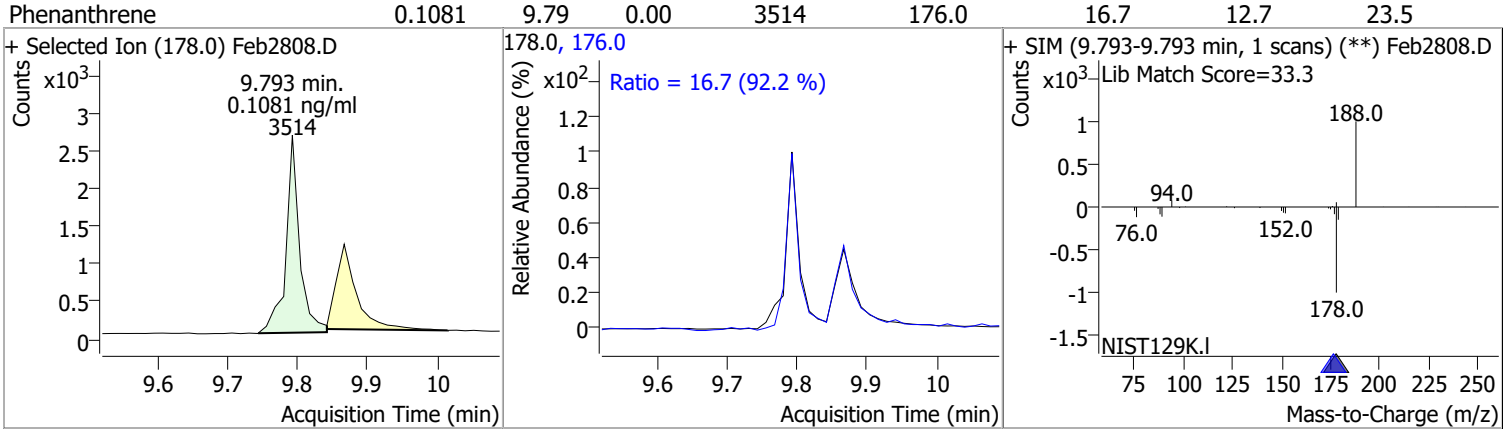

Compound	Conc.	RT	Dev(Min)	Resp.	QIon	QRatio	Lower	Upper
Anthracene	0.1090	9.87	0.01	2303	176.0	15.2	12.9	23.9

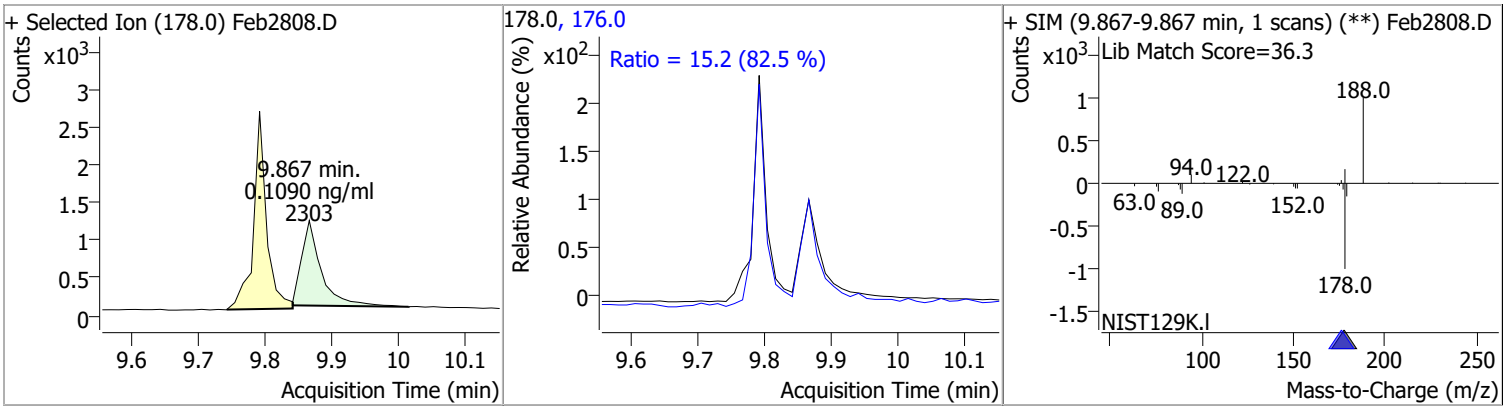

Compound	Conc.	RT	Dev(Min)	Resp.	QIon	QRatio	Lower	Upper
o-Terphenyl	0.1023	10.30	0.00	1811	229.0	68.0	42.8	79.5
					215.0	39.6	28.0	52.0

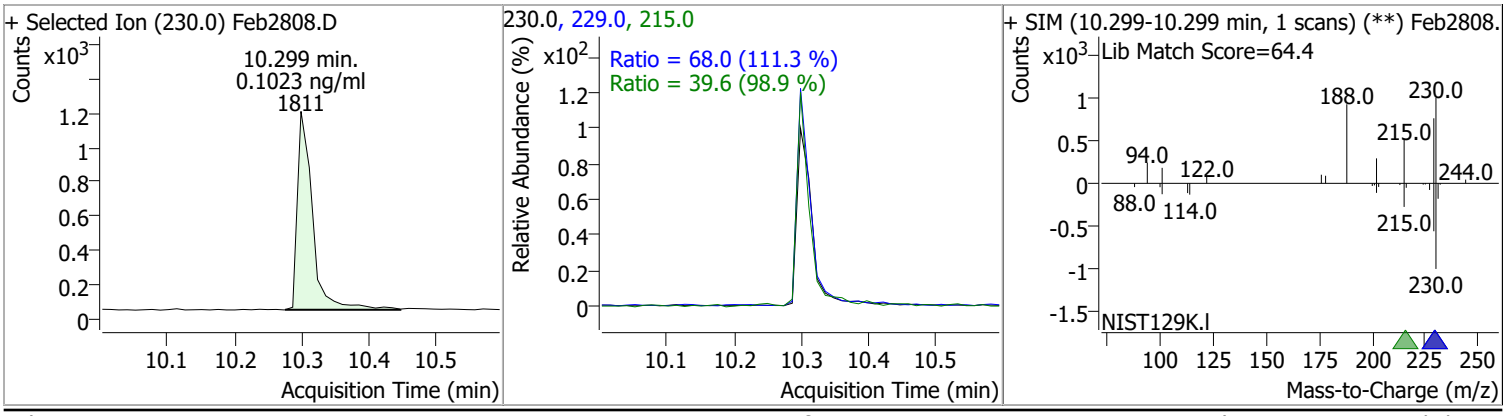

Compound	Conc.	RT	Dev(Min)	Resp.	QIon	QRatio	Lower	Upper
Fluoranthene	0.1174	11.42	0.02	2908	101.0	9.6	6.7	12.5

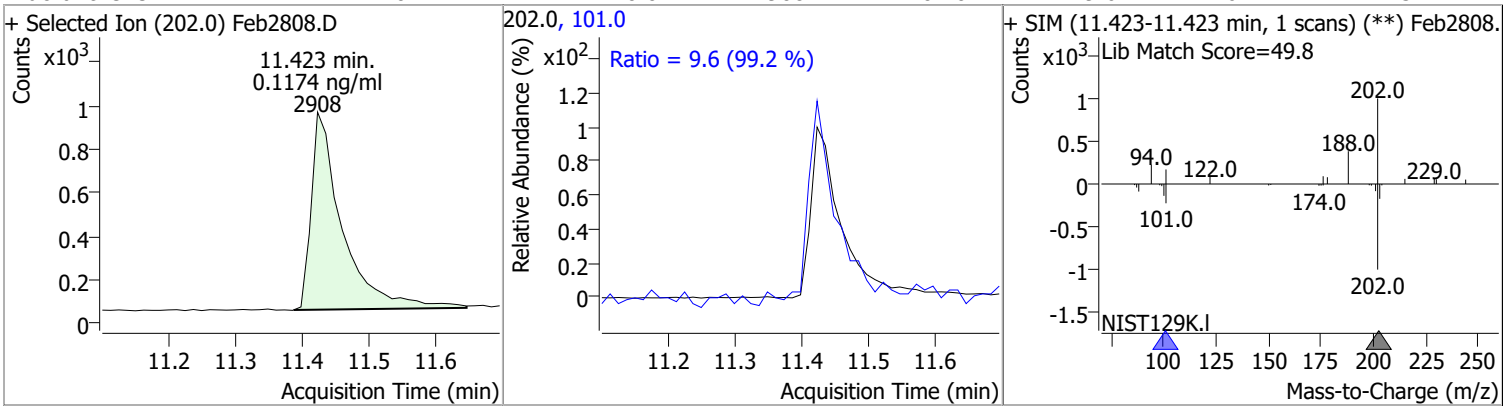

Compound	Conc.	RT	Dev(Min)	Resp.	QIon	QRatio	Lower	Upper
Pyrene	0.1025	11.79	0.01	3281	101.0	11.6	8.4	15.6

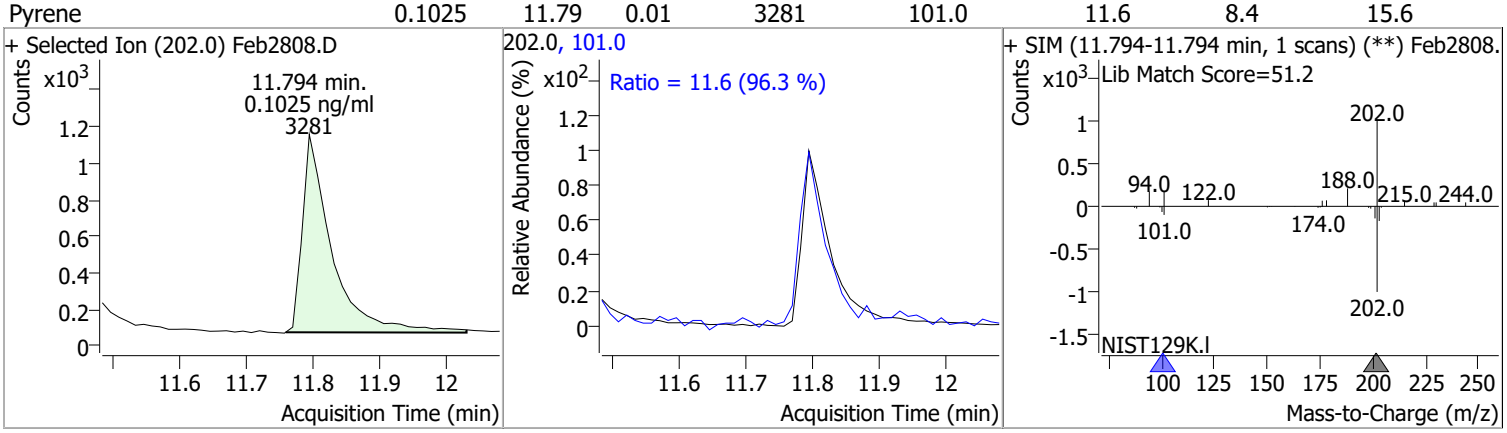

Compound	Conc.	RT	Dev(Min)	Resp.	QIon	QRatio	Lower	Upper
Terphenyl-d14	0.1142	12.26	0.02	1852	122.0	12.3	8.6	16.0

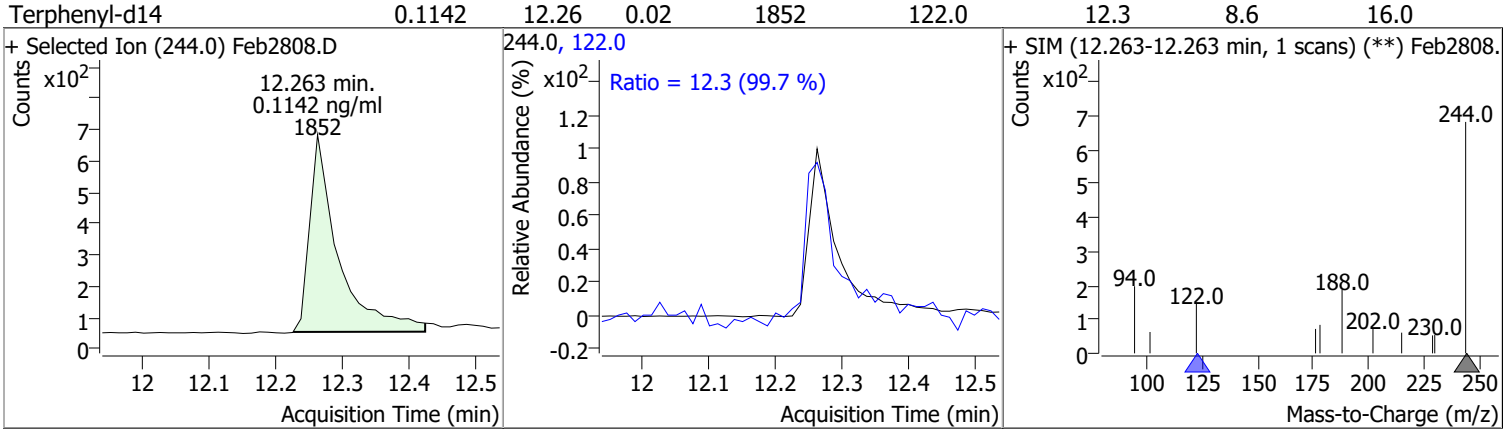

Compound	Conc.	RT	Dev(Min)	Resp.	QIon	QRatio	Lower	Upper
Benzo(a)Anthracene	0.0998	14.66	0.03	4191	226.0	23.4	18.0	33.4
					229.0	33.2	16.5	30.7

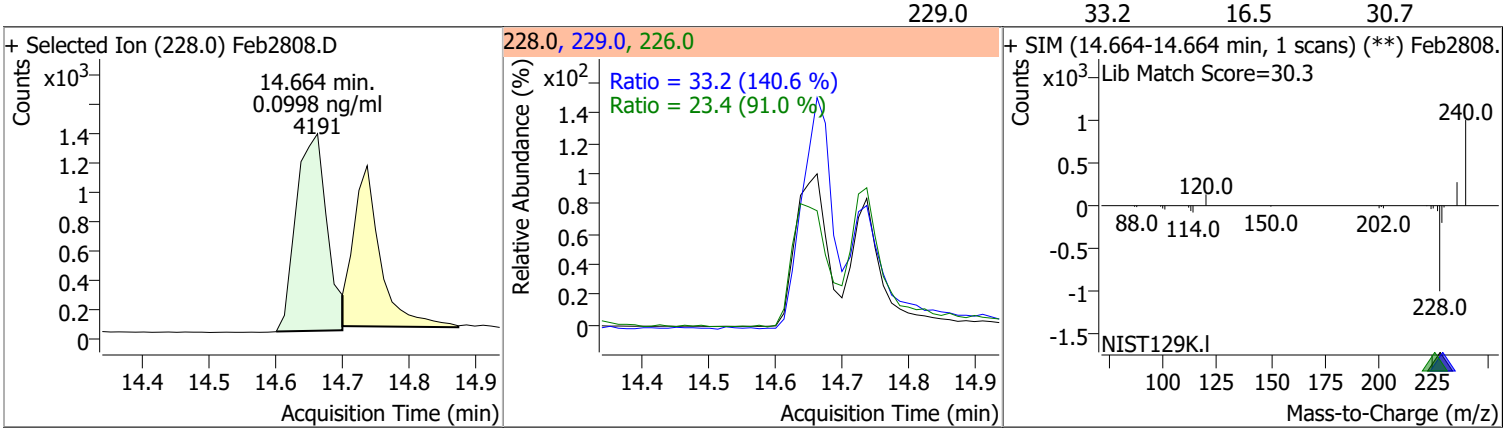

Compound	Conc.	RT	Dev(Min)	Resp.	QIon	QRatio	Lower	Upper
Chrysene	0.0959	14.74	0.00	3094	226.0	35.8	21.6	40.2
					229.0	24.4	13.8	25.7

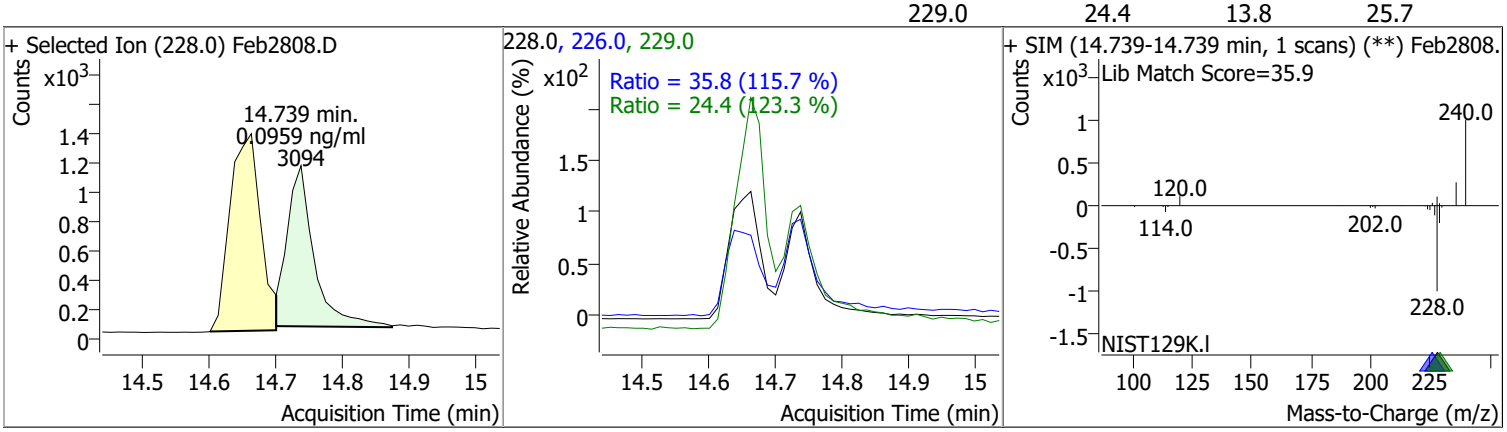

Compound	Conc.	RT	Dev(Min)	Resp.	QIon	QRatio	Lower	Upper
Benzo(b)fluoranthene	0.1113	17.68	0.02	1751	253.0	23.1	15.7	29.2

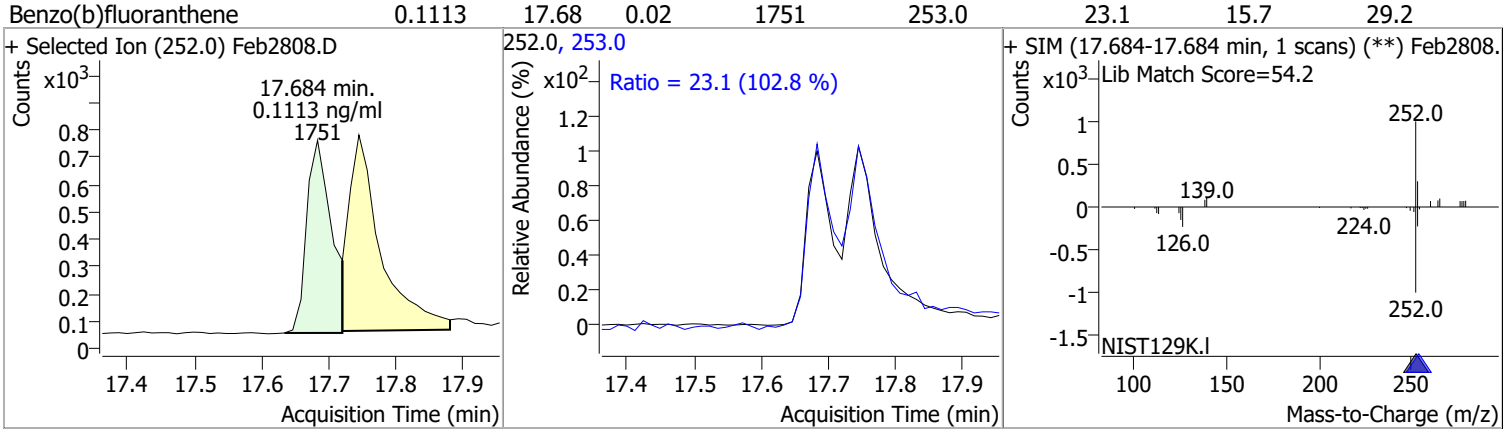

Compound	Conc.	RT	Dev(Min)	Resp.	QIon	QRatio	Lower	Upper
Benzo(k)fluoranthene	0.1001	17.75	0.01	2395	253.0	25.6	17.2	31.9

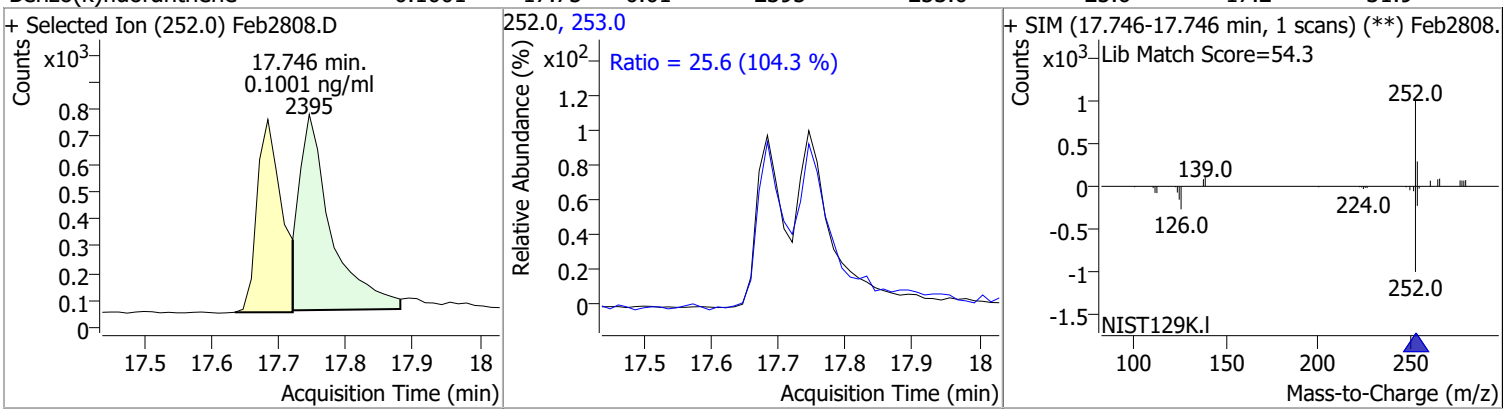

Compound	Conc.	RT	Dev(Min)	Resp.	QIon	QRatio	Lower	Upper
Benzo(a)pyrene	0.1141	18.31	0.00	1678	253.0	22.6	16.2	30.1

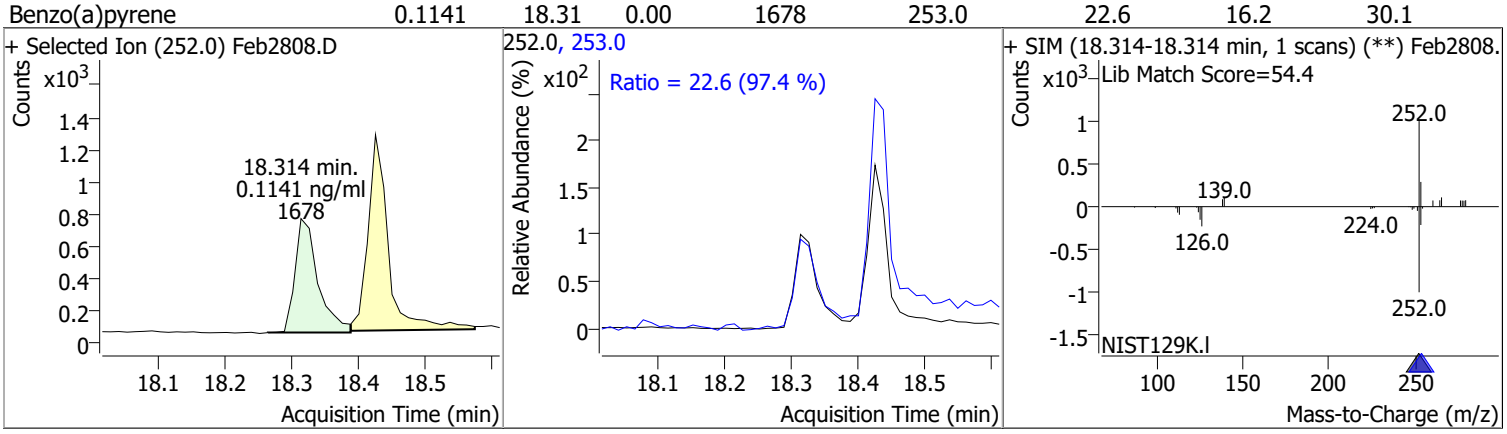

Quantitation Results Report (QT Reviewed)

Compound	Conc.	RT	Dev(Min)	Resp.	QIon	QRatio	Lower	Upper
Indeno(1,2,3-cd)pyrene	0.1076	20.19	0.02	1302 (m)	138.0	19.7	14.6	27.2

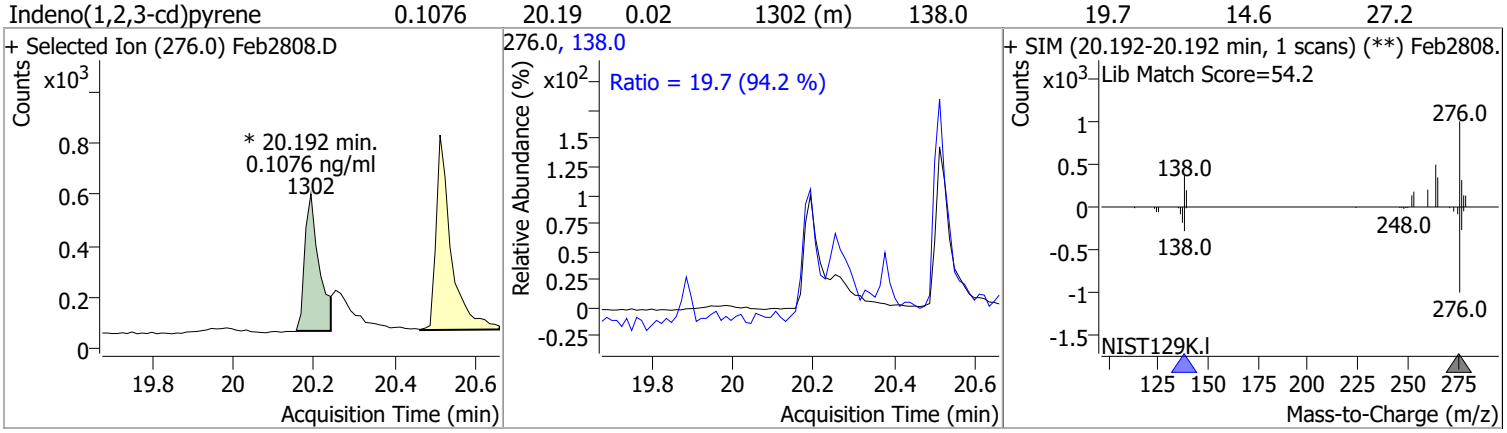

Compound	Conc.	RT	Dev(Min)	Resp.	QIon	QRatio	Lower	Upper
Dibenzo(a,h)anthracene	0.1125	20.27	0.02	1599	279.0	22.8	16.8	31.3
					139.0	15.1	12.4	23.0

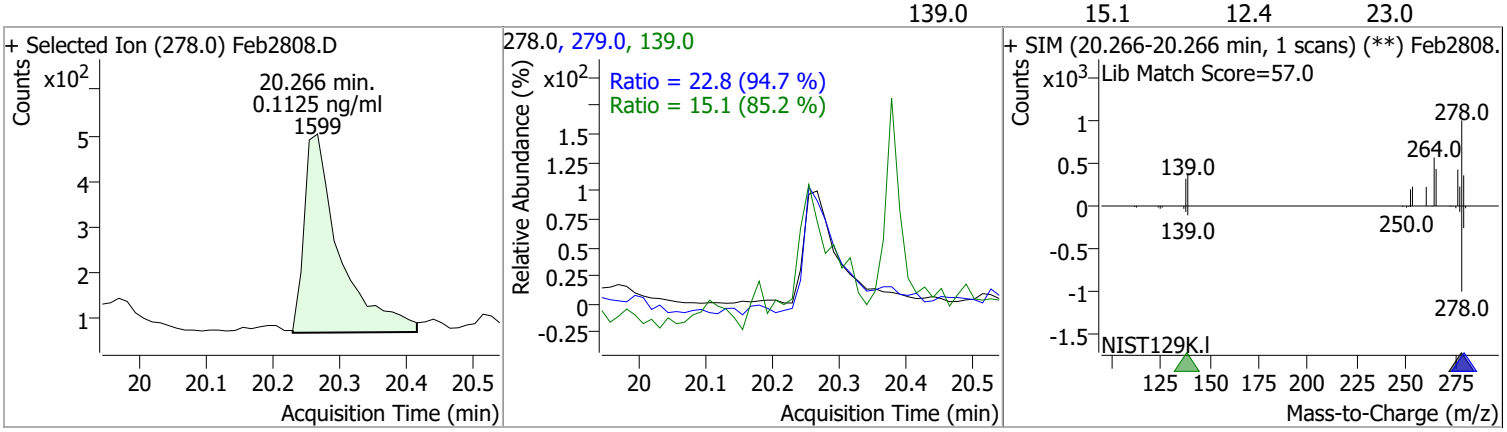

Compound	Conc.	RT	Dev(Min)	Resp.	QIon	QRatio	Lower	Upper
Benzo(g,h,i)perylene	0.1148	20.51	0.01	1975	138.0	21.8	16.2	30.1
					277.0	24.1	16.2	30.1

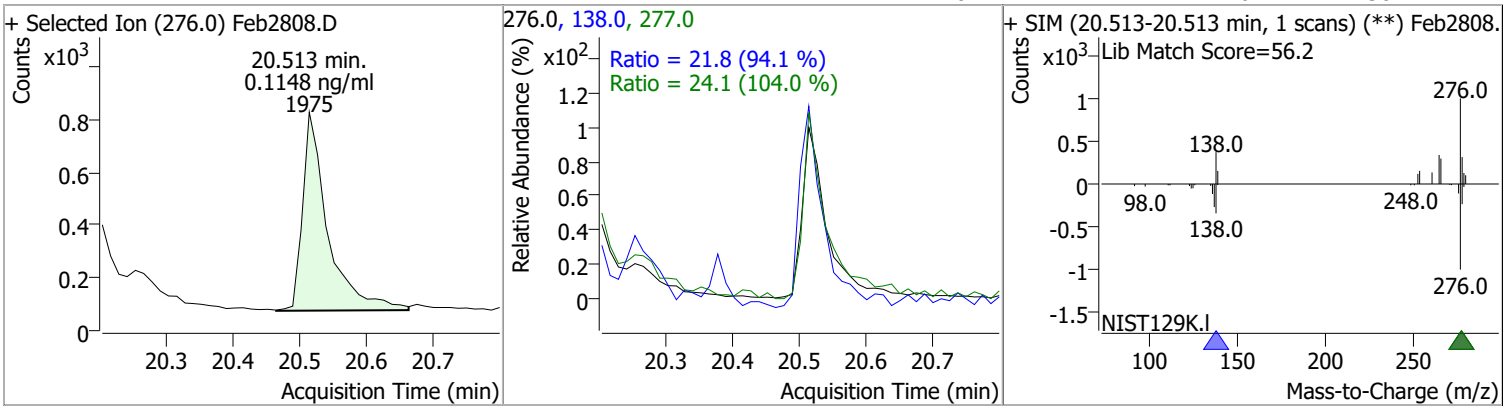

Quantitation Results Report (QT Reviewed)

Data File	Feb2809.D	Operator	LIMS import
Acq. Method	5975BNASIM	Acq. Date-Time	2/28/2022 3:48:23 PM
Sample Name	28-Feb-22_CCV_9	Instrument	GCMS
Vial	9	Multiplier	1.00
DA Method File	021622 bna SIM 2.batch.bin	Comment	SVOC-8270-W-LLPAH
Tune File	dftppjph.u	Tune Date	
Batch Name	022822 bna SIM 1.batch.bin	Last Calib Update	2/28/2022 5:36:24 PM
Ref Library			

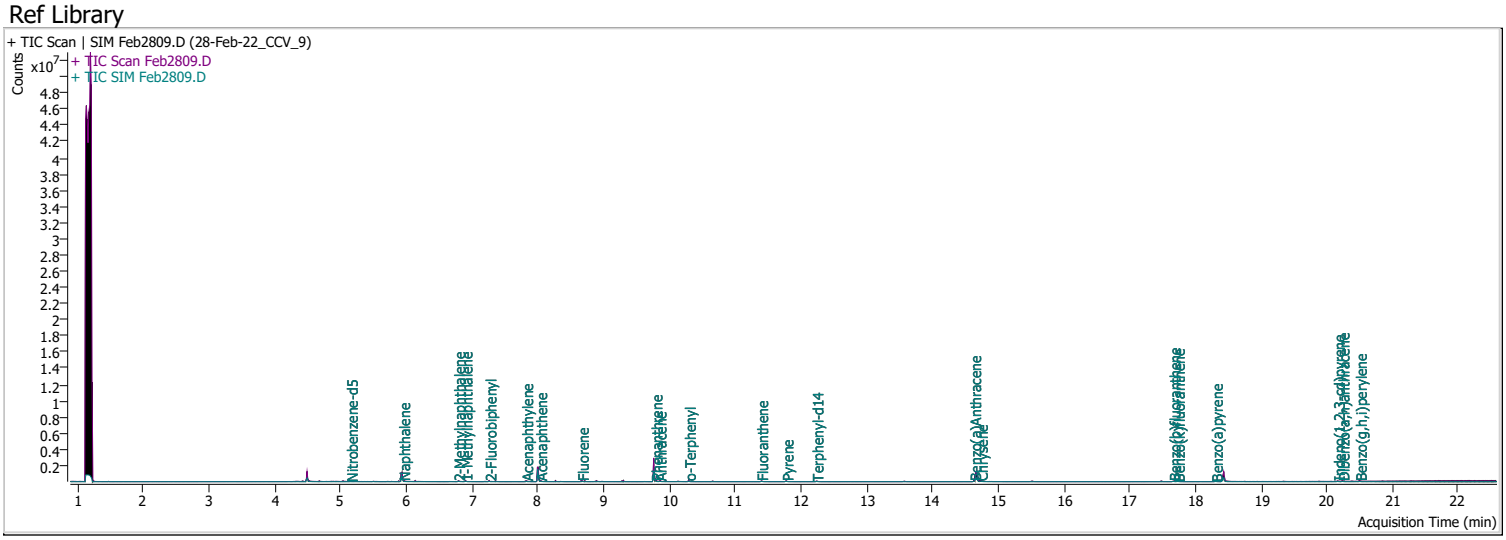

Compound	RT	QIon	Resp.	Conc.	Units		Dev(Min)
Internal Standards							
M 1,4-Dichlorobenzene-d4	4.497	152.0	199553	40.0000	ng/ml		0.000
M Naphthalene-d8	5.928	136.0	879264	40.0000	ng/ml		0.000
M Acenaphthene-d10	8.000	164.0	618200	40.0000	ng/ml		0.000
M Phenanthrene-d10	9.768	188.0	1162062	40.0000	ng/ml		0.000
M Chrysene-d12	14.664	240.0	856601	40.0000	ng/ml		0.000
M Perylene-d12	18.425	264.0	661350	40.0000	ng/ml		-0.012
System Monitoring Compounds							
S Nitrobenzene-d5	5.156	82.0	7699	2.0675	ng/ml		0.000
Spiked Amount: 5.000	Range: 19.0 - 102.0%			Recovery = 41.35%			
S 2-Fluorobiphenyl	7.264	172.0	33946	1.7773	ng/ml		0.000
Spiked Amount: 5.000	Range: 25.0 - 94.0%			Recovery = 35.55%			
S o-Terphenyl	10.299	230.0	34015	2.0578	ng/ml		0.000
Spiked Amount: 5.000	Range: 40.0 - 140.0%			Recovery = 41.16%			
S Terphenyl-d14	12.238	244.0	35309	1.8792	ng/ml		0.000
Spiked Amount: 5.000	Range: 39.0 - 106.0%			Recovery = 37.58%		*	
Target Compounds							**QValue**
T Naphthalene	5.953	128.0	47707	2.1490	ng/ml		99
T 2-Methylnaphthalene	6.790	141.0	30895	2.3818	ng/ml		99
T 1-Methylnaphthalene	6.902	141.0	30561	2.1375	ng/ml		99
T Acenaphthylene	7.826	152.0	45602	1.9100	ng/ml		100
T Acenaphthene	8.038	154.0	37269	2.2409	ng/ml		97
T Fluorene	8.673	166.0	36522	1.8225	ng/ml		82
T Phenanthrene	9.793	178.0	61118	2.1938	ng/ml		100
T Anthracene	9.854	178.0	54226	2.2236	ng/ml		99
T Fluoranthene	11.398	202.0	58616	2.0512	ng/ml		99
T Pyrene	11.781	202.0	61006	2.0144	ng/ml		99
T Benzo(a)Anthracene	14.639	228.0	47359	2.1900	ng/ml		100
T Chrysene	14.739	228.0	62450	2.2899	ng/ml		98
T Benzo(b)fluoranthene	17.671	252.0	37369	2.0575	ng/ml		99

Compound	RT	QIon	Resp.	Conc.	Units	Dev(Min)
T Benzo(k)fluoranthene	17.733	252.0	44771	2.0937	ng/ml	96
T Benzo(a)pyrene	18.314	252.0	32770	1.9291	ng/ml	97
T Indeno(1,2,3-cd)pyrene	20.167	276.0	29178	2.0891	ng/ml	98
T Dibenzo(a,h)anthracene	20.241	278.0	32174	1.9611	ng/ml	96
T Benzo(g,h,i)perylene	20.501	276.0	39545	1.9920	ng/ml	99

(#) = Qualifier Out of Range; (m) = Manual Integration; (+) = Area Summed; (*) = Surrogate Percent Recovery Out of Range; (d): Zeroed Peak

Quantitation Results Report (QT Reviewed)

Compound	Conc.	RT	Dev(Min)	Resp.	QIon	QRatio	Lower	Upper
Nitrobenzene-d5	2.0675	5.16	0.00	7699	54.0	45.8	30.6	56.8
					128.0	44.3	28.9	53.6

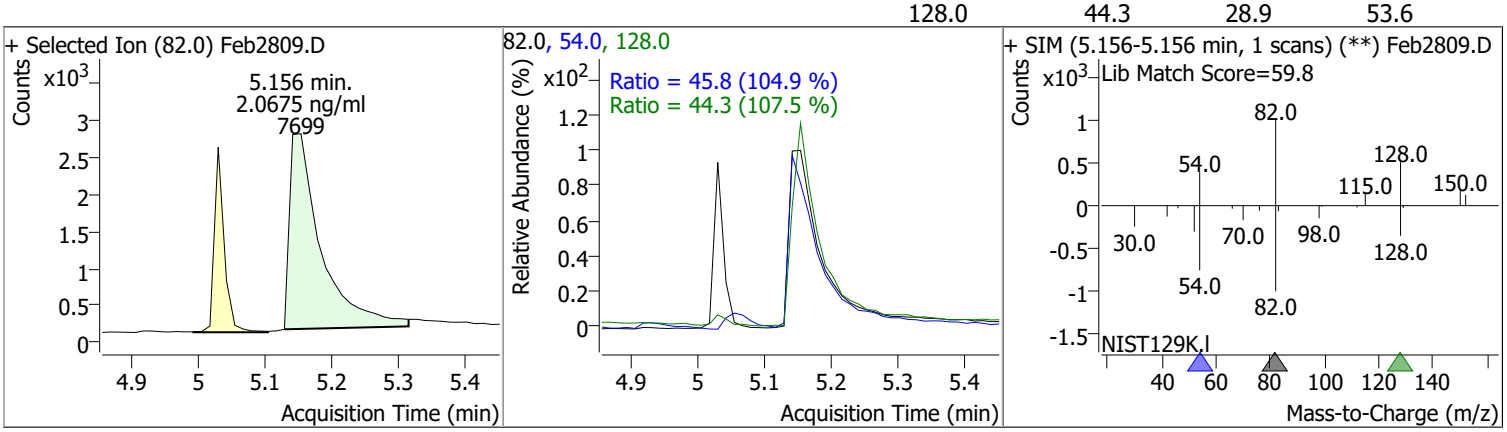

Compound	Conc.	RT	Dev(Min)	Resp.	QIon	QRatio	Lower	Upper
Naphthalene	2.1490	5.95	0.00	47707	102.0	12.8	0.0	40.8
					129.0	11.1	7.8	14.5

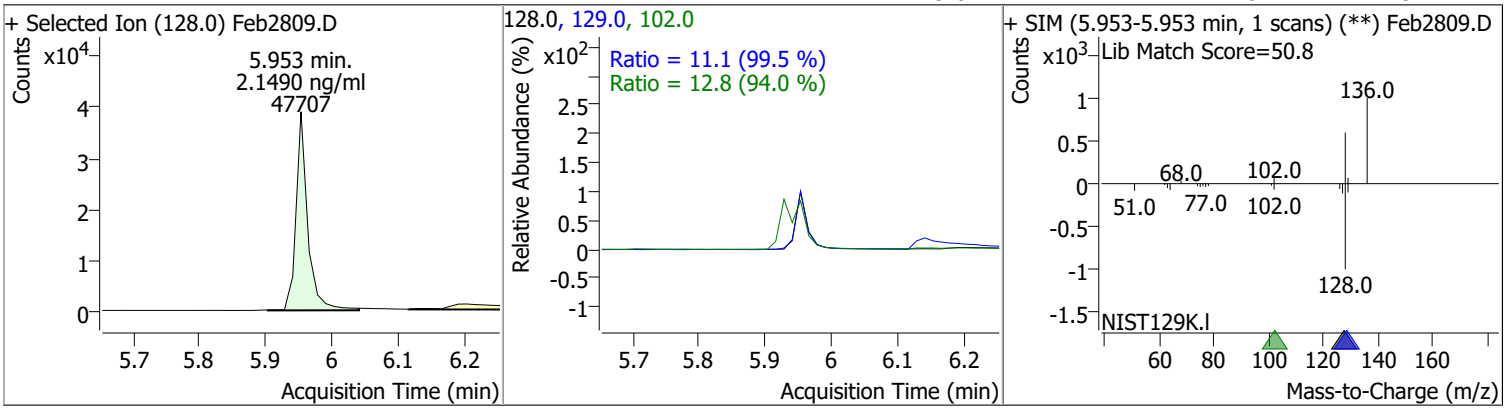

Compound	Conc.	RT	Dev(Min)	Resp.	QIon	QRatio	Lower	Upper
2-Methylnaphthalene	2.3818	6.79	0.00	30895	142.0	134.6	94.4	175.3
					115.0	49.9	36.1	67.0

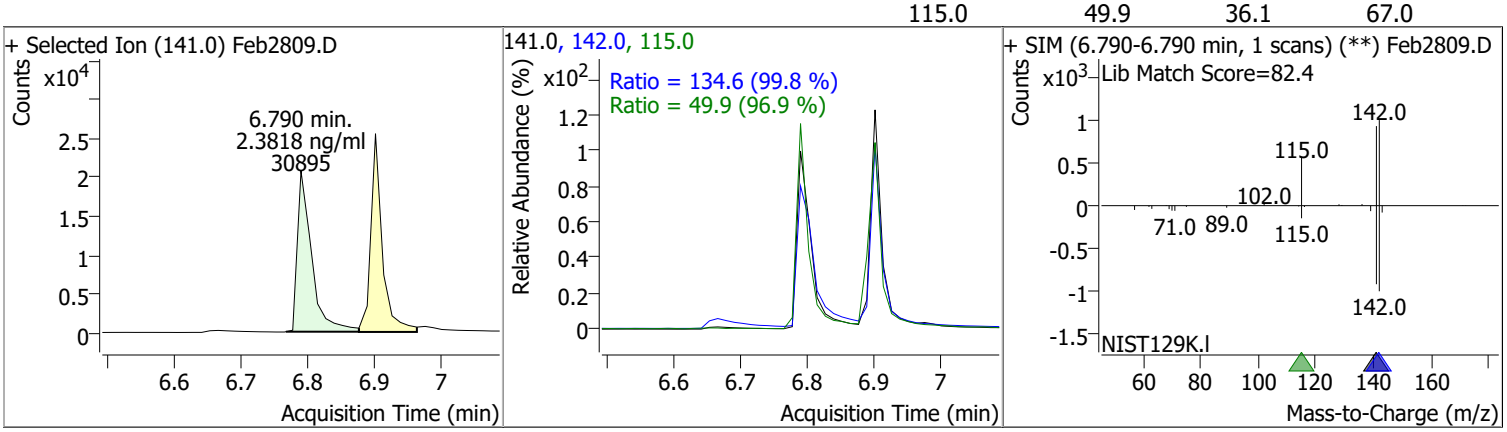

Compound	Conc.	RT	Dev(Min)	Resp.	QIon	QRatio	Lower	Upper
1-Methylnaphthalene	2.1375	6.90	0.00	30561	142.0	120.5	83.6	155.3
					115.0	48.3	34.8	64.6

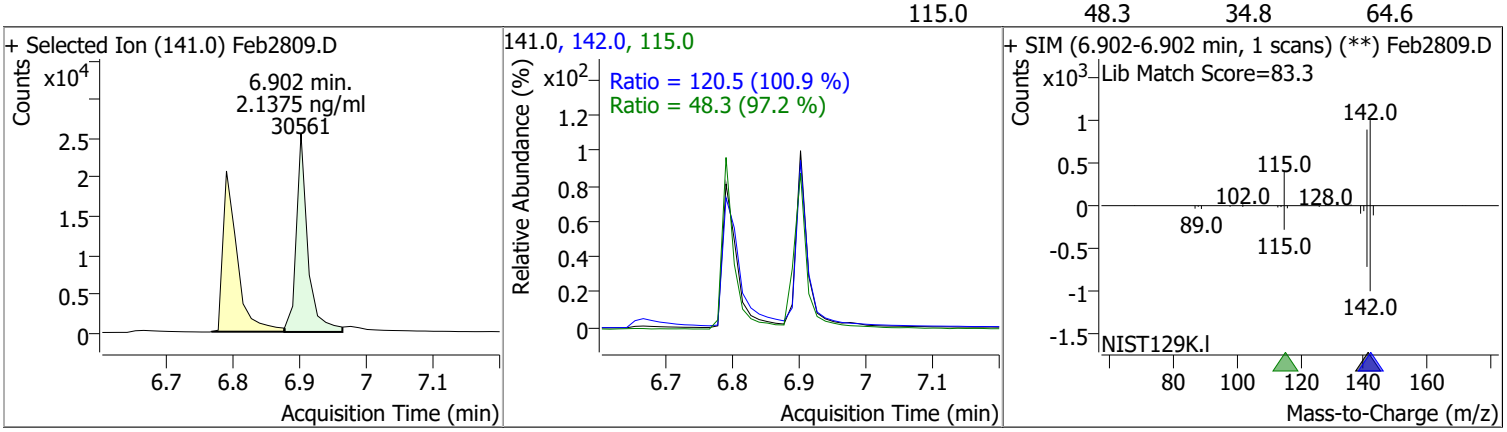

Compound	Conc.	RT	Dev(Min)	Resp.	QIon	QRatio	Lower	Upper
2-Fluorobiphenyl	1.7773	7.26	0.00	33946	171.0	35.4	24.3	45.1

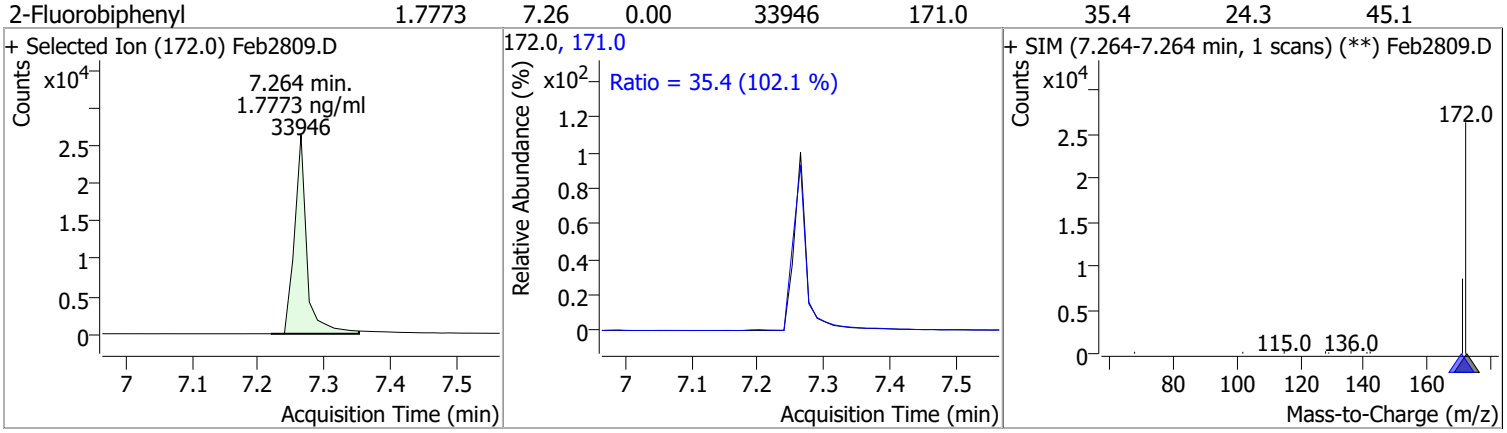

Compound	Conc.	RT	Dev(Min)	Resp.	QIon	QRatio	Lower	Upper
Acenaphthylene	1.9100	7.83	0.00	45602	153.0	16.0	11.2	20.8

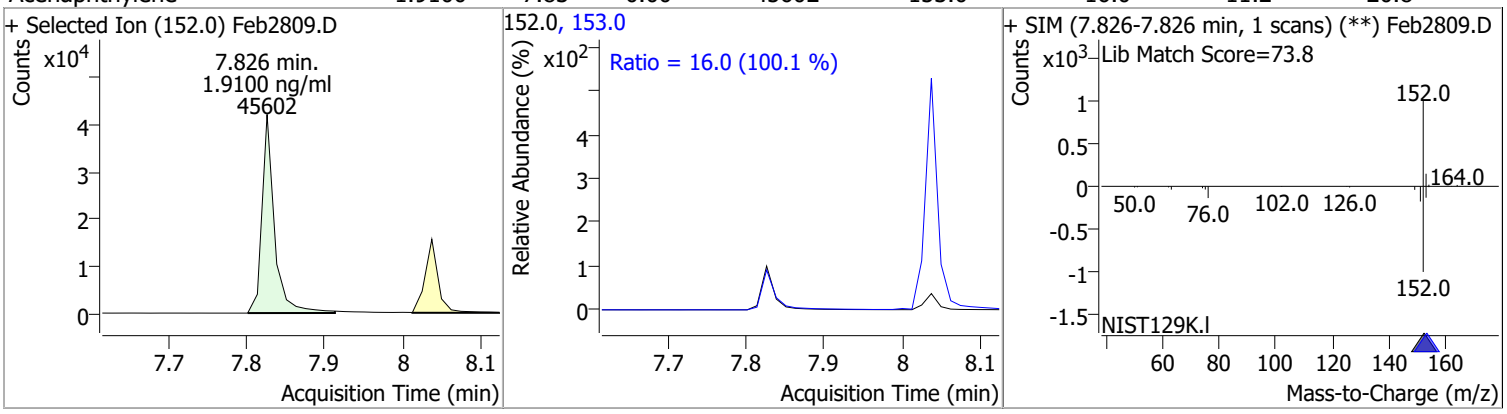

Compound	Conc.	RT	Dev(Min)	Resp.	QIon	QRatio	Lower	Upper
Acenaphthene	2.2409	8.04	0.00	37269	153.0	107.3	76.8	142.6
					152.0	49.5	36.4	67.5

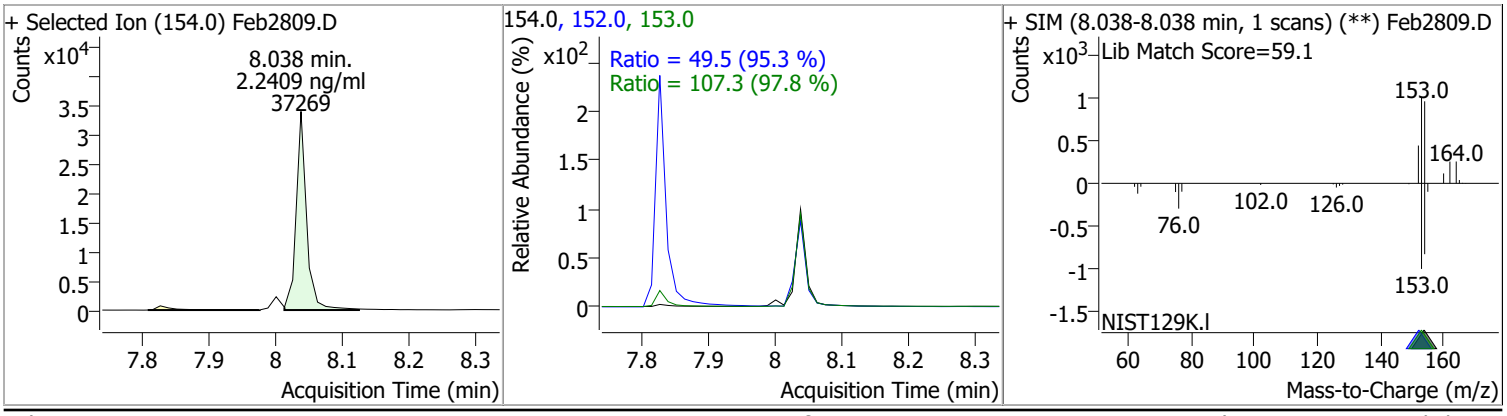

Compound	Conc.	RT	Dev(Min)	Resp.	QIon	QRatio	Lower	Upper
Fluorene	1.8225	8.67	0.00	36522	165.0	104.7	60.3	111.9
					167.0	15.1	8.9	16.6

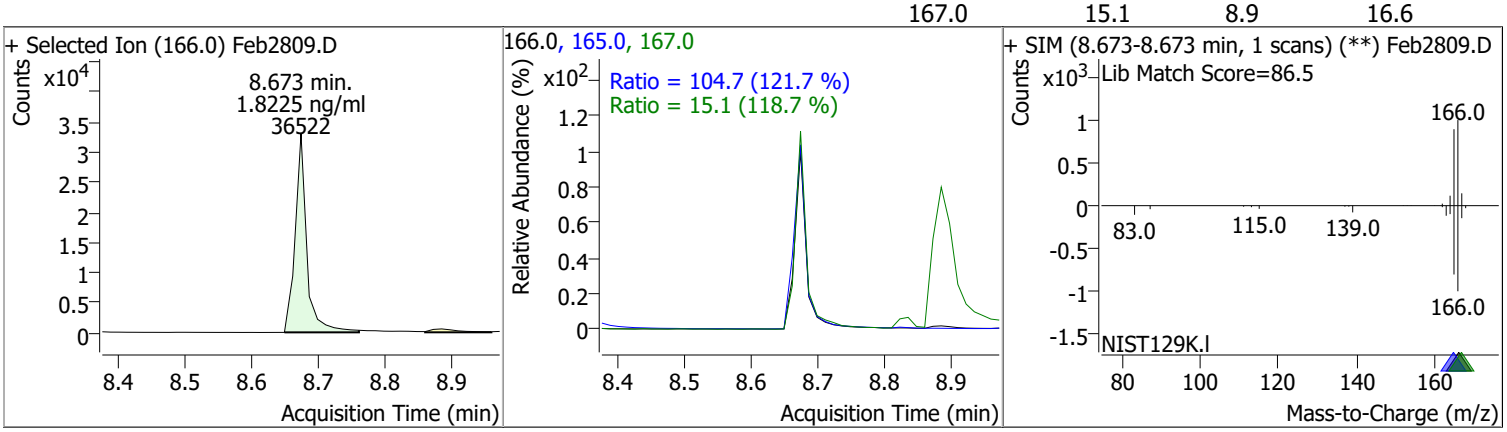

Compound	Conc.	RT	Dev(Min)	Resp.	QIon	QRatio	Lower	Upper
Phenanthrene	2.1938	9.79	0.00	61118	176.0	17.9	12.7	23.5

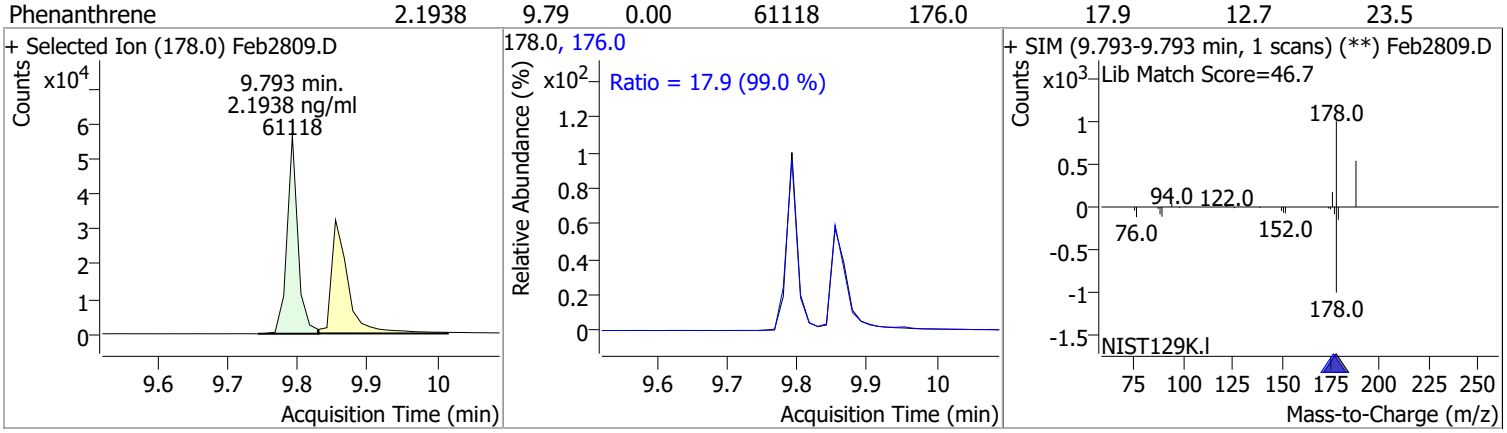

Compound	Conc.	RT	Dev(Min)	Resp.	QIon	QRatio	Lower	Upper
Anthracene	2.2236	9.85	0.00	54226	176.0	18.1	12.9	23.9

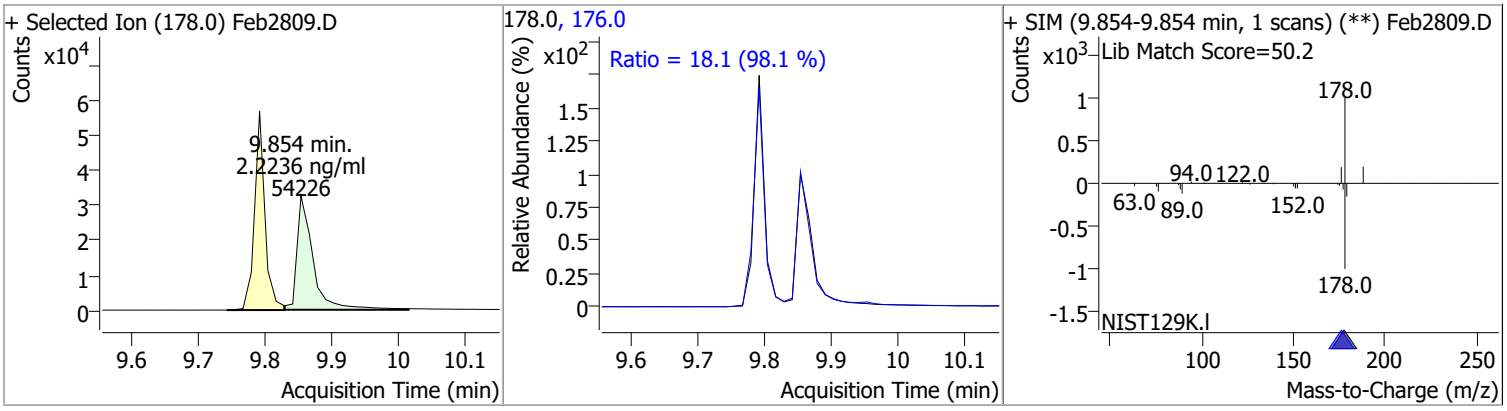

Compound	Conc.	RT	Dev(Min)	Resp.	QIon	QRatio	Lower	Upper
o-Terphenyl	2.0578	10.30	0.00	34015	229.0	66.1	42.8	79.5
					215.0	39.5	28.0	52.0

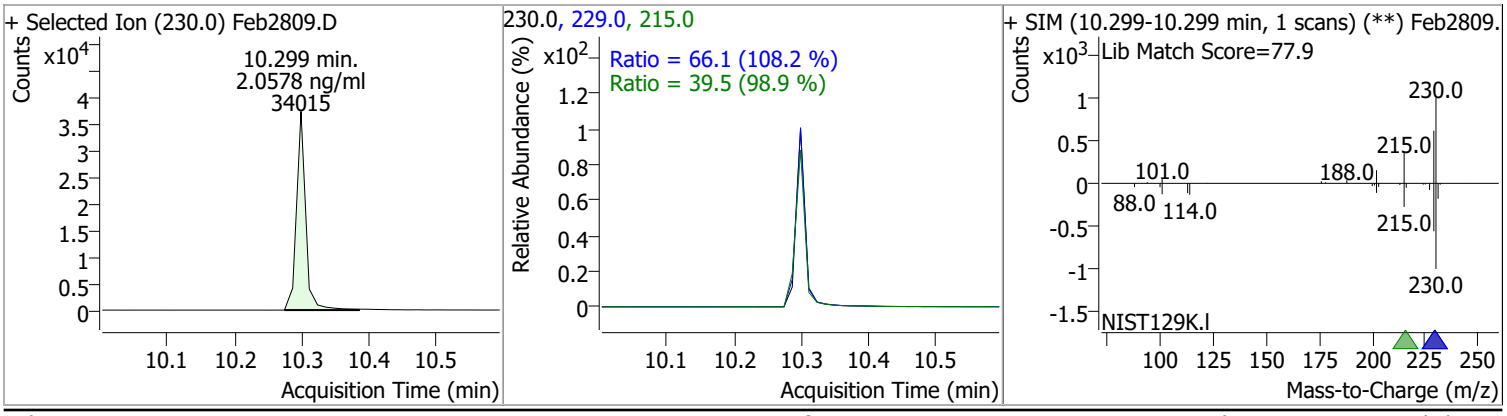

Quantitation Results Report (QT Reviewed)

Compound	Conc.	RT	Dev(Min)	Resp.	QIon	QRatio	Lower	Upper
Fluoranthene	2.0512	11.40	0.00	58616	101.0	10.1	6.7	12.5

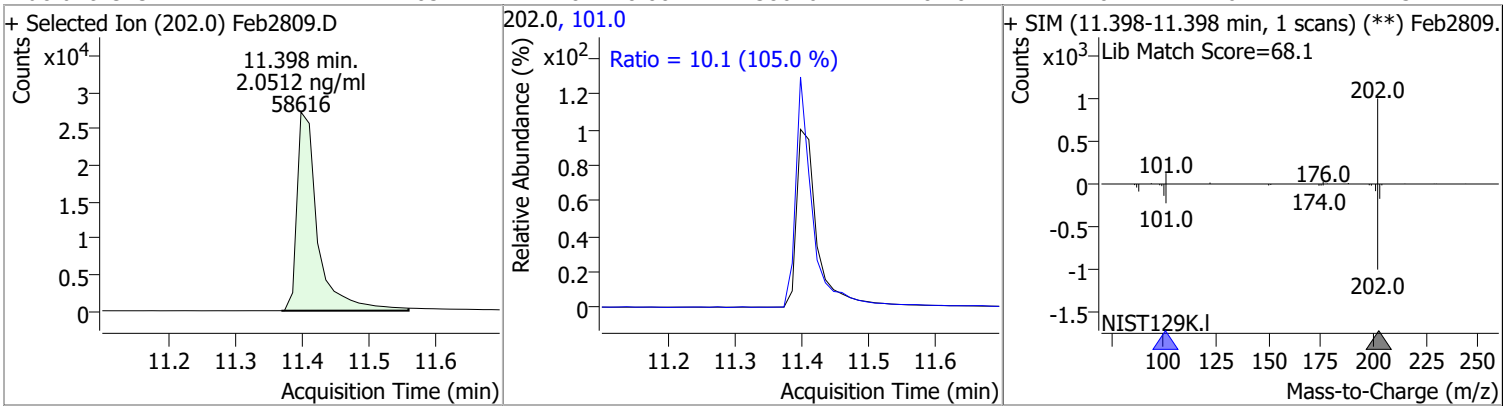

Compound	Conc.	RT	Dev(Min)	Resp.	QIon	QRatio	Lower	Upper
Pyrene	2.0144	11.78	0.00	61006	101.0	12.5	8.4	15.6

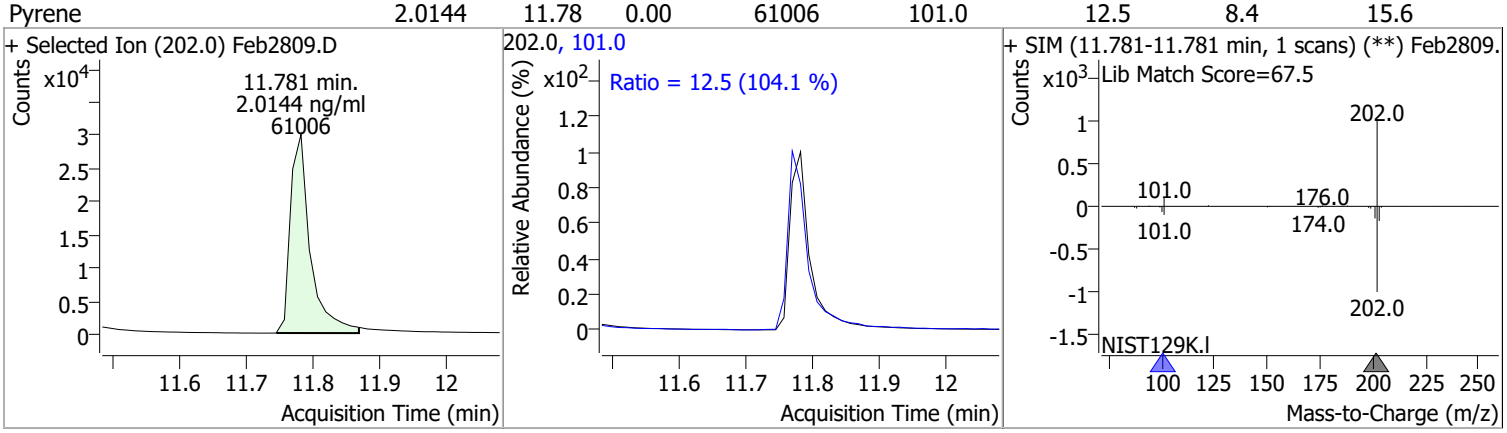

Compound	Conc.	RT	Dev(Min)	Resp.	QIon	QRatio	Lower	Upper
Terphenyl-d14	1.8792	12.24	0.00	35309	122.0	13.2	8.6	16.0

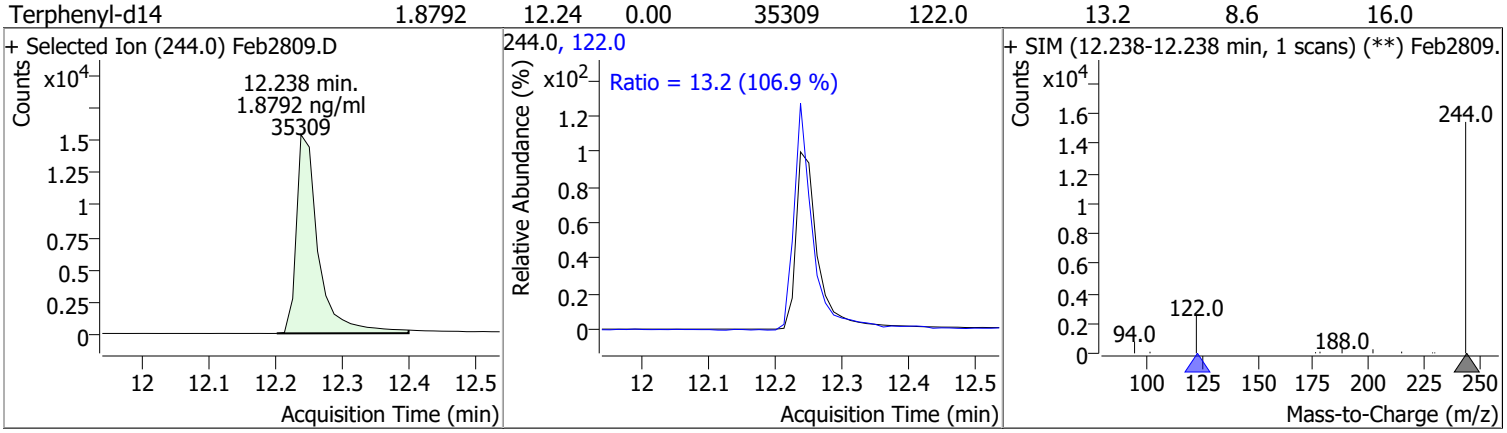

Compound	Conc.	RT	Dev(Min)	Resp.	QIon	QRatio	Lower	Upper
Benzo(a)Anthracene	2.1900	14.64	0.00	47359	226.0	25.7	18.0	33.4
					229.0	23.5	16.5	30.7

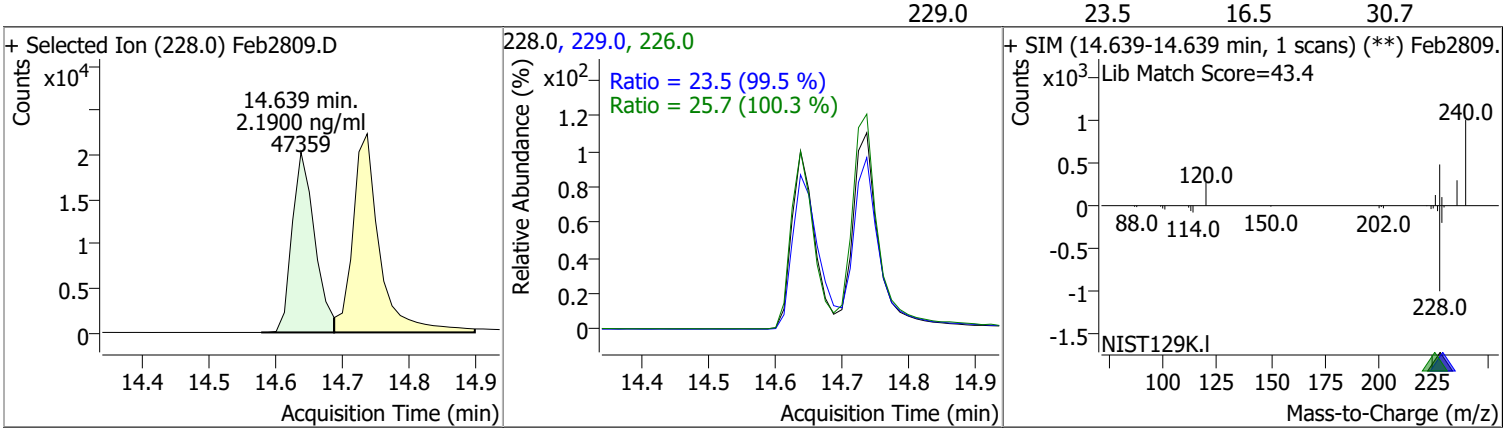

Compound	Conc.	RT	Dev(Min)	Resp.	QIon	QRatio	Lower	Upper
Chrysene	2.2899	14.74	0.00	62450	226.0	28.9	21.6	40.2
					229.0	19.7	13.8	25.7

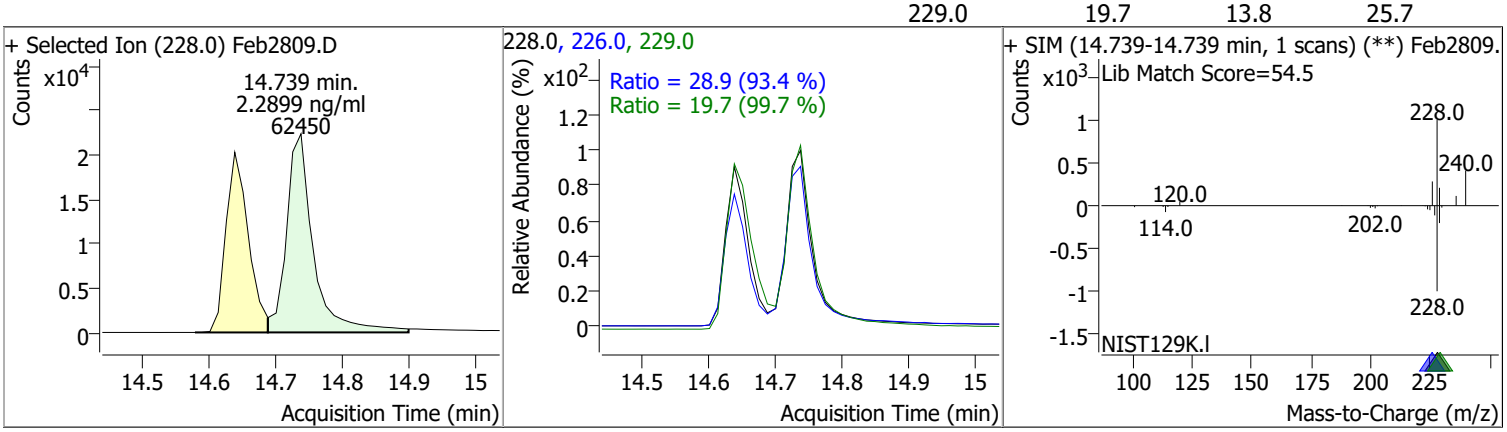

Compound	Conc.	RT	Dev(Min)	Resp.	QIon	QRatio	Lower	Upper
Benzo(b)fluoranthene	2.0575	17.67	0.01	37369	253.0	22.8	15.7	29.2

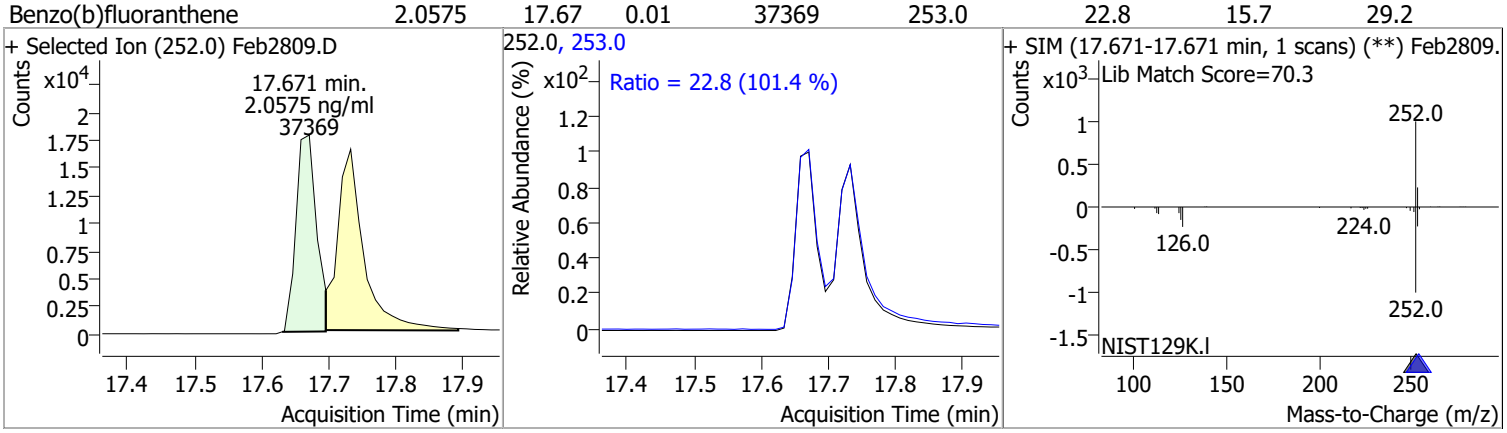

Compound	Conc.	RT	Dev(Min)	Resp.	QIon	QRatio	Lower	Upper
Benzo(k)fluoranthene	2.0937	17.73	0.00	44771	253.0	22.4	17.2	31.9

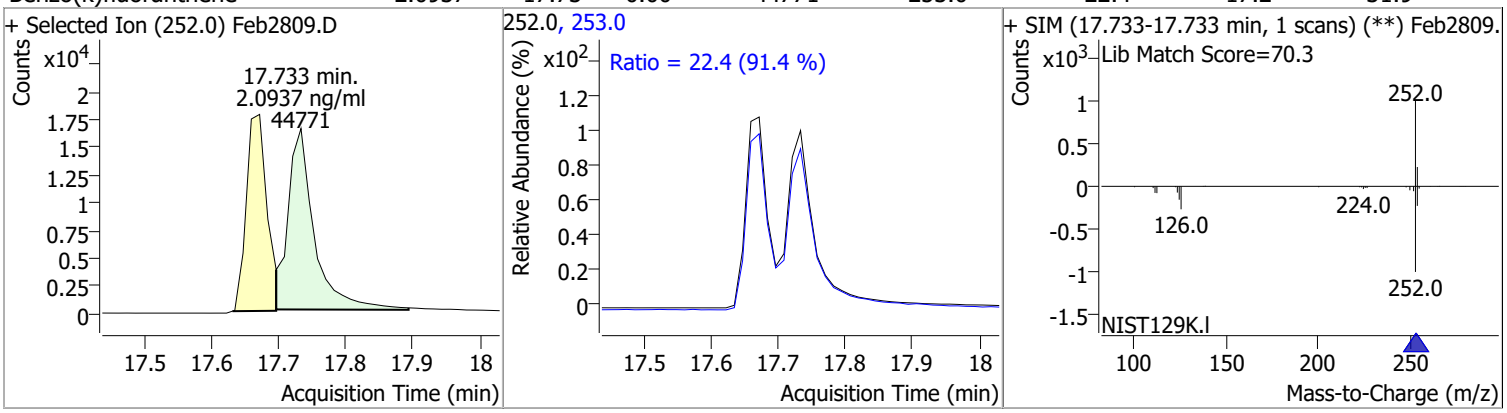

Compound	Conc.	RT	Dev(Min)	Resp.	QIon	QRatio	Lower	Upper
Benzo(a)pyrene	1.9291	18.31	0.00	32770	253.0	24.7	16.2	30.1

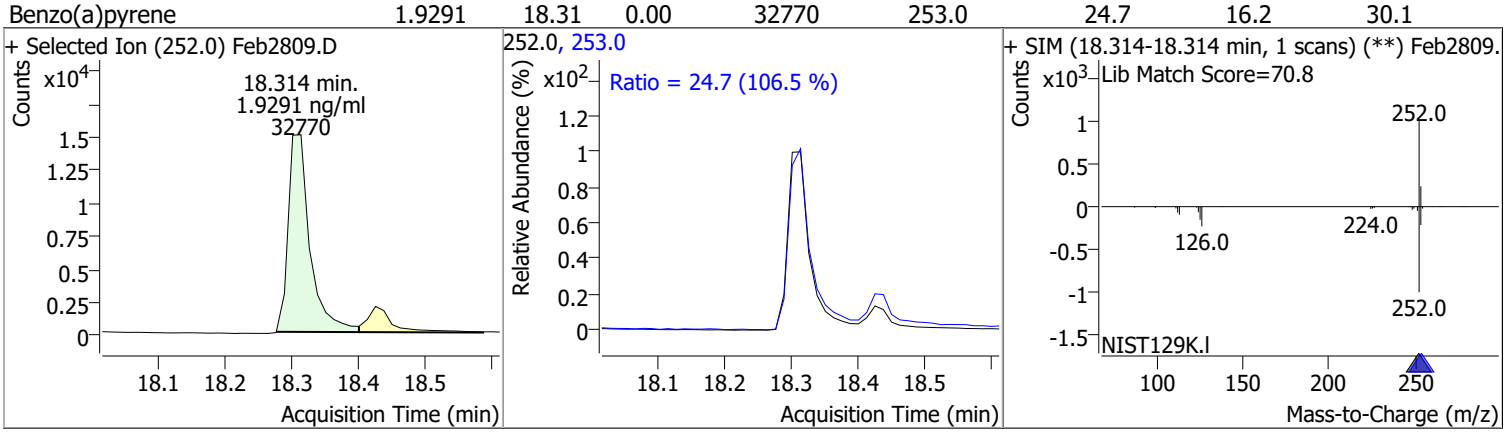

Compound	Conc.	RT	Dev(Min)	Resp.	QIon	QRatio	Lower	Upper
Indeno(1,2,3-cd)pyrene	2.0891	20.17	0.00	29178	138.0	21.7	14.6	27.2

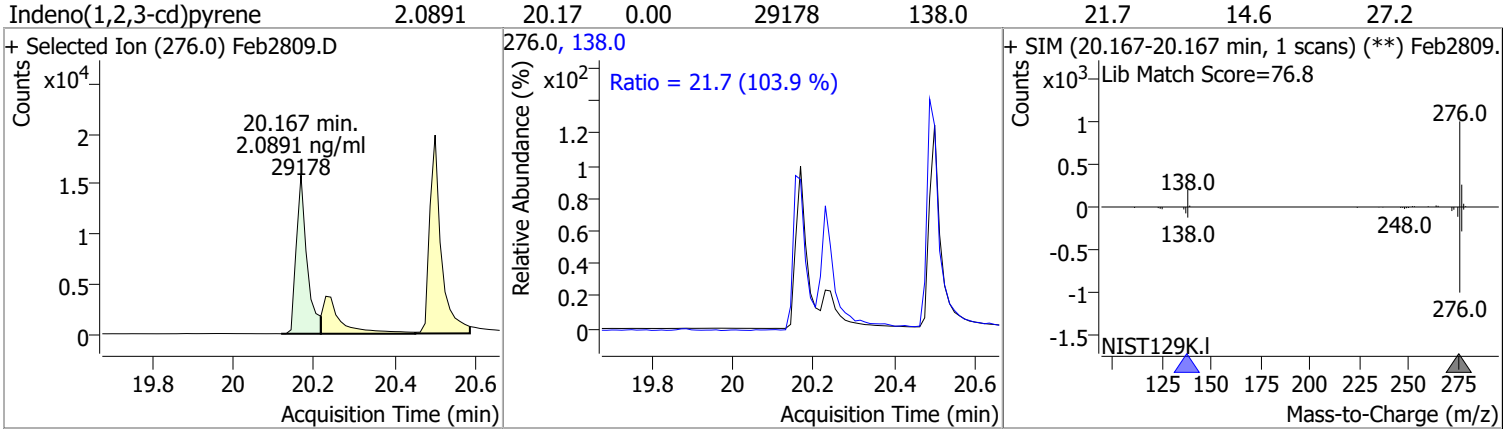

Compound	Conc.	RT	Dev(Min)	Resp.	QIon	QRatio	Lower	Upper
Dibenzo(a,h)anthracene	1.9611	20.24	0.00	32174	279.0	25.3	16.8	31.3
					139.0	19.9	12.4	23.0

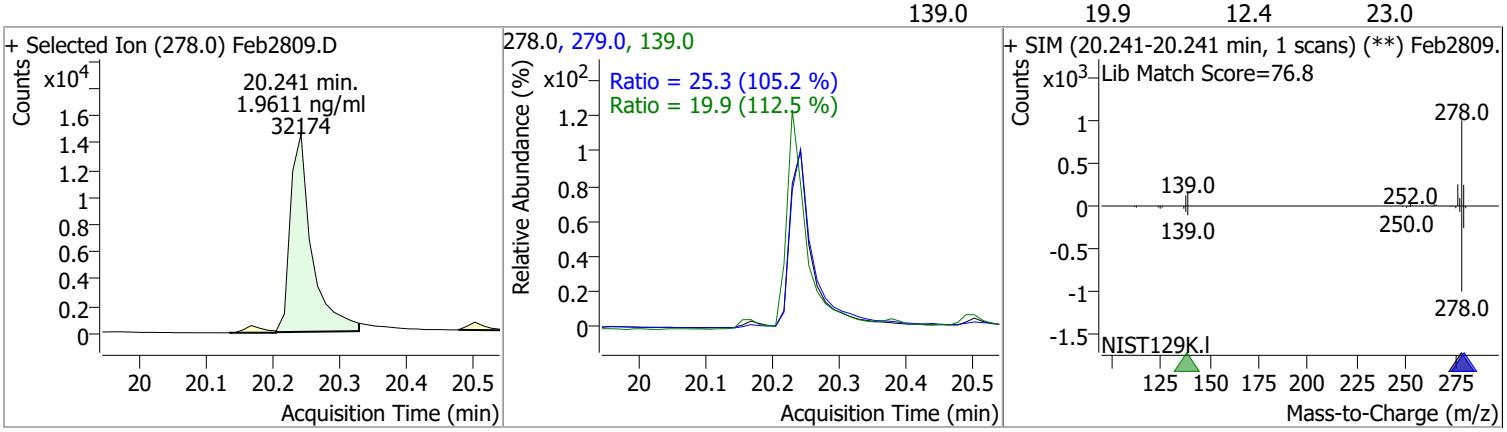

Compound	Conc.	RT	Dev(Min)	Resp.	QIon	QRatio	Lower	Upper
Benzo(g,h,i)perylene	1.9920	20.50	0.00	39545	138.0	23.7	16.2	30.1
					277.0	23.7	16.2	30.1

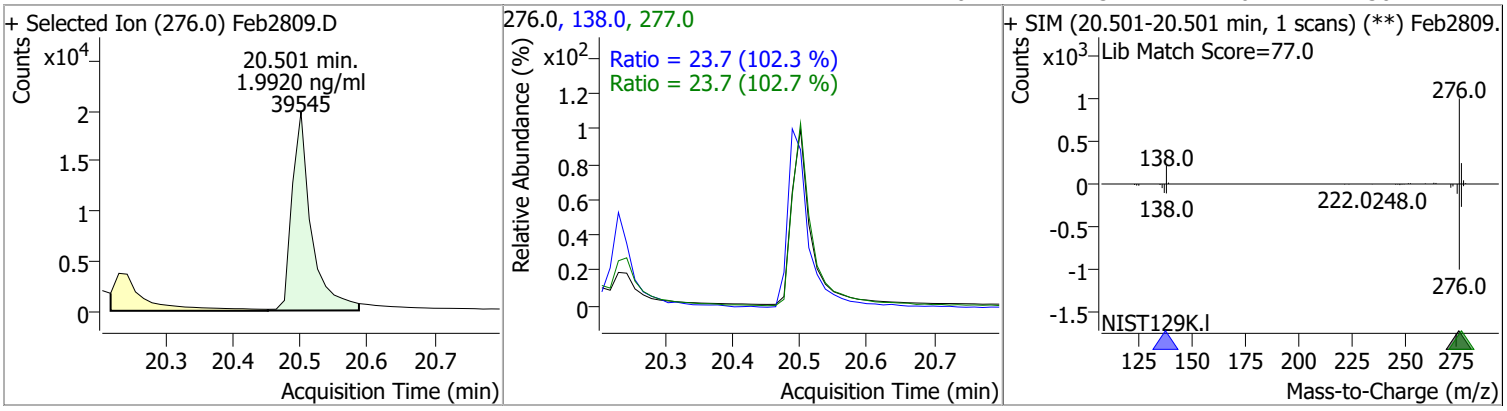

Quantitation Results Report (QT Reviewed)

Data File	Feb2810.D	Operator	LIMS import
Acq. Method	5975BNASIM	Acq. Date-Time	2/28/2022 4:21:03 PM
Sample Name	28-Feb-22_ISTBLK_10	Instrument	GCMS
Vial	10	Multiplier	1.00
DA Method File	021622 bna SIM 2.batch.bin	Comment	SVOC-8270-W-LLPAH
Tune File	dftppjph.u	Tune Date	
Batch Name	022822 bna SIM 1.batch.bin	Last Calib Update	2/28/2022 5:36:24 PM
Ref Library			

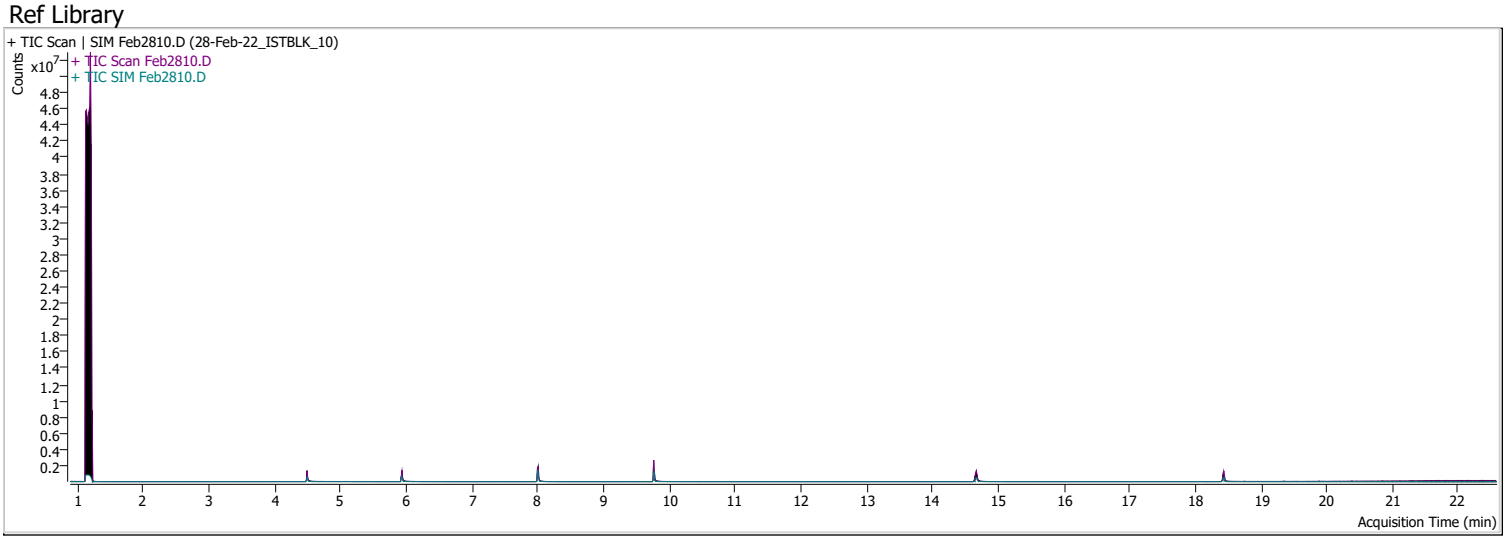

Compound	RT	QIon	Resp.	Conc.	Units		Dev(Min)
Internal Standards							
M 1,4-Dichlorobenzene-d4	4.497	152.0	206631	40.0000	ng/ml		0.000
M Naphthalene-d8	5.928	136.0	926340	40.0000	ng/ml		0.000
M Acenaphthene-d10	8.000	164.0	645143	40.0000	ng/ml		0.000
M Phenanthrene-d10	9.768	188.0	1214271	40.0000	ng/ml		0.000
M Chrysene-d12	14.677	240.0	893098	40.0000	ng/ml		0.012
M Perylene-d12	18.437	264.0	706223	40.0000	ng/ml		0.000
System Monitoring Compounds							
S Nitrobenzene-d5	0.000		0	N.D.			
Spiked Amount: 5.000	Range: 19.0 - 102.0%			Recovery = NA%			
S 2-Fluorobiphenyl	0.000		0	N.D.			
Spiked Amount: 5.000	Range: 25.0 - 94.0%			Recovery = NA%			
S o-Terphenyl	0.000		0	N.D.			
Spiked Amount: 5.000	Range: 40.0 - 140.0%			Recovery = NA%			
S Terphenyl-d14	0.000		0	N.D.			
Spiked Amount: 5.000	Range: 39.0 - 106.0%			Recovery = NA%			
Target Compounds							**QValue**
T Naphthalene	0.000		0	N.D.			
T 2-Methylnaphthalene	0.000		0	N.D.			
T 1-Methylnaphthalene	0.000		0	N.D.			
T Acenaphthylene	0.000		0	N.D.			
T Acenaphthene	8.025	154.0	0		ng/ml	md	1
T Fluorene	0.000		0	N.D.			
T Phenanthrene	0.000		0	N.D.			
T Anthracene	0.000		0	N.D.			
T Fluoranthene	0.000		0	N.D.			
T Pyrene	0.000		0	N.D.			
T Benzo(a)Anthracene	14.664	228.0	0		ng/ml	md	1
T Chrysene	14.739	228.0	0		ng/ml	md	1
T Benzo(b)fluoranthene	0.000		0	N.D.			

Compound	RT	QIon	Resp.	Conc.	Units		Dev(Min)
T Benzo(k)fluoranthene	0.000		0	N.D.			
T Benzo(a)pyrene	18.326	252.0	0		ng/ml	md	1
T Indeno(1,2,3-cd)pyrene	0.000		0	N.D.			
T Dibenzo(a,h)anthracene	0.000		0	N.D.			
T Benzo(g,h,i)perylene	0.000		0	N.D.			

(#) = Qualifier Out of Range; (m) = Manual Integration; (+) = Area Summed; (*) = Surrogate Percent Recovery Out of Range; (d): Zeroed Peak

Compound	Conc.	Exp RT	QIon	Exp Ratio	QIon	Exp Ratio
Nitrobenzene-d5	N.D.	5.16	54.0	43.7	128.0	41.2

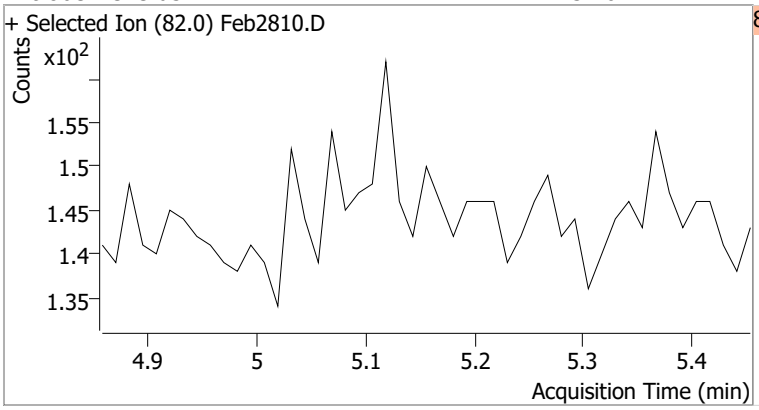

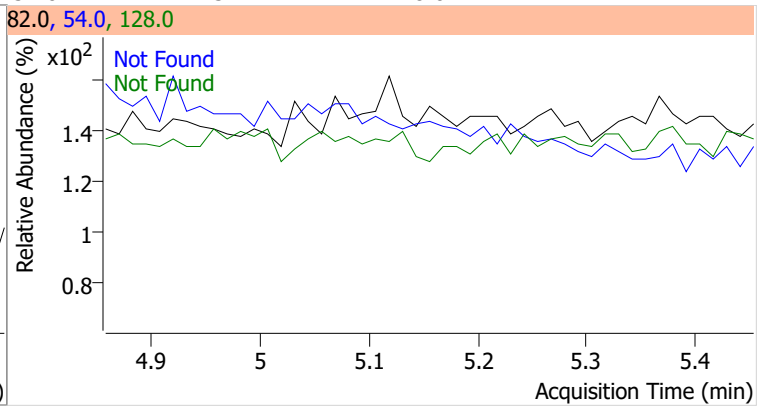

Compound	Conc.	Exp RT	QIon	Exp Ratio	QIon	Exp Ratio
Naphthalene	N.D.	5.95	102.0	13.6	129.0	11.1

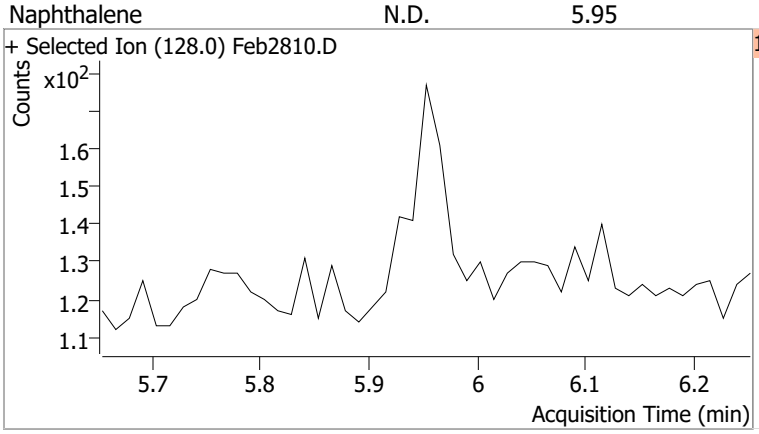

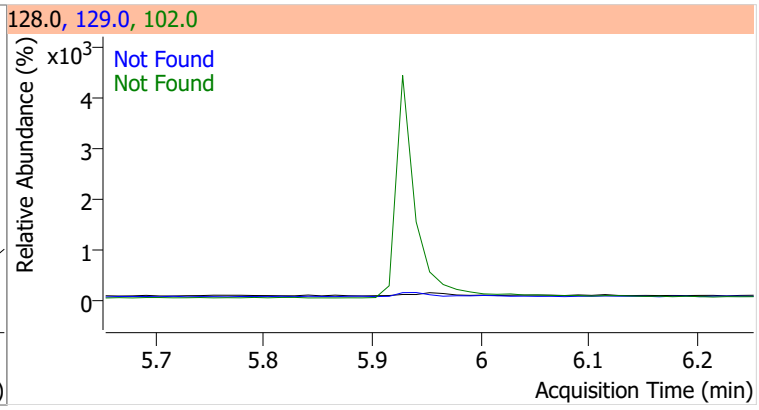

Compound	Conc.	Exp RT	QIon	Exp Ratio	QIon	Exp Ratio
2-Methylnaphthalene	N.D.	6.79	142.0	134.9	115.0	51.5

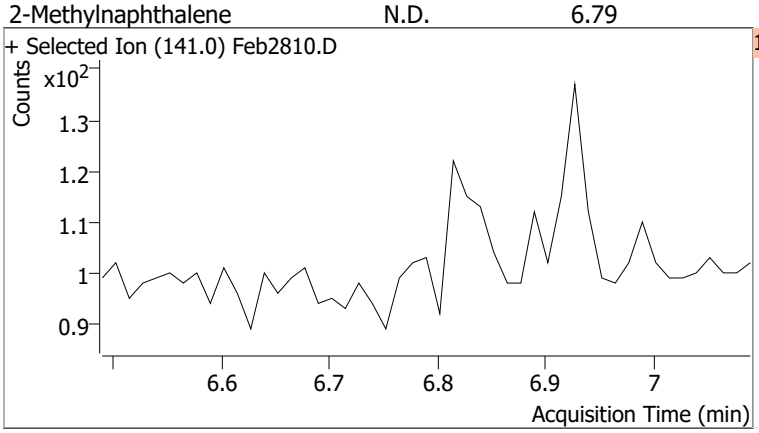

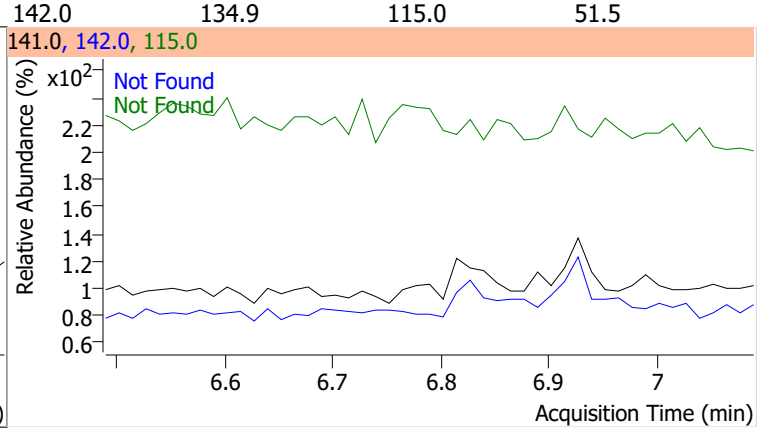

Compound	Conc.	Exp RT	QIon	Exp Ratio	QIon	Exp Ratio
1-Methylnaphthalene	N.D.	6.90	142.0	119.4	115.0	49.7

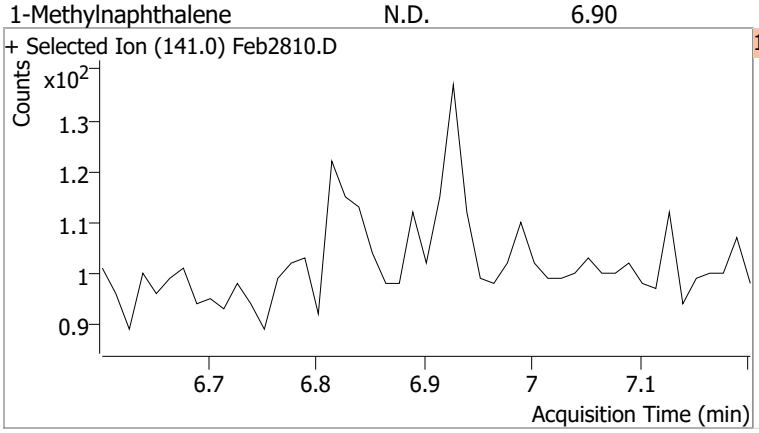

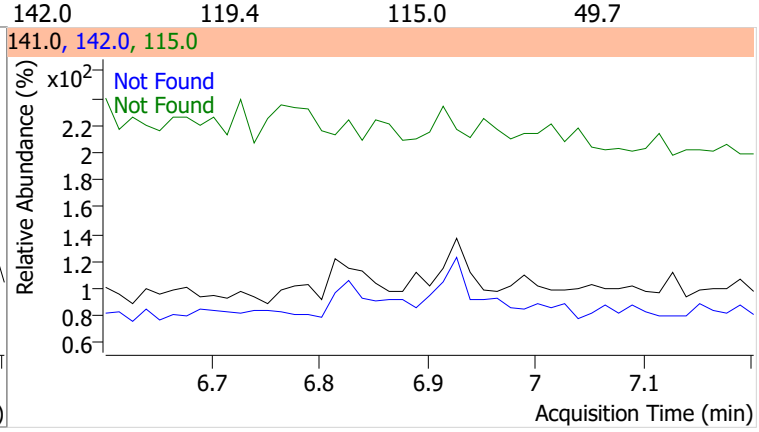

Compound	Conc.	Exp RT	QIon	Exp Ratio
2-Fluorobiphenyl	N.D.	7.26	171.0	34.7

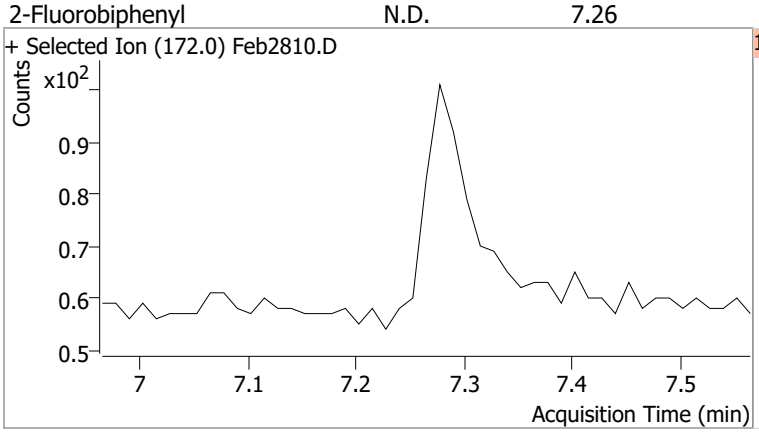

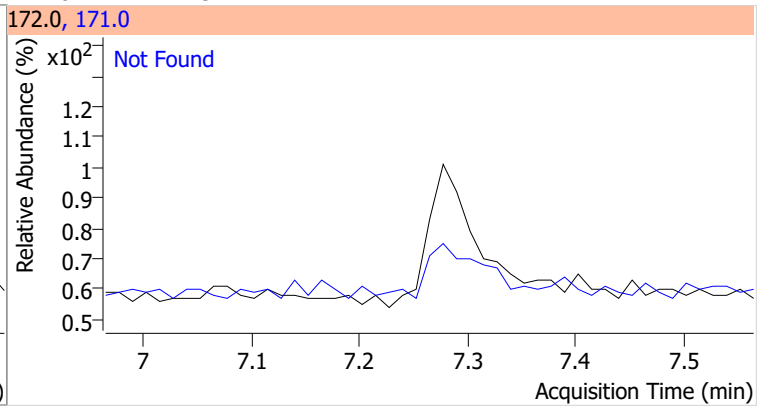

Compound	Conc.	Exp RT	QIon	Exp Ratio
Acenaphthylene	N.D.	7.83	153.0	16.0

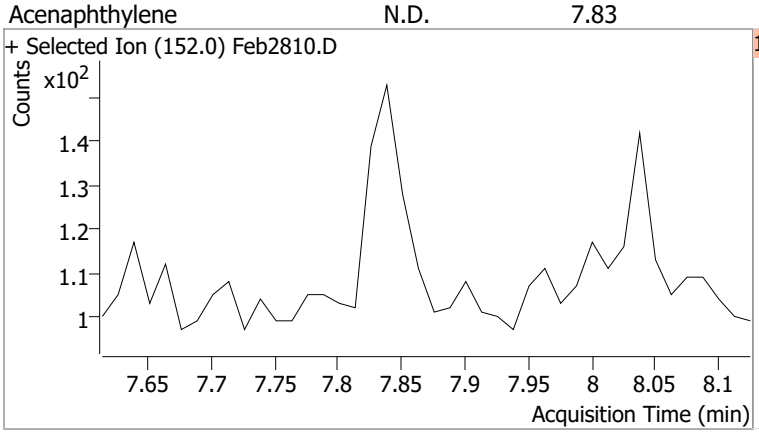

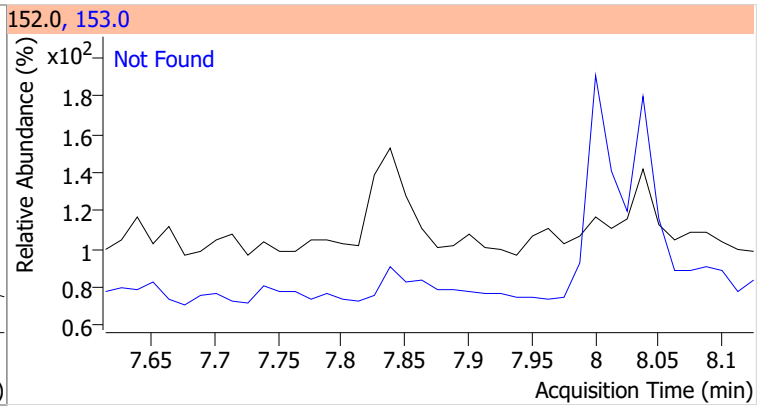

Compound	Conc.	RT	Dev(Min)	Resp.	QIon	QRatio	Lower	Upper
Acenaphthene		0		0	153.0		76.8	142.6
					152.0		36.4	67.5

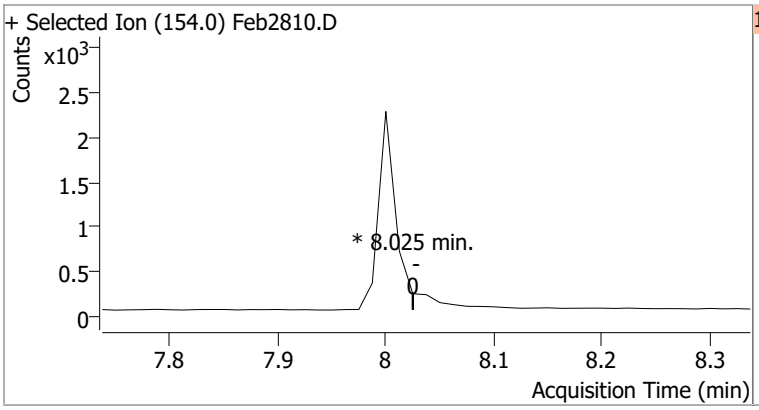

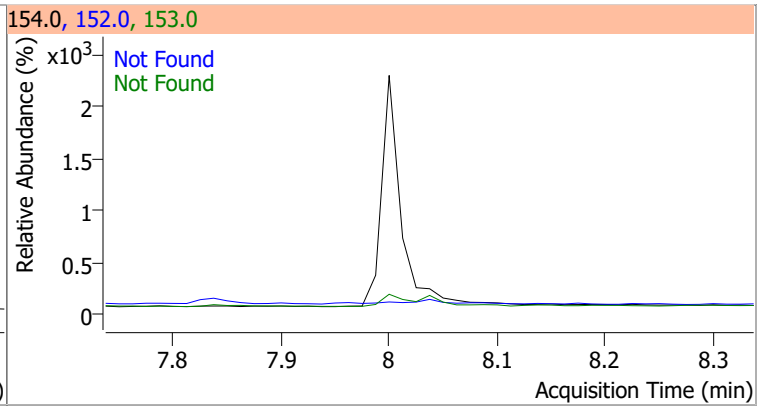

Compound	Conc.	Exp RT	QIon	Exp Ratio	QIon	Exp Ratio
Fluorene	N.D.	8.67	165.0	86.1	167.0	12.8

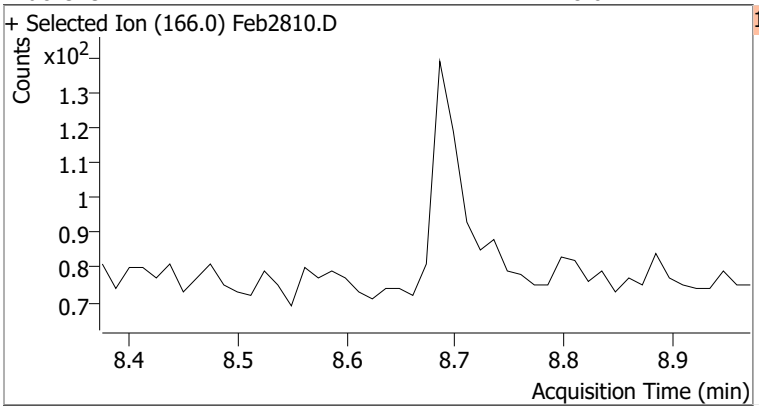

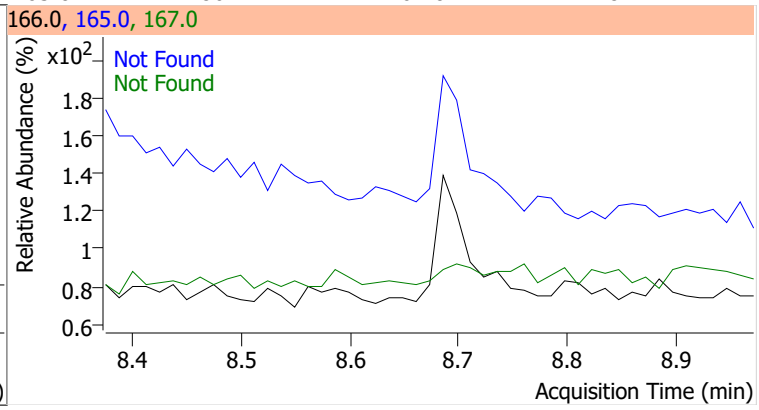

Compound	Conc.	Exp RT	QIon	Exp Ratio
Phenanthrene	N.D.	9.79	176.0	18.1

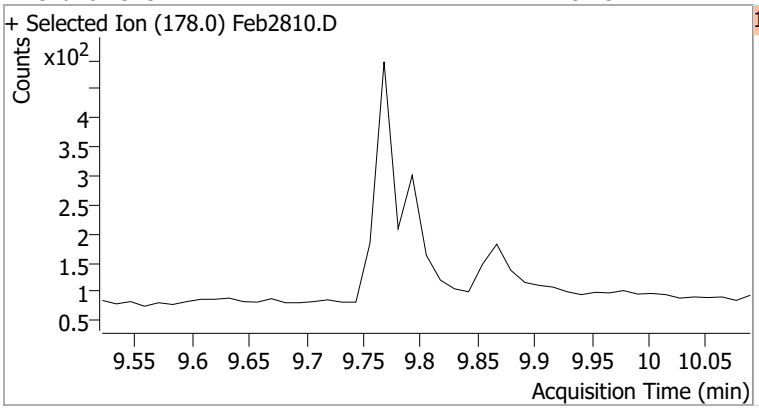

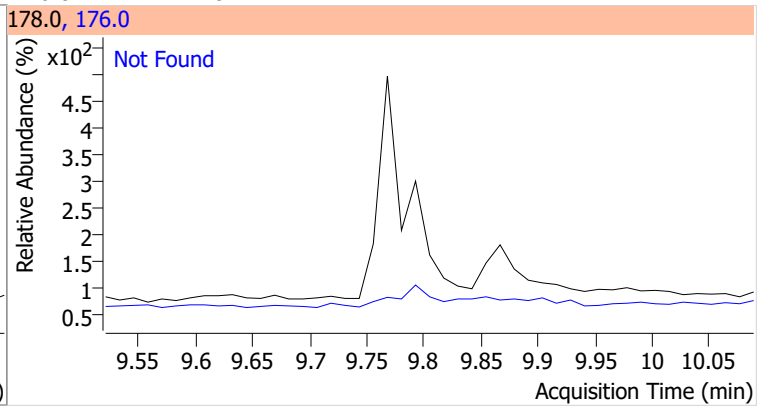

Compound	Conc.	Exp RT	QIon	Exp Ratio
Anthracene	N.D.	9.85	176.0	18.4

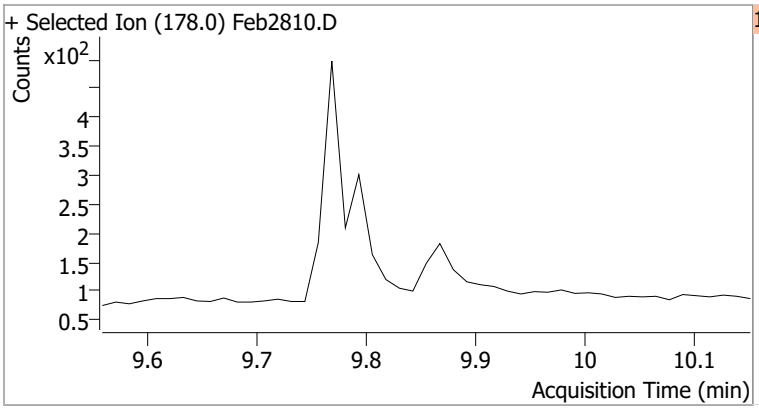

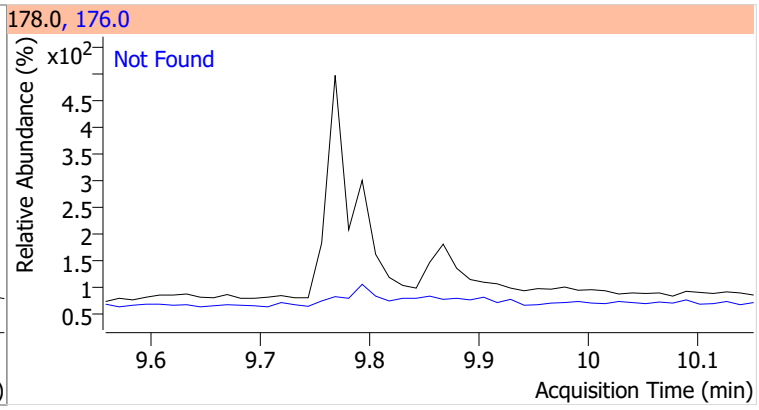

Compound	Conc.	Exp RT	QIon	Exp Ratio	QIon	Exp Ratio
o-Terphenyl	N.D.	10.30	229.0	61.1	215.0	40.0

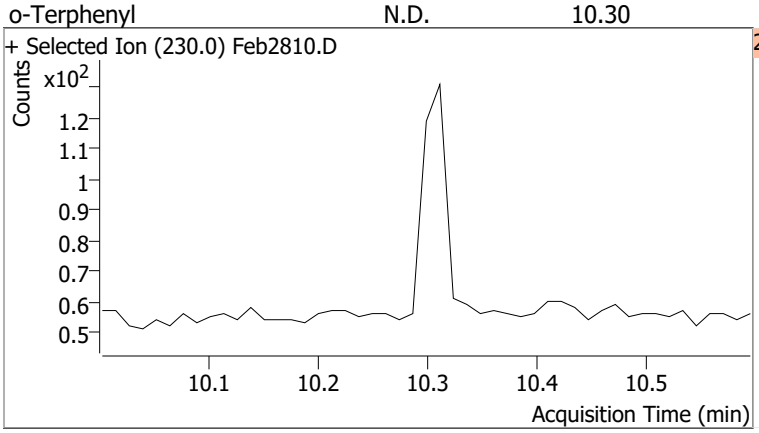

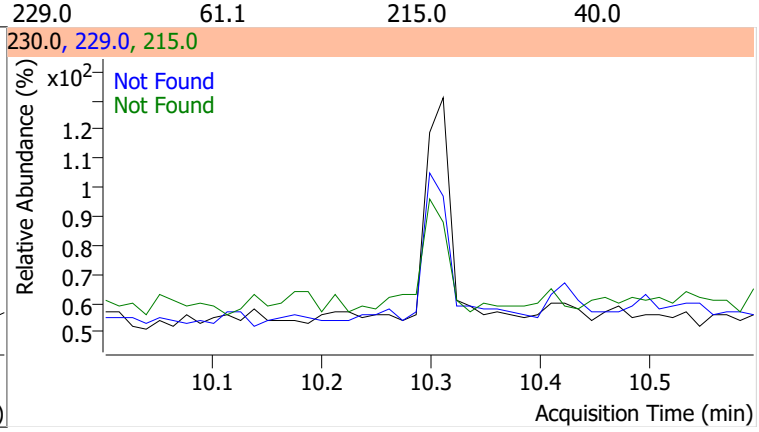

Compound	Conc.	Exp RT	QIon	Exp Ratio
Fluoranthene	N.D.	11.40	101.0	9.6

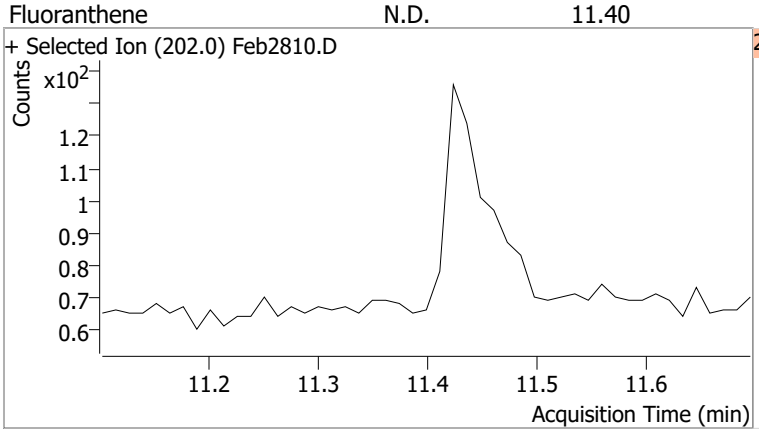

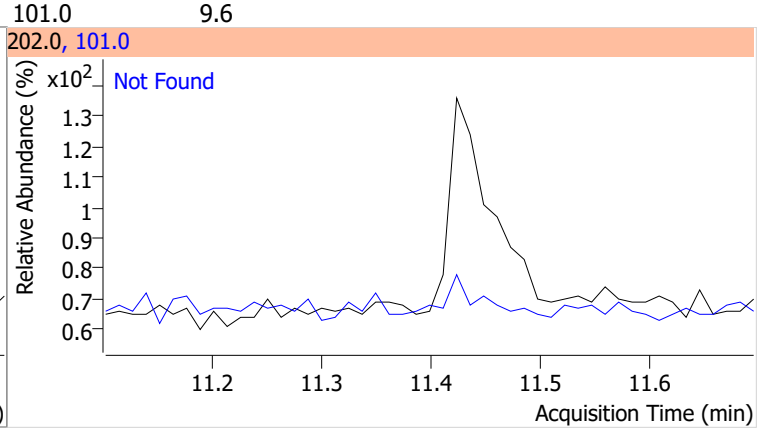

Compound	Conc.	Exp RT	QIon	Exp Ratio
Pyrene	N.D.	11.78	101.0	12.0

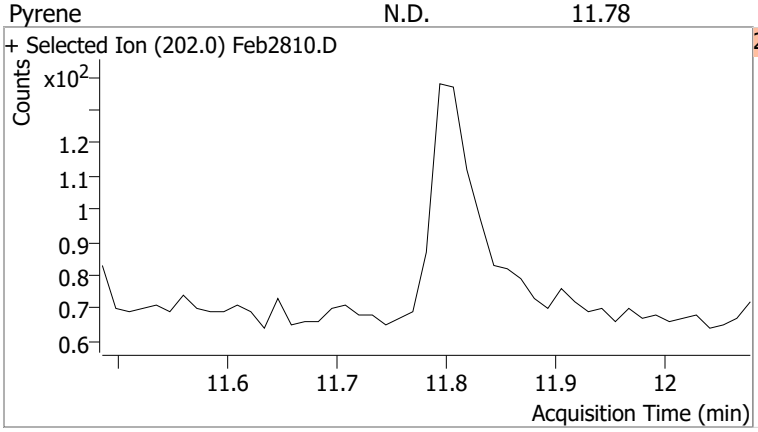

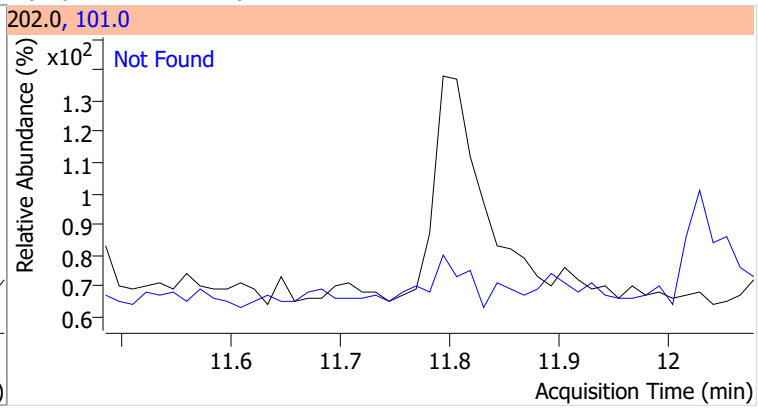

Compound	Conc.	Exp RT	QIon	Exp Ratio
Terphenyl-d14	N.D.	12.24	122.0	12.3

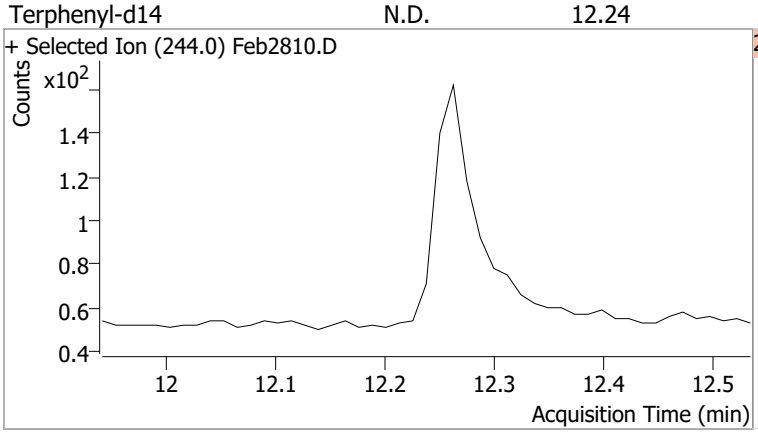

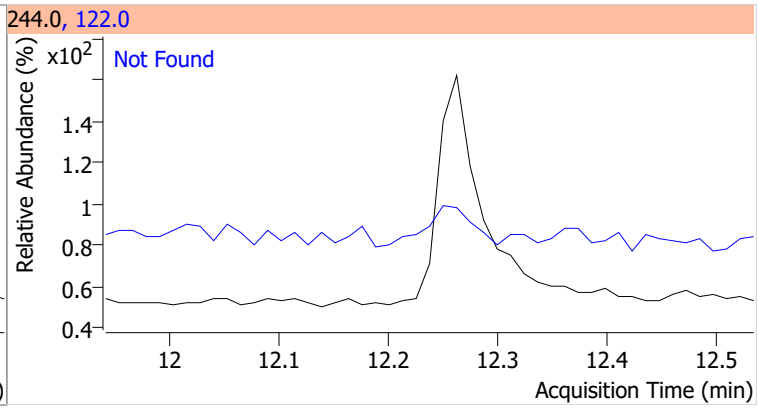

Compound	Conc.	RT	Dev(Min)	Resp.	QIon	QRatio	Lower	Upper
Benzo(a)Anthracene		0		0	226.0		18.0	33.4
					229.0		16.5	30.7

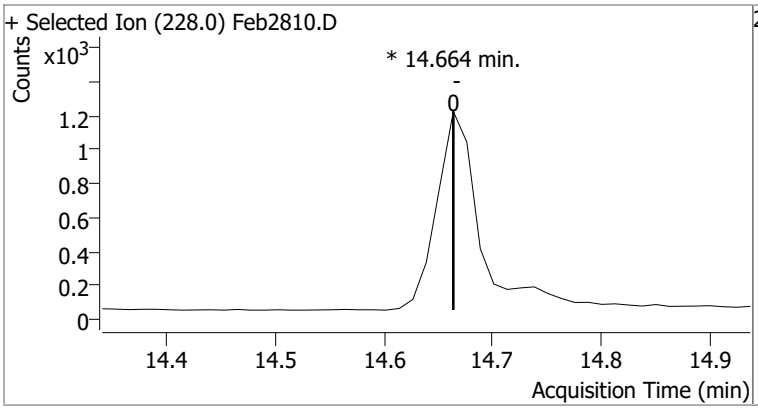

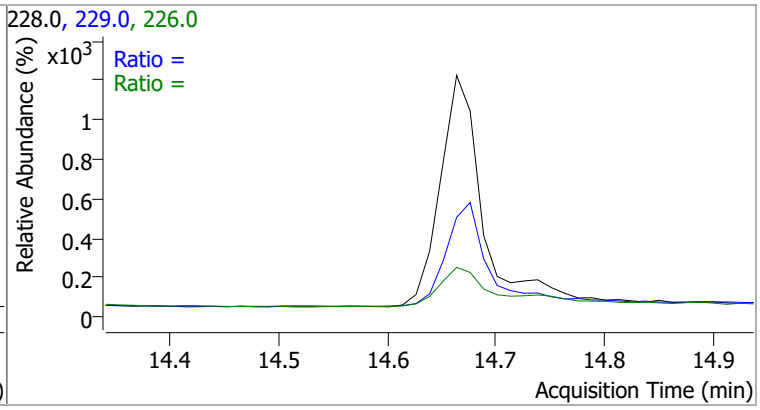

Compound	Conc.	RT	Dev(Min)	Resp.	QIon	QRatio	Lower	Upper
Chrysene		0		0	226.0		21.6	40.2
					229.0		13.8	25.7

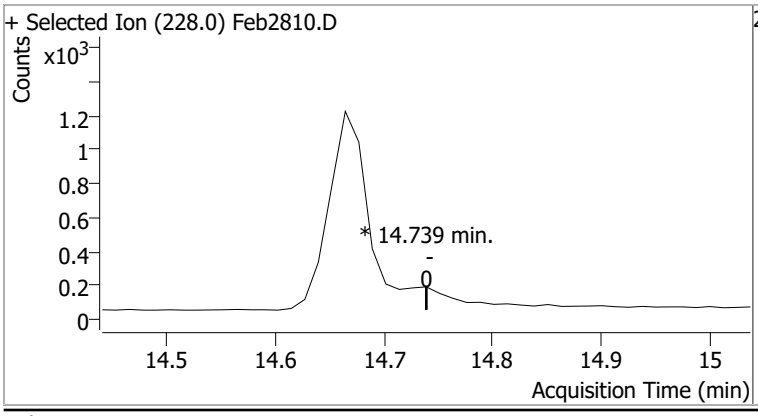

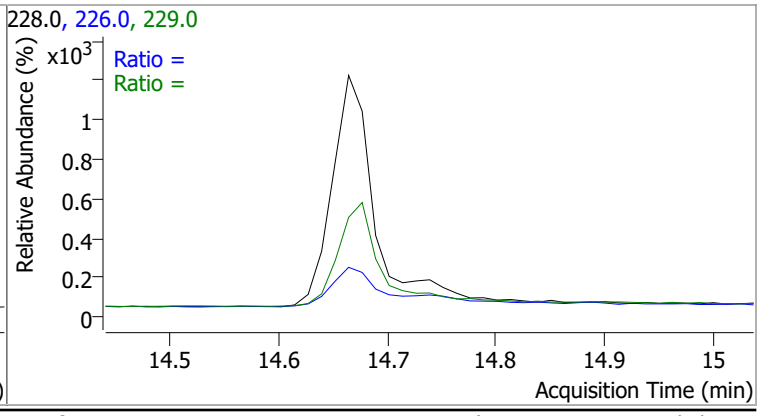

Compound	Conc.	Exp RT	QIon	Exp Ratio
Benzo(b)fluoranthene	N.D.	17.66	253.0	22.4

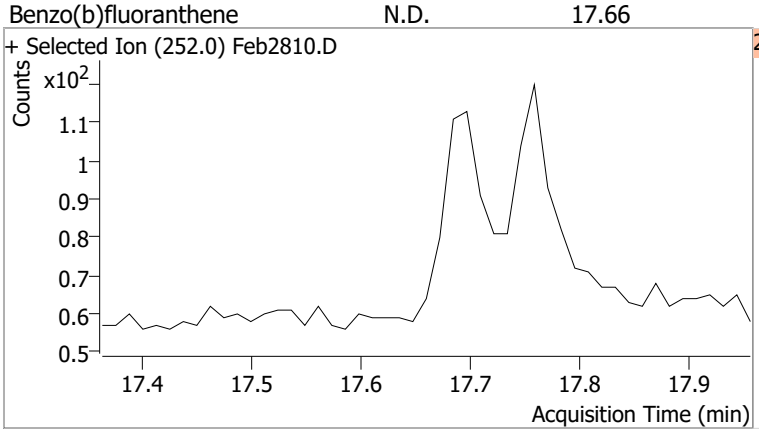

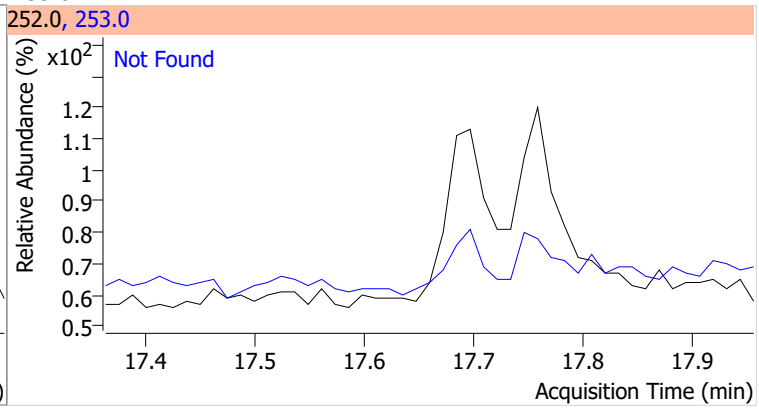

Compound	Conc.	Exp RT	QIon	Exp Ratio
Benzo(k)fluoranthene	N.D.	17.73	253.0	24.5

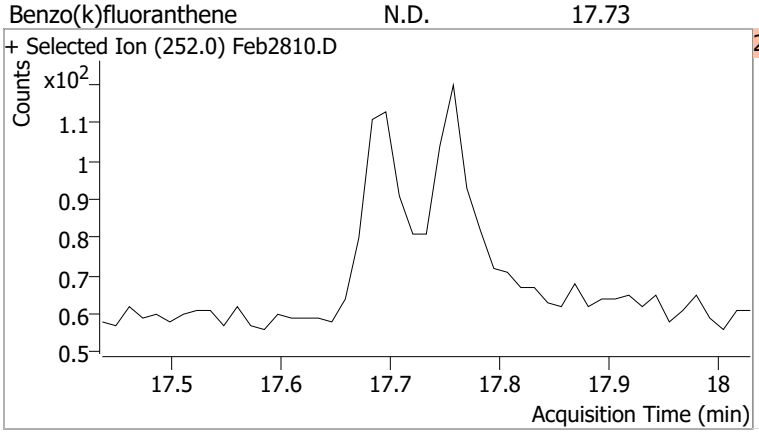

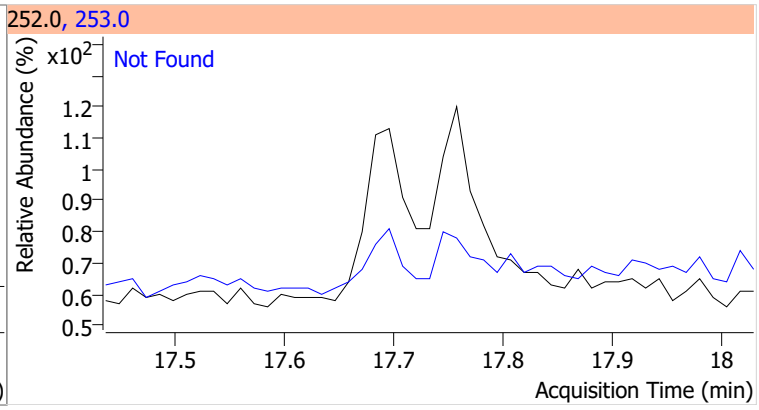

Compound	Conc.	RT	Dev(Min)	Resp.	QIon	QRatio	Lower	Upper
Benzo(a)pyrene		0		0	253.0		16.2	30.1

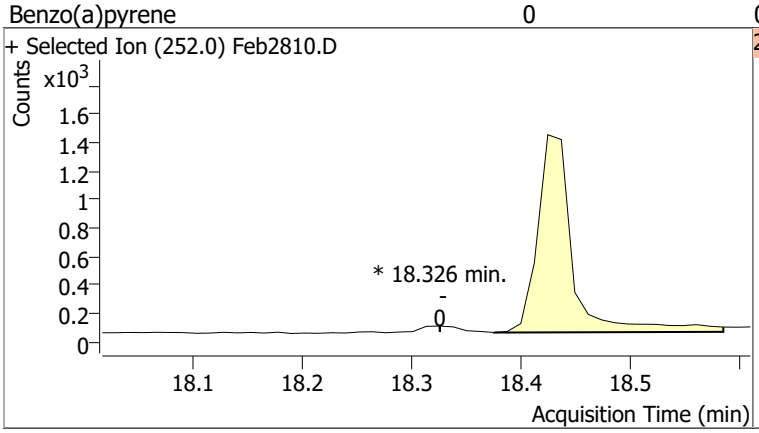

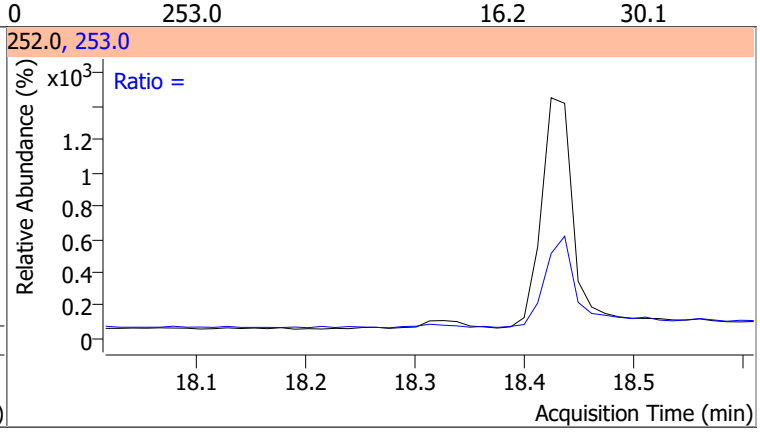

Compound	Conc.	Exp RT	QIon	Exp Ratio
Indeno(1,2,3-cd)pyrene	N.D.	20.17	138.0	20.9

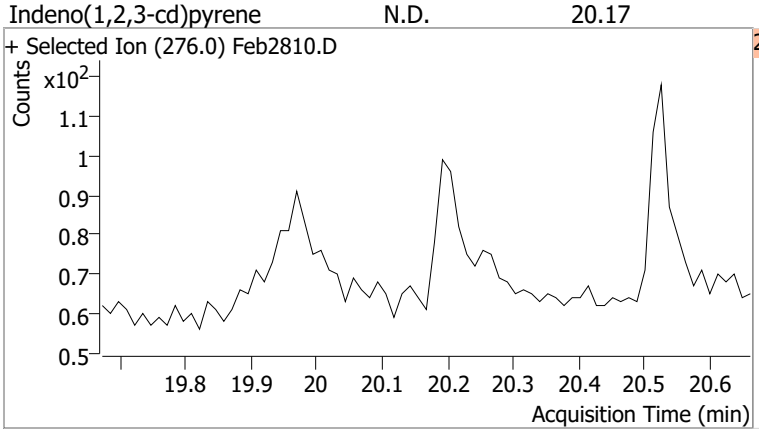

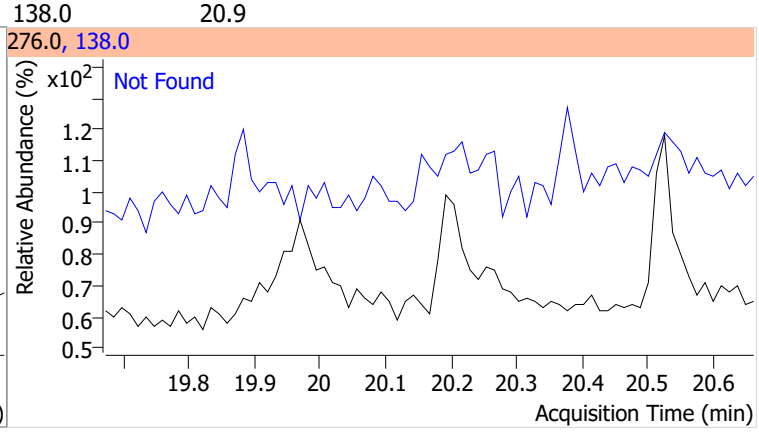

Compound	Conc.	Exp RT	QIon	Exp Ratio	QIon	Exp Ratio
Dibenzo(a,h)anthracene	N.D.	20.24	279.0	24.1	139.0	17.7

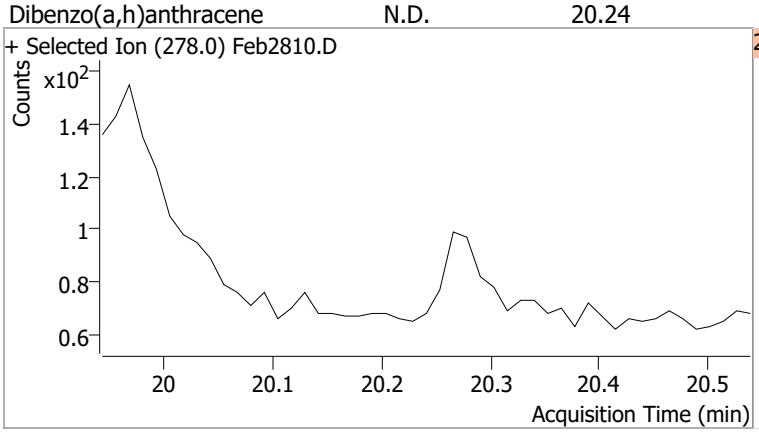

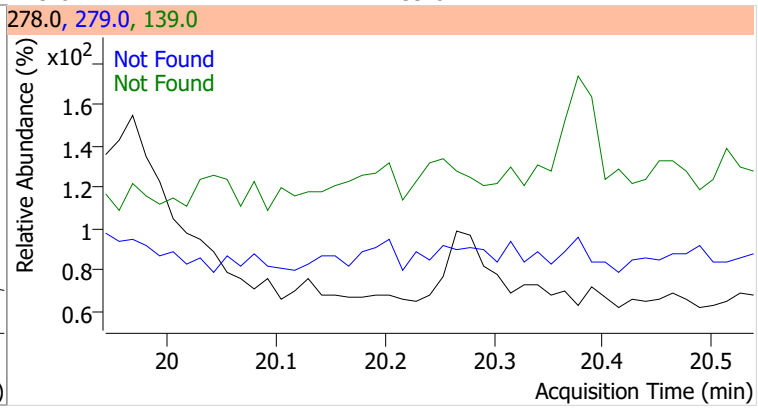

Compound	Conc.	Exp RT	QIon	Exp Ratio	QIon	Exp Ratio
Benzo(g,h,i)perylene	N.D.	20.50	138.0	23.2	277.0	23.1

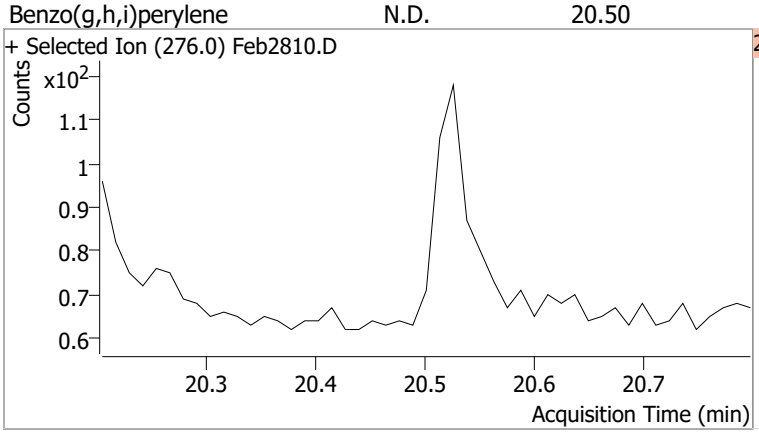

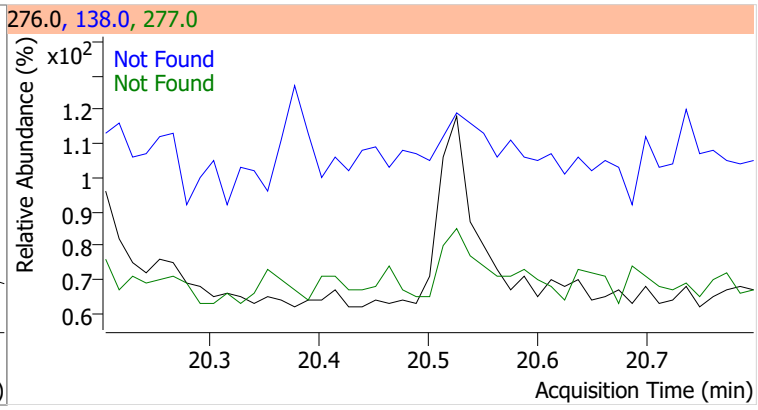

Quantitation Results Report (QT Reviewed)

Data File	Feb2811.D	Operator	LIMS import
Acq. Method	5975BNASIM	Acq. Date-Time	2/28/2022 4:53:34 PM
Sample Name	MB-163957	Instrument	GCMS
Vial	11	Multiplier	1.00
DA Method File	021622 bna SIM 2.batch.bin	Comment	SVOC-8270C-SIM-W-LLPAH
Tune File	dftppjph.u	Tune Date	
Batch Name	022822 bna SIM 1.batch.bin	Last Calib Update	2/28/2022 5:36:24 PM
Ref Library			

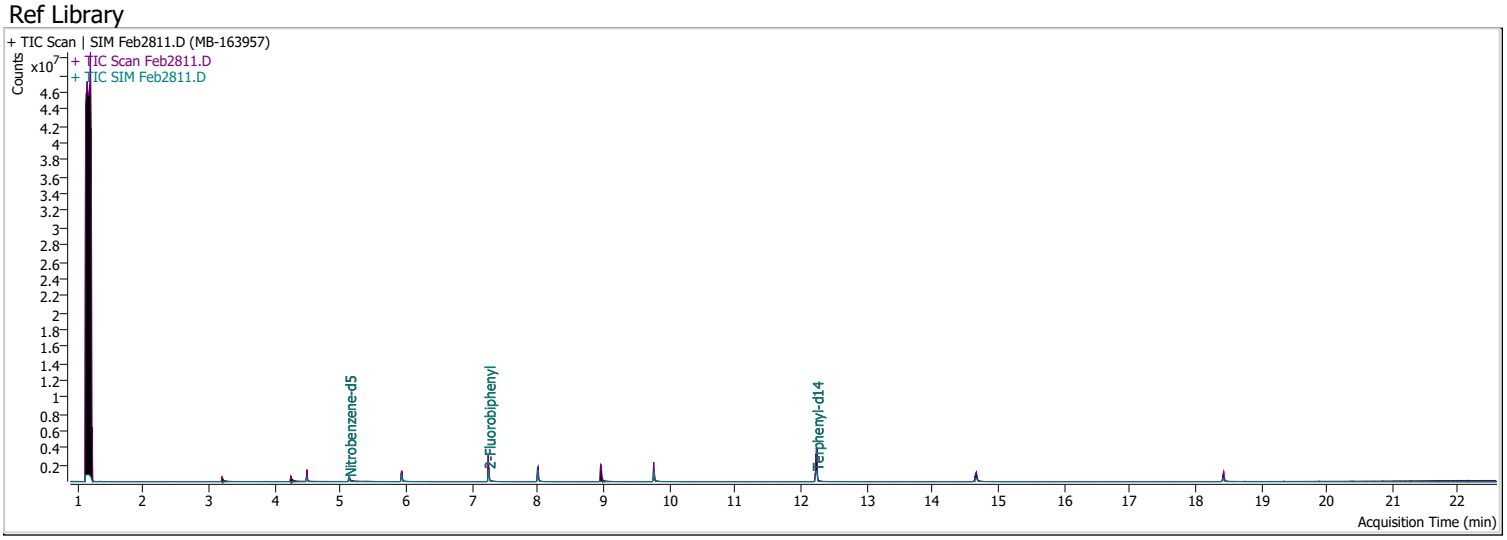

Compound	RT	QIon	Resp.	Conc.	Units		Dev(Min)
Internal Standards							
M 1,4-Dichlorobenzene-d4	4.497	152.0	206614	40.0000	ng/ml		0.000
M Naphthalene-d8	5.928	136.0	869664	40.0000	ng/ml		0.000
M Acenaphthene-d10	8.001	164.0	587120	40.0000	ng/ml		0.000
M Phenanthrene-d10	9.768	188.0	1117745	40.0000	ng/ml		0.000
M Chrysene-d12	14.664	240.0	803792	40.0000	ng/ml		0.000
M Perylene-d12	18.425	264.0	606683	40.0000	ng/ml		-0.012
System Monitoring Compounds							
S Nitrobenzene-d5	5.131	82.0	374494	35.2971	ng/ml		-0.025
Spiked Amount: 5.000	Range: 19.0 - 102.0%			Recovery = 705.94%		*	
S 2-Fluorobiphenyl	7.252	172.0	1163222	64.1269	ng/ml		-0.012
Spiked Amount: 5.000	Range: 25.0 - 94.0%			Recovery = 1282.54%		*	
S o-Terphenyl	0.000		0	N.D.			
Spiked Amount: 5.000	Range: 40.0 - 140.0%			Recovery = NA%			
S Terphenyl-d14	12.238	244.0	1915094	108.6219	ng/ml		0.000
Spiked Amount: 5.000	Range: 39.0 - 106.0%			Recovery = 2172.44%		*	
Target Compounds							**QValue**
T Naphthalene	0.000		0	N.D.			
T 2-Methylnaphthalene	0.000		0	N.D.			
T 1-Methylnaphthalene	0.000		0	N.D.			
T Acenaphthylene	0.000		0	N.D.			
T Acenaphthene	8.001	154.0	0		ng/ml	md	1
T Fluorene	8.960	166.0	0		ng/ml	md	1
T Phenanthrene	0.000		0	N.D.			
T Anthracene	0.000		0	N.D.			
T Fluoranthene	0.000		0	N.D.			
T Pyrene	0.000		0	N.D.			
T Benzo(a)Anthracene	14.664	228.0	0		ng/ml	md	1
T Chrysene	14.726	228.0	0		ng/ml	md	1
T Benzo(b)fluoranthene	0.000		0	N.D.			

Compound	RT	QIon	Resp.	Conc.	Units		Dev(Min)
T Benzo(k)fluoranthene	0.000		0	N.D.			
T Benzo(a)pyrene	18.326	252.0	0		ng/ml	md	1
T Indeno(1,2,3-cd)pyrene	0.000		0	N.D.			
T Dibenzo(a,h)anthracene	0.000		0	N.D.			
T Benzo(g,h,i)perylene	0.000		0	N.D.			

(#) = Qualifier Out of Range; (m) = Manual Integration; (+) = Area Summed; (*) = Surrogate Percent Recovery Out of Range; (d): Zeroed Peak

Quantitation Results Report (QT Reviewed)

Compound	Conc.	RT	Dev(Min)	Resp.	QIon	QRatio	Lower	Upper
Nitrobenzene-d5	35.2971	5.13	-0.02	374494	54.0	37.4	30.6	56.8
					128.0	41.7	28.9	53.6

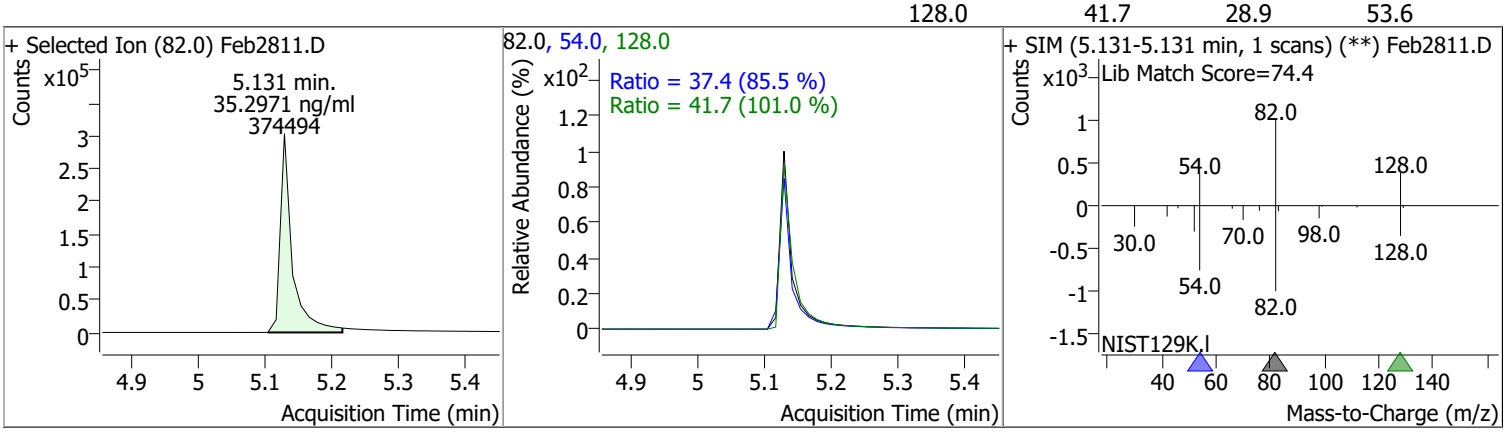

Compound	Conc.	Exp RT	QIon	Exp Ratio	QIon	Exp Ratio
Naphthalene	N.D.	5.95	102.0	13.6	129.0	11.1

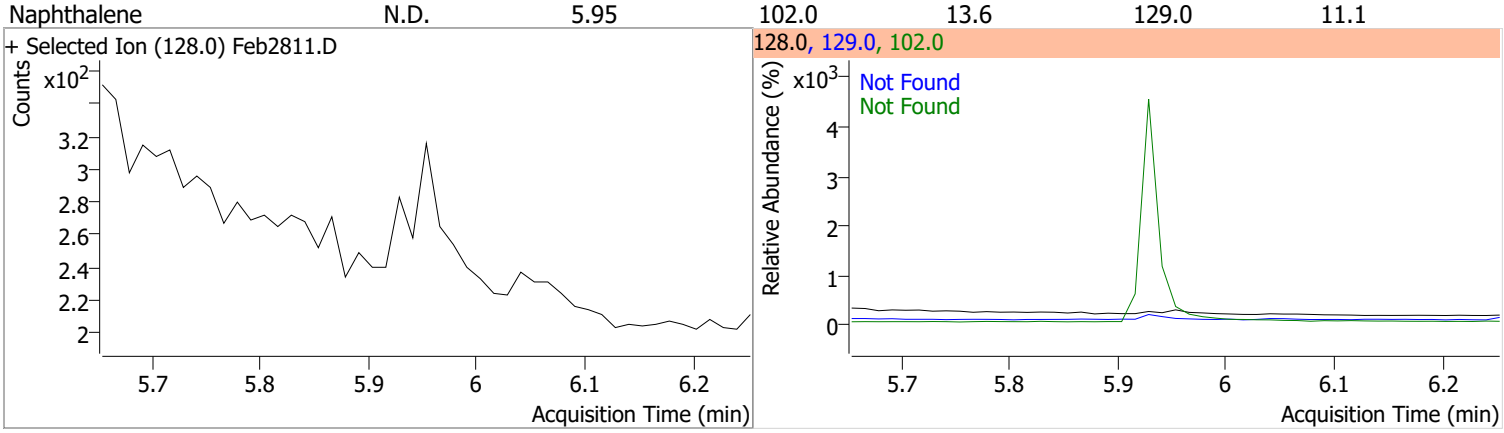

Compound	Conc.	Exp RT	QIon	Exp Ratio	QIon	Exp Ratio
2-Methylnaphthalene	N.D.	6.79	142.0	134.9	115.0	51.5

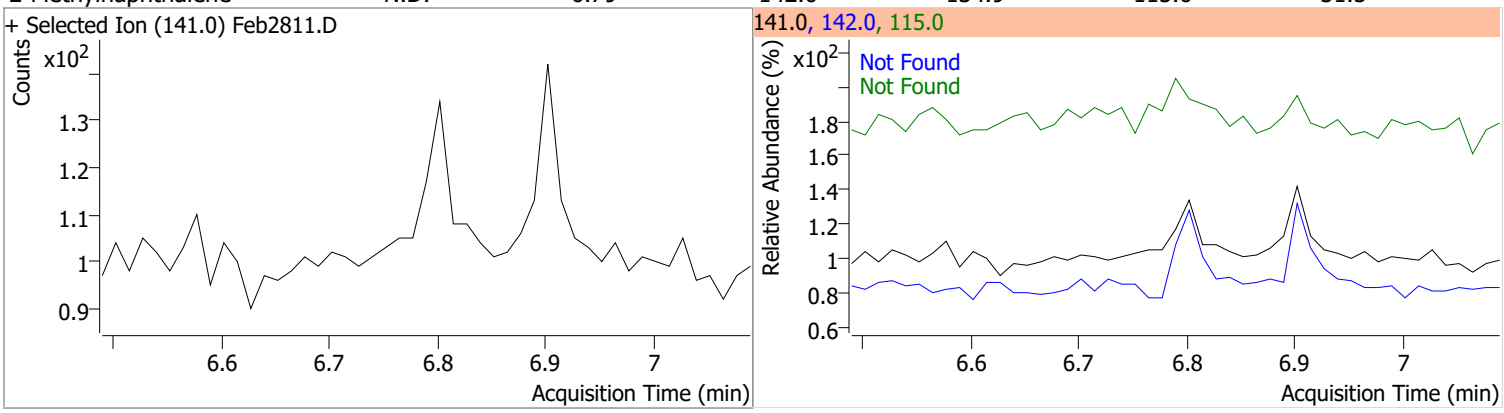

Compound	Conc.	Exp RT	QIon	Exp Ratio	QIon	Exp Ratio
1-Methylnaphthalene	N.D.	6.90	142.0	119.4	115.0	49.7

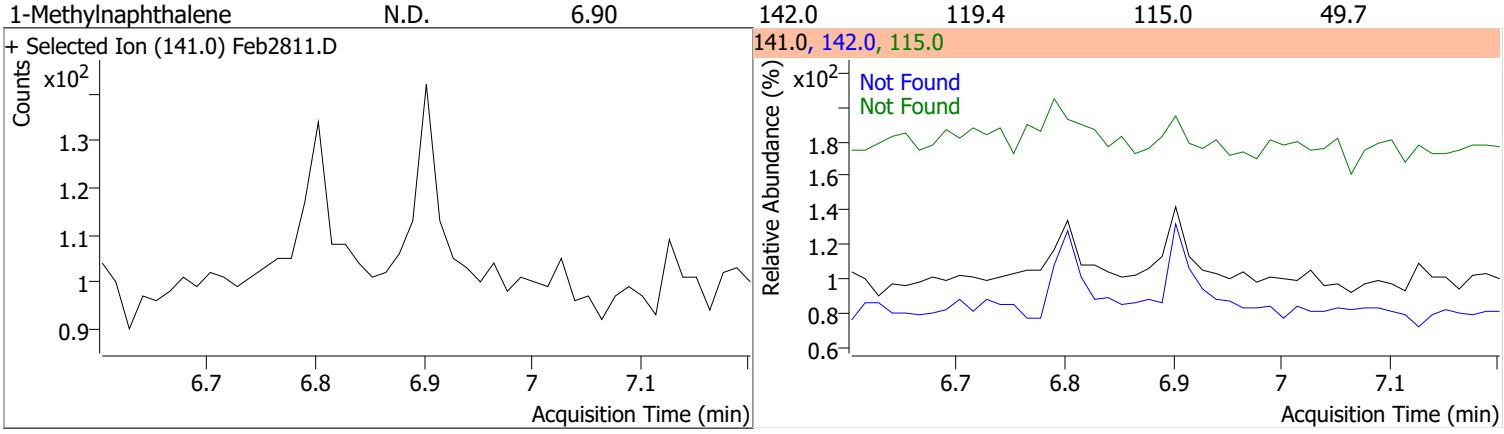

Quantitation Results Report (QT Reviewed)

Compound	Conc.	RT	Dev(Min)	Resp.	QIon	QRatio	Lower	Upper
2-Fluorobiphenyl	64.1269	7.25	-0.01	1163222	171.0	37.9	24.3	45.1

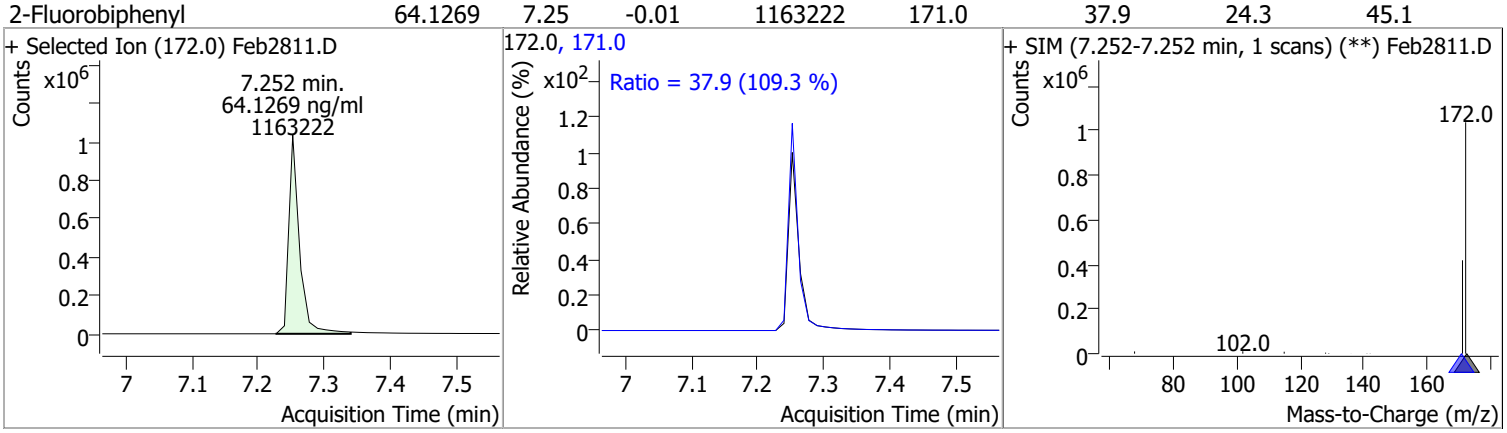

Compound	Conc.	Exp RT	QIon	Exp Ratio
Acenaphthylene	N.D.	7.83	153.0	16.0

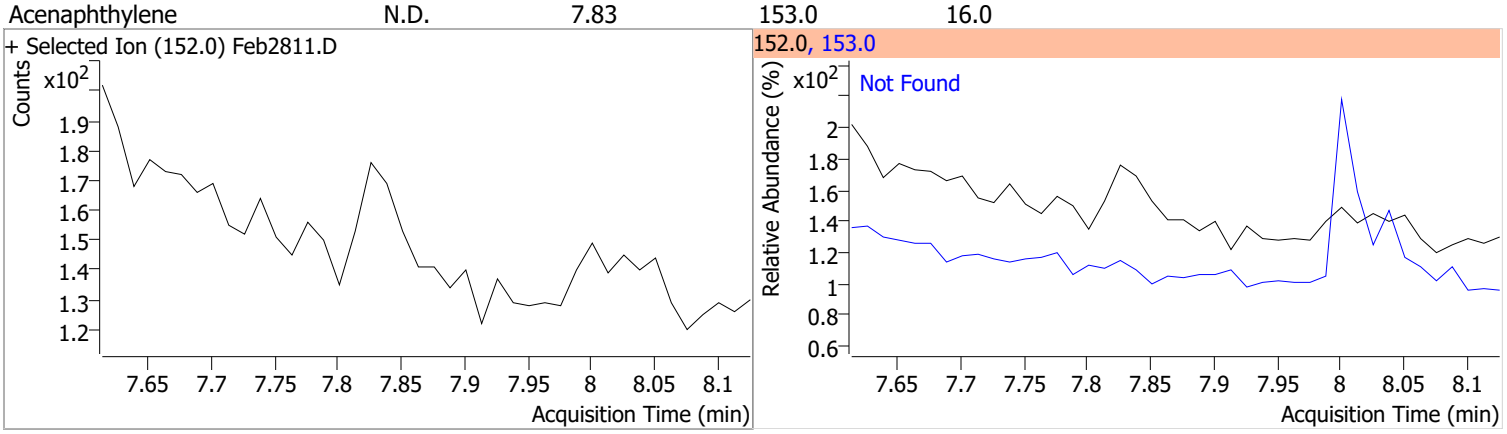

Compound	Conc.	RT	Dev(Min)	Resp.	QIon	QRatio	Lower	Upper
Acenaphthene		0		0	153.0		76.8	142.6
					152.0		36.4	67.5

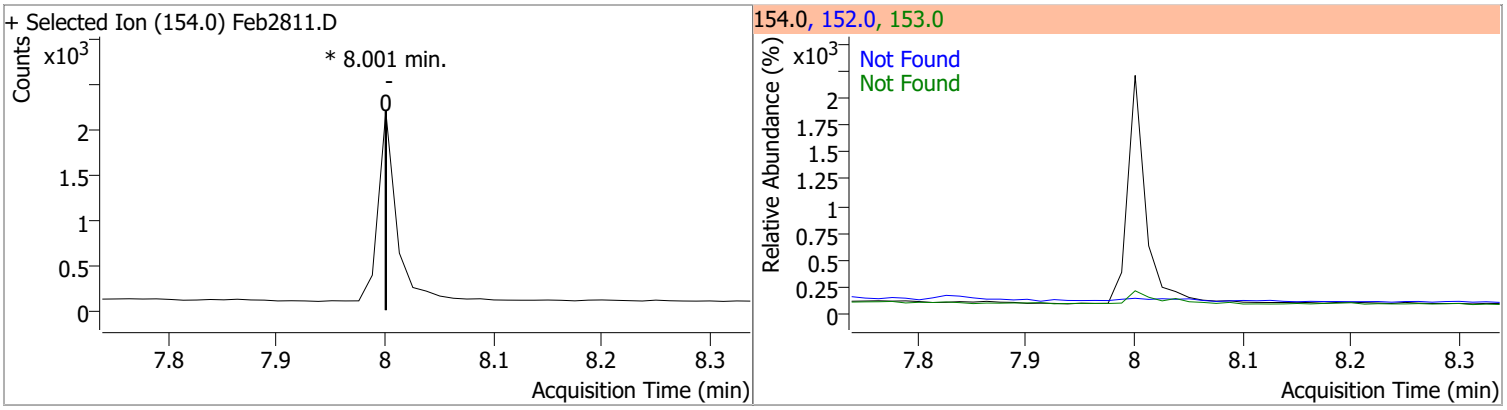

Compound	Conc.	RT	Dev(Min)	Resp.	QIon	QRatio	Lower	Upper
Fluorene		0		0	165.0		60.3	111.9
					167.0		8.9	16.6

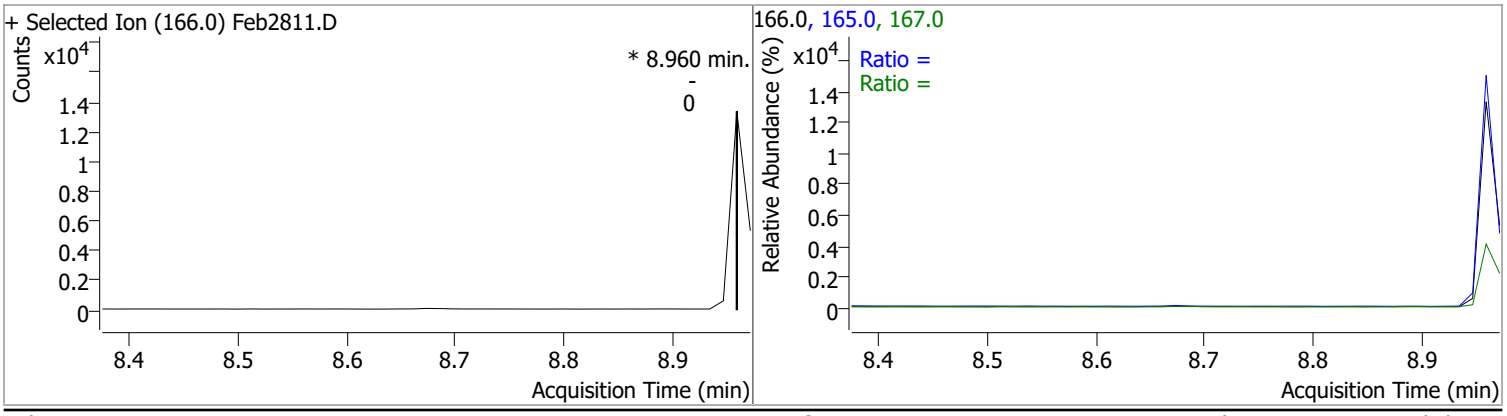

Compound	Conc.	Exp RT	QIon	Exp Ratio
Phenanthrene	N.D.	9.79	176.0	18.1

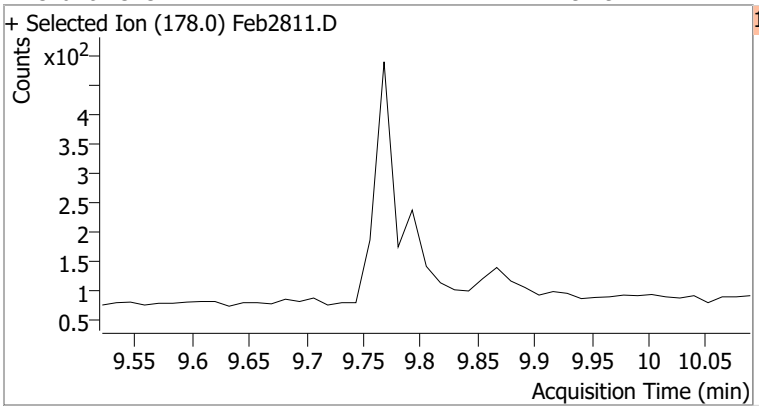

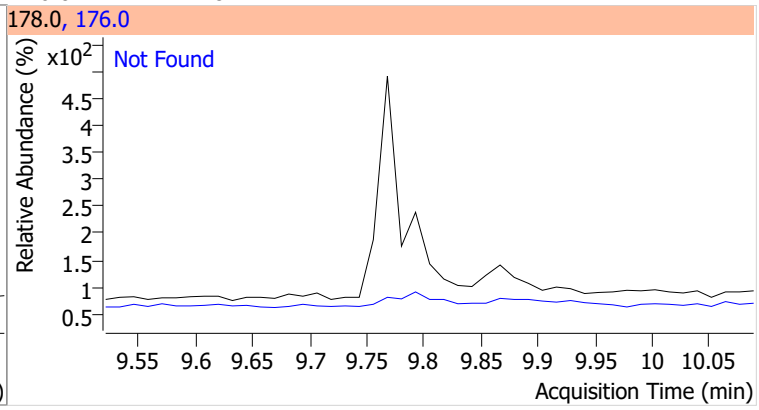

Compound	Conc.	Exp RT	QIon	Exp Ratio
Anthracene	N.D.	9.85	176.0	18.4

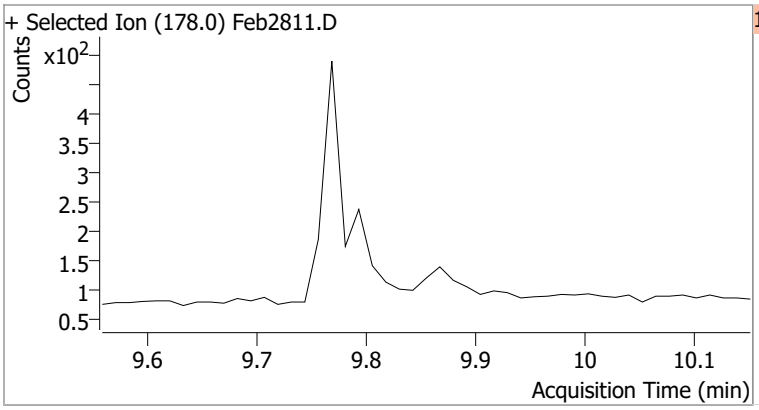

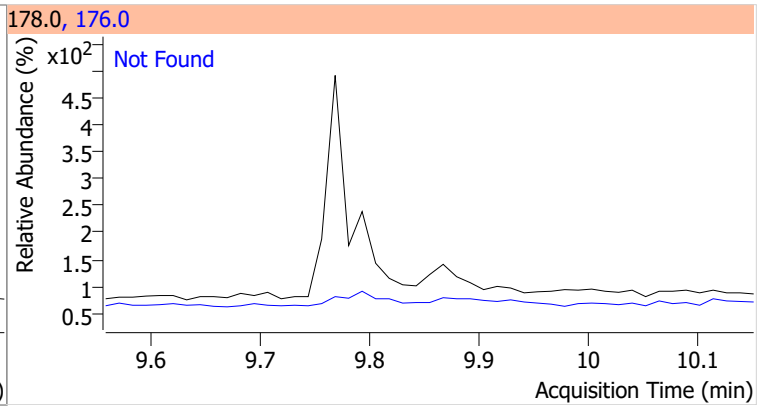

Compound	Conc.	Exp RT	QIon	Exp Ratio	QIon	Exp Ratio
o-Terphenyl	N.D.	10.30	229.0	61.1	215.0	40.0

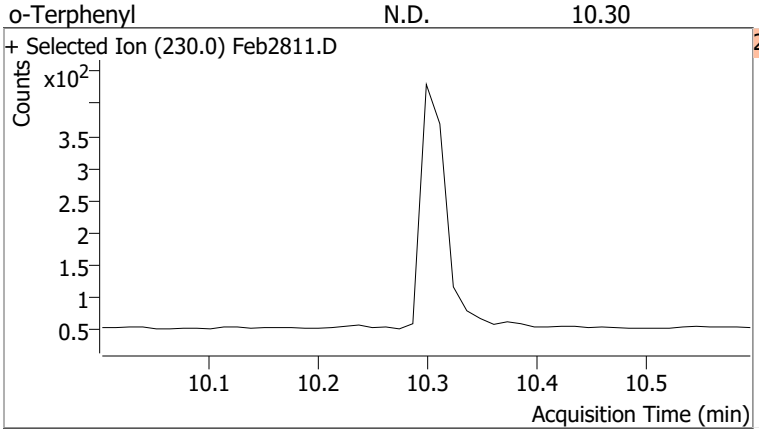

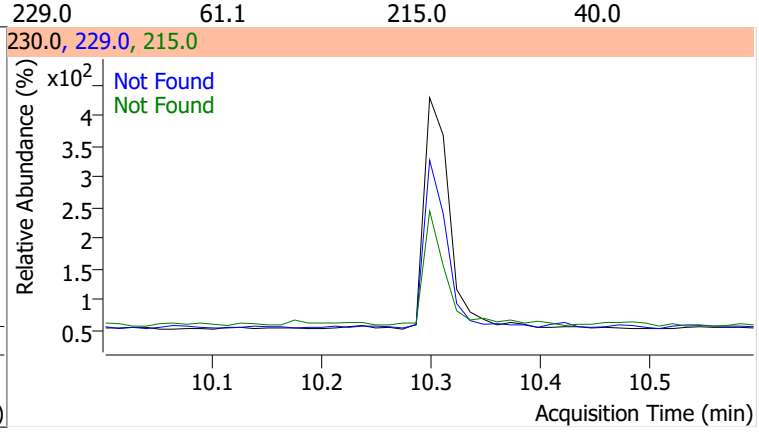

Compound	Conc.	Exp RT	QIon	Exp Ratio
Fluoranthene	N.D.	11.40	101.0	9.6

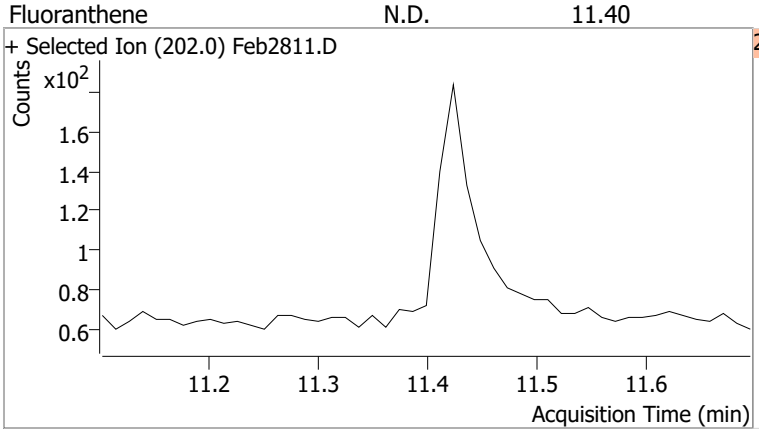

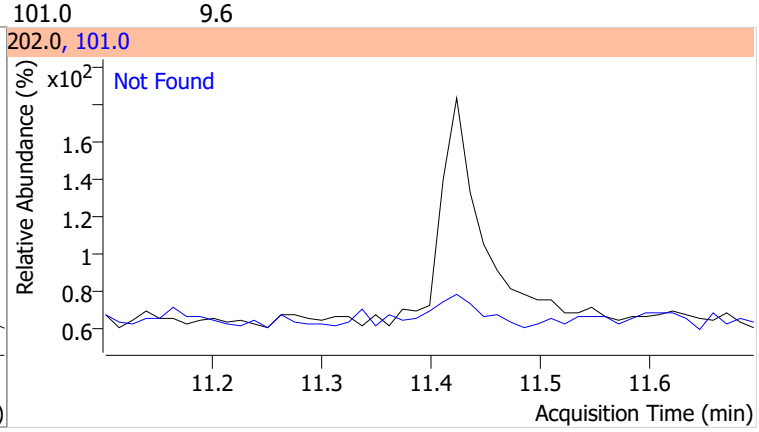

Compound	Conc.	Exp RT	QIon	Exp Ratio
Pyrene	N.D.	11.78	101.0	12.0

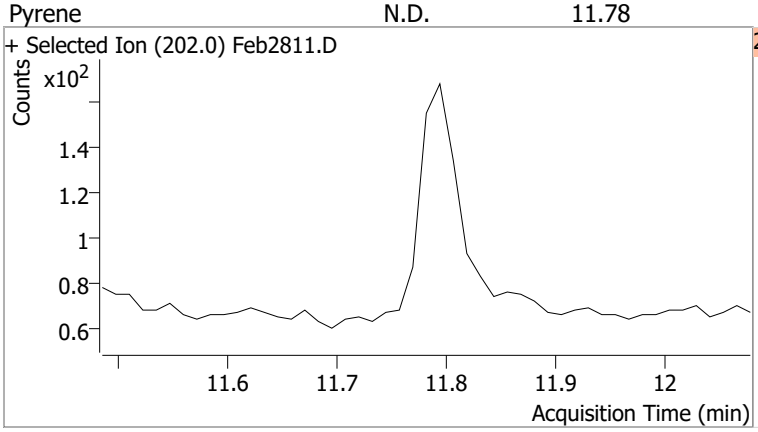

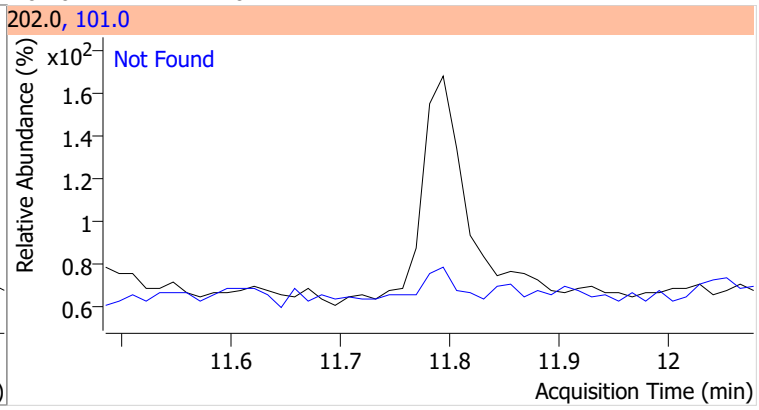

Compound	Conc.	RT	Dev(Min)	Resp.	QIon	QRatio	Lower	Upper
Terphenyl-d14	108.6219	12.24	0.00	1915094	122.0	14.0	8.6	16.0

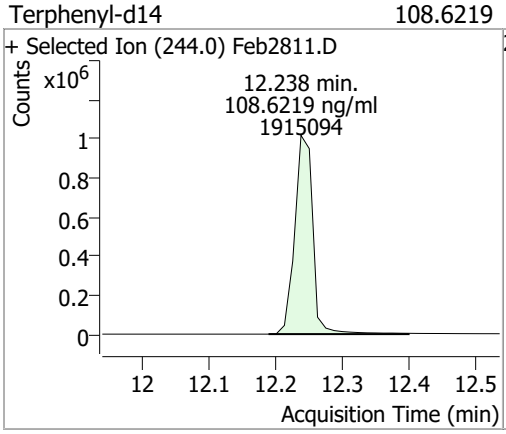

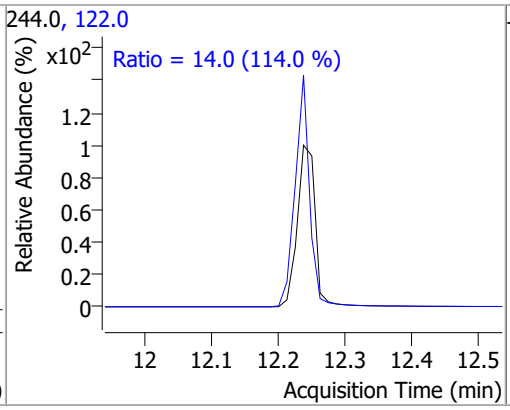

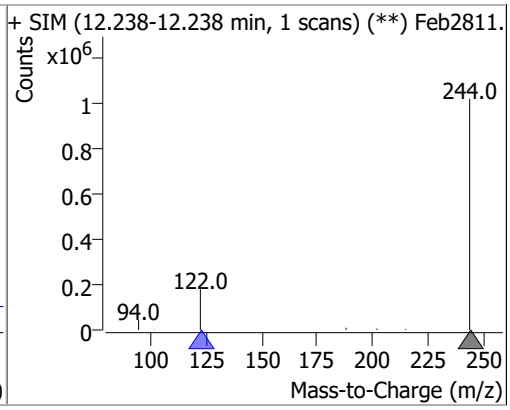

Compound	Conc.	RT	Dev(Min)	Resp.	QIon	QRatio	Lower	Upper
Benzo(a)Anthracene		0		0	226.0		18.0	33.4
					229.0		16.5	30.7

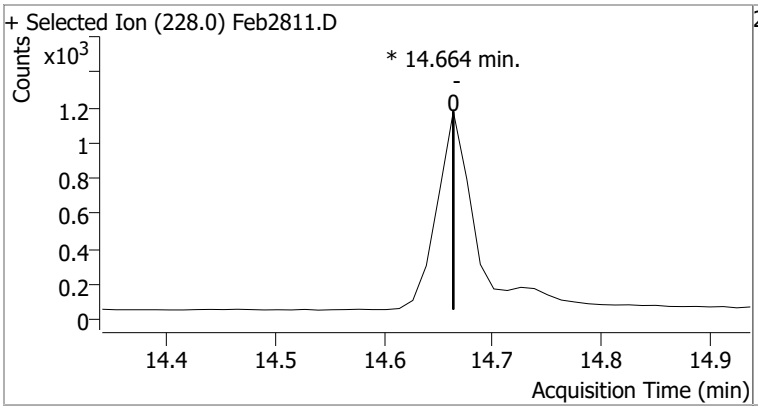

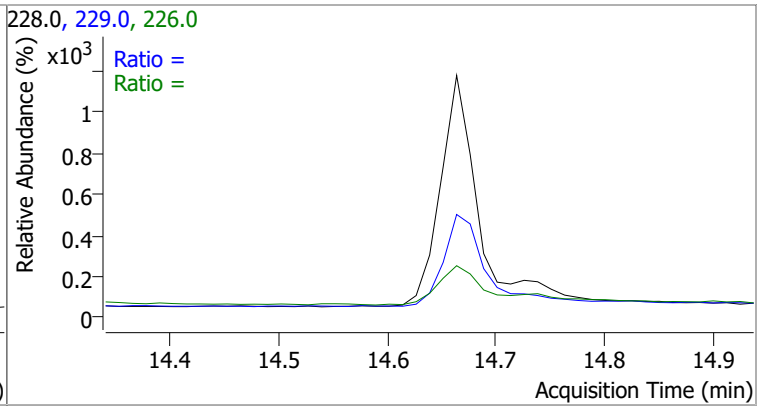

Compound	Conc.	RT	Dev(Min)	Resp.	QIon	QRatio	Lower	Upper
Chrysene		0		0	226.0		21.6	40.2
					229.0		13.8	25.7

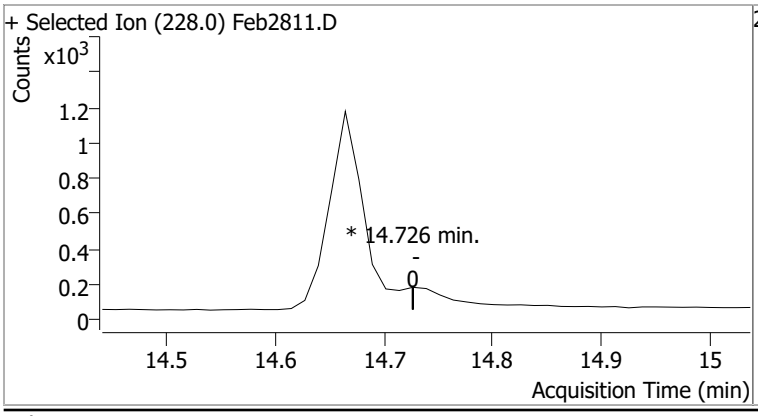

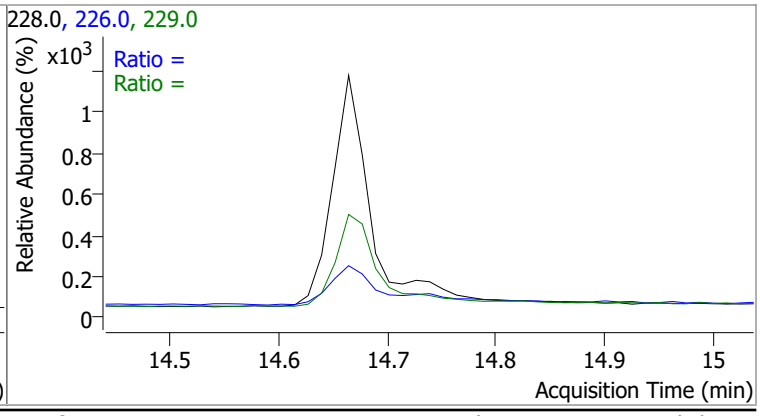

Quantitation Results Report (QT Reviewed)

Compound	Conc.	Exp RT	QIon	Exp Ratio
Benzo(b)fluoranthene	N.D.	17.66	253.0	22.4

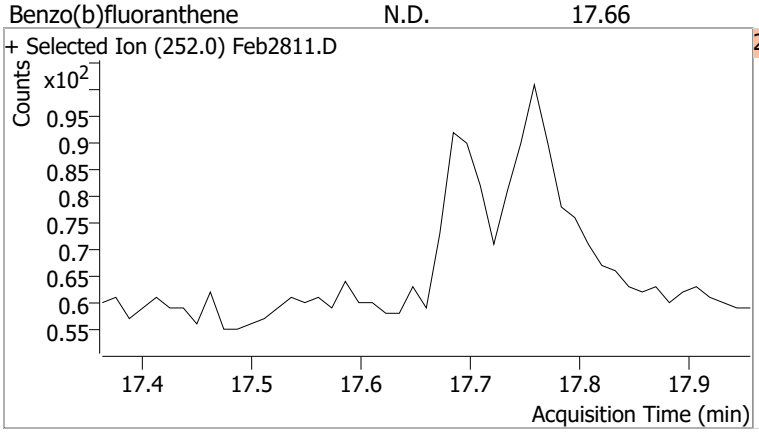

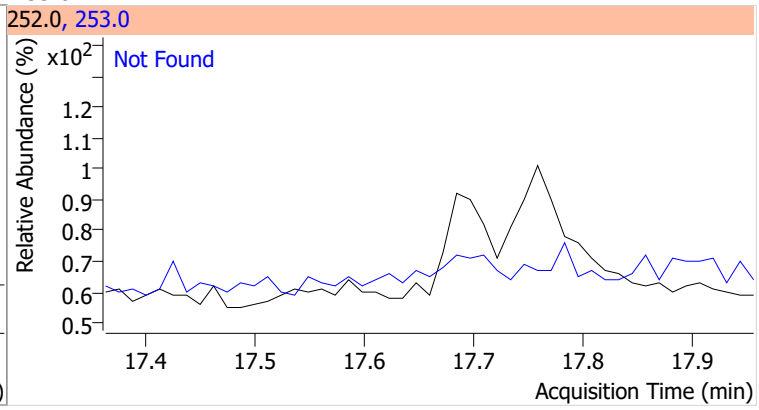

Compound	Conc.	Exp RT	QIon	Exp Ratio
Benzo(k)fluoranthene	N.D.	17.73	253.0	24.5

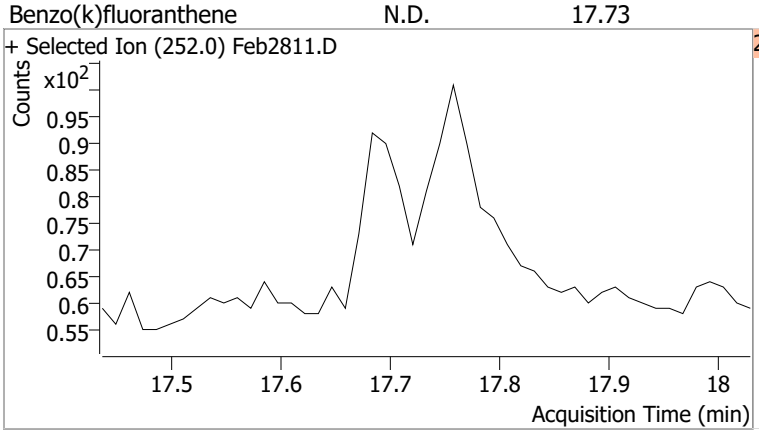

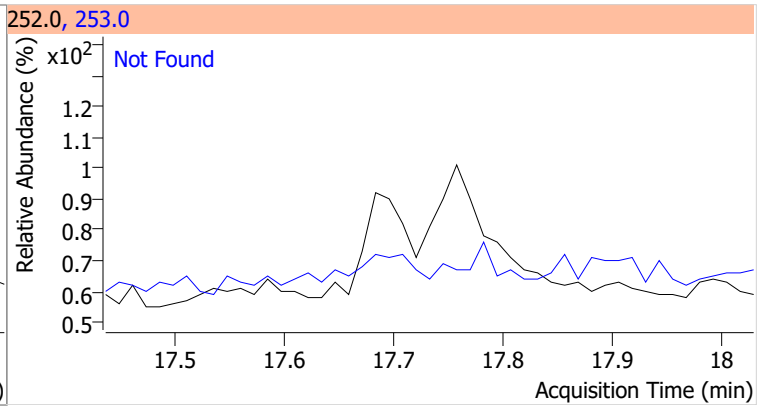

Compound	Conc.	RT	Dev(Min)	Resp.	QIon	QRatio	Lower	Upper
Benzo(a)pyrene		0		0	253.0		16.2	30.1

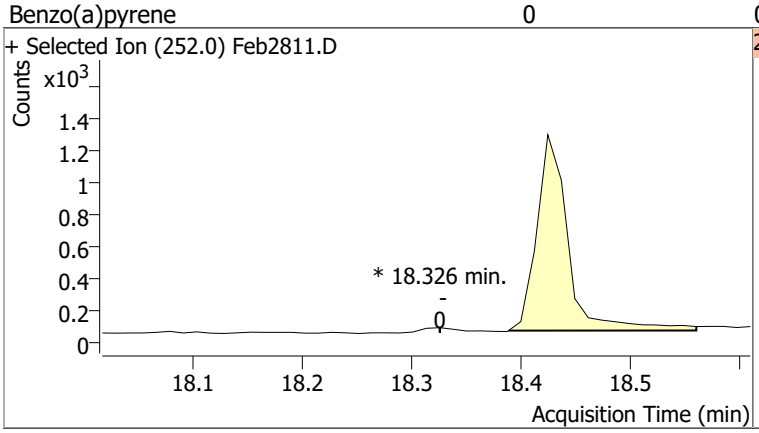

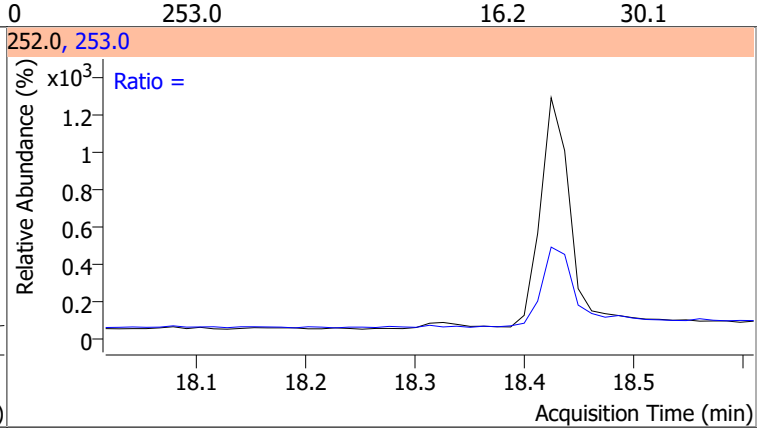

Compound	Conc.	Exp RT	QIon	Exp Ratio
Indeno(1,2,3-cd)pyrene	N.D.	20.17	138.0	20.9

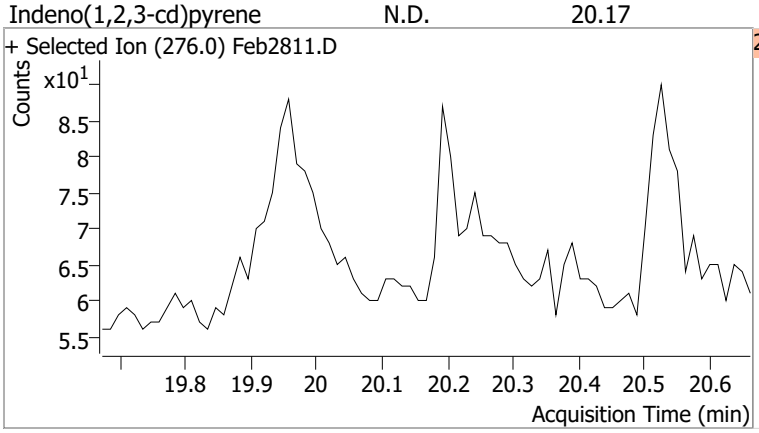

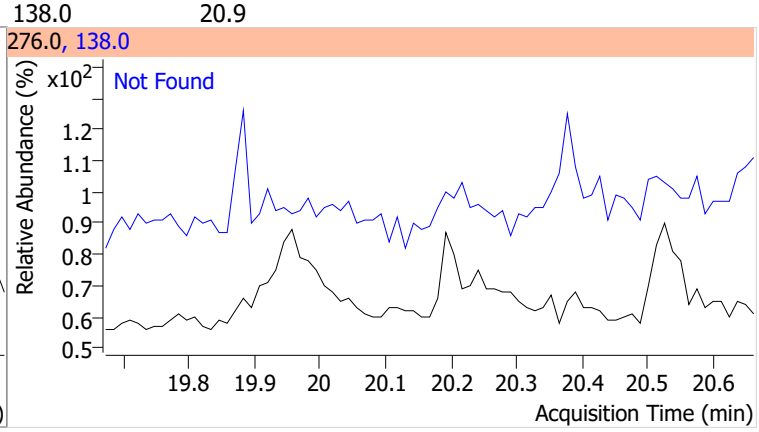

Compound	Conc.	Exp RT	QIon	Exp Ratio	QIon	Exp Ratio
Dibenzo(a,h)anthracene	N.D.	20.24	279.0	24.1	139.0	17.7

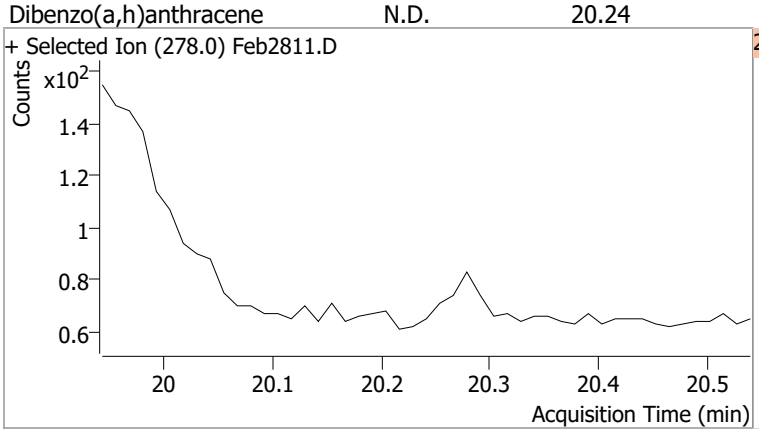

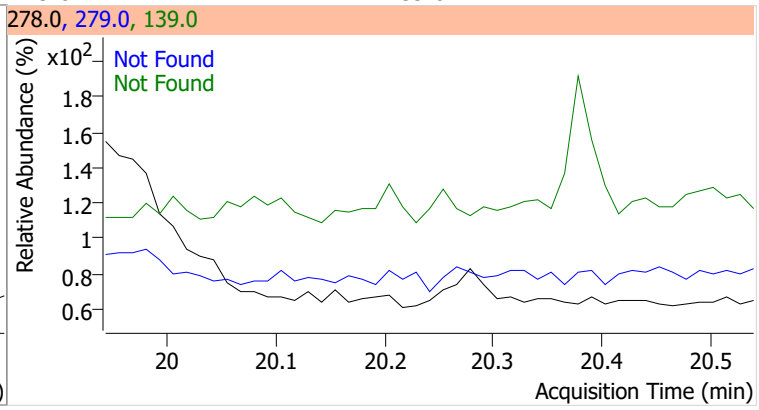

Compound	Conc.	Exp RT	QIon	Exp Ratio	QIon	Exp Ratio
Benzo(g,h,i)perylene	N.D.	20.50	138.0	23.2	277.0	23.1

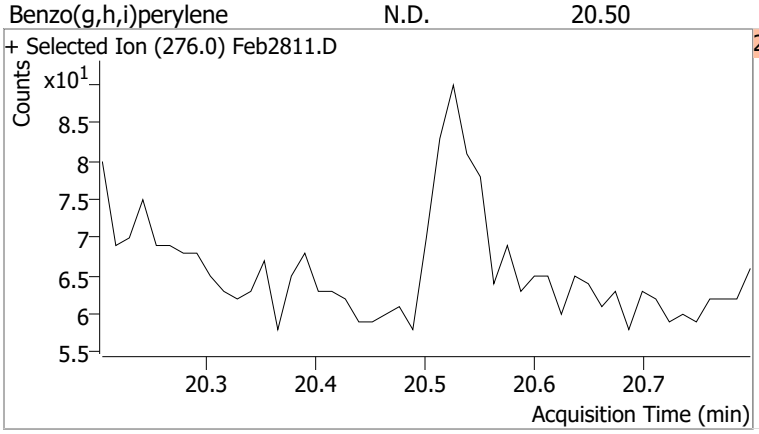

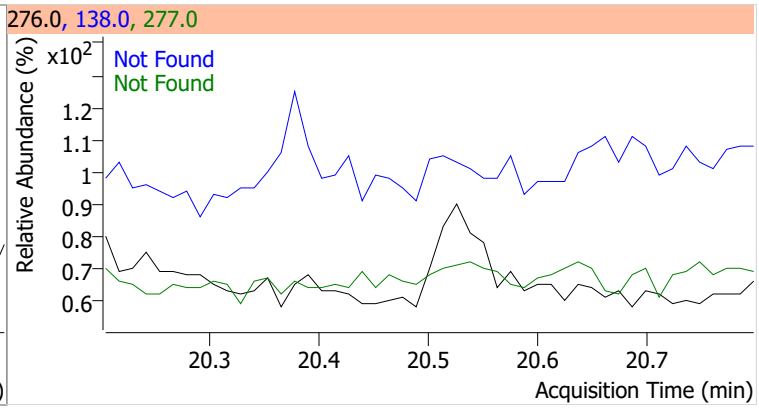

Quantitation Results Report (QT Reviewed)

Data File	Feb2812.D	Operator	LIMS import
Acq. Method	5975BNASIM	Acq. Date-Time	2/28/2022 5:26:13 PM
Sample Name	LLCS-163957	Instrument	GCMS
Vial	12	Multiplier	1.00
DA Method File	021622 bna SIM 2.batch.bin	Comment	SVOC-8270C-SIM-W-LLPAH
Tune File	dftppjph.u	Tune Date	
Batch Name	022822 bna SIM 1.batch.bin	Last Calib Update	2/28/2022 5:36:24 PM
Ref Library			

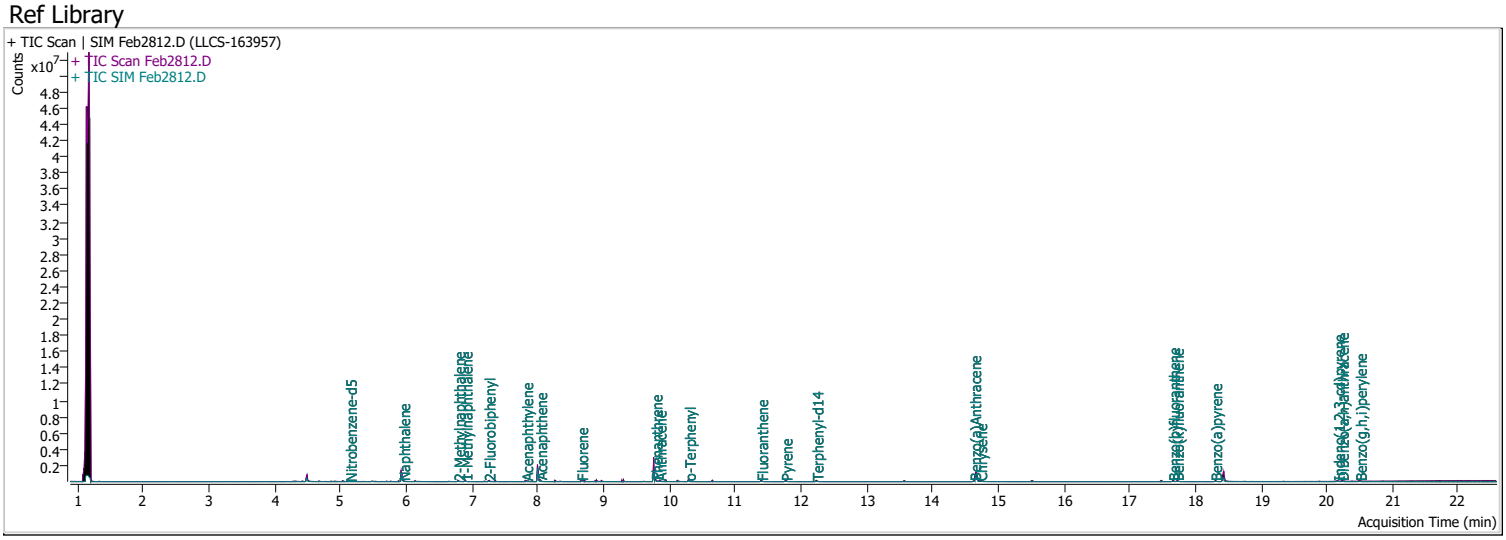

Compound	RT	QIon	Resp.	Conc.	Units		Dev(Min)
Internal Standards							
M 1,4-Dichlorobenzene-d4	4.497	152.0	164034	40.0000	ng/ml		0.000
M Naphthalene-d8	5.928	136.0	871012	40.0000	ng/ml		0.000
M Acenaphthene-d10	8.001	164.0	626948	40.0000	ng/ml		0.000
M Phenanthrene-d10	9.768	188.0	1184029	40.0000	ng/ml		0.000
M Chrysene-d12	14.664	240.0	855222	40.0000	ng/ml		0.000
M Perylene-d12	18.425	264.0	669653	40.0000	ng/ml		-0.012
System Monitoring Compounds							
S Nitrobenzene-d5	5.143	82.0	11846	3.6090	ng/ml		-0.012
Spiked Amount: 5.000	Range: 19.0 - 102.0%			Recovery = 72.18%			
S 2-Fluorobiphenyl	7.252	172.0	57999	2.9943	ng/ml		-0.012
Spiked Amount: 5.000	Range: 25.0 - 94.0%			Recovery = 59.89%			
S o-Terphenyl	10.299	230.0	65875	4.0310	ng/ml		0.000
Spiked Amount: 5.000	Range: 40.0 - 140.0%			Recovery = 80.62%			
S Terphenyl-d14	12.238	244.0	68838	3.6696	ng/ml		0.000
Spiked Amount: 5.000	Range: 39.0 - 106.0%			Recovery = 73.39%			
Target Compounds							**QValue**
T Naphthalene	5.953	128.0	58126	2.6432	ng/ml		96
T 2-Methylnaphthalene	6.790	141.0	42912	3.3396	ng/ml		93
T 1-Methylnaphthalene	6.902	141.0	36111	2.5691	ng/ml	m	96
T Acenaphthylene	7.826	152.0	68951	2.8477	ng/ml		99
T Acenaphthene	8.038	154.0	56879	3.4655	ng/ml		100
T Fluorene	8.661	166.0	70925	3.4899	ng/ml		88
T Phenanthrene	9.793	178.0	113372	4.0702	ng/ml		100
T Anthracene	9.854	178.0	104133	4.1909	ng/ml		97
T Fluoranthene	11.398	202.0	114768	3.9415	ng/ml		99
T Pyrene	11.769	202.0	126506	4.3380	ng/ml		99
T Benzo(a)Anthracene	14.639	228.0	90387	4.3318	ng/ml		99
T Chrysene	14.726	228.0	117475	4.4568	ng/ml		96
T Benzo(b)fluoranthene	17.659	252.0	76054	4.1356	ng/ml		100

Compound	RT	QIon	Resp.	Conc.	Units	Dev(Min)
T Benzo(k)fluoranthene	17.721	252.0	85083	3.9929	ng/ml	95
T Benzo(a)pyrene	18.302	252.0	64726	3.7630	ng/ml	100
T Indeno(1,2,3-cd)pyrene	20.167	276.0	55029	3.8912	ng/ml	97
T Dibenzo(a,h)anthracene	20.229	278.0	68349	4.1143	ng/ml	99
T Benzo(g,h,i)perylene	20.501	276.0	76667	3.8140	ng/ml	95

(#) = Qualifier Out of Range; (m) = Manual Integration; (+) = Area Summed; (*) = Surrogate Percent Recovery Out of Range; (d): Zeroed Peak

Compound	Conc.	RT	Dev(Min)	Resp.	QIon	QRatio	Lower	Upper
Nitrobenzene-d5	3.6090	5.14	-0.01	11846	54.0	44.4	30.6	56.8
					128.0	44.8	28.9	53.6

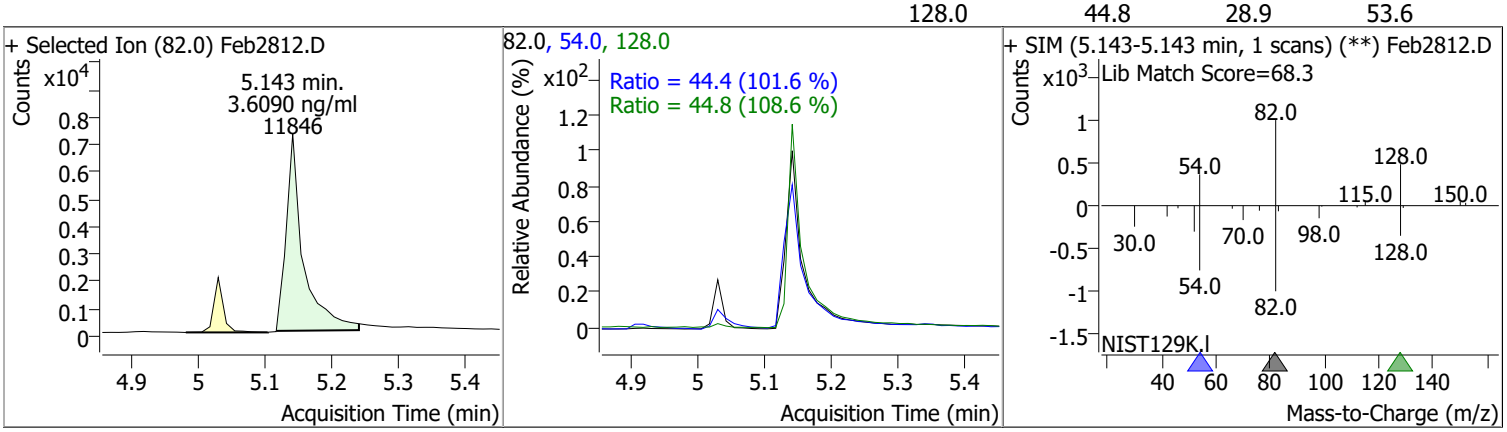

Compound	Conc.	RT	Dev(Min)	Resp.	QIon	QRatio	Lower	Upper
Naphthalene	2.6432	5.95	0.00	58126	102.0	10.8	0.0	40.8
					129.0	11.5	7.8	14.5

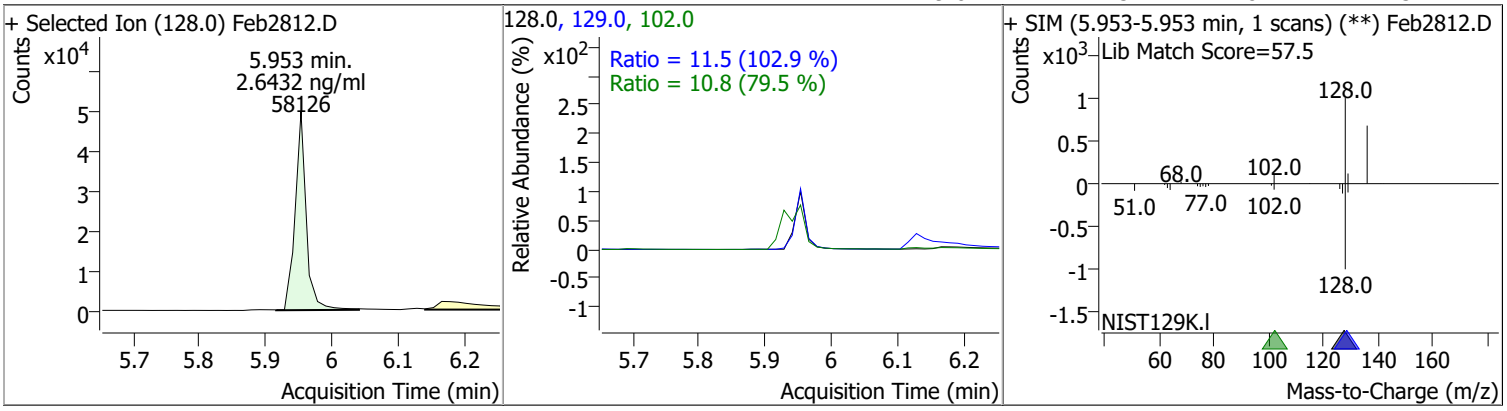

Compound	Conc.	RT	Dev(Min)	Resp.	QIon	QRatio	Lower	Upper
2-Methylnaphthalene	3.3396	6.79	0.00	42912	142.0	140.0	94.4	175.3
					115.0	42.5	36.1	67.0

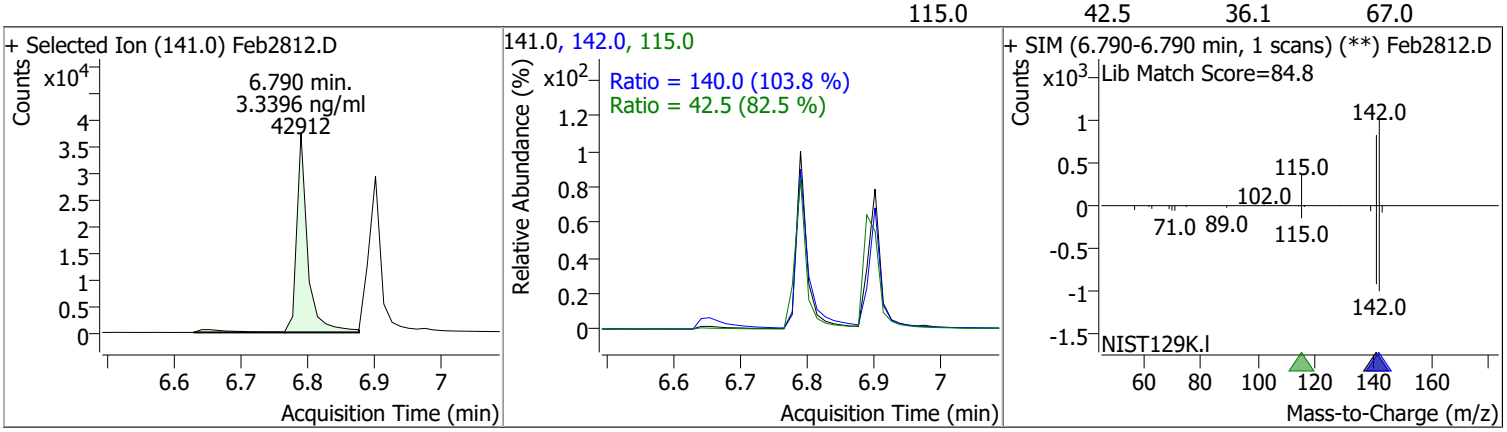

Compound	Conc.	RT	Dev(Min)	Resp.	QIon	QRatio	Lower	Upper
1-Methylnaphthalene	2.5691	6.90	0.00	36111 (m)	142.0	120.6	83.6	155.3
					115.0	57.6	34.8	64.6

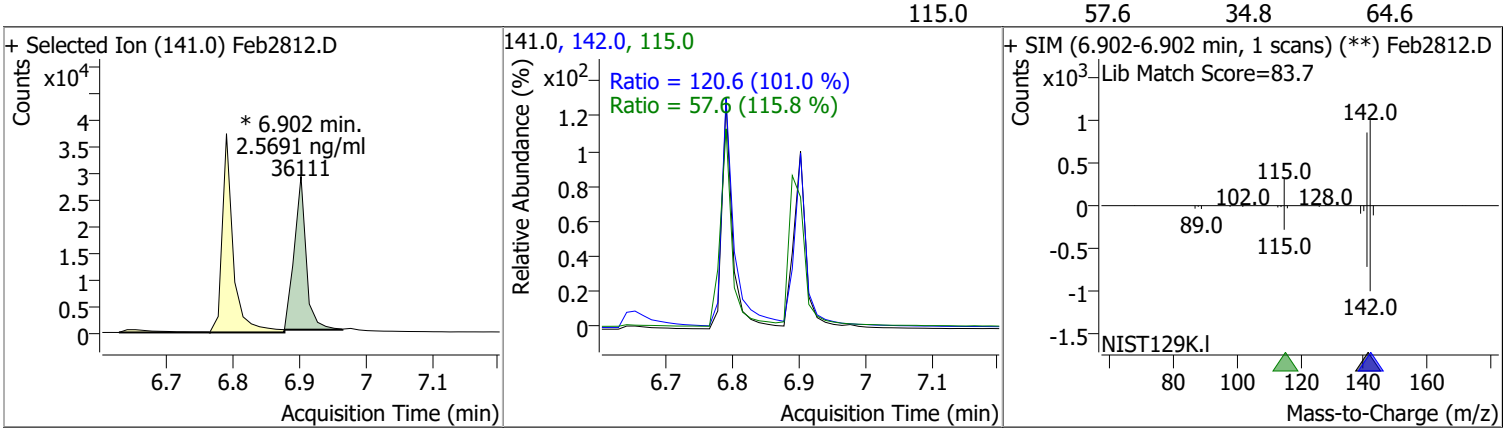

Compound	Conc.	RT	Dev(Min)	Resp.	QIon	QRatio	Lower	Upper
2-Fluorobiphenyl	2.9943	7.25	-0.01	57999	171.0	36.7	24.3	45.1

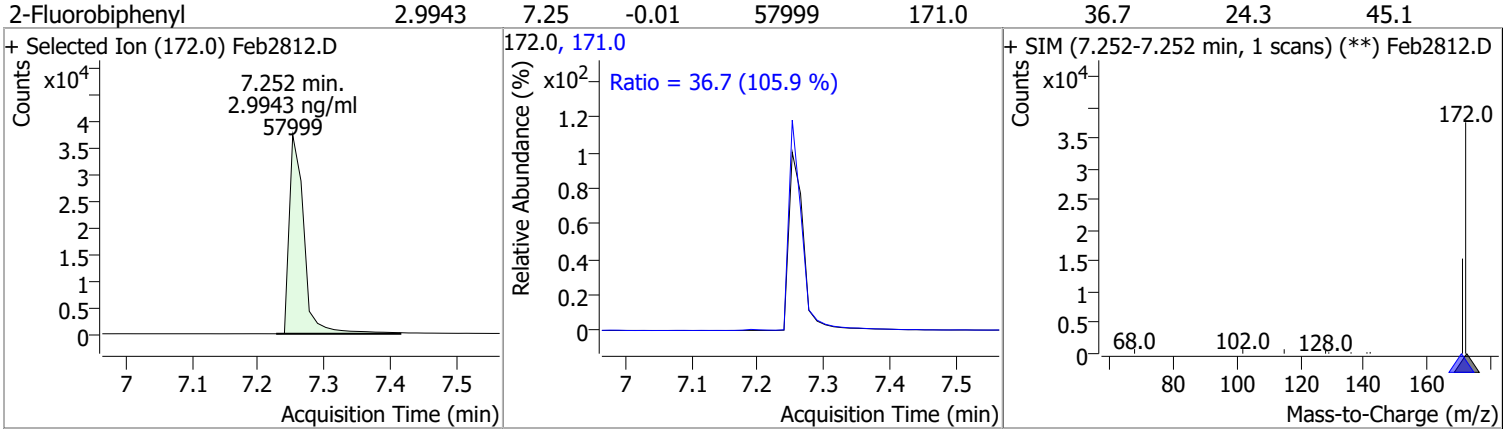

Compound	Conc.	RT	Dev(Min)	Resp.	QIon	QRatio	Lower	Upper
Acenaphthylene	2.8477	7.83	0.00	68951	153.0	15.6	11.2	20.8

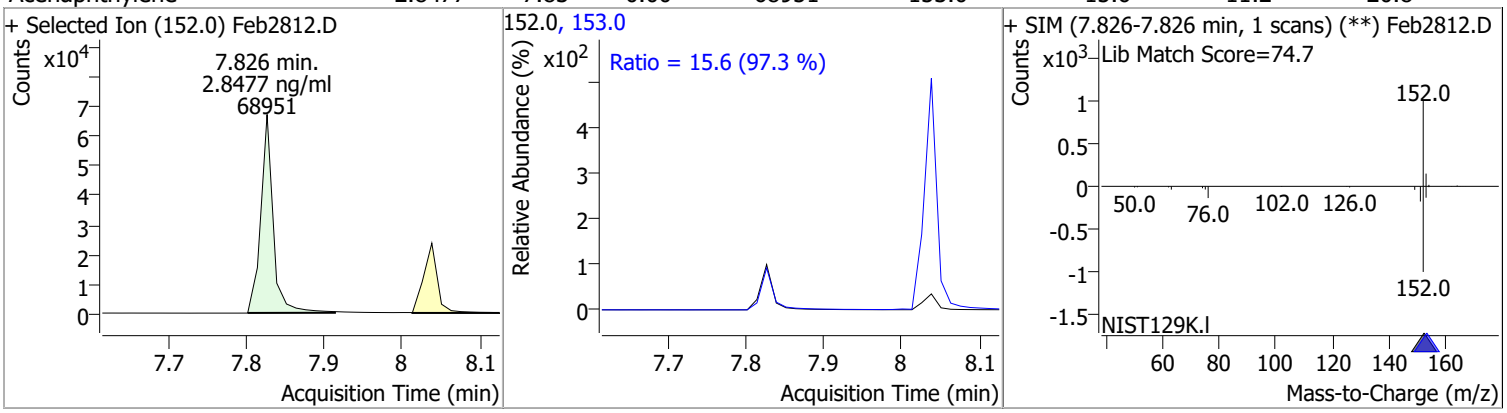

Compound	Conc.	RT	Dev(Min)	Resp.	QIon	QRatio	Lower	Upper
Acenaphthene	3.4655	8.04	0.00	56879	153.0	110.1	76.8	142.6
					152.0	51.5	36.4	67.5

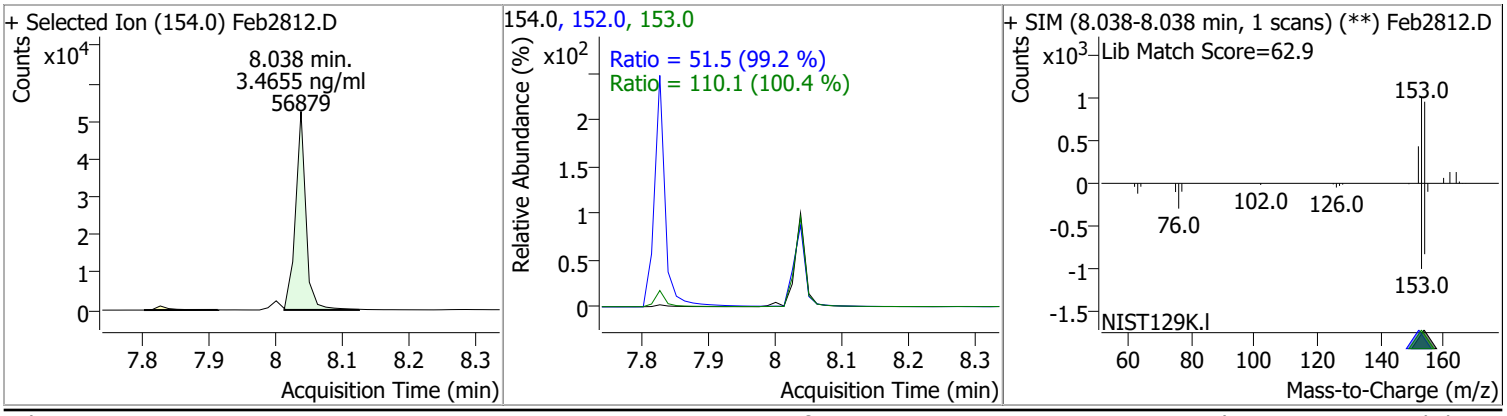

Compound	Conc.	RT	Dev(Min)	Resp.	QIon	QRatio	Lower	Upper
Fluorene	3.4899	8.66	-0.01	70925	165.0	98.4	60.3	111.9
					167.0	13.3	8.9	16.6

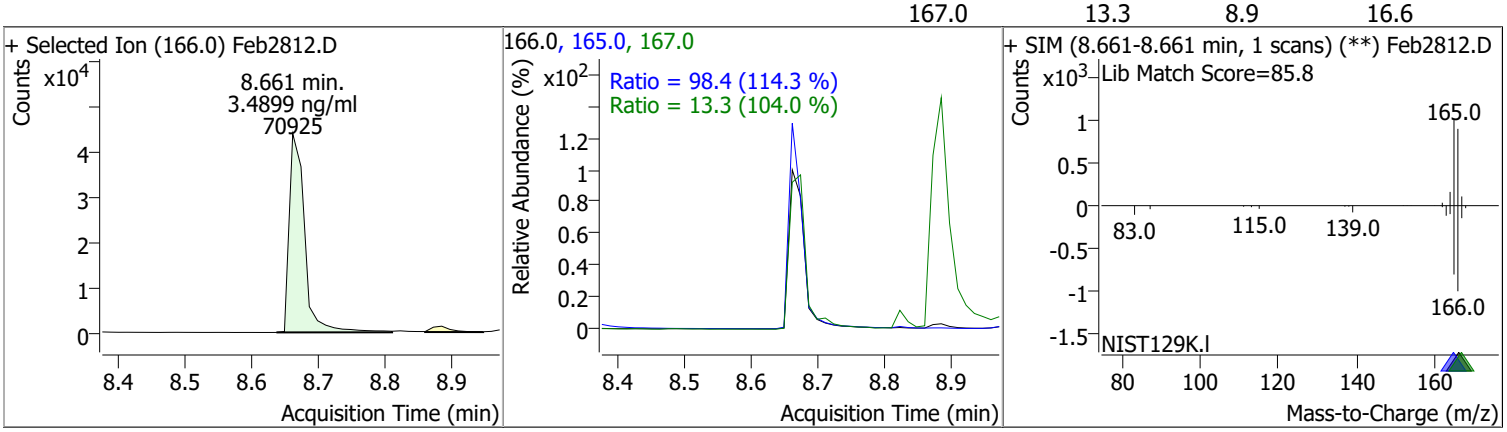

Compound	Conc.	RT	Dev(Min)	Resp.	QIon	QRatio	Lower	Upper
Phenanthrene	4.0702	9.79	0.00	113372	176.0	18.1	12.7	23.5

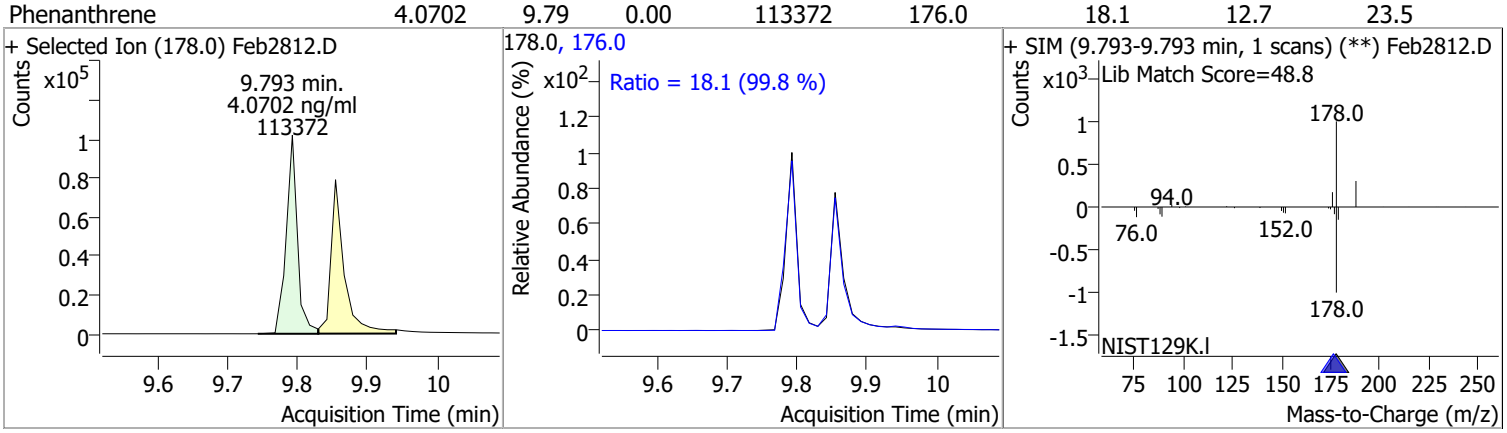

Compound	Conc.	RT	Dev(Min)	Resp.	QIon	QRatio	Lower	Upper
Anthracene	4.1909	9.85	0.00	104133	176.0	17.2	12.9	23.9

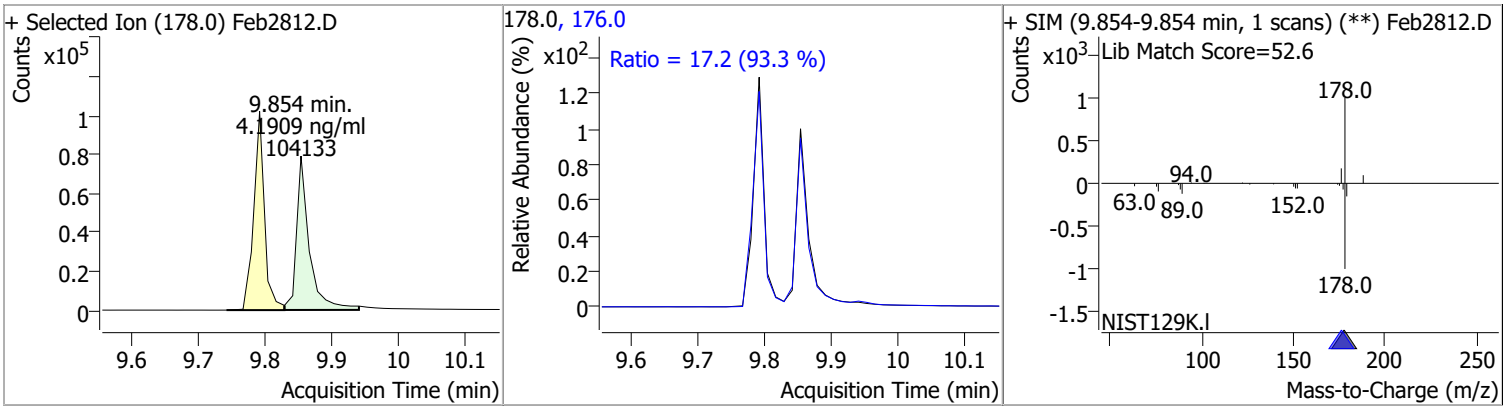

Compound	Conc.	RT	Dev(Min)	Resp.	QIon	QRatio	Lower	Upper
o-Terphenyl	4.0310	10.30	0.00	65875	229.0	64.2	42.8	79.5
					215.0	38.8	28.0	52.0

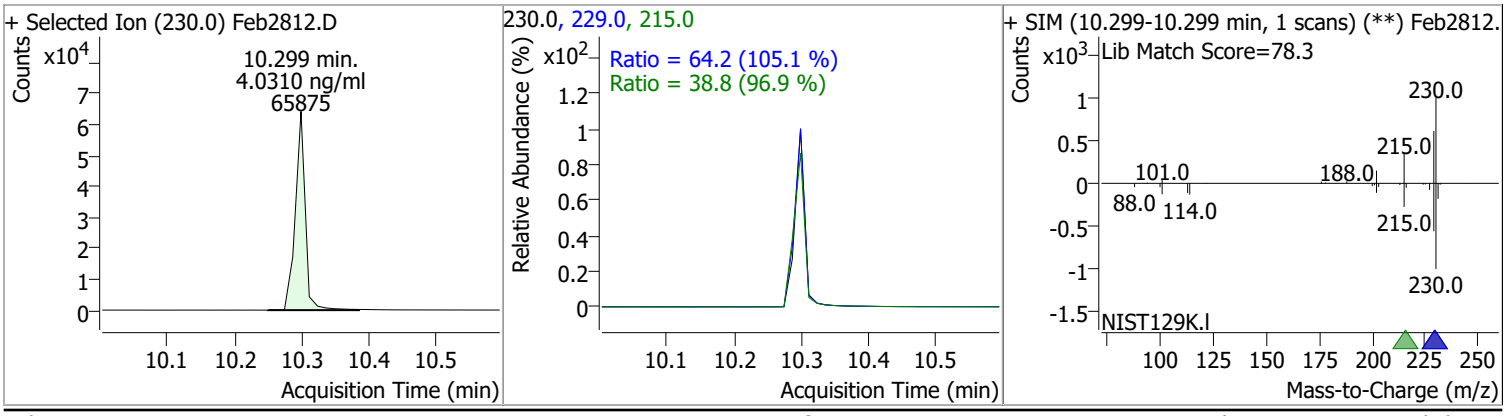

Compound	Conc.	RT	Dev(Min)	Resp.	QIon	QRatio	Lower	Upper
Fluoranthene	3.9415	11.40	0.00	114768	101.0	10.1	6.7	12.5

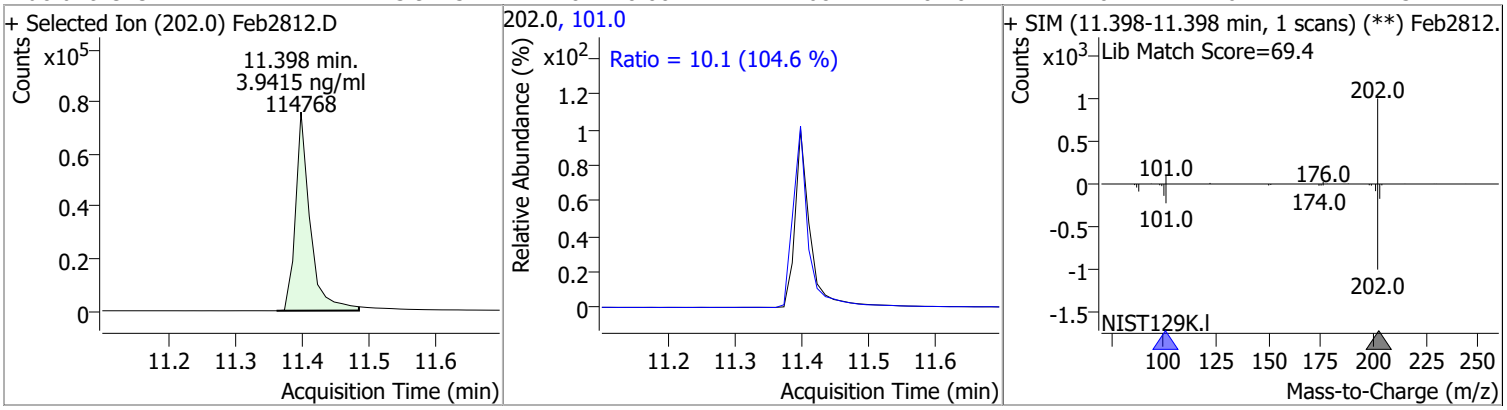

Compound	Conc.	RT	Dev(Min)	Resp.	QIon	QRatio	Lower	Upper
Pyrene	4.3380	11.77	-0.01	126506	101.0	11.5	8.4	15.6

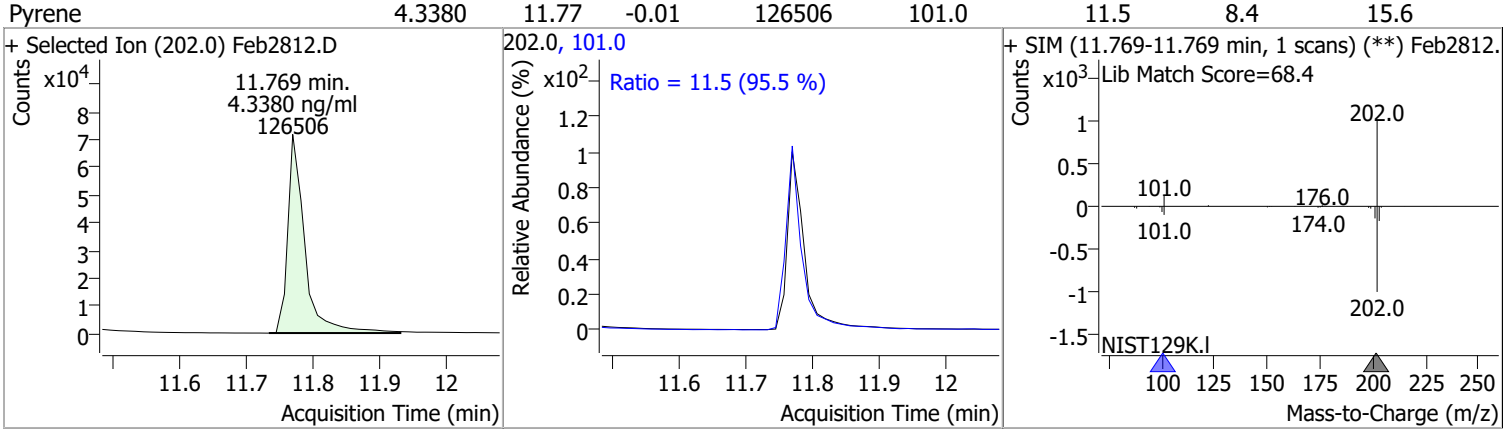

Compound	Conc.	RT	Dev(Min)	Resp.	QIon	QRatio	Lower	Upper
Terphenyl-d14	3.6696	12.24	0.00	68838	122.0	12.7	8.6	16.0

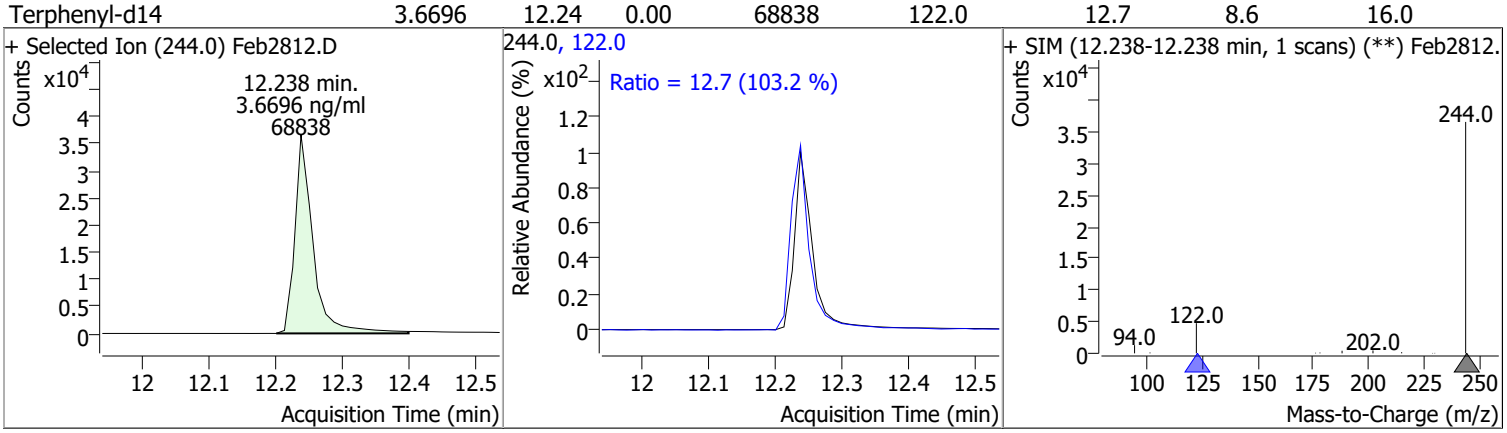

Compound	Conc.	RT	Dev(Min)	Resp.	QIon	QRatio	Lower	Upper
Benzo(a)Anthracene	4.3318	14.64	0.00	90387	226.0	25.6	18.0	33.4
					229.0	22.2	16.5	30.7

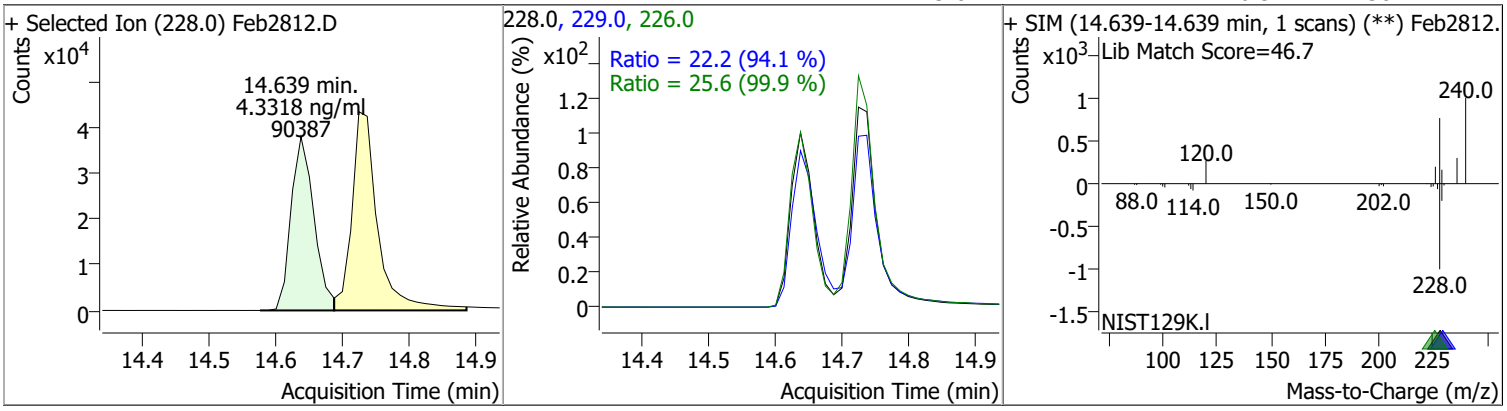

Quantitation Results Report (QT Reviewed)

Compound	Conc.	RT	Dev(Min)	Resp.	QIon	QRatio	Lower	Upper
Chrysene	4.4568	14.73	-0.01	117475	226.0	28.4	21.6	40.2
					229.0	21.6	13.8	25.7

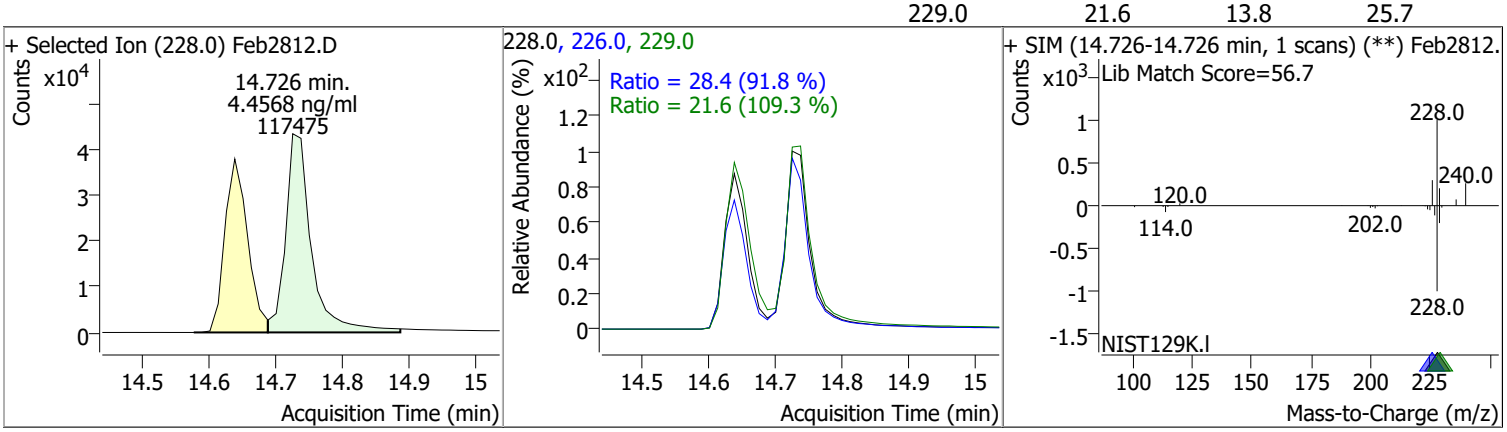

Compound	Conc.	RT	Dev(Min)	Resp.	QIon	QRatio	Lower	Upper
Benzo(b)fluoranthene	4.1356	17.66	0.00	76054	253.0	22.5	15.7	29.2

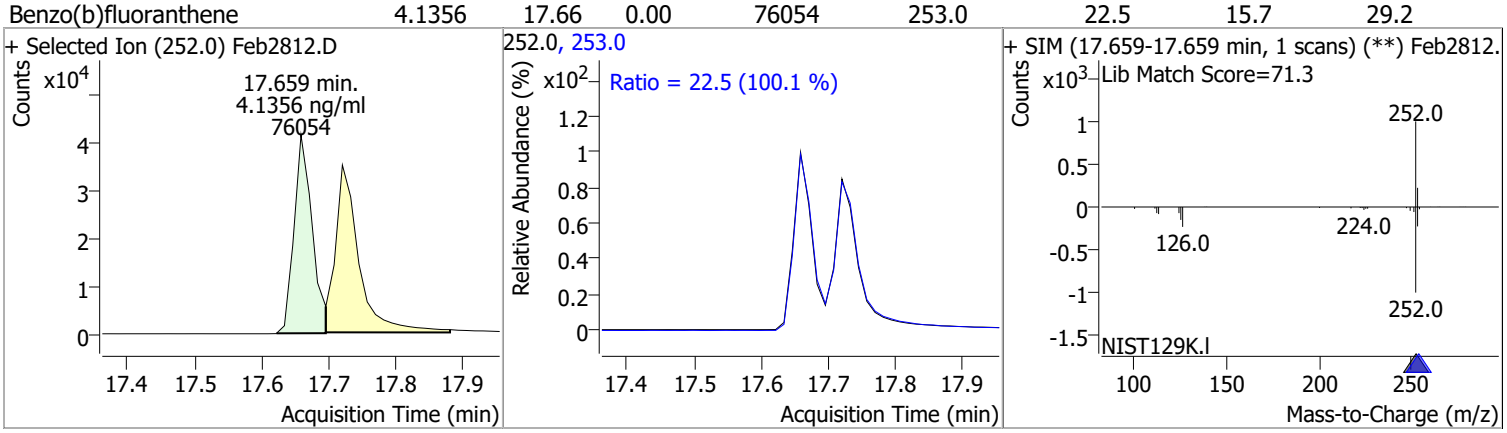

Compound	Conc.	RT	Dev(Min)	Resp.	QIon	QRatio	Lower	Upper
Benzo(k)fluoranthene	3.9929	17.72	-0.01	85083	253.0	21.9	17.2	31.9

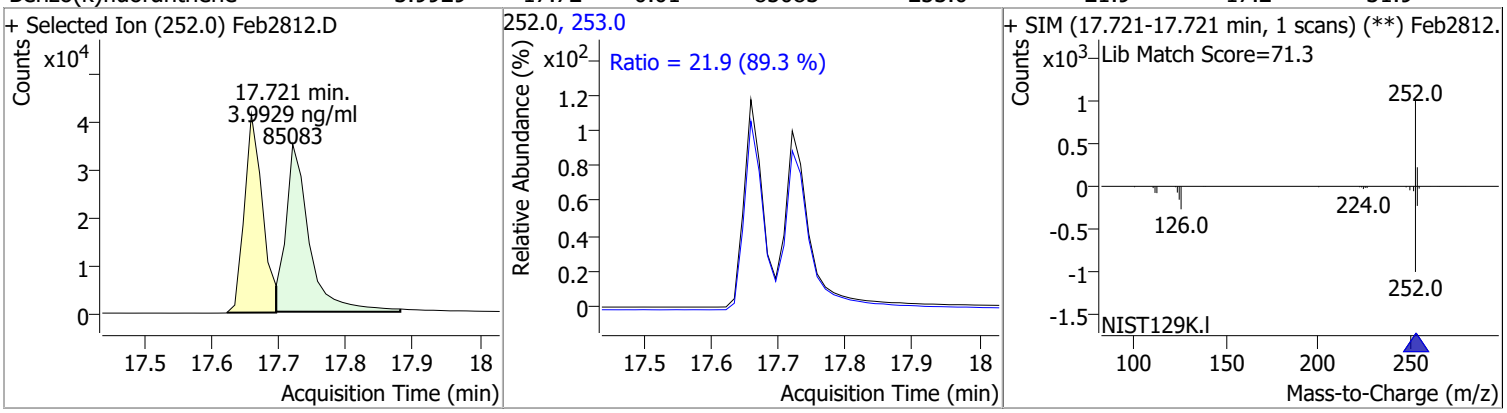

Compound	Conc.	RT	Dev(Min)	Resp.	QIon	QRatio	Lower	Upper
Benzo(a)pyrene	3.7630	18.30	-0.01	64726	253.0	23.3	16.2	30.1

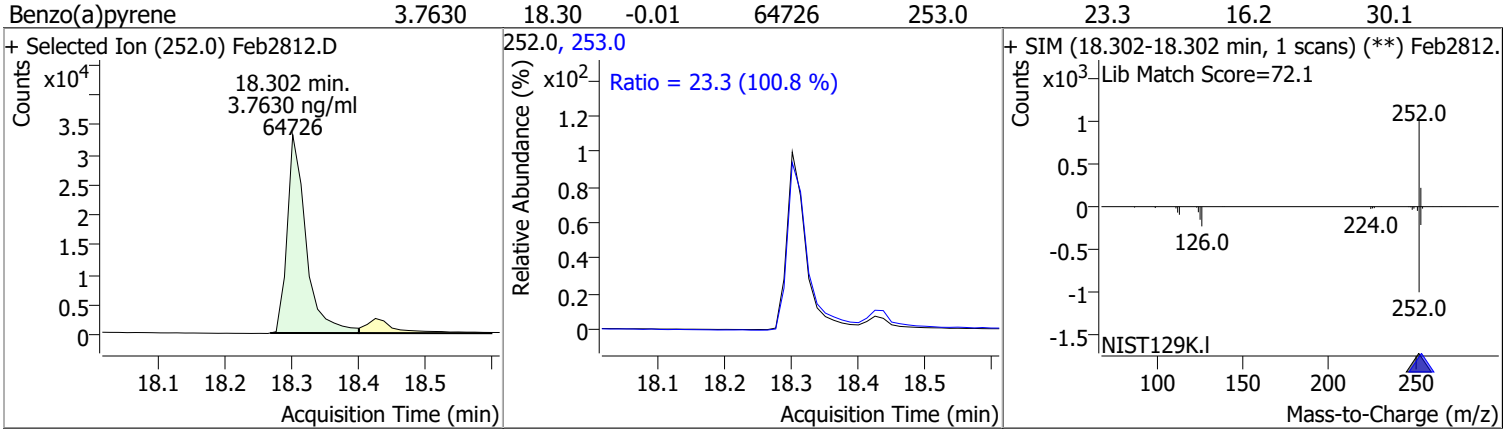

Compound	Conc.	RT	Dev(Min)	Resp.	QIon	QRatio	Lower	Upper
Indeno(1,2,3-cd)pyrene	3.8912	20.17	0.00	55029	138.0	22.4	14.6	27.2

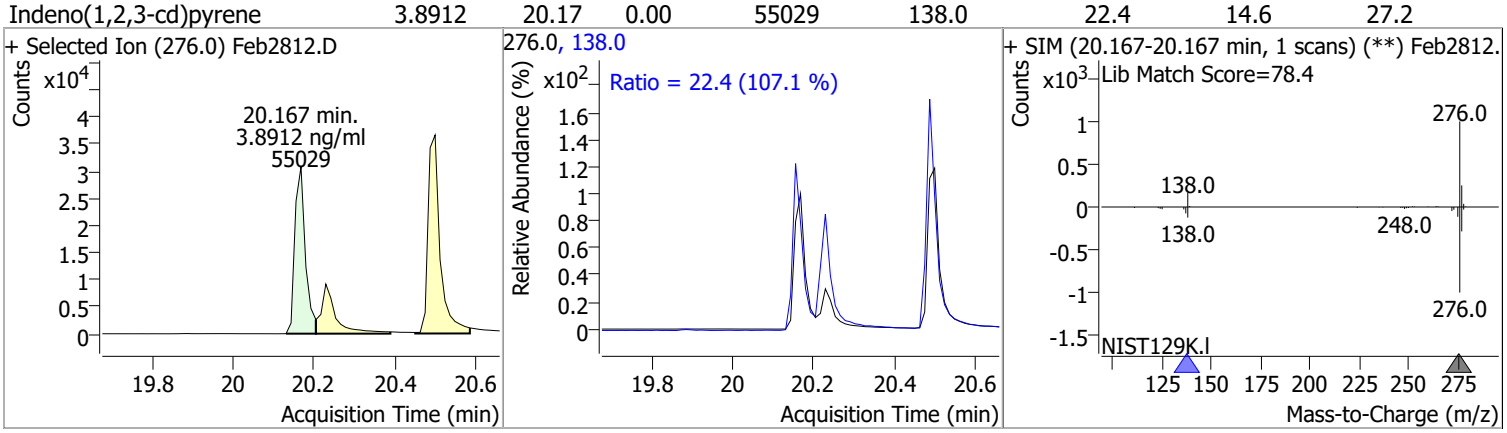

Compound	Conc.	RT	Dev(Min)	Resp.	QIon	QRatio	Lower	Upper
Dibenzo(a,h)anthracene	4.1143	20.23	-0.01	68349	279.0	24.5	16.8	31.3
					139.0	18.8	12.4	23.0

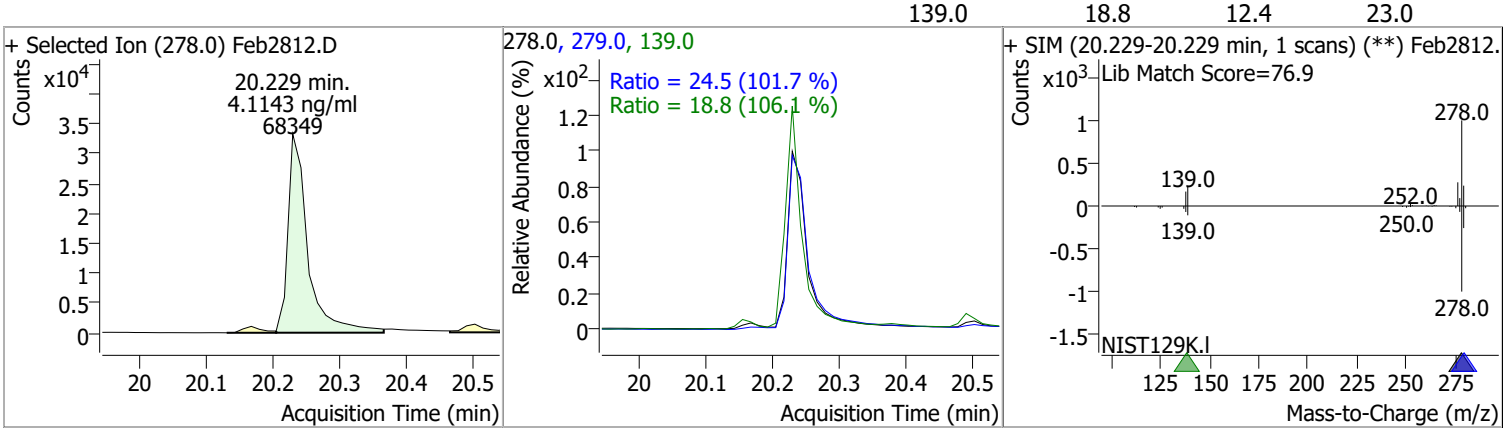

Compound	Conc.	RT	Dev(Min)	Resp.	QIon	QRatio	Lower	Upper
Benzo(g,h,i)perylene	3.8140	20.50	0.00	76667	138.0	20.0	16.2	30.1
					277.0	24.6	16.2	30.1

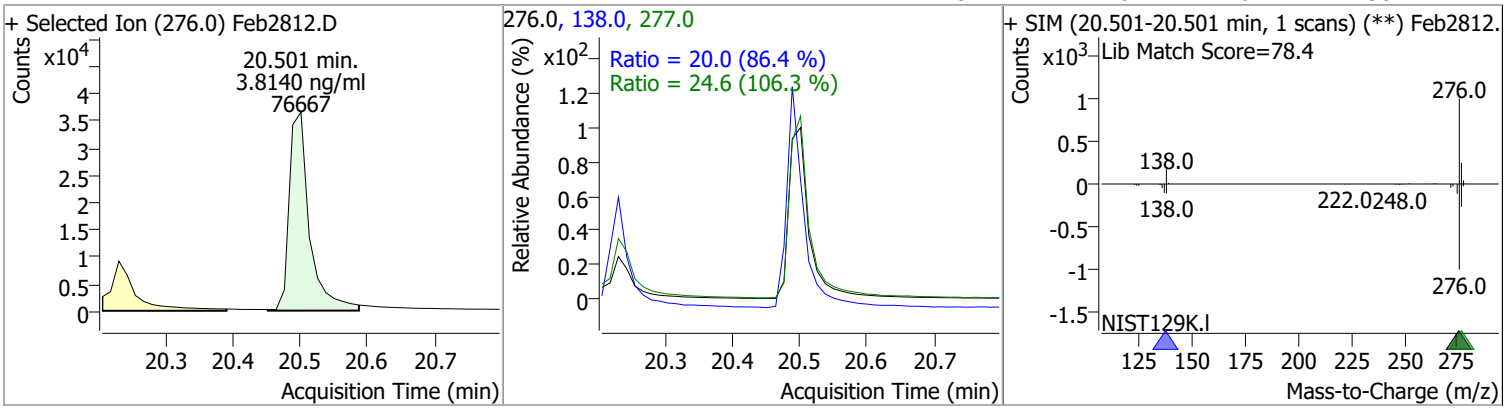

Quantitation Results Report (QT Reviewed)

Data File	Feb2813.D	Operator	LIMS import
Acq. Method	5975BNASIM	Acq. Date-Time	2/28/2022 5:58:47 PM
Sample Name	LLCSD-163957	Instrument	GCMS
Vial	13	Multiplier	1.00
DA Method File	021622 bna SIM 2.batch.bin	Comment	SVOC-8270C-SIM-W-LLPAH
Tune File	dftppjph.u	Tune Date	
Batch Name	022822 bna SIM 1.batch.bin	Last Calib Update	2/28/2022 5:36:24 PM
Ref Library			

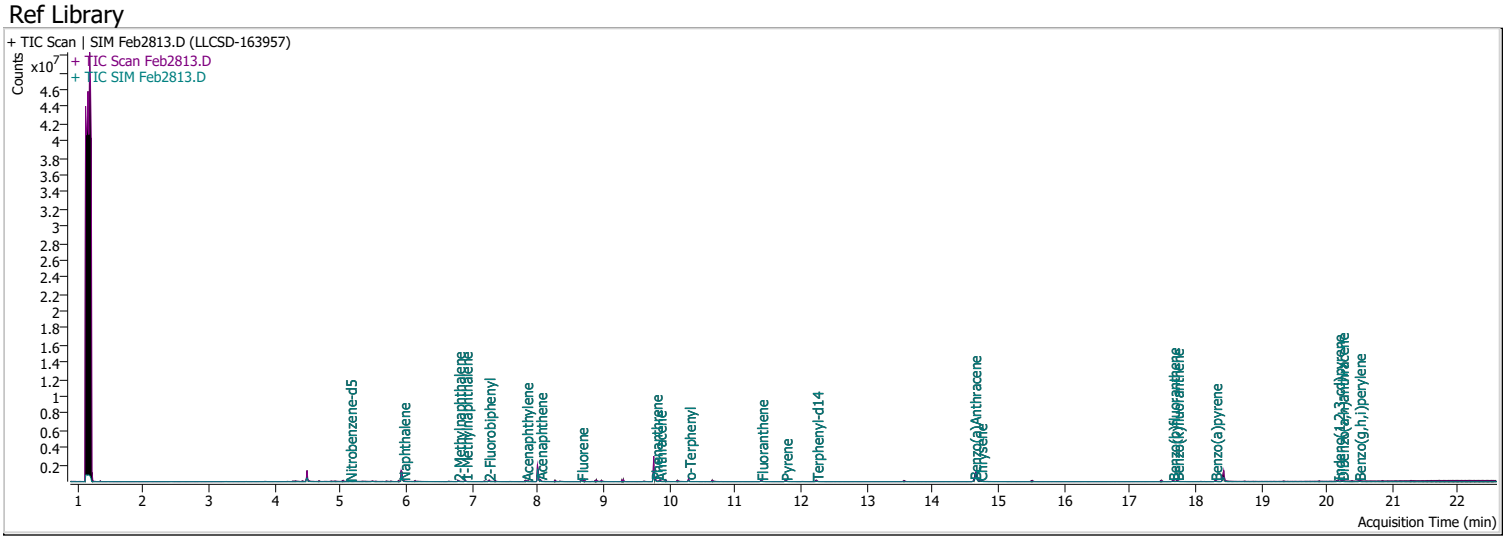

Compound	RT	QIon	Resp.	Conc.	Units	Dev(Min)
Internal Standards						
M 1,4-Dichlorobenzene-d4	4.497	152.0	197802	40.0000	ng/ml	0.000
M Naphthalene-d8	5.928	136.0	873243	40.0000	ng/ml	0.000
M Acenaphthene-d10	8.000	164.0	580264	40.0000	ng/ml	0.000
M Phenanthrene-d10	9.768	188.0	1114160	40.0000	ng/ml	0.000
M Chrysene-d12	14.664	240.0	818065	40.0000	ng/ml	0.000
M Perylene-d12	18.425	264.0	633294	40.0000	ng/ml	-0.012
System Monitoring Compounds						
S Nitrobenzene-d5	5.143	82.0	16145	4.0051	ng/ml	-0.012
Spiked Amount: 5.000	Range: 19.0 - 102.0%			Recovery = 80.10%		
S 2-Fluorobiphenyl	7.252	172.0	62791	3.5025	ng/ml	-0.012
Spiked Amount: 5.000	Range: 25.0 - 94.0%			Recovery = 70.05%		
S o-Terphenyl	10.299	230.0	68471	4.4809	ng/ml	0.000
Spiked Amount: 5.000	Range: 40.0 - 140.0%			Recovery = 89.62%		
S Terphenyl-d14	12.238	244.0	78146	4.3550	ng/ml	0.000
Spiked Amount: 5.000	Range: 39.0 - 106.0%			Recovery = 87.10%		
Target Compounds						**QValue**
T Naphthalene	5.953	128.0	61496	2.7893	ng/ml	96
T 2-Methylnaphthalene	6.790	141.0	39718	3.0832	ng/ml	88
T 1-Methylnaphthalene	6.902	141.0	36894	2.6202	ng/ml	99
T Acenaphthylene	7.826	152.0	77426	3.4550	ng/ml	97
T Acenaphthene	8.038	154.0	55854	3.6950	ng/ml	99
T Fluorene	8.661	166.0	75286	4.0025	ng/ml	90
T Phenanthrene	9.793	178.0	119993	4.5972	ng/ml	100
T Anthracene	9.854	178.0	112177	4.7978	ng/ml	97
T Fluoranthene	11.398	202.0	122730	4.4793	ng/ml	98
T Pyrene	11.769	202.0	136870	4.9500	ng/ml	98
T Benzo(a)Anthracene	14.639	228.0	99949	5.0366	ng/ml	98
T Chrysene	14.726	228.0	126384	5.0526	ng/ml	96
T Benzo(b)fluoranthene	17.659	252.0	87004	5.0026	ng/ml	100

Compound	RT	QIon	Resp.	Conc.	Units	Dev(Min)
T Benzo(k)fluoranthene	17.721	252.0	95129	4.7438	ng/ml	95
T Benzo(a)pyrene	18.302	252.0	72229	4.4402	ng/ml	98
T Indeno(1,2,3-cd)pyrene	20.167	276.0	62565	4.6780	ng/ml	93
T Dibenzo(a,h)anthracene	20.229	278.0	75478	4.8043	ng/ml	98
T Benzo(g,h,i)perylene	20.489	276.0	88395	4.6498	ng/ml	98

(#) = Qualifier Out of Range; (m) = Manual Integration; (+) = Area Summed; (*) = Surrogate Percent Recovery Out of Range; (d): Zeroed Peak

Quantitation Results Report (QT Reviewed)

Compound	Conc.	RT	Dev(Min)	Resp.	QIon	QRatio	Lower	Upper
Nitrobenzene-d5	4.0051	5.14	-0.01	16145	54.0	37.8	30.6	56.8
					128.0	40.6	28.9	53.6

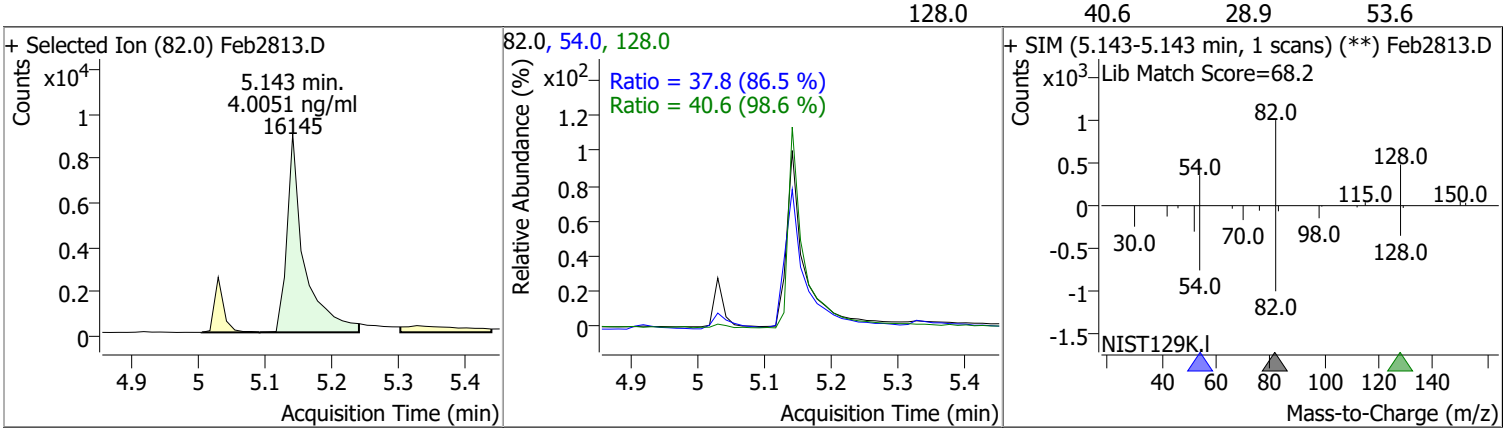

Compound	Conc.	RT	Dev(Min)	Resp.	QIon	QRatio	Lower	Upper
Naphthalene	2.7893	5.95	0.00	61496	102.0	11.0	0.0	40.8
					129.0	11.0	7.8	14.5

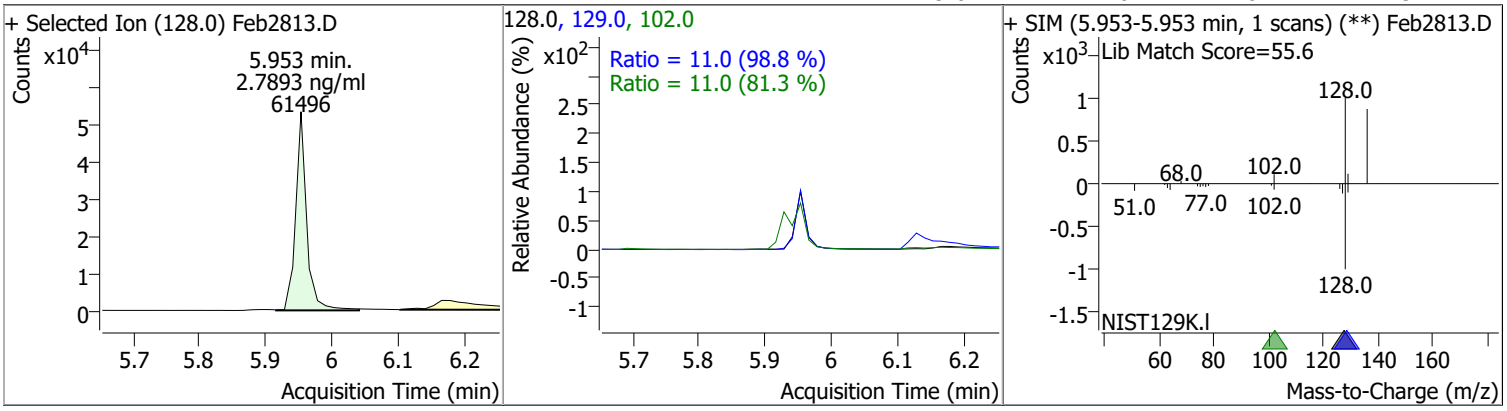

Compound	Conc.	RT	Dev(Min)	Resp.	QIon	QRatio	Lower	Upper
2-Methylnaphthalene	3.0832	6.79	0.00	39718	142.0	150.5	94.4	175.3
					115.0	44.9	36.1	67.0

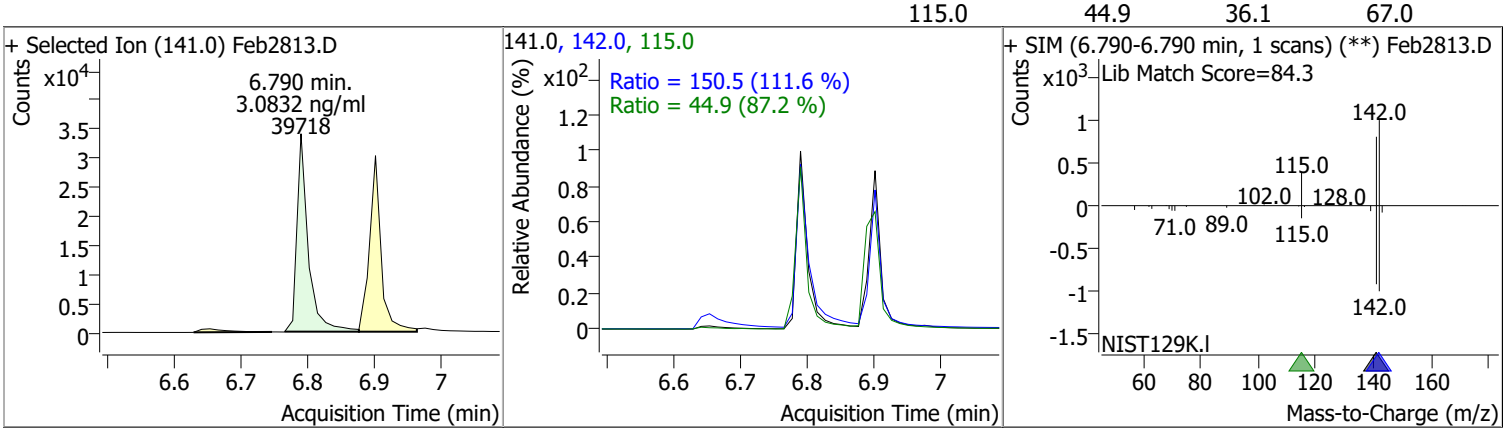

Compound	Conc.	RT	Dev(Min)	Resp.	QIon	QRatio	Lower	Upper
1-Methylnaphthalene	2.6202	6.90	0.00	36894	142.0	118.4	83.6	155.3
					115.0	51.7	34.8	64.6

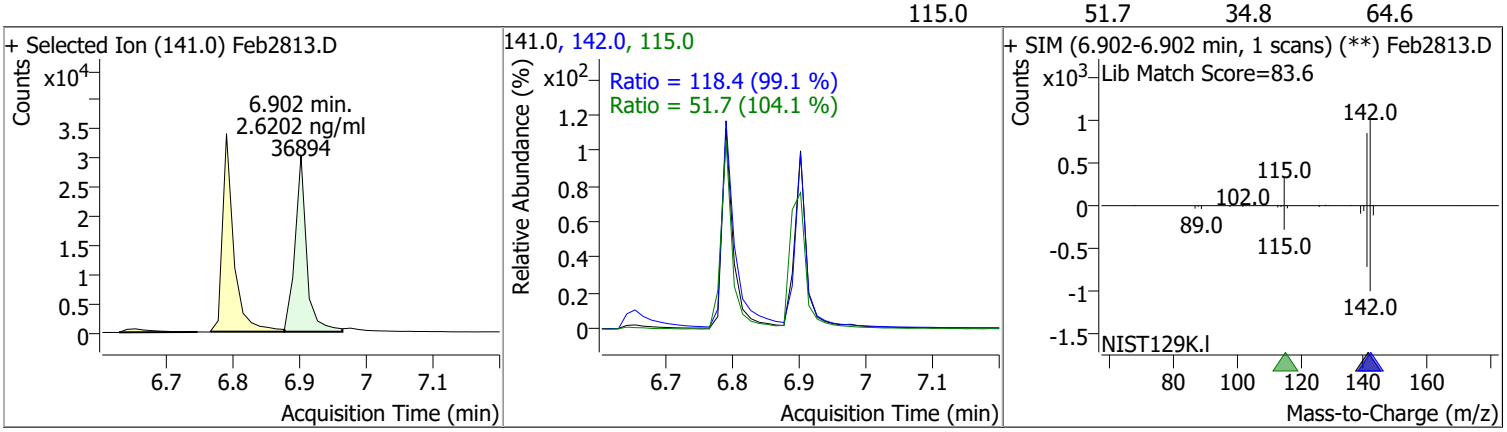

Compound	Conc.	RT	Dev(Min)	Resp.	QIon	QRatio	Lower	Upper
2-Fluorobiphenyl	3.5025	7.25	-0.01	62791	171.0	36.2	24.3	45.1

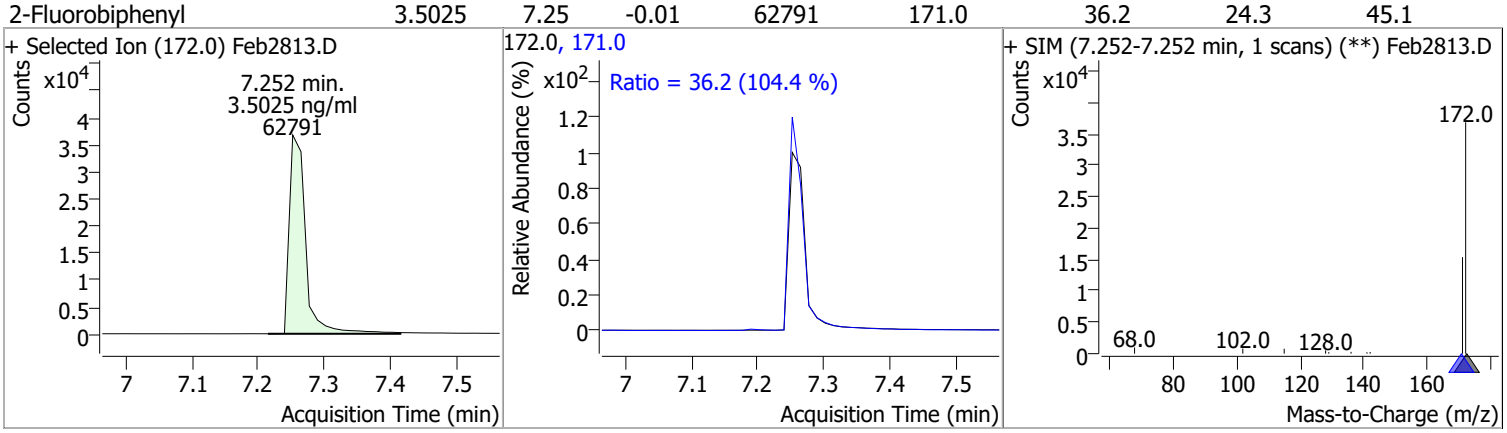

Compound	Conc.	RT	Dev(Min)	Resp.	QIon	QRatio	Lower	Upper
Acenaphthylene	3.4550	7.83	0.00	77426	153.0	14.6	11.2	20.8

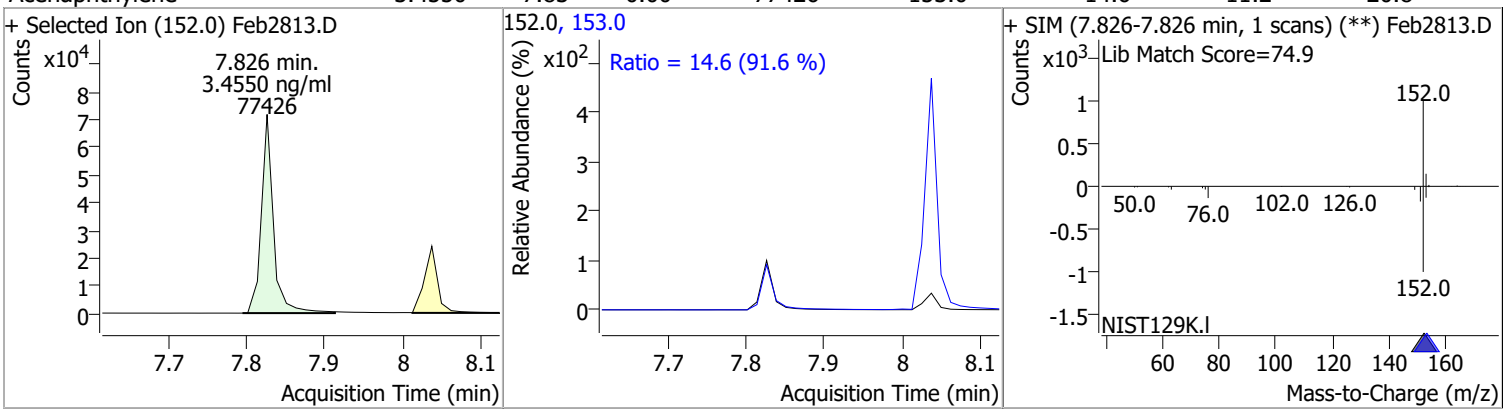

Compound	Conc.	RT	Dev(Min)	Resp.	QIon	QRatio	Lower	Upper
Acenaphthene	3.6950	8.04	0.00	55854	153.0	108.9	76.8	142.6
					152.0	51.5	36.4	67.5

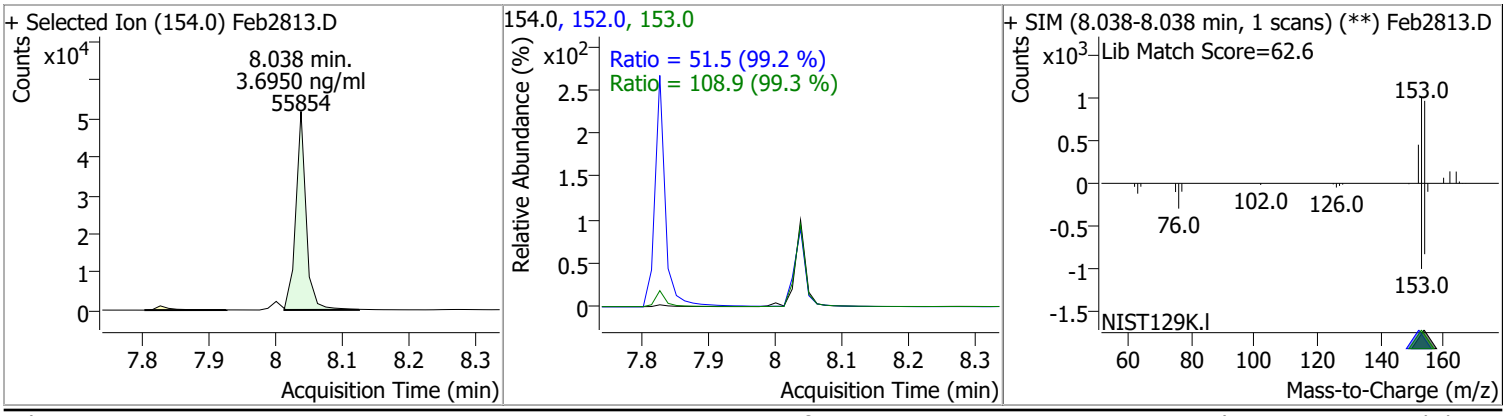

Quantitation Results Report (QT Reviewed)

Compound	Conc.	RT	Dev(Min)	Resp.	QIon	QRatio	Lower	Upper
Fluorene	4.0025	8.66	-0.01	75286	165.0	96.7	60.3	111.9
					167.0	13.4	8.9	16.6

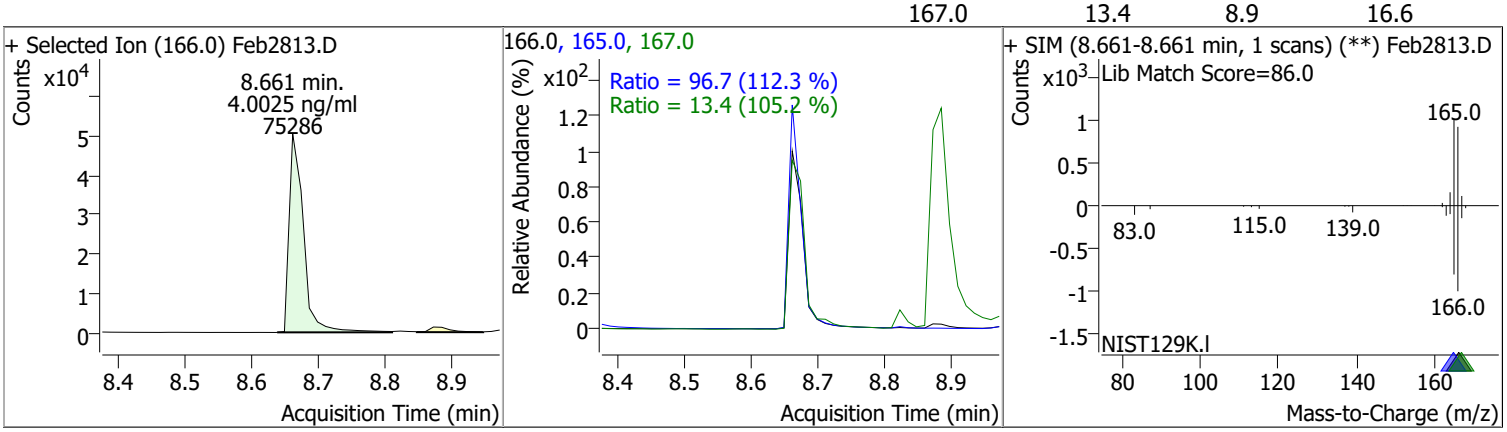

Compound	Conc.	RT	Dev(Min)	Resp.	QIon	QRatio	Lower	Upper
Phenanthrene	4.5972	9.79	0.00	119993	176.0	18.1	12.7	23.5

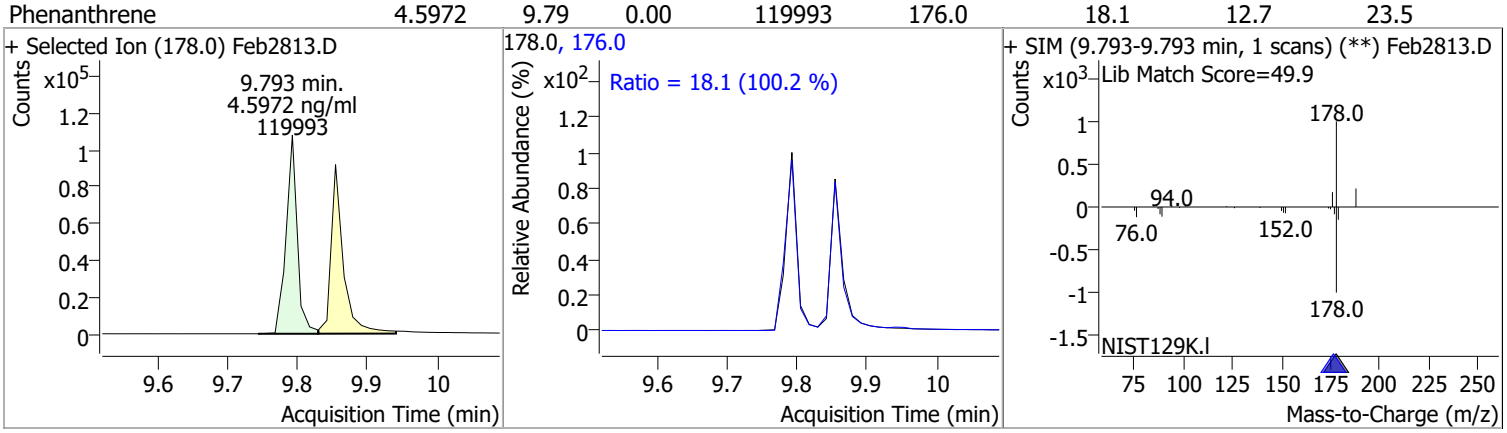

Compound	Conc.	RT	Dev(Min)	Resp.	QIon	QRatio	Lower	Upper
Anthracene	4.7978	9.85	0.00	112177	176.0	17.3	12.9	23.9

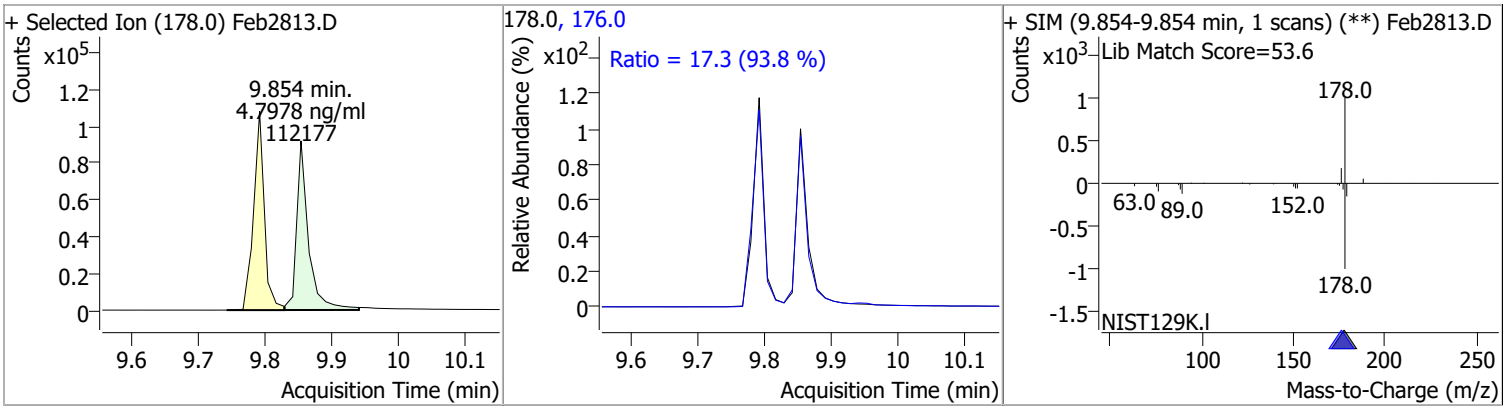

Compound	Conc.	RT	Dev(Min)	Resp.	QIon	QRatio	Lower	Upper
o-Terphenyl	4.4809	10.30	0.00	68471	229.0	64.7	42.8	79.5
					215.0	39.5	28.0	52.0

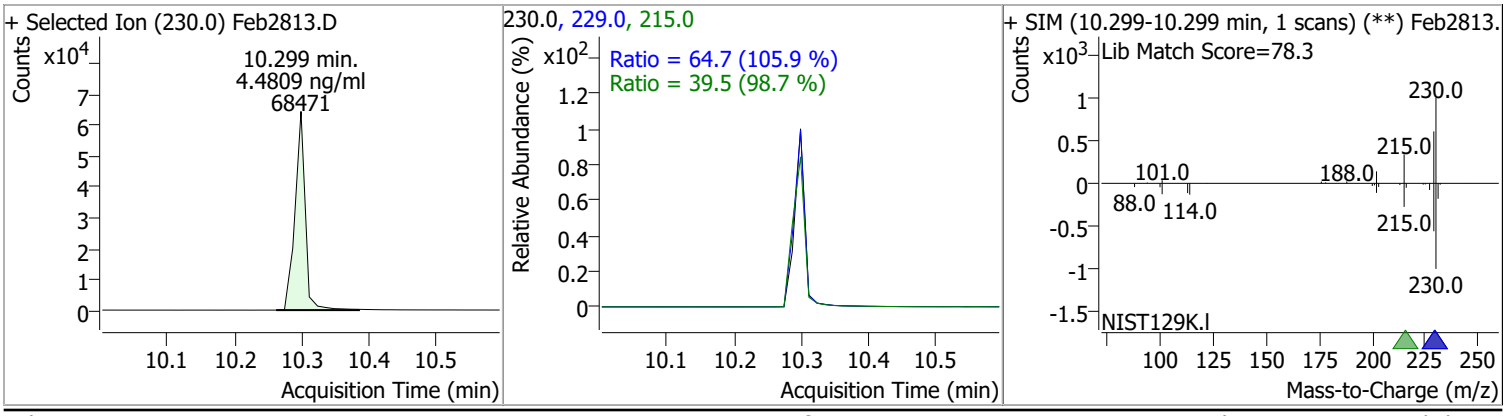

Compound	Conc.	RT	Dev(Min)	Resp.	QIon	QRatio	Lower	Upper
Fluoranthene	4.4793	11.40	0.00	122730	101.0	10.2	6.7	12.5

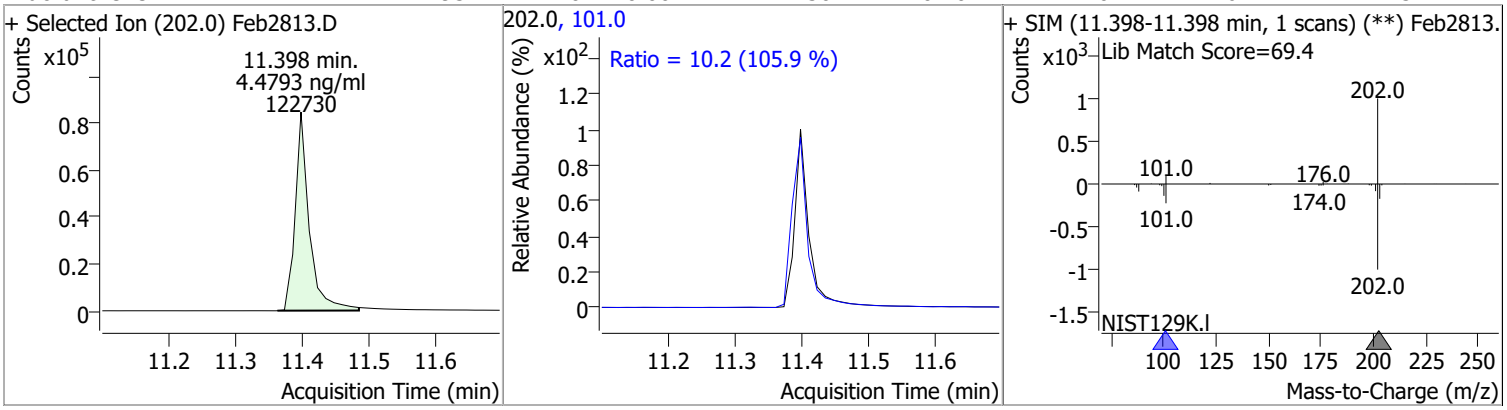

Compound	Conc.	RT	Dev(Min)	Resp.	QIon	QRatio	Lower	Upper
Pyrene	4.9500	11.77	-0.01	136870	101.0	11.4	8.4	15.6

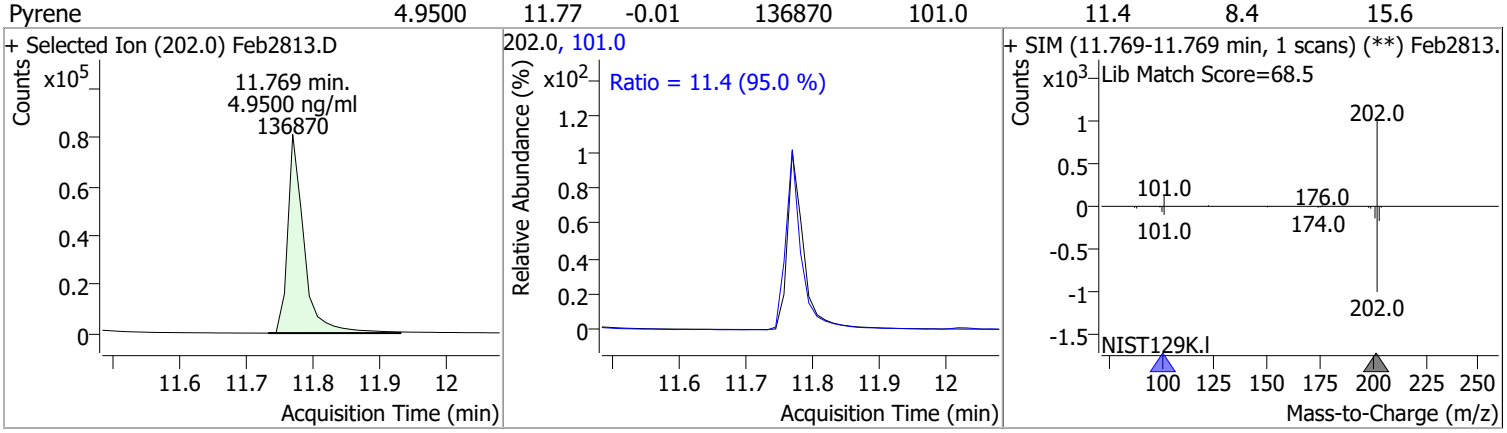

Compound	Conc.	RT	Dev(Min)	Resp.	QIon	QRatio	Lower	Upper
Terphenyl-d14	4.3550	12.24	0.00	78146	122.0	13.0	8.6	16.0

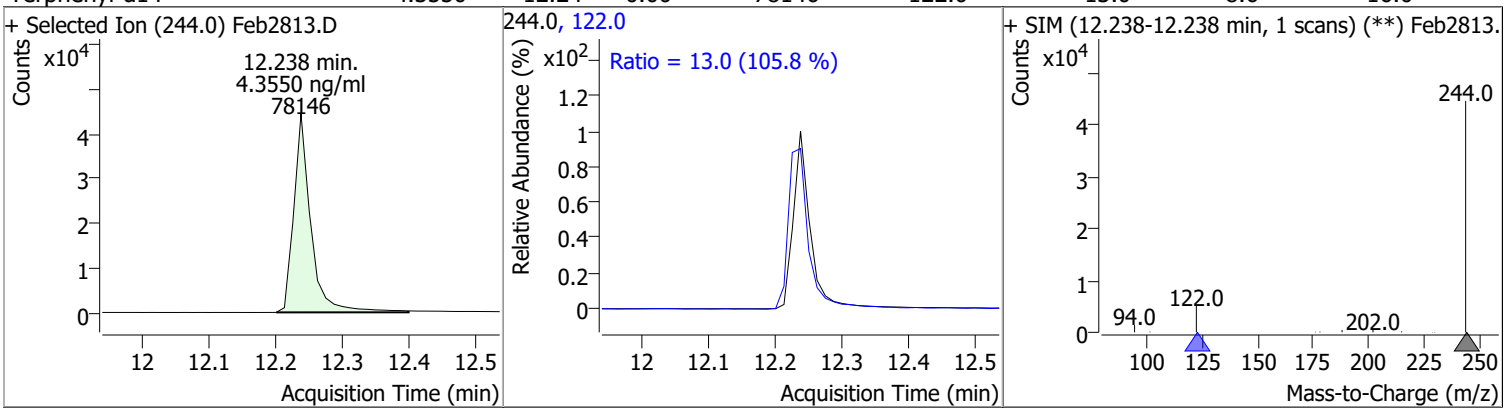

Compound	Conc.	RT	Dev(Min)	Resp.	QIon	QRatio	Lower	Upper
Benzo(a)Anthracene	5.0366	14.64	0.00	99949	226.0	26.1	18.0	33.4
					229.0	22.0	16.5	30.7

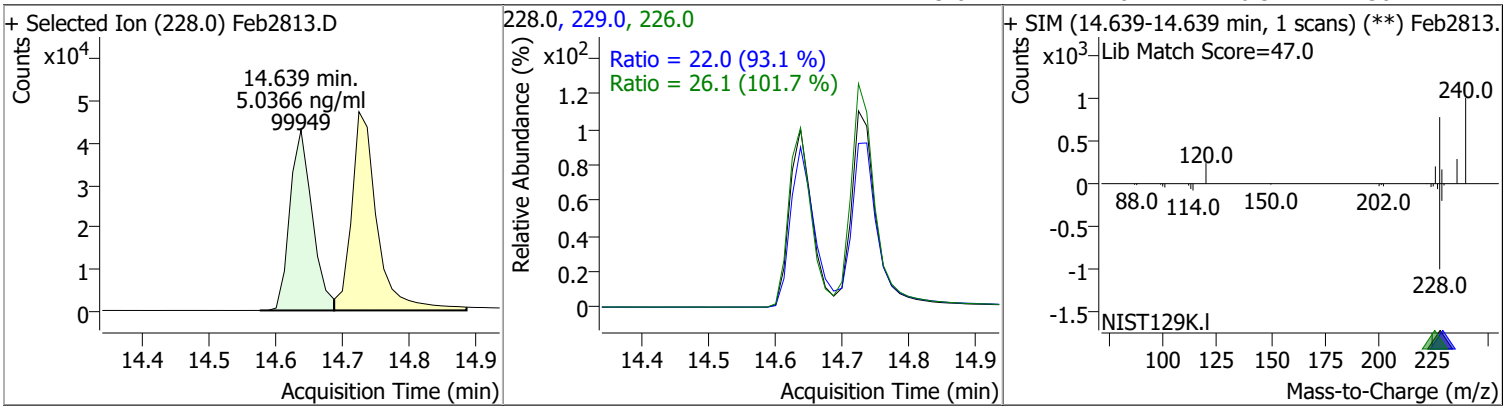

Quantitation Results Report (QT Reviewed)

Compound	Conc.	RT	Dev(Min)	Resp.	QIon	QRatio	Lower	Upper
Chrysene	5.0526	14.73	-0.01	126384	226.0	28.8	21.6	40.2
					229.0	21.6	13.8	25.7

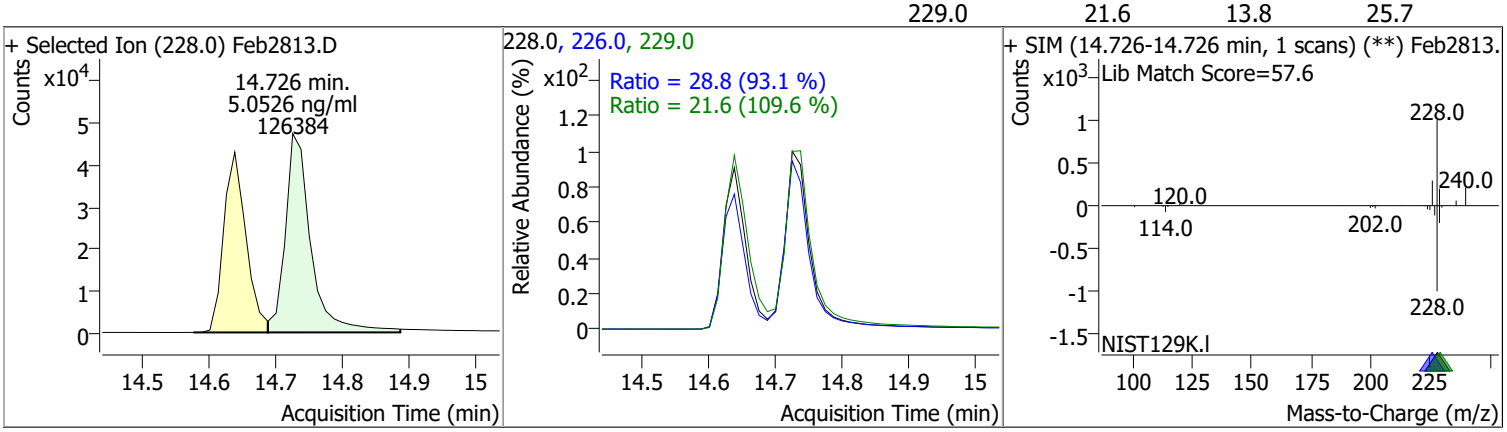

Compound	Conc.	RT	Dev(Min)	Resp.	QIon	QRatio	Lower	Upper
Benzo(b)fluoranthene	5.0026	17.66	0.00	87004	253.0	22.6	15.7	29.2

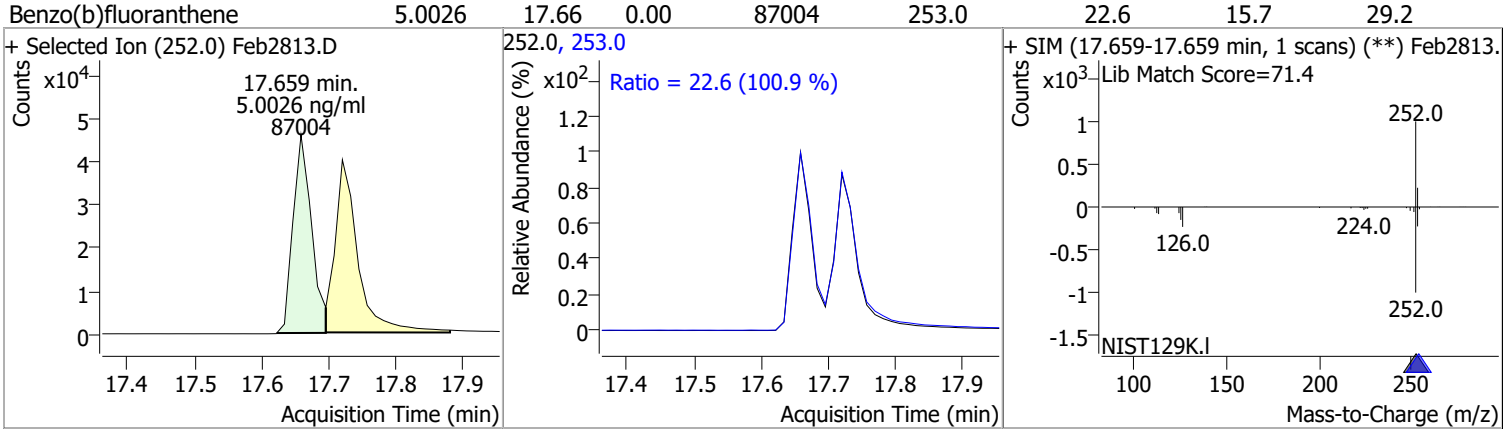

Compound	Conc.	RT	Dev(Min)	Resp.	QIon	QRatio	Lower	Upper
Benzo(k)fluoranthene	4.7438	17.72	-0.01	95129	253.0	22.2	17.2	31.9

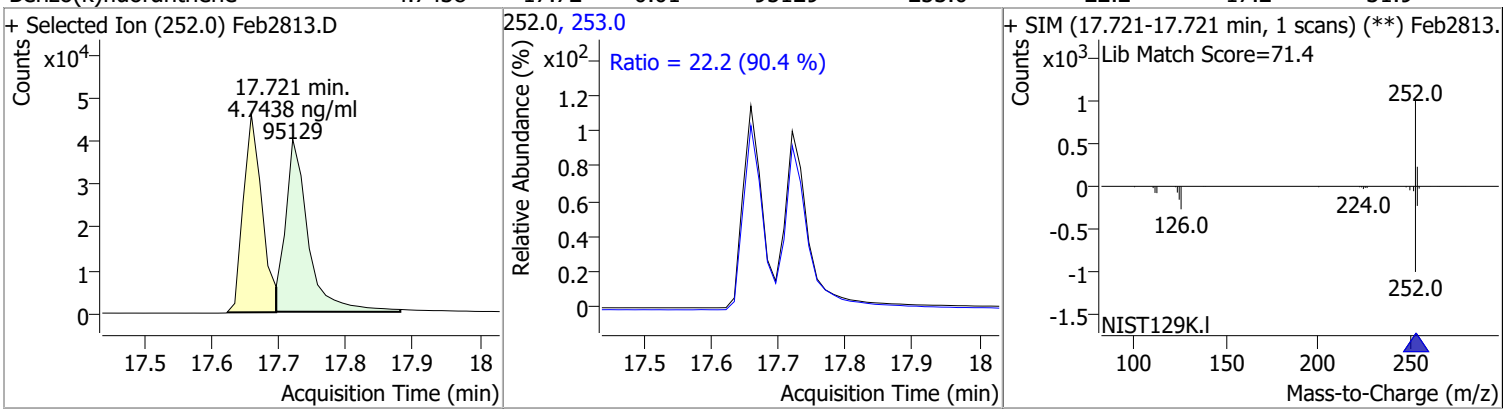

Compound	Conc.	RT	Dev(Min)	Resp.	QIon	QRatio	Lower	Upper
Benzo(a)pyrene	4.4402	18.30	-0.01	72229	253.0	23.9	16.2	30.1

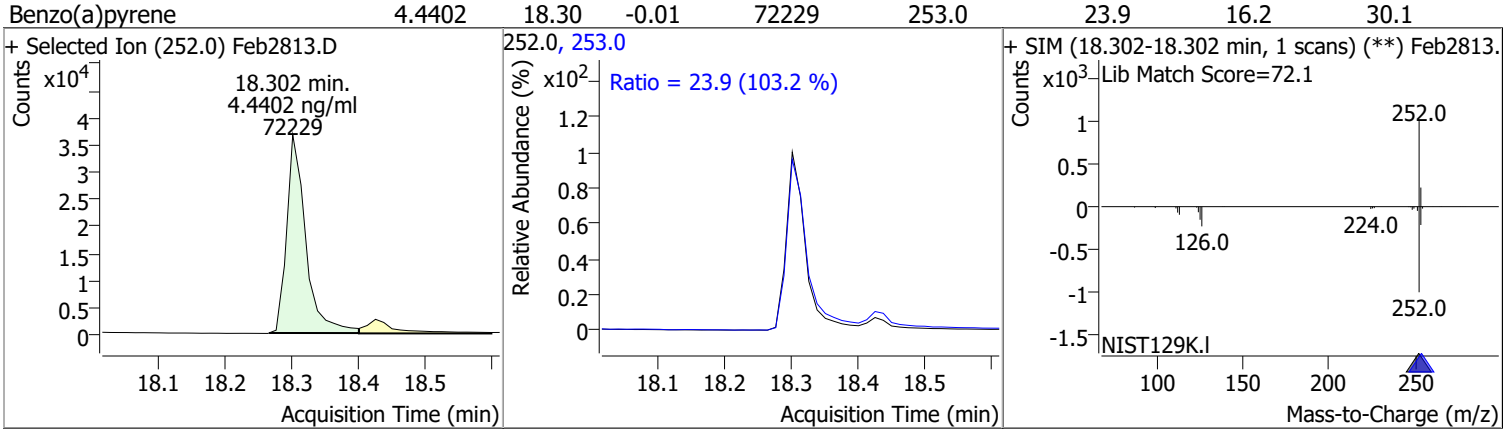

Compound	Conc.	RT	Dev(Min)	Resp.	QIon	QRatio	Lower	Upper
Indeno(1,2,3-cd)pyrene	4.6780	20.17	0.00	62565	138.0	24.2	14.6	27.2

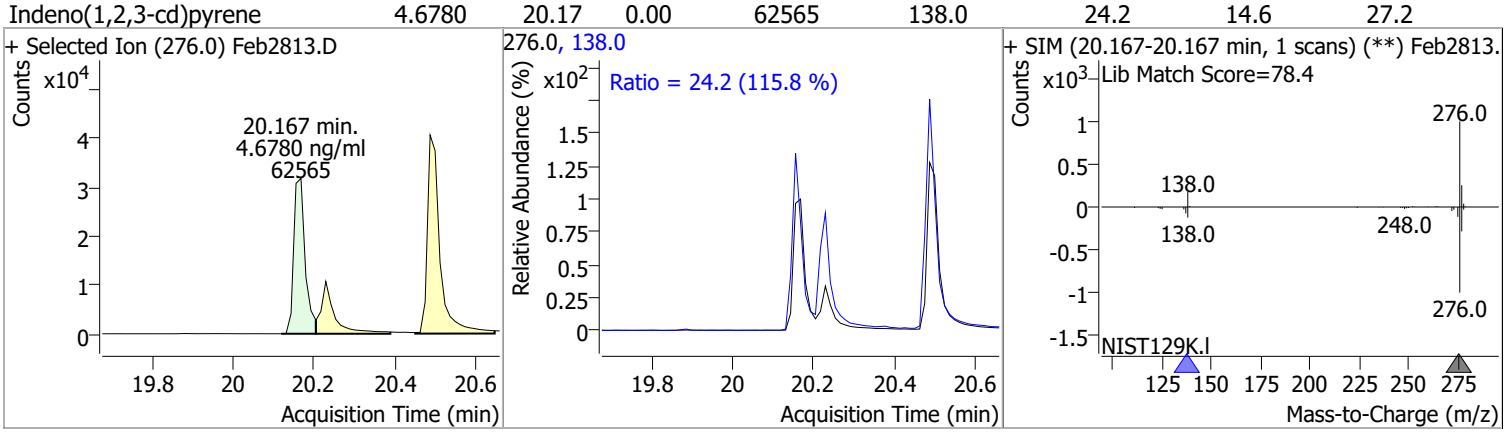

Compound	Conc.	RT	Dev(Min)	Resp.	QIon	QRatio	Lower	Upper
Dibenzo(a,h)anthracene	4.8043	20.23	-0.01	75478	279.0	24.7	16.8	31.3
					139.0	18.7	12.4	23.0

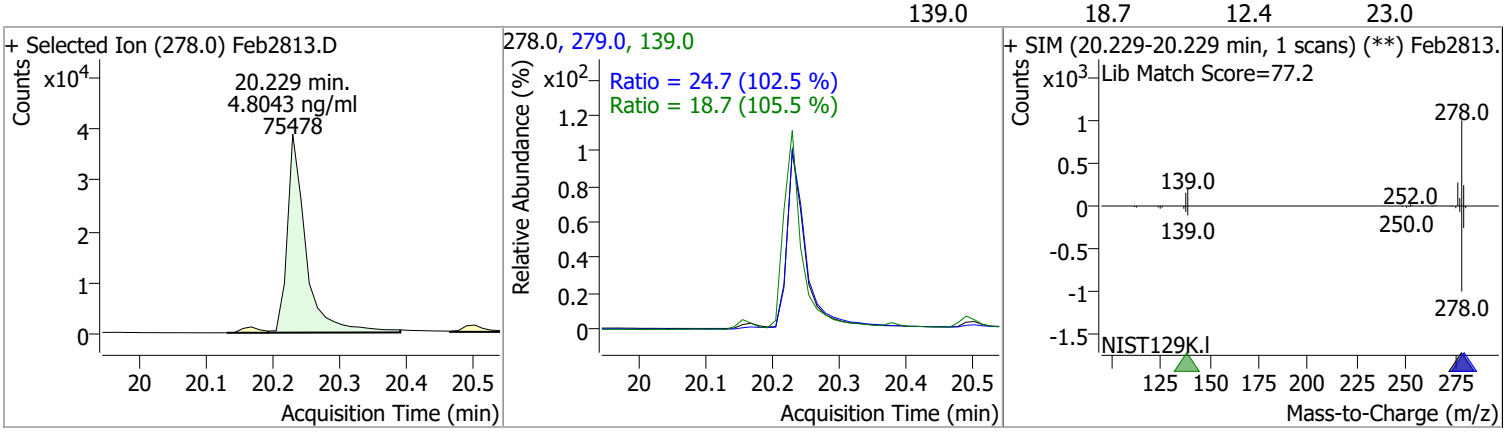

Compound	Conc.	RT	Dev(Min)	Resp.	QIon	QRatio	Lower	Upper
Benzo(g,h,i)perylene	4.6498	20.49	-0.01	88395	138.0	24.8	16.2	30.1
					277.0	22.5	16.2	30.1

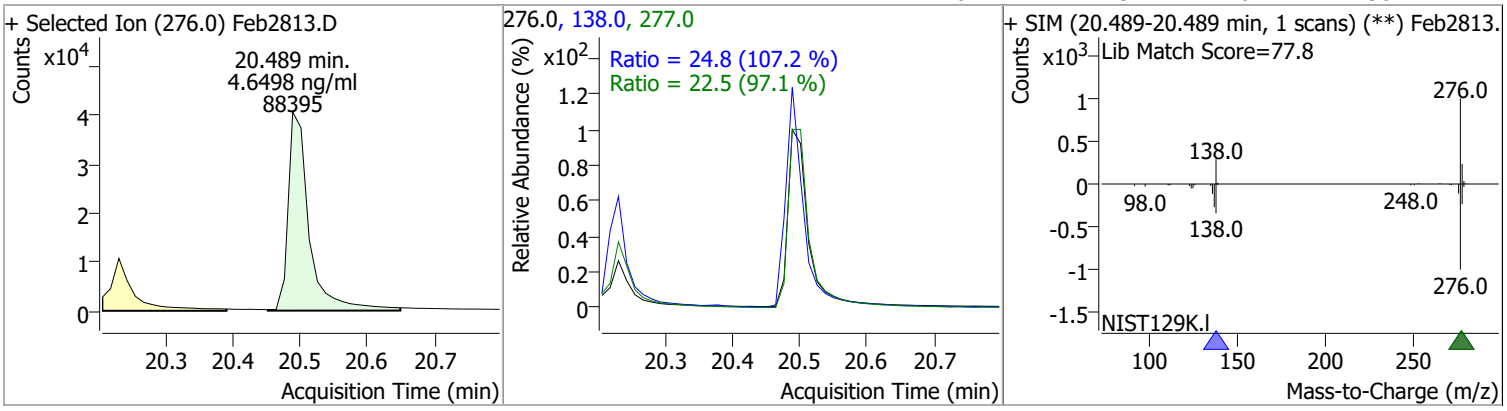

Quantitation Results Report (QT Reviewed)

Data File	Feb2814.D	Operator	LIMS import
Acq. Method	5975BNASIM	Acq. Date-Time	2/28/2022 6:31:24 PM
Sample Name	B22021435-001C	Instrument	GCMS
Vial	14	Multiplier	1.00
DA Method File	021622 bna SIM 2.batch.bin	Comment	SVOC-8270C-SIM-W-LLPAH
Tune File	dftppjph.u	Tune Date	
Batch Name	022822 bna SIM 1.batch.bin	Last Calib Update	2/28/2022 5:36:24 PM
Ref Library			

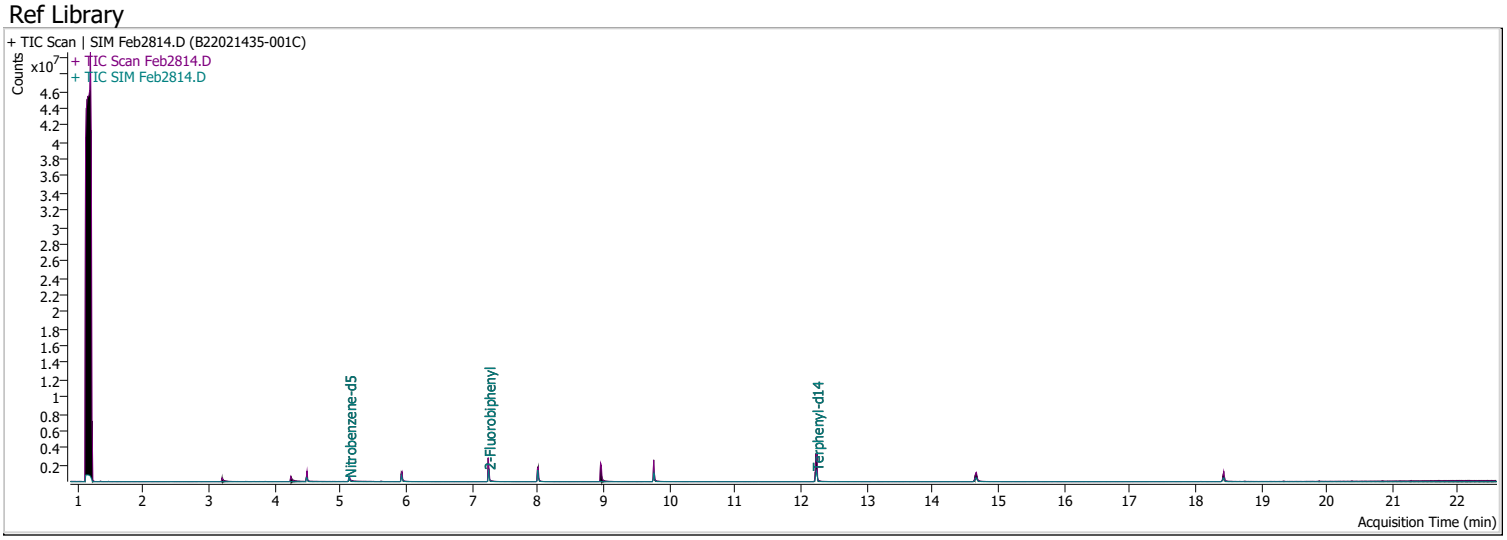

Compound	RT	QIon	Resp.	Conc.	Units		Dev(Min)
Internal Standards							
M 1,4-Dichlorobenzene-d4	4.497	152.0	199147	40.0000	ng/ml		0.000
M Naphthalene-d8	5.928	136.0	853042	40.0000	ng/ml		0.000
M Acenaphthene-d10	8.000	164.0	583805	40.0000	ng/ml		0.000
M Phenanthrene-d10	9.768	188.0	1055037	40.0000	ng/ml		0.000
M Chrysene-d12	14.664	240.0	803427	40.0000	ng/ml		0.000
M Perylene-d12	18.437	264.0	604776	40.0000	ng/ml		0.000
System Monitoring Compounds							
S Nitrobenzene-d5	5.131	82.0	357543	35.0984	ng/ml		-0.025
Spiked Amount: 5.000	Range: 19.0 - 102.0%			Recovery = 701.97%		*	
S 2-Fluorobiphenyl	7.252	172.0	1087954	60.3181	ng/ml		-0.013
Spiked Amount: 5.000	Range: 25.0 - 94.0%			Recovery = 1206.36%		*	
S o-Terphenyl	0.000		0	N.D.			
Spiked Amount: 5.000	Range: 40.0 - 140.0%			Recovery = NA%			
S Terphenyl-d14	12.238	244.0	1813200	102.8893	ng/ml		0.000
Spiked Amount: 5.000	Range: 39.0 - 106.0%			Recovery = 2057.79%		*	
Target Compounds							**QValue**
T Naphthalene	0.000		0	N.D.			
T 2-Methylnaphthalene	0.000		0	N.D.			
T 1-Methylnaphthalene	0.000		0	N.D.			
T Acenaphthylene	0.000		0	N.D.			
T Acenaphthene	8.000	154.0	0		ng/ml	md	1
T Fluorene	8.960	166.0	0		ng/ml	md	1
T Phenanthrene	0.000		0	N.D.			
T Anthracene	0.000		0	N.D.			
T Fluoranthene	0.000		0	N.D.			
T Pyrene	0.000		0	N.D.			
T Benzo(a)Anthracene	14.664	228.0	0		ng/ml	md	1
T Chrysene	14.726	228.0	0		ng/ml	md	1
T Benzo(b)fluoranthene	0.000		0	N.D.			

Compound	RT	QIon	Resp.	Conc.	Units		Dev(Min)
T Benzo(k)fluoranthene	0.000		0	N.D.			
T Benzo(a)pyrene	18.326	252.0	0		ng/ml	md	1
T Indeno(1,2,3-cd)pyrene	0.000		0	N.D.			
T Dibenzo(a,h)anthracene	0.000		0	N.D.			
T Benzo(g,h,i)perylene	0.000		0	N.D.			

(#) = Qualifier Out of Range; (m) = Manual Integration; (+) = Area Summed; (*) = Surrogate Percent Recovery Out of Range; (d): Zeroed Peak

Quantitation Results Report (QT Reviewed)

Compound	Conc.	RT	Dev(Min)	Resp.	QIon	QRatio	Lower	Upper
Nitrobenzene-d5	35.0984	5.13	-0.02	357543	54.0	37.7	30.6	56.8
					128.0	42.1	28.9	53.6

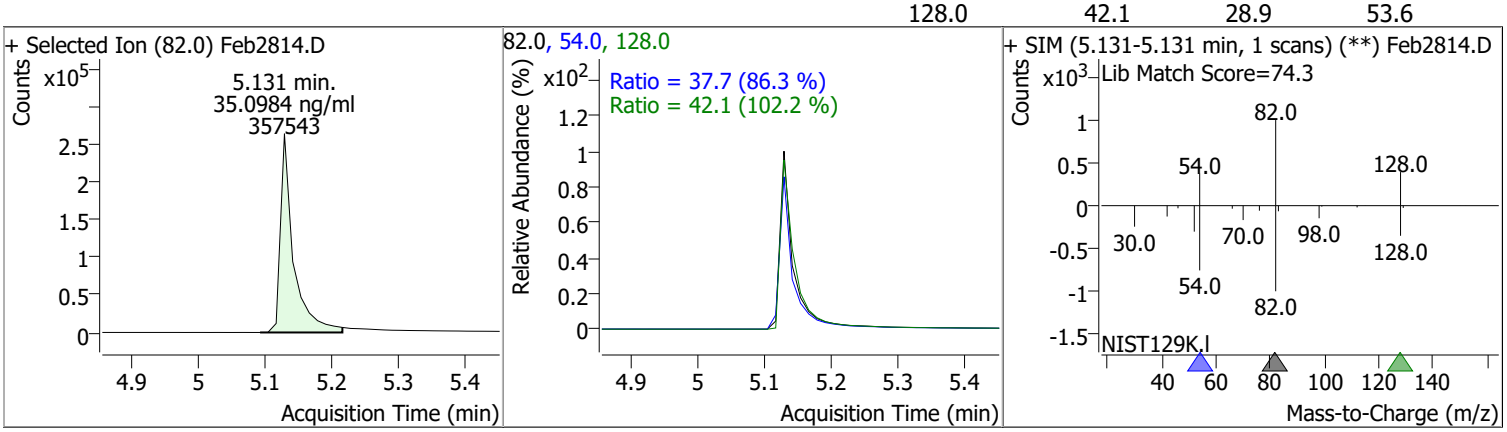

Compound	Conc.	Exp RT	QIon	Exp Ratio	QIon	Exp Ratio
Naphthalene	N.D.	5.95	102.0	13.6	129.0	11.1

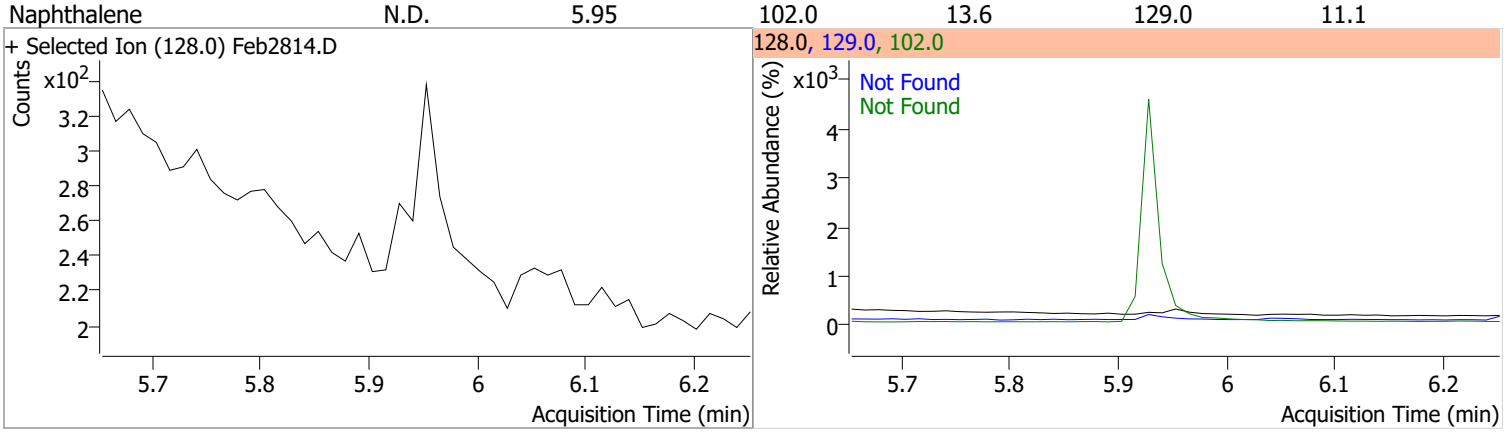

Compound	Conc.	Exp RT	QIon	Exp Ratio	QIon	Exp Ratio
2-Methylnaphthalene	N.D.	6.79	142.0	134.9	115.0	51.5

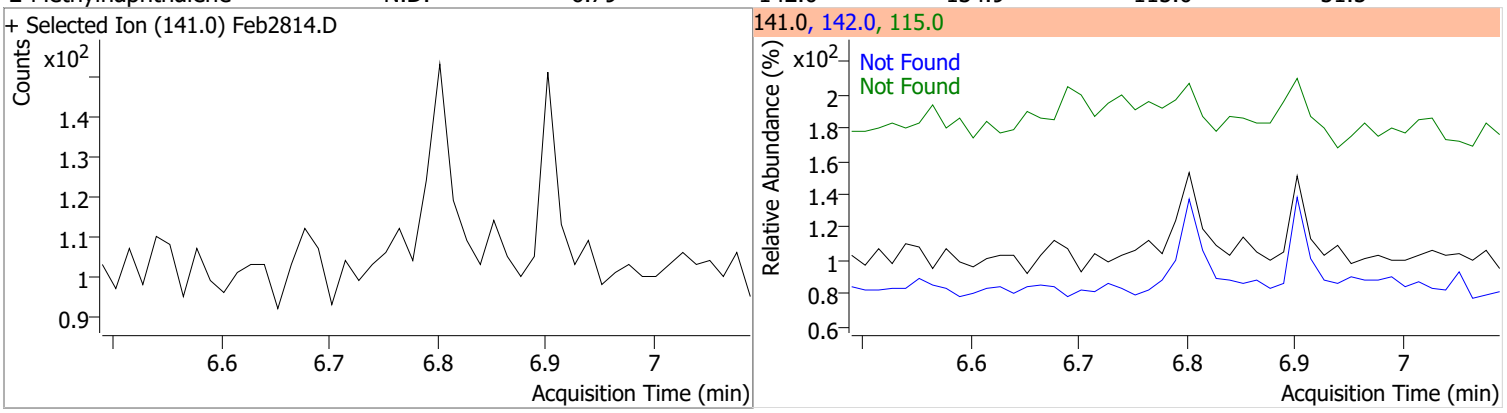

Compound	Conc.	Exp RT	QIon	Exp Ratio	QIon	Exp Ratio
1-Methylnaphthalene	N.D.	6.90	142.0	119.4	115.0	49.7

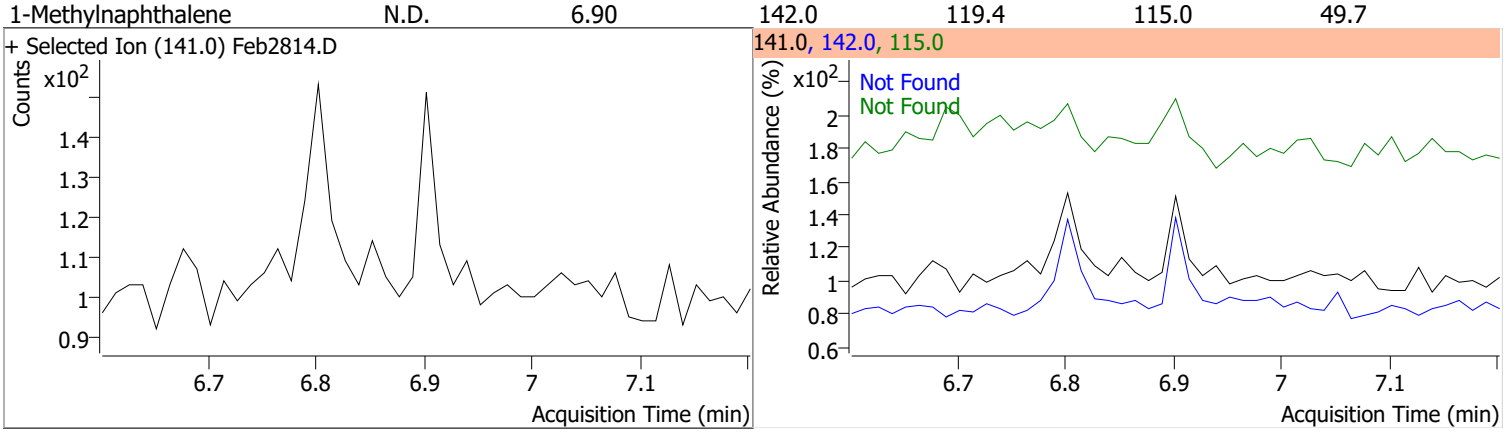

Quantitation Results Report (QT Reviewed)

Compound	Conc.	RT	Dev(Min)	Resp.	QIon	QRatio	Lower	Upper
2-Fluorobiphenyl	60.3181	7.25	-0.01	1087954	171.0	37.8	24.3	45.1

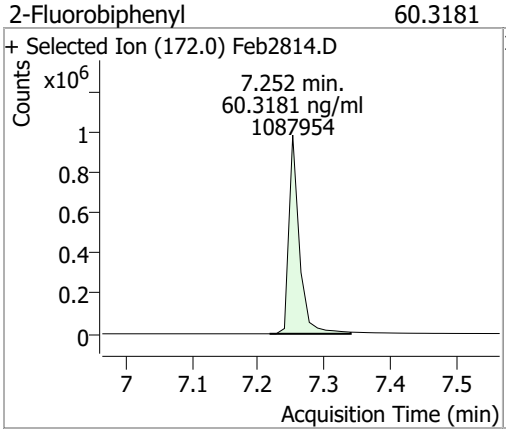

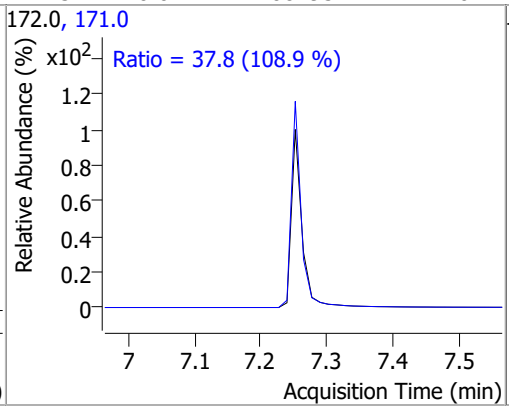

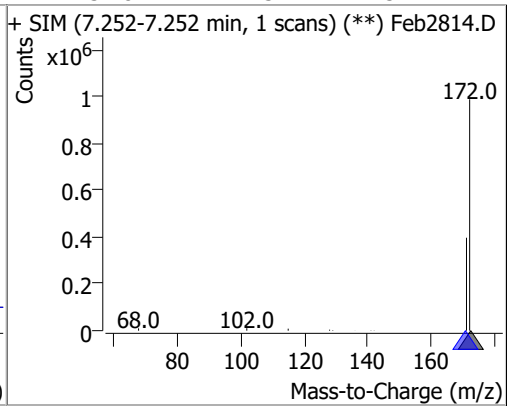

Compound	Conc.	Exp RT	QIon	Exp Ratio
Acenaphthylene	N.D.	7.83	153.0	16.0

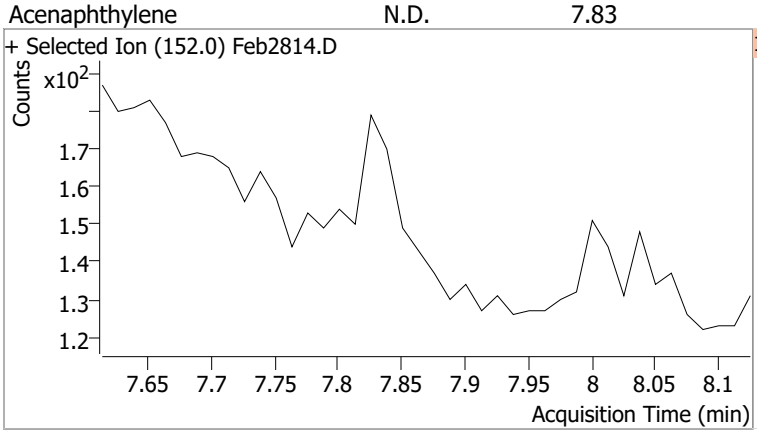

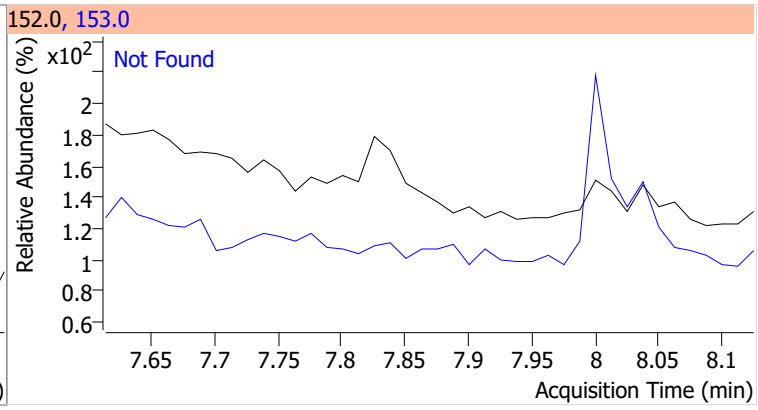

Compound	Conc.	RT	Dev(Min)	Resp.	QIon	QRatio	Lower	Upper
Acenaphthene		0		0	153.0		76.8	142.6
					152.0		36.4	67.5

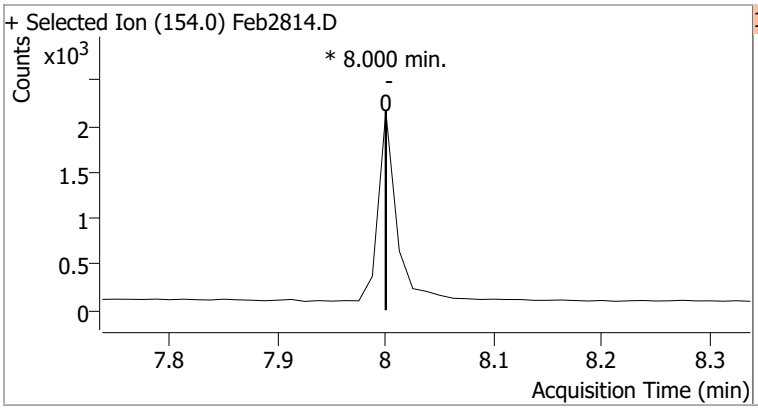

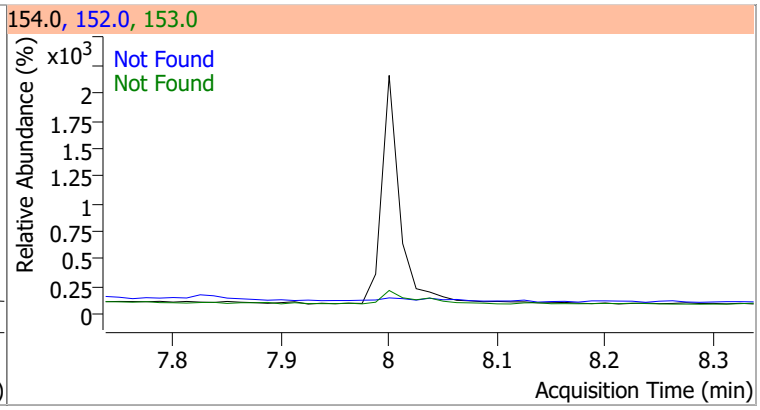

Compound	Conc.	RT	Dev(Min)	Resp.	QIon	QRatio	Lower	Upper
Fluorene		0		0	165.0		60.3	111.9
					167.0		8.9	16.6

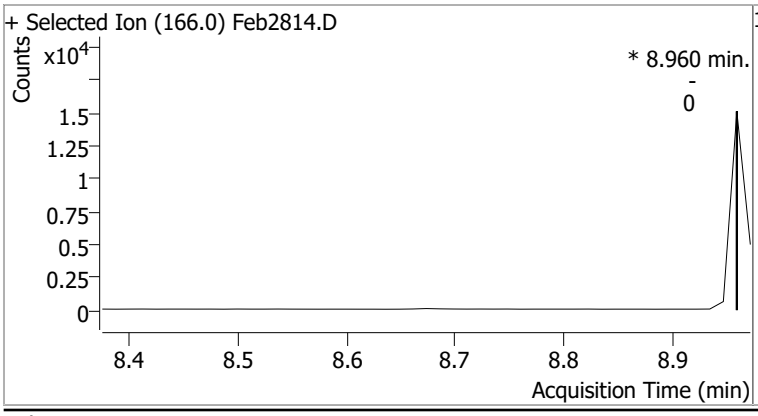

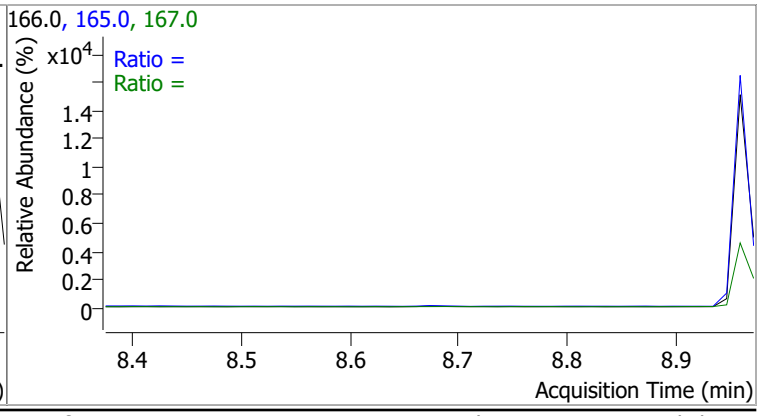

Compound	Conc.	Exp RT	QIon	Exp Ratio
Phenanthrene	N.D.	9.79	176.0	18.1

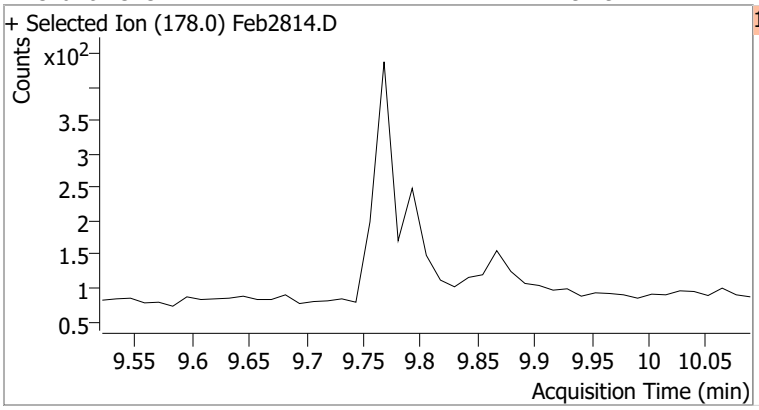

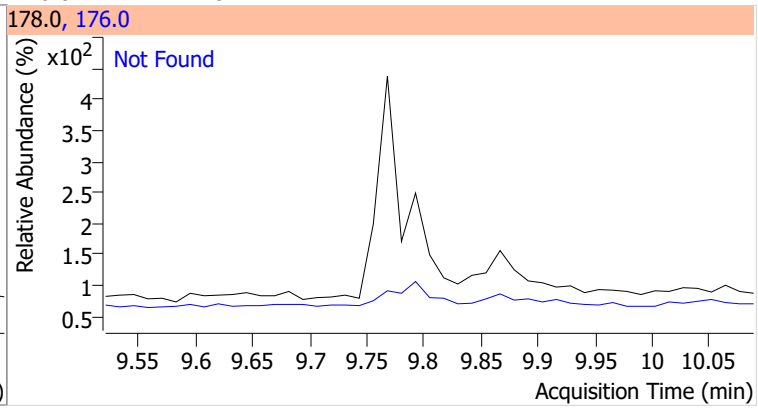

Compound	Conc.	Exp RT	QIon	Exp Ratio
Anthracene	N.D.	9.85	176.0	18.4

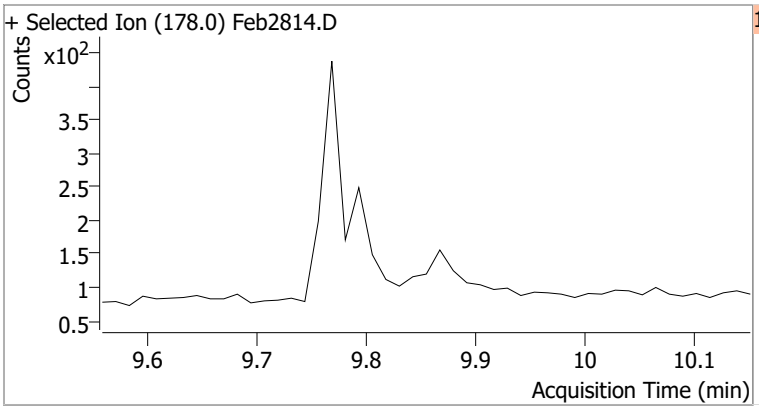

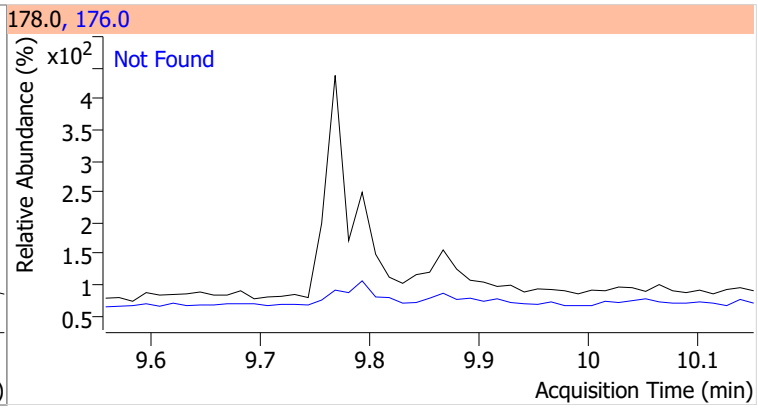

Compound	Conc.	Exp RT	QIon	Exp Ratio	QIon	Exp Ratio
o-Terphenyl	N.D.	10.30	229.0	61.1	215.0	40.0

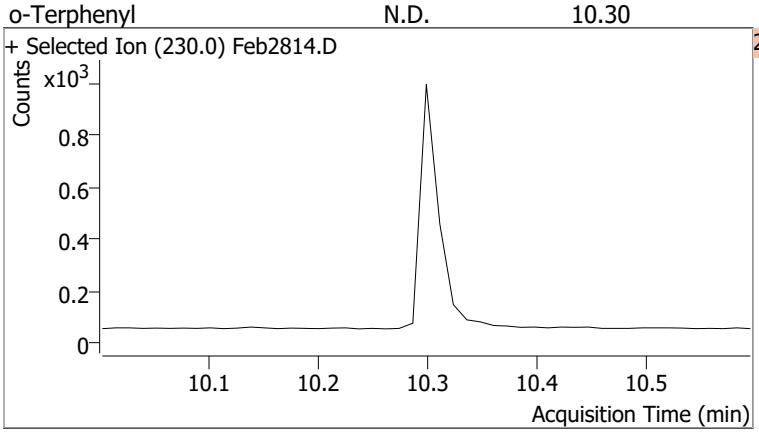

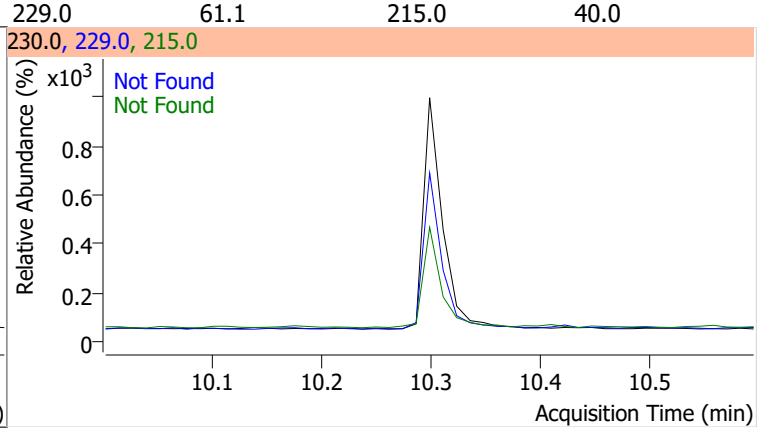

Compound	Conc.	Exp RT	QIon	Exp Ratio
Fluoranthene	N.D.	11.40	101.0	9.6

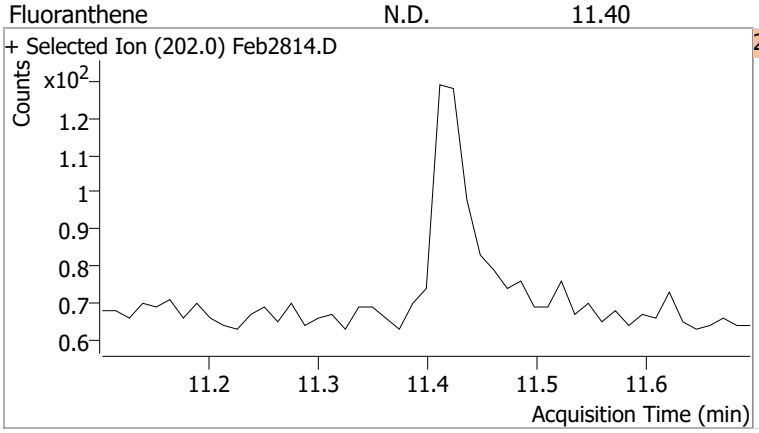

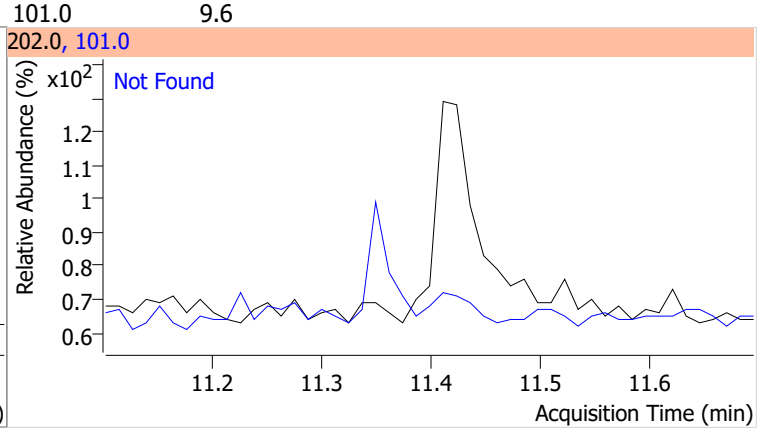

Compound	Conc.	Exp RT	QIon	Exp Ratio
Pyrene	N.D.	11.78	101.0	12.0

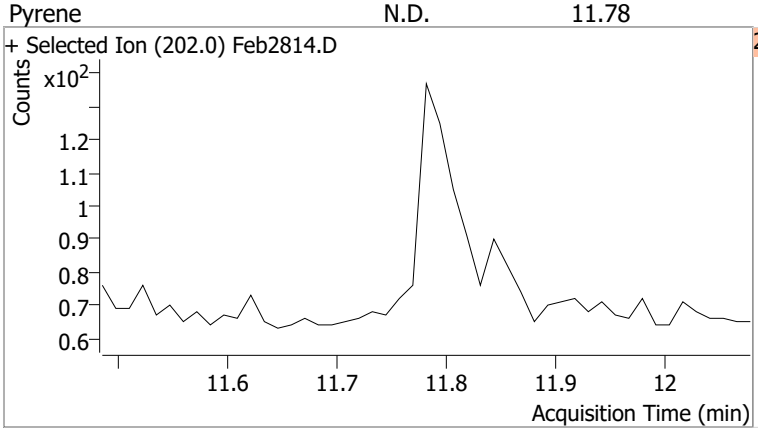

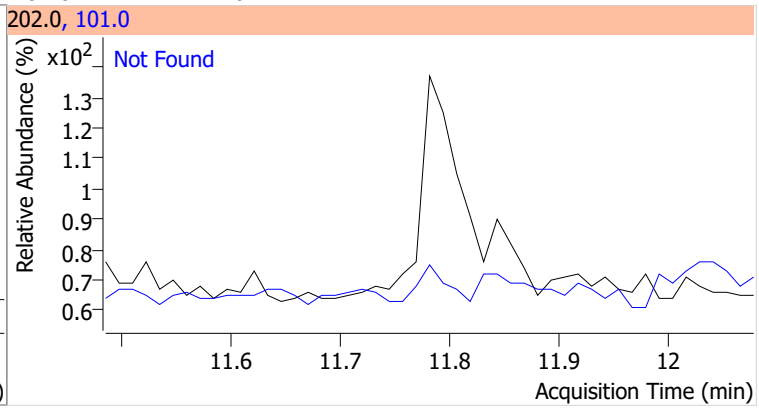

Compound	Conc.	RT	Dev(Min)	Resp.	QIon	QRatio	Lower	Upper
Terphenyl-d14	102.8893	12.24	0.00	1813200	122.0	13.9	8.6	16.0

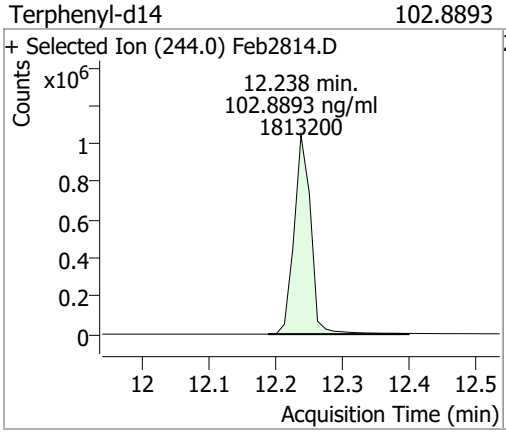

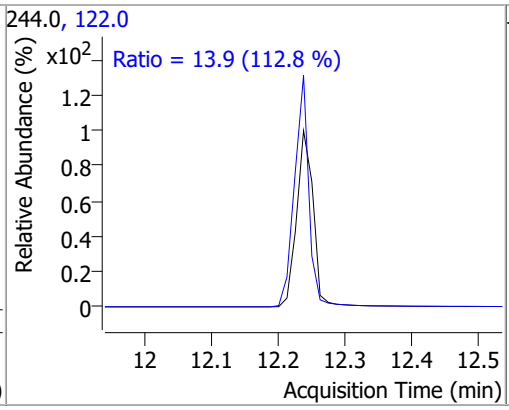

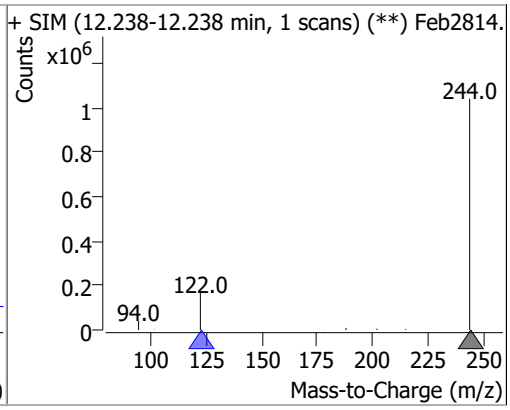

Compound	Conc.	RT	Dev(Min)	Resp.	QIon	QRatio	Lower	Upper
Benzo(a)Anthracene		0		0	226.0		18.0	33.4
					229.0		16.5	30.7

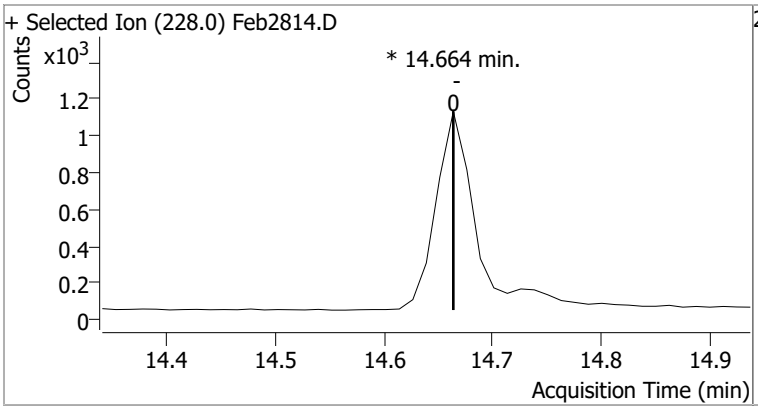

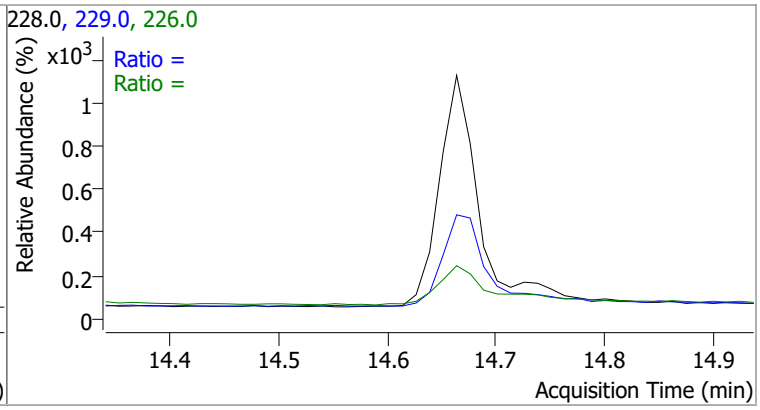

Compound	Conc.	RT	Dev(Min)	Resp.	QIon	QRatio	Lower	Upper
Chrysene		0		0	226.0		21.6	40.2
					229.0		13.8	25.7

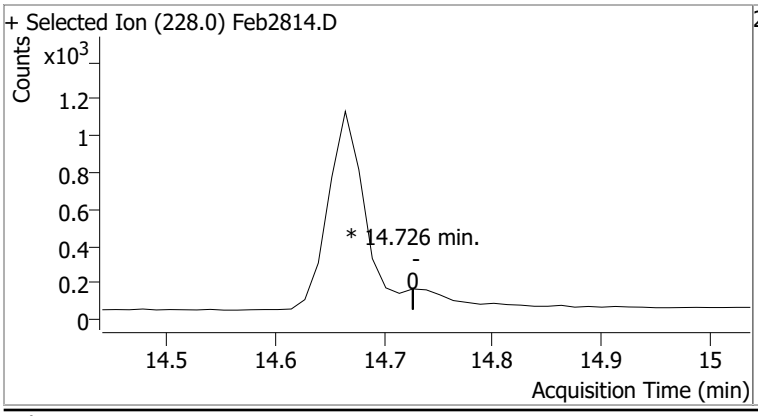

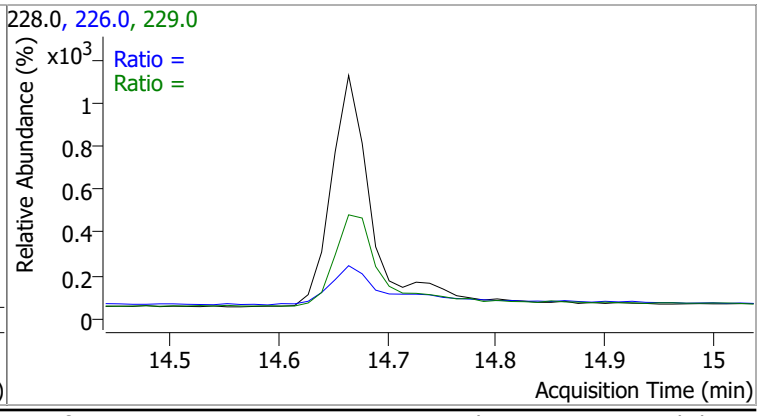

Compound	Conc.	Exp RT	QIon	Exp Ratio
Benzo(b)fluoranthene	N.D.	17.66	253.0	22.4

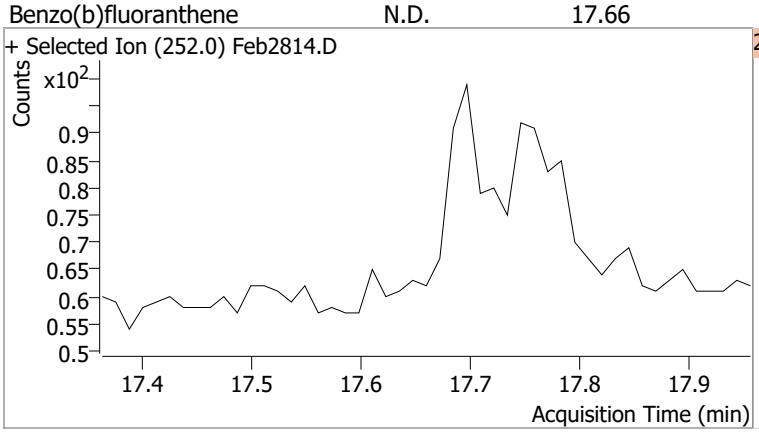

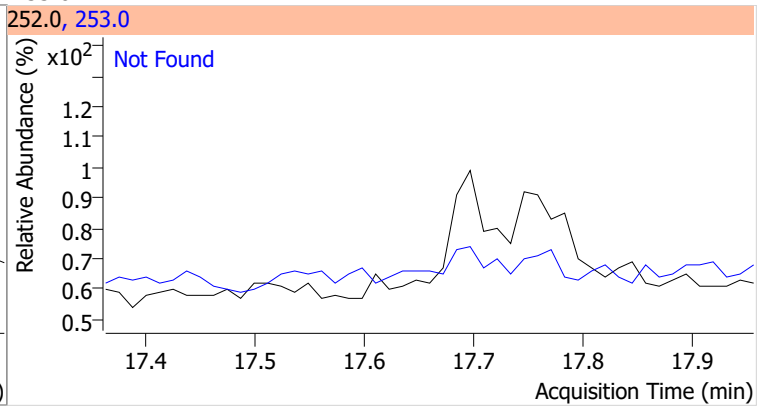

Compound	Conc.	Exp RT	QIon	Exp Ratio
Benzo(k)fluoranthene	N.D.	17.73	253.0	24.5

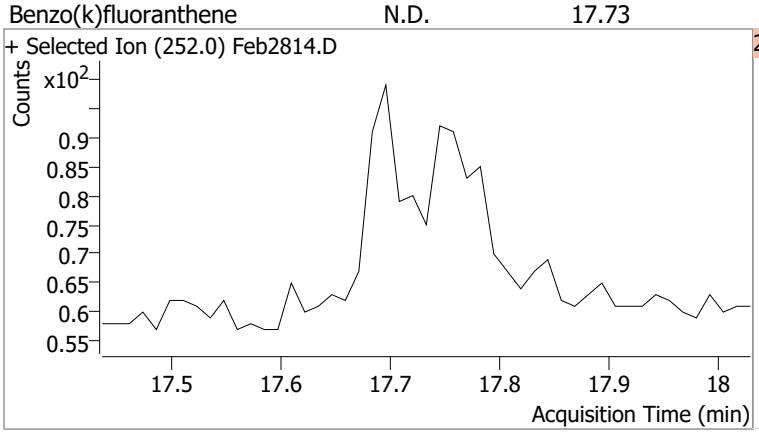

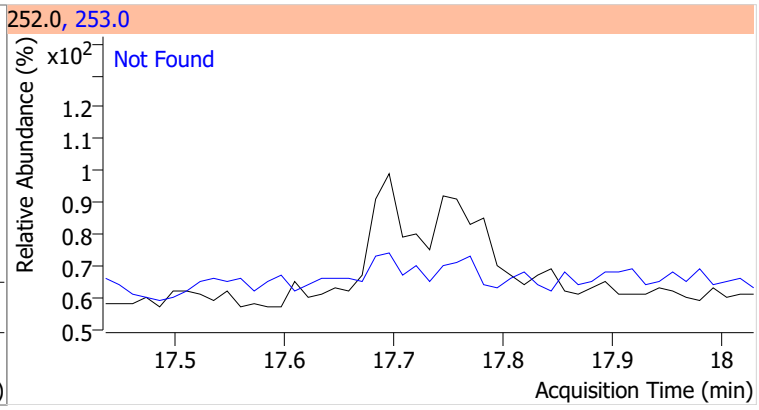

Compound	Conc.	RT	Dev(Min)	Resp.	QIon	QRatio	Lower	Upper
Benzo(a)pyrene		0		0	253.0		16.2	30.1

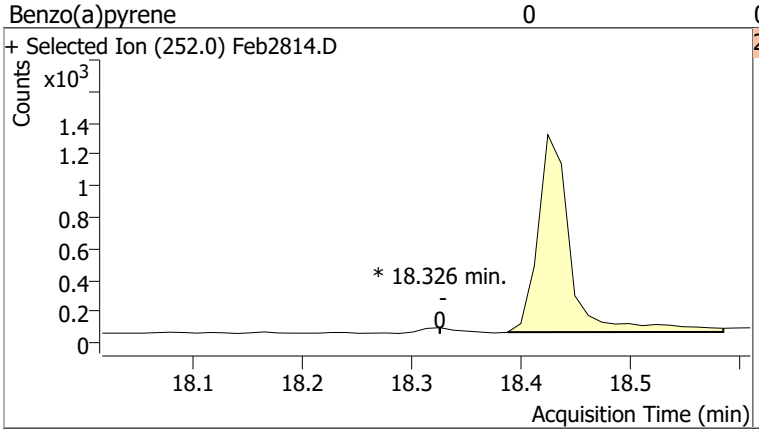

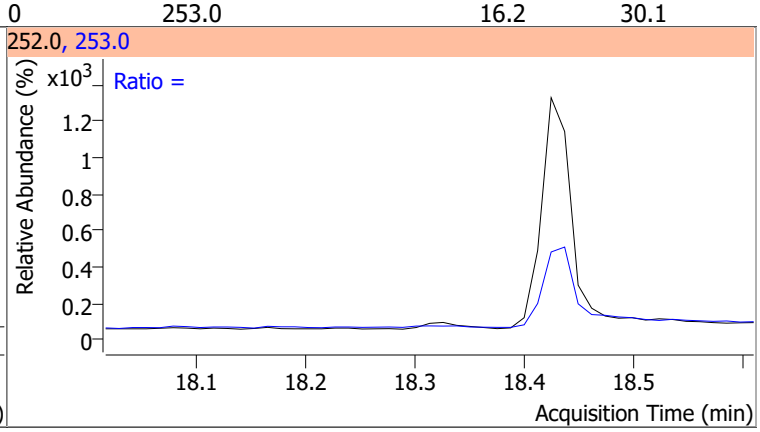

Compound	Conc.	Exp RT	QIon	Exp Ratio
Indeno(1,2,3-cd)pyrene	N.D.	20.17	138.0	20.9

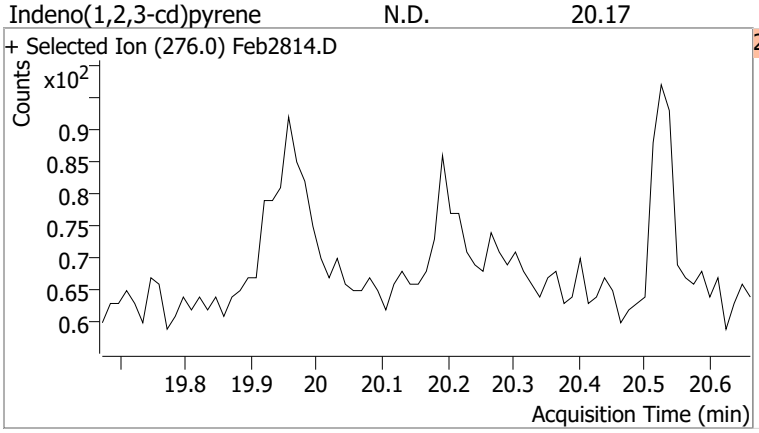

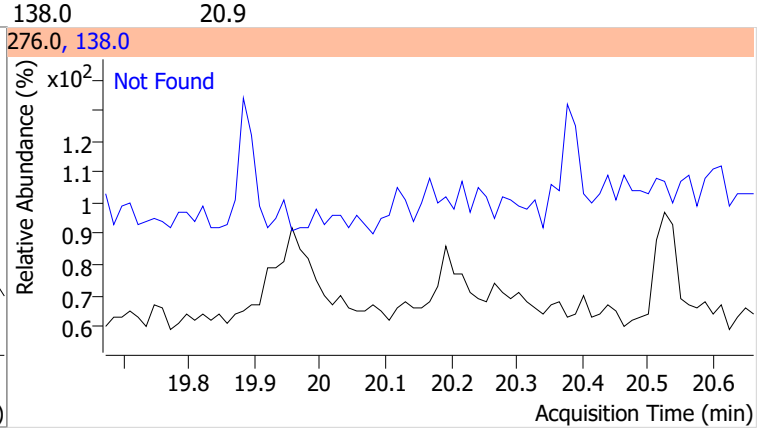

Compound	Conc.	Exp RT	QIon	Exp Ratio	QIon	Exp Ratio
Dibenzo(a,h)anthracene	N.D.	20.24	279.0	24.1	139.0	17.7

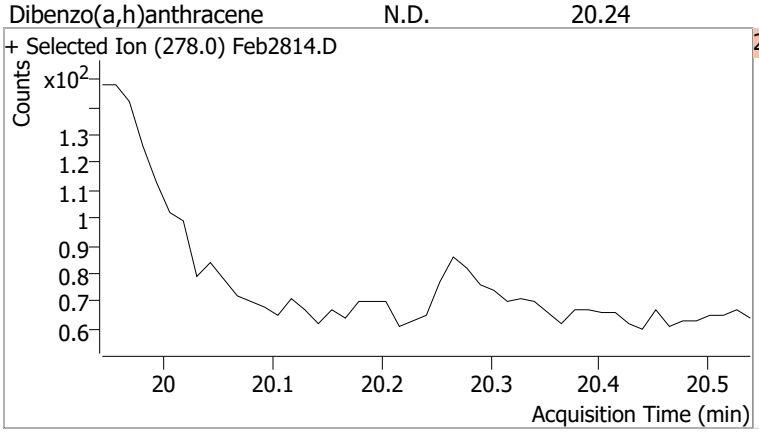

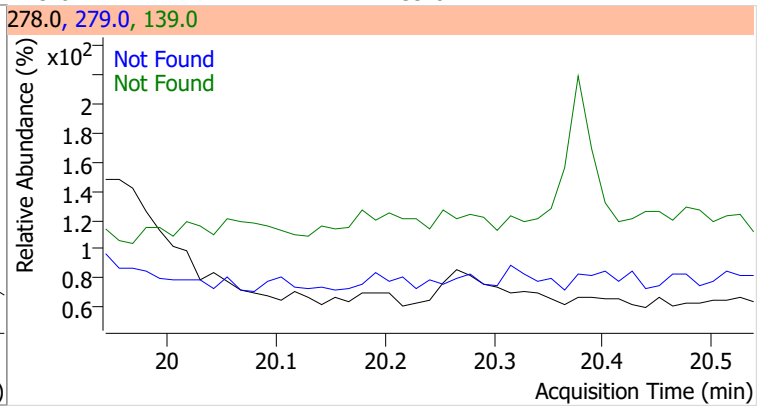

Compound	Conc.	Exp RT	QIon	Exp Ratio	QIon	Exp Ratio
Benzo(g,h,i)perylene	N.D.	20.50	138.0	23.2	277.0	23.1

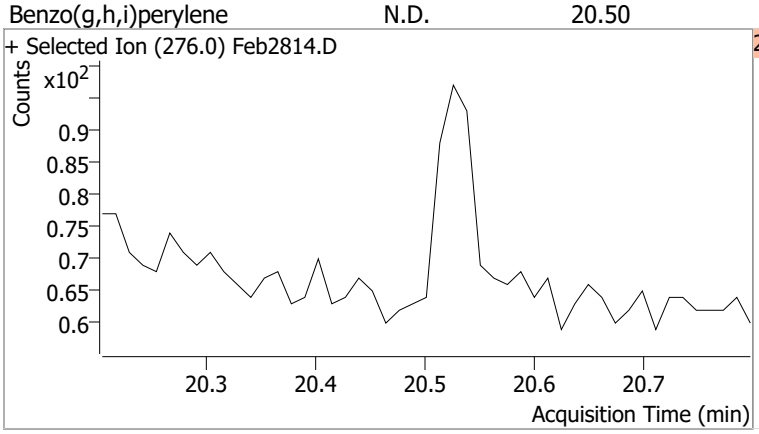

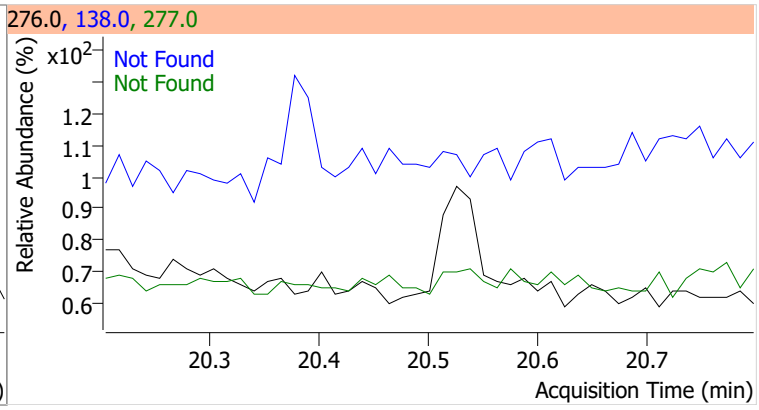

Quantitation Results Report (QT Reviewed)

Data File	Feb2815.D	Operator	LIMS import
Acq. Method	5975BNASIM	Acq. Date-Time	2/28/2022 7:03:57 PM
Sample Name	B22021435-006C	Instrument	GCMS
Vial	15	Multiplier	1.00
DA Method File	021622 bna SIM 2.batch.bin	Comment	SVOC-8270C-SIM-W-LLPAH
Tune File	dftppjph.u	Tune Date	
Batch Name	022822 bna SIM 1.batch.bin	Last Calib Update	2/28/2022 5:36:24 PM
Ref Library			

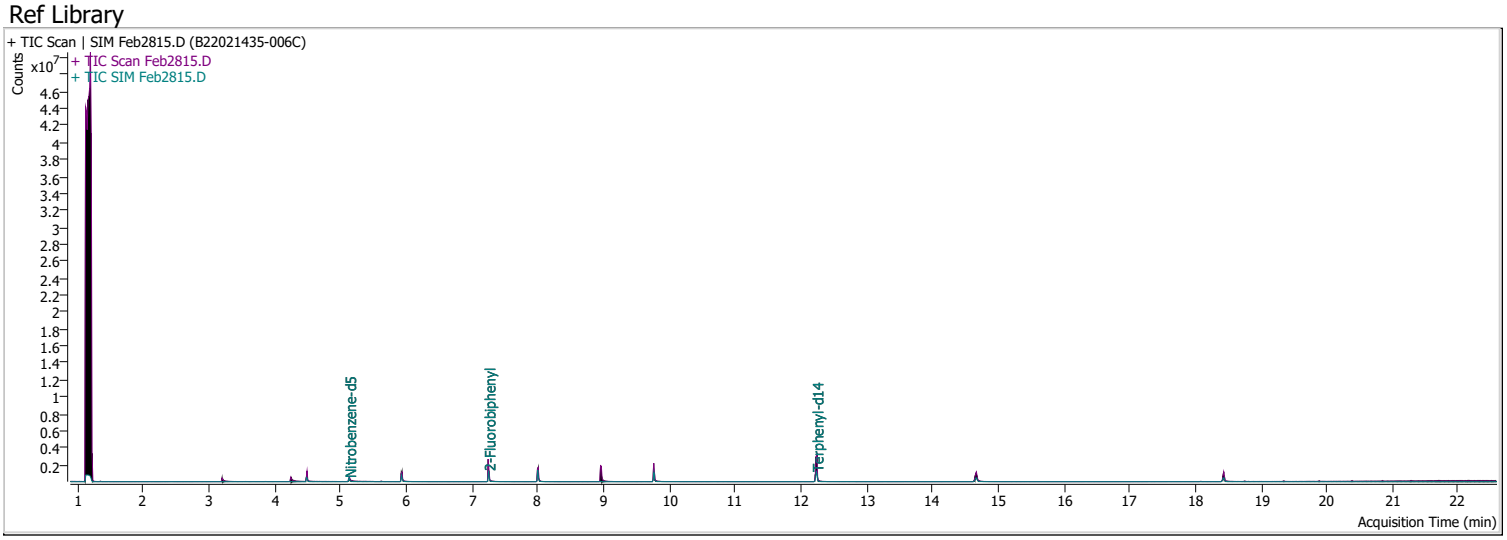

Compound	RT	QIon	Resp.	Conc.	Units		Dev(Min)
Internal Standards							
M 1,4-Dichlorobenzene-d4	4.497	152.0	198619	40.0000	ng/ml		0.000
M Naphthalene-d8	5.928	136.0	853898	40.0000	ng/ml		0.000
M Acenaphthene-d10	8.001	164.0	572952	40.0000	ng/ml		0.000
M Phenanthrene-d10	9.768	188.0	1085624	40.0000	ng/ml		0.000
M Chrysene-d12	14.664	240.0	803197	40.0000	ng/ml		0.000
M Perylene-d12	18.438	264.0	609973	40.0000	ng/ml		0.000
System Monitoring Compounds							
S Nitrobenzene-d5	5.131	82.0	315862	32.6466	ng/ml		-0.025
Spiked Amount: 5.000	Range: 19.0 - 102.0%			Recovery = 652.93%		*	
S 2-Fluorobiphenyl	7.252	172.0	977705	55.2325	ng/ml		-0.012
Spiked Amount: 5.000	Range: 25.0 - 94.0%			Recovery = 1104.65%		*	
S o-Terphenyl	0.000		0	N.D.			
Spiked Amount: 5.000	Range: 40.0 - 140.0%			Recovery = NA%			
S Terphenyl-d14	12.238	244.0	1653254	93.8402	ng/ml		0.000
Spiked Amount: 5.000	Range: 39.0 - 106.0%			Recovery = 1876.80%		*	
Target Compounds							**QValue**
T Naphthalene	0.000		0	N.D.			
T 2-Methylnaphthalene	0.000		0	N.D.			
T 1-Methylnaphthalene	0.000		0	N.D.			
T Acenaphthylene	0.000		0	N.D.			
T Acenaphthene	8.001	154.0	0		ng/ml	md	1
T Fluorene	8.960	166.0	0		ng/ml	md	1
T Phenanthrene	0.000		0	N.D.			
T Anthracene	0.000		0	N.D.			
T Fluoranthene	0.000		0	N.D.			
T Pyrene	0.000		0	N.D.			
T Benzo(a)Anthracene	14.664	228.0	0		ng/ml	md	1
T Chrysene	14.664	228.0	0		ng/ml	md	1
T Benzo(b)fluoranthene	0.000		0	N.D.			

Compound	RT	QIon	Resp.	Conc.	Units		Dev(Min)
T Benzo(k)fluoranthene	0.000		0	N.D.			
T Benzo(a)pyrene	18.425	252.0	0		ng/ml	md	1
T Indeno(1,2,3-cd)pyrene	0.000		0	N.D.			
T Dibenzo(a,h)anthracene	0.000		0	N.D.			
T Benzo(g,h,i)perylene	0.000		0	N.D.			

(#) = Qualifier Out of Range; (m) = Manual Integration; (+) = Area Summed; (*) = Surrogate Percent Recovery Out of Range; (d): Zeroed Peak

Quantitation Results Report (QT Reviewed)

Compound	Conc.	RT	Dev(Min)	Resp.	QIon	QRatio	Lower	Upper
Nitrobenzene-d5	32.6466	5.13	-0.02	315862	54.0	38.0	30.6	56.8
					128.0	42.9	28.9	53.6

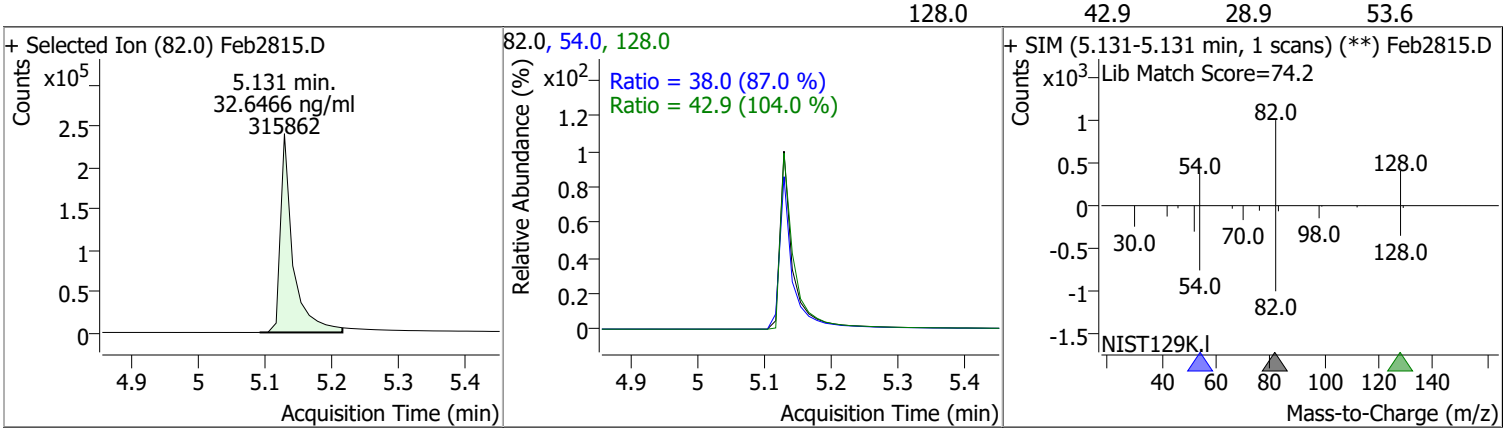

Compound	Conc.	Exp RT	QIon	Exp Ratio	QIon	Exp Ratio
Naphthalene	N.D.	5.95	102.0	13.6	129.0	11.1

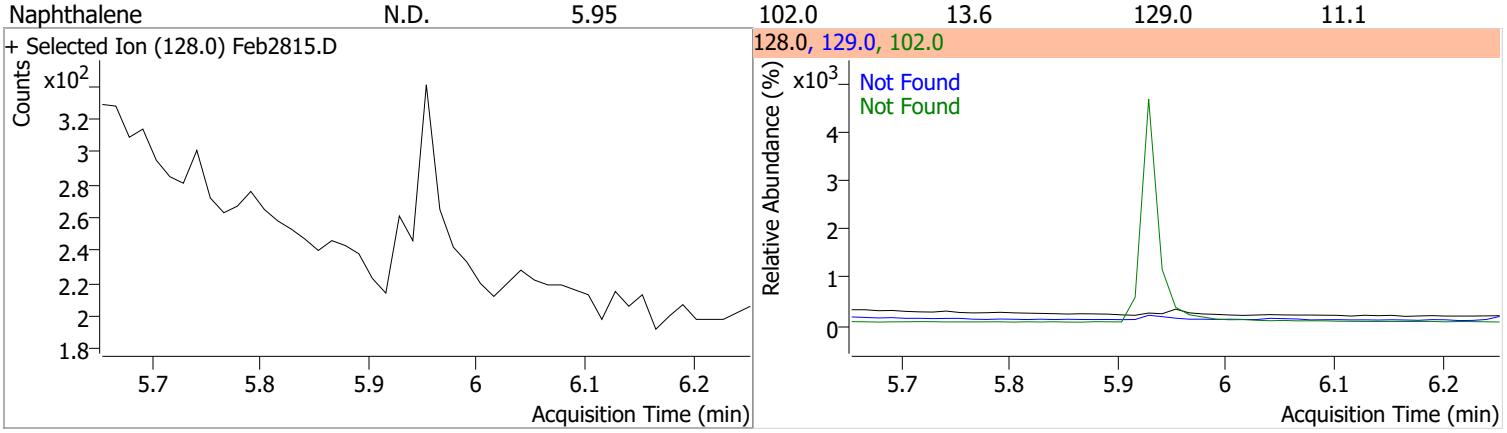

Compound	Conc.	Exp RT	QIon	Exp Ratio	QIon	Exp Ratio
2-Methylnaphthalene	N.D.	6.79	142.0	134.9	115.0	51.5

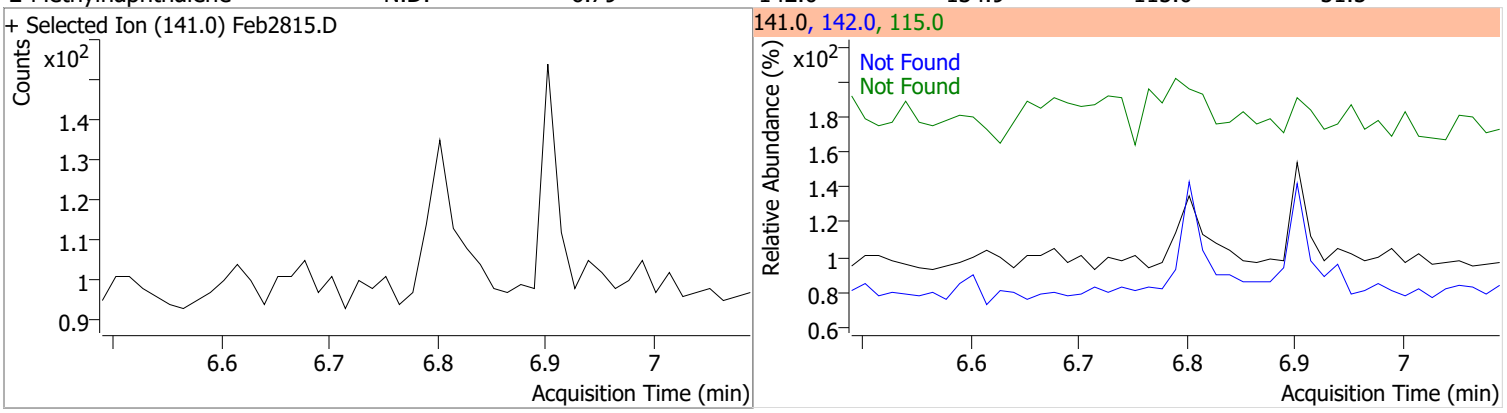

Compound	Conc.	Exp RT	QIon	Exp Ratio	QIon	Exp Ratio
1-Methylnaphthalene	N.D.	6.90	142.0	119.4	115.0	49.7

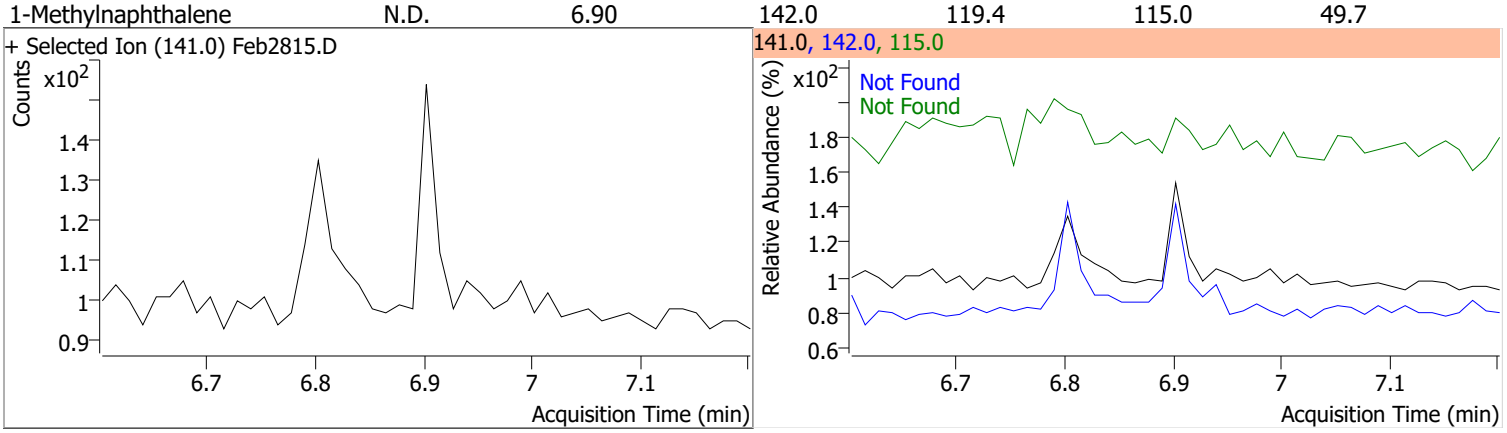

Quantitation Results Report (QT Reviewed)

Compound	Conc.	RT	Dev(Min)	Resp.	QIon	QRatio	Lower	Upper
2-Fluorobiphenyl	55.2325	7.25	-0.01	977705	171.0	37.7	24.3	45.1

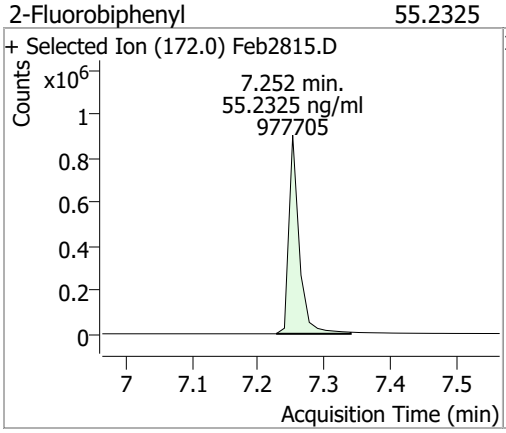

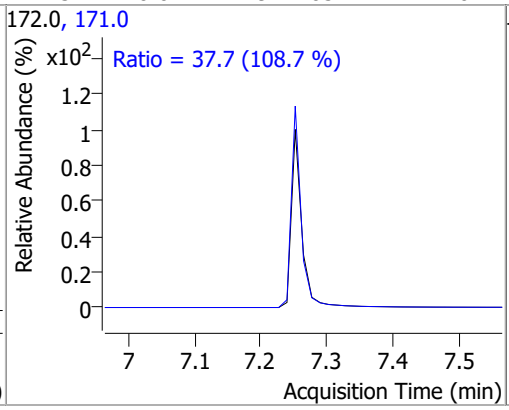

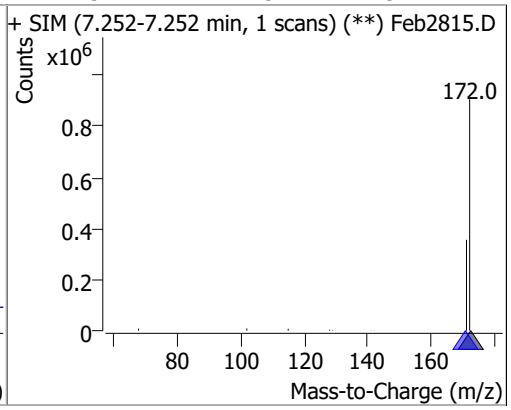

Compound	Conc.	Exp RT	QIon	Exp Ratio
Acenaphthylene	N.D.	7.83	153.0	16.0

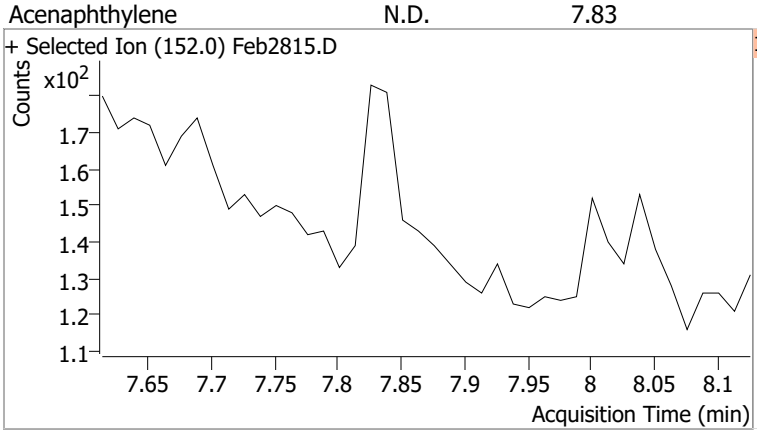

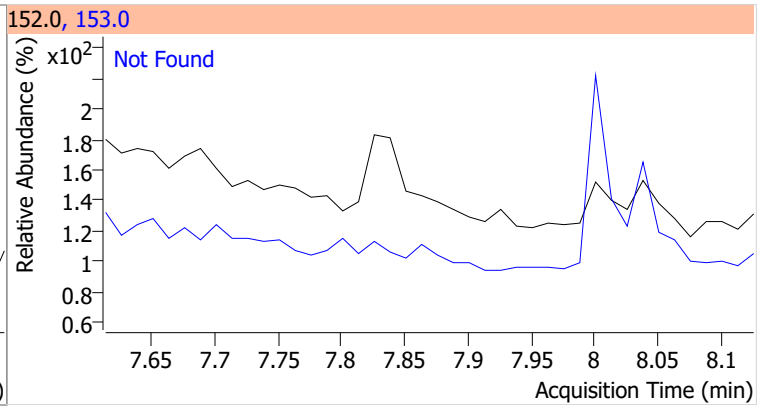

Compound	Conc.	RT	Dev(Min)	Resp.	QIon	QRatio	Lower	Upper
Acenaphthene		0		0	153.0		76.8	142.6
					152.0		36.4	67.5

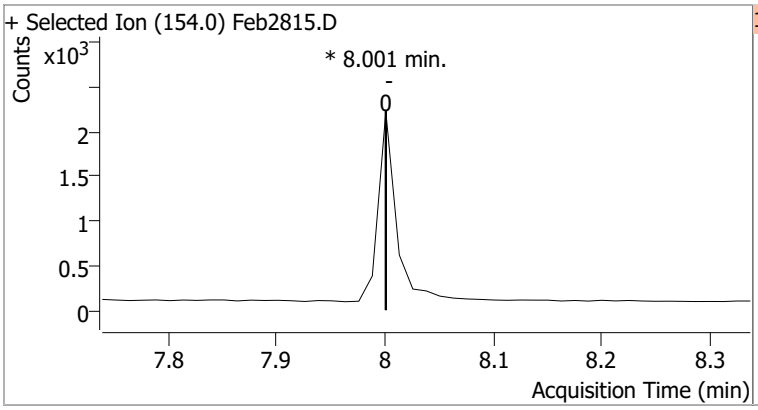

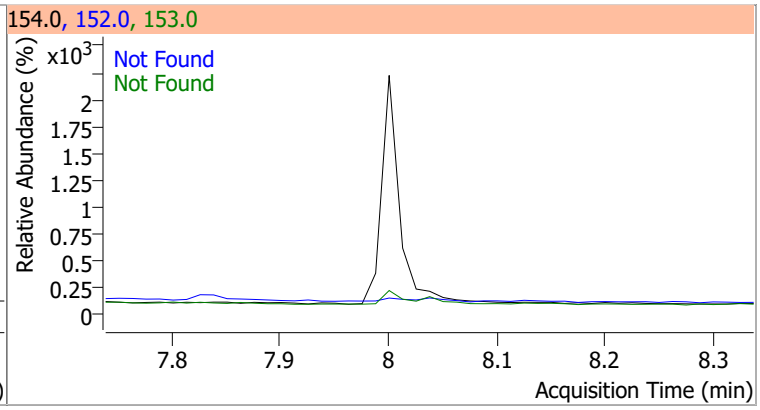

Compound	Conc.	RT	Dev(Min)	Resp.	QIon	QRatio	Lower	Upper
Fluorene		0		0	165.0		60.3	111.9
					167.0		8.9	16.6

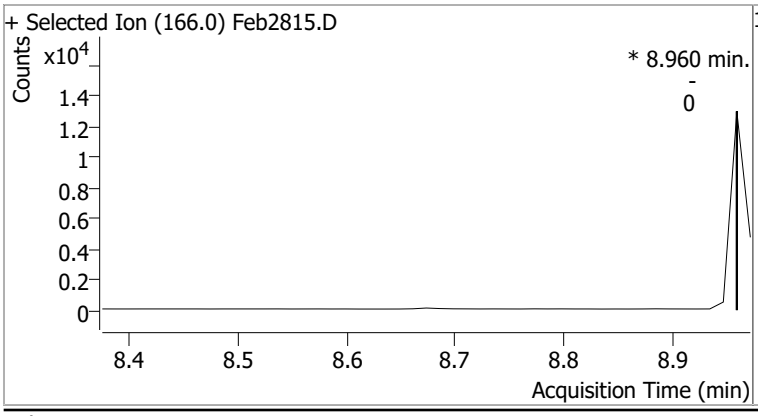

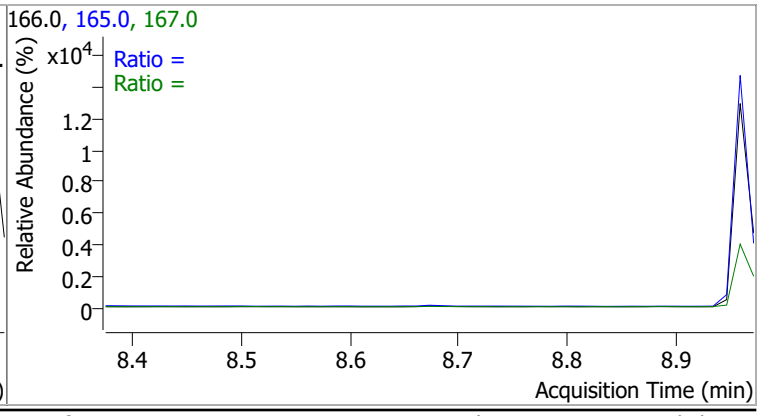

Compound	Conc.	Exp RT	QIon	Exp Ratio
Phenanthrene	N.D.	9.79	176.0	18.1

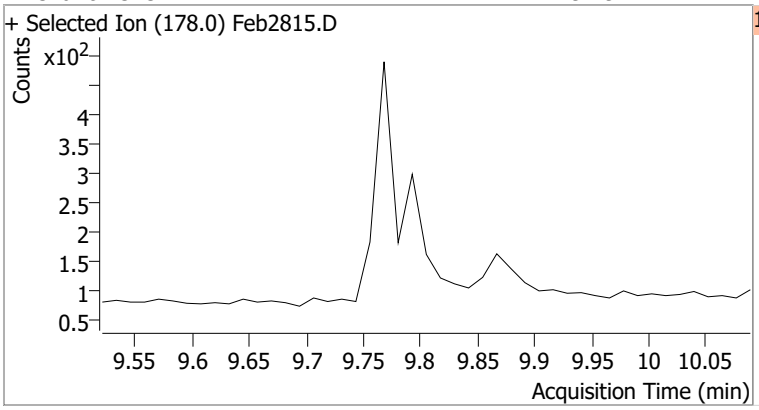

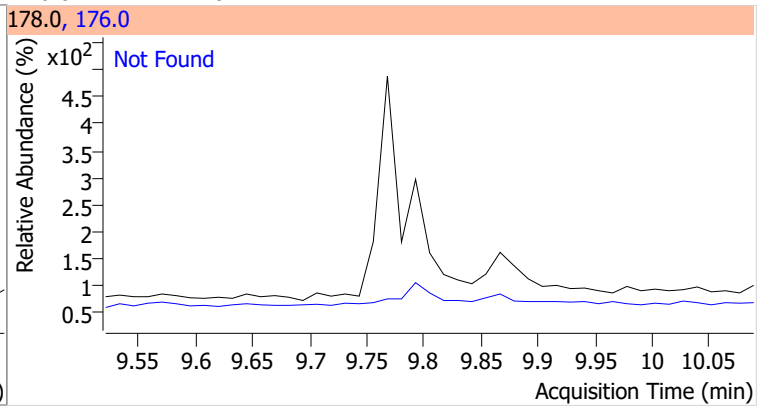

Compound	Conc.	Exp RT	QIon	Exp Ratio
Anthracene	N.D.	9.85	176.0	18.4

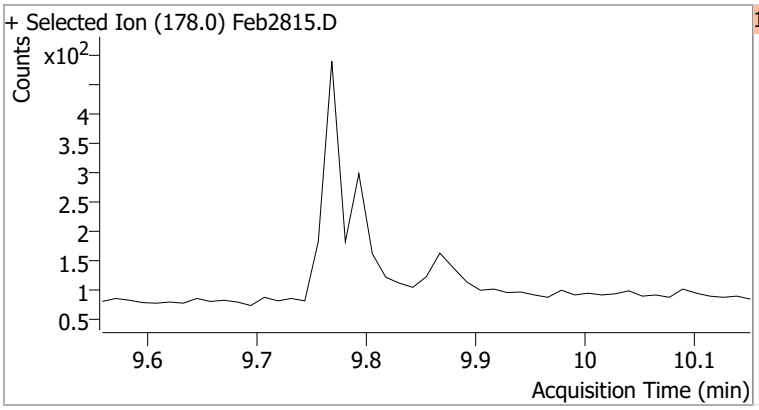

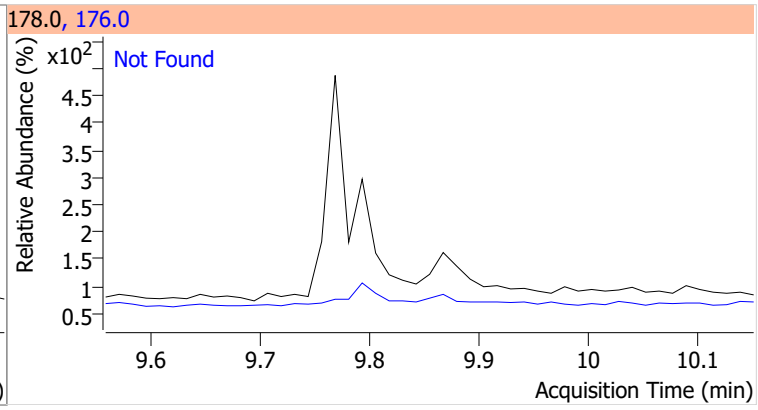

Compound	Conc.	Exp RT	QIon	Exp Ratio	QIon	Exp Ratio
o-Terphenyl	N.D.	10.30	229.0	61.1	215.0	40.0

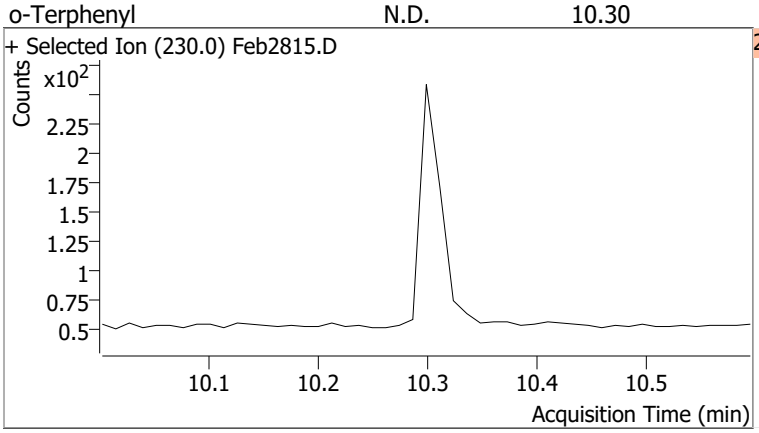

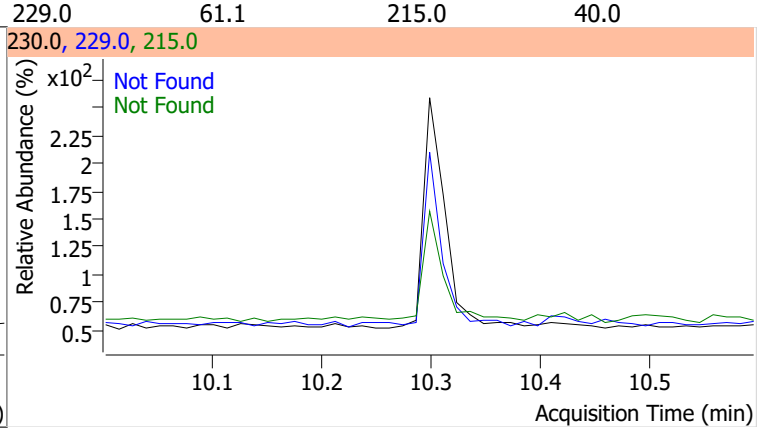

Compound	Conc.	Exp RT	QIon	Exp Ratio
Fluoranthene	N.D.	11.40	101.0	9.6

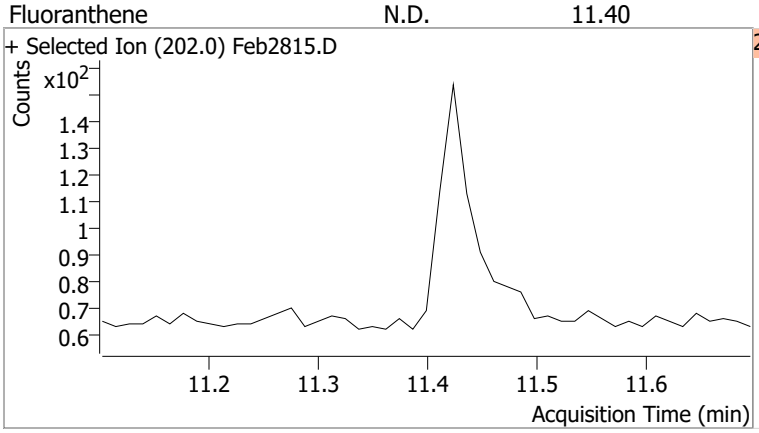

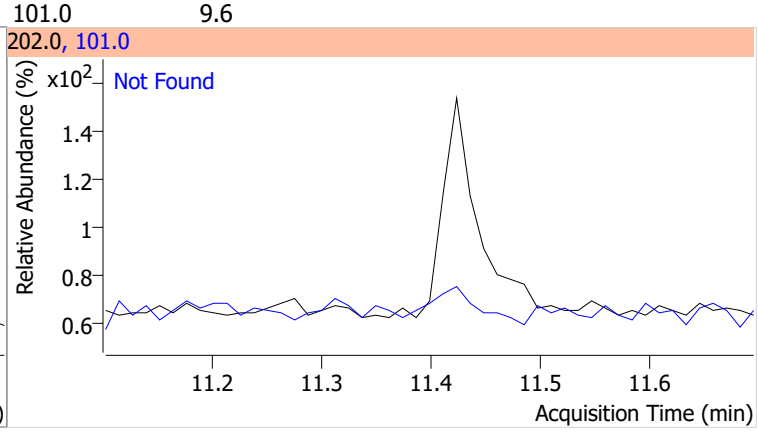

Compound	Conc.	Exp RT	QIon	Exp Ratio
Pyrene	N.D.	11.78	101.0	12.0

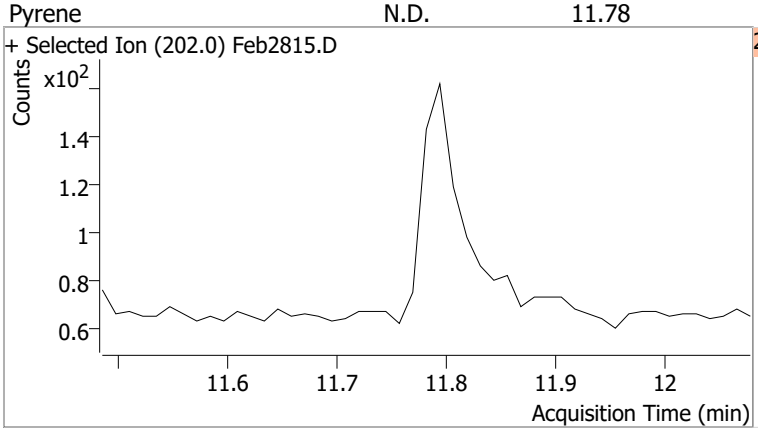

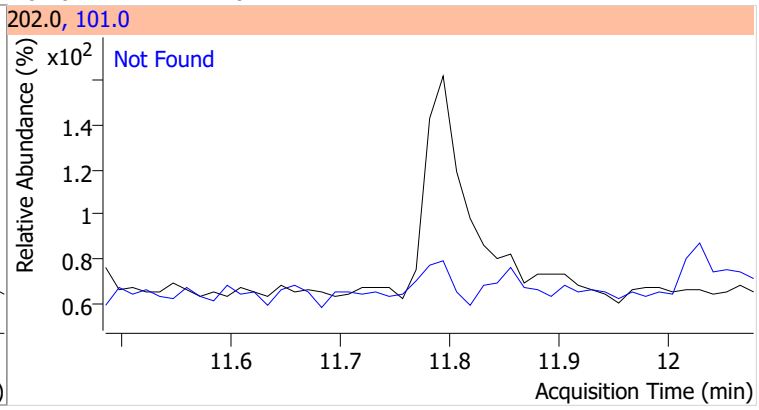

Compound	Conc.	RT	Dev(Min)	Resp.	QIon	QRatio	Lower	Upper
Terphenyl-d14	93.8402	12.24	0.00	1653254	122.0	13.9	8.6	16.0

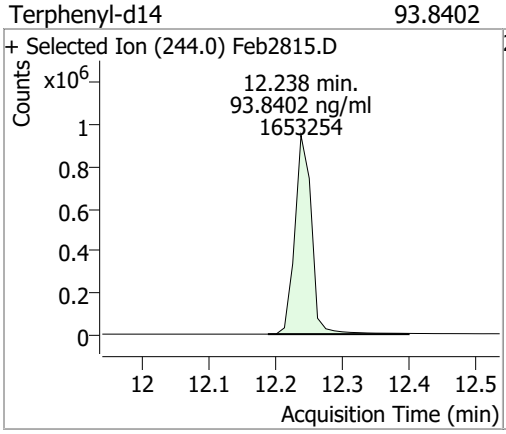

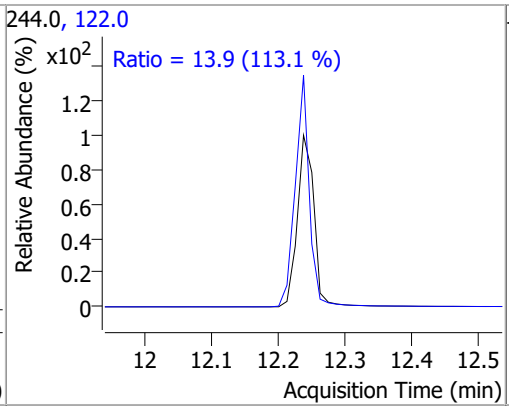

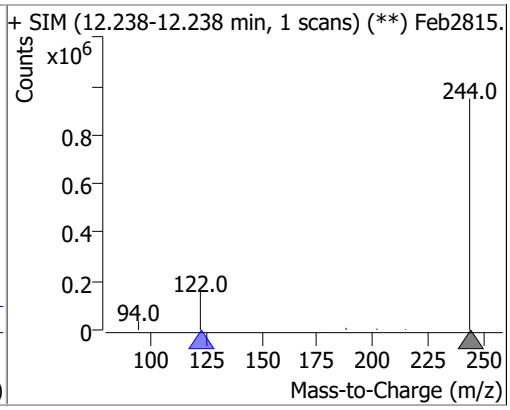

Compound	Conc.	RT	Dev(Min)	Resp.	QIon	QRatio	Lower	Upper
Benzo(a)Anthracene		0		0	226.0		18.0	33.4
					229.0		16.5	30.7

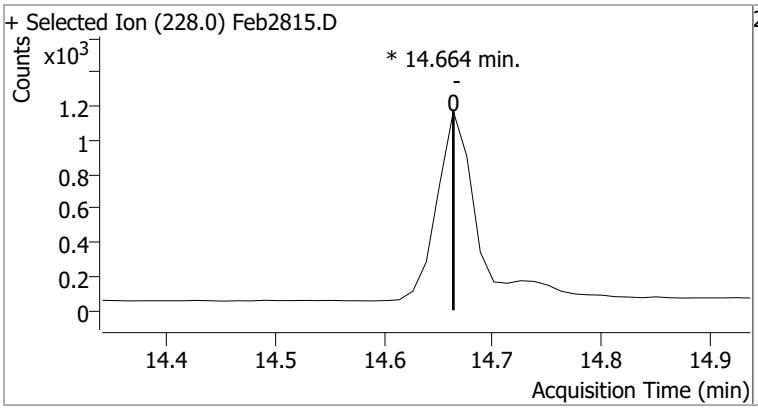

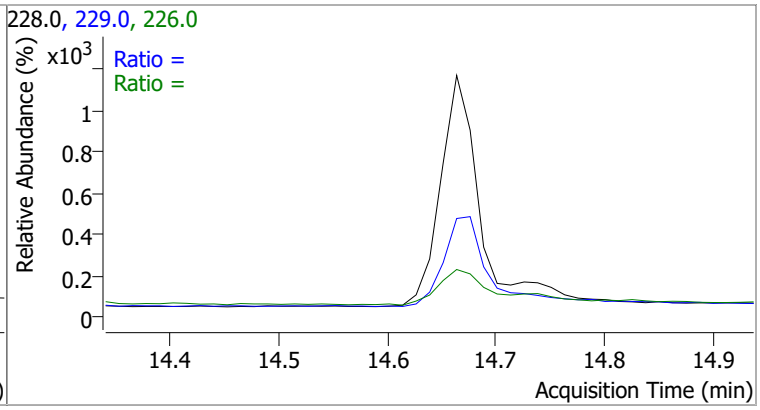

Compound	Conc.	RT	Dev(Min)	Resp.	QIon	QRatio	Lower	Upper
Chrysene		0		0	226.0		21.6	40.2
					229.0		13.8	25.7

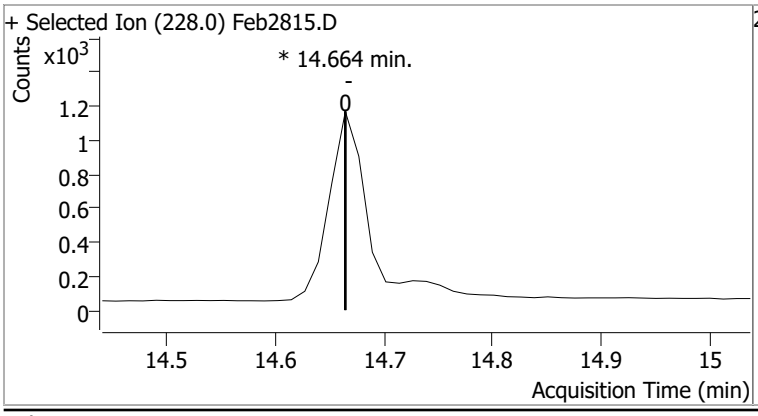

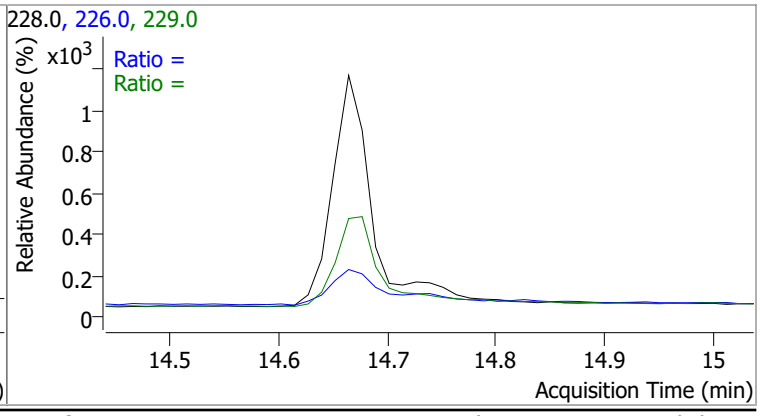

Compound	Conc.	Exp RT	QIon	Exp Ratio
Benzo(b)fluoranthene	N.D.	17.66	253.0	22.4

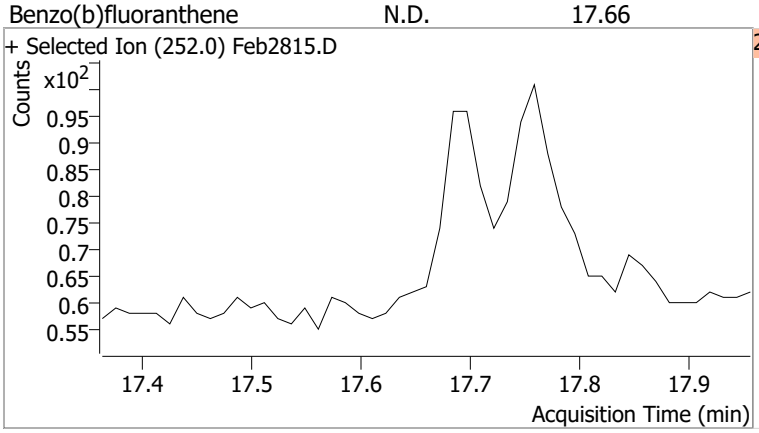

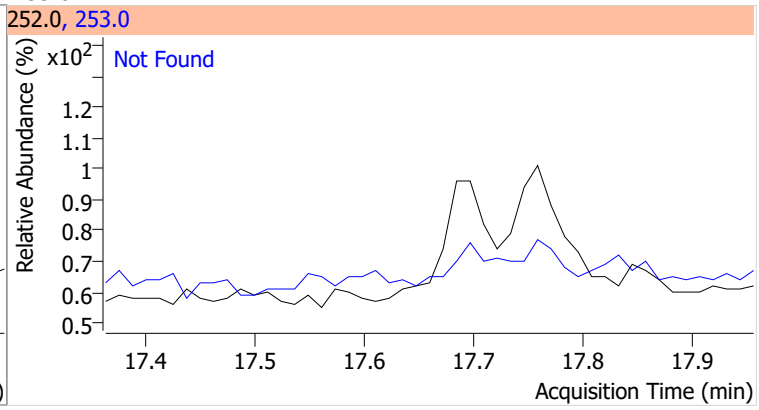

Compound	Conc.	Exp RT	QIon	Exp Ratio
Benzo(k)fluoranthene	N.D.	17.73	253.0	24.5

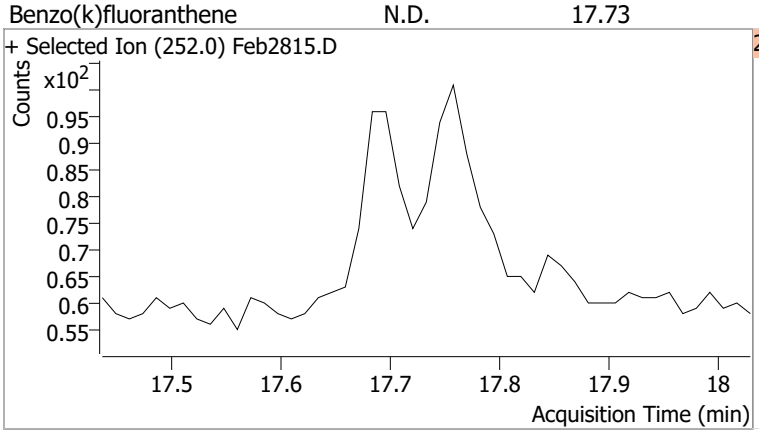

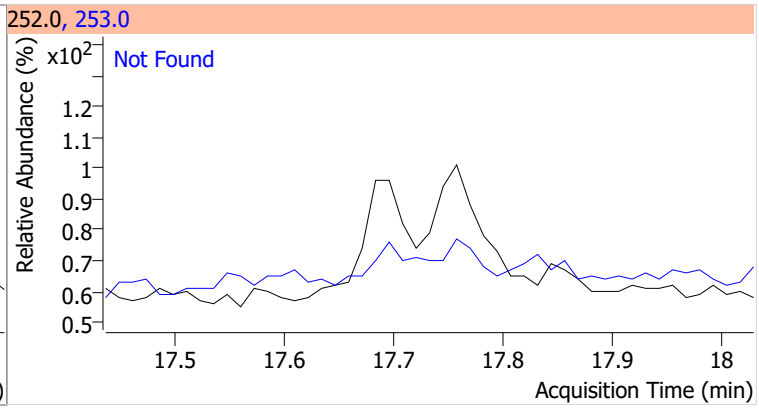

Compound	Conc.	RT	Dev(Min)	Resp.	QIon	QRatio	Lower	Upper
Benzo(a)pyrene		0		0	253.0		16.2	30.1

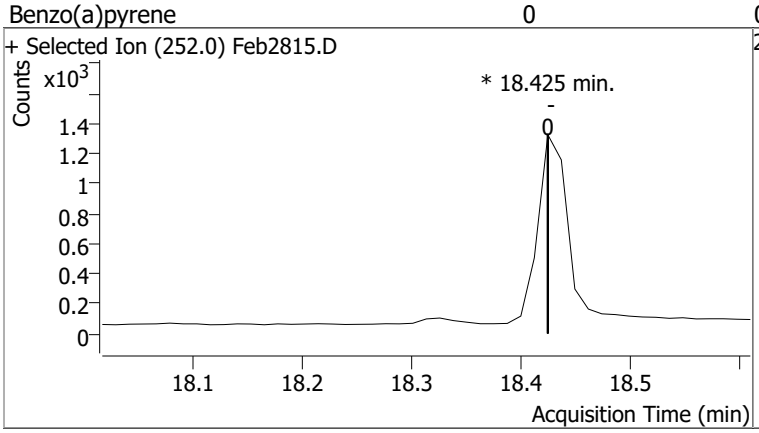

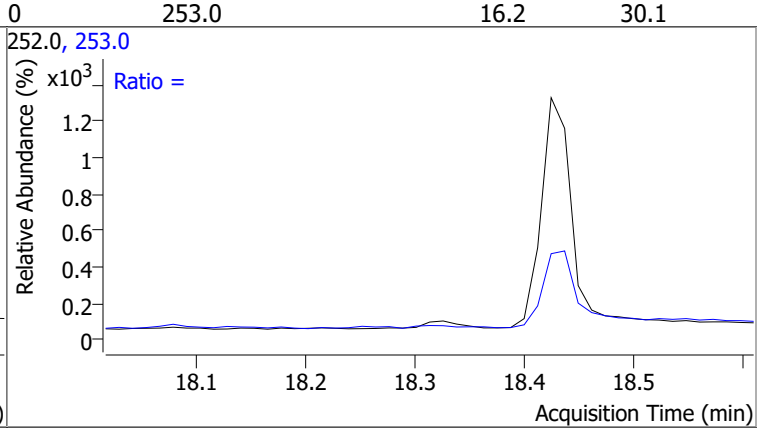

Compound	Conc.	Exp RT	QIon	Exp Ratio
Indeno(1,2,3-cd)pyrene	N.D.	20.17	138.0	20.9

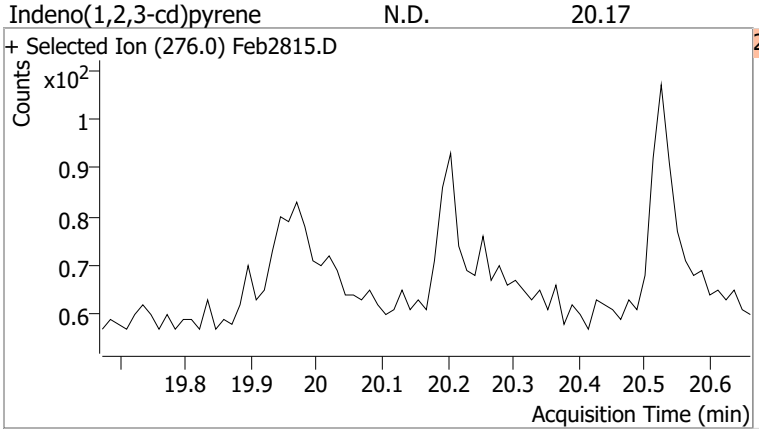

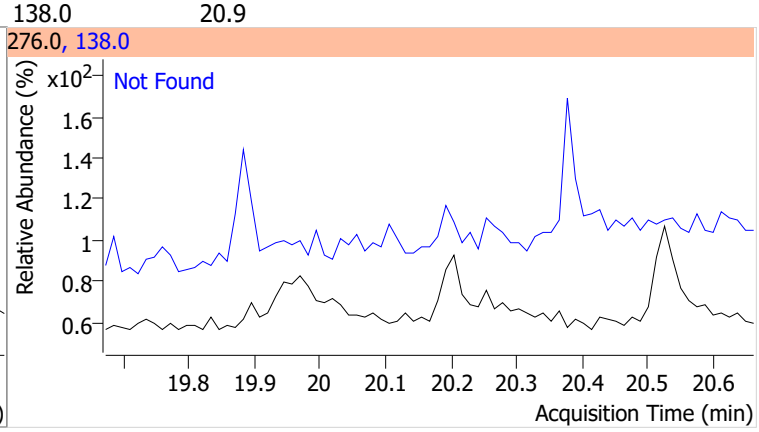

Compound	Conc.	Exp RT	QIon	Exp Ratio	QIon	Exp Ratio
Dibenzo(a,h)anthracene	N.D.	20.24	279.0	24.1	139.0	17.7

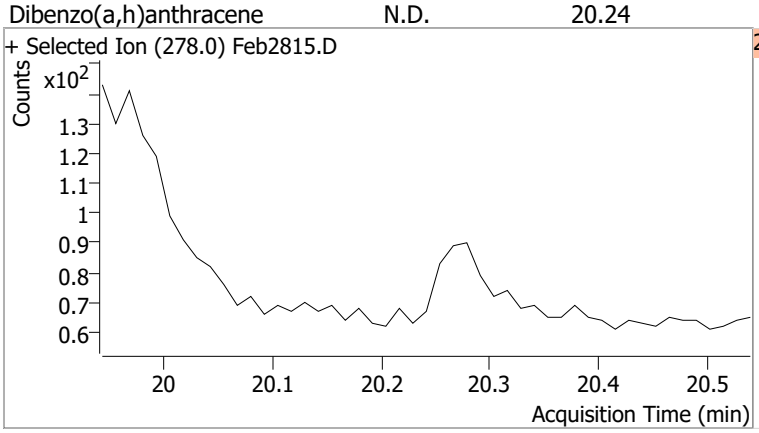

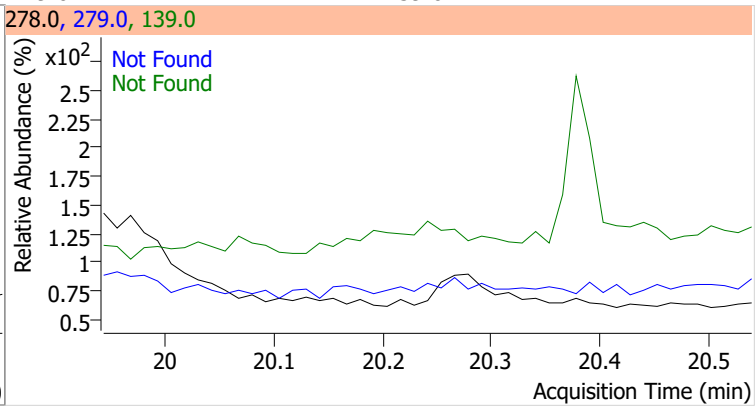

Compound	Conc.	Exp RT	QIon	Exp Ratio	QIon	Exp Ratio
Benzo(g,h,i)perylene	N.D.	20.50	138.0	23.2	277.0	23.1

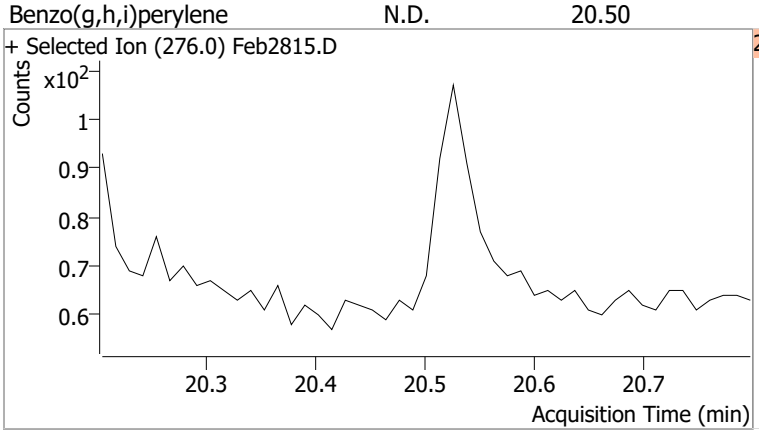

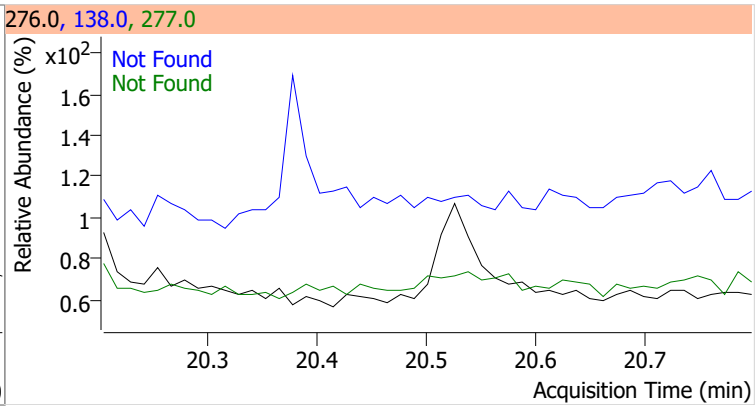

Quantitation Results Report (QT Reviewed)

Data File	Feb2816.D	Operator	LIMS import
Acq. Method	5975BNASIM	Acq. Date-Time	2/28/2022 7:36:33 PM
Sample Name	B22021435-007A	Instrument	GCMS
Vial	16	Multiplier	1.00
DA Method File	021622 bna SIM 2.batch.bin	Comment	SVOC-8270C-SIM-W-LLPAH
Tune File	dftppjph.u	Tune Date	
Batch Name	022822 bna SIM 1.batch.bin	Last Calib Update	2/28/2022 5:36:24 PM
Ref Library			

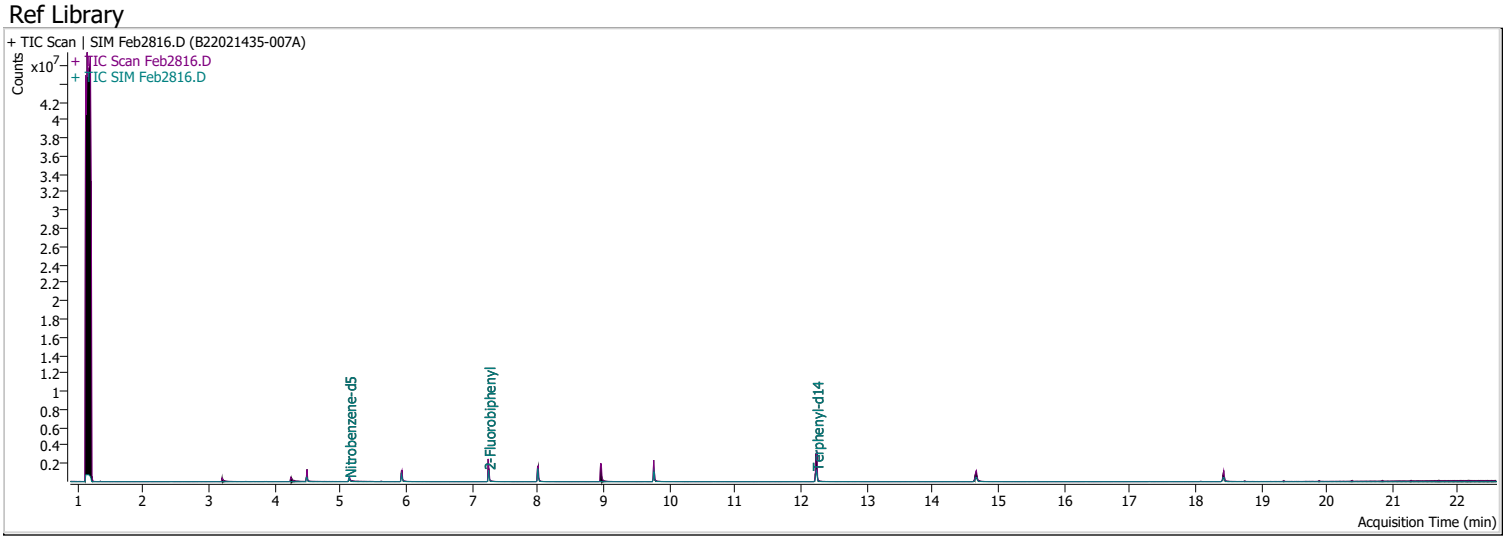

Compound	RT	QIon	Resp.	Conc.	Units		Dev(Min)
Internal Standards							
M 1,4-Dichlorobenzene-d4	4.497	152.0	206519	40.0000	ng/ml		0.000
M Naphthalene-d8	5.928	136.0	901544	40.0000	ng/ml		0.000
M Acenaphthene-d10	8.000	164.0	592945	40.0000	ng/ml		0.000
M Phenanthrene-d10	9.768	188.0	1144663	40.0000	ng/ml		0.000
M Chrysene-d12	14.664	240.0	839343	40.0000	ng/ml		0.000
M Perylene-d12	18.437	264.0	639762	40.0000	ng/ml		0.000
System Monitoring Compounds							
S Nitrobenzene-d5	5.131	82.0	313423	31.7420	ng/ml		-0.025
Spiked Amount: 5.000	Range: 19.0 - 102.0%			Recovery = 634.84%		*	
S 2-Fluorobiphenyl	7.252	172.0	976535	53.3063	ng/ml		-0.013
Spiked Amount: 5.000	Range: 25.0 - 94.0%			Recovery = 1066.13%		*	
S o-Terphenyl	0.000		0	N.D.			
Spiked Amount: 5.000	Range: 40.0 - 140.0%			Recovery = NA%			
S Terphenyl-d14	12.238	244.0	1676188	91.0446	ng/ml		0.000
Spiked Amount: 5.000	Range: 39.0 - 106.0%			Recovery = 1820.89%		*	
Target Compounds							**QValue**
T Naphthalene	0.000		0	N.D.			
T 2-Methylnaphthalene	0.000		0	N.D.			
T 1-Methylnaphthalene	0.000		0	N.D.			
T Acenaphthylene	0.000		0	N.D.			
T Acenaphthene	8.038	154.0	0		ng/ml	md	1
T Fluorene	8.673	166.0	0		ng/ml	md	1
T Phenanthrene	0.000		0	N.D.			
T Anthracene	0.000		0	N.D.			
T Fluoranthene	0.000		0	N.D.			
T Pyrene	0.000		0	N.D.			
T Benzo(a)Anthracene	14.664	228.0	0		ng/ml	md	1
T Chrysene	14.739	228.0	0		ng/ml	md	1
T Benzo(b)fluoranthene	0.000		0	N.D.			

Compound	RT	QIon	Resp.	Conc.	Units		Dev(Min)
T Benzo(k)fluoranthene	0.000		0	N.D.			
T Benzo(a)pyrene	18.326	252.0	0		ng/ml	md	1
T Indeno(1,2,3-cd)pyrene	0.000		0	N.D.			
T Dibenzo(a,h)anthracene	0.000		0	N.D.			
T Benzo(g,h,i)perylene	0.000		0	N.D.			

(#) = Qualifier Out of Range; (m) = Manual Integration; (+) = Area Summed; (*) = Surrogate Percent Recovery Out of Range; (d): Zeroed Peak

Quantitation Results Report (QT Reviewed)

Compound	Conc.	RT	Dev(Min)	Resp.	QIon	QRatio	Lower	Upper
Nitrobenzene-d5	31.7420	5.13	-0.02	313423	54.0	37.1	30.6	56.8
					128.0	42.6	28.9	53.6

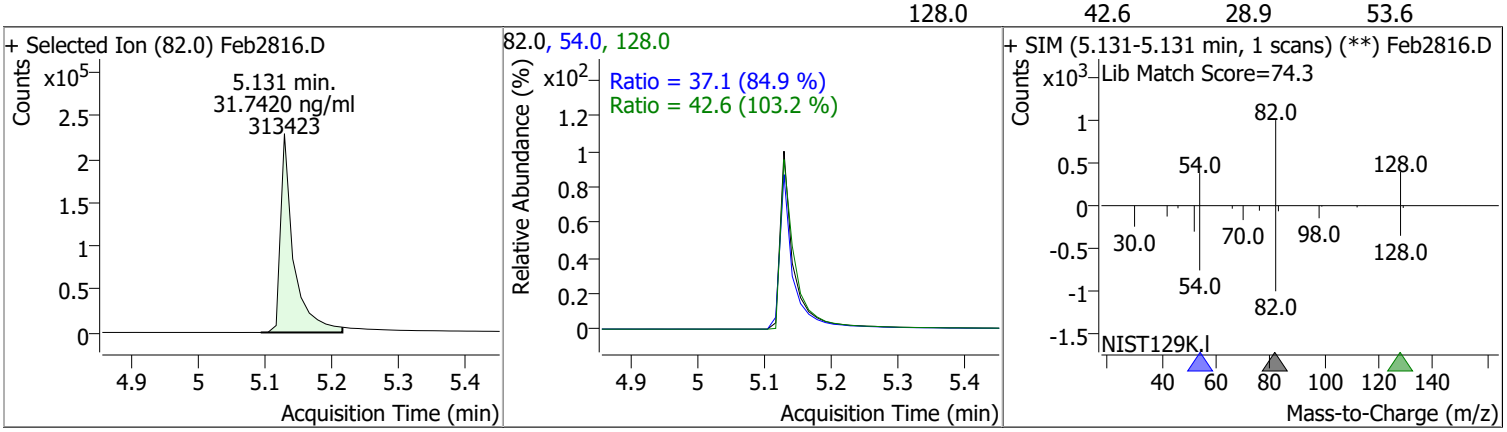

Compound	Conc.	Exp RT	QIon	Exp Ratio	QIon	Exp Ratio
Naphthalene	N.D.	5.95	102.0	13.6	129.0	11.1

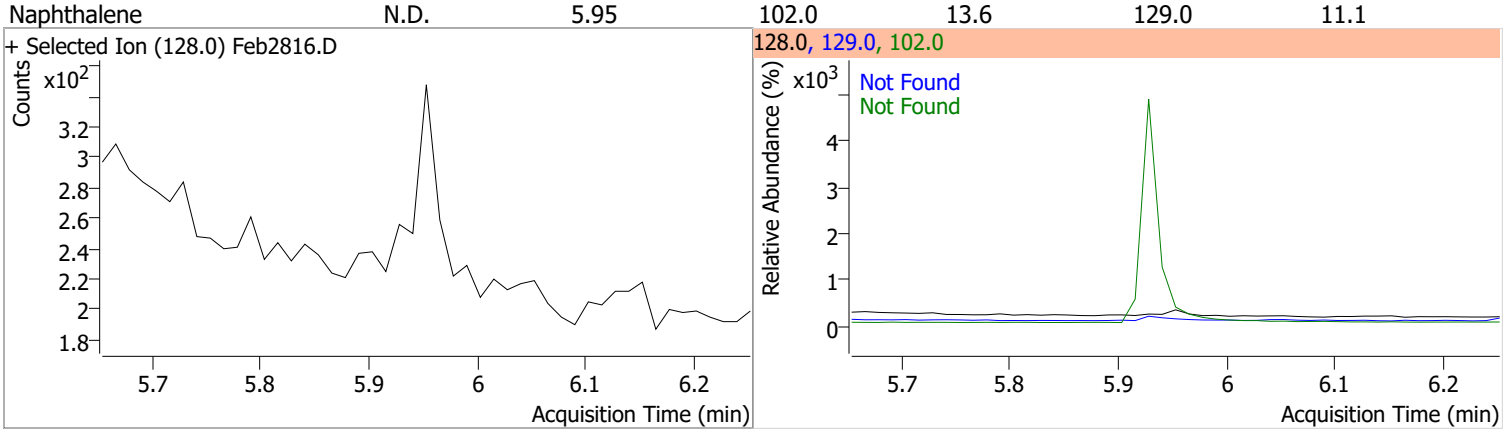

Compound	Conc.	Exp RT	QIon	Exp Ratio	QIon	Exp Ratio
2-Methylnaphthalene	N.D.	6.79	142.0	134.9	115.0	51.5

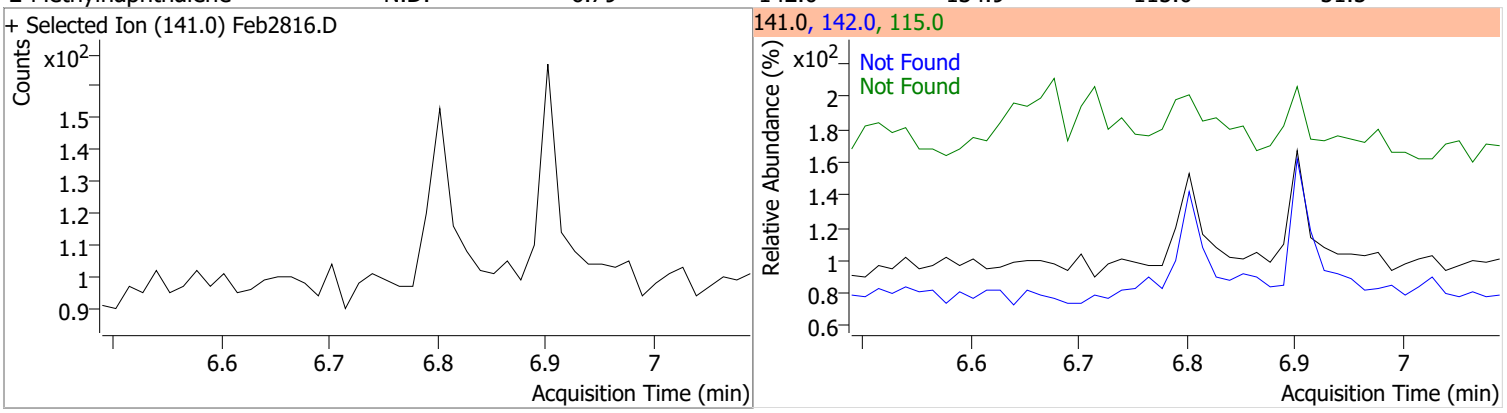

Compound	Conc.	Exp RT	QIon	Exp Ratio	QIon	Exp Ratio
1-Methylnaphthalene	N.D.	6.90	142.0	119.4	115.0	49.7

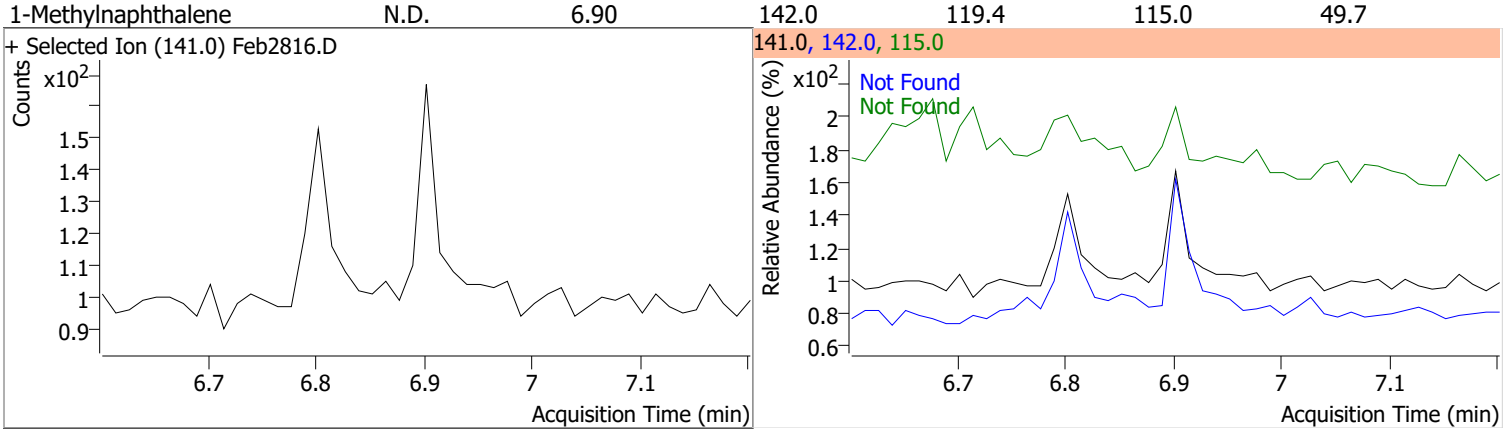

Quantitation Results Report (QT Reviewed)

Compound	Conc.	RT	Dev(Min)	Resp.	QIon	QRatio	Lower	Upper
2-Fluorobiphenyl	53.3063	7.25	-0.01	976535	171.0	37.0	24.3	45.1

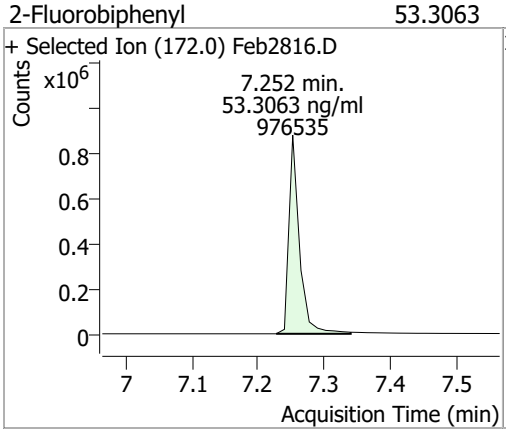

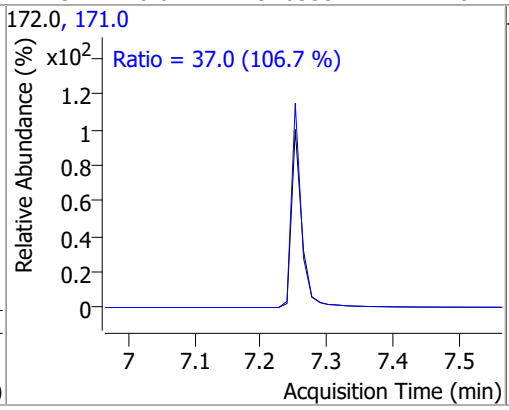

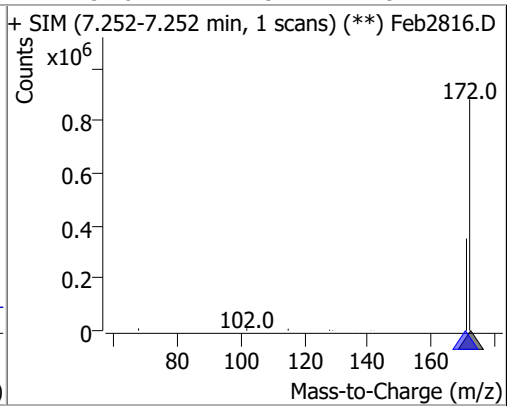

Compound	Conc.	Exp RT	QIon	Exp Ratio
Acenaphthylene	N.D.	7.83	153.0	16.0

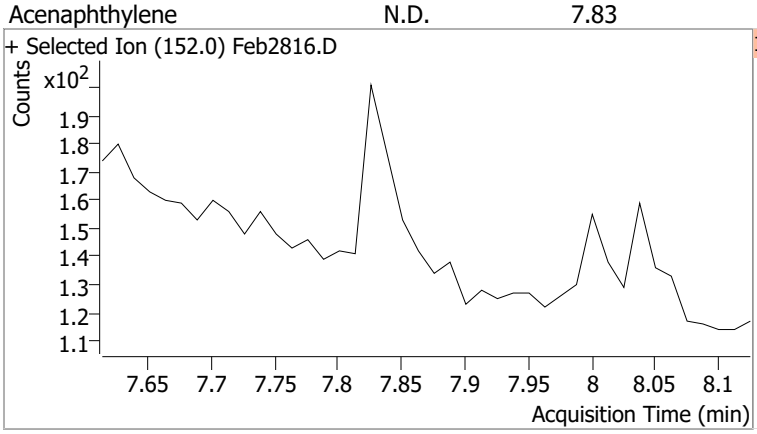

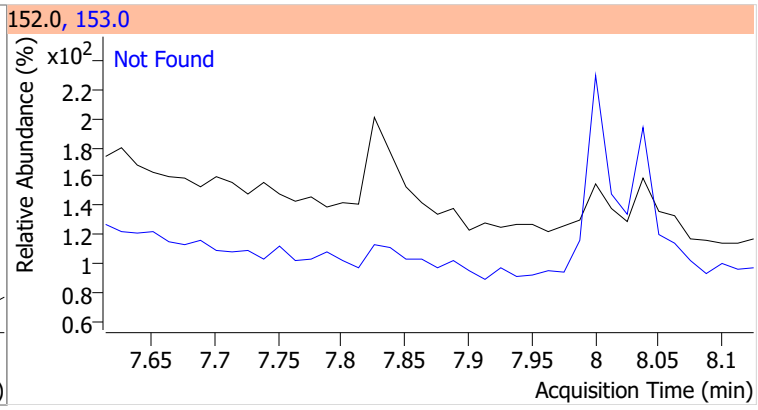

Compound	Conc.	RT	Dev(Min)	Resp.	QIon	QRatio	Lower	Upper
Acenaphthene		0		0	153.0		76.8	142.6
					152.0		36.4	67.5

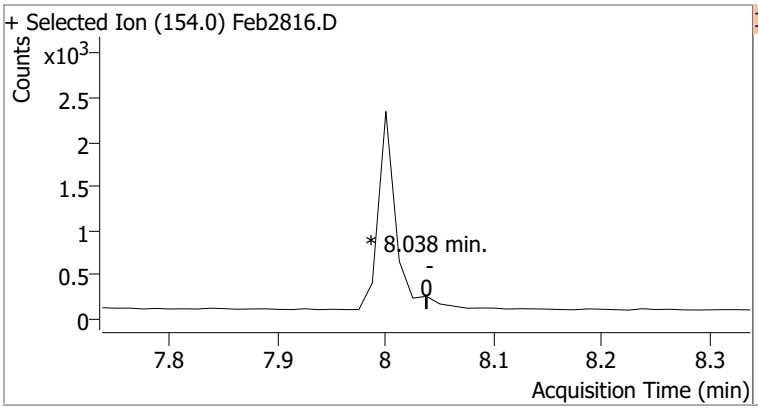

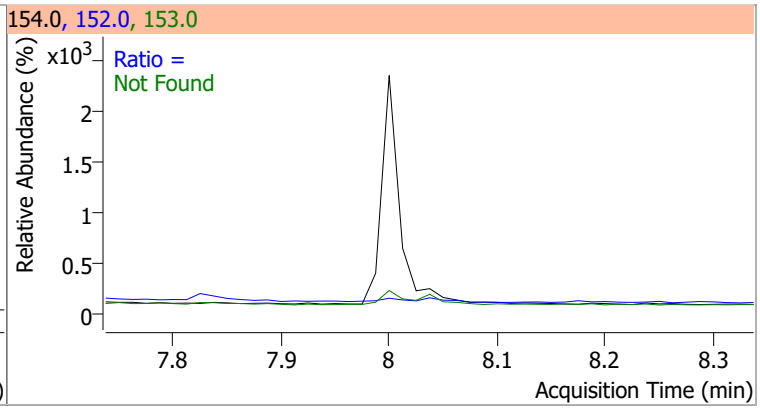

Compound	Conc.	RT	Dev(Min)	Resp.	QIon	QRatio	Lower	Upper
Fluorene		0		0	165.0		60.3	111.9
					167.0		8.9	16.6

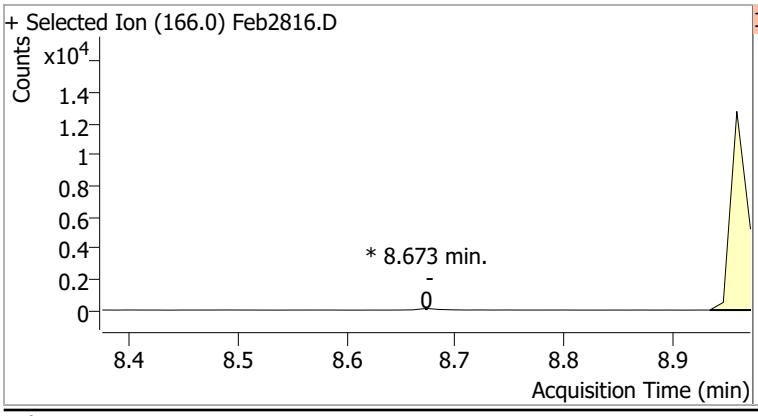

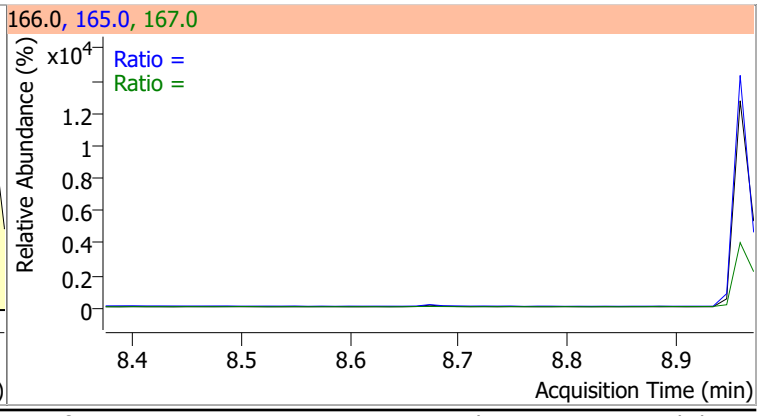

Compound	Conc.	Exp RT	QIon	Exp Ratio
Phenanthrene	N.D.	9.79	176.0	18.1

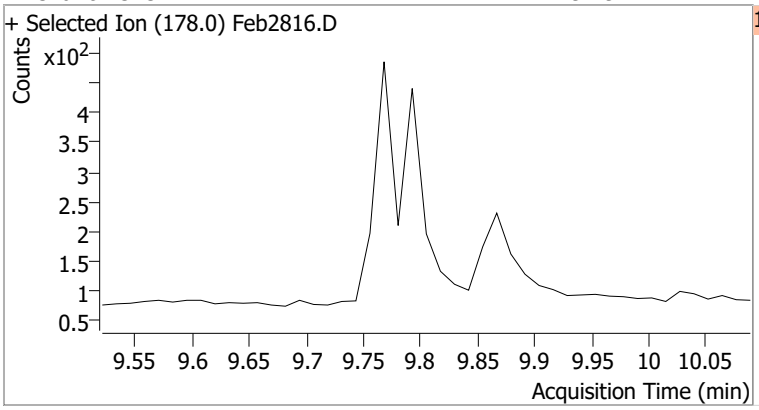

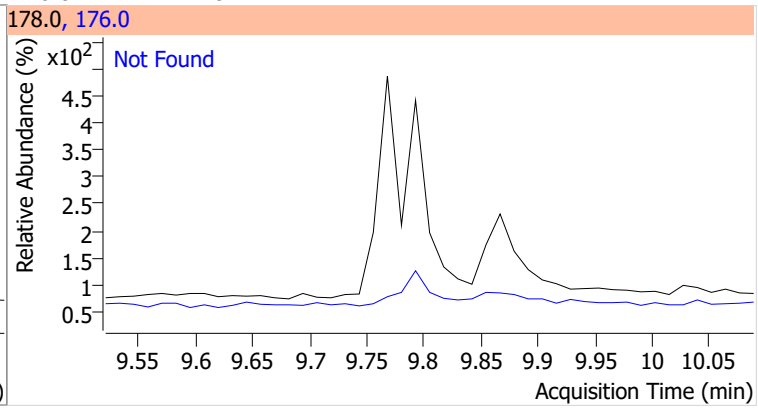

Compound	Conc.	Exp RT	QIon	Exp Ratio
Anthracene	N.D.	9.85	176.0	18.4

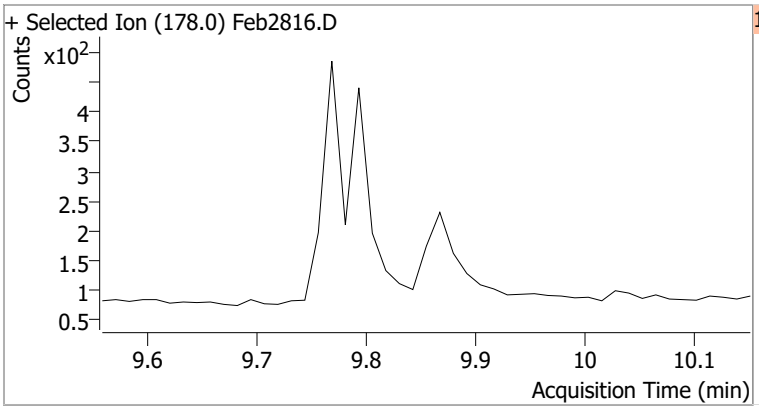

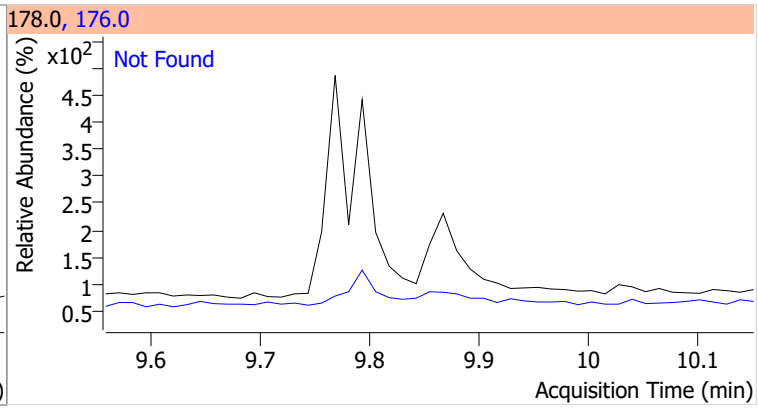

Compound	Conc.	Exp RT	QIon	Exp Ratio	QIon	Exp Ratio
o-Terphenyl	N.D.	10.30	229.0	61.1	215.0	40.0

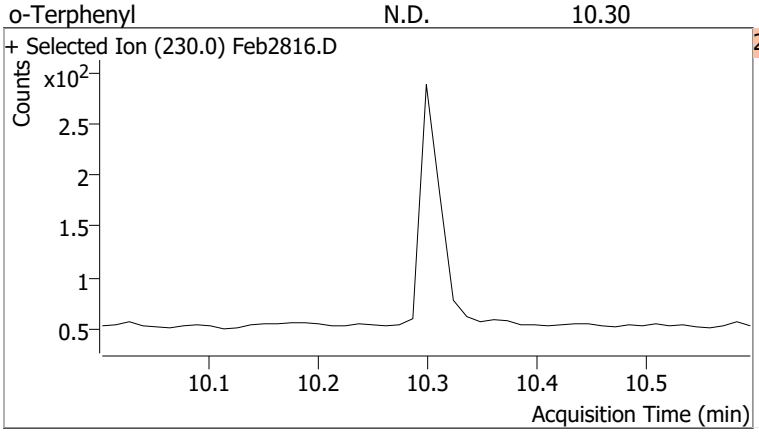

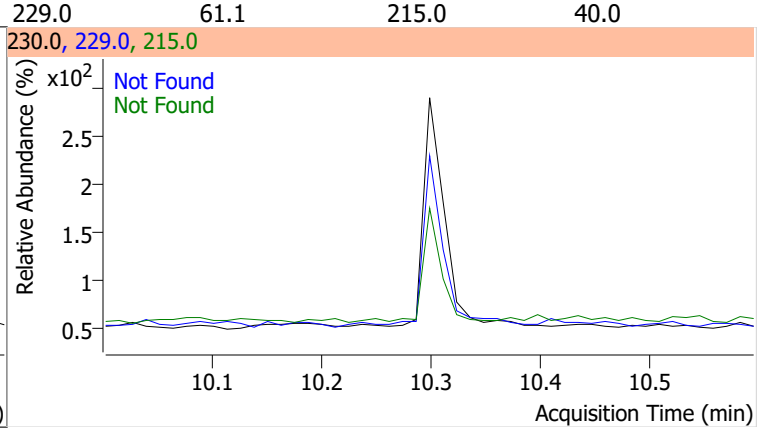

Compound	Conc.	Exp RT	QIon	Exp Ratio
Fluoranthene	N.D.	11.40	101.0	9.6

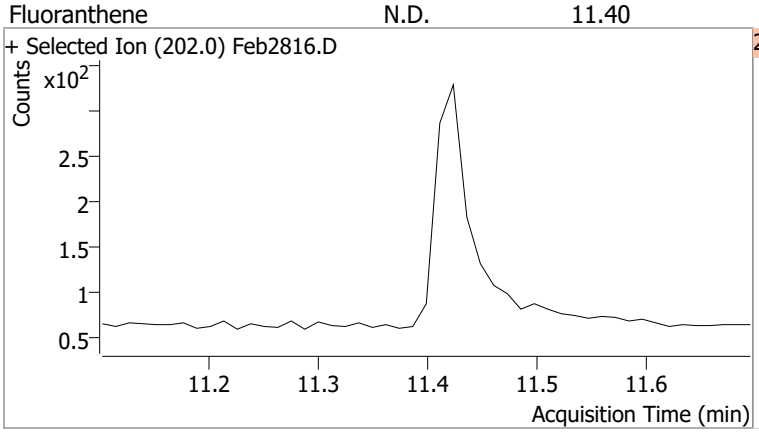

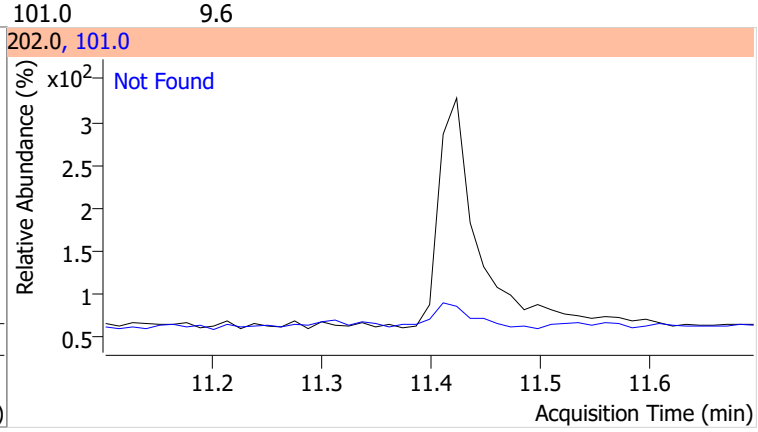

Compound	Conc.	Exp RT	QIon	Exp Ratio
Pyrene	N.D.	11.78	101.0	12.0

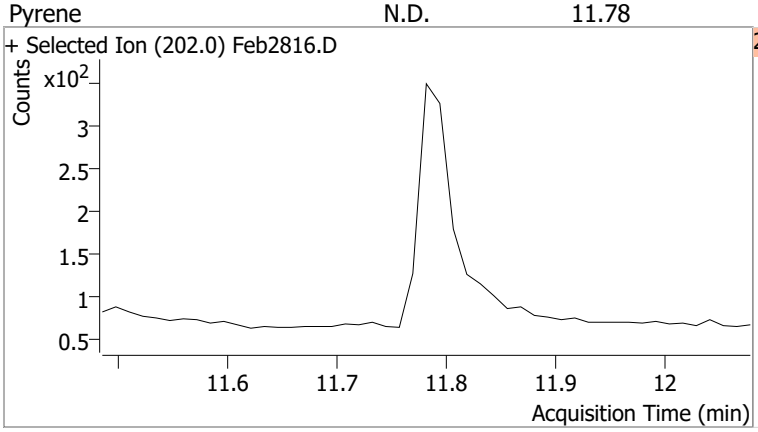

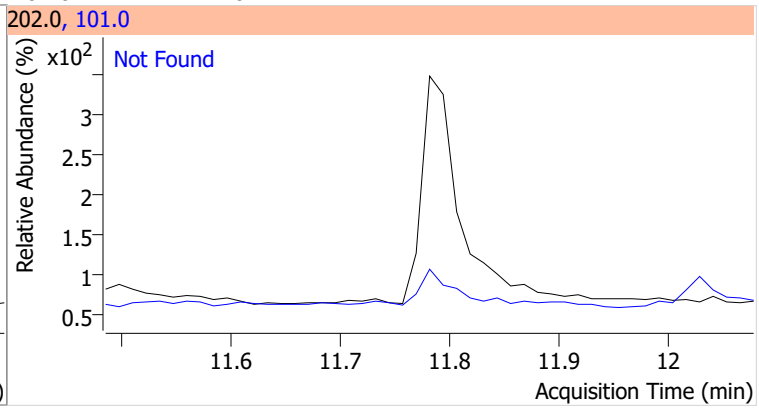

Compound	Conc.	RT	Dev(Min)	Resp.	QIon	QRatio	Lower	Upper
Terphenyl-d14	91.0446	12.24	0.00	1676188	122.0	14.3	8.6	16.0

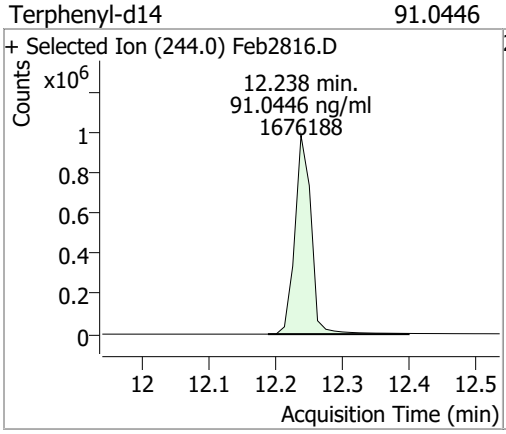

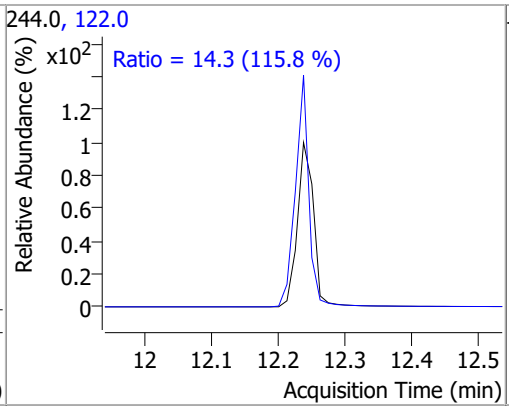

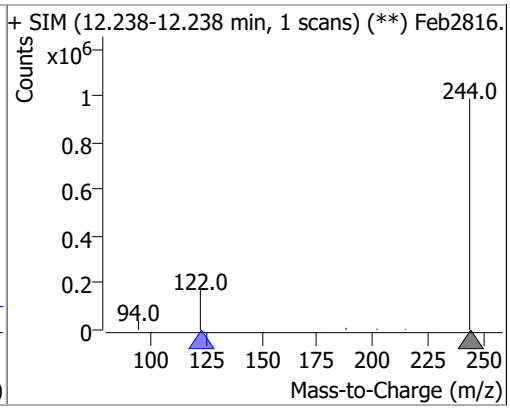

Compound	Conc.	RT	Dev(Min)	Resp.	QIon	QRatio	Lower	Upper
Benzo(a)Anthracene		0		0	226.0		18.0	33.4
					229.0		16.5	30.7

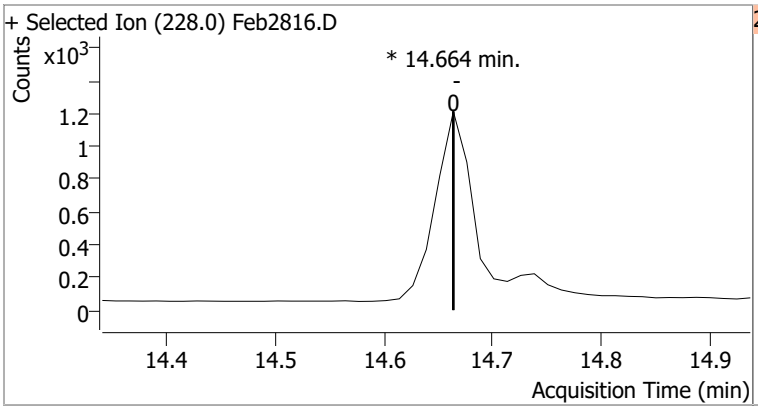

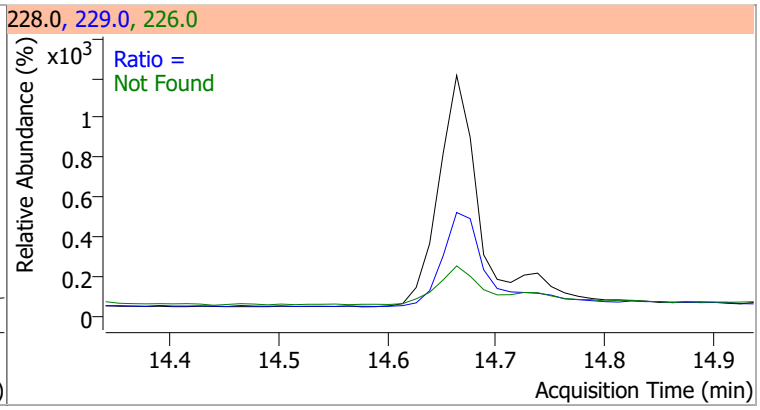

Compound	Conc.	RT	Dev(Min)	Resp.	QIon	QRatio	Lower	Upper
Chrysene		0		0	226.0		21.6	40.2
					229.0		13.8	25.7

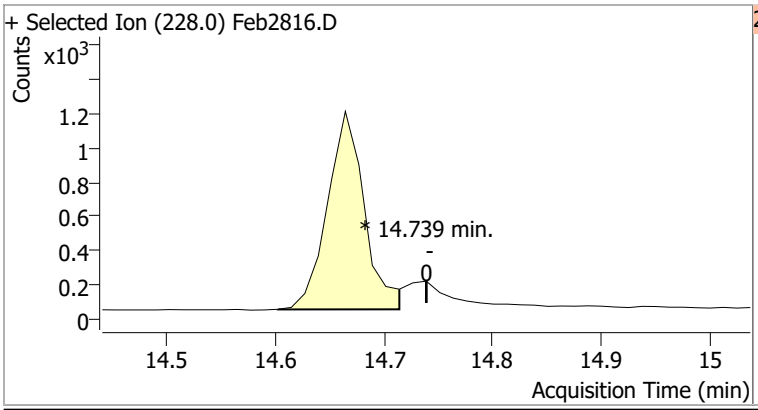

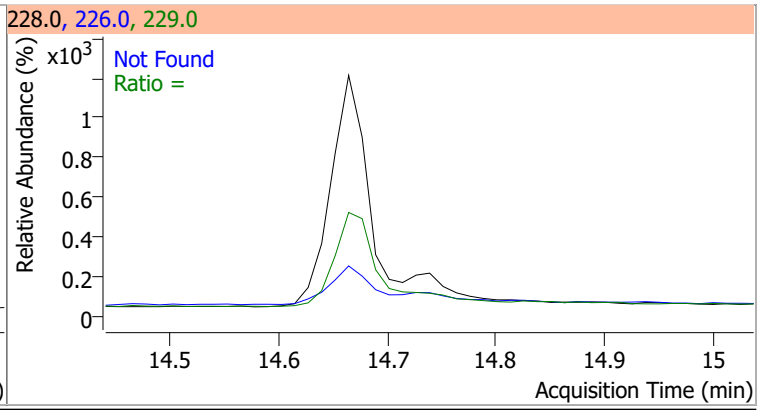

Compound	Conc.	Exp RT	QIon	Exp Ratio
Benzo(b)fluoranthene	N.D.	17.66	253.0	22.4

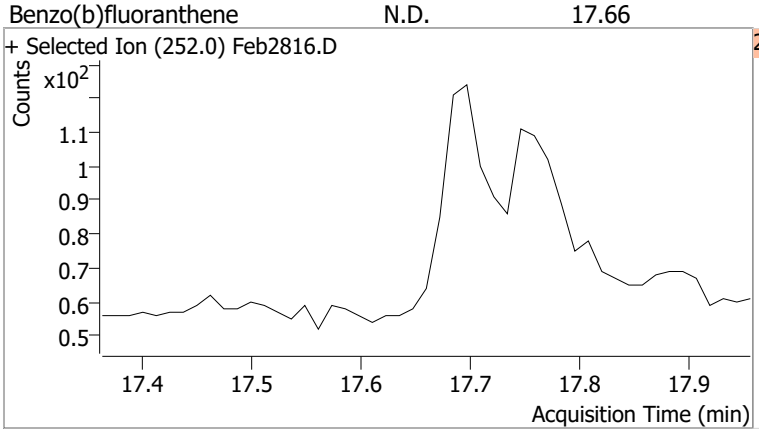

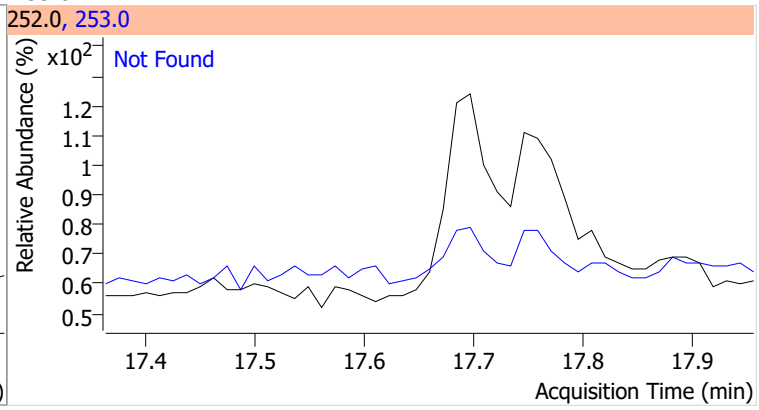

Compound	Conc.	Exp RT	QIon	Exp Ratio
Benzo(k)fluoranthene	N.D.	17.73	253.0	24.5

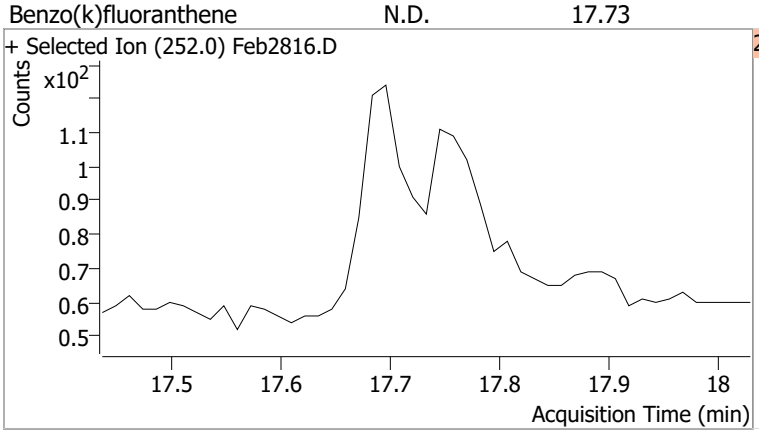

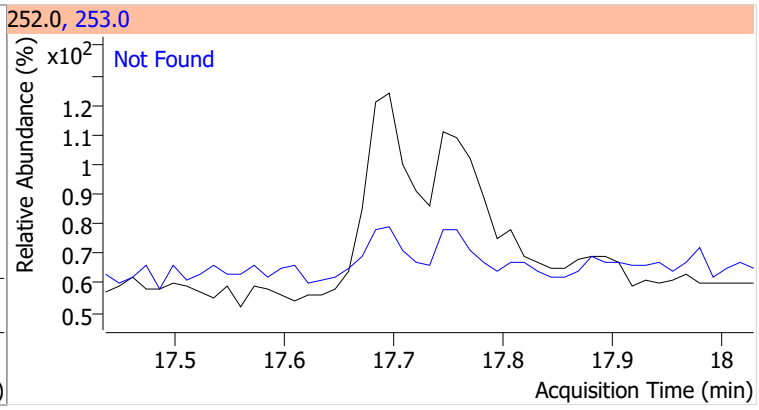

Compound	Conc.	RT	Dev(Min)	Resp.	QIon	QRatio	Lower	Upper
Benzo(a)pyrene		0		0	253.0		16.2	30.1

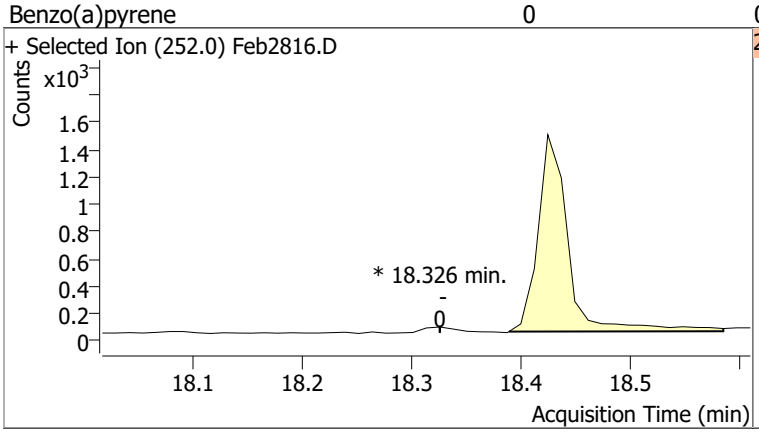

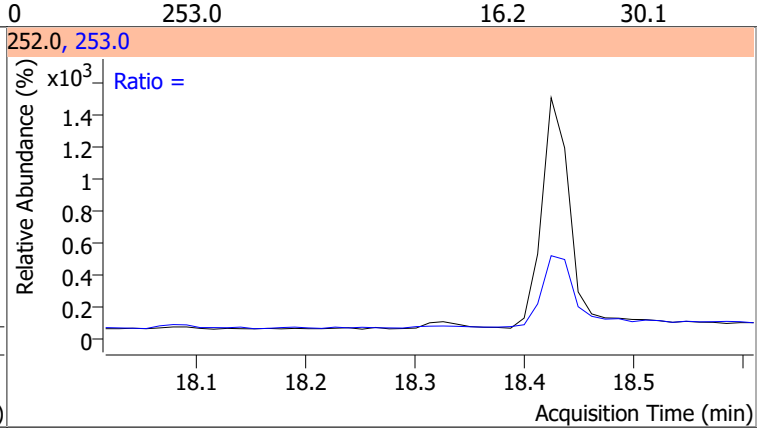

Compound	Conc.	Exp RT	QIon	Exp Ratio
Indeno(1,2,3-cd)pyrene	N.D.	20.17	138.0	20.9

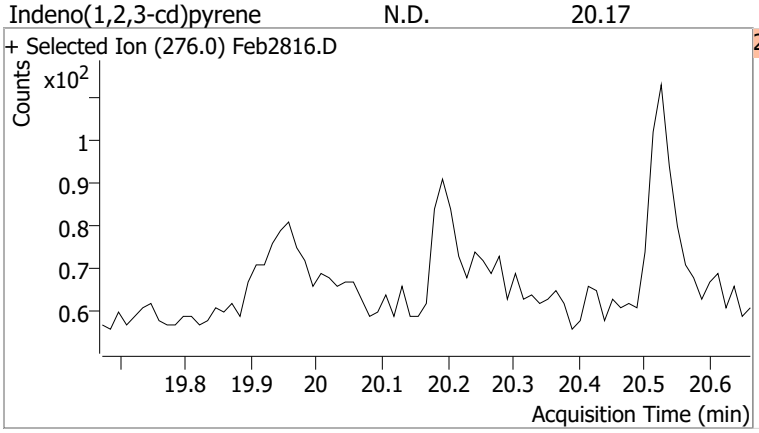

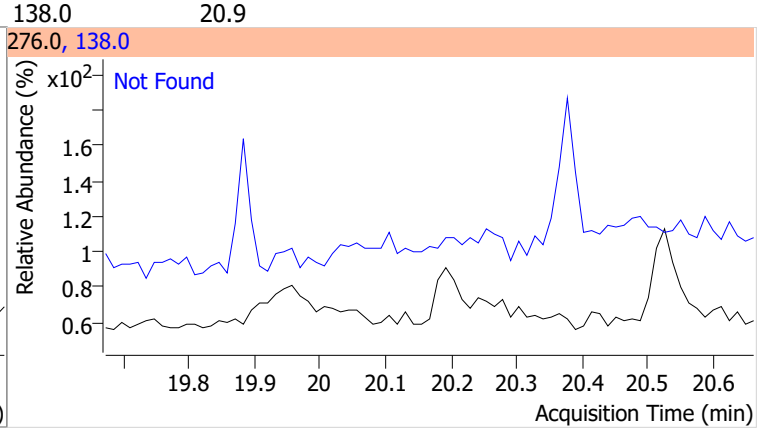

Compound	Conc.	Exp RT	QIon	Exp Ratio	QIon	Exp Ratio
Dibenzo(a,h)anthracene	N.D.	20.24	279.0	24.1	139.0	17.7

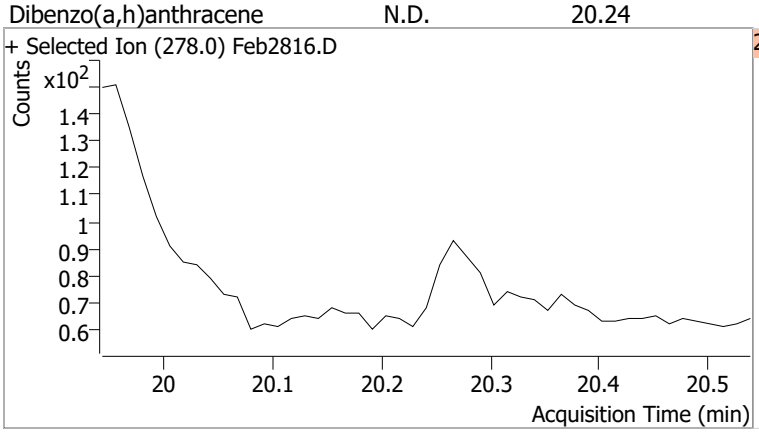

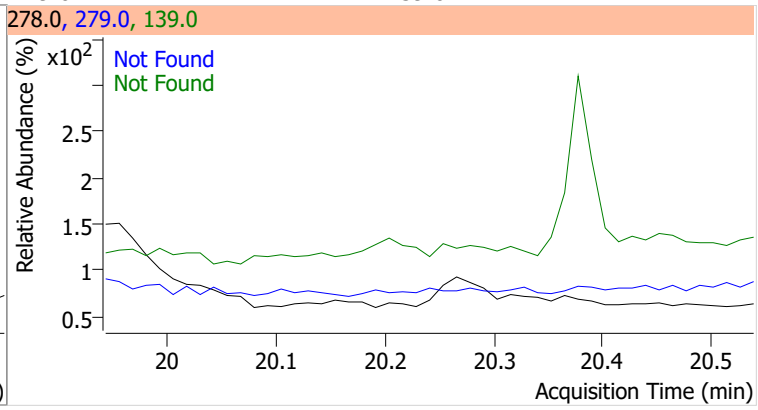

Compound	Conc.	Exp RT	QIon	Exp Ratio	QIon	Exp Ratio
Benzo(g,h,i)perylene	N.D.	20.50	138.0	23.2	277.0	23.1

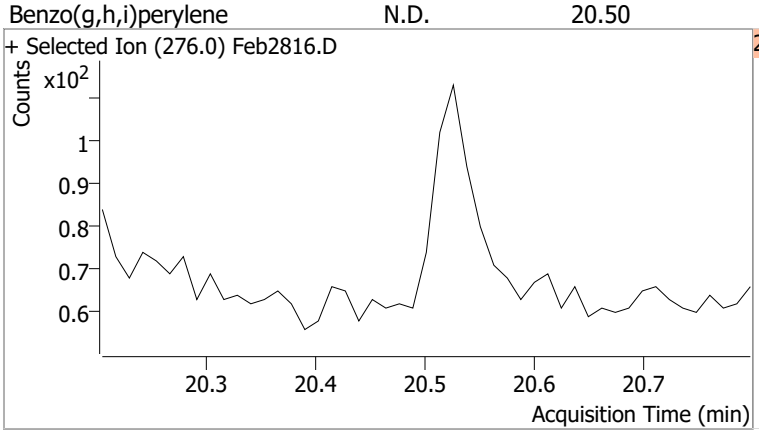

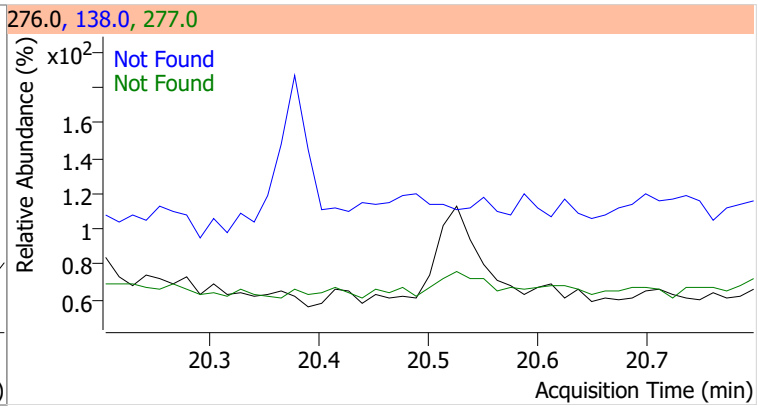

Quantitation Results Report (QT Reviewed)

Data File	Feb2817.D	Operator	LIMS import
Acq. Method	5975BNASIM	Acq. Date-Time	2/28/2022 8:09:04 PM
Sample Name	B22021435-007ALMS	Instrument	GCMS
Vial	17	Multiplier	1.00
DA Method File	021622 bna SIM 2.batch.bin	Comment	SVOC-8270C-SIM-W-LLPAH
Tune File	dftppjph.u	Tune Date	
Batch Name	022822 bna SIM 1.batch.bin	Last Calib Update	2/28/2022 5:36:24 PM
Ref Library			

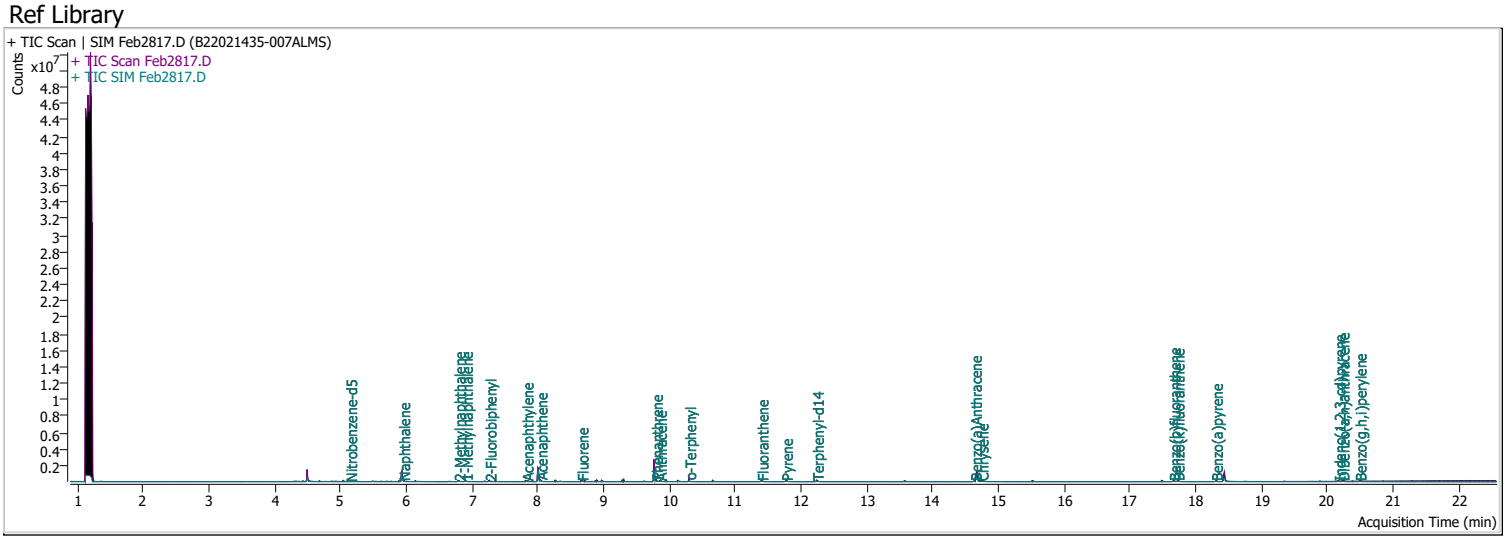

Compound	RT	QIon	Resp.	Conc.	Units		Dev(Min)
Internal Standards							
M 1,4-Dichlorobenzene-d4	4.497	152.0	195524	40.0000	ng/ml		0.000
M Naphthalene-d8	5.928	136.0	816731	40.0000	ng/ml		0.000
M Acenaphthene-d10	8.000	164.0	566879	40.0000	ng/ml		0.000
M Phenanthrene-d10	9.768	188.0	1064645	40.0000	ng/ml		0.000
M Chrysene-d12	14.664	240.0	778102	40.0000	ng/ml		0.000
M Perylene-d12	18.437	264.0	606285	40.0000	ng/ml		0.000
System Monitoring Compounds							
S Nitrobenzene-d5	5.143	82.0	12923	3.3439	ng/ml		-0.013
Spiked Amount: 5.000	Range: 19.0 - 102.0%			Recovery = 66.88%			
S 2-Fluorobiphenyl	7.264	172.0	53503	3.0549	ng/ml		0.000
Spiked Amount: 5.000	Range: 25.0 - 94.0%			Recovery = 61.10%			
S o-Terphenyl	10.299	230.0	63221	4.3200	ng/ml		0.000
Spiked Amount: 5.000	Range: 40.0 - 140.0%			Recovery = 86.40%			
S Terphenyl-d14	12.238	244.0	83696	4.9039	ng/ml		0.000
Spiked Amount: 5.000	Range: 39.0 - 106.0%			Recovery = 98.08%			
Target Compounds							**QValue**
T Naphthalene	5.953	128.0	62082	3.0107	ng/ml		97
T 2-Methylnaphthalene	6.790	141.0	43186	3.5843	ng/ml		94
T 1-Methylnaphthalene	6.902	141.0	37371	2.8478	ng/ml	m	92
T Acenaphthylene	7.826	152.0	72599	3.3161	ng/ml		100
T Acenaphthene	8.038	154.0	56818	3.8612	ng/ml		100
T Fluorene	8.661	166.0	70143	3.8171	ng/ml		90
T Phenanthrene	9.793	178.0	113530	4.5502	ng/ml		99
T Anthracene	9.854	178.0	104955	4.6976	ng/ml		97
T Fluoranthene	11.398	202.0	111874	4.2730	ng/ml		98
T Pyrene	11.769	202.0	127515	4.8410	ng/ml		100
T Benzo(a)Anthracene	14.639	228.0	93976	4.9766	ng/ml		98
T Chrysene	14.739	228.0	120920	5.0846	ng/ml		97
T Benzo(b)fluoranthene	17.659	252.0	80054	4.8080	ng/ml		99

Compound	RT	QIon	Resp.	Conc.	Units	Dev(Min)
T Benzo(k)fluoranthene	17.721	252.0	87232	4.5378	ng/ml	95
T Benzo(a)pyrene	18.301	252.0	67157	4.3124	ng/ml	99
T Indeno(1,2,3-cd)pyrene	20.167	276.0	58010	4.5306	ng/ml	93
T Dibenzo(a,h)anthracene	20.229	278.0	70315	4.6751	ng/ml	98
T Benzo(g,h,i)perylene	20.488	276.0	82755	4.5471	ng/ml	98

(#) = Qualifier Out of Range; (m) = Manual Integration; (+) = Area Summed; (*) = Surrogate Percent Recovery Out of Range; (d): Zeroed Peak

Compound	Conc.	RT	Dev(Min)	Resp.	QIon	QRatio	Lower	Upper
Nitrobenzene-d5	3.3439	5.14	-0.01	12923	54.0	37.1	30.6	56.8
					128.0	45.9	28.9	53.6

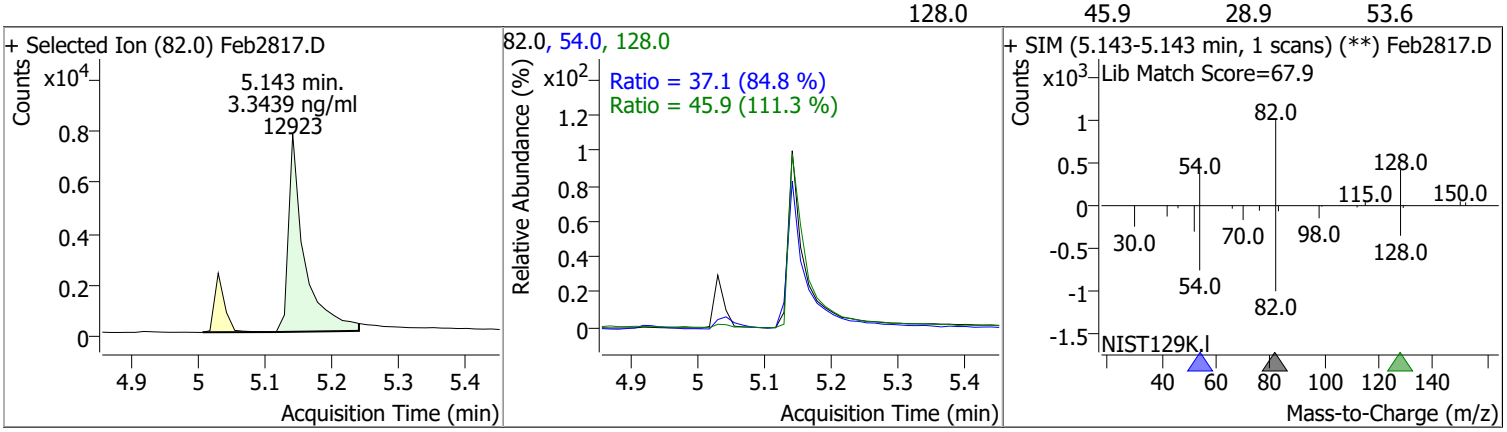

Compound	Conc.	RT	Dev(Min)	Resp.	QIon	QRatio	Lower	Upper
Naphthalene	3.0107	5.95	0.00	62082	102.0	11.5	0.0	40.8
					129.0	11.2	7.8	14.5

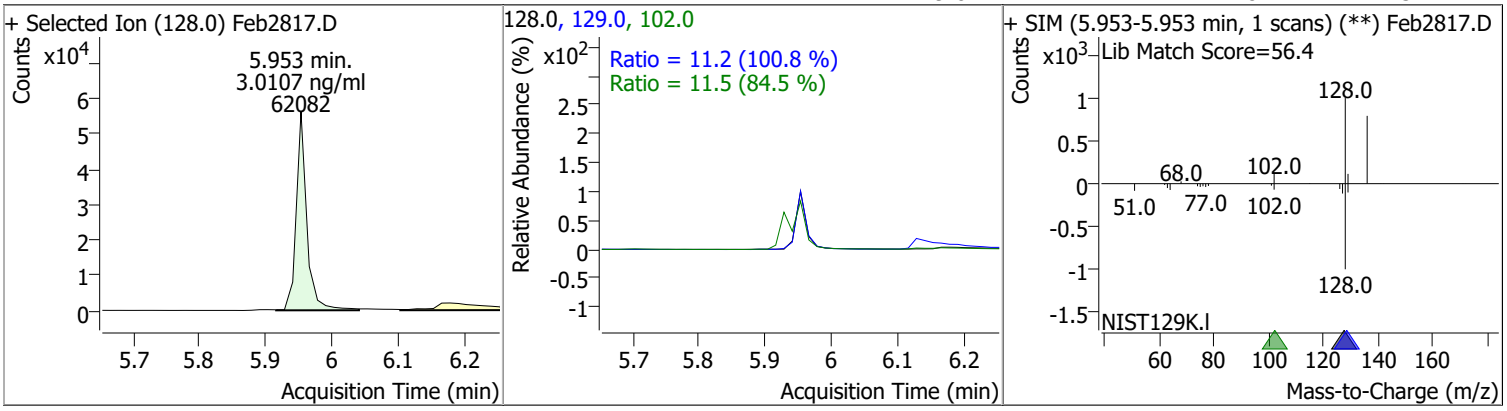

Compound	Conc.	RT	Dev(Min)	Resp.	QIon	QRatio	Lower	Upper
2-Methylnaphthalene	3.5843	6.79	0.00	43186	142.0	140.4	94.4	175.3
					115.0	45.1	36.1	67.0

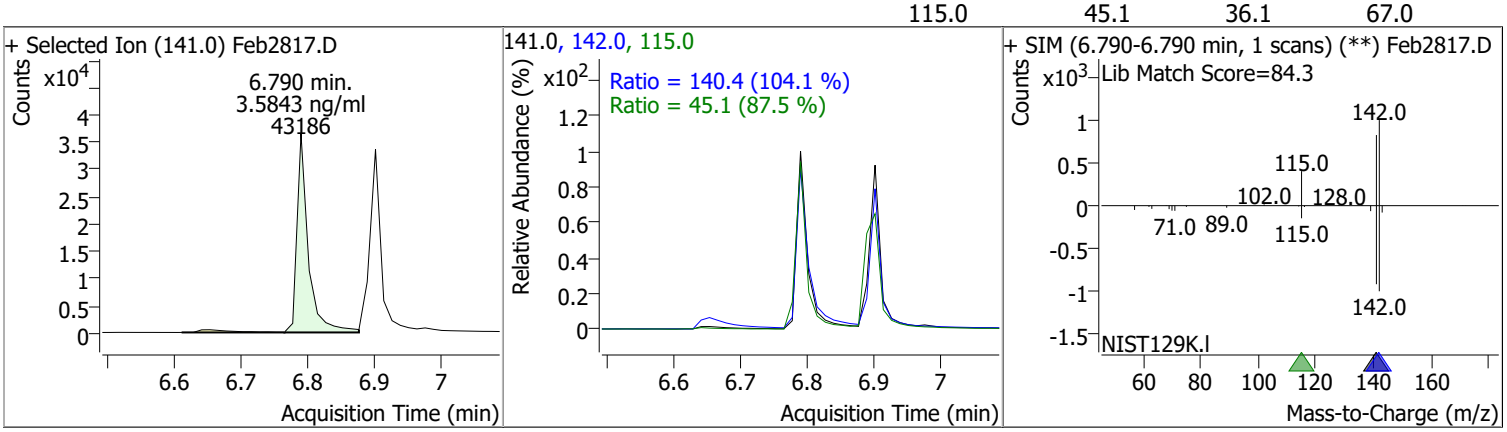

Compound	Conc.	RT	Dev(Min)	Resp.	QIon	QRatio	Lower	Upper
1-Methylnaphthalene	2.8478	6.90	0.00	37371 (m)	142.0	109.9	83.6	155.3
					115.0	54.5	34.8	64.6

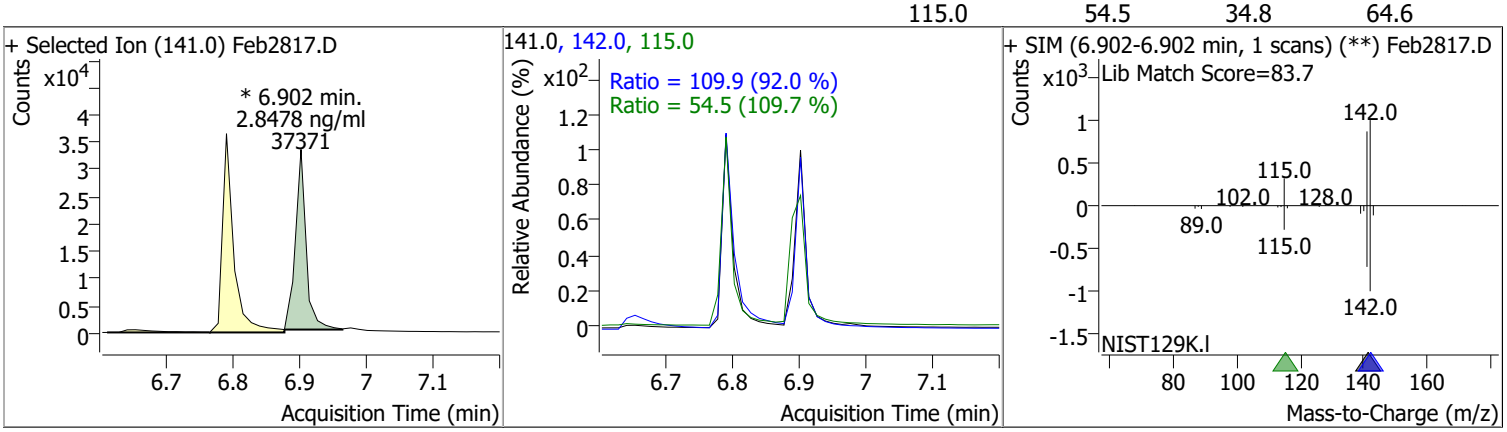

Compound	Conc.	RT	Dev(Min)	Resp.	QIon	QRatio	Lower	Upper
2-Fluorobiphenyl	3.0549	7.26	0.00	53503	171.0	36.7	24.3	45.1

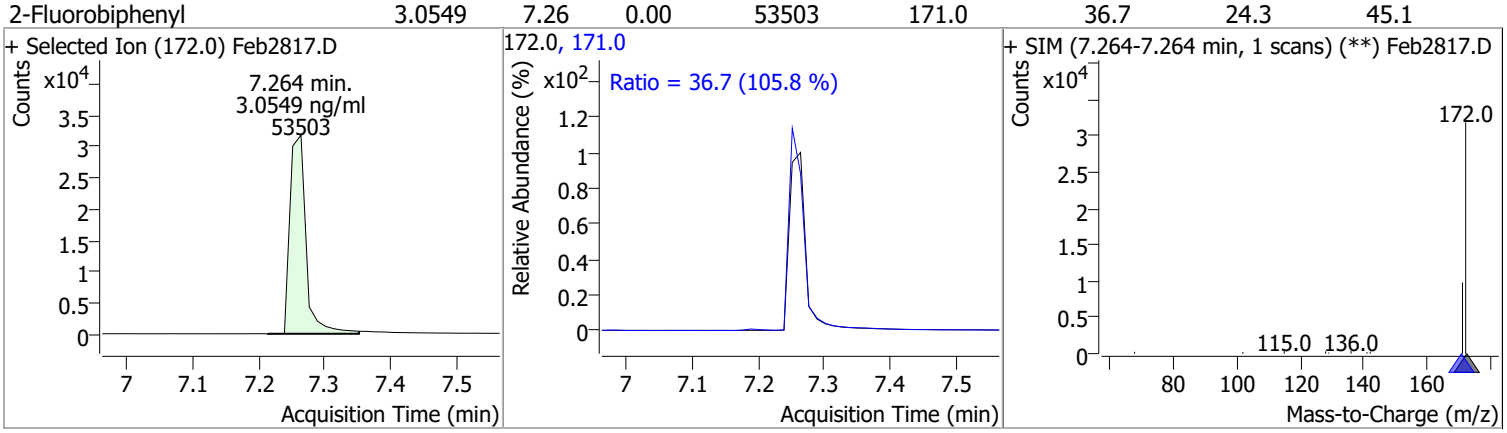

Compound	Conc.	RT	Dev(Min)	Resp.	QIon	QRatio	Lower	Upper
Acenaphthylene	3.3161	7.83	0.00	72599	153.0	15.8	11.2	20.8

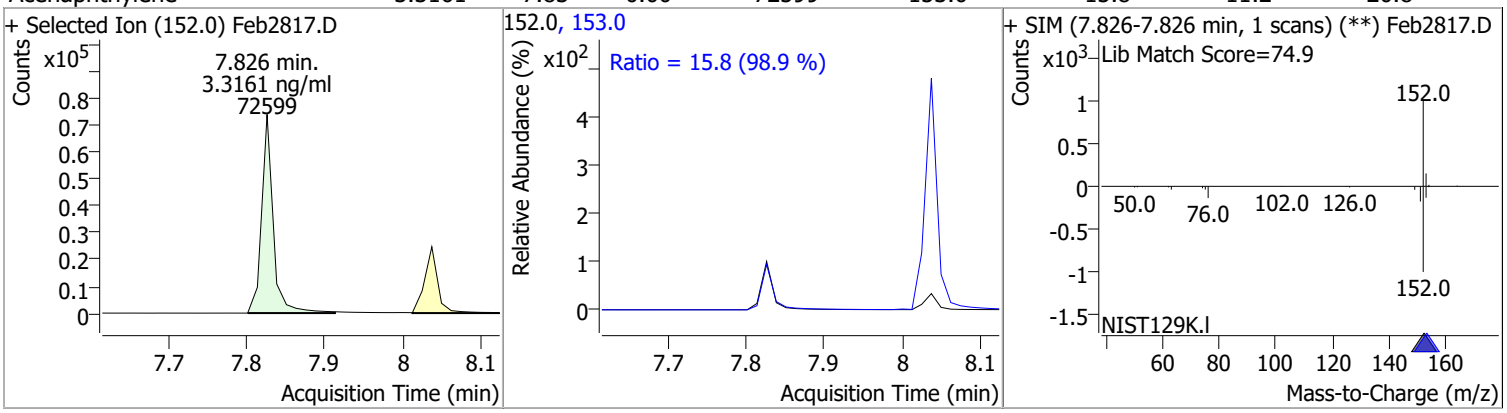

Compound	Conc.	RT	Dev(Min)	Resp.	QIon	QRatio	Lower	Upper
Acenaphthene	3.8612	8.04	0.00	56818	153.0	109.6	76.8	142.6
					152.0	51.3	36.4	67.5

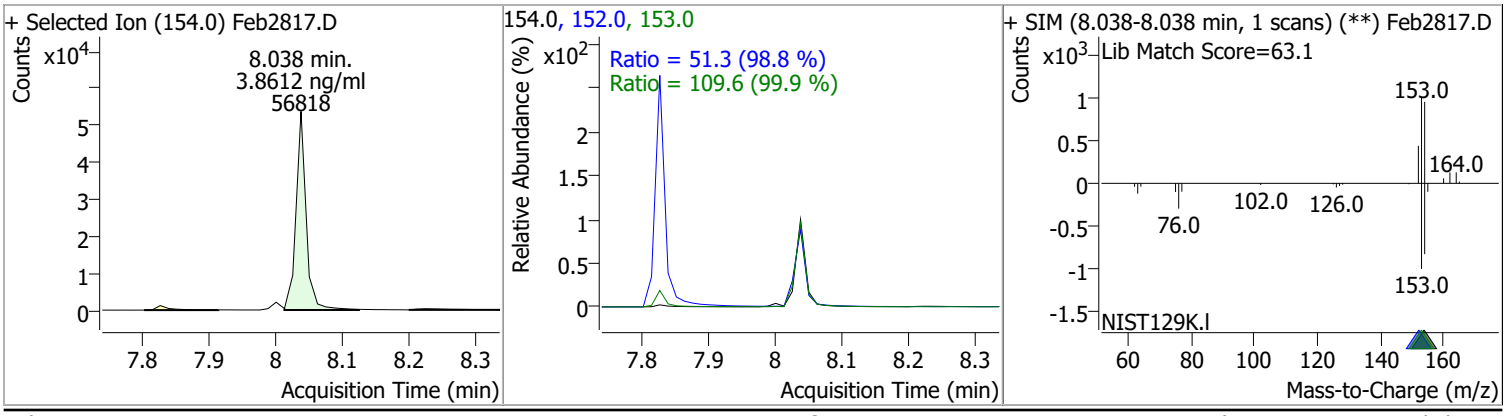

Compound	Conc.	RT	Dev(Min)	Resp.	QIon	QRatio	Lower	Upper
Fluorene	3.8171	8.66	-0.01	70143	165.0	96.4	60.3	111.9
					167.0	13.3	8.9	16.6

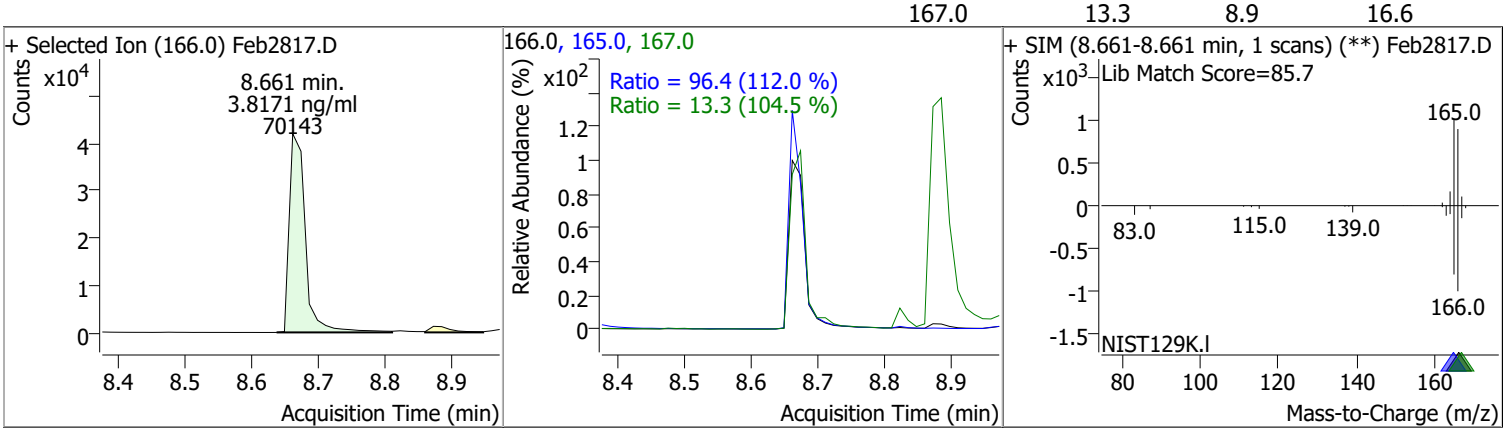

Compound	Conc.	RT	Dev(Min)	Resp.	QIon	QRatio	Lower	Upper
Phenanthrene	4.5502	9.79	0.00	113530	176.0	17.8	12.7	23.5

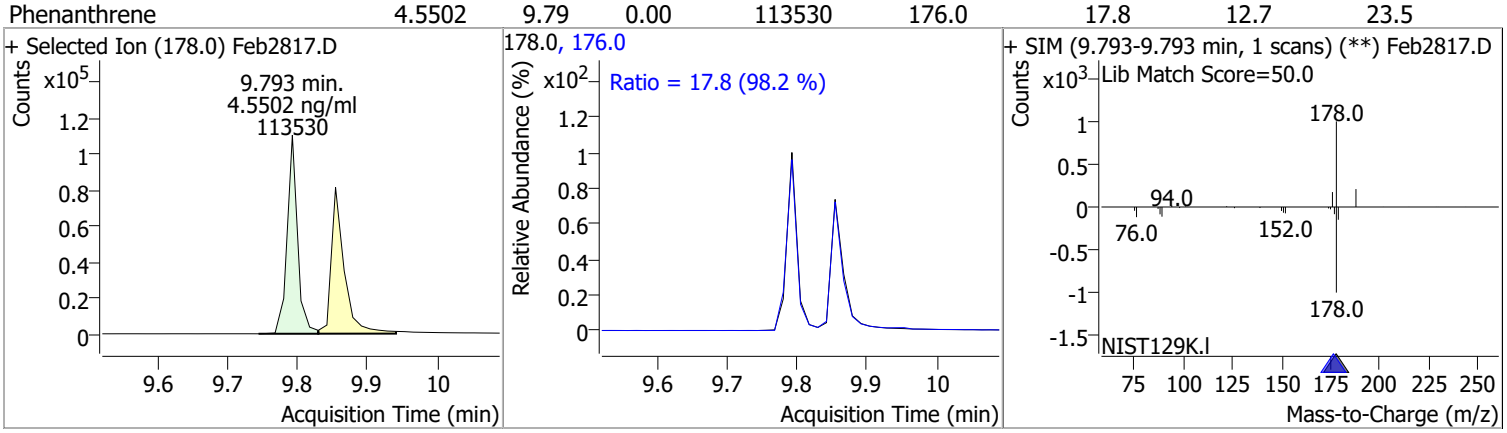

Compound	Conc.	RT	Dev(Min)	Resp.	QIon	QRatio	Lower	Upper
Anthracene	4.6976	9.85	0.00	104955	176.0	17.2	12.9	23.9

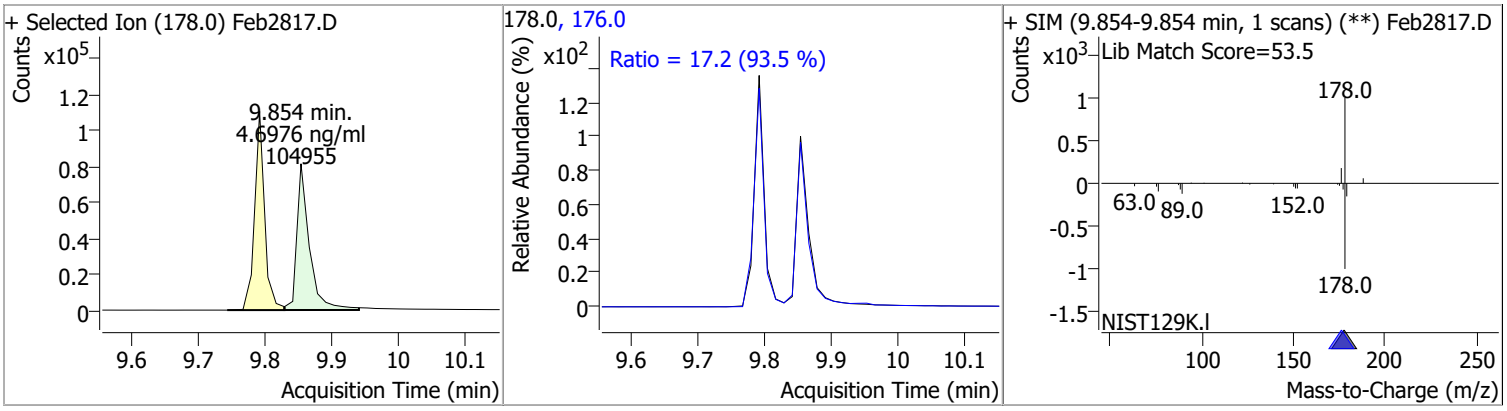

Compound	Conc.	RT	Dev(Min)	Resp.	QIon	QRatio	Lower	Upper
o-Terphenyl	4.3200	10.30	0.00	63221	229.0	64.0	42.8	79.5
					215.0	39.1	28.0	52.0

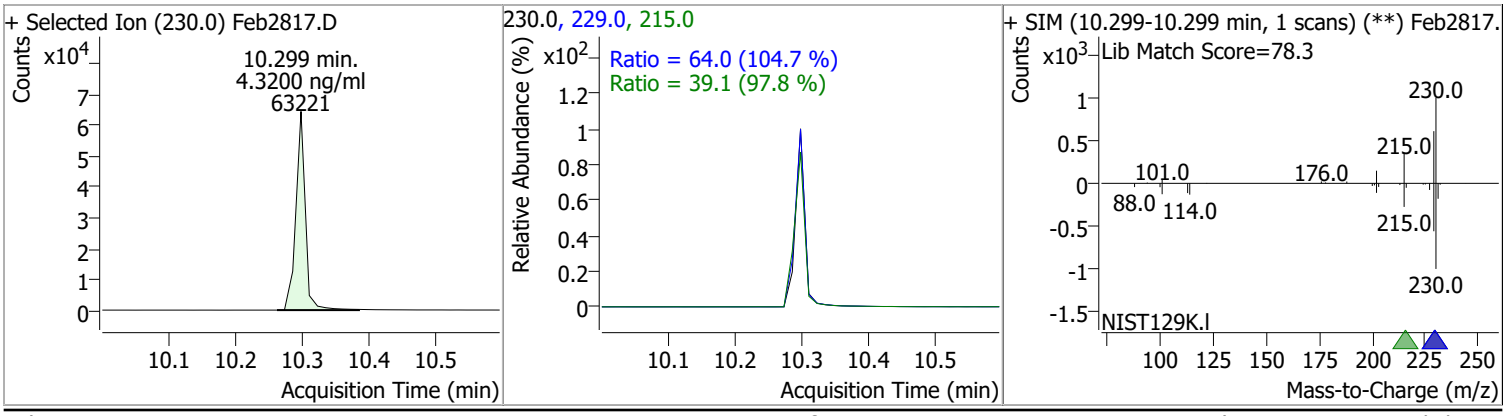

Compound	Conc.	RT	Dev(Min)	Resp.	QIon	QRatio	Lower	Upper
Fluoranthene	4.2730	11.40	0.00	111874	101.0	10.3	6.7	12.5

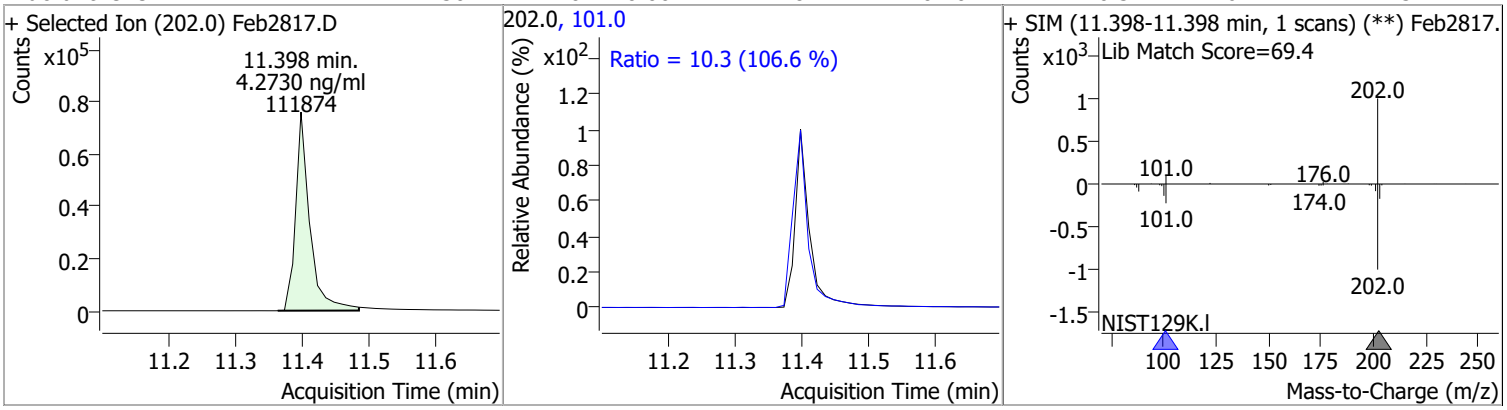

Compound	Conc.	RT	Dev(Min)	Resp.	QIon	QRatio	Lower	Upper
Pyrene	4.8410	11.77	-0.01	127515	101.0	11.9	8.4	15.6

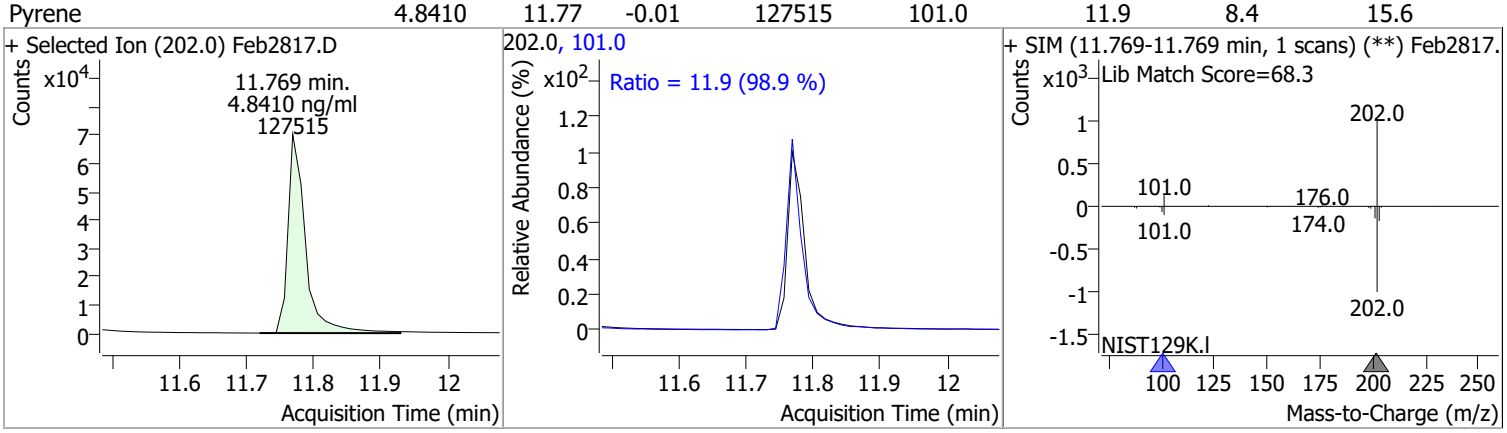

Compound	Conc.	RT	Dev(Min)	Resp.	QIon	QRatio	Lower	Upper
Terphenyl-d14	4.9039	12.24	0.00	83696	122.0	12.8	8.6	16.0

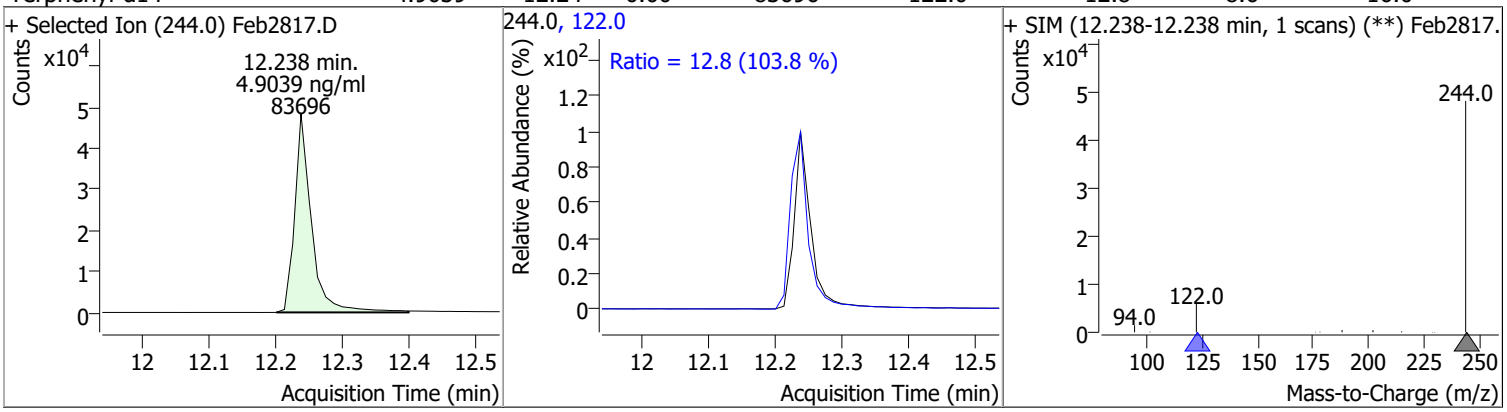

Compound	Conc.	RT	Dev(Min)	Resp.	QIon	QRatio	Lower	Upper
Benzo(a)Anthracene	4.9766	14.64	0.00	93976	226.0	26.2	18.0	33.4
					229.0	21.8	16.5	30.7

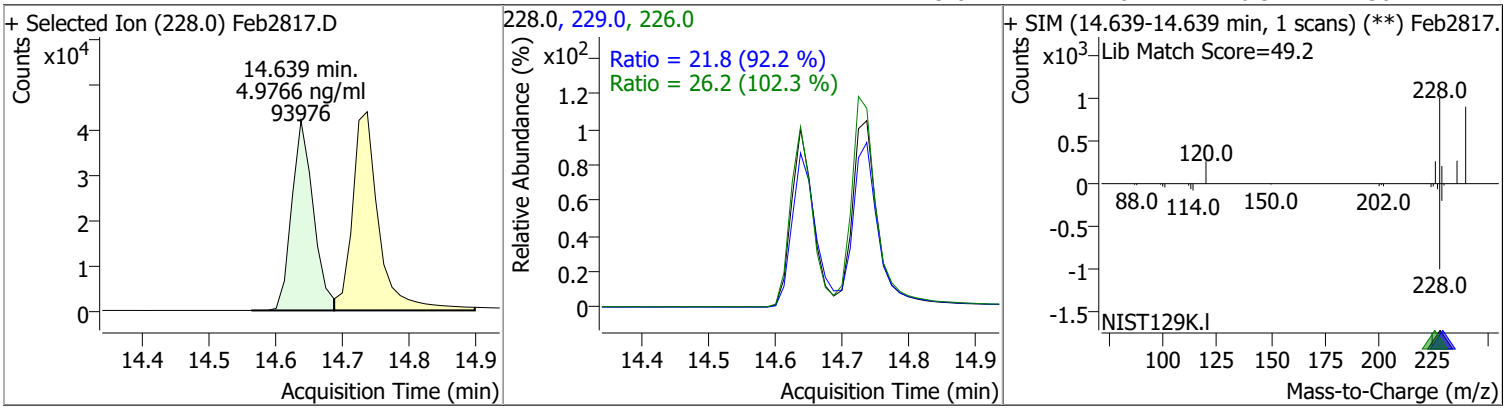

Quantitation Results Report (QT Reviewed)

Compound	Conc.	RT	Dev(Min)	Resp.	QIon	QRatio	Lower	Upper
Chrysene	5.0846	14.74	0.00	120920	226.0	28.6	21.6	40.2
					229.0	20.0	13.8	25.7

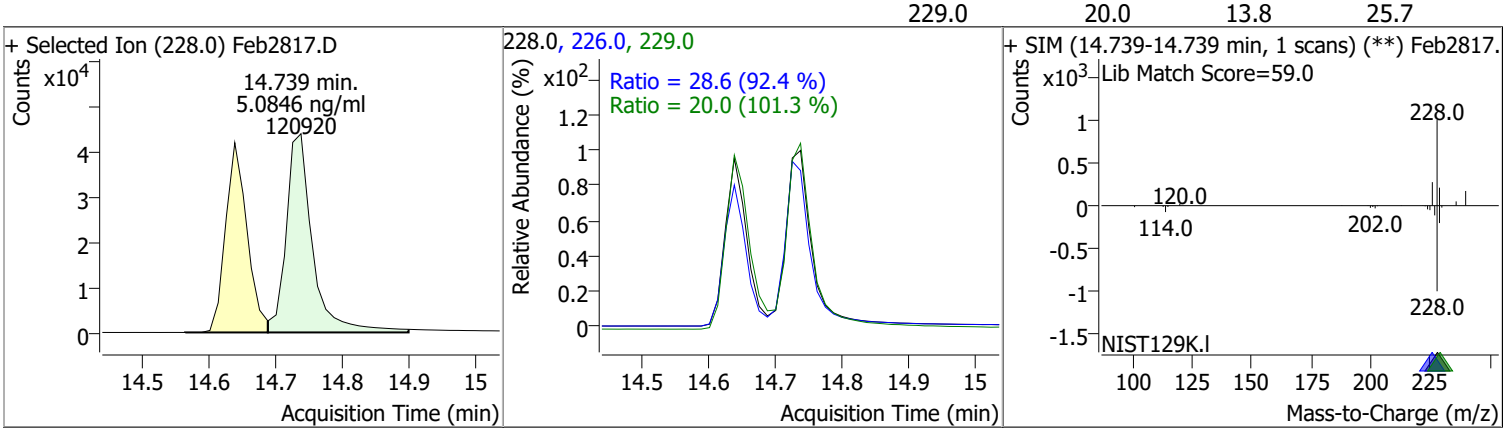

Compound	Conc.	RT	Dev(Min)	Resp.	QIon	QRatio	Lower	Upper
Benzo(b)fluoranthene	4.8080	17.66	0.00	80054	253.0	22.9	15.7	29.2

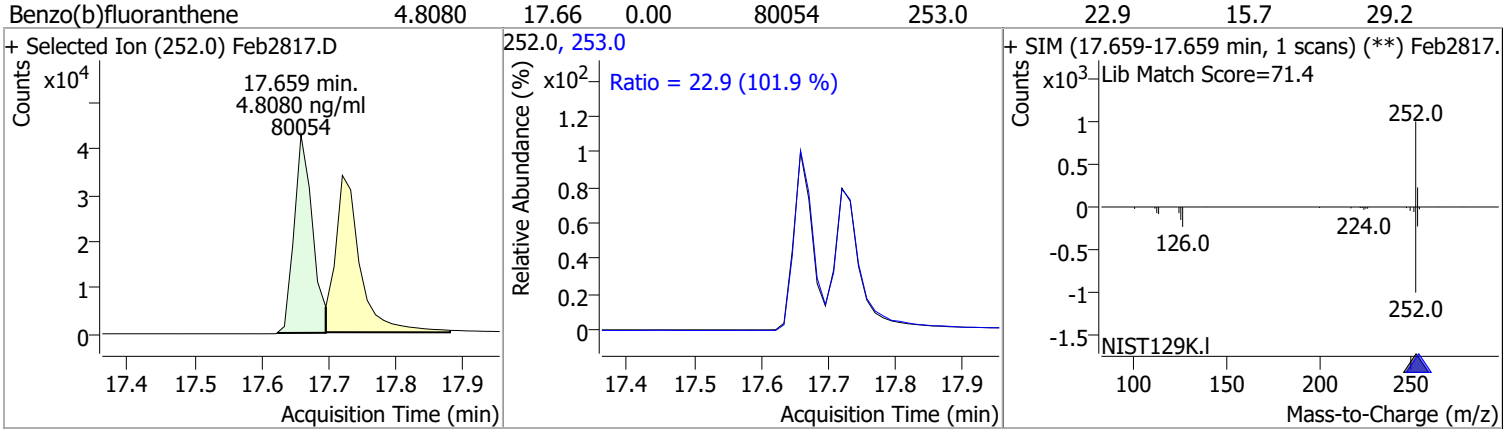

Compound	Conc.	RT	Dev(Min)	Resp.	QIon	QRatio	Lower	Upper
Benzo(k)fluoranthene	4.5378	17.72	-0.01	87232	253.0	22.0	17.2	31.9

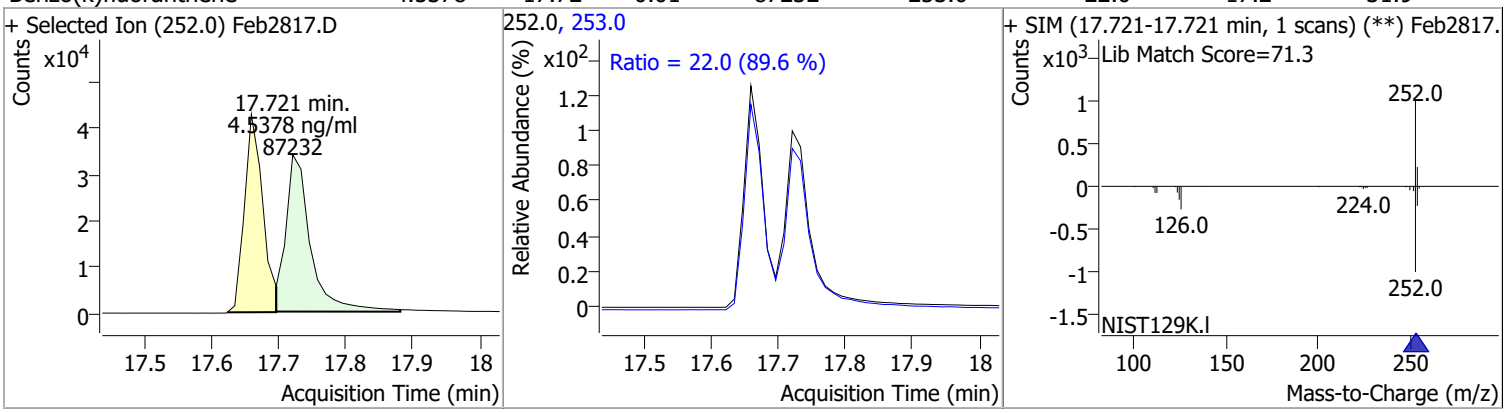

Compound	Conc.	RT	Dev(Min)	Resp.	QIon	QRatio	Lower	Upper
Benzo(a)pyrene	4.3124	18.30	-0.01	67157	253.0	23.6	16.2	30.1

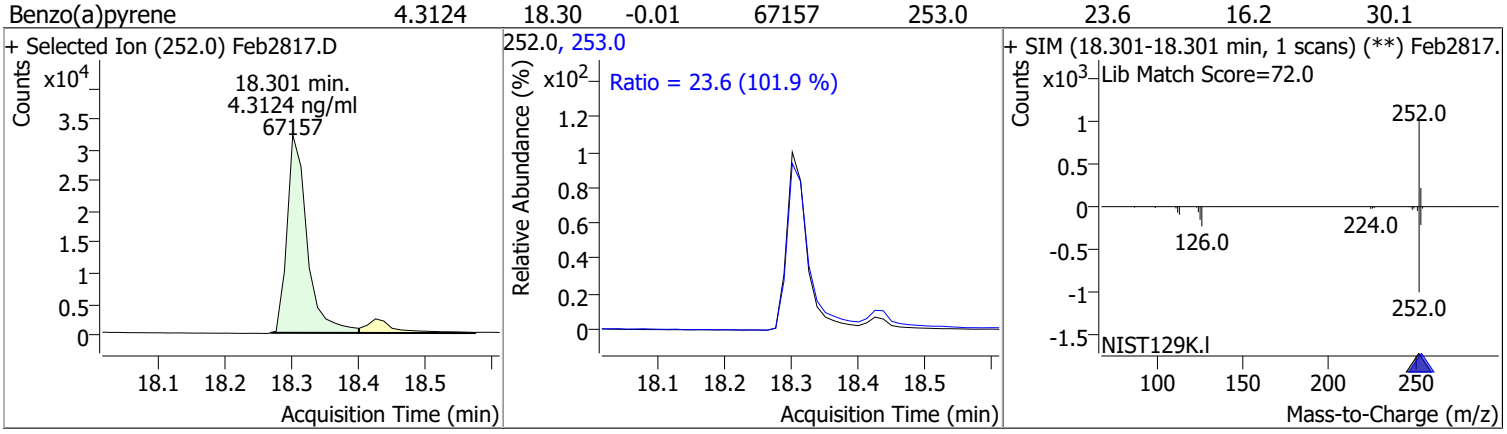

Compound	Conc.	RT	Dev(Min)	Resp.	QIon	QRatio	Lower	Upper
Indeno(1,2,3-cd)pyrene	4.5306	20.17	0.00	58010	138.0	24.0	14.6	27.2

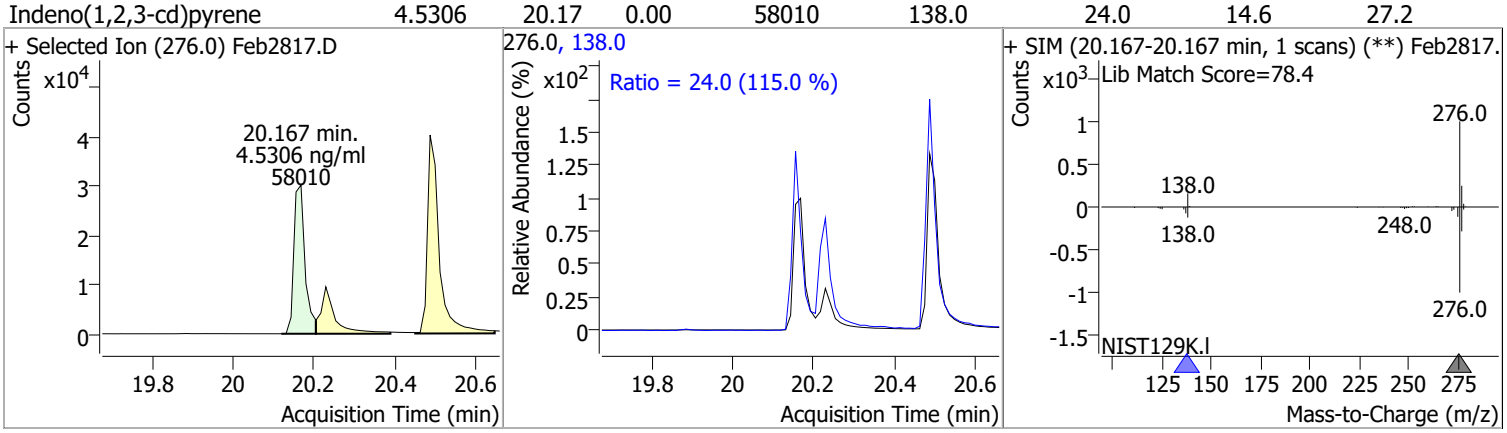

Compound	Conc.	RT	Dev(Min)	Resp.	QIon	QRatio	Lower	Upper
Dibenzo(a,h)anthracene	4.6751	20.23	-0.01	70315	279.0	25.3	16.8	31.3
					139.0	18.6	12.4	23.0

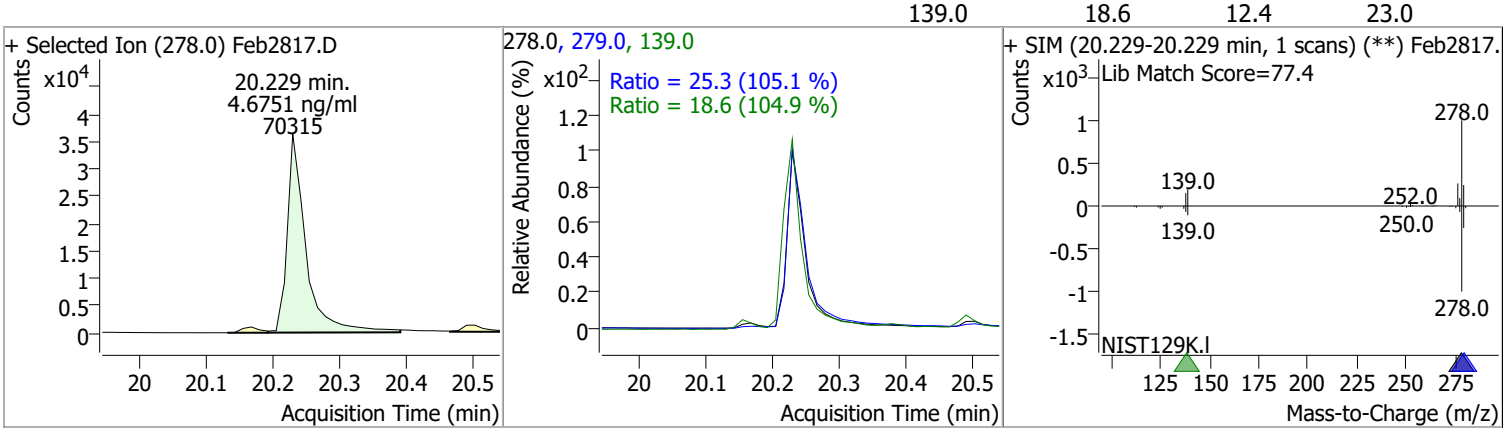

Compound	Conc.	RT	Dev(Min)	Resp.	QIon	QRatio	Lower	Upper
Benzo(g,h,i)perylene	4.5471	20.49	-0.01	82755	138.0	24.1	16.2	30.1
					277.0	24.3	16.2	30.1

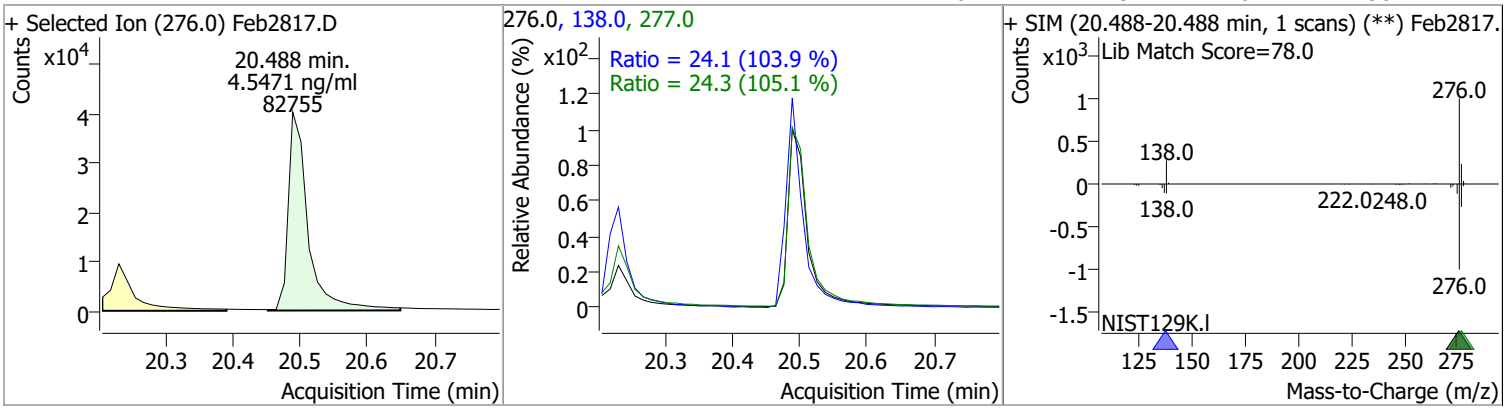

Quantitation Results Report (QT Reviewed)

Data File	Feb2818.D	Operator	LIMS import
Acq. Method	5975BNASIM	Acq. Date-Time	2/28/2022 8:41:39 PM
Sample Name	B22021435-012C	Instrument	GCMS
Vial	18	Multiplier	1.00
DA Method File	021622 bna SIM 2.batch.bin	Comment	SVOC-8270C-SIM-W-LLPAH
Tune File	dftppjph.u	Tune Date	
Batch Name	022822 bna SIM 1.batch.bin	Last Calib Update	2/28/2022 5:36:24 PM
Ref Library			

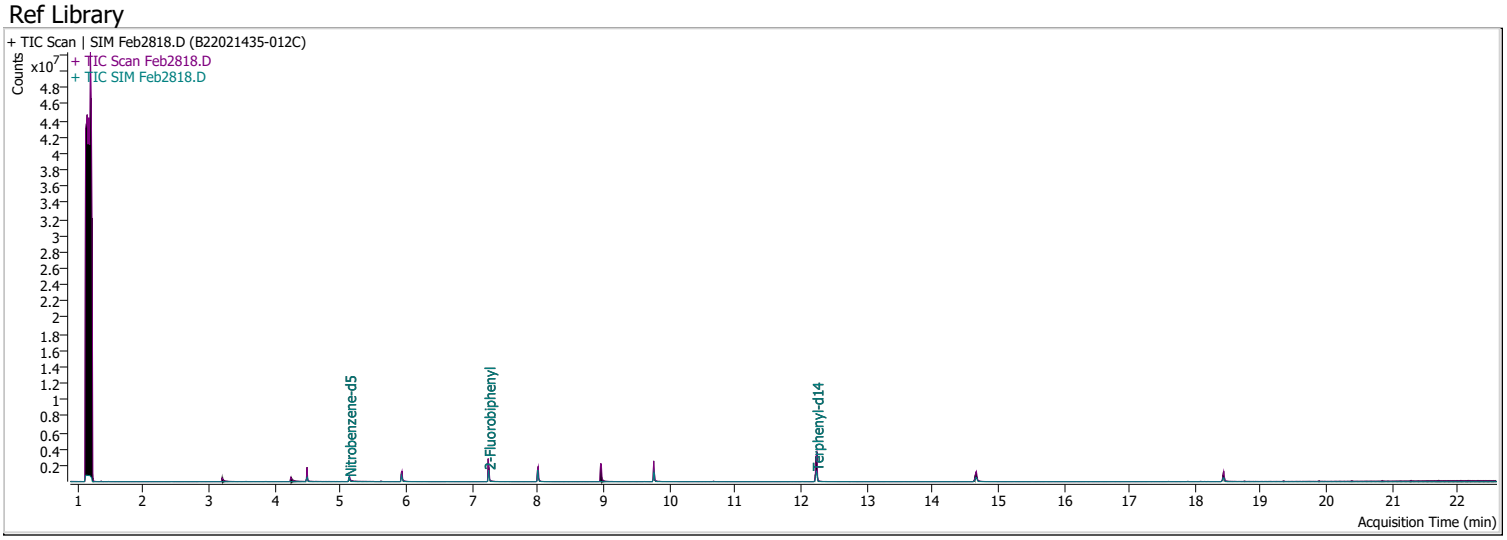

Compound	RT	QIon	Resp.	Conc.	Units		Dev(Min)
Internal Standards							
M 1,4-Dichlorobenzene-d4	4.497	152.0	219667	40.0000	ng/ml		0.000
M Naphthalene-d8	5.928	136.0	905320	40.0000	ng/ml		0.000
M Acenaphthene-d10	8.001	164.0	571591	40.0000	ng/ml		0.000
M Phenanthrene-d10	9.768	188.0	1115442	40.0000	ng/ml		0.000
M Chrysene-d12	14.664	240.0	840760	40.0000	ng/ml		0.000
M Perylene-d12	18.425	264.0	643249	40.0000	ng/ml		-0.012
System Monitoring Compounds							
S Nitrobenzene-d5	5.131	82.0	374858	34.0531	ng/ml		-0.025
Spiked Amount: 5.000	Range: 19.0 - 102.0%			Recovery = 681.06%		*	
S 2-Fluorobiphenyl	7.252	172.0	1096663	62.1001	ng/ml		-0.012
Spiked Amount: 5.000	Range: 25.0 - 94.0%			Recovery = 1242.00%		*	
S o-Terphenyl	0.000		0	N.D.			
Spiked Amount: 5.000	Range: 40.0 - 140.0%			Recovery = NA%			
S Terphenyl-d14	12.238	244.0	1747909	94.7802	ng/ml		0.000
Spiked Amount: 5.000	Range: 39.0 - 106.0%			Recovery = 1895.60%		*	
Target Compounds							**QValue**
T Naphthalene	0.000		0	N.D.			
T 2-Methylnaphthalene	0.000		0	N.D.			
T 1-Methylnaphthalene	0.000		0	N.D.			
T Acenaphthylene	0.000		0	N.D.			
T Acenaphthene	8.001	154.0	0		ng/ml	md	1
T Fluorene	8.960	166.0	0		ng/ml	md	1
T Phenanthrene	0.000		0	N.D.			
T Anthracene	0.000		0	N.D.			
T Fluoranthene	0.000		0	N.D.			
T Pyrene	0.000		0	N.D.			
T Benzo(a)Anthracene	14.664	228.0	0		ng/ml	md	1
T Chrysene	14.726	228.0	0		ng/ml	md	1
T Benzo(b)fluoranthene	0.000		0	N.D.			

Compound	RT	QIon	Resp.	Conc.	Units		Dev(Min)
T Benzo(k)fluoranthene	0.000		0	N.D.			
T Benzo(a)pyrene	18.314	252.0	0		ng/ml	md	1
T Indeno(1,2,3-cd)pyrene	0.000		0	N.D.			
T Dibenzo(a,h)anthracene	0.000		0	N.D.			
T Benzo(g,h,i)perylene	0.000		0	N.D.			

(#) = Qualifier Out of Range; (m) = Manual Integration; (+) = Area Summed; (*) = Surrogate Percent Recovery Out of Range; (d): Zeroed Peak

Quantitation Results Report (QT Reviewed)

Compound	Conc.	RT	Dev(Min)	Resp.	QIon	QRatio	Lower	Upper
Nitrobenzene-d5	34.0531	5.13	-0.02	374858	54.0	37.5	30.6	56.8
					128.0	43.0	28.9	53.6

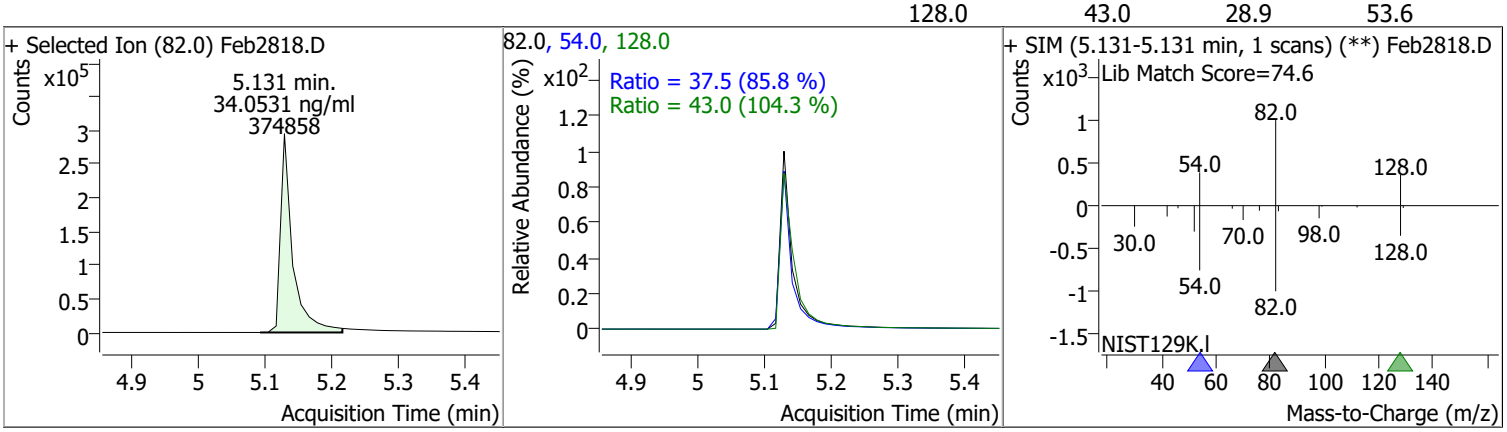

Compound	Conc.	Exp RT	QIon	Exp Ratio	QIon	Exp Ratio
Naphthalene	N.D.	5.95	102.0	13.6	129.0	11.1

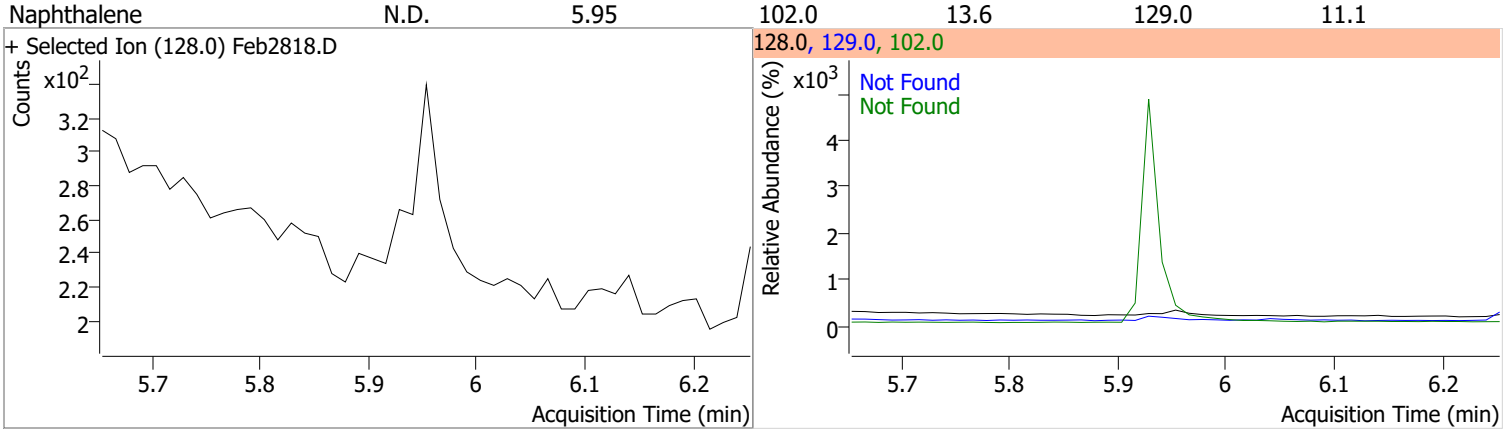

Compound	Conc.	Exp RT	QIon	Exp Ratio	QIon	Exp Ratio
2-Methylnaphthalene	N.D.	6.79	142.0	134.9	115.0	51.5

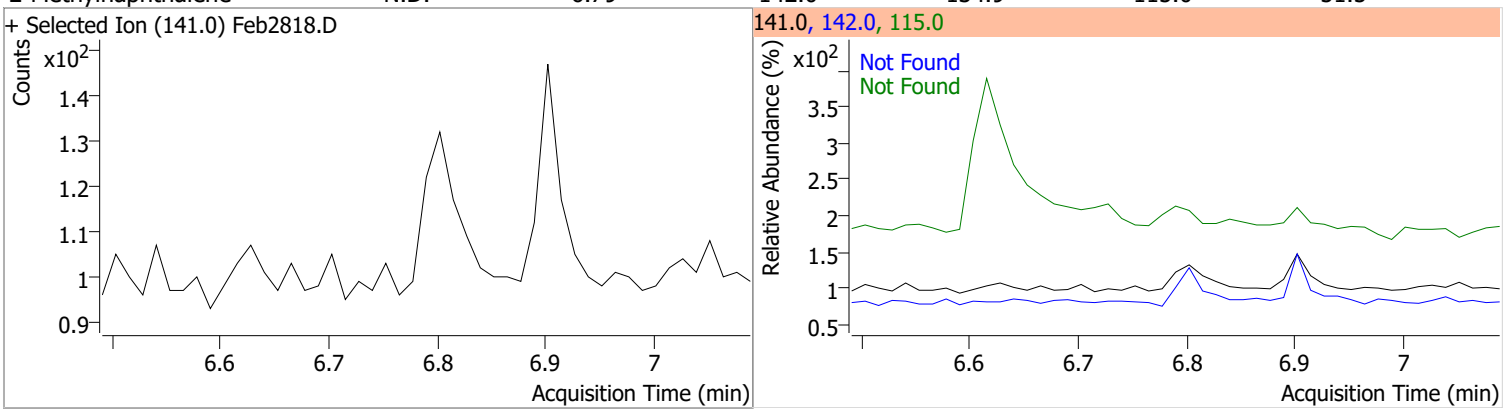

Compound	Conc.	Exp RT	QIon	Exp Ratio	QIon	Exp Ratio
1-Methylnaphthalene	N.D.	6.90	142.0	119.4	115.0	49.7

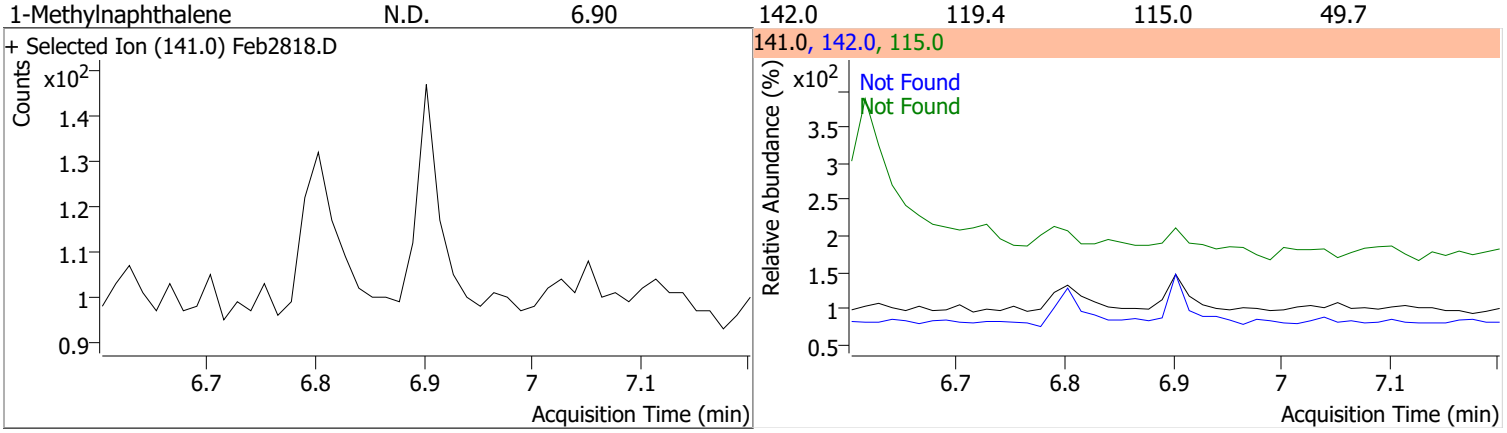

Quantitation Results Report (QT Reviewed)

Compound	Conc.	RT	Dev(Min)	Resp.	QIon	QRatio	Lower	Upper
2-Fluorobiphenyl	62.1001	7.25	-0.01	1096663	171.0	37.3	24.3	45.1

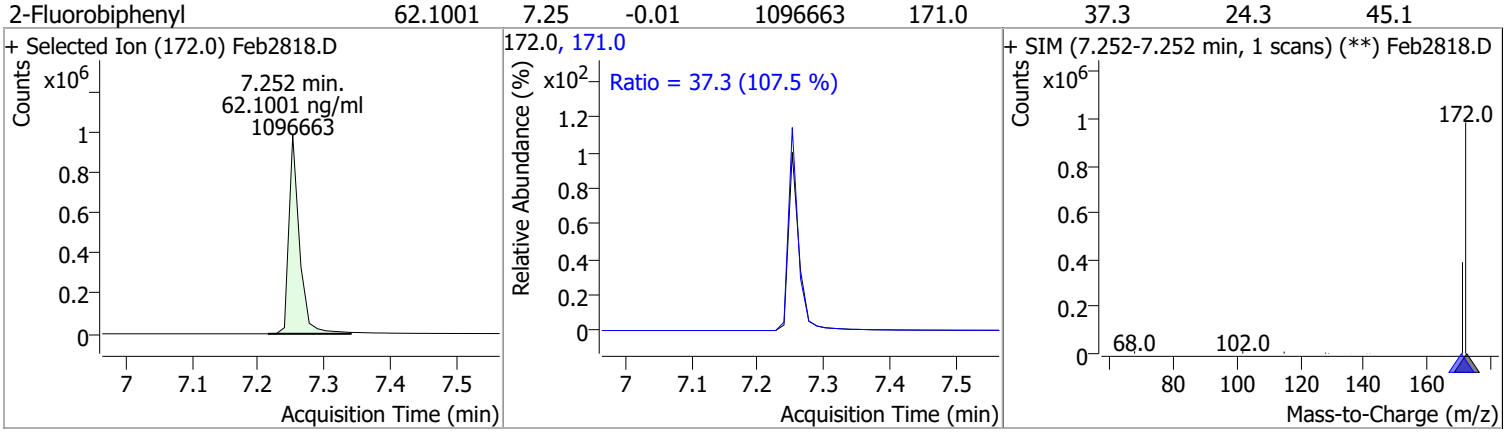

Compound	Conc.	Exp RT	QIon	Exp Ratio
Acenaphthylene	N.D.	7.83	153.0	16.0

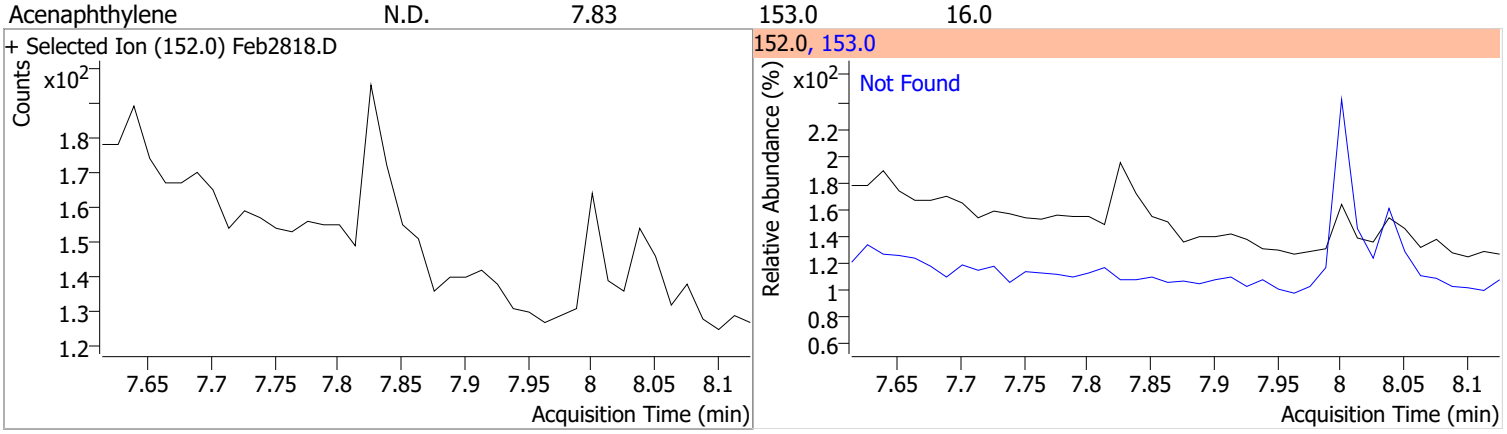

Compound	Conc.	RT	Dev(Min)	Resp.	QIon	QRatio	Lower	Upper
Acenaphthene		0		0	153.0		76.8	142.6
					152.0		36.4	67.5

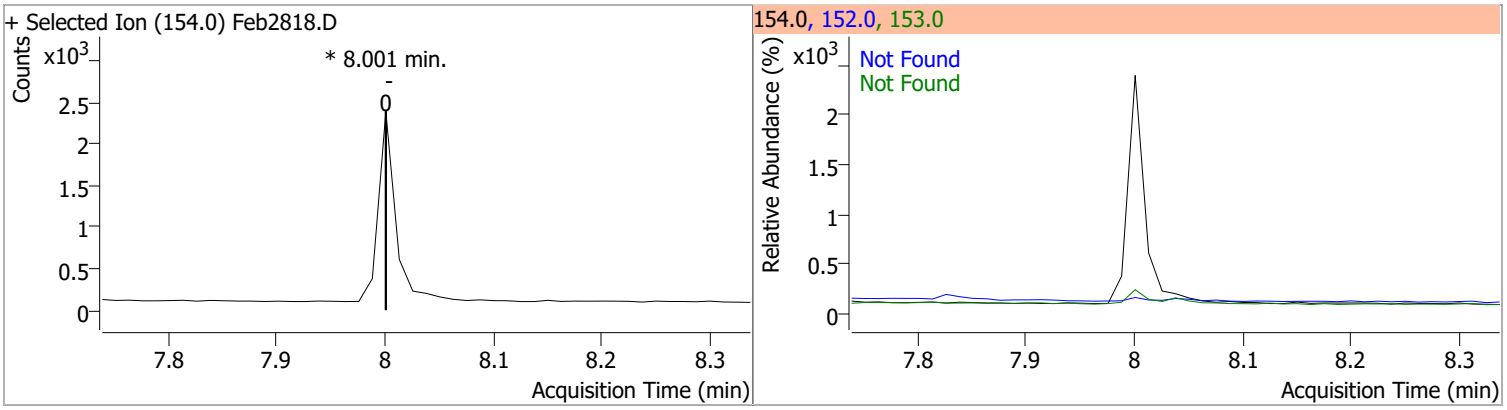

Compound	Conc.	RT	Dev(Min)	Resp.	QIon	QRatio	Lower	Upper
Fluorene		0		0	165.0		60.3	111.9
					167.0		8.9	16.6

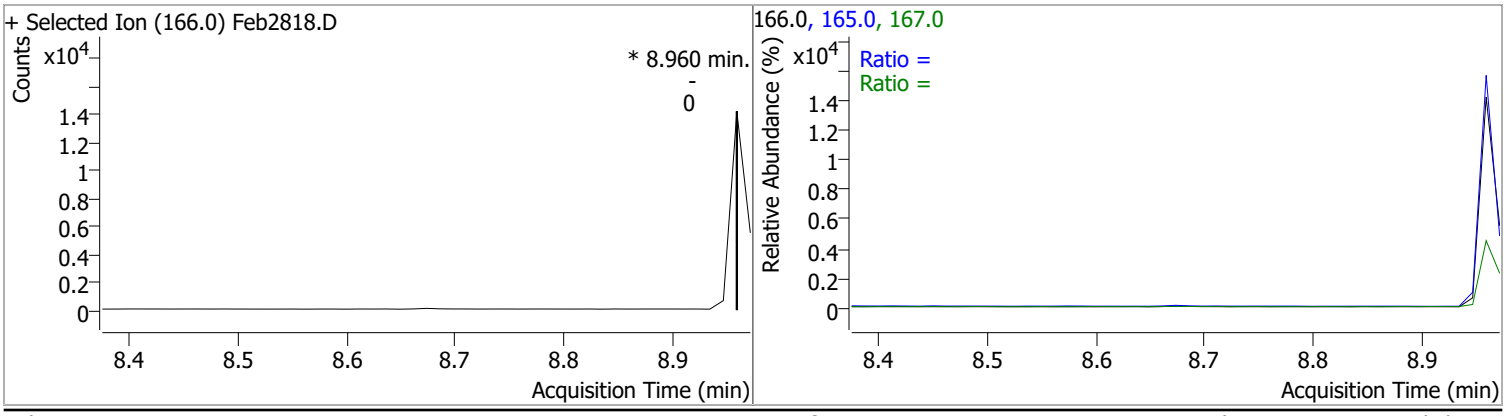

Compound	Conc.	Exp RT	QIon	Exp Ratio
Phenanthrene	N.D.	9.79	176.0	18.1

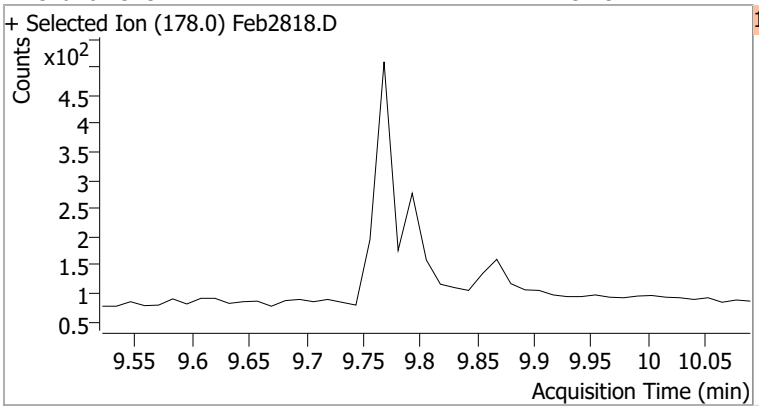

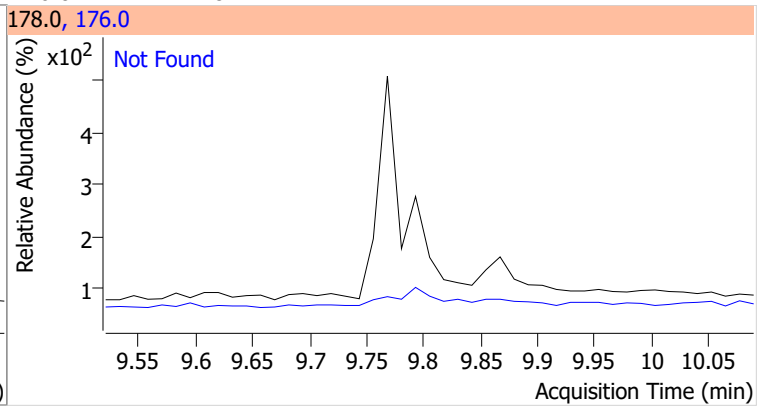

Compound	Conc.	Exp RT	QIon	Exp Ratio
Anthracene	N.D.	9.85	176.0	18.4

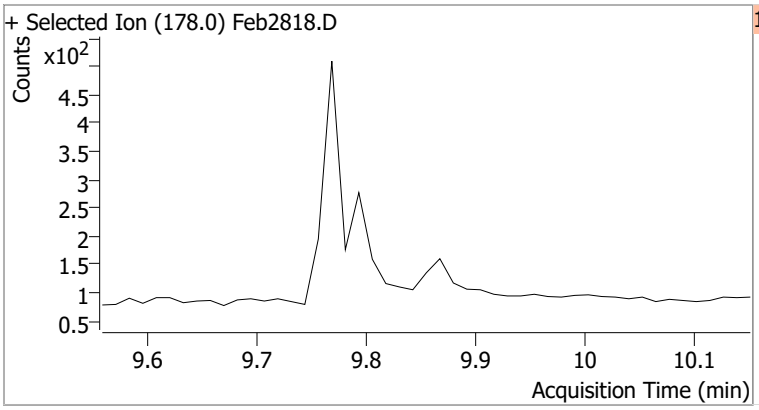

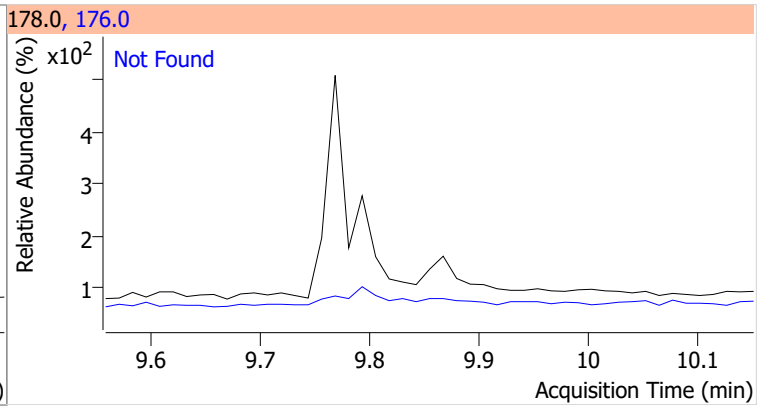

Compound	Conc.	Exp RT	QIon	Exp Ratio	QIon	Exp Ratio
o-Terphenyl	N.D.	10.30	229.0	61.1	215.0	40.0

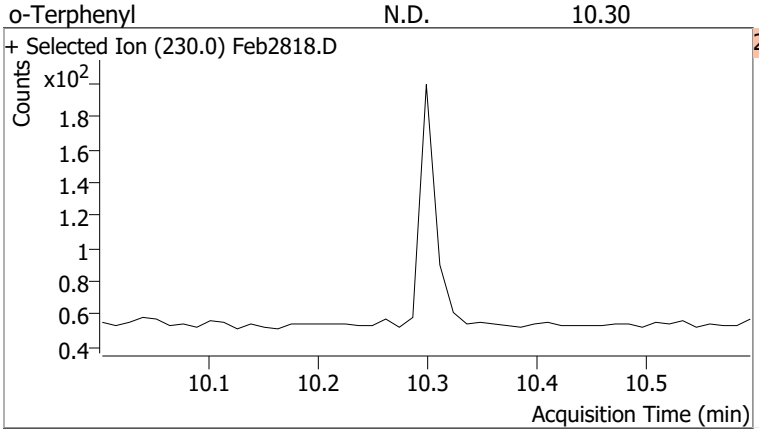

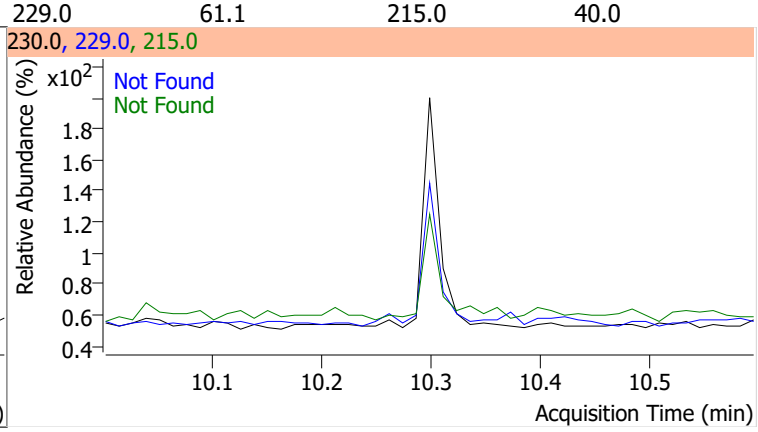

Compound	Conc.	Exp RT	QIon	Exp Ratio
Fluoranthene	N.D.	11.40	101.0	9.6

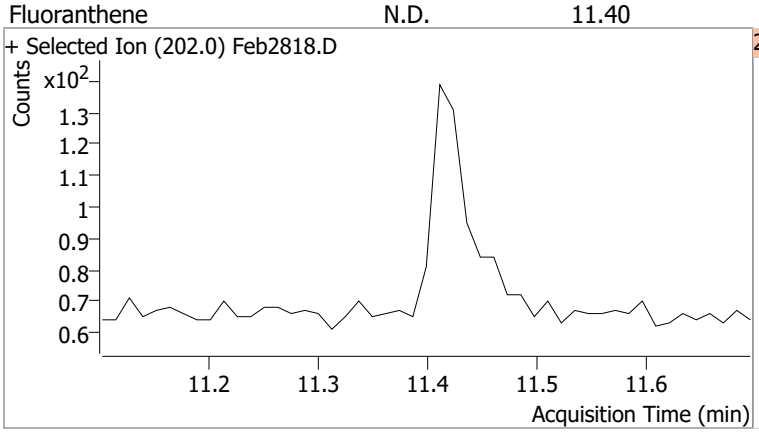

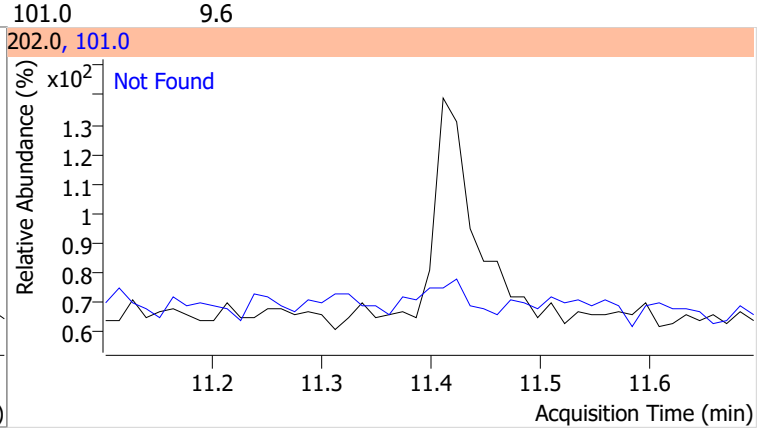

Compound	Conc.	Exp RT	QIon	Exp Ratio
Pyrene	N.D.	11.78	101.0	12.0

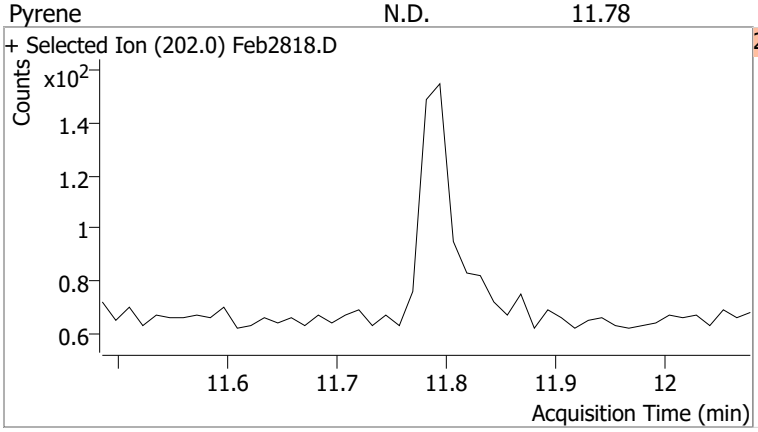

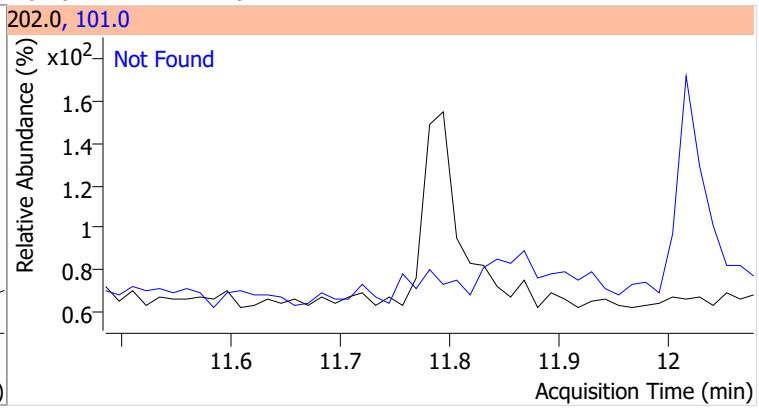

Compound	Conc.	RT	Dev(Min)	Resp.	QIon	QRatio	Lower	Upper
Terphenyl-d14	94.7802	12.24	0.00	1747909	122.0	14.0	8.6	16.0

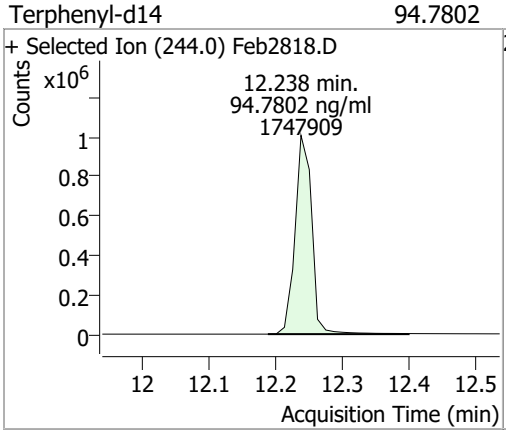

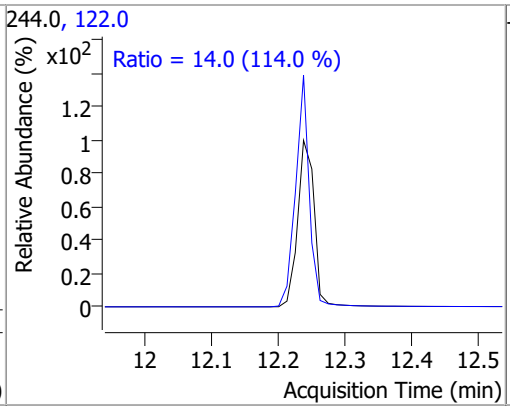

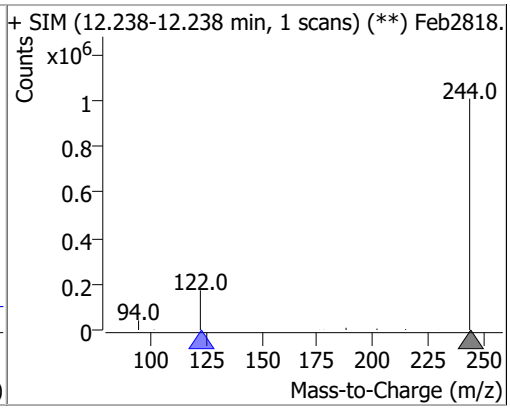

Compound	Conc.	RT	Dev(Min)	Resp.	QIon	QRatio	Lower	Upper
Benzo(a)Anthracene		0		0	226.0		18.0	33.4
					229.0		16.5	30.7

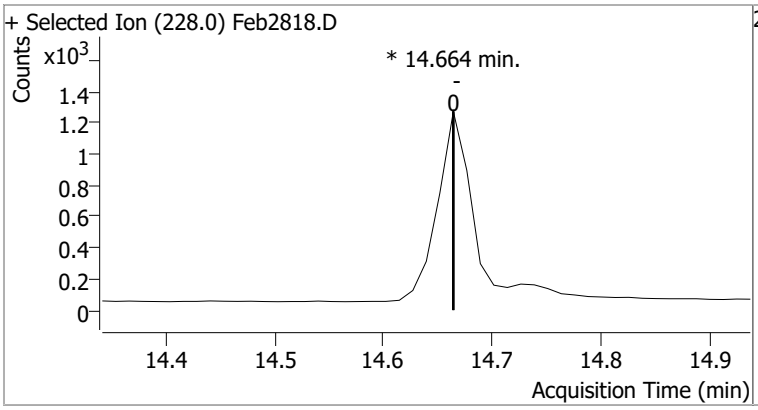

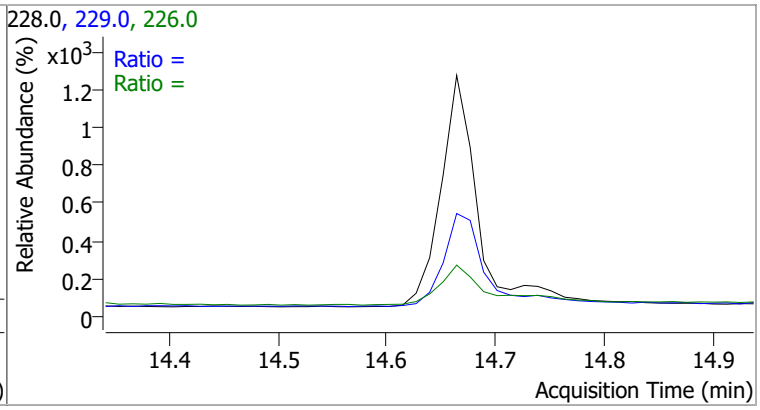

Compound	Conc.	RT	Dev(Min)	Resp.	QIon	QRatio	Lower	Upper
Chrysene		0		0	226.0		21.6	40.2
					229.0		13.8	25.7

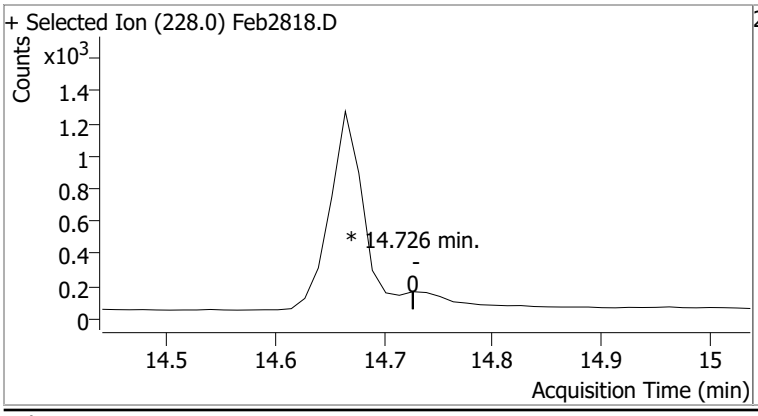

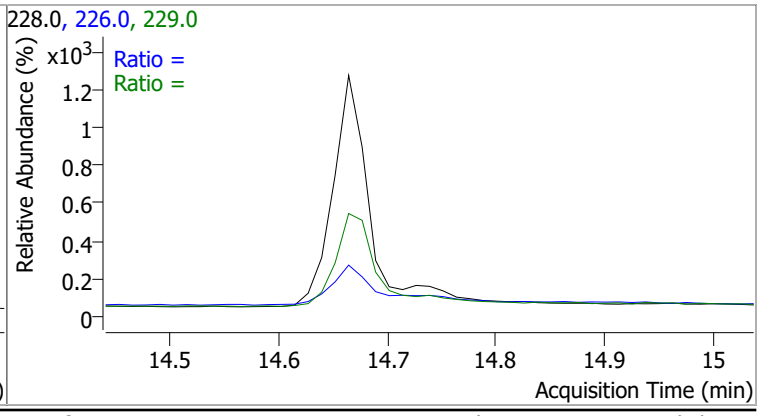

Compound	Conc.	Exp RT	QIon	Exp Ratio
Benzo(b)fluoranthene	N.D.	17.66	253.0	22.4

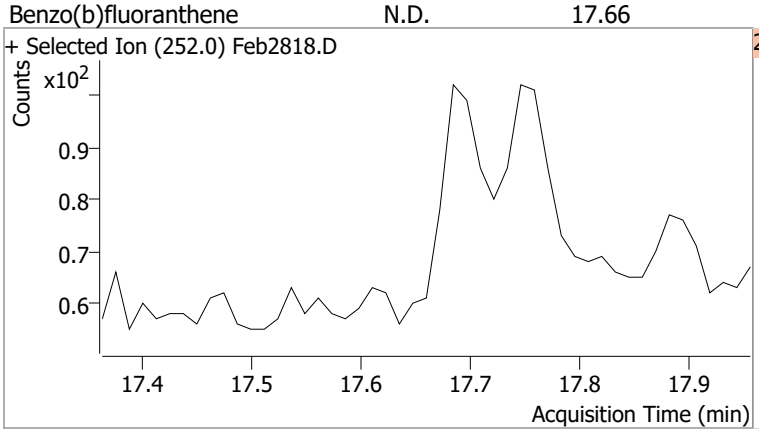

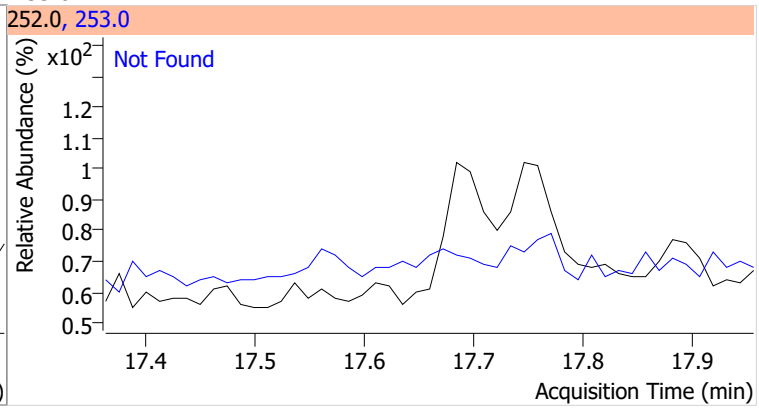

Compound	Conc.	Exp RT	QIon	Exp Ratio
Benzo(k)fluoranthene	N.D.	17.73	253.0	24.5

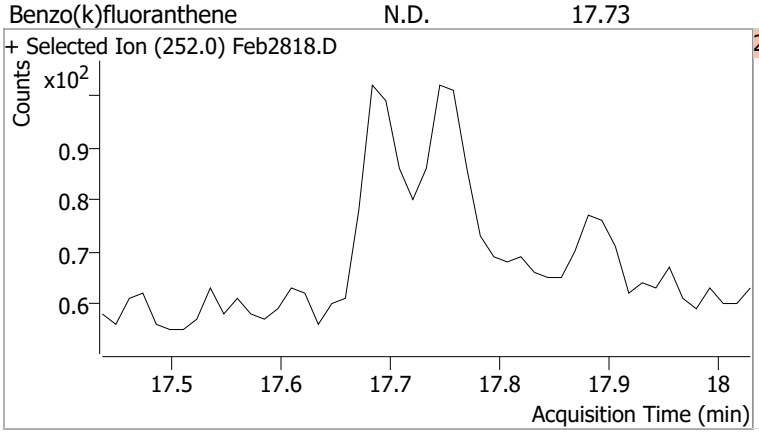

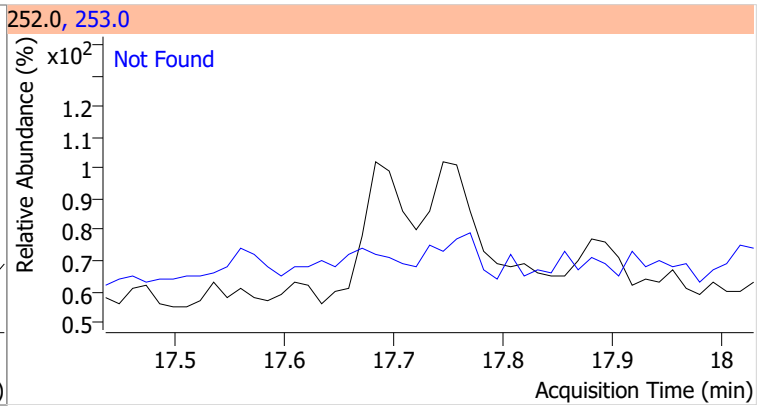

Compound	Conc.	RT	Dev(Min)	Resp.	QIon	QRatio	Lower	Upper
Benzo(a)pyrene		0		0	253.0		16.2	30.1

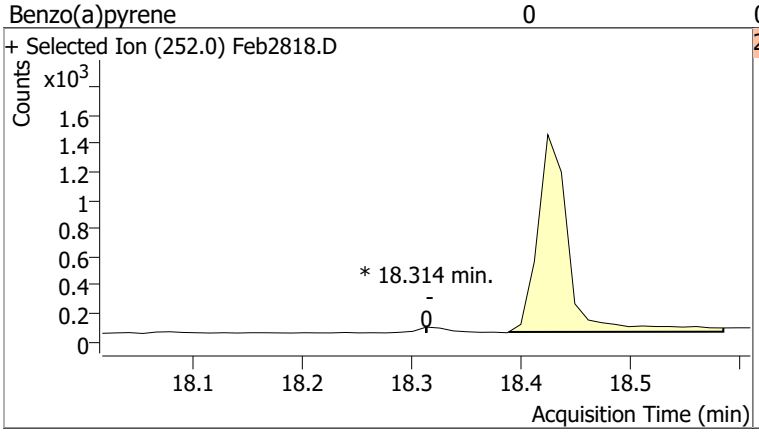

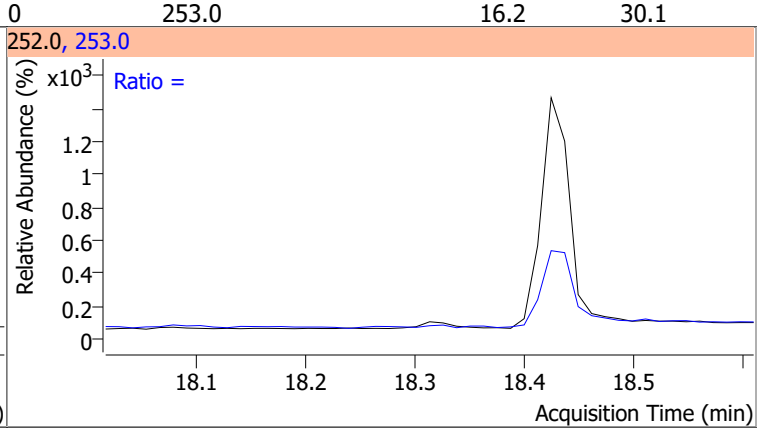

Compound	Conc.	Exp RT	QIon	Exp Ratio
Indeno(1,2,3-cd)pyrene	N.D.	20.17	138.0	20.9

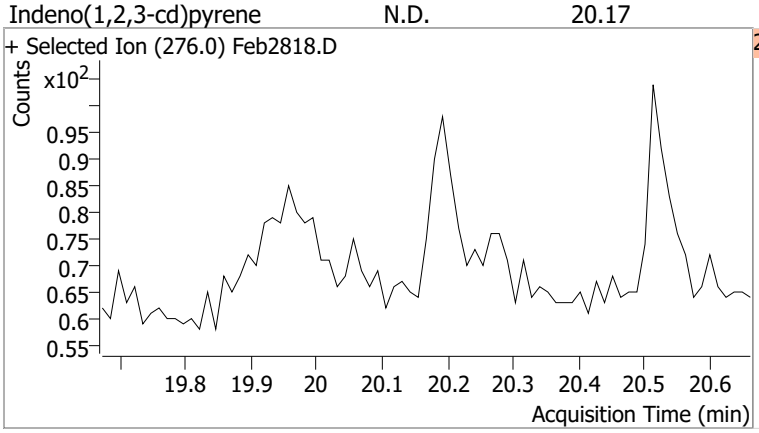

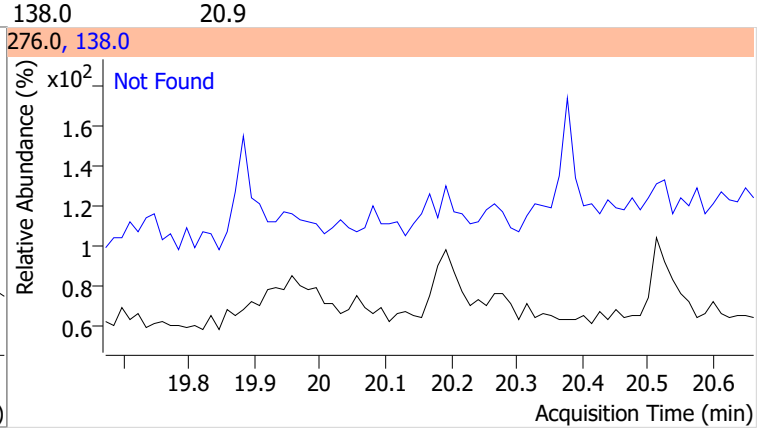

Compound	Conc.	Exp RT	QIon	Exp Ratio	QIon	Exp Ratio
Dibenzo(a,h)anthracene	N.D.	20.24	279.0	24.1	139.0	17.7

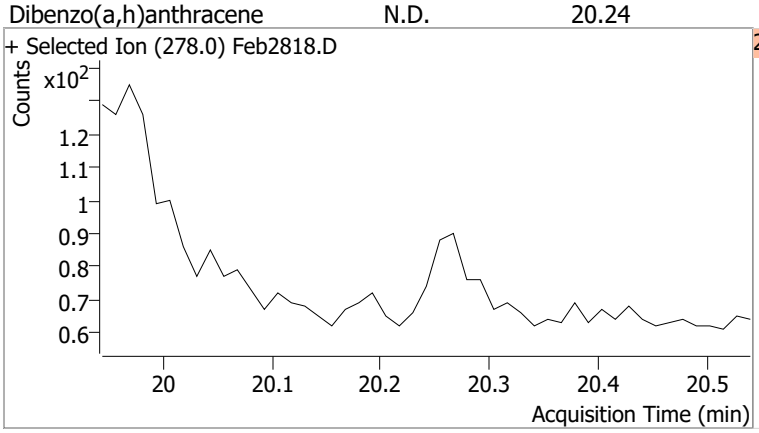

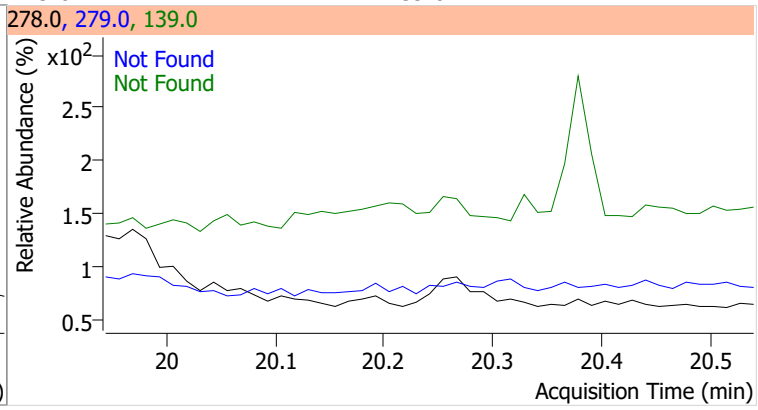

Compound	Conc.	Exp RT	QIon	Exp Ratio	QIon	Exp Ratio
Benzo(g,h,i)perylene	N.D.	20.50	138.0	23.2	277.0	23.1

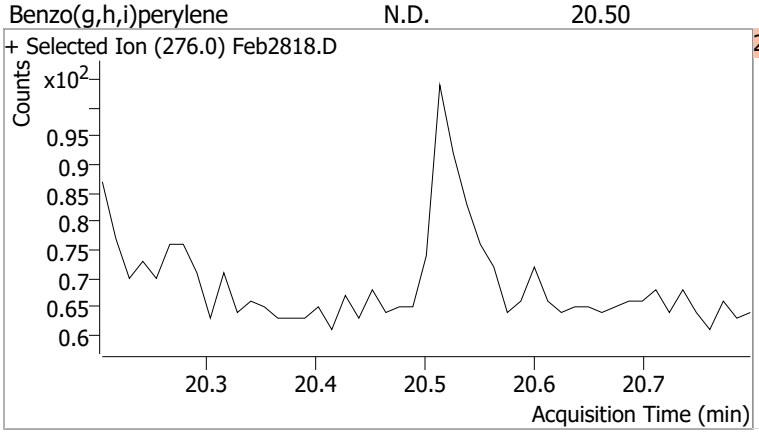

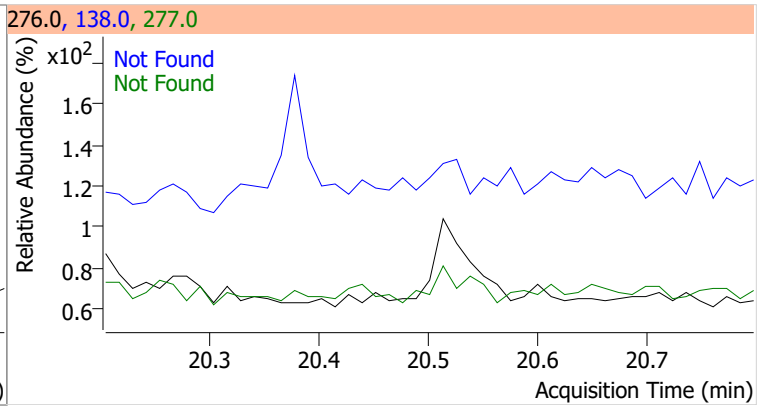

Quantitation Results Report (QT Reviewed)

Data File	Feb2819.D	Operator	LIMS import
Acq. Method	5975BNASIM	Acq. Date-Time	2/28/2022 9:14:05 PM
Sample Name	B22021435-012CLMS	Instrument	GCMS
Vial	19	Multiplier	1.00
DA Method File	021622 bna SIM 2.batch.bin	Comment	SVOC-8270C-SIM-W-LLPAH
Tune File	dftppjph.u	Tune Date	
Batch Name	022822 bna SIM 1.batch.bin	Last Calib Update	2/28/2022 5:36:24 PM
Ref Library			

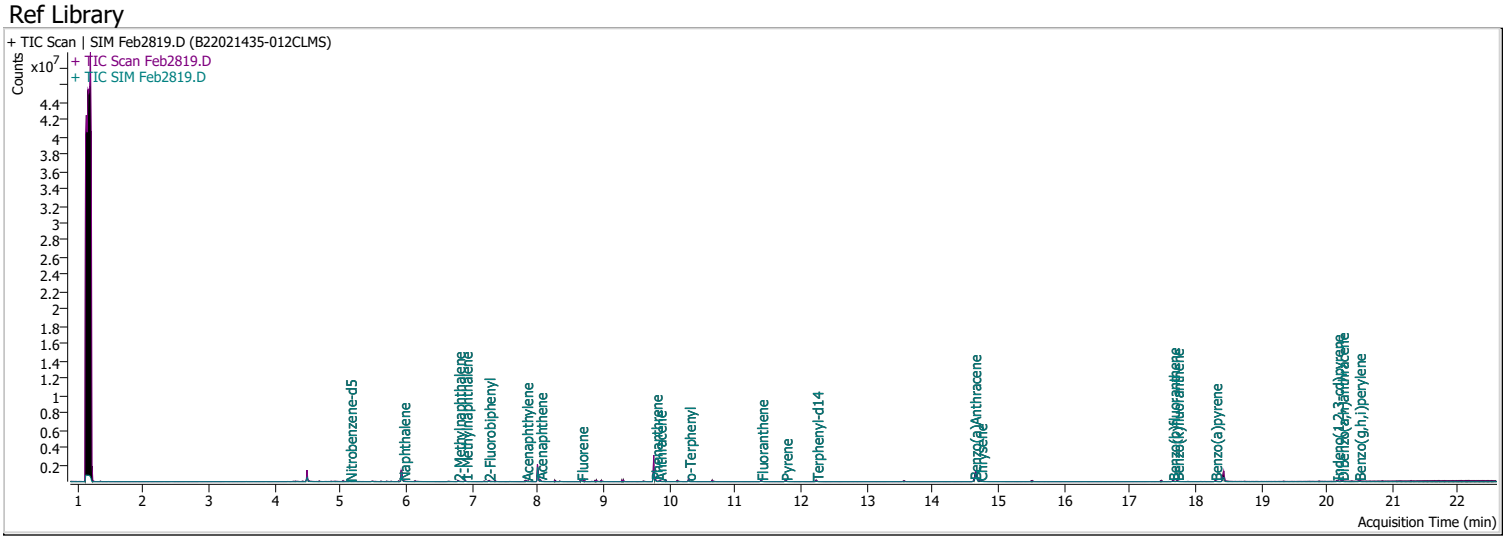

Compound	RT	QIon	Resp.	Conc.	Units	Dev(Min)
Internal Standards						
M 1,4-Dichlorobenzene-d4	4.497	152.0	195485	40.0000	ng/ml	0.000
M Naphthalene-d8	5.928	136.0	883383	40.0000	ng/ml	0.000
M Acenaphthene-d10	8.000	164.0	597611	40.0000	ng/ml	0.000
M Phenanthrene-d10	9.768	188.0	1107705	40.0000	ng/ml	0.000
M Chrysene-d12	14.664	240.0	842688	40.0000	ng/ml	0.000
M Perylene-d12	18.425	264.0	656943	40.0000	ng/ml	-0.012
System Monitoring Compounds						
S Nitrobenzene-d5	5.143	82.0	12525	3.2549	ng/ml	-0.012
Spiked Amount: 5.000	Range: 19.0 - 102.0%			Recovery = 65.10%		
S 2-Fluorobiphenyl	7.252	172.0	53148	2.8785	ng/ml	-0.013
Spiked Amount: 5.000	Range: 25.0 - 94.0%			Recovery = 57.57%		
S o-Terphenyl	10.299	230.0	60524	3.9545	ng/ml	0.000
Spiked Amount: 5.000	Range: 40.0 - 140.0%			Recovery = 79.09%		
S Terphenyl-d14	12.238	244.0	80018	4.3291	ng/ml	0.000
Spiked Amount: 5.000	Range: 39.0 - 106.0%			Recovery = 86.58%		
Target Compounds						**QValue**
T Naphthalene	5.953	128.0	50377	2.2587	ng/ml	97
T 2-Methylnaphthalene	6.790	141.0	35598	2.7316	ng/ml	88
T 1-Methylnaphthalene	6.902	141.0	32507	2.2686	ng/ml	92
T Acenaphthylene	7.826	152.0	69081	2.9931	ng/ml	96
T Acenaphthene	8.038	154.0	50413	3.2042	ng/ml	98
T Fluorene	8.661	166.0	70911	3.6604	ng/ml	91
T Phenanthrene	9.793	178.0	113711	4.3743	ng/ml	99
T Anthracene	9.854	178.0	102536	4.4109	ng/ml	98
T Fluoranthene	11.398	202.0	112516	4.1305	ng/ml	99
T Pyrene	11.769	202.0	124338	4.3264	ng/ml	99
T Benzo(a)Anthracene	14.639	228.0	92656	4.5139	ng/ml	98
T Chrysene	14.726	228.0	117717	4.5373	ng/ml	96
T Benzo(b)fluoranthene	17.659	252.0	82535	4.5748	ng/ml	100

Compound	RT	QIon	Resp.	Conc.	Units	Dev(Min)
T Benzo(k)fluoranthene	17.721	252.0	87310	4.1820	ng/ml	95
T Benzo(a)pyrene	18.302	252.0	68212	4.0423	ng/ml	99
T Indeno(1,2,3-cd)pyrene	20.155	276.0	57519	4.1459	ng/ml	93
T Dibenzo(a,h)anthracene	20.229	278.0	71777	4.4043	ng/ml	98
T Benzo(g,h,i)perylene	20.489	276.0	83065	4.2122	ng/ml	99

(#) = Qualifier Out of Range; (m) = Manual Integration; (+) = Area Summed; (*) = Surrogate Percent Recovery Out of Range; (d): Zeroed Peak

Compound	Conc.	RT	Dev(Min)	Resp.	QIon	QRatio	Lower	Upper
Nitrobenzene-d5	3.2549	5.14	-0.01	12525	54.0	38.7	30.6	56.8
					128.0	42.9	28.9	53.6

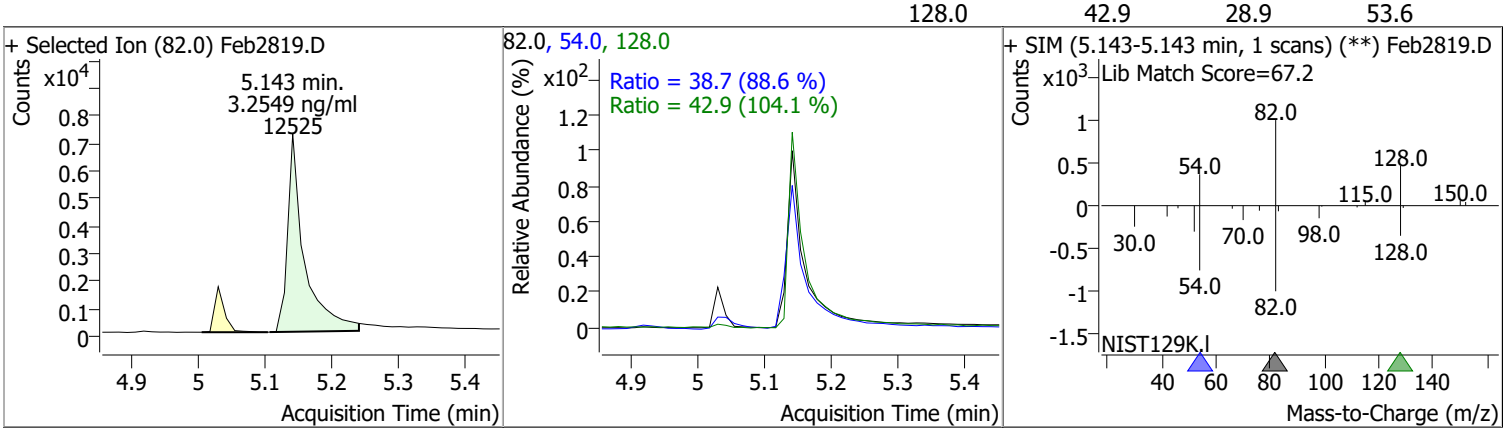

Compound	Conc.	RT	Dev(Min)	Resp.	QIon	QRatio	Lower	Upper
Naphthalene	2.2587	5.95	0.00	50377	102.0	11.5	0.0	40.8
					129.0	11.3	7.8	14.5

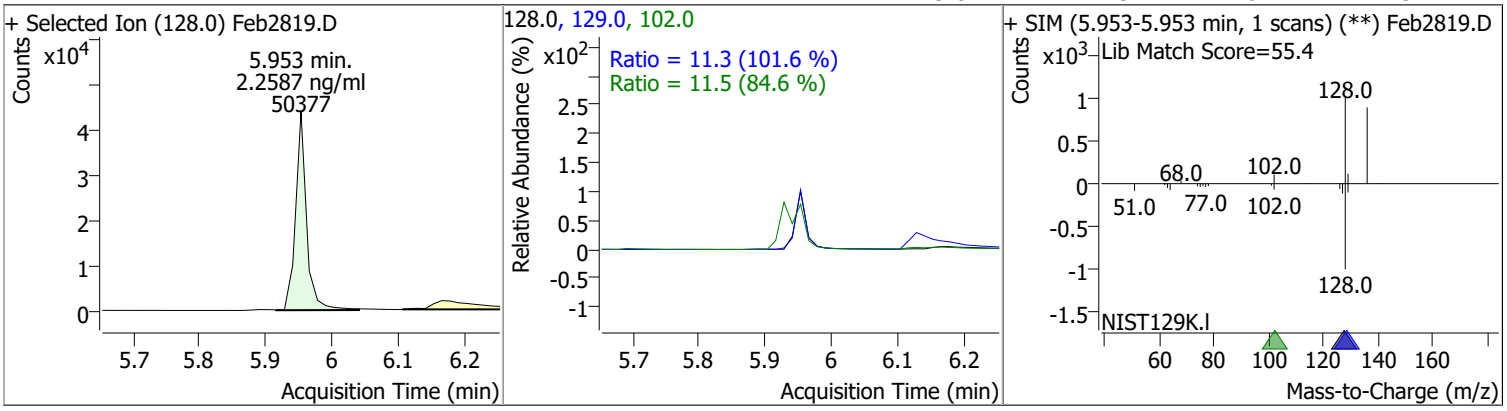

Compound	Conc.	RT	Dev(Min)	Resp.	QIon	QRatio	Lower	Upper
2-Methylnaphthalene	2.7316	6.79	0.00	35598	142.0	149.2	94.4	175.3
					115.0	44.2	36.1	67.0

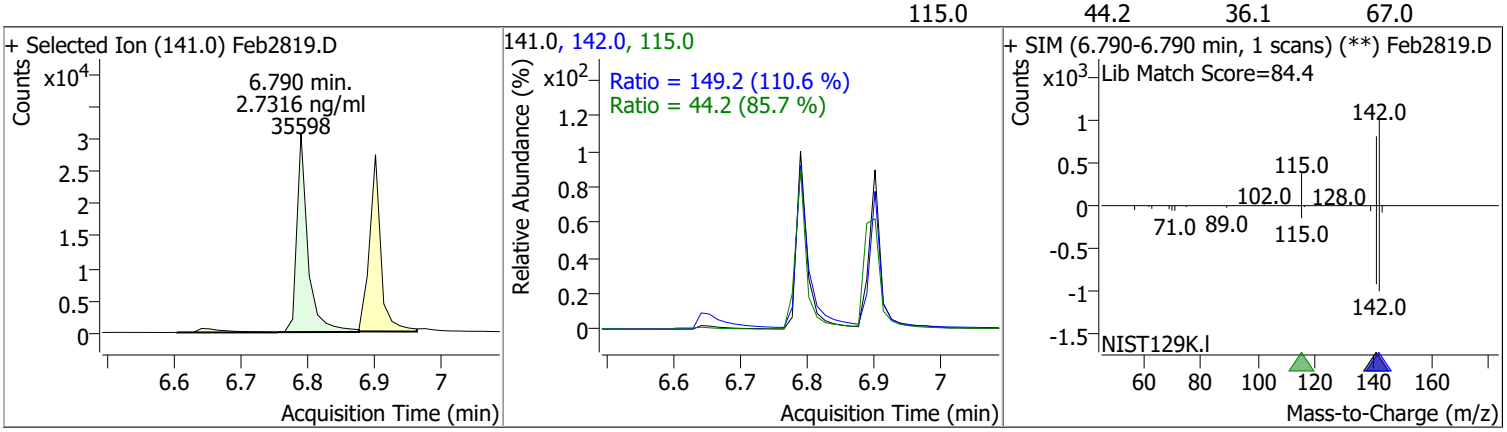

Compound	Conc.	RT	Dev(Min)	Resp.	QIon	QRatio	Lower	Upper
1-Methylnaphthalene	2.2686	6.90	0.00	32507	142.0	109.1	83.6	155.3
					115.0	52.9	34.8	64.6

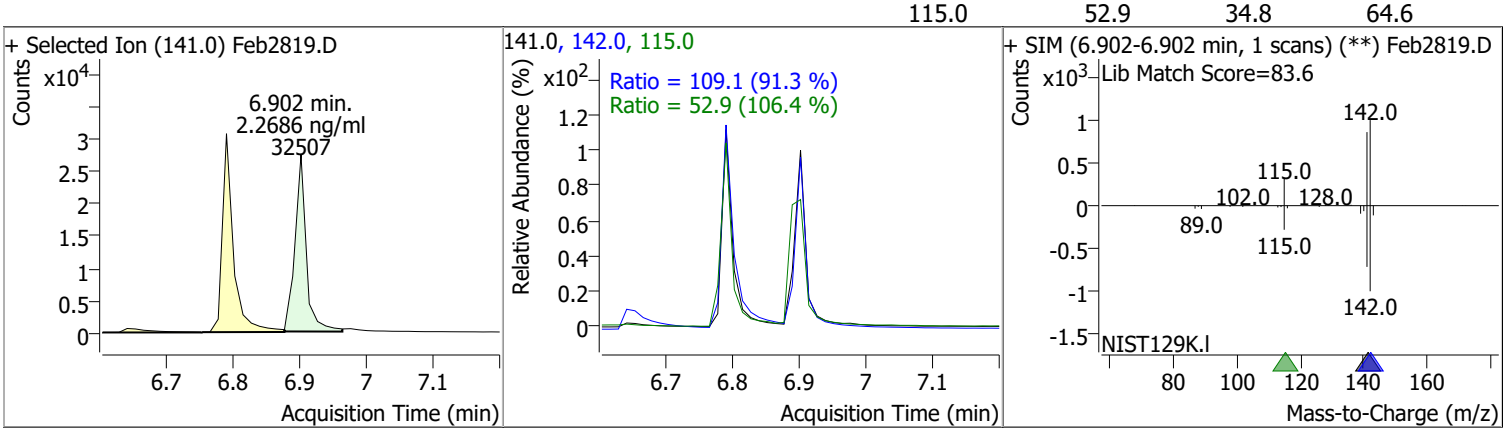

Compound	Conc.	RT	Dev(Min)	Resp.	QIon	QRatio	Lower	Upper
2-Fluorobiphenyl	2.8785	7.25	-0.01	53148	171.0	36.4	24.3	45.1

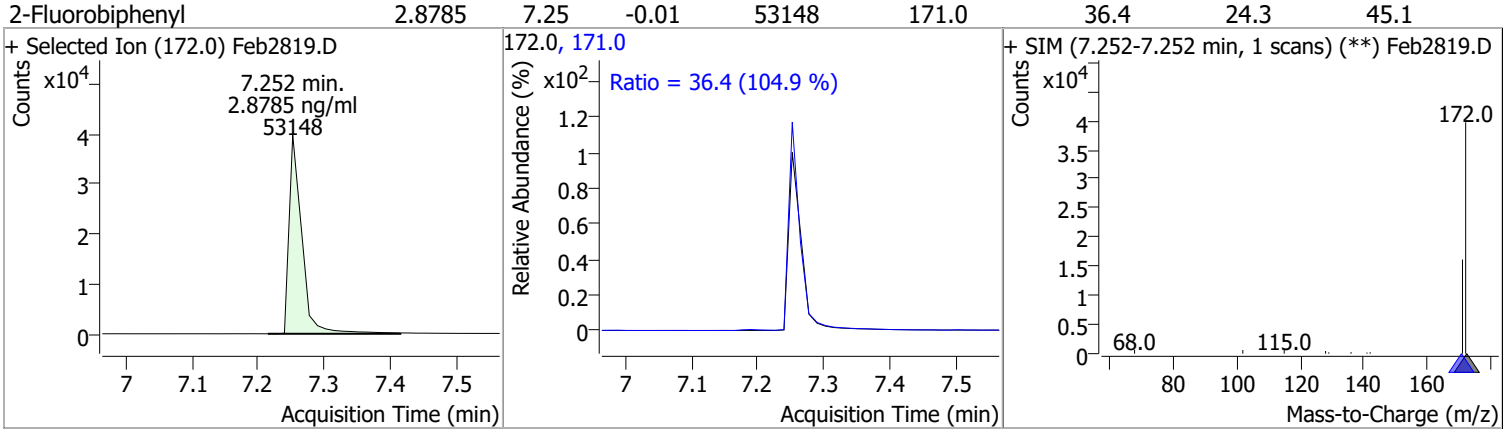

Compound	Conc.	RT	Dev(Min)	Resp.	QIon	QRatio	Lower	Upper
Acenaphthylene	2.9931	7.83	0.00	69081	153.0	14.1	11.2	20.8

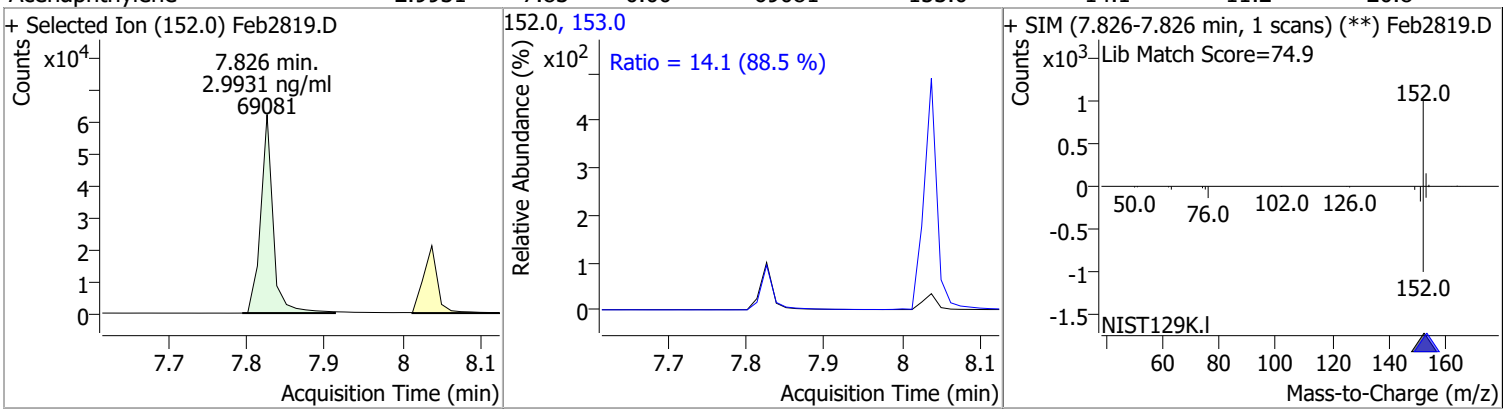

Compound	Conc.	RT	Dev(Min)	Resp.	QIon	QRatio	Lower	Upper
Acenaphthene	3.2042	8.04	0.00	50413	153.0	112.4	76.8	142.6
					152.0	53.4	36.4	67.5

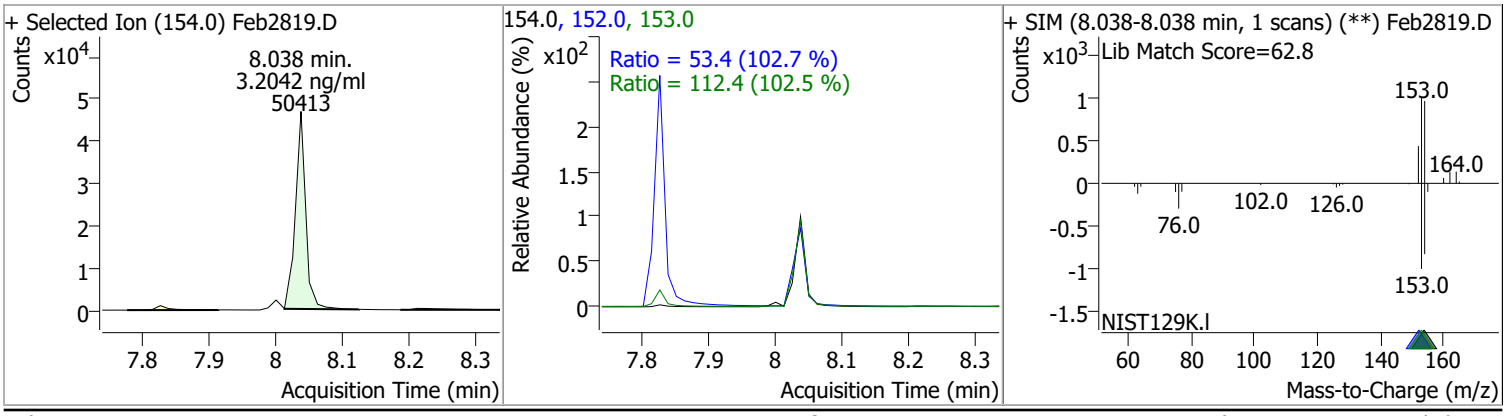

Compound	Conc.	RT	Dev(Min)	Resp.	QIon	QRatio	Lower	Upper
Fluorene	3.6604	8.66	-0.01	70911	165.0	95.6	60.3	111.9
					167.0	13.6	8.9	16.6

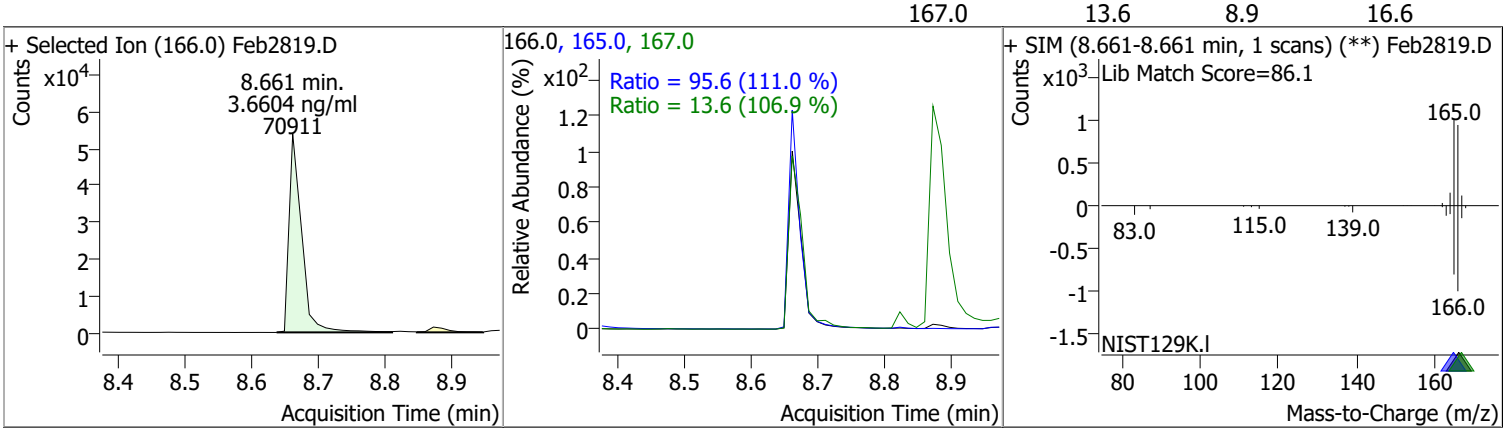

Compound	Conc.	RT	Dev(Min)	Resp.	QIon	QRatio	Lower	Upper
Phenanthrene	4.3743	9.79	0.00	113711	176.0	17.6	12.7	23.5

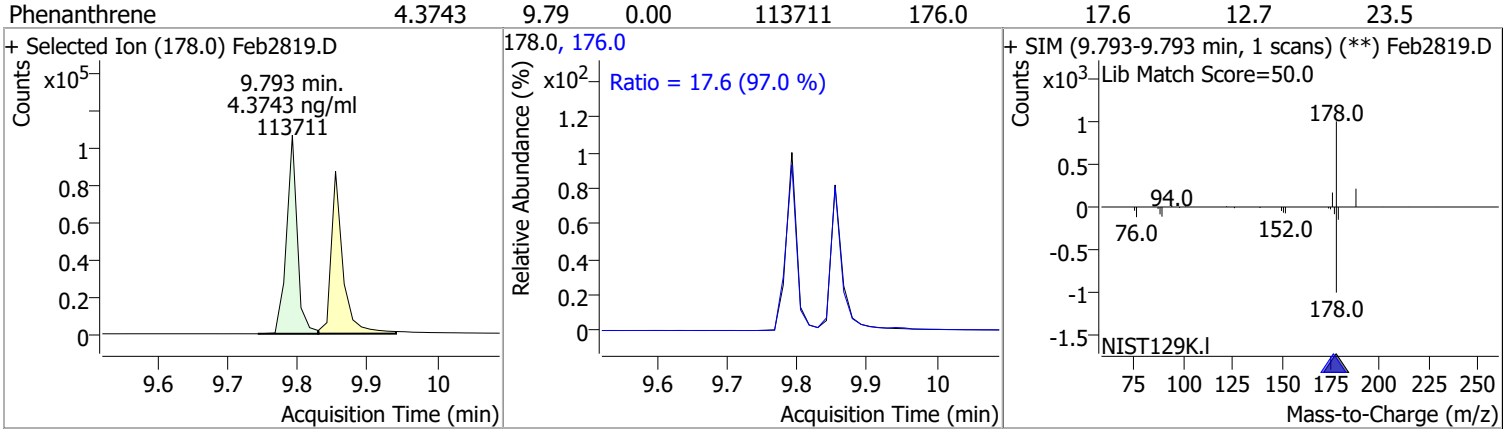

Compound	Conc.	RT	Dev(Min)	Resp.	QIon	QRatio	Lower	Upper
Anthracene	4.4109	9.85	0.00	102536	176.0	17.4	12.9	23.9

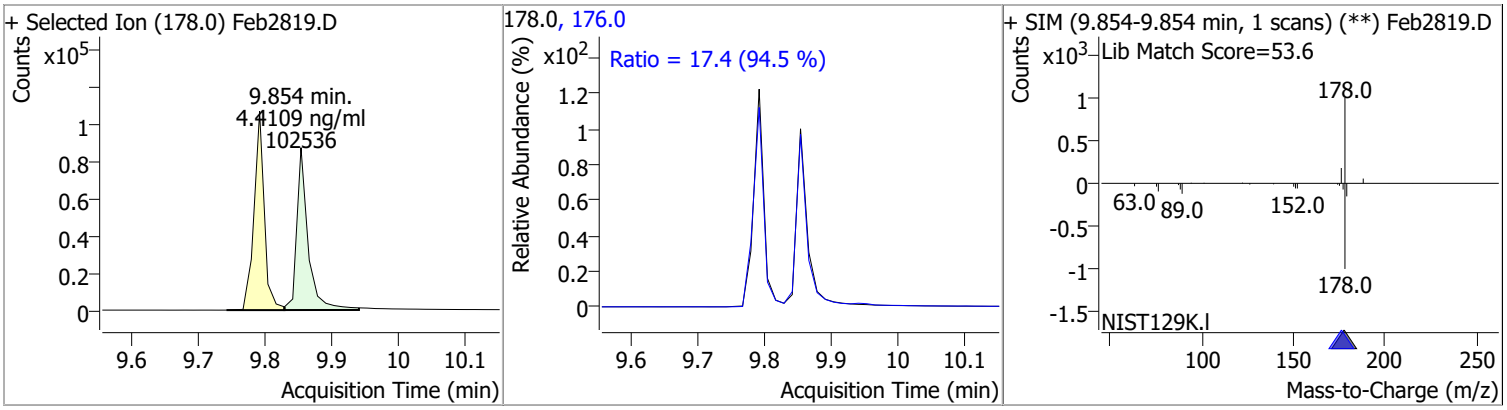

Compound	Conc.	RT	Dev(Min)	Resp.	QIon	QRatio	Lower	Upper
o-Terphenyl	3.9545	10.30	0.00	60524	229.0	64.2	42.8	79.5
					215.0	39.0	28.0	52.0

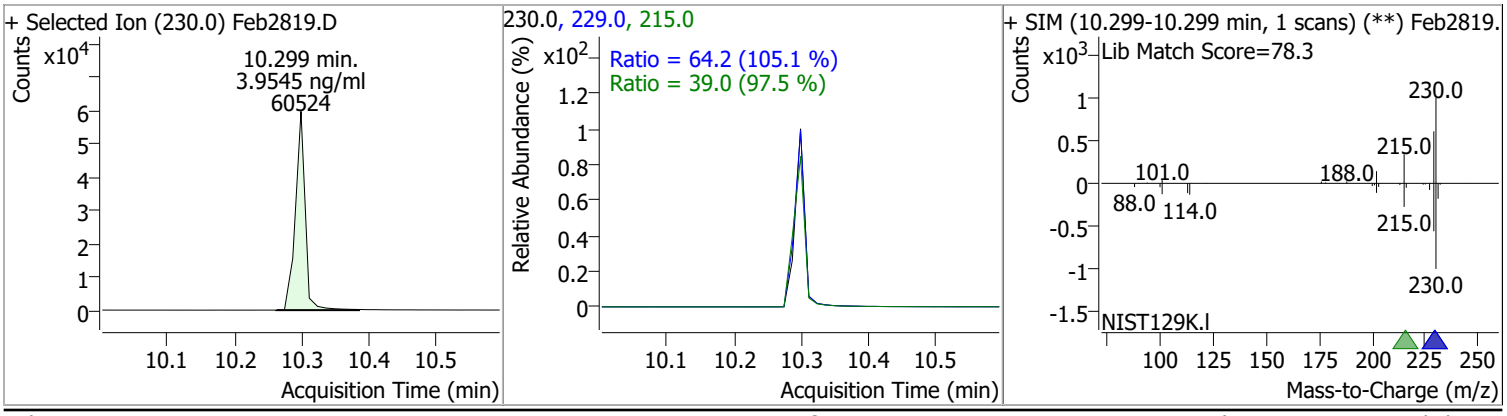

Compound	Conc.	RT	Dev(Min)	Resp.	QIon	QRatio	Lower	Upper
Fluoranthene	4.1305	11.40	0.00	112516	101.0	9.9	6.7	12.5

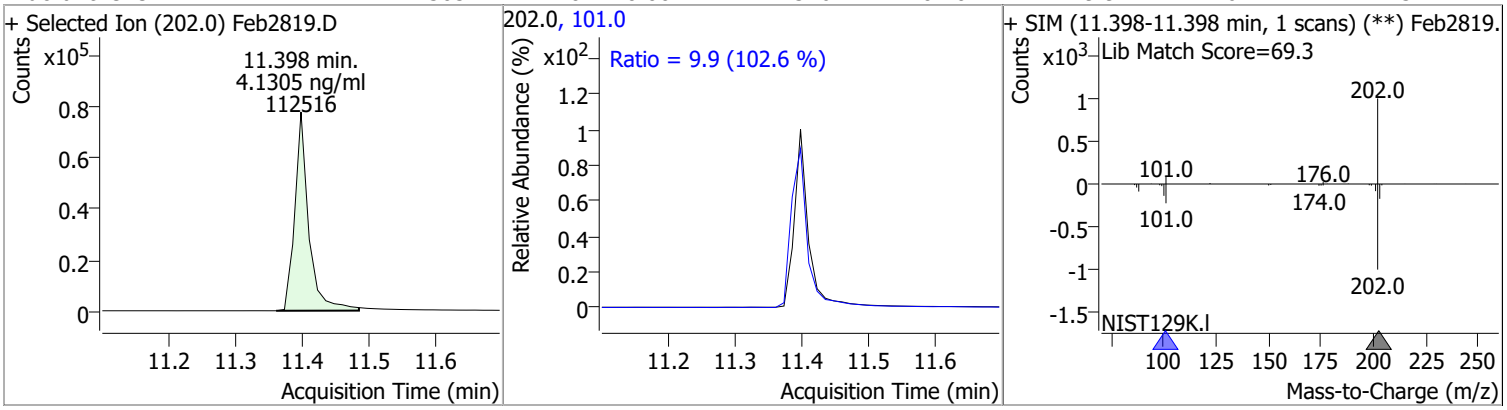

Compound	Conc.	RT	Dev(Min)	Resp.	QIon	QRatio	Lower	Upper
Pyrene	4.3264	11.77	-0.01	124338	101.0	11.7	8.4	15.6

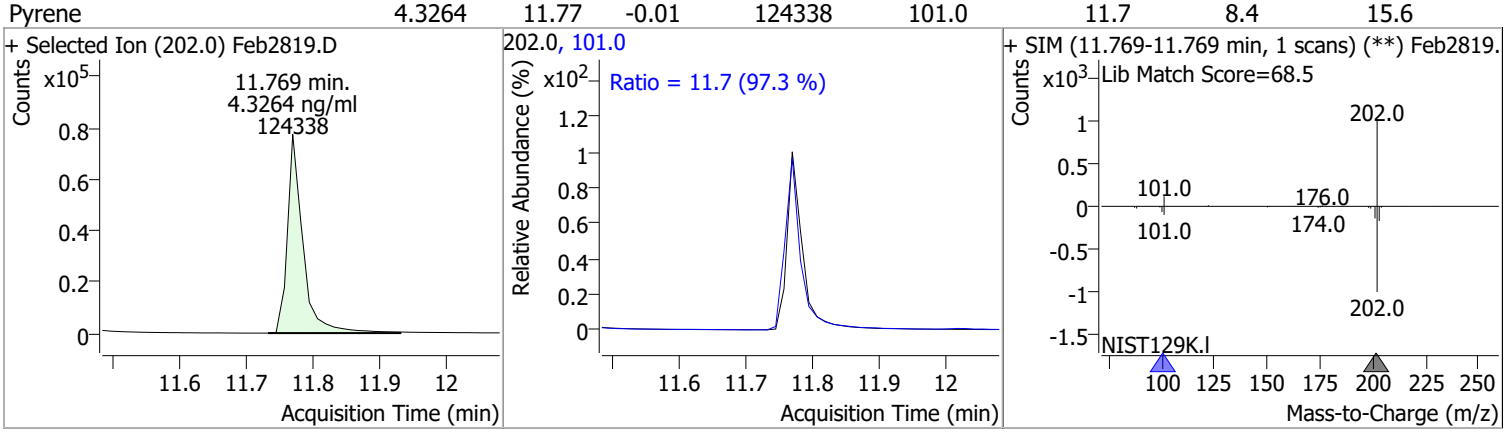

Compound	Conc.	RT	Dev(Min)	Resp.	QIon	QRatio	Lower	Upper
Terphenyl-d14	4.3291	12.24	0.00	80018	122.0	14.0	8.6	16.0

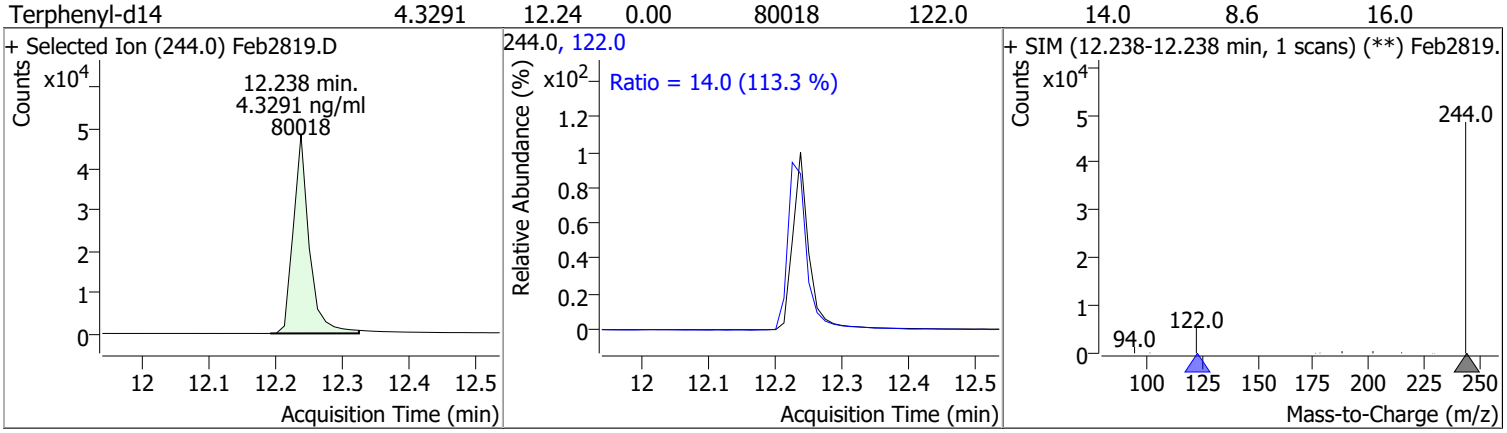

Compound	Conc.	RT	Dev(Min)	Resp.	QIon	QRatio	Lower	Upper
Benzo(a)Anthracene	4.5139	14.64	0.00	92656	226.0	26.0	18.0	33.4
					229.0	22.2	16.5	30.7

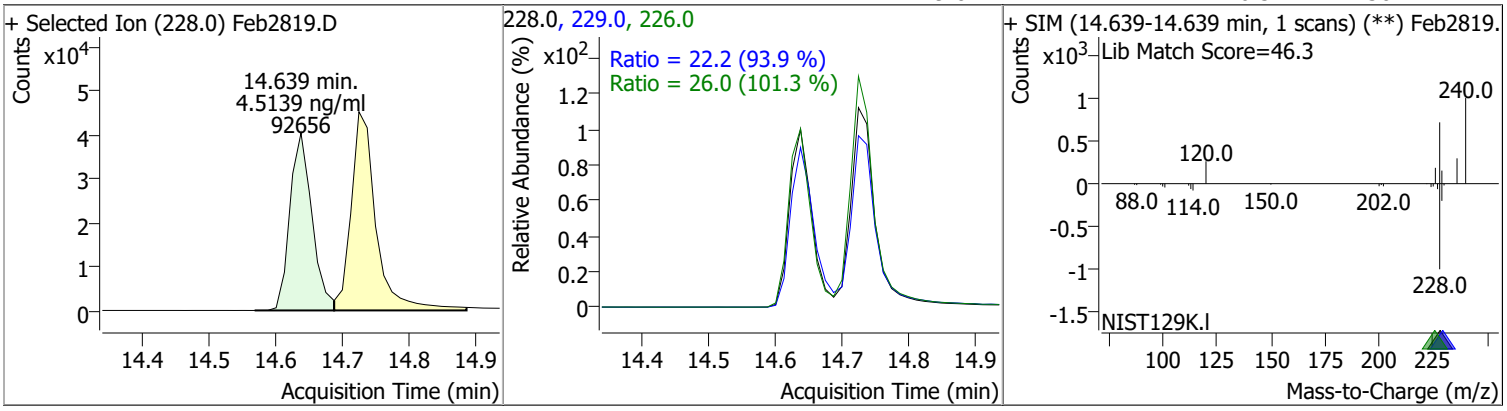

Compound	Conc.	RT	Dev(Min)	Resp.	QIon	QRatio	Lower	Upper
Chrysene	4.5373	14.73	-0.01	117717	226.0	28.7	21.6	40.2
					229.0	21.5	13.8	25.7

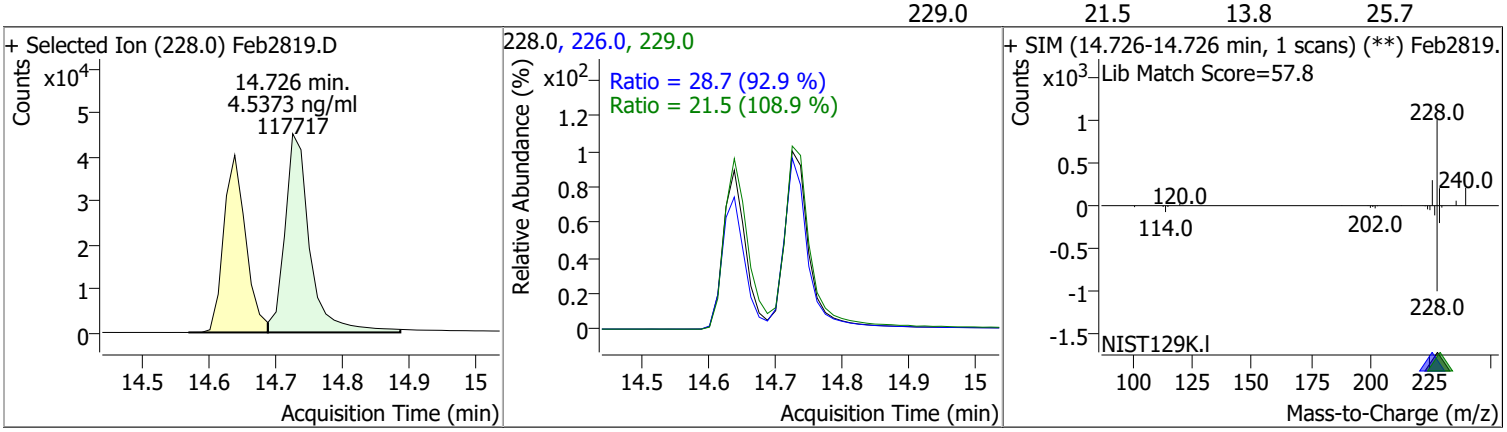

Compound	Conc.	RT	Dev(Min)	Resp.	QIon	QRatio	Lower	Upper
Benzo(b)fluoranthene	4.5748	17.66	0.00	82535	253.0	22.6	15.7	29.2

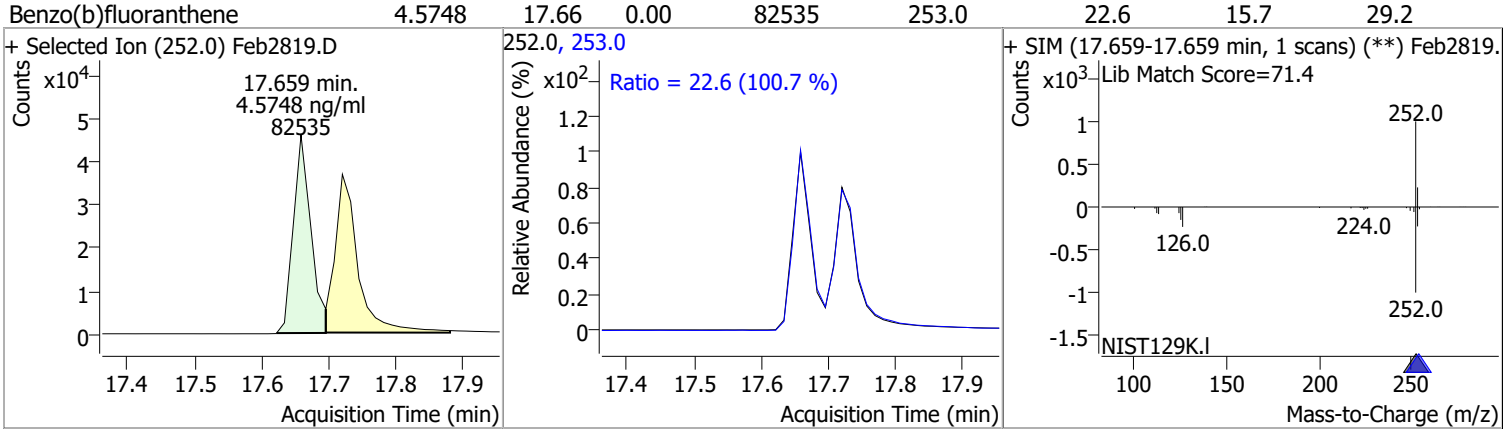

Compound	Conc.	RT	Dev(Min)	Resp.	QIon	QRatio	Lower	Upper
Benzo(k)fluoranthene	4.1820	17.72	-0.01	87310	253.0	22.0	17.2	31.9

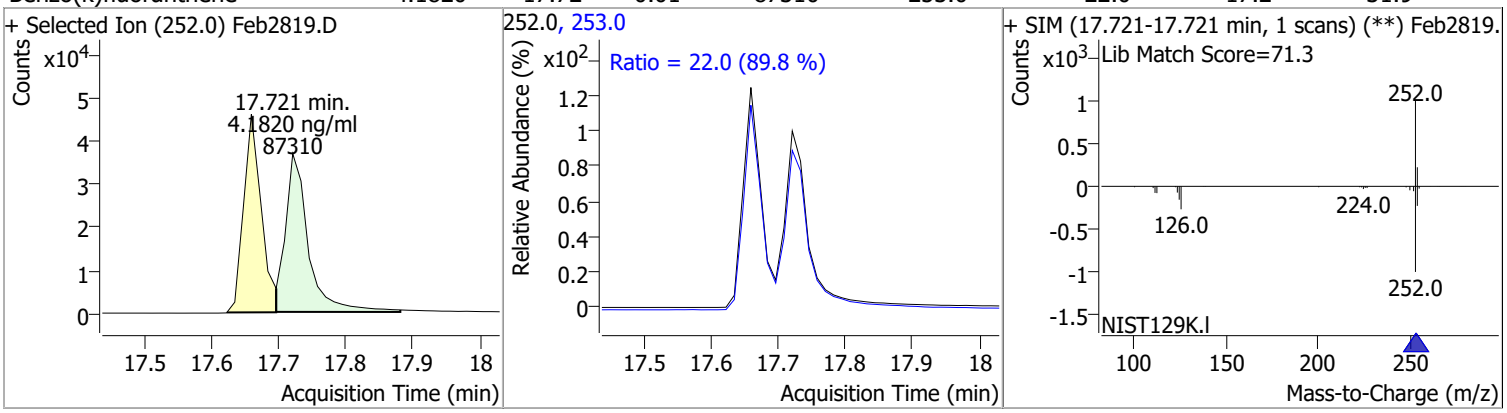

Compound	Conc.	RT	Dev(Min)	Resp.	QIon	QRatio	Lower	Upper
Benzo(a)pyrene	4.0423	18.30	-0.01	68212	253.0	23.8	16.2	30.1

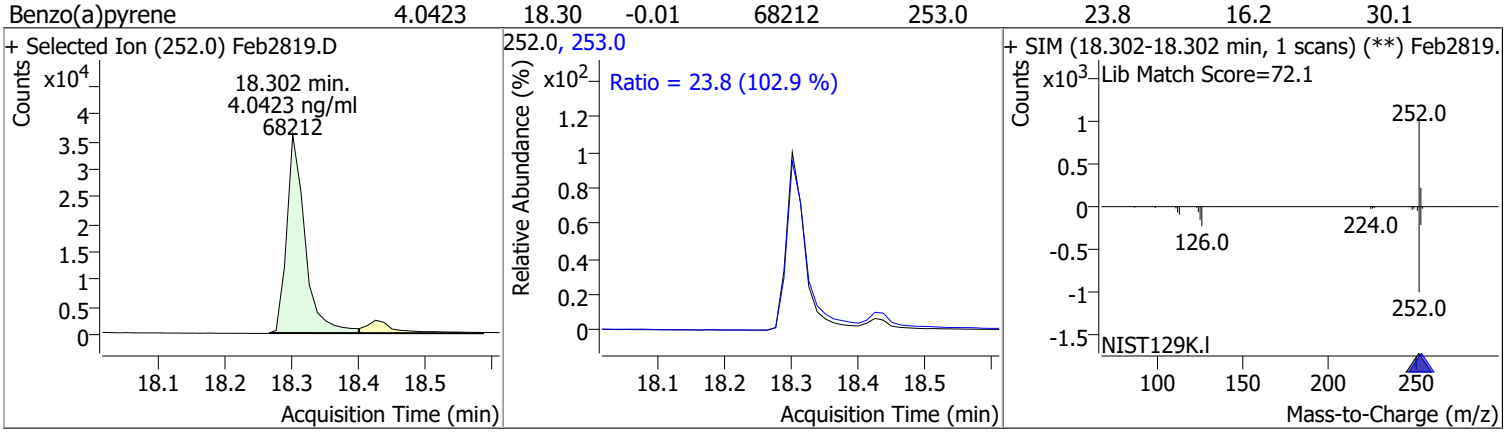

Compound	Conc.	RT	Dev(Min)	Resp.	QIon	QRatio	Lower	Upper
Indeno(1,2,3-cd)pyrene	4.1459	20.15	-0.01	57519	138.0	24.3	14.6	27.2

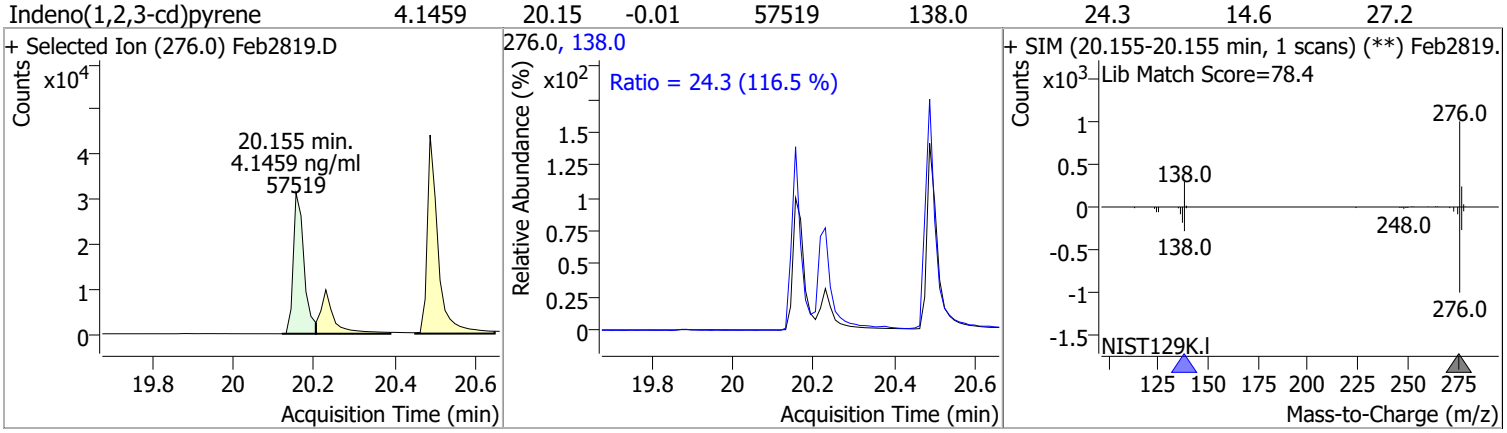

Compound	Conc.	RT	Dev(Min)	Resp.	QIon	QRatio	Lower	Upper
Dibenzo(a,h)anthracene	4.4043	20.23	-0.01	71777	279.0	25.3	16.8	31.3
					139.0	18.6	12.4	23.0

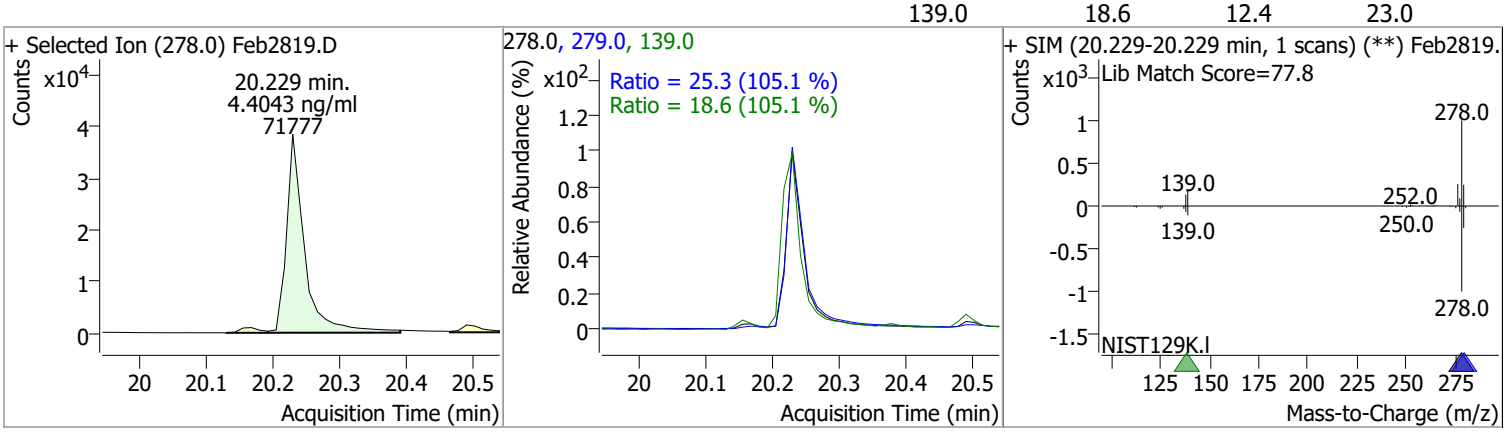

Compound	Conc.	RT	Dev(Min)	Resp.	QIon	QRatio	Lower	Upper
Benzo(g,h,i)perylene	4.2122	20.49	-0.01	83065	138.0	23.8	16.2	30.1
					277.0	23.0	16.2	30.1

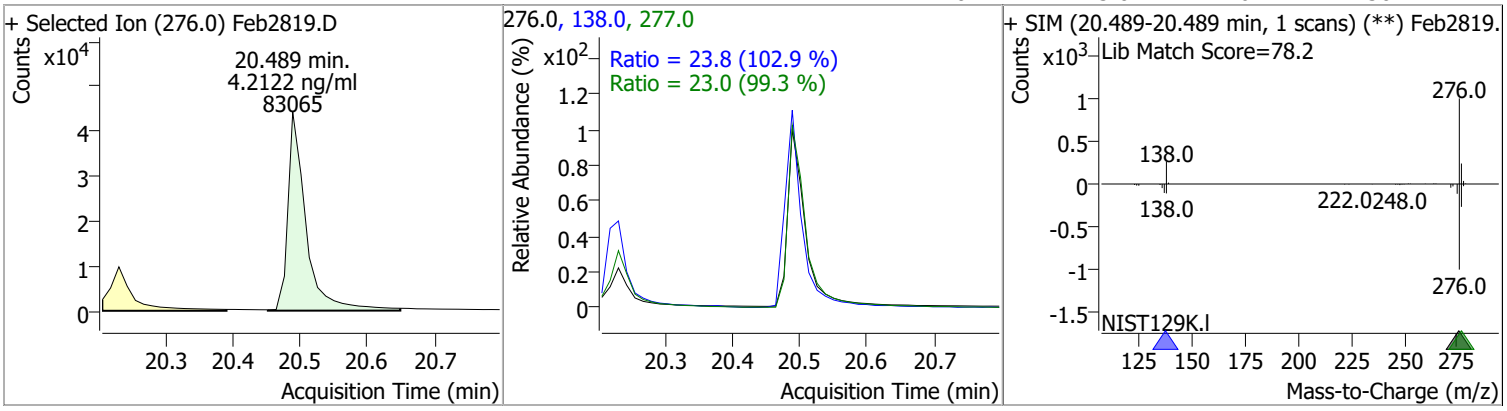

Quantitation Results Report (QT Reviewed)

Data File	Feb2820.D	Operator	LIMS import
Acq. Method	5975BNASIM	Acq. Date-Time	2/28/2022 9:46:35 PM
Sample Name	B22021435-017C	Instrument	GCMS
Vial	20	Multiplier	1.00
DA Method File	021622 bna SIM 2.batch.bin	Comment	SVOC-8270C-SIM-W-LLPAH
Tune File	dftppjph.u	Tune Date	
Batch Name	022822 bna SIM 1.batch.bin	Last Calib Update	2/28/2022 5:36:24 PM
Ref Library			

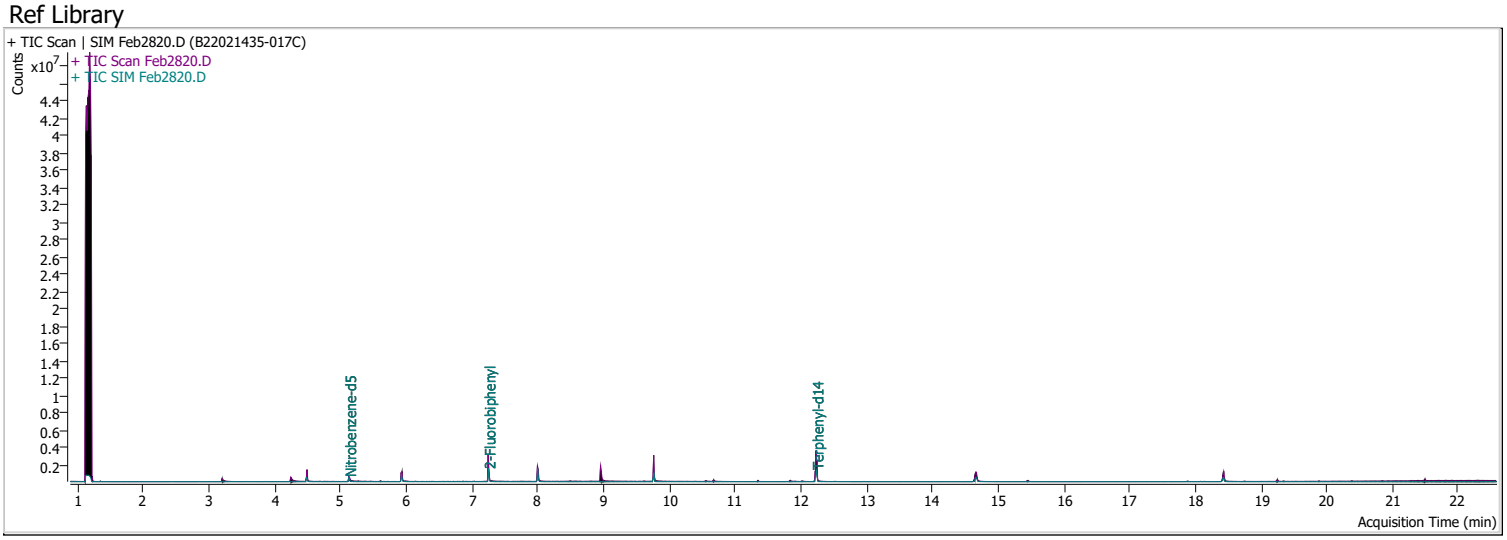

Compound	RT	QIon	Resp.	Conc.	Units		Dev(Min)
Internal Standards							
M 1,4-Dichlorobenzene-d4	4.497	152.0	196270	40.0000	ng/ml		0.000
M Naphthalene-d8	5.928	136.0	846552	40.0000	ng/ml		0.000
M Acenaphthene-d10	8.001	164.0	579746	40.0000	ng/ml		0.000
M Phenanthrene-d10	9.768	188.0	1073325	40.0000	ng/ml		0.000
M Chrysene-d12	14.664	240.0	806806	40.0000	ng/ml		0.000
M Perylene-d12	18.425	264.0	619695	40.0000	ng/ml		-0.012
System Monitoring Compounds							
S Nitrobenzene-d5	5.131	82.0	315482	32.8566	ng/ml		-0.025
Spiked Amount: 5.000	Range: 19.0 - 102.0%			Recovery = 657.13%		*	
S 2-Fluorobiphenyl	7.252	172.0	1046986	58.4532	ng/ml		-0.012
Spiked Amount: 5.000	Range: 25.0 - 94.0%			Recovery = 1169.06%		*	
S o-Terphenyl	0.000		0	N.D.			
Spiked Amount: 5.000	Range: 40.0 - 140.0%			Recovery = NA%			
S Terphenyl-d14	12.238	244.0	1630639	92.1424	ng/ml		0.000
Spiked Amount: 5.000	Range: 39.0 - 106.0%			Recovery = 1842.85%		*	
Target Compounds							**QValue**
T Naphthalene	5.953	128.0	0		ng/ml	md	1
T 2-Methylnaphthalene	0.000		0	N.D.			
T 1-Methylnaphthalene	0.000		0	N.D.			
T Acenaphthylene	0.000		0	N.D.			
T Acenaphthene	8.038	154.0	0		ng/ml	md	1
T Fluorene	8.673	166.0	0		ng/ml	md	1
T Phenanthrene	0.000		0	N.D.			
T Anthracene	0.000		0	N.D.			
T Fluoranthene	0.000		0	N.D.			
T Pyrene	0.000		0	N.D.			
T Benzo(a)Anthracene	14.664	228.0	0		ng/ml	md	1
T Chrysene	14.726	228.0	0		ng/ml	md	1
T Benzo(b)fluoranthene	0.000		0	N.D.			

Compound	RT	QIon	Resp.	Conc.	Units		Dev(Min)
T Benzo(k)fluoranthene	0.000		0	N.D.			
T Benzo(a)pyrene	18.314	252.0	0		ng/ml	md	1
T Indeno(1,2,3-cd)pyrene	0.000		0	N.D.			
T Dibenzo(a,h)anthracene	0.000		0	N.D.			
T Benzo(g,h,i)perylene	0.000		0	N.D.			

(#) = Qualifier Out of Range; (m) = Manual Integration; (+) = Area Summed; (*) = Surrogate Percent Recovery Out of Range; (d): Zeroed Peak

Quantitation Results Report (QT Reviewed)

Compound	Conc.	RT	Dev(Min)	Resp.	QIon	QRatio	Lower	Upper
Nitrobenzene-d5	32.8566	5.13	-0.02	315482	54.0	37.4	30.6	56.8
					128.0	44.2	28.9	53.6

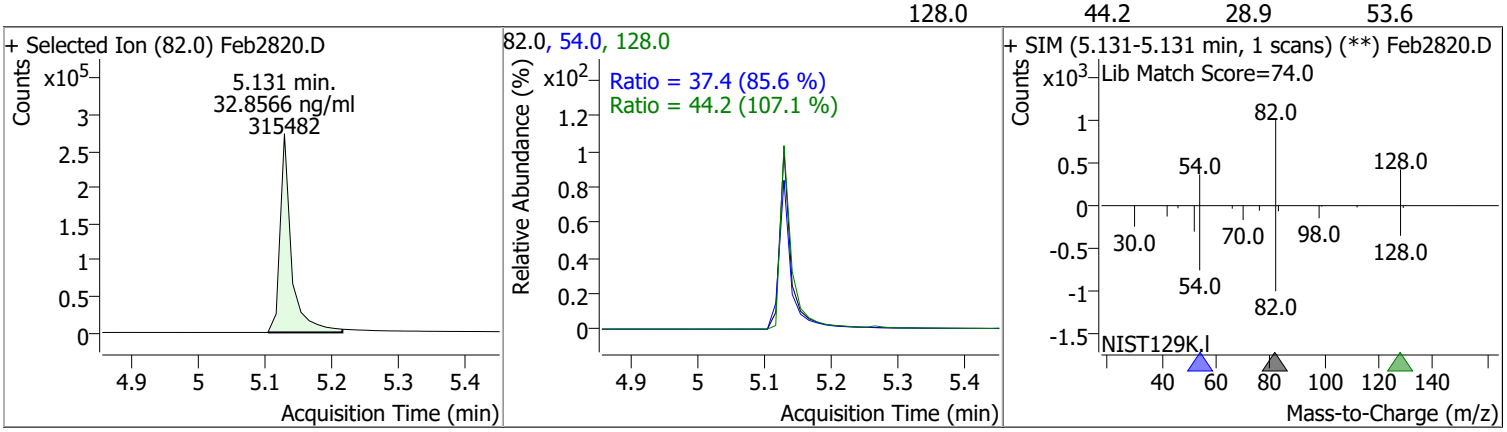

Compound	Conc.	RT	Dev(Min)	Resp.	QIon	QRatio	Lower	Upper
Naphthalene		0		0	102.0		0.0	40.8
					129.0		7.8	14.5

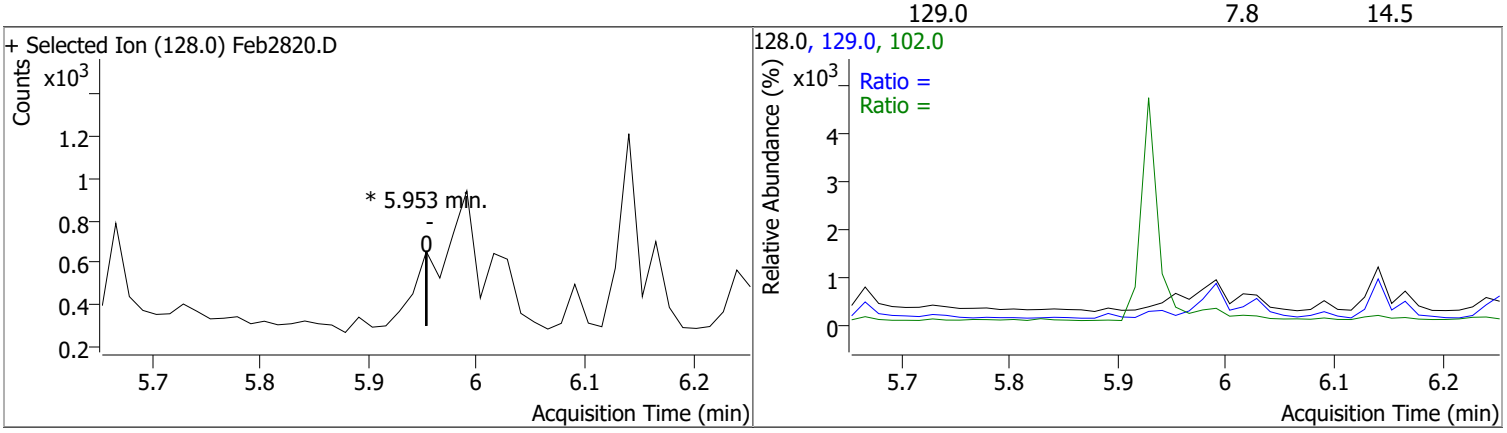

Compound	Conc.	Exp RT	QIon	Exp Ratio	QIon	Exp Ratio
2-Methylnaphthalene	N.D.	6.79	142.0	134.9	115.0	51.5

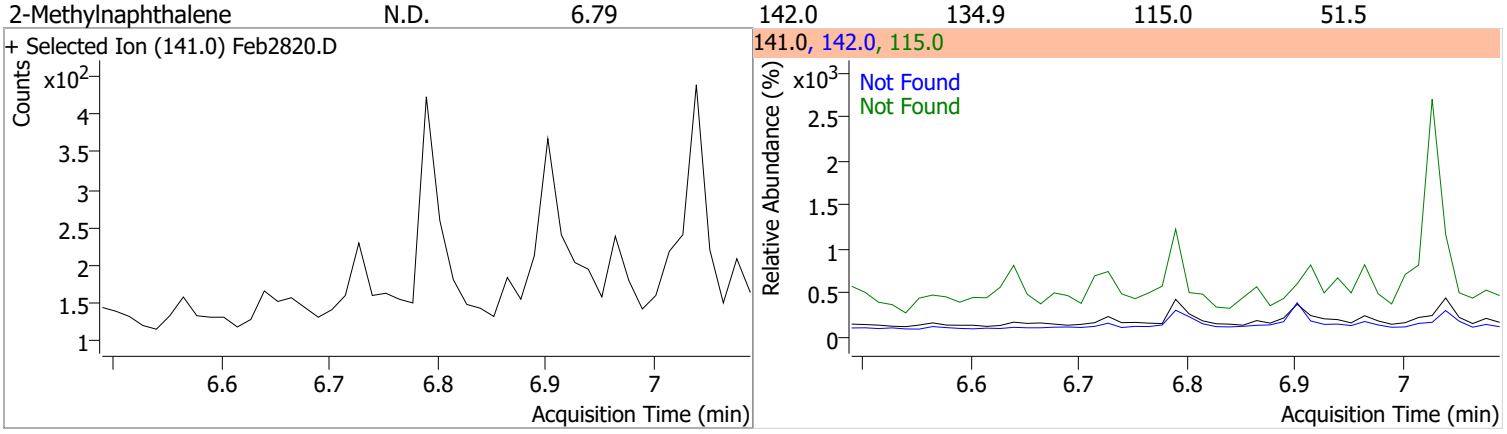

Compound	Conc.	Exp RT	QIon	Exp Ratio	QIon	Exp Ratio
1-Methylnaphthalene	N.D.	6.90	142.0	119.4	115.0	49.7

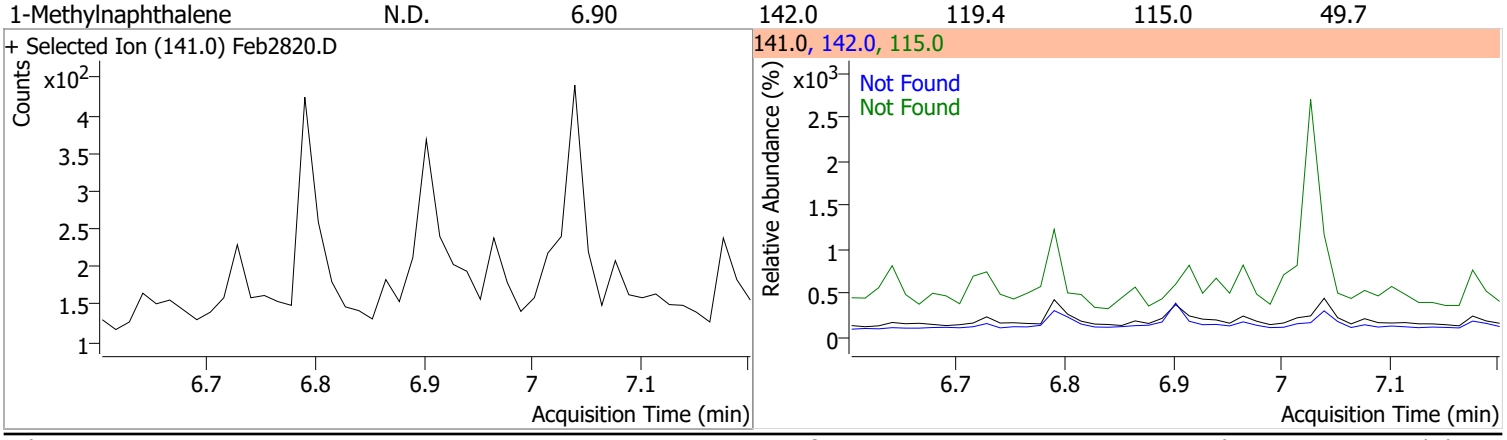

Quantitation Results Report (QT Reviewed)

Compound	Conc.	RT	Dev(Min)	Resp.	QIon	QRatio	Lower	Upper
2-Fluorobiphenyl	58.4532	7.25	-0.01	1046986	171.0	37.9	24.3	45.1

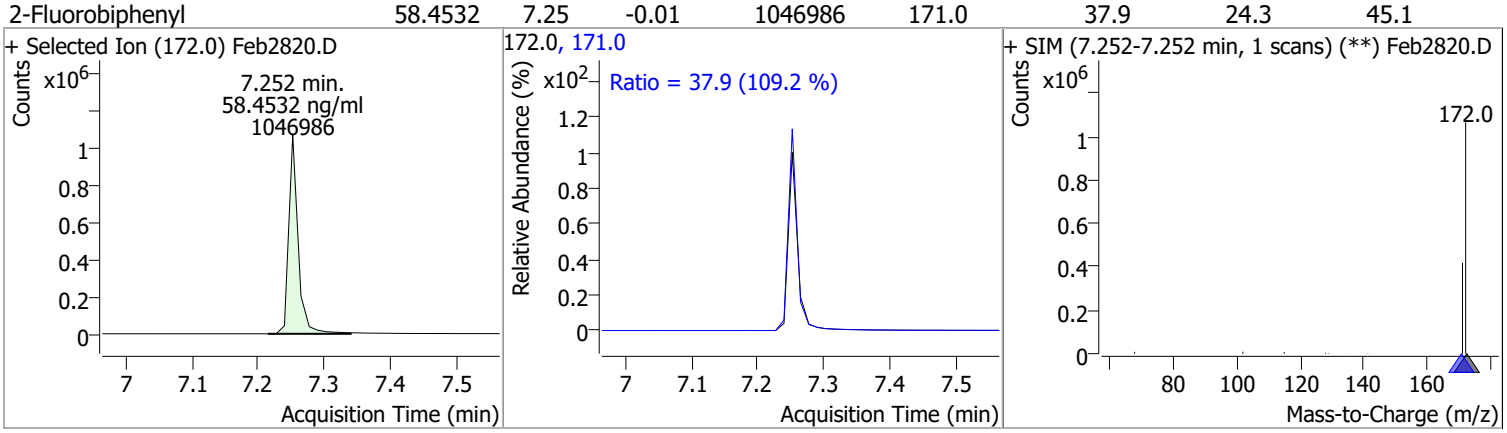

Compound	Conc.	Exp RT	QIon	Exp Ratio
Acenaphthylene	N.D.	7.83	153.0	16.0

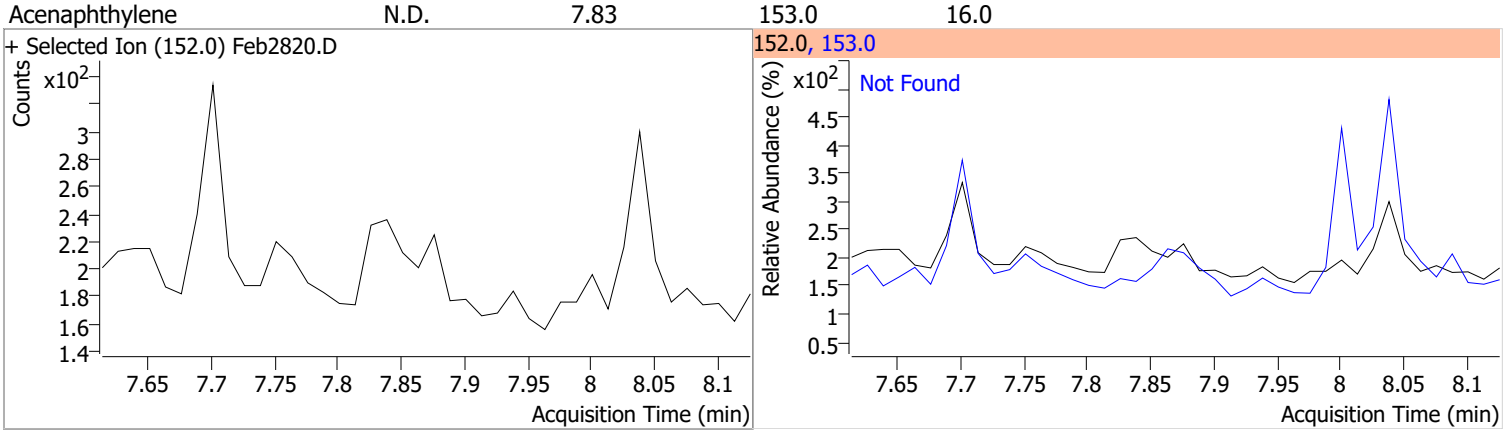

Compound	Conc.	RT	Dev(Min)	Resp.	QIon	QRatio	Lower	Upper
Acenaphthene		0		0	153.0		76.8	142.6
					152.0		36.4	67.5

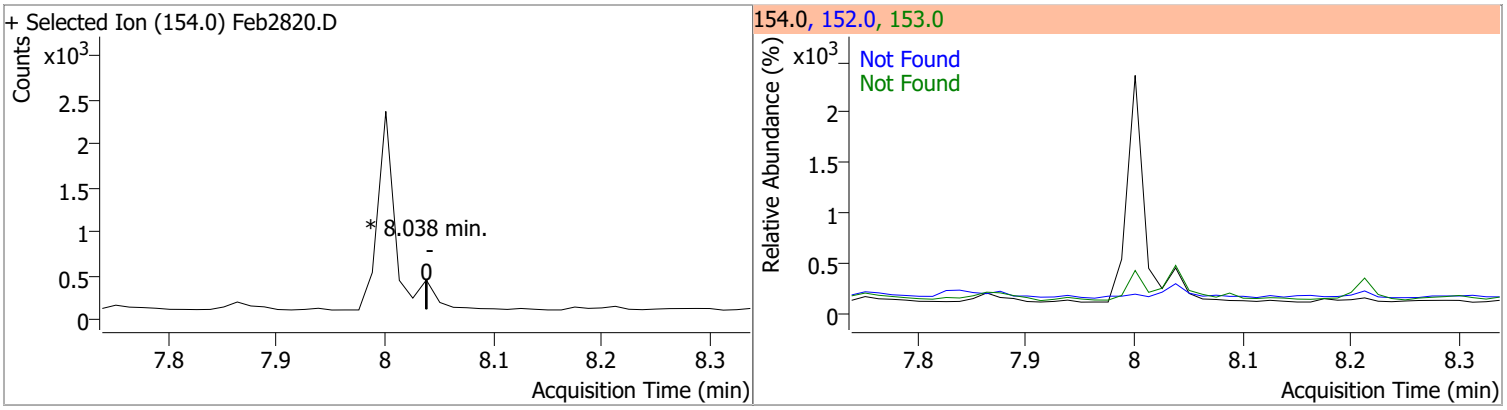

Compound	Conc.	RT	Dev(Min)	Resp.	QIon	QRatio	Lower	Upper
Fluorene		0		0	165.0		60.3	111.9
					167.0		8.9	16.6

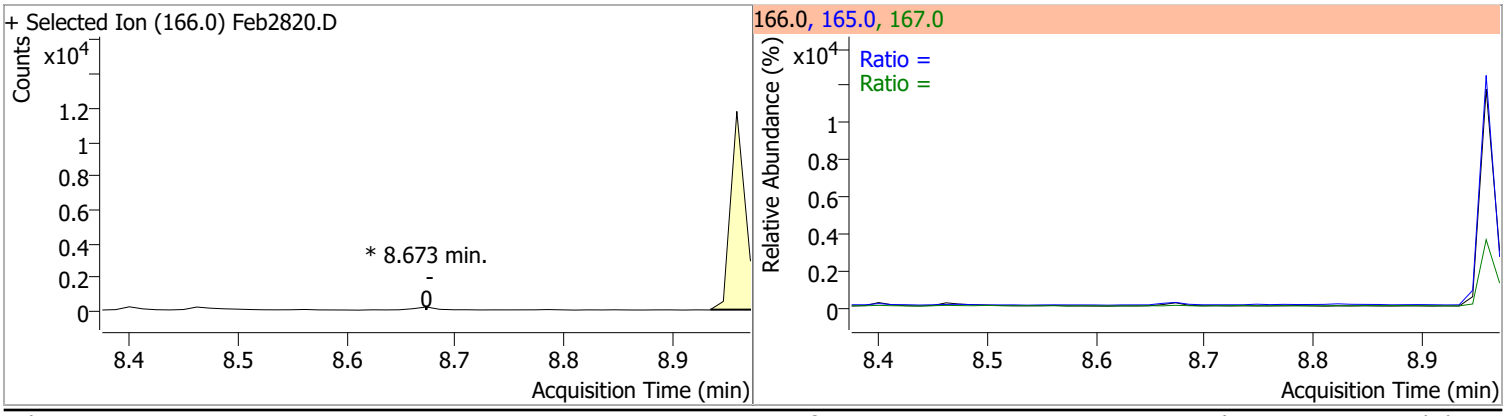

Compound	Conc.	Exp RT	QIon	Exp Ratio
Phenanthrene	N.D.	9.79	176.0	18.1

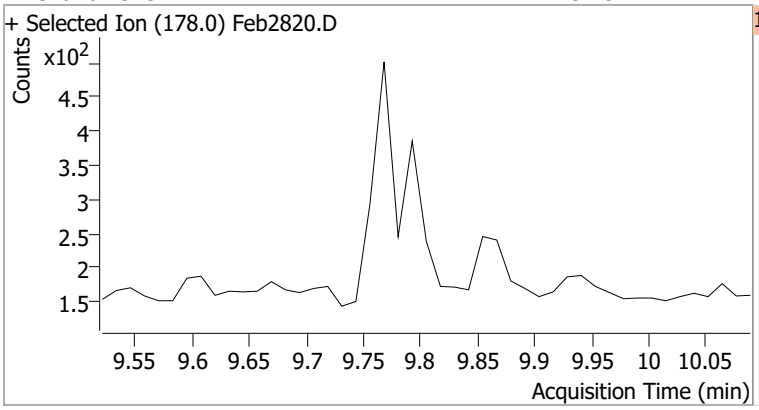

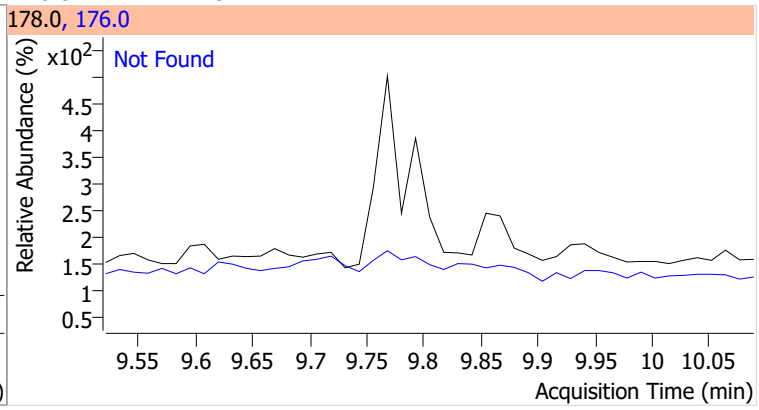

Compound	Conc.	Exp RT	QIon	Exp Ratio
Anthracene	N.D.	9.85	176.0	18.4

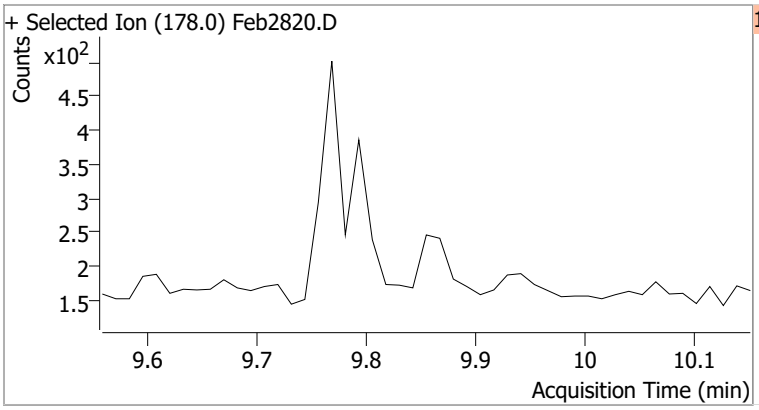

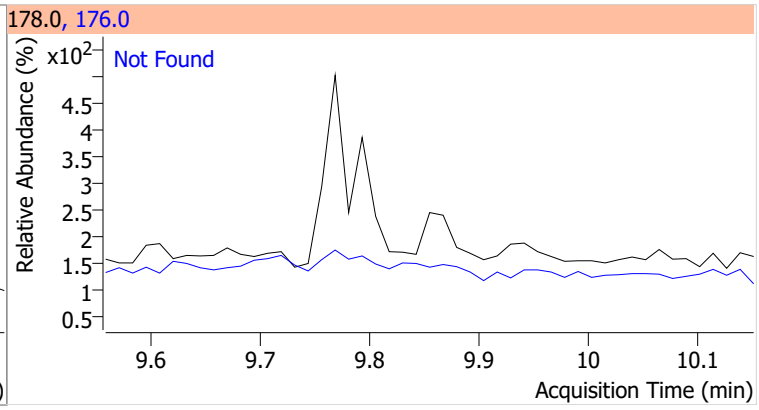

Compound	Conc.	Exp RT	QIon	Exp Ratio	QIon	Exp Ratio
o-Terphenyl	N.D.	10.30	229.0	61.1	215.0	40.0

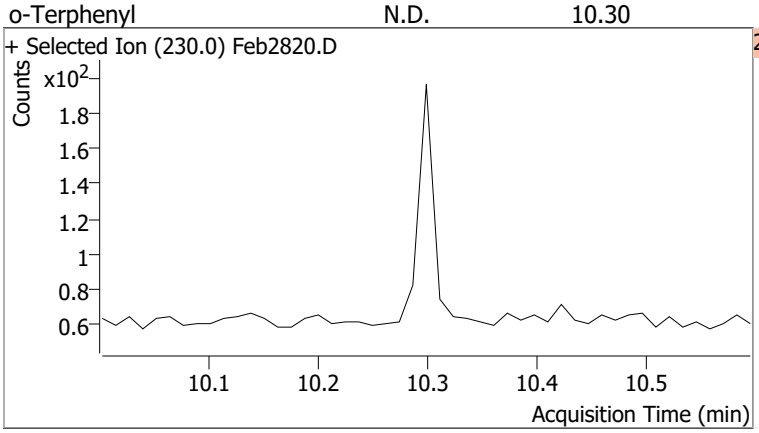

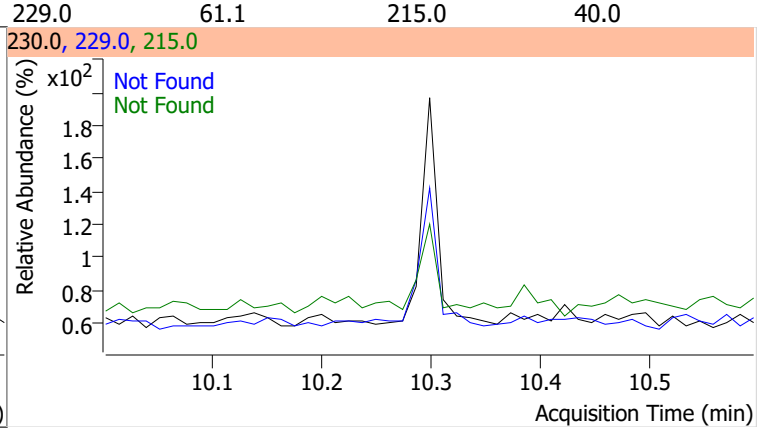

Compound	Conc.	Exp RT	QIon	Exp Ratio
Fluoranthene	N.D.	11.40	101.0	9.6

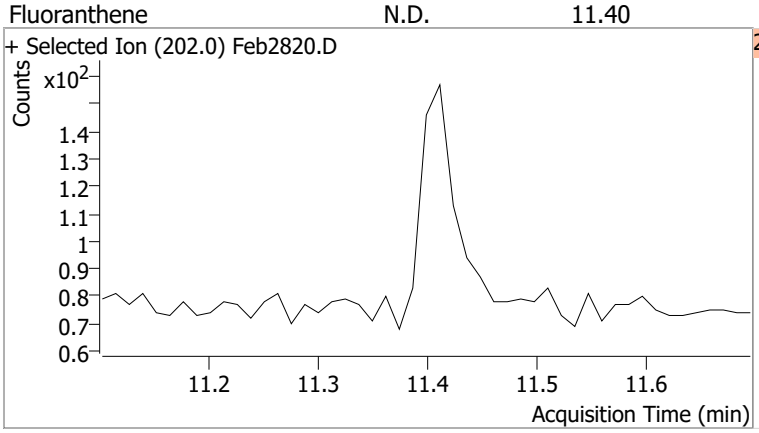

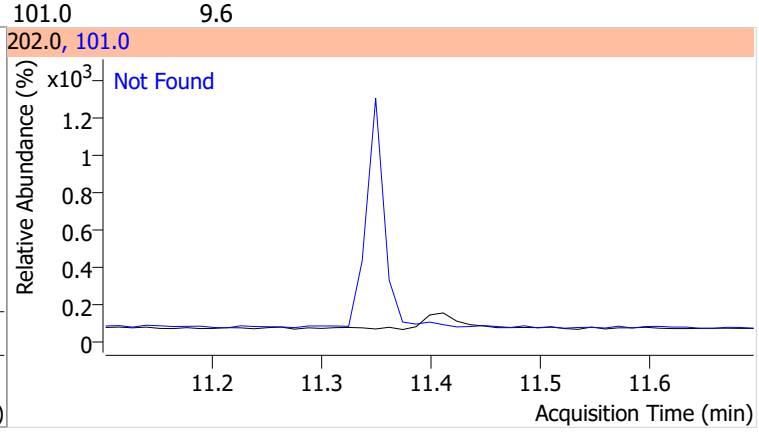

Compound	Conc.	Exp RT	QIon	Exp Ratio
Pyrene	N.D.	11.78	101.0	12.0

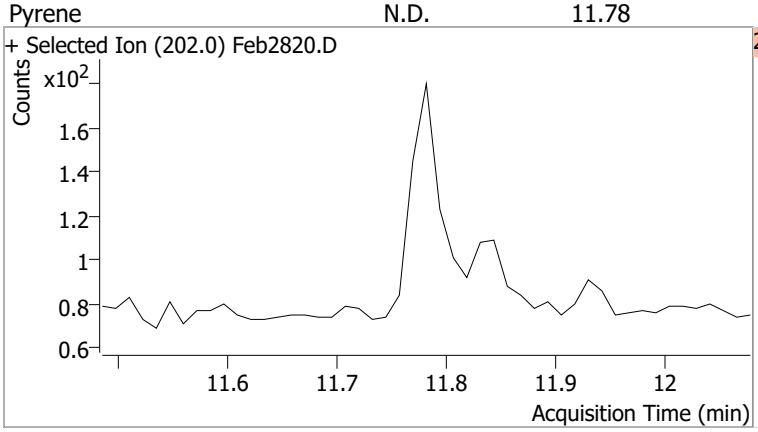

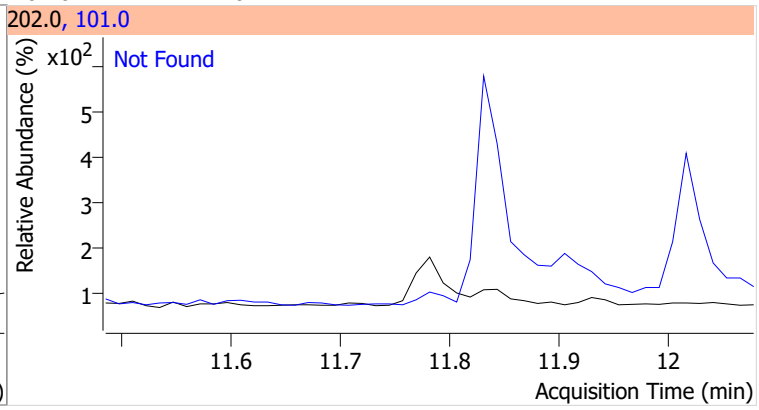

Compound	Conc.	RT	Dev(Min)	Resp.	QIon	QRatio	Lower	Upper
Terphenyl-d14	92.1424	12.24	0.00	1630639	122.0	14.4	8.6	16.0

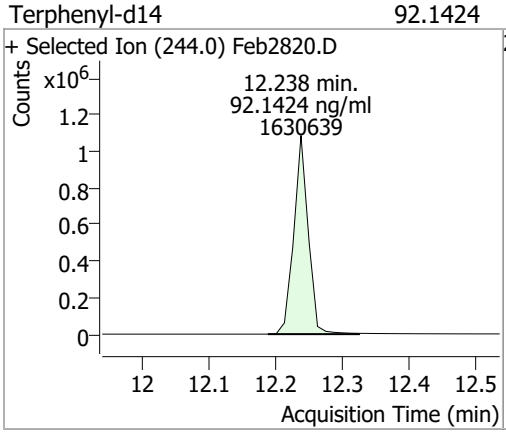

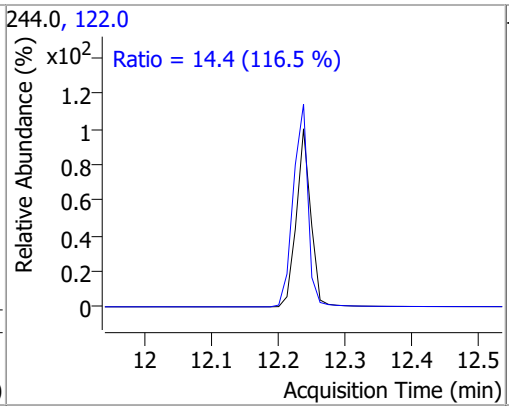

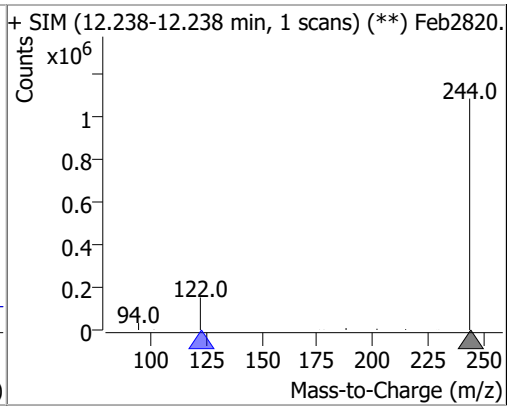

Compound	Conc.	RT	Dev(Min)	Resp.	QIon	QRatio	Lower	Upper
Benzo(a)Anthracene		0		0	226.0		18.0	33.4
					229.0		16.5	30.7

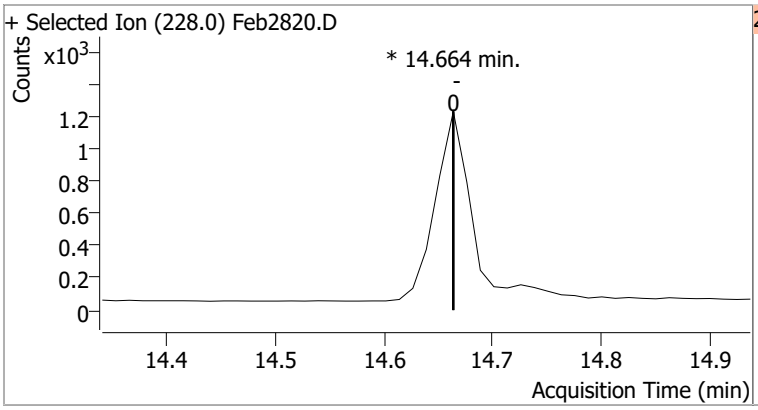

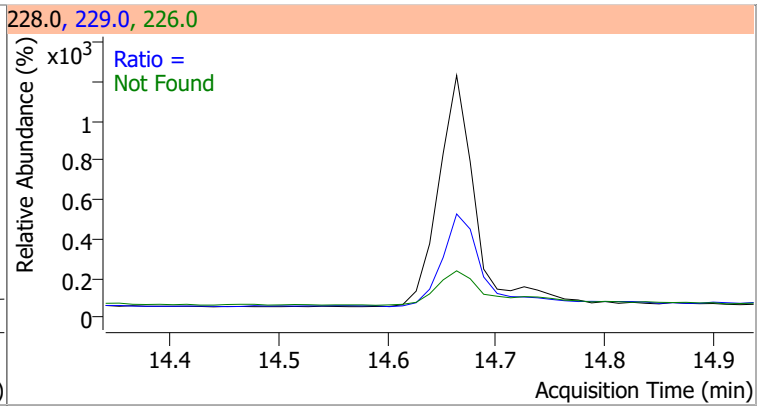

Compound	Conc.	RT	Dev(Min)	Resp.	QIon	QRatio	Lower	Upper
Chrysene		0		0	226.0		21.6	40.2
					229.0		13.8	25.7

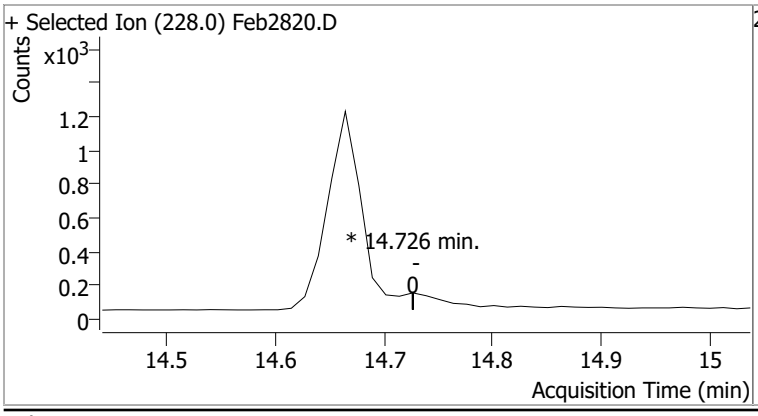

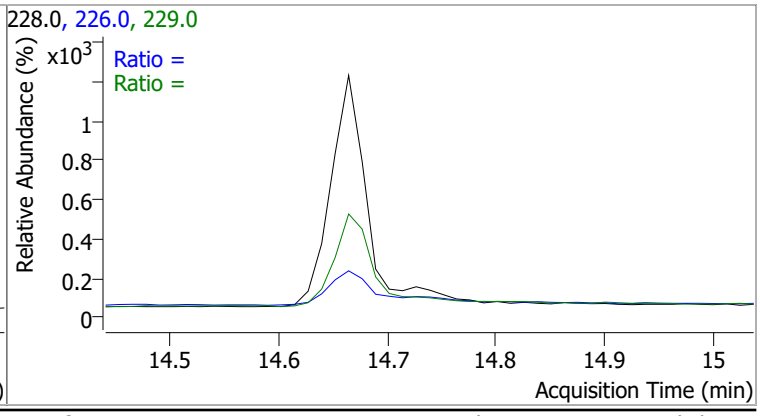

Compound	Conc.	Exp RT	QIon	Exp Ratio
Benzo(b)fluoranthene	N.D.	17.66	253.0	22.4

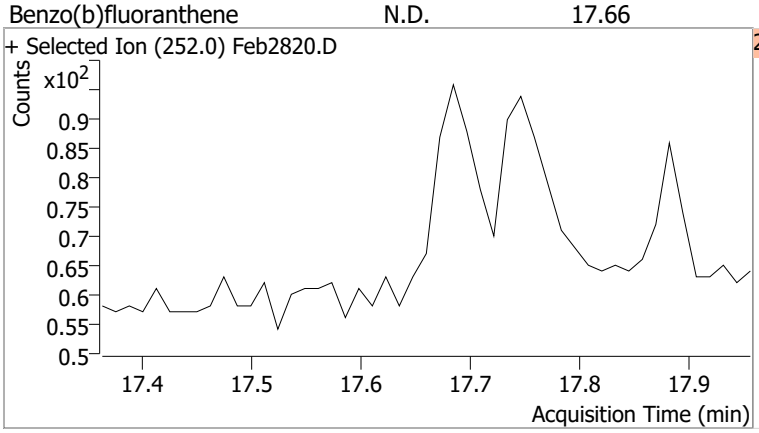

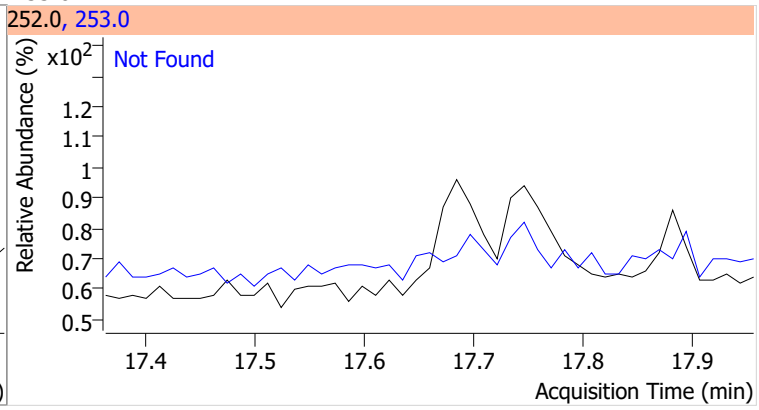

Compound	Conc.	Exp RT	QIon	Exp Ratio
Benzo(k)fluoranthene	N.D.	17.73	253.0	24.5

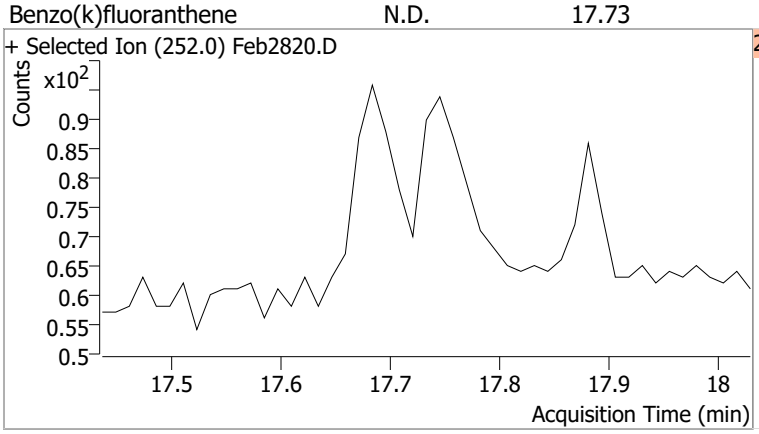

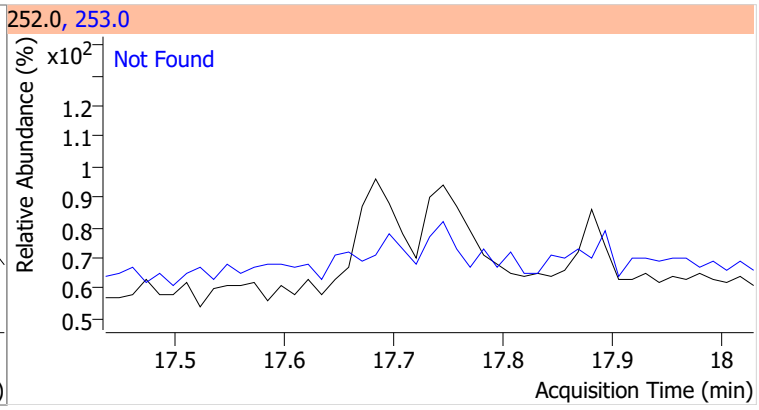

Compound	Conc.	RT	Dev(Min)	Resp.	QIon	QRatio	Lower	Upper
Benzo(a)pyrene		0		0	253.0		16.2	30.1

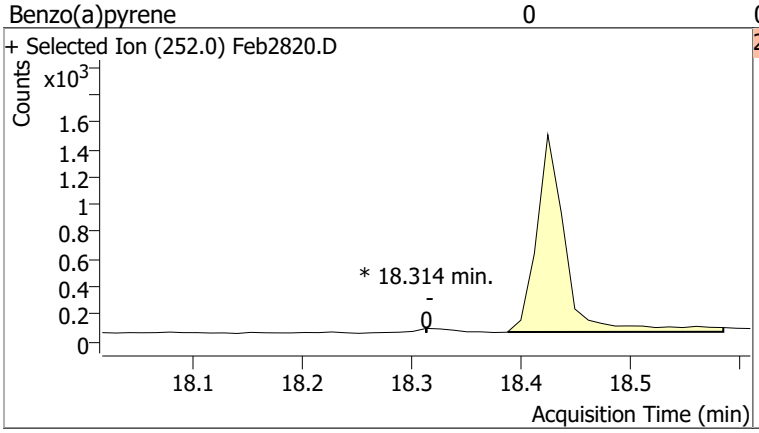

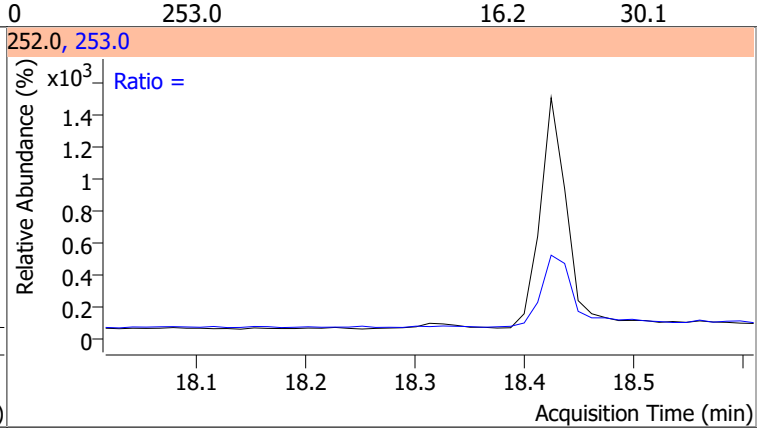

Compound	Conc.	Exp RT	QIon	Exp Ratio
Indeno(1,2,3-cd)pyrene	N.D.	20.17	138.0	20.9

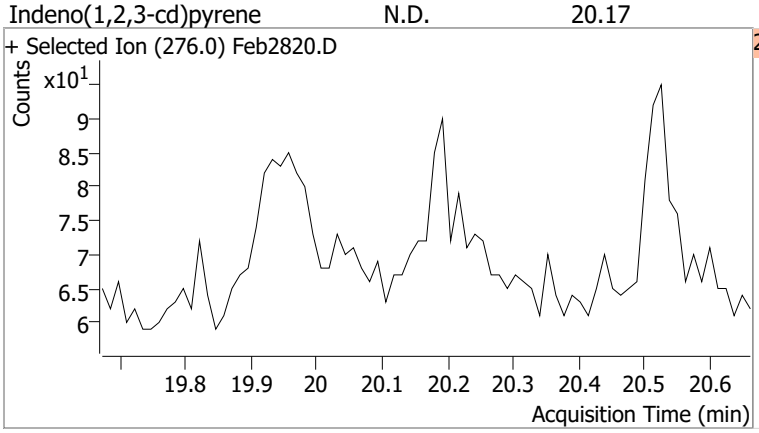

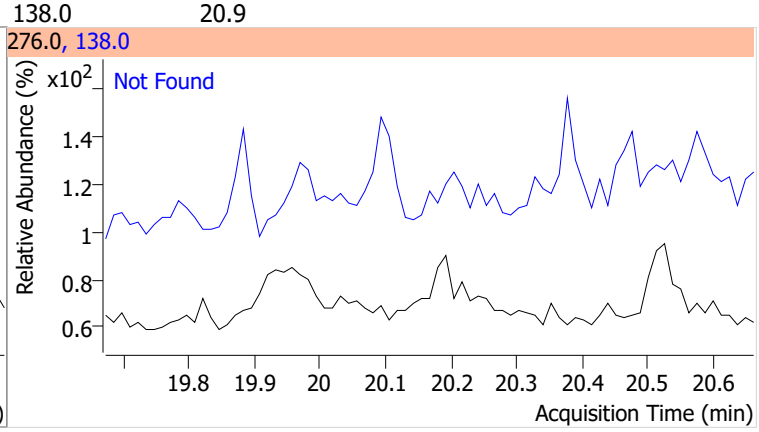

Compound	Conc.	Exp RT	QIon	Exp Ratio	QIon	Exp Ratio
Dibenzo(a,h)anthracene	N.D.	20.24	279.0	24.1	139.0	17.7

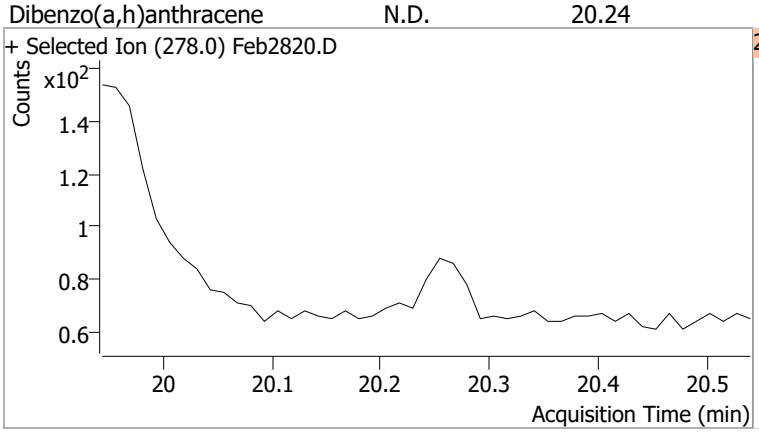

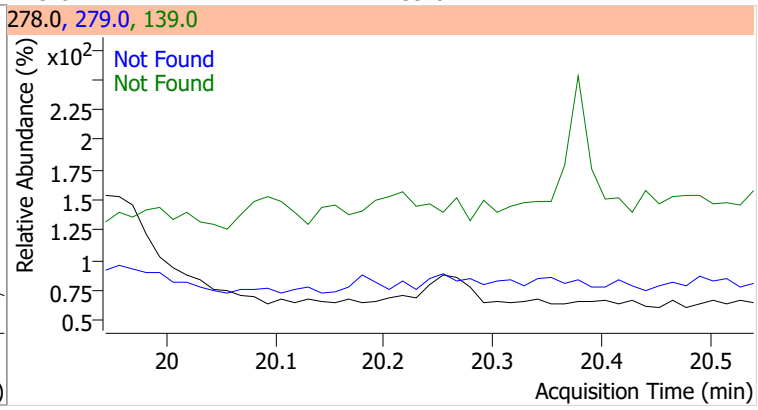

Compound	Conc.	Exp RT	QIon	Exp Ratio	QIon	Exp Ratio
Benzo(g,h,i)perylene	N.D.	20.50	138.0	23.2	277.0	23.1

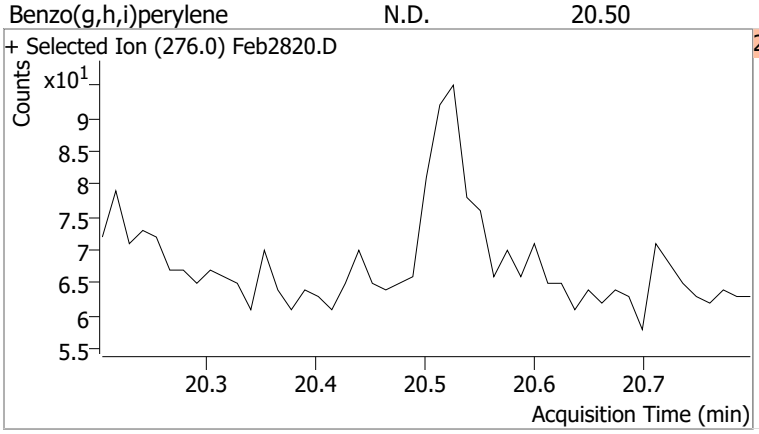

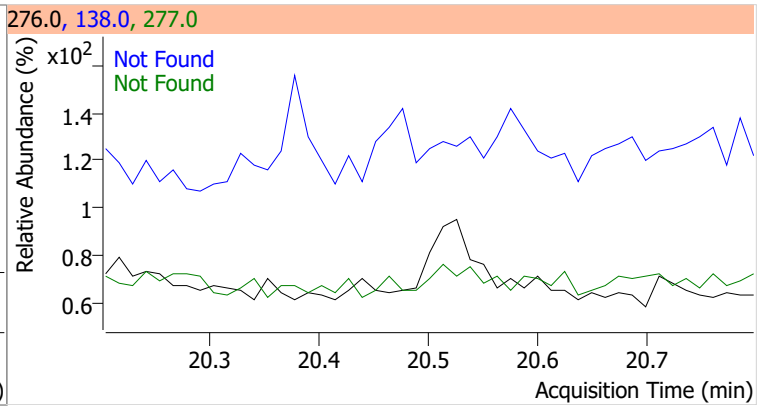

Quantitation Results Report (QT Reviewed)

Data File	Feb2821.D	Operator	LIMS import
Acq. Method	5975BNASIM	Acq. Date-Time	2/28/2022 10:18:57 PM
Sample Name	B22021435-022C	Instrument	GCMS
Vial	21	Multiplier	1.00
DA Method File	021622 bna SIM 2.batch.bin	Comment	SVOC-8270C-SIM-W-LLPAH
Tune File	dftppjph.u	Tune Date	
Batch Name	022822 bna SIM 1.batch.bin	Last Calib Update	2/28/2022 5:36:24 PM
Ref Library			

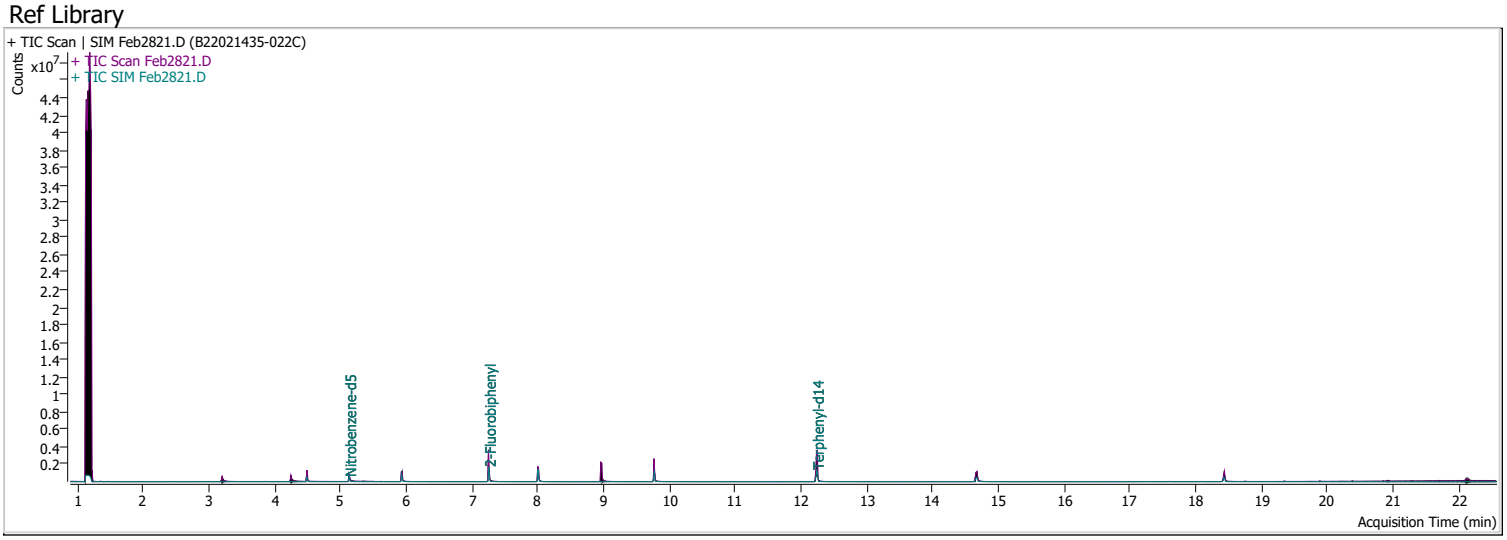

Compound	RT	QIon	Resp.	Conc.	Units		Dev(Min)
Internal Standards							
M 1,4-Dichlorobenzene-d4	4.497	152.0	203559	40.0000	ng/ml		0.000
M Naphthalene-d8	5.928	136.0	883895	40.0000	ng/ml		0.000
M Acenaphthene-d10	8.000	164.0	588851	40.0000	ng/ml		0.000
M Phenanthrene-d10	9.768	188.0	1117933	40.0000	ng/ml		0.000
M Chrysene-d12	14.664	240.0	821540	40.0000	ng/ml		0.000
M Perylene-d12	18.425	264.0	632160	40.0000	ng/ml		-0.012
System Monitoring Compounds							
S Nitrobenzene-d5	5.131	82.0	382874	36.0807	ng/ml		-0.025
Spiked Amount: 5.000	Range: 19.0 - 102.0%			Recovery = 721.61%		*	
S 2-Fluorobiphenyl	7.252	172.0	1203212	66.1366	ng/ml		-0.013
Spiked Amount: 5.000	Range: 25.0 - 94.0%			Recovery = 1322.73%		*	
S o-Terphenyl	0.000		0	N.D.			
Spiked Amount: 5.000	Range: 40.0 - 140.0%			Recovery = NA%			
S Terphenyl-d14	12.238	244.0	1806546	100.2515	ng/ml		0.000
Spiked Amount: 5.000	Range: 39.0 - 106.0%			Recovery = 2005.03%		*	
Target Compounds							**QValue**
T Naphthalene	0.000		0	N.D.			
T 2-Methylnaphthalene	6.790	141.0	0		ng/ml	md	1
T 1-Methylnaphthalene	0.000		0	N.D.			
T Acenaphthylene	0.000		0	N.D.			
T Acenaphthene	8.025	154.0	0		ng/ml	md	1
T Fluorene	8.673	166.0	0		ng/ml	md	1
T Phenanthrene	0.000		0	N.D.			
T Anthracene	0.000		0	N.D.			
T Fluoranthene	0.000		0	N.D.			
T Pyrene	0.000		0	N.D.			
T Benzo(a)Anthracene	14.664	228.0	0		ng/ml	md	1
T Chrysene	14.726	228.0	0		ng/ml	md	1
T Benzo(b)fluoranthene	0.000		0	N.D.			

Compound	RT	QIon	Resp.	Conc.	Units		Dev(Min)
T Benzo(k)fluoranthene	0.000		0	N.D.			
T Benzo(a)pyrene	18.326	252.0	0		ng/ml	md	1
T Indeno(1,2,3-cd)pyrene	0.000		0	N.D.			
T Dibenzo(a,h)anthracene	0.000		0	N.D.			
T Benzo(g,h,i)perylene	0.000		0	N.D.			

(#) = Qualifier Out of Range; (m) = Manual Integration; (+) = Area Summed; (*) = Surrogate Percent Recovery Out of Range; (d): Zeroed Peak

Quantitation Results Report (QT Reviewed)

Compound	Conc.	RT	Dev(Min)	Resp.	QIon	QRatio	Lower	Upper
Nitrobenzene-d5	36.0807	5.13	-0.02	382874	54.0	37.1	30.6	56.8
					128.0	44.7	28.9	53.6

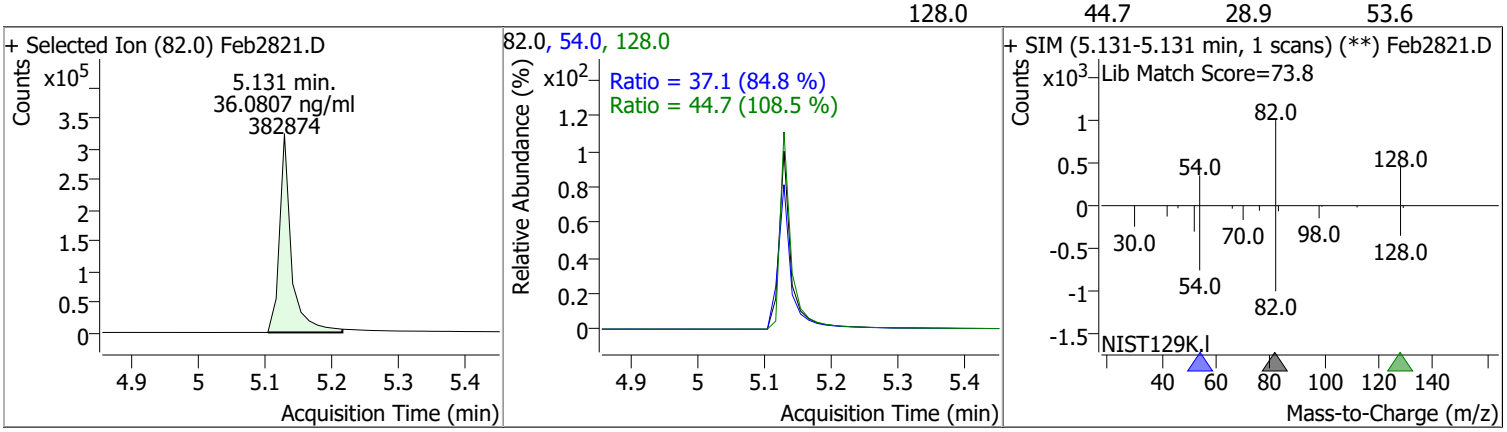

Compound	Conc.	Exp RT	QIon	Exp Ratio	QIon	Exp Ratio
Naphthalene	N.D.	5.95	102.0	13.6	129.0	11.1

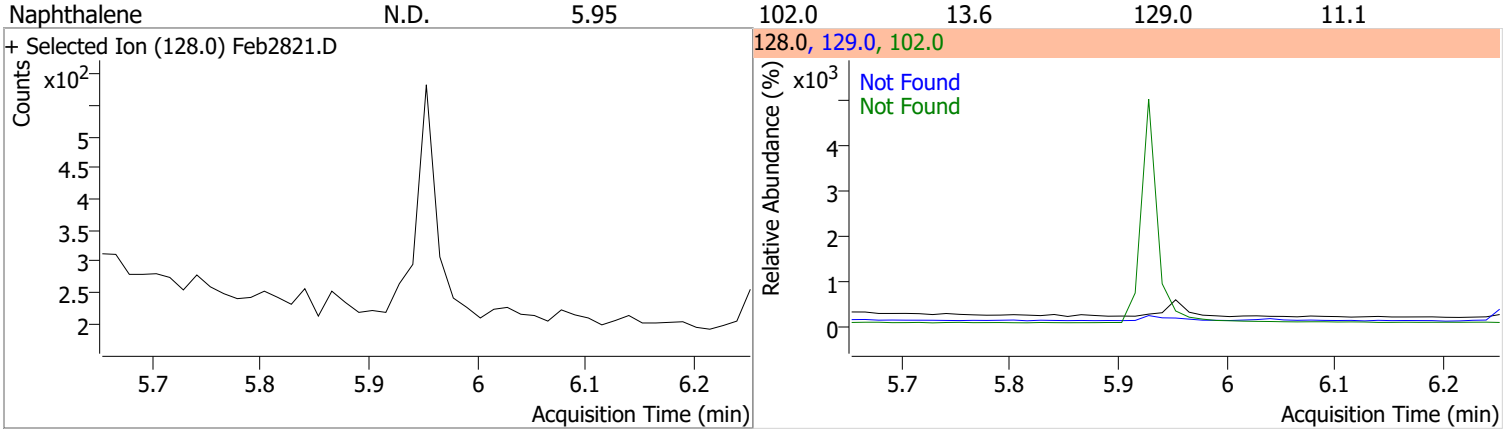

Compound	Conc.	RT	Dev(Min)	Resp.	QIon	QRatio	Lower	Upper
2-Methylnaphthalene		0		0	142.0		94.4	175.3
					115.0		36.1	67.0

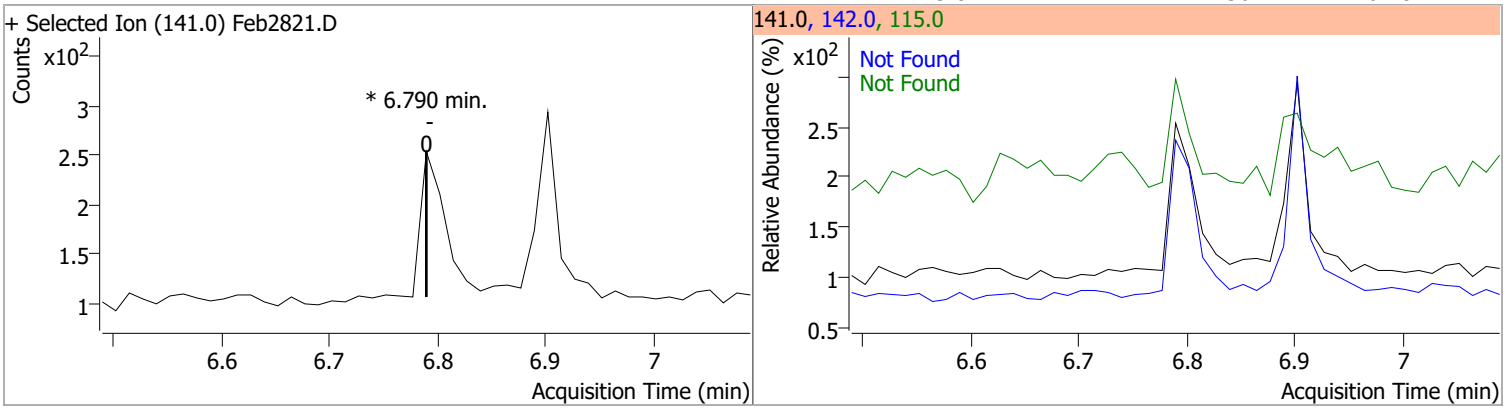

Compound	Conc.	Exp RT	QIon	Exp Ratio	QIon	Exp Ratio
1-Methylnaphthalene	N.D.	6.90	142.0	119.4	115.0	49.7

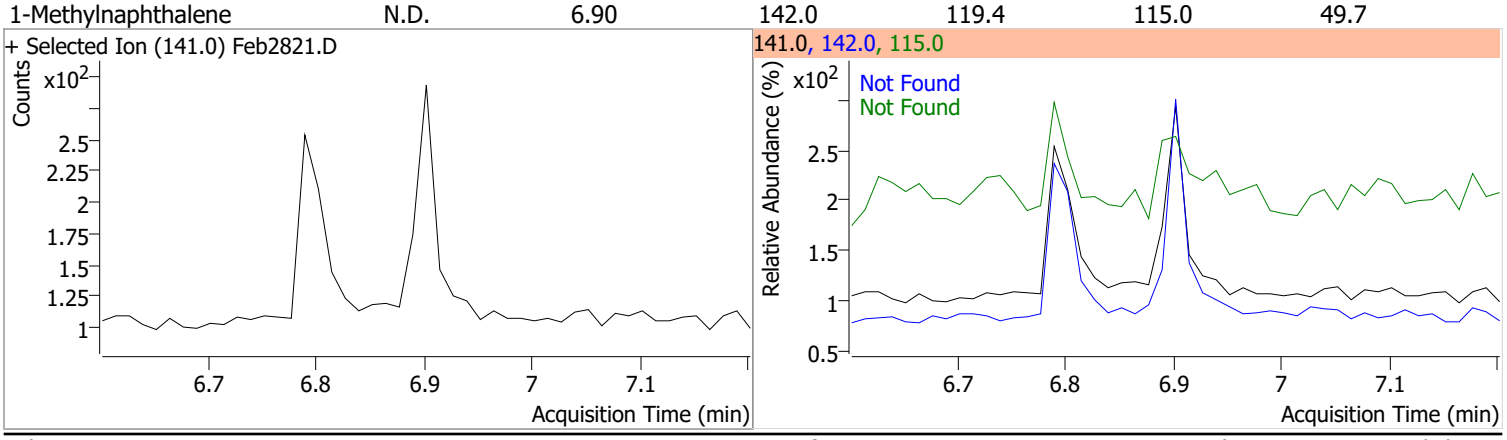

Quantitation Results Report (QT Reviewed)

Compound	Conc.	RT	Dev(Min)	Resp.	QIon	QRatio	Lower	Upper
2-Fluorobiphenyl	66.1366	7.25	-0.01	1203212	171.0	37.8	24.3	45.1

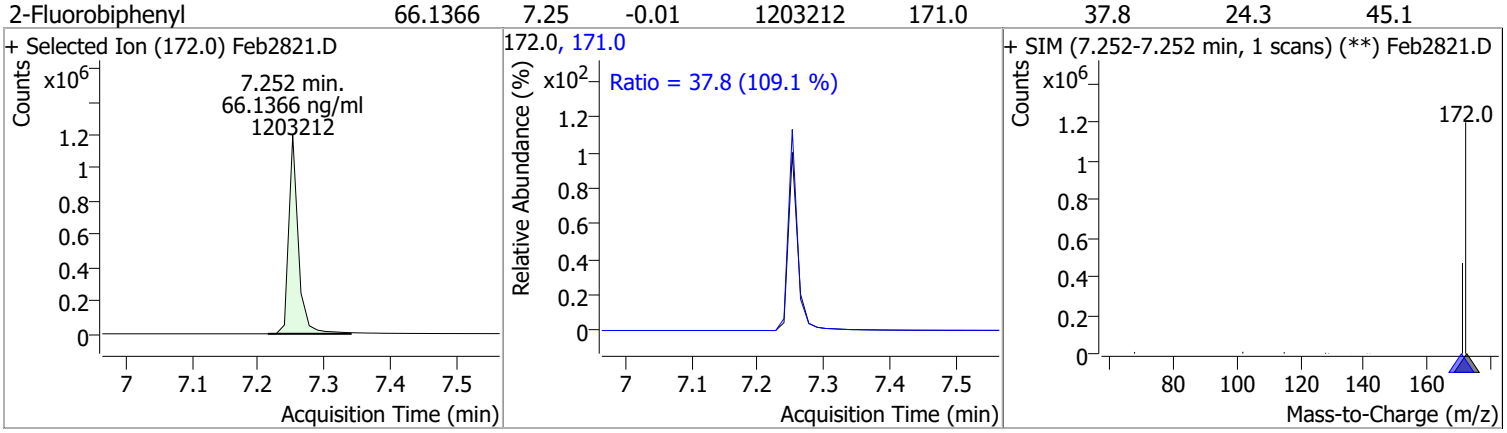

Compound	Conc.	Exp RT	QIon	Exp Ratio
Acenaphthylene	N.D.	7.83	153.0	16.0

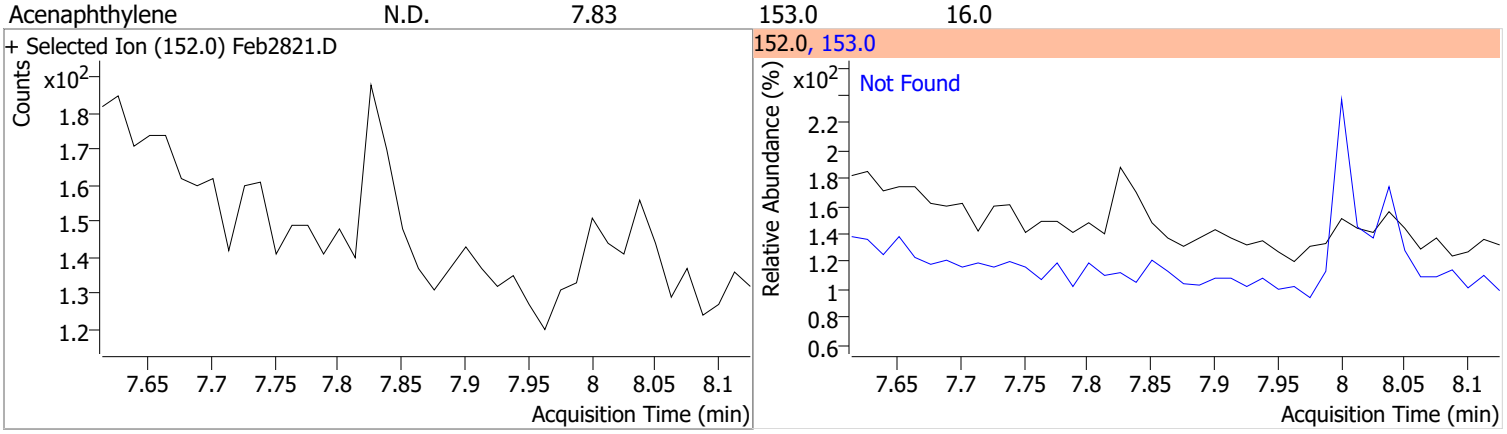

Compound	Conc.	RT	Dev(Min)	Resp.	QIon	QRatio	Lower	Upper
Acenaphthene		0		0	153.0		76.8	142.6
					152.0		36.4	67.5

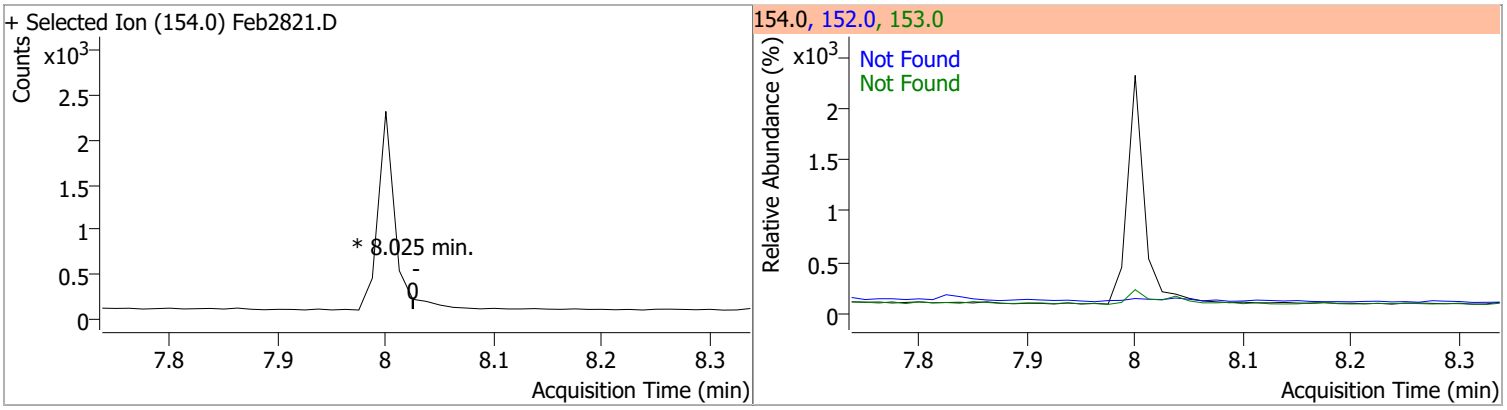

Compound	Conc.	RT	Dev(Min)	Resp.	QIon	QRatio	Lower	Upper
Fluorene		0		0	165.0		60.3	111.9
					167.0		8.9	16.6

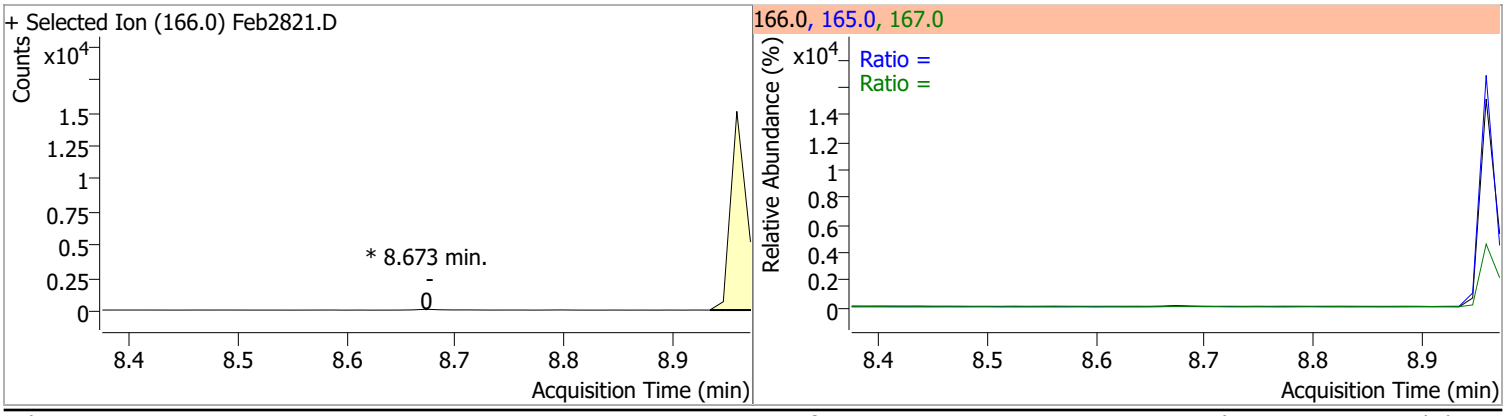

Compound	Conc.	Exp RT	QIon	Exp Ratio
Phenanthrene	N.D.	9.79	176.0	18.1

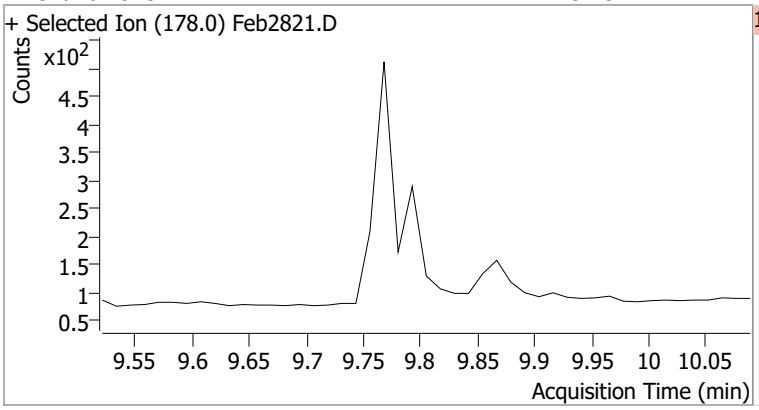

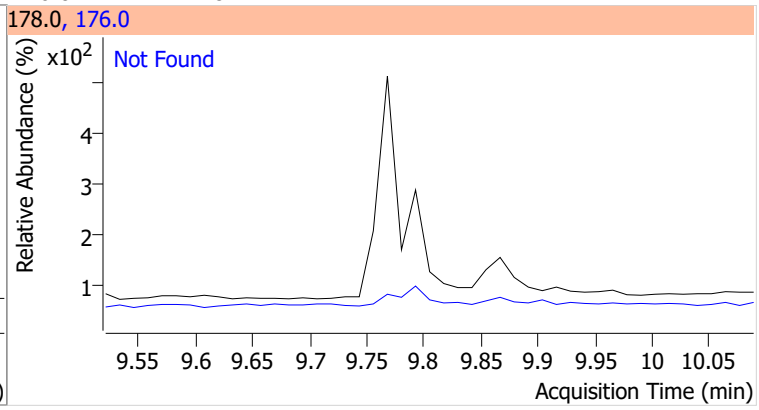

Compound	Conc.	Exp RT	QIon	Exp Ratio
Anthracene	N.D.	9.85	176.0	18.4

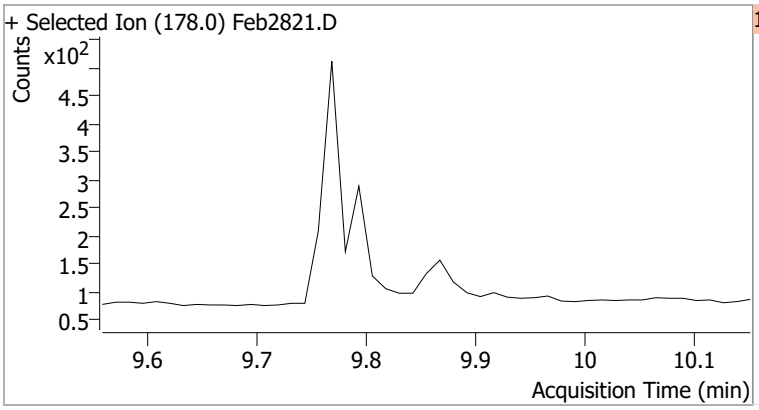

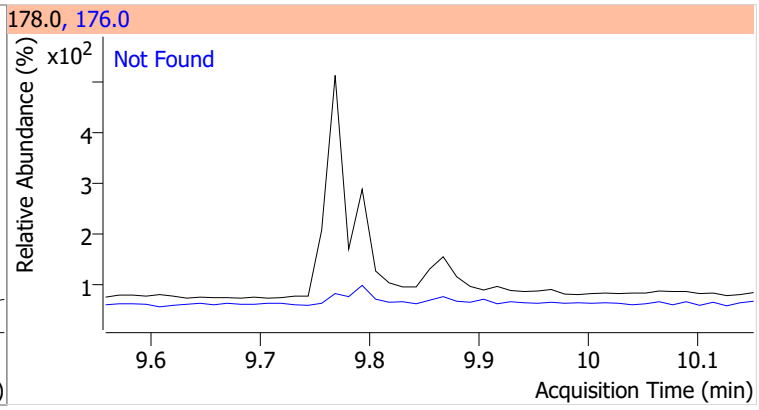

Compound	Conc.	Exp RT	QIon	Exp Ratio	QIon	Exp Ratio
o-Terphenyl	N.D.	10.30	229.0	61.1	215.0	40.0

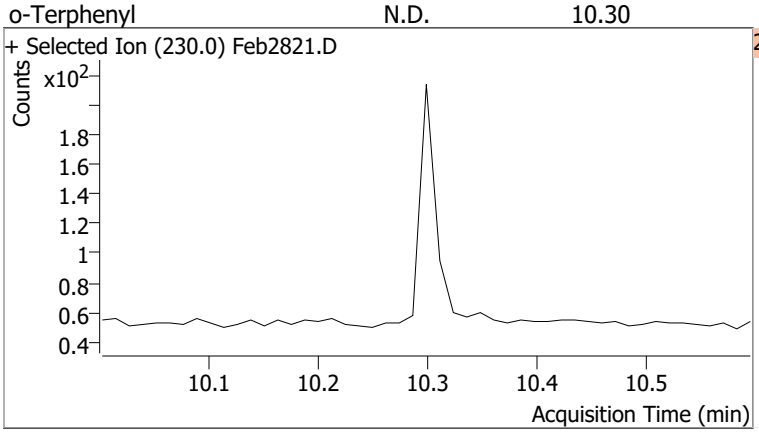

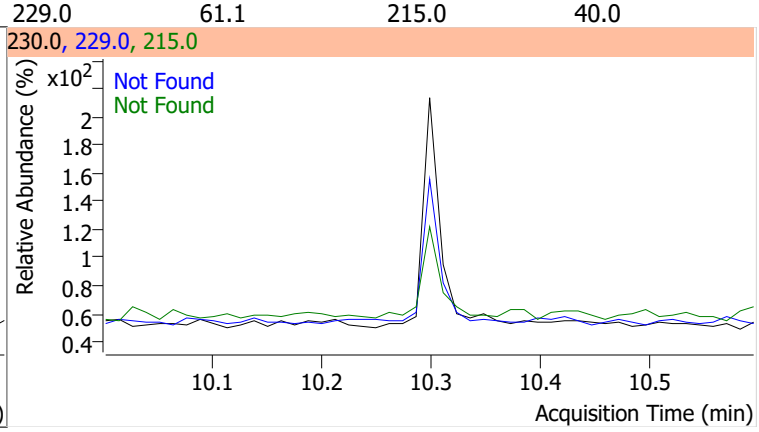

Compound	Conc.	Exp RT	QIon	Exp Ratio
Fluoranthene	N.D.	11.40	101.0	9.6

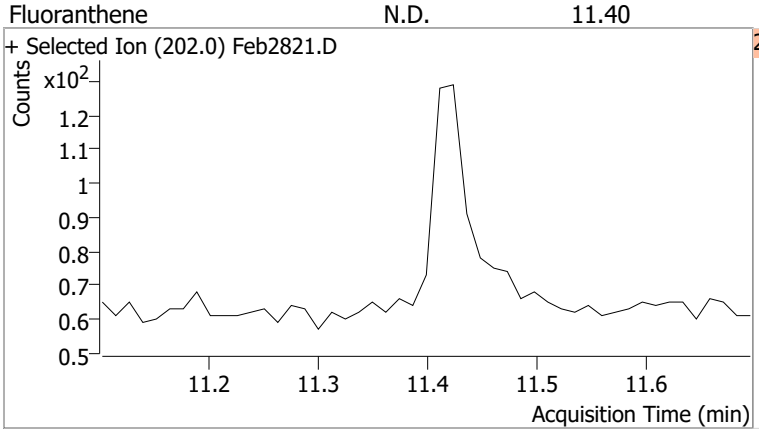

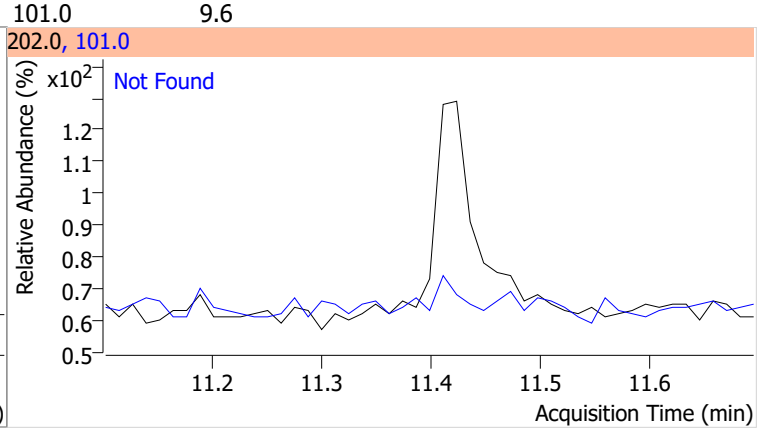

Compound	Conc.	Exp RT	QIon	Exp Ratio
Pyrene	N.D.	11.78	101.0	12.0

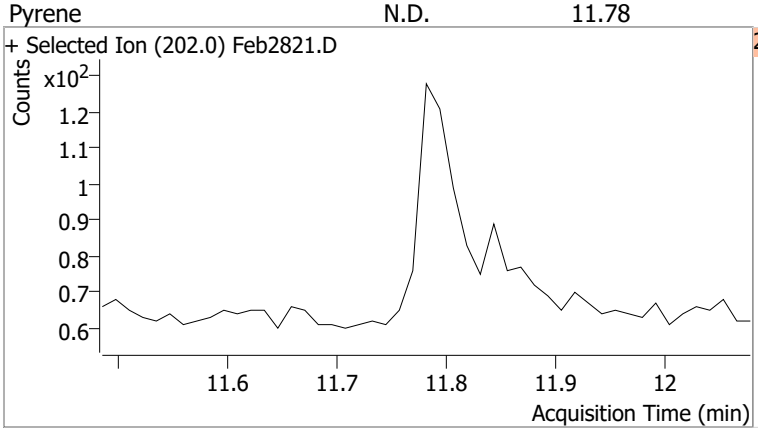

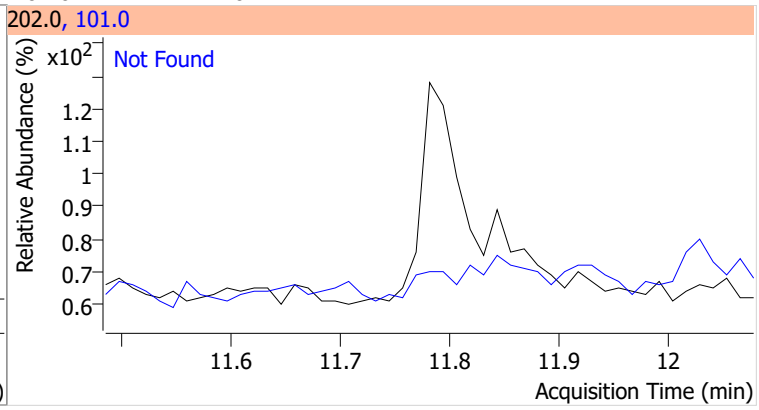

Compound	Conc.	RT	Dev(Min)	Resp.	QIon	QRatio	Lower	Upper
Terphenyl-d14	100.2515	12.24	0.00	1806546	122.0	14.7	8.6	16.0

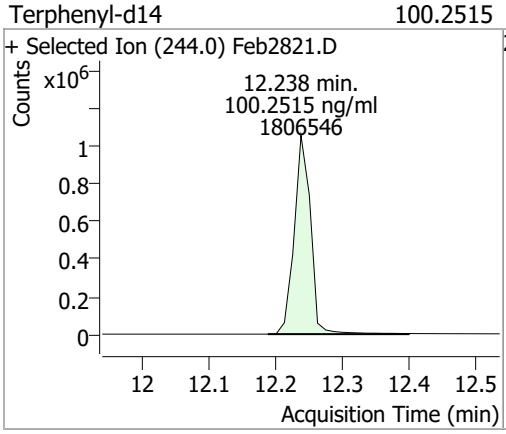

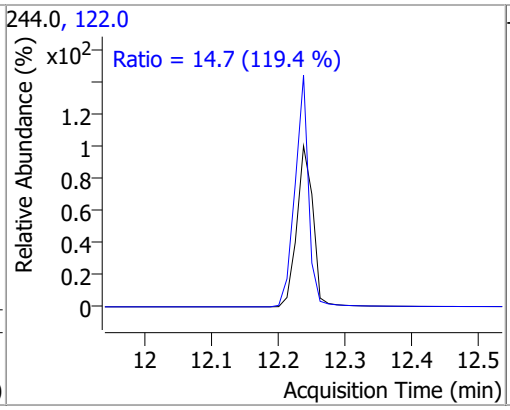

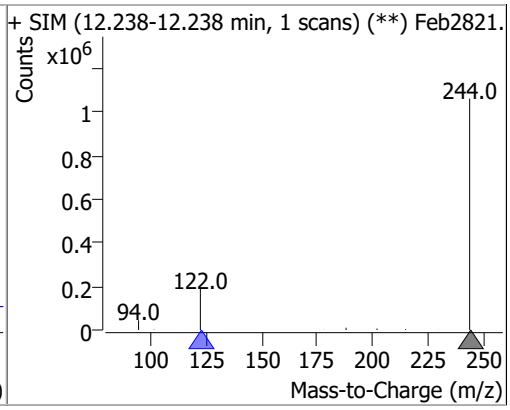

Compound	Conc.	RT	Dev(Min)	Resp.	QIon	QRatio	Lower	Upper
Benzo(a)Anthracene		0		0	226.0		18.0	33.4
					229.0		16.5	30.7

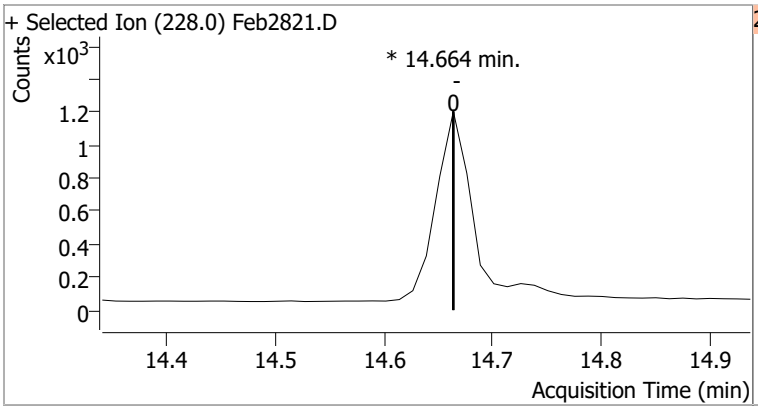

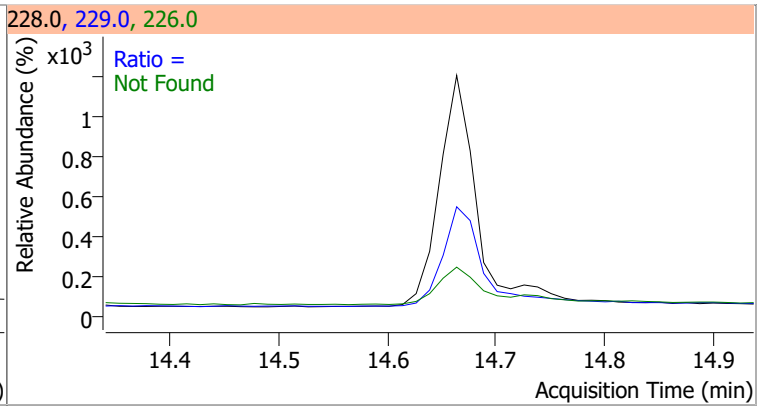

Compound	Conc.	RT	Dev(Min)	Resp.	QIon	QRatio	Lower	Upper
Chrysene		0		0	226.0		21.6	40.2
					229.0		13.8	25.7

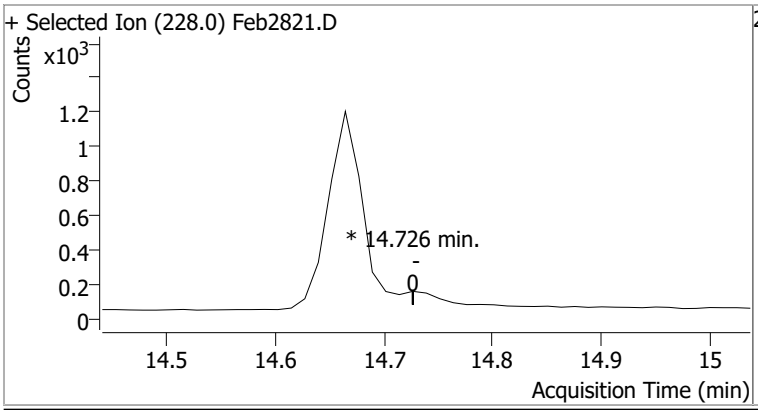

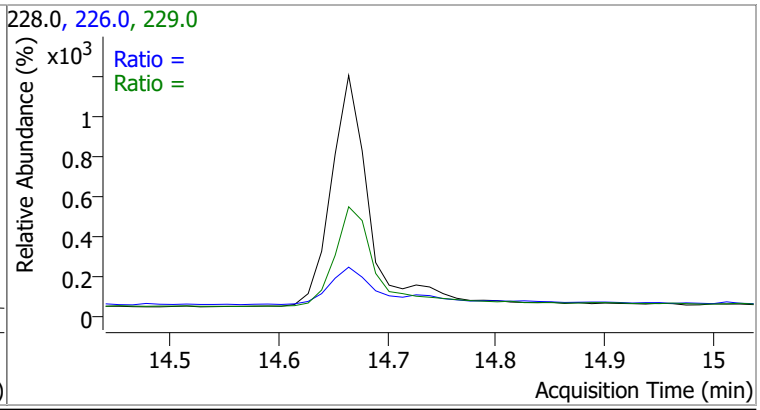

Compound	Conc.	Exp RT	QIon	Exp Ratio
Benzo(b)fluoranthene	N.D.	17.66	253.0	22.4

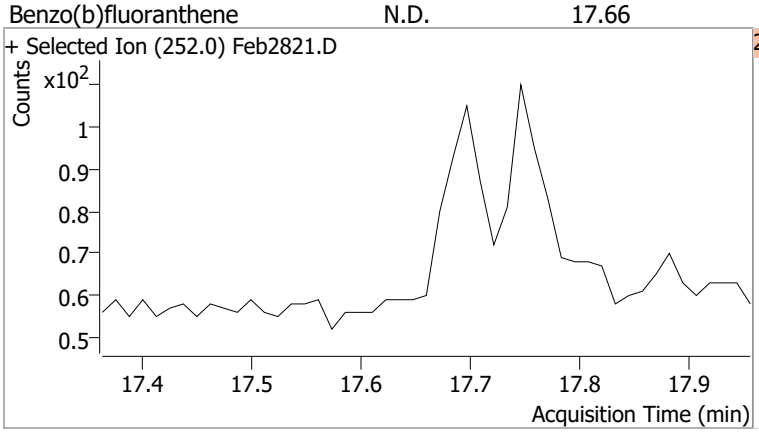

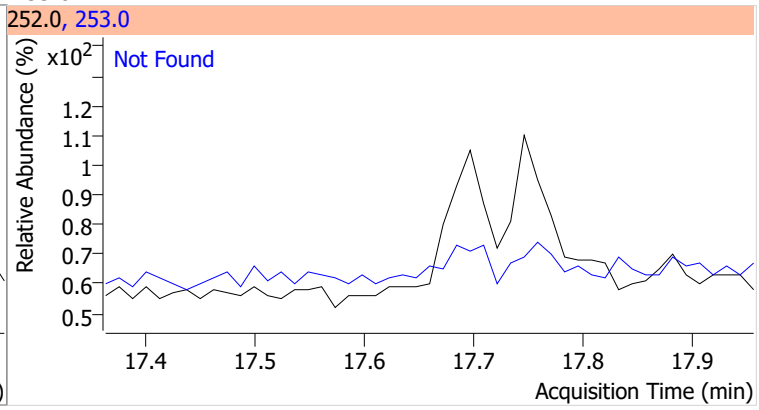

Compound	Conc.	Exp RT	QIon	Exp Ratio
Benzo(k)fluoranthene	N.D.	17.73	253.0	24.5

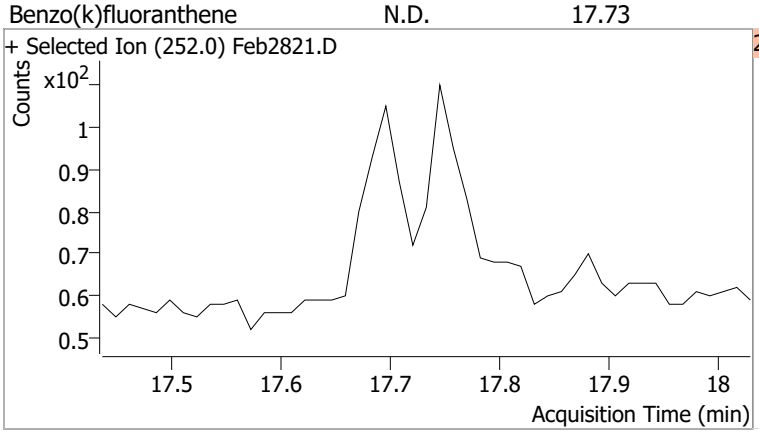

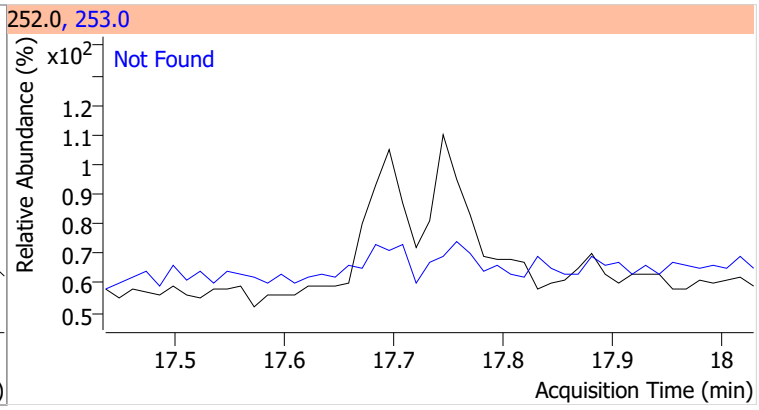

Compound	Conc.	RT	Dev(Min)	Resp.	QIon	QRatio	Lower	Upper
Benzo(a)pyrene		0		0	253.0		16.2	30.1

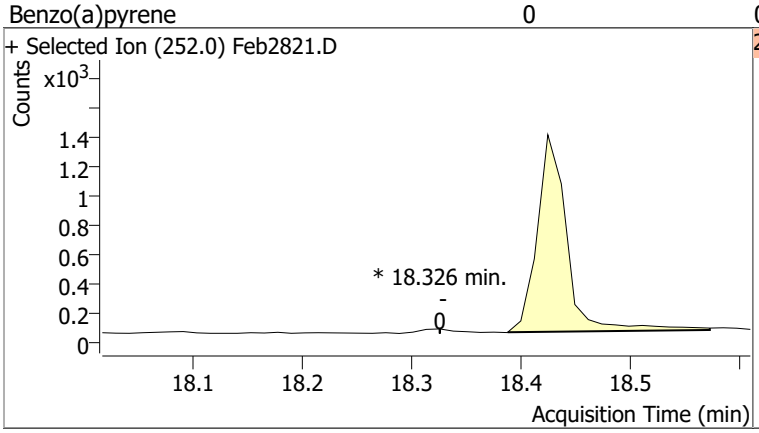

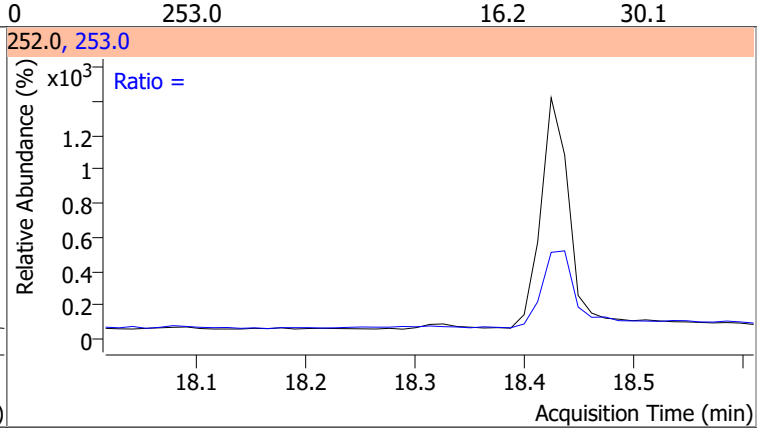

Compound	Conc.	Exp RT	QIon	Exp Ratio
Indeno(1,2,3-cd)pyrene	N.D.	20.17	138.0	20.9

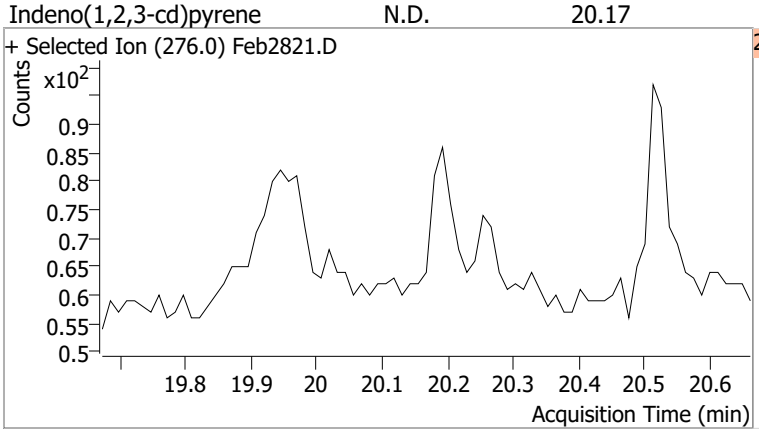

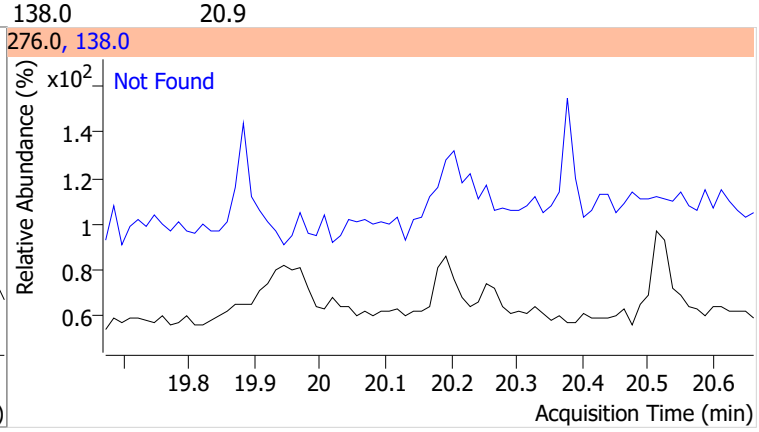

Compound	Conc.	Exp RT	QIon	Exp Ratio	QIon	Exp Ratio
Dibenzo(a,h)anthracene	N.D.	20.24	279.0	24.1	139.0	17.7

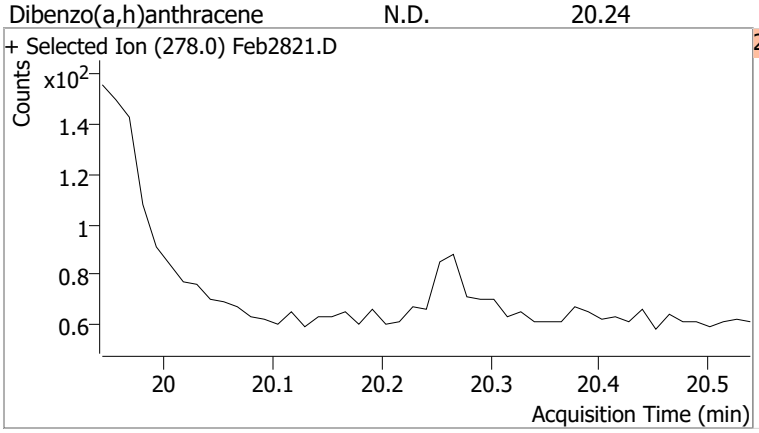

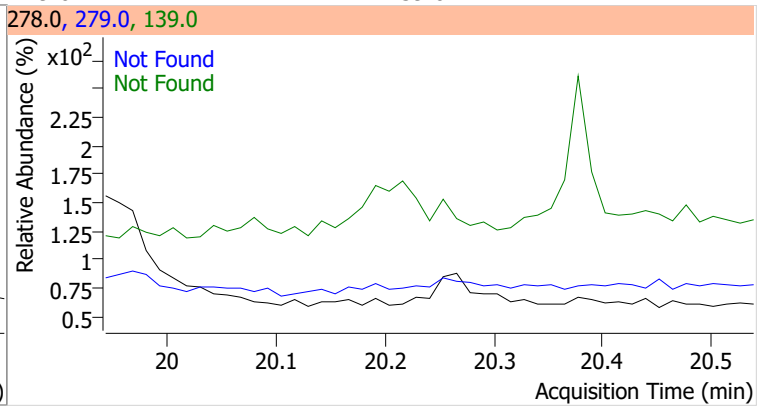

Compound	Conc.	Exp RT	QIon	Exp Ratio	QIon	Exp Ratio
Benzo(g,h,i)perylene	N.D.	20.50	138.0	23.2	277.0	23.1

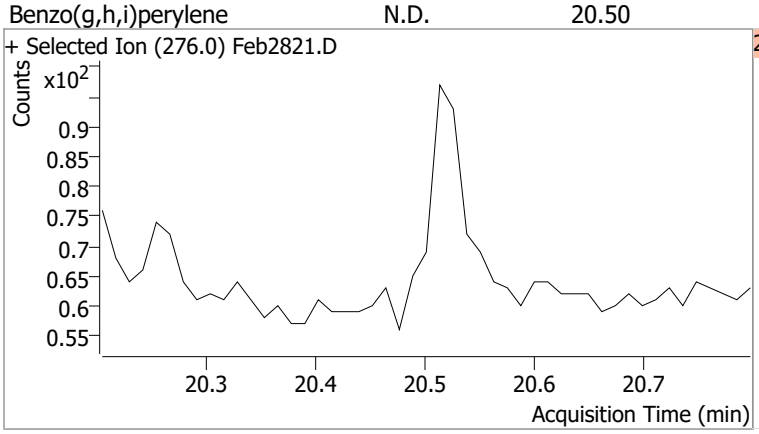

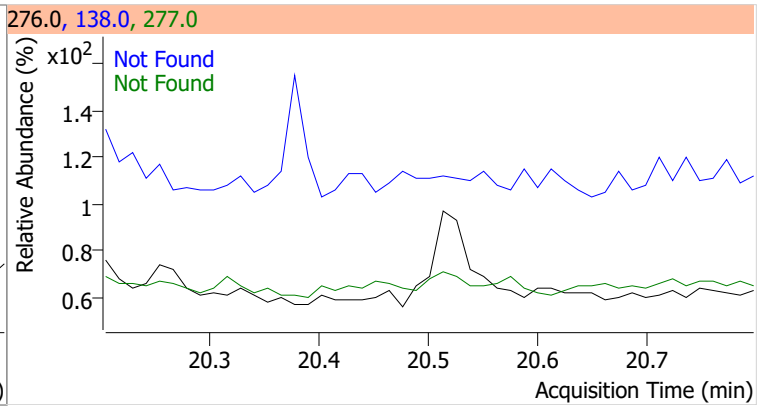

Quantitation Results Report (QT Reviewed)

Data File	Feb2822.D	Operator	LIMS import
Acq. Method	5975BNASIM	Acq. Date-Time	2/28/2022 10:51:44 PM
Sample Name	B22021435-027C	Instrument	GCMS
Vial	22	Multiplier	1.00
DA Method File	021622 bna SIM 2.batch.bin	Comment	SVOC-8270C-SIM-W-LLPAH
Tune File	dftppjph.u	Tune Date	
Batch Name	022822 bna SIM 1.batch.bin	Last Calib Update	2/28/2022 5:36:24 PM
Ref Library			

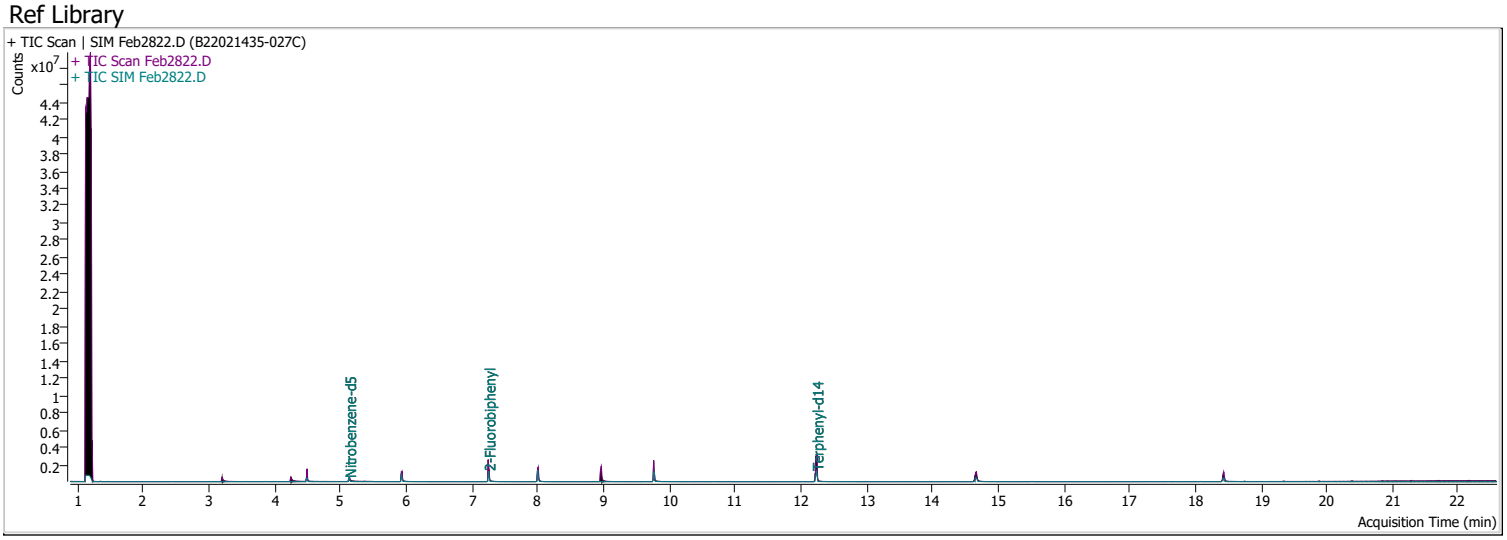

Compound	RT	QIon	Resp.	Conc.	Units		Dev(Min)
Internal Standards							
M 1,4-Dichlorobenzene-d4	4.497	152.0	193469	40.0000	ng/ml		0.000
M Naphthalene-d8	5.928	136.0	828906	40.0000	ng/ml		0.000
M Acenaphthene-d10	8.000	164.0	554374	40.0000	ng/ml		0.000
M Phenanthrene-d10	9.768	188.0	1091563	40.0000	ng/ml		0.000
M Chrysene-d12	14.664	240.0	791617	40.0000	ng/ml		0.000
M Perylene-d12	18.437	264.0	603061	40.0000	ng/ml		0.000
System Monitoring Compounds							
S Nitrobenzene-d5	5.131	82.0	309615	32.7701	ng/ml		-0.025
Spiked Amount: 5.000	Range: 19.0 - 102.0%			Recovery = 655.40%		*	
S 2-Fluorobiphenyl	7.252	172.0	962924	56.2204	ng/ml		-0.012
Spiked Amount: 5.000	Range: 25.0 - 94.0%			Recovery = 1124.41%		*	
S o-Terphenyl	0.000		0	N.D.			
Spiked Amount: 5.000	Range: 40.0 - 140.0%			Recovery = NA%			
S Terphenyl-d14	12.238	244.0	1648878	94.9608	ng/ml		0.000
Spiked Amount: 5.000	Range: 39.0 - 106.0%			Recovery = 1899.22%		*	
Target Compounds							**QValue**
T Naphthalene	0.000		0	N.D.			
T 2-Methylnaphthalene	0.000		0	N.D.			
T 1-Methylnaphthalene	0.000		0	N.D.			
T Acenaphthylene	0.000		0	N.D.			
T Acenaphthene	8.025	154.0	0		ng/ml	md	1
T Fluorene	8.673	166.0	0		ng/ml	md	1
T Phenanthrene	0.000		0	N.D.			
T Anthracene	0.000		0	N.D.			
T Fluoranthene	0.000		0	N.D.			
T Pyrene	0.000		0	N.D.			
T Benzo(a)Anthracene	0.000		0	N.D.			
T Chrysene	14.664	228.0	0		ng/ml	md	1
T Benzo(b)fluoranthene	0.000		0	N.D.			

Compound	RT	QIon	Resp.	Conc.	Units		Dev(Min)
T Benzo(k)fluoranthene	0.000		0	N.D.			
T Benzo(a)pyrene	18.425	252.0	0		ng/ml	md	1
T Indeno(1,2,3-cd)pyrene	0.000		0	N.D.			
T Dibenzo(a,h)anthracene	0.000		0	N.D.			
T Benzo(g,h,i)perylene	0.000		0	N.D.			

(#) = Qualifier Out of Range; (m) = Manual Integration; (+) = Area Summed; (*) = Surrogate Percent Recovery Out of Range; (d): Zeroed Peak

Quantitation Results Report (QT Reviewed)

Compound	Conc.	RT	Dev(Min)	Resp.	QIon	QRatio	Lower	Upper
Nitrobenzene-d5	32.7701	5.13	-0.02	309615	54.0	37.6	30.6	56.8
					128.0	42.7	28.9	53.6

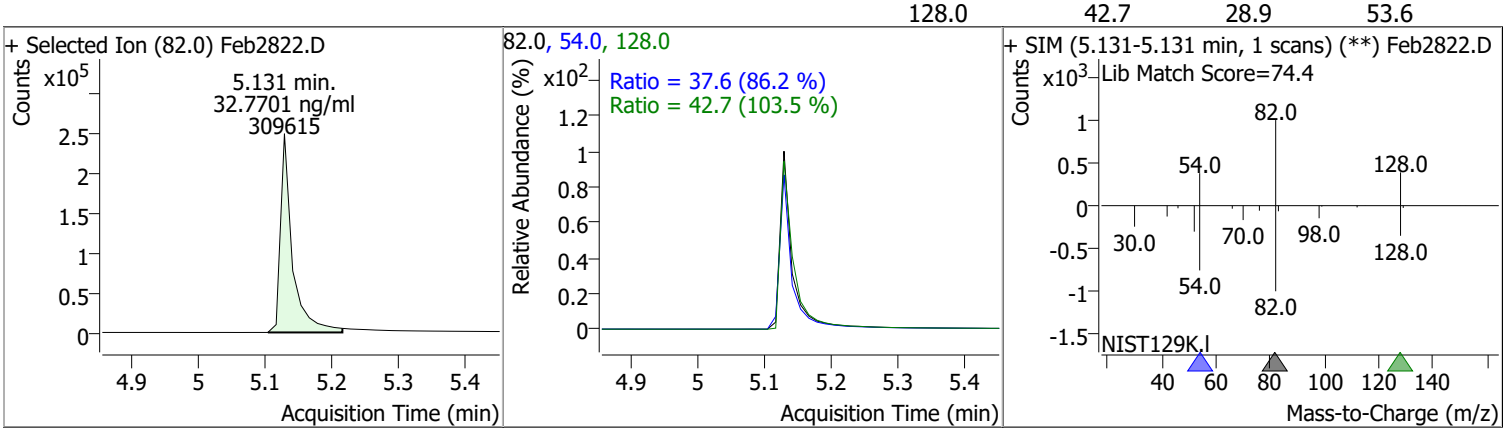

Compound	Conc.	Exp RT	QIon	Exp Ratio	QIon	Exp Ratio
Naphthalene	N.D.	5.95	102.0	13.6	129.0	11.1

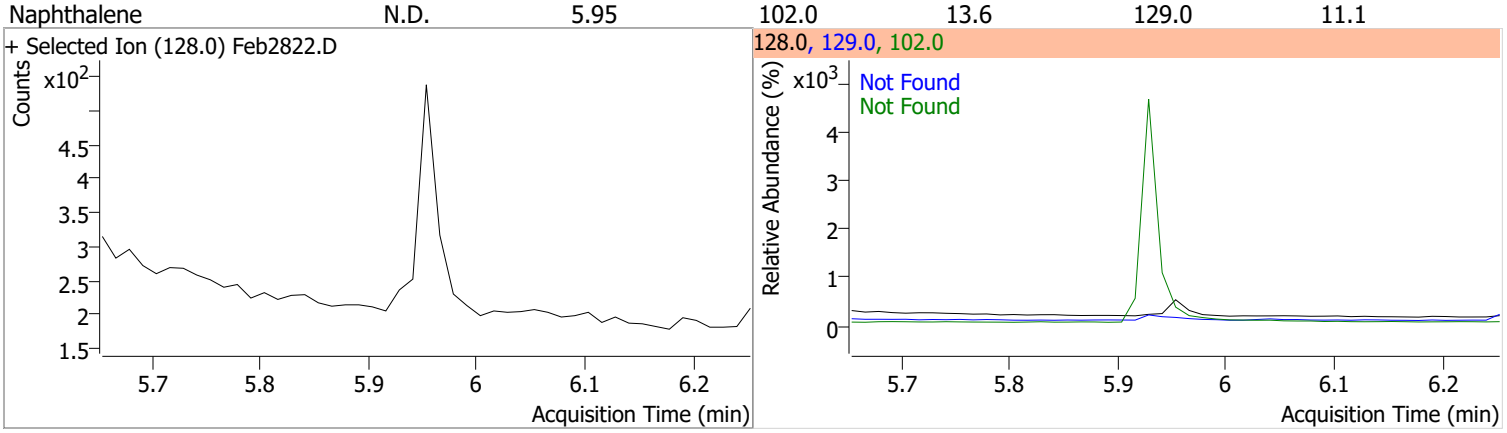

Compound	Conc.	Exp RT	QIon	Exp Ratio	QIon	Exp Ratio
2-Methylnaphthalene	N.D.	6.79	142.0	134.9	115.0	51.5

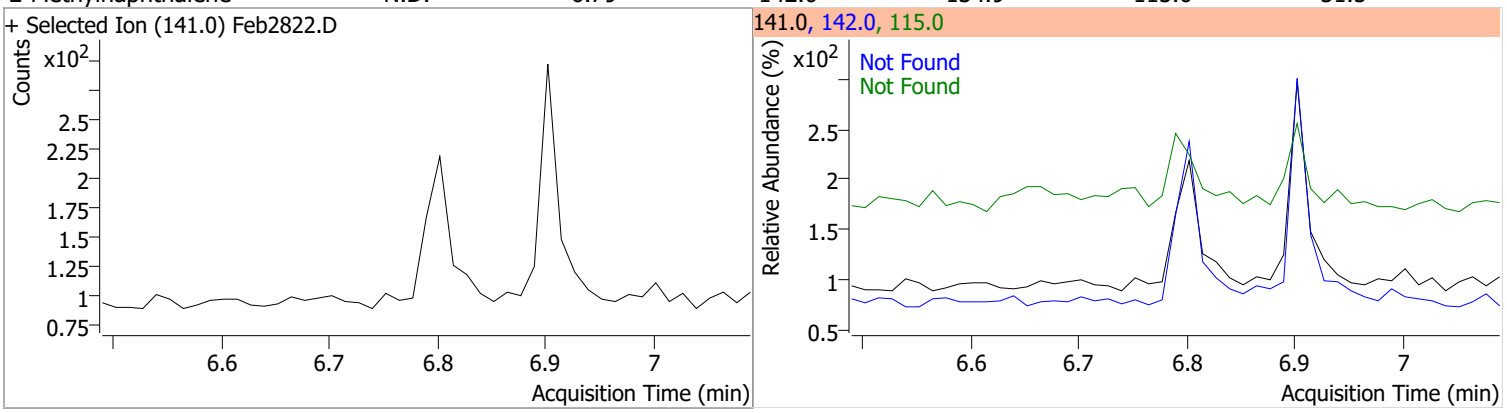

Compound	Conc.	Exp RT	QIon	Exp Ratio	QIon	Exp Ratio
1-Methylnaphthalene	N.D.	6.90	142.0	119.4	115.0	49.7

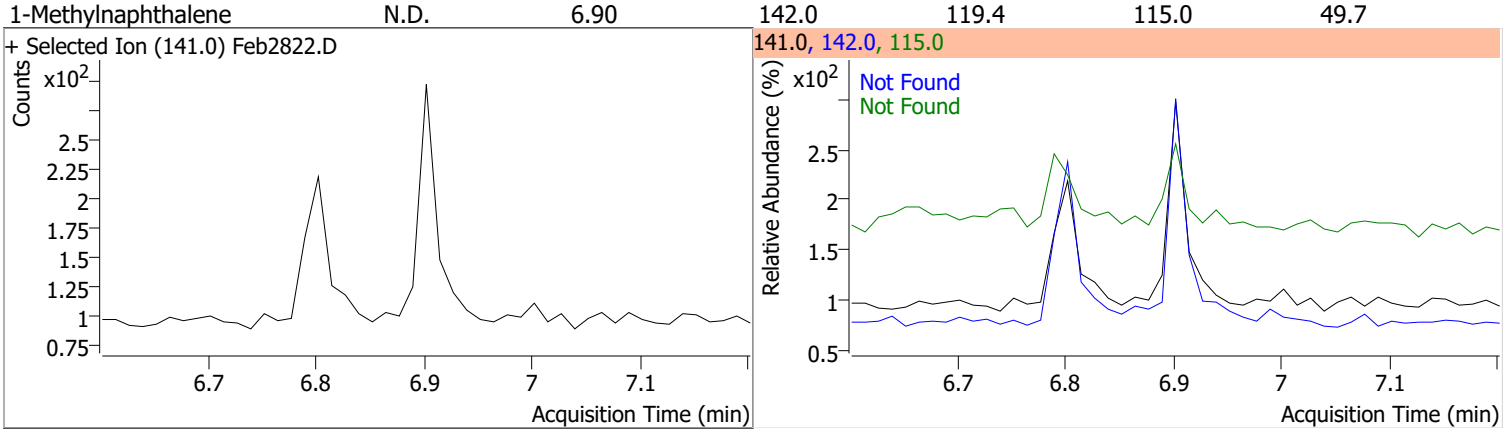

Quantitation Results Report (QT Reviewed)

Compound	Conc.	RT	Dev(Min)	Resp.	QIon	QRatio	Lower	Upper
2-Fluorobiphenyl	56.2204	7.25	-0.01	962924	171.0	37.0	24.3	45.1

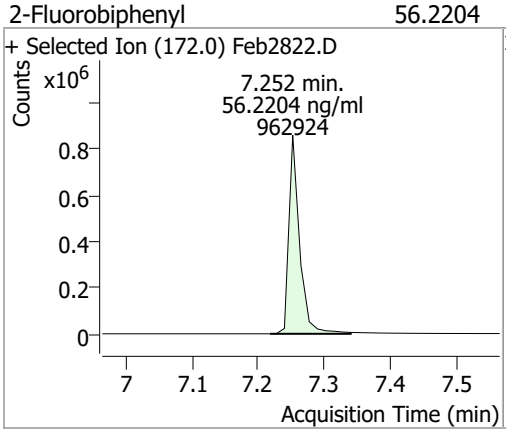

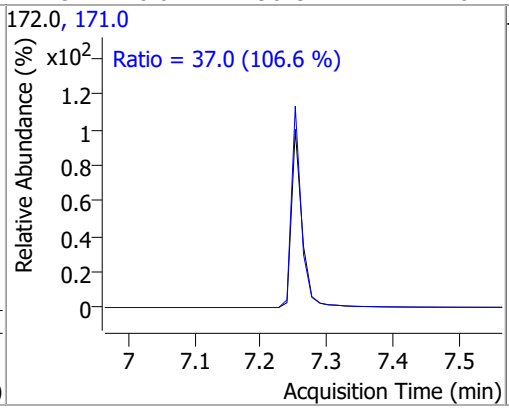

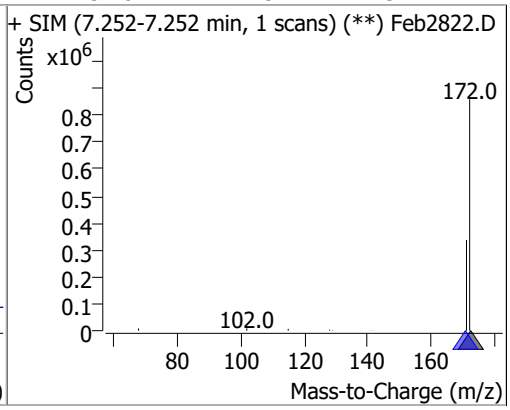

Compound	Conc.	Exp RT	QIon	Exp Ratio
Acenaphthylene	N.D.	7.83	153.0	16.0

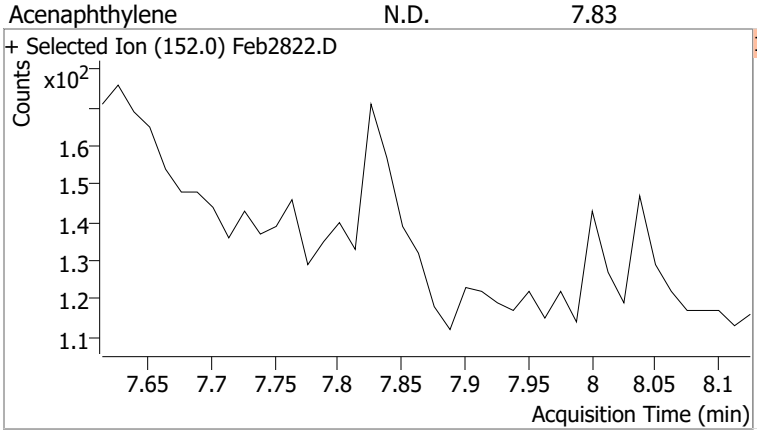

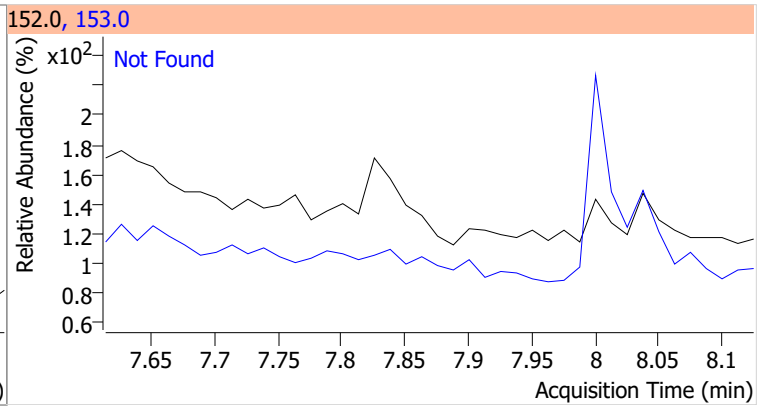

Compound	Conc.	RT	Dev(Min)	Resp.	QIon	QRatio	Lower	Upper
Acenaphthene		0		0	153.0		76.8	142.6
					152.0		36.4	67.5

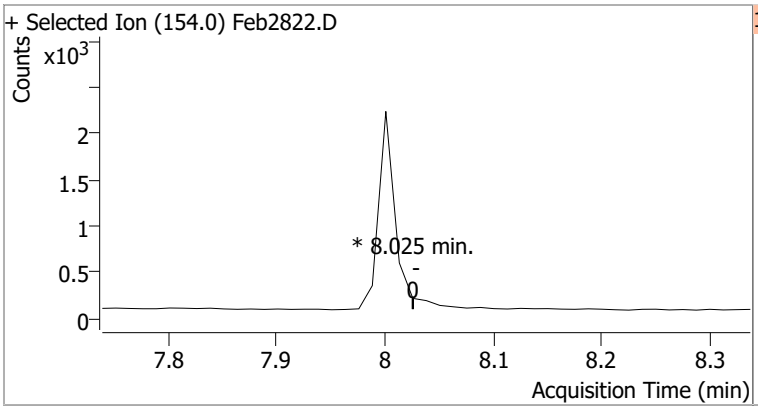

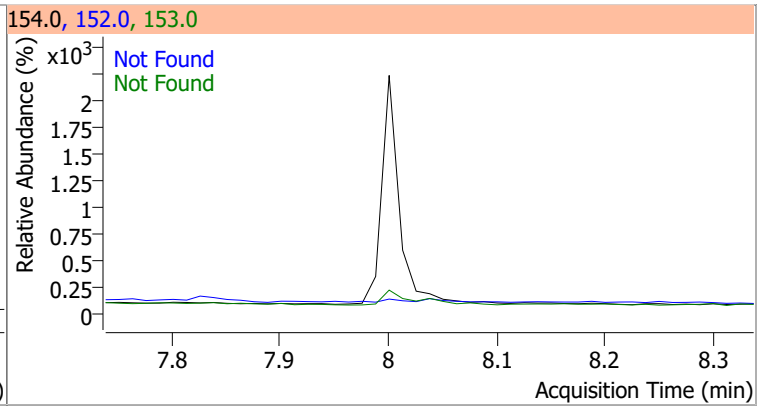

Compound	Conc.	RT	Dev(Min)	Resp.	QIon	QRatio	Lower	Upper
Fluorene		0		0	165.0		60.3	111.9
					167.0		8.9	16.6

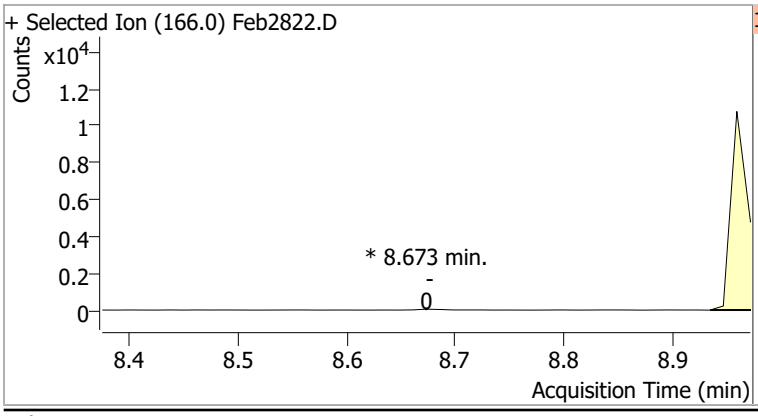

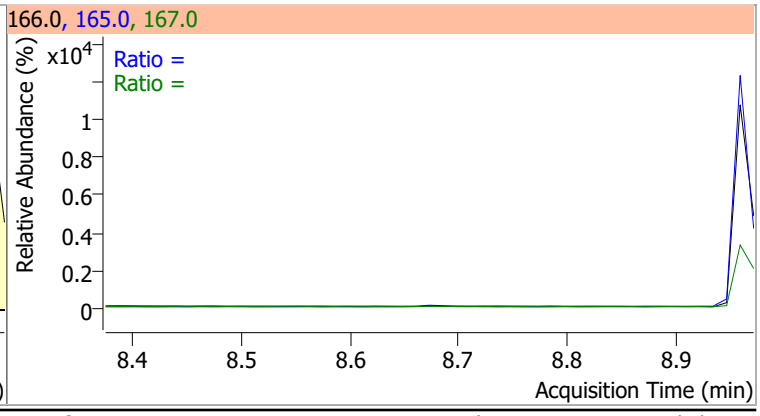

Compound	Conc.	Exp RT	QIon	Exp Ratio
Phenanthrene	N.D.	9.79	176.0	18.1

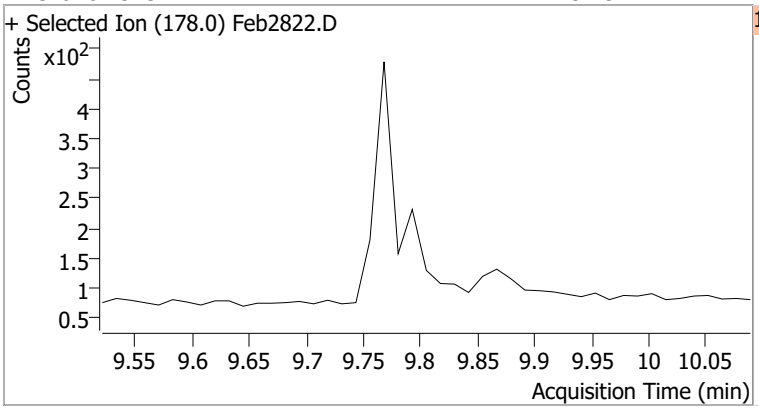

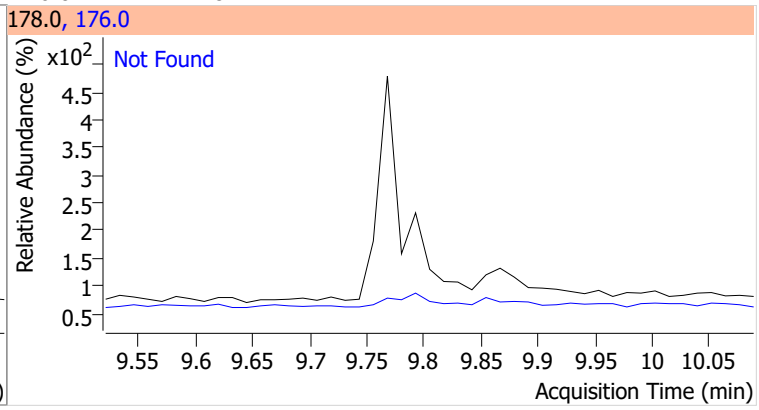

Compound	Conc.	Exp RT	QIon	Exp Ratio
Anthracene	N.D.	9.85	176.0	18.4

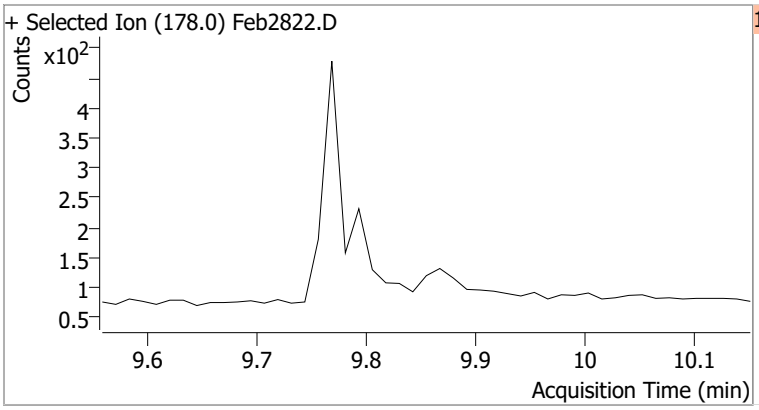

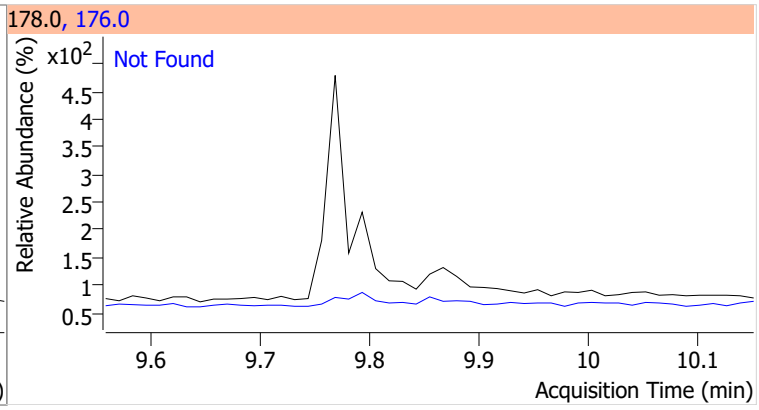

Compound	Conc.	Exp RT	QIon	Exp Ratio	QIon	Exp Ratio
o-Terphenyl	N.D.	10.30	229.0	61.1	215.0	40.0

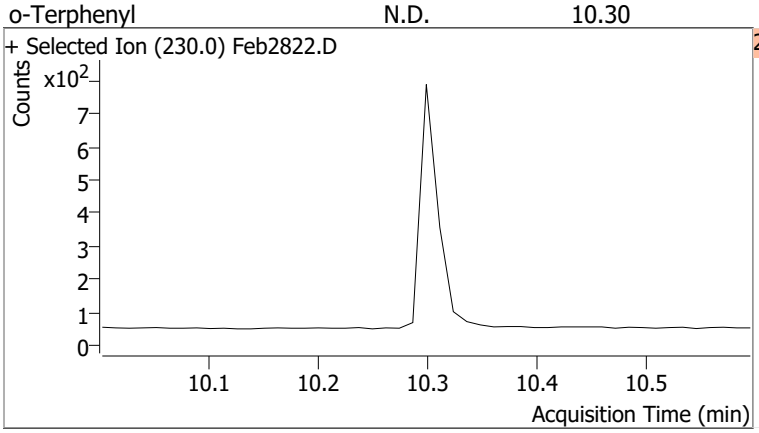

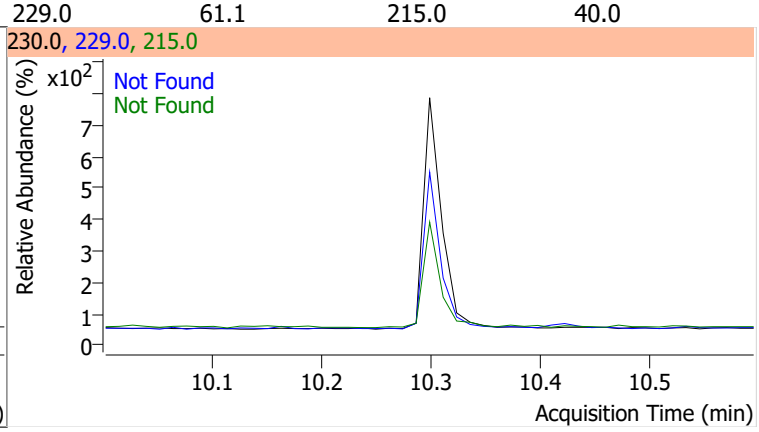

Compound	Conc.	Exp RT	QIon	Exp Ratio
Fluoranthene	N.D.	11.40	101.0	9.6

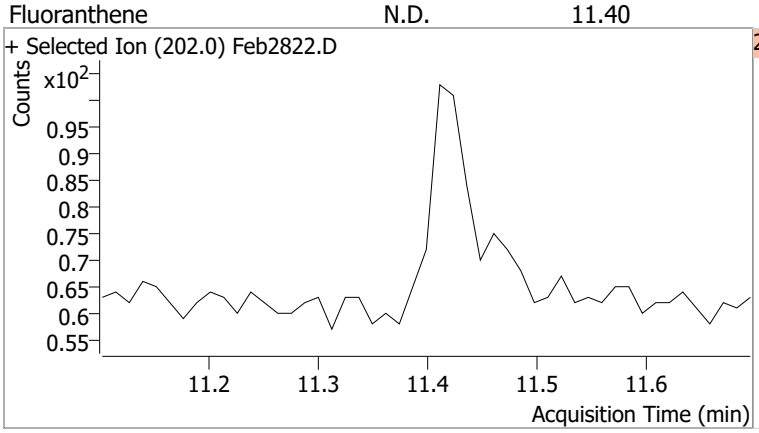

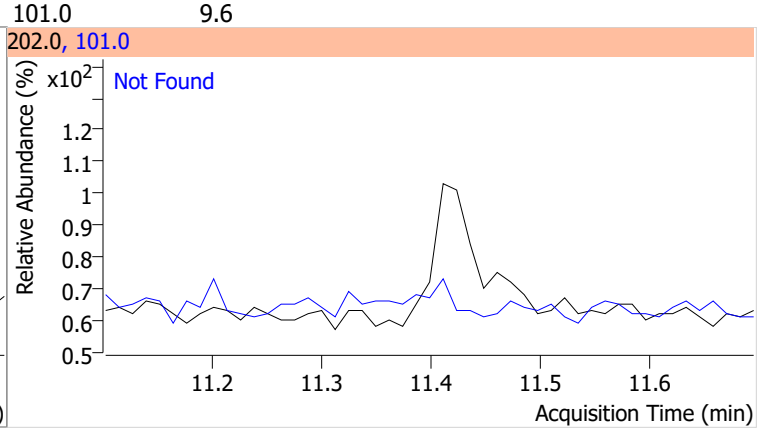

Compound	Conc.	Exp RT	QIon	Exp Ratio
Pyrene	N.D.	11.78	101.0	12.0

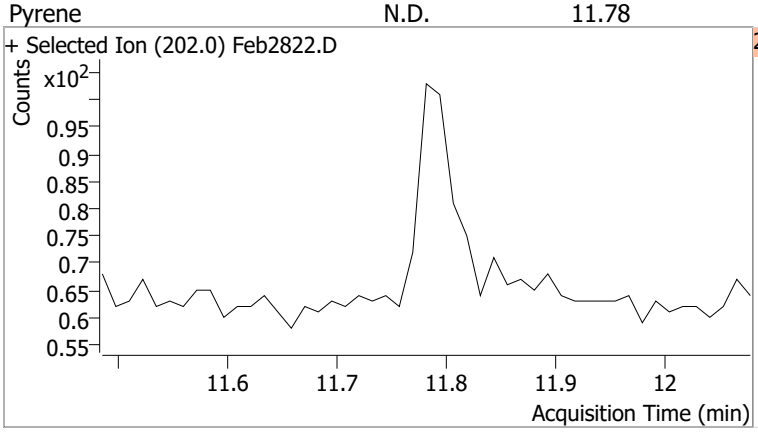

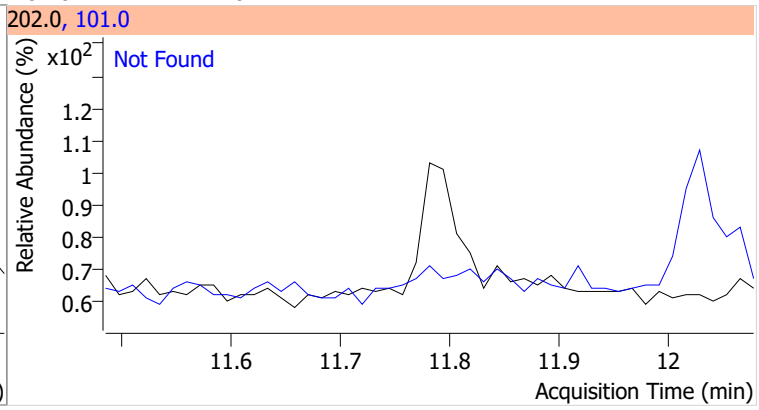

Compound	Conc.	RT	Dev(Min)	Resp.	QIon	QRatio	Lower	Upper
Terphenyl-d14	94.9608	12.24	0.00	1648878	122.0	14.5	8.6	16.0

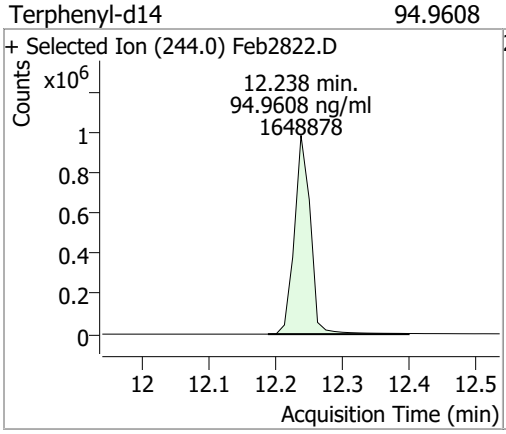

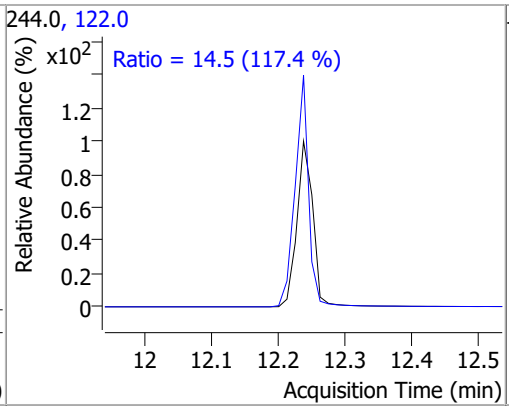

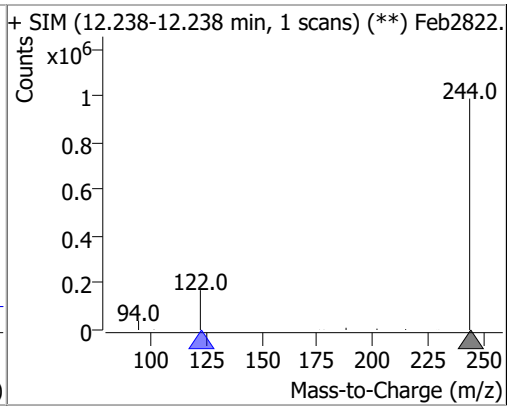

Compound	Conc.	Exp RT	QIon	Exp Ratio	QIon	Exp Ratio
Benzo(a)Anthracene	N.D.	14.64	226.0	25.7	229.0	23.6

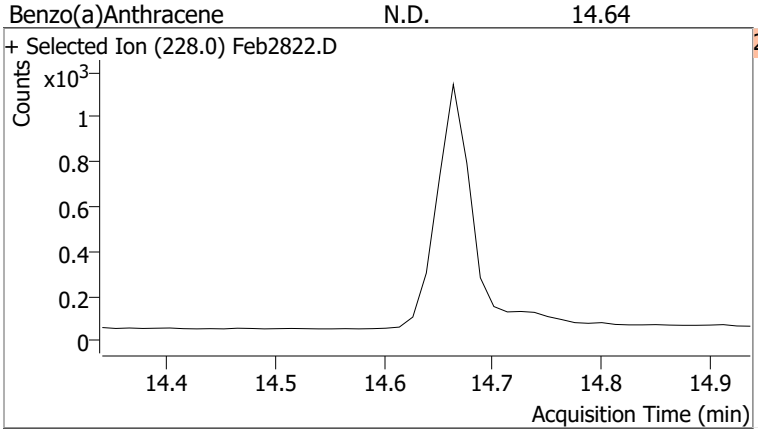

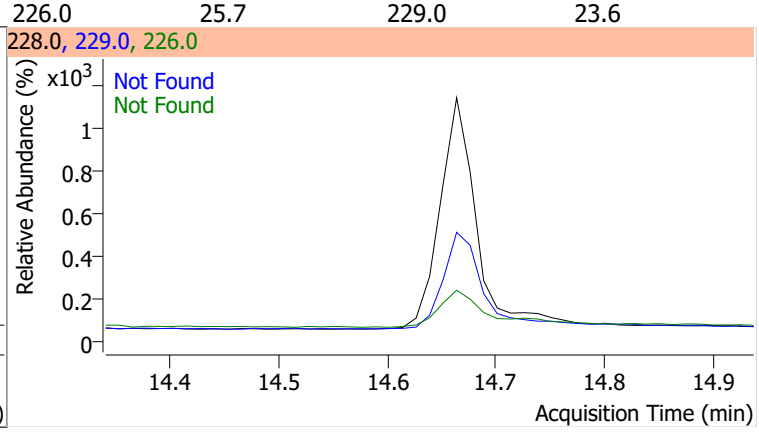

Compound	Conc.	RT	Dev(Min)	Resp.	QIon	QRatio	Lower	Upper
Chrysene		0		0	226.0		21.6	40.2
					229.0		13.8	25.7

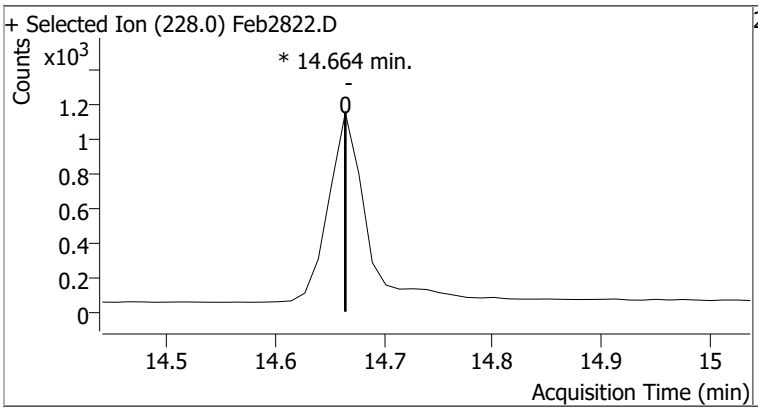

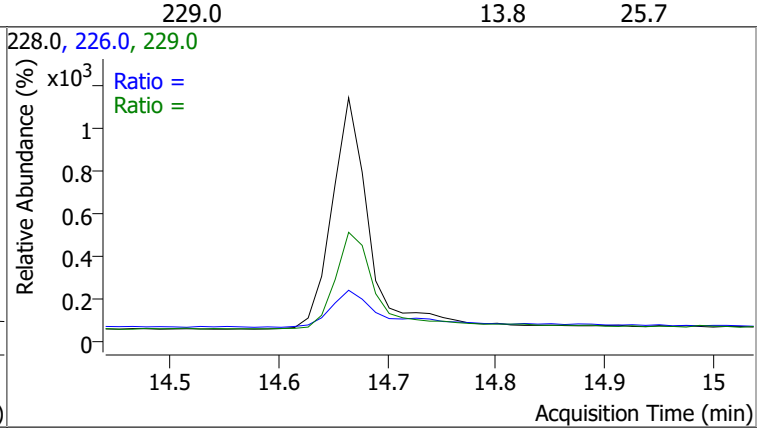

Compound	Conc.	Exp RT	QIon	Exp Ratio
Benzo(b)fluoranthene	N.D.	17.66	253.0	22.4

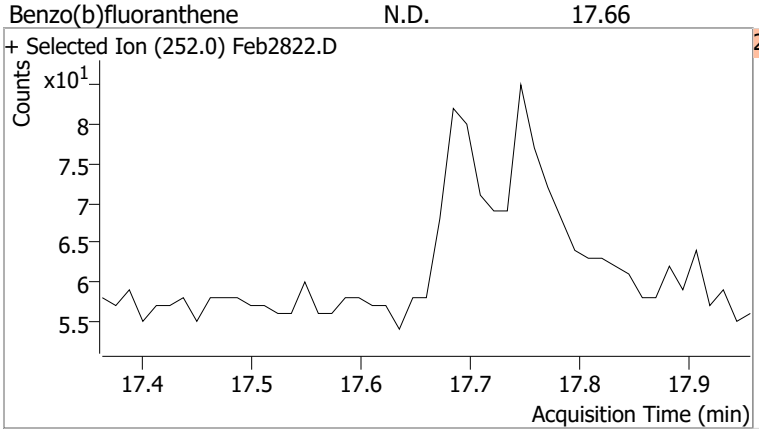

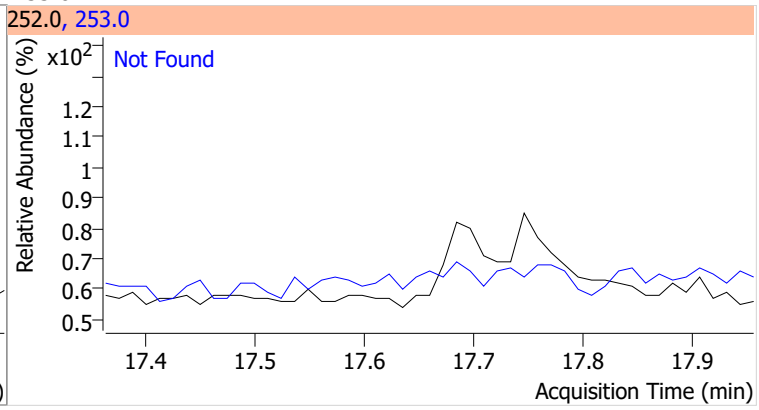

Compound	Conc.	Exp RT	QIon	Exp Ratio
Benzo(k)fluoranthene	N.D.	17.73	253.0	24.5

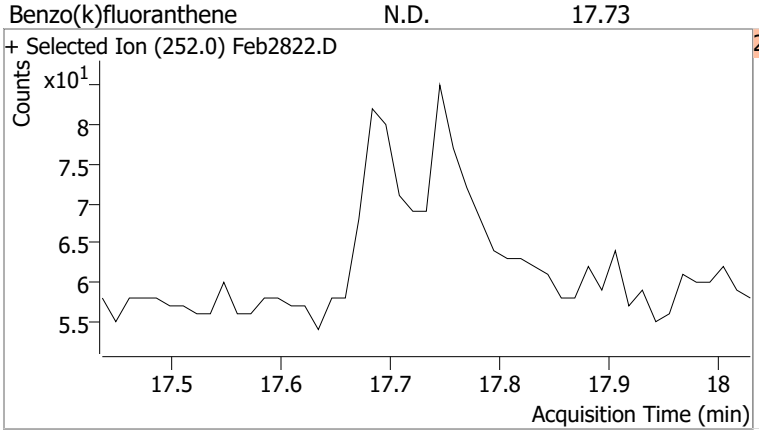

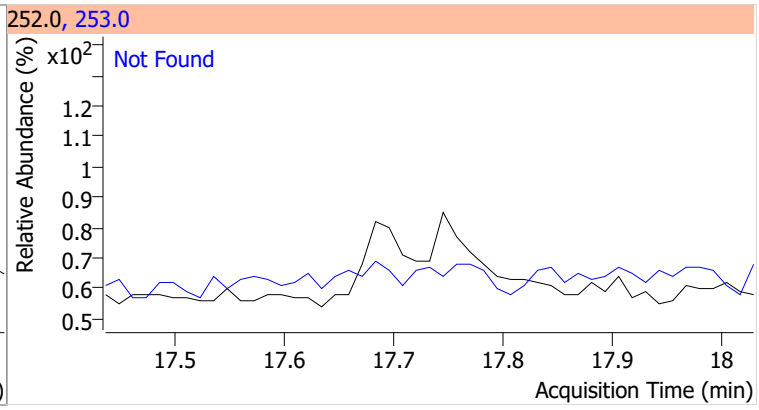

Compound	Conc.	RT	Dev(Min)	Resp.	QIon	QRatio	Lower	Upper
Benzo(a)pyrene		0		0	253.0		16.2	30.1

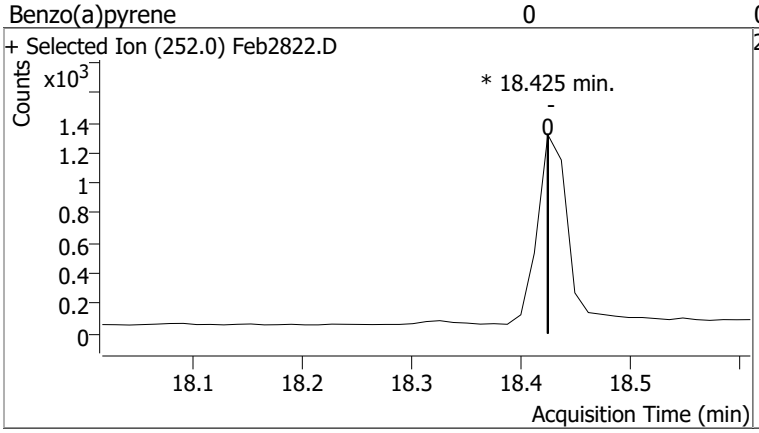

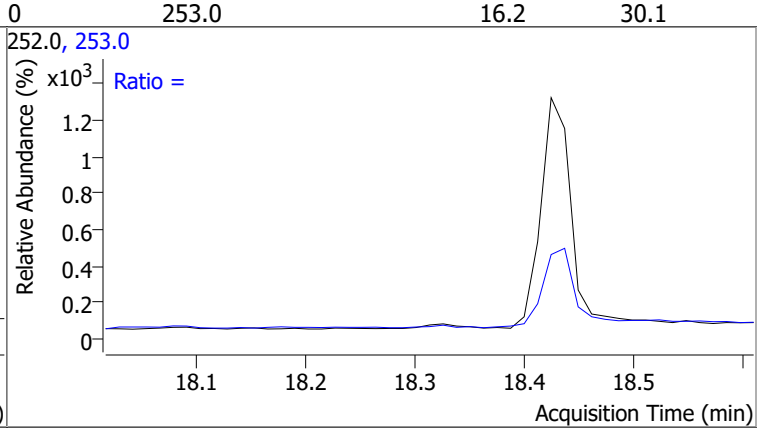

Compound	Conc.	Exp RT	QIon	Exp Ratio
Indeno(1,2,3-cd)pyrene	N.D.	20.17	138.0	20.9

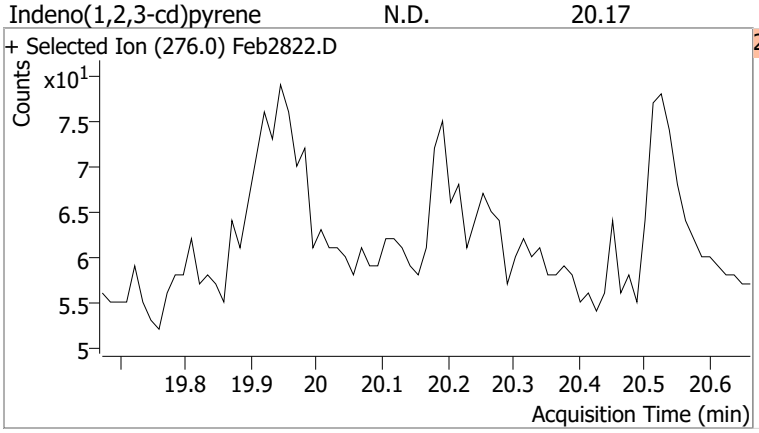

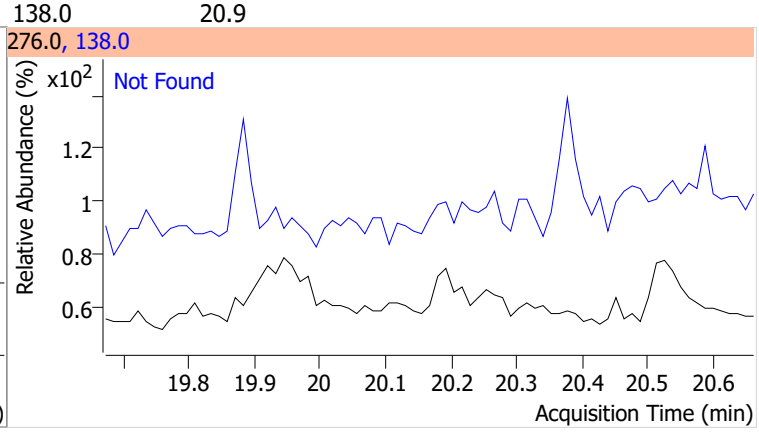

Compound	Conc.	Exp RT	QIon	Exp Ratio	QIon	Exp Ratio
Dibenzo(a,h)anthracene	N.D.	20.24	279.0	24.1	139.0	17.7

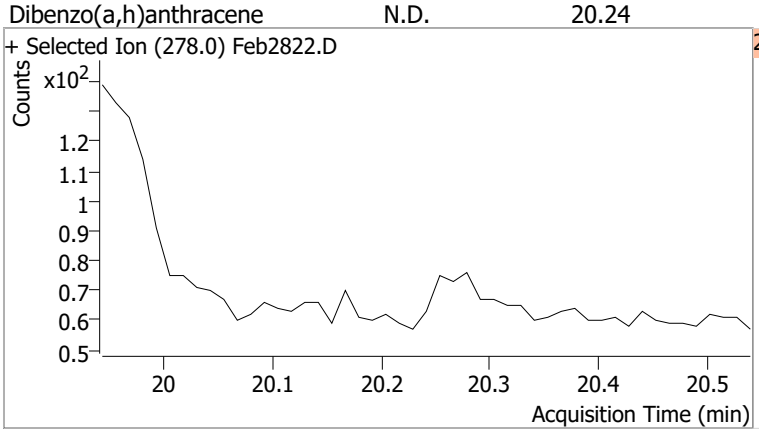

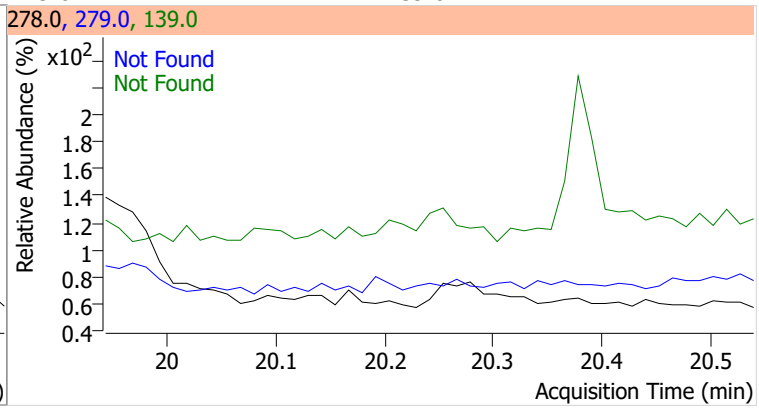

Compound	Conc.	Exp RT	QIon	Exp Ratio	QIon	Exp Ratio
Benzo(g,h,i)perylene	N.D.	20.50	138.0	23.2	277.0	23.1

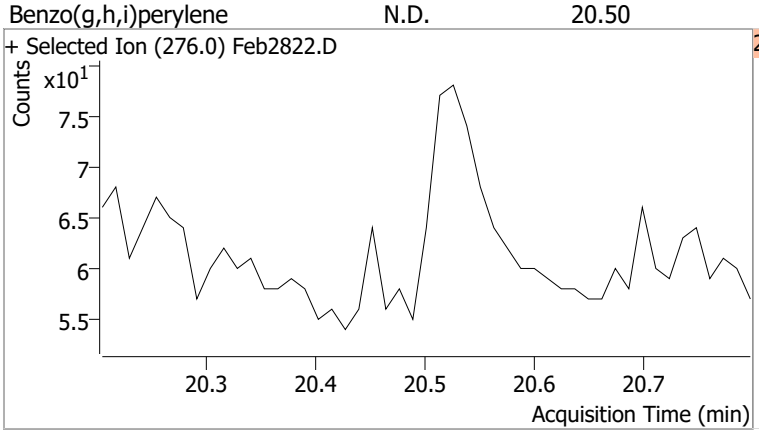

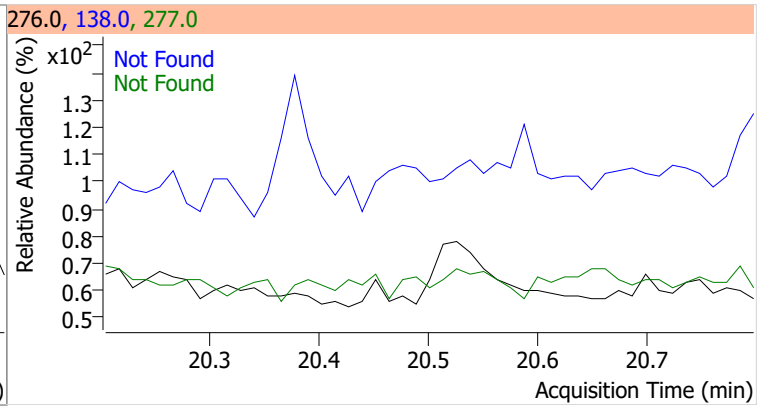

Quantitation Results Report (QT Reviewed)

Data File	Feb2823.D	Operator	LIMS import
Acq. Method	5975BNASIM	Acq. Date-Time	2/28/2022 11:24:10 PM
Sample Name	B22021435-032C	Instrument	GCMS
Vial	23	Multiplier	1.00
DA Method File	021622 bna SIM 2.batch.bin	Comment	SVOC-8270C-SIM-W-LLPAH
Tune File	dftppjph.u	Tune Date	
Batch Name	022822 bna SIM 1.batch.bin	Last Calib Update	2/28/2022 5:36:24 PM
Ref Library			

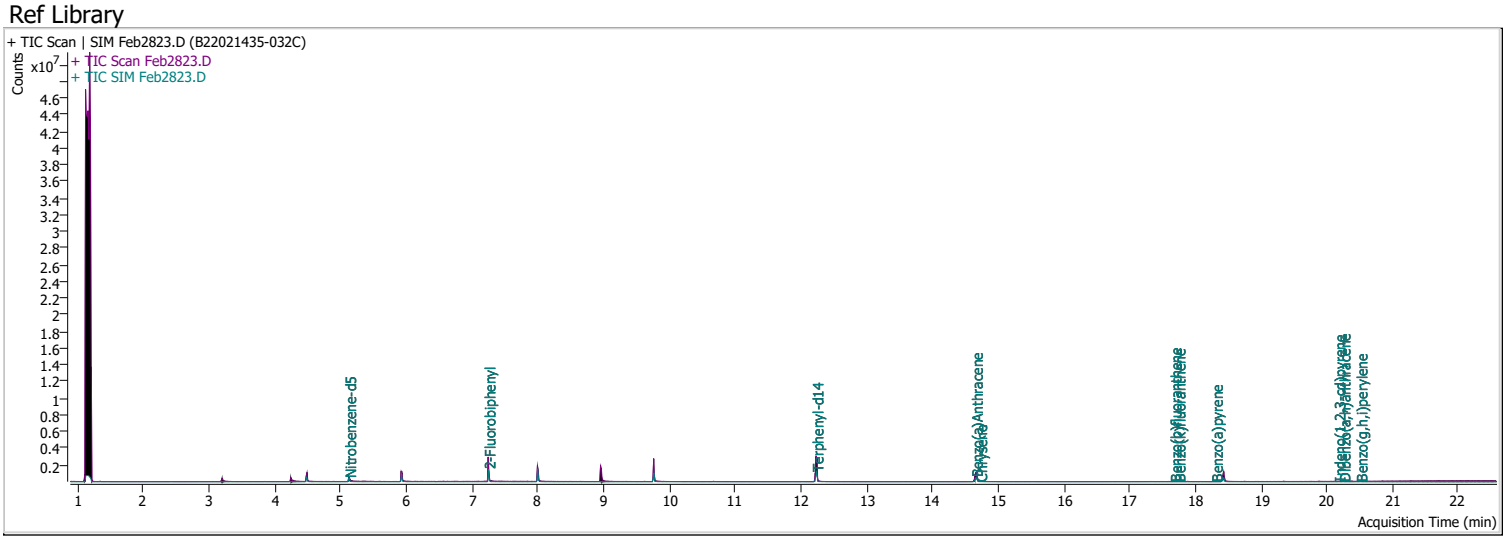

Compound	RT	QIon	Resp.	Conc.	Units		Dev(Min)
Internal Standards							
M 1,4-Dichlorobenzene-d4	4.484	152.0	194119	40.0000	ng/ml		-0.012
M Naphthalene-d8	5.928	136.0	859840	40.0000	ng/ml		0.000
M Acenaphthene-d10	8.000	164.0	582631	40.0000	ng/ml		0.000
M Phenanthrene-d10	9.768	188.0	1096205	40.0000	ng/ml		0.000
M Chrysene-d12	14.664	240.0	806296	40.0000	ng/ml		0.000
M Perylene-d12	18.425	264.0	614247	40.0000	ng/ml		-0.012
System Monitoring Compounds							
S Nitrobenzene-d5	5.131	82.0	303580	32.3201	ng/ml		-0.025
Spiked Amount: 5.000	Range: 19.0 - 102.0%			Recovery = 646.40%		*	
S 2-Fluorobiphenyl	7.252	172.0	1003681	55.7579	ng/ml		-0.013
Spiked Amount: 5.000	Range: 25.0 - 94.0%			Recovery = 1115.16%		*	
S o-Terphenyl	0.000		0	N.D.			
Spiked Amount: 5.000	Range: 40.0 - 140.0%			Recovery = NA%			
S Terphenyl-d14	12.238	244.0	1610847	91.0817	ng/ml		0.000
Spiked Amount: 5.000	Range: 39.0 - 106.0%			Recovery = 1821.63%		*	
Target Compounds							**QValue**
T Naphthalene	0.000		0	N.D.			
T 2-Methylnaphthalene	6.790	141.0	0		ng/ml	md	1
T 1-Methylnaphthalene	6.977	141.0	0		ng/ml	md	1
T Acenaphthylene	0.000		0	N.D.			
T Acenaphthene	8.038	154.0	0		ng/ml	md	1
T Fluorene	8.960	166.0	0		ng/ml	md	1
T Phenanthrene	0.000		0	N.D.			
T Anthracene	0.000		0	N.D.			
T Fluoranthene	0.000		0	N.D.			
T Pyrene	0.000		0	N.D.			
T Benzo(a)Anthracene	14.664	228.0	3772	0.0582	ng/ml	#	87
T Chrysene	14.726	228.0	1787	0.0346	ng/ml	m	86
T Benzo(b)fluoranthene	17.684	252.0	2085	0.1236	ng/ml		97

Compound	RT	QIon	Resp.	Conc.	Units	Dev(Min)
T Benzo(k)fluoranthene	17.745	252.0	2652	0.1043	ng/ml	90
T Benzo(a)pyrene	18.314	252.0	1084	0.0687	ng/ml	98
T Indeno(1,2,3-cd)pyrene	20.180	276.0	1606	0.1238	ng/ml	96
T Dibenzo(a,h)anthracene	20.254	278.0	1760	0.1155	ng/ml	96
T Benzo(g,h,i)perylene	20.513	276.0	2544	0.1380	ng/ml	97

(#) = Qualifier Out of Range; (m) = Manual Integration; (+) = Area Summed; (*) = Surrogate Percent Recovery Out of Range; (d): Zeroed Peak

Quantitation Results Report (QT Reviewed)

Compound	Conc.	RT	Dev(Min)	Resp.	QIon	QRatio	Lower	Upper
Nitrobenzene-d5	32.3201	5.13	-0.02	303580	54.0	35.5	30.6	56.8
					128.0	43.3	28.9	53.6

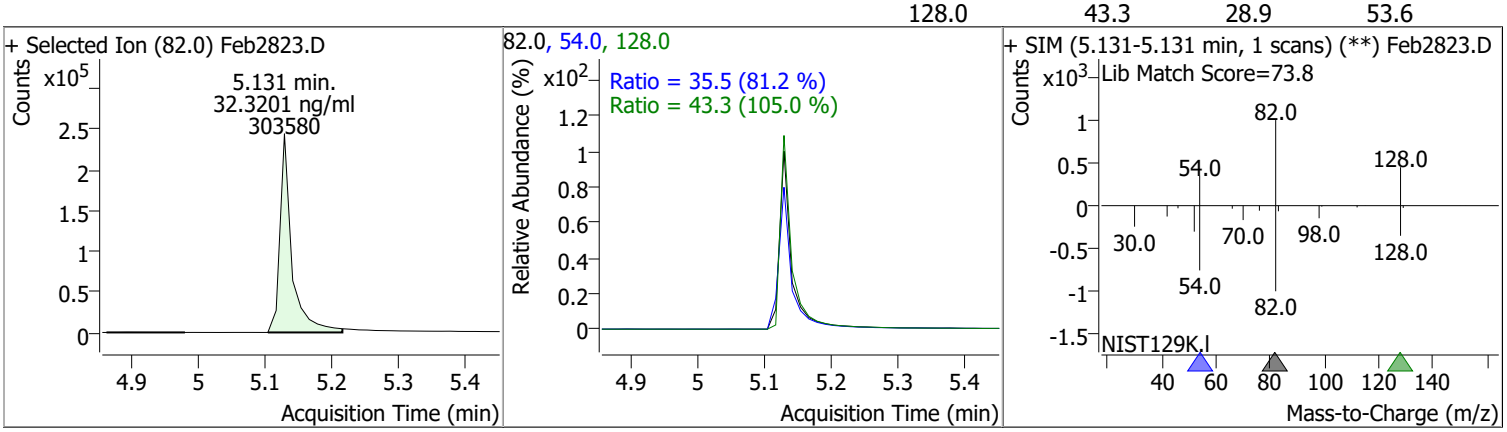

Compound	Conc.	Exp RT	QIon	Exp Ratio	QIon	Exp Ratio
Naphthalene	N.D.	5.95	102.0	13.6	129.0	11.1

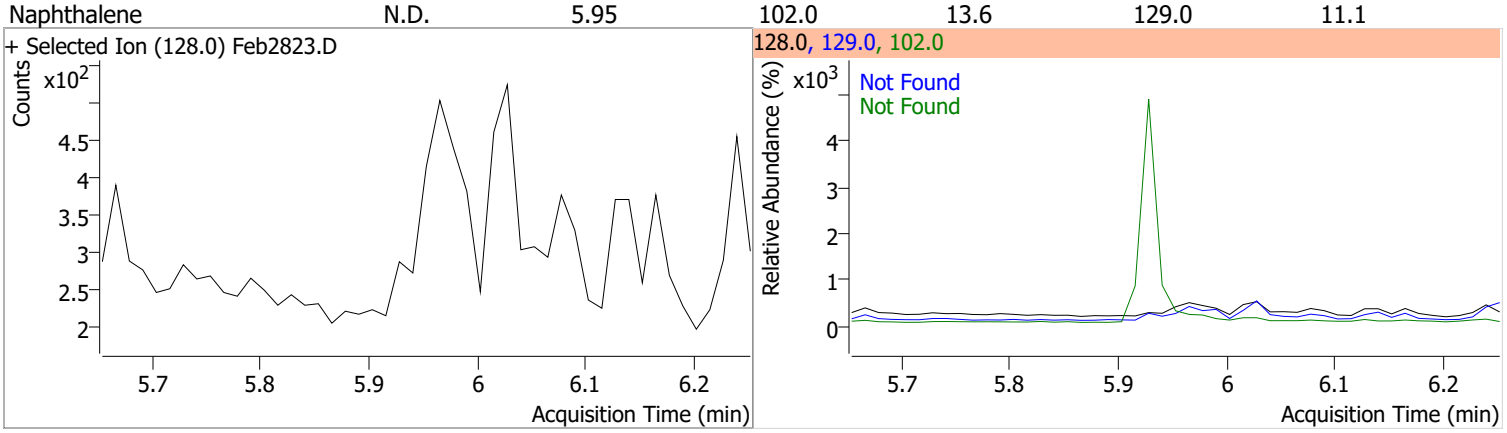

Compound	Conc.	RT	Dev(Min)	Resp.	QIon	QRatio	Lower	Upper
2-Methylnaphthalene		0		0	142.0		94.4	175.3
					115.0		36.1	67.0

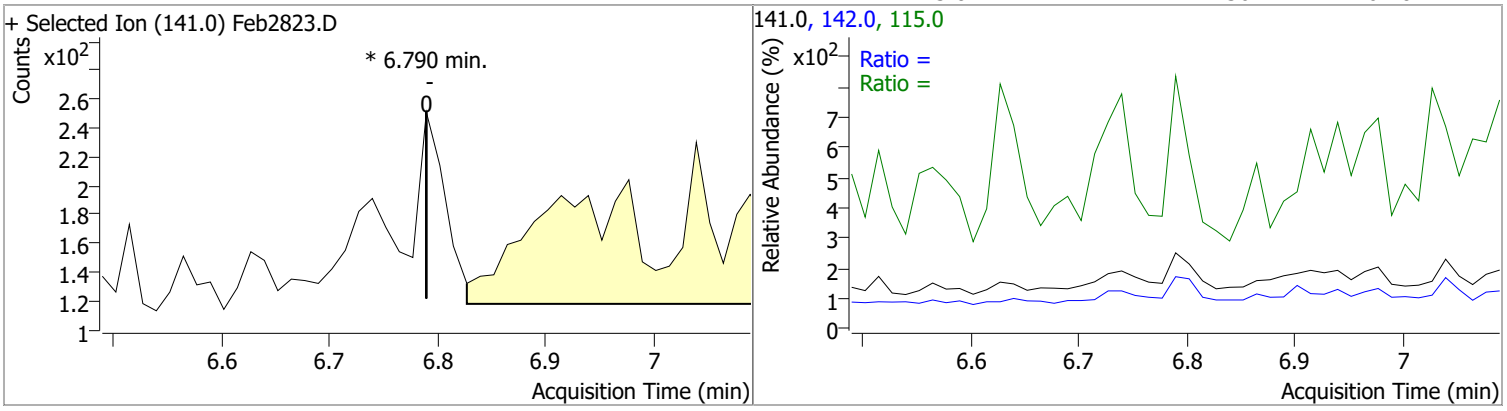

Compound	Conc.	RT	Dev(Min)	Resp.	QIon	QRatio	Lower	Upper
1-Methylnaphthalene		0		0	142.0		83.6	155.3
					115.0		34.8	64.6

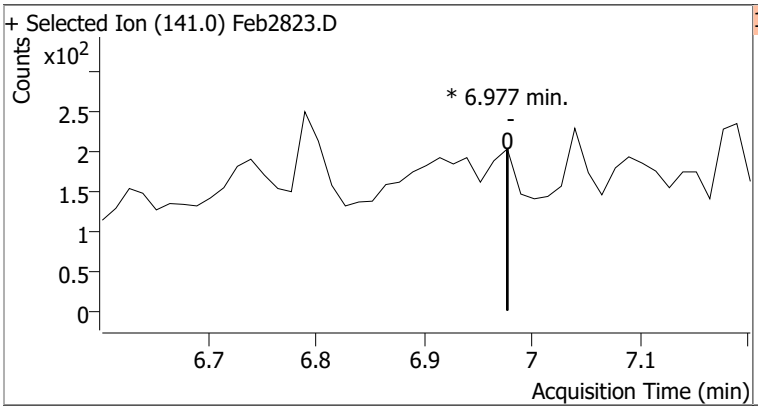

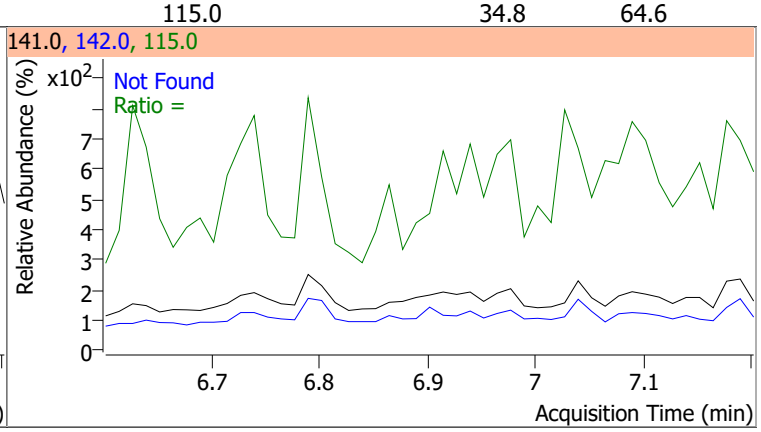

Compound	Conc.	RT	Dev(Min)	Resp.	QIon	QRatio	Lower	Upper
2-Fluorobiphenyl	55.7579	7.25	-0.01	1003681	171.0	38.7	24.3	45.1

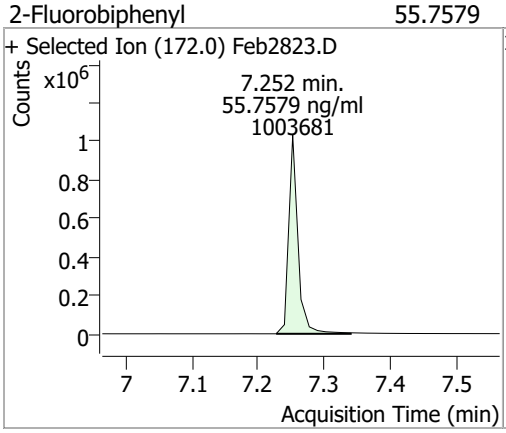

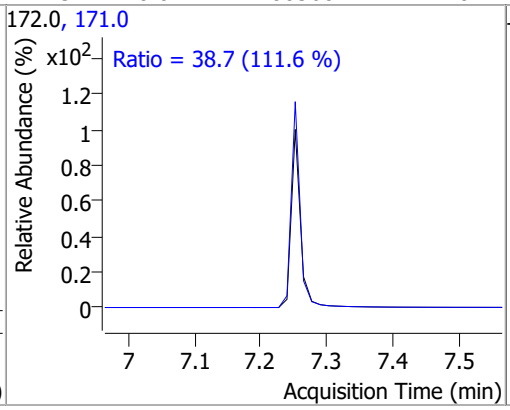

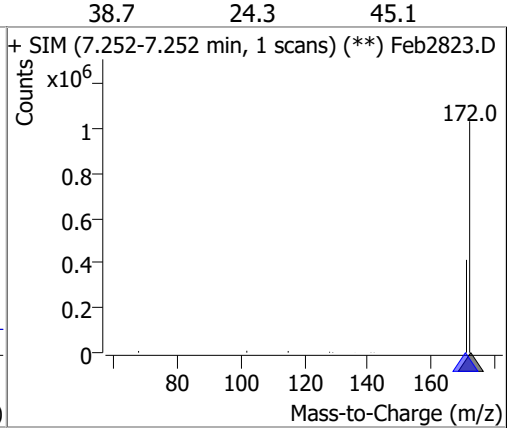

Compound	Conc.	Exp RT	QIon	Exp Ratio
Acenaphthylene	N.D.	7.83	153.0	16.0

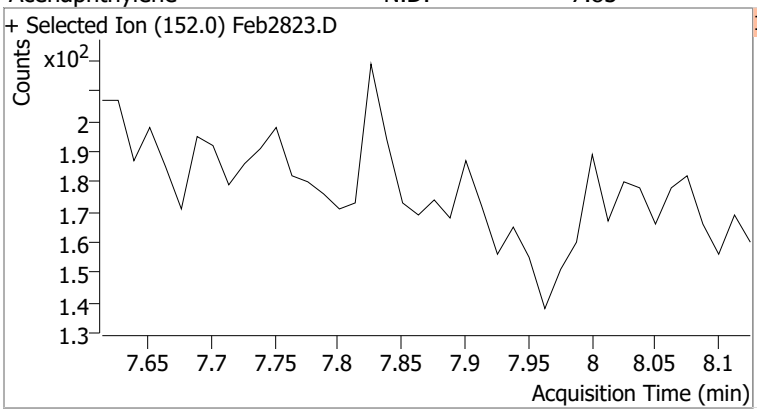

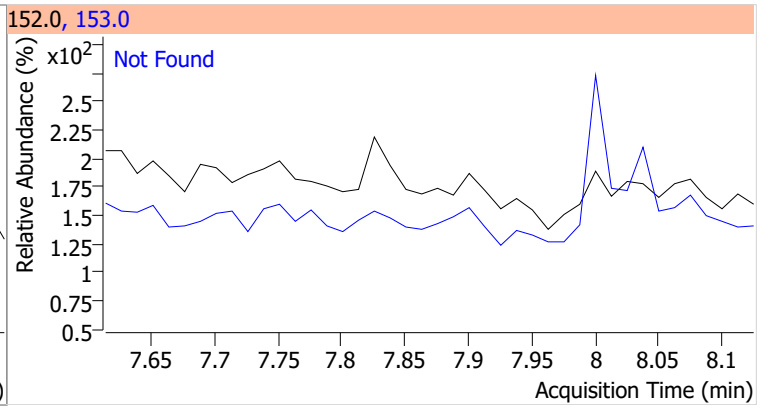

Compound	Conc.	RT	Dev(Min)	Resp.	QIon	QRatio	Lower	Upper
Acenaphthene		0		0	153.0		76.8	142.6
					152.0		36.4	67.5

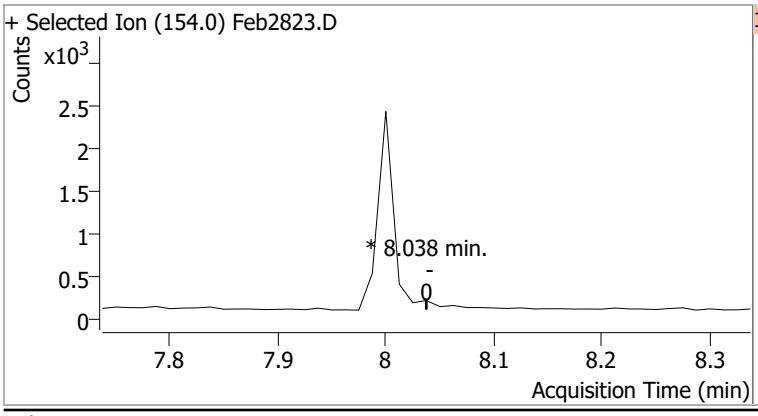

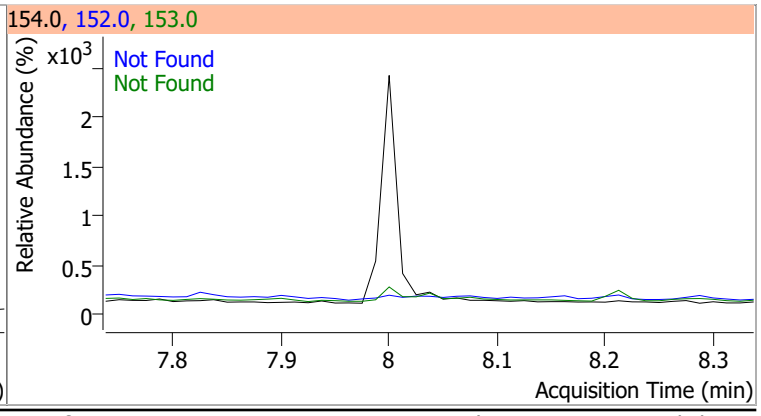

Compound	Conc.	RT	Dev(Min)	Resp.	QIon	QRatio	Lower	Upper
Fluorene		0		0	165.0		60.3	111.9
					167.0		8.9	16.6

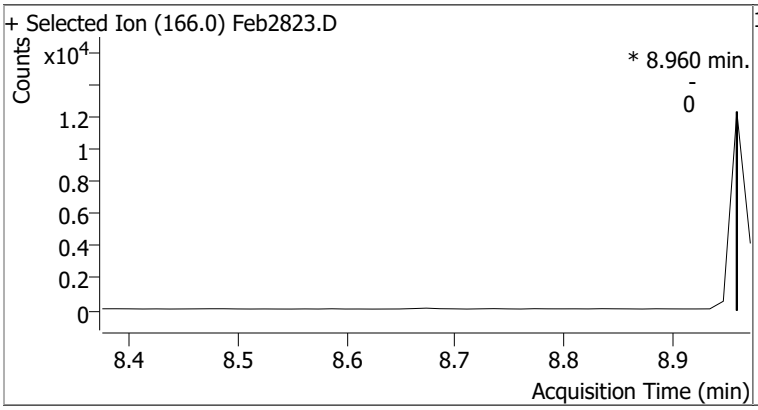

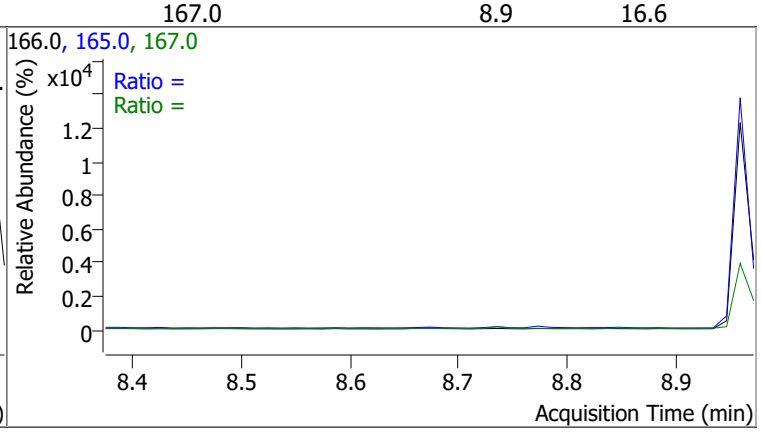

Compound	Conc.	Exp RT	QIon	Exp Ratio
Phenanthrene	N.D.	9.79	176.0	18.1

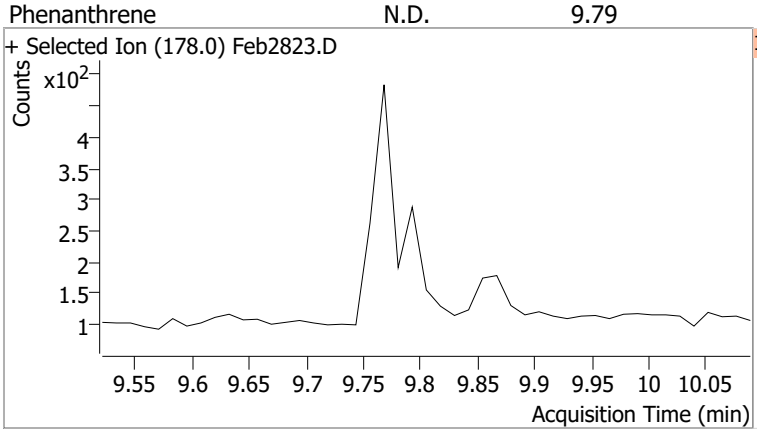

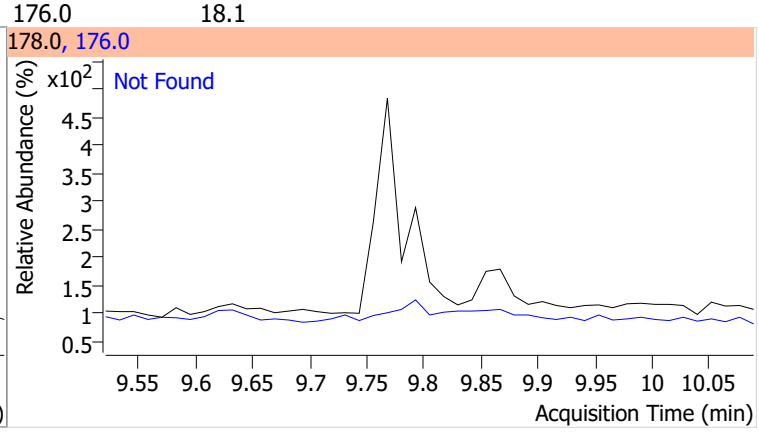

Compound	Conc.	Exp RT	QIon	Exp Ratio
Anthracene	N.D.	9.85	176.0	18.4

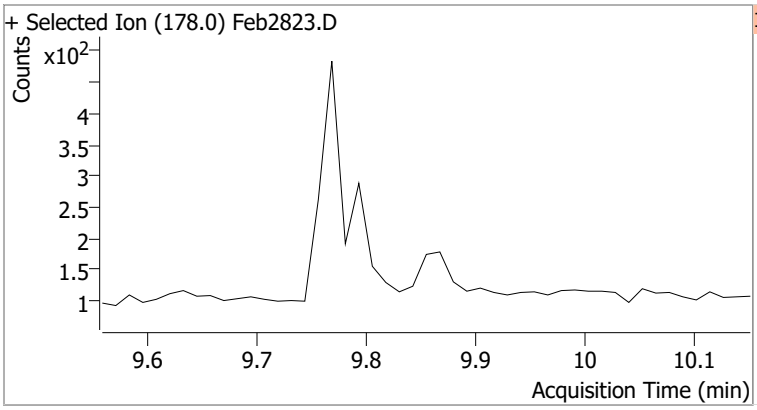

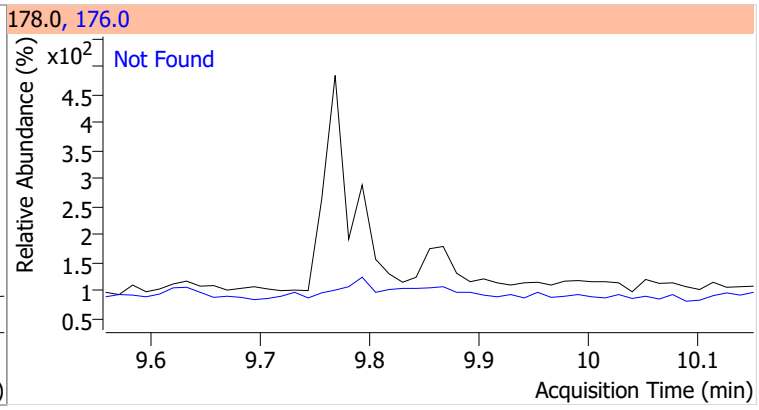

Compound	Conc.	Exp RT	QIon	Exp Ratio	QIon	Exp Ratio
o-Terphenyl	N.D.	10.30	229.0	61.1	215.0	40.0

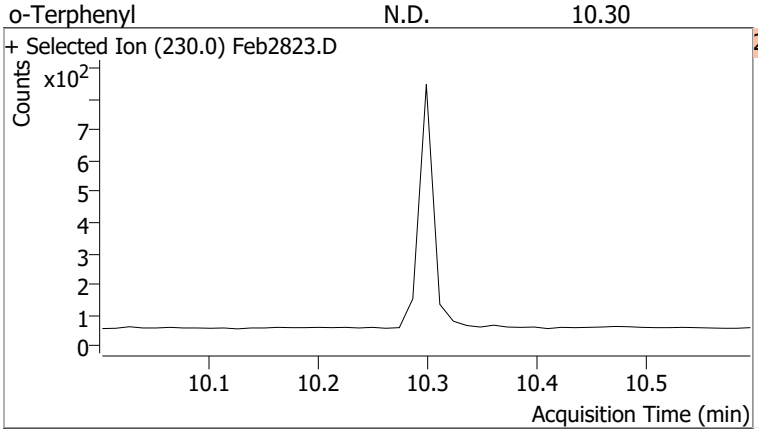

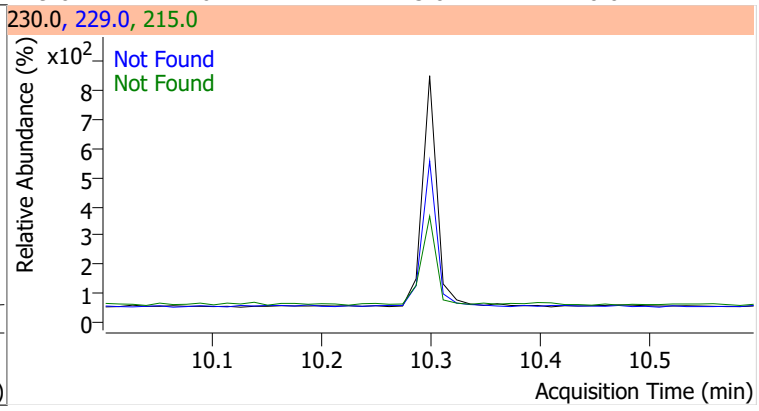

Compound	Conc.	Exp RT	QIon	Exp Ratio
Fluoranthene	N.D.	11.40	101.0	9.6

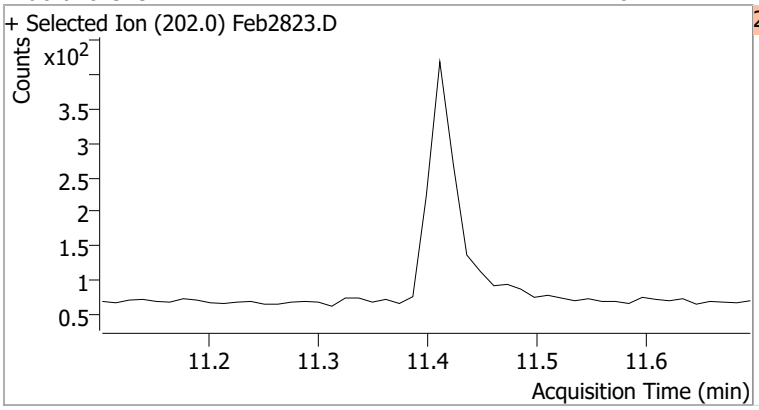

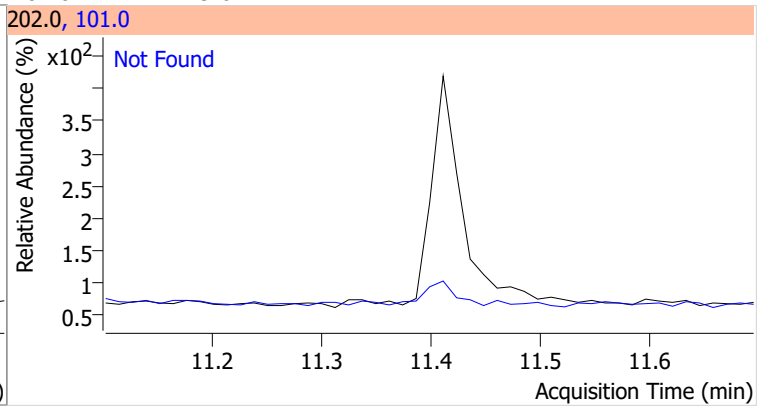

Compound	Conc.	Exp RT	QIon	Exp Ratio
Pyrene	N.D.	11.78	101.0	12.0

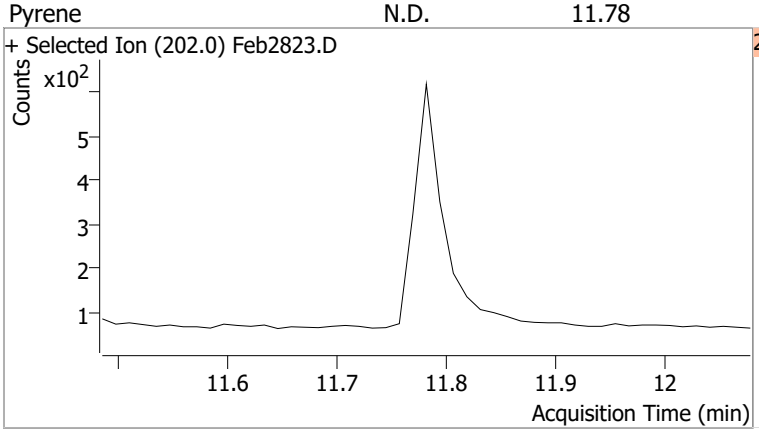

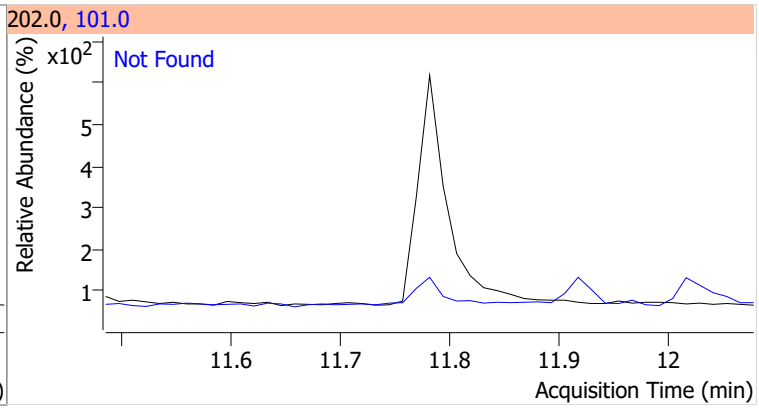

Compound	Conc.	RT	Dev(Min)	Resp.	QIon	QRatio	Lower	Upper
Terphenyl-d14	91.0817	12.24	0.00	1610847	122.0	14.0	8.6	16.0

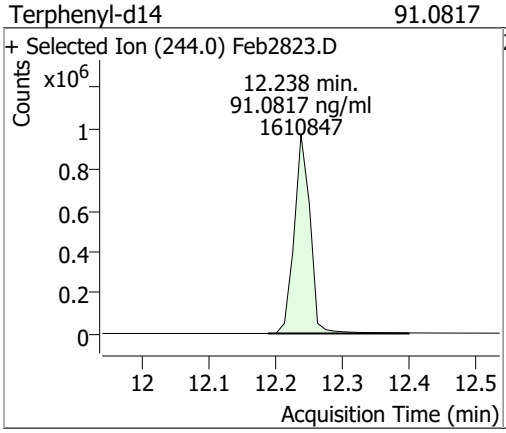

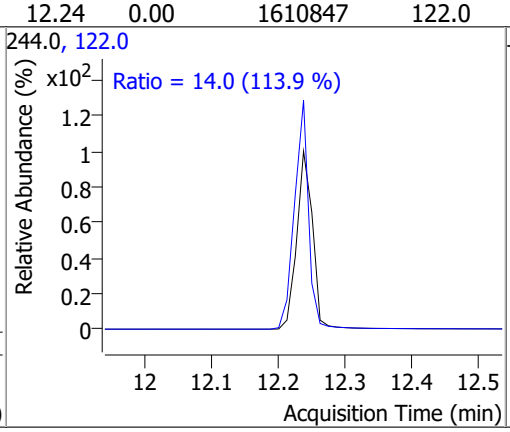

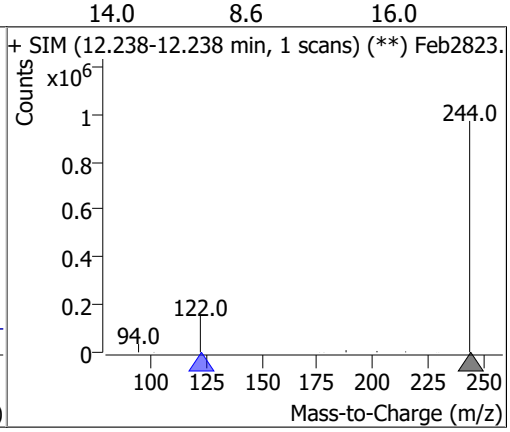

Compound	Conc.	RT	Dev(Min)	Resp.	QIon	QRatio	Lower	Upper
Benzo(a)Anthracene	0.0582	14.66	0.02	3772	226.0	22.7	18.0	33.4
					229.0	33.9	16.5	30.7

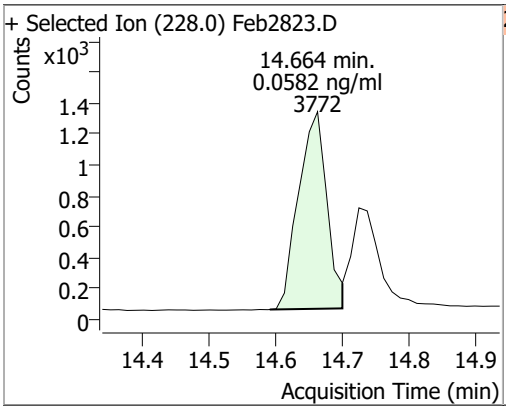

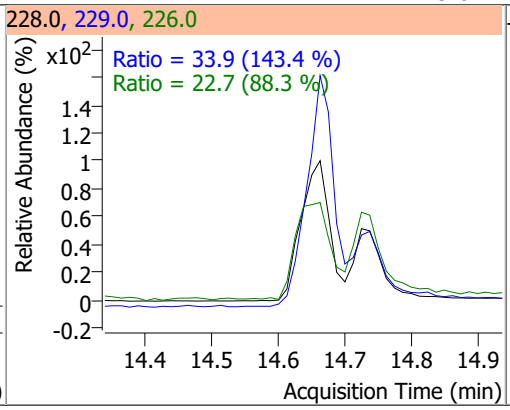

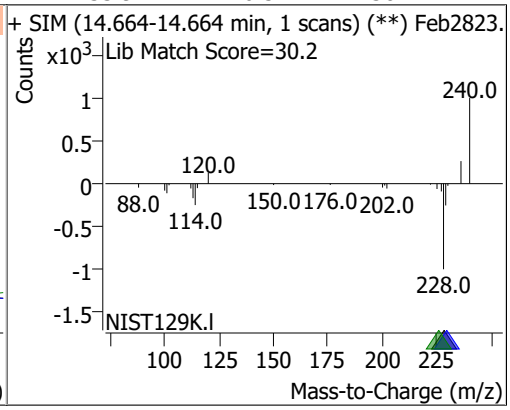

Compound	Conc.	RT	Dev(Min)	Resp.	QIon	QRatio	Lower	Upper
Chrysene	0.0346	14.73	-0.01	1787 (m)	226.0	39.4	21.6	40.2
					229.0	25.2	13.8	25.7

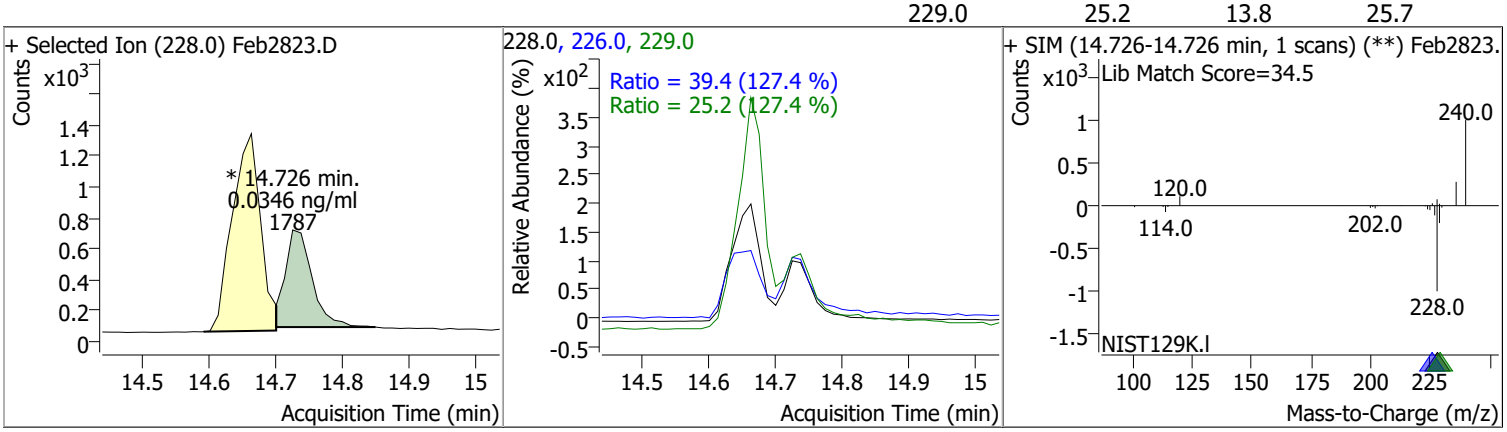

Compound	Conc.	RT	Dev(Min)	Resp.	QIon	QRatio	Lower	Upper
Benzo(b)fluoranthene	0.1236	17.68	0.02	2085	253.0	23.9	15.7	29.2

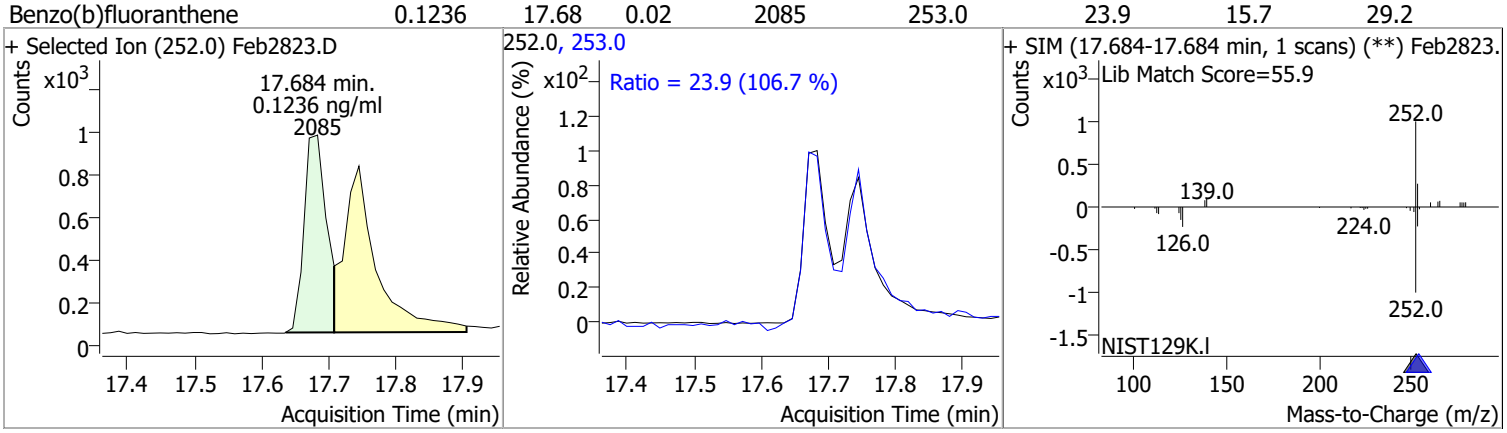

Compound	Conc.	RT	Dev(Min)	Resp.	QIon	QRatio	Lower	Upper
Benzo(k)fluoranthene	0.1043	17.75	0.01	2652	253.0	19.5	17.2	31.9

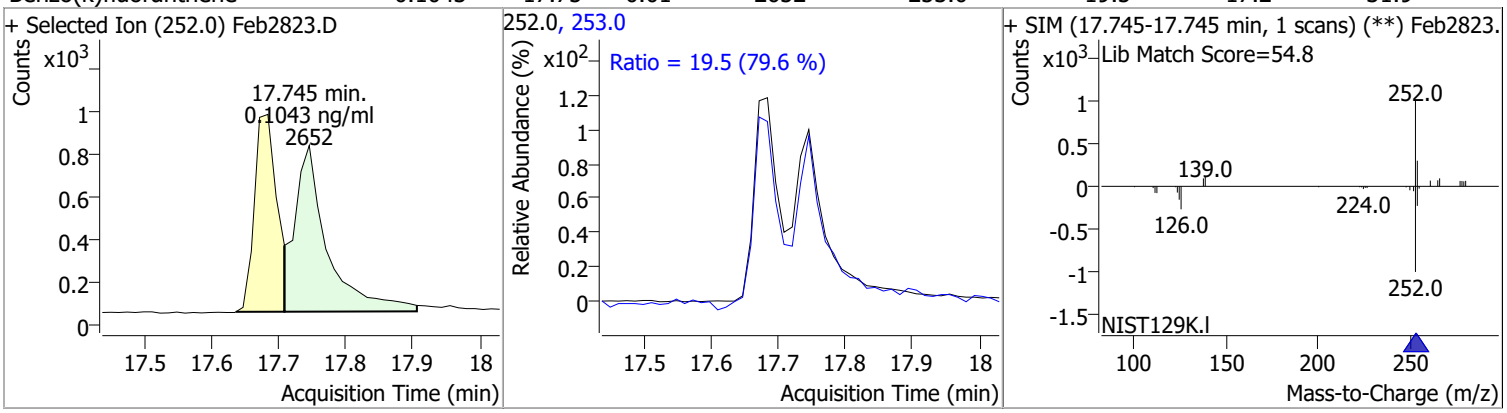

Compound	Conc.	RT	Dev(Min)	Resp.	QIon	QRatio	Lower	Upper
Benzo(a)pyrene	0.0687	18.31	0.00	1084	253.0	22.0	16.2	30.1

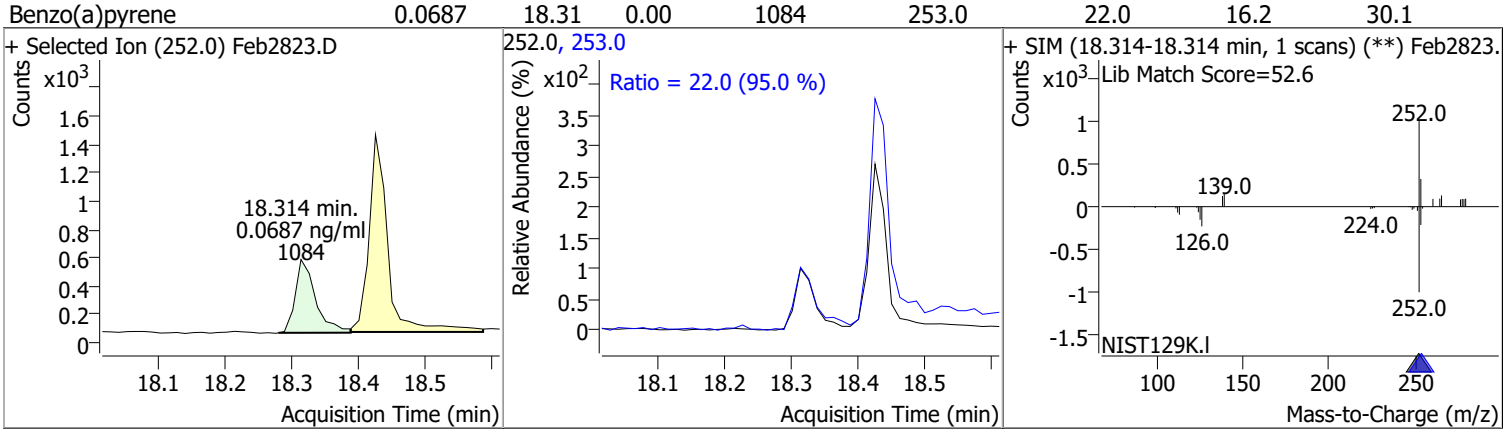

Compound	Conc.	RT	Dev(Min)	Resp.	QIon	QRatio	Lower	Upper
Indeno(1,2,3-cd)pyrene	0.1238	20.18	0.01	1606	138.0	22.7	14.6	27.2

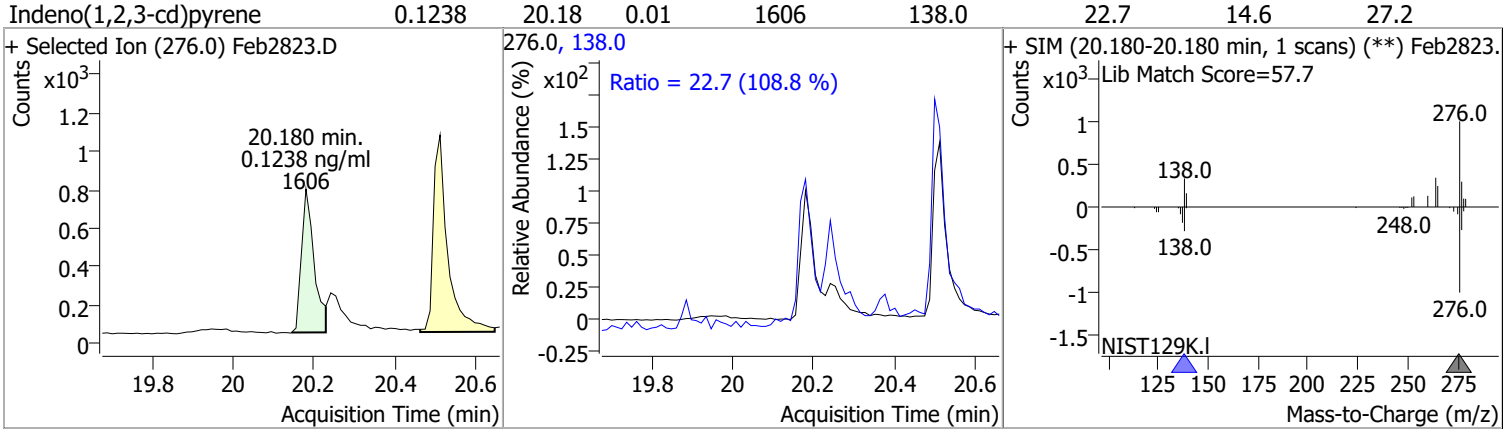

Compound	Conc.	RT	Dev(Min)	Resp.	QIon	QRatio	Lower	Upper
Dibenzo(a,h)anthracene	0.1155	20.25	0.01	1760	279.0	21.2	16.8	31.3
					139.0	17.1	12.4	23.0

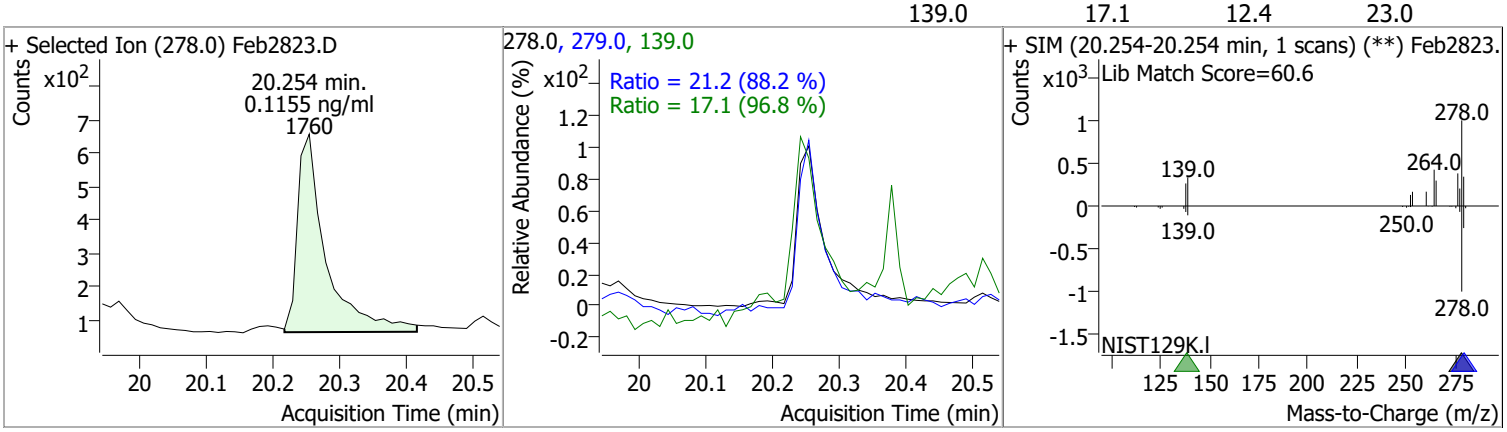

Compound	Conc.	RT	Dev(Min)	Resp.	QIon	QRatio	Lower	Upper
Benzo(g,h,i)perylene	0.1380	20.51	0.01	2544	138.0	21.3	16.2	30.1
					277.0	21.8	16.2	30.1

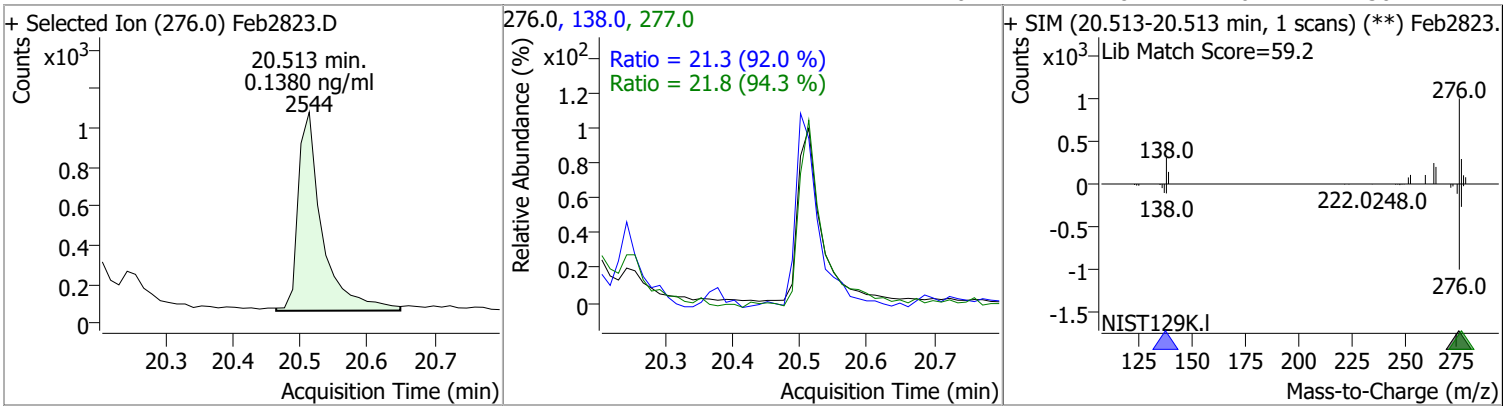

Quantitation Results Report (QT Reviewed)

Data File	Feb2824.D	Operator	LIMS import
Acq. Method	5975BNASIM	Acq. Date-Time	2/28/2022 11:56:44 PM
Sample Name	28-Feb-22_CCV_24	Instrument	GCMS
Vial	24	Multiplier	1.00
DA Method File	021622 bna SIM 2.batch.bin	Comment	SVOC-8270C-SIM-W-LLPAH
Tune File	dftppjph.u	Tune Date	
Batch Name	022822 bna SIM 1.batch.bin	Last Calib Update	2/28/2022 5:36:24 PM
Ref Library			

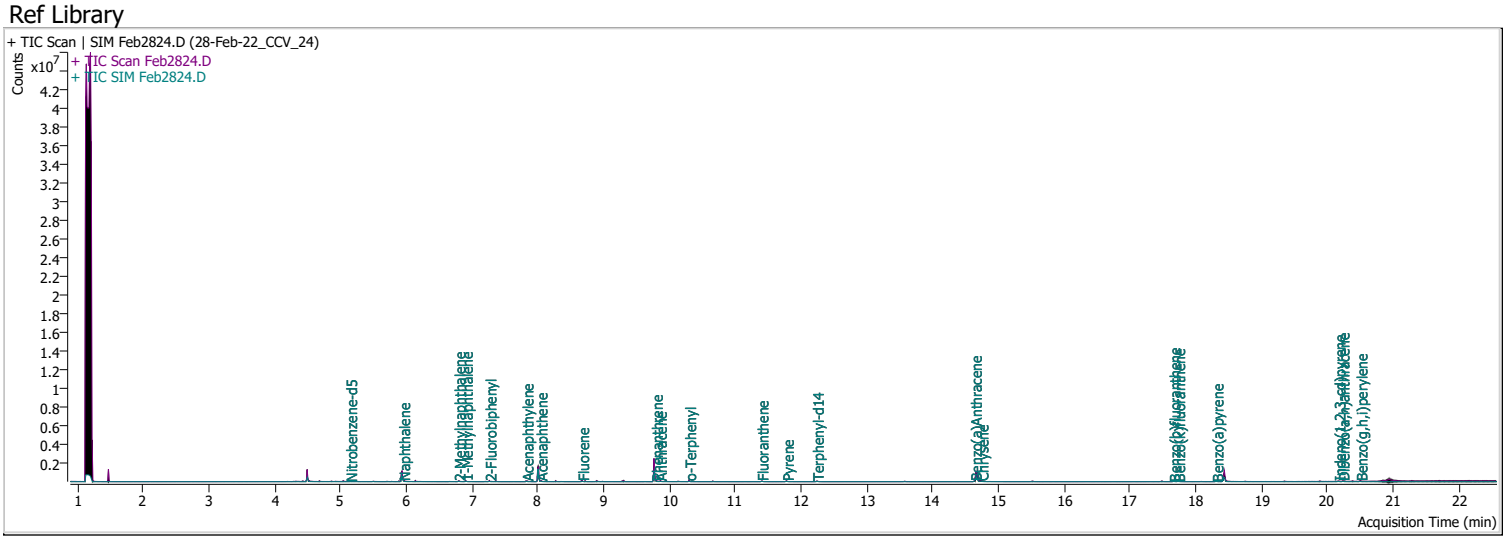

Compound	RT	QIon	Resp.	Conc.	Units		Dev(Min)
Internal Standards							
M 1,4-Dichlorobenzene-d4	4.497	152.0	173389	40.0000	ng/ml		0.000
M Naphthalene-d8	5.928	136.0	809636	40.0000	ng/ml		0.000
M Acenaphthene-d10	8.000	164.0	548073	40.0000	ng/ml		0.000
M Phenanthrene-d10	9.768	188.0	1046977	40.0000	ng/ml		0.000
M Chrysene-d12	14.664	240.0	771440	40.0000	ng/ml		0.000
M Perylene-d12	18.425	264.0	602585	40.0000	ng/ml		-0.012
System Monitoring Compounds							
S Nitrobenzene-d5	5.143	82.0	7982	2.4288	ng/ml		-0.012
Spiked Amount: 5.000	Range: 19.0 - 102.0%			Recovery = 48.58%			
S 2-Fluorobiphenyl	7.264	172.0	30400	1.7953	ng/ml		0.000
Spiked Amount: 5.000	Range: 25.0 - 94.0%			Recovery = 35.91%			
S o-Terphenyl	10.299	230.0	28599	1.9154	ng/ml		0.000
Spiked Amount: 5.000	Range: 40.0 - 140.0%			Recovery = 38.31%		*	
S Terphenyl-d14	12.238	244.0	31632	1.8693	ng/ml		0.000
Spiked Amount: 5.000	Range: 39.0 - 106.0%			Recovery = 37.39%		*	
Target Compounds							**QValue**
T Naphthalene	5.953	128.0	39764	1.9453	ng/ml		98
T 2-Methylnaphthalene	6.790	141.0	25148	2.1055	ng/ml		99
T 1-Methylnaphthalene	6.902	141.0	27103	2.0553	ng/ml		99
T Acenaphthylene	7.826	152.0	40812	1.9281	ng/ml		100
T Acenaphthene	8.038	154.0	28900	1.9462	ng/ml		98
T Fluorene	8.673	166.0	32826	1.8476	ng/ml		91
T Phenanthrene	9.793	178.0	50526	2.0076	ng/ml		100
T Anthracene	9.854	178.0	42947	1.9547	ng/ml		99
T Fluoranthene	11.398	202.0	49107	1.9073	ng/ml		99
T Pyrene	11.781	202.0	50293	1.8379	ng/ml		99
T Benzo(a)Anthracene	14.639	228.0	38680	1.9724	ng/ml		100
T Chrysene	14.739	228.0	49991	2.0253	ng/ml		97
T Benzo(b)fluoranthene	17.659	252.0	30817	1.8622	ng/ml		99

Compound	RT	QIon	Resp.	Conc.	Units	Dev(Min)
T Benzo(k)fluoranthene	17.733	252.0	35761	1.8294	ng/ml	100
T Benzo(a)pyrene	18.314	252.0	29271	1.8912	ng/ml	99
T Indeno(1,2,3-cd)pyrene	20.167	276.0	24255	1.9060	ng/ml	94
T Dibenzo(a,h)anthracene	20.229	278.0	28551	1.9099	ng/ml	97
T Benzo(g,h,i)perylene	20.501	276.0	31529	1.7430	ng/ml	94

(#) = Qualifier Out of Range; (m) = Manual Integration; (+) = Area Summed; (*) = Surrogate Percent Recovery Out of Range; (d): Zeroed Peak

Compound	Conc.	RT	Dev(Min)	Resp.	QIon	QRatio	Lower	Upper
Nitrobenzene-d5	2.4288	5.14	-0.01	7982	54.0	41.1	30.6	56.8
					128.0	47.3	28.9	53.6

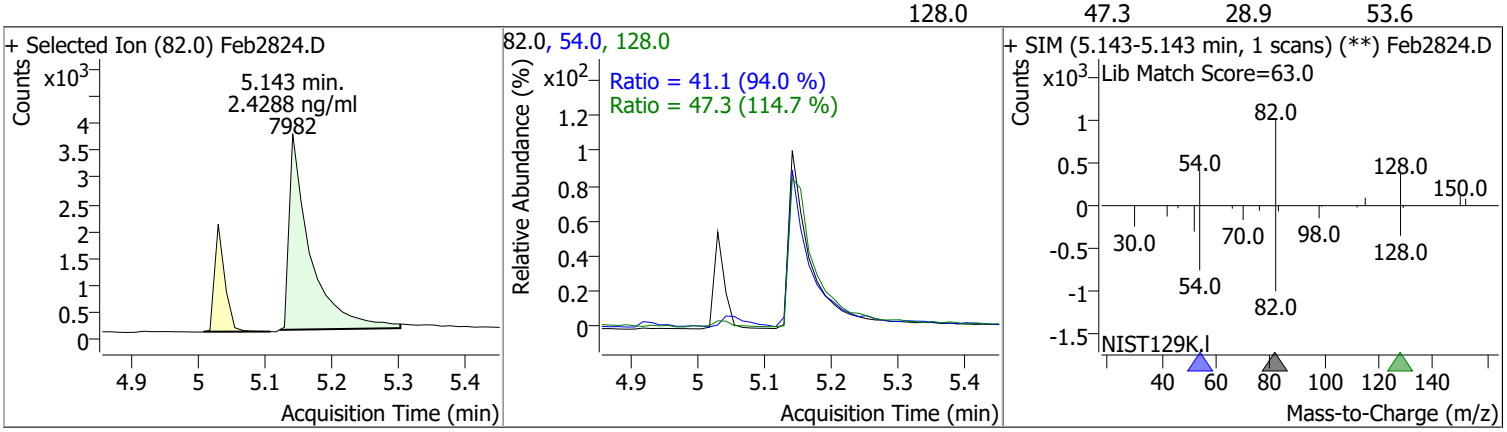

Compound	Conc.	RT	Dev(Min)	Resp.	QIon	QRatio	Lower	Upper
Naphthalene	1.9453	5.95	0.00	39764	102.0	11.9	0.0	40.8
					129.0	11.2	7.8	14.5

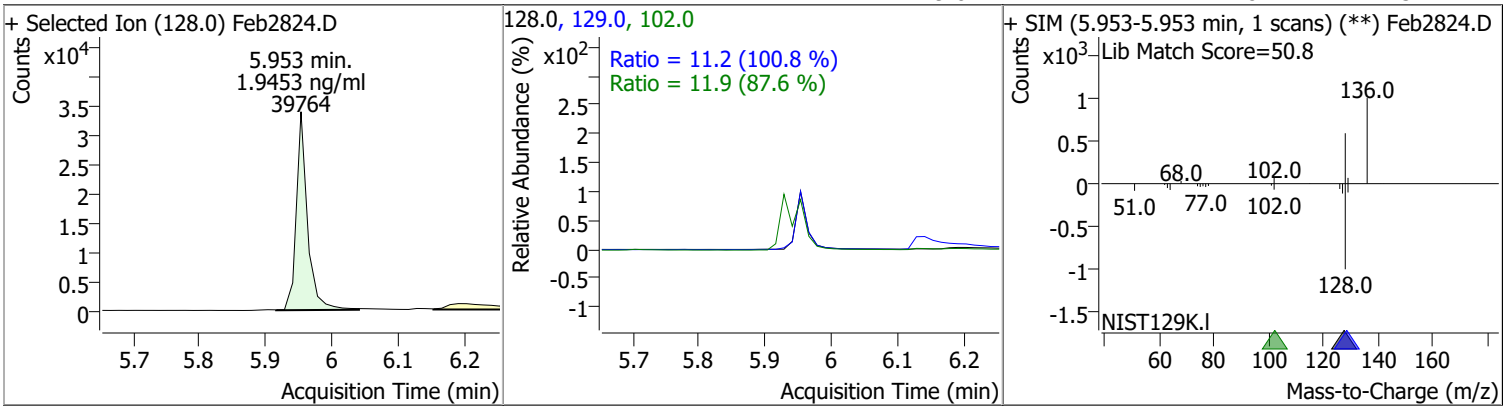

Compound	Conc.	RT	Dev(Min)	Resp.	QIon	QRatio	Lower	Upper
2-Methylnaphthalene	2.1055	6.79	0.00	25148	142.0	134.0	94.4	175.3
					115.0	50.5	36.1	67.0

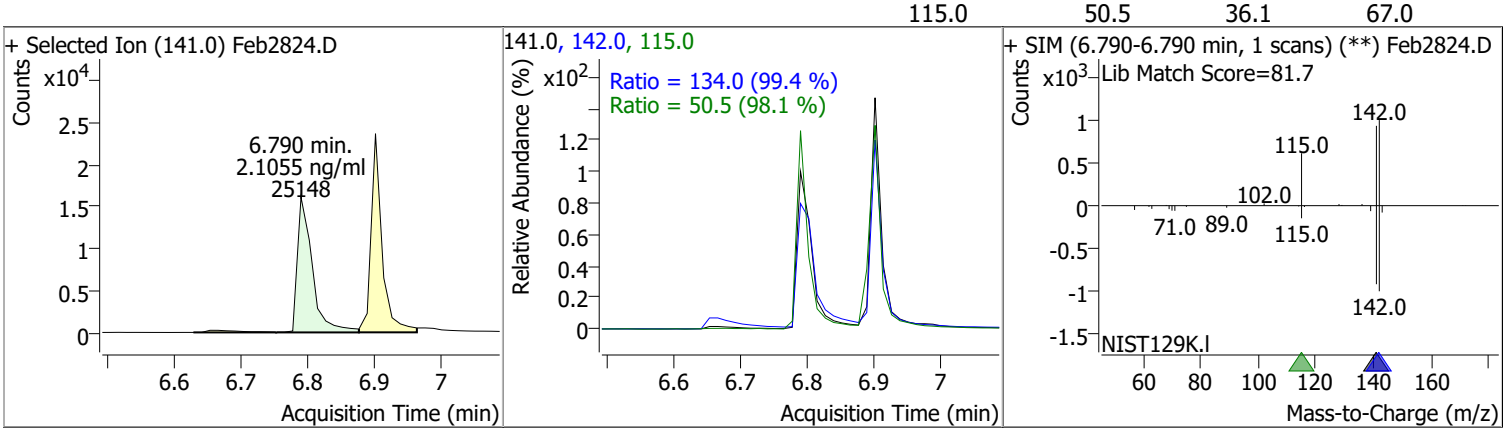

Compound	Conc.	RT	Dev(Min)	Resp.	QIon	QRatio	Lower	Upper
1-Methylnaphthalene	2.0553	6.90	0.00	27103	142.0	117.8	83.6	155.3
					115.0	49.9	34.8	64.6

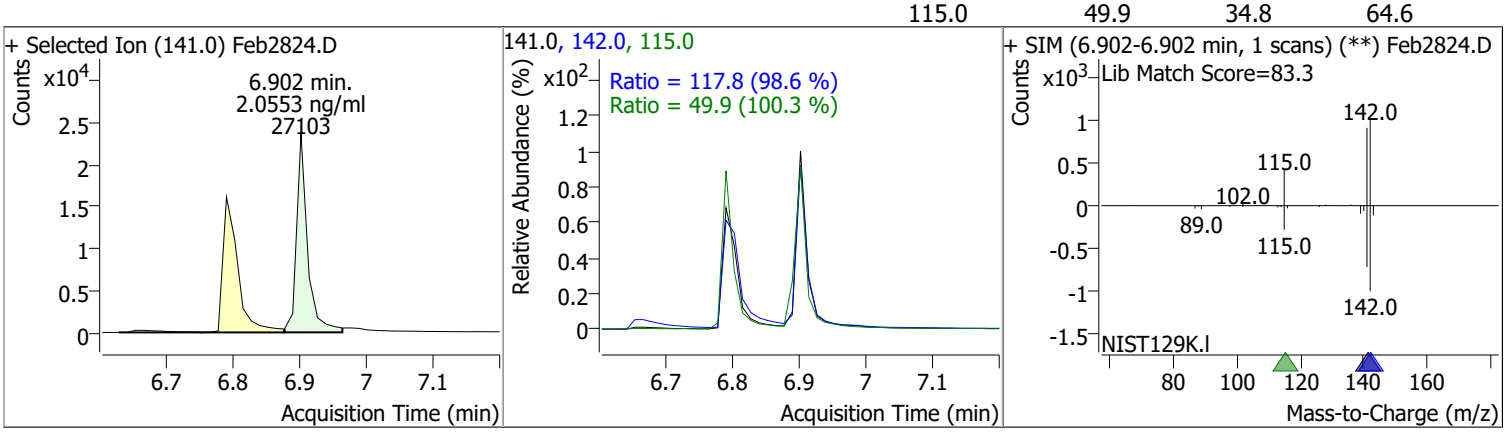

Compound	Conc.	RT	Dev(Min)	Resp.	QIon	QRatio	Lower	Upper
2-Fluorobiphenyl	1.7953	7.26	0.00	30400	171.0	34.8	24.3	45.1

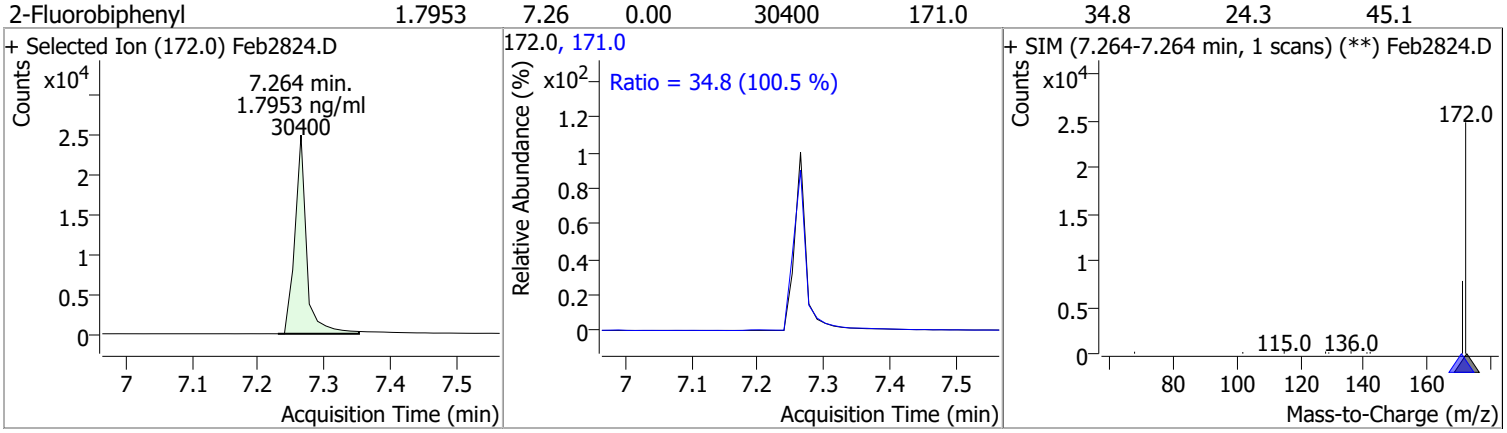

Compound	Conc.	RT	Dev(Min)	Resp.	QIon	QRatio	Lower	Upper
Acenaphthylene	1.9281	7.83	0.00	40812	153.0	15.8	11.2	20.8

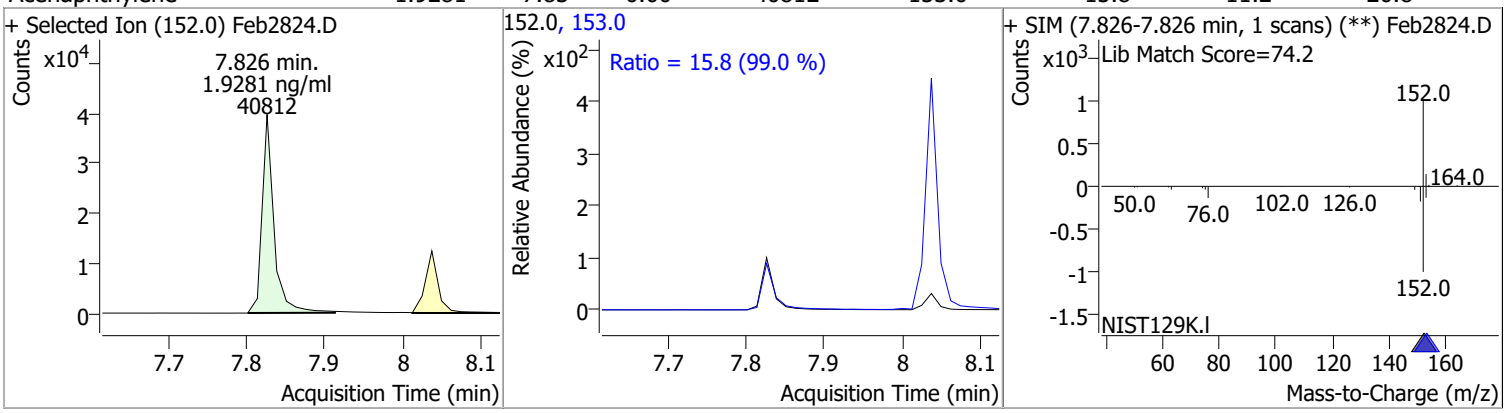

Compound	Conc.	RT	Dev(Min)	Resp.	QIon	QRatio	Lower	Upper
Acenaphthene	1.9462	8.04	0.00	28900	153.0	108.3	76.8	142.6
					152.0	50.6	36.4	67.5

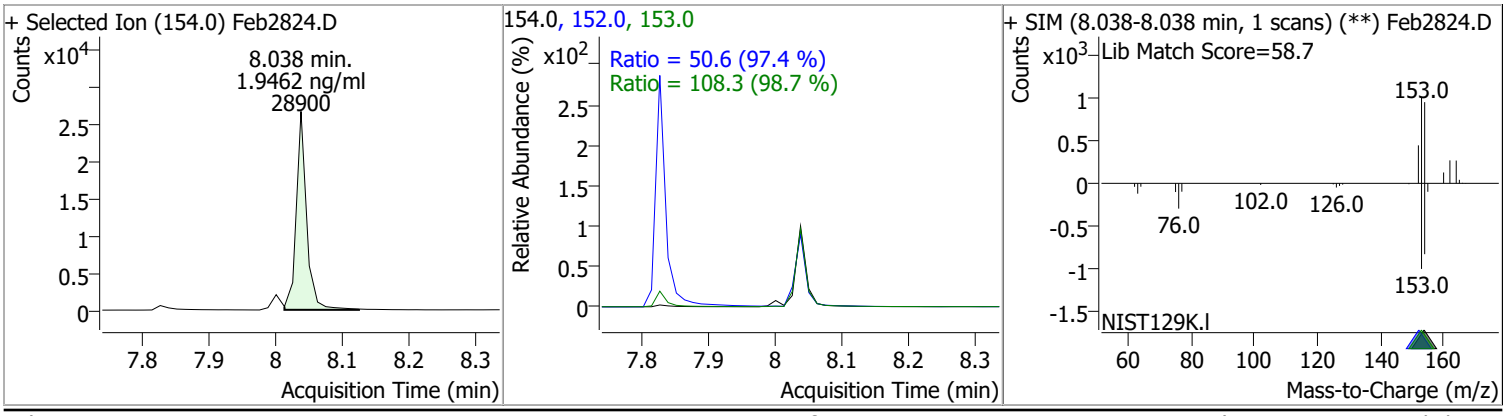

Compound	Conc.	RT	Dev(Min)	Resp.	QIon	QRatio	Lower	Upper
Fluorene	1.8476	8.67	0.00	32826	165.0	95.2	60.3	111.9
					167.0	12.7	8.9	16.6

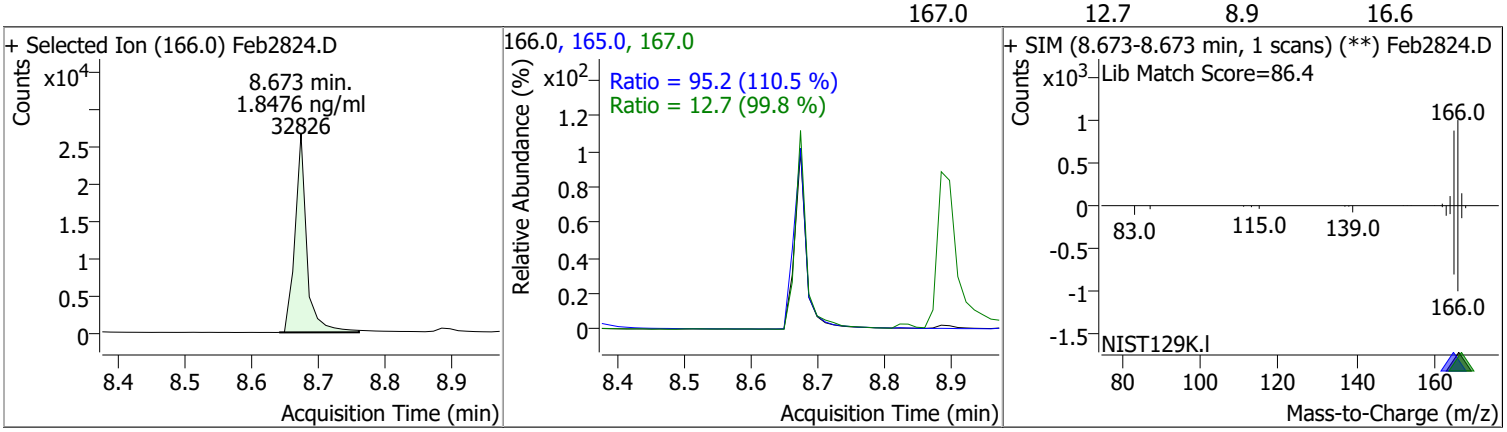

Compound	Conc.	RT	Dev(Min)	Resp.	QIon	QRatio	Lower	Upper
Phenanthrene	2.0076	9.79	0.00	50526	176.0	17.9	12.7	23.5

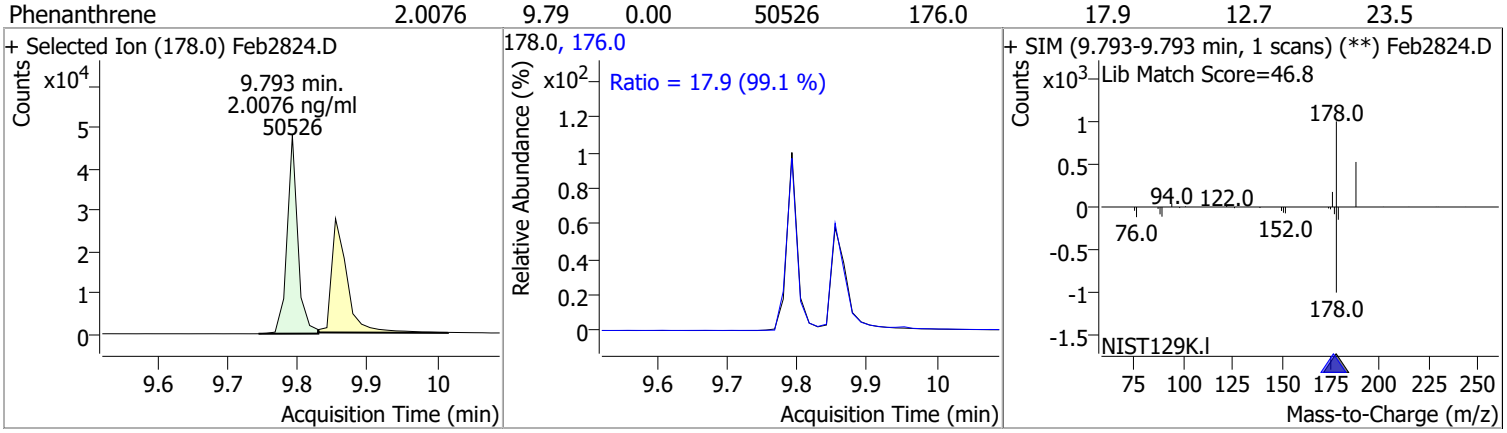

Compound	Conc.	RT	Dev(Min)	Resp.	QIon	QRatio	Lower	Upper
Anthracene	1.9547	9.85	0.00	42947	176.0	18.8	12.9	23.9

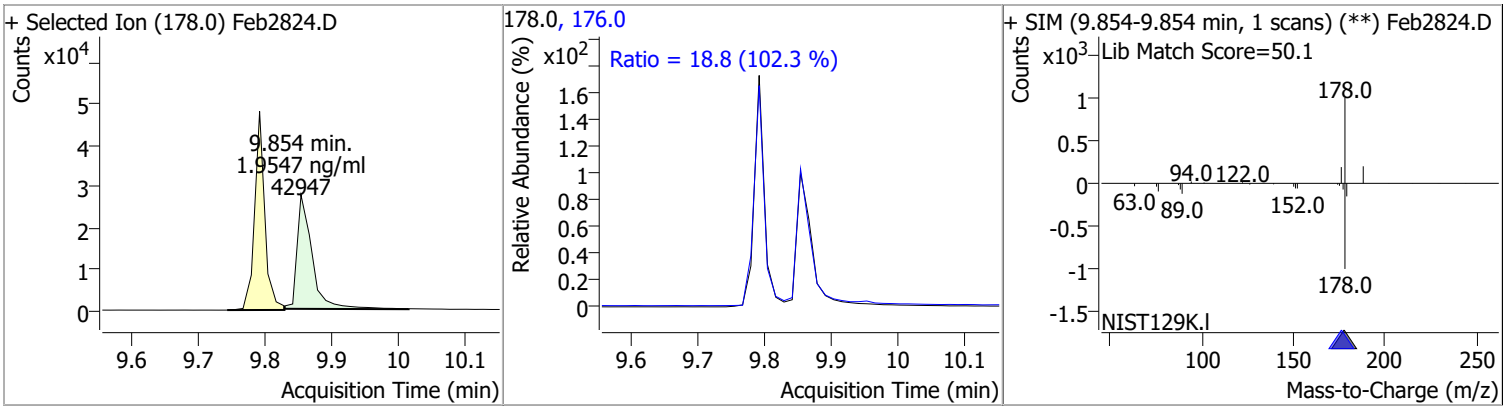

Compound	Conc.	RT	Dev(Min)	Resp.	QIon	QRatio	Lower	Upper
o-Terphenyl	1.9154	10.30	0.00	28599	229.0	61.2	42.8	79.5
					215.0	38.6	28.0	52.0

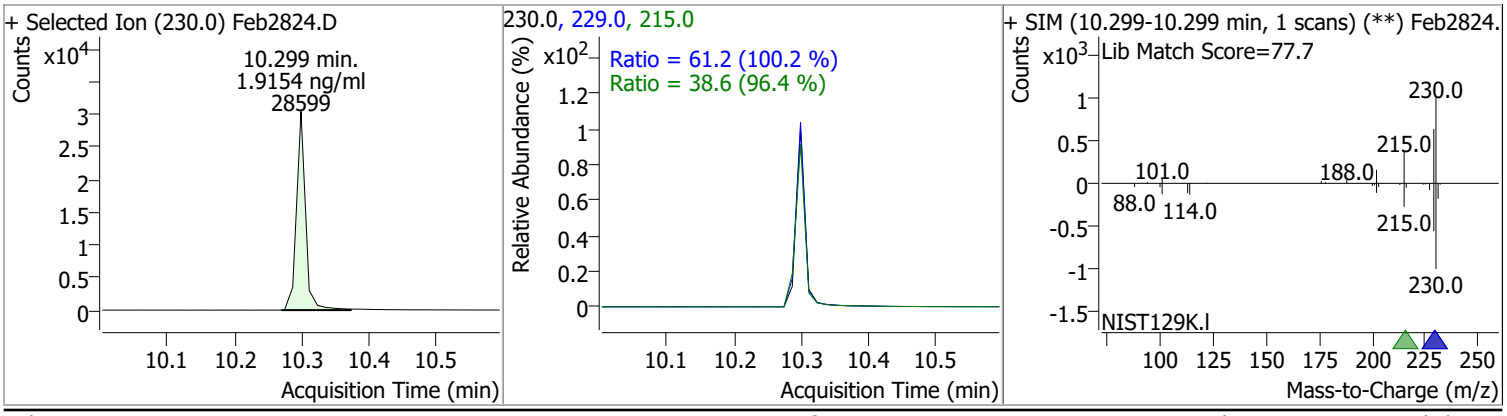

Quantitation Results Report (QT Reviewed)

Compound	Conc.	RT	Dev(Min)	Resp.	QIon	QRatio	Lower	Upper
Fluoranthene	1.9073	11.40	0.00	49107	101.0	9.4	6.7	12.5

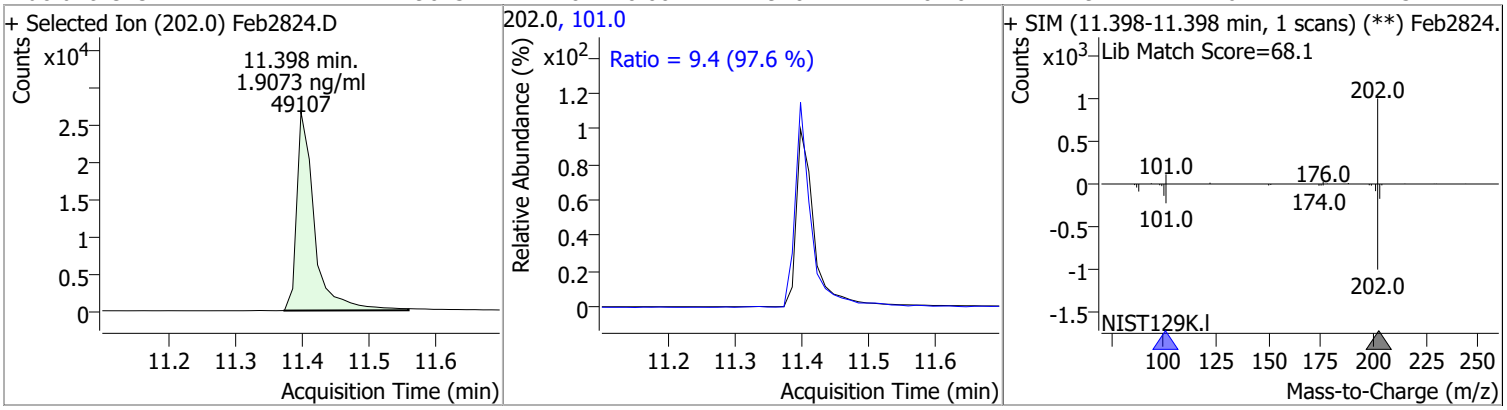

Compound	Conc.	RT	Dev(Min)	Resp.	QIon	QRatio	Lower	Upper
Pyrene	1.8379	11.78	0.00	50293	101.0	12.5	8.4	15.6

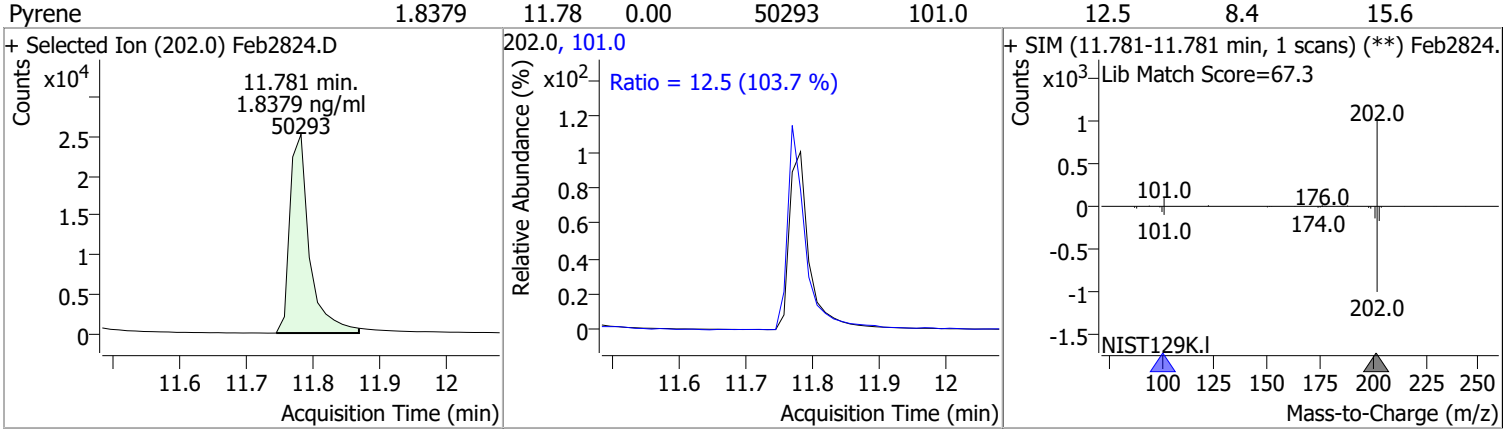

Compound	Conc.	RT	Dev(Min)	Resp.	QIon	QRatio	Lower	Upper
Terphenyl-d14	1.8693	12.24	0.00	31632	122.0	13.1	8.6	16.0

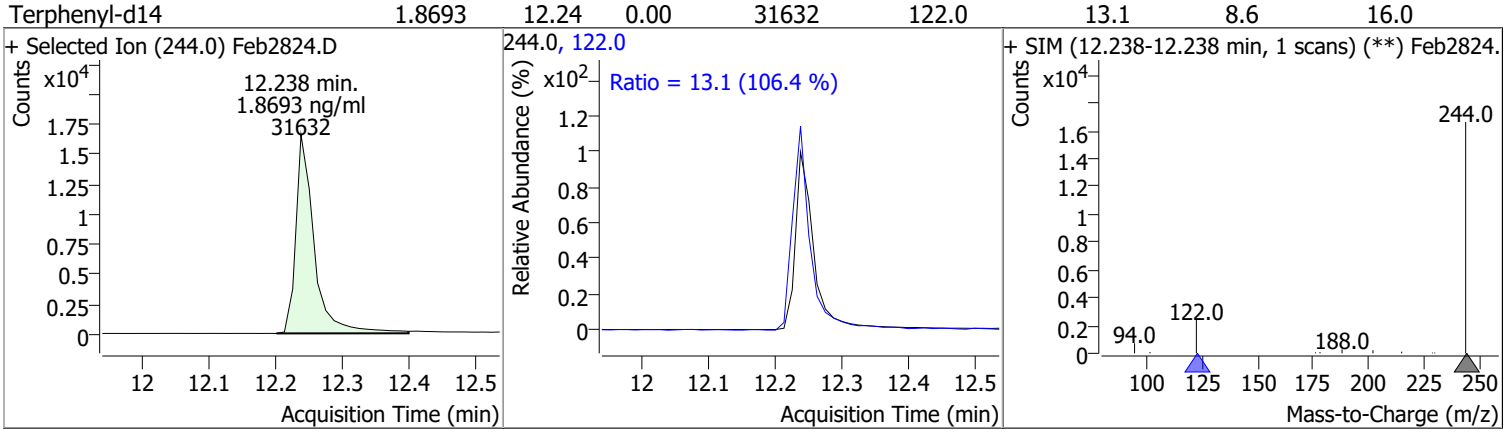

Compound	Conc.	RT	Dev(Min)	Resp.	QIon	QRatio	Lower	Upper
Benzo(a)Anthracene	1.9724	14.64	0.00	38680	226.0	25.4	18.0	33.4
					229.0	23.6	16.5	30.7

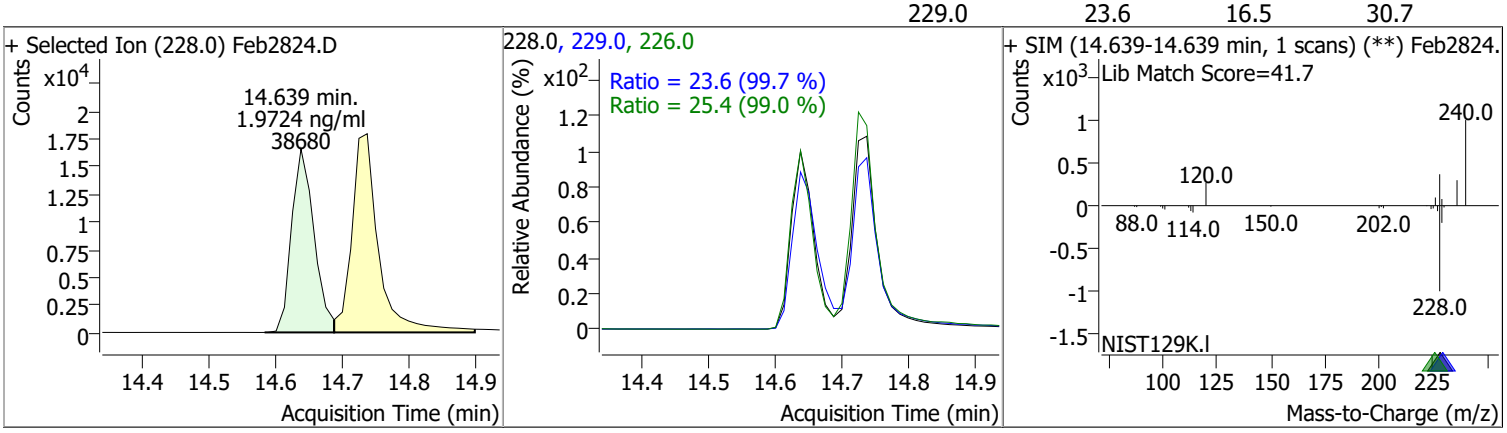

Compound	Conc.	RT	Dev(Min)	Resp.	QIon	QRatio	Lower	Upper
Chrysene	2.0253	14.74	0.00	49991	226.0	28.6	21.6	40.2
					229.0	20.9	13.8	25.7

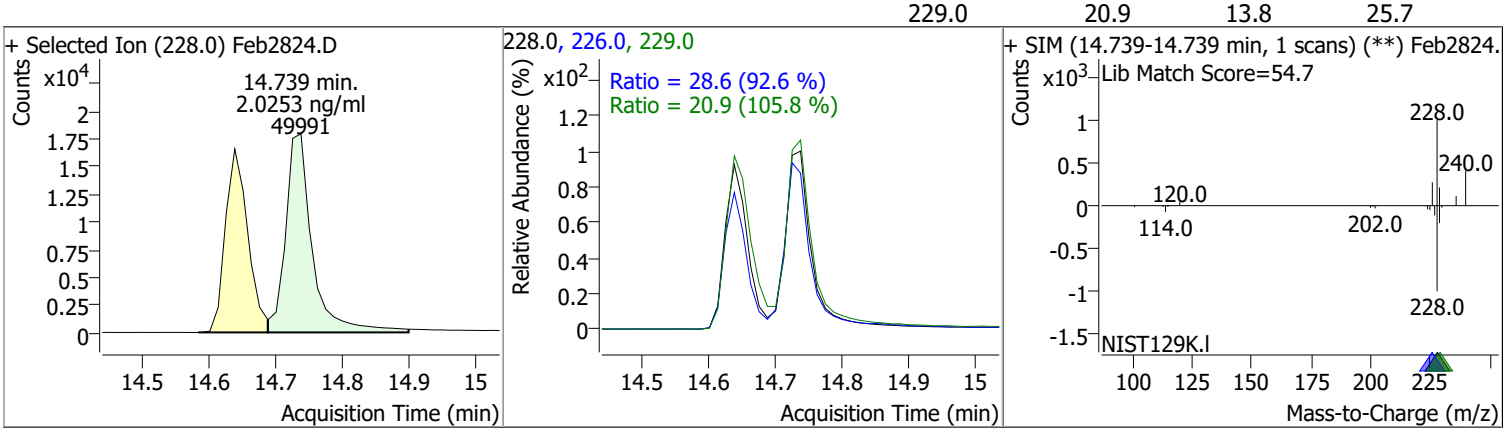

Compound	Conc.	RT	Dev(Min)	Resp.	QIon	QRatio	Lower	Upper
Benzo(b)fluoranthene	1.8622	17.66	0.00	30817	253.0	22.8	15.7	29.2

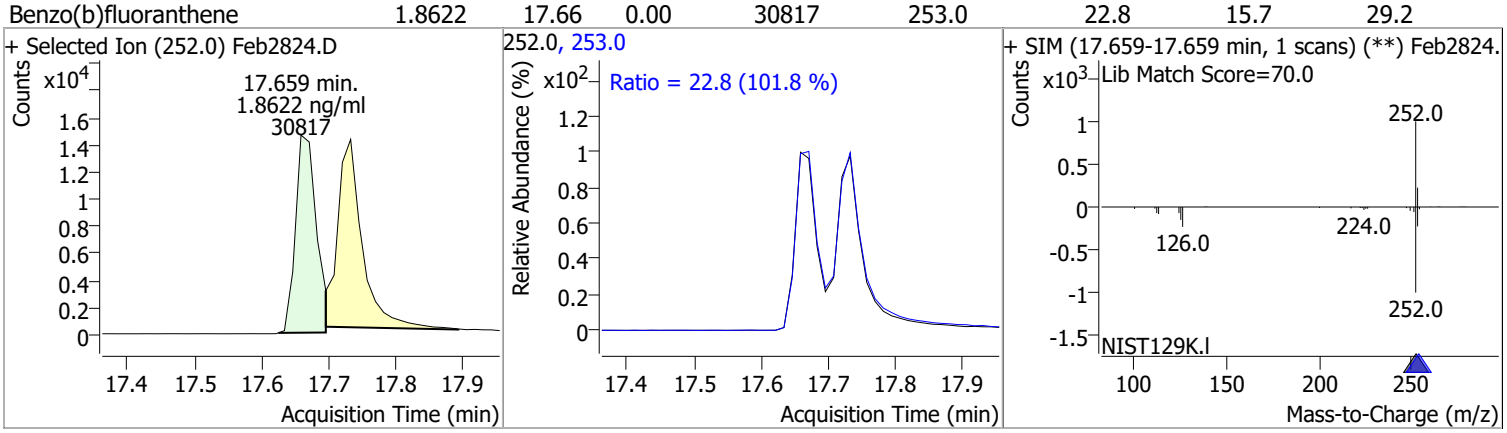

Compound	Conc.	RT	Dev(Min)	Resp.	QIon	QRatio	Lower	Upper
Benzo(k)fluoranthene	1.8294	17.73	0.00	35761	253.0	24.3	17.2	31.9

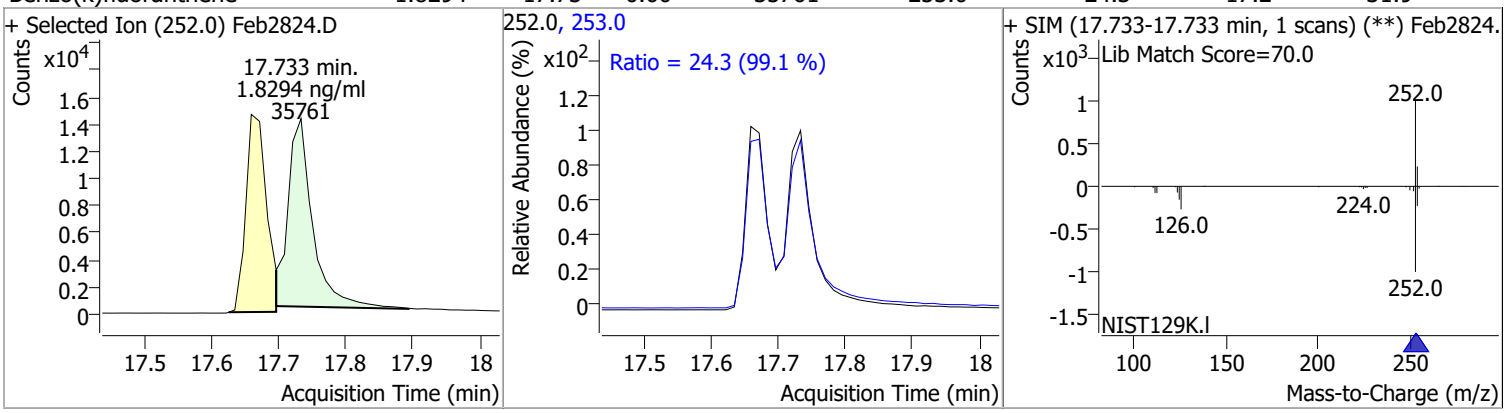

Compound	Conc.	RT	Dev(Min)	Resp.	QIon	QRatio	Lower	Upper
Benzo(a)pyrene	1.8912	18.31	0.00	29271	253.0	22.7	16.2	30.1

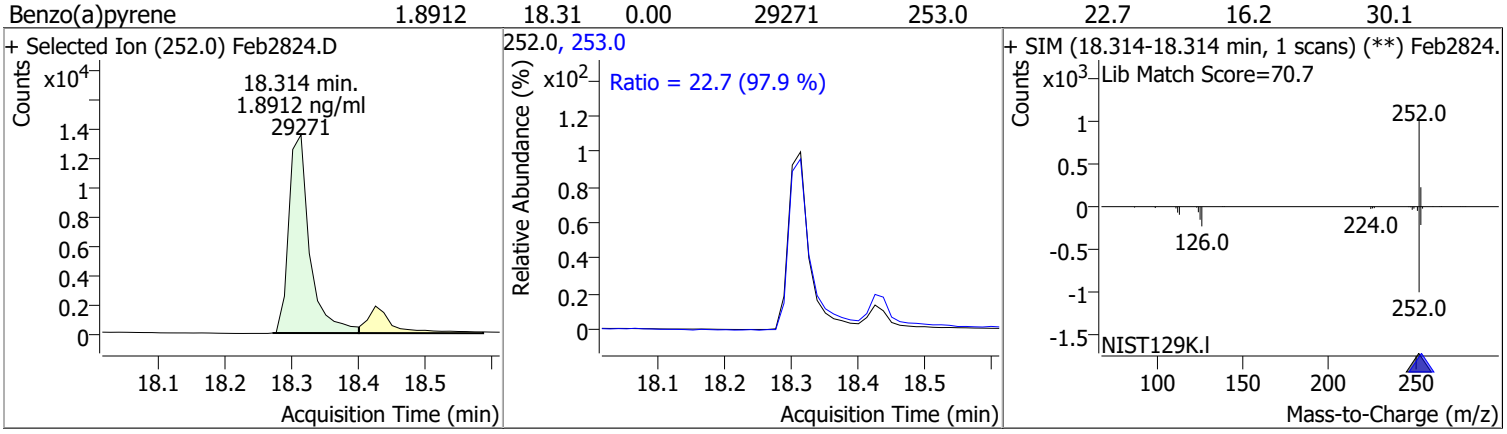

Quantitation Results Report (QT Reviewed)

Compound	Conc.	RT	Dev(Min)	Resp.	QIon	QRatio	Lower	Upper
Indeno(1,2,3-cd)pyrene	1.9060	20.17	0.00	24255	138.0	23.7	14.6	27.2

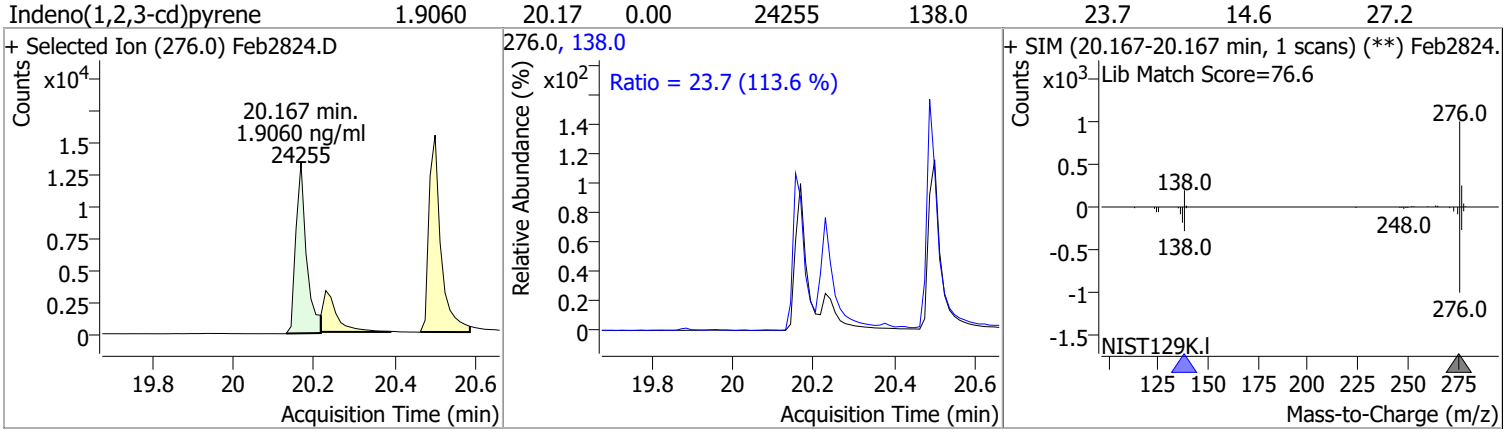

Compound	Conc.	RT	Dev(Min)	Resp.	QIon	QRatio	Lower	Upper
Dibenzo(a,h)anthracene	1.9099	20.23	-0.01	28551	279.0	22.7	16.8	31.3
					139.0	18.9	12.4	23.0

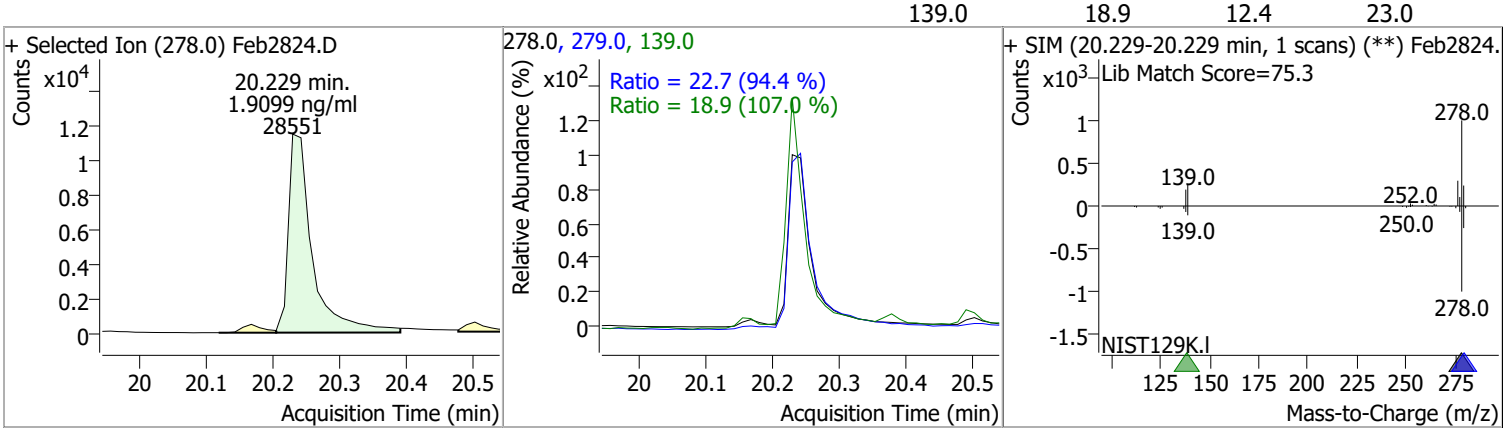

Compound	Conc.	RT	Dev(Min)	Resp.	QIon	QRatio	Lower	Upper
Benzo(g,h,i)perylene	1.7430	20.50	0.00	31529	138.0	27.3	16.2	30.1
					277.0	24.9	16.2	30.1

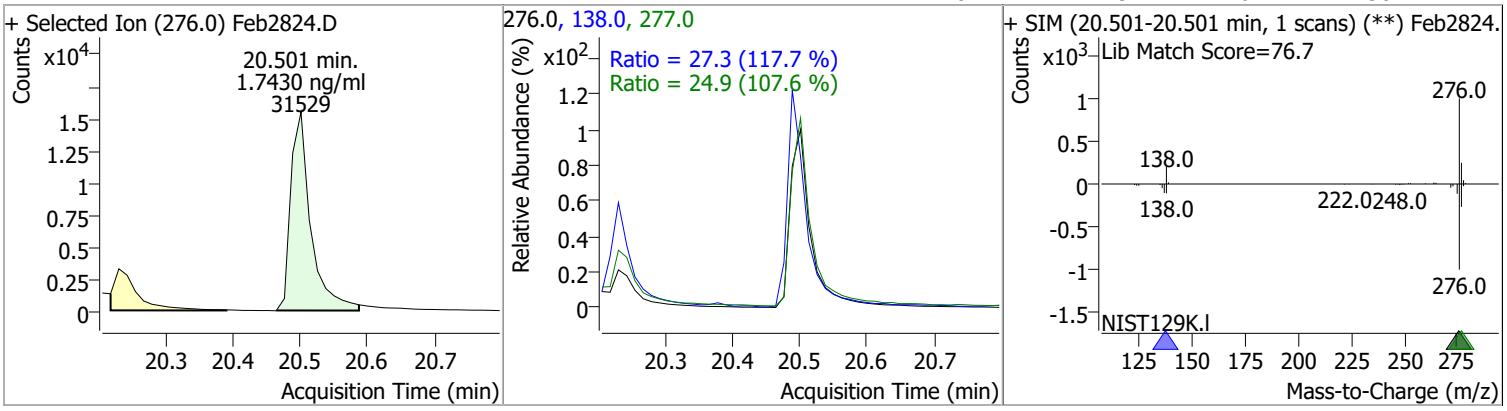

Continuing Calibration Report

Agilent | Trusted Answers

Batch Name	\\MASSHUNTER\Org\Data\SV5975.I\sh022822\1 e8270c bna SIM\QuantResults\022822 bna SIM 1.batch.bin
Method File	\\MASSHUNTER\Org\Data\SV5975.I\sh021622\2 e8270c bna SIM\021622 bna SIM 2.batch.bin
Daily CC	\\MASSHUNTER\Org\Data\SV5975.I\sh022822\1 e8270c bna SIMFeb2824.D

Level name	Injection Time	Calibration Files	
7	2/28/2022 11:35:33 AM	\\MASSHUNTER\Org\Data\SV5975.I\sh022822\1 e8270c bna SIM\Feb2802.D	
6	2/28/2022 12:33:16 PM	\\MASSHUNTER\Org\Data\SV5975.I\sh022822\1 e8270c bna SIM\Feb2803.D	
5	2/28/2022 1:05:46 PM	\\MASSHUNTER\Org\Data\SV5975.I\sh022822\1 e8270c bna SIM\Feb2804.D	
4	2/28/2022 1:38:16 PM	\\MASSHUNTER\Org\Data\SV5975.I\sh022822\1 e8270c bna SIM\Feb2805.D	
3	2/28/2022 2:10:52 PM	\\MASSHUNTER\Org\Data\SV5975.I\sh022822\1 e8270c bna SIM\Feb2806.D	
2	2/28/2022 2:43:26 PM	\\MASSHUNTER\Org\Data\SV5975.I\sh022822\1 e8270c bna SIM\Feb2807.D	
1	2/28/2022 3:16:00 PM	\\MASSHUNTER\Org\Data\SV5975.I\sh022822\1 e8270c bna SIM\Feb2808.D	
CCV	2/28/2022 11:56:44 PM	\\MASSHUNTER\Org\Data\SV5975.I\sh022822\1 e8270c bna SIM\Feb2824.D	<======

ISTD Compound:	Avg Resp	Mid Resp	CC Resp	Area%	A/M
1,4-Dichlorobenzene-d4	199000	207938	207938	100.00	M
Naphthalene-d8	870028	896988	896988	100.00	M
Acenaphthene-d10	586248	614594	614594	100.00	M
Phenanthrene-d10	1100699	1144899	1144899	100.00	M
Chrysene-d12	819521	852286	852286	100.00	M
Perylene-d12	646071	669855	669855	100.00	M

Target Compound	AvgRF/R2	CC RF	Exp. Conc	Calc. Conc	%Dev	Area%	Curve Fit
1,4-Dichlorobenzene-d4	----------ISTD----------						
Nitrobenzene-d5	0.9967	0.7802	2.00	2.09	-4.43	100.00	Quadratic
Naphthalene-d8	----------ISTD----------						
Naphthalene	1.0099	0.9853	2.00	1.95	-2.43	100.00	Avg RF
2-Methylnaphthalene	0.5901	0.6017	2.00	2.04	1.97	100.00	Avg RF
1-Methylnaphthalene	0.9969	0.6594	2.00	2.02	-1.14	100.00	Quadratic
Acenaphthene-d10	----------ISTD----------						
2-Fluorobiphenyl	1.2358	1.1061	2.00	1.79	-10.50	100.00	Avg RF
Acenaphthylene	1.5448	1.4789	2.00	1.91	-4.27	100.00	Avg RF
Acenaphthene	0.9991	1.0268	2.00	1.89	5.38	100.00	Quadratic
Fluorene	1.2966	1.2229	2.00	1.89	-5.69	100.00	Avg RF
Phenanthrene-d10	----------ISTD----------						
Phenanthrene	0.9996	0.9503	2.00	1.98	1.22	100.00	Quadratic
Anthracene	0.8394	0.8498	2.00	2.02	1.24	100.00	Avg RF
o-Terphenyl	1.0000	0.5709	2.00	2.00	-0.23	100.00	Quadratic
Fluoranthene	0.9837	0.9349	2.00	1.90	-4.95	100.00	Avg RF
Chrysene-d12	----------ISTD----------						
Pyrene	0.9994	1.3557	2.00	1.91	4.31	100.00	Quadratic
Terphenyl-d14	0.8774	0.8302	2.00	1.89	-5.38	100.00	Avg RF
Benzo(a)Anthracene	0.9998	0.9853	2.00	1.94	3.23	100.00	Quadratic
Chrysene	0.9993	1.2382	2.00	1.93	3.43	100.00	Quadratic
Perylene-d12	----------ISTD----------						
Benzo(b)fluoranthene	1.0985	1.0444	2.00	1.90	-4.93	100.00	Avg RF
Benzo(k)fluoranthene	0.9996	1.2568	2.00	1.94	3.01	100.00	Quadratic
Benzo(a)pyrene	1.0274	0.9779	2.00	1.90	-4.82	100.00	Avg RF
Indeno(1,2,3-cd)pyrene	0.8447	0.8389	2.00	1.99	-0.69	100.00	Avg RF
Dibenzo(a,h)anthracene	0.9923	0.9620	2.00	1.94	-3.05	100.00	Avg RF
Benzo(g,h,i)perylene	1.2007	1.1197	2.00	1.86	-6.75	100.00	Avg RF

A -- against Average; M -- against Mid Point; P -- against Previous CC in the Method;

Audit Trail report

Batch name and path: \\MASSHUNTER\Org\Data\SV5975.I\sh022822\1 e8270c bna SIM\QuantResults\022822 bna SIM 1.batch.bin
Quant batch version: 10.0
Quant reporting version: 10.0

Name	User	Time	Action	Reason	Comment	Succeed	Exception
CmdNewBatchTable	BL2000\jheine	2/28/2022 1:39:14 PM	Create new batch \\MASSHUNTER\Org\Data\SV5975.I\sh022822\1 e8270c bna SIM\022822 bna SIM 1.batch.bin			✓	
CmdImportSamplesFromWorklist	BL2000\jheine	2/28/2022 1:39:27 PM	Add samples from worklist: \\MASSHUNTER\Org\Data\SV5975.I\sh022822\1 e8270c bna SIM\Feb2804.D, \\MASSHUNTER\Org\Data\SV5975.I\sh022822\1 e8270c bna SIM\Feb2803.D, \\MASSHUNTER\Org\Data\SV5975.I\sh022822\1 e8270c bna SIM\Feb2802.D, \\MASSHUNTER\Org\Data\SV5975.I\sh022822\1 e8270c bna SIM\Feb2801.D			✓	
CmdSetSampleAttribute	BL2000\jheine	2/28/2022 1:39:33 PM	Set SampleType = TuneCheck for sample Feb2801.D; previous value = Sample			✓	
CmdSetSampleAttribute	BL2000\jheine	2/28/2022 1:41:13 PM	Set SampleType = Calibration for sample Feb2802.D; previous value = Sample			✓	
CmdSetSampleAttribute	BL2000\jheine	2/28/2022 1:41:15 PM	Set SampleType = Calibration for sample Feb2803.D; previous value = Sample			✓	
CmdSetSampleAttribute	BL2000\jheine	2/28/2022 1:41:17 PM	Set SampleType = Calibration for sample Feb2804.D; previous value = Sample			✓	
CmdStartMethodEditing	BL2000\jheine	2/28/2022 1:41:51 PM	Start method editing			✓	
CmdImportMethodFromBatch	BL2000\jheine	2/28/2022 1:41:52 PM	Import method from batch \\MASSHUNTER\Org\Data\SV5975.I\sh021622\2 e8270c bna SIM\021622 bna SIM 2.batch.bin			✓	
CmdApplyMethodToAllSamples	BL2000\jheine	2/28/2022 1:41:56 PM	Apply method to all samples			✓	
CmdMethodClear	BL2000\jheine	2/28/2022 1:41:56 PM	Clear method			✓	
CmdEndMethodEditing	BL2000\jheine	2/28/2022 1:41:57 PM	End method editing			✓	
CmdQuantitate	BL2000\jheine	2/28/2022 1:42:01 PM	Quantitate all compounds in all samples			✓	
CmdSetSampleAttribute	BL2000\jheine	2/28/2022 1:42:05 PM	Set LevelName = 7 for sample Feb2802.D; previous value =			✓	
CmdSetSampleAttribute	BL2000\jheine	2/28/2022 1:42:07 PM	Set LevelName = 6 for sample Feb2803.D; previous value =			✓	
CmdSetSampleAttribute	BL2000\jheine	2/28/2022 1:42:09 PM	Set LevelName = 5 for sample Feb2804.D; previous value =			✓	
CmdQuantitate	BL2000\jheine	2/28/2022 1:42:13 PM	Quantitate all compounds in all samples			✓	

Name	User	Time	Action	Reason	Comment	Succeed	Exception
CmdSaveBatchTable	BL2000\jheine	2/28/2022 1:53:04 PM	Save batch \\MASSHUNTER\Org\Data\SV5975.I\sh022822\1 e8270c bna SIM\QuantResults\022822 bna SIM 1.batch.bin			✓	
CmdOpenBatchTable	BL2000\jheine	2/28/2022 5:08:31 PM	Open batch \\MASSHUNTER\Org\Data\SV5975.I\sh022822\1 e8270c bna SIM\022822 bna SIM 1.batch.bin			✓	
CmdImportSamplesFromWorklist	BL2000\jheine	2/28/2022 5:08:58 PM	Add samples from worklist: \\MASSHUNTER\Org\Data\SV5975.I\sh022822\1 e8270c bna SIM\Feb2809.D, \\MASSHUNTER\Org\Data\SV5975.I\sh022822\1 e8270c bna SIM\Feb2808.D, \\MASSHUNTER\Org\Data\SV5975.I\sh022822\1 e8270c bna SIM\Feb2807.D, \\MASSHUNTER\Org\Data\SV5975.I\sh022822\1 e8270c bna SIM\Feb2806.D, \\MASSHUNTER\Org\Data\SV5975.I\sh022822\1 e8270c bna SIM\Feb2805.D			✓	
CmdSetSampleAttribute	BL2000\jheine	2/28/2022 5:09:07 PM	Set SampleType = Calibration for sample Feb2805.D; previous value = Sample			✓	
CmdSetSampleAttribute	BL2000\jheine	2/28/2022 5:09:09 PM	Set SampleType = Calibration for sample Feb2806.D; previous value = Sample			✓	
CmdSetSampleAttribute	BL2000\jheine	2/28/2022 5:09:11 PM	Set SampleType = Calibration for sample Feb2807.D; previous value = Sample			✓	
CmdSetSampleAttribute	BL2000\jheine	2/28/2022 5:09:14 PM	Set SampleType = Calibration for sample Feb2808.D; previous value = Sample			✓	
CmdSetSampleAttribute	BL2000\jheine	2/28/2022 5:09:17 PM	Set SampleType = QC for sample Feb2809.D; previous value = Sample			✓	
CmdSetSampleAttribute	BL2000\jheine	2/28/2022 5:09:21 PM	Set LevelName = ICV for sample Feb2809.D; previous value =			✓	
CmdSetSampleAttribute	BL2000\jheine	2/28/2022 5:09:23 PM	Set LevelName = 1 for sample Feb2808.D; previous value =			✓	
CmdSetSampleAttribute	BL2000\jheine	2/28/2022 5:09:26 PM	Set LevelName = 2 for sample Feb2807.D; previous value =			✓	
CmdSetSampleAttribute	BL2000\jheine	2/28/2022 5:09:28 PM	Set LevelName = 3 for sample Feb2806.D; previous value =			✓	
CmdSetSampleAttribute	BL2000\jheine	2/28/2022 5:09:31 PM	Set LevelName = 4 for sample Feb2805.D; previous value =			✓	
CmdQuantitate	BL2000\jheine	2/28/2022 5:09:34 PM	Quantitate all compounds in all samples			✓	
CmdManuallyIntegrateQualifierPeak	BL2000\jheine	2/28/2022 5:09:50 PM	Manually integrate qualifier 102.0 of compound Naphthalene in sample Feb2804.D, from x, y = 5.941, 953 to 6.115, 100, result = 1532; previous integration is from x, y = 5.903, 95 to 6.115, 100 and previous response = 10541.			✓	

Name	User	Time	Action	Reason	Comment	Succeed	Exception
CmdManuallyIntegrate DropBaseline	BL2000\jheine	2/28/2022 5:09:52 PM	Drop baseline for qualifier 102.0 of compound Naphthalene in sample Feb2804.D to y = 100, new integration is from x, y = 5.941, 100 to 6.115, 100 and new response = 6004; previous integration is from x, y = 5.941, 953 to 6.115, 100 and previous response = 1532.			✓	
CmdUpdateRetentionTimes	BL2000\jheine	2/28/2022 5:10:35 PM	Update retention time for compound Perylene-d12; Chrysene-d12; Phenanthrene-d10; Acenaphthene-d10; Naphthalene-d8; 1,4-Dichlorobenzene-d4; o-Terphenyl; Terphenyl-d14; 2-Fluorobiphenyl; Nitrobenzene-d5; Dibenzo(a,h)anthracene; Indeno(1,2,3-cd)pyrene; Benzo(a)pyrene; Benzo(k)fluoranthene; Benzo(b)fluoranthene; Chrysene; Benzo(a)Anthracene; Pyrene; Fluoranthene; Anthracene; Phenanthrene; Fluorene; Acenaphthene; Acenaphthylene; 1-Methylnaphthalene; 2-Methylnaphthalene; Naphthalene; Benzo(g,h,i)perylene;			✓	
CmdQuantitate	BL2000\jheine	2/28/2022 5:10:42 PM	Quantitate all compounds in all samples			✓	

Name	User	Time	Action	Reason	Comment	Succeed	Exception
CmdUpdateQualifierRatios	BL2000\jheine	2/28/2022 5:15:54 PM	Update qualifier ratios for compound Perylene-d12; Update qualifier ratios for compound Chrysene-d12; Update qualifier ratios for compound Phenanthrene-d10; Update qualifier ratios for compound Acenaphthene-d10; Update qualifier ratios for compound Naphthalene-d8; Update qualifier ratios for compound 1,4-Dichlorobenzene-d4; Update qualifier ratios for compound Terphenyl-d14; Update qualifier ratios for compound 2-Fluorobiphenyl; Update qualifier ratios for compound Nitrobenzene-d5; Update qualifier ratios for compound Benzo(g,h,i)perylene; Update qualifier ratios for compound Dibenzo(a,h)anthracene; Update qualifier ratios for compound Indeno(1,2,3-cd)pyrene; Update qualifier ratios for compound Benzo(a)pyrene; Update qualifier ratios for compound Benzo(k)fluoranthene; Update qualifier ratios for compound Benzo(b)fluoranthene; Update qualifier ratios for compound Chrysene; Update qualifier ratios for compound Benzo(a)Anthracene; Update qualifier ratios for compound Pyrene; Update qualifier ratios for compound Fluoranthene; Update qualifier ratios for compound Anthracene; Update qualifier ratios for compound Phenanthrene; Update qualifier ratios for compound Fluorene; Update qualifier ratios for compound Acenaphthene; Update qualifier ratios for compound Acenaphthylene; Update qualifier ratios for compound 1-Methylnaphthalene; Update qualifier ratios for compound 2-Methylnaphthalene; Update qualifier ratios for compound Naphthalene; Update qualifier ratios for compound o-Terphenyl;			✓	
CmdQuantitate	BL2000\jheine	2/28/2022 5:16:04 PM	Quantitate all compounds in all samples			✓	
CmdSaveBatchTable	BL2000\jheine	2/28/2022 5:16:32 PM	Save batch \\MASSHUNTER\Org\Data\SV5975.I\sh022822\1 e8270c bna SIM\QuantResults\022822 bna SIM 1.batch.bin			✓	

Name	User	Time	Action	Reason	Comment	Succeed	Exception
CmdManuallyIntegrate QualifierPeak	BL2000\jheine	2/28/2022 5:18:18 PM	Manually integrate qualifier 102.0 of compound Naphthalene in sample Feb2803.D, from x, y = 5.941, 2842 to 6.041, 105, result = 3229; previous integration is from x, y = 5.858, 105 to 6.041, 105 and previous response = 18669.			✓	
CmdManuallyIntegrate DropBaseline	BL2000\jheine	2/28/2022 5:18:19 PM	Drop baseline for qualifier 102.0 of compound Naphthalene in sample Feb2803.D to y = 105, new integration is from x, y = 5.941, 105 to 6.041, 105 and new response = 11435; previous integration is from x, y = 5.941, 2842 to 6.041, 105 and previous response = 3229.			✓	
CmdManuallyIntegrate QualifierPeak	BL2000\jheine	2/28/2022 5:19:48 PM	Manually integrate qualifier 102.0 of compound Naphthalene in sample Feb2805.D, from x, y = 5.941, 662 to 6.128, 90, result = 271; previous integration is from x, y = 5.903, 90 to 6.128, 90 and previous response = 7544.			✓	
CmdManuallyIntegrate DropBaseline	BL2000\jheine	2/28/2022 5:19:50 PM	Drop baseline for qualifier 102.0 of compound Naphthalene in sample Feb2805.D to y = 90, new integration is from x, y = 5.941, 90 to 6.128, 90 and new response = 3487; previous integration is from x, y = 5.941, 662 to 6.128, 90 and previous response = 271.			✓	
CmdManuallyIntegrateSplit	BL2000\jheine	2/28/2022 5:20:10 PM	Split qualifier 176.0 of compound Anthracene in sample Feb2805.D and keep left peak, new integration is from x, y = 9.830, 69.3532015927112 to 9.929, 71.6057614772287 and new response = 4214, previous integration is from x, y = 9.830, 69 to 10.003, 73 and previous response = 4535.			✓	
CmdManuallyIntegrate QualifierPeak	BL2000\jheine	2/28/2022 5:20:44 PM	Manually integrate qualifier 54.0 of compound Nitrobenzene-d5 in sample Feb2806.D, from x, y = 5.145, 146 to 5.354, 167, result = 448; previous integration is from x, y = 5.145, 146 to 5.454, 141 and previous response = 666.			✓	
CmdManuallyIntegrate DropBaseline	BL2000\jheine	2/28/2022 5:20:46 PM	Drop baseline for qualifier 54.0 of compound Nitrobenzene-d5 in sample Feb2806.D to y = 146, new integration is from x, y = 5.145, 146 to 5.354, 146 and new response = 580; previous integration is from x, y = 5.145, 146 to 5.354, 167 and previous response = 448.			✓	

Name	User	Time	Action	Reason	Comment	Succeed	Exception
CmdManuallyIntegrate QualifierPeak	BL2000\jheine	2/28/2022 5:20:51 PM	Manually integrate qualifier 128.0 of compound Nitrobenzene-d5 in sample Feb2806.D, from x, y = 5.367, 192 to 5.441, 162, result = -20; previous integration is from x, y = 5.156, 166 to 5.466, 163 and previous response = 610.			✓	
CmdManuallyIntegrate QualifierPeak	BL2000\jheine	2/28/2022 5:20:55 PM	Manually integrate qualifier 128.0 of compound Nitrobenzene-d5 in sample Feb2806.D, from x, y = 5.156, 181 to 5.367, 192, result = 319; previous integration is from x, y = 5.367, 192 to 5.441, 162 and previous response = -20.			✓	
CmdManuallyIntegrateSnapBaseline	BL2000\jheine	2/28/2022 5:20:57 PM	Snap baseline for qualifier 128.0 of compound Nitrobenzene-d5 in sample Feb2806.D from x = 5.156 to x = 5.367, new integration is from x, y = 5.156, 163 to 5.367, 171 and new response = 563; previous integration is from x, y = 5.156, 181 to 5.367, 192 and previous response = 319.			✓	
CmdManuallyIntegrate DropBaseline	BL2000\jheine	2/28/2022 5:20:57 PM	Drop baseline for qualifier 128.0 of compound Nitrobenzene-d5 in sample Feb2806.D to y = 163, new integration is from x, y = 5.156, 163 to 5.367, 163 and new response = 614; previous integration is from x, y = 5.156, 163 to 5.367, 171 and previous response = 563.			✓	
CmdManuallyIntegrate QualifierPeak	BL2000\jheine	2/28/2022 5:21:04 PM	Manually integrate qualifier 102.0 of compound Naphthalene in sample Feb2806.D, from x, y = 5.941, 443 to 6.016, 82, result = 1377; previous integration is from x, y = 5.903, 81 to 6.016, 82 and previous response = 5838.			✓	
CmdManuallyIntegrate DropBaseline	BL2000\jheine	2/28/2022 5:21:06 PM	Drop baseline for qualifier 102.0 of compound Naphthalene in sample Feb2806.D to y = 82, new integration is from x, y = 5.941, 82 to 6.016, 82 and new response = 2188; previous integration is from x, y = 5.941, 443 to 6.016, 82 and previous response = 1377.			✓	
CmdManuallyIntegrate QualifierPeak	BL2000\jheine	2/28/2022 5:21:17 PM	Manually integrate qualifier 153.0 of compound Acenaphthylene in sample Feb2806.D, from x, y = 7.813, 506 to 7.876, 1399, result = -1736; previous integration is from x, y = 8.013, 83 to 8.125, 83 and previous response = 8553.			✓	

Name	User	Time	Action	Reason	Comment	Succeed	Exception
CmdManuallyIntegrateSnapBaseline	BL2000\jheine	2/28/2022 5:21:18 PM	Snap baseline for qualifier 153.0 of compound Acenaphthylene in sample Feb2806.D from x = 7.813 to x = 7.876, new integration is from x, y = 7.813, 115 to 7.876, 164 and new response = 1303; previous integration is from x, y = 7.813, 506 to 7.876, 1399 and previous response = -1736.			✓	
CmdManuallyIntegrateDropBaseline	BL2000\jheine	2/28/2022 5:21:19 PM	Drop baseline for qualifier 153.0 of compound Acenaphthylene in sample Feb2806.D to y = 115, new integration is from x, y = 7.813, 115 to 7.876, 115 and new response = 1395; previous integration is from x, y = 7.813, 115 to 7.876, 164 and previous response = 1303.			✓	
CmdManuallyIntegrateQualifierPeak	BL2000\jheine	2/28/2022 5:21:28 PM	Manually integrate qualifier 152.0 of compound Acenaphthene in sample Feb2806.D, from x, y = 8.013, 854 to 8.088, 1764, result = -1464; previous integration is from x, y = 7.789, 100 to 7.913, 100 and previous response = 10747.			✓	
CmdManuallyIntegrateSnapBaseline	BL2000\jheine	2/28/2022 5:21:29 PM	Snap baseline for qualifier 152.0 of compound Acenaphthene in sample Feb2806.D from x = 8.013 to x = 8.088, new integration is from x, y = 8.013, 149 to 8.088, 189 and new response = 3653; previous integration is from x, y = 8.013, 854 to 8.088, 1764 and previous response = -1464.			✓	
CmdManuallyIntegrateDropBaseline	BL2000\jheine	2/28/2022 5:21:30 PM	Drop baseline for qualifier 152.0 of compound Acenaphthene in sample Feb2806.D to y = 149, new integration is from x, y = 8.013, 149 to 8.088, 149 and new response = 3743; previous integration is from x, y = 8.013, 149 to 8.088, 189 and previous response = 3653.			✓	
CmdManuallyIntegrateQualifierPeak	BL2000\jheine	2/28/2022 5:21:55 PM	Manually integrate qualifier 253.0 of compound Benzo(b)fluoranthene in sample Feb2806.D, from x, y = 17.634, 69 to 17.708, 155, result = 1586; previous integration is from x, y = 17.652, 257 to 17.708, 280 and previous response = 1024.			✓	
CmdManuallyIntegrateDropBaseline	BL2000\jheine	2/28/2022 5:21:56 PM	Drop baseline for qualifier 253.0 of compound Benzo(b)fluoranthene in sample Feb2806.D to y = 69, new integration is from x, y = 17.634, 69 to 17.708, 69 and new response = 1777; previous integration is from x, y = 17.634, 69 to 17.708, 155 and previous response = 1586.			✓	

Name	User	Time	Action	Reason	Comment	Succeed	Exception
CmdManuallyIntegratePeak	BL2000\jheine	2/28/2022 5:22:32 PM	Manually integrate compound Nitrobenzene-d5 in sample Feb2807.D, from x, y = 5.156, 159 to 5.417, 188, result = 119; previous integration is from x, y = 5.157, 139 to 5.510, 140 and previous response = 750.			✓	
CmdManuallyIntegrateSnapBaseline	BL2000\jheine	2/28/2022 5:22:33 PM	Snap baseline for compound Nitrobenzene-d5 in sample Feb2807.D, from x = 5.156 to x = 5.417, new integration is from x, y = 5.156, 138 to 5.417, 155 and new response = 541; previous integration is from x, y = 5.156, 159 to 5.417, 188 and previous response = 119.			✓	
CmdManuallyIntegrateDropBaseline	BL2000\jheine	2/28/2022 5:22:34 PM	Drop baseline for compound Nitrobenzene-d5 in sample Feb2807.D to y = 138, new integration is from x, y = 5.156, 138 to 5.417, 138 and new response = 675; previous integration is from x, y = 5.156, 138 to 5.417, 155 and previous response = 541.			✓	
CmdManuallyIntegrateQualifierPeak	BL2000\jheine	2/28/2022 5:22:43 PM	Manually integrate qualifier 54.0 of compound Nitrobenzene-d5 in sample Feb2807.D, from x, y = 5.168, 133 to 5.367, 133, result = 219; previous integration is from x, y = 5.170, 145 to 5.357, 137 and previous response = 126.			✓	
CmdManuallyIntegrateDropBaseline	BL2000\jheine	2/28/2022 5:22:44 PM	Drop baseline for qualifier 54.0 of compound Nitrobenzene-d5 in sample Feb2807.D to y = 133, new integration is from x, y = 5.168, 133 to 5.367, 133 and new response = 220; previous integration is from x, y = 5.168, 133 to 5.367, 133 and previous response = 219.			✓	
CmdManuallyIntegrateQualifierPeak	BL2000\jheine	2/28/2022 5:22:47 PM	Manually integrate qualifier 128.0 of compound Nitrobenzene-d5 in sample Feb2807.D, from x, y = 5.168, 144 to 5.380, 150, result = 288; previous integration is from x, y = 5.171, 147 to 5.511, 136 and previous response = 440.			✓	
CmdManuallyIntegrateSnapBaseline	BL2000\jheine	2/28/2022 5:22:49 PM	Snap baseline for qualifier 128.0 of compound Nitrobenzene-d5 in sample Feb2807.D from x = 5.168 to x = 5.380, new integration is from x, y = 5.168, 141 to 5.380, 154 and new response = 278; previous integration is from x, y = 5.168, 144 to 5.380, 150 and previous response = 288.			✓	

Name	User	Time	Action	Reason	Comment	Succeed	Exception
CmdManuallyIntegrate DropBaseline	BL2000\jheine	2/28/2022 5:22:49 PM	Drop baseline for qualifier 128.0 of compound Nitrobenzene-d5 in sample Feb2807.D to y = 141, new integration is from x, y = 5.168, 141 to 5.380, 141 and new response = 361; previous integration is from x, y = 5.168, 141 to 5.380, 154 and previous response = 278.			✓	
CmdManuallyIntegrate QualifierPeak	BL2000\jheine	2/28/2022 5:22:57 PM	Manually integrate qualifier 102.0 of compound Naphthalene in sample Feb2807.D, from x, y = 5.941, 298 to 6.016, 79, result = 1198; previous integration is from x, y = 5.903, 78 to 6.016, 79 and previous response = 5050.			✓	
CmdManuallyIntegrate DropBaseline	BL2000\jheine	2/28/2022 5:22:58 PM	Drop baseline for qualifier 102.0 of compound Naphthalene in sample Feb2807.D to y = 79, new integration is from x, y = 5.941, 79 to 6.016, 79 and new response = 1691; previous integration is from x, y = 5.941, 298 to 6.016, 79 and previous response = 1198.			✓	
CmdManuallyIntegrate QualifierPeak	BL2000\jheine	2/28/2022 5:23:10 PM	Manually integrate qualifier153.0 of compound Acenaphthylene in sample Feb2807.D from x, y = 7.814, 287 to 7.888, 644; result = -1058			✓	
CmdManuallyIntegrateSnapBaseline	BL2000\jheine	2/28/2022 5:23:11 PM	Snap baseline for qualifier 153.0 of compound Acenaphthylene in sample Feb2807.D from x = 7.814 to x = 7.888, new integration is from x, y = 7.814, 79 to 7.888, 108 and new response = 610; previous integration is from x, y = 7.814, 287 to 7.888, 644 and previous response = -1058.			✓	
CmdManuallyIntegrate DropBaseline	BL2000\jheine	2/28/2022 5:23:12 PM	Drop baseline for qualifier 153.0 of compound Acenaphthylene in sample Feb2807.D to y = 79, new integration is from x, y = 7.814, 79 to 7.888, 79 and new response = 675; previous integration is from x, y = 7.814, 79 to 7.888, 108 and previous response = 610.			✓	
CmdManuallyIntegratePeak	BL2000\jheine	2/28/2022 5:23:17 PM	Manually integrate compound Acenaphthene in sample Feb2807.D, from x, y = 8.026, 190 to 8.125, 80, result = 3080; previous integration is from x, y = 7.976, 80 to 8.125, 80 and previous response = 5461.			✓	
CmdManuallyIntegrate DropBaseline	BL2000\jheine	2/28/2022 5:23:18 PM	Drop baseline for compound Acenaphthene in sample Feb2807.D to y = 80, new integration is from x, y = 8.026, 80 to 8.125, 80 and new response = 3408; previous integration is from x, y = 8.026, 190 to 8.125, 80 and previous response = 3080.			✓	

Name	User	Time	Action	Reason	Comment	Succeed	Exception
CmdManuallyIntegrate QualifierPeak	BL2000\jheine	2/28/2022 5:23:27 PM	Manually integrate qualifier176.0 of compound Anthracene in sample Feb2807.D from x, y = 9.842, 184 to 9.966, 167; result = 20			✓	
CmdManuallyIntegrateSnapBaseline	BL2000\jheine	2/28/2022 5:23:29 PM	Snap baseline for qualifier 176.0 of compound Anthracene in sample Feb2807.D from x = 9.842 to x = 9.966, new integration is from x, y = 9.842, 91 to 9.966, 84 and new response = 675; previous integration is from x, y = 9.842, 184 to 9.966, 167 and previous response = 20.			✓	
CmdManuallyIntegrate DropBaseline	BL2000\jheine	2/28/2022 5:23:30 PM	Drop baseline for qualifier 176.0 of compound Anthracene in sample Feb2807.D to y = 84, new integration is from x, y = 9.842, 84 to 9.966, 84 and new response = 701; previous integration is from x, y = 9.842, 91 to 9.966, 84 and previous response = 675.			✓	
CmdManuallyIntegratePeak	BL2000\jheine	2/28/2022 5:23:49 PM	Manually integrate compound Indeno(1,2,3-cd)pyrene in sample Feb2807.D, from x, y = 20.154, 74 to 20.229, 209, result = 1979; previous integration is from x, y = 20.154, 74 to 20.415, 76 and previous response = 3567.			✓	
CmdManuallyIntegrate DropBaseline	BL2000\jheine	2/28/2022 5:23:50 PM	Drop baseline for compound Indeno(1,2,3-cd)pyrene in sample Feb2807.D to y = 74, new integration is from x, y = 20.154, 74 to 20.229, 74 and new response = 2282; previous integration is from x, y = 20.154, 74 to 20.229, 209 and previous response = 1979.			✓	
CmdManuallyIntegrate QualifierPeak	BL2000\jheine	2/28/2022 5:24:00 PM	Manually integrate qualifier 139.0 of compound Dibenzo(a,h)anthracene in sample Feb2807.D, from x, y = 20.217, 126 to 20.340, 175, result = 314; previous integration is from x, y = 20.217, 126 to 20.402, 133 and previous response = 546.			✓	
CmdManuallyIntegrate DropBaseline	BL2000\jheine	2/28/2022 5:24:01 PM	Drop baseline for qualifier 139.0 of compound Dibenzo(a,h)anthracene in sample Feb2807.D to y = 126, new integration is from x, y = 20.217, 126 to 20.340, 126 and new response = 493; previous integration is from x, y = 20.217, 126 to 20.340, 175 and previous response = 314.			✓	

Name	User	Time	Action	Reason	Comment	Succeed	Exception
CmdManuallyIntegrate QualifierPeak	BL2000\jheine	2/28/2022 5:24:05 PM	Manually integrate qualifier 279.0 of compound Dibenzo(a,h)anthracene in sample Feb2807.D, from x, y = 20.222, 85 to 20.316, 161, result = 395; previous integration is from x, y = 20.222, 85 to 20.465, 97 and previous response = 719.			✓	
CmdManuallyIntegrate DropBaseline	BL2000\jheine	2/28/2022 5:24:06 PM	Drop baseline for qualifier 279.0 of compound Dibenzo(a,h)anthracene in sample Feb2807.D to y = 85, new integration is from x, y = 20.222, 85 to 20.316, 85 and new response = 608; previous integration is from x, y = 20.222, 85 to 20.316, 161 and previous response = 395.			✓	
CmdManuallyIntegrate QualifierPeak	BL2000\jheine	2/28/2022 5:24:14 PM	Manually integrate qualifier 138.0 of compound Benzo(g,h,i)perylene in sample Feb2807.D, from x, y = 20.464, 106 to 20.612, 189, result = 577; previous integration is from x, y = 20.464, 106 to 20.711, 112 and previous response = 970.			✓	
CmdManuallyIntegrate DropBaseline	BL2000\jheine	2/28/2022 5:24:16 PM	Drop baseline for qualifier 138.0 of compound Benzo(g,h,i)perylene in sample Feb2807.D to y = 106, new integration is from x, y = 20.464, 106 to 20.612, 106 and new response = 945; previous integration is from x, y = 20.464, 106 to 20.612, 189 and previous response = 577.			✓	
CmdManuallyIntegrate QualifierPeak	BL2000\jheine	2/28/2022 5:24:20 PM	Manually integrate qualifier 277.0 of compound Benzo(g,h,i)perylene in sample Feb2807.D, from x, y = 20.478, 73 to 20.600, 151, result = 536; previous integration is from x, y = 20.478, 73 to 20.674, 75 and previous response = 876.			✓	
CmdManuallyIntegrate DropBaseline	BL2000\jheine	2/28/2022 5:24:21 PM	Drop baseline for qualifier 277.0 of compound Benzo(g,h,i)perylene in sample Feb2807.D to y = 73, new integration is from x, y = 20.478, 73 to 20.600, 73 and new response = 819; previous integration is from x, y = 20.478, 73 to 20.600, 151 and previous response = 536.			✓	
CmdManuallyIntegratePeak	BL2000\jheine	2/28/2022 5:24:37 PM	Manually integrate compound Nitrobenzene-d5 in sample Feb2808.D, from x, y = 5.156, 133 to 5.342, 142, result = 205; previous integration is from x, y = 5.182, 140 to 5.417, 141 and previous response = 217.			✓	

Name	User	Time	Action	Reason	Comment	Succeed	Exception
CmdManuallyIntegrate DropBaseline	BL2000\jheine	2/28/2022 5:24:38 PM	Drop baseline for compound Nitrobenzene-d5 in sample Feb2808.D to y = 133, new integration is from x, y = 5.156, 133 to 5.342, 133 and new response = 259; previous integration is from x, y = 5.156, 133 to 5.342, 142 and previous response = 205.			✓	
CmdManuallyIntegrate QualifierPeak	BL2000\jheine	2/28/2022 5:24:41 PM	Manually integrate qualifier54.0 of compound Nitrobenzene-d5 in sample Feb2808.D from x, y = 5.168, 130 to 5.305, 131; result = 81			✓	
CmdManuallyIntegrate DropBaseline	BL2000\jheine	2/28/2022 5:24:42 PM	Drop baseline for qualifier 54.0 of compound Nitrobenzene-d5 in sample Feb2808.D to y = 130, new integration is from x, y = 5.168, 130 to 5.305, 130 and new response = 83; previous integration is from x, y = 5.168, 130 to 5.305, 131 and previous response = 81.			✓	
CmdManuallyIntegrate QualifierPeak	BL2000\jheine	2/28/2022 5:24:45 PM	Manually integrate qualifier128.0 of compound Nitrobenzene-d5 in sample Feb2808.D from x, y = 5.181, 136 to 5.355, 138; result = 110			✓	
CmdManuallyIntegrate DropBaseline	BL2000\jheine	2/28/2022 5:24:46 PM	Drop baseline for qualifier 128.0 of compound Nitrobenzene-d5 in sample Feb2808.D to y = 136, new integration is from x, y = 5.181, 136 to 5.355, 136 and new response = 121; previous integration is from x, y = 5.181, 136 to 5.355, 138 and previous response = 110.			✓	
CmdManuallyIntegrate QualifierPeak	BL2000\jheine	2/28/2022 5:24:52 PM	Manually integrate qualifier 129.0 of compound Naphthalene in sample Feb2808.D, from x, y = 5.941, 120 to 6.028, 106, result = 259; previous integration is from x, y = 5.917, 105 to 6.028, 106 and previous response = 341.			✓	
CmdManuallyIntegrate DropBaseline	BL2000\jheine	2/28/2022 5:24:53 PM	Drop baseline for qualifier 129.0 of compound Naphthalene in sample Feb2808.D to y = 106, new integration is from x, y = 5.941, 106 to 6.028, 106 and new response = 296; previous integration is from x, y = 5.941, 120 to 6.028, 106 and previous response = 259.			✓	
CmdManuallyIntegrate QualifierPeak	BL2000\jheine	2/28/2022 5:24:57 PM	Manually integrate qualifier 102.0 of compound Naphthalene in sample Feb2808.D, from x, y = 5.941, 312 to 6.016, 78, result = 894; previous integration is from x, y = 5.904, 77 to 6.016, 78 and previous response = 4554.			✓	

Name	User	Time	Action	Reason	Comment	Succeed	Exception
CmdManuallyIntegrateDropBaseline	BL2000\jheine	2/28/2022 5:24:58 PM	Drop baseline for qualifier 102.0 of compound Naphthalene in sample Feb2808.D to y = 78, new integration is from x, y = 5.941, 78 to 6.016, 78 and new response = 1421; previous integration is from x, y = 5.941, 312 to 6.016, 78 and previous response = 894.			✓	
CmdManuallyIntegrateQualifierPeak	BL2000\jheine	2/28/2022 5:25:12 PM	Manually integrate qualifier 153.0 of compound Acenaphthylene in sample Feb2808.D, from x, y = 7.814, 128 to 7.863, 296, result = -111; previous integration is from x, y = 8.013, 79 to 8.100, 79 and previous response = 1990.			✓	
CmdManuallyIntegrateSnapBaseline	BL2000\jheine	2/28/2022 5:25:14 PM	Snap baseline for qualifier 153.0 of compound Acenaphthylene in sample Feb2808.D from x = 7.814 to x = 7.863, new integration is from x, y = 7.814, 77 to 7.863, 112 and new response = 240; previous integration is from x, y = 7.814, 128 to 7.863, 296 and previous response = -111.			✓	
CmdManuallyIntegrateDropBaseline	BL2000\jheine	2/28/2022 5:25:14 PM	Drop baseline for qualifier 153.0 of compound Acenaphthylene in sample Feb2808.D to y = 77, new integration is from x, y = 7.814, 77 to 7.863, 77 and new response = 292; previous integration is from x, y = 7.814, 77 to 7.863, 112 and previous response = 240.			✓	
CmdManuallyIntegratePeak	BL2000\jheine	2/28/2022 5:25:22 PM	Manually integrate compound Acenaphthene in sample Feb2808.D, from x, y = 8.025, 634 to 8.113, 511, result = -645; previous integration is from x, y = 7.971, 77 to 8.300, 77 and previous response = 4237.			✓	
CmdManuallyIntegrateSnapBaseline	BL2000\jheine	2/28/2022 5:25:24 PM	Snap baseline for compound Acenaphthene in sample Feb2808.D, from x = 8.025 to x = 8.113, new integration is from x, y = 8.025, 406 to 8.113, 117 and new response = 982; previous integration is from x, y = 8.025, 634 to 8.113, 511 and previous response = -645.			✓	
CmdManuallyIntegrateDropBaseline	BL2000\jheine	2/28/2022 5:25:25 PM	Drop baseline for compound Acenaphthene in sample Feb2808.D to y = 117, new integration is from x, y = 8.025, 117 to 8.113, 117 and new response = 1739; previous integration is from x, y = 8.025, 406 to 8.113, 117 and previous response = 982.			✓	
CmdManuallyIntegrateQualifierPeak	BL2000\jheine	2/28/2022 5:25:36 PM	Manually integrate qualifier176.0 of compound Anthracene in sample Feb2808.D from x, y = 9.842, 119 to 9.929, 117; result = 151			✓	

Name	User	Time	Action	Reason	Comment	Succeed	Exception
CmdManuallyIntegrateSnapBaseline	BL2000\jheine	2/28/2022 5:25:37 PM	Snap baseline for qualifier 176.0 of compound Anthracene in sample Feb2808.D from x = 9.842 to x = 9.929, new integration is from x, y = 9.842, 80 to 9.929, 80 and new response = 350; previous integration is from x, y = 9.842, 119 to 9.929, 117 and previous response = 151.			✓	
CmdManuallyIntegrateDropBaseline	BL2000\jheine	2/28/2022 5:25:38 PM	Drop baseline for qualifier 176.0 of compound Anthracene in sample Feb2808.D to y = 80, new integration is from x, y = 9.842, 80 to 9.929, 80 and new response = 350; previous integration is from x, y = 9.842, 80 to 9.929, 80 and previous response = 350.			✓	
CmdManuallyIntegratePeak	BL2000\jheine	2/28/2022 5:25:59 PM	Manually integrate compound Indeno(1,2,3-cd)pyrene in sample Feb2808.D, from x, y = 20.155, 68 to 20.242, 149, result = 1094; previous integration is from x, y = 20.155, 68 to 20.390, 72 and previous response = 1857.			✓	
CmdManuallyIntegrateDropBaseline	BL2000\jheine	2/28/2022 5:26:00 PM	Drop baseline for compound Indeno(1,2,3-cd)pyrene in sample Feb2808.D to y = 68, new integration is from x, y = 20.155, 68 to 20.242, 68 and new response = 1302; previous integration is from x, y = 20.155, 68 to 20.242, 149 and previous response = 1094.			✓	
CmdManuallyIntegrateQualifierPeak	BL2000\jheine	2/28/2022 5:26:19 PM	Manually integrate qualifier 102.0 of compound Naphthalene in sample Feb2809.D, from x, y = 5.941, 1006 to 6.115, 86, result = 1268; previous integration is from x, y = 5.882, 84 to 6.115, 86 and previous response = 11007.			✓	
CmdManuallyIntegrateDropBaseline	BL2000\jheine	2/28/2022 5:26:21 PM	Drop baseline for qualifier 102.0 of compound Naphthalene in sample Feb2809.D to y = 86, new integration is from x, y = 5.941, 86 to 6.115, 86 and new response = 6092; previous integration is from x, y = 5.941, 1006 to 6.115, 86 and previous response = 1268.			✓	

Name	User	Time	Action	Reason	Comment	Succeed	Exception
CmdCalibrate	BL2000\jheine	2/28/2022 5:35:28 PM	Replace level ICV with QC sample Feb2809.D for compounds {Dibenzo(a,h)anthracene, Indeno(1,2,3-cd)pyrene, Benzo(a)pyrene, Benzo(k)fluoranthene, Benzo(b)fluoranthene, Chrysene, Benzo(a)Anthracene, Terphenyl-d14, Pyrene, Fluoranthene, o-Terphenyl, Anthracene, Phenanthrene, Fluorene, Acenaphthene, Acenaphthylene, 2-Fluorobiphenyl, 1-Methylnaphthalene, 2-Methylnaphthalene, Naphthalene, Nitrobenzene-d5, Benzo(g,h,i)perylene}; Replace level 1 with Calibration sample Feb2808.D for compounds {Dibenzo(a,h)anthracene, Indeno(1,2,3-cd)pyrene, Benzo(a)pyrene, Benzo(k)fluoranthene, Benzo(b)fluoranthene, Chrysene, Benzo(a)Anthracene, Terphenyl-d14, Pyrene, Fluoranthene, o-Terphenyl, Anthracene, Phenanthrene, Fluorene, Acenaphthene, Acenaphthylene, 2-Fluorobiphenyl, 1-Methylnaphthalene, 2-Methylnaphthalene, Naphthalene, Nitrobenzene-d5, Benzo(g,h,i)perylene}; Replace level 2 with Calibration sample Feb2807.D for compounds {Dibenzo(a,h)anthracene, Indeno(1,2,3-cd)pyrene, Benzo(a)pyrene, Benzo(k)fluoranthene, Benzo(b)fluoranthene, Chrysene, Benzo(a)Anthracene, Terphenyl-d14, Pyrene, Fluoranthene, o-Terphenyl, Anthracene, Phenanthrene, Fluorene, Acenaphthene, Acenaphthylene, 2-Fluorobiphenyl, 1-Methylnaphthalene, 2-Methylnaphthalene, Naphthalene, Nitrobenzene-d5, Benzo(g,h,i)perylene}; Replace level 3 with Calibration sample Feb2806.D for compounds {Dibenzo(a,h)anthracene, Indeno(1,2,3-cd)pyrene, Benzo(a)pyrene, Benzo(k)fluoranthene, Benzo(b)fluoranthene, Chrysene, Benzo(a)Anthracene, Terphenyl-d14, Pyrene, Fluoranthene, o-Terphenyl, Anthracene, Phenanthrene, Fluorene, Acenaphthene, Acenaphthylene, 2-Fluorobiphenyl, 1-Methylnaphthalene, 2-Methylnaphthalene, Naphthalene, Nitrobenzene-d5, Benzo(g,h,i)perylene}; Replace level 4 with Calibration sample Feb2805.D for compounds {Dibenzo(a,h)anthracene,			✓	

Name	User	Time	Action	Reason	Comment	Succeed	Exception
			Indeno(1,2,3-cd)pyrene, Benzo(a)pyrene, Benzo(k)fluoranthene, Benzo(b)fluoranthene, Chrysene, Benzo(a)Anthracene, Terphenyl-d14, Pyrene, Fluoranthene, o-Terphenyl, Anthracene, Phenanthrene, Fluorene, Acenaphthene, Acenaphthylene, 2-Fluorobiphenyl, 1-Methylnaphthalene, 2-Methylnaphthalene, Naphthalene, Nitrobenzene-d5, Benzo(g,h,i)perylene}; Replace level 5 with Calibration sample Feb2804.D for compounds {Dibenzo(a,h)anthracene, Indeno(1,2,3-cd)pyrene, Benzo(a)pyrene, Benzo(k)fluoranthene, Benzo(b)fluoranthene, Chrysene, Benzo(a)Anthracene, Terphenyl-d14, Pyrene, Fluoranthene, o-Terphenyl, Anthracene, Phenanthrene, Fluorene, Acenaphthene, Acenaphthylene, 2-Fluorobiphenyl, 1-Methylnaphthalene, 2-Methylnaphthalene, Naphthalene, Nitrobenzene-d5, Benzo(g,h,i)perylene}; Replace level 6 with Calibration sample Feb2803.D for compounds {Dibenzo(a,h)anthracene, Indeno(1,2,3-cd)pyrene, Benzo(a)pyrene, Benzo(k)fluoranthene, Benzo(b)fluoranthene, Chrysene, Benzo(a)Anthracene, Terphenyl-d14, Pyrene, Fluoranthene, o-Terphenyl, Anthracene, Phenanthrene, Fluorene, Acenaphthene, Acenaphthylene, 2-Fluorobiphenyl, 1-Methylnaphthalene, 2-Methylnaphthalene, Naphthalene, Nitrobenzene-d5, Benzo(g,h,i)perylene}; Replace level 7 with Calibration sample Feb2802.D for compounds {Dibenzo(a,h)anthracene, Indeno(1,2,3-cd)pyrene, Benzo(a)pyrene, Benzo(k)fluoranthene, Benzo(b)fluoranthene, Chrysene, Benzo(a)Anthracene, Terphenyl-d14, Pyrene, Fluoranthene, o-Terphenyl, Anthracene, Phenanthrene, Fluorene, Acenaphthene, Acenaphthylene, 2-Fluorobiphenyl, 1-Methylnaphthalene, 2-Methylnaphthalene, Naphthalene, Nitrobenzene-d5, Benzo(g,h,i)perylene};				
CmdQuantitate	BL2000\jheine	2/28/2022 5:35:34 PM	Quantitate all compounds in all samples			✓	

Name	User	Time	Action	Reason	Comment	Succeed	Exception
CmdManuallyIntegratePeak	BL2000\jheine	2/28/2022 5:36:01 PM	Manually integrate compound Nitrobenzene-d5 in sample Feb2808.D, from x, y = 5.143, 130 to 5.454, 137, result = 335; previous integration is from x, y = 5.156, 133 to 5.342, 133 and previous response = 259.			✓	
CmdManuallyIntegratePeak	BL2000\jheine	2/28/2022 5:36:05 PM	Manually integrate compound Nitrobenzene-d5 in sample Feb2808.D, from x, y = 5.156, 145 to 5.454, 137, result = 203; previous integration is from x, y = 5.143, 130 to 5.454, 137 and previous response = 335.			✓	
CmdManuallyIntegrateSnapBaseline	BL2000\jheine	2/28/2022 5:36:06 PM	Snap baseline for compound Nitrobenzene-d5 in sample Feb2808.D, from x = 5.156 to x = 5.454, new integration is from x, y = 5.156, 130 to 5.454, 141 and new response = 300; previous integration is from x, y = 5.156, 145 to 5.454, 137 and previous response = 203.			✓	
CmdManuallyIntegrateDropBaseline	BL2000\jheine	2/28/2022 5:36:07 PM	Drop baseline for compound Nitrobenzene-d5 in sample Feb2808.D to y = 130, new integration is from x, y = 5.156, 130 to 5.454, 130 and new response = 399; previous integration is from x, y = 5.156, 130 to 5.454, 141 and previous response = 300.			✓	
CmdQuantitate	BL2000\jheine	2/28/2022 5:36:12 PM	Quantitate compound Nitrobenzene-d5 in sample Feb2808.D			✓	

Name	User	Time	Action	Reason	Comment	Succeed	Exception
CmdCalibrate	BL2000\jheine	2/28/2022 5:36:24 PM	Replace level ICV with QC sample Feb2809.D for compounds {Benzo(g,h,i)perylene, Dibenzo(a,h)anthracene, Indeno(1,2,3-cd)pyrene, Benzo(a)pyrene, Benzo(k)fluoranthene, Benzo(b)fluoranthene, Chrysene, Benzo(a)Anthracene, Terphenyl-d14, Pyrene, Fluoranthene, o-Terphenyl, Anthracene, Phenanthrene, Fluorene, Acenaphthene, Acenaphthylene, 2-Fluorobiphenyl, 1-Methylnaphthalene, 2-Methylnaphthalene, Naphthalene, Nitrobenzene-d5}; Replace level 1 with Calibration sample Feb2808.D for compounds {Benzo(g,h,i)perylene, Dibenzo(a,h)anthracene, Indeno(1,2,3-cd)pyrene, Benzo(a)pyrene, Benzo(k)fluoranthene, Benzo(b)fluoranthene, Chrysene, Benzo(a)Anthracene, Terphenyl-d14, Pyrene, Fluoranthene, o-Terphenyl, Anthracene, Phenanthrene, Fluorene, Acenaphthene, Acenaphthylene, 2-Fluorobiphenyl, 1-Methylnaphthalene, 2-Methylnaphthalene, Naphthalene, Nitrobenzene-d5}; Replace level 2 with Calibration sample Feb2807.D for compounds {Benzo(g,h,i)perylene, Dibenzo(a,h)anthracene, Indeno(1,2,3-cd)pyrene, Benzo(a)pyrene, Benzo(k)fluoranthene, Benzo(b)fluoranthene, Chrysene, Benzo(a)Anthracene, Terphenyl-d14, Pyrene, Fluoranthene, o-Terphenyl, Anthracene, Phenanthrene, Fluorene, Acenaphthene, Acenaphthylene, 2-Fluorobiphenyl, 1-Methylnaphthalene, 2-Methylnaphthalene, Naphthalene, Nitrobenzene-d5}; Replace level 3 with Calibration sample Feb2806.D for compounds {Benzo(g,h,i)perylene, Dibenzo(a,h)anthracene, Indeno(1,2,3-cd)pyrene, Benzo(a)pyrene, Benzo(k)fluoranthene, Benzo(b)fluoranthene, Chrysene, Benzo(a)Anthracene, Terphenyl-d14, Pyrene, Fluoranthene, o-Terphenyl, Anthracene, Phenanthrene, Fluorene, Acenaphthene, Acenaphthylene, 2-Fluorobiphenyl, 1-Methylnaphthalene, 2-Methylnaphthalene, Naphthalene, Nitrobenzene-d5}; Replace level 4 with Calibration sample Feb2805.D for compounds {Benzo(g,h,i)perylene,			✓	

Name	User	Time	Action	Reason	Comment	Succeed	Exception
			Dibenzo(a,h)anthracene, Indeno(1,2,3-cd)pyrene, Benzo(a)pyrene, Benzo(k)fluoranthene, Benzo(b)fluoranthene, Chrysene, Benzo(a)Anthracene, Terphenyl-d14, Pyrene, Fluoranthene, o-Terphenyl, Anthracene, Phenanthrene, Fluorene, Acenaphthene, Acenaphthylene, 2-Fluorobiphenyl, 1-Methylnaphthalene, 2-Methylnaphthalene, Naphthalene, Nitrobenzene-d5}; Replace level 5 with Calibration sample Feb2804.D for compounds {Benzo(g,h,i)perylene, Dibenzo(a,h)anthracene, Indeno(1,2,3-cd)pyrene, Benzo(a)pyrene, Benzo(k)fluoranthene, Benzo(b)fluoranthene, Chrysene, Benzo(a)Anthracene, Terphenyl-d14, Pyrene, Fluoranthene, o-Terphenyl, Anthracene, Phenanthrene, Fluorene, Acenaphthene, Acenaphthylene, 2-Fluorobiphenyl, 1-Methylnaphthalene, 2-Methylnaphthalene, Naphthalene, Nitrobenzene-d5}; Replace level 6 with Calibration sample Feb2803.D for compounds {Benzo(g,h,i)perylene, Dibenzo(a,h)anthracene, Indeno(1,2,3-cd)pyrene, Benzo(a)pyrene, Benzo(k)fluoranthene, Benzo(b)fluoranthene, Chrysene, Benzo(a)Anthracene, Terphenyl-d14, Pyrene, Fluoranthene, o-Terphenyl, Anthracene, Phenanthrene, Fluorene, Acenaphthene, Acenaphthylene, 2-Fluorobiphenyl, 1-Methylnaphthalene, 2-Methylnaphthalene, Naphthalene, Nitrobenzene-d5}; Replace level 7 with Calibration sample Feb2802.D for compounds {Benzo(g,h,i)perylene, Dibenzo(a,h)anthracene, Indeno(1,2,3-cd)pyrene, Benzo(a)pyrene, Benzo(k)fluoranthene, Benzo(b)fluoranthene, Chrysene, Benzo(a)Anthracene, Terphenyl-d14, Pyrene, Fluoranthene, o-Terphenyl, Anthracene, Phenanthrene, Fluorene, Acenaphthene, Acenaphthylene, 2-Fluorobiphenyl, 1-Methylnaphthalene, 2-Methylnaphthalene, Naphthalene, Nitrobenzene-d5};				
CmdQuantitate	BL2000\jheine	2/28/2022 5:36:29 PM	Quantitate all compounds in all samples			✓	

Name	User	Time	Action	Reason	Comment	Succeed	Exception
CmdSetTargetCompoundAttribute	BL2000\jheine	2/28/2022 5:36:50 PM	Set CurveFit = fitAverageOfResponseFactors for compound Nitrobenzene-d5 in all samples; previous value = fitQuadratic			✓	
CmdSetTargetCompoundAttribute	BL2000\jheine	2/28/2022 5:36:53 PM	Set CurveFit = fitQuadratic for compound Nitrobenzene-d5 in all samples; previous value = fitQuadratic			✓	
CmdSetTargetCompoundAttribute	BL2000\jheine	2/28/2022 5:37:01 PM	Set CurveFit = fitAverageOfResponseFactors for compound Naphthalene in all samples; previous value = fitQuadratic			✓	
CmdSetTargetCompoundAttribute	BL2000\jheine	2/28/2022 5:37:03 PM	Set CurveFitOrigin = originIgnore for compound Naphthalene in all samples; previous value = originInclude			✓	
CmdSetTargetCompoundAttribute	BL2000\jheine	2/28/2022 5:37:05 PM	Set CurveFitWeight = weightEqual for compound Naphthalene in all samples; previous value = weightOneOverX			✓	
CmdQuantitate	BL2000\jheine	2/28/2022 5:37:10 PM	Quantitate all compounds in all samples			✓	
CmdSetTargetCompoundAttribute	BL2000\jheine	2/28/2022 5:37:29 PM	Set CurveFit = fitQuadratic for compound 1-Methylnaphthalene in all samples; previous value = fitAverageOfResponseFactors			✓	
CmdSetTargetCompoundAttribute	BL2000\jheine	2/28/2022 5:37:33 PM	Set CurveFitWeight = weightOneOverX for compound 1-Methylnaphthalene in all samples; previous value = weightEqual			✓	
CmdQuantitate	BL2000\jheine	2/28/2022 5:37:37 PM	Quantitate all compounds in all samples			✓	
CmdSetTargetCompoundAttribute	BL2000\jheine	2/28/2022 5:37:53 PM	Set UserAnnotation = BA for compound Nitrobenzene-d5 in sample Feb2807.D; previous value =			✓	
CmdSetTargetCompoundAttribute	BL2000\jheine	2/28/2022 5:37:56 PM	Set UserAnnotation = BA for compound Nitrobenzene-d5 in sample Feb2808.D; previous value =			✓	
CmdSetTargetCompoundAttribute	BL2000\jheine	2/28/2022 5:38:09 PM	Set CurveFit = fitAverageOfResponseFactors for compound 1-Methylnaphthalene in all samples; previous value = fitAverageOfResponseFactors			✓	
CmdSetTargetCompoundAttribute	BL2000\jheine	2/28/2022 5:38:12 PM	Set CurveFit = fitQuadratic for compound 1-Methylnaphthalene in all samples; previous value = fitAverageOfResponseFactors			✓	
CmdSetTargetCompoundAttribute	BL2000\jheine	2/28/2022 5:38:15 PM	Set CurveFit = fitAverageOfResponseFactors for compound Acenaphthylene in all samples; previous value = fitQuadratic			✓	
CmdSetTargetCompoundAttribute	BL2000\jheine	2/28/2022 5:38:18 PM	Set CurveFitOrigin = originIgnore for compound Acenaphthylene in all samples; previous value = originInclude			✓	

Name	User	Time	Action	Reason	Comment	Succeed	Exception
CmdSetTargetCompoundAttribute	BL2000\jheine	2/28/2022 5:38:21 PM	Set CurveFitWeight = weightEqual for compound Acenaphthylene in all samples; previous value = weightOneOverXSquared			✓	
CmdQuantitate	BL2000\jheine	2/28/2022 5:38:26 PM	Quantitate all compounds in all samples			✓	
CmdSetTargetCompoundAttribute	BL2000\jheine	2/28/2022 5:38:36 PM	Set CurveFit = fitAverageOfResponseFactors for compound Acenaphthene in all samples; previous value = fitQuadratic			✓	
CmdSetTargetCompoundAttribute	BL2000\jheine	2/28/2022 5:38:39 PM	Set CurveFit = fitQuadratic for compound Acenaphthene in all samples; previous value = fitQuadratic			✓	
CmdSetTargetCompoundAttribute	BL2000\jheine	2/28/2022 5:38:41 PM	Set CurveFitWeight = weightOneOverX for compound Acenaphthene in all samples; previous value = weightOneOverXSquared			✓	
CmdQuantitate	BL2000\jheine	2/28/2022 5:38:45 PM	Quantitate all compounds in all samples			✓	
CmdSetTargetCompoundAttribute	BL2000\jheine	2/28/2022 5:38:52 PM	Set CurveFit = fitAverageOfResponseFactors for compound Fluorene in all samples; previous value = fitQuadratic			✓	
CmdSetTargetCompoundAttribute	BL2000\jheine	2/28/2022 5:38:55 PM	Set CurveFitWeight = weightEqual for compound Fluorene in all samples; previous value = weightOneOverX			✓	
CmdQuantitate	BL2000\jheine	2/28/2022 5:39:00 PM	Quantitate all compounds in all samples			✓	
CmdSetTargetCompoundAttribute	BL2000\jheine	2/28/2022 5:39:05 PM	Set CurveFit = fitAverageOfResponseFactors for compound 2-Fluorobiphenyl in all samples; previous value = fitQuadratic			✓	
CmdSetTargetCompoundAttribute	BL2000\jheine	2/28/2022 5:39:07 PM	Set CurveFitWeight = weightEqual for compound 2-Fluorobiphenyl in all samples; previous value = weightOneOverX			✓	
CmdQuantitate	BL2000\jheine	2/28/2022 5:39:12 PM	Quantitate all compounds in all samples			✓	
CmdSetTargetCompoundAttribute	BL2000\jheine	2/28/2022 5:39:20 PM	Set CurveFit = fitAverageOfResponseFactors for compound Phenanthrene in all samples; previous value = fitQuadratic			✓	
CmdSetTargetCompoundAttribute	BL2000\jheine	2/28/2022 5:39:23 PM	Set CurveFitWeight = weightEqual for compound Phenanthrene in all samples; previous value = weightOneOverX			✓	
CmdQuantitate	BL2000\jheine	2/28/2022 5:39:28 PM	Quantitate all compounds in all samples			✓	
CmdSetTargetCompoundAttribute	BL2000\jheine	2/28/2022 5:39:31 PM	Set CurveFit = fitQuadratic for compound Phenanthrene in all samples; previous value = fitQuadratic			✓	

Name	User	Time	Action	Reason	Comment	Succeed	Exception
CmdSetTargetCompoundAttribute	BL2000\jheine	2/28/2022 5:39:34 PM	Set CurveFitWeight = weightOneOverX for compound Phenanthrene in all samples; previous value = weightOneOverX			✓	
CmdQuantitate	BL2000\jheine	2/28/2022 5:39:38 PM	Quantitate all compounds in all samples			✓	
CmdSetTargetCompoundAttribute	BL2000\jheine	2/28/2022 5:39:45 PM	Set CurveFit = fitAverageOfResponseFactors for compound Anthracene in all samples; previous value = fitQuadratic			✓	
CmdSetTargetCompoundAttribute	BL2000\jheine	2/28/2022 5:39:48 PM	Set CurveFitWeight = weightEqual for compound Anthracene in all samples; previous value = weightOneOverX			✓	
CmdQuantitate	BL2000\jheine	2/28/2022 5:39:52 PM	Quantitate all compounds in all samples			✓	
CmdSetTargetCompoundAttribute	BL2000\jheine	2/28/2022 5:39:58 PM	Set CurveFit = fitAverageOfResponseFactors for compound Fluoranthene in all samples; previous value = fitQuadratic			✓	
CmdSetTargetCompoundAttribute	BL2000\jheine	2/28/2022 5:39:59 PM	Set CurveFitWeight = weightEqual for compound Fluoranthene in all samples; previous value = weightOneOverX			✓	
CmdQuantitate	BL2000\jheine	2/28/2022 5:40:04 PM	Quantitate all compounds in all samples			✓	
CmdSetTargetCompoundAttribute	BL2000\jheine	2/28/2022 5:40:09 PM	Set CurveFit = fitAverageOfResponseFactors for compound o-Terphenyl in all samples; previous value = fitQuadratic			✓	
CmdSetTargetCompoundAttribute	BL2000\jheine	2/28/2022 5:40:11 PM	Set CurveFitOrigin = originIgnore for compound o-Terphenyl in all samples; previous value = originInclude			✓	
CmdSetTargetCompoundAttribute	BL2000\jheine	2/28/2022 5:40:12 PM	Set CurveFitWeight = weightEqual for compound o-Terphenyl in all samples; previous value = weightOneOverX			✓	
CmdSetTargetCompoundAttribute	BL2000\jheine	2/28/2022 5:40:16 PM	Set CurveFit = fitQuadratic for compound o-Terphenyl in all samples; previous value = fitQuadratic			✓	
CmdSetTargetCompoundAttribute	BL2000\jheine	2/28/2022 5:40:18 PM	Set CurveFitOrigin = originInclude for compound o-Terphenyl in all samples; previous value = originInclude			✓	
CmdSetTargetCompoundAttribute	BL2000\jheine	2/28/2022 5:40:19 PM	Set CurveFitWeight = weightOneOverX for compound o-Terphenyl in all samples; previous value = weightOneOverX			✓	
CmdQuantitate	BL2000\jheine	2/28/2022 5:40:23 PM	Quantitate all compounds in all samples			✓	
CmdSetTargetCompoundAttribute	BL2000\jheine	2/28/2022 5:40:31 PM	Set CurveFit = fitAverageOfResponseFactors for compound Pyrene in all samples; previous value = fitQuadratic			✓	

Name	User	Time	Action	Reason	Comment	Succeed	Exception
CmdSetTargetCompoundAttribute	BL2000\jheine	2/28/2022 5:40:34 PM	Set CurveFit = fitQuadratic for compound Pyrene in all samples; previous value = fitQuadratic			✓	
CmdSetTargetCompoundAttribute	BL2000\jheine	2/28/2022 5:40:38 PM	Set CurveFit = fitAverageOfResponseFactors for compound Benzo(a)Anthracene in all samples; previous value = fitQuadratic			✓	
CmdSetTargetCompoundAttribute	BL2000\jheine	2/28/2022 5:40:41 PM	Set CurveFit = fitQuadratic for compound Benzo(a)Anthracene in all samples; previous value = fitQuadratic			✓	
CmdSetTargetCompoundAttribute	BL2000\jheine	2/28/2022 5:40:47 PM	Set CurveFit = fitAverageOfResponseFactors for compound Chrysene in all samples; previous value = fitQuadratic			✓	
CmdSetTargetCompoundAttribute	BL2000\jheine	2/28/2022 5:40:50 PM	Set CurveFit = fitQuadratic for compound Chrysene in all samples; previous value = fitQuadratic			✓	
CmdSetTargetCompoundAttribute	BL2000\jheine	2/28/2022 5:40:54 PM	Set CurveFit = fitAverageOfResponseFactors for compound Terphenyl-d14 in all samples; previous value = fitQuadratic			✓	
CmdSetTargetCompoundAttribute	BL2000\jheine	2/28/2022 5:40:58 PM	Set CurveFitWeight = weightEqual for compound Terphenyl-d14 in all samples; previous value = weightOneOverX			✓	
CmdQuantitate	BL2000\jheine	2/28/2022 5:41:03 PM	Quantitate all compounds in all samples			✓	
CmdSetTargetCompoundAttribute	BL2000\jheine	2/28/2022 5:41:07 PM	Set CurveFit = fitAverageOfResponseFactors for compound Benzo(b)fluoranthene in all samples; previous value = fitQuadratic			✓	
CmdSetTargetCompoundAttribute	BL2000\jheine	2/28/2022 5:41:09 PM	Set CurveFitWeight = weightEqual for compound Benzo(b)fluoranthene in all samples; previous value = weightOneOverX			✓	
CmdQuantitate	BL2000\jheine	2/28/2022 5:41:13 PM	Quantitate all compounds in all samples			✓	
CmdSetTargetCompoundAttribute	BL2000\jheine	2/28/2022 5:41:18 PM	Set CurveFit = fitAverageOfResponseFactors for compound Benzo(k)fluoranthene in all samples; previous value = fitQuadratic			✓	
CmdSetTargetCompoundAttribute	BL2000\jheine	2/28/2022 5:41:21 PM	Set CurveFit = fitQuadratic for compound Benzo(k)fluoranthene in all samples; previous value = fitQuadratic			✓	
CmdSetTargetCompoundAttribute	BL2000\jheine	2/28/2022 5:41:28 PM	Set CurveFit = fitAverageOfResponseFactors for compound Benzo(a)pyrene in all samples; previous value = fitQuadratic			✓	
CmdSetTargetCompoundAttribute	BL2000\jheine	2/28/2022 5:41:30 PM	Set CurveFitWeight = weightEqual for compound Benzo(a)pyrene in all samples; previous value = weightOneOverX			✓	

Name	User	Time	Action	Reason	Comment	Succeed	Exception
CmdQuantitate	BL2000\jheine	2/28/2022 5:41:34 PM	Quantitate all compounds in all samples			✓	
CmdSetTargetCompoundAttribute	BL2000\jheine	2/28/2022 5:41:39 PM	Set CurveFit = fitAverageOfResponseFactors for compound Indeno(1,2,3-cd)pyrene in all samples; previous value = fitQuadratic			✓	
CmdSetTargetCompoundAttribute	BL2000\jheine	2/28/2022 5:41:42 PM	Set CurveFitWeight = weightEqual for compound Indeno(1,2,3-cd)pyrene in all samples; previous value = weightOneOverX			✓	
CmdQuantitate	BL2000\jheine	2/28/2022 5:41:47 PM	Quantitate all compounds in all samples			✓	
CmdSetTargetCompoundAttribute	BL2000\jheine	2/28/2022 5:41:53 PM	Set CurveFit = fitAverageOfResponseFactors for compound Dibenzo(a,h)anthracene in all samples; previous value = fitQuadratic			✓	
CmdSetTargetCompoundAttribute	BL2000\jheine	2/28/2022 5:41:54 PM	Set CurveFitWeight = weightEqual for compound Dibenzo(a,h)anthracene in all samples; previous value = weightOneOverX			✓	
CmdQuantitate	BL2000\jheine	2/28/2022 5:41:59 PM	Quantitate all compounds in all samples			✓	
CmdSetTargetCompoundAttribute	BL2000\jheine	2/28/2022 5:42:05 PM	Set CurveFit = fitAverageOfResponseFactors for compound Benzo(g,h,i)perylene in all samples; previous value = fitQuadratic			✓	
CmdSetTargetCompoundAttribute	BL2000\jheine	2/28/2022 5:42:07 PM	Set CurveFitWeight = weightEqual for compound Benzo(g,h,i)perylene in all samples; previous value = weightOneOverX			✓	
CmdQuantitate	BL2000\jheine	2/28/2022 5:42:12 PM	Quantitate all compounds in all samples			✓	
CmdSaveBatchTable	BL2000\jheine	2/28/2022 5:42:15 PM	Save batch \\MASSHUNTER\Org\Data\SV5975.I\sh022822\1 e8270c bna SIM\QuantResults\022822 bna SIM 1.batch.bin			✓	
CmdSaveBatchTable	BL2000\jheine	2/28/2022 5:42:22 PM	Save batch \\MASSHUNTER\Org\Data\SV5975.I\sh022822\1 e8270c bna SIM\QuantResults\022822 bna SIM 1.batch.bin			✓	
CmdSaveBatchTable	BL2000\jheine	2/28/2022 5:42:33 PM	Save batch \\MASSHUNTER\Org\Data\SV5975.I\sh022822\1 e8270c bna SIM\QuantResults\022822 bna SIM 1.batch.bin			✓	
CmdOpenBatchTable	BL2000\jheine	3/1/2022 8:21:41 AM	Open batch \\MASSHUNTER\Org\Data\SV5975.I\sh022822\1 e8270c bna SIM\022822 bna SIM 1.batch.bin			✓	

Name	User	Time	Action	Reason	Comment	Succeed	Exception
CmdImportSamplesFromWorklist	BL2000\jheine	3/1/2022 8:23:05 AM	Add samples from worklist: \\MASSHUNTER\Org\Data\SV5975.I\sh022822\1 e8270c bna SIM\Feb2824.D, \\MASSHUNTER\Org\Data\SV5975.I\sh022822\1 e8270c bna SIM\Feb2823.D, \\MASSHUNTER\Org\Data\SV5975.I\sh022822\1 e8270c bna SIM\Feb2822.D, \\MASSHUNTER\Org\Data\SV5975.I\sh022822\1 e8270c bna SIM\Feb2821.D, \\MASSHUNTER\Org\Data\SV5975.I\sh022822\1 e8270c bna SIM\Feb2820.D, \\MASSHUNTER\Org\Data\SV5975.I\sh022822\1 e8270c bna SIM\Feb2819.D, \\MASSHUNTER\Org\Data\SV5975.I\sh022822\1 e8270c bna SIM\Feb2818.D, \\MASSHUNTER\Org\Data\SV5975.I\sh022822\1 e8270c bna SIM\Feb2817.D, \\MASSHUNTER\Org\Data\SV5975.I\sh022822\1 e8270c bna SIM\Feb2816.D, \\MASSHUNTER\Org\Data\SV5975.I\sh022822\1 e8270c bna SIM\Feb2815.D, \\MASSHUNTER\Org\Data\SV5975.I\sh022822\1 e8270c bna SIM\Feb2814.D, \\MASSHUNTER\Org\Data\SV5975.I\sh022822\1 e8270c bna SIM\Feb2813.D, \\MASSHUNTER\Org\Data\SV5975.I\sh022822\1 e8270c bna SIM\Feb2812.D, \\MASSHUNTER\Org\Data\SV5975.I\sh022822\1 e8270c bna SIM\Feb2811.D, \\MASSHUNTER\Org\Data\SV5975.I\sh022822\1 e8270c bna SIM\Feb2810.D			✓	
CmdSetSampleAttribute	BL2000\jheine	3/1/2022 8:23:34 AM	Set MatrixSpikeGroup = MB-163957 for sample Feb2811.D; previous value =			✓	
CmdSetSampleAttribute	BL2000\jheine	3/1/2022 8:23:35 AM	Set MatrixSpikeGroup = MB-163957 for sample Feb2812.D; previous value =			✓	
CmdSetSampleAttribute	BL2000\jheine	3/1/2022 8:23:36 AM	Set MatrixSpikeGroup = MB-163957 for sample Feb2813.D; previous value =			✓	
CmdSetSampleAttribute	BL2000\jheine	3/1/2022 8:23:40 AM	Set MatrixSpikeGroup = B22021435-007A for sample Feb2816.D; previous value =			✓	
CmdSetSampleAttribute	BL2000\jheine	3/1/2022 8:23:41 AM	Set MatrixSpikeGroup = B22021435-007A for sample Feb2817.D; previous value =			✓	
CmdSetSampleAttribute	BL2000\jheine	3/1/2022 8:23:45 AM	Set MatrixSpikeGroup = B22021435-012C for sample Feb2818.D; previous value =			✓	
CmdSetSampleAttribute	BL2000\jheine	3/1/2022 8:23:46 AM	Set MatrixSpikeGroup = B22021435-012C for sample Feb2819.D; previous value =			✓	
CmdSetSampleAttribute	BL2000\jheine	3/1/2022 8:23:52 AM	Set SampleInformation = MatrixA for sample Feb2812.D; previous value =			✓	

Name	User	Time	Action	Reason	Comment	Succeed	Exception
CmdSetSampleAttribute	BL2000\jheine	3/1/2022 8:23:56 AM	Set SampleInformation = MatrixA for sample Feb2813.D; previous value =			✓	
CmdSetSampleAttribute	BL2000\jheine	3/1/2022 8:23:58 AM	Set SampleInformation = MatrixA for sample Feb2817.D; previous value =			✓	
CmdSetSampleAttribute	BL2000\jheine	3/1/2022 8:23:59 AM	Set SampleInformation = MatrixA for sample Feb2819.D; previous value =			✓	
CmdSetSampleAttribute	BL2000\jheine	3/1/2022 8:24:04 AM	Set SampleType = CC for sample Feb2824.D; previous value = Sample			✓	
CmdSetSampleAttribute	BL2000\jheine	3/1/2022 8:24:10 AM	Set LevelName = CCV for sample Feb2824.D; previous value =			✓	
CmdQuantitate	BL2000\jheine	3/1/2022 8:24:21 AM	Quantitate all compounds in all samples			✓	
CmdSaveBatchTable	BL2000\jheine	3/1/2022 8:25:28 AM	Save batch \\MASSHUNTER\Org\Data\SV5975.I\sh022822\1 e8270c bna SIM\QuantResults\022822 bna SIM 1.batch.bin			✓	
CmdOpenBatchTable	BL2000\jheine	3/1/2022 9:20:13 AM	Open batch \\MASSHUNTER\Org\Data\SV5975.I\sh022822\1 e8270c bna SIM\022822 bna SIM 1.batch.bin			✓	
CmdManuallyIntegratePeak	BL2000\jheine	3/1/2022 9:20:32 AM	Manually integrate compound Benzo(a)pyrene in sample Feb2810.D, from x, y = 18.302, 69 to 18.351, 295, result = -252; previous integration is from x, y = 18.376, 62 to 18.586, 67 and previous response = 3134.			✓	
CmdManuallyIntegrateSnapBaseline	BL2000\jheine	3/1/2022 9:20:33 AM	Snap baseline for compound Benzo(a)pyrene in sample Feb2810.D, from x = 18.302 to x = 18.351, new integration is from x, y = 18.302, 69 to 18.351, 75 and new response = 74; previous integration is from x, y = 18.302, 69 to 18.351, 295 and previous response = -252.			✓	
CmdManuallyIntegrateDropBaseline	BL2000\jheine	3/1/2022 9:20:36 AM	Drop baseline for compound Benzo(a)pyrene in sample Feb2810.D to y = 69, new integration is from x, y = 18.302, 69 to 18.351, 69 and new response = 83; previous integration is from x, y = 18.302, 69 to 18.351, 75 and previous response = 74.			✓	
CmdZeroOutPeak	BL2000\jheine	3/1/2022 9:20:38 AM	Zero out primary peak of compound Benzo(a)pyrene in sample Feb2810.D			✓	
CmdManuallyIntegratePeak	BL2000\jheine	3/1/2022 9:20:43 AM	Manually integrate compound Acenaphthene in sample Feb2810.D, from x, y = 8.025, 154 to 8.088, 77, result = 187; previous integration is from x, y = 7.976, 77 to 8.088, 77 and previous response = 2768.			✓	

Name	User	Time	Action	Reason	Comment	Succeed	Exception
CmdManuallyIntegrateDropBaseline	BL2000\jheine	3/1/2022 9:20:44 AM	Drop baseline for compound Acenaphthene in sample Feb2810.D to y = 77, new integration is from x, y = 8.025, 77 to 8.088, 77 and new response = 331; previous integration is from x, y = 8.025, 154 to 8.088, 77 and previous response = 187.			✓	
CmdZeroOutPeak	BL2000\jheine	3/1/2022 9:20:45 AM	Zero out primary peak of compound Acenaphthene in sample Feb2810.D			✓	
CmdManuallyIntegratePeak	BL2000\jheine	3/1/2022 9:20:51 AM	Manually integrate compound Chrysene in sample Feb2810.D, from x, y = 14.714, 141 to 14.801, 56, result = 220; previous integration is from x, y = 14.604, 55 to 14.801, 56 and previous response = 3284.			✓	
CmdManuallyIntegrateDropBaseline	BL2000\jheine	3/1/2022 9:20:53 AM	Drop baseline for compound Chrysene in sample Feb2810.D to y = 56, new integration is from x, y = 14.714, 56 to 14.801, 56 and new response = 441; previous integration is from x, y = 14.714, 141 to 14.801, 56 and previous response = 220.			✓	
CmdZeroOutPeak	BL2000\jheine	3/1/2022 9:20:54 AM	Zero out primary peak of compound Chrysene in sample Feb2810.D			✓	
CmdManuallyIntegratePeak	BL2000\jheine	3/1/2022 9:21:00 AM	Manually integrate compound Benzo(a)Anthracene in sample Feb2810.D, from x, y = 14.604, 55 to 14.714, 176, result = 2447; previous integration is from x, y = 14.604, 55 to 14.801, 56 and previous response = 3284.			✓	
CmdManuallyIntegrateDropBaseline	BL2000\jheine	3/1/2022 9:21:02 AM	Drop baseline for compound Benzo(a)Anthracene in sample Feb2810.D to y = 55, new integration is from x, y = 14.604, 55 to 14.714, 55 and new response = 2845; previous integration is from x, y = 14.604, 55 to 14.714, 176 and previous response = 2447.			✓	
CmdZeroOutPeak	BL2000\jheine	3/1/2022 9:21:04 AM	Zero out primary peak of compound Benzo(a)Anthracene in sample Feb2810.D			✓	
CmdZeroOutPeak	BL2000\jheine	3/1/2022 9:21:19 AM	Zero out primary peak of compound Fluorene in sample Feb2811.D			✓	
CmdManuallyIntegratePeak	BL2000\jheine	3/1/2022 9:21:28 AM	Manually integrate compound Benzo(a)pyrene in sample Feb2811.D, from x, y = 18.302, 62 to 18.351, 68, result = 54; previous integration is from x, y = 18.389, 75 to 18.561, 75 and previous response = 2422.			✓	

Name	User	Time	Action	Reason	Comment	Succeed	Exception
CmdManuallyIntegrate DropBaseline	BL2000\jheine	3/1/2022 9:21:29 AM	Drop baseline for compound Benzo(a)pyrene in sample Feb2811.D to y = 62, new integration is from x, y = 18.302, 62 to 18.351, 62 and new response = 62; previous integration is from x, y = 18.302, 62 to 18.351, 68 and previous response = 54.			✓	
CmdZeroOutPeak	BL2000\jheine	3/1/2022 9:21:31 AM	Zero out primary peak of compound Benzo(a)pyrene in sample Feb2811.D			✓	
CmdZeroOutPeak	BL2000\jheine	3/1/2022 9:21:34 AM	Zero out primary peak of compound Acenaphthene in sample Feb2811.D			✓	
CmdManuallyIntegratePeak	BL2000\jheine	3/1/2022 9:21:40 AM	Manually integrate compound Chrysene in sample Feb2811.D, from x, y = 14.714, 164 to 14.814, 57, result = 88; previous integration is from x, y = 14.604, 57 to 14.814, 57 and previous response = 2844.			✓	
CmdManuallyIntegrate DropBaseline	BL2000\jheine	3/1/2022 9:21:41 AM	Drop baseline for compound Chrysene in sample Feb2811.D to y = 57, new integration is from x, y = 14.714, 57 to 14.814, 57 and new response = 408; previous integration is from x, y = 14.714, 164 to 14.814, 57 and previous response = 88.			✓	
CmdZeroOutPeak	BL2000\jheine	3/1/2022 9:21:46 AM	Zero out primary peak of compound Chrysene in sample Feb2811.D			✓	
CmdManuallyIntegratePeak	BL2000\jheine	3/1/2022 9:21:52 AM	Manually integrate compound Benzo(a)Anthracene in sample Feb2811.D, from x, y = 14.604, 57 to 14.714, 295, result = 1648; previous integration is from x, y = 14.604, 57 to 14.814, 57 and previous response = 2844.			✓	
CmdManuallyIntegrate DropBaseline	BL2000\jheine	3/1/2022 9:21:54 AM	Drop baseline for compound Benzo(a)Anthracene in sample Feb2811.D to y = 57, new integration is from x, y = 14.604, 57 to 14.714, 57 and new response = 2438; previous integration is from x, y = 14.604, 57 to 14.714, 295 and previous response = 1648.			✓	
CmdZeroOutPeak	BL2000\jheine	3/1/2022 9:21:56 AM	Zero out primary peak of compound Benzo(a)Anthracene in sample Feb2811.D			✓	
CmdManuallyIntegrate QualifierPeak	BL2000\jheine	3/1/2022 9:22:11 AM	Manually integrate qualifier 102.0 of compound Naphthalene in sample Feb2812.D, from x, y = 5.941, 1534 to 6.041, 98, result = 1972; previous integration is from x, y = 5.867, 85 to 6.041, 98 and previous response = 11848.			✓	

Name	User	Time	Action	Reason	Comment	Succeed	Exception
CmdManuallyIntegrateDropBaseline	BL2000\jheine	3/1/2022 9:22:12 AM	Drop baseline for qualifier 102.0 of compound Naphthalene in sample Feb2812.D to y = 98, new integration is from x, y = 5.941, 98 to 6.041, 98 and new response = 6278; previous integration is from x, y = 5.941, 1534 to 6.041, 98 and previous response = 1972.			✓	
CmdManuallyIntegratePeak	BL2000\jheine	3/1/2022 9:22:20 AM	Manually integrate compound 1-Methylnaphthalene in sample Feb2812.D, from x, y = 6.877, 3018 to 6.965, 6955, result = 13201; previous integration is from x, y = 6.765, 101 to 6.877, 101 and previous response = 42912.			✓	
CmdManuallyIntegrateSnapBaseline	BL2000\jheine	3/1/2022 9:22:22 AM	Snap baseline for compound 1-Methylnaphthalene in sample Feb2812.D, from x = 6.877 to x = 6.965, new integration is from x, y = 6.877, 618 to 6.965, 724 and new response = 35833; previous integration is from x, y = 6.877, 3018 to 6.965, 6955 and previous response = 13201.			✓	
CmdManuallyIntegrateDropBaseline	BL2000\jheine	3/1/2022 9:22:22 AM	Drop baseline for compound 1-Methylnaphthalene in sample Feb2812.D to y = 618, new integration is from x, y = 6.877, 618 to 6.965, 618 and new response = 36111; previous integration is from x, y = 6.877, 618 to 6.965, 724 and previous response = 35833.			✓	
CmdSetTargetCompoundAttribute	BL2000\jheine	3/1/2022 9:22:30 AM	Set UserAnnotation = NI for compound 1-Methylnaphthalene in sample Feb2812.D; previous value =			✓	
CmdManuallyIntegrateQualifierPeak	BL2000\jheine	3/1/2022 9:23:14 AM	Manually integrate qualifier 102.0 of compound Naphthalene in sample Feb2813.D, from x, y = 5.941, 1112 to 6.016, 99, result = 4517; previous integration is from x, y = 5.874, 99 to 6.016, 99 and previous response = 12105.			✓	
CmdManuallyIntegrateDropBaseline	BL2000\jheine	3/1/2022 9:23:15 AM	Drop baseline for qualifier 102.0 of compound Naphthalene in sample Feb2813.D to y = 99, new integration is from x, y = 5.941, 99 to 6.016, 99 and new response = 6794; previous integration is from x, y = 5.941, 1112 to 6.016, 99 and previous response = 4517.			✓	
CmdZeroOutPeak	BL2000\jheine	3/1/2022 9:24:58 AM	Zero out primary peak of compound Fluorene in sample Feb2814.D			✓	

Name	User	Time	Action	Reason	Comment	Succeed	Exception
CmdManuallyIntegratePeak	BL2000\jheine	3/1/2022 9:25:05 AM	Manually integrate compound Benzo(a)pyrene in sample Feb2814.D, from x, y = 18.289, 59 to 18.376, 61, result = 87; previous integration is from x, y = 18.388, 67 to 18.586, 69 and previous response = 2613.			✓	
CmdZeroOutPeak	BL2000\jheine	3/1/2022 9:25:06 AM	Zero out primary peak of compound Benzo(a)pyrene in sample Feb2814.D			✓	
CmdZeroOutPeak	BL2000\jheine	3/1/2022 9:25:09 AM	Zero out primary peak of compound Acenaphthene in sample Feb2814.D			✓	
CmdManuallyIntegratePeak	BL2000\jheine	3/1/2022 9:25:15 AM	Manually integrate compound Chrysene in sample Feb2814.D, from x, y = 14.714, 77 to 14.826, 58, result = 328; previous integration is from x, y = 14.602, 55 to 14.826, 58 and previous response = 2877.			✓	
CmdManuallyIntegrateDropBaseline	BL2000\jheine	3/1/2022 9:25:16 AM	Drop baseline for compound Chrysene in sample Feb2814.D to y = 58, new integration is from x, y = 14.714, 58 to 14.826, 58 and new response = 393; previous integration is from x, y = 14.714, 77 to 14.826, 58 and previous response = 328.			✓	
CmdZeroOutPeak	BL2000\jheine	3/1/2022 9:25:17 AM	Zero out primary peak of compound Chrysene in sample Feb2814.D			✓	
CmdManuallyIntegratePeak	BL2000\jheine	3/1/2022 9:25:23 AM	Manually integrate compound Benzo(a)Anthracene in sample Feb2814.D, from x, y = 14.602, 55 to 14.714, 291, result = 1690; previous integration is from x, y = 14.602, 55 to 14.826, 58 and previous response = 2877.			✓	
CmdManuallyIntegrateDropBaseline	BL2000\jheine	3/1/2022 9:25:25 AM	Drop baseline for compound Benzo(a)Anthracene in sample Feb2814.D to y = 55, new integration is from x, y = 14.602, 55 to 14.714, 55 and new response = 2484; previous integration is from x, y = 14.602, 55 to 14.714, 291 and previous response = 1690.			✓	
CmdZeroOutPeak	BL2000\jheine	3/1/2022 9:25:26 AM	Zero out primary peak of compound Benzo(a)Anthracene in sample Feb2814.D			✓	
CmdZeroOutPeak	BL2000\jheine	3/1/2022 9:25:43 AM	Zero out primary peak of compound Fluorene in sample Feb2815.D			✓	
CmdZeroOutPeak	BL2000\jheine	3/1/2022 9:25:46 AM	Zero out primary peak of compound Benzo(a)pyrene in sample Feb2815.D			✓	
CmdZeroOutPeak	BL2000\jheine	3/1/2022 9:25:48 AM	Zero out primary peak of compound Acenaphthene in sample Feb2815.D			✓	
CmdZeroOutPeak	BL2000\jheine	3/1/2022 9:25:49 AM	Zero out primary peak of compound Chrysene in sample Feb2815.D			✓	

Name	User	Time	Action	Reason	Comment	Succeed	Exception
CmdZeroOutPeak	BL2000\jheine	3/1/2022 9:25:51 AM	Zero out primary peak of compound Benzo(a)Anthracene in sample Feb2815.D			✓	
CmdManuallyIntegratePeak	BL2000\jheine	3/1/2022 9:26:04 AM	Manually integrate compound Fluorene in sample Feb2816.D, from x, y = 8.648, 74 to 8.711, 75, result = 121; previous integration is from x, y = 8.935, 73 to 9.047, 73 and previous response = 15294.			✓	
CmdZeroOutPeak	BL2000\jheine	3/1/2022 9:26:05 AM	Zero out primary peak of compound Fluorene in sample Feb2816.D			✓	
CmdManuallyIntegratePeak	BL2000\jheine	3/1/2022 9:26:12 AM	Manually integrate compound Benzo(a)pyrene in sample Feb2816.D, from x, y = 18.302, 64 to 18.351, 67, result = 71; previous integration is from x, y = 18.389, 71 to 18.586, 73 and previous response = 2753.			✓	
CmdManuallyIntegrateDropBaseline	BL2000\jheine	3/1/2022 9:26:13 AM	Drop baseline for compound Benzo(a)pyrene in sample Feb2816.D to y = 64, new integration is from x, y = 18.302, 64 to 18.351, 64 and new response = 76; previous integration is from x, y = 18.302, 64 to 18.351, 67 and previous response = 71.			✓	
CmdZeroOutPeak	BL2000\jheine	3/1/2022 9:26:14 AM	Zero out primary peak of compound Benzo(a)pyrene in sample Feb2816.D			✓	
CmdManuallyIntegratePeak	BL2000\jheine	3/1/2022 9:26:19 AM	Manually integrate compound Acenaphthene in sample Feb2816.D, from x, y = 8.025, 542 to 8.075, 104, result = -428; previous integration is from x, y = 7.976, 108 to 8.075, 104 and previous response = 2457.			✓	
CmdManuallyIntegrateDropBaseline	BL2000\jheine	3/1/2022 9:26:20 AM	Drop baseline for compound Acenaphthene in sample Feb2816.D to y = 104, new integration is from x, y = 8.025, 104 to 8.075, 104 and new response = 226; previous integration is from x, y = 8.025, 542 to 8.075, 104 and previous response = -428.			✓	
CmdZeroOutPeak	BL2000\jheine	3/1/2022 9:26:22 AM	Zero out primary peak of compound Acenaphthene in sample Feb2816.D			✓	
CmdManuallyIntegratePeak	BL2000\jheine	3/1/2022 9:26:28 AM	Manually integrate compound Chrysene in sample Feb2816.D, from x, y = 14.714, 247 to 14.789, 209, result = -309; previous integration is from x, y = 14.602, 57 to 14.714, 58 and previous response = 2713.			✓	
CmdManuallyIntegrateSnapBaseline	BL2000\jheine	3/1/2022 9:26:29 AM	Snap baseline for compound Chrysene in sample Feb2816.D, from x = 14.714 to x = 14.789, new integration is from x, y = 14.714, 175 to 14.789, 95 and new response = 107; previous integration is from x, y = 14.714, 247 to 14.789, 209 and previous response = -309.			✓	

Name	User	Time	Action	Reason	Comment	Succeed	Exception
CmdManuallyIntegrateDropBaseline	BL2000\jheine	3/1/2022 9:26:30 AM	Drop baseline for compound Chrysene in sample Feb2816.D to y = 95, new integration is from x, y = 14.714, 95 to 14.789, 95 and new response = 286; previous integration is from x, y = 14.714, 175 to 14.789, 95 and previous response = 107.			✓	
CmdZeroOutPeak	BL2000\jheine	3/1/2022 9:26:31 AM	Zero out primary peak of compound Chrysene in sample Feb2816.D			✓	
CmdZeroOutPeak	BL2000\jheine	3/1/2022 9:26:34 AM	Zero out primary peak of compound Benzo(a)Anthracene in sample Feb2816.D			✓	
CmdManuallyIntegrateQualifierPeak	BL2000\jheine	3/1/2022 9:26:49 AM	Manually integrate qualifier 102.0 of compound Naphthalene in sample Feb2817.D, from x, y = 5.941, 986 to 6.028, 100, result = 4808; previous integration is from x, y = 5.903, 99 to 6.028, 100 and previous response = 11885.			✓	
CmdManuallyIntegrateDropBaseline	BL2000\jheine	3/1/2022 9:26:51 AM	Drop baseline for qualifier 102.0 of compound Naphthalene in sample Feb2817.D to y = 100, new integration is from x, y = 5.941, 100 to 6.028, 100 and new response = 7132; previous integration is from x, y = 5.941, 986 to 6.028, 100 and previous response = 4808.			✓	
CmdManuallyIntegratePeak	BL2000\jheine	3/1/2022 9:26:59 AM	Manually integrate compound 1-Methylnaphthalene in sample Feb2817.D, from x, y = 6.877, 3379 to 6.965, 6180, result = 15602; previous integration is from x, y = 6.765, 100 to 6.877, 100 and previous response = 43186.			✓	
CmdManuallyIntegrateSnapBaseline	BL2000\jheine	3/1/2022 9:27:00 AM	Snap baseline for compound 1-Methylnaphthalene in sample Feb2817.D, from x = 6.877 to x = 6.965, new integration is from x, y = 6.877, 629 to 6.965, 745 and new response = 37067; previous integration is from x, y = 6.877, 3379 to 6.965, 6180 and previous response = 15602.			✓	
CmdManuallyIntegrateDropBaseline	BL2000\jheine	3/1/2022 9:27:01 AM	Drop baseline for compound 1-Methylnaphthalene in sample Feb2817.D to y = 629, new integration is from x, y = 6.877, 629 to 6.965, 629 and new response = 37371; previous integration is from x, y = 6.877, 629 to 6.965, 745 and previous response = 37067.			✓	
CmdSetTargetCompoundAttribute	BL2000\jheine	3/1/2022 9:27:03 AM	Set UserAnnotation = NI for compound 1-Methylnaphthalene in sample Feb2817.D; previous value =			✓	

Name	User	Time	Action	Reason	Comment	Succeed	Exception
CmdManuallyIntegrateQualifierPeak	BL2000\jheine	3/1/2022 9:27:08 AM	Manually integrate qualifier142.0 of compound 1-Methylnaphthalene in sample Feb2817.D from x, y = 6.877, 4225 to 6.965, 7651; result = 15202			✓	
CmdManuallyIntegrateSnapBaseline	BL2000\jheine	3/1/2022 9:27:09 AM	Snap baseline for qualifier 142.0 of compound 1-Methylnaphthalene in sample Feb2817.D from x = 6.877 to x = 6.965, new integration is from x, y = 6.877, 1330 to 6.965, 1008 and new response = 40216; previous integration is from x, y = 6.877, 4225 to 6.965, 7651 and previous response = 15202.			✓	
CmdManuallyIntegrateDropBaseline	BL2000\jheine	3/1/2022 9:27:10 AM	Drop baseline for qualifier 142.0 of compound 1-Methylnaphthalene in sample Feb2817.D to y = 1008, new integration is from x, y = 6.877, 1008 to 6.965, 1008 and new response = 41060; previous integration is from x, y = 6.877, 1330 to 6.965, 1008 and previous response = 40216.			✓	
CmdZeroOutPeak	BL2000\jheine	3/1/2022 9:27:48 AM	Zero out primary peak of compound Fluorene in sample Feb2818.D			✓	
CmdManuallyIntegratePeak	BL2000\jheine	3/1/2022 9:27:55 AM	Manually integrate compound Benzo(a)pyrene in sample Feb2818.D, from x, y = 18.277, 64 to 18.351, 67, result = 69; previous integration is from x, y = 18.389, 70 to 18.586, 71 and previous response = 2753.			✓	
CmdZeroOutPeak	BL2000\jheine	3/1/2022 9:27:56 AM	Zero out primary peak of compound Benzo(a)pyrene in sample Feb2818.D			✓	
CmdZeroOutPeak	BL2000\jheine	3/1/2022 9:27:59 AM	Zero out primary peak of compound Acenaphthene in sample Feb2818.D			✓	
CmdManuallyIntegratePeak	BL2000\jheine	3/1/2022 9:28:04 AM	Manually integrate compound Chrysene in sample Feb2818.D, from x, y = 14.714, 145 to 14.814, 60, result = 100; previous integration is from x, y = 14.609, 60 to 14.814, 60 and previous response = 2924.			✓	
CmdManuallyIntegrateDropBaseline	BL2000\jheine	3/1/2022 9:28:06 AM	Drop baseline for compound Chrysene in sample Feb2818.D to y = 60, new integration is from x, y = 14.714, 60 to 14.814, 60 and new response = 355; previous integration is from x, y = 14.714, 145 to 14.814, 60 and previous response = 100.			✓	
CmdZeroOutPeak	BL2000\jheine	3/1/2022 9:28:07 AM	Zero out primary peak of compound Chrysene in sample Feb2818.D			✓	
CmdZeroOutPeak	BL2000\jheine	3/1/2022 9:28:10 AM	Zero out primary peak of compound Benzo(a)Anthracene in sample Feb2818.D			✓	

Name	User	Time	Action	Reason	Comment	Succeed	Exception
CmdManuallyIntegrate QualifierPeak	BL2000\jheine	3/1/2022 9:28:25 AM	Manually integrate qualifier 102.0 of compound Naphthalene in sample Feb2819.D, from x, y = 5.941, 936 to 6.103, 94, result = 1685; previous integration is from x, y = 5.879, 91 to 6.103, 94 and previous response = 11106.			✓	
CmdManuallyIntegrate DropBaseline	BL2000\jheine	3/1/2022 9:28:27 AM	Drop baseline for qualifier 102.0 of compound Naphthalene in sample Feb2819.D to y = 94, new integration is from x, y = 5.941, 94 to 6.103, 94 and new response = 5788; previous integration is from x, y = 5.941, 936 to 6.103, 94 and previous response = 1685.			✓	
CmdManuallyIntegrate QualifierPeak	BL2000\jheine	3/1/2022 9:28:35 AM	Manually integrate qualifier142.0 of compound 1-Methylnaphthalene in sample Feb2819.D from x, y = 6.877, 3923 to 6.990, 5245; result = 9089			✓	
CmdManuallyIntegrateSnapBaseline	BL2000\jheine	3/1/2022 9:28:37 AM	Snap baseline for qualifier 142.0 of compound 1-Methylnaphthalene in sample Feb2819.D from x = 6.877 to x = 6.990, new integration is from x, y = 6.877, 1133 to 6.990, 672 and new response = 33915; previous integration is from x, y = 6.877, 3923 to 6.990, 5245 and previous response = 9089.			✓	
CmdManuallyIntegrate DropBaseline	BL2000\jheine	3/1/2022 9:28:38 AM	Drop baseline for qualifier 142.0 of compound 1-Methylnaphthalene in sample Feb2819.D to y = 672, new integration is from x, y = 6.877, 672 to 6.990, 672 and new response = 35469; previous integration is from x, y = 6.877, 1133 to 6.990, 672 and previous response = 33915.			✓	
CmdManuallyIntegratePeak	BL2000\jheine	3/1/2022 9:29:24 AM	Manually integrate compound Fluorene in sample Feb2820.D, from x, y = 8.649, 126 to 8.698, 128, result = 186; previous integration is from x, y = 8.936, 134 to 9.047, 137 and previous response = 12015.			✓	
CmdZeroOutPeak	BL2000\jheine	3/1/2022 9:29:26 AM	Zero out primary peak of compound Fluorene in sample Feb2820.D			✓	
CmdManuallyIntegratePeak	BL2000\jheine	3/1/2022 9:29:33 AM	Manually integrate compound Benzo(a)pyrene in sample Feb2820.D, from x, y = 18.289, 64 to 18.351, 67, result = 62; previous integration is from x, y = 18.388, 69 to 18.586, 70 and previous response = 2636.			✓	
CmdZeroOutPeak	BL2000\jheine	3/1/2022 9:29:35 AM	Zero out primary peak of compound Benzo(a)pyrene in sample Feb2820.D			✓	

Name	User	Time	Action	Reason	Comment	Succeed	Exception
CmdManuallyIntegratePeak	BL2000\jheine	3/1/2022 9:29:40 AM	Manually integrate compound Acenaphthene in sample Feb2820.D, from x, y = 8.025, 647 to 8.088, 126, result = -590; previous integration is from x, y = 7.976, 126 to 8.088, 126 and previous response = 2506.			✓	
CmdManuallyIntegrateDropBaseline	BL2000\jheine	3/1/2022 9:29:41 AM	Drop baseline for compound Acenaphthene in sample Feb2820.D to y = 126, new integration is from x, y = 8.025, 126 to 8.088, 126 and new response = 383; previous integration is from x, y = 8.025, 647 to 8.088, 126 and previous response = -590.			✓	
CmdZeroOutPeak	BL2000\jheine	3/1/2022 9:29:43 AM	Zero out primary peak of compound Acenaphthene in sample Feb2820.D			✓	
CmdManuallyIntegratePeak	BL2000\jheine	3/1/2022 9:29:48 AM	Manually integrate compound Naphthalene in sample Feb2820.D, from x, y = 5.916, 303 to 5.966, 368, result = 414; previous integration is from x, y = 5.920, 326 to 6.052, 326 and previous response = 1831.			✓	
CmdManuallyIntegrateDropBaseline	BL2000\jheine	3/1/2022 9:29:50 AM	Drop baseline for compound Naphthalene in sample Feb2820.D to y = 303, new integration is from x, y = 5.916, 303 to 5.966, 303 and new response = 511; previous integration is from x, y = 5.916, 303 to 5.966, 368 and previous response = 414.			✓	
CmdZeroOutPeak	BL2000\jheine	3/1/2022 9:29:59 AM	Zero out primary peak of compound Naphthalene in sample Feb2820.D			✓	
CmdManuallyIntegratePeak	BL2000\jheine	3/1/2022 9:30:06 AM	Manually integrate compound Chrysene in sample Feb2820.D, from x, y = 14.714, 237 to 14.814, 58, result = -239; previous integration is from x, y = 14.602, 57 to 14.814, 58 and previous response = 2836.			✓	
CmdManuallyIntegrateDropBaseline	BL2000\jheine	3/1/2022 9:30:07 AM	Drop baseline for compound Chrysene in sample Feb2820.D to y = 58, new integration is from x, y = 14.714, 58 to 14.814, 58 and new response = 294; previous integration is from x, y = 14.714, 237 to 14.814, 58 and previous response = -239.			✓	
CmdZeroOutPeak	BL2000\jheine	3/1/2022 9:30:09 AM	Zero out primary peak of compound Chrysene in sample Feb2820.D			✓	
CmdZeroOutPeak	BL2000\jheine	3/1/2022 9:30:11 AM	Zero out primary peak of compound Benzo(a)Anthracene in sample Feb2820.D			✓	
CmdManuallyIntegratePeak	BL2000\jheine	3/1/2022 9:30:23 AM	Manually integrate compound Fluorene in sample Feb2821.D, from x, y = 8.661, 75 to 8.686, 96, result = 44; previous integration is from x, y = 8.935, 77 to 9.047, 78 and previous response = 16928.			✓	

Name	User	Time	Action	Reason	Comment	Succeed	Exception
CmdManuallyIntegrateDropBaseline	BL2000\jheine	3/1/2022 9:30:24 AM	Drop baseline for compound Fluorene in sample Feb2821.D to y = 75, new integration is from x, y = 8.661, 75 to 8.686, 75 and new response = 60; previous integration is from x, y = 8.661, 75 to 8.686, 96 and previous response = 44.			✓	
CmdZeroOutPeak	BL2000\jheine	3/1/2022 9:30:26 AM	Zero out primary peak of compound Fluorene in sample Feb2821.D			✓	
CmdManuallyIntegratePeak	BL2000\jheine	3/1/2022 9:30:33 AM	Manually integrate compound Benzo(a)pyrene in sample Feb2821.D, from x, y = 18.289, 57 to 18.339, 66, result = 43; previous integration is from x, y = 18.388, 65 to 18.573, 81 and previous response = 2545.			✓	
CmdManuallyIntegrateDropBaseline	BL2000\jheine	3/1/2022 9:30:34 AM	Drop baseline for compound Benzo(a)pyrene in sample Feb2821.D to y = 57, new integration is from x, y = 18.289, 57 to 18.339, 57 and new response = 56; previous integration is from x, y = 18.289, 57 to 18.339, 66 and previous response = 43.			✓	
CmdZeroOutPeak	BL2000\jheine	3/1/2022 9:30:35 AM	Zero out primary peak of compound Benzo(a)pyrene in sample Feb2821.D			✓	
CmdManuallyIntegratePeak	BL2000\jheine	3/1/2022 9:30:41 AM	Manually integrate compound Acenaphthene in sample Feb2821.D, from x, y = 8.025, 217 to 8.088, 108, result = -42; previous integration is from x, y = 7.976, 112 to 8.088, 108 and previous response = 2297.			✓	
CmdManuallyIntegrateDropBaseline	BL2000\jheine	3/1/2022 9:30:42 AM	Drop baseline for compound Acenaphthene in sample Feb2821.D to y = 108, new integration is from x, y = 8.025, 108 to 8.088, 108 and new response = 162; previous integration is from x, y = 8.025, 217 to 8.088, 108 and previous response = -42.			✓	
CmdZeroOutPeak	BL2000\jheine	3/1/2022 9:30:43 AM	Zero out primary peak of compound Acenaphthene in sample Feb2821.D			✓	
CmdManuallyIntegratePeak	BL2000\jheine	3/1/2022 9:30:50 AM	Manually integrate compound Chrysene in sample Feb2821.D, from x, y = 14.714, 207 to 14.776, 170, result = -228; previous integration is from x, y = 14.604, 56 to 14.826, 56 and previous response = 2864.			✓	
CmdManuallyIntegrateSnapBaseline	BL2000\jheine	3/1/2022 9:30:52 AM	Snap baseline for compound Chrysene in sample Feb2821.D, from x = 14.714 to x = 14.776, new integration is from x, y = 14.714, 142 to 14.776, 84 and new response = 55; previous integration is from x, y = 14.714, 207 to 14.776, 170 and previous response = -228.			✓	

Name	User	Time	Action	Reason	Comment	Succeed	Exception
CmdManuallyIntegrateDropBaseline	BL2000\jheine	3/1/2022 9:30:53 AM	Drop baseline for compound Chrysene in sample Feb2821.D to y = 84, new integration is from x, y = 14.714, 84 to 14.776, 84 and new response = 163; previous integration is from x, y = 14.714, 142 to 14.776, 84 and previous response = 55.			✓	
CmdZeroOutPeak	BL2000\jheine	3/1/2022 9:30:54 AM	Zero out primary peak of compound Chrysene in sample Feb2821.D			✓	
CmdZeroOutPeak	BL2000\jheine	3/1/2022 9:30:57 AM	Zero out primary peak of compound Benzo(a)Anthracene in sample Feb2821.D			✓	
CmdManuallyIntegratePeak	BL2000\jheine	3/1/2022 9:31:08 AM	Manually integrate compound 2-Methylnaphthalene in sample Feb2821.D from x, y = 6.777, 107 to 6.840, 113; result = 219			✓	
CmdZeroOutPeak	BL2000\jheine	3/1/2022 9:31:09 AM	Zero out primary peak of compound 2-Methylnaphthalene in sample Feb2821.D			✓	
CmdManuallyIntegratePeak	BL2000\jheine	3/1/2022 9:31:22 AM	Manually integrate compound Fluorene in sample Feb2822.D, from x, y = 8.649, 78 to 8.698, 79, result = 50; previous integration is from x, y = 8.935, 75 to 9.047, 76 and previous response = 13090.			✓	
CmdManuallyIntegrateSnapBaseline	BL2000\jheine	3/1/2022 9:31:24 AM	Snap baseline for compound Fluorene in sample Feb2822.D, from x = 8.649 to x = 8.698, new integration is from x, y = 8.649, 72 to 8.698, 79 and new response = 58; previous integration is from x, y = 8.649, 78 to 8.698, 79 and previous response = 50.			✓	
CmdManuallyIntegrateDropBaseline	BL2000\jheine	3/1/2022 9:31:24 AM	Drop baseline for compound Fluorene in sample Feb2822.D to y = 72, new integration is from x, y = 8.649, 72 to 8.698, 72 and new response = 68; previous integration is from x, y = 8.649, 72 to 8.698, 79 and previous response = 58.			✓	
CmdZeroOutPeak	BL2000\jheine	3/1/2022 9:31:26 AM	Zero out primary peak of compound Fluorene in sample Feb2822.D			✓	
CmdZeroOutPeak	BL2000\jheine	3/1/2022 9:31:29 AM	Zero out primary peak of compound Benzo(a)pyrene in sample Feb2822.D			✓	
CmdManuallyIntegratePeak	BL2000\jheine	3/1/2022 9:31:34 AM	Manually integrate compound Acenaphthene in sample Feb2822.D, from x, y = 8.025, 136 to 8.075, 101, result = 113; previous integration is from x, y = 7.973, 102 to 8.075, 101 and previous response = 2368.			✓	

Name	User	Time	Action	Reason	Comment	Succeed	Exception
CmdManuallyIntegrateDropBaseline	BL2000\jheine	3/1/2022 9:31:36 AM	Drop baseline for compound Acenaphthene in sample Feb2822.D to y = 101, new integration is from x, y = 8.025, 101 to 8.075, 101 and new response = 165; previous integration is from x, y = 8.025, 136 to 8.075, 101 and previous response = 113.			✓	
CmdZeroOutPeak	BL2000\jheine	3/1/2022 9:31:37 AM	Zero out primary peak of compound Acenaphthene in sample Feb2822.D			✓	
CmdZeroOutPeak	BL2000\jheine	3/1/2022 9:31:39 AM	Zero out primary peak of compound Chrysene in sample Feb2822.D			✓	
CmdZeroOutPeak	BL2000\jheine	3/1/2022 9:31:50 AM	Zero out primary peak of compound Fluorene in sample Feb2823.D			✓	
CmdManuallyIntegratePeak	BL2000\jheine	3/1/2022 9:32:08 AM	Manually integrate compound Acenaphthene in sample Feb2823.D, from x, y = 8.025, 115 to 8.050, 113, result = 122; previous integration is from x, y = 7.976, 110 to 8.075, 110 and previous response = 2338.			✓	
CmdZeroOutPeak	BL2000\jheine	3/1/2022 9:32:09 AM	Zero out primary peak of compound Acenaphthene in sample Feb2823.D			✓	
CmdManuallyIntegratePeak	BL2000\jheine	3/1/2022 9:32:17 AM	Manually integrate compound Chrysene in sample Feb2823.D, from x, y = 14.701, 364 to 14.851, 218, result = -21; previous integration is from x, y = 14.592, 59 to 14.701, 66 and previous response = 3772.			✓	
CmdManuallyIntegrateSnapBaseline	BL2000\jheine	3/1/2022 9:32:18 AM	Snap baseline for compound Chrysene in sample Feb2823.D, from x = 14.701 to x = 14.851, new integration is from x, y = 14.701, 231 to 14.851, 89 and new response = 1151; previous integration is from x, y = 14.701, 364 to 14.851, 218 and previous response = -21.			✓	
CmdManuallyIntegrateDropBaseline	BL2000\jheine	3/1/2022 9:32:19 AM	Drop baseline for compound Chrysene in sample Feb2823.D to y = 89, new integration is from x, y = 14.701, 89 to 14.851, 89 and new response = 1787; previous integration is from x, y = 14.701, 231 to 14.851, 89 and previous response = 1151.			✓	
CmdManuallyIntegrateQualifierPeak	BL2000\jheine	3/1/2022 9:32:25 AM	Manually integrate qualifier 226.0 of compound Chrysene in sample Feb2823.D, from x, y = 14.701, 63 to 14.838, 118, result = 476; previous integration is from x, y = 14.701, 63 to 14.963, 63 and previous response = 831.			✓	

Name	User	Time	Action	Reason	Comment	Succeed	Exception
CmdManuallyIntegrateDropBaseline	BL2000\jheine	3/1/2022 9:32:27 AM	Drop baseline for qualifier 226.0 of compound Chrysene in sample Feb2823.D to y = 63, new integration is from x, y = 14.701, 63 to 14.838, 63 and new response = 704; previous integration is from x, y = 14.701, 63 to 14.838, 118 and previous response = 476.			✓	
CmdManuallyIntegratePeak	BL2000\jheine	3/1/2022 9:32:44 AM	Manually integrate compound 2-Methylnaphthalene in sample Feb2823.D, from x, y = 6.777, 150 to 6.827, 122, result = 166; previous integration is from x, y = 6.827, 118 to 7.164, 118 and previous response = 1061.			✓	
CmdManuallyIntegrateDropBaseline	BL2000\jheine	3/1/2022 9:32:45 AM	Drop baseline for compound 2-Methylnaphthalene in sample Feb2823.D to y = 122, new integration is from x, y = 6.777, 122 to 6.827, 122 and new response = 208; previous integration is from x, y = 6.777, 150 to 6.827, 122 and previous response = 166.			✓	
CmdManuallyIntegrateQualifierPeak	BL2000\jheine	3/1/2022 9:32:49 AM	Manually integrate qualifier142.0 of compound 2-Methylnaphthalene in sample Feb2823.D from x, y = 6.777, 92 to 6.827, 91; result = 130			✓	
CmdManuallyIntegrateDropBaseline	BL2000\jheine	3/1/2022 9:32:51 AM	Drop baseline for qualifier 142.0 of compound 2-Methylnaphthalene in sample Feb2823.D to y = 91, new integration is from x, y = 6.777, 91 to 6.827, 91 and new response = 132; previous integration is from x, y = 6.777, 92 to 6.827, 91 and previous response = 130.			✓	
CmdManuallyIntegrateQualifierPeak	BL2000\jheine	3/1/2022 9:32:53 AM	Manually integrate qualifier 115.0 of compound 2-Methylnaphthalene in sample Feb2823.D, from x, y = 6.777, 372 to 6.815, 307, result = 565; previous integration is from x, y = 6.704, 380 to 6.762, 393 and previous response = 610.			✓	
CmdManuallyIntegrateDropBaseline	BL2000\jheine	3/1/2022 9:32:55 AM	Drop baseline for qualifier 115.0 of compound 2-Methylnaphthalene in sample Feb2823.D to y = 307, new integration is from x, y = 6.777, 307 to 6.815, 307 and new response = 637; previous integration is from x, y = 6.777, 372 to 6.815, 307 and previous response = 565.			✓	
CmdZeroOutPeak	BL2000\jheine	3/1/2022 9:32:57 AM	Zero out primary peak of compound 2-Methylnaphthalene in sample Feb2823.D			✓	

Name	User	Time	Action	Reason	Comment	Succeed	Exception
CmdManuallyIntegrate QualifierPeak	BL2000\jheine	3/1/2022 9:33:04 AM	Manually integrate qualifier253.0 of compound Benzo(a)pyrene in sample Feb2823.D from x, y = 18.289, 68 to 18.351, 91; result = 196			✓	
CmdManuallyIntegrate DropBaseline	BL2000\jheine	3/1/2022 9:33:05 AM	Drop baseline for qualifier 253.0 of compound Benzo(a)pyrene in sample Feb2823.D to y = 68, new integration is from x, y = 18.289, 68 to 18.351, 68 and new response = 238; previous integration is from x, y = 18.289, 68 to 18.351, 91 and previous response = 196.			✓	
CmdZeroOutPeak	BL2000\jheine	3/1/2022 9:33:15 AM	Zero out primary peak of compound 1-Methylnaphthalene in sample Feb2823.D			✓	
CmdManuallyIntegrate QualifierPeak	BL2000\jheine	3/1/2022 9:33:33 AM	Manually integrate qualifier 102.0 of compound Naphthalene in sample Feb2824.D, from x, y = 5.941, 2907 to 6.041, 2623, result = -11029; previous integration is from x, y = 5.903, 87 to 6.165, 87 and previous response = 9665.			✓	
CmdManuallyIntegrateSnapBaseline	BL2000\jheine	3/1/2022 9:33:35 AM	Snap baseline for qualifier 102.0 of compound Naphthalene in sample Feb2824.D from x = 5.941 to x = 6.041, new integration is from x, y = 5.941, 1975 to 6.041, 135 and new response = -779; previous integration is from x, y = 5.941, 2907 to 6.041, 2623 and previous response = -11029.			✓	
CmdManuallyIntegrate DropBaseline	BL2000\jheine	3/1/2022 9:33:35 AM	Drop baseline for qualifier 102.0 of compound Naphthalene in sample Feb2824.D to y = 135, new integration is from x, y = 5.941, 135 to 6.041, 135 and new response = 4735; previous integration is from x, y = 5.941, 1975 to 6.041, 135 and previous response = -779.			✓	
CmdSaveBatchTable	BL2000\jheine	3/1/2022 9:34:53 AM	Save batch \\MASSHUNTER\Org\Data\SV5975.I\sh 022822\1 e8270c bna SIM\QuantResults\022822 bna SIM 1.batch.bin			✓	
CmdSetTargetCompoundAttribute	BL2000\jheine	3/1/2022 9:35:06 AM	Set UserAnnotation = BA for compound Chrysene in sample Feb2823.D; previous value =			✓	
CmdSetTargetCompoundAttribute	BL2000\jheine	3/1/2022 9:35:56 AM	Set UserAnnotation = NI for compound 1-Methylnaphthalene in sample Feb2817.D; previous value = NI			✓	
CmdSaveBatchTable	BL2000\jheine	3/1/2022 9:36:03 AM	Save batch \\MASSHUNTER\Org\Data\SV5975.I\sh 022822\1 e8270c bna SIM\QuantResults\022822 bna SIM 1.batch.bin			✓	

Name	User	Time	Action	Reason	Comment	Succeed	Exception
CmdSetSampleAttribute	BL2000\jheine	3/1/2022 9:36:09 AM	Set SampleApproved = True for sample Feb2801.D; previous value = False			✓	
CmdSetSampleAttribute	BL2000\jheine	3/1/2022 9:36:10 AM	Set SampleApproved = True for sample Feb2802.D; previous value = False			✓	
CmdSetSampleAttribute	BL2000\jheine	3/1/2022 9:36:13 AM	Set SampleApproved = True for sample Feb2803.D; previous value = False			✓	
CmdSetSampleAttribute	BL2000\jheine	3/1/2022 9:36:14 AM	Set SampleApproved = True for sample Feb2804.D; previous value = False			✓	
CmdSetSampleAttribute	BL2000\jheine	3/1/2022 9:36:14 AM	Set SampleApproved = True for sample Feb2805.D; previous value = False			✓	
CmdSetSampleAttribute	BL2000\jheine	3/1/2022 9:36:15 AM	Set SampleApproved = True for sample Feb2806.D; previous value = False			✓	
CmdSetSampleAttribute	BL2000\jheine	3/1/2022 9:36:16 AM	Set SampleApproved = True for sample Feb2807.D; previous value = False			✓	
CmdSetSampleAttribute	BL2000\jheine	3/1/2022 9:36:17 AM	Set SampleApproved = True for sample Feb2808.D; previous value = False			✓	
CmdSetSampleAttribute	BL2000\jheine	3/1/2022 9:36:18 AM	Set SampleApproved = True for sample Feb2809.D; previous value = False			✓	
CmdSetSampleAttribute	BL2000\jheine	3/1/2022 9:36:20 AM	Set SampleApproved = True for sample Feb2810.D; previous value = False			✓	
CmdSetSampleAttribute	BL2000\jheine	3/1/2022 9:36:21 AM	Set SampleApproved = True for sample Feb2811.D; previous value = False			✓	
CmdSetSampleAttribute	BL2000\jheine	3/1/2022 9:36:23 AM	Set SampleApproved = True for sample Feb2812.D; previous value = False			✓	
CmdSetSampleAttribute	BL2000\jheine	3/1/2022 9:36:24 AM	Set SampleApproved = True for sample Feb2813.D; previous value = False			✓	
CmdSetSampleAttribute	BL2000\jheine	3/1/2022 9:36:25 AM	Set SampleApproved = True for sample Feb2814.D; previous value = False			✓	
CmdSetSampleAttribute	BL2000\jheine	3/1/2022 9:36:26 AM	Set SampleApproved = True for sample Feb2815.D; previous value = False			✓	
CmdSetSampleAttribute	BL2000\jheine	3/1/2022 9:36:26 AM	Set SampleApproved = True for sample Feb2816.D; previous value = False			✓	
CmdSetSampleAttribute	BL2000\jheine	3/1/2022 9:36:27 AM	Set SampleApproved = True for sample Feb2817.D; previous value = False			✓	

Name	User	Time	Action	Reason	Comment	Succeed	Exception
CmdSetSampleAttribute	BL2000\jheine	3/1/2022 9:36:28 AM	Set SampleApproved = True for sample Feb2818.D; previous value = False			✓	
CmdSetSampleAttribute	BL2000\jheine	3/1/2022 9:36:31 AM	Set SampleApproved = True for sample Feb2819.D; previous value = False			✓	
CmdSetSampleAttribute	BL2000\jheine	3/1/2022 9:36:32 AM	Set SampleApproved = True for sample Feb2820.D; previous value = False			✓	
CmdSetSampleAttribute	BL2000\jheine	3/1/2022 9:36:33 AM	Set SampleApproved = True for sample Feb2821.D; previous value = False			✓	
CmdSetSampleAttribute	BL2000\jheine	3/1/2022 9:36:35 AM	Set SampleApproved = True for sample Feb2822.D; previous value = False			✓	
CmdSetSampleAttribute	BL2000\jheine	3/1/2022 9:36:36 AM	Set SampleApproved = True for sample Feb2823.D; previous value = False			✓	
CmdSetSampleAttribute	BL2000\jheine	3/1/2022 9:36:40 AM	Set SampleApproved = True for sample Feb2824.D; previous value = False			✓	
CmdSaveBatchTable	BL2000\jheine	3/1/2022 9:36:45 AM	Save batch \\MASSHUNTER\Org\Data\SV5975.I\sh 022822\1 e8270c bna SIM\QuantResults\022822 bna SIM 1.batch.bin			✓	
CmdQuantitate	BL2000\jheine	3/1/2022 9:37:45 AM	Quantitate all compounds in all samples			✓	
CmdSaveBatchTable	BL2000\jheine	3/1/2022 9:54:49 AM	Save batch \\MASSHUNTER\Org\Data\SV5975.I\sh 022822\1 e8270c bna SIM\QuantResults\022822 bna SIM 1.batch.bin			✓	
CmdOpenBatchTable	BL2000\jheine	3/1/2022 9:56:52 AM	Open batch \\MASSHUNTER\Org\Data\SV5975.I\sh 022822\1 e8270c bna SIM\022822 bna SIM 1.batch.bin			✓	
CmdSetSampleAttribute	BL2000\jheine	3/1/2022 9:57:12 AM	Set SampleType = Blank for sample Feb2811.D; previous value = Sample			✓	
CmdSetSampleAttribute	BL2000\jheine	3/1/2022 9:57:17 AM	Set SampleType = Matrix for sample Feb2812.D; previous value = Sample			✓	
CmdSetSampleAttribute	BL2000\jheine	3/1/2022 9:57:22 AM	Set SampleType = MatrixDup for sample Feb2813.D; previous value = Sample			✓	
CmdSetSampleAttribute	BL2000\jheine	3/1/2022 9:57:27 AM	Set SampleType = Matrix for sample Feb2817.D; previous value = Sample			✓	
CmdSetSampleAttribute	BL2000\jheine	3/1/2022 9:57:36 AM	Set SampleType = Matrix for sample Feb2819.D; previous value = Sample			✓	

Name	User	Time	Action	Reason	Comment	Succeed	Exception
CmdSaveBatchTable	BL2000\jheine	3/1/2022 9:57:37 AM	Save batch \\MASSHUNTER\Org\Data\SV5975.I\sh 022822\1 e8270c bna SIM\QuantResults\022822 bna SIM 1.batch.bin			✓	
CmdSaveBatchTable	BL2000\jheine	3/1/2022 9:57:49 AM	Save batch \\MASSHUNTER\Org\Data\SV5975.I\sh 022822\1 e8270c bna SIM\QuantResults\022822 bna SIM 1.batch.bin			✓	
CmdOpenBatchTable	BL2000\jheine	3/1/2022 10:28:26 AM	Open batch \\MASSHUNTER\Org\Data\SV5975.I\sh 022822\1 e8270c bna SIM\022822 bna SIM 1.batch.bin			✓	
GenerateReport	BL2000\jheine	3/1/2022 10:29:42 AM	Generates report - Method: D:\Org\reports\GCMSSEMI Report Templates\Calibration\Gen_ResultsSu mmary.m, Output Path: \\MASSHUNTER\Org\Data\SV5975.I\sh 022822\1 e8270c bna SIM\QuantReports\			✓	
GenerateReport	BL2000\jheine	3/1/2022 10:30:31 AM	Generates report - Method: D:\Org\reports\GCMSSEMI Report Templates\Calibration\init_cal_rpt.m, Output Path: \\MASSHUNTER\Org\Data\SV5975.I\sh 022822\1 e8270c bna SIM\QuantReports\022822 bna SIM 1			✓	
GenerateReport	BL2000\jheine	3/1/2022 10:32:18 AM	Generates report - Method: D:\Org\reports\GCMSSEMI Report Templates\Calibration\Gen_Calibration. m, Output Path: \\MASSHUNTER\Org\Data\SV5975.I\sh 022822\1 e8270c bna SIM\QuantReports\			✓	
GenerateReport	BL2000\jheine	3/1/2022 10:43:31 AM	Generates report - Method: D:\Org\reports\GCMSSEMI Report Templates\Calibration\Env_QuantResul ts_wGraphics+Chromatogram.m, Output Path: \\MASSHUNTER\Org\Data\SV5975.I\sh 022822\1 e8270c bna SIM\QuantReports\022822 bna SIM 1-1			✓	

Energy Laboratories Inc

ANALYTICAL RUN Summary

05-Mar-22

Run ID SV5975.I_220303A

Run Start Date:	3/3/2022
Analyst:	John P. Heine
Ical:	
Column ID:	ZB-SemiVolatiles
Comments:	

Std ID	Std Name	Std Amount	Std Units	Samp Amount	Samp Units	SampType	Expiration Date
dcmsvoc13	DCM						11/17/2022
sv100506	BNA low 50 ug/mL	8	ul	192	ul	CCV	3/31/2022
sv100703	BNA Internals 2000 ug/mL	2	ul	100	ul	SAMP	5/31/2022
sv100801	BNA 2nd source 200ug/mL	2	ul	198	ul	ICV	10/1/2022
sv83311	DFTPP 1000 ug/mL	50	ul	50	ul	TUNE	10/31/2022

Seq No	Lab ID	Test Code	Sample Typ	File ID	Analysis Date	DF	Batch ID	Prep Date	SPKref	RPDref	pmoist
15067130	Mar0301_D_TU	SVOC-8270-DF	TUNE	/5975.I\sh030322\	3/3/2022 12:01:0	1	R375581		0	0	

Analyte	T	Units	RAW	Final	Text	Spike	SPKref	RPDref	MDL	PQL	UQL	%REC	LOW	HIGH	%RPD	Q
127, % of mass 198	A	%	53.6	53.6		100	0	0	0	0.01	0	54%	40	60	0%	
197, % of mass 198	A	%	0	0		100	0	0	0	0.01	0	0%	0	0.99	0%	
198, Base Peak	A	%	100	100		100	0	0	0	0.01	0	100%	100	100	0%	
199, % of mass 198	A	%	7.1	7.1		100	0	0	0	0.01	0	7%	5	9	0%	
275, % of mass 198	A	%	25.7	25.7		100	0	0	0	0.01	0	26%	10	30	0%	
365, % of mass 198	A	%	2.5	2.5		100	0	0	0	0.01	0	3%	1	99.99	0%	
441, % of mass 443	A	%	80.6	80.6		100	0	0	0	0.01	0	81%	0.01	150	0%	
442, % of mass 198	A	%	55	55		100	0	0	0	0.01	0	55%	40	100	0%	
443, % of mass 442	A	%	19.2	19.2		100	0	0	0	0.01	0	19%	17	23	0%	
51, % of mass 198	A	%	41.3	41.3		100	0	0	0	0.01	0	41%	30	60	0%	
68, % of mass 69	A	%	0	0		100	0	0	0	0.01	0	0%	0	1.99	0%	
70, % of mass 69	A	%	0.5	0.5		100	0	0	0	0.01	0	1%	0	1.99	0%	

Seq No	Lab ID	Test Code	Sample Typ	File ID	Analysis Date	DF	Batch ID	Prep Date	SPKref	RPDref	pmoist
15067131	03-Mar-22_CCV	SVOC-8270C-SI	CCV	/5975.I\sh030322\	3/3/2022 12:25:2	1	R375581		0	0	

Analyte	T	Units	RAW	Final	Text	Spike	SPKref	RPDref	MDL	PQL	UQL	%REC	LOW	HIGH	%RPD	Q
1-Methylnaphthalene	A	ug/L	1.98342	1.98342		2	0	0	0.0206	0.1	10	99%	80	120	0%	
2-Methylnaphthalene	A	ug/L	1.98273	1.98273		2	0	0	0.0176	0.1	10	99%	80	120	0%	
Acenaphthene	A	ug/L	1.89181	1.89181		2	0	0	0.0317	0.1	10	95%	80	120	0%	
Acenaphthylene	A	ug/L	1.73939	1.73939		2	0	0	0.025	0.1	10	87%	80	120	0%	
Anthracene	A	ug/L	1.76591	1.76591		2	0	0	0.0283	0.1	10	88%	80	120	0%	
Benzo(a)anthracene	A	ug/L	1.78808	1.78808		2	0	0	0.0272	0.1	10	89%	80	120	0%	
Benzo(a)pyrene	A	ug/L	1.91905	1.91905		2	0	0	0.0347	0.1	10	96%	80	120	0%	
Benzo(b)fluoranthene	A	ug/L	2.1189	2.1189		2	0	0	0.0226	0.1	10	106%	80	120	0%	
Benzo(g,h,i)perylene	A	ug/L	2.00105	2.00105		2	0	0	0.0267	0.1	10	100%	80	120	0%	
Benzo(k)fluoranthene	A	ug/L	1.95079	1.95079		2	0	0	0.0295	0.1	10	98%	80	120	0%	
Chrysene	A	ug/L	1.96086	1.96086		2	0	0	0.0458	0.1	10	98%	80	120	0%	
Dibenzo(a,h)anthracene	A	ug/L	1.94674	1.94674		2	0	0	0.0367	0.1	10	97%	80	120	0%	
Fluoranthene	A	ug/L	1.68705	1.68705		2	0	0	0.0233	0.1	10	84%	80	120	0%	
Fluorene	A	ug/L	1.85193	1.85193		2	0	0	0.0225	0.1	10	93%	80	120	0%	
Indeno(1,2,3-cd)pyrene	A	ug/L	1.84843	1.84843		2	0	0	0.0491	0.1	10	92%	80	120	0%	
Naphthalene	A	ug/L	1.86388	1.86388		2	0	0	0.029	0.1	10	93%	80	120	0%	
Phenanthrene	A	ug/L	1.80629	1.80629		2	0	0	0.0295	0.1	10	90%	80	120	0%	
Pyrene	A	ug/L	1.74338	1.74338		2	0	0	0.0239	0.1	10	87%	80	120	0%	
1,4-Dichlorobenzene-d4	I	ug/L	40	40		0	0	0	0.1	0.1		0%	80	120	0%	
Acenaphthene-d10	I	ug/L	40	40		0	0	0	0.1	0.1		0%	80	120	0%	
Chrysene-d12	I	ug/L	40	40		0	0	0	0.1	0.1		0%	80	120	0%	
Naphthalene-d8	I	ug/L	40	40		0	0	0	0.1	0.1		0%	80	120	0%	
Perylene-d12	I	ug/L	40	40		0	0	0	0.1	0.1		0%	80	120	0%	
Phenanthrene-d10	I	ug/L	40	40		0	0	0	0.1	0.1	10	0%	80	120	0%	
2-Fluorobiphenyl	S	ug/L	1.68351	1.68351		2	0	0	0.0444	0.1	10	84%	80	120	0%	
Nitrobenzene-d5	S	ug/L	1.96238	1.96238		2	0	0	0.0523	0.1	10	98%	80	120	0%	
Terphenyl-d14	S	ug/L	1.74281	1.74281		2	0	0	0.0563	0.1	10	87%	80	120	0%	
o-Terphenyl	X	ug/L	1.89392	1.89392		2	0	0	0.0654	0	0	95%	80	120	0%	

Seq No	Lab ID	Test Code	Sample Typ	File ID	Analysis Date	DF	Batch ID	Prep Date	SPKref	RPDref	pmoist
15067132	03-Mar-22_ISTB	SVOC-8270C-SI	SAMP	/5975.I\sh030322\	3/3/2022 12:57:5	1	R375581		0	0	

Analyte	T	Units	RAW	Final	Text	Spike	SPKref	RPDref	MDL	PQL	UQL	%REC	LOW	HIGH	%RPD	Q

Seq No	Lab ID	Test Code	Sample Typ	File ID	Analysis Date	DF	Batch ID	Prep Date	SPKref	RPDref	pmoist
15067132	03-Mar-22_ISTB	SVOC-8270C-SI	SAMP	/5975.I\sh030322\	3/3/2022 12:57:5	1	R375581		0	0	

Analyte	T	Units	RAW	Final	Text	Spike	SPKref	RPDref	MDL	PQL	UQL	%REC	LOW	HIGH	%RPD	Q
1-Methylnaphthalene	A	ug/L	0	0		0	0	0	0.0206	0.1	10	0%	0	0	0%	
2-Methylnaphthalene	A	ug/L	0	0		0	0	0	0.0176	0.1	10	0%	0	0	0%	
Acenaphthene	A	ug/L	0	0		0	0	0	0.0317	0.1	10	0%	0	0	0%	
Acenaphthylene	A	ug/L	0	0		0	0	0	0.025	0.1	10	0%	0	0	0%	
Anthracene	A	ug/L	0	0		0	0	0	0.0283	0.1	10	0%	0	0	0%	
Benzo(a)anthracene	A	ug/L	0	0		0	0	0	0.0272	0.1	10	0%	0	0	0%	
Benzo(a)pyrene	A	ug/L	0	0		0	0	0	0.0347	0.1	10	0%	0	0	0%	
Benzo(b)fluoranthene	A	ug/L	0	0		0	0	0	0.0226	0.1	10	0%	0	0	0%	
Benzo(g,h,i)perylene	A	ug/L	0	0		0	0	0	0.0267	0.1	10	0%	0	0	0%	
Benzo(k)fluoranthene	A	ug/L	0	0		0	0	0	0.0295	0.1	10	0%	0	0	0%	
Chrysene	A	ug/L	0	0		0	0	0	0.0458	0.1	10	0%	0	0	0%	
Dibenzo(a,h)anthracene	A	ug/L	0	0		0	0	0	0.0367	0.1	10	0%	0	0	0%	
Fluoranthene	A	ug/L	0	0		0	0	0	0.0233	0.1	10	0%	0	0	0%	
Fluorene	A	ug/L	0	0		0	0	0	0.0225	0.1	10	0%	0	0	0%	
Indeno(1,2,3-cd)pyrene	A	ug/L	0	0		0	0	0	0.0491	0.1	10	0%	0	0	0%	
Naphthalene	A	ug/L	0	0		0	0	0	0.029	0.1	10	0%	0	0	0%	
Phenanthrene	A	ug/L	0	0		0	0	0	0.0295	0.1	10	0%	0	0	0%	
Pyrene	A	ug/L	0	0		0	0	0	0.0239	0.1	10	0%	0	0	0%	
1,4-Dichlorobenzene-d4	I	ug/L	40	40		0	0	0	0.1	0.1		0%	0	0	0%	
Acenaphthene-d10	I	ug/L	40	40		0	0	0	0.1	0.1		0%	0	0	0%	
Chrysene-d12	I	ug/L	40	40		0	0	0	0.1	0.1		0%	0	0	0%	
Naphthalene-d8	I	ug/L	40	40		0	0	0	0.1	0.1		0%	0	0	0%	
Perylene-d12	I	ug/L	40	40		0	0	0	0.1	0.1		0%	0	0	0%	
Phenanthrene-d10	I	ug/L	40	40		0	0	0	0.1	0.1	10	0%	0	0	0%	E
2-Fluorobiphenyl	S	ug/L	0	0		5	0	0	0.0444	0.1	10	0%	25	94	0%	S
Nitrobenzene-d5	S	ug/L	0	0		5	0	0	0.0523	0.1	10	0%	19	102	0%	S
Terphenyl-d14	S	ug/L	0	0		5	0	0	0.0563	0.1	10	0%	39	106	0%	S
o-Terphenyl	X	ug/L	0	0		200	0	0	0.0654	0	0	0%	40	140	0%	S

Seq No	Lab ID	Test Code	Sample Typ	File ID	Analysis Date	DF	Batch ID	Prep Date	SPKref	RPDref	pmoist
15067133	MB-164073	SVOC-8270C-SI	MBLK	/5975.I\sh030322\	3/3/2022 4:46:15	1	164073	2/28/2022 8:	0	0	

Analyte	T	Units	RAW	Final	Text	Spike	SPKref	RPDref	MDL	PQL	UQL	%REC	LOW	HIGH	%RPD	Q

Seq No	Lab ID	Test Code	Sample Typ	File ID	Analysis Date	DF	Batch ID	Prep Date	SPKref	RPDref	pmoist
15067133	MB-164073	SVOC-8270C-SI	MBLK	/5975.I\sh030322\	3/3/2022 4:46:15	1	164073	2/28/2022 8:	0	0	

Analyte	T	Units	RAW	Final	Text	Spike	SPKref	RPDref	MDL	PQL	UQL	%REC	LOW	HIGH	%RPD	Q
1-Methylnaphthalene	A	ug/L	0	0		0	0	0	0.0206	0.1	10	0%			0%	
2-Methylnaphthalene	A	ug/L	0	0		0	0	0	0.0176	0.1	10	0%			0%	
Acenaphthene	A	ug/L	0	0		0	0	0	0.0317	0.1	10	0%			0%	
Acenaphthylene	A	ug/L	0	0		0	0	0	0.025	0.1	10	0%			0%	
Anthracene	A	ug/L	0	0		0	0	0	0.0283	0.1	10	0%			0%	
Benzo(a)anthracene	A	ug/L	0	0		0	0	0	0.0272	0.1	10	0%			0%	
Benzo(a)pyrene	A	ug/L	0	0		0	0	0	0.0347	0.1	10	0%			0%	
Benzo(b)fluoranthene	A	ug/L	0	0		0	0	0	0.0226	0.1	10	0%			0%	
Benzo(g,h,i)perylene	A	ug/L	0	0		0	0	0	0.0267	0.1	10	0%			0%	
Benzo(k)fluoranthene	A	ug/L	0	0		0	0	0	0.0295	0.1	10	0%			0%	
Chrysene	A	ug/L	0	0		0	0	0	0.0458	0.1	10	0%			0%	
Dibenzo(a,h)anthracene	A	ug/L	0	0		0	0	0	0.0367	0.1	10	0%			0%	
Fluoranthene	A	ug/L	0	0		0	0	0	0.0233	0.1	10	0%			0%	
Fluorene	A	ug/L	0	0		0	0	0	0.0225	0.1	10	0%			0%	
Indeno(1,2,3-cd)pyrene	A	ug/L	0	0		0	0	0	0.0491	0.1	10	0%			0%	
Naphthalene	A	ug/L	0	0		0	0	0	0.029	0.1	10	0%			0%	
Phenanthrene	A	ug/L	0	0		0	0	0	0.0295	0.1	10	0%			0%	
Pyrene	A	ug/L	0	0		0	0	0	0.0239	0.1	10	0%			0%	
1,4-Dichlorobenzene-d4	I	ug/L	40	40		0	0	0	0.1	0.1		0%			0%	
Acenaphthene-d10	I	ug/L	40	40		0	0	0	0.1	0.1		0%			0%	
Chrysene-d12	I	ug/L	40	40		0	0	0	0.1	0.1		0%			0%	
Naphthalene-d8	I	ug/L	40	40		0	0	0	0.1	0.1		0%			0%	
Perylene-d12	I	ug/L	40	40		0	0	0	0.1	0.1		0%			0%	
Phenanthrene-d10	I	ug/L	40	40		0	0	0	0.1	0.1	10	0%			0%	

Seq No	Lab ID	Test Code	Sample Typ	File ID	Analysis Date	DF	Batch ID	Prep Date	SPKref	RPDref	pmoist
15067134	LLCS-164073	SVOC-8270C-SI	LCS-DOD	/5975.I\sh030322\	3/3/2022 5:18:49	1	164073	2/28/2022 8:	0	0	

Analyte	T	Units	RAW	Final	Text	Spike	SPKref	RPDref	MDL	PQL	UQL	%REC	LOW	HIGH	%RPD	Q
1-Methylnaphthalene	A	ug/L	2.8265	2.8265		5	0	0	0.0206	0.1	10	57%	41	115	0%	
2-Methylnaphthalene	A	ug/L	3.44969	3.44969		5	0	0	0.0176	0.1	10	69%	39	114	0%	
Acenaphthene	A	ug/L	3.74126	3.74126		5	0	0	0.0317	0.1	10	75%	48	114	0%	
Acenaphthylene	A	ug/L	3.33222	3.33222		5	0	0	0.025	0.1	10	67%	35	121	0%	
Anthracene	A	ug/L	4.15328	4.15328		5	0	0	0.0283	0.1	10	83%	53	119	0%	
Benzo(a)anthracene	A	ug/L	4.3934	4.3934		5	0	0	0.0272	0.1	10	88%	59	120	0%	

Seq No	Lab ID	Test Code	Sample Typ	File ID	Analysis Date	DF	Batch ID	Prep Date	SPKref	RPDref	pmoist
15067134	LLCS-164073	SVOC-8270C-SI	LCS-DOD	/5975.I\sh030322\	3/3/2022 5:18:49	1	164073	2/28/2022 8:	0	0	

Analyte	T	Units	RAW	Final	Text	Spike	SPKref	RPDref	MDL	PQL	UQL	%REC	LOW	HIGH	%RPD	Q
Benzo(a)pyrene	A	ug/L	3.94307	3.94307		5	0	0	0.0347	0.1	10	79%	53	120	0%	
Benzo(b)fluoranthene	A	ug/L	4.45935	4.45935		5	0	0	0.0226	0.1	10	89%	53	126	0%	
Benzo(g,h,i)perylene	A	ug/L	4.06503	4.06503		5	0	0	0.0267	0.1	10	81%	44	128	0%	
Benzo(k)fluoranthene	A	ug/L	4.12337	4.12337		5	0	0	0.0295	0.1	10	82%	54	125	0%	
Chrysene	A	ug/L	4.61994	4.61994		5	0	0	0.0458	0.1	10	92%	57	120	0%	
Dibenzo(a,h)anthracene	A	ug/L	4.1942	4.1942		5	0	0	0.0367	0.1	10	84%	44	141	0%	
Fluoranthene	A	ug/L	3.9814	3.9814		5	0	0	0.0233	0.1	10	80%	58	120	0%	
Fluorene	A	ug/L	3.78303	3.78303		5	0	0	0.0225	0.1	10	76%	50	118	0%	
Indeno(1,2,3-cd)pyrene	A	ug/L	4.15881	4.15881		5	0	0	0.0491	0.1	10	83%	48	130	0%	
Naphthalene	A	ug/L	2.9965	2.9965		5	0	0	0.029	0.1	10	60%	43	114	0%	
Phenanthrene	A	ug/L	4.22415	4.22415		5	0	0	0.0295	0.1	10	84%	53	115	0%	
Pyrene	A	ug/L	4.26632	4.26632		5	0	0	0.0239	0.1	10	85%	53	121	0%	
1,4-Dichlorobenzene-d4	I	ug/L	40	40		0	0	0	0.1	0.1		0%			0%	
Acenaphthene-d10	I	ug/L	40	40		0	0	0	0.1	0.1		0%			0%	
Chrysene-d12	I	ug/L	40	40		0	0	0	0.1	0.1		0%			0%	
Naphthalene-d8	I	ug/L	40	40		0	0	0	0.1	0.1		0%			0%	
Perylene-d12	I	ug/L	40	40		0	0	0	0.1	0.1		0%			0%	
Phenanthrene-d10	I	ug/L	40	40		0	0	0	0.1	0.1	10	0%			0%	
2-Fluorobiphenyl	S	ug/L	3.14289	3.14289		5	0	0	0.0444	0.1	10	63%	53	106	0%	
Nitrobenzene-d5	S	ug/L	3.57025	3.57025		5	0	0	0.0523	0.1	10	71%	55	111	0%	
Terphenyl-d14	S	ug/L	4.16428	4.16428		5	0	0	0.0563	0.1	10	83%	58	132	0%	
o-Terphenyl	X	ug/L	3.96623	3.96623		5	0	0	0.0654	0	0	79%	40	140	0%	

Seq No	Lab ID	Test Code	Sample Typ	File ID	Analysis Date	DF	Batch ID	Prep Date	SPKref	RPDref	pmoist
15067135	LLCSD-164073	SVOC-8270C-SI	LCSD-DOD	/5975.I\sh030322\	3/3/2022 5:51:31	1	164073	2/28/2022 8:	0	2E+07	

Analyte	T	Units	RAW	Final	Text	Spike	SPKref	RPDref	MDL	PQL	UQL	%REC	LOW	HIGH	%RPD	Q
1-Methylnaphthalene	A	ug/L	2.48432	2.48432		5	0	2.8265	0.0206	0.1	10	50%	41	115	13%	
2-Methylnaphthalene	A	ug/L	2.98692	2.98692		5	0	3.44969	0.0176	0.1	10	60%	39	114	14%	
Acenaphthene	A	ug/L	3.60303	3.60303		5	0	3.74126	0.0317	0.1	10	72%	48	114	4%	
Acenaphthylene	A	ug/L	3.2291	3.2291		5	0	3.33222	0.025	0.1	10	65%	35	121	3%	
Anthracene	A	ug/L	4.28157	4.28157		5	0	4.15328	0.0283	0.1	10	86%	53	119	3%	
Benzo(a)anthracene	A	ug/L	4.35179	4.35179		5	0	4.3934	0.0272	0.1	10	87%	59	120	1%	
Benzo(a)pyrene	A	ug/L	3.87515	3.87515		5	0	3.94307	0.0347	0.1	10	78%	53	120	2%	
Benzo(b)fluoranthene	A	ug/L	4.40985	4.40985		5	0	4.45935	0.0226	0.1	10	88%	53	126	1%	

Seq No	Lab ID	Test Code	Sample Typ	File ID	Analysis Date	DF	Batch ID	Prep Date	SPKref	RPDref	pmoist
15067135	LLCSD-164073	SVOC-8270C-SI	LCSD-DOD	/5975.I\sh030322\	3/3/2022 5:51:31	1	164073	2/28/2022 8:	0	2E+07	

Analyte	T	Units	RAW	Final	Text	Spike	SPKref	RPDref	MDL	PQL	UQL	%REC	LOW	HIGH	%RPD	Q
Benzo(g,h,i)perylene	A	ug/L	4.0784	4.0784		5	0	4.06503	0.0267	0.1	10	82%	44	128	0%	
Benzo(k)fluoranthene	A	ug/L	4.3931	4.3931		5	0	4.12337	0.0295	0.1	10	88%	54	125	6%	
Chrysene	A	ug/L	4.61232	4.61232		5	0	4.61994	0.0458	0.1	10	92%	57	120	0%	
Dibenzo(a,h)anthracene	A	ug/L	4.08316	4.08316		5	0	4.1942	0.0367	0.1	10	82%	44	141	3%	
Fluoranthene	A	ug/L	3.94082	3.94082		5	0	3.9814	0.0233	0.1	10	79%	58	120	1%	
Fluorene	A	ug/L	3.73514	3.73514		5	0	3.78303	0.0225	0.1	10	75%	50	118	1%	
Indeno(1,2,3-cd)pyrene	A	ug/L	4.08096	4.08096		5	0	4.15881	0.0491	0.1	10	82%	48	130	2%	
Naphthalene	A	ug/L	2.4548	2.4548		5	0	2.9965	0.029	0.1	10	49%	43	114	20%	
Phenanthrene	A	ug/L	4.16885	4.16885		5	0	4.22415	0.0295	0.1	10	83%	53	115	1%	
Pyrene	A	ug/L	4.32718	4.32718		5	0	4.26632	0.0239	0.1	10	87%	53	121	1%	
1,4-Dichlorobenzene-d4	I	ug/L	40	40		0	0	0	0.1	0.1		0%			0%	
Acenaphthene-d10	I	ug/L	40	40		0	0	0	0.1	0.1		0%			0%	
Chrysene-d12	I	ug/L	40	40		0	0	0	0.1	0.1		0%			0%	
Naphthalene-d8	I	ug/L	40	40		0	0	0	0.1	0.1		0%			0%	
Perylene-d12	I	ug/L	40	40		0	0	0	0.1	0.1		0%			0%	
Phenanthrene-d10	I	ug/L	40	40		0	0	0	0.1	0.1	10	0%			0%	
2-Fluorobiphenyl	S	ug/L	2.82758	2.82758		5	0	0	0.0444	0.1	10	57%	53	106	0%	
Nitrobenzene-d5	S	ug/L	2.97076	2.97076		5	0	0	0.0523	0.1	10	59%	55	111	0%	
Terphenyl-d14	S	ug/L	3.98653	3.98653		5	0	0	0.0563	0.1	10	80%	58	132	0%	
o-Terphenyl	X	ug/L	4.01713	4.01713		5	0	3.96623	0.0654	0	0	80%	40	140	1%	

Seq No	Lab ID	Test Code	Sample Typ	File ID	Analysis Date	DF	Batch ID	Prep Date	SPKref	RPDref	pmoist
15067136	B22021627-001	SVOC-8270C-SI	SAMP	/5975.I\sh030322\	3/3/2022 6:24:11	1	164073	2/28/2022 8:	0	0	

Analyte	T	Units	RAW	Final	Text	Spike	SPKref	RPDref	MDL	PQL	UQL	%REC	LOW	HIGH	%RPD	Q
1-Methylnaphthalene	A	ug/L	0	0		0	0	0	0.0198172	0.1	10	0%	0	0	0%	U
2-Methylnaphthalene	A	ug/L	0.0551	0.0530062		0	0	0	0.0169312	0.1	10	0%	0	0	0%	J
Acenaphthene	A	ug/L	0.0332	0.0319384		0	0	0	0.0304954	0.1	10	0%	0	0	0%	J
Acenaphthylene	A	ug/L	0	0		0	0	0	0.02405	0.1	10	0%	0	0	0%	U
Anthracene	A	ug/L	0.0658	0.0632996		0	0	0	0.0272246	0.1	10	0%	0	0	0%	J
Benzo(a)anthracene	A	ug/L	0.02555	0		0	0	0	0.0261664	0.1	10	0%	0	0	0%	U
Benzo(a)pyrene	A	ug/L	0	0		0	0	0	0.0333814	0.1	10	0%	0	0	0%	U
Benzo(b)fluoranthene	A	ug/L	0	0		0	0	0	0.0217412	0.1	10	0%	0	0	0%	U
Benzo(g,h,i)perylene	A	ug/L	0	0		0	0	0	0.0256854	0.1	10	0%	0	0	0%	U
Benzo(k)fluoranthene	A	ug/L	0	0		0	0	0	0.028379	0.1	10	0%	0	0	0%	U

Seq No	Lab ID	Test Code	Sample Typ	File ID	Analysis Date	DF	Batch ID	Prep Date	SPKref	RPDref	pmoist
15067136	B22021627-001	SVOC-8270C-SI	SAMP	/5975.I\sh030322\	3/3/2022 6:24:11	1	164073	2/28/2022 8:	0	0	

Analyte	T	Units	RAW	Final	Text	Spike	SPKref	RPDref	MDL	PQL	UQL	%REC	LOW	HIGH	%RPD	Q
Chrysene	A	ug/L	0	0		0	0	0	0.0440596	0.1	10	0%	0	0	0%	U
Dibenzo(a,h)anthracene	A	ug/L	0	0		0	0	0	0.0353054	0.1	10	0%	0	0	0%	U
Fluoranthene	A	ug/L	0.06565	0.0631553		0	0	0	0.0224146	0.1	10	0%	0	0	0%	J
Fluorene	A	ug/L	0.08074	0.07767188		0	0	0	0.021645	0.1	10	0%	0	0	0%	J
Indeno(1,2,3-cd)pyrene	A	ug/L	0	0		0	0	0	0.0472342	0.1	10	0%	0	0	0%	U
Naphthalene	A	ug/L	0.04938	0.04750356		0	0	0	0.027898	0.1	10	0%	0	0	0%	J
Phenanthrene	A	ug/L	0.05884	0.05660408		0	0	0	0.028379	0.1	10	0%	0	0	0%	J
Pyrene	A	ug/L	0.04555	0.0438191		0	0	0	0.0229918	0.1	10	0%	0	0	0%	J
1,4-Dichlorobenzene-d4	I	ug/L	40	38.48		0	0	0	0.0962	0.1		0%	0	0	0%	
Acenaphthene-d10	I	ug/L	40	38.48		0	0	0	0.0962	0.1		0%	0	0	0%	
Chrysene-d12	I	ug/L	40	38.48		0	0	0	0.0962	0.1		0%	0	0	0%	
Naphthalene-d8	I	ug/L	40	38.48		0	0	0	0.0962	0.1		0%	0	0	0%	
Perylene-d12	I	ug/L	40	38.48		0	0	0	0.0962	0.1		0%	0	0	0%	
Phenanthrene-d10	I	ug/L	40	38.48		0	0	0	0.0962	0.1	10	0%	0	0	0%	E

Seq No	Lab ID	Test Code	Sample Typ	File ID	Analysis Date	DF	Batch ID	Prep Date	SPKref	RPDref	pmoist
15067137	B22021627-001	SVOC-8270C-SI	MS-DOD	/5975.I\sh030322\	3/3/2022 6:56:54	1	164073	2/28/2022 8:	2E+07	0	

Analyte	T	Units	RAW	Final	Text	Spike	SPKref	RPDref	MDL	PQL	UQL	%REC	LOW	HIGH	%RPD	Q
1-Methylnaphthalene	A	ug/L	2.39245	2.3015369		4.81	0	0	0.0198172	0.1	10	48%	41	115	0%	
2-Methylnaphthalene	A	ug/L	2.90016	2.78995392		4.81	0.0530062	0	0.0169312	0.1	10	57%	39	114	0%	
Acenaphthene	A	ug/L	3.11146	2.99322452		4.81	0.0319384	0	0.0304954	0.1	10	62%	48	114	0%	
Acenaphthylene	A	ug/L	2.74071	2.63656302		4.81	0	0	0.02405	0.1	10	55%	35	121	0%	
Anthracene	A	ug/L	4.10424	3.94827888		4.81	0.0632996	0	0.0272246	0.1	10	81%	53	119	0%	
Benzo(a)anthracene	A	ug/L	4.50065	4.3296253		4.81	0	0	0.0261664	0.1	10	90%	59	120	0%	
Benzo(a)pyrene	A	ug/L	3.95107	3.80092934		4.81	0	0	0.0333814	0.1	10	79%	53	120	0%	
Benzo(b)fluoranthene	A	ug/L	5.46677	5.25903274		4.81	0	0	0.0217412	0.1	10	109%	53	126	0%	
Benzo(g,h,i)perylene	A	ug/L	4.77122	4.58991364		4.81	0	0	0.0256854	0.1	10	95%	44	128	0%	
Benzo(k)fluoranthene	A	ug/L	4.73738	4.55735956		4.81	0	0	0.028379	0.1	10	95%	54	125	0%	
Chrysene	A	ug/L	4.45012	4.28101544		4.81	0	0	0.0440596	0.1	10	89%	57	120	0%	
Dibenzo(a,h)anthracene	A	ug/L	5.24808	5.04865296		4.81	0	0	0.0353054	0.1	10	105%	44	141	0%	
Fluoranthene	A	ug/L	4.02159	3.86876958		4.81	0.0631553	0	0.0224146	0.1	10	79%	58	120	0%	
Fluorene	A	ug/L	3.61748	3.48001576		4.81	0.0776719	0	0.021645	0.1	10	71%	50	118	0%	
Indeno(1,2,3-cd)pyrene	A	ug/L	4.5431	4.3704622		4.81	0	0	0.0472342	0.1	10	91%	48	130	0%	
Naphthalene	A	ug/L	2.46217	2.36860754		4.81	0.0475036	0	0.027898	0.1	10	48%	43	114	0%	

Seq No	Lab ID	Test Code	Sample Typ	File ID	Analysis Date	DF	Batch ID	Prep Date	SPKref	RPDref	pmoist
15067137	B22021627-001	SVOC-8270C-SI	MS-DOD	/5975.I\sh030322\	3/3/2022 6:56:54	1	164073	2/28/2022 8:	2E+07	0	

Analyte	T	Units	RAW	Final	Text	Spike	SPKref	RPDref	MDL	PQL	UQL	%REC	LOW	HIGH	%RPD	Q
Phenanthrene	A	ug/L	4.12455	3.9678171		4.81	0.0566041	0	0.028379	0.1	10	81%	53	115	0%	
Pyrene	A	ug/L	4.13915	3.9818623		4.81	0.0438191	0	0.0229918	0.1	10	82%	53	121	0%	
1,4-Dichlorobenzene-d4	I	ug/L	40	38.48		0	0	0	0.0962	0.1		0%			0%	
Acenaphthene-d10	I	ug/L	40	38.48		0	0	0	0.0962	0.1		0%			0%	
Chrysene-d12	I	ug/L	40	38.48		0	0	0	0.0962	0.1		0%			0%	
Naphthalene-d8	I	ug/L	40	38.48		0	0	0	0.0962	0.1		0%			0%	
Perylene-d12	I	ug/L	40	38.48		0	0	0	0.0962	0.1		0%			0%	
Phenanthrene-d10	I	ug/L	40	38.48		0	0	0	0.0962	0.1	10	0%			0%	
2-Fluorobiphenyl	S	ug/L	2.05135	1.9733987		4.81	0	0	0.0427128	0.1	10	41%	53	106	0%	S
Nitrobenzene-d5	S	ug/L	3.36376	3.23593712		4.81	0	0	0.0503126	0.1	10	67%	55	111	0%	
Terphenyl-d14	S	ug/L	4.00093	3.84889466		4.81	0	0	0.0541606	0.1	10	80%	58	132	0%	
o-Terphenyl	X	ug/L	3.82878	3.68328636		4.81	0	0	0.0629148	0	0	77%	40	140	0%	

Seq No	Lab ID	Test Code	Sample Typ	File ID	Analysis Date	DF	Batch ID	Prep Date	SPKref	RPDref	pmoist
15067138	B22021627-006	SVOC-8270C-SI	SAMP	/5975.I\sh030322\	3/3/2022 7:29:30	1	164073	2/28/2022 8:	0	0	

Analyte	T	Units	RAW	Final	Text	Spike	SPKref	RPDref	MDL	PQL	UQL	%REC	LOW	HIGH	%RPD	Q
1-Methylnaphthalene	A	ug/L	0.04413	0.04245306		0	0	0	0.0198172	0.1	10	0%	0	0	0%	J
2-Methylnaphthalene	A	ug/L	0.05038	0.04846556		0	0	0	0.0169312	0.1	10	0%	0	0	0%	J
Acenaphthene	A	ug/L	0	0		0	0	0	0.0304954	0.1	10	0%	0	0	0%	U
Acenaphthylene	A	ug/L	0	0		0	0	0	0.02405	0.1	10	0%	0	0	0%	U
Anthracene	A	ug/L	0	0		0	0	0	0.0272246	0.1	10	0%	0	0	0%	U
Benzo(a)anthracene	A	ug/L	0	0		0	0	0	0.0261664	0.1	10	0%	0	0	0%	U
Benzo(a)pyrene	A	ug/L	0	0		0	0	0	0.0333814	0.1	10	0%	0	0	0%	U
Benzo(b)fluoranthene	A	ug/L	0	0		0	0	0	0.0217412	0.1	10	0%	0	0	0%	U
Benzo(g,h,i)perylene	A	ug/L	0	0		0	0	0	0.0256854	0.1	10	0%	0	0	0%	U
Benzo(k)fluoranthene	A	ug/L	0	0		0	0	0	0.028379	0.1	10	0%	0	0	0%	U
Chrysene	A	ug/L	0	0		0	0	0	0.0440596	0.1	10	0%	0	0	0%	U
Dibenzo(a,h)anthracene	A	ug/L	0	0		0	0	0	0.0353054	0.1	10	0%	0	0	0%	U
Fluoranthene	A	ug/L	0	0		0	0	0	0.0224146	0.1	10	0%	0	0	0%	U
Fluorene	A	ug/L	0	0		0	0	0	0.021645	0.1	10	0%	0	0	0%	U
Indeno(1,2,3-cd)pyrene	A	ug/L	0	0		0	0	0	0.0472342	0.1	10	0%	0	0	0%	U
Naphthalene	A	ug/L	0.07701	0.07408362		0	0	0	0.027898	0.1	10	0%	0	0	0%	J
Phenanthrene	A	ug/L	0	0		0	0	0	0.028379	0.1	10	0%	0	0	0%	U
Pyrene	A	ug/L	0	0		0	0	0	0.0229918	0.1	10	0%	0	0	0%	U

Seq No	Lab ID	Test Code	Sample Typ	File ID	Analysis Date	DF	Batch ID	Prep Date	SPKref	RPDref	pmoist
15067138	B22021627-006	SVOC-8270C-SI	SAMP	/5975.I\sh030322\	3/3/2022 7:29:30	1	164073	2/28/2022 8:	0	0	

Analyte	T	Units	RAW	Final	Text	Spike	SPKref	RPDref	MDL	PQL	UQL	%REC	LOW	HIGH	%RPD	Q
1,4-Dichlorobenzene-d4	I	ug/L	40	38.48		0	0	0	0.0962	0.1		0%	0	0	0%	
Acenaphthene-d10	I	ug/L	40	38.48		0	0	0	0.0962	0.1		0%	0	0	0%	
Chrysene-d12	I	ug/L	40	38.48		0	0	0	0.0962	0.1		0%	0	0	0%	
Naphthalene-d8	I	ug/L	40	38.48		0	0	0	0.0962	0.1		0%	0	0	0%	
Perylene-d12	I	ug/L	40	38.48		0	0	0	0.0962	0.1		0%	0	0	0%	
Phenanthrene-d10	I	ug/L	40	38.48		0	0	0	0.0962	0.1	10	0%	0	0	0%	E

Seq No	Lab ID	Test Code	Sample Typ	File ID	Analysis Date	DF	Batch ID	Prep Date	SPKref	RPDref	pmoist
15067139	B22021627-006	SVOC-8270C-SI	MSD-DOD	/5975.I\sh030322\	3/3/2022 8:02:15	1	164073	2/28/2022 8:	2E+07	0	

Analyte	T	Units	RAW	Final	Text	Spike	SPKref	RPDref	MDL	PQL	UQL	%REC	LOW	HIGH	%RPD	Q
1-Methylnaphthalene	A	ug/L	2.27855	2.1919651		4.81	0.0424531	0	0.0198172	0.1	10	45%	41	115	0%	
2-Methylnaphthalene	A	ug/L	2.38436	2.29375432		4.81	0.0484656	0	0.0169312	0.1	10	47%	39	114	0%	
Acenaphthene	A	ug/L	2.48322	2.38885764		4.81	0	0	0.0304954	0.1	10	50%	48	114	0%	
Acenaphthylene	A	ug/L	2.07702	1.99809324		4.81	0	0	0.02405	0.1	10	42%	35	121	0%	
Anthracene	A	ug/L	3.80528	3.66067936		4.81	0	0	0.0272246	0.1	10	76%	53	119	0%	
Benzo(a)anthracene	A	ug/L	4.15223	3.99444526		4.81	0	0	0.0261664	0.1	10	83%	59	120	0%	
Benzo(a)pyrene	A	ug/L	3.62379	3.48608598		4.81	0	0	0.0333814	0.1	10	72%	53	120	0%	
Benzo(b)fluoranthene	A	ug/L	4.26484	4.10277608		4.81	0	0	0.0217412	0.1	10	85%	53	126	0%	
Benzo(g,h,i)perylene	A	ug/L	3.75041	3.60789442		4.81	0	0	0.0256854	0.1	10	75%	44	128	0%	
Benzo(k)fluoranthene	A	ug/L	3.80701	3.66234362		4.81	0	0	0.028379	0.1	10	76%	54	125	0%	
Chrysene	A	ug/L	4.20572	4.04590264		4.81	0	0	0.0440596	0.1	10	84%	57	120	0%	
Dibenzo(a,h)anthracene	A	ug/L	3.90143	3.75317566		4.81	0	0	0.0353054	0.1	10	78%	44	141	0%	
Fluoranthene	A	ug/L	3.68253	3.54259386		4.81	0	0	0.0224146	0.1	10	74%	58	120	0%	
Fluorene	A	ug/L	2.94039	2.82865518		4.81	0	0	0.021645	0.1	10	59%	50	118	0%	
Indeno(1,2,3-cd)pyrene	A	ug/L	3.69775	3.5572355		4.81	0	0	0.0472342	0.1	10	74%	48	130	0%	
Naphthalene	A	ug/L	2.23009	2.14534658		4.81	0.0740836	0	0.027898	0.1	10	43%	43	114	0%	
Phenanthrene	A	ug/L	3.74249	3.60027538		4.81	0	0	0.028379	0.1	10	75%	53	115	0%	
Pyrene	A	ug/L	3.96883	3.81801446		4.81	0	0	0.0229918	0.1	10	79%	53	121	0%	
1,4-Dichlorobenzene-d4	I	ug/L	40	38.48		0	0	0	0.0962	0.1		0%			0%	
Acenaphthene-d10	I	ug/L	40	38.48		0	0	0	0.0962	0.1		0%			0%	
Chrysene-d12	I	ug/L	40	38.48		0	0	0	0.0962	0.1		0%			0%	
Naphthalene-d8	I	ug/L	40	38.48		0	0	0	0.0962	0.1		0%			0%	
Perylene-d12	I	ug/L	40	38.48		0	0	0	0.0962	0.1		0%			0%	
Phenanthrene-d10	I	ug/L	40	38.48		0	0	0	0.0962	0.1	10	0%			0%	

Seq No	Lab ID	Test Code	Sample Typ	File ID	Analysis Date	DF	Batch ID	Prep Date	SPKref	RPDref	pmoist
15067139	B22021627-006	SVOC-8270C-SI	MSD-DOD	/5975.I\sh030322\	3/3/2022 8:02:15	1	164073	2/28/2022 8:	2E+07	0	

Analyte	T	Units	RAW	Final	Text	Spike	SPKref	RPDref	MDL	PQL	UQL	%REC	LOW	HIGH	%RPD	Q
2-Fluorobiphenyl	S	ug/L	2.7172	2.6139464		4.81	0	0	0.0427128	0.1	10	54%	53	106	0%	
Nitrobenzene-d5	S	ug/L	3.20641	3.08456642		4.81	0	0	0.0503126	0.1	10	64%	55	111	0%	
Terphenyl-d14	S	ug/L	3.24082	3.11766884		4.81	0	0	0.0541606	0.1	10	65%	58	132	0%	
o-Terphenyl	X	ug/L	3.3423	3.2152926		4.81	0	0	0.0629148	0	0	67%	40	140	0%	

Seq No	Lab ID	Test Code	Sample Typ	File ID	Analysis Date	DF	Batch ID	Prep Date	SPKref	RPDref	pmoist
15067140	B22021627-011	SVOC-8270C-SI	SAMP	/5975.I\sh030322\	3/3/2022 8:34:51	1	164073	2/28/2022 8:	0	0	

Analyte	T	Units	RAW	Final	Text	Spike	SPKref	RPDref	MDL	PQL	UQL	%REC	LOW	HIGH	%RPD	Q
1-Methylnaphthalene	A	ug/L	0	0		0	0	0	0.0196112	0.1	10	0%	0	0	0%	U
2-Methylnaphthalene	A	ug/L	0	0		0	0	0	0.0167552	0.1	10	0%	0	0	0%	U
Acenaphthene	A	ug/L	0	0		0	0	0	0.0301784	0.1	10	0%	0	0	0%	U
Acenaphthylene	A	ug/L	0	0		0	0	0	0.0238	0.1	10	0%	0	0	0%	U
Anthracene	A	ug/L	0	0		0	0	0	0.0269416	0.1	10	0%	0	0	0%	U
Benzo(a)anthracene	A	ug/L	0	0		0	0	0	0.0258944	0.1	10	0%	0	0	0%	U
Benzo(a)pyrene	A	ug/L	0	0		0	0	0	0.0330344	0.1	10	0%	0	0	0%	U
Benzo(b)fluoranthene	A	ug/L	0	0		0	0	0	0.0215152	0.1	10	0%	0	0	0%	U
Benzo(g,h,i)perylene	A	ug/L	0	0		0	0	0	0.0254184	0.1	10	0%	0	0	0%	U
Benzo(k)fluoranthene	A	ug/L	0	0		0	0	0	0.028084	0.1	10	0%	0	0	0%	U
Chrysene	A	ug/L	0	0		0	0	0	0.0436016	0.1	10	0%	0	0	0%	U
Dibenzo(a,h)anthracene	A	ug/L	0	0		0	0	0	0.0349384	0.1	10	0%	0	0	0%	U
Fluoranthene	A	ug/L	0	0		0	0	0	0.0221816	0.1	10	0%	0	0	0%	U
Fluorene	A	ug/L	0	0		0	0	0	0.02142	0.1	10	0%	0	0	0%	U
Indeno(1,2,3-cd)pyrene	A	ug/L	0	0		0	0	0	0.0467432	0.1	10	0%	0	0	0%	U
Naphthalene	A	ug/L	0	0		0	0	0	0.027608	0.1	10	0%	0	0	0%	U
Phenanthrene	A	ug/L	0	0		0	0	0	0.028084	0.1	10	0%	0	0	0%	U
Pyrene	A	ug/L	0	0		0	0	0	0.0227528	0.1	10	0%	0	0	0%	U
1,4-Dichlorobenzene-d4	I	ug/L	40	38.08		0	0	0	0.0952	0.1		0%	0	0	0%	
Acenaphthene-d10	I	ug/L	40	38.08		0	0	0	0.0952	0.1		0%	0	0	0%	
Chrysene-d12	I	ug/L	40	38.08		0	0	0	0.0952	0.1		0%	0	0	0%	
Naphthalene-d8	I	ug/L	40	38.08		0	0	0	0.0952	0.1		0%	0	0	0%	
Perylene-d12	I	ug/L	40	38.08		0	0	0	0.0952	0.1		0%	0	0	0%	
Phenanthrene-d10	I	ug/L	40	38.08		0	0	0	0.0952	0.1	10	0%	0	0	0%	E

Seq No	Lab ID	Test Code	Sample Typ	File ID	Analysis Date	DF	Batch ID	Prep Date	SPKref	RPDref	pmoist
15067141	B22021763-001	SVOC-8270C-SI	SAMP	/5975.I\sh030322\	3/3/2022 9:07:33	1	164073	2/28/2022 2:	0	0	

Analyte	T	Units	RAW	Final	Text	Spike	SPKref	RPDref	MDL	PQL	UQL	%REC	LOW	HIGH	%RPD	Q
1-Methylnaphthalene	A	ug/L	0	0		0	0	0	0.0196112	0.1	10	0%	0	0	0%	U
2-Methylnaphthalene	A	ug/L	0	0		0	0	0	0.0167552	0.1	10	0%	0	0	0%	U
Acenaphthene	A	ug/L	0	0		0	0	0	0.0301784	0.1	10	0%	0	0	0%	U
Acenaphthylene	A	ug/L	0	0		0	0	0	0.0238	0.1	10	0%	0	0	0%	U
Anthracene	A	ug/L	0	0		0	0	0	0.0269416	0.1	10	0%	0	0	0%	U
Benzo(a)anthracene	A	ug/L	0	0		0	0	0	0.0258944	0.1	10	0%	0	0	0%	U
Benzo(a)pyrene	A	ug/L	0	0		0	0	0	0.0330344	0.1	10	0%	0	0	0%	U
Benzo(b)fluoranthene	A	ug/L	0	0		0	0	0	0.0215152	0.1	10	0%	0	0	0%	U
Benzo(g,h,i)perylene	A	ug/L	0	0		0	0	0	0.0254184	0.1	10	0%	0	0	0%	U
Benzo(k)fluoranthene	A	ug/L	0	0		0	0	0	0.028084	0.1	10	0%	0	0	0%	U
Chrysene	A	ug/L	0	0		0	0	0	0.0436016	0.1	10	0%	0	0	0%	U
Dibenzo(a,h)anthracene	A	ug/L	0	0		0	0	0	0.0349384	0.1	10	0%	0	0	0%	U
Fluoranthene	A	ug/L	0	0		0	0	0	0.0221816	0.1	10	0%	0	0	0%	U
Fluorene	A	ug/L	0	0		0	0	0	0.02142	0.1	10	0%	0	0	0%	U
Indeno(1,2,3-cd)pyrene	A	ug/L	0	0		0	0	0	0.0467432	0.1	10	0%	0	0	0%	U
Naphthalene	A	ug/L	0	0		0	0	0	0.027608	0.1	10	0%	0	0	0%	U
Phenanthrene	A	ug/L	0	0		0	0	0	0.028084	0.1	10	0%	0	0	0%	U
Pyrene	A	ug/L	0	0		0	0	0	0.0227528	0.1	10	0%	0	0	0%	U
1,4-Dichlorobenzene-d4	I	ug/L	40	38.08		0	0	0	0.0952	0.1		0%	0	0	0%	
Acenaphthene-d10	I	ug/L	40	38.08		0	0	0	0.0952	0.1		0%	0	0	0%	
Chrysene-d12	I	ug/L	40	38.08		0	0	0	0.0952	0.1		0%	0	0	0%	
Naphthalene-d8	I	ug/L	40	38.08		0	0	0	0.0952	0.1		0%	0	0	0%	
Perylene-d12	I	ug/L	40	38.08		0	0	0	0.0952	0.1		0%	0	0	0%	
Phenanthrene-d10	I	ug/L	40	38.08		0	0	0	0.0952	0.1	10	0%	0	0	0%	E

Seq No	Lab ID	Test Code	Sample Typ	File ID	Analysis Date	DF	Batch ID	Prep Date	SPKref	RPDref	pmoist
15067142	B22021763-006	SVOC-8270C-SI	SAMP	/5975.I\sh030322\	3/3/2022 9:40:11	1	164073	2/28/2022 2:	0	0	

Analyte	T	Units	RAW	Final	Text	Spike	SPKref	RPDref	MDL	PQL	UQL	%REC	LOW	HIGH	%RPD	Q
1-Methylnaphthalene	A	ug/L	0	0		0	0	0	0.0196112	0.1	10	0%	0	0	0%	U
2-Methylnaphthalene	A	ug/L	0	0		0	0	0	0.0167552	0.1	10	0%	0	0	0%	U
Acenaphthene	A	ug/L	0	0		0	0	0	0.0301784	0.1	10	0%	0	0	0%	U
Acenaphthylene	A	ug/L	0	0		0	0	0	0.0238	0.1	10	0%	0	0	0%	U
Anthracene	A	ug/L	0	0		0	0	0	0.0269416	0.1	10	0%	0	0	0%	U
Benzo(a)anthracene	A	ug/L	0	0		0	0	0	0.0258944	0.1	10	0%	0	0	0%	U

Seq No	Lab ID	Test Code	Sample Typ	File ID	Analysis Date	DF	Batch ID	Prep Date	SPKref	RPDref	pmoist
15067142	B22021763-006	SVOC-8270C-SI	SAMP	/5975.I\sh030322\	3/3/2022 9:40:11	1	164073	2/28/2022 2:	0	0	

Analyte	T	Units	RAW	Final	Text	Spike	SPKref	RPDref	MDL	PQL	UQL	%REC	LOW	HIGH	%RPD	Q
Benzo(a)pyrene	A	ug/L	0	0		0	0	0	0.0330344	0.1	10	0%	0	0	0%	U
Benzo(b)fluoranthene	A	ug/L	0	0		0	0	0	0.0215152	0.1	10	0%	0	0	0%	U
Benzo(g,h,i)perylene	A	ug/L	0	0		0	0	0	0.0254184	0.1	10	0%	0	0	0%	U
Benzo(k)fluoranthene	A	ug/L	0	0		0	0	0	0.028084	0.1	10	0%	0	0	0%	U
Chrysene	A	ug/L	0	0		0	0	0	0.0436016	0.1	10	0%	0	0	0%	U
Dibenzo(a,h)anthracene	A	ug/L	0	0		0	0	0	0.0349384	0.1	10	0%	0	0	0%	U
Fluoranthene	A	ug/L	0	0		0	0	0	0.0221816	0.1	10	0%	0	0	0%	U
Fluorene	A	ug/L	0	0		0	0	0	0.02142	0.1	10	0%	0	0	0%	U
Indeno(1,2,3-cd)pyrene	A	ug/L	0	0		0	0	0	0.0467432	0.1	10	0%	0	0	0%	U
Naphthalene	A	ug/L	0	0		0	0	0	0.027608	0.1	10	0%	0	0	0%	U
Phenanthrene	A	ug/L	0	0		0	0	0	0.028084	0.1	10	0%	0	0	0%	U
Pyrene	A	ug/L	0	0		0	0	0	0.0227528	0.1	10	0%	0	0	0%	U
1,4-Dichlorobenzene-d4	I	ug/L	40	38.08		0	0	0	0.0952	0.1		0%	0	0	0%	
Acenaphthene-d10	I	ug/L	40	38.08		0	0	0	0.0952	0.1		0%	0	0	0%	
Chrysene-d12	I	ug/L	40	38.08		0	0	0	0.0952	0.1		0%	0	0	0%	
Naphthalene-d8	I	ug/L	40	38.08		0	0	0	0.0952	0.1		0%	0	0	0%	
Perylene-d12	I	ug/L	40	38.08		0	0	0	0.0952	0.1		0%	0	0	0%	
Phenanthrene-d10	I	ug/L	40	38.08		0	0	0	0.0952	0.1	10	0%	0	0	0%	E

Seq No	Lab ID	Test Code	Sample Typ	File ID	Analysis Date	DF	Batch ID	Prep Date	SPKref	RPDref	pmoist
15067143	B22021763-011	SVOC-8270C-SI	SAMP	/5975.I\sh030322\	3/3/2022 10:12:4	1	164073	2/28/2022 2:	0	0	

Analyte	T	Units	RAW	Final	Text	Spike	SPKref	RPDref	MDL	PQL	UQL	%REC	LOW	HIGH	%RPD	Q
1-Methylnaphthalene	A	ug/L	0	0		0	0	0	0.0196112	0.1	10	0%	0	0	0%	U
2-Methylnaphthalene	A	ug/L	0	0		0	0	0	0.0167552	0.1	10	0%	0	0	0%	U
Acenaphthene	A	ug/L	0	0		0	0	0	0.0301784	0.1	10	0%	0	0	0%	U
Acenaphthylene	A	ug/L	0	0		0	0	0	0.0238	0.1	10	0%	0	0	0%	U
Anthracene	A	ug/L	0	0		0	0	0	0.0269416	0.1	10	0%	0	0	0%	U
Benzo(a)anthracene	A	ug/L	0	0		0	0	0	0.0258944	0.1	10	0%	0	0	0%	U
Benzo(a)pyrene	A	ug/L	0	0		0	0	0	0.0330344	0.1	10	0%	0	0	0%	U
Benzo(b)fluoranthene	A	ug/L	0	0		0	0	0	0.0215152	0.1	10	0%	0	0	0%	U
Benzo(g,h,i)perylene	A	ug/L	0	0		0	0	0	0.0254184	0.1	10	0%	0	0	0%	U
Benzo(k)fluoranthene	A	ug/L	0	0		0	0	0	0.028084	0.1	10	0%	0	0	0%	U
Chrysene	A	ug/L	0	0		0	0	0	0.0436016	0.1	10	0%	0	0	0%	U
Dibenzo(a,h)anthracene	A	ug/L	0	0		0	0	0	0.0349384	0.1	10	0%	0	0	0%	U

Seq No	Lab ID	Test Code	Sample Typ	File ID	Analysis Date	DF	Batch ID	Prep Date	SPKref	RPDref	pmoist
15067143	B22021763-011	SVOC-8270C-SI	SAMP	/5975.I\sh030322\	3/3/2022 10:12:4	1	164073	2/28/2022 2:	0	0	

Analyte	T	Units	RAW	Final	Text	Spike	SPKref	RPDref	MDL	PQL	UQL	%REC	LOW	HIGH	%RPD	Q
Fluoranthene	A	ug/L	0	0		0	0	0	0.0221816	0.1	10	0%	0	0	0%	U
Fluorene	A	ug/L	0	0		0	0	0	0.02142	0.1	10	0%	0	0	0%	U
Indeno(1,2,3-cd)pyrene	A	ug/L	0	0		0	0	0	0.0467432	0.1	10	0%	0	0	0%	U
Naphthalene	A	ug/L	0	0		0	0	0	0.027608	0.1	10	0%	0	0	0%	U
Phenanthrene	A	ug/L	0	0		0	0	0	0.028084	0.1	10	0%	0	0	0%	U
Pyrene	A	ug/L	0	0		0	0	0	0.0227528	0.1	10	0%	0	0	0%	U
1,4-Dichlorobenzene-d4	I	ug/L	40	38.08		0	0	0	0.0952	0.1		0%	0	0	0%	
Acenaphthene-d10	I	ug/L	40	38.08		0	0	0	0.0952	0.1		0%	0	0	0%	
Chrysene-d12	I	ug/L	40	38.08		0	0	0	0.0952	0.1		0%	0	0	0%	
Naphthalene-d8	I	ug/L	40	38.08		0	0	0	0.0952	0.1		0%	0	0	0%	
Perylene-d12	I	ug/L	40	38.08		0	0	0	0.0952	0.1		0%	0	0	0%	
Phenanthrene-d10	I	ug/L	40	38.08		0	0	0	0.0952	0.1	10	0%	0	0	0%	E

Seq No	Lab ID	Test Code	Sample Typ	File ID	Analysis Date	DF	Batch ID	Prep Date	SPKref	RPDref	pmoist
15067144	B22021763-016	SVOC-8270C-SI	SAMP	/5975.I\sh030322\	3/3/2022 10:45:1	1	164073	2/28/2022 2:	0	0	

Analyte	T	Units	RAW	Final	Text	Spike	SPKref	RPDref	MDL	PQL	UQL	%REC	LOW	HIGH	%RPD	Q
1-Methylnaphthalene	A	ug/L	0	0		0	0	0	0.0196112	0.1	10	0%	0	0	0%	U
2-Methylnaphthalene	A	ug/L	0	0		0	0	0	0.0167552	0.1	10	0%	0	0	0%	U
Acenaphthene	A	ug/L	0	0		0	0	0	0.0301784	0.1	10	0%	0	0	0%	U
Acenaphthylene	A	ug/L	0	0		0	0	0	0.0238	0.1	10	0%	0	0	0%	U
Anthracene	A	ug/L	0	0		0	0	0	0.0269416	0.1	10	0%	0	0	0%	U
Benzo(a)anthracene	A	ug/L	0	0		0	0	0	0.0258944	0.1	10	0%	0	0	0%	U
Benzo(a)pyrene	A	ug/L	0	0		0	0	0	0.0330344	0.1	10	0%	0	0	0%	U
Benzo(b)fluoranthene	A	ug/L	0	0		0	0	0	0.0215152	0.1	10	0%	0	0	0%	U
Benzo(g,h,i)perylene	A	ug/L	0	0		0	0	0	0.0254184	0.1	10	0%	0	0	0%	U
Benzo(k)fluoranthene	A	ug/L	0	0		0	0	0	0.028084	0.1	10	0%	0	0	0%	U
Chrysene	A	ug/L	0	0		0	0	0	0.0436016	0.1	10	0%	0	0	0%	U
Dibenzo(a,h)anthracene	A	ug/L	0	0		0	0	0	0.0349384	0.1	10	0%	0	0	0%	U
Fluoranthene	A	ug/L	0	0		0	0	0	0.0221816	0.1	10	0%	0	0	0%	U
Fluorene	A	ug/L	0	0		0	0	0	0.02142	0.1	10	0%	0	0	0%	U
Indeno(1,2,3-cd)pyrene	A	ug/L	0	0		0	0	0	0.0467432	0.1	10	0%	0	0	0%	U
Naphthalene	A	ug/L	0	0		0	0	0	0.027608	0.1	10	0%	0	0	0%	U
Phenanthrene	A	ug/L	0	0		0	0	0	0.028084	0.1	10	0%	0	0	0%	U
Pyrene	A	ug/L	0	0		0	0	0	0.0227528	0.1	10	0%	0	0	0%	U

Seq No	Lab ID	Test Code	Sample Typ	File ID	Analysis Date	DF	Batch ID	Prep Date	SPKref	RPDref	pmoist
15067144	B22021763-016	SVOC-8270C-SI	SAMP	/5975.I\sh030322\	3/3/2022 10:45:1	1	164073	2/28/2022 2:	0	0	

Analyte	T	Units	RAW	Final	Text	Spike	SPKref	RPDref	MDL	PQL	UQL	%REC	LOW	HIGH	%RPD	Q
1,4-Dichlorobenzene-d4	I	ug/L	40	38.08		0	0	0	0.0952	0.1		0%	0	0	0%	
Acenaphthene-d10	I	ug/L	40	38.08		0	0	0	0.0952	0.1		0%	0	0	0%	
Chrysene-d12	I	ug/L	40	38.08		0	0	0	0.0952	0.1		0%	0	0	0%	
Naphthalene-d8	I	ug/L	40	38.08		0	0	0	0.0952	0.1		0%	0	0	0%	
Perylene-d12	I	ug/L	40	38.08		0	0	0	0.0952	0.1		0%	0	0	0%	
Phenanthrene-d10	I	ug/L	40	38.08		0	0	0	0.0952	0.1	10	0%	0	0	0%	E

Seq No	Lab ID	Test Code	Sample Typ	File ID	Analysis Date	DF	Batch ID	Prep Date	SPKref	RPDref	pmoist
15067145	B22021763-017	SVOC-8270C-SI	SAMP	/5975.I\sh030322\	3/3/2022 11:17:5	1	164073	2/28/2022 2:	0	0	

Analyte	T	Units	RAW	Final	Text	Spike	SPKref	RPDref	MDL	PQL	UQL	%REC	LOW	HIGH	%RPD	Q
1-Methylnaphthalene	A	ug/L	0	0		0	0	0	0.0196112	0.1	10	0%	0	0	0%	U
2-Methylnaphthalene	A	ug/L	0	0		0	0	0	0.0167552	0.1	10	0%	0	0	0%	U
Acenaphthene	A	ug/L	0	0		0	0	0	0.0301784	0.1	10	0%	0	0	0%	U
Acenaphthylene	A	ug/L	0	0		0	0	0	0.0238	0.1	10	0%	0	0	0%	U
Anthracene	A	ug/L	0	0		0	0	0	0.0269416	0.1	10	0%	0	0	0%	U
Benzo(a)anthracene	A	ug/L	0	0		0	0	0	0.0258944	0.1	10	0%	0	0	0%	U
Benzo(a)pyrene	A	ug/L	0	0		0	0	0	0.0330344	0.1	10	0%	0	0	0%	U
Benzo(b)fluoranthene	A	ug/L	0	0		0	0	0	0.0215152	0.1	10	0%	0	0	0%	U
Benzo(g,h,i)perylene	A	ug/L	0	0		0	0	0	0.0254184	0.1	10	0%	0	0	0%	U
Benzo(k)fluoranthene	A	ug/L	0	0		0	0	0	0.028084	0.1	10	0%	0	0	0%	U
Chrysene	A	ug/L	0	0		0	0	0	0.0436016	0.1	10	0%	0	0	0%	U
Dibenzo(a,h)anthracene	A	ug/L	0	0		0	0	0	0.0349384	0.1	10	0%	0	0	0%	U
Fluoranthene	A	ug/L	0	0		0	0	0	0.0221816	0.1	10	0%	0	0	0%	U
Fluorene	A	ug/L	0	0		0	0	0	0.02142	0.1	10	0%	0	0	0%	U
Indeno(1,2,3-cd)pyrene	A	ug/L	0	0		0	0	0	0.0467432	0.1	10	0%	0	0	0%	U
Naphthalene	A	ug/L	0	0		0	0	0	0.027608	0.1	10	0%	0	0	0%	U
Phenanthrene	A	ug/L	0	0		0	0	0	0.028084	0.1	10	0%	0	0	0%	U
Pyrene	A	ug/L	0	0		0	0	0	0.0227528	0.1	10	0%	0	0	0%	U
1,4-Dichlorobenzene-d4	I	ug/L	40	38.08		0	0	0	0.0952	0.1		0%	0	0	0%	
Acenaphthene-d10	I	ug/L	40	38.08		0	0	0	0.0952	0.1		0%	0	0	0%	
Chrysene-d12	I	ug/L	40	38.08		0	0	0	0.0952	0.1		0%	0	0	0%	
Naphthalene-d8	I	ug/L	40	38.08		0	0	0	0.0952	0.1		0%	0	0	0%	
Perylene-d12	I	ug/L	40	38.08		0	0	0	0.0952	0.1		0%	0	0	0%	
Phenanthrene-d10	I	ug/L	40	38.08		0	0	0	0.0952	0.1	10	0%	0	0	0%	E

Seq No	Lab ID	Test Code	Sample Typ	File ID	Analysis Date	DF	Batch ID	Prep Date	SPKref	RPDref	pmoist
15067145	B22021763-017	SVOC-8270C-SI	SAMP	/5975.I\sh030322\	3/3/2022 11:17:5	1	164073	2/28/2022 2:	0	0	

Analyte	T	Units	RAW	Final	Text	Spike	SPKref	RPDref	MDL	PQL	UQL	%REC	LOW	HIGH	%RPD	Q

Seq No	Lab ID	Test Code	Sample Typ	File ID	Analysis Date	DF	Batch ID	Prep Date	SPKref	RPDref	pmoist
15067146	03-Mar-22_CCV	SVOC-8270C-SI	CCV	/5975.I\sh030322\	3/3/2022 11:50:3	1	R375581		0	0	

Analyte	T	Units	RAW	Final	Text	Spike	SPKref	RPDref	MDL	PQL	UQL	%REC	LOW	HIGH	%RPD	Q
1-Methylnaphthalene	A	ug/L	1.87045	1.87045		2	0	0	0.0206	0.1	10	94%	50	150	0%	
2-Methylnaphthalene	A	ug/L	2.14115	2.14115		2	0	0	0.0176	0.1	10	107%	50	150	0%	
Acenaphthene	A	ug/L	1.826	1.826		2	0	0	0.0317	0.1	10	91%	50	150	0%	
Acenaphthylene	A	ug/L	1.71889	1.71889		2	0	0	0.025	0.1	10	86%	50	150	0%	
Anthracene	A	ug/L	1.77376	1.77376		2	0	0	0.0283	0.1	10	89%	50	150	0%	
Benzo(a)anthracene	A	ug/L	1.78473	1.78473		2	0	0	0.0272	0.1	10	89%	50	150	0%	
Benzo(a)pyrene	A	ug/L	1.86128	1.86128		2	0	0	0.0347	0.1	10	93%	50	150	0%	
Benzo(b)fluoranthene	A	ug/L	2.02906	2.02906		2	0	0	0.0226	0.1	10	101%	50	150	0%	
Benzo(g,h,i)perylene	A	ug/L	1.94781	1.94781		2	0	0	0.0267	0.1	10	97%	50	150	0%	
Benzo(k)fluoranthene	A	ug/L	2.03561	2.03561		2	0	0	0.0295	0.1	10	102%	50	150	0%	
Chrysene	A	ug/L	1.84776	1.84776		2	0	0	0.0458	0.1	10	92%	50	150	0%	
Dibenzo(a,h)anthracene	A	ug/L	1.92661	1.92661		2	0	0	0.0367	0.1	10	96%	50	150	0%	
Fluoranthene	A	ug/L	1.75132	1.75132		2	0	0	0.0233	0.1	10	88%	50	150	0%	
Fluorene	A	ug/L	1.77348	1.77348		2	0	0	0.0225	0.1	10	89%	50	150	0%	
Indeno(1,2,3-cd)pyrene	A	ug/L	1.90272	1.90272		2	0	0	0.0491	0.1	10	95%	50	150	0%	
Naphthalene	A	ug/L	1.9035	1.9035		2	0	0	0.029	0.1	10	95%	50	150	0%	
Phenanthrene	A	ug/L	1.80629	1.80629		2	0	0	0.0295	0.1	10	90%	50	150	0%	
Pyrene	A	ug/L	1.78548	1.78548		2	0	0	0.0239	0.1	10	89%	50	150	0%	
1,4-Dichlorobenzene-d4	I	ug/L	40	40		0	0	0	0.1	0.1		0%	50	150	0%	
Acenaphthene-d10	I	ug/L	40	40		0	0	0	0.1	0.1		0%	50	150	0%	
Chrysene-d12	I	ug/L	40	40		0	0	0	0.1	0.1		0%	50	150	0%	
Naphthalene-d8	I	ug/L	40	40		0	0	0	0.1	0.1		0%	50	150	0%	
Perylene-d12	I	ug/L	40	40		0	0	0	0.1	0.1		0%	50	150	0%	
Phenanthrene-d10	I	ug/L	40	40		0	0	0	0.1	0.1	10	0%	50	150	0%	
2-Fluorobiphenyl	S	ug/L	1.80871	1.80871		2	0	0	0.0444	0.1	10	90%	50	150	0%	
Nitrobenzene-d5	S	ug/L	1.81054	1.81054		2	0	0	0.0523	0.1	10	91%	50	150	0%	
Terphenyl-d14	S	ug/L	1.7573	1.7573		2	0	0	0.0563	0.1	10	88%	50	150	0%	
o-Terphenyl	X	ug/L	1.8606	1.8606		2	0	0	0.0654	0	0	93%	50	150	0%	

Write Sequence | Insert Entries(Have the first cell for entries selecte

File Name	Sample Name	Line No.	Test Code	Multiplier	Divisor	Method Name
Mar0301.d	03-Mar-22_TUNE_1	1		1	1	5975Tune.M
Mar0302.d	03-Mar-22_CCV_2	2	SVOC-8270C-SIM-W-LLPA	1	1	5975BNASIM.M
Mar0303.d	03-Mar-22_ISTBLK_3	3	SVOC-8270C-SIM-W-LLPA	1	1	5975BNASIM.M
Mar0304.d	MBLK-164135-1	4	SVOC-8270-S-LLPAH	1	1	5975BNASIM.M
Mar0305.d	MBLK-164135-2	5	SVOC-8270-S-LLPAH	1	1	5975BNASIM.M
Mar0306.d	MBLK-164135-3	6	SVOC-8270-S-LLPAH	1	1	5975BNASIM.M
Mar0307.d	LLMDL-164135-1	7	SVOC-8270-S-LLPAH	1	1	5975BNASIM.M
Mar0308.d	LLMDL-164135-2	8	SVOC-8270-S-LLPAH	1	1	5975BNASIM.M
Mar0309.d	LLMDL-164135-3	9	SVOC-8270-S-LLPAH	1	1	5975BNASIM.M
Mar0310.d	MB-164073	10	SVOC-8270C-SIM-W-LLPA	1	1	5975BNASIM.M
Mar0311.d	LLCS-164073	11	SVOC-8270C-SIM-W-LLPA	1	1	5975BNASIM.M
Mar0312.d	LLCSD-164073	12	SVOC-8270C-SIM-W-LLPA	1	1	5975BNASIM.M
Mar0313.d	B22021627-001C	13	SVOC-8270C-SIM-W-LLPA	1	1	5975BNASIM.M
Mar0314.d	B22021627-001CLMS	14	SVOC-8270C-SIM-W-LLPA	1	1	5975BNASIM.M
Mar0315.d	B22021627-006C	15	SVOC-8270C-SIM-W-LLPA	1	1	5975BNASIM.M
Mar0316.d	B22021627-006CLMS	16	SVOC-8270C-SIM-W-LLPA	1	1	5975BNASIM.M
Mar0317.d	B22021627-011C	17	SVOC-8270C-SIM-W-LLPA	1	1	5975BNASIM.M
Mar0318.d	B22021763-001C	18	SVOC-8270C-SIM-W-LLPA	1	1	5975BNASIM.M
Mar0319.d	B22021763-006C	19	SVOC-8270C-SIM-W-LLPA	1	1	5975BNASIM.M
Mar0320.d	B22021763-011C	20	SVOC-8270C-SIM-W-LLPA	1	1	5975BNASIM.M
Mar0321.d	B22021763-016C	21	SVOC-8270C-SIM-W-LLPA	1	1	5975BNASIM.M
Mar0322.d	B22021763-017A	22	SVOC-8270C-SIM-W-LLPA	1	1	5975BNASIM.M
Mar0323.d	03-Mar-22_CCV_23	23	SVOC-8270C-SIM-W-LLPA	1	1	5975BNASIM.M

Tune Evaluation Report

Data Path:	\\MASSHUNTER\Org\Data\SV5975.I\sh030322\1 e8270c bna SIM\Mar0301.D
Acq on:	3/3/2022 12:01:37 PM
Operator:	LIMS import
Sample:	03-Mar-22_TUNE_1
Inst Name:	GCMS
ALS Vial:	1
Method:	\\MASSHUNTER\Org\Data\SV5975.I\Methods\DFTPP5975625.m

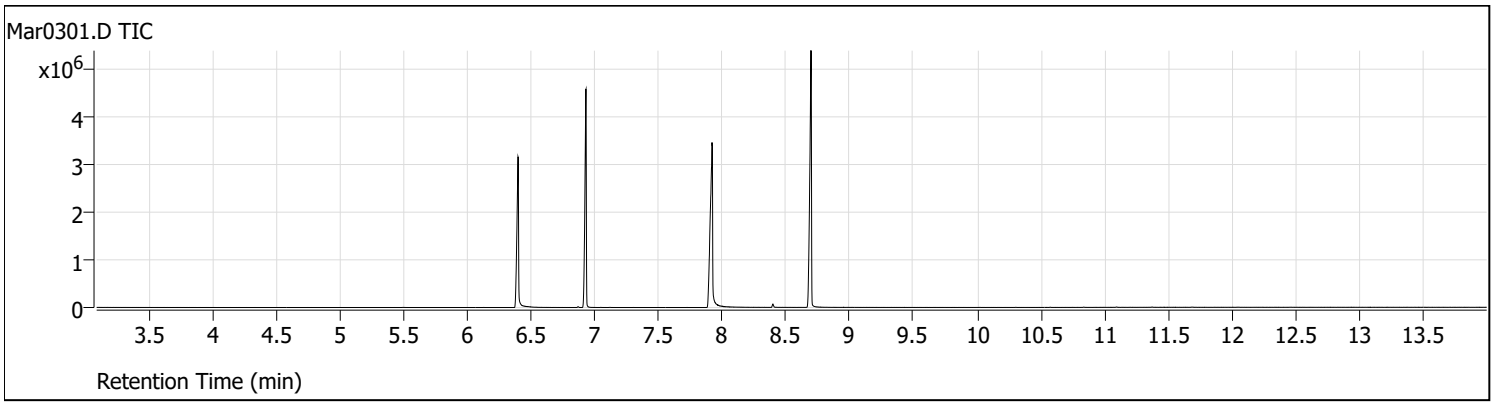

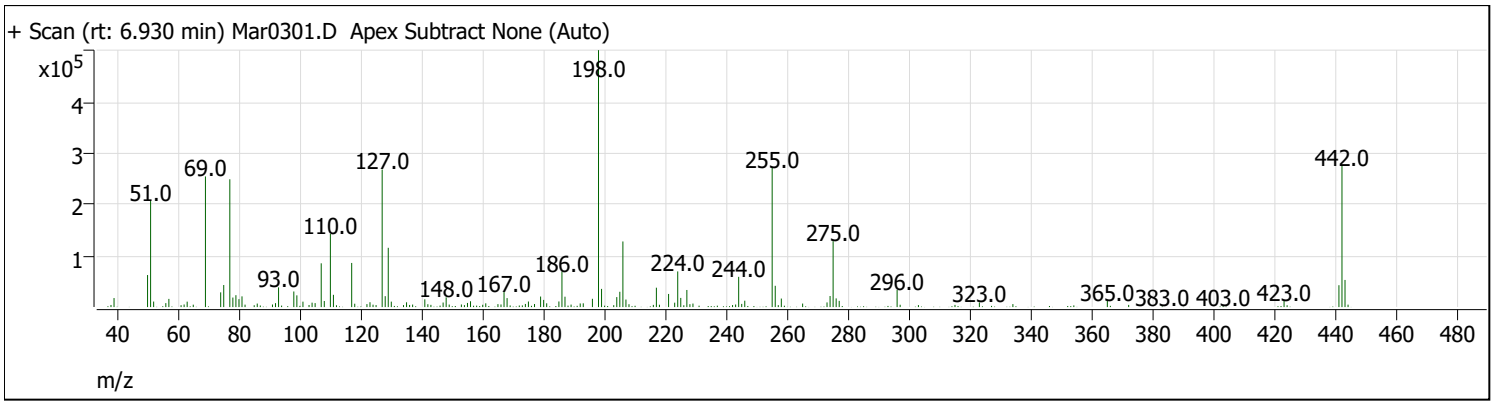

Target Mass	Rel. To Mass	Lower Limit%	Upper Limit%	Rel. Abn%	Raw Abn	Pass/Fail
51	198	30	60	41.3	207488	Pass
68	69	0	2	0.0	0	Pass
70	69	0	2	0.5	1313	Pass
127	198	40	60	53.6	268928	Pass
197	198	0	1	0.0	0	Pass
198	198	100	100	100.0	502080	Pass
199	198	5	9	7.1	35560	Pass
275	198	10	30	25.7	128800	Pass
365	198	1	100	2.5	12421	Pass
441	443	1E-10	150	80.6	42736	Pass
442	198	40	100	55.0	276032	Pass
443	442	17	23	19.2	53032	Pass
69	69	100	100	100.0	255296	Pass

Tune Evaluation Report

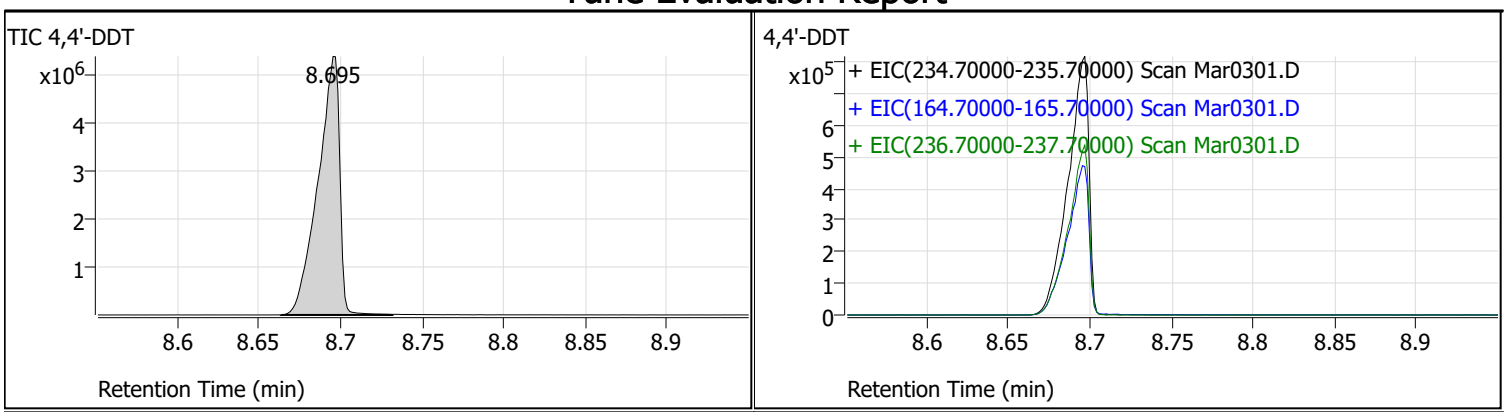

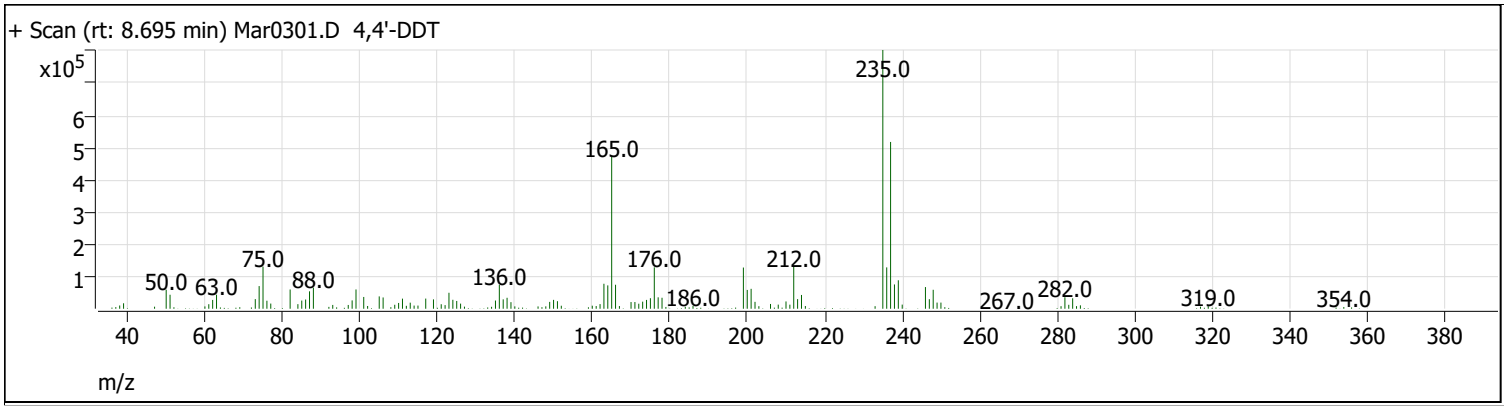

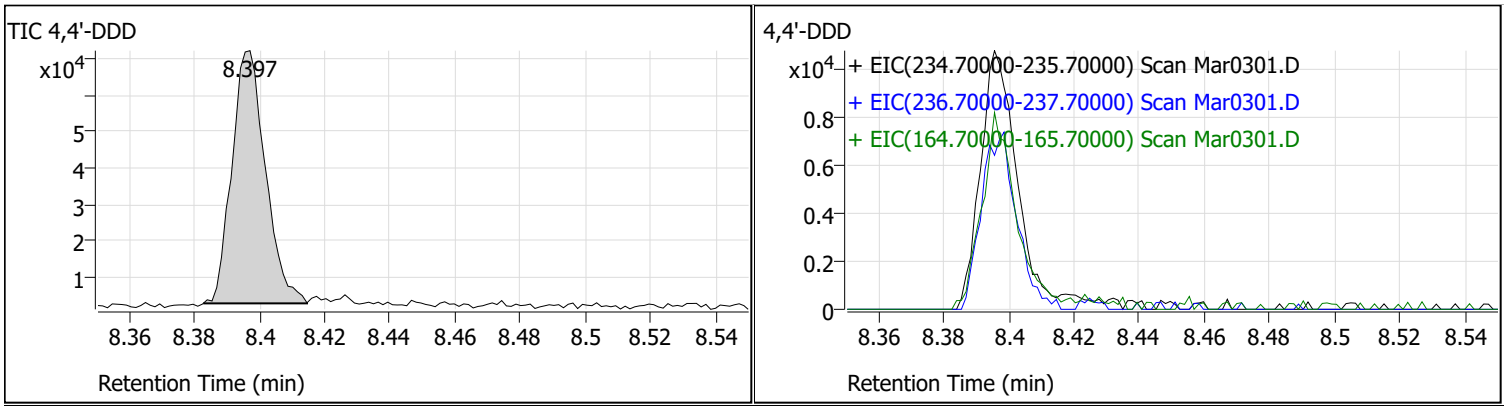

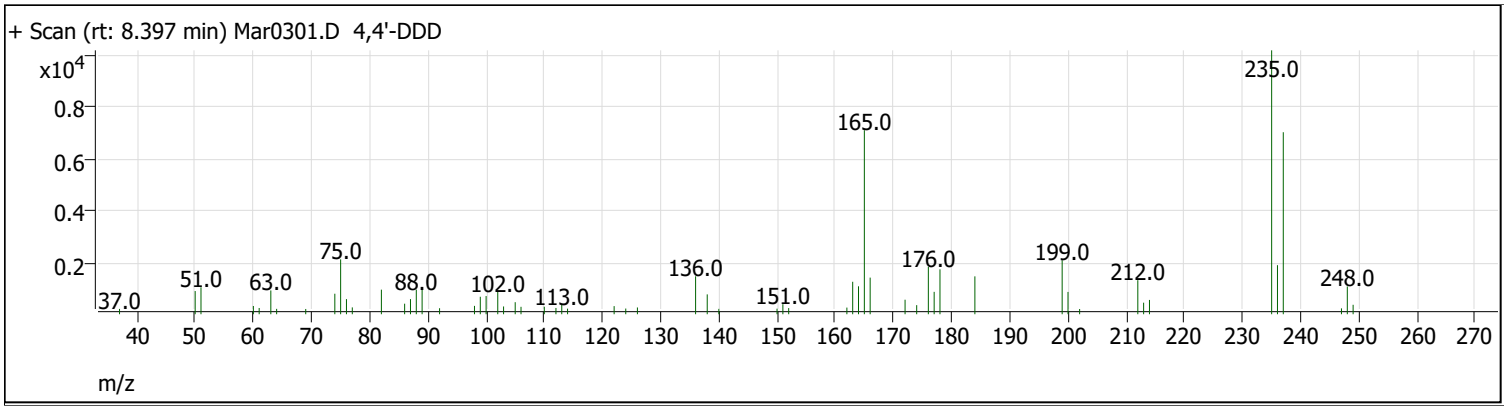



Tune Evaluation Report

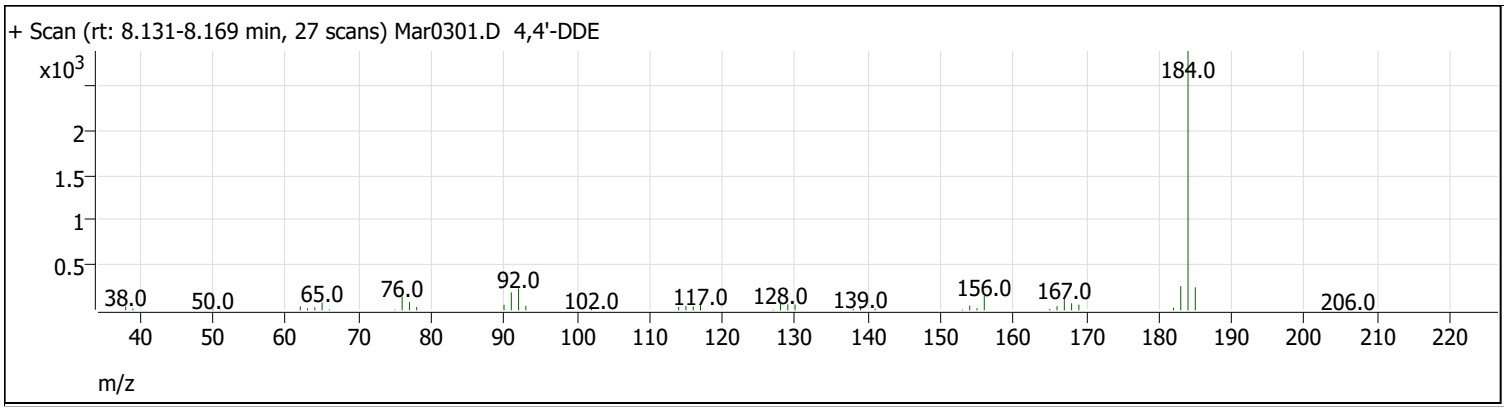

Compound Name	Expected RT	Observed RT	TIC Area	Breakdown %	Pass/Fail
4,4'-DDT	8.750	8.695	4940870	1.0	Pass
4,4'-DDD	8.450	8.397	49574		
4,4'-DDE	8.150	0.000	0		

Tune Evaluation Report

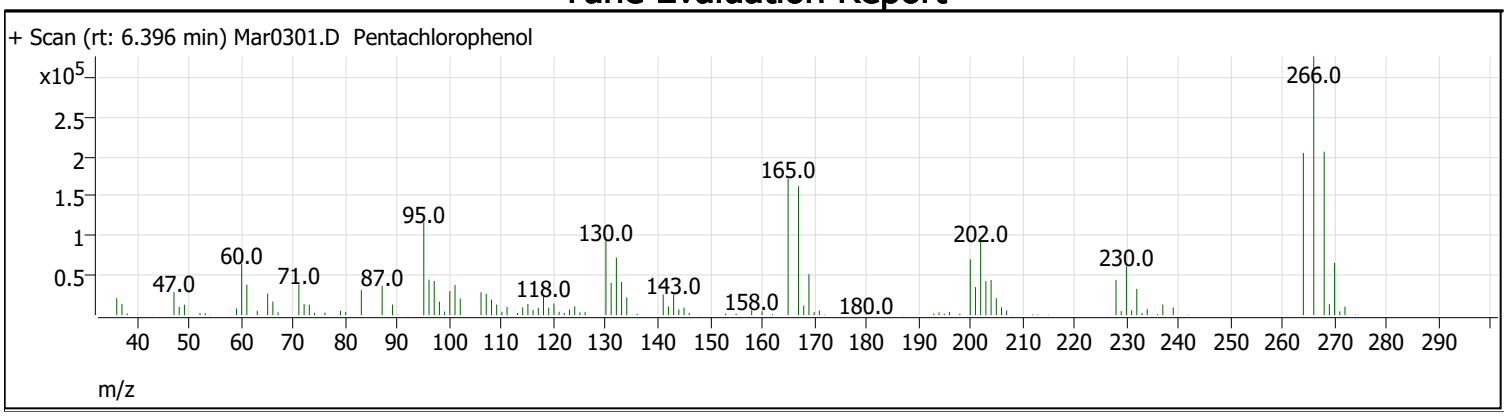

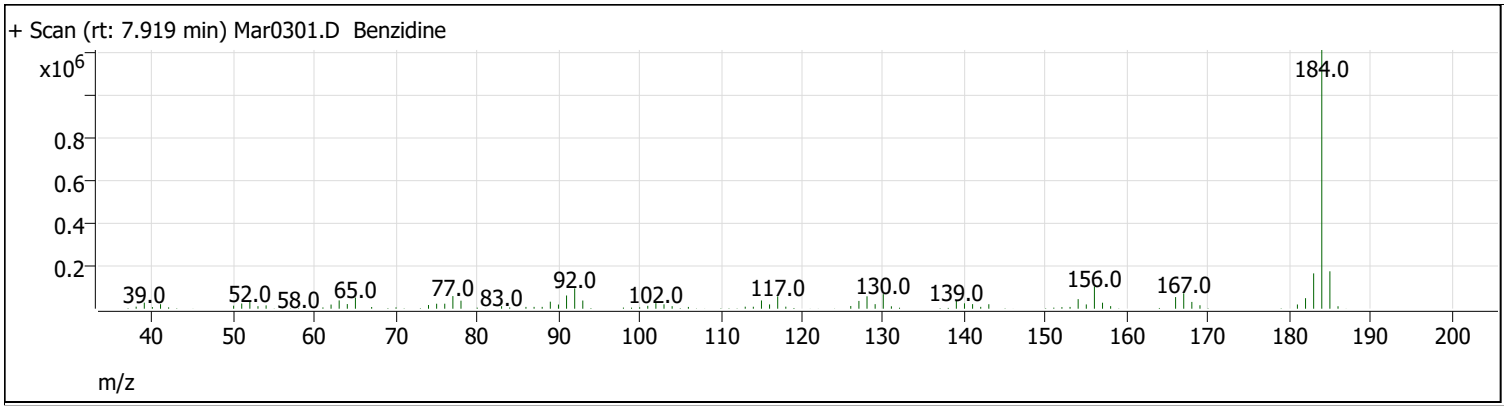

Compound Name	Expected RT	Observed RT	Tailing Factor	PGF	Pass/Fail
Pentachlorophenol	6.800	6.396	0.4	4.3	Pass
Benzidine	8.400	7.919	0.3	2.8	Pass

Quantitation Results Report (QT Reviewed)

Data File	Mar0302.D	Operator	LIMS import
Acq. Method	5975BNASIM	Acq. Date-Time	3/3/2022 12:25:28 PM
Sample Name	03-Mar-22_CCV_2	Instrument	GCMS
Vial	2	Multiplier	1.00
DA Method File	030222 bna SIM 1.batch.bin	Comment	SVOC-8270C-SIM-W-LLPAH
Tune File	dftppjph.u	Tune Date	
Batch Name	030322 bna SIM 1.batch.bin	Last Calib Update	2/28/2022 5:36:24 PM
Ref Library			

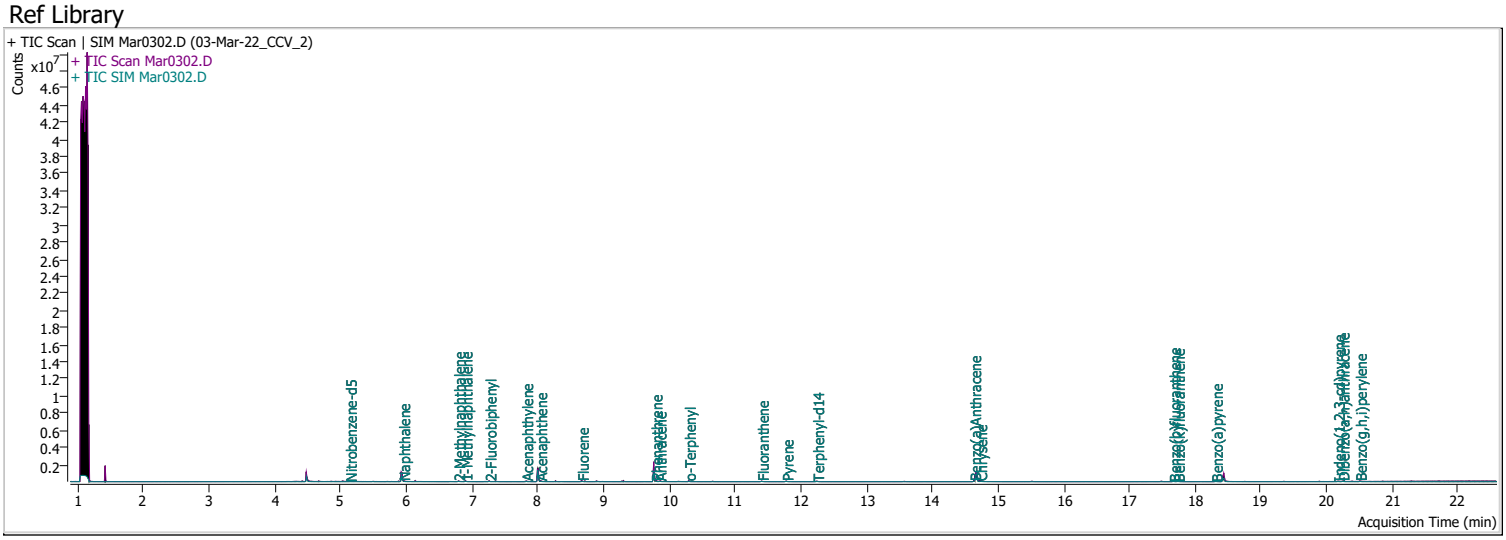

Compound	RT	QIon	Resp.	Conc.	Units		Dev(Min)
Internal Standards							
M 1,4-Dichlorobenzene-d4	4.484	152.0	198422	40.0000	ng/ml		-0.012
M Naphthalene-d8	5.928	136.0	812111	40.0000	ng/ml		0.000
M Acenaphthene-d10	8.001	164.0	536708	40.0000	ng/ml		0.000
M Phenanthrene-d10	9.768	188.0	1037664	40.0000	ng/ml		0.000
M Chrysene-d12	14.664	240.0	771170	40.0000	ng/ml		0.000
M Perylene-d12	18.438	264.0	529908	40.0000	ng/ml		0.000
System Monitoring Compounds							
S Nitrobenzene-d5	5.143	82.0	7234	1.9624	ng/ml		-0.012
Spiked Amount: 5.000	Range: 19.0 - 102.0%			Recovery = 39.25%			
S 2-Fluorobiphenyl	7.265	172.0	27916	1.6835	ng/ml		0.000
Spiked Amount: 5.000	Range: 25.0 - 94.0%			Recovery = 33.67%			
S o-Terphenyl	10.299	230.0	28038	1.8939	ng/ml		0.000
Spiked Amount: 5.000	Range: 40.0 - 140.0%			Recovery = 37.88%		*	
S Terphenyl-d14	12.251	244.0	29480	1.7428	ng/ml		0.012
Spiked Amount: 5.000	Range: 39.0 - 106.0%			Recovery = 34.86%		*	
Target Compounds							**QValue**
T Naphthalene	5.953	128.0	38217	1.8639	ng/ml		98
T 2-Methylnaphthalene	6.790	141.0	23754	1.9827	ng/ml		97
T 1-Methylnaphthalene	6.902	141.0	26274	1.9834	ng/ml		96
T Acenaphthylene	7.826	152.0	36054	1.7394	ng/ml		99
T Acenaphthene	8.038	154.0	27548	1.8918	ng/ml		98
T Fluorene	8.674	166.0	32220	1.8519	ng/ml		99
T Phenanthrene	9.793	178.0	45201	1.8063	ng/ml		100
T Anthracene	9.854	178.0	38454	1.7659	ng/ml		99
T Fluoranthene	11.411	202.0	43050	1.6870	ng/ml		99
T Pyrene	11.781	202.0	47777	1.7434	ng/ml		100
T Benzo(a)Anthracene	14.639	228.0	35303	1.7881	ng/ml		99
T Chrysene	14.726	228.0	48445	1.9609	ng/ml		97
T Benzo(b)fluoranthene	17.672	252.0	30835	2.1189	ng/ml		99

Compound	RT	QIon	Resp.	Conc.	Units	Dev(Min)
T Benzo(k)fluoranthene	17.733	252.0	33482	1.9508	ng/ml	99
T Benzo(a)pyrene	18.314	252.0	26121	1.9190	ng/ml	99
T Indeno(1,2,3-cd)pyrene	20.167	276.0	20686	1.8484	ng/ml	91
T Dibenzo(a,h)anthracene	20.242	278.0	25591	1.9467	ng/ml	99
T Benzo(g,h,i)perylene	20.501	276.0	31830	2.0010	ng/ml	96

(#) = Qualifier Out of Range; (m) = Manual Integration; (+) = Area Summed; (*) = Surrogate Percent Recovery Out of Range; (d): Zeroed Peak

Quantitation Results Report (QT Reviewed)

Compound	Conc.	RT	Dev(Min)	Resp.	QIon	QRatio	Lower	Upper
Nitrobenzene-d5	1.9624	5.14	-0.01	7234	54.0	41.4	30.6	56.8
					128.0	37.3	28.9	53.6

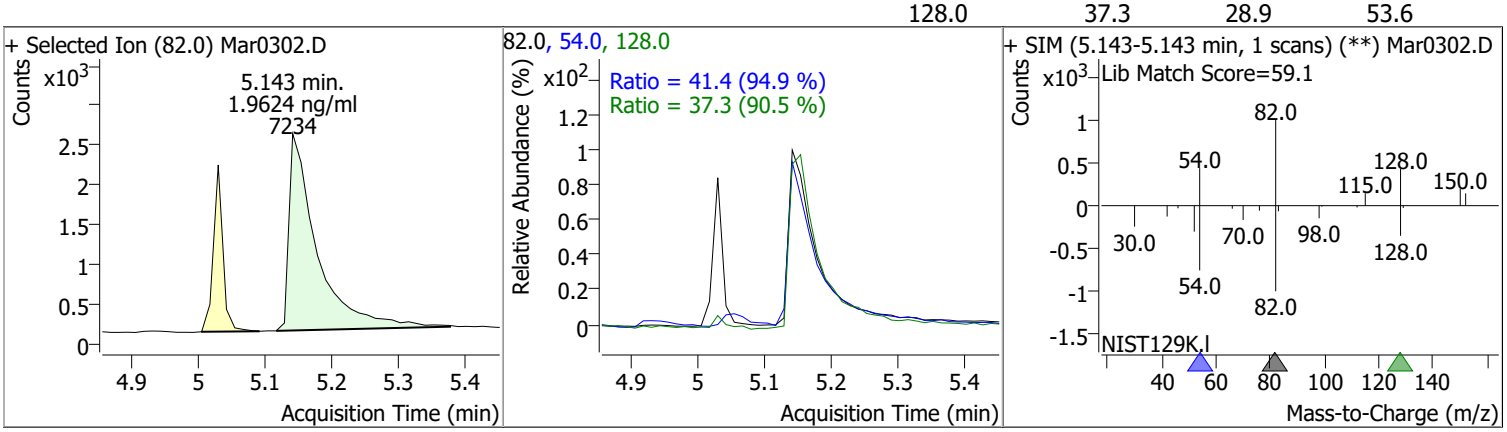

Compound	Conc.	RT	Dev(Min)	Resp.	QIon	QRatio	Lower	Upper
Naphthalene	1.8639	5.95	0.00	38217	102.0	12.1	0.0	40.8
					129.0	11.4	7.8	14.5

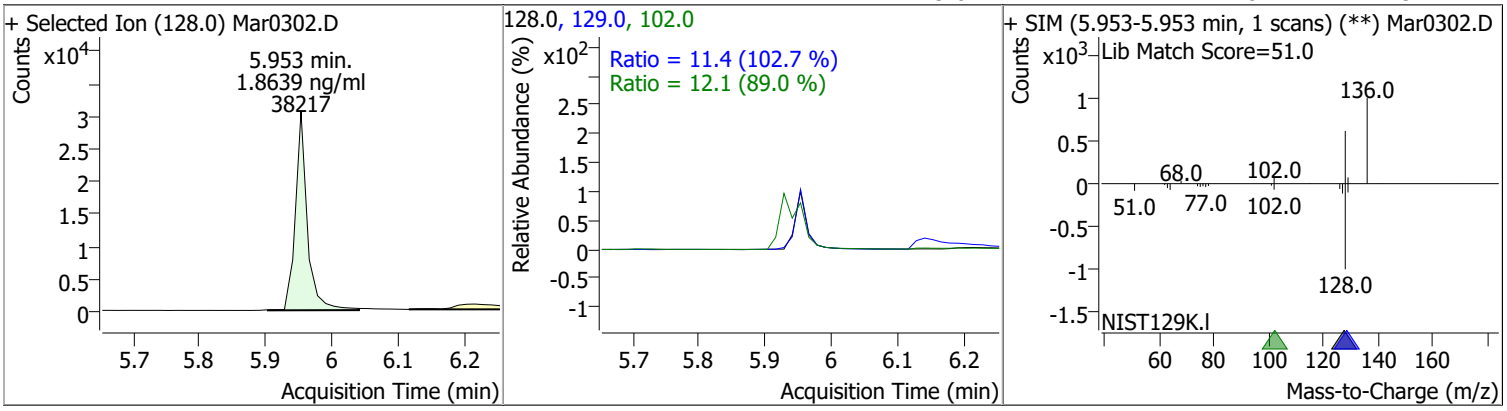

Compound	Conc.	RT	Dev(Min)	Resp.	QIon	QRatio	Lower	Upper
2-Methylnaphthalene	1.9827	6.79	0.00	23754	142.0	131.5	94.4	175.3
					115.0	50.0	36.1	67.0

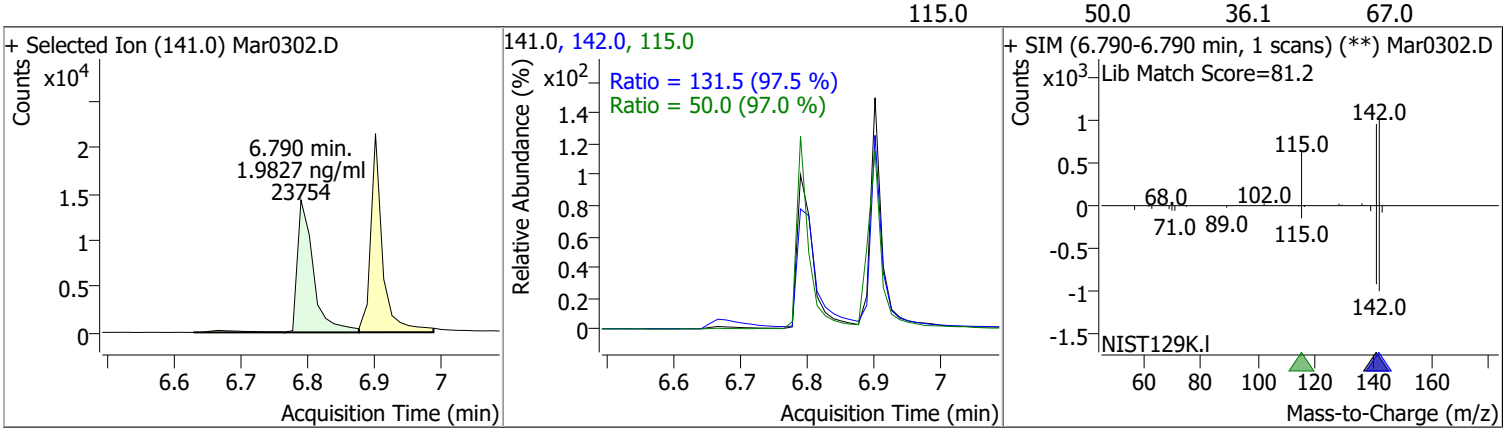

Quantitation Results Report (QT Reviewed)

Compound	Conc.	RT	Dev(Min)	Resp.	QIon	QRatio	Lower	Upper
1-Methylnaphthalene	1.9834	6.90	0.00	26274	142.0	115.3	83.6	155.3
					115.0	46.4	34.8	64.6

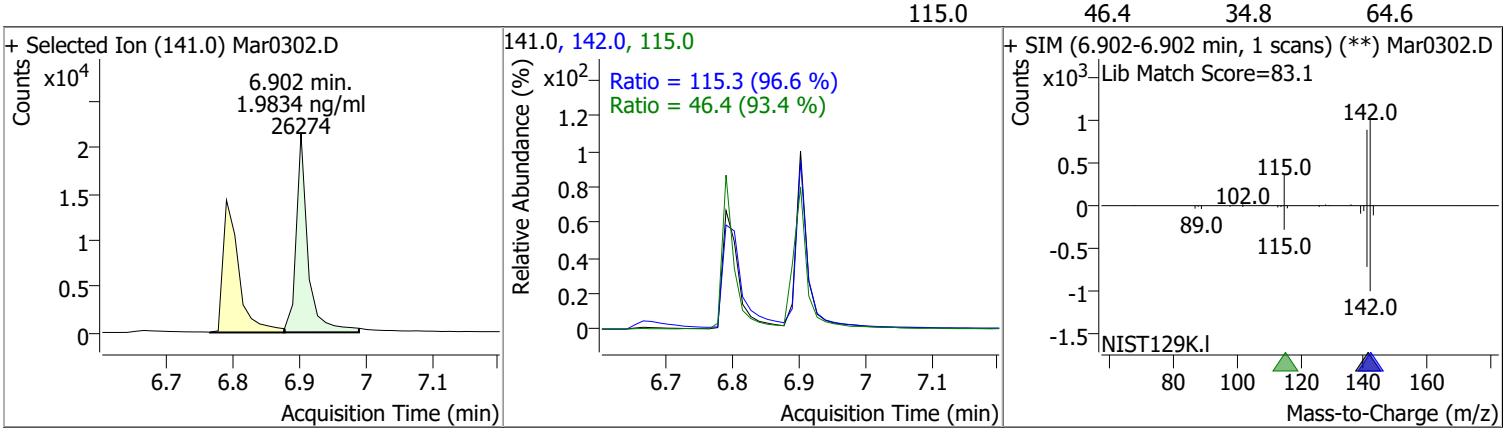

Compound	Conc.	RT	Dev(Min)	Resp.	QIon	QRatio	Lower	Upper
2-Fluorobiphenyl	1.6835	7.26	0.00	27916	171.0	35.9	24.3	45.1

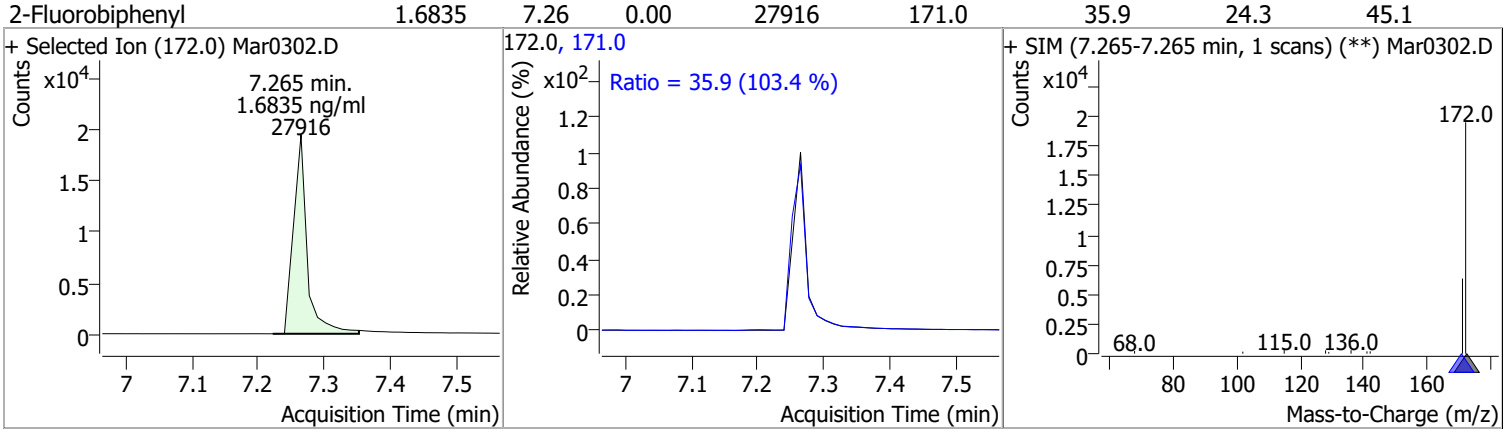

Compound	Conc.	RT	Dev(Min)	Resp.	QIon	QRatio	Lower	Upper
Acenaphthylene	1.7394	7.83	0.00	36054	153.0	16.4	11.2	20.8

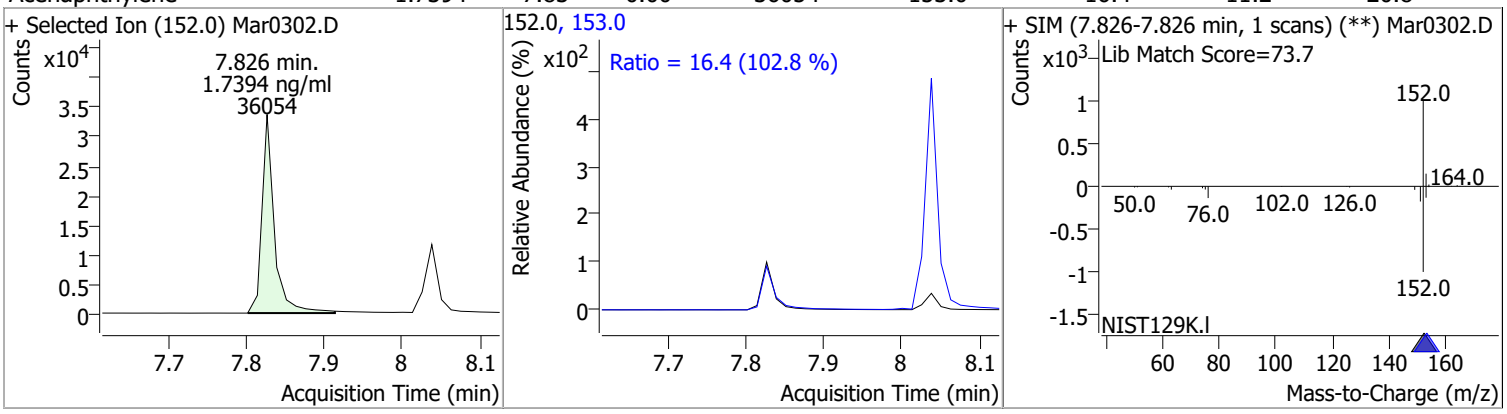

Compound	Conc.	RT	Dev(Min)	Resp.	QIon	QRatio	Lower	Upper
Acenaphthene	1.8918	8.04	0.00	27548	153.0	108.5	76.8	142.6
					152.0	48.6	36.4	67.5

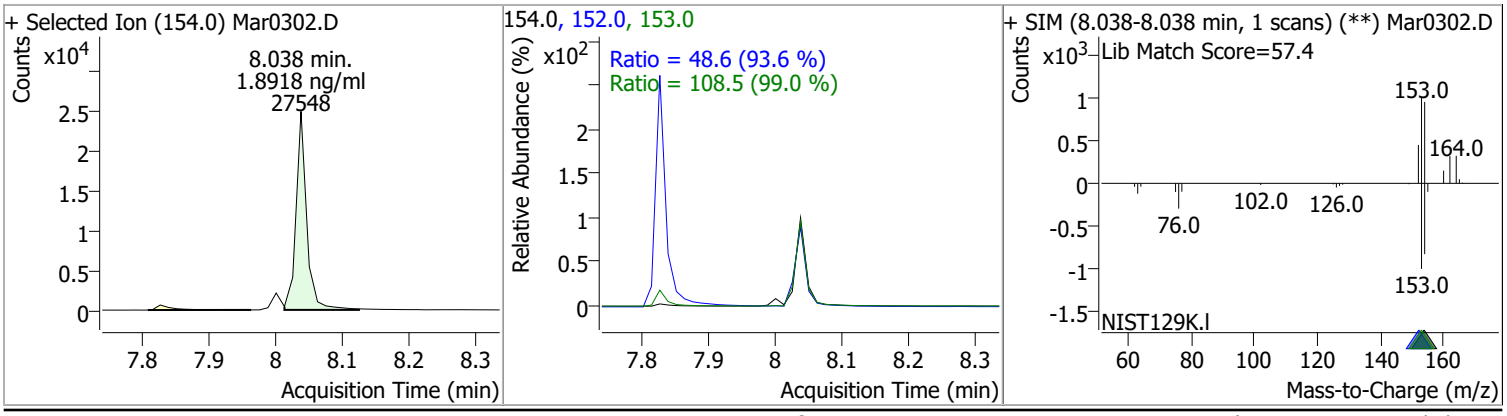

Quantitation Results Report (QT Reviewed)

Compound	Conc.	RT	Dev(Min)	Resp.	QIon	QRatio	Lower	Upper
Fluorene	1.8519	8.67	0.00	32220	165.0	85.2	60.3	111.9
					167.0	13.0	8.9	16.6

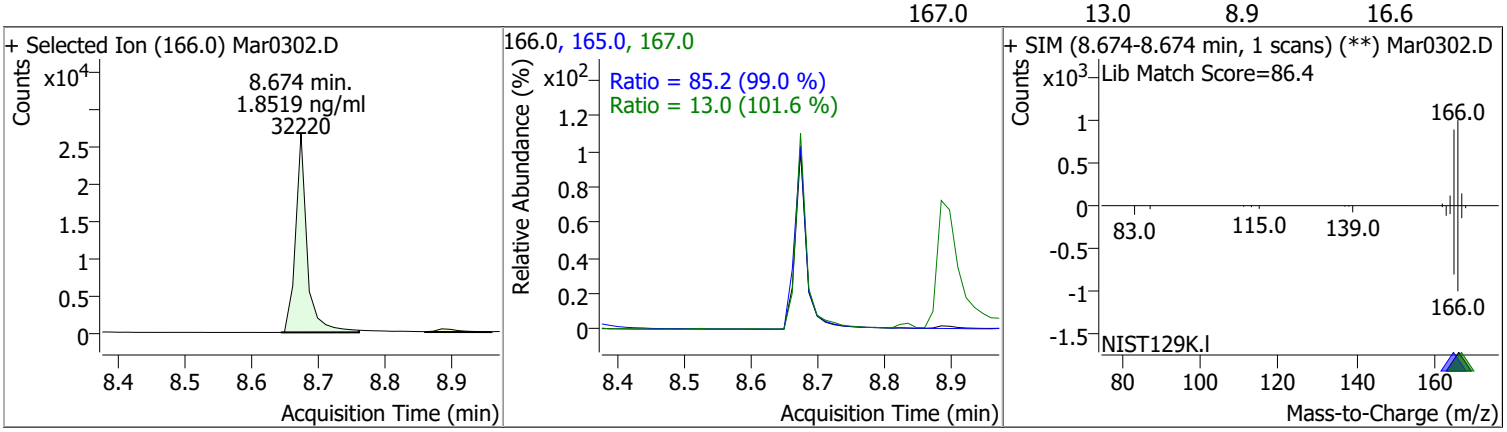

Compound	Conc.	RT	Dev(Min)	Resp.	QIon	QRatio	Lower	Upper
Phenanthrene	1.8063	9.79	0.00	45201	176.0	17.9	12.7	23.5

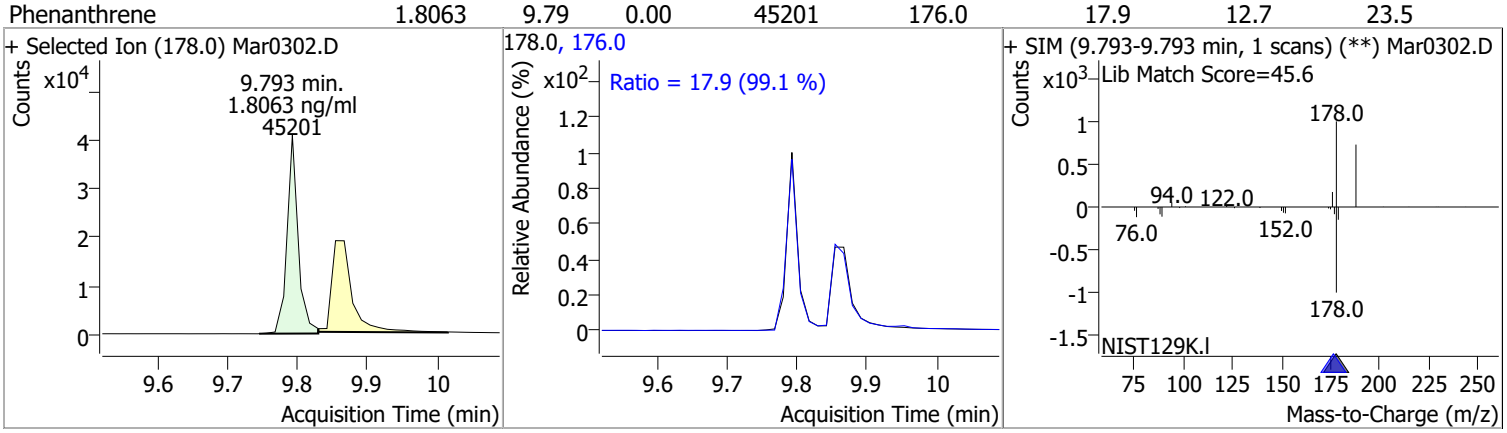

Compound	Conc.	RT	Dev(Min)	Resp.	QIon	QRatio	Lower	Upper
Anthracene	1.7659	9.85	0.00	38454	176.0	19.0	12.9	23.9

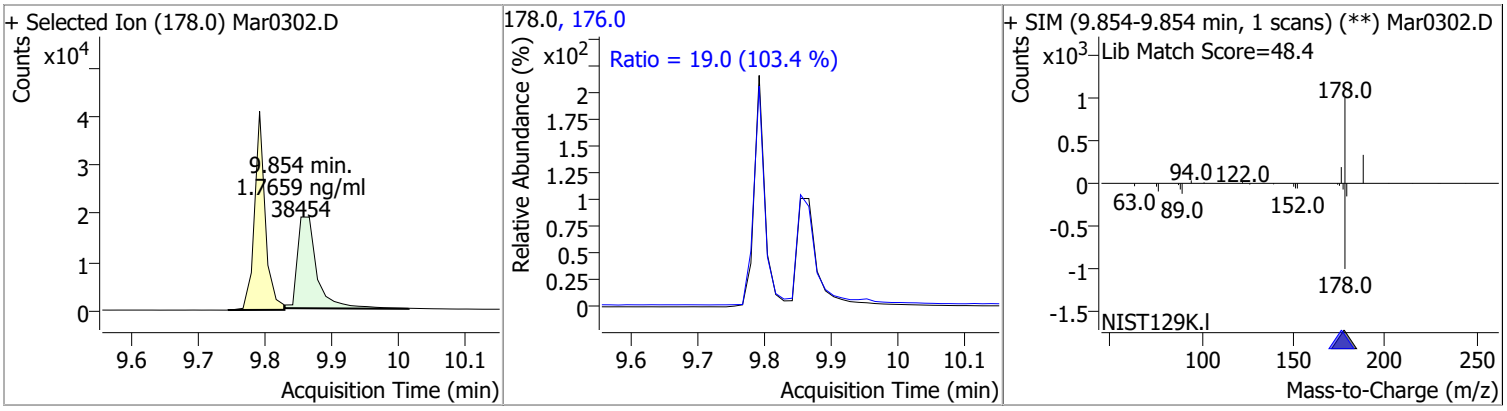

Compound	Conc.	RT	Dev(Min)	Resp.	QIon	QRatio	Lower	Upper
o-Terphenyl	1.8939	10.30	0.00	28038	229.0	62.3	42.8	79.5
					215.0	38.2	28.0	52.0

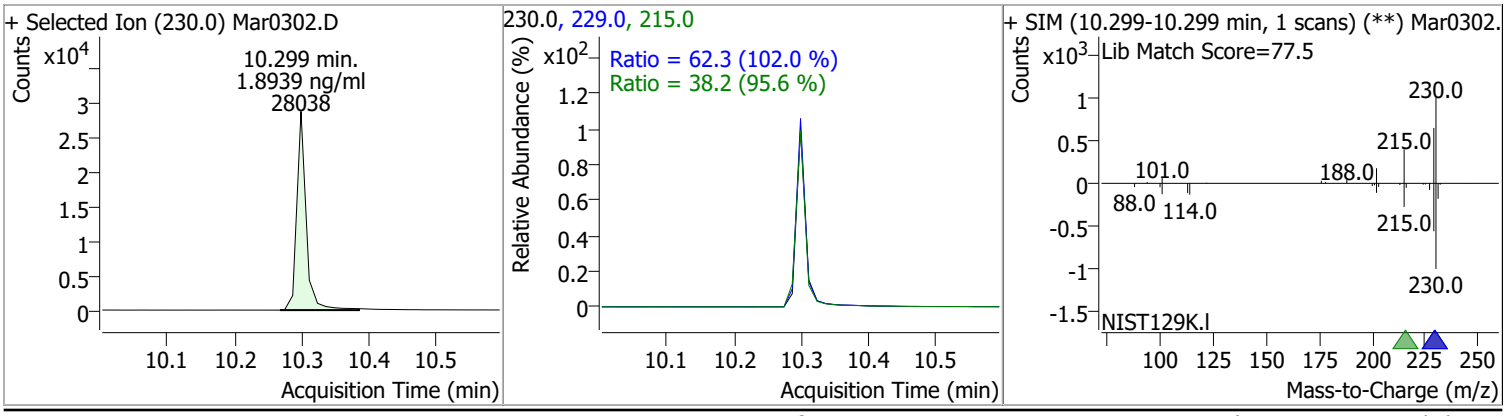

Compound	Conc.	RT	Dev(Min)	Resp.	QIon	QRatio	Lower	Upper
Fluoranthene	1.6870	11.41	0.01	43050	101.0	10.0	6.7	12.5

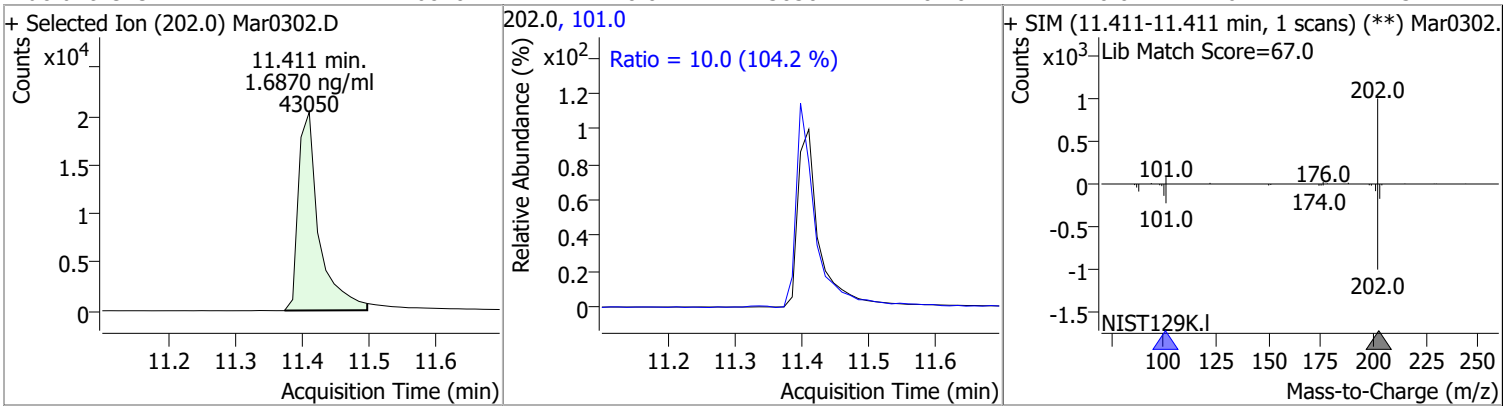

Compound	Conc.	RT	Dev(Min)	Resp.	QIon	QRatio	Lower	Upper
Pyrene	1.7434	11.78	0.00	47777	101.0	11.9	8.4	15.6

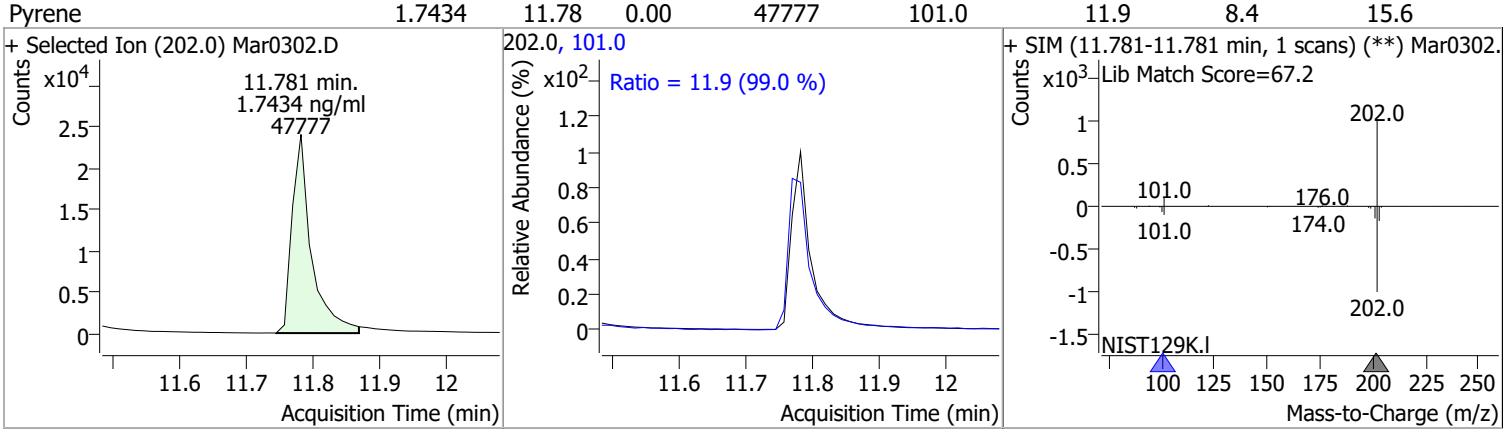

Compound	Conc.	RT	Dev(Min)	Resp.	QIon	QRatio	Lower	Upper
Terphenyl-d14	1.7428	12.25	0.01	29480	122.0	13.3	8.6	16.0

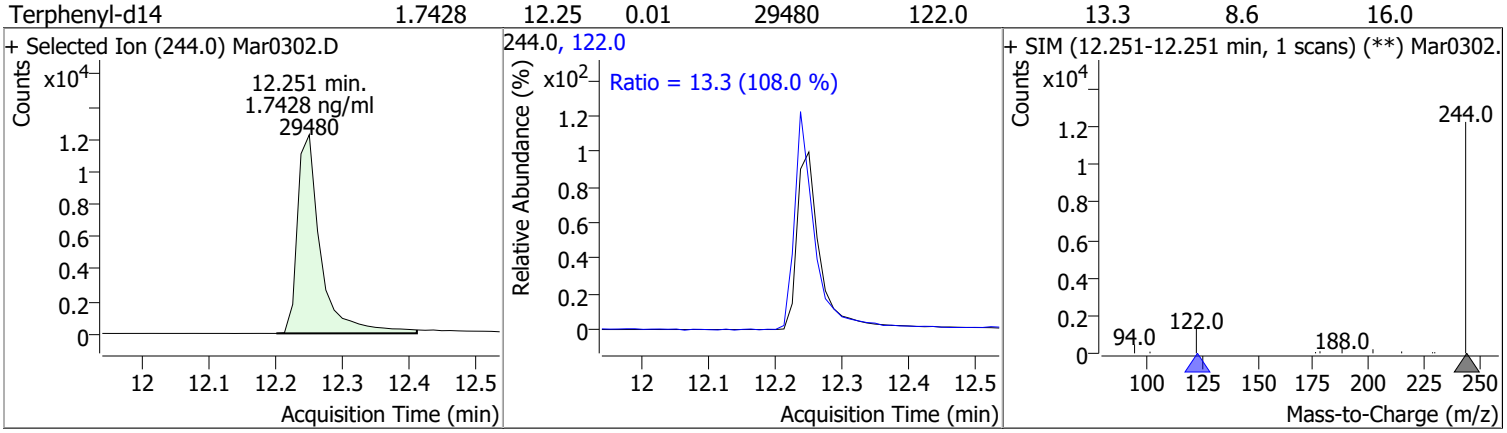

Compound	Conc.	RT	Dev(Min)	Resp.	QIon	QRatio	Lower	Upper
Benzo(a)Anthracene	1.7881	14.64	0.00	35303	226.0	25.5	18.0	33.4
					229.0	22.8	16.5	30.7

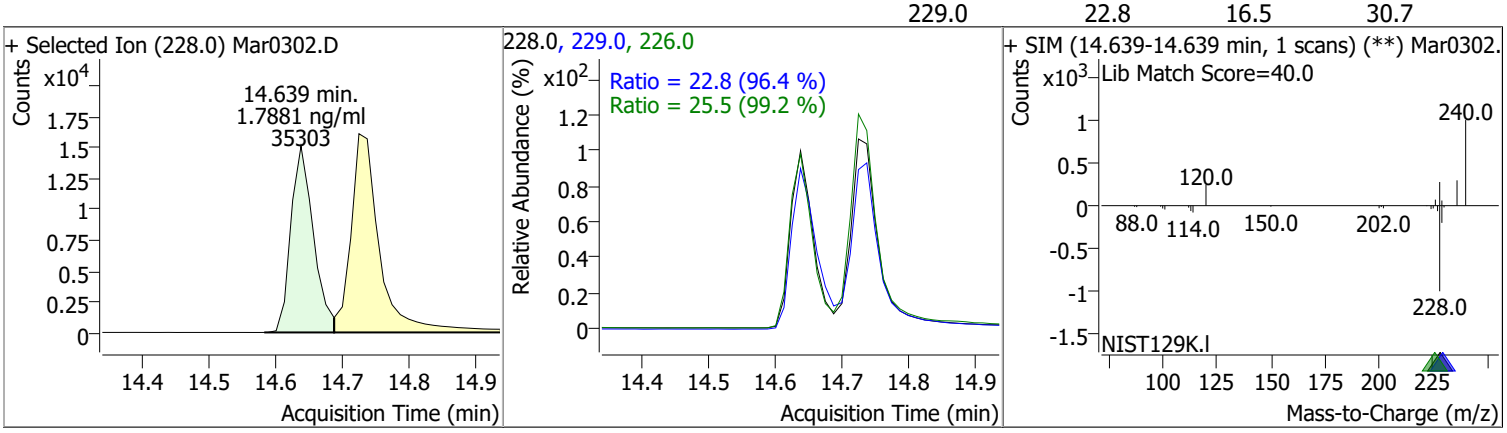

Quantitation Results Report (QT Reviewed)

Compound	Conc.	RT	Dev(Min)	Resp.	QIon	QRatio	Lower	Upper
Chrysene	1.9609	14.73	-0.01	48445	226.0	28.7	21.6	40.2
					229.0	19.2	13.8	25.7

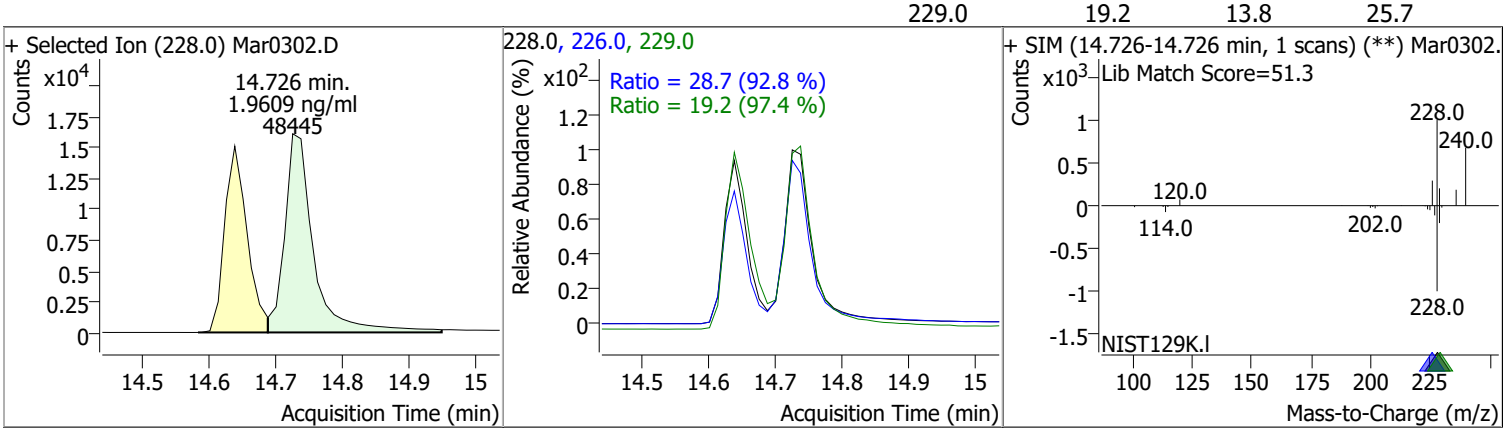

Compound	Conc.	RT	Dev(Min)	Resp.	QIon	QRatio	Lower	Upper
Benzo(b)fluoranthene	2.1189	17.67	0.01	30835	253.0	22.8	15.7	29.2

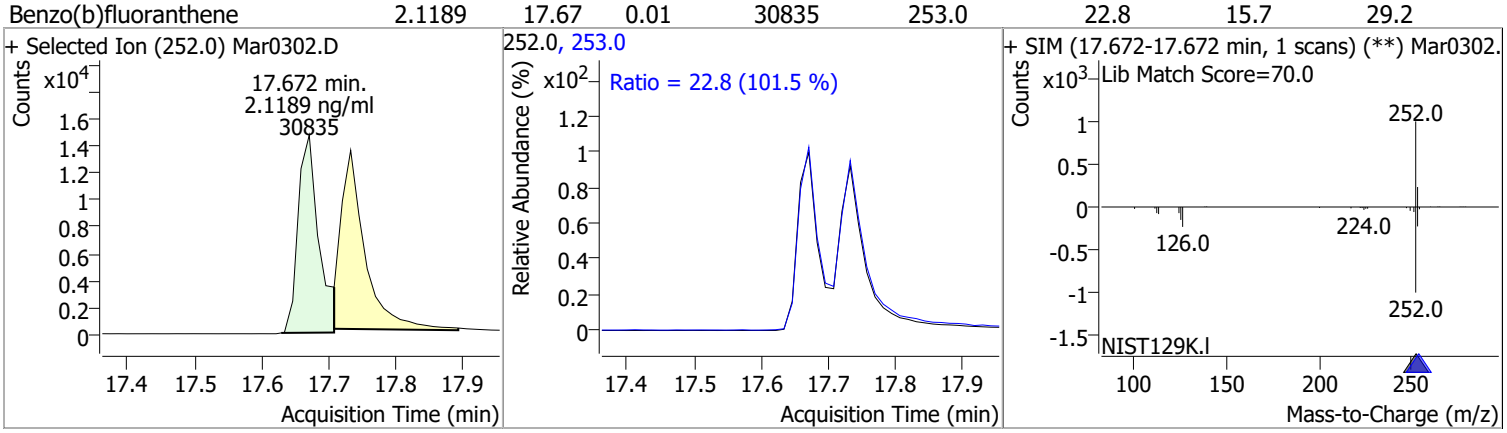

Compound	Conc.	RT	Dev(Min)	Resp.	QIon	QRatio	Lower	Upper
Benzo(k)fluoranthene	1.9508	17.73	0.00	33482	253.0	24.1	17.2	31.9

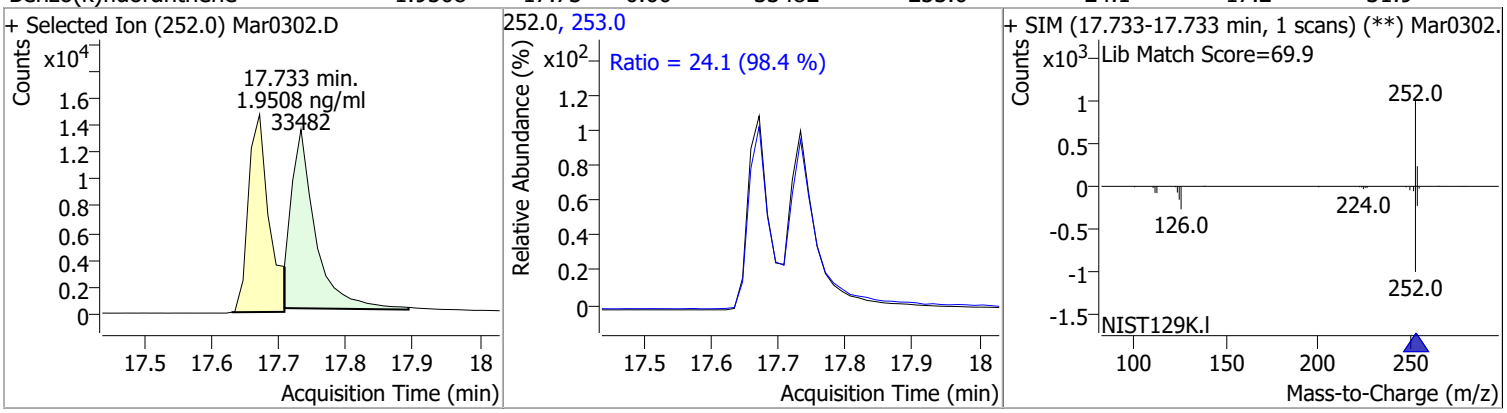

Compound	Conc.	RT	Dev(Min)	Resp.	QIon	QRatio	Lower	Upper
Benzo(a)pyrene	1.9190	18.31	0.00	26121	253.0	23.4	16.2	30.1

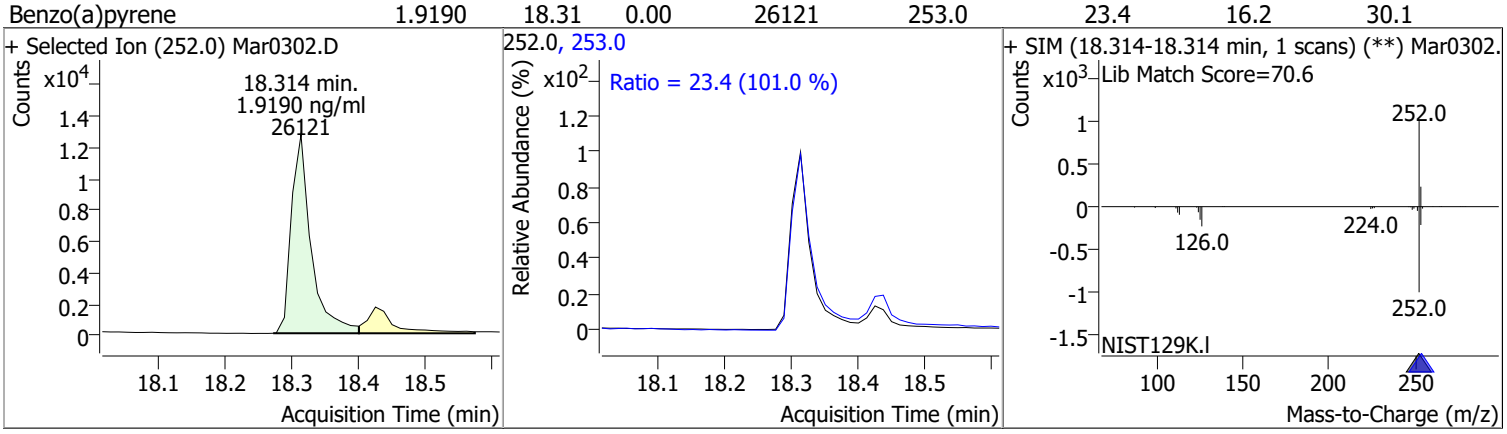

Compound	Conc.	RT	Dev(Min)	Resp.	QIon	QRatio	Lower	Upper
Indeno(1,2,3-cd)pyrene	1.8484	20.17	0.00	20686	138.0	24.9	14.6	27.2

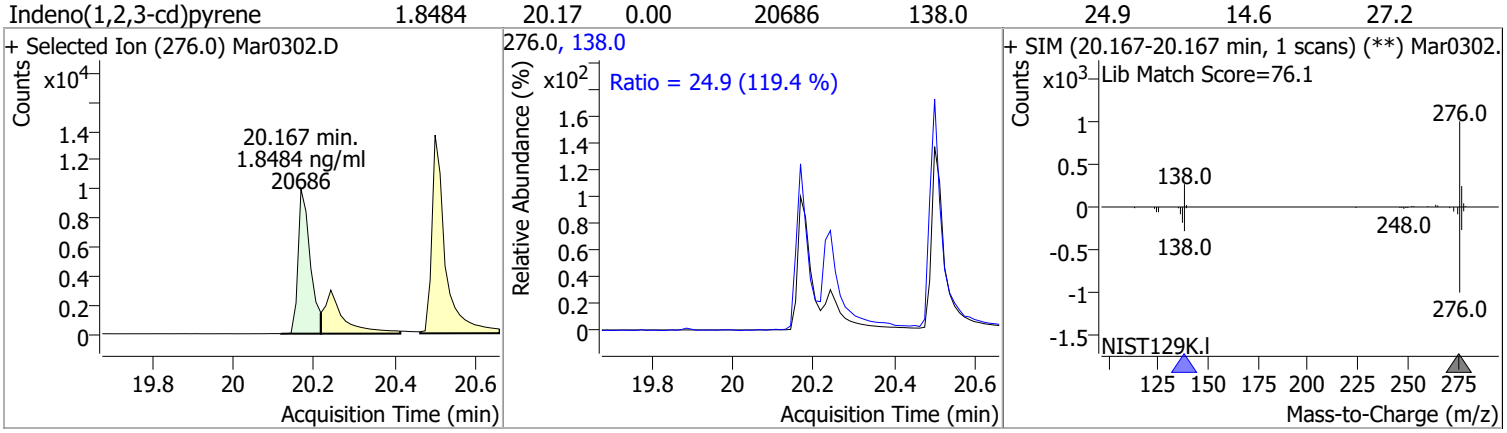

Compound	Conc.	RT	Dev(Min)	Resp.	QIon	QRatio	Lower	Upper
Dibenzo(a,h)anthracene	1.9467	20.24	0.00	25591	279.0	25.1	16.8	31.3
					139.0	17.9	12.4	23.0

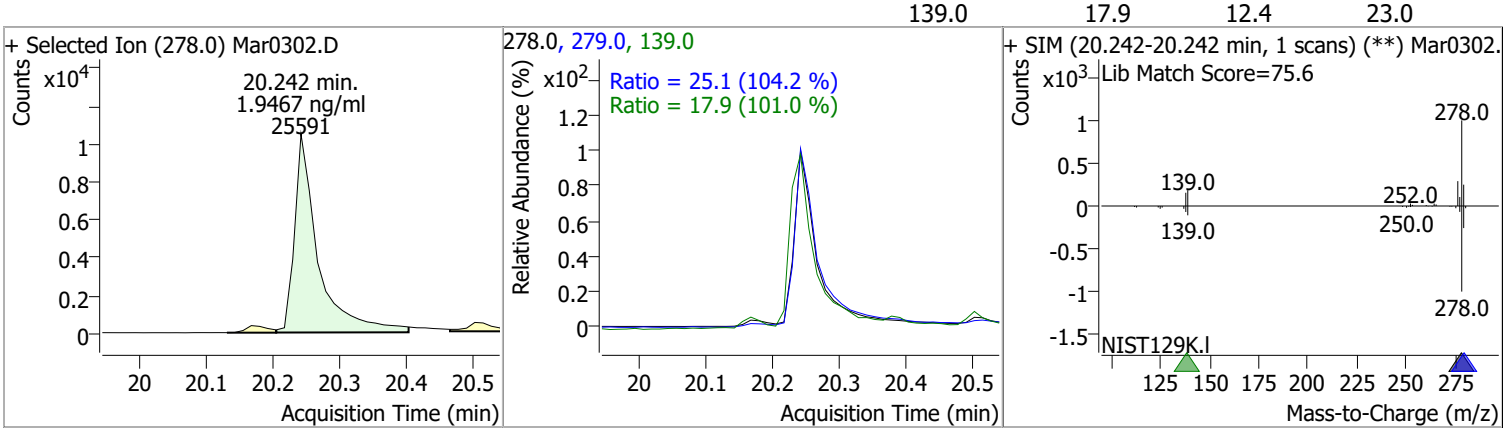

Compound	Conc.	RT	Dev(Min)	Resp.	QIon	QRatio	Lower	Upper
Benzo(g,h,i)perylene	2.0010	20.50	0.00	31830	138.0	24.8	16.2	30.1
					277.0	21.3	16.2	30.1

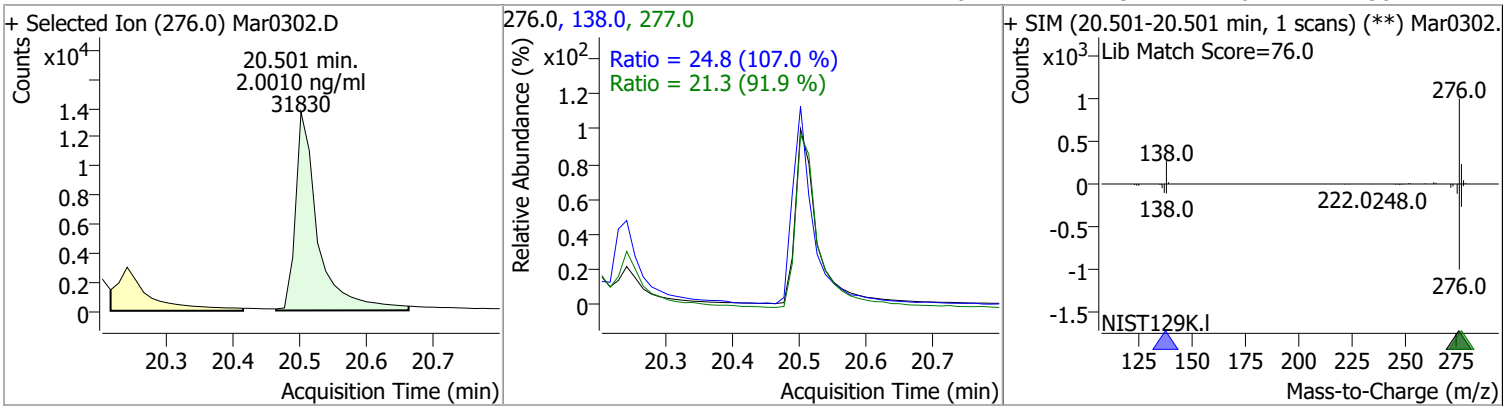

Quantitation Results Report (Not Reviewed)

Data File	Mar0303.D	Operator	LIMS import
Acq. Method	5975BNASIM	Acq. Date-Time	3/3/2022 12:57:58 PM
Sample Name	03-Mar-22_ISTBLK_3	Instrument	GCMS
Vial	3	Multiplier	1.00
DA Method File	030222 bna SIM 1.batch.bin	Comment	SVOC-8270C-SIM-W-LLPAH
Tune File	dftppjph.u	Tune Date	
Batch Name	030322 bna SIM 1.batch.bin	Last Calib Update	2/28/2022 5:36:24 PM
Ref Library			

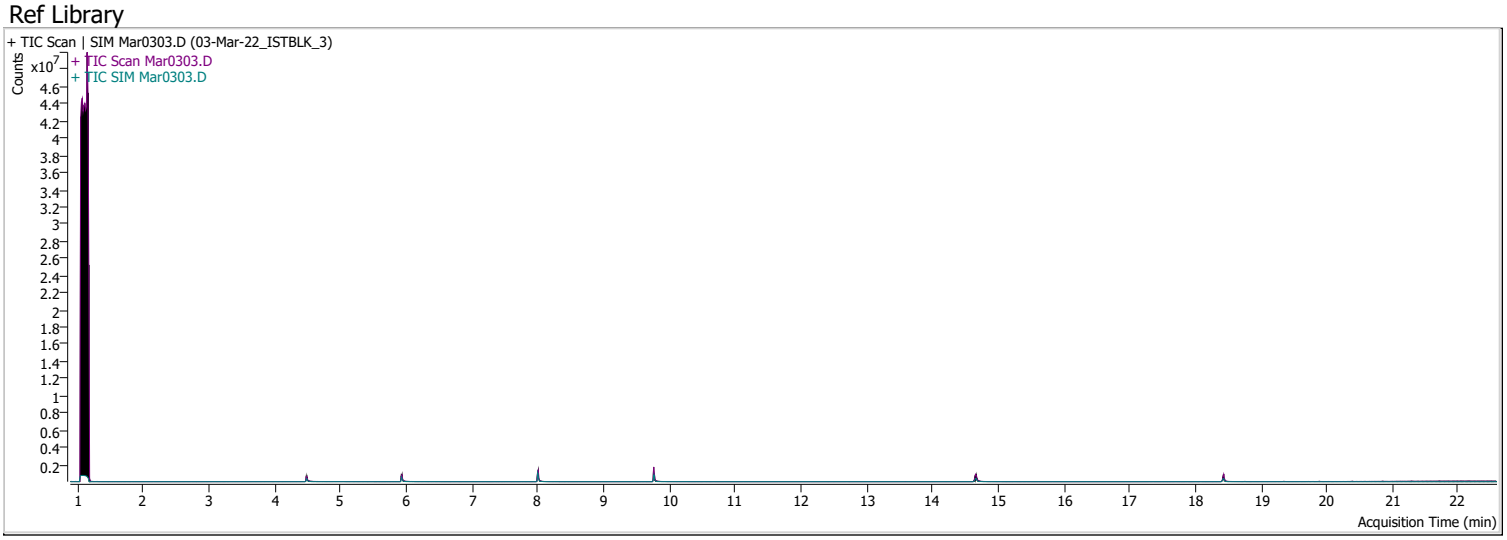

Compound	RT	QIon	Resp.	Conc.	Units		Dev(Min)
Internal Standards							
M 1,4-Dichlorobenzene-d4	4.484	152.0	161205	40.0000	ng/ml		-0.012
M Naphthalene-d8	5.928	136.0	670671	40.0000	ng/ml		0.000
M Acenaphthene-d10	8.001	164.0	467093	40.0000	ng/ml		0.000
M Phenanthrene-d10	9.768	188.0	871139	40.0000	ng/ml		0.000
M Chrysene-d12	14.664	240.0	648470	40.0000	ng/ml		0.000
M Perylene-d12	18.425	264.0	482905	40.0000	ng/ml		-0.012
System Monitoring Compounds							
S Nitrobenzene-d5	0.000		0	N.D.			
Spiked Amount: 5.000	Range: 19.0 - 102.0%			Recovery = NA%			
S 2-Fluorobiphenyl	0.000		0	N.D.			
Spiked Amount: 5.000	Range: 25.0 - 94.0%			Recovery = NA%			
S o-Terphenyl	0.000		0	N.D.			
Spiked Amount: 5.000	Range: 40.0 - 140.0%			Recovery = NA%			
S Terphenyl-d14	0.000		0	N.D.			
Spiked Amount: 5.000	Range: 39.0 - 106.0%			Recovery = NA%			
Target Compounds							**QValue**
T Naphthalene	0.000		0	N.D.			
T 2-Methylnaphthalene	0.000		0	N.D.			
T 1-Methylnaphthalene	0.000		0	N.D.			
T Acenaphthylene	0.000		0	N.D.			
T Acenaphthene	8.025	154.0	0		ng/ml	md	1
T Fluorene	0.000		0	N.D.			
T Phenanthrene	0.000		0	N.D.			
T Anthracene	0.000		0	N.D.			
T Fluoranthene	0.000		0	N.D.			
T Pyrene	0.000		0	N.D.			
T Benzo(a)Anthracene	14.664	228.0	0		ng/ml	md	1
T Chrysene	14.726	228.0	0		ng/ml	md	1
T Benzo(b)fluoranthene	0.000		0	N.D.			

Compound	RT	QIon	Resp.	Conc.	Units		Dev(Min)
T Benzo(k)fluoranthene	0.000		0	N.D.			
T Benzo(a)pyrene	18.326	252.0	0		ng/ml	md	1
T Indeno(1,2,3-cd)pyrene	0.000		0	N.D.			
T Dibenzo(a,h)anthracene	0.000		0	N.D.			
T Benzo(g,h,i)perylene	0.000		0	N.D.			

(#) = Qualifier Out of Range; (m) = Manual Integration; (+) = Area Summed; (*) = Surrogate Percent Recovery Out of Range; (d): Zeroed Peak

Compound	Conc.	Exp RT	QIon	Exp Ratio	QIon	Exp Ratio
Nitrobenzene-d5	N.D.	5.16	54.0	43.7	128.0	41.2

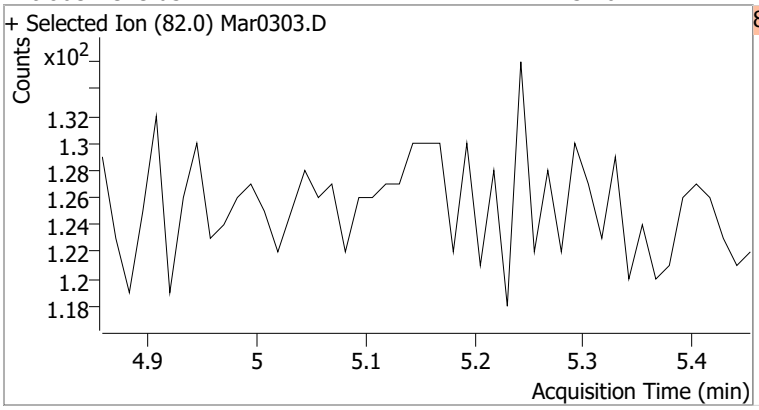

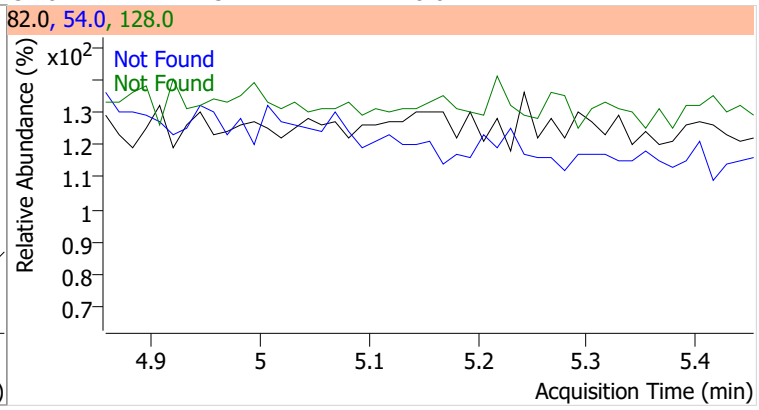

Compound	Conc.	Exp RT	QIon	Exp Ratio	QIon	Exp Ratio
Naphthalene	N.D.	5.95	102.0	13.6	129.0	11.1

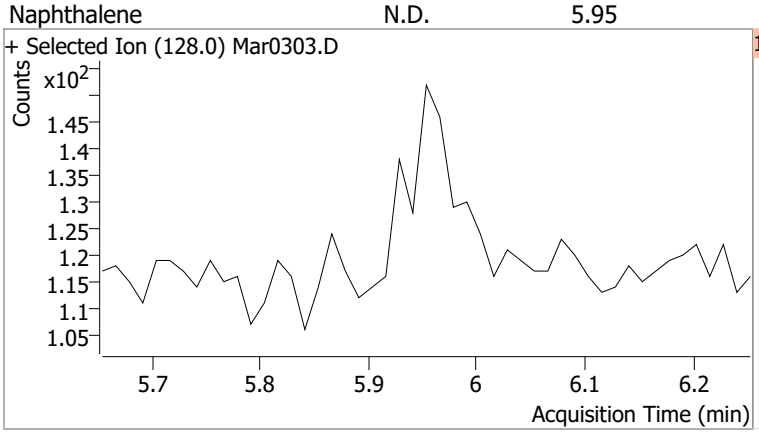

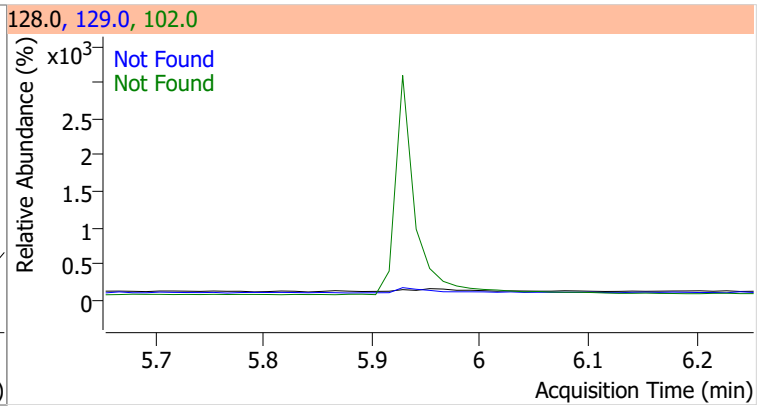

Compound	Conc.	Exp RT	QIon	Exp Ratio	QIon	Exp Ratio
2-Methylnaphthalene	N.D.	6.79	142.0	134.9	115.0	51.5

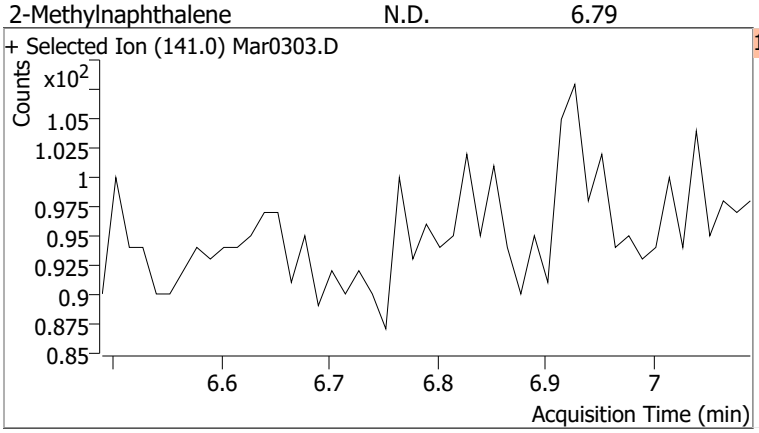

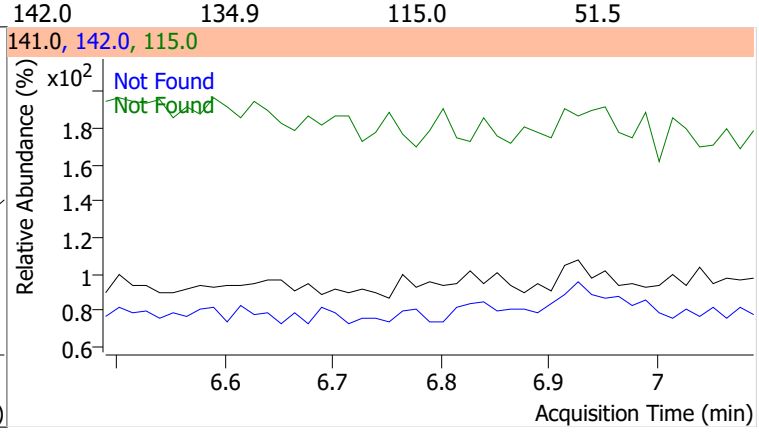

Compound	Conc.	Exp RT	QIon	Exp Ratio	QIon	Exp Ratio
1-Methylnaphthalene	N.D.	6.90	142.0	119.4	115.0	49.7

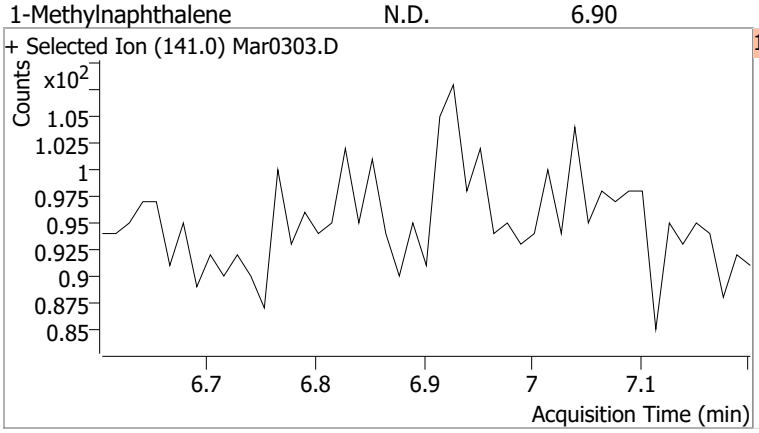

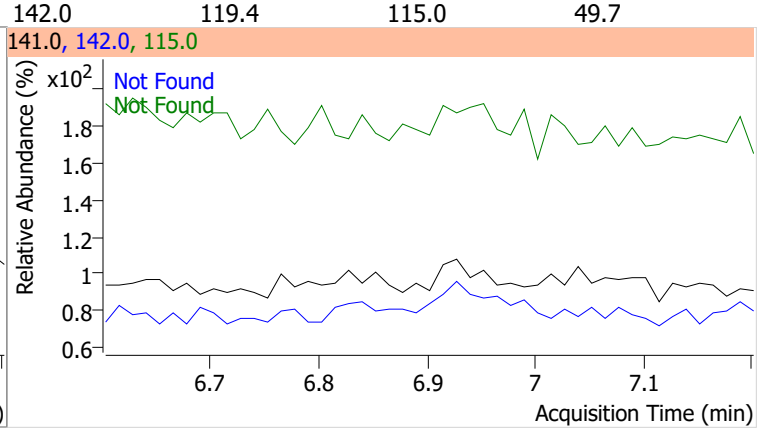

Compound	Conc.	Exp RT	QIon	Exp Ratio
2-Fluorobiphenyl	N.D.	7.26	171.0	34.7

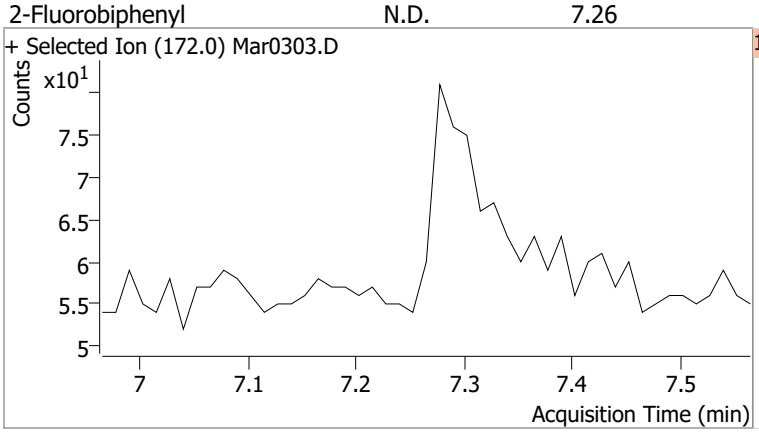

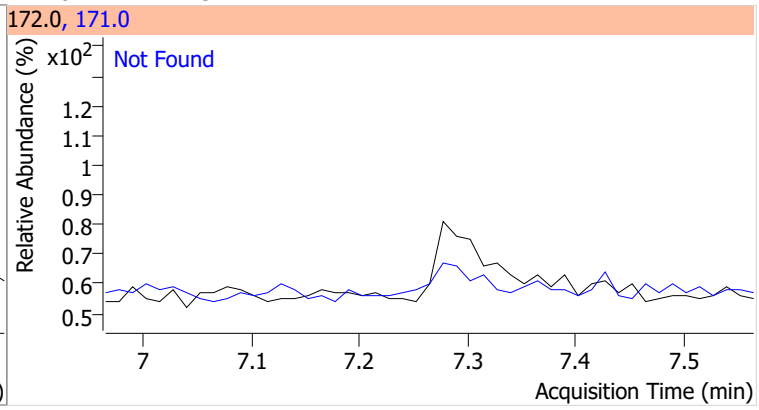

Compound	Conc.	Exp RT	QIon	Exp Ratio
Acenaphthylene	N.D.	7.83	153.0	16.0

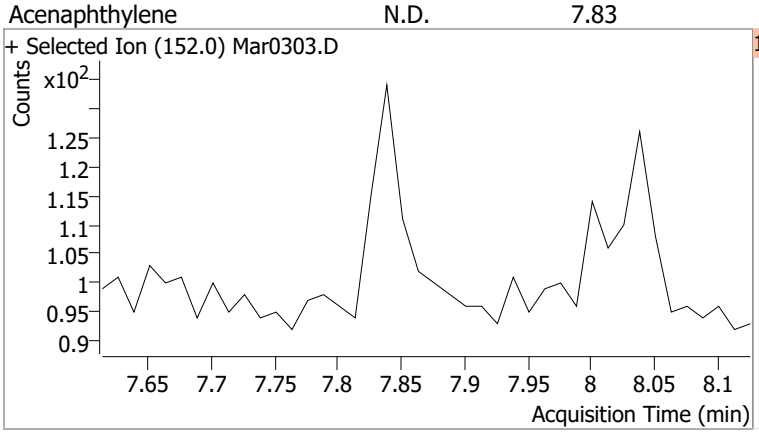

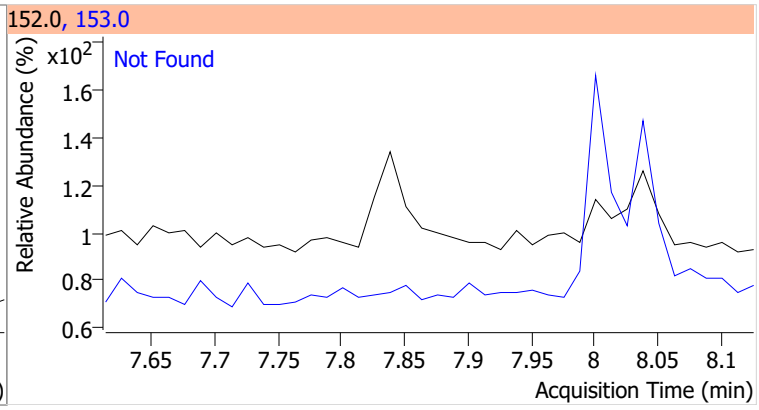

Compound	Conc.	RT	Dev(Min)	Resp.	QIon	QRatio	Lower	Upper
Acenaphthene		0		0	153.0		76.8	142.6
					152.0		36.4	67.5

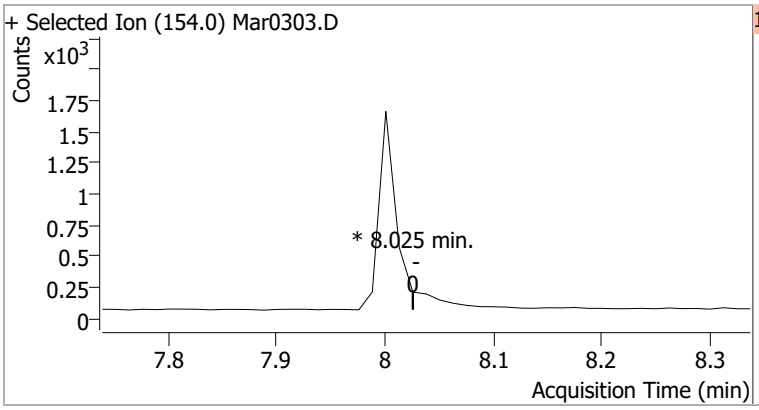

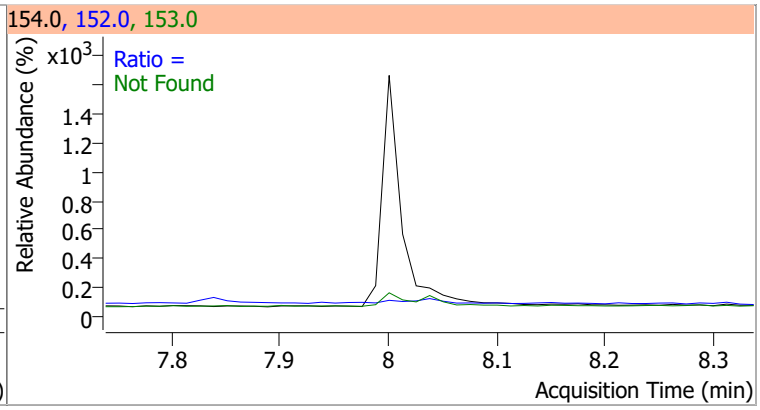

Compound	Conc.	Exp RT	QIon	Exp Ratio	QIon	Exp Ratio
Fluorene	N.D.	8.67	165.0	86.1	167.0	12.8

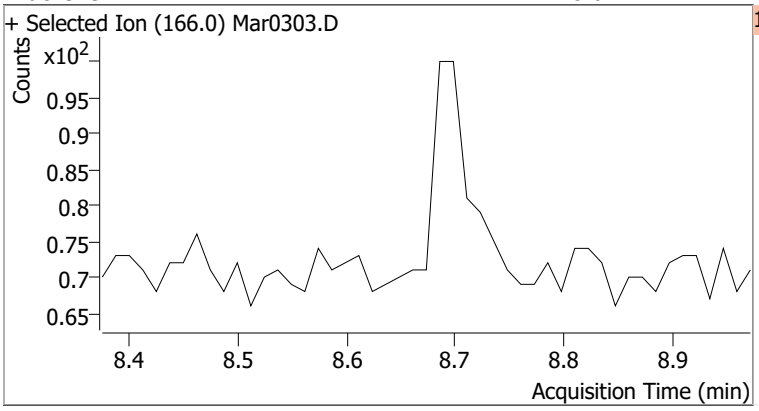

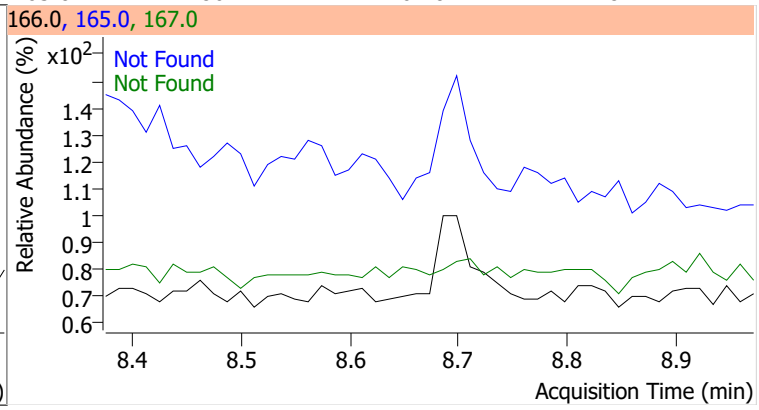

Compound	Conc.	Exp RT	QIon	Exp Ratio
Phenanthrene	N.D.	9.79	176.0	18.1

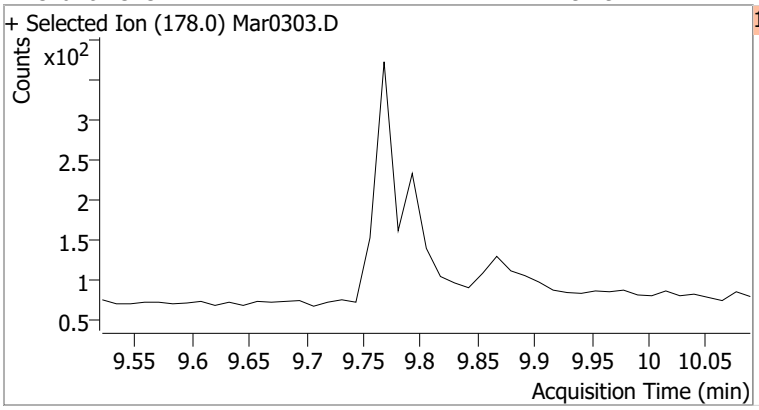

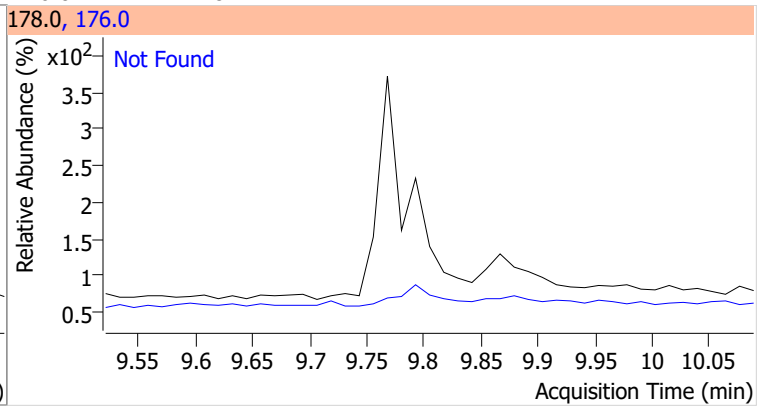

Compound	Conc.	Exp RT	QIon	Exp Ratio
Anthracene	N.D.	9.85	176.0	18.4

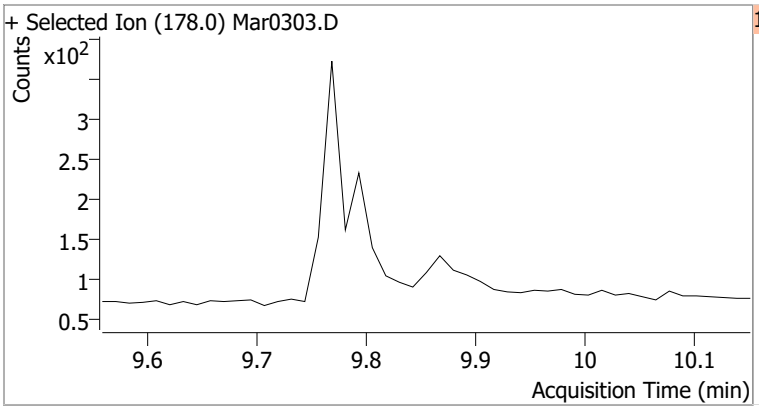

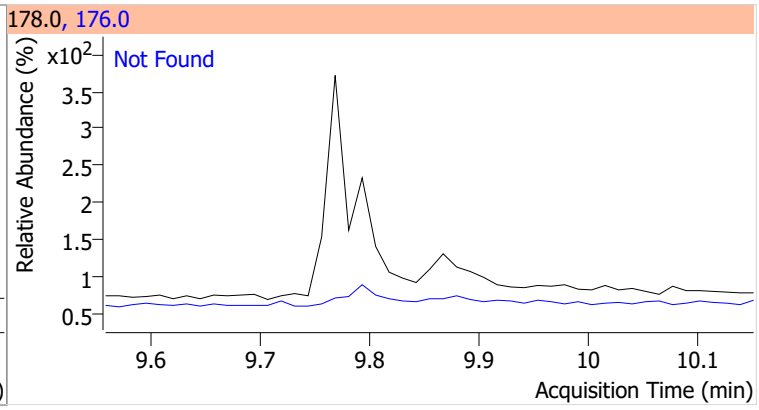

Compound	Conc.	Exp RT	QIon	Exp Ratio	QIon	Exp Ratio
o-Terphenyl	N.D.	10.30	229.0	61.1	215.0	40.0

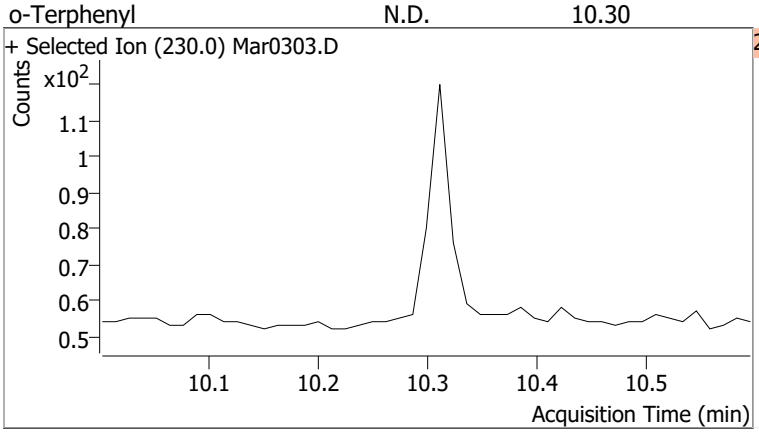

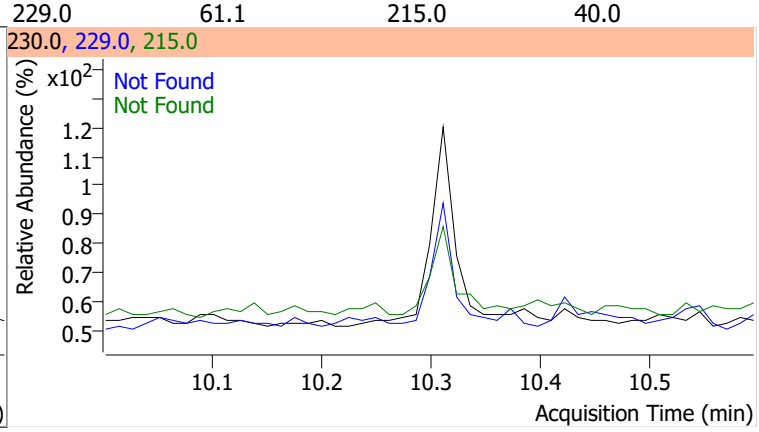

Compound	Conc.	Exp RT	QIon	Exp Ratio
Fluoranthene	N.D.	11.40	101.0	9.6

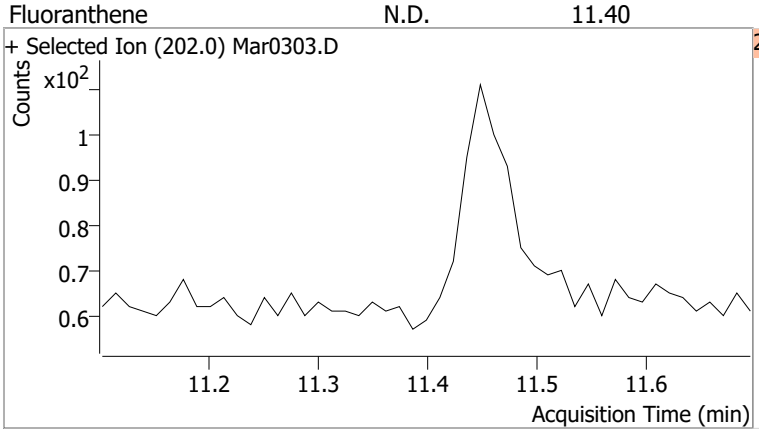

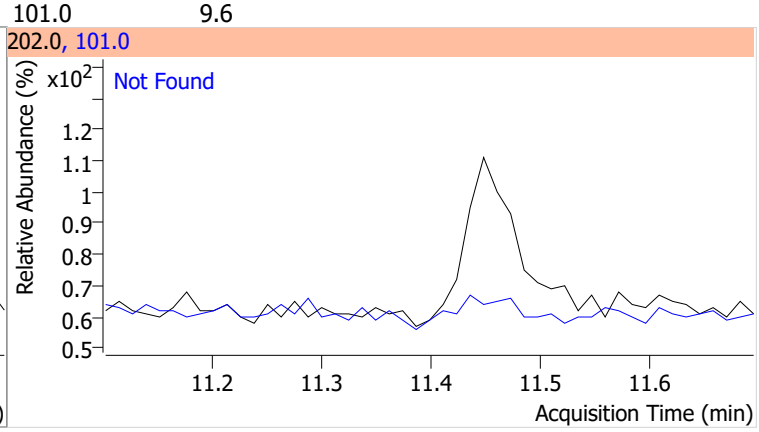

Compound	Conc.	Exp RT	QIon	Exp Ratio
Pyrene	N.D.	11.78	101.0	12.0

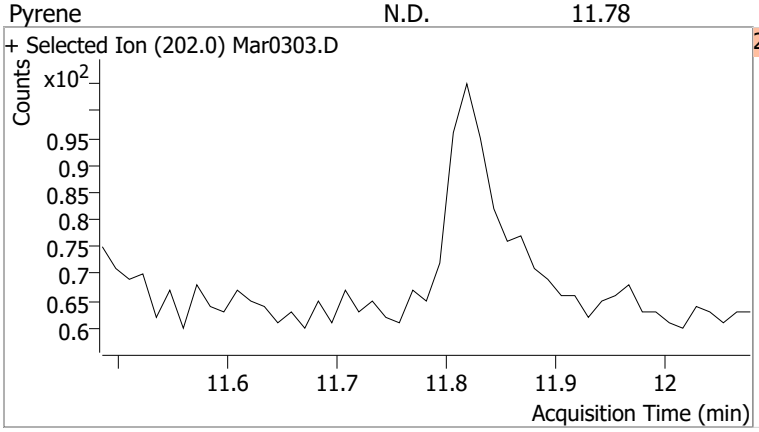

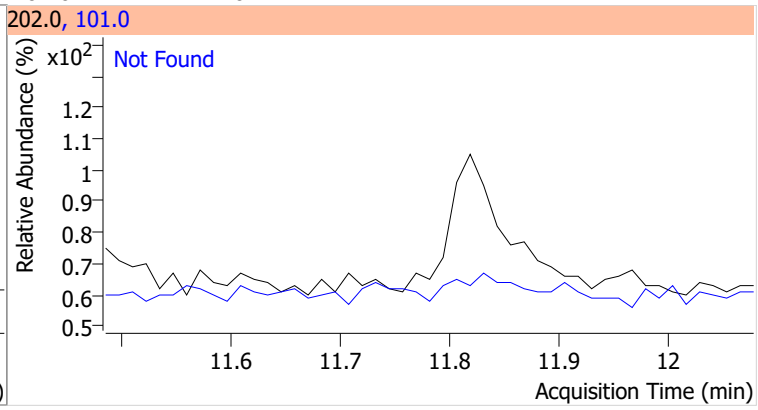

Compound	Conc.	Exp RT	QIon	Exp Ratio
Terphenyl-d14	N.D.	12.24	122.0	12.3

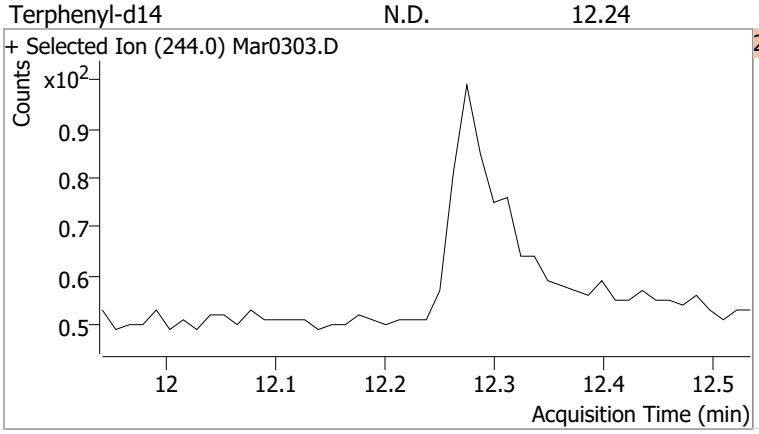

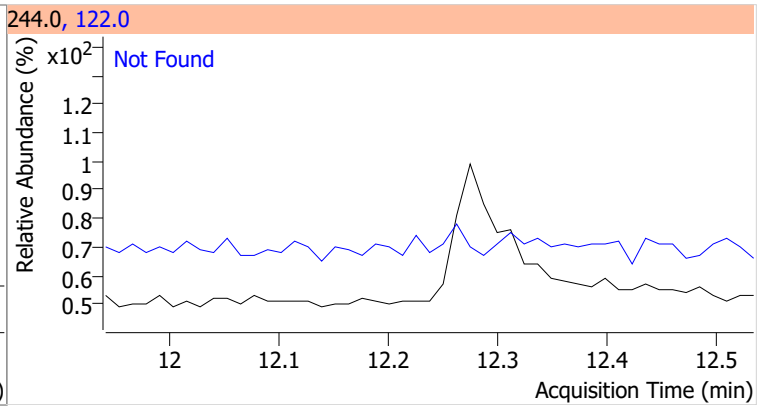

Compound	Conc.	RT	Dev(Min)	Resp.	QIon	QRatio	Lower	Upper
Benzo(a)Anthracene		0		0	226.0		18.0	33.4
					229.0		16.5	30.7

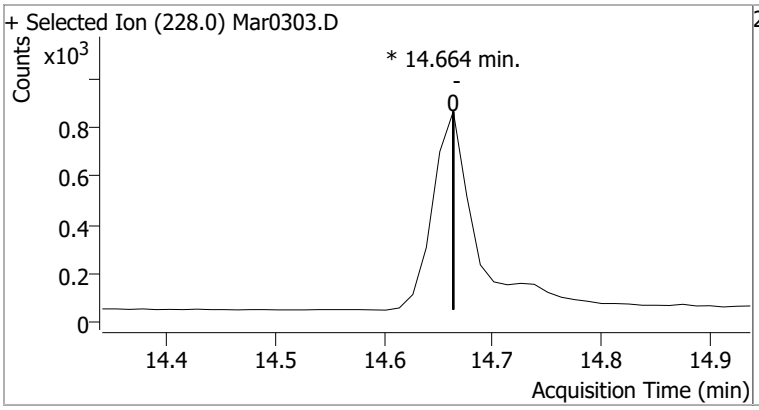

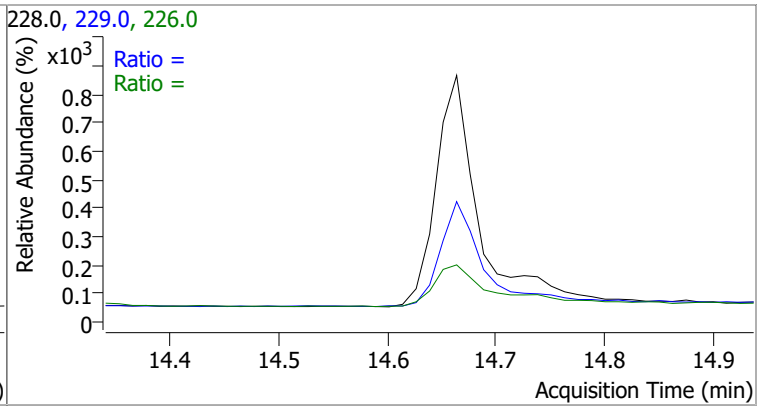

Compound	Conc.	RT	Dev(Min)	Resp.	QIon	QRatio	Lower	Upper
Chrysene		0		0	226.0		21.6	40.2
					229.0		13.8	25.7

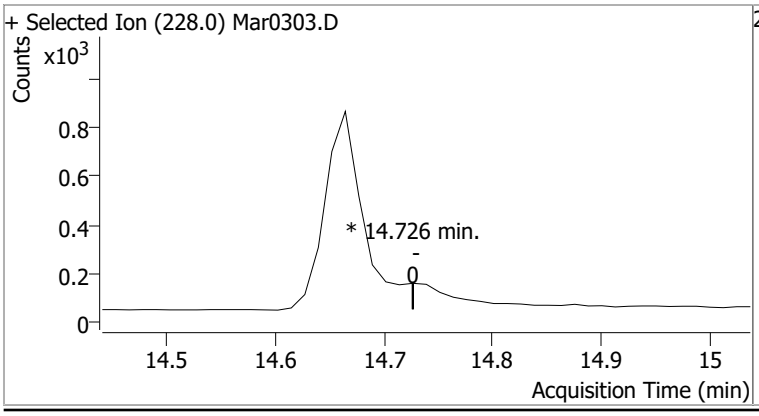

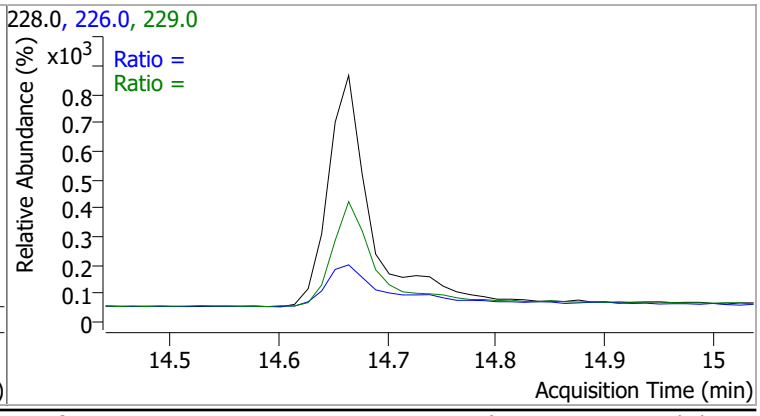

Compound	Conc.	Exp RT	QIon	Exp Ratio
Benzo(b)fluoranthene	N.D.	17.66	253.0	22.4

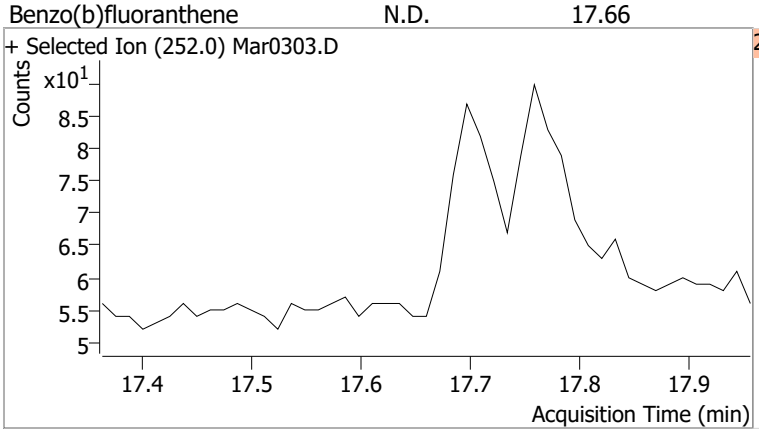

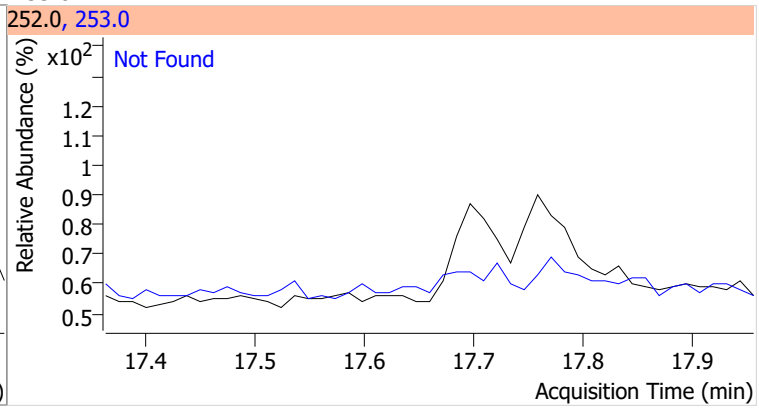

Compound	Conc.	Exp RT	QIon	Exp Ratio
Benzo(k)fluoranthene	N.D.	17.73	253.0	24.5

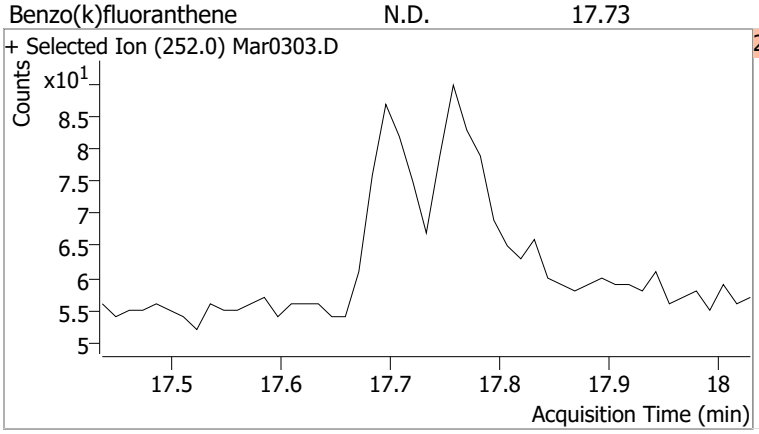

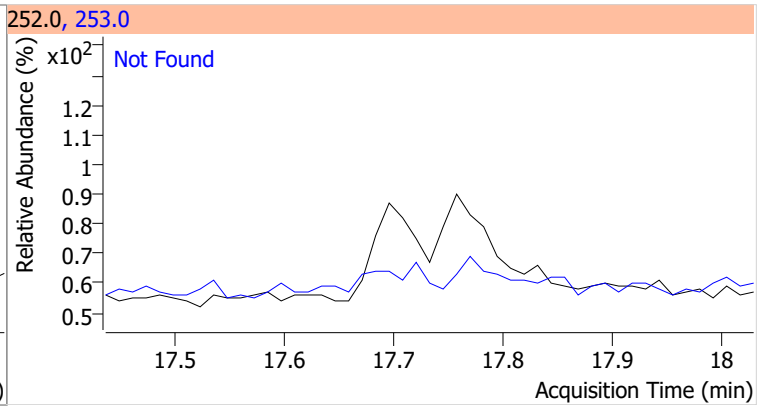

Compound	Conc.	RT	Dev(Min)	Resp.	QIon	QRatio	Lower	Upper
Benzo(a)pyrene		0		0	253.0		16.2	30.1

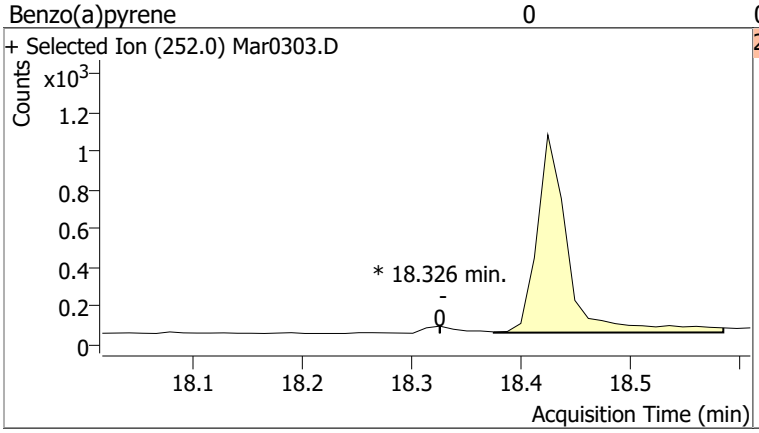

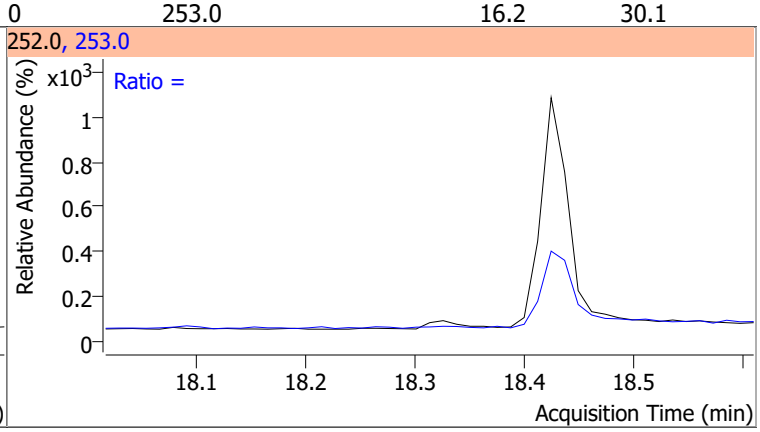

Compound	Conc.	Exp RT	QIon	Exp Ratio
Indeno(1,2,3-cd)pyrene	N.D.	20.17	138.0	20.9

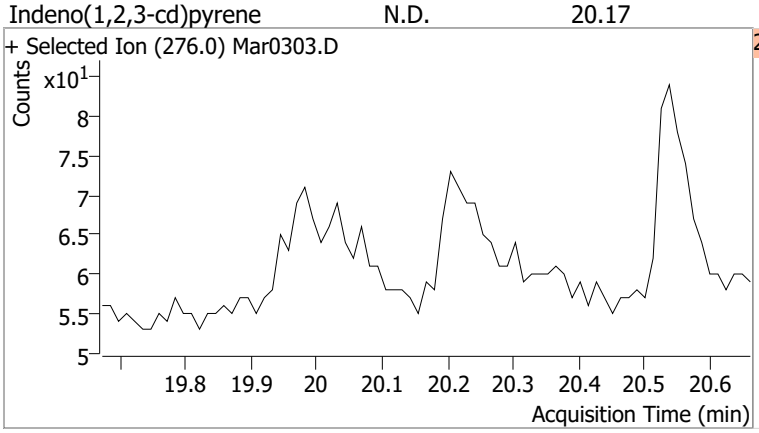

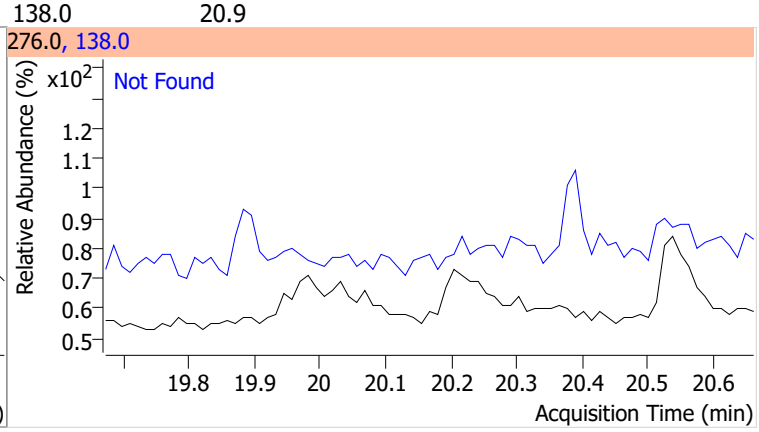

Compound	Conc.	Exp RT	QIon	Exp Ratio	QIon	Exp Ratio
Dibenzo(a,h)anthracene	N.D.	20.24	279.0	24.1	139.0	17.7

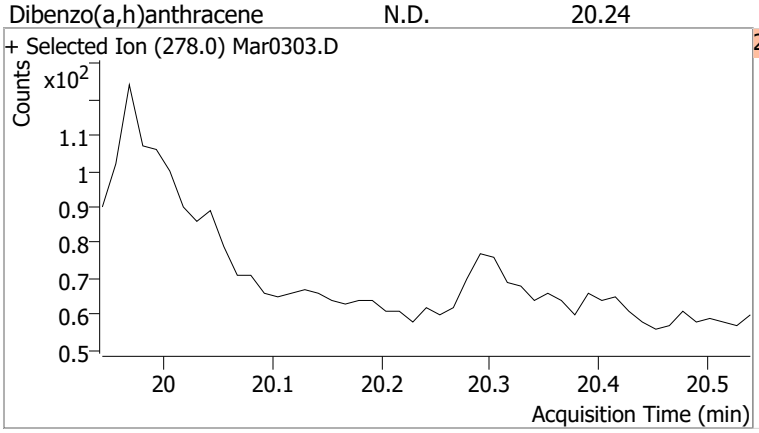

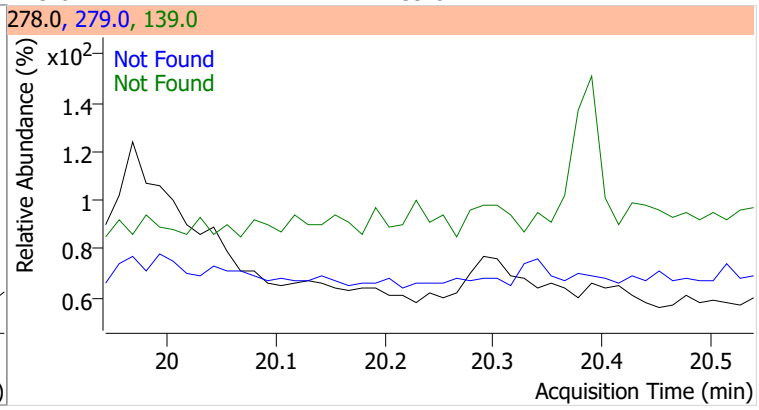

Compound	Conc.	Exp RT	QIon	Exp Ratio	QIon	Exp Ratio
Benzo(g,h,i)perylene	N.D.	20.50	138.0	23.2	277.0	23.1

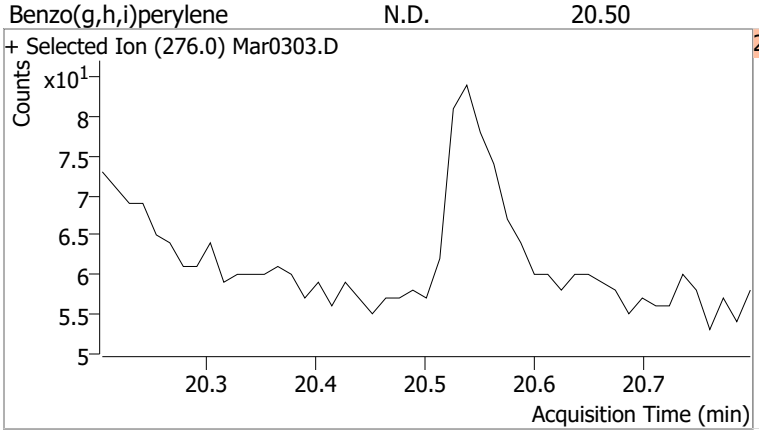

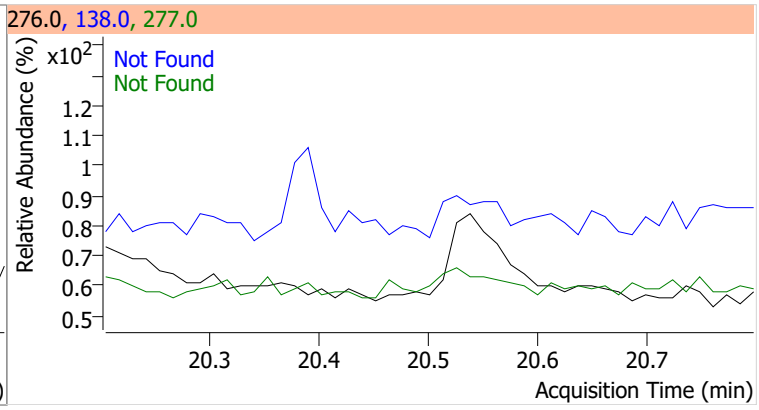

Quantitation Results Report (QT Reviewed)

Data File	Mar0310.D	Operator	LIMS import
Acq. Method	5975BNASIM	Acq. Date-Time	3/3/2022 4:46:15 PM
Sample Name	MB-164073	Instrument	GCMS
Vial	10	Multiplier	1.00
DA Method File	030222 bna SIM 1.batch.bin	Comment	SVOC-8270C-SIM-W-LLPAH
Tune File	dftppjph.u	Tune Date	
Batch Name	030322 bna SIM 1.batch.bin	Last Calib Update	2/28/2022 5:36:24 PM
Ref Library			

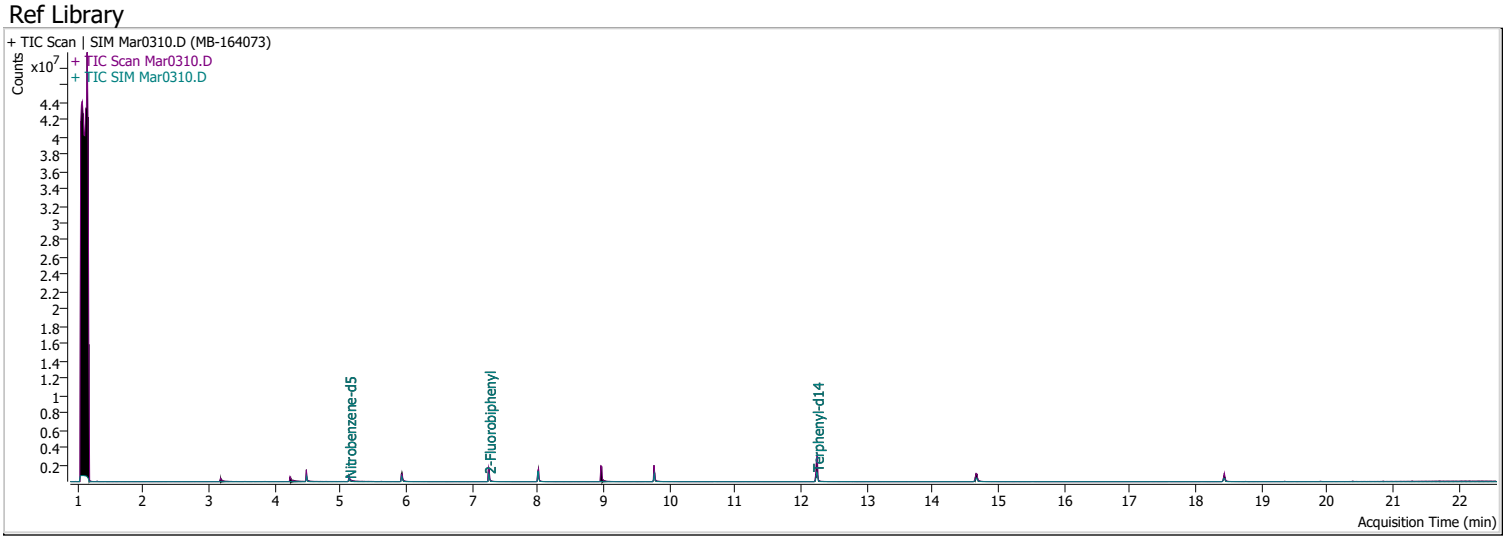

Compound	RT	QIon	Resp.	Conc.	Units		Dev(Min)
Internal Standards							
M 1,4-Dichlorobenzene-d4	4.484	152.0	198382	40.0000	ng/ml		-0.012
M Naphthalene-d8	5.928	136.0	754156	40.0000	ng/ml		0.000
M Acenaphthene-d10	8.001	164.0	505177	40.0000	ng/ml		0.000
M Phenanthrene-d10	9.768	188.0	957907	40.0000	ng/ml		0.000
M Chrysene-d12	14.664	240.0	707946	40.0000	ng/ml		0.000
M Perylene-d12	18.438	264.0	515392	40.0000	ng/ml		0.000
System Monitoring Compounds							
S Nitrobenzene-d5	5.131	82.0	290417	31.0595	ng/ml		-0.025
Spiked Amount: 5.000	Range: 19.0 - 102.0%			Recovery = 621.19%		*	
S 2-Fluorobiphenyl	7.252	172.0	767245	49.1581	ng/ml		-0.012
Spiked Amount: 5.000	Range: 25.0 - 94.0%			Recovery = 983.16%		*	
S o-Terphenyl	0.000		0	N.D.			
Spiked Amount: 5.000	Range: 40.0 - 140.0%			Recovery = NA%			
S Terphenyl-d14	12.238	244.0	1565557	100.8184	ng/ml		0.000
Spiked Amount: 5.000	Range: 39.0 - 106.0%			Recovery = 2016.37%		*	
Target Compounds							**QValue**
T Naphthalene	0.000		0	N.D.			
T 2-Methylnaphthalene	0.000		0	N.D.			
T 1-Methylnaphthalene	0.000		0	N.D.			
T Acenaphthylene	0.000		0	N.D.			
T Acenaphthene	8.026	154.0	0		ng/ml	md	1
T Fluorene	8.960	166.0	0		ng/ml	md	1
T Phenanthrene	0.000		0	N.D.			
T Anthracene	0.000		0	N.D.			
T Fluoranthene	0.000		0	N.D.			
T Pyrene	0.000		0	N.D.			
T Benzo(a)Anthracene	14.664	228.0	0		ng/ml	md	1
T Chrysene	14.726	228.0	0		ng/ml	md	1
T Benzo(b)fluoranthene	0.000		0	N.D.			

Compound	RT	QIon	Resp.	Conc.	Units		Dev(Min)
T Benzo(k)fluoranthene	0.000		0	N.D.			
T Benzo(a)pyrene	18.425	252.0	0		ng/ml	md	1
T Indeno(1,2,3-cd)pyrene	0.000		0	N.D.			
T Dibenzo(a,h)anthracene	0.000		0	N.D.			
T Benzo(g,h,i)perylene	0.000		0	N.D.			

(#) = Qualifier Out of Range; (m) = Manual Integration; (+) = Area Summed; (*) = Surrogate Percent Recovery Out of Range; (d): Zeroed Peak

Quantitation Results Report (QT Reviewed)

Compound	Conc.	RT	Dev(Min)	Resp.	QIon	QRatio	Lower	Upper
Nitrobenzene-d5	31.0595	5.13	-0.02	290417	54.0	38.4	30.6	56.8
					128.0	44.8	28.9	53.6

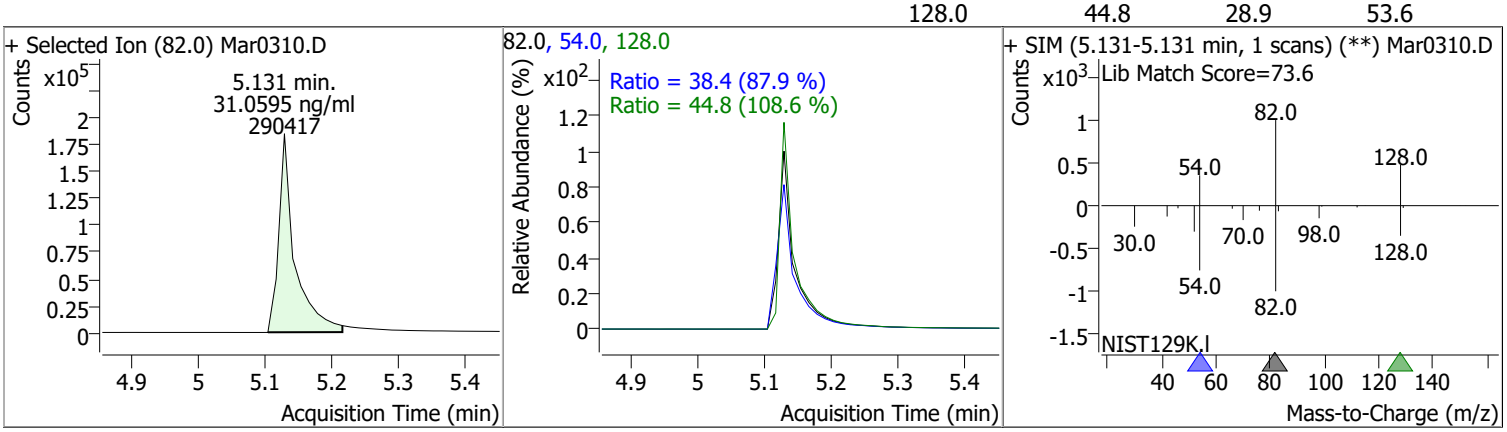

Compound	Conc.	Exp RT	QIon	Exp Ratio	QIon	Exp Ratio
Naphthalene	N.D.	5.95	102.0	13.6	129.0	11.1

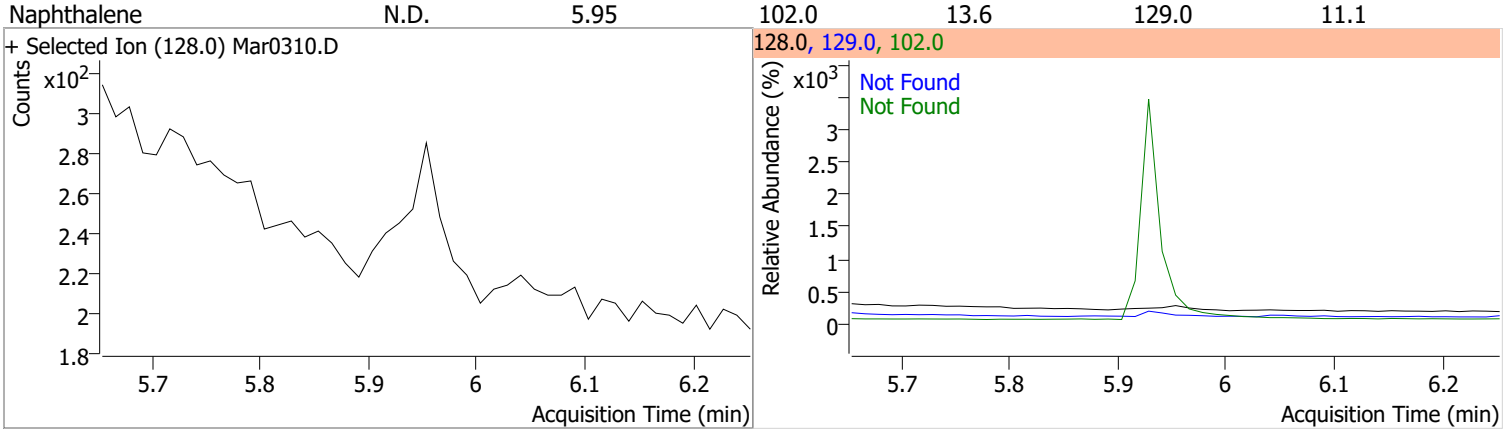

Compound	Conc.	Exp RT	QIon	Exp Ratio	QIon	Exp Ratio
2-Methylnaphthalene	N.D.	6.79	142.0	134.9	115.0	51.5

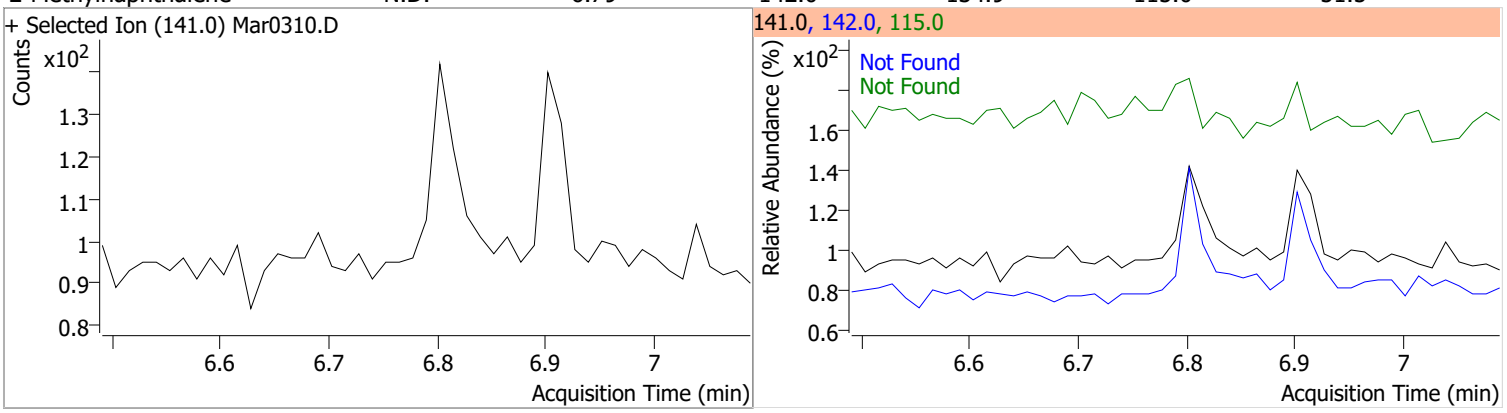

Compound	Conc.	Exp RT	QIon	Exp Ratio	QIon	Exp Ratio
1-Methylnaphthalene	N.D.	6.90	142.0	119.4	115.0	49.7

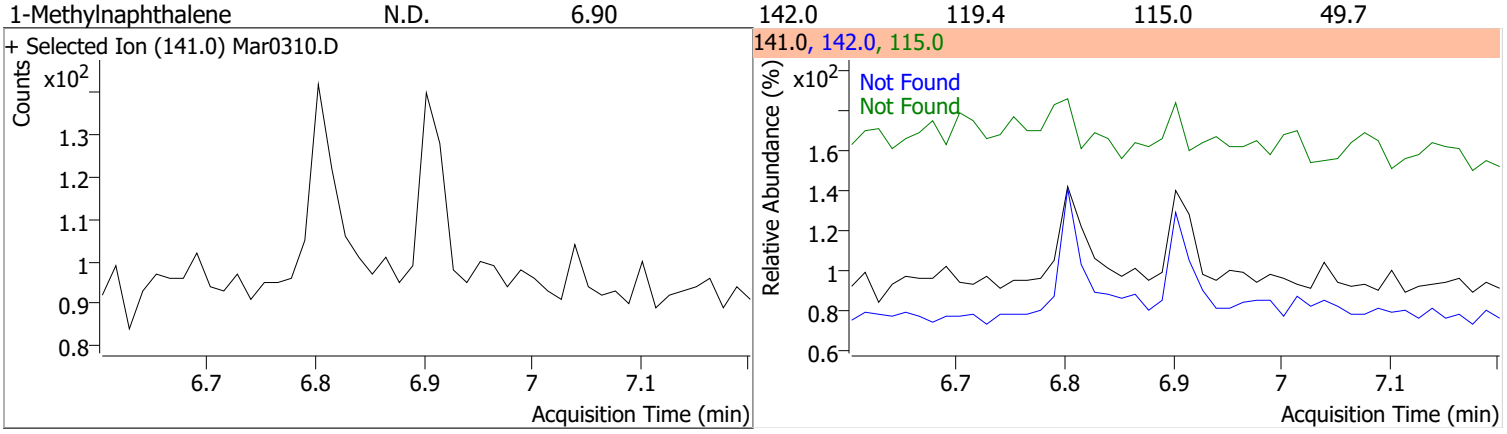

Quantitation Results Report (QT Reviewed)

Compound	Conc.	RT	Dev(Min)	Resp.	QIon	QRatio	Lower	Upper
2-Fluorobiphenyl	49.1581	7.25	-0.01	767245	171.0	36.8	24.3	45.1

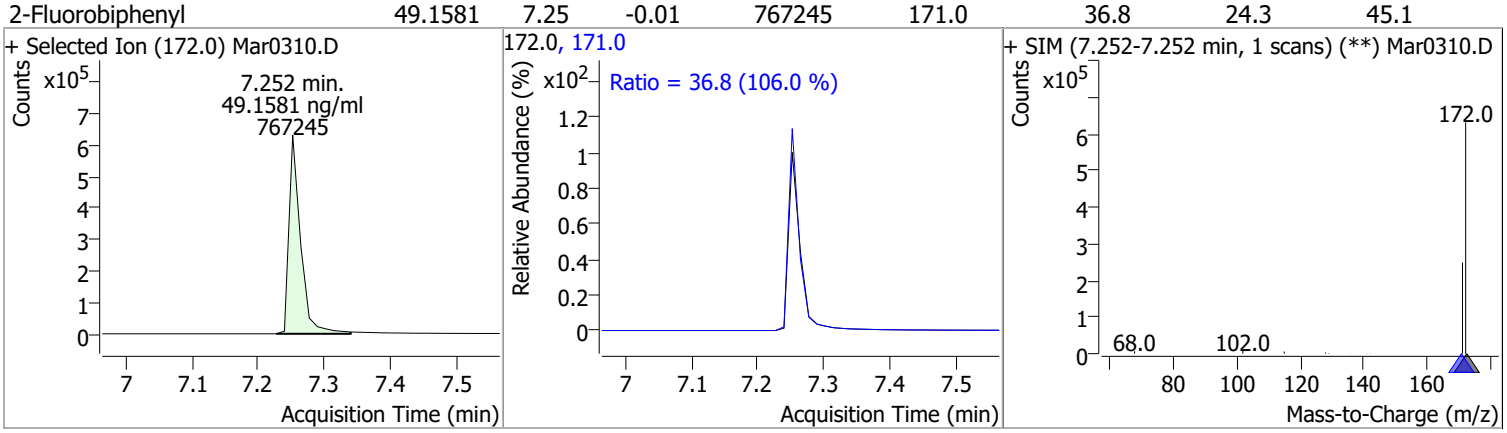

Compound	Conc.	Exp RT	QIon	Exp Ratio
Acenaphthylene	N.D.	7.83	153.0	16.0

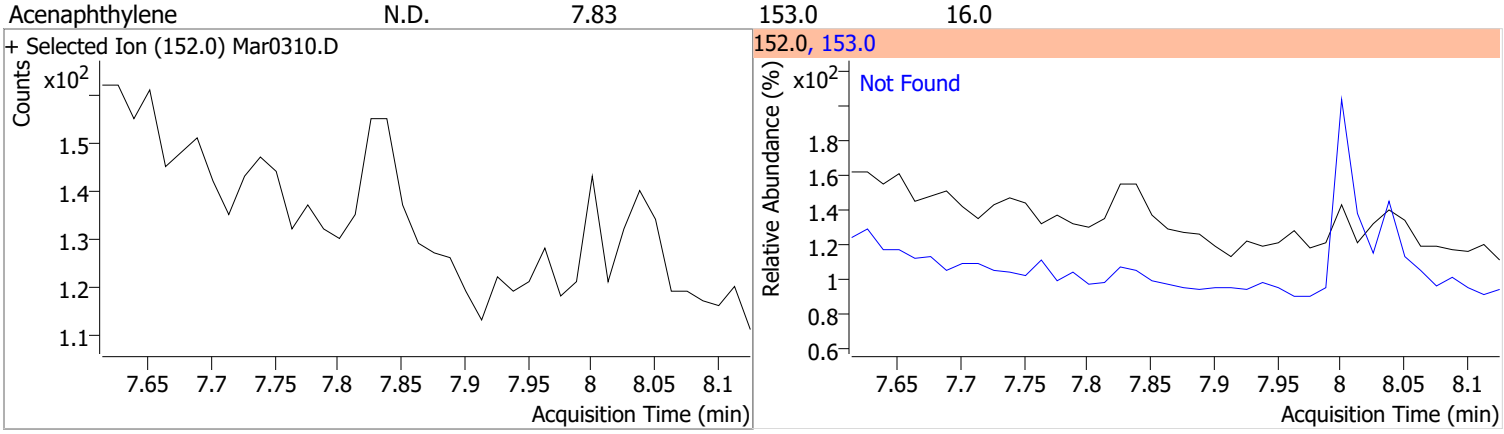

Compound	Conc.	RT	Dev(Min)	Resp.	QIon	QRatio	Lower	Upper
Acenaphthene		0		0	153.0		76.8	142.6
					152.0		36.4	67.5

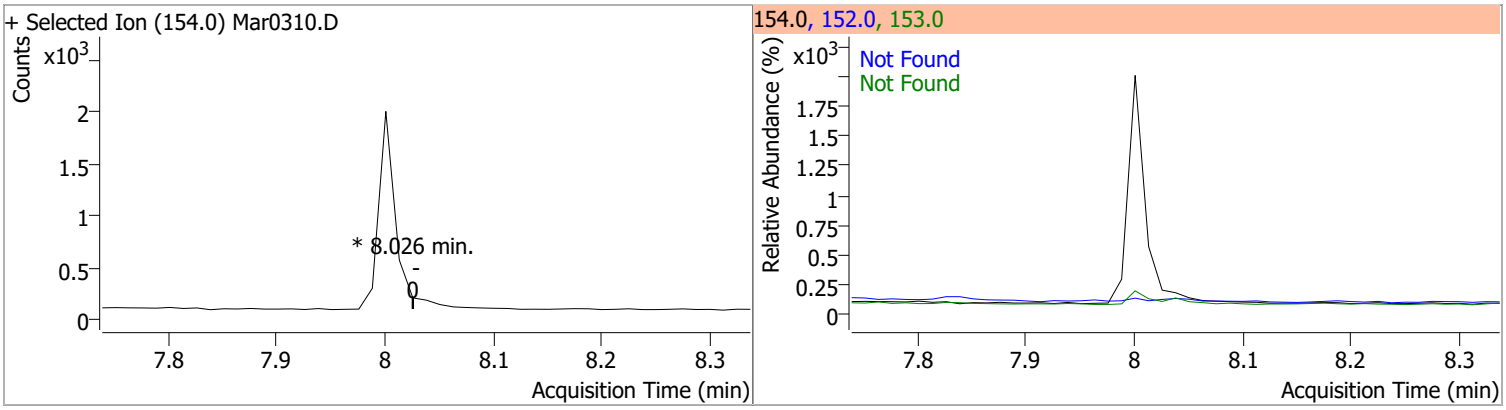

Compound	Conc.	RT	Dev(Min)	Resp.	QIon	QRatio	Lower	Upper
Fluorene		0		0	165.0		60.3	111.9
					167.0		8.9	16.6

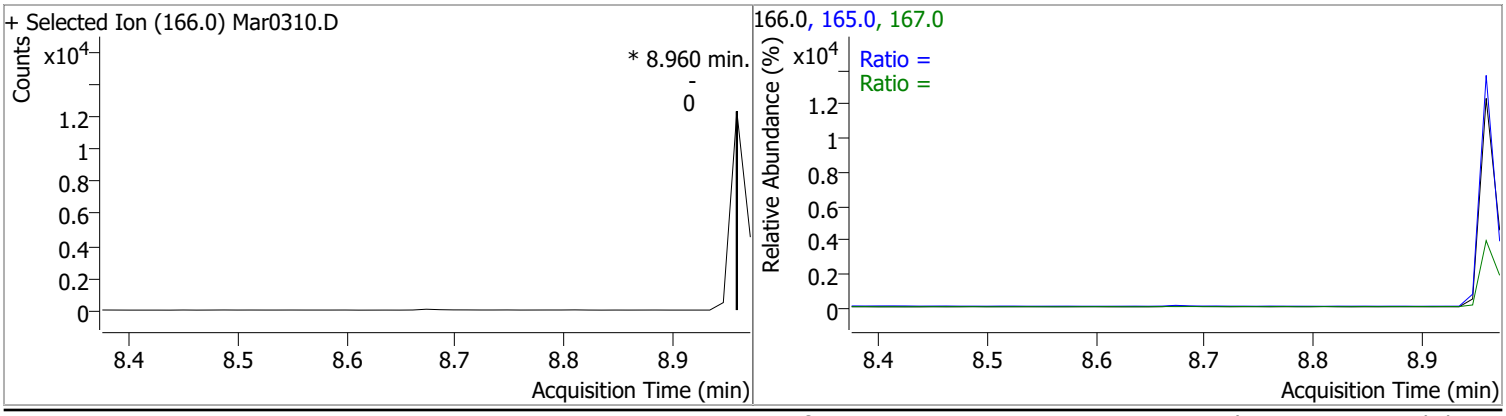

Compound	Conc.	Exp RT	QIon	Exp Ratio
Phenanthrene	N.D.	9.79	176.0	18.1

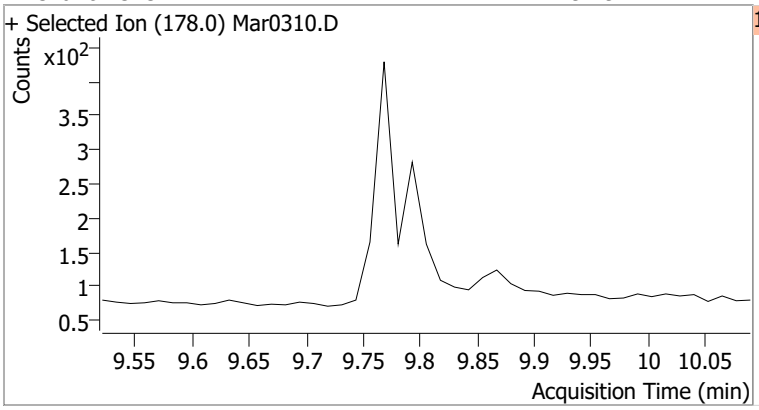

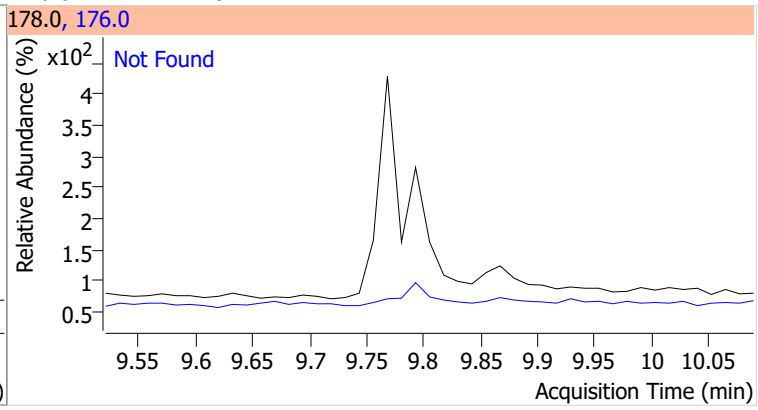

Compound	Conc.	Exp RT	QIon	Exp Ratio
Anthracene	N.D.	9.85	176.0	18.4

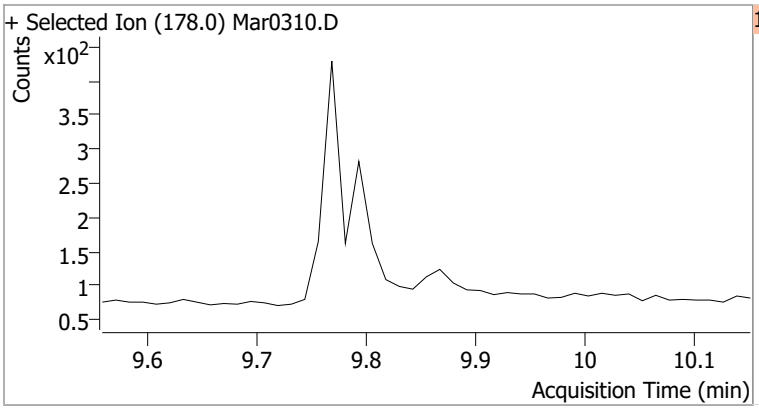

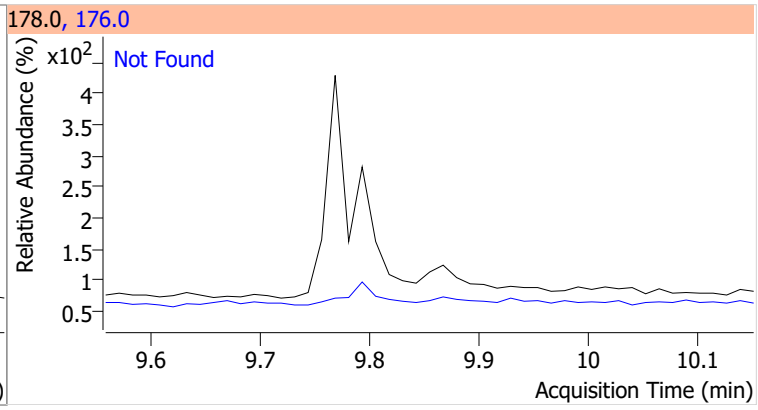

Compound	Conc.	Exp RT	QIon	Exp Ratio	QIon	Exp Ratio
o-Terphenyl	N.D.	10.30	229.0	61.1	215.0	40.0

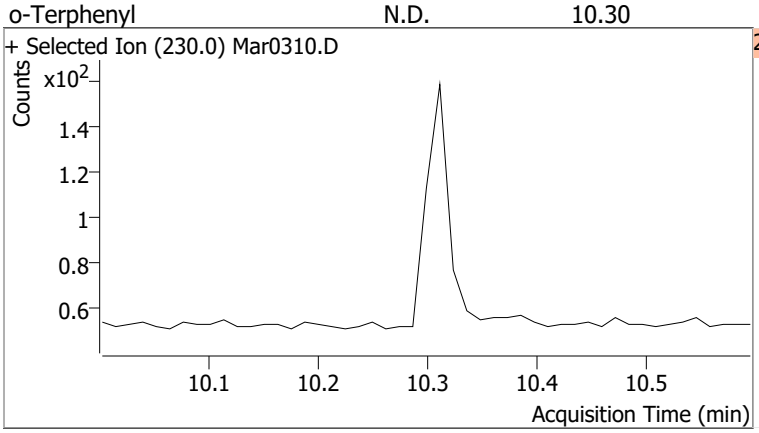

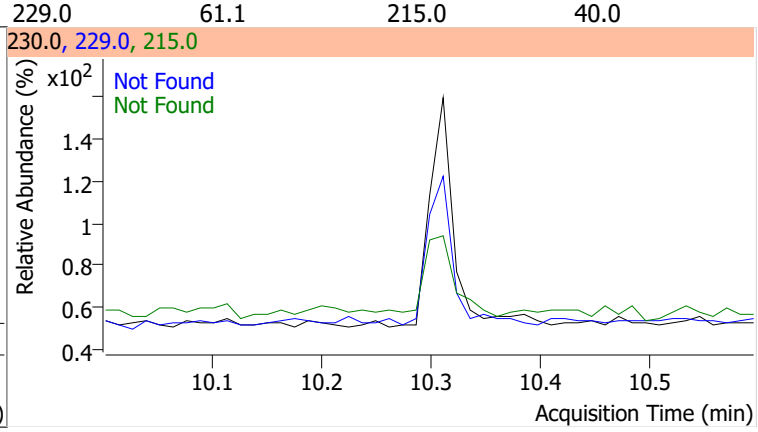

Compound	Conc.	Exp RT	QIon	Exp Ratio
Fluoranthene	N.D.	11.40	101.0	9.6

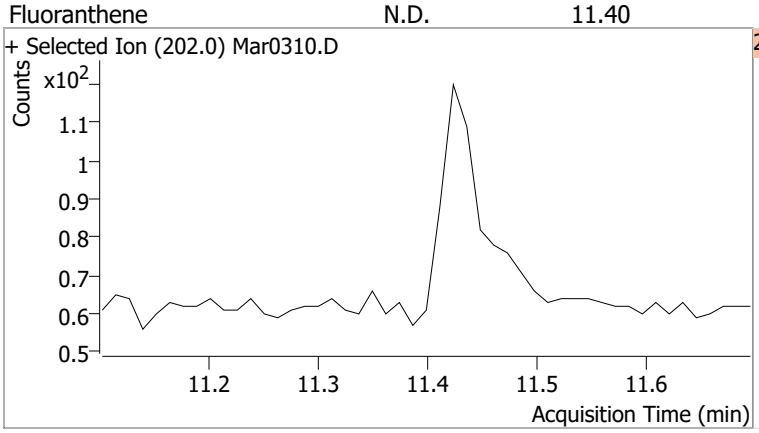

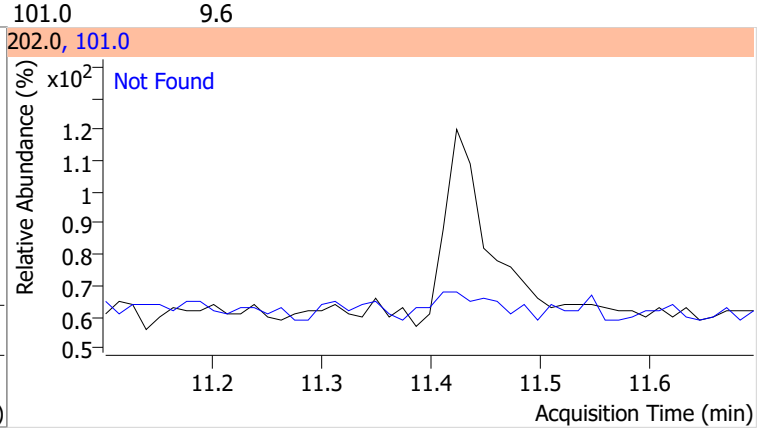

Compound	Conc.	Exp RT	QIon	Exp Ratio
Pyrene	N.D.	11.78	101.0	12.0

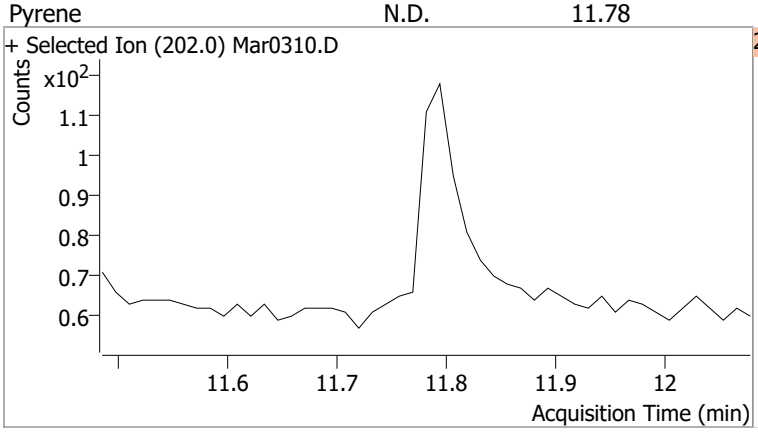

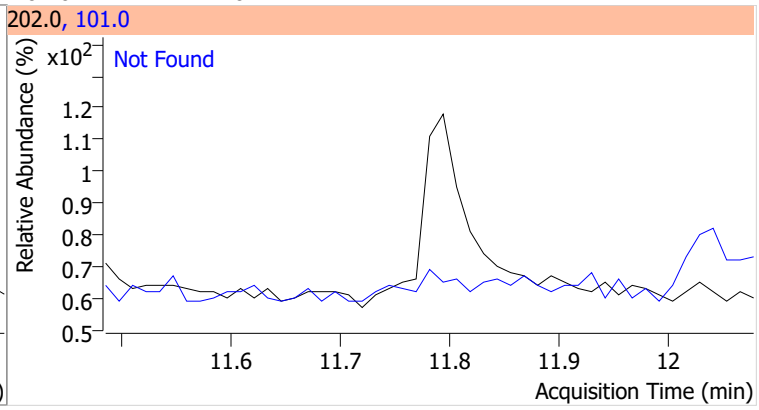

Compound	Conc.	RT	Dev(Min)	Resp.	QIon	QRatio	Lower	Upper
Terphenyl-d14	100.8184	12.24	0.00	1565557	122.0	14.1	8.6	16.0

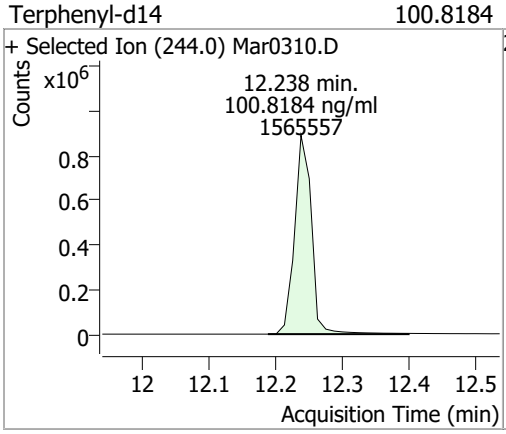

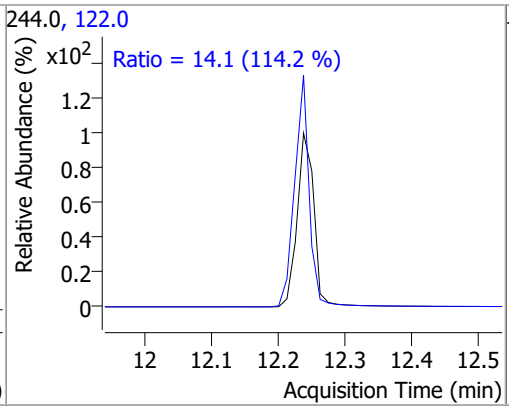

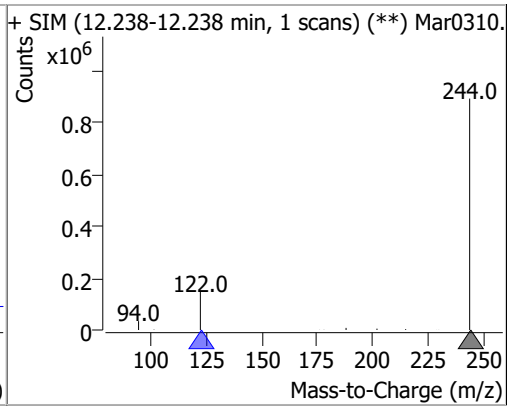

Compound	Conc.	RT	Dev(Min)	Resp.	QIon	QRatio	Lower	Upper
Benzo(a)Anthracene		0		0	226.0		18.0	33.4
					229.0		16.5	30.7

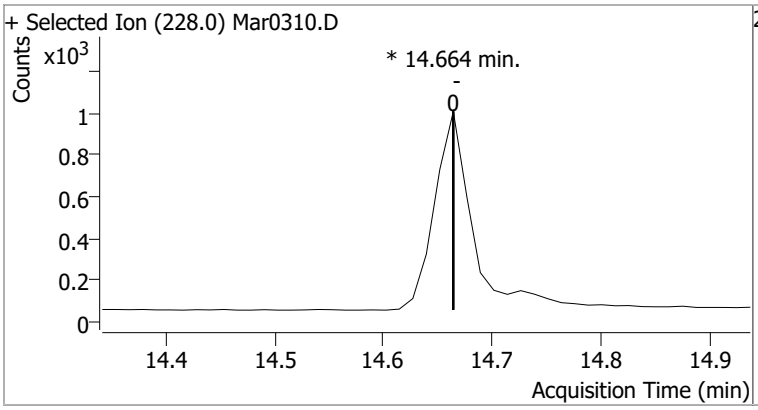

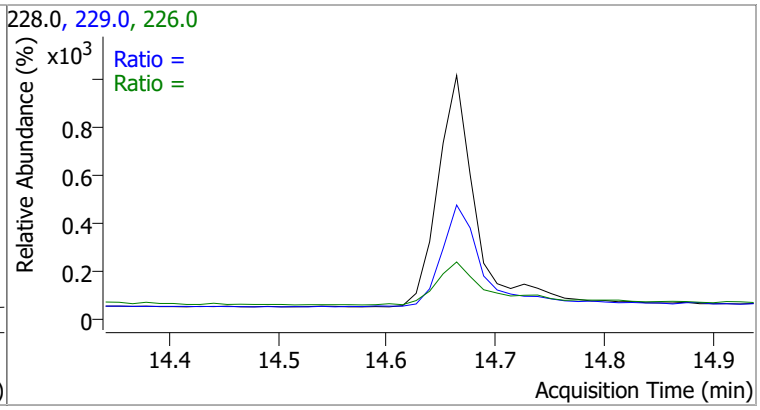

Compound	Conc.	RT	Dev(Min)	Resp.	QIon	QRatio	Lower	Upper
Chrysene		0		0	226.0		21.6	40.2
					229.0		13.8	25.7

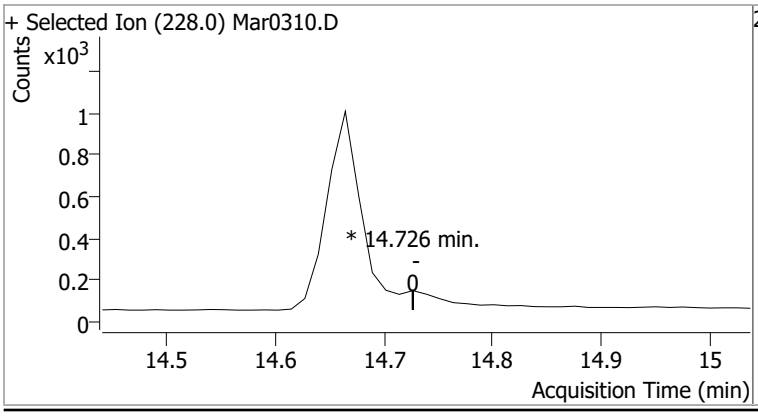

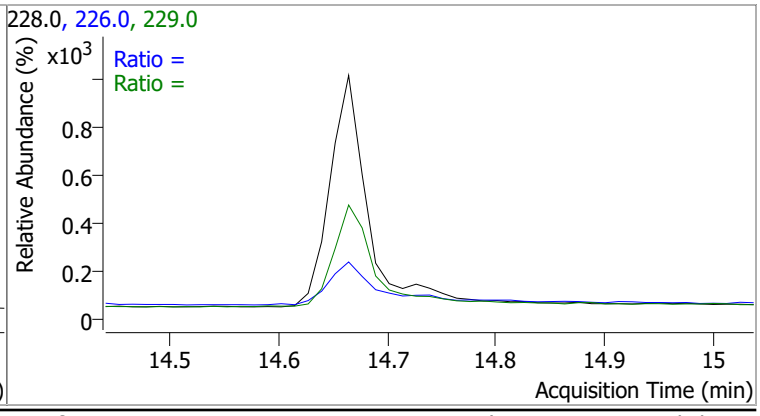

Compound	Conc.	Exp RT	QIon	Exp Ratio
Benzo(b)fluoranthene	N.D.	17.66	253.0	22.4

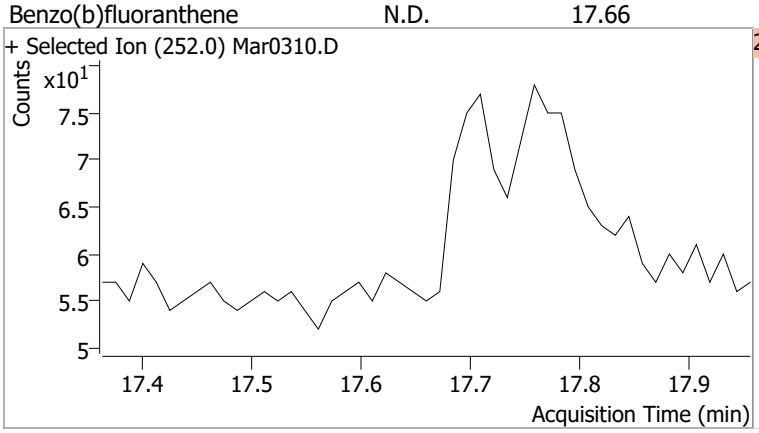

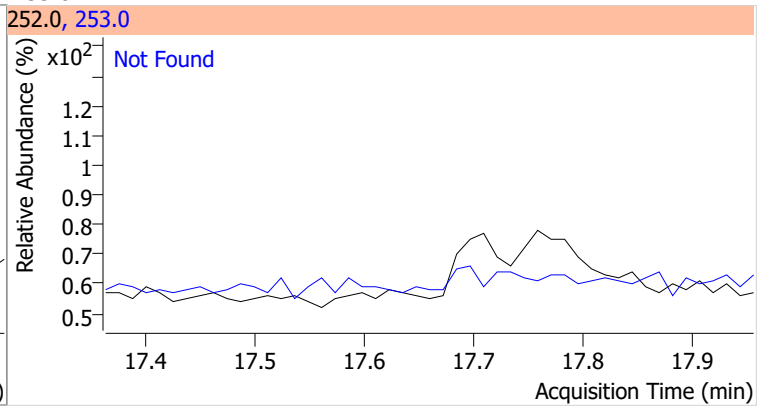

Compound	Conc.	Exp RT	QIon	Exp Ratio
Benzo(k)fluoranthene	N.D.	17.73	253.0	24.5

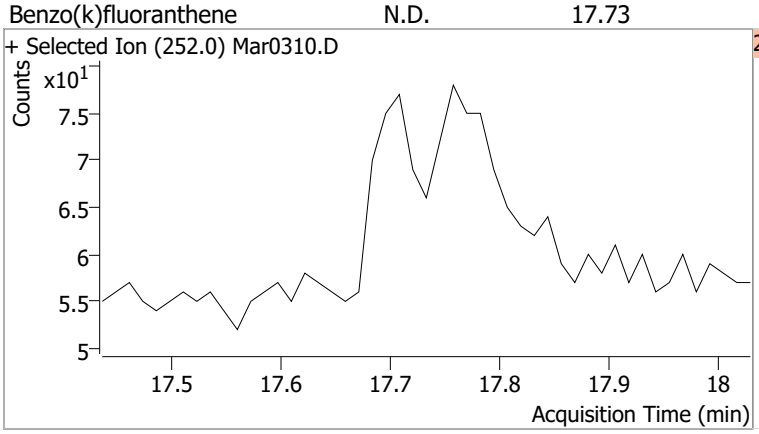

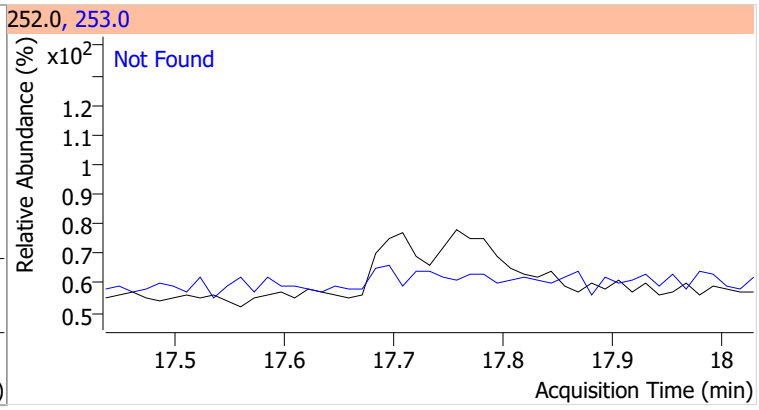

Compound	Conc.	RT	Dev(Min)	Resp.	QIon	QRatio	Lower	Upper
Benzo(a)pyrene		0		0	253.0		16.2	30.1

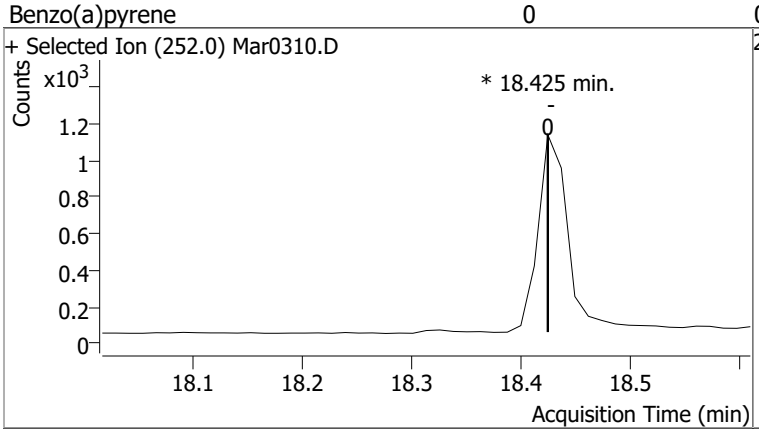

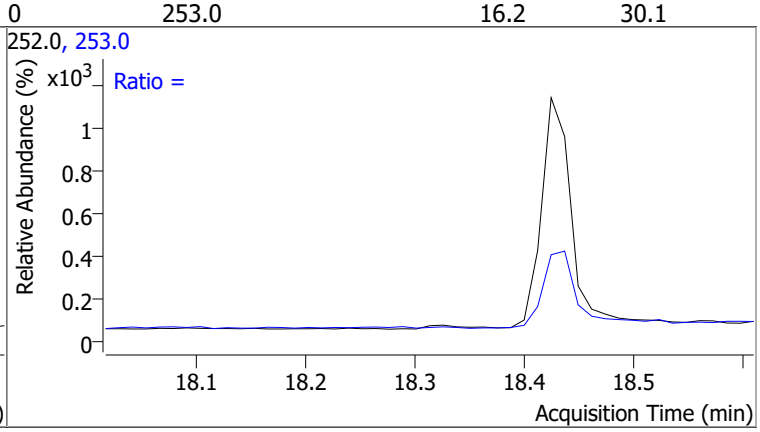

Compound	Conc.	Exp RT	QIon	Exp Ratio
Indeno(1,2,3-cd)pyrene	N.D.	20.17	138.0	20.9

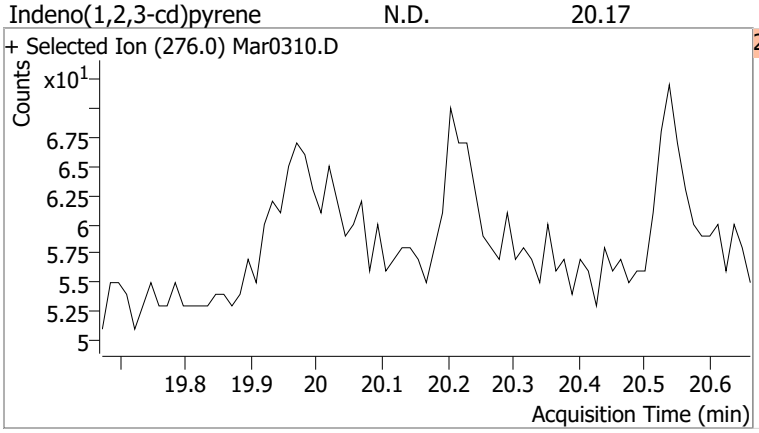

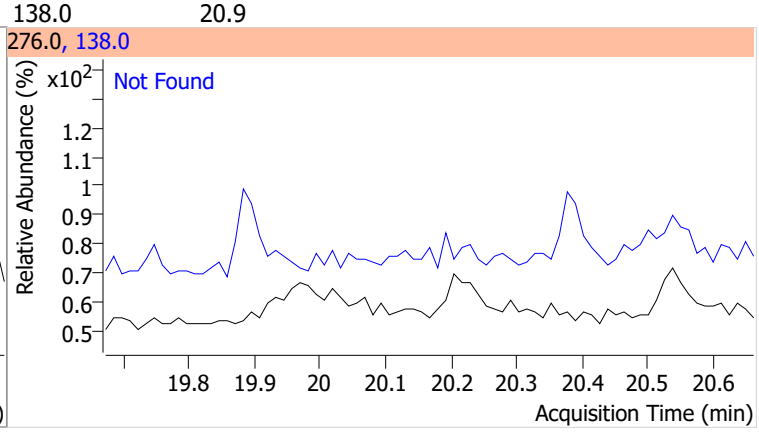

Compound	Conc.	Exp RT	QIon	Exp Ratio	QIon	Exp Ratio
Dibenzo(a,h)anthracene	N.D.	20.24	279.0	24.1	139.0	17.7

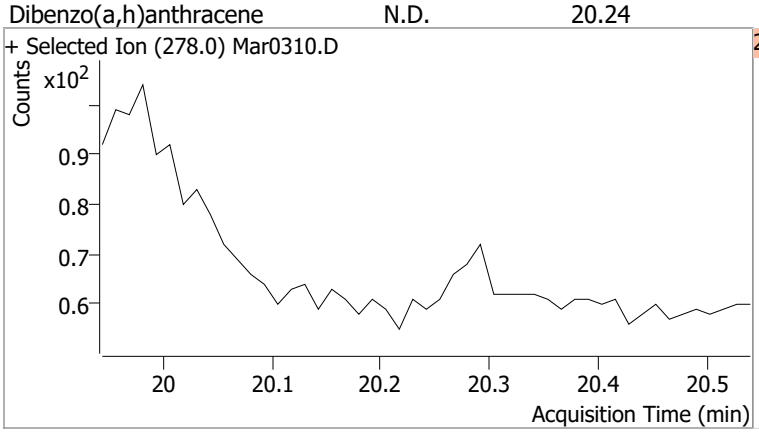

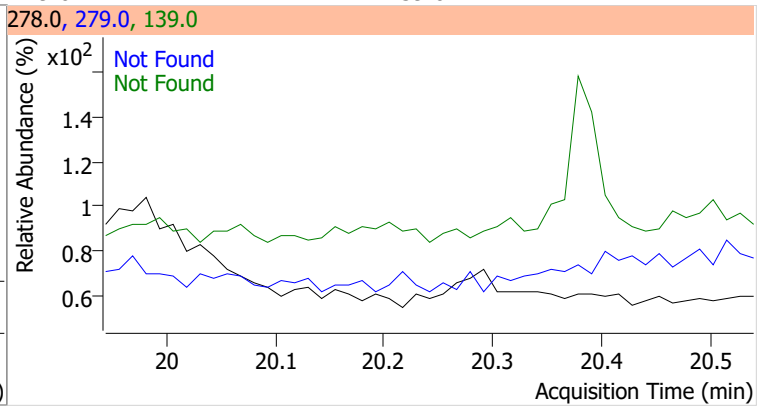

Compound	Conc.	Exp RT	QIon	Exp Ratio	QIon	Exp Ratio
Benzo(g,h,i)perylene	N.D.	20.50	138.0	23.2	277.0	23.1

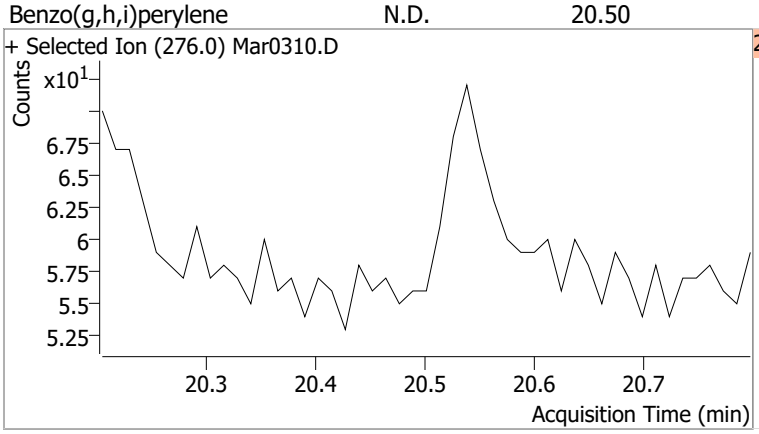

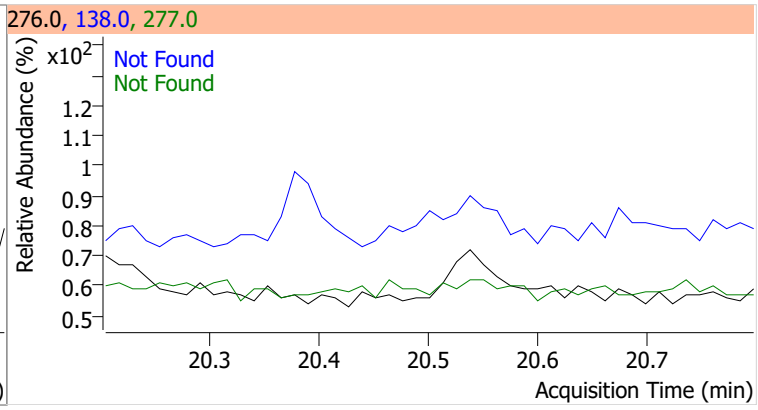

Quantitation Results Report (QT Reviewed)

Data File	Mar0311.D	Operator	LIMS import
Acq. Method	5975BNASIM	Acq. Date-Time	3/3/2022 5:18:49 PM
Sample Name	LLCS-164073	Instrument	GCMS
Vial	11	Multiplier	1.00
DA Method File	030222 bna SIM 1.batch.bin	Comment	SVOC-8270C-SIM-W-LLPAH
Tune File	dftppjph.u	Tune Date	
Batch Name	030322 bna SIM 1.batch.bin	Last Calib Update	2/28/2022 5:36:24 PM
Ref Library			

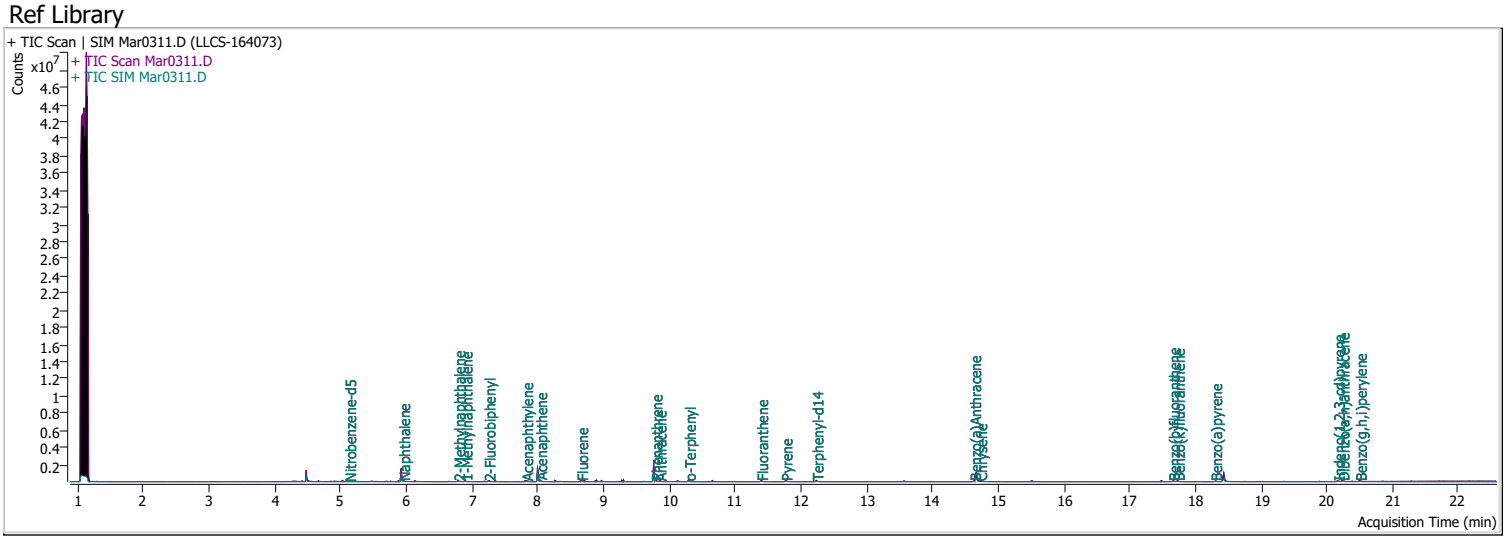

Compound	RT	QIon	Resp.	Conc.	Units	Dev(Min)
Internal Standards						
M 1,4-Dichlorobenzene-d4	4.484	152.0	187506	40.0000	ng/ml	-0.013
M Naphthalene-d8	5.928	136.0	789182	40.0000	ng/ml	0.000
M Acenaphthene-d10	8.000	164.0	529148	40.0000	ng/ml	0.000
M Phenanthrene-d10	9.768	188.0	998231	40.0000	ng/ml	0.000
M Chrysene-d12	14.664	240.0	731629	40.0000	ng/ml	0.000
M Perylene-d12	18.437	264.0	547695	40.0000	ng/ml	0.000
System Monitoring Compounds						
S Nitrobenzene-d5	5.131	82.0	13371	3.5703	ng/ml	-0.025
Spiked Amount: 5.000	Range: 19.0 - 102.0%			Recovery = 71.41%		
S 2-Fluorobiphenyl	7.252	172.0	51381	3.1429	ng/ml	-0.013
Spiked Amount: 5.000	Range: 25.0 - 94.0%			Recovery = 62.86%		
S o-Terphenyl	10.299	230.0	54695	3.9662	ng/ml	0.000
Spiked Amount: 5.000	Range: 40.0 - 140.0%			Recovery = 79.32%		
S Terphenyl-d14	12.238	244.0	66828	4.1643	ng/ml	0.000
Spiked Amount: 5.000	Range: 39.0 - 106.0%			Recovery = 83.29%		
Target Compounds						**QValue**
T Naphthalene	5.953	128.0	59706	2.9965	ng/ml	92
T 2-Methylnaphthalene	6.790	141.0	40162	3.4497	ng/ml	90
T 1-Methylnaphthalene	6.902	141.0	35852	2.8265	ng/ml	95
T Acenaphthylene	7.826	152.0	68096	3.3322	ng/ml	97
T Acenaphthene	8.038	154.0	51520	3.7413	ng/ml	99
T Fluorene	8.661	166.0	64890	3.7830	ng/ml	90
T Phenanthrene	9.793	178.0	99074	4.2242	ng/ml	99
T Anthracene	9.854	178.0	87004	4.1533	ng/ml	98
T Fluoranthene	11.398	202.0	97737	3.9814	ng/ml	99
T Pyrene	11.769	202.0	106545	4.2663	ng/ml	99
T Benzo(a)Anthracene	14.639	228.0	78381	4.3934	ng/ml	99
T Chrysene	14.726	228.0	103949	4.6199	ng/ml	96
T Benzo(b)fluoranthene	17.659	252.0	67073	4.4594	ng/ml	100

Compound	RT	QIon	Resp.	Conc.	Units		Dev(Min)
T Benzo(k)fluoranthene	17.733	252.0	71798	4.1234	ng/ml		95
T Benzo(a)pyrene	18.301	252.0	55472	3.9431	ng/ml		98
T Indeno(1,2,3-cd)pyrene	20.167	276.0	48103	4.1588	ng/ml		94
T Dibenzo(a,h)anthracene	20.241	278.0	56986	4.1942	ng/ml		96
T Benzo(g,h,i)perylene	20.501	276.0	66832	4.0650	ng/ml	m	95

(#) = Qualifier Out of Range; (m) = Manual Integration; (+) = Area Summed; (*) = Surrogate Percent Recovery Out of Range; (d): Zeroed Peak

Compound	Conc.	RT	Dev(Min)	Resp.	QIon	QRatio	Lower	Upper
Nitrobenzene-d5	3.5703	5.13	-0.02	13371	54.0	42.2	30.6	56.8
					128.0	34.7	28.9	53.6

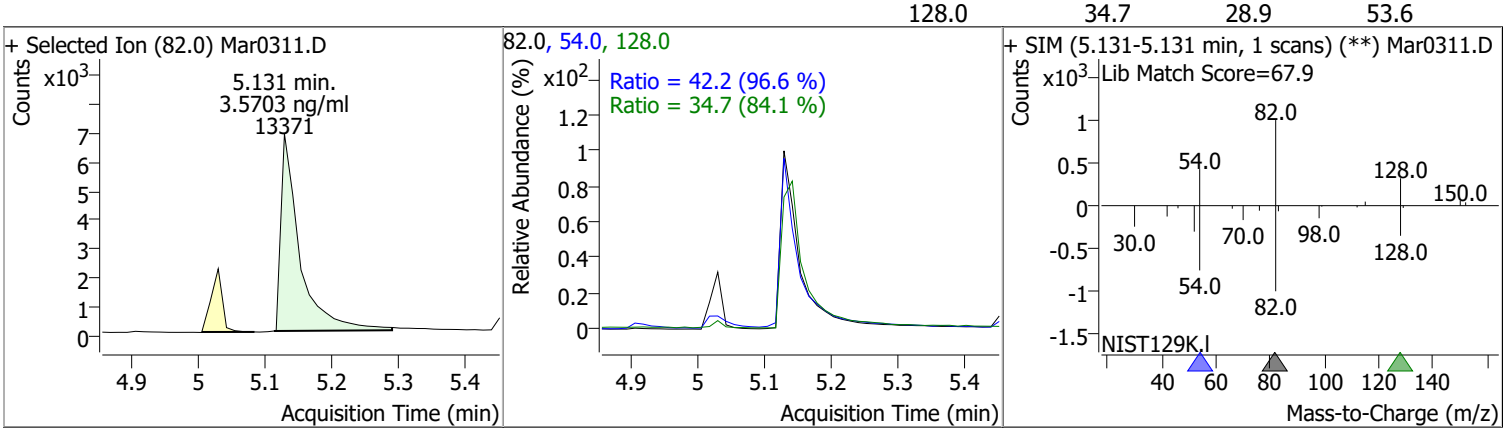

Compound	Conc.	RT	Dev(Min)	Resp.	QIon	QRatio	Lower	Upper
Naphthalene	2.9965	5.95	0.00	59706	102.0	19.0	0.0	40.8
					129.0	11.3	7.8	14.5

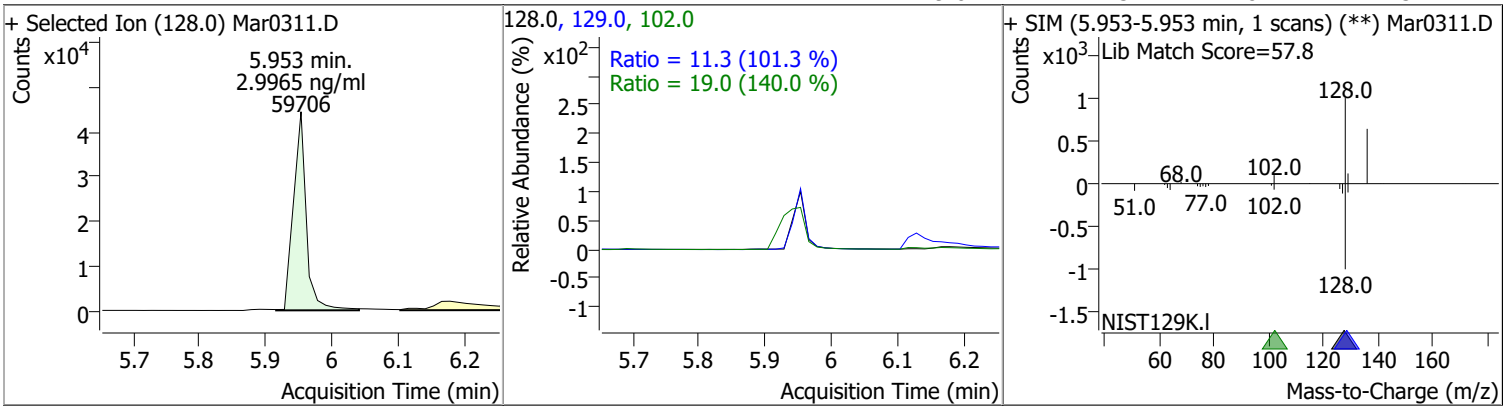

Compound	Conc.	RT	Dev(Min)	Resp.	QIon	QRatio	Lower	Upper
2-Methylnaphthalene	3.4497	6.79	0.00	40162	142.0	145.7	94.4	175.3
					115.0	41.7	36.1	67.0

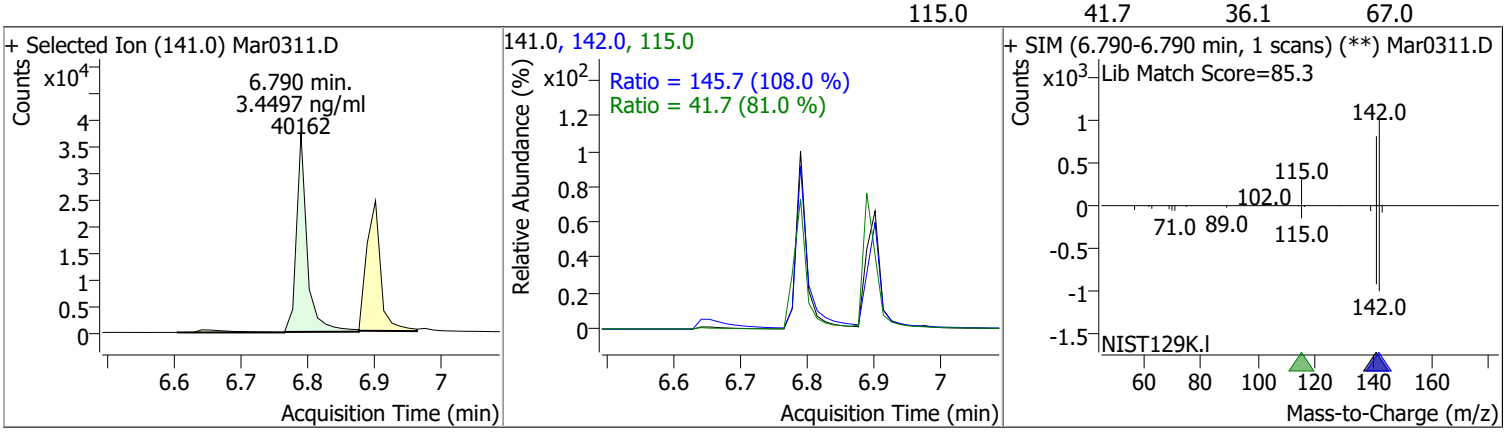

Compound	Conc.	RT	Dev(Min)	Resp.	QIon	QRatio	Lower	Upper
1-Methylnaphthalene	2.8265	6.90	0.00	35852	142.0	116.4	83.6	155.3
					115.0	56.7	34.8	64.6

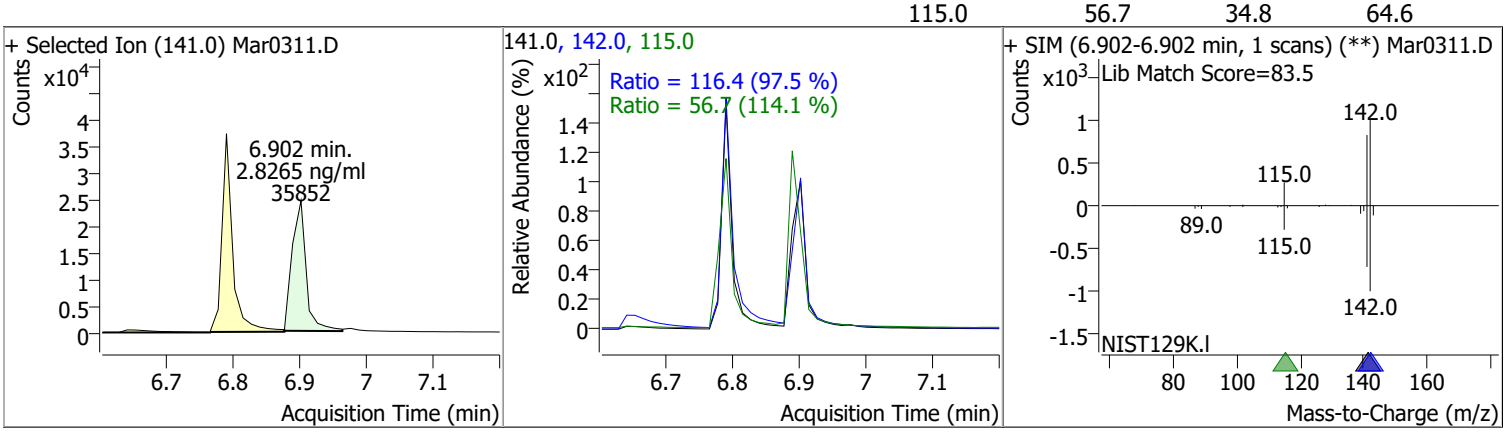

Compound	Conc.	RT	Dev(Min)	Resp.	QIon	QRatio	Lower	Upper
2-Fluorobiphenyl	3.1429	7.25	-0.01	51381	171.0	36.1	24.3	45.1

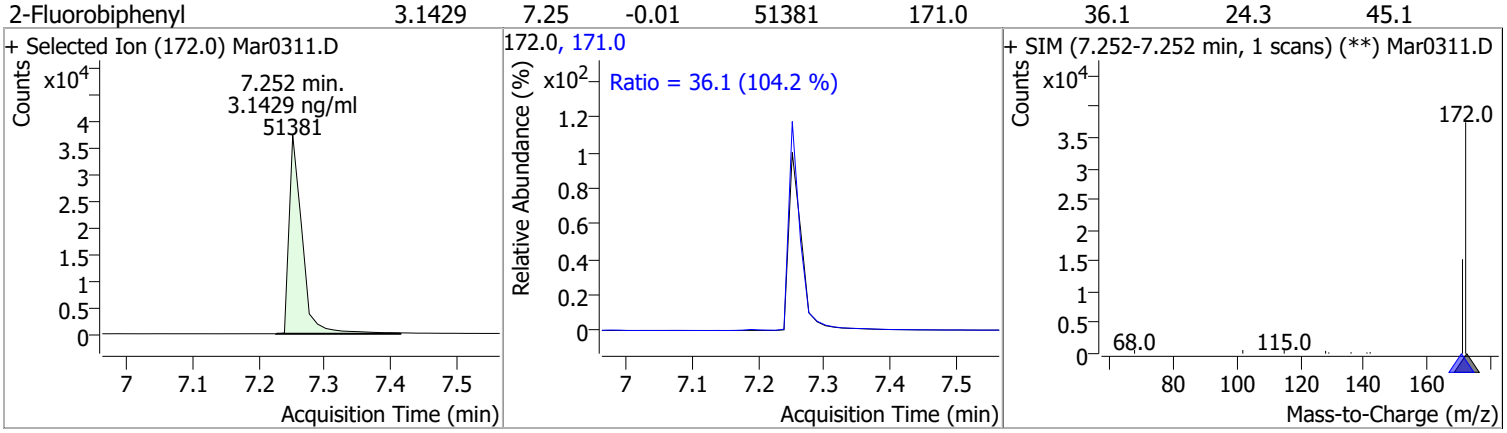

Compound	Conc.	RT	Dev(Min)	Resp.	QIon	QRatio	Lower	Upper
Acenaphthylene	3.3322	7.83	0.00	68096	153.0	14.7	11.2	20.8

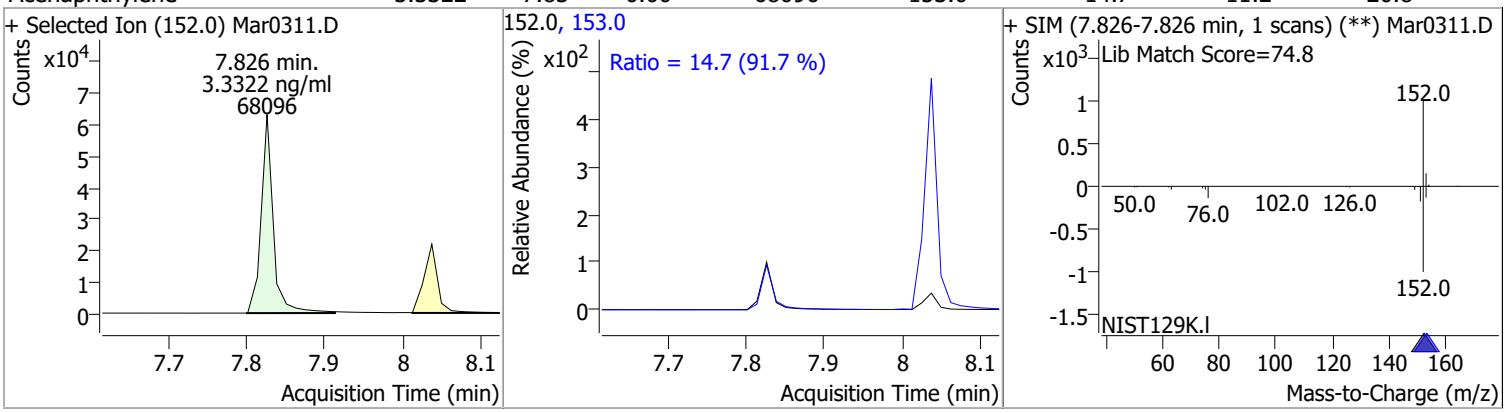

Compound	Conc.	RT	Dev(Min)	Resp.	QIon	QRatio	Lower	Upper
Acenaphthene	3.7413	8.04	0.00	51520	153.0	108.3	76.8	142.6
					152.0	52.0	36.4	67.5

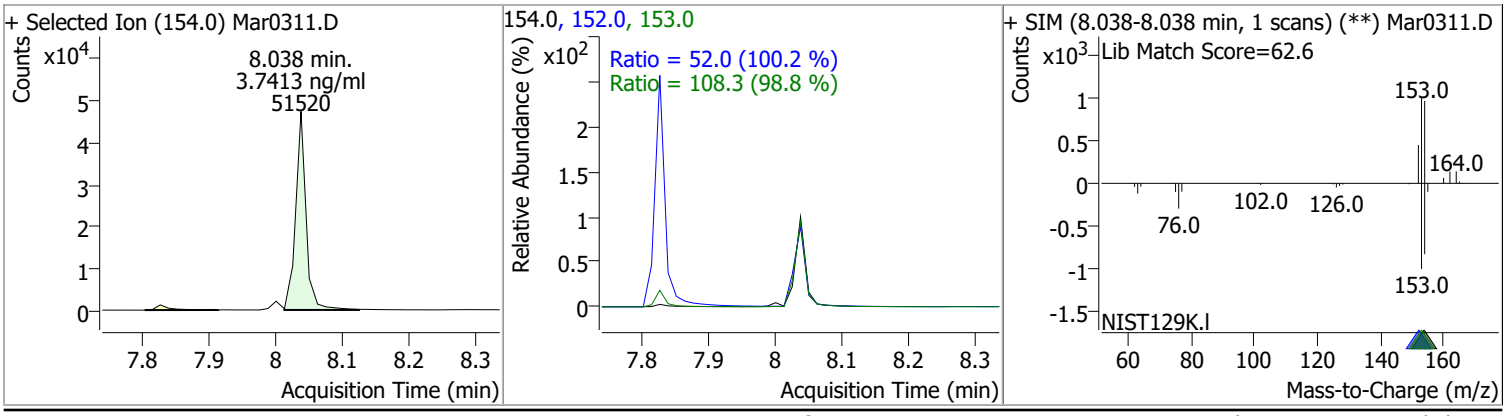

Quantitation Results Report (QT Reviewed)

Compound	Conc.	RT	Dev(Min)	Resp.	QIon	QRatio	Lower	Upper
Fluorene	3.7830	8.66	-0.01	64890	165.0	96.3	60.3	111.9
					167.0	13.6	8.9	16.6

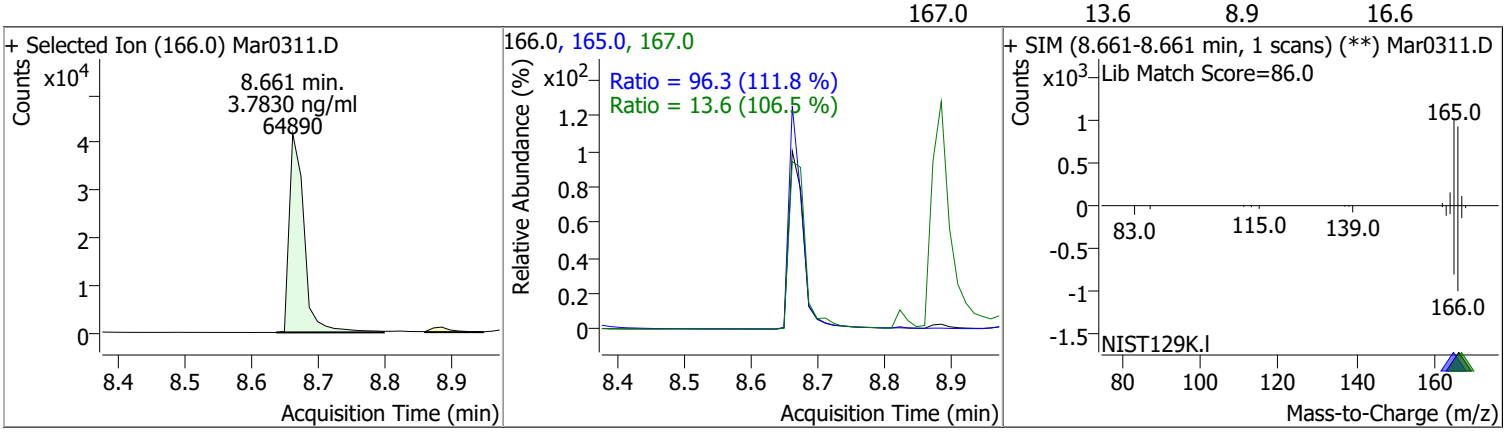

Compound	Conc.	RT	Dev(Min)	Resp.	QIon	QRatio	Lower	Upper
Phenanthrene	4.2242	9.79	0.00	99074	176.0	17.5	12.7	23.5

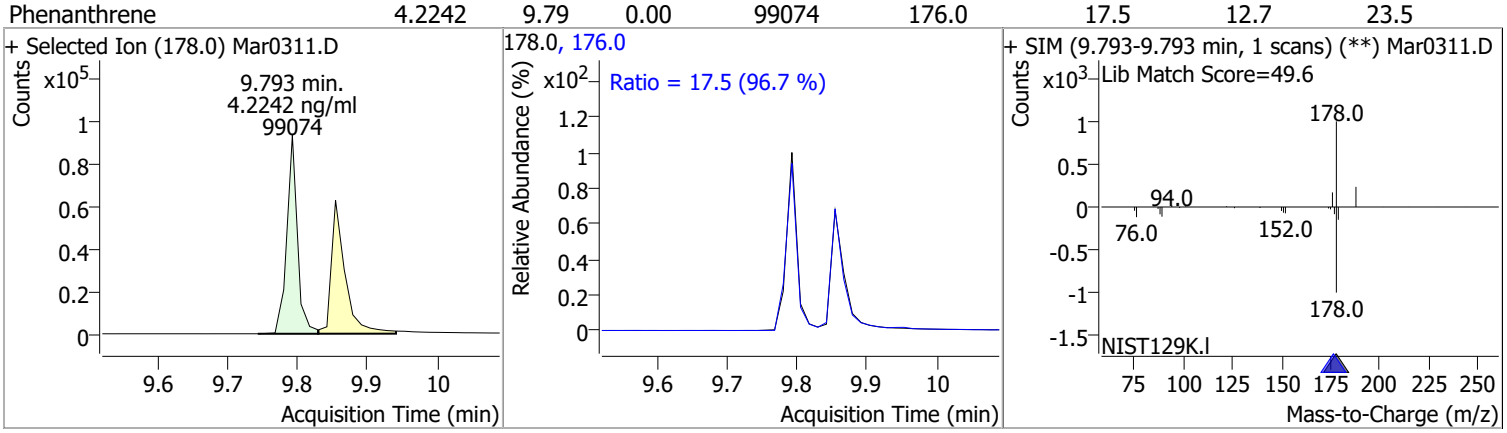

Compound	Conc.	RT	Dev(Min)	Resp.	QIon	QRatio	Lower	Upper
Anthracene	4.1533	9.85	0.00	87004	176.0	17.5	12.9	23.9

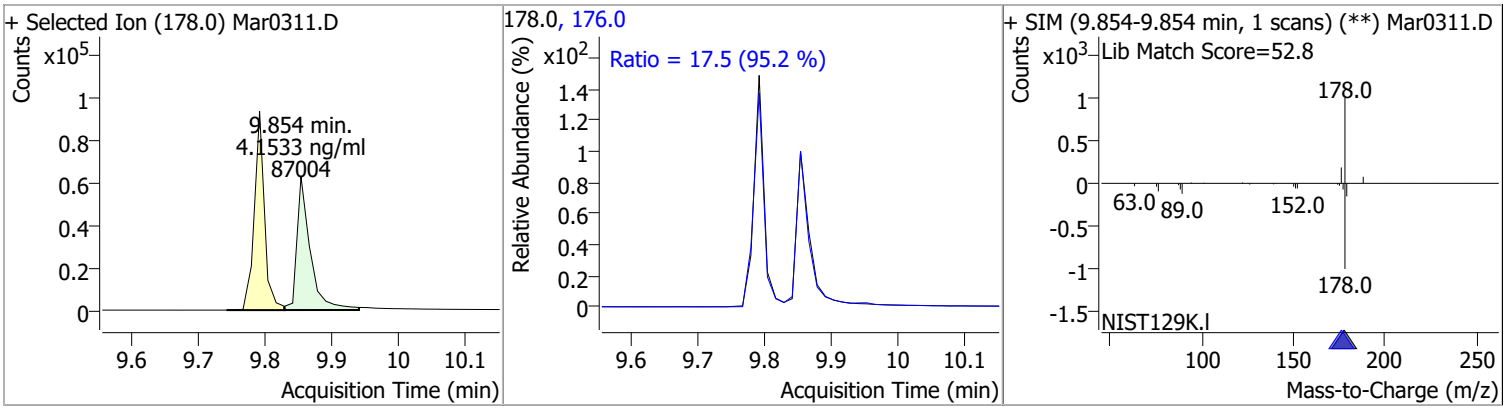

Compound	Conc.	RT	Dev(Min)	Resp.	QIon	QRatio	Lower	Upper
o-Terphenyl	3.9662	10.30	0.00	54695	229.0	63.2	42.8	79.5
					215.0	38.7	28.0	52.0

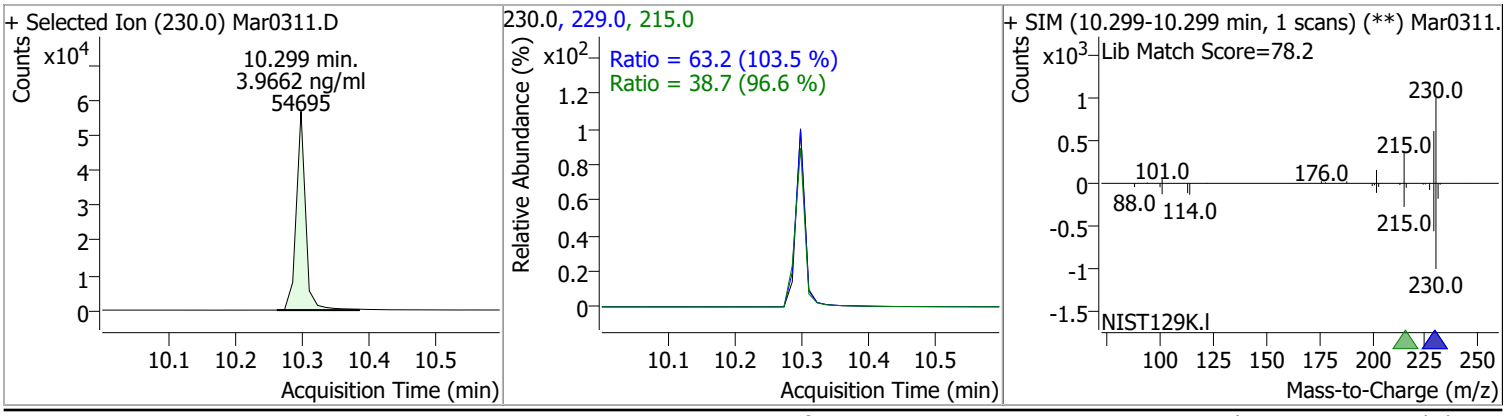

Compound	Conc.	RT	Dev(Min)	Resp.	QIon	QRatio	Lower	Upper
Fluoranthene	3.9814	11.40	0.00	97737	101.0	10.0	6.7	12.5

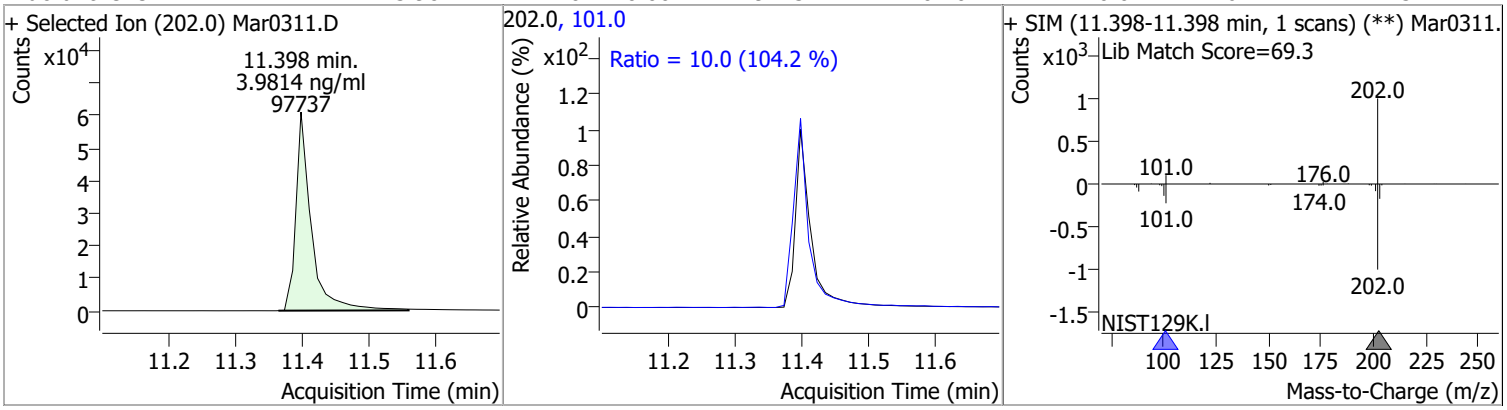

Compound	Conc.	RT	Dev(Min)	Resp.	QIon	QRatio	Lower	Upper
Pyrene	4.2663	11.77	-0.01	106545	101.0	11.8	8.4	15.6

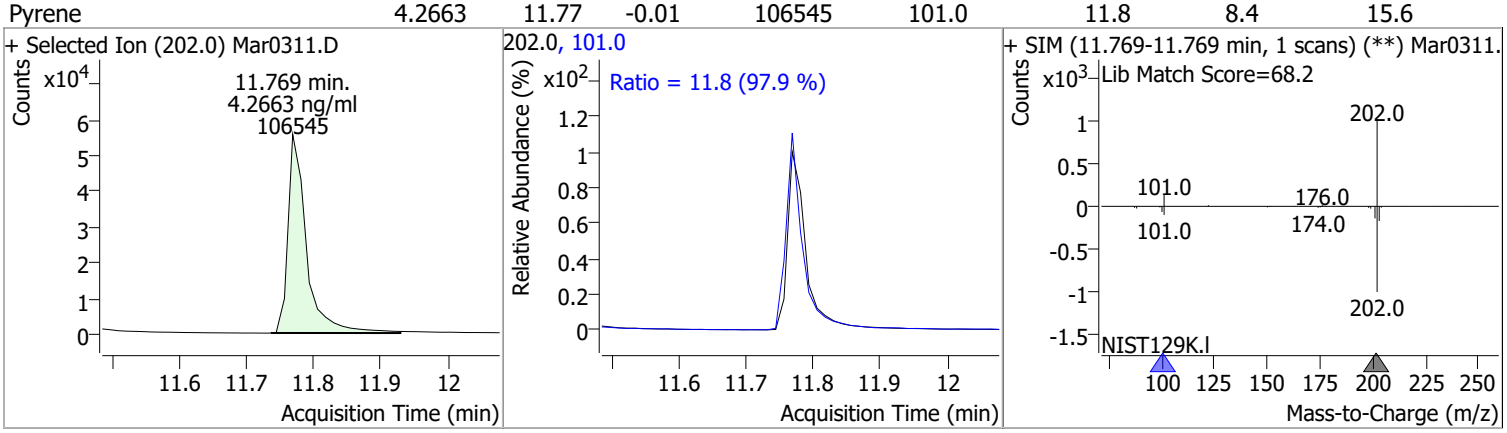

Compound	Conc.	RT	Dev(Min)	Resp.	QIon	QRatio	Lower	Upper
Terphenyl-d14	4.1643	12.24	0.00	66828	122.0	12.8	8.6	16.0

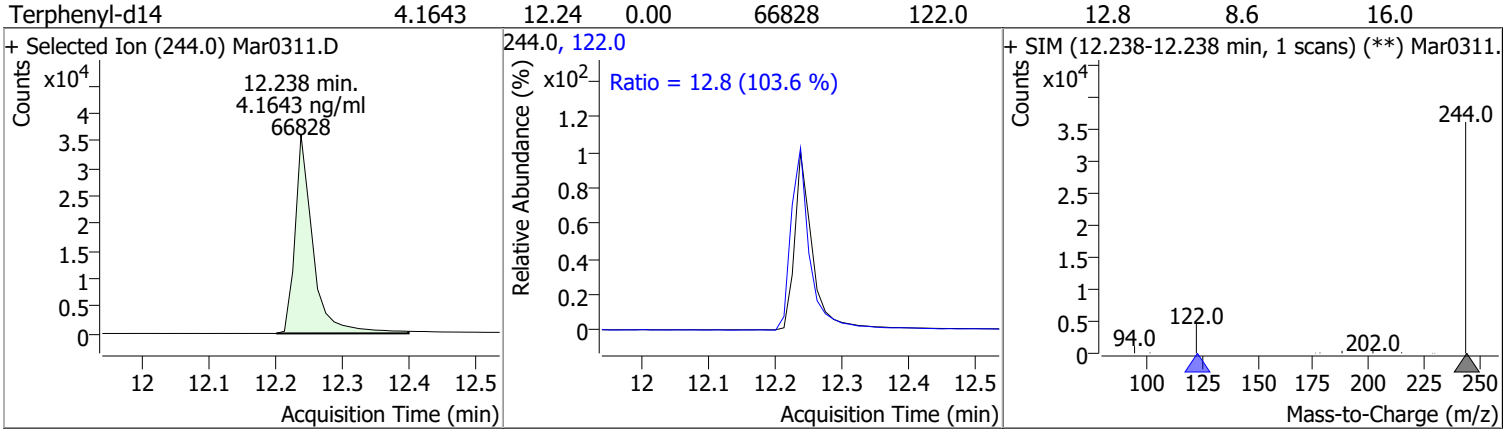

Compound	Conc.	RT	Dev(Min)	Resp.	QIon	QRatio	Lower	Upper
Benzo(a)Anthracene	4.3934	14.64	0.00	78381	226.0	25.6	18.0	33.4
					229.0	22.3	16.5	30.7

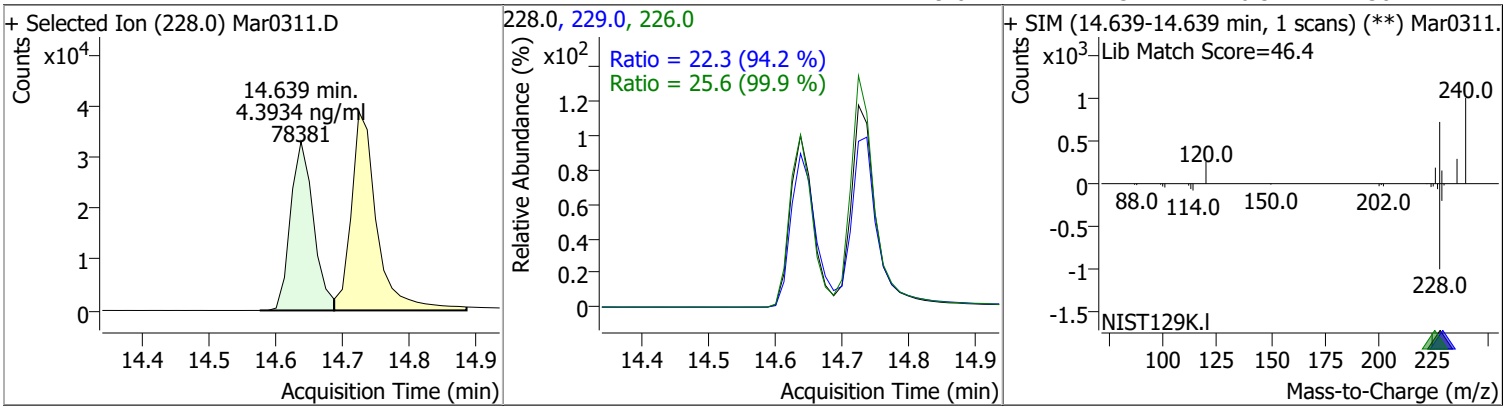

Quantitation Results Report (QT Reviewed)

Compound	Conc.	RT	Dev(Min)	Resp.	QIon	QRatio	Lower	Upper
Chrysene	4.6199	14.73	-0.01	103949	226.0	28.5	21.6	40.2
					229.0	21.5	13.8	25.7

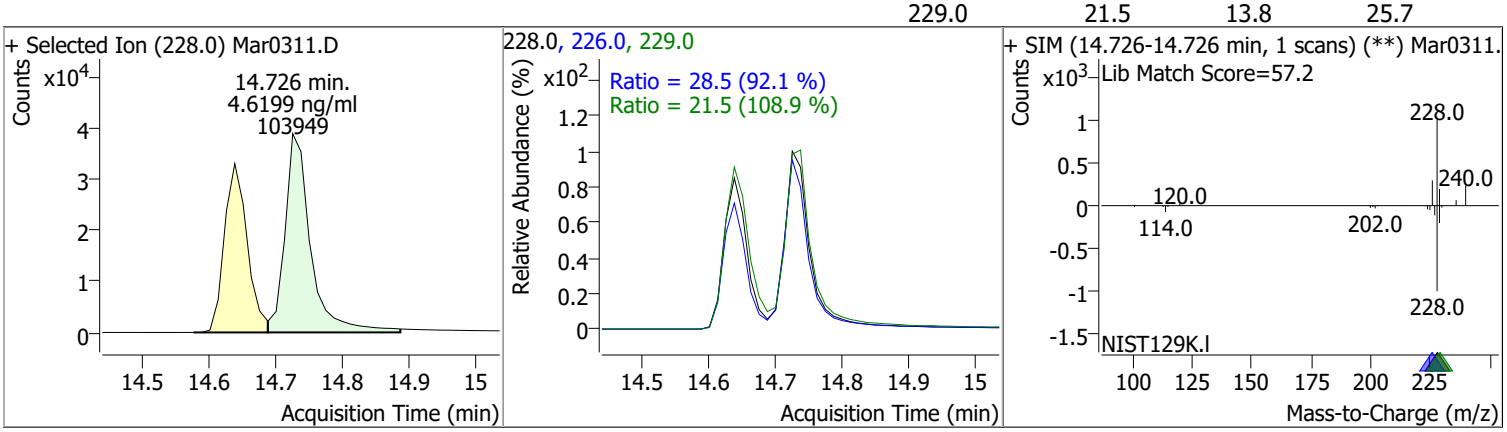

Compound	Conc.	RT	Dev(Min)	Resp.	QIon	QRatio	Lower	Upper
Benzo(b)fluoranthene	4.4594	17.66	0.00	67073	253.0	22.4	15.7	29.2

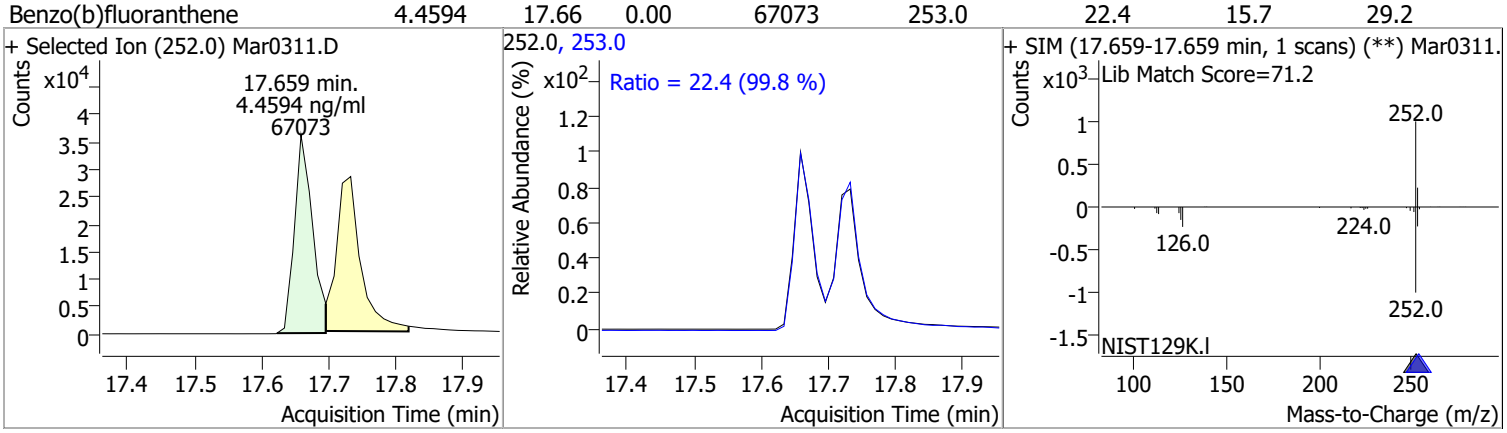

Compound	Conc.	RT	Dev(Min)	Resp.	QIon	QRatio	Lower	Upper
Benzo(k)fluoranthene	4.1234	17.73	0.00	71798	253.0	22.2	17.2	31.9

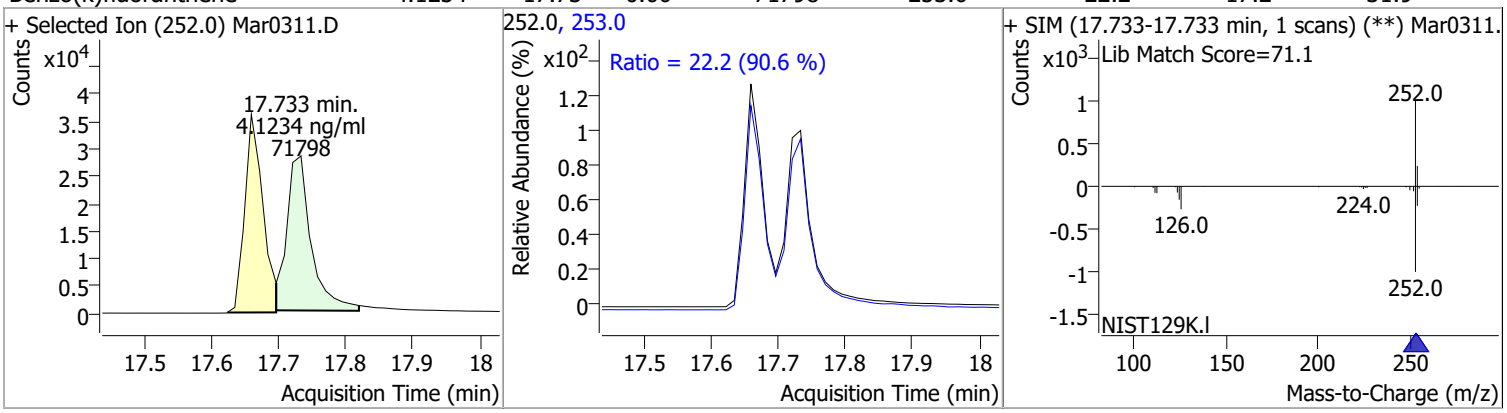

Compound	Conc.	RT	Dev(Min)	Resp.	QIon	QRatio	Lower	Upper
Benzo(a)pyrene	3.9431	18.30	-0.01	55472	253.0	24.2	16.2	30.1

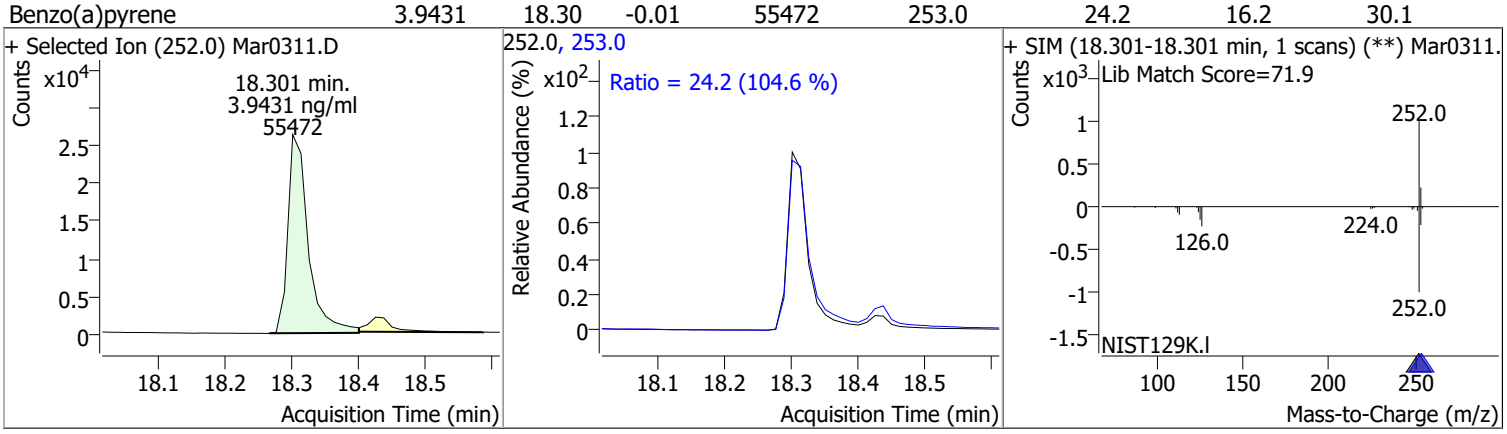

Compound	Conc.	RT	Dev(Min)	Resp.	QIon	QRatio	Lower	Upper
Indeno(1,2,3-cd)pyrene	4.1588	20.17	0.00	48103	138.0	23.9	14.6	27.2

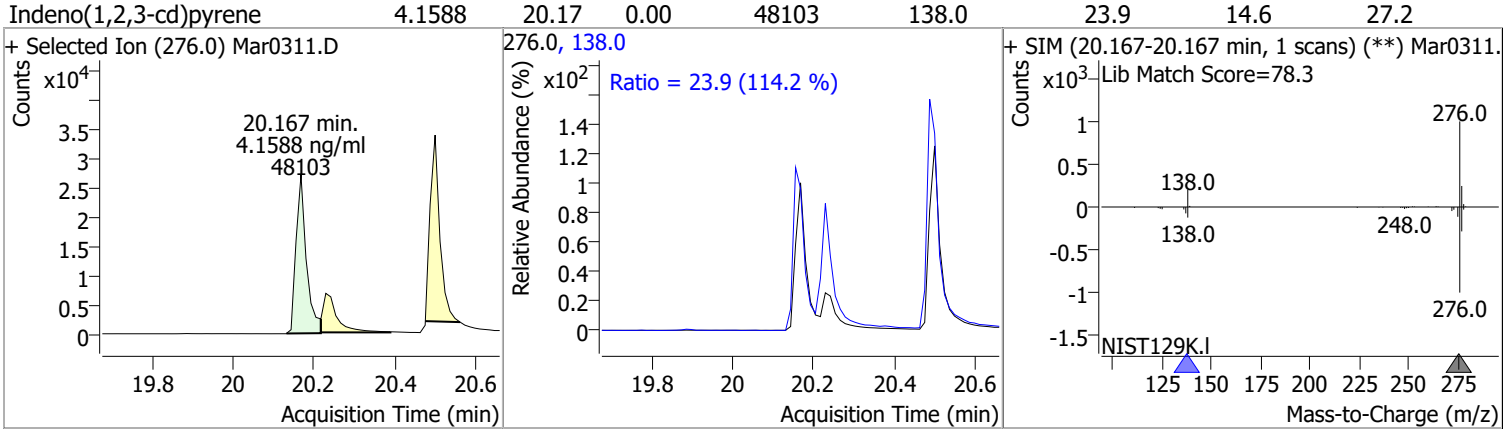

Compound	Conc.	RT	Dev(Min)	Resp.	QIon	QRatio	Lower	Upper
Dibenzo(a,h)anthracene	4.1942	20.24	0.00	56986	279.0	25.5	16.8	31.3
					139.0	20.2	12.4	23.0

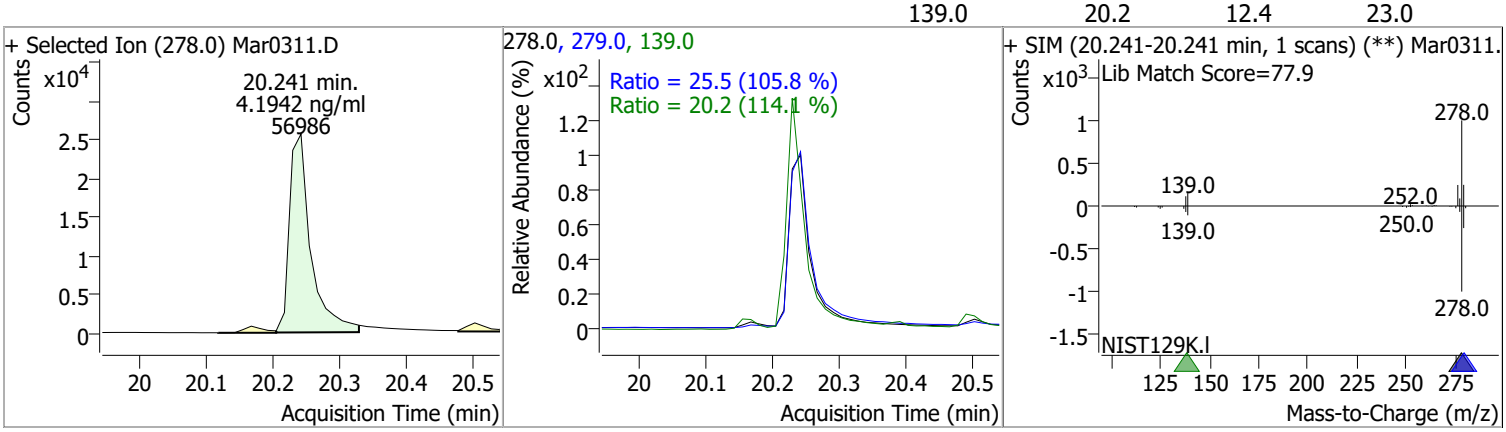

Compound	Conc.	RT	Dev(Min)	Resp.	QIon	QRatio	Lower	Upper
Benzo(g,h,i)perylene	4.0650	20.50	0.00	66832 (m)	138.0	26.3	16.2	30.1
					277.0	24.7	16.2	30.1

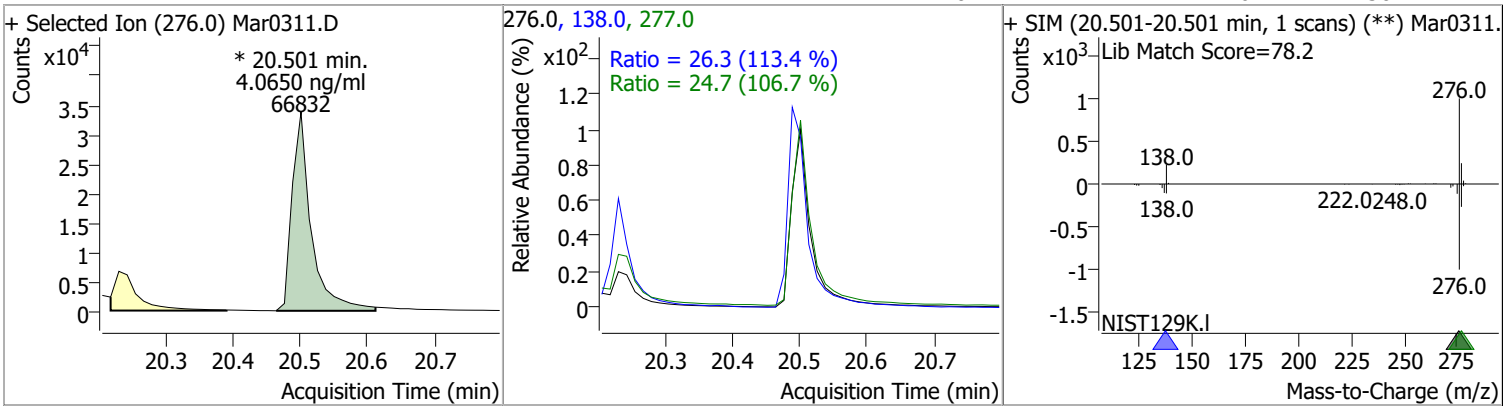

Quantitation Results Report (QT Reviewed)

Data File	Mar0312.D	Operator	LIMS import
Acq. Method	5975BNASIM	Acq. Date-Time	3/3/2022 5:51:31 PM
Sample Name	LLCSD-164073	Instrument	GCMS
Vial	12	Multiplier	1.00
DA Method File	030222 bna SIM 1.batch.bin	Comment	SVOC-8270C-SIM-W-LLPAH
Tune File	dftppjph.u	Tune Date	
Batch Name	030322 bna SIM 1.batch.bin	Last Calib Update	2/28/2022 5:36:24 PM
Ref Library			

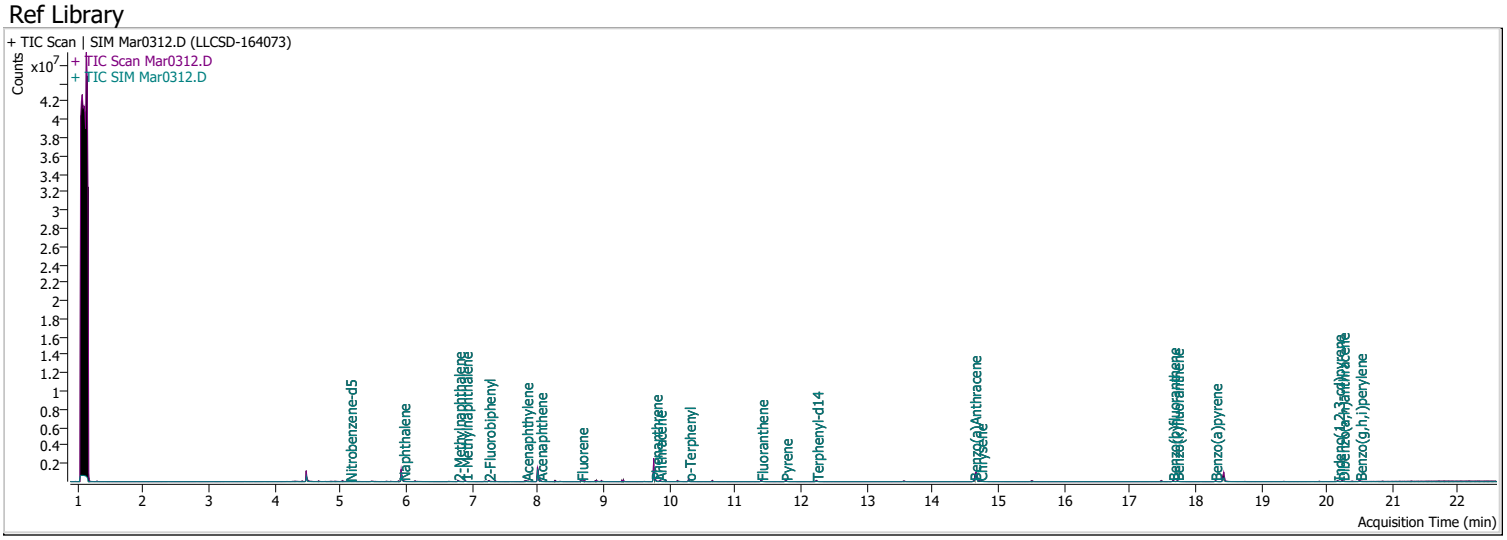

Compound	RT	QIon	Resp.	Conc.	Units	Dev(Min)
Internal Standards						
M 1,4-Dichlorobenzene-d4	4.484	152.0	183592	40.0000	ng/ml	-0.012
M Naphthalene-d8	5.928	136.0	776149	40.0000	ng/ml	0.000
M Acenaphthene-d10	8.000	164.0	500804	40.0000	ng/ml	0.000
M Phenanthrene-d10	9.768	188.0	969547	40.0000	ng/ml	0.000
M Chrysene-d12	14.664	240.0	715330	40.0000	ng/ml	0.000
M Perylene-d12	18.437	264.0	540835	40.0000	ng/ml	0.000
System Monitoring Compounds						
S Nitrobenzene-d5	5.143	82.0	10596	2.9708	ng/ml	-0.012
Spiked Amount: 5.000	Range: 19.0 - 102.0%			Recovery = 59.42%		
S 2-Fluorobiphenyl	7.252	172.0	43750	2.8276	ng/ml	-0.012
Spiked Amount: 5.000	Range: 25.0 - 94.0%			Recovery = 56.55%		
S o-Terphenyl	10.299	230.0	53767	4.0171	ng/ml	0.000
Spiked Amount: 5.000	Range: 40.0 - 140.0%			Recovery = 80.34%		
S Terphenyl-d14	12.238	244.0	62550	3.9865	ng/ml	0.000
Spiked Amount: 5.000	Range: 39.0 - 106.0%			Recovery = 79.73%		
Target Compounds						**QValue**
T Naphthalene	5.953	128.0	48104	2.4548	ng/ml	96
T 2-Methylnaphthalene	6.790	141.0	34200	2.9869	ng/ml	92
T 1-Methylnaphthalene	6.902	141.0	31160	2.4843	ng/ml	92
T Acenaphthylene	7.826	152.0	62454	3.2291	ng/ml	98
T Acenaphthene	8.038	154.0	47098	3.6030	ng/ml	99
T Fluorene	8.661	166.0	60637	3.7351	ng/ml	88
T Phenanthrene	9.793	178.0	95010	4.1689	ng/ml	100
T Anthracene	9.854	178.0	87115	4.2816	ng/ml	99
T Fluoranthene	11.398	202.0	93961	3.9408	ng/ml	99
T Pyrene	11.769	202.0	105565	4.3272	ng/ml	99
T Benzo(a)Anthracene	14.639	228.0	75938	4.3518	ng/ml	98
T Chrysene	14.726	228.0	101476	4.6123	ng/ml	95
T Benzo(b)fluoranthene	17.659	252.0	65498	4.4098	ng/ml	99

Compound	RT	QIon	Resp.	Conc.	Units	Dev(Min)
T Benzo(k)fluoranthene	17.721	252.0	75403	4.3931	ng/ml	94
T Benzo(a)pyrene	18.302	252.0	53833	3.8751	ng/ml	99
T Indeno(1,2,3-cd)pyrene	20.167	276.0	46611	4.0810	ng/ml	95
T Dibenzo(a,h)anthracene	20.241	278.0	54783	4.0832	ng/ml	96
T Benzo(g,h,i)perylene	20.501	276.0	66212	4.0784	ng/ml	98

(#) = Qualifier Out of Range; (m) = Manual Integration; (+) = Area Summed; (*) = Surrogate Percent Recovery Out of Range; (d): Zeroed Peak

Quantitation Results Report (QT Reviewed)

Compound	Conc.	RT	Dev(Min)	Resp.	QIon	QRatio	Lower	Upper
Nitrobenzene-d5	2.9708	5.14	-0.01	10596	54.0	42.7	30.6	56.8
					128.0	37.9	28.9	53.6

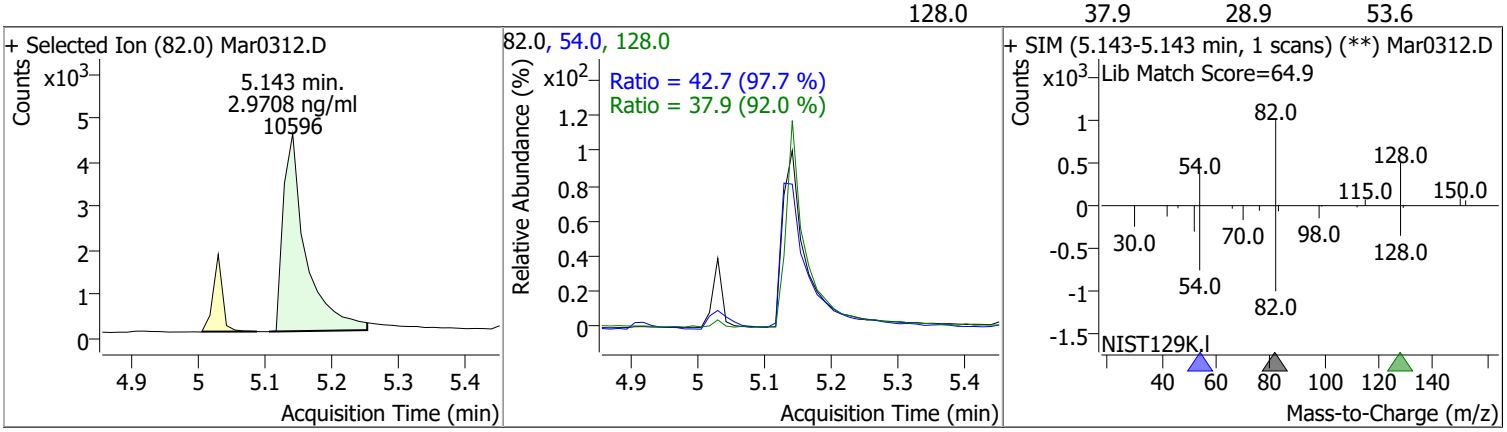

Compound	Conc.	RT	Dev(Min)	Resp.	QIon	QRatio	Lower	Upper
Naphthalene	2.4548	5.95	0.00	48104	102.0	10.7	0.0	40.8
					129.0	11.3	7.8	14.5

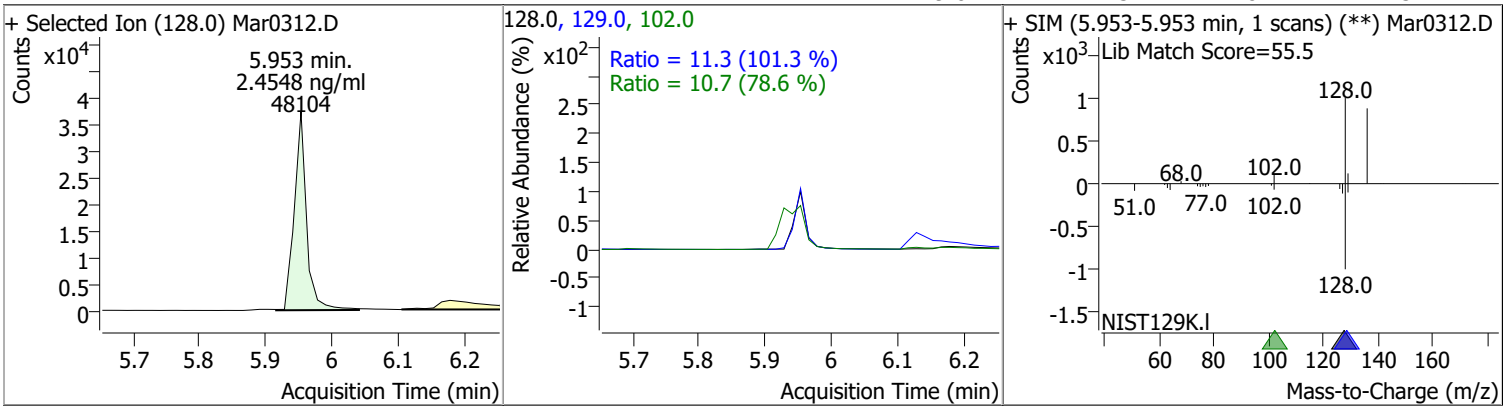

Compound	Conc.	RT	Dev(Min)	Resp.	QIon	QRatio	Lower	Upper
2-Methylnaphthalene	2.9869	6.79	0.00	34200	142.0	144.2	94.4	175.3
					115.0	45.9	36.1	67.0

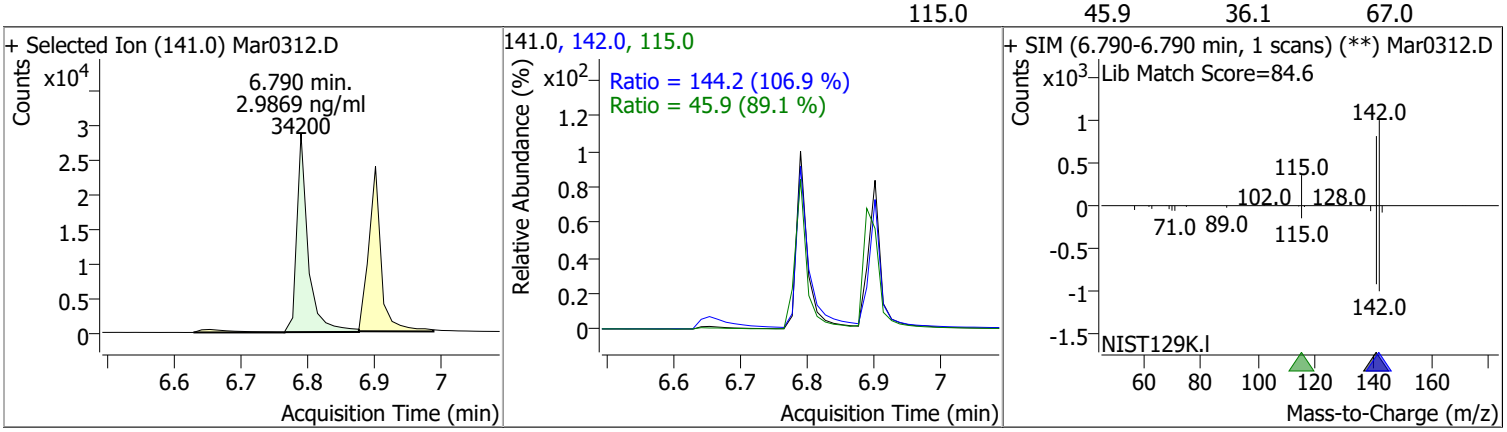

Compound	Conc.	RT	Dev(Min)	Resp.	QIon	QRatio	Lower	Upper
1-Methylnaphthalene	2.4843	6.90	0.00	31160	142.0	109.5	83.6	155.3
					115.0	53.8	34.8	64.6

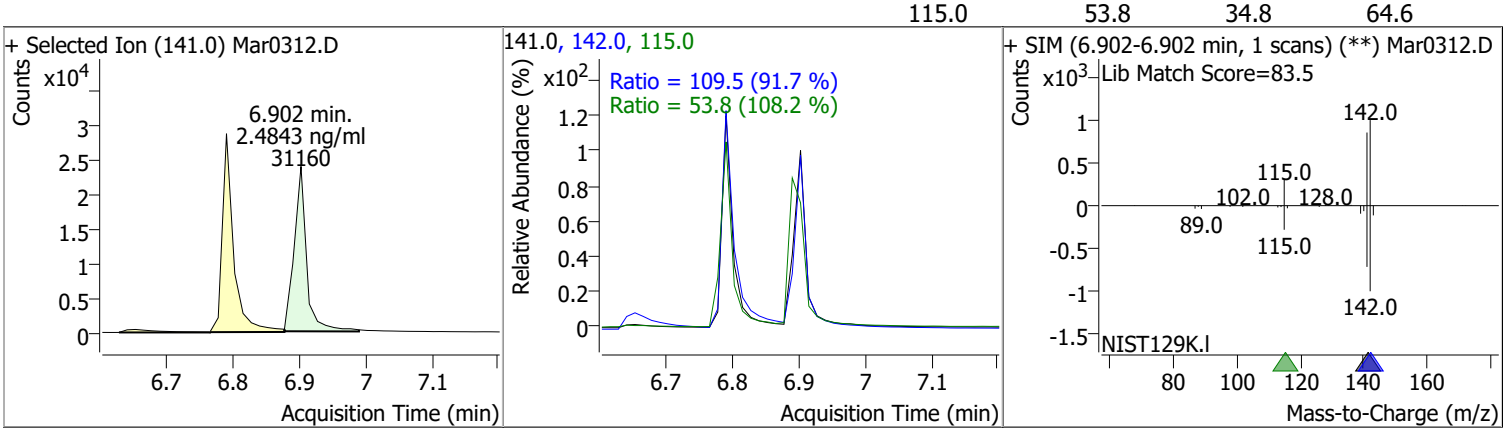

Compound	Conc.	RT	Dev(Min)	Resp.	QIon	QRatio	Lower	Upper
2-Fluorobiphenyl	2.8276	7.25	-0.01	43750	171.0	36.6	24.3	45.1

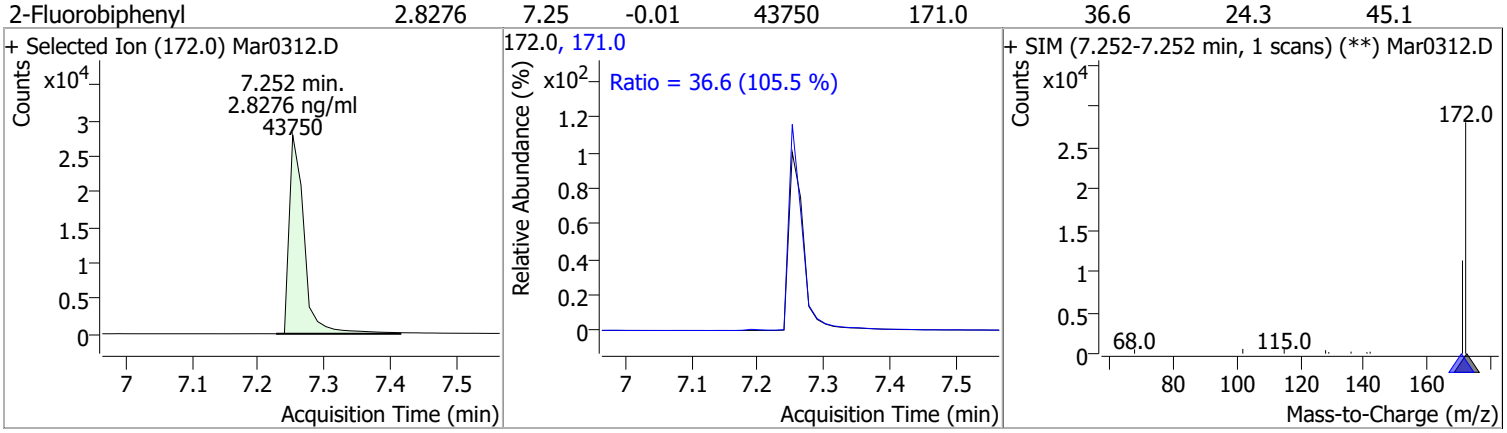

Compound	Conc.	RT	Dev(Min)	Resp.	QIon	QRatio	Lower	Upper
Acenaphthylene	3.2291	7.83	0.00	62454	153.0	15.1	11.2	20.8

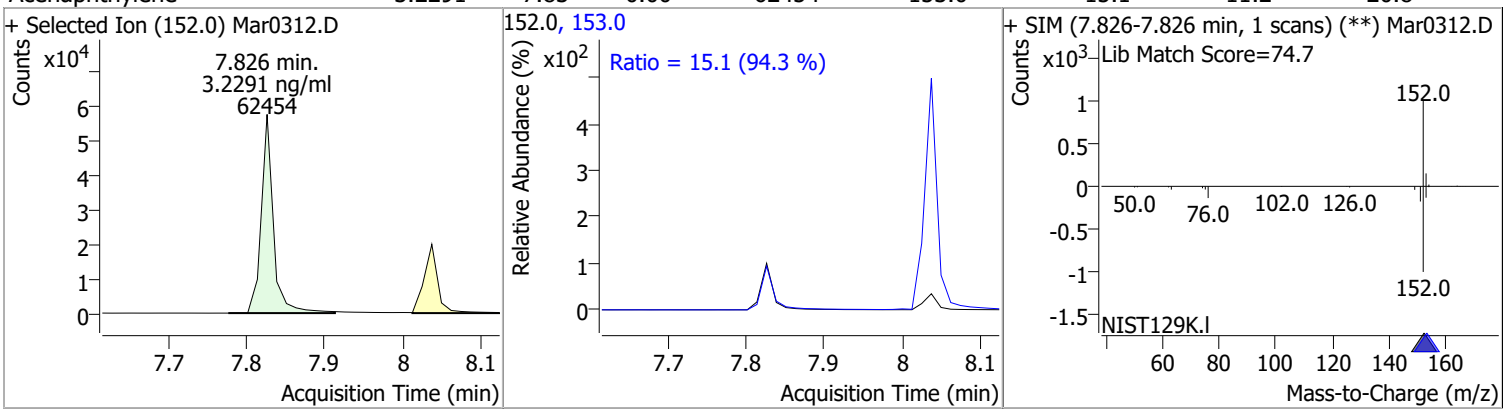

Compound	Conc.	RT	Dev(Min)	Resp.	QIon	QRatio	Lower	Upper
Acenaphthene	3.6030	8.04	0.00	47098	153.0	110.8	76.8	142.6
					152.0	52.3	36.4	67.5

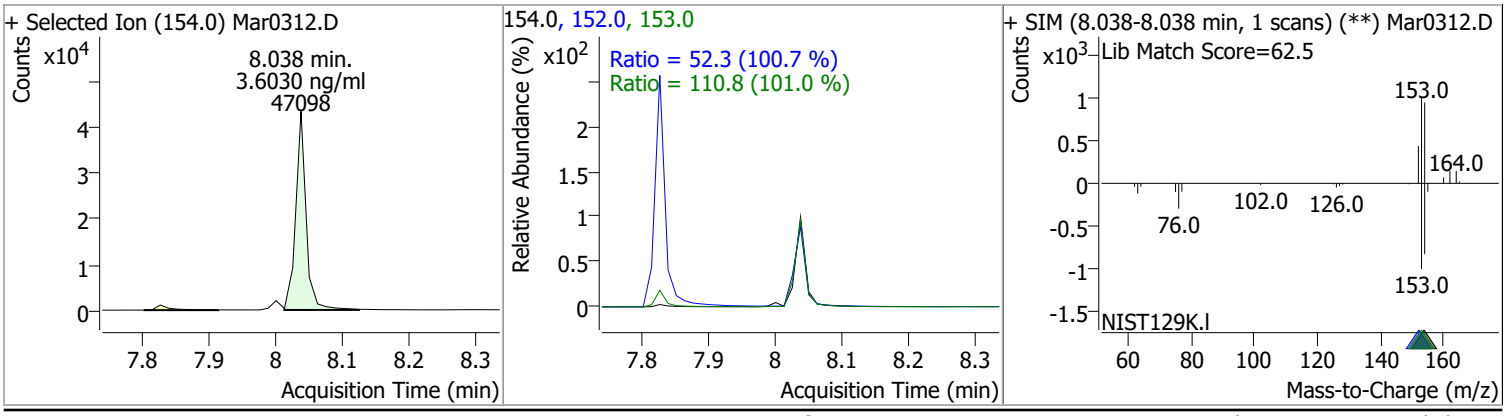

Compound	Conc.	RT	Dev(Min)	Resp.	QIon	QRatio	Lower	Upper
Fluorene	3.7351	8.66	-0.01	60637	165.0	98.0	60.3	111.9
					167.0	13.8	8.9	16.6

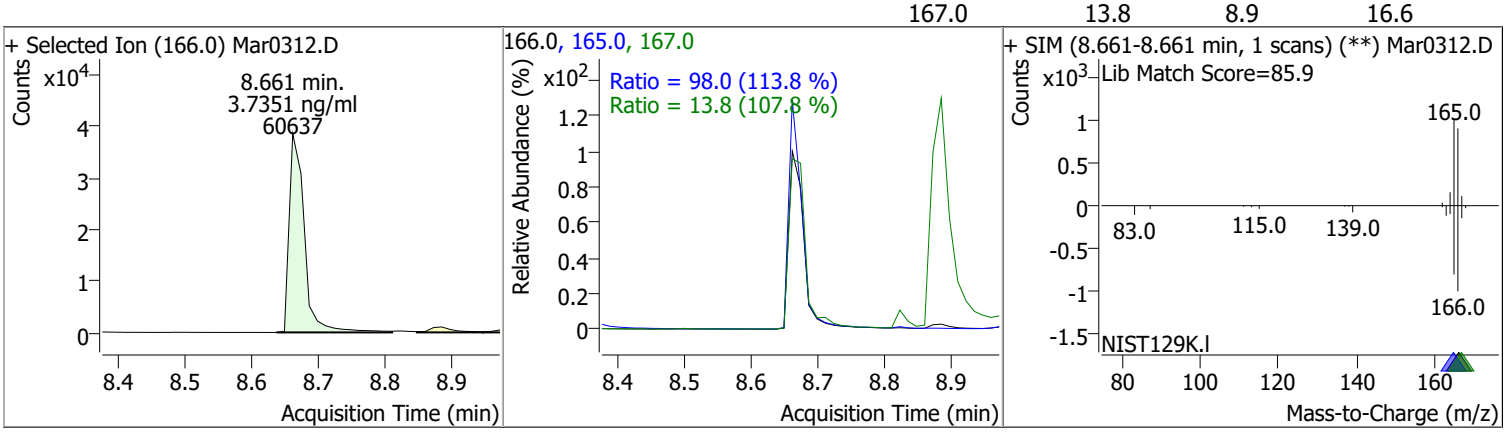

Compound	Conc.	RT	Dev(Min)	Resp.	QIon	QRatio	Lower	Upper
Phenanthrene	4.1689	9.79	0.00	95010	176.0	18.1	12.7	23.5

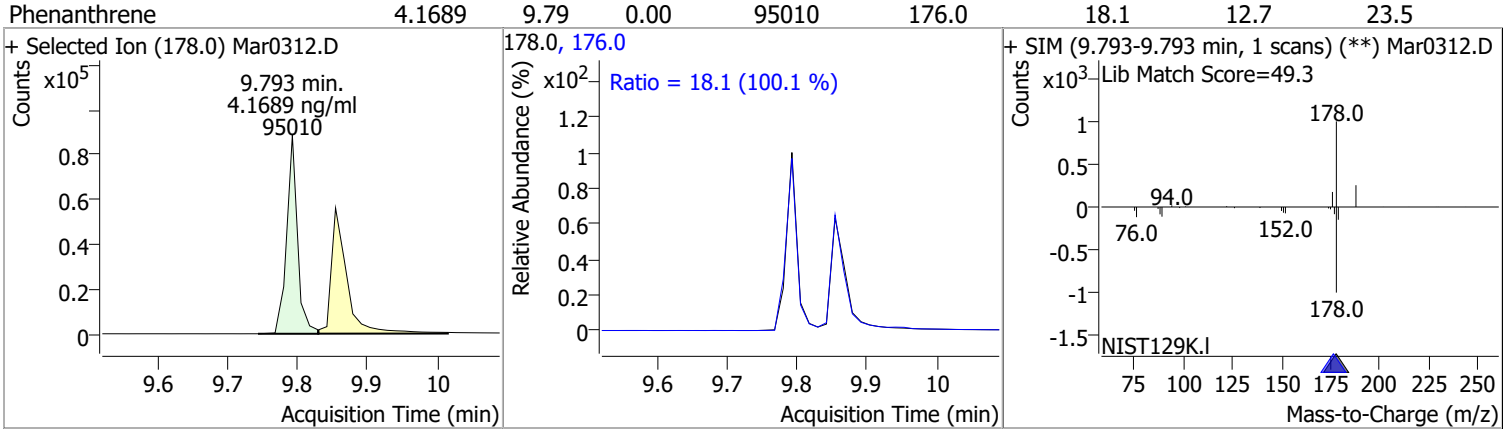

Compound	Conc.	RT	Dev(Min)	Resp.	QIon	QRatio	Lower	Upper
Anthracene	4.2816	9.85	0.00	87115	176.0	17.9	12.9	23.9

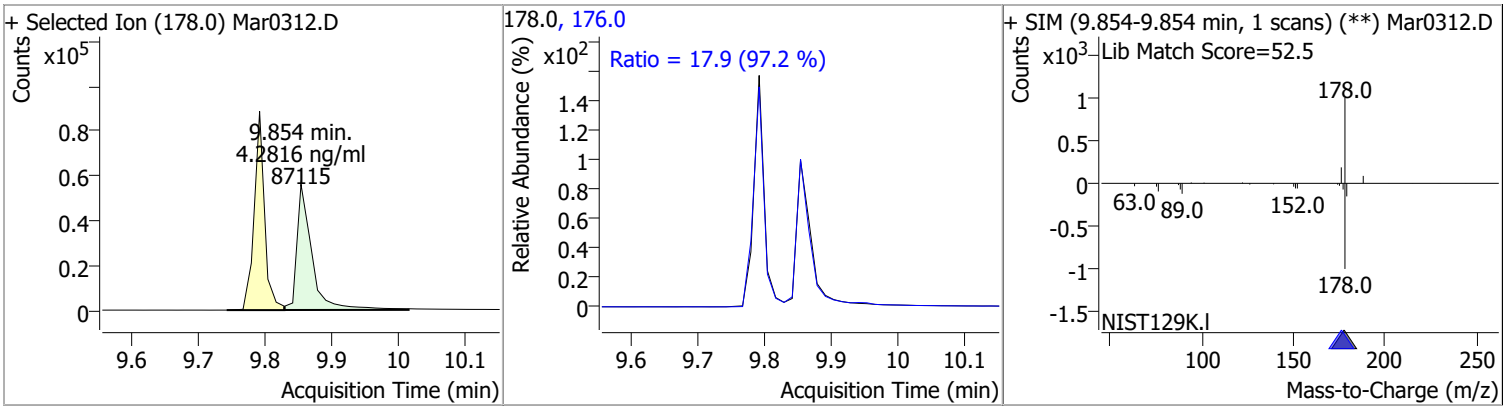

Compound	Conc.	RT	Dev(Min)	Resp.	QIon	QRatio	Lower	Upper
o-Terphenyl	4.0171	10.30	0.00	53767	229.0	64.4	42.8	79.5
					215.0	39.5	28.0	52.0

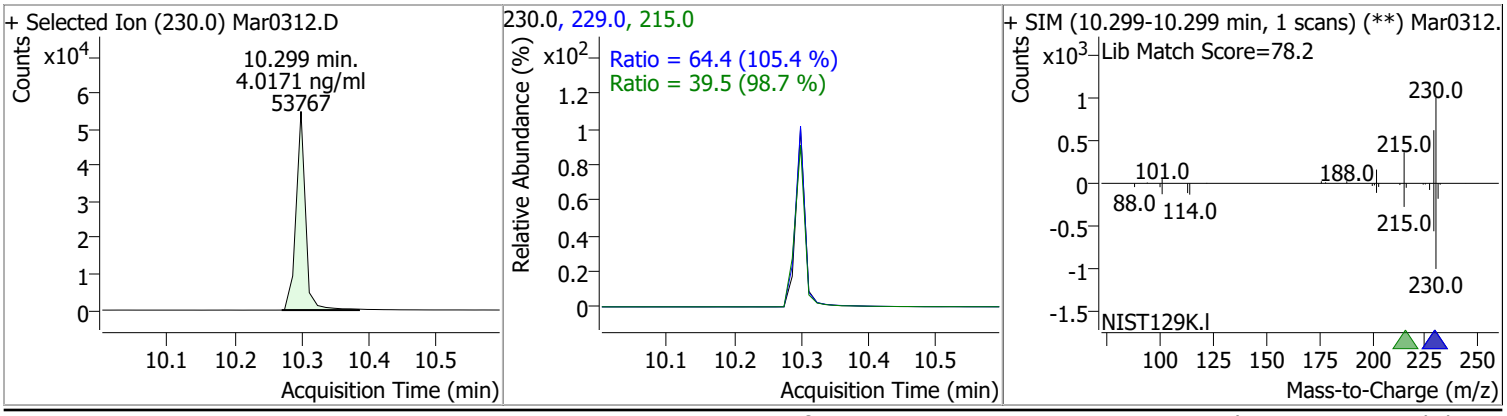

Compound	Conc.	RT	Dev(Min)	Resp.	QIon	QRatio	Lower	Upper
Fluoranthene	3.9408	11.40	0.00	93961	101.0	10.0	6.7	12.5

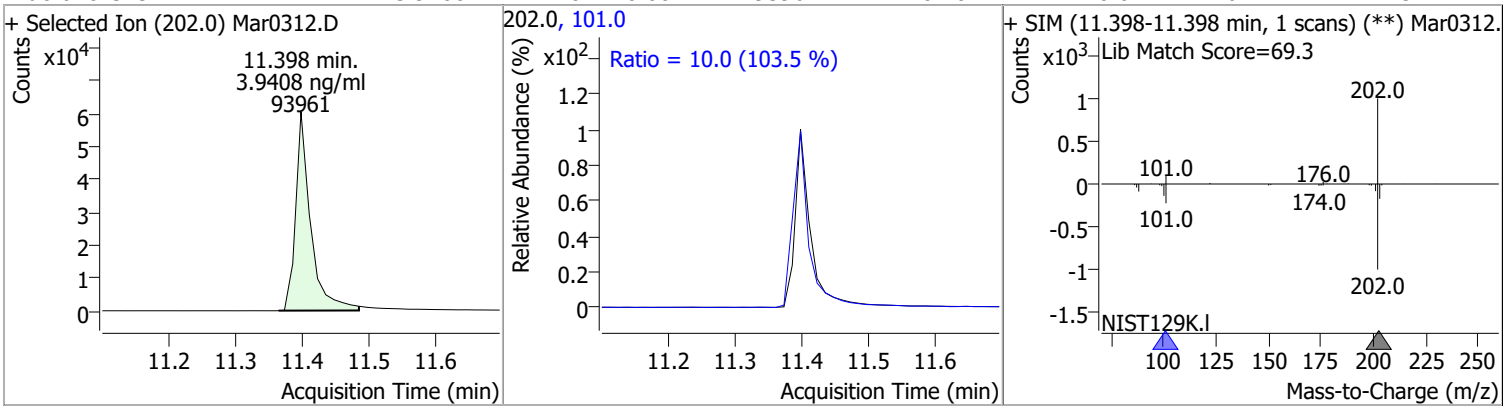

Compound	Conc.	RT	Dev(Min)	Resp.	QIon	QRatio	Lower	Upper
Pyrene	4.3272	11.77	-0.01	105565	101.0	11.4	8.4	15.6

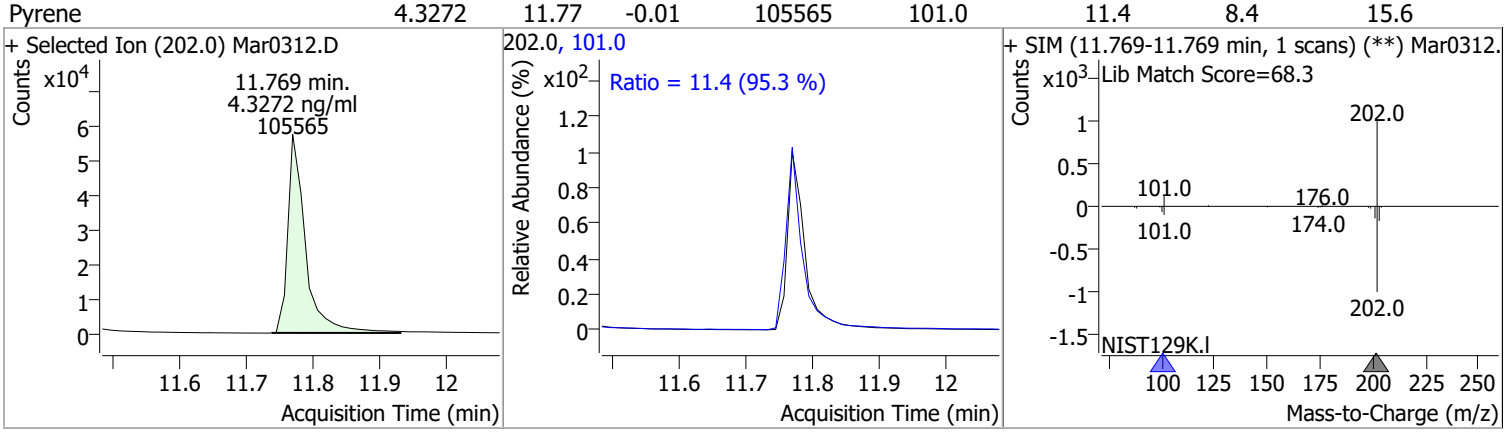

Compound	Conc.	RT	Dev(Min)	Resp.	QIon	QRatio	Lower	Upper
Terphenyl-d14	3.9865	12.24	0.00	62550	122.0	13.1	8.6	16.0

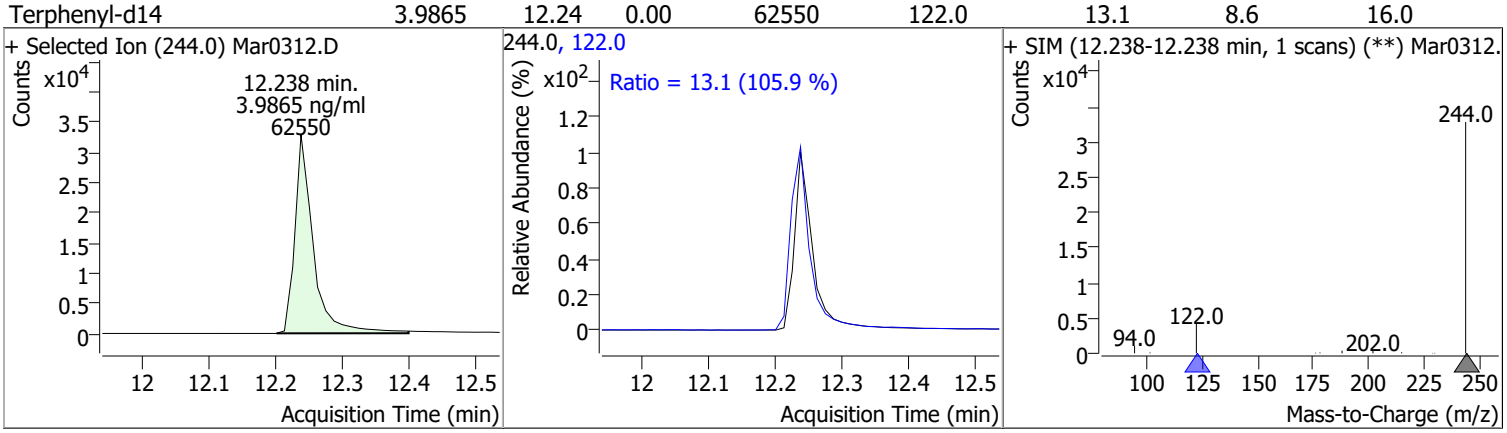

Compound	Conc.	RT	Dev(Min)	Resp.	QIon	QRatio	Lower	Upper
Benzo(a)Anthracene	4.3518	14.64	0.00	75938	226.0	26.1	18.0	33.4
					229.0	22.4	16.5	30.7

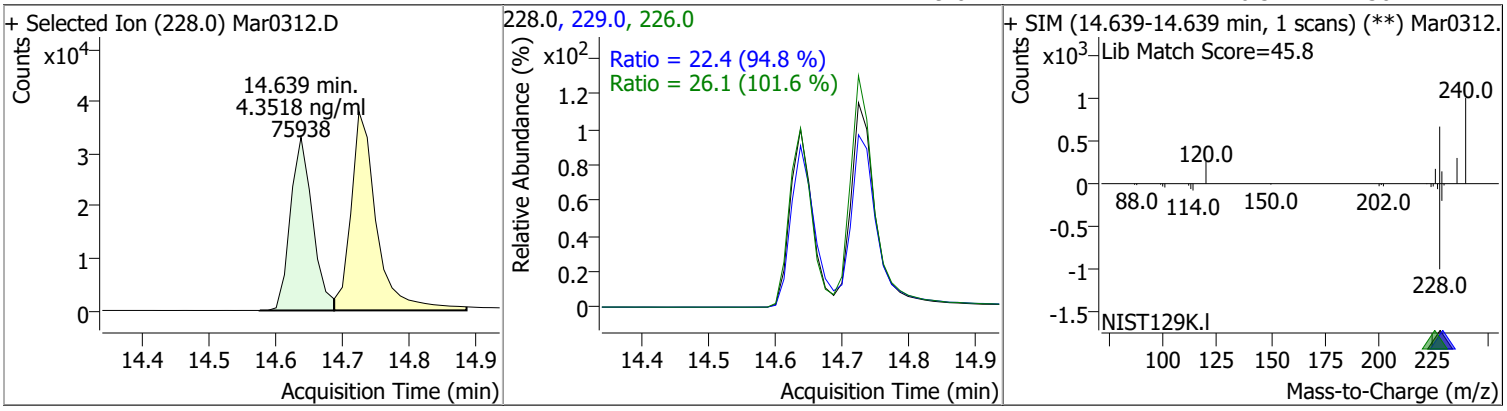

Compound	Conc.	RT	Dev(Min)	Resp.	QIon	QRatio	Lower	Upper
Chrysene	4.6123	14.73	-0.01	101476	226.0	28.3	21.6	40.2
					229.0	22.0	13.8	25.7

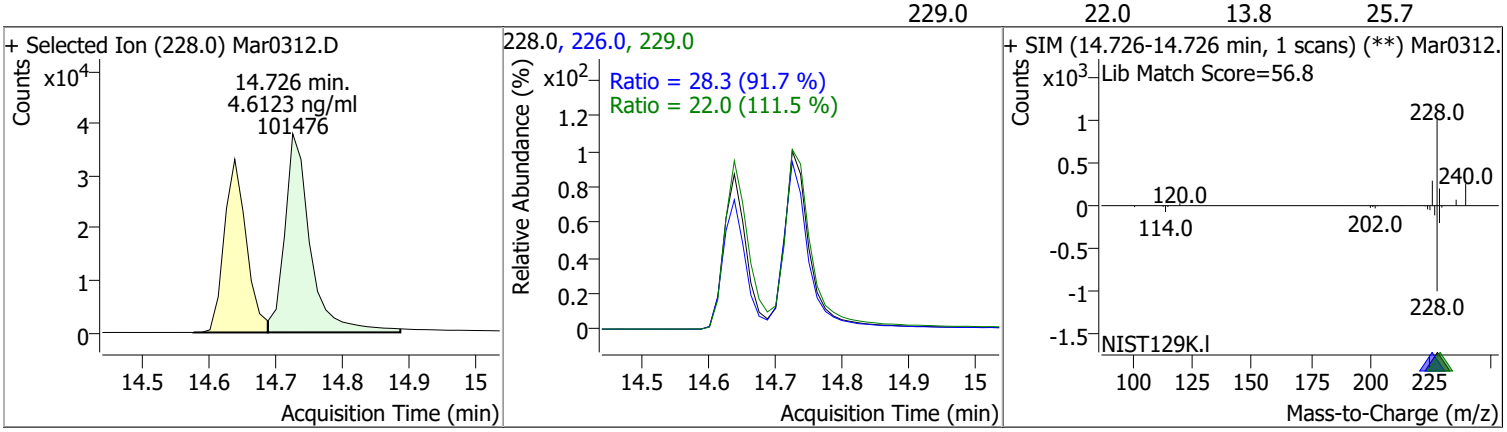

Compound	Conc.	RT	Dev(Min)	Resp.	QIon	QRatio	Lower	Upper
Benzo(b)fluoranthene	4.4098	17.66	0.00	65498	253.0	22.8	15.7	29.2

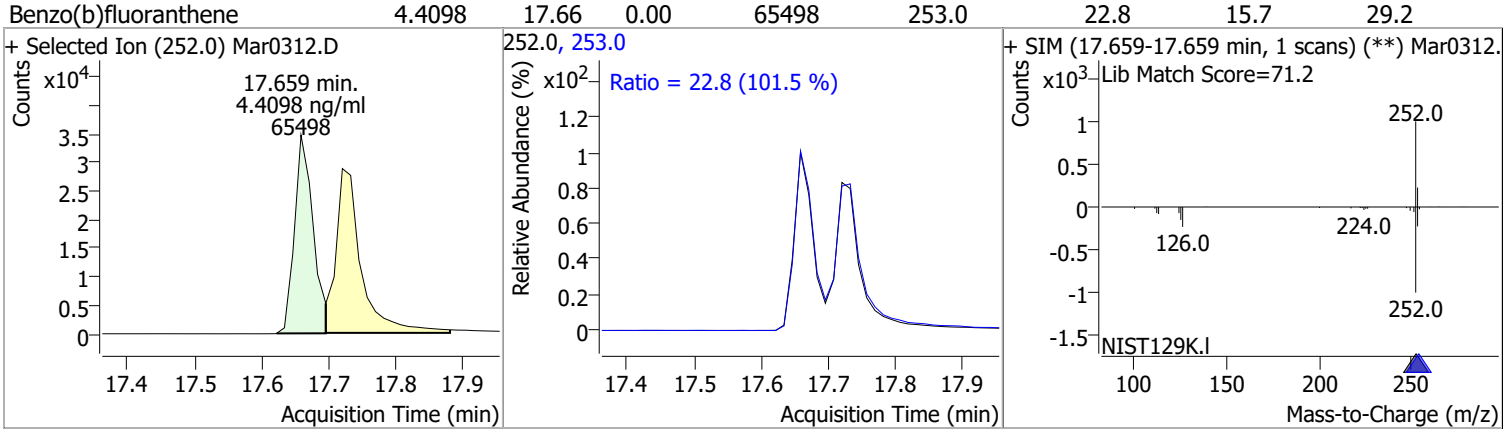

Compound	Conc.	RT	Dev(Min)	Resp.	QIon	QRatio	Lower	Upper
Benzo(k)fluoranthene	4.3931	17.72	-0.01	75403	253.0	21.5	17.2	31.9

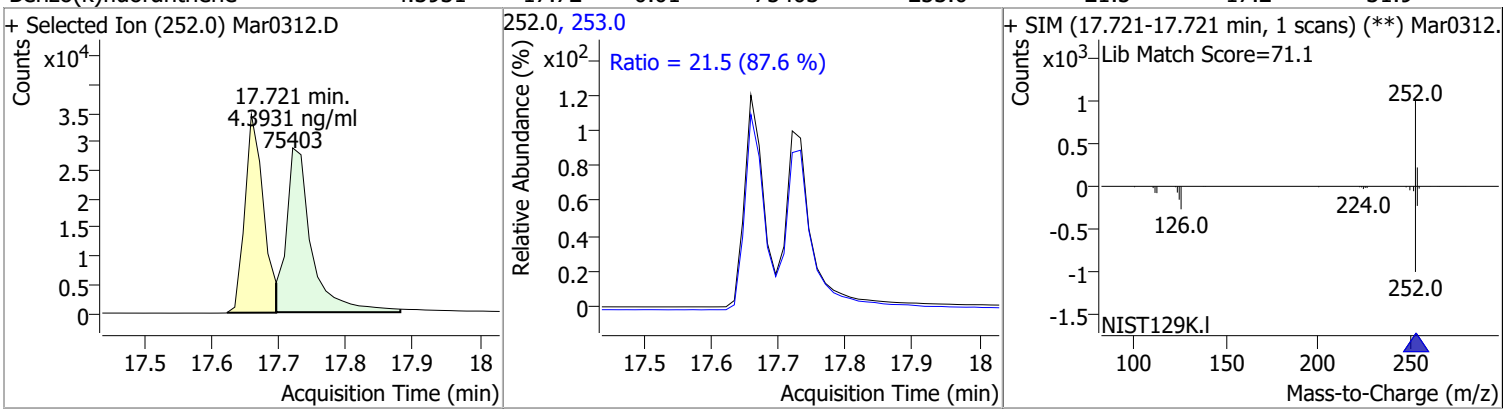

Compound	Conc.	RT	Dev(Min)	Resp.	QIon	QRatio	Lower	Upper
Benzo(a)pyrene	3.8751	18.30	-0.01	53833	253.0	23.7	16.2	30.1

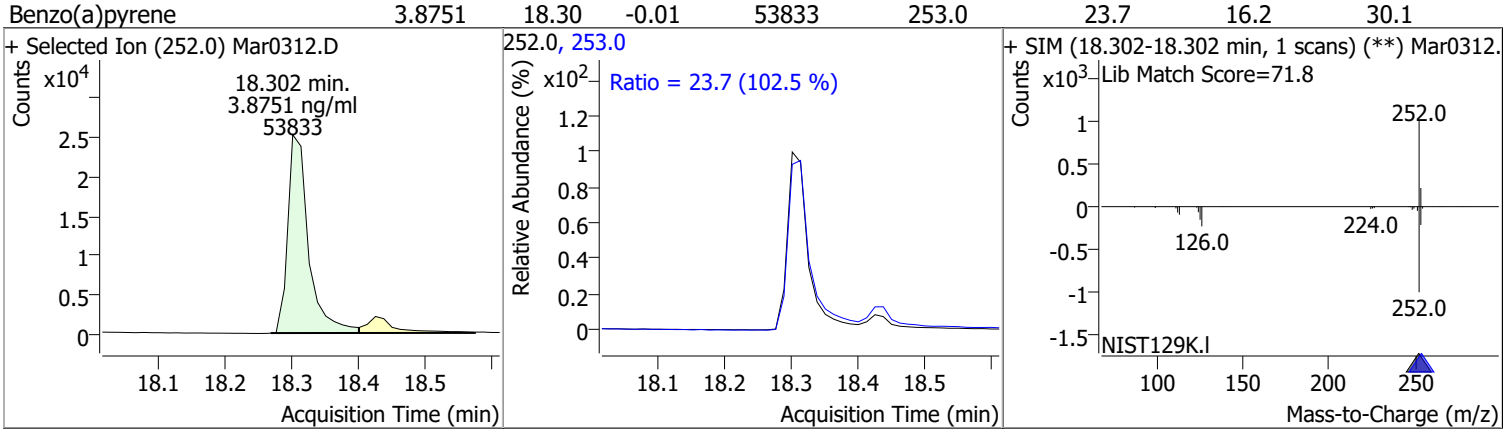

Compound	Conc.	RT	Dev(Min)	Resp.	QIon	QRatio	Lower	Upper
Indeno(1,2,3-cd)pyrene	4.0810	20.17	0.00	46611	138.0	23.1	14.6	27.2

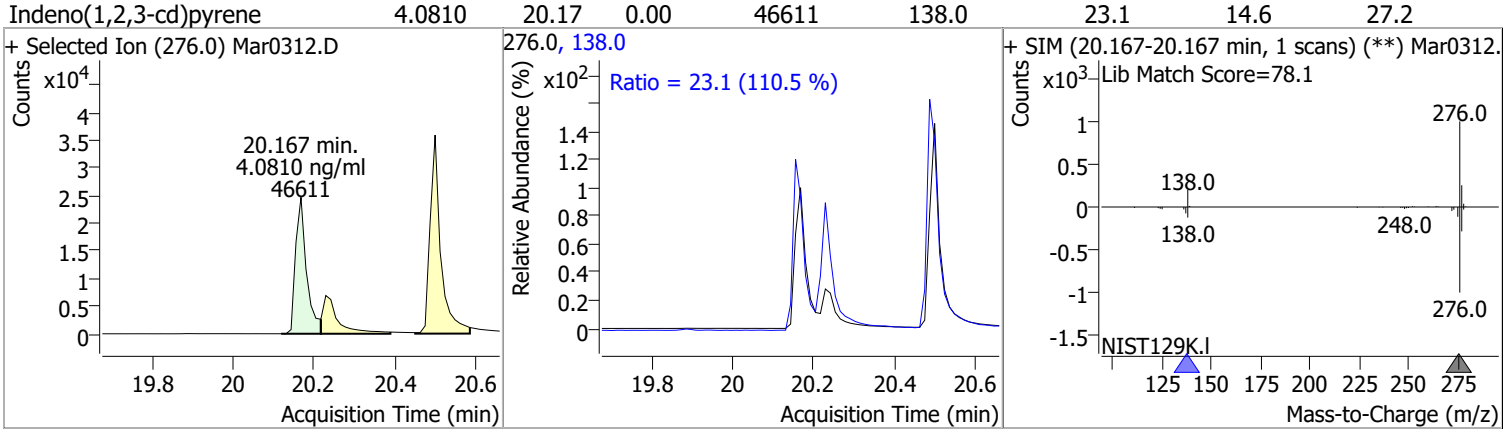

Compound	Conc.	RT	Dev(Min)	Resp.	QIon	QRatio	Lower	Upper
Dibenzo(a,h)anthracene	4.0832	20.24	0.00	54783	279.0	25.4	16.8	31.3
					139.0	20.2	12.4	23.0

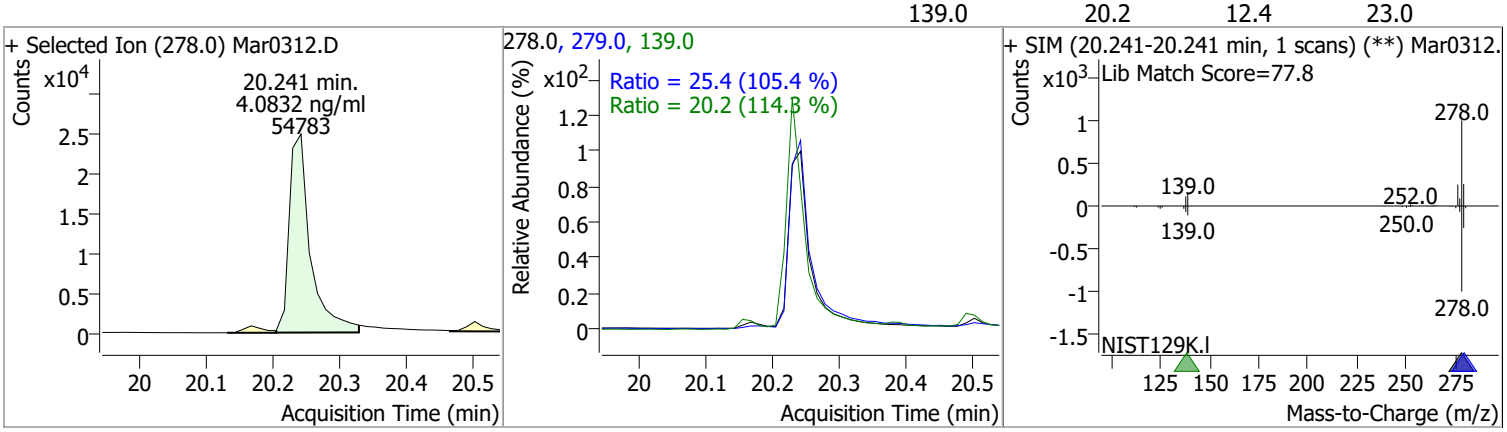

Compound	Conc.	RT	Dev(Min)	Resp.	QIon	QRatio	Lower	Upper
Benzo(g,h,i)perylene	4.0784	20.50	0.00	66212	138.0	21.3	16.2	30.1
					277.0	23.3	16.2	30.1

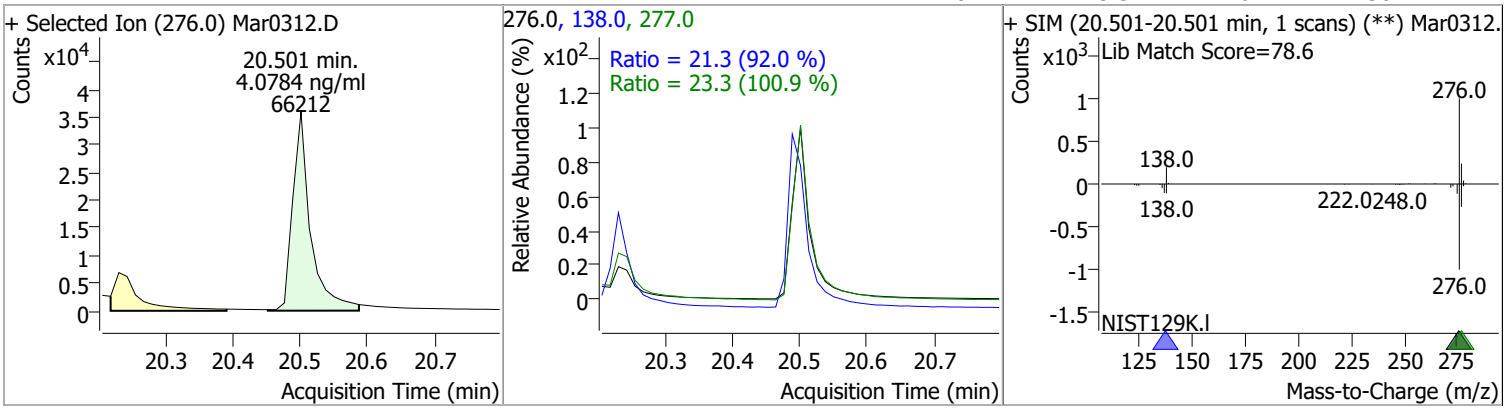

Quantitation Results Report (QT Reviewed)

Data File	Mar0313.D	Operator	LIMS import
Acq. Method	5975BNASIM	Acq. Date-Time	3/3/2022 6:24:11 PM
Sample Name	B22021627-001C	Instrument	GCMS
Vial	13	Multiplier	1.00
DA Method File	030222 bna SIM 1.batch.bin	Comment	SVOC-8270C-SIM-W-LLPAH
Tune File	dftppjph.u	Tune Date	
Batch Name	030322 bna SIM 1.batch.bin	Last Calib Update	2/28/2022 5:36:24 PM
Ref Library			

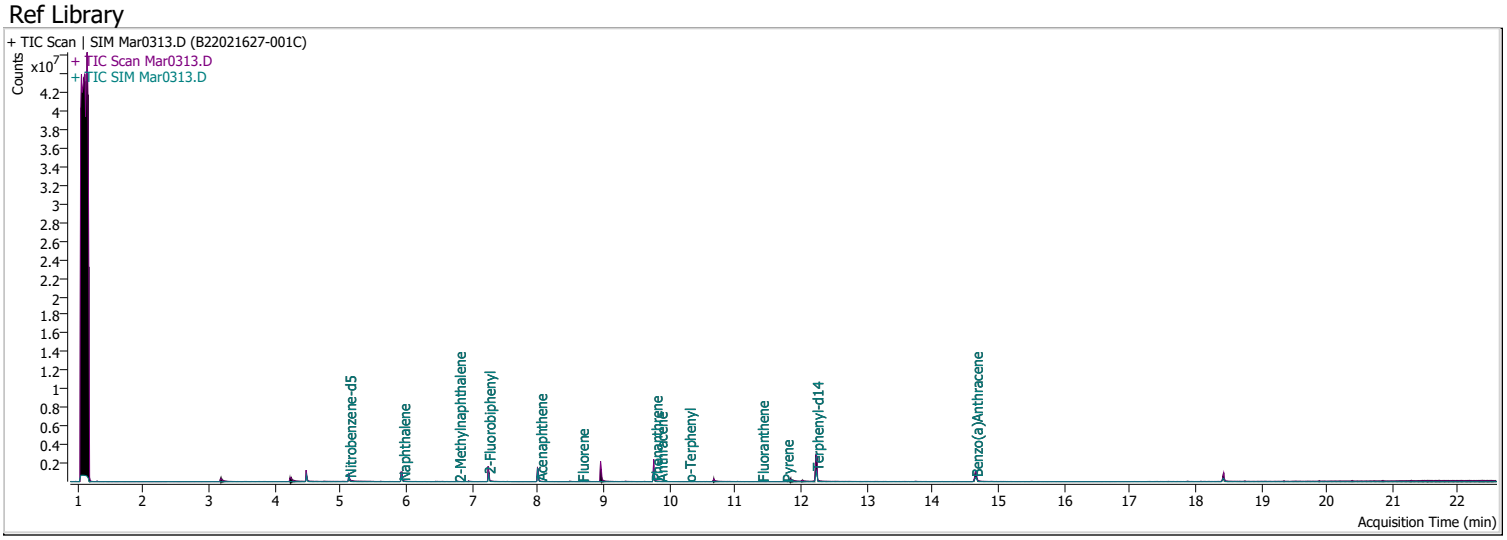

Compound	RT	QIon	Resp.	Conc.	Units		Dev(Min)
Internal Standards							
M 1,4-Dichlorobenzene-d4	4.484	152.0	202184	40.0000	ng/ml		-0.012
M Naphthalene-d8	5.928	136.0	781854	40.0000	ng/ml		0.000
M Acenaphthene-d10	8.001	164.0	517217	40.0000	ng/ml		0.000
M Phenanthrene-d10	9.768	188.0	1020104	40.0000	ng/ml		0.000
M Chrysene-d12	14.664	240.0	754633	40.0000	ng/ml		0.000
M Perylene-d12	18.425	264.0	452622	40.0000	ng/ml		-0.012
System Monitoring Compounds							
S Nitrobenzene-d5	5.131	82.0	300809	31.3642	ng/ml		-0.025
Spiked Amount: 5.000	Range: 19.0 - 102.0%			Recovery = 627.28%		*	
S 2-Fluorobiphenyl	7.252	172.0	632131	39.5584	ng/ml		-0.012
Spiked Amount: 5.000	Range: 25.0 - 94.0%			Recovery = 791.17%		*	
S o-Terphenyl	10.299	230.0	1224	0.0607	ng/ml		0.000
Spiked Amount: 5.000	Range: 40.0 - 140.0%			Recovery = 1.21%		*	
S Terphenyl-d14	12.238	244.0	1553221	93.8358	ng/ml		0.000
Spiked Amount: 5.000	Range: 39.0 - 106.0%			Recovery = 1876.72%		*	
Target Compounds							**QValue**
T Naphthalene	5.953	128.0	975	0.0494	ng/ml	#m	2
T 2-Methylnaphthalene	6.802	141.0	636	0.0551	ng/ml	#	70
T 1-Methylnaphthalene	6.902	141.0	0		ng/ml	md	1
T Acenaphthylene	0.000		0	N.D.			
T Acenaphthene	8.038	154.0	787	0.0332	ng/ml	m	98
T Fluorene	8.673	166.0	1354	0.0807	ng/ml		93
T Phenanthrene	9.793	178.0	2362	0.0588	ng/ml		96
T Anthracene	9.867	178.0	1409	0.0658	ng/ml		98
T Fluoranthene	11.411	202.0	1647	0.0656	ng/ml		97
T Pyrene	11.781	202.0	1811	0.0455	ng/ml	#	85
T Benzo(a)Anthracene	14.664	228.0	2943	0.0255	ng/ml	#	81
T Chrysene	14.726	228.0	0		ng/ml	md	1
T Benzo(b)fluoranthene	0.000		0	N.D.			

Compound	RT	QIon	Resp.	Conc.	Units		Dev(Min)
T Benzo(k)fluoranthene	0.000		0	N.D.			
T Benzo(a)pyrene	18.326	252.0	0		ng/ml	md	1
T Indeno(1,2,3-cd)pyrene	0.000		0	N.D.			
T Dibenzo(a,h)anthracene	0.000		0	N.D.			
T Benzo(g,h,i)perylene	20.711	276.0	0		ng/ml	md	1

(#) = Qualifier Out of Range; (m) = Manual Integration; (+) = Area Summed; (*) = Surrogate Percent Recovery Out of Range; (d): Zeroed Peak

Quantitation Results Report (QT Reviewed)

Compound	Conc.	RT	Dev(Min)	Resp.	QIon	QRatio	Lower	Upper
Nitrobenzene-d5	31.3642	5.13	-0.02	300809	54.0	36.8	30.6	56.8
					128.0	46.5	28.9	53.6

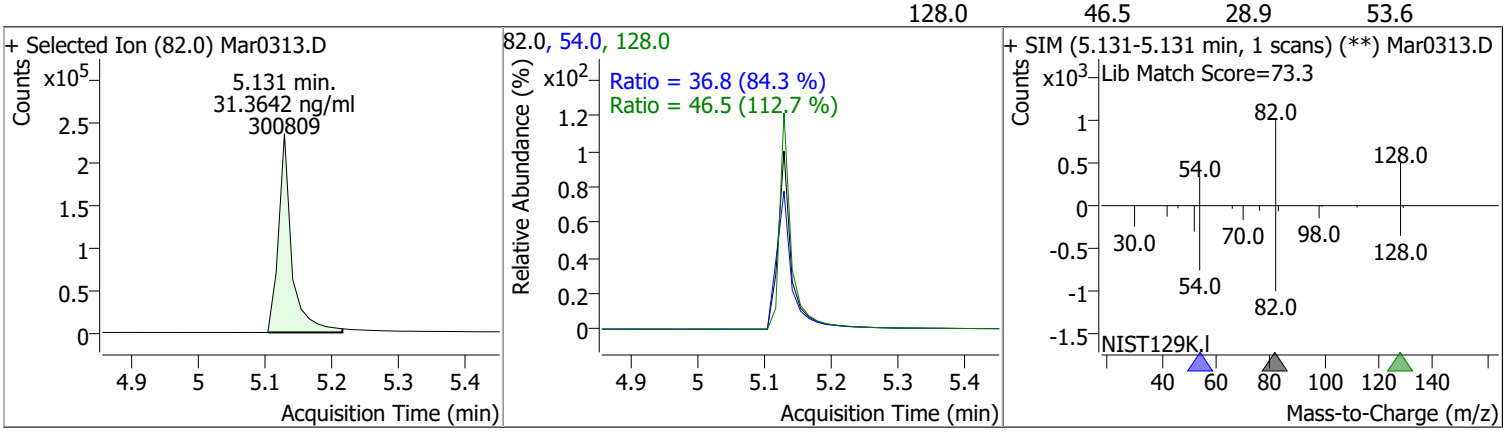

Compound	Conc.	RT	Dev(Min)	Resp.	QIon	QRatio	Lower	Upper
Naphthalene	0.0494	5.95	0.00	975 (m)	102.0	83.5	0.0	40.8
					129.0	13.0	7.8	14.5

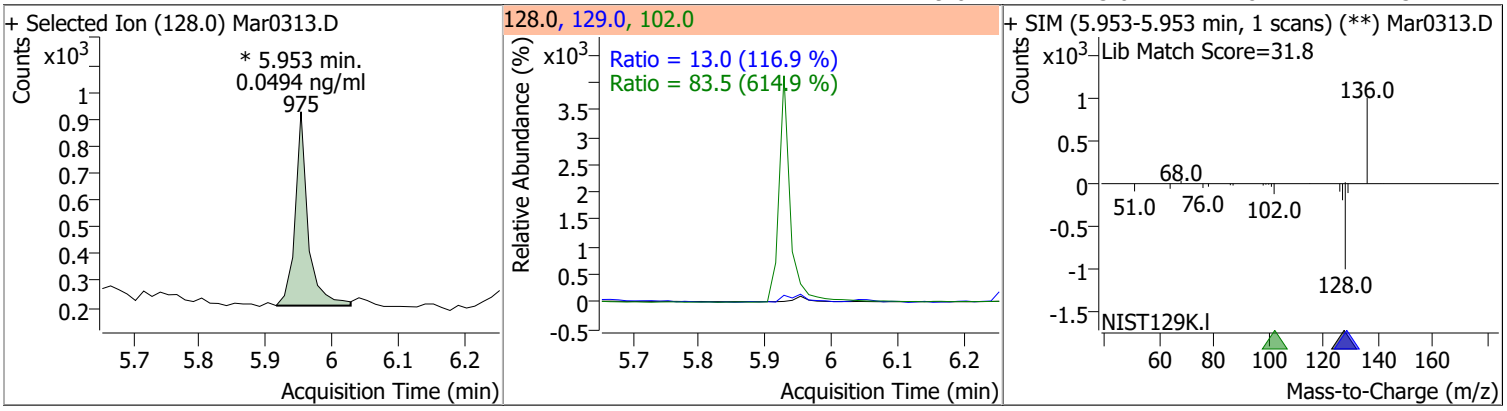

Compound	Conc.	RT	Dev(Min)	Resp.	QIon	QRatio	Lower	Upper
2-Methylnaphthalene	0.0551	6.80	0.01	636	142.0	178.2	94.4	175.3
					115.0	60.2	36.1	67.0

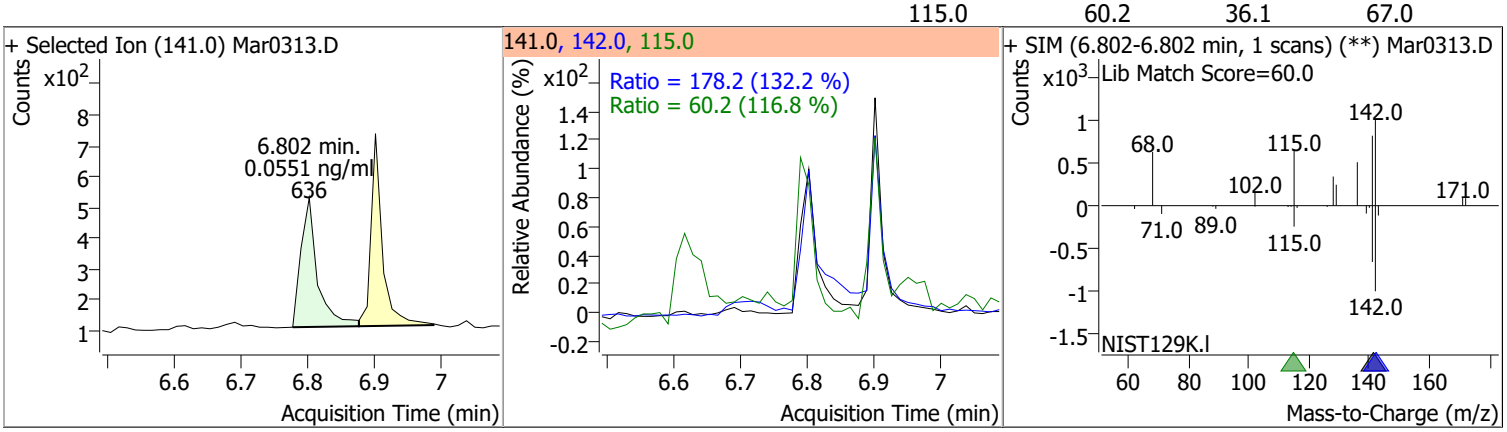

Compound	Conc.	RT	Dev(Min)	Resp.	QIon	QRatio	Lower	Upper
1-Methylnaphthalene		0		0	142.0		83.6	155.3
					115.0		34.8	64.6

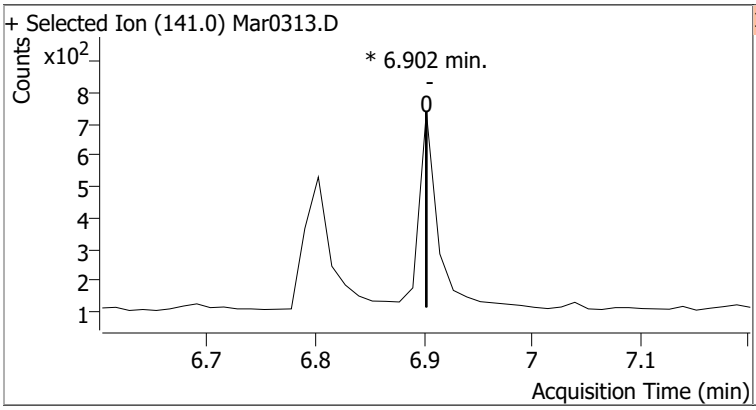

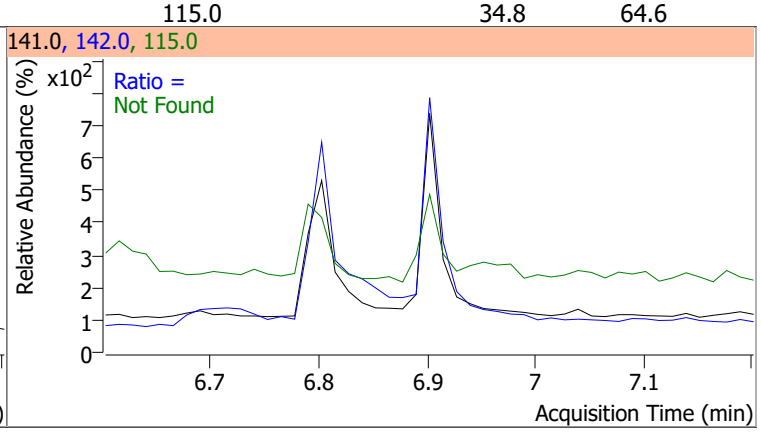

Compound	Conc.	RT	Dev(Min)	Resp.	QIon	QRatio	Lower	Upper
2-Fluorobiphenyl	39.5584	7.25	-0.01	632131	171.0	37.2	24.3	45.1

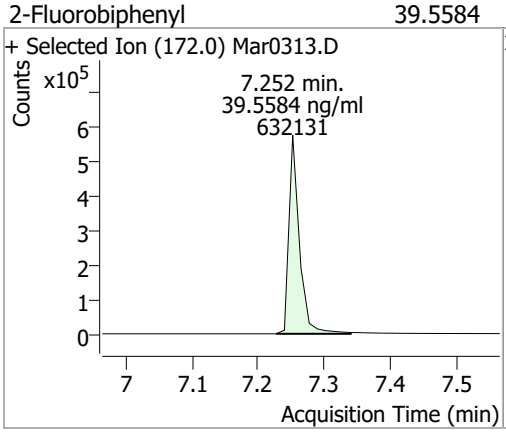

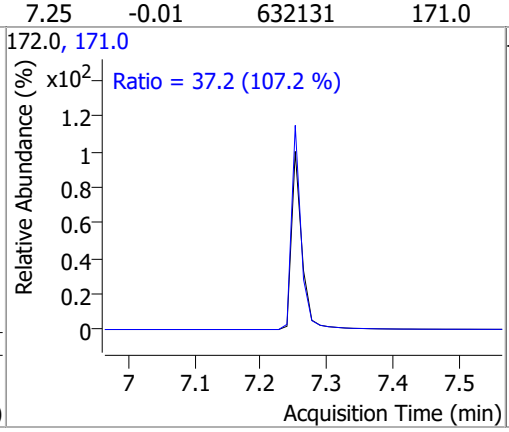

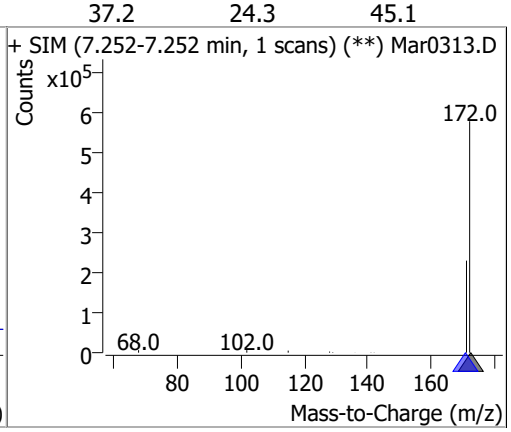

Compound	Conc.	Exp RT	QIon	Exp Ratio
Acenaphthylene	N.D.	7.83	153.0	16.0

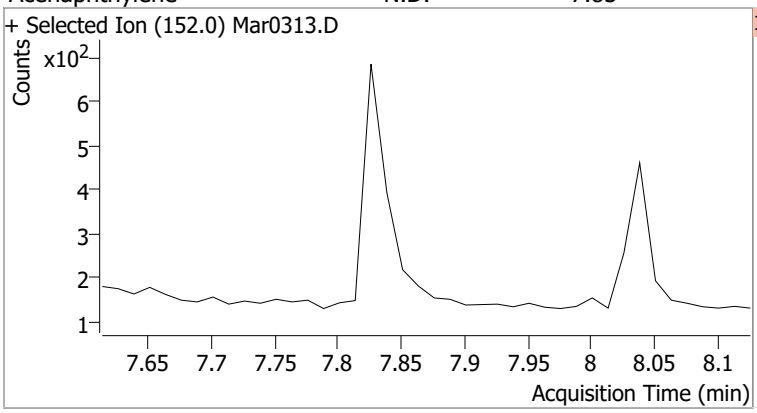

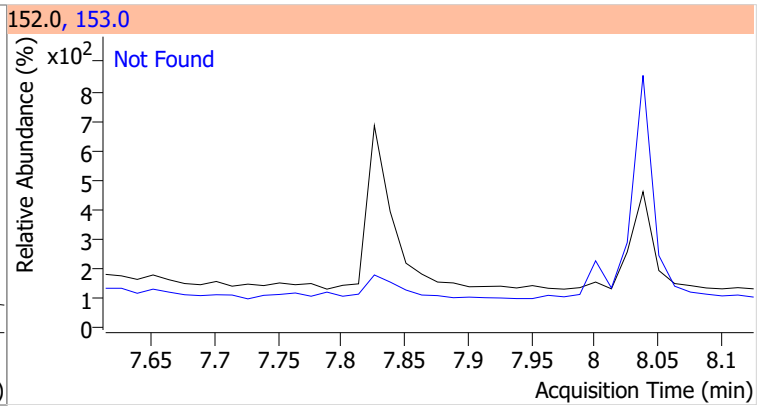

Compound	Conc.	RT	Dev(Min)	Resp.	QIon	QRatio	Lower	Upper
Acenaphthene	0.0332	8.04	0.00	787 (m)	153.0	107.4	76.8	142.6
					152.0	52.1	36.4	67.5

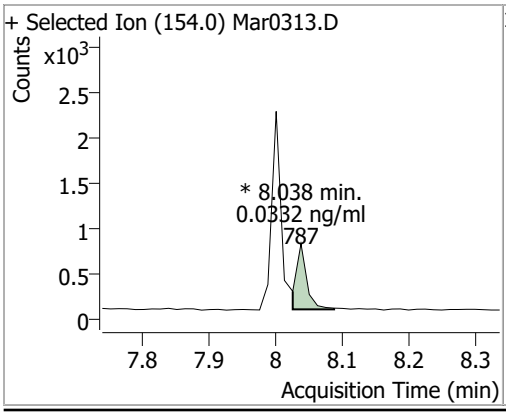

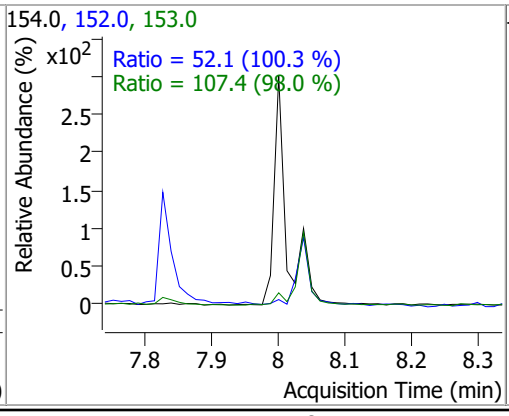

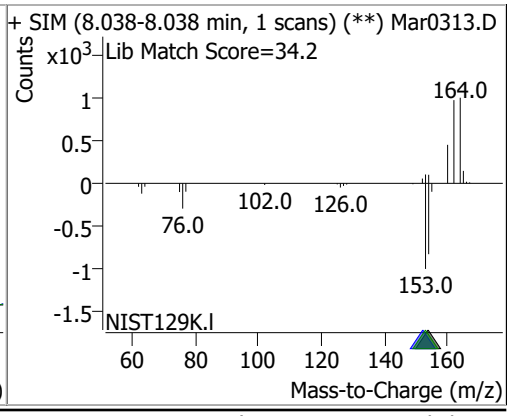

Compound	Conc.	RT	Dev(Min)	Resp.	QIon	QRatio	Lower	Upper
Fluorene	0.0807	8.67	0.00	1354	165.0	92.1	60.3	111.9
					167.0	16.5	8.9	16.6

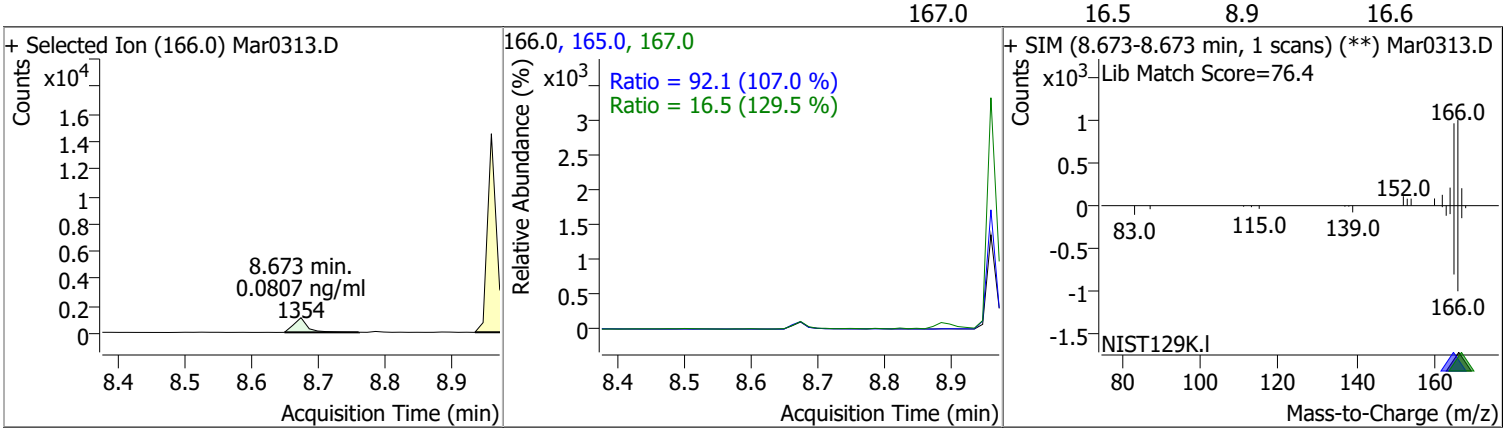

Compound	Conc.	RT	Dev(Min)	Resp.	QIon	QRatio	Lower	Upper
Phenanthrene	0.0588	9.79	0.00	2362	176.0	16.5	12.7	23.5

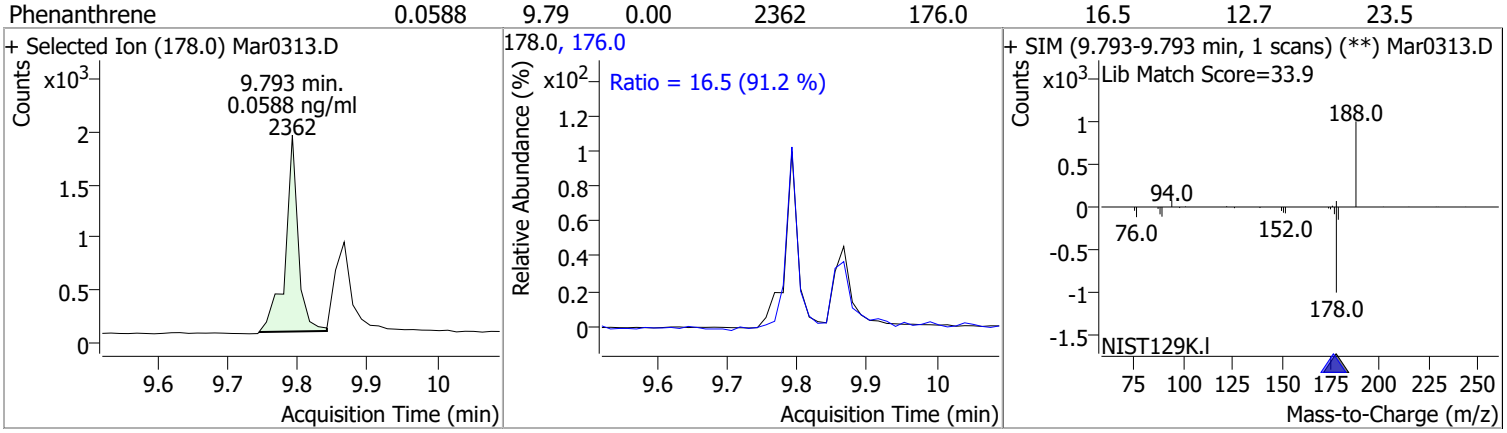

Compound	Conc.	RT	Dev(Min)	Resp.	QIon	QRatio	Lower	Upper
Anthracene	0.0658	9.87	0.01	1409	176.0	17.5	12.9	23.9

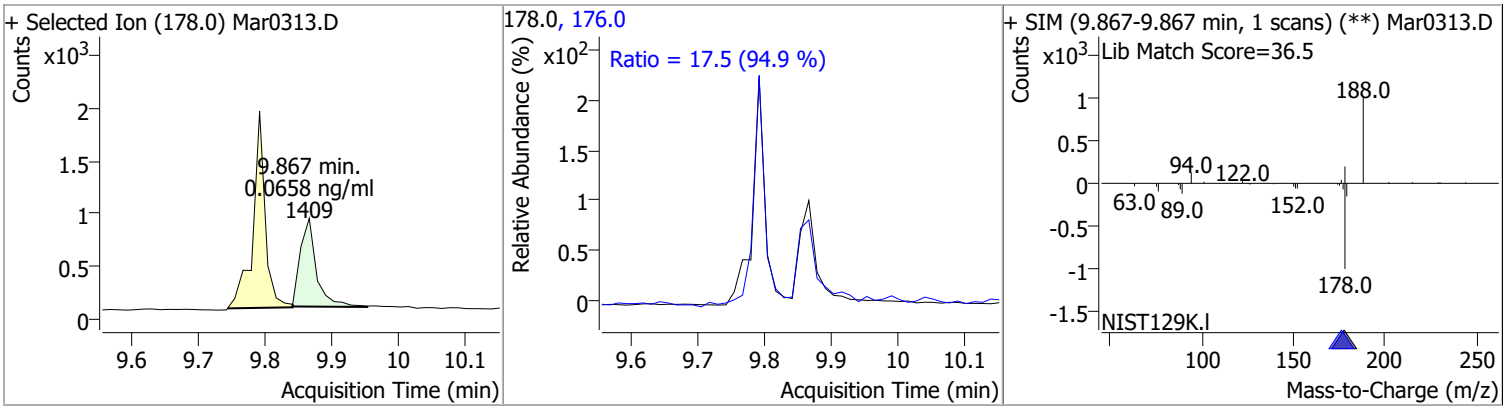

Compound	Conc.	RT	Dev(Min)	Resp.	QIon	QRatio	Lower	Upper
o-Terphenyl	0.0607	10.30	0.00	1224	229.0	67.8	42.8	79.5
					215.0	42.1	28.0	52.0

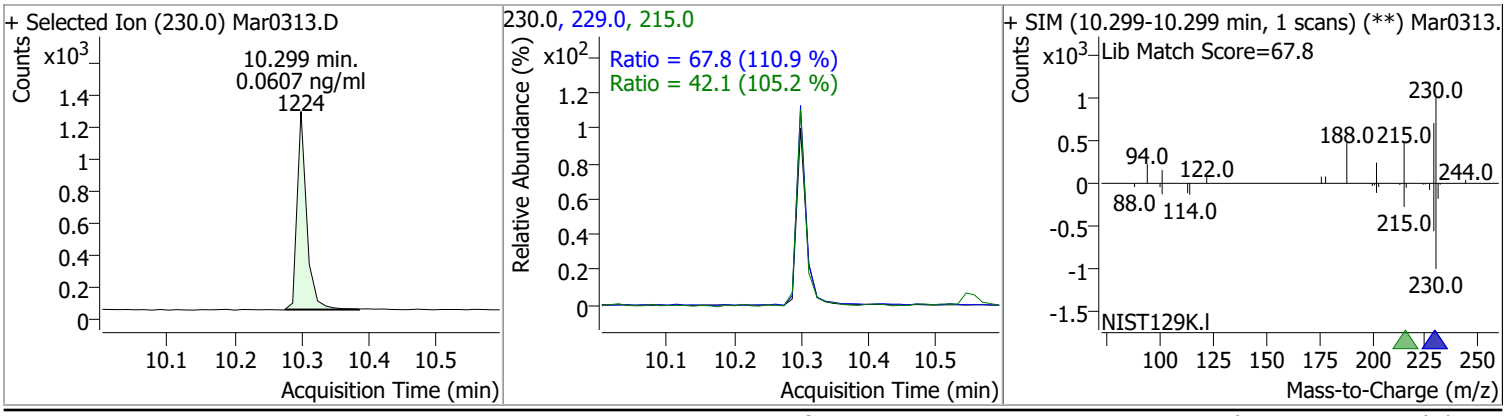

Compound	Conc.	RT	Dev(Min)	Resp.	QIon	QRatio	Lower	Upper
Fluoranthene	0.0656	11.41	0.01	1647	101.0	10.9	6.7	12.5

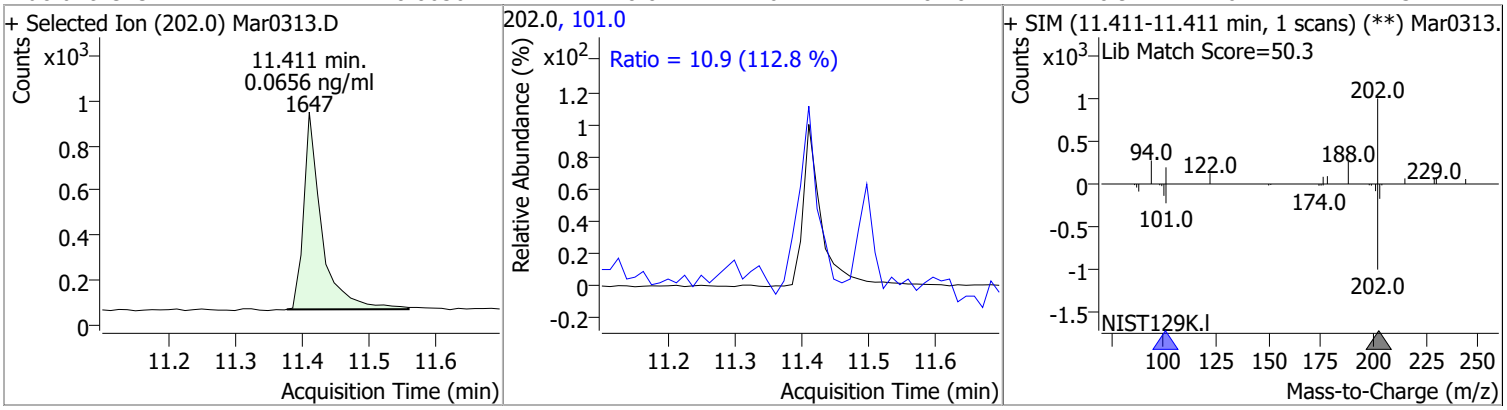

Compound	Conc.	RT	Dev(Min)	Resp.	QIon	QRatio	Lower	Upper
Pyrene	0.0455	11.78	0.00	1811	101.0	17.7	8.4	15.6

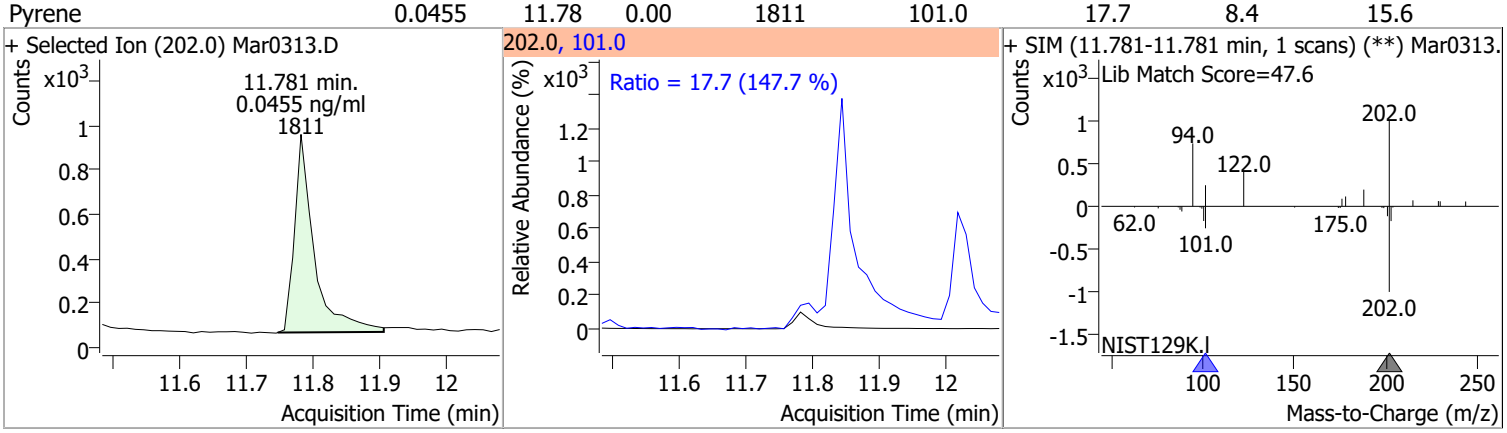

Compound	Conc.	RT	Dev(Min)	Resp.	QIon	QRatio	Lower	Upper
Terphenyl-d14	93.8358	12.24	0.00	1553221	122.0	14.2	8.6	16.0

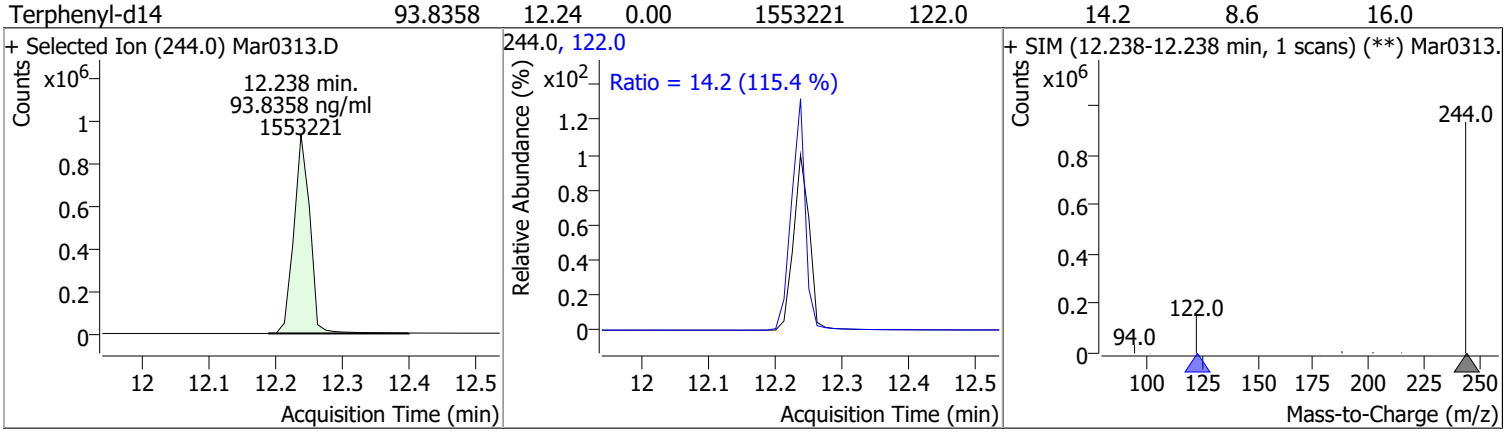

Compound	Conc.	RT	Dev(Min)	Resp.	QIon	QRatio	Lower	Upper
Benzo(a)Anthracene	0.0255	14.66	0.02	2943	226.0	20.9	18.0	33.4
					229.0	38.2	16.5	30.7

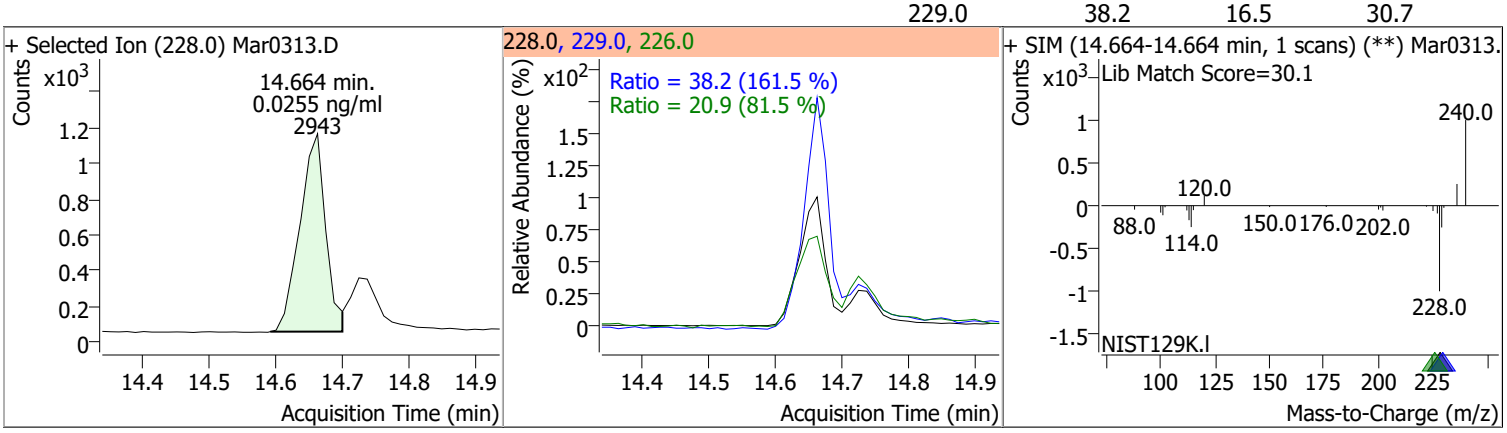

Quantitation Results Report (QT Reviewed)

Compound	Conc.	RT	Dev(Min)	Resp.	QIon	QRatio	Lower	Upper
Chrysene		0		0	226.0		21.6	40.2
					229.0		13.8	25.7

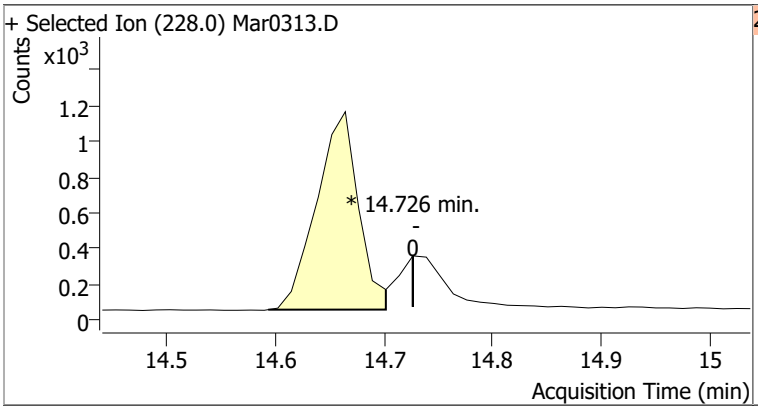

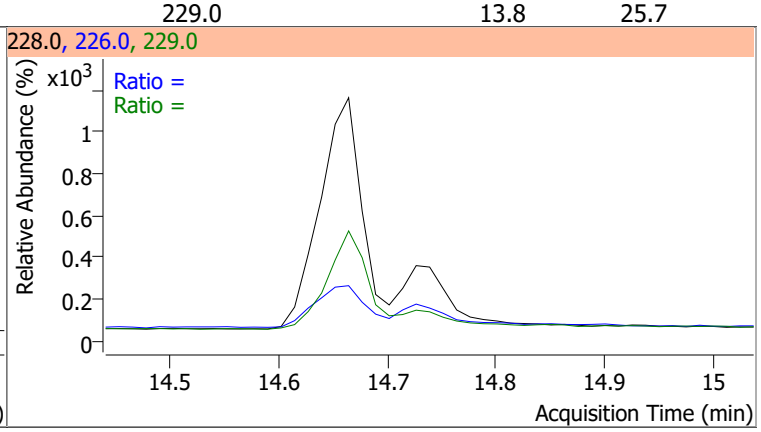

Compound	Conc.	Exp RT	QIon	Exp Ratio
Benzo(b)fluoranthene	N.D.	17.66	253.0	22.4

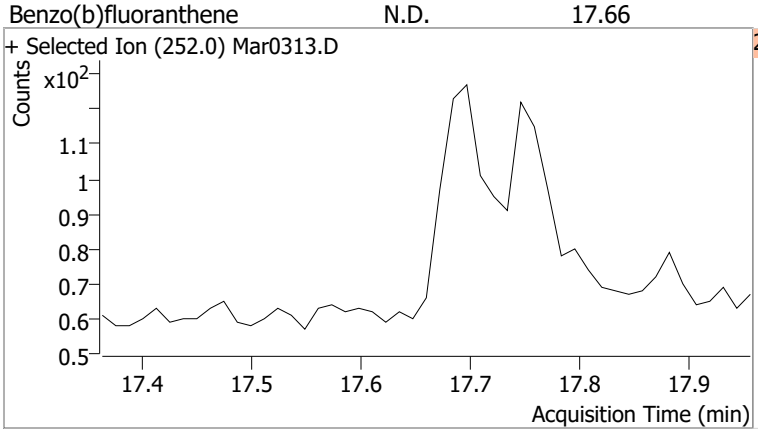

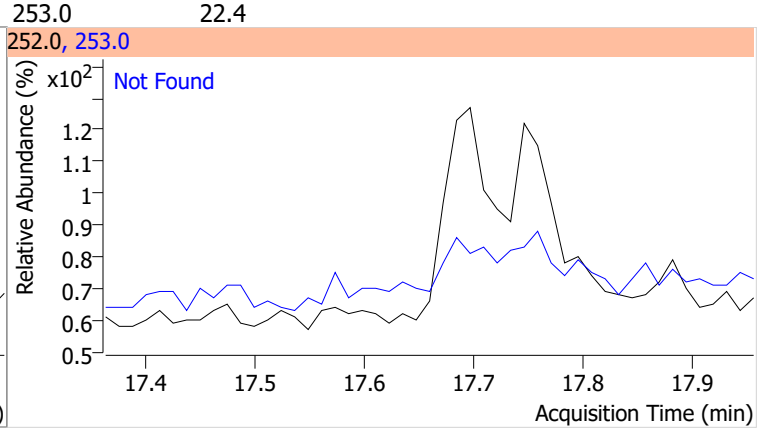

Compound	Conc.	Exp RT	QIon	Exp Ratio
Benzo(k)fluoranthene	N.D.	17.73	253.0	24.5

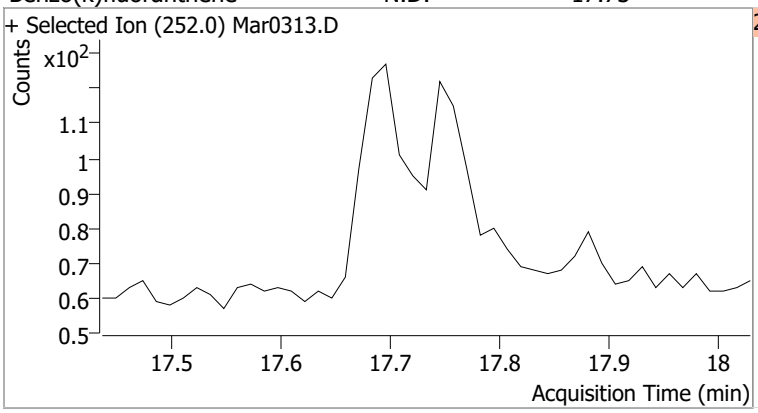

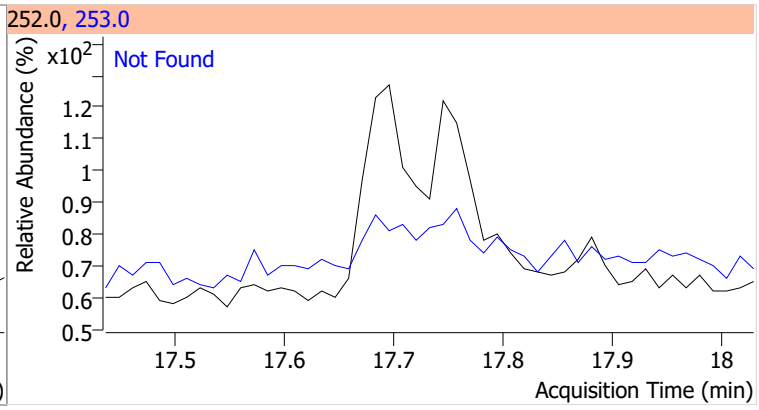

Compound	Conc.	RT	Dev(Min)	Resp.	QIon	QRatio	Lower	Upper
Benzo(a)pyrene		0		0	253.0		16.2	30.1

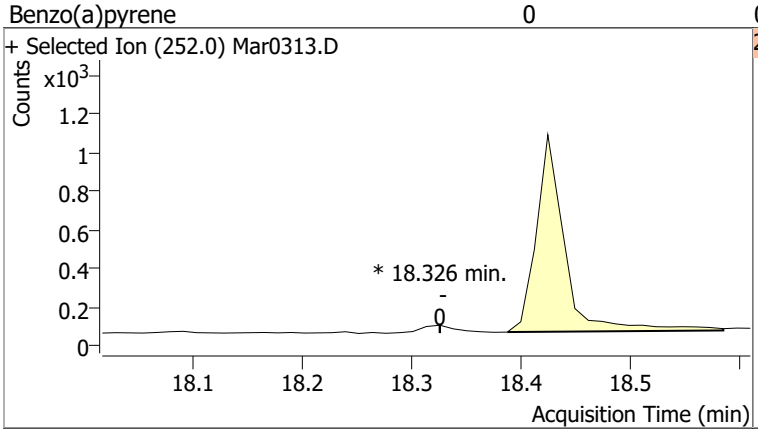

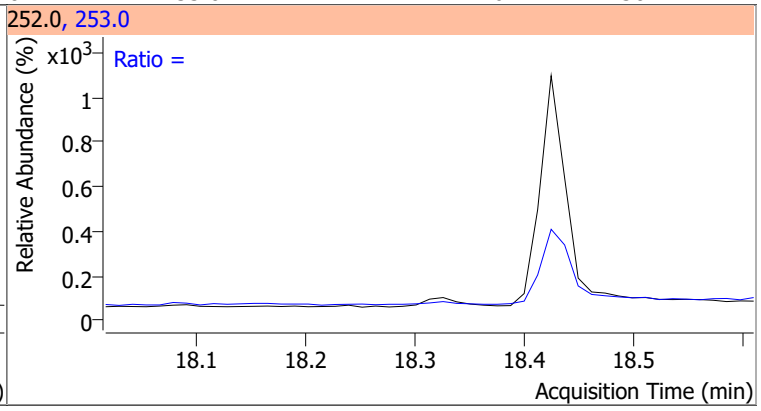

Compound	Conc.	Exp RT	QIon	Exp Ratio
Indeno(1,2,3-cd)pyrene	N.D.	20.17	138.0	20.9

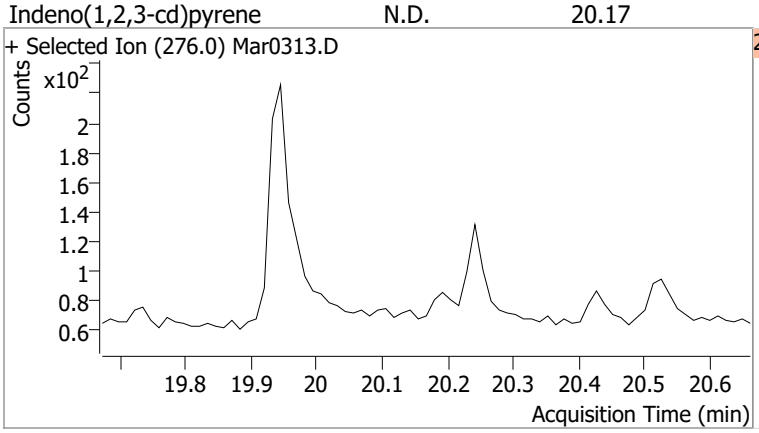

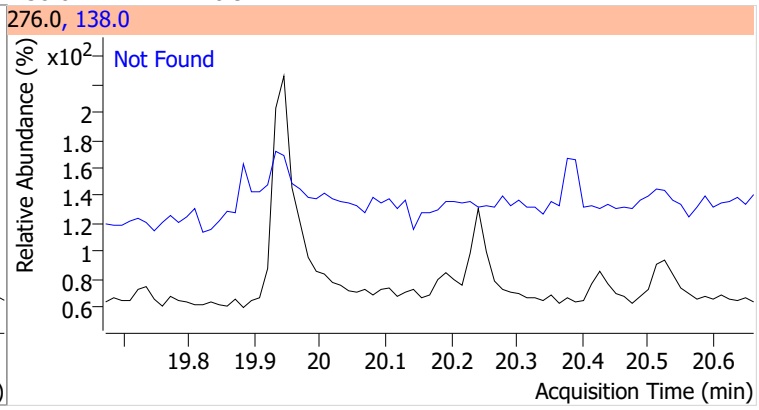

Compound	Conc.	Exp RT	QIon	Exp Ratio	QIon	Exp Ratio
Dibenzo(a,h)anthracene	N.D.	20.24	279.0	24.1	139.0	17.7

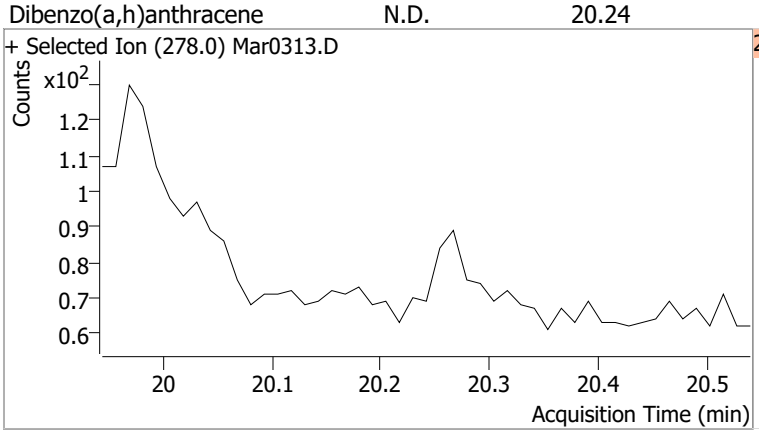

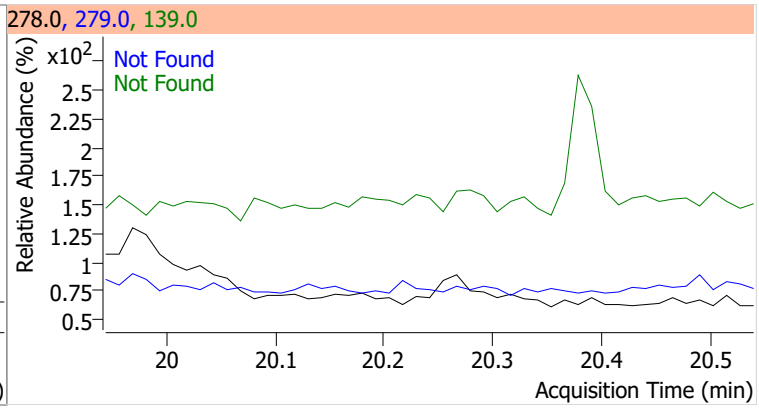

Compound	Conc.	RT	Dev(Min)	Resp.	QIon	QRatio	Lower	Upper
Benzo(g,h,i)perylene		0		0	138.0		16.2	30.1
					277.0		16.2	30.1

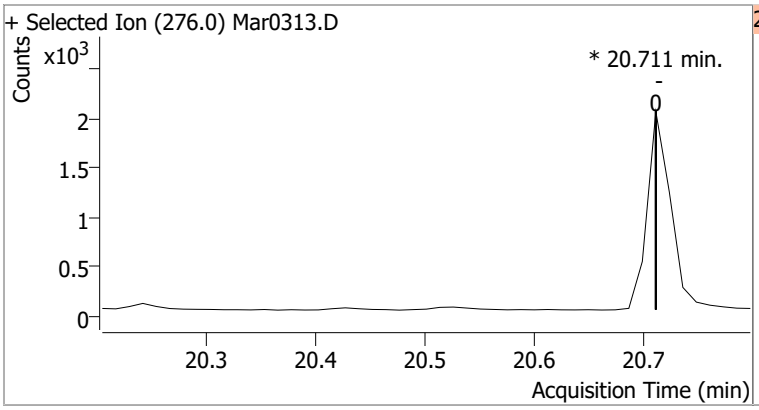

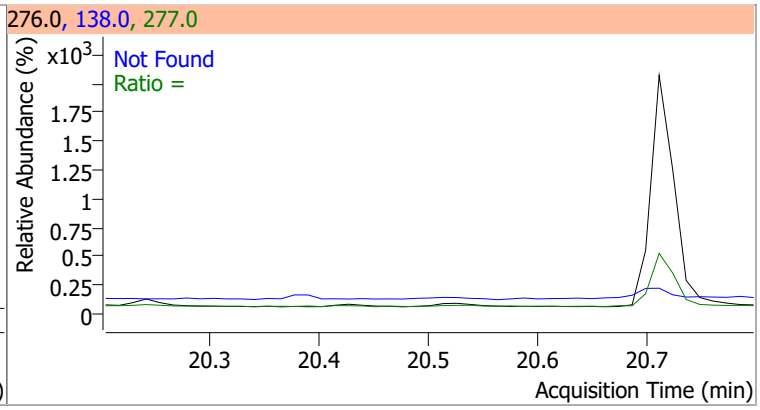

Quantitation Results Report (QT Reviewed)

Data File	Mar0314.D	Operator	LIMS import
Acq. Method	5975BNASIM	Acq. Date-Time	3/3/2022 6:56:54 PM
Sample Name	B22021627-001CLMS	Instrument	GCMS
Vial	14	Multiplier	1.00
DA Method File	030222 bna SIM 1.batch.bin	Comment	SVOC-8270C-SIM-W-LLPAH
Tune File	dftppjph.u	Tune Date	
Batch Name	030322 bna SIM 1.batch.bin	Last Calib Update	2/28/2022 5:36:24 PM
Ref Library			

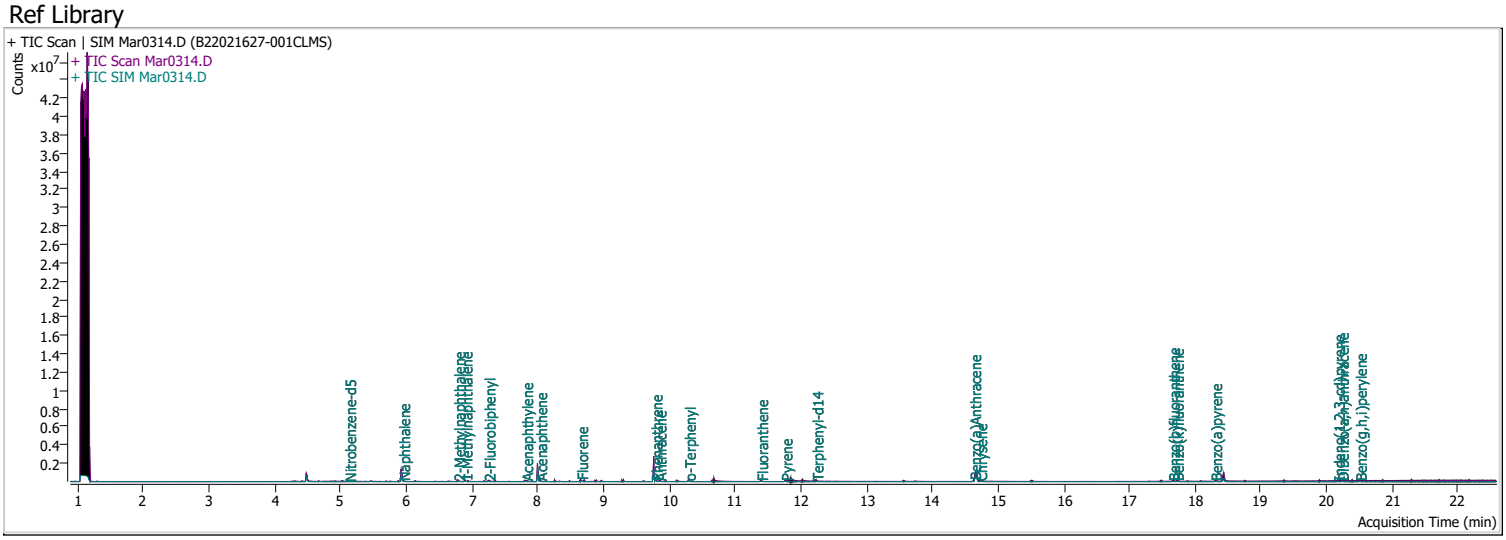

Compound	RT	QIon	Resp.	Conc.	Units		Dev(Min)
Internal Standards							
M 1,4-Dichlorobenzene-d4	4.485	152.0	185289	40.0000	ng/ml		-0.012
M Naphthalene-d8	5.928	136.0	789221	40.0000	ng/ml		0.000
M Acenaphthene-d10	8.001	164.0	551951	40.0000	ng/ml		0.000
M Phenanthrene-d10	9.768	188.0	1027190	40.0000	ng/ml		0.000
M Chrysene-d12	14.664	240.0	774222	40.0000	ng/ml		0.000
M Perylene-d12	18.425	264.0	493137	40.0000	ng/ml		-0.012
System Monitoring Compounds							
S Nitrobenzene-d5	5.131	82.0	12330	3.3638	ng/ml		-0.025
Spiked Amount: 5.000	Range: 19.0 - 102.0%			Recovery = 67.28%			
S 2-Fluorobiphenyl	7.252	172.0	34981	2.0513	ng/ml		-0.012
Spiked Amount: 5.000	Range: 25.0 - 94.0%			Recovery = 41.03%			
S o-Terphenyl	10.299	230.0	54438	3.8288	ng/ml		0.000
Spiked Amount: 5.000	Range: 40.0 - 140.0%			Recovery = 76.58%			
S Terphenyl-d14	12.238	244.0	67945	4.0009	ng/ml		0.000
Spiked Amount: 5.000	Range: 39.0 - 106.0%			Recovery = 80.02%			
Target Compounds							**QValue**
T Naphthalene	5.953	128.0	49061	2.4622	ng/ml		95
T 2-Methylnaphthalene	6.790	141.0	33766	2.9002	ng/ml	m	87
T 1-Methylnaphthalene	6.902	141.0	30561	2.3925	ng/ml	m	94
T Acenaphthylene	7.826	152.0	58422	2.7407	ng/ml		99
T Acenaphthene	8.038	154.0	45305	3.1115	ng/ml		100
T Fluorene	8.661	166.0	64724	3.6175	ng/ml		90
T Phenanthrene	9.793	178.0	99624	4.1246	ng/ml		99
T Anthracene	9.855	178.0	88471	4.1042	ng/ml		98
T Fluoranthene	11.398	202.0	101587	4.0216	ng/ml		98
T Pyrene	11.769	202.0	109590	4.1392	ng/ml		100
T Benzo(a)Anthracene	14.639	228.0	84889	4.5007	ng/ml		99
T Chrysene	14.727	228.0	106200	4.4501	ng/ml		96
T Benzo(b)fluoranthene	17.659	252.0	74035	5.4668	ng/ml		99

Compound	RT	QIon	Resp.	Conc.	Units	Dev(Min)
T Benzo(k)fluoranthene	17.721	252.0	73979	4.7374	ng/ml	96
T Benzo(a)pyrene	18.302	252.0	50047	3.9511	ng/ml	100
T Indeno(1,2,3-cd)pyrene	20.167	276.0	47313	4.5431	ng/ml	93
T Dibenzo(a,h)anthracene	20.229	278.0	64202	5.2481	ng/ml	96
T Benzo(g,h,i)perylene	20.501	276.0	70629	4.7712	ng/ml	96

(#) = Qualifier Out of Range; (m) = Manual Integration; (+) = Area Summed; (*) = Surrogate Percent Recovery Out of Range; (d): Zeroed Peak

Compound	Conc.	RT	Dev(Min)	Resp.	QIon	QRatio	Lower	Upper
Nitrobenzene-d5	3.3638	5.13	-0.02	12330	54.0	40.2	30.6	56.8
					128.0	32.8	28.9	53.6

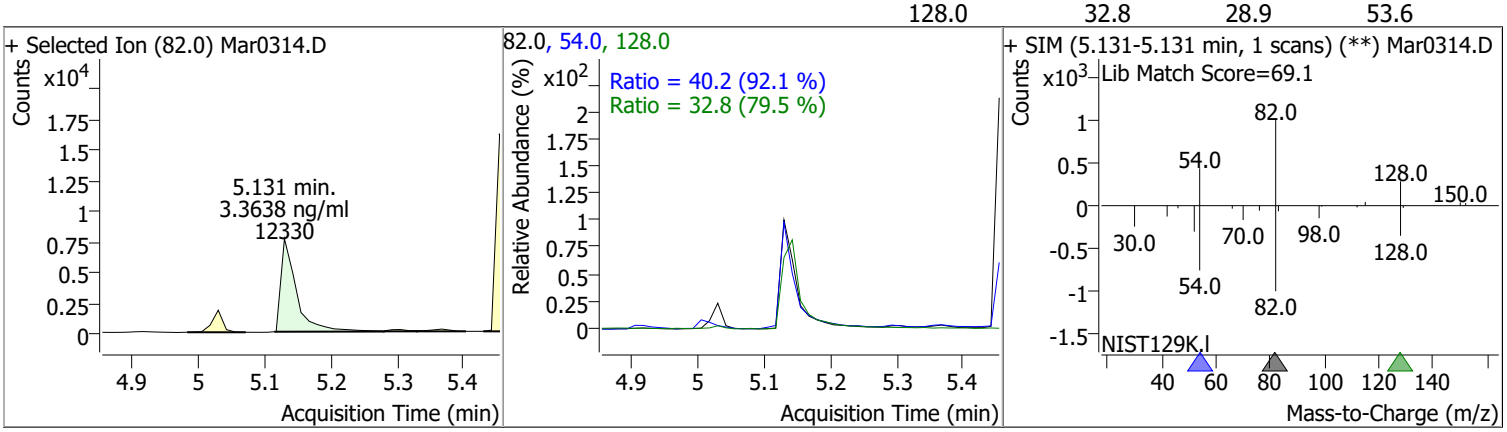

Compound	Conc.	RT	Dev(Min)	Resp.	QIon	QRatio	Lower	Upper
Naphthalene	2.4622	5.95	0.00	49061	102.0	10.2	0.0	40.8
					129.0	11.6	7.8	14.5

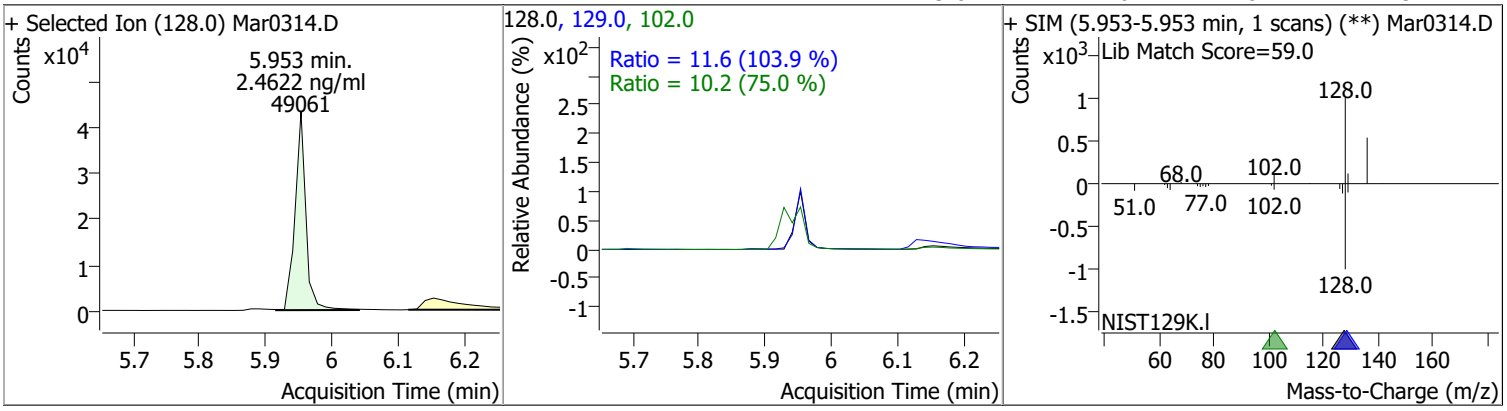

Compound	Conc.	RT	Dev(Min)	Resp.	QIon	QRatio	Lower	Upper
2-Methylnaphthalene	2.9002	6.79	0.00	33766 (m)	142.0	153.6	94.4	175.3
					115.0	47.3	36.1	67.0

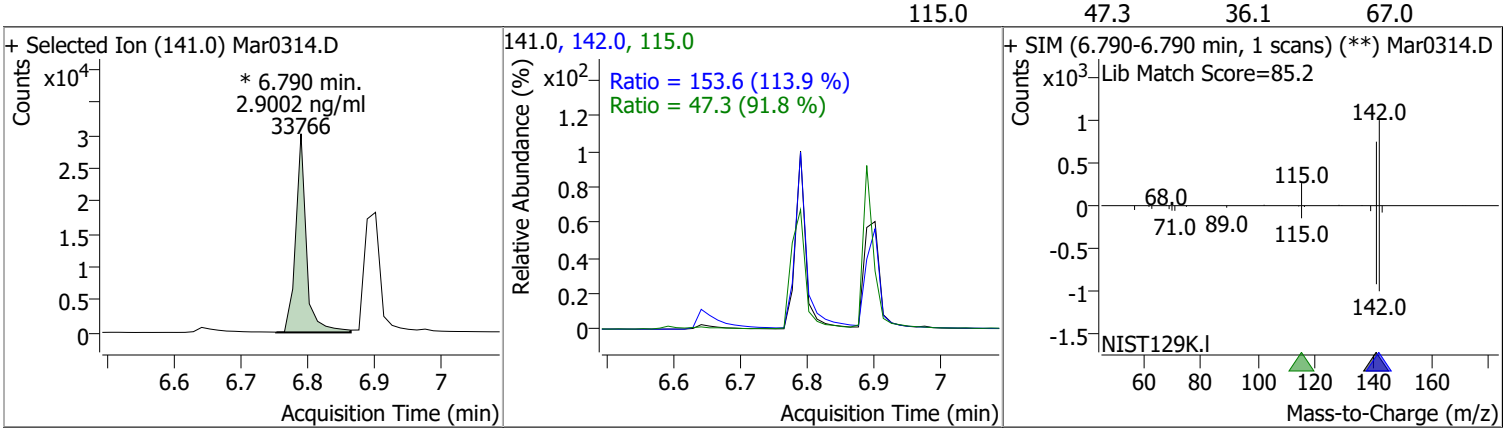

Compound	Conc.	RT	Dev(Min)	Resp.	QIon	QRatio	Lower	Upper
1-Methylnaphthalene	2.3925	6.90	0.00	30561 (m)	142.0	113.0	83.6	155.3
					115.0	53.6	34.8	64.6

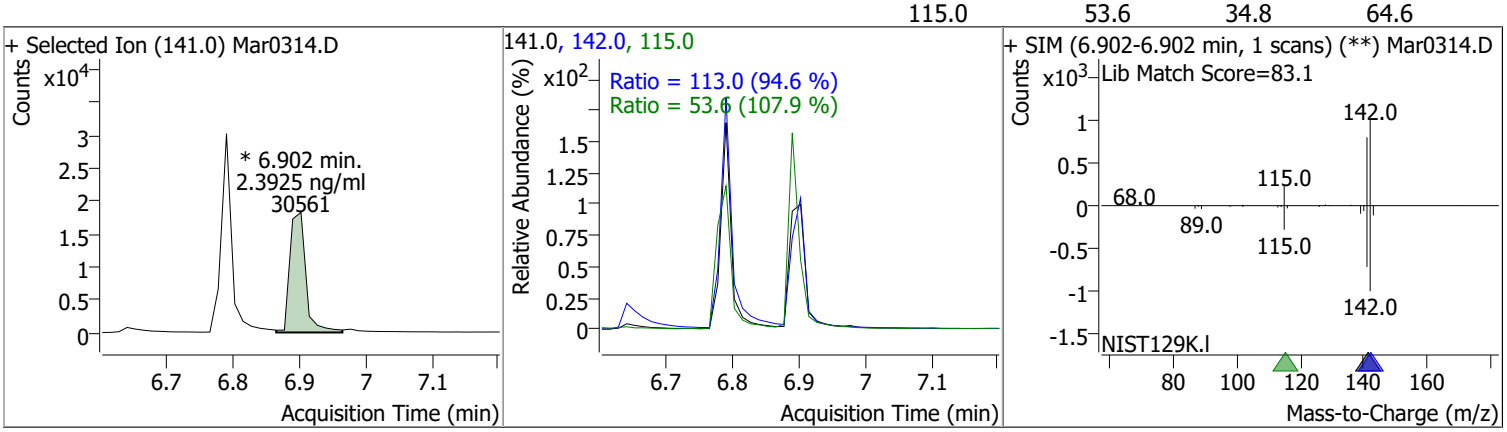

Compound	Conc.	RT	Dev(Min)	Resp.	QIon	QRatio	Lower	Upper
2-Fluorobiphenyl	2.0513	7.25	-0.01	34981	171.0	36.9	24.3	45.1

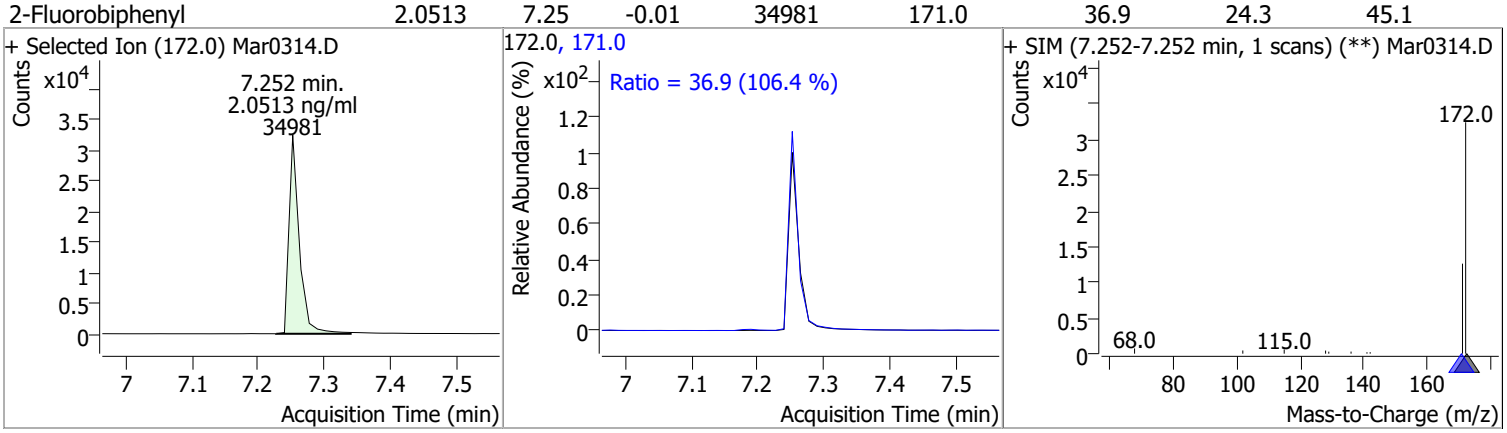

Compound	Conc.	RT	Dev(Min)	Resp.	QIon	QRatio	Lower	Upper
Acenaphthylene	2.7407	7.83	0.00	58422	153.0	15.4	11.2	20.8

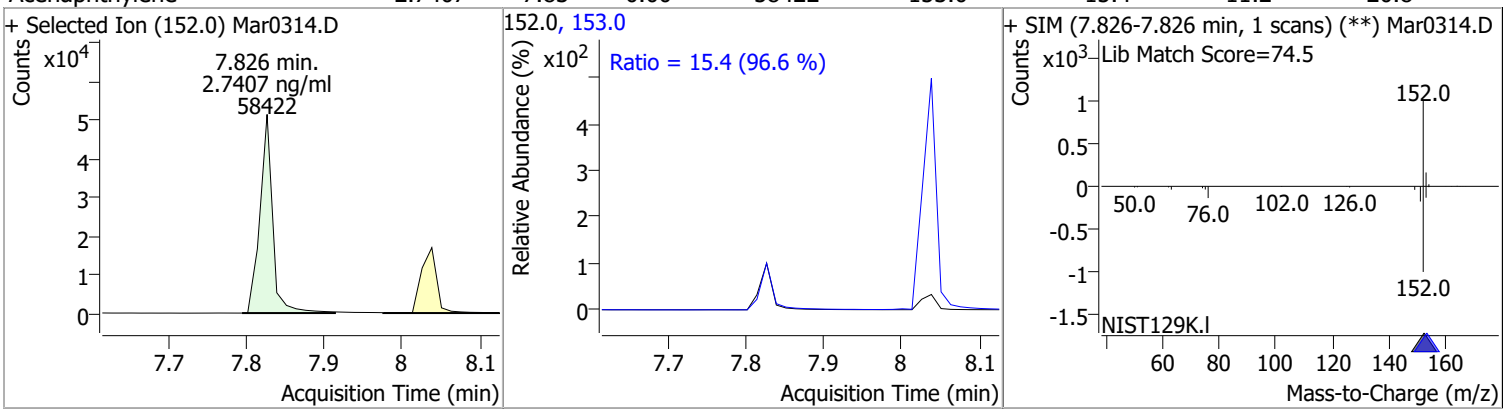

Compound	Conc.	RT	Dev(Min)	Resp.	QIon	QRatio	Lower	Upper
Acenaphthene	3.1115	8.04	0.00	45305	153.0	109.7	76.8	142.6
					152.0	52.1	36.4	67.5

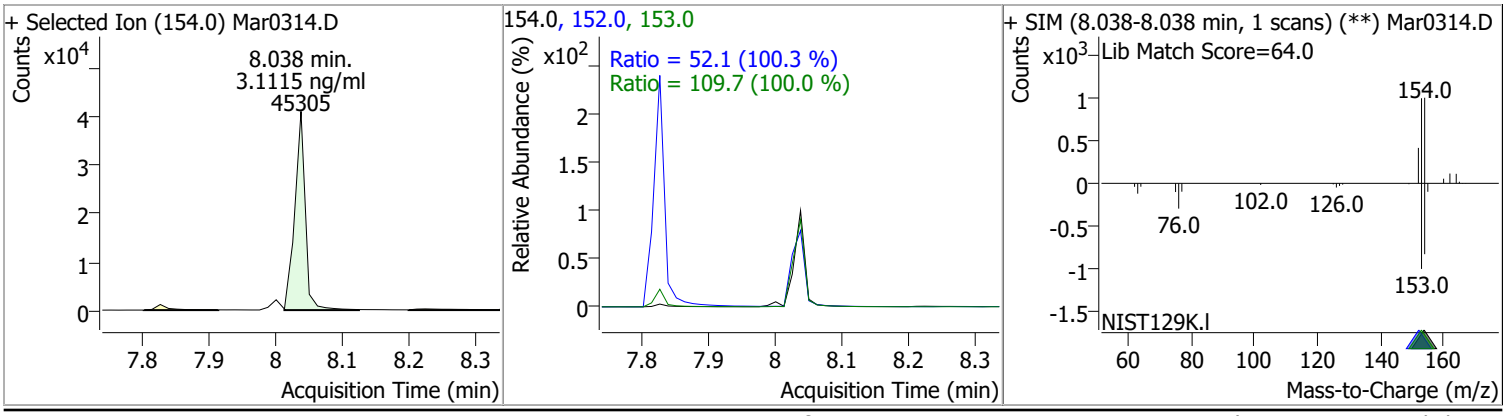

Compound	Conc.	RT	Dev(Min)	Resp.	QIon	QRatio	Lower	Upper
Fluorene	3.6175	8.66	-0.01	64724	165.0	96.0	60.3	111.9
					167.0	13.6	8.9	16.6

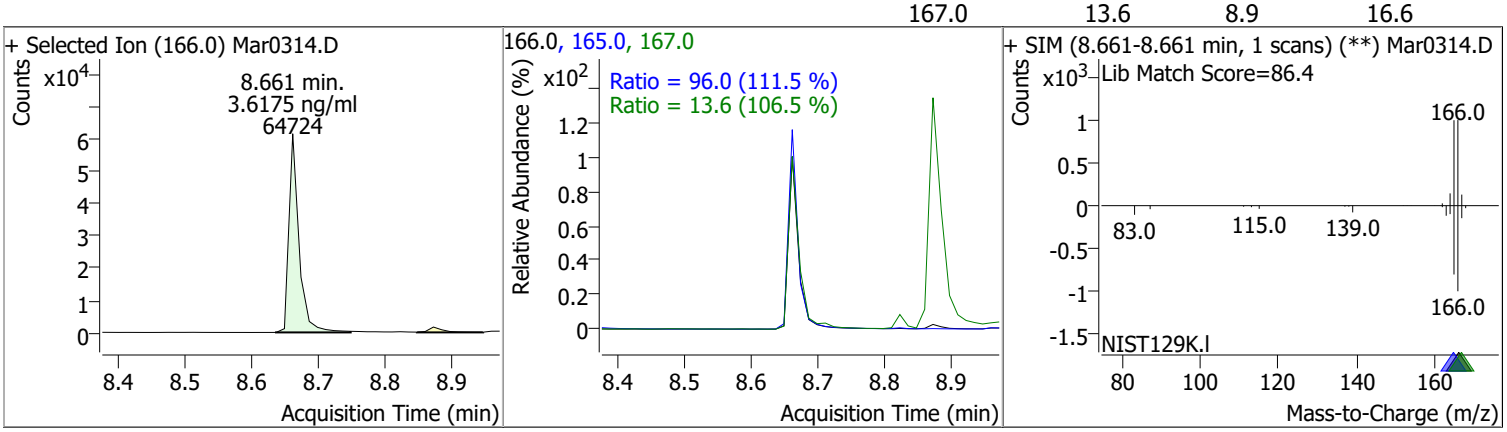

Compound	Conc.	RT	Dev(Min)	Resp.	QIon	QRatio	Lower	Upper
Phenanthrene	4.1246	9.79	0.00	99624	176.0	17.6	12.7	23.5

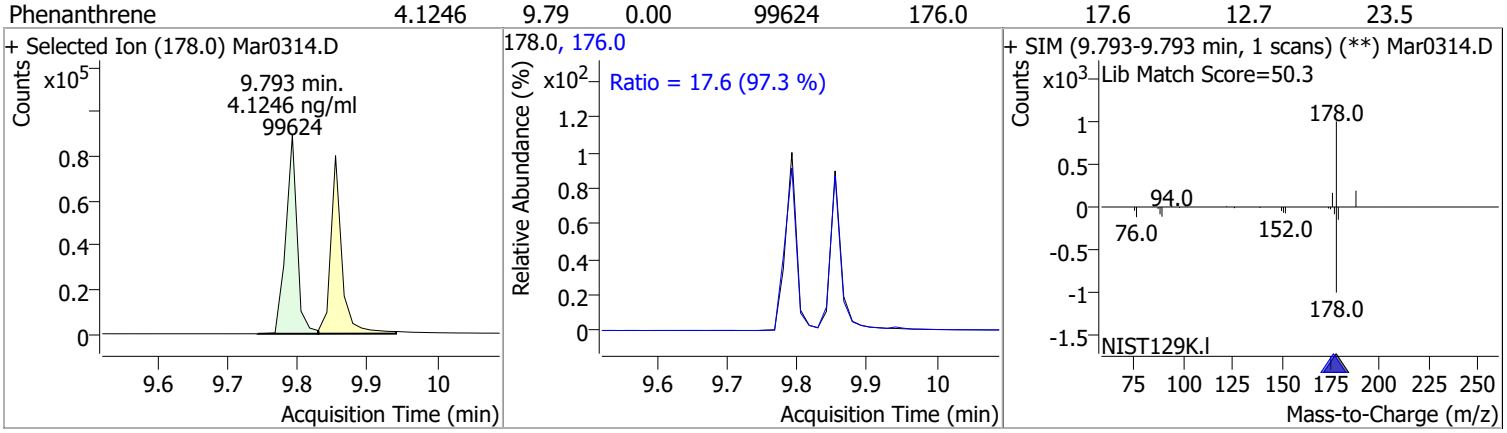

Compound	Conc.	RT	Dev(Min)	Resp.	QIon	QRatio	Lower	Upper
Anthracene	4.1042	9.85	0.00	88471	176.0	17.4	12.9	23.9

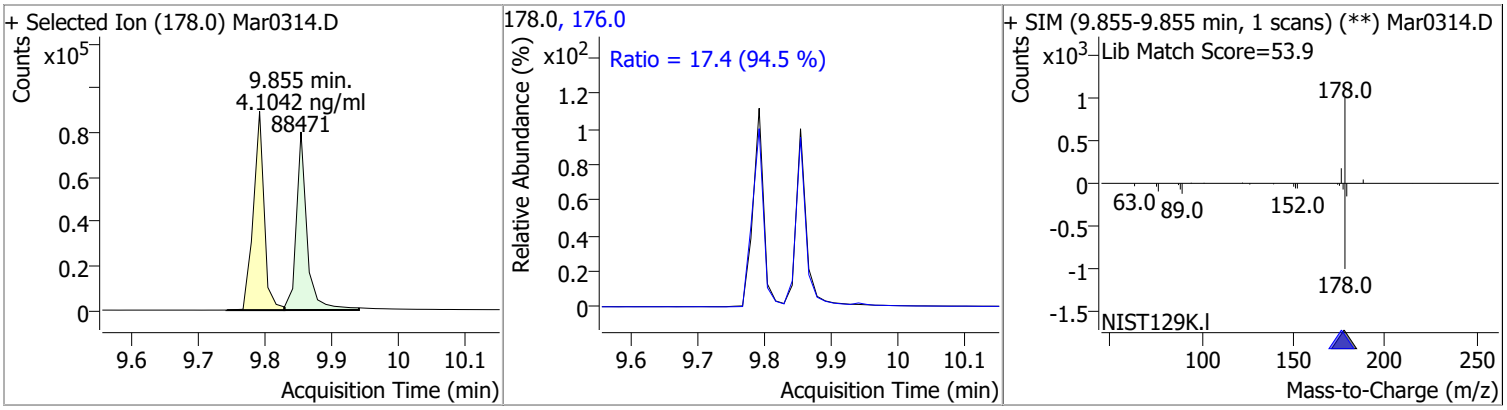

Compound	Conc.	RT	Dev(Min)	Resp.	QIon	QRatio	Lower	Upper
o-Terphenyl	3.8288	10.30	0.00	54438	229.0	63.5	42.8	79.5
					215.0	38.6	28.0	52.0

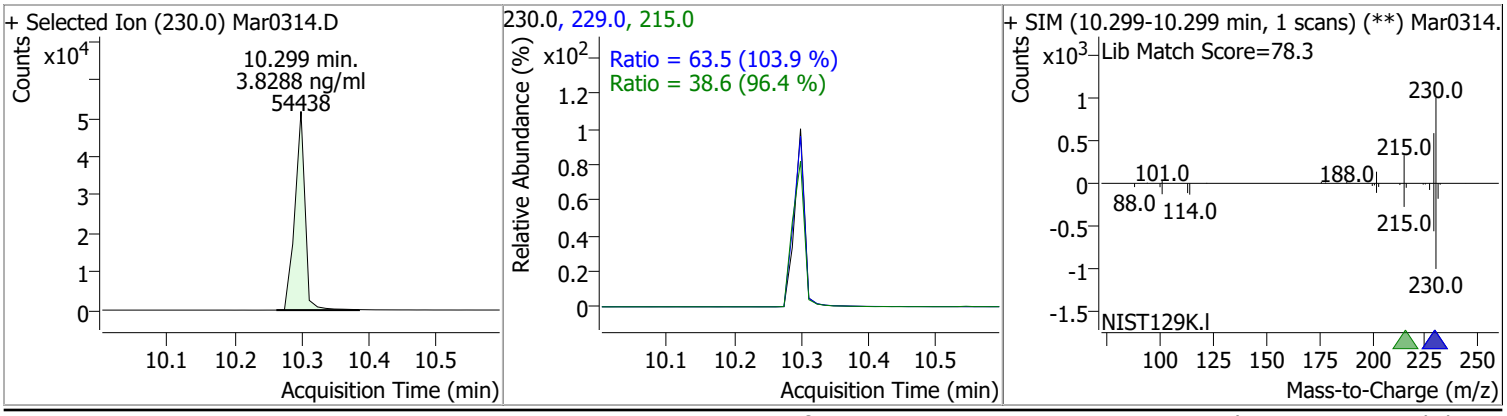

Quantitation Results Report (QT Reviewed)

Compound	Conc.	RT	Dev(Min)	Resp.	QIon	QRatio	Lower	Upper
Fluoranthene	4.0216	11.40	0.00	101587	101.0	10.2	6.7	12.5

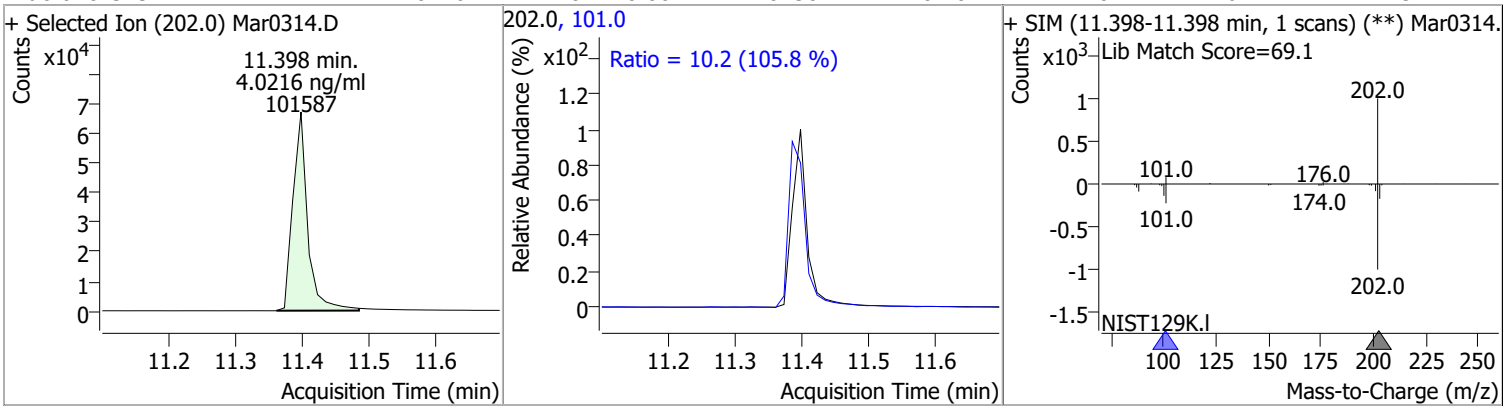

Compound	Conc.	RT	Dev(Min)	Resp.	QIon	QRatio	Lower	Upper
Pyrene	4.1392	11.77	-0.01	109590	101.0	12.0	8.4	15.6

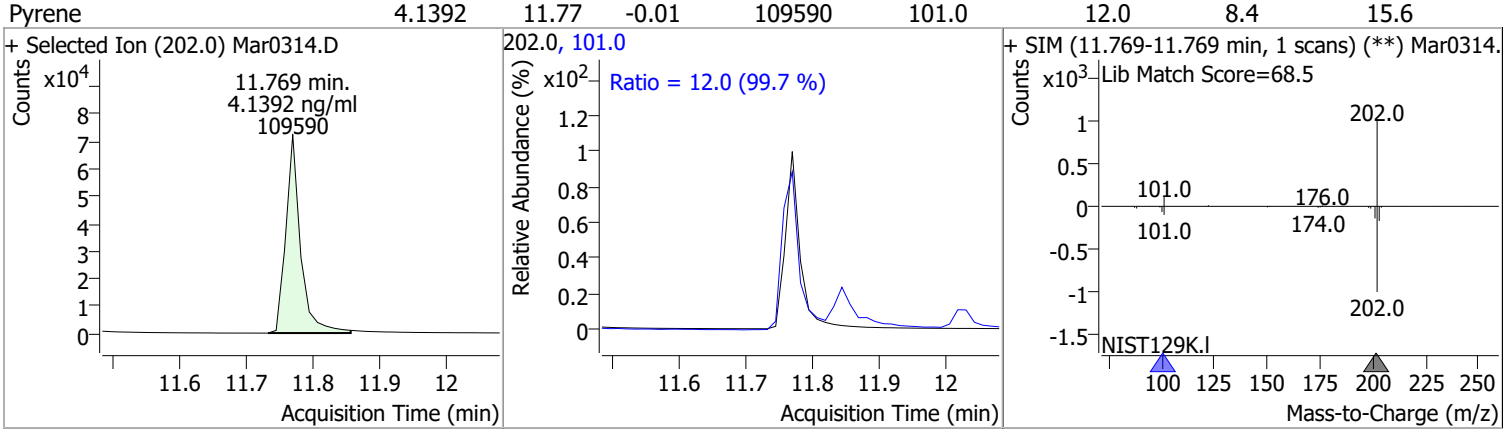

Compound	Conc.	RT	Dev(Min)	Resp.	QIon	QRatio	Lower	Upper
Terphenyl-d14	4.0009	12.24	0.00	67945	122.0	14.1	8.6	16.0

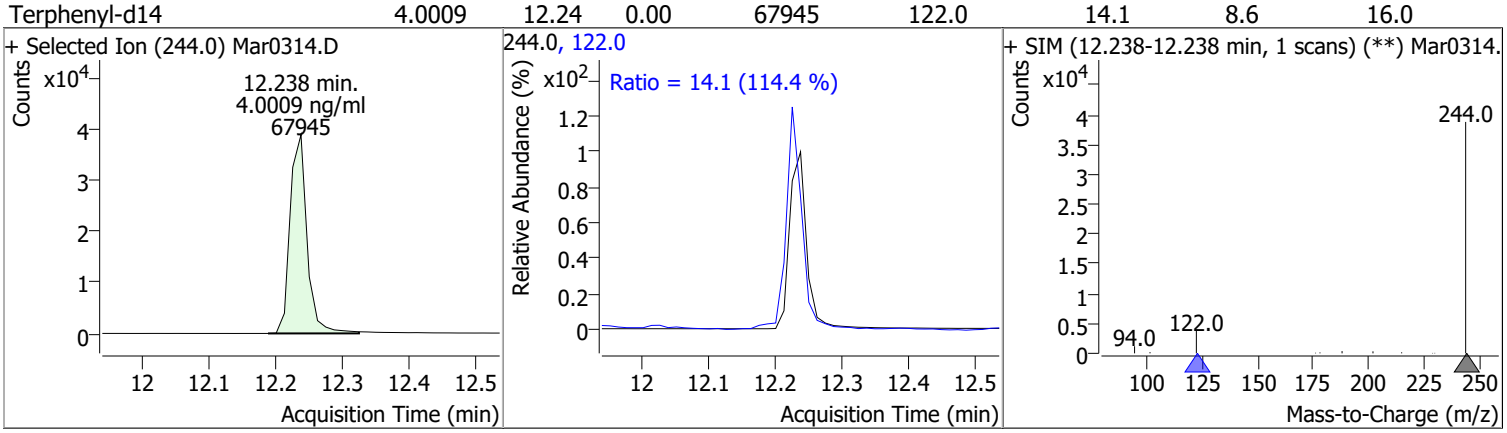

Compound	Conc.	RT	Dev(Min)	Resp.	QIon	QRatio	Lower	Upper
Benzo(a)Anthracene	4.5007	14.64	0.00	84889	226.0	25.5	18.0	33.4
					229.0	22.6	16.5	30.7

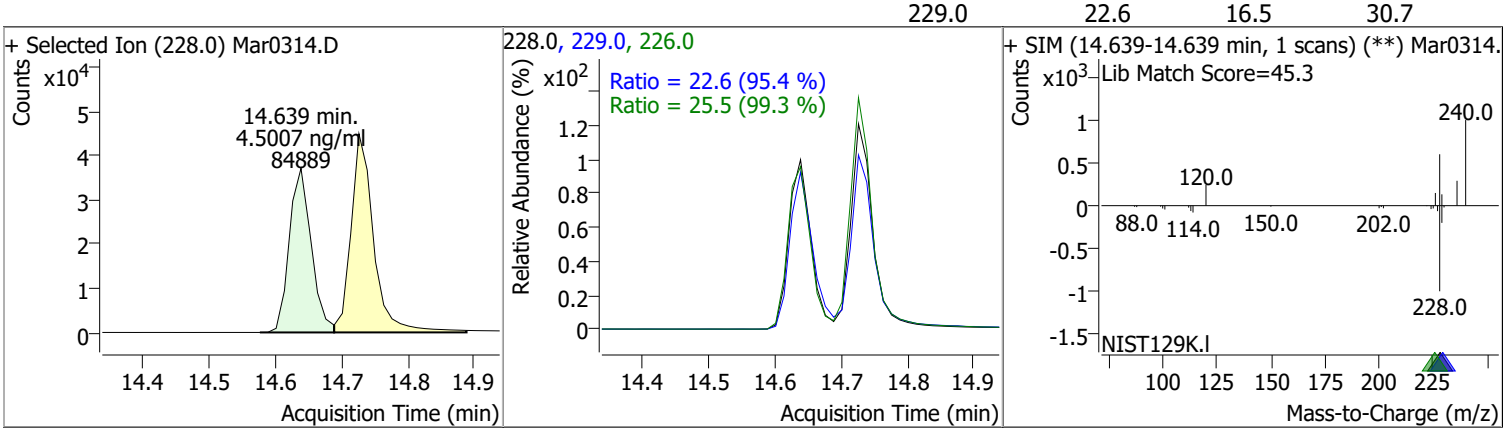

Quantitation Results Report (QT Reviewed)

Compound	Conc.	RT	Dev(Min)	Resp.	QIon	QRatio	Lower	Upper
Chrysene	4.4501	14.73	-0.01	106200	226.0	28.6	21.6	40.2
					229.0	21.1	13.8	25.7

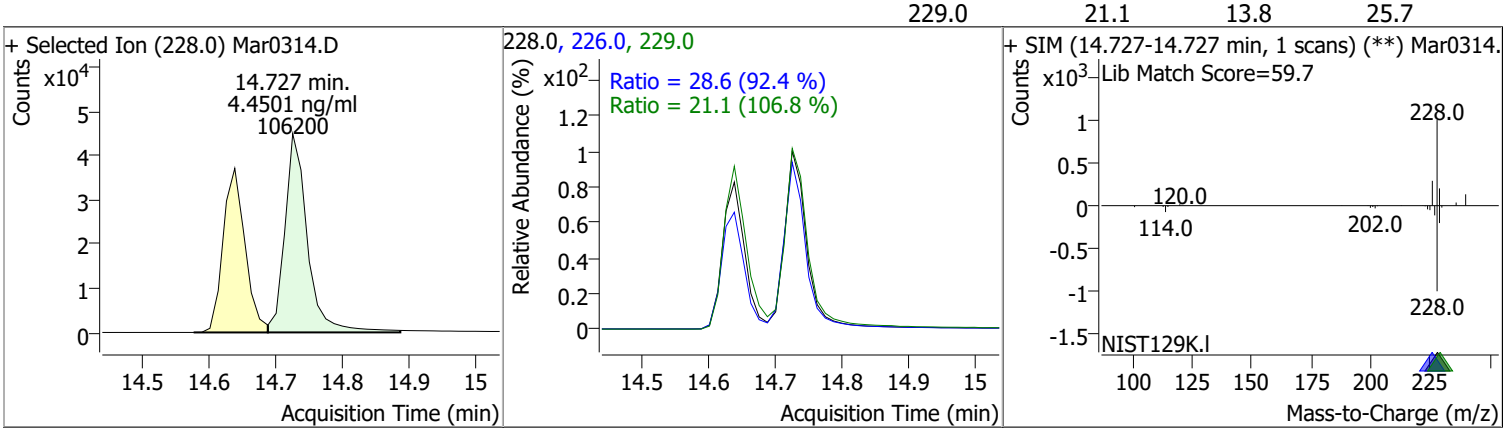

Compound	Conc.	RT	Dev(Min)	Resp.	QIon	QRatio	Lower	Upper
Benzo(b)fluoranthene	5.4668	17.66	0.00	74035	253.0	22.0	15.7	29.2

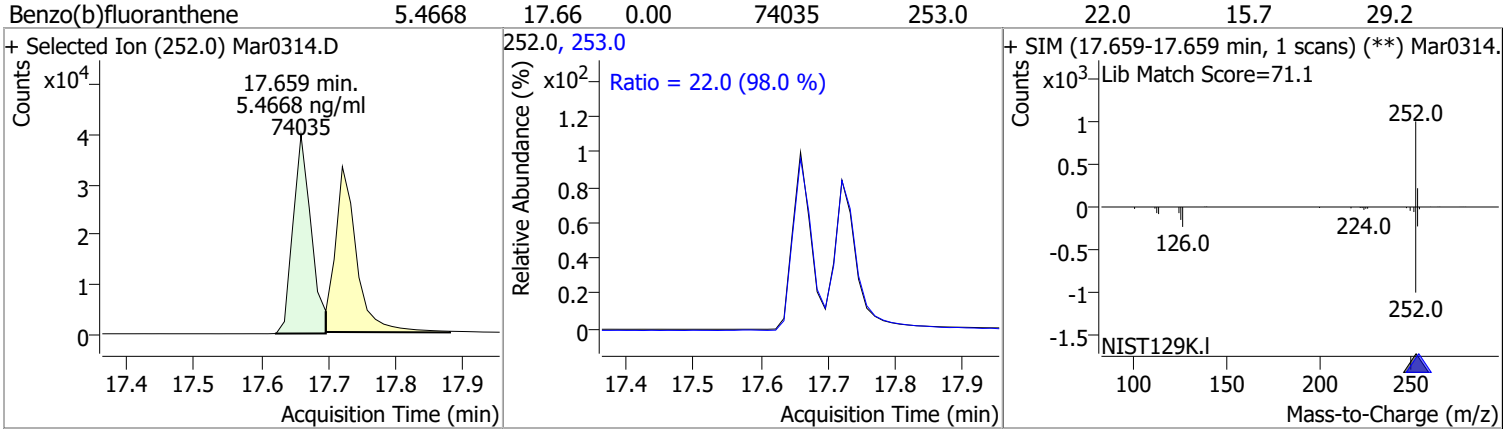

Compound	Conc.	RT	Dev(Min)	Resp.	QIon	QRatio	Lower	Upper
Benzo(k)fluoranthene	4.7374	17.72	-0.01	73979	253.0	22.6	17.2	31.9

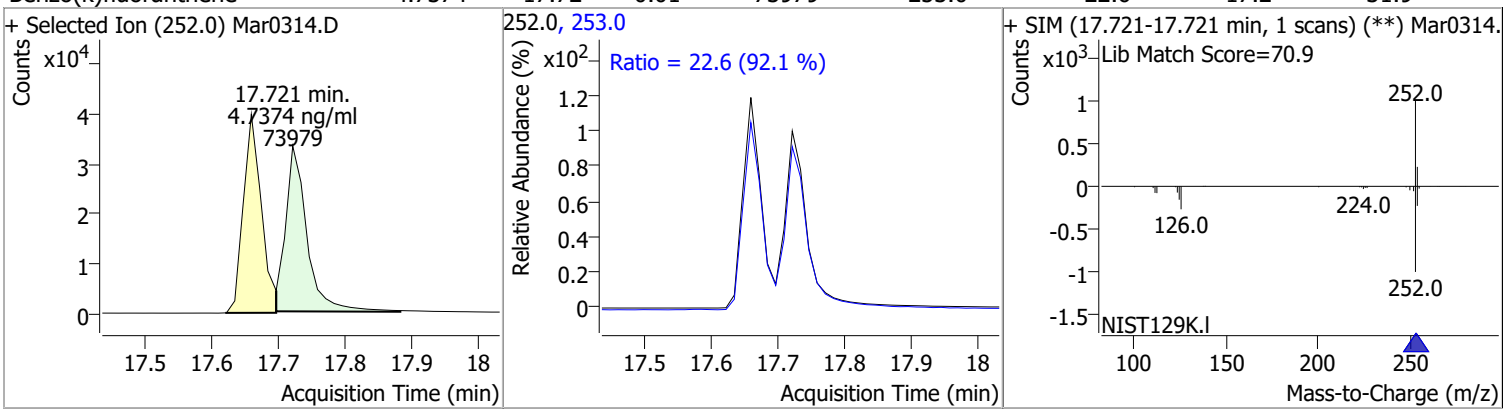

Compound	Conc.	RT	Dev(Min)	Resp.	QIon	QRatio	Lower	Upper
Benzo(a)pyrene	3.9511	18.30	-0.01	50047	253.0	23.0	16.2	30.1

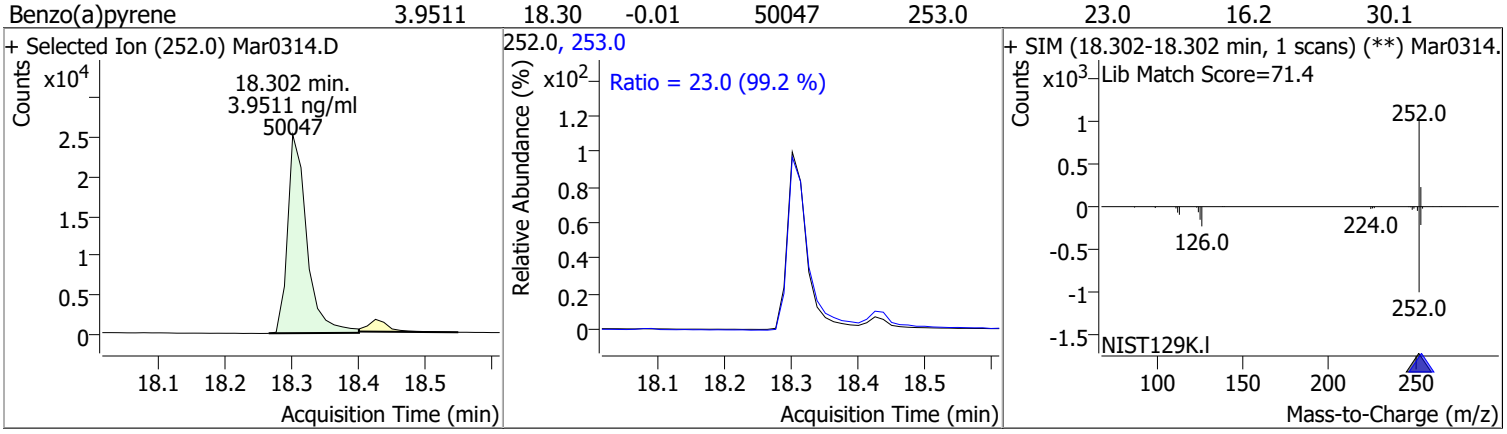

Compound	Conc.	RT	Dev(Min)	Resp.	QIon	QRatio	Lower	Upper
Indeno(1,2,3-cd)pyrene	4.5431	20.17	0.00	47313	138.0	24.2	14.6	27.2

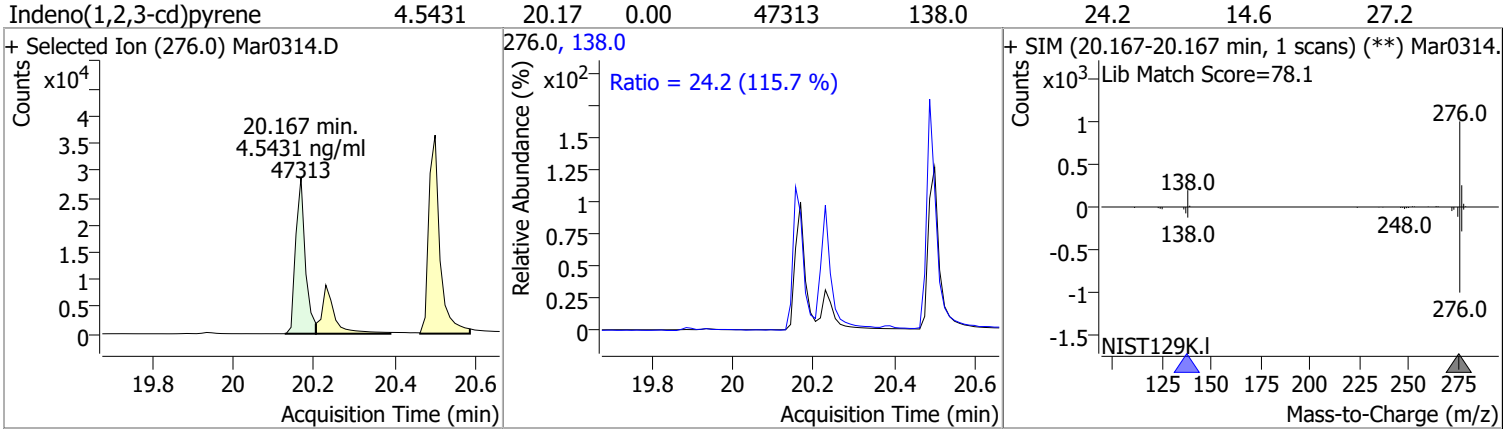

Compound	Conc.	RT	Dev(Min)	Resp.	QIon	QRatio	Lower	Upper
Dibenzo(a,h)anthracene	5.2481	20.23	-0.01	64202	279.0	25.8	16.8	31.3
					139.0	19.4	12.4	23.0

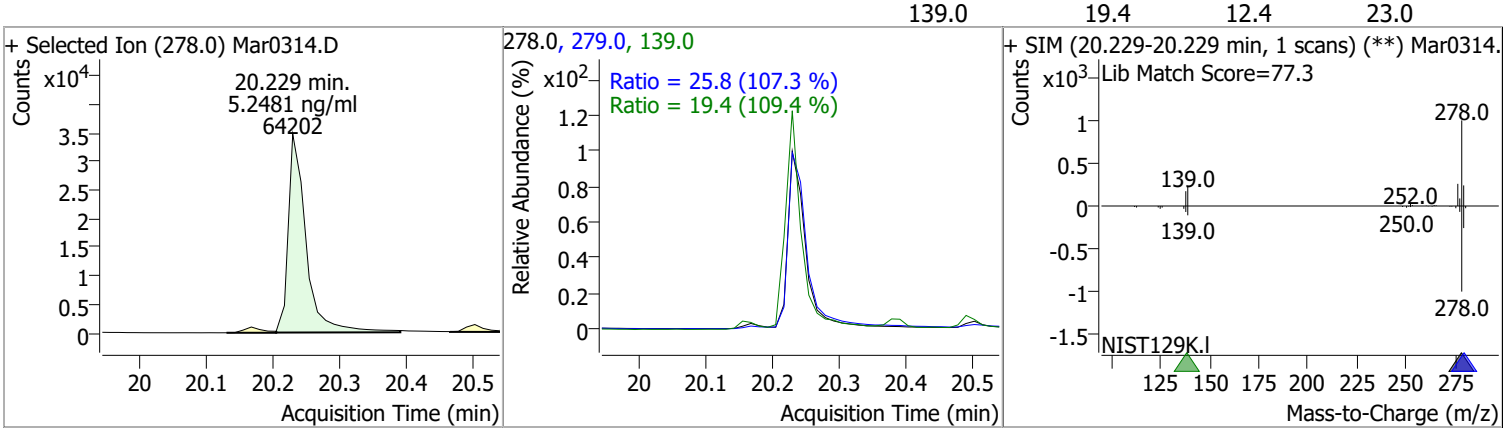

Compound	Conc.	RT	Dev(Min)	Resp.	QIon	QRatio	Lower	Upper
Benzo(g,h,i)perylene	4.7712	20.50	0.00	70629	138.0	26.7	16.2	30.1
					277.0	23.5	16.2	30.1

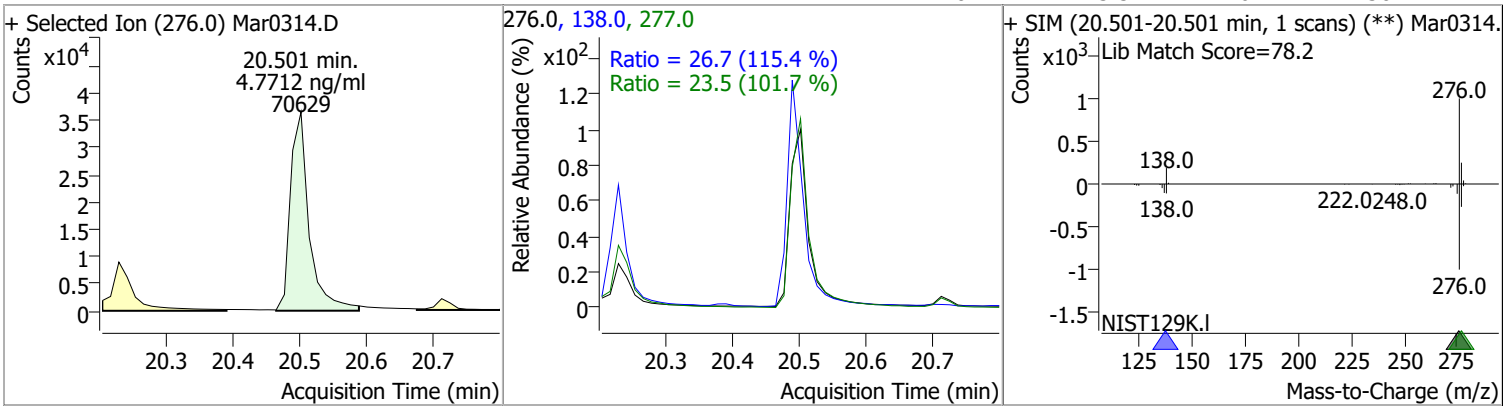

Quantitation Results Report (QT Reviewed)

Data File	Mar0315.D	Operator	LIMS import
Acq. Method	5975BNASIM	Acq. Date-Time	3/3/2022 7:29:30 PM
Sample Name	B22021627-006C	Instrument	GCMS
Vial	15	Multiplier	1.00
DA Method File	030222 bna SIM 1.batch.bin	Comment	SVOC-8270C-SIM-W-LLPAH
Tune File	dftppjph.u	Tune Date	
Batch Name	030322 bna SIM 1.batch.bin	Last Calib Update	2/28/2022 5:36:24 PM
Ref Library			

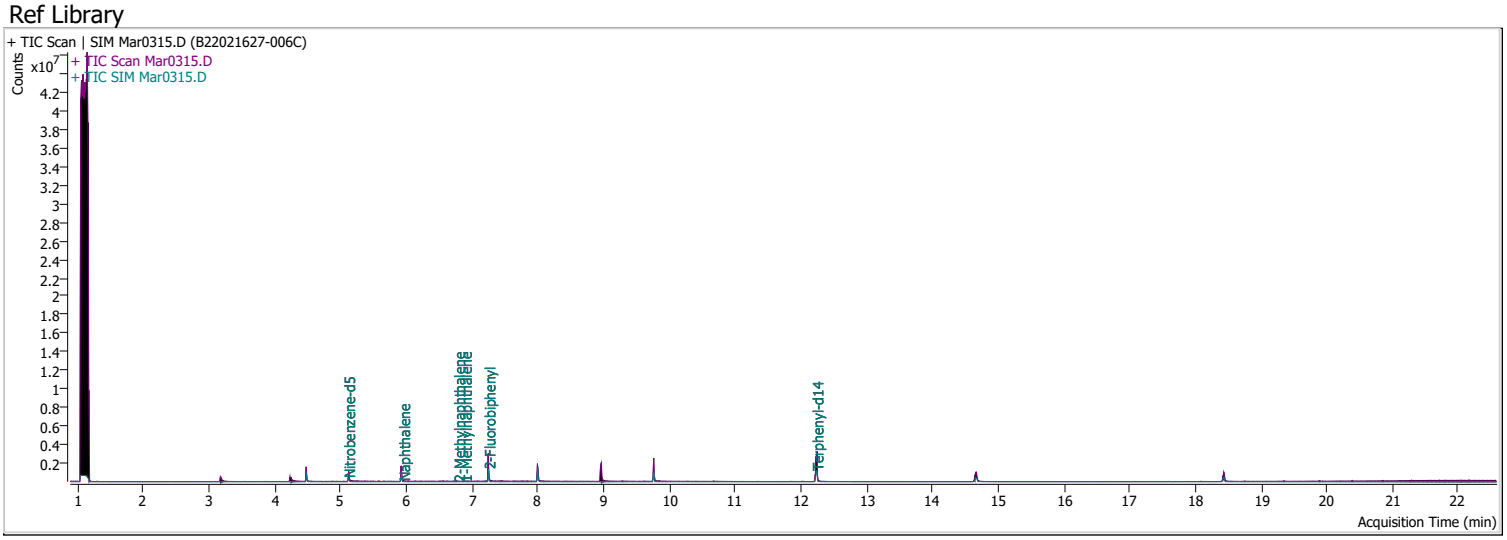

Compound	RT	QIon	Resp.	Conc.	Units		Dev(Min)
Internal Standards							
M 1,4-Dichlorobenzene-d4	4.484	152.0	210449	40.0000	ng/ml		-0.012
M Naphthalene-d8	5.928	136.0	790105	40.0000	ng/ml		0.000
M Acenaphthene-d10	8.000	164.0	537213	40.0000	ng/ml		0.000
M Phenanthrene-d10	9.768	188.0	979185	40.0000	ng/ml		0.000
M Chrysene-d12	14.664	240.0	728650	40.0000	ng/ml		0.000
M Perylene-d12	18.437	264.0	541616	40.0000	ng/ml		0.000
System Monitoring Compounds							
S Nitrobenzene-d5	5.118	82.0	352064	33.6517	ng/ml		-0.037
Spiked Amount: 5.000	Range: 19.0 - 102.0%			Recovery = 673.03%		*	
S 2-Fluorobiphenyl	7.252	172.0	865409	52.1410	ng/ml		-0.012
Spiked Amount: 5.000	Range: 25.0 - 94.0%			Recovery = 1042.82%		*	
S o-Terphenyl	0.000		0	N.D.			
Spiked Amount: 5.000	Range: 40.0 - 140.0%			Recovery = NA%			
S Terphenyl-d14	12.238	244.0	1611194	100.8090	ng/ml		0.000
Spiked Amount: 5.000	Range: 39.0 - 106.0%			Recovery = 2016.18%		*	
Target Compounds							**QValue**
T Naphthalene	5.953	128.0	1536	0.0770	ng/ml	#m	37
T 2-Methylnaphthalene	6.790	141.0	587	0.0504	ng/ml	#m	27
T 1-Methylnaphthalene	6.890	141.0	1177	0.0441	ng/ml	#	83
T Acenaphthylene	0.000		0	N.D.			
T Acenaphthene	8.038	154.0	0		ng/ml	md	1
T Fluorene	8.960	166.0	0		ng/ml	md	1
T Phenanthrene	0.000		0	N.D.			
T Anthracene	0.000		0	N.D.			
T Fluoranthene	11.411	202.0	0		ng/ml	md	1
T Pyrene	11.781	202.0	0		ng/ml	md	1
T Benzo(a)Anthracene	14.664	228.0	0		ng/ml	md	1
T Chrysene	14.726	228.0	0		ng/ml	md	1
T Benzo(b)fluoranthene	17.684	252.0	0		ng/ml	md	1

Compound	RT	QIon	Resp.	Conc.	Units		Dev(Min)
T Benzo(k)fluoranthene	17.746	252.0	0		ng/ml	md	1
T Benzo(a)pyrene	18.326	252.0	0		ng/ml	md	1
T Indeno(1,2,3-cd)pyrene	20.192	276.0	0		ng/ml	md	1
T Dibenzo(a,h)anthracene	0.000		0	N.D.			
T Benzo(g,h,i)perylene	20.513	276.0	0		ng/ml	md	1

(#) = Qualifier Out of Range; (m) = Manual Integration; (+) = Area Summed; (*) = Surrogate Percent Recovery Out of Range; (d): Zeroed Peak

Quantitation Results Report (QT Reviewed)

Compound	Conc.	RT	Dev(Min)	Resp.	QIon	QRatio	Lower	Upper
Nitrobenzene-d5	33.6517	5.12	-0.04	352064	54.0	40.1	30.6	56.8
					128.0	40.9	28.9	53.6

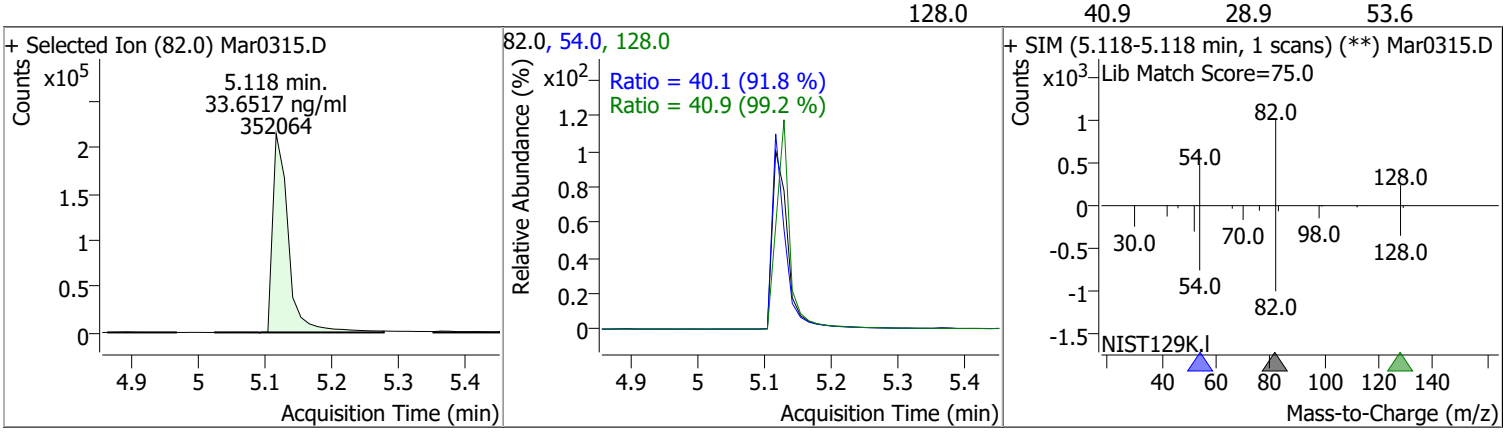

Compound	Conc.	RT	Dev(Min)	Resp.	QIon	QRatio	Lower	Upper
Naphthalene	0.0770	5.95	0.00	1536 (m)	102.0	31.9	0.0	40.8
					129.0	43.1	7.8	14.5

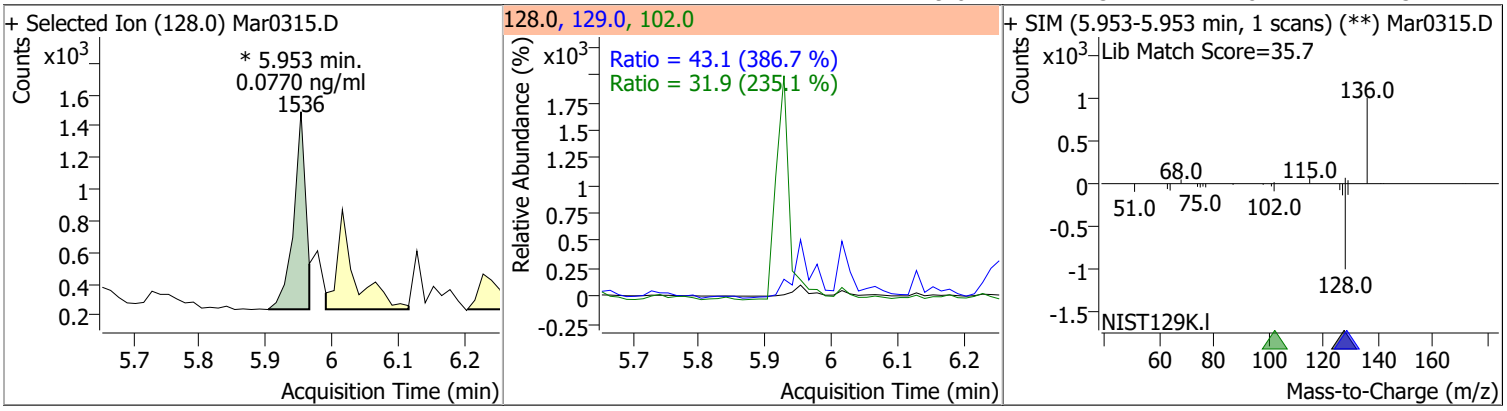

Compound	Conc.	RT	Dev(Min)	Resp.	QIon	QRatio	Lower	Upper
2-Methylnaphthalene	0.0504	6.79	0.00	587 (m)	142.0	95.6	94.4	175.3
					115.0	176.3	36.1	67.0

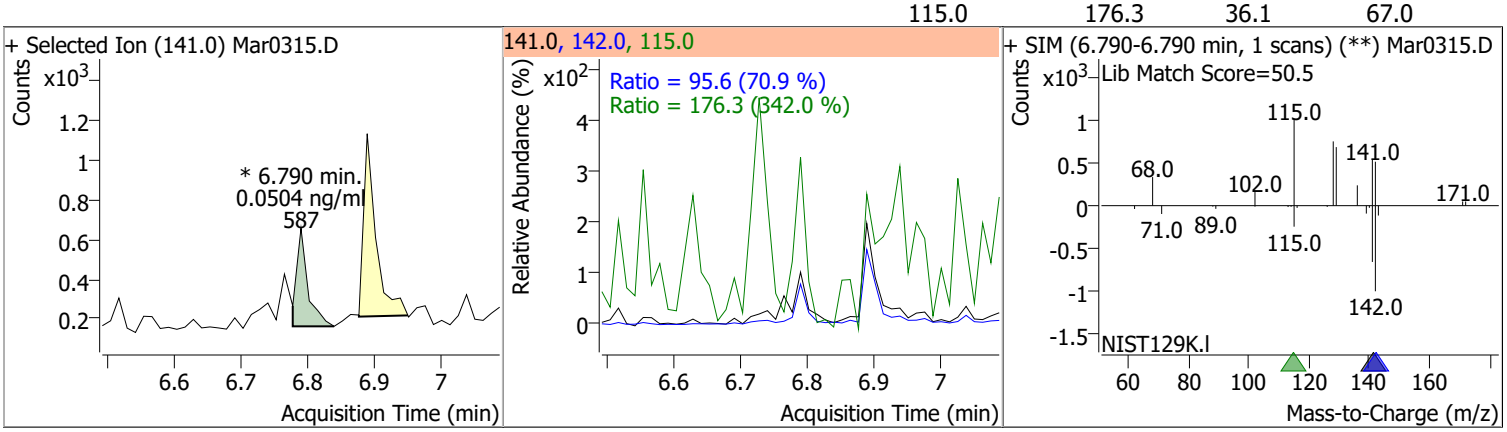

Quantitation Results Report (QT Reviewed)

Compound	Conc.	RT	Dev(Min)	Resp.	QIon	QRatio	Lower	Upper
1-Methylnaphthalene	0.0441	6.89	-0.01	1177	142.0	103.7	83.6	155.3
					115.0	66.5	34.8	64.6

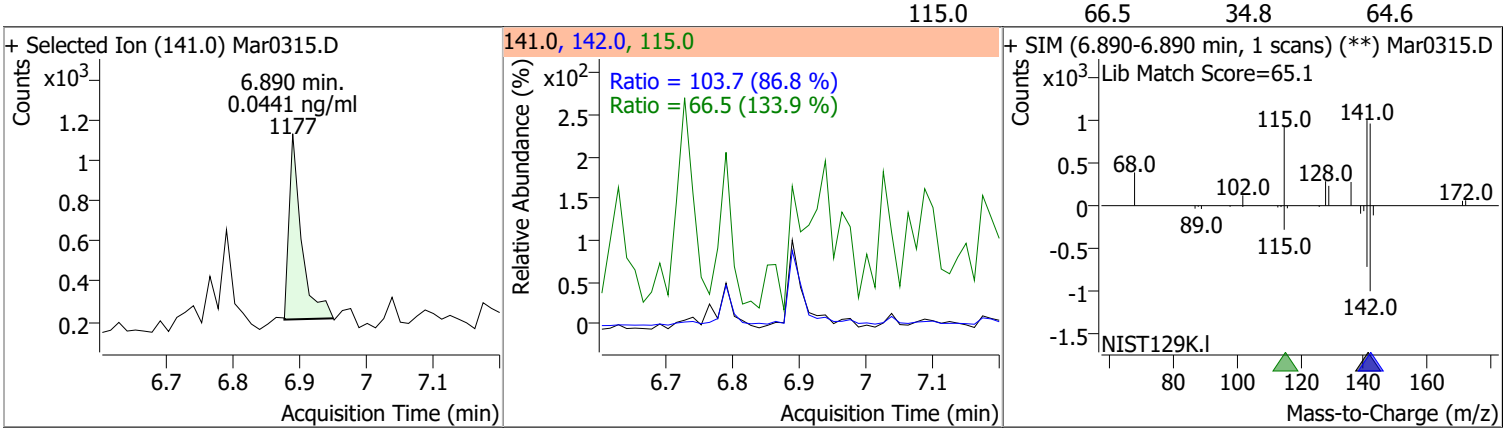

Compound	Conc.	RT	Dev(Min)	Resp.	QIon	QRatio	Lower	Upper
2-Fluorobiphenyl	52.1410	7.25	-0.01	865409	171.0	37.6	24.3	45.1

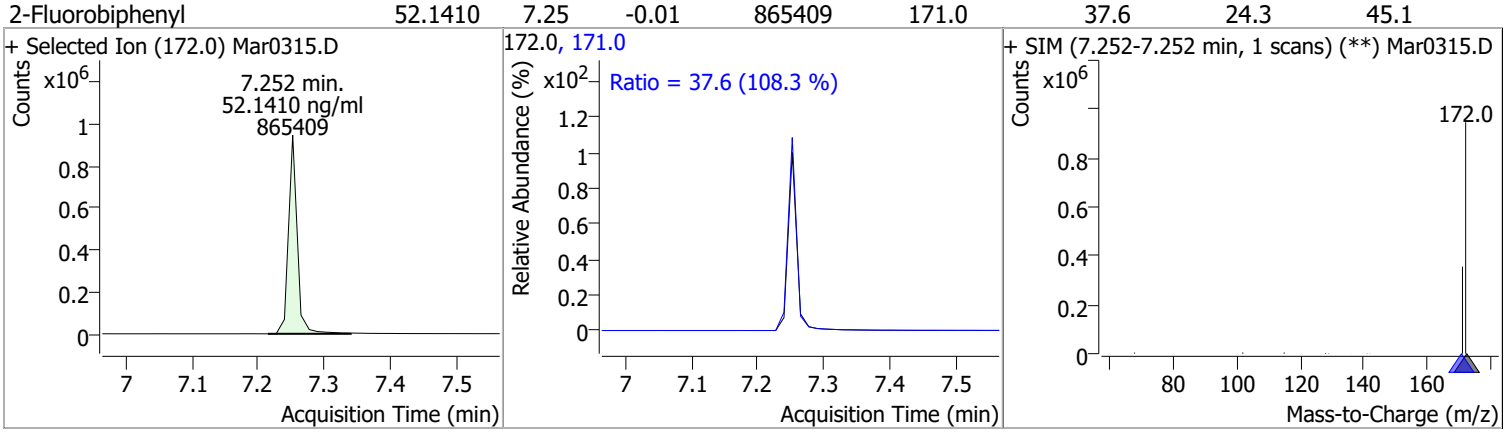

Compound	Conc.	Exp RT	QIon	Exp Ratio
Acenaphthylene	N.D.	7.83	153.0	16.0

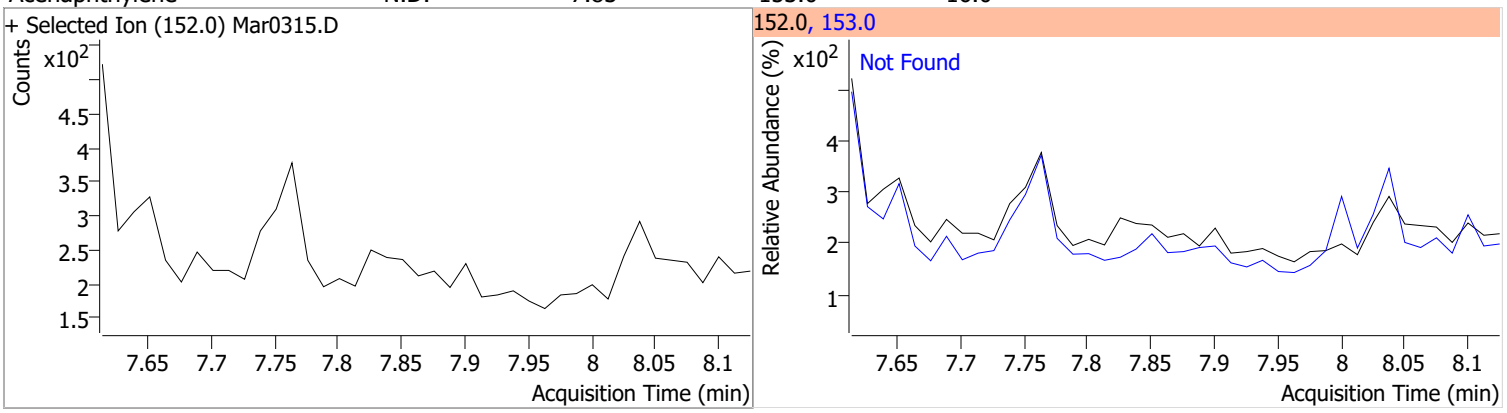

Compound	Conc.	RT	Dev(Min)	Resp.	QIon	QRatio	Lower	Upper
Acenaphthene		0		0	153.0		76.8	142.6
					152.0		36.4	67.5

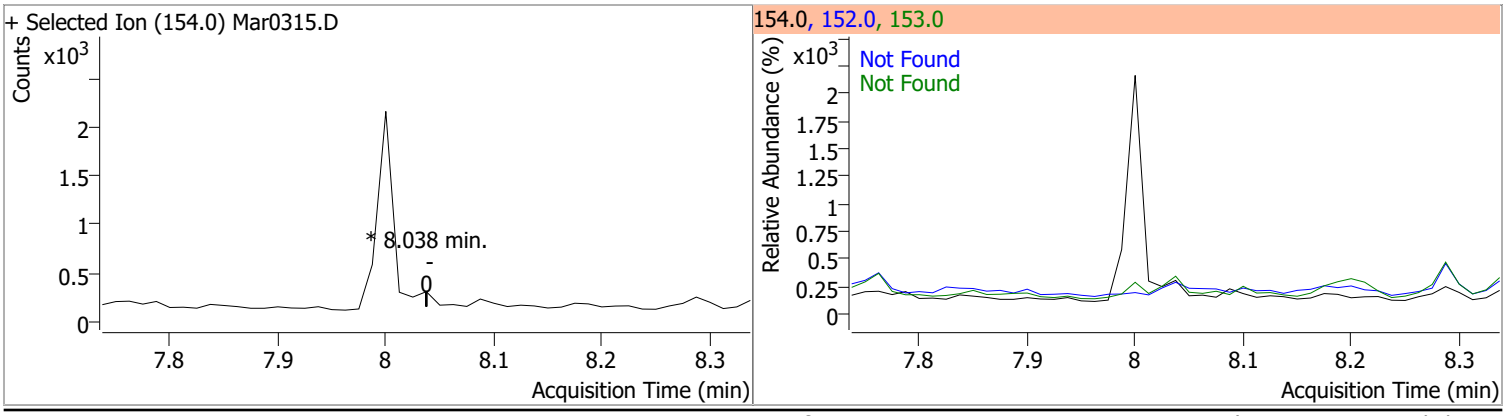

Quantitation Results Report (QT Reviewed)

Compound	Conc.	RT	Dev(Min)	Resp.	QIon	QRatio	Lower	Upper
Fluorene		0		0	165.0		60.3	111.9
					167.0		8.9	16.6

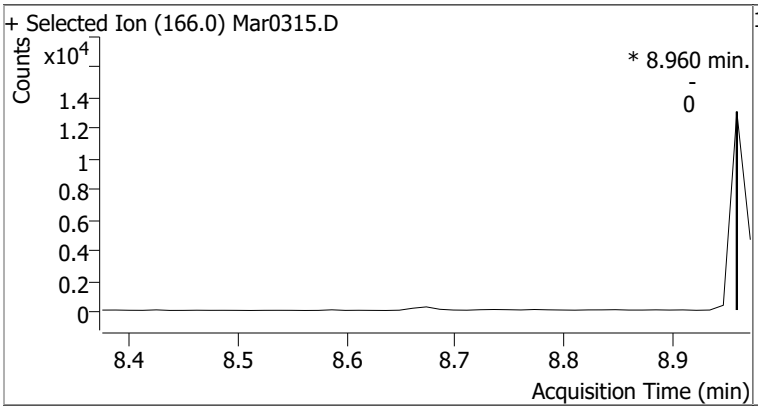

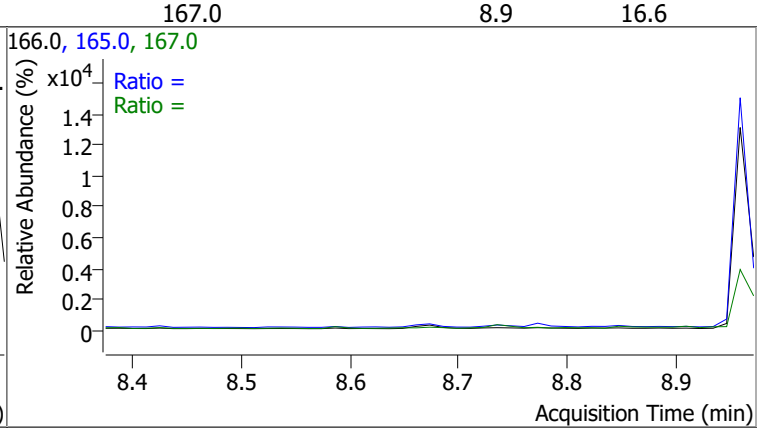

Compound	Conc.	Exp RT	QIon	Exp Ratio
Phenanthrene	N.D.	9.79	176.0	18.1

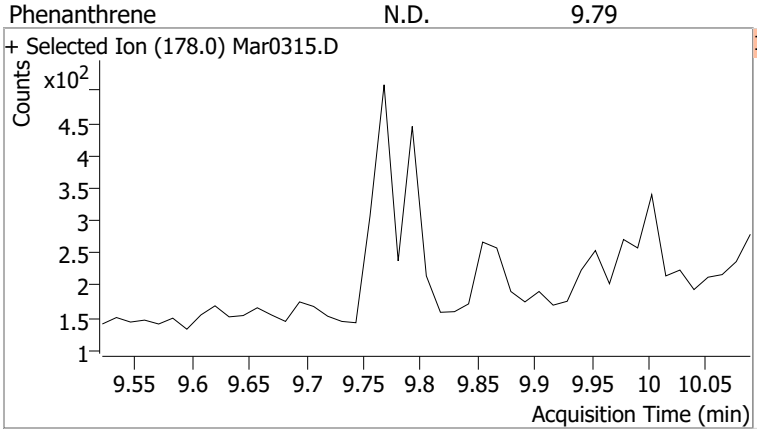

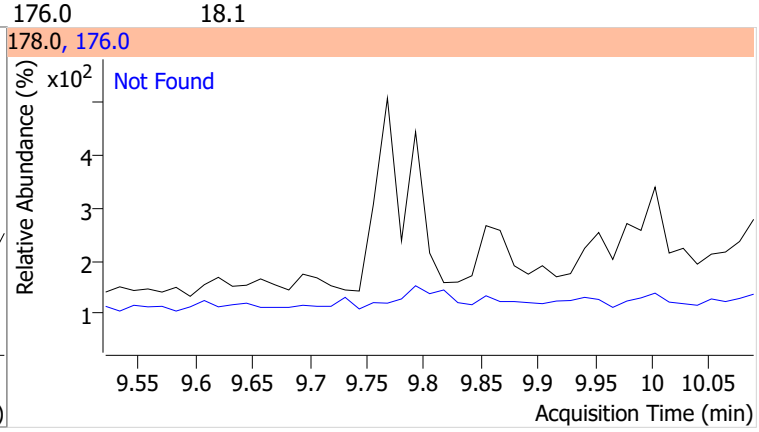

Compound	Conc.	Exp RT	QIon	Exp Ratio
Anthracene	N.D.	9.85	176.0	18.4

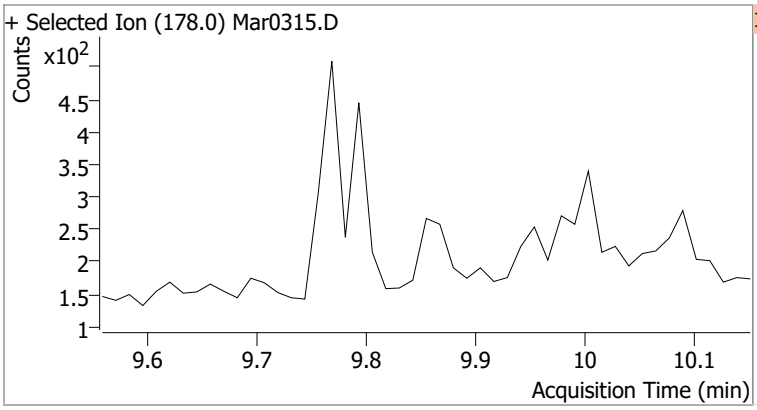

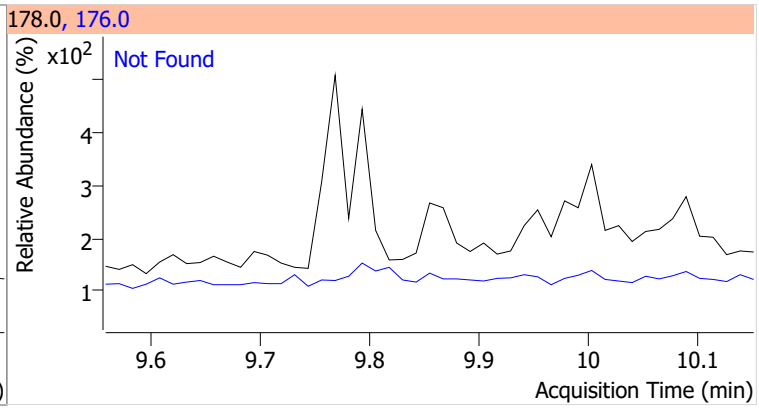

Compound	Conc.	Exp RT	QIon	Exp Ratio	QIon	Exp Ratio
o-Terphenyl	N.D.	10.30	229.0	61.1	215.0	40.0

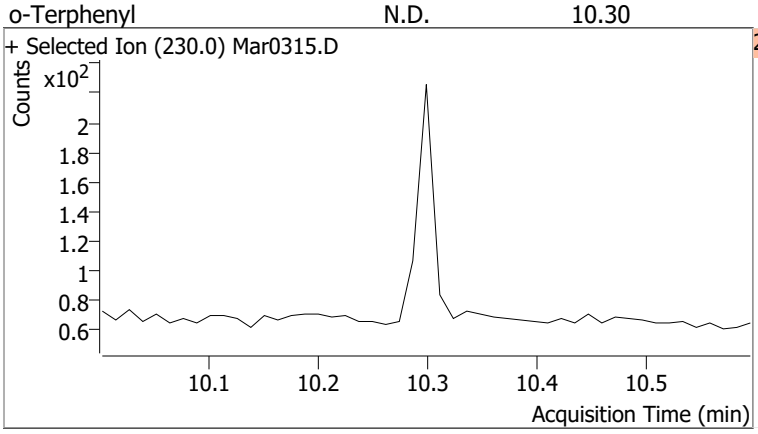

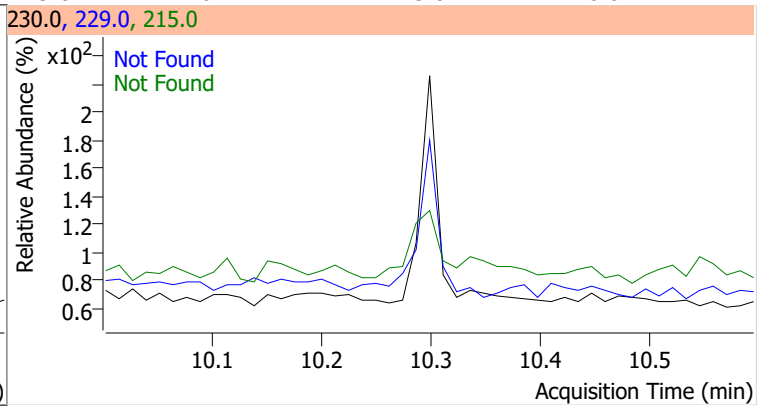

Compound	Conc.	RT	Dev(Min)	Resp.	QIon	QRatio	Lower	Upper
Fluoranthene		0		0	101.0		6.7	12.5

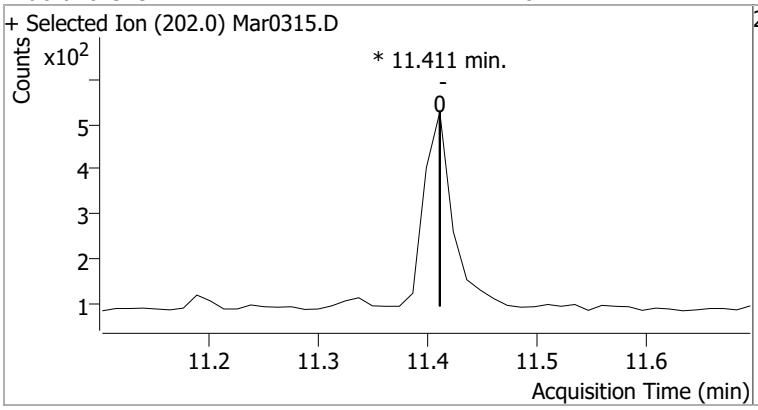

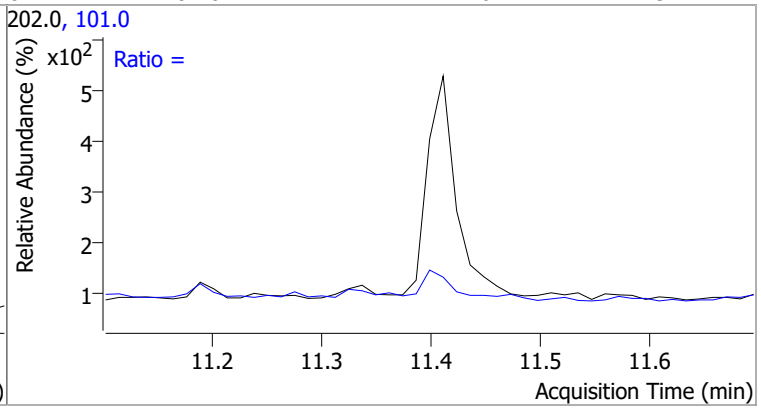

Compound	Conc.	RT	Dev(Min)	Resp.	QIon	QRatio	Lower	Upper
Pyrene		0		0	101.0		8.4	15.6

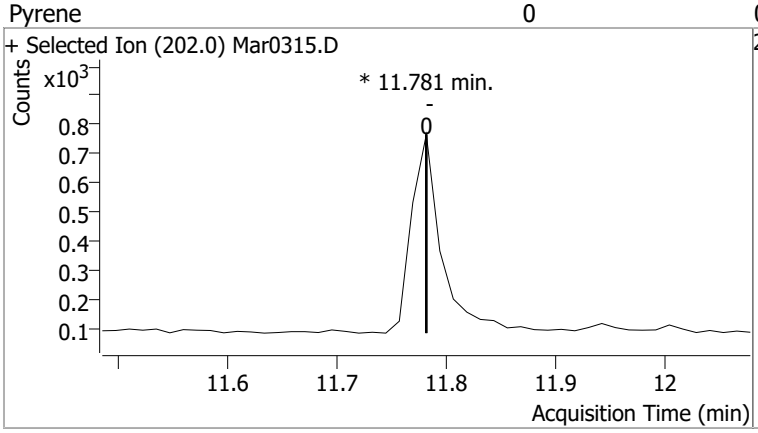

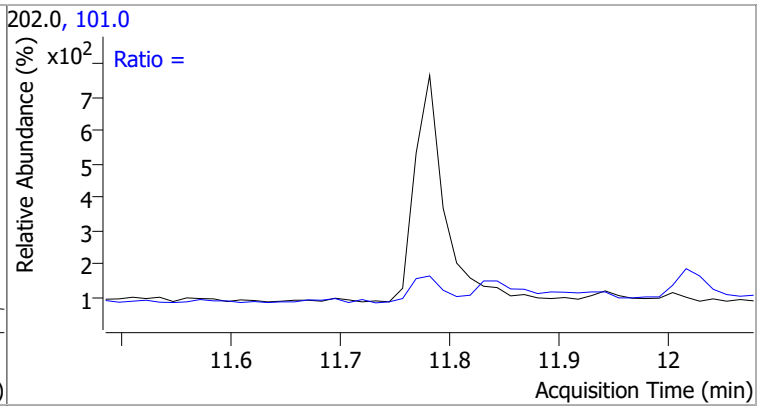

Compound	Conc.	RT	Dev(Min)	Resp.	QIon	QRatio	Lower	Upper
Terphenyl-d14	100.8090	12.24	0.00	1611194	122.0	14.1	8.6	16.0

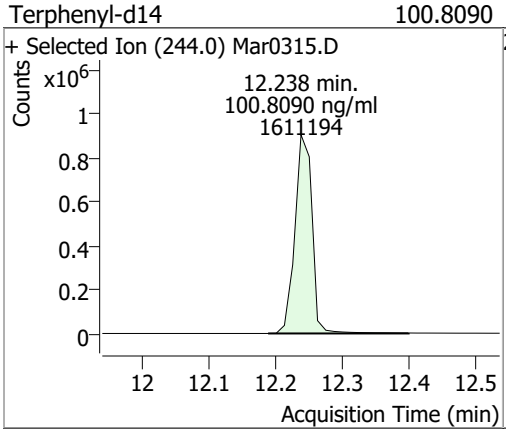

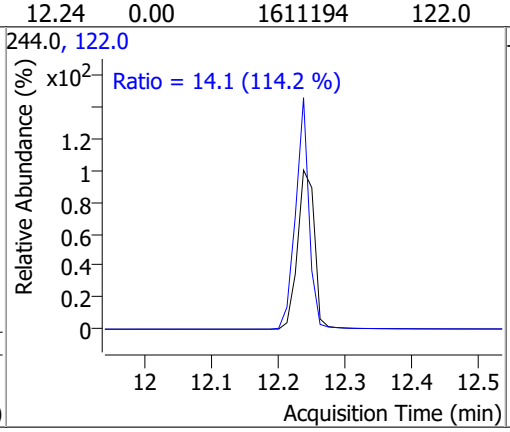

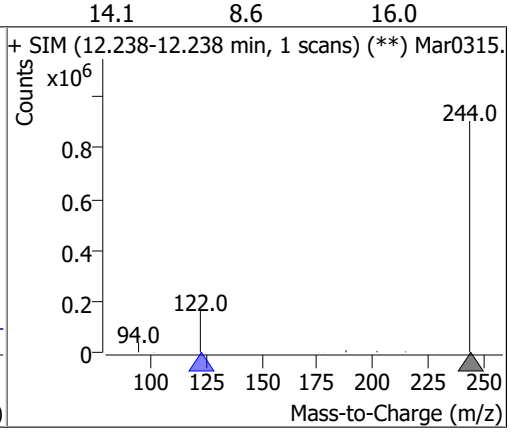

Compound	Conc.	RT	Dev(Min)	Resp.	QIon	QRatio	Lower	Upper
Benzo(a)Anthracene		0		0	226.0		18.0	33.4
					229.0		16.5	30.7

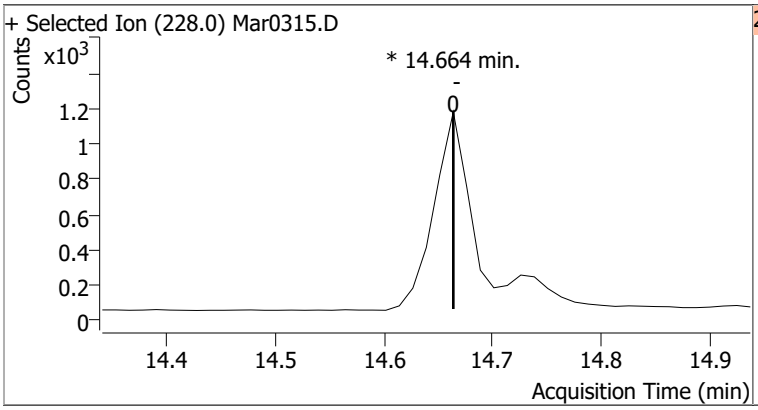

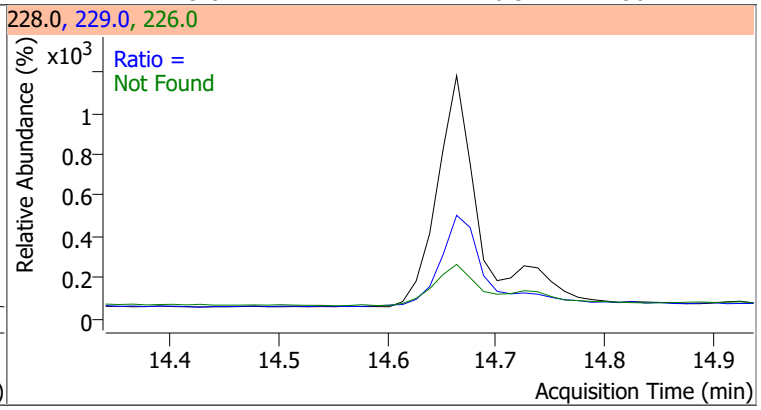

Compound	Conc.	RT	Dev(Min)	Resp.	QIon	QRatio	Lower	Upper
Chrysene		0		0	226.0		21.6	40.2
					229.0		13.8	25.7

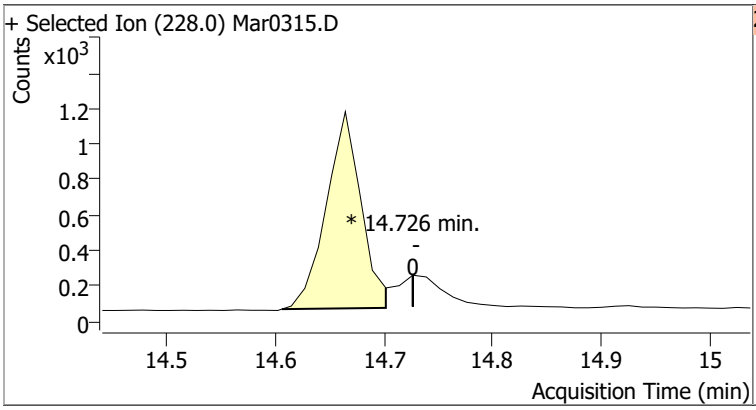

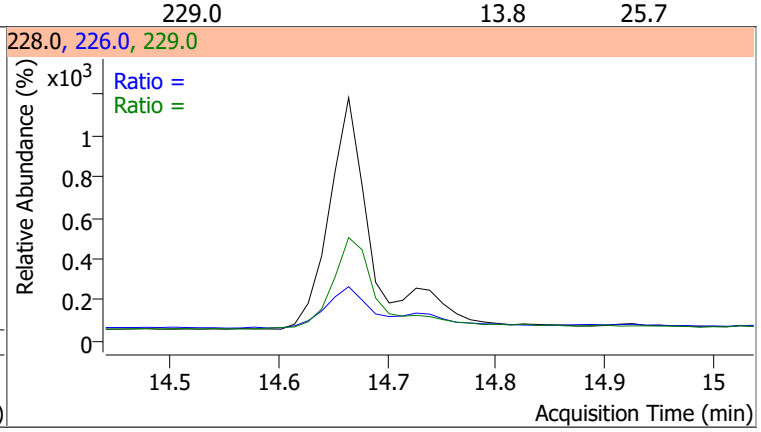

Compound	Conc.	RT	Dev(Min)	Resp.	QIon	QRatio	Lower	Upper
Benzo(b)fluoranthene		0		0	253.0		15.7	29.2

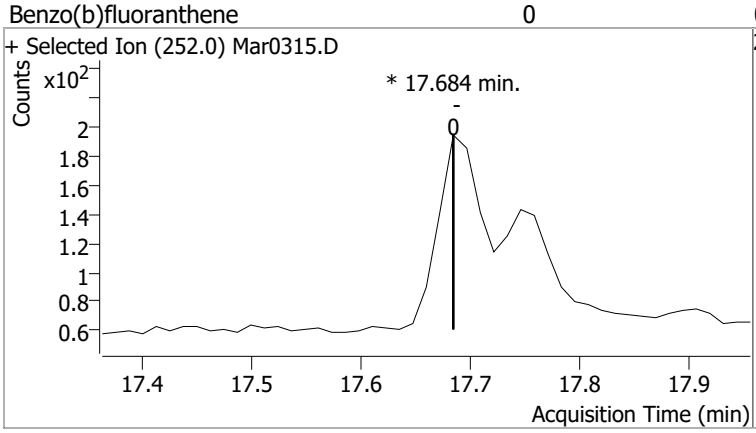

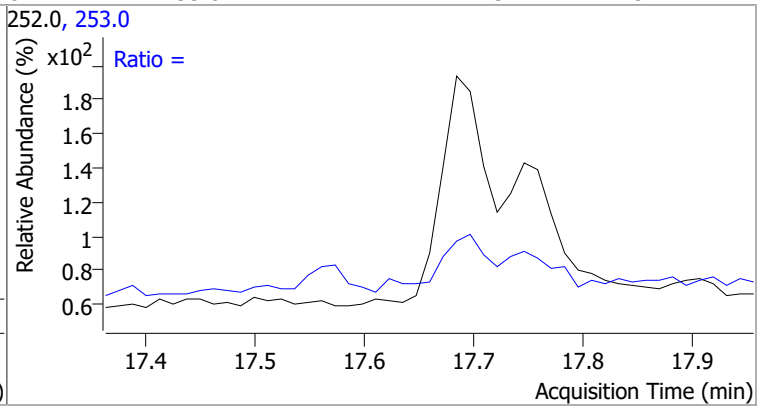

Compound	Conc.	RT	Dev(Min)	Resp.	QIon	QRatio	Lower	Upper
Benzo(k)fluoranthene		0		0	253.0		17.2	31.9

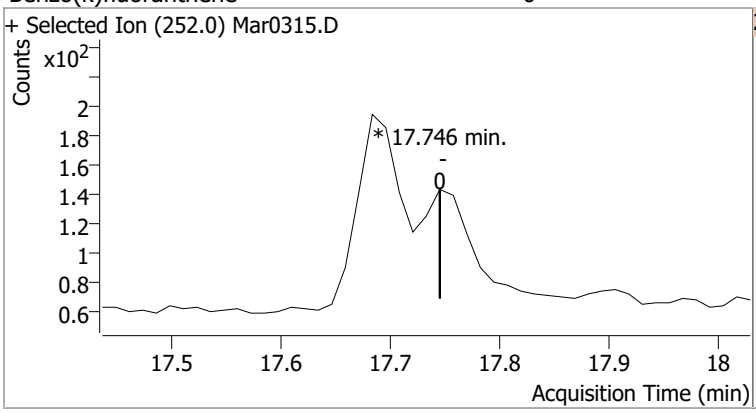

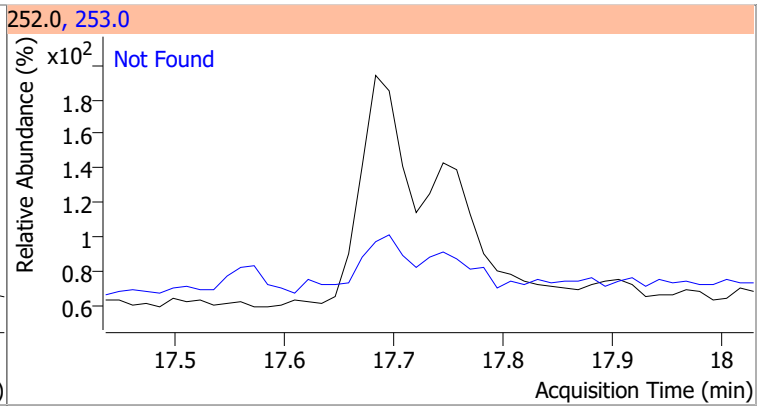

Compound	Conc.	RT	Dev(Min)	Resp.	QIon	QRatio	Lower	Upper
Benzo(a)pyrene		0		0	253.0		16.2	30.1

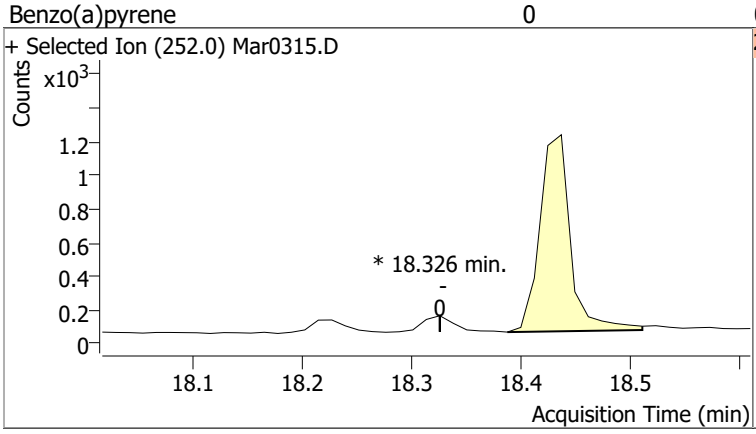

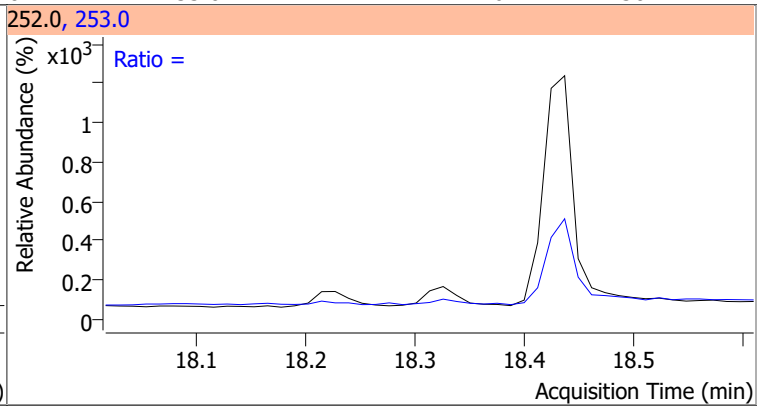

Compound	Conc.	RT	Dev(Min)	Resp.	QIon	QRatio	Lower	Upper
Indeno(1,2,3-cd)pyrene		0		0	138.0		14.6	27.2

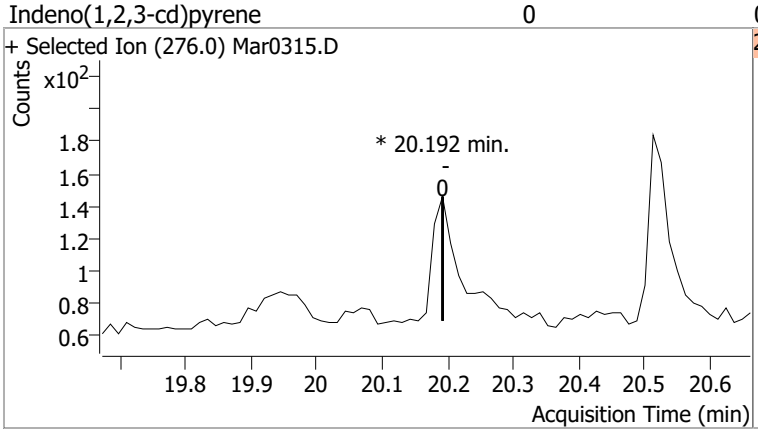

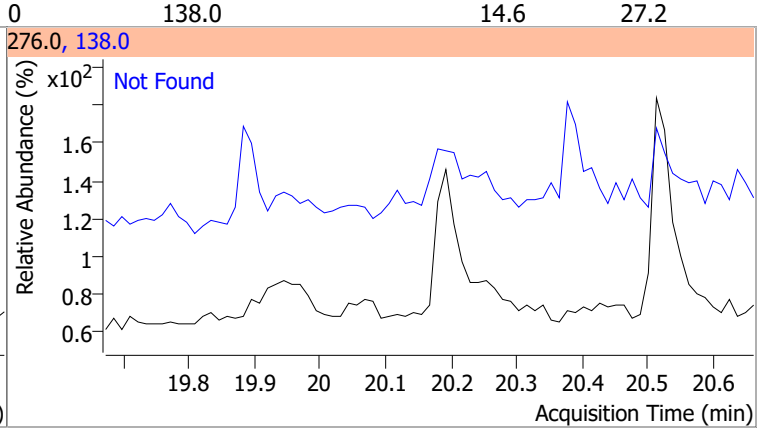

Compound	Conc.	Exp RT	QIon	Exp Ratio	QIon	Exp Ratio
Dibenzo(a,h)anthracene	N.D.	20.24	279.0	24.1	139.0	17.7

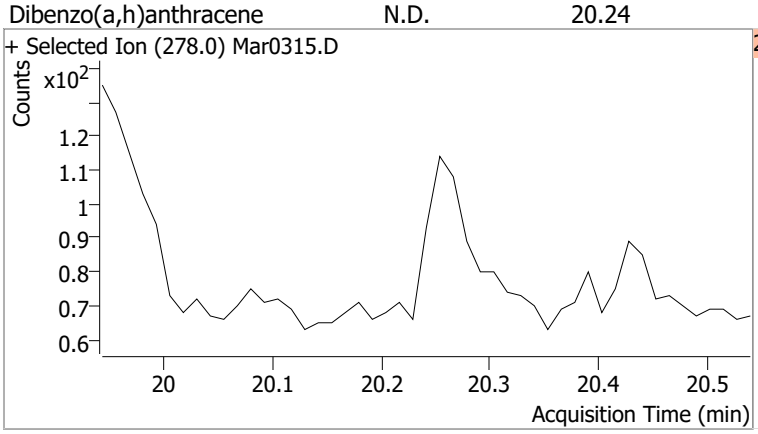

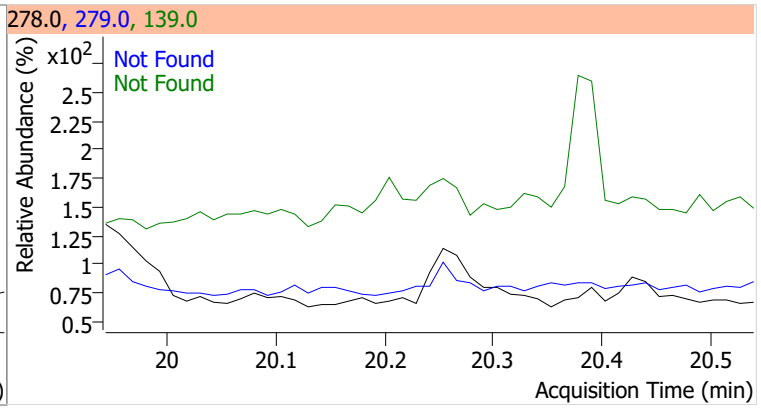

Compound	Conc.	RT	Dev(Min)	Resp.	QIon	QRatio	Lower	Upper
Benzo(g,h,i)perylene		0		0	138.0		16.2	30.1
					277.0		16.2	30.1

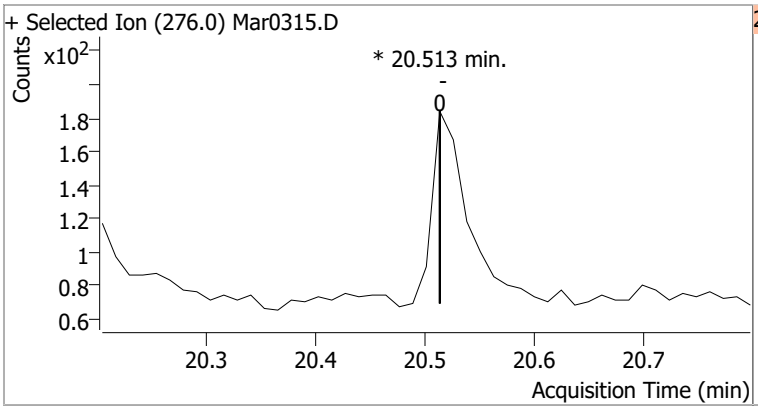

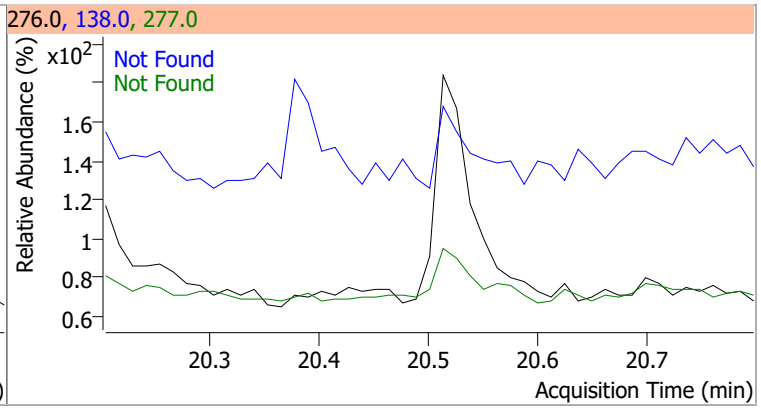

Quantitation Results Report (QT Reviewed)

Data File	Mar0316.D	Operator	LIMS import
Acq. Method	5975BNASIM	Acq. Date-Time	3/3/2022 8:02:15 PM
Sample Name	B22021627-006CLMS	Instrument	GCMS
Vial	16	Multiplier	1.00
DA Method File	030222 bna SIM 1.batch.bin	Comment	SVOC-8270C-SIM-W-LLPAH
Tune File	dftppjph.u	Tune Date	
Batch Name	030322 bna SIM 1.batch.bin	Last Calib Update	2/28/2022 5:36:24 PM
Ref Library			

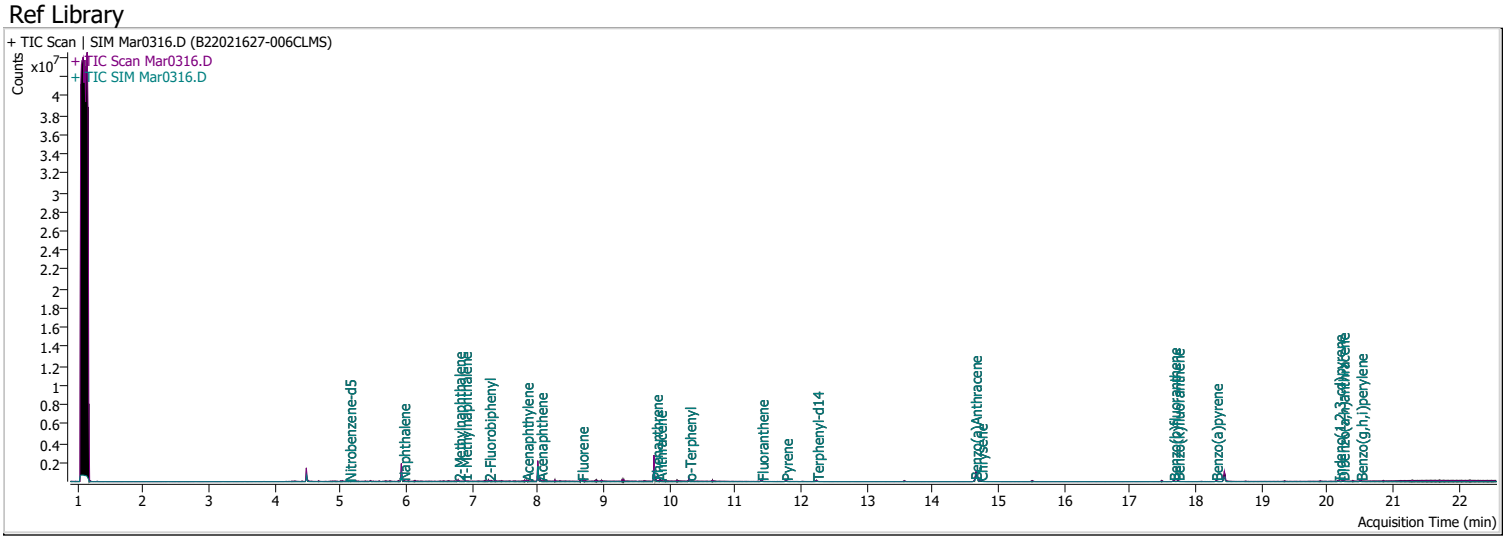

Compound	RT	QIon	Resp.	Conc.	Units		Dev(Min)
Internal Standards							
M 1,4-Dichlorobenzene-d4	4.484	152.0	194622	40.0000	ng/ml		-0.012
M Naphthalene-d8	5.928	136.0	785405	40.0000	ng/ml		0.000
M Acenaphthene-d10	8.000	164.0	558601	40.0000	ng/ml		0.000
M Phenanthrene-d10	9.768	188.0	1037419	40.0000	ng/ml		0.000
M Chrysene-d12	14.664	240.0	754201	40.0000	ng/ml		0.000
M Perylene-d12	18.438	264.0	571909	40.0000	ng/ml		0.000
System Monitoring Compounds							
S Nitrobenzene-d5	5.131	82.0	12256	3.2064	ng/ml		-0.025
Spiked Amount: 5.000	Range: 19.0 - 102.0%			Recovery = 64.13%			
S 2-Fluorobiphenyl	7.252	172.0	46894	2.7172	ng/ml		-0.012
Spiked Amount: 5.000	Range: 25.0 - 94.0%			Recovery = 54.34%			
S o-Terphenyl	10.299	230.0	48332	3.3423	ng/ml		0.000
Spiked Amount: 5.000	Range: 40.0 - 140.0%			Recovery = 66.85%			
S Terphenyl-d14	12.238	244.0	53613	3.2408	ng/ml		0.000
Spiked Amount: 5.000	Range: 39.0 - 106.0%			Recovery = 64.82%			
Target Compounds							**QValue**
T Naphthalene	5.953	128.0	44222	2.2301	ng/ml		90
T 2-Methylnaphthalene	6.790	141.0	27627	2.3844	ng/ml	#	84
T 1-Methylnaphthalene	6.890	141.0	29024	2.2785	ng/ml		98
T Acenaphthylene	7.826	152.0	44808	2.0770	ng/ml		99
T Acenaphthene	8.038	154.0	37109	2.4832	ng/ml		100
T Fluorene	8.661	166.0	53244	2.9404	ng/ml		90
T Phenanthrene	9.793	178.0	91587	3.7425	ng/ml		99
T Anthracene	9.854	178.0	82844	3.8053	ng/ml		97
T Fluoranthene	11.398	202.0	93949	3.6825	ng/ml		97
T Pyrene	11.769	202.0	102618	3.9688	ng/ml		99
T Benzo(a)Anthracene	14.639	228.0	76536	4.1522	ng/ml		98
T Chrysene	14.726	228.0	98097	4.2057	ng/ml		96
T Benzo(b)fluoranthene	17.659	252.0	66983	4.2648	ng/ml		99

Compound	RT	QIon	Resp.	Conc.	Units	Dev(Min)
T Benzo(k)fluoranthene	17.721	252.0	69370	3.8070	ng/ml	94
T Benzo(a)pyrene	18.302	252.0	53234	3.6238	ng/ml	99
T Indeno(1,2,3-cd)pyrene	20.167	276.0	44661	3.6978	ng/ml	91
T Dibenzo(a,h)anthracene	20.229	278.0	55352	3.9014	ng/ml	97
T Benzo(g,h,i)perylene	20.501	276.0	64386	3.7504	ng/ml	96

(#) = Qualifier Out of Range; (m) = Manual Integration; (+) = Area Summed; (*) = Surrogate Percent Recovery Out of Range; (d): Zeroed Peak

Compound	Conc.	RT	Dev(Min)	Resp.	QIon	QRatio	Lower	Upper
Nitrobenzene-d5	3.2064	5.13	-0.02	12256	54.0	38.1	30.6	56.8
					128.0	41.9	28.9	53.6

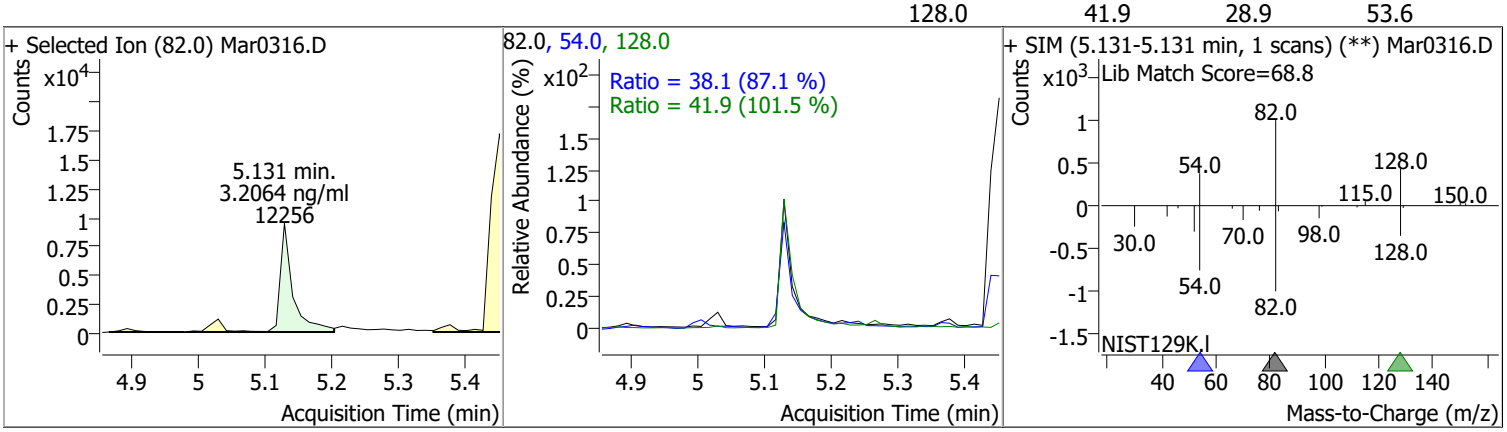

Compound	Conc.	RT	Dev(Min)	Resp.	QIon	QRatio	Lower	Upper
Naphthalene	2.2301	5.95	0.00	44222	102.0	19.9	0.0	40.8
					129.0	12.6	7.8	14.5

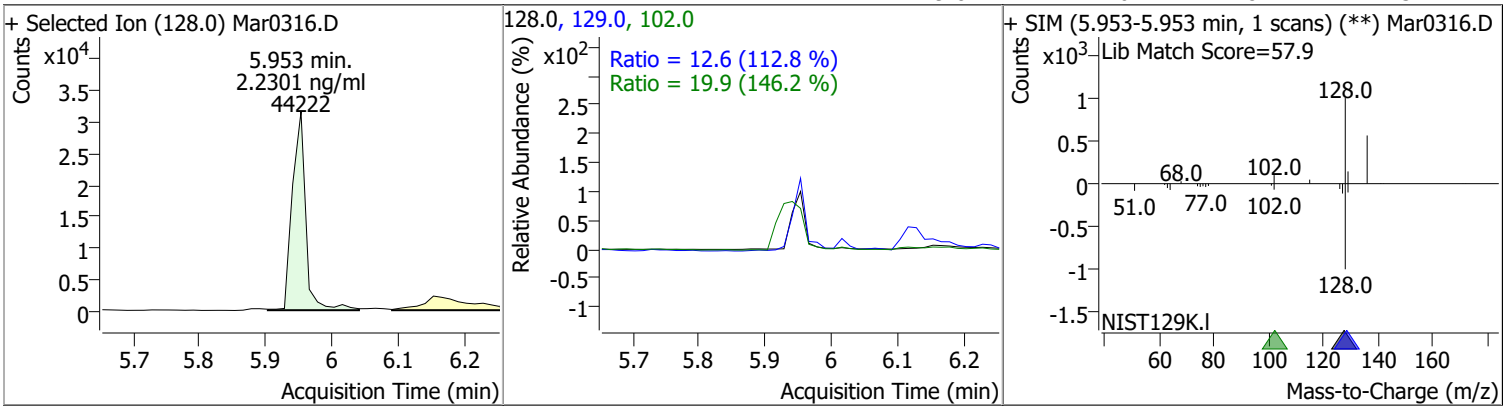

Compound	Conc.	RT	Dev(Min)	Resp.	QIon	QRatio	Lower	Upper
2-Methylnaphthalene	2.3844	6.79	0.00	27627	142.0	147.9	94.4	175.3
					115.0	31.9	36.1	67.0

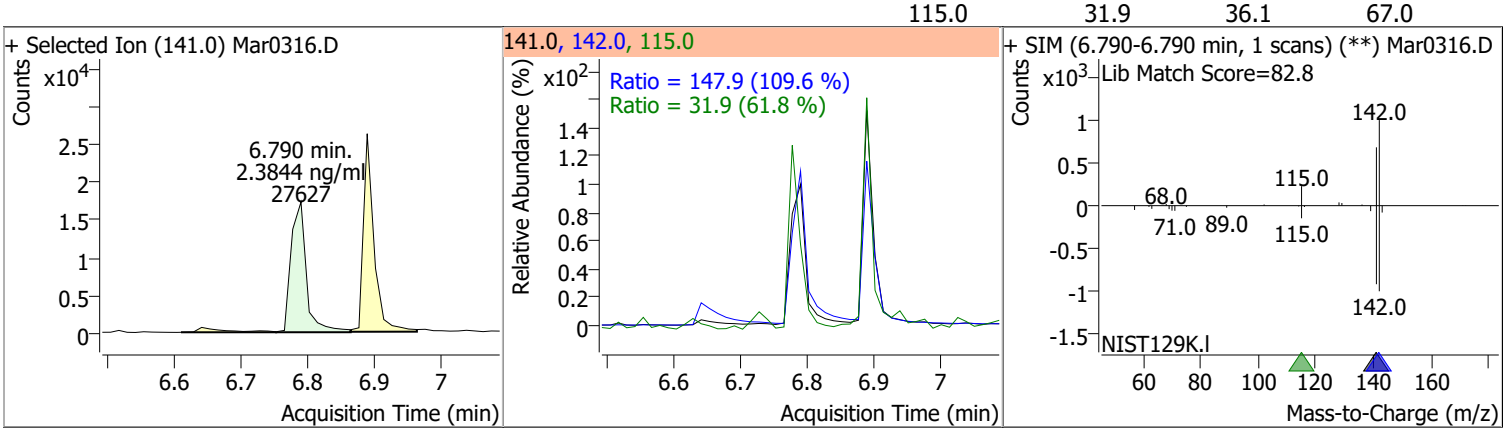

Compound	Conc.	RT	Dev(Min)	Resp.	QIon	QRatio	Lower	Upper
1-Methylnaphthalene	2.2785	6.89	-0.01	29024	142.0	116.2	83.6	155.3
					115.0	49.6	34.8	64.6

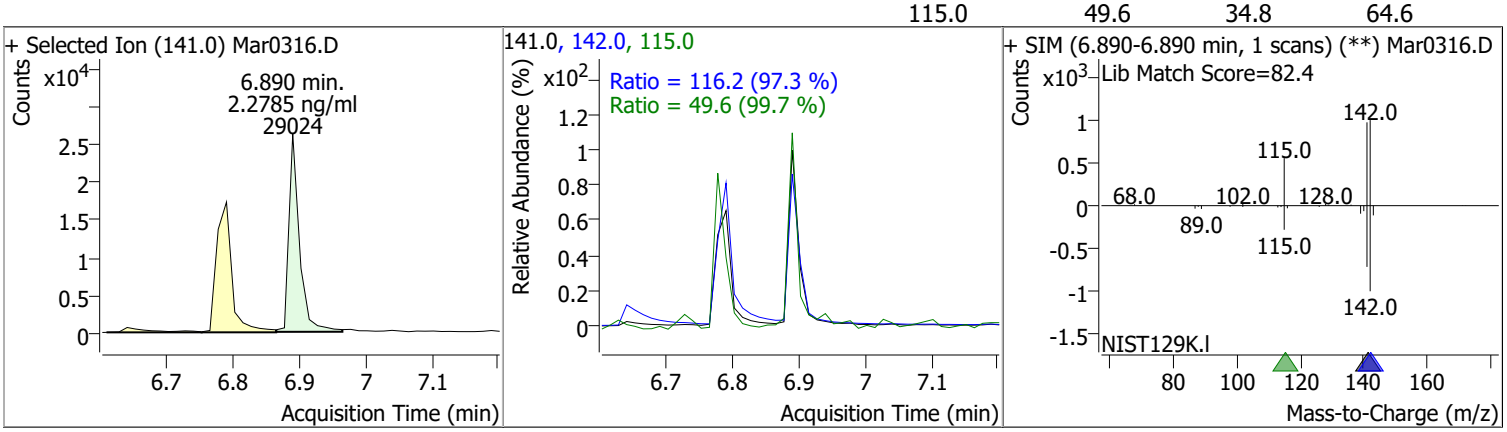

Compound	Conc.	RT	Dev(Min)	Resp.	QIon	QRatio	Lower	Upper
2-Fluorobiphenyl	2.7172	7.25	-0.01	46894	171.0	36.0	24.3	45.1

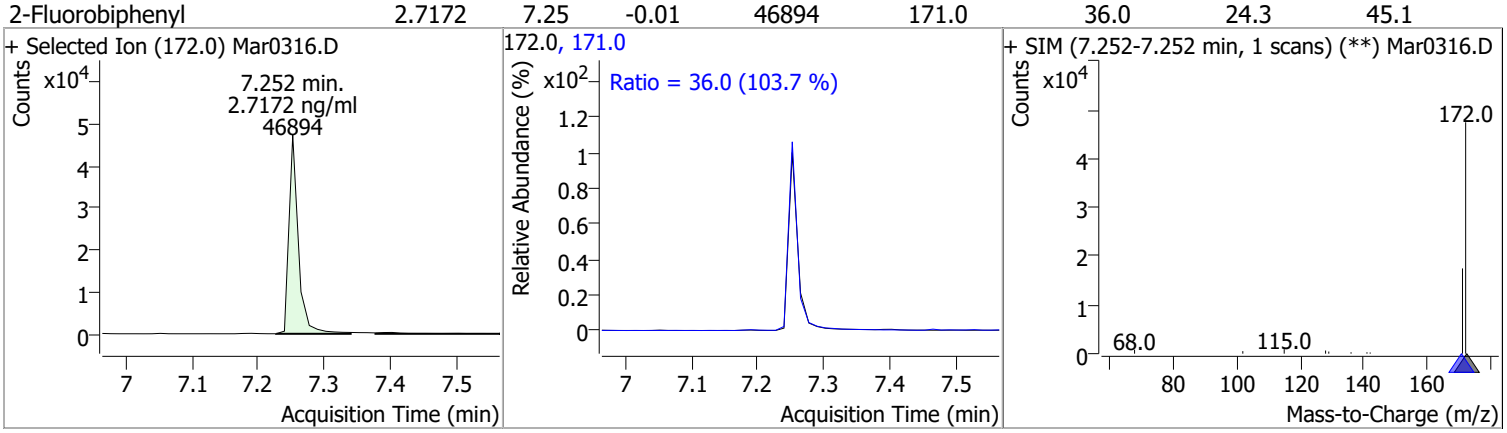

Compound	Conc.	RT	Dev(Min)	Resp.	QIon	QRatio	Lower	Upper
Acenaphthylene	2.0770	7.83	0.00	44808	153.0	16.4	11.2	20.8

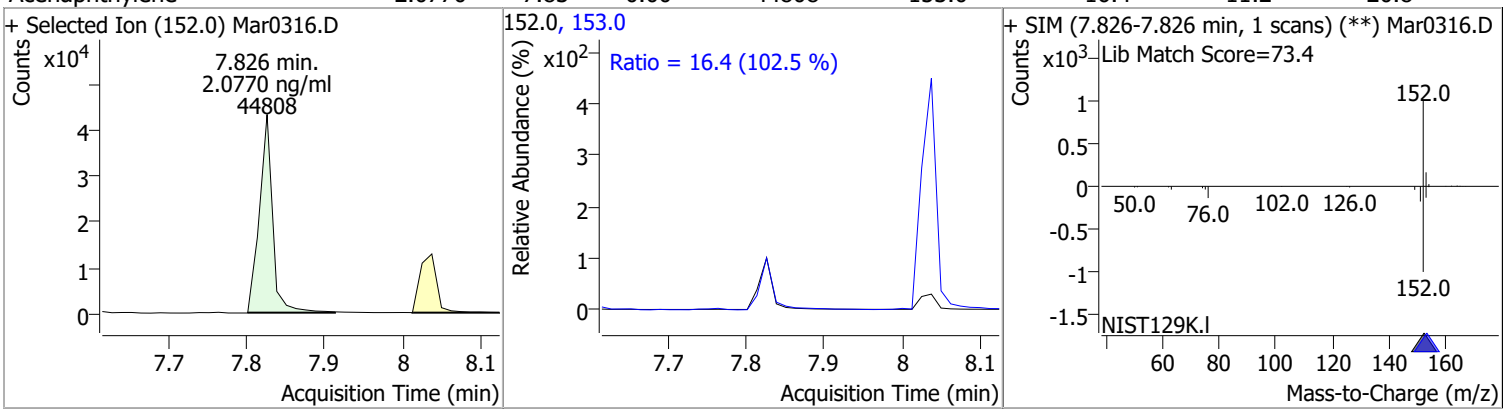

Compound	Conc.	RT	Dev(Min)	Resp.	QIon	QRatio	Lower	Upper
Acenaphthene	2.4832	8.04	0.00	37109	153.0	109.4	76.8	142.6
					152.0	51.6	36.4	67.5

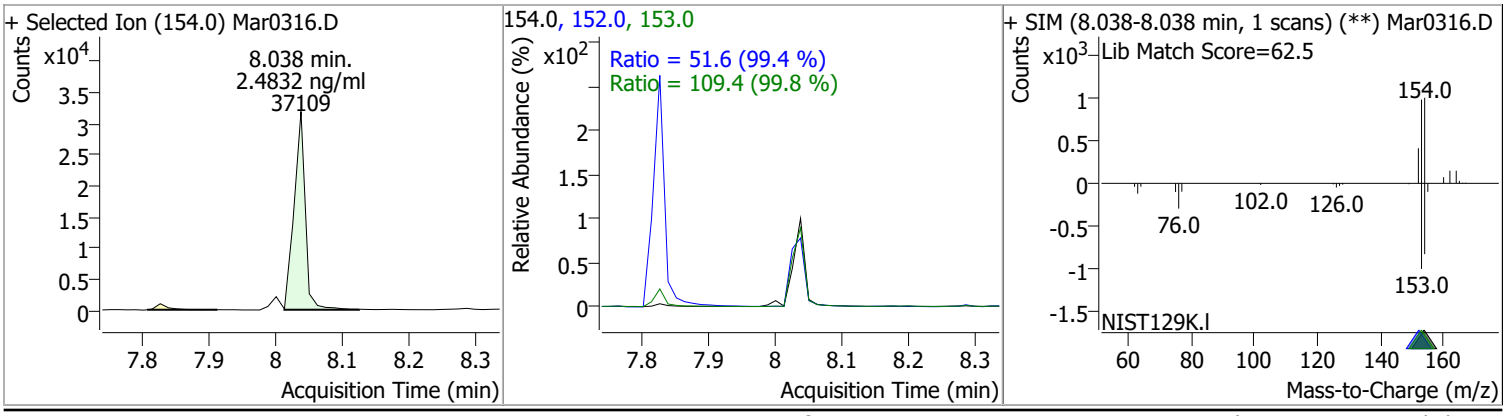

Compound	Conc.	RT	Dev(Min)	Resp.	QIon	QRatio	Lower	Upper
Fluorene	2.9404	8.66	-0.01	53244	165.0	96.3	60.3	111.9
					167.0	13.1	8.9	16.6

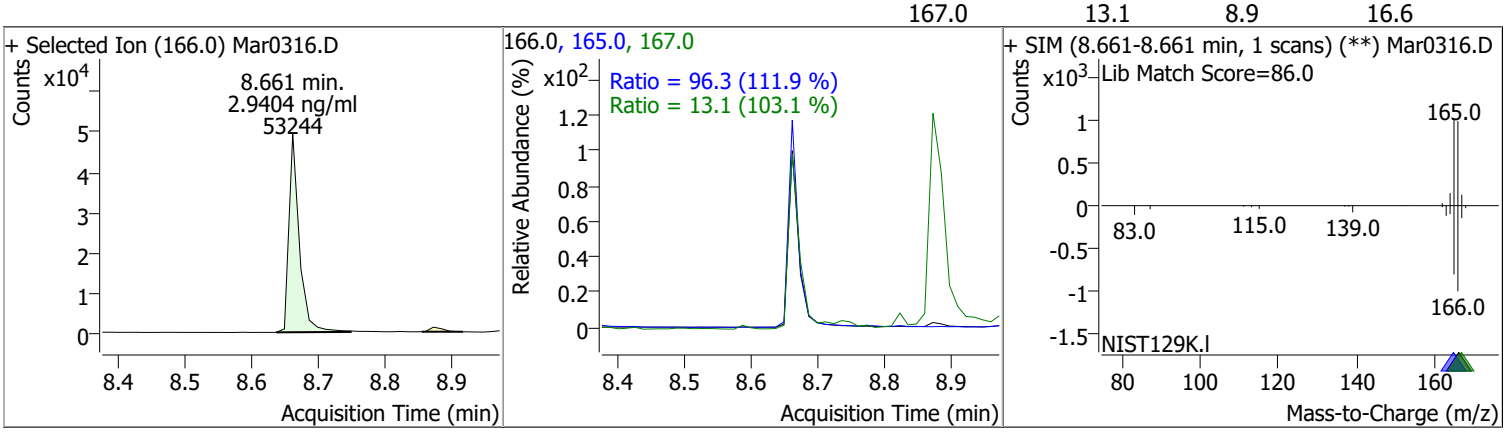

Compound	Conc.	RT	Dev(Min)	Resp.	QIon	QRatio	Lower	Upper
Phenanthrene	3.7425	9.79	0.00	91587	176.0	17.9	12.7	23.5

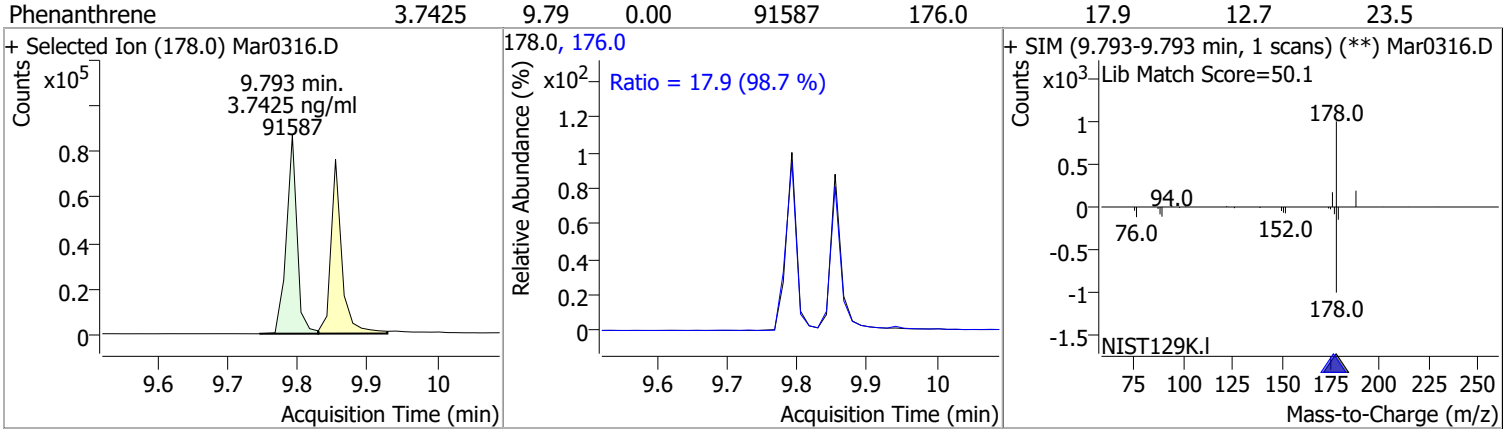

Compound	Conc.	RT	Dev(Min)	Resp.	QIon	QRatio	Lower	Upper
Anthracene	3.8053	9.85	0.00	82844	176.0	17.1	12.9	23.9

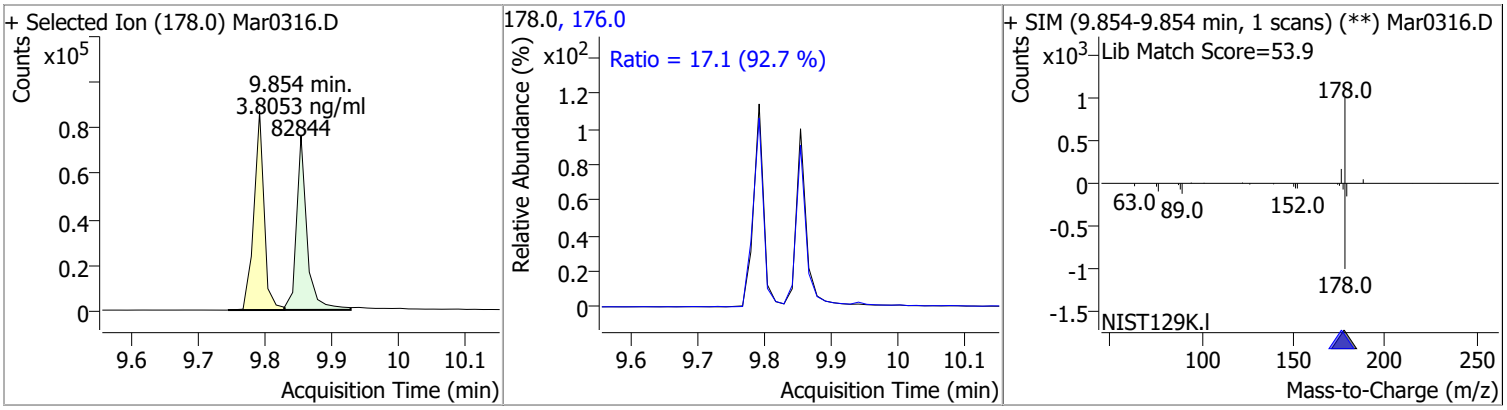

Compound	Conc.	RT	Dev(Min)	Resp.	QIon	QRatio	Lower	Upper
o-Terphenyl	3.3423	10.30	0.00	48332	229.0	64.3	42.8	79.5
					215.0	39.0	28.0	52.0

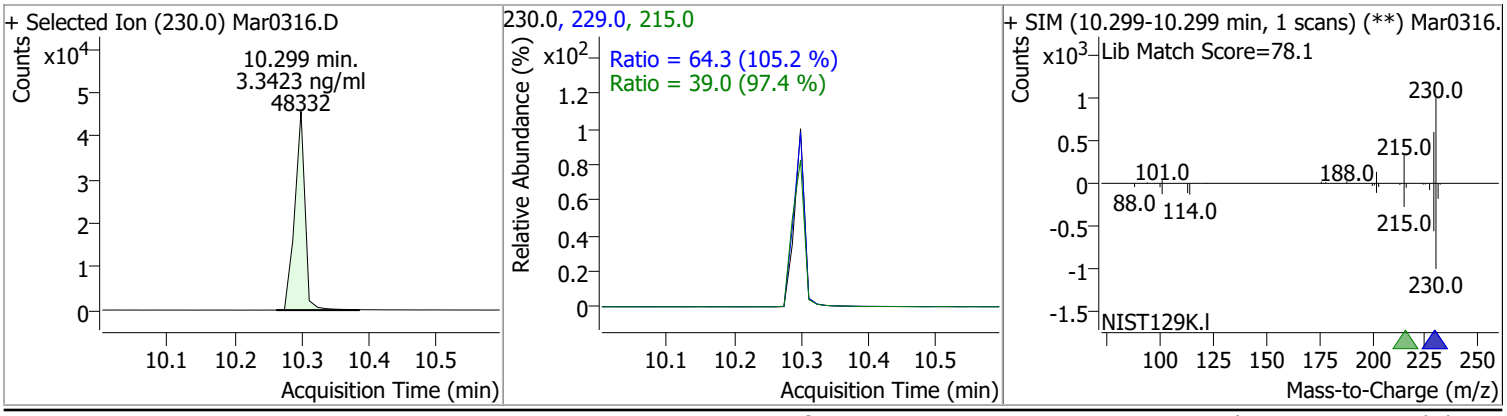

Compound	Conc.	RT	Dev(Min)	Resp.	QIon	QRatio	Lower	Upper
Fluoranthene	3.6825	11.40	0.00	93949	101.0	10.6	6.7	12.5

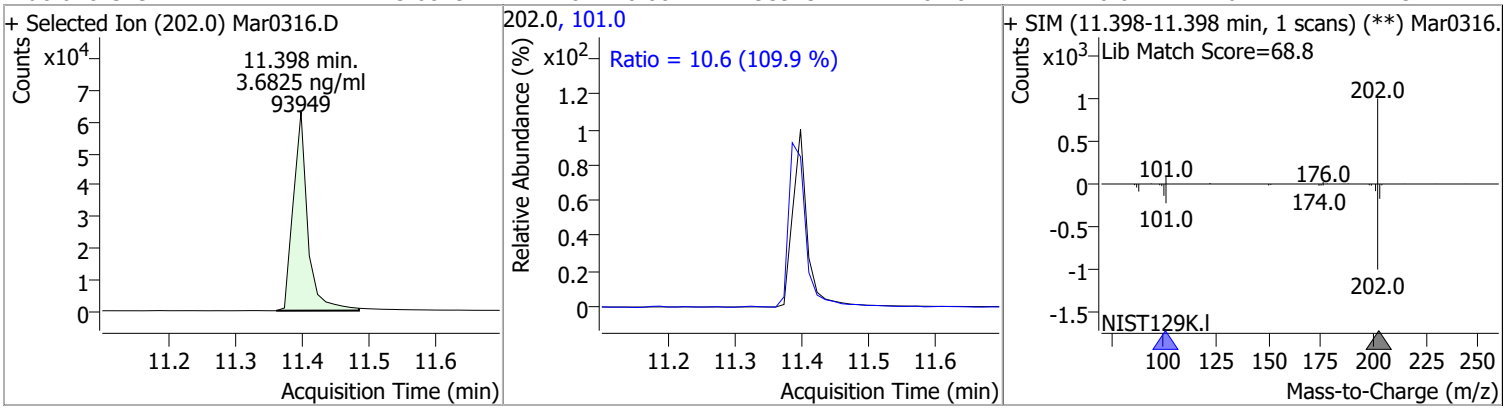

Compound	Conc.	RT	Dev(Min)	Resp.	QIon	QRatio	Lower	Upper
Pyrene	3.9688	11.77	-0.01	102618	101.0	12.3	8.4	15.6

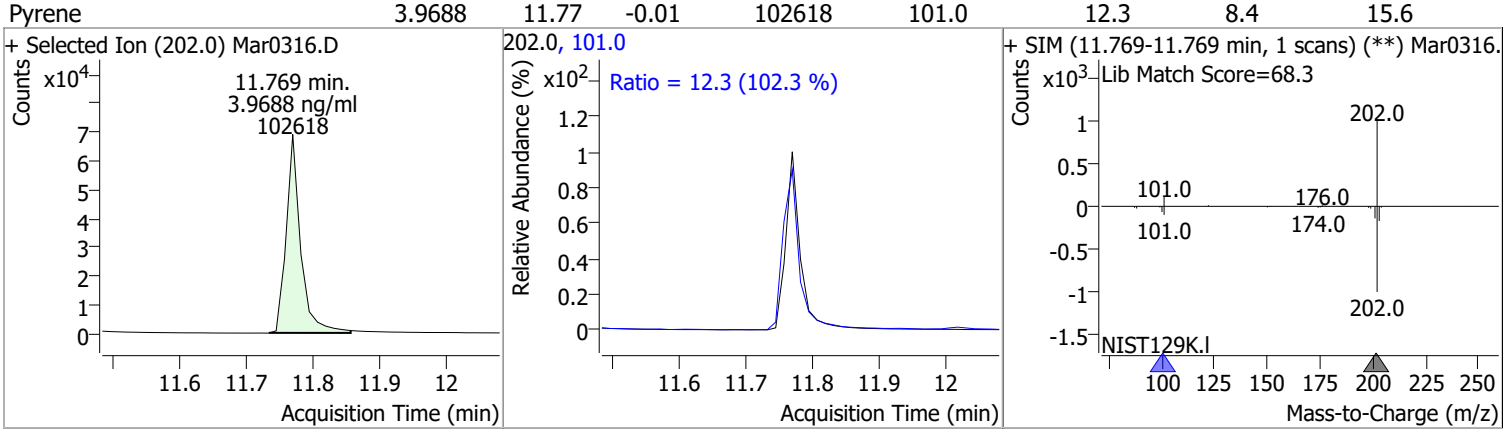

Compound	Conc.	RT	Dev(Min)	Resp.	QIon	QRatio	Lower	Upper
Terphenyl-d14	3.2408	12.24	0.00	53613	122.0	13.3	8.6	16.0

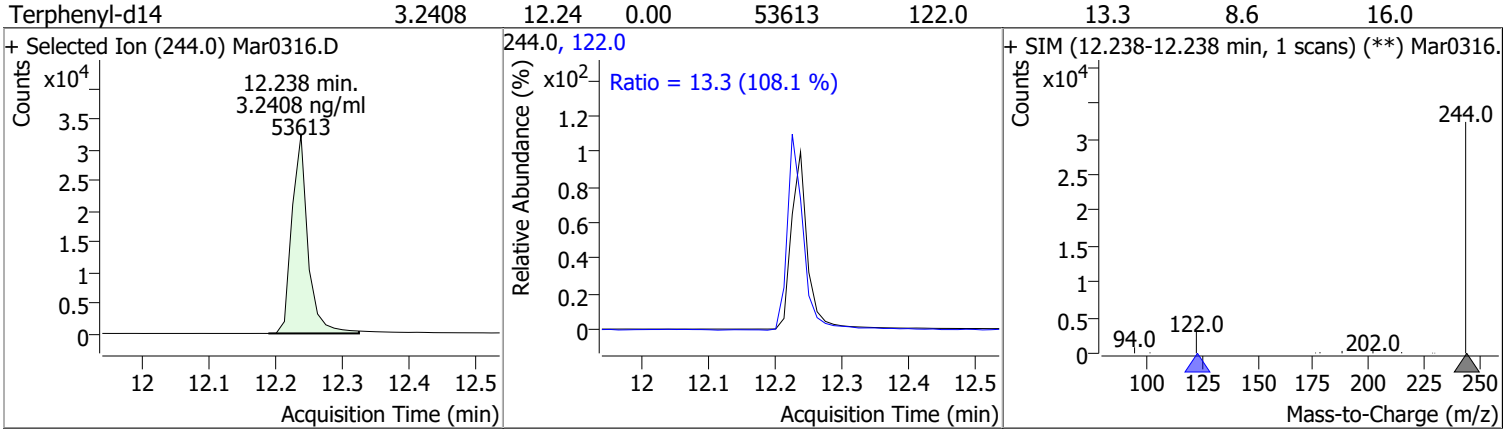

Compound	Conc.	RT	Dev(Min)	Resp.	QIon	QRatio	Lower	Upper
Benzo(a)Anthracene	4.1522	14.64	0.00	76536	226.0	25.9	18.0	33.4
					229.0	22.2	16.5	30.7

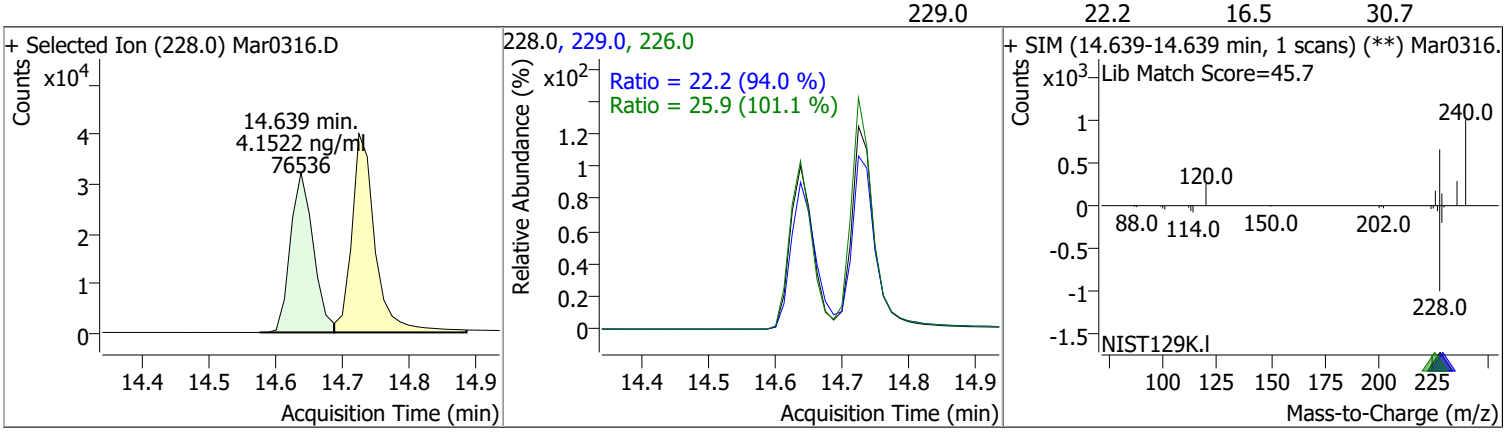

Quantitation Results Report (QT Reviewed)

Compound	Conc.	RT	Dev(Min)	Resp.	QIon	QRatio	Lower	Upper
Chrysene	4.2057	14.73	-0.01	98097	226.0	28.5	21.6	40.2
					229.0	21.6	13.8	25.7

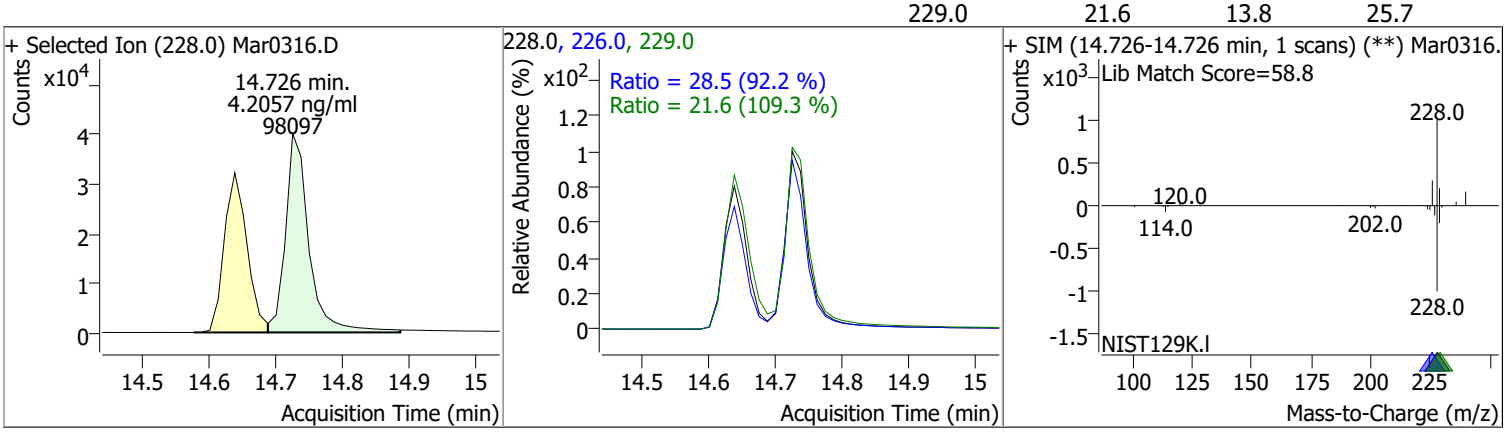

Compound	Conc.	RT	Dev(Min)	Resp.	QIon	QRatio	Lower	Upper
Benzo(b)fluoranthene	4.2648	17.66	0.00	66983	253.0	23.0	15.7	29.2

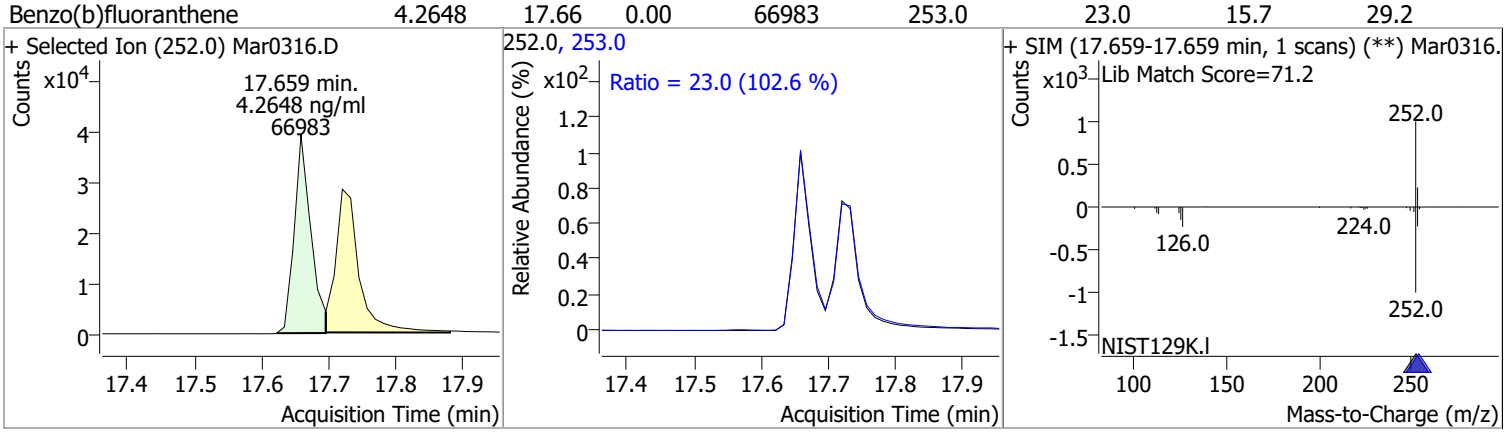

Compound	Conc.	RT	Dev(Min)	Resp.	QIon	QRatio	Lower	Upper
Benzo(k)fluoranthene	3.8070	17.72	-0.01	69370	253.0	21.3	17.2	31.9

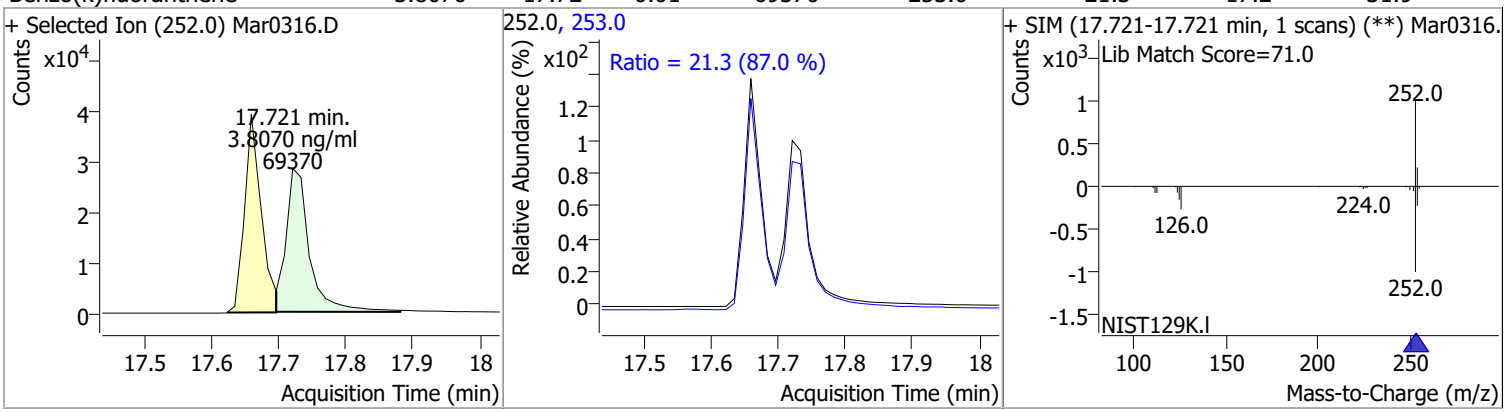

Compound	Conc.	RT	Dev(Min)	Resp.	QIon	QRatio	Lower	Upper
Benzo(a)pyrene	3.6238	18.30	-0.01	53234	253.0	23.4	16.2	30.1

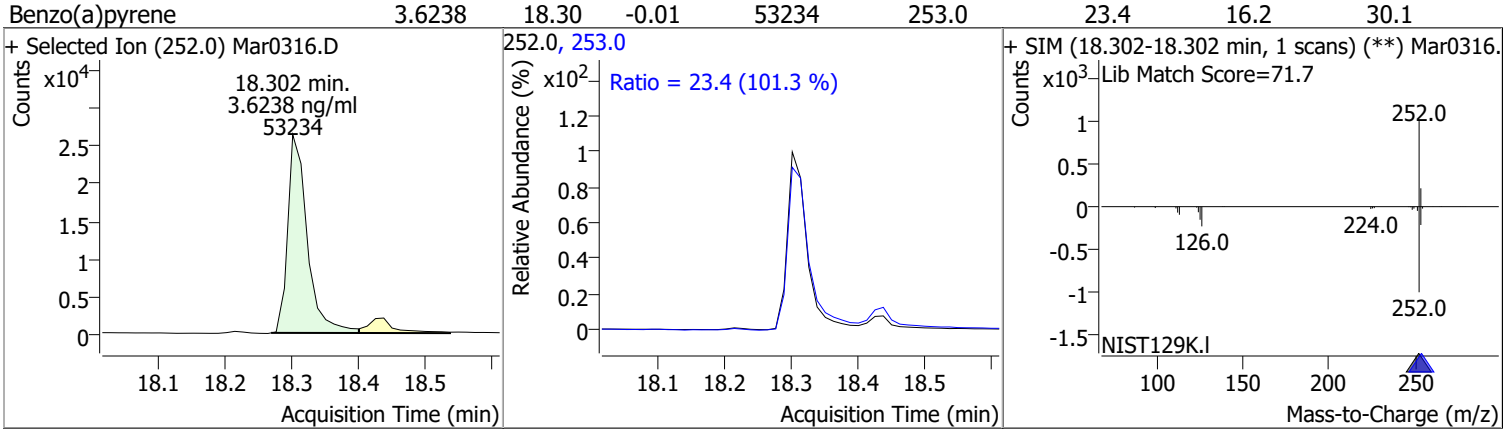

Compound	Conc.	RT	Dev(Min)	Resp.	QIon	QRatio	Lower	Upper
Indeno(1,2,3-cd)pyrene	3.6978	20.17	0.00	44661	138.0	25.1	14.6	27.2

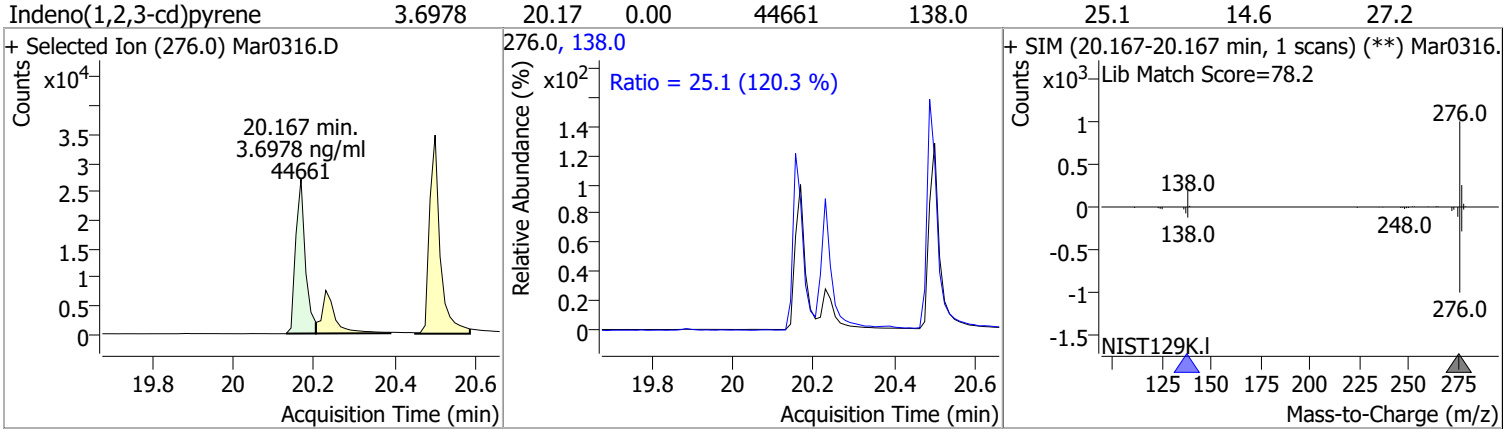

Compound	Conc.	RT	Dev(Min)	Resp.	QIon	QRatio	Lower	Upper
Dibenzo(a,h)anthracene	3.9014	20.23	-0.01	55352	279.0	24.7	16.8	31.3
					139.0	20.0	12.4	23.0

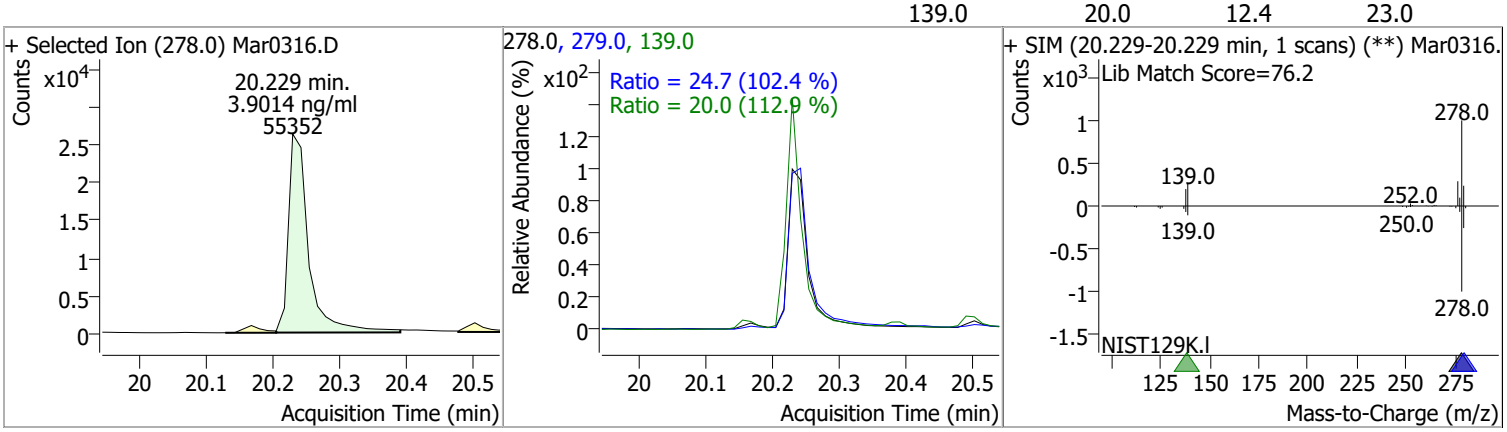

Compound	Conc.	RT	Dev(Min)	Resp.	QIon	QRatio	Lower	Upper
Benzo(g,h,i)perylene	3.7504	20.50	0.00	64386	138.0	25.4	16.2	30.1
					277.0	24.5	16.2	30.1

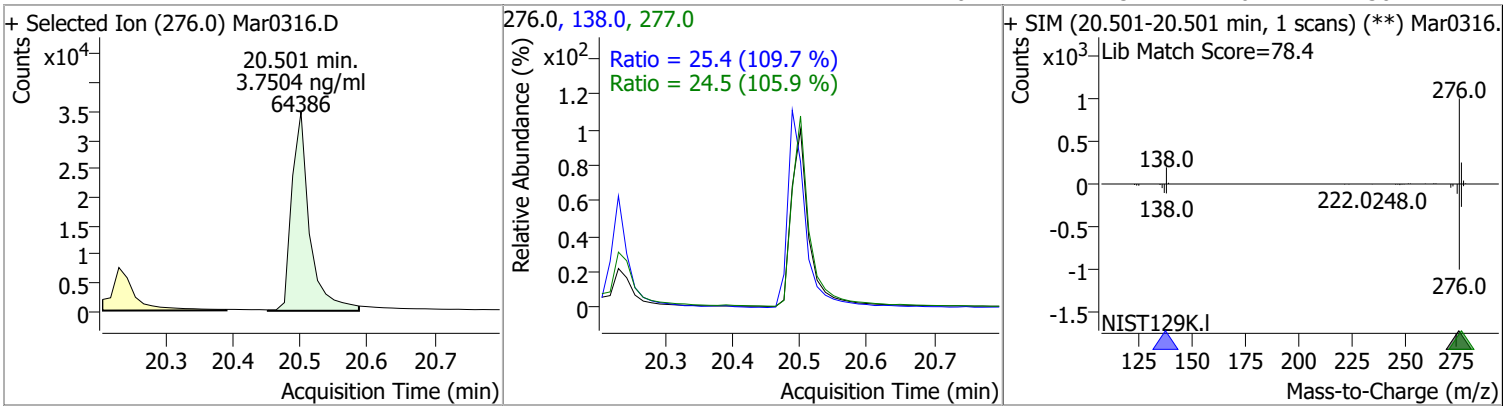

Quantitation Results Report (QT Reviewed)

Data File	Mar0317.D	Operator	LIMS import
Acq. Method	5975BNASIM	Acq. Date-Time	3/3/2022 8:34:51 PM
Sample Name	B22021627-011C	Instrument	GCMS
Vial	17	Multiplier	1.00
DA Method File	030222 bna SIM 1.batch.bin	Comment	SVOC-8270C-SIM-W-LLPAH
Tune File	dftppjph.u	Tune Date	
Batch Name	030322 bna SIM 1.batch.bin	Last Calib Update	2/28/2022 5:36:24 PM
Ref Library			

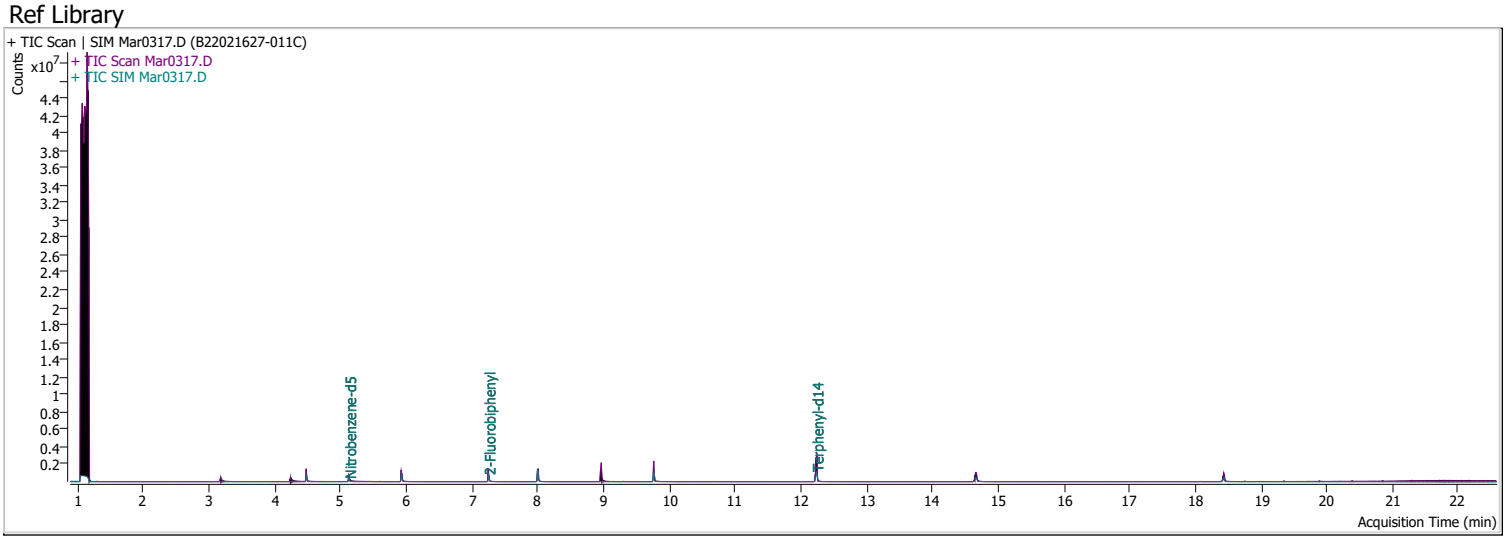

Compound	RT	QIon	Resp.	Conc.	Units		Dev(Min)
Internal Standards							
M 1,4-Dichlorobenzene-d4	4.484	152.0	210273	40.0000	ng/ml		-0.012
M Naphthalene-d8	5.928	136.0	781136	40.0000	ng/ml		0.000
M Acenaphthene-d10	8.000	164.0	531855	40.0000	ng/ml		0.000
M Phenanthrene-d10	9.768	188.0	1010345	40.0000	ng/ml		0.000
M Chrysene-d12	14.664	240.0	741520	40.0000	ng/ml		0.000
M Perylene-d12	18.437	264.0	551833	40.0000	ng/ml		0.000
System Monitoring Compounds							
S Nitrobenzene-d5	5.131	82.0	261060	28.0978	ng/ml		-0.025
Spiked Amount: 5.000	Range: 19.0 - 102.0%			Recovery = 561.96%		*	
S 2-Fluorobiphenyl	7.252	172.0	564511	34.3545	ng/ml		-0.012
Spiked Amount: 5.000	Range: 25.0 - 94.0%			Recovery = 687.09%		*	
S o-Terphenyl	0.000		0	N.D.			
Spiked Amount: 5.000	Range: 40.0 - 140.0%			Recovery = NA%			
S Terphenyl-d14	12.238	244.0	1538964	94.6187	ng/ml		0.000
Spiked Amount: 5.000	Range: 39.0 - 106.0%			Recovery = 1892.37%		*	
Target Compounds							**QValue**
T Naphthalene	0.000		0	N.D.			
T 2-Methylnaphthalene	0.000		0	N.D.			
T 1-Methylnaphthalene	0.000		0	N.D.			
T Acenaphthylene	0.000		0	N.D.			
T Acenaphthene	8.000	154.0	0		ng/ml	md	1
T Fluorene	8.960	166.0	0		ng/ml	md	1
T Phenanthrene	0.000		0	N.D.			
T Anthracene	0.000		0	N.D.			
T Fluoranthene	0.000		0	N.D.			
T Pyrene	0.000		0	N.D.			
T Benzo(a)Anthracene	14.664	228.0	0		ng/ml	md	1
T Chrysene	14.726	228.0	0		ng/ml	md	1
T Benzo(b)fluoranthene	0.000		0	N.D.			

Compound	RT	QIon	Resp.	Conc.	Units		Dev(Min)
T Benzo(k)fluoranthene	0.000		0	N.D.			
T Benzo(a)pyrene	18.437	252.0	0		ng/ml	md	1
T Indeno(1,2,3-cd)pyrene	0.000		0	N.D.			
T Dibenzo(a,h)anthracene	0.000		0	N.D.			
T Benzo(g,h,i)perylene	0.000		0	N.D.			

(#) = Qualifier Out of Range; (m) = Manual Integration; (+) = Area Summed; (*) = Surrogate Percent Recovery Out of Range; (d): Zeroed Peak

Quantitation Results Report (QT Reviewed)

Compound	Conc.	RT	Dev(Min)	Resp.	QIon	QRatio	Lower	Upper
Nitrobenzene-d5	28.0978	5.13	-0.02	261060	54.0	37.9	30.6	56.8
					128.0	48.1	28.9	53.6

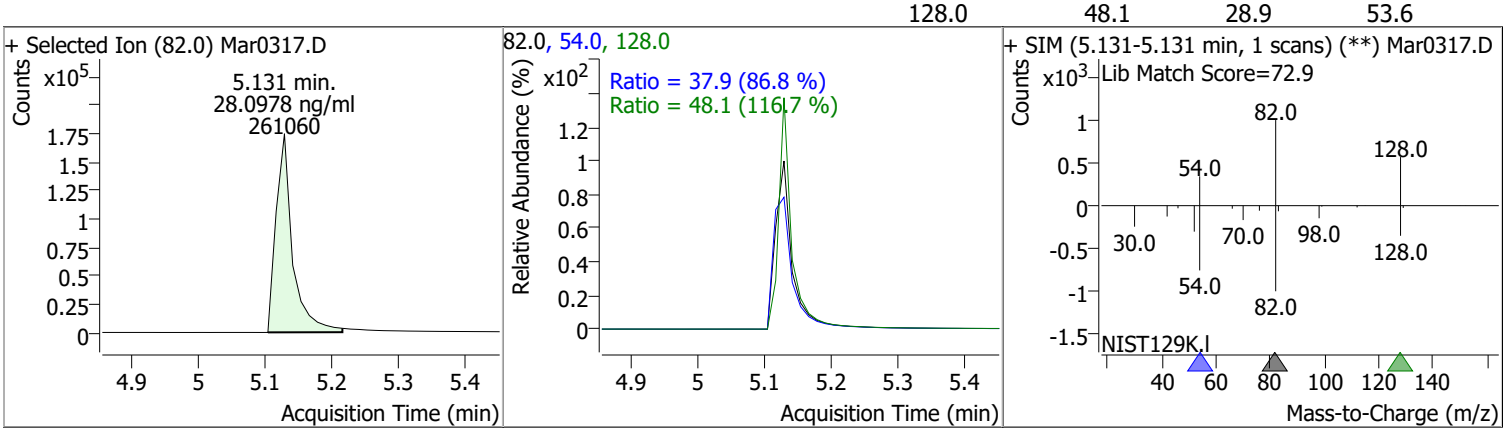

Compound	Conc.	Exp RT	QIon	Exp Ratio	QIon	Exp Ratio
Naphthalene	N.D.	5.95	102.0	13.6	129.0	11.1

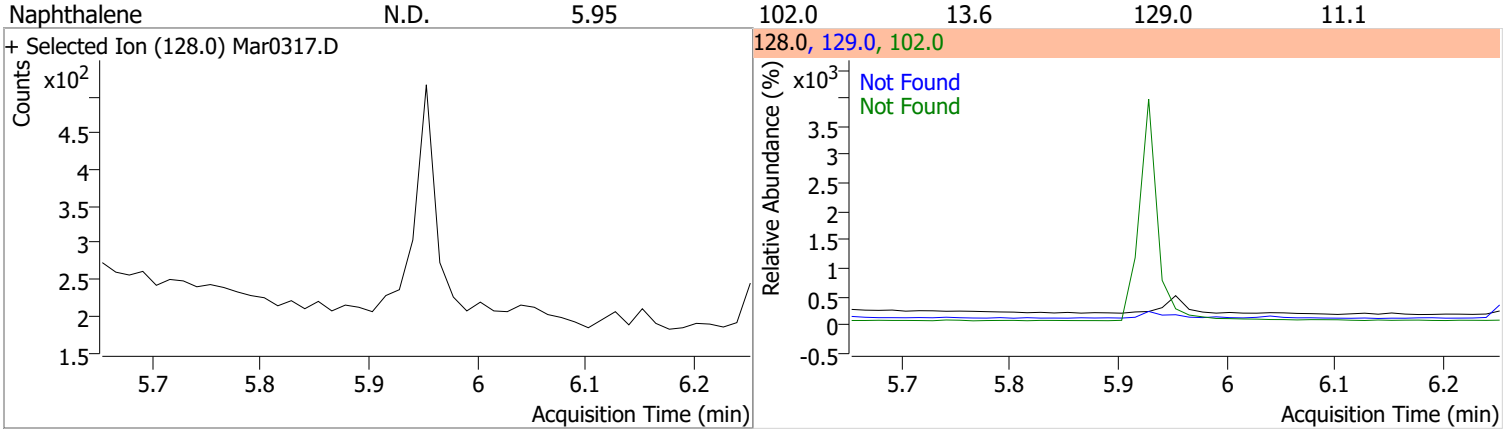

Compound	Conc.	Exp RT	QIon	Exp Ratio	QIon	Exp Ratio
2-Methylnaphthalene	N.D.	6.79	142.0	134.9	115.0	51.5

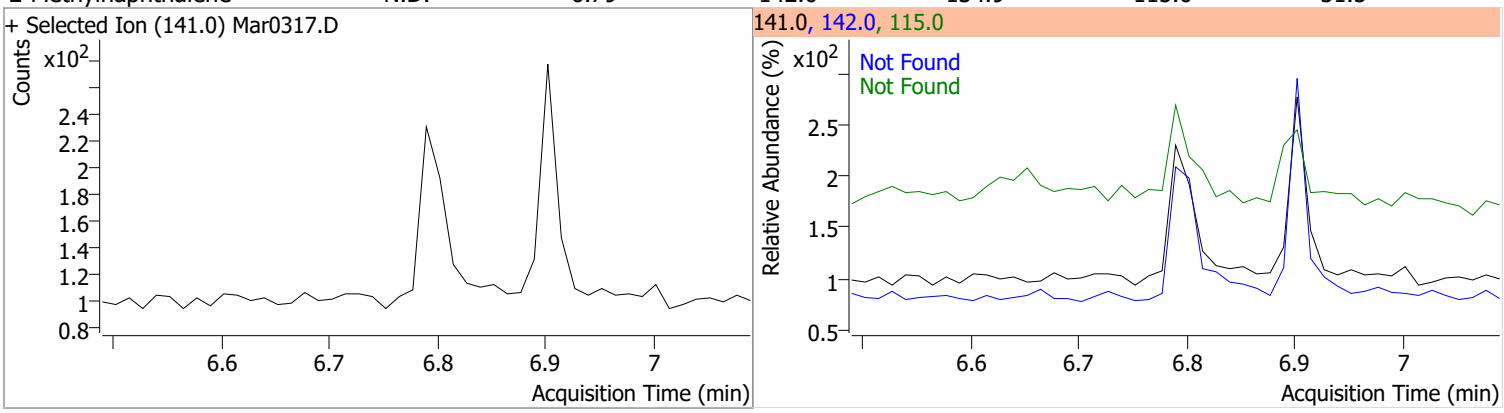

Compound	Conc.	Exp RT	QIon	Exp Ratio	QIon	Exp Ratio
1-Methylnaphthalene	N.D.	6.90	142.0	119.4	115.0	49.7

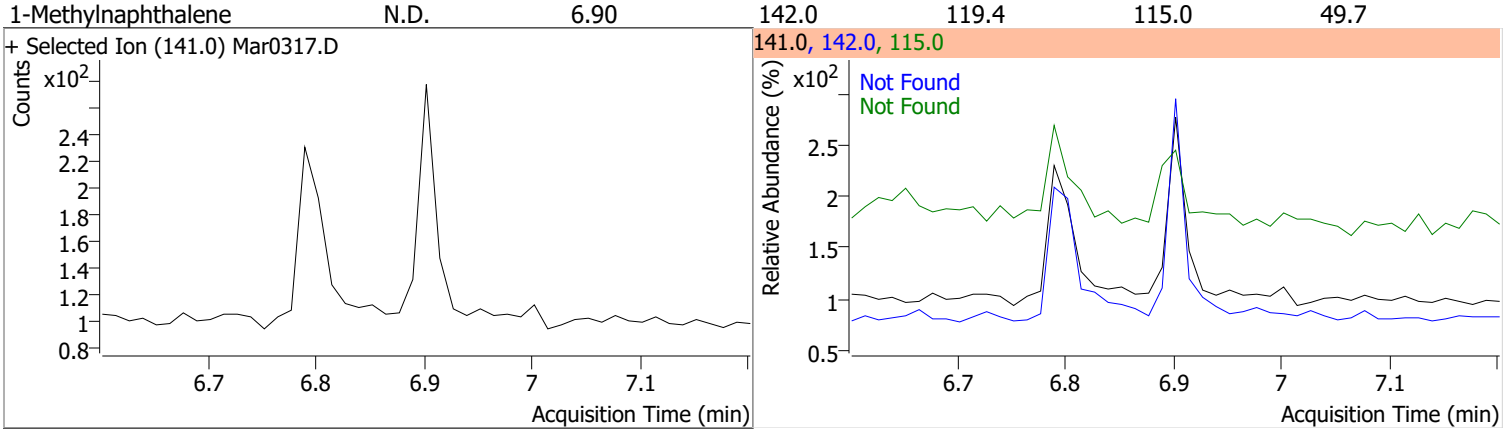

Quantitation Results Report (QT Reviewed)

Compound	Conc.	RT	Dev(Min)	Resp.	QIon	QRatio	Lower	Upper
2-Fluorobiphenyl	34.3545	7.25	-0.01	564511	171.0	37.3	24.3	45.1

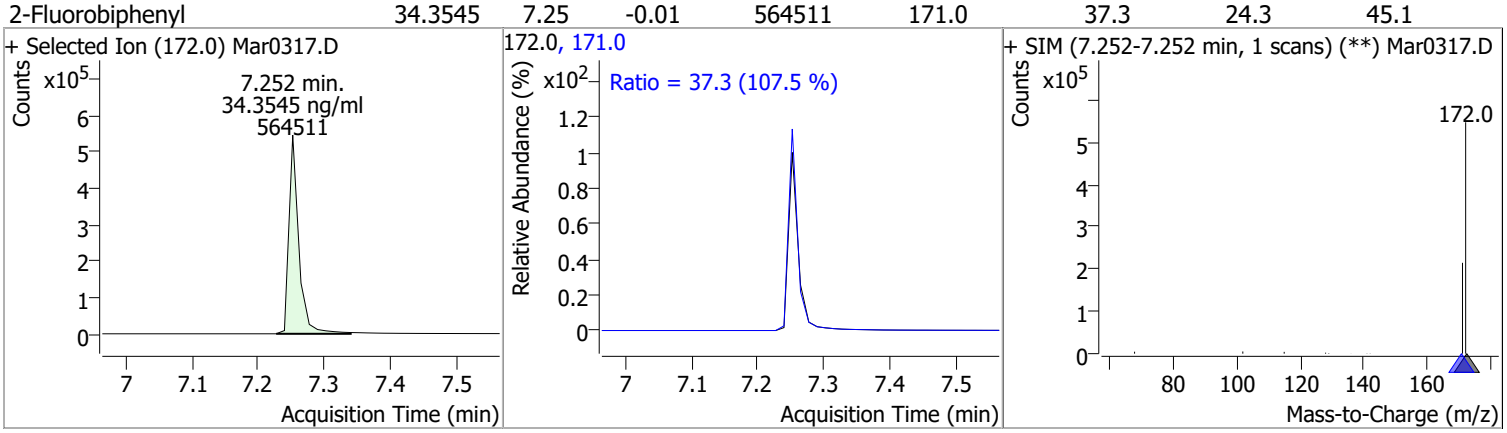

Compound	Conc.	Exp RT	QIon	Exp Ratio
Acenaphthylene	N.D.	7.83	153.0	16.0

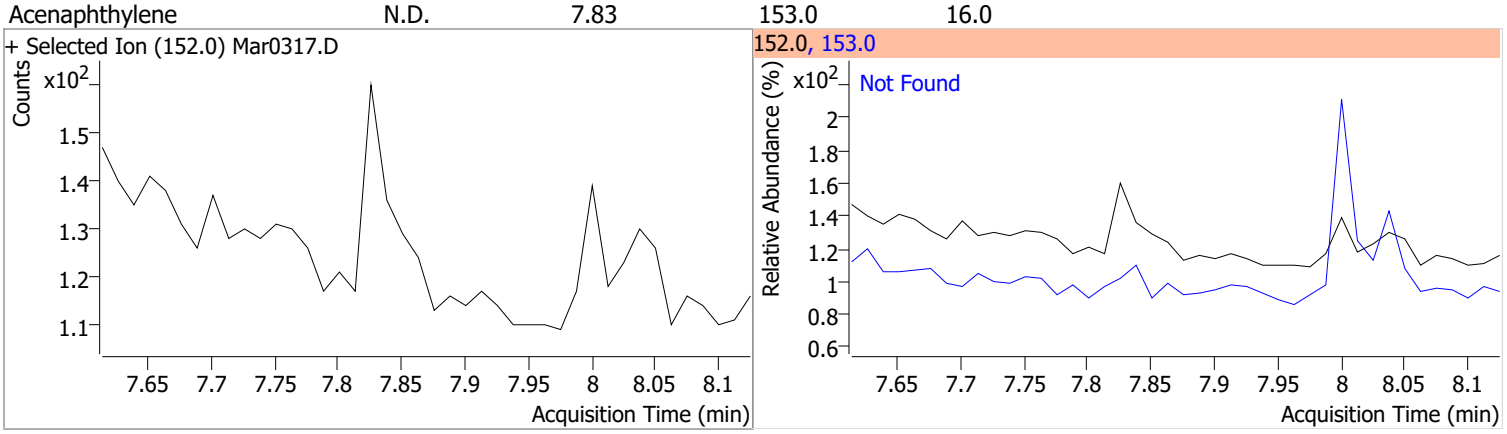

Compound	Conc.	RT	Dev(Min)	Resp.	QIon	QRatio	Lower	Upper
Acenaphthene		0		0	153.0		76.8	142.6
					152.0		36.4	67.5

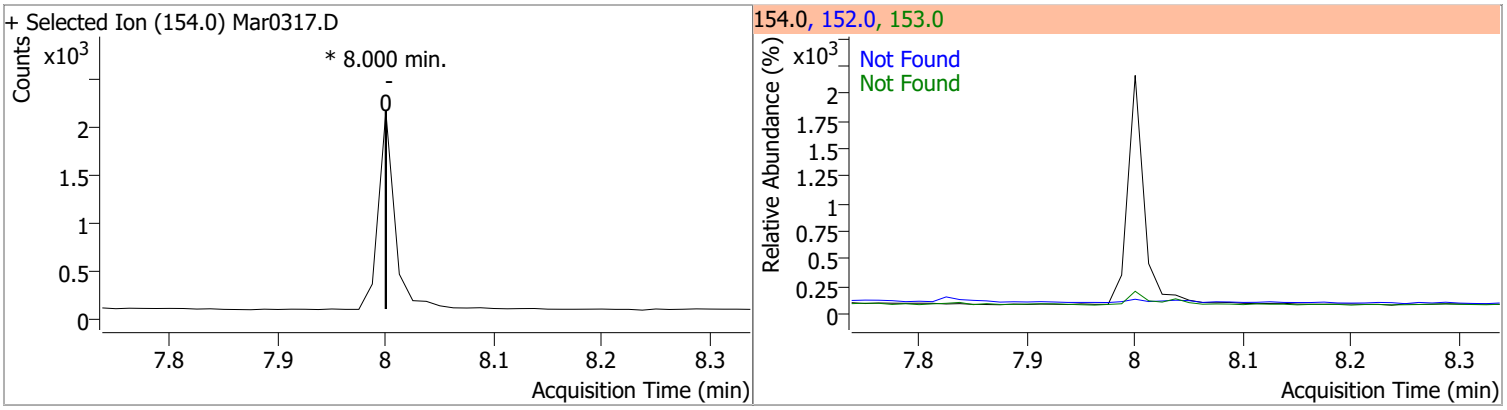

Compound	Conc.	RT	Dev(Min)	Resp.	QIon	QRatio	Lower	Upper
Fluorene		0		0	165.0		60.3	111.9
					167.0		8.9	16.6

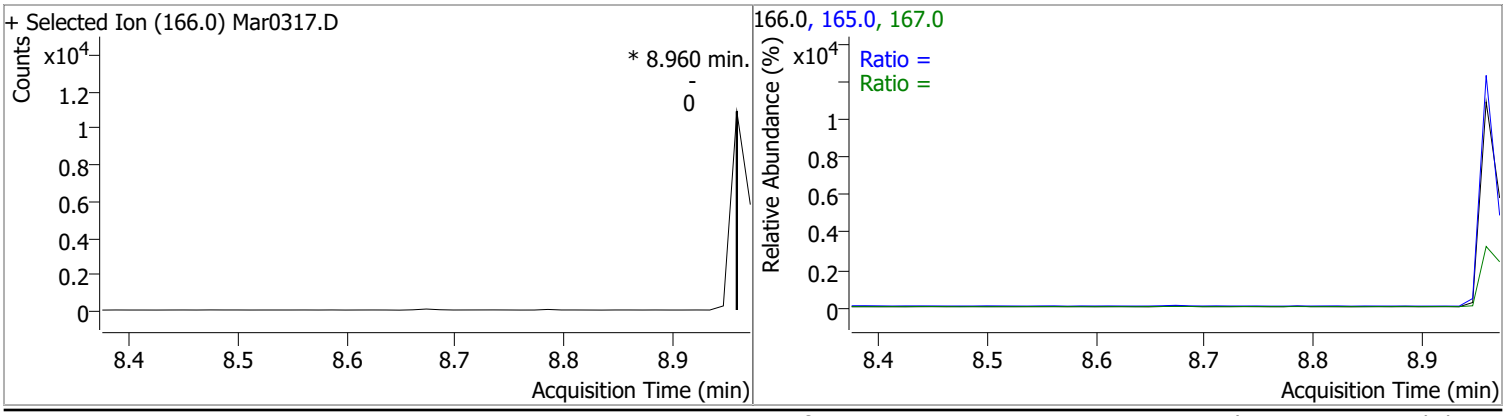

Compound	Conc.	Exp RT	QIon	Exp Ratio
Phenanthrene	N.D.	9.79	176.0	18.1

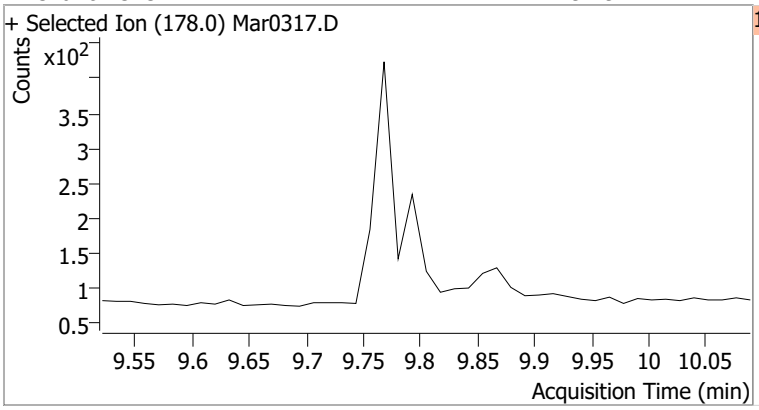

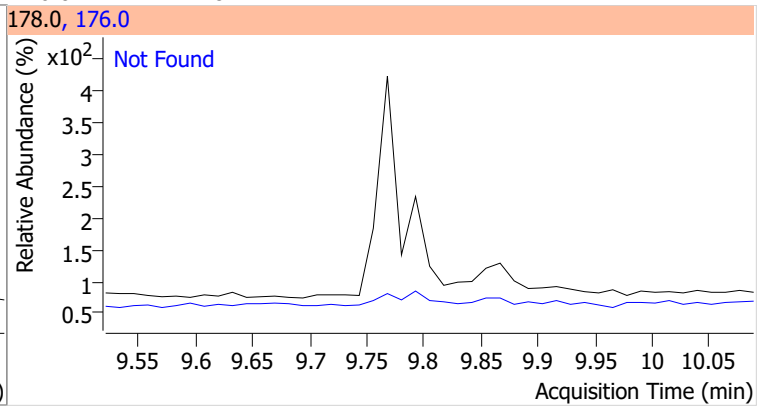

Compound	Conc.	Exp RT	QIon	Exp Ratio
Anthracene	N.D.	9.85	176.0	18.4

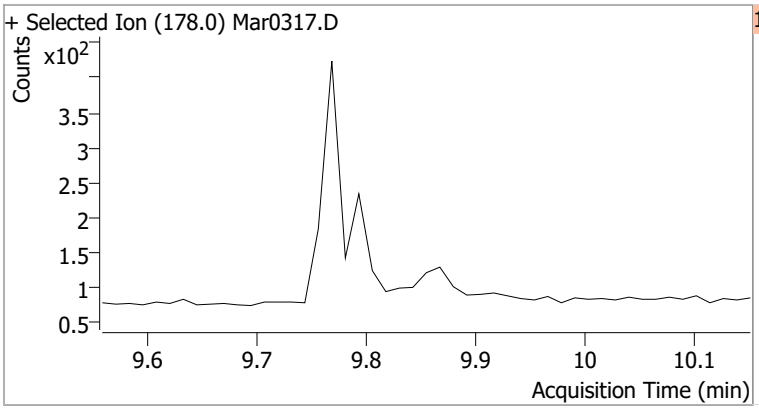

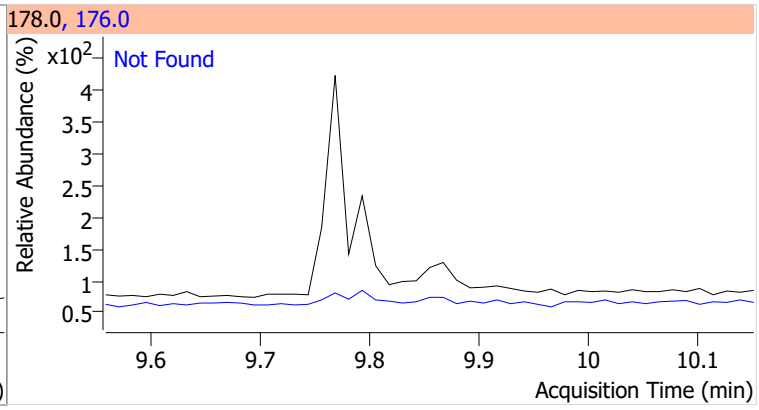

Compound	Conc.	Exp RT	QIon	Exp Ratio	QIon	Exp Ratio
o-Terphenyl	N.D.	10.30	229.0	61.1	215.0	40.0

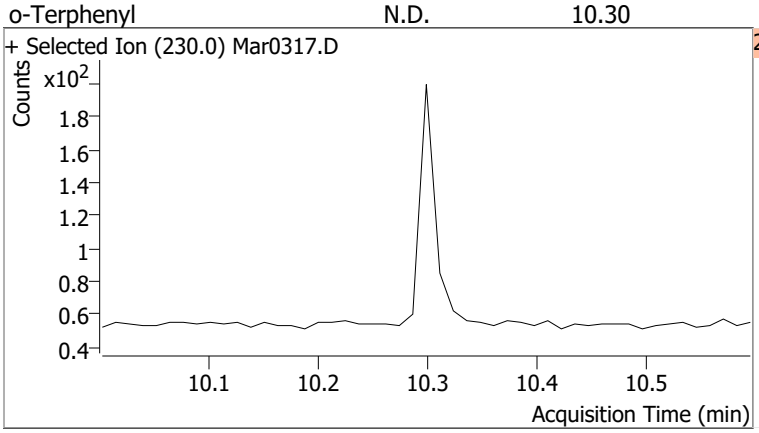

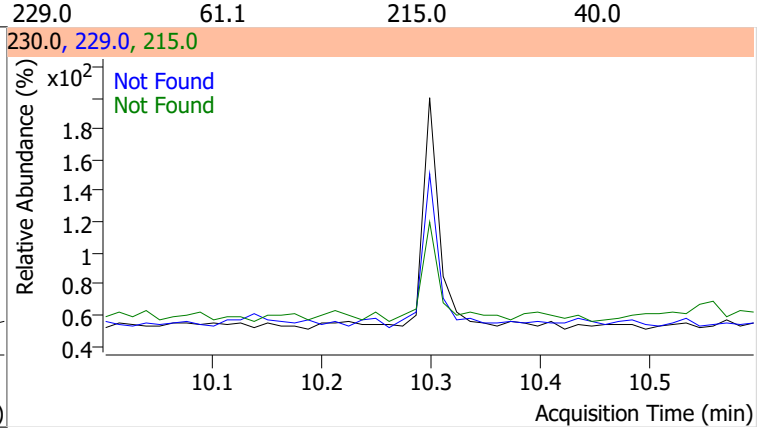

Compound	Conc.	Exp RT	QIon	Exp Ratio
Fluoranthene	N.D.	11.40	101.0	9.6

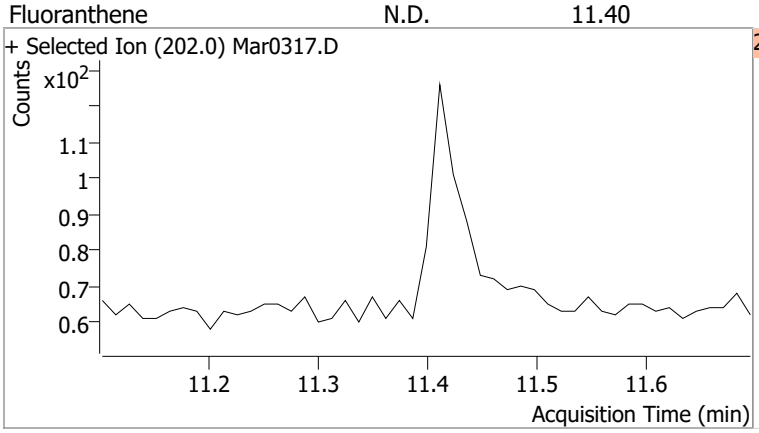

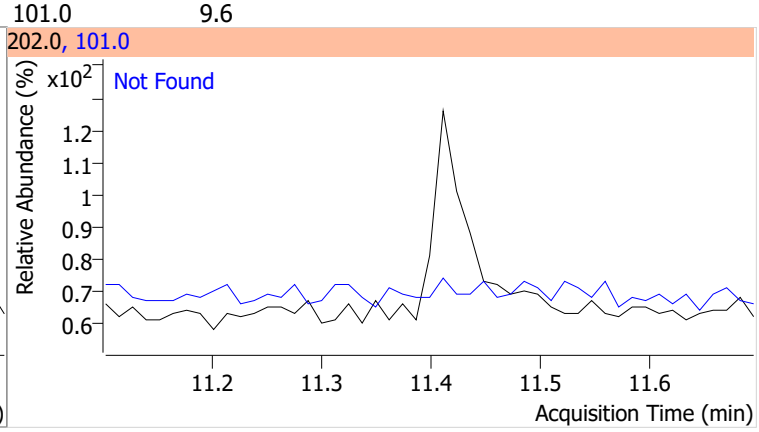

Compound	Conc.	Exp RT	QIon	Exp Ratio
Pyrene	N.D.	11.78	101.0	12.0

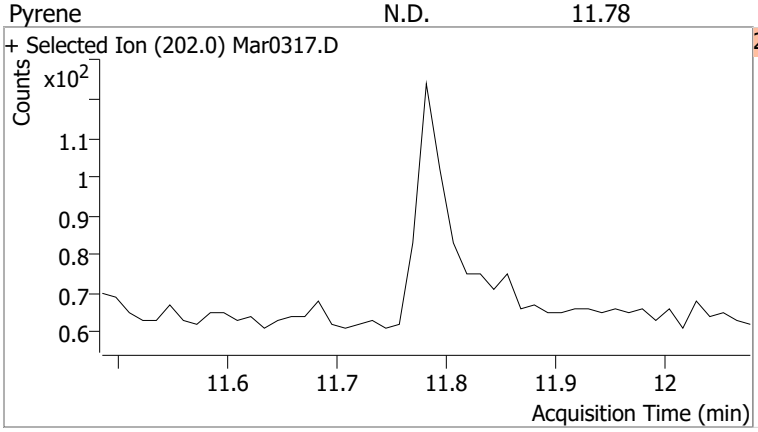

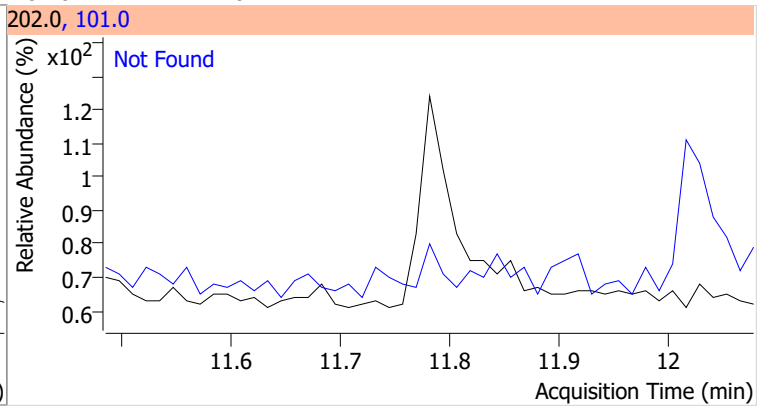

Compound	Conc.	RT	Dev(Min)	Resp.	QIon	QRatio	Lower	Upper
Terphenyl-d14	94.6187	12.24	0.00	1538964	122.0	13.9	8.6	16.0

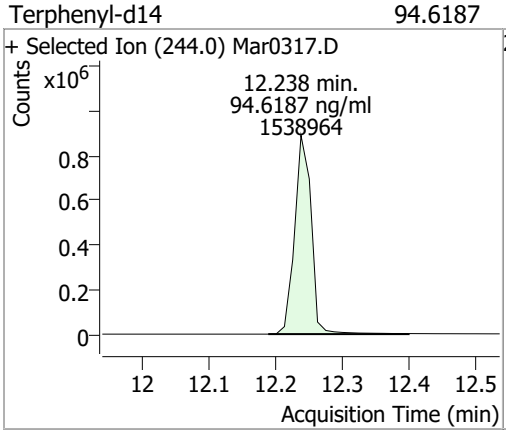

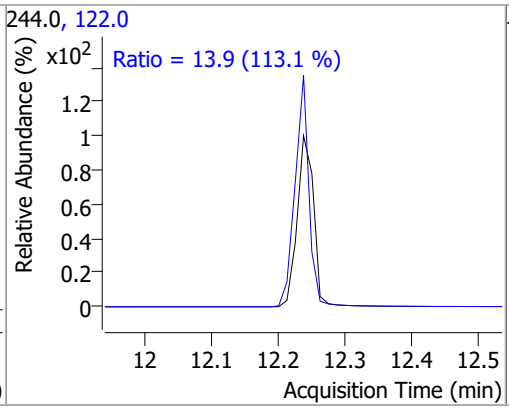

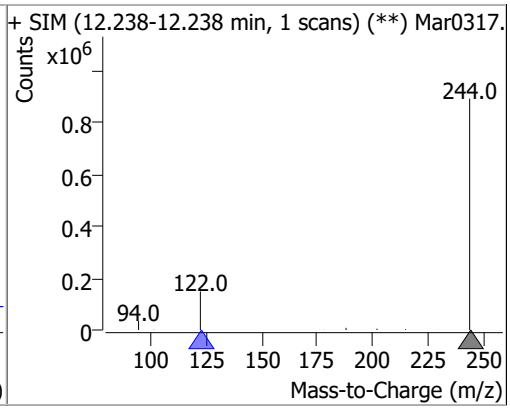

Compound	Conc.	RT	Dev(Min)	Resp.	QIon	QRatio	Lower	Upper
Benzo(a)Anthracene		0		0	226.0		18.0	33.4
					229.0		16.5	30.7

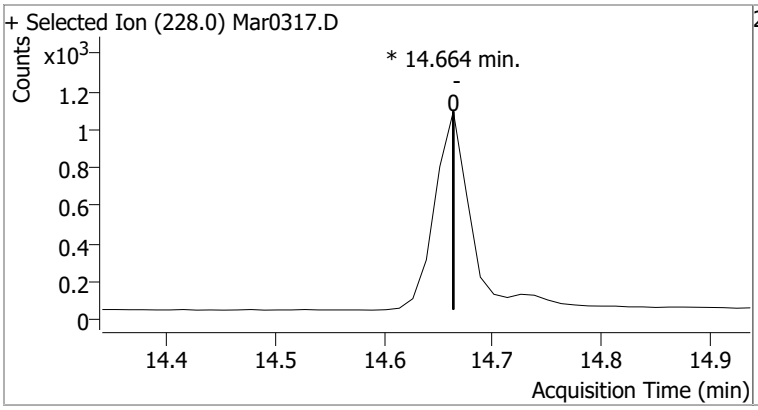

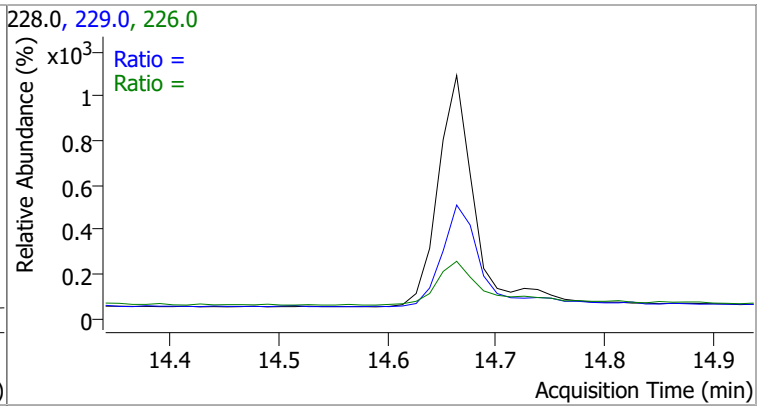

Compound	Conc.	RT	Dev(Min)	Resp.	QIon	QRatio	Lower	Upper
Chrysene		0		0	226.0		21.6	40.2
					229.0		13.8	25.7

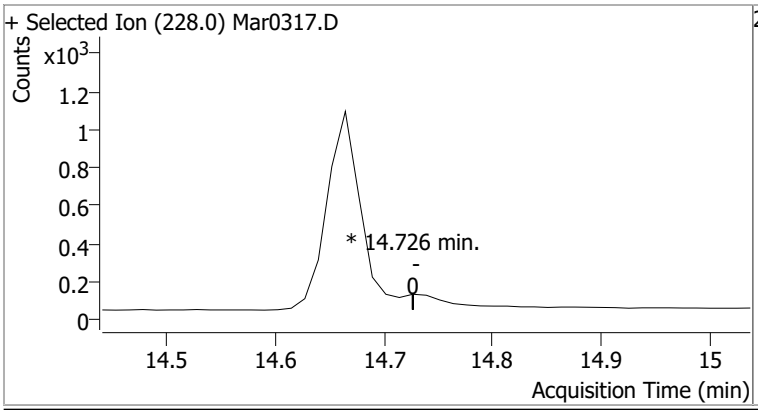

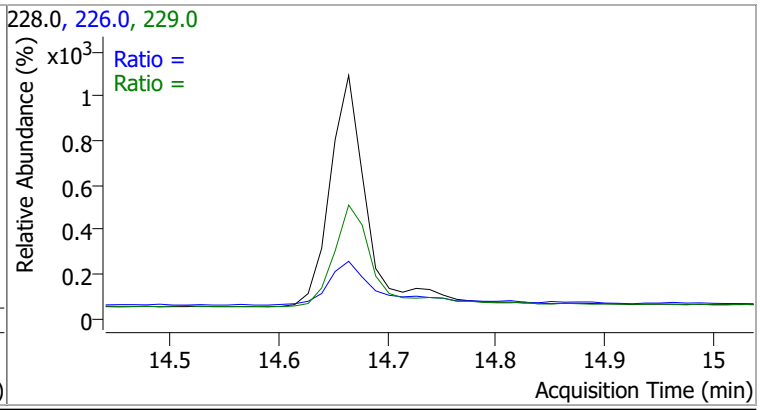

Compound	Conc.	Exp RT	QIon	Exp Ratio
Benzo(b)fluoranthene	N.D.	17.66	253.0	22.4

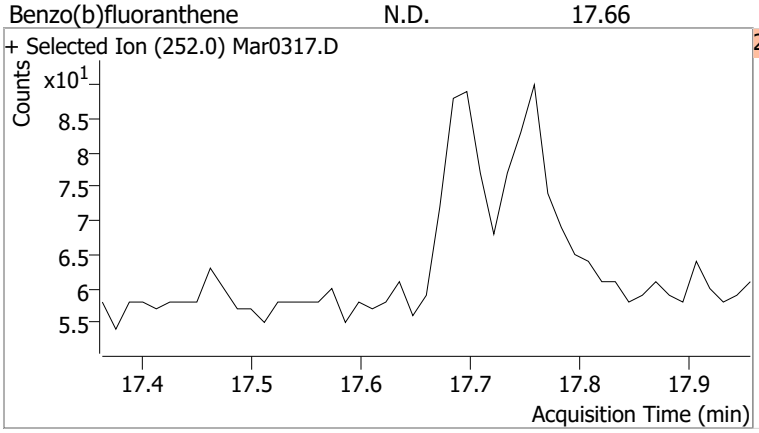

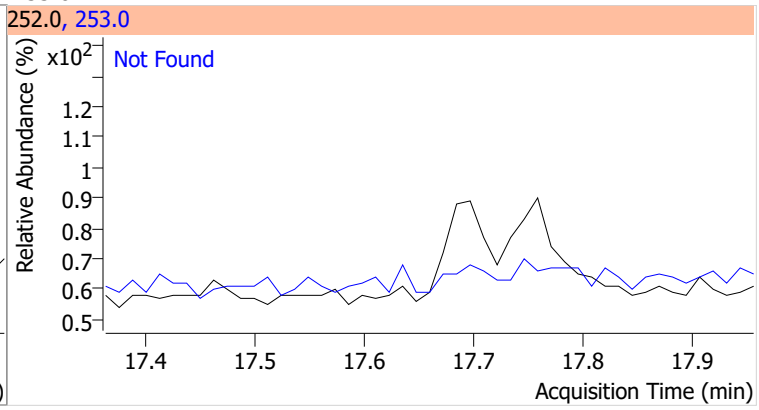

Compound	Conc.	Exp RT	QIon	Exp Ratio
Benzo(k)fluoranthene	N.D.	17.73	253.0	24.5

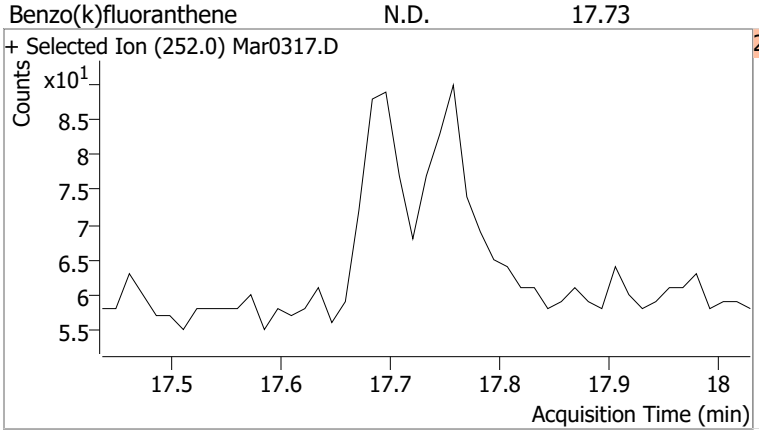

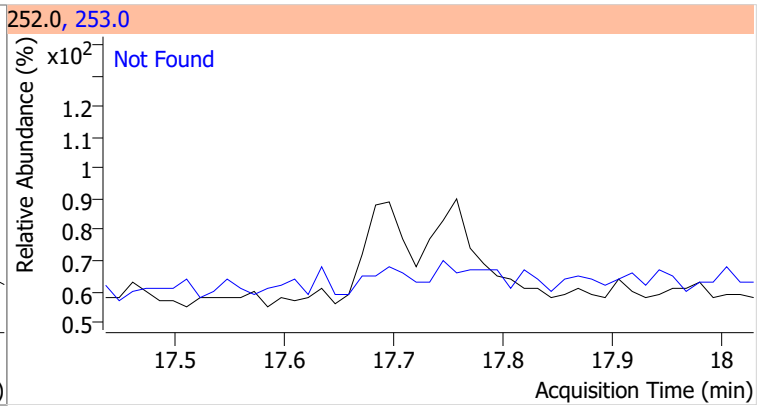

Compound	Conc.	RT	Dev(Min)	Resp.	QIon	QRatio	Lower	Upper
Benzo(a)pyrene		0		0	253.0		16.2	30.1

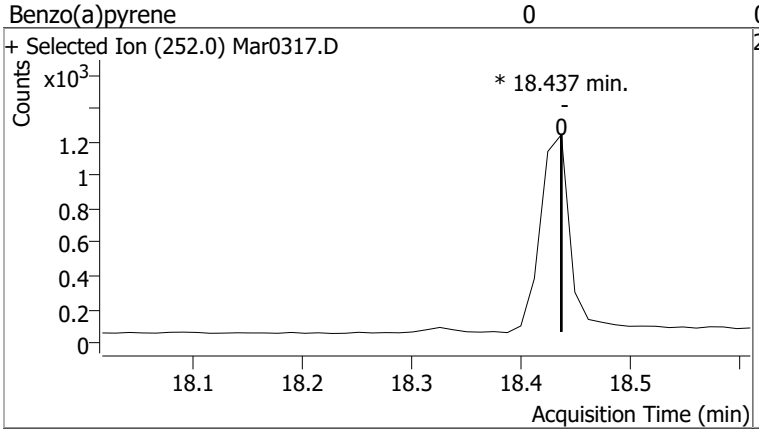

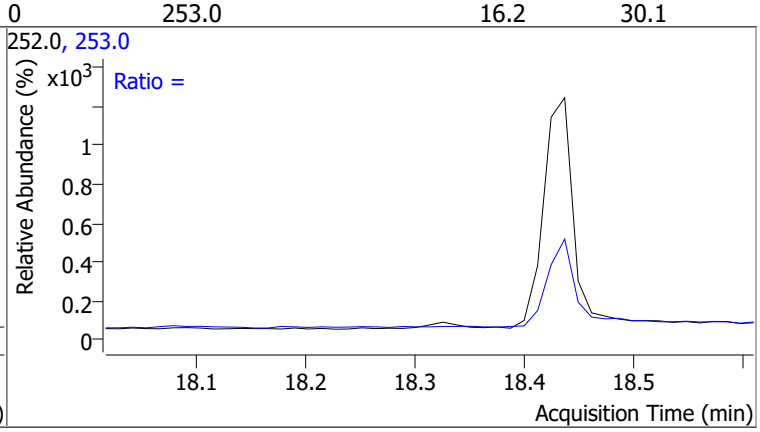

Compound	Conc.	Exp RT	QIon	Exp Ratio
Indeno(1,2,3-cd)pyrene	N.D.	20.17	138.0	20.9

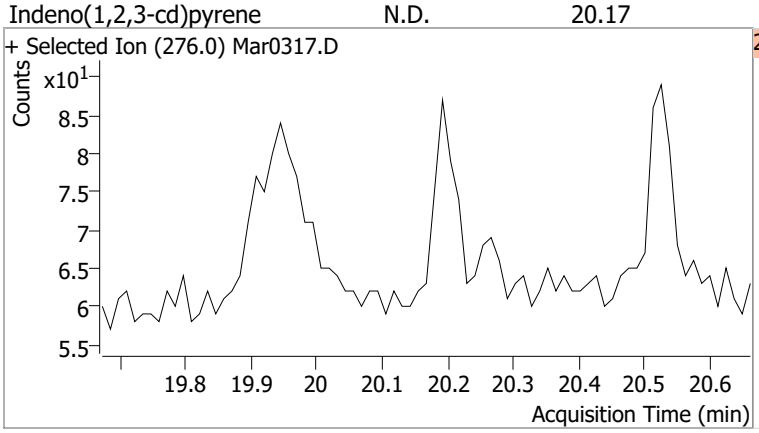

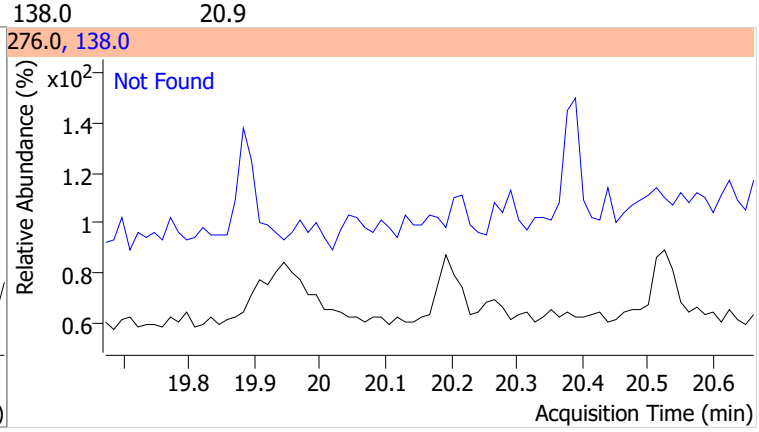

Compound	Conc.	Exp RT	QIon	Exp Ratio	QIon	Exp Ratio
Dibenzo(a,h)anthracene	N.D.	20.24	279.0	24.1	139.0	17.7

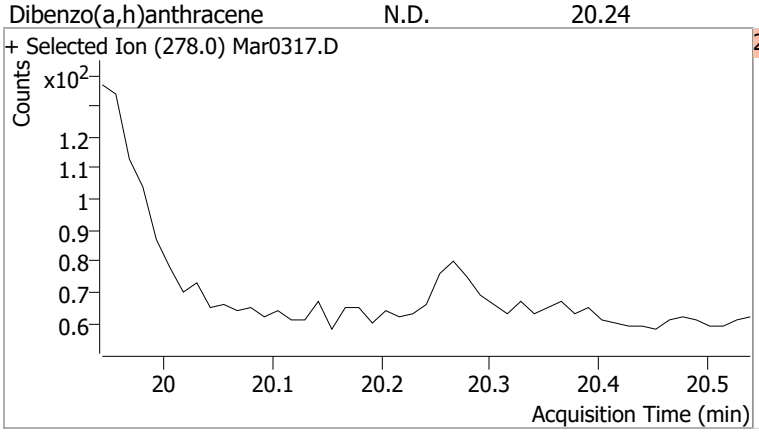

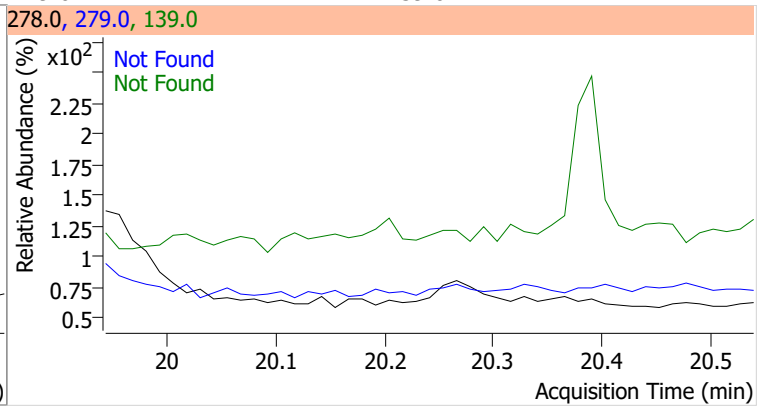

Compound	Conc.	Exp RT	QIon	Exp Ratio	QIon	Exp Ratio
Benzo(g,h,i)perylene	N.D.	20.50	138.0	23.2	277.0	23.1

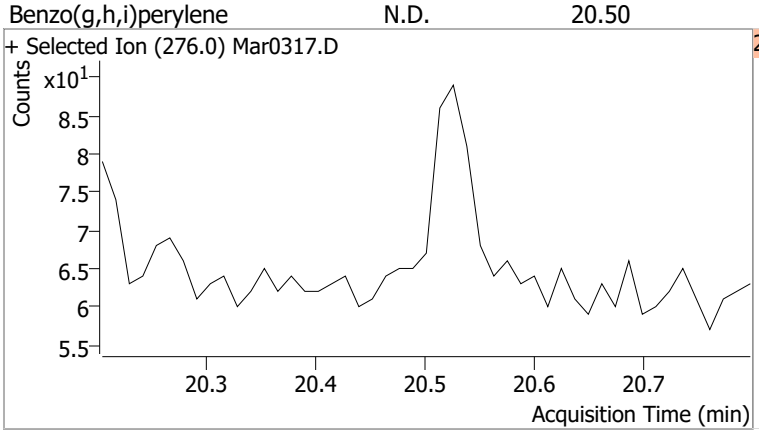

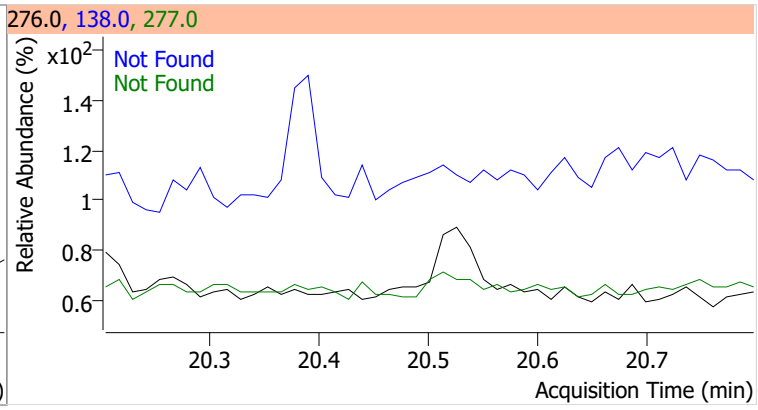

Quantitation Results Report (QT Reviewed)

Data File	Mar0318.D	Operator	LIMS import
Acq. Method	5975BNASIM	Acq. Date-Time	3/3/2022 9:07:33 PM
Sample Name	B22021763-001C	Instrument	GCMS
Vial	18	Multiplier	1.00
DA Method File	030222 bna SIM 1.batch.bin	Comment	SVOC-8270C-SIM-W-LLPAH
Tune File	dftppjph.u	Tune Date	
Batch Name	030322 bna SIM 1.batch.bin	Last Calib Update	2/28/2022 5:36:24 PM
Ref Library			

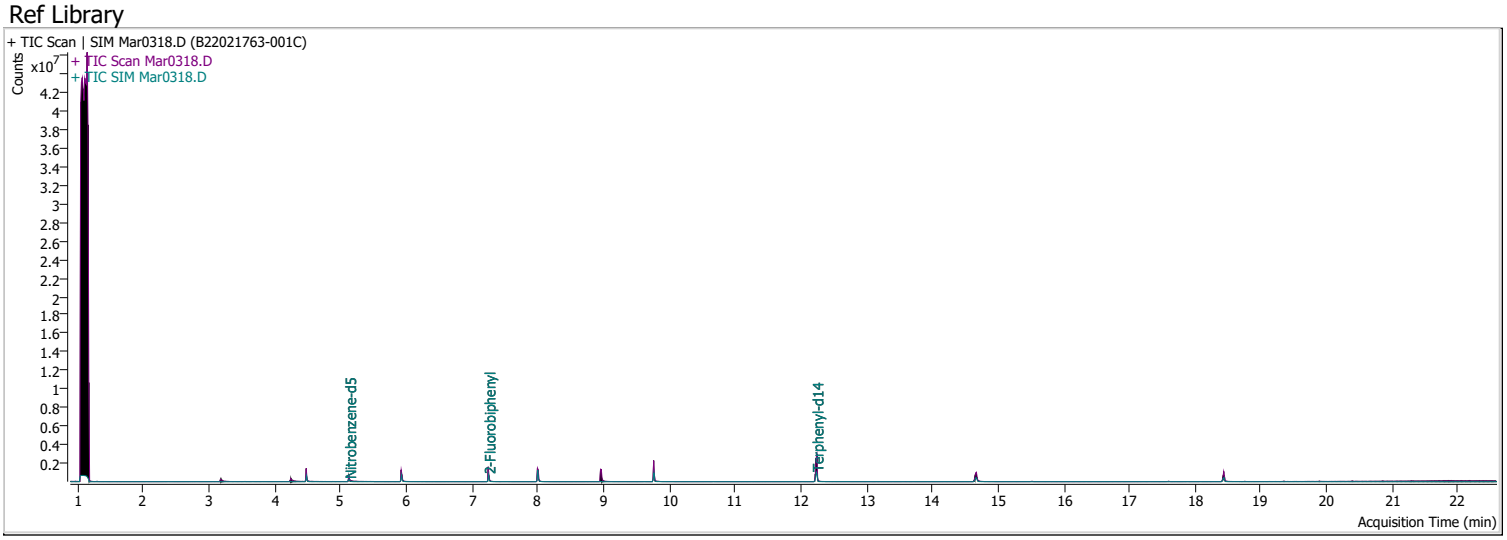

Compound	RT	QIon	Resp.	Conc.	Units		Dev(Min)
Internal Standards							
M 1,4-Dichlorobenzene-d4	4.485	152.0	192293	40.0000	ng/ml		-0.012
M Naphthalene-d8	5.928	136.0	734229	40.0000	ng/ml		0.000
M Acenaphthene-d10	8.001	164.0	500143	40.0000	ng/ml		0.000
M Phenanthrene-d10	9.768	188.0	966843	40.0000	ng/ml		0.000
M Chrysene-d12	14.664	240.0	711848	40.0000	ng/ml		0.000
M Perylene-d12	18.438	264.0	531403	40.0000	ng/ml		0.000
System Monitoring Compounds							
S Nitrobenzene-d5	5.131	82.0	196253	24.8936	ng/ml		-0.025
Spiked Amount: 5.000	Range: 19.0 - 102.0%			Recovery = 497.87%		*	
S 2-Fluorobiphenyl	7.252	172.0	561594	36.3441	ng/ml		-0.012
Spiked Amount: 5.000	Range: 25.0 - 94.0%			Recovery = 726.88%		*	
S o-Terphenyl	0.000		0	N.D.			
Spiked Amount: 5.000	Range: 40.0 - 140.0%			Recovery = NA%			
S Terphenyl-d14	12.238	244.0	1470978	94.2085	ng/ml		0.000
Spiked Amount: 5.000	Range: 39.0 - 106.0%			Recovery = 1884.17%		*	
Target Compounds							**QValue**
T Naphthalene	0.000		0	N.D.			
T 2-Methylnaphthalene	0.000		0	N.D.			
T 1-Methylnaphthalene	0.000		0	N.D.			
T Acenaphthylene	0.000		0	N.D.			
T Acenaphthene	8.001	154.0	0		ng/ml	md	1
T Fluorene	8.960	166.0	0		ng/ml	md	1
T Phenanthrene	0.000		0	N.D.			
T Anthracene	0.000		0	N.D.			
T Fluoranthene	0.000		0	N.D.			
T Pyrene	0.000		0	N.D.			
T Benzo(a)Anthracene	14.664	228.0	0		ng/ml	md	1
T Chrysene	14.664	228.0	0		ng/ml	md	1
T Benzo(b)fluoranthene	0.000		0	N.D.			

Compound	RT	QIon	Resp.	Conc.	Units		Dev(Min)
T Benzo(k)fluoranthene	0.000		0	N.D.			
T Benzo(a)pyrene	18.425	252.0	0		ng/ml	md	1
T Indeno(1,2,3-cd)pyrene	0.000		0	N.D.			
T Dibenzo(a,h)anthracene	0.000		0	N.D.			
T Benzo(g,h,i)perylene	0.000		0	N.D.			

(#) = Qualifier Out of Range; (m) = Manual Integration; (+) = Area Summed; (*) = Surrogate Percent Recovery Out of Range; (d): Zeroed Peak

Quantitation Results Report (QT Reviewed)

Compound	Conc.	RT	Dev(Min)	Resp.	QIon	QRatio	Lower	Upper
Nitrobenzene-d5	24.8936	5.13	-0.02	196253	54.0	37.5	30.6	56.8
					128.0	45.8	28.9	53.6

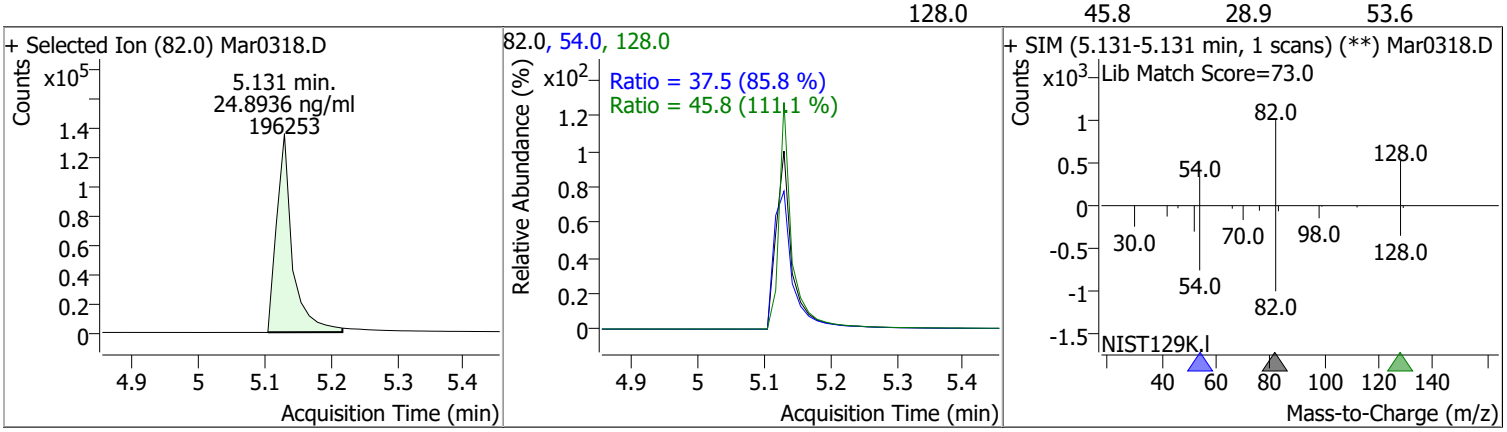

Compound	Conc.	Exp RT	QIon	Exp Ratio	QIon	Exp Ratio
Naphthalene	N.D.	5.95	102.0	13.6	129.0	11.1

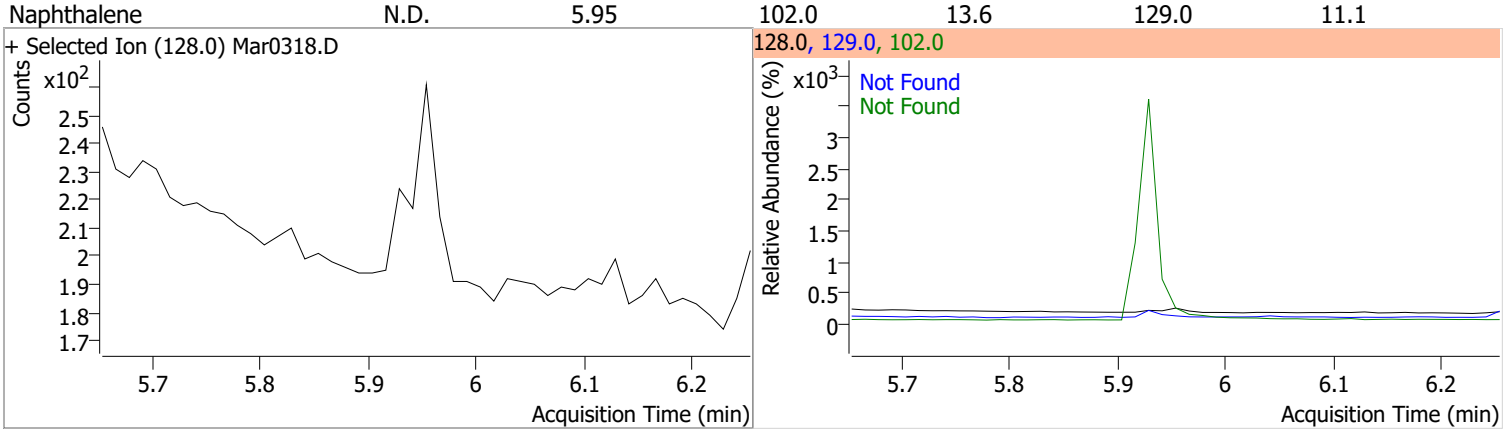

Compound	Conc.	Exp RT	QIon	Exp Ratio	QIon	Exp Ratio
2-Methylnaphthalene	N.D.	6.79	142.0	134.9	115.0	51.5

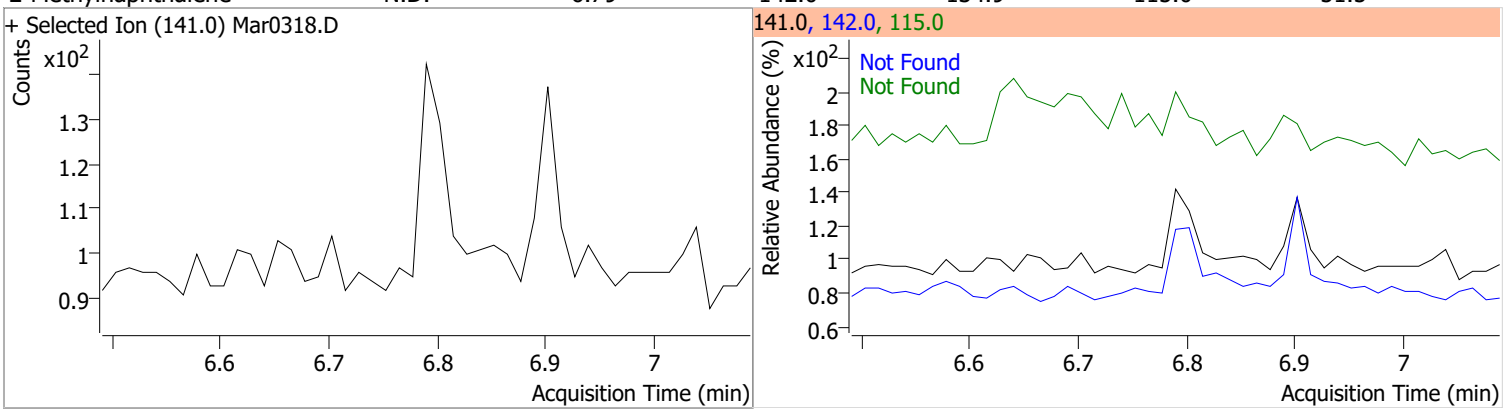

Compound	Conc.	Exp RT	QIon	Exp Ratio	QIon	Exp Ratio
1-Methylnaphthalene	N.D.	6.90	142.0	119.4	115.0	49.7

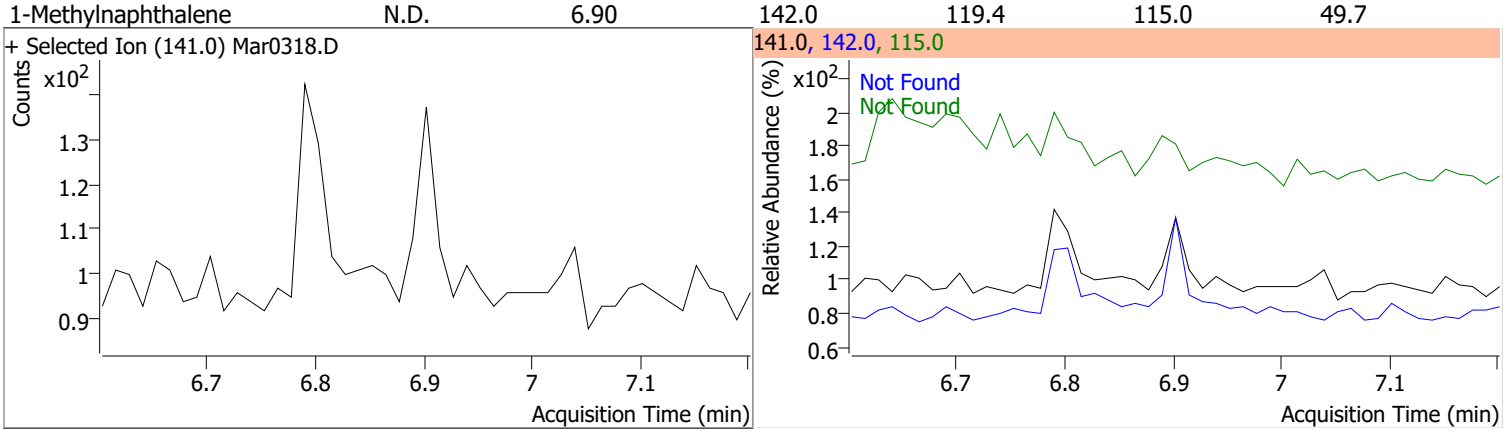

Quantitation Results Report (QT Reviewed)

Compound	Conc.	RT	Dev(Min)	Resp.	QIon	QRatio	Lower	Upper
2-Fluorobiphenyl	36.3441	7.25	-0.01	561594	171.0	37.6	24.3	45.1

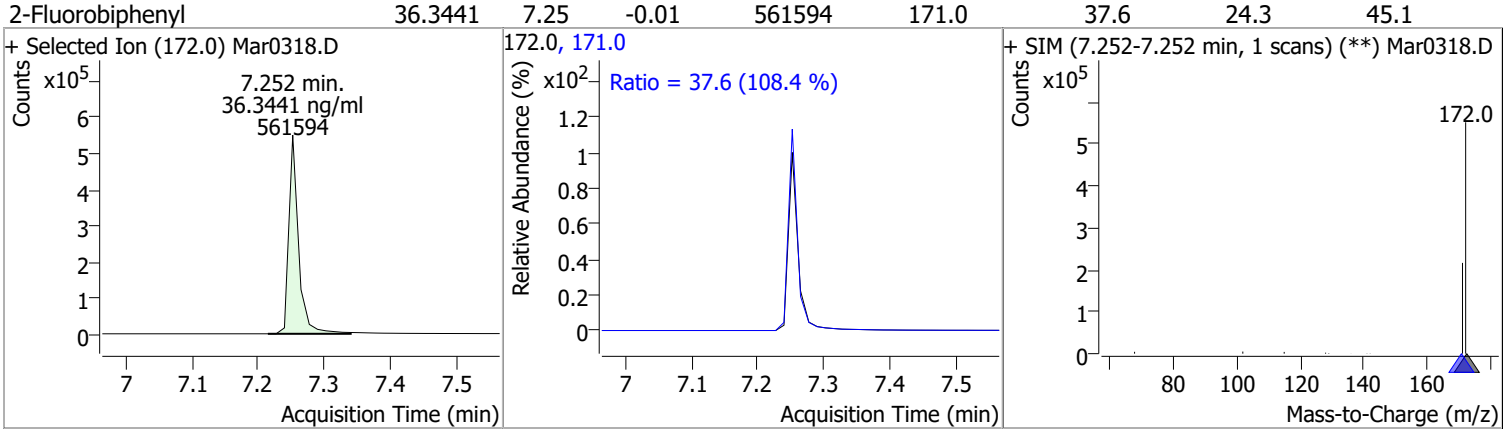

Compound	Conc.	Exp RT	QIon	Exp Ratio
Acenaphthylene	N.D.	7.83	153.0	16.0

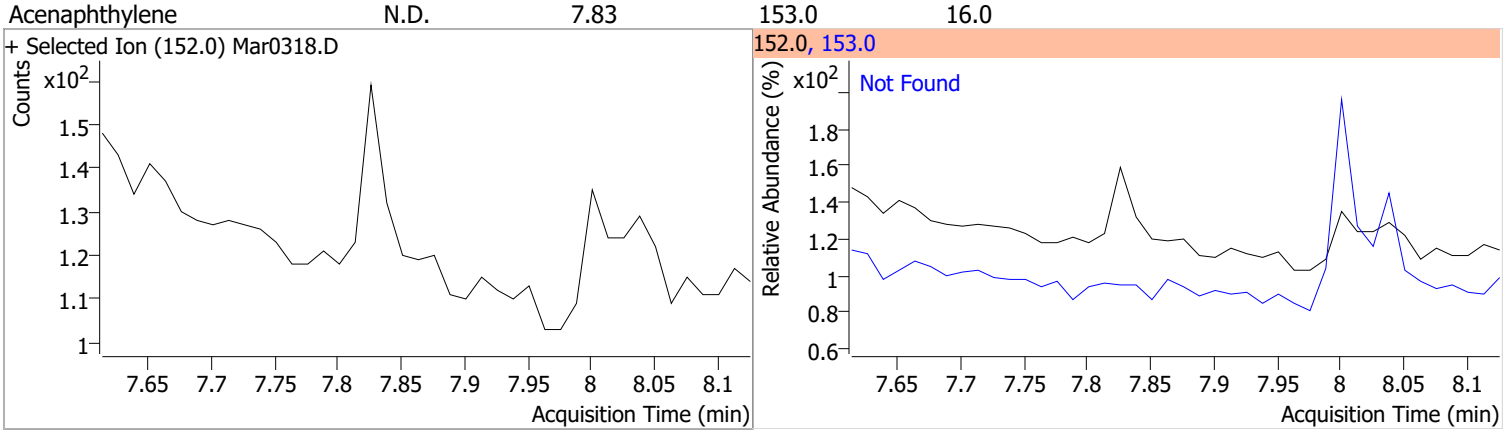

Compound	Conc.	RT	Dev(Min)	Resp.	QIon	QRatio	Lower	Upper
Acenaphthene		0		0	153.0		76.8	142.6
					152.0		36.4	67.5

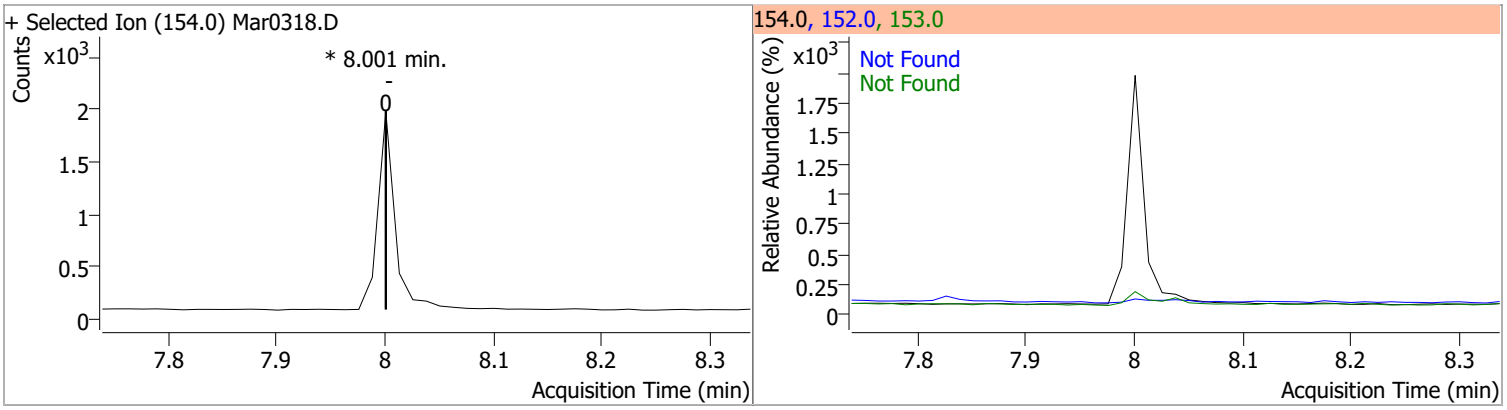

Compound	Conc.	RT	Dev(Min)	Resp.	QIon	QRatio	Lower	Upper
Fluorene		0		0	165.0		60.3	111.9
					167.0		8.9	16.6

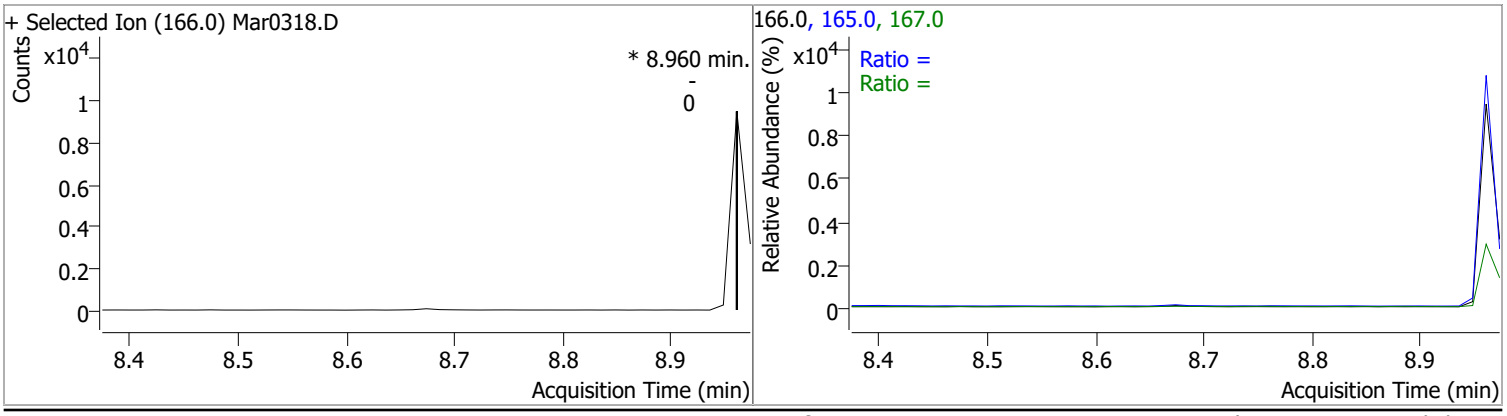

Compound	Conc.	Exp RT	QIon	Exp Ratio
Phenanthrene	N.D.	9.79	176.0	18.1

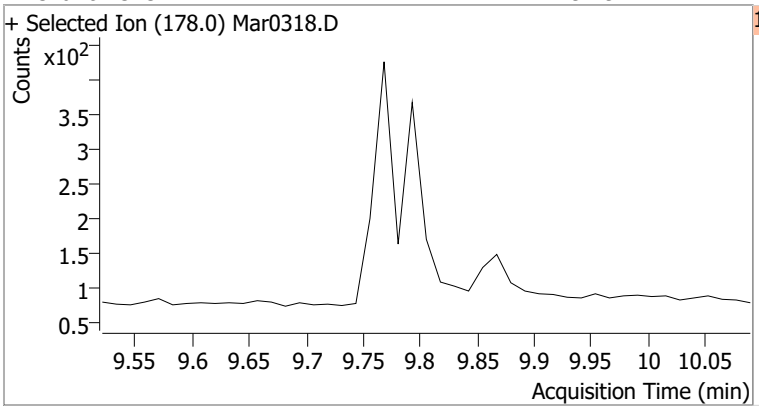

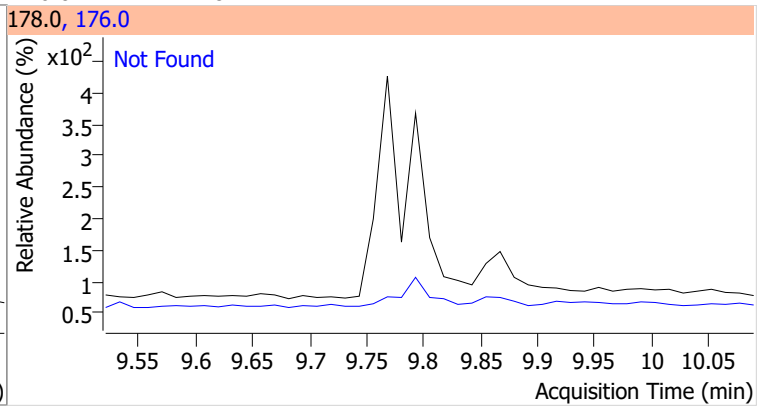

Compound	Conc.	Exp RT	QIon	Exp Ratio
Anthracene	N.D.	9.85	176.0	18.4

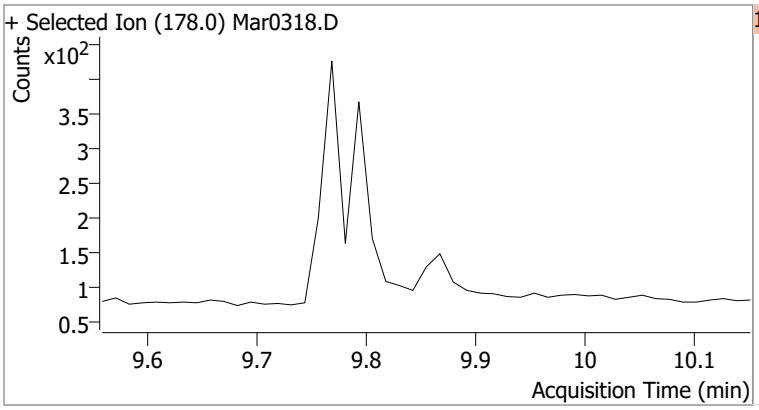

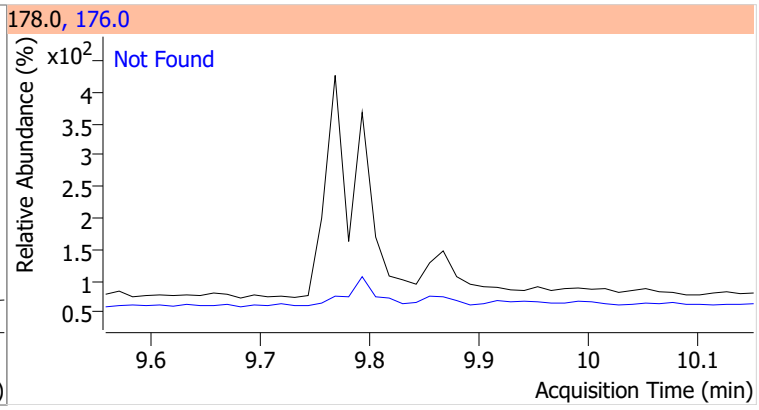

Compound	Conc.	Exp RT	QIon	Exp Ratio	QIon	Exp Ratio
o-Terphenyl	N.D.	10.30	229.0	61.1	215.0	40.0

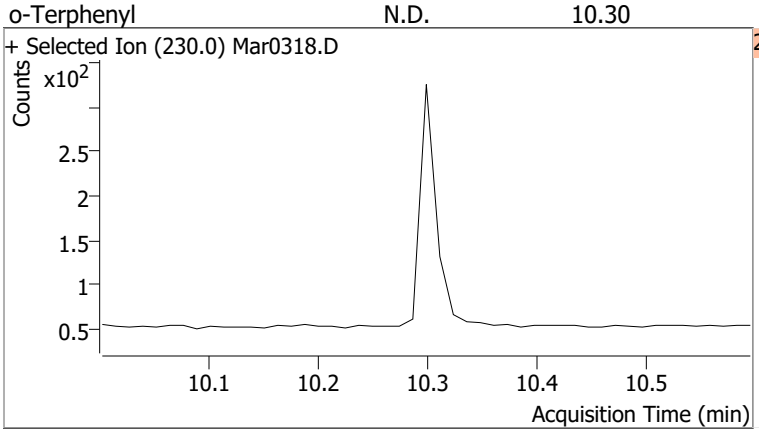

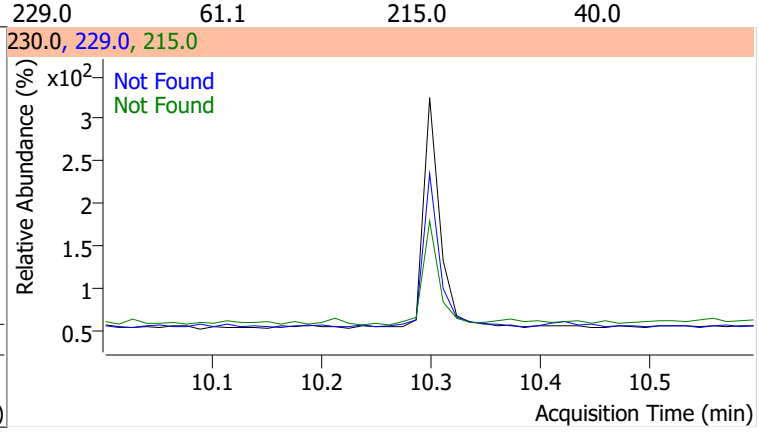

Compound	Conc.	Exp RT	QIon	Exp Ratio
Fluoranthene	N.D.	11.40	101.0	9.6

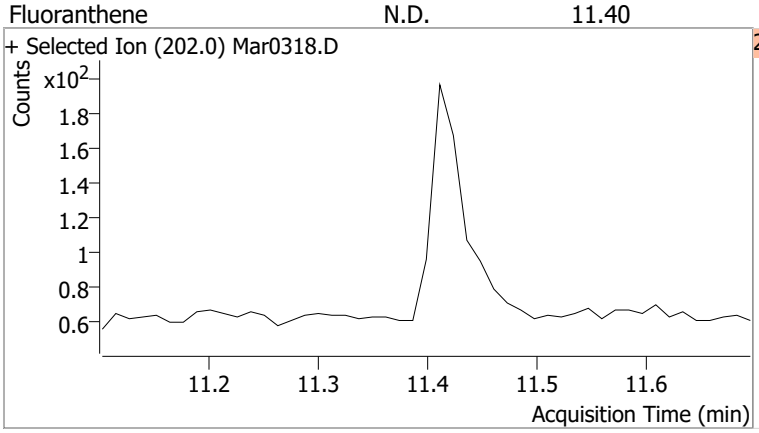

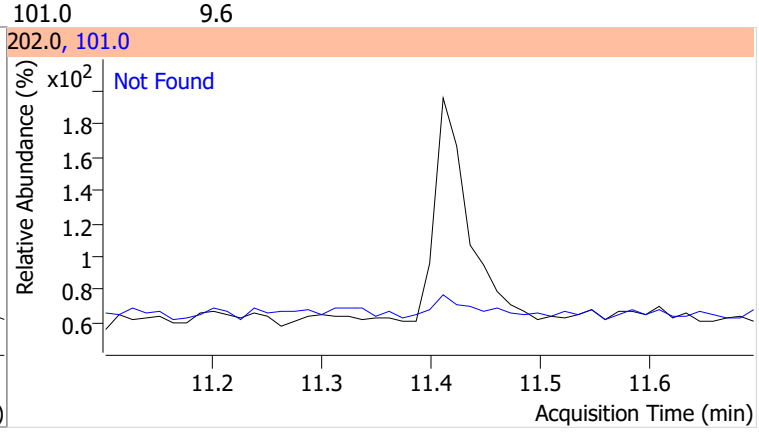

Compound	Conc.	Exp RT	QIon	Exp Ratio
Pyrene	N.D.	11.78	101.0	12.0

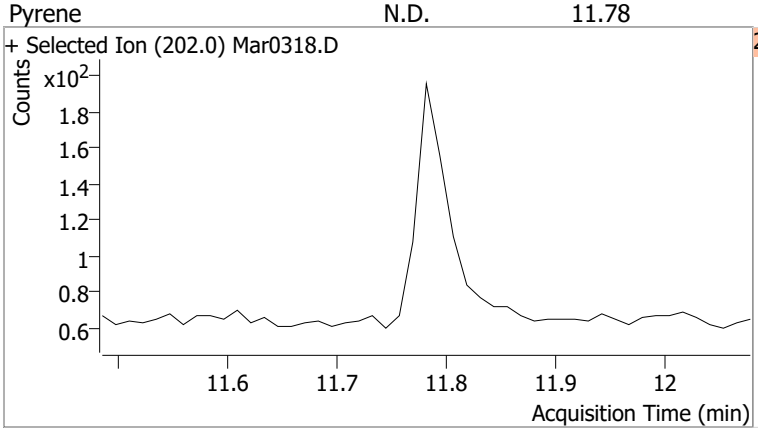

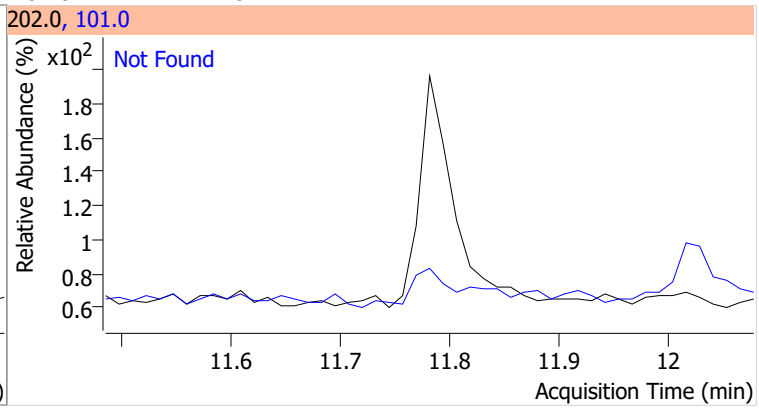

Compound	Conc.	RT	Dev(Min)	Resp.	QIon	QRatio	Lower	Upper
Terphenyl-d14	94.2085	12.24	0.00	1470978	122.0	14.0	8.6	16.0

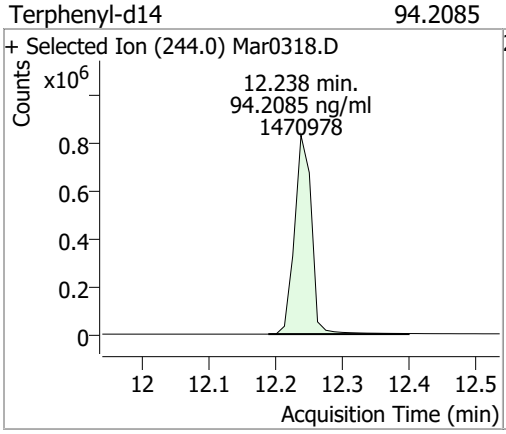

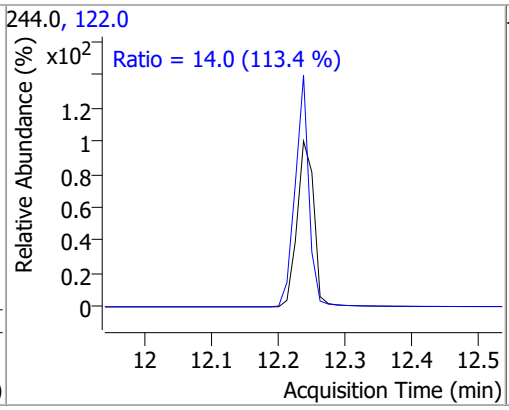

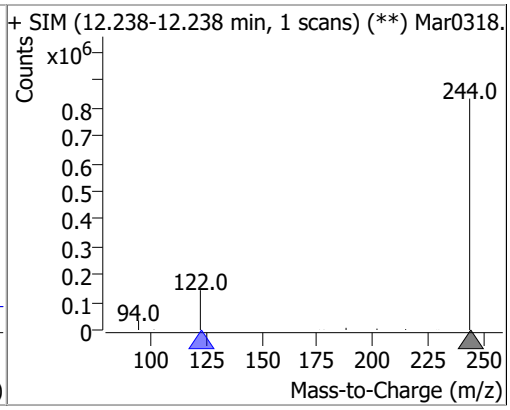

Compound	Conc.	RT	Dev(Min)	Resp.	QIon	QRatio	Lower	Upper
Benzo(a)Anthracene		0		0	226.0		18.0	33.4
					229.0		16.5	30.7

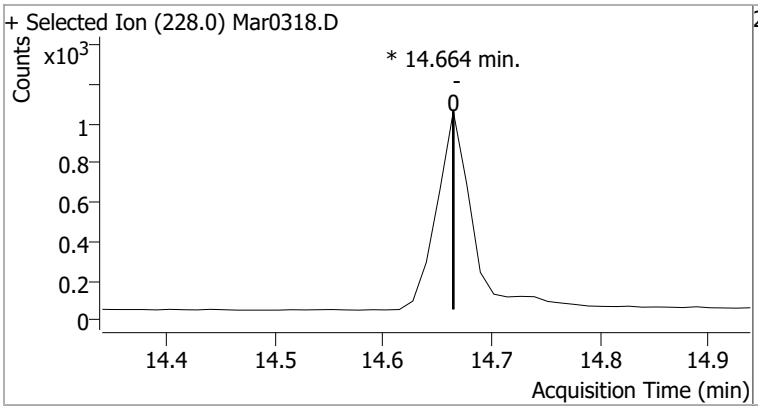

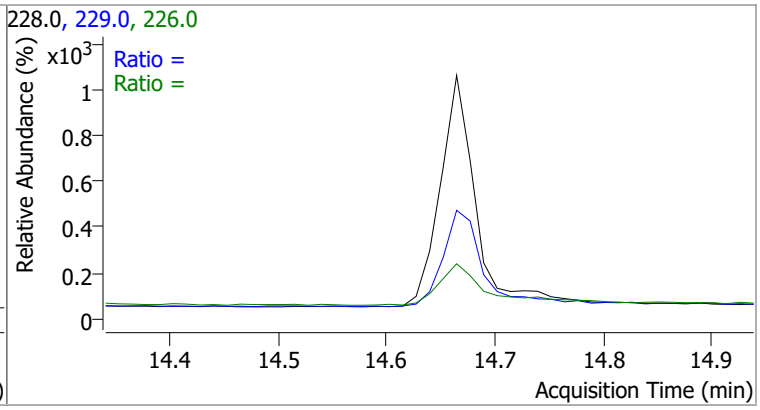

Compound	Conc.	RT	Dev(Min)	Resp.	QIon	QRatio	Lower	Upper
Chrysene		0		0	226.0		21.6	40.2
					229.0		13.8	25.7

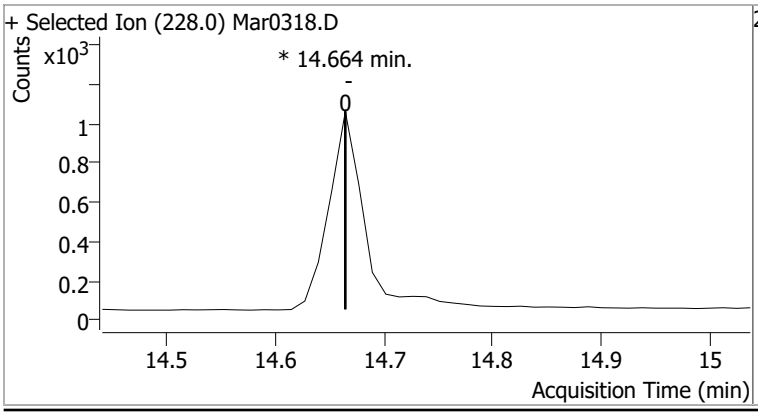

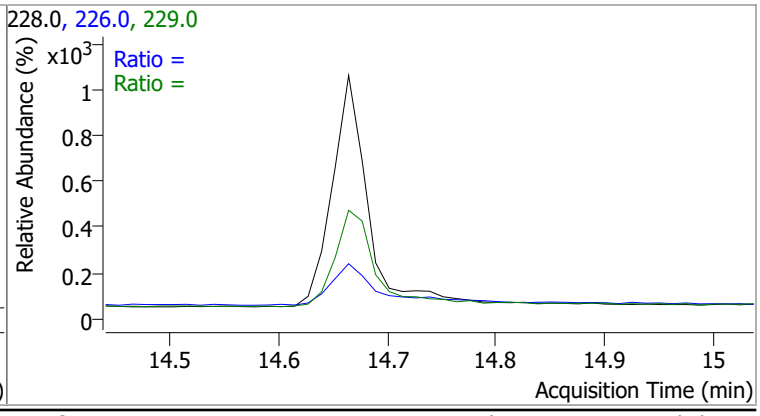

Compound	Conc.	Exp RT	QIon	Exp Ratio
Benzo(b)fluoranthene	N.D.	17.66	253.0	22.4

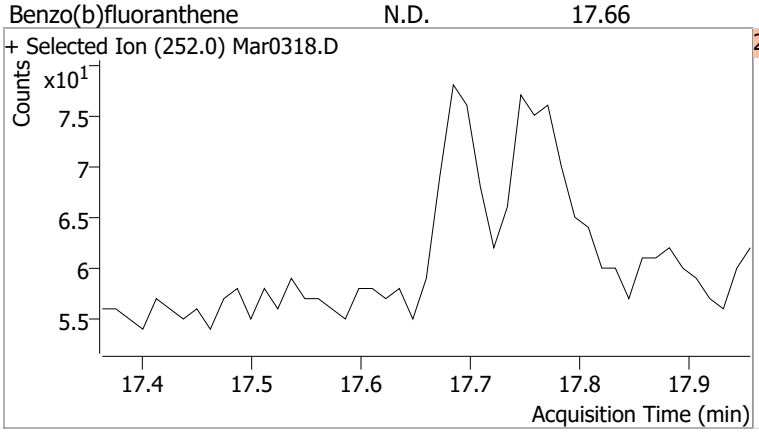

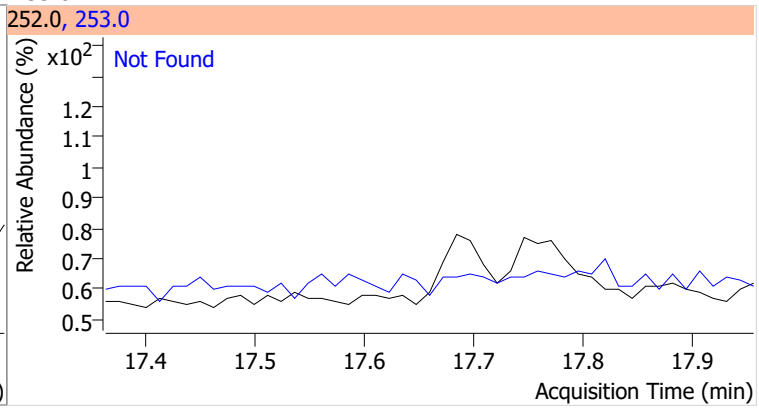

Compound	Conc.	Exp RT	QIon	Exp Ratio
Benzo(k)fluoranthene	N.D.	17.73	253.0	24.5

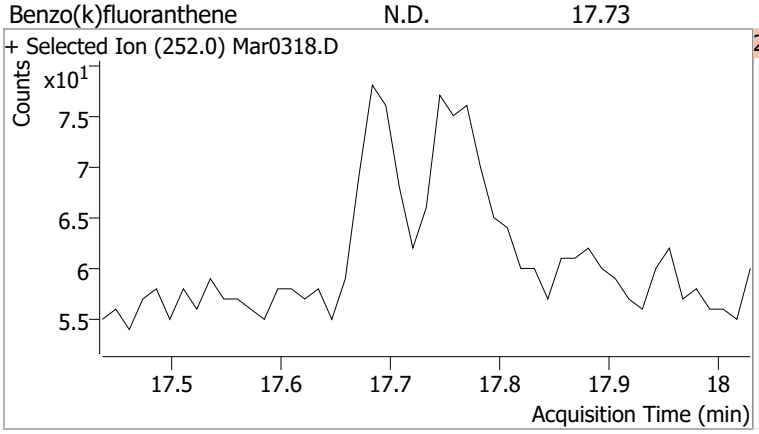

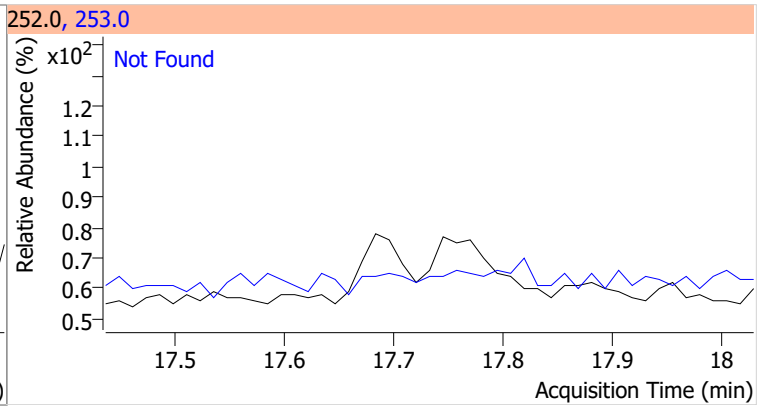

Compound	Conc.	RT	Dev(Min)	Resp.	QIon	QRatio	Lower	Upper
Benzo(a)pyrene		0		0	253.0		16.2	30.1

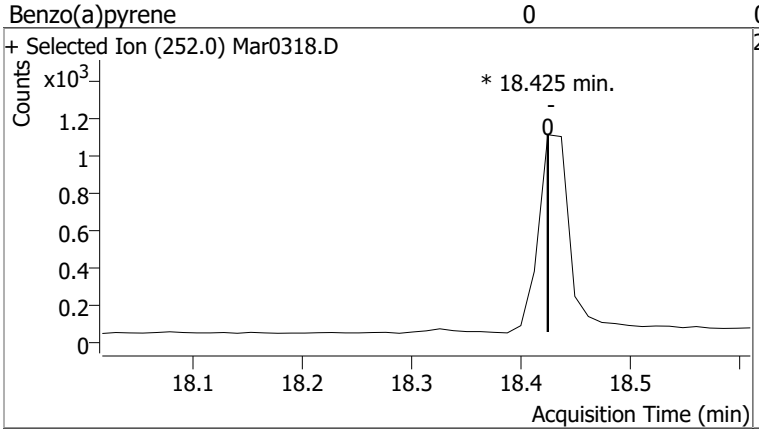

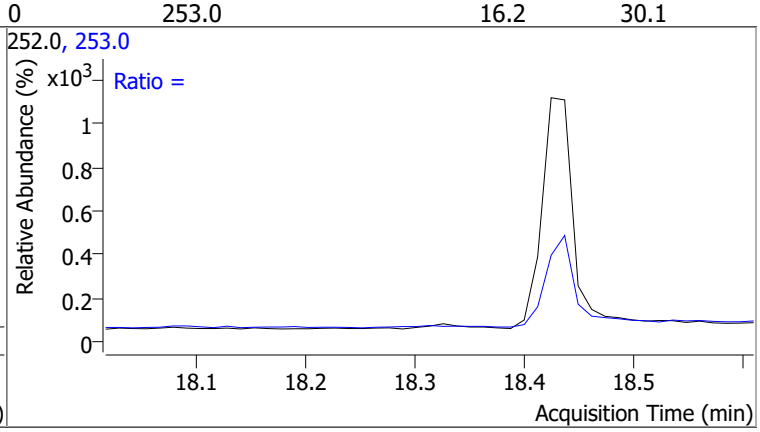

Compound	Conc.	Exp RT	QIon	Exp Ratio
Indeno(1,2,3-cd)pyrene	N.D.	20.17	138.0	20.9

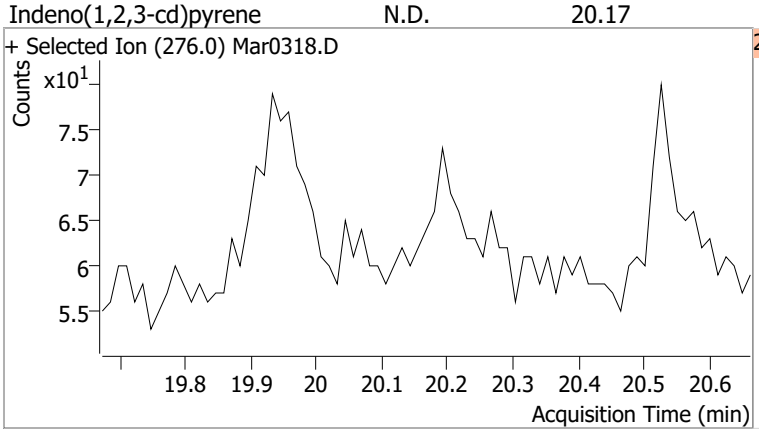

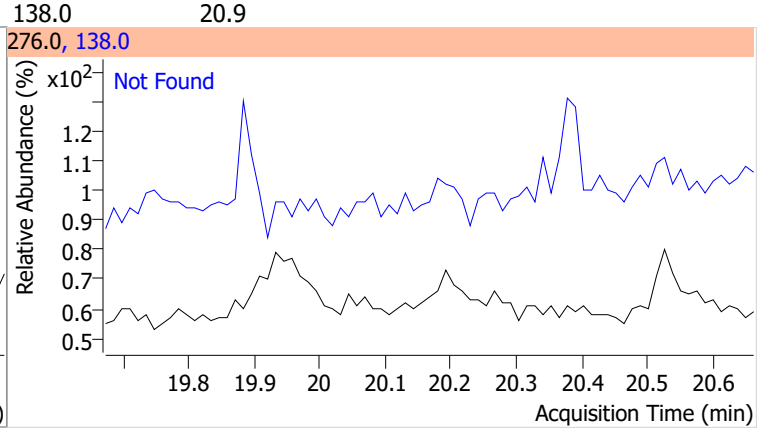

Compound	Conc.	Exp RT	QIon	Exp Ratio	QIon	Exp Ratio
Dibenzo(a,h)anthracene	N.D.	20.24	279.0	24.1	139.0	17.7

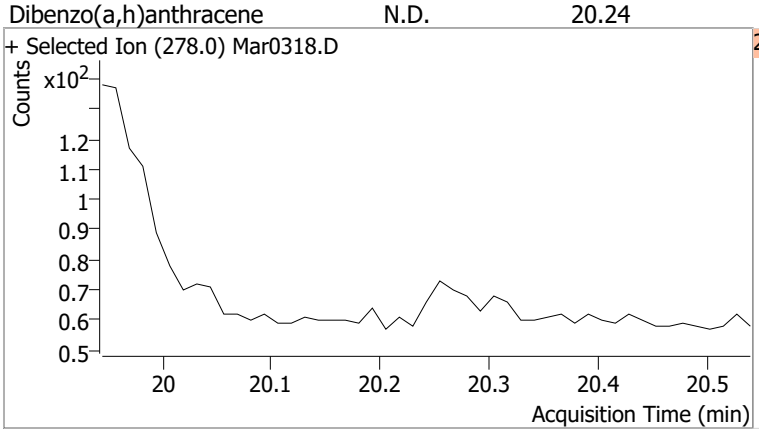

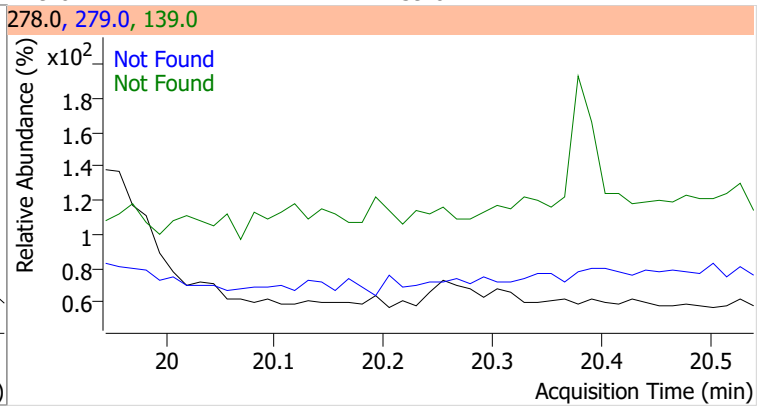

Compound	Conc.	Exp RT	QIon	Exp Ratio	QIon	Exp Ratio
Benzo(g,h,i)perylene	N.D.	20.50	138.0	23.2	277.0	23.1

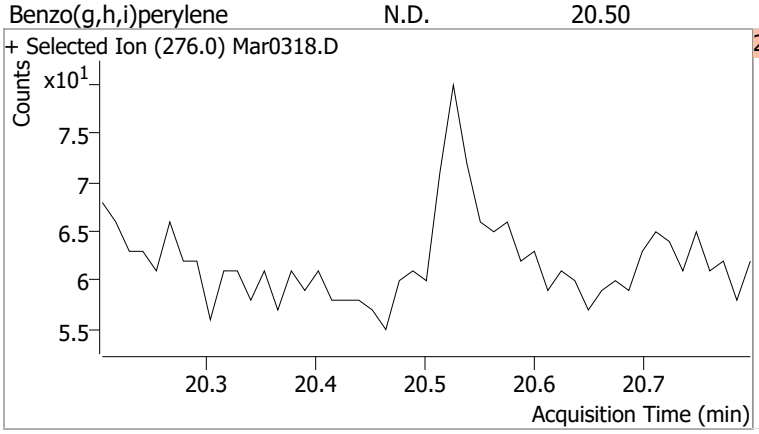

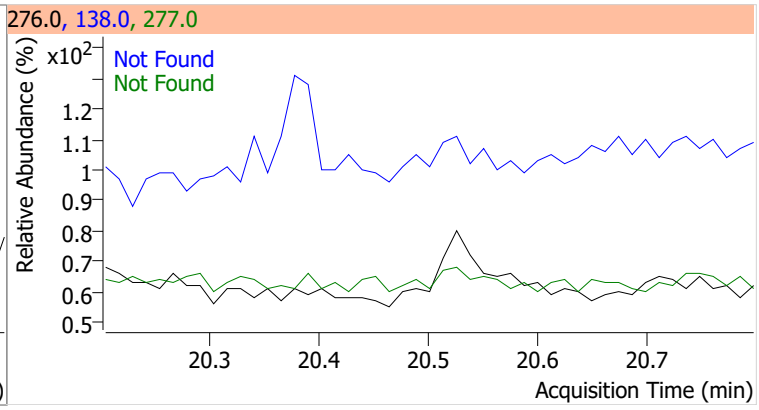

Quantitation Results Report (QT Reviewed)

Data File	Mar0319.D	Operator	LIMS import
Acq. Method	5975BNASIM	Acq. Date-Time	3/3/2022 9:40:11 PM
Sample Name	B22021763-006C	Instrument	GCMS
Vial	19	Multiplier	1.00
DA Method File	030222 bna SIM 1.batch.bin	Comment	SVOC-8270C-SIM-W-LLPAH
Tune File	dftppjph.u	Tune Date	
Batch Name	030322 bna SIM 1.batch.bin	Last Calib Update	2/28/2022 5:36:24 PM
Ref Library			

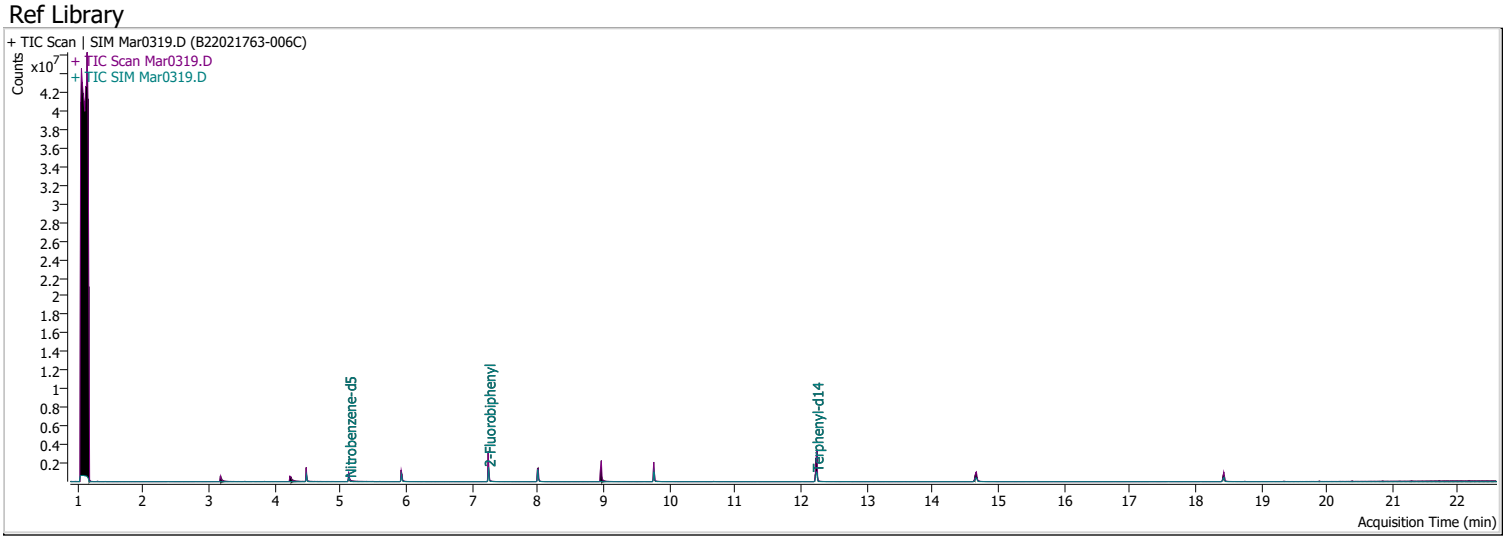

Compound	RT	QIon	Resp.	Conc.	Units		Dev(Min)
Internal Standards							
M 1,4-Dichlorobenzene-d4	4.484	152.0	210614	40.0000	ng/ml		-0.012
M Naphthalene-d8	5.928	136.0	770539	40.0000	ng/ml		0.000
M Acenaphthene-d10	8.001	164.0	508930	40.0000	ng/ml		0.000
M Phenanthrene-d10	9.768	188.0	985913	40.0000	ng/ml		0.000
M Chrysene-d12	14.664	240.0	711781	40.0000	ng/ml		0.000
M Perylene-d12	18.438	264.0	532940	40.0000	ng/ml		0.000
System Monitoring Compounds							
S Nitrobenzene-d5	5.131	82.0	293609	30.1538	ng/ml		-0.025
Spiked Amount: 5.000	Range: 19.0 - 102.0%			Recovery = 603.08%		*	
S 2-Fluorobiphenyl	7.252	172.0	1066338	67.8175	ng/ml		-0.012
Spiked Amount: 5.000	Range: 25.0 - 94.0%			Recovery = 1356.35%		*	
S o-Terphenyl	0.000		0	N.D.			
Spiked Amount: 5.000	Range: 40.0 - 140.0%			Recovery = NA%			
S Terphenyl-d14	12.238	244.0	1575993	100.9436	ng/ml		0.000
Spiked Amount: 5.000	Range: 39.0 - 106.0%			Recovery = 2018.87%		*	
Target Compounds							**QValue**
T Naphthalene	0.000		0	N.D.			
T 2-Methylnaphthalene	0.000		0	N.D.			
T 1-Methylnaphthalene	0.000		0	N.D.			
T Acenaphthylene	0.000		0	N.D.			
T Acenaphthene	8.001	154.0	0		ng/ml	md	1
T Fluorene	8.960	166.0	0		ng/ml	md	1
T Phenanthrene	0.000		0	N.D.			
T Anthracene	0.000		0	N.D.			
T Fluoranthene	0.000		0	N.D.			
T Pyrene	0.000		0	N.D.			
T Benzo(a)Anthracene	14.664	228.0	0		ng/ml	md	1
T Chrysene	14.664	228.0	0		ng/ml	md	1
T Benzo(b)fluoranthene	0.000		0	N.D.			

Compound	RT	QIon	Resp.	Conc.	Units		Dev(Min)
T Benzo(k)fluoranthene	0.000		0	N.D.			
T Benzo(a)pyrene	18.438	252.0	0		ng/ml	md	1
T Indeno(1,2,3-cd)pyrene	0.000		0	N.D.			
T Dibenzo(a,h)anthracene	0.000		0	N.D.			
T Benzo(g,h,i)perylene	0.000		0	N.D.			

(#) = Qualifier Out of Range; (m) = Manual Integration; (+) = Area Summed; (*) = Surrogate Percent Recovery Out of Range; (d): Zeroed Peak

Quantitation Results Report (QT Reviewed)

Compound	Conc.	RT	Dev(Min)	Resp.	QIon	QRatio	Lower	Upper
Nitrobenzene-d5	30.1538	5.13	-0.02	293609	54.0	46.2	30.6	56.8
					128.0	47.9	28.9	53.6

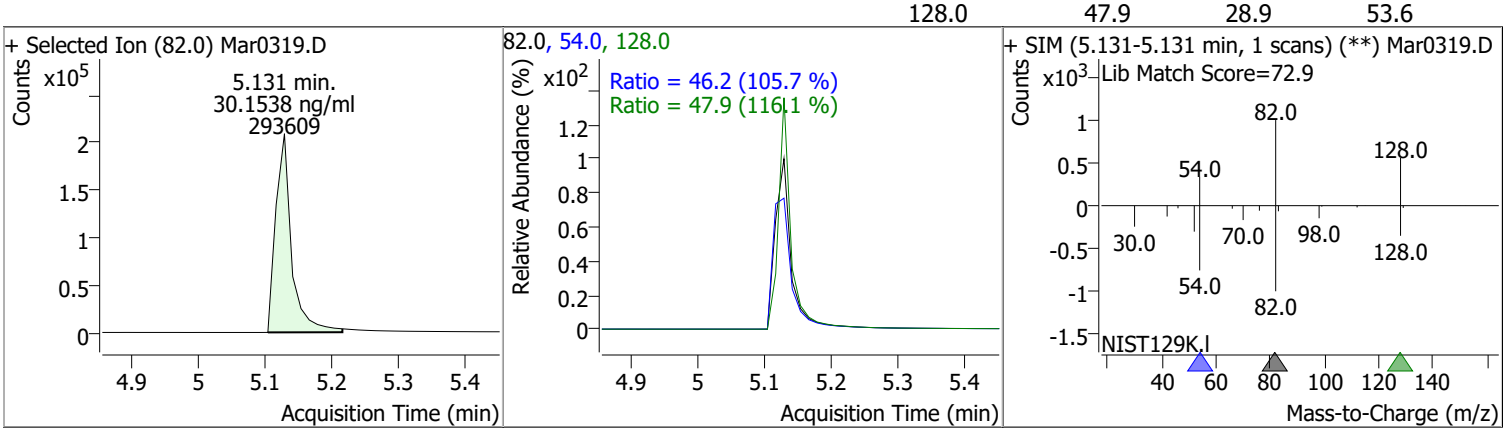

Compound	Conc.	Exp RT	QIon	Exp Ratio	QIon	Exp Ratio
Naphthalene	N.D.	5.95	102.0	13.6	129.0	11.1

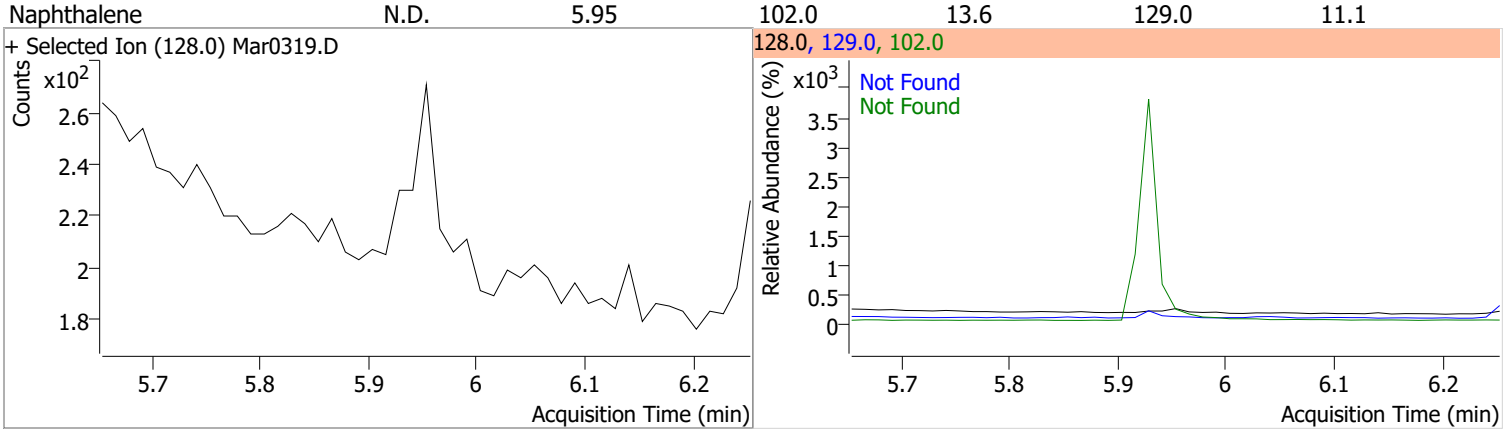

Compound	Conc.	Exp RT	QIon	Exp Ratio	QIon	Exp Ratio
2-Methylnaphthalene	N.D.	6.79	142.0	134.9	115.0	51.5

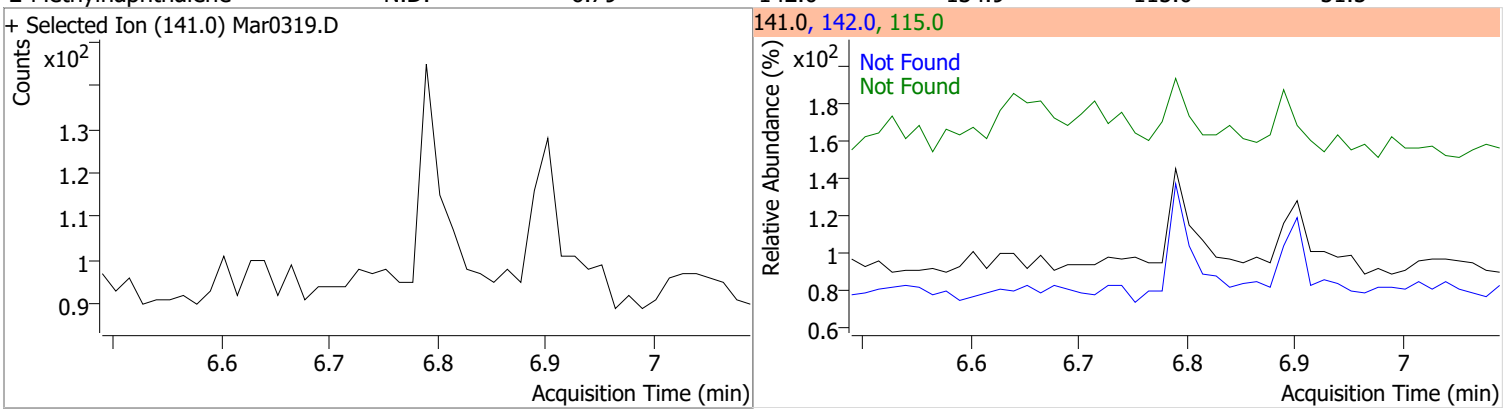

Compound	Conc.	Exp RT	QIon	Exp Ratio	QIon	Exp Ratio
1-Methylnaphthalene	N.D.	6.90	142.0	119.4	115.0	49.7

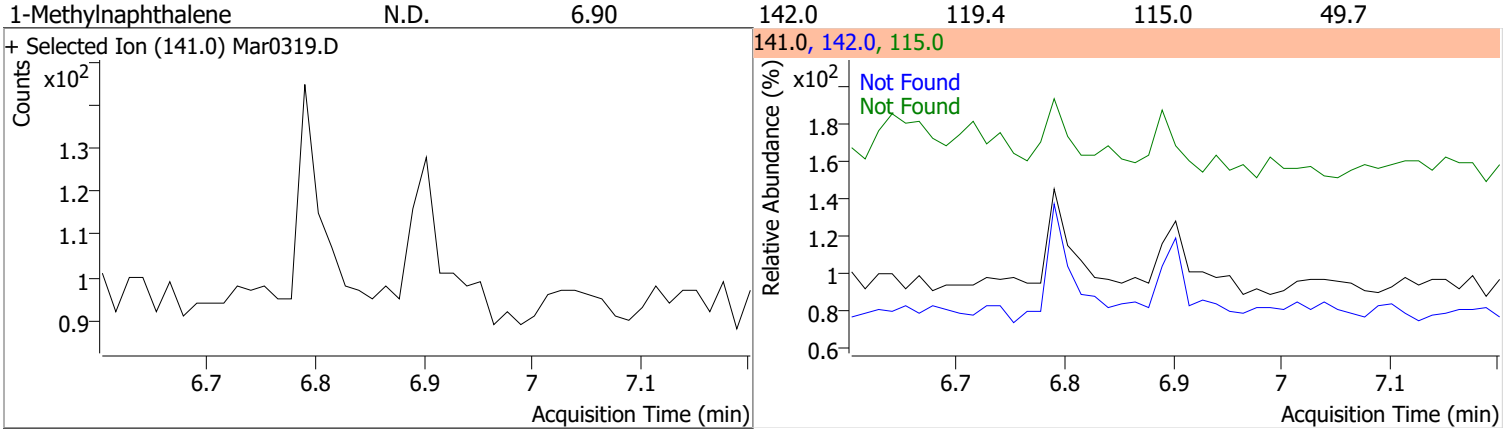

Quantitation Results Report (QT Reviewed)

Compound	Conc.	RT	Dev(Min)	Resp.	QIon	QRatio	Lower	Upper
2-Fluorobiphenyl	67.8175	7.25	-0.01	1066338	171.0	38.4	24.3	45.1

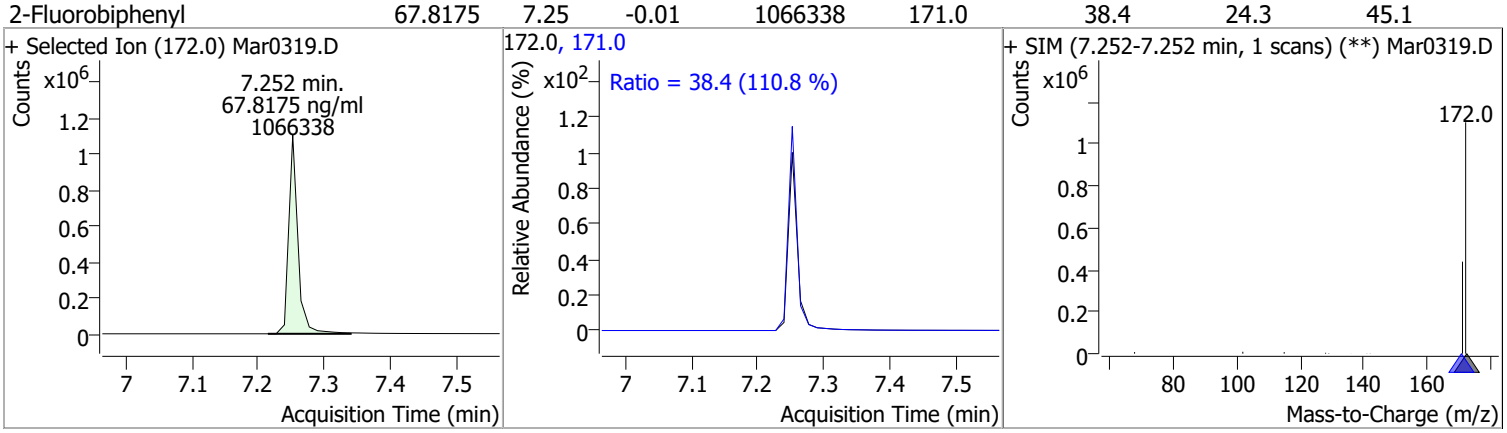

Compound	Conc.	Exp RT	QIon	Exp Ratio
Acenaphthylene	N.D.	7.83	153.0	16.0

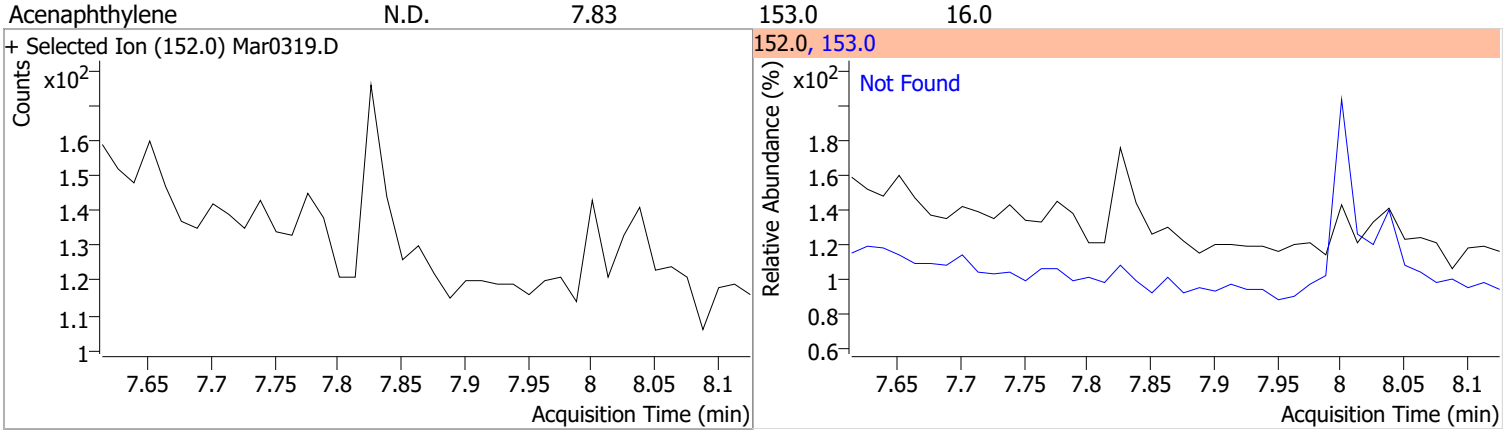

Compound	Conc.	RT	Dev(Min)	Resp.	QIon	QRatio	Lower	Upper
Acenaphthene		0		0	153.0		76.8	142.6
					152.0		36.4	67.5

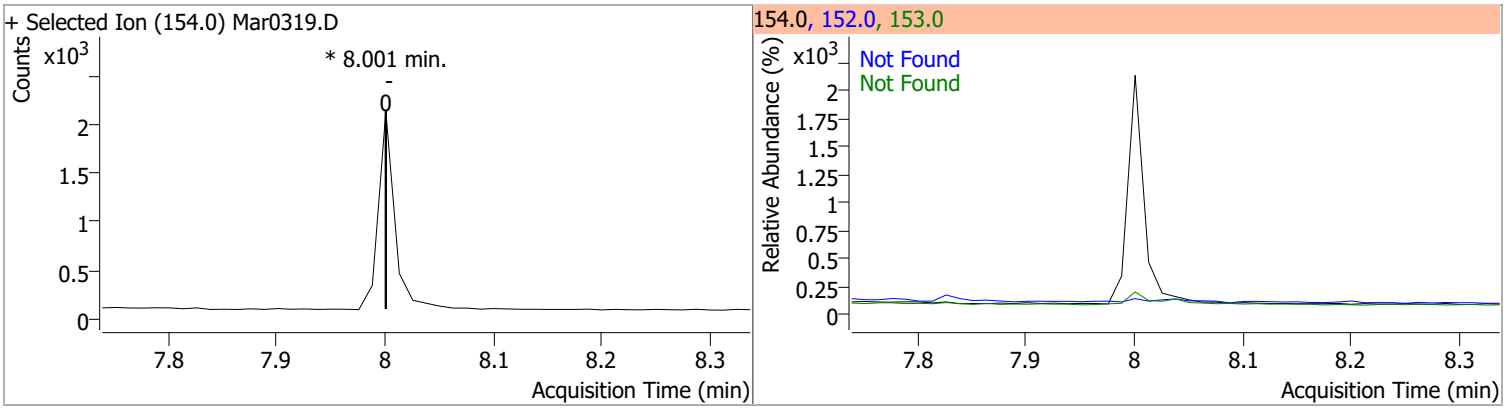

Compound	Conc.	RT	Dev(Min)	Resp.	QIon	QRatio	Lower	Upper
Fluorene		0		0	165.0		60.3	111.9
					167.0		8.9	16.6

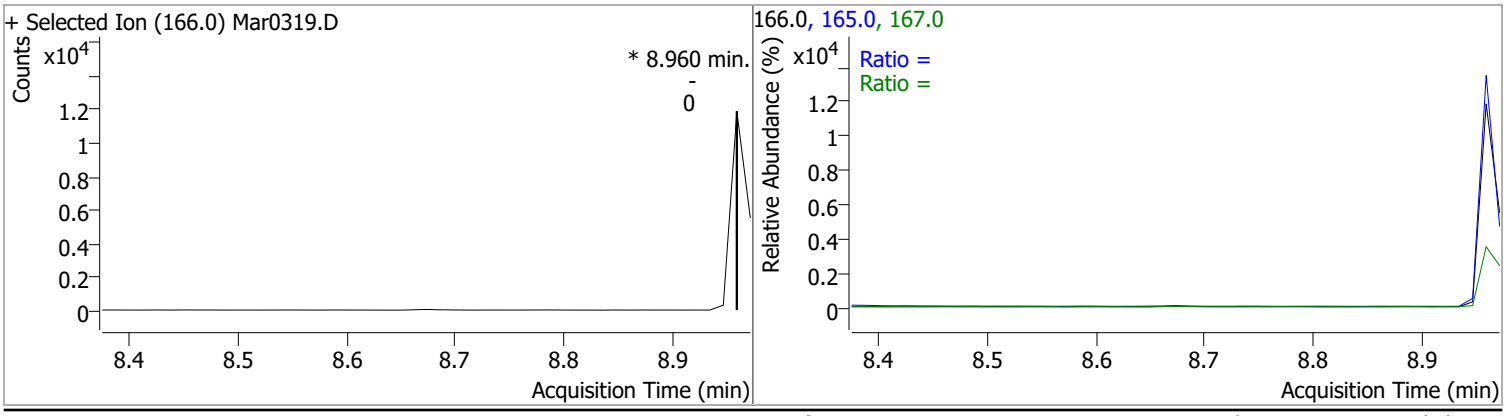

Compound	Conc.	Exp RT	QIon	Exp Ratio
Phenanthrene	N.D.	9.79	176.0	18.1

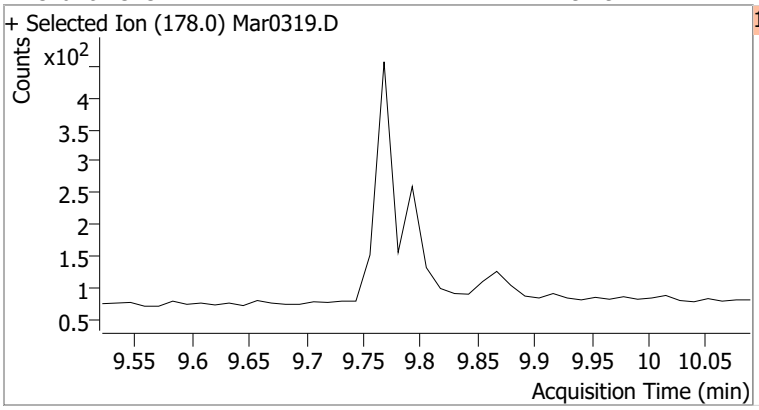

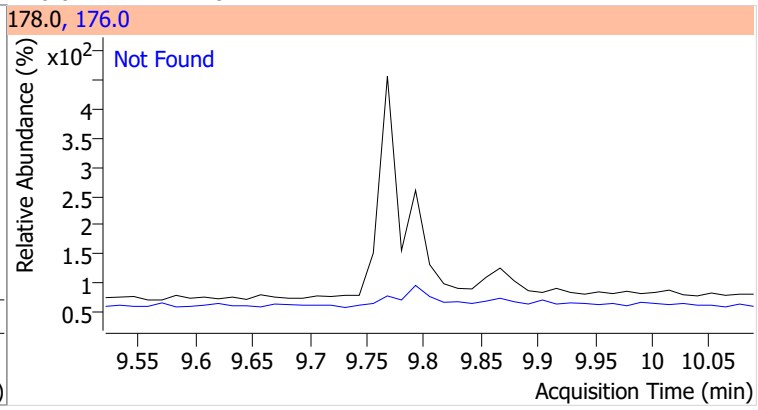

Compound	Conc.	Exp RT	QIon	Exp Ratio
Anthracene	N.D.	9.85	176.0	18.4

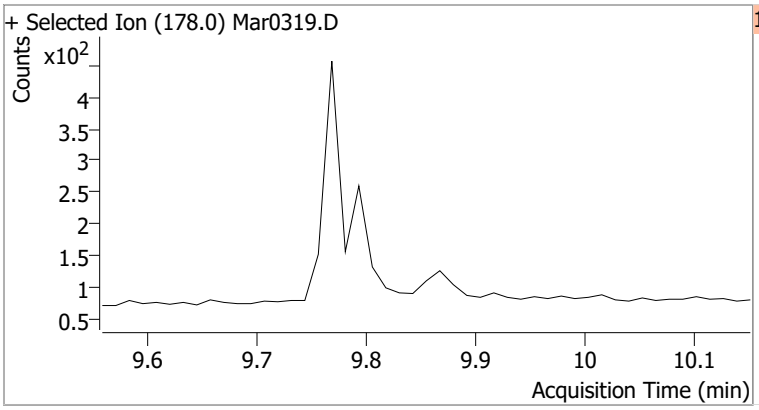

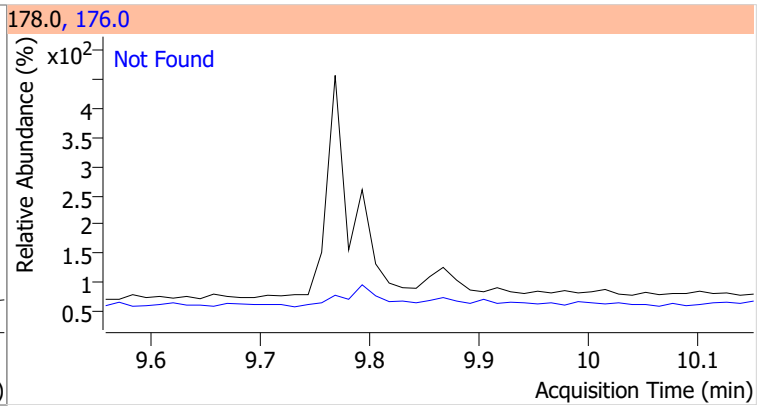

Compound	Conc.	Exp RT	QIon	Exp Ratio	QIon	Exp Ratio
o-Terphenyl	N.D.	10.30	229.0	61.1	215.0	40.0

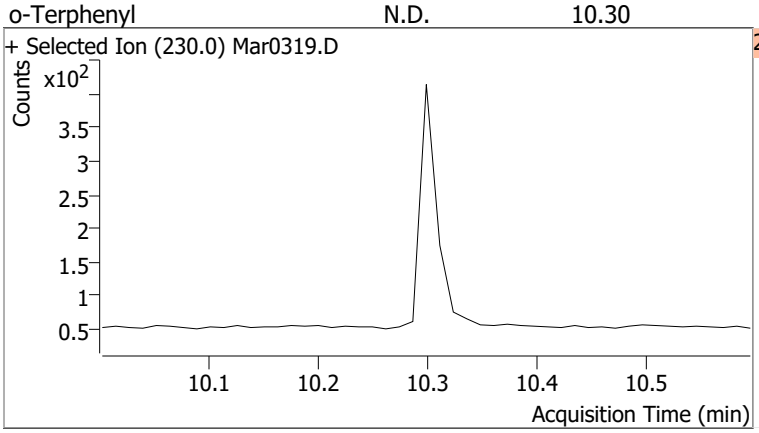

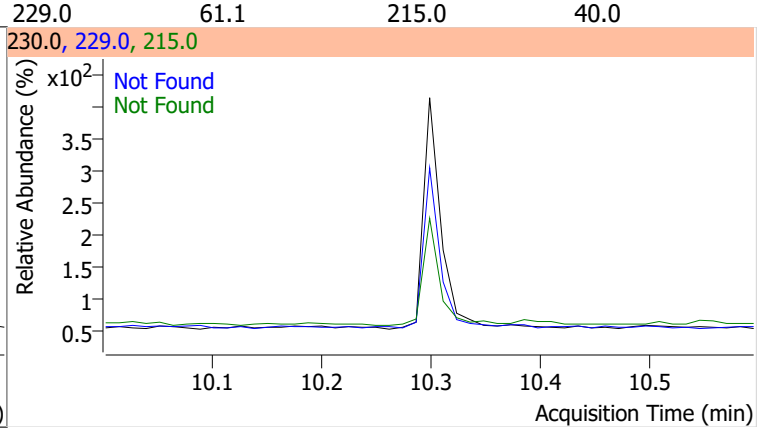

Compound	Conc.	Exp RT	QIon	Exp Ratio
Fluoranthene	N.D.	11.40	101.0	9.6

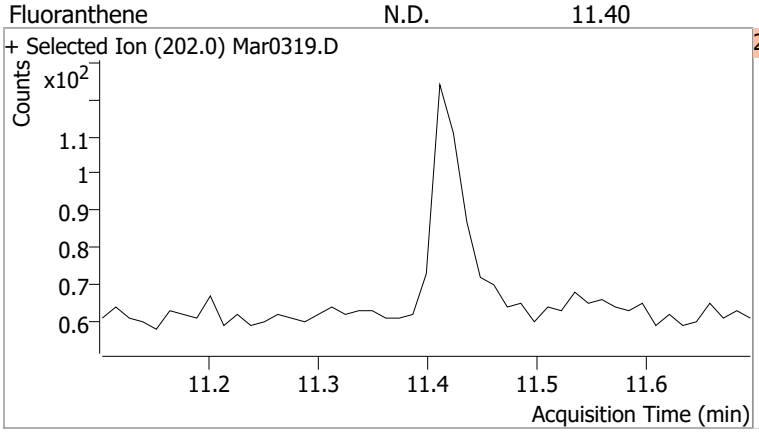

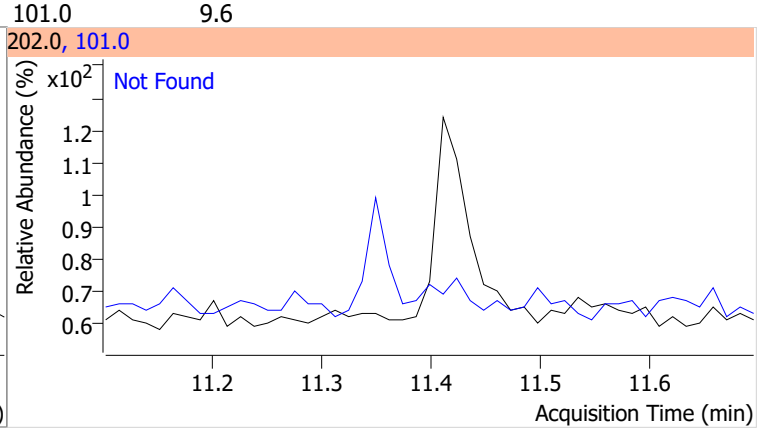

Compound	Conc.	Exp RT	QIon	Exp Ratio
Pyrene	N.D.	11.78	101.0	12.0

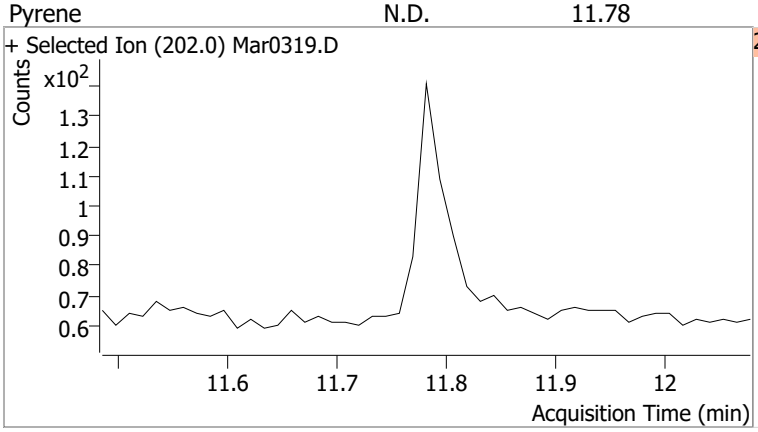

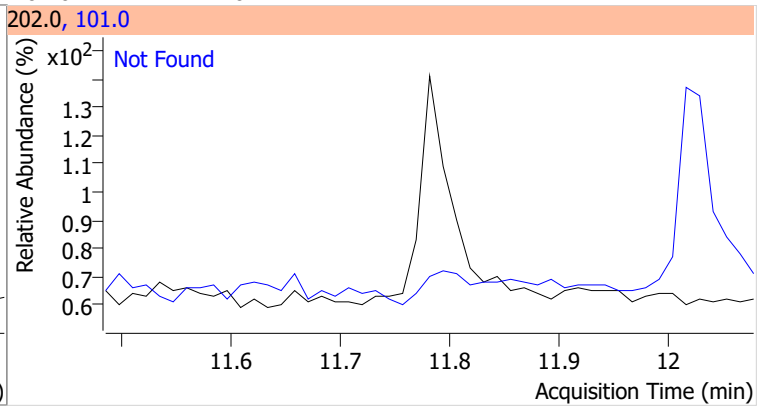

Compound	Conc.	RT	Dev(Min)	Resp.	QIon	QRatio	Lower	Upper
Terphenyl-d14	100.9436	12.24	0.00	1575993	122.0	14.0	8.6	16.0

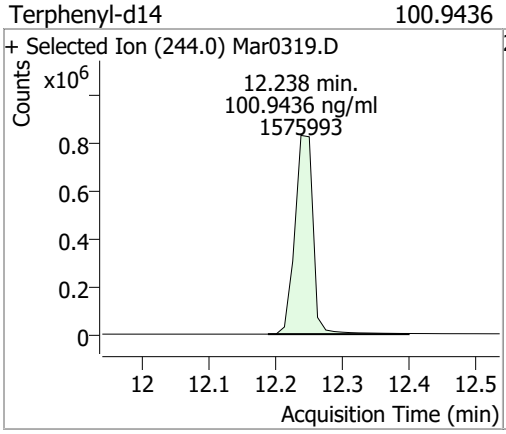

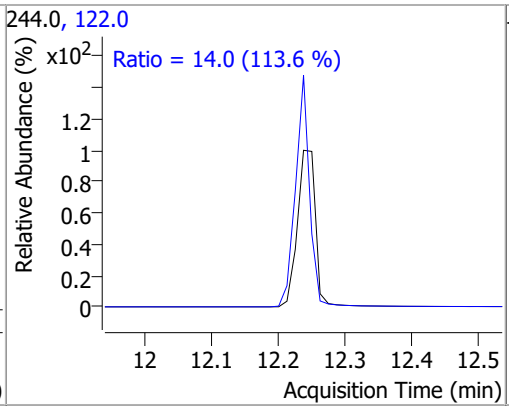

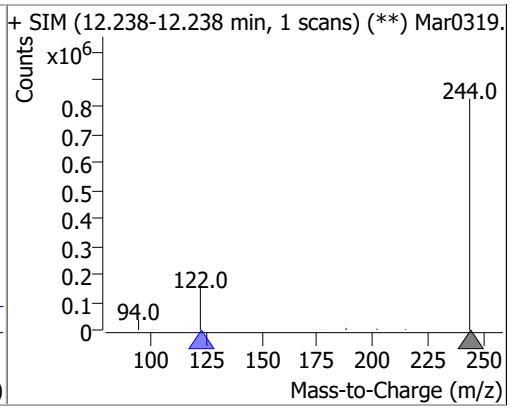

Compound	Conc.	RT	Dev(Min)	Resp.	QIon	QRatio	Lower	Upper
Benzo(a)Anthracene		0		0	226.0		18.0	33.4
					229.0		16.5	30.7

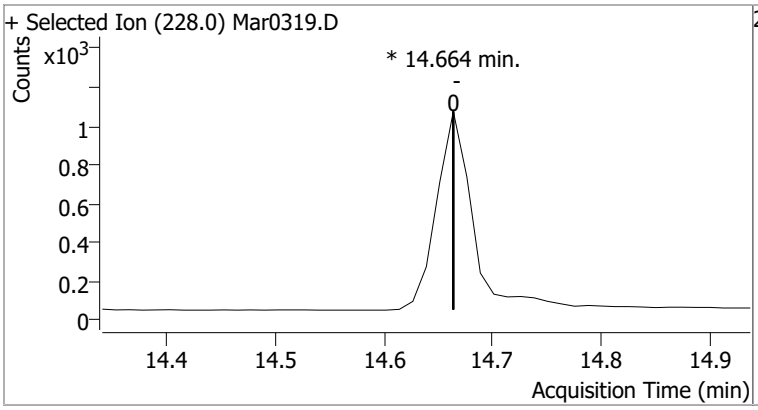

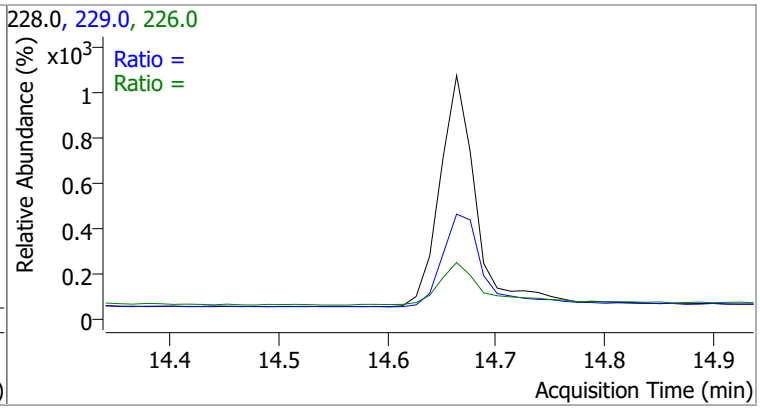

Compound	Conc.	RT	Dev(Min)	Resp.	QIon	QRatio	Lower	Upper
Chrysene		0		0	226.0		21.6	40.2
					229.0		13.8	25.7

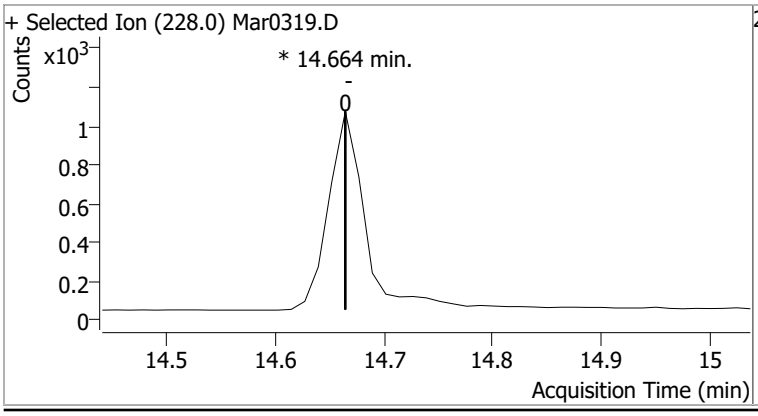

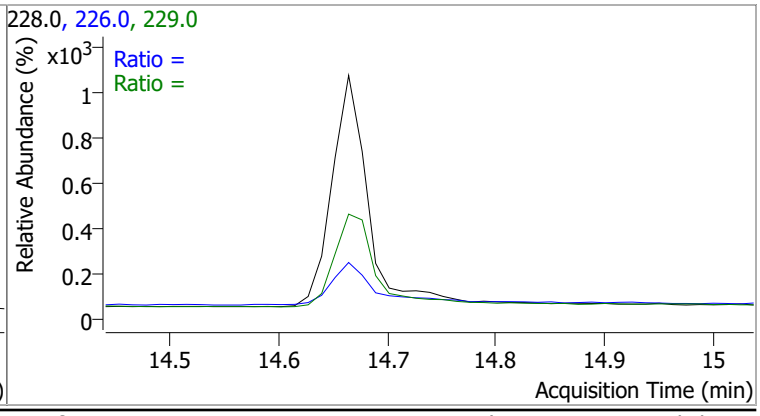

Compound	Conc.	Exp RT	QIon	Exp Ratio
Benzo(b)fluoranthene	N.D.	17.66	253.0	22.4

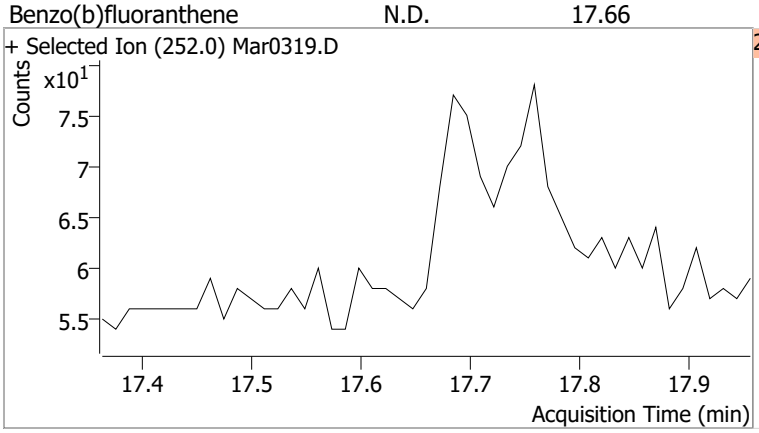

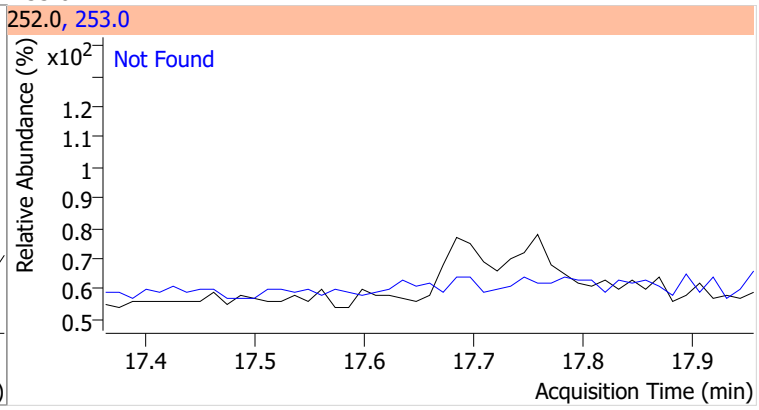

Compound	Conc.	Exp RT	QIon	Exp Ratio
Benzo(k)fluoranthene	N.D.	17.73	253.0	24.5

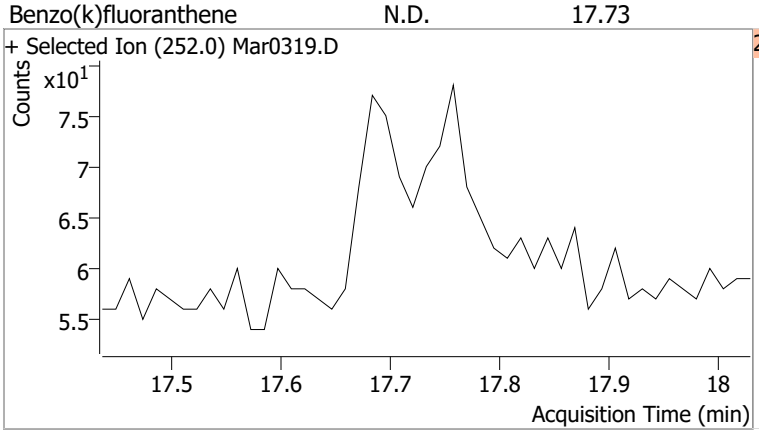

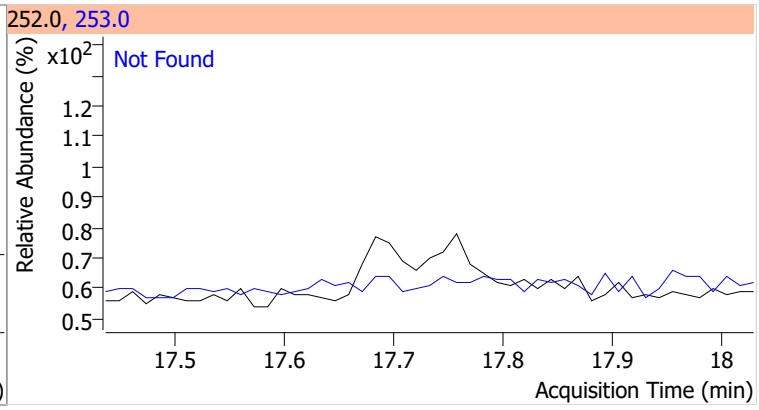

Compound	Conc.	RT	Dev(Min)	Resp.	QIon	QRatio	Lower	Upper
Benzo(a)pyrene		0		0	253.0		16.2	30.1

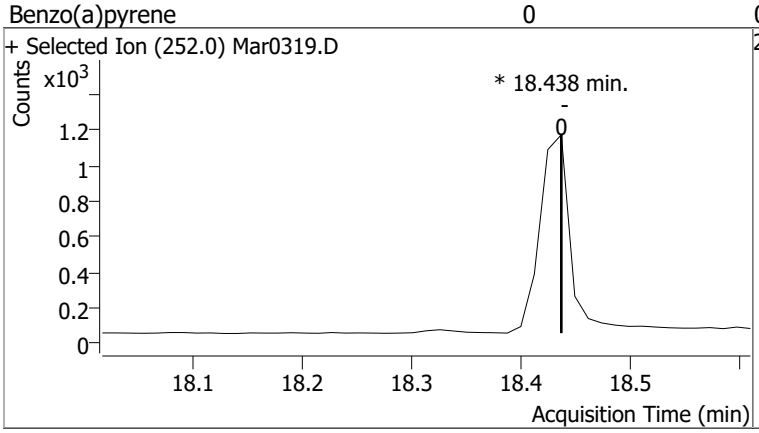

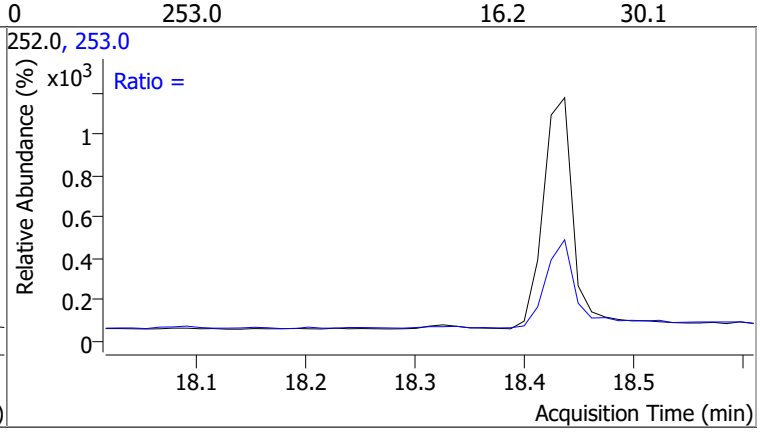

Compound	Conc.	Exp RT	QIon	Exp Ratio
Indeno(1,2,3-cd)pyrene	N.D.	20.17	138.0	20.9

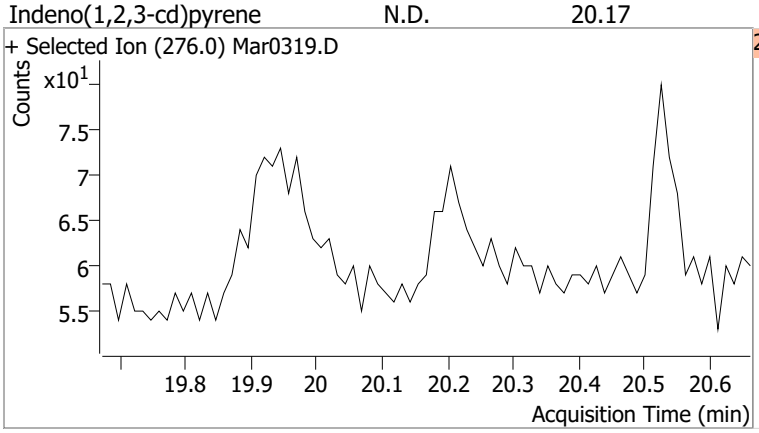

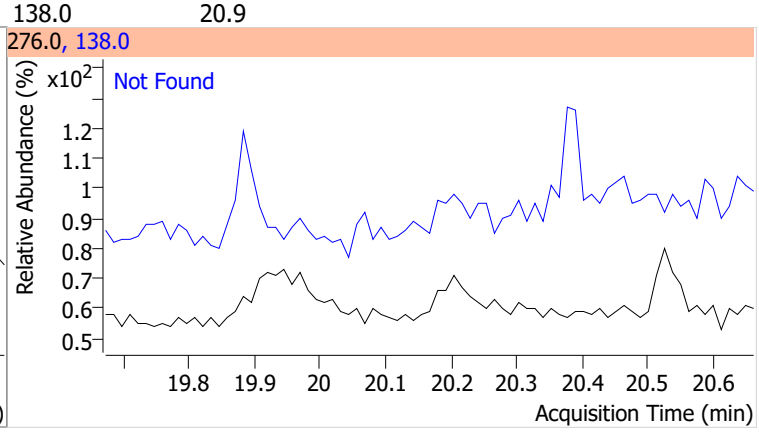

Compound	Conc.	Exp RT	QIon	Exp Ratio	QIon	Exp Ratio
Dibenzo(a,h)anthracene	N.D.	20.24	279.0	24.1	139.0	17.7

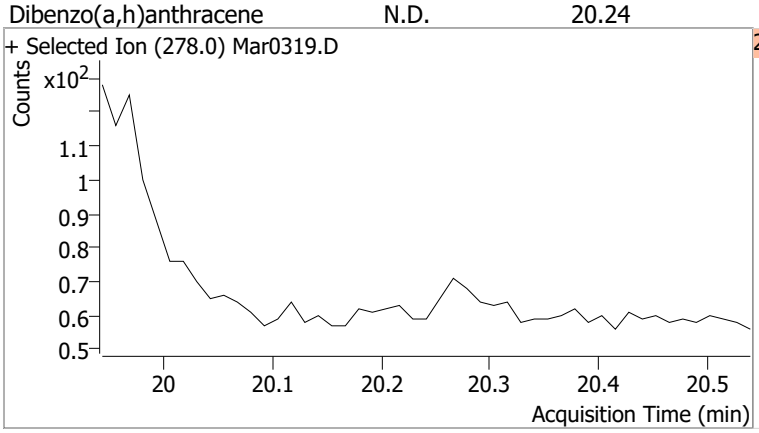

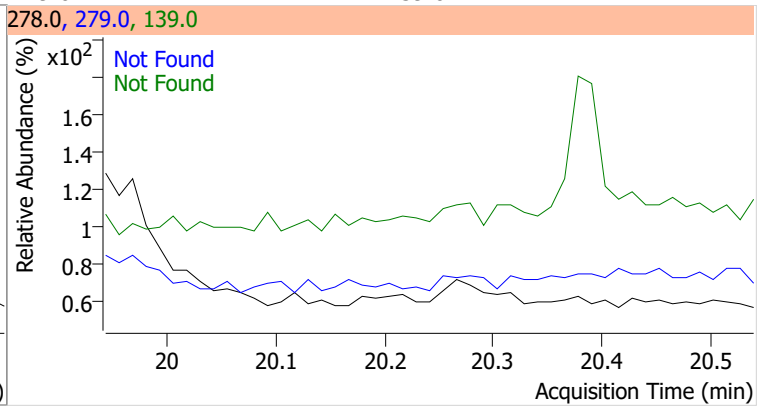

Compound	Conc.	Exp RT	QIon	Exp Ratio	QIon	Exp Ratio
Benzo(g,h,i)perylene	N.D.	20.50	138.0	23.2	277.0	23.1

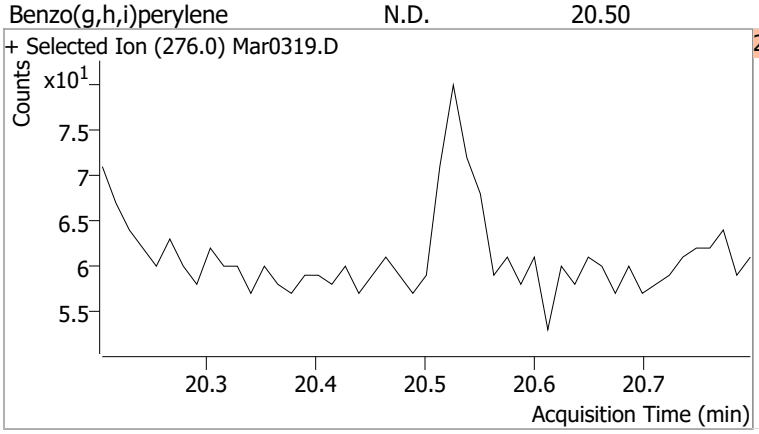

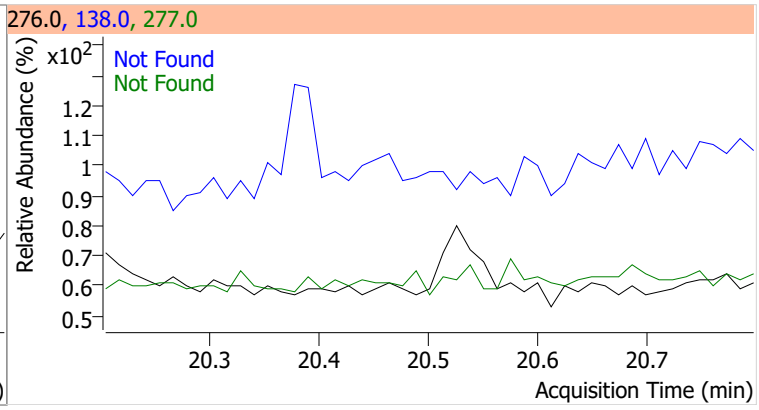

Quantitation Results Report (QT Reviewed)

Data File	Mar0320.D	Operator	LIMS import
Acq. Method	5975BNASIM	Acq. Date-Time	3/3/2022 10:12:47 PM
Sample Name	B22021763-011C	Instrument	GCMS
Vial	20	Multiplier	1.00
DA Method File	030222 bna SIM 1.batch.bin	Comment	SVOC-8270C-SIM-W-LLPAH
Tune File	dftppjph.u	Tune Date	
Batch Name	030322 bna SIM 1.batch.bin	Last Calib Update	2/28/2022 5:36:24 PM
Ref Library			

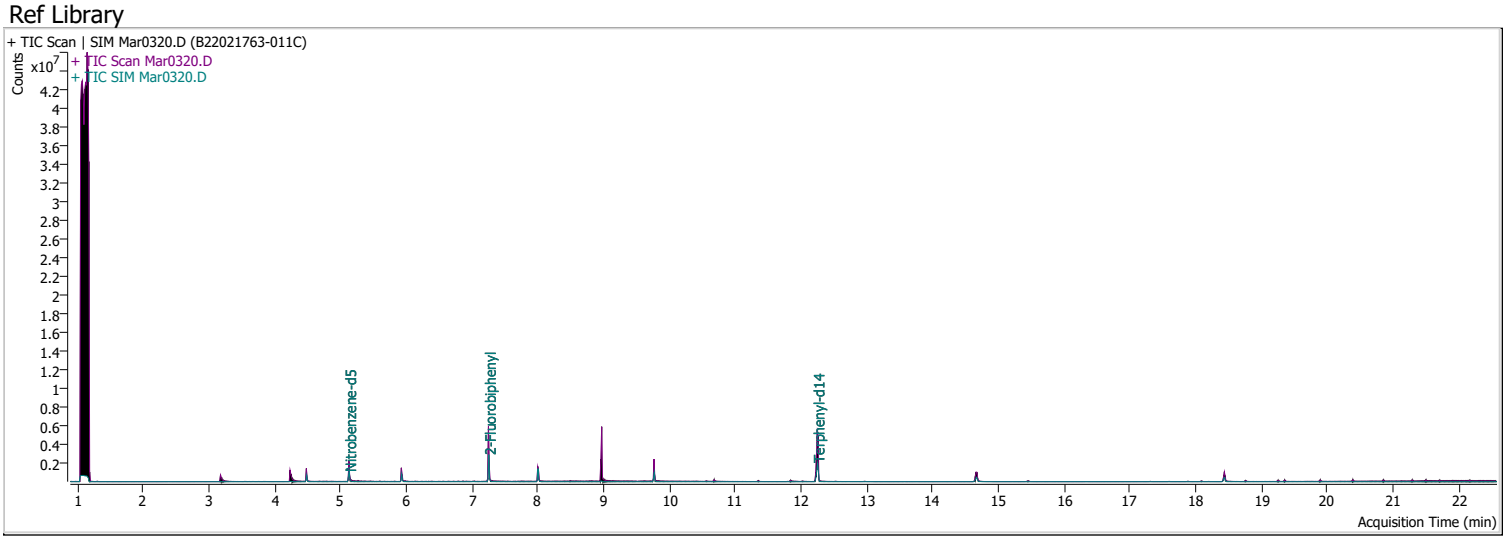

Compound	RT	QIon	Resp.	Conc.	Units		Dev(Min)
Internal Standards							
M 1,4-Dichlorobenzene-d4	4.485	152.0	201360	40.0000	ng/ml		-0.012
M Naphthalene-d8	5.928	136.0	748327	40.0000	ng/ml		0.000
M Acenaphthene-d10	8.001	164.0	519961	40.0000	ng/ml		0.000
M Phenanthrene-d10	9.768	188.0	998750	40.0000	ng/ml		0.000
M Chrysene-d12	14.664	240.0	722007	40.0000	ng/ml		0.000
M Perylene-d12	18.438	264.0	538494	40.0000	ng/ml		0.000
System Monitoring Compounds							
S Nitrobenzene-d5	5.131	82.0	770639	54.3924	ng/ml		-0.025
Spiked Amount: 5.000	Range: 19.0 - 102.0%			Recovery = 1087.85%		*	
S 2-Fluorobiphenyl	7.252	172.0	1878238	116.9188	ng/ml		-0.012
Spiked Amount: 5.000	Range: 25.0 - 94.0%			Recovery = 2338.38%		*	
S o-Terphenyl	0.000		0	N.D.			
Spiked Amount: 5.000	Range: 40.0 - 140.0%			Recovery = NA%			
S Terphenyl-d14	12.251	244.0	3048500	192.4934	ng/ml		0.013
Spiked Amount: 5.000	Range: 39.0 - 106.0%			Recovery = 3849.87%		*	
Target Compounds							**QValue**
T Naphthalene	5.953	128.0	0		ng/ml	md	1
T 2-Methylnaphthalene	6.790	141.0	0		ng/ml	md	1
T 1-Methylnaphthalene	6.890	141.0	0		ng/ml	md	1
T Acenaphthylene	0.000		0	N.D.			
T Acenaphthene	8.038	154.0	0		ng/ml	md	1
T Fluorene	8.661	166.0	0		ng/ml	md	1
T Phenanthrene	0.000		0	N.D.			
T Anthracene	0.000		0	N.D.			
T Fluoranthene	0.000		0	N.D.			
T Pyrene	0.000		0	N.D.			
T Benzo(a)Anthracene	14.664	228.0	0		ng/ml	md	1
T Chrysene	14.726	228.0	0		ng/ml	md	1
T Benzo(b)fluoranthene	0.000		0	N.D.			

Compound	RT	QIon	Resp.	Conc.	Units		Dev(Min)
T Benzo(k)fluoranthene	0.000		0	N.D.			
T Benzo(a)pyrene	18.438	252.0	0		ng/ml	md	1
T Indeno(1,2,3-cd)pyrene	0.000		0	N.D.			
T Dibenzo(a,h)anthracene	0.000		0	N.D.			
T Benzo(g,h,i)perylene	0.000		0	N.D.			

(#) = Qualifier Out of Range; (m) = Manual Integration; (+) = Area Summed; (*) = Surrogate Percent Recovery Out of Range; (d): Zeroed Peak

Quantitation Results Report (QT Reviewed)

Compound	Conc.	RT	Dev(Min)	Resp.	QIon	QRatio	Lower	Upper
Nitrobenzene-d5	54.3924	5.13	-0.02	770639	54.0	38.0	30.6	56.8
					128.0	44.3	28.9	53.6

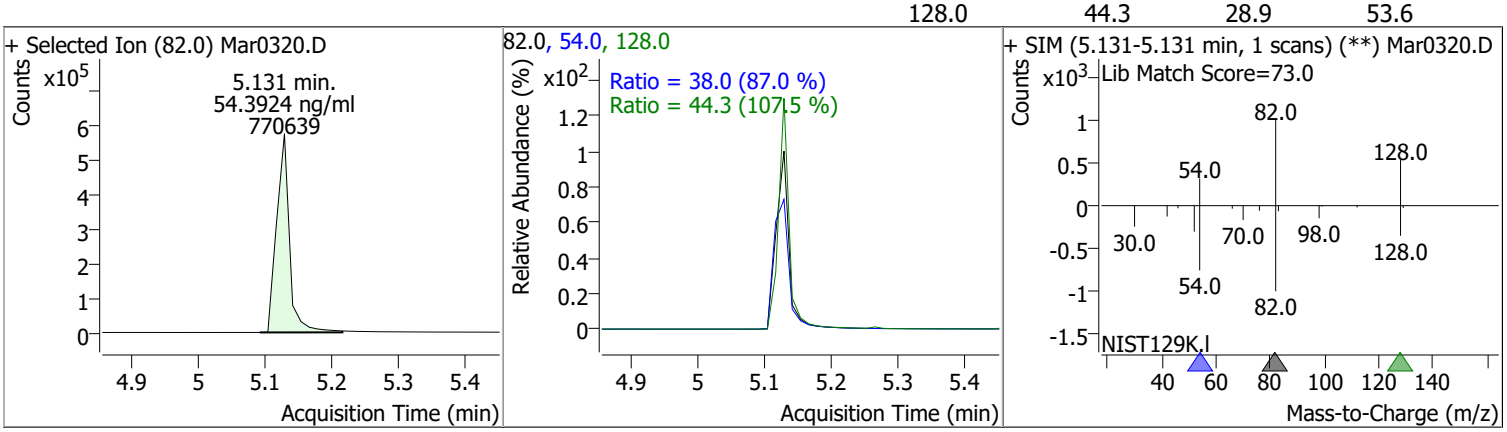

Compound	Conc.	RT	Dev(Min)	Resp.	QIon	QRatio	Lower	Upper
Naphthalene		0		0	102.0		0.0	40.8
					129.0		7.8	14.5

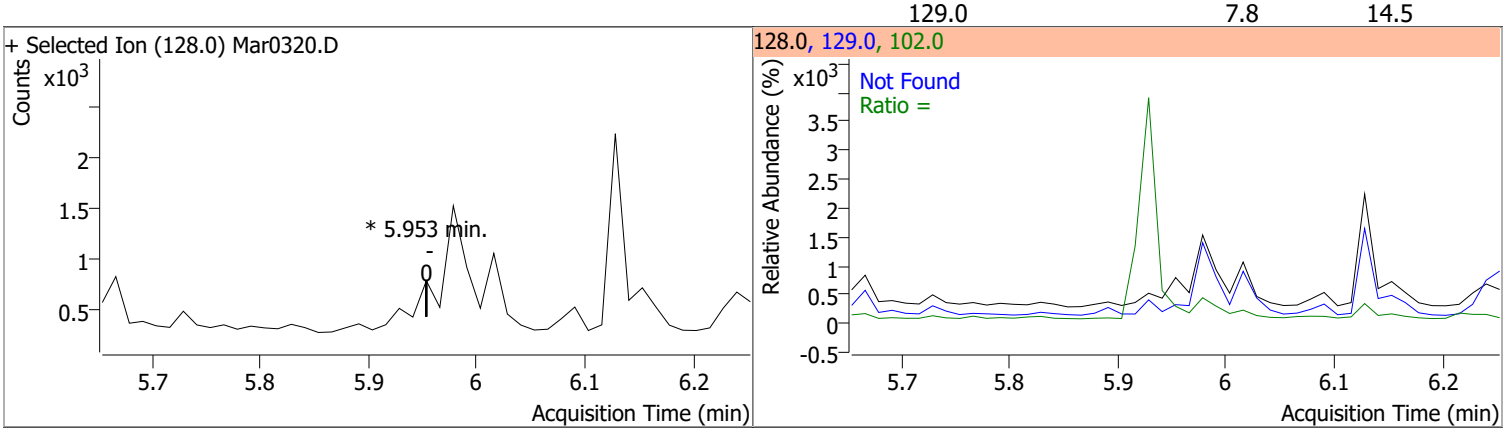

Compound	Conc.	RT	Dev(Min)	Resp.	QIon	QRatio	Lower	Upper
2-Methylnaphthalene		0		0	142.0		94.4	175.3
					115.0		36.1	67.0

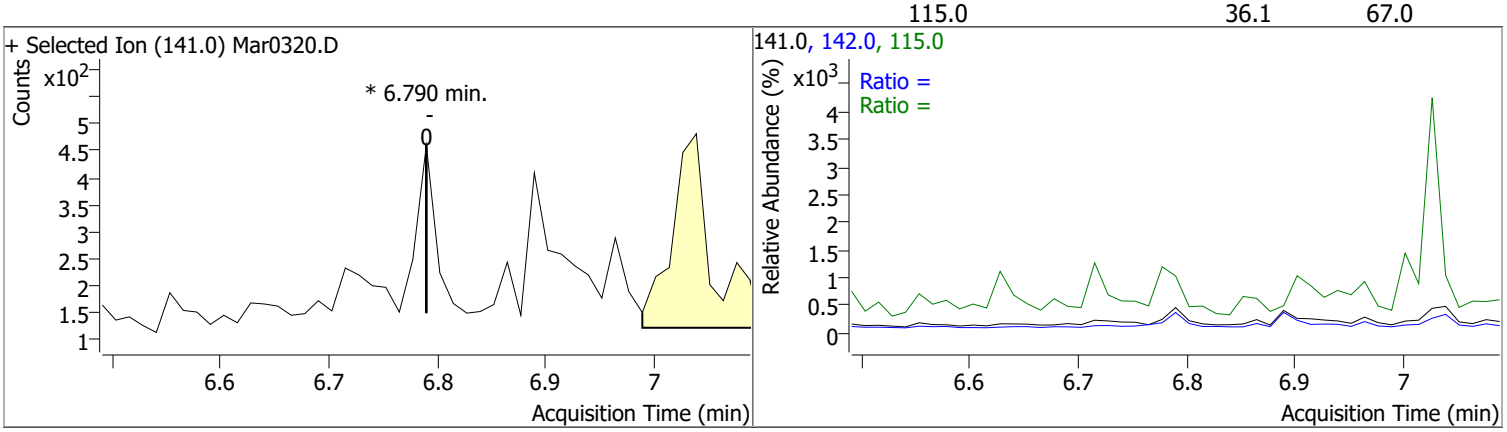

Compound	Conc.	RT	Dev(Min)	Resp.	QIon	QRatio	Lower	Upper
1-Methylnaphthalene		0		0	142.0		83.6	155.3
					115.0		34.8	64.6

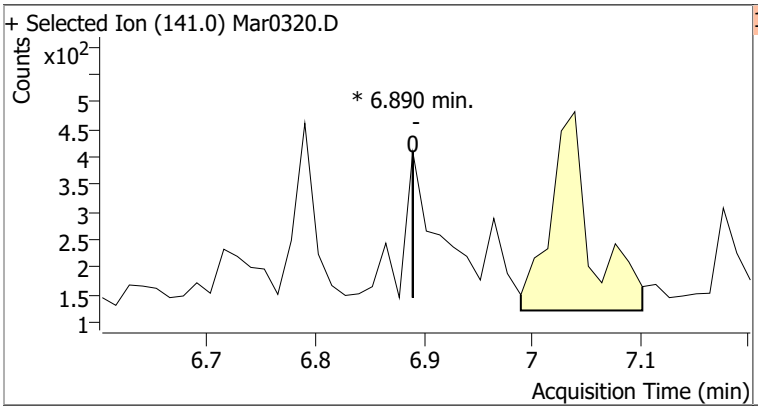

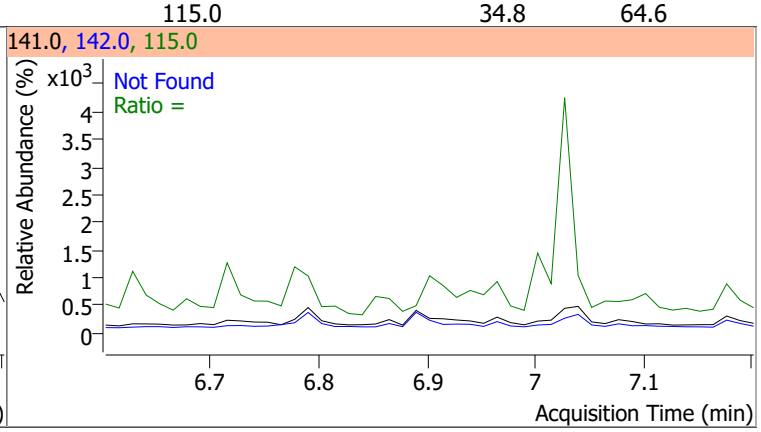

Compound	Conc.	RT	Dev(Min)	Resp.	QIon	QRatio	Lower	Upper
2-Fluorobiphenyl	116.9188	7.25	-0.01	1878238	171.0	41.5	24.3	45.1

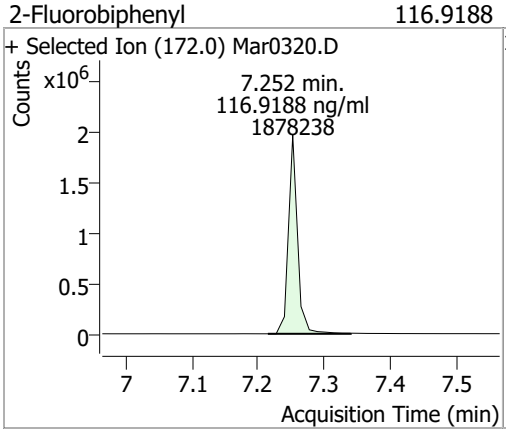

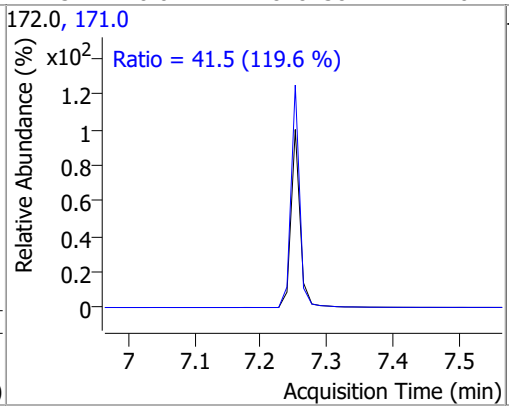

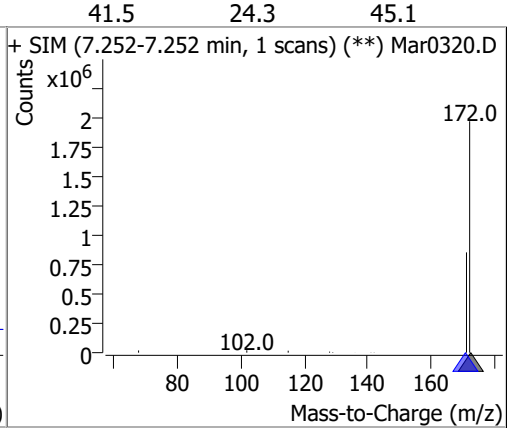

Compound	Conc.	Exp RT	QIon	Exp Ratio
Acenaphthylene	N.D.	7.83	153.0	16.0

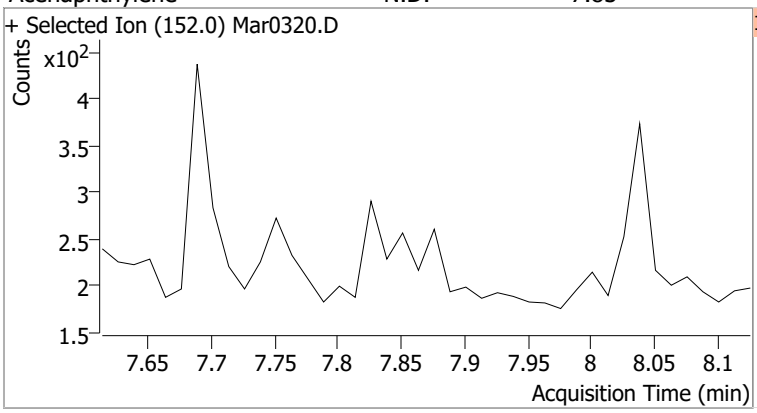

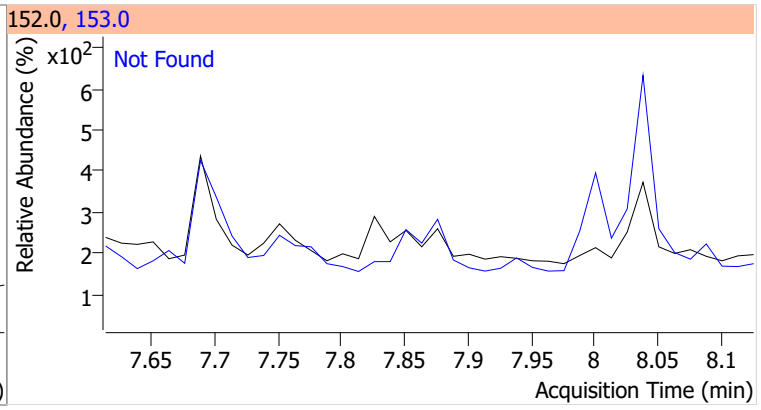

Compound	Conc.	RT	Dev(Min)	Resp.	QIon	QRatio	Lower	Upper
Acenaphthene		0		0	153.0		76.8	142.6
					152.0		36.4	67.5

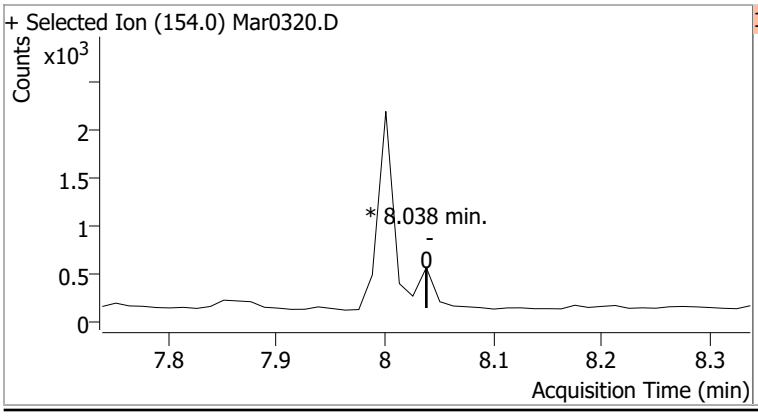

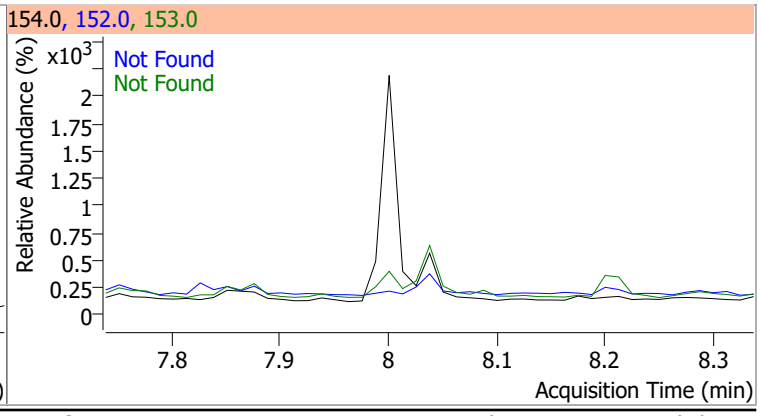

Quantitation Results Report (QT Reviewed)

Compound	Conc.	RT	Dev(Min)	Resp.	QIon	QRatio	Lower	Upper
Fluorene		0		0	165.0		60.3	111.9
					167.0		8.9	16.6

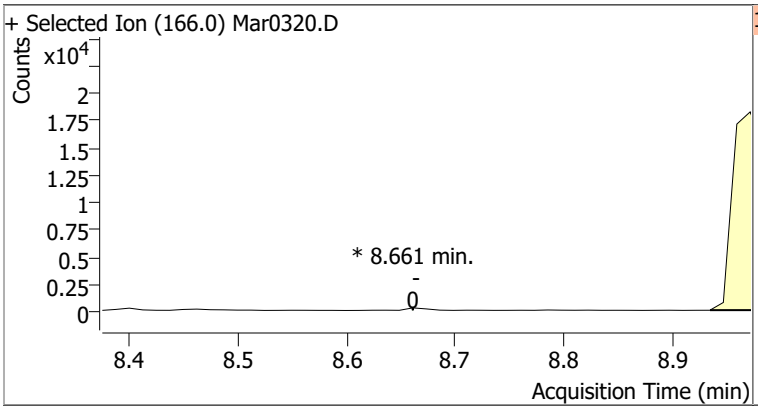

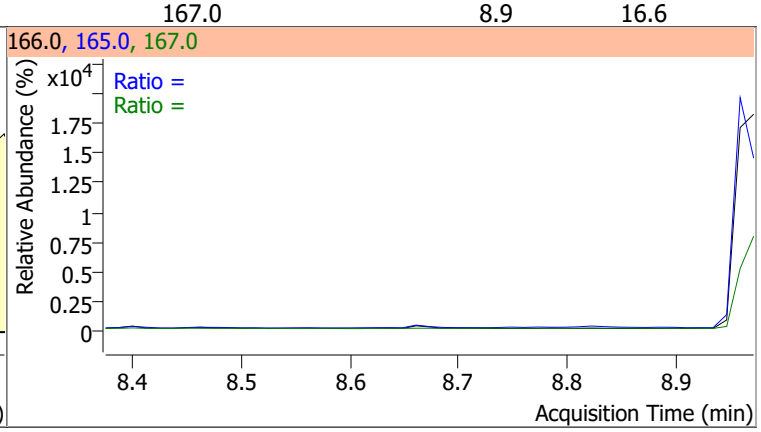

Compound	Conc.	Exp RT	QIon	Exp Ratio
Phenanthrene	N.D.	9.79	176.0	18.1

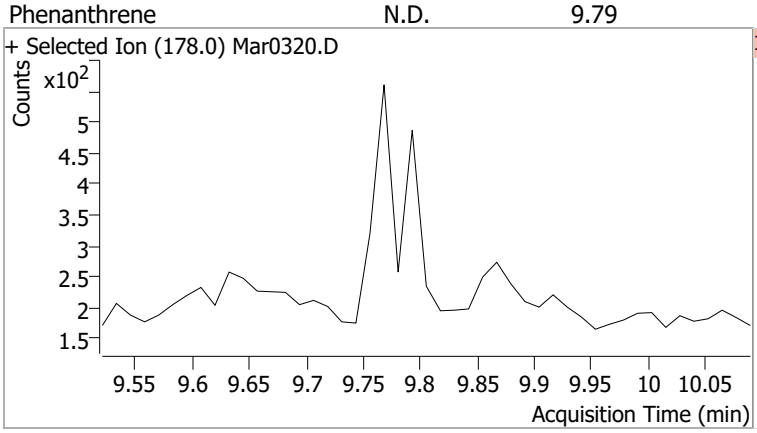

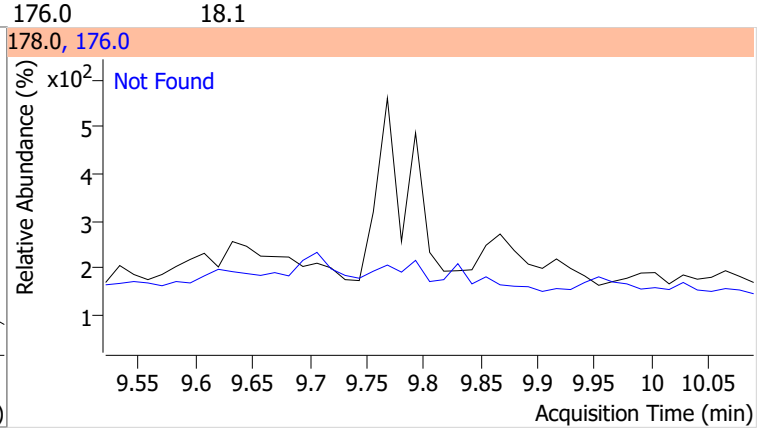

Compound	Conc.	Exp RT	QIon	Exp Ratio
Anthracene	N.D.	9.85	176.0	18.4

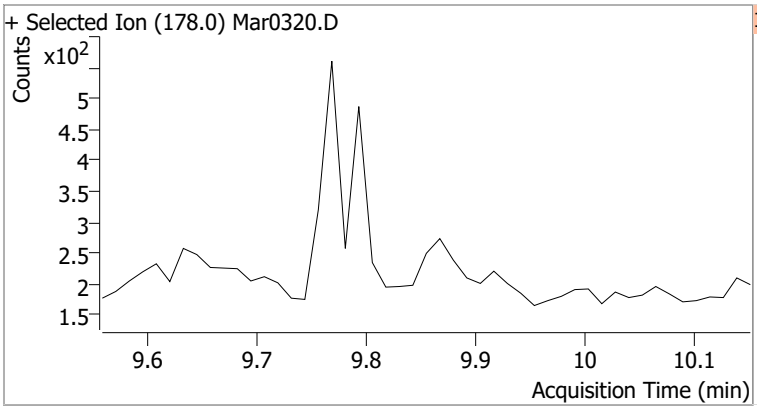

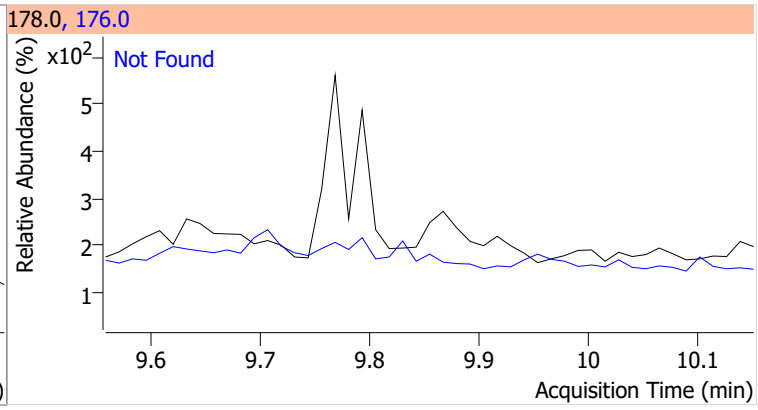

Compound	Conc.	Exp RT	QIon	Exp Ratio	QIon	Exp Ratio
o-Terphenyl	N.D.	10.30	229.0	61.1	215.0	40.0

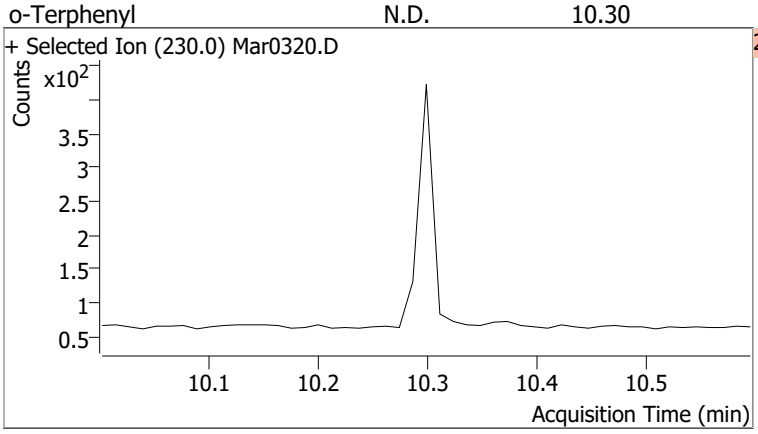

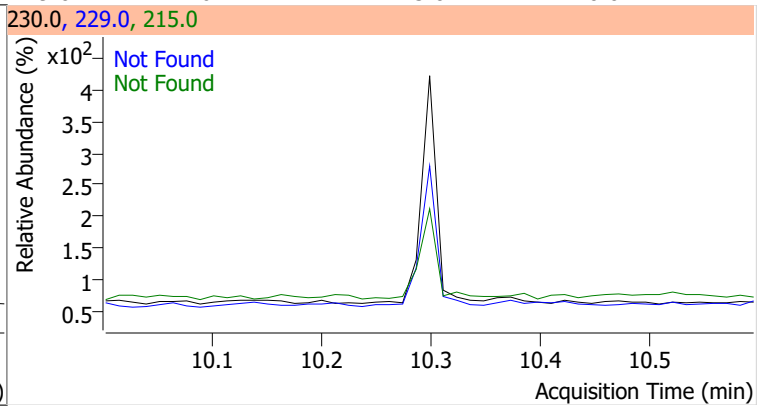

Compound	Conc.	Exp RT	QIon	Exp Ratio
Fluoranthene	N.D.	11.40	101.0	9.6

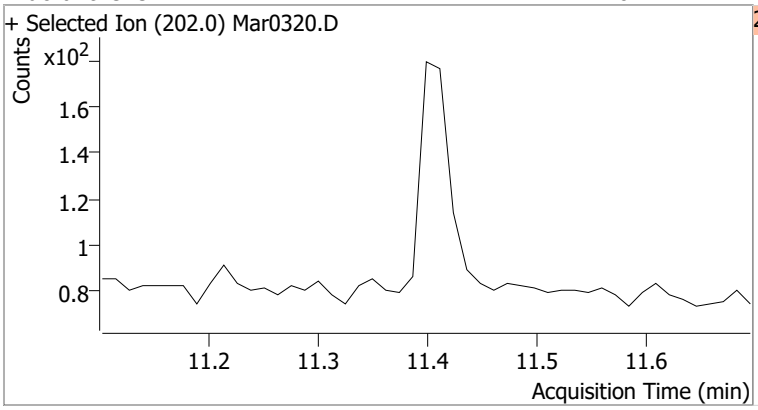

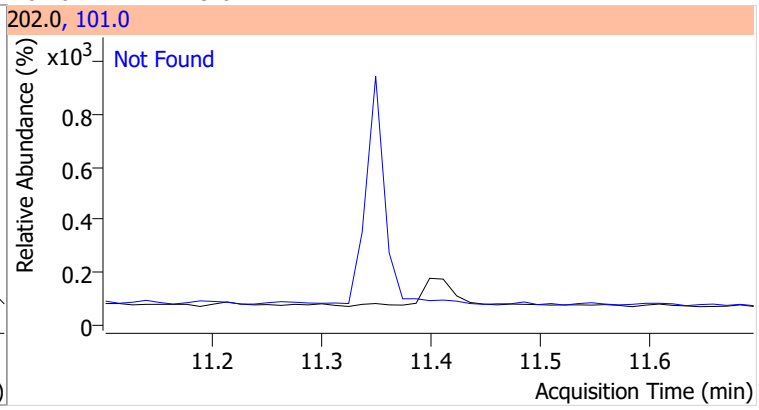

Compound	Conc.	Exp RT	QIon	Exp Ratio
Pyrene	N.D.	11.78	101.0	12.0

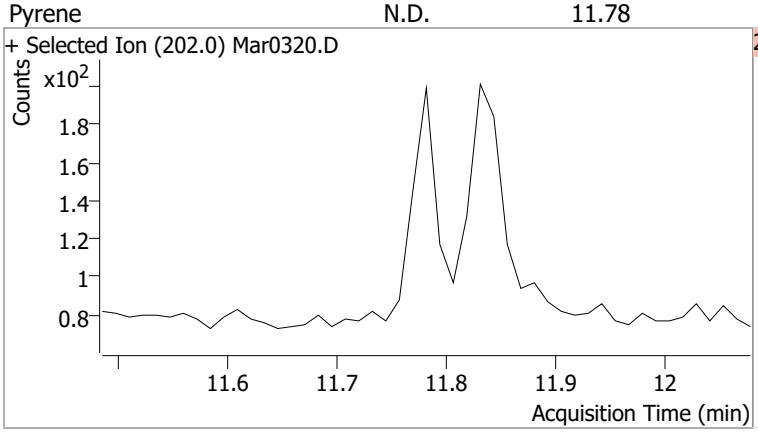

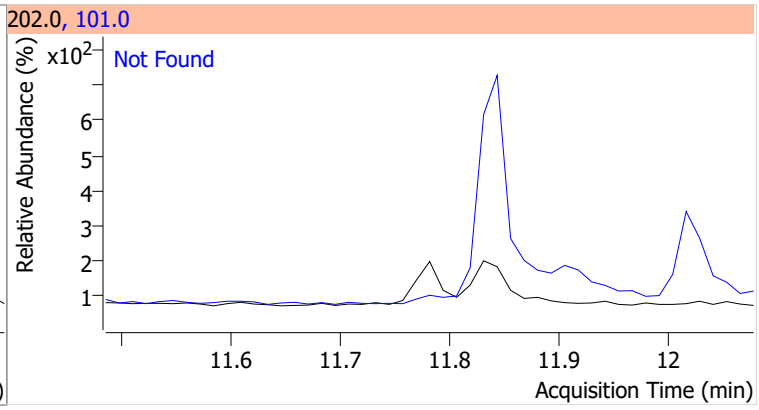

Compound	Conc.	RT	Dev(Min)	Resp.	QIon	QRatio	Lower	Upper
Terphenyl-d14	192.4934	12.25	0.01	3048500	122.0	14.7	8.6	16.0

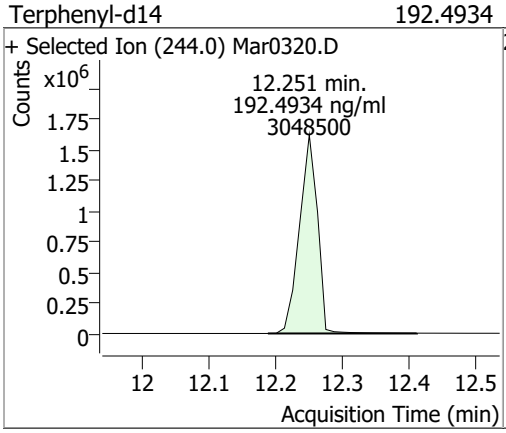

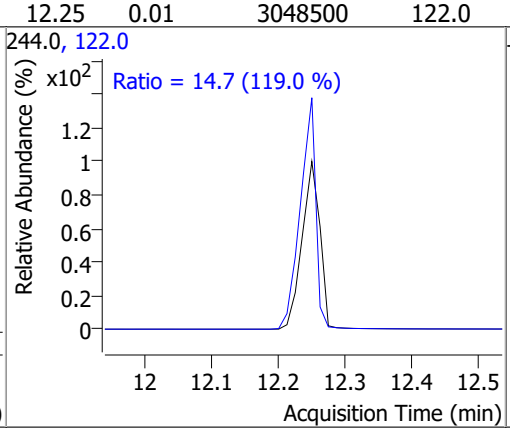

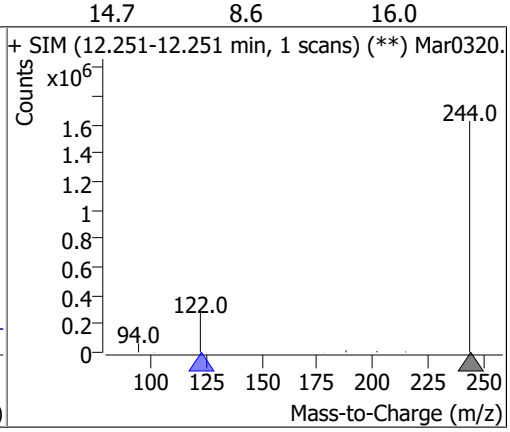

Compound	Conc.	RT	Dev(Min)	Resp.	QIon	QRatio	Lower	Upper
Benzo(a)Anthracene		0		0	226.0		18.0	33.4
					229.0		16.5	30.7

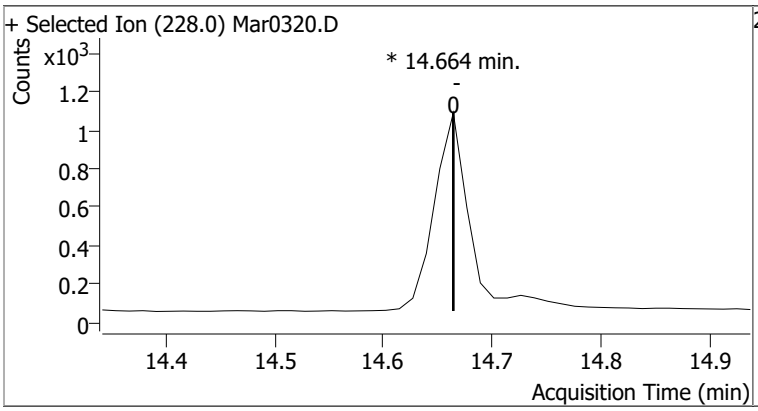

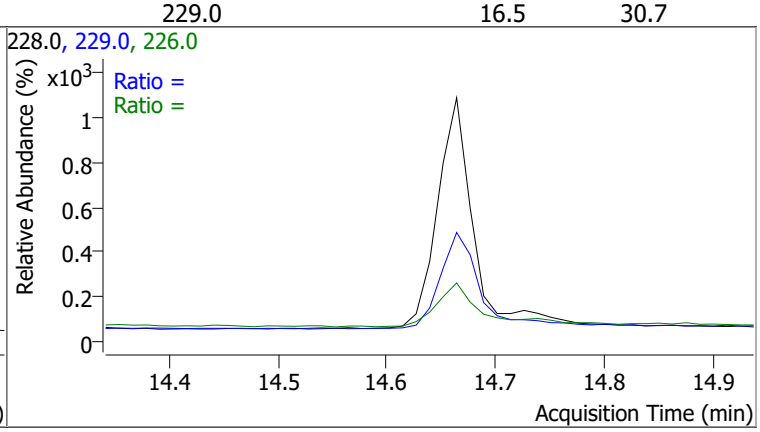

Quantitation Results Report (QT Reviewed)

Compound	Conc.	RT	Dev(Min)	Resp.	QIon	QRatio	Lower	Upper
Chrysene		0		0	226.0		21.6	40.2
					229.0		13.8	25.7

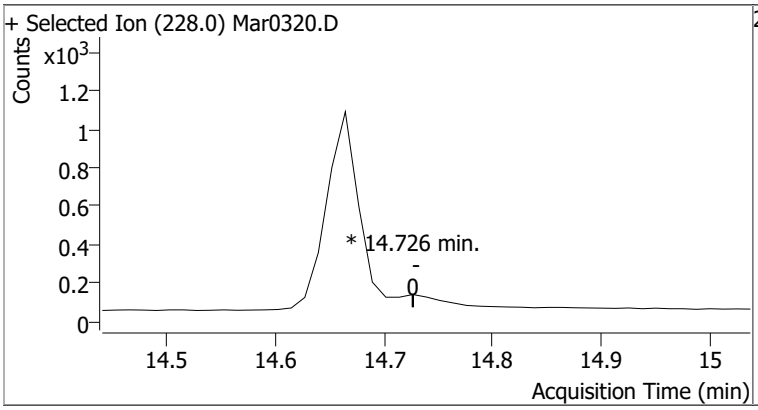

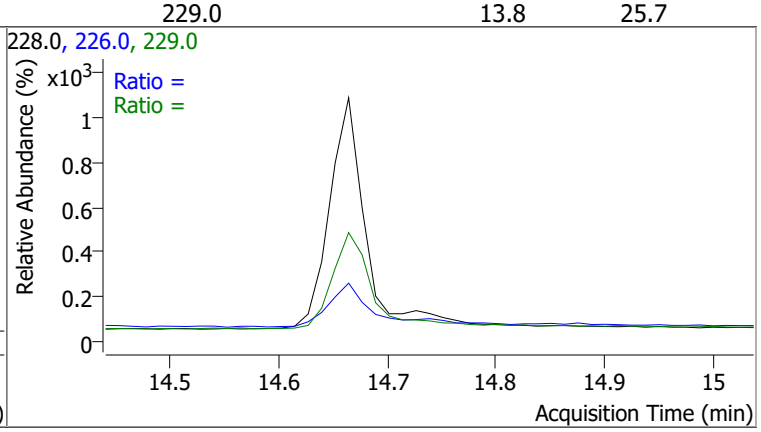

Compound	Conc.	Exp RT	QIon	Exp Ratio
Benzo(b)fluoranthene	N.D.	17.66	253.0	22.4

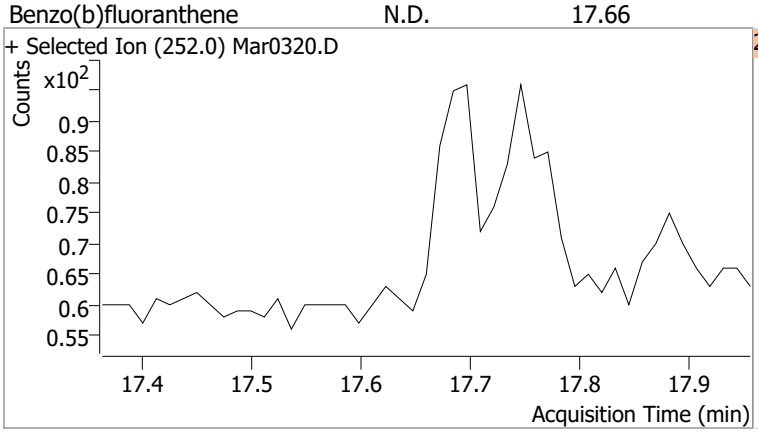

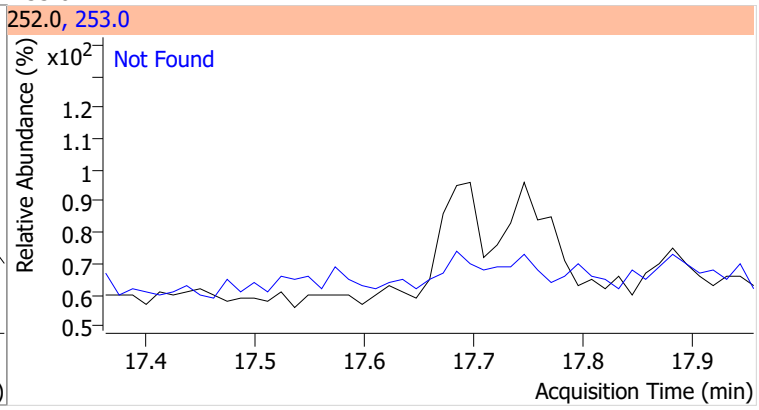

Compound	Conc.	Exp RT	QIon	Exp Ratio
Benzo(k)fluoranthene	N.D.	17.73	253.0	24.5

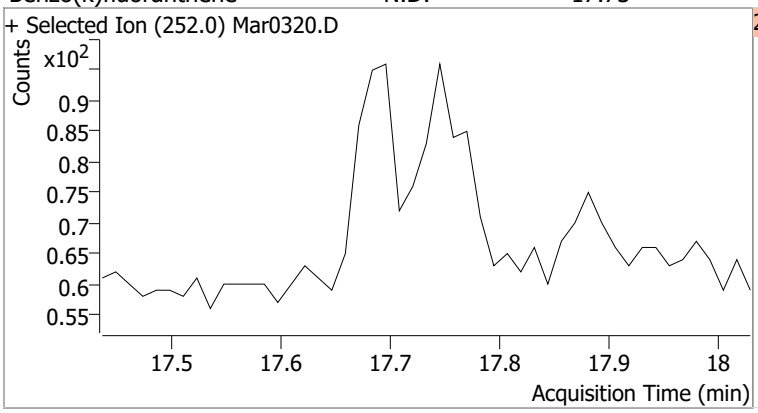

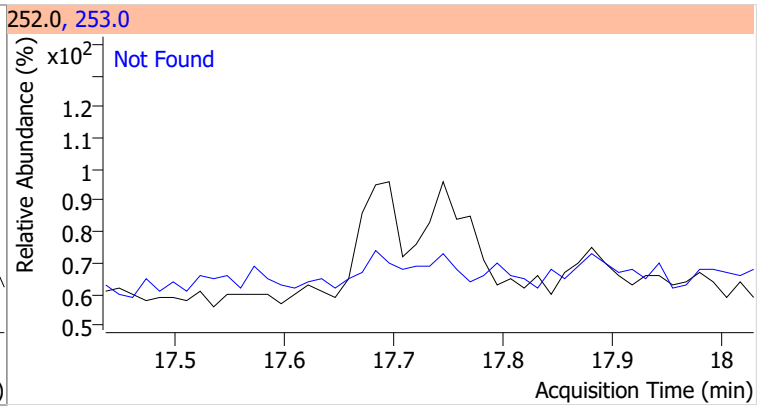

Compound	Conc.	RT	Dev(Min)	Resp.	QIon	QRatio	Lower	Upper
Benzo(a)pyrene		0		0	253.0		16.2	30.1

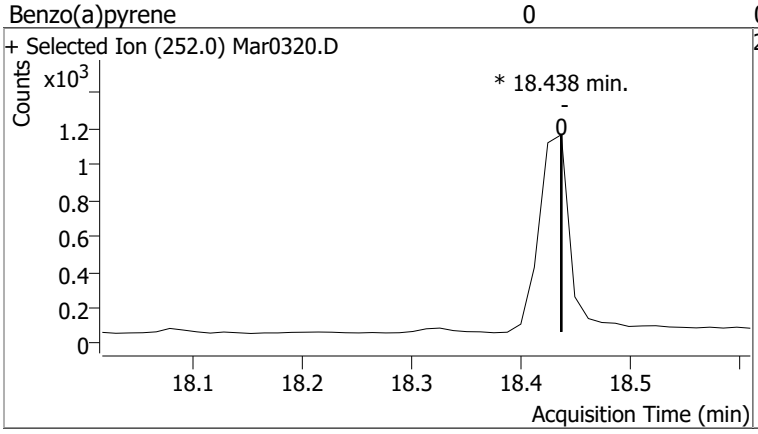

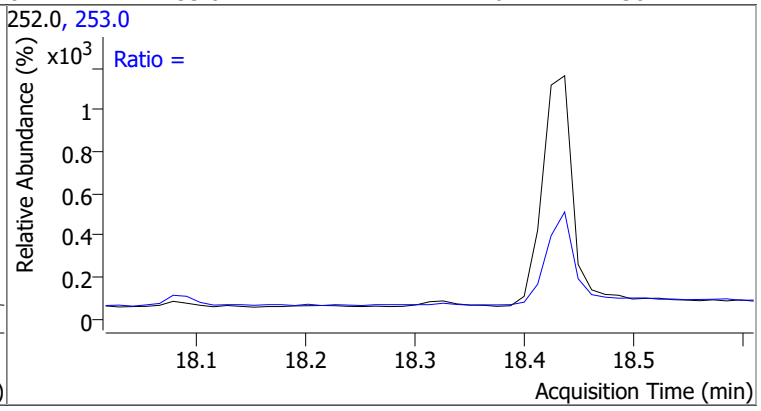

Compound	Conc.	Exp RT	QIon	Exp Ratio
Indeno(1,2,3-cd)pyrene	N.D.	20.17	138.0	20.9

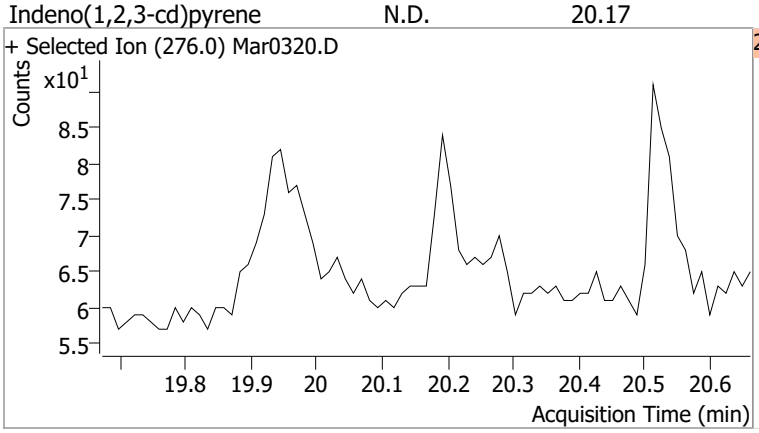

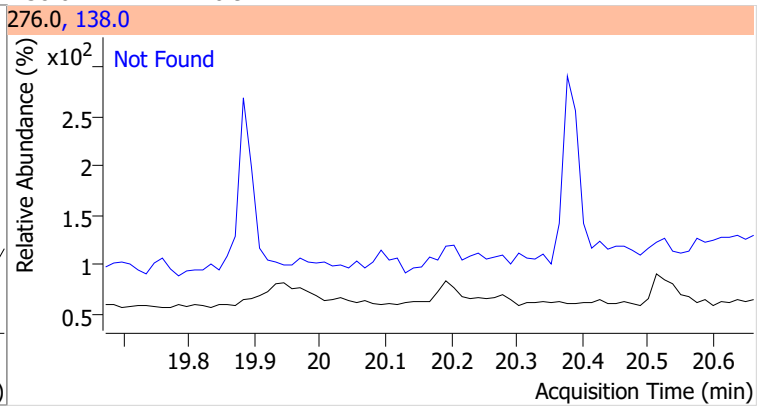

Compound	Conc.	Exp RT	QIon	Exp Ratio	QIon	Exp Ratio
Dibenzo(a,h)anthracene	N.D.	20.24	279.0	24.1	139.0	17.7

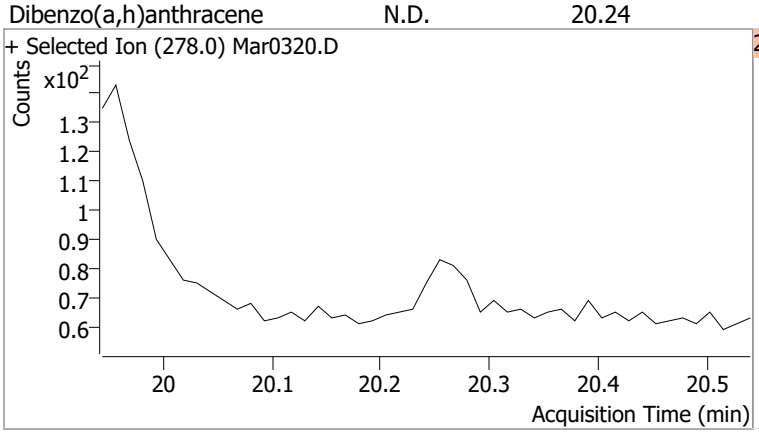

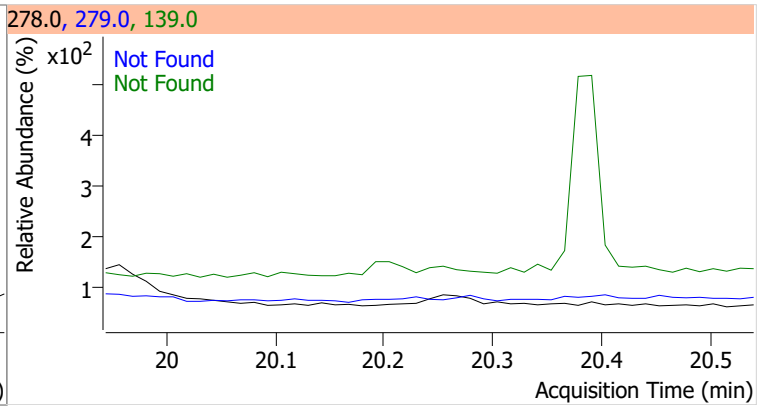

Compound	Conc.	Exp RT	QIon	Exp Ratio	QIon	Exp Ratio
Benzo(g,h,i)perylene	N.D.	20.50	138.0	23.2	277.0	23.1

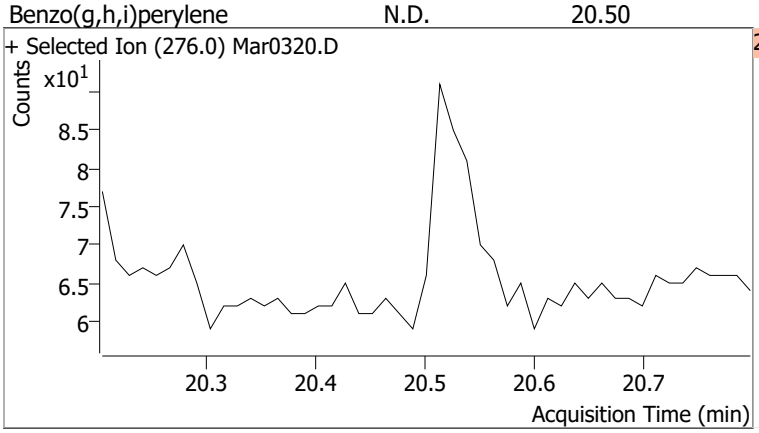

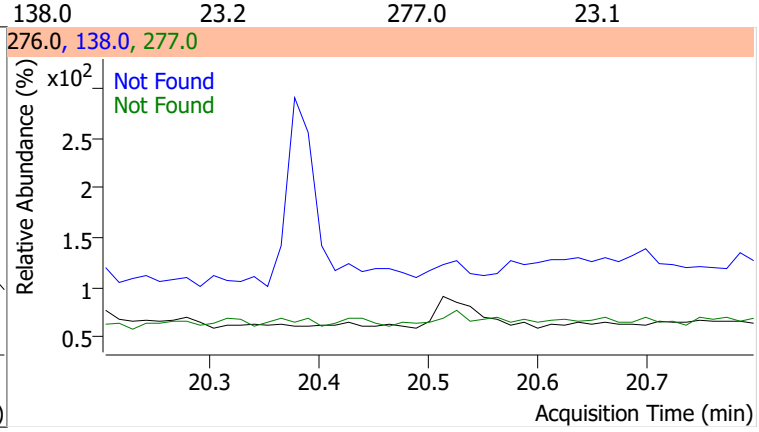

Quantitation Results Report (QT Reviewed)

Data File	Mar0321.D	Operator	LIMS import
Acq. Method	5975BNASIM	Acq. Date-Time	3/3/2022 10:45:19 PM
Sample Name	B22021763-016C	Instrument	GCMS
Vial	21	Multiplier	1.00
DA Method File	030222 bna SIM 1.batch.bin	Comment	SVOC-8270C-SIM-W-LLPAH
Tune File	dftppjph.u	Tune Date	
Batch Name	030322 bna SIM 1.batch.bin	Last Calib Update	2/28/2022 5:36:24 PM
Ref Library			

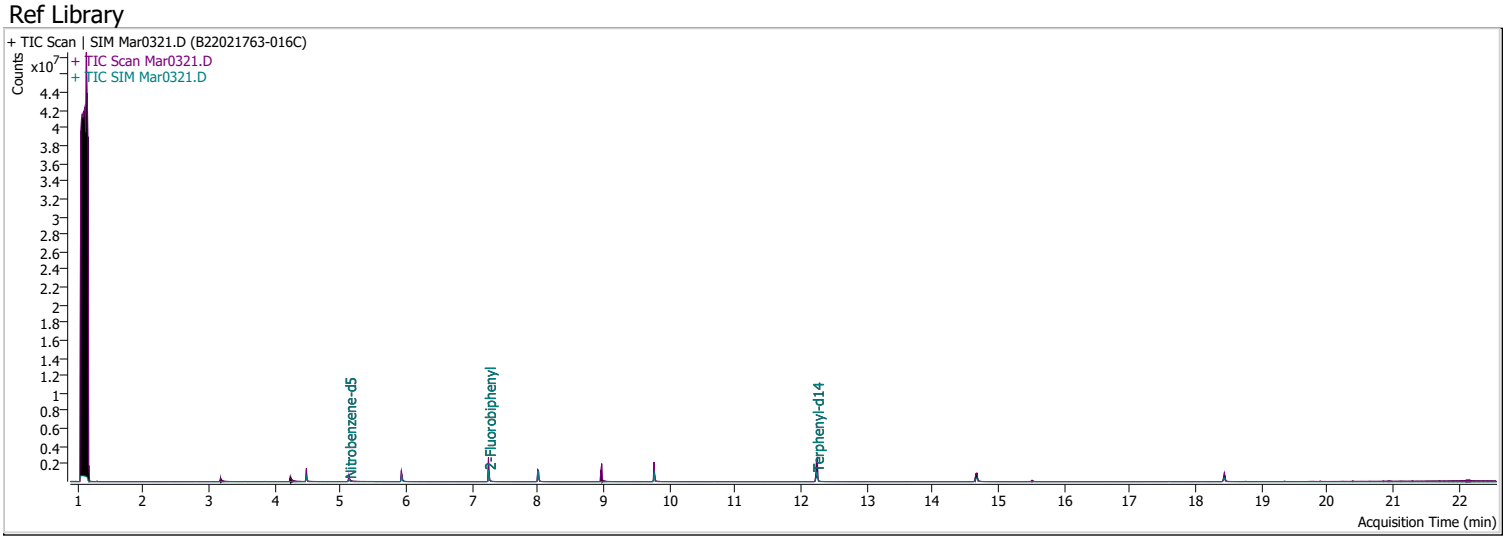

Compound	RT	QIon	Resp.	Conc.	Units		Dev(Min)
Internal Standards							
M 1,4-Dichlorobenzene-d4	4.484	152.0	185533	40.0000	ng/ml		-0.012
M Naphthalene-d8	5.928	136.0	727394	40.0000	ng/ml		0.000
M Acenaphthene-d10	8.000	164.0	490729	40.0000	ng/ml		0.000
M Phenanthrene-d10	9.768	188.0	918304	40.0000	ng/ml		0.000
M Chrysene-d12	14.664	240.0	688446	40.0000	ng/ml		0.000
M Perylene-d12	18.437	264.0	509839	40.0000	ng/ml		0.000
System Monitoring Compounds							
S Nitrobenzene-d5	5.131	82.0	300046	32.9768	ng/ml		-0.025
Spiked Amount: 5.000	Range: 19.0 - 102.0%			Recovery = 659.54%		*	
S 2-Fluorobiphenyl	7.252	172.0	886837	58.4934	ng/ml		-0.012
Spiked Amount: 5.000	Range: 25.0 - 94.0%			Recovery = 1169.87%		*	
S o-Terphenyl	0.000		0	N.D.			
Spiked Amount: 5.000	Range: 40.0 - 140.0%			Recovery = NA%			
S Terphenyl-d14	12.238	244.0	1412369	93.5297	ng/ml		0.000
Spiked Amount: 5.000	Range: 39.0 - 106.0%			Recovery = 1870.59%		*	
Target Compounds							**QValue**
T Naphthalene	0.000		0	N.D.			
T 2-Methylnaphthalene	0.000		0	N.D.			
T 1-Methylnaphthalene	0.000		0	N.D.			
T Acenaphthylene	0.000		0	N.D.			
T Acenaphthene	8.025	154.0	0		ng/ml	md	1
T Fluorene	8.960	166.0	0		ng/ml	md	1
T Phenanthrene	0.000		0	N.D.			
T Anthracene	0.000		0	N.D.			
T Fluoranthene	0.000		0	N.D.			
T Pyrene	0.000		0	N.D.			
T Benzo(a)Anthracene	14.664	228.0	0		ng/ml	md	1
T Chrysene	14.726	228.0	0		ng/ml	md	1
T Benzo(b)fluoranthene	0.000		0	N.D.			

Compound	RT	QIon	Resp.	Conc.	Units		Dev(Min)
T Benzo(k)fluoranthene	0.000		0	N.D.			
T Benzo(a)pyrene	18.437	252.0	0		ng/ml	md	1
T Indeno(1,2,3-cd)pyrene	0.000		0	N.D.			
T Dibenzo(a,h)anthracene	0.000		0	N.D.			
T Benzo(g,h,i)perylene	0.000		0	N.D.			

(#) = Qualifier Out of Range; (m) = Manual Integration; (+) = Area Summed; (*) = Surrogate Percent Recovery Out of Range; (d): Zeroed Peak

Quantitation Results Report (QT Reviewed)

Compound	Conc.	RT	Dev(Min)	Resp.	QIon	QRatio	Lower	Upper
Nitrobenzene-d5	32.9768	5.13	-0.02	300046	54.0	40.9	30.6	56.8
					128.0	38.6	28.9	53.6

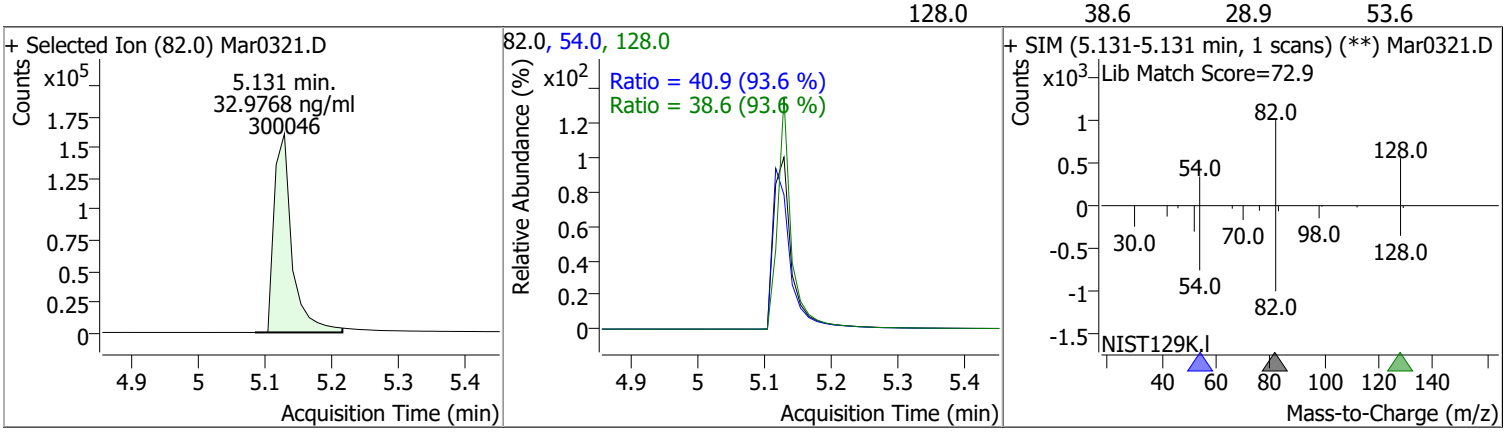

Compound	Conc.	Exp RT	QIon	Exp Ratio	QIon	Exp Ratio
Naphthalene	N.D.	5.95	102.0	13.6	129.0	11.1

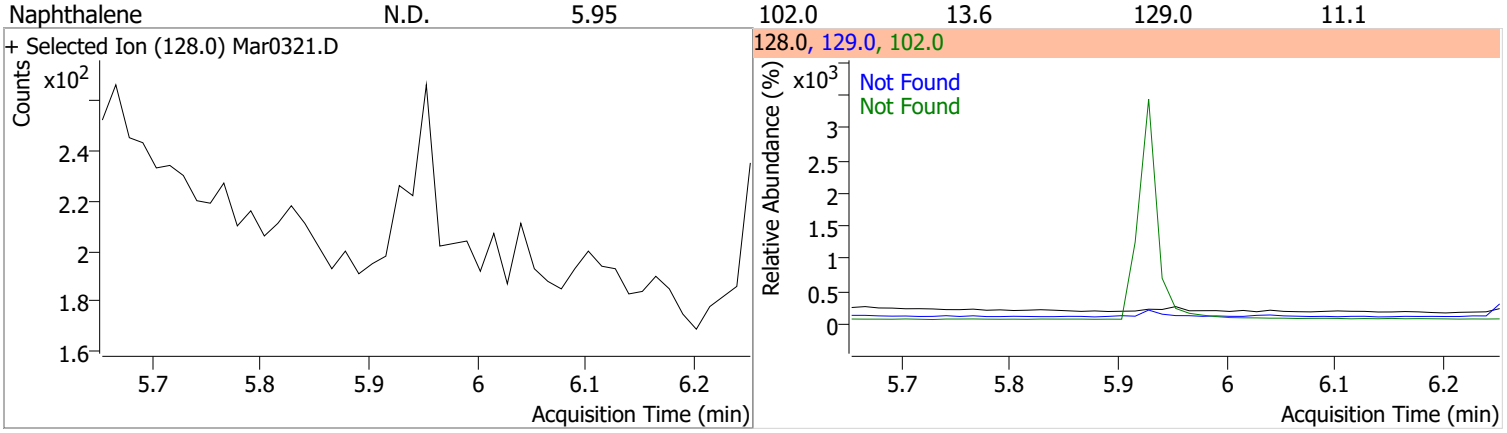

Compound	Conc.	Exp RT	QIon	Exp Ratio	QIon	Exp Ratio
2-Methylnaphthalene	N.D.	6.79	142.0	134.9	115.0	51.5

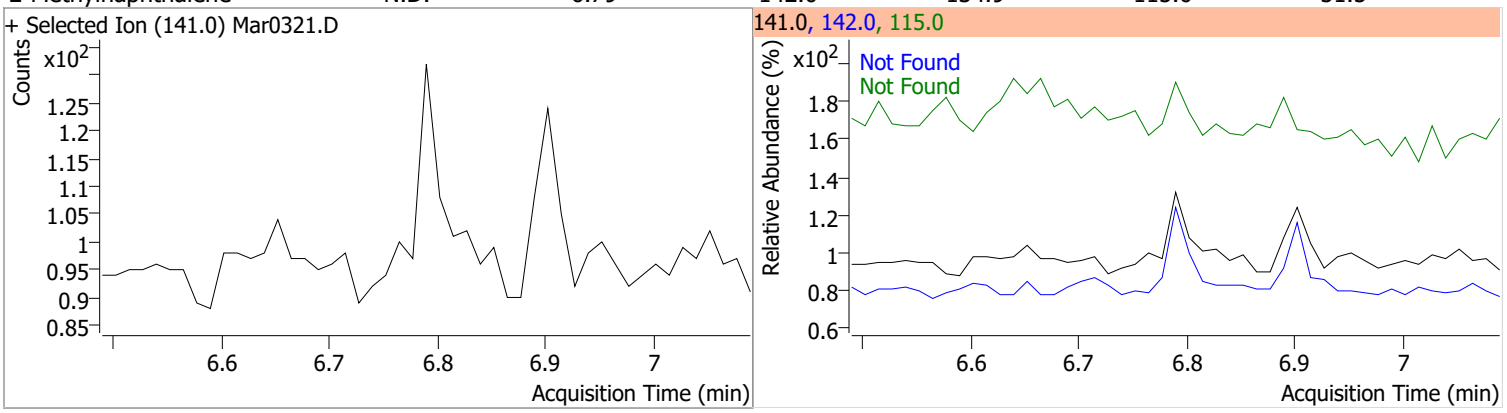

Compound	Conc.	Exp RT	QIon	Exp Ratio	QIon	Exp Ratio
1-Methylnaphthalene	N.D.	6.90	142.0	119.4	115.0	49.7

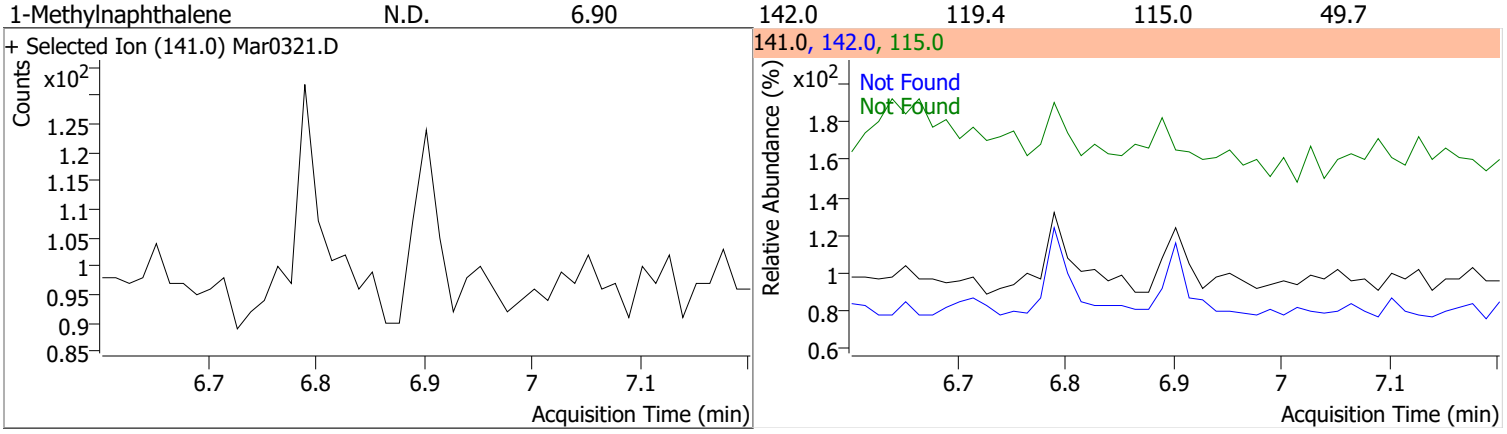

Quantitation Results Report (QT Reviewed)

Compound	Conc.	RT	Dev(Min)	Resp.	QIon	QRatio	Lower	Upper
2-Fluorobiphenyl	58.4934	7.25	-0.01	886837	171.0	38.0	24.3	45.1

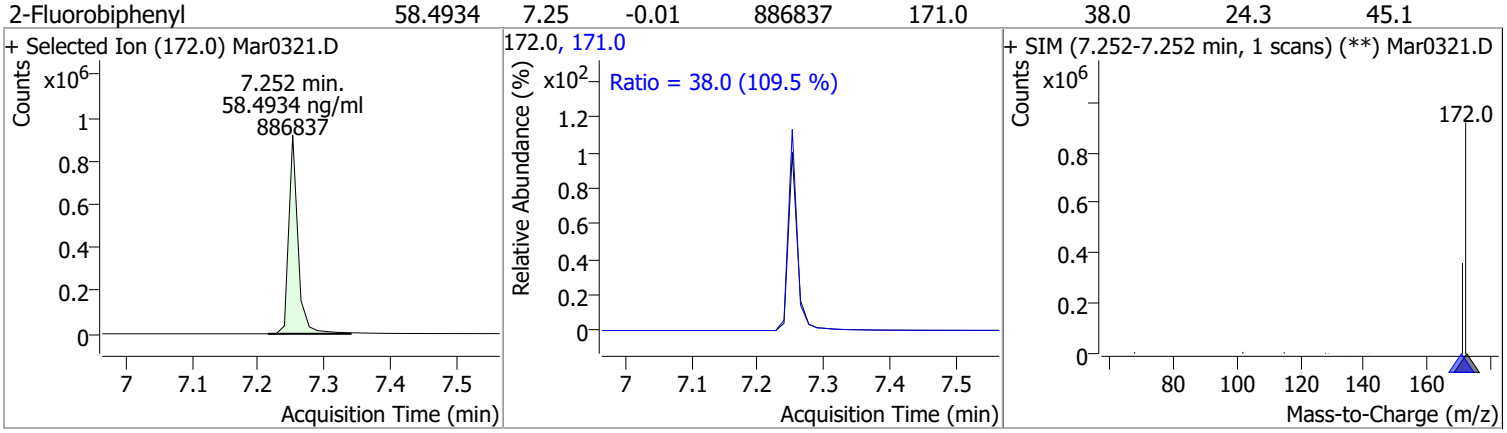

Compound	Conc.	Exp RT	QIon	Exp Ratio
Acenaphthylene	N.D.	7.83	153.0	16.0

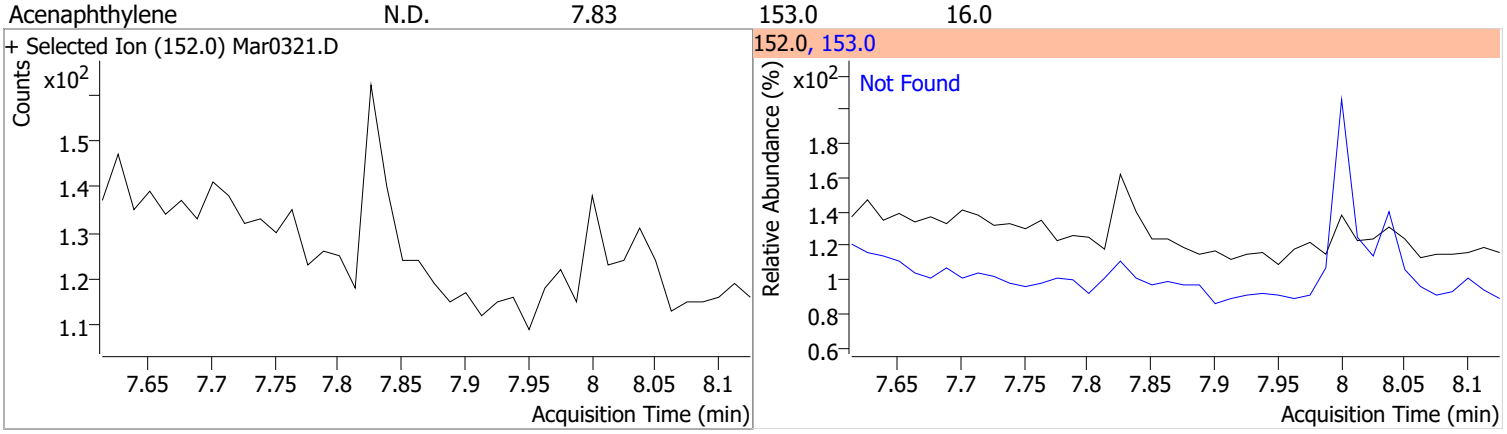

Compound	Conc.	RT	Dev(Min)	Resp.	QIon	QRatio	Lower	Upper
Acenaphthene		0		0	153.0		76.8	142.6
					152.0		36.4	67.5

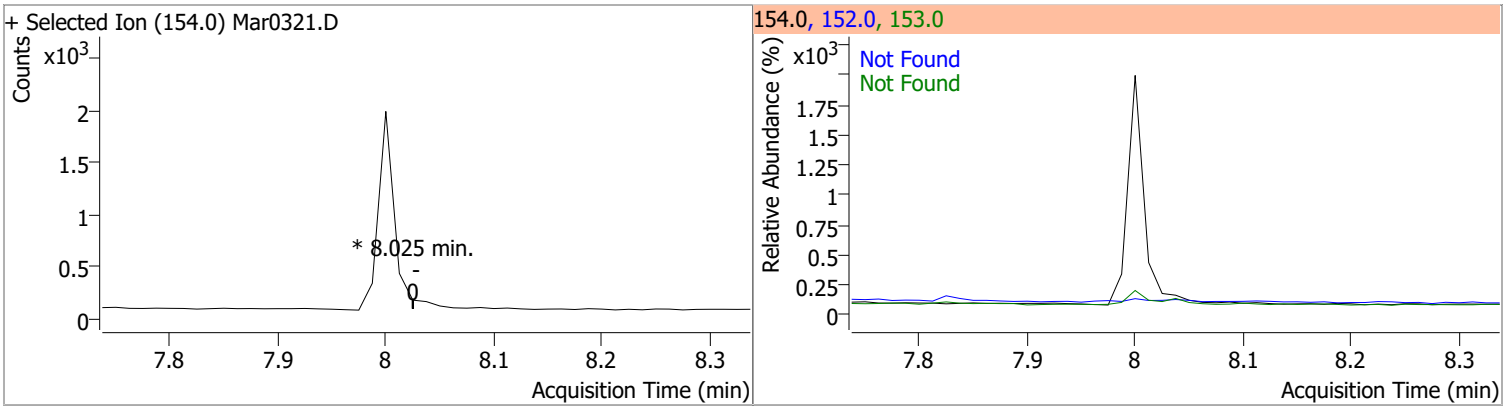

Compound	Conc.	RT	Dev(Min)	Resp.	QIon	QRatio	Lower	Upper
Fluorene		0		0	165.0		60.3	111.9
					167.0		8.9	16.6

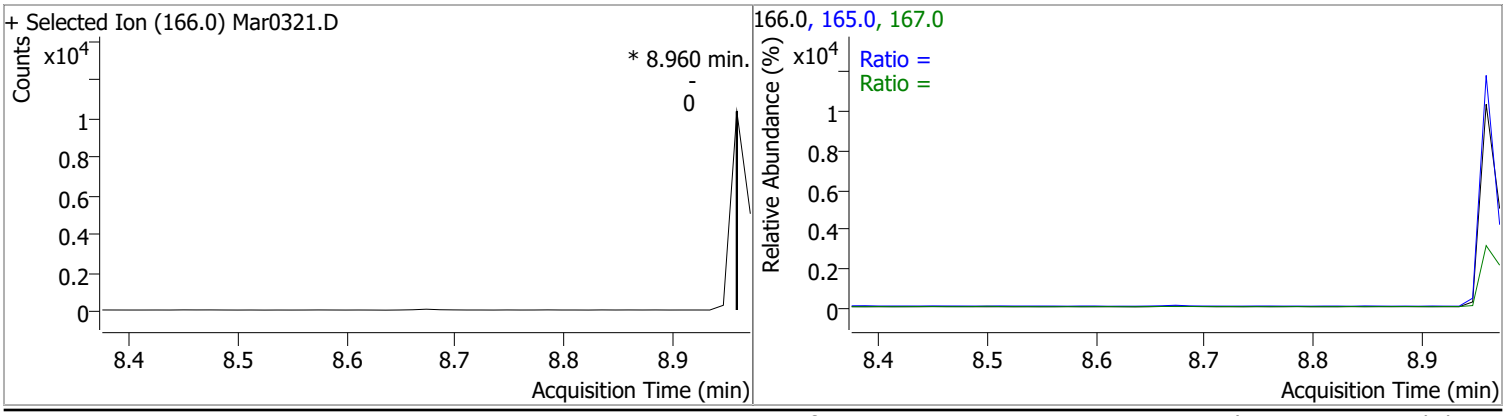

Compound	Conc.	Exp RT	QIon	Exp Ratio
Phenanthrene	N.D.	9.79	176.0	18.1

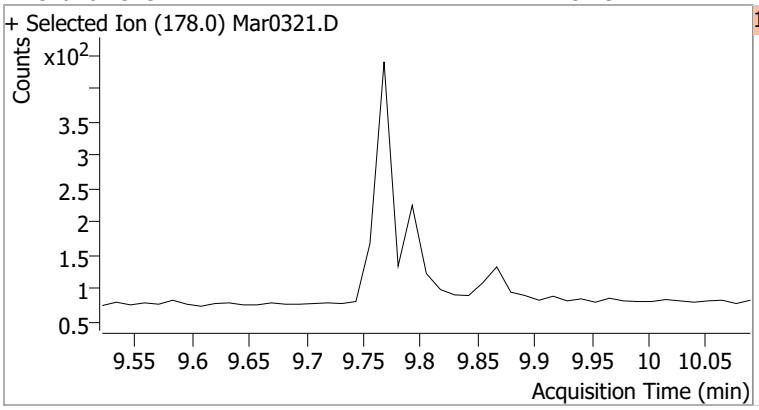

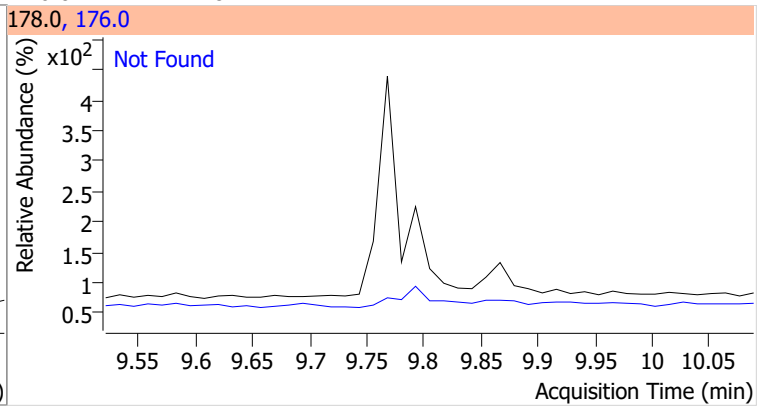

Compound	Conc.	Exp RT	QIon	Exp Ratio
Anthracene	N.D.	9.85	176.0	18.4

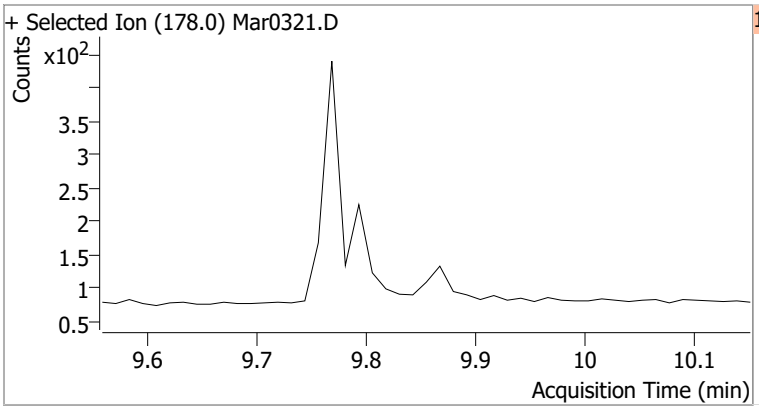

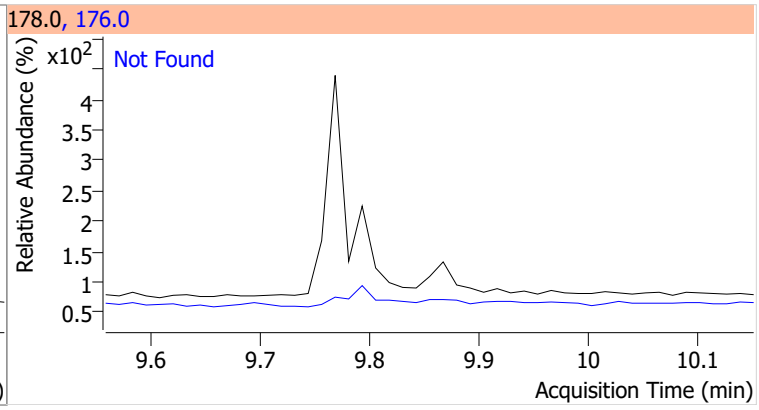

Compound	Conc.	Exp RT	QIon	Exp Ratio	QIon	Exp Ratio
o-Terphenyl	N.D.	10.30	229.0	61.1	215.0	40.0

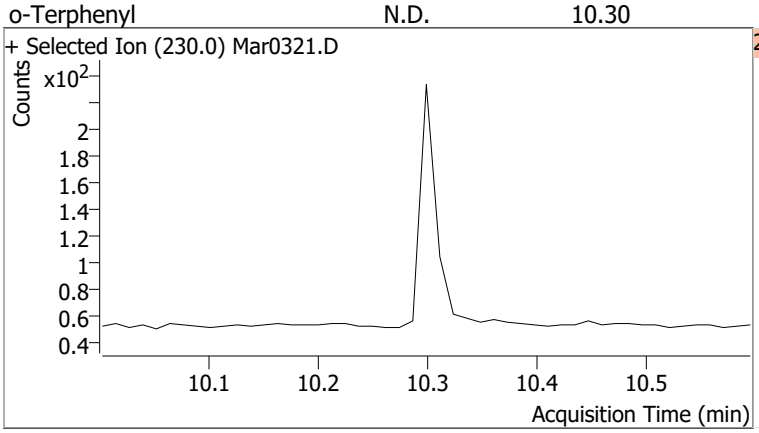

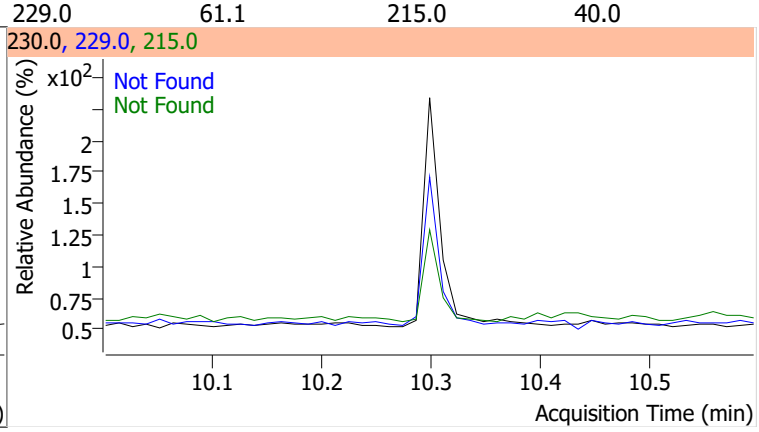

Compound	Conc.	Exp RT	QIon	Exp Ratio
Fluoranthene	N.D.	11.40	101.0	9.6

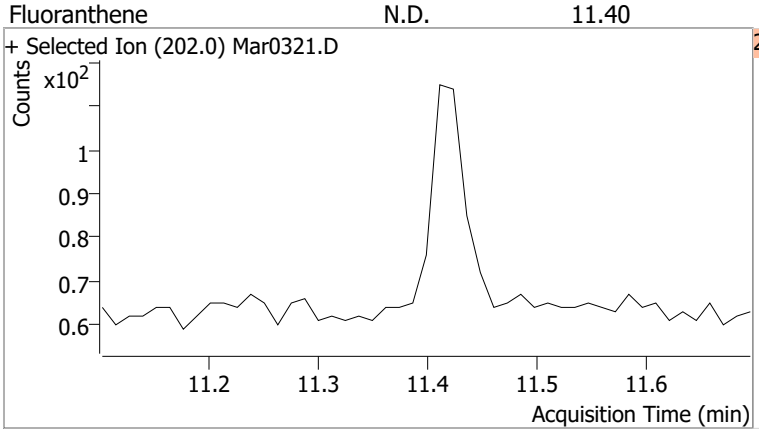

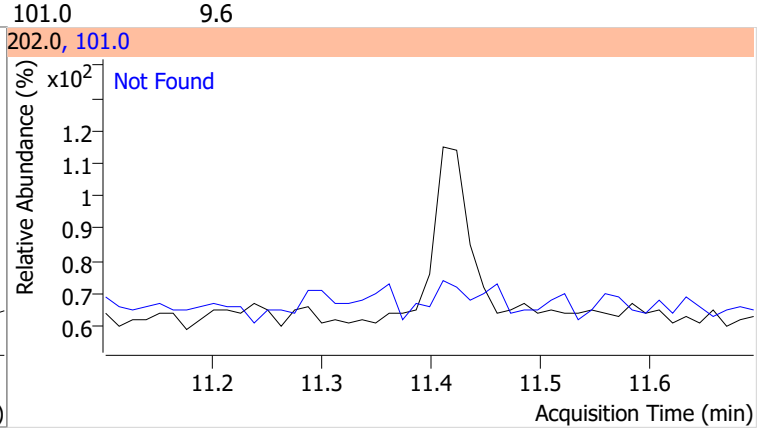

Compound	Conc.	Exp RT	QIon	Exp Ratio
Pyrene	N.D.	11.78	101.0	12.0

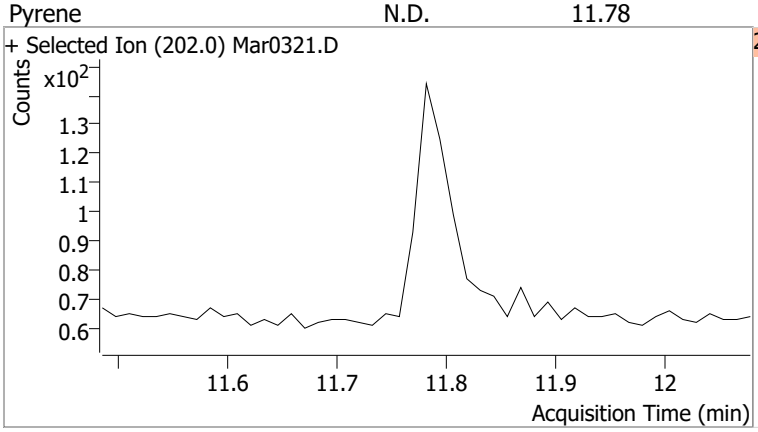

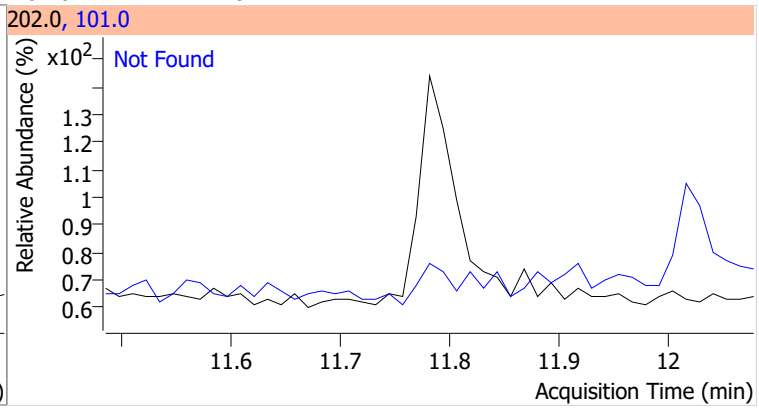

Compound	Conc.	RT	Dev(Min)	Resp.	QIon	QRatio	Lower	Upper
Terphenyl-d14	93.5297	12.24	0.00	1412369	122.0	13.8	8.6	16.0

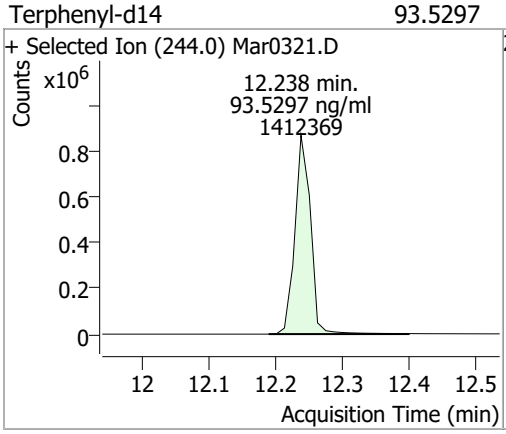

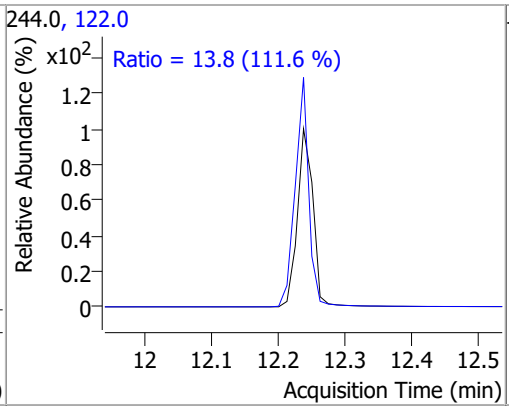

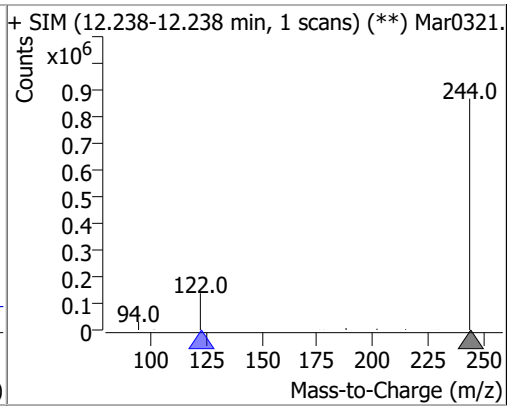

Compound	Conc.	RT	Dev(Min)	Resp.	QIon	QRatio	Lower	Upper
Benzo(a)Anthracene		0		0	226.0		18.0	33.4
					229.0		16.5	30.7

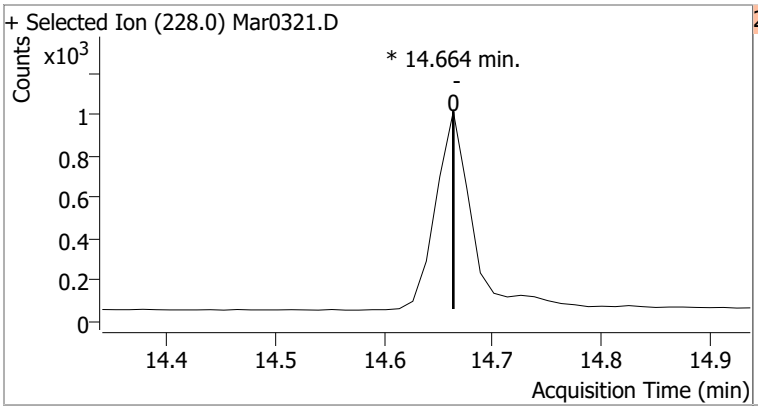

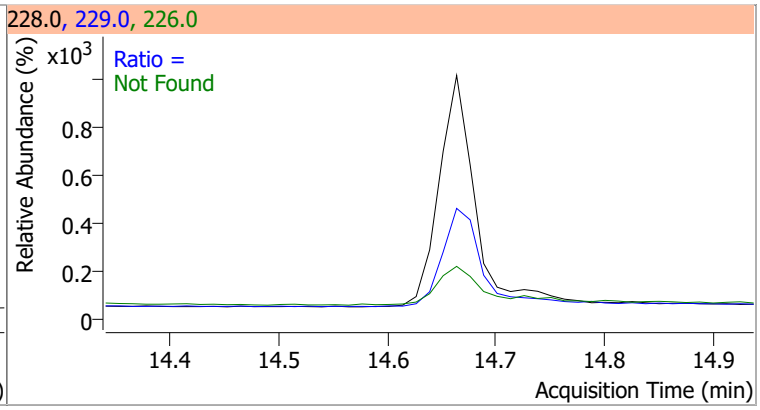

Compound	Conc.	RT	Dev(Min)	Resp.	QIon	QRatio	Lower	Upper
Chrysene		0		0	226.0		21.6	40.2
					229.0		13.8	25.7

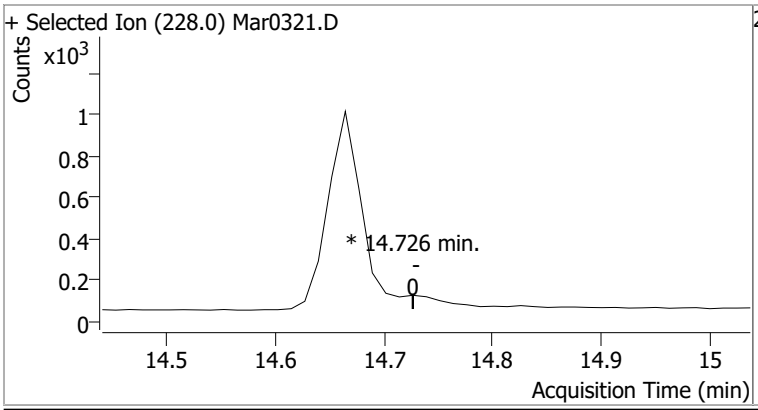

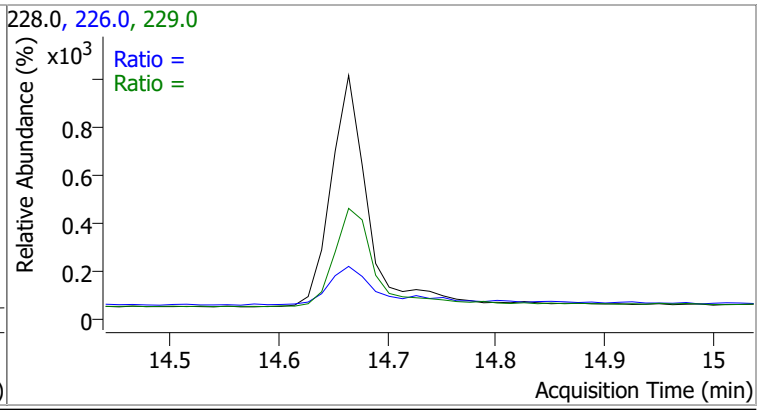

Compound	Conc.	Exp RT	QIon	Exp Ratio
Benzo(b)fluoranthene	N.D.	17.66	253.0	22.4

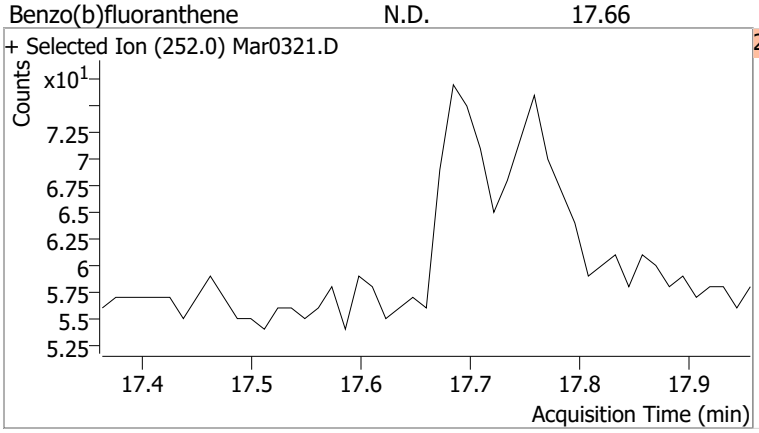

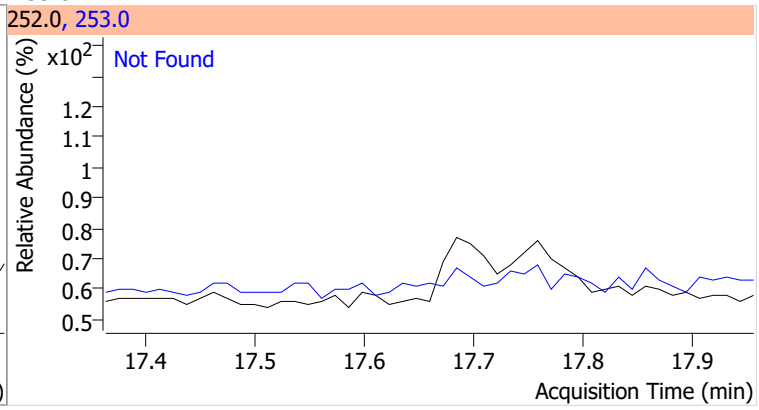

Compound	Conc.	Exp RT	QIon	Exp Ratio
Benzo(k)fluoranthene	N.D.	17.73	253.0	24.5

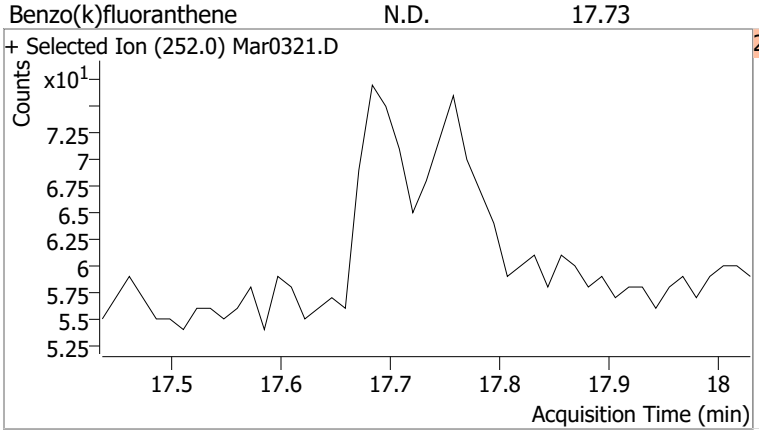

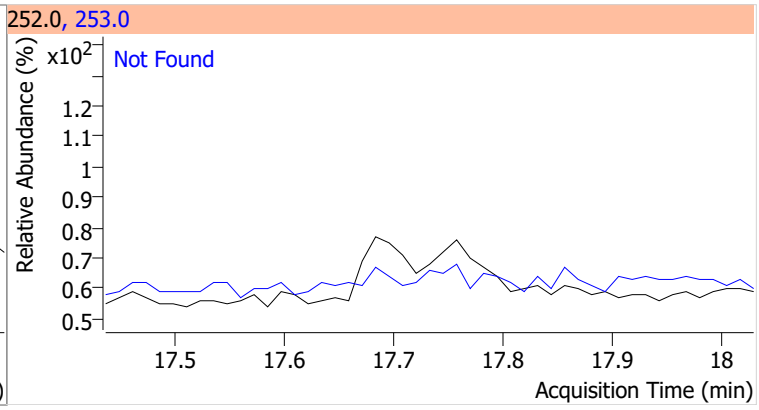

Compound	Conc.	RT	Dev(Min)	Resp.	QIon	QRatio	Lower	Upper
Benzo(a)pyrene		0		0	253.0		16.2	30.1

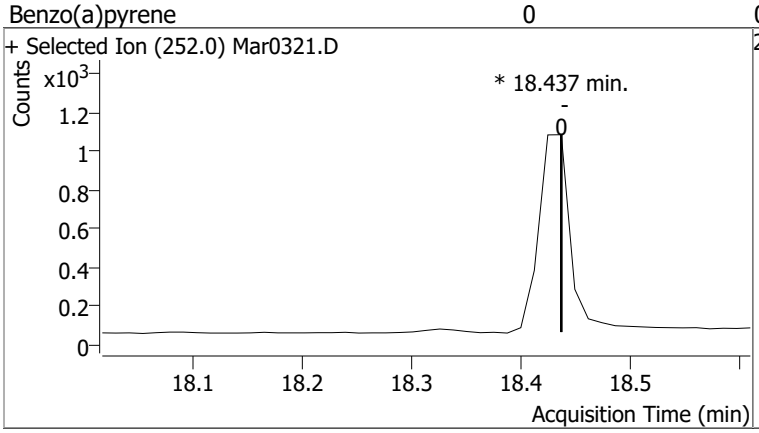

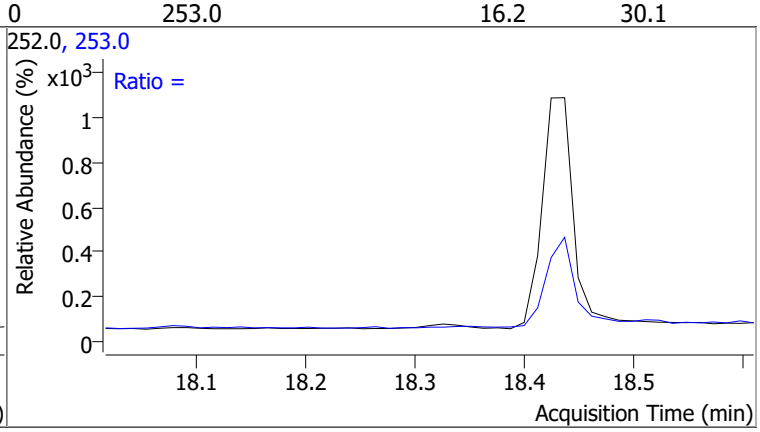

Compound	Conc.	Exp RT	QIon	Exp Ratio
Indeno(1,2,3-cd)pyrene	N.D.	20.17	138.0	20.9

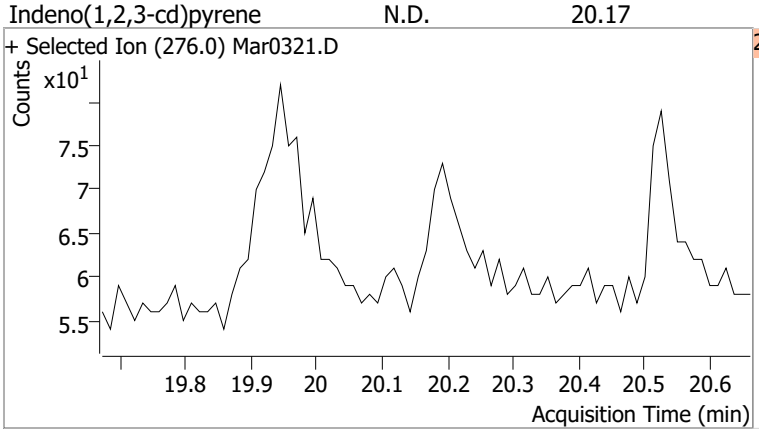

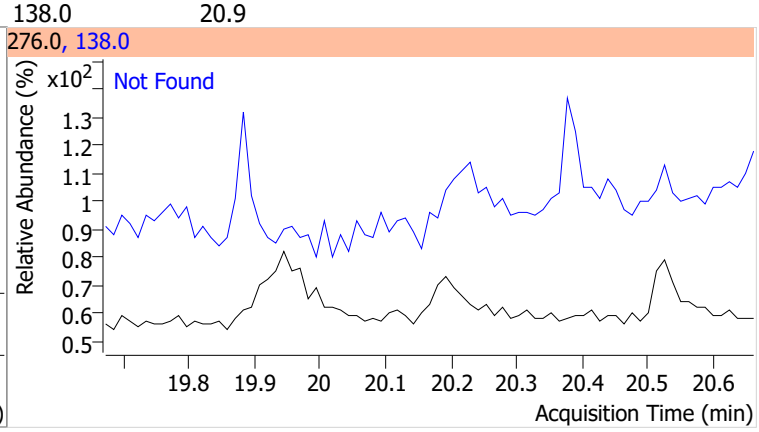

Compound	Conc.	Exp RT	QIon	Exp Ratio	QIon	Exp Ratio
Dibenzo(a,h)anthracene	N.D.	20.24	279.0	24.1	139.0	17.7

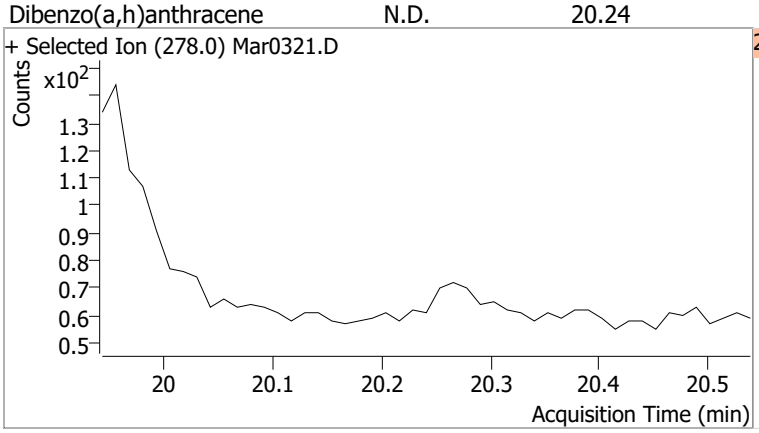

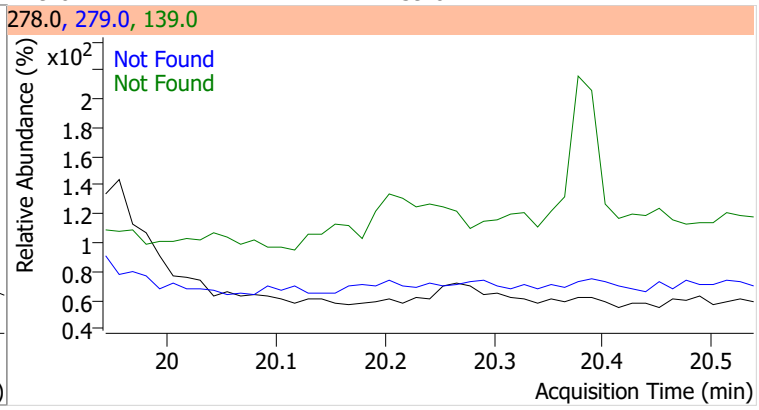

Compound	Conc.	Exp RT	QIon	Exp Ratio	QIon	Exp Ratio
Benzo(g,h,i)perylene	N.D.	20.50	138.0	23.2	277.0	23.1

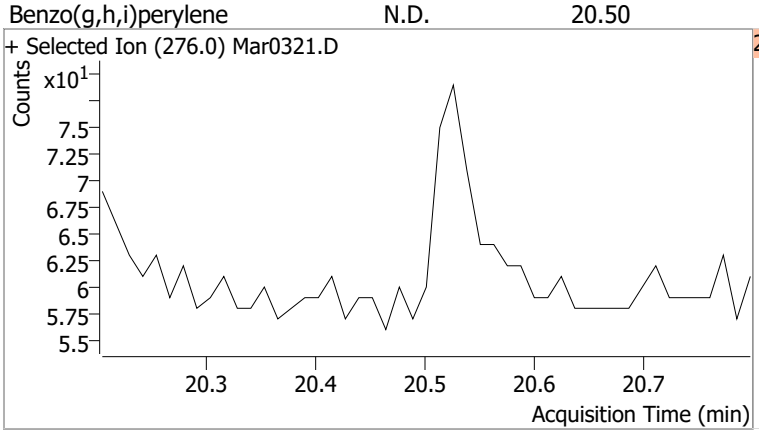

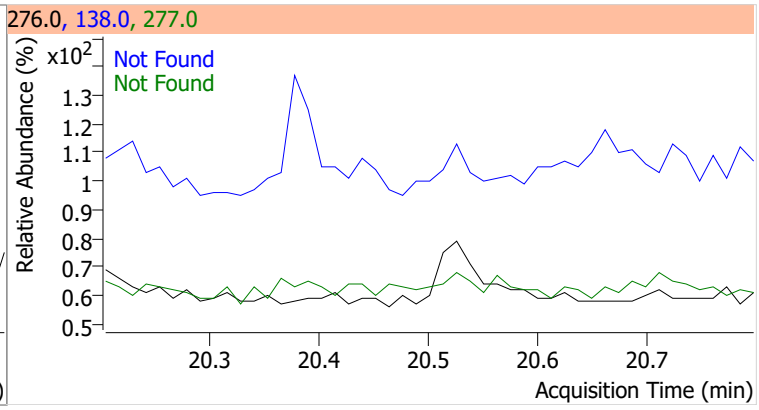

Quantitation Results Report (QT Reviewed)

Data File	Mar0322.D	Operator	LIMS import
Acq. Method	5975BNASIM	Acq. Date-Time	3/3/2022 11:17:56 PM
Sample Name	B22021763-017A	Instrument	GCMS
Vial	22	Multiplier	1.00
DA Method File	030222 bna SIM 1.batch.bin	Comment	SVOC-8270C-SIM-W-LLPAH
Tune File	dftppjph.u	Tune Date	
Batch Name	030322 bna SIM 1.batch.bin	Last Calib Update	2/28/2022 5:36:24 PM
Ref Library			

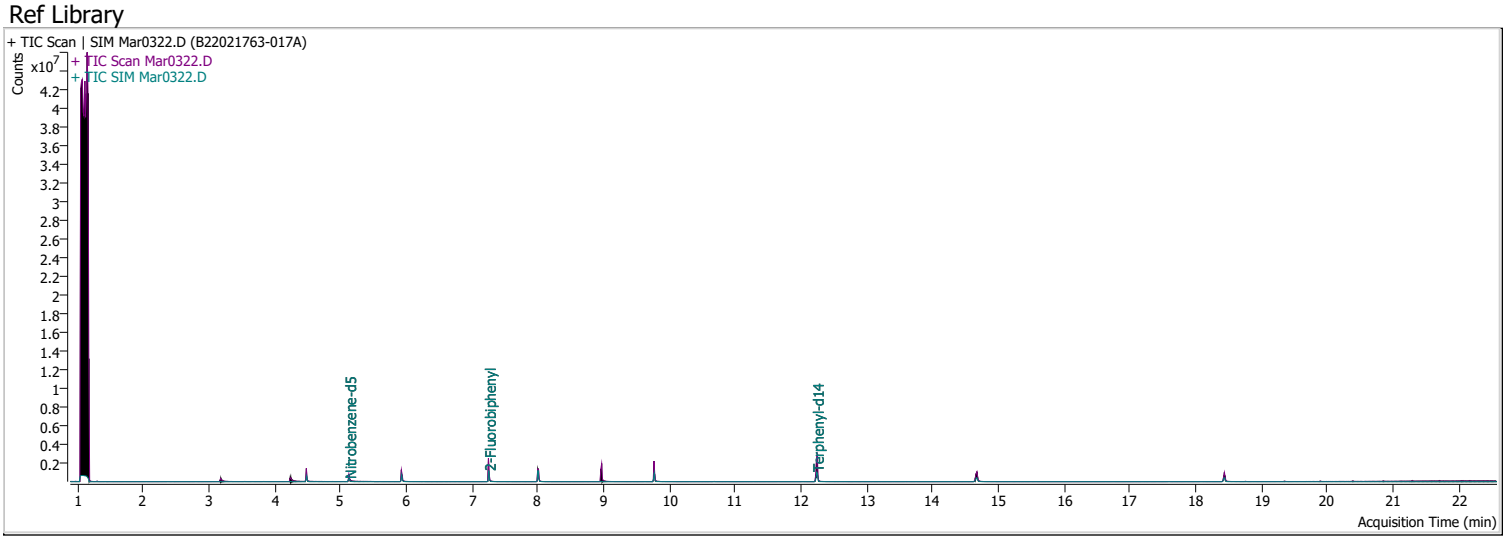

Compound	RT	QIon	Resp.	Conc.	Units		Dev(Min)
Internal Standards							
M 1,4-Dichlorobenzene-d4	4.484	152.0	185673	40.0000	ng/ml		-0.012
M Naphthalene-d8	5.928	136.0	724778	40.0000	ng/ml		0.000
M Acenaphthene-d10	8.000	164.0	488551	40.0000	ng/ml		0.000
M Phenanthrene-d10	9.768	188.0	934014	40.0000	ng/ml		0.000
M Chrysene-d12	14.664	240.0	693941	40.0000	ng/ml		0.000
M Perylene-d12	18.437	264.0	512463	40.0000	ng/ml		0.000
System Monitoring Compounds							
S Nitrobenzene-d5	5.131	82.0	296106	32.7017	ng/ml		-0.025
Spiked Amount: 5.000	Range: 19.0 - 102.0%			Recovery = 654.03%		*	
S 2-Fluorobiphenyl	7.252	172.0	812194	53.8090	ng/ml		-0.013
Spiked Amount: 5.000	Range: 25.0 - 94.0%			Recovery = 1076.18%		*	
S o-Terphenyl	0.000		0	N.D.			
Spiked Amount: 5.000	Range: 40.0 - 140.0%			Recovery = NA%			
S Terphenyl-d14	12.238	244.0	1433835	94.1993	ng/ml		0.000
Spiked Amount: 5.000	Range: 39.0 - 106.0%			Recovery = 1883.99%		*	
Target Compounds							**QValue**
T Naphthalene	0.000		0	N.D.			
T 2-Methylnaphthalene	0.000		0	N.D.			
T 1-Methylnaphthalene	0.000		0	N.D.			
T Acenaphthylene	0.000		0	N.D.			
T Acenaphthene	8.038	154.0	0		ng/ml	md	1
T Fluorene	8.960	166.0	0		ng/ml	md	1
T Phenanthrene	0.000		0	N.D.			
T Anthracene	0.000		0	N.D.			
T Fluoranthene	0.000		0	N.D.			
T Pyrene	0.000		0	N.D.			
T Benzo(a)Anthracene	14.664	228.0	0		ng/ml	md	1
T Chrysene	14.726	228.0	0		ng/ml	md	1
T Benzo(b)fluoranthene	0.000		0	N.D.			

Compound	RT	QIon	Resp.	Conc.	Units		Dev(Min)
T Benzo(k)fluoranthene	0.000		0	N.D.			
T Benzo(a)pyrene	18.425	252.0	0		ng/ml	md	1
T Indeno(1,2,3-cd)pyrene	0.000		0	N.D.			
T Dibenzo(a,h)anthracene	0.000		0	N.D.			
T Benzo(g,h,i)perylene	0.000		0	N.D.			

(#) = Qualifier Out of Range; (m) = Manual Integration; (+) = Area Summed; (*) = Surrogate Percent Recovery Out of Range; (d): Zeroed Peak

Quantitation Results Report (QT Reviewed)

Compound	Conc.	RT	Dev(Min)	Resp.	QIon	QRatio	Lower	Upper
Nitrobenzene-d5	32.7017	5.13	-0.02	296106	54.0	40.9	30.6	56.8
					128.0	39.6	28.9	53.6

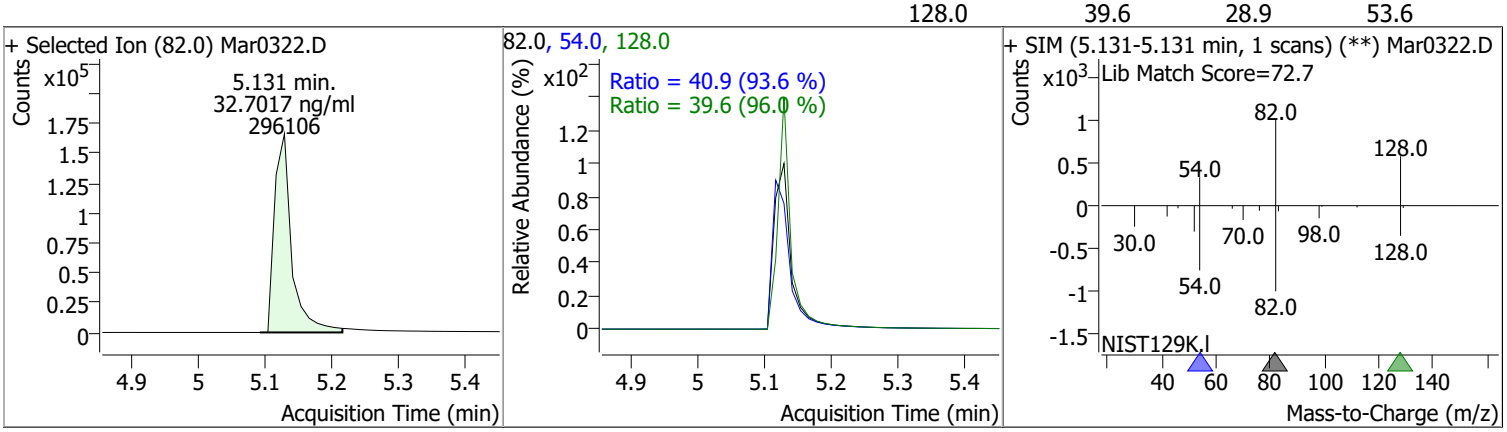

Compound	Conc.	Exp RT	QIon	Exp Ratio	QIon	Exp Ratio
Naphthalene	N.D.	5.95	102.0	13.6	129.0	11.1

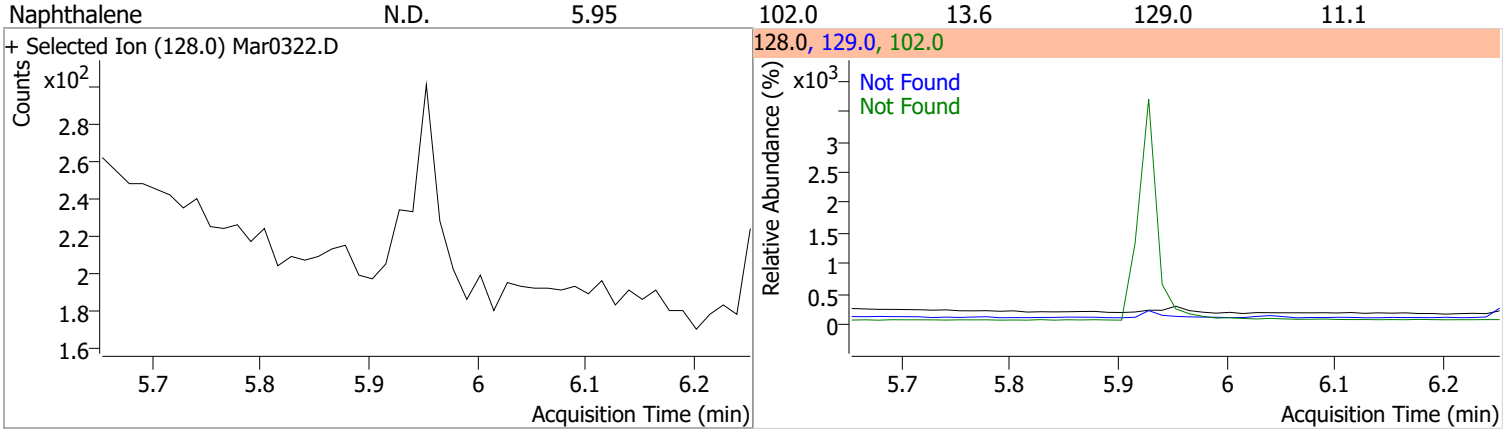

Compound	Conc.	Exp RT	QIon	Exp Ratio	QIon	Exp Ratio
2-Methylnaphthalene	N.D.	6.79	142.0	134.9	115.0	51.5

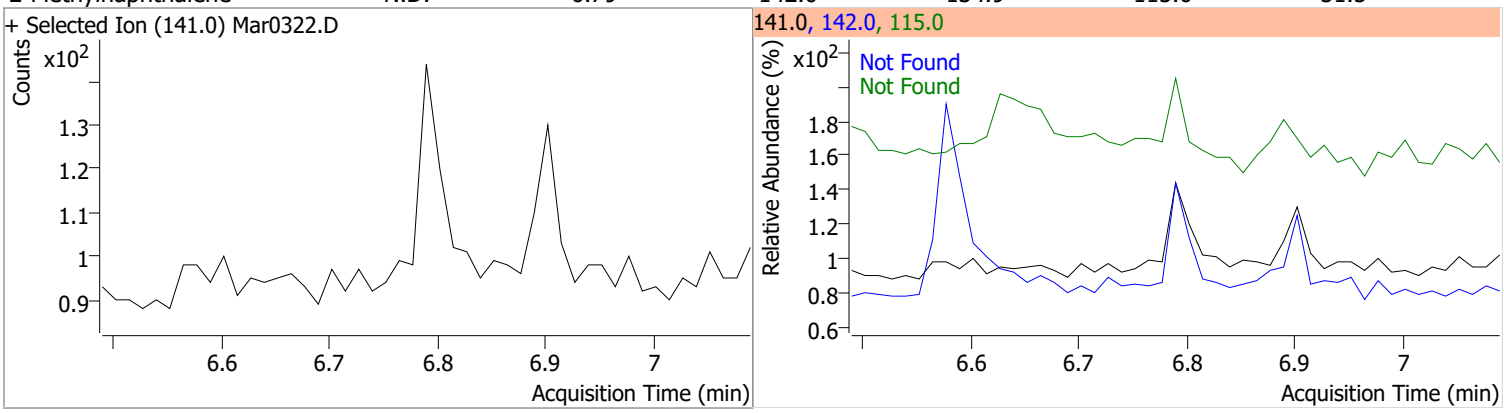

Compound	Conc.	Exp RT	QIon	Exp Ratio	QIon	Exp Ratio
1-Methylnaphthalene	N.D.	6.90	142.0	119.4	115.0	49.7

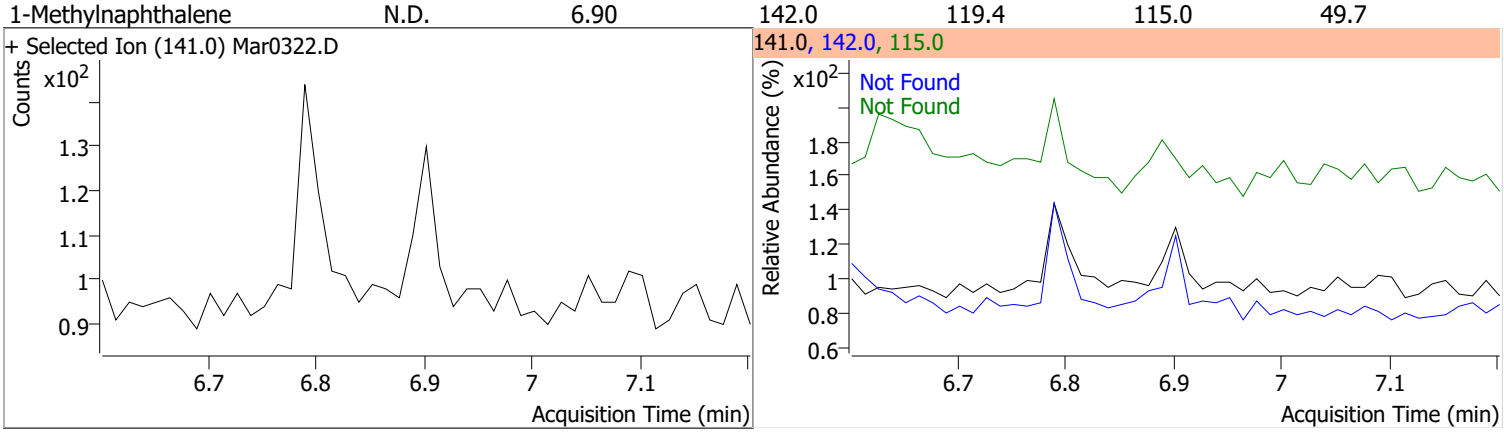

Quantitation Results Report (QT Reviewed)

Compound	Conc.	RT	Dev(Min)	Resp.	QIon	QRatio	Lower	Upper
2-Fluorobiphenyl	53.8090	7.25	-0.01	812194	171.0	37.6	24.3	45.1

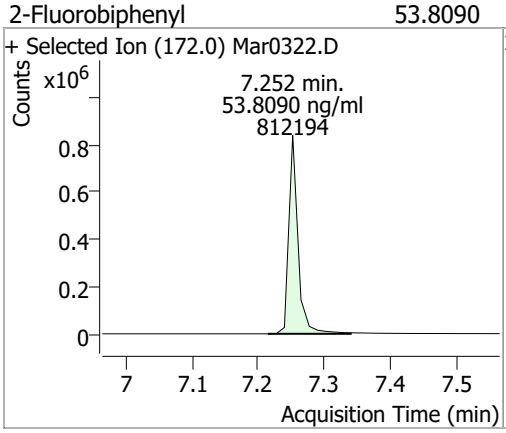

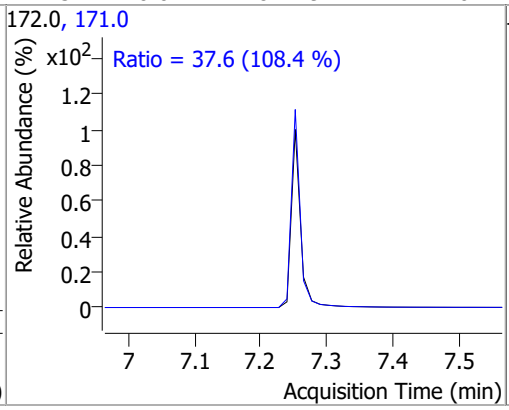

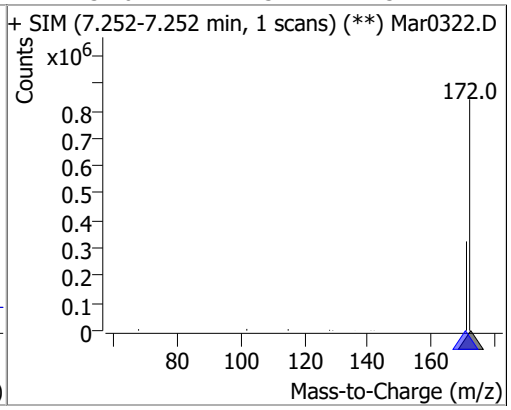

Compound	Conc.	Exp RT	QIon	Exp Ratio
Acenaphthylene	N.D.	7.83	153.0	16.0

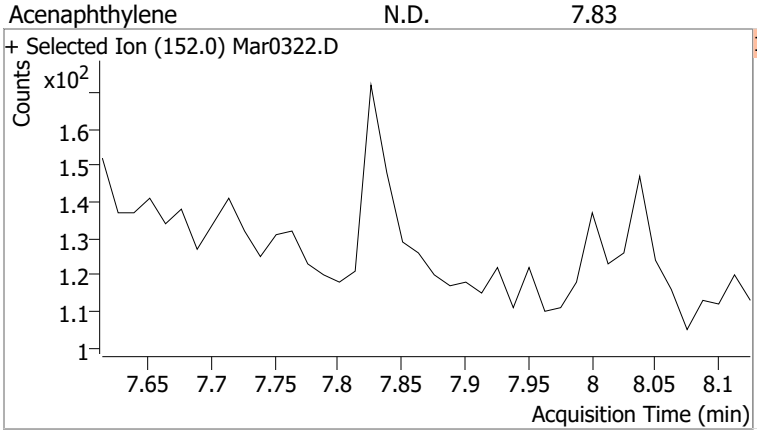

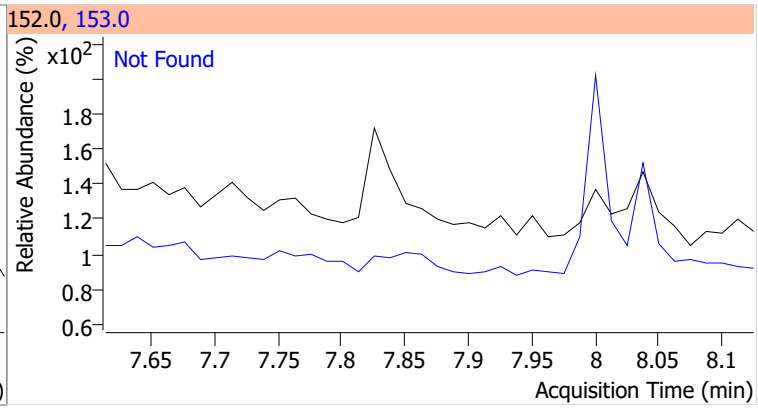

Compound	Conc.	RT	Dev(Min)	Resp.	QIon	QRatio	Lower	Upper
Acenaphthene		0		0	153.0		76.8	142.6
					152.0		36.4	67.5

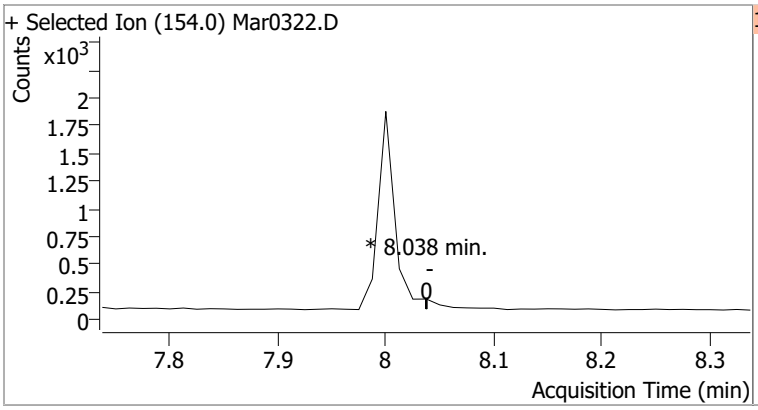

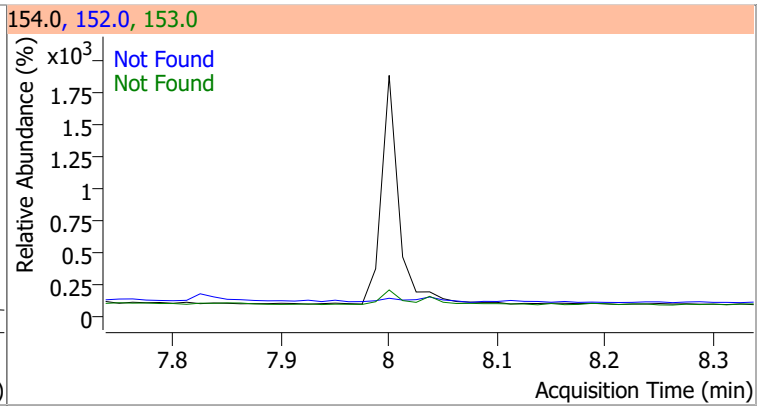

Compound	Conc.	RT	Dev(Min)	Resp.	QIon	QRatio	Lower	Upper
Fluorene		0		0	165.0		60.3	111.9
					167.0		8.9	16.6

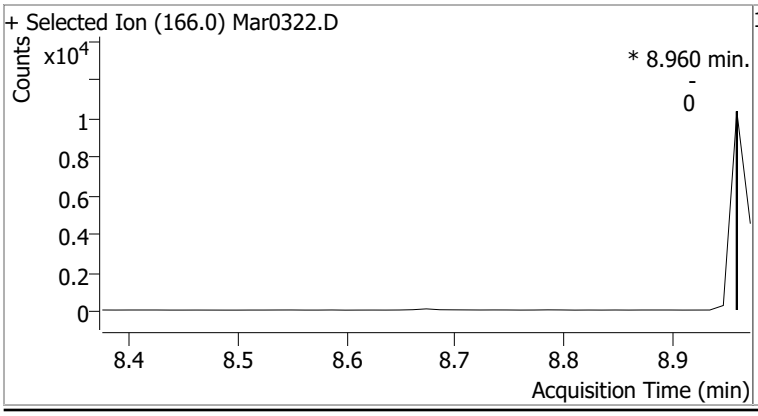

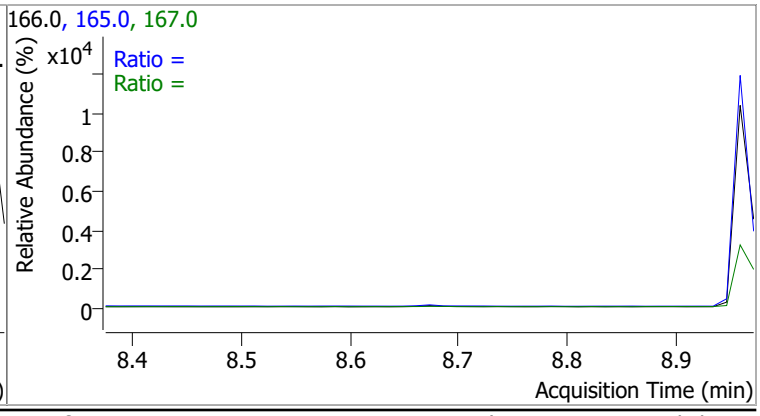

Compound	Conc.	Exp RT	QIon	Exp Ratio
Phenanthrene	N.D.	9.79	176.0	18.1

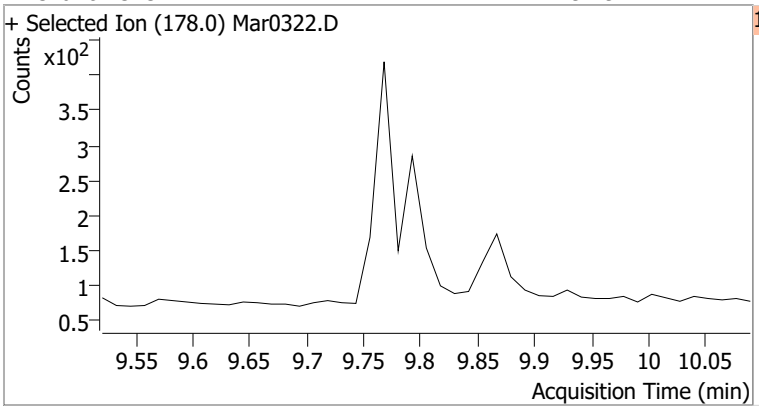

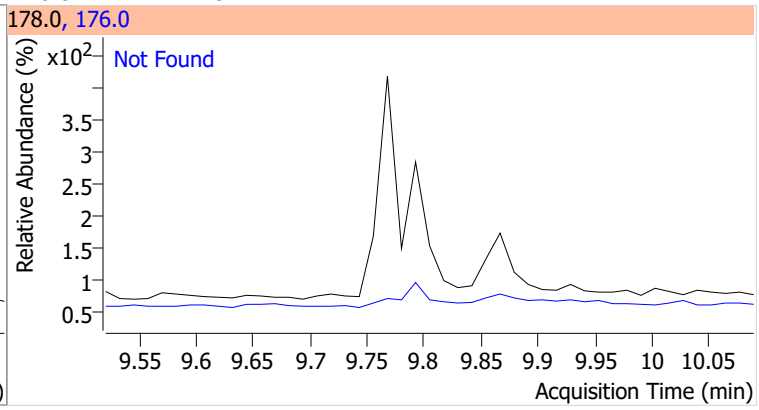

Compound	Conc.	Exp RT	QIon	Exp Ratio
Anthracene	N.D.	9.85	176.0	18.4

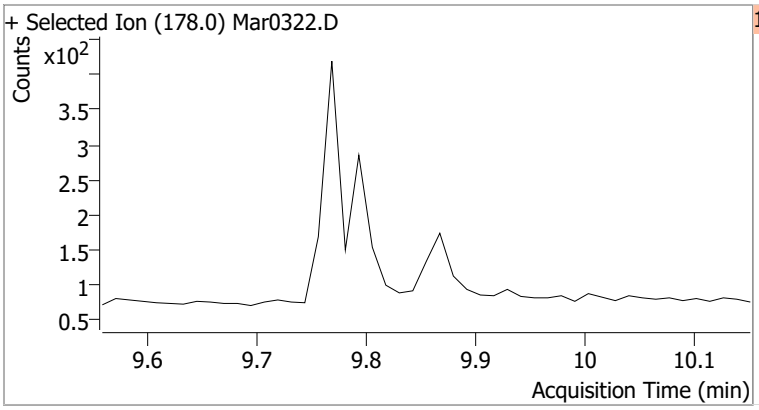

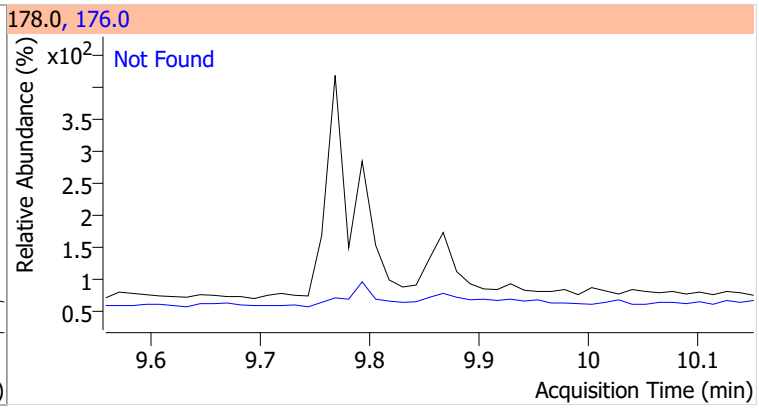

Compound	Conc.	Exp RT	QIon	Exp Ratio	QIon	Exp Ratio
o-Terphenyl	N.D.	10.30	229.0	61.1	215.0	40.0

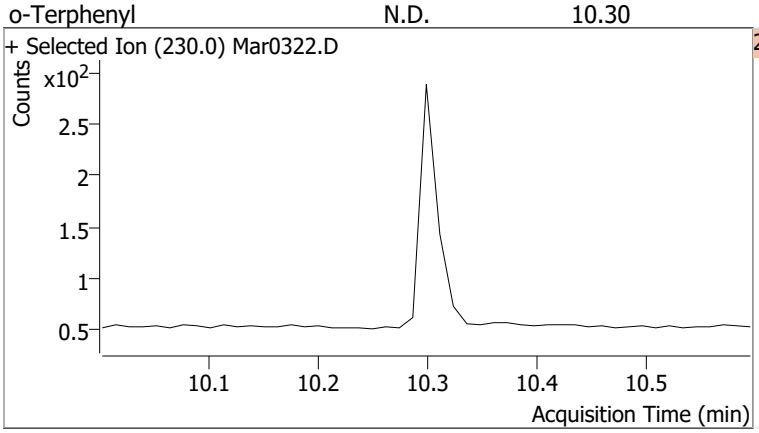

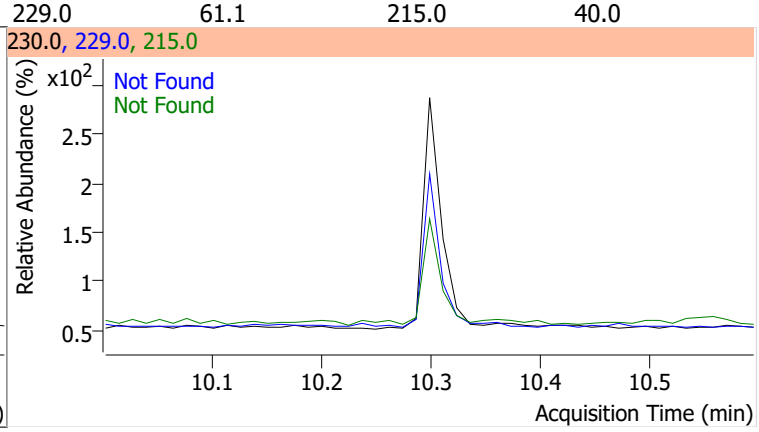

Compound	Conc.	Exp RT	QIon	Exp Ratio
Fluoranthene	N.D.	11.40	101.0	9.6

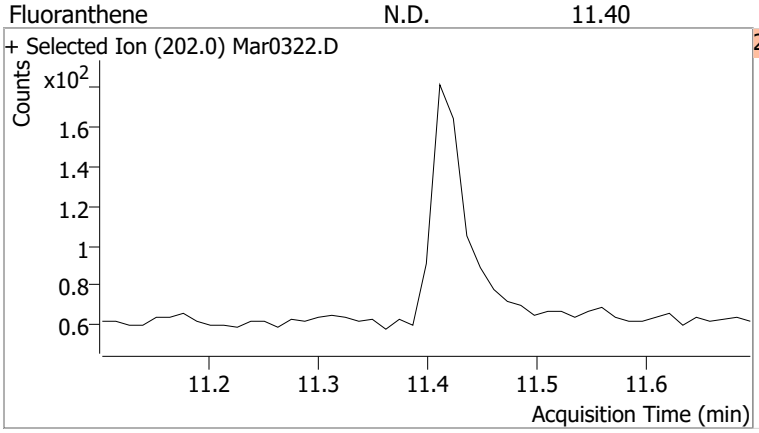

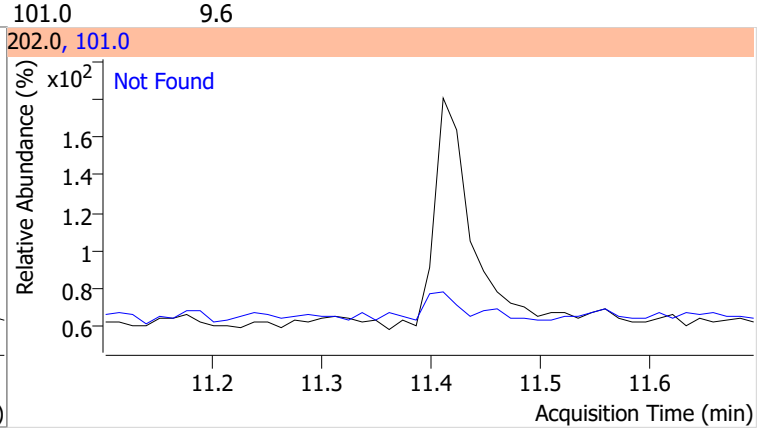

Compound	Conc.	Exp RT	QIon	Exp Ratio
Pyrene	N.D.	11.78	101.0	12.0

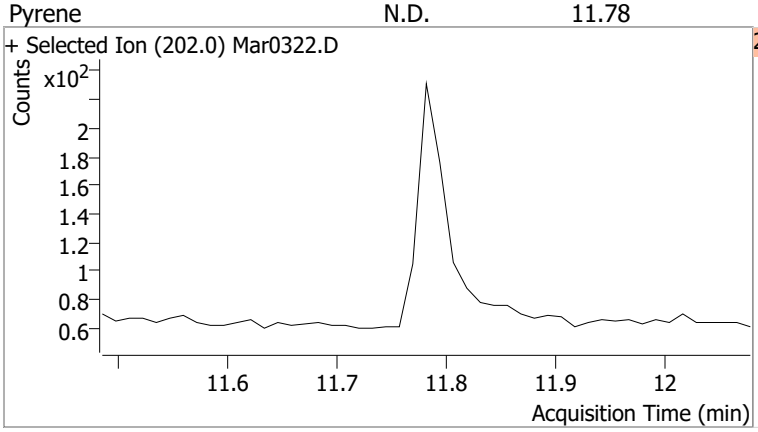

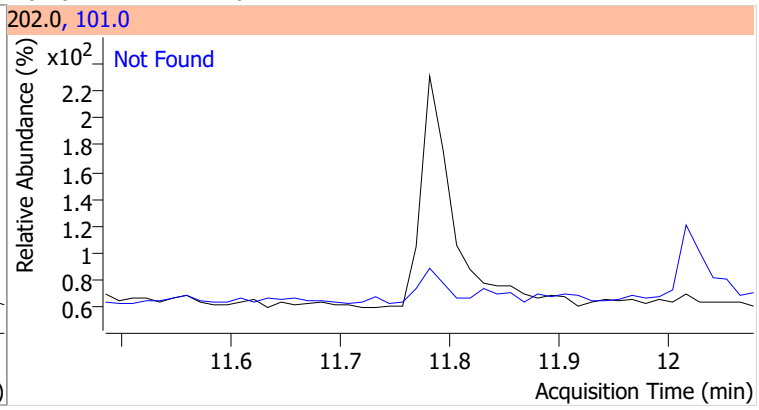

Compound	Conc.	RT	Dev(Min)	Resp.	QIon	QRatio	Lower	Upper
Terphenyl-d14	94.1993	12.24	0.00	1433835	122.0	13.7	8.6	16.0

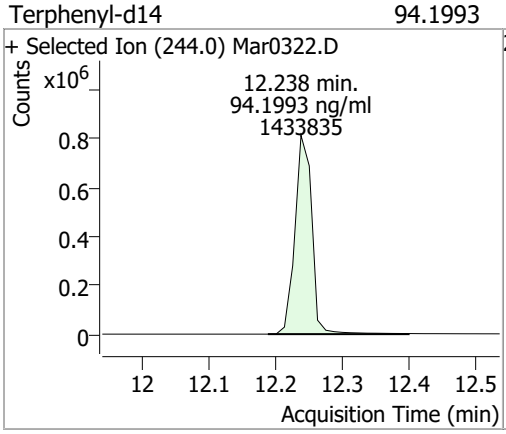

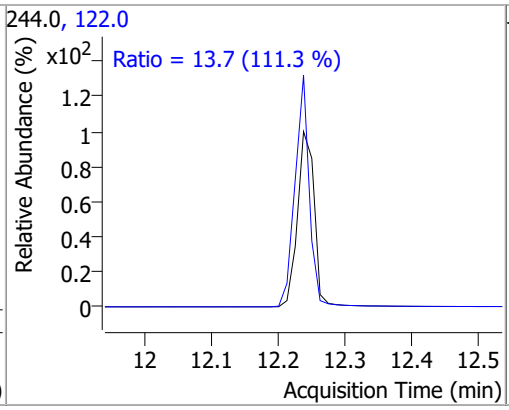

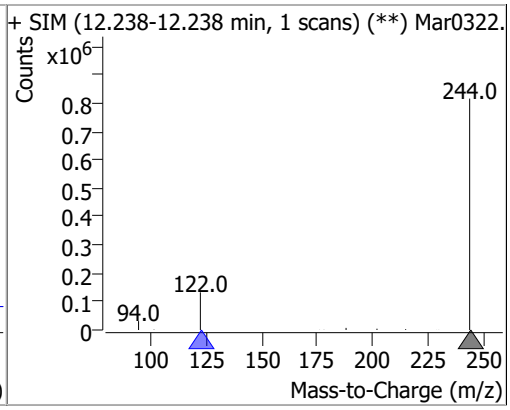

Compound	Conc.	RT	Dev(Min)	Resp.	QIon	QRatio	Lower	Upper
Benzo(a)Anthracene		0		0	226.0		18.0	33.4
					229.0		16.5	30.7

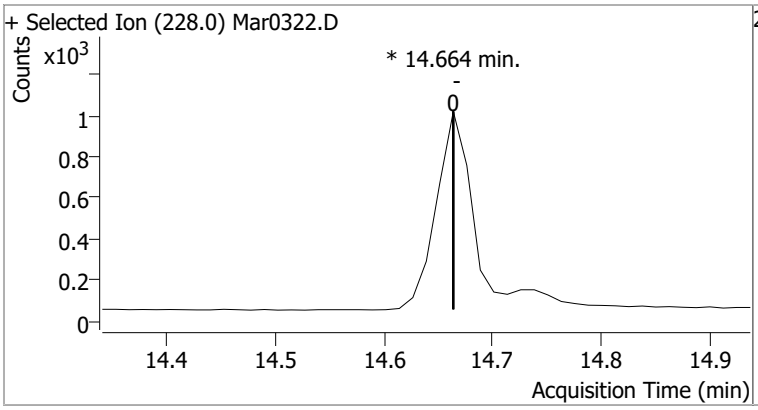

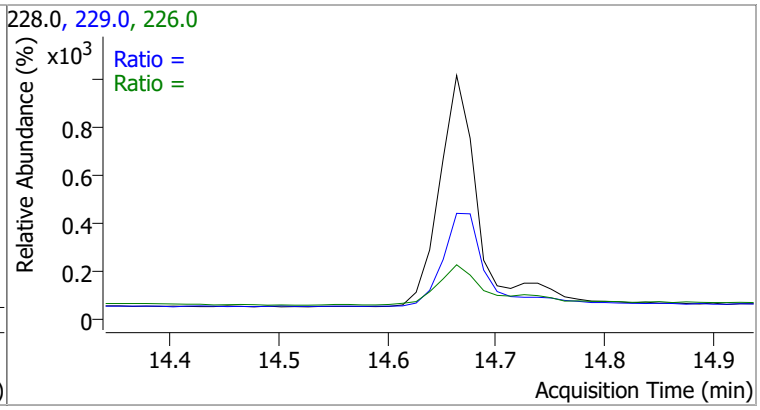

Compound	Conc.	RT	Dev(Min)	Resp.	QIon	QRatio	Lower	Upper
Chrysene		0		0	226.0		21.6	40.2
					229.0		13.8	25.7

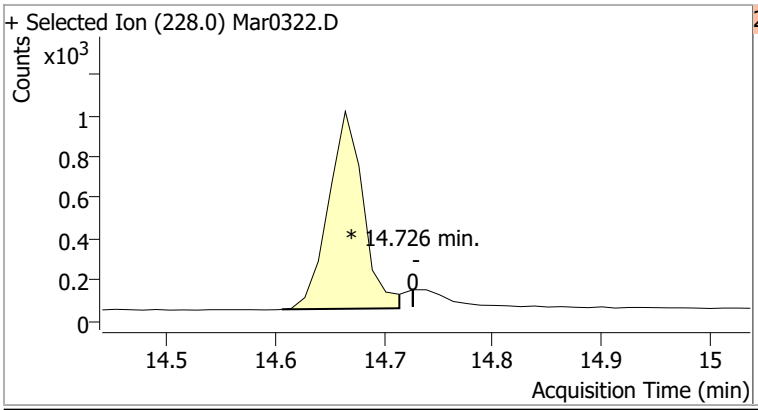

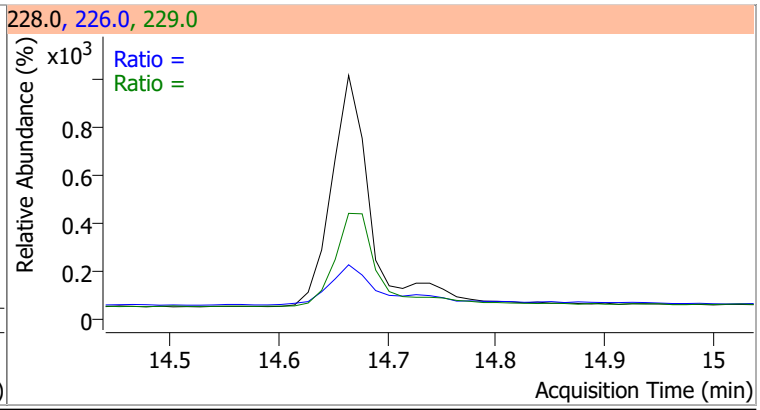

Compound	Conc.	Exp RT	QIon	Exp Ratio
Benzo(b)fluoranthene	N.D.	17.66	253.0	22.4

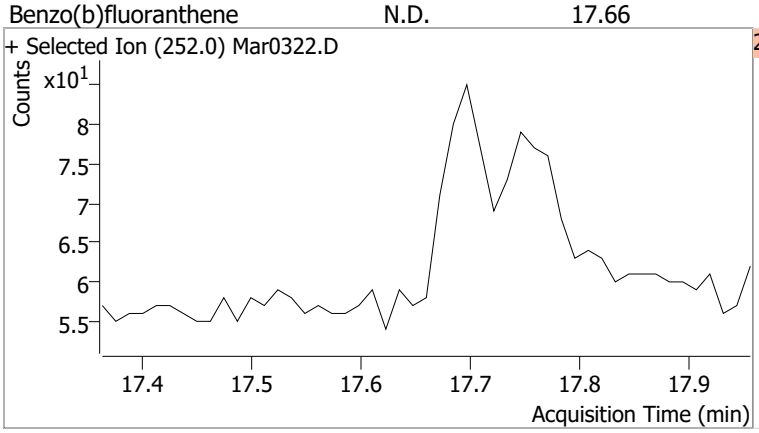

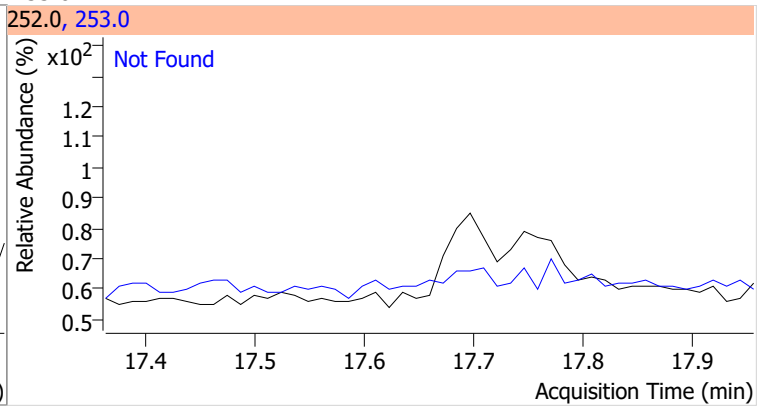

Compound	Conc.	Exp RT	QIon	Exp Ratio
Benzo(k)fluoranthene	N.D.	17.73	253.0	24.5

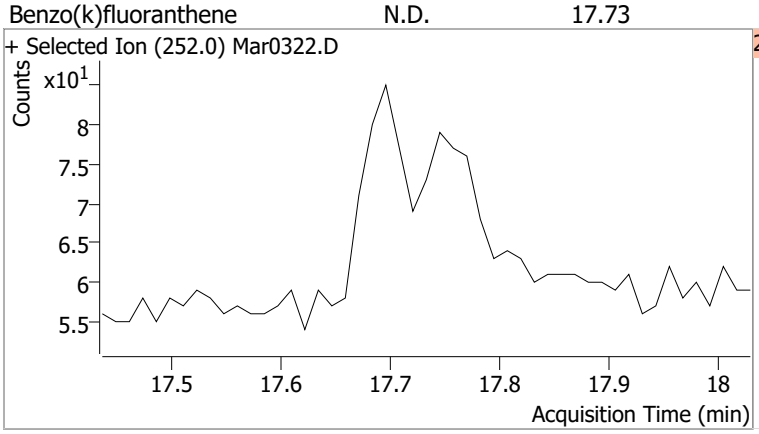

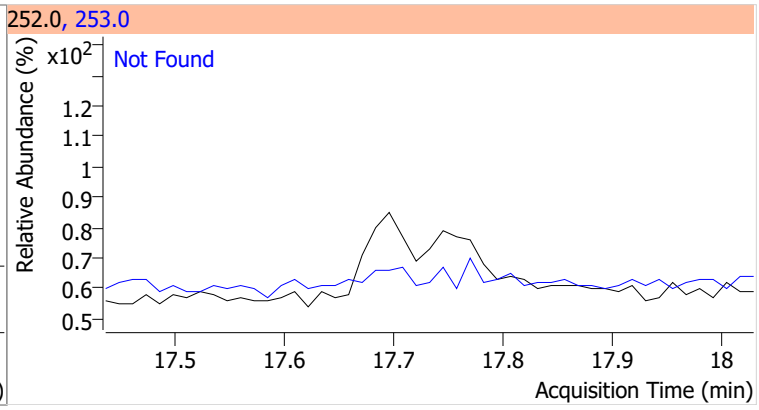

Compound	Conc.	RT	Dev(Min)	Resp.	QIon	QRatio	Lower	Upper
Benzo(a)pyrene		0		0	253.0		16.2	30.1

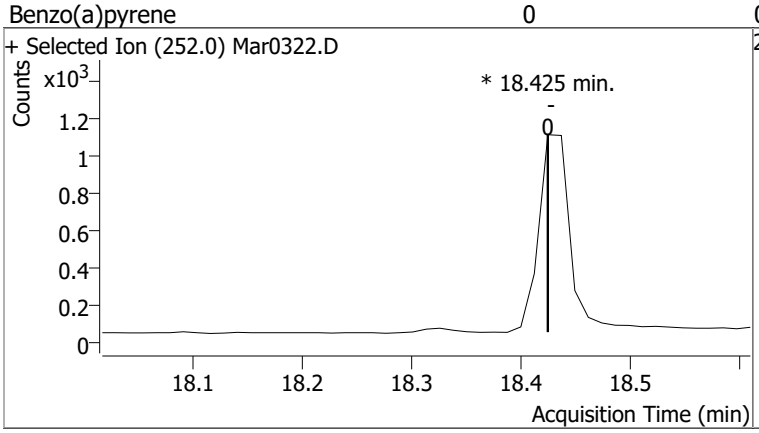

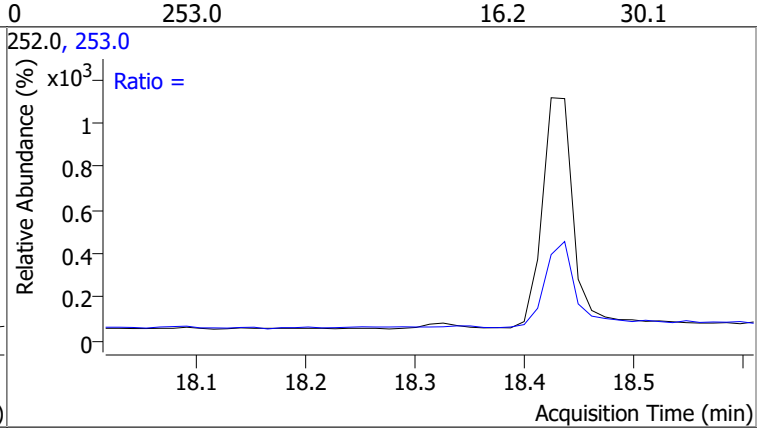

Compound	Conc.	Exp RT	QIon	Exp Ratio
Indeno(1,2,3-cd)pyrene	N.D.	20.17	138.0	20.9

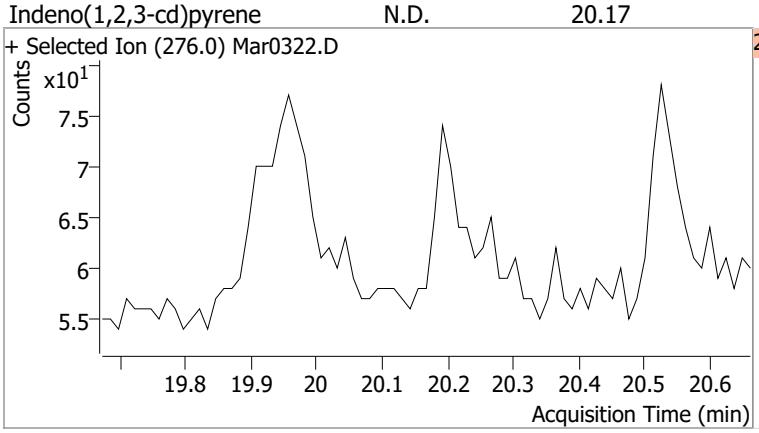

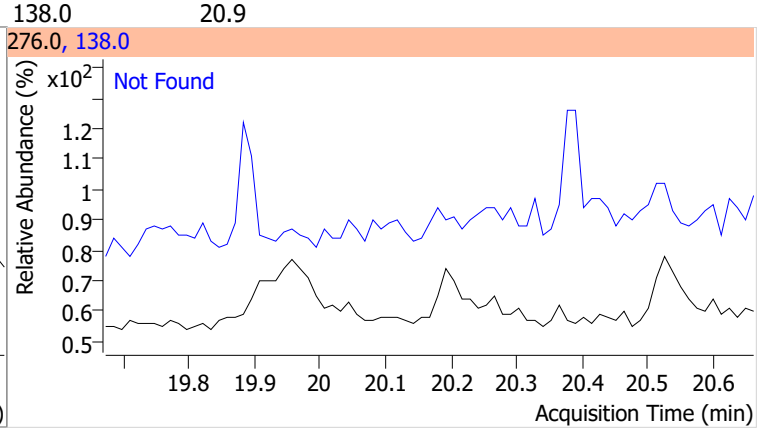

Compound	Conc.	Exp RT	QIon	Exp Ratio	QIon	Exp Ratio
Dibenzo(a,h)anthracene	N.D.	20.24	279.0	24.1	139.0	17.7

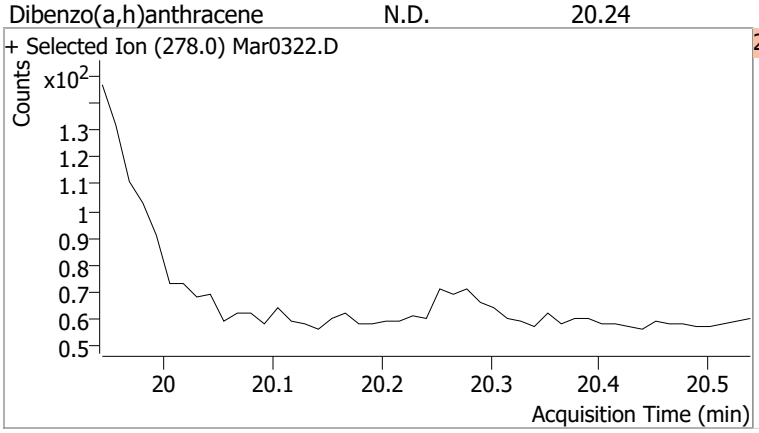

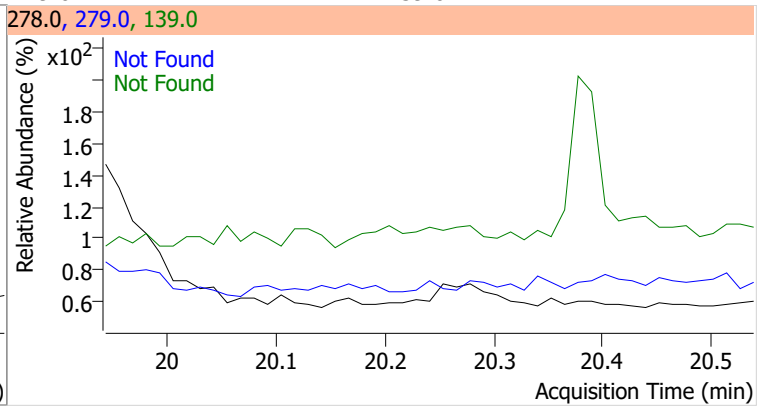

Compound	Conc.	Exp RT	QIon	Exp Ratio	QIon	Exp Ratio
Benzo(g,h,i)perylene	N.D.	20.50	138.0	23.2	277.0	23.1

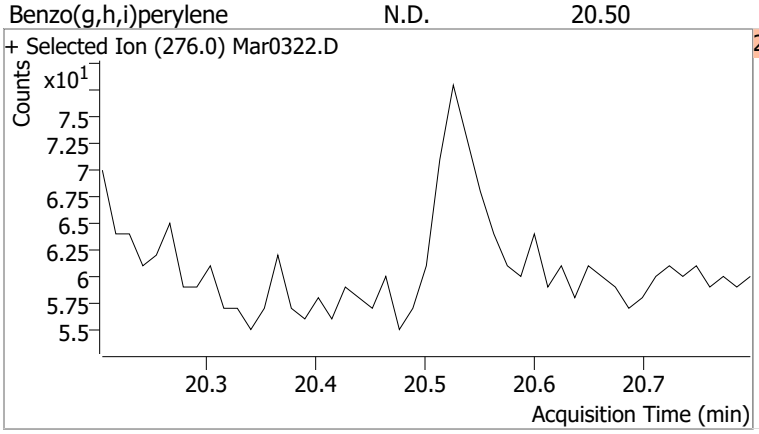

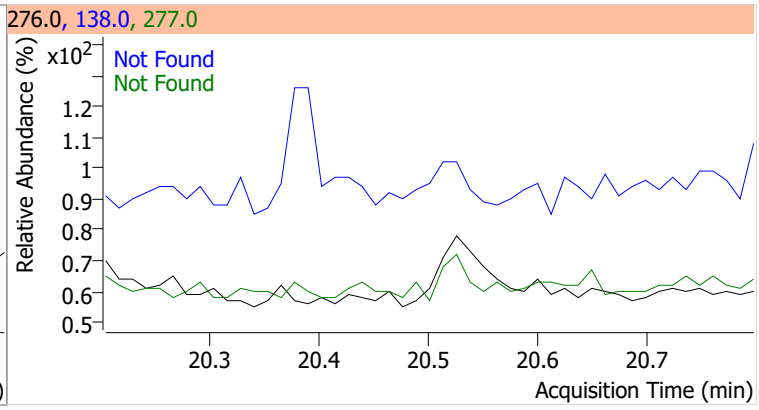

Quantitation Results Report (QT Reviewed)

Data File	Mar0323.D	Operator	LIMS import
Acq. Method	5975BNASIM	Acq. Date-Time	3/3/2022 11:50:32 PM
Sample Name	03-Mar-22_CCV_23	Instrument	GCMS
Vial	23	Multiplier	1.00
DA Method File	030222 bna SIM 1.batch.bin	Comment	SVOC-8270C-SIM-W-LLPAH
Tune File	dftppjph.u	Tune Date	
Batch Name	030322 bna SIM 1.batch.bin	Last Calib Update	2/28/2022 5:36:24 PM
Ref Library			

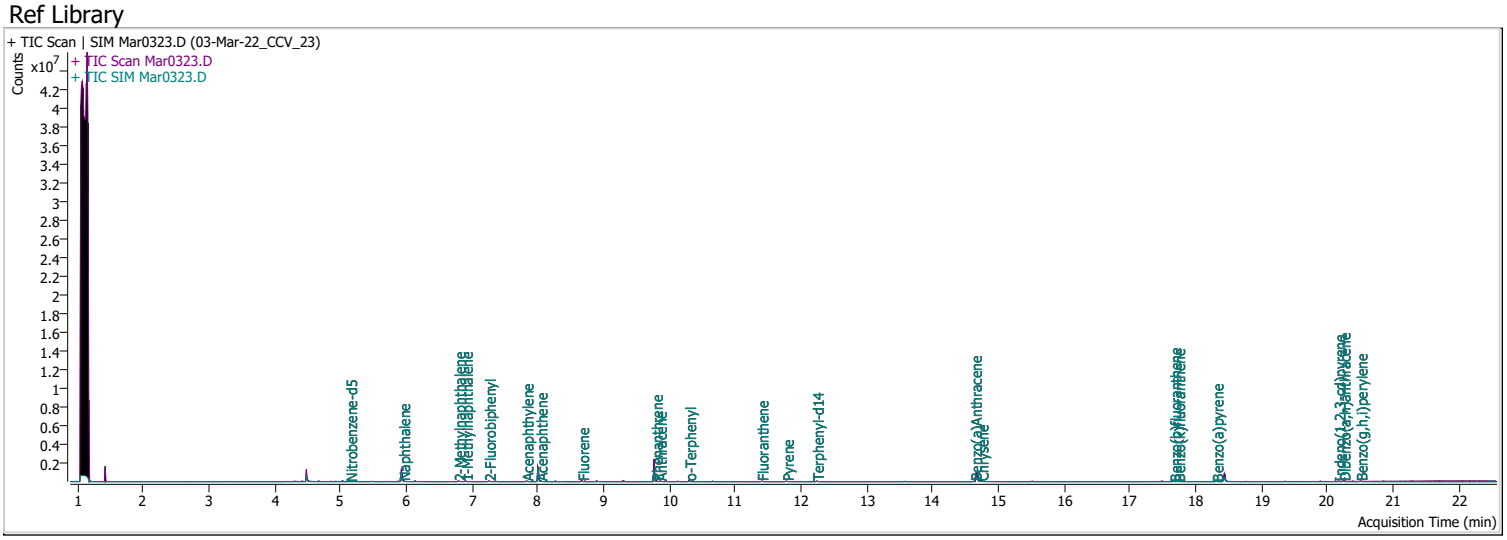

Compound	RT	QIon	Resp.	Conc.	Units		Dev(Min)
Internal Standards							
M 1,4-Dichlorobenzene-d4	4.484	152.0	191730	40.0000	ng/ml		-0.012
M Naphthalene-d8	5.928	136.0	751342	40.0000	ng/ml		0.000
M Acenaphthene-d10	8.000	164.0	515164	40.0000	ng/ml		0.000
M Phenanthrene-d10	9.768	188.0	1004081	40.0000	ng/ml		0.000
M Chrysene-d12	14.664	240.0	740389	40.0000	ng/ml		0.000
M Perylene-d12	18.437	264.0	515357	40.0000	ng/ml		0.000
System Monitoring Compounds							
S Nitrobenzene-d5	5.143	82.0	6410	1.8105	ng/ml		-0.012
Spiked Amount: 5.000	Range: 19.0 - 102.0%			Recovery = 36.21%			
S 2-Fluorobiphenyl	7.252	172.0	28788	1.8087	ng/ml		-0.012
Spiked Amount: 5.000	Range: 25.0 - 94.0%			Recovery = 36.17%			
S o-Terphenyl	10.299	230.0	26670	1.8606	ng/ml		0.000
Spiked Amount: 5.000	Range: 40.0 - 140.0%			Recovery = 37.21%		*	
S Terphenyl-d14	12.238	244.0	28539	1.7573	ng/ml		0.000
Spiked Amount: 5.000	Range: 39.0 - 106.0%			Recovery = 35.15%		*	
Target Compounds							**QValue**
T Naphthalene	5.953	128.0	36109	1.9035	ng/ml		96
T 2-Methylnaphthalene	6.790	141.0	23733	2.1412	ng/ml		98
T 1-Methylnaphthalene	6.902	141.0	22979	1.8704	ng/ml		93
T Acenaphthylene	7.826	152.0	34199	1.7189	ng/ml		98
T Acenaphthene	8.038	154.0	25565	1.8260	ng/ml		99
T Fluorene	8.673	166.0	29616	1.7735	ng/ml		91
T Phenanthrene	9.793	178.0	43739	1.8063	ng/ml		99
T Anthracene	9.854	178.0	37375	1.7738	ng/ml		98
T Fluoranthene	11.398	202.0	43244	1.7513	ng/ml		100
T Pyrene	11.781	202.0	46939	1.7855	ng/ml		99
T Benzo(a)Anthracene	14.639	228.0	33835	1.7847	ng/ml		99
T Chrysene	14.739	228.0	43932	1.8478	ng/ml		97
T Benzo(b)fluoranthene	17.671	252.0	28717	2.0291	ng/ml		100

Compound	RT	QIon	Resp.	Conc.	Units	Dev(Min)
T Benzo(k)fluoranthene	17.733	252.0	33943	2.0356	ng/ml	97
T Benzo(a)pyrene	18.314	252.0	24639	1.8613	ng/ml	99
T Indeno(1,2,3-cd)pyrene	20.167	276.0	20708	1.9027	ng/ml	92
T Dibenzo(a,h)anthracene	20.241	278.0	24631	1.9266	ng/ml	96
T Benzo(g,h,i)perylene	20.501	276.0	30133	1.9478	ng/ml	97

(#) = Qualifier Out of Range; (m) = Manual Integration; (+) = Area Summed; (*) = Surrogate Percent Recovery Out of Range; (d): Zeroed Peak

Compound	Conc.	RT	Dev(Min)	Resp.	QIon	QRatio	Lower	Upper
Nitrobenzene-d5	1.8105	5.14	-0.01	6410	54.0	47.2	30.6	56.8
					128.0	42.9	28.9	53.6

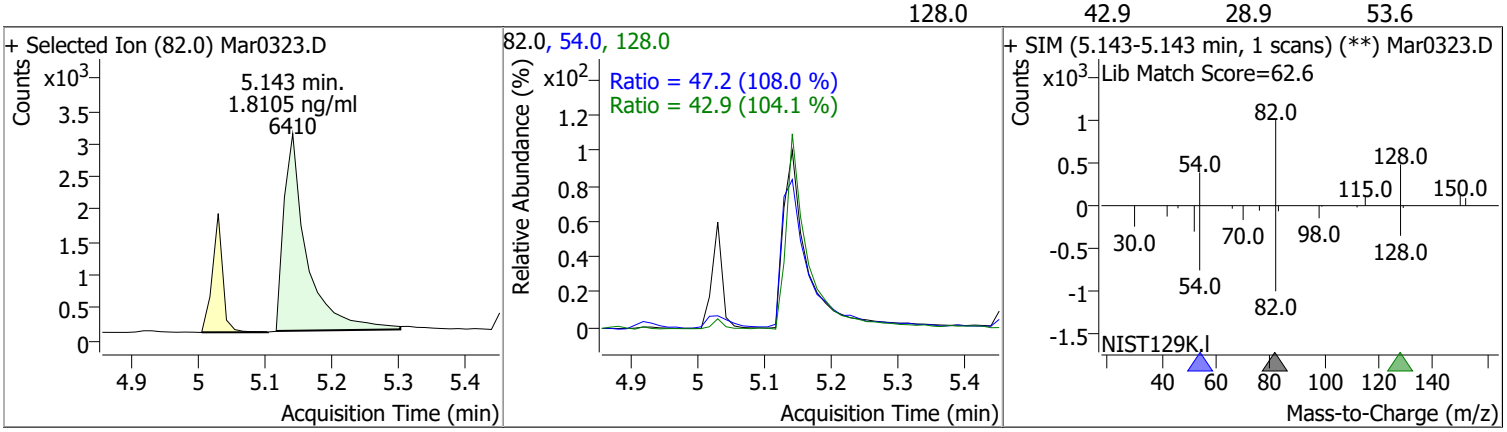

Compound	Conc.	RT	Dev(Min)	Resp.	QIon	QRatio	Lower	Upper
Naphthalene	1.9035	5.95	0.00	36109	102.0	10.8	0.0	40.8
					129.0	11.4	7.8	14.5

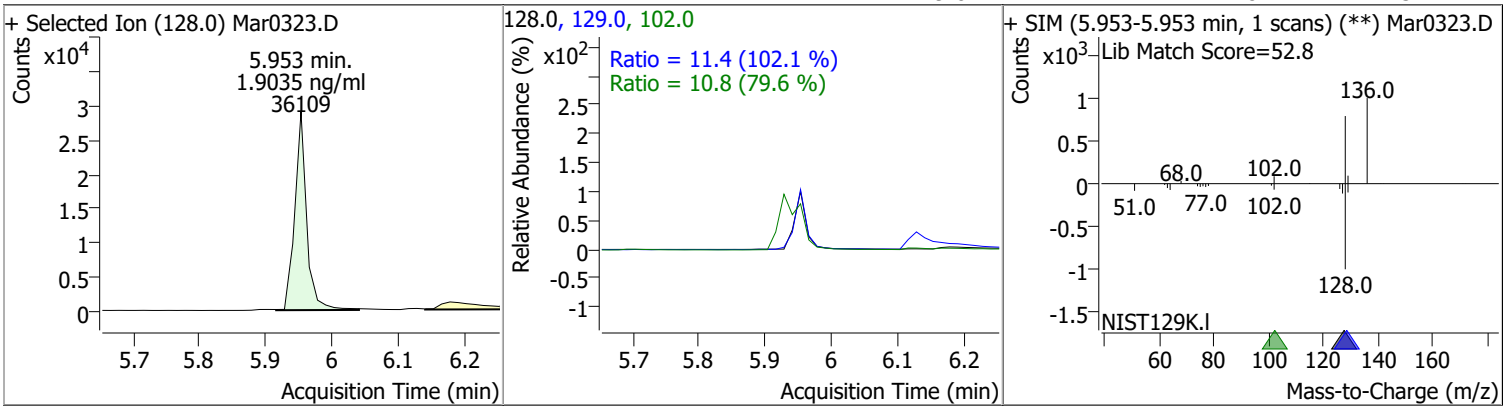

Compound	Conc.	RT	Dev(Min)	Resp.	QIon	QRatio	Lower	Upper
2-Methylnaphthalene	2.1412	6.79	0.00	23733	142.0	134.5	94.4	175.3
					115.0	46.3	36.1	67.0

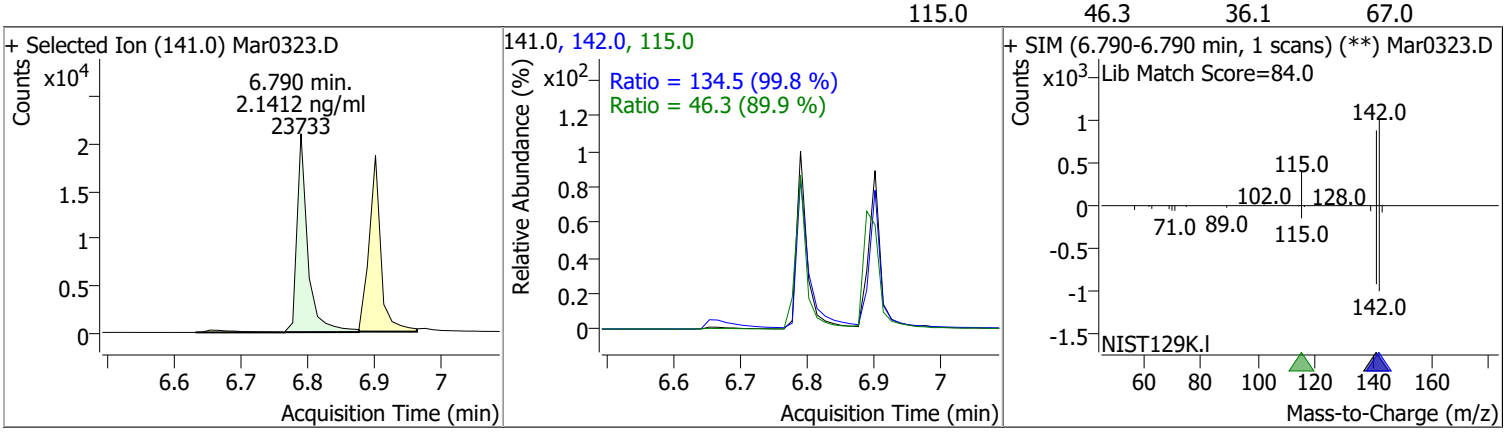

Compound	Conc.	RT	Dev(Min)	Resp.	QIon	QRatio	Lower	Upper
1-Methylnaphthalene	1.8704	6.90	0.00	22979	142.0	111.0	83.6	155.3
					115.0	53.6	34.8	64.6

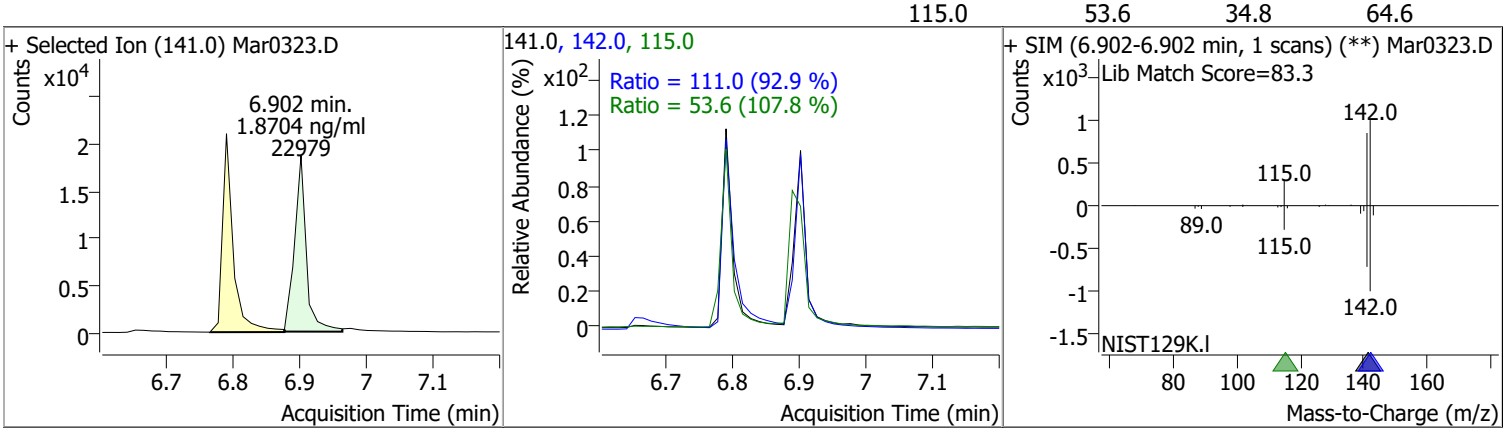

Compound	Conc.	RT	Dev(Min)	Resp.	QIon	QRatio	Lower	Upper
2-Fluorobiphenyl	1.8087	7.25	-0.01	28788	171.0	36.3	24.3	45.1

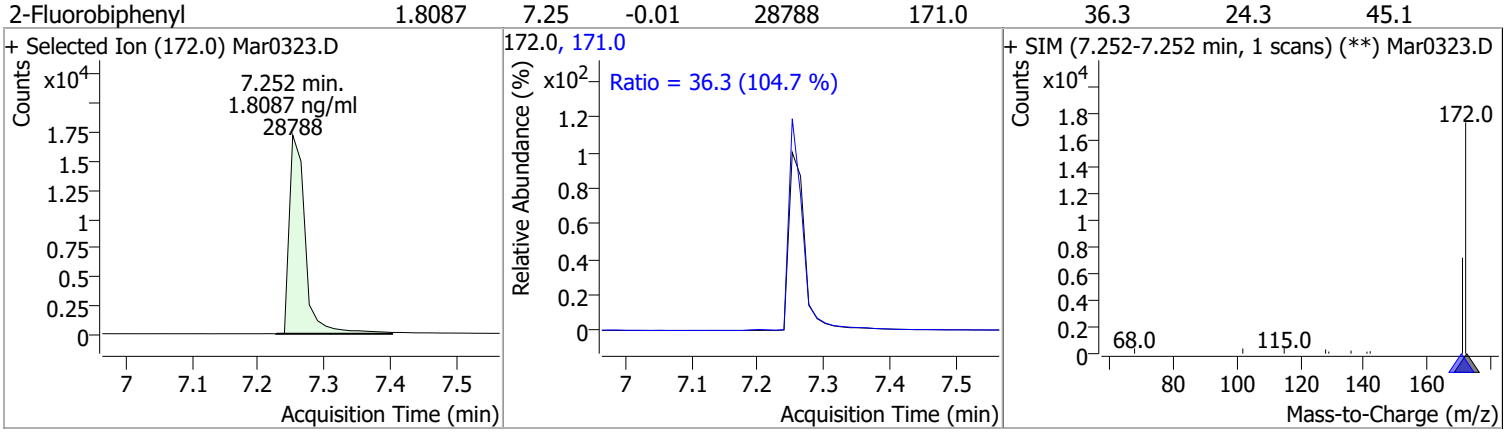

Compound	Conc.	RT	Dev(Min)	Resp.	QIon	QRatio	Lower	Upper
Acenaphthylene	1.7189	7.83	0.00	34199	153.0	17.0	11.2	20.8

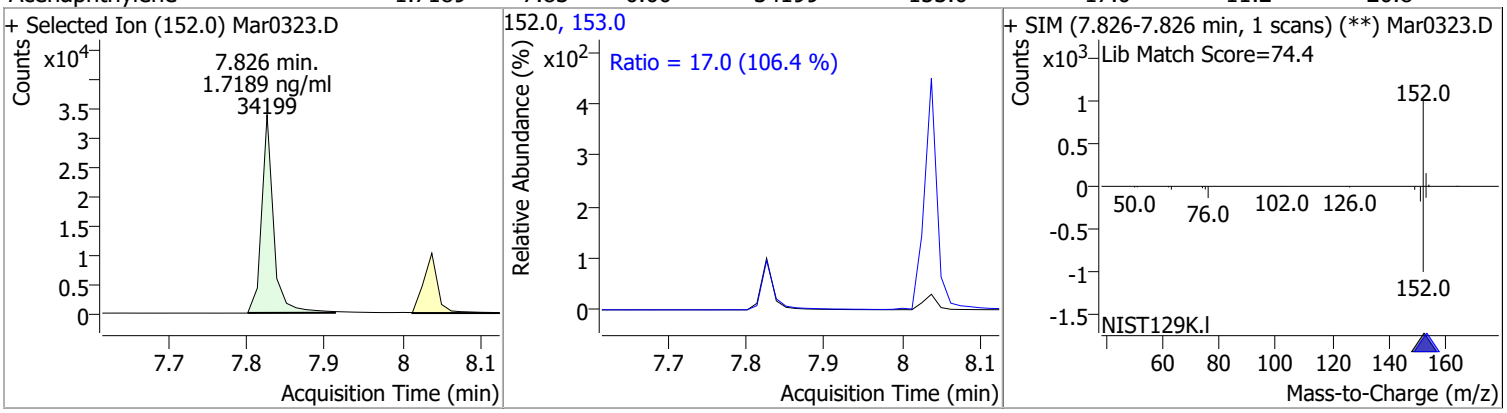

Compound	Conc.	RT	Dev(Min)	Resp.	QIon	QRatio	Lower	Upper
Acenaphthene	1.8260	8.04	0.00	25565	153.0	109.3	76.8	142.6
					152.0	50.8	36.4	67.5

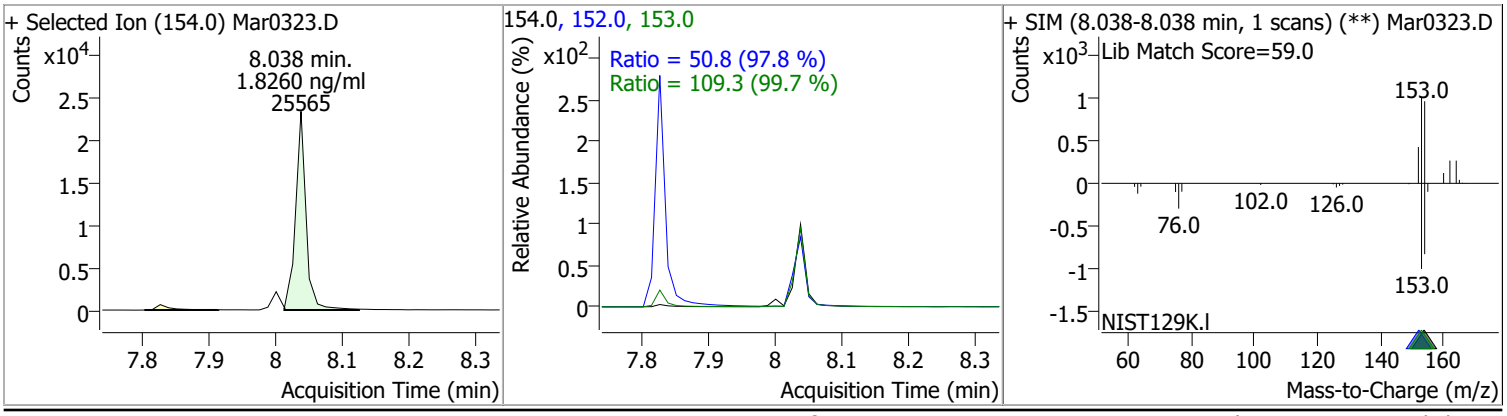

Quantitation Results Report (QT Reviewed)

Compound	Conc.	RT	Dev(Min)	Resp.	QIon	QRatio	Lower	Upper
Fluorene	1.7735	8.67	0.00	29616	165.0	95.7	60.3	111.9
					167.0	13.3	8.9	16.6

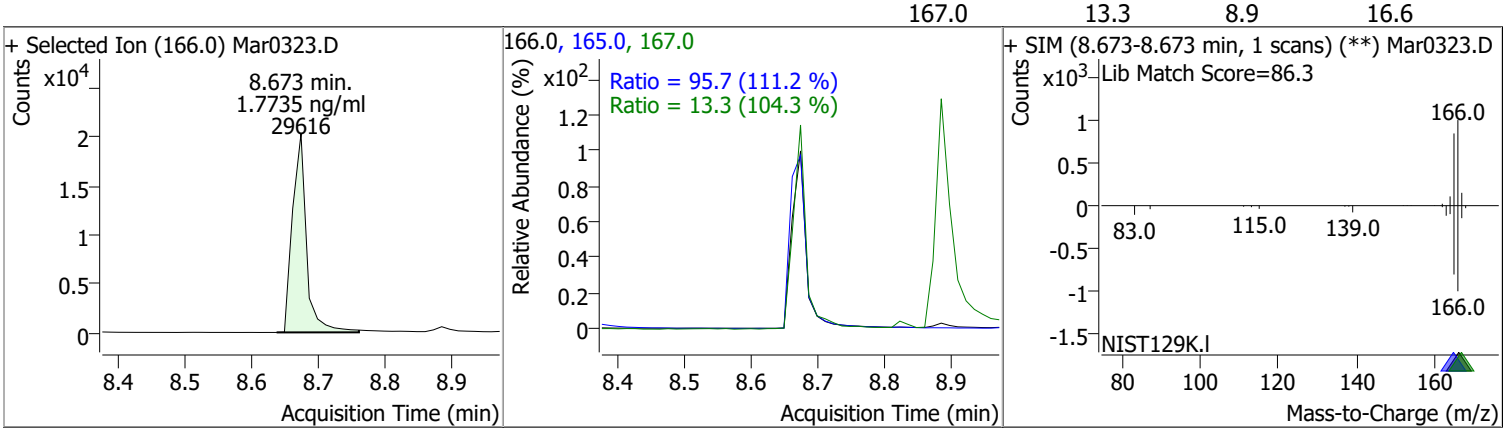

Compound	Conc.	RT	Dev(Min)	Resp.	QIon	QRatio	Lower	Upper
Phenanthrene	1.8063	9.79	0.00	43739	176.0	17.8	12.7	23.5

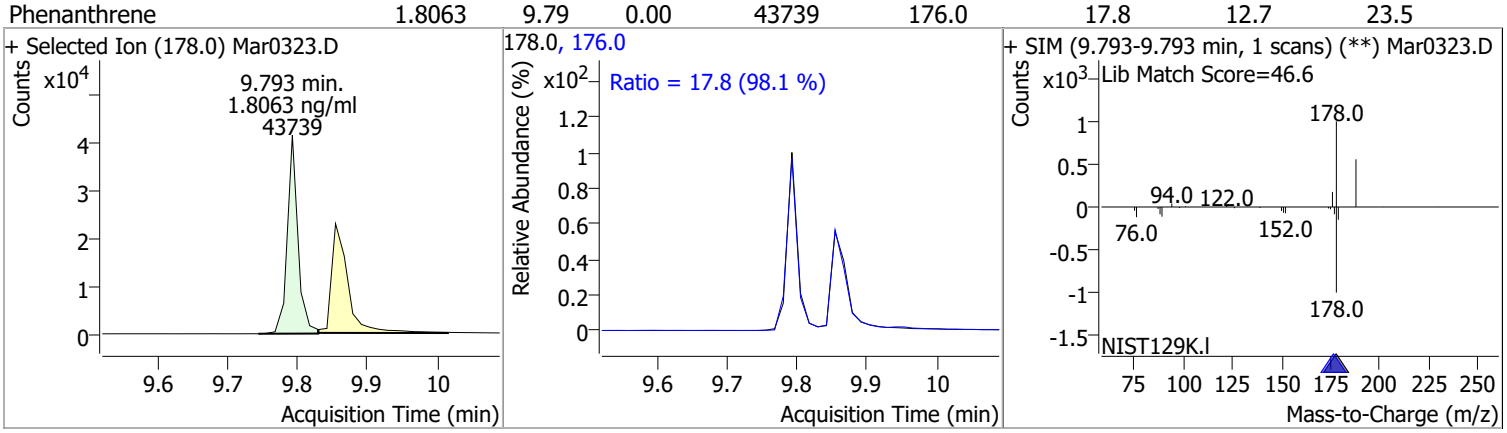

Compound	Conc.	RT	Dev(Min)	Resp.	QIon	QRatio	Lower	Upper
Anthracene	1.7738	9.85	0.00	37375	176.0	17.5	12.9	23.9

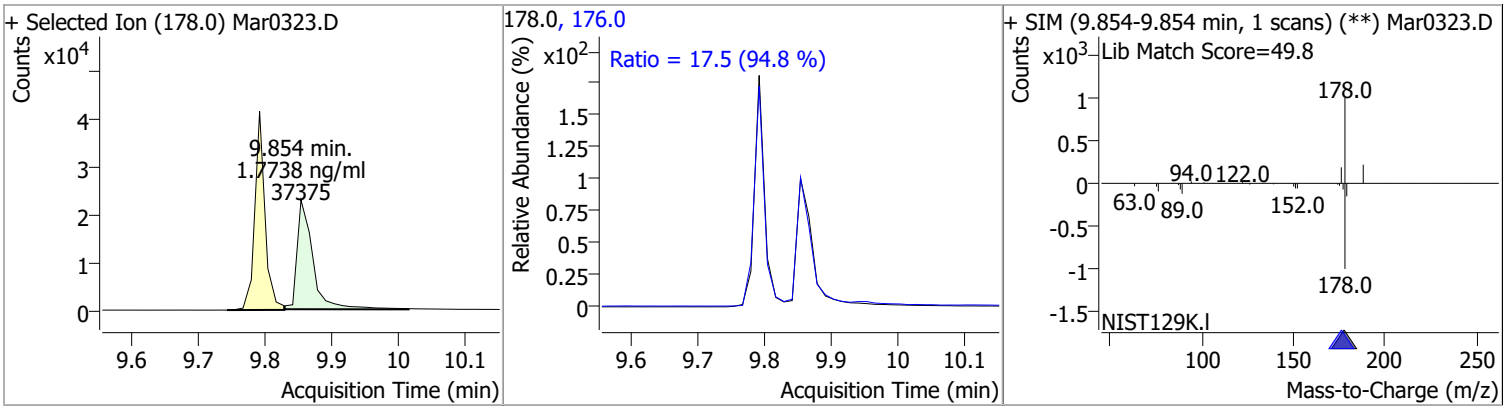

Compound	Conc.	RT	Dev(Min)	Resp.	QIon	QRatio	Lower	Upper
o-Terphenyl	1.8606	10.30	0.00	26670	229.0	64.9	42.8	79.5
					215.0	39.2	28.0	52.0

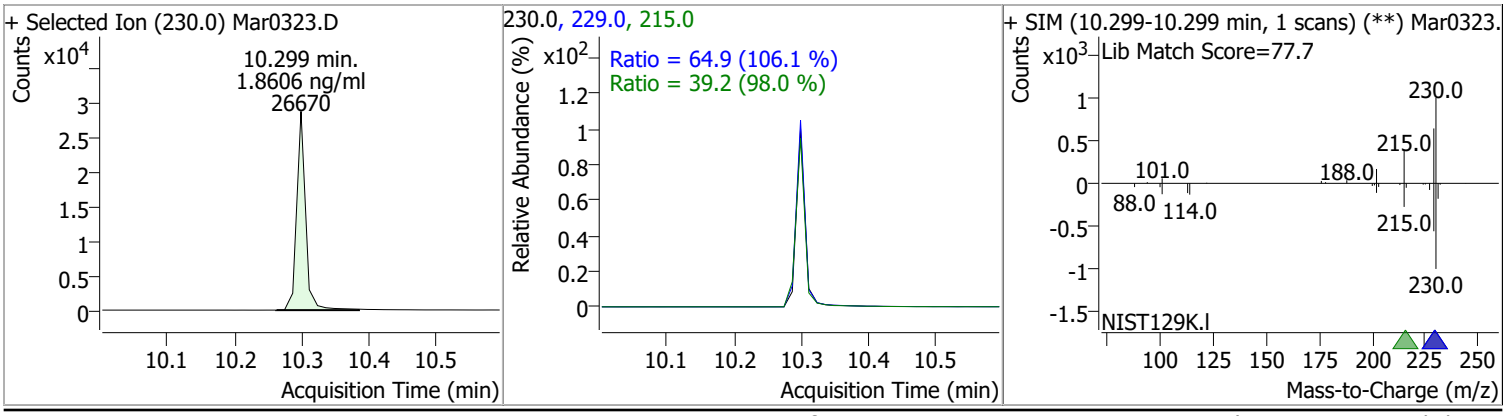

Compound	Conc.	RT	Dev(Min)	Resp.	QIon	QRatio	Lower	Upper
Fluoranthene	1.7513	11.40	0.00	43244	101.0	9.7	6.7	12.5

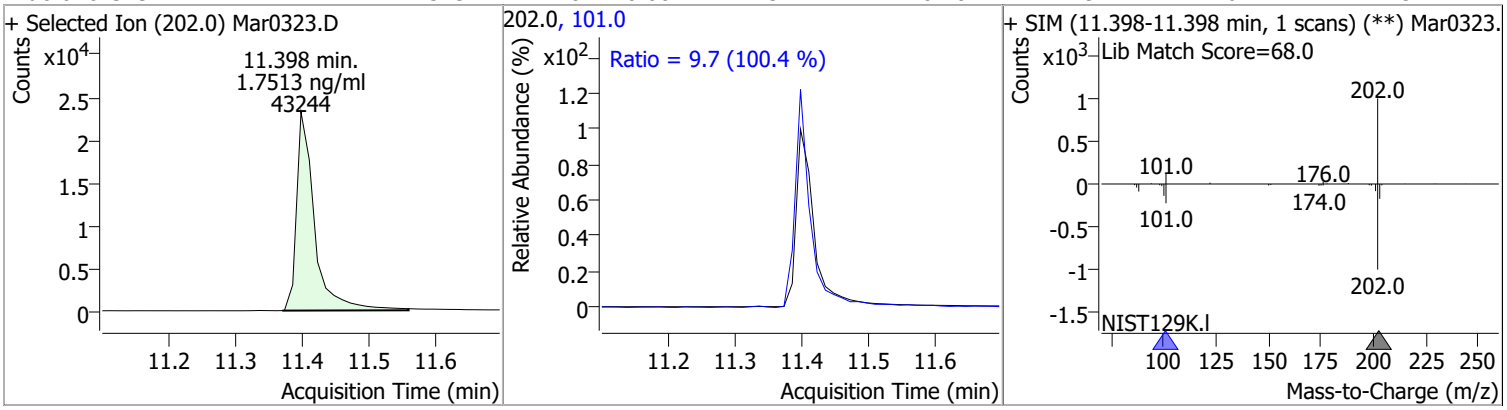

Compound	Conc.	RT	Dev(Min)	Resp.	QIon	QRatio	Lower	Upper
Pyrene	1.7855	11.78	0.00	46939	101.0	12.3	8.4	15.6

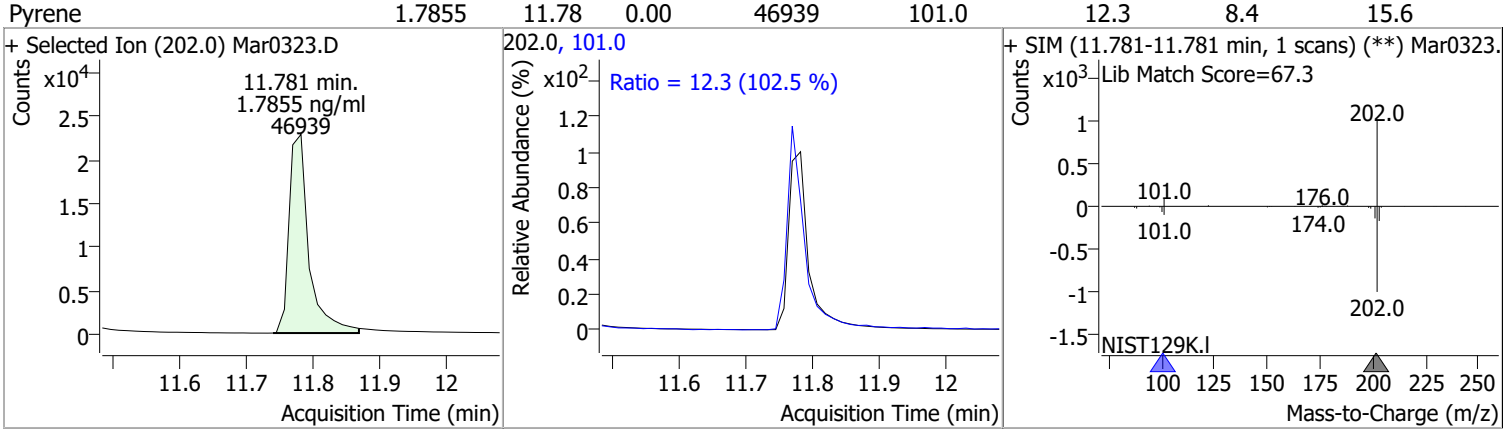

Compound	Conc.	RT	Dev(Min)	Resp.	QIon	QRatio	Lower	Upper
Terphenyl-d14	1.7573	12.24	0.00	28539	122.0	12.9	8.6	16.0

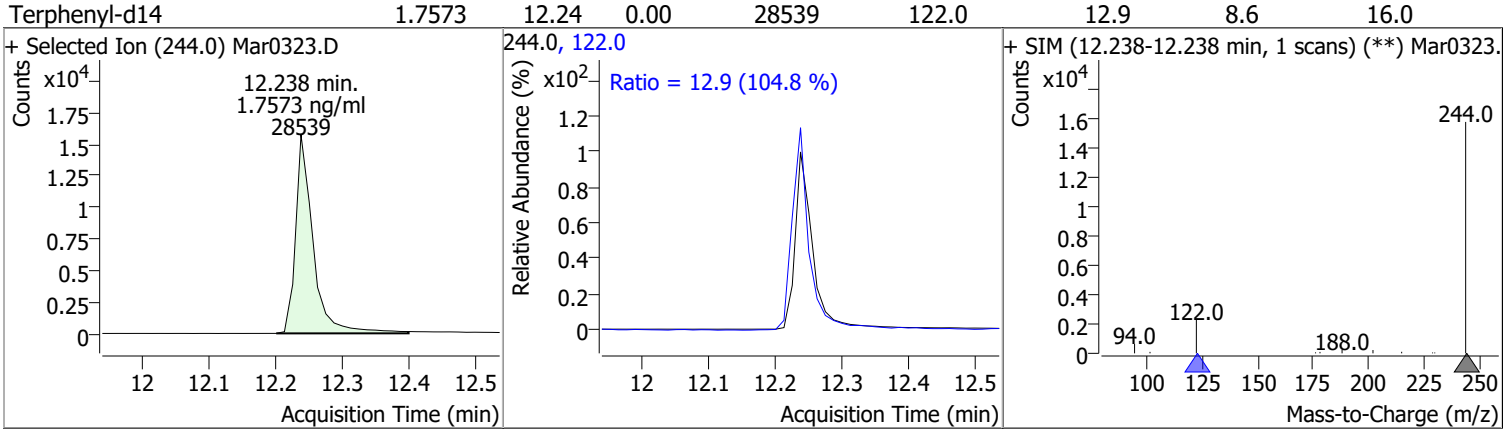

Compound	Conc.	RT	Dev(Min)	Resp.	QIon	QRatio	Lower	Upper
Benzo(a)Anthracene	1.7847	14.64	0.00	33835	226.0	25.5	18.0	33.4
					229.0	24.0	16.5	30.7

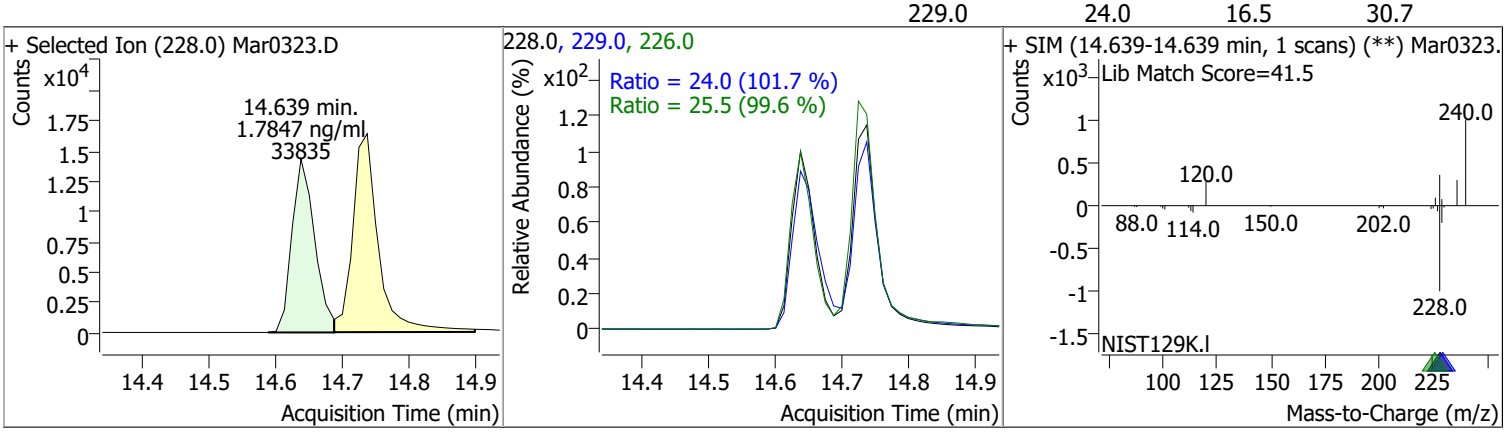

Compound	Conc.	RT	Dev(Min)	Resp.	QIon	QRatio	Lower	Upper
Chrysene	1.8478	14.74	0.00	43932	226.0	29.3	21.6	40.2
					229.0	21.5	13.8	25.7

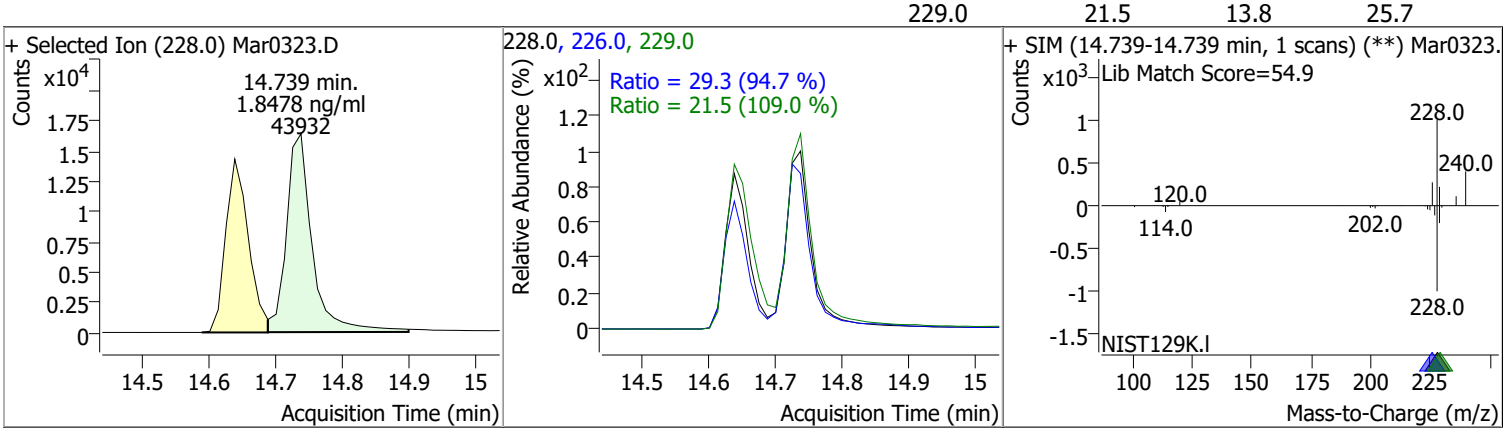

Compound	Conc.	RT	Dev(Min)	Resp.	QIon	QRatio	Lower	Upper
Benzo(b)fluoranthene	2.0291	17.67	0.01	28717	253.0	22.5	15.7	29.2

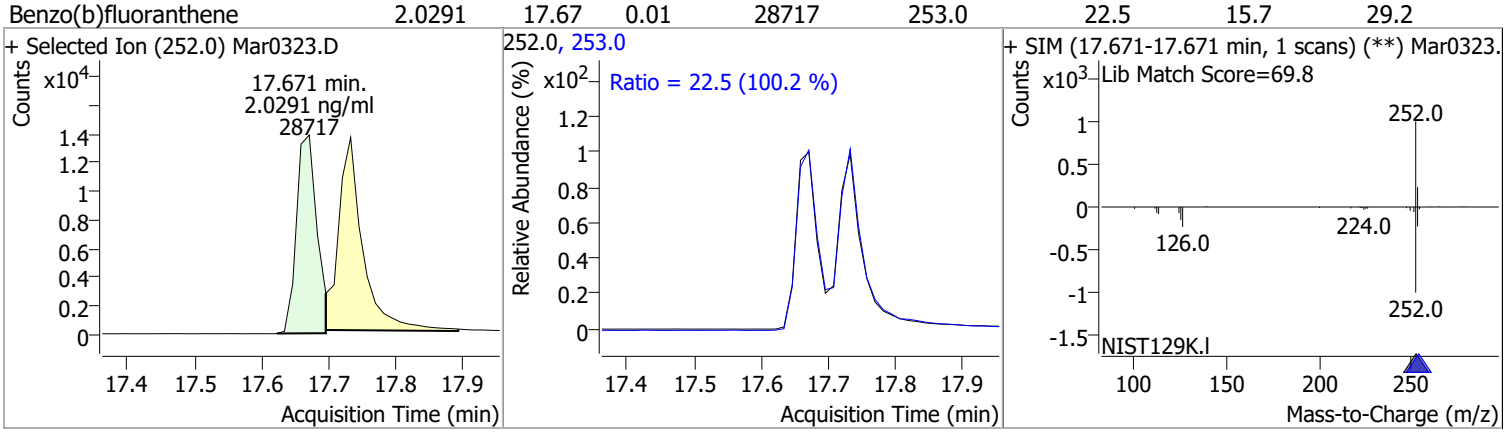

Compound	Conc.	RT	Dev(Min)	Resp.	QIon	QRatio	Lower	Upper
Benzo(k)fluoranthene	2.0356	17.73	0.00	33943	253.0	23.1	17.2	31.9

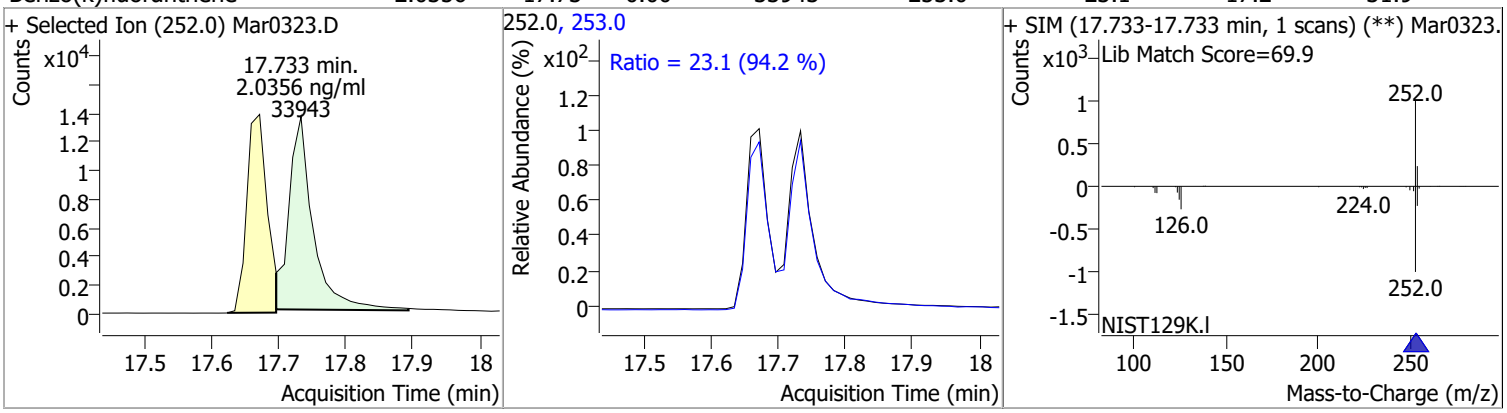

Compound	Conc.	RT	Dev(Min)	Resp.	QIon	QRatio	Lower	Upper
Benzo(a)pyrene	1.8613	18.31	0.00	24639	253.0	23.8	16.2	30.1

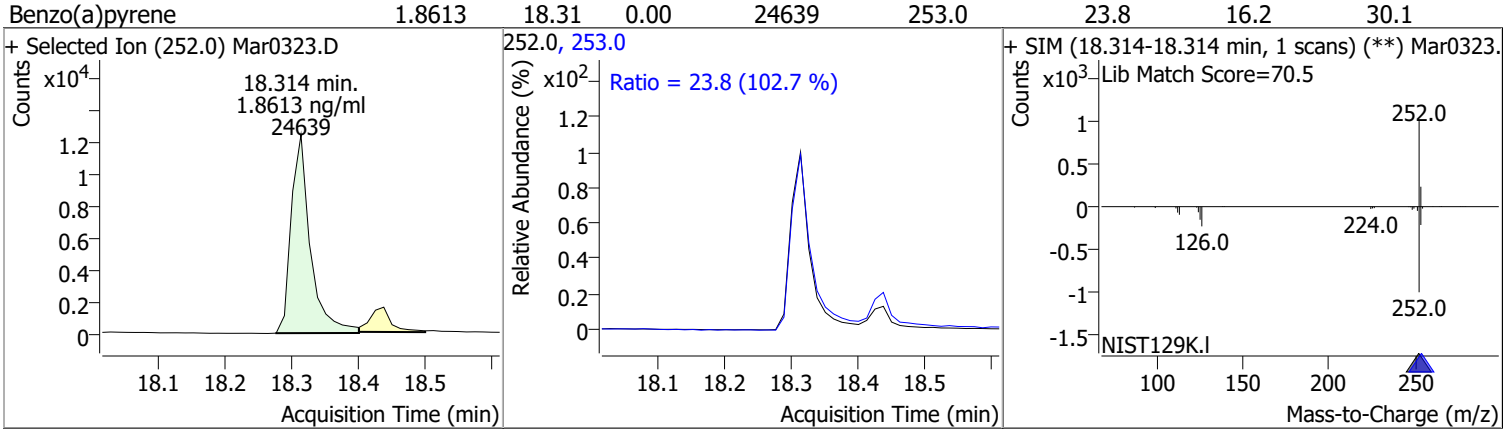

Compound	Conc.	RT	Dev(Min)	Resp.	QIon	QRatio	Lower	Upper
Indeno(1,2,3-cd)pyrene	1.9027	20.17	0.00	20708	138.0	24.8	14.6	27.2

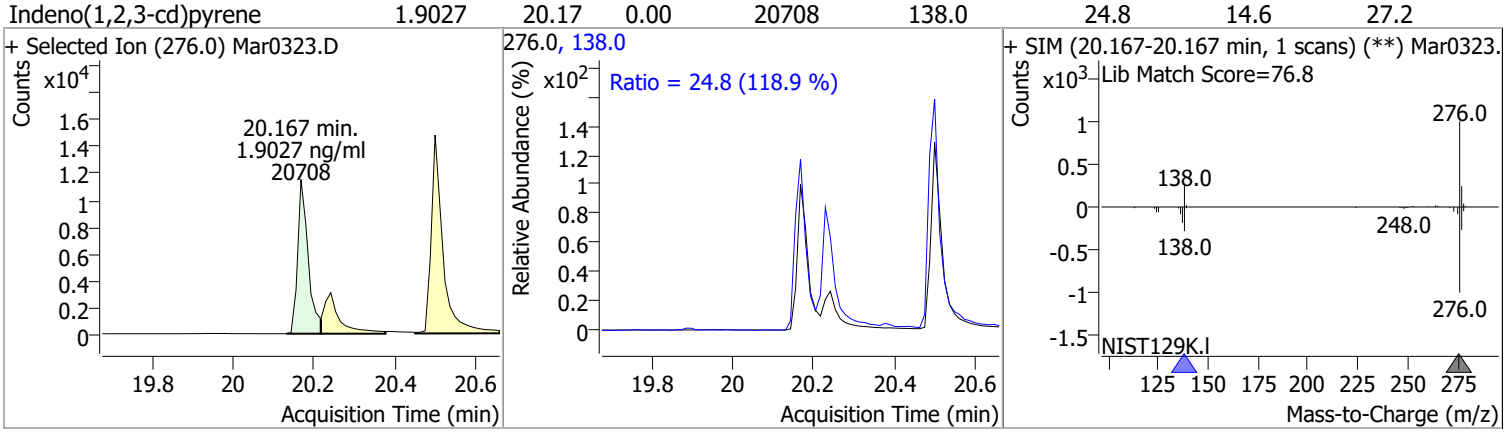

Compound	Conc.	RT	Dev(Min)	Resp.	QIon	QRatio	Lower	Upper
Dibenzo(a,h)anthracene	1.9266	20.24	0.00	24631	279.0	25.5	16.8	31.3
					139.0	20.5	12.4	23.0

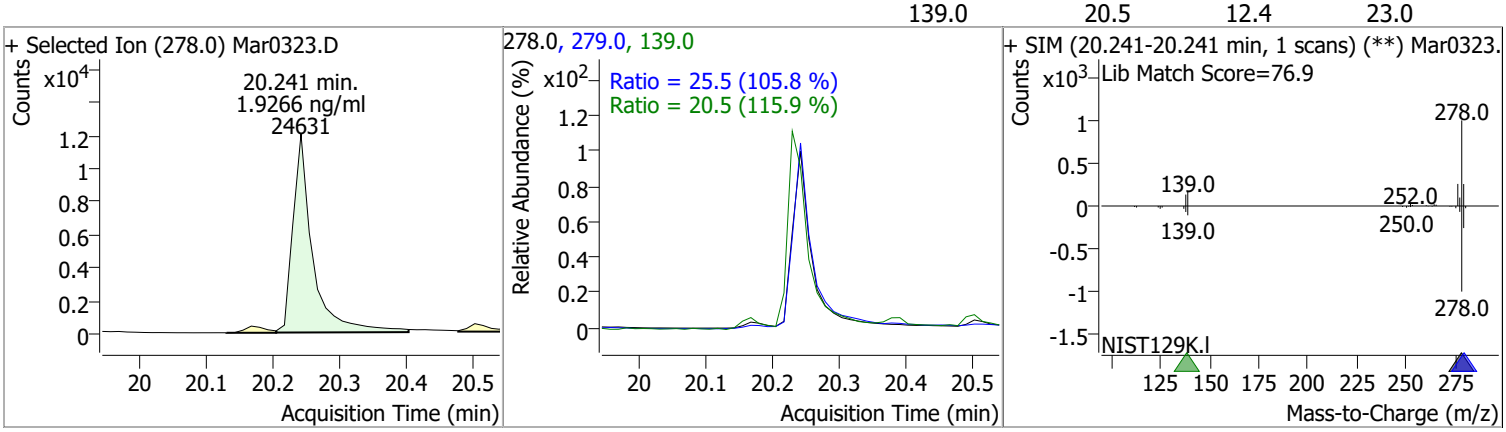

Compound	Conc.	RT	Dev(Min)	Resp.	QIon	QRatio	Lower	Upper
Benzo(g,h,i)perylene	1.9478	20.50	0.00	30133	138.0	24.4	16.2	30.1
					277.0	21.4	16.2	30.1

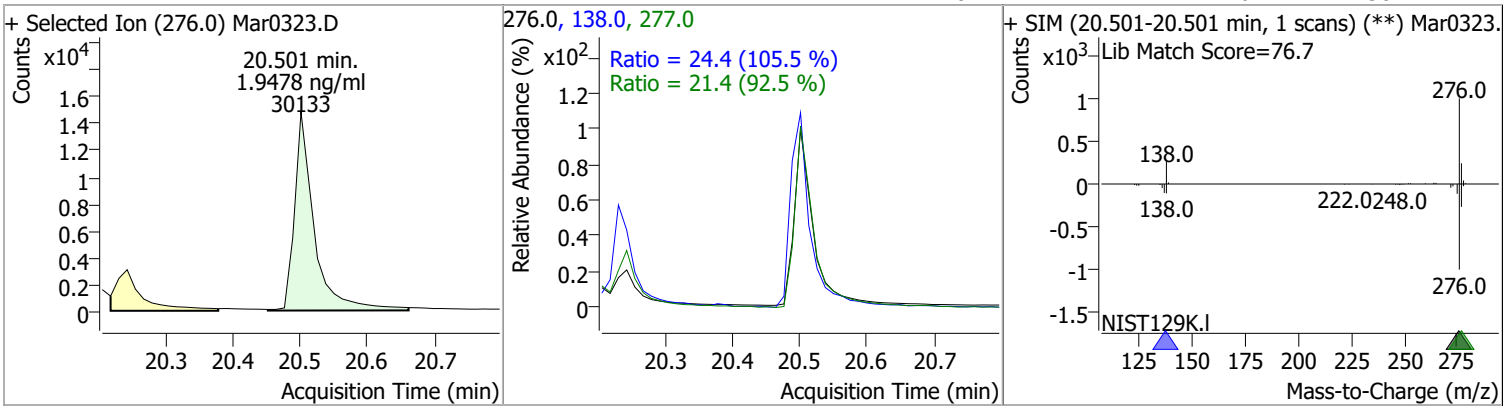

Continuing Calibration Report

Agilent | Trusted Answers

Batch Name \\MASSHUNTER\Org\Data\SV5975.I\sh030322\1 e8270c bna SIM\QuantResults\030322 bna SIM 1.batch.bin
Method File \\MASSHUNTER\Org\Data\SV5975.I\sh030222\1 e8270c bna SIM\030222 bna SIM 1.batch.bin
Daily CC \\MASSHUNTER\Org\Data\SV5975.I\sh030322\1 e8270c bna SIMMar0302.D

Level name	Injection Time	Calibration Files	
7	2/28/2022 11:35:33 AM	\\MASSHUNTER\Org\Data\SV5975.I\sh022822\1 e8270c bna SIM\Feb2802.D	
6	2/28/2022 12:33:16 PM	\\MASSHUNTER\Org\Data\SV5975.I\sh022822\1 e8270c bna SIM\Feb2803.D	
5	2/28/2022 1:05:46 PM	\\MASSHUNTER\Org\Data\SV5975.I\sh022822\1 e8270c bna SIM\Feb2804.D	
4	2/28/2022 1:38:16 PM	\\MASSHUNTER\Org\Data\SV5975.I\sh022822\1 e8270c bna SIM\Feb2805.D	
3	2/28/2022 2:10:52 PM	\\MASSHUNTER\Org\Data\SV5975.I\sh022822\1 e8270c bna SIM\Feb2806.D	
2	2/28/2022 2:43:26 PM	\\MASSHUNTER\Org\Data\SV5975.I\sh022822\1 e8270c bna SIM\Feb2807.D	
1	2/28/2022 3:16:00 PM	\\MASSHUNTER\Org\Data\SV5975.I\sh022822\1 e8270c bna SIM\Feb2808.D	
CCV	3/3/2022 12:25:28 PM	\\MASSHUNTER\Org\Data\SV5975.I\sh030322\1 e8270c bna SIM\Mar0302.D	<======

ISTD Compound:	Avg Resp	Mid Resp	CC Resp	Area%	A/M
1,4-Dichlorobenzene-d4	199000	207938	198422	95.42	M
Naphthalene-d8	870028	896988	812111	90.54	M
Acenaphthene-d10	586248	614594	536708	87.33	M
Phenanthrene-d10	1100699	1144899	1037664	90.63	M
Chrysene-d12	819521	852286	771170	90.48	M
Perylene-d12	646071	669855	529908	79.11	M

Target Compound	AvgRF/R2	CC RF	Exp. Conc	Calc. Conc	%Dev	Area%	Curve Fit
1,4-Dichlorobenzene-d4	----------ISTD----------						
Nitrobenzene-d5	0.9967	0.7292	2.00	1.96	1.88	89.19	Quadratic
Naphthalene-d8	----------ISTD----------						
Naphthalene	1.0099	0.9412	2.00	1.86	-6.81	86.48	Avg RF
2-Methylnaphthalene	0.5901	0.5850	2.00	1.98	-0.86	88.02	Avg RF
1-Methylnaphthalene	0.9969	0.6470	2.00	1.98	0.83	88.84	Quadratic
Acenaphthene-d10	----------ISTD----------						
2-Fluorobiphenyl	1.2358	1.0403	2.00	1.68	-15.82	82.13	Avg RF
Acenaphthylene	1.5448	1.3435	2.00	1.74	-13.03	79.33	Avg RF
Acenaphthene	0.9991	1.0266	2.00	1.89	5.41	87.30	Quadratic
Fluorene	1.2966	1.2007	2.00	1.85	-7.40	85.74	Avg RF
Phenanthrene-d10	----------ISTD----------						
Phenanthrene	0.9996	0.8712	2.00	1.81	9.69	83.09	Quadratic
Anthracene	0.8394	0.7412	2.00	1.77	-11.70	79.05	Avg RF
o-Terphenyl	1.0000	0.5404	2.00	1.89	5.30	85.80	Quadratic
Fluoranthene	0.9837	0.8298	2.00	1.69	-15.65	80.44	Avg RF
Chrysene-d12	----------ISTD----------						
Pyrene	0.9994	1.2391	2.00	1.74	12.83	82.70	Quadratic
Terphenyl-d14	0.8774	0.7646	2.00	1.74	-12.86	83.33	Avg RF
Benzo(a)Anthracene	0.9998	0.9156	2.00	1.79	10.60	84.07	Quadratic
Chrysene	0.9993	1.2564	2.00	1.96	1.96	91.81	Quadratic
Perylene-d12	----------ISTD----------						
Benzo(b)fluoranthene	1.0985	1.1638	2.00	2.12	5.95	88.15	Avg RF
Benzo(k)fluoranthene	0.9996	1.2637	2.00	1.95	2.46	79.54	Quadratic
Benzo(a)pyrene	1.0274	0.9859	2.00	1.92	-4.05	79.75	Avg RF
Indeno(1,2,3-cd)pyrene	0.8447	0.7807	2.00	1.85	-7.58	73.62	Avg RF
Dibenzo(a,h)anthracene	0.9923	0.9659	2.00	1.95	-2.66	79.43	Avg RF
Benzo(g,h,i)perylene	1.2007	1.2014	2.00	2.00	0.05	84.88	Avg RF

A -- against Average; M -- against Mid Point; P -- against Previous CC in the Method;

Continuing Calibration Report

Agilent | Trusted Answers

Batch Name \\MASSHUNTER\Org\Data\SV5975.I\sh030322\1 e8270c bna SIM\QuantResults\030322 bna SIM 1.batch.bin
Method File \\MASSHUNTER\Org\Data\SV5975.I\sh030222\1 e8270c bna SIM\030222 bna SIM 1.batch.bin
Daily CC \\MASSHUNTER\Org\Data\SV5975.I\sh030322\1 e8270c bna SIMMar0323.D

Level name	Injection Time	Calibration Files	
7	2/28/2022 11:35:33 AM	\\MASSHUNTER\Org\Data\SV5975.I\sh022822\1 e8270c bna SIM\Feb2802.D	
6	2/28/2022 12:33:16 PM	\\MASSHUNTER\Org\Data\SV5975.I\sh022822\1 e8270c bna SIM\Feb2803.D	
5	2/28/2022 1:05:46 PM	\\MASSHUNTER\Org\Data\SV5975.I\sh022822\1 e8270c bna SIM\Feb2804.D	
4	2/28/2022 1:38:16 PM	\\MASSHUNTER\Org\Data\SV5975.I\sh022822\1 e8270c bna SIM\Feb2805.D	
3	2/28/2022 2:10:52 PM	\\MASSHUNTER\Org\Data\SV5975.I\sh022822\1 e8270c bna SIM\Feb2806.D	
2	2/28/2022 2:43:26 PM	\\MASSHUNTER\Org\Data\SV5975.I\sh022822\1 e8270c bna SIM\Feb2807.D	
1	2/28/2022 3:16:00 PM	\\MASSHUNTER\Org\Data\SV5975.I\sh022822\1 e8270c bna SIM\Feb2808.D	
CCV	3/3/2022 11:50:32 PM	\\MASSHUNTER\Org\Data\SV5975.I\sh030322\1 e8270c bna SIM\Mar0323.D	<======

ISTD Compound:	Avg Resp	Mid Resp	CC Resp	Area%	A/M
1,4-Dichlorobenzene-d4	199000	207938	198422	95.42	M
Naphthalene-d8	870028	896988	812111	90.54	M
Acenaphthene-d10	586248	614594	536708	87.33	M
Phenanthrene-d10	1100699	1144899	1037664	90.63	M
Chrysene-d12	819521	852286	771170	90.48	M
Perylene-d12	646071	669855	529908	79.11	M

Target Compound	AvgRF/R2	CC RF	Exp. Conc	Calc. Conc	%Dev	Area%	Curve Fit
1,4-Dichlorobenzene-d4	----------ISTD----------						
Nitrobenzene-d5	0.9967	0.7292	2.00	1.96	1.88	89.19	Quadratic
Naphthalene-d8	----------ISTD----------						
Naphthalene	1.0099	0.9412	2.00	1.86	-6.81	86.48	Avg RF
2-Methylnaphthalene	0.5901	0.5850	2.00	1.98	-0.86	88.02	Avg RF
1-Methylnaphthalene	0.9969	0.6470	2.00	1.98	0.83	88.84	Quadratic
Acenaphthene-d10	----------ISTD----------						
2-Fluorobiphenyl	1.2358	1.0403	2.00	1.68	-15.82	82.13	Avg RF
Acenaphthylene	1.5448	1.3435	2.00	1.74	-13.03	79.33	Avg RF
Acenaphthene	0.9991	1.0266	2.00	1.89	5.41	87.30	Quadratic
Fluorene	1.2966	1.2007	2.00	1.85	-7.40	85.74	Avg RF
Phenanthrene-d10	----------ISTD----------						
Phenanthrene	0.9996	0.8712	2.00	1.81	9.69	83.09	Quadratic
Anthracene	0.8394	0.7412	2.00	1.77	-11.70	79.05	Avg RF
o-Terphenyl	1.0000	0.5404	2.00	1.89	5.30	85.80	Quadratic
Fluoranthene	0.9837	0.8298	2.00	1.69	-15.65	80.44	Avg RF
Chrysene-d12	----------ISTD----------						
Pyrene	0.9994	1.2391	2.00	1.74	12.83	82.70	Quadratic
Terphenyl-d14	0.8774	0.7646	2.00	1.74	-12.86	83.33	Avg RF
Benzo(a)Anthracene	0.9998	0.9156	2.00	1.79	10.60	84.07	Quadratic
Chrysene	0.9993	1.2564	2.00	1.96	1.96	91.81	Quadratic
Perylene-d12	----------ISTD----------						
Benzo(b)fluoranthene	1.0985	1.1638	2.00	2.12	5.95	88.15	Avg RF
Benzo(k)fluoranthene	0.9996	1.2637	2.00	1.95	2.46	79.54	Quadratic
Benzo(a)pyrene	1.0274	0.9859	2.00	1.92	-4.05	79.75	Avg RF
Indeno(1,2,3-cd)pyrene	0.8447	0.7807	2.00	1.85	-7.58	73.62	Avg RF
Dibenzo(a,h)anthracene	0.9923	0.9659	2.00	1.95	-2.66	79.43	Avg RF
Benzo(g,h,i)perylene	1.2007	1.2014	2.00	2.00	0.05	84.88	Avg RF

A -- against Average; M -- against Mid Point; P -- against Previous CC in the Method;

Audit Trail report

Batch name and path: \\MASSHUNTER\Org\Data\SV5975.I\sh030322\1 e8270c bna SIM\QuantResults\030322 bna SIM 1.batch.bin
Quant batch version: 10.0
Quant reporting version: 10.0

Name	User	Time	Action	Reason	Comment	Succeed	Exception
CmdNewBatchTable	BL2000\jheine	3/3/2022 12:19:35 PM	Create new batch \\MASSHUNTER\Org\Data\SV5975.I\sh030322\1 e8270c bna SIM\030322 bna SIM 1.batch.bin			✓	
CmdImportSamplesFromWorklist	BL2000\jheine	3/3/2022 12:19:39 PM	Add samples from worklist: \\MASSHUNTER\Org\Data\SV5975.I\sh030322\1 e8270c bna SIM\Mar0301.D			✓	
CmdSetSampleAttribute	BL2000\jheine	3/3/2022 12:19:44 PM	Set SampleType = TuneCheck for sample Mar0301.D; previous value = Sample			✓	
CmdSaveBatchTable	BL2000\jheine	3/3/2022 12:20:21 PM	Save batch \\MASSHUNTER\Org\Data\SV5975.I\sh030322\1 e8270c bna SIM\QuantResults\030322 bna SIM 1.batch.bin			✓	
CmdImportSamplesFromWorklist	BL2000\jheine	3/3/2022 12:48:40 PM	Add samples from worklist: \\MASSHUNTER\Org\Data\SV5975.I\sh030322\1 e8270c bna SIM\Mar0302.D			✓	
CmdStartMethodEditing	BL2000\jheine	3/3/2022 12:48:56 PM	Start method editing			✓	
CmdImportMethodFromBatch	BL2000\jheine	3/3/2022 12:48:57 PM	Import method from batch \\MASSHUNTER\Org\Data\SV5975.I\sh030222\1 e8270c bna SIM\030222 bna SIM 1.batch.bin			✓	
CmdApplyMethodToAllSamples	BL2000\jheine	3/3/2022 12:49:00 PM	Apply method to all samples			✓	
CmdMethodClear	BL2000\jheine	3/3/2022 12:49:00 PM	Clear method			✓	
CmdEndMethodEditing	BL2000\jheine	3/3/2022 12:49:01 PM	End method editing			✓	
CmdQuantitate	BL2000\jheine	3/3/2022 12:49:03 PM	Quantitate all compounds in all samples			✓	
CmdSetSampleAttribute	BL2000\jheine	3/3/2022 12:49:06 PM	Set SampleType = CC for sample Mar0302.D; previous value = Sample			✓	
CmdSetSampleAttribute	BL2000\jheine	3/3/2022 12:49:08 PM	Set LevelName = CCV for sample Mar0302.D; previous value =			✓	
CmdQuantitate	BL2000\jheine	3/3/2022 12:49:17 PM	Quantitate all compounds in all samples			✓	
CmdManuallyIntegrateQualifierPeak	BL2000\jheine	3/3/2022 12:49:28 PM	Manually integrate qualifier 102.0 of compound Naphthalene in sample Mar0302.D, from x, y = 5.941, 718 to 6.116, 93, result = 1341; previous integration is from x, y = 5.903, 92 to 6.116, 93 and previous response = 8792.			✓	

Name	User	Time	Action	Reason	Comment	Succeed	Exception
CmdManuallyIntegrateDropBaseline	BL2000\jheine	3/3/2022 12:49:29 PM	Drop baseline for qualifier 102.0 of compound Naphthalene in sample Mar0302.D to y = 93, new integration is from x, y = 5.941, 93 to 6.116, 93 and new response = 4624; previous integration is from x, y = 5.941, 718 to 6.116, 93 and previous response = 1341.			✓	
CmdManuallyIntegrateQualifierPeak	BL2000\jheine	3/3/2022 12:49:41 PM	Manually integrate qualifier152.0 of compound Acenaphthene in sample Mar0302.D from x, y = 8.013, 2477 to 8.088, 4175; result = -583			✓	
CmdManuallyIntegrateSnapBaseline	BL2000\jheine	3/3/2022 12:49:42 PM	Snap baseline for qualifier 152.0 of compound Acenaphthene in sample Mar0302.D from x = 8.013 to x = 8.088, new integration is from x, y = 8.013, 211 to 8.088, 361 and new response = 13057; previous integration is from x, y = 8.013, 2477 to 8.088, 4175 and previous response = -583.			✓	
CmdManuallyIntegrateDropBaseline	BL2000\jheine	3/3/2022 12:49:43 PM	Drop baseline for qualifier 152.0 of compound Acenaphthene in sample Mar0302.D to y = 211, new integration is from x, y = 8.013, 211 to 8.088, 211 and new response = 13393; previous integration is from x, y = 8.013, 211 to 8.088, 361 and previous response = 13057.			✓	
CmdSaveBatchTable	BL2000\jheine	3/3/2022 12:50:08 PM	Save batch \\MASSHUNTER\Org\Data\SV5975.I\sh030322\1 e8270c bna SIM\QuantResults\030322 bna SIM 1.batch.bin			✓	
CmdSaveBatchTable	BL2000\jheine	3/3/2022 12:50:18 PM	Save batch \\MASSHUNTER\Org\Data\SV5975.I\sh030322\1 e8270c bna SIM\QuantResults\030322 bna SIM 1.batch.bin			✓	
CmdSaveBatchTable	BL2000\jheine	3/3/2022 2:00:45 PM	Save batch \\MASSHUNTER\Org\Data\SV5975.I\sh030322\1 e8270c bna SIM\QuantResults\030322 bna SIM 1.batch.bin			✓	
CmdOpenBatchTable	BL2000\jheine	3/4/2022 8:30:40 AM	Open batch \\MASSHUNTER\Org\Data\SV5975.I\sh030322\1 e8270c bna SIM\030322 bna SIM 1.batch.bin			✓	

Name	User	Time	Action	Reason	Comment	Succeed	Exception
CmdImportSamplesFromWorklist	BL2000\jheine	3/4/2022 8:34:25 AM	Add samples from worklist: \\MASSHUNTER\Org\Data\SV5975.I\sh030322\1 e8270c bna SIM\Mar0323.D, \\MASSHUNTER\Org\Data\SV5975.I\sh030322\1 e8270c bna SIM\Mar0322.D, \\MASSHUNTER\Org\Data\SV5975.I\sh030322\1 e8270c bna SIM\Mar0321.D, \\MASSHUNTER\Org\Data\SV5975.I\sh030322\1 e8270c bna SIM\Mar0320.D, \\MASSHUNTER\Org\Data\SV5975.I\sh030322\1 e8270c bna SIM\Mar0319.D, \\MASSHUNTER\Org\Data\SV5975.I\sh030322\1 e8270c bna SIM\Mar0318.D, \\MASSHUNTER\Org\Data\SV5975.I\sh030322\1 e8270c bna SIM\Mar0317.D, \\MASSHUNTER\Org\Data\SV5975.I\sh030322\1 e8270c bna SIM\Mar0316.D, \\MASSHUNTER\Org\Data\SV5975.I\sh030322\1 e8270c bna SIM\Mar0315.D, \\MASSHUNTER\Org\Data\SV5975.I\sh030322\1 e8270c bna SIM\Mar0314.D, \\MASSHUNTER\Org\Data\SV5975.I\sh030322\1 e8270c bna SIM\Mar0313.D, \\MASSHUNTER\Org\Data\SV5975.I\sh030322\1 e8270c bna SIM\Mar0312.D, \\MASSHUNTER\Org\Data\SV5975.I\sh030322\1 e8270c bna SIM\Mar0311.D, \\MASSHUNTER\Org\Data\SV5975.I\sh030322\1 e8270c bna SIM\Mar0310.D, \\MASSHUNTER\Org\Data\SV5975.I\sh030322\1 e8270c bna SIM\Mar0309.D, \\MASSHUNTER\Org\Data\SV5975.I\sh030322\1 e8270c bna SIM\Mar0308.D, \\MASSHUNTER\Org\Data\SV5975.I\sh030322\1 e8270c bna SIM\Mar0307.D, \\MASSHUNTER\Org\Data\SV5975.I\sh030322\1 e8270c bna SIM\Mar0306.D, \\MASSHUNTER\Org\Data\SV5975.I\sh030322\1 e8270c bna SIM\Mar0305.D, \\MASSHUNTER\Org\Data\SV5975.I\sh030322\1 e8270c bna SIM\Mar0304.D, \\MASSHUNTER\Org\Data\SV5975.I\sh030322\1 e8270c bna SIM\Mar0303.D			✓	
CmdSetSampleAttribute	BL2000\jheine	3/4/2022 8:34:30 AM	Set SampleType = Blank for sample Mar0304.D; previous value = Sample			✓	
CmdSetSampleAttribute	BL2000\jheine	3/4/2022 8:34:33 AM	Set SampleType = Blank for sample Mar0305.D; previous value = Sample			✓	
CmdSetSampleAttribute	BL2000\jheine	3/4/2022 8:34:35 AM	Set SampleType = Blank for sample Mar0306.D; previous value = Sample			✓	
CmdSetSampleAttribute	BL2000\jheine	3/4/2022 8:34:38 AM	Set SampleType = Matrix for sample Mar0307.D; previous value = Sample			✓	
CmdSetSampleAttribute	BL2000\jheine	3/4/2022 8:34:42 AM	Set SampleType = Matrix for sample Mar0308.D; previous value = Sample			✓	
CmdSetSampleAttribute	BL2000\jheine	3/4/2022 8:34:45 AM	Set SampleType = Matrix for sample Mar0309.D; previous value = Sample			✓	

Name	User	Time	Action	Reason	Comment	Succeed	Exception
CmdSetSampleAttribute	BL2000\jheine	3/4/2022 8:34:49 AM	Set SampleType = Blank for sample Mar0310.D; previous value = Sample			✓	
CmdSetSampleAttribute	BL2000\jheine	3/4/2022 8:34:52 AM	Set SampleType = Matrix for sample Mar0311.D; previous value = Sample			✓	
CmdSetSampleAttribute	BL2000\jheine	3/4/2022 8:34:55 AM	Set SampleType = MatrixDup for sample Mar0312.D; previous value = Sample			✓	
CmdSetSampleAttribute	BL2000\jheine	3/4/2022 8:35:00 AM	Set SampleType = Matrix for sample Mar0314.D; previous value = Sample			✓	
CmdSetSampleAttribute	BL2000\jheine	3/4/2022 8:35:04 AM	Set SampleType = Matrix for sample Mar0316.D; previous value = Sample			✓	
CmdSetSampleAttribute	BL2000\jheine	3/4/2022 8:35:18 AM	Set MatrixSpikeGroup = B22021627-006C for sample Mar0315.D; previous value =			✓	
CmdSetSampleAttribute	BL2000\jheine	3/4/2022 8:35:20 AM	Set MatrixSpikeGroup = B22021627-006C for sample Mar0316.D; previous value =			✓	
CmdSetSampleAttribute	BL2000\jheine	3/4/2022 8:35:24 AM	Set MatrixSpikeGroup = B22021627-001C for sample Mar0313.D; previous value =			✓	
CmdSetSampleAttribute	BL2000\jheine	3/4/2022 8:35:25 AM	Set MatrixSpikeGroup = B22021627-001C for sample Mar0314.D; previous value =			✓	
CmdSetSampleAttribute	BL2000\jheine	3/4/2022 8:35:29 AM	Set MatrixSpikeGroup = MB-164073 for sample Mar0310.D; previous value =			✓	
CmdSetSampleAttribute	BL2000\jheine	3/4/2022 8:35:30 AM	Set MatrixSpikeGroup = MB-164073 for sample Mar0312.D; previous value =			✓	
CmdSetSampleAttribute	BL2000\jheine	3/4/2022 8:35:31 AM	Set MatrixSpikeGroup = MB-164073 for sample Mar0311.D; previous value =			✓	
CmdSetSampleAttribute	BL2000\jheine	3/4/2022 8:35:38 AM	Set SampleInformation = MatrixA for sample Mar0311.D; previous value =			✓	
CmdSetSampleAttribute	BL2000\jheine	3/4/2022 8:35:44 AM	Set SampleInformation = MatrixA for sample Mar0312.D; previous value =			✓	
CmdSetSampleAttribute	BL2000\jheine	3/4/2022 8:35:45 AM	Set SampleInformation = MatrixA for sample Mar0314.D; previous value =			✓	
CmdSetSampleAttribute	BL2000\jheine	3/4/2022 8:35:46 AM	Set SampleInformation = MatrixA for sample Mar0316.D; previous value =			✓	
CmdQuantitate	BL2000\jheine	3/4/2022 8:35:57 AM	Quantitate all compounds in all samples			✓	
CmdManuallyIntegratePeak	BL2000\jheine	3/4/2022 8:36:17 AM	Manually integrate compound Benzo(a)pyrene in sample Mar0303.D, from x, y = 18.302, 56 to 18.376, 63, result = 69; previous integration is from x, y = 18.376, 59 to 18.586, 60 and previous response = 2040.			✓	

Name	User	Time	Action	Reason	Comment	Succeed	Exception
CmdManuallyIntegrate DropBaseline	BL2000\jheine	3/4/2022 8:36:18 AM	Drop baseline for compound Benzo(a)pyrene in sample Mar0303.D to y = 56, new integration is from x, y = 18.302, 56 to 18.376, 56 and new response = 84; previous integration is from x, y = 18.302, 56 to 18.376, 63 and previous response = 69.			✓	
CmdZeroOutPeak	BL2000\jheine	3/4/2022 8:36:20 AM	Zero out primary peak of compound Benzo(a)pyrene in sample Mar0303.D			✓	
CmdManuallyIntegratePeak	BL2000\jheine	3/4/2022 8:36:26 AM	Manually integrate compound Acenaphthene in sample Mar0303.D, from x, y = 8.025, 135 to 8.088, 75, result = 157; previous integration is from x, y = 7.976, 75 to 8.088, 75 and previous response = 1934.			✓	
CmdManuallyIntegrate DropBaseline	BL2000\jheine	3/4/2022 8:36:27 AM	Drop baseline for compound Acenaphthene in sample Mar0303.D to y = 75, new integration is from x, y = 8.025, 75 to 8.088, 75 and new response = 270; previous integration is from x, y = 8.025, 135 to 8.088, 75 and previous response = 157.			✓	
CmdZeroOutPeak	BL2000\jheine	3/4/2022 8:36:30 AM	Zero out primary peak of compound Acenaphthene in sample Mar0303.D			✓	
CmdManuallyIntegratePeak	BL2000\jheine	3/4/2022 8:36:38 AM	Manually integrate compound Chrysene in sample Mar0303.D, from x, y = 14.714, 116 to 14.801, 56, result = 188; previous integration is from x, y = 14.605, 54 to 14.801, 56 and previous response = 2283.			✓	
CmdManuallyIntegrate DropBaseline	BL2000\jheine	3/4/2022 8:36:39 AM	Drop baseline for compound Chrysene in sample Mar0303.D to y = 56, new integration is from x, y = 14.714, 56 to 14.801, 56 and new response = 344; previous integration is from x, y = 14.714, 116 to 14.801, 56 and previous response = 188.			✓	
CmdZeroOutPeak	BL2000\jheine	3/4/2022 8:36:42 AM	Zero out primary peak of compound Chrysene in sample Mar0303.D			✓	
CmdManuallyIntegratePeak	BL2000\jheine	3/4/2022 8:36:48 AM	Manually integrate compound Benzo(a)Anthracene in sample Mar0303.D, from x, y = 14.605, 54 to 14.714, 116, result = 1740; previous integration is from x, y = 14.605, 54 to 14.801, 56 and previous response = 2283.			✓	
CmdManuallyIntegrate DropBaseline	BL2000\jheine	3/4/2022 8:36:50 AM	Drop baseline for compound Benzo(a)Anthracene in sample Mar0303.D to y = 54, new integration is from x, y = 14.605, 54 to 14.714, 54 and new response = 1941; previous integration is from x, y = 14.605, 54 to 14.714, 116 and previous response = 1740.			✓	

Name	User	Time	Action	Reason	Comment	Succeed	Exception
CmdZeroOutPeak	BL2000\jheine	3/4/2022 8:36:52 AM	Zero out primary peak of compound Benzo(a)Anthracene in sample Mar0303.D			✓	
CmdZeroOutPeak	BL2000\jheine	3/4/2022 8:37:01 AM	Zero out primary peak of compound Benzo(a)pyrene in sample Mar0304.D			✓	
CmdManuallyIntegratePeak	BL2000\jheine	3/4/2022 8:37:07 AM	Manually integrate compound Acenaphthene in sample Mar0304.D, from x, y = 8.025, 136 to 8.088, 80, result = 115; previous integration is from x, y = 7.976, 80 to 8.088, 80 and previous response = 1982.			✓	
CmdManuallyIntegrateDropBaseline	BL2000\jheine	3/4/2022 8:37:08 AM	Drop baseline for compound Acenaphthene in sample Mar0304.D to y = 80, new integration is from x, y = 8.025, 80 to 8.088, 80 and new response = 221; previous integration is from x, y = 8.025, 136 to 8.088, 80 and previous response = 115.			✓	
CmdZeroOutPeak	BL2000\jheine	3/4/2022 8:37:10 AM	Zero out primary peak of compound Acenaphthene in sample Mar0304.D			✓	
CmdManuallyIntegratePeak	BL2000\jheine	3/4/2022 8:37:16 AM	Manually integrate compound Chrysene in sample Mar0304.D, from x, y = 14.701, 81 to 14.826, 57, result = 273; previous integration is from x, y = 14.605, 56 to 14.826, 57 and previous response = 2337.			✓	
CmdManuallyIntegratePeak	BL2000\jheine	3/4/2022 8:37:19 AM	Manually integrate compound Chrysene in sample Mar0304.D, from x, y = 14.714, 98 to 14.826, 57, result = 160; previous integration is from x, y = 14.701, 81 to 14.826, 57 and previous response = 273.			✓	
CmdManuallyIntegrateDropBaseline	BL2000\jheine	3/4/2022 8:37:20 AM	Drop baseline for compound Chrysene in sample Mar0304.D to y = 57, new integration is from x, y = 14.714, 57 to 14.826, 57 and new response = 299; previous integration is from x, y = 14.714, 98 to 14.826, 57 and previous response = 160.			✓	
CmdZeroOutPeak	BL2000\jheine	3/4/2022 8:37:22 AM	Zero out primary peak of compound Chrysene in sample Mar0304.D			✓	
CmdZeroOutPeak	BL2000\jheine	3/4/2022 8:37:24 AM	Zero out primary peak of compound Benzo(a)Anthracene in sample Mar0304.D			✓	
CmdZeroOutPeak	BL2000\jheine	3/4/2022 8:37:31 AM	Zero out primary peak of compound Benzo(a)pyrene in sample Mar0305.D			✓	
CmdZeroOutPeak	BL2000\jheine	3/4/2022 8:37:34 AM	Zero out primary peak of compound Acenaphthene in sample Mar0305.D			✓	
CmdZeroOutPeak	BL2000\jheine	3/4/2022 8:37:36 AM	Zero out primary peak of compound Chrysene in sample Mar0305.D			✓	
CmdZeroOutPeak	BL2000\jheine	3/4/2022 8:37:37 AM	Zero out primary peak of compound Benzo(a)Anthracene in sample Mar0305.D			✓	

Name	User	Time	Action	Reason	Comment	Succeed	Exception
CmdZeroOutPeak	BL2000\jheine	3/4/2022 8:37:46 AM	Zero out primary peak of compound Benzo(a)pyrene in sample Mar0306.D			✓	
CmdZeroOutPeak	BL2000\jheine	3/4/2022 8:37:49 AM	Zero out primary peak of compound Acenaphthene in sample Mar0306.D			✓	
CmdZeroOutPeak	BL2000\jheine	3/4/2022 8:37:50 AM	Zero out primary peak of compound Chrysene in sample Mar0306.D			✓	
CmdZeroOutPeak	BL2000\jheine	3/4/2022 8:37:52 AM	Zero out primary peak of compound Benzo(a)Anthracene in sample Mar0306.D			✓	
CmdManuallyIntegratePeak	BL2000\jheine	3/4/2022 8:38:08 AM	Manually integrate compound Nitrobenzene-d5 in sample Mar0307.D from x, y = 5.118, 130 to 5.330, 134; result = 236			✓	
CmdManuallyIntegrateDropBaseline	BL2000\jheine	3/4/2022 8:38:10 AM	Drop baseline for compound Nitrobenzene-d5 in sample Mar0307.D to y = 130, new integration is from x, y = 5.118, 130 to 5.330, 130 and new response = 261; previous integration is from x, y = 5.118, 130 to 5.330, 134 and previous response = 236.			✓	
CmdManuallyIntegrateQualifierPeak	BL2000\jheine	3/4/2022 8:38:15 AM	Manually integrate qualifier54.0 of compound Nitrobenzene-d5 in sample Mar0307.D from x, y = 5.156, 116 to 5.367, 117; result = 146			✓	
CmdManuallyIntegrateDropBaseline	BL2000\jheine	3/4/2022 8:38:16 AM	Drop baseline for qualifier 54.0 of compound Nitrobenzene-d5 in sample Mar0307.D to y = 116, new integration is from x, y = 5.156, 116 to 5.367, 116 and new response = 151; previous integration is from x, y = 5.156, 116 to 5.367, 117 and previous response = 146.			✓	
CmdManuallyIntegrateQualifierPeak	BL2000\jheine	3/4/2022 8:38:19 AM	Manually integrate qualifier128.0 of compound Nitrobenzene-d5 in sample Mar0307.D from x, y = 5.143, 137 to 5.367, 137; result = 124			✓	
CmdManuallyIntegrateQualifierPeak	BL2000\jheine	3/4/2022 8:38:27 AM	Manually integrate qualifier 129.0 of compound Naphthalene in sample Mar0307.D, from x, y = 5.941, 115 to 6.041, 106, result = 170; previous integration is from x, y = 5.914, 106 to 6.041, 106 and previous response = 277.			✓	
CmdManuallyIntegrateDropBaseline	BL2000\jheine	3/4/2022 8:38:28 AM	Drop baseline for qualifier 129.0 of compound Naphthalene in sample Mar0307.D to y = 106, new integration is from x, y = 5.941, 106 to 6.041, 106 and new response = 197; previous integration is from x, y = 5.941, 115 to 6.041, 106 and previous response = 170.			✓	

Name	User	Time	Action	Reason	Comment	Succeed	Exception
CmdManuallyIntegrate QualifierPeak	BL2000\jheine	3/4/2022 8:38:33 AM	Manually integrate qualifier 102.0 of compound Naphthalene in sample Mar0307.D, from x, y = 5.941, 244 to 6.016, 80, result = 677; previous integration is from x, y = 5.903, 80 to 6.016, 80 and previous response = 4148.			✓	
CmdManuallyIntegrate DropBaseline	BL2000\jheine	3/4/2022 8:38:34 AM	Drop baseline for qualifier 102.0 of compound Naphthalene in sample Mar0307.D to y = 80, new integration is from x, y = 5.941, 80 to 6.016, 80 and new response = 1047; previous integration is from x, y = 5.941, 244 to 6.016, 80 and previous response = 677.			✓	
CmdManuallyIntegrate QualifierPeak	BL2000\jheine	3/4/2022 8:38:48 AM	Manually integrate qualifier 153.0 of compound Acenaphthylene in sample Mar0307.D, from x, y = 7.813, 120 to 7.876, 255, result = -235; previous integration is from x, y = 8.013, 78 to 8.113, 78 and previous response = 1213.			✓	
CmdManuallyIntegrateSnapBaseline	BL2000\jheine	3/4/2022 8:38:49 AM	Snap baseline for qualifier 153.0 of compound Acenaphthylene in sample Mar0307.D from x = 7.813 to x = 7.876, new integration is from x, y = 7.813, 76 to 7.876, 87 and new response = 161; previous integration is from x, y = 7.813, 120 to 7.876, 255 and previous response = -235.			✓	
CmdManuallyIntegrate DropBaseline	BL2000\jheine	3/4/2022 8:38:50 AM	Drop baseline for qualifier 153.0 of compound Acenaphthylene in sample Mar0307.D to y = 76, new integration is from x, y = 7.813, 76 to 7.876, 76 and new response = 181; previous integration is from x, y = 7.813, 76 to 7.876, 87 and previous response = 161.			✓	
CmdManuallyIntegratePeak	BL2000\jheine	3/4/2022 8:38:58 AM	Manually integrate compound Acenaphthene in sample Mar0307.D, from x, y = 8.025, 488 to 8.125, 565, result = -1515; previous integration is from x, y = 7.976, 76 to 8.292, 76 and previous response = 3093.			✓	
CmdManuallyIntegrateSnapBaseline	BL2000\jheine	3/4/2022 8:38:59 AM	Snap baseline for compound Acenaphthene in sample Mar0307.D, from x = 8.025 to x = 8.125, new integration is from x, y = 8.025, 293 to 8.125, 94 and new response = 477; previous integration is from x, y = 8.025, 488 to 8.125, 565 and previous response = -1515.			✓	

Name	User	Time	Action	Reason	Comment	Succeed	Exception
CmdManuallyIntegrateDropBaseline	BL2000\jheine	3/4/2022 8:39:00 AM	Drop baseline for compound Acenaphthene in sample Mar0307.D to y = 94, new integration is from x, y = 8.025, 94 to 8.125, 94 and new response = 1072; previous integration is from x, y = 8.025, 293 to 8.125, 94 and previous response = 477.			✓	
CmdManuallyIntegrateDropBaseline	BL2000\jheine	3/4/2022 8:39:33 AM	Drop baseline for compound Chrysene in sample Mar0307.D to y = 87, new integration is from x, y = 14.701, 87 to 14.891, 87 and new response = 2053; previous integration is from x, y = 14.701, 101 to 14.891, 87 and previous response = 1970.			✓	
CmdManuallyIntegratePeak	BL2000\jheine	3/4/2022 8:39:44 AM	Manually integrate compound Benzo(b)fluoranthene in sample Mar0307.D, from x, y = 17.634, 53 to 17.721, 200, result = 708; previous integration is from x, y = 17.654, 77 to 17.721, 84 and previous response = 968.			✓	
CmdManuallyIntegrateDropBaseline	BL2000\jheine	3/4/2022 8:39:46 AM	Drop baseline for compound Benzo(b)fluoranthene in sample Mar0307.D to y = 53, new integration is from x, y = 17.634, 53 to 17.721, 53 and new response = 1088; previous integration is from x, y = 17.634, 53 to 17.721, 200 and previous response = 708.			✓	
CmdManuallyIntegrateQualifierPeak	BL2000\jheine	3/4/2022 8:39:55 AM	Manually integrate qualifier253.0 of compound Benzo(a)pyrene in sample Mar0307.D from x, y = 18.289, 83 to 18.376, 131; result = -13			✓	
CmdManuallyIntegrateSnapBaseline	BL2000\jheine	3/4/2022 8:39:56 AM	Snap baseline for qualifier 253.0 of compound Benzo(a)pyrene in sample Mar0307.D from x = 18.289 to x = 18.376, new integration is from x, y = 18.289, 65 to 18.376, 75 and new response = 178; previous integration is from x, y = 18.289, 83 to 18.376, 131 and previous response = -13.			✓	
CmdManuallyIntegrateDropBaseline	BL2000\jheine	3/4/2022 8:39:57 AM	Drop baseline for qualifier 253.0 of compound Benzo(a)pyrene in sample Mar0307.D to y = 65, new integration is from x, y = 18.289, 65 to 18.376, 65 and new response = 204; previous integration is from x, y = 18.289, 65 to 18.376, 75 and previous response = 178.			✓	
CmdManuallyIntegratePeak	BL2000\jheine	3/4/2022 8:40:35 AM	Manually integrate compound Indeno(1,2,3-cd)pyrene in sample Mar0307.D, from x, y = 20.166, 58 to 20.241, 107, result = 549; previous integration is from x, y = 20.166, 58 to 20.439, 63 and previous response = 1148.			✓	

Name	User	Time	Action	Reason	Comment	Succeed	Exception
CmdManuallyIntegrate DropBaseline	BL2000\jheine	3/4/2022 8:40:36 AM	Drop baseline for compound Indeno(1,2,3-cd)pyrene in sample Mar0307.D to y = 58, new integration is from x, y = 20.166, 58 to 20.241, 58 and new response = 660; previous integration is from x, y = 20.166, 58 to 20.241, 107 and previous response = 549.			✓	
CmdManuallyIntegrate QualifierPeak	BL2000\jheine	3/4/2022 8:41:18 AM	Manually integrate qualifier 138.0 of compound Indeno(1,2,3-cd)pyrene in sample Mar0307.D, from x, y = 20.165, 80 to 20.241, 90, result = 138; previous integration is from x, y = 20.165, 80 to 20.340, 82 and previous response = 324.			✓	
CmdManuallyIntegrate DropBaseline	BL2000\jheine	3/4/2022 8:41:19 AM	Drop baseline for qualifier 138.0 of compound Indeno(1,2,3-cd)pyrene in sample Mar0307.D to y = 80, new integration is from x, y = 20.165, 80 to 20.241, 80 and new response = 161; previous integration is from x, y = 20.165, 80 to 20.241, 90 and previous response = 138.			✓	
CmdManuallyIntegrate QualifierPeak	BL2000\jheine	3/4/2022 8:41:33 AM	Manually integrate qualifier 279.0 of compound Dibenzo(a,h)anthracene in sample Mar0307.D, from x, y = 20.241, 67 to 20.377, 75, result = 186; previous integration is from x, y = 20.241, 67 to 20.496, 70 and previous response = 255.			✓	
CmdManuallyIntegrate DropBaseline	BL2000\jheine	3/4/2022 8:41:34 AM	Drop baseline for qualifier 279.0 of compound Dibenzo(a,h)anthracene in sample Mar0307.D to y = 67, new integration is from x, y = 20.241, 67 to 20.377, 67 and new response = 219; previous integration is from x, y = 20.241, 67 to 20.377, 75 and previous response = 186.			✓	
CmdManuallyIntegrate QualifierPeak	BL2000\jheine	3/4/2022 8:41:59 AM	Manually integrate qualifier54.0 of compound Nitrobenzene-d5 in sample Mar0308.D from x, y = 5.143, 126 to 5.243, 128; result = 69			✓	
CmdManuallyIntegrate DropBaseline	BL2000\jheine	3/4/2022 8:42:00 AM	Drop baseline for qualifier 54.0 of compound Nitrobenzene-d5 in sample Mar0308.D to y = 126, new integration is from x, y = 5.143, 126 to 5.243, 126 and new response = 74; previous integration is from x, y = 5.143, 126 to 5.243, 128 and previous response = 69.			✓	
CmdManuallyIntegrate QualifierPeak	BL2000\jheine	3/4/2022 8:42:03 AM	Manually integrate qualifier128.0 of compound Nitrobenzene-d5 in sample Mar0308.D from x, y = 5.143, 136 to 5.230, 138; result = 59			✓	

Name	User	Time	Action	Reason	Comment	Succeed	Exception
CmdManuallyIntegrate DropBaseline	BL2000\jheine	3/4/2022 8:42:05 AM	Drop baseline for qualifier 128.0 of compound Nitrobenzene-d5 in sample Mar0308.D to y = 136, new integration is from x, y = 5.143, 136 to 5.230, 136 and new response = 64; previous integration is from x, y = 5.143, 136 to 5.230, 138 and previous response = 59.			✓	
CmdManuallyIntegratePeak	BL2000\jheine	3/4/2022 8:42:17 AM	Manually integrate compound Nitrobenzene-d5 in sample Mar0308.D, from x, y = 5.118, 129 to 5.330, 131, result = 297; previous integration is from x, y = 5.138, 135 to 5.330, 136 and previous response = 228.			✓	
CmdManuallyIntegrate DropBaseline	BL2000\jheine	3/4/2022 8:42:18 AM	Drop baseline for compound Nitrobenzene-d5 in sample Mar0308.D to y = 129, new integration is from x, y = 5.118, 129 to 5.330, 129 and new response = 307; previous integration is from x, y = 5.118, 129 to 5.330, 131 and previous response = 297.			✓	
CmdManuallyIntegrate QualifierPeak	BL2000\jheine	3/4/2022 8:42:24 AM	Manually integrate qualifier 54.0 of compound Nitrobenzene-d5 in sample Mar0308.D, from x, y = 5.143, 126 to 5.305, 126, result = 98; previous integration is from x, y = 5.143, 126 to 5.243, 126 and previous response = 74.			✓	
CmdManuallyIntegrate QualifierPeak	BL2000\jheine	3/4/2022 8:42:29 AM	Manually integrate qualifier 128.0 of compound Nitrobenzene-d5 in sample Mar0308.D, from x, y = 5.143, 136 to 5.305, 138, result = 95; previous integration is from x, y = 5.143, 136 to 5.230, 136 and previous response = 64.			✓	
CmdManuallyIntegrate DropBaseline	BL2000\jheine	3/4/2022 8:42:30 AM	Drop baseline for qualifier 128.0 of compound Nitrobenzene-d5 in sample Mar0308.D to y = 136, new integration is from x, y = 5.143, 136 to 5.305, 136 and new response = 103; previous integration is from x, y = 5.143, 136 to 5.305, 138 and previous response = 95.			✓	
CmdManuallyIntegrate QualifierPeak	BL2000\jheine	3/4/2022 8:42:37 AM	Manually integrate qualifier 129.0 of compound Naphthalene in sample Mar0308.D, from x, y = 5.941, 122 to 6.016, 104, result = 147; previous integration is from x, y = 5.916, 104 to 6.016, 104 and previous response = 238.			✓	

Name	User	Time	Action	Reason	Comment	Succeed	Exception
CmdManuallyIntegrateDropBaseline	BL2000\jheine	3/4/2022 8:42:38 AM	Drop baseline for qualifier 129.0 of compound Naphthalene in sample Mar0308.D to y = 104, new integration is from x, y = 5.941, 104 to 6.016, 104 and new response = 186; previous integration is from x, y = 5.941, 122 to 6.016, 104 and previous response = 147.			✓	
CmdManuallyIntegrateQualifierPeak	BL2000\jheine	3/4/2022 8:42:43 AM	Manually integrate qualifier 102.0 of compound Naphthalene in sample Mar0308.D, from x, y = 5.941, 157 to 6.016, 77, result = 767; previous integration is from x, y = 5.894, 76 to 6.016, 77 and previous response = 4404.			✓	
CmdManuallyIntegrateDropBaseline	BL2000\jheine	3/4/2022 8:42:44 AM	Drop baseline for qualifier 102.0 of compound Naphthalene in sample Mar0308.D to y = 77, new integration is from x, y = 5.941, 77 to 6.016, 77 and new response = 946; previous integration is from x, y = 5.941, 157 to 6.016, 77 and previous response = 767.			✓	
CmdManuallyIntegrateQualifierPeak	BL2000\jheine	3/4/2022 8:42:52 AM	Manually integrate qualifier115.0 of compound 2-Methylnaphthalene in sample Mar0308.D from x, y = 6.777, 223 to 6.890, 284; result = -7			✓	
CmdManuallyIntegrateSnapBaseline	BL2000\jheine	3/4/2022 8:42:53 AM	Snap baseline for qualifier 115.0 of compound 2-Methylnaphthalene in sample Mar0308.D from x = 6.777 to x = 6.890, new integration is from x, y = 6.777, 191 to 6.890, 215 and new response = 335; previous integration is from x, y = 6.777, 223 to 6.890, 284 and previous response = -7.			✓	
CmdManuallyIntegrateDropBaseline	BL2000\jheine	3/4/2022 8:42:54 AM	Drop baseline for qualifier 115.0 of compound 2-Methylnaphthalene in sample Mar0308.D to y = 191, new integration is from x, y = 6.777, 191 to 6.890, 191 and new response = 416; previous integration is from x, y = 6.777, 191 to 6.890, 215 and previous response = 335.			✓	
CmdManuallyIntegrateQualifierPeak	BL2000\jheine	3/4/2022 8:43:05 AM	Manually integrate qualifier 153.0 of compound Acenaphthylene in sample Mar0308.D, from x, y = 7.801, 161 to 7.888, 237, result = -449; previous integration is from x, y = 8.013, 78 to 8.100, 78 and previous response = 1214.			✓	

Name	User	Time	Action	Reason	Comment	Succeed	Exception
CmdManuallyIntegrateSnapBaseline	BL2000\jheine	3/4/2022 8:43:06 AM	Snap baseline for qualifier 153.0 of compound Acenaphthylene in sample Mar0308.D from x = 7.801 to x = 7.888, new integration is from x, y = 7.801, 75 to 7.888, 83 and new response = 180; previous integration is from x, y = 7.801, 161 to 7.888, 237 and previous response = -449.			✓	
CmdManuallyIntegrateDropBaseline	BL2000\jheine	3/4/2022 8:43:07 AM	Drop baseline for qualifier 153.0 of compound Acenaphthylene in sample Mar0308.D to y = 75, new integration is from x, y = 7.801, 75 to 7.888, 75 and new response = 201; previous integration is from x, y = 7.801, 75 to 7.888, 83 and previous response = 180.			✓	
CmdManuallyIntegratePeak	BL2000\jheine	3/4/2022 8:43:25 AM	Manually integrate compound Acenaphthene in sample Mar0308.D, from x, y = 8.025, 628 to 8.125, 566, result = -1861; previous integration is from x, y = 7.976, 75 to 8.312, 75 and previous response = 3148.			✓	
CmdManuallyIntegrateSnapBaseline	BL2000\jheine	3/4/2022 8:43:27 AM	Snap baseline for compound Acenaphthene in sample Mar0308.D, from x = 8.025 to x = 8.125, new integration is from x, y = 8.025, 311 to 8.125, 88 and new response = 515; previous integration is from x, y = 8.025, 628 to 8.125, 566 and previous response = -1861.			✓	
CmdManuallyIntegrateDropBaseline	BL2000\jheine	3/4/2022 8:43:27 AM	Drop baseline for compound Acenaphthene in sample Mar0308.D to y = 88, new integration is from x, y = 8.025, 88 to 8.125, 88 and new response = 1182; previous integration is from x, y = 8.025, 311 to 8.125, 88 and previous response = 515.			✓	
CmdManuallyIntegrateQualifierPeak	BL2000\jheine	3/4/2022 8:43:53 AM	Manually integrate qualifier253.0 of compound Benzo(a)pyrene in sample Mar0308.D from x, y = 18.289, 76 to 18.363, 147; result = -2			✓	
CmdManuallyIntegrateSnapBaseline	BL2000\jheine	3/4/2022 8:43:54 AM	Snap baseline for qualifier 253.0 of compound Benzo(a)pyrene in sample Mar0308.D from x = 18.289 to x = 18.363, new integration is from x, y = 18.289, 64 to 18.363, 78 and new response = 179; previous integration is from x, y = 18.289, 76 to 18.363, 147 and previous response = -2.			✓	

Name	User	Time	Action	Reason	Comment	Succeed	Exception
CmdManuallyIntegrateDropBaseline	BL2000\jheine	3/4/2022 8:43:55 AM	Drop baseline for qualifier 253.0 of compound Benzo(a)pyrene in sample Mar0308.D to y = 64, new integration is from x, y = 18.289, 64 to 18.363, 64 and new response = 211; previous integration is from x, y = 18.289, 64 to 18.363, 78 and previous response = 179.			✓	
CmdManuallyIntegratePeak	BL2000\jheine	3/4/2022 8:44:04 AM	Manually integrate compound Indeno(1,2,3-cd)pyrene in sample Mar0308.D, from x, y = 20.377, 82 to 20.414, 72, result = -7; previous integration is from x, y = 20.169, 64 to 20.414, 66 and previous response = 1040.			✓	
CmdManuallyIntegratePeak	BL2000\jheine	3/4/2022 8:44:08 AM	Manually integrate compound Indeno(1,2,3-cd)pyrene in sample Mar0308.D, from x, y = 20.143, 57 to 20.254, 91, result = 603; previous integration is from x, y = 20.377, 82 to 20.414, 72 and previous response = -7.			✓	
CmdManuallyIntegrateDropBaseline	BL2000\jheine	3/4/2022 8:44:09 AM	Drop baseline for compound Indeno(1,2,3-cd)pyrene in sample Mar0308.D to y = 57, new integration is from x, y = 20.143, 57 to 20.254, 57 and new response = 717; previous integration is from x, y = 20.143, 57 to 20.254, 91 and previous response = 603.			✓	
CmdManuallyIntegrateQualifierPeak	BL2000\jheine	3/4/2022 8:44:13 AM	Manually integrate qualifier 138.0 of compound Indeno(1,2,3-cd)pyrene in sample Mar0308.D, from x, y = 20.155, 70 to 20.241, 78, result = 173; previous integration is from x, y = 20.171, 81 to 20.241, 82 and previous response = 137.			✓	
CmdManuallyIntegrateDropBaseline	BL2000\jheine	3/4/2022 8:44:15 AM	Drop baseline for qualifier 138.0 of compound Indeno(1,2,3-cd)pyrene in sample Mar0308.D to y = 70, new integration is from x, y = 20.155, 70 to 20.241, 70 and new response = 194; previous integration is from x, y = 20.155, 70 to 20.241, 78 and previous response = 173.			✓	
CmdManuallyIntegrateQualifierPeak	BL2000\jheine	3/4/2022 8:44:23 AM	Manually integrate qualifier 279.0 of compound Dibenzo(a,h)anthracene in sample Mar0308.D, from x, y = 20.241, 70 to 20.353, 101, result = 71; previous integration is from x, y = 20.241, 70 to 20.489, 73 and previous response = 226.			✓	

Name	User	Time	Action	Reason	Comment	Succeed	Exception
CmdManuallyIntegrate DropBaseline	BL2000\jheine	3/4/2022 8:44:25 AM	Drop baseline for qualifier 279.0 of compound Dibenzo(a,h)anthracene in sample Mar0308.D to y = 70, new integration is from x, y = 20.241, 70 to 20.353, 70 and new response = 174; previous integration is from x, y = 20.241, 70 to 20.353, 101 and previous response = 71.			✓	
CmdManuallyIntegrate QualifierPeak	BL2000\jheine	3/4/2022 8:44:28 AM	Manually integrate qualifier139.0 of compound Dibenzo(a,h)anthracene in sample Mar0308.D from x, y = 20.241, 92 to 20.353, 97; result = 139			✓	
CmdManuallyIntegrate DropBaseline	BL2000\jheine	3/4/2022 8:44:29 AM	Drop baseline for qualifier 139.0 of compound Dibenzo(a,h)anthracene in sample Mar0308.D to y = 92, new integration is from x, y = 20.241, 92 to 20.353, 92 and new response = 155; previous integration is from x, y = 20.241, 92 to 20.353, 97 and previous response = 139.			✓	
CmdManuallyIntegratePeak	BL2000\jheine	3/4/2022 8:44:50 AM	Manually integrate compound Nitrobenzene-d5 in sample Mar0309.D from x, y = 5.131, 130 to 5.367, 132; result = 223			✓	
CmdManuallyIntegrate DropBaseline	BL2000\jheine	3/4/2022 8:44:52 AM	Drop baseline for compound Nitrobenzene-d5 in sample Mar0309.D to y = 130, new integration is from x, y = 5.131, 130 to 5.367, 130 and new response = 237; previous integration is from x, y = 5.131, 130 to 5.367, 132 and previous response = 223.			✓	
CmdManuallyIntegrate QualifierPeak	BL2000\jheine	3/4/2022 8:44:55 AM	Manually integrate qualifier54.0 of compound Nitrobenzene-d5 in sample Mar0309.D from x, y = 5.093, 116 to 5.280, 117; result = 101			✓	
CmdManuallyIntegrate DropBaseline	BL2000\jheine	3/4/2022 8:44:57 AM	Drop baseline for qualifier 54.0 of compound Nitrobenzene-d5 in sample Mar0309.D to y = 116, new integration is from x, y = 5.093, 116 to 5.280, 116 and new response = 106; previous integration is from x, y = 5.093, 116 to 5.280, 117 and previous response = 101.			✓	
CmdManuallyIntegrate QualifierPeak	BL2000\jheine	3/4/2022 8:45:00 AM	Manually integrate qualifier 128.0 of compound Nitrobenzene-d5 in sample Mar0309.D, from x, y = 5.143, 136 to 5.392, 135, result = 115; previous integration is from x, y = 5.143, 133 to 5.528, 119 and previous response = 348.			✓	

Name	User	Time	Action	Reason	Comment	Succeed	Exception
CmdManuallyIntegrateSnapBaseline	BL2000\jheine	3/4/2022 8:45:01 AM	Snap baseline for qualifier 128.0 of compound Nitrobenzene-d5 in sample Mar0309.D from x = 5.143 to x = 5.392, new integration is from x, y = 5.143, 133 to 5.392, 136 and new response = 128; previous integration is from x, y = 5.143, 136 to 5.392, 135 and previous response = 115.			✓	
CmdManuallyIntegrateDropBaseline	BL2000\jheine	3/4/2022 8:45:02 AM	Drop baseline for qualifier 128.0 of compound Nitrobenzene-d5 in sample Mar0309.D to y = 133, new integration is from x, y = 5.143, 133 to 5.392, 133 and new response = 150; previous integration is from x, y = 5.143, 133 to 5.392, 136 and previous response = 128.			✓	
CmdManuallyIntegratePeak	BL2000\jheine	3/4/2022 8:45:09 AM	Manually integrate compound Naphthalene in sample Mar0309.D from x, y = 5.903, 156 to 6.016, 260; result = 596			✓	
CmdManuallyIntegrateSnapBaseline	BL2000\jheine	3/4/2022 8:45:11 AM	Snap baseline for compound Naphthalene in sample Mar0309.D, from x = 5.903 to x = 6.016, new integration is from x, y = 5.903, 124 to 6.016, 141 and new response = 1106; previous integration is from x, y = 5.903, 156 to 6.016, 260 and previous response = 596.			✓	
CmdManuallyIntegrateDropBaseline	BL2000\jheine	3/4/2022 8:45:11 AM	Drop baseline for compound Naphthalene in sample Mar0309.D to y = 124, new integration is from x, y = 5.903, 124 to 6.016, 124 and new response = 1163; previous integration is from x, y = 5.903, 124 to 6.016, 141 and previous response = 1106.			✓	
CmdManuallyIntegrateQualifierPeak	BL2000\jheine	3/4/2022 8:45:17 AM	Manually integrate qualifier 129.0 of compound Naphthalene in sample Mar0309.D, from x, y = 5.941, 114 to 6.024, 106, result = 135; previous integration is from x, y = 5.910, 106 to 6.024, 106 and previous response = 242.			✓	
CmdManuallyIntegrateDropBaseline	BL2000\jheine	3/4/2022 8:45:18 AM	Drop baseline for qualifier 129.0 of compound Naphthalene in sample Mar0309.D to y = 106, new integration is from x, y = 5.941, 106 to 6.024, 106 and new response = 156; previous integration is from x, y = 5.941, 114 to 6.024, 106 and previous response = 135.			✓	

Name	User	Time	Action	Reason	Comment	Succeed	Exception
CmdManuallyIntegrate QualifierPeak	BL2000\jheine	3/4/2022 8:45:21 AM	Manually integrate qualifier 102.0 of compound Naphthalene in sample Mar0309.D, from x, y = 5.941, 259 to 6.003, 76, result = 539; previous integration is from x, y = 5.878, 75 to 6.003, 76 and previous response = 4025.			✓	
CmdManuallyIntegrate DropBaseline	BL2000\jheine	3/4/2022 8:45:23 AM	Drop baseline for qualifier 102.0 of compound Naphthalene in sample Mar0309.D to y = 76, new integration is from x, y = 5.941, 76 to 6.003, 76 and new response = 883; previous integration is from x, y = 5.941, 259 to 6.003, 76 and previous response = 539.			✓	
CmdManuallyIntegratePeak	BL2000\jheine	3/4/2022 8:45:32 AM	Manually integrate compound 1-Methylnaphthalene in sample Mar0309.D from x, y = 6.890, 145 to 6.990, 208; result = 399			✓	
CmdManuallyIntegrateSnapBaseline	BL2000\jheine	3/4/2022 8:45:33 AM	Snap baseline for compound 1-Methylnaphthalene in sample Mar0309.D, from x = 6.890 to x = 6.990, new integration is from x, y = 6.890, 120 to 6.990, 120 and new response = 740; previous integration is from x, y = 6.890, 145 to 6.990, 208 and previous response = 399.			✓	
CmdManuallyIntegrate DropBaseline	BL2000\jheine	3/4/2022 8:45:34 AM	Drop baseline for compound 1-Methylnaphthalene in sample Mar0309.D to y = 120, new integration is from x, y = 6.890, 120 to 6.990, 120 and new response = 740; previous integration is from x, y = 6.890, 120 to 6.990, 120 and previous response = 740.			✓	
CmdManuallyIntegrate QualifierPeak	BL2000\jheine	3/4/2022 8:45:37 AM	Manually integrate qualifier115.0 of compound 1-Methylnaphthalene in sample Mar0309.D from x, y = 6.890, 220 to 7.015, 221; result = 221			✓	
CmdManuallyIntegrateSnapBaseline	BL2000\jheine	3/4/2022 8:45:38 AM	Snap baseline for qualifier 115.0 of compound 1-Methylnaphthalene in sample Mar0309.D from x = 6.890 to x = 7.015, new integration is from x, y = 6.890, 212 to 7.015, 188 and new response = 375; previous integration is from x, y = 6.890, 220 to 7.015, 221 and previous response = 221.			✓	
CmdManuallyIntegrate DropBaseline	BL2000\jheine	3/4/2022 8:45:39 AM	Drop baseline for qualifier 115.0 of compound 1-Methylnaphthalene in sample Mar0309.D to y = 188, new integration is from x, y = 6.890, 188 to 7.015, 188 and new response = 465; previous integration is from x, y = 6.890, 212 to 7.015, 188 and previous response = 375.			✓	

Name	User	Time	Action	Reason	Comment	Succeed	Exception
CmdManuallyIntegratePeak	BL2000\jheine	3/4/2022 8:45:51 AM	Manually integrate compound 1-Methylnaphthalene in sample Mar0309.D, from x, y = 6.890, 101 to 7.090, 102, result = 939; previous integration is from x, y = 6.890, 120 to 6.990, 120 and previous response = 740.			✓	
CmdManuallyIntegratePeak	BL2000\jheine	3/4/2022 8:45:56 AM	Manually integrate compound 1-Methylnaphthalene in sample Mar0309.D, from x, y = 6.890, 101 to 7.152, 98, result = 982; previous integration is from x, y = 6.890, 101 to 7.090, 102 and previous response = 939.			✓	
CmdManuallyIntegrateDropBaseline	BL2000\jheine	3/4/2022 8:45:57 AM	Drop baseline for compound 1-Methylnaphthalene in sample Mar0309.D to y = 98, new integration is from x, y = 6.890, 98 to 7.152, 98 and new response = 1002; previous integration is from x, y = 6.890, 101 to 7.152, 98 and previous response = 982.			✓	
CmdManuallyIntegrateQualifierPeak	BL2000\jheine	3/4/2022 8:46:07 AM	Manually integrate qualifier 153.0 of compound Acenaphthylene in sample Mar0309.D, from x, y = 7.814, 128 to 7.888, 190, result = -207; previous integration is from x, y = 8.013, 77 to 8.125, 77 and previous response = 1102.			✓	
CmdManuallyIntegrateSnapBaseline	BL2000\jheine	3/4/2022 8:46:08 AM	Snap baseline for qualifier 153.0 of compound Acenaphthylene in sample Mar0309.D from x = 7.814 to x = 7.888, new integration is from x, y = 7.814, 76 to 7.888, 82 and new response = 152; previous integration is from x, y = 7.814, 128 to 7.888, 190 and previous response = -207.			✓	
CmdManuallyIntegrateDropBaseline	BL2000\jheine	3/4/2022 8:46:09 AM	Drop baseline for qualifier 153.0 of compound Acenaphthylene in sample Mar0309.D to y = 76, new integration is from x, y = 7.814, 76 to 7.888, 76 and new response = 165; previous integration is from x, y = 7.814, 76 to 7.888, 82 and previous response = 152.			✓	
CmdManuallyIntegratePeak	BL2000\jheine	3/4/2022 8:46:16 AM	Manually integrate compound Acenaphthene in sample Mar0309.D, from x, y = 8.025, 573 to 8.138, 494, result = -1978; previous integration is from x, y = 7.976, 75 to 8.287, 75 and previous response = 2977.			✓	

Name	User	Time	Action	Reason	Comment	Succeed	Exception
CmdManuallyIntegrateSnapBaseline	BL2000\jheine	3/4/2022 8:46:18 AM	Snap baseline for compound Acenaphthene in sample Mar0309.D, from x = 8.025 to x = 8.138, new integration is from x, y = 8.025, 318 to 8.138, 91 and new response = 235; previous integration is from x, y = 8.025, 573 to 8.138, 494 and previous response = -1978.			✓	
CmdManuallyIntegrateDropBaseline	BL2000\jheine	3/4/2022 8:46:19 AM	Drop baseline for compound Acenaphthene in sample Mar0309.D to y = 91, new integration is from x, y = 8.025, 91 to 8.138, 91 and new response = 999; previous integration is from x, y = 8.025, 318 to 8.138, 91 and previous response = 235.			✓	
CmdManuallyIntegrateQualifierPeak	BL2000\jheine	3/4/2022 8:46:26 AM	Manually integrate qualifier165.0 of compound Fluorene in sample Mar0309.D from x, y = 8.661, 136 to 8.761, 220; result = 619			✓	
CmdManuallyIntegrateSnapBaseline	BL2000\jheine	3/4/2022 8:46:27 AM	Snap baseline for qualifier 165.0 of compound Fluorene in sample Mar0309.D from x = 8.661 to x = 8.761, new integration is from x, y = 8.661, 114 to 8.761, 126 and new response = 964; previous integration is from x, y = 8.661, 136 to 8.761, 220 and previous response = 619.			✓	
CmdManuallyIntegrateDropBaseline	BL2000\jheine	3/4/2022 8:46:28 AM	Drop baseline for qualifier 165.0 of compound Fluorene in sample Mar0309.D to y = 114, new integration is from x, y = 8.661, 114 to 8.761, 114 and new response = 1000; previous integration is from x, y = 8.661, 114 to 8.761, 126 and previous response = 964.			✓	
CmdManuallyIntegrateQualifierPeak	BL2000\jheine	3/4/2022 8:46:31 AM	Manually integrate qualifier 167.0 of compound Fluorene in sample Mar0309.D, from x, y = 8.661, 80 to 8.748, 83, result = 141; previous integration is from x, y = 8.854, 82 to 9.057, 82 and previous response = 247.			✓	
CmdManuallyIntegrateDropBaseline	BL2000\jheine	3/4/2022 8:46:32 AM	Drop baseline for qualifier 167.0 of compound Fluorene in sample Mar0309.D to y = 80, new integration is from x, y = 8.661, 80 to 8.748, 80 and new response = 150; previous integration is from x, y = 8.661, 80 to 8.748, 83 and previous response = 141.			✓	

Name	User	Time	Action	Reason	Comment	Succeed	Exception
CmdManuallyIntegrate QualifierPeak	BL2000\jheine	3/4/2022 8:46:43 AM	Manually integrate qualifier 176.0 of compound Anthracene in sample Mar0309.D, from x, y = 9.842, 64 to 9.941, 110, result = 105; previous integration is from x, y = 9.842, 64 to 10.015, 64 and previous response = 282.			✓	
CmdManuallyIntegrate DropBaseline	BL2000\jheine	3/4/2022 8:46:44 AM	Drop baseline for qualifier 176.0 of compound Anthracene in sample Mar0309.D to y = 64, new integration is from x, y = 9.842, 64 to 9.941, 64 and new response = 241; previous integration is from x, y = 9.842, 64 to 9.941, 110 and previous response = 105.			✓	
CmdManuallyIntegrate QualifierPeak	BL2000\jheine	3/4/2022 8:47:13 AM	Manually integrate qualifier253.0 of compound Benzo(a)pyrene in sample Mar0309.D from x, y = 18.289, 86 to 18.388, 153; result = -134			✓	
CmdManuallyIntegrateSnapBaseline	BL2000\jheine	3/4/2022 8:47:14 AM	Snap baseline for qualifier 253.0 of compound Benzo(a)pyrene in sample Mar0309.D from x = 18.289 to x = 18.388, new integration is from x, y = 18.289, 63 to 18.388, 74 and new response = 172; previous integration is from x, y = 18.289, 86 to 18.388, 153 and previous response = -134.			✓	
CmdManuallyIntegrate DropBaseline	BL2000\jheine	3/4/2022 8:47:15 AM	Drop baseline for qualifier 253.0 of compound Benzo(a)pyrene in sample Mar0309.D to y = 63, new integration is from x, y = 18.289, 63 to 18.388, 63 and new response = 204; previous integration is from x, y = 18.289, 63 to 18.388, 74 and previous response = 172.			✓	
CmdManuallyIntegratePeak	BL2000\jheine	3/4/2022 8:47:22 AM	Manually integrate compound Indeno(1,2,3-cd)pyrene in sample Mar0309.D, from x, y = 20.169, 62 to 20.241, 109, result = 452; previous integration is from x, y = 20.169, 62 to 20.439, 65 and previous response = 965.			✓	
CmdManuallyIntegrate DropBaseline	BL2000\jheine	3/4/2022 8:47:24 AM	Drop baseline for compound Indeno(1,2,3-cd)pyrene in sample Mar0309.D to y = 62, new integration is from x, y = 20.169, 62 to 20.241, 62 and new response = 554; previous integration is from x, y = 20.169, 62 to 20.241, 109 and previous response = 452.			✓	

Name	User	Time	Action	Reason	Comment	Succeed	Exception
CmdManuallyIntegrate QualifierPeak	BL2000\jheine	3/4/2022 8:47:30 AM	Manually integrate qualifier 138.0 of compound Indeno(1,2,3-cd)pyrene in sample Mar0309.D, from x, y = 20.155, 71 to 20.241, 80, result = 162; previous integration is from x, y = 20.168, 79 to 20.353, 81 and previous response = 293.			✓	
CmdManuallyIntegrate DropBaseline	BL2000\jheine	3/4/2022 8:47:31 AM	Drop baseline for qualifier 138.0 of compound Indeno(1,2,3-cd)pyrene in sample Mar0309.D to y = 71, new integration is from x, y = 20.155, 71 to 20.241, 71 and new response = 184; previous integration is from x, y = 20.155, 71 to 20.241, 80 and previous response = 162.			✓	
CmdManuallyIntegrate QualifierPeak	BL2000\jheine	3/4/2022 8:47:42 AM	Manually integrate qualifier279.0 of compound Dibenzo(a,h)anthracene in sample Mar0309.D from x, y = 20.241, 67 to 20.414, 68; result = 206			✓	
CmdManuallyIntegrate DropBaseline	BL2000\jheine	3/4/2022 8:47:44 AM	Drop baseline for qualifier 279.0 of compound Dibenzo(a,h)anthracene in sample Mar0309.D to y = 67, new integration is from x, y = 20.241, 67 to 20.414, 67 and new response = 212; previous integration is from x, y = 20.241, 67 to 20.414, 68 and previous response = 206.			✓	
CmdManuallyIntegrate QualifierPeak	BL2000\jheine	3/4/2022 8:47:47 AM	Manually integrate qualifier139.0 of compound Dibenzo(a,h)anthracene in sample Mar0309.D from x, y = 20.217, 91 to 20.328, 91; result = 137			✓	
CmdZeroOutPeak	BL2000\jheine	3/4/2022 8:48:05 AM	Zero out primary peak of compound Fluorene in sample Mar0310.D			✓	
CmdZeroOutPeak	BL2000\jheine	3/4/2022 8:48:09 AM	Zero out primary peak of compound Benzo(a)pyrene in sample Mar0310.D			✓	
CmdManuallyIntegratePeak	BL2000\jheine	3/4/2022 8:48:14 AM	Manually integrate compound Acenaphthene in sample Mar0310.D, from x, y = 8.026, 125 to 8.088, 104, result = 123; previous integration is from x, y = 7.976, 107 to 8.088, 104 and previous response = 2042.			✓	
CmdManuallyIntegrate DropBaseline	BL2000\jheine	3/4/2022 8:48:16 AM	Drop baseline for compound Acenaphthene in sample Mar0310.D to y = 104, new integration is from x, y = 8.026, 104 to 8.088, 104 and new response = 163; previous integration is from x, y = 8.026, 125 to 8.088, 104 and previous response = 123.			✓	
CmdZeroOutPeak	BL2000\jheine	3/4/2022 8:48:18 AM	Zero out primary peak of compound Acenaphthene in sample Mar0310.D			✓	

Name	User	Time	Action	Reason	Comment	Succeed	Exception
CmdManuallyIntegratePeak	BL2000\jheine	3/4/2022 8:48:24 AM	Manually integrate compound Chrysene in sample Mar0310.D, from x, y = 14.714, 108 to 14.814, 55, result = 122; previous integration is from x, y = 14.605, 54 to 14.814, 55 and previous response = 2388.			✓	
CmdManuallyIntegrateDropBaseline	BL2000\jheine	3/4/2022 8:48:25 AM	Drop baseline for compound Chrysene in sample Mar0310.D to y = 55, new integration is from x, y = 14.714, 55 to 14.814, 55 and new response = 283; previous integration is from x, y = 14.714, 108 to 14.814, 55 and previous response = 122.			✓	
CmdZeroOutPeak	BL2000\jheine	3/4/2022 8:48:27 AM	Zero out primary peak of compound Chrysene in sample Mar0310.D			✓	
CmdZeroOutPeak	BL2000\jheine	3/4/2022 8:48:30 AM	Zero out primary peak of compound Benzo(a)Anthracene in sample Mar0310.D			✓	
CmdManuallyIntegratePeak	BL2000\jheine	3/4/2022 8:49:25 AM	Manually integrate compound Benzo(g,h,i)perylene in sample Mar0311.D, from x, y = 20.464, 5055 to 20.612, 10905, result = -1877; previous integration is from x, y = 20.477, 2205 to 20.563, 2039 and previous response = 46455.			✓	
CmdManuallyIntegrateSnapBaseline	BL2000\jheine	3/4/2022 8:49:26 AM	Snap baseline for compound Benzo(g,h,i)perylene in sample Mar0311.D, from x = 20.464 to x = 20.612, new integration is from x, y = 20.464, 256 to 20.612, 869 and new response = 64106; previous integration is from x, y = 20.464, 5055 to 20.612, 10905 and previous response = -1877.			✓	
CmdManuallyIntegrateDropBaseline	BL2000\jheine	3/4/2022 8:49:27 AM	Drop baseline for compound Benzo(g,h,i)perylene in sample Mar0311.D to y = 256, new integration is from x, y = 20.464, 256 to 20.612, 256 and new response = 66832; previous integration is from x, y = 20.464, 256 to 20.612, 869 and previous response = 64106.			✓	
CmdSetTargetCompoundAttribute	BL2000\jheine	3/4/2022 8:49:32 AM	Set UserAnnotation = BA for compound Benzo(g,h,i)perylene in sample Mar0311.D; previous value =			✓	
CmdManuallyIntegrateQualifierPeak	BL2000\jheine	3/4/2022 8:49:51 AM	Manually integrate qualifier 102.0 of compound Naphthalene in sample Mar0312.D, from x, y = 5.941, 891 to 6.041, 89, result = 2733; previous integration is from x, y = 5.875, 88 to 6.041, 89 and previous response = 10015.			✓	

Name	User	Time	Action	Reason	Comment	Succeed	Exception
CmdManuallyIntegrateDropBaseline	BL2000\jheine	3/4/2022 8:49:53 AM	Drop baseline for qualifier 102.0 of compound Naphthalene in sample Mar0312.D to y = 89, new integration is from x, y = 5.941, 89 to 6.041, 89 and new response = 5139; previous integration is from x, y = 5.941, 891 to 6.041, 89 and previous response = 2733.			✓	
CmdManuallyIntegrateQualifierPeak	BL2000\jheine	3/4/2022 8:50:02 AM	Manually integrate qualifier142.0 of compound 1-Methylnaphthalene in sample Mar0312.D from x, y = 6.877, 4368 to 7.015, 4506; result = 1794			✓	
CmdManuallyIntegrateSnapBaseline	BL2000\jheine	3/4/2022 8:50:03 AM	Snap baseline for qualifier 142.0 of compound 1-Methylnaphthalene in sample Mar0312.D from x = 6.877 to x = 7.015, new integration is from x, y = 6.877, 1174 to 7.015, 516 and new response = 31402; previous integration is from x, y = 6.877, 4368 to 7.015, 4506 and previous response = 1794.			✓	
CmdManuallyIntegrateDropBaseline	BL2000\jheine	3/4/2022 8:50:04 AM	Drop baseline for qualifier 142.0 of compound 1-Methylnaphthalene in sample Mar0312.D to y = 516, new integration is from x, y = 6.877, 516 to 7.015, 516 and new response = 34113; previous integration is from x, y = 6.877, 1174 to 7.015, 516 and previous response = 31402.			✓	
CmdZeroOutPeak	BL2000\jheine	3/4/2022 8:50:51 AM	Zero out primary peak of compound Benzo(g,h,i)perylene in sample Mar0313.D			✓	
CmdManuallyIntegratePeak	BL2000\jheine	3/4/2022 8:50:56 AM	Manually integrate compound Acenaphthene in sample Mar0313.D, from x, y = 8.025, 203 to 8.088, 103, result = 599; previous integration is from x, y = 7.976, 105 to 8.088, 103 and previous response = 2825.			✓	
CmdManuallyIntegrateDropBaseline	BL2000\jheine	3/4/2022 8:50:57 AM	Drop baseline for compound Acenaphthene in sample Mar0313.D to y = 103, new integration is from x, y = 8.025, 103 to 8.088, 103 and new response = 787; previous integration is from x, y = 8.025, 203 to 8.088, 103 and previous response = 599.			✓	
CmdManuallyIntegrateQualifierPeak	BL2000\jheine	3/4/2022 8:51:02 AM	Manually integrate qualifier 152.0 of compound Acenaphthene in sample Mar0313.D, from x, y = 8.013, 131 to 8.100, 131, result = 410; previous integration is from x, y = 7.789, 122 to 7.901, 122 and previous response = 830.			✓	

Name	User	Time	Action	Reason	Comment	Succeed	Exception
CmdManuallyIntegrate QualifierPeak	BL2000\jheine	3/4/2022 8:51:05 AM	Manually integrate qualifier153.0 of compound Acenaphthene in sample Mar0313.D from x, y = 8.013, 113 to 8.100, 107; result = 829			✓	
CmdManuallyIntegrate DropBaseline	BL2000\jheine	3/4/2022 8:51:07 AM	Drop baseline for qualifier 153.0 of compound Acenaphthene in sample Mar0313.D to y = 107, new integration is from x, y = 8.013, 107 to 8.100, 107 and new response = 845; previous integration is from x, y = 8.013, 113 to 8.100, 107 and previous response = 829.			✓	
CmdManuallyIntegratePeak	BL2000\jheine	3/4/2022 8:51:15 AM	Manually integrate compound Benzo(a)pyrene in sample Mar0313.D, from x, y = 18.289, 63 to 18.376, 64, result = 91; previous integration is from x, y = 18.388, 68 to 18.586, 77 and previous response = 1838.			✓	
CmdZeroOutPeak	BL2000\jheine	3/4/2022 8:51:17 AM	Zero out primary peak of compound Benzo(a)pyrene in sample Mar0313.D			✓	
CmdManuallyIntegratePeak	BL2000\jheine	3/4/2022 8:51:23 AM	Manually integrate compound Chrysene in sample Mar0313.D, from x, y = 14.702, 295 to 14.851, 242, result = -870; previous integration is from x, y = 14.593, 61 to 14.702, 62 and previous response = 2943.			✓	
CmdManuallyIntegrateSnapBaseline	BL2000\jheine	3/4/2022 8:51:25 AM	Snap baseline for compound Chrysene in sample Mar0313.D, from x = 14.702 to x = 14.851, new integration is from x, y = 14.702, 173 to 14.851, 77 and new response = 417; previous integration is from x, y = 14.702, 295 to 14.851, 242 and previous response = -870.			✓	
CmdManuallyIntegrate DropBaseline	BL2000\jheine	3/4/2022 8:51:26 AM	Drop baseline for compound Chrysene in sample Mar0313.D to y = 77, new integration is from x, y = 14.702, 77 to 14.851, 77 and new response = 847; previous integration is from x, y = 14.702, 173 to 14.851, 77 and previous response = 417.			✓	
CmdZeroOutPeak	BL2000\jheine	3/4/2022 8:51:28 AM	Zero out primary peak of compound Chrysene in sample Mar0313.D			✓	
CmdManuallyIntegrate QualifierPeak	BL2000\jheine	3/4/2022 8:51:36 AM	Manually integrate qualifier167.0 of compound Fluorene in sample Mar0313.D from x, y = 8.636, 87 to 8.723, 93; result = 208			✓	
CmdManuallyIntegrate DropBaseline	BL2000\jheine	3/4/2022 8:51:37 AM	Drop baseline for qualifier 167.0 of compound Fluorene in sample Mar0313.D to y = 87, new integration is from x, y = 8.636, 87 to 8.723, 87 and new response = 224; previous integration is from x, y = 8.636, 87 to 8.723, 93 and previous response = 208.			✓	

Name	User	Time	Action	Reason	Comment	Succeed	Exception
CmdManuallyIntegrate QualifierPeak	BL2000\jheine	3/4/2022 8:51:48 AM	Manually integrate qualifier 101.0 of compound Fluoranthene in sample Mar0313.D, from x, y = 11.374, 91 to 11.460, 92, result = 175; previous integration is from x, y = 11.376, 97 to 11.452, 93 and previous response = 151.			✓	
CmdManuallyIntegrate DropBaseline	BL2000\jheine	3/4/2022 8:51:49 AM	Drop baseline for qualifier 101.0 of compound Fluoranthene in sample Mar0313.D to y = 91, new integration is from x, y = 11.374, 91 to 11.460, 91 and new response = 179; previous integration is from x, y = 11.374, 91 to 11.460, 92 and previous response = 175.			✓	
CmdManuallyIntegrate QualifierPeak	BL2000\jheine	3/4/2022 8:52:04 AM	Manually integrate qualifier 101.0 of compound Pyrene in sample Mar0313.D, from x, y = 11.806, 187 to 11.979, 150, result = 2710; previous integration is from x, y = 11.769, 83 to 11.967, 83 and previous response = 3848.			✓	
CmdManuallyIntegrate DropBaseline	BL2000\jheine	3/4/2022 8:52:05 AM	Drop baseline for qualifier 101.0 of compound Pyrene in sample Mar0313.D to y = 150, new integration is from x, y = 11.806, 150 to 11.979, 150 and new response = 2902; previous integration is from x, y = 11.806, 187 to 11.979, 150 and previous response = 2710.			✓	
CmdManuallyIntegrate QualifierPeak	BL2000\jheine	3/4/2022 8:52:10 AM	Manually integrate qualifier 101.0 of compound Pyrene in sample Mar0313.D, from x, y = 11.757, 183 to 11.806, 407, result = -298; previous integration is from x, y = 11.806, 150 to 11.979, 150 and previous response = 2902.			✓	
CmdManuallyIntegrateSnapBaseline	BL2000\jheine	3/4/2022 8:52:12 AM	Snap baseline for qualifier 101.0 of compound Pyrene in sample Mar0313.D from x = 11.757 to x = 11.806, new integration is from x, y = 11.757, 86 to 11.806, 187 and new response = 172; previous integration is from x, y = 11.757, 183 to 11.806, 407 and previous response = -298.			✓	
CmdManuallyIntegrate DropBaseline	BL2000\jheine	3/4/2022 8:52:12 AM	Drop baseline for qualifier 101.0 of compound Pyrene in sample Mar0313.D to y = 86, new integration is from x, y = 11.757, 86 to 11.806, 86 and new response = 321; previous integration is from x, y = 11.757, 86 to 11.806, 187 and previous response = 172.			✓	

Name	User	Time	Action	Reason	Comment	Succeed	Exception
CmdManuallyIntegratePeak	BL2000\jheine	3/4/2022 8:52:34 AM	Manually integrate compound 1-Methylnaphthalene in sample Mar0313.D from x, y = 6.877, 157 to 7.002, 150; result = 466			✓	
CmdManuallyIntegrateSnapBaseline	BL2000\jheine	3/4/2022 8:52:35 AM	Snap baseline for compound 1-Methylnaphthalene in sample Mar0313.D, from x = 6.877 to x = 7.002, new integration is from x, y = 6.877, 133 to 7.002, 116 and new response = 684; previous integration is from x, y = 6.877, 157 to 7.002, 150 and previous response = 466.			✓	
CmdManuallyIntegrateDropBaseline	BL2000\jheine	3/4/2022 8:52:36 AM	Drop baseline for compound 1-Methylnaphthalene in sample Mar0313.D to y = 116, new integration is from x, y = 6.877, 116 to 7.002, 116 and new response = 748; previous integration is from x, y = 6.877, 133 to 7.002, 116 and previous response = 684.			✓	
CmdZeroOutPeak	BL2000\jheine	3/4/2022 8:52:37 AM	Zero out primary peak of compound 1-Methylnaphthalene in sample Mar0313.D			✓	
CmdManuallyIntegratePeak	BL2000\jheine	3/4/2022 8:52:44 AM	Manually integrate compound Naphthalene in sample Mar0313.D from x, y = 5.916, 208 to 6.028, 222; result = 928			✓	
CmdManuallyIntegrateDropBaseline	BL2000\jheine	3/4/2022 8:52:47 AM	Drop baseline for compound Naphthalene in sample Mar0313.D to y = 208, new integration is from x, y = 5.916, 208 to 6.028, 208 and new response = 975; previous integration is from x, y = 5.916, 208 to 6.028, 222 and previous response = 928.			✓	
CmdManuallyIntegrateQualifierPeak	BL2000\jheine	3/4/2022 8:52:50 AM	Manually integrate qualifier129.0 of compound Naphthalene in sample Mar0313.D from x, y = 5.941, 193 to 6.003, 160; result = -61			✓	
CmdManuallyIntegrateSnapBaseline	BL2000\jheine	3/4/2022 8:52:52 AM	Snap baseline for qualifier 129.0 of compound Naphthalene in sample Mar0313.D from x = 5.941 to x = 6.003, new integration is from x, y = 5.941, 176 to 6.003, 122 and new response = 42; previous integration is from x, y = 5.941, 193 to 6.003, 160 and previous response = -61.			✓	
CmdManuallyIntegrateDropBaseline	BL2000\jheine	3/4/2022 8:52:53 AM	Drop baseline for qualifier 129.0 of compound Naphthalene in sample Mar0313.D to y = 122, new integration is from x, y = 5.941, 122 to 6.003, 122 and new response = 143; previous integration is from x, y = 5.941, 176 to 6.003, 122 and previous response = 42.			✓	

Name	User	Time	Action	Reason	Comment	Succeed	Exception
CmdManuallyIntegrate QualifierPeak	BL2000\jheine	3/4/2022 8:52:56 AM	Manually integrate qualifier 102.0 of compound Naphthalene in sample Mar0313.D, from x, y = 5.941, 188 to 6.016, 86, result = 585; previous integration is from x, y = 5.903, 86 to 6.016, 86 and previous response = 4422.			✓	
CmdManuallyIntegrate DropBaseline	BL2000\jheine	3/4/2022 8:52:57 AM	Drop baseline for qualifier 102.0 of compound Naphthalene in sample Mar0313.D to y = 86, new integration is from x, y = 5.941, 86 to 6.016, 86 and new response = 814; previous integration is from x, y = 5.941, 188 to 6.016, 86 and previous response = 585.			✓	
CmdManuallyIntegrate QualifierPeak	BL2000\jheine	3/4/2022 8:53:10 AM	Manually integrate qualifier 129.0 of compound Naphthalene in sample Mar0313.D, from x, y = 5.941, 122 to 5.978, 129, result = 119; previous integration is from x, y = 5.941, 122 to 6.003, 122 and previous response = 143.			✓	
CmdManuallyIntegrate DropBaseline	BL2000\jheine	3/4/2022 8:53:11 AM	Drop baseline for qualifier 129.0 of compound Naphthalene in sample Mar0313.D to y = 122, new integration is from x, y = 5.941, 122 to 5.978, 122 and new response = 127; previous integration is from x, y = 5.941, 122 to 5.978, 129 and previous response = 119.			✓	
CmdManuallyIntegrate QualifierPeak	BL2000\jheine	3/4/2022 8:53:42 AM	Manually integrate qualifier 102.0 of compound Naphthalene in sample Mar0314.D, from x, y = 5.941, 757 to 6.041, 104, result = 3043; previous integration is from x, y = 5.866, 91 to 6.041, 104 and previous response = 10166.			✓	
CmdManuallyIntegrate DropBaseline	BL2000\jheine	3/4/2022 8:53:43 AM	Drop baseline for qualifier 102.0 of compound Naphthalene in sample Mar0314.D to y = 104, new integration is from x, y = 5.941, 104 to 6.041, 104 and new response = 5000; previous integration is from x, y = 5.941, 757 to 6.041, 104 and previous response = 3043.			✓	
CmdManuallyIntegrateSplit	BL2000\jheine	3/4/2022 8:53:49 AM	Split peak for compound 2-Methylnaphthalene in sample Mar0314.D and keep left peak, new integration is from x, y = 6.753, 110.136904761905 to 6.865, 110.136904761905 and new response = 33766, previous integration is from x, y = 6.753, 110 to 6.965, 110 and previous response = 64327.			✓	

Name	User	Time	Action	Reason	Comment	Succeed	Exception
CmdManuallyIntegrateSplit	BL2000\jheine	3/4/2022 8:53:56 AM	Split peak for compound 1-Methylnaphthalene in sample Mar0314.D and keep right peak, new integration is from x, y = 6.865, 110.136904761905 to 6.965, 110.136904761905 and new response = 30561, previous integration is from x, y = 6.753, 110 to 6.965, 110 and previous response = 64327.			✓	
CmdSetTargetCompoundAttribute	BL2000\jheine	3/4/2022 8:54:03 AM	Set UserAnnotation = CO for compound 2-Methylnaphthalene in sample Mar0314.D; previous value =			✓	
CmdSetTargetCompoundAttribute	BL2000\jheine	3/4/2022 8:54:06 AM	Set UserAnnotation = CO for compound 1-Methylnaphthalene in sample Mar0314.D; previous value =			✓	
CmdManuallyIntegrateQualifierPeak	BL2000\jheine	3/4/2022 8:54:13 AM	Manually integrate qualifier153.0 of compound Acenaphthylene in sample Mar0314.D from x, y = 7.801, 3287 to 7.876, 6932; result = -13462			✓	
CmdManuallyIntegrateSnapBaseline	BL2000\jheine	3/4/2022 8:54:15 AM	Snap baseline for qualifier 153.0 of compound Acenaphthylene in sample Mar0314.D from x = 7.801 to x = 7.876, new integration is from x, y = 7.801, 99 to 7.876, 308 and new response = 8546; previous integration is from x, y = 7.801, 3287 to 7.876, 6932 and previous response = -13462.			✓	
CmdManuallyIntegrateDropBaseline	BL2000\jheine	3/4/2022 8:54:15 AM	Drop baseline for qualifier 153.0 of compound Acenaphthylene in sample Mar0314.D to y = 99, new integration is from x, y = 7.801, 99 to 7.876, 99 and new response = 9014; previous integration is from x, y = 7.801, 99 to 7.876, 308 and previous response = 8546.			✓	
CmdZeroOutPeak	BL2000\jheine	3/4/2022 8:55:03 AM	Zero out primary peak of compound Fluorene in sample Mar0315.D			✓	
CmdManuallyIntegratePeak	BL2000\jheine	3/4/2022 8:55:08 AM	Manually integrate compound Benzo(a)pyrene in sample Mar0315.D, from x, y = 18.289, 72 to 18.351, 83, result = 153; previous integration is from x, y = 18.388, 70 to 18.512, 82 and previous response = 2275.			✓	
CmdManuallyIntegrateDropBaseline	BL2000\jheine	3/4/2022 8:55:09 AM	Drop baseline for compound Benzo(a)pyrene in sample Mar0315.D to y = 72, new integration is from x, y = 18.289, 72 to 18.351, 72 and new response = 174; previous integration is from x, y = 18.289, 72 to 18.351, 83 and previous response = 153.			✓	
CmdZeroOutPeak	BL2000\jheine	3/4/2022 8:55:11 AM	Zero out primary peak of compound Benzo(a)pyrene in sample Mar0315.D			✓	

Name	User	Time	Action	Reason	Comment	Succeed	Exception
CmdManuallyIntegratePeak	BL2000\jheine	3/4/2022 8:55:17 AM	Manually integrate compound Acenaphthene in sample Mar0315.D, from x, y = 8.025, 171 to 8.075, 156, result = 155; previous integration is from x, y = 7.976, 156 to 8.075, 156 and previous response = 1986.			✓	
CmdManuallyIntegrateDropBaseline	BL2000\jheine	3/4/2022 8:55:19 AM	Drop baseline for compound Acenaphthene in sample Mar0315.D to y = 156, new integration is from x, y = 8.025, 156 to 8.075, 156 and new response = 178; previous integration is from x, y = 8.025, 171 to 8.075, 156 and previous response = 155.			✓	
CmdZeroOutPeak	BL2000\jheine	3/4/2022 8:55:20 AM	Zero out primary peak of compound Acenaphthene in sample Mar0315.D			✓	
CmdManuallyIntegratePeak	BL2000\jheine	3/4/2022 8:55:26 AM	Manually integrate compound 2-Methylnaphthalene in sample Mar0315.D, from x, y = 6.777, 173 to 6.840, 162, result = 567; previous integration is from x, y = 6.877, 211 to 6.951, 217 and previous response = 1177.			✓	
CmdManuallyIntegrateDropBaseline	BL2000\jheine	3/4/2022 8:55:27 AM	Drop baseline for compound 2-Methylnaphthalene in sample Mar0315.D to y = 162, new integration is from x, y = 6.777, 162 to 6.840, 162 and new response = 587; previous integration is from x, y = 6.777, 173 to 6.840, 162 and previous response = 567.			✓	
CmdManuallyIntegrateQualifierPeak	BL2000\jheine	3/4/2022 8:55:33 AM	Manually integrate qualifier142.0 of compound 2-Methylnaphthalene in sample Mar0315.D from x, y = 6.752, 123 to 6.827, 121; result = 557			✓	
CmdManuallyIntegrateDropBaseline	BL2000\jheine	3/4/2022 8:55:35 AM	Drop baseline for qualifier 142.0 of compound 2-Methylnaphthalene in sample Mar0315.D to y = 121, new integration is from x, y = 6.752, 121 to 6.827, 121 and new response = 561; previous integration is from x, y = 6.752, 123 to 6.827, 121 and previous response = 557.			✓	
CmdManuallyIntegrateQualifierPeak	BL2000\jheine	3/4/2022 8:55:42 AM	Manually integrate qualifier 115.0 of compound 2-Methylnaphthalene in sample Mar0315.D, from x, y = 6.765, 525 to 6.815, 563, result = 585; previous integration is from x, y = 6.765, 288 to 6.840, 288 and previous response = 1517.			✓	

Name	User	Time	Action	Reason	Comment	Succeed	Exception
CmdManuallyIntegrateSnapBaseline	BL2000\jheine	3/4/2022 8:55:44 AM	Snap baseline for qualifier 115.0 of compound 2-Methylnaphthalene in sample Mar0315.D from x = 6.765 to x = 6.815, new integration is from x, y = 6.765, 448 to 6.815, 394 and new response = 954; previous integration is from x, y = 6.765, 525 to 6.815, 563 and previous response = 585.			✓	
CmdManuallyIntegrateDropBaseline	BL2000\jheine	3/4/2022 8:55:45 AM	Drop baseline for qualifier 115.0 of compound 2-Methylnaphthalene in sample Mar0315.D to y = 394, new integration is from x, y = 6.765, 394 to 6.815, 394 and new response = 1035; previous integration is from x, y = 6.765, 448 to 6.815, 394 and previous response = 954.			✓	
CmdManuallyIntegratePeak	BL2000\jheine	3/4/2022 8:55:56 AM	Manually integrate compound Naphthalene in sample Mar0315.D, from x, y = 5.904, 238 to 5.966, 355, result = 1320; previous integration is from x, y = 5.904, 238 to 5.991, 238 and previous response = 1945.			✓	
CmdManuallyIntegrateDropBaseline	BL2000\jheine	3/4/2022 8:55:58 AM	Drop baseline for compound Naphthalene in sample Mar0315.D to y = 238, new integration is from x, y = 5.904, 238 to 5.966, 238 and new response = 1536; previous integration is from x, y = 5.904, 238 to 5.966, 355 and previous response = 1320.			✓	
CmdManuallyIntegrateQualifierPeak	BL2000\jheine	3/4/2022 8:56:02 AM	Manually integrate qualifier 129.0 of compound Naphthalene in sample Mar0315.D, from x, y = 5.941, 170 to 5.966, 161, result = 655; previous integration is from x, y = 5.942, 357 to 5.966, 357 and previous response = 196.			✓	
CmdManuallyIntegrateDropBaseline	BL2000\jheine	3/4/2022 8:56:03 AM	Drop baseline for qualifier 129.0 of compound Naphthalene in sample Mar0315.D to y = 161, new integration is from x, y = 5.941, 161 to 5.966, 161 and new response = 662; previous integration is from x, y = 5.941, 170 to 5.966, 161 and previous response = 655.			✓	
CmdManuallyIntegrateQualifierPeak	BL2000\jheine	3/4/2022 8:56:08 AM	Manually integrate qualifier 102.0 of compound Naphthalene in sample Mar0315.D, from x, y = 5.941, 204 to 5.997, 138, result = 381; previous integration is from x, y = 5.903, 138 to 5.997, 138 and previous response = 3869.			✓	

Name	User	Time	Action	Reason	Comment	Succeed	Exception
CmdManuallyIntegrateDropBaseline	BL2000\jheine	3/4/2022 8:56:09 AM	Drop baseline for qualifier 102.0 of compound Naphthalene in sample Mar0315.D to y = 138, new integration is from x, y = 5.941, 138 to 5.997, 138 and new response = 491; previous integration is from x, y = 5.941, 204 to 5.997, 138 and previous response = 381.			✓	
CmdManuallyIntegratePeak	BL2000\jheine	3/4/2022 8:56:21 AM	Manually integrate compound Chrysene in sample Mar0315.D, from x, y = 14.701, 302 to 14.813, 243, result = -747; previous integration is from x, y = 14.606, 67 to 14.701, 75 and previous response = 2454.			✓	
CmdManuallyIntegrateSnapBaseline	BL2000\jheine	3/4/2022 8:56:22 AM	Snap baseline for compound Chrysene in sample Mar0315.D, from x = 14.701 to x = 14.813, new integration is from x, y = 14.701, 187 to 14.813, 82 and new response = 178; previous integration is from x, y = 14.701, 302 to 14.813, 243 and previous response = -747.			✓	
CmdManuallyIntegrateDropBaseline	BL2000\jheine	3/4/2022 8:56:22 AM	Drop baseline for compound Chrysene in sample Mar0315.D to y = 82, new integration is from x, y = 14.701, 82 to 14.813, 82 and new response = 531; previous integration is from x, y = 14.701, 187 to 14.813, 82 and previous response = 178.			✓	
CmdZeroOutPeak	BL2000\jheine	3/4/2022 8:56:24 AM	Zero out primary peak of compound Chrysene in sample Mar0315.D			✓	
CmdManuallyIntegrateQualifierPeak	BL2000\jheine	3/4/2022 8:56:32 AM	Manually integrate qualifier 142.0 of compound 1-Methylnaphthalene in sample Mar0315.D, from x, y = 6.877, 128 to 6.927, 358, result = 875; previous integration is from x, y = 6.877, 128 to 6.988, 132 and previous response = 1349.			✓	
CmdManuallyIntegrateDropBaseline	BL2000\jheine	3/4/2022 8:56:33 AM	Drop baseline for qualifier 142.0 of compound 1-Methylnaphthalene in sample Mar0315.D to y = 128, new integration is from x, y = 6.877, 128 to 6.927, 128 and new response = 1220; previous integration is from x, y = 6.877, 128 to 6.927, 358 and previous response = 875.			✓	
CmdManuallyIntegrateQualifierPeak	BL2000\jheine	3/4/2022 8:56:37 AM	Manually integrate qualifier 115.0 of compound 1-Methylnaphthalene in sample Mar0315.D, from x, y = 6.877, 288 to 6.902, 544, result = 591; previous integration is from x, y = 6.877, 288 to 6.990, 288 and previous response = 3702.			✓	

Name	User	Time	Action	Reason	Comment	Succeed	Exception
CmdManuallyIntegrateDropBaseline	BL2000\jheine	3/4/2022 8:56:38 AM	Drop baseline for qualifier 115.0 of compound 1-Methylnaphthalene in sample Mar0315.D to y = 288, new integration is from x, y = 6.877, 288 to 6.902, 288 and new response = 783; previous integration is from x, y = 6.877, 288 to 6.902, 544 and previous response = 591.			✓	
CmdZeroOutPeak	BL2000\jheine	3/4/2022 8:56:46 AM	Zero out primary peak of compound Benzo(a)Anthracene in sample Mar0315.D			✓	
CmdManuallyIntegratePeak	BL2000\jheine	3/4/2022 8:57:00 AM	Manually integrate compound Fluoranthene in sample Mar0315.D from x, y = 11.374, 95 to 11.485, 93; result = 783			✓	
CmdManuallyIntegrateQualifierPeak	BL2000\jheine	3/4/2022 8:57:04 AM	Manually integrate qualifier101.0 of compound Fluoranthene in sample Mar0315.D from x, y = 11.374, 91 to 11.435, 92; result = 79			✓	
CmdManuallyIntegrateDropBaseline	BL2000\jheine	3/4/2022 8:57:06 AM	Drop baseline for qualifier 101.0 of compound Fluoranthene in sample Mar0315.D to y = 91, new integration is from x, y = 11.374, 91 to 11.435, 91 and new response = 81; previous integration is from x, y = 11.374, 91 to 11.435, 92 and previous response = 79.			✓	
CmdManuallyIntegratePeak	BL2000\jheine	3/4/2022 8:57:11 AM	Manually integrate compound Pyrene in sample Mar0315.D from x, y = 11.744, 85 to 11.855, 103; result = 1230			✓	
CmdManuallyIntegrateDropBaseline	BL2000\jheine	3/4/2022 8:57:12 AM	Drop baseline for compound Pyrene in sample Mar0315.D to y = 85, new integration is from x, y = 11.744, 85 to 11.855, 85 and new response = 1290; previous integration is from x, y = 11.744, 85 to 11.855, 103 and previous response = 1230.			✓	
CmdManuallyIntegrateQualifierPeak	BL2000\jheine	3/4/2022 8:57:16 AM	Manually integrate qualifier 101.0 of compound Pyrene in sample Mar0315.D, from x, y = 11.744, 85 to 11.806, 93, result = 134; previous integration is from x, y = 11.806, 91 to 11.967, 97 and previous response = 226.			✓	
CmdManuallyIntegrateDropBaseline	BL2000\jheine	3/4/2022 8:57:18 AM	Drop baseline for qualifier 101.0 of compound Pyrene in sample Mar0315.D to y = 85, new integration is from x, y = 11.744, 85 to 11.806, 85 and new response = 149; previous integration is from x, y = 11.744, 85 to 11.806, 93 and previous response = 134.			✓	

Name	User	Time	Action	Reason	Comment	Succeed	Exception
CmdManuallyIntegratePeak	BL2000\jheine	3/4/2022 8:57:26 AM	Manually integrate compound Benzo(b)fluoranthene in sample Mar0315.D from x, y = 17.634, 61 to 17.721, 82; result = 298			✓	
CmdManuallyIntegrateDropBaseline	BL2000\jheine	3/4/2022 8:57:28 AM	Drop baseline for compound Benzo(b)fluoranthene in sample Mar0315.D to y = 61, new integration is from x, y = 17.634, 61 to 17.721, 61 and new response = 353; previous integration is from x, y = 17.634, 61 to 17.721, 82 and previous response = 298.			✓	
CmdManuallyIntegrateQualifierPeak	BL2000\jheine	3/4/2022 8:57:32 AM	Manually integrate qualifier253.0 of compound Benzo(b)fluoranthene in sample Mar0315.D from x, y = 17.647, 70 to 17.721, 71; result = 77			✓	
CmdManuallyIntegrateDropBaseline	BL2000\jheine	3/4/2022 8:57:34 AM	Drop baseline for qualifier 253.0 of compound Benzo(b)fluoranthene in sample Mar0315.D to y = 70, new integration is from x, y = 17.647, 70 to 17.721, 70 and new response = 80; previous integration is from x, y = 17.647, 70 to 17.721, 71 and previous response = 77.			✓	
CmdManuallyIntegratePeak	BL2000\jheine	3/4/2022 8:57:38 AM	Manually integrate compound Benzo(k)fluoranthene in sample Mar0315.D from x, y = 17.721, 127 to 17.869, 115; result = -225			✓	
CmdManuallyIntegrateSnapBaseline	BL2000\jheine	3/4/2022 8:57:39 AM	Snap baseline for compound Benzo(k)fluoranthene in sample Mar0315.D, from x = 17.721 to x = 17.869, new integration is from x, y = 17.721, 114 to 17.869, 69 and new response = 36; previous integration is from x, y = 17.721, 127 to 17.869, 115 and previous response = -225.			✓	
CmdManuallyIntegrateDropBaseline	BL2000\jheine	3/4/2022 8:57:40 AM	Drop baseline for compound Benzo(k)fluoranthene in sample Mar0315.D to y = 69, new integration is from x, y = 17.721, 69 to 17.869, 69 and new response = 236; previous integration is from x, y = 17.721, 114 to 17.869, 69 and previous response = 36.			✓	
CmdZeroOutPeak	BL2000\jheine	3/4/2022 8:57:43 AM	Zero out primary peak of compound Benzo(k)fluoranthene in sample Mar0315.D			✓	
CmdManuallyIntegratePeak	BL2000\jheine	3/4/2022 8:57:50 AM	Manually integrate compound Indeno(1,2,3-cd)pyrene in sample Mar0315.D from x, y = 20.143, 70 to 20.229, 75; result = 150			✓	

Name	User	Time	Action	Reason	Comment	Succeed	Exception
CmdManuallyIntegratePeak	BL2000\jheine	3/4/2022 8:57:54 AM	Manually integrate compound Indeno(1,2,3-cd)pyrene in sample Mar0315.D, from x, y = 20.155, 93 to 20.229, 75, result = 102; previous integration is from x, y = 20.143, 70 to 20.229, 75 and previous response = 150.			✓	
CmdManuallyIntegrateSnapBaseline	BL2000\jheine	3/4/2022 8:57:56 AM	Snap baseline for compound Indeno(1,2,3-cd)pyrene in sample Mar0315.D, from x = 20.155 to x = 20.229, new integration is from x, y = 20.155, 69 to 20.229, 86 and new response = 130; previous integration is from x, y = 20.155, 93 to 20.229, 75 and previous response = 102.			✓	
CmdManuallyIntegrateDropBaseline	BL2000\jheine	3/4/2022 8:57:57 AM	Drop baseline for compound Indeno(1,2,3-cd)pyrene in sample Mar0315.D to y = 69, new integration is from x, y = 20.155, 69 to 20.229, 69 and new response = 168; previous integration is from x, y = 20.155, 69 to 20.229, 86 and previous response = 130.			✓	
CmdZeroOutPeak	BL2000\jheine	3/4/2022 8:57:58 AM	Zero out primary peak of compound Indeno(1,2,3-cd)pyrene in sample Mar0315.D			✓	
CmdManuallyIntegratePeak	BL2000\jheine	3/4/2022 8:58:10 AM	Manually integrate compound Benzo(g,h,i)perylene in sample Mar0315.D from x, y = 20.489, 69 to 20.612, 70; result = 260			✓	
CmdZeroOutPeak	BL2000\jheine	3/4/2022 8:58:12 AM	Zero out primary peak of compound Benzo(g,h,i)perylene in sample Mar0315.D			✓	
CmdZeroOutPeak	BL2000\jheine	3/4/2022 8:58:17 AM	Zero out primary peak of compound Benzo(b)fluoranthene in sample Mar0315.D			✓	
CmdZeroOutPeak	BL2000\jheine	3/4/2022 8:58:19 AM	Zero out primary peak of compound Pyrene in sample Mar0315.D			✓	
CmdZeroOutPeak	BL2000\jheine	3/4/2022 8:58:22 AM	Zero out primary peak of compound Fluoranthene in sample Mar0315.D			✓	
CmdManuallyIntegrateSplit	BL2000\jheine	3/4/2022 8:58:44 AM	Split qualifier 129.0 of compound Naphthalene in sample Mar0316.D and keep left peak, new integration is from x, y = 5.917, 211.048093332925 to 5.991, 232.023388012366 and new response = 5557, previous integration is from x, y = 5.917, 211 to 6.039, 246 and previous response = 6100.			✓	
CmdZeroOutPeak	BL2000\jheine	3/4/2022 9:00:05 AM	Zero out primary peak of compound Fluorene in sample Mar0317.D			✓	
CmdZeroOutPeak	BL2000\jheine	3/4/2022 9:00:09 AM	Zero out primary peak of compound Benzo(a)pyrene in sample Mar0317.D			✓	
CmdZeroOutPeak	BL2000\jheine	3/4/2022 9:00:14 AM	Zero out primary peak of compound Acenaphthene in sample Mar0317.D			✓	

Name	User	Time	Action	Reason	Comment	Succeed	Exception
CmdManuallyIntegratePeak	BL2000\jheine	3/4/2022 9:00:21 AM	Manually integrate compound Chrysene in sample Mar0317.D, from x, y = 14.714, 228 to 14.801, 57, result = -208; previous integration is from x, y = 14.603, 57 to 14.801, 57 and previous response = 2467.			✓	
CmdManuallyIntegrateDropBaseline	BL2000\jheine	3/4/2022 9:00:23 AM	Drop baseline for compound Chrysene in sample Mar0317.D to y = 57, new integration is from x, y = 14.714, 57 to 14.801, 57 and new response = 238; previous integration is from x, y = 14.714, 228 to 14.801, 57 and previous response = -208.			✓	
CmdZeroOutPeak	BL2000\jheine	3/4/2022 9:00:25 AM	Zero out primary peak of compound Chrysene in sample Mar0317.D			✓	
CmdZeroOutPeak	BL2000\jheine	3/4/2022 9:00:29 AM	Zero out primary peak of compound Benzo(a)Anthracene in sample Mar0317.D			✓	
CmdZeroOutPeak	BL2000\jheine	3/4/2022 9:00:42 AM	Zero out primary peak of compound Fluorene in sample Mar0318.D			✓	
CmdZeroOutPeak	BL2000\jheine	3/4/2022 9:00:47 AM	Zero out primary peak of compound Benzo(a)pyrene in sample Mar0318.D			✓	
CmdZeroOutPeak	BL2000\jheine	3/4/2022 9:00:50 AM	Zero out primary peak of compound Acenaphthene in sample Mar0318.D			✓	
CmdZeroOutPeak	BL2000\jheine	3/4/2022 9:00:52 AM	Zero out primary peak of compound Chrysene in sample Mar0318.D			✓	
CmdZeroOutPeak	BL2000\jheine	3/4/2022 9:00:54 AM	Zero out primary peak of compound Benzo(a)Anthracene in sample Mar0318.D			✓	
CmdZeroOutPeak	BL2000\jheine	3/4/2022 9:01:04 AM	Zero out primary peak of compound Fluorene in sample Mar0319.D			✓	
CmdZeroOutPeak	BL2000\jheine	3/4/2022 9:01:06 AM	Zero out primary peak of compound Benzo(a)pyrene in sample Mar0319.D			✓	
CmdZeroOutPeak	BL2000\jheine	3/4/2022 9:01:09 AM	Zero out primary peak of compound Acenaphthene in sample Mar0319.D			✓	
CmdZeroOutPeak	BL2000\jheine	3/4/2022 9:01:11 AM	Zero out primary peak of compound Chrysene in sample Mar0319.D			✓	
CmdZeroOutPeak	BL2000\jheine	3/4/2022 9:01:13 AM	Zero out primary peak of compound Benzo(a)Anthracene in sample Mar0319.D			✓	
CmdManuallyIntegratePeak	BL2000\jheine	3/4/2022 9:01:27 AM	Manually integrate compound Fluorene in sample Mar0320.D, from x, y = 8.649, 140 to 8.698, 135, result = 255; previous integration is from x, y = 8.935, 147 to 9.060, 152 and previous response = 28450.			✓	
CmdZeroOutPeak	BL2000\jheine	3/4/2022 9:01:29 AM	Zero out primary peak of compound Fluorene in sample Mar0320.D			✓	

Name	User	Time	Action	Reason	Comment	Succeed	Exception
CmdManuallyIntegratePeak	BL2000\jheine	3/4/2022 9:01:35 AM	Manually integrate compound 2-Methylnaphthalene in sample Mar0320.D, from x, y = 6.765, 177 to 6.827, 196, result = 236; previous integration is from x, y = 6.590, 121 to 6.990, 121 and previous response = 1978.			✓	
CmdManuallyIntegrateSnapBaseline	BL2000\jheine	3/4/2022 9:01:36 AM	Snap baseline for compound 2-Methylnaphthalene in sample Mar0320.D, from x = 6.765 to x = 6.827, new integration is from x, y = 6.765, 150 to 6.827, 148 and new response = 376; previous integration is from x, y = 6.765, 177 to 6.827, 196 and previous response = 236.			✓	
CmdManuallyIntegrateDropBaseline	BL2000\jheine	3/4/2022 9:01:37 AM	Drop baseline for compound 2-Methylnaphthalene in sample Mar0320.D to y = 148, new integration is from x, y = 6.765, 148 to 6.827, 148 and new response = 380; previous integration is from x, y = 6.765, 150 to 6.827, 148 and previous response = 376.			✓	
CmdManuallyIntegrateQualifierPeak	BL2000\jheine	3/4/2022 9:01:46 AM	Manually integrate qualifier142.0 of compound 2-Methylnaphthalene in sample Mar0320.D from x, y = 6.740, 113 to 6.815, 113; result = 340			✓	
CmdManuallyIntegrateSnapBaseline	BL2000\jheine	3/4/2022 9:01:47 AM	Snap baseline for qualifier 142.0 of compound 2-Methylnaphthalene in sample Mar0320.D from x = 6.740 to x = 6.815, new integration is from x, y = 6.740, 122 to 6.815, 118 and new response = 306; previous integration is from x, y = 6.740, 113 to 6.815, 113 and previous response = 340.			✓	
CmdManuallyIntegrateDropBaseline	BL2000\jheine	3/4/2022 9:01:48 AM	Drop baseline for qualifier 142.0 of compound 2-Methylnaphthalene in sample Mar0320.D to y = 118, new integration is from x, y = 6.740, 118 to 6.815, 118 and new response = 315; previous integration is from x, y = 6.740, 122 to 6.815, 118 and previous response = 306.			✓	
CmdSetTargetCompoundAttribute	BL2000\jheine	3/4/2022 9:01:52 AM	Set UserAnnotation = CO for compound 2-Methylnaphthalene in sample Mar0320.D; previous value =			✓	
CmdManuallyIntegrateQualifierPeak	BL2000\jheine	3/4/2022 9:02:03 AM	Manually integrate qualifier 115.0 of compound 2-Methylnaphthalene in sample Mar0320.D, from x, y = 6.765, 590 to 6.802, 477, result = 833; previous integration is from x, y = 6.765, 248 to 6.840, 248 and previous response = 1849.			✓	

Name	User	Time	Action	Reason	Comment	Succeed	Exception
CmdManuallyIntegrateSnapBaseline	BL2000\jheine	3/4/2022 9:02:05 AM	Snap baseline for qualifier 115.0 of compound 2-Methylnaphthalene in sample Mar0320.D from x = 6.765 to x = 6.802, new integration is from x, y = 6.765, 491 to 6.802, 477 and new response = 944; previous integration is from x, y = 6.765, 590 to 6.802, 477 and previous response = 833.			✓	
CmdManuallyIntegrateDropBaseline	BL2000\jheine	3/4/2022 9:02:06 AM	Drop baseline for qualifier 115.0 of compound 2-Methylnaphthalene in sample Mar0320.D to y = 477, new integration is from x, y = 6.765, 477 to 6.802, 477 and new response = 960; previous integration is from x, y = 6.765, 491 to 6.802, 477 and previous response = 944.			✓	
CmdZeroOutPeak	BL2000\jheine	3/4/2022 9:02:10 AM	Zero out primary peak of compound Benzo(a)pyrene in sample Mar0320.D			✓	
CmdManuallyIntegratePeak	BL2000\jheine	3/4/2022 9:02:18 AM	Manually integrate compound Acenaphthene in sample Mar0320.D, from x, y = 8.026, 204 to 8.088, 141, result = 317; previous integration is from x, y = 7.976, 141 to 8.088, 141 and previous response = 2337.			✓	
CmdManuallyIntegrateDropBaseline	BL2000\jheine	3/4/2022 9:02:19 AM	Drop baseline for compound Acenaphthene in sample Mar0320.D to y = 141, new integration is from x, y = 8.026, 141 to 8.088, 141 and new response = 436; previous integration is from x, y = 8.026, 204 to 8.088, 141 and previous response = 317.			✓	
CmdZeroOutPeak	BL2000\jheine	3/4/2022 9:02:21 AM	Zero out primary peak of compound Acenaphthene in sample Mar0320.D			✓	
CmdManuallyIntegratePeak	BL2000\jheine	3/4/2022 9:02:27 AM	Manually integrate compound 1-Methylnaphthalene in sample Mar0320.D, from x, y = 6.877, 144 to 6.902, 150, result = 239; previous integration is from x, y = 6.590, 121 to 6.990, 121 and previous response = 1978.			✓	
CmdManuallyIntegrateDropBaseline	BL2000\jheine	3/4/2022 9:02:29 AM	Drop baseline for compound 1-Methylnaphthalene in sample Mar0320.D to y = 144, new integration is from x, y = 6.877, 144 to 6.902, 144 and new response = 244; previous integration is from x, y = 6.877, 144 to 6.902, 150 and previous response = 239.			✓	
CmdZeroOutPeak	BL2000\jheine	3/4/2022 9:02:30 AM	Zero out primary peak of compound 1-Methylnaphthalene in sample Mar0320.D			✓	

Name	User	Time	Action	Reason	Comment	Succeed	Exception
CmdManuallyIntegratePeak	BL2000\jheine	3/4/2022 9:02:37 AM	Manually integrate compound Naphthalene in sample Mar0320.D, from x, y = 5.941, 441 to 5.966, 478, result = 270; previous integration is from x, y = 5.941, 441 to 6.031, 445 and previous response = 1910.			✓	
CmdManuallyIntegrateDropBaseline	BL2000\jheine	3/4/2022 9:02:39 AM	Drop baseline for compound Naphthalene in sample Mar0320.D to y = 441, new integration is from x, y = 5.941, 441 to 5.966, 441 and new response = 298; previous integration is from x, y = 5.941, 441 to 5.966, 478 and previous response = 270.			✓	
CmdZeroOutPeak	BL2000\jheine	3/4/2022 9:02:42 AM	Zero out primary peak of compound Naphthalene in sample Mar0320.D			✓	
CmdManuallyIntegratePeak	BL2000\jheine	3/4/2022 9:02:49 AM	Manually integrate compound Chrysene in sample Mar0320.D, from x, y = 14.702, 103 to 14.826, 58, result = 148; previous integration is from x, y = 14.590, 58 to 14.826, 58 and previous response = 2466.			✓	
CmdManuallyIntegrateSnapBaseline	BL2000\jheine	3/4/2022 9:02:50 AM	Snap baseline for compound Chrysene in sample Mar0320.D, from x = 14.702 to x = 14.826, new integration is from x, y = 14.702, 125 to 14.826, 73 and new response = 9; previous integration is from x, y = 14.702, 103 to 14.826, 58 and previous response = 148.			✓	
CmdManuallyIntegrateDropBaseline	BL2000\jheine	3/4/2022 9:02:51 AM	Drop baseline for compound Chrysene in sample Mar0320.D to y = 73, new integration is from x, y = 14.702, 73 to 14.826, 73 and new response = 203; previous integration is from x, y = 14.702, 125 to 14.826, 73 and previous response = 9.			✓	
CmdZeroOutPeak	BL2000\jheine	3/4/2022 9:02:53 AM	Zero out primary peak of compound Chrysene in sample Mar0320.D			✓	
CmdZeroOutPeak	BL2000\jheine	3/4/2022 9:02:56 AM	Zero out primary peak of compound Benzo(a)Anthracene in sample Mar0320.D			✓	
CmdZeroOutPeak	BL2000\jheine	3/4/2022 9:03:01 AM	Zero out primary peak of compound 2-Methylnaphthalene in sample Mar0320.D			✓	
CmdZeroOutPeak	BL2000\jheine	3/4/2022 9:03:16 AM	Zero out primary peak of compound Fluorene in sample Mar0321.D			✓	
CmdZeroOutPeak	BL2000\jheine	3/4/2022 9:03:20 AM	Zero out primary peak of compound Benzo(a)pyrene in sample Mar0321.D			✓	
CmdManuallyIntegratePeak	BL2000\jheine	3/4/2022 9:03:26 AM	Manually integrate compound Acenaphthene in sample Mar0321.D, from x, y = 8.025, 133 to 8.075, 99, result = 57; previous integration is from x, y = 7.976, 102 to 8.075, 99 and previous response = 1894.			✓	

Name	User	Time	Action	Reason	Comment	Succeed	Exception
CmdManuallyIntegrateDropBaseline	BL2000\jheine	3/4/2022 9:03:30 AM	Drop baseline for compound Acenaphthene in sample Mar0321.D to y = 99, new integration is from x, y = 8.025, 99 to 8.075, 99 and new response = 108; previous integration is from x, y = 8.025, 133 to 8.075, 99 and previous response = 57.			✓	
CmdZeroOutPeak	BL2000\jheine	3/4/2022 9:03:32 AM	Zero out primary peak of compound Acenaphthene in sample Mar0321.D			✓	
CmdManuallyIntegratePeak	BL2000\jheine	3/4/2022 9:03:38 AM	Manually integrate compound Chrysene in sample Mar0321.D, from x, y = 14.714, 74 to 14.813, 58, result = 160; previous integration is from x, y = 14.611, 59 to 14.813, 58 and previous response = 2253.			✓	
CmdManuallyIntegrateDropBaseline	BL2000\jheine	3/4/2022 9:03:39 AM	Drop baseline for compound Chrysene in sample Mar0321.D to y = 58, new integration is from x, y = 14.714, 58 to 14.813, 58 and new response = 205; previous integration is from x, y = 14.714, 74 to 14.813, 58 and previous response = 160.			✓	
CmdZeroOutPeak	BL2000\jheine	3/4/2022 9:03:42 AM	Zero out primary peak of compound Chrysene in sample Mar0321.D			✓	
CmdManuallyIntegratePeak	BL2000\jheine	3/4/2022 9:03:48 AM	Manually integrate compound Benzo(a)Anthracene in sample Mar0321.D, from x, y = 14.611, 59 to 14.714, 242, result = 1482; previous integration is from x, y = 14.611, 59 to 14.813, 58 and previous response = 2253.			✓	
CmdManuallyIntegrateDropBaseline	BL2000\jheine	3/4/2022 9:03:50 AM	Drop baseline for compound Benzo(a)Anthracene in sample Mar0321.D to y = 59, new integration is from x, y = 14.611, 59 to 14.714, 59 and new response = 2048; previous integration is from x, y = 14.611, 59 to 14.714, 242 and previous response = 1482.			✓	
CmdZeroOutPeak	BL2000\jheine	3/4/2022 9:03:54 AM	Zero out primary peak of compound Benzo(a)Anthracene in sample Mar0321.D			✓	
CmdZeroOutPeak	BL2000\jheine	3/4/2022 9:04:12 AM	Zero out primary peak of compound Fluorene in sample Mar0322.D			✓	
CmdZeroOutPeak	BL2000\jheine	3/4/2022 9:04:15 AM	Zero out primary peak of compound Benzo(a)pyrene in sample Mar0322.D			✓	
CmdManuallyIntegratePeak	BL2000\jheine	3/4/2022 9:04:40 AM	Manually integrate compound Acenaphthene in sample Mar0322.D, from x, y = 8.025, 111 to 8.088, 97, result = 124; previous integration is from x, y = 7.976, 100 to 8.088, 97 and previous response = 1880.			✓	

Name	User	Time	Action	Reason	Comment	Succeed	Exception
CmdManuallyIntegrate DropBaseline	BL2000\jheine	3/4/2022 9:04:42 AM	Drop baseline for compound Acenaphthene in sample Mar0322.D to y = 97, new integration is from x, y = 8.025, 97 to 8.088, 97 and new response = 151; previous integration is from x, y = 8.025, 111 to 8.088, 97 and previous response = 124.			✓	
CmdZeroOutPeak	BL2000\jheine	3/4/2022 9:04:43 AM	Zero out primary peak of compound Acenaphthene in sample Mar0322.D			✓	
CmdManuallyIntegratePeak	BL2000\jheine	3/4/2022 9:04:49 AM	Manually integrate compound Chrysene in sample Mar0322.D, from x, y = 14.714, 195 to 14.826, 175, result = -544; previous integration is from x, y = 14.606, 57 to 14.714, 62 and previous response = 2138.			✓	
CmdManuallyIntegrateSnapBaseline	BL2000\jheine	3/4/2022 9:04:51 AM	Snap baseline for compound Chrysene in sample Mar0322.D, from x = 14.714 to x = 14.826, new integration is from x, y = 14.714, 130 to 14.826, 70 and new response = 28; previous integration is from x, y = 14.714, 195 to 14.826, 175 and previous response = -544.			✓	
CmdManuallyIntegrate DropBaseline	BL2000\jheine	3/4/2022 9:04:51 AM	Drop baseline for compound Chrysene in sample Mar0322.D to y = 70, new integration is from x, y = 14.714, 70 to 14.826, 70 and new response = 230; previous integration is from x, y = 14.714, 130 to 14.826, 70 and previous response = 28.			✓	
CmdZeroOutPeak	BL2000\jheine	3/4/2022 9:04:53 AM	Zero out primary peak of compound Chrysene in sample Mar0322.D			✓	
CmdZeroOutPeak	BL2000\jheine	3/4/2022 9:04:56 AM	Zero out primary peak of compound Benzo(a)Anthracene in sample Mar0322.D			✓	
CmdManuallyIntegrate QualifierPeak	BL2000\jheine	3/4/2022 9:05:27 AM	Manually integrate qualifier 102.0 of compound Naphthalene in sample Mar0323.D, from x, y = 5.941, 2954 to 6.053, 2582, result = -14008; previous integration is from x, y = 5.884, 82 to 6.153, 82 and previous response = 9081.			✓	
CmdManuallyIntegrateSnapBaseline	BL2000\jheine	3/4/2022 9:05:29 AM	Snap baseline for qualifier 102.0 of compound Naphthalene in sample Mar0323.D from x = 5.941 to x = 6.053, new integration is from x, y = 5.941, 2470 to 6.053, 112 and new response = -4045; previous integration is from x, y = 5.941, 2954 to 6.053, 2582 and previous response = -14008.			✓	

Name	User	Time	Action	Reason	Comment	Succeed	Exception
CmdManuallyIntegrateDropBaseline	BL2000\jheine	3/4/2022 9:05:30 AM	Drop baseline for qualifier 102.0 of compound Naphthalene in sample Mar0323.D to y = 112, new integration is from x, y = 5.941, 112 to 6.053, 112 and new response = 3906; previous integration is from x, y = 5.941, 2470 to 6.053, 112 and previous response = -4045.			✓	
CmdManuallyIntegrateQualifierPeak	BL2000\jheine	3/4/2022 9:06:03 AM	Manually integrate qualifier142.0 of compound 1-Methylnaphthalene in sample Mar0323.D from x, y = 6.877, 3243 to 7.015, 3706; result = -66			✓	
CmdManuallyIntegrateSnapBaseline	BL2000\jheine	3/4/2022 9:06:04 AM	Snap baseline for qualifier 142.0 of compound 1-Methylnaphthalene in sample Mar0323.D from x = 6.877 to x = 7.015, new integration is from x, y = 6.877, 757 to 7.015, 373 and new response = 23920; previous integration is from x, y = 6.877, 3243 to 7.015, 3706 and previous response = -66.			✓	
CmdManuallyIntegrateSnapBaseline	BL2000\jheine	3/4/2022 9:06:05 AM	Snap baseline for qualifier 142.0 of compound 1-Methylnaphthalene in sample Mar0323.D from x = 6.877 to x = 7.015, new integration is from x, y = 6.877, 757 to 7.015, 373 and new response = 23920; previous integration is from x, y = 6.877, 757 to 7.015, 373 and previous response = 23920.			✓	
CmdManuallyIntegrateDropBaseline	BL2000\jheine	3/4/2022 9:06:06 AM	Drop baseline for qualifier 142.0 of compound 1-Methylnaphthalene in sample Mar0323.D to y = 373, new integration is from x, y = 6.877, 373 to 7.015, 373 and new response = 25503; previous integration is from x, y = 6.877, 757 to 7.015, 373 and previous response = 23920.			✓	
CmdManuallyIntegrateSplit	BL2000\jheine	3/4/2022 9:06:23 AM	Split qualifier 176.0 of compound Anthracene in sample Mar0323.D and keep left peak, new integration is from x, y = 9.830, 65.6780457541683 to 9.941, 69.6091818534315 and new response = 6526, previous integration is from x, y = 9.830, 66 to 10.015, 72 and previous response = 6898.			✓	
CmdSetSampleAttribute	BL2000\jheine	3/4/2022 9:08:03 AM	Set SampleType = CC for sample Mar0323.D; previous value = Sample			✓	
CmdSetSampleAttribute	BL2000\jheine	3/4/2022 9:08:10 AM	Set LevelName = CCV for sample Mar0323.D; previous value =			✓	
CmdQuantitate	BL2000\jheine	3/4/2022 9:08:12 AM	Quantitate all compounds in sample Mar0323.D			✓	
CmdQuantitate	BL2000\jheine	3/4/2022 9:08:21 AM	Quantitate all compounds in all samples			✓	

Name	User	Time	Action	Reason	Comment	Succeed	Exception
CmdManuallyIntegratePeak	BL2000\jheine	3/4/2022 9:10:01 AM	Manually integrate compound Nitrobenzene-d5 in sample Mar0308.D, from x, y = 5.118, 129 to 5.268, 134, result = 227; previous integration is from x, y = 5.118, 129 to 5.330, 129 and previous response = 307.			✓	
CmdManuallyIntegrateDropBaseline	BL2000\jheine	3/4/2022 9:10:02 AM	Drop baseline for compound Nitrobenzene-d5 in sample Mar0308.D to y = 129, new integration is from x, y = 5.118, 129 to 5.268, 129 and new response = 248; previous integration is from x, y = 5.118, 129 to 5.268, 134 and previous response = 227.			✓	
CmdSetSampleAttribute	BL2000\jheine	3/4/2022 9:10:17 AM	Set SampleApproved = True for sample Mar0306.D; previous value = False			✓	
CmdSetSampleAttribute	BL2000\jheine	3/4/2022 9:10:22 AM	Set SampleApproved = True for sample Mar0301.D; previous value = False			✓	
CmdSetSampleAttribute	BL2000\jheine	3/4/2022 9:10:23 AM	Set SampleApproved = True for sample Mar0302.D; previous value = False			✓	
CmdSetSampleAttribute	BL2000\jheine	3/4/2022 9:10:25 AM	Set SampleApproved = False for sample Mar0306.D; previous value = True			✓	
CmdSetSampleAttribute	BL2000\jheine	3/4/2022 9:10:27 AM	Set SampleApproved = True for sample Mar0310.D; previous value = False			✓	
CmdSetSampleAttribute	BL2000\jheine	3/4/2022 9:10:28 AM	Set SampleApproved = True for sample Mar0311.D; previous value = False			✓	
CmdSetSampleAttribute	BL2000\jheine	3/4/2022 9:10:29 AM	Set SampleApproved = True for sample Mar0312.D; previous value = False			✓	
CmdSetSampleAttribute	BL2000\jheine	3/4/2022 9:10:30 AM	Set SampleApproved = True for sample Mar0313.D; previous value = False			✓	
CmdSetSampleAttribute	BL2000\jheine	3/4/2022 9:10:31 AM	Set SampleApproved = True for sample Mar0314.D; previous value = False			✓	
CmdSetSampleAttribute	BL2000\jheine	3/4/2022 9:10:31 AM	Set SampleApproved = True for sample Mar0315.D; previous value = False			✓	
CmdSetSampleAttribute	BL2000\jheine	3/4/2022 9:10:32 AM	Set SampleApproved = True for sample Mar0316.D; previous value = False			✓	
CmdSetSampleAttribute	BL2000\jheine	3/4/2022 9:10:33 AM	Set SampleApproved = True for sample Mar0317.D; previous value = False			✓	
CmdSetSampleAttribute	BL2000\jheine	3/4/2022 9:10:34 AM	Set SampleApproved = True for sample Mar0318.D; previous value = False			✓	

Name	User	Time	Action	Reason	Comment	Succeed	Exception
CmdSetSampleAttribute	BL2000\jheine	3/4/2022 9:10:38 AM	Set SampleApproved = True for sample Mar0319.D; previous value = False			✓	
CmdSetSampleAttribute	BL2000\jheine	3/4/2022 9:10:39 AM	Set SampleApproved = True for sample Mar0320.D; previous value = False			✓	
CmdSetSampleAttribute	BL2000\jheine	3/4/2022 9:10:40 AM	Set SampleApproved = True for sample Mar0321.D; previous value = False			✓	
CmdSetSampleAttribute	BL2000\jheine	3/4/2022 9:10:41 AM	Set SampleApproved = True for sample Mar0322.D; previous value = False			✓	
CmdSetSampleAttribute	BL2000\jheine	3/4/2022 9:10:42 AM	Set SampleApproved = True for sample Mar0323.D; previous value = False			✓	
CmdSaveBatchTable	BL2000\jheine	3/4/2022 9:13:44 AM	Save batch \\MASSHUNTER\Org\Data\SV5975.I\sh 030322\1 e8270c bna SIM\QuantResults\030322 bna SIM 1.batch.bin			✓	
CmdSaveBatchTable	BL2000\jheine	3/4/2022 9:15:19 AM	Save batch \\MASSHUNTER\Org\Data\SV5975.I\sh 030322\1 e8270c bna SIM\QuantResults\030322 bna SIM 1.batch.bin			✓	
CmdQuantitate	BL2000\jheine	3/4/2022 9:39:45 AM	Quantitate all compounds in all samples			✓	
CmdSaveBatchTable	BL2000\jheine	3/4/2022 9:39:48 AM	Save batch \\MASSHUNTER\Org\Data\SV5975.I\sh 030322\1 e8270c bna SIM\QuantResults\030322 bna SIM 1.batch.bin			✓	

Prep Batch 164173 Standards Traceability Report

Spike ID: sv83514
Spike Name: Additionals
Prep Date: 9/22/2021
Exp Date: 10/1/2022
Department: GCMSPR
Vendor: AccuStandard
Lot Number: 22002155-02
Balance ID:
Comments: 12x1mL ampules

Type: Primary
Prep By: Ryan F. Benge
Status: Open
Final Volume: 1 mL

Chemical/Solvent Used	Bottle No	Amt	Units	Expires
Custom Semi-Volatile Standard	14279	1	mL	10/1/2022

Stock Source	Base Units	Amount Added

Prep Batch 164173 Standards Traceability Report

Spike ID: sv83604
Spike Name: BN Surr
Prep Date: 10/25/2021
Exp Date: 7/31/2027
Department: GCMSPR
Vendor: Restek
Lot Number: A0175748
Balance ID:
Comments: 6 ampules

Type: Primary
Prep By: Ryan F. Benge
Status: New
Final Volume: 5 mL

Chemical/Solvent Used	Bottle No	Amt	Units	Expires
B/N Surrogate Mix (4/89 SOW)	14431	5	mL	7/31/2027

Stock Source	Base Units	Amount Added

Prep Batch 164173 Standards Traceability Report

Spike ID: sv83608
Spike Name: 625 LCS
Prep Date: 11/29/2021
Exp Date: 9/15/2026
Department: GCMSPR
Vendor:
Lot Number:
Balance ID:
Comments: 20x1 mL ampule

Type: Secondary
Prep By: Ryan F. Benge
Status: New
Final Volume: mL

Chemical/Solvent Used	Bottle No	Amt	Units	Expires
CLP Semi-volatile calibration standard	14546		mL	9/15/2026

Stock Source	Base Units	Amount Added

Prep Batch 164173 Standards Traceability Report

Spike ID: sv83609
Spike Name: AE Surrogate
Prep Date: 11/29/2021
Exp Date: 3/6/2023
Department: GCMSPR
Vendor:
Lot Number:
Balance ID:
Comments: 5x1 mL ampule

Type: Secondary
Prep By: Ryan F. Benge
Status: New
Final Volume: mL

Chemical/Solvent Used	Bottle No	Amt	Units	Expires
Acid Surrogate	14527		mL	3/6/2023

Stock Source	Base Units	Amount Added

Prep Batch 164173 Standards Traceability Report

Spike ID: sv92718
Spike Name: BNA Surr
Prep Date: 1/17/2022
Exp Date: 3/31/2022
Department: GCMSPR
Vendor:
Lot Number:
Balance ID:
Comments: 2000/1000ug/mL

Type: Tertiary
Prep By: Zachary B. Zaccardi
Status: New
Final Volume: 25 mL

Chemical/Solvent Used	Bottle No	Amt	Units	Expires
Acetone DZ963	13755	17.5	mL	3/31/2022

Stock Source	Base Units	Amount Added
sv83609	ug/mL	2.5 mL
sv83604	ug/mL	5 mL

Prep Batch 164173 Standards Traceability Report

Spike ID: sv92806
Spike Name: Benzidines
Prep Date: 2/3/2022
Exp Date: 9/9/2025
Department: GCMSPR
Vendor:
Lot Number:
Balance ID:
Comments: 10 x 1 mL ampule

Type: Secondary
Prep By: Zachary B. Zaccardi
Status: New
Final Volume: mL

Chemical/Solvent Used	Bottle No	Amt	Units	Expires
Benzidine & 3,3'-Dichlorobenzidine	14564		mL	9/9/2025

Stock Source	Base Units	Amount Added

Prep Batch 164173 Standards Traceability Report

Spike ID: sv92807
Spike Name: AE Surrogate
Prep Date: 2/3/2022
Exp Date: 3/6/2023
Department: GCMSPR
Vendor:
Lot Number:
Balance ID:
Comments: 5x1 mL ampule

Type: Secondary
Prep By: Zachary B. Zaccardi
Status: New
Final Volume: mL

Chemical/Solvent Used	Bottle No	Amt	Units	Expires
Acid Surrogate	14587		mL	3/6/2023

Stock Source	Base Units	Amount Added

Prep Batch 164173 Standards Traceability Report

Spike ID: sv92811
Spike Name: BNA Surr
Prep Date: 2/7/2022
Exp Date: 7/22/2022
Department: GCMSPR
Vendor:
Lot Number:
Balance ID:
Comments: 2000/1000ug/mL

Type: Tertiary
Prep By: Zachary B. Zaccardi
Status: New
Final Volume: 25 mL

Chemical/Solvent Used	Bottle No	Amt	Units	Expires
Acetone DZ509	13553	17.5	mL	7/22/2022

Stock Source	Base Units	Amount Added
sv92807	ug/mL	2.5 mL
sv83604	ug/mL	5 mL

Prep Batch 164173 Standards Traceability Report

Spike ID: sv92813
Spike Name: LCS/Add Extractions
Prep Date: 2/7/2022
Exp Date: 7/22/2022
Department: GCMSPR
Vendor:
Lot Number:
Balance ID:
Comments: 100ug/mL. Spike 1mL into water.

Type: Secondary
Prep By: John P. Heine
Status: New
Final Volume: 25 mL

Chemical/Solvent Used	Bottle No	Amt	Units	Expires
Acetone DZ509	13553	21.25	mL	7/22/2022

Stock Source	Base Units	Amount Added
sv83514	ug/mL	1.25 mL
sv83608	ug/mL	2.5 mL

Prep Batch 164173 Standards Traceability Report

Spike ID: sv92901
Spike Name: LL BNA Surr
Prep Date: 2/23/2022
Exp Date: 7/22/2022
Department: GCMSPR
Vendor:
Lot Number:
Balance ID:
Comments: 100/50 ug/mL

Type: Tertiary
Prep By: Zachary B. Zaccardi
Status: New
Final Volume: 4 mL

Chemical/Solvent Used	Bottle No	Amt	Units	Expires
Acetone DZ509	13553	3.8	mL	7/22/2022

Stock Source	Base Units	Amount Added
sv92718	ug/mL	0.2 mL

Prep Batch 164173 Standards Traceability Report

Spike ID: sv92904
Spike Name: LL MDL Mix
Prep Date: 3/1/2022
Exp Date: 7/22/2022
Department: GCMSSEMI
Vendor:
Lot Number:
Balance ID:
Comments: 1ug/mL

Type: Secondary
Prep By: Zachary B. Zaccardi
Status: New
Final Volume: 4 mL

Chemical/Solvent Used	Bottle No	Amt	Units	Expires
Acetone EA898	14355	3.988	mL	7/22/2022

Stock Source	Base Units	Amount Added
sv92811	ug/mL	4 uL
sv83514	ug/mL	2 uL
sv92806	ug/mL	2 uL
sv83608	ug/mL	4 uL

125 Market Street
New Haven, CT 06513
USA

AccuStandard®

Tel (203)786-5290
Fax (203)786-5287
www.AccuStandard.com

CERTIFICATE OF ANALYSIS

Catalog No: S-14500-R2
Description: Custom Semi-Volatile Standard
Lot: 220021255-02
Solvent: Dichloromethane
Hazards: *Refer to SDS for complete safety information*

Signal Word: Warning

Date Certified: Aug 31, 2021
Expiration: Oct 1, 2022
Sample Size: 1 mL
Components: 10
Storage Condition: Freeze (<-10 °C)/Sonicate

Certified Reference Material

ANAB ACCREDITED REFERENCE MATERIAL PRODUCER AR-1463

ilac-MRA

Component	CAS #	Purity % (GC/MS)	Prepared Concentration[2] (µg/mL)	Certified Analyte Concentration[1] (µg/mL)
Pyridine	110-86-1	98.7	2026	2000
4-Chlorophenol	106-48-9	100.0	2019	2019
1-Methylnaphthalene	90-12-0	98.5	2003	1973
N-Nitrosodiphenylamine	86-30-6	100.0	2022	2022
4-Chloro-2-methylphenol	1570-64-5	97.0	2069*	2007
Benzoic acid	65-85-0	99.5	2010	2000
Aniline	62-53-3	98.0	2002	1962
Benzyl alcohol	100-51-6	99.9	2011	2009
Triallate	2303-17-5	99.9	2013	2011
o-Terphenyl	84-15-1	99.9	2019	2017

ID #: 14279
Opened:
Custom Semi-Volatile Standard
Expires: 10/1/2022
Rec'd: 9/16/2021
Energy Laboratories Inc 1120 So. 27th Street
Billings MT 59107

This Certified Reference Material was verified in accordance with ISO/IEC 17025

* Weight compensated to 100% purity.

A product with a suffix (-1A, -2B, etc. or -01, -02, etc.) on its lot number has had its expiration date extended and is identical to the same lot number without the suffix.

[2] All weights are traceable through NIST, Test No. 684/289871-17

[1] Certified Analyte Concentration = Purity x Prepared Concentration.

The Uncertainty associated with the certified concentration reported on this certificate is ±2.4%. This value is the combined expanded uncertainty and represents an estimated standard deviation equal to the positive square root of the total variation of the uncertainty of components. A normal distribution is assumed and a coverage factor of K=2 is chosen using approximately a 95% confidence level.

Labels and certificates follow U.S. Conventions in reporting numerical values: A comma (,) is used to separate units of one-thousand or greater. A period (.) is used as a decimal place marker.

The information on this certificate may not be reproduced without the express permission of the manufacturer. See reverse side for additional information

Hazard Information: Please refer to the SDS for information regarding the hazards associated with using this material.

This product was prepared according to in-house procedures and is guaranteed to be homogeneous.

Certified By: Larry Decker, Organic QC Manager

Page 1 of 1

For use in routine laboratory analysis.

AccuStandard is accredited to ISO 17034, ISO/IEC 17025 and certified to ISO 9001:2015

QR-ORG/INO-001
Rev. 7/20

RESTEK® CERTIFIED REFERENCE MATERIAL

110 Benner Circle
Bellefonte, PA 16823-8812
Tel: (800)356-1688
Fax: (814)353-1309

www.restek.com

Certificate of Analysis

ACCREDITED
ISO 17034 Accredited
Reference Material Producer
Certificate #3222.01

ilac-MRA

ACCREDITED
ISO/IEC 17025 Accredited
Testing Laboratory
Certificate #3222.02

FOR LABORATORY USE ONLY-READ SDS PRIOR TO USE.

This Reference Material is intended for Laboratory Use Only as a standard for the qualitative and/or quantitative determination of the analyte(s) listed.

Catalog No. : 31086 **Lot No.:** A0175748

Description : B/N Surrogate Mix (4/89 SOW)

Base Neutral Surrogate 5000µg/mL, Methylene Chloride, 5mL/ampul

Container Size : 5 mL **Pkg Amt:** > 5 mL

Expiration Date : July 31, 2027 **Storage:** 10°C or colder

Handling: Sonicate prior to use. **Ship:** Ambient

ID #: 14431
Opened:
B/N Surrogate Mix (4/89 SOW)
Expires: 7/31/2027
Rec'd: 10/25/2021
Energy Laboratories Inc 1120 So. 27th Street
Billings MT 59107

CERTIFIED VALUES

Elution Order	Compound		Grav. Conc. (weight/volume)	Expanded Uncertainty (95% C.L.; K=2)	
1	Nitrobenzene-d5 **CAS #** 4165-60-0 **Purity** 99%	(Lot PR-29940A)	5,027.3 µg/mL	+/- 29.2293 µg/mL +/- 226.4341 µg/mL +/- 251.2566 µg/mL	Gravimetric Unstressed Stressed
2	2-Fluorobiphenyl **CAS #** 321-60-8 **Purity** 99%	(Lot 00019169)	5,001.1 µg/mL	+/- 29.0767 µg/mL +/- 225.2518 µg/mL +/- 249.9447 µg/mL	Gravimetric Unstressed Stressed
3	p-Terphenyl-d14 **CAS #** 1718-51-0 **Purity** 99%	(Lot PR-30504)	5,001.4 µg/mL	+/- 29.0787 µg/mL +/- 225.2668 µg/mL +/- 249.9613 µg/mL	Gravimetric Unstressed Stressed

Solvent: Methylene chloride
CAS # 75-09-2
Purity 99%

Tech Tips:
Due to the limited solubility of p-terphenyl-d14 in methanol, we do not recommend that this mixture be diluted in methanol.

Column:
30m x 0.25mm x 0.25µm
Rtx-5 (cat.#10223)

Carrier Gas:
hydrogen-constant pressure 10 psi.

Temp. Program:
40°C (hold 2 min.) to 330°C
@ 10°C/min. (hold 10 min.)

Inj. Temp:
250°C

Det. Temp:
330°C

Det. Type:
FID

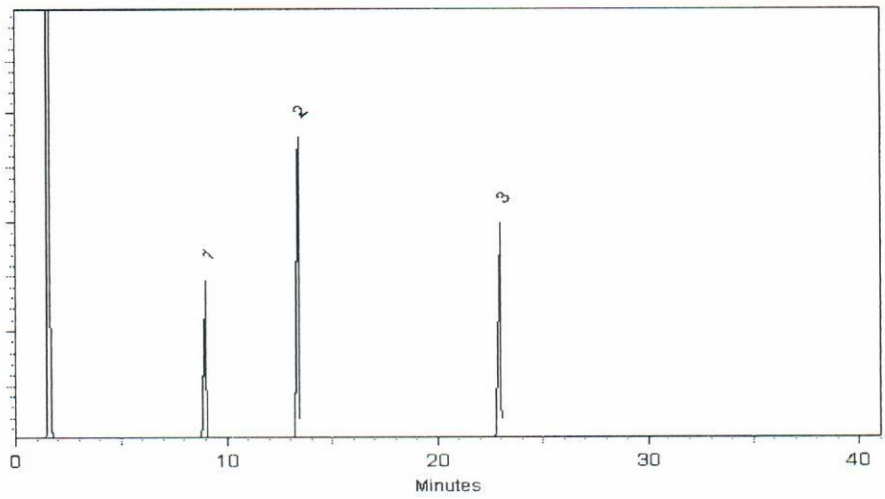

This chromatogram represents a general set of testing conditions chosen for product acceptance. For optimal results in your lab, conditions should be adjusted for your specific instrument, method, and application.

Sam Moodler - Operations Tech I

Date Mixed: 25-Aug-2021 **Balance:** B345965662

Marlina Cowan - Operations Tech I

Date Passed: 27-Aug-2021

Manufactured under Restek's ISO 9001:2015
Registered Quality System
Certificate #FM 80397

General Certified Reference Material Notes

Expiration Notes:

- Expiration date valid for unopened ampul stored in compliance with the recommended conditions.
- Uncertainty, concentration, and expiration of the CRM are based on the unopened product being stored according to the recommended condition found in the storage field.

Purity Notes:

- Purity and/or chemical identity are determined by one or more of the following techniques: GC/FID, HPLC, GC/µECD, GC/MS, LC/MS, RI, and/or melting point.
- Compounds with a listed purity of less than 99% have been weight corrected to compensate for impurities and/or salts. A correction factor is used to calculate the amount of compound necessary to achieve the desired concentration of the parent compound in solution.
- Purity of isomeric compounds is reported as the sum of the isomers.
- Purity values are rounded to the nearest whole number.

Certified Uncertainty Value Notes:

- The uncertainties are determined in accordance with ISO 17034 and Guide 35. The certified combined stressed uncertainty value (includes gravimetric uncertainty, homogeneity between-ampul uncertainty, storage stability uncertainty and shipping stability uncertainty and were combined using the following formula:

$$U_{combined\ stressed} = k\sqrt{U^2_{gravimetric} + U^2_{homogeneity} + U^2_{storage\ stability} + U^2_{shipping\ stability}}$$

  k is a coverage factor of 2, which gives a level of confidence of approximately 95%.
- It is important to note that the shipping stability uncertainty was obtained under temperature extremes for specific time intervals; therefore, the certified combined stressed uncertainty value should only be applied to the product if it was stored at non-standard temperature conditions up to and including 7 days. Contact Restek Technical Service at www.restek.com/Contact-Us for use recommendations if your shipment was in-transit for more than 7 days at non-standard temperature conditions.
- Apply the certified combined unstressed uncertainty value if the product was received under standard shipping conditions. Apply the certified combined stressed uncertainty value if the product was received under non-standard conditions as specified below.

Label Conditions	Standard Conditions	Non-Standard Conditions
25°C Nominal (Room Temperature)	< 60°C	≥ 60°C up to 7 days
10°C or colder (Refrigerate)	< 40°C	≥ 40°C up to 7 days
0°C or colder (Freezer) -20°C or colder (Deep Freezer)	< 25°C	≥ 25°C up to 7 days

- Separate (not combined) uncertainty values for gravimetric uncertainty are also displayed on the certificate, if needed, separate homogeneity between-ampul uncertainty, storage stability uncertainty and shipping stability uncertainty values are available by contacting Restek Technical Service at www.restek.com/Contact-Us.
- The packaged amount is the minimum sample size for which uncertainty is valid. The ampules are over-filled to ensure that the minimum packaged amount can be sufficiently transferred.

Manufacturing Notes:

- Concentration is based upon gravimetric preparation using either a balance whose calibration has been verified daily using NIST traceable weights, and/or dilutions with Class A glassware.

Handling Notes:

- Stability of the unopened product, when stored in compliance with the recommended conditions, is guaranteed through the expiration displayed on the product label and certificate. Contact Restek for additional opened product stability information, with the knowledge/understanding that open product stability is subject to the specific handling and environmental conditions to which the product is exposed. For your convenience Restek supplies deactivated vials with most standards packed in 2mL ampules. Larger volume deactivated vials are available through Restek as a custom ordered item. Additionally, Restek sells DMDCS for the purpose of glassware deactivation as catalog number 31861, which includes complete instructions.

Absolute Standards, Inc.

800-368-1131
www.absolutestandards.com

Certified Reference Material CRM

ANAB ISO 17034 Accredited
AR-1539 Certificate Number
https://Absolutestandards.com

CERTIFIED WEIGHT REPORT

Part Number: 92180
Lot Number: 091521
Description: CLP Semi-Volatile Calibration Standard
64 components
Expiration Date: 091526
Recommended Storage: Freezer (0 °C)
Nominal Concentration (µg/mL): 1000
NIST Test ID#: 6UTB

Solvent: Methylene chloride **Lot#** 104929

Formulated By: Prashant Chauhan 091521 DATE

Reviewed By: Pedro L. Rentas 091521 DATE

Weight(s) shown below were combined and diluted to (mL): 100.0 5E-05 Balance Uncertainty 0.003 Flask Uncertainty

Compound	(RM#) Part Number	Lot Number	Dil. Factor	Initial Vol. (mL)	Initial Conc (ug/mL)	Nominal Conc (µg/mL)	Purity (%)	Uncertainty Purity (%)	Uncertainty Pipette (mL)	Target Weight(g)	Actual Weight(g)	Actual Conc (µg/mL)	Expanded Uncertainty (+/-) (µg/mL)	SDS Information (Solvent Safety Info. On Attached pg.) CAS#	OSHA PEL (TWA)	LD50
1. 2,2'-Oxybis(1-chloropropane)	(0078)	012016AR	NA	NA	NA	1000	98.9	0.2	NA	0.10112	0.10129	1001.7	4.2	108-60-1	N/A	orl-rat 240mg/kg
2. Hexachlorobenzene	(0195)	051697	NA	NA	NA	1000	99	0.2	NA	0.10102	0.10128	1002.6	4.2	118-74-1	N/A	orl-rat 10g/kg
3. bis(2-Chloroethoxy) methane	10111	011214	0.05	5.00	20018.4	1000	NA	NA	0.017	NA	NA	1000.8	8.0	111-91-1	N/A	N/A
4. bis(2-Chloroethyl) ether	10111	011214	0.05	5.00	20012.4	1000	NA	NA	0.017	NA	NA	1000.5	8.0	111-44-4	15 ppm (90mg/m3/8H)(skin)	orl-rat 75mg/kg
5. bis(2-Ethylhexyl) phthalate	10111	011214	0.05	5.00	20014.3	1000	NA	NA	0.017	NA	NA	1000.6	8.0	117-81-7	5mg/m3/8H	orl-rat 30600mg/kg
6. 4-Bromophenyl phenyl ether	10111	011214	0.05	5.00	20008.8	1000	NA	NA	0.017	NA	NA	1000.3	8.0	101-55-3	N/A	N/A
7. Benzyl butyl phthalate	10111	011214	0.05	5.00	20011.3	1000	NA	NA	0.017	NA	NA	1000.5	8.0	85-68-7	N/A	orl-rat 2330mg/kg
8. 4-Chlorophenyl phenyl ether	10111	011214	0.05	5.00	20009.5	1000	NA	NA	0.017	NA	NA	1000.4	8.0	7005-72-3	N/A	N/A
9. Diethyl phthalate	10111	011214	0.05	5.00	20013.6	1000	NA	NA	0.017	NA	NA	1000.6	8.0	84-66-2	5mg/m3/8H	orl-rat 8600mg/kg
10. Dimethyl phthalate	10111	011214	0.05	5.00	20015.7	1000	NA	NA	0.017	NA	NA	1000.7	8.0	131-11-3	5mg/m3/8H	orl-rat 6800mg/kg
11. Di-n-butyl phthalate	10111	011214	0.05	5.00	20011.6	1000	NA	NA	0.017	NA	NA	1000.5	8.0	84-74-2	5mg/m3/8H	orl-rat 8000mg/kg
12. Di-n-octyl phthalate	10111	011214	0.05	5.00	20012.2	1000	NA	NA	0.017	NA	NA	1000.5	8.0	117-84-0	N/A	orl-rat 47000mg/kg
13. N-Nitrosodimethylamine	10111	011214	0.05	5.00	20010.0	1000	NA	NA	0.017	NA	NA	1000.4	8.0	62-75-9	N/A	orl-rat 58mg/kg
14. N-Nitrosodi-n-propylamine	10111	011214	0.05	5.00	20010.5	1000	NA	NA	0.017	NA	NA	1000.4	8.0	621-64-7	N/A	orl-rat 480mg/kg
15. 1,2-Diphenylhydrazine (as Azobenzene)	10112	042820	0.05	5.00	20003.9	1000	NA	NA	0.017	NA	NA	1000.1	8.1	103-33-3	N/A	orl-rat 1000mg/kg
16. 2-Chloronaphthalene	10112	042820	0.05	5.00	20002.3	1000	NA	NA	0.017	NA	NA	1000.0	8.0	91-58-7	N/A	orl-rat 2078mg/kg
17. 1,2-Dichlorobenzene	10112	042820	0.05	5.00	20005.4	1000	NA	NA	0.017	NA	NA	1000.2	8.0	95-50-1	50 ppm (300mg/m3) (CL)	orl-rat 500mg/kg
18. 1,3-Dichlorobenzene	10112	042820	0.05	5.00	20003.7	1000	NA	NA	0.017	NA	NA	1000.1	8.0	541-73-1	N/A	ipr-mus 1062mg/kg
19. 1,4-Dichlorobenzene	10112	042820	0.05	5.00	20005.4	1000	NA	NA	0.017	NA	NA	1000.2	8.0	106-46-7	75 ppm (450mg/m3/8H)	orl-rat 500mg/kg
20. 2,4-Dinitrotoluene	10112	042820	0.05	5.00	20003.3	1000	NA	NA	0.017	NA	NA	1000.1	8.1	121-14-2	1.5mg/m3/8H (skin)	orl-rat 268mg/kg
21. 2,6-Dinitrotoluene	10112	042820	0.05	5.00	20002.4	1000	NA	NA	0.017	NA	NA	1000.0	8.0	606-20-2	1.5mg/m3/8H (skin)	orl-rat 177mg/kg
22. Hexachloro-1,3-butadiene	10112	042820	0.05	5.00	20009.4	1000	NA	NA	0.017	NA	NA	1000.4	12.4	87-68-3	0.02 ppm (0.24mg/m3/8H)	orl-rat 82mg/kg
23. Hexachlorocyclopentadiene	10112	042820	0.05	5.00	20001.8	1000	NA	NA	0.017	NA	NA	1000.0	8.0	77-47-4	0.01 ppm (0.1mg/m3/8H)	orl-rat 1300mg/kg
24. Hexachloroethane	10112	042820	0.05	5.00	20002.4	1000	NA	NA	0.017	NA	NA	1000.0	8.0	67-72-1	1 ppm (10mg/m3/8H)(skin)	orl-gpg 4970mg/kg
25. Isophorone	10112	042820	0.05	5.00	20003.8	1000	NA	NA	0.017	NA	NA	1000.1	8.1	78-59-1	25 ppm	orl-rat 2330mg/kg
26. Nitrobenzene	10112	042820	0.05	5.00	20004.9	1000	NA	NA	0.017	NA	NA	1000.1	8.0	98-95-3	1 ppm (5mg/m3/8H)(skin)	orl-rat 780mg/kg
27. 1,2,4-Trichlorobenzene	10112	042820	0.05	5.00	20002.0	1000	NA	NA	0.017	NA	NA	1000.0	8.0	120-82-1	5 ppm (CL) (40mg/m3)	orl-rat 756mg/kg
28. o-Cresol (2-Methylphenol)	10114	081919	0.05	5.00	20010.2	1000	NA	NA	0.017	NA	NA	1000.4	8.0	95-48-7	5 ppm (22mg/m3/8H)(skin)	orl-rat 121mg/kg
29. p-Cresol (4-Methylphenol)	10114	081919	0.05	5.00	20061.2	1000	NA	NA	0.017	NA	NA	1003.0	8.0	106-44-5	5 ppm (22mg/m3/8H)(skin)	orl-rat 207mg/kg
30. 2,4,5-Trichlorophenol	10114	081919	0.05	5.00	20023.2	1000	NA	NA	0.017	NA	NA	1001.1	8.0	95-95-4	N/A	orl-rat 820mg/kg
31. 4-Chloroaniline	10115	060512	0.05	5.00	20009.6	1000	NA	NA	0.017	NA	NA	1000.4	8.0	106-47-8	N/A	orl-rat 310mg/kg
32. Dibenzofuran	10115	060512	0.05	5.00	20020.2	1000	NA	NA	0.017	NA	NA	1000.9	8.0	132-64-9	N/A	N/A
33. 2-Methylnaphthalene	10115	060512	0.05	5.00	20012.9	1000	NA	NA	0.017	NA	NA	1000.5	8.1	91-57-6	N/A	orl-rat 1630mg/kg
34. 2-Nitroaniline	10115	060512	0.05	5.00	20011.8	1000	NA	NA	0.017	NA	NA	1000.5	8.0	88-74-4	N/A	orl-rat 1600mg/kg
35. 3-Nitroaniline	10115	060512	0.05	5.00	20018.6	1000	NA	NA	0.017	NA	NA	1000.8	8.0	99-09-2	N/A	orl-rat 535mg/kg
36. 4-Nitroaniline	10115	060512	0.05	5.00	20014.9	1000	NA	NA	0.017	NA	NA	1000.6	8.0	100-01-6	1 ppm (6mg/m3/8H)(skin)	orl-rat 750mg/kg
37. 4-Chloro-3-methylphenol	10118	072120	0.05	5.00	20003.9	1000	NA	NA	0.017	NA	NA	1000.1	8.0	59-50-7	N/A	orl-rat 1830mg/kg
38. 2-Chlorophenol	10118	072120	0.05	5.00	20002.9	1000	NA	NA	0.017	NA	NA	1000.0	8.0	95-57-8	N/A	orl-rat 670mg/kg
39. 2,4-Dichlorophenol	10118	072120	0.05	5.00	20003.1	1000	NA	NA	0.017	NA	NA	1000.1	8.0	120-83-2	N/A	orl-rat 580mg/kg
40. 2,4-Dimethylphenol	10118	072120	0.05	5.00	20003.3	1000	NA	NA	0.017	NA	NA	1000.1	8.1	105-67-9	N/A	orl-rat 3200mg/kg
41. 2,4-Dinitrophenol	10118	072120	0.05	5.00	20001.8	1000	NA	NA	0.017	NA	NA	1000.0	8.0	51-28-5	N/A	orl-rat 30mg/kg
42. 4,6-Dinitro-2-methylphenol	10118	072120	0.05	5.00	20002.5	1000	NA	NA	0.017	NA	NA	1000.0	8.0	534-52-1	N/A	N/A
43. 2-Nitrophenol	10118	072120	0.05	5.00	20003.7	1000	NA	NA	0.017	NA	NA	1000.1	8.0	88-75-5	N/A	orl-rat 334mg/kg
44. 4-Nitrophenol	10118	072120	0.05	5.00	20002.0	1000	NA	NA	0.017	NA	NA	1000.0	8.0	100-02-7	N/A	orl-rat 250mg/kg
45. Pentachlorophenol	10118	072120	0.05	5.00	20002.8	1000	NA	NA	0.017	NA	NA	1000.0	8.0	87-86-5	0.5mg/m3/8H (skin)	orl-rat 27mg/kg
46. Phenol	10118	072120	0.05	5.00	20003.9	1000	NA	NA	0.017	NA	NA	1000.1	8.0	108-95-2	5 ppm (19mg/m3/8H)(skin)	orl-rat 317mg/kg
47. 2,4,6-Trichlorophenol	10118	072120	0.05	5.00	20004.2	1000	NA	NA	0.017	NA	NA	1000.1	8.0	88-06-2	N/A	orl-rat 820mg/kg
48. Acenaphthene	10007	042420	0.50	50.00	2001.2	1000	NA	NA	0.018	NA	NA	1000.5	4.1	83-32-9	N/A	ipr-rat 600mg/kg
49. Acenaphthylene	10007	042420	0.50	50.00	2000.2	1000	NA	NA	0.018	NA	NA	1000.0	4.2	208-96-8	N/A	N/A
50. Anthracene	10007	042420	0.50	50.00	2000.3	1000	NA	NA	0.018	NA	NA	1000.1	4.1	120-12-7	0.2mg/m3 (8H)	ipr-mus 430mg/kg
51. Benzo(a)anthracene	10007	042420	0.50	50.00	2001.3	1000	NA	NA	0.018	NA	NA	1000.6	4.2	56-55-3	N/A	N/A
52. Benzo(a)pyrene	10007	042420	0.50	50.00	2000.0	1000	NA	NA	0.018	NA	NA	999.9	4.1	50-32-8	0.2mg/m3 (8H)	scu-rat 50mg/kg
53. Benzo(b)fluoranthene	10007	042420	0.50	50.00	2000.9	1000	NA	NA	0.018	NA	NA	1000.4	4.1	205-99-2	N/A	N/A
54. Benzo(k)fluoranthene	10007	042420	0.50	50.00	2001.2	1000	NA	NA	0.018	NA	NA	1000.5	4.1	207-08-9	N/A	N/A
55. Benzo(g,h,i)perylene	10007	042420	0.50	50.00	2000.0	1000	NA	NA	0.018	NA	NA	999.9	4.1	191-24-2	N/A	N/A
56. Carbazole	10007	042420	0.50	50.00	2000.3	1000	NA	NA	0.018	NA	NA	1000.0	4.2	86-74-8	N/A	ipr-mus 200mg/kg
57. Chrysene	10007	042420	0.50	50.00	2000.8	1000	NA	NA	0.018	NA	NA	1000.3	4.2	218-01-9	0.2mg/m3	N/A
58. Dibenzo(a,h)anthracene	10007	042420	0.50	50.00	2000.8	1000	NA	NA	0.018	NA	NA	1000.3	4.2	53-70-3	0.2mg/m3	N/A
59. Fluoranthene	10007	042420	0.50	50.00	2000.3	1000	NA	NA	0.018	NA	NA	1000.1	4.2	206-44-0	N/A	orl-rat 2000mg/kg
60. Fluorene	10007	042420	0.50	50.00	2000.9	1000	NA	NA	0.018	NA	NA	1000.3	4.2	86-73-7	N/A	ipr-mus 2 g/kg
61. Indeno(1,2,3-cd)pyrene	10007	042420	0.50	50.00	2000.1	1000	NA	NA	0.018	NA	NA	1000.0	4.1	193-39-5	N/A	N/A
62. Naphthalene	10007	042420	0.50	50.00	2000.9	1000	NA	NA	0.018	NA	NA	1000.4	4.1	91-20-3	10 ppm (50mg/m3/8H)	orl-rat 490mg/kg
63. Phenanthrene	10007	042420	0.50	50.00	2000.9	1000	NA	NA	0.018	NA	NA	1000.4	4.1	85-01-8	0.2mg/m3/8H	orl-mus 700mg/kg
64. Pyrene	10007	042420	0.50	50.00	2001.0	1000	NA	NA	0.018	NA	NA	1000.4	4.2	129-00-0	0.2mg/m3/8H	orl-rat 2700mg/kg

- The certified value is the concentration calculated from gravimetric and volumetric measurements unless otherwise stated.
- Standards are prepared gravimetrically using balances that are calibrated with weights traceable to NIST (see above).
- Standards are certified (+/-) 0.5% of the stated value, unless otherwise stated.
- All Standards, after opening ampule, should be stored with caps tight and under appropriate laboratory conditions.
- Uncertainty Reference: Taylor, B.N. and Kuyat, C.E., "Guidelines for Evaluating and Expressing the Uncertainty of NIST Measurement Result," NIST Technical Note 1297, U.S. Government Printing Office, Washington, DC, (1994).

ID #: 14546
Opened:_____
CLP Semi-volatile calibration standard
Expires: 9/15/2026
Rec'd: 11/23/2021
Energy Laboratories Inc 1120 So. 27th Street
Billings MT 59107

Method GC8MSD-2.M: Column:SBB-5 (30m X 0.25mm ID X 0.25µm film thickness) Temp 1 = 50°C (1min.), Temp 2 = 300°C (14 min.), Rate = 10°C/min., Injector B= 250°C, Detector B = 290°C, Split Ratio = 100:1, Scan Rate = 2. Analysis performed by Melissa Stonier.

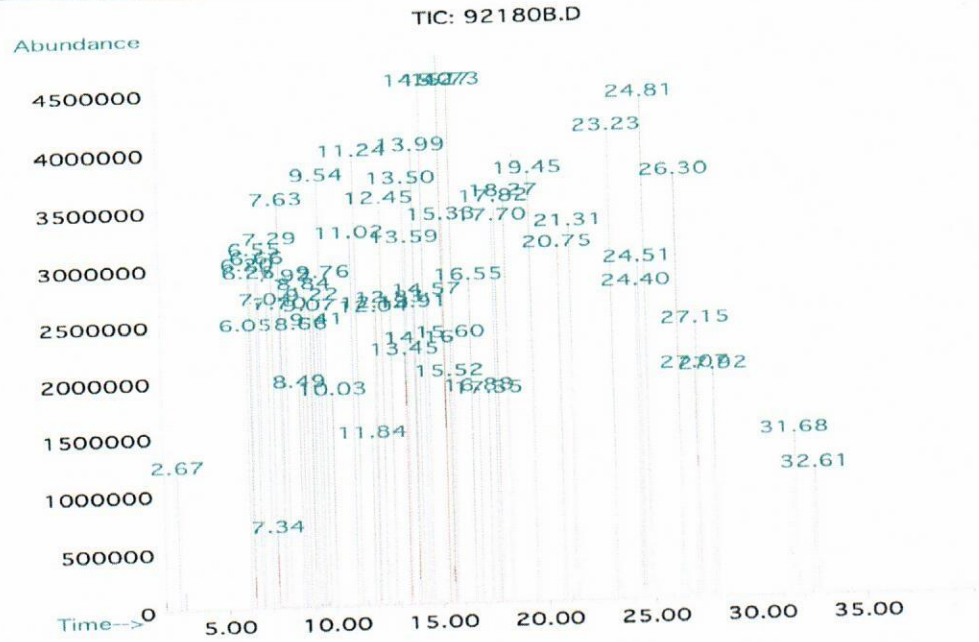

Peak No	Name	MSD RT (min.)
1	N-nitrosodimethylamine	2.67
2	Phenol	6.05
3	bis(2-Chloroethyl)ether	6.20
4	2-Chlorophenol	6.26
5	1,3-Dichlorobenzene	6.55
6	1,4-Dichlorobenzene	6.63
7	1,2-Dichlorobenzene	7.04
8	o-Cresol (2-methylphenol)	7.29
9	bis(2-Chloroisopropyl)ether	7.34
10	p-Cresol (4-methylphenol)/N-nitrosodi-n-propylamine	7.63
11	Hexachloroethane	7.70
12	Nitrobenzene	7.92
13	Isophorone	8.49
14	2-Nitrophenol	8.66
15	2,4-Dimethylphenol	8.84
16	bis(2-Chloroethoxy)methane	9.07
17	2,4-Dichlorophenol	9.22
18	1,2,4-Trichlorobenzene	9.41
19	Naphthalene	9.54
20	4-Chloroaniline	9.76
21	Hexachloro-1,3-butadiene	10.03
22	4-Chloro-3-methylphenol	11.02
23	2-Methylnaphthalene	11.24
24	Hexachlorocyclopentadiene	11.84
25	2,4,6-Trichlorophenol	12.04
26	2,4,5-Trichlorophenol	12.13
27	2-Chloronaphthalene	12.45
28	2-Nitroaniline	12.84
29	Dimethyl phthalate	13.45
30	Acenaphthylene	13.50
31	2,6-Dinitrotoluene	13.59
32	3-Nitroaniline	13.91
33	Acenaphthene	13.99
34	2,4-Dinitrophenol	14.16
35	Dibenzofuran/4-Nitrophenol	14.40
36	2,4-Dinitroltoluene	14.57
37	Diethyl phthalate/Fluorene	15.27
38	4-Chlorophenyl phenyl ether	15.33
39	4-Nitroaniline	15.52
40	4,6-Dinitro-2-methylphenol	15.60
41	Azobenzene	15.73
42	4-Bromophenyl phenyl ether	16.56
43	Hexachlorobenzene	16.89
44	Pentachlorophenol	13.35
45	Phenanthrene	17.70
46	Anthracene	17.82
47	Carbazole	18.27
48	Di-n-butyl phthalate	19.45
49	Fluoranthene	20.75
50	Pyrene	21.31
51	Benzyl butyl phthalate	23.23
52	Benzo(a)anthracene	24.40
53	Chrysene	24.51
54	bis(2-Ehtylhexyl)phthalate	24.82
55	Di-n-octyl phthalate	26.30
56	Benzo(b)fluoranthene	27.07
57	Benzo(k)fluoranthene	27.15
58	Benzo(a)pyrene	27.92
59	Indeno(1,2,3-cd)pyrene/Dibenzo(a,h)anthracene	31.68
60	Benzo(g,h,i)perylene	32.61

125 Market Street
New Haven, CT 06513
USA

AccuStandard®

Tel (203)786-5290
Fax (203)786-5287
www.AccuStandard.com

CERTIFICATE OF ANALYSIS

Catalog No: CLP-AS-10X
Description: Acid Surrogate
Lot: 220031065
Solvent: Methanol
Hazards: *Refer to SDS for complete safety information*

Signal Word: Danger

Date Certified: Mar 6, 2020
Expiration: Mar 6, 2023
Sample Size: 1 mL
Components: 3
Storage Condition: Ambient (>5 °C)

Certified Reference Material

ANAB AR-1463 ANAB AT-1339 ilac-MRA

Component	CAS #	Purity % (GC/MS)	Prepared Concentration[2] (mg/mL)	Certified Analyte Concentration[1] (mg/mL)
2-Fluorophenol	367-12-4	99.8	20.20	20.16
Phenol-d5	4165-62-2	99.9	20.05	20.03
2,4,6-Tribromophenol	118-79-6	99.9	20.19	20.17

ID #: 14527
Opened:
Acid Surrogate
Expires: 3/6/2023
Rec'd: 11/17/2021
Energy Laboratories Inc 1120 So. 27th Street
Billings MT 59107

A product with a suffix (-1A, -2B, etc. or -01, -02, etc.) on its lot number has had its expiration date extended and is identical to the same lot number without the suffix.

[2] All weights are traceable through NIST, Test No. 684/289871-17

[1] Certified Analyte Concentration = Purity x Prepared Concentration.

The Uncertainty associated with the certified concentration reported on this certificate is ±2.4%. This value is the combined expanded uncertainty and represents an estimated standard deviation equal to the positive square root of the total variation of the uncertainty of components. A normal distribution is assumed and a coverage factor of K=2 is chosen using approximately a 95% confidence level.

Labels and certificates follow U.S. Conventions in reporting numerical values: A comma (,) is used to separate units of one-thousand or greater. A period (.) is used as a decimal place marker.

The information on this certificate may not be reproduced without the express permission of the manufacturer. See reverse side for additional information

Hazard Information: Please refer to the SDS for information regarding the hazards associated with using this material.

This product was prepared according to in-house procedures and is guaranteed to be homogeneous.

Certified By: Larry Decker, Organic QC Manager

Page 1 of 1

For use in routine laboratory analysis.

AccuStandard is accredited to ISO 17034, ISO/IEC 17025 and certified to ISO 9001:2015

QR-ORG/INO-001
Rev. 7/20

ID #: 13755
Opened:
Acetone DZ963
Expires: 9/24/2022
Rec'd: 4/13/2021
Energy Laboratories Inc 1120 So. 27th Street
Billings MT 59107

Honeywell

CERTIFICATE OF ANALYSIS

Honeywell Burdick & Jackson®
1953 South Harvey Street
Muskegon, MI 49442
Phone: (800) 368-0050
Fax: (231) 728-8226
lab.honeywell.com

Brand:	Research Chemicals - B&J
Product:	010
Lot No.:	DZ963
Production Date:	24-Sep-2020
Best Before:	24-Sep-2022

Acetone, B&J Brand™, >99.9%
for HPLC, GC, pesticide residue analysis and spectrophotometry

Parameter	Specification Min.	Max.	Result	Units
Water by Karl Fischer Titration		0.50	0.45	%
UV Cutoff		330	328	nm
Refractive Index (20°C)	1.3583	1.3589	1.3585	
Residue		1	<0.5	mg/L
GC Analysis (excluding water)	99.9		99.98	%
Electron Capture GC		10	<10	ng/L
UV Absorbance @ 340 nm		0.060	0.0482	AU
UV Absorbance @ 350 nm		0.010	0.0047	AU
UV Absorbance @ 375 nm		0.005	<0.0001	AU
UV Absorbance @ 400 nm		0.005	<0.0001	AU

Honeywell
Quality Control Approval

Janna Dickinson

Muskegon 9/24/2020 LIMS Sample No.: AL03008

125 Market Street
New Haven, CT 06513
USA

AccuStandard®

Tel (203)786-5290
Fax (203)786-5287
www.AccuStandard.com

CERTIFICATE OF ANALYSIS

Catalog No: Z-014F
Description: Benzidine & 3,3'-Dichlorobenzidine
Lot: 221091154
Solvent: Methanol
Hazards: *Refer to SDS for complete safety information*

Signal Word: Danger

Date Certified: Sep 9, 2021
Expiration: Sep 9, 2025
Sample Size: 1 mL
Components: 2
Storage Condition: Ambient (>5 °C)

Certified Reference Material

ANAB ACCREDITED REFERENCE MATERIAL PRODUCER AR-1463 ilac-MRA

Component	CAS #	Purity % (GC/MS)	Prepared Concentration[2] (µg/mL)	Certified Analyte Concentration[1] (µg/mL)
Benzidine **	92-87-5	99.9	2014	2012
3,3'-Dichlorobenzidine **	91-94-1	99.9	2000	1998

ID #: 14564
Opened:_____
Benzidine & 3,3'-Dichlorobenzidine
Expires: 9/9/2025
Rec'd: 11/30/2021
Energy Laboratories Inc 1120 So. 27th Street
Billings MT 59107

This Certified Reference Material was verified in accordance with ISO/IEC 17025

**Benzidine and 3,3'-Dichlorobenzidine are subject to oxidative degradation

A product with a suffix (-1A, -2B, etc. or -01, -02, etc.) on its lot number has had its expiration date extended and is identical to the same lot number without the suffix.

[2] All weights are traceable through NIST, Test No. 684/289871-17

[1] Certified Analyte Concentration = Purity x Prepared Concentration.

The Uncertainty associated with the certified concentration reported on this certificate is ±2.4%. This value is the combined expanded uncertainty and represents an estimated standard deviation equal to the positive square root of the total variation of the uncertainty of components. A normal distribution is assumed and a coverage factor of K=2 is chosen using approximately a 95% confidence level.

Labels and certificates follow U.S. Conventions in reporting numerical values: A comma (,) is used to separate units of one-thousand or greater. A period (.) is used as a decimal place marker.

The information on this certificate may not be reproduced without the express permission of the manufacturer. See reverse side for additional information

Hazard Information: Please refer to the SDS for information regarding the hazards associated with using this material.

This product was prepared according to in-house procedures and is guaranteed to be homogeneous.

Certified By: _____
Larry Decker, Organic QC Manager

For use in routine laboratory analysis.

AccuStandard is accredited to ISO 17034, ISO/IEC 17025 and certified to ISO 9001:2015

QR-ORG/INO-001
Rev. 7/20

125 Market Street
New Haven, CT 06513
USA

AccuStandard®

Tel (203)786-5290
Fax (203)786-5287
www.AccuStandard.com

CERTIFICATE OF ANALYSIS

Catalog No: Z-014F
Description: Benzidine & 3,3'-Dichlorobenzidine
Lot: 221091154
Solvent: Methanol

Date Certified: Sep 9, 2021
Expiration: Sep 9, 2025
Sample Size: 1 mL
Components: 2

ttest

AccuStandard, Inc.
Statistical Report for CLP (SOW 1991)
9-Sep-2021

QR-QCO-003 rev. 1/16

		Z-014F 221091180							Z-014F 221091154							NOTES:						
Peak #	Component	Run #1	Run #2	Run #3	Run #4	Mean	Std Dev	% RSD	Run #1	Run #2	Run #3	Run #4	Mean	Std Dev	% RSD	t.025 test	CI 221091180	Component	CI 221091154	# of Runs	Conc.	10 % error check of means
8.63	Benzidine (92-87-5)	308	310	315	292	306	9.95	3.25%	319	329	302	308	315	11.96	3.80%	1.06	34.5	Benzidine (92-87-5)	40.3	4	2000	-3 %
9.92	3,3'-Dichlorobenzidine (91-94-1)	294	295	295	274	290	10.34	3.57%	302	300	283	278	291	12.04	4.14%	0.16	5.6	3,3'-Dichlorobenzidine (	6.5	4	2000	0 %

For use in routine laboratory analysis.

AccuStandard is accredited to ISO 17034, ISO/IEC 17025 and certified to ISO 9001:2015

125 Market Street
New Haven, CT 06513
USA

AccuStandard®

Tel (203)786-5290
Fax (203)786-5287
www.AccuStandard.com

CERTIFICATE OF ANALYSIS

Catalog No: Z-014F
Description: Benzidine & 3,3'-Dichlorobenzidine
Lot: 221091154
Solvent: Methanol

Date Certified: Sep 9, 2021
Expiration: Sep 9, 2025
Sample Size: 1 mL
Components: 2

chromatogram

```
File        :Q:\GCMS-08 Minimal\DATA\20210908\11-  221091154  (JP).D
Operator    : Organic QC Lab
Acquired    : 08 Sep 21  08:59 pm using AcqMethod Hy_PAH_24cm_S100.M
Instrument :   GCMS 8
Sample Name: Z-014F  (221091154)
Misc Info  : 2 mg/ml in meoh
Vial Number: 68
```

AccuStandard®
Leader in Analytical Reference Standards

Column: DB-5, 30m, 0.25ID, 0.25um
Oven: 80c, 2m, 30c/m to 320, final 2min
GC pars: Pulse split 40psi 0.5m, 10psi constant flow
Split 20:1, 1ul inj, GCMS, inj 280c

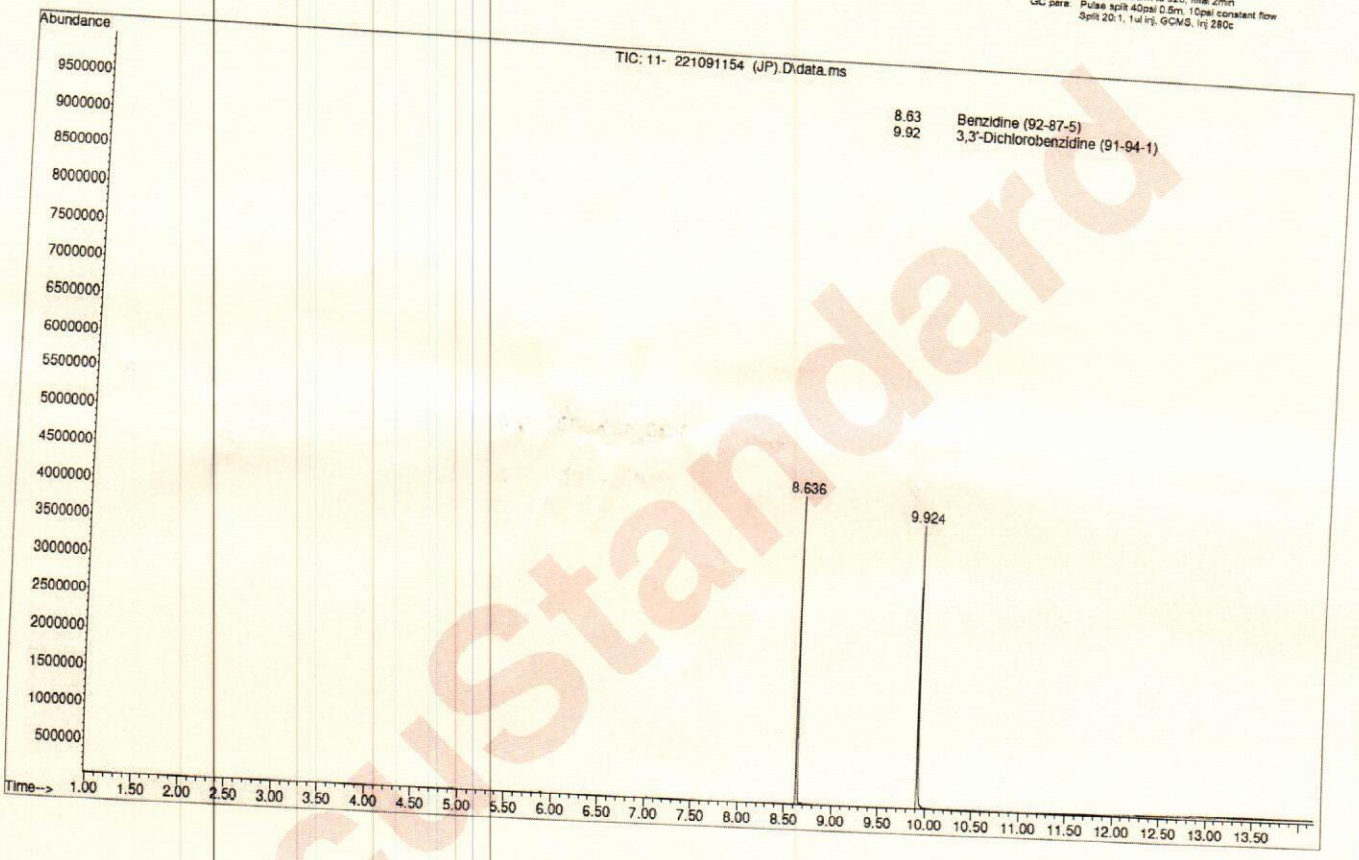

For use in routine laboratory analysis.

AccuStandard is accredited to ISO 17034, ISO/IEC 17025 and certified to ISO 9001:2015

125 Market Street
New Haven, CT 06513
USA

AccuStandard®

Tel (203)786-5290
Fax (203)786-5287
www.AccuStandard.com

CERTIFICATE OF ANALYSIS

Catalog No: Z-014F
Description: Benzidine & 3,3'-Dichlorobenzidine
Lot: 221091154
Solvent: Methanol

Date Certified: Sep 9, 2021
Expiration: Sep 9, 2025
Sample Size: 1 mL
Components: 2

raw data

Area Percent Report

```
Data File : 11-  221091154  (JP).D
Sample    : Z-014F  (221091154)
Misc      : 2 mg/ml in meoh
Data Path : Q:\GCMS-08 Minimal\DATA\20210908\
Aquired   : 08 Sep 2021  20:59     Method   : Hy_PAH_24cm_S100.M
Integrator: ChemStation            Params   : events.e
InstName  : GCMS 8                 ALS Vial: 68
Operator  : Organic QC Lab

Signal     : TIC: 11-  221091154  (JP).D\data.ms
```

peak #	R.T. min	first scan	max scan	last scan	PK TY	peak height	corr. area	corr. % max.	% of total
1	8.636	3379	3393	3416	BB	4274085	31948212	100.00%	51.366%
2	9.924	3951	3964	3997	BB	3887051	30249346	94.68%	48.634%

Sum of corrected areas: 62197559

M-8270_FEB2021.M Thu Sep 09 11:47:06 2021 QCMS-08

For use in routine laboratory analysis.

AccuStandard is accredited to ISO 17034, ISO/IEC 17025 and certified to ISO 9001:2015

QR-ORG/INO-001
Rev. 7/20

125 Market Street
New Haven, CT 06513
USA

AccuStandard®

Tel (203)786-5290
Fax (203)786-5287
www.AccuStandard.com

Ryan

CERTIFICATE OF ANALYSIS

Catalog No: CLP-AS-10X
Description: Acid Surrogate
Lot: 221111338
Solvent: Methanol
Hazards: *Refer to SDS for complete safety information*

Signal Word: Danger

Date Certified: Nov 22, 2021
Expiration: Nov 22, 2024
Sample Size: 1 mL
Components: 3
Storage Condition: Ambient (>5 °C)

Certified Reference Material

ANAB ACCREDITED ISO 17034 REFERENCE MATERIAL PRODUCER AR-1463

ilac-MRA

Component	CAS #	Purity % (GC/MS)	Prepared Concentration[2] (mg/mL)	Certified Analyte Concentration[1] (mg/mL)
2-Fluorophenol	367-12-4	99.9	20.00	19.98
Phenol-d5	4165-62-2	99.9	20.01	19.99
2,4,6-Tribromophenol	118-79-6	99.9	20.01	19.99

ID #: 14587
Opened:_____
Acid Surrogate
Expires: 11/22/2024
Rec'd: 12/6/2021
Energy Laboratories Inc 1120 So. 27th Street
Billings MT 59107

This Certified Reference Material was verified in accordance with ISO/IEC 17025

A product with a suffix (-1A, -2B, etc. or -01, -02, etc.) on its lot number has had its expiration date extended and is identical to the same lot number without the suffix.

[2] All weights are traceable through NIST, Test No. 684/289871-17

[1] Certified Analyte Concentration = Purity x Prepared Concentration.

The Uncertainty associated with the certified concentration reported on this certificate is ±2.4%. This value is the combined expanded uncertainty and represents an estimated standard deviation equal to the positive square root of the total variation of the uncertainty of components. A normal distribution is assumed and a coverage factor of K=2 is chosen using approximately a 95% confidence level.

Labels and certificates follow U.S. Conventions in reporting numerical values: A comma (,) is used to separate units of one-thousand or greater. A period (.) is used as a decimal place marker.

The information on this certificate may not be reproduced without the express permission of the manufacturer. See reverse side for additional information

Hazard Information: Please refer to the SDS for information regarding the hazards associated with using this material.

This product was prepared according to in-house procedures and is guaranteed to be homogeneous.

Certified By: _____
Larry Decker, Organic QC Manager

Page 1 of 1

For use in routine laboratory analysis.

AccuStandard is accredited to ISO 17034, ISO/IEC 17025 and certified to ISO 9001:2015

QR-ORG/INO-001
Rev. 7/20

ID #: 14355
Opened:
Acetone EA898
Expires: 2/8/2023
Rec'd: 10/5/2021
Energy Laboratories Inc 1120 So. 27th Street
Billings MT 59107

Honeywell

CERTIFICATE OF ANALYSIS

Honeywell Burdick & Jackson®
1953 South Harvey Street
Muskegon, MI 49442
Phone: (800) 368-0050
Fax: (231) 728-8226
lab.honeywell.com

Brand:	Research Chemicals - B&J
Product:	010
Lot No.:	EA898
Production Date:	8-Feb-2021
Best Before:	8-Feb-2023

Acetone, B&J Brand™, >99.9%

for HPLC, GC, pesticide residue analysis and spectrophotometry

Parameter	Specification Min.	Max.	Result	Units
Water by Karl Fischer Titration		0.50	0.30	%
UV Cutoff		330	328	nm
Refractive Index (20°C)	1.3583	1.3589	1.3587	
Residue		1	<0.5	mg/L
GC Analysis (excluding water)	99.9		99.97	%
Electron Capture GC		10	<10	ng/L
UV Absorbance @ 340 nm		0.060	0.0458	AU
UV Absorbance @ 350 nm		0.010	0.0006	AU
UV Absorbance @ 375 nm		0.005	<0.0001	AU
UV Absorbance @ 400 nm		0.005	<0.0001	AU

Honeywell
Quality Control Approval

Janna Dickinson

Muskegon 2/16/2021 LIMS Sample No.: AM00410

Analytical RunID SV5975.I_220207A Standards Traceability Report

Spike ID: sv100418
Spike Name: BNA mix 200 ug/mL
Prep Date: 6/2/2021
Exp Date: 3/31/2022
Department: GCMSSEMI
Vendor:
Lot Number:
Balance ID:
Comments:

Type: Secondary
Prep By: John P. Heine
Status: New
Final Volume: 1.5 mL

Chemical/Solvent Used	Bottle No	Amt	Units	Expires
Dichloromethane EA342	13510	0.51	mL	3/31/2022

Stock Source	Base Units	Amount Added
sv82908	ug/mL	0.03 mL
sv83301	ug/mL	0.15 mL
sv83120	ug/mL	0.15 mL
sv83419	ug/mL	0.15 mL
sv82917	ug/mL	0.15 mL
sv83410	ug/mL	0.15 mL
sv83407	ug/mL	0.06 mL
sv83201	ug/mL	0.15 mL

Analytical RunID SV5975.I_220207A Standards Traceability Report

Spike ID: sv100506
Spike Name: BNA low 50 ug/mL
Prep Date: 6/2/2021
Exp Date: 3/31/2022
Department: GCMSSEMI
Vendor:
Lot Number:
Balance ID:
Comments:

Type: Secondary
Prep By: John P. Heine
Status: New
Final Volume: 0.8 mL

Chemical/Solvent Used	Bottle No	Amt	Units	Expires
Dichloromethane EA342	13510	0.6	mL	3/31/2022

Stock Source	Base Units	Amount Added
sv100418	ug/mL	0.2 mL

Analytical RunID SV5975.I_220207A Standards Traceability Report

Spike ID: sv100703
Spike Name: BNA Internals 2000 ug/mL
Prep Date: 12/9/2021
Exp Date: 5/31/2022
Department: GCMSSEMI
Vendor: Chemservice
Lot Number: 8443500
Balance ID:
Comments:

Type: Secondary
Prep By: John P. Heine
Status: New
Final Volume: 2.12 mL

Chemical/Solvent Used	Bottle No	Amt	Units	Expires
Dichloromethane EA342	13510	1.06	mL	5/31/2022

Stock Source	Base Units	Amount Added
sv83403	ug/mL	1.06 mL

Analytical RunID SV5975.I_220207A Standards Traceability Report

Spike ID: sv100801
Spike Name: BNA 2nd source 200ug/mL
Prep Date: 1/17/2022
Exp Date: 10/1/2022
Department: GCMSSEMI
Vendor:
Lot Number:
Balance ID:
Comments:

Type: Secondary
Prep By: John P. Heine
Status: New
Final Volume: 1 mL

Chemical/Solvent Used	Bottle No	Amt	Units	Expires
Dichloromethane EA342	13510	540	uL	10/1/2022

Stock Source	Base Units	Amount Added
sv83514	ug/mL	0.1 mL
sv82702	ug/mL	0.02 mL
sv83218	ug/mL	0.1 mL
sv83512	ug/mL	0.2 mL
sv83411	ug/mL	0.04 mL

Analytical RunID SV5975.I_220207A Standards Traceability Report

Standard ID: sv82702
Standard Name: AE Surr
Prep Date: 8/28/2018
Exp Date: 4/30/2023
Department: GCMSPR
Vendor: Restek
Lot Number: A0137474
Balance ID:
Comments:

Type: Primary
Prep By: Craig A. Bardelli
Status: New
Final Volume: mL

Chemical/Solvent Used	Bottle No	Amt	Units	Expires
Acid Surrogate Standard Mix (4/89)	10707	1	mL	4/30/2023

Stock Source	Base Units	Amount Added

Analytical RunID SV5975.I_220207A Standards Traceability Report

Spike ID: sv82908
Spike Name: AE surr
Prep Date: 4/10/2019
Exp Date: 3/31/2022
Department: GCMSSEMI
Vendor: Sigma-Aldrich
Lot Number: LRAC2239
Balance ID:
Comments:

Type: Primary
Prep By: Sean McGrew
Status: New
Final Volume: mL

Chemical/Solvent Used	Bottle No	Amt	Units	Expires
EPA 8270 Acids Surrogate Spike Mix HC	11383		mL	3/31/2022

Stock Source	Base Units	Amount Added

Analytical RunID SV5975.I_220207A Standards Traceability Report

Spike ID: sv82917
Spike Name: BNA Custom for Cal
Type: Primary
Prep Date: 6/3/2019
Prep By: John P. Heine
Exp Date: 5/28/2023
Status: New
Department: GCMSSEMI
Vendor: AccuStandard
Final Volume: 1 mL
Lot Number: 219051432
Balance ID:
Comments: Date prepaired is date received (10 1mL ampules) - recert from 6/21/21 to 5/28/23

Chemical/Solvent Used	Bottle No	Amt	Units	Expires
Custom BNA Mix	11547	1	mL	5/28/2023

Stock Source	Base Units	Amount Added

Analytical RunID SV5975.I_220207A Standards Traceability Report

Spike ID: sv83120
Spike Name: BN mix
Prep Date: 3/12/2020
Exp Date: 1/31/2023
Department: GCMSSEMI
Vendor: Sigma-Aldrich
Lot Number: LRAC4915
Balance ID:
Comments:

Type: Primary
Prep By: Sean McGrew
Status: New
Final Volume: 1 mL

Chemical/Solvent Used	Bottle No	Amt	Units	Expires
TCL Base-Neutrals Mix	12503	1	mL	1/31/2023

Stock Source	Base Units	Amount Added

Analytical RunID SV5975.I_220207A Standards Traceability Report

Spike ID: sv83201
Spike Name: Phenols mix
Prep Date: 3/17/2020
Exp Date: 1/31/2028
Department: GCMSSEMI
Vendor: Restek
Lot Number: A0157111
Balance ID:
Comments:

Type: Primary
Prep By: Sean McGrew
Status: New
Final Volume: 1 mL

Chemical/Solvent Used	Bottle No	Amt	Units	Expires
604 Phenols Calibration Mix	12512		mL	1/31/2028

Stock Source	Base Units	Amount Added

Analytical RunID SV5975.I_220207A Standards Traceability Report

Spike ID: sv83218
Spike Name: Benzidines
Prep Date: 7/7/2020
Exp Date: 5/1/2024
Department: GCMSSEMI
Vendor: AccuStandard
Lot Number: 220041353
Balance ID:
Comments: 2000 ug/mL 12839

Type: Primary
Prep By: John P. Heine
Status: New
Final Volume: 1 mL

Chemical/Solvent Used	Bottle No	Amt	Units	Expires
Benzidine & 3,3'-Dichlorobenzidine	12839	1	mL	5/1/2024

Stock Source	Base Units	Amount Added

Analytical RunID SV5975.I_220207A Standards Traceability Report

Spike ID: sv83301
Spike Name: PAH Mix
Prep Date: 7/13/2020
Exp Date: 9/30/2022
Department: GCMSSEMI
Vendor: Sigma-Aldrich
Lot Number: LRAC3877
Balance ID:
Comments: 4 x 1mlL

Type: Primary
Prep By: John P. Heine
Status: New
Final Volume: 6 mL

Chemical/Solvent Used	Bottle No	Amt	Units	Expires
TCL PAH Mix	12846	6	mL	9/30/2022

Stock Source	Base Units	Amount Added

Analytical RunID SV5975.I_220207A Standards Traceability Report

Spike ID: sv83403
Spike Name: BNA Internals 4000ug/mL
Prep Date: 12/29/2020
Exp Date: 5/31/2022
Department: GCMSSEMI
Vendor: Chemservice
Lot Number: 10051700
Balance ID:
Comments:

Type: Primary
Prep By: John P. Heine
Status: New
Final Volume: 8 mL

Chemical/Solvent Used	Bottle No	Amt	Units	Expires
Mixture #8-Internal Standards	13372	8	mL	5/31/2022

Stock Source	Base Units	Amount Added

Analytical RunID SV5975.I_220207A Standards Traceability Report

Standard ID: sv83407
Standard Name: BN Surr 5000 ug/mL
Prep Date: 12/14/2020
Exp Date: 10/31/2026
Department: GCMSSEMI
Vendor: Restek
Lot Number: A0166081
Balance ID:
Comments:

Type: Primary
Prep By: John P. Heine
Status: New
Final Volume: 5 mL

Chemical/Solvent Used	Bottle No	Amt	Units	Expires
B/N Surrogate Mix (4/89 SOW)	13328	1	mL	10/31/2026

Stock Source	Base Units	Amount Added

Analytical RunID SV5975.I_220207A Standards Traceability Report

Spike ID: sv83410
Spike Name: H.S. Mix
Prep Date: 4/7/2021
Exp Date: 2/28/2024
Department: GCMSSEMI
Vendor: Sigma-Aldrich
Lot Number: LRAC9004
Balance ID:
Comments: 2000 ug/mL

Type: Primary
Prep By: Sean McGrew
Status: New
Final Volume: mL

Chemical/Solvent Used	Bottle No	Amt	Units	Expires
EPA TCL Hazardous Substances Mix (12 cmpds)	13691		mL	2/28/2024

Stock Source	Base Units	Amount Added

Analytical RunID SV5975.I_220207A Standards Traceability Report

Spike ID: sv83411
Spike Name: BN surr
Prep Date: 4/7/2021
Exp Date: 11/20/2026
Department: GCMSSEMI
Vendor: Restek
Lot Number: A6167670
Balance ID:
Comments: 5000 ug/mL

Type: Primary
Prep By: Sean McGrew
Status: New
Final Volume: mL

Chemical/Solvent Used	Bottle No	Amt	Units	Expires
B/N Surrogate Mix (4/89 SOW)	13666		mL	11/20/2026

Stock Source	Base Units	Amount Added

Analytical RunID SV5975.I_220207A Standards Traceability Report

Spike ID: sv83419
Spike Name: Benzidines CAL 2000ug/mL
Prep Date: 5/18/2021
Exp Date: 4/30/2023
Department: GCMSSEMI
Vendor: Agilent
Lot Number: 0006592783
Balance ID:
Comments: 2000 ug/mL

Type: Primary
Prep By: John P. Heine
Status: New
Final Volume: 1 mL

Chemical/Solvent Used	Bottle No	Amt	Units	Expires
Benzidines Standard	13854	1	mL	4/30/2023

Stock Source	Base Units	Amount Added

Analytical RunID SV5975.I_220207A Standards Traceability Report

Spike ID: sv83512
Spike Name: 625 LCS Spk
Prep Date: 7/30/2021
Exp Date: 2/2/2026
Department: GCMSPR
Vendor: Absolute Standards
Lot Number: 020221
Balance ID:
Comments: 12x1mL ampules

Type: Primary
Prep By: Ryan F. Benge
Status: Open
Final Volume: 1 mL

Chemical/Solvent Used	Bottle No	Amt	Units	Expires
CLP Semivolatile Calibration Standard	14074	1	mL	2/2/2026

Stock Source	Base Units	Amount Added

Analytical RunID SV5975.I_220207A Standards Traceability Report

Spike ID: sv83514
Spike Name: Additionals
Prep Date: 9/22/2021
Exp Date: 10/1/2022
Department: GCMSPR
Vendor: AccuStandard
Lot Number: 22002155-02
Balance ID:
Comments: 12x1mL ampules

Type: Primary
Prep By: Ryan F. Benge
Status: Open
Final Volume: 1 mL

Chemical/Solvent Used	Bottle No	Amt	Units	Expires
Custom Semi-Volatile Standard	14279	1	mL	10/1/2022

Stock Source	Base Units	Amount Added

RESTEK CERTIFIED REFERENCE MATERIAL

110 Benner Circle
Bellefonte, PA 16823-8812
Tel: (800)356-1688
Fax: (814)353-1309

www.restek.com

Certificate of Analysis

ACCREDITED
ISO 17034 Accredited
Reference Material Producer
Certificate #3222.01

ilac-MRA

ACCREDITED
ISO/IEC 17025 Accredited
Testing Laboratory
Certificate #3222.02

FOR LABORATORY USE ONLY-READ SDS PRIOR TO USE.

This Reference Material is intended for Laboratory Use Only as a standard for the qualitative and/or quantitative determination of the analyte(s) listed.

Catalog No. : 31063 **Lot No.:** A0137474

Description : Acid Surrogate Standard Mix (4/89)

Acid Surrogate Standard Mix (4/89) 10,000 µg/mL, Methanol, 1mL/ampul

Container Size : 2 mL **Pkg Amt:** > 1 mL

Expiration Date : April 30, 2023 **Storage:** 10°C or colder

CERTIFIED VALUES

Elution Order	Compound		Grav. Conc. (weight/volume)	Expanded Uncertainty (95% C.L.; K=2)	
1	2-Fluorophenol		10,046.4 µg/mL	+/- 58.8239 µg/mL	Gravimetric
	CAS # 367-12-4	(Lot STBD7945V)		+/- 293.2702 µg/mL	Unstressed
	Purity 99%			+/- 355.8400 µg/mL	Stressed
2	Phenol-d6		10,023.6 µg/mL	+/- 58.6904 µg/mL	Gravimetric
	CAS # 13127-88-3	(Lot PR-27801)		+/- 292.6047 µg/mL	Unstressed
	Purity 99%			+/- 355.0324 µg/mL	Stressed
3	2,4,6-Tribromophenol		10,057.2 µg/mL	+/- 58.8871 µg/mL	Gravimetric
	CAS # 118-79-6	(Lot 29699MJV)		+/- 293.5855 µg/mL	Unstressed
	Purity 99%			+/- 356.2225 µg/mL	Stressed

Solvent: Methanol
CAS # 67-56-1
Purity 99%

ID #: 10707
Opened:
Acid Surrogate Standard Mix (4/89)
Expires: 4/30/2023
Rec'd: 8/24/2018
Energy Laboratories Inc 1120 So 27th Street
Billings MT 59107

Certificate of Analysis

EPA 8270 ACIDS SURROGATE SPIKE MIX HC,1X1ML,10MG/ML,METHANOL

Certified Reference Material

Description

Product ID 47260-U
Lot LRAC2239
Expiration Date March 2022
Manufacturing Date March 2019
Storage Conditions Room Temperature
Solvent/Matrix METHANOL

Certified Values

Analyte	*Units*	*Certified Value* [1,4]	*Raw Material Purity,%*	*Analytical Value*	*Elution order*	*Raw Material Lot*	*CAS*
2-FLUOROPHENOL	µg/mL	9930 ± 288	99.9	10037	1	LB92543	367-12-4
PHENOL-D6	µg/mL	9930 ± 290	99.4	9900	2	LB91168	13127-88-3
2,4,6-TRIBROMOPHENOL	µg/mL	9930 ± 318	99.7	9900	3	LB81262	118-79-6

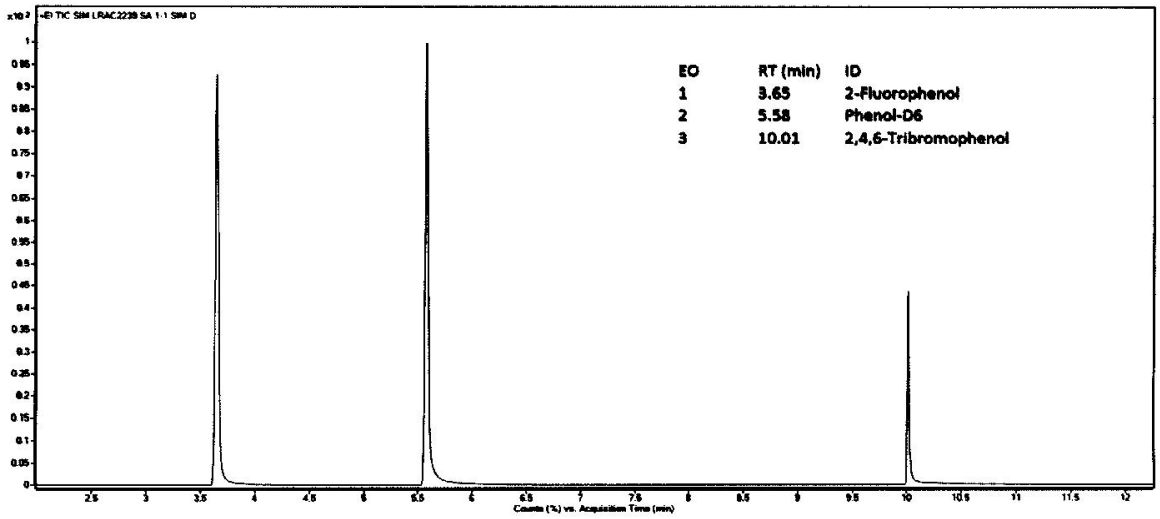

Additional Information:

Analytical Method Parameters:

Column: SLB-5MS, 30 m x 0.25 mm x 0.25 µm df , Flow: 1.0 ml/min
Inlet: 200 °C, Injection Mode: Split, 60:1
80 °C (5 min) to 250 °C (3 min) at 40 °C /min
Detector: MSD, SIM, Transfer line: 250 °C
Injection Volume: 0.5 µL

ID #: 11383
Opened:
EPA 8270 Acids Surrogate Spike Mix HC
Expires: 3/31/2022
Rec'd: 4/10/2019
Energy Laboratories Inc 1120 So. 27th Street
Billings MT 59107

ANAB ACCREDITED REFERENCE MATERIAL PRODUCER
ANAB ACCREDITED TESTING LABORATORY

SIGMA-ALDRICH®
2931 Soldier Springs Rd. Laramie, Wyoming 82070 USA
307-742-5452
rctechgroup@sial.com www.sigma-aldrich.com

125 Market Street
New Haven, CT 06513
USA

AccuStandard® Inc.

Tel (203)786-5290
Fax (203)786-5287
www.AccuStandard.com

CERTIFICATE OF ANALYSIS

Catalog No: S-6237A-R1
Description: Custom BNA Mix
Lot: 219051432-01
Solvent: Dichloromethane
Hazards: *Refer to SDS for complete safety information*

Date Certified: Apr 28, 2021
Expiration: May 28, 2023
Sample Size: 1 mL
Components: 6
Storage Condition: Ambient (>5 °C)

Signal Word: Warning

Certified Reference Material

ANAB ACCREDITED ISO 17034 REFERENCE MATERIAL PRODUCER AR-1463
ANAB ACCREDITED ISO/IEC 17025 TESTING LABORATORY AT-1339
ilac-MRA

Component	CAS #	Purity % (GC/MS)	Prepared Concentration[2] (µg/mL)	Certified Analyte Concentration[1] (µg/mL)
4-Chloro-2-methylphenol	1570-64-5	97.0	2064*	2002
4-Chlorophenol	106-48-9	98.6	2012	1984
1-Methylnaphthalene	90-12-0	99.7	2016	2010
Pyridine	110-86-1	98.7	2003	1977
o-Terphenyl	84-15-1	99.9	2003	2001
Triallate	2303-17-5	99.9	2013	2011

ID #: 11547
Opened:
Custom BNA Mix
Expires: 5/28/2023
Rec'd: 5/31/2019
Energy Laboratories Inc 1120 So. 27th Street
Billings MT 59107

* Weight compensated to 100% purity.

A product with a suffix (-1A, -2B, etc. or -01, -02, etc.) on its lot number has had its expiration date extended and is identical to the same lot number without the suffix.

[2] All weights are traceable through NIST, Test No. 684/289871-17

[1] Certified Analyte Concentration = Purity x Prepared Concentration.

The Uncertainty associated with the certified concentration reported on this certificate is ±2.4%. This value is the combined expanded uncertainty and represents an estimated standard deviation equal to the positive square root of the total variation of the uncertainty of components. A normal distribution is assumed and a coverage factor of K=2 is chosen using approximately a 95% confidence level.

Labels and certificates follow U.S. Conventions in reporting numerical values: A comma (,) is used to separate units of one-thousand or greater. A period (.) is used as a decimal place marker.

The information on this certificate may not be reproduced without the express permission of the manufacturer. See reverse side for additional information

Hazard Information: Please refer to the SDS for information regarding the hazards associated with using this material.

This product was prepared according to in-house procedures and is guaranteed to be homogeneous.

Certified By: Larry Decker, Organic QC Manager

For use in routine laboratory analysis.

AccuStandard is accredited to ISO 17034, ISO/IEC 17025 and certified to ISO 9001:2015

QR-ORG/INO-001
Rev. 5/18

Certificate of Analysis

TCL BASE-NEUTRALS MIX,1X1ML,2000UG/ML,DICHLOROMETHANE

Certified Reference Material

Description

Product ID 47991-U
Lot LRAC4915
Expiration Date January 2023
Manufacturing Date January 2020
Storage Conditions Refrigerate
Solvent/Matrix DICHLOROMETHANE

Certified Values

Analyte	Certified Value [1,4]	Units	Raw Material Purity,%	Elution order	Raw Material Lot	CAS
N-NITROSODIMETHYLAMINE	1999 ± 39	µg/mL	98.1	1	11-RFS-142-1	62-75-9
BIS (2-CHLOROETHYL) ETHER	2003 ± 42	µg/mL	99.4	2	06413MS	111-44-4
1,3-DICHLOROBENZENE	2001 ± 47	µg/mL	99.6	3	11221HC	541-73-1
1,4-DICHLOROBENZENE	2000 ± 66	µg/mL	99.9	4	MKBG7690V	106-46-7
1,2-DICHLOROBENZENE	2005 ± 65	µg/mL	99.4	5	LB58923	95-50-1
BIS (2-CHLOROISOPROPYL) ETHER	2000 ± 45	µg/mL	96.7	6	LC19632	108-60-1
N-NITROSODI-N-PROPYLAMINE	2001 ± 36	µg/mL	100.0	7	2D5VJ-PB	621-64-7
HEXACHLOROETHANE	2000 ± 125	µg/mL	99.9	8	12719AO	67-72-1
NITROBENZENE	2000 ± 53	µg/mL	99.9	9	LB47070	98-95-3
ISOPHORONE	1999 ± 34	µg/mL	99.5	10	LC14006	78-59-1
BIS (2-CHLOROETHOXY) METHANE	2000 ± 33	µg/mL	98.7	11	LB46081	111-91-1
1,2,4-TRICHLOROBENZENE	2003 ± 91	µg/mL	99.9	12	447	120-82-1
HEXACHLOROBUTADIENE	1999 ± 97	µg/mL	97.2	13	MKCG6212	87-68-3
HEXACHLOROCYCLOPENTADIENE	2001 ± 111	µg/mL	96.0	14	LB95525	77-47-4
2-CHLORONAPHTHALENE	2000 ± 120	µg/mL	99.9	15	LC11403	91-58-7
DIMETHYL PHTHALATE	2006 ± 44	µg/mL	99.9	16	LB30494	131-11-3
2,6-DINITROTOLUENE	2000 ± 91	µg/mL	99.2	17	11231AN	606-20-2
2,4-DINITROTOLUENE	2000 ± 71	µg/mL	98.9	18	12316HF	121-14-2
DIETHYL PHTHALATE	1998 ± 51	µg/mL	99.9	19	207	84-66-2
4-CHLOROPHENYLPHENYL ETHER	2006 ± 52	µg/mL	99.3	20	JS00081	7005-72-3
N-NITROSODIPHENYLAMINE	2000 ± 72	µg/mL	95.5	21	LC07185	86-30-6
AZOBENZENE	2000 ± 48	µg/mL	98.2	22	BCBS6535V	103-33-3
4-BROMOPHENYLPHENYL ETHER	2006 ± 48	µg/mL	99.0	23	05916LS	101-55-3

ANAB ACCREDITED REFERENCE MATERIAL PRODUCER

ID #: 12503
Opened:
TCL Base-Neutrals Mix
Expires: 1/31/2023
Rec'd: 3/12/2020
Energy Laboratories Inc 1120 So. 27th Street
Billings MT 59107

SIGMA-ALDRICH
2931 Soldier Springs Rd. Laramie, Wyoming 82070 USA
800-325-5832
TechService@millipore.sigma.com www.sigma-aldrich.com

RESTEK® CERTIFIED REFERENCE MATERIAL

110 Benner Circle
Bellefonte, PA 16823-8812
Tel: (800)356-1688
Fax: (814)353-1309

www.restek.com

Certificate of Analysis

ACCREDITED
ISO 17034 Accredited
Reference Material Producer
Certificate #3222.01

ilac-MRA

ACCREDITED
ISO/IEC 17025 Accredited
Testing Laboratory
Certificate #3222.02

FOR LABORATORY USE ONLY-READ SDS PRIOR TO USE.

This Reference Material is intended for Laboratory Use Only as a standard for the qualitative and/or quantitative determination of the analyte(s) listed.

Catalog No. : 31029 **Lot No.:** A0157111

Description : 604 Phenols Calibration Mix

604 Calibration Std Phenols 2000µg/mL, Methanol, 1mL/ampul

Container Size : 2 mL **Pkg Amt:** > 1 mL

Expiration Date : January 31, 2028 **Storage:** 10°C or colder

ID #: 12512
Opened:
604 Phenols Calibration Mix
Expires: 1/31/2028
Rec'd: 3/17/2020
Energy Laboratories inc 1120 So. 27th Street
Billings MT 59107

CERTIFIED VALUES

Elution Order	Compound		Grav. Conc. (weight/volume)	Expanded Uncertainty (95% C.L.; K=2)		
1	Phenol **CAS #** 108-95-2 **Purity** 99%	(Lot SHBF9719V)	2,004.0 µg/mL	+/- 11.9032 µg/mL +/- 58.5341 µg/mL +/- 71.0092 µg/mL		Gravimetric Unstressed Stressed
2	2-Chlorophenol **CAS #** 95-57-8 **Purity** 99%	(Lot STBH7290)	2,000.0 µg/mL	+/- 11.8794 µg/mL +/- 58.4173 µg/mL +/- 70.8674 µg/mL		Gravimetric Unstressed Stressed
3	2-Nitrophenol **CAS #** 88-75-5 **Purity** 99%	(Lot BCBH7602V)	2,000.0 µg/mL	+/- 11.8794 µg/mL +/- 58.4173 µg/mL +/- 70.8674 µg/mL		Gravimetric Unstressed Stressed
4	2,4-Dimethylphenol **CAS #** 105-67-9 **Purity** 99%	(Lot 10165155)	2,000.0 µg/mL	+/- 11.8794 µg/mL +/- 58.4173 µg/mL +/- 70.8674 µg/mL		Gravimetric Unstressed Stressed
5	2,4-Dichlorophenol **CAS #** 120-83-2 **Purity** 99%	(Lot BCBJ8113V)	2,004.0 µg/mL	+/- 11.9032 µg/mL +/- 58.5341 µg/mL +/- 71.0092 µg/mL		Gravimetric Unstressed Stressed
6	4-Chloro-3-methylphenol **CAS #** 59-50-7 **Purity** 99%	(Lot STBC7309V)	2,004.0 µg/mL	+/- 11.9032 µg/mL +/- 58.5341 µg/mL +/- 71.0092 µg/mL		Gravimetric Unstressed Stressed
7	2,4,6-Trichlorophenol **CAS #** 88-06-2 **Purity** 99%	(Lot STBH7520)	2,002.0 µg/mL	+/- 11.8913 µg/mL +/- 58.4757 µg/mL +/- 70.9383 µg/mL		Gravimetric Unstressed Stressed

125 Market Street
New Haven, CT 06513
USA

AccuStandard®

Tel (203)786-5290
Fax (203)786-5287
www.AccuStandard.com

CERTIFICATE OF ANALYSIS

Catalog No: Z-014F
Description: Benzidine & 3,3'-Dichlorobenzidine
Lot: 220041353
Solvent: Methanol
Hazards: *Refer to SDS for complete safety information*

Signal Word: Danger

Date Certified: May 1, 2020
Expiration: May 1, 2024
Sample Size: 1 mL
Components: 2
Storage Condition: Ambient (>5 °C)

Certified Reference Material

ANAB ACCREDITED REFERENCE MATERIAL PRODUCER AR-1463
ANAB ACCREDITED TESTING LABORATORY AT-1339
ilac-MRA

Component	CAS #	Purity % (GC/MS)	Prepared Concentration[2] (µg/mL)	Certified Analyte Concentration[1] (µg/mL)
Benzidine **	92-87-5	99.9	2004	2002
3,3'-Dichlorobenzidine **	91-94-1	100.0	2001	2001

ID #: 12839
Opened:_____
Benzidine & 3,3'-Dichlorobenzidine
Expires: 5/1/2024
Rec'd: 7/7/2020
Energy Laboratories Inc 1120 So. 27th Street
Billings MT 59107

**Benzidine and 3,3'-Dichlorobenzidine are subject to oxidative degradation

**Benzidine and 3,3'-Dichlorobenzidine are subject to oxidative degredation

A product with a suffix (-1A, -2B, etc. or -01, -02, etc.) on its lot number has had its expiration date extended and is identical to the same lot number without the suffix.

[2] All weights are traceable through NIST, Test No. 684/289871-17

[1] Certified Analyte Concentration = Purity x Prepared Concentration.

The Uncertainty associated with the certified concentration reported on this certificate is ±2.4%. This value is the combined expanded uncertainty and represents an estimated standard deviation equal to the positive square root of the total variation of the uncertainty of components. A normal distribution is assumed and a coverage factor of K=2 is chosen using approximately a 95% confidence level.

Labels and certificates follow U.S. Conventions in reporting numerical values: A comma (,) is used to separate units of one-thousand or greater. A period (.) is used as a decimal place marker.

The information on this certificate may not be reproduced without the express permission of the manufacturer. See reverse side for additional information

Certified By: _____
Larry Decker, Organic QC Manager

Page 1 of 4 - Rev. 2

For use in routine laboratory analysis.

AccuStandard is accredited to ISO 17034, ISO/IEC 17025 and certified to ISO 9001:2015

QR-ORG/INO-001
Rev. 5/18

125 Market Street
New Haven, CT 06513
USA

AccuStandard®

Tel (203)786-5290
Fax (203)786-5287
www.AccuStandard.com

CERTIFICATE OF ANALYSIS

Catalog No: Z-014F
Description: Benzidine & 3,3'-Dichlorobenzidine
Lot: 220041353
Solvent: Methanol

Date Certified: May 1, 2020
Expiration: May 1, 2024
Sample Size: 1 mL
Components: 2

T-TEST

AccuStandard, Inc.
Statistical Report for CLP (SOW 1991)
1-May-2020

QR-QCO-003 rev. 1/16

Peak #	Component	Z-014F 220041353 Run #1	Run #2	Run #3	Run #4	Mean	Std Dev	% RSD	Z-014F 220031213 Run #1	Run #2	Run #3	Run #4	Mean	Std Dev	% RSD	NOTES: L-025% test	CI 220041353	Component	CI 220031213	# of Runs	Conc. means	10 % error check of means
1	Benzidine (92-87-5)	90	83	79	78	83	5.45	6.60%	84	84	80	76	81	3.83	4.73%	0.45	20.7	Benzidine (92-87-5)	21.3	4	2000	2 %
2	3,3' Dichlorobenzidine (91-94-1)	104	96	93	91	96	5.72	5.95%	98	99	94	89	95	4.27	4.51%	0.55	20.9	3,3' Dichlorobenzidine (91-9	15.8	4	2000	1 %

For use in routine laboratory analysis.

AccuStandard is accredited to ISO 17034, ISO/IEC 17025 and certified to ISO 9001:2015

QR-ORG/INO-001
Rev. 5/18

125 Market Street
New Haven, CT 06513
USA

AccuStandard®

Tel (203)786-5290
Fax (203)786-5287
www.AccuStandard.com

CERTIFICATE OF ANALYSIS

Catalog No: Z-014F
Description: Benzidine & 3,3'-Dichlorobenzidine
Lot: 220041353
Solvent: Methanol

Date Certified: May 1, 2020
Expiration: May 1, 2024
Sample Size: 1 mL
Components: 2

Chromatogram

```
File        :D:\MassHunter\GCMS\1\DATA\043020\14-  220041353.D
Operator    : Organic QC Lab
Acquired    : 30 Apr 2020  17:16     using AcqMethod CHICK_2019_S100.M
Instrument :   GCMS 6
Sample Name: Z-014F  (220041353)
Misc Info  : Z-014F @2000ug/mL in Methanol
Vial Number: 138
```

AccuStandard®
Leader in Analytical Reference Standards

Column: DB-5MS, 30m, 0.25 ID, 0.25 um
Oven Program: 80c 17c/min to 340c, 8min
GC Parameters: Cons. Split, 12psi constant flow
Split 100:1, 1uL inj.; GC/MS; INJ 270c

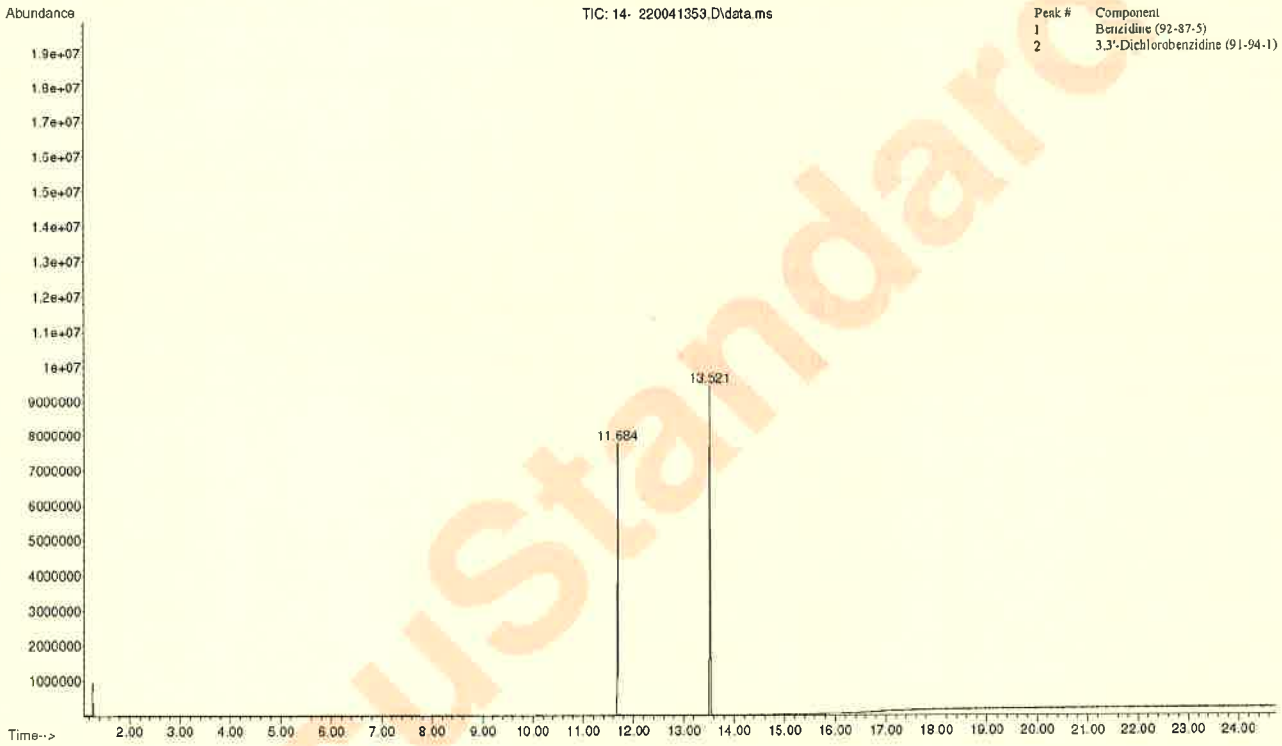

For use in routine laboratory analysis.

AccuStandard is accredited to ISO 17034, ISO/IEC 17025 and certified to ISO 9001:2015

QR-ORG/INO-001
Rev. 5/18

125 Market Street
New Haven, CT 06513
USA

AccuStandard®

Tel (203)786-5290
Fax (203)786-5287
www.AccuStandard.com

CERTIFICATE OF ANALYSIS

Catalog No: Z-014F
Description: Benzidine & 3,3'-Dichlorobenzidine
Lot: 220041353
Solvent: Methanol

Date Certified: May 1, 2020
Expiration: May 1, 2024
Sample Size: 1 mL
Components: 2

RAW DATA

```
Data Path : D:\MassHunter\GCMS\1\DATA\043020\
Data File : 14-  220041353.D
Acq On    : 30 Apr 20  05:16 pm
Operator  : Organic QC Lab
Sample    : Z-014F  (220041353)
Misc      : Z-014F @2000ug/mL in Methanol
ALS Vial  : 138   Sample Multiplier: 1

Integration Parameters: events.e
Integrator: ChemStation

Method    : D:\MassHunter\GCMS\1\methods\CHICK_2019.M
Title     :

Signal     : TIC: 14-  220041353.D\data.ms
```

peak #	R.T. min	first scan	max scan	last scan	PK TY	peak height	corr. area	corr. % max.	% of total
1	11.684	2371	2386	2399	PV	7555441	90932217	86.94%	46.506%
2	13.521	2790	2799	2825	BB	9071921	104594086	100.00%	53.494%

For use in routine laboratory analysis.

AccuStandard is accredited to ISO 17034, ISO/IEC 17025 and certified to ISO 9001:2015

QR-ORG/INC-001
Rev. 5/18

Certificate of Analysis

Certified Reference Material

TCL PAH
MIX,1X1ML,2000UG/ML,BENZENE:DICHLOROMETHANE

Description

Product ID CRM48905
Lot **LRAC3877**
Expiration Date September 2022
Manufacturing Date September 2019
Storage Conditions Refrigerate
Solvent/Matrix methylene chloride: benzene (1:1)

Certified Values

Analyte	*Certified Value* [1,4]	*Units*	*Raw Material Purity,%*	*Analytical Value* [6]	*Elution order*	*Raw Material Lot*	*CAS*
NAPHTHALENE	2000 ± 32	µg/mL	100.0	2022	01	01112017-5	91-20-
ACENAPHTHYLENE	2000 ± 66	µg/mL	99.8	2005	02	LC21494	208-96-
ACENAPHTHENE	2000 ± 63	µg/mL	99.9	2031	03	MKCC8329	83-32-
FLUORENE	2000 ± 90	µg/mL	99.4	2009	04	LC19126	86-73-
PHENANTHRENE	2000 ± 56	µg/mL	99.6	2043	05	MKCD3760	85-01-
ANTHRACENE	2000 ± 39	µg/mL	99.9	2005	06	LC14310	120-12-
FLUORANTHENE	2000 ± 69	µg/mL	98.5	2031	07	LB99099	206-44-
PYRENE	2000 ± 68	µg/mL	91.6	2078	08	LB70761	129-00-
BENZO (A) ANTHRACENE	2000 ± 63	µg/mL	99.9	2002	09	LC19271	56-55-
CHRYSENE	2000 ± 59	µg/mL	99.0	2026	10	21L74	218-01-
BENZO (B) FLUORANTHENE	2000 ± 62	µg/mL	99.5	1998	11	LB95773	205-99-
BENZO (K) FLUORANTHENE	2000 ± 62	µg/mL	99.9	2043	12	0000029501	207-08-
BENZO(A)PYRENE	2002 ± 64	µg/mL	99.6	2037	13	LB73826	50-32-
DIBENZ (A,H) ANTHRACENE	2000 ± 64	µg/mL	99.0	2050	14	0012014	53-70-
BENZO (G,H,I) PERYLENE	2000 ± 67	µg/mL	98.5	2059	15	LC19498	191-24-
INDENO (1,2,3-CD) PYRENE	2000 ± 64	µg/mL	99.5	1995	16	ER082107-02	193-39-

ID #: 12846
Opened:
TCL PAH
Expires: 9/30/2022
Rec'd: 7/13/2020
Energy Laboratories Inc 1120 So. 27th Street
Billings MT 59107

ANAB ACCREDITED ISO 17034 REFERENCE MATERIAL PRODUCER
ANAB ACCREDITED ISO 17025 TESTING LABORATORY

SIGMA-ALDRICH
2931 Soldier Springs Rd. Laramie, Wyoming 82070 USA
307-742-5452
rtctechgroup@sial.com
www.sigma-aldrich.com

Description

Lot	**LRAC3877**
Expiration Date	September 2022
Manufacturing Date	September 2019
Storage Conditions	Refrigerate
Solvent/Matrix	methylene chloride: benzene (1:1)

Informational Values

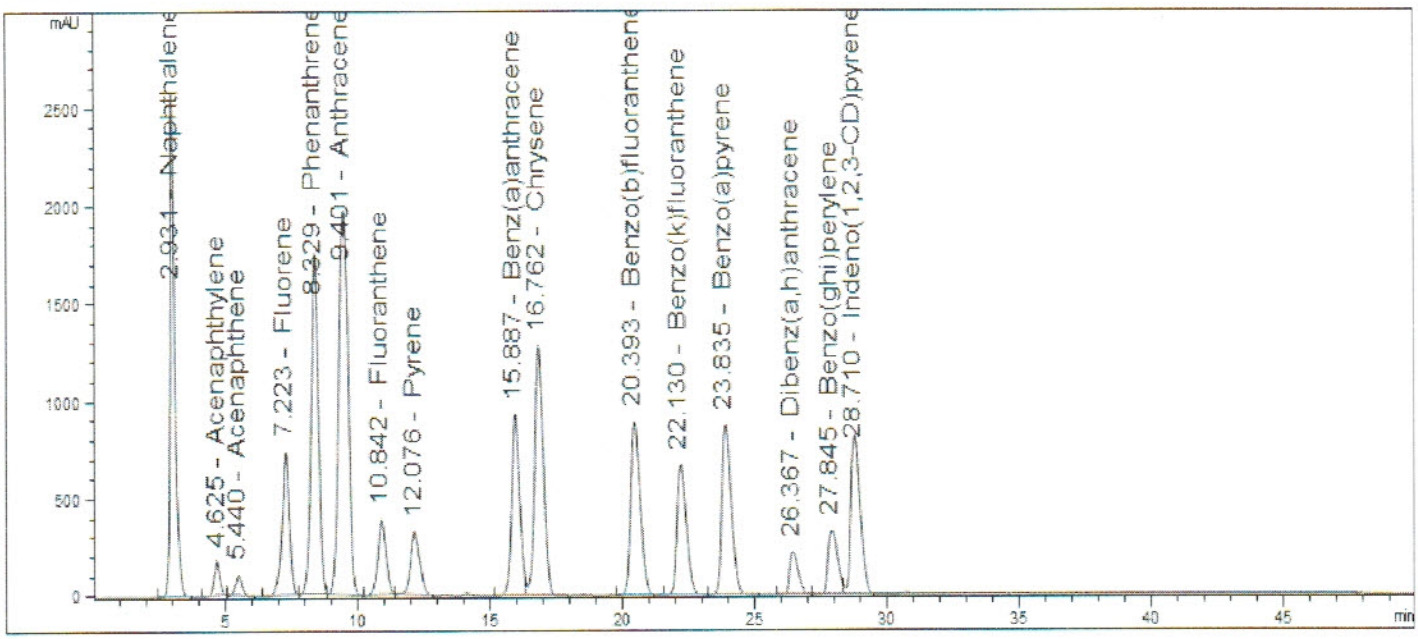

Additional Information:

Analytical Method Parameters:
Column: Supelco LC-PAH, 250 mm x 4.6mm, 5µm particle size
Mobile Phase A: Water
Mobile Phase B: Acetonitrile
Detector: UV/DAD/VWD, Wavelength: 254 nm
Flow Rate: 1.7 mL/min
Column Temperature: 30 °C
Injection Volume: 2 µL

Gradient

TIME (min)	A%	B%
0	40	60
5	40	60
30	0	100
45	0	100
50	40	60

ANAB ACCREDITED REFERENCE MATERIAL PRODUCER

ANAB ACCREDITED TESTING LABORATORY

Certificate of Analysis

Certified Reference Material

TCL PAH
MIX,1X1ML,2000UG/ML,BENZENE:DICHLOROMETHANE

Description

Product ID CRM48905
Lot **LRAC3877**
Expiration Date September 2022
Manufacturing Date September 2019
Storage Conditions Refrigerate
Solvent/Matrix methylene chloride: benzene (1:1)

1 **Metrological traceability:** Traceable to the SI and higher order standards from NIST through an unbroken chain of comparisons. The balance used to weigh raw materials is accurate to +/-0.0001 g and calibrated regularly using mass standards traceable to NIST. All dilutions were performed gravimetrically. Additionally, individual analytes are traceable to NIST SRMs where available and specified above.
4 Ucrm - Uncertainty values in this document are expressed as Expanded Uncertainty (Ucrm) corresponding to the 95% confidence interval. Ucrm is derived from the combined standard uncertainty multiplied by the coverage factor k, which is obtained from a *t*-distribution and degrees of freedom. The components of combined standard uncertainty include the uncertainties due to characterization, homogeneity, long term stability, and short term stability (transport). The components due to stability are generally considered to be negligible unless otherwise indicated by stability studies. The mathematical representation of the Ucrm calculation is as follows:

$$u_{CRM} = \sqrt{u_{char}^2 + u_{homogeneity}^2 + u_{stability}^2}$$

k: Coverage factor derived from a t-distribution table, based on the degrees of freedom of the data set. Assume 2.0 for a **Confidence interval** = **95%**

6 Analytical Value- For QC verification of the certified value only- not to be used in calculations. Represents the analytical data obtained by comparison to a standard as analyzed by the method described in the CoA or another acceptable method. The result may differ from the certified value and UCRM based on method uncertainty as well as the uncertainty associated with the standard used for comparison.

Traceability: The standard was manufactured under an ISO/IEC 17025:2017 certified quality system. The balance used to weigh raw materials is accurate to +/- 0.0001g and calibrated regularly using mass standards traceable to NIST. All dilutions were preformed gravimetrically. Additionally, individual analytes are traceable to NIST SRMs where available and specified above.

Homogeneity: Homogeneity was assessed in accordance with ISO 17034:2016. Completed units were sampled using a random stratified sampling protocol. The results of chemical analysis were then compared using a one-way analysis of variance approach as described by TNI EL-V3-2009 Appendix A.2. See Instructions for minimum sub-sample size.

Expiration is at end of month given on certificate and label.

THIS PRODUCT WAS DESIGNED, PRODUCED AND VERIFIED FOR ACCURACY AND STABILITY IN ACCORDANCE WITH **ISO/IEC 17025:2017 (ANAB Cert AT-1467)** and **ISO 17034:2016 (ANAB Cert AR-1470).**

MSDS reports for components comprising greater than 1.0% of the solution or 0.1% for components known to be carcinogens are available upon request.

Andy Ommen - QC Manager

Mark Pooler - QA Supervisor

Certification Date October 17, 2019
Version 0-10172019

ANAB ACCREDITED ISO 17034:2016 REFERENCE MATERIAL PRODUCER

ANAB ACCREDITED ISO/IEC 17025 TESTING LABORATORY

SIGMA-ALDRICH
2931 Soldier Springs Rd. Laramie, Wyoming 82070 USA
307-742-5452
rtctechgroup@sial.com www.sigma-aldrich.com

RESTEK® CERTIFIED REFERENCE MATERIAL

110 Benner Circle
Bellefonte, PA 16823-8812
Tel: (800)356-1688
Fax: (814)353-1309

www.restek.com

Certificate of Analysis

ACCREDITED
ISO 17034 Accredited
Reference Material Producer
Certificate #3222.01

ACCREDITED
ISO/IEC 17025 Accredited
Testing Laboratory
Certificate #3222.02

FOR LABORATORY USE ONLY-READ SDS PRIOR TO USE.

This Reference Material is intended for Laboratory Use Only as a standard for the qualitative and/or quantitative determination of the analyte(s) listed.

Catalog No. : 31086 **Lot No.:** A0166081

Description : B/N Surrogate Mix (4/89 SOW)
Base Neutral Surrogate 5000µg/mL, Methylene Chloride, 5mL/ampul

Container Size : 5 mL **Pkg Amt:** > 5 mL

Expiration Date : October 31, 2026 **Storage:** 10°C or colder

Handling: Sonicate prior to use. **Ship:** Ambient

ID #: 13328
Opened:
B/N Surrogate Mix (4/89 SOW)
Expires: 10/31/2026
Rec'd: 12/14/2020
Energy Laboratories Inc 1120 So. 27th Street
Billings MT 59107

CERTIFIED VALUES

Elution Order	Compound		Grav. Conc. (weight/volume)	Expanded Uncertainty (95% C.L.; K=2)	
1	Nitrobenzene-d5 **CAS #** 4165-60-0 **Purity** 99%	(Lot PR-29940B)	5,017.7 µg/mL	+/- 29.1731 µg/mL +/- 225.9987 µg/mL +/- 250.7735 µg/mL	Gravimetric Unstressed Stressed
2	2-Fluorobiphenyl **CAS #** 321-60-8 **Purity** 99%	(Lot 00019169)	5,049.7 µg/mL	+/- 29.3592 µg/mL +/- 227.4400 µg/mL +/- 252.3728 µg/mL	Gravimetric Unstressed Stressed
3	p-Terphenyl-d14 **CAS #** 1718-51-0 **Purity** 99%	(Lot PR-27278)	5,029.9 µg/mL	+/- 29.2444 µg/mL +/- 226.5505 µg/mL +/- 251.3857 µg/mL	Gravimetric Unstressed Stressed

Solvent: Methylene chloride
CAS # 75-09-2
Purity 99%

Tech Tips:
Due to the limited solubility of p-terphenyl-d14 in methanol, we do not recommend that this mixture be diluted in methanol.

Column:
30m x 0.25mm x 0.25µm
Rtx-5 (cat.#10223)

Carrier Gas:
hydrogen-constant pressure 10 psi.

Temp. Program:
40°C (hold 2 min.) to 330°C
@ 10°C/min. (hold 10 min.)

Inj. Temp:
250°C

Det. Temp:
330°C

Det. Type:
FID

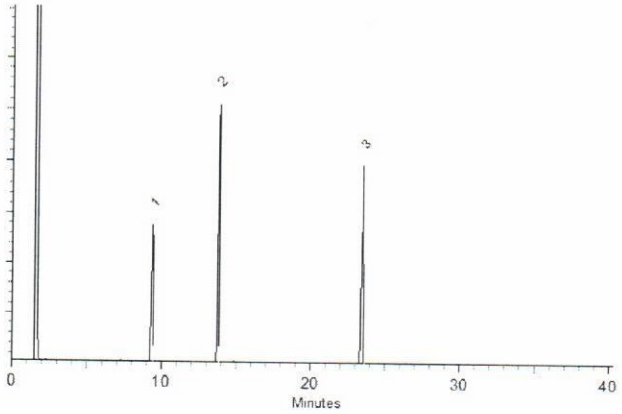

This chromatogram represents a general set of testing conditions chosen for product acceptance. For optimal results in your lab, conditions should be adjusted for your specific instrument, method, and application.

Dalton Stover - Operations Technician I

Date Mixed: 04-Nov-2020 **Balance:** 1128353505

Justine Albertson - Operations Tech-ARM QC

Date Passed: 06-Nov-2020

Manufactured under Restek's ISO 9001:2015
Registered Quality System
Certificate #FM 80397

General Certified Reference Material Notes

Expiration Notes:

- Expiration date valid for unopened ampul stored in compliance with the recommended conditions.
- Uncertainty, concentration, and expiration of the CRM are based on the unopened product being stored according to the recommended condition found in the storage field.

Purity Notes:

- Purity and/or chemical identity are determined by one or more of the following techniques: GC/FID, HPLC, GC/µECD, GC/MS, LC/MS, RI, and/or melting point.
- Compounds with a listed purity of less than 99% have been weight corrected to compensate for impurities and/or salts. A correction factor is used to calculate the amount of compound necessary to achieve the desired concentration of the parent compound in solution.
- Purity of isomeric compounds is reported as the sum of the isomers.
- Purity values are rounded to the nearest whole number.

Certified Uncertainty Value Notes:

- The uncertainties are determined in accordance with ISO 17034 and Guide 35. The certified combined stressed uncertainty value (includes gravimetric uncertainty, homogeneity between-ampul uncertainty, storage stability uncertainty and shipping stability uncertainty and were combined using the following formula:

$$U_{combined\ stressed} = k\sqrt{U^2_{gravimetric} + U^2_{homogeneity} + U^2_{storage\ stability} + U^2_{shipping\ stability}}$$

  k is a coverage factor of 2, which gives a level of confidence of approximately 95%.
- It is important to note that the shipping stability uncertainty was obtained under temperature extremes for specific time intervals; therefore, the certified combined stressed uncertainty value should only be applied to the product if it was stored at non-standard temperature conditions up to and including 7 days. Contact Restek Technical Service at www.restek.com/Contact-Us for use recommendations if your shipment was in-transit for more than 7 days at non-standard temperature conditions.
- Apply the certified combined unstressed uncertainty value if the product was received under standard shipping conditions. Apply the certified combined stressed uncertainty value if the product was received under non-standard conditions as specified below.

Label Conditions	Standard Conditions	Non-Standard Conditions
25°C Nominal (Room Temperature)	< 60°C	≥ 60°C up to 7 days
10°C or colder (Refrigerate)	< 40°C	≥ 40°C up to 7 days
0°C or colder (Freezer) -20°C or colder (Deep Freezer)	< 25°C	≥ 25°C up to 7 days

- Separate (not combined) uncertainty values for gravimetric uncertainty are also displayed on the certificate, if needed, separate homogeneity between-ampul uncertainty, storage stability uncertainty and shipping stability uncertainty values are available by contacting Restek Technical Service at www.restek.com/Contact-Us.
- The packaged amount is the minimum sample size for which uncertainty is valid. The ampules are over-filled to ensure that the minimum packaged amount can be sufficiently transferred.

Manufacturing Notes:

- Concentration is based upon gravimetric preparation using either a balance whose calibration has been verified daily using NIST traceable weights, and/or dilutions with Class A glassware.

Handling Notes:

- Stability of the unopened product, when stored in compliance with the recommended conditions, is guaranteed through the expiration displayed on the product label and certificate. Contact Restek for additional opened product stability information, with the knowledge/understanding that open product stability is subject to the specific handling and environmental conditions to which the product is exposed. For your convenience Restek supplies deactivated vials with most standards packed in 2mL ampules. Larger volume deactivated vials are available through Restek as a custom ordered item. Additionally, Restek sells DMDCS for the purpose of glassware deactivation as catalog number 31861, which includes complete instructions.

660 Tower Lane • P.O. Box 599 • West Chester, PA 19381-0599
1-800-452-9994 • 1-610-692-3026 • Fax 1-610-692-8729
info@chemservice.com • www.chemservice.com

ID #: 13372
Opened:
Mixture #8-Internal Standards
Expires: 5/31/2022
Rec'd: 12/29/2020
Energy Laboratories Inc 1120 So. 27th Street
Billings MT 59107

CERTIFICATE OF ANALYSIS

Mixture #8-Internal Standards

CONCENTRATION	4000ug/ml in Methylene chloride
CATALOG NUMBER	M-PPHC8X12-1ML
LOT NUMBER	10051700
DATE CERTIFIED	05/13/20
EXPIRATION DATE	05/31/22
STORAGE	Store at room temperature (20 - 25 °C).
HANDLING	See Safety Data Sheet
INTENDED USE	For laboratoy use only.
ISO 17034:2016 CERTIFIED	[X]

ID	Analyte	CAS	Weight Analyte (mg)	Lot	Purity	Certified Concentration (ug/mL)
N-11000	Acenaphthene-d10	15067-26-2	1005.50	00027326	99.50	4001.9
N-11467	Chrysene-d12	1719-03-5	1012.20	00027327	98.80	4000.2
N-10217	1,4-Dichlorobenzene-d4	3855-82-1	1004.10	00027328	99.50	3996.3
N-12645	Naphthalene-d8	1146-65-2	1006.50	00025577	99.50	4005.9
N-12851	Perylene-d12	1520-96-3	1009.50	00027330	99.50	4017.8
N-12856	Phenanthrene-d10	1517-22-2	1021.10	00027331	99.00	4043.6

Analytical Test	Value
CONCENTRATION (GC/FID)	VERIFIED

Instructions for Use:
Shake mixture prior to use. If particles are present, sonicate for homogeneity. If sample is diluted to lower concentrations, Class A volumetric glassware must be used.
Minimum Sample Size- 0.2 uL for Direct Injection.
Chem Service Inc. guarantees the expanded uncertainty of the above analytes to be +/- 2.0% of the certified concentrations based on gravimetric preparation. The test results published in this report were obtained using equipment capable of producing results that are traceable to NIST and through NIST to the International System of Units (SI). The reported expanded uncertainty of measurement is stated as the combined standard uncertainty of measurement multiplied by the coverage factor k (k=2) such that the coverage probability corresponds to approximately 95%. For certified reference materials, homogeneity and thermal stability testing are available upon request.

Certified By:

Mary Beth O'Donnell

Mary Beth O'Donnell
CSM/TC

Chem Service is accredited to ISO 17034:2016, ISO/IEC 17025:2017 and certified to ISO 9001:2015

PJLA Reference Material Producer
PJLA Testing

COA Form
Revision 3 (3/2015)

660 Tower Lane • P.O. Box 599 • West Chester, PA 19381-0599
1-800-452-9994 • 1-610-692-3026 • Fax 1-610-692-8729
info@chemservice.com • www.chemservice.com

Gas

CERTIFICATE OF ANALYSIS

Data file:	C:\CHEM3		
Sample name:	M-PPCH8X		
Instrument:	GC 2	Sample type:	Sample
Injection date:	5/13/2020 8:56:25 AM	Location:	Vial 3
Acq. method:	M-PPHC8X12.M	Injection volume:	1.0uL
Column name:	HP-5		

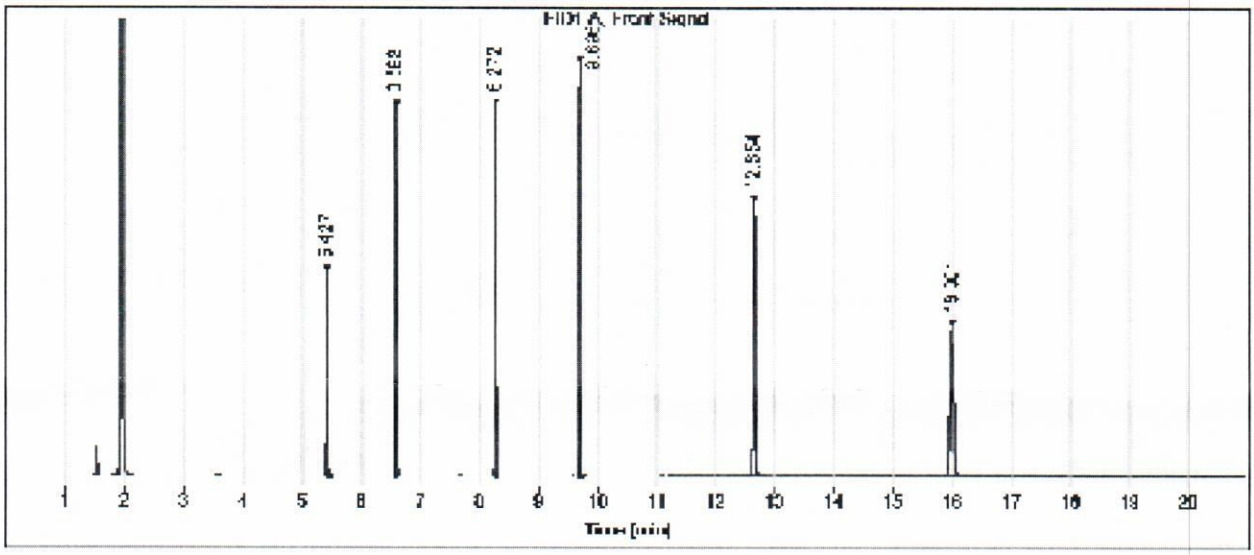

Signal: FID1 A, Front Signal

RT [min]	Type	Width [min]	Area	Height	Area%
5.427	BB	0.0181	1240.1130	1041.0874	8.36
6.593	BB	0.0189	2274.8877	1876.2654	15.33
8.272	BB	0.0196	2371.0022	1868.8049	15.98
9.696	BV	0.0197	2694.9399	2106.0442	18.16
12.654	BB	0.0330	2999.0918	1397.3110	20.21
16.001	BB	0.0562	3260.5679	751.0330	21.97
		Sum	14840.6025		

Chem Service is accredited to ISO 17034:2016, ISO/IEC 17025:2017 and certified to ISO 9001:2015
PJLA Reference Material Producer
PJLA Testing

RESTEK® CERTIFIED REFERENCE MATERIAL

110 Benner Circle
Bellefonte, PA 16823-8812
Tel: (800)356-1688
Fax: (814)353-1309

www.restek.com

Certificate of Analysis

ACCREDITED
ISO 17034 Accredited
Reference Material Producer
Certificate #3222.01

ilac-MRA

ACCREDITED
ISO/IEC 17025 Accredited
Testing Laboratory
Certificate #3222.02

FOR LABORATORY USE ONLY-READ SDS PRIOR TO USE.

This Reference Material is intended for Laboratory Use Only as a standard for the qualitative and/or quantitative determination of the analyte(s) listed.

Catalog No. : 31062 **Lot No.:** A0167670

Description : B/N Surrogate Mix (4/89 SOW)

Base Neutral Surrogate 4/89(SOW) 5000µg/mL, Methylene Chloride, 1mL/ampul

Container Size : 2 mL **Pkg Amt:** > 1 mL

Expiration Date : November 30, 2026 **Storage:** 10°C or colder

Handling: Sonicate prior to use. **Ship:** Ambient

CERTIFIED VALUES

Elution Order	Compound		Grav. Conc. (weight/volume)	Expanded Uncertainty (95% C.L.; K=2)	
1	Nitrobenzene-d5 **CAS #** 4165-60-0 **Purity** 99%	(Lot PR-29940B)	5,014.0 µg/mL	+/- 29.3583 µg/mL +/- 225.8621 µg/mL +/- 250.6163 µg/mL	Gravimetric Unstressed Stressed
2	2-Fluorobiphenyl **CAS #** 321-60-8 **Purity** 99%	(Lot 00019169)	5,019.6 µg/mL	+/- 29.3911 µg/mL +/- 226.1143 µg/mL +/- 250.8962 µg/mL	Gravimetric Unstressed Stressed
3	p-Terphenyl-d14 **CAS #** 1718-51-0 **Purity** 99%	(Lot PR-27278)	5,020.6 µg/mL	+/- 29.3967 µg/mL +/- 226.1576 µg/mL +/- 250.9442 µg/mL	Gravimetric Unstressed Stressed

Solvent: Methylene chloride
CAS # 75-09-2
Purity 99%

ID #: 13666
Opened:
B/N Surrogate Mix (4/89 SOW)
Expires: 11/30/2026
Rec'd: 3/19/2021
Energy Laboratories Inc 1120 So. 27th Street
Billings MT 59107

Tech Tips:
Due to the limited solubility of p-terphenyl-d14 in methanol, we do not recommend that this mixture be diluted in methanol.

Column:
30m x 0.25mm x 0.25µm
Rtx-5 (cat.#10223)

Carrier Gas:
hydrogen-constant pressure 10 psi.

Temp. Program:
75°C (hold 1 min.) to 330°C
@ 20°C/min. (hold 10 min.)

Inj. Temp:
250°C

Det. Temp:
330°C

Det. Type:
FID

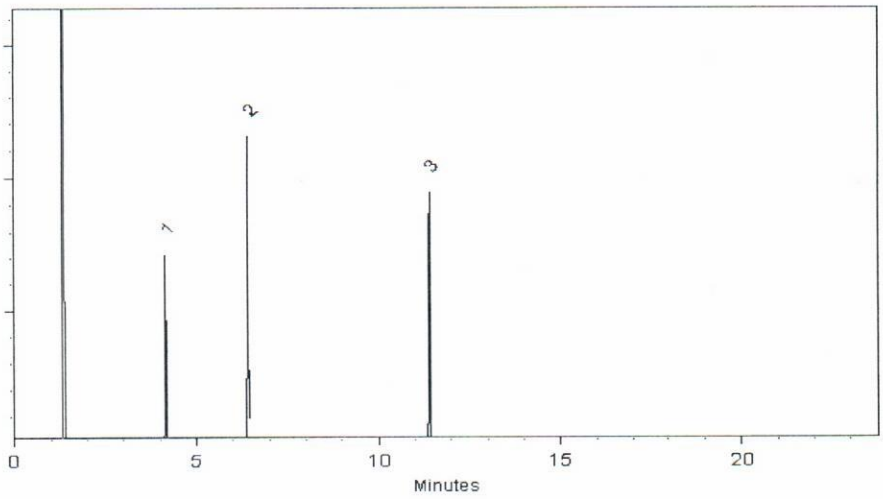

This chromatogram represents a general set of testing conditions chosen for product acceptance. For optimal results in your lab, conditions should be adjusted for your specific instrument, method, and application.

Katelyn McGinni - Operations Tech I

Date Mixed: 30-Dec-2020 **Balance:** 1128353505

Alexis Shelow - Operations Tech I

Date Passed: 06-Jan-2021

Manufactured under Restek's ISO 9001:2015
Registered Quality System
Certificate #FM 80397

General Certified Reference Material Notes

Expiration Notes:

- Expiration date valid for unopened ampul stored in compliance with the recommended conditions.
- Uncertainty, concentration, and expiration of the CRM are based on the unopened product being stored according to the recommended condition found in the storage field.

Purity Notes:

- Purity and/or chemical identity are determined by one or more of the following techniques: GC/FID, HPLC, GC/µECD, GC/MS, LC/MS, RI, and/or melting point.
- Compounds with a listed purity of less than 99% have been weight corrected to compensate for impurities and/or salts. A correction factor is used to calculate the amount of compound necessary to achieve the desired concentration of the parent compound in solution.
- Purity of isomeric compounds is reported as the sum of the isomers.
- Purity values are rounded to the nearest whole number.

Certified Uncertainty Value Notes:

- The uncertainties are determined in accordance with ISO 17034 and Guide 35. The certified combined stressed uncertainty value (includes gravimetric uncertainty, homogeneity between-ampul uncertainty, storage stability uncertainty and shipping stability uncertainty and were combined using the following formula:

$$U_{combined\ stressed} = k\sqrt{U^2_{gravimetric} + U^2_{homogeneity} + U^2_{storage\ stability} + U^2_{shipping\ stability}}$$

  k is a coverage factor of 2, which gives a level of confidence of approximately 95%.
- It is important to note that the shipping stability uncertainty was obtained under temperature extremes for specific time intervals; therefore, the certified combined stressed uncertainty value should only be applied to the product if it was stored at non-standard temperature conditions up to and including 7 days. Contact Restek Technical Service at www.restek.com/Contact-Us for use recommendations if your shipment was in-transit for more than 7 days at non-standard temperature conditions.
- Apply the certified combined unstressed uncertainty value if the product was received under standard shipping conditions. Apply the certified combined stressed uncertainty value if the product was received under non-standard conditions as specified below.

Label Conditions	Standard Conditions	Non-Standard Conditions
25°C Nominal (Room Temperature)	< 60°C	≥ 60°C up to 7 days
10°C or colder (Refrigerate)	< 40°C	≥ 40°C up to 7 days
0°C or colder (Freezer) -20°C or colder (Deep Freezer)	< 25°C	≥ 25°C up to 7 days

- Separate (not combined) uncertainty values for gravimetric uncertainty are also displayed on the certificate, if needed, separate homogeneity between-ampul uncertainty, storage stability uncertainty and shipping stability uncertainty values are available by contacting Restek Technical Service at www.restek.com/Contact-Us.
- The packaged amount is the minimum sample size for which uncertainty is valid. The ampules are over-filled to ensure that the minimum packaged amount can be sufficiently transferred.

Manufacturing Notes:

- Concentration is based upon gravimetric preparation using either a balance whose calibration has been verified daily using NIST traceable weights, and/or dilutions with Class A glassware.

Handling Notes:

- Stability of the unopened product, when stored in compliance with the recommended conditions, is guaranteed through the expiration displayed on the product label and certificate. Contact Restek for additional opened product stability information, with the knowledge/understanding that open product stability is subject to the specific handling and environmental conditions to which the product is exposed. For your convenience Restek supplies deactivated vials with most standards packed in 2mL ampules. Larger volume deactivated vials are available through Restek as a custom ordered item. Additionally, Restek sells DMDCS for the purpose of glassware deactivation as catalog number 31861, which includes complete instructions.

Supelco®

www.sigmaaldrich.com

Certificate of Analysis - Certified Reference Material

EPA TCL Hazardous Substances Mix (12 cmpds)

Product no.: 47990-U
Lot no.: LRAC9004
Expiry Date: February 2024
Manufacturing Date: February 2021
Storage: Refrigerate
Solvent/Matrix: Dichloromethane
Certificate version: LRAC9004.01 *(Note: Certificates may be updated due to the availability of new data. Check our website at: www.sigma-aldrich.com for the most current version.)*

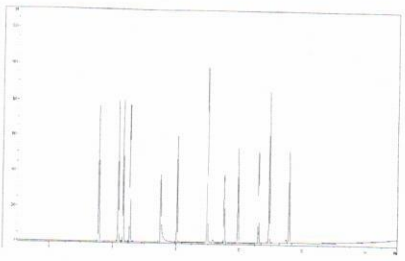

Certified Values:

Analyte	*Certified Value*	*Units*	*Raw Material Purity,%*	*Elution order*	*Raw Material Lot*
ANILINE CAS# 62-53-3	2022 ± 25	µg/mL	99.9	01	LA41596
BENZYL ALCOHOL CAS# 100-51-6	2022 ± 15	µg/mL	99.7	02	LB99705
2-METHYLPHENOL CAS# 95-48-7	2022 ± 14	µg/mL	99.9	03	LB91878
4-METHYLPHENOL CAS# 106-44-5	2022 ± 17	µg/mL	99.9	04	LB32518
BENZOIC ACID CAS# 65-85-0	2021 ± 27	µg/mL	98.8	05	442-137B
4-CHLOROANILINE CAS# 106-47-8	2022 ± 32	µg/mL	100.0	06	MKBZ6909V
2,4,5-TRICHLOROPHENOL CAS# 95-95-4	2022 ± 18	µg/mL	99.9	07	JS00008
2-METHYLNAPHTHALENE CAS# 91-57-6	2021 ± 11	µg/mL	98.2	08	LB97828
2-NITROANILINE CAS# 88-74-4	2022 ± 12	µg/mL	99.9	09	07411KN
3-NITROANILINE CAS# 99-09-2	2022 ± 15	µg/mL	99.9	10	LC09264
DIBENZOFURAN CAS# 132-64-9	2021 ± 10	µg/mL	98.8	11	LB78814
4-NITROANILINE CAS# 100-01-6	2022 ± 23	µg/mL	99.9	12	15609AA

ID #: 13691
Opened:
EPA TCL Hazardous Substances Mix (12 cmp
Expires: 2/28/2024
Rec'd: 3/26/2021
Energy Laboratories Inc 1120 So. 27th Street
Billings MT 59107

Sigma-Aldrich RTC, 2931 Soldier Springs Rd. Laramie, WY 82070, USA;
Tel. 1 307-742-5452; Fax 1 307-855-831-9211; www.sigmaaldrich.com
Sigma-Aldrich RTC is a subsidiary of Merck KGaA, Darmstadt, Germany.

Informational Values:

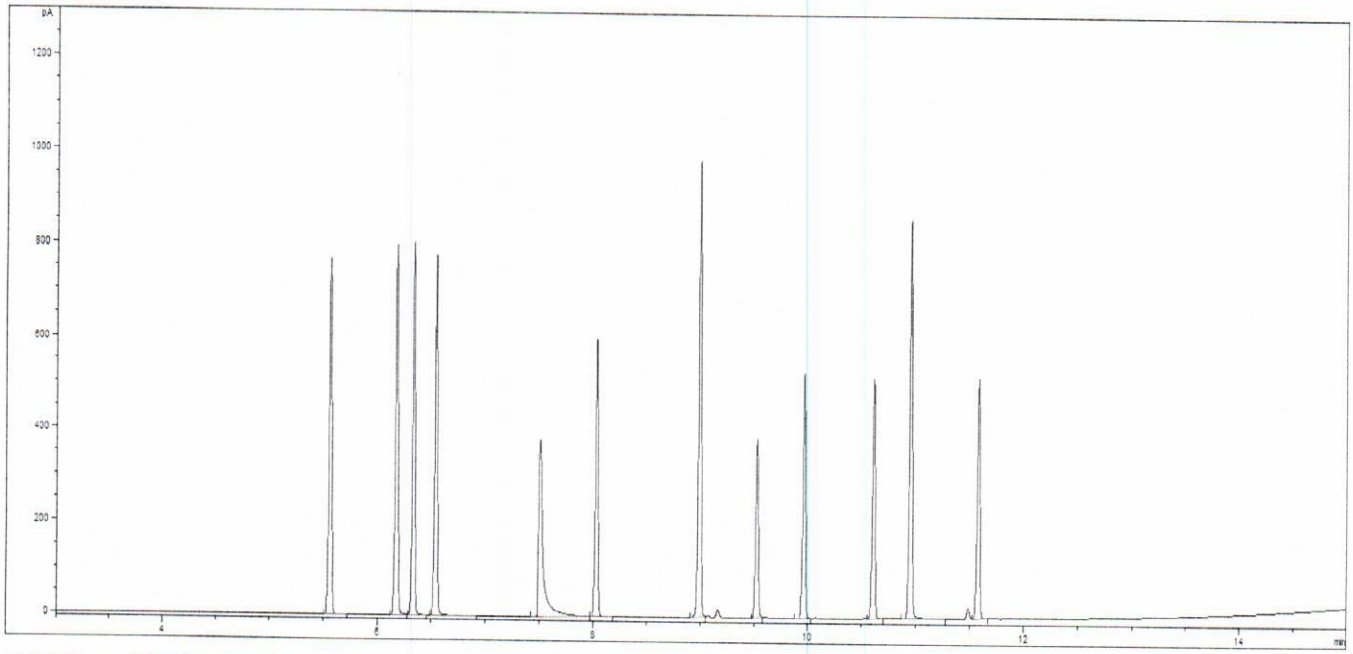

Additional Information:

Analytical Method Parameters:
Column: SPB-5, 30 m × 0.53 mm I.D., 1.5 µm film thickness (Column #214)
Carrier Gas: H2, Flow: 4.5 mL/min
Inlet Temperature: 240 °C, Injection Volume: 1 µL
Injection Mode: Split, Split Ratio: 25:1
Temperature Program: 80 °C (Hold 2 min) @ 15 °C/min to 280 °C (Hold 2 min)
Detector: FID
Detector Temperature: 310 °C

Metrological traceability:	Traceable to the SI and higher order standards from NIST through an unbroken chain of comparisons. The balance used to weigh raw materials is accurate to +/-0.0001 g and calibrated regularly using mass standards traceable to NIST. All dilutions were performed gravimetrically. Additionally, individual analytes are traceable to NIST SRMs where available and specified above.
Measurement method:	Where applicable, the assigned value is based on a purity determination by mass balance and gravimetrically prepared value.
Intended use:	Intended for R&D and Analytical Use only. Not for drug, household or other uses.
Minimum sample size:	1 µL
Packaging:	1 ML IN AMBER AMPULE
Instructions for handling and correct use:	Use on the as is basis. The internal pressure of the container may be slightly different from the atmospheric pressure at the user`s location. Open slowly and carefully to avoid dispersion of the material.
Health and safety information:	All chemical reference materials should be considered potentially hazardous and should be used only by qualified laboratory personnel. Please refer to the Safety Data Sheet for detailed information about the nature of any hazard and appropriate precautions to be taken.
Accreditation:	Sigma-Aldrich RTC is accredited by the US accreditation authority ANAB as a registered reference material producer AR-1470 in accordance with ISO 17034.
Certificate issue date:	26-Feb-2021

ANAB ACCREDITED ISO 17034 REFERENCE MATERIAL PRODUCER

Andy Ommen - QC Manager

Mark Pooler - QA Supervisor

Details on metrological traceability:

This standard has been gravimetrically prepared using balances that have been fully qualified and calibrated to ISO 17025 requirements. All calibrations utilize NIST traceable weights which are calibrated externally by a qualified ISO 17025 accredited calibration laboratory to NIST standards. Qualification of each balance includes the assignment of a minimum weighing by a qualified and ISO 17025 accredited calibration vendor taking into consideration the balance and installed environmental conditions to ensure compliance with USP tolerances of NMT 0.10% relative error. Fill volume to predetermined specifications is gravimetrically verified throughout the dispensing process using qualified and calibrated balances. Further traceability to a corresponding Primary Standard may be achieved through a direct comparison assay. Where a Primary Standard is available, the assay value will be included in the specified section of the COA.

Details on metrological traceability:

Ucrm - Uncertainty values in this document are expressed as Expanded Uncertainty (Ucrm) corresponding to the 95% confidence interval. Ucrm is derived from the combined standard uncertainty multiplied by the coverage factor k, which is obtained from a *t*-distribution and degrees of freedom. The components of combined standard uncertainty include the uncertainties due to characterization, homogeneity, long term stability, and short term stability (transport). The components due to stability are generally considered to be negligible unless otherwise indicated by stability studies. The mathematical

$$u_{CRM} = \sqrt{u_{char}^2 + u_{homogeneity}^2 + u_{stability}^2}$$

Homogeneity assessment:

Homogeneity was assessed in accordance with ISO Guide 35. Completed units were sampled using a random stratified sampling protocol. The results of chemical analysis were then compared by Single Factor Analysis of Variance (ANOVA). The uncertainty due to homogeneity was derived from the ANOVA. Heterogeneity was not detected under the conditions of the ANOVA.

Stability assessment:

Significance of the stability assessment will be demonstrated if the analytical result of the study and the range of values represented by the Expanded Uncertainty do not overlap the result of the original assay and the range of its values represented by the Expanded Uncertainty. The method employed will usually be the same method used to characterize the assay value in the initial

Certificate of analysis revision history:

Certificate version	Date	Reason for version
LRAC9004.01	26-Feb-2021	Original Release Date

Disclaimer: The purchaser is required to determine the suitability of this product for any particular application. Sigma-Aldrich RTC makes no warranty of any kind, express or implied, other than its products meet all quality control standards set by Sigma-Aldrich RTC. We do not guarantee that the product can be used for any particular application.

The vibrant M, Supelco, TraceCERT and Sigma-Aldrich are trademarks of Merck KGaA, Darmstadt, Germany or its affiliates. All other trademarks are the property of their respective owners. Detailed information on trademarks is available via publicly accessible resources. © 2018 Merck KGaA, Darmstadt, Germany and/or its affiliates. All Rights Reserved.

The life science business of Merck KGaA, Darmstadt, Germany operates as MilliporeSigma in the US and Canada.

Agilent

ID #: 13854
Opened:
Benzidines Standard
Expires: 4/30/2023
Rec'd: 5/14/2021
Energy Laboratories Inc 1120 So. 27th Street
Billings MT 59107

Certificate of Analysis

Product Name: Benzidines Standard

Product Number: US-290-1

Lot Number: 0006592783

Lot Issue Date: 03-Mar-2021

Expiration Date: 30-Apr-2023

Description:

This analytical reference material (RM) was manufactured and verified in accordance with an ISO 9001 registered quality system and analyte concentrations were verified by an ISO 17025 accredited laboratory. The concentration and uncertainty value at the 95% confidence level for each analyte, determined gravimetrically, is listed below.

Analyte	CAS#	Analyte Lot	Concentration ± Uncertainty
benzidine	000092-87-5	RM10200	2004 ± 10 µg/mL
3,3'-dichlorobenzidine	000091-94-1	RM12559	2001 ± 10 µg/mL

Matrix: methylene chloride (dichloromethane)

Storage Conditions: Store at Room Temperature (15° to 30°C).

Traceability:

The balances used for these measurements are calibrated with weights traceable to NIST in compliance with ANSI/NCSL Z540.3, ISO 9001, ISO 17025, and ISO 17034. Calibrated Class A glassware is used for volumetric measurements. Thermometers are calibrated against a NIST traceable thermometer in accordance with NIST Special Publication 1088.

Homogeneity:

This RM was unitized according to an in-house procedure and is guaranteed to be homogeneous. There is no minimum sub-sample size required.

Intended Use:

This RM is intended for the preparation of working reference samples for use in routine laboratory analyses, calibration of instruments, validation of analytical methods, assessments of measurement methods, and continuing calibration verification.

Instructions for Use:

Sample aliquots for analysis should be withdrawn at 20°C to 25°C immediately after opening the container and should be processed without delay for the certified values to be valid within the stated uncertainties.

Hazards:

Refer to the Safety Data Sheet on www.agilent.com for information regarding this RM.

Expiration of Certification:

The certification of this RM is valid until the expiration date specified above, provided the RM is handled and stored in accordance with the instructions given in this certificate. This certification is nullified if the RM is damaged, contaminated, or otherwise modified.

Maintenance of Certification:

If substantive changes are noted that affect the certification before the expiration of this certificate, Agilent will notify the purchaser.

Sample lot approver:

Monica Bourgeois
QMS Representative

ANAB ACCREDITED ISO 17034 REFERENCE MATERIAL PRODUCER

ISO 17034 Cert
No. AR-1936

RM was produced in accordance with the LRQA registered ISO 9001:2015 Quality Management System. Cert # 10303760

Page: 1 of 1

www.agilent.com/quality/
CSD-QA-015.1

ANAB ACCREDITED ISO/IEC 17025 TESTING LABORATORY

ISO 17025 Cert
No. AT-1937

250 Smith Street North Kingstown, Rhode Island 02852 www.agilent.com/quality

Absolute Standards, Inc.
800-368-1131
www.absolutestandards.com

Certified Reference Material CRM

ANAB ISO 17034 Accredited
AR-1539 Certificate Number
https://Absolutestandards.com

CERTIFIED WEIGHT REPORT

Part Number: 92180
Lot Number: 020221
Description: CLP Semi-Volatile Calibration Standard
64 components
Expiration Date: 020226
Recommended Storage: Freezer (0 °C)
Nominal Concentration (µg/mL): 1000
NIST Test ID#: 23060

Weight(s) shown below were combined and diluted to (mL):	100.0	0.003	Flask Uncertainty
		5E-05	Balance Uncertainty

Solvent:	Lot#
Methylene chloride	104929

Formulated By:	Eli Aliaga	020221 DATE
Reviewed By:	Pedro L. Rientas	020221 DATE

	Compound	(RMM) Part Number	Lot Number	Dil. Factor	Initial Vol. (mL)	Initial Conc (ug/mL)	Nominal Conc (µg/mL)	Purity (%)	Uncertainty Purity (%)	Uncertainty Pipette (mL)	Target Weight(g)	Actual Weight(g)	Actual Conc (µg/mL)	Expanded Uncertainty (+/-) µg/mL	SDS Information (Solvent Safety Info. On Attached pg.) CAS#	OSHA PEL (TWA)	LD50
1.	2,2'-Oxybis(1-chloropropane)	(D078)	012016AR	NA	NA	NA	1000	98.9	0.2	NA	0.10112	0.10135	1002.3	4.2	108-60-1	N/A	ori-rat 240mg/kg
2.	Hexachlorobenzene	(D195)	051697	NA	NA	NA	1000	99	0.2	NA	0.10102	0.10121	1001.9	4.2	118-74-1	N/A	ori-rat 10g/kg
3.	bis(2-Chloroethoxy) methane	10111	011214	0.05	5.00	20018.4	1000	NA	NA	0.017	NA	NA	1000.8	8.0	111-91-1	N/A	N/A
4.	bis(2-Chloroethyl) ether	10111	011214	0.05	5.00	20012.4	1000	NA	NA	0.017	NA	NA	1000.5	8.0	111-44-4	15 ppm (90mg/m3/8H)(skin)	ori-rat 75mg/kg
5.	bis(2-Ethylhexyl) phthalate	10111	011214	0.05	5.00	20014.3	1000	NA	NA	0.017	NA	NA	1000.6	8.0	117-81-7	5mg/m3/8H	ori-rat 30600mg/kg
6.	4-Bromophenyl phenyl ether	10111	011214	0.05	5.00	20008.8	1000	NA	NA	0.017	NA	NA	1000.5	8.0	101-55-3	N/A	N/A
7.	Benzyl butyl phthalate	10111	011214	0.05	5.00	20011.3	1000	NA	NA	0.017	NA	NA	1000.5	8.0	85-68-7	N/A	ori-rat 2330mg/kg
8.	4-Chlorophenyl phenyl ether	10111	011214	0.05	5.00	20009.5	1000	NA	NA	0.017	NA	NA	1000.4	8.0	7005-72-3	N/A	N/A
9.	Diethyl phthalate	10111	011214	0.05	5.00	20013.6	1000	NA	NA	0.017	NA	NA	1000.6	8.0	84-66-2	5mg/m3/8H	ori-rat 8600mg/kg
10.	Dimethyl phthalate	10111	011214	0.05	5.00	20015.7	1000	NA	NA	0.017	NA	NA	1000.7	8.0	131-11-3	5mg/m3/8H	ori-rat 6800mg/kg
11.	Di-n-butyl phthalate	10111	011214	0.05	5.00	20011.6	1000	NA	NA	0.017	NA	NA	1000.5	8.0	84-74-2	5mg/m3/8H	ori-rat 8000mg/kg
12.	Di-n-octyl phthalate	10111	011214	0.05	5.00	20012.2	1000	NA	NA	0.017	NA	NA	1000.5	8.0	117-84-0	N/A	ori-rat 47000mg/kg
13.	N-Nitrosodimethylamine	10111	011214	0.05	5.00	20010.0	1000	NA	NA	0.017	NA	NA	1000.4	8.0	62-75-9	N/A	ori-rat 58mg/kg
14.	N-Nitrosodi-n-propylamine	10111	011214	0.05	5.00	20010.5	1000	NA	NA	0.017	NA	NA	1000.4	8.0	621-64-7	N/A	ori-rat 480mg/kg
15.	1,2-Diphenylhydrazine (as Azobenzene)	10112	042820	0.05	5.00	20003.9	1000	NA	NA	0.017	NA	NA	1000.1	8.1	103-33-3	N/A	ori-rat 1000mg/kg
16.	2-Chloronaphthalene	10112	042820	0.05	5.00	20002.3	1000	NA	NA	0.017	NA	NA	1000.0	8.0	91-58-7	N/A	ori-rat 2078mg/kg
17.	1,2-Dichlorobenzene	10112	042820	0.05	5.00	20005.4	1000	NA	NA	0.017	NA	NA	1000.2	8.0	95-50-1	50 ppm (300mg/m3) (CL)	ori-rat 500mg/kg
18.	1,3-Dichlorobenzene	10112	042820	0.05	5.00	20003.7	1000	NA	NA	0.017	NA	NA	1000.1	8.0	541-73-1	N/A	ipr-mus 1062mg/kg
19.	1,4-Dichlorobenzene	10112	042820	0.05	5.00	20005.4	1000	NA	NA	0.017	NA	NA	1000.2	8.0	106-46-7	75 ppm (450mg/m3/8H)	ori-rat 500mg/kg
20.	2,4-Dinitrotoluene	10112	042820	0.05	5.00	20003.3	1000	NA	NA	0.017	NA	NA	1000.1	8.1	121-14-2	1.5mg/m3/8H (skin)	ori-rat 268mg/kg
21.	2,6-Dinitrotoluene	10112	042820	0.05	5.00	20002.4	1000	NA	NA	0.017	NA	NA	1000.0	8.0	606-20-2	1.5mg/m3/8H (skin)	ori-rat 177mg/kg
22.	Hexachloro-1,3-butadiene	10112	042820	0.05	5.00	20009.4	1000	NA	NA	0.017	NA	NA	1000.4	12.4	87-68-3	0.02 ppm (0.24mg/m3/8H)	ori-rat 82mg/kg
23.	Hexachlorocyclopentadiene	10112	042820	0.05	5.00	20001.8	1000	NA	NA	0.017	NA	NA	1000.0	8.0	77-47-4	0.01 ppm (0.1mg/m3/8H)	ori-rat 1300mg/kg
24.	Hexachloroethane	10112	042820	0.05	5.00	20002.4	1000	NA	NA	0.017	NA	NA	1000.0	8.0	67-72-1	1 ppm (10mg/m3/8H)(skin)	ori-gpg 4970mg/kg
25.	Isophorone	10112	042820	0.05	5.00	20003.8	1000	NA	NA	0.017	NA	NA	1000.1	8.1	78-59-1	25 ppm	ori-rat 2330mg/kg
26.	Nitrobenzene	10112	042820	0.05	5.00	20004.9	1000	NA	NA	0.017	NA	NA	1000.1	8.0	98-95-3	1 ppm (5mg/m3/8H)(skin)	ori-rat 780mg/kg
27.	1,2,4-Trichlorobenzene	10112	042820	0.05	5.00	20002.0	1000	NA	NA	0.017	NA	NA	1000.0	8.0	120-82-1	5 ppm (CL) (40mg/m3)	ori-rat 756mg/kg
28.	o-Cresol (2-Methylphenol)	10114	081919	0.05	5.00	20010.2	1000	NA	NA	0.017	NA	NA	1000.4	8.0	95-48-7	5 ppm (22mg/m3/8H)(skin)	ori-rat 121mg/kg
29.	p-Cresol (4-Methylphenol)	10114	081919	0.05	5.00	20061.2	1000	NA	NA	0.017	NA	NA	1003.0	8.0	106-44-5	5 ppm (22mg/m3/8H)(skin)	ori-rat 207mg/kg
30.	2,4,5-Trichlorophenol	10114	081919	0.05	5.00	20023.2	1000	NA	NA	0.017	NA	NA	1001.1	8.0	95-95-4	N/A	ori-rat 820mg/kg
31.	4-Chloroaniline	10115	060512	0.05	5.00	20009.6	1000	NA	NA	0.017	NA	NA	1000.4	8.0	106-47-8	N/A	ori-rat 310mg/kg
32.	Dibenzofuran	10115	060512	0.05	5.00	20020.2	1000	NA	NA	0.017	NA	NA	1000.9	8.0	132-64-9	N/A	N/A
33.	2-Methylnaphthalene	10115	060512	0.05	5.00	20012.9	1000	NA	NA	0.017	NA	NA	1000.5	8.1	91-57-6	N/A	ori-rat 1630mg/kg
34.	2-Nitroaniline	10115	060512	0.05	5.00	20011.8	1000	NA	NA	0.017	NA	NA	1000.5	8.0	88-74-4	N/A	ori-rat 1600mg/kg
35.	3-Nitroaniline	10115	060512	0.05	5.00	20018.6	1000	NA	NA	0.017	NA	NA	1000.8	8.0	99-09-2	N/A	ori-rat 535mg/kg
36.	4-Nitroaniline	10115	060512	0.05	5.00	20014.9	1000	NA	NA	0.017	NA	NA	1000.6	8.0	100-01-6	1 ppm (6mg/m3/8H)(skin)	ori-rat 750mg/kg
37.	4-Chloro-3-methylphenol	10118	072120	0.05	5.00	20003.9	1000	NA	NA	0.017	NA	NA	1000.1	8.0	59-50-7	N/A	ori-rat 1830mg/kg
38.	2-Chlorophenol	10118	072120	0.05	5.00	20002.9	1000	NA	NA	0.017	NA	NA	1000.0	8.0	95-57-8	N/A	ori-rat 670mg/kg
39.	2,4-Dichlorophenol	10118	072120	0.05	5.00	20003.1	1000	NA	NA	0.017	NA	NA	1000.1	8.0	120-83-2	N/A	ori-rat 580mg/kg
40.	2,4-Dimethylphenol	10118	072120	0.05	5.00	20003.3	1000	NA	NA	0.017	NA	NA	1000.1	8.1	105-67-9	N/A	ori-rat 3200mg/kg
41.	2,4-Dinitrophenol	10118	072120	0.05	5.00	20001.8	1000	NA	NA	0.017	NA	NA	1000.0	8.0	51-28-5	N/A	ori-rat 30mg/kg
42.	4,6-Dinitro-2-methylphenol	10118	072120	0.05	5.00	20002.5	1000	NA	NA	0.017	NA	NA	1000.0	8.0	534-52-1	N/A	N/A
43.	2-Nitrophenol	10118	072120	0.05	5.00	20003.7	1000	NA	NA	0.017	NA	NA	1000.1	8.0	88-75-5	N/A	ori-rat 334mg/kg
44.	4-Nitrophenol	10118	072120	0.05	5.00	20002.0	1000	NA	NA	0.017	NA	NA	1000.0	8.0	100-02-7	N/A	ori-rat 250mg/kg
45.	Pentachlorophenol	10118	072120	0.05	5.00	20002.8	1000	NA	NA	0.017	NA	NA	1000.0	8.0	87-86-5	0.5mg/m3/8H (skin)	ori-rat 27mg/kg
46.	Phenol	10118	072120	0.05	5.00	20003.9	1000	NA	NA	0.017	NA	NA	1000.1	8.0	108-95-2	5 ppm (19mg/m3/8H)(skin)	ori-rat 317mg/kg
47.	2,4,6-Trichlorophenol	10118	072120	0.05	5.00	20004.2	1000	NA	NA	0.017	NA	NA	1000.1	8.0	88-06-2	N/A	ori-rat 820mg/kg
48.	Acenaphthene	10007	042420	0.50	50.00	2001.2	1000	NA	NA	0.018	NA	NA	1000.5	4.1	83-32-9	N/A	ipr-rat 600mg/kg
49.	Acenaphthylene	10007	042420	0.50	50.00	2000.2	1000	NA	NA	0.018	NA	NA	1000.0	4.2	208-96-8	N/A	N/A
50.	Anthracene	10007	042420	0.50	50.00	2000.3	1000	NA	NA	0.018	NA	NA	1000.1	4.1	120-12-7	0.2mg/m3 (8H)	ipr-mus 430mg/kg
51.	Benzo(a)anthracene	10007	042420	0.50	50.00	2001.3	1000	NA	NA	0.018	NA	NA	1000.6	4.2	56-55-3	N/A	N/A
52.	Benzo(a)pyrene	10007	042420	0.50	50.00	2000.0	1000	NA	NA	0.018	NA	NA	999.9	4.1	50-32-8	0.2mg/m3 (8H)	scu-rat 50mg/kg
53.	Benzo(b)fluoranthene	10007	042420	0.50	50.00	2000.9	1000	NA	NA	0.018	NA	NA	1000.4	4.1	205-99-2	N/A	N/A
54.	Benzo(k)fluoranthene	10007	042420	0.50	50.00	2001.2	1000	NA	NA	0.018	NA	NA	1000.5	4.1	207-08-9	N/A	N/A
55.	Benzo(g,h,i)perylene	10007	042420	0.50	50.00	2000.0	1000	NA	NA	0.018	NA	NA	999.9	4.1	191-24-2	N/A	N/A
56.	Carbazole	10007	042420	0.50	50.00	2000.3	1000	NA	NA	0.018	NA	NA	1000.0	4.2	86-74-8	N/A	ipr-mus 200mg/kg
57.	Chrysene	10007	042420	0.50	50.00	2000.8	1000	NA	NA	0.018	NA	NA	1000.3	4.2	218-01-9	0.2mg/m3	N/A
58.	Dibenzo(a,h)anthracene	10007	042420	0.50	50.00	2000.8	1000	NA	NA	0.018	NA	NA	1000.3	4.2	53-70-3	0.2mg/m3	N/A
59.	Fluoranthene	10007	042420	0.50	50.00	2000.3	1000	NA	NA	0.018	NA	NA	1000.1	4.2	206-44-0	N/A	ori-rat 2000mg/kg
60.	Fluorene	10007	042420	0.50	50.00	2000.9	1000	NA	NA	0.018	NA	NA	1000.3	4.2	86-73-7	N/A	ipr-mus 2 g/kg
61.	Indeno(1,2,3-cd)pyrene	10007	042420	0.50	50.00	2000.1	1000	NA	NA	0.018	NA	NA	1000.0	4.1	193-39-5	N/A	N/A
62.	Naphthalene	10007	042420	0.50	50.00	2000.9	1000	NA	NA	0.018	NA	NA	1000.4	4.1	91-20-3	10 ppm (50mg/m3/8H)	ori-rat 490mg/kg
63.	Phenanthrene	10007	042420	0.50	50.00	2000.9	1000	NA	NA	0.018	NA	NA	1000.4	4.1	85-01-8	0.2mg/m3/8H	ori-mus 700mg/kg
64.	Pyrene	10007	042420	0.50	50.00	2001.0	1000	NA	NA	0.018	NA	NA	1000.4	4.2	129-00-0	0.2mg/m3/8H	ori-rat 2700mg/kg

- The certified value is the concentration calculated from gravimetric and volumetric measurements unless otherwise stated.
- Standards are prepared gravimetrically using balances that are calibrated with weights traceable to NIST (see above).
- Standards are certified +/- 0.5% of the stated value, unless otherwise stated.
- All Standards, after opening ampule, should be stored with caps tight and under appropriate laboratory conditions.
- Uncertainty Reference: Taylor, B.N. and Kayat, C.E., "Guidelines for Evaluating and Expressing the Uncertainty of NIST Measurement Result," NIST Technical Note 1297, U.S. Government Printing Office, Washington, DC, (1994).

ID #: 14074
Opened:_____
CLP Semivolatile Calibration Standard
Expires: 2/2/2026
Rec'd: 7/16/2021
Energy Laboratories Inc 1120 So. 27th Street
Billings MT 59107

Method GC8MSD-2.M: Column:SBB-5 (30m X 0.25mm ID X 0.25µm film thickness) Temp 1 = 50°C (1min.), Temp 2 = 300°C (14 min.), Rate = 10°C/min., Injector B= 250°C, Detector B = 290°C, Split Ratio = 100:1, Scan Rate = 2. Analysis performed by Melissa Stonier.

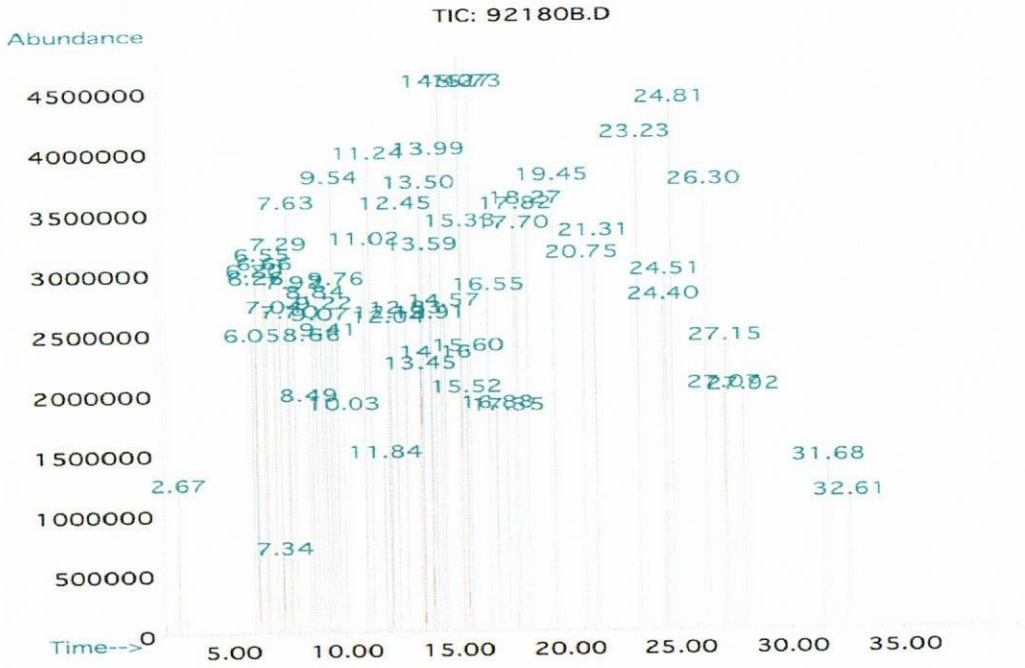

Peak No	Name	MSD RT (min.)
1	N-nitrosodimethylamine	2.67
2	Phenol	6.05
3	bis(2-Chloroethyl)ether	6.20
4	2-Chlorophenol	6.26
5	1,3-Dichlorobenzene	6.55
6	1,4-Dichlorobenzene	6.63
7	1,2-Dichlorobenzene	7.04
8	o-Cresol (2-methylphenol)	7.29
9	bis(2-Chloroisopropyl)ether	7.34
10	p-Cresol (4-methylphenol)/N-nitrosodi-n-propylamine	7.63
11	Hexachloroethane	7.70
12	Nitrobenzene	7.92
13	Isophorone	8.49
14	2-Nitrophenol	8.66
15	2,4-Dimethylphenol	8.84
16	bis(2-Chloroethoxy)methane	9.07
17	2,4-Dichlorophenol	9.22
18	1,2,4-Trichlorobenzene	9.41
19	Naphthalene	9.54
20	4-Chloroaniline	9.76
21	Hexachloro-1,3-butadiene	10.03
22	4-Chloro-3-methylphenol	11.02
23	2-Methylnaphthalene	11.24
24	Hexachlorocyclopentadiene	11.84
25	2,4,6-Trichlorophenol	12.04
26	2,4,5-Trichlorophenol	12.13
27	2-Chloronaphthalene	12.45
28	2-Nitroaniline	12.84
29	Dimethyl phthalate	13.45
30	Acenaphthylene	13.50
31	2,6-Dinitrotoluene	13.59
32	3-Nitroaniline	13.91
33	Acenaphthene	13.99
34	2,4-Dinitrophenol	14.16
35	Dibenzofuran/4-Nitrophenol	14.40
36	2,4-Dinitrotoluene	14.57
37	Diethyl phthalate/Fluorene	15.27
38	4-Chlorophenyl phenyl ether	15.33
39	4-Nitroaniline	15.52
40	4,6-Dinitro-2-methylphenol	15.60
41	Azobenzene	15.73
42	4-Bromophenyl phenyl ether	16.56
43	Hexachlorobenzene	16.89
44	Pentachlorophenol	13.35
45	Phenanthrene	17.70
46	Anthracene	17.82
47	Carbazole	18.27
48	Di-n-butyl phthalate	19.45
49	Fluoranthene	20.75
50	Pyrene	21.31
51	Benzyl butyl phthalate	23.23
52	Benzo(a)anthracene	24.40
53	Chrysene	24.51
54	bis(2-Ehtylhexyl)phthalate	24.82
55	Di-n-octyl phthalate	26.30
56	Benzo(b)fluoranthene	27.07
57	Benzo(k)fluoranthene	27.15
58	Benzo(a)pyrene	27.92
59	Indeno(1,2,3-cd)pyrene/Dibenzo(a,h)anthracene	31.68
60	Benzo(g,h,i)perylene	32.61

Run 19, "P92180 L020221 [1000µg/mL in MeCl2]"

Run Length: 40.00 min, 23999 points at 10 points/second.
Created: Sat, Feb 6, 2021 at 4:44:57 AM.
Sampled: Sequence "020521-GC4M2", Method "GC4-M2".
Analyzed using Method "GC4-M2".

Comments

GC4-M2 Analysis by Melissa Stonier
Column ID SPB-5 L#60062-01A 30 meter x 0.53mm x 1.5um Film Thickness.
Flow rates; Total Flow = 300 ml/min, Helium (carrier) = 6.5 mL, Helium (make-up) = 25 mL.
Hydrogen (detector) = 30 mL, Air (detector) =360 mLOven Temp 1 = 50°C (1 min).
Rate = 10°C/min, Oven Temp 2 = 300°C (14 min), Total Run Time = 40 Minutes. Injector Temp = 250°C.
FID Temp = 300°C, FID Signal = eDaq Channel 1.
Gas Chromatograph = HP 5890, Auto Sampler = HP 7673, Standard injection = 0.5 uL, Range =3

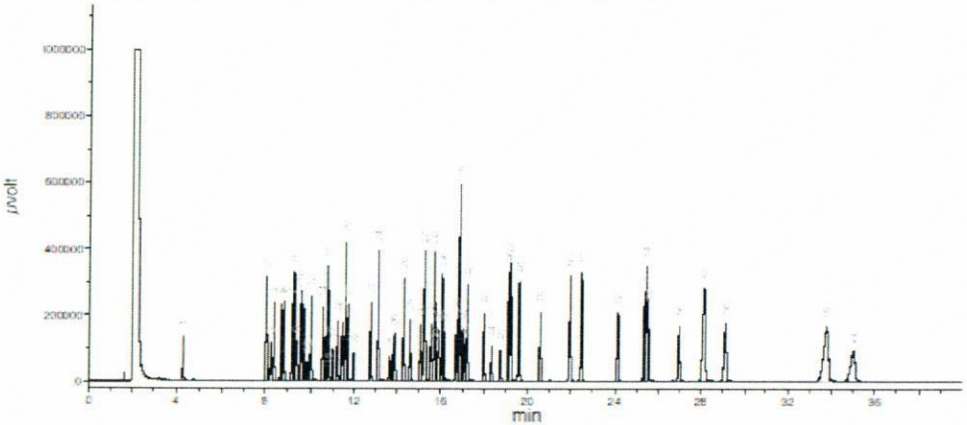

Peak No	Name	FID RT (min.)
1	N-nitrosodimethylamine	4.30
2	Phenol	8.05
3	bis(2-Chloroethyl)ether	8.25
4	2-Chlorophenol	8.40
5	1,3-Dichlorobenzene	8.71
6	1,4-Dichlorobenzene	8.80
7	1,2-Dichlorobenzene	9.19
8	o-Cresol (2-methylphenol)	9.27
9	bis(2-Chloroisopropyl)ether	9.38
10	p-Cresol (4-methylphenol)/N-nitrosodi-n-propylamine	9.55
11	Hexachloroethane	9.70
12	Nitrobenzene	9.85
13	Isophorone	10.02
14	2-Nitrophenol	10.53
15	2,4-Dimethylphenol	10.74
16	bis(2-Chloroethoxy)methane	10.81
17	2,4-Dichlorophenol	10.97
18	1,2,4-Trichlorobenzene	11.21
19	Naphthalene	11.43
20	4-Chloroaniline	11.57
21	Hexachloro-1,3-butadiene	11.70
22	4-Chloro-3-methylphenol	11.96
23	2-Methylnaphthalene	12.77
24	Hexachlorocyclopentadiene	13.14
25	2,4,6-Trichlorophenol	13.65
26	2,4,5-Trichlorophenol	13.83
27	2-Chloronaphthalene	13.91
28	2-Nitroaniline	14.26
29	Dimethyl phthalate	14.56
30	Acenaphthylene	15.05
31	2,6-Dinitrotoluene	15.25
32	3-Nitroaniline	15.54
33	Acenaphthene	15.69
34	2,4-Dinitrophenol	15.77
35	Dibenzofuran/4-Nitrophenol	15.89
36	2,4-Dinitroltoluene	16.06
37	Diethyl phthalate/Fluorene	16.14
38	4-Chlorophenyl phenyl ether	16.72
39	4-Nitroaniline	16.87
40	4,6-Dinitro-2-methylphenol	17.00
41	Azobenzene	17.09
42	4-Bromophenyl phenyl ether	17.23
43	Hexachlorobenzene	18.00
44	Pentachlorophenol	18.36
45	Phenanthrene	18.76
46	Anthracene	19.13
47	Carbazole	19.24
48	Di-n-butyl phthalate	19.61
49	Fluoranthene	20.55
50	Pyrene	21.96
51	Benzyl butyl phthalate	22.49
52	Benzo(a)anthracene	24.11
53	Chrysene	25.34
54	bis(2-Ehtylhexyl)phthalate	25.45
55	Di-n-octyl phthalate	25.52
56	Benzo(b)fluoranthene	26.98
57	Benzo(k)fluoranthene	28.16
58	Benzo(a)pyrene	29.10
59	Indeno(1,2,3-cd)pyrene/Dibenzo(a,h)anthracene	33.79
60	Benzo(g,h,i)perylene	35.02

125 Market Street
New Haven, CT 06513
USA

AccuStandard®

Tel (203)786-5290
Fax (203)786-5287
www.AccuStandard.com

CERTIFICATE OF ANALYSIS

Catalog No: S-14500-R2
Description: Custom Semi-Volatile Standard
Lot: 220021255-02
Solvent: Dichloromethane
Hazards: *Refer to SDS for complete safety information*

Signal Word: Warning

Date Certified: Aug 31, 2021
Expiration: Oct 1, 2022
Sample Size: 1 mL
Components: 10
Storage Condition: Freeze (<-10 °C)/Sonicate

Certified Reference Material

ANAB ACCREDITED REFERENCE MATERIAL PRODUCER AR-1463

ilac-MRA

Component	CAS #	Purity % (GC/MS)	Prepared Concentration[2] (µg/mL)	Certified Analyte Concentration[1] (µg/mL)
Pyridine	110-86-1	98.7	2026	2000
4-Chlorophenol	106-48-9	100.0	2019	2019
1-Methylnaphthalene	90-12-0	98.5	2003	1973
N-Nitrosodiphenylamine	86-30-6	100.0	2022	2022
4-Chloro-2-methylphenol	1570-64-5	97.0	2069*	2007
Benzoic acid	65-85-0	99.5	2010	2000
Aniline	62-53-3	98.0	2002	1962
Benzyl alcohol	100-51-6	99.9	2011	2009
Triallate	2303-17-5	99.9	2013	2011
o-Terphenyl	84-15-1	99.9	2019	2017

ID #: 14279
Opened:
Custom Semi-Volatile Standard
Expires: 10/1/2022
Rec'd: 9/16/2021
Energy Laboratories Inc 1120 So. 27th Street
Billings MT 59107

This Certified Reference Material was verified in accordance with ISO/IEC 17025

* Weight compensated to 100% purity.

A product with a suffix (-1A, -2B, etc. or -01, -02, etc.) on its lot number has had its expiration date extended and is identical to the same lot number without the suffix.

[2] All weights are traceable through NIST, Test No. 684/289871-17

[1] Certified Analyte Concentration = Purity x Prepared Concentration.

The Uncertainty associated with the certified concentration reported on this certificate is ±2.4%. This value is the combined expanded uncertainty and represents an estimated standard deviation equal to the positive square root of the total variation of the uncertainty of components. A normal distribution is assumed and a coverage factor of K=2 is chosen using approximately a 95% confidence level.

Labels and certificates follow U.S. Conventions in reporting numerical values: A comma (,) is used to separate units of one-thousand or greater. A period (.) is used as a decimal place marker.

The information on this certificate may not be reproduced without the express permission of the manufacturer. See reverse side for additional information

Hazard Information: Please refer to the SDS for information regarding the hazards associated with using this material.

This product was prepared according to in-house procedures and is guaranteed to be homogeneous.

Certified By: Larry Decker, Organic QC Manager

Page 1 of 1

For use in routine laboratory analysis.

AccuStandard is accredited to ISO 17034, ISO/IEC 17025 and certified to ISO 9001:2015

QR-ORG/INO-001
Rev. 7/20