

PREP BATCH REPORT

Prep Code: **SVOC-3510C-8270**
 Prep Batch **163957** Prep Temp **NA °C**

Technician: **Zachary B. Zaccardi**
 Batch Units: **ML**

Prep Start Date: **2/23/2022 9:42:33 AM**
 Prep End Date: **2/24/2022 12:07:00 P**

Sample ID	Matrix	pH	Initial Samp Amt	Sol Added	Sol Recovered	Final Vol (mL)	Factor	Balance	Prep Start Date	Prep End Date
MB-163957			1000	0	0	1.00	0.001		2/23/2022	2/24/2022
	jph extracted sample. supervised by DSM									
LCS-163957			1000	0	0	1.00	0.001		2/23/2022	2/24/2022
	jph extracted sample									
LCSD-163957			1000	0	0	1.00	0.001		2/23/2022	2/24/2022
	jph extracted sample									
LLCS-163957			1000	0	0	1.00	0.001		2/23/2022	2/24/2022
	jph extracted sample									
LLCSD-163957			1000	0	0	1.00	0.001		2/23/2022	2/24/2022
	jph extracted sample									
B22021435-001C	Ground Water		1000	0	0	1.00	0.001		2/23/2022	2/24/2022
B22021435-006C	Ground Water		1000	0	0	1.00	0.001		2/23/2022	2/24/2022
B22021435-007A	Ground Water		1000	0	0	1.00	0.001		2/23/2022	2/24/2022
B22021435-012C	Ground Water		1000	0	0	1.00	0.001		2/23/2022	2/24/2022
B22021435-001CMS	Ground Water		1000	0	0	1.00	0.001		2/23/2022	2/24/2022
B22021435-006CMS	Ground Water		1000	0	0	1.00	0.001		2/23/2022	2/24/2022
B22021435-007ALMS	Ground Water		1000	0	0	1.00	0.001		2/23/2022	2/24/2022
B22021435-012CLMS	Ground Water		1000	0	0	1.00	0.001		2/23/2022	2/24/2022
B22021435-017C	Ground Water		1000	0	0	1.00	0.001		2/23/2022	2/24/2022
B22021435-022C	Ground Water		1000	0	0	1.00	0.001		2/23/2022	2/24/2022
	jph extracted sample									
B22021435-027C	Ground Water		1000	0	0	1.00	0.001		2/23/2022	2/24/2022
	jph extracted sample									
B22021435-032C	Ground Water		1000	0	0	1.00	0.001		2/23/2022	2/24/2022
	jph extracted sample									

Number	Reagent Name	Exp Date
13273	pH-indicator Strips 0-14 HC025486	9/30/2024
14574	Sulfuric acid 2021092837	9/24/2023
14828	Dichloromethane ED092	12/12/2023

Spk ID	Spike Name	SampType	AmtAdd	Exp Date
FP220201 14244	DCM RINSED FILTER PAPER	ALL		4/6/2026
Sulfate 02/15/22 (Baked Sodium Sulfate	ALL	varies	11/29/2026
sv92806	Benzidines	LCS, MS	50 uL	9/9/2025
sv92809	LCS/Add Extractions	LCS; MS; LLCS/D	1.0 mL; 5	7/22/2022
SVOC NaOH 128	10 N NaOH	MB, LCS, SAMP,	5 drops	7/31/2023
sv92811	BNA Surr	SAMP, MB, LCS,	100 uL	7/22/2022
sv92901	LL BNA Surr	SAMP, MB, LCS,	100 uL	7/22/2022

PREP BATCH REPORT

Prep Code: **SVOC-3510C-8270**
 Prep Batch **163957** Prep Temp **NA °C**

Technician: **Zachary B. Zaccardi**
 Batch Units: **ML**

Prep Start Date: **2/23/2022 9:42:33 AM**
 Prep End Date: **2/24/2022 12:07:00 P**

Sample ID	Matrix	pH	Initial Samp Amt	Sol Added	Sol Recovered	Final Vol (mL)	Factor	Balance	Prep Start Date	Prep End Date
B22021469-001A jph extracted sample	Aqueous		1000	0	0	1.00	0.001		2/23/2022	2/24/2022

Number	Reagent Name	Exp Date
13273	pH-indicator Strips 0-14 HC025486	9/30/2024
14574	Sulfuric acid 2021092837	9/24/2023 2mL
14828	Dichloromethane ED092	12/12/2023 100, 5

Spk ID	Spike Name	SampType	AmtAdd	Exp Date
FP220201 14244	DCM RINSED FILTER PAPER	ALL		4/6/2026
Sulfate 02/15/22 (Baked Sodium Sulfate	ALL	varies	11/29/2026
sv92806	Benzidines	LCS, MS	50 uL	9/9/2025
sv92809	LCS/Add Extractions	LCS; MS; LLCS/D	1.0 mL; 5	7/22/2022
SVOC NaOH 128	10 N NaOH	MB, LCS, SAMP,	5 drops	7/31/2023
sv92811	BNA Surr	SAMP, MB, LCS,	100 uL	7/22/2022
sv92901	LL BNA Surr	SAMP, MB, LCS,	100 uL	7/22/2022

Energy Laboratories Inc

ANALYTICAL RUN Summary

20-Feb-22

Run ID SV5973N.I_220218A

Run Start Date: 2/18/2022
Analyst: Sean McGrew
Ical: 0
Column ID: XT1-5
Comments:

Std ID	Std Name	Std Amount	Std Units	Samp Amount	Samp Units	SampType	Expiration Date
dcmsvoc13	DCM						11/17/2022
sv100507	BNA mix	37.5	ul	62.5	ul	CCV	3/31/2022
sv100516	BNA Internals 2000 ug/mL	2	ul	100	ul	all HL SVOC	6/30/2023
sv100610	QC2/TEL	37.5	ul	62.5	ul	CCV	8/3/2022
sv100714	BNA 2nd source 200 ug/mL	37.5	ul	62.5	ul	ICV	10/1/2022
sv83311	DFTPP 1000 ug/mL	50	ul	50	ul	TUNE	10/31/2022
sv90820	BNA 2nd source short (new)	37.5	ul	62.5	ul	ICV	3/16/2023

Seq No	Lab ID	Test Code	Sample Typ	File ID	Analysis Date	DF	Batch ID	Prep Date	SPKref	RPDref	pmoist					
15044794	Feb1801_D_TU	SVOC-8270-DF	TUNE	V5973N.I	sd0218:2/19/2022 7:59:0	1	R374941		0	0						
Analyte	T	Units	RAW	Final	Text	Spike	SPKref	RPDref	MDL	PQL	UQL	%REC	LOW	HIGH	%RPD	Q
127, % of mass 198	A	%	54.1	54.1		100	0	0	0	0.01	0	54%	40	60	0%	
197, % of mass 198	A	%	0.1	0.1		100	0	0	0	0.01	0	0%	0	0.99	0%	
198, Base Peak	A	%	100	100		100	0	0	0	0.01	0	100%	100	100	0%	
199, % of mass 198	A	%	6.7	6.7		100	0	0	0	0.01	0	7%	5	9	0%	
275, % of mass 198	A	%	28.3	28.3		100	0	0	0	0.01	0	28%	10	30	0%	
365, % of mass 198	A	%	3.8	3.8		100	0	0	0	0.01	0	4%	1	99.99	0%	
441, % of mass 443	A	%	78.7	78.7		100	0	0	0	0.01	0	79%	0.01	150	0%	
442, % of mass 198	A	%	64.4	64.4		100	0	0	0	0.01	0	64%	40	100	0%	
443, % of mass 442	A	%	19.4	19.4		100	0	0	0	0.01	0	19%	17	23	0%	
51, % of mass 198	A	%	42.8	42.8		100	0	0	0	0.01	0	43%	30	60	0%	
68, % of mass 69	A	%	0.7	0.7		100	0	0	0	0.01	0	1%	0	1.99	0%	
70, % of mass 69	A	%	0.7	0.7		100	0	0	0	0.01	0	1%	0	1.99	0%	

Seq No	Lab ID	Test Code	Sample Typ	File ID	Analysis Date	DF	Batch ID	Prep Date	SPKref	RPDref	pmoist					
15044795	18-Feb-22_CAL	SVOC-8270-W-	ICAL	V5973N.I	sd0218:2/19/2022 8:21:2	1	R374941		0	0						
Analyte	T	Units	RAW	Final	Text	Spike	SPKref	RPDref	MDL	PQL	UQL	%REC	LOW	HIGH	%RPD	Q
1,2,4-Trichlorobenzene	A	ug/L	148.25876	148.25876		150	0	0	1.9	10	150	99%	80	120	0%	
1,2-Dichlorobenzene	A	ug/L	148.39683	148.39683		150	0	0	1.97	10	150	99%	80	120	0%	
1,3-Dichlorobenzene	A	ug/L	145.78693	145.78693		150	0	0	2.13	10	150	97%	80	120	0%	
1,4-Dichlorobenzene	A	ug/L	145.89028	145.89028		150	0	0	2.02	10	150	97%	80	120	0%	
1-Methylnaphthalene	A	ug/L	150.22261	150.22261		150	0	0	2.39	10	150	100%	80	120	0%	
2,2'-Oxybis(1-Chloropropane)	A	ug/L	144.24352	144.24352		150	0	0	1.45	10	150	96%	80	120	0%	
2,4,5-Trichlorophenol	A	ug/L	146.81582	146.81582		150	0	0	2.23	10	150	98%	80	120	0%	
2,4,6-Trichlorophenol	A	ug/L	141.25715	141.25715		150	0	0	2.64	10	150	94%	80	120	0%	
2,4-Dichlorophenol	A	ug/L	143.81129	143.81129		150	0	0	1.69	10	150	96%	80	120	0%	
2,4-Dimethylphenol	A	ug/L	141.24758	141.24758		150	0	0	1.69	10	150	94%	80	120	0%	
2,4-Dinitrophenol	A	ug/L	147.40763	147.40763		150	0	0	4.26	10	150	98%	80	120	0%	
2,4-Dinitrotoluene	A	ug/L	147.37762	147.37762		150	0	0	3.04	10	150	98%	80	120	0%	
2,6-Dinitrotoluene	A	ug/L	140.28013	140.28013		150	0	0	3.2	10	150	94%	80	120	0%	
2-Chloronaphthalene	A	ug/L	146.70902	146.70902		150	0	0	2.14	10	150	98%	80	120	0%	
2-Chlorophenol	A	ug/L	146.11086	146.11086		150	0	0	2.48	10	150	97%	80	120	0%	
2-Methylnaphthalene	A	ug/L	150.99876	150.99876		150	0	0	1.92	10	150	101%	80	120	0%	
2-Nitroaniline	A	ug/L	139.58853	139.58853		150	0	0	2.4	10	150	93%	80	120	0%	
2-Nitrophenol	A	ug/L	144.43803	144.43803		150	0	0	2.36	10	150	96%	80	120	0%	
3,3'-Dichlorobenzidine	A	ug/L	145.86735	145.86735		150	0	0	2.11	10	150	97%	80	120	0%	
3-Nitroaniline	A	ug/L	141.84089	141.84089		150	0	0	2.77	10	150	95%	80	120	0%	
4,6-Dinitro-2-methylphenol	A	ug/L	147.92067	147.92067		150	0	0	2.33	10	150	99%	80	120	0%	
4-Bromophenyl phenyl ether	A	ug/L	146.89915	146.89915		150	0	0	1.74	10	150	98%	80	120	0%	
4-Chloro-2-methylphenol	A	ug/L	143.00655	143.00655		150	0	0	1.6	10	150	95%	80	120	0%	
4-Chloro-3-methylphenol	A	ug/L	145.69078	145.69078		150	0	0	1.46	10	150	97%	80	120	0%	
4-Chlorophenol	A	ug/L	147.58879	147.58879		150	0	0	2.64	10	150	98%	80	120	0%	
4-Chlorophenyl phenyl ether	A	ug/L	142.57519	142.57519		150	0	0	2.03	10	150	95%	80	120	0%	
4-Nitroaniline	A	ug/L	147.46761	147.46761		150	0	0	1.63	10	150	98%	80	120	0%	
4-Nitrophenol	A	ug/L	144.3881	144.3881		150	0	0	2.5	10	150	96%	80	120	0%	
Acenaphthene	A	ug/L	152.63091	152.63091		150	0	0	1.89	10	150	102%	80	120	0%	
Acenaphthylene	A	ug/L	149.67985	149.67985		150	0	0	1.57	10	150	100%	80	120	0%	
Aniline	A	ug/L	145.48225	145.48225		150	0	0	3.74	10	150	97%	80	120	0%	
Anthracene	A	ug/L	143.81384	143.81384		150	0	0	1.23	10	150	96%	80	120	0%	
Azobenzene	A	ug/L	151.03114	151.03114		150	0	0	1.09	10	150	101%	80	120	0%	
Benzidine	A	ug/L	152.27249	152.27249		150	0	0	6.72	10	150	102%	80	120	0%	
Benzo(a)anthracene	A	ug/L	149.75051	149.75051		150	0	0	0.856	10	150	100%	80	120	0%	

Seq No	Lab ID	Test Code	Sample Typ	File ID	Analysis Date	DF	Batch ID	Prep Date	SPKref	RPDref	pmoist					
15044795	18-Feb-22_CAL	SVOC-8270-W-	ICAL	V5973N.I	sd0218:2/19/2022 8:21:2	1	R374941		0	0						
Analyte	T	Units	RAW	Final	Text	Spike	SPKref	RPDref	MDL	PQL	UQL	%REC	LOW	HIGH	%RPD	Q
Benzo(a)pyrene	A	ug/L	147.49844	147.49844		150	0	0	1.24	10	150	98%	80	120	0%	
Benzo(b)fluoranthene	A	ug/L	147.75693	147.75693		150	0	0	0.903	10	150	99%	80	120	0%	
Benzo(g,h,i)perylene	A	ug/L	147.41393	147.41393		150	0	0	1.01	10	150	98%	80	120	0%	
Benzo(k)fluoranthene	A	ug/L	149.14729	149.14729		150	0	0	0.97	10	150	99%	80	120	0%	
Benzoic acid	A	ug/L	145.38456	145.38456		150	0	0	1.51	10	150	97%	80	120	0%	
Benzyl alcohol	A	ug/L	145.16169	145.16169		150	0	0	3.13	10	150	97%	80	120	0%	
bis(-2-chloroethoxy)Methane	A	ug/L	145.34888	145.34888		150	0	0	1.36	10	150	97%	80	120	0%	
bis(-2-chloroethyl)Ether	A	ug/L	147.59774	147.59774		150	0	0	2.57	10	150	98%	80	120	0%	
bis(2-chloroisopropyl)Ether	A	ug/L	144.24352	144.24352		150	0	0	1.49	10	150	96%	80	120	0%	
bis(2-ethylhexyl)Phthalate	A	ug/L	146.98037	146.98037		150	0	0	1.91	10	150	98%	80	120	0%	
Butylbenzylphthalate	A	ug/L	146.75789	146.75789		150	0	0	1.57	10	150	98%	80	120	0%	
Carbazole	A	ug/L	149.57053	149.57053		150	0	0	0.842	10	150	100%	80	120	0%	
Chrysene	A	ug/L	147.3118	147.3118		150	0	0	1.17	10	150	98%	80	120	0%	
Di-n-butyl phthalate	A	ug/L	147.6497	147.6497		150	0	0	0.932	10	150	98%	80	120	0%	
Di-n-octyl phthalate	A	ug/L	147.30122	147.30122		150	0	0	1.34	10	150	98%	80	120	0%	
Dibenzo(a,h)anthracene	A	ug/L	147.0838	147.0838		150	0	0	1.17	10	150	98%	80	120	0%	
Dibenzofuran	A	ug/L	148.13504	148.13504		150	0	0	1.74	10	150	99%	80	120	0%	
Diethyl phthalate	A	ug/L	145.36778	145.36778		150	0	0	2.18	10	150	97%	80	120	0%	
Dimethyl phthalate	A	ug/L	148.76974	148.76974		150	0	0	1.72	10	150	99%	80	120	0%	
Fluoranthene	A	ug/L	148.77254	148.77254		150	0	0	0.883	10	150	99%	80	120	0%	
Fluorene	A	ug/L	153.81469	153.81469		150	0	0	1.82	10	150	103%	80	120	0%	
Hexachlorobenzene	A	ug/L	143.53189	143.53189		150	0	0	1.33	10	150	96%	80	120	0%	
Hexachlorobutadiene	A	ug/L	147.36478	147.36478		150	0	0	2.32	10	150	98%	80	120	0%	
Hexachlorocyclopentadiene	A	ug/L	147.73475	147.73475		150	0	0	2.97	10	150	98%	80	120	0%	
Hexachloroethane	A	ug/L	145.59741	145.59741		150	0	0	1.79	10	150	97%	80	120	0%	
Indeno(1,2,3-cd)pyrene	A	ug/L	147.07419	147.07419		150	0	0	1.25	10	150	98%	80	120	0%	
Isophorone	A	ug/L	146.30815	146.30815		150	0	0	1.67	10	150	98%	80	120	0%	
m+p-Cresols	A	ug/L	147.68905	147.68905		150	0	0	1.78	10	150	98%	80	120	0%	
n-Nitroso-di-n-propylamine	A	ug/L	151.94194	151.94194		150	0	0	1.54	10	150	101%	80	120	0%	
n-Nitrosodimethylamine	A	ug/L	149.73312	149.73312		150	0	0	1.53	10	150	100%	80	120	0%	
n-Nitrosodiphenylamine	A	ug/L	148.66233	148.66233		150	0	0	1.16	10	150	99%	80	120	0%	
Naphthalene	A	ug/L	144.2577	144.2577		150	0	0	1.74	10	150	96%	80	120	0%	
Nitrobenzene	A	ug/L	141.18191	141.18191		150	0	0	2.31	10	150	94%	80	120	0%	
o-Cresol	A	ug/L	144.81835	144.81835		150	0	0	1.83	10	150	97%	80	120	0%	
p-Chloroaniline	A	ug/L	150.52324	150.52324		150	0	0	1.52	10	150	100%	80	120	0%	

Seq No	Lab ID	Test Code	Sample Typ	File ID	Analysis Date	DF	Batch ID	Prep Date	SPKref	RPDref	pmoist					
15044795	18-Feb-22_CAL	SVOC-8270-W-	ICAL	V5973N.I	sd0218:2/19/2022 8:21:2	1	R374941		0	0						
Analyte	T	Units	RAW	Final	Text	Spike	SPKref	RPDref	MDL	PQL	UQL	%REC	LOW	HIGH	%RPD	Q
Pentachlorophenol	A	ug/L	148.79274	148.79274		150	0	0	4.24	10	150	99%	80	120	0%	
Phenanthrene	A	ug/L	146.00031	146.00031		150	0	0	0.784	10	150	97%	80	120	0%	
Phenol	A	ug/L	145.52785	145.52785		150	0	0	1.46	10	150	97%	80	120	0%	
Pyrene	A	ug/L	149.9738	149.9738		150	0	0	0.921	10	150	100%	80	120	0%	
Pyridine	A	ug/L	146.13939	146.13939		150	0	0	3.22	10	150	97%	80	120	0%	
Triallate	A	ug/L	149.27945	149.27945		150	0	0	1.51	10	150	100%	80	120	0%	
1,4-Dichlorobenzene-d4	I	ug/L	40	40		0	0	0	0	10	150	0%			0%	
Acenaphthene-d10	I	ug/L	40	40		0	0	0	0	10	150	0%			0%	
Chrysene-d12	I	ug/L	40	40		0	0	0	0	10	150	0%			0%	
Naphthalene-d8	I	ug/L	40	40		0	0	0	0	10	150	0%			0%	
Perylene-d12	I	ug/L	40	40		0	0	0	0	10	150	0%			0%	
Phenanthrene-d10	I	ug/L	40	40		0	0	0	0	10	150	0%			0%	
2,4,6-Tribromophenol	S	ug/L	148.56515	148.56515		150	0	0	2.88	10	0	99%	80	120	0%	
2-Fluorobiphenyl	S	ug/L	147.22505	147.22505		150	0	0	0.724	10	0	98%	80	120	0%	
2-Fluorophenol	S	ug/L	148.08161	148.08161		150	0	0	3.52	10	0	99%	80	120	0%	
Nitrobenzene-d5	S	ug/L	146.32187	146.32187		150	0	0	2.34	10	0	98%	80	120	0%	
Phenol-d5	S	ug/L	147.13902	147.13902		150	0	0	2.06	10	0	98%	80	120	0%	
Terphenyl-d14	S	ug/L	152.1715	152.1715		150	0	0	1.17	10	0	101%	80	120	0%	
4-Chloroaniline	X	ug/L	150.52324	150.52324		150	0	0	1.61	10	150	100%	80	120	0%	
o-Terphenyl	X	ug/L	143.8799	143.8799		150	0	0	1.27	10	150	96%	80	120	0%	

Seq No	Lab ID	Test Code	Sample Typ	File ID	Analysis Date	DF	Batch ID	Prep Date	SPKref	RPDref	pmoist					
15044796	18-Feb-22_CAL	SVOC-8270-W-	ICAL	V5973N.I	sd0218:2/19/2022 8:53:2	1	R374941		0	0						
Analyte	T	Units	RAW	Final	Text	Spike	SPKref	RPDref	MDL	PQL	UQL	%REC	LOW	HIGH	%RPD	Q
1,2,4-Trichlorobenzene	A	ug/L	119.8787	119.8787		120	0	0	1.9	10	150	100%	80	120	0%	
1,2-Dichlorobenzene	A	ug/L	121.0749	121.0749		120	0	0	1.97	10	150	101%	80	120	0%	
1,3-Dichlorobenzene	A	ug/L	123.77035	123.77035		120	0	0	2.13	10	150	103%	80	120	0%	
1,4-Dichlorobenzene	A	ug/L	122.13069	122.13069		120	0	0	2.02	10	150	102%	80	120	0%	
1-Methylnaphthalene	A	ug/L	122.4836	122.4836		120	0	0	2.39	10	150	102%	80	120	0%	
2,2'-Oxybis(1-Chloropropane)	A	ug/L	126.77779	126.77779		120	0	0	1.45	10	150	106%	80	120	0%	
2,4,5-Trichlorophenol	A	ug/L	122.64538	122.64538		120	0	0	2.23	10	150	102%	80	120	0%	
2,4,6-Trichlorophenol	A	ug/L	126.49409	126.49409		120	0	0	2.64	10	150	105%	80	120	0%	
2,4-Dichlorophenol	A	ug/L	126.8965	126.8965		120	0	0	1.69	10	150	106%	80	120	0%	
2,4-Dimethylphenol	A	ug/L	124.28586	124.28586		120	0	0	1.69	10	150	104%	80	120	0%	

Seq No	Lab ID	Test Code	Sample Typ	File ID	Analysis Date	DF	Batch ID	Prep Date	SPKref	RPDref	pmoist					
15044796	18-Feb-22_CAL	SVOC-8270-W-	ICAL	V5973N.I	sd0218:2/19/2022 8:53:2	1	R374941		0	0						
Analyte	T	Units	RAW	Final	Text	Spike	SPKref	RPDref	MDL	PQL	UQL	%REC	LOW	HIGH	%RPD	Q
2,4-Dinitrophenol	A	ug/L	121.63069	121.63069		120	0	0	4.26	10	150	101%	80	120	0%	
2,4-Dinitrotoluene	A	ug/L	122.80601	122.80601		120	0	0	3.04	10	150	102%	80	120	0%	
2,6-Dinitrotoluene	A	ug/L	134.50879	134.50879		120	0	0	3.2	10	150	112%	80	120	0%	
2-Chloronaphthalene	A	ug/L	116.0457	116.0457		120	0	0	2.14	10	150	97%	80	120	0%	
2-Chlorophenol	A	ug/L	122.70164	122.70164		120	0	0	2.48	10	150	102%	80	120	0%	
2-Methylnaphthalene	A	ug/L	119.27027	119.27027		120	0	0	1.92	10	150	99%	80	120	0%	
2-Nitroaniline	A	ug/L	129.8078	129.8078		120	0	0	2.4	10	150	108%	80	120	0%	
2-Nitrophenol	A	ug/L	126.52723	126.52723		120	0	0	2.36	10	150	105%	80	120	0%	
3,3'-Dichlorobenzidine	A	ug/L	123.47671	123.47671		120	0	0	2.11	10	150	103%	80	120	0%	
3-Nitroaniline	A	ug/L	130.39719	130.39719		120	0	0	2.77	10	150	109%	80	120	0%	
4,6-Dinitro-2-methylphenol	A	ug/L	121.12317	121.12317		120	0	0	2.33	10	150	101%	80	120	0%	
4-Bromophenyl phenyl ether	A	ug/L	126.15861	126.15861		120	0	0	1.74	10	150	105%	80	120	0%	
4-Chloro-2-methylphenol	A	ug/L	125.80595	125.80595		120	0	0	1.6	10	150	105%	80	120	0%	
4-Chloro-3-methylphenol	A	ug/L	124.16814	124.16814		120	0	0	1.46	10	150	103%	80	120	0%	
4-Chlorophenol	A	ug/L	122.63725	122.63725		120	0	0	2.64	10	150	102%	80	120	0%	
4-Chlorophenyl phenyl ether	A	ug/L	127.48107	127.48107		120	0	0	2.03	10	150	106%	80	120	0%	
4-Nitroaniline	A	ug/L	114.20275	114.20275		120	0	0	1.63	10	150	95%	80	120	0%	
4-Nitrophenol	A	ug/L	126.29442	126.29442		120	0	0	2.5	10	150	105%	80	120	0%	
Acenaphthene	A	ug/L	117.15509	117.15509		120	0	0	1.89	10	150	98%	80	120	0%	
Acenaphthylene	A	ug/L	121.46322	121.46322		120	0	0	1.57	10	150	101%	80	120	0%	
Aniline	A	ug/L	123.9193	123.9193		120	0	0	3.74	10	150	103%	80	120	0%	
Anthracene	A	ug/L	119.30268	119.30268		120	0	0	1.23	10	150	99%	80	120	0%	
Azobenzene	A	ug/L	120.26687	120.26687		120	0	0	1.09	10	150	100%	80	120	0%	
Benzidine	A	ug/L	114.71597	114.71597		120	0	0	6.72	10	150	96%	80	120	0%	
Benzo(a)anthracene	A	ug/L	123.9899	123.9899		120	0	0	0.856	10	150	103%	80	120	0%	
Benzo(a)pyrene	A	ug/L	122.23759	122.23759		120	0	0	1.24	10	150	102%	80	120	0%	
Benzo(b)fluoranthene	A	ug/L	120.71335	120.71335		120	0	0	0.903	10	150	101%	80	120	0%	
Benzo(g,h,i)perylene	A	ug/L	120.91018	120.91018		120	0	0	1.01	10	150	101%	80	120	0%	
Benzo(k)fluoranthene	A	ug/L	117.59469	117.59469		120	0	0	0.97	10	150	98%	80	120	0%	
Benzoic acid	A	ug/L	128.59804	128.59804		120	0	0	1.51	10	150	107%	80	120	0%	
Benzyl alcohol	A	ug/L	125.23751	125.23751		120	0	0	3.13	10	150	104%	80	120	0%	
bis(-2-chloroethoxy)Methane	A	ug/L	127.37973	127.37973		120	0	0	1.36	10	150	106%	80	120	0%	
bis(-2-chloroethyl)Ether	A	ug/L	122.23115	122.23115		120	0	0	2.57	10	150	102%	80	120	0%	
bis(2-chloroisopropyl)Ether	A	ug/L	126.77779	126.77779		120	0	0	1.49	10	150	106%	80	120	0%	
bis(2-ethylhexyl)Phthalate	A	ug/L	124.12988	124.12988		120	0	0	1.91	10	150	103%	80	120	0%	

Seq No	Lab ID	Test Code	Sample Typ	File ID	Analysis Date	DF	Batch ID	Prep Date	SPKref	RPDref	pmoist					
15044796	18-Feb-22_CAL	SVOC-8270-W-	ICAL	V5973N.I	sd0218:2/19/2022 8:53:2	1	R374941		0	0						
Analyte	T	Units	RAW	Final	Text	Spike	SPKref	RPDref	MDL	PQL	UQL	%REC	LOW	HIGH	%RPD	Q
Butylbenzylphthalate	A	ug/L	123.21535	123.21535		120	0	0	1.57	10	150	103%	80	120	0%	
Carbazole	A	ug/L	120.47323	120.47323		120	0	0	0.842	10	150	100%	80	120	0%	
Chrysene	A	ug/L	122.27869	122.27869		120	0	0	1.17	10	150	102%	80	120	0%	
Di-n-butyl phthalate	A	ug/L	121.01434	121.01434		120	0	0	0.932	10	150	101%	80	120	0%	
Di-n-octyl phthalate	A	ug/L	121.10996	121.10996		120	0	0	1.34	10	150	101%	80	120	0%	
Dibenzo(a,h)anthracene	A	ug/L	122.77736	122.77736		120	0	0	1.17	10	150	102%	80	120	0%	
Dibenzofuran	A	ug/L	118.49461	118.49461		120	0	0	1.74	10	150	99%	80	120	0%	
Diethyl phthalate	A	ug/L	125.76711	125.76711		120	0	0	2.18	10	150	105%	80	120	0%	
Dimethyl phthalate	A	ug/L	119.42137	119.42137		120	0	0	1.72	10	150	100%	80	120	0%	
Fluoranthene	A	ug/L	120.70965	120.70965		120	0	0	0.883	10	150	101%	80	120	0%	
Fluorene	A	ug/L	114.45231	114.45231		120	0	0	1.82	10	150	95%	80	120	0%	
Hexachlorobenzene	A	ug/L	123.94405	123.94405		120	0	0	1.33	10	150	103%	80	120	0%	
Hexachlorobutadiene	A	ug/L	120.44215	120.44215		120	0	0	2.32	10	150	100%	80	120	0%	
Hexachlorocyclopentadiene	A	ug/L	118.72291	118.72291		120	0	0	2.97	10	150	99%	80	120	0%	
Hexachloroethane	A	ug/L	124.58292	124.58292		120	0	0	1.79	10	150	104%	80	120	0%	
Indeno(1,2,3-cd)pyrene	A	ug/L	119.11495	119.11495		120	0	0	1.25	10	150	99%	80	120	0%	
Isophorone	A	ug/L	123.48588	123.48588		120	0	0	1.67	10	150	103%	80	120	0%	
m+p-Cresols	A	ug/L	119.74612	119.74612		120	0	0	1.78	10	150	100%	80	120	0%	
n-Nitroso-di-n-propylamine	A	ug/L	117.70162	117.70162		120	0	0	1.54	10	150	98%	80	120	0%	
n-Nitrosodimethylamine	A	ug/L	116.57937	116.57937		120	0	0	1.53	10	150	97%	80	120	0%	
n-Nitrosodiphenylamine	A	ug/L	120.73443	120.73443		120	0	0	1.16	10	150	101%	80	120	0%	
Naphthalene	A	ug/L	123.61825	123.61825		120	0	0	1.74	10	150	103%	80	120	0%	
Nitrobenzene	A	ug/L	125.15614	125.15614		120	0	0	2.31	10	150	104%	80	120	0%	
o-Cresol	A	ug/L	125.2574	125.2574		120	0	0	1.83	10	150	104%	80	120	0%	
p-Chloroaniline	A	ug/L	119.20435	119.20435		120	0	0	1.52	10	150	99%	80	120	0%	
Pentachlorophenol	A	ug/L	118.92285	118.92285		120	0	0	4.24	10	150	99%	80	120	0%	
Phenanthrene	A	ug/L	119.62586	119.62586		120	0	0	0.784	10	150	100%	80	120	0%	
Phenol	A	ug/L	125.92767	125.92767		120	0	0	1.46	10	150	105%	80	120	0%	
Pyrene	A	ug/L	118.6872	118.6872		120	0	0	0.921	10	150	99%	80	120	0%	
Pyridine	A	ug/L	123.75618	123.75618		120	0	0	3.22	10	150	103%	80	120	0%	
Triallate	A	ug/L	120.43247	120.43247		120	0	0	1.51	10	150	100%	80	120	0%	
1,4-Dichlorobenzene-d4	I	ug/L	40	40		0	0	0	0	10	150	0%			0%	
Acenaphthene-d10	I	ug/L	40	40		0	0	0	0	10	150	0%			0%	
Chrysene-d12	I	ug/L	40	40		0	0	0	0	10	150	0%			0%	
Naphthalene-d8	I	ug/L	40	40		0	0	0	0	10	150	0%			0%	

Seq No	Lab ID	Test Code	Sample Typ	File ID	Analysis Date	DF	Batch ID	Prep Date	SPKref	RPDref	pmoist					
15044796	18-Feb-22_CAL	SVOC-8270-W-	ICAL	V5973N.I	sd0218:2/19/2022 8:53:2	1	R374941		0	0						
Analyte	T	Units	RAW	Final	Text	Spike	SPKref	RPDref	MDL	PQL	UQL	%REC	LOW	HIGH	%RPD	Q
Perylene-d12	I	ug/L	40	40		0	0	0	0	10	150	0%			0%	
Phenanthrene-d10	I	ug/L	40	40		0	0	0	0	10	150	0%			0%	
2,4,6-Tribromophenol	S	ug/L	120.62911	120.62911		120	0	0	2.88	10	0	101%	80	120	0%	
2-Fluorobiphenyl	S	ug/L	120.38835	120.38835		120	0	0	0.724	10	0	100%	80	120	0%	
2-Fluorophenol	S	ug/L	120.34264	120.34264		120	0	0	3.52	10	0	100%	80	120	0%	
Nitrobenzene-d5	S	ug/L	123.29478	123.29478		120	0	0	2.34	10	0	103%	80	120	0%	
Phenol-d5	S	ug/L	122.8556	122.8556		120	0	0	2.06	10	0	102%	80	120	0%	
Terphenyl-d14	S	ug/L	120.36561	120.36561		120	0	0	1.17	10	0	100%	80	120	0%	
4-Chloroaniline	X	ug/L	119.20435	119.20435		120	0	0	1.61	10	150	99%	80	120	0%	
o-Terphenyl	X	ug/L	125.09349	125.09349		120	0	0	1.27	10	150	104%	80	120	0%	

Seq No	Lab ID	Test Code	Sample Typ	File ID	Analysis Date	DF	Batch ID	Prep Date	SPKref	RPDref	pmoist					
15044797	18-Feb-22_CAL	SVOC-8270-W-	ICAL	V5973N.I	sd0218:2/19/2022 9:25:4	1	R374941		0	0						
Analyte	T	Units	RAW	Final	Text	Spike	SPKref	RPDref	MDL	PQL	UQL	%REC	LOW	HIGH	%RPD	Q
1,2,4-Trichlorobenzene	A	ug/L	101.66431	101.66431		100	0	0	1.9	10	150	102%	80	120	0%	
1,2-Dichlorobenzene	A	ug/L	100.92849	100.92849		100	0	0	1.97	10	150	101%	80	120	0%	
1,3-Dichlorobenzene	A	ug/L	101.77872	101.77872		100	0	0	2.13	10	150	102%	80	120	0%	
1,4-Dichlorobenzene	A	ug/L	102.76257	102.76257		100	0	0	2.02	10	150	103%	80	120	0%	
1-Methylnaphthalene	A	ug/L	97.08559	97.08559		100	0	0	2.39	10	150	97%	80	120	0%	
2,2'-Oxybis(1-Chloropropane)	A	ug/L	101.36002	101.36002		100	0	0	1.45	10	150	101%	80	120	0%	
2,4,5-Trichlorophenol	A	ug/L	100.84508	100.84508		100	0	0	2.23	10	150	101%	80	120	0%	
2,4,6-Trichlorophenol	A	ug/L	108.66773	108.66773		100	0	0	2.64	10	150	109%	80	120	0%	
2,4-Dichlorophenol	A	ug/L	102.45169	102.45169		100	0	0	1.69	10	150	102%	80	120	0%	
2,4-Dimethylphenol	A	ug/L	109.8715	109.8715		100	0	0	1.69	10	150	110%	80	120	0%	
2,4-Dinitrophenol	A	ug/L	103.59952	103.59952		100	0	0	4.26	10	150	104%	80	120	0%	
2,4-Dinitrotoluene	A	ug/L	100.94	100.94		100	0	0	3.04	10	150	101%	80	120	0%	
2,6-Dinitrotoluene	A	ug/L	98.50842	98.50842		100	0	0	3.2	10	150	99%	80	120	0%	
2-Chloronaphthalene	A	ug/L	99.92743	99.92743		100	0	0	2.14	10	150	100%	80	120	0%	
2-Chlorophenol	A	ug/L	103.26	103.26		100	0	0	2.48	10	150	103%	80	120	0%	
2-Methylnaphthalene	A	ug/L	99.78379	99.78379		100	0	0	1.92	10	150	100%	80	120	0%	
2-Nitroaniline	A	ug/L	109.61505	109.61505		100	0	0	2.4	10	150	110%	80	120	0%	
2-Nitrophenol	A	ug/L	103.62541	103.62541		100	0	0	2.36	10	150	104%	80	120	0%	
3,3'-Dichlorobenzidine	A	ug/L	103.76438	103.76438		100	0	0	2.11	10	150	104%	80	120	0%	
3-Nitroaniline	A	ug/L	100.92359	100.92359		100	0	0	2.77	10	150	101%	80	120	0%	

Seq No	Lab ID	Test Code	Sample Typ	File ID	Analysis Date	DF	Batch ID	Prep Date	SPKref	RPDref	pmoist					
15044797	18-Feb-22_CAL	SVOC-8270-W-	ICAL	V5973N.I	sd0218:2/19/2022 9:25:4	1	R374941		0	0						
Analyte	T	Units	RAW	Final	Text	Spike	SPKref	RPDref	MDL	PQL	UQL	%REC	LOW	HIGH	%RPD	Q
4,6-Dinitro-2-methylphenol	A	ug/L	104.41622	104.41622		100	0	0	2.33	10	150	104%	80	120	0%	
4-Bromophenyl phenyl ether	A	ug/L	100.85949	100.85949		100	0	0	1.74	10	150	101%	80	120	0%	
4-Chloro-2-methylphenol	A	ug/L	103.75767	103.75767		100	0	0	1.6	10	150	104%	80	120	0%	
4-Chloro-3-methylphenol	A	ug/L	99.93339	99.93339		100	0	0	1.46	10	150	100%	80	120	0%	
4-Chlorophenol	A	ug/L	101.0255	101.0255		100	0	0	2.64	10	150	101%	80	120	0%	
4-Chlorophenyl phenyl ether	A	ug/L	105.98931	105.98931		100	0	0	2.03	10	150	106%	80	120	0%	
4-Nitroaniline	A	ug/L	112.88014	112.88014		100	0	0	1.63	10	150	113%	80	120	0%	
4-Nitrophenol	A	ug/L	102.3911	102.3911		100	0	0	2.5	10	150	102%	80	120	0%	
Acenaphthene	A	ug/L	97.80348	97.80348		100	0	0	1.89	10	150	98%	80	120	0%	
Acenaphthylene	A	ug/L	98.74058	98.74058		100	0	0	1.57	10	150	99%	80	120	0%	
Aniline	A	ug/L	103.43793	103.43793		100	0	0	3.74	10	150	103%	80	120	0%	
Anthracene	A	ug/L	108.10908	108.10908		100	0	0	1.23	10	150	108%	80	120	0%	
Azobenzene	A	ug/L	96.53176	96.53176		100	0	0	1.09	10	150	97%	80	120	0%	
Benzidine	A	ug/L	101.75405	101.75405		100	0	0	6.72	10	150	102%	80	120	0%	
Benzo(a)anthracene	A	ug/L	104.03338	104.03338		100	0	0	0.856	10	150	104%	80	120	0%	
Benzo(a)pyrene	A	ug/L	101.22955	101.22955		100	0	0	1.24	10	150	101%	80	120	0%	
Benzo(b)fluoranthene	A	ug/L	102.07504	102.07504		100	0	0	0.903	10	150	102%	80	120	0%	
Benzo(g,h,i)perylene	A	ug/L	103.24746	103.24746		100	0	0	1.01	10	150	103%	80	120	0%	
Benzo(k)fluoranthene	A	ug/L	104.87177	104.87177		100	0	0	0.97	10	150	105%	80	120	0%	
Benzoic acid	A	ug/L	96.09723	96.09723		100	0	0	1.51	10	150	96%	80	120	0%	
Benzyl alcohol	A	ug/L	103.17268	103.17268		100	0	0	3.13	10	150	103%	80	120	0%	
bis(-2-chloroethoxy)Methane	A	ug/L	100.64468	100.64468		100	0	0	1.36	10	150	101%	80	120	0%	
bis(-2-chloroethyl)Ether	A	ug/L	100.80378	100.80378		100	0	0	2.57	10	150	101%	80	120	0%	
bis(2-chloroisopropyl)Ether	A	ug/L	101.36002	101.36002		100	0	0	1.49	10	150	101%	80	120	0%	
bis(2-ethylhexyl)Phthalate	A	ug/L	100.90221	100.90221		100	0	0	1.91	10	150	101%	80	120	0%	
Butylbenzylphthalate	A	ug/L	102.96903	102.96903		100	0	0	1.57	10	150	103%	80	120	0%	
Carbazole	A	ug/L	100.37301	100.37301		100	0	0	0.842	10	150	100%	80	120	0%	
Chrysene	A	ug/L	102.07572	102.07572		100	0	0	1.17	10	150	102%	80	120	0%	
Di-n-butyl phthalate	A	ug/L	103.47461	103.47461		100	0	0	0.932	10	150	103%	80	120	0%	
Di-n-octyl phthalate	A	ug/L	104.01537	104.01537		100	0	0	1.34	10	150	104%	80	120	0%	
Dibenzo(a,h)anthracene	A	ug/L	100.1029	100.1029		100	0	0	1.17	10	150	100%	80	120	0%	
Dibenzofuran	A	ug/L	101.05909	101.05909		100	0	0	1.74	10	150	101%	80	120	0%	
Diethyl phthalate	A	ug/L	99.04085	99.04085		100	0	0	2.18	10	150	99%	80	120	0%	
Dimethyl phthalate	A	ug/L	100.11411	100.11411		100	0	0	1.72	10	150	100%	80	120	0%	
Fluoranthene	A	ug/L	102.2753	102.2753		100	0	0	0.883	10	150	102%	80	120	0%	

Seq No	Lab ID	Test Code	Sample Typ	File ID	Analysis Date	DF	Batch ID	Prep Date	SPKref	RPDref	pmoist					
15044797	18-Feb-22_CAL	SVOC-8270-W-	ICAL	V5973N.I	sd0218:2/19/2022 9:25:4	1	R374941		0	0						
Analyte	T	Units	RAW	Final	Text	Spike	SPKref	RPDref	MDL	PQL	UQL	%REC	LOW	HIGH	%RPD	Q
Fluorene	A	ug/L	98.66141	98.66141		100	0	0	1.82	10	150	99%	80	120	0%	
Hexachlorobenzene	A	ug/L	109.2193	109.2193		100	0	0	1.33	10	150	109%	80	120	0%	
Hexachlorobutadiene	A	ug/L	103.452	103.452		100	0	0	2.32	10	150	103%	80	120	0%	
Hexachlorocyclopentadiene	A	ug/L	105.43903	105.43903		100	0	0	2.97	10	150	105%	80	120	0%	
Hexachloroethane	A	ug/L	102.70564	102.70564		100	0	0	1.79	10	150	103%	80	120	0%	
Indeno(1,2,3-cd)pyrene	A	ug/L	106.88976	106.88976		100	0	0	1.25	10	150	107%	80	120	0%	
Isophorone	A	ug/L	101.01511	101.01511		100	0	0	1.67	10	150	101%	80	120	0%	
m+p-Cresols	A	ug/L	103.0919	103.0919		100	0	0	1.78	10	150	103%	80	120	0%	
n-Nitroso-di-n-propylamine	A	ug/L	98.7706	98.7706		100	0	0	1.54	10	150	99%	80	120	0%	
n-Nitrosodimethylamine	A	ug/L	105.93601	105.93601		100	0	0	1.53	10	150	106%	80	120	0%	
n-Nitrosodiphenylamine	A	ug/L	102.07401	102.07401		100	0	0	1.16	10	150	102%	80	120	0%	
Naphthalene	A	ug/L	103.35312	103.35312		100	0	0	1.74	10	150	103%	80	120	0%	
Nitrobenzene	A	ug/L	110.58481	110.58481		100	0	0	2.31	10	150	111%	80	120	0%	
o-Cresol	A	ug/L	103.78909	103.78909		100	0	0	1.83	10	150	104%	80	120	0%	
p-Chloroaniline	A	ug/L	97.20961	97.20961		100	0	0	1.52	10	150	97%	80	120	0%	
Pentachlorophenol	A	ug/L	105.17581	105.17581		100	0	0	4.24	10	150	105%	80	120	0%	
Phenanthrene	A	ug/L	109.23363	109.23363		100	0	0	0.784	10	150	109%	80	120	0%	
Phenol	A	ug/L	100.54822	100.54822		100	0	0	1.46	10	150	101%	80	120	0%	
Pyrene	A	ug/L	102.88375	102.88375		100	0	0	0.921	10	150	103%	80	120	0%	
Pyridine	A	ug/L	102.84588	102.84588		100	0	0	3.22	10	150	103%	80	120	0%	
Triallate	A	ug/L	101.06785	101.06785		100	0	0	1.51	10	150	101%	80	120	0%	
1,4-Dichlorobenzene-d4	I	ug/L	40	40		0	0	0	0	10	150	0%			0%	
Acenaphthene-d10	I	ug/L	40	40		0	0	0	0	10	150	0%			0%	
Chrysene-d12	I	ug/L	40	40		0	0	0	0	10	150	0%			0%	
Naphthalene-d8	I	ug/L	40	40		0	0	0	0	10	150	0%			0%	
Perylene-d12	I	ug/L	40	40		0	0	0	0	10	150	0%			0%	
Phenanthrene-d10	I	ug/L	40	40		0	0	0	0	10	150	0%			0%	
2,4,6-Tribromophenol	S	ug/L	102.02537	102.02537		100	0	0	2.88	10	0	102%	80	120	0%	
2-Fluorobiphenyl	S	ug/L	106.1193	106.1193		100	0	0	0.724	10	0	106%	80	120	0%	
2-Fluorophenol	S	ug/L	103.47921	103.47921		100	0	0	3.52	10	0	103%	80	120	0%	
Nitrobenzene-d5	S	ug/L	102.56999	102.56999		100	0	0	2.34	10	0	103%	80	120	0%	
Phenol-d5	S	ug/L	101.54346	101.54346		100	0	0	2.06	10	0	102%	80	120	0%	
Terphenyl-d14	S	ug/L	100.65082	100.65082		100	0	0	1.17	10	0	101%	80	120	0%	
4-Chloroaniline	X	ug/L	97.20961	97.20961		100	0	0	1.61	10	150	97%	80	120	0%	
o-Terphenyl	X	ug/L	106.47613	106.47613		100	0	0	1.27	10	150	106%	80	120	0%	

Seq No	Lab ID	Test Code	Sample Typ	File ID	Analysis Date	DF	Batch ID	Prep Date	SPKref	RPDref	pmoist					
15044798	18-Feb-22_CAL	SVOC-8270-W-	ICAL	V5973N.I	sd0218:2/19/2022 9:57:5	1	R374941		0	0						
Analyte	T	Units	RAW	Final	Text	Spike	SPKref	RPDref	MDL	PQL	UQL	%REC	LOW	HIGH	%RPD	Q
1,2,4-Trichlorobenzene	A	ug/L	77.81585	77.81585		75	0	0	1.9	10	150	104%	80	120	0%	
1,2-Dichlorobenzene	A	ug/L	75.74776	75.74776		75	0	0	1.97	10	150	101%	80	120	0%	
1,3-Dichlorobenzene	A	ug/L	76.0831	76.0831		75	0	0	2.13	10	150	101%	80	120	0%	
1,4-Dichlorobenzene	A	ug/L	76.86319	76.86319		75	0	0	2.02	10	150	102%	80	120	0%	
1-Methylnaphthalene	A	ug/L	73.02262	73.02262		75	0	0	2.39	10	150	97%	80	120	0%	
2,2'-Oxybis(1-Chloropropane)	A	ug/L	74.80037	74.80037		75	0	0	1.45	10	150	100%	80	120	0%	
2,4,5-Trichlorophenol	A	ug/L	77.92109	77.92109		75	0	0	2.23	10	150	104%	80	120	0%	
2,4,6-Trichlorophenol	A	ug/L	74.24235	74.24235		75	0	0	2.64	10	150	99%	80	120	0%	
2,4-Dichlorophenol	A	ug/L	75.22952	75.22952		75	0	0	1.69	10	150	100%	80	120	0%	
2,4-Dimethylphenol	A	ug/L	75.43391	75.43391		75	0	0	1.69	10	150	101%	80	120	0%	
2,4-Dinitrophenol	A	ug/L	74.36244	74.36244		75	0	0	4.26	10	150	99%	80	120	0%	
2,4-Dinitrotoluene	A	ug/L	75.6678	75.6678		75	0	0	3.04	10	150	101%	80	120	0%	
2,6-Dinitrotoluene	A	ug/L	75.44799	75.44799		75	0	0	3.2	10	150	101%	80	120	0%	
2-Chloronaphthalene	A	ug/L	79.05037	79.05037		75	0	0	2.14	10	150	105%	80	120	0%	
2-Chlorophenol	A	ug/L	75.22845	75.22845		75	0	0	2.48	10	150	100%	80	120	0%	
2-Methylnaphthalene	A	ug/L	73.63204	73.63204		75	0	0	1.92	10	150	98%	80	120	0%	
2-Nitroaniline	A	ug/L	69.01739	69.01739		75	0	0	2.4	10	150	92%	80	120	0%	
2-Nitrophenol	A	ug/L	72.89708	72.89708		75	0	0	2.36	10	150	97%	80	120	0%	
3,3'-Dichlorobenzidine	A	ug/L	74.8233	74.8233		75	0	0	2.11	10	150	100%	80	120	0%	
3-Nitroaniline	A	ug/L	76.85143	76.85143		75	0	0	2.77	10	150	102%	80	120	0%	
4,6-Dinitro-2-methylphenol	A	ug/L	71.58336	71.58336		75	0	0	2.33	10	150	95%	80	120	0%	
4-Bromophenyl phenyl ether	A	ug/L	68.67301	68.67301		75	0	0	1.74	10	150	92%	80	120	0%	
4-Chloro-2-methylphenol	A	ug/L	77.96972	77.96972		75	0	0	1.6	10	150	104%	80	120	0%	
4-Chloro-3-methylphenol	A	ug/L	75.67839	75.67839		75	0	0	1.46	10	150	101%	80	120	0%	
4-Chlorophenol	A	ug/L	75.73728	75.73728		75	0	0	2.64	10	150	101%	80	120	0%	
4-Chlorophenyl phenyl ether	A	ug/L	72.54827	72.54827		75	0	0	2.03	10	150	97%	80	120	0%	
4-Nitroaniline	A	ug/L	75.79605	75.79605		75	0	0	1.63	10	150	101%	80	120	0%	
4-Nitrophenol	A	ug/L	75.82722	75.82722		75	0	0	2.5	10	150	101%	80	120	0%	
Acenaphthene	A	ug/L	77.02511	77.02511		75	0	0	1.89	10	150	103%	80	120	0%	
Acenaphthylene	A	ug/L	74.22139	74.22139		75	0	0	1.57	10	150	99%	80	120	0%	
Aniline	A	ug/L	73.85143	73.85143		75	0	0	3.74	10	150	98%	80	120	0%	
Anthracene	A	ug/L	78.01886	78.01886		75	0	0	1.23	10	150	104%	80	120	0%	
Azobenzene	A	ug/L	75.70226	75.70226		75	0	0	1.09	10	150	101%	80	120	0%	
Benzidine	A	ug/L	77.04542	77.04542		75	0	0	6.72	10	150	103%	80	120	0%	
Benzo(a)anthracene	A	ug/L	77.09789	77.09789		75	0	0	0.856	10	150	103%	80	120	0%	

Seq No	Lab ID	Test Code	Sample Typ	File ID	Analysis Date	DF	Batch ID	Prep Date	SPKref	RPDref	pmoist					
15044798	18-Feb-22_CAL	SVOC-8270-W-	ICAL	V5973N.I	sd0218:2/19/2022 9:57:5	1	R374941		0	0						
Analyte	T	Units	RAW	Final	Text	Spike	SPKref	RPDref	MDL	PQL	UQL	%REC	LOW	HIGH	%RPD	Q
Benzo(a)pyrene	A	ug/L	75.1028	75.1028		75	0	0	1.24	10	150	100%	80	120	0%	
Benzo(b)fluoranthene	A	ug/L	76.65597	76.65597		75	0	0	0.903	10	150	102%	80	120	0%	
Benzo(g,h,i)perylene	A	ug/L	75.63879	75.63879		75	0	0	1.01	10	150	101%	80	120	0%	
Benzo(k)fluoranthene	A	ug/L	74.9266	74.9266		75	0	0	0.97	10	150	100%	80	120	0%	
Benzoic acid	A	ug/L	77.86511	77.86511		75	0	0	1.51	10	150	104%	80	120	0%	
Benzyl alcohol	A	ug/L	74.87572	74.87572		75	0	0	3.13	10	150	100%	80	120	0%	
bis(-2-chloroethoxy)Methane	A	ug/L	71.38608	71.38608		75	0	0	1.36	10	150	95%	80	120	0%	
bis(-2-chloroethyl)Ether	A	ug/L	76.0889	76.0889		75	0	0	2.57	10	150	101%	80	120	0%	
bis(2-chloroisopropyl)Ether	A	ug/L	74.80037	74.80037		75	0	0	1.49	10	150	100%	80	120	0%	
bis(2-ethylhexyl)Phthalate	A	ug/L	75.13757	75.13757		75	0	0	1.91	10	150	100%	80	120	0%	
Butylbenzylphthalate	A	ug/L	74.47626	74.47626		75	0	0	1.57	10	150	99%	80	120	0%	
Carbazole	A	ug/L	74.78728	74.78728		75	0	0	0.842	10	150	100%	80	120	0%	
Chrysene	A	ug/L	74.7328	74.7328		75	0	0	1.17	10	150	100%	80	120	0%	
Di-n-butyl phthalate	A	ug/L	74.70478	74.70478		75	0	0	0.932	10	150	100%	80	120	0%	
Di-n-octyl phthalate	A	ug/L	76.21905	76.21905		75	0	0	1.34	10	150	102%	80	120	0%	
Dibenzo(a,h)anthracene	A	ug/L	77.73601	77.73601		75	0	0	1.17	10	150	104%	80	120	0%	
Dibenzofuran	A	ug/L	82.28135	82.28135		75	0	0	1.74	10	150	110%	80	120	0%	
Diethyl phthalate	A	ug/L	79.23752	79.23752		75	0	0	2.18	10	150	106%	80	120	0%	
Dimethyl phthalate	A	ug/L	80.71671	80.71671		75	0	0	1.72	10	150	108%	80	120	0%	
Fluoranthene	A	ug/L	73.62609	73.62609		75	0	0	0.883	10	150	98%	80	120	0%	
Fluorene	A	ug/L	78.26263	78.26263		75	0	0	1.82	10	150	104%	80	120	0%	
Hexachlorobenzene	A	ug/L	71.13503	71.13503		75	0	0	1.33	10	150	95%	80	120	0%	
Hexachlorobutadiene	A	ug/L	77.3594	77.3594		75	0	0	2.32	10	150	103%	80	120	0%	
Hexachlorocyclopentadiene	A	ug/L	76.13851	76.13851		75	0	0	2.97	10	150	102%	80	120	0%	
Hexachloroethane	A	ug/L	74.44849	74.44849		75	0	0	1.79	10	150	99%	80	120	0%	
Indeno(1,2,3-cd)pyrene	A	ug/L	74.28389	74.28389		75	0	0	1.25	10	150	99%	80	120	0%	
Isophorone	A	ug/L	77.15185	77.15185		75	0	0	1.67	10	150	103%	80	120	0%	
m+p-Cresols	A	ug/L	77.00329	77.00329		75	0	0	1.78	10	150	103%	80	120	0%	
n-Nitroso-di-n-propylamine	A	ug/L	75.06453	75.06453		75	0	0	1.54	10	150	100%	80	120	0%	
n-Nitrosodimethylamine	A	ug/L	74.63005	74.63005		75	0	0	1.53	10	150	100%	80	120	0%	
n-Nitrosodiphenylamine	A	ug/L	73.97084	73.97084		75	0	0	1.16	10	150	99%	80	120	0%	
Naphthalene	A	ug/L	78.10392	78.10392		75	0	0	1.74	10	150	104%	80	120	0%	
Nitrobenzene	A	ug/L	70.29477	70.29477		75	0	0	2.31	10	150	94%	80	120	0%	
o-Cresol	A	ug/L	72.60949	72.60949		75	0	0	1.83	10	150	97%	80	120	0%	
p-Chloroaniline	A	ug/L	79.6395	79.6395		75	0	0	1.52	10	150	106%	80	120	0%	

Seq No	Lab ID	Test Code	Sample Typ	File ID	Analysis Date	DF	Batch ID	Prep Date	SPKref	RPDref	pmoist					
15044798	18-Feb-22_CAL	SVOC-8270-W-	ICAL	V5973N.I	sd0218:2/19/2022 9:57:5	1	R374941		0	0						
Analyte	T	Units	RAW	Final	Text	Spike	SPKref	RPDref	MDL	PQL	UQL	%REC	LOW	HIGH	%RPD	Q
Pentachlorophenol	A	ug/L	72.86501	72.86501		75	0	0	4.24	10	150	97%	80	120	0%	
Phenanthrene	A	ug/L	72.53772	72.53772		75	0	0	0.784	10	150	97%	80	120	0%	
Phenol	A	ug/L	74.69702	74.69702		75	0	0	1.46	10	150	100%	80	120	0%	
Pyrene	A	ug/L	73.17698	73.17698		75	0	0	0.921	10	150	98%	80	120	0%	
Pyridine	A	ug/L	73.75015	73.75015		75	0	0	3.22	10	150	98%	80	120	0%	
Triallate	A	ug/L	74.1071	74.1071		75	0	0	1.51	10	150	99%	80	120	0%	
1,4-Dichlorobenzene-d4	I	ug/L	40	40		0	0	0	0	10	150	0%			0%	
Acenaphthene-d10	I	ug/L	40	40		0	0	0	0	10	150	0%			0%	
Chrysene-d12	I	ug/L	40	40		0	0	0	0	10	150	0%			0%	
Naphthalene-d8	I	ug/L	40	40		0	0	0	0	10	150	0%			0%	
Perylene-d12	I	ug/L	40	40		0	0	0	0	10	150	0%			0%	
Phenanthrene-d10	I	ug/L	40	40		0	0	0	0	10	150	0%			0%	
2,4,6-Tribromophenol	S	ug/L	75.30826	75.30826		75	0	0	2.88	10	0	100%	80	120	0%	
2-Fluorobiphenyl	S	ug/L	72.88063	72.88063		75	0	0	0.724	10	0	97%	80	120	0%	
2-Fluorophenol	S	ug/L	74.23548	74.23548		75	0	0	3.52	10	0	99%	80	120	0%	
Nitrobenzene-d5	S	ug/L	75.1559	75.1559		75	0	0	2.34	10	0	100%	80	120	0%	
Phenol-d5	S	ug/L	74.59662	74.59662		75	0	0	2.06	10	0	99%	80	120	0%	
Terphenyl-d14	S	ug/L	73.65487	73.65487		75	0	0	1.17	10	0	98%	80	120	0%	
4-Chloroaniline	X	ug/L	79.6395	79.6395		75	0	0	1.61	10	150	106%	80	120	0%	
o-Terphenyl	X	ug/L	71.746	71.746		75	0	0	1.27	10	150	96%	80	120	0%	

Seq No	Lab ID	Test Code	Sample Typ	File ID	Analysis Date	DF	Batch ID	Prep Date	SPKref	RPDref	pmoist					
15044799	18-Feb-22_CAL	SVOC-8270-W-	ICAL	V5973N.I	sd0218:2/19/2022 10:43:	1	R374941		0	0						
Analyte	T	Units	RAW	Final	Text	Spike	SPKref	RPDref	MDL	PQL	UQL	%REC	LOW	HIGH	%RPD	Q
1,2,4-Trichlorobenzene	A	ug/L	47.49782	47.49782		50	0	0	1.9	10	150	95%	80	120	0%	
1,2-Dichlorobenzene	A	ug/L	48.89452	48.89452		50	0	0	1.97	10	150	98%	80	120	0%	
1,3-Dichlorobenzene	A	ug/L	47.68319	47.68319		50	0	0	2.13	10	150	95%	80	120	0%	
1,4-Dichlorobenzene	A	ug/L	47.52081	47.52081		50	0	0	2.02	10	150	95%	80	120	0%	
1-Methylnaphthalene	A	ug/L	52.07647	52.07647		50	0	0	2.39	10	150	104%	80	120	0%	
2,2'-Oxybis(1-Chloropropane)	A	ug/L	48.10974	48.10974		50	0	0	1.45	10	150	96%	80	120	0%	
2,4,5-Trichlorophenol	A	ug/L	47.37548	47.37548		50	0	0	2.23	10	150	95%	80	120	0%	
2,4,6-Trichlorophenol	A	ug/L	44.73831	44.73831		50	0	0	2.64	10	150	89%	80	120	0%	
2,4-Dichlorophenol	A	ug/L	46.88832	46.88832		50	0	0	1.69	10	150	94%	80	120	0%	
2,4-Dimethylphenol	A	ug/L	44.70578	44.70578		50	0	0	1.69	10	150	89%	80	120	0%	

Seq No	Lab ID	Test Code	Sample Typ	File ID	Analysis Date	DF	Batch ID	Prep Date	SPKref	RPDref	pmoist					
15044799	18-Feb-22_CAL	SVOC-8270-W-	ICAL	V5973N.I	sd0218:2/19/2022 10:43:	1	R374941		0	0						
Analyte	T	Units	RAW	Final	Text	Spike	SPKref	RPDref	MDL	PQL	UQL	%REC	LOW	HIGH	%RPD	Q
2,4-Dinitrophenol	A	ug/L	48.51587	48.51587		50	0	0	4.26	10	150	97%	80	120	0%	
2,4-Dinitrotoluene	A	ug/L	49.02327	49.02327		50	0	0	3.04	10	150	98%	80	120	0%	
2,6-Dinitrotoluene	A	ug/L	46.78734	46.78734		50	0	0	3.2	10	150	94%	80	120	0%	
2-Chloronaphthalene	A	ug/L	49.7944	49.7944		50	0	0	2.14	10	150	100%	80	120	0%	
2-Chlorophenol	A	ug/L	47.89159	47.89159		50	0	0	2.48	10	150	96%	80	120	0%	
2-Methylnaphthalene	A	ug/L	51.06366	51.06366		50	0	0	1.92	10	150	102%	80	120	0%	
2-Nitroaniline	A	ug/L	47.82194	47.82194		50	0	0	2.4	10	150	96%	80	120	0%	
2-Nitrophenol	A	ug/L	47.69037	47.69037		50	0	0	2.36	10	150	95%	80	120	0%	
3,3'-Dichlorobenzidine	A	ug/L	47.61876	47.61876		50	0	0	2.11	10	150	95%	80	120	0%	
3-Nitroaniline	A	ug/L	45.4914	45.4914		50	0	0	2.77	10	150	91%	80	120	0%	
4,6-Dinitro-2-methylphenol	A	ug/L	50.34008	50.34008		50	0	0	2.33	10	150	101%	80	120	0%	
4-Bromophenyl phenyl ether	A	ug/L	52.13331	52.13331		50	0	0	1.74	10	150	104%	80	120	0%	
4-Chloro-2-methylphenol	A	ug/L	44.56129	44.56129		50	0	0	1.6	10	150	89%	80	120	0%	
4-Chloro-3-methylphenol	A	ug/L	49.29631	49.29631		50	0	0	1.46	10	150	99%	80	120	0%	
4-Chlorophenol	A	ug/L	47.75558	47.75558		50	0	0	2.64	10	150	96%	80	120	0%	
4-Chlorophenyl phenyl ether	A	ug/L	46.23071	46.23071		50	0	0	2.03	10	150	92%	80	120	0%	
4-Nitroaniline	A	ug/L	44.97873	44.97873		50	0	0	1.63	10	150	90%	80	120	0%	
4-Nitrophenol	A	ug/L	46.22433	46.22433		50	0	0	2.5	10	150	92%	80	120	0%	
Acenaphthene	A	ug/L	50.6665	50.6665		50	0	0	1.89	10	150	101%	80	120	0%	
Acenaphthylene	A	ug/L	51.2174	51.2174		50	0	0	1.57	10	150	102%	80	120	0%	
Aniline	A	ug/L	48.72881	48.72881		50	0	0	3.74	10	150	97%	80	120	0%	
Anthracene	A	ug/L	48.80248	48.80248		50	0	0	1.23	10	150	98%	80	120	0%	
Azobenzene	A	ug/L	52.22828	52.22828		50	0	0	1.09	10	150	104%	80	120	0%	
Benzidine	A	ug/L	49.71612	49.71612		50	0	0	6.72	10	150	99%	80	120	0%	
Benzo(a)anthracene	A	ug/L	49.74701	49.74701		50	0	0	0.856	10	150	99%	80	120	0%	
Benzo(a)pyrene	A	ug/L	49.50899	49.50899		50	0	0	1.24	10	150	99%	80	120	0%	
Benzo(b)fluoranthene	A	ug/L	48.10542	48.10542		50	0	0	0.903	10	150	96%	80	120	0%	
Benzo(g,h,i)perylene	A	ug/L	48.08698	48.08698		50	0	0	1.01	10	150	96%	80	120	0%	
Benzo(k)fluoranthene	A	ug/L	48.70037	48.70037		50	0	0	0.97	10	150	97%	80	120	0%	
Benzoic acid	A	ug/L	47.34543	47.34543		50	0	0	1.51	10	150	95%	80	120	0%	
Benzyl alcohol	A	ug/L	46.57153	46.57153		50	0	0	3.13	10	150	93%	80	120	0%	
bis(-2-chloroethoxy)Methane	A	ug/L	50.56988	50.56988		50	0	0	1.36	10	150	101%	80	120	0%	
bis(-2-chloroethyl)Ether	A	ug/L	48.52521	48.52521		50	0	0	2.57	10	150	97%	80	120	0%	
bis(2-chloroisopropyl)Ether	A	ug/L	48.10974	48.10974		50	0	0	1.49	10	150	96%	80	120	0%	
bis(2-ethylhexyl)Phthalate	A	ug/L	47.69525	47.69525		50	0	0	1.91	10	150	95%	80	120	0%	

Seq No	Lab ID	Test Code	Sample Typ	File ID	Analysis Date	DF	Batch ID	Prep Date	SPKref	RPDref	pmoist					
15044799	18-Feb-22_CAL	SVOC-8270-W-	ICAL	V5973N.I	sd0218:2/19/2022 10:43:	1	R374941		0	0						
Analyte	T	Units	RAW	Final	Text	Spike	SPKref	RPDref	MDL	PQL	UQL	%REC	LOW	HIGH	%RPD	Q
Butylbenzylphthalate	A	ug/L	47.62818	47.62818		50	0	0	1.57	10	150	95%	80	120	0%	
Carbazole	A	ug/L	49.70965	49.70965		50	0	0	0.842	10	150	99%	80	120	0%	
Chrysene	A	ug/L	48.6971	48.6971		50	0	0	1.17	10	150	97%	80	120	0%	
Di-n-butyl phthalate	A	ug/L	48.98937	48.98937		50	0	0	0.932	10	150	98%	80	120	0%	
Di-n-octyl phthalate	A	ug/L	46.43771	46.43771		50	0	0	1.34	10	150	93%	80	120	0%	
Dibenzo(a,h)anthracene	A	ug/L	47.76778	47.76778		50	0	0	1.17	10	150	96%	80	120	0%	
Dibenzofuran	A	ug/L	45.2583	45.2583		50	0	0	1.74	10	150	91%	80	120	0%	
Diethyl phthalate	A	ug/L	46.1993	46.1993		50	0	0	2.18	10	150	92%	80	120	0%	
Dimethyl phthalate	A	ug/L	46.80585	46.80585		50	0	0	1.72	10	150	94%	80	120	0%	
Fluoranthene	A	ug/L	49.47487	49.47487		50	0	0	0.883	10	150	99%	80	120	0%	
Fluorene	A	ug/L	49.93194	49.93194		50	0	0	1.82	10	150	100%	80	120	0%	
Hexachlorobenzene	A	ug/L	47.26334	47.26334		50	0	0	1.33	10	150	95%	80	120	0%	
Hexachlorobutadiene	A	ug/L	46.55365	46.55365		50	0	0	2.32	10	150	93%	80	120	0%	
Hexachlorocyclopentadiene	A	ug/L	47.65317	47.65317		50	0	0	2.97	10	150	95%	80	120	0%	
Hexachloroethane	A	ug/L	47.79409	47.79409		50	0	0	1.79	10	150	96%	80	120	0%	
Indeno(1,2,3-cd)pyrene	A	ug/L	48.03445	48.03445		50	0	0	1.25	10	150	96%	80	120	0%	
Isophorone	A	ug/L	47.66141	47.66141		50	0	0	1.67	10	150	95%	80	120	0%	
m+p-Cresols	A	ug/L	48.07958	48.07958		50	0	0	1.78	10	150	96%	80	120	0%	
n-Nitroso-di-n-propylamine	A	ug/L	52.01079	52.01079		50	0	0	1.54	10	150	104%	80	120	0%	
n-Nitrosodimethylamine	A	ug/L	47.73125	47.73125		50	0	0	1.53	10	150	95%	80	120	0%	
n-Nitrosodiphenylamine	A	ug/L	49.75967	49.75967		50	0	0	1.16	10	150	100%	80	120	0%	
Naphthalene	A	ug/L	45.7297	45.7297		50	0	0	1.74	10	150	91%	80	120	0%	
Nitrobenzene	A	ug/L	48.95503	48.95503		50	0	0	2.31	10	150	98%	80	120	0%	
o-Cresol	A	ug/L	48.80016	48.80016		50	0	0	1.83	10	150	98%	80	120	0%	
p-Chloroaniline	A	ug/L	49.04775	49.04775		50	0	0	1.52	10	150	98%	80	120	0%	
Pentachlorophenol	A	ug/L	49.50704	49.50704		50	0	0	4.24	10	150	99%	80	120	0%	
Phenanthrene	A	ug/L	47.64459	47.64459		50	0	0	0.784	10	150	95%	80	120	0%	
Phenol	A	ug/L	48.5783	48.5783		50	0	0	1.46	10	150	97%	80	120	0%	
Pyrene	A	ug/L	50.16848	50.16848		50	0	0	0.921	10	150	100%	80	120	0%	
Pyridine	A	ug/L	49.31728	49.31728		50	0	0	3.22	10	150	99%	80	120	0%	
Triallate	A	ug/L	50.65326	50.65326		50	0	0	1.51	10	150	101%	80	120	0%	
1,4-Dichlorobenzene-d4	I	ug/L	40	40		0	0	0	0	10	150	0%			0%	
Acenaphthene-d10	I	ug/L	40	40		0	0	0	0	10	150	0%			0%	
Chrysene-d12	I	ug/L	40	40		0	0	0	0	10	150	0%			0%	
Naphthalene-d8	I	ug/L	40	40		0	0	0	0	10	150	0%			0%	

Seq No	Lab ID	Test Code	Sample Typ	File ID	Analysis Date	DF	Batch ID	Prep Date	SPKref	RPDref	pmoist					
15044799	18-Feb-22_CAL	SVOC-8270-W-	ICAL	V5973N.I	sd0218:2/19/2022 10:43:	1	R374941		0	0						
Analyte	T	Units	RAW	Final	Text	Spike	SPKref	RPDref	MDL	PQL	UQL	%REC	LOW	HIGH	%RPD	Q
Perylene-d12	I	ug/L	40	40		0	0	0	0	10	150	0%			0%	
Phenanthrene-d10	I	ug/L	40	40		0	0	0	0	10	150	0%			0%	
2,4,6-Tribromophenol	S	ug/L	48.86918	48.86918		50	0	0	2.88	10	0	98%	80	120	0%	
2-Fluorobiphenyl	S	ug/L	48.38536	48.38536		50	0	0	0.724	10	0	97%	80	120	0%	
2-Fluorophenol	S	ug/L	49.44605	49.44605		50	0	0	3.52	10	0	99%	80	120	0%	
Nitrobenzene-d5	S	ug/L	47.95806	47.95806		50	0	0	2.34	10	0	96%	80	120	0%	
Phenol-d5	S	ug/L	49.19117	49.19117		50	0	0	2.06	10	0	98%	80	120	0%	
Terphenyl-d14	S	ug/L	48.76384	48.76384		50	0	0	1.17	10	0	98%	80	120	0%	
4-Chloroaniline	X	ug/L	49.04775	49.04775		50	0	0	1.61	10	150	98%	80	120	0%	
o-Terphenyl	X	ug/L	47.93996	47.93996		50	0	0	1.27	10	150	96%	80	120	0%	

Seq No	Lab ID	Test Code	Sample Typ	File ID	Analysis Date	DF	Batch ID	Prep Date	SPKref	RPDref	pmoist					
15044800	18-Feb-22_CAL	SVOC-8270-W-	ICAL	V5973N.I	sd0218:2/19/2022 11:15:	1	R374941		0	0						
Analyte	T	Units	RAW	Final	Text	Spike	SPKref	RPDref	MDL	PQL	UQL	%REC	LOW	HIGH	%RPD	Q
1,2,4-Trichlorobenzene	A	ug/L	9.70198	9.70198		10	0	0	1.9	10	150	97%	80	120	0%	
1,2-Dichlorobenzene	A	ug/L	9.84569	9.84569		10	0	0	1.97	10	150	98%	80	120	0%	
1,3-Dichlorobenzene	A	ug/L	9.69827	9.69827		10	0	0	2.13	10	150	97%	80	120	0%	
1,4-Dichlorobenzene	A	ug/L	9.43695	9.43695		10	0	0	2.02	10	150	94%	80	120	0%	
1-Methylnaphthalene	A	ug/L	10.23105	10.23105		10	0	0	2.39	10	150	102%	80	120	0%	
2,2'-Oxybis(1-Chloropropane)	A	ug/L	9.48813	9.48813		10	0	0	1.45	10	150	95%	80	120	0%	
2,4,5-Trichlorophenol	A	ug/L	8.95831	8.95831		10	0	0	2.23	10	150	90%	80	120	0%	
2,4,6-Trichlorophenol	A	ug/L	9.05002	9.05002		10	0	0	2.64	10	150	91%	80	120	0%	
2,4-Dichlorophenol	A	ug/L	9.40739	9.40739		10	0	0	1.69	10	150	94%	80	120	0%	
2,4-Dimethylphenol	A	ug/L	9.06552	9.06552		10	0	0	1.69	10	150	91%	80	120	0%	
2,4-Dinitrophenol	A	ug/L	8.57633	8.57633		10	0	0	4.26	10	150	86%	80	120	0%	
2,4-Dinitrotoluene	A	ug/L	8.45808	8.45808		10	0	0	3.04	10	150	85%	80	120	0%	
2,6-Dinitrotoluene	A	ug/L	9.02424	9.02424		10	0	0	3.2	10	150	90%	80	120	0%	
2-Chloronaphthalene	A	ug/L	10.05552	10.05552		10	0	0	2.14	10	150	101%	80	120	0%	
2-Chlorophenol	A	ug/L	9.59778	9.59778		10	0	0	2.48	10	150	96%	80	120	0%	
2-Methylnaphthalene	A	ug/L	10.43386	10.43386		10	0	0	1.92	10	150	104%	80	120	0%	
2-Nitroaniline	A	ug/L	8.38218	8.38218		10	0	0	2.4	10	150	84%	80	120	0%	
2-Nitrophenol	A	ug/L	8.98393	8.98393		10	0	0	2.36	10	150	90%	80	120	0%	
3,3'-Dichlorobenzidine	A	ug/L	8.70921	8.70921		10	0	0	2.11	10	150	87%	80	120	0%	
3-Nitroaniline	A	ug/L	8.72168	8.72168		10	0	0	2.77	10	150	87%	80	120	0%	

Seq No	Lab ID	Test Code	Sample Typ	File ID	Analysis Date	DF	Batch ID	Prep Date	SPKref	RPDref	pmoist					
15044800	18-Feb-22_CAL	SVOC-8270-W-	ICAL	V5973N.I	sd0218:2/19/2022 11:15:	1	R374941		0	0						
Analyte	T	Units	RAW	Final	Text	Spike	SPKref	RPDref	MDL	PQL	UQL	%REC	LOW	HIGH	%RPD	Q
4,6-Dinitro-2-methylphenol	A	ug/L	9.03508	9.03508		10	0	0	2.33	10	150	90%	80	120	0%	
4-Bromophenyl phenyl ether	A	ug/L	10.24418	10.24418		10	0	0	1.74	10	150	102%	80	120	0%	
4-Chloro-2-methylphenol	A	ug/L	9.69879	9.69879		10	0	0	1.6	10	150	97%	80	120	0%	
4-Chloro-3-methylphenol	A	ug/L	9.108	9.108		10	0	0	1.46	10	150	91%	80	120	0%	
4-Chlorophenol	A	ug/L	10.28976	10.28976		10	0	0	2.64	10	150	103%	80	120	0%	
4-Chlorophenyl phenyl ether	A	ug/L	9.931	9.931		10	0	0	2.03	10	150	99%	80	120	0%	
4-Nitroaniline	A	ug/L	8.9648	8.9648		10	0	0	1.63	10	150	90%	80	120	0%	
4-Nitrophenol	A	ug/L	9.41019	9.41019		10	0	0	2.5	10	150	94%	80	120	0%	
Acenaphthene	A	ug/L	9.68118	9.68118		10	0	0	1.89	10	150	97%	80	120	0%	
Acenaphthylene	A	ug/L	9.5403	9.5403		10	0	0	1.57	10	150	95%	80	120	0%	
Aniline	A	ug/L	9.28481	9.28481		10	0	0	3.74	10	150	93%	80	120	0%	
Anthracene	A	ug/L	9.69424	9.69424		10	0	0	1.23	10	150	97%	80	120	0%	
Azobenzene	A	ug/L	8.90888	8.90888		10	0	0	1.09	10	150	89%	80	120	0%	
Benzidine	A	ug/L	9.39572	9.39572		10	0	0	6.72	10	150	94%	80	120	0%	
Benzo(a)anthracene	A	ug/L	9.34652	9.34652		10	0	0	0.856	10	150	93%	80	120	0%	
Benzo(a)pyrene	A	ug/L	9.07418	9.07418		10	0	0	1.24	10	150	91%	80	120	0%	
Benzo(b)fluoranthene	A	ug/L	9.4383	9.4383		10	0	0	0.903	10	150	94%	80	120	0%	
Benzo(g,h,i)perylene	A	ug/L	9.46194	9.46194		10	0	0	1.01	10	150	95%	80	120	0%	
Benzo(k)fluoranthene	A	ug/L	9.58147	9.58147		10	0	0	0.97	10	150	96%	80	120	0%	
Benzoic acid	A	ug/L	8.41169	8.41169		10	0	0	1.51	10	150	84%	80	120	0%	
Benzyl alcohol	A	ug/L	9.22525	9.22525		10	0	0	3.13	10	150	92%	80	120	0%	
bis(-2-chloroethoxy)Methane	A	ug/L	9.38417	9.38417		10	0	0	1.36	10	150	94%	80	120	0%	
bis(-2-chloroethyl)Ether	A	ug/L	9.55864	9.55864		10	0	0	2.57	10	150	96%	80	120	0%	
bis(2-chloroisopropyl)Ether	A	ug/L	9.48813	9.48813		10	0	0	1.49	10	150	95%	80	120	0%	
bis(2-ethylhexyl)Phthalate	A	ug/L	9.48652	9.48652		10	0	0	1.91	10	150	95%	80	120	0%	
Butylbenzylphthalate	A	ug/L	9.11603	9.11603		10	0	0	1.57	10	150	91%	80	120	0%	
Carbazole	A	ug/L	10.11802	10.11802		10	0	0	0.842	10	150	101%	80	120	0%	
Chrysene	A	ug/L	9.78766	9.78766		10	0	0	1.17	10	150	98%	80	120	0%	
Di-n-butyl phthalate	A	ug/L	8.33223	8.33223		10	0	0	0.932	10	150	83%	80	120	0%	
Di-n-octyl phthalate	A	ug/L	9.03289	9.03289		10	0	0	1.34	10	150	90%	80	120	0%	
Dibenzo(a,h)anthracene	A	ug/L	9.20337	9.20337		10	0	0	1.17	10	150	92%	80	120	0%	
Dibenzofuran	A	ug/L	9.49695	9.49695		10	0	0	1.74	10	150	95%	80	120	0%	
Diethyl phthalate	A	ug/L	8.73791	8.73791		10	0	0	2.18	10	150	87%	80	120	0%	
Dimethyl phthalate	A	ug/L	8.53124	8.53124		10	0	0	1.72	10	150	85%	80	120	0%	
Fluoranthene	A	ug/L	10.17782	10.17782		10	0	0	0.883	10	150	102%	80	120	0%	

Seq No	Lab ID	Test Code	Sample Typ	File ID	Analysis Date	DF	Batch ID	Prep Date	SPKref	RPDref	pmoist					
15044800	18-Feb-22_CAL	SVOC-8270-W-	ICAL	V5973N.I	sd0218:2/19/2022 11:15:	1	R374941		0	0						
Analyte	T	Units	RAW	Final	Text	Spike	SPKref	RPDref	MDL	PQL	UQL	%REC	LOW	HIGH	%RPD	Q
Fluorene	A	ug/L	9.91065	9.91065		10	0	0	1.82	10	150	99%	80	120	0%	
Hexachlorobenzene	A	ug/L	9.71107	9.71107		10	0	0	1.33	10	150	97%	80	120	0%	
Hexachlorobutadiene	A	ug/L	9.58793	9.58793		10	0	0	2.32	10	150	96%	80	120	0%	
Hexachlorocyclopentadiene	A	ug/L	8.79626	8.79626		10	0	0	2.97	10	150	88%	80	120	0%	
Hexachloroethane	A	ug/L	9.65531	9.65531		10	0	0	1.79	10	150	97%	80	120	0%	
Indeno(1,2,3-cd)pyrene	A	ug/L	9.31548	9.31548		10	0	0	1.25	10	150	93%	80	120	0%	
Isophorone	A	ug/L	8.93571	8.93571		10	0	0	1.67	10	150	89%	80	120	0%	
m+p-Cresols	A	ug/L	8.97059	8.97059		10	0	0	1.78	10	150	90%	80	120	0%	
n-Nitroso-di-n-propylamine	A	ug/L	9.33745	9.33745		10	0	0	1.54	10	150	93%	80	120	0%	
n-Nitrosodimethylamine	A	ug/L	10.28199	10.28199		10	0	0	1.53	10	150	103%	80	120	0%	
n-Nitrosodiphenylamine	A	ug/L	9.65425	9.65425		10	0	0	1.16	10	150	97%	80	120	0%	
Naphthalene	A	ug/L	9.63791	9.63791		10	0	0	1.74	10	150	96%	80	120	0%	
Nitrobenzene	A	ug/L	8.25187	8.25187		10	0	0	2.31	10	150	83%	80	120	0%	
o-Cresol	A	ug/L	9.51558	9.51558		10	0	0	1.83	10	150	95%	80	120	0%	
p-Chloroaniline	A	ug/L	9.06379	9.06379		10	0	0	1.52	10	150	91%	80	120	0%	
Pentachlorophenol	A	ug/L	9.19359	9.19359		10	0	0	4.24	10	150	92%	80	120	0%	
Phenanthrene	A	ug/L	9.88506	9.88506		10	0	0	0.784	10	150	99%	80	120	0%	
Phenol	A	ug/L	9.49513	9.49513		10	0	0	1.46	10	150	95%	80	120	0%	
Pyrene	A	ug/L	10.16357	10.16357		10	0	0	0.921	10	150	102%	80	120	0%	
Pyridine	A	ug/L	8.58449	8.58449		10	0	0	3.22	10	150	86%	80	120	0%	
Triallate	A	ug/L	9.11288	9.11288		10	0	0	1.51	10	150	91%	80	120	0%	
1,4-Dichlorobenzene-d4	I	ug/L	40	40		0	0	0	0	10	150	0%			0%	
Acenaphthene-d10	I	ug/L	40	40		0	0	0	0	10	150	0%			0%	
Chrysene-d12	I	ug/L	40	40		0	0	0	0	10	150	0%			0%	
Naphthalene-d8	I	ug/L	40	40		0	0	0	0	10	150	0%			0%	
Perylene-d12	I	ug/L	40	40		0	0	0	0	10	150	0%			0%	
Phenanthrene-d10	I	ug/L	40	40		0	0	0	0	10	150	0%			0%	
2,4,6-Tribromophenol	S	ug/L	9.06757	9.06757		10	0	0	2.88	10	0	91%	80	120	0%	
2-Fluorobiphenyl	S	ug/L	9.89481	9.89481		10	0	0	0.724	10	0	99%	80	120	0%	
2-Fluorophenol	S	ug/L	9.02263	9.02263		10	0	0	3.52	10	0	90%	80	120	0%	
Nitrobenzene-d5	S	ug/L	9.41398	9.41398		10	0	0	2.34	10	0	94%	80	120	0%	
Phenol-d5	S	ug/L	9.44996	9.44996		10	0	0	2.06	10	0	94%	80	120	0%	
Terphenyl-d14	S	ug/L	9.62228	9.62228		10	0	0	1.17	10	0	96%	80	120	0%	
4-Chloroaniline	X	ug/L	9.06379	9.06379		10	0	0	1.61	10	150	91%	80	120	0%	
o-Terphenyl	X	ug/L	9.69629	9.69629		10	0	0	1.27	10	150	97%	80	120	0%	

Seq No	Lab ID	Test Code	Sample Typ	File ID	Analysis Date	DF	Batch ID	Prep Date	SPKref	RPDref	pmoist					
15044801	18-Feb-22_CAL	SVOC-8270-W-	ICAL	V5973N.I	sd0218:2/19/2022 11:48:	1	R374941		0	0						
Analyte	T	Units	RAW	Final	Text	Spike	SPKref	RPDref	MDL	PQL	UQL	%REC	LOW	HIGH	%RPD	Q
1,2,4-Trichlorobenzene	A	ug/L	4.15398	4.15398		4	0	0	1.9	10	150	104%	80	120	0%	
1,2-Dichlorobenzene	A	ug/L	4.08009	4.08009		4	0	0	1.97	10	150	102%	80	120	0%	
1,3-Dichlorobenzene	A	ug/L	4.16511	4.16511		4	0	0	2.13	10	150	104%	80	120	0%	
1,4-Dichlorobenzene	A	ug/L	4.25309	4.25309		4	0	0	2.02	10	150	106%	80	120	0%	
1-Methylnaphthalene	A	ug/L	3.87456	3.87456		4	0	0	2.39	10	150	97%	80	120	0%	
2,2'-Oxybis(1-Chloropropane)	A	ug/L	4.2421	4.2421		4	0	0	1.45	10	150	106%	80	120	0%	
2,4,5-Trichlorophenol	A	ug/L	4.4335	4.4335		4	0	0	2.23	10	150	111%	80	120	0%	
2,4,6-Trichlorophenol	A	ug/L	4.50976	4.50976		4	0	0	2.64	10	150	113%	80	120	0%	
2,4-Dichlorophenol	A	ug/L	4.31065	4.31065		4	0	0	1.69	10	150	108%	80	120	0%	
2,4-Dimethylphenol	A	ug/L	4.47722	4.47722		4	0	0	1.69	10	150	112%	80	120	0%	
2,4-Dinitrophenol	A	ug/L	4.5942	4.5942		4	0	0	4.26	10	150	115%	80	120	0%	
2,4-Dinitrotoluene	A	ug/L	4.59653	4.59653		4	0	0	3.04	10	150	115%	80	120	0%	
2,6-Dinitrotoluene	A	ug/L	4.45923	4.45923		4	0	0	3.2	10	150	111%	80	120	0%	
2-Chloronaphthalene	A	ug/L	4.00069	4.00069		4	0	0	2.14	10	150	100%	80	120	0%	
2-Chlorophenol	A	ug/L	4.20165	4.20165		4	0	0	2.48	10	150	105%	80	120	0%	
2-Methylnaphthalene	A	ug/L	3.82047	3.82047		4	0	0	1.92	10	150	96%	80	120	0%	
2-Nitroaniline	A	ug/L	4.70421	4.70421		4	0	0	2.4	10	150	118%	80	120	0%	
2-Nitrophenol	A	ug/L	4.48625	4.48625		4	0	0	2.36	10	150	112%	80	120	0%	
3,3'-Dichlorobenzidine	A	ug/L	4.55771	4.55771		4	0	0	2.11	10	150	114%	80	120	0%	
3-Nitroaniline	A	ug/L	4.60242	4.60242		4	0	0	2.77	10	150	115%	80	120	0%	
4,6-Dinitro-2-methylphenol	A	ug/L	4.381	4.381		4	0	0	2.33	10	150	110%	80	120	0%	
4-Bromophenyl phenyl ether	A	ug/L	3.90738	3.90738		4	0	0	1.74	10	150	98%	80	120	0%	
4-Chloro-2-methylphenol	A	ug/L	4.24325	4.24325		4	0	0	1.6	10	150	106%	80	120	0%	
4-Chloro-3-methylphenol	A	ug/L	4.35555	4.35555		4	0	0	1.46	10	150	109%	80	120	0%	
4-Chlorophenol	A	ug/L	3.95949	3.95949		4	0	0	2.64	10	150	99%	80	120	0%	
4-Chlorophenyl phenyl ether	A	ug/L	4.16663	4.16663		4	0	0	2.03	10	150	104%	80	120	0%	
4-Nitroaniline	A	ug/L	4.51194	4.51194		4	0	0	1.63	10	150	113%	80	120	0%	
4-Nitrophenol	A	ug/L	4.33539	4.33539		4	0	0	2.5	10	150	108%	80	120	0%	
Acenaphthene	A	ug/L	4.07969	4.07969		4	0	0	1.89	10	150	102%	80	120	0%	
Acenaphthylene	A	ug/L	4.13821	4.13821		4	0	0	1.57	10	150	103%	80	120	0%	
Aniline	A	ug/L	4.30249	4.30249		4	0	0	3.74	10	150	108%	80	120	0%	
Anthracene	A	ug/L	3.92095	3.92095		4	0	0	1.23	10	150	98%	80	120	0%	
Azobenzene	A	ug/L	4.3215	4.3215		4	0	0	1.09	10	150	108%	80	120	0%	
Benzidine	A	ug/L	4.20417	4.20417		4	0	0	6.72	10	150	105%	80	120	0%	
Benzo(a)anthracene	A	ug/L	3.88206	3.88206		4	0	0	0.856	10	150	97%	80	120	0%	

Seq No	Lab ID	Test Code	Sample Typ	File ID	Analysis Date	DF	Batch ID	Prep Date	SPKref	RPDref	pmoist					
15044801	18-Feb-22_CAL	SVOC-8270-W-	ICAL	V5973N.I	sd0218:2/19/2022 11:48:	1	R374941		0	0						
Analyte	T	Units	RAW	Final	Text	Spike	SPKref	RPDref	MDL	PQL	UQL	%REC	LOW	HIGH	%RPD	Q
Benzo(a)pyrene	A	ug/L	4.34738	4.34738		4	0	0	1.24	10	150	109%	80	120	0%	
Benzo(b)fluoranthene	A	ug/L	4.24151	4.24151		4	0	0	0.903	10	150	106%	80	120	0%	
Benzo(g,h,i)perylene	A	ug/L	4.24319	4.24319		4	0	0	1.01	10	150	106%	80	120	0%	
Benzo(k)fluoranthene	A	ug/L	4.18367	4.18367		4	0	0	0.97	10	150	105%	80	120	0%	
Benzoic acid	A	ug/L	4.683	4.683		4	0	0	1.51	10	150	117%	80	120	0%	
Benzyl alcohol	A	ug/L	4.41691	4.41691		4	0	0	3.13	10	150	110%	80	120	0%	
bis(-2-chloroethoxy)Methane	A	ug/L	4.24446	4.24446		4	0	0	1.36	10	150	106%	80	120	0%	
bis(-2-chloroethyl)Ether	A	ug/L	4.19425	4.19425		4	0	0	2.57	10	150	105%	80	120	0%	
bis(2-chloroisopropyl)Ether	A	ug/L	4.2421	4.2421		4	0	0	1.49	10	150	106%	80	120	0%	
bis(2-ethylhexyl)Phthalate	A	ug/L	4.29618	4.29618		4	0	0	1.91	10	150	107%	80	120	0%	
Butylbenzylphthalate	A	ug/L	4.43685	4.43685		4	0	0	1.57	10	150	111%	80	120	0%	
Carbazole	A	ug/L	3.96812	3.96812		4	0	0	0.842	10	150	99%	80	120	0%	
Chrysene	A	ug/L	4.11642	4.11642		4	0	0	1.17	10	150	103%	80	120	0%	
Di-n-butyl phthalate	A	ug/L	4.65176	4.65176		4	0	0	0.932	10	150	116%	80	120	0%	
Di-n-octyl phthalate	A	ug/L	4.4834	4.4834		4	0	0	1.34	10	150	112%	80	120	0%	
Dibenzo(a,h)anthracene	A	ug/L	4.33281	4.33281		4	0	0	1.17	10	150	108%	80	120	0%	
Dibenzofuran	A	ug/L	4.25548	4.25548		4	0	0	1.74	10	150	106%	80	120	0%	
Diethyl phthalate	A	ug/L	4.54942	4.54942		4	0	0	2.18	10	150	114%	80	120	0%	
Dimethyl phthalate	A	ug/L	4.58311	4.58311		4	0	0	1.72	10	150	115%	80	120	0%	
Fluoranthene	A	ug/L	3.96217	3.96217		4	0	0	0.883	10	150	99%	80	120	0%	
Fluorene	A	ug/L	4.00501	4.00501		4	0	0	1.82	10	150	100%	80	120	0%	
Hexachlorobenzene	A	ug/L	4.21366	4.21366		4	0	0	1.33	10	150	105%	80	120	0%	
Hexachlorobutadiene	A	ug/L	4.2318	4.2318		4	0	0	2.32	10	150	106%	80	120	0%	
Hexachlorocyclopentadiene	A	ug/L	4.49304	4.49304		4	0	0	2.97	10	150	112%	80	120	0%	
Hexachloroethane	A	ug/L	4.1997	4.1997		4	0	0	1.79	10	150	105%	80	120	0%	
Indeno(1,2,3-cd)pyrene	A	ug/L	4.30245	4.30245		4	0	0	1.25	10	150	108%	80	120	0%	
Isophorone	A	ug/L	4.43957	4.43957		4	0	0	1.67	10	150	111%	80	120	0%	
m+p-Cresols	A	ug/L	4.40595	4.40595		4	0	0	1.78	10	150	110%	80	120	0%	
n-Nitroso-di-n-propylamine	A	ug/L	4.17393	4.17393		4	0	0	1.54	10	150	104%	80	120	0%	
n-Nitrosodimethylamine	A	ug/L	3.96956	3.96956		4	0	0	1.53	10	150	99%	80	120	0%	
n-Nitrosodiphenylamine	A	ug/L	4.14055	4.14055		4	0	0	1.16	10	150	104%	80	120	0%	
Naphthalene	A	ug/L	4.22309	4.22309		4	0	0	1.74	10	150	106%	80	120	0%	
Nitrobenzene	A	ug/L	4.68463	4.68463		4	0	0	2.31	10	150	117%	80	120	0%	
o-Cresol	A	ug/L	4.22967	4.22967		4	0	0	1.83	10	150	106%	80	120	0%	
p-Chloroaniline	A	ug/L	4.32891	4.32891		4	0	0	1.52	10	150	108%	80	120	0%	

Seq No	Lab ID	Test Code	Sample Typ	File ID	Analysis Date	DF	Batch ID	Prep Date	SPKref	RPDref	pmoist					
15044801	18-Feb-22_CAL	SVOC-8270-W-	ICAL	V5973N.I	sd0218:2/19/2022 11:48:	1	R374941		0	0						
Analyte	T	Units	RAW	Final	Text	Spike	SPKref	RPDref	MDL	PQL	UQL	%REC	LOW	HIGH	%RPD	Q
Pentachlorophenol	A	ug/L	4.33652	4.33652		4	0	0	4.24	10	150	108%	80	120	0%	
Phenanthrene	A	ug/L	4.11914	4.11914		4	0	0	0.784	10	150	103%	80	120	0%	
Phenol	A	ug/L	4.23182	4.23182		4	0	0	1.46	10	150	106%	80	120	0%	
Pyrene	A	ug/L	3.94749	3.94749		4	0	0	0.921	10	150	99%	80	120	0%	
Pyridine	A	ug/L	4.54989	4.54989		4	0	0	3.22	10	150	114%	80	120	0%	
Triallate	A	ug/L	4.31184	4.31184		4	0	0	1.51	10	150	108%	80	120	0%	
1,4-Dichlorobenzene-d4	I	ug/L	40	40		0	0	0	0	10	150	0%				
Acenaphthene-d10	I	ug/L	40	40		0	0	0	0	10	150	0%				
Chrysene-d12	I	ug/L	40	40		0	0	0	0	10	150	0%				
Naphthalene-d8	I	ug/L	40	40		0	0	0	0	10	150	0%				
Perylene-d12	I	ug/L	40	40		0	0	0	0	10	150	0%				
Phenanthrene-d10	I	ug/L	40	40		0	0	0	0	10	150	0%				
2,4,6-Tribromophenol	S	ug/L	4.38436	4.38436		4	0	0	2.88	10	0	110%	80	120	0%	
2-Fluorobiphenyl	S	ug/L	4.10033	4.10033		4	0	0	0.724	10	0	103%	80	120	0%	
2-Fluorophenol	S	ug/L	4.37611	4.37611		4	0	0	3.52	10	0	109%	80	120	0%	
Nitrobenzene-d5	S	ug/L	4.27457	4.27457		4	0	0	2.34	10	0	107%	80	120	0%	
Phenol-d5	S	ug/L	4.22589	4.22589		4	0	0	2.06	10	0	106%	80	120	0%	
Terphenyl-d14	S	ug/L	4.22559	4.22559		4	0	0	1.17	10	0	106%	80	120	0%	
4-Chloroaniline	X	ug/L	4.32891	4.32891		4	0	0	1.61	10	150	108%	80	120	0%	
o-Terphenyl	X	ug/L	4.19546	4.19546		4	0	0	1.27	10	150	105%	80	120	0%	

Seq No	Lab ID	Test Code	Sample Typ	File ID	Analysis Date	DF	Batch ID	Prep Date	SPKref	RPDref	pmoist					
15044802	18-Feb-22_CC	SVOC-8270-W-	ICV	V5973N.I	sd0218:2/19/2022 12:20:	1	R374941		0	0						
Analyte	T	Units	RAW	Final	Text	Spike	SPKref	RPDref	MDL	PQL	UQL	%REC	LOW	HIGH	%RPD	Q
1,2,4-Trichlorobenzene	A	ug/L	80.10984	80.10984		75	0	0	1.9	10	150	107%	80	120	0%	
1,2-Dichlorobenzene	A	ug/L	81.68379	81.68379		75	0	0	1.97	10	150	109%	80	120	0%	
1,3-Dichlorobenzene	A	ug/L	81.56937	81.56937		75	0	0	2.13	10	150	109%	80	120	0%	
1,4-Dichlorobenzene	A	ug/L	81.01259	81.01259		75	0	0	2.02	10	150	108%	80	120	0%	
1-Methylnaphthalene	A	ug/L	75.46761	75.46761		75	0	0	2.39	10	150	101%	80	120	0%	
2,2'-Oxybis(1-Chloropropane)	A	ug/L	66.67626	66.67626		75	0	0	1.45	10	150	89%	80	120	0%	
2,4,5-Trichlorophenol	A	ug/L	72.86136	72.86136		75	0	0	2.23	10	150	97%	80	120	0%	
2,4,6-Trichlorophenol	A	ug/L	72.38501	72.38501		75	0	0	2.64	10	150	97%	80	120	0%	
2,4-Dichlorophenol	A	ug/L	77.69233	77.69233		75	0	0	1.69	10	150	104%	80	120	0%	
2,4-Dimethylphenol	A	ug/L	77.5019	77.5019		75	0	0	1.69	10	150	103%	80	120	0%	

Seq No	Lab ID	Test Code	Sample Typ	File ID	Analysis Date	DF	Batch ID	Prep Date	SPKref	RPDref	pmoist					
15044802	18-Feb-22_CCV	SVOC-8270-W-	ICV	v5973N.I	sd0218:2/19/2022 12:20:	1	R374941		0	0						
Analyte	T	Units	RAW	Final	Text	Spike	SPKref	RPDref	MDL	PQL	UQL	%REC	LOW	HIGH	%RPD	Q
2,4-Dinitrophenol	A	ug/L	73.4507	73.4507		75	0	0	4.26	10	150	98%	80	120	0%	
2,4-Dinitrotoluene	A	ug/L	79.26746	79.26746		75	0	0	3.04	10	150	106%	80	120	0%	
2,6-Dinitrotoluene	A	ug/L	74.31701	74.31701		75	0	0	3.2	10	150	99%	80	120	0%	
2-Chloronaphthalene	A	ug/L	82.24655	82.24655		75	0	0	2.14	10	150	110%	80	120	0%	
2-Chlorophenol	A	ug/L	81.37551	81.37551		75	0	0	2.48	10	150	109%	80	120	0%	
2-Methylnaphthalene	A	ug/L	79.56146	79.56146		75	0	0	1.92	10	150	106%	80	120	0%	
2-Nitroaniline	A	ug/L	66.90493	66.90493		75	0	0	2.4	10	150	89%	80	120	0%	
2-Nitrophenol	A	ug/L	78.66304	78.66304		75	0	0	2.36	10	150	105%	80	120	0%	
3,3'-Dichlorobenzidine	A	ug/L	67.78173	67.78173		75	0	0	2.11	10	150	90%	80	120	0%	
3-Nitroaniline	A	ug/L	78.9929	78.9929		75	0	0	2.77	10	150	105%	80	120	0%	
4,6-Dinitro-2-methylphenol	A	ug/L	69.97598	69.97598		75	0	0	2.33	10	150	93%	80	120	0%	
4-Bromophenyl phenyl ether	A	ug/L	75.62628	75.62628		75	0	0	1.74	10	150	101%	80	120	0%	
4-Chloro-2-methylphenol	A	ug/L	74.43842	74.43842		75	0	0	1.6	10	150	99%	80	120	0%	
4-Chloro-3-methylphenol	A	ug/L	79.90097	79.90097		75	0	0	1.46	10	150	107%	80	120	0%	
4-Chlorophenol	A	ug/L	80.13707	80.13707		75	0	0	2.64	10	150	107%	80	120	0%	
4-Chlorophenyl phenyl ether	A	ug/L	73.49682	73.49682		75	0	0	2.03	10	150	98%	80	120	0%	
4-Nitroaniline	A	ug/L	77.00221	77.00221		75	0	0	1.63	10	150	103%	80	120	0%	
4-Nitrophenol	A	ug/L	77.03074	77.03074		75	0	0	2.5	10	150	103%	80	120	0%	
Acenaphthene	A	ug/L	80.63452	80.63452		75	0	0	1.89	10	150	108%	80	120	0%	
Acenaphthylene	A	ug/L	69.8871	69.8871		75	0	0	1.57	10	150	93%	80	120	0%	
Anthracene	A	ug/L	76.10403	76.10403		75	0	0	1.23	10	150	101%	80	120	0%	
Azobenzene	A	ug/L	77.28696	77.28696		75	0	0	1.09	10	150	103%	80	120	0%	
Benzidine	A	ug/L	75.02128	75.02128		75	0	0	6.72	10	150	100%	80	120	0%	
Benzo(a)anthracene	A	ug/L	82.35944	82.35944		75	0	0	0.856	10	150	110%	80	120	0%	
Benzo(a)pyrene	A	ug/L	75.67083	75.67083		75	0	0	1.24	10	150	101%	80	120	0%	
Benzo(b)fluoranthene	A	ug/L	77.12323	77.12323		75	0	0	0.903	10	150	103%	80	120	0%	
Benzo(g,h,i)perylene	A	ug/L	78.85247	78.85247		75	0	0	1.01	10	150	105%	80	120	0%	
Benzo(k)fluoranthene	A	ug/L	76.88261	76.88261		75	0	0	0.97	10	150	103%	80	120	0%	
Benzoic acid	A	ug/L	76.11669	76.11669		75	0	0	1.51	10	150	101%	80	120	0%	
Benzyl alcohol	A	ug/L	78.56713	78.56713		75	0	0	3.13	10	150	105%	80	120	0%	
bis(-2-chloroethoxy)Methane	A	ug/L	71.57985	71.57985		75	0	0	1.36	10	150	95%	80	120	0%	
bis(-2-chloroethyl)Ether	A	ug/L	81.39442	81.39442		75	0	0	2.57	10	150	109%	80	120	0%	
bis(2-chloroisopropyl)Ether	A	ug/L	66.67626	66.67626		75	0	0	1.49	10	150	89%	80	120	0%	
bis(2-ethylhexyl)Phthalate	A	ug/L	78.28999	78.28999		75	0	0	1.91	10	150	104%	80	120	0%	
Butylbenzylphthalate	A	ug/L	80.57841	80.57841		75	0	0	1.57	10	150	107%	80	120	0%	

Seq No	Lab ID	Test Code	Sample Typ	File ID	Analysis Date	DF	Batch ID	Prep Date	SPKref	RPDref	pmoist					
15044802	18-Feb-22_CCV	SVOC-8270-W-	ICV	v5973N.I	sd0218:2/19/2022 12:20:	1	R374941		0	0						
Analyte	T	Units	RAW	Final	Text	Spike	SPKref	RPDref	MDL	PQL	UQL	%REC	LOW	HIGH	%RPD	Q
Carbazole	A	ug/L	80.77724	80.77724		75	0	0	0.842	10	150	108%	80	120	0%	
Chrysene	A	ug/L	79.30128	79.30128		75	0	0	1.17	10	150	106%	80	120	0%	
Di-n-butyl phthalate	A	ug/L	79.01342	79.01342		75	0	0	0.932	10	150	105%	80	120	0%	
Di-n-octyl phthalate	A	ug/L	78.7517	78.7517		75	0	0	1.34	10	150	105%	80	120	0%	
Dibenzo(a,h)anthracene	A	ug/L	79.08403	79.08403		75	0	0	1.17	10	150	105%	80	120	0%	
Dibenzofuran	A	ug/L	79.91357	79.91357		75	0	0	1.74	10	150	107%	80	120	0%	
Diethyl phthalate	A	ug/L	81.6817	81.6817		75	0	0	2.18	10	150	109%	80	120	0%	
Dimethyl phthalate	A	ug/L	83.81455	83.81455		75	0	0	1.72	10	150	112%	80	120	0%	
Fluoranthene	A	ug/L	77.63121	77.63121		75	0	0	0.883	10	150	104%	80	120	0%	
Fluorene	A	ug/L	76.91078	76.91078		75	0	0	1.82	10	150	103%	80	120	0%	
Hexachlorobenzene	A	ug/L	74.63264	74.63264		75	0	0	1.33	10	150	100%	80	120	0%	
Hexachlorobutadiene	A	ug/L	79.04448	79.04448		75	0	0	2.32	10	150	105%	80	120	0%	
Hexachlorocyclopentadiene	A	ug/L	73.3354	73.3354		75	0	0	2.97	10	150	98%	80	120	0%	
Hexachloroethane	A	ug/L	77.11572	77.11572		75	0	0	1.79	10	150	103%	80	120	0%	
Indeno(1,2,3-cd)pyrene	A	ug/L	76.88963	76.88963		75	0	0	1.25	10	150	103%	80	120	0%	
Isophorone	A	ug/L	73.01626	73.01626		75	0	0	1.67	10	150	97%	80	120	0%	
m+p-Cresols	A	ug/L	78.34738	78.34738		75	0	0	1.78	10	150	104%	80	120	0%	
n-Nitroso-di-n-propylamine	A	ug/L	83.39457	83.39457		75	0	0	1.54	10	150	111%	80	120	0%	
n-Nitrosodimethylamine	A	ug/L	84.91622	84.91622		75	0	0	1.53	10	150	113%	80	120	0%	
n-Nitrosodiphenylamine	A	ug/L	82.36157	82.36157		75	0	0	1.16	10	150	110%	80	120	0%	
Naphthalene	A	ug/L	82.48322	82.48322		75	0	0	1.74	10	150	110%	80	120	0%	
Nitrobenzene	A	ug/L	72.64073	72.64073		75	0	0	2.31	10	150	97%	80	120	0%	
o-Cresol	A	ug/L	80.02796	80.02796		75	0	0	1.83	10	150	107%	80	120	0%	
p-Chloroaniline	A	ug/L	73.52298	73.52298		75	0	0	1.52	10	150	98%	80	120	0%	
Pentachlorophenol	A	ug/L	80.77523	80.77523		75	0	0	4.24	10	150	108%	80	120	0%	
Phenanthrene	A	ug/L	75.79526	75.79526		75	0	0	0.784	10	150	101%	80	120	0%	
Phenol	A	ug/L	83.64028	83.64028		75	0	0	1.46	10	150	112%	80	120	0%	
Pyrene	A	ug/L	75.74523	75.74523		75	0	0	0.921	10	150	101%	80	120	0%	
Pyridine	A	ug/L	85.23312	85.23312		75	0	0	3.22	10	150	114%	80	120	0%	
Triallate	A	ug/L	78.39794	78.39794		75	0	0	1.51	10	150	105%	80	120	0%	
1,4-Dichlorobenzene-d4	I	ug/L	40	40		0	0	0	0	10	150	0%	80	120	0%	
Acenaphthene-d10	I	ug/L	40	40		0	0	0	0	10	150	0%	80	120	0%	
Chrysene-d12	I	ug/L	40	40		0	0	0	0	10	150	0%	80	120	0%	
Naphthalene-d8	I	ug/L	40	40		0	0	0	0	10	150	0%	80	120	0%	
Perylene-d12	I	ug/L	40	40		0	0	0	0	10	150	0%	80	120	0%	

Seq No	Lab ID	Test Code	Sample Typ	File ID	Analysis Date	DF	Batch ID	Prep Date	SPKref	RPDref	pmoist					
15044802	18-Feb-22_CC	SVOC-8270-W-	ICV	V5973N.I	sd0218:2/19/2022 12:20:	1	R374941		0	0						
Analyte	T	Units	RAW	Final	Text	Spike	SPKref	RPDref	MDL	PQL	UQL	%REC	LOW	HIGH	%RPD	Q
Phenanthrene-d10	I	ug/L	40	40		0	0	0	0	10	150	0%	80	120	0%	
2,4,6-Tribromophenol	S	ug/L	74.0198	74.0198		75	0	0	2.88	10	0	99%	80	120	0%	
2-Fluorobiphenyl	S	ug/L	67.69789	67.69789		75	0	0	0.724	10	0	90%	80	120	0%	
2-Fluorophenol	S	ug/L	81.60509	81.60509		75	0	0	3.52	10	0	109%	80	120	0%	
Nitrobenzene-d5	S	ug/L	71.60227	71.60227		75	0	0	2.34	10	0	95%	80	120	0%	
Phenol-d5	S	ug/L	78.06495	78.06495		75	0	0	2.06	10	0	104%	80	120	0%	
Terphenyl-d14	S	ug/L	72.48477	72.48477		75	0	0	1.17	10	0	97%	80	120	0%	
4-Chloroaniline	X	ug/L	73.52298	73.52298		75	0	0	1.61	10	150	98%	80	120	0%	
o-Terphenyl	X	ug/L	74.56777	74.56777		75	0	0	1.27	10	150	99%	80	120	0%	

Seq No	Lab ID	Test Code	Sample Typ	File ID	Analysis Date	DF	Batch ID	Prep Date	SPKref	RPDref	pmoist					
15044807	18-Feb-22_CC	SVOC-8270-W-	CCV	V5973N.I	sd0218:2/19/2022 12:20:	1	R374941		0	0						
Analyte	T	Units	RAW	Final	Text	Spike	SPKref	RPDref	MDL	PQL	UQL	%REC	LOW	HIGH	%RPD	Q
1,2,4-Trichlorobenzene	A	ug/L	80.10984	80.10984		75	0	0	1.9	10	150	107%	80	120	0%	
1,2-Dichlorobenzene	A	ug/L	81.68379	81.68379		75	0	0	1.97	10	150	109%	80	120	0%	
1,3-Dichlorobenzene	A	ug/L	81.56937	81.56937		75	0	0	2.13	10	150	109%	80	120	0%	
1,4-Dichlorobenzene	A	ug/L	81.01259	81.01259		75	0	0	2.02	10	150	108%	80	120	0%	
1-Methylnaphthalene	A	ug/L	75.46761	75.46761		75	0	0	2.39	10	150	101%	80	120	0%	
2,2'-Oxybis(1-Chloropropane)	A	ug/L	66.67626	66.67626		75	0	0	1.45	10	150	89%	80	120	0%	
2,4,5-Trichlorophenol	A	ug/L	72.86136	72.86136		75	0	0	2.23	10	150	97%	80	120	0%	
2,4,6-Trichlorophenol	A	ug/L	72.38501	72.38501		75	0	0	2.64	10	150	97%	80	120	0%	
2,4-Dichlorophenol	A	ug/L	77.69233	77.69233		75	0	0	1.69	10	150	104%	80	120	0%	
2,4-Dimethylphenol	A	ug/L	77.5019	77.5019		75	0	0	1.69	10	150	103%	80	120	0%	
2,4-Dinitrophenol	A	ug/L	73.4507	73.4507		75	0	0	4.26	10	150	98%	80	120	0%	
2,4-Dinitrotoluene	A	ug/L	79.26746	79.26746		75	0	0	3.04	10	150	106%	80	120	0%	
2,6-Dinitrotoluene	A	ug/L	74.31701	74.31701		75	0	0	3.2	10	150	99%	80	120	0%	
2-Chloronaphthalene	A	ug/L	82.24655	82.24655		75	0	0	2.14	10	150	110%	80	120	0%	
2-Chlorophenol	A	ug/L	81.37551	81.37551		75	0	0	2.48	10	150	109%	80	120	0%	
2-Methylnaphthalene	A	ug/L	79.56146	79.56146		75	0	0	1.92	10	150	106%	80	120	0%	
2-Nitroaniline	A	ug/L	66.90493	66.90493		75	0	0	2.4	10	150	89%	80	120	0%	
2-Nitrophenol	A	ug/L	78.66304	78.66304		75	0	0	2.36	10	150	105%	80	120	0%	
3,3'-Dichlorobenzidine	A	ug/L	67.78173	67.78173		75	0	0	2.11	10	150	90%	80	120	0%	
3-Nitroaniline	A	ug/L	78.9929	78.9929		75	0	0	2.77	10	150	105%	80	120	0%	
4,6-Dinitro-2-methylphenol	A	ug/L	69.97598	69.97598		75	0	0	2.33	10	150	93%	80	120	0%	

Seq No	Lab ID	Test Code	Sample Typ	File ID	Analysis Date	DF	Batch ID	Prep Date	SPKref	RPDref	pmoist					
15044807	18-Feb-22_CC	SVOC-8270-W-	CCV	V5973N.I	sd0218:2/19/2022 12:20:	1	R374941		0	0						
Analyte	T	Units	RAW	Final	Text	Spike	SPKref	RPDref	MDL	PQL	UQL	%REC	LOW	HIGH	%RPD	Q
4-Bromophenyl phenyl ether	A	ug/L	75.62628	75.62628		75	0	0	1.74	10	150	101%	80	120	0%	
4-Chloro-2-methylphenol	A	ug/L	74.43842	74.43842		75	0	0	1.6	10	150	99%	80	120	0%	
4-Chloro-3-methylphenol	A	ug/L	79.90097	79.90097		75	0	0	1.46	10	150	107%	80	120	0%	
4-Chlorophenol	A	ug/L	80.13707	80.13707		75	0	0	2.64	10	150	107%	80	120	0%	
4-Chlorophenyl phenyl ether	A	ug/L	73.49682	73.49682		75	0	0	2.03	10	150	98%	80	120	0%	
4-Nitroaniline	A	ug/L	77.00221	77.00221		75	0	0	1.63	10	150	103%	80	120	0%	
4-Nitrophenol	A	ug/L	77.03074	77.03074		75	0	0	2.5	10	150	103%	80	120	0%	
Acenaphthene	A	ug/L	80.63452	80.63452		75	0	0	1.89	10	150	108%	80	120	0%	
Acenaphthylene	A	ug/L	69.8871	69.8871		75	0	0	1.57	10	150	93%	80	120	0%	
Anthracene	A	ug/L	76.10403	76.10403		75	0	0	1.23	10	150	101%	80	120	0%	
Azobenzene	A	ug/L	77.28696	77.28696		75	0	0	1.09	10	150	103%	80	120	0%	
Benzidine	A	ug/L	75.02128	75.02128		75	0	0	6.72	10	150	100%	80	120	0%	
Benzo(a)anthracene	A	ug/L	82.35944	82.35944		75	0	0	0.856	10	150	110%	80	120	0%	
Benzo(a)pyrene	A	ug/L	75.67083	75.67083		75	0	0	1.24	10	150	101%	80	120	0%	
Benzo(b)fluoranthene	A	ug/L	77.12323	77.12323		75	0	0	0.903	10	150	103%	80	120	0%	
Benzo(g,h,i)perylene	A	ug/L	78.85247	78.85247		75	0	0	1.01	10	150	105%	80	120	0%	
Benzo(k)fluoranthene	A	ug/L	76.88261	76.88261		75	0	0	0.97	10	150	103%	80	120	0%	
Benzoic acid	A	ug/L	76.11669	76.11669		75	0	0	1.51	10	150	101%	80	120	0%	
Benzyl alcohol	A	ug/L	78.56713	78.56713		75	0	0	3.13	10	150	105%	80	120	0%	
bis(-2-chloroethoxy)Methane	A	ug/L	71.57985	71.57985		75	0	0	1.36	10	150	95%	80	120	0%	
bis(-2-chloroethyl)Ether	A	ug/L	81.39442	81.39442		75	0	0	2.57	10	150	109%	80	120	0%	
bis(2-chloroisopropyl)Ether	A	ug/L	66.67626	66.67626		75	0	0	1.49	10	150	89%	80	120	0%	
bis(2-ethylhexyl)Phthalate	A	ug/L	78.28999	78.28999		75	0	0	1.91	10	150	104%	80	120	0%	
Butylbenzylphthalate	A	ug/L	80.57841	80.57841		75	0	0	1.57	10	150	107%	80	120	0%	
Carbazole	A	ug/L	80.77724	80.77724		75	0	0	0.842	10	150	108%	80	120	0%	
Chrysene	A	ug/L	79.30128	79.30128		75	0	0	1.17	10	150	106%	80	120	0%	
Di-n-butyl phthalate	A	ug/L	79.01342	79.01342		75	0	0	0.932	10	150	105%	80	120	0%	
Di-n-octyl phthalate	A	ug/L	78.7517	78.7517		75	0	0	1.34	10	150	105%	80	120	0%	
Dibenzo(a,h)anthracene	A	ug/L	79.08403	79.08403		75	0	0	1.17	10	150	105%	80	120	0%	
Dibenzofuran	A	ug/L	79.91357	79.91357		75	0	0	1.74	10	150	107%	80	120	0%	
Diethyl phthalate	A	ug/L	81.6817	81.6817		75	0	0	2.18	10	150	109%	80	120	0%	
Dimethyl phthalate	A	ug/L	83.81455	83.81455		75	0	0	1.72	10	150	112%	80	120	0%	
Fluoranthene	A	ug/L	77.63121	77.63121		75	0	0	0.883	10	150	104%	80	120	0%	
Fluorene	A	ug/L	76.91078	76.91078		75	0	0	1.82	10	150	103%	80	120	0%	
Hexachlorobenzene	A	ug/L	74.63264	74.63264		75	0	0	1.33	10	150	100%	80	120	0%	

Seq No	Lab ID	Test Code	Sample Typ	File ID	Analysis Date	DF	Batch ID	Prep Date	SPKref	RPDref	pmoist					
15044807	18-Feb-22_CCV	SVOC-8270-W-	CCV	V5973N.I	sd0218:2/19/2022 12:20:	1	R374941		0	0						
Analyte	T	Units	RAW	Final	Text	Spike	SPKref	RPDref	MDL	PQL	UQL	%REC	LOW	HIGH	%RPD	Q
Hexachlorobutadiene	A	ug/L	79.04448	79.04448		75	0	0	2.32	10	150	105%	80	120	0%	
Hexachlorocyclopentadiene	A	ug/L	73.3354	73.3354		75	0	0	2.97	10	150	98%	80	120	0%	
Hexachloroethane	A	ug/L	77.11572	77.11572		75	0	0	1.79	10	150	103%	80	120	0%	
Indeno(1,2,3-cd)pyrene	A	ug/L	76.88963	76.88963		75	0	0	1.25	10	150	103%	80	120	0%	
Isophorone	A	ug/L	73.01626	73.01626		75	0	0	1.67	10	150	97%	80	120	0%	
m+p-Cresols	A	ug/L	78.34738	78.34738		75	0	0	1.78	10	150	104%	80	120	0%	
n-Nitroso-di-n-propylamine	A	ug/L	83.39457	83.39457		75	0	0	1.54	10	150	111%	80	120	0%	
n-Nitrosodimethylamine	A	ug/L	84.91622	84.91622		75	0	0	1.53	10	150	113%	80	120	0%	
n-Nitrosodiphenylamine	A	ug/L	82.36157	82.36157		75	0	0	1.16	10	150	110%	80	120	0%	
Naphthalene	A	ug/L	82.48322	82.48322		75	0	0	1.74	10	150	110%	80	120	0%	
Nitrobenzene	A	ug/L	72.64073	72.64073		75	0	0	2.31	10	150	97%	80	120	0%	
o-Cresol	A	ug/L	80.02796	80.02796		75	0	0	1.83	10	150	107%	80	120	0%	
p-Chloroaniline	A	ug/L	73.52298	73.52298		75	0	0	1.52	10	150	98%	80	120	0%	
Pentachlorophenol	A	ug/L	80.77523	80.77523		75	0	0	4.24	10	150	108%	80	120	0%	
Phenanthrene	A	ug/L	75.79526	75.79526		75	0	0	0.784	10	150	101%	80	120	0%	
Phenol	A	ug/L	83.64028	83.64028		75	0	0	1.46	10	150	112%	80	120	0%	
Pyrene	A	ug/L	75.74523	75.74523		75	0	0	0.921	10	150	101%	80	120	0%	
Pyridine	A	ug/L	85.23312	85.23312		75	0	0	3.22	10	150	114%	80	120	0%	
Triallate	A	ug/L	78.39794	78.39794		75	0	0	1.51	10	150	105%	80	120	0%	
1,4-Dichlorobenzene-d4	I	ug/L	40	40		0	0	0	0	10	150	0%	80	120	0%	
Acenaphthene-d10	I	ug/L	40	40		0	0	0	0	10	150	0%	80	120	0%	
Chrysene-d12	I	ug/L	40	40		0	0	0	0	10	150	0%	80	120	0%	
Naphthalene-d8	I	ug/L	40	40		0	0	0	0	10	150	0%	80	120	0%	
Perylene-d12	I	ug/L	40	40		0	0	0	0	10	150	0%	80	120	0%	
Phenanthrene-d10	I	ug/L	40	40		0	0	0	0	10	150	0%	80	120	0%	
2,4,6-Tribromophenol	S	ug/L	74.0198	74.0198		75	0	0	2.88	10	0	99%	80	120	0%	
2-Fluorobiphenyl	S	ug/L	67.69789	67.69789		75	0	0	0.724	10	0	90%	80	120	0%	
2-Fluorophenol	S	ug/L	81.60509	81.60509		75	0	0	3.52	10	0	109%	80	120	0%	
Nitrobenzene-d5	S	ug/L	71.60227	71.60227		75	0	0	2.34	10	0	95%	80	120	0%	
Phenol-d5	S	ug/L	78.06495	78.06495		75	0	0	2.06	10	0	104%	80	120	0%	
Terphenyl-d14	S	ug/L	72.48477	72.48477		75	0	0	1.17	10	0	97%	80	120	0%	
4-Chloroaniline	X	ug/L	73.52298	73.52298		75	0	0	1.61	10	150	98%	80	120	0%	
o-Terphenyl	X	ug/L	74.56777	74.56777		75	0	0	1.27	10	150	99%	80	120	0%	

Seq No	Lab ID	Test Code	Sample Typ	File ID	Analysis Date	DF	Batch ID	Prep Date	SPKref	RPDref	pmoist					
15044808	18-Feb-22_CC	SVOC-8270-W-	ICV	V5973N.I	sd0218:2/19/2022 12:52:	1	R374941		0	0						
Analyte	T	Units	RAW	Final	Text	Spike	SPKref	RPDref	MDL	PQL	UQL	%REC	LOW	HIGH	%RPD	Q
Aniline	A	ug/L	70.97289	70.97289		75	0	0	3.74	10	150	95%	80	120	0%	

Seq No	Lab ID	Test Code	Sample Typ	File ID	Analysis Date	DF	Batch ID	Prep Date	SPKref	RPDref	pmoist					
15044809	18-Feb-22_CC	SVOC-8270-W-	CCV	V5973N.I	sd0218:2/19/2022 12:52:	1	R374941		0	0						
Analyte	T	Units	RAW	Final	Text	Spike	SPKref	RPDref	MDL	PQL	UQL	%REC	LOW	HIGH	%RPD	Q
Aniline	A	ug/L	70.97289	70.97289		75	0	0	3.74	10	150	95%	80	120	0%	

Seq No	Lab ID	Test Code	Sample Typ	File ID	Analysis Date	DF	Batch ID	Prep Date	SPKref	RPDref	pmoist					
15044896	18-Feb-22_ISTB	SVOC-8270-W-	SAMP	V5973N.I	sd0218:2/19/2022 1:24:2	1	R374941		0	0						
Analyte	T	Units	RAW	Final	Text	Spike	SPKref	RPDref	MDL	PQL	UQL	%REC	LOW	HIGH	%RPD	Q
1,2,4-Trichlorobenzene	A	ug/L	0	0		0	0	0	1.9	10	150	0%	0	0	0%	
1,2-Dichlorobenzene	A	ug/L	0	0		0	0	0	1.97	10	150	0%	0	0	0%	
1,3-Dichlorobenzene	A	ug/L	0	0		0	0	0	2.13	10	150	0%	0	0	0%	
1,4-Dichlorobenzene	A	ug/L	0	0		0	0	0	2.02	10	150	0%	0	0	0%	
1-Methylnaphthalene	A	ug/L	0	0		0	0	0	2.39	10	150	0%	0	0	0%	
2,2'-Oxybis(1-Chloropropane)	A	ug/L	0	0		0	0	0	1.45	10	150	0%	0	0	0%	
2,4,5-Trichlorophenol	A	ug/L	0	0		0	0	0	2.23	10	150	0%	0	0	0%	
2,4,6-Trichlorophenol	A	ug/L	0	0		0	0	0	2.64	10	150	0%	0	0	0%	
2,4-Dichlorophenol	A	ug/L	0	0		0	0	0	1.69	10	150	0%	0	0	0%	
2,4-Dimethylphenol	A	ug/L	0	0		0	0	0	1.69	10	150	0%	0	0	0%	
2,4-Dinitrophenol	A	ug/L	0	0		0	0	0	4.26	10	150	0%	0	0	0%	
2,4-Dinitrotoluene	A	ug/L	0	0		0	0	0	3.04	10	150	0%	0	0	0%	
2,6-Dinitrotoluene	A	ug/L	0	0		0	0	0	3.2	10	150	0%	0	0	0%	
2-Chloronaphthalene	A	ug/L	0	0		0	0	0	2.14	10	150	0%	0	0	0%	
2-Chlorophenol	A	ug/L	0	0		0	0	0	2.48	10	150	0%	0	0	0%	
2-Methylnaphthalene	A	ug/L	0	0		0	0	0	1.92	10	150	0%	0	0	0%	
2-Nitroaniline	A	ug/L	0	0		0	0	0	2.4	10	150	0%	0	0	0%	
2-Nitrophenol	A	ug/L	0	0		0	0	0	2.36	10	150	0%	0	0	0%	
3,3'-Dichlorobenzidine	A	ug/L	0	0		0	0	0	2.11	10	150	0%	0	0	0%	
3-Nitroaniline	A	ug/L	0	0		0	0	0	2.77	10	150	0%	0	0	0%	
4,6-Dinitro-2-methylphenol	A	ug/L	0	0		0	0	0	2.33	10	150	0%	0	0	0%	
4-Bromophenyl phenyl ether	A	ug/L	0	0		0	0	0	1.74	10	150	0%	0	0	0%	

Seq No	Lab ID	Test Code	Sample Typ	File ID	Analysis Date	DF	Batch ID	Prep Date	SPKref	RPDref	pmoist					
15044896	18-Feb-22_ISTB	SVOC-8270-W-	SAMP	v5973N.I	sd0218:2/19/2022 1:24:2	1	R374941		0	0						
Analyte	T	Units	RAW	Final	Text	Spike	SPKref	RPDref	MDL	PQL	UQL	%REC	LOW	HIGH	%RPD	Q
4-Chloro-2-methylphenol	A	ug/L	0	0		0	0	0	1.6	10	150	0%	0	0	0%	
4-Chloro-3-methylphenol	A	ug/L	0	0		0	0	0	1.46	10	150	0%	0	0	0%	
4-Chlorophenol	A	ug/L	0	0		0	0	0	2.64	10	150	0%	0	0	0%	
4-Chlorophenyl phenyl ether	A	ug/L	0	0		0	0	0	2.03	10	150	0%	0	0	0%	
4-Nitroaniline	A	ug/L	0	0		0	0	0	1.63	10	150	0%	0	0	0%	
4-Nitrophenol	A	ug/L	0	0		0	0	0	2.5	10	150	0%	0	0	0%	
Acenaphthene	A	ug/L	0	0		0	0	0	1.89	10	150	0%	0	0	0%	
Acenaphthylene	A	ug/L	0	0		0	0	0	1.57	10	150	0%	0	0	0%	
Aniline	A	ug/L	0	0		0	0	0	3.74	10	150	0%	0	0	0%	
Anthracene	A	ug/L	0	0		0	0	0	1.23	10	150	0%	0	0	0%	
Azobenzene	A	ug/L	0	0		0	0	0	1.09	10	150	0%	0	0	0%	
Benzidine	A	ug/L	0	0		0	0	0	6.72	10	150	0%	0	0	0%	
Benzo(a)anthracene	A	ug/L	0	0		0	0	0	0.856	10	150	0%	0	0	0%	
Benzo(a)pyrene	A	ug/L	0	0		0	0	0	1.24	10	150	0%	0	0	0%	
Benzo(b)fluoranthene	A	ug/L	0	0		0	0	0	0.903	10	150	0%	0	0	0%	
Benzo(g,h,i)perylene	A	ug/L	0	0		0	0	0	1.01	10	150	0%	0	0	0%	
Benzo(k)fluoranthene	A	ug/L	0	0		0	0	0	0.97	10	150	0%	0	0	0%	
Benzoic acid	A	ug/L	0	0		0	0	0	1.51	10	150	0%	0	0	0%	
Benzyl alcohol	A	ug/L	0	0		0	0	0	3.13	10	150	0%	0	0	0%	
bis(-2-chloroethoxy)Methane	A	ug/L	0	0		0	0	0	1.36	10	150	0%	0	0	0%	
bis(-2-chloroethyl)Ether	A	ug/L	0	0		0	0	0	2.57	10	150	0%	0	0	0%	
bis(2-chloroisopropyl)Ether	A	ug/L	0	0		0	0	0	1.49	10	150	0%	0	0	0%	
bis(2-ethylhexyl)Phthalate	A	ug/L	0	0		0	0	0	1.91	10	150	0%	0	0	0%	
Butylbenzylphthalate	A	ug/L	0	0		0	0	0	1.57	10	150	0%	0	0	0%	
Carbazole	A	ug/L	0	0		0	0	0	0.842	10	150	0%	0	0	0%	
Chrysene	A	ug/L	0	0		0	0	0	1.17	10	150	0%	0	0	0%	
Di-n-butyl phthalate	A	ug/L	0	0		0	0	0	0.932	10	150	0%	0	0	0%	
Di-n-octyl phthalate	A	ug/L	0	0		0	0	0	1.34	10	150	0%	0	0	0%	
Dibenzo(a,h)anthracene	A	ug/L	0	0		0	0	0	1.17	10	150	0%	0	0	0%	
Dibenzofuran	A	ug/L	0	0		0	0	0	1.74	10	150	0%	0	0	0%	
Diethyl phthalate	A	ug/L	0	0		0	0	0	2.18	10	150	0%	0	0	0%	
Dimethyl phthalate	A	ug/L	0	0		0	0	0	1.72	10	150	0%	0	0	0%	
Fluoranthene	A	ug/L	0	0		0	0	0	0.883	10	150	0%	0	0	0%	
Fluorene	A	ug/L	0	0		0	0	0	1.82	10	150	0%	0	0	0%	
Hexachlorobenzene	A	ug/L	0	0		0	0	0	1.33	10	150	0%	0	0	0%	

Seq No	Lab ID	Test Code	Sample Typ	File ID	Analysis Date	DF	Batch ID	Prep Date	SPKref	RPDref	pmoist					
15044896	18-Feb-22_ISTB	SVOC-8270-W-	SAMP	V5973N.I	sd0218:2/19/2022 1:24:2	1	R374941		0	0						
Analyte	T	Units	RAW	Final	Text	Spike	SPKref	RPDref	MDL	PQL	UQL	%REC	LOW	HIGH	%RPD	Q
Hexachlorobutadiene	A	ug/L	0	0		0	0	0	2.32	10	150	0%	0	0	0%	
Hexachlorocyclopentadiene	A	ug/L	0	0		0	0	0	2.97	10	150	0%	0	0	0%	
Hexachloroethane	A	ug/L	0	0		0	0	0	1.79	10	150	0%	0	0	0%	
Indeno(1,2,3-cd)pyrene	A	ug/L	0	0		0	0	0	1.25	10	150	0%	0	0	0%	
Isophorone	A	ug/L	0	0		0	0	0	1.67	10	150	0%	0	0	0%	
m+p-Cresols	A	ug/L	0	0		0	0	0	1.78	10	150	0%	0	0	0%	
n-Nitroso-di-n-propylamine	A	ug/L	0	0		0	0	0	1.54	10	150	0%	0	0	0%	
n-Nitrosodimethylamine	A	ug/L	0	0		0	0	0	1.53	10	150	0%	0	0	0%	
n-Nitrosodiphenylamine	A	ug/L	0	0		0	0	0	1.16	10	150	0%	0	0	0%	
Naphthalene	A	ug/L	0	0		0	0	0	1.74	10	150	0%	0	0	0%	
Nitrobenzene	A	ug/L	0	0		0	0	0	2.31	10	150	0%	0	0	0%	
o-Cresol	A	ug/L	0	0		0	0	0	1.83	10	150	0%	0	0	0%	
p-Chloroaniline	A	ug/L	0	0		0	0	0	1.52	10	150	0%	0	0	0%	
Pentachlorophenol	A	ug/L	0	0		0	0	0	4.24	10	150	0%	0	0	0%	
Phenanthrene	A	ug/L	0	0		0	0	0	0.784	10	150	0%	0	0	0%	
Phenol	A	ug/L	0	0		0	0	0	1.46	10	150	0%	0	0	0%	
Pyrene	A	ug/L	0	0		0	0	0	0.921	10	150	0%	0	0	0%	
Pyridine	A	ug/L	0	0		0	0	0	3.22	10	150	0%	0	0	0%	
Triallate	A	ug/L	0	0		0	0	0	1.51	10	150	0%	0	0	0%	
1,4-Dichlorobenzene-d4	I	ug/L	40	40		0	0	0	0	10	150	0%	0	0	0%	
Acenaphthene-d10	I	ug/L	40	40		0	0	0	0	10	150	0%	0	0	0%	
Chrysene-d12	I	ug/L	40	40		0	0	0	0	10	150	0%	0	0	0%	
Naphthalene-d8	I	ug/L	40	40		0	0	0	0	10	150	0%	0	0	0%	
Perylene-d12	I	ug/L	40	40		0	0	0	0	10	150	0%	0	0	0%	
Phenanthrene-d10	I	ug/L	40	40		0	0	0	0	10	150	0%	0	0	0%	
2,4,6-Tribromophenol	S	ug/L	0	0		200	0	0	2.88	10	0	0%	25	140	0%	S
2-Fluorobiphenyl	S	ug/L	0	0		100	0	0	0.724	10	0	0%	28	107	0%	S
2-Fluorophenol	S	ug/L	0	0		200	0	0	3.52	10	0	0%	10	75	0%	S
Nitrobenzene-d5	S	ug/L	0	0		100	0	0	2.34	10	0	0%	32	94	0%	S
Phenol-d5	S	ug/L	0	0		200	0	0	2.06	10	0	0%	10	65	0%	S
Terphenyl-d14	S	ug/L	0	0		100	0	0	1.17	10	0	0%	32	122	0%	S
4-Chloroaniline	X	ug/L	0	0		0	0	0	1.61	10	150	0%	0	0	0%	
o-Terphenyl	X	ug/L	0	0		0	0	0	1.27	10	150	0%	0	0	0%	

Seq No	Lab ID	Test Code	Sample Typ	File ID	Analysis Date	DF	Batch ID	Prep Date	SPKref	RPDref	pmoist					
15044897	MB-163621	SVOC-8270-W-	MBLK	V5973N.I	sd0218:2/19/2022 1:56:3	1	163621	2/9/2022 8:1	0	0						
Analyte	T	Units	RAW	Final	Text	Spike	SPKref	RPDref	MDL	PQL	UQL	%REC	LOW	HIGH	%RPD	Q
1,2,4-Trichlorobenzene	A	ug/L	0	0		0	0	0	1.9	10	150	0%	0	0	0%	
1,2-Dichlorobenzene	A	ug/L	0	0		0	0	0	1.97	10	150	0%	0	0	0%	
1,3-Dichlorobenzene	A	ug/L	0	0		0	0	0	2.13	10	150	0%	0	0	0%	
1,4-Dichlorobenzene	A	ug/L	0	0		0	0	0	2.02	10	150	0%	0	0	0%	
1-Methylnaphthalene	A	ug/L	0	0		0	0	0	2.39	10	150	0%	0	0	0%	
2,2'-Oxybis(1-Chloropropane)	A	ug/L	0	0		0	0	0	1.45	10	150	0%	0	0	0%	
2,4,5-Trichlorophenol	A	ug/L	0	0		0	0	0	2.23	10	150	0%	0	0	0%	
2,4,6-Trichlorophenol	A	ug/L	0	0		0	0	0	2.64	10	150	0%	0	0	0%	
2,4-Dichlorophenol	A	ug/L	0	0		0	0	0	1.69	10	150	0%	0	0	0%	
2,4-Dimethylphenol	A	ug/L	0	0		0	0	0	1.69	10	150	0%	0	0	0%	
2,4-Dinitrophenol	A	ug/L	0	0		0	0	0	4.26	10	150	0%	0	0	0%	
2,4-Dinitrotoluene	A	ug/L	0	0		0	0	0	3.04	10	150	0%	0	0	0%	
2,6-Dinitrotoluene	A	ug/L	0	0		0	0	0	3.2	10	150	0%	0	0	0%	
2-Chloronaphthalene	A	ug/L	0	0		0	0	0	2.14	10	150	0%	0	0	0%	
2-Chlorophenol	A	ug/L	0	0		0	0	0	2.48	10	150	0%	0	0	0%	
2-Methylnaphthalene	A	ug/L	0	0		0	0	0	1.92	10	150	0%	0	0	0%	
2-Nitroaniline	A	ug/L	0	0		0	0	0	2.4	10	150	0%	0	0	0%	
2-Nitrophenol	A	ug/L	0	0		0	0	0	2.36	10	150	0%	0	0	0%	
3,3'-Dichlorobenzidine	A	ug/L	0	0		0	0	0	2.11	10	150	0%	0	0	0%	
3-Nitroaniline	A	ug/L	0	0		0	0	0	2.77	10	150	0%	0	0	0%	
4,6-Dinitro-2-methylphenol	A	ug/L	0	0		0	0	0	2.33	10	150	0%	0	0	0%	
4-Bromophenyl phenyl ether	A	ug/L	0	0		0	0	0	1.74	10	150	0%	0	0	0%	
4-Chloro-2-methylphenol	A	ug/L	0	0		0	0	0	1.6	10	150	0%	0	0	0%	
4-Chloro-3-methylphenol	A	ug/L	0	0		0	0	0	1.46	10	150	0%	0	0	0%	
4-Chlorophenol	A	ug/L	0	0		0	0	0	2.64	10	150	0%	0	0	0%	
4-Chlorophenyl phenyl ether	A	ug/L	0	0		0	0	0	2.03	10	150	0%	0	0	0%	
4-Nitroaniline	A	ug/L	0	0		0	0	0	1.63	10	150	0%	0	0	0%	
4-Nitrophenol	A	ug/L	0	0		0	0	0	2.5	10	150	0%	0	0	0%	
Acenaphthene	A	ug/L	0	0		0	0	0	1.89	10	150	0%	0	0	0%	
Acenaphthylene	A	ug/L	0	0		0	0	0	1.57	10	150	0%	0	0	0%	
Aniline	A	ug/L	0	0		0	0	0	3.74	10	150	0%	0	0	0%	
Anthracene	A	ug/L	0	0		0	0	0	1.23	10	150	0%	0	0	0%	
Azobenzene	A	ug/L	0	0		0	0	0	1.09	10	150	0%	0	0	0%	
Benzidine	A	ug/L	0	0		0	0	0	6.72	10	150	0%	0	0	0%	
Benzo(a)anthracene	A	ug/L	0	0		0	0	0	0.856	10	150	0%	0	0	0%	

Seq No	Lab ID	Test Code	Sample Typ	File ID	Analysis Date	DF	Batch ID	Prep Date	SPKref	RPDref	pmoist					
15044897	MB-163621	SVOC-8270-W-	MBLK	v5973N.I	sd0218:2/19/2022 1:56:3	1	163621	2/9/2022 8:1	0	0						
Analyte	T	Units	RAW	Final	Text	Spike	SPKref	RPDref	MDL	PQL	UQL	%REC	LOW	HIGH	%RPD	Q
Benzo(a)pyrene	A	ug/L	0	0		0	0	0	1.24	10	150	0%	0	0	0%	
Benzo(b)fluoranthene	A	ug/L	0	0		0	0	0	0.903	10	150	0%	0	0	0%	
Benzo(g,h,i)perylene	A	ug/L	0	0		0	0	0	1.01	10	150	0%	0	0	0%	
Benzo(k)fluoranthene	A	ug/L	0	0		0	0	0	0.97	10	150	0%	0	0	0%	
Benzoic acid	A	ug/L	0	0		0	0	0	1.51	10	150	0%	0	0	0%	
Benzyl alcohol	A	ug/L	0	0		0	0	0	3.13	10	150	0%	0	0	0%	
bis(-2-chloroethoxy)Methane	A	ug/L	0	0		0	0	0	1.36	10	150	0%	0	0	0%	
bis(-2-chloroethyl)Ether	A	ug/L	0	0		0	0	0	2.57	10	150	0%	0	0	0%	
bis(2-chloroisopropyl)Ether	A	ug/L	0	0		0	0	0	1.49	10	150	0%	0	0	0%	
bis(2-ethylhexyl)Phthalate	A	ug/L	0	0		0	0	0	1.91	10	150	0%	0	0	0%	
Butylbenzylphthalate	A	ug/L	0	0		0	0	0	1.57	10	150	0%	0	0	0%	
Carbazole	A	ug/L	0	0		0	0	0	0.842	10	150	0%	0	0	0%	
Chrysene	A	ug/L	0	0		0	0	0	1.17	10	150	0%	0	0	0%	
Di-n-butyl phthalate	A	ug/L	0	0		0	0	0	0.932	10	150	0%	0	0	0%	
Di-n-octyl phthalate	A	ug/L	0	0		0	0	0	1.34	10	150	0%	0	0	0%	
Dibenzo(a,h)anthracene	A	ug/L	0	0		0	0	0	1.17	10	150	0%	0	0	0%	
Dibenzofuran	A	ug/L	0	0		0	0	0	1.74	10	150	0%	0	0	0%	
Diethyl phthalate	A	ug/L	0	0		0	0	0	2.18	10	150	0%	0	0	0%	
Dimethyl phthalate	A	ug/L	0	0		0	0	0	1.72	10	150	0%	0	0	0%	
Fluoranthene	A	ug/L	0	0		0	0	0	0.883	10	150	0%	0	0	0%	
Fluorene	A	ug/L	0	0		0	0	0	1.82	10	150	0%	0	0	0%	
Hexachlorobenzene	A	ug/L	0	0		0	0	0	1.33	10	150	0%	0	0	0%	
Hexachlorobutadiene	A	ug/L	0	0		0	0	0	2.32	10	150	0%	0	0	0%	
Hexachlorocyclopentadiene	A	ug/L	0	0		0	0	0	2.97	10	150	0%	0	0	0%	
Hexachloroethane	A	ug/L	0	0		0	0	0	1.79	10	150	0%	0	0	0%	
Indeno(1,2,3-cd)pyrene	A	ug/L	0	0		0	0	0	1.25	10	150	0%	0	0	0%	
Isophorone	A	ug/L	0	0		0	0	0	1.67	10	150	0%	0	0	0%	
m+p-Cresols	A	ug/L	0	0		0	0	0	1.78	10	150	0%	0	0	0%	
n-Nitroso-di-n-propylamine	A	ug/L	0	0		0	0	0	1.54	10	150	0%	0	0	0%	
n-Nitrosodimethylamine	A	ug/L	0	0		0	0	0	1.53	10	150	0%	0	0	0%	
n-Nitrosodiphenylamine	A	ug/L	0	0		0	0	0	1.16	10	150	0%	0	0	0%	
Naphthalene	A	ug/L	0	0		0	0	0	1.74	10	150	0%	0	0	0%	
Nitrobenzene	A	ug/L	0	0		0	0	0	2.31	10	150	0%	0	0	0%	
o-Cresol	A	ug/L	0	0		0	0	0	1.83	10	150	0%	0	0	0%	
p-Chloroaniline	A	ug/L	0	0		0	0	0	1.52	10	150	0%	0	0	0%	

Seq No	Lab ID	Test Code	Sample Typ	File ID	Analysis Date	DF	Batch ID	Prep Date	SPKref	RPDref	pmoist					
15044897	MB-163621	SVOC-8270-W-	MBLK	V5973N.I	sd0218:2/19/2022 1:56:3	1	163621	2/9/2022 8:1	0	0						
Analyte	T	Units	RAW	Final	Text	Spike	SPKref	RPDref	MDL	PQL	UQL	%REC	LOW	HIGH	%RPD	Q
Pentachlorophenol	A	ug/L	0	0		0	0	0	4.24	10	150	0%	0	0	0%	
Phenanthrene	A	ug/L	0	0		0	0	0	0.784	10	150	0%	0	0	0%	
Phenol	A	ug/L	0	0		0	0	0	1.46	10	150	0%	0	0	0%	
Pyrene	A	ug/L	0	0		0	0	0	0.921	10	150	0%	0	0	0%	
Pyridine	A	ug/L	0	0		0	0	0	3.22	10	150	0%	0	0	0%	
Triallate	A	ug/L	0	0		0	0	0	1.51	10	150	0%	0	0	0%	
1,4-Dichlorobenzene-d4	I	ug/L	40	40		0	0	0	0	10	150	0%	0	0	0%	
Acenaphthene-d10	I	ug/L	40	40		0	0	0	0	10	150	0%	0	0	0%	
Chrysene-d12	I	ug/L	40	40		0	0	0	0	10	150	0%	0	0	0%	
Naphthalene-d8	I	ug/L	40	40		0	0	0	0	10	150	0%	0	0	0%	
Perylene-d12	I	ug/L	40	40		0	0	0	0	10	150	0%	0	0	0%	
Phenanthrene-d10	I	ug/L	40	40		0	0	0	0	10	150	0%	0	0	0%	
2,4,6-Tribromophenol	S	ug/L	157.21993	157.21993		200	0	0	2.88	10	0	79%	43	140	0%	
2-Fluorobiphenyl	S	ug/L	62.20961	62.20961		100	0	0	0.724	10	0	62%	44	119	0%	
2-Fluorophenol	S	ug/L	67.93292	67.93292		200	0	0	3.52	10	0	34%	19	119	0%	
Nitrobenzene-d5	S	ug/L	61.75791	61.75791		100	0	0	2.34	10	0	62%	44	120	0%	
Phenol-d5	S	ug/L	66.90827	66.90827		200	0	0	2.06	10	0	33%	10	65	0%	
Terphenyl-d14	S	ug/L	102.24382	102.24382		100	0	0	1.17	10	0	102%	50	134	0%	
4-Chloroaniline	X	ug/L	0	0		0	0	0	1.61	10	150	0%	0	0	0%	
o-Terphenyl	X	ug/L	0	0		0	0	0	1.27	10	150	0%	0	0	0%	

Seq No	Lab ID	Test Code	Sample Typ	File ID	Analysis Date	DF	Batch ID	Prep Date	SPKref	RPDref	pmoist					
15044898	LCS-163621	SVOC-8270-W-	LCS-DOD	V5973N.I	sd0218:2/19/2022 2:28:3	1	163621	2/9/2022 8:1	0	0						
Analyte	T	Units	RAW	Final	Text	Spike	SPKref	RPDref	MDL	PQL	UQL	%REC	LOW	HIGH	%RPD	Q
1,2,4-Trichlorobenzene	A	ug/L	72.11133	72.11133		100	0	0	1.9	10	150	72%	29	116	0%	
1,2-Dichlorobenzene	A	ug/L	67.54023	67.54023		100	0	0	1.97	10	150	68%	32	111	0%	
1,3-Dichlorobenzene	A	ug/L	68.55354	68.55354		100	0	0	2.13	10	150	69%	28	110	0%	
1,4-Dichlorobenzene	A	ug/L	67.01728	67.01728		100	0	0	2.02	10	150	67%	29	112	0%	
1-Methylnaphthalene	A	ug/L	75.38511	75.38511		100	0	0	2.39	10	150	75%	41	119	0%	
2,2'-Oxybis(1-Chloropropane)	A	ug/L	67.40028	67.40028		100	0	0	1.45	10	150	67%	37	130	0%	
2,4,5-Trichlorophenol	A	ug/L	85.0706	85.0706		100	0	0	2.23	10	150	85%	53	123	0%	
2,4,6-Trichlorophenol	A	ug/L	90.75187	90.75187		100	0	0	2.64	10	150	91%	50	125	0%	
2,4-Dichlorophenol	A	ug/L	76.78898	76.78898		100	0	0	1.69	10	150	77%	47	121	0%	
2,4-Dimethylphenol	A	ug/L	79.54154	79.54154		100	0	0	1.69	10	150	80%	31	124	0%	

Seq No	Lab ID	Test Code	Sample Typ	File ID	Analysis Date	DF	Batch ID	Prep Date	SPKref	RPDref	pmoist					
15044898	LCS-163621	SVOC-8270-W-	LCS-DOD	v5973N.I	sd0218:2/19/2022 2:28:3	1	163621	2/9/2022 8:1	0	0						
Analyte	T	Units	RAW	Final	Text	Spike	SPKref	RPDref	MDL	PQL	UQL	%REC	LOW	HIGH	%RPD	Q
2,4-Dinitrophenol	A	ug/L	93.12724	93.12724		100	0	0	4.26	10	150	93%	23	142	0%	
2,4-Dinitrotoluene	A	ug/L	88.83567	88.83567		100	0	0	3.04	10	150	89%	57	128	0%	
2,6-Dinitrotoluene	A	ug/L	80.02108	80.02108		100	0	0	3.2	10	150	80%	50	118	0%	
2-Chloronaphthalene	A	ug/L	86.19666	86.19666		100	0	0	2.14	10	150	86%	40	116	0%	
2-Chlorophenol	A	ug/L	69.09128	69.09128		100	0	0	2.48	10	150	69%	38	117	0%	
2-Methylnaphthalene	A	ug/L	85.68606	85.68606		100	0	0	1.92	10	150	86%	40	121	0%	
2-Nitroaniline	A	ug/L	89.55581	89.55581		100	0	0	2.4	10	150	90%	55	127	0%	
2-Nitrophenol	A	ug/L	85.21214	85.21214		100	0	0	2.36	10	150	85%	47	123	0%	
3,3'-Dichlorobenzidine	A	ug/L	71.75729	71.75729		100	0	0	2.11	10	150	72%	27	129	0%	
3-Nitroaniline	A	ug/L	78.2222	78.2222		100	0	0	2.77	10	150	78%	41	128	0%	
4,6-Dinitro-2-methylphenol	A	ug/L	85.45466	85.45466		100	0	0	2.33	10	150	85%	44	137	0%	
4-Bromophenyl phenyl ether	A	ug/L	88.68525	88.68525		100	0	0	1.74	10	150	89%	55	124	0%	
4-Chloro-2-methylphenol	A	ug/L	82.74333	82.74333		100	0	0	1.6	10	150	83%	49	89	0%	
4-Chloro-3-methylphenol	A	ug/L	81.55282	81.55282		100	0	0	1.46	10	150	82%	52	119	0%	
4-Chlorophenol	A	ug/L	70.32817	70.32817		100	0	0	2.64	10	150	70%	41	81	0%	
4-Chlorophenyl phenyl ether	A	ug/L	96.10313	96.10313		100	0	0	2.03	10	150	96%	53	121	0%	
4-Nitroaniline	A	ug/L	86.9077	86.9077		100	0	0	1.63	10	150	87%	57	101	0%	
4-Nitrophenol	A	ug/L	40.66157	40.66157		100	0	0	2.5	10	150	41%	15	36	0%	S
Acenaphthene	A	ug/L	90.73543	90.73543		100	0	0	1.89	10	150	91%	47	122	0%	
Acenaphthylene	A	ug/L	80.75515	80.75515		100	0	0	1.57	10	150	81%	41	130	0%	
Aniline	A	ug/L	43.62622	43.62622		100	0	0	3.74	10	150	44%	24	60	0%	
Anthracene	A	ug/L	87.03899	87.03899		100	0	0	1.23	10	150	87%	57	123	0%	
Azobenzene	A	ug/L	79.94992	79.94992		100	0	0	1.09	10	150	80%	61	116	0%	
Benzidine	A	ug/L	17.49835	17.49835		100	0	0	6.72	10	150	17%	10	100	0%	
Benzo(a)anthracene	A	ug/L	96.65019	96.65019		100	0	0	0.856	10	150	97%	58	125	0%	
Benzo(a)pyrene	A	ug/L	86.51884	86.51884		100	0	0	1.24	10	150	87%	54	128	0%	
Benzo(b)fluoranthene	A	ug/L	88.51091	88.51091		100	0	0	0.903	10	150	89%	53	131	0%	
Benzo(g,h,i)perylene	A	ug/L	86.31229	86.31229		100	0	0	1.01	10	150	86%	50	134	0%	
Benzo(k)fluoranthene	A	ug/L	87.55366	87.55366		100	0	0	0.97	10	150	88%	57	129	0%	
Benzoic acid	A	ug/L	27.78443	27.78443		100	0	0	1.51	10	150	28%	10	30	0%	
Benzyl alcohol	A	ug/L	71.20928	71.20928		100	0	0	3.13	10	150	71%	31	112	0%	
bis(-2-chloroethoxy)Methane	A	ug/L	81.41757	81.41757		100	0	0	1.36	10	150	81%	48	120	0%	
bis(-2-chloroethyl)Ether	A	ug/L	75.0357	75.0357		100	0	0	2.57	10	150	75%	43	118	0%	
bis(2-chloroisopropyl)Ether	A	ug/L	67.40028	67.40028		100	0	0	1.49	10	150	67%	37	130	0%	
bis(2-ethylhexyl)Phthalate	A	ug/L	96.42075	96.42075		100	0	0	1.91	10	150	96%	55	135	0%	

Seq No	Lab ID	Test Code	Sample Typ	File ID	Analysis Date	DF	Batch ID	Prep Date	SPKref	RPDref	pmoist					
15044898	LCS-163621	SVOC-8270-W-	LCS-DOD	V5973N.I	sd0218:2/19/2022 2:28:3	1	163621	2/9/2022 8:1	0	0						
Analyte	T	Units	RAW	Final	Text	Spike	SPKref	RPDref	MDL	PQL	UQL	%REC	LOW	HIGH	%RPD	Q
Butylbenzylphthalate	A	ug/L	95.15212	95.15212		100	0	0	1.57	10	150	95%	53	134	0%	
Carbazole	A	ug/L	86.94465	86.94465		100	0	0	0.842	10	150	87%	60	122	0%	
Chrysene	A	ug/L	93.04684	93.04684		100	0	0	1.17	10	150	93%	59	123	0%	
Di-n-butyl phthalate	A	ug/L	94.52303	94.52303		100	0	0	0.932	10	150	95%	59	127	0%	
Di-n-octyl phthalate	A	ug/L	91.31419	91.31419		100	0	0	1.34	10	150	91%	51	140	0%	
Dibenzo(a,h)anthracene	A	ug/L	93.27545	93.27545		100	0	0	1.17	10	150	93%	51	134	0%	
Dibenzofuran	A	ug/L	91.73749	91.73749		100	0	0	1.74	10	150	92%	53	118	0%	
Diethyl phthalate	A	ug/L	90.73126	90.73126		100	0	0	2.18	10	150	91%	56	125	0%	
Dimethyl phthalate	A	ug/L	95.90273	95.90273		100	0	0	1.72	10	150	96%	45	127	0%	
Fluoranthene	A	ug/L	87.7646	87.7646		100	0	0	0.883	10	150	88%	57	128	0%	
Fluorene	A	ug/L	88.51413	88.51413		100	0	0	1.82	10	150	89%	52	124	0%	
Hexachlorobenzene	A	ug/L	84.99422	84.99422		100	0	0	1.33	10	150	85%	53	125	0%	
Hexachlorobutadiene	A	ug/L	74.91083	74.91083		100	0	0	2.32	10	150	75%	22	124	0%	
Hexachlorocyclopentadiene	A	ug/L	78.73438	78.73438		100	0	0	2.97	10	150	79%	39	91	0%	
Hexachloroethane	A	ug/L	65.52898	65.52898		100	0	0	1.79	10	150	66%	21	115	0%	
Indeno(1,2,3-cd)pyrene	A	ug/L	87.61406	87.61406		100	0	0	1.25	10	150	88%	52	134	0%	
Isophorone	A	ug/L	78.3656	78.3656		100	0	0	1.67	10	150	78%	42	124	0%	
m+p-Cresols	A	ug/L	80.26046	80.26046		100	0	0	1.78	10	150	80%	29	110	0%	
n-Nitroso-di-n-propylamine	A	ug/L	95.43744	95.43744		100	0	0	1.54	10	150	95%	49	119	0%	
n-Nitrosodimethylamine	A	ug/L	50.02138	50.02138		100	0	0	1.53	10	150	50%	20	45	0%	S
n-Nitrosodiphenylamine	A	ug/L	87.03053	87.03053		100	0	0	1.16	10	150	87%	51	123	0%	
Naphthalene	A	ug/L	82.80869	82.80869		100	0	0	1.74	10	150	83%	40	121	0%	
Nitrobenzene	A	ug/L	88.70315	88.70315		100	0	0	2.31	10	150	89%	45	121	0%	
o-Cresol	A	ug/L	77.24403	77.24403		100	0	0	1.83	10	150	77%	30	117	0%	
p-Chloroaniline	A	ug/L	70.62357	70.62357		100	0	0	1.52	10	150	71%	33	117	0%	
Pentachlorophenol	A	ug/L	95.82686	95.82686		100	0	0	4.24	10	150	96%	35	138	0%	
Phenanthrene	A	ug/L	91.57416	91.57416		100	0	0	0.784	10	150	92%	59	120	0%	
Phenol	A	ug/L	48.92728	48.92728		100	0	0	1.46	10	150	49%	37	75	0%	
Pyrene	A	ug/L	85.43177	85.43177		100	0	0	0.921	10	150	85%	57	126	0%	
Pyridine	A	ug/L	35.87302	35.87302		100	0	0	3.22	10	150	36%	16	45	0%	
Triallate	A	ug/L	84.12943	84.12943		100	0	0	1.51	10	150	84%	59	105	0%	
1,4-Dichlorobenzene-d4	I	ug/L	40	40		0	0	0	0	10	150	0%			0%	
Acenaphthene-d10	I	ug/L	40	40		0	0	0	0	10	150	0%			0%	
Chrysene-d12	I	ug/L	40	40		0	0	0	0	10	150	0%			0%	
Naphthalene-d8	I	ug/L	40	40		0	0	0	0	10	150	0%			0%	

Seq No	Lab ID	Test Code	Sample Typ	File ID	Analysis Date	DF	Batch ID	Prep Date	SPKref	RPDref	pmoist					
15044898	LCS-163621	SVOC-8270-W-	LCS-DOD	v5973N.I	sd0218:2/19/2022 2:28:3	1	163621	2/9/2022 8:1	0	0						
Analyte	T	Units	RAW	Final	Text	Spike	SPKref	RPDref	MDL	PQL	UQL	%REC	LOW	HIGH	%RPD	Q
Perylene-d12	I	ug/L	40	40		0	0	0	0	10	150	0%			0%	
Phenanthrene-d10	I	ug/L	40	40		0	0	0	0	10	150	0%			0%	
2,4,6-Tribromophenol	S	ug/L	173.96957	173.96957		200	0	0	2.88	10	0	87%	43	140	0%	
2-Fluorobiphenyl	S	ug/L	72.79224	72.79224		100	0	0	0.724	10	0	73%	44	119	0%	
2-Fluorophenol	S	ug/L	79.13983	79.13983		200	0	0	3.52	10	0	40%	19	119	0%	
Nitrobenzene-d5	S	ug/L	77.57472	77.57472		100	0	0	2.34	10	0	78%	44	120	0%	
Phenol-d5	S	ug/L	83.36222	83.36222		200	0	0	2.06	10	0	42%	10	65	0%	
Terphenyl-d14	S	ug/L	94.31162	94.31162		100	0	0	1.17	10	0	94%	50	134	0%	
4-Chloroaniline	X	ug/L	70.62357	70.62357		100	0	0	1.61	10	150	71%	33	117	0%	
o-Terphenyl	X	ug/L	86.77733	86.77733		100	0	0	1.27	10	150	87%	40	140	0%	

Seq No	Lab ID	Test Code	Sample Typ	File ID	Analysis Date	DF	Batch ID	Prep Date	SPKref	RPDref	pmoist					
15044899	LCSD-163621	SVOC-8270-W-	LCSD-DOD	v5973N.I	sd0218:2/19/2022 3:01:0	1	163621	2/9/2022 8:1	0	2E+07						
Analyte	T	Units	RAW	Final	Text	Spike	SPKref	RPDref	MDL	PQL	UQL	%REC	LOW	HIGH	%RPD	Q
1,2,4-Trichlorobenzene	A	ug/L	72.4878	72.4878		100	0	72.11133	1.9	10	150	72%	29	116	1%	
1,2-Dichlorobenzene	A	ug/L	65.16801	65.16801		100	0	67.54023	1.97	10	150	65%	32	111	4%	
1,3-Dichlorobenzene	A	ug/L	65.9956	65.9956		100	0	68.55354	2.13	10	150	66%	28	110	4%	
1,4-Dichlorobenzene	A	ug/L	66.11494	66.11494		100	0	67.01728	2.02	10	150	66%	29	112	1%	
1-Methylnaphthalene	A	ug/L	75.96741	75.96741		100	0	75.38511	2.39	10	150	76%	41	119	1%	
2,2'-Oxybis(1-Chloropropane)	A	ug/L	68.59076	68.59076		100	0	67.40028	1.45	10	150	69%	37	130	2%	
2,4,5-Trichlorophenol	A	ug/L	78.28207	78.28207		100	0	85.0706	2.23	10	150	78%	53	123	8%	
2,4,6-Trichlorophenol	A	ug/L	84.921	84.921		100	0	90.75187	2.64	10	150	85%	50	125	7%	
2,4-Dichlorophenol	A	ug/L	74.57862	74.57862		100	0	76.78898	1.69	10	150	75%	47	121	3%	
2,4-Dimethylphenol	A	ug/L	80.97589	80.97589		100	0	79.54154	1.69	10	150	81%	31	124	2%	
2,4-Dinitrophenol	A	ug/L	80.42462	80.42462		100	0	93.12724	4.26	10	150	80%	23	142	15%	
2,4-Dinitrotoluene	A	ug/L	90.52136	90.52136		100	0	88.83567	3.04	10	150	91%	57	128	2%	
2,6-Dinitrotoluene	A	ug/L	83.55323	83.55323		100	0	80.02108	3.2	10	150	84%	50	118	4%	
2-Chloronaphthalene	A	ug/L	87.49238	87.49238		100	0	86.19666	2.14	10	150	87%	40	116	1%	
2-Chlorophenol	A	ug/L	69.11519	69.11519		100	0	69.09128	2.48	10	150	69%	38	117	0%	
2-Methylnaphthalene	A	ug/L	86.43056	86.43056		100	0	85.68606	1.92	10	150	86%	40	121	1%	
2-Nitroaniline	A	ug/L	92.53414	92.53414		100	0	89.55581	2.4	10	150	93%	55	127	3%	
2-Nitrophenol	A	ug/L	80.50183	80.50183		100	0	85.21214	2.36	10	150	81%	47	123	6%	
3,3'-Dichlorobenzidine	A	ug/L	76.40623	76.40623		100	0	71.75729	2.11	10	150	76%	27	129	6%	
3-Nitroaniline	A	ug/L	80.64832	80.64832		100	0	78.2222	2.77	10	150	81%	41	128	3%	

Seq No	Lab ID	Test Code	Sample Typ	File ID	Analysis Date	DF	Batch ID	Prep Date	SPKref	RPDref	pmoist					
15044899	LCSD-163621	SVOC-8270-W-	LCSD-DOD	V5973N.I	sd0218:2/19/2022 3:01:0	1	163621	2/9/2022 8:1	0	2E+07						
Analyte	T	Units	RAW	Final	Text	Spike	SPKref	RPDref	MDL	PQL	UQL	%REC	LOW	HIGH	%RPD	Q
4,6-Dinitro-2-methylphenol	A	ug/L	92.50957	92.50957		100	0	85.45466	2.33	10	150	93%	44	137	8%	
4-Bromophenyl phenyl ether	A	ug/L	95.70303	95.70303		100	0	88.68525	1.74	10	150	96%	55	124	8%	
4-Chloro-2-methylphenol	A	ug/L	79.89823	79.89823		100	0	82.74333	1.6	10	150	80%	49	89	3%	
4-Chloro-3-methylphenol	A	ug/L	84.99278	84.99278		100	0	81.55282	1.46	10	150	85%	52	119	4%	
4-Chlorophenol	A	ug/L	66.832	66.832		100	0	70.32817	2.64	10	150	67%	41	81	5%	
4-Chlorophenyl phenyl ether	A	ug/L	94.94276	94.94276		100	0	96.10313	2.03	10	150	95%	53	121	1%	
4-Nitroaniline	A	ug/L	93.01999	93.01999		100	0	86.9077	1.63	10	150	93%	57	101	7%	
4-Nitrophenol	A	ug/L	37.85088	37.85088		100	0	40.66157	2.5	10	150	38%	15	36	7%	S
Acenaphthene	A	ug/L	92.24748	92.24748		100	0	90.73543	1.89	10	150	92%	47	122	2%	
Acenaphthylene	A	ug/L	83.99993	83.99993		100	0	80.75515	1.57	10	150	84%	41	130	4%	
Aniline	A	ug/L	42.22052	42.22052		100	0	43.62622	3.74	10	150	42%	24	60	3%	
Anthracene	A	ug/L	101.1685	101.1685		100	0	87.03899	1.23	10	150	101%	57	123	15%	
Azobenzene	A	ug/L	87.43252	87.43252		100	0	79.94992	1.09	10	150	87%	61	116	9%	
Benzidine	A	ug/L	24.4583	24.4583		100	0	17.49835	6.72	10	150	24%	10	100	33%	R
Benzo(a)anthracene	A	ug/L	98.24219	98.24219		100	0	96.65019	0.856	10	150	98%	58	125	2%	
Benzo(a)pyrene	A	ug/L	91.65167	91.65167		100	0	86.51884	1.24	10	150	92%	54	128	6%	
Benzo(b)fluoranthene	A	ug/L	94.78405	94.78405		100	0	88.51091	0.903	10	150	95%	53	131	7%	
Benzo(g,h,i)perylene	A	ug/L	94.21764	94.21764		100	0	86.31229	1.01	10	150	94%	50	134	9%	
Benzo(k)fluoranthene	A	ug/L	93.40739	93.40739		100	0	87.55366	0.97	10	150	93%	57	129	6%	
Benzoic acid	A	ug/L	29.48633	29.48633		100	0	27.78443	1.51	10	150	29%	10	30	6%	
Benzyl alcohol	A	ug/L	68.22013	68.22013		100	0	71.20928	3.13	10	150	68%	31	112	4%	
bis(-2-chloroethoxy)Methane	A	ug/L	81.20619	81.20619		100	0	81.41757	1.36	10	150	81%	48	120	0%	
bis(-2-chloroethyl)Ether	A	ug/L	77.4757	77.4757		100	0	75.0357	2.57	10	150	77%	43	118	3%	
bis(2-chloroisopropyl)Ether	A	ug/L	68.59076	68.59076		100	0	67.40028	1.49	10	150	69%	37	130	2%	
bis(2-ethylhexyl)Phthalate	A	ug/L	97.89664	97.89664		100	0	96.42075	1.91	10	150	98%	55	135	2%	
Butylbenzylphthalate	A	ug/L	95.56213	95.56213		100	0	95.15212	1.57	10	150	96%	53	134	0%	
Carbazole	A	ug/L	99.94418	99.94418		100	0	86.94465	0.842	10	150	100%	60	122	14%	
Chrysene	A	ug/L	95.26113	95.26113		100	0	93.04684	1.17	10	150	95%	59	123	2%	
Di-n-butyl phthalate	A	ug/L	102.87026	102.87026		100	0	94.52303	0.932	10	150	103%	59	127	8%	
Di-n-octyl phthalate	A	ug/L	97.77158	97.77158		100	0	91.31419	1.34	10	150	98%	51	140	7%	
Dibenzo(a,h)anthracene	A	ug/L	98.32352	98.32352		100	0	93.27545	1.17	10	150	98%	51	134	5%	
Dibenzofuran	A	ug/L	91.66162	91.66162		100	0	91.73749	1.74	10	150	92%	53	118	0%	
Diethyl phthalate	A	ug/L	90.25647	90.25647		100	0	90.73126	2.18	10	150	90%	56	125	1%	
Dimethyl phthalate	A	ug/L	96.68337	96.68337		100	0	95.90273	1.72	10	150	97%	45	127	1%	
Fluoranthene	A	ug/L	96.57704	96.57704		100	0	87.7646	0.883	10	150	97%	57	128	10%	

Seq No	Lab ID	Test Code	Sample Typ	File ID	Analysis Date	DF	Batch ID	Prep Date	SPKref	RPDref	pmoist					
15044899	LCSD-163621	SVOC-8270-W-	LCSD-DOD	V5973N.I	0218:2/19/2022 3:01:0	1	163621	2/9/2022 8:1	0	2E+07						
Analyte	T	Units	RAW	Final	Text	Spike	SPKref	RPDref	MDL	PQL	UQL	%REC	LOW	HIGH	%RPD	Q
Fluorene	A	ug/L	86.06884	86.06884		100	0	88.51413	1.82	10	150	86%	52	124	3%	
Hexachlorobenzene	A	ug/L	96.42207	96.42207		100	0	84.99422	1.33	10	150	96%	53	125	13%	
Hexachlorobutadiene	A	ug/L	73.48087	73.48087		100	0	74.91083	2.32	10	150	73%	22	124	2%	
Hexachlorocyclopentadiene	A	ug/L	78.5859	78.5859		100	0	78.73438	2.97	10	150	79%	39	91	0%	
Hexachloroethane	A	ug/L	63.81814	63.81814		100	0	65.52898	1.79	10	150	64%	21	115	3%	
Indeno(1,2,3-cd)pyrene	A	ug/L	90.79329	90.79329		100	0	87.61406	1.25	10	150	91%	52	134	4%	
Isophorone	A	ug/L	79.38809	79.38809		100	0	78.3656	1.67	10	150	79%	42	124	1%	
m+p-Cresols	A	ug/L	79.22409	79.22409		100	0	80.26046	1.78	10	150	79%	29	110	1%	
n-Nitroso-di-n-propylamine	A	ug/L	99.91869	99.91869		100	0	95.43744	1.54	10	150	100%	49	119	5%	
n-Nitrosodimethylamine	A	ug/L	52.31318	52.31318		100	0	50.02138	1.53	10	150	52%	20	45	4%	S
n-Nitrosodiphenylamine	A	ug/L	99.28947	99.28947		100	0	87.03053	1.16	10	150	99%	51	123	13%	
Naphthalene	A	ug/L	86.03556	86.03556		100	0	82.80869	1.74	10	150	86%	40	121	4%	
Nitrobenzene	A	ug/L	90.39738	90.39738		100	0	88.70315	2.31	10	150	90%	45	121	2%	
o-Cresol	A	ug/L	76.48726	76.48726		100	0	77.24403	1.83	10	150	76%	30	117	1%	
p-Chloroaniline	A	ug/L	70.8699	70.8699		100	0	70.62357	1.52	10	150	71%	33	117	0%	
Pentachlorophenol	A	ug/L	102.68868	102.68868		100	0	95.82686	4.24	10	150	103%	35	138	7%	
Phenanthrene	A	ug/L	99.34168	99.34168		100	0	91.57416	0.784	10	150	99%	59	120	8%	
Phenol	A	ug/L	50.66824	50.66824		100	0	48.92728	1.46	10	150	51%	37	75	3%	
Pyrene	A	ug/L	95.17114	95.17114		100	0	85.43177	0.921	10	150	95%	57	126	11%	
Pyridine	A	ug/L	37.18355	37.18355		100	0	35.87302	3.22	10	150	37%	16	45	4%	
Triallate	A	ug/L	91.04703	91.04703		100	0	84.12943	1.51	10	150	91%	59	105	8%	
1,4-Dichlorobenzene-d4	I	ug/L	40	40		0	0	0	0	10	150	0%			0%	
Acenaphthene-d10	I	ug/L	40	40		0	0	0	0	10	150	0%			0%	
Chrysene-d12	I	ug/L	40	40		0	0	0	0	10	150	0%			0%	
Naphthalene-d8	I	ug/L	40	40		0	0	0	0	10	150	0%			0%	
Perylene-d12	I	ug/L	40	40		0	0	0	0	10	150	0%			0%	
Phenanthrene-d10	I	ug/L	40	40		0	0	0	0	10	150	0%			0%	
2,4,6-Tribromophenol	S	ug/L	182.92177	182.92177		200	0	0	2.88	10	0	91%	43	140	0%	
2-Fluorobiphenyl	S	ug/L	68.85469	68.85469		100	0	0	0.724	10	0	69%	44	119	0%	
2-Fluorophenol	S	ug/L	78.74863	78.74863		200	0	0	3.52	10	0	39%	19	119	0%	
Nitrobenzene-d5	S	ug/L	77.02825	77.02825		100	0	0	2.34	10	0	77%	44	120	0%	
Phenol-d5	S	ug/L	85.94825	85.94825		200	0	0	2.06	10	0	43%	10	65	0%	
Terphenyl-d14	S	ug/L	100.97909	100.97909		100	0	0	1.17	10	0	101%	50	134	0%	
4-Chloroaniline	X	ug/L	70.8699	70.8699		100	0	70.62357	1.61	10	150	71%	33	117	0%	
o-Terphenyl	X	ug/L	96.46658	96.46658		100	0	86.77733	1.27	10	150	96%	40	140	11%	

Seq No	Lab ID	Test Code	Sample Typ	File ID	Analysis Date	DF	Batch ID	Prep Date	SPKref	RPDref	pmoist					
15044900	MB-163724	SVOC-8270-W-	MBLK	V5973N.I	sd0218:2/19/2022 3:33:2	1	163724	2/14/2022 8:	0	0						
Analyte	T	Units	RAW	Final	Text	Spike	SPKref	RPDref	MDL	PQL	UQL	%REC	LOW	HIGH	%RPD	Q
1,2,4-Trichlorobenzene	A	ug/L	0	0		0	0	0	1.9	10	150	0%	0	0	0%	
1,2-Dichlorobenzene	A	ug/L	0	0		0	0	0	1.97	10	150	0%	0	0	0%	
1,3-Dichlorobenzene	A	ug/L	0	0		0	0	0	2.13	10	150	0%	0	0	0%	
1,4-Dichlorobenzene	A	ug/L	0	0		0	0	0	2.02	10	150	0%	0	0	0%	
1-Methylnaphthalene	A	ug/L	0	0		0	0	0	2.39	10	150	0%	0	0	0%	
2,2'-Oxybis(1-Chloropropane)	A	ug/L	0	0		0	0	0	1.45	10	150	0%	0	0	0%	
2,4,5-Trichlorophenol	A	ug/L	0	0		0	0	0	2.23	10	150	0%	0	0	0%	
2,4,6-Trichlorophenol	A	ug/L	0	0		0	0	0	2.64	10	150	0%	0	0	0%	
2,4-Dichlorophenol	A	ug/L	0	0		0	0	0	1.69	10	150	0%	0	0	0%	
2,4-Dimethylphenol	A	ug/L	0	0		0	0	0	1.69	10	150	0%	0	0	0%	
2,4-Dinitrophenol	A	ug/L	0	0		0	0	0	4.26	10	150	0%	0	0	0%	
2,4-Dinitrotoluene	A	ug/L	0	0		0	0	0	3.04	10	150	0%	0	0	0%	
2,6-Dinitrotoluene	A	ug/L	0	0		0	0	0	3.2	10	150	0%	0	0	0%	
2-Chloronaphthalene	A	ug/L	0	0		0	0	0	2.14	10	150	0%	0	0	0%	
2-Chlorophenol	A	ug/L	0	0		0	0	0	2.48	10	150	0%	0	0	0%	
2-Methylnaphthalene	A	ug/L	0	0		0	0	0	1.92	10	150	0%	0	0	0%	
2-Nitroaniline	A	ug/L	0	0		0	0	0	2.4	10	150	0%	0	0	0%	
2-Nitrophenol	A	ug/L	0	0		0	0	0	2.36	10	150	0%	0	0	0%	
3,3'-Dichlorobenzidine	A	ug/L	0	0		0	0	0	2.11	10	150	0%	0	0	0%	
3-Nitroaniline	A	ug/L	0	0		0	0	0	2.77	10	150	0%	0	0	0%	
4,6-Dinitro-2-methylphenol	A	ug/L	0	0		0	0	0	2.33	10	150	0%	0	0	0%	
4-Bromophenyl phenyl ether	A	ug/L	0	0		0	0	0	1.74	10	150	0%	0	0	0%	
4-Chloro-2-methylphenol	A	ug/L	0	0		0	0	0	1.6	10	150	0%	0	0	0%	
4-Chloro-3-methylphenol	A	ug/L	0	0		0	0	0	1.46	10	150	0%	0	0	0%	
4-Chlorophenol	A	ug/L	0	0		0	0	0	2.64	10	150	0%	0	0	0%	
4-Chlorophenyl phenyl ether	A	ug/L	0	0		0	0	0	2.03	10	150	0%	0	0	0%	
4-Nitroaniline	A	ug/L	0	0		0	0	0	1.63	10	150	0%	0	0	0%	
4-Nitrophenol	A	ug/L	0	0		0	0	0	2.5	10	150	0%	0	0	0%	
Acenaphthene	A	ug/L	0	0		0	0	0	1.89	10	150	0%	0	0	0%	
Acenaphthylene	A	ug/L	0	0		0	0	0	1.57	10	150	0%	0	0	0%	
Aniline	A	ug/L	0	0		0	0	0	3.74	10	150	0%	0	0	0%	
Anthracene	A	ug/L	0	0		0	0	0	1.23	10	150	0%	0	0	0%	
Azobenzene	A	ug/L	0	0		0	0	0	1.09	10	150	0%	0	0	0%	
Benzidine	A	ug/L	0	0		0	0	0	6.72	10	150	0%	0	0	0%	
Benzo(a)anthracene	A	ug/L	0	0		0	0	0	0.856	10	150	0%	0	0	0%	

Seq No	Lab ID	Test Code	Sample Typ	File ID	Analysis Date	DF	Batch ID	Prep Date	SPKref	RPDref	pmoist					
15044900	MB-163724	SVOC-8270-W-	MBLK	v5973N.I	sd0218:2/19/2022 3:33:2	1	163724	2/14/2022 8:	0	0						
Analyte	T	Units	RAW	Final	Text	Spike	SPKref	RPDref	MDL	PQL	UQL	%REC	LOW	HIGH	%RPD	Q
Benzo(a)pyrene	A	ug/L	0	0		0	0	0	1.24	10	150	0%	0	0	0%	
Benzo(b)fluoranthene	A	ug/L	0	0		0	0	0	0.903	10	150	0%	0	0	0%	
Benzo(g,h,i)perylene	A	ug/L	0	0		0	0	0	1.01	10	150	0%	0	0	0%	
Benzo(k)fluoranthene	A	ug/L	0	0		0	0	0	0.97	10	150	0%	0	0	0%	
Benzoic acid	A	ug/L	0	0		0	0	0	1.51	10	150	0%	0	0	0%	
Benzyl alcohol	A	ug/L	0	0		0	0	0	3.13	10	150	0%	0	0	0%	
bis(-2-chloroethoxy)Methane	A	ug/L	0	0		0	0	0	1.36	10	150	0%	0	0	0%	
bis(-2-chloroethyl)Ether	A	ug/L	0	0		0	0	0	2.57	10	150	0%	0	0	0%	
bis(2-chloroisopropyl)Ether	A	ug/L	0	0		0	0	0	1.49	10	150	0%	0	0	0%	
bis(2-ethylhexyl)Phthalate	A	ug/L	0	0		0	0	0	1.91	10	150	0%	0	0	0%	
Butylbenzylphthalate	A	ug/L	0	0		0	0	0	1.57	10	150	0%	0	0	0%	
Carbazole	A	ug/L	0	0		0	0	0	0.842	10	150	0%	0	0	0%	
Chrysene	A	ug/L	0	0		0	0	0	1.17	10	150	0%	0	0	0%	
Di-n-butyl phthalate	A	ug/L	0	0		0	0	0	0.932	10	150	0%	0	0	0%	
Di-n-octyl phthalate	A	ug/L	0	0		0	0	0	1.34	10	150	0%	0	0	0%	
Dibenzo(a,h)anthracene	A	ug/L	0	0		0	0	0	1.17	10	150	0%	0	0	0%	
Dibenzofuran	A	ug/L	0	0		0	0	0	1.74	10	150	0%	0	0	0%	
Diethyl phthalate	A	ug/L	0	0		0	0	0	2.18	10	150	0%	0	0	0%	
Dimethyl phthalate	A	ug/L	0	0		0	0	0	1.72	10	150	0%	0	0	0%	
Fluoranthene	A	ug/L	0	0		0	0	0	0.883	10	150	0%	0	0	0%	
Fluorene	A	ug/L	0	0		0	0	0	1.82	10	150	0%	0	0	0%	
Hexachlorobenzene	A	ug/L	0	0		0	0	0	1.33	10	150	0%	0	0	0%	
Hexachlorobutadiene	A	ug/L	0	0		0	0	0	2.32	10	150	0%	0	0	0%	
Hexachlorocyclopentadiene	A	ug/L	0	0		0	0	0	2.97	10	150	0%	0	0	0%	
Hexachloroethane	A	ug/L	0	0		0	0	0	1.79	10	150	0%	0	0	0%	
Indeno(1,2,3-cd)pyrene	A	ug/L	0	0		0	0	0	1.25	10	150	0%	0	0	0%	
Isophorone	A	ug/L	0	0		0	0	0	1.67	10	150	0%	0	0	0%	
m+p-Cresols	A	ug/L	0	0		0	0	0	1.78	10	150	0%	0	0	0%	
n-Nitroso-di-n-propylamine	A	ug/L	0	0		0	0	0	1.54	10	150	0%	0	0	0%	
n-Nitrosodimethylamine	A	ug/L	0	0		0	0	0	1.53	10	150	0%	0	0	0%	
n-Nitrosodiphenylamine	A	ug/L	0	0		0	0	0	1.16	10	150	0%	0	0	0%	
Naphthalene	A	ug/L	0	0		0	0	0	1.74	10	150	0%	0	0	0%	
Nitrobenzene	A	ug/L	0	0		0	0	0	2.31	10	150	0%	0	0	0%	
o-Cresol	A	ug/L	0	0		0	0	0	1.83	10	150	0%	0	0	0%	
p-Chloroaniline	A	ug/L	0	0		0	0	0	1.52	10	150	0%	0	0	0%	

Seq No	Lab ID	Test Code	Sample Typ	File ID	Analysis Date	DF	Batch ID	Prep Date	SPKref	RPDref	pmoist					
15044900	MB-163724	SVOC-8270-W-	MBLK	v5973N.I	sd0218:2/19/2022 3:33:2	1	163724	2/14/2022 8:	0	0						
Analyte	T	Units	RAW	Final	Text	Spike	SPKref	RPDref	MDL	PQL	UQL	%REC	LOW	HIGH	%RPD	Q
Pentachlorophenol	A	ug/L	0	0		0	0	0	4.24	10	150	0%	0	0	0%	
Phenanthrene	A	ug/L	0	0		0	0	0	0.784	10	150	0%	0	0	0%	
Phenol	A	ug/L	0	0		0	0	0	1.46	10	150	0%	0	0	0%	
Pyrene	A	ug/L	0	0		0	0	0	0.921	10	150	0%	0	0	0%	
Pyridine	A	ug/L	0	0		0	0	0	3.22	10	150	0%	0	0	0%	
Triallate	A	ug/L	0	0		0	0	0	1.51	10	150	0%	0	0	0%	
1,4-Dichlorobenzene-d4	I	ug/L	40	40		0	0	0	0	10	150	0%	0	0	0%	
Acenaphthene-d10	I	ug/L	40	40		0	0	0	0	10	150	0%	0	0	0%	
Chrysene-d12	I	ug/L	40	40		0	0	0	0	10	150	0%	0	0	0%	
Naphthalene-d8	I	ug/L	40	40		0	0	0	0	10	150	0%	0	0	0%	
Perylene-d12	I	ug/L	40	40		0	0	0	0	10	150	0%	0	0	0%	
Phenanthrene-d10	I	ug/L	40	40		0	0	0	0	10	150	0%	0	0	0%	
2,4,6-Tribromophenol	S	ug/L	160.50171	160.50171		200	0	0	2.88	10	0	80%	43	140	0%	
2-Fluorobiphenyl	S	ug/L	66.75625	66.75625		100	0	0	0.724	10	0	67%	44	119	0%	
2-Fluorophenol	S	ug/L	64.67732	64.67732		200	0	0	3.52	10	0	32%	19	119	0%	
Nitrobenzene-d5	S	ug/L	61.82567	61.82567		100	0	0	2.34	10	0	62%	44	120	0%	
Phenol-d5	S	ug/L	63.69295	63.69295		200	0	0	2.06	10	0	32%	10	65	0%	
Terphenyl-d14	S	ug/L	109.69283	109.69283		100	0	0	1.17	10	0	110%	50	134	0%	
4-Chloroaniline	X	ug/L	0	0		0	0	0	1.61	10	150	0%	0	0	0%	
o-Terphenyl	X	ug/L	0	0		0	0	0	1.27	10	150	0%	0	0	0%	

Seq No	Lab ID	Test Code	Sample Typ	File ID	Analysis Date	DF	Batch ID	Prep Date	SPKref	RPDref	pmoist					
15044901	LCS-163724	SVOC-8270-W-	LCS-DOD	v5973N.I	sd0218:2/19/2022 4:05:4	1	163724	2/14/2022 8:	0	0						
Analyte	T	Units	RAW	Final	Text	Spike	SPKref	RPDref	MDL	PQL	UQL	%REC	LOW	HIGH	%RPD	Q
1,2,4-Trichlorobenzene	A	ug/L	73.08032	73.08032		100	0	0	1.9	10	150	73%	29	116	0%	
1,2-Dichlorobenzene	A	ug/L	67.18185	67.18185		100	0	0	1.97	10	150	67%	32	111	0%	
1,3-Dichlorobenzene	A	ug/L	70.18688	70.18688		100	0	0	2.13	10	150	70%	28	110	0%	
1,4-Dichlorobenzene	A	ug/L	67.41221	67.41221		100	0	0	2.02	10	150	67%	29	112	0%	
1-Methylnaphthalene	A	ug/L	76.90023	76.90023		100	0	0	2.39	10	150	77%	41	119	0%	
2,2'-Oxybis(1-Chloropropane)	A	ug/L	64.72892	64.72892		100	0	0	1.45	10	150	65%	37	130	0%	
2,4,5-Trichlorophenol	A	ug/L	82.80882	82.80882		100	0	0	2.23	10	150	83%	53	123	0%	
2,4,6-Trichlorophenol	A	ug/L	90.66008	90.66008		100	0	0	2.64	10	150	91%	50	125	0%	
2,4-Dichlorophenol	A	ug/L	74.96341	74.96341		100	0	0	1.69	10	150	75%	47	121	0%	
2,4-Dimethylphenol	A	ug/L	80.07549	80.07549		100	0	0	1.69	10	150	80%	31	124	0%	

Seq No	Lab ID	Test Code	Sample Typ	File ID	Analysis Date	DF	Batch ID	Prep Date	SPKref	RPDref	pmoist					
15044901	LCS-163724	SVOC-8270-W-	LCS-DOD	v5973N.I	sd0218:2/19/2022 4:05:4	1	163724	2/14/2022 8:	0	0						
Analyte	T	Units	RAW	Final	Text	Spike	SPKref	RPDref	MDL	PQL	UQL	%REC	LOW	HIGH	%RPD	Q
2,4-Dinitrophenol	A	ug/L	87.3775	87.3775		100	0	0	4.26	10	150	87%	23	142	0%	
2,4-Dinitrotoluene	A	ug/L	91.66768	91.66768		100	0	0	3.04	10	150	92%	57	128	0%	
2,6-Dinitrotoluene	A	ug/L	84.72668	84.72668		100	0	0	3.2	10	150	85%	50	118	0%	
2-Chloronaphthalene	A	ug/L	82.80058	82.80058		100	0	0	2.14	10	150	83%	40	116	0%	
2-Chlorophenol	A	ug/L	67.19482	67.19482		100	0	0	2.48	10	150	67%	38	117	0%	
2-Methylnaphthalene	A	ug/L	87.33699	87.33699		100	0	0	1.92	10	150	87%	40	121	0%	
2-Nitroaniline	A	ug/L	92.43039	92.43039		100	0	0	2.4	10	150	92%	55	127	0%	
2-Nitrophenol	A	ug/L	82.21332	82.21332		100	0	0	2.36	10	150	82%	47	123	0%	
3,3'-Dichlorobenzidine	A	ug/L	74.39196	74.39196		100	0	0	2.11	10	150	74%	27	129	0%	
3-Nitroaniline	A	ug/L	74.90425	74.90425		100	0	0	2.77	10	150	75%	41	128	0%	
4,6-Dinitro-2-methylphenol	A	ug/L	90.22284	90.22284		100	0	0	2.33	10	150	90%	44	137	0%	
4-Bromophenyl phenyl ether	A	ug/L	97.39424	97.39424		100	0	0	1.74	10	150	97%	55	124	0%	
4-Chloro-2-methylphenol	A	ug/L	83.00575	83.00575		100	0	0	1.6	10	150	83%	49	89	0%	
4-Chloro-3-methylphenol	A	ug/L	85.80971	85.80971		100	0	0	1.46	10	150	86%	52	119	0%	
4-Chlorophenol	A	ug/L	66.46936	66.46936		100	0	0	2.64	10	150	66%	41	81	0%	
4-Chlorophenyl phenyl ether	A	ug/L	98.92562	98.92562		100	0	0	2.03	10	150	99%	53	121	0%	
4-Nitroaniline	A	ug/L	87.30974	87.30974		100	0	0	1.63	10	150	87%	57	101	0%	
4-Nitrophenol	A	ug/L	35.8244	35.8244		100	0	0	2.5	10	150	36%	15	36	0%	
Acenaphthene	A	ug/L	90.62853	90.62853		100	0	0	1.89	10	150	91%	47	122	0%	
Acenaphthylene	A	ug/L	85.85531	85.85531		100	0	0	1.57	10	150	86%	41	130	0%	
Aniline	A	ug/L	42.39496	42.39496		100	0	0	3.74	10	150	42%	24	60	0%	
Anthracene	A	ug/L	96.46542	96.46542		100	0	0	1.23	10	150	96%	57	123	0%	
Azobenzene	A	ug/L	84.39746	84.39746		100	0	0	1.09	10	150	84%	61	116	0%	
Benzidine	A	ug/L	20.23749	20.23749		100	0	0	6.72	10	150	20%	10	100	0%	
Benzo(a)anthracene	A	ug/L	100.28591	100.28591		100	0	0	0.856	10	150	100%	58	125	0%	
Benzo(a)pyrene	A	ug/L	88.48448	88.48448		100	0	0	1.24	10	150	88%	54	128	0%	
Benzo(b)fluoranthene	A	ug/L	92.03722	92.03722		100	0	0	0.903	10	150	92%	53	131	0%	
Benzo(g,h,i)perylene	A	ug/L	91.79324	91.79324		100	0	0	1.01	10	150	92%	50	134	0%	
Benzo(k)fluoranthene	A	ug/L	90.65406	90.65406		100	0	0	0.97	10	150	91%	57	129	0%	
Benzoic acid	A	ug/L	28.6632	28.6632		100	0	0	1.51	10	150	29%	10	30	0%	
Benzyl alcohol	A	ug/L	64.85687	64.85687		100	0	0	3.13	10	150	65%	31	112	0%	
bis(-2-chloroethoxy)Methane	A	ug/L	85.06916	85.06916		100	0	0	1.36	10	150	85%	48	120	0%	
bis(-2-chloroethyl)Ether	A	ug/L	75.57094	75.57094		100	0	0	2.57	10	150	76%	43	118	0%	
bis(2-chloroisopropyl)Ether	A	ug/L	64.72892	64.72892		100	0	0	1.49	10	150	65%	37	130	0%	
bis(2-ethylhexyl)Phthalate	A	ug/L	97.43577	97.43577		100	0	0	1.91	10	150	97%	55	135	0%	

Seq No	Lab ID	Test Code	Sample Typ	File ID	Analysis Date	DF	Batch ID	Prep Date	SPKref	RPDref	pmoist					
15044901	LCS-163724	SVOC-8270-W-	LCS-DOD	v5973N.I	sd0218:2/19/2022 4:05:4	1	163724	2/14/2022 8:	0	0						
Analyte	T	Units	RAW	Final	Text	Spike	SPKref	RPDref	MDL	PQL	UQL	%REC	LOW	HIGH	%RPD	Q
Butylbenzylphthalate	A	ug/L	95.5304	95.5304		100	0	0	1.57	10	150	96%	53	134	0%	
Carbazole	A	ug/L	96.34964	96.34964		100	0	0	0.842	10	150	96%	60	122	0%	
Chrysene	A	ug/L	95.38008	95.38008		100	0	0	1.17	10	150	95%	59	123	0%	
Di-n-butyl phthalate	A	ug/L	99.97305	99.97305		100	0	0	0.932	10	150	100%	59	127	0%	
Di-n-octyl phthalate	A	ug/L	97.2895	97.2895		100	0	0	1.34	10	150	97%	51	140	0%	
Dibenzo(a,h)anthracene	A	ug/L	92.9687	92.9687		100	0	0	1.17	10	150	93%	51	134	0%	
Dibenzofuran	A	ug/L	90.4568	90.4568		100	0	0	1.74	10	150	90%	53	118	0%	
Diethyl phthalate	A	ug/L	91.81151	91.81151		100	0	0	2.18	10	150	92%	56	125	0%	
Dimethyl phthalate	A	ug/L	95.84717	95.84717		100	0	0	1.72	10	150	96%	45	127	0%	
Fluoranthene	A	ug/L	94.43958	94.43958		100	0	0	0.883	10	150	94%	57	128	0%	
Fluorene	A	ug/L	86.41982	86.41982		100	0	0	1.82	10	150	86%	52	124	0%	
Hexachlorobenzene	A	ug/L	93.16778	93.16778		100	0	0	1.33	10	150	93%	53	125	0%	
Hexachlorobutadiene	A	ug/L	70.63598	70.63598		100	0	0	2.32	10	150	71%	22	124	0%	
Hexachlorocyclopentadiene	A	ug/L	77.87744	77.87744		100	0	0	2.97	10	150	78%	39	91	0%	
Hexachloroethane	A	ug/L	64.6644	64.6644		100	0	0	1.79	10	150	65%	21	115	0%	
Indeno(1,2,3-cd)pyrene	A	ug/L	91.11588	91.11588		100	0	0	1.25	10	150	91%	52	134	0%	
Isophorone	A	ug/L	81.32764	81.32764		100	0	0	1.67	10	150	81%	42	124	0%	
m+p-Cresols	A	ug/L	75.69367	75.69367		100	0	0	1.78	10	150	76%	29	110	0%	
n-Nitroso-di-n-propylamine	A	ug/L	100.54493	100.54493		100	0	0	1.54	10	150	101%	49	119	0%	
n-Nitrosodimethylamine	A	ug/L	49.56747	49.56747		100	0	0	1.53	10	150	50%	20	45	0%	S
n-Nitrosodiphenylamine	A	ug/L	96.96534	96.96534		100	0	0	1.16	10	150	97%	51	123	0%	
Naphthalene	A	ug/L	83.75664	83.75664		100	0	0	1.74	10	150	84%	40	121	0%	
Nitrobenzene	A	ug/L	88.7235	88.7235		100	0	0	2.31	10	150	89%	45	121	0%	
o-Cresol	A	ug/L	75.31348	75.31348		100	0	0	1.83	10	150	75%	30	117	0%	
p-Chloroaniline	A	ug/L	63.86384	63.86384		100	0	0	1.52	10	150	64%	33	117	0%	
Pentachlorophenol	A	ug/L	101.76752	101.76752		100	0	0	4.24	10	150	102%	35	138	0%	
Phenanthrene	A	ug/L	96.66839	96.66839		100	0	0	0.784	10	150	97%	59	120	0%	
Phenol	A	ug/L	48.00612	48.00612		100	0	0	1.46	10	150	48%	37	75	0%	
Pyrene	A	ug/L	92.2453	92.2453		100	0	0	0.921	10	150	92%	57	126	0%	
Pyridine	A	ug/L	34.78255	34.78255		100	0	0	3.22	10	150	35%	16	45	0%	
Triallate	A	ug/L	93.99248	93.99248		100	0	0	1.51	10	150	94%	59	105	0%	
1,4-Dichlorobenzene-d4	I	ug/L	40	40		0	0	0	0	10	150	0%			0%	
Acenaphthene-d10	I	ug/L	40	40		0	0	0	0	10	150	0%			0%	
Chrysene-d12	I	ug/L	40	40		0	0	0	0	10	150	0%			0%	
Naphthalene-d8	I	ug/L	40	40		0	0	0	0	10	150	0%			0%	

Seq No	Lab ID	Test Code	Sample Typ	File ID	Analysis Date	DF	Batch ID	Prep Date	SPKref	RPDref	pmoist					
15044901	LCS-163724	SVOC-8270-W-	LCS-DOD	V5973N.I	sd0218:2/19/2022 4:05:4	1	163724	2/14/2022 8:	0	0						
Analyte	T	Units	RAW	Final	Text	Spike	SPKref	RPDref	MDL	PQL	UQL	%REC	LOW	HIGH	%RPD	Q
Perylene-d12	I	ug/L	40	40		0	0	0	0	10	150	0%			0%	
Phenanthrene-d10	I	ug/L	40	40		0	0	0	0	10	150	0%			0%	
2,4,6-Tribromophenol	S	ug/L	182.72581	182.72581		200	0	0	2.88	10	0	91%	43	140	0%	
2-Fluorobiphenyl	S	ug/L	86.61134	86.61134		100	0	0	0.724	10	0	87%	44	119	0%	
2-Fluorophenol	S	ug/L	78.28966	78.28966		200	0	0	3.52	10	0	39%	19	119	0%	
Nitrobenzene-d5	S	ug/L	75.30437	75.30437		100	0	0	2.34	10	0	75%	44	120	0%	
Phenol-d5	S	ug/L	81.07662	81.07662		200	0	0	2.06	10	0	41%	10	65	0%	
Terphenyl-d14	S	ug/L	99.78889	99.78889		100	0	0	1.17	10	0	100%	50	134	0%	
4-Chloroaniline	X	ug/L	63.86384	63.86384		100	0	0	1.61	10	150	64%	33	117	0%	
o-Terphenyl	X	ug/L	92.941	92.941		100	0	0	1.27	10	150	93%	40	140	0%	

Seq No	Lab ID	Test Code	Sample Typ	File ID	Analysis Date	DF	Batch ID	Prep Date	SPKref	RPDref	pmoist					
15044902	LCSD-163724	SVOC-8270-W-	LCSD-DOD	V5973N.I	sd0218:2/19/2022 4:38:1	1	163724	2/14/2022 1	0	2E+07						
Analyte	T	Units	RAW	Final	Text	Spike	SPKref	RPDref	MDL	PQL	UQL	%REC	LOW	HIGH	%RPD	Q
1,2,4-Trichlorobenzene	A	ug/L	73.75245	73.75245		100	0	73.08032	1.9	10	150	74%	29	116	1%	
1,2-Dichlorobenzene	A	ug/L	67.50894	67.50894		100	0	67.18185	1.97	10	150	68%	32	111	0%	
1,3-Dichlorobenzene	A	ug/L	66.87025	66.87025		100	0	70.18688	2.13	10	150	67%	28	110	5%	
1,4-Dichlorobenzene	A	ug/L	66.9263	66.9263		100	0	67.41221	2.02	10	150	67%	29	112	1%	
1-Methylnaphthalene	A	ug/L	82.29669	82.29669		100	0	76.90023	2.39	10	150	82%	41	119	7%	
2,2'-Oxybis(1-Chloropropane)	A	ug/L	68.19406	68.19406		100	0	64.72892	1.45	10	150	68%	37	130	5%	
2,4,5-Trichlorophenol	A	ug/L	83.47363	83.47363		100	0	82.80882	2.23	10	150	83%	53	123	1%	
2,4,6-Trichlorophenol	A	ug/L	94.13847	94.13847		100	0	90.66008	2.64	10	150	94%	50	125	4%	
2,4-Dichlorophenol	A	ug/L	78.61053	78.61053		100	0	74.96341	1.69	10	150	79%	47	121	5%	
2,4-Dimethylphenol	A	ug/L	87.50294	87.50294		100	0	80.07549	1.69	10	150	88%	31	124	9%	
2,4-Dinitrophenol	A	ug/L	92.76901	92.76901		100	0	87.3775	4.26	10	150	93%	23	142	6%	
2,4-Dinitrotoluene	A	ug/L	94.57277	94.57277		100	0	91.66768	3.04	10	150	95%	57	128	3%	
2,6-Dinitrotoluene	A	ug/L	94.67513	94.67513		100	0	84.72668	3.2	10	150	95%	50	118	11%	
2-Chloronaphthalene	A	ug/L	87.36468	87.36468		100	0	82.80058	2.14	10	150	87%	40	116	5%	
2-Chlorophenol	A	ug/L	70.77889	70.77889		100	0	67.19482	2.48	10	150	71%	38	117	5%	
2-Methylnaphthalene	A	ug/L	92.13579	92.13579		100	0	87.33699	1.92	10	150	92%	40	121	5%	
2-Nitroaniline	A	ug/L	98.28212	98.28212		100	0	92.43039	2.4	10	150	98%	55	127	6%	
2-Nitrophenol	A	ug/L	88.84468	88.84468		100	0	82.21332	2.36	10	150	89%	47	123	8%	
3,3'-Dichlorobenzidine	A	ug/L	80.02201	80.02201		100	0	74.39196	2.11	10	150	80%	27	129	7%	
3-Nitroaniline	A	ug/L	85.93354	85.93354		100	0	74.90425	2.77	10	150	86%	41	128	14%	

Seq No	Lab ID	Test Code	Sample Typ	File ID	Analysis Date	DF	Batch ID	Prep Date	SPKref	RPDref	pmoist					
15044902	LCSD-163724	SVOC-8270-W-	LCSD-DOD	V5973N.I	sd0218:2/19/2022 4:38:1	1	163724	2/14/2022 1	0	2E+07						
Analyte	T	Units	RAW	Final	Text	Spike	SPKref	RPDref	MDL	PQL	UQL	%REC	LOW	HIGH	%RPD	Q
4,6-Dinitro-2-methylphenol	A	ug/L	88.02544	88.02544		100	0	90.22284	2.33	10	150	88%	44	137	2%	
4-Bromophenyl phenyl ether	A	ug/L	100.49691	100.49691		100	0	97.39424	1.74	10	150	100%	55	124	3%	
4-Chloro-2-methylphenol	A	ug/L	89.62957	89.62957		100	0	83.00575	1.6	10	150	90%	49	89	8%	S
4-Chloro-3-methylphenol	A	ug/L	91.1575	91.1575		100	0	85.80971	1.46	10	150	91%	52	119	6%	
4-Chlorophenol	A	ug/L	75.0525	75.0525		100	0	66.46936	2.64	10	150	75%	41	81	12%	
4-Chlorophenyl phenyl ether	A	ug/L	104.63319	104.63319		100	0	98.92562	2.03	10	150	105%	53	121	6%	
4-Nitroaniline	A	ug/L	96.59708	96.59708		100	0	87.30974	1.63	10	150	97%	57	101	10%	
4-Nitrophenol	A	ug/L	39.12772	39.12772		100	0	35.8244	2.5	10	150	39%	15	36	9%	S
Acenaphthene	A	ug/L	98.21591	98.21591		100	0	90.62853	1.89	10	150	98%	47	122	8%	
Acenaphthylene	A	ug/L	88.80834	88.80834		100	0	85.85531	1.57	10	150	89%	41	130	3%	
Aniline	A	ug/L	49.81892	49.81892		100	0	42.39496	3.74	10	150	50%	24	60	16%	
Anthracene	A	ug/L	94.94145	94.94145		100	0	96.46542	1.23	10	150	95%	57	123	2%	
Azobenzene	A	ug/L	86.3002	86.3002		100	0	84.39746	1.09	10	150	86%	61	116	2%	
Benzidine	A	ug/L	39.53134	39.53134		100	0	20.23749	6.72	10	150	40%	10	100	65%	R
Benzo(a)anthracene	A	ug/L	105.04101	105.04101		100	0	100.28591	0.856	10	150	105%	58	125	5%	
Benzo(a)pyrene	A	ug/L	96.62828	96.62828		100	0	88.48448	1.24	10	150	97%	54	128	9%	
Benzo(b)fluoranthene	A	ug/L	101.42419	101.42419		100	0	92.03722	0.903	10	150	101%	53	131	10%	
Benzo(g,h,i)perylene	A	ug/L	100.79589	100.79589		100	0	91.79324	1.01	10	150	101%	50	134	9%	
Benzo(k)fluoranthene	A	ug/L	90.65197	90.65197		100	0	90.65406	0.97	10	150	91%	57	129	0%	
Benzoic acid	A	ug/L	31.8182	31.8182		100	0	28.6632	1.51	10	150	32%	10	30	10%	S
Benzyl alcohol	A	ug/L	71.47748	71.47748		100	0	64.85687	3.13	10	150	71%	31	112	10%	
bis(-2-chloroethoxy)Methane	A	ug/L	90.75919	90.75919		100	0	85.06916	1.36	10	150	91%	48	120	6%	
bis(-2-chloroethyl)Ether	A	ug/L	78.20027	78.20027		100	0	75.57094	2.57	10	150	78%	43	118	3%	
bis(2-chloroisopropyl)Ether	A	ug/L	68.19406	68.19406		100	0	64.72892	1.49	10	150	68%	37	130	5%	
bis(2-ethylhexyl)Phthalate	A	ug/L	106.25394	106.25394		100	0	97.43577	1.91	10	150	106%	55	135	9%	
Butylbenzylphthalate	A	ug/L	102.12297	102.12297		100	0	95.5304	1.57	10	150	102%	53	134	7%	
Carbazole	A	ug/L	98.85417	98.85417		100	0	96.34964	0.842	10	150	99%	60	122	3%	
Chrysene	A	ug/L	100.94288	100.94288		100	0	95.38008	1.17	10	150	101%	59	123	6%	
Di-n-butyl phthalate	A	ug/L	101.72366	101.72366		100	0	99.97305	0.932	10	150	102%	59	127	2%	
Di-n-octyl phthalate	A	ug/L	102.47815	102.47815		100	0	97.2895	1.34	10	150	102%	51	140	5%	
Dibenzo(a,h)anthracene	A	ug/L	102.98833	102.98833		100	0	92.9687	1.17	10	150	103%	51	134	10%	
Dibenzofuran	A	ug/L	90.99854	90.99854		100	0	90.4568	1.74	10	150	91%	53	118	1%	
Diethyl phthalate	A	ug/L	95.20398	95.20398		100	0	91.81151	2.18	10	150	95%	56	125	4%	
Dimethyl phthalate	A	ug/L	99.55829	99.55829		100	0	95.84717	1.72	10	150	100%	45	127	4%	
Fluoranthene	A	ug/L	96.0829	96.0829		100	0	94.43958	0.883	10	150	96%	57	128	2%	

Seq No	Lab ID	Test Code	Sample Typ	File ID	Analysis Date	DF	Batch ID	Prep Date	SPKref	RPDref	pmoist					
15044902	LCSD-163724	SVOC-8270-W-	LCSD-DOD	V5973N.I	0218:2/19/2022 4:38:1	1	163724	2/14/2022 1	0	2E+07						
Analyte	T	Units	RAW	Final	Text	Spike	SPKref	RPDref	MDL	PQL	UQL	%REC	LOW	HIGH	%RPD	Q
Fluorene	A	ug/L	88.3509	88.3509		100	0	86.41982	1.82	10	150	88%	52	124	2%	
Hexachlorobenzene	A	ug/L	93.2563	93.2563		100	0	93.16778	1.33	10	150	93%	53	125	0%	
Hexachlorobutadiene	A	ug/L	72.53633	72.53633		100	0	70.63598	2.32	10	150	73%	22	124	3%	
Hexachlorocyclopentadiene	A	ug/L	79.91417	79.91417		100	0	77.87744	2.97	10	150	80%	39	91	3%	
Hexachloroethane	A	ug/L	55.97906	55.97906		100	0	64.6644	1.79	10	150	56%	21	115	14%	
Indeno(1,2,3-cd)pyrene	A	ug/L	93.44277	93.44277		100	0	91.11588	1.25	10	150	93%	52	134	3%	
Isophorone	A	ug/L	85.88167	85.88167		100	0	81.32764	1.67	10	150	86%	42	124	5%	
m+p-Cresols	A	ug/L	84.86188	84.86188		100	0	75.69367	1.78	10	150	85%	29	110	11%	
n-Nitroso-di-n-propylamine	A	ug/L	101.58481	101.58481		100	0	100.54493	1.54	10	150	102%	49	119	1%	
n-Nitrosodimethylamine	A	ug/L	53.85364	53.85364		100	0	49.56747	1.53	10	150	54%	20	45	8%	S
n-Nitrosodiphenylamine	A	ug/L	99.43658	99.43658		100	0	96.96534	1.16	10	150	99%	51	123	3%	
Naphthalene	A	ug/L	85.91853	85.91853		100	0	83.75664	1.74	10	150	86%	40	121	3%	
Nitrobenzene	A	ug/L	96.17749	96.17749		100	0	88.7235	2.31	10	150	96%	45	121	8%	
o-Cresol	A	ug/L	80.84336	80.84336		100	0	75.31348	1.83	10	150	81%	30	117	7%	
p-Chloroaniline	A	ug/L	73.55083	73.55083		100	0	63.86384	1.52	10	150	74%	33	117	14%	
Pentachlorophenol	A	ug/L	103.92015	103.92015		100	0	101.76752	4.24	10	150	104%	35	138	2%	
Phenanthrene	A	ug/L	93.79337	93.79337		100	0	96.66839	0.784	10	150	94%	59	120	3%	
Phenol	A	ug/L	49.97157	49.97157		100	0	48.00612	1.46	10	150	50%	37	75	4%	
Pyrene	A	ug/L	93.87499	93.87499		100	0	92.2453	0.921	10	150	94%	57	126	2%	
Pyridine	A	ug/L	38.57272	38.57272		100	0	34.78255	3.22	10	150	39%	16	45	10%	
Triallate	A	ug/L	92.2071	92.2071		100	0	93.99248	1.51	10	150	92%	59	105	2%	
1,4-Dichlorobenzene-d4	I	ug/L	40	40		0	0	0	0	10	150	0%			0%	
Acenaphthene-d10	I	ug/L	40	40		0	0	0	0	10	150	0%			0%	
Chrysene-d12	I	ug/L	40	40		0	0	0	0	10	150	0%			0%	
Naphthalene-d8	I	ug/L	40	40		0	0	0	0	10	150	0%			0%	
Perylene-d12	I	ug/L	40	40		0	0	0	0	10	150	0%			0%	
Phenanthrene-d10	I	ug/L	40	40		0	0	0	0	10	150	0%			0%	
2,4,6-Tribromophenol	S	ug/L	182.52041	182.52041		200	0	0	2.88	10	0	91%	43	140	0%	
2-Fluorobiphenyl	S	ug/L	85.77349	85.77349		100	0	0	0.724	10	0	86%	44	119	0%	
2-Fluorophenol	S	ug/L	78.30658	78.30658		200	0	0	3.52	10	0	39%	19	119	0%	
Nitrobenzene-d5	S	ug/L	81.81747	81.81747		100	0	0	2.34	10	0	82%	44	120	0%	
Phenol-d5	S	ug/L	85.1217	85.1217		200	0	0	2.06	10	0	43%	10	65	0%	
Terphenyl-d14	S	ug/L	102.09706	102.09706		100	0	0	1.17	10	0	102%	50	134	0%	
4-Chloroaniline	X	ug/L	73.55083	73.55083		100	0	63.86384	1.61	10	150	74%	33	117	14%	
o-Terphenyl	X	ug/L	95.13864	95.13864		100	0	92.941	1.27	10	150	95%	40	140	2%	

Seq No	Lab ID	Test Code	Sample Typ	File ID	Analysis Date	DF	Batch ID	Prep Date	SPKref	RPDref	pmoist					
15044903	B22020415-001	SVOC-8270-W-	SAMP	V5973N.I	sd0218:2/19/2022 5:10:3	1	163621	2/9/2022 8:1	0	0						
Analyte	T	Units	RAW	Final	Text	Spike	SPKref	RPDref	MDL	PQL	UQL	%REC	LOW	HIGH	%RPD	Q
1,2,4-Trichlorobenzene	A	ug/L	0	0		0	0	0	1.8278	10	150	0%	0	0	0%	U
1,2-Dichlorobenzene	A	ug/L	0	0		0	0	0	1.89514	10	150	0%	0	0	0%	U
1,3-Dichlorobenzene	A	ug/L	0	0		0	0	0	2.04906	10	150	0%	0	0	0%	U
1,4-Dichlorobenzene	A	ug/L	0	0		0	0	0	1.94324	10	150	0%	0	0	0%	U
1-Methylnaphthalene	A	ug/L	0	0		0	0	0	2.29918	4.81	150	0%	0	0	0%	U
2,2'-Oxybis(1-Chloropropane)	A	ug/L	0	0		0	0	0	1.3949	10	150	0%	0	0	0%	U
2,4,5-Trichlorophenol	A	ug/L	0	0		0	0	0	2.14526	10	150	0%	0	0	0%	U
2,4,6-Trichlorophenol	A	ug/L	0	0		0	0	0	2.53968	10	150	0%	0	0	0%	U
2,4-Dichlorophenol	A	ug/L	0	0		0	0	0	1.62578	10	150	0%	0	0	0%	U
2,4-Dimethylphenol	A	ug/L	0	0		0	0	0	1.62578	10	150	0%	0	0	0%	U
2,4-Dinitrophenol	A	ug/L	0	0		0	0	0	4.09812	10	150	0%	0	0	0%	U
2,4-Dinitrotoluene	A	ug/L	0	0		0	0	0	2.92448	10	150	0%	0	0	0%	U
2,6-Dinitrotoluene	A	ug/L	0	0		0	0	0	3.0784	10	150	0%	0	0	0%	U
2-Chloronaphthalene	A	ug/L	0	0		0	0	0	2.05868	10	150	0%	0	0	0%	U
2-Chlorophenol	A	ug/L	0	0		0	0	0	2.38576	10	150	0%	0	0	0%	U
2-Methylnaphthalene	A	ug/L	0	0		0	0	0	1.84704	4.81	150	0%	0	0	0%	U
2-Nitroaniline	A	ug/L	0	0		0	0	0	2.3088	10	150	0%	0	0	0%	U
2-Nitrophenol	A	ug/L	0	0		0	0	0	2.27032	10	150	0%	0	0	0%	U
3,3'-Dichlorobenzidine	A	ug/L	0	0		0	0	0	2.02982	10	150	0%	0	0	0%	U
3-Nitroaniline	A	ug/L	0	0		0	0	0	2.66474	10	150	0%	0	0	0%	U
4,6-Dinitro-2-methylphenol	A	ug/L	0	0		0	0	0	2.24146	10	150	0%	0	0	0%	U
4-Bromophenyl phenyl ether	A	ug/L	0	0		0	0	0	1.67388	10	150	0%	0	0	0%	U
4-Chloro-2-methylphenol	A	ug/L	0	0		0	0	0	1.5392	10	150	0%	0	0	0%	U
4-Chloro-3-methylphenol	A	ug/L	0	0		0	0	0	1.40452	10	150	0%	0	0	0%	U
4-Chlorophenol	A	ug/L	0	0		0	0	0	2.53968	10	150	0%	0	0	0%	U
4-Chlorophenyl phenyl ether	A	ug/L	0	0		0	0	0	1.95286	10	150	0%	0	0	0%	U
4-Nitroaniline	A	ug/L	0	0		0	0	0	1.56806	10	150	0%	0	0	0%	U
4-Nitrophenol	A	ug/L	0	0		0	0	0	2.405	10	150	0%	0	0	0%	U
Acenaphthene	A	ug/L	0	0		0	0	0	1.81818	4.81	150	0%	0	0	0%	U
Acenaphthylene	A	ug/L	0	0		0	0	0	1.51034	4.81	150	0%	0	0	0%	U
Aniline	A	ug/L	0	0		0	0	0	3.59788	10	150	0%	0	0	0%	U
Anthracene	A	ug/L	0	0		0	0	0	1.18326	4.81	150	0%	0	0	0%	U
Azobenzene	A	ug/L	0	0		0	0	0	1.04858	10	150	0%	0	0	0%	U
Benzidine	A	ug/L	0	0		0	0	0	6.46464	10	150	0%	0	0	0%	U
Benzo(a)anthracene	A	ug/L	0	0		0	0	0	0.823472	4.81	150	0%	0	0	0%	U

Seq No	Lab ID	Test Code	Sample Typ	File ID	Analysis Date	DF	Batch ID	Prep Date	SPKref	RPDref	pmoist					
15044903	B22020415-001	SVOC-8270-W-	SAMP	v5973N.I	sd0218:2/19/2022 5:10:3	1	163621	2/9/2022 8:1	0	0						
Analyte	T	Units	RAW	Final	Text	Spike	SPKref	RPDref	MDL	PQL	UQL	%REC	LOW	HIGH	%RPD	Q
Benzo(a)pyrene	A	ug/L	0	0		0	0	0	1.19288	4.81	150	0%	0	0	0%	U
Benzo(b)fluoranthene	A	ug/L	0	0		0	0	0	0.868686	4.81	150	0%	0	0	0%	U
Benzo(g,h,i)perylene	A	ug/L	0	0		0	0	0	0.97162	4.81	150	0%	0	0	0%	U
Benzo(k)fluoranthene	A	ug/L	0	0		0	0	0	0.93314	4.81	150	0%	0	0	0%	U
Benzoic acid	A	ug/L	0	0		0	0	0	1.45262	10	150	0%	0	0	0%	U
Benzyl alcohol	A	ug/L	0	0		0	0	0	3.01106	10	150	0%	0	0	0%	U
bis(-2-chloroethoxy)Methane	A	ug/L	0	0		0	0	0	1.30832	10	150	0%	0	0	0%	U
bis(-2-chloroethyl)Ether	A	ug/L	0	0		0	0	0	2.47234	10	150	0%	0	0	0%	U
bis(2-chloroisopropyl)Ether	A	ug/L	0	0		0	0	0	1.43338	10	150	0%	0	0	0%	U
bis(2-ethylhexyl)Phthalate	A	ug/L	0	0		0	0	0	1.83742	10	150	0%	0	0	0%	U
Butylbenzylphthalate	A	ug/L	0	0		0	0	0	1.51034	10	150	0%	0	0	0%	U
Carbazole	A	ug/L	0	0		0	0	0	0.810004	10	150	0%	0	0	0%	U
Chrysene	A	ug/L	0	0		0	0	0	1.12554	4.81	150	0%	0	0	0%	U
Di-n-butyl phthalate	A	ug/L	0	0		0	0	0	0.896584	10	150	0%	0	0	0%	U
Di-n-octyl phthalate	A	ug/L	0	0		0	0	0	1.28908	10	150	0%	0	0	0%	U
Dibenzo(a,h)anthracene	A	ug/L	0	0		0	0	0	1.12554	4.81	150	0%	0	0	0%	U
Dibenzofuran	A	ug/L	0	0		0	0	0	1.67388	10	150	0%	0	0	0%	U
Diethyl phthalate	A	ug/L	0	0		0	0	0	2.09716	10	150	0%	0	0	0%	U
Dimethyl phthalate	A	ug/L	0	0		0	0	0	1.65464	10	150	0%	0	0	0%	U
Fluoranthene	A	ug/L	0	0		0	0	0	0.849446	4.81	150	0%	0	0	0%	U
Fluorene	A	ug/L	0	0		0	0	0	1.75084	4.81	150	0%	0	0	0%	U
Hexachlorobenzene	A	ug/L	0	0		0	0	0	1.27946	10	150	0%	0	0	0%	U
Hexachlorobutadiene	A	ug/L	0	0		0	0	0	2.23184	10	150	0%	0	0	0%	U
Hexachlorocyclopentadiene	A	ug/L	0	0		0	0	0	2.85714	10	150	0%	0	0	0%	U
Hexachloroethane	A	ug/L	0	0		0	0	0	1.72198	10	150	0%	0	0	0%	U
Indeno(1,2,3-cd)pyrene	A	ug/L	0	0		0	0	0	1.2025	4.81	150	0%	0	0	0%	U
Isophorone	A	ug/L	0	0		0	0	0	1.60654	10	150	0%	0	0	0%	U
m+p-Cresols	A	ug/L	0	0		0	0	0	1.71236	10	150	0%	0	0	0%	U
n-Nitroso-di-n-propylamine	A	ug/L	0	0		0	0	0	1.48148	10	150	0%	0	0	0%	U
n-Nitrosodimethylamine	A	ug/L	0	0		0	0	0	1.47186	10	150	0%	0	0	0%	U
n-Nitrosodiphenylamine	A	ug/L	0	0		0	0	0	1.11592	10	150	0%	0	0	0%	U
Naphthalene	A	ug/L	0	0		0	0	0	1.67388	4.81	150	0%	0	0	0%	U
Nitrobenzene	A	ug/L	0	0		0	0	0	2.22222	10	150	0%	0	0	0%	U
o-Cresol	A	ug/L	0	0		0	0	0	1.76046	10	150	0%	0	0	0%	U
p-Chloroaniline	A	ug/L	0	0		0	0	0	1.46224	10	150	0%	0	0	0%	U

Seq No	Lab ID	Test Code	Sample Typ	File ID	Analysis Date	DF	Batch ID	Prep Date	SPKref	RPDref	pmoist					
15044903	B22020415-001	SVOC-8270-W-	SAMP	V5973N.I	sd0218:2/19/2022 5:10:3	1	163621	2/9/2022 8:1	0	0						
Analyte	T	Units	RAW	Final	Text	Spike	SPKref	RPDref	MDL	PQL	UQL	%REC	LOW	HIGH	%RPD	Q
Pentachlorophenol	A	ug/L	0	0		0	0	0	4.07888	10	150	0%	0	0	0%	U
Phenanthrene	A	ug/L	0	0		0	0	0	0.754208	4.81	150	0%	0	0	0%	U
Phenol	A	ug/L	0	0		0	0	0	1.40452	10	150	0%	0	0	0%	U
Pyrene	A	ug/L	0	0		0	0	0	0.886002	4.81	150	0%	0	0	0%	U
Pyridine	A	ug/L	0	0		0	0	0	3.09764	10	150	0%	0	0	0%	U
Triallate	A	ug/L	0	0		0	0	0	1.45262	10	150	0%	0	0	0%	U
1,4-Dichlorobenzene-d4	I	ug/L	40	38.48		0	0	0	0	10	150	0%	0	0	0%	
Acenaphthene-d10	I	ug/L	40	38.48		0	0	0	0	10	150	0%	0	0	0%	
Chrysene-d12	I	ug/L	40	38.48		0	0	0	0	10	150	0%	0	0	0%	
Naphthalene-d8	I	ug/L	40	38.48		0	0	0	0	10	150	0%	0	0	0%	
Perylene-d12	I	ug/L	40	38.48		0	0	0	0	10	150	0%	0	0	0%	
Phenanthrene-d10	I	ug/L	40	38.48		0	0	0	0	10	150	0%	0	0	0%	
2,4,6-Tribromophenol	S	ug/L	167.45757	161.094182		192.4	0	0	2.77056	10	0	84%	43	140	0%	
2-Fluorobiphenyl	S	ug/L	62.83137	60.4437779		96.2	0	0	0.696488	10	0	63%	44	119	0%	
2-Fluorophenol	S	ug/L	65.24039	62.7612552		192.4	0	0	3.38624	10	0	33%	19	119	0%	
Nitrobenzene-d5	S	ug/L	65.6428	63.1483736		96.2	0	0	2.25108	10	0	66%	44	120	0%	
Phenol-d5	S	ug/L	57.28929	55.112297		192.4	0	0	1.98172	10	0	29%	10	65	0%	
Terphenyl-d14	S	ug/L	103.29247	99.3673561		96.2	0	0	1.12554	10	0	103%	50	134	0%	
4-Chloroaniline	X	ug/L	0	0		0	0	0	1.54882	10	150	0%	0	0	0%	U
o-Terphenyl	X	ug/L	0	0		0	0	0	1.22174	10	150	0%	0	0	0%	U

Seq No	Lab ID	Test Code	Sample Typ	File ID	Analysis Date	DF	Batch ID	Prep Date	SPKref	RPDref	pmoist					
15044904	B22020415-006	SVOC-8270-W-	SAMP	V5973N.I	sd0218:2/19/2022 5:42:5	1	163621	2/9/2022 8:1	0	0						
Analyte	T	Units	RAW	Final	Text	Spike	SPKref	RPDref	MDL	PQL	UQL	%REC	LOW	HIGH	%RPD	Q
1,2,4-Trichlorobenzene	A	ug/L	0	0		0	0	0	1.881	10	150	0%	0	0	0%	U
1,2-Dichlorobenzene	A	ug/L	0	0		0	0	0	1.9503	10	150	0%	0	0	0%	U
1,3-Dichlorobenzene	A	ug/L	0	0		0	0	0	2.1087	10	150	0%	0	0	0%	U
1,4-Dichlorobenzene	A	ug/L	0	0		0	0	0	1.9998	10	150	0%	0	0	0%	U
1-Methylnaphthalene	A	ug/L	0	0		0	0	0	2.3661	4.95	150	0%	0	0	0%	U
2,2'-Oxybis(1-Chloropropane)	A	ug/L	0	0		0	0	0	1.4355	10	150	0%	0	0	0%	U
2,4,5-Trichlorophenol	A	ug/L	0	0		0	0	0	2.2077	10	150	0%	0	0	0%	U
2,4,6-Trichlorophenol	A	ug/L	0	0		0	0	0	2.6136	10	150	0%	0	0	0%	U
2,4-Dichlorophenol	A	ug/L	0	0		0	0	0	1.6731	10	150	0%	0	0	0%	U
2,4-Dimethylphenol	A	ug/L	0	0		0	0	0	1.6731	10	150	0%	0	0	0%	U

Seq No	Lab ID	Test Code	Sample Typ	File ID	Analysis Date	DF	Batch ID	Prep Date	SPKref	RPDref	pmoist					
15044904	B22020415-006	SVOC-8270-W-	SAMP	V5973N.I	sd0218:2/19/2022 5:42:5	1	163621	2/9/2022 8:1	0	0						
Analyte	T	Units	RAW	Final	Text	Spike	SPKref	RPDref	MDL	PQL	UQL	%REC	LOW	HIGH	%RPD	Q
2,4-Dinitrophenol	A	ug/L	0	0		0	0	0	4.2174	10	150	0%	0	0	0%	U
2,4-Dinitrotoluene	A	ug/L	0	0		0	0	0	3.0096	10	150	0%	0	0	0%	U
2,6-Dinitrotoluene	A	ug/L	0	0		0	0	0	3.168	10	150	0%	0	0	0%	U
2-Chloronaphthalene	A	ug/L	0	0		0	0	0	2.1186	10	150	0%	0	0	0%	U
2-Chlorophenol	A	ug/L	0	0		0	0	0	2.4552	10	150	0%	0	0	0%	U
2-Methylnaphthalene	A	ug/L	0	0		0	0	0	1.9008	4.95	150	0%	0	0	0%	U
2-Nitroaniline	A	ug/L	0	0		0	0	0	2.376	10	150	0%	0	0	0%	U
2-Nitrophenol	A	ug/L	0	0		0	0	0	2.3364	10	150	0%	0	0	0%	U
3,3'-Dichlorobenzidine	A	ug/L	0	0		0	0	0	2.0889	10	150	0%	0	0	0%	U
3-Nitroaniline	A	ug/L	0	0		0	0	0	2.7423	10	150	0%	0	0	0%	U
4,6-Dinitro-2-methylphenol	A	ug/L	0	0		0	0	0	2.3067	10	150	0%	0	0	0%	U
4-Bromophenyl phenyl ether	A	ug/L	0	0		0	0	0	1.7226	10	150	0%	0	0	0%	U
4-Chloro-2-methylphenol	A	ug/L	0	0		0	0	0	1.584	10	150	0%	0	0	0%	U
4-Chloro-3-methylphenol	A	ug/L	0	0		0	0	0	1.4454	10	150	0%	0	0	0%	U
4-Chlorophenol	A	ug/L	0	0		0	0	0	2.6136	10	150	0%	0	0	0%	U
4-Chlorophenyl phenyl ether	A	ug/L	0	0		0	0	0	2.0097	10	150	0%	0	0	0%	U
4-Nitroaniline	A	ug/L	0	0		0	0	0	1.6137	10	150	0%	0	0	0%	U
4-Nitrophenol	A	ug/L	0	0		0	0	0	2.475	10	150	0%	0	0	0%	U
Acenaphthene	A	ug/L	0	0		0	0	0	1.8711	4.95	150	0%	0	0	0%	U
Acenaphthylene	A	ug/L	0	0		0	0	0	1.5543	4.95	150	0%	0	0	0%	U
Aniline	A	ug/L	0	0		0	0	0	3.7026	10	150	0%	0	0	0%	U
Anthracene	A	ug/L	0	0		0	0	0	1.2177	4.95	150	0%	0	0	0%	U
Azobenzene	A	ug/L	0	0		0	0	0	1.0791	10	150	0%	0	0	0%	U
Benzidine	A	ug/L	0	0		0	0	0	6.6528	10	150	0%	0	0	0%	U
Benzo(a)anthracene	A	ug/L	0	0		0	0	0	0.84744	4.95	150	0%	0	0	0%	U
Benzo(a)pyrene	A	ug/L	0	0		0	0	0	1.2276	4.95	150	0%	0	0	0%	U
Benzo(b)fluoranthene	A	ug/L	0	0		0	0	0	0.89397	4.95	150	0%	0	0	0%	U
Benzo(g,h,i)perylene	A	ug/L	0	0		0	0	0	0.9999	4.95	150	0%	0	0	0%	U
Benzo(k)fluoranthene	A	ug/L	0	0		0	0	0	0.9603	4.95	150	0%	0	0	0%	U
Benzoic acid	A	ug/L	0	0		0	0	0	1.4949	10	150	0%	0	0	0%	U
Benzyl alcohol	A	ug/L	0	0		0	0	0	3.0987	10	150	0%	0	0	0%	U
bis(-2-chloroethoxy)Methane	A	ug/L	0	0		0	0	0	1.3464	10	150	0%	0	0	0%	U
bis(-2-chloroethyl)Ether	A	ug/L	0	0		0	0	0	2.5443	10	150	0%	0	0	0%	U
bis(2-chloroisopropyl)Ether	A	ug/L	0	0		0	0	0	1.4751	10	150	0%	0	0	0%	U
bis(2-ethylhexyl)Phthalate	A	ug/L	3.24245	3.2100255		0	0	0	1.8909	10	150	0%	0	0	0%	J

Seq No	Lab ID	Test Code	Sample Typ	File ID	Analysis Date	DF	Batch ID	Prep Date	SPKref	RPDref	pmoist					
15044904	B22020415-006	SVOC-8270-W-	SAMP	v5973N.I	sd0218:2/19/2022 5:42:5	1	163621	2/9/2022 8:1	0	0						
Analyte	T	Units	RAW	Final	Text	Spike	SPKref	RPDref	MDL	PQL	UQL	%REC	LOW	HIGH	%RPD	Q
Butylbenzylphthalate	A	ug/L	0	0		0	0	0	1.5543	10	150	0%	0	0	0%	U
Carbazole	A	ug/L	0	0		0	0	0	0.83358	10	150	0%	0	0	0%	U
Chrysene	A	ug/L	0	0		0	0	0	1.1583	4.95	150	0%	0	0	0%	U
Di-n-butyl phthalate	A	ug/L	0	0		0	0	0	0.92268	10	150	0%	0	0	0%	U
Di-n-octyl phthalate	A	ug/L	0	0		0	0	0	1.3266	10	150	0%	0	0	0%	U
Dibenzo(a,h)anthracene	A	ug/L	0	0		0	0	0	1.1583	4.95	150	0%	0	0	0%	U
Dibenzofuran	A	ug/L	0	0		0	0	0	1.7226	10	150	0%	0	0	0%	U
Diethyl phthalate	A	ug/L	0	0		0	0	0	2.1582	10	150	0%	0	0	0%	U
Dimethyl phthalate	A	ug/L	0	0		0	0	0	1.7028	10	150	0%	0	0	0%	U
Fluoranthene	A	ug/L	0	0		0	0	0	0.87417	4.95	150	0%	0	0	0%	U
Fluorene	A	ug/L	0	0		0	0	0	1.8018	4.95	150	0%	0	0	0%	U
Hexachlorobenzene	A	ug/L	0	0		0	0	0	1.3167	10	150	0%	0	0	0%	U
Hexachlorobutadiene	A	ug/L	0	0		0	0	0	2.2968	10	150	0%	0	0	0%	U
Hexachlorocyclopentadiene	A	ug/L	0	0		0	0	0	2.9403	10	150	0%	0	0	0%	U
Hexachloroethane	A	ug/L	0	0		0	0	0	1.7721	10	150	0%	0	0	0%	U
Indeno(1,2,3-cd)pyrene	A	ug/L	0	0		0	0	0	1.2375	4.95	150	0%	0	0	0%	U
Isophorone	A	ug/L	0	0		0	0	0	1.6533	10	150	0%	0	0	0%	U
m+p-Cresols	A	ug/L	0	0		0	0	0	1.7622	10	150	0%	0	0	0%	U
n-Nitroso-di-n-propylamine	A	ug/L	0	0		0	0	0	1.5246	10	150	0%	0	0	0%	U
n-Nitrosodimethylamine	A	ug/L	0	0		0	0	0	1.5147	10	150	0%	0	0	0%	U
n-Nitrosodiphenylamine	A	ug/L	0	0		0	0	0	1.1484	10	150	0%	0	0	0%	U
Naphthalene	A	ug/L	0	0		0	0	0	1.7226	4.95	150	0%	0	0	0%	U
Nitrobenzene	A	ug/L	0	0		0	0	0	2.2869	10	150	0%	0	0	0%	U
o-Cresol	A	ug/L	0	0		0	0	0	1.8117	10	150	0%	0	0	0%	U
p-Chloroaniline	A	ug/L	0	0		0	0	0	1.5048	10	150	0%	0	0	0%	U
Pentachlorophenol	A	ug/L	0	0		0	0	0	4.1976	10	150	0%	0	0	0%	U
Phenanthrene	A	ug/L	0	0		0	0	0	0.77616	4.95	150	0%	0	0	0%	U
Phenol	A	ug/L	0	0		0	0	0	1.4454	10	150	0%	0	0	0%	U
Pyrene	A	ug/L	0	0		0	0	0	0.91179	4.95	150	0%	0	0	0%	U
Pyridine	A	ug/L	0	0		0	0	0	3.1878	10	150	0%	0	0	0%	U
Triallate	A	ug/L	0	0		0	0	0	1.4949	10	150	0%	0	0	0%	U
1,4-Dichlorobenzene-d4	I	ug/L	40	39.6		0	0	0	0	10	150	0%	0	0	0%	
Acenaphthene-d10	I	ug/L	40	39.6		0	0	0	0	10	150	0%	0	0	0%	
Chrysene-d12	I	ug/L	40	39.6		0	0	0	0	10	150	0%	0	0	0%	
Naphthalene-d8	I	ug/L	40	39.6		0	0	0	0	10	150	0%	0	0	0%	

Seq No	Lab ID	Test Code	Sample Typ	File ID	Analysis Date	DF	Batch ID	Prep Date	SPKref	RPDref	pmoist					
15044904	B22020415-006	SVOC-8270-W-	SAMP	V5973N.I	sd0218:2/19/2022 5:42:5	1	163621	2/9/2022 8:1	0	0						
Analyte	T	Units	RAW	Final	Text	Spike	SPKref	RPDref	MDL	PQL	UQL	%REC	LOW	HIGH	%RPD	Q
Perylene-d12	I	ug/L	40	39.6		0	0	0	0	10	150	0%	0	0	0%	
Phenanthrene-d10	I	ug/L	40	39.6		0	0	0	0	10	150	0%	0	0	0%	
2,4,6-Tribromophenol	S	ug/L	141.91387	140.494731		198	0	0	2.8512	10	0	71%	43	140	0%	
2-Fluorobiphenyl	S	ug/L	68.56011	67.8745089		99	0	0	0.71676	10	0	69%	44	119	0%	
2-Fluorophenol	S	ug/L	48.31277	47.8296423		198	0	0	3.4848	10	0	24%	19	119	0%	
Nitrobenzene-d5	S	ug/L	62.19132	61.5694068		99	0	0	2.3166	10	0	62%	44	120	0%	
Phenol-d5	S	ug/L	55.03102	54.4807098		198	0	0	2.0394	10	0	28%	10	65	0%	
Terphenyl-d14	S	ug/L	101.50985	100.494752		99	0	0	1.1583	10	0	102%	50	134	0%	
4-Chloroaniline	X	ug/L	0	0		0	0	0	1.5939	10	150	0%	0	0	0%	U
o-Terphenyl	X	ug/L	0	0		0	0	0	1.2573	10	150	0%	0	0	0%	U

Seq No	Lab ID	Test Code	Sample Typ	File ID	Analysis Date	DF	Batch ID	Prep Date	SPKref	RPDref	pmoist					
15044905	B22020415-011	SVOC-8270-W-	SAMP	V5973N.I	sd0218:2/19/2022 6:15:2	1	163621	2/9/2022 8:1	0	0						
Analyte	T	Units	RAW	Final	Text	Spike	SPKref	RPDref	MDL	PQL	UQL	%REC	LOW	HIGH	%RPD	Q
1,2,4-Trichlorobenzene	A	ug/L	0	0		0	0	0	1.8088	10	150	0%	0	0	0%	U
1,2-Dichlorobenzene	A	ug/L	0	0		0	0	0	1.87544	10	150	0%	0	0	0%	U
1,3-Dichlorobenzene	A	ug/L	0	0		0	0	0	2.02776	10	150	0%	0	0	0%	U
1,4-Dichlorobenzene	A	ug/L	0	0		0	0	0	1.92304	10	150	0%	0	0	0%	U
1-Methylnaphthalene	A	ug/L	0	0		0	0	0	2.27528	4.76	150	0%	0	0	0%	U
2,2'-Oxybis(1-Chloropropane)	A	ug/L	0	0		0	0	0	1.3804	10	150	0%	0	0	0%	U
2,4,5-Trichlorophenol	A	ug/L	0	0		0	0	0	2.12296	10	150	0%	0	0	0%	U
2,4,6-Trichlorophenol	A	ug/L	0	0		0	0	0	2.51328	10	150	0%	0	0	0%	U
2,4-Dichlorophenol	A	ug/L	0	0		0	0	0	1.60888	10	150	0%	0	0	0%	U
2,4-Dimethylphenol	A	ug/L	0	0		0	0	0	1.60888	10	150	0%	0	0	0%	U
2,4-Dinitrophenol	A	ug/L	0	0		0	0	0	4.05552	10	150	0%	0	0	0%	U
2,4-Dinitrotoluene	A	ug/L	0	0		0	0	0	2.89408	10	150	0%	0	0	0%	U
2,6-Dinitrotoluene	A	ug/L	0	0		0	0	0	3.0464	10	150	0%	0	0	0%	U
2-Chloronaphthalene	A	ug/L	0	0		0	0	0	2.03728	10	150	0%	0	0	0%	U
2-Chlorophenol	A	ug/L	0	0		0	0	0	2.36096	10	150	0%	0	0	0%	U
2-Methylnaphthalene	A	ug/L	0	0		0	0	0	1.82784	4.76	150	0%	0	0	0%	U
2-Nitroaniline	A	ug/L	0	0		0	0	0	2.2848	10	150	0%	0	0	0%	U
2-Nitrophenol	A	ug/L	0	0		0	0	0	2.24672	10	150	0%	0	0	0%	U
3,3'-Dichlorobenzidine	A	ug/L	0	0		0	0	0	2.00872	10	150	0%	0	0	0%	U
3-Nitroaniline	A	ug/L	0	0		0	0	0	2.63704	10	150	0%	0	0	0%	U

Seq No	Lab ID	Test Code	Sample Typ	File ID	Analysis Date	DF	Batch ID	Prep Date	SPKref	RPDref	pmoist					
15044905	B22020415-011	SVOC-8270-W-	SAMP	v5973N.I	sd0218:2/19/2022 6:15:2	1	163621	2/9/2022 8:1	0	0						
Analyte	T	Units	RAW	Final	Text	Spike	SPKref	RPDref	MDL	PQL	UQL	%REC	LOW	HIGH	%RPD	Q
4,6-Dinitro-2-methylphenol	A	ug/L	0	0		0	0	0	2.21816	10	150	0%	0	0	0%	U
4-Bromophenyl phenyl ether	A	ug/L	0	0		0	0	0	1.65648	10	150	0%	0	0	0%	U
4-Chloro-2-methylphenol	A	ug/L	0	0		0	0	0	1.5232	10	150	0%	0	0	0%	U
4-Chloro-3-methylphenol	A	ug/L	0	0		0	0	0	1.38992	10	150	0%	0	0	0%	U
4-Chlorophenol	A	ug/L	0	0		0	0	0	2.51328	10	150	0%	0	0	0%	U
4-Chlorophenyl phenyl ether	A	ug/L	0	0		0	0	0	1.93256	10	150	0%	0	0	0%	U
4-Nitroaniline	A	ug/L	0	0		0	0	0	1.55176	10	150	0%	0	0	0%	U
4-Nitrophenol	A	ug/L	0	0		0	0	0	2.38	10	150	0%	0	0	0%	U
Acenaphthene	A	ug/L	0	0		0	0	0	1.79928	4.76	150	0%	0	0	0%	U
Acenaphthylene	A	ug/L	0	0		0	0	0	1.49464	4.76	150	0%	0	0	0%	U
Aniline	A	ug/L	0	0		0	0	0	3.56048	10	150	0%	0	0	0%	U
Anthracene	A	ug/L	0	0		0	0	0	1.17096	4.76	150	0%	0	0	0%	U
Azobenzene	A	ug/L	0	0		0	0	0	1.03768	10	150	0%	0	0	0%	U
Benzidine	A	ug/L	0	0		0	0	0	6.39744	10	150	0%	0	0	0%	U
Benzo(a)anthracene	A	ug/L	0	0		0	0	0	0.814912	4.76	150	0%	0	0	0%	U
Benzo(a)pyrene	A	ug/L	0	0		0	0	0	1.18048	4.76	150	0%	0	0	0%	U
Benzo(b)fluoranthene	A	ug/L	0	0		0	0	0	0.859656	4.76	150	0%	0	0	0%	U
Benzo(g,h,i)perylene	A	ug/L	0	0		0	0	0	0.96152	4.76	150	0%	0	0	0%	U
Benzo(k)fluoranthene	A	ug/L	0	0		0	0	0	0.92344	4.76	150	0%	0	0	0%	U
Benzoic acid	A	ug/L	0	0		0	0	0	1.43752	10	150	0%	0	0	0%	U
Benzyl alcohol	A	ug/L	0	0		0	0	0	2.97976	10	150	0%	0	0	0%	U
bis(-2-chloroethoxy)Methane	A	ug/L	0	0		0	0	0	1.29472	10	150	0%	0	0	0%	U
bis(-2-chloroethyl)Ether	A	ug/L	0	0		0	0	0	2.44664	10	150	0%	0	0	0%	U
bis(2-chloroisopropyl)Ether	A	ug/L	0	0		0	0	0	1.41848	10	150	0%	0	0	0%	U
bis(2-ethylhexyl)Phthalate	A	ug/L	0	0		0	0	0	1.81832	10	150	0%	0	0	0%	U
Butylbenzylphthalate	A	ug/L	0	0		0	0	0	1.49464	10	150	0%	0	0	0%	U
Carbazole	A	ug/L	0	0		0	0	0	0.801584	10	150	0%	0	0	0%	U
Chrysene	A	ug/L	0	0		0	0	0	1.11384	4.76	150	0%	0	0	0%	U
Di-n-butyl phthalate	A	ug/L	0	0		0	0	0	0.887264	10	150	0%	0	0	0%	U
Di-n-octyl phthalate	A	ug/L	0	0		0	0	0	1.27568	10	150	0%	0	0	0%	U
Dibenzo(a,h)anthracene	A	ug/L	0	0		0	0	0	1.11384	4.76	150	0%	0	0	0%	U
Dibenzofuran	A	ug/L	0	0		0	0	0	1.65648	10	150	0%	0	0	0%	U
Diethyl phthalate	A	ug/L	0	0		0	0	0	2.07536	10	150	0%	0	0	0%	U
Dimethyl phthalate	A	ug/L	0	0		0	0	0	1.63744	10	150	0%	0	0	0%	U
Fluoranthene	A	ug/L	0	0		0	0	0	0.840616	4.76	150	0%	0	0	0%	U

Seq No	Lab ID	Test Code	Sample Typ	File ID	Analysis Date	DF	Batch ID	Prep Date	SPKref	RPDref	pmoist					
15044905	B22020415-011	SVOC-8270-W-	SAMP	V5973N.I	sd0218:2/19/2022 6:15:2	1	163621	2/9/2022 8:1	0	0						
Analyte	T	Units	RAW	Final	Text	Spike	SPKref	RPDref	MDL	PQL	UQL	%REC	LOW	HIGH	%RPD	Q
Fluorene	A	ug/L	0	0		0	0	0	1.73264	4.76	150	0%	0	0	0%	U
Hexachlorobenzene	A	ug/L	0	0		0	0	0	1.26616	10	150	0%	0	0	0%	U
Hexachlorobutadiene	A	ug/L	0	0		0	0	0	2.20864	10	150	0%	0	0	0%	U
Hexachlorocyclopentadiene	A	ug/L	0	0		0	0	0	2.82744	10	150	0%	0	0	0%	U
Hexachloroethane	A	ug/L	0	0		0	0	0	1.70408	10	150	0%	0	0	0%	U
Indeno(1,2,3-cd)pyrene	A	ug/L	0	0		0	0	0	1.19	4.76	150	0%	0	0	0%	U
Isophorone	A	ug/L	0	0		0	0	0	1.58984	10	150	0%	0	0	0%	U
m+p-Cresols	A	ug/L	0	0		0	0	0	1.69456	10	150	0%	0	0	0%	U
n-Nitroso-di-n-propylamine	A	ug/L	0	0		0	0	0	1.46608	10	150	0%	0	0	0%	U
n-Nitrosodimethylamine	A	ug/L	0	0		0	0	0	1.45656	10	150	0%	0	0	0%	U
n-Nitrosodiphenylamine	A	ug/L	0	0		0	0	0	1.10432	10	150	0%	0	0	0%	U
Naphthalene	A	ug/L	0	0		0	0	0	1.65648	4.76	150	0%	0	0	0%	U
Nitrobenzene	A	ug/L	0	0		0	0	0	2.19912	10	150	0%	0	0	0%	U
o-Cresol	A	ug/L	0	0		0	0	0	1.74216	10	150	0%	0	0	0%	U
p-Chloroaniline	A	ug/L	0	0		0	0	0	1.44704	10	150	0%	0	0	0%	U
Pentachlorophenol	A	ug/L	0	0		0	0	0	4.03648	10	150	0%	0	0	0%	U
Phenanthrene	A	ug/L	0	0		0	0	0	0.746368	4.76	150	0%	0	0	0%	U
Phenol	A	ug/L	0	0		0	0	0	1.38992	10	150	0%	0	0	0%	U
Pyrene	A	ug/L	0	0		0	0	0	0.876792	4.76	150	0%	0	0	0%	U
Pyridine	A	ug/L	0	0		0	0	0	3.06544	10	150	0%	0	0	0%	U
Triallate	A	ug/L	0	0		0	0	0	1.43752	10	150	0%	0	0	0%	U
1,4-Dichlorobenzene-d4	I	ug/L	40	38.08		0	0	0	0	10	150	0%	0	0	0%	
Acenaphthene-d10	I	ug/L	40	38.08		0	0	0	0	10	150	0%	0	0	0%	
Chrysene-d12	I	ug/L	40	38.08		0	0	0	0	10	150	0%	0	0	0%	
Naphthalene-d8	I	ug/L	40	38.08		0	0	0	0	10	150	0%	0	0	0%	
Perylene-d12	I	ug/L	40	38.08		0	0	0	0	10	150	0%	0	0	0%	
Phenanthrene-d10	I	ug/L	40	38.08		0	0	0	0	10	150	0%	0	0	0%	
2,4,6-Tribromophenol	S	ug/L	147.86795	140.770288		190.4	0	0	2.74176	10	0	74%	43	140	0%	
2-Fluorobiphenyl	S	ug/L	58.80613	55.9834358		95.2	0	0	0.689248	10	0	59%	44	119	0%	
2-Fluorophenol	S	ug/L	61.78691	58.8211383		190.4	0	0	3.35104	10	0	31%	19	119	0%	
Nitrobenzene-d5	S	ug/L	59.67239	56.8081153		95.2	0	0	2.22768	10	0	60%	44	120	0%	
Phenol-d5	S	ug/L	58.50247	55.6943514		190.4	0	0	1.96112	10	0	29%	10	65	0%	
Terphenyl-d14	S	ug/L	100.14632	95.3392966		95.2	0	0	1.11384	10	0	100%	50	134	0%	
4-Chloroaniline	X	ug/L	0	0		0	0	0	1.53272	10	150	0%	0	0	0%	U
o-Terphenyl	X	ug/L	0	0		0	0	0	1.20904	10	150	0%	0	0	0%	U

Seq No	Lab ID	Test Code	Sample Typ	File ID	Analysis Date	DF	Batch ID	Prep Date	SPKref	RPDref	pmoist					
15044906	B22020415-016	SVOC-8270-W-	SAMP	V5973N.I	sd0218:2/19/2022 6:47:4	1	163621	2/9/2022 8:1	0	0						
Analyte	T	Units	RAW	Final	Text	Spike	SPKref	RPDref	MDL	PQL	UQL	%REC	LOW	HIGH	%RPD	Q
1,2,4-Trichlorobenzene	A	ug/L	0	0		0	0	0	1.8088	10	150	0%	0	0	0%	U
1,2-Dichlorobenzene	A	ug/L	0	0		0	0	0	1.87544	10	150	0%	0	0	0%	U
1,3-Dichlorobenzene	A	ug/L	0	0		0	0	0	2.02776	10	150	0%	0	0	0%	U
1,4-Dichlorobenzene	A	ug/L	0	0		0	0	0	1.92304	10	150	0%	0	0	0%	U
1-Methylnaphthalene	A	ug/L	0	0		0	0	0	2.27528	4.76	150	0%	0	0	0%	U
2,2'-Oxybis(1-Chloropropane)	A	ug/L	0	0		0	0	0	1.3804	10	150	0%	0	0	0%	U
2,4,5-Trichlorophenol	A	ug/L	0	0		0	0	0	2.12296	10	150	0%	0	0	0%	U
2,4,6-Trichlorophenol	A	ug/L	0	0		0	0	0	2.51328	10	150	0%	0	0	0%	U
2,4-Dichlorophenol	A	ug/L	0	0		0	0	0	1.60888	10	150	0%	0	0	0%	U
2,4-Dimethylphenol	A	ug/L	0	0		0	0	0	1.60888	10	150	0%	0	0	0%	U
2,4-Dinitrophenol	A	ug/L	0	0		0	0	0	4.05552	10	150	0%	0	0	0%	U
2,4-Dinitrotoluene	A	ug/L	0	0		0	0	0	2.89408	10	150	0%	0	0	0%	U
2,6-Dinitrotoluene	A	ug/L	0	0		0	0	0	3.0464	10	150	0%	0	0	0%	U
2-Chloronaphthalene	A	ug/L	0	0		0	0	0	2.03728	10	150	0%	0	0	0%	U
2-Chlorophenol	A	ug/L	0	0		0	0	0	2.36096	10	150	0%	0	0	0%	U
2-Methylnaphthalene	A	ug/L	0	0		0	0	0	1.82784	4.76	150	0%	0	0	0%	U
2-Nitroaniline	A	ug/L	0	0		0	0	0	2.2848	10	150	0%	0	0	0%	U
2-Nitrophenol	A	ug/L	0	0		0	0	0	2.24672	10	150	0%	0	0	0%	U
3,3'-Dichlorobenzidine	A	ug/L	0	0		0	0	0	2.00872	10	150	0%	0	0	0%	U
3-Nitroaniline	A	ug/L	0	0		0	0	0	2.63704	10	150	0%	0	0	0%	U
4,6-Dinitro-2-methylphenol	A	ug/L	0	0		0	0	0	2.21816	10	150	0%	0	0	0%	U
4-Bromophenyl phenyl ether	A	ug/L	0	0		0	0	0	1.65648	10	150	0%	0	0	0%	U
4-Chloro-2-methylphenol	A	ug/L	0	0		0	0	0	1.5232	10	150	0%	0	0	0%	U
4-Chloro-3-methylphenol	A	ug/L	0	0		0	0	0	1.38992	10	150	0%	0	0	0%	U
4-Chlorophenol	A	ug/L	0	0		0	0	0	2.51328	10	150	0%	0	0	0%	U
4-Chlorophenyl phenyl ether	A	ug/L	0	0		0	0	0	1.93256	10	150	0%	0	0	0%	U
4-Nitroaniline	A	ug/L	0	0		0	0	0	1.55176	10	150	0%	0	0	0%	U
4-Nitrophenol	A	ug/L	0	0		0	0	0	2.38	10	150	0%	0	0	0%	U
Acenaphthene	A	ug/L	0	0		0	0	0	1.79928	4.76	150	0%	0	0	0%	U
Acenaphthylene	A	ug/L	0	0		0	0	0	1.49464	4.76	150	0%	0	0	0%	U
Aniline	A	ug/L	0	0		0	0	0	3.56048	10	150	0%	0	0	0%	U
Anthracene	A	ug/L	0	0		0	0	0	1.17096	4.76	150	0%	0	0	0%	U
Azobenzene	A	ug/L	0	0		0	0	0	1.03768	10	150	0%	0	0	0%	U
Benzidine	A	ug/L	0	0		0	0	0	6.39744	10	150	0%	0	0	0%	U
Benzo(a)anthracene	A	ug/L	0	0		0	0	0	0.814912	4.76	150	0%	0	0	0%	U

Seq No	Lab ID	Test Code	Sample Typ	File ID	Analysis Date	DF	Batch ID	Prep Date	SPKref	RPDref	pmoist					
15044906	B22020415-016	SVOC-8270-W-	SAMP	v5973N.I	sd0218:2/19/2022 6:47:4	1	163621	2/9/2022 8:1	0	0						
Analyte	T	Units	RAW	Final	Text	Spike	SPKref	RPDref	MDL	PQL	UQL	%REC	LOW	HIGH	%RPD	Q
Benzo(a)pyrene	A	ug/L	0	0		0	0	0	1.18048	4.76	150	0%	0	0	0%	U
Benzo(b)fluoranthene	A	ug/L	0	0		0	0	0	0.859656	4.76	150	0%	0	0	0%	U
Benzo(g,h,i)perylene	A	ug/L	0	0		0	0	0	0.96152	4.76	150	0%	0	0	0%	U
Benzo(k)fluoranthene	A	ug/L	0	0		0	0	0	0.92344	4.76	150	0%	0	0	0%	U
Benzoic acid	A	ug/L	0	0		0	0	0	1.43752	10	150	0%	0	0	0%	U
Benzyl alcohol	A	ug/L	0	0		0	0	0	2.97976	10	150	0%	0	0	0%	U
bis(-2-chloroethoxy)Methane	A	ug/L	0	0		0	0	0	1.29472	10	150	0%	0	0	0%	U
bis(-2-chloroethyl)Ether	A	ug/L	0	0		0	0	0	2.44664	10	150	0%	0	0	0%	U
bis(2-chloroisopropyl)Ether	A	ug/L	0	0		0	0	0	1.41848	10	150	0%	0	0	0%	U
bis(2-ethylhexyl)Phthalate	A	ug/L	0	0		0	0	0	1.81832	10	150	0%	0	0	0%	U
Butylbenzylphthalate	A	ug/L	0	0		0	0	0	1.49464	10	150	0%	0	0	0%	U
Carbazole	A	ug/L	0	0		0	0	0	0.801584	10	150	0%	0	0	0%	U
Chrysene	A	ug/L	0	0		0	0	0	1.11384	4.76	150	0%	0	0	0%	U
Di-n-butyl phthalate	A	ug/L	0	0		0	0	0	0.887264	10	150	0%	0	0	0%	U
Di-n-octyl phthalate	A	ug/L	0	0		0	0	0	1.27568	10	150	0%	0	0	0%	U
Dibenzo(a,h)anthracene	A	ug/L	0	0		0	0	0	1.11384	4.76	150	0%	0	0	0%	U
Dibenzofuran	A	ug/L	0	0		0	0	0	1.65648	10	150	0%	0	0	0%	U
Diethyl phthalate	A	ug/L	0	0		0	0	0	2.07536	10	150	0%	0	0	0%	U
Dimethyl phthalate	A	ug/L	0	0		0	0	0	1.63744	10	150	0%	0	0	0%	U
Fluoranthene	A	ug/L	0	0		0	0	0	0.840616	4.76	150	0%	0	0	0%	U
Fluorene	A	ug/L	0	0		0	0	0	1.73264	4.76	150	0%	0	0	0%	U
Hexachlorobenzene	A	ug/L	0	0		0	0	0	1.26616	10	150	0%	0	0	0%	U
Hexachlorobutadiene	A	ug/L	0	0		0	0	0	2.20864	10	150	0%	0	0	0%	U
Hexachlorocyclopentadiene	A	ug/L	0	0		0	0	0	2.82744	10	150	0%	0	0	0%	U
Hexachloroethane	A	ug/L	0	0		0	0	0	1.70408	10	150	0%	0	0	0%	U
Indeno(1,2,3-cd)pyrene	A	ug/L	0	0		0	0	0	1.19	4.76	150	0%	0	0	0%	U
Isophorone	A	ug/L	0	0		0	0	0	1.58984	10	150	0%	0	0	0%	U
m+p-Cresols	A	ug/L	0	0		0	0	0	1.69456	10	150	0%	0	0	0%	U
n-Nitroso-di-n-propylamine	A	ug/L	0	0		0	0	0	1.46608	10	150	0%	0	0	0%	U
n-Nitrosodimethylamine	A	ug/L	0	0		0	0	0	1.45656	10	150	0%	0	0	0%	U
n-Nitrosodiphenylamine	A	ug/L	0	0		0	0	0	1.10432	10	150	0%	0	0	0%	U
Naphthalene	A	ug/L	0	0		0	0	0	1.65648	4.76	150	0%	0	0	0%	U
Nitrobenzene	A	ug/L	0	0		0	0	0	2.19912	10	150	0%	0	0	0%	U
o-Cresol	A	ug/L	0	0		0	0	0	1.74216	10	150	0%	0	0	0%	U
p-Chloroaniline	A	ug/L	0	0		0	0	0	1.44704	10	150	0%	0	0	0%	U

Seq No	Lab ID	Test Code	Sample Typ	File ID	Analysis Date	DF	Batch ID	Prep Date	SPKref	RPDref	pmoist					
15044906	B22020415-016	SVOC-8270-W-	SAMP	V5973N.I	sd0218:2/19/2022 6:47:4	1	163621	2/9/2022 8:1	0	0						
Analyte	T	Units	RAW	Final	Text	Spike	SPKref	RPDref	MDL	PQL	UQL	%REC	LOW	HIGH	%RPD	Q
Pentachlorophenol	A	ug/L	0	0		0	0	0	4.03648	10	150	0%	0	0	0%	U
Phenanthrene	A	ug/L	0	0		0	0	0	0.746368	4.76	150	0%	0	0	0%	U
Phenol	A	ug/L	0	0		0	0	0	1.38992	10	150	0%	0	0	0%	U
Pyrene	A	ug/L	0	0		0	0	0	0.876792	4.76	150	0%	0	0	0%	U
Pyridine	A	ug/L	0	0		0	0	0	3.06544	10	150	0%	0	0	0%	U
Triallate	A	ug/L	0	0		0	0	0	1.43752	10	150	0%	0	0	0%	U
1,4-Dichlorobenzene-d4	I	ug/L	40	38.08		0	0	0	0	10	150	0%	0	0	0%	
Acenaphthene-d10	I	ug/L	40	38.08		0	0	0	0	10	150	0%	0	0	0%	
Chrysene-d12	I	ug/L	40	38.08		0	0	0	0	10	150	0%	0	0	0%	
Naphthalene-d8	I	ug/L	40	38.08		0	0	0	0	10	150	0%	0	0	0%	
Perylene-d12	I	ug/L	40	38.08		0	0	0	0	10	150	0%	0	0	0%	
Phenanthrene-d10	I	ug/L	40	38.08		0	0	0	0	10	150	0%	0	0	0%	
2,4,6-Tribromophenol	S	ug/L	162.64939	154.842219		190.4	0	0	2.74176	10	0	81%	43	140	0%	
2-Fluorobiphenyl	S	ug/L	62.00744	59.0310829		95.2	0	0	0.689248	10	0	62%	44	119	0%	
2-Fluorophenol	S	ug/L	51.4928	49.0211456		190.4	0	0	3.35104	10	0	26%	19	119	0%	
Nitrobenzene-d5	S	ug/L	55.61844	52.9487549		95.2	0	0	2.22768	10	0	56%	44	120	0%	
Phenol-d5	S	ug/L	51.94239	49.4491553		190.4	0	0	1.96112	10	0	26%	10	65	0%	
Terphenyl-d14	S	ug/L	103.53355	98.5639396		95.2	0	0	1.11384	10	0	104%	50	134	0%	
4-Chloroaniline	X	ug/L	0	0		0	0	0	1.53272	10	150	0%	0	0	0%	U
o-Terphenyl	X	ug/L	0	0		0	0	0	1.20904	10	150	0%	0	0	0%	U

Seq No	Lab ID	Test Code	Sample Typ	File ID	Analysis Date	DF	Batch ID	Prep Date	SPKref	RPDref	pmoist					
15044907	B22020415-017	SVOC-8270-W-	SAMP	V5973N.I	sd0218:2/19/2022 7:20:0	1	163621	2/9/2022 8:1	0	0						
Analyte	T	Units	RAW	Final	Text	Spike	SPKref	RPDref	MDL	PQL	UQL	%REC	LOW	HIGH	%RPD	Q
1,2,4-Trichlorobenzene	A	ug/L	0	0		0	0	0	1.8088	10	150	0%	0	0	0%	U
1,2-Dichlorobenzene	A	ug/L	0	0		0	0	0	1.87544	10	150	0%	0	0	0%	U
1,3-Dichlorobenzene	A	ug/L	0	0		0	0	0	2.02776	10	150	0%	0	0	0%	U
1,4-Dichlorobenzene	A	ug/L	0	0		0	0	0	1.92304	10	150	0%	0	0	0%	U
1-Methylnaphthalene	A	ug/L	0	0		0	0	0	2.27528	4.76	150	0%	0	0	0%	U
2,2'-Oxybis(1-Chloropropane)	A	ug/L	0	0		0	0	0	1.3804	10	150	0%	0	0	0%	U
2,4,5-Trichlorophenol	A	ug/L	0	0		0	0	0	2.12296	10	150	0%	0	0	0%	U
2,4,6-Trichlorophenol	A	ug/L	0	0		0	0	0	2.51328	10	150	0%	0	0	0%	U
2,4-Dichlorophenol	A	ug/L	0	0		0	0	0	1.60888	10	150	0%	0	0	0%	U
2,4-Dimethylphenol	A	ug/L	0	0		0	0	0	1.60888	10	150	0%	0	0	0%	U

Seq No	Lab ID	Test Code	Sample Typ	File ID	Analysis Date	DF	Batch ID	Prep Date	SPKref	RPDref	pmoist					
15044907	B22020415-017	SVOC-8270-W-	SAMP	v5973N.I	sd0218:2/19/2022 7:20:0	1	163621	2/9/2022 8:1	0	0						
Analyte	T	Units	RAW	Final	Text	Spike	SPKref	RPDref	MDL	PQL	UQL	%REC	LOW	HIGH	%RPD	Q
2,4-Dinitrophenol	A	ug/L	0	0		0	0	0	4.05552	10	150	0%	0	0	0%	U
2,4-Dinitrotoluene	A	ug/L	0	0		0	0	0	2.89408	10	150	0%	0	0	0%	U
2,6-Dinitrotoluene	A	ug/L	0	0		0	0	0	3.0464	10	150	0%	0	0	0%	U
2-Chloronaphthalene	A	ug/L	0	0		0	0	0	2.03728	10	150	0%	0	0	0%	U
2-Chlorophenol	A	ug/L	0	0		0	0	0	2.36096	10	150	0%	0	0	0%	U
2-Methylnaphthalene	A	ug/L	0	0		0	0	0	1.82784	4.76	150	0%	0	0	0%	U
2-Nitroaniline	A	ug/L	0	0		0	0	0	2.2848	10	150	0%	0	0	0%	U
2-Nitrophenol	A	ug/L	0	0		0	0	0	2.24672	10	150	0%	0	0	0%	U
3,3'-Dichlorobenzidine	A	ug/L	0	0		0	0	0	2.00872	10	150	0%	0	0	0%	U
3-Nitroaniline	A	ug/L	0	0		0	0	0	2.63704	10	150	0%	0	0	0%	U
4,6-Dinitro-2-methylphenol	A	ug/L	0	0		0	0	0	2.21816	10	150	0%	0	0	0%	U
4-Bromophenyl phenyl ether	A	ug/L	0	0		0	0	0	1.65648	10	150	0%	0	0	0%	U
4-Chloro-2-methylphenol	A	ug/L	0	0		0	0	0	1.5232	10	150	0%	0	0	0%	U
4-Chloro-3-methylphenol	A	ug/L	0	0		0	0	0	1.38992	10	150	0%	0	0	0%	U
4-Chlorophenol	A	ug/L	0	0		0	0	0	2.51328	10	150	0%	0	0	0%	U
4-Chlorophenyl phenyl ether	A	ug/L	0	0		0	0	0	1.93256	10	150	0%	0	0	0%	U
4-Nitroaniline	A	ug/L	0	0		0	0	0	1.55176	10	150	0%	0	0	0%	U
4-Nitrophenol	A	ug/L	0	0		0	0	0	2.38	10	150	0%	0	0	0%	U
Acenaphthene	A	ug/L	0	0		0	0	0	1.79928	4.76	150	0%	0	0	0%	U
Acenaphthylene	A	ug/L	0	0		0	0	0	1.49464	4.76	150	0%	0	0	0%	U
Aniline	A	ug/L	0	0		0	0	0	3.56048	10	150	0%	0	0	0%	U
Anthracene	A	ug/L	0	0		0	0	0	1.17096	4.76	150	0%	0	0	0%	U
Azobenzene	A	ug/L	0	0		0	0	0	1.03768	10	150	0%	0	0	0%	U
Benzidine	A	ug/L	0	0		0	0	0	6.39744	10	150	0%	0	0	0%	U
Benzo(a)anthracene	A	ug/L	0	0		0	0	0	0.814912	4.76	150	0%	0	0	0%	U
Benzo(a)pyrene	A	ug/L	0	0		0	0	0	1.18048	4.76	150	0%	0	0	0%	U
Benzo(b)fluoranthene	A	ug/L	0	0		0	0	0	0.859656	4.76	150	0%	0	0	0%	U
Benzo(g,h,i)perylene	A	ug/L	0	0		0	0	0	0.96152	4.76	150	0%	0	0	0%	U
Benzo(k)fluoranthene	A	ug/L	0	0		0	0	0	0.92344	4.76	150	0%	0	0	0%	U
Benzoic acid	A	ug/L	0	0		0	0	0	1.43752	10	150	0%	0	0	0%	U
Benzyl alcohol	A	ug/L	0	0		0	0	0	2.97976	10	150	0%	0	0	0%	U
bis(-2-chloroethoxy)Methane	A	ug/L	0	0		0	0	0	1.29472	10	150	0%	0	0	0%	U
bis(-2-chloroethyl)Ether	A	ug/L	0	0		0	0	0	2.44664	10	150	0%	0	0	0%	U
bis(2-chloroisopropyl)Ether	A	ug/L	0	0		0	0	0	1.41848	10	150	0%	0	0	0%	U
bis(2-ethylhexyl)Phthalate	A	ug/L	0	0		0	0	0	1.81832	10	150	0%	0	0	0%	U

Seq No	Lab ID	Test Code	Sample Typ	File ID	Analysis Date	DF	Batch ID	Prep Date	SPKref	RPDref	pmoist					
15044907	B22020415-017	SVOC-8270-W-	SAMP	v5973N.I	sd0218:2/19/2022 7:20:0	1	163621	2/9/2022 8:1	0	0						
Analyte	T	Units	RAW	Final	Text	Spike	SPKref	RPDref	MDL	PQL	UQL	%REC	LOW	HIGH	%RPD	Q
Butylbenzylphthalate	A	ug/L	0	0		0	0	0	1.49464	10	150	0%	0	0	0%	U
Carbazole	A	ug/L	0	0		0	0	0	0.801584	10	150	0%	0	0	0%	U
Chrysene	A	ug/L	0	0		0	0	0	1.11384	4.76	150	0%	0	0	0%	U
Di-n-butyl phthalate	A	ug/L	0	0		0	0	0	0.887264	10	150	0%	0	0	0%	U
Di-n-octyl phthalate	A	ug/L	0	0		0	0	0	1.27568	10	150	0%	0	0	0%	U
Dibenzo(a,h)anthracene	A	ug/L	0	0		0	0	0	1.11384	4.76	150	0%	0	0	0%	U
Dibenzofuran	A	ug/L	0	0		0	0	0	1.65648	10	150	0%	0	0	0%	U
Diethyl phthalate	A	ug/L	0	0		0	0	0	2.07536	10	150	0%	0	0	0%	U
Dimethyl phthalate	A	ug/L	0	0		0	0	0	1.63744	10	150	0%	0	0	0%	U
Fluoranthene	A	ug/L	0	0		0	0	0	0.840616	4.76	150	0%	0	0	0%	U
Fluorene	A	ug/L	0	0		0	0	0	1.73264	4.76	150	0%	0	0	0%	U
Hexachlorobenzene	A	ug/L	0	0		0	0	0	1.26616	10	150	0%	0	0	0%	U
Hexachlorobutadiene	A	ug/L	0	0		0	0	0	2.20864	10	150	0%	0	0	0%	U
Hexachlorocyclopentadiene	A	ug/L	0	0		0	0	0	2.82744	10	150	0%	0	0	0%	U
Hexachloroethane	A	ug/L	0	0		0	0	0	1.70408	10	150	0%	0	0	0%	U
Indeno(1,2,3-cd)pyrene	A	ug/L	0	0		0	0	0	1.19	4.76	150	0%	0	0	0%	U
Isophorone	A	ug/L	0	0		0	0	0	1.58984	10	150	0%	0	0	0%	U
m+p-Cresols	A	ug/L	0	0		0	0	0	1.69456	10	150	0%	0	0	0%	U
n-Nitroso-di-n-propylamine	A	ug/L	0	0		0	0	0	1.46608	10	150	0%	0	0	0%	U
n-Nitrosodimethylamine	A	ug/L	0	0		0	0	0	1.45656	10	150	0%	0	0	0%	U
n-Nitrosodiphenylamine	A	ug/L	0	0		0	0	0	1.10432	10	150	0%	0	0	0%	U
Naphthalene	A	ug/L	0	0		0	0	0	1.65648	4.76	150	0%	0	0	0%	U
Nitrobenzene	A	ug/L	0	0		0	0	0	2.19912	10	150	0%	0	0	0%	U
o-Cresol	A	ug/L	0	0		0	0	0	1.74216	10	150	0%	0	0	0%	U
p-Chloroaniline	A	ug/L	0	0		0	0	0	1.44704	10	150	0%	0	0	0%	U
Pentachlorophenol	A	ug/L	0	0		0	0	0	4.03648	10	150	0%	0	0	0%	U
Phenanthrene	A	ug/L	0	0		0	0	0	0.746368	4.76	150	0%	0	0	0%	U
Phenol	A	ug/L	0	0		0	0	0	1.38992	10	150	0%	0	0	0%	U
Pyrene	A	ug/L	0	0		0	0	0	0.876792	4.76	150	0%	0	0	0%	U
Pyridine	A	ug/L	0	0		0	0	0	3.06544	10	150	0%	0	0	0%	U
Triallate	A	ug/L	0	0		0	0	0	1.43752	10	150	0%	0	0	0%	U
1,4-Dichlorobenzene-d4	I	ug/L	40	38.08		0	0	0	0	10	150	0%	0	0	0%	
Acenaphthene-d10	I	ug/L	40	38.08		0	0	0	0	10	150	0%	0	0	0%	
Chrysene-d12	I	ug/L	40	38.08		0	0	0	0	10	150	0%	0	0	0%	
Naphthalene-d8	I	ug/L	40	38.08		0	0	0	0	10	150	0%	0	0	0%	

Seq No	Lab ID	Test Code	Sample Typ	File ID	Analysis Date	DF	Batch ID	Prep Date	SPKref	RPDref	pmoist					
15044907	B22020415-017	SVOC-8270-W-	SAMP	V5973N.I	sd0218:2/19/2022 7:20:0	1	163621	2/9/2022 8:1	0	0						
Analyte	T	Units	RAW	Final	Text	Spike	SPKref	RPDref	MDL	PQL	UQL	%REC	LOW	HIGH	%RPD	Q
Perylene-d12	I	ug/L	40	38.08		0	0	0	0	10	150	0%	0	0	0%	
Phenanthrene-d10	I	ug/L	40	38.08		0	0	0	0	10	150	0%	0	0	0%	
2,4,6-Tribromophenol	S	ug/L	156.33866	148.834404		190.4	0	0	2.74176	10	0	78%	43	140	0%	
2-Fluorobiphenyl	S	ug/L	64.20007	61.1184666		95.2	0	0	0.689248	10	0	64%	44	119	0%	
2-Fluorophenol	S	ug/L	57.71431	54.9440231		190.4	0	0	3.35104	10	0	29%	19	119	0%	
Nitrobenzene-d5	S	ug/L	79.26756	75.4627171		95.2	0	0	2.22768	10	0	79%	44	120	0%	
Phenol-d5	S	ug/L	68.81465	65.5115468		190.4	0	0	1.96112	10	0	34%	10	65	0%	
Terphenyl-d14	S	ug/L	94.30493	89.7782934		95.2	0	0	1.11384	10	0	94%	50	134	0%	
4-Chloroaniline	X	ug/L	0	0		0	0	0	1.53272	10	150	0%	0	0	0%	U
o-Terphenyl	X	ug/L	0	0		0	0	0	1.20904	10	150	0%	0	0	0%	U

Seq No	Lab ID	Test Code	Sample Typ	File ID	Analysis Date	DF	Batch ID	Prep Date	SPKref	RPDref	pmoist					
15044908	B22020415-017	SVOC-8270-W-	MS-DOD	V5973N.I	sd0218:2/19/2022 7:52:2	1	163621	2/9/2022 8:2	2E+07	0						
Analyte	T	Units	RAW	Final	Text	Spike	SPKref	RPDref	MDL	PQL	UQL	%REC	LOW	HIGH	%RPD	Q
1,2,4-Trichlorobenzene	A	ug/L	66.73279	63.5296161		95.2	0	0	1.8088	10	150	67%	29	116	0%	
1,2-Dichlorobenzene	A	ug/L	57.54799	54.7856865		95.2	0	0	1.87544	10	150	58%	32	111	0%	
1,3-Dichlorobenzene	A	ug/L	54.39146	51.7806699		95.2	0	0	2.02776	10	150	54%	28	110	0%	
1,4-Dichlorobenzene	A	ug/L	55.7256	53.0507712		95.2	0	0	1.92304	10	150	56%	29	112	0%	
1-Methylnaphthalene	A	ug/L	72.22535	68.7585332		95.2	0	0	2.27528	10	150	72%	41	119	0%	
2,2'-Oxybis(1-Chloropropane)	A	ug/L	61.9803	59.0052456		95.2	0	0	1.3804	10	150	62%	37	130	0%	
2,4,5-Trichlorophenol	A	ug/L	82.4166	78.4606032		95.2	0	0	2.12296	10	150	82%	53	123	0%	
2,4,6-Trichlorophenol	A	ug/L	87.98809	83.7646617		95.2	0	0	2.51328	10	150	88%	50	125	0%	
2,4-Dichlorophenol	A	ug/L	73.34106	69.8206891		95.2	0	0	1.60888	10	150	73%	47	121	0%	
2,4-Dimethylphenol	A	ug/L	70.11504	66.7495181		95.2	0	0	1.60888	10	150	70%	31	124	0%	
2,4-Dinitrophenol	A	ug/L	94.28819	89.7623569		95.2	0	0	4.05552	10	150	94%	23	142	0%	
2,4-Dinitrotoluene	A	ug/L	97.45983	92.7817582		95.2	0	0	2.89408	10	150	97%	57	128	0%	
2,6-Dinitrotoluene	A	ug/L	84.00034	79.9683237		95.2	0	0	3.0464	10	150	84%	50	118	0%	
2-Chloronaphthalene	A	ug/L	83.38327	79.3808730		95.2	0	0	2.03728	10	150	83%	40	116	0%	
2-Chlorophenol	A	ug/L	60.02141	57.1403823		95.2	0	0	2.36096	10	150	60%	38	117	0%	
2-Methylnaphthalene	A	ug/L	79.39881	75.5876671		95.2	0	0	1.82784	10	150	79%	40	121	0%	
2-Nitroaniline	A	ug/L	88.52815	84.2787988		95.2	0	0	2.2848	10	150	89%	55	127	0%	
2-Nitrophenol	A	ug/L	81.2303	77.3312456		95.2	0	0	2.24672	10	150	81%	47	123	0%	
3,3'-Dichlorobenzidine	A	ug/L	76.42225	72.753982		95.2	0	0	2.00872	10	150	76%	27	129	0%	
3-Nitroaniline	A	ug/L	72.96376	69.4614995		95.2	0	0	2.63704	10	150	73%	41	128	0%	

Seq No	Lab ID	Test Code	Sample Typ	File ID	Analysis Date	DF	Batch ID	Prep Date	SPKref	RPDref	pmoist					
15044908	B22020415-017	SVOC-8270-W-	MS-DOD	V5973N.I	sd0218:2/19/2022 7:52:2	1	163621	2/9/2022 8:2	2E+07	0						
Analyte	T	Units	RAW	Final	Text	Spike	SPKref	RPDref	MDL	PQL	UQL	%REC	LOW	HIGH	%RPD	Q
4,6-Dinitro-2-methylphenol	A	ug/L	91.15968	86.7840154		95.2	0	0	2.21816	10	150	91%	44	137	0%	
4-Bromophenyl phenyl ether	A	ug/L	90.62945	86.2792364		95.2	0	0	1.65648	10	150	91%	55	124	0%	
4-Chloro-2-methylphenol	A	ug/L	70.89578	67.4927826		95.2	0	0	1.5232	10	150	71%	49	89	0%	
4-Chloro-3-methylphenol	A	ug/L	83.71401	79.6957375		95.2	0	0	1.38992	10	150	84%	52	119	0%	
4-Chlorophenol	A	ug/L	63.08991	60.0615943		95.2	0	0	2.51328	10	150	63%	41	81	0%	
4-Chlorophenyl phenyl ether	A	ug/L	97.98597	93.2826434		95.2	0	0	1.93256	10	150	98%	53	121	0%	
4-Nitroaniline	A	ug/L	89.37116	85.0813443		95.2	0	0	1.55176	10	150	89%	57	101	0%	
4-Nitrophenol	A	ug/L	41.67207	39.6718106		95.2	0	0	2.38	10	150	42%	15	36	0%	S
Acenaphthene	A	ug/L	84.47323	80.418515		95.2	0	0	1.79928	10	150	84%	47	122	0%	
Acenaphthylene	A	ug/L	78.31025	74.551358		95.2	0	0	1.49464	10	150	78%	41	130	0%	
Aniline	A	ug/L	31.75114	30.2270853		95.2	0	0	3.56048	10	150	32%	24	60	0%	
Anthracene	A	ug/L	92.40334	87.9679797		95.2	0	0	1.17096	10	150	92%	57	123	0%	
Azobenzene	A	ug/L	78.90615	75.1186548		95.2	0	0	1.03768	10	150	79%	61	116	0%	
Benzidine	A	ug/L	14.85436	14.1413507		95.2	0	0	6.39744	10	150	15%	10	100	0%	
Benzo(a)anthracene	A	ug/L	102.56728	97.6440506		95.2	0	0	0.814912	10	150	103%	58	125	0%	
Benzo(a)pyrene	A	ug/L	87.44353	83.2462406		95.2	0	0	1.18048	10	150	87%	54	128	0%	
Benzo(b)fluoranthene	A	ug/L	94.70825	90.162254		95.2	0	0	0.859656	10	150	95%	53	131	0%	
Benzo(g,h,i)perylene	A	ug/L	91.29702	86.9147630		95.2	0	0	0.96152	10	150	91%	50	134	0%	
Benzo(k)fluoranthene	A	ug/L	85.33134	81.2354357		95.2	0	0	0.92344	10	150	85%	57	129	0%	
Benzoic acid	A	ug/L	31.71233	30.1901382		95.2	0	0	1.43752	10	150	32%	10	30	0%	S
Benzyl alcohol	A	ug/L	59.98994	57.1104229		95.2	0	0	2.97976	10	150	60%	31	112	0%	
bis(-2-chloroethoxy)Methane	A	ug/L	73.99263	70.4409838		95.2	0	0	1.29472	10	150	74%	48	120	0%	
bis(-2-chloroethyl)Ether	A	ug/L	67.51524	64.2745085		95.2	0	0	2.44664	10	150	68%	43	118	0%	
bis(2-chloroisopropyl)Ether	A	ug/L	61.9803	59.0052456		95.2	0	0	1.41848	10	150	62%	37	130	0%	
bis(2-ethylhexyl)Phthalate	A	ug/L	108.03148	102.845969		95.2	0	0	1.81832	10	150	108%	55	135	0%	
Butylbenzylphthalate	A	ug/L	104.38014	99.3698933		95.2	0	0	1.49464	10	150	104%	53	134	0%	
Carbazole	A	ug/L	91.52704	87.1337421		95.2	0	0	0.801584	10	150	92%	60	122	0%	
Chrysene	A	ug/L	96.58108	91.9451882		95.2	0	0	1.11384	10	150	97%	59	123	0%	
Di-n-butyl phthalate	A	ug/L	101.64881	96.7696671		95.2	0	0	0.887264	10	150	102%	59	127	0%	
Di-n-octyl phthalate	A	ug/L	100.64036	95.8096227		95.2	0	0	1.27568	10	150	101%	51	140	0%	
Dibenzo(a,h)anthracene	A	ug/L	98.31889	93.5995833		95.2	0	0	1.11384	10	150	98%	51	134	0%	
Dibenzofuran	A	ug/L	85.18944	81.1003469		95.2	0	0	1.65648	10	150	85%	53	118	0%	
Diethyl phthalate	A	ug/L	97.99524	93.2914685		95.2	0	0	2.07536	10	150	98%	56	125	0%	
Dimethyl phthalate	A	ug/L	102.3679	97.4542408		95.2	0	0	1.63744	10	150	102%	45	127	0%	
Fluoranthene	A	ug/L	93.9736	89.4628672		95.2	0	0	0.840616	10	150	94%	57	128	0%	

Seq No	Lab ID	Test Code	Sample Typ	File ID	Analysis Date	DF	Batch ID	Prep Date	SPKref	RPDref	pmoist					
15044908	B22020415-017	SVOC-8270-W-	MS-DOD	V5973N.I	sd0218:2/19/2022 7:52:2	1	163621	2/9/2022 8:2	2E+07	0						
Analyte	T	Units	RAW	Final	Text	Spike	SPKref	RPDref	MDL	PQL	UQL	%REC	LOW	HIGH	%RPD	Q
Fluorene	A	ug/L	83.08928	79.1009946		95.2	0	0	1.73264	10	150	83%	52	124	0%	
Hexachlorobenzene	A	ug/L	86.63722	82.4786334		95.2	0	0	1.26616	10	150	87%	53	125	0%	
Hexachlorobutadiene	A	ug/L	62.68873	59.679671		95.2	0	0	2.20864	10	150	63%	22	124	0%	
Hexachlorocyclopentadiene	A	ug/L	62.33802	59.3457950		95.2	0	0	2.82744	10	150	62%	39	91	0%	
Hexachloroethane	A	ug/L	54.15099	51.5517425		95.2	0	0	1.70408	10	150	54%	21	115	0%	
Indeno(1,2,3-cd)pyrene	A	ug/L	88.5361	84.2863672		95.2	0	0	1.19	10	150	89%	52	134	0%	
Isophorone	A	ug/L	77.34314	73.6306693		95.2	0	0	1.58984	10	150	77%	42	124	0%	
m+p-Cresols	A	ug/L	63.72388	60.6651338		95.2	0	0	1.69456	10	150	64%	29	110	0%	
n-Nitroso-di-n-propylamine	A	ug/L	87.46322	83.2649854		95.2	0	0	1.46608	10	150	87%	49	119	0%	
n-Nitrosodimethylamine	A	ug/L	41.30002	39.3176190		95.2	0	0	1.45656	10	150	41%	20	45	0%	
n-Nitrosodiphenylamine	A	ug/L	93.7845	89.282844		95.2	0	0	1.10432	10	150	94%	51	123	0%	
Naphthalene	A	ug/L	76.04489	72.3947353		95.2	0	0	1.65648	10	150	76%	40	121	0%	
Nitrobenzene	A	ug/L	68.60002	65.3072190		95.2	0	0	2.19912	10	150	69%	45	121	0%	
o-Cresol	A	ug/L	67.1669	63.9428888		95.2	0	0	1.74216	10	150	67%	30	117	0%	
p-Chloroaniline	A	ug/L	56.18978	53.4926706		95.2	0	0	1.44704	10	150	56%	33	117	0%	
Pentachlorophenol	A	ug/L	102.17122	97.2670014		95.2	0	0	4.03648	10	150	102%	35	138	0%	
Phenanthrene	A	ug/L	89.77303	85.4639246		95.2	0	0	0.746368	10	150	90%	59	120	0%	
Phenol	A	ug/L	39.73291	37.8257303		95.2	0	0	1.38992	10	150	40%	37	75	0%	
Pyrene	A	ug/L	91.95854	87.5445301		95.2	0	0	0.876792	10	150	92%	57	126	0%	
Pyridine	A	ug/L	19.91321	18.9573759		95.2	0	0	3.06544	10	150	20%	16	45	0%	
Triallate	A	ug/L	92.97912	88.5161222		95.2	0	0	1.43752	10	150	93%	59	105	0%	
1,4-Dichlorobenzene-d4	I	ug/L	40	38.08		0	0	0	0	10	150	0%			0%	
Acenaphthene-d10	I	ug/L	40	38.08		0	0	0	0	10	150	0%			0%	
Chrysene-d12	I	ug/L	40	38.08		0	0	0	0	10	150	0%			0%	
Naphthalene-d8	I	ug/L	40	38.08		0	0	0	0	10	150	0%			0%	
Perylene-d12	I	ug/L	40	38.08		0	0	0	0	10	150	0%			0%	
Phenanthrene-d10	I	ug/L	40	38.08		0	0	0	0	10	150	0%			0%	
2,4,6-Tribromophenol	S	ug/L	180.44747	171.785991		190.4	0	0	2.74176	10	0	90%	43	140	0%	
2-Fluorobiphenyl	S	ug/L	74.61298	71.031557		95.2	0	0	0.689248	10	0	75%	44	119	0%	
2-Fluorophenol	S	ug/L	65.2707	62.1377064		190.4	0	0	3.35104	10	0	33%	19	119	0%	
Nitrobenzene-d5	S	ug/L	67.00982	63.7933486		95.2	0	0	2.22768	10	0	67%	44	120	0%	
Phenol-d5	S	ug/L	75.41346	71.7936139		190.4	0	0	1.96112	10	0	38%	10	65	0%	
Terphenyl-d14	S	ug/L	98.98546	94.2341579		95.2	0	0	1.11384	10	0	99%	50	134	0%	
4-Chloroaniline	X	ug/L	56.18978	53.4926706		95.2	0	0	1.53272	10	150	56%	33	117	0%	
o-Terphenyl	X	ug/L	91.19579	86.8183921		95.2	0	0	1.20904	10	150	91%	40	140	0%	

Seq No	Lab ID	Test Code	Sample Typ	File ID	Analysis Date	DF	Batch ID	Prep Date	SPKref	RPDref	pmoist					
15044909	B22020415-022	SVOC-8270-W-	SAMP	v5973N.I	sd0218:2/19/2022 8:24:4	1	163621	2/9/2022 8:1	0	0						
Analyte	T	Units	RAW	Final	Text	Spike	SPKref	RPDref	MDL	PQL	UQL	%REC	LOW	HIGH	%RPD	Q
1,2,4-Trichlorobenzene	A	ug/L	0	0		0	0	0	1.919	10	150	0%	0	0	0%	U
1,2-Dichlorobenzene	A	ug/L	0	0		0	0	0	1.9897	10	150	0%	0	0	0%	U
1,3-Dichlorobenzene	A	ug/L	0	0		0	0	0	2.1513	10	150	0%	0	0	0%	U
1,4-Dichlorobenzene	A	ug/L	0	0		0	0	0	2.0402	10	150	0%	0	0	0%	U
1-Methylnaphthalene	A	ug/L	0	0		0	0	0	2.4139	5.05	150	0%	0	0	0%	U
2,2'-Oxybis(1-Chloropropane)	A	ug/L	0	0		0	0	0	1.4645	10	150	0%	0	0	0%	U
2,4,5-Trichlorophenol	A	ug/L	0	0		0	0	0	2.2523	10	150	0%	0	0	0%	U
2,4,6-Trichlorophenol	A	ug/L	0	0		0	0	0	2.6664	10	150	0%	0	0	0%	U
2,4-Dichlorophenol	A	ug/L	0	0		0	0	0	1.7069	10	150	0%	0	0	0%	U
2,4-Dimethylphenol	A	ug/L	0	0		0	0	0	1.7069	10	150	0%	0	0	0%	U
2,4-Dinitrophenol	A	ug/L	0	0		0	0	0	4.3026	10.1	150	0%	0	0	0%	U
2,4-Dinitrotoluene	A	ug/L	0	0		0	0	0	3.0704	10	150	0%	0	0	0%	U
2,6-Dinitrotoluene	A	ug/L	0	0		0	0	0	3.232	10	150	0%	0	0	0%	U
2-Chloronaphthalene	A	ug/L	0	0		0	0	0	2.1614	10	150	0%	0	0	0%	U
2-Chlorophenol	A	ug/L	0	0		0	0	0	2.5048	10	150	0%	0	0	0%	U
2-Methylnaphthalene	A	ug/L	0	0		0	0	0	1.9392	5.05	150	0%	0	0	0%	U
2-Nitroaniline	A	ug/L	0	0		0	0	0	2.424	10	150	0%	0	0	0%	U
2-Nitrophenol	A	ug/L	0	0		0	0	0	2.3836	10	150	0%	0	0	0%	U
3,3'-Dichlorobenzidine	A	ug/L	0	0		0	0	0	2.1311	10.1	150	0%	0	0	0%	U
3-Nitroaniline	A	ug/L	0	0		0	0	0	2.7977	10	150	0%	0	0	0%	U
4,6-Dinitro-2-methylphenol	A	ug/L	0	0		0	0	0	2.3533	10.1	150	0%	0	0	0%	U
4-Bromophenyl phenyl ether	A	ug/L	0	0		0	0	0	1.7574	10	150	0%	0	0	0%	U
4-Chloro-2-methylphenol	A	ug/L	0	0		0	0	0	1.616	10	150	0%	0	0	0%	U
4-Chloro-3-methylphenol	A	ug/L	0	0		0	0	0	1.4746	10	150	0%	0	0	0%	U
4-Chlorophenol	A	ug/L	0	0		0	0	0	2.6664	10	150	0%	0	0	0%	U
4-Chlorophenyl phenyl ether	A	ug/L	0	0		0	0	0	2.0503	10	150	0%	0	0	0%	U
4-Nitroaniline	A	ug/L	0	0		0	0	0	1.6463	10	150	0%	0	0	0%	U
4-Nitrophenol	A	ug/L	0	0		0	0	0	2.525	10.1	150	0%	0	0	0%	U
Acenaphthene	A	ug/L	0	0		0	0	0	1.9089	5.05	150	0%	0	0	0%	U
Acenaphthylene	A	ug/L	0	0		0	0	0	1.5857	5.05	150	0%	0	0	0%	U
Aniline	A	ug/L	0	0		0	0	0	3.7774	10	150	0%	0	0	0%	U
Anthracene	A	ug/L	0	0		0	0	0	1.2423	5.05	150	0%	0	0	0%	U
Azobenzene	A	ug/L	0	0		0	0	0	1.1009	10	150	0%	0	0	0%	U
Benzidine	A	ug/L	0	0		0	0	0	6.7872	10.1	150	0%	0	0	0%	U
Benzo(a)anthracene	A	ug/L	0	0		0	0	0	0.86456	5.05	150	0%	0	0	0%	U

Seq No	Lab ID	Test Code	Sample Typ	File ID	Analysis Date	DF	Batch ID	Prep Date	SPKref	RPDref	pmoist					
15044909	B22020415-022	SVOC-8270-W-	SAMP	v5973N.I	sd0218:2/19/2022 8:24:4	1	163621	2/9/2022 8:1	0	0						
Analyte	T	Units	RAW	Final	Text	Spike	SPKref	RPDref	MDL	PQL	UQL	%REC	LOW	HIGH	%RPD	Q
Benzo(a)pyrene	A	ug/L	0	0		0	0	0	1.2524	5.05	150	0%	0	0	0%	U
Benzo(b)fluoranthene	A	ug/L	0	0		0	0	0	0.91203	5.05	150	0%	0	0	0%	U
Benzo(g,h,i)perylene	A	ug/L	0	0		0	0	0	1.0201	5.05	150	0%	0	0	0%	U
Benzo(k)fluoranthene	A	ug/L	0	0		0	0	0	0.9797	5.05	150	0%	0	0	0%	U
Benzoic acid	A	ug/L	0	0		0	0	0	1.5251	10	150	0%	0	0	0%	U
Benzyl alcohol	A	ug/L	0	0		0	0	0	3.1613	10	150	0%	0	0	0%	U
bis(-2-chloroethoxy)Methane	A	ug/L	0	0		0	0	0	1.3736	10	150	0%	0	0	0%	U
bis(-2-chloroethyl)Ether	A	ug/L	0	0		0	0	0	2.5957	10	150	0%	0	0	0%	U
bis(2-chloroisopropyl)Ether	A	ug/L	0	0		0	0	0	1.5049	10	150	0%	0	0	0%	U
bis(2-ethylhexyl)Phthalate	A	ug/L	3.53032	3.5656232		0	0	0	1.9291	10	150	0%	0	0	0%	J
Butylbenzylphthalate	A	ug/L	0	0		0	0	0	1.5857	10	150	0%	0	0	0%	U
Carbazole	A	ug/L	0	0		0	0	0	0.85042	10	150	0%	0	0	0%	U
Chrysene	A	ug/L	0	0		0	0	0	1.1817	5.05	150	0%	0	0	0%	U
Di-n-butyl phthalate	A	ug/L	0	0		0	0	0	0.94132	10	150	0%	0	0	0%	U
Di-n-octyl phthalate	A	ug/L	0	0		0	0	0	1.3534	10	150	0%	0	0	0%	U
Dibenzo(a,h)anthracene	A	ug/L	0	0		0	0	0	1.1817	5.05	150	0%	0	0	0%	U
Dibenzofuran	A	ug/L	0	0		0	0	0	1.7574	10	150	0%	0	0	0%	U
Diethyl phthalate	A	ug/L	0	0		0	0	0	2.2018	10	150	0%	0	0	0%	U
Dimethyl phthalate	A	ug/L	0	0		0	0	0	1.7372	10	150	0%	0	0	0%	U
Fluoranthene	A	ug/L	0	0		0	0	0	0.89183	5.05	150	0%	0	0	0%	U
Fluorene	A	ug/L	0	0		0	0	0	1.8382	5.05	150	0%	0	0	0%	U
Hexachlorobenzene	A	ug/L	0	0		0	0	0	1.3433	10	150	0%	0	0	0%	U
Hexachlorobutadiene	A	ug/L	0	0		0	0	0	2.3432	10	150	0%	0	0	0%	U
Hexachlorocyclopentadiene	A	ug/L	0	0		0	0	0	2.9997	10	150	0%	0	0	0%	U
Hexachloroethane	A	ug/L	0	0		0	0	0	1.8079	10	150	0%	0	0	0%	U
Indeno(1,2,3-cd)pyrene	A	ug/L	0	0		0	0	0	1.2625	5.05	150	0%	0	0	0%	U
Isophorone	A	ug/L	0	0		0	0	0	1.6867	10	150	0%	0	0	0%	U
m+p-Cresols	A	ug/L	0	0		0	0	0	1.7978	10	150	0%	0	0	0%	U
n-Nitroso-di-n-propylamine	A	ug/L	0	0		0	0	0	1.5554	10	150	0%	0	0	0%	U
n-Nitrosodimethylamine	A	ug/L	0	0		0	0	0	1.5453	10	150	0%	0	0	0%	U
n-Nitrosodiphenylamine	A	ug/L	0	0		0	0	0	1.1716	10.1	150	0%	0	0	0%	U
Naphthalene	A	ug/L	0	0		0	0	0	1.7574	5.05	150	0%	0	0	0%	U
Nitrobenzene	A	ug/L	0	0		0	0	0	2.3331	10	150	0%	0	0	0%	U
o-Cresol	A	ug/L	0	0		0	0	0	1.8483	10	150	0%	0	0	0%	U
p-Chloroaniline	A	ug/L	0	0		0	0	0	1.5352	10	150	0%	0	0	0%	U

Seq No	Lab ID	Test Code	Sample Typ	File ID	Analysis Date	DF	Batch ID	Prep Date	SPKref	RPDref	pmoist					
15044909	B22020415-022	SVOC-8270-W-	SAMP	V5973N.I	sd0218:2/19/2022 8:24:4	1	163621	2/9/2022 8:1	0	0						
Analyte	T	Units	RAW	Final	Text	Spike	SPKref	RPDref	MDL	PQL	UQL	%REC	LOW	HIGH	%RPD	Q
Pentachlorophenol	A	ug/L	0	0		0	0	0	4.2824	10.1	150	0%	0	0	0%	U
Phenanthrene	A	ug/L	0	0		0	0	0	0.79184	5.05	150	0%	0	0	0%	U
Phenol	A	ug/L	0	0		0	0	0	1.4746	10	150	0%	0	0	0%	U
Pyrene	A	ug/L	0	0		0	0	0	0.93021	5.05	150	0%	0	0	0%	U
Pyridine	A	ug/L	0	0		0	0	0	3.2522	10	150	0%	0	0	0%	U
Triallate	A	ug/L	0	0		0	0	0	1.5251	10	150	0%	0	0	0%	U
1,4-Dichlorobenzene-d4	I	ug/L	40	40.4		0	0	0	0	10	150	0%	0	0	0%	
Acenaphthene-d10	I	ug/L	40	40.4		0	0	0	0	10	150	0%	0	0	0%	
Chrysene-d12	I	ug/L	40	40.4		0	0	0	0	10	150	0%	0	0	0%	
Naphthalene-d8	I	ug/L	40	40.4		0	0	0	0	10	150	0%	0	0	0%	
Perylene-d12	I	ug/L	40	40.4		0	0	0	0	10	150	0%	0	0	0%	
Phenanthrene-d10	I	ug/L	40	40.4		0	0	0	0	10	150	0%	0	0	0%	
2,4,6-Tribromophenol	S	ug/L	172.63169	174.358007		202	0	0	2.9088	10	0	86%	43	140	0%	
2-Fluorobiphenyl	S	ug/L	77.05313	77.8236613		101	0	0	0.73124	10	0	77%	44	119	0%	
2-Fluorophenol	S	ug/L	65.97297	66.6326997		202	0	0	3.5552	10	0	33%	19	119	0%	
Nitrobenzene-d5	S	ug/L	70.11979	70.8209879		101	0	0	2.3634	10	0	70%	44	120	0%	
Phenol-d5	S	ug/L	60.87293	61.4816593		202	0	0	2.0806	10	0	30%	10	65	0%	
Terphenyl-d14	S	ug/L	110.87791	111.986689		101	0	0	1.1817	10	0	111%	50	134	0%	
4-Chloroaniline	X	ug/L	0	0		0	0	0	1.6261	10	150	0%	0	0	0%	U
o-Terphenyl	X	ug/L	0	0		0	0	0	1.2827	10	150	0%	0	0	0%	U

Seq No	Lab ID	Test Code	Sample Typ	File ID	Analysis Date	DF	Batch ID	Prep Date	SPKref	RPDref	pmoist					
15044910	18-Feb-22_CC	SVOC-8270-W-	CCV	V5973N.I	sd0218:2/19/2022 8:57:0	1	R374941		0	0						
Analyte	T	Units	RAW	Final	Text	Spike	SPKref	RPDref	MDL	PQL	UQL	%REC	LOW	HIGH	%RPD	Q
1,2,4-Trichlorobenzene	A	ug/L	77.7109	77.7109		75	0	0	1.9	10	150	104%	50	150	0%	
1,2-Dichlorobenzene	A	ug/L	78.7329	78.7329		75	0	0	1.97	10	150	105%	50	150	0%	
1,3-Dichlorobenzene	A	ug/L	82.84687	82.84687		75	0	0	2.13	10	150	110%	50	150	0%	
1,4-Dichlorobenzene	A	ug/L	85.43573	85.43573		75	0	0	2.02	10	150	114%	50	150	0%	
1-Methylnaphthalene	A	ug/L	78.50368	78.50368		75	0	0	2.39	10	150	105%	50	150	0%	
2,2'-Oxybis(1-Chloropropane)	A	ug/L	81.57761	81.57761		75	0	0	1.45	10	150	109%	50	150	0%	
2,4,5-Trichlorophenol	A	ug/L	81.73511	81.73511		75	0	0	2.23	10	150	109%	50	150	0%	
2,4,6-Trichlorophenol	A	ug/L	83.89833	83.89833		75	0	0	2.64	10	150	112%	50	150	0%	
2,4-Dichlorophenol	A	ug/L	79.90445	79.90445		75	0	0	1.69	10	150	107%	50	150	0%	
2,4-Dimethylphenol	A	ug/L	77.50484	77.50484		75	0	0	1.69	10	150	103%	50	150	0%	

Seq No	Lab ID	Test Code	Sample Typ	File ID	Analysis Date	DF	Batch ID	Prep Date	SPKref	RPDref	pmoist					
15044910	18-Feb-22_CCV	SVOC-8270-W-	CCV	V5973N.I	sd0218:2/19/2022 8:57:0	1	R374941		0	0						
Analyte	T	Units	RAW	Final	Text	Spike	SPKref	RPDref	MDL	PQL	UQL	%REC	LOW	HIGH	%RPD	Q
2,4-Dinitrophenol	A	ug/L	84.50405	84.50405		75	0	0	4.26	10	150	113%	50	150	0%	
2,4-Dinitrotoluene	A	ug/L	79.63333	79.63333		75	0	0	3.04	10	150	106%	50	150	0%	
2,6-Dinitrotoluene	A	ug/L	75.03606	75.03606		75	0	0	3.2	10	150	100%	50	150	0%	
2-Chloronaphthalene	A	ug/L	78.73463	78.73463		75	0	0	2.14	10	150	105%	50	150	0%	
2-Chlorophenol	A	ug/L	82.72227	82.72227		75	0	0	2.48	10	150	110%	50	150	0%	
2-Methylnaphthalene	A	ug/L	81.49278	81.49278		75	0	0	1.92	10	150	109%	50	150	0%	
2-Nitroaniline	A	ug/L	87.3957	87.3957		75	0	0	2.4	10	150	117%	50	150	0%	
2-Nitrophenol	A	ug/L	85.94486	85.94486		75	0	0	2.36	10	150	115%	50	150	0%	
3,3'-Dichlorobenzidine	A	ug/L	79.09398	79.09398		75	0	0	2.11	10	150	105%	50	150	0%	
3-Nitroaniline	A	ug/L	83.54361	83.54361		75	0	0	2.77	10	150	111%	50	150	0%	
4,6-Dinitro-2-methylphenol	A	ug/L	84.96108	84.96108		75	0	0	2.33	10	150	113%	50	150	0%	
4-Bromophenyl phenyl ether	A	ug/L	83.9737	83.9737		75	0	0	1.74	10	150	112%	50	150	0%	
4-Chloro-2-methylphenol	A	ug/L	76.97643	76.97643		75	0	0	1.6	10	150	103%	50	150	0%	
4-Chloro-3-methylphenol	A	ug/L	82.6279	82.6279		75	0	0	1.46	10	150	110%	50	150	0%	
4-Chlorophenol	A	ug/L	84.76678	84.76678		75	0	0	2.64	10	150	113%	50	150	0%	
4-Chlorophenyl phenyl ether	A	ug/L	82.09441	82.09441		75	0	0	2.03	10	150	109%	50	150	0%	
4-Nitroaniline	A	ug/L	87.04462	87.04462		75	0	0	1.63	10	150	116%	50	150	0%	
4-Nitrophenol	A	ug/L	80.20488	80.20488		75	0	0	2.5	10	150	107%	50	150	0%	
Acenaphthene	A	ug/L	73.66419	73.66419		75	0	0	1.89	10	150	98%	50	150	0%	
Acenaphthylene	A	ug/L	78.13894	78.13894		75	0	0	1.57	10	150	104%	50	150	0%	
Aniline	A	ug/L	76.76242	76.76242		75	0	0	3.74	10	150	102%	50	150	0%	
Anthracene	A	ug/L	81.73332	81.73332		75	0	0	1.23	10	150	109%	50	150	0%	
Azobenzene	A	ug/L	77.64587	77.64587		75	0	0	1.09	10	150	104%	50	150	0%	
Benzidine	A	ug/L	74.64772	74.64772		75	0	0	6.72	10	150	100%	50	150	0%	
Benzo(a)anthracene	A	ug/L	80.31359	80.31359		75	0	0	0.856	10	150	107%	50	150	0%	
Benzo(a)pyrene	A	ug/L	74.19621	74.19621		75	0	0	1.24	10	150	99%	50	150	0%	
Benzo(b)fluoranthene	A	ug/L	71.02886	71.02886		75	0	0	0.903	10	150	95%	50	150	0%	
Benzo(g,h,i)perylene	A	ug/L	75.18995	75.18995		75	0	0	1.01	10	150	100%	50	150	0%	
Benzo(k)fluoranthene	A	ug/L	74.54922	74.54922		75	0	0	0.97	10	150	99%	50	150	0%	
Benzoic acid	A	ug/L	91.32237	91.32237		75	0	0	1.51	10	150	122%	50	150	0%	
Benzyl alcohol	A	ug/L	81.49944	81.49944		75	0	0	3.13	10	150	109%	50	150	0%	
bis(-2-chloroethoxy)Methane	A	ug/L	78.93474	78.93474		75	0	0	1.36	10	150	105%	50	150	0%	
bis(-2-chloroethyl)Ether	A	ug/L	80.55837	80.55837		75	0	0	2.57	10	150	107%	50	150	0%	
bis(2-chloroisopropyl)Ether	A	ug/L	81.57761	81.57761		75	0	0	1.49	10	150	109%	50	150	0%	
bis(2-ethylhexyl)Phthalate	A	ug/L	85.96491	85.96491		75	0	0	1.91	10	150	115%	50	150	0%	

Seq No	Lab ID	Test Code	Sample Typ	File ID	Analysis Date	DF	Batch ID	Prep Date	SPKref	RPDref	pmoist					
15044910	18-Feb-22_CC	SVOC-8270-W-	CCV	V5973N.I	sd0218:2/19/2022 8:57:0	1	R374941		0	0						
Analyte	T	Units	RAW	Final	Text	Spike	SPKref	RPDref	MDL	PQL	UQL	%REC	LOW	HIGH	%RPD	Q
Butylbenzylphthalate	A	ug/L	84.61002	84.61002		75	0	0	1.57	10	150	113%	50	150	0%	
Carbazole	A	ug/L	75.7167	75.7167		75	0	0	0.842	10	150	101%	50	150	0%	
Chrysene	A	ug/L	76.13883	76.13883		75	0	0	1.17	10	150	102%	50	150	0%	
Di-n-butyl phthalate	A	ug/L	86.61454	86.61454		75	0	0	0.932	10	150	115%	50	150	0%	
Di-n-octyl phthalate	A	ug/L	82.42841	82.42841		75	0	0	1.34	10	150	110%	50	150	0%	
Dibenzo(a,h)anthracene	A	ug/L	71.88958	71.88958		75	0	0	1.17	10	150	96%	50	150	0%	
Dibenzofuran	A	ug/L	77.97262	77.97262		75	0	0	1.74	10	150	104%	50	150	0%	
Diethyl phthalate	A	ug/L	78.64896	78.64896		75	0	0	2.18	10	150	105%	50	150	0%	
Dimethyl phthalate	A	ug/L	82.08142	82.08142		75	0	0	1.72	10	150	109%	50	150	0%	
Fluoranthene	A	ug/L	79.87601	79.87601		75	0	0	0.883	10	150	107%	50	150	0%	
Fluorene	A	ug/L	74.61538	74.61538		75	0	0	1.82	10	150	99%	50	150	0%	
Hexachlorobenzene	A	ug/L	86.07503	86.07503		75	0	0	1.33	10	150	115%	50	150	0%	
Hexachlorobutadiene	A	ug/L	82.5099	82.5099		75	0	0	2.32	10	150	110%	50	150	0%	
Hexachlorocyclopentadiene	A	ug/L	78.36575	78.36575		75	0	0	2.97	10	150	104%	50	150	0%	
Hexachloroethane	A	ug/L	78.50362	78.50362		75	0	0	1.79	10	150	105%	50	150	0%	
Indeno(1,2,3-cd)pyrene	A	ug/L	74.49283	74.49283		75	0	0	1.25	10	150	99%	50	150	0%	
Isophorone	A	ug/L	83.12555	83.12555		75	0	0	1.67	10	150	111%	50	150	0%	
m+p-Cresols	A	ug/L	87.71055	87.71055		75	0	0	1.78	10	150	117%	50	150	0%	
n-Nitroso-di-n-propylamine	A	ug/L	89.28287	89.28287		75	0	0	1.54	10	150	119%	50	150	0%	
n-Nitrosodimethylamine	A	ug/L	77.201	77.201		75	0	0	1.53	10	150	103%	50	150	0%	
n-Nitrosodiphenylamine	A	ug/L	82.18803	82.18803		75	0	0	1.16	10	150	110%	50	150	0%	
Naphthalene	A	ug/L	82.95332	82.95332		75	0	0	1.74	10	150	111%	50	150	0%	
Nitrobenzene	A	ug/L	90.70169	90.70169		75	0	0	2.31	10	150	121%	50	150	0%	
o-Cresol	A	ug/L	79.45916	79.45916		75	0	0	1.83	10	150	106%	50	150	0%	
o-Terphenyl	A	ug/L	79.41475	79.41475		75	0	0	1.27	10	150	106%	50	150	0%	
p-Chloroaniline	A	ug/L	78.39883	78.39883		75	0	0	1.52	10	150	105%	50	150	0%	
Pentachlorophenol	A	ug/L	85.71982	85.71982		75	0	0	4.24	10	150	114%	50	150	0%	
Phenanthrene	A	ug/L	80.06065	80.06065		75	0	0	0.784	10	150	107%	50	150	0%	
Phenol	A	ug/L	77.69486	77.69486		75	0	0	1.46	10	150	104%	50	150	0%	
Pyrene	A	ug/L	79.30382	79.30382		75	0	0	0.921	10	150	106%	50	150	0%	
Pyridine	A	ug/L	73.68962	73.68962		75	0	0	3.22	10	150	98%	50	150	0%	
Triallate	A	ug/L	80.79345	80.79345		75	0	0	1.51	10	150	108%	50	150	0%	
1,4-Dichlorobenzene-d4	I	ug/L	40	40		0	0	0	0	10	150	0%	50	150	0%	
Acenaphthene-d10	I	ug/L	40	40		0	0	0	0	10	150	0%	50	150	0%	
Chrysene-d12	I	ug/L	40	40		0	0	0	0	10	150	0%	50	150	0%	

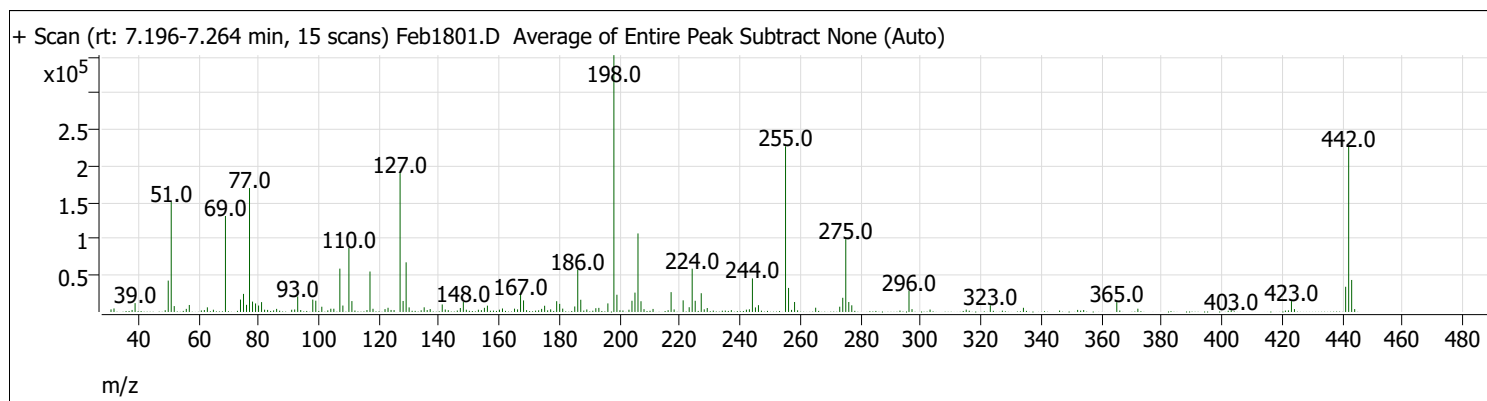
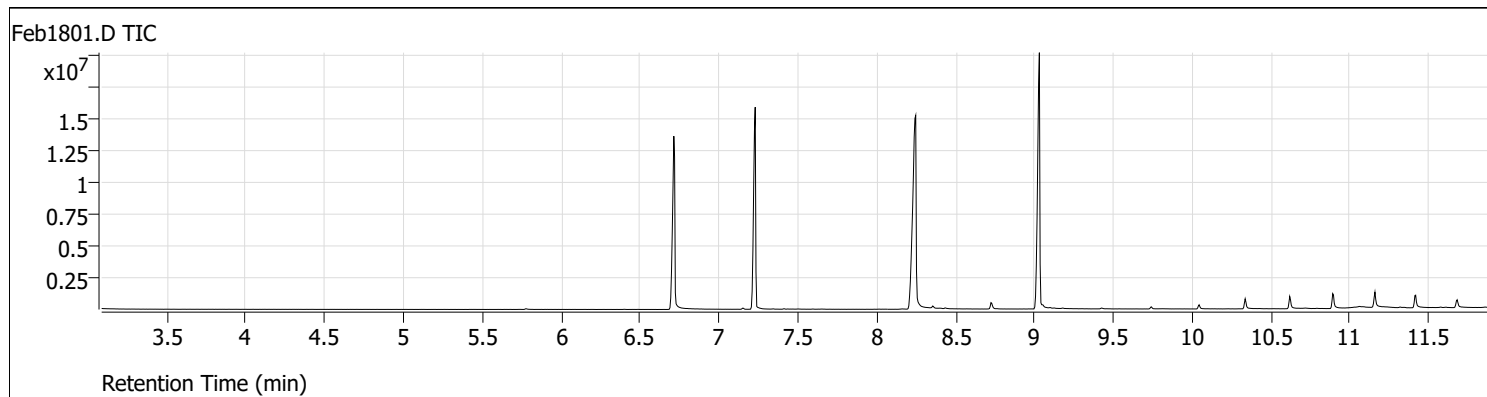
Seq No	Lab ID	Test Code	Sample Typ	File ID	Analysis Date	DF	Batch ID	Prep Date	SPKref	RPDref	pmoist					
15044910	18-Feb-22_CC	SVOC-8270-W-	CCV	V5973N.I	sd0218:2/19/2022 8:57:0	1	R374941		0	0						
Analyte	T	Units	RAW	Final	Text	Spike	SPKref	RPDref	MDL	PQL	UQL	%REC	LOW	HIGH	%RPD	Q
Naphthalene-d8	I	ug/L	40	40		0	0	0	0	10	150	0%	50	150	0%	
Perylene-d12	I	ug/L	40	40		0	0	0	0	10	150	0%	50	150	0%	
Phenanthrene-d10	I	ug/L	40	40		0	0	0	0	10	150	0%	50	150	0%	
2,4,6-Tribromophenol	S	ug/L	83.78307	83.78307		75	0	0	2.88	10	0	112%	50	150	0%	
2-Fluorobiphenyl	S	ug/L	81.84522	81.84522		75	0	0	0.724	10	0	109%	50	150	0%	
2-Fluorophenol	S	ug/L	79.32948	79.32948		75	0	0	3.52	10	0	106%	50	150	0%	
Nitrobenzene-d5	S	ug/L	79.95153	79.95153		75	0	0	2.34	10	0	107%	50	150	0%	
Phenol-d5	S	ug/L	79.61741	79.61741		75	0	0	2.06	10	0	106%	50	150	0%	
Terphenyl-d14	S	ug/L	79.04202	79.04202		75	0	0	1.17	10	0	105%	50	150	0%	
4-Chloroaniline	X	ug/L	78.39883	78.39883		75	0	0	1.61	10	150	105%	50	150	0%	

Write Sequence Insert Entries(Have the first cell for entries selected)

File Name	Sample Name	Line No.	Test Code	Multiplier	Divisor	Method Name
Feb1801.d	18-Feb-22_TUNE_1	1		1	1	5973NTUN.M
Feb1802.d	18-Feb-22_CAL_7	2	SVOC-8270-W-LARGO	1	1	BNA+SIM.M
Feb1803.d	18-Feb-22_CAL_6	3	SVOC-8270-W-LARGO	1	1	BNA+SIM.M
Feb1804.d	18-Feb-22_CAL_5	4	SVOC-8270-W-LARGO	1	1	BNA+SIM.M
Feb1805.d	18-Feb-22_CAL_4	5	SVOC-8270-W-LARGO	1	1	BNA+SIM.M
Feb1806.d	18-Feb-22_CAL_3	6	SVOC-8270-W-LARGO	1	1	BNA+SIM.M
Feb1807.d	18-Feb-22_CAL_2	7	SVOC-8270-W-LARGO	1	1	BNA+SIM.M
Feb1808.d	18-Feb-22_CAL_1	8	SVOC-8270-W-LARGO	1	1	BNA+SIM.M
Feb1809.d	18-Feb-22_CCV_9	9	SVOC-8270-W-LARGO	1	1	BNA+SIM.M
Feb1810.d	18-Feb-22_CCV_10	10	SVOC-8270-W-LARGO	1	1	BNA+SIM.M
Feb1811.d	18-Feb-22_ISTBLK_11	11	SVOC-8270-W-LARGO	1	1	BNA+SIM.M
Feb1812.d	MB-163621	12	SVOC-8270-W-LARGO	1	1	BNA+SIM.M
Feb1813.d	LCS-163621	13	SVOC-8270-W-LARGO	1	1	BNA+SIM.M
Feb1814.d	LCSD-163621	14	SVOC-8270-W-LARGO	1	1	BNA+SIM.M
Feb1815.d	MB-163724	15	SVOC-8270-W-LARGO	1	1	BNA+SIM.M
Feb1816.d	LCS-163724	16	SVOC-8270-W-LARGO	1	1	BNA+SIM.M
Feb1817.d	LCSD-163724	17	SVOC-8270-W-LARGO	1	1	BNA+SIM.M
Feb1818.d	B22020415-001C	18	SVOC-8270-W-LARGO	1	1	BNA+SIM.M
Feb1819.d	B22020415-006C	19	SVOC-8270-W-LARGO	1	1	BNA+SIM.M
Feb1820.d	B22020415-011C	20	SVOC-8270-W-LARGO	1	1	BNA+SIM.M
Feb1821.d	B22020415-016A	21	SVOC-8270-W-LARGO	1	1	BNA+SIM.M
Feb1822.d	B22020415-017C	22	SVOC-8270-W-LARGO	1	1	BNA+SIM.M
Feb1823.d	B22020415-017CMS	23	SVOC-8270-W-LARGO	1	1	BNA+SIM.M
Feb1824.d	B22020415-022C	24	SVOC-8270-W-LARGO	1	1	BNA+SIM.M
Feb1825.d	18-Feb-22_CCV_25	25	SVOC-8270-W-LARGO	1	1	BNA+SIM.M
Feb1826.d	18-Feb-22_TUNE_26	26		1	1	5973NTUN.M
Feb1827.d	18-Feb-22_CCV_27	27	SVOC-8270-W-LARGO	1	1	BNA+SIM.M
Feb1828.d	18-Feb-22_ISTBLK_28	28	SVOC-8270-W-LARGO	1	1	BNA+SIM.M
Feb1829.d	B22020415-027C	29	SVOC-8270-W-LARGO	1	1	BNA+SIM.M
Feb1830.d	B22020415-032C	30	SVOC-8270-W-LARGO	1	1	BNA+SIM.M
Feb1831.d	B22020415-032CMS	31	SVOC-8270-W-LARGO	1	1	BNA+SIM.M
Feb1832.d	B22020962-001C	32	SVOC-8270-W-LARGO	1	1	BNA+SIM.M
Feb1833.d	B22020962-006C	33	SVOC-8270-W-LARGO	1	1	BNA+SIM.M
Feb1834.d	B22020962-006CMS	34	SVOC-8270-W-LARGO	1	1	BNA+SIM.M
Feb1835.d	B22020962-011C	35	SVOC-8270-W-LARGO	1	1	BNA+SIM.M
Feb1836.d	B22020962-016C	36	SVOC-8270-W-LARGO	1	1	BNA+SIM.M
Feb1837.d	B22020962-021C	37	SVOC-8270-W-LARGO	1	1	BNA+SIM.M
Feb1838.d	B22020962-026C	38	SVOC-8270-W-LARGO	1	1	BNA+SIM.M
Feb1839.d	B22020962-031C	39	SVOC-8270-W-LARGO	1	1	BNA+SIM.M
Feb1840.d	B22020962-032A	40	SVOC-8270-W-LARGO	1	1	BNA+SIM.M
Feb1841.d	B22020962-032AMS	41	SVOC-8270-W-LARGO	1	1	BNA+SIM.M
Feb1842.d	18-Feb-22_CCV_42	42	SVOC-8270-W-LARGO	1	1	BNA+SIM.M
Feb1843.d	B22020531-001M	43	SVOC-8270-W	1	1	BNA+SIM.M
Feb1844.d	B22020534-001M	44	SVOC-8270-W	1	1	BNA+SIM.M
Feb1845.d	B22020920-001C	45	SVOC-8270-W	1	1	BNA+SIM.M
Feb1846.d	B22020920-002C	46	SVOC-8270-W	1	1	BNA+SIM.M
Feb1847.d	B22020920-003C	47	SVOC-8270-W	1	1	BNA+SIM.M


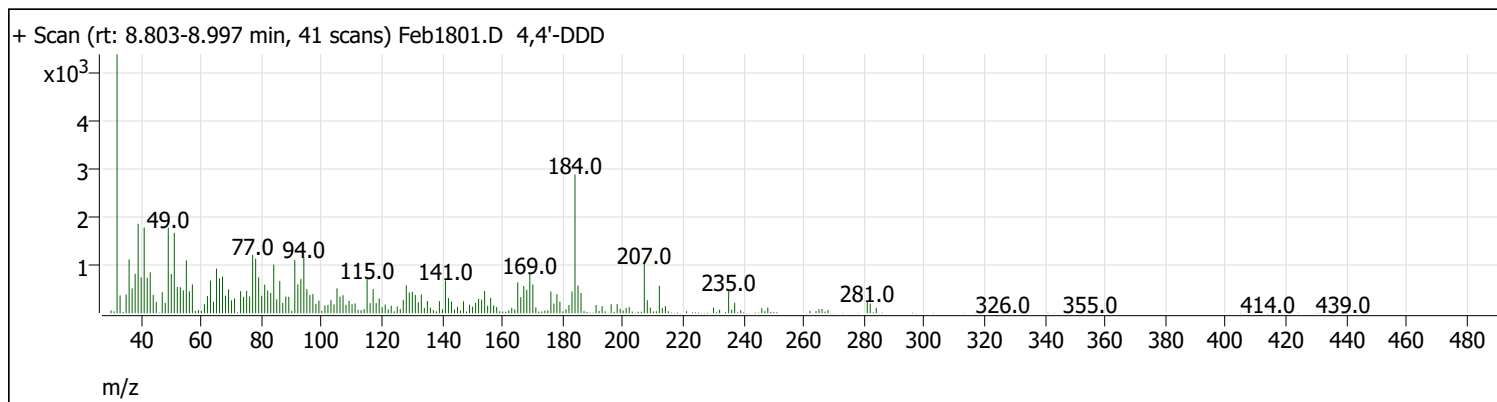
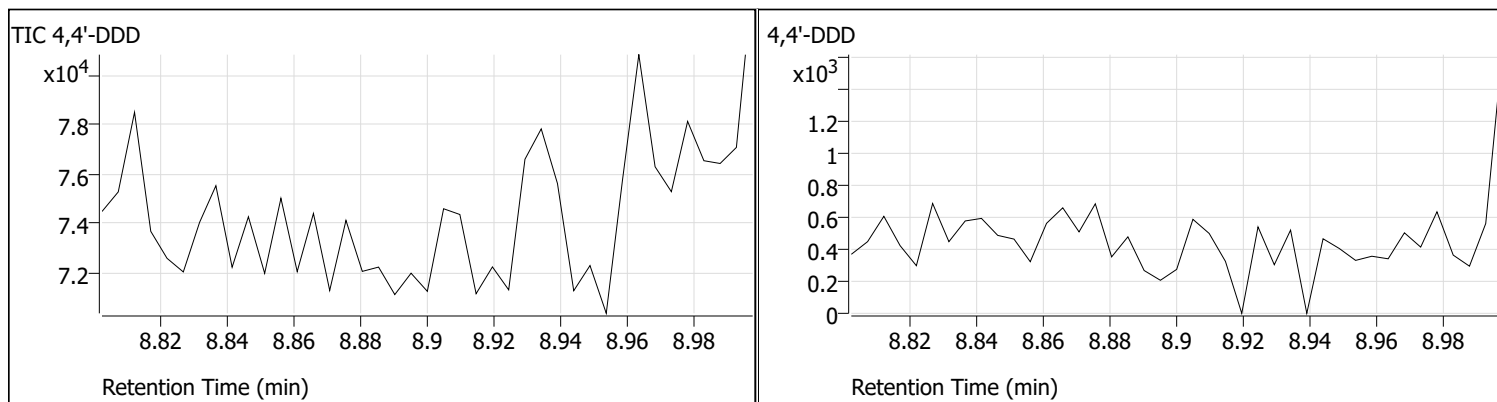
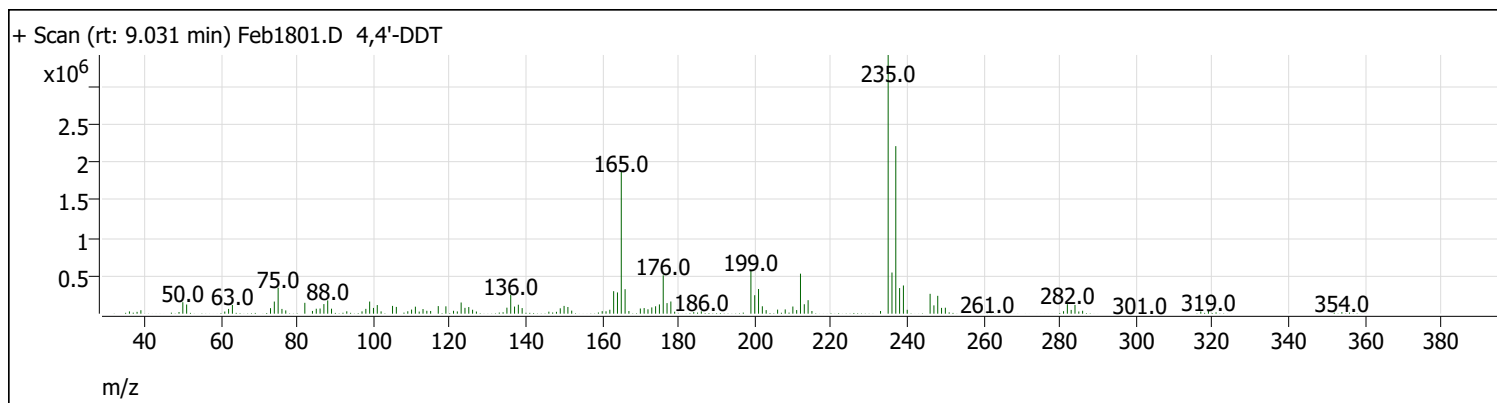
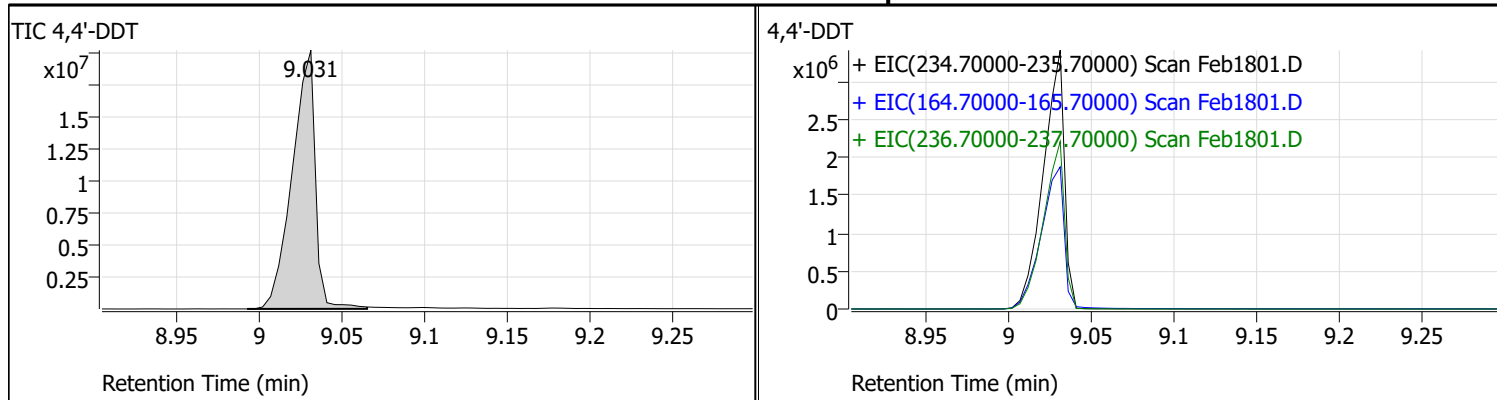
Tune Evaluation Report

Data Path: \\MASSHUNTER\Org\Data\SV5973N.I\sd021822\DoD BNA cal 1\Feb1801.D
 Acq on: 2/19/2022 7:59:44 AM
 Operator: LIMS import
 Sample: 18-Feb-22_TUNE_1
 Inst Name: Instrument #1
 ALS Vial: 1
 Method: \\MASSHUNTER\Org\Data\SV5973N.I\DFTPP5973N625.m



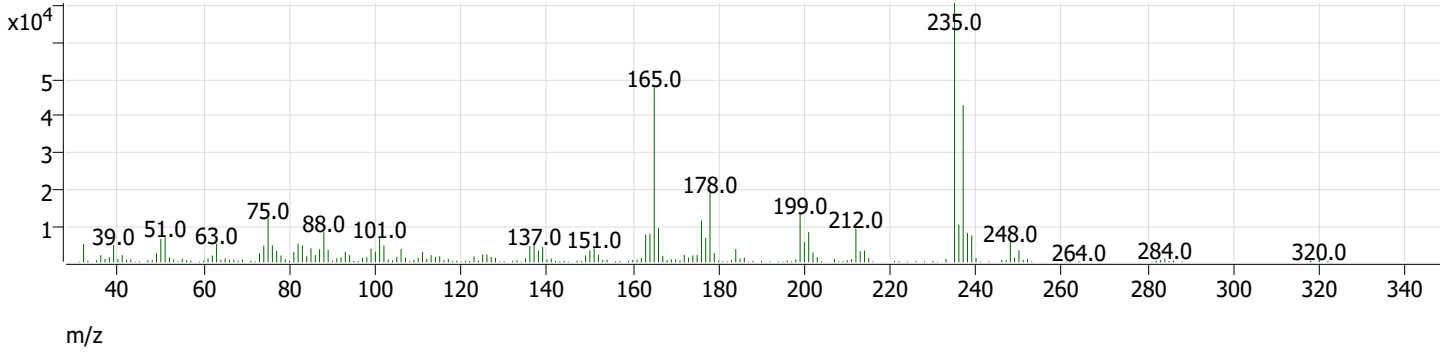
Target Mass	Rel. To Mass	Lower Limit%	Upper Limit%	Rel. Abn%	Raw Abn	Pass/Fail
51	198	30	60	42.8	150882	Pass
68	69	0	2	0.7	874	Pass
70	69	0	2	0.7	984	Pass
127	198	40	60	54.1	190721	Pass
197	198	0	1	0.1	289	Pass
198	198	100	100	100.0	352365	Pass
199	198	5	9	6.7	23676	Pass
275	198	10	30	28.3	99827	Pass
365	198	1	100	3.8	13473	Pass
441	443	1E-10	150	78.7	34578	Pass
442	198	40	100	64.4	226789	Pass
443	442	17	23	19.4	43938	Pass
69	69	100	100	100.0	131707	Pass

Tune Evaluation Report



Tune Evaluation Report

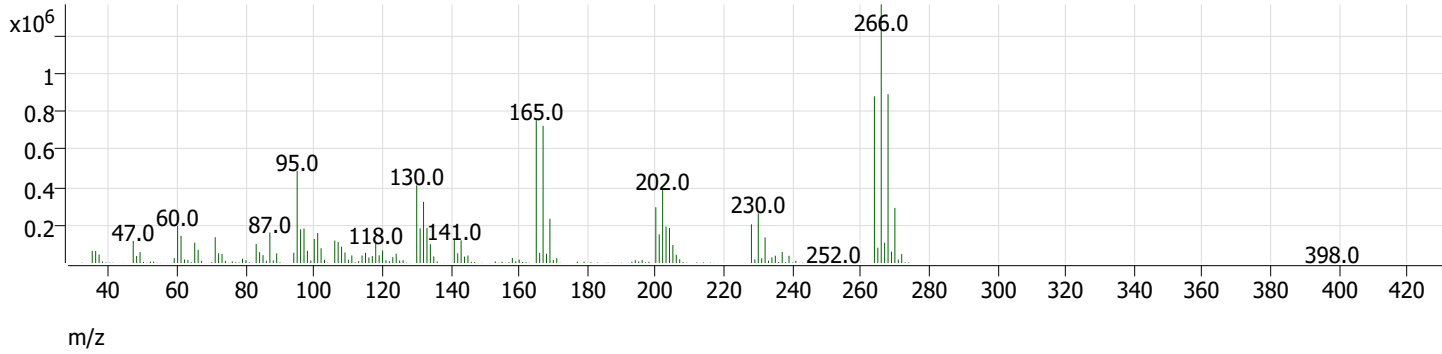
+ Scan (rt: 8.725 min) Feb1801.D 4,4'-DDE



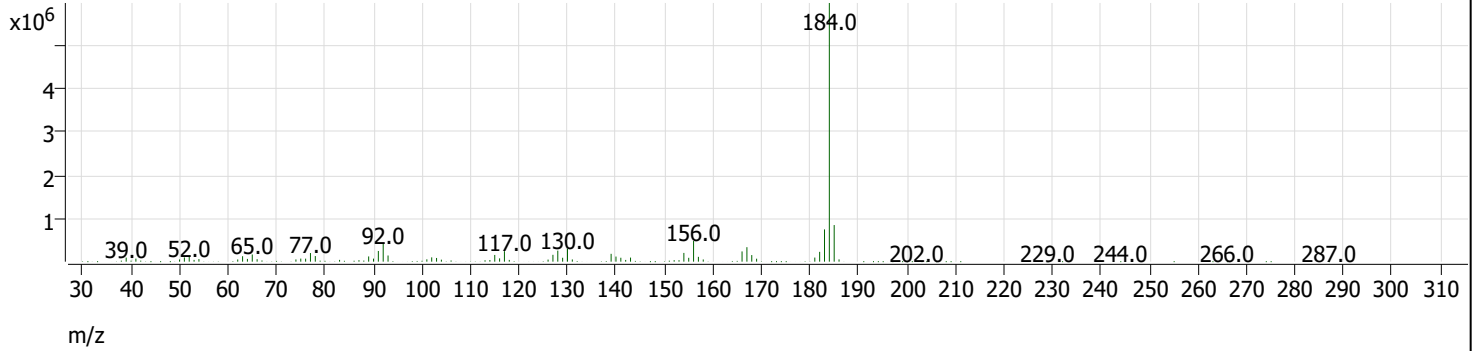
Compound Name	Expected RT	Observed RT	TIC Area	Breakdown %	Pass/Fail
4,4'-DDT	9.100	9.031	19685672	2.5	Pass
4,4'-DDD	8.900	0.000	0		
4,4'-DDE	8.700	8.725	505740		

Tune Evaluation Report

+ Scan (rt: 6.714 min) Feb1801.D Pentachlorophenol



+ Scan (rt: 8.248 min) Feb1801.D Benzidine



Compound Name	Expected RT	Observed RT	Tailing Factor	PGF	Pass/Fail
Pentachlorophenol	6.900	6.714	0.5	2.8	Pass
Benzidine	8.500	8.248	0.2	1.9	Pass

Quantitative Analysis Results Summary Report

Batch Path	\\MASSHUNTER\Org\Data\SV5973N.I\sd021822\DoD BNA cal 1\QuantResults\021822 DoD BNA cal.batch.bin	Analyst Name	BL2000\sean
Analysis Time	2/19/2022 1:08 PM	Reporter Name	BL2000\sean
Report Time	2/19/2022 1:09:22 PM	Batch State	Processed
Last Calib Update	2/19/2022 1:06 PM	Quant Report Version	10.0
Quant Batch Version	10.0		

Sequence Table

Data File	sample Name	Sample Type	Vial Position	Inj Vol	Level	Acq Method File
Feb1802.D	18-Feb-22_CAL_7	Cal	2	0	7	BNA+SIM.M
Feb1803.D	18-Feb-22_CAL_6	Cal	3	0	6	BNA+SIM.M
Feb1804.D	18-Feb-22_CAL_5	Cal	4	0	5	BNA+SIM.M
Feb1805.D	18-Feb-22_CAL_4	Cal	5	0	4	BNA+SIM.M
Feb1806.D	18-Feb-22_CAL_3	Cal	6	0	3	BNA+SIM.M
Feb1807.D	18-Feb-22_CAL_2	Cal	7	0	2	BNA+SIM.M
Feb1808.D	18-Feb-22_CAL_1	Cal	8	0	1	BNA+SIM.M
Feb1809.D	18-Feb-22_CCV_9	QC	9	0	ICV	BNA+SIM.M

Quantitation Results

Compound: N-Nitrosodimethylamine

Data File	Sample Type	ISTD	RT	Resp	ISTD Resp	Resp Ratio	Final Conc	Exp. Conc	Accuracy
Feb1802.D	Calibration	1,4-Dichlorobenzene-d4	2.499	435283	357901	1.2162	149.7331	150.0000	99.8
Feb1803.D	Calibration	1,4-Dichlorobenzene-d4	2.499	326647	364813	0.8954	116.5794	120.0000	97.1
Feb1804.D	Calibration	1,4-Dichlorobenzene-d4	2.499	296474	371179	0.7987	105.9360	100.0000	105.9
Feb1805.D	Calibration	1,4-Dichlorobenzene-d4	2.489	186004	349403	0.5323	74.6301	75.0000	99.5
Feb1806.D	Calibration	1,4-Dichlorobenzene-d4	2.499	117849	362851	0.3248	47.7313	50.0000	95.5
Feb1807.D	Calibration	1,4-Dichlorobenzene-d4	2.489	22053	321307	0.0686	10.2820	10.0000	102.8
Feb1808.D	Calibration	1,4-Dichlorobenzene-d4	2.499	9265	317099	0.0292	3.9696	4.0000	99.2
Feb1809.D	QC	1,4-Dichlorobenzene-d4	2.499	201549	326697	0.6169	84.9162	75.0000	113.2

Compound: Pyridine

Data File	Sample Type	ISTD	RT	Resp	ISTD Resp	Resp Ratio	Final Conc	Exp. Conc	Accuracy
Feb1802.D	Calibration	1,4-Dichlorobenzene-d4	2.530	993215	357901	2.7751	146.1394	150.0000	97.4
Feb1803.D	Calibration	1,4-Dichlorobenzene-d4	2.530	843707	364813	2.3127	123.7562	120.0000	103.1
Feb1804.D	Calibration	1,4-Dichlorobenzene-d4	2.540	702486	371179	1.8926	102.8459	100.0000	102.8
Feb1805.D	Calibration	1,4-Dichlorobenzene-d4	2.530	463669	349403	1.3270	73.7501	75.0000	98.3
Feb1806.D	Calibration	1,4-Dichlorobenzene-d4	2.540	315403	362851	0.8692	49.3173	50.0000	98.6
Feb1807.D	Calibration	1,4-Dichlorobenzene-d4	2.550	45229	321307	0.1408	8.5845	10.0000	85.8
Feb1808.D	Calibration	1,4-Dichlorobenzene-d4	2.571	22506	317099	0.0710	4.5499	4.0000	113.7
Feb1809.D	QC	1,4-Dichlorobenzene-d4	2.540	505592	326697	1.5476	85.2331	75.0000	113.6

Compound: 2-Fluorophenol

Data File	Sample Type	ISTD	RT	Resp	ISTD Resp	Resp Ratio	Final Conc	Exp. Conc	Accuracy
Feb1802.D	Calibration	1,4-Dichlorobenzene-d4	3.653	1295463	357901	3.6196	148.0816	150.0000	98.7
Feb1803.D	Calibration	1,4-Dichlorobenzene-d4	3.664	1058548	364813	2.9016	120.3426	120.0000	100.3
Feb1804.D	Calibration	1,4-Dichlorobenzene-d4	3.664	918079	371179	2.4734	103.4792	100.0000	103.5

Quantitative Analysis Results Summary Report

Compound: 2-Fluorophenol

Data File	Sample Type	ISTD	RT	Resp	ISTD Resp	Resp Ratio	Final Conc	Exp. Conc	Accuracy
Feb1805.D	Calibration	1,4-Dichlorobenzene-d4	3.653	609954	349403	1.7457	74.2355	75.0000	99.0
Feb1806.D	Calibration	1,4-Dichlorobenzene-d4	3.653	414958	362851	1.1436	49.4461	50.0000	98.9
Feb1807.D	Calibration	1,4-Dichlorobenzene-d4	3.653	61315	321307	0.1908	9.0226	10.0000	90.2
Feb1808.D	Calibration	1,4-Dichlorobenzene-d4	3.653	26516	317099	0.0836	4.3761	4.0000	109.4
Feb1809.D	QC	1,4-Dichlorobenzene-d4	3.653	629648	326697	1.9273	81.6051	75.0000	108.8

Compound: Aniline

Data File	Sample Type	ISTD	RT	Resp	ISTD Resp	Resp Ratio	Final Conc	Exp. Conc	Accuracy
Feb1802.D	Calibration	1,4-Dichlorobenzene-d4	4.573	2171964	357901	6.0686	145.4822	150.0000	97.0
Feb1803.D	Calibration	1,4-Dichlorobenzene-d4	4.572	1907332	364813	5.2282	123.9193	120.0000	103.3
Feb1804.D	Calibration	1,4-Dichlorobenzene-d4	4.573	1636257	371179	4.4083	103.4379	100.0000	103.4
Feb1805.D	Calibration	1,4-Dichlorobenzene-d4	4.562	1113327	349403	3.1864	73.8514	75.0000	98.5
Feb1806.D	Calibration	1,4-Dichlorobenzene-d4	4.562	767112	362851	2.1141	48.7288	50.0000	97.5
Feb1807.D	Calibration	1,4-Dichlorobenzene-d4	4.562	117703	321307	0.3663	9.2848	10.0000	92.8
Feb1808.D	Calibration	1,4-Dichlorobenzene-d4	4.562	44383	317099	0.1400	4.3025	4.0000	107.6
Feb1809.D	QC	1,4-Dichlorobenzene-d4	4.562	659983	326697	2.0202	46.5624	75.0000	62.1

Compound: Phenol-d5

Data File	Sample Type	ISTD	RT	Resp	ISTD Resp	Resp Ratio	Final Conc	Exp. Conc	Accuracy
Feb1802.D	Calibration	1,4-Dichlorobenzene-d4	4.624	1568589	357901	4.3827	147.1390	150.0000	98.1
Feb1803.D	Calibration	1,4-Dichlorobenzene-d4	4.613	1344284	364813	3.6849	122.8556	120.0000	102.4
Feb1804.D	Calibration	1,4-Dichlorobenzene-d4	4.613	1136511	371179	3.0619	101.5435	100.0000	101.5
Feb1805.D	Calibration	1,4-Dichlorobenzene-d4	4.613	789735	349403	2.2602	74.5966	75.0000	99.5
Feb1806.D	Calibration	1,4-Dichlorobenzene-d4	4.603	540696	362851	1.4901	49.1912	50.0000	98.4
Feb1807.D	Calibration	1,4-Dichlorobenzene-d4	4.603	82773	321307	0.2576	9.4500	10.0000	94.5
Feb1808.D	Calibration	1,4-Dichlorobenzene-d4	4.613	29512	317099	0.0931	4.2259	4.0000	105.6
Feb1809.D	QC	1,4-Dichlorobenzene-d4	4.613	772410	326697	2.3643	78.0649	75.0000	104.1

Compound: Phenol

Data File	Sample Type	ISTD	RT	Resp	ISTD Resp	Resp Ratio	Final Conc	Exp. Conc	Accuracy
Feb1802.D	Calibration	1,4-Dichlorobenzene-d4	4.634	1758157	357901	4.9124	145.5279	150.0000	97.0
Feb1803.D	Calibration	1,4-Dichlorobenzene-d4	4.634	1552024	364813	4.2543	125.9277	120.0000	104.9
Feb1804.D	Calibration	1,4-Dichlorobenzene-d4	4.634	1261120	371179	3.3976	100.5482	100.0000	100.5
Feb1805.D	Calibration	1,4-Dichlorobenzene-d4	4.623	880405	349403	2.5197	74.6970	75.0000	99.6
Feb1806.D	Calibration	1,4-Dichlorobenzene-d4	4.624	590509	362851	1.6274	48.5783	50.0000	97.2
Feb1807.D	Calibration	1,4-Dichlorobenzene-d4	4.624	90632	321307	0.2821	9.4951	10.0000	95.0
Feb1808.D	Calibration	1,4-Dichlorobenzene-d4	4.624	31700	317099	0.1000	4.2318	4.0000	105.8
Feb1809.D	QC	1,4-Dichlorobenzene-d4	4.623	922606	326697	2.8240	83.6403	75.0000	111.5

Compound: bis(-2-Chloroethyl)Ether

Data File	Sample Type	ISTD	RT	Resp	ISTD Resp	Resp Ratio	Final Conc	Exp. Conc	Accuracy
Feb1802.D	Calibration	1,4-Dichlorobenzene-d4	4.644	1179626	357901	3.2960	147.5977	150.0000	98.4

Quantitative Analysis Results Summary Report

Compound: bis(-2-Chloroethyl)Ether

Data File	Sample Type	ISTD	RT	Resp	ISTD Resp	Resp Ratio	Final Conc	Exp. Conc	Accuracy
Feb1803.D	Calibration	1,4-Dichlorobenzene-d4	4.644	1004162	364813	2.7525	122.2311	120.0000	101.9
Feb1804.D	Calibration	1,4-Dichlorobenzene-d4	4.644	847990	371179	2.2846	100.8038	100.0000	100.8
Feb1805.D	Calibration	1,4-Dichlorobenzene-d4	4.644	606109	349403	1.7347	76.0889	75.0000	101.5
Feb1806.D	Calibration	1,4-Dichlorobenzene-d4	4.634	402263	362851	1.1086	48.5252	50.0000	97.1
Feb1807.D	Calibration	1,4-Dichlorobenzene-d4	4.634	64413	321307	0.2005	9.5586	10.0000	95.6
Feb1808.D	Calibration	1,4-Dichlorobenzene-d4	4.634	23255	317099	0.0733	4.1942	4.0000	104.9
Feb1809.D	QC	1,4-Dichlorobenzene-d4	4.644	605585	326697	1.8537	81.3944	75.0000	108.5

Compound: 2-Chlorophenol

Data File	Sample Type	ISTD	RT	Resp	ISTD Resp	Resp Ratio	Final Conc	Exp. Conc	Accuracy
Feb1802.D	Calibration	1,4-Dichlorobenzene-d4	4.695	1348440	357901	3.7676	146.1109	150.0000	97.4
Feb1803.D	Calibration	1,4-Dichlorobenzene-d4	4.695	1172891	364813	3.2150	122.7016	120.0000	102.3
Feb1804.D	Calibration	1,4-Dichlorobenzene-d4	4.695	1016794	371179	2.7394	103.2600	100.0000	103.3
Feb1805.D	Calibration	1,4-Dichlorobenzene-d4	4.695	708157	349403	2.0268	75.2284	75.0000	100.3
Feb1806.D	Calibration	1,4-Dichlorobenzene-d4	4.685	472214	362851	1.3014	47.8916	50.0000	95.8
Feb1807.D	Calibration	1,4-Dichlorobenzene-d4	4.685	75438	321307	0.2348	9.5978	10.0000	96.0
Feb1808.D	Calibration	1,4-Dichlorobenzene-d4	4.695	25287	317099	0.0797	4.2017	4.0000	105.0
Feb1809.D	QC	1,4-Dichlorobenzene-d4	4.695	714073	326697	2.1857	81.3755	75.0000	108.5

Compound: 1,3-Dichlorobenzene

Data File	Sample Type	ISTD	RT	Resp	ISTD Resp	Resp Ratio	Final Conc	Exp. Conc	Accuracy
Feb1802.D	Calibration	1,4-Dichlorobenzene-d4	4.828	1667861	357901	4.6601	145.7869	150.0000	97.2
Feb1803.D	Calibration	1,4-Dichlorobenzene-d4	4.828	1478960	364813	4.0540	123.7704	120.0000	103.1
Feb1804.D	Calibration	1,4-Dichlorobenzene-d4	4.828	1267074	371179	3.4136	101.7787	100.0000	101.8
Feb1805.D	Calibration	1,4-Dichlorobenzene-d4	4.828	915843	349403	2.6212	76.0831	75.0000	101.4
Feb1806.D	Calibration	1,4-Dichlorobenzene-d4	4.818	613144	362851	1.6898	47.6832	50.0000	95.4
Feb1807.D	Calibration	1,4-Dichlorobenzene-d4	4.818	113425	321307	0.3530	9.6983	10.0000	97.0
Feb1808.D	Calibration	1,4-Dichlorobenzene-d4	4.818	47435	317099	0.1496	4.1651	4.0000	104.1
Feb1809.D	QC	1,4-Dichlorobenzene-d4	4.828	912914	326697	2.7944	81.5694	75.0000	108.8

Compound: 1,4-Dichlorobenzene

Data File	Sample Type	ISTD	RT	Resp	ISTD Resp	Resp Ratio	Final Conc	Exp. Conc	Accuracy
Feb1802.D	Calibration	1,4-Dichlorobenzene-d4	4.910	1624565	357901	4.5391	145.8903	150.0000	97.3
Feb1803.D	Calibration	1,4-Dichlorobenzene-d4	4.910	1440014	364813	3.9473	122.1307	120.0000	101.8
Feb1804.D	Calibration	1,4-Dichlorobenzene-d4	4.910	1270219	371179	3.4221	102.7626	100.0000	102.8
Feb1805.D	Calibration	1,4-Dichlorobenzene-d4	4.909	929421	349403	2.6600	76.8632	75.0000	102.5
Feb1806.D	Calibration	1,4-Dichlorobenzene-d4	4.909	621874	362851	1.7139	47.5208	50.0000	95.0
Feb1807.D	Calibration	1,4-Dichlorobenzene-d4	4.910	113963	321307	0.3547	9.4369	10.0000	94.4
Feb1808.D	Calibration	1,4-Dichlorobenzene-d4	4.910	50173	317099	0.1582	4.2531	4.0000	106.3
Feb1809.D	QC	1,4-Dichlorobenzene-d4	4.909	910418	326697	2.7867	81.0126	75.0000	108.0

Quantitative Analysis Results Summary Report

Compound: 1,2-Dichlorobenzene

Data File	Sample Type	ISTD	RT	Resp	ISTD Resp	Resp Ratio	Final Conc	Exp. Conc	Accuracy
Feb1802.D	Calibration	1,4-Dichlorobenzene-d4	5.063	1646889	357901	4.6015	148.3968	150.0000	98.9
Feb1803.D	Calibration	1,4-Dichlorobenzene-d4	5.063	1412888	364813	3.8729	121.0749	120.0000	100.9
Feb1804.D	Calibration	1,4-Dichlorobenzene-d4	5.063	1225154	371179	3.3007	100.9285	100.0000	100.9
Feb1805.D	Calibration	1,4-Dichlorobenzene-d4	5.063	888825	349403	2.5438	75.7478	75.0000	101.0
Feb1806.D	Calibration	1,4-Dichlorobenzene-d4	5.063	611643	362851	1.6857	48.8945	50.0000	97.8
Feb1807.D	Calibration	1,4-Dichlorobenzene-d4	5.063	110443	321307	0.3437	9.8457	10.0000	98.5
Feb1808.D	Calibration	1,4-Dichlorobenzene-d4	5.063	43175	317099	0.1362	4.0801	4.0000	102.0
Feb1809.D	QC	1,4-Dichlorobenzene-d4	5.063	890719	326697	2.7264	81.6838	75.0000	108.9

Compound: Benzyl Alcohol

Data File	Sample Type	ISTD	RT	Resp	ISTD Resp	Resp Ratio	Final Conc	Exp. Conc	Accuracy
Feb1802.D	Calibration	1,4-Dichlorobenzene-d4	5.093	807931	357901	2.2574	145.1617	150.0000	96.8
Feb1803.D	Calibration	1,4-Dichlorobenzene-d4	5.093	684389	364813	1.8760	125.2375	120.0000	104.4
Feb1804.D	Calibration	1,4-Dichlorobenzene-d4	5.093	549182	371179	1.4796	103.1727	100.0000	103.2
Feb1805.D	Calibration	1,4-Dichlorobenzene-d4	5.083	353272	349403	1.0111	74.8757	75.0000	99.8
Feb1806.D	Calibration	1,4-Dichlorobenzene-d4	5.083	213122	362851	0.5874	46.5715	50.0000	93.1
Feb1807.D	Calibration	1,4-Dichlorobenzene-d4	5.083	31154	321307	0.0970	9.2253	10.0000	92.3
Feb1808.D	Calibration	1,4-Dichlorobenzene-d4	5.093	12526	317099	0.0395	4.4169	4.0000	110.4
Feb1809.D	QC	1,4-Dichlorobenzene-d4	5.083	349450	326697	1.0696	78.5671	75.0000	104.8

Compound: bis(2-chloroisopropyl)Ether

Data File	Sample Type	ISTD	RT	Resp	ISTD Resp	Resp Ratio	Final Conc	Exp. Conc	Accuracy
Feb1802.D	Calibration	1,4-Dichlorobenzene-d4	5.226	445398	357901	1.2445	144.2435	150.0000	96.2
Feb1803.D	Calibration	1,4-Dichlorobenzene-d4	5.226	404464	364813	1.1087	126.7778	120.0000	105.6
Feb1804.D	Calibration	1,4-Dichlorobenzene-d4	5.226	335267	371179	0.9032	101.3600	100.0000	101.4
Feb1805.D	Calibration	1,4-Dichlorobenzene-d4	5.226	237128	349403	0.6787	74.8004	75.0000	99.7
Feb1806.D	Calibration	1,4-Dichlorobenzene-d4	5.216	160657	362851	0.4428	48.1097	50.0000	96.2
Feb1807.D	Calibration	1,4-Dichlorobenzene-d4	5.216	26761	321307	0.0833	9.4881	10.0000	94.9
Feb1808.D	Calibration	1,4-Dichlorobenzene-d4	5.226	10403	317099	0.0328	4.2421	4.0000	106.1
Feb1809.D	QC	1,4-Dichlorobenzene-d4	5.226	198614	326697	0.6079	66.6763	75.0000	88.9

Compound: 2-Methylphenol

Data File	Sample Type	ISTD	RT	Resp	ISTD Resp	Resp Ratio	Final Conc	Exp. Conc	Accuracy
Feb1802.D	Calibration	1,4-Dichlorobenzene-d4	5.247	1190643	357901	3.3267	144.8184	150.0000	96.5
Feb1803.D	Calibration	1,4-Dichlorobenzene-d4	5.247	1056421	364813	2.8958	125.2574	120.0000	104.4
Feb1804.D	Calibration	1,4-Dichlorobenzene-d4	5.247	896431	371179	2.4151	103.7891	100.0000	103.8
Feb1805.D	Calibration	1,4-Dichlorobenzene-d4	5.246	594885	349403	1.7026	72.6095	75.0000	96.8
Feb1806.D	Calibration	1,4-Dichlorobenzene-d4	5.236	416195	362851	1.1470	48.8002	50.0000	97.6
Feb1807.D	Calibration	1,4-Dichlorobenzene-d4	5.236	67039	321307	0.2086	9.5156	10.0000	95.2
Feb1808.D	Calibration	1,4-Dichlorobenzene-d4	5.247	25470	317099	0.0803	4.2297	4.0000	105.7
Feb1809.D	QC	1,4-Dichlorobenzene-d4	5.246	612115	326697	1.8736	80.0280	75.0000	106.7

Quantitative Analysis Results Summary Report

Compound: N-nitroso-Di-n-propylamine

Data File	Sample Type	ISTD	RT	Resp	ISTD Resp	Resp Ratio	Final Conc	Exp. Conc	Accuracy
Feb1802.D	Calibration	1,4-Dichlorobenzene-d4	5.390	939344	357901	2.6246	151.9419	150.0000	101.3
Feb1803.D	Calibration	1,4-Dichlorobenzene-d4	5.379	719807	364813	1.9731	117.7016	120.0000	98.1
Feb1804.D	Calibration	1,4-Dichlorobenzene-d4	5.379	603850	371179	1.6268	98.7706	100.0000	98.8
Feb1805.D	Calibration	1,4-Dichlorobenzene-d4	5.369	421834	349403	1.2073	75.0645	75.0000	100.1
Feb1806.D	Calibration	1,4-Dichlorobenzene-d4	5.369	295456	362851	0.8143	52.0108	50.0000	104.0
Feb1807.D	Calibration	1,4-Dichlorobenzene-d4	5.359	40378	321307	0.1257	9.3374	10.0000	93.4
Feb1808.D	Calibration	1,4-Dichlorobenzene-d4	5.369	14516	317099	0.0458	4.1739	4.0000	104.3
Feb1809.D	QC	1,4-Dichlorobenzene-d4	5.369	442003	326697	1.3529	83.3946	75.0000	111.2

Compound: 4Methylphenol/3Methylphenol

Data File	Sample Type	ISTD	RT	Resp	ISTD Resp	Resp Ratio	Final Conc	Exp. Conc	Accuracy
Feb1802.D	Calibration	1,4-Dichlorobenzene-d4	5.430	1613966	357901	4.5095	147.6891	150.0000	98.5
Feb1803.D	Calibration	1,4-Dichlorobenzene-d4	5.430	1358832	364813	3.7247	119.7461	120.0000	99.8
Feb1804.D	Calibration	1,4-Dichlorobenzene-d4	5.430	1202844	371179	3.2406	103.0919	100.0000	103.1
Feb1805.D	Calibration	1,4-Dichlorobenzene-d4	5.430	858705	349403	2.4576	77.0033	75.0000	102.7
Feb1806.D	Calibration	1,4-Dichlorobenzene-d4	5.420	564049	362851	1.5545	48.0796	50.0000	96.2
Feb1807.D	Calibration	1,4-Dichlorobenzene-d4	5.420	88244	321307	0.2746	8.9706	10.0000	89.7
Feb1808.D	Calibration	1,4-Dichlorobenzene-d4	5.420	38326	317099	0.1209	4.4059	4.0000	110.1
Feb1809.D	QC	1,4-Dichlorobenzene-d4	5.430	816321	326697	2.4987	78.3474	75.0000	104.5

Compound: Hexachloroethane

Data File	Sample Type	ISTD	RT	Resp	ISTD Resp	Resp Ratio	Final Conc	Exp. Conc	Accuracy
Feb1802.D	Calibration	1,4-Dichlorobenzene-d4	5.430	548286	357901	1.5319	145.5974	150.0000	97.1
Feb1803.D	Calibration	1,4-Dichlorobenzene-d4	5.430	475489	364813	1.3034	124.5829	120.0000	103.8
Feb1804.D	Calibration	1,4-Dichlorobenzene-d4	5.430	396362	371179	1.0678	102.7056	100.0000	102.7
Feb1805.D	Calibration	1,4-Dichlorobenzene-d4	5.430	268097	349403	0.7673	74.4485	75.0000	99.3
Feb1806.D	Calibration	1,4-Dichlorobenzene-d4	5.420	176921	362851	0.4876	47.7941	50.0000	95.6
Feb1807.D	Calibration	1,4-Dichlorobenzene-d4	5.420	30122	321307	0.0937	9.6553	10.0000	96.6
Feb1808.D	Calibration	1,4-Dichlorobenzene-d4	5.420	12058	317099	0.0380	4.1997	4.0000	105.0
Feb1809.D	QC	1,4-Dichlorobenzene-d4	5.430	259885	326697	0.7955	77.1157	75.0000	102.8

Compound: Nitrobenzene-d5

Data File	Sample Type	ISTD	RT	Resp	ISTD Resp	Resp Ratio	Final Conc	Exp. Conc	Accuracy
Feb1802.D	Calibration	1,4-Dichlorobenzene-d4	5.512	904317	357901	2.5267	146.3219	150.0000	97.5
Feb1803.D	Calibration	1,4-Dichlorobenzene-d4	5.512	771682	364813	2.1153	123.2948	120.0000	102.7
Feb1804.D	Calibration	1,4-Dichlorobenzene-d4	5.512	649013	371179	1.7485	102.5700	100.0000	102.6
Feb1805.D	Calibration	1,4-Dichlorobenzene-d4	5.502	443231	349403	1.2685	75.1559	75.0000	100.2
Feb1806.D	Calibration	1,4-Dichlorobenzene-d4	5.502	289612	362851	0.7982	47.9581	50.0000	95.9
Feb1807.D	Calibration	1,4-Dichlorobenzene-d4	5.502	45452	321307	0.1415	9.4140	10.0000	94.1
Feb1808.D	Calibration	1,4-Dichlorobenzene-d4	5.502	17369	317099	0.0548	4.2746	4.0000	106.9
Feb1809.D	QC	1,4-Dichlorobenzene-d4	5.502	394242	326697	1.2067	71.6023	75.0000	95.5

Quantitative Analysis Results Summary Report

Compound: Nitrobenzene

Data File	Sample Type	ISTD	RT	Resp	ISTD Resp	Resp Ratio	Final Conc	Exp. Conc	Accuracy
Feb1802.D	Calibration	1,4-Dichlorobenzene-d4	5.533	407665	357901	1.1390	141.1819	150.0000	94.1
Feb1803.D	Calibration	1,4-Dichlorobenzene-d4	5.533	374243	364813	1.0258	125.1561	120.0000	104.3
Feb1804.D	Calibration	1,4-Dichlorobenzene-d4	5.533	341039	371179	0.9188	110.5848	100.0000	110.6
Feb1805.D	Calibration	1,4-Dichlorobenzene-d4	5.522	210462	349403	0.6023	70.2948	75.0000	93.7
Feb1806.D	Calibration	1,4-Dichlorobenzene-d4	5.522	153327	362851	0.4226	48.9550	50.0000	97.9
Feb1807.D	Calibration	1,4-Dichlorobenzene-d4	5.522	18080	321307	0.0563	8.2519	10.0000	82.5
Feb1808.D	Calibration	1,4-Dichlorobenzene-d4	5.522	7200	317099	0.0227	4.6846	4.0000	117.1
Feb1809.D	QC	1,4-Dichlorobenzene-d4	5.522	203074	326697	0.6216	72.6407	75.0000	96.9

Compound: Isophorone

Data File	Sample Type	ISTD	RT	Resp	ISTD Resp	Resp Ratio	Final Conc	Exp. Conc	Accuracy
Feb1802.D	Calibration	Naphthalene-d8	5.839	2053422	1001933	2.0495	146.3082	150.0000	97.5
Feb1803.D	Calibration	Naphthalene-d8	5.829	1823587	1057723	1.7241	123.4859	120.0000	102.9
Feb1804.D	Calibration	Naphthalene-d8	5.818	1526319	1086743	1.4045	101.0151	100.0000	101.0
Feb1805.D	Calibration	Naphthalene-d8	5.818	1066372	1000375	1.0660	77.1518	75.0000	102.9
Feb1806.D	Calibration	Naphthalene-d8	5.808	689466	1062572	0.6489	47.6614	50.0000	95.3
Feb1807.D	Calibration	Naphthalene-d8	5.808	97277	942506	0.1032	8.9357	10.0000	89.4
Feb1808.D	Calibration	Naphthalene-d8	5.819	37781	944248	0.0400	4.4396	4.0000	111.0
Feb1809.D	QC	Naphthalene-d8	5.818	952075	945085	1.0074	73.0163	75.0000	97.4

Compound: 2-Nitrophenol

Data File	Sample Type	ISTD	RT	Resp	ISTD Resp	Resp Ratio	Final Conc	Exp. Conc	Accuracy
Feb1802.D	Calibration	Naphthalene-d8	5.890	508410	1001933	0.5074	144.4380	150.0000	96.3
Feb1803.D	Calibration	Naphthalene-d8	5.890	455325	1057723	0.4305	126.5272	120.0000	105.4
Feb1804.D	Calibration	Naphthalene-d8	5.890	366947	1086743	0.3377	103.6254	100.0000	103.6
Feb1805.D	Calibration	Naphthalene-d8	5.880	223037	1000375	0.2230	72.8971	75.0000	97.2
Feb1806.D	Calibration	Naphthalene-d8	5.880	145865	1062572	0.1373	47.6904	50.0000	95.4
Feb1807.D	Calibration	Naphthalene-d8	5.880	19297	942506	0.0205	8.9839	10.0000	89.8
Feb1808.D	Calibration	Naphthalene-d8	5.880	7612	944248	0.0081	4.4863	4.0000	112.2
Feb1809.D	QC	Naphthalene-d8	5.890	230240	945085	0.2436	78.6630	75.0000	104.9

Compound: 2,4-Dimethylphenol

Data File	Sample Type	ISTD	RT	Resp	ISTD Resp	Resp Ratio	Final Conc	Exp. Conc	Accuracy
Feb1802.D	Calibration	Naphthalene-d8	6.013	870994	1001933	0.8693	141.2476	150.0000	94.2
Feb1803.D	Calibration	Naphthalene-d8	6.013	819537	1057723	0.7748	124.2859	120.0000	103.6
Feb1804.D	Calibration	Naphthalene-d8	6.013	752268	1086743	0.6922	109.8715	100.0000	109.9
Feb1805.D	Calibration	Naphthalene-d8	6.003	486601	1000375	0.4864	75.4339	75.0000	100.6
Feb1806.D	Calibration	Naphthalene-d8	6.003	310997	1062572	0.2927	44.7058	50.0000	89.4
Feb1807.D	Calibration	Naphthalene-d8	6.003	52824	942506	0.0560	9.0655	10.0000	90.7
Feb1808.D	Calibration	Naphthalene-d8	6.003	23276	944248	0.0247	4.4772	4.0000	111.9
Feb1809.D	QC	Naphthalene-d8	6.003	471706	945085	0.4991	77.5019	75.0000	103.3

Quantitative Analysis Results Summary Report

Compound: bis(-2-Chloroethoxy)Methane

Data File	Sample Type	ISTD	RT	Resp	ISTD Resp	Resp Ratio	Final Conc	Exp. Conc	Accuracy
Feb1802.D	Calibration	Naphthalene-d8	6.095	1216035	1001933	1.2137	145.3489	150.0000	96.9
Feb1803.D	Calibration	Naphthalene-d8	6.095	1115448	1057723	1.0546	127.3797	120.0000	106.1
Feb1804.D	Calibration	Naphthalene-d8	6.095	893144	1086743	0.8219	100.6447	100.0000	100.6
Feb1805.D	Calibration	Naphthalene-d8	6.085	572879	1000375	0.5727	71.3861	75.0000	95.2
Feb1806.D	Calibration	Naphthalene-d8	6.085	423833	1062572	0.3989	50.5699	50.0000	101.1
Feb1807.D	Calibration	Naphthalene-d8	6.085	59939	942506	0.0636	9.3842	10.0000	93.8
Feb1808.D	Calibration	Naphthalene-d8	6.085	21296	944248	0.0226	4.2445	4.0000	106.1
Feb1809.D	QC	Naphthalene-d8	6.085	542758	945085	0.5743	71.5798	75.0000	95.4

Compound: 2,4-Dichlorophenol

Data File	Sample Type	ISTD	RT	Resp	ISTD Resp	Resp Ratio	Final Conc	Exp. Conc	Accuracy
Feb1802.D	Calibration	Naphthalene-d8	6.198	896259	1001933	0.8945	143.8113	150.0000	95.9
Feb1803.D	Calibration	Naphthalene-d8	6.198	833232	1057723	0.7878	126.8965	120.0000	105.7
Feb1804.D	Calibration	Naphthalene-d8	6.198	688712	1086743	0.6337	102.4517	100.0000	102.5
Feb1805.D	Calibration	Naphthalene-d8	6.187	462781	1000375	0.4626	75.2295	75.0000	100.3
Feb1806.D	Calibration	Naphthalene-d8	6.188	302701	1062572	0.2849	46.8883	50.0000	93.8
Feb1807.D	Calibration	Naphthalene-d8	6.188	47605	942506	0.0505	9.4074	10.0000	94.1
Feb1808.D	Calibration	Naphthalene-d8	6.198	17657	944248	0.0187	4.3107	4.0000	107.8
Feb1809.D	QC	Naphthalene-d8	6.198	451820	945085	0.4781	77.6923	75.0000	103.6

Compound: Benzoic Acid

Data File	Sample Type	ISTD	RT	Resp	ISTD Resp	Resp Ratio	Final Conc	Exp. Conc	Accuracy
Feb1802.D	Calibration	Naphthalene-d8	6.290	580859	1001933	0.5797	145.3846	150.0000	96.9
Feb1803.D	Calibration	Naphthalene-d8	6.270	519957	1057723	0.4916	128.5980	120.0000	107.2
Feb1804.D	Calibration	Naphthalene-d8	6.260	365591	1086743	0.3364	96.0972	100.0000	96.1
Feb1805.D	Calibration	Naphthalene-d8	6.239	258415	1000375	0.2583	77.8651	75.0000	103.8
Feb1806.D	Calibration	Naphthalene-d8	6.208	150889	1062572	0.1420	47.3454	50.0000	94.7
Feb1807.D	Calibration	Naphthalene-d8	6.147	18665	942506	0.0198	8.4117	10.0000	84.1
Feb1808.D	Calibration	Naphthalene-d8	6.136	9103	944248	0.0096	4.6830	4.0000	117.1
Feb1809.D	QC	Naphthalene-d8	6.229	237375	945085	0.2512	76.1167	75.0000	101.5

Compound: 1,2,4-Trichlorobenzene

Data File	Sample Type	ISTD	RT	Resp	ISTD Resp	Resp Ratio	Final Conc	Exp. Conc	Accuracy
Feb1802.D	Calibration	Naphthalene-d8	6.249	1020843	1001933	1.0189	148.2588	150.0000	98.8
Feb1803.D	Calibration	Naphthalene-d8	6.249	897123	1057723	0.8482	119.8787	120.0000	99.9
Feb1804.D	Calibration	Naphthalene-d8	6.249	795894	1086743	0.7324	101.6643	100.0000	101.7
Feb1805.D	Calibration	Naphthalene-d8	6.249	573589	1000375	0.5734	77.8158	75.0000	103.8
Feb1806.D	Calibration	Naphthalene-d8	6.249	381654	1062572	0.3592	47.4978	50.0000	95.0
Feb1807.D	Calibration	Naphthalene-d8	6.249	69022	942506	0.0732	9.7020	10.0000	97.0
Feb1808.D	Calibration	Naphthalene-d8	6.249	27847	944248	0.0295	4.1540	4.0000	103.8
Feb1809.D	QC	Naphthalene-d8	6.249	556684	945085	0.5890	80.1098	75.0000	106.8

Quantitative Analysis Results Summary Report

Compound: Naphthalene

Data File	Sample Type	ISTD	RT	Resp	ISTD Resp	Resp Ratio	Final Conc	Exp. Conc	Accuracy
Feb1802.D	Calibration	Naphthalene-d8	6.331	2903611	1001933	2.8980	144.2577	150.0000	96.2
Feb1803.D	Calibration	Naphthalene-d8	6.331	2702791	1057723	2.5553	123.6183	120.0000	103.0
Feb1804.D	Calibration	Naphthalene-d8	6.331	2385769	1086743	2.1953	103.3531	100.0000	103.4
Feb1805.D	Calibration	Naphthalene-d8	6.331	1714981	1000375	1.7143	78.1039	75.0000	104.1
Feb1806.D	Calibration	Naphthalene-d8	6.321	1110201	1062572	1.0448	45.7297	50.0000	91.5
Feb1807.D	Calibration	Naphthalene-d8	6.321	215374	942506	0.2285	9.6379	10.0000	96.4
Feb1808.D	Calibration	Naphthalene-d8	6.321	94125	944248	0.0997	4.2231	4.0000	105.6
Feb1809.D	QC	Naphthalene-d8	6.331	1701484	945085	1.8004	82.4832	75.0000	110.0

Compound: 4-Chlorophenol

Data File	Sample Type	ISTD	RT	Resp	ISTD Resp	Resp Ratio	Final Conc	Exp. Conc	Accuracy
Feb1802.D	Calibration	Naphthalene-d8	6.414	345521	1001933	0.3449	147.5888	150.0000	98.4
Feb1803.D	Calibration	Naphthalene-d8	6.414	301586	1057723	0.2851	122.6373	120.0000	102.2
Feb1804.D	Calibration	Naphthalene-d8	6.414	254245	1086743	0.2340	101.0255	100.0000	101.0
Feb1805.D	Calibration	Naphthalene-d8	6.413	174790	1000375	0.1747	75.7373	75.0000	101.0
Feb1806.D	Calibration	Naphthalene-d8	6.414	116895	1062572	0.1100	47.7556	50.0000	95.5
Feb1807.D	Calibration	Naphthalene-d8	6.414	23297	942506	0.0247	10.2898	10.0000	102.9
Feb1808.D	Calibration	Naphthalene-d8	6.424	9877	944248	0.0105	3.9595	4.0000	99.0
Feb1809.D	QC	Naphthalene-d8	6.413	174820	945085	0.1850	80.1371	75.0000	106.8

Compound: p-Chloroaniline

Data File	Sample Type	ISTD	RT	Resp	ISTD Resp	Resp Ratio	Final Conc	Exp. Conc	Accuracy
Feb1802.D	Calibration	Naphthalene-d8	6.434	1228719	1001933	1.2263	150.5232	150.0000	100.3
Feb1803.D	Calibration	Naphthalene-d8	6.434	1050839	1057723	0.9935	119.2044	120.0000	99.3
Feb1804.D	Calibration	Naphthalene-d8	6.434	893838	1086743	0.8225	97.2096	100.0000	97.2
Feb1805.D	Calibration	Naphthalene-d8	6.434	681721	1000375	0.6815	79.6395	75.0000	106.2
Feb1806.D	Calibration	Naphthalene-d8	6.434	453225	1062572	0.4265	49.0478	50.0000	98.1
Feb1807.D	Calibration	Naphthalene-d8	6.434	71033	942506	0.0754	9.0638	10.0000	90.6
Feb1808.D	Calibration	Naphthalene-d8	6.434	30624	944248	0.0324	4.3289	4.0000	108.2
Feb1809.D	QC	Naphthalene-d8	6.434	596772	945085	0.6314	73.5230	75.0000	98.0

Compound: Hexachlorobutadiene

Data File	Sample Type	ISTD	RT	Resp	ISTD Resp	Resp Ratio	Final Conc	Exp. Conc	Accuracy
Feb1802.D	Calibration	Naphthalene-d8	6.496	573148	1001933	0.5720	147.3648	150.0000	98.2
Feb1803.D	Calibration	Naphthalene-d8	6.496	492013	1057723	0.4652	120.4421	120.0000	100.4
Feb1804.D	Calibration	Naphthalene-d8	6.496	432772	1086743	0.3982	103.4520	100.0000	103.5
Feb1805.D	Calibration	Naphthalene-d8	6.496	296318	1000375	0.2962	77.3594	75.0000	103.1
Feb1806.D	Calibration	Naphthalene-d8	6.485	188037	1062572	0.1770	46.5537	50.0000	93.1
Feb1807.D	Calibration	Naphthalene-d8	6.485	33554	942506	0.0356	9.5879	10.0000	95.9
Feb1808.D	Calibration	Naphthalene-d8	6.496	14423	944248	0.0153	4.2318	4.0000	105.8
Feb1809.D	QC	Naphthalene-d8	6.496	286141	945085	0.3028	79.0445	75.0000	105.4

Quantitative Analysis Results Summary Report

Compound: 4-Chloro-2-Methylphenol

Data File	Sample Type	ISTD	RT	Resp	ISTD Resp	Resp Ratio	Final Conc	Exp. Conc	Accuracy
Feb1802.D	Calibration	Naphthalene-d8	6.937	789739	1001933	0.7882	143.0066	150.0000	95.3
Feb1803.D	Calibration	Naphthalene-d8	6.937	740508	1057723	0.7001	125.8060	120.0000	104.8
Feb1804.D	Calibration	Naphthalene-d8	6.937	635015	1086743	0.5843	103.7577	100.0000	103.8
Feb1805.D	Calibration	Naphthalene-d8	6.937	445081	1000375	0.4449	77.9697	75.0000	104.0
Feb1806.D	Calibration	Naphthalene-d8	6.937	274008	1062572	0.2579	44.5613	50.0000	89.1
Feb1807.D	Calibration	Naphthalene-d8	6.937	51791	942506	0.0550	9.6988	10.0000	97.0
Feb1808.D	Calibration	Naphthalene-d8	6.937	21228	944248	0.0225	4.2432	4.0000	106.1
Feb1809.D	QC	Naphthalene-d8	6.937	402121	945085	0.4255	74.4384	75.0000	99.3

Compound: 4-Chloro-3-Methylphenol

Data File	Sample Type	ISTD	RT	Resp	ISTD Resp	Resp Ratio	Final Conc	Exp. Conc	Accuracy
Feb1802.D	Calibration	Naphthalene-d8	7.081	869158	1001933	0.8675	145.6908	150.0000	97.1
Feb1803.D	Calibration	Naphthalene-d8	7.081	782006	1057723	0.7393	124.1681	120.0000	103.5
Feb1804.D	Calibration	Naphthalene-d8	7.081	646645	1086743	0.5950	99.9334	100.0000	99.9
Feb1805.D	Calibration	Naphthalene-d8	7.071	450778	1000375	0.4506	75.6784	75.0000	100.9
Feb1806.D	Calibration	Naphthalene-d8	7.071	311889	1062572	0.2935	49.2963	50.0000	98.6
Feb1807.D	Calibration	Naphthalene-d8	7.071	51113	942506	0.0542	9.1080	10.0000	91.1
Feb1808.D	Calibration	Naphthalene-d8	7.071	24488	944248	0.0259	4.3556	4.0000	108.9
Feb1809.D	QC	Naphthalene-d8	7.071	449625	945085	0.4758	79.9010	75.0000	106.5

Compound: 2-Methylnaphthalene

Data File	Sample Type	ISTD	RT	Resp	ISTD Resp	Resp Ratio	Final Conc	Exp. Conc	Accuracy
Feb1802.D	Calibration	Naphthalene-d8	7.153	1933828	1001933	1.9301	150.9988	150.0000	100.7
Feb1803.D	Calibration	Naphthalene-d8	7.153	1591431	1057723	1.5046	119.2703	120.0000	99.4
Feb1804.D	Calibration	Naphthalene-d8	7.153	1357670	1086743	1.2493	99.7838	100.0000	99.8
Feb1805.D	Calibration	Naphthalene-d8	7.143	914283	1000375	0.9139	73.6320	75.0000	98.2
Feb1806.D	Calibration	Naphthalene-d8	7.143	670695	1062572	0.6312	51.0637	50.0000	102.1
Feb1807.D	Calibration	Naphthalene-d8	7.143	129837	942506	0.1378	10.4339	10.0000	104.3
Feb1808.D	Calibration	Naphthalene-d8	7.143	56026	944248	0.0593	3.8205	4.0000	95.5
Feb1809.D	QC	Naphthalene-d8	7.143	934925	945085	0.9892	79.5615	75.0000	106.1

Compound: 1-Methylnaphthalene

Data File	Sample Type	ISTD	RT	Resp	ISTD Resp	Resp Ratio	Final Conc	Exp. Conc	Accuracy
Feb1802.D	Calibration	Naphthalene-d8	7.266	1836402	1001933	1.8329	150.2226	150.0000	100.1
Feb1803.D	Calibration	Naphthalene-d8	7.266	1575011	1057723	1.4891	122.4836	120.0000	102.1
Feb1804.D	Calibration	Naphthalene-d8	7.256	1279557	1086743	1.1774	97.0856	100.0000	97.1
Feb1805.D	Calibration	Naphthalene-d8	7.255	885279	1000375	0.8849	73.0226	75.0000	97.4
Feb1806.D	Calibration	Naphthalene-d8	7.256	672135	1062572	0.6326	52.0765	50.0000	104.2
Feb1807.D	Calibration	Naphthalene-d8	7.256	126738	942506	0.1345	10.2310	10.0000	102.3
Feb1808.D	Calibration	Naphthalene-d8	7.256	56205	944248	0.0595	3.8746	4.0000	96.9
Feb1809.D	QC	Naphthalene-d8	7.256	864319	945085	0.9145	75.4676	75.0000	100.6

Quantitative Analysis Results Summary Report

Compound: Hexachlorocyclopentadiene

Data File	Sample Type	ISTD	RT	Resp	ISTD Resp	Resp Ratio	Final Conc	Exp. Conc	Accuracy
Feb1802.D	Calibration	Acenaphthene-d10	7.338	361285	557793	0.6477	147.7348	150.0000	98.5
Feb1803.D	Calibration	Acenaphthene-d10	7.338	295198	575329	0.5131	118.7229	120.0000	98.9
Feb1804.D	Calibration	Acenaphthene-d10	7.338	260879	576774	0.4523	105.4390	100.0000	105.4
Feb1805.D	Calibration	Acenaphthene-d10	7.338	175425	547996	0.3201	76.1385	75.0000	101.5
Feb1806.D	Calibration	Acenaphthene-d10	7.338	113002	582178	0.1941	47.6532	50.0000	95.3
Feb1807.D	Calibration	Acenaphthene-d10	7.338	13837	529011	0.0262	8.7963	10.0000	88.0
Feb1808.D	Calibration	Acenaphthene-d10	7.338	4224	538819	0.0078	4.4930	4.0000	112.3
Feb1809.D	QC	Acenaphthene-d10	7.338	167582	544785	0.3076	73.3354	75.0000	97.8

Compound: 2,4,6-Trichlorophenol

Data File	Sample Type	ISTD	RT	Resp	ISTD Resp	Resp Ratio	Final Conc	Exp. Conc	Accuracy
Feb1802.D	Calibration	Acenaphthene-d10	7.523	593283	557793	1.0636	141.2571	150.0000	94.2
Feb1803.D	Calibration	Acenaphthene-d10	7.523	545615	575329	0.9484	126.4941	120.0000	105.4
Feb1804.D	Calibration	Acenaphthene-d10	7.523	467130	576774	0.8099	108.6677	100.0000	108.7
Feb1805.D	Calibration	Acenaphthene-d10	7.523	298561	547996	0.5448	74.2424	75.0000	99.0
Feb1806.D	Calibration	Acenaphthene-d10	7.512	186323	582178	0.3200	44.7383	50.0000	89.5
Feb1807.D	Calibration	Acenaphthene-d10	7.512	27041	529011	0.0511	9.0500	10.0000	90.5
Feb1808.D	Calibration	Acenaphthene-d10	7.512	9233	538819	0.0171	4.5098	4.0000	112.7
Feb1809.D	QC	Acenaphthene-d10	7.523	289067	544785	0.5306	72.3850	75.0000	96.5

Compound: 2,4,5-Trichlorophenol

Data File	Sample Type	ISTD	RT	Resp	ISTD Resp	Resp Ratio	Final Conc	Exp. Conc	Accuracy
Feb1802.D	Calibration	Acenaphthene-d10	7.584	685262	557793	1.2285	146.8158	150.0000	97.9
Feb1803.D	Calibration	Acenaphthene-d10	7.574	587533	575329	1.0212	122.6454	120.0000	102.2
Feb1804.D	Calibration	Acenaphthene-d10	7.574	481776	576774	0.8353	100.8451	100.0000	100.8
Feb1805.D	Calibration	Acenaphthene-d10	7.574	351204	547996	0.6409	77.9211	75.0000	103.9
Feb1806.D	Calibration	Acenaphthene-d10	7.574	223316	582178	0.3836	47.3755	50.0000	94.8
Feb1807.D	Calibration	Acenaphthene-d10	7.574	33223	529011	0.0628	8.9583	10.0000	89.6
Feb1808.D	Calibration	Acenaphthene-d10	7.574	13593	538819	0.0252	4.4335	4.0000	110.8
Feb1809.D	QC	Acenaphthene-d10	7.574	325852	544785	0.5981	72.8614	75.0000	97.1

Compound: 2-Fluorobiphenyl

Data File	Sample Type	ISTD	RT	Resp	ISTD Resp	Resp Ratio	Final Conc	Exp. Conc	Accuracy
Feb1802.D	Calibration	Acenaphthene-d10	7.615	2463367	557793	4.4163	147.2250	150.0000	98.2
Feb1803.D	Calibration	Acenaphthene-d10	7.615	2072877	575329	3.6029	120.3883	120.0000	100.3
Feb1804.D	Calibration	Acenaphthene-d10	7.615	1829747	576774	3.1724	106.1193	100.0000	106.1
Feb1805.D	Calibration	Acenaphthene-d10	7.605	1191628	547996	2.1745	72.8806	75.0000	97.2
Feb1806.D	Calibration	Acenaphthene-d10	7.605	840492	582178	1.4437	48.3854	50.0000	96.8
Feb1807.D	Calibration	Acenaphthene-d10	7.605	160369	529011	0.3031	9.8948	10.0000	98.9
Feb1808.D	Calibration	Acenaphthene-d10	7.605	71272	538819	0.1323	4.1003	4.0000	102.5
Feb1809.D	QC	Acenaphthene-d10	7.605	1100230	544785	2.0196	67.6979	75.0000	90.3

Quantitative Analysis Results Summary Report

Compound: 2-Chloronaphthalene

Data File	Sample Type	ISTD	RT	Resp	ISTD Resp	Resp Ratio	Final Conc	Exp. Conc	Accuracy
Feb1802.D	Calibration	Acenaphthene-d10	7.718	2050771	557793	3.6766	146.7090	150.0000	97.8
Feb1803.D	Calibration	Acenaphthene-d10	7.718	1673143	575329	2.9081	116.0457	120.0000	96.7
Feb1804.D	Calibration	Acenaphthene-d10	7.718	1444367	576774	2.5042	99.9274	100.0000	99.9
Feb1805.D	Calibration	Acenaphthene-d10	7.718	1085597	547996	1.9810	79.0504	75.0000	105.4
Feb1806.D	Calibration	Acenaphthene-d10	7.718	726480	582178	1.2479	49.7944	50.0000	99.6
Feb1807.D	Calibration	Acenaphthene-d10	7.708	133308	529011	0.2520	10.0555	10.0000	100.6
Feb1808.D	Calibration	Acenaphthene-d10	7.718	54021	538819	0.1003	4.0007	4.0000	100.0
Feb1809.D	QC	Acenaphthene-d10	7.718	1122871	544785	2.0611	82.2466	75.0000	109.7

Compound: 2-Nitroaniline

Data File	Sample Type	ISTD	RT	Resp	ISTD Resp	Resp Ratio	Final Conc	Exp. Conc	Accuracy
Feb1802.D	Calibration	Acenaphthene-d10	7.892	356343	557793	0.6388	139.5885	150.0000	93.1
Feb1803.D	Calibration	Acenaphthene-d10	7.892	340794	575329	0.5923	129.8078	120.0000	108.2
Feb1804.D	Calibration	Acenaphthene-d10	7.892	286563	576774	0.4968	109.6150	100.0000	109.6
Feb1805.D	Calibration	Acenaphthene-d10	7.882	168135	547996	0.3068	69.0174	75.0000	92.0
Feb1806.D	Calibration	Acenaphthene-d10	7.882	121485	582178	0.2087	47.8219	50.0000	95.6
Feb1807.D	Calibration	Acenaphthene-d10	7.882	14804	529011	0.0280	8.3822	10.0000	83.8
Feb1808.D	Calibration	Acenaphthene-d10	7.882	6068	538819	0.0113	4.7042	4.0000	117.6
Feb1809.D	QC	Acenaphthene-d10	7.882	161803	544785	0.2970	66.9049	75.0000	89.2

Compound: Dimethyl Phthalate

Data File	Sample Type	ISTD	RT	Resp	ISTD Resp	Resp Ratio	Final Conc	Exp. Conc	Accuracy
Feb1802.D	Calibration	Acenaphthene-d10	8.149	2219984	557793	3.9799	148.7697	150.0000	99.2
Feb1803.D	Calibration	Acenaphthene-d10	8.139	1795167	575329	3.1202	119.4214	120.0000	99.5
Feb1804.D	Calibration	Acenaphthene-d10	8.139	1483564	576774	2.5722	100.1141	100.0000	100.1
Feb1805.D	Calibration	Acenaphthene-d10	8.139	1115466	547996	2.0355	80.7167	75.0000	107.6
Feb1806.D	Calibration	Acenaphthene-d10	8.128	658473	582178	1.1311	46.8059	50.0000	93.6
Feb1807.D	Calibration	Acenaphthene-d10	8.129	85510	529011	0.1616	8.5312	10.0000	85.3
Feb1808.D	Calibration	Acenaphthene-d10	8.129	34888	538819	0.0647	4.5831	4.0000	114.6
Feb1809.D	QC	Acenaphthene-d10	8.139	1155106	544785	2.1203	83.8145	75.0000	111.8

Compound: 2,6-Dinitrotoluene

Data File	Sample Type	ISTD	RT	Resp	ISTD Resp	Resp Ratio	Final Conc	Exp. Conc	Accuracy
Feb1802.D	Calibration	Acenaphthene-d10	8.200	273317	557793	0.4900	140.2801	150.0000	93.5
Feb1803.D	Calibration	Acenaphthene-d10	8.200	270214	575329	0.4697	134.5088	120.0000	112.1
Feb1804.D	Calibration	Acenaphthene-d10	8.190	197597	576774	0.3426	98.5084	100.0000	98.5
Feb1805.D	Calibration	Acenaphthene-d10	8.190	142994	547996	0.2609	75.4480	75.0000	100.6
Feb1806.D	Calibration	Acenaphthene-d10	8.180	92679	582178	0.1592	46.7873	50.0000	93.6
Feb1807.D	Calibration	Acenaphthene-d10	8.180	13053	529011	0.0247	9.0242	10.0000	90.2
Feb1808.D	Calibration	Acenaphthene-d10	8.180	4514	538819	0.0084	4.4592	4.0000	111.5
Feb1809.D	QC	Acenaphthene-d10	8.190	139972	544785	0.2569	74.3170	75.0000	99.1

Quantitative Analysis Results Summary Report

Compound: Acenaphthylene

Data File	Sample Type	ISTD	RT	Resp	ISTD Resp	Resp Ratio	Final Conc	Exp. Conc	Accuracy
Feb1802.D	Calibration	Acenaphthene-d10	8.210	3319452	557793	5.9510	149.6798	150.0000	99.8
Feb1803.D	Calibration	Acenaphthene-d10	8.200	2788358	575329	4.8465	121.4632	120.0000	101.2
Feb1804.D	Calibration	Acenaphthene-d10	8.200	2278175	576774	3.9499	98.7406	100.0000	98.7
Feb1805.D	Calibration	Acenaphthene-d10	8.200	1630309	547996	2.9750	74.2214	75.0000	99.0
Feb1806.D	Calibration	Acenaphthene-d10	8.200	1195576	582178	2.0536	51.2174	50.0000	102.4
Feb1807.D	Calibration	Acenaphthene-d10	8.200	194369	529011	0.3674	9.5403	10.0000	95.4
Feb1808.D	Calibration	Acenaphthene-d10	8.200	79350	538819	0.1473	4.1382	4.0000	103.5
Feb1809.D	QC	Acenaphthene-d10	8.200	1526451	544785	2.8019	69.8871	75.0000	93.2

Compound: 3-Nitroaniline

Data File	Sample Type	ISTD	RT	Resp	ISTD Resp	Resp Ratio	Final Conc	Exp. Conc	Accuracy
Feb1802.D	Calibration	Acenaphthene-d10	8.405	328938	557793	0.5897	141.8409	150.0000	94.6
Feb1803.D	Calibration	Acenaphthene-d10	8.405	309107	575329	0.5373	130.3972	120.0000	108.7
Feb1804.D	Calibration	Acenaphthene-d10	8.395	233884	576774	0.4055	100.9236	100.0000	100.9
Feb1805.D	Calibration	Acenaphthene-d10	8.394	165178	547996	0.3014	76.8514	75.0000	102.5
Feb1806.D	Calibration	Acenaphthene-d10	8.384	99318	582178	0.1706	45.4914	50.0000	91.0
Feb1807.D	Calibration	Acenaphthene-d10	8.384	12737	529011	0.0241	8.7217	10.0000	87.2
Feb1808.D	Calibration	Acenaphthene-d10	8.384	4377	538819	0.0081	4.6024	4.0000	115.1
Feb1809.D	QC	Acenaphthene-d10	8.394	169184	544785	0.3106	78.9929	75.0000	105.3

Compound: Acenaphthene

Data File	Sample Type	ISTD	RT	Resp	ISTD Resp	Resp Ratio	Final Conc	Exp. Conc	Accuracy
Feb1802.D	Calibration	Acenaphthene-d10	8.425	1843621	557793	3.3052	152.6309	150.0000	101.8
Feb1803.D	Calibration	Acenaphthene-d10	8.415	1503475	575329	2.6132	117.1551	120.0000	97.6
Feb1804.D	Calibration	Acenaphthene-d10	8.415	1278423	576774	2.2165	97.8035	100.0000	97.8
Feb1805.D	Calibration	Acenaphthene-d10	8.415	972895	547996	1.7754	77.0251	75.0000	102.7
Feb1806.D	Calibration	Acenaphthene-d10	8.415	694646	582178	1.1932	50.6665	50.0000	101.3
Feb1807.D	Calibration	Acenaphthene-d10	8.405	125792	529011	0.2378	9.6812	10.0000	96.8
Feb1808.D	Calibration	Acenaphthene-d10	8.405	55213	538819	0.1025	4.0797	4.0000	102.0
Feb1809.D	QC	Acenaphthene-d10	8.415	1009554	544785	1.8531	80.6345	75.0000	107.5

Compound: 2,4-Dinitrophenol

Data File	Sample Type	ISTD	RT	Resp	ISTD Resp	Resp Ratio	Final Conc	Exp. Conc	Accuracy
Feb1802.D	Calibration	Acenaphthene-d10	8.528	173045	557793	0.3102	147.4076	150.0000	98.3
Feb1803.D	Calibration	Acenaphthene-d10	8.527	138026	575329	0.2399	121.6307	120.0000	101.4
Feb1804.D	Calibration	Acenaphthene-d10	8.517	112195	576774	0.1945	103.5995	100.0000	103.6
Feb1805.D	Calibration	Acenaphthene-d10	8.517	69917	547996	0.1276	74.3624	75.0000	99.1
Feb1806.D	Calibration	Acenaphthene-d10	8.507	43823	582178	0.0753	48.5159	50.0000	97.0
Feb1807.D	Calibration	Acenaphthene-d10	8.517	3755	529011	0.0071	8.5763	10.0000	85.8
Feb1808.D	Calibration	Acenaphthene-d10	8.528	616	538819	0.0011	4.5942	4.0000	114.9
Feb1809.D	QC	Acenaphthene-d10	8.517	68442	544785	0.1256	73.4507	75.0000	97.9

Quantitative Analysis Results Summary Report

Compound: Dibenzofuran

Data File	Sample Type	ISTD	RT	Resp	ISTD Resp	Resp Ratio	Final Conc	Exp. Conc	Accuracy
Feb1802.D	Calibration	Acenaphthene-d10	8.630	2842991	557793	5.0969	148.1350	150.0000	98.8
Feb1803.D	Calibration	Acenaphthene-d10	8.630	2443689	575329	4.2475	118.4946	120.0000	98.7
Feb1804.D	Calibration	Acenaphthene-d10	8.630	2138324	576774	3.7074	101.0591	100.0000	101.1
Feb1805.D	Calibration	Acenaphthene-d10	8.630	1694536	547996	3.0922	82.2814	75.0000	109.7
Feb1806.D	Calibration	Acenaphthene-d10	8.620	1034897	582178	1.7776	45.2583	50.0000	90.5
Feb1807.D	Calibration	Acenaphthene-d10	8.620	200815	529011	0.3796	9.4970	10.0000	95.0
Feb1808.D	Calibration	Acenaphthene-d10	8.620	88427	538819	0.1641	4.2555	4.0000	106.4
Feb1809.D	QC	Acenaphthene-d10	8.630	1641005	544785	3.0122	79.9136	75.0000	106.6

Compound: 2,4-Dinitrotoluene

Data File	Sample Type	ISTD	RT	Resp	ISTD Resp	Resp Ratio	Final Conc	Exp. Conc	Accuracy
Feb1802.D	Calibration	Acenaphthene-d10	8.681	397564	557793	0.7127	147.3776	150.0000	98.3
Feb1803.D	Calibration	Acenaphthene-d10	8.681	328858	575329	0.5716	122.8060	120.0000	102.3
Feb1804.D	Calibration	Acenaphthene-d10	8.671	261377	576774	0.4532	100.9400	100.0000	100.9
Feb1805.D	Calibration	Acenaphthene-d10	8.671	177941	547996	0.3247	75.6678	75.0000	100.9
Feb1806.D	Calibration	Acenaphthene-d10	8.660	115884	582178	0.1991	49.0233	50.0000	98.0
Feb1807.D	Calibration	Acenaphthene-d10	8.661	14287	529011	0.0270	8.4581	10.0000	84.6
Feb1808.D	Calibration	Acenaphthene-d10	8.661	6380	538819	0.0118	4.5965	4.0000	114.9
Feb1809.D	QC	Acenaphthene-d10	8.671	186566	544785	0.3425	79.2675	75.0000	105.7

Compound: 4-Nitrophenol

Data File	Sample Type	ISTD	RT	Resp	ISTD Resp	Resp Ratio	Final Conc	Exp. Conc	Accuracy
Feb1802.D	Calibration	Acenaphthene-d10	8.722	368713	557793	0.6610	144.3881	150.0000	96.3
Feb1803.D	Calibration	Acenaphthene-d10	8.712	326746	575329	0.5679	126.2944	120.0000	105.2
Feb1804.D	Calibration	Acenaphthene-d10	8.712	258897	576774	0.4489	102.3911	100.0000	102.4
Feb1805.D	Calibration	Acenaphthene-d10	8.701	176351	547996	0.3218	75.8272	75.0000	101.1
Feb1806.D	Calibration	Acenaphthene-d10	8.701	108704	582178	0.1867	46.2243	50.0000	92.4
Feb1807.D	Calibration	Acenaphthene-d10	8.701	14966	529011	0.0283	9.4102	10.0000	94.1
Feb1808.D	Calibration	Acenaphthene-d10	8.732	3924	538819	0.0073	4.3354	4.0000	108.4
Feb1809.D	QC	Acenaphthene-d10	8.701	178388	544785	0.3274	77.0307	75.0000	102.7

Compound: Diethylphthalate

Data File	Sample Type	ISTD	RT	Resp	ISTD Resp	Resp Ratio	Final Conc	Exp. Conc	Accuracy
Feb1802.D	Calibration	Acenaphthene-d10	9.008	2256164	557793	4.0448	145.3678	150.0000	96.9
Feb1803.D	Calibration	Acenaphthene-d10	9.008	1980149	575329	3.4418	125.7671	120.0000	104.8
Feb1804.D	Calibration	Acenaphthene-d10	8.998	1525106	576774	2.6442	99.0409	100.0000	99.0
Feb1805.D	Calibration	Acenaphthene-d10	8.998	1135235	547996	2.0716	79.2375	75.0000	105.7
Feb1806.D	Calibration	Acenaphthene-d10	8.988	670192	582178	1.1512	46.1993	50.0000	92.4
Feb1807.D	Calibration	Acenaphthene-d10	8.988	84750	529011	0.1602	8.7379	10.0000	87.4
Feb1808.D	Calibration	Acenaphthene-d10	8.988	28496	538819	0.0529	4.5494	4.0000	113.7
Feb1809.D	QC	Acenaphthene-d10	8.998	1166621	544785	2.1414	81.6817	75.0000	108.9

Quantitative Analysis Results Summary Report

Compound: Fluorene

Data File	Sample Type	ISTD	RT	Resp	ISTD Resp	Resp Ratio	Final Conc	Exp. Conc	Accuracy
Feb1802.D	Calibration	Acenaphthene-d10	9.049	2493155	557793	4.4697	153.8147	150.0000	102.5
Feb1803.D	Calibration	Acenaphthene-d10	9.039	1952030	575329	3.3929	114.4523	120.0000	95.4
Feb1804.D	Calibration	Acenaphthene-d10	9.039	1700560	576774	2.9484	98.6614	100.0000	98.7
Feb1805.D	Calibration	Acenaphthene-d10	9.039	1295239	547996	2.3636	78.2626	75.0000	104.4
Feb1806.D	Calibration	Acenaphthene-d10	9.039	891630	582178	1.5315	49.9319	50.0000	99.9
Feb1807.D	Calibration	Acenaphthene-d10	9.029	167603	529011	0.3168	9.9106	10.0000	99.1
Feb1808.D	Calibration	Acenaphthene-d10	9.029	72029	538819	0.1337	4.0050	4.0000	100.1
Feb1809.D	QC	Acenaphthene-d10	9.039	1266305	544785	2.3244	76.9108	75.0000	102.5

Compound: 4-Chlorophenyl-phenylether

Data File	Sample Type	ISTD	RT	Resp	ISTD Resp	Resp Ratio	Final Conc	Exp. Conc	Accuracy
Feb1802.D	Calibration	Acenaphthene-d10	9.080	1110314	557793	1.9905	142.5752	150.0000	95.1
Feb1803.D	Calibration	Acenaphthene-d10	9.080	1017662	575329	1.7688	127.4811	120.0000	106.2
Feb1804.D	Calibration	Acenaphthene-d10	9.080	840611	576774	1.4574	105.9893	100.0000	106.0
Feb1805.D	Calibration	Acenaphthene-d10	9.070	538645	547996	0.9829	72.5483	75.0000	96.7
Feb1806.D	Calibration	Acenaphthene-d10	9.070	359843	582178	0.6181	46.2307	50.0000	92.5
Feb1807.D	Calibration	Acenaphthene-d10	9.070	67338	529011	0.1273	9.9310	10.0000	99.3
Feb1808.D	Calibration	Acenaphthene-d10	9.070	27305	538819	0.0507	4.1666	4.0000	104.2
Feb1809.D	QC	Acenaphthene-d10	9.070	542729	544785	0.9962	73.4968	75.0000	98.0

Compound: 4-Nitroaniline

Data File	Sample Type	ISTD	RT	Resp	ISTD Resp	Resp Ratio	Final Conc	Exp. Conc	Accuracy
Feb1802.D	Calibration	Phenanthrene-d10	9.162	363865	976452	0.3726	147.4676	150.0000	98.3
Feb1803.D	Calibration	Phenanthrene-d10	9.152	291518	1039609	0.2804	114.2027	120.0000	95.2
Feb1804.D	Calibration	Phenanthrene-d10	9.152	289316	1045119	0.2768	112.8801	100.0000	112.9
Feb1805.D	Calibration	Phenanthrene-d10	9.141	183095	1024056	0.1788	75.7960	75.0000	101.1
Feb1806.D	Calibration	Phenanthrene-d10	9.131	103404	1023524	0.1010	44.9787	50.0000	90.0
Feb1807.D	Calibration	Phenanthrene-d10	9.121	13023	904268	0.0144	8.9648	10.0000	89.6
Feb1808.D	Calibration	Phenanthrene-d10	9.121	3692	920853	0.0040	4.5119	4.0000	112.8
Feb1809.D	QC	Phenanthrene-d10	9.141	174323	958315	0.1819	77.0022	75.0000	102.7

Compound: 4,6-Dinitro-2-methylphenol

Data File	Sample Type	ISTD	RT	Resp	ISTD Resp	Resp Ratio	Final Conc	Exp. Conc	Accuracy
Feb1802.D	Calibration	Phenanthrene-d10	9.172	243650	976452	0.2495	147.9207	150.0000	98.6
Feb1803.D	Calibration	Phenanthrene-d10	9.162	200519	1039609	0.1929	121.1232	120.0000	100.9
Feb1804.D	Calibration	Phenanthrene-d10	9.162	167223	1045119	0.1600	104.4162	100.0000	104.4
Feb1805.D	Calibration	Phenanthrene-d10	9.151	103285	1024056	0.1009	71.5834	75.0000	95.4
Feb1806.D	Calibration	Phenanthrene-d10	9.152	68013	1023524	0.0664	50.3401	50.0000	100.7
Feb1807.D	Calibration	Phenanthrene-d10	9.141	7435	904268	0.0082	9.0351	10.0000	90.4
Feb1808.D	Calibration	Phenanthrene-d10	9.141	2191	920853	0.0024	4.3810	4.0000	109.5
Feb1809.D	QC	Phenanthrene-d10	9.151	94058	958315	0.0981	69.9760	75.0000	93.3

Quantitative Analysis Results Summary Report

Compound: N-nitrosodiphenylamine

Data File	Sample Type	ISTD	RT	Resp	ISTD Resp	Resp Ratio	Final Conc	Exp. Conc	Accuracy
Feb1802.D	Calibration	Phenanthrene-d10	9.244	1648173	976452	1.6879	148.6623	150.0000	99.1
Feb1803.D	Calibration	Phenanthrene-d10	9.244	1414366	1039609	1.3605	120.7344	120.0000	100.6
Feb1804.D	Calibration	Phenanthrene-d10	9.233	1196082	1045119	1.1444	102.0740	100.0000	102.1
Feb1805.D	Calibration	Phenanthrene-d10	9.233	843058	1024056	0.8233	73.9708	75.0000	98.6
Feb1806.D	Calibration	Phenanthrene-d10	9.233	563505	1023524	0.5506	49.7597	50.0000	99.5
Feb1807.D	Calibration	Phenanthrene-d10	9.223	96753	904268	0.1070	9.6542	10.0000	96.5
Feb1808.D	Calibration	Phenanthrene-d10	9.223	43107	920853	0.0468	4.1405	4.0000	103.5
Feb1809.D	QC	Phenanthrene-d10	9.233	880335	958315	0.9186	82.3616	75.0000	109.8

Compound: Azobenzene

Data File	Sample Type	ISTD	RT	Resp	ISTD Resp	Resp Ratio	Final Conc	Exp. Conc	Accuracy
Feb1802.D	Calibration	Phenanthrene-d10	9.264	2354024	976452	2.4108	151.0311	150.0000	100.7
Feb1803.D	Calibration	Phenanthrene-d10	9.264	1932785	1039609	1.8591	120.2669	120.0000	100.2
Feb1804.D	Calibration	Phenanthrene-d10	9.264	1518549	1045119	1.4530	96.5318	100.0000	96.5
Feb1805.D	Calibration	Phenanthrene-d10	9.264	1137228	1024056	1.1105	75.7023	75.0000	100.9
Feb1806.D	Calibration	Phenanthrene-d10	9.264	757604	1023524	0.7402	52.2283	50.0000	104.5
Feb1807.D	Calibration	Phenanthrene-d10	9.254	90696	904268	0.1003	8.9089	10.0000	89.1
Feb1808.D	Calibration	Phenanthrene-d10	9.254	33003	920853	0.0358	4.3215	4.0000	108.0
Feb1809.D	QC	Phenanthrene-d10	9.264	1088752	958315	1.1361	77.2870	75.0000	103.0

Compound: 2,4,6-Tribromophenol

Data File	Sample Type	ISTD	RT	Resp	ISTD Resp	Resp Ratio	Final Conc	Exp. Conc	Accuracy
Feb1802.D	Calibration	Phenanthrene-d10	9.346	230054	976452	0.2356	148.5652	150.0000	99.0
Feb1803.D	Calibration	Phenanthrene-d10	9.346	187319	1039609	0.1802	120.6291	120.0000	100.5
Feb1804.D	Calibration	Phenanthrene-d10	9.336	152661	1045119	0.1461	102.0254	100.0000	102.0
Feb1805.D	Calibration	Phenanthrene-d10	9.336	103422	1024056	0.1010	75.3083	75.0000	100.4
Feb1806.D	Calibration	Phenanthrene-d10	9.336	62354	1023524	0.0609	48.8692	50.0000	97.7
Feb1807.D	Calibration	Phenanthrene-d10	9.336	8236	904268	0.0091	9.0676	10.0000	90.7
Feb1808.D	Calibration	Phenanthrene-d10	9.336	3393	920853	0.0037	4.3844	4.0000	109.6
Feb1809.D	QC	Phenanthrene-d10	9.336	94811	958315	0.0989	74.0198	75.0000	98.7

Compound: 4-Bromophenyl-phenylether

Data File	Sample Type	ISTD	RT	Resp	ISTD Resp	Resp Ratio	Final Conc	Exp. Conc	Accuracy
Feb1802.D	Calibration	Phenanthrene-d10	9.663	662596	976452	0.6786	146.8992	150.0000	97.9
Feb1803.D	Calibration	Phenanthrene-d10	9.663	589591	1039609	0.5671	126.1586	120.0000	105.1
Feb1804.D	Calibration	Phenanthrene-d10	9.663	457731	1045119	0.4380	100.8595	100.0000	100.9
Feb1805.D	Calibration	Phenanthrene-d10	9.653	291274	1024056	0.2844	68.6730	75.0000	91.6
Feb1806.D	Calibration	Phenanthrene-d10	9.653	215173	1023524	0.2102	52.1333	50.0000	104.3
Feb1807.D	Calibration	Phenanthrene-d10	9.653	33057	904268	0.0366	10.2442	10.0000	102.4
Feb1808.D	Calibration	Phenanthrene-d10	9.653	11110	920853	0.0121	3.9074	4.0000	97.7
Feb1809.D	QC	Phenanthrene-d10	9.653	303382	958315	0.3166	75.6263	75.0000	100.8

Quantitative Analysis Results Summary Report

Compound: Hexachlorobenzene

Data File	Sample Type	ISTD	RT	Resp	ISTD Resp	Resp Ratio	Final Conc	Exp. Conc	Accuracy
Feb1802.D	Calibration	Phenanthrene-d10	9.694	597870	976452	0.6123	143.5319	150.0000	95.7
Feb1803.D	Calibration	Phenanthrene-d10	9.694	550809	1039609	0.5298	123.9440	120.0000	103.3
Feb1804.D	Calibration	Phenanthrene-d10	9.694	488673	1045119	0.4676	109.2193	100.0000	109.2
Feb1805.D	Calibration	Phenanthrene-d10	9.694	312914	1024056	0.3056	71.1350	75.0000	94.8
Feb1806.D	Calibration	Phenanthrene-d10	9.683	208046	1023524	0.2033	47.2633	50.0000	94.5
Feb1807.D	Calibration	Phenanthrene-d10	9.684	37231	904268	0.0412	9.7111	10.0000	97.1
Feb1808.D	Calibration	Phenanthrene-d10	9.684	15953	920853	0.0173	4.2137	4.0000	105.3
Feb1809.D	QC	Phenanthrene-d10	9.683	307143	958315	0.3205	74.6326	75.0000	99.5

Compound: Pentachlorophenol

Data File	Sample Type	ISTD	RT	Resp	ISTD Resp	Resp Ratio	Final Conc	Exp. Conc	Accuracy
Feb1802.D	Calibration	Phenanthrene-d10	9.968	342613	976452	0.3509	148.7927	150.0000	99.2
Feb1803.D	Calibration	Phenanthrene-d10	9.968	272170	1039609	0.2618	118.9229	120.0000	99.1
Feb1804.D	Calibration	Phenanthrene-d10	9.968	233937	1045119	0.2238	105.1758	100.0000	105.2
Feb1805.D	Calibration	Phenanthrene-d10	9.968	145556	1024056	0.1421	72.8650	75.0000	97.2
Feb1806.D	Calibration	Phenanthrene-d10	9.968	91759	1023524	0.0897	49.5070	50.0000	99.0
Feb1807.D	Calibration	Phenanthrene-d10	9.958	10893	904268	0.0120	9.1936	10.0000	91.9
Feb1808.D	Calibration	Phenanthrene-d10	9.968	3504	920853	0.0038	4.3365	4.0000	108.4
Feb1809.D	QC	Phenanthrene-d10	9.968	154444	958315	0.1612	80.7752	75.0000	107.7

Compound: Phenanthrene

Data File	Sample Type	ISTD	RT	Resp	ISTD Resp	Resp Ratio	Final Conc	Exp. Conc	Accuracy
Feb1802.D	Calibration	Phenanthrene-d10	10.191	3132371	976452	3.2079	146.0003	150.0000	97.3
Feb1803.D	Calibration	Phenanthrene-d10	10.191	2792268	1039609	2.6859	119.6259	120.0000	99.7
Feb1804.D	Calibration	Phenanthrene-d10	10.191	2584992	1045119	2.4734	109.2336	100.0000	109.2
Feb1805.D	Calibration	Phenanthrene-d10	10.181	1733051	1024056	1.6923	72.5377	75.0000	96.7
Feb1806.D	Calibration	Phenanthrene-d10	10.181	1161938	1023524	1.1352	47.6446	50.0000	95.3
Feb1807.D	Calibration	Phenanthrene-d10	10.181	224346	904268	0.2481	9.8851	10.0000	98.9
Feb1808.D	Calibration	Phenanthrene-d10	10.181	99605	920853	0.1082	4.1191	4.0000	103.0
Feb1809.D	QC	Phenanthrene-d10	10.181	1690096	958315	1.7636	75.7953	75.0000	101.1

Compound: Anthracene

Data File	Sample Type	ISTD	RT	Resp	ISTD Resp	Resp Ratio	Final Conc	Exp. Conc	Accuracy
Feb1802.D	Calibration	Phenanthrene-d10	10.252	3071678	976452	3.1458	143.8138	150.0000	95.9
Feb1803.D	Calibration	Phenanthrene-d10	10.252	2712966	1039609	2.6096	119.3027	120.0000	99.4
Feb1804.D	Calibration	Phenanthrene-d10	10.252	2471452	1045119	2.3648	108.1091	100.0000	108.1
Feb1805.D	Calibration	Phenanthrene-d10	10.252	1747621	1024056	1.7066	78.0189	75.0000	104.0
Feb1806.D	Calibration	Phenanthrene-d10	10.242	1092607	1023524	1.0675	48.8025	50.0000	97.6
Feb1807.D	Calibration	Phenanthrene-d10	10.242	191750	904268	0.2120	9.6942	10.0000	96.9
Feb1808.D	Calibration	Phenanthrene-d10	10.242	78978	920853	0.0858	3.9209	4.0000	98.0
Feb1809.D	QC	Phenanthrene-d10	10.242	1595291	958315	1.6647	76.1040	75.0000	101.5

Quantitative Analysis Results Summary Report

Compound: Triallate

Data File	Sample Type	ISTD	RT	Resp	ISTD Resp	Resp Ratio	Final Conc	Exp. Conc	Accuracy
Feb1802.D	Calibration	Phenanthrene-d10	10.313	845447	976452	0.8658	149.2795	150.0000	99.5
Feb1803.D	Calibration	Phenanthrene-d10	10.313	696512	1039609	0.6700	120.4325	120.0000	100.4
Feb1804.D	Calibration	Phenanthrene-d10	10.313	570358	1045119	0.5457	101.0679	100.0000	101.1
Feb1805.D	Calibration	Phenanthrene-d10	10.313	391641	1024056	0.3824	74.1071	75.0000	98.8
Feb1806.D	Calibration	Phenanthrene-d10	10.313	255426	1023524	0.2496	50.6533	50.0000	101.3
Feb1807.D	Calibration	Phenanthrene-d10	10.313	31763	904268	0.0351	9.1129	10.0000	91.1
Feb1808.D	Calibration	Phenanthrene-d10	10.313	11113	920853	0.0121	4.3118	4.0000	107.8
Feb1809.D	QC	Phenanthrene-d10	10.313	390681	958315	0.4077	78.3979	75.0000	104.5

Compound: Carbazole

Data File	Sample Type	ISTD	RT	Resp	ISTD Resp	Resp Ratio	Final Conc	Exp. Conc	Accuracy
Feb1802.D	Calibration	Phenanthrene-d10	10.505	3271481	976452	3.3504	149.5705	150.0000	99.7
Feb1803.D	Calibration	Phenanthrene-d10	10.495	2794889	1039609	2.6884	120.4732	120.0000	100.4
Feb1804.D	Calibration	Phenanthrene-d10	10.495	2334657	1045119	2.2339	100.3730	100.0000	100.4
Feb1805.D	Calibration	Phenanthrene-d10	10.495	1698426	1024056	1.6585	74.7873	75.0000	99.7
Feb1806.D	Calibration	Phenanthrene-d10	10.485	1123980	1023524	1.0981	49.7097	50.0000	99.4
Feb1807.D	Calibration	Phenanthrene-d10	10.485	199440	904268	0.2206	10.1180	10.0000	101.2
Feb1808.D	Calibration	Phenanthrene-d10	10.485	78288	920853	0.0850	3.9681	4.0000	99.2
Feb1809.D	QC	Phenanthrene-d10	10.495	1718160	958315	1.7929	80.7772	75.0000	107.7

Compound: o-Terphenyl

Data File	Sample Type	ISTD	RT	Resp	ISTD Resp	Resp Ratio	Final Conc	Exp. Conc	Accuracy
Feb1802.D	Calibration	Phenanthrene-d10	10.708	1697837	976452	1.7388	143.8799	150.0000	95.9
Feb1803.D	Calibration	Phenanthrene-d10	10.708	1579903	1039609	1.5197	125.0935	120.0000	104.2
Feb1804.D	Calibration	Phenanthrene-d10	10.708	1358973	1045119	1.3003	106.4761	100.0000	106.5
Feb1805.D	Calibration	Phenanthrene-d10	10.697	906169	1024056	0.8849	71.7460	75.0000	95.7
Feb1806.D	Calibration	Phenanthrene-d10	10.698	609529	1023524	0.5955	47.9400	50.0000	95.9
Feb1807.D	Calibration	Phenanthrene-d10	10.698	111061	904268	0.1228	9.6963	10.0000	97.0
Feb1808.D	Calibration	Phenanthrene-d10	10.698	49755	920853	0.0540	4.1955	4.0000	104.9
Feb1809.D	QC	Phenanthrene-d10	10.697	880627	958315	0.9189	74.5678	75.0000	99.4

Compound: Di-n-Butylphthalate

Data File	Sample Type	ISTD	RT	Resp	ISTD Resp	Resp Ratio	Final Conc	Exp. Conc	Accuracy
Feb1802.D	Calibration	Phenanthrene-d10	11.083	3446165	976452	3.5293	147.6497	150.0000	98.4
Feb1803.D	Calibration	Phenanthrene-d10	11.082	2864235	1039609	2.7551	121.0143	120.0000	100.8
Feb1804.D	Calibration	Phenanthrene-d10	11.082	2379296	1045119	2.2766	103.4746	100.0000	103.5
Feb1805.D	Calibration	Phenanthrene-d10	11.082	1582606	1024056	1.5454	74.7048	75.0000	99.6
Feb1806.D	Calibration	Phenanthrene-d10	11.072	970759	1023524	0.9484	48.9894	50.0000	98.0
Feb1807.D	Calibration	Phenanthrene-d10	11.072	102631	904268	0.1135	8.3322	10.0000	83.3
Feb1808.D	Calibration	Phenanthrene-d10	11.072	40976	920853	0.0445	4.6518	4.0000	116.3
Feb1809.D	QC	Phenanthrene-d10	11.082	1581866	958315	1.6507	79.0134	75.0000	105.4

Quantitative Analysis Results Summary Report

Compound: Fluoranthene

Data File	Sample Type	ISTD	RT	Resp	ISTD Resp	Resp Ratio	Final Conc	Exp. Conc	Accuracy
Feb1802.D	Calibration	Phenanthrene-d10	11.974	3397461	976452	3.4794	148.7725	150.0000	99.2
Feb1803.D	Calibration	Phenanthrene-d10	11.964	2925734	1039609	2.8143	120.7096	120.0000	100.6
Feb1804.D	Calibration	Phenanthrene-d10	11.964	2487478	1045119	2.3801	102.2753	100.0000	102.3
Feb1805.D	Calibration	Phenanthrene-d10	11.953	1750781	1024056	1.7097	73.6261	75.0000	98.2
Feb1806.D	Calibration	Phenanthrene-d10	11.954	1175583	1023524	1.1486	49.4749	50.0000	98.9
Feb1807.D	Calibration	Phenanthrene-d10	11.943	220272	904268	0.2436	10.1778	10.0000	101.8
Feb1808.D	Calibration	Phenanthrene-d10	11.943	93335	920853	0.1014	3.9622	4.0000	99.1
Feb1809.D	QC	Phenanthrene-d10	11.953	1727903	958315	1.8031	77.6312	75.0000	103.5

Compound: Benzidine

Data File	Sample Type	ISTD	RT	Resp	ISTD Resp	Resp Ratio	Final Conc	Exp. Conc	Accuracy
Feb1802.D	Calibration	Phenanthrene-d10	12.349	1083722	976452	1.1099	152.2725	150.0000	101.5
Feb1803.D	Calibration	Phenanthrene-d10	12.349	925246	1039609	0.8900	114.7160	120.0000	95.6
Feb1804.D	Calibration	Phenanthrene-d10	12.349	841681	1045119	0.8053	101.7540	100.0000	101.8
Feb1805.D	Calibration	Phenanthrene-d10	12.348	646709	1024056	0.6315	77.0454	75.0000	102.7
Feb1806.D	Calibration	Phenanthrene-d10	12.338	430095	1023524	0.4202	49.7161	50.0000	99.4
Feb1807.D	Calibration	Phenanthrene-d10	12.338	65045	904268	0.0719	9.3957	10.0000	94.0
Feb1808.D	Calibration	Phenanthrene-d10	12.328	22030	920853	0.0239	4.2042	4.0000	105.1
Feb1809.D	QC	Phenanthrene-d10	12.338	590851	958315	0.6166	75.0213	75.0000	100.0

Compound: Pyrene

Data File	Sample Type	ISTD	RT	Resp	ISTD Resp	Resp Ratio	Final Conc	Exp. Conc	Accuracy
Feb1802.D	Calibration	Phenanthrene-d10	12.399	3679726	976452	3.7685	149.9738	150.0000	100.0
Feb1803.D	Calibration	Phenanthrene-d10	12.389	3111401	1039609	2.9929	118.6872	120.0000	98.9
Feb1804.D	Calibration	Phenanthrene-d10	12.389	2716593	1045119	2.5993	102.8837	100.0000	102.9
Feb1805.D	Calibration	Phenanthrene-d10	12.379	1900991	1024056	1.8563	73.1770	75.0000	97.6
Feb1806.D	Calibration	Phenanthrene-d10	12.379	1308067	1023524	1.2780	50.1685	50.0000	100.3
Feb1807.D	Calibration	Phenanthrene-d10	12.369	240962	904268	0.2665	10.1636	10.0000	101.6
Feb1808.D	Calibration	Phenanthrene-d10	12.369	100018	920853	0.1086	3.9475	4.0000	98.7
Feb1809.D	QC	Phenanthrene-d10	12.379	1840668	958315	1.9207	75.7452	75.0000	101.0

Compound: Terphenyl-d14

Data File	Sample Type	ISTD	RT	Resp	ISTD Resp	Resp Ratio	Final Conc	Exp. Conc	Accuracy
Feb1802.D	Calibration	Phenanthrene-d10	12.885	2533921	976452	2.5950	152.1715	150.0000	101.4
Feb1803.D	Calibration	Phenanthrene-d10	12.885	2133936	1039609	2.0526	120.3656	120.0000	100.3
Feb1804.D	Calibration	Phenanthrene-d10	12.885	1793874	1045119	1.7164	100.6508	100.0000	100.7
Feb1805.D	Calibration	Phenanthrene-d10	12.875	1286275	1024056	1.2561	73.6549	75.0000	98.2
Feb1806.D	Calibration	Phenanthrene-d10	12.875	851147	1023524	0.8316	48.7638	50.0000	97.5
Feb1807.D	Calibration	Phenanthrene-d10	12.865	148383	904268	0.1641	9.6223	10.0000	96.2
Feb1808.D	Calibration	Phenanthrene-d10	12.865	66357	920853	0.0721	4.2256	4.0000	105.6
Feb1809.D	QC	Phenanthrene-d10	12.875	1184579	958315	1.2361	72.4848	75.0000	96.6

Quantitative Analysis Results Summary Report

Compound: Butylbenzylphthalate

Data File	Sample Type	ISTD	RT	Resp	ISTD Resp	Resp Ratio	Final Conc	Exp. Conc	Accuracy
Feb1802.D	Calibration	Chrysene-d12	14.337	1276176	738370	1.7284	146.7579	150.0000	97.8
Feb1803.D	Calibration	Chrysene-d12	14.326	1038779	762297	1.3627	123.2154	120.0000	102.7
Feb1804.D	Calibration	Chrysene-d12	14.326	817626	760735	1.0748	102.9690	100.0000	103.0
Feb1805.D	Calibration	Chrysene-d12	14.316	511792	719604	0.7112	74.4763	75.0000	99.3
Feb1806.D	Calibration	Chrysene-d12	14.316	305113	738511	0.4131	47.6282	50.0000	95.3
Feb1807.D	Calibration	Chrysene-d12	14.296	40092	657154	0.0610	9.1160	10.0000	91.2
Feb1808.D	Calibration	Chrysene-d12	14.296	16114	663666	0.0243	4.4368	4.0000	110.9
Feb1809.D	QC	Chrysene-d12	14.316	535896	682685	0.7850	80.5784	75.0000	107.4

Compound: Benzo(a)Anthracene

Data File	Sample Type	ISTD	RT	Resp	ISTD Resp	Resp Ratio	Final Conc	Exp. Conc	Accuracy
Feb1802.D	Calibration	Chrysene-d12	15.543	2842112	738370	3.8492	149.7505	150.0000	99.8
Feb1803.D	Calibration	Chrysene-d12	15.532	2429458	762297	3.1870	123.9899	120.0000	103.3
Feb1804.D	Calibration	Chrysene-d12	15.522	2034255	760735	2.6741	104.0334	100.0000	104.0
Feb1805.D	Calibration	Chrysene-d12	15.512	1426052	719604	1.9817	77.0979	75.0000	102.8
Feb1806.D	Calibration	Chrysene-d12	15.512	944328	738511	1.2787	49.7470	50.0000	99.5
Feb1807.D	Calibration	Chrysene-d12	15.492	157876	657154	0.2402	9.3465	10.0000	93.5
Feb1808.D	Calibration	Chrysene-d12	15.492	66223	663666	0.0998	3.8821	4.0000	97.1
Feb1809.D	QC	Chrysene-d12	15.512	1445216	682685	2.1170	82.3594	75.0000	109.8

Compound: Chrysene

Data File	Sample Type	ISTD	RT	Resp	ISTD Resp	Resp Ratio	Final Conc	Exp. Conc	Accuracy
Feb1802.D	Calibration	Chrysene-d12	15.655	3033845	738370	4.1088	147.3118	150.0000	98.2
Feb1803.D	Calibration	Chrysene-d12	15.645	2630114	762297	3.4502	122.2787	120.0000	101.9
Feb1804.D	Calibration	Chrysene-d12	15.645	2211531	760735	2.9071	102.0757	100.0000	102.1
Feb1805.D	Calibration	Chrysene-d12	15.624	1551059	719604	2.1554	74.7328	75.0000	99.6
Feb1806.D	Calibration	Chrysene-d12	15.624	1050170	738511	1.4220	48.6971	50.0000	97.4
Feb1807.D	Calibration	Chrysene-d12	15.594	193047	657154	0.2938	9.7877	10.0000	97.9
Feb1808.D	Calibration	Chrysene-d12	15.594	83685	663666	0.1261	4.1164	4.0000	102.9
Feb1809.D	QC	Chrysene-d12	15.624	1558124	682685	2.2823	79.3013	75.0000	105.7

Compound: 3,3-Dichlorobenzidine

Data File	Sample Type	ISTD	RT	Resp	ISTD Resp	Resp Ratio	Final Conc	Exp. Conc	Accuracy
Feb1802.D	Calibration	Chrysene-d12	15.706	1089020	738370	1.4749	145.8673	150.0000	97.2
Feb1803.D	Calibration	Chrysene-d12	15.696	921207	762297	1.2085	123.4767	120.0000	102.9
Feb1804.D	Calibration	Chrysene-d12	15.696	749360	760735	0.9850	103.7644	100.0000	103.8
Feb1805.D	Calibration	Chrysene-d12	15.686	486419	719604	0.6760	74.8233	75.0000	99.8
Feb1806.D	Calibration	Chrysene-d12	15.675	299783	738511	0.4059	47.6188	50.0000	95.2
Feb1807.D	Calibration	Chrysene-d12	15.655	35676	657154	0.0543	8.7092	10.0000	87.1
Feb1808.D	Calibration	Chrysene-d12	15.655	12724	663666	0.0192	4.5577	4.0000	113.9
Feb1809.D	QC	Chrysene-d12	15.675	412447	682685	0.6042	67.7817	75.0000	90.4

Quantitative Analysis Results Summary Report

Compound: bis(2-ethylhexyl)Phthalate

Data File	Sample Type	ISTD	RT	Resp	ISTD Resp	Resp Ratio	Final Conc	Exp. Conc	Accuracy
Feb1802.D	Calibration	Chrysene-d12	16.391	446103	738370	0.6042	146.9804	150.0000	98.0
Feb1803.D	Calibration	Chrysene-d12	16.381	364319	762297	0.4779	124.1299	120.0000	103.4
Feb1804.D	Calibration	Chrysene-d12	16.381	275164	760735	0.3617	100.9022	100.0000	100.9
Feb1805.D	Calibration	Chrysene-d12	16.370	177810	719604	0.2471	75.1376	75.0000	100.2
Feb1806.D	Calibration	Chrysene-d12	16.370	104536	738511	0.1415	47.6952	50.0000	95.4
Feb1807.D	Calibration	Chrysene-d12	16.360	15117	657154	0.0230	9.4865	10.0000	94.9
Feb1808.D	Calibration	Chrysene-d12	16.360	6272	663666	0.0095	4.2962	4.0000	107.4
Feb1809.D	QC	Chrysene-d12	16.370	177710	682685	0.2603	78.2900	75.0000	104.4

Compound: Di-n-octyl Phthalate

Data File	Sample Type	ISTD	RT	Resp	ISTD Resp	Resp Ratio	Final Conc	Exp. Conc	Accuracy
Feb1802.D	Calibration	Perylene-d12	18.153	3050804	481121	6.3410	147.3012	150.0000	98.2
Feb1803.D	Calibration	Perylene-d12	18.143	2494942	510577	4.8865	121.1100	120.0000	100.9
Feb1804.D	Calibration	Perylene-d12	18.143	1958854	488188	4.0125	104.0154	100.0000	104.0
Feb1805.D	Calibration	Perylene-d12	18.132	1227671	451626	2.7183	76.2190	75.0000	101.6
Feb1806.D	Calibration	Perylene-d12	18.133	706918	469307	1.5063	46.4377	50.0000	92.9
Feb1807.D	Calibration	Perylene-d12	18.123	98225	409570	0.2398	9.0329	10.0000	90.3
Feb1808.D	Calibration	Perylene-d12	18.123	42821	406987	0.1052	4.4834	4.0000	112.1
Feb1809.D	QC	Perylene-d12	18.133	1235233	436518	2.8297	78.7517	75.0000	105.0

Compound: Benzo(b)fluoranthene

Data File	Sample Type	ISTD	RT	Resp	ISTD Resp	Resp Ratio	Final Conc	Exp. Conc	Accuracy
Feb1802.D	Calibration	Perylene-d12	18.396	2701361	481121	5.6147	147.7569	150.0000	98.5
Feb1803.D	Calibration	Perylene-d12	18.386	2384843	510577	4.6709	120.7133	120.0000	100.6
Feb1804.D	Calibration	Perylene-d12	18.386	1951128	488188	3.9967	102.0750	100.0000	102.1
Feb1805.D	Calibration	Perylene-d12	18.375	1375648	451626	3.0460	76.6560	75.0000	102.2
Feb1806.D	Calibration	Perylene-d12	18.365	908237	469307	1.9353	48.1054	50.0000	96.2
Feb1807.D	Calibration	Perylene-d12	18.355	146871	409570	0.3586	9.4383	10.0000	94.4
Feb1808.D	Calibration	Perylene-d12	18.345	57119	406987	0.1403	4.2415	4.0000	106.0
Feb1809.D	QC	Perylene-d12	18.376	1337400	436518	3.0638	77.1232	75.0000	102.8

Compound: Benzo(k)fluoranthene

Data File	Sample Type	ISTD	RT	Resp	ISTD Resp	Resp Ratio	Final Conc	Exp. Conc	Accuracy
Feb1802.D	Calibration	Perylene-d12	18.467	2958362	481121	6.1489	149.1473	150.0000	99.4
Feb1803.D	Calibration	Perylene-d12	18.457	2491030	510577	4.8789	117.5947	120.0000	98.0
Feb1804.D	Calibration	Perylene-d12	18.457	2129075	488188	4.3612	104.8718	100.0000	104.9
Feb1805.D	Calibration	Perylene-d12	18.446	1413651	451626	3.1301	74.9266	75.0000	99.9
Feb1806.D	Calibration	Perylene-d12	18.436	956185	469307	2.0374	48.7004	50.0000	97.4
Feb1807.D	Calibration	Perylene-d12	18.406	156598	409570	0.3823	9.5815	10.0000	95.8
Feb1808.D	Calibration	Perylene-d12	18.406	61699	406987	0.1516	4.1837	4.0000	104.6
Feb1809.D	QC	Perylene-d12	18.436	1401698	436518	3.2111	76.8826	75.0000	102.5

Quantitative Analysis Results Summary Report

Compound: Benzo(a)pyrene

Data File	Sample Type	ISTD	RT	Resp	ISTD Resp	Resp Ratio	Final Conc	Exp. Conc	Accuracy
Feb1802.D	Calibration	Perylene-d12	19.004	2621643	481121	5.4490	147.4984	150.0000	98.3
Feb1803.D	Calibration	Perylene-d12	18.993	2323286	510577	4.5503	122.2376	120.0000	101.9
Feb1804.D	Calibration	Perylene-d12	18.993	1849719	488188	3.7889	101.2295	100.0000	101.2
Feb1805.D	Calibration	Perylene-d12	18.983	1275566	451626	2.8244	75.1028	75.0000	100.1
Feb1806.D	Calibration	Perylene-d12	18.973	873144	469307	1.8605	49.5090	50.0000	99.0
Feb1807.D	Calibration	Perylene-d12	18.953	122603	409570	0.2993	9.0742	10.0000	90.7
Feb1808.D	Calibration	Perylene-d12	18.953	46309	406987	0.1138	4.3474	4.0000	108.7
Feb1809.D	QC	Perylene-d12	18.983	1242141	436518	2.8456	75.6708	75.0000	100.9

Compound: Indeno(1,2,3-c,d)pyrene

Data File	Sample Type	ISTD	RT	Resp	ISTD Resp	Resp Ratio	Final Conc	Exp. Conc	Accuracy
Feb1802.D	Calibration	Perylene-d12	20.776	2181733	481121	4.5347	147.0742	150.0000	98.0
Feb1803.D	Calibration	Perylene-d12	20.765	1895312	510577	3.7121	119.1149	120.0000	99.3
Feb1804.D	Calibration	Perylene-d12	20.765	1633072	488188	3.3452	106.8898	100.0000	106.9
Feb1805.D	Calibration	Perylene-d12	20.755	1059042	451626	2.3450	74.2839	75.0000	99.0
Feb1806.D	Calibration	Perylene-d12	20.745	711904	469307	1.5169	48.0345	50.0000	96.1
Feb1807.D	Calibration	Perylene-d12	20.725	105841	409570	0.2584	9.3155	10.0000	93.2
Feb1808.D	Calibration	Perylene-d12	20.725	37542	406987	0.0922	4.3025	4.0000	107.6
Feb1809.D	QC	Perylene-d12	20.755	1059011	436518	2.4260	76.8896	75.0000	102.5

Compound: Dibenzo(a,h)anthracene

Data File	Sample Type	ISTD	RT	Resp	ISTD Resp	Resp Ratio	Final Conc	Exp. Conc	Accuracy
Feb1802.D	Calibration	Perylene-d12	20.836	2406140	481121	5.0011	147.0838	150.0000	98.1
Feb1803.D	Calibration	Perylene-d12	20.836	2141448	510577	4.1942	122.7774	120.0000	102.3
Feb1804.D	Calibration	Perylene-d12	20.826	1675258	488188	3.4316	100.1029	100.0000	100.1
Feb1805.D	Calibration	Perylene-d12	20.816	1205859	451626	2.6700	77.7360	75.0000	103.6
Feb1806.D	Calibration	Perylene-d12	20.816	767418	469307	1.6352	47.7678	50.0000	95.5
Feb1807.D	Calibration	Perylene-d12	20.796	114340	409570	0.2792	9.2034	10.0000	92.0
Feb1808.D	Calibration	Perylene-d12	20.796	43122	406987	0.1060	4.3328	4.0000	108.3
Feb1809.D	QC	Perylene-d12	20.816	1185669	436518	2.7162	79.0840	75.0000	105.4

Compound: Benzo(g,h,i)perylene

Data File	Sample Type	ISTD	RT	Resp	ISTD Resp	Resp Ratio	Final Conc	Exp. Conc	Accuracy
Feb1802.D	Calibration	Perylene-d12	21.110	2544345	481121	5.2884	147.4139	150.0000	98.3
Feb1803.D	Calibration	Perylene-d12	21.110	2227367	510577	4.3625	120.9102	120.0000	100.8
Feb1804.D	Calibration	Perylene-d12	21.100	1825037	488188	3.7384	103.2475	100.0000	103.2
Feb1805.D	Calibration	Perylene-d12	21.089	1242728	451626	2.7517	75.6388	75.0000	100.9
Feb1806.D	Calibration	Perylene-d12	21.079	822853	469307	1.7533	48.0870	50.0000	96.2
Feb1807.D	Calibration	Perylene-d12	21.059	135480	409570	0.3308	9.4619	10.0000	94.6
Feb1808.D	Calibration	Perylene-d12	21.059	55564	406987	0.1365	4.2432	4.0000	106.1
Feb1809.D	QC	Perylene-d12	21.089	1251600	436518	2.8672	78.8525	75.0000	105.1

Initial Calibration Report - Instrument #1

Method Path
 Method File
 Batch Name \\MASSHUNTER\Org\Data\SV5973N.I\sd021822\DoD BNA cal 1\QuantResults\021822 DoD BNA cal.batch.bin
 Last Calib Update 2/19/2022 1:06:17 PM

Level Name	Calibration Files	Acq. Date-Time	Level Last Update Time
7	\\MASSHUNTER\Org\Data\SV5973N.I\sd021822\DoD BNA cal 1\Feb1802.D	2/19/2022 8:21:26 AM	2/19/2022 1:06:16 PM
6	\\MASSHUNTER\Org\Data\SV5973N.I\sd021822\DoD BNA cal 1\Feb1803.D	2/19/2022 8:53:27 AM	2/19/2022 1:06:16 PM
5	\\MASSHUNTER\Org\Data\SV5973N.I\sd021822\DoD BNA cal 1\Feb1804.D	2/19/2022 9:25:44 AM	2/19/2022 1:06:16 PM
4	\\MASSHUNTER\Org\Data\SV5973N.I\sd021822\DoD BNA cal 1\Feb1805.D	2/19/2022 9:57:53 AM	2/19/2022 1:06:16 PM
3	\\MASSHUNTER\Org\Data\SV5973N.I\sd021822\DoD BNA cal 1\Feb1806.D	2/19/2022 10:43:35 AM	2/19/2022 1:06:16 PM
2	\\MASSHUNTER\Org\Data\SV5973N.I\sd021822\DoD BNA cal 1\Feb1807.D	2/19/2022 11:15:42 AM	2/19/2022 1:06:16 PM
1	\\MASSHUNTER\Org\Data\SV5973N.I\sd021822\DoD BNA cal 1\Feb1808.D	2/19/2022 11:48:03 AM	2/19/2022 1:06:16 PM

Compound	Curve Fit	7	6	5	4	3	2	1	Avg RF	%RSD
I 1,4-Dichlorobenzene-d4										
----- ISTD -----										
T N-Nitrosodimethylamine	Quadratic	0.3243	0.2985	0.3195	0.2839	0.2598	0.2745	0.2922	0.2933	7.920
T Pyridine	Quadratic	0.7400	0.7709	0.7570	0.7078	0.6954	0.5631	0.7097	0.7063	9.764
S 2-Fluorophenol	Quadratic	0.9652	0.9672	0.9894	0.9310	0.9149	0.7633	0.8362	0.9096	8.981
T Aniline	Quadratic	1.6183	1.7427	1.7633	1.6994	1.6913	1.4653	1.3997	1.6257	8.672
S Phenol-d5	Quadratic	1.1687	1.2283	1.2248	1.2055	1.1921	1.0304	0.9307	1.1401	10.041
T Phenol	Quadratic	1.3100	1.4181	1.3590	1.3439	1.3019	1.1283	0.9997	1.2658	11.671
T bis(-2-Chloroethyl)Ether	Quadratic	0.8789	0.9175	0.9138	0.9252	0.8869	0.8019	0.7334	0.8654	8.272
T 2-Chlorophenol	Quadratic	1.0047	1.0717	1.0957	1.0809	1.0411	0.9391	0.7975	1.0044	10.534
T 1,3-Dichlorobenzene	Quadratic	1.2427	1.3513	1.3655	1.3980	1.3518	1.4120	1.4959	1.3739	5.575
T 1,4-Dichlorobenzene	Quadratic	1.2104	1.3158	1.3688	1.4187	1.3711	1.4187	1.5822	1.3837	8.181
T 1,2-Dichlorobenzene	Quadratic	1.2271	1.2910	1.3203	1.3567	1.3485	1.3749	1.3615	1.3257	3.914
T Benzyl Alcohol	Quadratic	0.6020	0.6253	0.5918	0.5392	0.4699	0.3878	0.3950	0.5159	19.194 #
T bis(2-chloroisopropyl)Ether	Quadratic	0.3319	0.3696	0.3613	0.3620	0.3542	0.3332	0.3281	0.3486	4.900
T 2-Methylphenol	Quadratic	0.8871	0.9653	0.9660	0.9080	0.9176	0.8346	0.8032	0.8974	6.863
T N-nitroso-Di-n-propylamine	Quadratic	0.6999	0.6577	0.6507	0.6439	0.6514	0.5027	0.4578	0.6092	14.921
T 4Methylphenol/3Methylphenol	Quadratic	1.2025	1.2416	1.2962	1.3107	1.2436	1.0986	1.2087	1.2288	5.725
T Hexachloroethane	Quadratic	0.4085	0.4345	0.4271	0.4092	0.3901	0.3750	0.3803	0.4035	5.640
S Nitrobenzene-d5	Quadratic	0.6738	0.7051	0.6994	0.6766	0.6385	0.5658	0.5477	0.6438	9.855
T Nitrobenzene	Quadratic	0.3037	0.3419	0.3675	0.3213	0.3380	0.2251	0.2271	0.3035	18.579 #
I Naphthalene-d8										
----- ISTD -----										
T Isophorone	Quadratic	0.5465	0.5747	0.5618	0.5685	0.5191	0.4128	0.4001	0.5119	14.530
T 2-Nitrophenol	Quadratic	0.1353	0.1435	0.1351	0.1189	0.1098	0.0819	0.0806	0.1150	22.302 #
T 2,4-Dimethylphenol	Quadratic	0.2318	0.2583	0.2769	0.2594	0.2341	0.2242	0.2465	0.2473	7.547
T bis(-2-Chloroethoxy)Methane	Quadratic	0.3237	0.3515	0.3287	0.3054	0.3191	0.2544	0.2255	0.3012	14.879
T 2,4-Dichlorophenol	Quadratic	0.2385	0.2626	0.2535	0.2467	0.2279	0.2020	0.1870	0.2312	11.968
T Benzoic Acid	Quadratic	0.1546	0.1639	0.1346	0.1378	0.1136	0.0792	0.0964	0.1257	24.477 #
T 1,2,4-Trichlorobenzene	Quadratic	0.2717	0.2827	0.2929	0.3058	0.2873	0.2929	0.2949	0.2898	3.689
T Naphthalene	Quadratic	0.7728	0.8518	0.8781	0.9143	0.8359	0.9141	0.9968	0.8805	8.060
T 4-Chlorophenol	Quadratic	0.0920	0.0950	0.0936	0.0932	0.0880	0.0989	0.1046	0.0950	5.611

Initial Calibration Report - Instrument #1

Compound	Curve Fit	7	6	5	4	3	2	1	Avg RF	%RSD
T p-Chloroaniline	Quadratic	0.3270	0.3312	0.3290	0.3634	0.3412	0.3015	0.3243	0.3311	5.643
T Hexachlorobutadiene	Quadratic	0.1525	0.1551	0.1593	0.1580	0.1416	0.1424	0.1527	0.1517	4.655
T 4-Chloro-2-Methylphenol	Quadratic	0.2102	0.2334	0.2337	0.2373	0.2063	0.2198	0.2248	0.2236	5.416
T 4-Chloro-3-Methylphenol	Avg RF	0.2313	0.2464	0.2380	0.2403	0.2348	0.2169	0.2593	0.2382	5.503
T 2-Methylnaphthalene	Quadratic	0.5147	0.5015	0.4997	0.4874	0.5050	0.5510	0.5933	0.5218	7.165
T 1-Methylnaphthalene	Quadratic	0.4888	0.4964	0.4710	0.4720	0.5060	0.5379	0.5952	0.5096	8.652
I Acenaphthene-d10										
----- ISTD -----										
T Hexachlorocyclopentadiene	Quadratic	0.1727	0.1710	0.1809	0.1707	0.1553	0.1046	0.0784	0.1477	26.976 #
T 2,4,6-Trichlorophenol	Quadratic	0.2836	0.3161	0.3240	0.2906	0.2560	0.2045	0.1714	0.2637	21.667 #
T 2,4,5-Trichlorophenol	Quadratic	0.3276	0.3404	0.3341	0.3418	0.3069	0.2512	0.2523	0.3078	12.992
S 2-Fluorobiphenyl	Quadratic	1.1777	1.2010	1.2690	1.1597	1.1550	1.2126	1.3227	1.2140	5.074
T 2-Chloronaphthalene	Avg RF	0.9804	0.9694	1.0017	1.0565	0.9983	1.0080	1.0026	1.0024	2.748
T 2-Nitroaniline	Quadratic	0.1704	0.1974	0.1987	0.1636	0.1669	0.1119	0.1126	0.1602	22.249 #
T Dimethyl Phthalate	Quadratic	1.0613	1.0401	1.0289	1.0856	0.9048	0.6466	0.6475	0.9164	21.030 #
T 2,6-Dinitrotoluene	Quadratic	0.1307	0.1566	0.1370	0.1392	0.1274	0.0987	0.0838	0.1248	20.091 #
T Acenaphthylene	Quadratic	1.5869	1.6155	1.5799	1.5867	1.6429	1.4697	1.4727	1.5649	4.319
T 3-Nitroaniline	Quadratic	0.1573	0.1791	0.1622	0.1608	0.1365	0.0963	0.0812	0.1390	26.453 #
T Acenaphthene	Quadratic	0.8814	0.8711	0.8866	0.9469	0.9545	0.9511	1.0247	0.9309	5.886
T 2,4-Dinitrophenol	Quadratic	0.0827	0.0800	0.0778	0.0680	0.0602	0.0284	0.0114	0.0584	47.626 #
T Dibenzofuran	Quadratic	1.3592	1.4158	1.4830	1.6492	1.4221	1.5184	1.6411	1.4984	7.500
T 2,4-Dinitrotoluene	Quadratic	0.1901	0.1905	0.1813	0.1732	0.1592	0.1080	0.1184	0.1601	21.171 #
T 4-Nitrophenol	Quadratic	0.1763	0.1893	0.1795	0.1716	0.1494	0.1132	0.0728	0.1503	28.341 #
T Diethylphthalate	Quadratic	1.0786	1.1473	1.0577	1.1049	0.9209	0.6408	0.5289	0.9256	26.488 #
T Fluorene	Quadratic	1.1919	1.1310	1.1794	1.2606	1.2252	1.2673	1.3368	1.2274	5.519
T 4-Chlorophenyl-phenylether	Quadratic	0.5308	0.5896	0.5830	0.5242	0.4945	0.5092	0.5067	0.5340	7.056
I Phenanthrene-d10										
----- ISTD -----										
T 4-Nitroaniline	Quadratic	0.0994	0.0935	0.1107	0.0954	0.0808	0.0576	0.0401	0.0825	30.459 #
T 4,6-Dinitro-2-methylphenol	Quadratic	0.0665	0.0643	0.0640	0.0538	0.0532	0.0329	0.0238	0.0512	32.554 #
T N-nitrosodiphenylamine	Quadratic	0.4501	0.4535	0.4578	0.4391	0.4404	0.4280	0.4681	0.4481	2.983
T Azobenzene	Quadratic	0.6429	0.6197	0.5812	0.5923	0.5922	0.4012	0.3584	0.5411	20.844 #
S 2,4,6-Tribromophenol	Quadratic	0.0628	0.0601	0.0584	0.0539	0.0487	0.0364	0.0368	0.0510	21.212 #
T 4-Bromophenyl-phenylether	Quadratic	0.1810	0.1890	0.1752	0.1517	0.1682	0.1462	0.1206	0.1617	14.650
T Hexachlorobenzene	Quadratic	0.1633	0.1766	0.1870	0.1630	0.1626	0.1647	0.1732	0.1701	5.483
T Pentachlorophenol	Quadratic	0.0936	0.0873	0.0895	0.0758	0.0717	0.0482	0.0381	0.0720	29.670 #
T Phenanthrene	Quadratic	0.8554	0.8953	0.9894	0.9026	0.9082	0.9924	1.0817	0.9464	8.244
T Anthracene	Avg RF	0.8389	0.8699	0.9459	0.9102	0.8540	0.8482	0.8577	0.8750	4.440
T Triallate	Quadratic	0.2309	0.2233	0.2183	0.2040	0.1996	0.1405	0.1207	0.1910	22.533 #
T Carbazole	Quadratic	0.8934	0.8961	0.8935	0.8845	0.8785	0.8822	0.8502	0.8827	1.787
T o-Terphenyl	Quadratic	0.4637	0.5066	0.5201	0.4719	0.4764	0.4913	0.5403	0.4958	5.637
T Di-n-Butylphthalate	Quadratic	0.9411	0.9184	0.9106	0.8242	0.7588	0.4540	0.4450	0.7503	28.634 #
T Fluoranthene	Quadratic	0.9278	0.9381	0.9520	0.9118	0.9189	0.9744	1.0136	0.9481	3.772
T Benzidine	Quadratic	0.2960	0.2967	0.3221	0.3368	0.3362	0.2877	0.2392	0.3021	11.300
T Pyrene	Quadratic	1.0049	0.9976	1.0397	0.9900	1.0224	1.0659	1.0861	1.0295	3.517

Initial Calibration Report - Instrument #1

Compound	Curve Fit	7	6	5	4	3	2	1	Avg RF	%RSD
S Terphenyl-d14	Avg RF	0.6920	0.6842	0.6866	0.6699	0.6653	0.6564	0.7206	0.6821	3.110
I Chrysene-d12										
----- ISTD -----										
T Butylbenzylphthalate	Quadratic	0.4609	0.4542	0.4299	0.3793	0.3305	0.2440	0.2428	0.3631	25.715 #
T Benzo(a)Anthracene	Avg RF	1.0264	1.0623	1.0696	1.0569	1.0230	0.9610	0.9978	1.0282	3.804
T Chrysene	Quadratic	1.0957	1.1501	1.1628	1.1496	1.1376	1.1750	1.2610	1.1617	4.340
T 3,3-Dichlorobenzidine	Quadratic	0.3933	0.4028	0.3940	0.3605	0.3247	0.2172	0.1917	0.3263	26.870 #
T bis(2-ethylhexyl)Phthalate	Quadratic	0.1611	0.1593	0.1447	0.1318	0.1132	0.0920	0.0945	0.1281	22.546 #
I Perylene-d12										
----- ISTD -----										
T Di-n-octyl Phthalate	Quadratic	1.6909	1.6288	1.6050	1.4498	1.2050	0.9593	1.0522	1.3702	21.661 #
T Benzo(b)fluoranthene	Quadratic	1.4973	1.5570	1.5987	1.6245	1.5482	1.4344	1.4035	1.5234	5.402
T Benzo(k)fluoranthene	Quadratic	1.6397	1.6263	1.7445	1.6694	1.6300	1.5294	1.5160	1.6222	4.870
T Benzo(a)pyrene	Quadratic	1.4531	1.5168	1.5156	1.5063	1.4884	1.1974	1.1378	1.4022	11.598
T Indeno(1,2,3-c,d)pyrene	Quadratic	1.2093	1.2374	1.3381	1.2506	1.2135	1.0337	0.9224	1.1721	12.194
T Dibenzo(a,h)anthracene	Quadratic	1.3336	1.3981	1.3726	1.4240	1.3082	1.1167	1.0596	1.2875	11.066
T Benzo(g,h,i)perylene	Quadratic	1.4102	1.4542	1.4954	1.4676	1.4027	1.3231	1.3652	1.4169	4.256

(RedFont and #) = Outlier Flag; (I) = Internal Standard; (T) = Target; (S) = Surrogate; (M) = Matrix Spike

Compounds with Curve fitting not using Avg Response Factor:

Compound	Curve Fit	Curve Fit Formula	Curve Fit R2
T N-Nitrosodimethylamine	Quadratic	$y = 0.021792 * x^2 + 0.241995 * x + 0.004989$	0.998173
T Pyridine	Quadratic	$y = 0.020939 * x^2 + 0.685055 * x - 0.007221$	0.998401
S 2-Fluorophenol	Quadratic	$y = 0.017637 * x^2 + 0.917012 * x - 0.016913$	0.999247
T Aniline	Quadratic	$y = -0.040399 * x^2 + 1.831027 * x - 0.056516$	0.998821
S Phenol-d5	Quadratic	$y = -0.017215 * x^2 + 1.265785 * x - 0.040467$	0.999501
T Phenol	Quadratic	$y = -0.006340 * x^2 + 1.386108 * x - 0.046604$	0.998724
T bis(-2-Chloroethyl)Ether	Quadratic	$y = -0.014228 * x^2 + 0.952888 * x - 0.026423$	0.999569
T 2-Chlorophenol	Quadratic	$y = -0.032160 * x^2 + 1.160360 * x - 0.041785$	0.999122
T 1,3-Dichlorobenzene	Quadratic	$y = -0.057787 * x^2 + 1.490596 * x - 0.004997$	0.999132
T 1,4-Dichlorobenzene	Quadratic	$y = -0.081700 * x^2 + 1.543892 * x - 0.005009$	0.999030
T 1,2-Dichlorobenzene	Quadratic	$y = -0.058444 * x^2 + 1.460442 * x - 0.012206$	0.999839
T Benzyl Alcohol	Quadratic	$y = 0.044827 * x^2 + 0.462709 * x - 0.012139$	0.997337
T bis(2-chloroisopropyl)Ether	Quadratic	$y = -0.011494 * x^2 + 0.388854 * x - 0.008302$	0.998438
T 2-Methylphenol	Quadratic	$y = -0.014016 * x^2 + 0.975891 * x - 0.022715$	0.998349
T N-nitroso-Di-n-propylamine	Quadratic	$y = 0.022209 * x^2 + 0.611394 * x - 0.018264$	0.999422
T 4Methylphenol/3Methylphenol	Quadratic	$y = -0.035283 * x^2 + 1.359332 * x - 0.028435$	0.998951
T Hexachloroethane	Quadratic	$y = 0.004140 * x^2 + 0.407110 * x - 0.004762$	0.998655
S Nitrobenzene-d5	Quadratic	$y = 0.006260 * x^2 + 0.672525 * x - 0.017167$	0.998985
T Nitrobenzene	Quadratic	$y = -0.014810 * x^2 + 0.381147 * x - 0.021730$	0.994287
T Isophorone	Quadratic	$y = 0.001256 * x^2 + 0.561832 * x - 0.022361$	0.998623
T 2-Nitrophenol	Quadratic	$y = 0.009548 * x^2 + 0.107176 * x - 0.004080$	0.996605
T 2,4-Dimethylphenol	Quadratic	$y = -0.008071 * x^2 + 0.276433 * x - 0.006190$	0.994642
T bis(-2-Chloroethoxy)Methane	Quadratic	$y = 0.005370 * x^2 + 0.317578 * x - 0.011206$	0.997681
T 2,4-Dichlorophenol	Quadratic	$y = 4.418395E-004 * x^2 + 0.249497 * x - 0.008193$	0.997504
T Benzoic Acid	Quadratic	$y = 0.015492 * x^2 + 0.103952 * x - 0.002742$	0.994758
T 1,2,4-Trichlorobenzene	Quadratic	$y = -0.011761 * x^2 + 0.319441 * x - 0.003556$	0.999271
T Naphthalene	Quadratic	$y = -0.045271 * x^2 + 0.967369 * x - 0.001945$	0.997876
T 4-Chlorophenol	Quadratic	$y = 8.832489E-004 * x^2 + 0.089781 * x + 0.001564$	0.999409
T p-Chloroaniline	Quadratic	$y = -0.010190 * x^2 + 0.366115 * x - 0.007070$	0.998721
T Hexachlorobutadiene	Quadratic	$y = 0.001101 * x^2 + 0.151420 * x - 7.574592E-004$	0.998681
T 4-Chloro-2-Methylphenol	Quadratic	$y = -0.005202 * x^2 + 0.239882 * x - 0.002907$	0.996463
T 2-Methylnaphthalene	Quadratic	$y = 0.009705 * x^2 + 0.470873 * x + 0.014272$	0.999780
T 1-Methylnaphthalene	Quadratic	$y = 0.003735 * x^2 + 0.470302 * x + 0.013933$	0.999258
T Hexachlorocyclopentadiene	Quadratic	$y = 0.002421 * x^2 + 0.169469 * x - 0.011228$	0.998244
T 2,4,6-Trichlorophenol	Quadratic	$y = 0.002039 * x^2 + 0.298677 * x - 0.016564$	0.993903
T 2,4,5-Trichlorophenol	Quadratic	$y = 0.001705 * x^2 + 0.331601 * x - 0.011548$	0.998610
S 2-Fluorobiphenyl	Quadratic	$y = 0.005157 * x^2 + 1.177766 * x + 0.011490$	0.998583
T 2-Nitroaniline	Quadratic	$y = 0.001296 * x^2 + 0.181434 * x - 0.010093$	0.991068
T Dimethyl Phthalate	Quadratic	$y = 0.029806 * x^2 + 0.971876 * x - 0.046998$	0.997615
T 2,6-Dinitrotoluene	Quadratic	$y = -2.911298E-004 * x^2 + 0.142893 * x - 0.007548$	0.993031
T Acenaphthylene	Quadratic	$y = -0.010001 * x^2 + 1.633544 * x - 0.021625$	0.999749
T 3-Nitroaniline	Quadratic	$y = 0.004389 * x^2 + 0.153444 * x - 0.009589$	0.994163
T Acenaphthene	Quadratic	$y = -0.029072 * x^2 + 0.976289 * x + 0.003199$	0.999473

Initial Calibration Report - Instrument #1

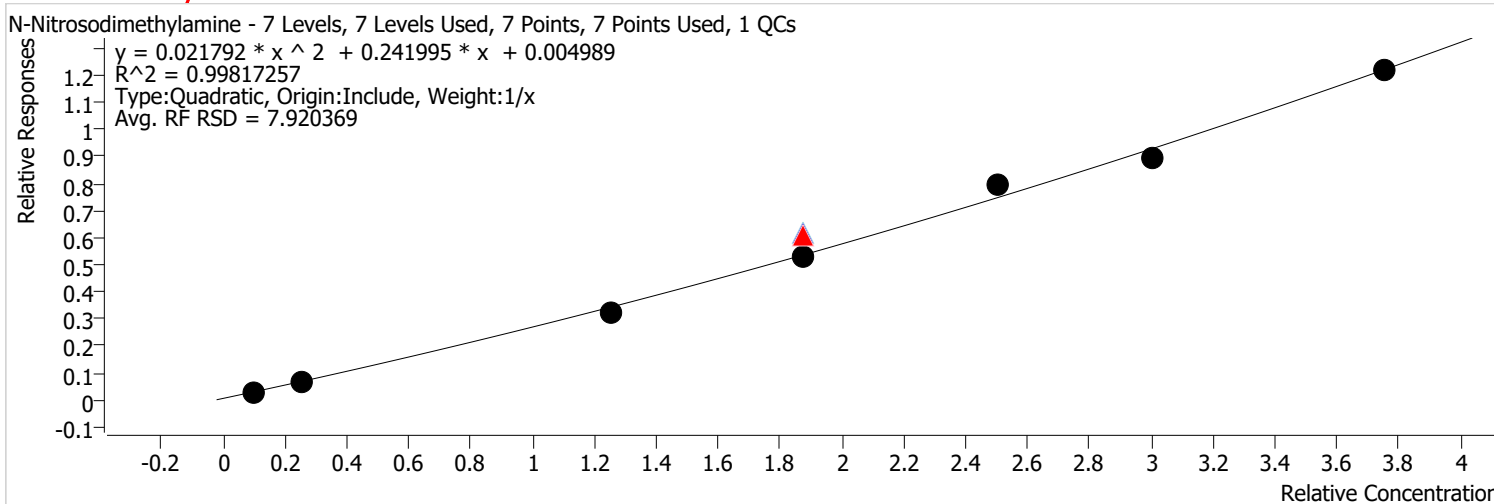
T 2,4-Dinitrophenol	Quadratic	$y = 0.007709 * x^2 + 0.057277 * x - 0.005537$	0.998660
T Dibenzofuran	Quadratic	$y = -0.078813 * x^2 + 1.671612 * x - 0.012833$	0.996920
T 2,4-Dinitrotoluene	Quadratic	$y = 0.011306 * x^2 + 0.153402 * x - 0.005936$	0.998888
T 4-Nitrophenol	Quadratic	$y = 0.006262 * x^2 + 0.163430 * x - 0.010503$	0.997220
T Diethylphthalate	Quadratic	$y = 0.031919 * x^2 + 1.014290 * x - 0.062887$	0.996790
T Fluorene	Quadratic	$y = -0.023000 * x^2 + 1.248480 * x + 0.008905$	0.998810
T 4-Chlorophenyl-phenylether	Quadratic	$y = 0.008736 * x^2 + 0.528573 * x - 0.004479$	0.995687
T 4-Nitroaniline	Quadratic	$y = 0.002828 * x^2 + 0.092399 * x - 0.006449$	0.992581
T 4,6-Dinitro-2-methylphenol	Quadratic	$y = 0.005374 * x^2 + 0.048411 * x - 0.002987$	0.998476
T N-nitrosodiphenylamine	Quadratic	$y = 0.005065 * x^2 + 0.434868 * x + 0.001743$	0.999757
T Azobenzene	Quadratic	$y = 0.024057 * x^2 + 0.554092 * x - 0.024304$	0.999050
S 2,4,6-Tribromophenol	Quadratic	$y = 0.005166 * x^2 + 0.044588 * x - 0.001265$	0.999519
T 4-Bromophenyl-phenylether	Quadratic	$y = 0.009322 * x^2 + 0.151303 * x - 0.002804$	0.996940
T Hexachlorobenzene	Quadratic	$y = -8.088242E-004 * x^2 + 0.173809 * x - 9.761810E-004$	0.995919
T Pentachlorophenol	Quadratic	$y = 0.008092 * x^2 + 0.065126 * x - 0.003350$	0.998609
T Phenanthrene	Quadratic	$y = -0.028459 * x^2 + 0.980706 * x + 0.007476$	0.997405
T Triallate	Quadratic	$y = 0.012405 * x^2 + 0.187943 * x - 0.008336$	0.999700
T Carbazole	Quadratic	$y = 0.004446 * x^2 + 0.879996 * x - 0.002325$	0.999978
T o-Terphenyl	Quadratic	$y = -0.005292 * x^2 + 0.502035 * x + 0.001433$	0.997250
T Di-n-Butylphthalate	Quadratic	$y = 0.064569 * x^2 + 0.728926 * x - 0.041145$	0.998689
T Fluoranthene	Quadratic	$y = 0.005127 * x^2 + 0.913516 * x + 0.010820$	0.999738
T Benzidine	Quadratic	$y = -0.021425 * x^2 + 0.377173 * x - 0.015482$	0.999219
T Pyrene	Quadratic	$y = -0.003799 * x^2 + 1.017139 * x + 0.008273$	0.999630
T Butylbenzylphthalate	Quadratic	$y = 0.047941 * x^2 + 0.297734 * x - 0.009335$	0.998450
T Chrysene	Quadratic	$y = -0.020372 * x^2 + 1.189658 * x + 0.003882$	0.999580
T 3,3-Dichlorobenzidine	Quadratic	$y = 0.021497 * x^2 + 0.331223 * x - 0.018848$	0.998013
T bis(2-ethylhexyl)Phthalate	Quadratic	$y = 0.018118 * x^2 + 0.098204 * x - 0.001306$	0.998634
T Di-n-octyl Phthalate	Quadratic	$y = 0.162869 * x^2 + 1.128485 * x - 0.023317$	0.998248
T Benzo(b)fluoranthene	Quadratic	$y = -0.044563 * x^2 + 1.695133 * x - 0.038901$	0.999411
T Benzo(k)fluoranthene	Quadratic	$y = -0.015793 * x^2 + 1.715381 * x - 0.027642$	0.999129
T Benzo(a)pyrene	Quadratic	$y = -0.022971 * x^2 + 1.578004 * x - 0.057449$	0.999439
T Indeno(1,2,3-c,d)pyrene	Quadratic	$y = -0.023616 * x^2 + 1.334003 * x - 0.050971$	0.998326
T Dibenzo(a,h)anthracene	Quadratic	$y = -0.014764 * x^2 + 1.427551 * x - 0.048504$	0.998956
T Benzo(g,h,i)perylene	Quadratic	$y = -0.014380 * x^2 + 1.493878 * x - 0.021784$	0.999297

(RedFont and #) = Outlier Flag; (I) = Internal Standard; (T) = Target; (S) = Surrogate; (M) = Matrix Spike

Calibration Report

Batch Path	\\MASSHUNTER\Org\Data\SV5973N.I\sd021822\DoD BNA cal 1\QuantResults\021822 DoD BNA cal.batch.bin		
Analysis Time	2/19/2022 1:08 PM	Analyst Name	BL2000\sean
Report Time	2/19/2022 1:09:05 PM	Reporter Name	BL2000\sean
Last Calib Update	2/19/2022 1:06 PM	Batch State	Processed
Quant Batch Version	10.0	Quant Report Version	10.0

N-Nitrosodimethylamine %RSE = 4.3

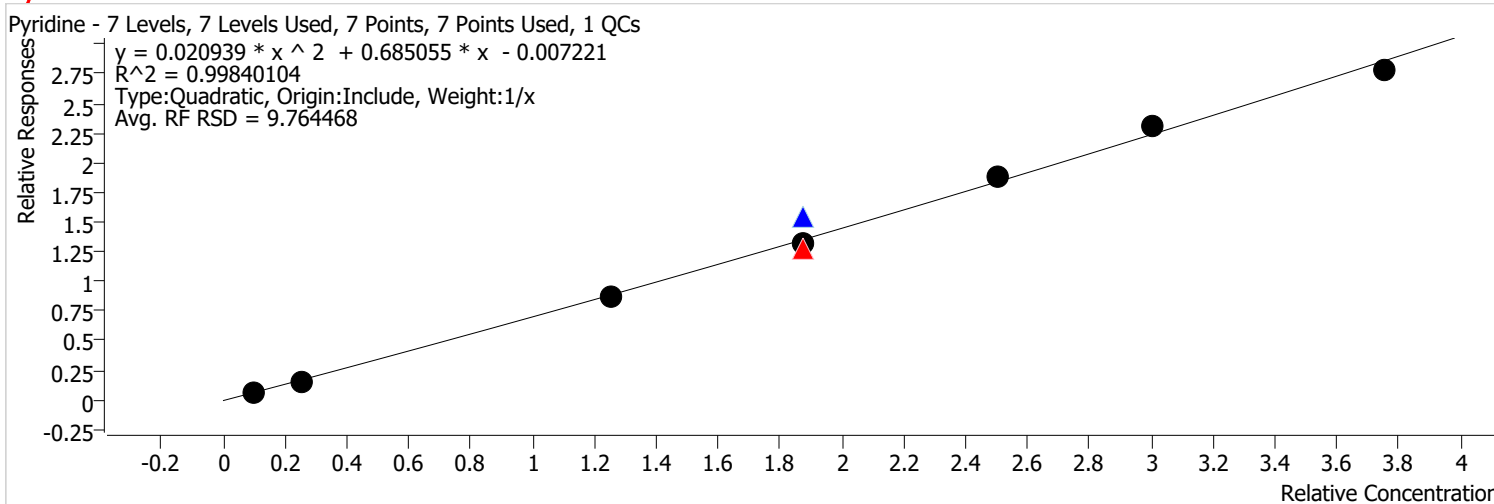


Calibration STD Path	Cal Type	Level	Enabled	Resp.	Exp. Conc	Resp. Factor	Level RSD
\\MASSHUNTER\Org\Data\SV5973N.I\sd021822\DoD BNA cal 1\Feb1808.D	Calibration	1	x	9265	4.0000	0.2922	
\\MASSHUNTER\Org\Data\SV5973N.I\sd021822\DoD BNA cal 1\Feb1807.D	Calibration	2	x	22053	10.0000	0.2745	
\\MASSHUNTER\Org\Data\SV5973N.I\sd021822\DoD BNA cal 1\Feb1806.D	Calibration	3	x	117849	50.0000	0.2598	
\\MASSHUNTER\Org\Data\SV5973N.I\sd030422\BNA 1\Feb0402.D	CC	CCV	x	226985	75.0000	0.3235	
\\MASSHUNTER\Org\Data\SV5973N.I\sd021822\DoD BNA cal 1\Feb1809.D	QC	ICV	x	201549	75.0000	0.3290	
\\MASSHUNTER\Org\Data\SV5973N.I\sd021822\DoD BNA cal 1\Feb1805.D	Calibration	4	x	186004	75.0000	0.2839	
\\MASSHUNTER\Org\Data\SV5973N.I\sd021822\DoD BNA cal 1\Feb1804.D	Calibration	5	x	296474	100.0000	0.3195	
\\MASSHUNTER\Org\Data\SV5973N.I\sd021822\DoD BNA cal 1\Feb1803.D	Calibration	6	x	326647	120.0000	0.2985	
\\MASSHUNTER\Org\Data\SV5973N.I\sd021822\DoD BNA cal 1\Feb1802.D	Calibration	7	x	435283	150.0000	0.3243	

Calibration Report

Batch Path	\\MASSHUNTER\Org\Data\SV5973N.I\sd021822\DoD BNA cal 1\QuantResults\021822 DoD BNA cal.batch.bin		
Analysis Time	2/19/2022 1:08 PM	Analyst Name	BL2000\sean
Report Time	2/19/2022 1:09:10 PM	Reporter Name	BL2000\sean
Last Calib Update	2/19/2022 1:06 PM	Batch State	Processed
Quant Batch Version	10.0	Quant Report Version	10.0

Pyridine %RSE = 10.2



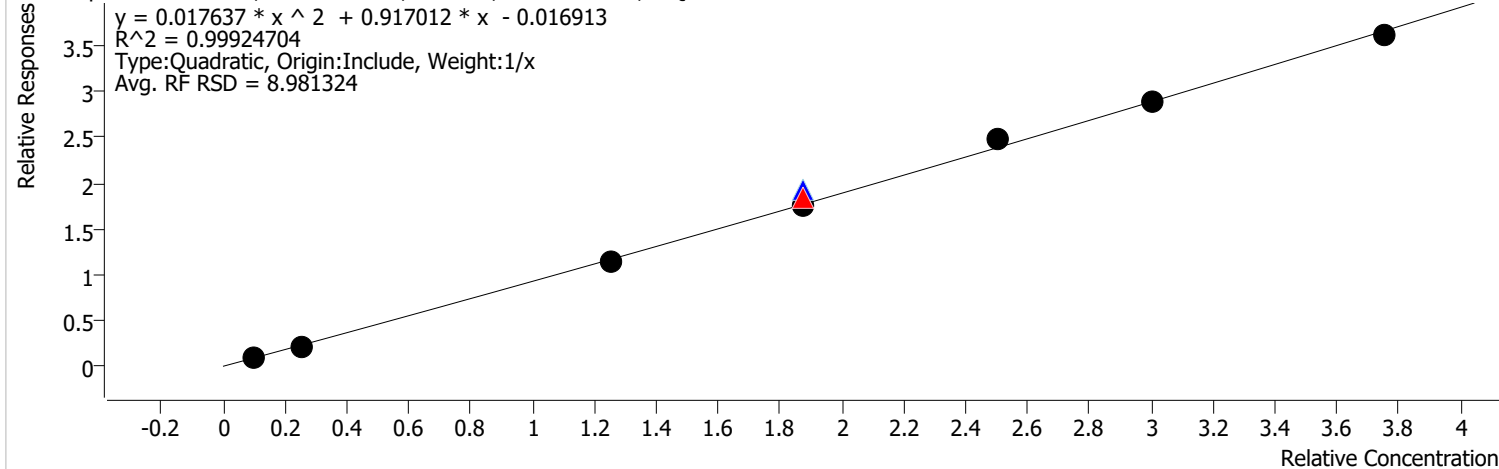
Calibration STD Path	Cal Type	Level	Enabled	Resp.	Exp. Conc	Resp. Factor	Level RSD
\\MASSHUNTER\Org\Data\SV5973N.I\sd021822\DoD BNA cal 1\Feb1808.D	Calibration	1	x	22506	4.0000	0.7097	
\\MASSHUNTER\Org\Data\SV5973N.I\sd021822\DoD BNA cal 1\Feb1807.D	Calibration	2	x	45229	10.0000	0.5631	
\\MASSHUNTER\Org\Data\SV5973N.I\sd021822\DoD BNA cal 1\Feb1806.D	Calibration	3	x	315403	50.0000	0.6954	
\\MASSHUNTER\Org\Data\SV5973N.I\sd030422\BNA 1\Feb0402.D	CC	CCV	x	480267	75.0000	0.6845	
\\MASSHUNTER\Org\Data\SV5973N.I\sd021822\DoD BNA cal 1\Feb1809.D	QC	ICV	x	505592	75.0000	0.8254	
\\MASSHUNTER\Org\Data\SV5973N.I\sd021822\DoD BNA cal 1\Feb1805.D	Calibration	4	x	463669	75.0000	0.7078	
\\MASSHUNTER\Org\Data\SV5973N.I\sd021822\DoD BNA cal 1\Feb1804.D	Calibration	5	x	702486	100.0000	0.7570	
\\MASSHUNTER\Org\Data\SV5973N.I\sd021822\DoD BNA cal 1\Feb1803.D	Calibration	6	x	843707	120.0000	0.7709	
\\MASSHUNTER\Org\Data\SV5973N.I\sd021822\DoD BNA cal 1\Feb1802.D	Calibration	7	x	993215	150.0000	0.7400	

Calibration Report

Batch Path	\\MASSHUNTER\Org\Data\SV5973N.I\sd021822\DoD BNA cal 1\QuantResults\021822 DoD BNA cal.batch.bin		
Analysis Time	2/19/2022 1:08 PM	Analyst Name	BL2000\sean
Report Time	2/19/2022 1:09:10 PM	Reporter Name	BL2000\sean
Last Calib Update	2/19/2022 1:06 PM	Batch State	Processed
Quant Batch Version	10.0	Quant Report Version	10.0

2-Fluorophenol %RSE =

2-Fluorophenol - 7 Levels, 7 Levels Used, 7 Points, 7 Points Used, 1 QCs

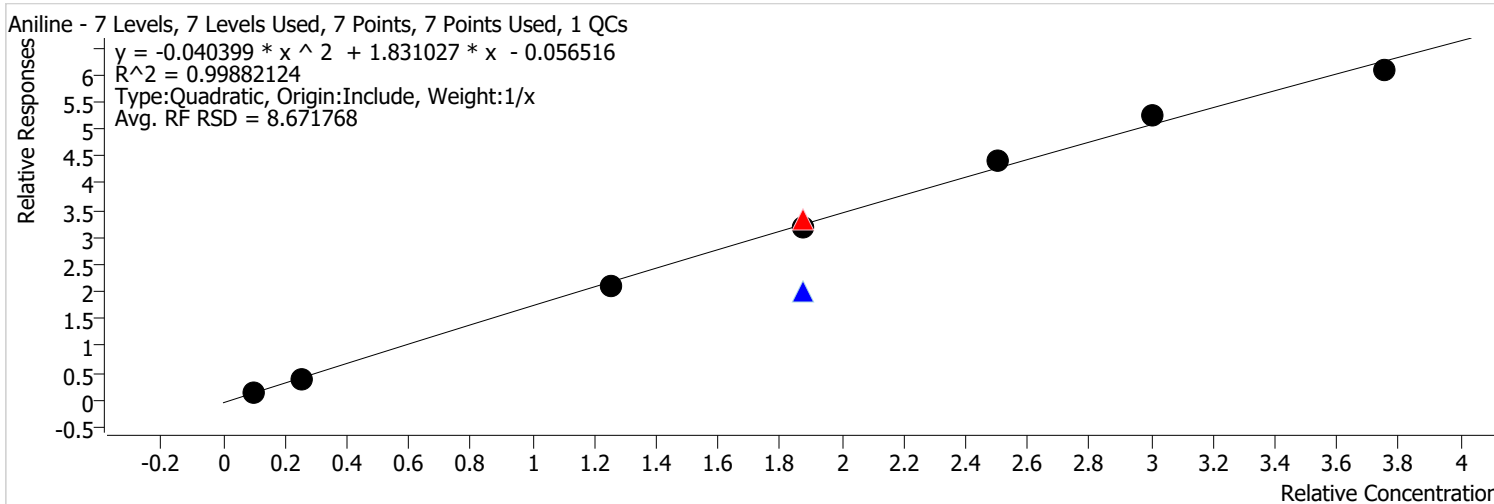


Calibration STD Path	Cal Type	Level	Enabled	Resp.	Exp. Conc	Resp. Factor	Level RSD
\\MASSHUNTER\Org\Data\SV5973N.I\sd021822\DoD BNA cal 1\Feb1808.D	Calibration	1	x	26516	4.0000	0.8362	
\\MASSHUNTER\Org\Data\SV5973N.I\sd021822\DoD BNA cal 1\Feb1807.D	Calibration	2	x	61315	10.0000	0.7633	
\\MASSHUNTER\Org\Data\SV5973N.I\sd021822\DoD BNA cal 1\Feb1806.D	Calibration	3	x	414958	50.0000	0.9149	
\\MASSHUNTER\Org\Data\SV5973N.I\sd030422\BNA 1\Feb0402.D	CC	CCV	x	686074	75.0000	0.9778	
\\MASSHUNTER\Org\Data\SV5973N.I\sd021822\DoD BNA cal 1\Feb1809.D	QC	ICV	x	629648	75.0000	1.0279	
\\MASSHUNTER\Org\Data\SV5973N.I\sd021822\DoD BNA cal 1\Feb1805.D	Calibration	4	x	609954	75.0000	0.9310	
\\MASSHUNTER\Org\Data\SV5973N.I\sd021822\DoD BNA cal 1\Feb1804.D	Calibration	5	x	918079	100.0000	0.9894	
\\MASSHUNTER\Org\Data\SV5973N.I\sd021822\DoD BNA cal 1\Feb1803.D	Calibration	6	x	1058548	120.0000	0.9672	
\\MASSHUNTER\Org\Data\SV5973N.I\sd021822\DoD BNA cal 1\Feb1802.D	Calibration	7	x	1295463	150.0000	0.9652	

Calibration Report

Batch Path	\\MASSHUNTER\Org\Data\SV5973N.I\sd021822\DoD BNA cal 1\QuantResults\021822 DoD BNA cal.batch.bin		
Analysis Time	2/19/2022 1:08 PM	Analyst Name	BL2000\sean
Report Time	2/19/2022 1:09:10 PM	Reporter Name	BL2000\sean
Last Calib Update	2/19/2022 1:06 PM	Batch State	Processed
Quant Batch Version	10.0	Quant Report Version	10.0

Aniline %RSE = 6.1



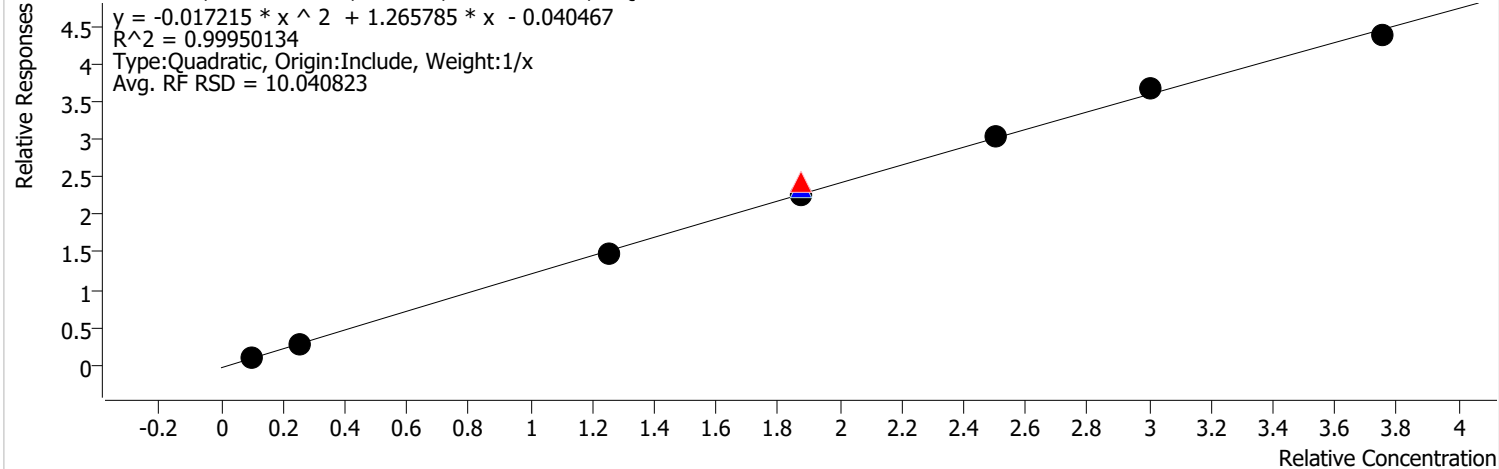
Calibration STD Path	Cal Type	Level	Enabled	Resp.	Exp. Conc	Resp. Factor	Level RSD
\\MASSHUNTER\Org\Data\SV5973N.I\sd021822\DoD BNA cal 1\Feb1808.D	Calibration	1	x	44383	4.0000	1.3997	
\\MASSHUNTER\Org\Data\SV5973N.I\sd021822\DoD BNA cal 1\Feb1807.D	Calibration	2	x	117703	10.0000	1.4653	
\\MASSHUNTER\Org\Data\SV5973N.I\sd021822\DoD BNA cal 1\Feb1806.D	Calibration	3	x	767112	50.0000	1.6913	
\\MASSHUNTER\Org\Data\SV5973N.I\sd030422\BNA 1\Feb0402.D	CC	CCV	x	1244906	75.0000	1.7742	
\\MASSHUNTER\Org\Data\SV5973N.I\sd021822\DoD BNA cal 1\Feb1809.D	QC	ICV	x	659983	75.0000	1.0774	
\\MASSHUNTER\Org\Data\SV5973N.I\sd021822\DoD BNA cal 1\Feb1805.D	Calibration	4	x	1113327	75.0000	1.6994	
\\MASSHUNTER\Org\Data\SV5973N.I\sd021822\DoD BNA cal 1\Feb1804.D	Calibration	5	x	1636257	100.0000	1.7633	
\\MASSHUNTER\Org\Data\SV5973N.I\sd021822\DoD BNA cal 1\Feb1803.D	Calibration	6	x	1907332	120.0000	1.7427	
\\MASSHUNTER\Org\Data\SV5973N.I\sd021822\DoD BNA cal 1\Feb1802.D	Calibration	7	x	2171964	150.0000	1.6183	

Calibration Report

Batch Path	\\MASSHUNTER\Org\Data\SV5973N.I\sd021822\DoD BNA cal 1\QuantResults\021822 DoD BNA cal.batch.bin		
Analysis Time	2/19/2022 1:08 PM	Analyst Name	BL2000\sean
Report Time	2/19/2022 1:09:10 PM	Reporter Name	BL2000\sean
Last Calib Update	2/19/2022 1:06 PM	Batch State	Processed
Quant Batch Version	10.0	Quant Report Version	10.0

Phenol-d5 %RSE =

Phenol-d5 - 7 Levels, 7 Levels Used, 7 Points, 7 Points Used, 1 QCs



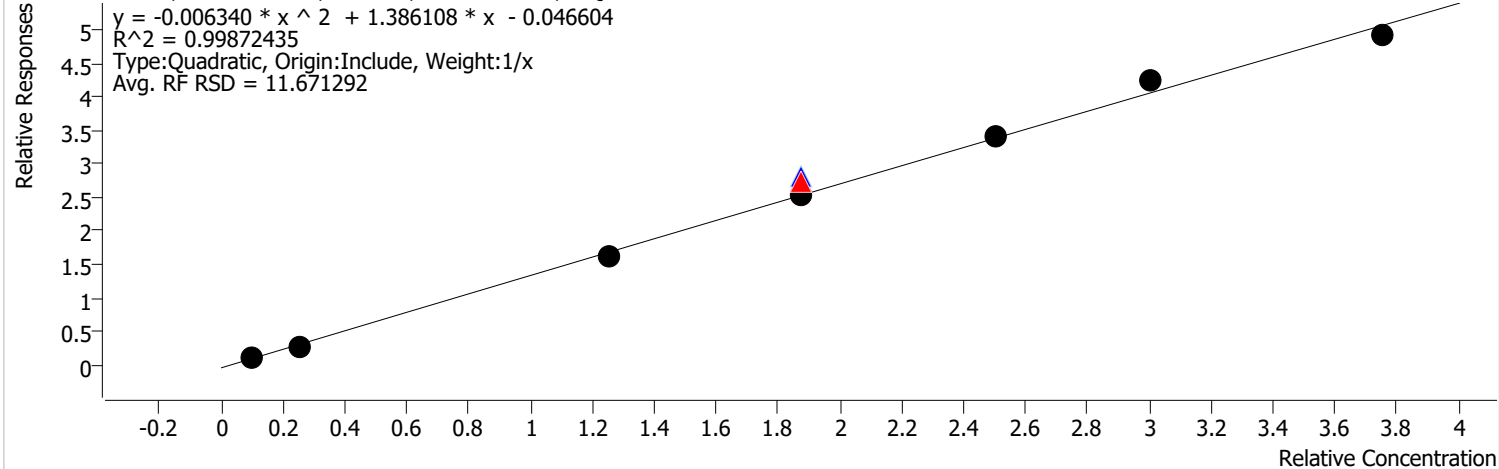
Calibration STD Path	Cal Type	Level	Enabled	Resp.	Exp. Conc	Resp. Factor	Level RSD
\\MASSHUNTER\Org\Data\SV5973N.I\sd021822\DoD BNA cal 1\Feb1808.D	Calibration	1	x	29512	4.0000	0.9307	
\\MASSHUNTER\Org\Data\SV5973N.I\sd021822\DoD BNA cal 1\Feb1807.D	Calibration	2	x	82773	10.0000	1.0304	
\\MASSHUNTER\Org\Data\SV5973N.I\sd021822\DoD BNA cal 1\Feb1806.D	Calibration	3	x	540696	50.0000	1.1921	
\\MASSHUNTER\Org\Data\SV5973N.I\sd030422\BNA 1\Feb0402.D	CC	CCV	x	910321	75.0000	1.2974	
\\MASSHUNTER\Org\Data\SV5973N.I\sd021822\DoD BNA cal 1\Feb1809.D	QC	ICV	x	772410	75.0000	1.2610	
\\MASSHUNTER\Org\Data\SV5973N.I\sd021822\DoD BNA cal 1\Feb1805.D	Calibration	4	x	789735	75.0000	1.2055	
\\MASSHUNTER\Org\Data\SV5973N.I\sd021822\DoD BNA cal 1\Feb1804.D	Calibration	5	x	1136511	100.0000	1.2248	
\\MASSHUNTER\Org\Data\SV5973N.I\sd021822\DoD BNA cal 1\Feb1803.D	Calibration	6	x	1344284	120.0000	1.2283	
\\MASSHUNTER\Org\Data\SV5973N.I\sd021822\DoD BNA cal 1\Feb1802.D	Calibration	7	x	1568589	150.0000	1.1687	

Calibration Report

Batch Path	\\MASSHUNTER\Org\Data\SV5973N.I\sd021822\DoD BNA cal 1\QuantResults\021822 DoD BNA cal.batch.bin		
Analysis Time	2/19/2022 1:08 PM	Analyst Name	BL2000\sean
Report Time	2/19/2022 1:09:10 PM	Reporter Name	BL2000\sean
Last Calib Update	2/19/2022 1:06 PM	Batch State	Processed
Quant Batch Version	10.0	Quant Report Version	10.0

Phenol %RSE = 5.0

Phenol - 7 Levels, 7 Levels Used, 7 Points, 7 Points Used, 1 QCs

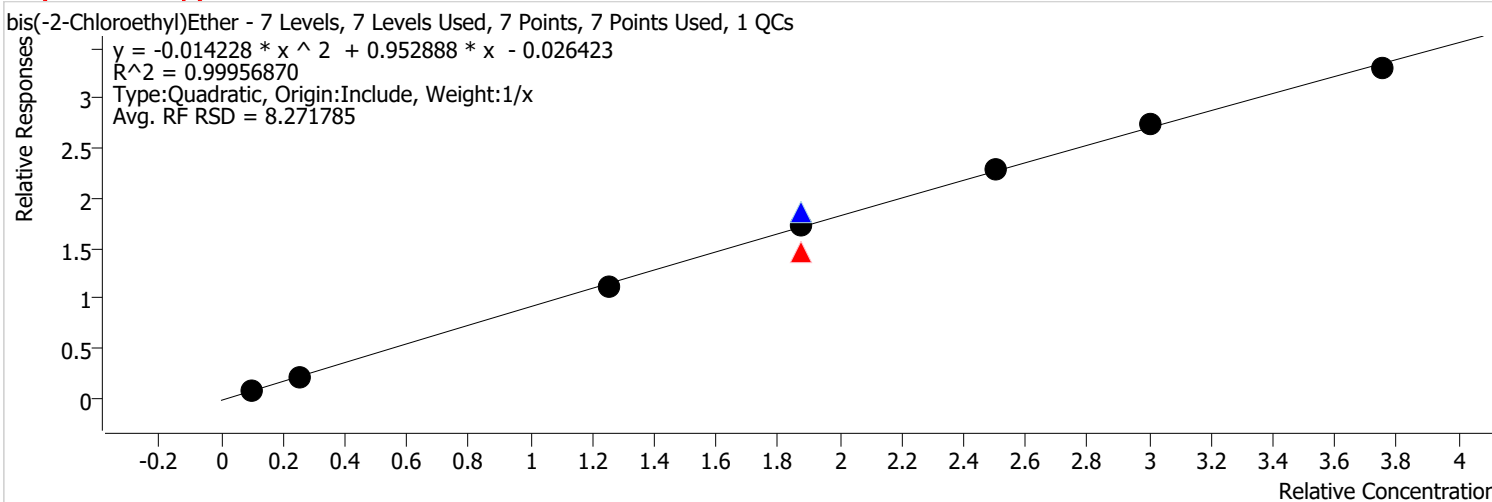


Calibration STD Path	Cal Type	Level	Enabled	Resp.	Exp. Conc	Resp. Factor	Level RSD
\\MASSHUNTER\Org\Data\SV5973N.I\sd021822\DoD BNA cal 1\Feb1808.D	Calibration	1	x	31700	4.0000	0.9997	
\\MASSHUNTER\Org\Data\SV5973N.I\sd021822\DoD BNA cal 1\Feb1807.D	Calibration	2	x	90632	10.0000	1.1283	
\\MASSHUNTER\Org\Data\SV5973N.I\sd021822\DoD BNA cal 1\Feb1806.D	Calibration	3	x	590509	50.0000	1.3019	
\\MASSHUNTER\Org\Data\SV5973N.I\sd030422\BNA 1\Feb0402.D	CC	CCV	x	1017539	75.0000	1.4502	
\\MASSHUNTER\Org\Data\SV5973N.I\sd021822\DoD BNA cal 1\Feb1809.D	QC	ICV	x	922606	75.0000	1.5062	
\\MASSHUNTER\Org\Data\SV5973N.I\sd021822\DoD BNA cal 1\Feb1805.D	Calibration	4	x	880405	75.0000	1.3439	
\\MASSHUNTER\Org\Data\SV5973N.I\sd021822\DoD BNA cal 1\Feb1804.D	Calibration	5	x	1261120	100.0000	1.3590	
\\MASSHUNTER\Org\Data\SV5973N.I\sd021822\DoD BNA cal 1\Feb1803.D	Calibration	6	x	1552024	120.0000	1.4181	
\\MASSHUNTER\Org\Data\SV5973N.I\sd021822\DoD BNA cal 1\Feb1802.D	Calibration	7	x	1758157	150.0000	1.3100	

Calibration Report

Batch Path	\\MASSHUNTER\Org\Data\SV5973N.I\sd021822\DoD BNA cal 1\QuantResults\021822 DoD BNA cal.batch.bin		
Analysis Time	2/19/2022 1:08 PM	Analyst Name	BL2000\sean
Report Time	2/19/2022 1:09:11 PM	Reporter Name	BL2000\sean
Last Calib Update	2/19/2022 1:06 PM	Batch State	Processed
Quant Batch Version	10.0	Quant Report Version	10.0

bis(-2-Chloroethyl)Ether %RSE = 3.9



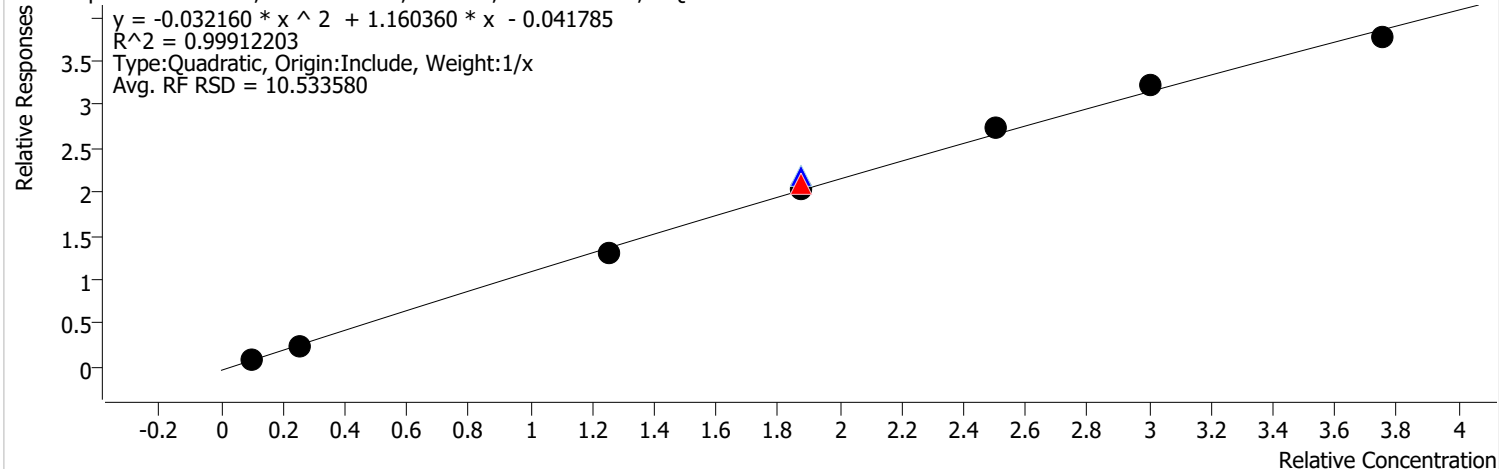
Calibration STD Path	Cal Type	Level	Enabled	Resp.	Exp. Conc	Resp. Factor	Level RSD
\\MASSHUNTER\Org\Data\SV5973N.I\sd021822\DoD BNA cal 1\Feb1808.D	Calibration	1	x	23255	4.0000	0.7334	
\\MASSHUNTER\Org\Data\SV5973N.I\sd021822\DoD BNA cal 1\Feb1807.D	Calibration	2	x	64413	10.0000	0.8019	
\\MASSHUNTER\Org\Data\SV5973N.I\sd021822\DoD BNA cal 1\Feb1806.D	Calibration	3	x	402263	50.0000	0.8869	
\\MASSHUNTER\Org\Data\SV5973N.I\sd030422\BNA 1\Feb0402.D	CC	CCV	x	549346	75.0000	0.7829	
\\MASSHUNTER\Org\Data\SV5973N.I\sd021822\DoD BNA cal 1\Feb1809.D	QC	ICV	x	605585	75.0000	0.9886	
\\MASSHUNTER\Org\Data\SV5973N.I\sd021822\DoD BNA cal 1\Feb1805.D	Calibration	4	x	606109	75.0000	0.9252	
\\MASSHUNTER\Org\Data\SV5973N.I\sd021822\DoD BNA cal 1\Feb1804.D	Calibration	5	x	847990	100.0000	0.9138	
\\MASSHUNTER\Org\Data\SV5973N.I\sd021822\DoD BNA cal 1\Feb1803.D	Calibration	6	x	1004162	120.0000	0.9175	
\\MASSHUNTER\Org\Data\SV5973N.I\sd021822\DoD BNA cal 1\Feb1802.D	Calibration	7	x	1179626	150.0000	0.8789	

Calibration Report

Batch Path	\\MASSHUNTER\Org\Data\SV5973N.I\sd021822\DoD BNA cal 1\QuantResults\021822 DoD BNA cal.batch.bin		
Analysis Time	2/19/2022 1:08 PM	Analyst Name	BL2000\sean
Report Time	2/19/2022 1:09:11 PM	Reporter Name	BL2000\sean
Last Calib Update	2/19/2022 1:06 PM	Batch State	Processed
Quant Batch Version	10.0	Quant Report Version	10.0

2-Chlorophenol %RSE = 4.5

2-Chlorophenol - 7 Levels, 7 Levels Used, 7 Points, 7 Points Used, 1 QCs

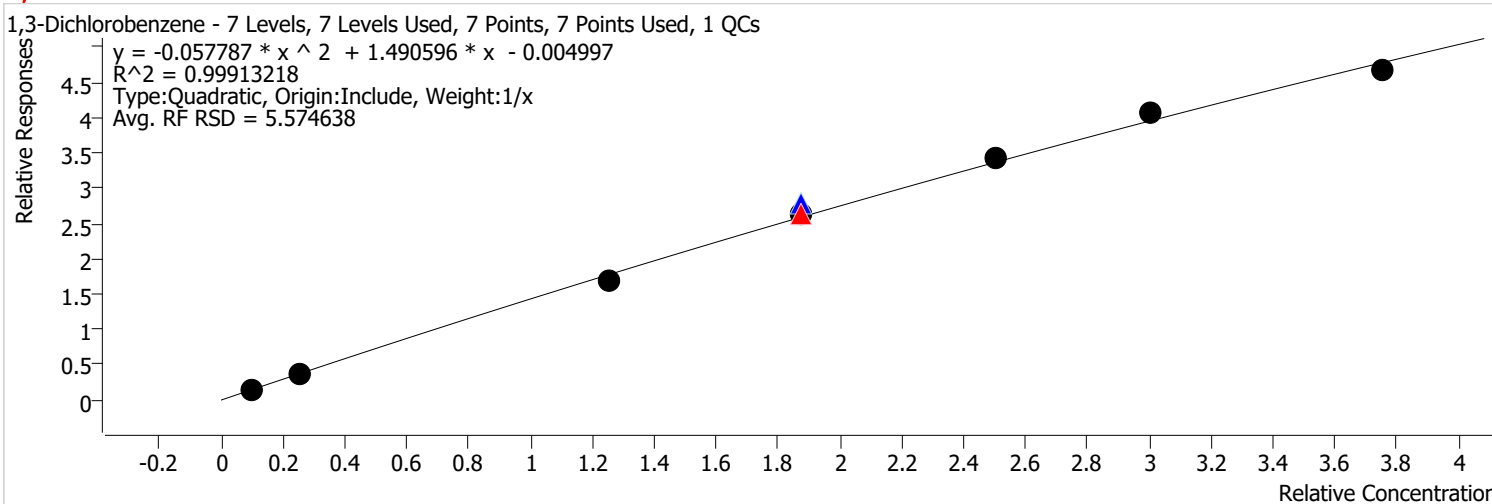


Calibration STD Path	Cal Type	Level	Enabled	Resp.	Exp. Conc	Resp. Factor	Level RSD
\\MASSHUNTER\Org\Data\SV5973N.I\sd021822\DoD BNA cal 1\Feb1808.D	Calibration	1	x	25287	4.0000	0.7975	
\\MASSHUNTER\Org\Data\SV5973N.I\sd021822\DoD BNA cal 1\Feb1807.D	Calibration	2	x	75438	10.0000	0.9391	
\\MASSHUNTER\Org\Data\SV5973N.I\sd021822\DoD BNA cal 1\Feb1806.D	Calibration	3	x	472214	50.0000	1.0411	
\\MASSHUNTER\Org\Data\SV5973N.I\sd030422\BNA 1\Feb0402.D	CC	CCV	x	787160	75.0000	1.1219	
\\MASSHUNTER\Org\Data\SV5973N.I\sd021822\DoD BNA cal 1\Feb1809.D	QC	ICV	x	714073	75.0000	1.1657	
\\MASSHUNTER\Org\Data\SV5973N.I\sd021822\DoD BNA cal 1\Feb1805.D	Calibration	4	x	708157	75.0000	1.0809	
\\MASSHUNTER\Org\Data\SV5973N.I\sd021822\DoD BNA cal 1\Feb1804.D	Calibration	5	x	1016794	100.0000	1.0957	
\\MASSHUNTER\Org\Data\SV5973N.I\sd021822\DoD BNA cal 1\Feb1803.D	Calibration	6	x	1172891	120.0000	1.0717	
\\MASSHUNTER\Org\Data\SV5973N.I\sd021822\DoD BNA cal 1\Feb1802.D	Calibration	7	x	1348440	150.0000	1.0047	

Calibration Report

Batch Path	\\MASSHUNTER\Org\Data\SV5973N.I\sd021822\DoD BNA cal 1\QuantResults\021822 DoD BNA cal.batch.bin		
Analysis Time	2/19/2022 1:08 PM	Analyst Name	BL2000\sean
Report Time	2/19/2022 1:09:11 PM	Reporter Name	BL2000\sean
Last Calib Update	2/19/2022 1:06 PM	Batch State	Processed
Quant Batch Version	10.0	Quant Report Version	10.0

1,3-Dichlorobenzene %RSE = 4.2

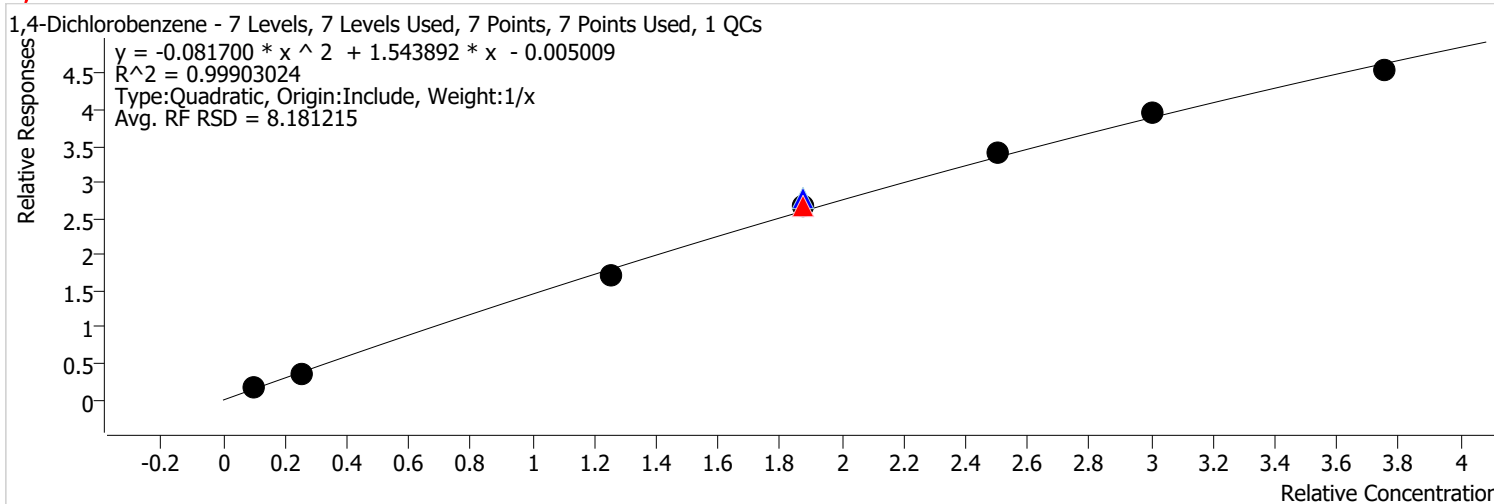


Calibration STD Path	Cal Type	Level	Enabled	Resp.	Exp. Conc	Resp. Factor	Level RSD
\\MASSHUNTER\Org\Data\SV5973N.I\sd021822\DoD BNA cal 1\Feb1808.D	Calibration	1	x	47435	4.0000	1.4959	
\\MASSHUNTER\Org\Data\SV5973N.I\sd021822\DoD BNA cal 1\Feb1807.D	Calibration	2	x	113425	10.0000	1.4120	
\\MASSHUNTER\Org\Data\SV5973N.I\sd021822\DoD BNA cal 1\Feb1806.D	Calibration	3	x	613144	50.0000	1.3518	
\\MASSHUNTER\Org\Data\SV5973N.I\sd030422\BNA 1\Feb0402.D	CC	CCV	x	990013	75.0000	1.4110	
\\MASSHUNTER\Org\Data\SV5973N.I\sd021822\DoD BNA cal 1\Feb1809.D	QC	ICV	x	912914	75.0000	1.4903	
\\MASSHUNTER\Org\Data\SV5973N.I\sd021822\DoD BNA cal 1\Feb1805.D	Calibration	4	x	915843	75.0000	1.3980	
\\MASSHUNTER\Org\Data\SV5973N.I\sd021822\DoD BNA cal 1\Feb1804.D	Calibration	5	x	1267074	100.0000	1.3655	
\\MASSHUNTER\Org\Data\SV5973N.I\sd021822\DoD BNA cal 1\Feb1803.D	Calibration	6	x	1478960	120.0000	1.3513	
\\MASSHUNTER\Org\Data\SV5973N.I\sd021822\DoD BNA cal 1\Feb1802.D	Calibration	7	x	1667861	150.0000	1.2427	

Calibration Report

Batch Path	\\MASSHUNTER\Org\Data\SV5973N.I\sd021822\DoD BNA cal 1\QuantResults\021822 DoD BNA cal.batch.bin		
Analysis Time	2/19/2022 1:08 PM	Analyst Name	BL2000\sean
Report Time	2/19/2022 1:09:11 PM	Reporter Name	BL2000\sean
Last Calib Update	2/19/2022 1:06 PM	Batch State	Processed
Quant Batch Version	10.0	Quant Report Version	10.0

1,4-Dichlorobenzene %RSE = 5.5

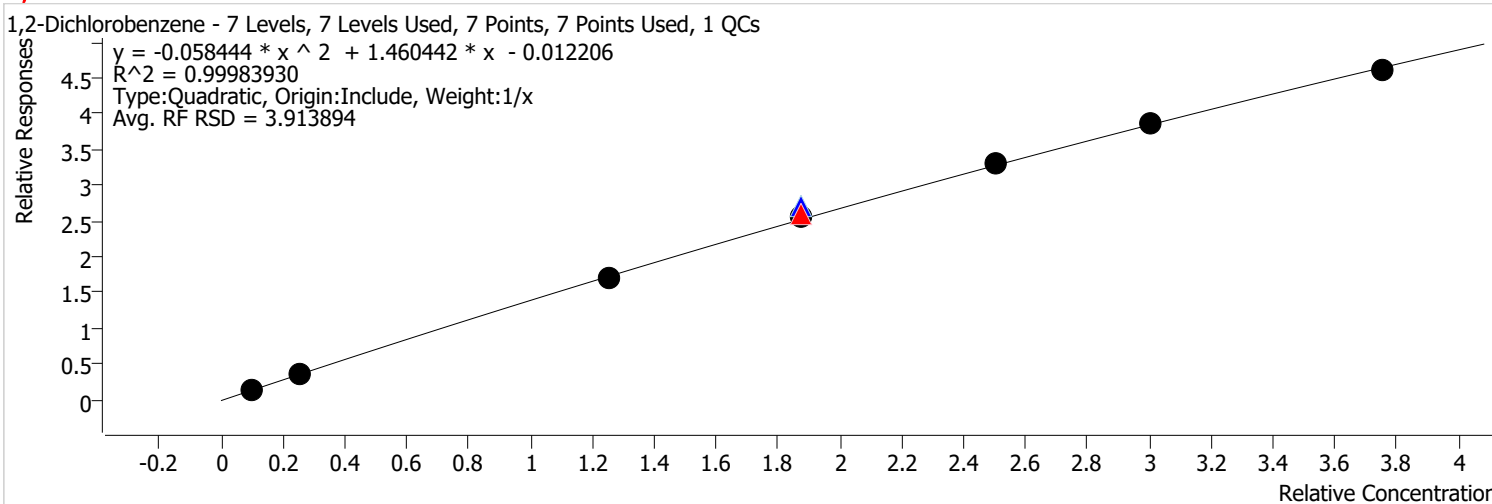


Calibration STD Path	Cal Type	Level	Enabled	Resp.	Exp. Conc	Resp. Factor	Level RSD
\\MASSHUNTER\Org\Data\SV5973N.I\sd021822\DoD BNA cal 1\Feb1808.D	Calibration	1	x	50173	4.0000	1.5822	
\\MASSHUNTER\Org\Data\SV5973N.I\sd021822\DoD BNA cal 1\Feb1807.D	Calibration	2	x	113963	10.0000	1.4187	
\\MASSHUNTER\Org\Data\SV5973N.I\sd021822\DoD BNA cal 1\Feb1806.D	Calibration	3	x	621874	50.0000	1.3711	
\\MASSHUNTER\Org\Data\SV5973N.I\sd030422\BNA 1\Feb0402.D	CC	CCV	x	1004060	75.0000	1.4310	
\\MASSHUNTER\Org\Data\SV5973N.I\sd021822\DoD BNA cal 1\Feb1809.D	QC	ICV	x	910418	75.0000	1.4863	
\\MASSHUNTER\Org\Data\SV5973N.I\sd021822\DoD BNA cal 1\Feb1805.D	Calibration	4	x	929421	75.0000	1.4187	
\\MASSHUNTER\Org\Data\SV5973N.I\sd021822\DoD BNA cal 1\Feb1804.D	Calibration	5	x	1270219	100.0000	1.3688	
\\MASSHUNTER\Org\Data\SV5973N.I\sd021822\DoD BNA cal 1\Feb1803.D	Calibration	6	x	1440014	120.0000	1.3158	
\\MASSHUNTER\Org\Data\SV5973N.I\sd021822\DoD BNA cal 1\Feb1802.D	Calibration	7	x	1624565	150.0000	1.2104	

Calibration Report

Batch Path	\\MASSHUNTER\Org\Data\SV5973N.I\sd021822\DoD BNA cal 1\QuantResults\021822 DoD BNA cal.batch.bin		
Analysis Time	2/19/2022 1:08 PM	Analyst Name	BL2000\sean
Report Time	2/19/2022 1:09:11 PM	Reporter Name	BL2000\sean
Last Calib Update	2/19/2022 1:06 PM	Batch State	Processed
Quant Batch Version	10.0	Quant Report Version	10.0

1,2-Dichlorobenzene %RSE = 1.9

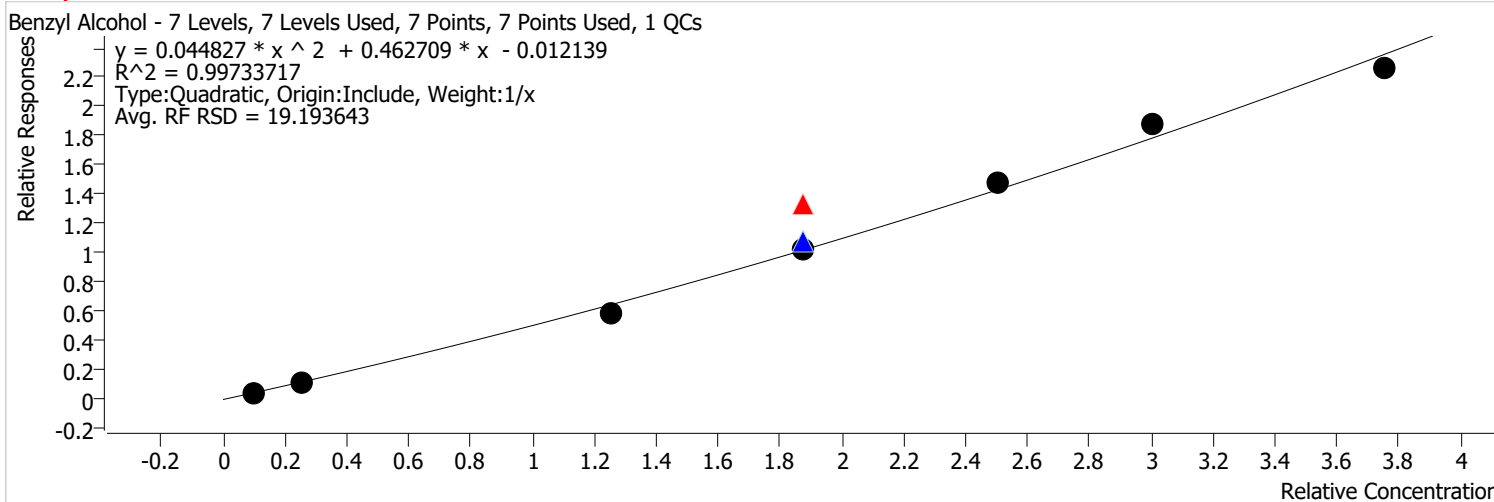


Calibration STD Path	Cal Type	Level	Enabled	Resp.	Exp. Conc	Resp. Factor	Level RSD
\\MASSHUNTER\Org\Data\SV5973N.I\sd021822\DoD BNA cal 1\Feb1808.D	Calibration	1	x	43175	4.0000	1.3615	
\\MASSHUNTER\Org\Data\SV5973N.I\sd021822\DoD BNA cal 1\Feb1807.D	Calibration	2	x	110443	10.0000	1.3749	
\\MASSHUNTER\Org\Data\SV5973N.I\sd021822\DoD BNA cal 1\Feb1806.D	Calibration	3	x	611643	50.0000	1.3485	
\\MASSHUNTER\Org\Data\SV5973N.I\sd030422\BNA 1\Feb0402.D	CC	CCV	x	977726	75.0000	1.3934	
\\MASSHUNTER\Org\Data\SV5973N.I\sd021822\DoD BNA cal 1\Feb1809.D	QC	ICV	x	890719	75.0000	1.4541	
\\MASSHUNTER\Org\Data\SV5973N.I\sd021822\DoD BNA cal 1\Feb1805.D	Calibration	4	x	888825	75.0000	1.3567	
\\MASSHUNTER\Org\Data\SV5973N.I\sd021822\DoD BNA cal 1\Feb1804.D	Calibration	5	x	1225154	100.0000	1.3203	
\\MASSHUNTER\Org\Data\SV5973N.I\sd021822\DoD BNA cal 1\Feb1803.D	Calibration	6	x	1412888	120.0000	1.2910	
\\MASSHUNTER\Org\Data\SV5973N.I\sd021822\DoD BNA cal 1\Feb1802.D	Calibration	7	x	1646889	150.0000	1.2271	

Calibration Report

Batch Path	\\MASSHUNTER\Org\Data\SV5973N.I\sd021822\DoD BNA cal 1\QuantResults\021822 DoD BNA cal.batch.bin		
Analysis Time	2/19/2022 1:08 PM	Analyst Name	BL2000\sean
Report Time	2/19/2022 1:09:11 PM	Reporter Name	BL2000\sean
Last Calib Update	2/19/2022 1:06 PM	Batch State	Processed
Quant Batch Version	10.0	Quant Report Version	10.0

Benzyl Alcohol %RSE = 8.0



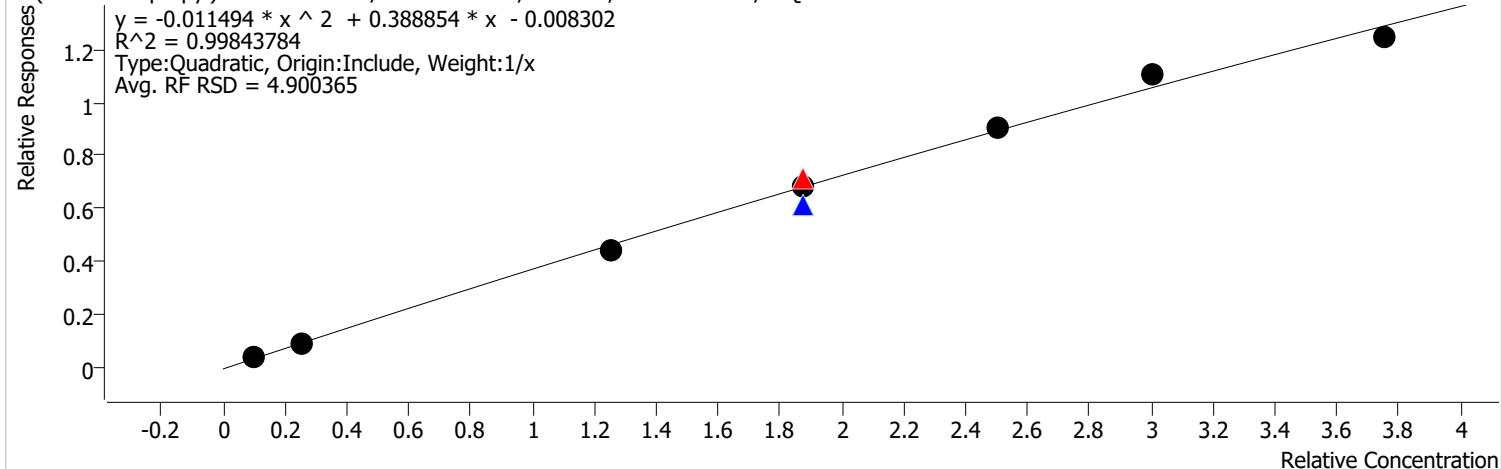
Calibration STD Path	Cal Type	Level	Enabled	Resp.	Exp. Conc	Resp. Factor	Level RSD
\\MASSHUNTER\Org\Data\SV5973N.I\sd021822\DoD BNA cal 1\Feb1808.D	Calibration	1	x	12526	4.0000	0.3950	
\\MASSHUNTER\Org\Data\SV5973N.I\sd021822\DoD BNA cal 1\Feb1807.D	Calibration	2	x	31154	10.0000	0.3878	
\\MASSHUNTER\Org\Data\SV5973N.I\sd021822\DoD BNA cal 1\Feb1806.D	Calibration	3	x	213122	50.0000	0.4699	
\\MASSHUNTER\Org\Data\SV5973N.I\sd030422\BNA 1\Feb0402.D	CC	CCV	x	495826	75.0000	0.7066	
\\MASSHUNTER\Org\Data\SV5973N.I\sd021822\DoD BNA cal 1\Feb1809.D	QC	ICV	x	349450	75.0000	0.5705	
\\MASSHUNTER\Org\Data\SV5973N.I\sd021822\DoD BNA cal 1\Feb1805.D	Calibration	4	x	353272	75.0000	0.5392	
\\MASSHUNTER\Org\Data\SV5973N.I\sd021822\DoD BNA cal 1\Feb1804.D	Calibration	5	x	549182	100.0000	0.5918	
\\MASSHUNTER\Org\Data\SV5973N.I\sd021822\DoD BNA cal 1\Feb1803.D	Calibration	6	x	684389	120.0000	0.6253	
\\MASSHUNTER\Org\Data\SV5973N.I\sd021822\DoD BNA cal 1\Feb1802.D	Calibration	7	x	807931	150.0000	0.6020	

Calibration Report

Batch Path	\\MASSHUNTER\Org\Data\SV5973N.I\sd021822\DoD BNA cal 1\QuantResults\021822 DoD BNA cal.batch.bin		
Analysis Time	2/19/2022 1:08 PM	Analyst Name	BL2000\sean
Report Time	2/19/2022 1:09:11 PM	Reporter Name	BL2000\sean
Last Calib Update	2/19/2022 1:06 PM	Batch State	Processed
Quant Batch Version	10.0	Quant Report Version	10.0

bis(2-chloroisopropyl)Ether %RSE = 5.6

bis(2-chloroisopropyl)Ether - 7 Levels, 7 Levels Used, 7 Points, 7 Points Used, 1 QCs



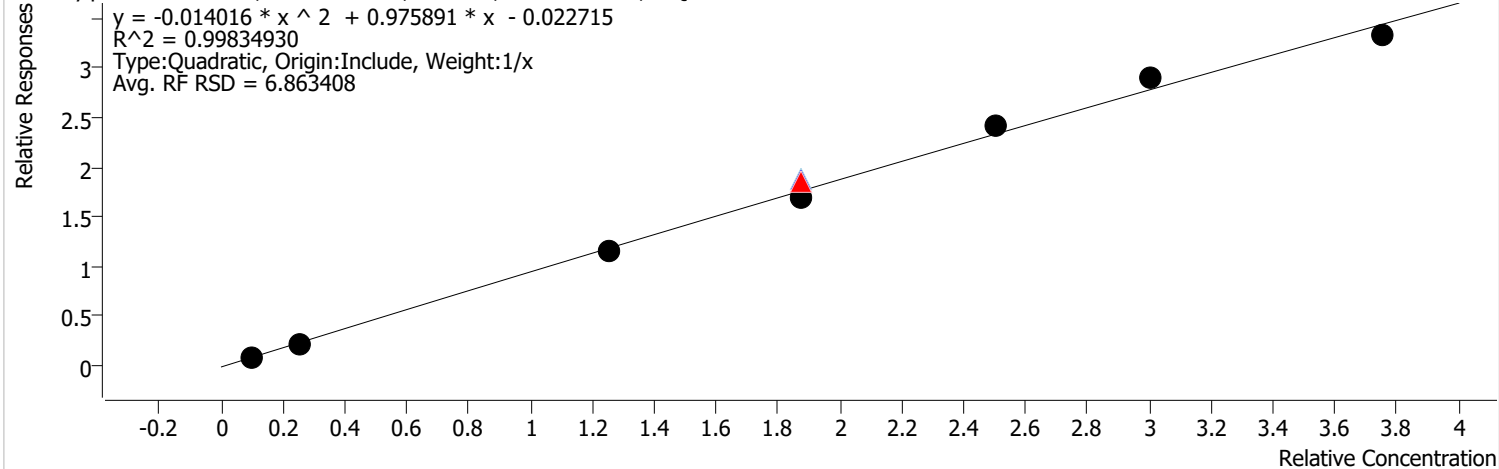
Calibration STD Path	Cal Type	Level	Enabled	Resp.	Exp. Conc	Resp. Factor	Level RSD
\\MASSHUNTER\Org\Data\SV5973N.I\sd021822\DoD BNA cal 1\Feb1808.D	Calibration	1	x	10403	4.0000	0.3281	
\\MASSHUNTER\Org\Data\SV5973N.I\sd021822\DoD BNA cal 1\Feb1807.D	Calibration	2	x	26761	10.0000	0.3332	
\\MASSHUNTER\Org\Data\SV5973N.I\sd021822\DoD BNA cal 1\Feb1806.D	Calibration	3	x	160657	50.0000	0.3542	
\\MASSHUNTER\Org\Data\SV5973N.I\sd030422\BNA 1\Feb0402.D	CC	CCV	x	268440	75.0000	0.3826	
\\MASSHUNTER\Org\Data\SV5973N.I\sd021822\DoD BNA cal 1\Feb1809.D	QC	ICV	x	198614	75.0000	0.3242	
\\MASSHUNTER\Org\Data\SV5973N.I\sd021822\DoD BNA cal 1\Feb1805.D	Calibration	4	x	237128	75.0000	0.3620	
\\MASSHUNTER\Org\Data\SV5973N.I\sd021822\DoD BNA cal 1\Feb1804.D	Calibration	5	x	335267	100.0000	0.3613	
\\MASSHUNTER\Org\Data\SV5973N.I\sd021822\DoD BNA cal 1\Feb1803.D	Calibration	6	x	404464	120.0000	0.3696	
\\MASSHUNTER\Org\Data\SV5973N.I\sd021822\DoD BNA cal 1\Feb1802.D	Calibration	7	x	445398	150.0000	0.3319	

Calibration Report

Batch Path	\\MASSHUNTER\Org\Data\SV5973N.I\sd021822\DoD BNA cal 1\QuantResults\021822 DoD BNA cal.batch.bin		
Analysis Time	2/19/2022 1:08 PM	Analyst Name	BL2000\sean
Report Time	2/19/2022 1:09:11 PM	Reporter Name	BL2000\sean
Last Calib Update	2/19/2022 1:06 PM	Batch State	Processed
Quant Batch Version	10.0	Quant Report Version	10.0

2-Methylphenol %RSE = 5.4

2-Methylphenol - 7 Levels, 7 Levels Used, 7 Points, 7 Points Used, 1 QCs

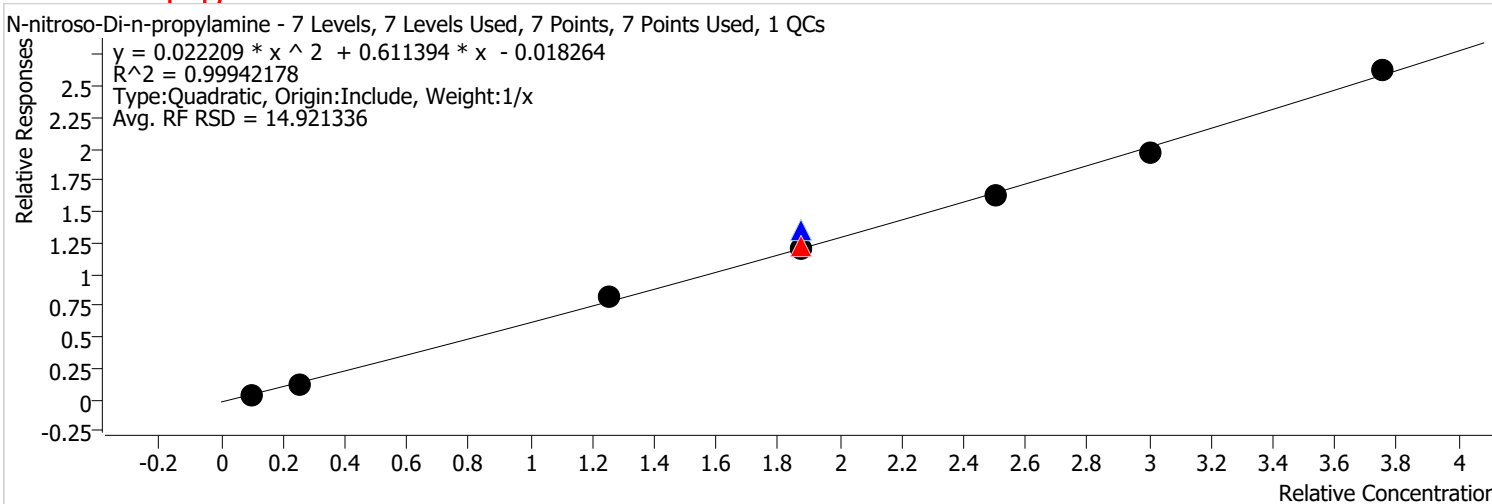


Calibration STD Path	Cal Type	Level	Enabled	Resp.	Exp. Conc	Resp. Factor	Level RSD
\\MASSHUNTER\Org\Data\SV5973N.I\sd021822\DoD BNA cal 1\Feb1808.D	Calibration	1	x	25470	4.0000	0.8032	
\\MASSHUNTER\Org\Data\SV5973N.I\sd021822\DoD BNA cal 1\Feb1807.D	Calibration	2	x	67039	10.0000	0.8346	
\\MASSHUNTER\Org\Data\SV5973N.I\sd021822\DoD BNA cal 1\Feb1806.D	Calibration	3	x	416195	50.0000	0.9176	
\\MASSHUNTER\Org\Data\SV5973N.I\sd030422\BNA 1\Feb0402.D	CC	CCV	x	697672	75.0000	0.9943	
\\MASSHUNTER\Org\Data\SV5973N.I\sd021822\DoD BNA cal 1\Feb1809.D	QC	ICV	x	612115	75.0000	0.9993	
\\MASSHUNTER\Org\Data\SV5973N.I\sd021822\DoD BNA cal 1\Feb1805.D	Calibration	4	x	594885	75.0000	0.9080	
\\MASSHUNTER\Org\Data\SV5973N.I\sd021822\DoD BNA cal 1\Feb1804.D	Calibration	5	x	896431	100.0000	0.9660	
\\MASSHUNTER\Org\Data\SV5973N.I\sd021822\DoD BNA cal 1\Feb1803.D	Calibration	6	x	1056421	120.0000	0.9653	
\\MASSHUNTER\Org\Data\SV5973N.I\sd021822\DoD BNA cal 1\Feb1802.D	Calibration	7	x	1190643	150.0000	0.8871	

Calibration Report

Batch Path	\\MASSHUNTER\Org\Data\SV5973N.I\sd021822\DoD BNA cal 1\QuantResults\021822 DoD BNA cal.batch.bin		
Analysis Time	2/19/2022 1:08 PM	Analyst Name	BL2000\sean
Report Time	2/19/2022 1:09:12 PM	Reporter Name	BL2000\sean
Last Calib Update	2/19/2022 1:06 PM	Batch State	Processed
Quant Batch Version	10.0	Quant Report Version	10.0

N-nitroso-Di-n-propylamine %RSE = 4.6

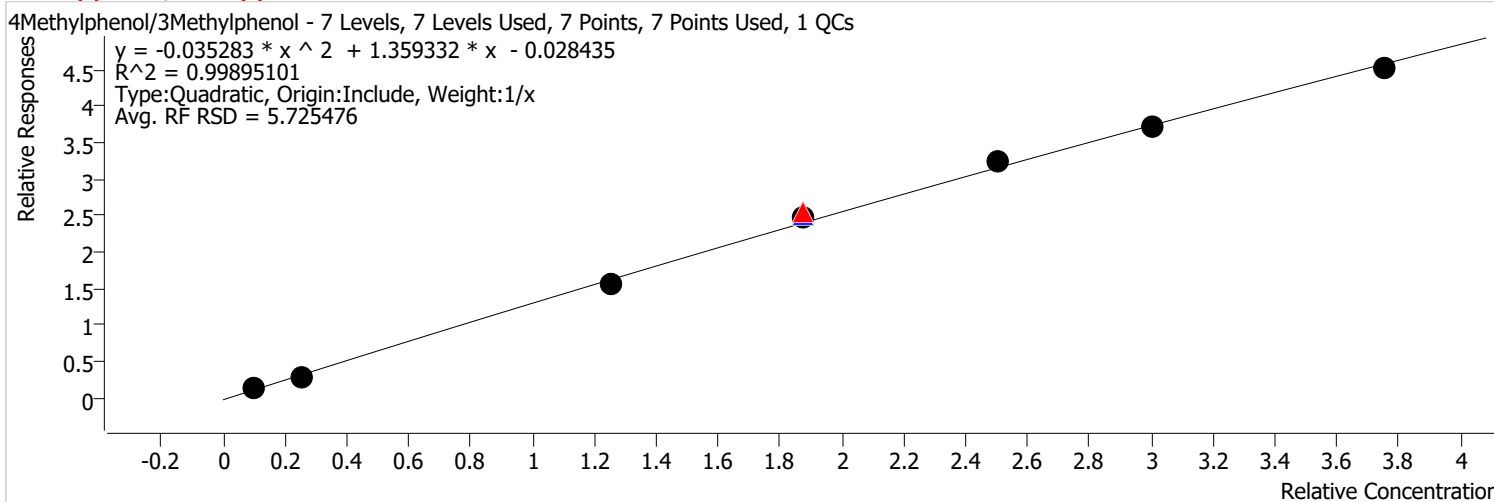


Calibration STD Path	Cal Type	Level	Enabled	Resp.	Exp. Conc	Resp. Factor	Level RSD
\\MASSHUNTER\Org\Data\SV5973N.I\sd021822\DoD BNA cal 1\Feb1808.D	Calibration	1	x	14516	4.0000	0.4578	
\\MASSHUNTER\Org\Data\SV5973N.I\sd021822\DoD BNA cal 1\Feb1807.D	Calibration	2	x	40378	10.0000	0.5027	
\\MASSHUNTER\Org\Data\SV5973N.I\sd021822\DoD BNA cal 1\Feb1806.D	Calibration	3	x	295456	50.0000	0.6514	
\\MASSHUNTER\Org\Data\SV5973N.I\sd030422\BNA 1\Feb0402.D	CC	CCV	x	462679	75.0000	0.6594	
\\MASSHUNTER\Org\Data\SV5973N.I\sd021822\DoD BNA cal 1\Feb1809.D	QC	ICV	x	442003	75.0000	0.7216	
\\MASSHUNTER\Org\Data\SV5973N.I\sd021822\DoD BNA cal 1\Feb1805.D	Calibration	4	x	421834	75.0000	0.6439	
\\MASSHUNTER\Org\Data\SV5973N.I\sd021822\DoD BNA cal 1\Feb1804.D	Calibration	5	x	603850	100.0000	0.6507	
\\MASSHUNTER\Org\Data\SV5973N.I\sd021822\DoD BNA cal 1\Feb1803.D	Calibration	6	x	719807	120.0000	0.6577	
\\MASSHUNTER\Org\Data\SV5973N.I\sd021822\DoD BNA cal 1\Feb1802.D	Calibration	7	x	939344	150.0000	0.6999	

Calibration Report

Batch Path	\\MASSHUNTER\Org\Data\SV5973N.I\sd021822\DoD BNA cal 1\QuantResults\021822 DoD BNA cal.batch.bin		
Analysis Time	2/19/2022 1:08 PM	Analyst Name	BL2000\sean
Report Time	2/19/2022 1:09:12 PM	Reporter Name	BL2000\sean
Last Calib Update	2/19/2022 1:06 PM	Batch State	Processed
Quant Batch Version	10.0	Quant Report Version	10.0

4Methylphenol/3Methylphenol %RSE = 7.8

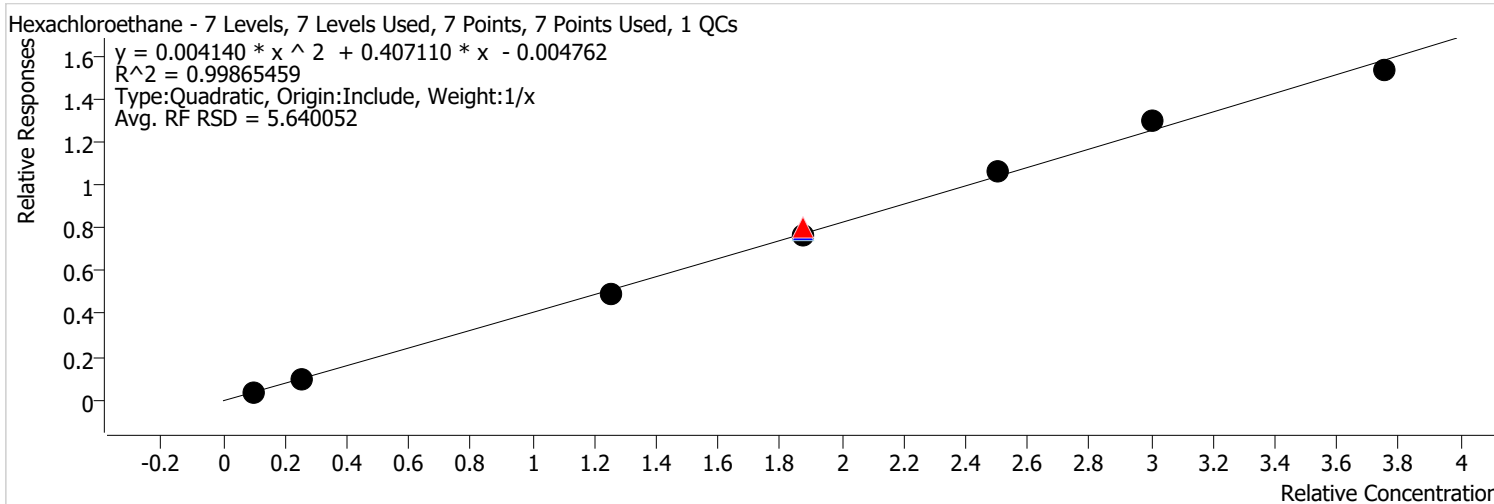


Calibration STD Path	Cal Type	Level	Enabled	Resp.	Exp. Conc	Resp. Factor	Level RSD
\\MASSHUNTER\Org\Data\SV5973N.I\sd021822\DoD BNA cal 1\Feb1808.D	Calibration	1	x	38326	4.0000	1.2087	
\\MASSHUNTER\Org\Data\SV5973N.I\sd021822\DoD BNA cal 1\Feb1807.D	Calibration	2	x	88244	10.0000	1.0986	
\\MASSHUNTER\Org\Data\SV5973N.I\sd021822\DoD BNA cal 1\Feb1806.D	Calibration	3	x	564049	50.0000	1.2436	
\\MASSHUNTER\Org\Data\SV5973N.I\sd030422\BNA 1\Feb0402.D	CC	CCV	x	958126	75.0000	1.3655	
\\MASSHUNTER\Org\Data\SV5973N.I\sd021822\DoD BNA cal 1\Feb1809.D	QC	ICV	x	816321	75.0000	1.3326	
\\MASSHUNTER\Org\Data\SV5973N.I\sd021822\DoD BNA cal 1\Feb1805.D	Calibration	4	x	858705	75.0000	1.3107	
\\MASSHUNTER\Org\Data\SV5973N.I\sd021822\DoD BNA cal 1\Feb1804.D	Calibration	5	x	1202844	100.0000	1.2962	
\\MASSHUNTER\Org\Data\SV5973N.I\sd021822\DoD BNA cal 1\Feb1803.D	Calibration	6	x	1358832	120.0000	1.2416	
\\MASSHUNTER\Org\Data\SV5973N.I\sd021822\DoD BNA cal 1\Feb1802.D	Calibration	7	x	1613966	150.0000	1.2025	

Calibration Report

Batch Path	\\MASSHUNTER\Org\Data\SV5973N.I\sd021822\DoD BNA cal 1\QuantResults\021822 DoD BNA cal.batch.bin		
Analysis Time	2/19/2022 1:08 PM	Analyst Name	BL2000\sean
Report Time	2/19/2022 1:09:12 PM	Reporter Name	BL2000\sean
Last Calib Update	2/19/2022 1:06 PM	Batch State	Processed
Quant Batch Version	10.0	Quant Report Version	10.0

Hexachloroethane %RSE = 4.7

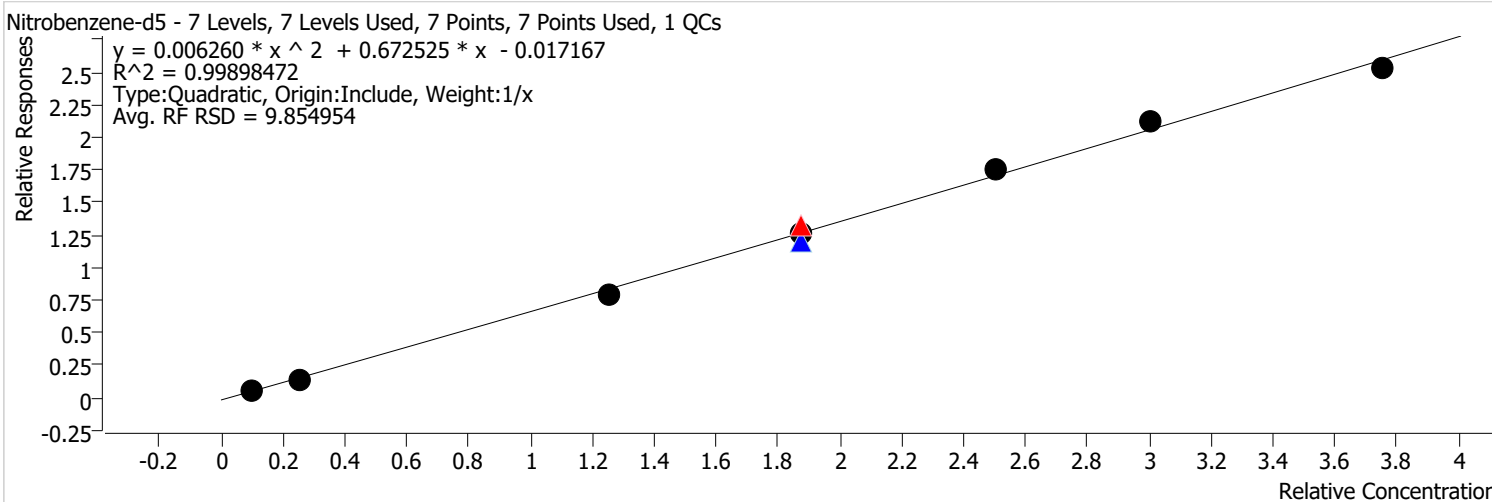


Calibration STD Path	Cal Type	Level	Enabled	Resp.	Exp. Conc	Resp. Factor	Level RSD
\\MASSHUNTER\Org\Data\SV5973N.I\sd021822\DoD BNA cal 1\Feb1808.D	Calibration	1	x	12058	4.0000	0.3803	
\\MASSHUNTER\Org\Data\SV5973N.I\sd021822\DoD BNA cal 1\Feb1807.D	Calibration	2	x	30122	10.0000	0.3750	
\\MASSHUNTER\Org\Data\SV5973N.I\sd021822\DoD BNA cal 1\Feb1806.D	Calibration	3	x	176921	50.0000	0.3901	
\\MASSHUNTER\Org\Data\SV5973N.I\sd030422\BNA 1\Feb0402.D	CC	CCV	x	301313	75.0000	0.4294	
\\MASSHUNTER\Org\Data\SV5973N.I\sd021822\DoD BNA cal 1\Feb1809.D	QC	ICV	x	259885	75.0000	0.4243	
\\MASSHUNTER\Org\Data\SV5973N.I\sd021822\DoD BNA cal 1\Feb1805.D	Calibration	4	x	268097	75.0000	0.4092	
\\MASSHUNTER\Org\Data\SV5973N.I\sd021822\DoD BNA cal 1\Feb1804.D	Calibration	5	x	396362	100.0000	0.4271	
\\MASSHUNTER\Org\Data\SV5973N.I\sd021822\DoD BNA cal 1\Feb1803.D	Calibration	6	x	475489	120.0000	0.4345	
\\MASSHUNTER\Org\Data\SV5973N.I\sd021822\DoD BNA cal 1\Feb1802.D	Calibration	7	x	548286	150.0000	0.4085	

Calibration Report

Batch Path	\\MASSHUNTER\Org\Data\SV5973N.I\sd021822\DoD BNA cal 1\QuantResults\021822 DoD BNA cal.batch.bin		
Analysis Time	2/19/2022 1:08 PM	Analyst Name	BL2000\sean
Report Time	2/19/2022 1:09:12 PM	Reporter Name	BL2000\sean
Last Calib Update	2/19/2022 1:06 PM	Batch State	Processed
Quant Batch Version	10.0	Quant Report Version	10.0

Nitrobenzene-d5 %RSE =

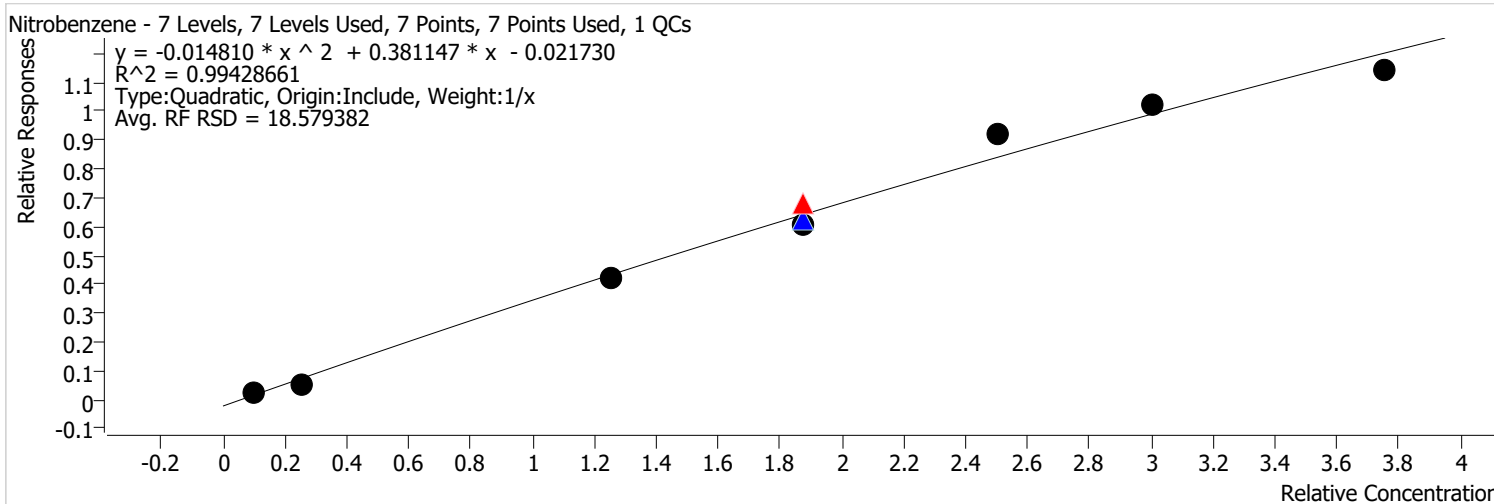


Calibration STD Path	Cal Type	Level	Enabled	Resp.	Exp. Conc	Resp. Factor	Level RSD
\\MASSHUNTER\Org\Data\SV5973N.I\sd021822\DoD BNA cal 1\Feb1808.D	Calibration	1	x	17369	4.0000	0.5477	
\\MASSHUNTER\Org\Data\SV5973N.I\sd021822\DoD BNA cal 1\Feb1807.D	Calibration	2	x	45452	10.0000	0.5658	
\\MASSHUNTER\Org\Data\SV5973N.I\sd021822\DoD BNA cal 1\Feb1806.D	Calibration	3	x	289612	50.0000	0.6385	
\\MASSHUNTER\Org\Data\SV5973N.I\sd030422\BNA 1\Feb0402.D	CC	CCV	x	492505	75.0000	0.7019	
\\MASSHUNTER\Org\Data\SV5973N.I\sd021822\DoD BNA cal 1\Feb1809.D	QC	ICV	x	394242	75.0000	0.6436	
\\MASSHUNTER\Org\Data\SV5973N.I\sd021822\DoD BNA cal 1\Feb1805.D	Calibration	4	x	443231	75.0000	0.6766	
\\MASSHUNTER\Org\Data\SV5973N.I\sd021822\DoD BNA cal 1\Feb1804.D	Calibration	5	x	649013	100.0000	0.6994	
\\MASSHUNTER\Org\Data\SV5973N.I\sd021822\DoD BNA cal 1\Feb1803.D	Calibration	6	x	771682	120.0000	0.7051	
\\MASSHUNTER\Org\Data\SV5973N.I\sd021822\DoD BNA cal 1\Feb1802.D	Calibration	7	x	904317	150.0000	0.6738	

Calibration Report

Batch Path	\\MASSHUNTER\Org\Data\SV5973N.I\sd021822\DoD BNA cal 1\QuantResults\021822 DoD BNA cal.batch.bin		
Analysis Time	2/19/2022 1:08 PM	Analyst Name	BL2000\sean
Report Time	2/19/2022 1:09:12 PM	Reporter Name	BL2000\sean
Last Calib Update	2/19/2022 1:06 PM	Batch State	Processed
Quant Batch Version	10.0	Quant Report Version	10.0

Nitrobenzene %RSE = 14.2

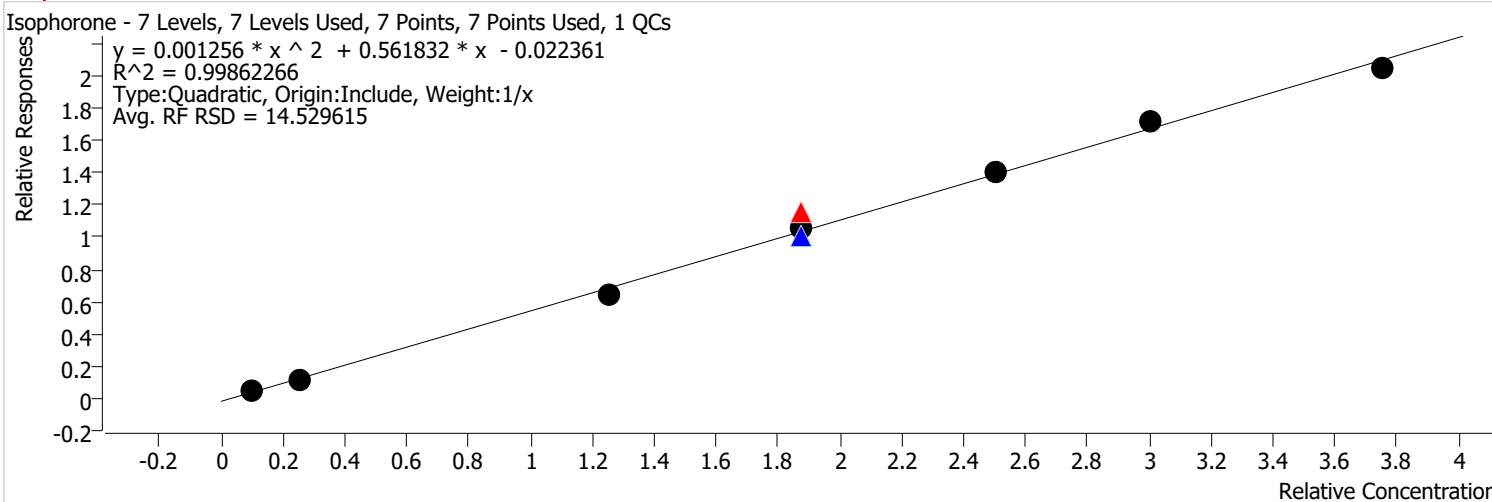


Calibration STD Path	Cal Type	Level	Enabled	Resp.	Exp. Conc	Resp. Factor	Level RSD
\\MASSHUNTER\Org\Data\SV5973N.I\sd021822\DoD BNA cal 1\Feb1808.D	Calibration	1	x	7200	4.0000	0.2271	
\\MASSHUNTER\Org\Data\SV5973N.I\sd021822\DoD BNA cal 1\Feb1807.D	Calibration	2	x	18080	10.0000	0.2251	
\\MASSHUNTER\Org\Data\SV5973N.I\sd021822\DoD BNA cal 1\Feb1806.D	Calibration	3	x	153327	50.0000	0.3380	
\\MASSHUNTER\Org\Data\SV5973N.I\sd030422\BNA 1\Feb0402.D	CC	CCV	x	255208	75.0000	0.3637	
\\MASSHUNTER\Org\Data\SV5973N.I\sd021822\DoD BNA cal 1\Feb1809.D	QC	ICV	x	203074	75.0000	0.3315	
\\MASSHUNTER\Org\Data\SV5973N.I\sd021822\DoD BNA cal 1\Feb1805.D	Calibration	4	x	210462	75.0000	0.3213	
\\MASSHUNTER\Org\Data\SV5973N.I\sd021822\DoD BNA cal 1\Feb1804.D	Calibration	5	x	341039	100.0000	0.3675	
\\MASSHUNTER\Org\Data\SV5973N.I\sd021822\DoD BNA cal 1\Feb1803.D	Calibration	6	x	374243	120.0000	0.3419	
\\MASSHUNTER\Org\Data\SV5973N.I\sd021822\DoD BNA cal 1\Feb1802.D	Calibration	7	x	407665	150.0000	0.3037	

Calibration Report

Batch Path	\\MASSHUNTER\Org\Data\SV5973N.I\sd021822\DoD BNA cal 1\QuantResults\021822 DoD BNA cal.batch.bin		
Analysis Time	2/19/2022 1:08 PM	Analyst Name	BL2000\sean
Report Time	2/19/2022 1:09:12 PM	Reporter Name	BL2000\sean
Last Calib Update	2/19/2022 1:06 PM	Batch State	Processed
Quant Batch Version	10.0	Quant Report Version	10.0

Isophorone %RSE = 8.4

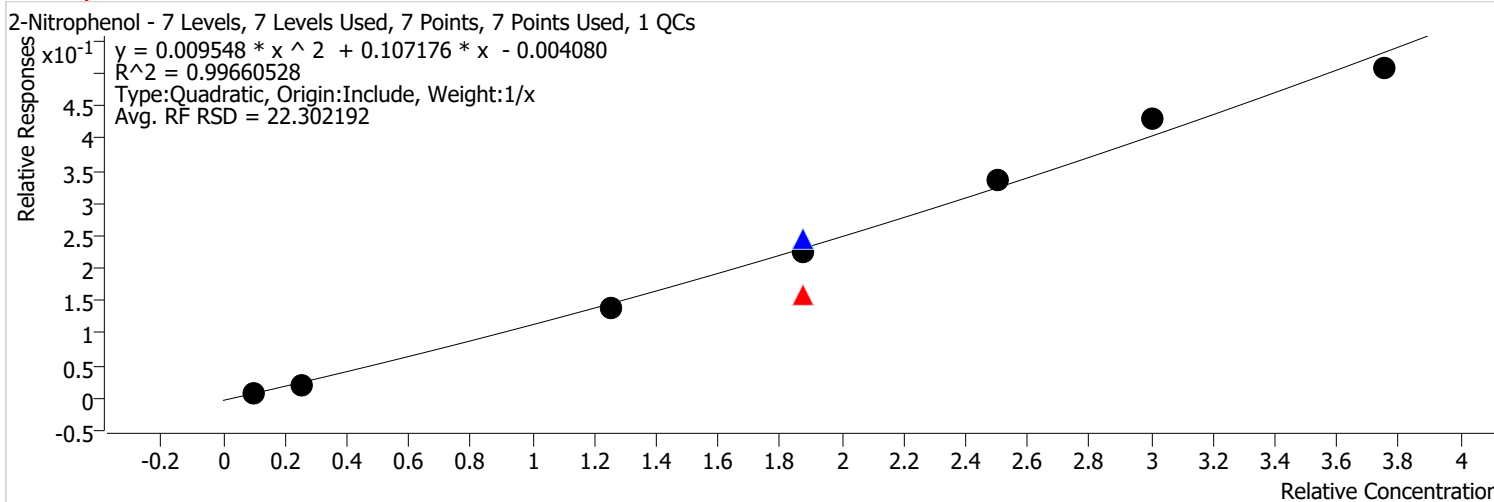


Calibration STD Path	Cal Type	Level	Enabled	Resp.	Exp. Conc	Resp. Factor	Level RSD
\\MASSHUNTER\Org\Data\SV5973N.I\sd021822\DoD BNA cal 1\Feb1808.D	Calibration	1	x	37781	4.0000	0.4001	
\\MASSHUNTER\Org\Data\SV5973N.I\sd021822\DoD BNA cal 1\Feb1807.D	Calibration	2	x	97277	10.0000	0.4128	
\\MASSHUNTER\Org\Data\SV5973N.I\sd021822\DoD BNA cal 1\Feb1806.D	Calibration	3	x	689466	50.0000	0.5191	
\\MASSHUNTER\Org\Data\SV5973N.I\sd030422\BNA 1\Feb0402.D	CC	CCV	x	1268154	75.0000	0.6141	
\\MASSHUNTER\Org\Data\SV5973N.I\sd021822\DoD BNA cal 1\Feb1809.D	QC	ICV	x	952075	75.0000	0.5373	
\\MASSHUNTER\Org\Data\SV5973N.I\sd021822\DoD BNA cal 1\Feb1805.D	Calibration	4	x	1066372	75.0000	0.5685	
\\MASSHUNTER\Org\Data\SV5973N.I\sd021822\DoD BNA cal 1\Feb1804.D	Calibration	5	x	1526319	100.0000	0.5618	
\\MASSHUNTER\Org\Data\SV5973N.I\sd021822\DoD BNA cal 1\Feb1803.D	Calibration	6	x	1823587	120.0000	0.5747	
\\MASSHUNTER\Org\Data\SV5973N.I\sd021822\DoD BNA cal 1\Feb1802.D	Calibration	7	x	2053422	150.0000	0.5465	

Calibration Report

Batch Path	\\MASSHUNTER\Org\Data\SV5973N.I\sd021822\DoD BNA cal 1\QuantResults\021822 DoD BNA cal.batch.bin		
Analysis Time	2/19/2022 1:08 PM	Analyst Name	BL2000\sean
Report Time	2/19/2022 1:09:12 PM	Reporter Name	BL2000\sean
Last Calib Update	2/19/2022 1:06 PM	Batch State	Processed
Quant Batch Version	10.0	Quant Report Version	10.0

2-Nitrophenol %RSE = 9.2

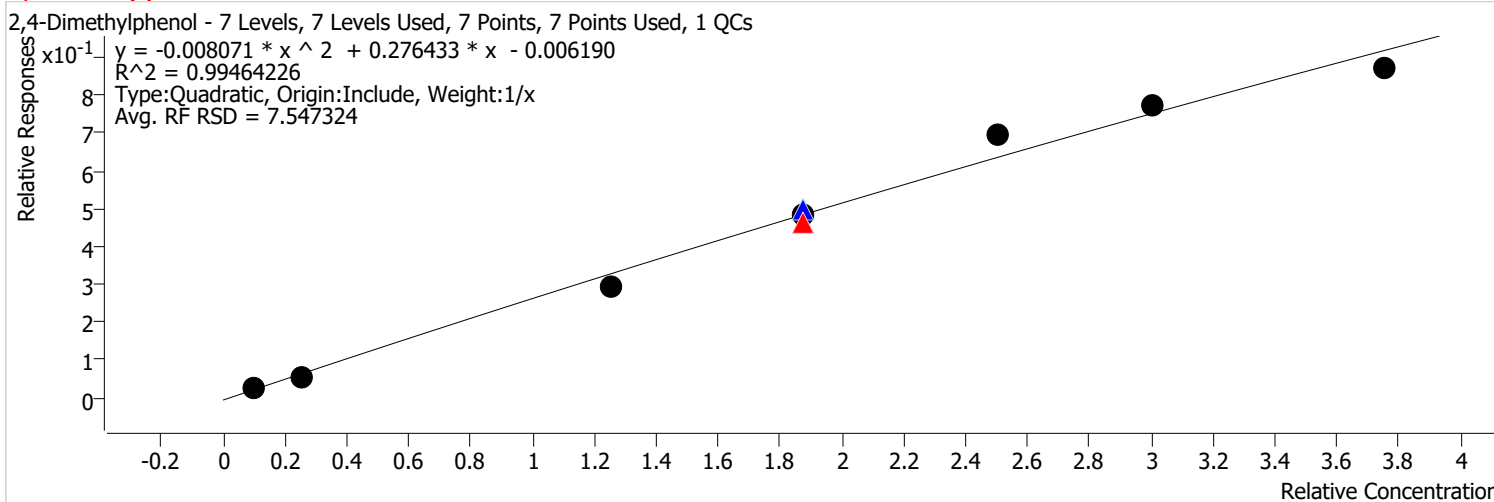


Calibration STD Path	Cal Type	Level	Enabled	Resp.	Exp. Conc	Resp. Factor	Level RSD
\\MASSHUNTER\Org\Data\SV5973N.I\sd021822\DoD BNA cal 1\Feb1808.D	Calibration	1	x	7612	4.0000	0.0806	
\\MASSHUNTER\Org\Data\SV5973N.I\sd021822\DoD BNA cal 1\Feb1807.D	Calibration	2	x	19297	10.0000	0.0819	
\\MASSHUNTER\Org\Data\SV5973N.I\sd021822\DoD BNA cal 1\Feb1806.D	Calibration	3	x	145865	50.0000	0.1098	
\\MASSHUNTER\Org\Data\SV5973N.I\sd030422\BNA 1\Feb0402.D	CC	CCV	x	176730	75.0000	0.0856	
\\MASSHUNTER\Org\Data\SV5973N.I\sd021822\DoD BNA cal 1\Feb1809.D	QC	ICV	x	230240	75.0000	0.1299	
\\MASSHUNTER\Org\Data\SV5973N.I\sd021822\DoD BNA cal 1\Feb1805.D	Calibration	4	x	223037	75.0000	0.1189	
\\MASSHUNTER\Org\Data\SV5973N.I\sd021822\DoD BNA cal 1\Feb1804.D	Calibration	5	x	366947	100.0000	0.1351	
\\MASSHUNTER\Org\Data\SV5973N.I\sd021822\DoD BNA cal 1\Feb1803.D	Calibration	6	x	455325	120.0000	0.1435	
\\MASSHUNTER\Org\Data\SV5973N.I\sd021822\DoD BNA cal 1\Feb1802.D	Calibration	7	x	508410	150.0000	0.1353	

Calibration Report

Batch Path	\\MASSHUNTER\Org\Data\SV5973N.I\sd021822\DoD BNA cal 1\QuantResults\021822 DoD BNA cal.batch.bin		
Analysis Time	2/19/2022 1:08 PM	Analyst Name	BL2000\sean
Report Time	2/19/2022 1:09:12 PM	Reporter Name	BL2000\sean
Last Calib Update	2/19/2022 1:06 PM	Batch State	Processed
Quant Batch Version	10.0	Quant Report Version	10.0

2,4-Dimethylphenol %RSE = 11.0

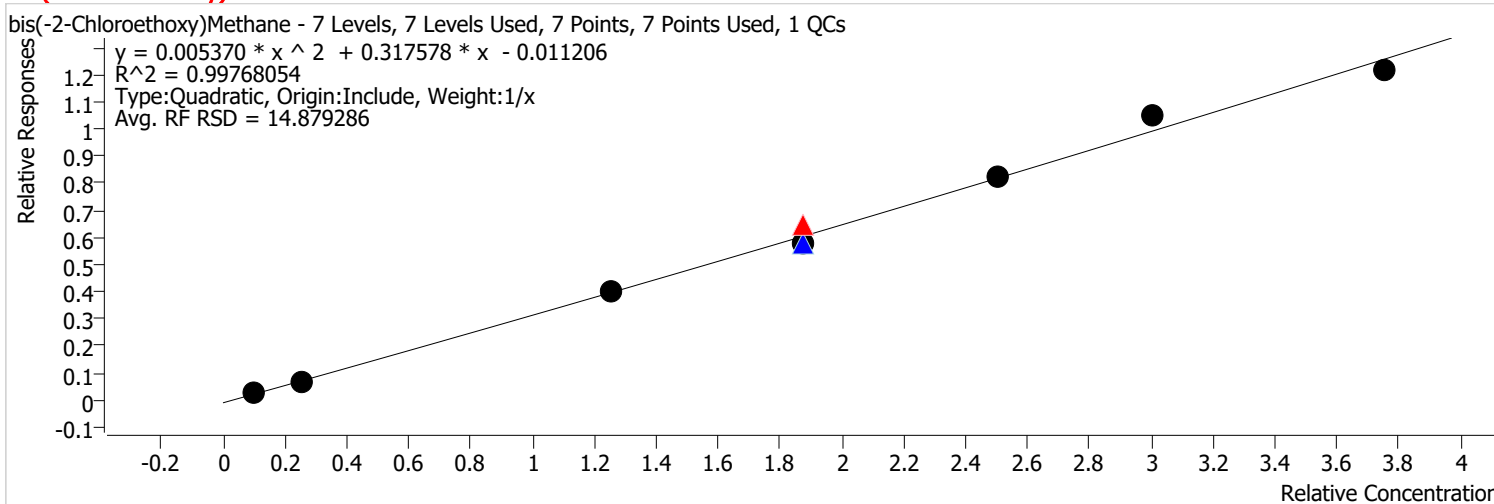


Calibration STD Path	Cal Type	Level	Enabled	Resp.	Exp. Conc	Resp. Factor	Level RSD
\\MASSHUNTER\Org\Data\SV5973N.I\sd021822\DoD BNA cal 1\Feb1808.D	Calibration	1	x	23276	4.0000	0.2465	
\\MASSHUNTER\Org\Data\SV5973N.I\sd021822\DoD BNA cal 1\Feb1807.D	Calibration	2	x	52824	10.0000	0.2242	
\\MASSHUNTER\Org\Data\SV5973N.I\sd021822\DoD BNA cal 1\Feb1806.D	Calibration	3	x	310997	50.0000	0.2341	
\\MASSHUNTER\Org\Data\SV5973N.I\sd030422\BNA 1\Feb0402.D	CC	CCV	x	506872	75.0000	0.2454	
\\MASSHUNTER\Org\Data\SV5973N.I\sd021822\DoD BNA cal 1\Feb1809.D	QC	ICV	x	471706	75.0000	0.2662	
\\MASSHUNTER\Org\Data\SV5973N.I\sd021822\DoD BNA cal 1\Feb1805.D	Calibration	4	x	486601	75.0000	0.2594	
\\MASSHUNTER\Org\Data\SV5973N.I\sd021822\DoD BNA cal 1\Feb1804.D	Calibration	5	x	752268	100.0000	0.2769	
\\MASSHUNTER\Org\Data\SV5973N.I\sd021822\DoD BNA cal 1\Feb1803.D	Calibration	6	x	819537	120.0000	0.2583	
\\MASSHUNTER\Org\Data\SV5973N.I\sd021822\DoD BNA cal 1\Feb1802.D	Calibration	7	x	870994	150.0000	0.2318	

Calibration Report

Batch Path	\\MASSHUNTER\Org\Data\SV5973N.I\sd021822\DoD BNA cal 1\QuantResults\021822 DoD BNA cal.batch.bin		
Analysis Time	2/19/2022 1:08 PM	Analyst Name	BL2000\sean
Report Time	2/19/2022 1:09:13 PM	Reporter Name	BL2000\sean
Last Calib Update	2/19/2022 1:06 PM	Batch State	Processed
Quant Batch Version	10.0	Quant Report Version	10.0

bis(-2-Chloroethoxy)Methane %RSE = 6.1



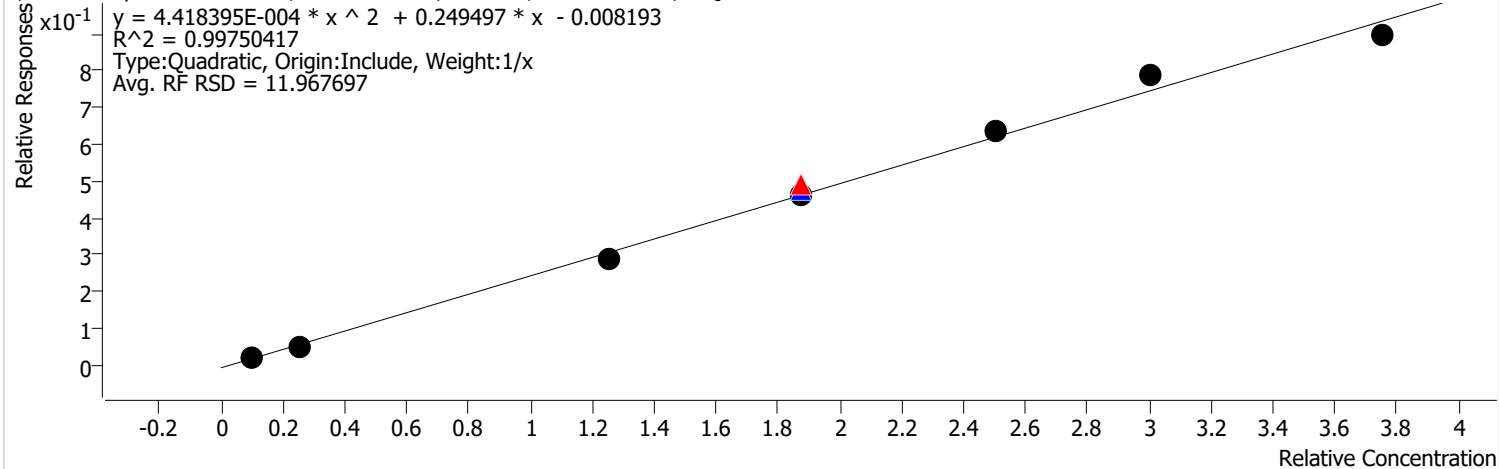
Calibration STD Path	Cal Type	Level	Enabled	Resp.	Exp. Conc	Resp. Factor	Level RSD
\\MASSHUNTER\Org\Data\SV5973N.I\sd021822\DoD BNA cal 1\Feb1808.D	Calibration	1	x	21296	4.0000	0.2255	
\\MASSHUNTER\Org\Data\SV5973N.I\sd021822\DoD BNA cal 1\Feb1807.D	Calibration	2	x	59939	10.0000	0.2544	
\\MASSHUNTER\Org\Data\SV5973N.I\sd021822\DoD BNA cal 1\Feb1806.D	Calibration	3	x	423833	50.0000	0.3191	
\\MASSHUNTER\Org\Data\SV5973N.I\sd030422\BNA 1\Feb0402.D	CC	CCV	x	716900	75.0000	0.3471	
\\MASSHUNTER\Org\Data\SV5973N.I\sd021822\DoD BNA cal 1\Feb1809.D	QC	ICV	x	542758	75.0000	0.3063	
\\MASSHUNTER\Org\Data\SV5973N.I\sd021822\DoD BNA cal 1\Feb1805.D	Calibration	4	x	572879	75.0000	0.3054	
\\MASSHUNTER\Org\Data\SV5973N.I\sd021822\DoD BNA cal 1\Feb1804.D	Calibration	5	x	893144	100.0000	0.3287	
\\MASSHUNTER\Org\Data\SV5973N.I\sd021822\DoD BNA cal 1\Feb1803.D	Calibration	6	x	1115448	120.0000	0.3515	
\\MASSHUNTER\Org\Data\SV5973N.I\sd021822\DoD BNA cal 1\Feb1802.D	Calibration	7	x	1216035	150.0000	0.3237	

Calibration Report

Batch Path	\\MASSHUNTER\Org\Data\SV5973N.I\sd021822\DoD BNA cal 1\QuantResults\021822 DoD BNA cal.batch.bin		
Analysis Time	2/19/2022 1:08 PM	Analyst Name	BL2000\sean
Report Time	2/19/2022 1:09:13 PM	Reporter Name	BL2000\sean
Last Calib Update	2/19/2022 1:06 PM	Batch State	Processed
Quant Batch Version	10.0	Quant Report Version	10.0

2,4-Dichlorophenol %RSE = 6.9

2,4-Dichlorophenol - 7 Levels, 7 Levels Used, 7 Points, 7 Points Used, 1 QCs



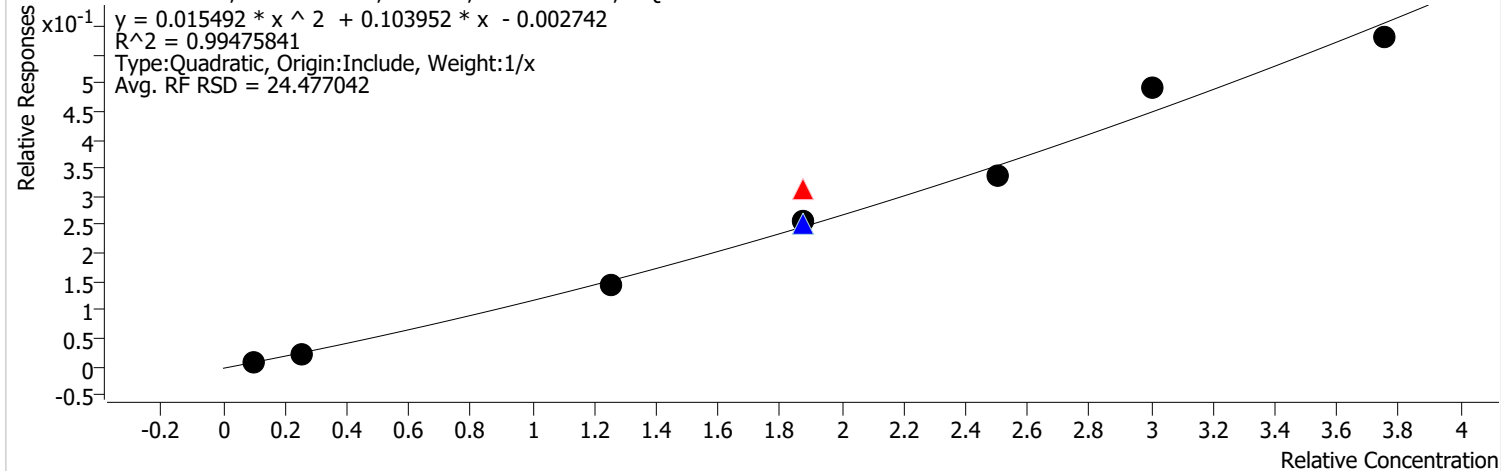
Calibration STD Path	Cal Type	Level	Enabled	Resp.	Exp. Conc	Resp. Factor	Level RSD
\\MASSHUNTER\Org\Data\SV5973N.I\sd021822\DoD BNA cal 1\Feb1808.D	Calibration	1	x	17657	4.0000	0.1870	
\\MASSHUNTER\Org\Data\SV5973N.I\sd021822\DoD BNA cal 1\Feb1807.D	Calibration	2	x	47605	10.0000	0.2020	
\\MASSHUNTER\Org\Data\SV5973N.I\sd021822\DoD BNA cal 1\Feb1806.D	Calibration	3	x	302701	50.0000	0.2279	
\\MASSHUNTER\Org\Data\SV5973N.I\sd030422\BNA 1\Feb0402.D	CC	CCV	x	539457	75.0000	0.2612	
\\MASSHUNTER\Org\Data\SV5973N.I\sd021822\DoD BNA cal 1\Feb1809.D	QC	ICV	x	451820	75.0000	0.2550	
\\MASSHUNTER\Org\Data\SV5973N.I\sd021822\DoD BNA cal 1\Feb1805.D	Calibration	4	x	462781	75.0000	0.2467	
\\MASSHUNTER\Org\Data\SV5973N.I\sd021822\DoD BNA cal 1\Feb1804.D	Calibration	5	x	688712	100.0000	0.2535	
\\MASSHUNTER\Org\Data\SV5973N.I\sd021822\DoD BNA cal 1\Feb1803.D	Calibration	6	x	833232	120.0000	0.2626	
\\MASSHUNTER\Org\Data\SV5973N.I\sd021822\DoD BNA cal 1\Feb1802.D	Calibration	7	x	896259	150.0000	0.2385	

Calibration Report

Batch Path	\\MASSHUNTER\Org\Data\SV5973N.I\sd021822\DoD BNA cal 1\QuantResults\021822 DoD BNA cal.batch.bin		
Analysis Time	2/19/2022 1:08 PM	Analyst Name	BL2000\sean
Report Time	2/19/2022 1:09:13 PM	Reporter Name	BL2000\sean
Last Calib Update	2/19/2022 1:06 PM	Batch State	Processed
Quant Batch Version	10.0	Quant Report Version	10.0

Benzoic Acid %RSE = 12.9

Benzoic Acid - 7 Levels, 7 Levels Used, 7 Points, 7 Points Used, 1 QCs

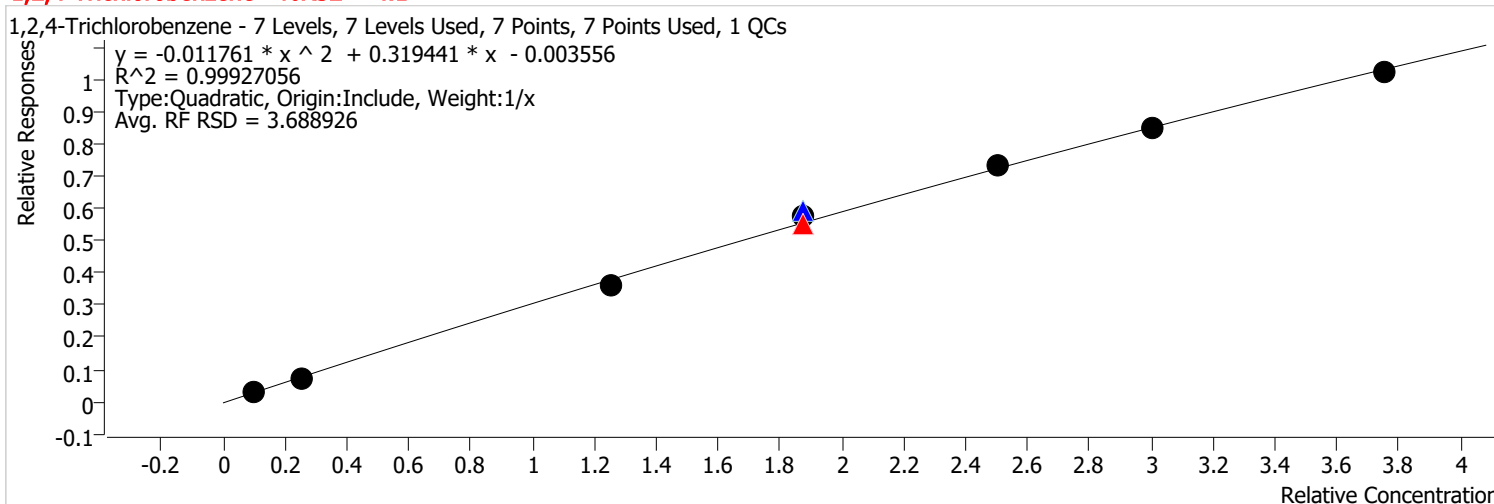


Calibration STD Path	Cal Type	Level	Enabled	Resp.	Exp. Conc	Resp. Factor	Level RSD
\\MASSHUNTER\Org\Data\SV5973N.I\sd021822\DoD BNA cal 1\Feb1808.D	Calibration	1	x	9103	4.0000	0.0964	
\\MASSHUNTER\Org\Data\SV5973N.I\sd021822\DoD BNA cal 1\Feb1807.D	Calibration	2	x	18665	10.0000	0.0792	
\\MASSHUNTER\Org\Data\SV5973N.I\sd021822\DoD BNA cal 1\Feb1806.D	Calibration	3	x	150889	50.0000	0.1136	
\\MASSHUNTER\Org\Data\SV5973N.I\sd030422\BNA 1\Feb0402.D	CC	CCV	x	343437	75.0000	0.1663	
\\MASSHUNTER\Org\Data\SV5973N.I\sd021822\DoD BNA cal 1\Feb1809.D	QC	ICV	x	237375	75.0000	0.1340	
\\MASSHUNTER\Org\Data\SV5973N.I\sd021822\DoD BNA cal 1\Feb1805.D	Calibration	4	x	258415	75.0000	0.1378	
\\MASSHUNTER\Org\Data\SV5973N.I\sd021822\DoD BNA cal 1\Feb1804.D	Calibration	5	x	365591	100.0000	0.1346	
\\MASSHUNTER\Org\Data\SV5973N.I\sd021822\DoD BNA cal 1\Feb1803.D	Calibration	6	x	519957	120.0000	0.1639	
\\MASSHUNTER\Org\Data\SV5973N.I\sd021822\DoD BNA cal 1\Feb1802.D	Calibration	7	x	580859	150.0000	0.1546	

Calibration Report

Batch Path	\\MASSHUNTER\Org\Data\SV5973N.I\sd021822\DoD BNA cal 1\QuantResults\021822 DoD BNA cal.batch.bin		
Analysis Time	2/19/2022 1:08 PM	Analyst Name	BL2000\sean
Report Time	2/19/2022 1:09:13 PM	Reporter Name	BL2000\sean
Last Calib Update	2/19/2022 1:06 PM	Batch State	Processed
Quant Batch Version	10.0	Quant Report Version	10.0

1,2,4-Trichlorobenzene %RSE = 4.1

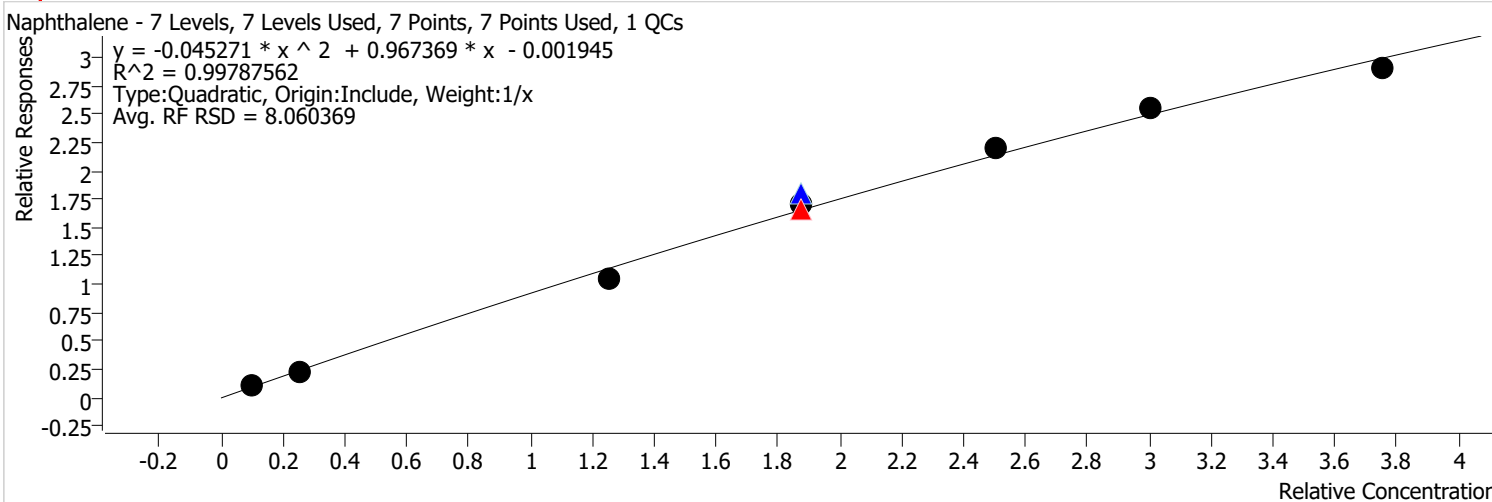


Calibration STD Path	Cal Type	Level	Enabled	Resp.	Exp. Conc	Resp. Factor	Level RSD
\\MASSHUNTER\Org\Data\SV5973N.I\sd021822\DoD BNA cal 1\Feb1808.D	Calibration	1	x	27847	4.0000	0.2949	
\\MASSHUNTER\Org\Data\SV5973N.I\sd021822\DoD BNA cal 1\Feb1807.D	Calibration	2	x	69022	10.0000	0.2929	
\\MASSHUNTER\Org\Data\SV5973N.I\sd021822\DoD BNA cal 1\Feb1806.D	Calibration	3	x	381654	50.0000	0.2873	
\\MASSHUNTER\Org\Data\SV5973N.I\sd030422\BNA 1\Feb0402.D	CC	CCV	x	604446	75.0000	0.2927	
\\MASSHUNTER\Org\Data\SV5973N.I\sd021822\DoD BNA cal 1\Feb1809.D	QC	ICV	x	556684	75.0000	0.3141	
\\MASSHUNTER\Org\Data\SV5973N.I\sd021822\DoD BNA cal 1\Feb1805.D	Calibration	4	x	573589	75.0000	0.3058	
\\MASSHUNTER\Org\Data\SV5973N.I\sd021822\DoD BNA cal 1\Feb1804.D	Calibration	5	x	795894	100.0000	0.2929	
\\MASSHUNTER\Org\Data\SV5973N.I\sd021822\DoD BNA cal 1\Feb1803.D	Calibration	6	x	897123	120.0000	0.2827	
\\MASSHUNTER\Org\Data\SV5973N.I\sd021822\DoD BNA cal 1\Feb1802.D	Calibration	7	x	1020843	150.0000	0.2717	

Calibration Report

Batch Path	\\MASSHUNTER\Org\Data\SV5973N.I\sd021822\DoD BNA cal 1\QuantResults\021822 DoD BNA cal.batch.bin		
Analysis Time	2/19/2022 1:08 PM	Analyst Name	BL2000\sean
Report Time	2/19/2022 1:09:13 PM	Reporter Name	BL2000\sean
Last Calib Update	2/19/2022 1:06 PM	Batch State	Processed
Quant Batch Version	10.0	Quant Report Version	10.0

Naphthalene %RSE = 6.5

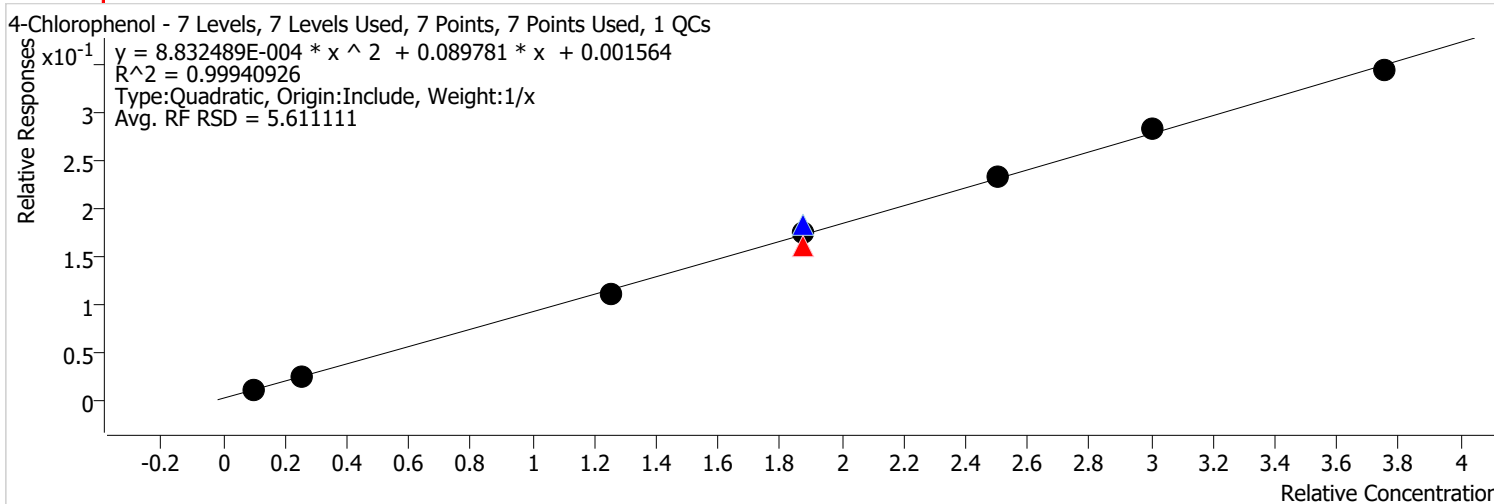


Calibration STD Path	Cal Type	Level	Enabled	Resp.	Exp. Conc	Resp. Factor	Level RSD
\\MASSHUNTER\Org\Data\SV5973N.I\sd021822\DoD BNA cal 1\Feb1808.D	Calibration	1	x	94125	4.0000	0.9968	
\\MASSHUNTER\Org\Data\SV5973N.I\sd021822\DoD BNA cal 1\Feb1807.D	Calibration	2	x	215374	10.0000	0.9141	
\\MASSHUNTER\Org\Data\SV5973N.I\sd021822\DoD BNA cal 1\Feb1806.D	Calibration	3	x	1110201	50.0000	0.8359	
\\MASSHUNTER\Org\Data\SV5973N.I\sd030422\BNA 1\Feb0402.D	CC	CCV	x	1832808	75.0000	0.8875	
\\MASSHUNTER\Org\Data\SV5973N.I\sd021822\DoD BNA cal 1\Feb1809.D	QC	ICV	x	1701484	75.0000	0.9602	
\\MASSHUNTER\Org\Data\SV5973N.I\sd021822\DoD BNA cal 1\Feb1805.D	Calibration	4	x	1714981	75.0000	0.9143	
\\MASSHUNTER\Org\Data\SV5973N.I\sd021822\DoD BNA cal 1\Feb1804.D	Calibration	5	x	2385769	100.0000	0.8781	
\\MASSHUNTER\Org\Data\SV5973N.I\sd021822\DoD BNA cal 1\Feb1803.D	Calibration	6	x	2702791	120.0000	0.8518	
\\MASSHUNTER\Org\Data\SV5973N.I\sd021822\DoD BNA cal 1\Feb1802.D	Calibration	7	x	2903611	150.0000	0.7728	

Calibration Report

Batch Path	\\MASSHUNTER\Org\Data\SV5973N.I\sd021822\DoD BNA cal 1\QuantResults\021822 DoD BNA cal.batch.bin		
Analysis Time	2/19/2022 1:08 PM	Analyst Name	BL2000\sean
Report Time	2/19/2022 1:09:13 PM	Reporter Name	BL2000\sean
Last Calib Update	2/19/2022 1:06 PM	Batch State	Processed
Quant Batch Version	10.0	Quant Report Version	10.0

4-Chlorophenol %RSE = 3.1

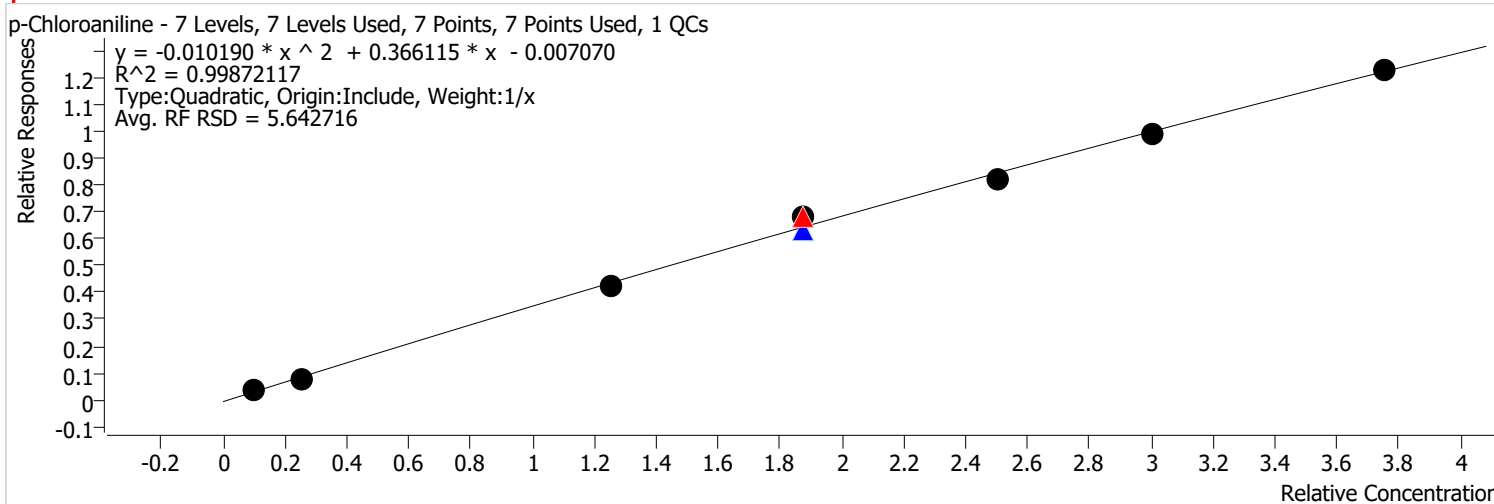


Calibration STD Path	Cal Type	Level	Enabled	Resp.	Exp. Conc	Resp. Factor	Level RSD
\\MASSHUNTER\Org\Data\SV5973N.I\sd021822\DoD BNA cal 1\Feb1808.D	Calibration	1	x	9877	4.0000	0.1046	
\\MASSHUNTER\Org\Data\SV5973N.I\sd021822\DoD BNA cal 1\Feb1807.D	Calibration	2	x	23297	10.0000	0.0989	
\\MASSHUNTER\Org\Data\SV5973N.I\sd021822\DoD BNA cal 1\Feb1806.D	Calibration	3	x	116895	50.0000	0.0880	
\\MASSHUNTER\Org\Data\SV5973N.I\sd030422\BNA 1\Feb0402.D	CC	CCV	x	177209	75.0000	0.0858	
\\MASSHUNTER\Org\Data\SV5973N.I\sd021822\DoD BNA cal 1\Feb1809.D	QC	ICV	x	174820	75.0000	0.0987	
\\MASSHUNTER\Org\Data\SV5973N.I\sd021822\DoD BNA cal 1\Feb1805.D	Calibration	4	x	174790	75.0000	0.0932	
\\MASSHUNTER\Org\Data\SV5973N.I\sd021822\DoD BNA cal 1\Feb1804.D	Calibration	5	x	254245	100.0000	0.0936	
\\MASSHUNTER\Org\Data\SV5973N.I\sd021822\DoD BNA cal 1\Feb1803.D	Calibration	6	x	301586	120.0000	0.0950	
\\MASSHUNTER\Org\Data\SV5973N.I\sd021822\DoD BNA cal 1\Feb1802.D	Calibration	7	x	345521	150.0000	0.0920	

Calibration Report

Batch Path	\\MASSHUNTER\Org\Data\SV5973N.I\sd021822\DoD BNA cal 1\QuantResults\021822 DoD BNA cal.batch.bin		
Analysis Time	2/19/2022 1:08 PM	Analyst Name	BL2000\sean
Report Time	2/19/2022 1:09:13 PM	Reporter Name	BL2000\sean
Last Calib Update	2/19/2022 1:06 PM	Batch State	Processed
Quant Batch Version	10.0	Quant Report Version	10.0

p-Chloroaniline %RSE = 7.2

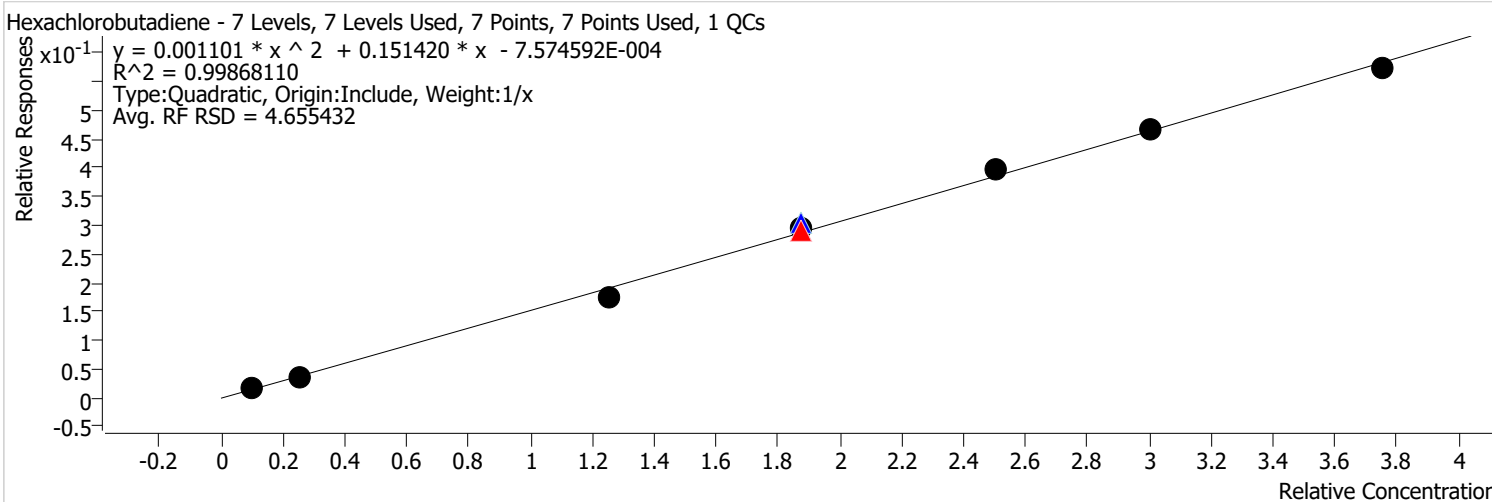


Calibration STD Path	Cal Type	Level	Enabled	Resp.	Exp. Conc	Resp. Factor	Level RSD
\\MASSHUNTER\Org\Data\SV5973N.I\sd021822\DoD BNA cal 1\Feb1808.D	Calibration	1	x	30624	4.0000	0.3243	
\\MASSHUNTER\Org\Data\SV5973N.I\sd021822\DoD BNA cal 1\Feb1807.D	Calibration	2	x	71033	10.0000	0.3015	
\\MASSHUNTER\Org\Data\SV5973N.I\sd021822\DoD BNA cal 1\Feb1806.D	Calibration	3	x	453225	50.0000	0.3412	
\\MASSHUNTER\Org\Data\SV5973N.I\sd030422\BNA 1\Feb0402.D	CC	CCV	x	752494	75.0000	0.3644	
\\MASSHUNTER\Org\Data\SV5973N.I\sd021822\DoD BNA cal 1\Feb1809.D	QC	ICV	x	596772	75.0000	0.3368	
\\MASSHUNTER\Org\Data\SV5973N.I\sd021822\DoD BNA cal 1\Feb1805.D	Calibration	4	x	681721	75.0000	0.3634	
\\MASSHUNTER\Org\Data\SV5973N.I\sd021822\DoD BNA cal 1\Feb1804.D	Calibration	5	x	893838	100.0000	0.3290	
\\MASSHUNTER\Org\Data\SV5973N.I\sd021822\DoD BNA cal 1\Feb1803.D	Calibration	6	x	1050839	120.0000	0.3312	
\\MASSHUNTER\Org\Data\SV5973N.I\sd021822\DoD BNA cal 1\Feb1802.D	Calibration	7	x	1228719	150.0000	0.3270	

Calibration Report

Batch Path	\\MASSHUNTER\Org\Data\SV5973N.I\sd021822\DoD BNA cal 1\QuantResults\021822 DoD BNA cal.batch.bin		
Analysis Time	2/19/2022 1:08 PM	Analyst Name	BL2000\sean
Report Time	2/19/2022 1:09:13 PM	Reporter Name	BL2000\sean
Last Calib Update	2/19/2022 1:06 PM	Batch State	Processed
Quant Batch Version	10.0	Quant Report Version	10.0

Hexachlorobutadiene %RSE = 5.5

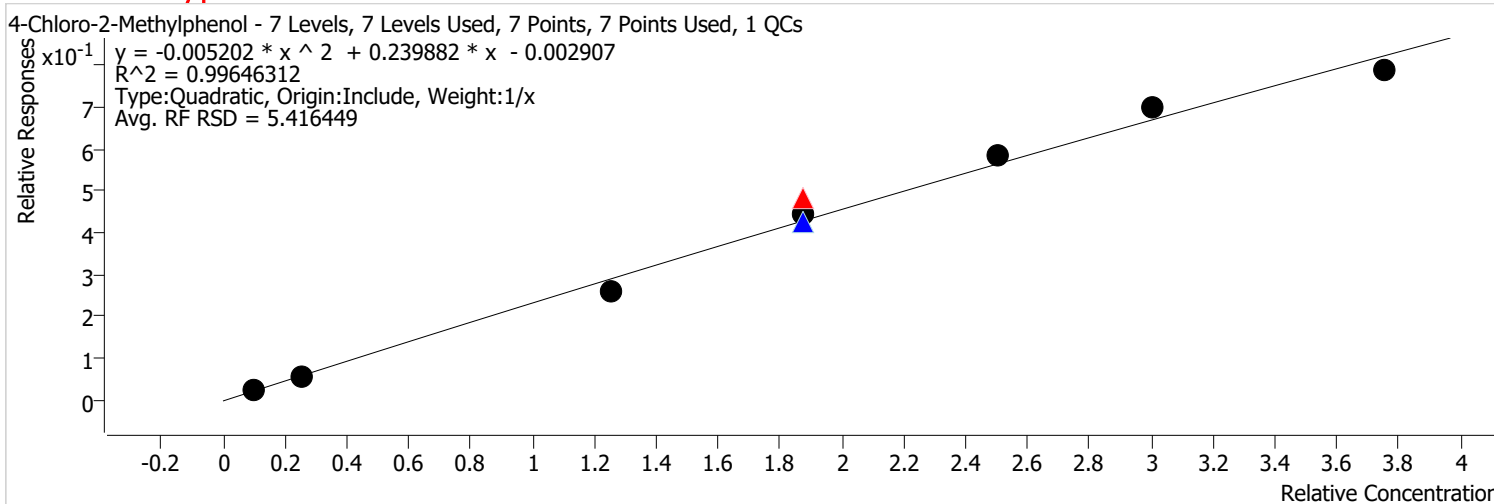


Calibration STD Path	Cal Type	Level	Enabled	Resp.	Exp. Conc	Resp. Factor	Level RSD
\\MASSHUNTER\Org\Data\SV5973N.I\sd021822\DoD BNA cal 1\Feb1808.D	Calibration	1	x	14423	4.0000	0.1527	
\\MASSHUNTER\Org\Data\SV5973N.I\sd021822\DoD BNA cal 1\Feb1807.D	Calibration	2	x	33554	10.0000	0.1424	
\\MASSHUNTER\Org\Data\SV5973N.I\sd021822\DoD BNA cal 1\Feb1806.D	Calibration	3	x	188037	50.0000	0.1416	
\\MASSHUNTER\Org\Data\SV5973N.I\sd030422\BNA 1\Feb0402.D	CC	CCV	x	320429	75.0000	0.1552	
\\MASSHUNTER\Org\Data\SV5973N.I\sd021822\DoD BNA cal 1\Feb1809.D	QC	ICV	x	286141	75.0000	0.1615	
\\MASSHUNTER\Org\Data\SV5973N.I\sd021822\DoD BNA cal 1\Feb1805.D	Calibration	4	x	296318	75.0000	0.1580	
\\MASSHUNTER\Org\Data\SV5973N.I\sd021822\DoD BNA cal 1\Feb1804.D	Calibration	5	x	432772	100.0000	0.1593	
\\MASSHUNTER\Org\Data\SV5973N.I\sd021822\DoD BNA cal 1\Feb1803.D	Calibration	6	x	492013	120.0000	0.1551	
\\MASSHUNTER\Org\Data\SV5973N.I\sd021822\DoD BNA cal 1\Feb1802.D	Calibration	7	x	573148	150.0000	0.1525	

Calibration Report

Batch Path	\\MASSHUNTER\Org\Data\SV5973N.I\sd021822\DoD BNA cal 1\QuantResults\021822 DoD BNA cal.batch.bin		
Analysis Time	2/19/2022 1:08 PM	Analyst Name	BL2000\sean
Report Time	2/19/2022 1:09:14 PM	Reporter Name	BL2000\sean
Last Calib Update	2/19/2022 1:06 PM	Batch State	Processed
Quant Batch Version	10.0	Quant Report Version	10.0

4-Chloro-2-Methylphenol %RSE = 7.7



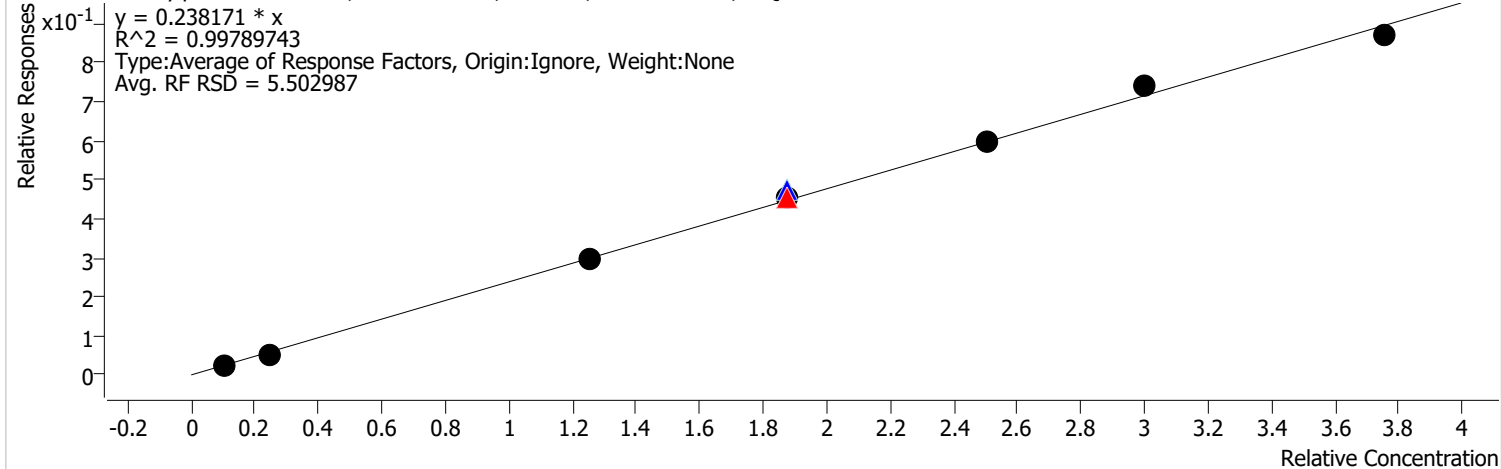
Calibration STD Path	Cal Type	Level	Enabled	Resp.	Exp. Conc	Resp. Factor	Level RSD
\\MASSHUNTER\Org\Data\SV5973N.I\sd021822\DoD BNA cal 1\Feb1808.D	Calibration	1	x	21228	4.0000	0.2248	
\\MASSHUNTER\Org\Data\SV5973N.I\sd021822\DoD BNA cal 1\Feb1807.D	Calibration	2	x	51791	10.0000	0.2198	
\\MASSHUNTER\Org\Data\SV5973N.I\sd021822\DoD BNA cal 1\Feb1806.D	Calibration	3	x	274008	50.0000	0.2063	
\\MASSHUNTER\Org\Data\SV5973N.I\sd030422\BNA 1\Feb0402.D	CC	CCV	x	533664	75.0000	0.2584	
\\MASSHUNTER\Org\Data\SV5973N.I\sd021822\DoD BNA cal 1\Feb1809.D	QC	ICV	x	402121	75.0000	0.2269	
\\MASSHUNTER\Org\Data\SV5973N.I\sd021822\DoD BNA cal 1\Feb1805.D	Calibration	4	x	445081	75.0000	0.2373	
\\MASSHUNTER\Org\Data\SV5973N.I\sd021822\DoD BNA cal 1\Feb1804.D	Calibration	5	x	635015	100.0000	0.2337	
\\MASSHUNTER\Org\Data\SV5973N.I\sd021822\DoD BNA cal 1\Feb1803.D	Calibration	6	x	740508	120.0000	0.2334	
\\MASSHUNTER\Org\Data\SV5973N.I\sd021822\DoD BNA cal 1\Feb1802.D	Calibration	7	x	789739	150.0000	0.2102	

Calibration Report

Batch Path	\\MASSHUNTER\Org\Data\SV5973N.I\sd021822\DoD BNA cal 1\QuantResults\021822 DoD BNA cal.batch.bin		
Analysis Time	2/19/2022 1:08 PM	Analyst Name	BL2000\sean
Report Time	2/19/2022 1:09:14 PM	Reporter Name	BL2000\sean
Last Calib Update	2/19/2022 1:06 PM	Batch State	Processed
Quant Batch Version	10.0	Quant Report Version	10.0

4-Chloro-3-Methylphenol %RSE = 5.5

4-Chloro-3-Methylphenol - 7 Levels, 7 Levels Used, 7 Points, 7 Points Used, 1 QCs



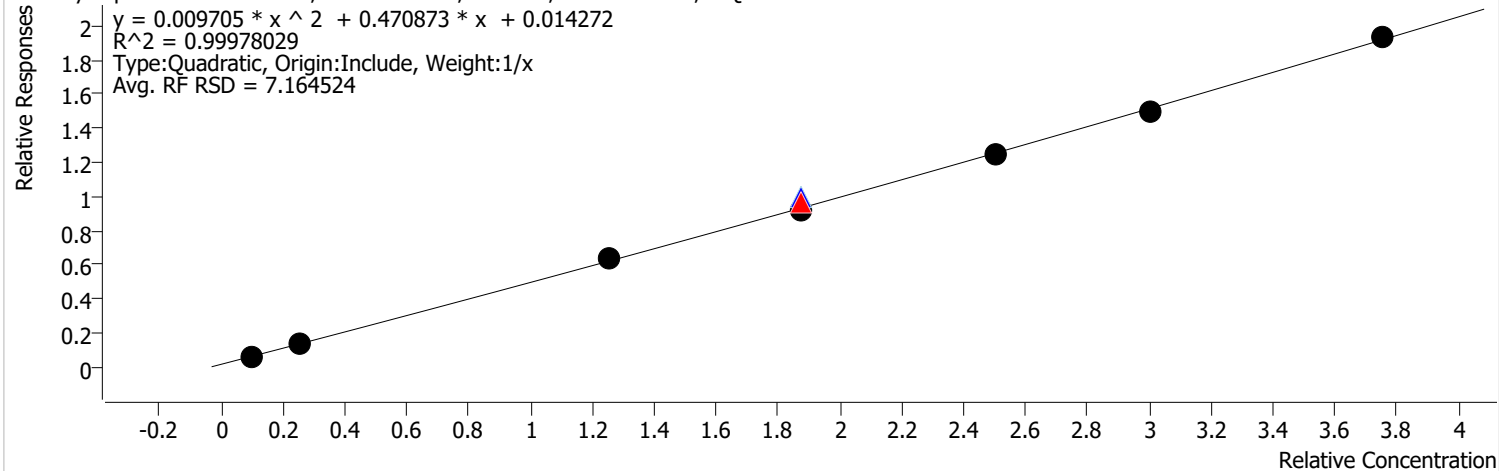
Calibration STD Path	Cal Type	Level	Enabled	Resp.	Exp. Conc	Resp. Factor	Level RSD
\\MASSHUNTER\Org\Data\SV5973N.I\sd021822\DoD BNA cal 1\Feb1808.D	Calibration	1	x	24488	4.0000	0.2593	
\\MASSHUNTER\Org\Data\SV5973N.I\sd021822\DoD BNA cal 1\Feb1807.D	Calibration	2	x	51113	10.0000	0.2169	
\\MASSHUNTER\Org\Data\SV5973N.I\sd021822\DoD BNA cal 1\Feb1806.D	Calibration	3	x	311889	50.0000	0.2348	
\\MASSHUNTER\Org\Data\SV5973N.I\sd030422\BNA 1\Feb0402.D	CC	CCV	x	502885	75.0000	0.2435	
\\MASSHUNTER\Org\Data\SV5973N.I\sd021822\DoD BNA cal 1\Feb1809.D	QC	ICV	x	449625	75.0000	0.2537	
\\MASSHUNTER\Org\Data\SV5973N.I\sd021822\DoD BNA cal 1\Feb1805.D	Calibration	4	x	450778	75.0000	0.2403	
\\MASSHUNTER\Org\Data\SV5973N.I\sd021822\DoD BNA cal 1\Feb1804.D	Calibration	5	x	646645	100.0000	0.2380	
\\MASSHUNTER\Org\Data\SV5973N.I\sd021822\DoD BNA cal 1\Feb1803.D	Calibration	6	x	782006	120.0000	0.2464	
\\MASSHUNTER\Org\Data\SV5973N.I\sd021822\DoD BNA cal 1\Feb1802.D	Calibration	7	x	869158	150.0000	0.2313	

Calibration Report

Batch Path	\\MASSHUNTER\Org\Data\SV5973N.I\sd021822\DoD BNA cal 1\QuantResults\021822 DoD BNA cal.batch.bin		
Analysis Time	2/19/2022 1:08 PM	Analyst Name	BL2000\sean
Report Time	2/19/2022 1:09:14 PM	Reporter Name	BL2000\sean
Last Calib Update	2/19/2022 1:06 PM	Batch State	Processed
Quant Batch Version	10.0	Quant Report Version	10.0

2-Methylnaphthalene %RSE = 3.5

2-Methylnaphthalene - 7 Levels, 7 Levels Used, 7 Points, 7 Points Used, 1 QCs

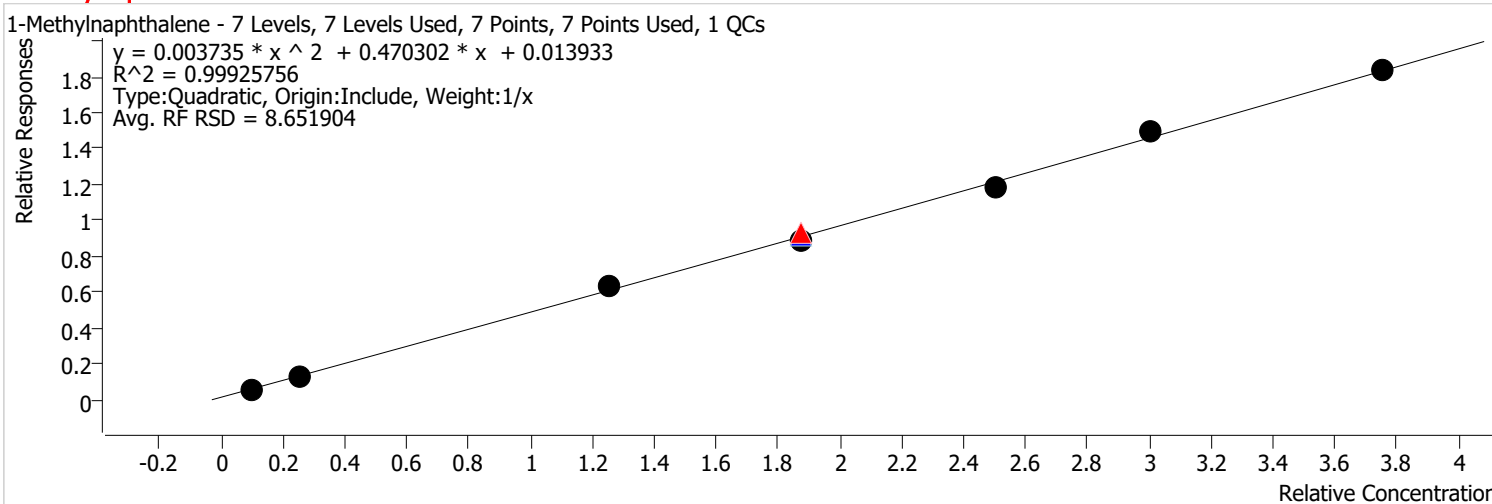


Calibration STD Path	Cal Type	Level	Enabled	Resp.	Exp. Conc	Resp. Factor	Level RSD
\\MASSHUNTER\Org\Data\SV5973N.I\sd021822\DoD BNA cal 1\Feb1808.D	Calibration	1	x	56026	4.0000	0.5933	
\\MASSHUNTER\Org\Data\SV5973N.I\sd021822\DoD BNA cal 1\Feb1807.D	Calibration	2	x	129837	10.0000	0.5510	
\\MASSHUNTER\Org\Data\SV5973N.I\sd021822\DoD BNA cal 1\Feb1806.D	Calibration	3	x	670695	50.0000	0.5050	
\\MASSHUNTER\Org\Data\SV5973N.I\sd030422\BNA 1\Feb0402.D	CC	CCV	x	1064687	75.0000	0.5156	
\\MASSHUNTER\Org\Data\SV5973N.I\sd021822\DoD BNA cal 1\Feb1809.D	QC	ICV	x	934925	75.0000	0.5276	
\\MASSHUNTER\Org\Data\SV5973N.I\sd021822\DoD BNA cal 1\Feb1805.D	Calibration	4	x	914283	75.0000	0.4874	
\\MASSHUNTER\Org\Data\SV5973N.I\sd021822\DoD BNA cal 1\Feb1804.D	Calibration	5	x	1357670	100.0000	0.4997	
\\MASSHUNTER\Org\Data\SV5973N.I\sd021822\DoD BNA cal 1\Feb1803.D	Calibration	6	x	1591431	120.0000	0.5015	
\\MASSHUNTER\Org\Data\SV5973N.I\sd021822\DoD BNA cal 1\Feb1802.D	Calibration	7	x	1933828	150.0000	0.5147	

Calibration Report

Batch Path	\\MASSHUNTER\Org\Data\SV5973N.I\sd021822\DoD BNA cal 1\QuantResults\021822 DoD BNA cal.batch.bin		
Analysis Time	2/19/2022 1:08 PM	Analyst Name	BL2000\sean
Report Time	2/19/2022 1:09:14 PM	Reporter Name	BL2000\sean
Last Calib Update	2/19/2022 1:06 PM	Batch State	Processed
Quant Batch Version	10.0	Quant Report Version	10.0

1-Methylnaphthalene %RSE = 3.6

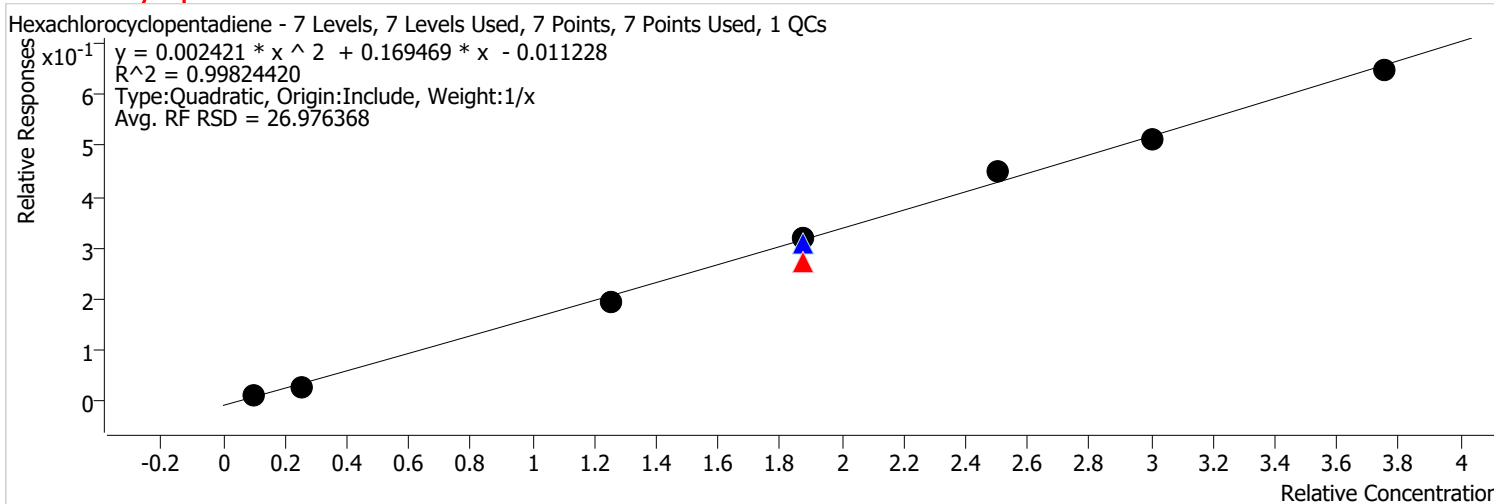


Calibration STD Path	Cal Type	Level	Enabled	Resp.	Exp. Conc	Resp. Factor	Level RSD
\\MASSHUNTER\Org\Data\SV5973N.I\sd021822\DoD BNA cal 1\Feb1808.D	Calibration	1	x	56205	4.0000	0.5952	
\\MASSHUNTER\Org\Data\SV5973N.I\sd021822\DoD BNA cal 1\Feb1807.D	Calibration	2	x	126738	10.0000	0.5379	
\\MASSHUNTER\Org\Data\SV5973N.I\sd021822\DoD BNA cal 1\Feb1806.D	Calibration	3	x	672135	50.0000	0.5060	
\\MASSHUNTER\Org\Data\SV5973N.I\sd030422\BNA 1\Feb0402.D	CC	CCV	x	1025400	75.0000	0.4965	
\\MASSHUNTER\Org\Data\SV5973N.I\sd021822\DoD BNA cal 1\Feb1809.D	QC	ICV	x	864319	75.0000	0.4878	
\\MASSHUNTER\Org\Data\SV5973N.I\sd021822\DoD BNA cal 1\Feb1805.D	Calibration	4	x	885279	75.0000	0.4720	
\\MASSHUNTER\Org\Data\SV5973N.I\sd021822\DoD BNA cal 1\Feb1804.D	Calibration	5	x	1279557	100.0000	0.4710	
\\MASSHUNTER\Org\Data\SV5973N.I\sd021822\DoD BNA cal 1\Feb1803.D	Calibration	6	x	1575011	120.0000	0.4964	
\\MASSHUNTER\Org\Data\SV5973N.I\sd021822\DoD BNA cal 1\Feb1802.D	Calibration	7	x	1836402	150.0000	0.4888	

Calibration Report

Batch Path	\\MASSHUNTER\Org\Data\SV5973N.I\sd021822\DoD BNA cal 1\QuantResults\021822 DoD BNA cal.batch.bin		
Analysis Time	2/19/2022 1:08 PM	Analyst Name	BL2000\sean
Report Time	2/19/2022 1:09:14 PM	Reporter Name	BL2000\sean
Last Calib Update	2/19/2022 1:06 PM	Batch State	Processed
Quant Batch Version	10.0	Quant Report Version	10.0

Hexachlorocyclopentadiene %RSE = 9.4

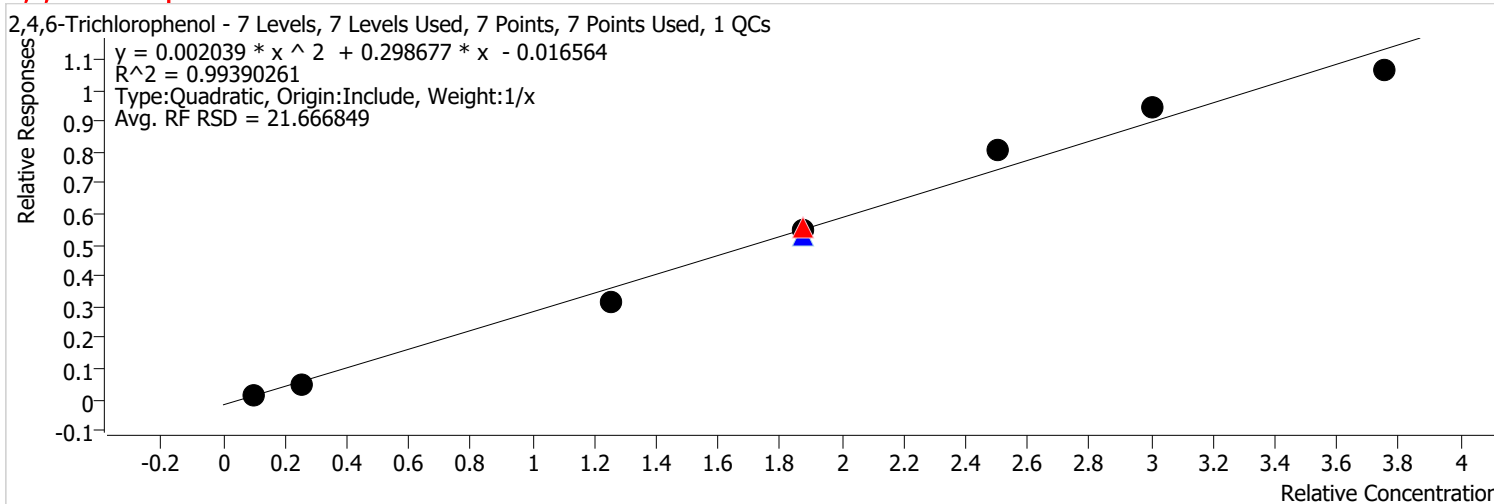


Calibration STD Path	Cal Type	Level	Enabled	Resp.	Exp. Conc	Resp. Factor	Level RSD
\\MASSHUNTER\Org\Data\SV5973N.I\sd021822\DoD BNA cal 1\Feb1808.D	Calibration	1	x	4224	4.0000	0.0784	
\\MASSHUNTER\Org\Data\SV5973N.I\sd021822\DoD BNA cal 1\Feb1807.D	Calibration	2	x	13837	10.0000	0.1046	
\\MASSHUNTER\Org\Data\SV5973N.I\sd021822\DoD BNA cal 1\Feb1806.D	Calibration	3	x	113002	50.0000	0.1553	
\\MASSHUNTER\Org\Data\SV5973N.I\sd030422\BNA 1\Feb0402.D	CC	CCV	x	172479	75.0000	0.1435	
\\MASSHUNTER\Org\Data\SV5973N.I\sd021822\DoD BNA cal 1\Feb1809.D	QC	ICV	x	167582	75.0000	0.1641	
\\MASSHUNTER\Org\Data\SV5973N.I\sd021822\DoD BNA cal 1\Feb1805.D	Calibration	4	x	175425	75.0000	0.1707	
\\MASSHUNTER\Org\Data\SV5973N.I\sd021822\DoD BNA cal 1\Feb1804.D	Calibration	5	x	260879	100.0000	0.1809	
\\MASSHUNTER\Org\Data\SV5973N.I\sd021822\DoD BNA cal 1\Feb1803.D	Calibration	6	x	295198	120.0000	0.1710	
\\MASSHUNTER\Org\Data\SV5973N.I\sd021822\DoD BNA cal 1\Feb1802.D	Calibration	7	x	361285	150.0000	0.1727	

Calibration Report

Batch Path	\\MASSHUNTER\Org\Data\SV5973N.I\sd021822\DoD BNA cal 1\QuantResults\021822 DoD BNA cal.batch.bin		
Analysis Time	2/19/2022 1:08 PM	Analyst Name	BL2000\sean
Report Time	2/19/2022 1:09:14 PM	Reporter Name	BL2000\sean
Last Calib Update	2/19/2022 1:06 PM	Batch State	Processed
Quant Batch Version	10.0	Quant Report Version	10.0

2,4,6-Trichlorophenol %RSE = 11.2

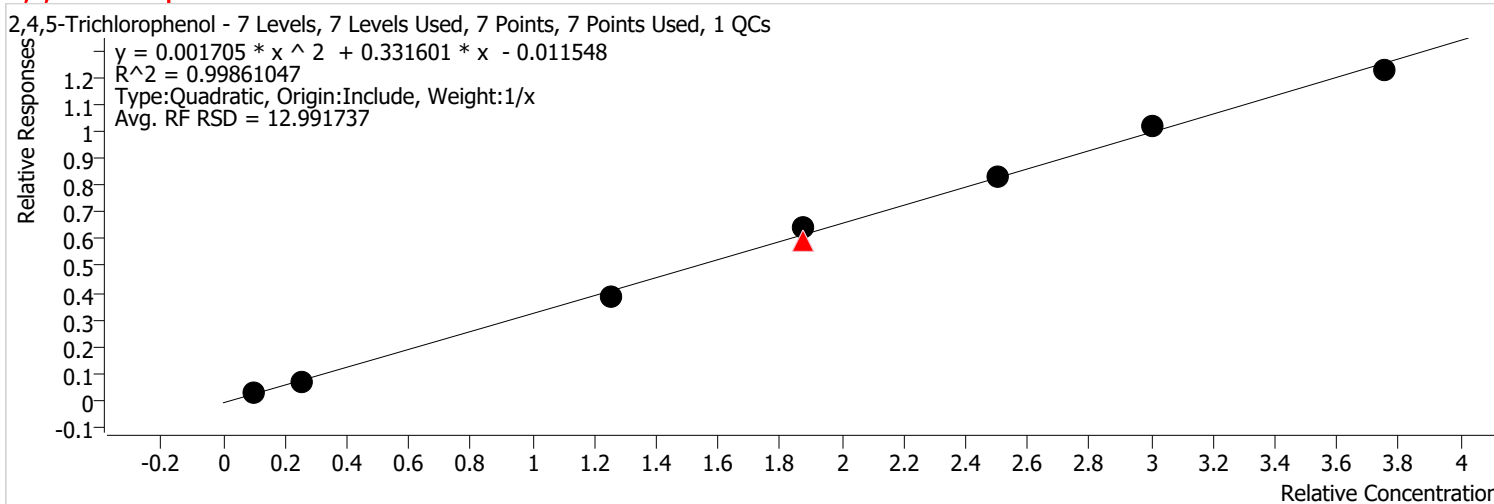


Calibration STD Path	Cal Type	Level	Enabled	Resp.	Exp. Conc	Resp. Factor	Level RSD
\\MASSHUNTER\Org\Data\SV5973N.I\sd021822\DoD BNA cal 1\Feb1808.D	Calibration	1	x	9233	4.0000	0.1714	
\\MASSHUNTER\Org\Data\SV5973N.I\sd021822\DoD BNA cal 1\Feb1807.D	Calibration	2	x	27041	10.0000	0.2045	
\\MASSHUNTER\Org\Data\SV5973N.I\sd021822\DoD BNA cal 1\Feb1806.D	Calibration	3	x	186323	50.0000	0.2560	
\\MASSHUNTER\Org\Data\SV5973N.I\sd030422\BNA 1\Feb0402.D	CC	CCV	x	358658	75.0000	0.2983	
\\MASSHUNTER\Org\Data\SV5973N.I\sd021822\DoD BNA cal 1\Feb1809.D	QC	ICV	x	289067	75.0000	0.2830	
\\MASSHUNTER\Org\Data\SV5973N.I\sd021822\DoD BNA cal 1\Feb1805.D	Calibration	4	x	298561	75.0000	0.2906	
\\MASSHUNTER\Org\Data\SV5973N.I\sd021822\DoD BNA cal 1\Feb1804.D	Calibration	5	x	467130	100.0000	0.3240	
\\MASSHUNTER\Org\Data\SV5973N.I\sd021822\DoD BNA cal 1\Feb1803.D	Calibration	6	x	545615	120.0000	0.3161	
\\MASSHUNTER\Org\Data\SV5973N.I\sd021822\DoD BNA cal 1\Feb1802.D	Calibration	7	x	593283	150.0000	0.2836	

Calibration Report

Batch Path	\\MASSHUNTER\Org\Data\SV5973N.I\sd021822\DoD BNA cal 1\QuantResults\021822 DoD BNA cal.batch.bin		
Analysis Time	2/19/2022 1:08 PM	Analyst Name	BL2000\sean
Report Time	2/19/2022 1:09:14 PM	Reporter Name	BL2000\sean
Last Calib Update	2/19/2022 1:06 PM	Batch State	Processed
Quant Batch Version	10.0	Quant Report Version	10.0

2,4,5-Trichlorophenol %RSE = 8.3



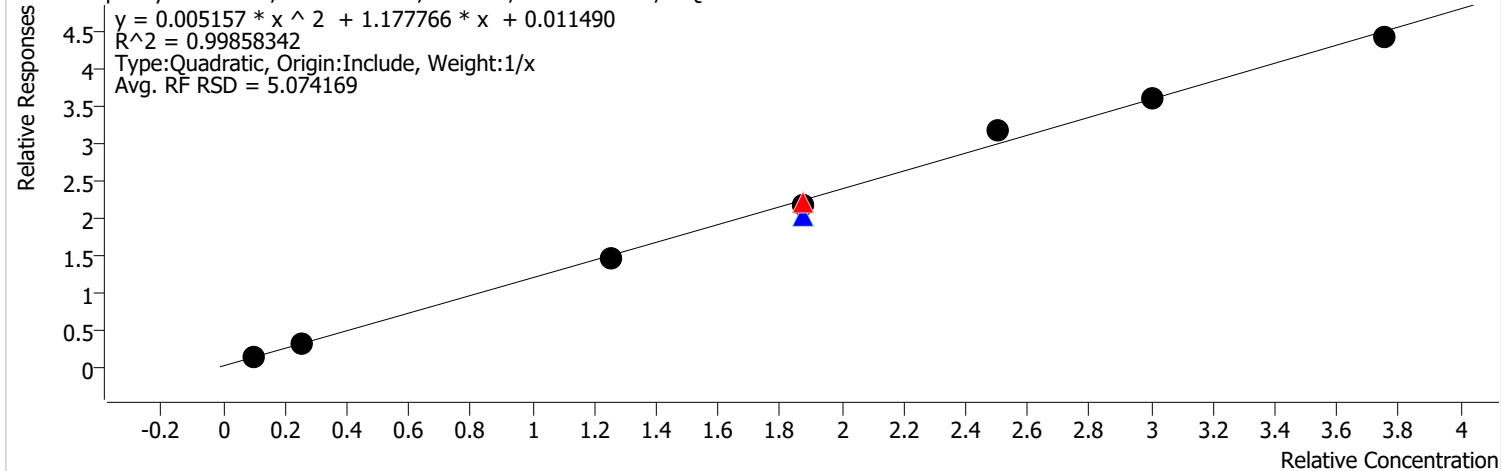
Calibration STD Path	Cal Type	Level	Enabled	Resp.	Exp. Conc	Resp. Factor	Level RSD
\\MASSHUNTER\Org\Data\SV5973N.I\sd021822\DoD BNA cal 1\Feb1808.D	Calibration	1	x	13593	4.0000	0.2523	
\\MASSHUNTER\Org\Data\SV5973N.I\sd021822\DoD BNA cal 1\Feb1807.D	Calibration	2	x	33223	10.0000	0.2512	
\\MASSHUNTER\Org\Data\SV5973N.I\sd021822\DoD BNA cal 1\Feb1806.D	Calibration	3	x	223316	50.0000	0.3069	
\\MASSHUNTER\Org\Data\SV5973N.I\sd030422\BNA 1\Feb0402.D	CC	CCV	x	383595	75.0000	0.3191	
\\MASSHUNTER\Org\Data\SV5973N.I\sd021822\DoD BNA cal 1\Feb1809.D	QC	ICV	x	325852	75.0000	0.3190	
\\MASSHUNTER\Org\Data\SV5973N.I\sd021822\DoD BNA cal 1\Feb1805.D	Calibration	4	x	351204	75.0000	0.3418	
\\MASSHUNTER\Org\Data\SV5973N.I\sd021822\DoD BNA cal 1\Feb1804.D	Calibration	5	x	481776	100.0000	0.3341	
\\MASSHUNTER\Org\Data\SV5973N.I\sd021822\DoD BNA cal 1\Feb1803.D	Calibration	6	x	587533	120.0000	0.3404	
\\MASSHUNTER\Org\Data\SV5973N.I\sd021822\DoD BNA cal 1\Feb1802.D	Calibration	7	x	685262	150.0000	0.3276	

Calibration Report

Batch Path	\\MASSHUNTER\Org\Data\SV5973N.I\sd021822\DoD BNA cal 1\QuantResults\021822 DoD BNA cal.batch.bin		
Analysis Time	2/19/2022 1:08 PM	Analyst Name	BL2000\sean
Report Time	2/19/2022 1:09:14 PM	Reporter Name	BL2000\sean
Last Calib Update	2/19/2022 1:06 PM	Batch State	Processed
Quant Batch Version	10.0	Quant Report Version	10.0

2-Fluorobiphenyl %RSE =

2-Fluorobiphenyl - 7 Levels, 7 Levels Used, 7 Points, 7 Points Used, 1 QCs



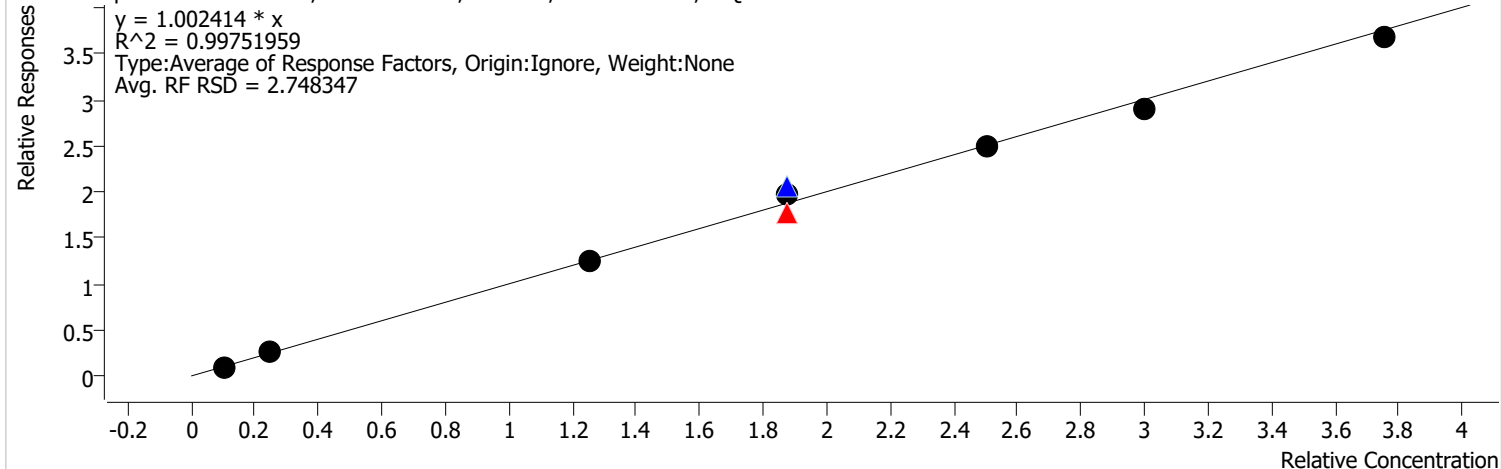
Calibration STD Path	Cal Type	Level	Enabled	Resp.	Exp. Conc	Resp. Factor	Level RSD
\\MASSHUNTER\Org\Data\SV5973N.I\sd021822\DoD BNA cal 1\Feb1808.D	Calibration	1	x	71272	4.0000	1.3227	
\\MASSHUNTER\Org\Data\SV5973N.I\sd021822\DoD BNA cal 1\Feb1807.D	Calibration	2	x	160369	10.0000	1.2126	
\\MASSHUNTER\Org\Data\SV5973N.I\sd021822\DoD BNA cal 1\Feb1806.D	Calibration	3	x	840492	50.0000	1.1550	
\\MASSHUNTER\Org\Data\SV5973N.I\sd030422\BNA 1\Feb0402.D	CC	CCV	x	1422702	75.0000	1.1834	
\\MASSHUNTER\Org\Data\SV5973N.I\sd021822\DoD BNA cal 1\Feb1809.D	QC	ICV	x	1100230	75.0000	1.0771	
\\MASSHUNTER\Org\Data\SV5973N.I\sd021822\DoD BNA cal 1\Feb1805.D	Calibration	4	x	1191628	75.0000	1.1597	
\\MASSHUNTER\Org\Data\SV5973N.I\sd021822\DoD BNA cal 1\Feb1804.D	Calibration	5	x	1829747	100.0000	1.2690	
\\MASSHUNTER\Org\Data\SV5973N.I\sd021822\DoD BNA cal 1\Feb1803.D	Calibration	6	x	2072877	120.0000	1.2010	
\\MASSHUNTER\Org\Data\SV5973N.I\sd021822\DoD BNA cal 1\Feb1802.D	Calibration	7	x	2463367	150.0000	1.1777	

Calibration Report

Batch Path	\\MASSHUNTER\Org\Data\SV5973N.I\sd021822\DoD BNA cal 1\QuantResults\021822 DoD BNA cal.batch.bin		
Analysis Time	2/19/2022 1:08 PM	Analyst Name	BL2000\sean
Report Time	2/19/2022 1:09:15 PM	Reporter Name	BL2000\sean
Last Calib Update	2/19/2022 1:06 PM	Batch State	Processed
Quant Batch Version	10.0	Quant Report Version	10.0

2-Chloronaphthalene %RSE = 2.7

2-Chloronaphthalene - 7 Levels, 7 Levels Used, 7 Points, 7 Points Used, 1 QCs

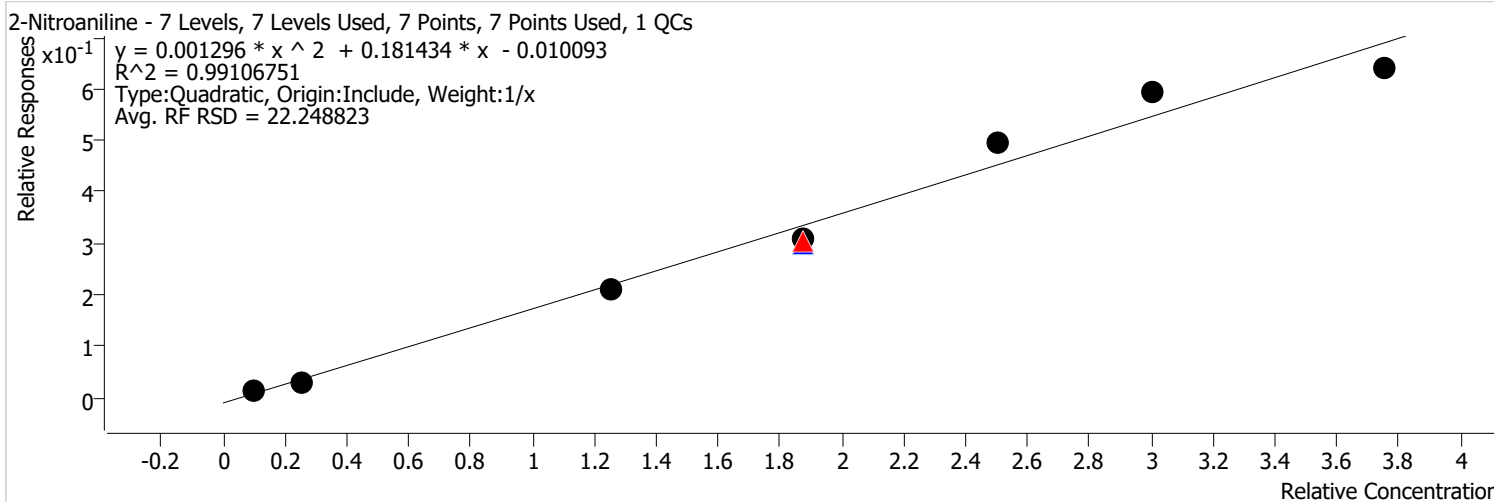


Calibration STD Path	Cal Type	Level	Enabled	Resp.	Exp. Conc	Resp. Factor	Level RSD
\\MASSHUNTER\Org\Data\SV5973N.I\sd021822\DoD BNA cal 1\Feb1808.D	Calibration	1	x	54021	4.0000	1.0026	
\\MASSHUNTER\Org\Data\SV5973N.I\sd021822\DoD BNA cal 1\Feb1807.D	Calibration	2	x	133308	10.0000	1.0080	
\\MASSHUNTER\Org\Data\SV5973N.I\sd021822\DoD BNA cal 1\Feb1806.D	Calibration	3	x	726480	50.0000	0.9983	
\\MASSHUNTER\Org\Data\SV5973N.I\sd030422\BNA 1\Feb0402.D	CC	CCV	x	1141965	75.0000	0.9499	
\\MASSHUNTER\Org\Data\SV5973N.I\sd021822\DoD BNA cal 1\Feb1809.D	QC	ICV	x	1122871	75.0000	1.0993	
\\MASSHUNTER\Org\Data\SV5973N.I\sd021822\DoD BNA cal 1\Feb1805.D	Calibration	4	x	1085597	75.0000	1.0565	
\\MASSHUNTER\Org\Data\SV5973N.I\sd021822\DoD BNA cal 1\Feb1804.D	Calibration	5	x	1444367	100.0000	1.0017	
\\MASSHUNTER\Org\Data\SV5973N.I\sd021822\DoD BNA cal 1\Feb1803.D	Calibration	6	x	1673143	120.0000	0.9694	
\\MASSHUNTER\Org\Data\SV5973N.I\sd021822\DoD BNA cal 1\Feb1802.D	Calibration	7	x	2050771	150.0000	0.9804	

Calibration Report

Batch Path	\\MASSHUNTER\Org\Data\SV5973N.I\sd021822\DoD BNA cal 1\QuantResults\021822 DoD BNA cal.batch.bin		
Analysis Time	2/19/2022 1:08 PM	Analyst Name	BL2000\sean
Report Time	2/19/2022 1:09:15 PM	Reporter Name	BL2000\sean
Last Calib Update	2/19/2022 1:06 PM	Batch State	Processed
Quant Batch Version	10.0	Quant Report Version	10.0

2-Nitroaniline %RSE = 14.7

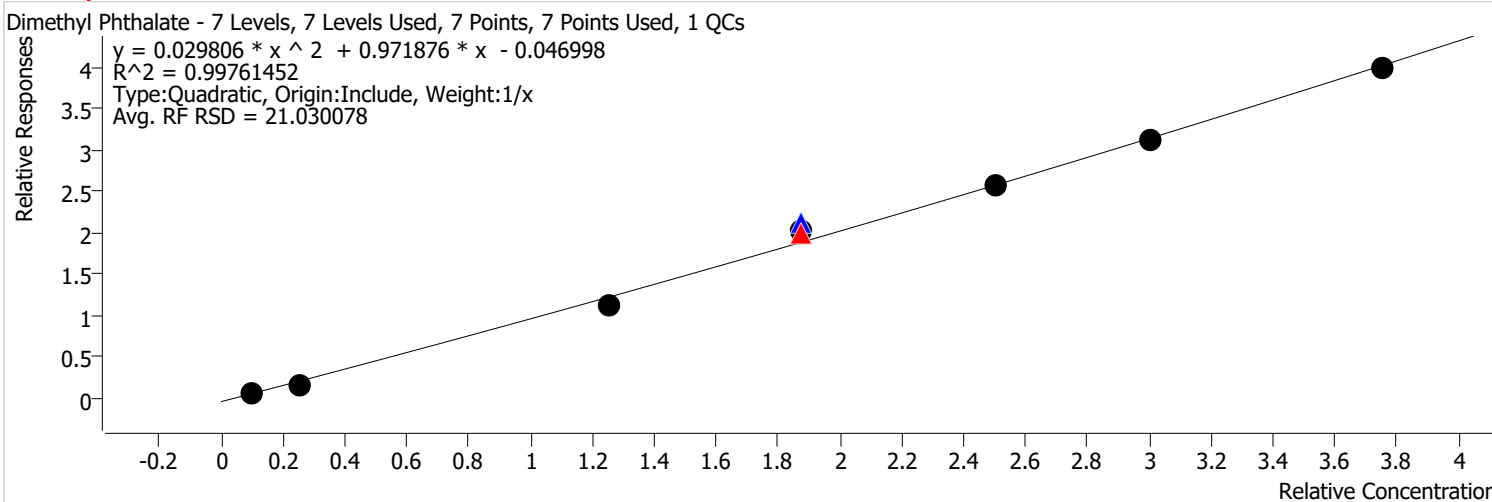


Calibration STD Path	Cal Type	Level	Enabled	Resp.	Exp. Conc	Resp. Factor	Level RSD
\\MASSHUNTER\Org\Data\SV5973N.I\sd021822\DoD BNA cal 1\Feb1808.D	Calibration	1	x	6068	4.0000	0.1126	
\\MASSHUNTER\Org\Data\SV5973N.I\sd021822\DoD BNA cal 1\Feb1807.D	Calibration	2	x	14804	10.0000	0.1119	
\\MASSHUNTER\Org\Data\SV5973N.I\sd021822\DoD BNA cal 1\Feb1806.D	Calibration	3	x	121485	50.0000	0.1669	
\\MASSHUNTER\Org\Data\SV5973N.I\sd030422\BNA 1\Feb0402.D	CC	CCV	x	195504	75.0000	0.1626	
\\MASSHUNTER\Org\Data\SV5973N.I\sd021822\DoD BNA cal 1\Feb1809.D	QC	ICV	x	161803	75.0000	0.1584	
\\MASSHUNTER\Org\Data\SV5973N.I\sd021822\DoD BNA cal 1\Feb1805.D	Calibration	4	x	168135	75.0000	0.1636	
\\MASSHUNTER\Org\Data\SV5973N.I\sd021822\DoD BNA cal 1\Feb1804.D	Calibration	5	x	286563	100.0000	0.1987	
\\MASSHUNTER\Org\Data\SV5973N.I\sd021822\DoD BNA cal 1\Feb1803.D	Calibration	6	x	340794	120.0000	0.1974	
\\MASSHUNTER\Org\Data\SV5973N.I\sd021822\DoD BNA cal 1\Feb1802.D	Calibration	7	x	356343	150.0000	0.1704	

Calibration Report

Batch Path	\\MASSHUNTER\Org\Data\SV5973N.I\sd021822\DoD BNA cal 1\QuantResults\021822 DoD BNA cal.batch.bin		
Analysis Time	2/19/2022 1:08 PM	Analyst Name	BL2000\sean
Report Time	2/19/2022 1:09:15 PM	Reporter Name	BL2000\sean
Last Calib Update	2/19/2022 1:06 PM	Batch State	Processed
Quant Batch Version	10.0	Quant Report Version	10.0

Dimethyl Phthalate %RSE = 11.5

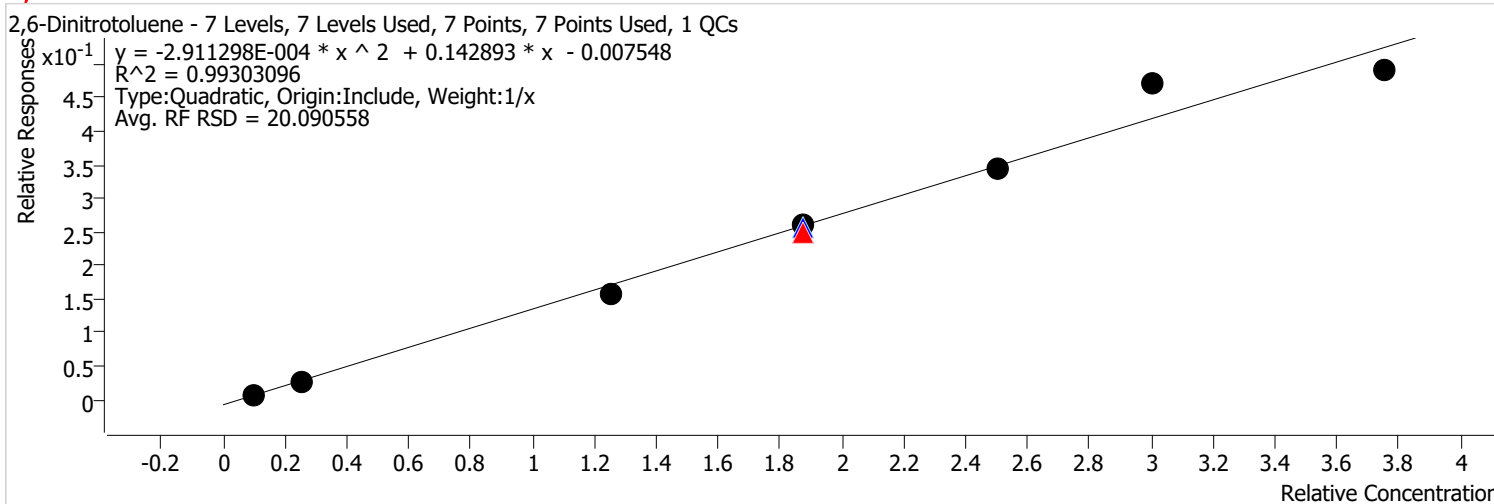


Calibration STD Path	Cal Type	Level	Enabled	Resp.	Exp. Conc	Resp. Factor	Level RSD
\\MASSHUNTER\Org\Data\SV5973N.I\sd021822\DoD BNA cal 1\Feb1808.D	Calibration	1	x	34888	4.0000	0.6475	
\\MASSHUNTER\Org\Data\SV5973N.I\sd021822\DoD BNA cal 1\Feb1807.D	Calibration	2	x	85510	10.0000	0.6466	
\\MASSHUNTER\Org\Data\SV5973N.I\sd021822\DoD BNA cal 1\Feb1806.D	Calibration	3	x	658473	50.0000	0.9048	
\\MASSHUNTER\Org\Data\SV5973N.I\sd030422\BNA 1\Feb0402.D	CC	CCV	x	1273432	75.0000	1.0592	
\\MASSHUNTER\Org\Data\SV5973N.I\sd021822\DoD BNA cal 1\Feb1809.D	QC	ICV	x	1155106	75.0000	1.1308	
\\MASSHUNTER\Org\Data\SV5973N.I\sd021822\DoD BNA cal 1\Feb1805.D	Calibration	4	x	1115466	75.0000	1.0856	
\\MASSHUNTER\Org\Data\SV5973N.I\sd021822\DoD BNA cal 1\Feb1804.D	Calibration	5	x	1483564	100.0000	1.0289	
\\MASSHUNTER\Org\Data\SV5973N.I\sd021822\DoD BNA cal 1\Feb1803.D	Calibration	6	x	1795167	120.0000	1.0401	
\\MASSHUNTER\Org\Data\SV5973N.I\sd021822\DoD BNA cal 1\Feb1802.D	Calibration	7	x	2219984	150.0000	1.0613	

Calibration Report

Batch Path	\\MASSHUNTER\Org\Data\SV5973N.I\sd021822\DoD BNA cal 1\QuantResults\021822 DoD BNA cal.batch.bin		
Analysis Time	2/19/2022 1:08 PM	Analyst Name	BL2000\sean
Report Time	2/19/2022 1:09:15 PM	Reporter Name	BL2000\sean
Last Calib Update	2/19/2022 1:06 PM	Batch State	Processed
Quant Batch Version	10.0	Quant Report Version	10.0

2,6-Dinitrotoluene %RSE = 10.7

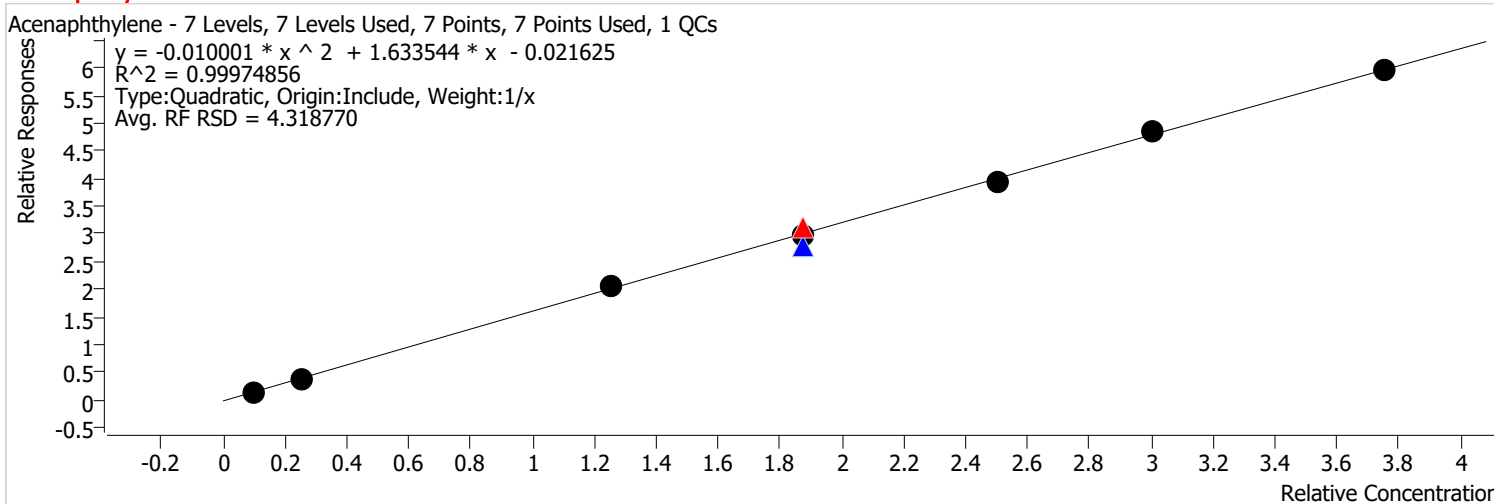


Calibration STD Path	Cal Type	Level	Enabled	Resp.	Exp. Conc	Resp. Factor	Level RSD
\\MASSHUNTER\Org\Data\SV5973N.I\sd021822\DoD BNA cal 1\Feb1808.D	Calibration	1	x	4514	4.0000	0.0838	
\\MASSHUNTER\Org\Data\SV5973N.I\sd021822\DoD BNA cal 1\Feb1807.D	Calibration	2	x	13053	10.0000	0.0987	
\\MASSHUNTER\Org\Data\SV5973N.I\sd021822\DoD BNA cal 1\Feb1806.D	Calibration	3	x	92679	50.0000	0.1274	
\\MASSHUNTER\Org\Data\SV5973N.I\sd030422\BNA 1\Feb0402.D	CC	CCV	x	159568	75.0000	0.1327	
\\MASSHUNTER\Org\Data\SV5973N.I\sd021822\DoD BNA cal 1\Feb1809.D	QC	ICV	x	139972	75.0000	0.1370	
\\MASSHUNTER\Org\Data\SV5973N.I\sd021822\DoD BNA cal 1\Feb1805.D	Calibration	4	x	142994	75.0000	0.1392	
\\MASSHUNTER\Org\Data\SV5973N.I\sd021822\DoD BNA cal 1\Feb1804.D	Calibration	5	x	197597	100.0000	0.1370	
\\MASSHUNTER\Org\Data\SV5973N.I\sd021822\DoD BNA cal 1\Feb1803.D	Calibration	6	x	270214	120.0000	0.1566	
\\MASSHUNTER\Org\Data\SV5973N.I\sd021822\DoD BNA cal 1\Feb1802.D	Calibration	7	x	273317	150.0000	0.1307	

Calibration Report

Batch Path	\\MASSHUNTER\Org\Data\SV5973N.I\sd021822\DoD BNA cal 1\QuantResults\021822 DoD BNA cal.batch.bin		
Analysis Time	2/19/2022 1:08 PM	Analyst Name	BL2000\sean
Report Time	2/19/2022 1:09:15 PM	Reporter Name	BL2000\sean
Last Calib Update	2/19/2022 1:06 PM	Batch State	Processed
Quant Batch Version	10.0	Quant Report Version	10.0

Acenaphthylene %RSE = 3.3

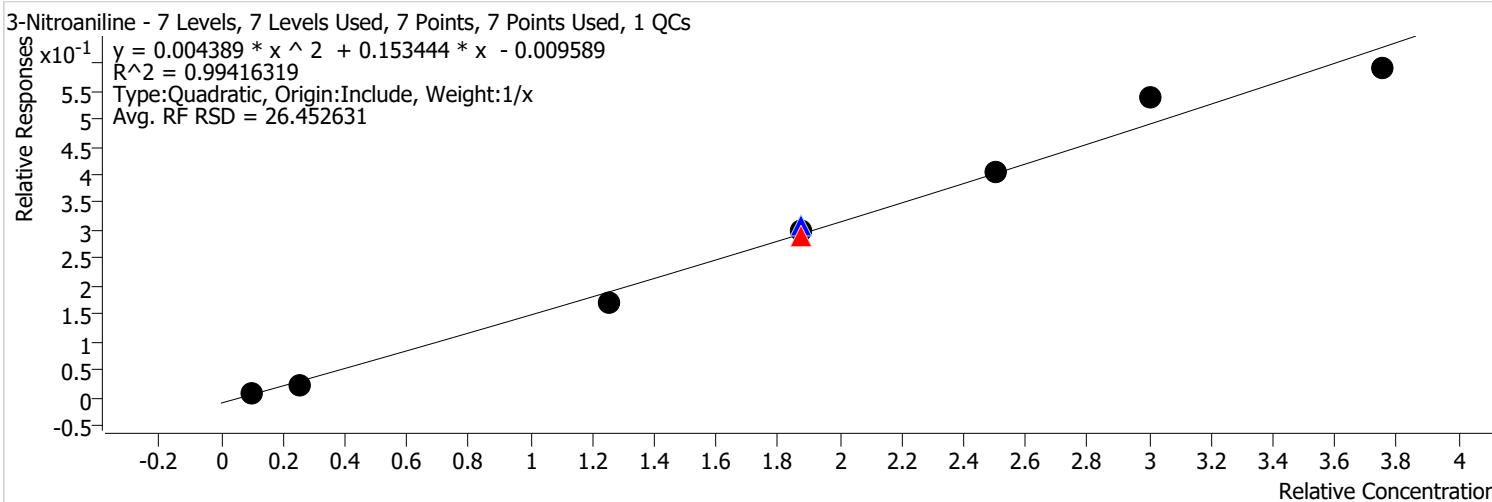


Calibration STD Path	Cal Type	Level	Enabled	Resp.	Exp. Conc	Resp. Factor	Level RSD
\\MASSHUNTER\Org\Data\SV5973N.I\sd021822\DoD BNA cal 1\Feb1808.D	Calibration	1	x	79350	4.0000	1.4727	
\\MASSHUNTER\Org\Data\SV5973N.I\sd021822\DoD BNA cal 1\Feb1807.D	Calibration	2	x	194369	10.0000	1.4697	
\\MASSHUNTER\Org\Data\SV5973N.I\sd021822\DoD BNA cal 1\Feb1806.D	Calibration	3	x	1195576	50.0000	1.6429	
\\MASSHUNTER\Org\Data\SV5973N.I\sd030422\BNA 1\Feb0402.D	CC	CCV	x	1994516	75.0000	1.6590	
\\MASSHUNTER\Org\Data\SV5973N.I\sd021822\DoD BNA cal 1\Feb1809.D	QC	ICV	x	1526451	75.0000	1.4944	
\\MASSHUNTER\Org\Data\SV5973N.I\sd021822\DoD BNA cal 1\Feb1805.D	Calibration	4	x	1630309	75.0000	1.5867	
\\MASSHUNTER\Org\Data\SV5973N.I\sd021822\DoD BNA cal 1\Feb1804.D	Calibration	5	x	2278175	100.0000	1.5799	
\\MASSHUNTER\Org\Data\SV5973N.I\sd021822\DoD BNA cal 1\Feb1803.D	Calibration	6	x	2788358	120.0000	1.6155	
\\MASSHUNTER\Org\Data\SV5973N.I\sd021822\DoD BNA cal 1\Feb1802.D	Calibration	7	x	3319452	150.0000	1.5869	

Calibration Report

Batch Path	\\MASSHUNTER\Org\Data\SV5973N.I\sd021822\DoD BNA cal 1\QuantResults\021822 DoD BNA cal.batch.bin		
Analysis Time	2/19/2022 1:08 PM	Analyst Name	BL2000\sean
Report Time	2/19/2022 1:09:15 PM	Reporter Name	BL2000\sean
Last Calib Update	2/19/2022 1:06 PM	Batch State	Processed
Quant Batch Version	10.0	Quant Report Version	10.0

3-Nitroaniline %RSE = 12.1

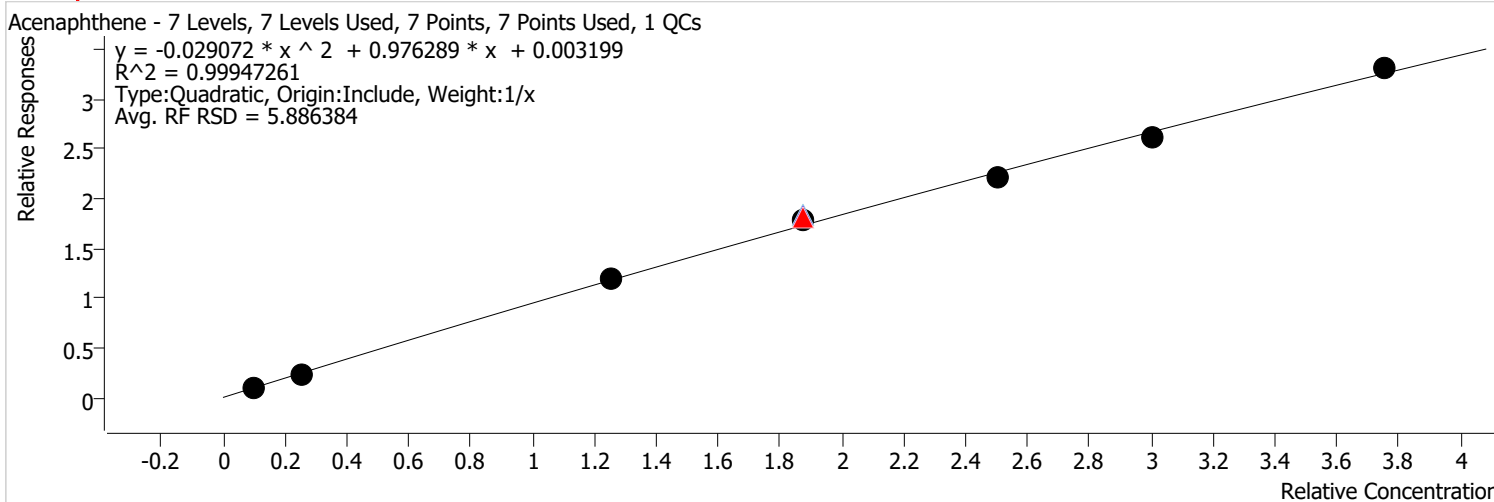


Calibration STD Path	Cal Type	Level	Enabled	Resp.	Exp. Conc	Resp. Factor	Level RSD
\\MASSHUNTER\Org\Data\SV5973N.I\sd021822\DoD BNA cal 1\Feb1808.D	Calibration	1	x	4377	4.0000	0.0812	
\\MASSHUNTER\Org\Data\SV5973N.I\sd021822\DoD BNA cal 1\Feb1807.D	Calibration	2	x	12737	10.0000	0.0963	
\\MASSHUNTER\Org\Data\SV5973N.I\sd021822\DoD BNA cal 1\Feb1806.D	Calibration	3	x	99318	50.0000	0.1365	
\\MASSHUNTER\Org\Data\SV5973N.I\sd030422\BNA 1\Feb0402.D	CC	CCV	x	187234	75.0000	0.1557	
\\MASSHUNTER\Org\Data\SV5973N.I\sd021822\DoD BNA cal 1\Feb1809.D	QC	ICV	x	169184	75.0000	0.1656	
\\MASSHUNTER\Org\Data\SV5973N.I\sd021822\DoD BNA cal 1\Feb1805.D	Calibration	4	x	165178	75.0000	0.1608	
\\MASSHUNTER\Org\Data\SV5973N.I\sd021822\DoD BNA cal 1\Feb1804.D	Calibration	5	x	233884	100.0000	0.1622	
\\MASSHUNTER\Org\Data\SV5973N.I\sd021822\DoD BNA cal 1\Feb1803.D	Calibration	6	x	309107	120.0000	0.1791	
\\MASSHUNTER\Org\Data\SV5973N.I\sd021822\DoD BNA cal 1\Feb1802.D	Calibration	7	x	328938	150.0000	0.1573	

Calibration Report

Batch Path	\\MASSHUNTER\Org\Data\SV5973N.I\sd021822\DoD BNA cal 1\QuantResults\021822 DoD BNA cal.batch.bin		
Analysis Time	2/19/2022 1:08 PM	Analyst Name	BL2000\sean
Report Time	2/19/2022 1:09:15 PM	Reporter Name	BL2000\sean
Last Calib Update	2/19/2022 1:06 PM	Batch State	Processed
Quant Batch Version	10.0	Quant Report Version	10.0

Acenaphthene %RSE = 3.0



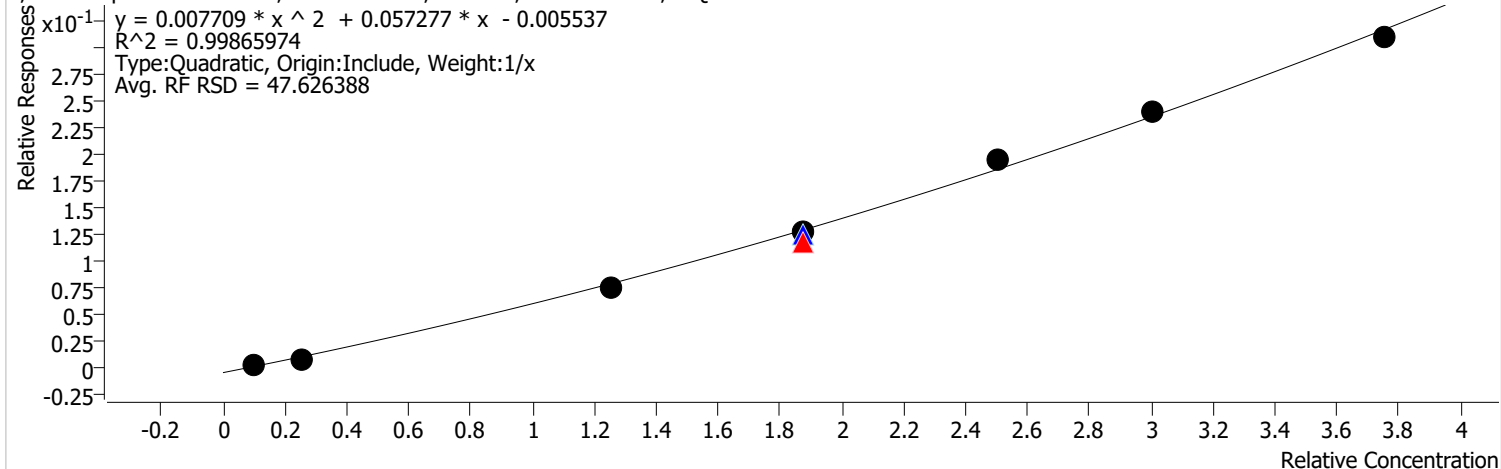
Calibration STD Path	Cal Type	Level	Enabled	Resp.	Exp. Conc	Resp. Factor	Level RSD
\\MASSHUNTER\Org\Data\SV5973N.I\sd021822\DoD BNA cal 1\Feb1808.D	Calibration	1	x	55213	4.0000	1.0247	
\\MASSHUNTER\Org\Data\SV5973N.I\sd021822\DoD BNA cal 1\Feb1807.D	Calibration	2	x	125792	10.0000	0.9511	
\\MASSHUNTER\Org\Data\SV5973N.I\sd021822\DoD BNA cal 1\Feb1806.D	Calibration	3	x	694646	50.0000	0.9545	
\\MASSHUNTER\Org\Data\SV5973N.I\sd030422\BNA 1\Feb0402.D	CC	CCV	x	1162762	75.0000	0.9672	
\\MASSHUNTER\Org\Data\SV5973N.I\sd021822\DoD BNA cal 1\Feb1809.D	QC	ICV	x	1009554	75.0000	0.9883	
\\MASSHUNTER\Org\Data\SV5973N.I\sd021822\DoD BNA cal 1\Feb1805.D	Calibration	4	x	972895	75.0000	0.9469	
\\MASSHUNTER\Org\Data\SV5973N.I\sd021822\DoD BNA cal 1\Feb1804.D	Calibration	5	x	1278423	100.0000	0.8866	
\\MASSHUNTER\Org\Data\SV5973N.I\sd021822\DoD BNA cal 1\Feb1803.D	Calibration	6	x	1503475	120.0000	0.8711	
\\MASSHUNTER\Org\Data\SV5973N.I\sd021822\DoD BNA cal 1\Feb1802.D	Calibration	7	x	1843621	150.0000	0.8814	

Calibration Report

Batch Path	\\MASSHUNTER\Org\Data\SV5973N.I\sd021822\DoD BNA cal 1\QuantResults\021822 DoD BNA cal.batch.bin		
Analysis Time	2/19/2022 1:08 PM	Analyst Name	BL2000\sean
Report Time	2/19/2022 1:09:15 PM	Reporter Name	BL2000\sean
Last Calib Update	2/19/2022 1:06 PM	Batch State	Processed
Quant Batch Version	10.0	Quant Report Version	10.0

2,4-Dinitrophenol %RSE = 10.6

2,4-Dinitrophenol - 7 Levels, 7 Levels Used, 7 Points, 7 Points Used, 1 QCs

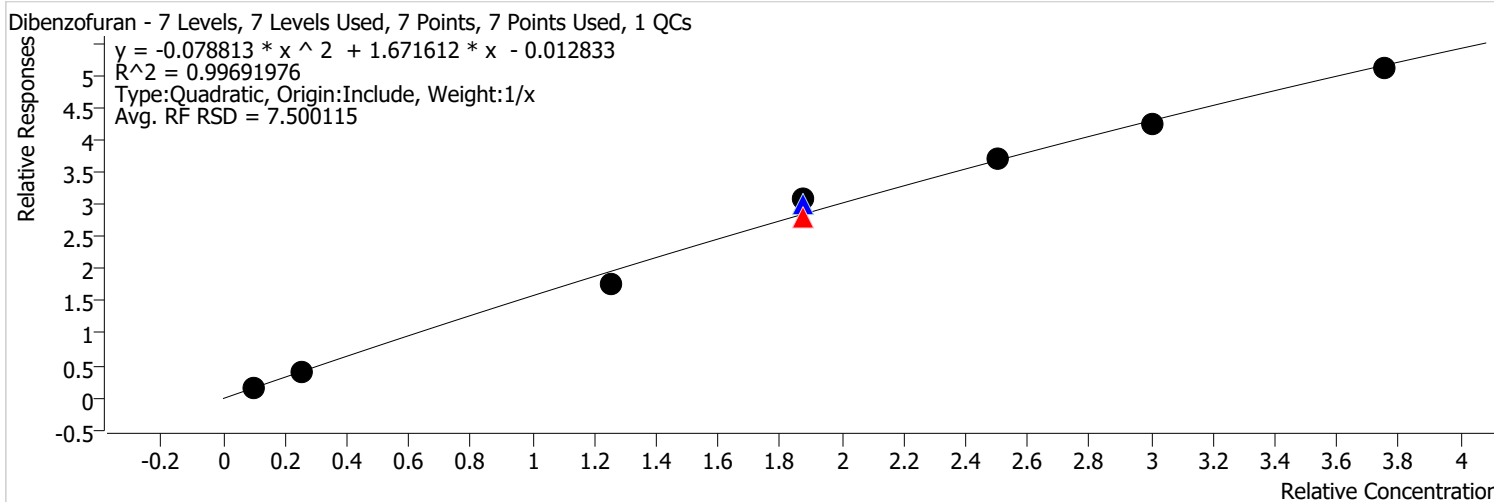


Calibration STD Path	Cal Type	Level	Enabled	Resp.	Exp. Conc	Resp. Factor	Level RSD
\\MASSHUNTER\Org\Data\SV5973N.I\sd021822\DoD BNA cal 1\Feb1808.D	Calibration	1	x	616	4.0000	0.0114	
\\MASSHUNTER\Org\Data\SV5973N.I\sd021822\DoD BNA cal 1\Feb1807.D	Calibration	2	x	3755	10.0000	0.0284	
\\MASSHUNTER\Org\Data\SV5973N.I\sd021822\DoD BNA cal 1\Feb1806.D	Calibration	3	x	43823	50.0000	0.0602	
\\MASSHUNTER\Org\Data\SV5973N.I\sd030422\BNA 1\Feb0402.D	CC	CCV	x	75763	75.0000	0.0630	
\\MASSHUNTER\Org\Data\SV5973N.I\sd021822\DoD BNA cal 1\Feb1809.D	QC	ICV	x	68442	75.0000	0.0670	
\\MASSHUNTER\Org\Data\SV5973N.I\sd021822\DoD BNA cal 1\Feb1805.D	Calibration	4	x	69917	75.0000	0.0680	
\\MASSHUNTER\Org\Data\SV5973N.I\sd021822\DoD BNA cal 1\Feb1804.D	Calibration	5	x	112195	100.0000	0.0778	
\\MASSHUNTER\Org\Data\SV5973N.I\sd021822\DoD BNA cal 1\Feb1803.D	Calibration	6	x	138026	120.0000	0.0800	
\\MASSHUNTER\Org\Data\SV5973N.I\sd021822\DoD BNA cal 1\Feb1802.D	Calibration	7	x	173045	150.0000	0.0827	

Calibration Report

Batch Path	\\MASSHUNTER\Org\Data\SV5973N.I\sd021822\DoD BNA cal 1\QuantResults\021822 DoD BNA cal.batch.bin		
Analysis Time	2/19/2022 1:08 PM	Analyst Name	BL2000\sean
Report Time	2/19/2022 1:09:16 PM	Reporter Name	BL2000\sean
Last Calib Update	2/19/2022 1:06 PM	Batch State	Processed
Quant Batch Version	10.0	Quant Report Version	10.0

Dibenzofuran %RSE = 8.0



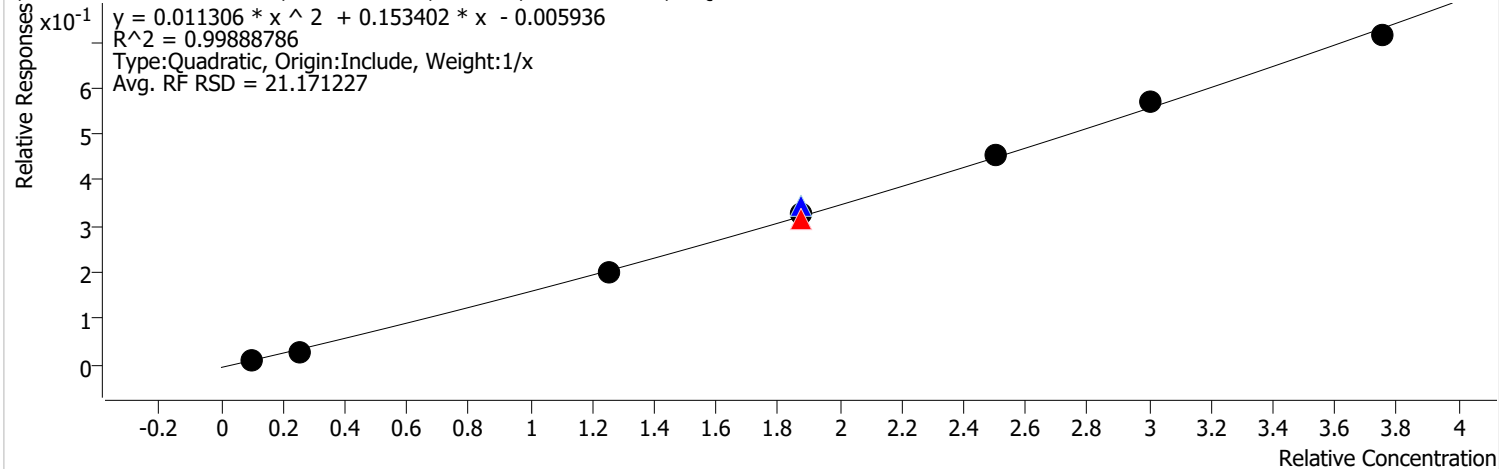
Calibration STD Path	Cal Type	Level	Enabled	Resp.	Exp. Conc	Resp. Factor	Level RSD
\\MASSHUNTER\Org\Data\SV5973N.I\sd021822\DoD BNA cal 1\Feb1808.D	Calibration	1	x	88427	4.0000	1.6411	
\\MASSHUNTER\Org\Data\SV5973N.I\sd021822\DoD BNA cal 1\Feb1807.D	Calibration	2	x	200815	10.0000	1.5184	
\\MASSHUNTER\Org\Data\SV5973N.I\sd021822\DoD BNA cal 1\Feb1806.D	Calibration	3	x	1034897	50.0000	1.4221	
\\MASSHUNTER\Org\Data\SV5973N.I\sd030422\BNA 1\Feb0402.D	CC	CCV	x	1786565	75.0000	1.4860	
\\MASSHUNTER\Org\Data\SV5973N.I\sd021822\DoD BNA cal 1\Feb1809.D	QC	ICV	x	1641005	75.0000	1.6065	
\\MASSHUNTER\Org\Data\SV5973N.I\sd021822\DoD BNA cal 1\Feb1805.D	Calibration	4	x	1694536	75.0000	1.6492	
\\MASSHUNTER\Org\Data\SV5973N.I\sd021822\DoD BNA cal 1\Feb1804.D	Calibration	5	x	2138324	100.0000	1.4830	
\\MASSHUNTER\Org\Data\SV5973N.I\sd021822\DoD BNA cal 1\Feb1803.D	Calibration	6	x	2443689	120.0000	1.4158	
\\MASSHUNTER\Org\Data\SV5973N.I\sd021822\DoD BNA cal 1\Feb1802.D	Calibration	7	x	2842991	150.0000	1.3592	

Calibration Report

Batch Path	\\MASSHUNTER\Org\Data\SV5973N.I\sd021822\DoD BNA cal 1\QuantResults\021822 DoD BNA cal.batch.bin		
Analysis Time	2/19/2022 1:08 PM	Analyst Name	BL2000\sean
Report Time	2/19/2022 1:09:16 PM	Reporter Name	BL2000\sean
Last Calib Update	2/19/2022 1:06 PM	Batch State	Processed
Quant Batch Version	10.0	Quant Report Version	10.0

2,4-Dinitrotoluene %RSE = 10.9

2,4-Dinitrotoluene - 7 Levels, 7 Levels Used, 7 Points, 7 Points Used, 1 QCs

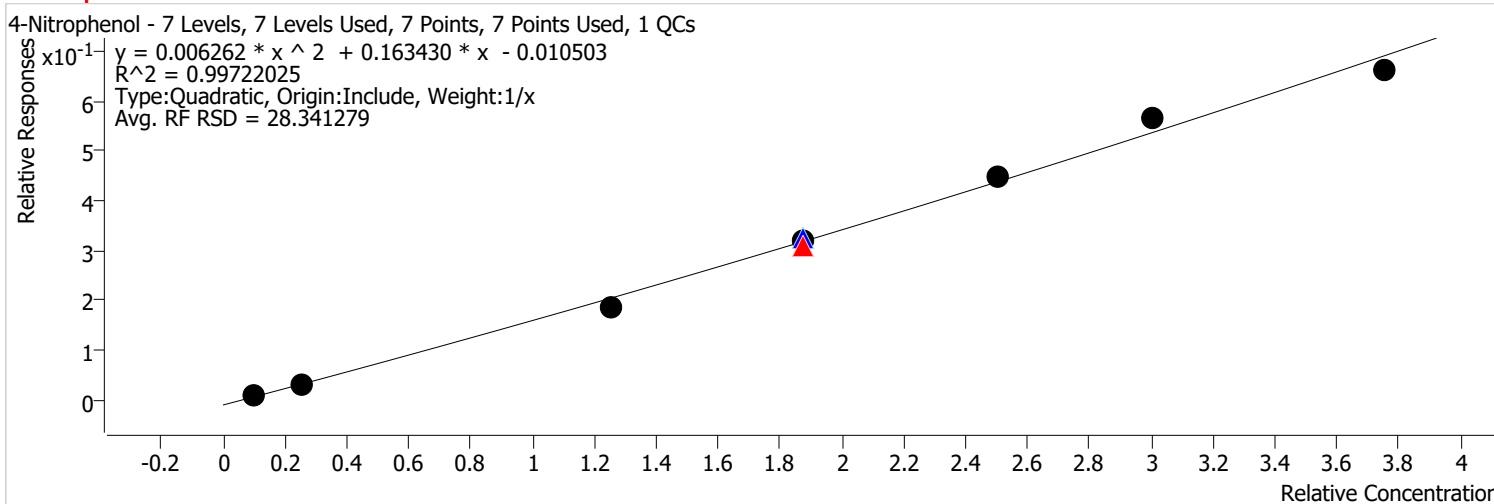


Calibration STD Path	Cal Type	Level	Enabled	Resp.	Exp. Conc	Resp. Factor	Level RSD
\\MASSHUNTER\Org\Data\SV5973N.I\sd021822\DoD BNA cal 1\Feb1808.D	Calibration	1	x	6380	4.0000	0.1184	
\\MASSHUNTER\Org\Data\SV5973N.I\sd021822\DoD BNA cal 1\Feb1807.D	Calibration	2	x	14287	10.0000	0.1080	
\\MASSHUNTER\Org\Data\SV5973N.I\sd021822\DoD BNA cal 1\Feb1806.D	Calibration	3	x	115884	50.0000	0.1592	
\\MASSHUNTER\Org\Data\SV5973N.I\sd030422\BNA 1\Feb0402.D	CC	CCV	x	203568	75.0000	0.1693	
\\MASSHUNTER\Org\Data\SV5973N.I\sd021822\DoD BNA cal 1\Feb1809.D	QC	ICV	x	186566	75.0000	0.1826	
\\MASSHUNTER\Org\Data\SV5973N.I\sd021822\DoD BNA cal 1\Feb1805.D	Calibration	4	x	177941	75.0000	0.1732	
\\MASSHUNTER\Org\Data\SV5973N.I\sd021822\DoD BNA cal 1\Feb1804.D	Calibration	5	x	261377	100.0000	0.1813	
\\MASSHUNTER\Org\Data\SV5973N.I\sd021822\DoD BNA cal 1\Feb1803.D	Calibration	6	x	328858	120.0000	0.1905	
\\MASSHUNTER\Org\Data\SV5973N.I\sd021822\DoD BNA cal 1\Feb1802.D	Calibration	7	x	397564	150.0000	0.1901	

Calibration Report

Batch Path	\\MASSHUNTER\Org\Data\SV5973N.I\sd021822\DoD BNA cal 1\QuantResults\021822 DoD BNA cal.batch.bin		
Analysis Time	2/19/2022 1:08 PM	Analyst Name	BL2000\sean
Report Time	2/19/2022 1:09:16 PM	Reporter Name	BL2000\sean
Last Calib Update	2/19/2022 1:06 PM	Batch State	Processed
Quant Batch Version	10.0	Quant Report Version	10.0

4-Nitrophenol %RSE = 7.3



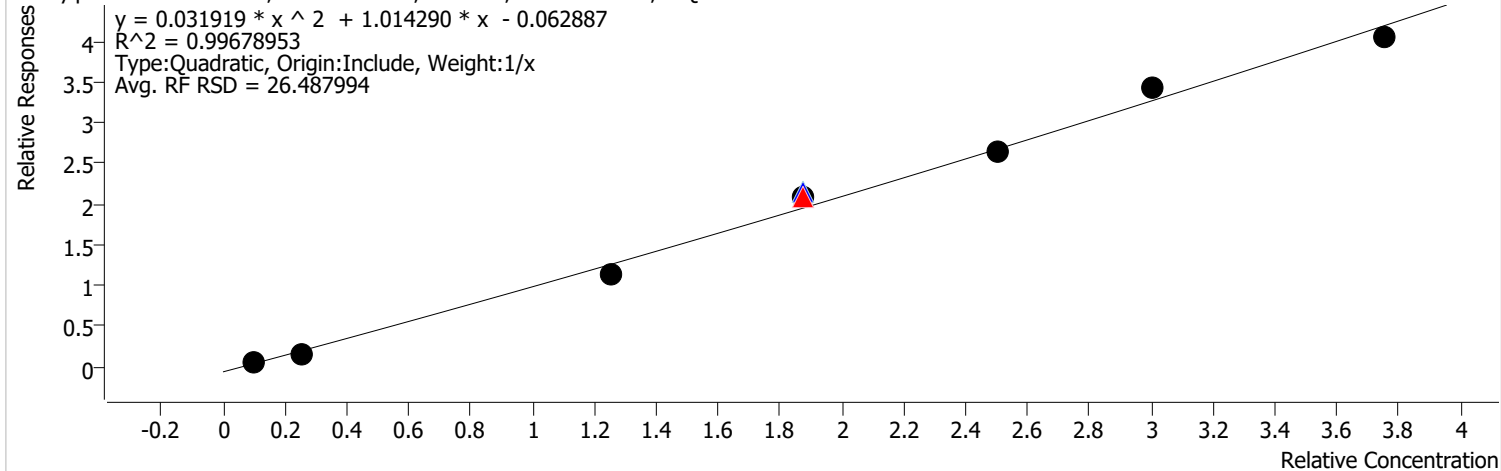
Calibration STD Path	Cal Type	Level	Enabled	Resp.	Exp. Conc	Resp. Factor	Level RSD
\\MASSHUNTER\Org\Data\SV5973N.I\sd021822\DoD BNA cal 1\Feb1808.D	Calibration	1	x	3924	4.0000	0.0728	
\\MASSHUNTER\Org\Data\SV5973N.I\sd021822\DoD BNA cal 1\Feb1807.D	Calibration	2	x	14966	10.0000	0.1132	
\\MASSHUNTER\Org\Data\SV5973N.I\sd021822\DoD BNA cal 1\Feb1806.D	Calibration	3	x	108704	50.0000	0.1494	
\\MASSHUNTER\Org\Data\SV5973N.I\sd030422\BNA 1\Feb0402.D	CC	CCV	x	199026	75.0000	0.1655	
\\MASSHUNTER\Org\Data\SV5973N.I\sd021822\DoD BNA cal 1\Feb1809.D	QC	ICV	x	178388	75.0000	0.1746	
\\MASSHUNTER\Org\Data\SV5973N.I\sd021822\DoD BNA cal 1\Feb1805.D	Calibration	4	x	176351	75.0000	0.1716	
\\MASSHUNTER\Org\Data\SV5973N.I\sd021822\DoD BNA cal 1\Feb1804.D	Calibration	5	x	258897	100.0000	0.1795	
\\MASSHUNTER\Org\Data\SV5973N.I\sd021822\DoD BNA cal 1\Feb1803.D	Calibration	6	x	326746	120.0000	0.1893	
\\MASSHUNTER\Org\Data\SV5973N.I\sd021822\DoD BNA cal 1\Feb1802.D	Calibration	7	x	368713	150.0000	0.1763	

Calibration Report

Batch Path	\\MASSHUNTER\Org\Data\SV5973N.I\sd021822\DoD BNA cal 1\QuantResults\021822 DoD BNA cal.batch.bin		
Analysis Time	2/19/2022 1:08 PM	Analyst Name	BL2000\sean
Report Time	2/19/2022 1:09:16 PM	Reporter Name	BL2000\sean
Last Calib Update	2/19/2022 1:06 PM	Batch State	Processed
Quant Batch Version	10.0	Quant Report Version	10.0

Diethylphthalate %RSE = 10.9

Diethylphthalate - 7 Levels, 7 Levels Used, 7 Points, 7 Points Used, 1 QCs

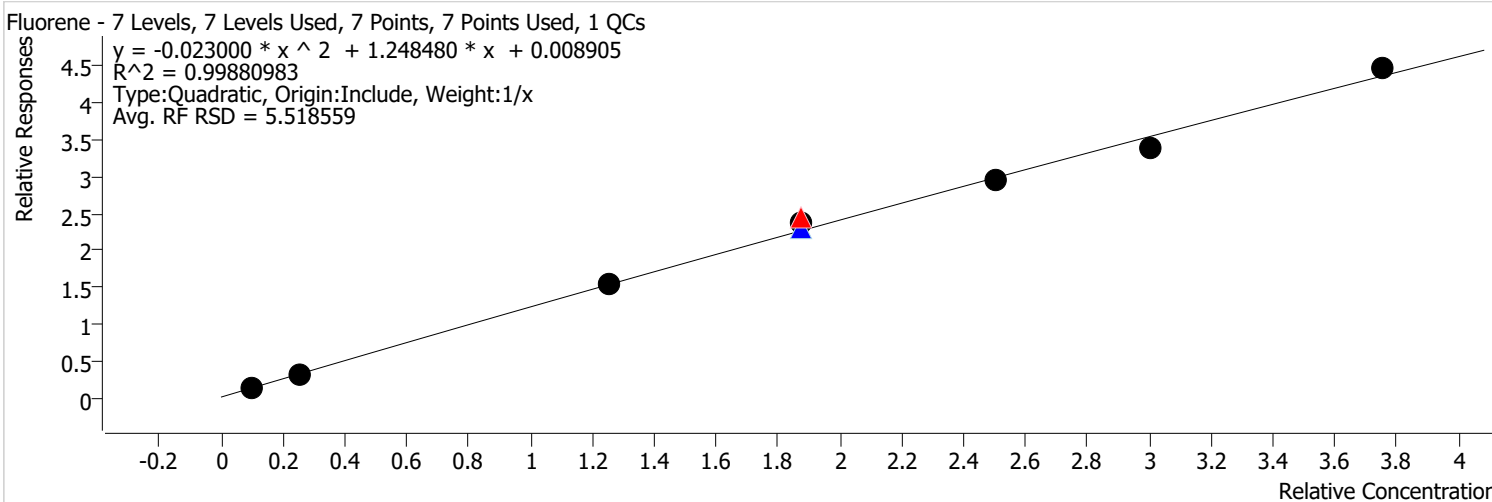


Calibration STD Path	Cal Type	Level	Enabled	Resp.	Exp. Conc	Resp. Factor	Level RSD
\\MASSHUNTER\Org\Data\SV5973N.I\sd021822\DoD BNA cal 1\Feb1808.D	Calibration	1	x	28496	4.0000	0.5289	
\\MASSHUNTER\Org\Data\SV5973N.I\sd021822\DoD BNA cal 1\Feb1807.D	Calibration	2	x	84750	10.0000	0.6408	
\\MASSHUNTER\Org\Data\SV5973N.I\sd021822\DoD BNA cal 1\Feb1806.D	Calibration	3	x	670192	50.0000	0.9209	
\\MASSHUNTER\Org\Data\SV5973N.I\sd030422\BNA 1\Feb0402.D	CC	CCV	x	1344850	75.0000	1.1186	
\\MASSHUNTER\Org\Data\SV5973N.I\sd021822\DoD BNA cal 1\Feb1809.D	QC	ICV	x	1166621	75.0000	1.1421	
\\MASSHUNTER\Org\Data\SV5973N.I\sd021822\DoD BNA cal 1\Feb1805.D	Calibration	4	x	1135235	75.0000	1.1049	
\\MASSHUNTER\Org\Data\SV5973N.I\sd021822\DoD BNA cal 1\Feb1804.D	Calibration	5	x	1525106	100.0000	1.0577	
\\MASSHUNTER\Org\Data\SV5973N.I\sd021822\DoD BNA cal 1\Feb1803.D	Calibration	6	x	1980149	120.0000	1.1473	
\\MASSHUNTER\Org\Data\SV5973N.I\sd021822\DoD BNA cal 1\Feb1802.D	Calibration	7	x	2256164	150.0000	1.0786	

Calibration Report

Batch Path	\\MASSHUNTER\Org\Data\SV5973N.I\sd021822\DoD BNA cal 1\QuantResults\021822 DoD BNA cal.batch.bin		
Analysis Time	2/19/2022 1:08 PM	Analyst Name	BL2000\sean
Report Time	2/19/2022 1:09:16 PM	Reporter Name	BL2000\sean
Last Calib Update	2/19/2022 1:06 PM	Batch State	Processed
Quant Batch Version	10.0	Quant Report Version	10.0

Fluorene %RSE = 3.5

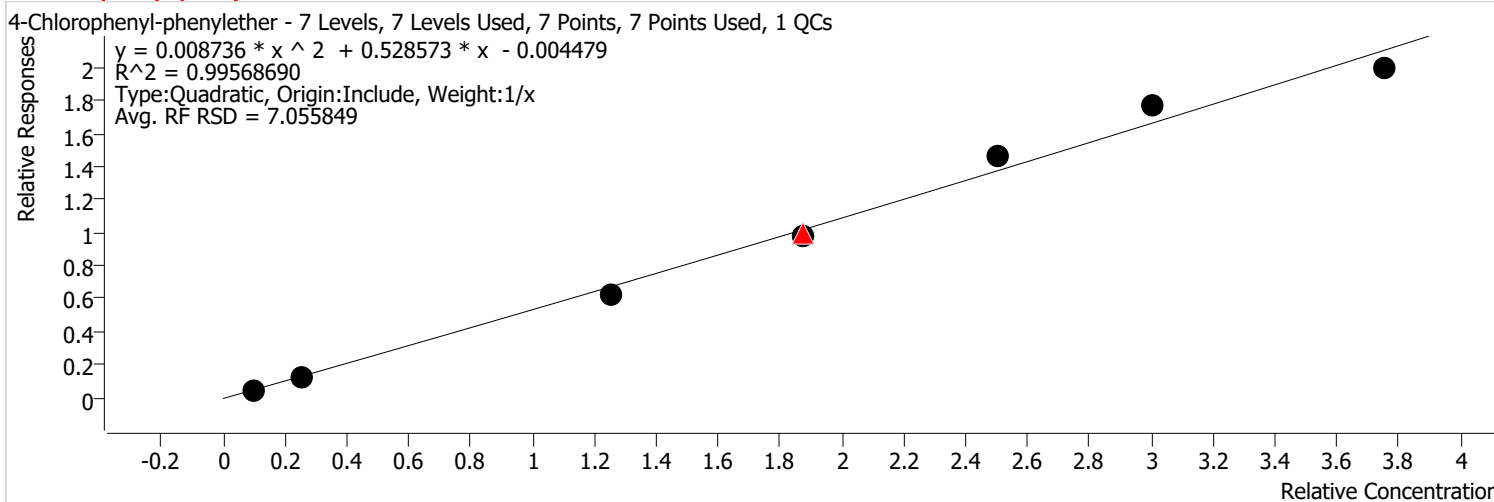


Calibration STD Path	Cal Type	Level	Enabled	Resp.	Exp. Conc	Resp. Factor	Level RSD
\\MASSHUNTER\Org\Data\SV5973N.I\sd021822\DoD BNA cal 1\Feb1808.D	Calibration	1	x	72029	4.0000	1.3368	
\\MASSHUNTER\Org\Data\SV5973N.I\sd021822\DoD BNA cal 1\Feb1807.D	Calibration	2	x	167603	10.0000	1.2673	
\\MASSHUNTER\Org\Data\SV5973N.I\sd021822\DoD BNA cal 1\Feb1806.D	Calibration	3	x	891630	50.0000	1.2252	
\\MASSHUNTER\Org\Data\SV5973N.I\sd030422\BNA 1\Feb0402.D	CC	CCV	x	1577199	75.0000	1.3119	
\\MASSHUNTER\Org\Data\SV5973N.I\sd021822\DoD BNA cal 1\Feb1809.D	QC	ICV	x	1266305	75.0000	1.2397	
\\MASSHUNTER\Org\Data\SV5973N.I\sd021822\DoD BNA cal 1\Feb1805.D	Calibration	4	x	1295239	75.0000	1.2606	
\\MASSHUNTER\Org\Data\SV5973N.I\sd021822\DoD BNA cal 1\Feb1804.D	Calibration	5	x	1700560	100.0000	1.1794	
\\MASSHUNTER\Org\Data\SV5973N.I\sd021822\DoD BNA cal 1\Feb1803.D	Calibration	6	x	1952030	120.0000	1.1310	
\\MASSHUNTER\Org\Data\SV5973N.I\sd021822\DoD BNA cal 1\Feb1802.D	Calibration	7	x	2493155	150.0000	1.1919	

Calibration Report

Batch Path	\\MASSHUNTER\Org\Data\SV5973N.I\sd021822\DoD BNA cal 1\QuantResults\021822 DoD BNA cal.batch.bin		
Analysis Time	2/19/2022 1:08 PM	Analyst Name	BL2000\sean
Report Time	2/19/2022 1:09:16 PM	Reporter Name	BL2000\sean
Last Calib Update	2/19/2022 1:06 PM	Batch State	Processed
Quant Batch Version	10.0	Quant Report Version	10.0

4-Chlorophenyl-phenylether %RSE = 6.8

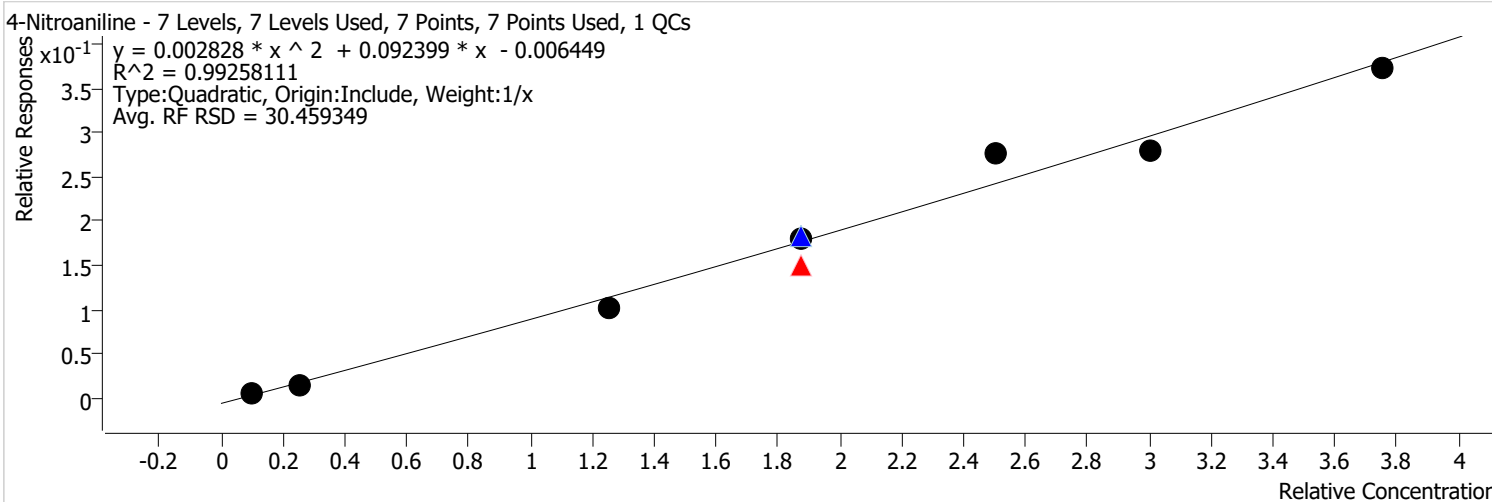


Calibration STD Path	Cal Type	Level	Enabled	Resp.	Exp. Conc	Resp. Factor	Level RSD
\\MASSHUNTER\Org\Data\SV5973N.I\sd021822\DoD BNA cal 1\Feb1808.D	Calibration	1	x	27305	4.0000	0.5067	
\\MASSHUNTER\Org\Data\SV5973N.I\sd021822\DoD BNA cal 1\Feb1807.D	Calibration	2	x	67338	10.0000	0.5092	
\\MASSHUNTER\Org\Data\SV5973N.I\sd021822\DoD BNA cal 1\Feb1806.D	Calibration	3	x	359843	50.0000	0.4945	
\\MASSHUNTER\Org\Data\SV5973N.I\sd030422\BNA 1\Feb0402.D	CC	CCV	x	637361	75.0000	0.5301	
\\MASSHUNTER\Org\Data\SV5973N.I\sd021822\DoD BNA cal 1\Feb1809.D	QC	ICV	x	542729	75.0000	0.5313	
\\MASSHUNTER\Org\Data\SV5973N.I\sd021822\DoD BNA cal 1\Feb1805.D	Calibration	4	x	538645	75.0000	0.5242	
\\MASSHUNTER\Org\Data\SV5973N.I\sd021822\DoD BNA cal 1\Feb1804.D	Calibration	5	x	840611	100.0000	0.5830	
\\MASSHUNTER\Org\Data\SV5973N.I\sd021822\DoD BNA cal 1\Feb1803.D	Calibration	6	x	1017662	120.0000	0.5896	
\\MASSHUNTER\Org\Data\SV5973N.I\sd021822\DoD BNA cal 1\Feb1802.D	Calibration	7	x	1110314	150.0000	0.5308	

Calibration Report

Batch Path	\\MASSHUNTER\Org\Data\SV5973N.I\sd021822\DoD BNA cal 1\QuantResults\021822 DoD BNA cal.batch.bin		
Analysis Time	2/19/2022 1:08 PM	Analyst Name	BL2000\sean
Report Time	2/19/2022 1:09:16 PM	Reporter Name	BL2000\sean
Last Calib Update	2/19/2022 1:06 PM	Batch State	Processed
Quant Batch Version	10.0	Quant Report Version	10.0

4-Nitroaniline %RSE = 11.9

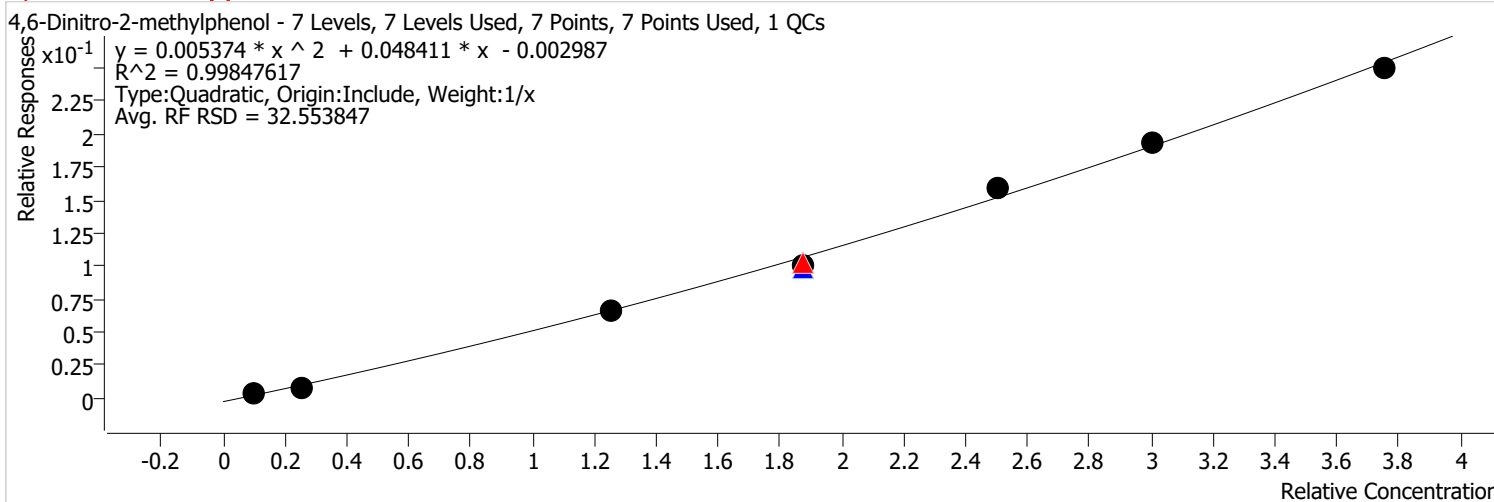


Calibration STD Path	Cal Type	Level	Enabled	Resp.	Exp. Conc	Resp. Factor	Level RSD
\\MASSHUNTER\Org\Data\SV5973N.I\sd021822\DoD BNA cal 1\Feb1808.D	Calibration	1	x	3692	4.0000	0.0401	
\\MASSHUNTER\Org\Data\SV5973N.I\sd021822\DoD BNA cal 1\Feb1807.D	Calibration	2	x	13023	10.0000	0.0576	
\\MASSHUNTER\Org\Data\SV5973N.I\sd021822\DoD BNA cal 1\Feb1806.D	Calibration	3	x	103404	50.0000	0.0808	
\\MASSHUNTER\Org\Data\SV5973N.I\sd030422\BNA 1\Feb0402.D	CC	CCV	x	164119	75.0000	0.0801	
\\MASSHUNTER\Org\Data\SV5973N.I\sd021822\DoD BNA cal 1\Feb1809.D	QC	ICV	x	174323	75.0000	0.0970	
\\MASSHUNTER\Org\Data\SV5973N.I\sd021822\DoD BNA cal 1\Feb1805.D	Calibration	4	x	183095	75.0000	0.0954	
\\MASSHUNTER\Org\Data\SV5973N.I\sd021822\DoD BNA cal 1\Feb1804.D	Calibration	5	x	289316	100.0000	0.1107	
\\MASSHUNTER\Org\Data\SV5973N.I\sd021822\DoD BNA cal 1\Feb1803.D	Calibration	6	x	291518	120.0000	0.0935	
\\MASSHUNTER\Org\Data\SV5973N.I\sd021822\DoD BNA cal 1\Feb1802.D	Calibration	7	x	363865	150.0000	0.0994	

Calibration Report

Batch Path	\\MASSHUNTER\Org\Data\SV5973N.I\sd021822\DoD BNA cal 1\QuantResults\021822 DoD BNA cal.batch.bin		
Analysis Time	2/19/2022 1:08 PM	Analyst Name	BL2000\sean
Report Time	2/19/2022 1:09:16 PM	Reporter Name	BL2000\sean
Last Calib Update	2/19/2022 1:06 PM	Batch State	Processed
Quant Batch Version	10.0	Quant Report Version	10.0

4,6-Dinitro-2-methylphenol %RSE = 7.5

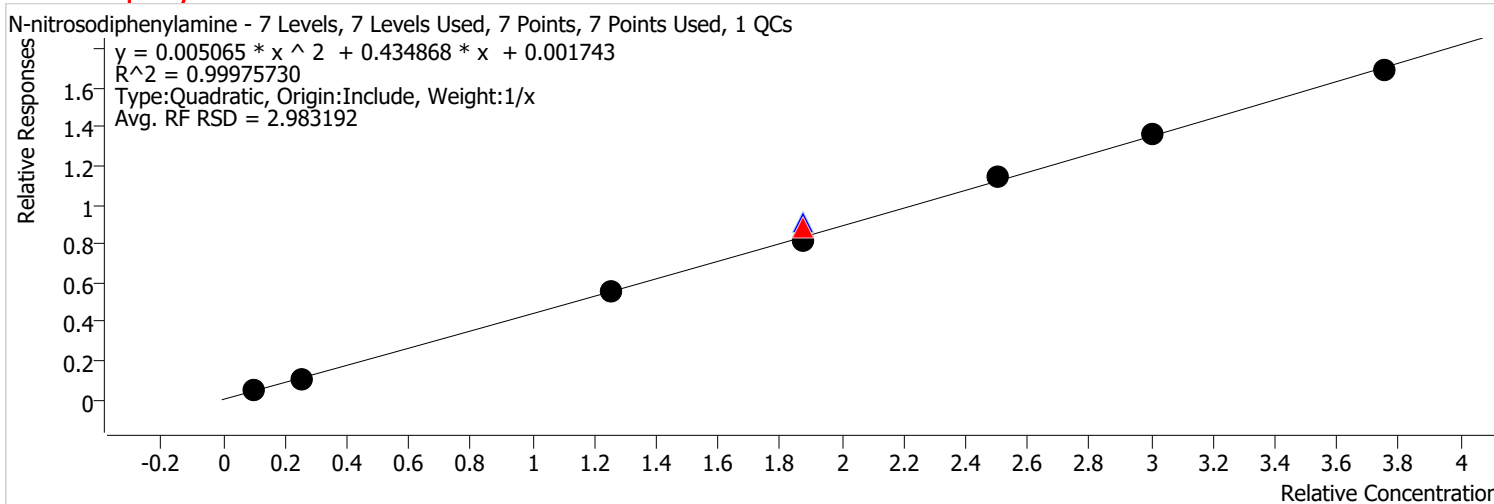


Calibration STD Path	Cal Type	Level	Enabled	Resp.	Exp. Conc	Resp. Factor	Level RSD
\\MASSHUNTER\Org\Data\SV5973N.I\sd021822\DoD BNA cal 1\Feb1808.D	Calibration	1	x	2191	4.0000	0.0238	
\\MASSHUNTER\Org\Data\SV5973N.I\sd021822\DoD BNA cal 1\Feb1807.D	Calibration	2	x	7435	10.0000	0.0329	
\\MASSHUNTER\Org\Data\SV5973N.I\sd021822\DoD BNA cal 1\Feb1806.D	Calibration	3	x	68013	50.0000	0.0532	
\\MASSHUNTER\Org\Data\SV5973N.I\sd030422\BNA 1\Feb0402.D	CC	CCV	x	111273	75.0000	0.0543	
\\MASSHUNTER\Org\Data\SV5973N.I\sd021822\DoD BNA cal 1\Feb1809.D	QC	ICV	x	94058	75.0000	0.0523	
\\MASSHUNTER\Org\Data\SV5973N.I\sd021822\DoD BNA cal 1\Feb1805.D	Calibration	4	x	103285	75.0000	0.0538	
\\MASSHUNTER\Org\Data\SV5973N.I\sd021822\DoD BNA cal 1\Feb1804.D	Calibration	5	x	167223	100.0000	0.0640	
\\MASSHUNTER\Org\Data\SV5973N.I\sd021822\DoD BNA cal 1\Feb1803.D	Calibration	6	x	200519	120.0000	0.0643	
\\MASSHUNTER\Org\Data\SV5973N.I\sd021822\DoD BNA cal 1\Feb1802.D	Calibration	7	x	243650	150.0000	0.0665	

Calibration Report

Batch Path	\\MASSHUNTER\Org\Data\SV5973N.I\sd021822\DoD BNA cal 1\QuantResults\021822 DoD BNA cal.batch.bin		
Analysis Time	2/19/2022 1:08 PM	Analyst Name	BL2000\sean
Report Time	2/19/2022 1:09:17 PM	Reporter Name	BL2000\sean
Last Calib Update	2/19/2022 1:06 PM	Batch State	Processed
Quant Batch Version	10.0	Quant Report Version	10.0

N-nitrosodiphenylamine %RSE = 2.8



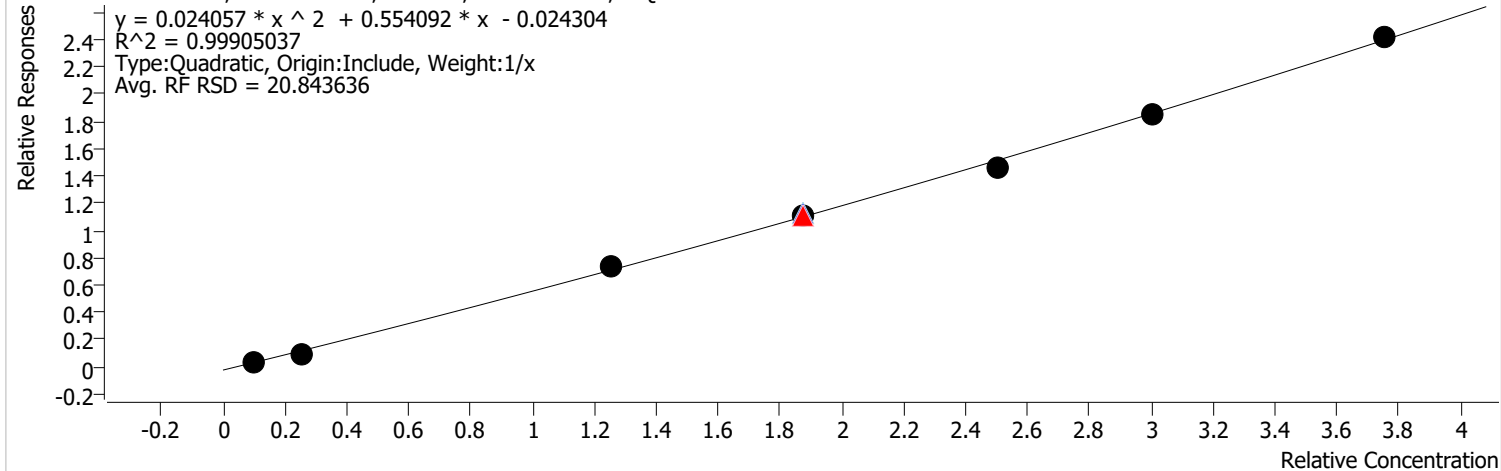
Calibration STD Path	Cal Type	Level	Enabled	Resp.	Exp. Conc	Resp. Factor	Level RSD
\\MASSHUNTER\Org\Data\SV5973N.I\sd021822\DoD BNA cal 1\Feb1808.D	Calibration	1	x	43107	4.0000	0.4681	
\\MASSHUNTER\Org\Data\SV5973N.I\sd021822\DoD BNA cal 1\Feb1807.D	Calibration	2	x	96753	10.0000	0.4280	
\\MASSHUNTER\Org\Data\SV5973N.I\sd021822\DoD BNA cal 1\Feb1806.D	Calibration	3	x	563505	50.0000	0.4404	
\\MASSHUNTER\Org\Data\SV5973N.I\sd030422\BNA 1\Feb0402.D	CC	CCV	x	967358	75.0000	0.4721	
\\MASSHUNTER\Org\Data\SV5973N.I\sd021822\DoD BNA cal 1\Feb1809.D	QC	ICV	x	880335	75.0000	0.4899	
\\MASSHUNTER\Org\Data\SV5973N.I\sd021822\DoD BNA cal 1\Feb1805.D	Calibration	4	x	843058	75.0000	0.4391	
\\MASSHUNTER\Org\Data\SV5973N.I\sd021822\DoD BNA cal 1\Feb1804.D	Calibration	5	x	1196082	100.0000	0.4578	
\\MASSHUNTER\Org\Data\SV5973N.I\sd021822\DoD BNA cal 1\Feb1803.D	Calibration	6	x	1414366	120.0000	0.4535	
\\MASSHUNTER\Org\Data\SV5973N.I\sd021822\DoD BNA cal 1\Feb1802.D	Calibration	7	x	1648173	150.0000	0.4501	

Calibration Report

Batch Path	\\MASSHUNTER\Org\Data\SV5973N.I\sd021822\DoD BNA cal 1\QuantResults\021822 DoD BNA cal.batch.bin		
Analysis Time	2/19/2022 1:08 PM	Analyst Name	BL2000\sean
Report Time	2/19/2022 1:09:17 PM	Reporter Name	BL2000\sean
Last Calib Update	2/19/2022 1:06 PM	Batch State	Processed
Quant Batch Version	10.0	Quant Report Version	10.0

Azobenzene %RSE = 7.4

Azobenzene - 7 Levels, 7 Levels Used, 7 Points, 7 Points Used, 1 QCs



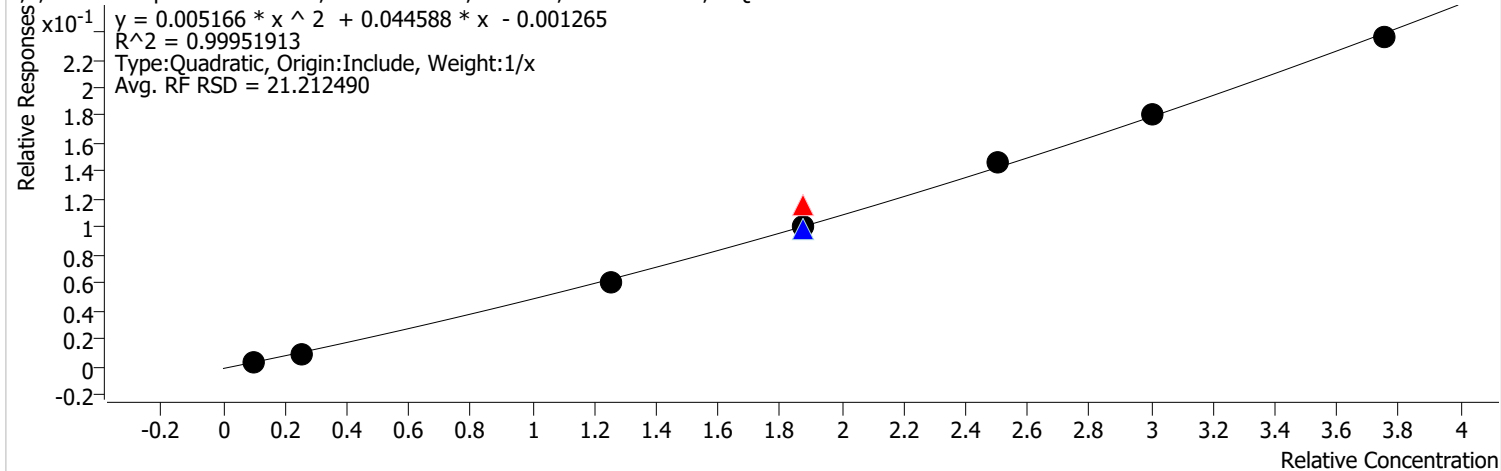
Calibration STD Path	Cal Type	Level	Enabled	Resp.	Exp. Conc	Resp. Factor	Level RSD
\\MASSHUNTER\Org\Data\SV5973N.I\sd021822\DoD BNA cal 1\Feb1808.D	Calibration	1	x	33003	4.0000	0.3584	
\\MASSHUNTER\Org\Data\SV5973N.I\sd021822\DoD BNA cal 1\Feb1807.D	Calibration	2	x	90696	10.0000	0.4012	
\\MASSHUNTER\Org\Data\SV5973N.I\sd021822\DoD BNA cal 1\Feb1806.D	Calibration	3	x	757604	50.0000	0.5922	
\\MASSHUNTER\Org\Data\SV5973N.I\sd030422\BNA 1\Feb0402.D	CC	CCV	x	1201140	75.0000	0.5862	
\\MASSHUNTER\Org\Data\SV5973N.I\sd021822\DoD BNA cal 1\Feb1809.D	QC	ICV	x	1088752	75.0000	0.6059	
\\MASSHUNTER\Org\Data\SV5973N.I\sd021822\DoD BNA cal 1\Feb1805.D	Calibration	4	x	1137228	75.0000	0.5923	
\\MASSHUNTER\Org\Data\SV5973N.I\sd021822\DoD BNA cal 1\Feb1804.D	Calibration	5	x	1518549	100.0000	0.5812	
\\MASSHUNTER\Org\Data\SV5973N.I\sd021822\DoD BNA cal 1\Feb1803.D	Calibration	6	x	1932785	120.0000	0.6197	
\\MASSHUNTER\Org\Data\SV5973N.I\sd021822\DoD BNA cal 1\Feb1802.D	Calibration	7	x	2354024	150.0000	0.6429	

Calibration Report

Batch Path	\\MASSHUNTER\Org\Data\SV5973N.I\sd021822\DoD BNA cal 1\QuantResults\021822 DoD BNA cal.batch.bin		
Analysis Time	2/19/2022 1:08 PM	Analyst Name	BL2000\sean
Report Time	2/19/2022 1:09:17 PM	Reporter Name	BL2000\sean
Last Calib Update	2/19/2022 1:06 PM	Batch State	Processed
Quant Batch Version	10.0	Quant Report Version	10.0

2,4,6-Tribromophenol %RSE =

2,4,6-Tribromophenol - 7 Levels, 7 Levels Used, 7 Points, 7 Points Used, 1 QCs

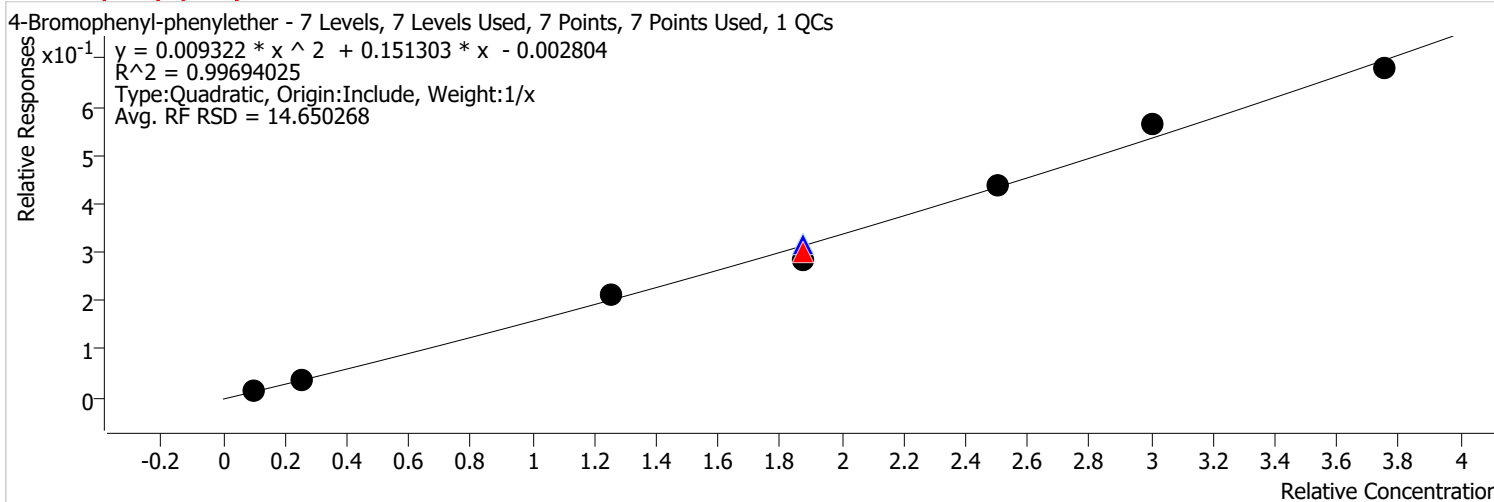


Calibration STD Path	Cal Type	Level	Enabled	Resp.	Exp. Conc	Resp. Factor	Level RSD
\\MASSHUNTER\Org\Data\SV5973N.I\sd021822\DoD BNA cal 1\Feb1808.D	Calibration	1	x	3393	4.0000	0.0368	
\\MASSHUNTER\Org\Data\SV5973N.I\sd021822\DoD BNA cal 1\Feb1807.D	Calibration	2	x	8236	10.0000	0.0364	
\\MASSHUNTER\Org\Data\SV5973N.I\sd021822\DoD BNA cal 1\Feb1806.D	Calibration	3	x	62354	50.0000	0.0487	
\\MASSHUNTER\Org\Data\SV5973N.I\sd030422\BNA 1\Feb0402.D	CC	CCV	x	126534	75.0000	0.0618	
\\MASSHUNTER\Org\Data\SV5973N.I\sd021822\DoD BNA cal 1\Feb1809.D	QC	ICV	x	94811	75.0000	0.0528	
\\MASSHUNTER\Org\Data\SV5973N.I\sd021822\DoD BNA cal 1\Feb1805.D	Calibration	4	x	103422	75.0000	0.0539	
\\MASSHUNTER\Org\Data\SV5973N.I\sd021822\DoD BNA cal 1\Feb1804.D	Calibration	5	x	152661	100.0000	0.0584	
\\MASSHUNTER\Org\Data\SV5973N.I\sd021822\DoD BNA cal 1\Feb1803.D	Calibration	6	x	187319	120.0000	0.0601	
\\MASSHUNTER\Org\Data\SV5973N.I\sd021822\DoD BNA cal 1\Feb1802.D	Calibration	7	x	230054	150.0000	0.0628	

Calibration Report

Batch Path	\\MASSHUNTER\Org\Data\SV5973N.I\sd021822\DoD BNA cal 1\QuantResults\021822 DoD BNA cal.batch.bin		
Analysis Time	2/19/2022 1:08 PM	Analyst Name	BL2000\sean
Report Time	2/19/2022 1:09:17 PM	Reporter Name	BL2000\sean
Last Calib Update	2/19/2022 1:06 PM	Batch State	Processed
Quant Batch Version	10.0	Quant Report Version	10.0

4-Bromophenyl-phenylether %RSE = 5.7

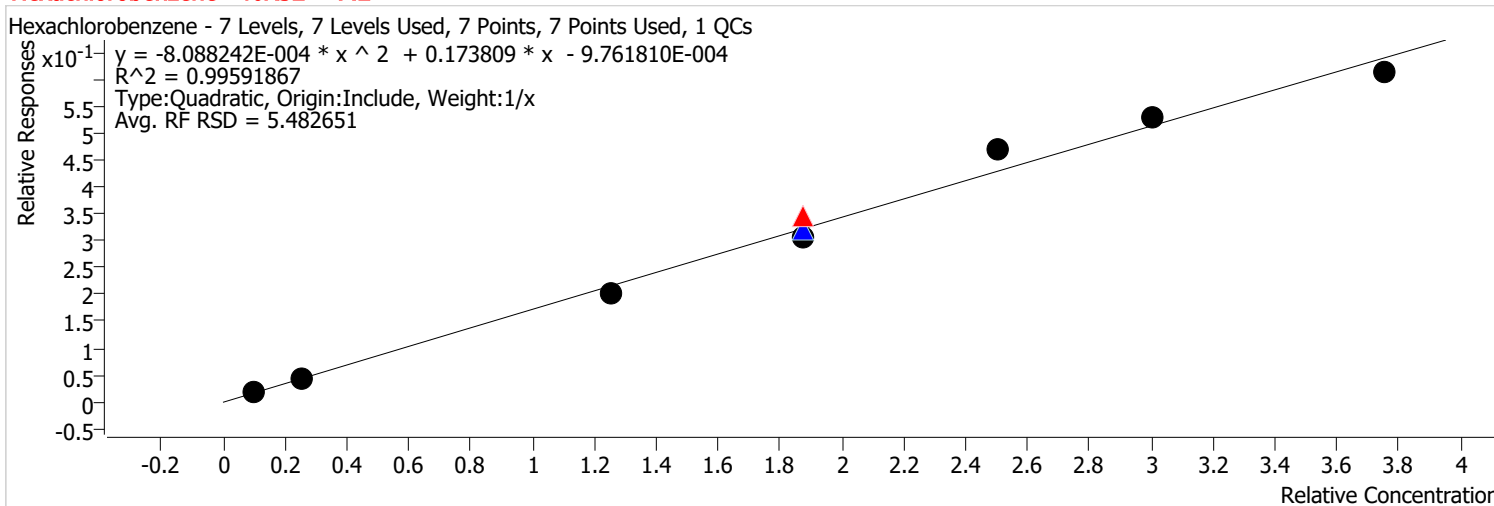


Calibration STD Path	Cal Type	Level	Enabled	Resp.	Exp. Conc	Resp. Factor	Level RSD
\\MASSHUNTER\Org\Data\SV5973N.I\sd021822\DoD BNA cal 1\Feb1808.D	Calibration	1	x	11110	4.0000	0.1206	
\\MASSHUNTER\Org\Data\SV5973N.I\sd021822\DoD BNA cal 1\Feb1807.D	Calibration	2	x	33057	10.0000	0.1462	
\\MASSHUNTER\Org\Data\SV5973N.I\sd021822\DoD BNA cal 1\Feb1806.D	Calibration	3	x	215173	50.0000	0.1682	
\\MASSHUNTER\Org\Data\SV5973N.I\sd030422\BNA 1\Feb0402.D	CC	CCV	x	331289	75.0000	0.1617	
\\MASSHUNTER\Org\Data\SV5973N.I\sd021822\DoD BNA cal 1\Feb1809.D	QC	ICV	x	303382	75.0000	0.1688	
\\MASSHUNTER\Org\Data\SV5973N.I\sd021822\DoD BNA cal 1\Feb1805.D	Calibration	4	x	291274	75.0000	0.1517	
\\MASSHUNTER\Org\Data\SV5973N.I\sd021822\DoD BNA cal 1\Feb1804.D	Calibration	5	x	457731	100.0000	0.1752	
\\MASSHUNTER\Org\Data\SV5973N.I\sd021822\DoD BNA cal 1\Feb1803.D	Calibration	6	x	589591	120.0000	0.1890	
\\MASSHUNTER\Org\Data\SV5973N.I\sd021822\DoD BNA cal 1\Feb1802.D	Calibration	7	x	662596	150.0000	0.1810	

Calibration Report

Batch Path	\\MASSHUNTER\Org\Data\SV5973N.I\sd021822\DoD BNA cal 1\QuantResults\021822 DoD BNA cal.batch.bin		
Analysis Time	2/19/2022 1:08 PM	Analyst Name	BL2000\sean
Report Time	2/19/2022 1:09:17 PM	Reporter Name	BL2000\sean
Last Calib Update	2/19/2022 1:06 PM	Batch State	Processed
Quant Batch Version	10.0	Quant Report Version	10.0

Hexachlorobenzene %RSE = 7.2



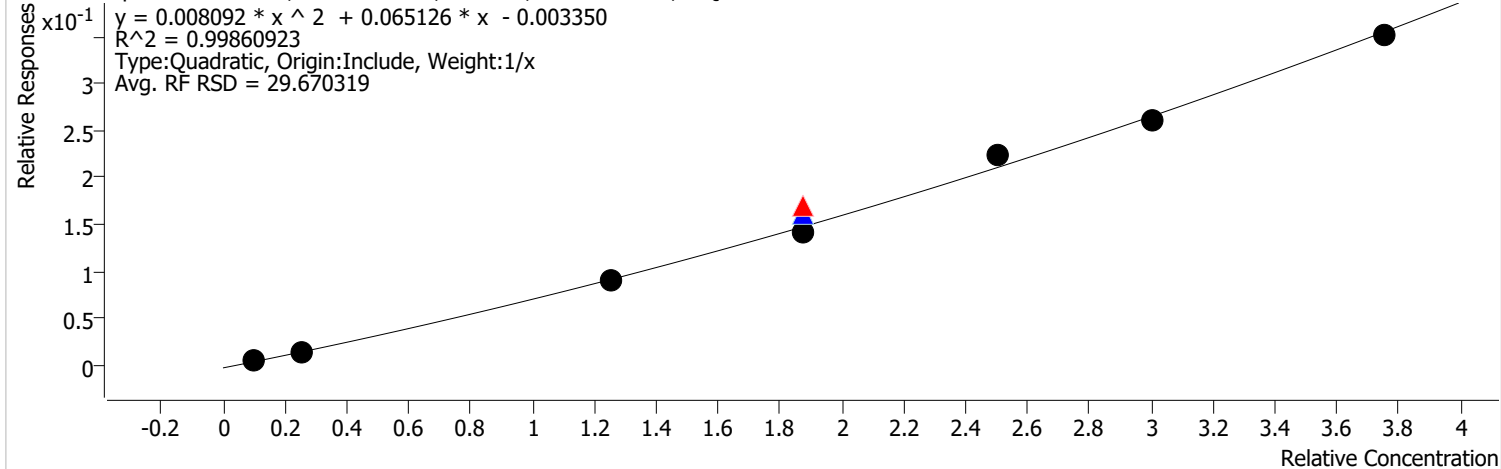
Calibration STD Path	Cal Type	Level	Enabled	Resp.	Exp. Conc	Resp. Factor	Level RSD
\\MASSHUNTER\Org\Data\SV5973N.I\sd021822\DoD BNA cal 1\Feb1808.D	Calibration	1	x	15953	4.0000	0.1732	
\\MASSHUNTER\Org\Data\SV5973N.I\sd021822\DoD BNA cal 1\Feb1807.D	Calibration	2	x	37231	10.0000	0.1647	
\\MASSHUNTER\Org\Data\SV5973N.I\sd021822\DoD BNA cal 1\Feb1806.D	Calibration	3	x	208046	50.0000	0.1626	
\\MASSHUNTER\Org\Data\SV5973N.I\sd030422\BNA 1\Feb0402.D	CC	CCV	x	380611	75.0000	0.1858	
\\MASSHUNTER\Org\Data\SV5973N.I\sd021822\DoD BNA cal 1\Feb1809.D	QC	ICV	x	307143	75.0000	0.1709	
\\MASSHUNTER\Org\Data\SV5973N.I\sd021822\DoD BNA cal 1\Feb1805.D	Calibration	4	x	312914	75.0000	0.1630	
\\MASSHUNTER\Org\Data\SV5973N.I\sd021822\DoD BNA cal 1\Feb1804.D	Calibration	5	x	488673	100.0000	0.1870	
\\MASSHUNTER\Org\Data\SV5973N.I\sd021822\DoD BNA cal 1\Feb1803.D	Calibration	6	x	550809	120.0000	0.1766	
\\MASSHUNTER\Org\Data\SV5973N.I\sd021822\DoD BNA cal 1\Feb1802.D	Calibration	7	x	597870	150.0000	0.1633	

Calibration Report

Batch Path	\\MASSHUNTER\Org\Data\SV5973N.I\sd021822\DoD BNA cal 1\QuantResults\021822 DoD BNA cal.batch.bin		
Analysis Time	2/19/2022 1:08 PM	Analyst Name	BL2000\sean
Report Time	2/19/2022 1:09:17 PM	Reporter Name	BL2000\sean
Last Calib Update	2/19/2022 1:06 PM	Batch State	Processed
Quant Batch Version	10.0	Quant Report Version	10.0

Pentachlorophenol %RSE = 6.6

Pentachlorophenol - 7 Levels, 7 Levels Used, 7 Points, 7 Points Used, 1 QCs



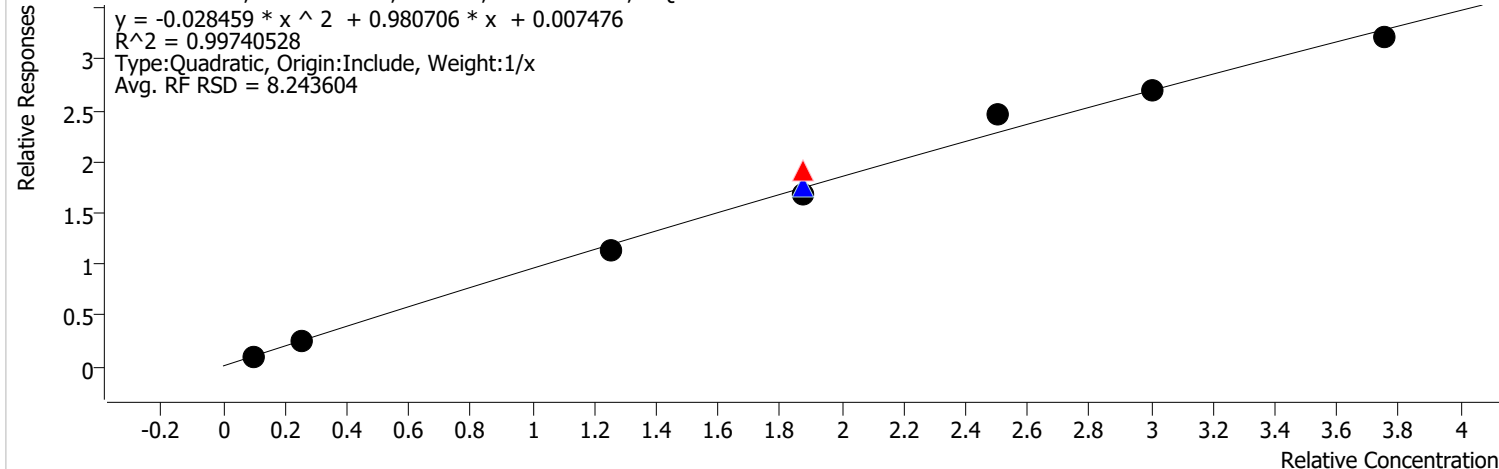
Calibration STD Path	Cal Type	Level	Enabled	Resp.	Exp. Conc	Resp. Factor	Level RSD
\\MASSHUNTER\Org\Data\SV5973N.I\sd021822\DoD BNA cal 1\Feb1808.D	Calibration	1	x	3504	4.0000	0.0381	
\\MASSHUNTER\Org\Data\SV5973N.I\sd021822\DoD BNA cal 1\Feb1807.D	Calibration	2	x	10893	10.0000	0.0482	
\\MASSHUNTER\Org\Data\SV5973N.I\sd021822\DoD BNA cal 1\Feb1806.D	Calibration	3	x	91759	50.0000	0.0717	
\\MASSHUNTER\Org\Data\SV5973N.I\sd030422\BNA 1\Feb0402.D	CC	CCV	x	186077	75.0000	0.0908	
\\MASSHUNTER\Org\Data\SV5973N.I\sd021822\DoD BNA cal 1\Feb1809.D	QC	ICV	x	154444	75.0000	0.0860	
\\MASSHUNTER\Org\Data\SV5973N.I\sd021822\DoD BNA cal 1\Feb1805.D	Calibration	4	x	145556	75.0000	0.0758	
\\MASSHUNTER\Org\Data\SV5973N.I\sd021822\DoD BNA cal 1\Feb1804.D	Calibration	5	x	233937	100.0000	0.0895	
\\MASSHUNTER\Org\Data\SV5973N.I\sd021822\DoD BNA cal 1\Feb1803.D	Calibration	6	x	272170	120.0000	0.0873	
\\MASSHUNTER\Org\Data\SV5973N.I\sd021822\DoD BNA cal 1\Feb1802.D	Calibration	7	x	342613	150.0000	0.0936	

Calibration Report

Batch Path	\\MASSHUNTER\Org\Data\SV5973N.I\sd021822\DoD BNA cal 1\QuantResults\021822 DoD BNA cal.batch.bin		
Analysis Time	2/19/2022 1:08 PM	Analyst Name	BL2000\sean
Report Time	2/19/2022 1:09:17 PM	Reporter Name	BL2000\sean
Last Calib Update	2/19/2022 1:06 PM	Batch State	Processed
Quant Batch Version	10.0	Quant Report Version	10.0

Phenanthrene %RSE = 5.8

Phenanthrene - 7 Levels, 7 Levels Used, 7 Points, 7 Points Used, 1 QCs

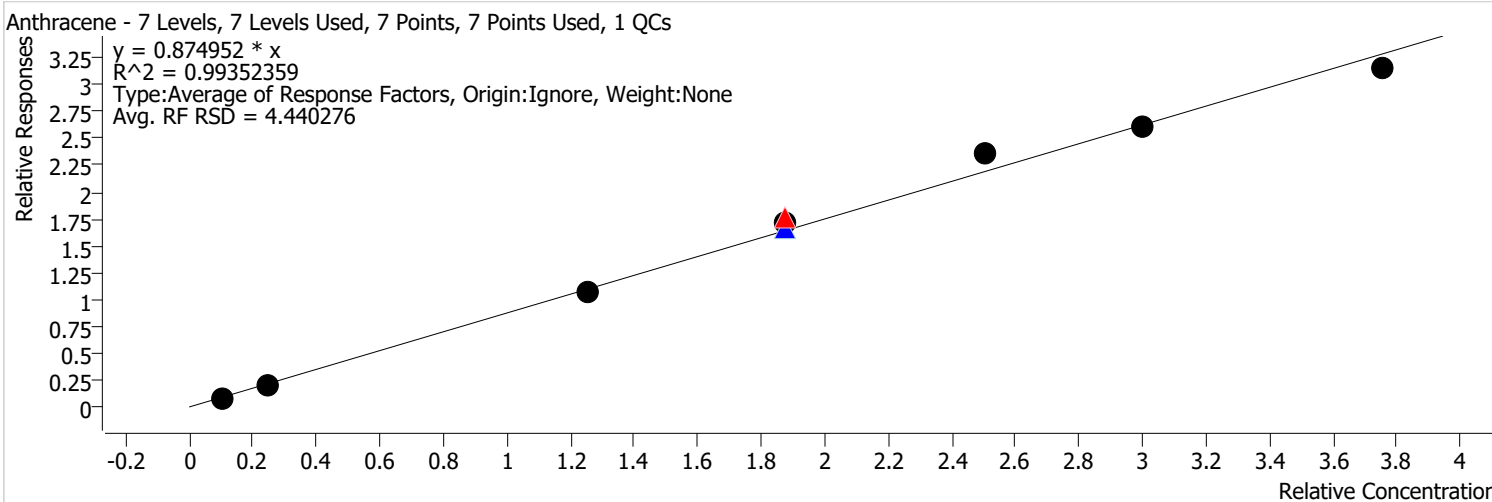


Calibration STD Path	Cal Type	Level	Enabled	Resp.	Exp. Conc	Resp. Factor	Level RSD
\\MASSHUNTER\Org\Data\SV5973N.I\sd021822\DoD BNA cal 1\Feb1808.D	Calibration	1	x	99605	4.0000	1.0817	
\\MASSHUNTER\Org\Data\SV5973N.I\sd021822\DoD BNA cal 1\Feb1807.D	Calibration	2	x	224346	10.0000	0.9924	
\\MASSHUNTER\Org\Data\SV5973N.I\sd021822\DoD BNA cal 1\Feb1806.D	Calibration	3	x	1161938	50.0000	0.9082	
\\MASSHUNTER\Org\Data\SV5973N.I\sd030422\BNA 1\Feb0402.D	CC	CCV	x	2090746	75.0000	1.0204	
\\MASSHUNTER\Org\Data\SV5973N.I\sd021822\DoD BNA cal 1\Feb1809.D	QC	ICV	x	1690096	75.0000	0.9406	
\\MASSHUNTER\Org\Data\SV5973N.I\sd021822\DoD BNA cal 1\Feb1805.D	Calibration	4	x	1733051	75.0000	0.9026	
\\MASSHUNTER\Org\Data\SV5973N.I\sd021822\DoD BNA cal 1\Feb1804.D	Calibration	5	x	2584992	100.0000	0.9894	
\\MASSHUNTER\Org\Data\SV5973N.I\sd021822\DoD BNA cal 1\Feb1803.D	Calibration	6	x	2792268	120.0000	0.8953	
\\MASSHUNTER\Org\Data\SV5973N.I\sd021822\DoD BNA cal 1\Feb1802.D	Calibration	7	x	3132371	150.0000	0.8554	

Calibration Report

Batch Path	\\MASSHUNTER\Org\Data\SV5973N.I\sd021822\DoD BNA cal 1\QuantResults\021822 DoD BNA cal.batch.bin		
Analysis Time	2/19/2022 1:08 PM	Analyst Name	BL2000\sean
Report Time	2/19/2022 1:09:17 PM	Reporter Name	BL2000\sean
Last Calib Update	2/19/2022 1:06 PM	Batch State	Processed
Quant Batch Version	10.0	Quant Report Version	10.0

Anthracene %RSE = 4.4

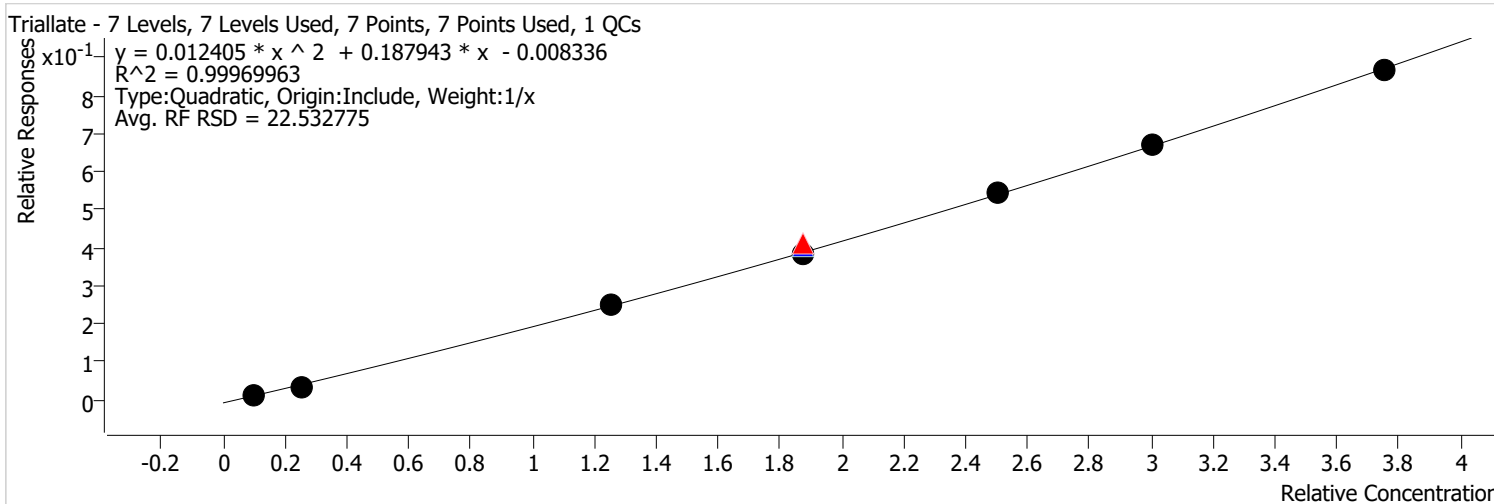


Calibration STD Path	Cal Type	Level	Enabled	Resp.	Exp. Conc	Resp. Factor	Level RSD
\\MASSHUNTER\Org\Data\SV5973N.I\sd021822\DoD BNA cal 1\Feb1808.D	Calibration	1	x	78978	4.0000	0.8577	
\\MASSHUNTER\Org\Data\SV5973N.I\sd021822\DoD BNA cal 1\Feb1807.D	Calibration	2	x	191750	10.0000	0.8482	
\\MASSHUNTER\Org\Data\SV5973N.I\sd021822\DoD BNA cal 1\Feb1806.D	Calibration	3	x	1092607	50.0000	0.8540	
\\MASSHUNTER\Org\Data\SV5973N.I\sd030422\BNA 1\Feb0402.D	CC	CCV	x	1932770	75.0000	0.9433	
\\MASSHUNTER\Org\Data\SV5973N.I\sd021822\DoD BNA cal 1\Feb1809.D	QC	ICV	x	1595291	75.0000	0.8878	
\\MASSHUNTER\Org\Data\SV5973N.I\sd021822\DoD BNA cal 1\Feb1805.D	Calibration	4	x	1747621	75.0000	0.9102	
\\MASSHUNTER\Org\Data\SV5973N.I\sd021822\DoD BNA cal 1\Feb1804.D	Calibration	5	x	2471452	100.0000	0.9459	
\\MASSHUNTER\Org\Data\SV5973N.I\sd021822\DoD BNA cal 1\Feb1803.D	Calibration	6	x	2712966	120.0000	0.8699	
\\MASSHUNTER\Org\Data\SV5973N.I\sd021822\DoD BNA cal 1\Feb1802.D	Calibration	7	x	3071678	150.0000	0.8389	

Calibration Report

Batch Path	\\MASSHUNTER\Org\Data\SV5973N.I\sd021822\DoD BNA cal 1\QuantResults\021822 DoD BNA cal.batch.bin		
Analysis Time	2/19/2022 1:08 PM	Analyst Name	BL2000\sean
Report Time	2/19/2022 1:09:17 PM	Reporter Name	BL2000\sean
Last Calib Update	2/19/2022 1:06 PM	Batch State	Processed
Quant Batch Version	10.0	Quant Report Version	10.0

Triallate %RSE = 6.0



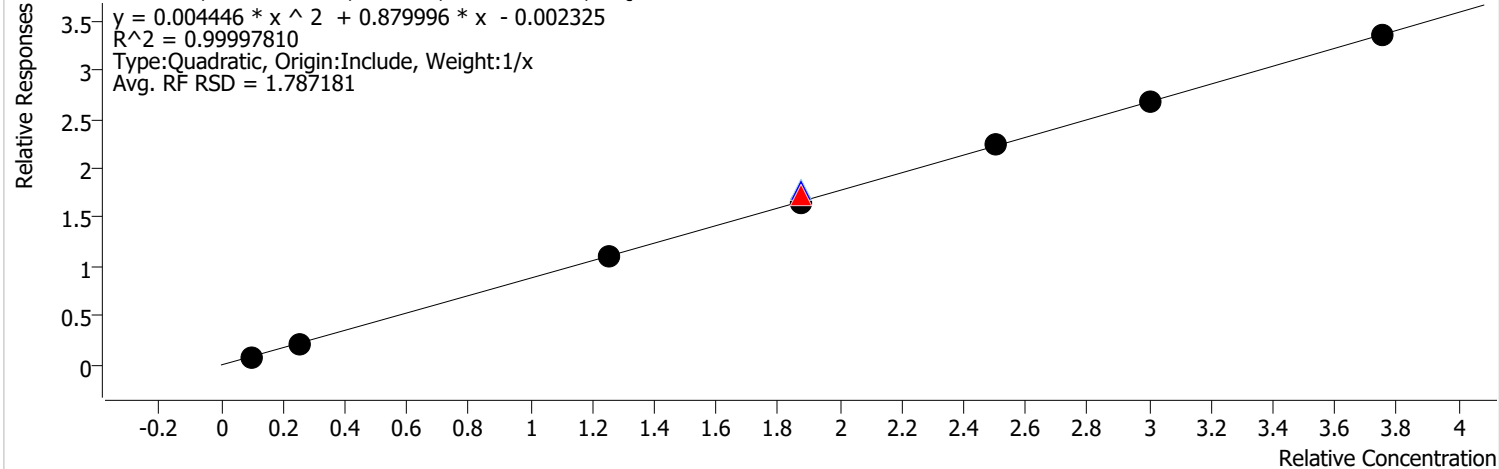
Calibration STD Path	Cal Type	Level	Enabled	Resp.	Exp. Conc	Resp. Factor	Level RSD
\\MASSHUNTER\Org\Data\SV5973N.I\sd021822\DoD BNA cal 1\Feb1808.D	Calibration	1	x	11113	4.0000	0.1207	
\\MASSHUNTER\Org\Data\SV5973N.I\sd021822\DoD BNA cal 1\Feb1807.D	Calibration	2	x	31763	10.0000	0.1405	
\\MASSHUNTER\Org\Data\SV5973N.I\sd021822\DoD BNA cal 1\Feb1806.D	Calibration	3	x	255426	50.0000	0.1996	
\\MASSHUNTER\Org\Data\SV5973N.I\sd030422\BNA 1\Feb0402.D	CC	CCV	x	450289	75.0000	0.2198	
\\MASSHUNTER\Org\Data\SV5973N.I\sd021822\DoD BNA cal 1\Feb1809.D	QC	ICV	x	390681	75.0000	0.2174	
\\MASSHUNTER\Org\Data\SV5973N.I\sd021822\DoD BNA cal 1\Feb1805.D	Calibration	4	x	391641	75.0000	0.2040	
\\MASSHUNTER\Org\Data\SV5973N.I\sd021822\DoD BNA cal 1\Feb1804.D	Calibration	5	x	570358	100.0000	0.2183	
\\MASSHUNTER\Org\Data\SV5973N.I\sd021822\DoD BNA cal 1\Feb1803.D	Calibration	6	x	696512	120.0000	0.2233	
\\MASSHUNTER\Org\Data\SV5973N.I\sd021822\DoD BNA cal 1\Feb1802.D	Calibration	7	x	845447	150.0000	0.2309	

Calibration Report

Batch Path	\\MASSHUNTER\Org\Data\SV5973N.I\sd021822\DoD BNA cal 1\QuantResults\021822 DoD BNA cal.batch.bin		
Analysis Time	2/19/2022 1:08 PM	Analyst Name	BL2000\sean
Report Time	2/19/2022 1:09:18 PM	Reporter Name	BL2000\sean
Last Calib Update	2/19/2022 1:06 PM	Batch State	Processed
Quant Batch Version	10.0	Quant Report Version	10.0

Carbazole %RSE = 0.8

Carbazole - 7 Levels, 7 Levels Used, 7 Points, 7 Points Used, 1 QCs

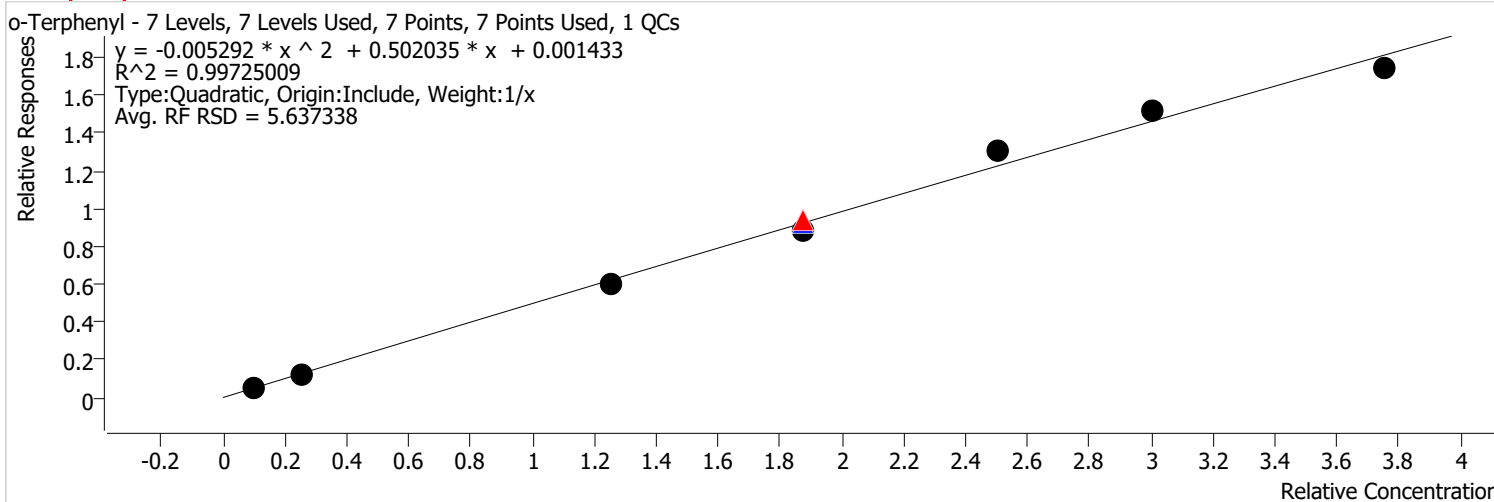


Calibration STD Path	Cal Type	Level	Enabled	Resp.	Exp. Conc	Resp. Factor	Level RSD
\\MASSHUNTER\Org\Data\SV5973N.I\sd021822\DoD BNA cal 1\Feb1808.D	Calibration	1	x	78288	4.0000	0.8502	
\\MASSHUNTER\Org\Data\SV5973N.I\sd021822\DoD BNA cal 1\Feb1807.D	Calibration	2	x	199440	10.0000	0.8822	
\\MASSHUNTER\Org\Data\SV5973N.I\sd021822\DoD BNA cal 1\Feb1806.D	Calibration	3	x	1123980	50.0000	0.8785	
\\MASSHUNTER\Org\Data\SV5973N.I\sd030422\BNA 1\Feb0402.D	CC	CCV	x	1878552	75.0000	0.9169	
\\MASSHUNTER\Org\Data\SV5973N.I\sd021822\DoD BNA cal 1\Feb1809.D	QC	ICV	x	1718160	75.0000	0.9562	
\\MASSHUNTER\Org\Data\SV5973N.I\sd021822\DoD BNA cal 1\Feb1805.D	Calibration	4	x	1698426	75.0000	0.8845	
\\MASSHUNTER\Org\Data\SV5973N.I\sd021822\DoD BNA cal 1\Feb1804.D	Calibration	5	x	2334657	100.0000	0.8935	
\\MASSHUNTER\Org\Data\SV5973N.I\sd021822\DoD BNA cal 1\Feb1803.D	Calibration	6	x	2794889	120.0000	0.8961	
\\MASSHUNTER\Org\Data\SV5973N.I\sd021822\DoD BNA cal 1\Feb1802.D	Calibration	7	x	3271481	150.0000	0.8934	

Calibration Report

Batch Path	\\MASSHUNTER\Org\Data\SV5973N.I\sd021822\DoD BNA cal 1\QuantResults\021822 DoD BNA cal.batch.bin		
Analysis Time	2/19/2022 1:08 PM	Analyst Name	BL2000\sean
Report Time	2/19/2022 1:09:18 PM	Reporter Name	BL2000\sean
Last Calib Update	2/19/2022 1:06 PM	Batch State	Processed
Quant Batch Version	10.0	Quant Report Version	10.0

o-Terphenyl %RSE = 6.0



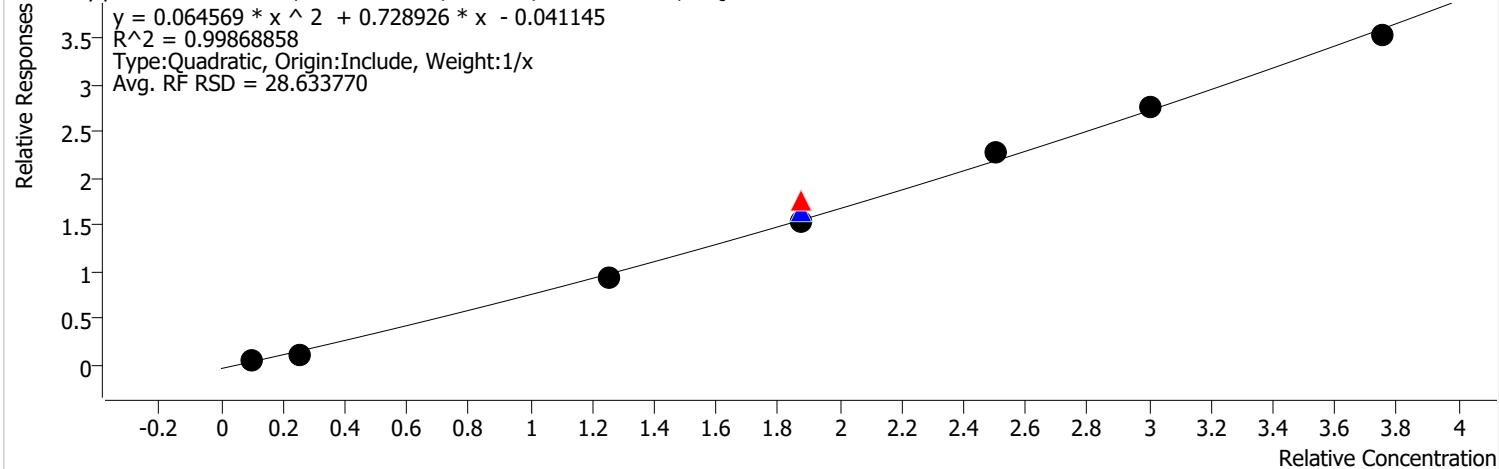
Calibration STD Path	Cal Type	Level	Enabled	Resp.	Exp. Conc	Resp. Factor	Level RSD
\\MASSHUNTER\Org\Data\SV5973N.I\sd021822\DoD BNA cal 1\Feb1808.D	Calibration	1	x	49755	4.0000	0.5403	
\\MASSHUNTER\Org\Data\SV5973N.I\sd021822\DoD BNA cal 1\Feb1807.D	Calibration	2	x	111061	10.0000	0.4913	
\\MASSHUNTER\Org\Data\SV5973N.I\sd021822\DoD BNA cal 1\Feb1806.D	Calibration	3	x	609529	50.0000	0.4764	
\\MASSHUNTER\Org\Data\SV5973N.I\sd030422\BNA 1\Feb0402.D	CC	CCV	x	1020356	75.0000	0.4980	
\\MASSHUNTER\Org\Data\SV5973N.I\sd021822\DoD BNA cal 1\Feb1809.D	QC	ICV	x	880627	75.0000	0.4901	
\\MASSHUNTER\Org\Data\SV5973N.I\sd021822\DoD BNA cal 1\Feb1805.D	Calibration	4	x	906169	75.0000	0.4719	
\\MASSHUNTER\Org\Data\SV5973N.I\sd021822\DoD BNA cal 1\Feb1804.D	Calibration	5	x	1358973	100.0000	0.5201	
\\MASSHUNTER\Org\Data\SV5973N.I\sd021822\DoD BNA cal 1\Feb1803.D	Calibration	6	x	1579903	120.0000	0.5066	
\\MASSHUNTER\Org\Data\SV5973N.I\sd021822\DoD BNA cal 1\Feb1802.D	Calibration	7	x	1697837	150.0000	0.4637	

Calibration Report

Batch Path	\\MASSHUNTER\Org\Data\SV5973N.I\sd021822\DoD BNA cal 1\QuantResults\021822 DoD BNA cal.batch.bin		
Analysis Time	2/19/2022 1:08 PM	Analyst Name	BL2000\sean
Report Time	2/19/2022 1:09:18 PM	Reporter Name	BL2000\sean
Last Calib Update	2/19/2022 1:06 PM	Batch State	Processed
Quant Batch Version	10.0	Quant Report Version	10.0

Di-n-Butylphthalate %RSE = 11.9

Di-n-Butylphthalate - 7 Levels, 7 Levels Used, 7 Points, 7 Points Used, 1 QCs

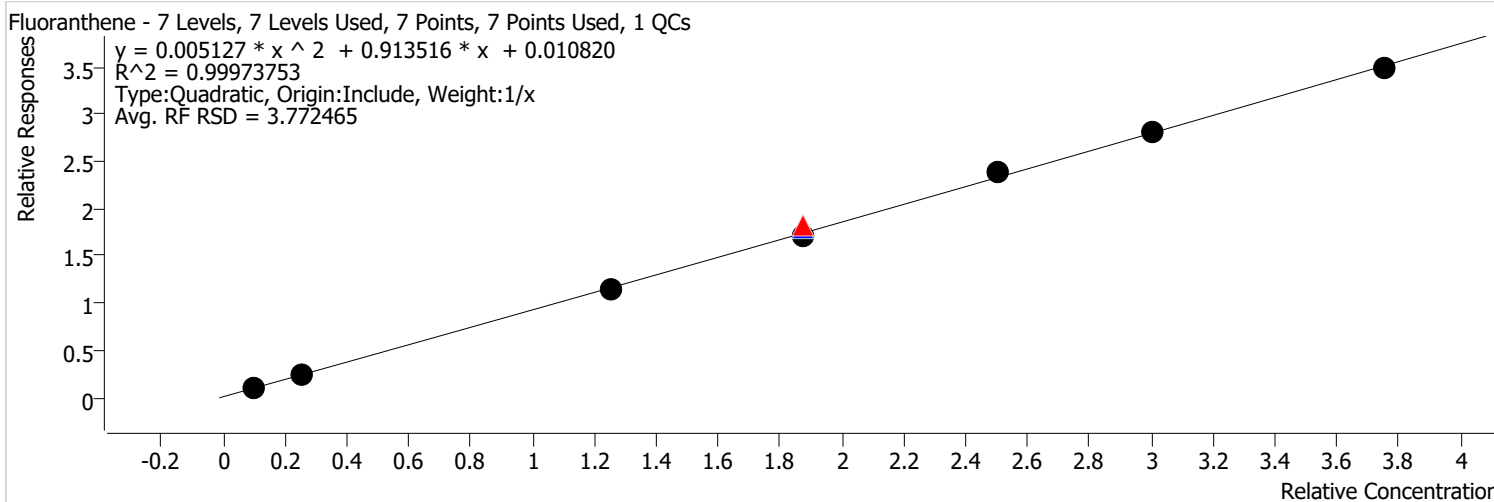


Calibration STD Path	Cal Type	Level	Enabled	Resp.	Exp. Conc	Resp. Factor	Level RSD
\\MASSHUNTER\Org\Data\SV5973N.I\sd021822\DoD BNA cal 1\Feb1808.D	Calibration	1	x	40976	4.0000	0.4450	
\\MASSHUNTER\Org\Data\SV5973N.I\sd021822\DoD BNA cal 1\Feb1807.D	Calibration	2	x	102631	10.0000	0.4540	
\\MASSHUNTER\Org\Data\SV5973N.I\sd021822\DoD BNA cal 1\Feb1806.D	Calibration	3	x	970759	50.0000	0.7588	
\\MASSHUNTER\Org\Data\SV5973N.I\sd030422\BNA 1\Feb0402.D	CC	CCV	x	1932466	75.0000	0.9432	
\\MASSHUNTER\Org\Data\SV5973N.I\sd021822\DoD BNA cal 1\Feb1809.D	QC	ICV	x	1581866	75.0000	0.8804	
\\MASSHUNTER\Org\Data\SV5973N.I\sd021822\DoD BNA cal 1\Feb1805.D	Calibration	4	x	1582606	75.0000	0.8242	
\\MASSHUNTER\Org\Data\SV5973N.I\sd021822\DoD BNA cal 1\Feb1804.D	Calibration	5	x	2379296	100.0000	0.9106	
\\MASSHUNTER\Org\Data\SV5973N.I\sd021822\DoD BNA cal 1\Feb1803.D	Calibration	6	x	2864235	120.0000	0.9184	
\\MASSHUNTER\Org\Data\SV5973N.I\sd021822\DoD BNA cal 1\Feb1802.D	Calibration	7	x	3446165	150.0000	0.9411	

Calibration Report

Batch Path	\\MASSHUNTER\Org\Data\SV5973N.I\sd021822\DoD BNA cal 1\QuantResults\021822 DoD BNA cal.batch.bin		
Analysis Time	2/19/2022 1:08 PM	Analyst Name	BL2000\sean
Report Time	2/19/2022 1:09:18 PM	Reporter Name	BL2000\sean
Last Calib Update	2/19/2022 1:06 PM	Batch State	Processed
Quant Batch Version	10.0	Quant Report Version	10.0

Fluoranthene %RSE = 1.9

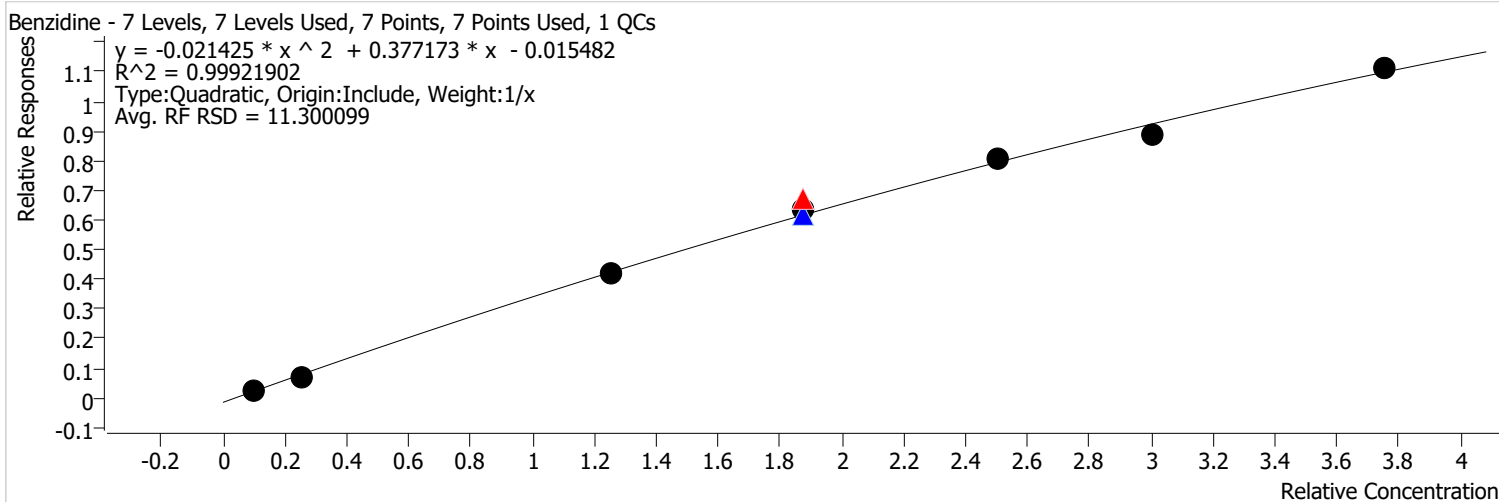


Calibration STD Path	Cal Type	Level	Enabled	Resp.	Exp. Conc	Resp. Factor	Level RSD
\\MASSHUNTER\Org\Data\SV5973N.I\sd021822\DoD BNA cal 1\Feb1808.D	Calibration	1	x	93335	4.0000	1.0136	
\\MASSHUNTER\Org\Data\SV5973N.I\sd021822\DoD BNA cal 1\Feb1807.D	Calibration	2	x	220272	10.0000	0.9744	
\\MASSHUNTER\Org\Data\SV5973N.I\sd021822\DoD BNA cal 1\Feb1806.D	Calibration	3	x	1175583	50.0000	0.9189	
\\MASSHUNTER\Org\Data\SV5973N.I\sd030422\BNA 1\Feb0402.D	CC	CCV	x	2004696	75.0000	0.9784	
\\MASSHUNTER\Org\Data\SV5973N.I\sd021822\DoD BNA cal 1\Feb1809.D	QC	ICV	x	1727903	75.0000	0.9616	
\\MASSHUNTER\Org\Data\SV5973N.I\sd021822\DoD BNA cal 1\Feb1805.D	Calibration	4	x	1750781	75.0000	0.9118	
\\MASSHUNTER\Org\Data\SV5973N.I\sd021822\DoD BNA cal 1\Feb1804.D	Calibration	5	x	2487478	100.0000	0.9520	
\\MASSHUNTER\Org\Data\SV5973N.I\sd021822\DoD BNA cal 1\Feb1803.D	Calibration	6	x	2925734	120.0000	0.9381	
\\MASSHUNTER\Org\Data\SV5973N.I\sd021822\DoD BNA cal 1\Feb1802.D	Calibration	7	x	3397461	150.0000	0.9278	

Calibration Report

Batch Path	\\MASSHUNTER\Org\Data\SV5973N.I\sd021822\DoD BNA cal 1\QuantResults\021822 DoD BNA cal.batch.bin		
Analysis Time	2/19/2022 1:08 PM	Analyst Name	BL2000\sean
Report Time	2/19/2022 1:09:18 PM	Reporter Name	BL2000\sean
Last Calib Update	2/19/2022 1:06 PM	Batch State	Processed
Quant Batch Version	10.0	Quant Report Version	10.0

Benzidine %RSE = 4.9



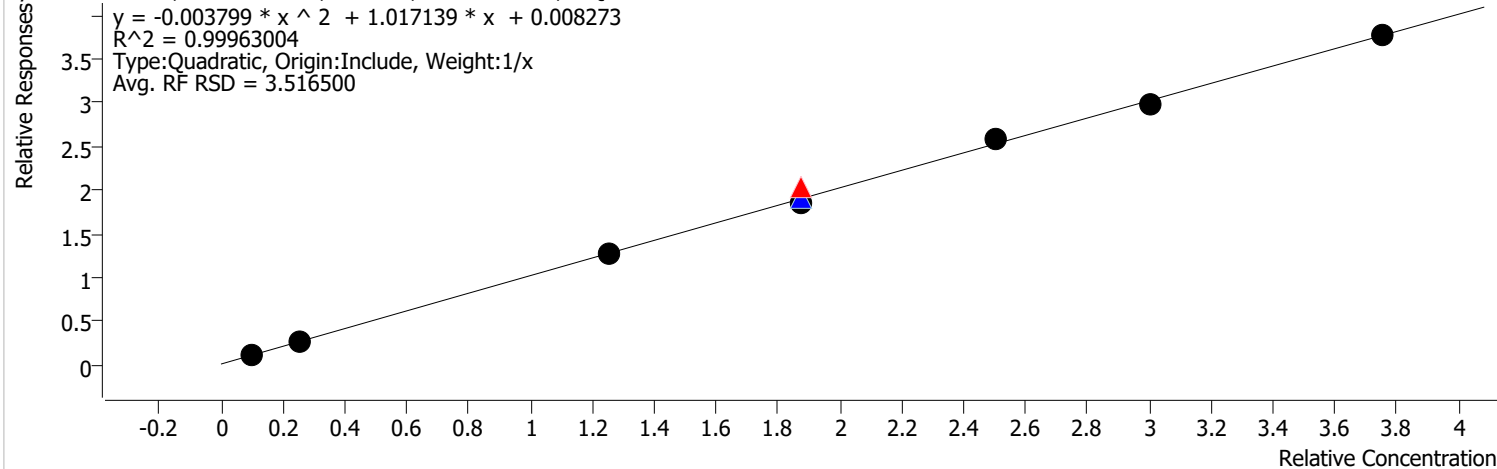
Calibration STD Path	Cal Type	Level	Enabled	Resp.	Exp. Conc	Resp. Factor	Level RSD
\\MASSHUNTER\Org\Data\SV5973N.I\sd021822\DoD BNA cal 1\Feb1808.D	Calibration	1	x	22030	4.0000	0.2392	
\\MASSHUNTER\Org\Data\SV5973N.I\sd021822\DoD BNA cal 1\Feb1807.D	Calibration	2	x	65045	10.0000	0.2877	
\\MASSHUNTER\Org\Data\SV5973N.I\sd021822\DoD BNA cal 1\Feb1806.D	Calibration	3	x	430095	50.0000	0.3362	
\\MASSHUNTER\Org\Data\SV5973N.I\sd030422\BNA 1\Feb0402.D	CC	CCV	x	735496	75.0000	0.3590	
\\MASSHUNTER\Org\Data\SV5973N.I\sd021822\DoD BNA cal 1\Feb1809.D	QC	ICV	x	590851	75.0000	0.3288	
\\MASSHUNTER\Org\Data\SV5973N.I\sd021822\DoD BNA cal 1\Feb1805.D	Calibration	4	x	646709	75.0000	0.3368	
\\MASSHUNTER\Org\Data\SV5973N.I\sd021822\DoD BNA cal 1\Feb1804.D	Calibration	5	x	841681	100.0000	0.3221	
\\MASSHUNTER\Org\Data\SV5973N.I\sd021822\DoD BNA cal 1\Feb1803.D	Calibration	6	x	925246	120.0000	0.2967	
\\MASSHUNTER\Org\Data\SV5973N.I\sd021822\DoD BNA cal 1\Feb1802.D	Calibration	7	x	1083722	150.0000	0.2960	

Calibration Report

Batch Path	\\MASSHUNTER\Org\Data\SV5973N.I\sd021822\DoD BNA cal 1\QuantResults\021822 DoD BNA cal.batch.bin		
Analysis Time	2/19/2022 1:08 PM	Analyst Name	BL2000\sean
Report Time	2/19/2022 1:09:18 PM	Reporter Name	BL2000\sean
Last Calib Update	2/19/2022 1:06 PM	Batch State	Processed
Quant Batch Version	10.0	Quant Report Version	10.0

Pyrene %RSE = 2.2

Pyrene - 7 Levels, 7 Levels Used, 7 Points, 7 Points Used, 1 QCs

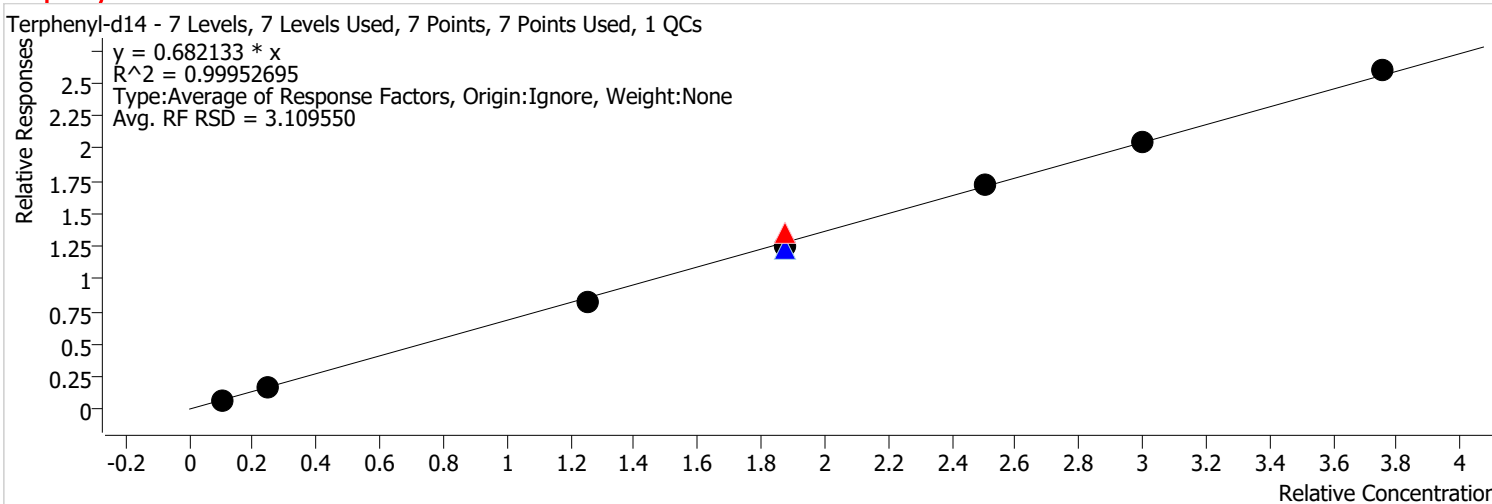


Calibration STD Path	Cal Type	Level	Enabled	Resp.	Exp. Conc	Resp. Factor	Level RSD
\\MASSHUNTER\Org\Data\SV5973N.I\sd021822\DoD BNA cal 1\Feb1808.D	Calibration	1	x	100018	4.0000	1.0861	
\\MASSHUNTER\Org\Data\SV5973N.I\sd021822\DoD BNA cal 1\Feb1807.D	Calibration	2	x	240962	10.0000	1.0659	
\\MASSHUNTER\Org\Data\SV5973N.I\sd021822\DoD BNA cal 1\Feb1806.D	Calibration	3	x	1308067	50.0000	1.0224	
\\MASSHUNTER\Org\Data\SV5973N.I\sd030422\BNA 1\Feb0402.D	CC	CCV	x	2230965	75.0000	1.0889	
\\MASSHUNTER\Org\Data\SV5973N.I\sd021822\DoD BNA cal 1\Feb1809.D	QC	ICV	x	1840668	75.0000	1.0244	
\\MASSHUNTER\Org\Data\SV5973N.I\sd021822\DoD BNA cal 1\Feb1805.D	Calibration	4	x	1900991	75.0000	0.9900	
\\MASSHUNTER\Org\Data\SV5973N.I\sd021822\DoD BNA cal 1\Feb1804.D	Calibration	5	x	2716593	100.0000	1.0397	
\\MASSHUNTER\Org\Data\SV5973N.I\sd021822\DoD BNA cal 1\Feb1803.D	Calibration	6	x	3111401	120.0000	0.9976	
\\MASSHUNTER\Org\Data\SV5973N.I\sd021822\DoD BNA cal 1\Feb1802.D	Calibration	7	x	3679726	150.0000	1.0049	

Calibration Report

Batch Path	\\MASSHUNTER\Org\Data\SV5973N.I\sd021822\DoD BNA cal 1\QuantResults\021822 DoD BNA cal.batch.bin		
Analysis Time	2/19/2022 1:08 PM	Analyst Name	BL2000\sean
Report Time	2/19/2022 1:09:18 PM	Reporter Name	BL2000\sean
Last Calib Update	2/19/2022 1:06 PM	Batch State	Processed
Quant Batch Version	10.0	Quant Report Version	10.0

Terphenyl-d14 %RSE =



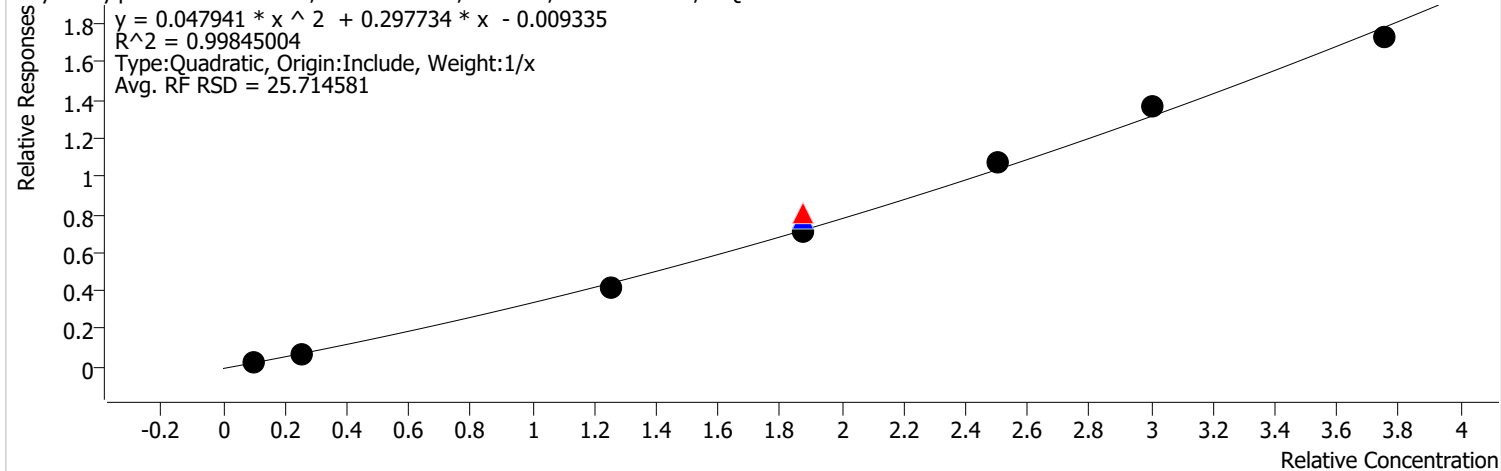
Calibration STD Path	Cal Type	Level	Enabled	Resp.	Exp. Conc	Resp. Factor	Level RSD
\\MASSHUNTER\Org\Data\SV5973N.I\sd021822\DoD BNA cal 1\Feb1808.D	Calibration	1	x	66357	4.0000	0.7206	
\\MASSHUNTER\Org\Data\SV5973N.I\sd021822\DoD BNA cal 1\Feb1807.D	Calibration	2	x	148383	10.0000	0.6564	
\\MASSHUNTER\Org\Data\SV5973N.I\sd021822\DoD BNA cal 1\Feb1806.D	Calibration	3	x	851147	50.0000	0.6653	
\\MASSHUNTER\Org\Data\SV5973N.I\sd030422\BNA 1\Feb0402.D	CC	CCV	x	1485259	75.0000	0.7249	
\\MASSHUNTER\Org\Data\SV5973N.I\sd021822\DoD BNA cal 1\Feb1809.D	QC	ICV	x	1184579	75.0000	0.6593	
\\MASSHUNTER\Org\Data\SV5973N.I\sd021822\DoD BNA cal 1\Feb1805.D	Calibration	4	x	1286275	75.0000	0.6699	
\\MASSHUNTER\Org\Data\SV5973N.I\sd021822\DoD BNA cal 1\Feb1804.D	Calibration	5	x	1793874	100.0000	0.6866	
\\MASSHUNTER\Org\Data\SV5973N.I\sd021822\DoD BNA cal 1\Feb1803.D	Calibration	6	x	2133936	120.0000	0.6842	
\\MASSHUNTER\Org\Data\SV5973N.I\sd021822\DoD BNA cal 1\Feb1802.D	Calibration	7	x	2533921	150.0000	0.6920	

Calibration Report

Batch Path	\\MASSHUNTER\Org\Data\SV5973N.I\sd021822\DoD BNA cal 1\QuantResults\021822 DoD BNA cal.batch.bin		
Analysis Time	2/19/2022 1:08 PM	Analyst Name	BL2000\sean
Report Time	2/19/2022 1:09:18 PM	Reporter Name	BL2000\sean
Last Calib Update	2/19/2022 1:06 PM	Batch State	Processed
Quant Batch Version	10.0	Quant Report Version	10.0

Butylbenzylphthalate %RSE = 7.8

Butylbenzylphthalate - 7 Levels, 7 Levels Used, 7 Points, 7 Points Used, 1 QCs



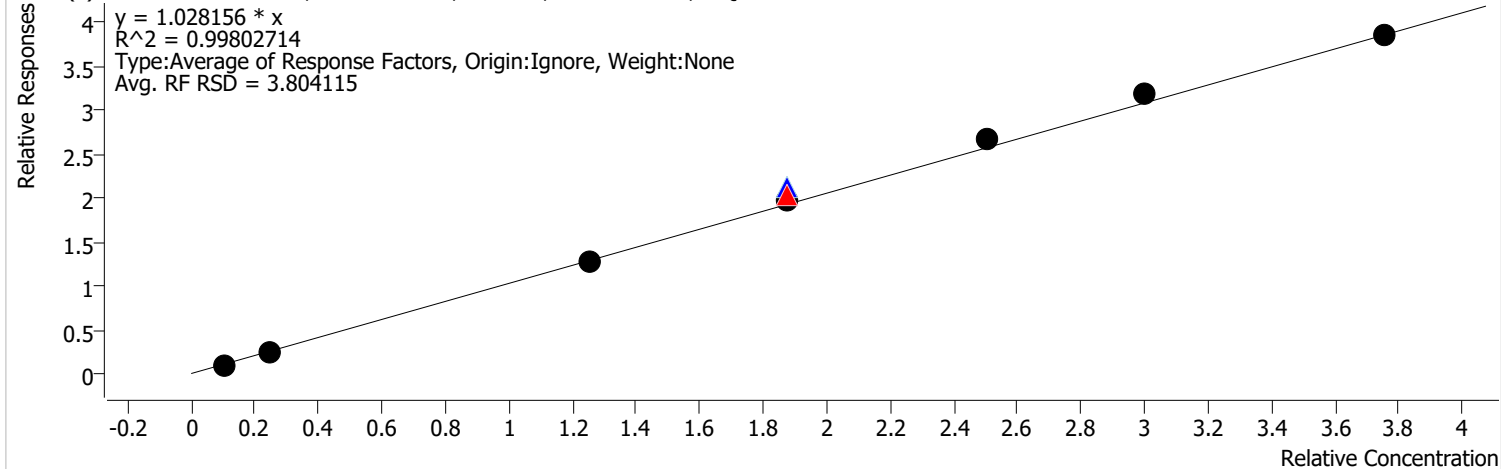
Calibration STD Path	Cal Type	Level	Enabled	Resp.	Exp. Conc	Resp. Factor	Level RSD
\\MASSHUNTER\Org\Data\SV5973N.I\sd021822\DoD BNA cal 1\Feb1808.D	Calibration	1	x	16114	4.0000	0.2428	
\\MASSHUNTER\Org\Data\SV5973N.I\sd021822\DoD BNA cal 1\Feb1807.D	Calibration	2	x	40092	10.0000	0.2440	
\\MASSHUNTER\Org\Data\SV5973N.I\sd021822\DoD BNA cal 1\Feb1806.D	Calibration	3	x	305113	50.0000	0.3305	
\\MASSHUNTER\Org\Data\SV5973N.I\sd030422\BNA 1\Feb0402.D	CC	CCV	x	643377	75.0000	0.4342	
\\MASSHUNTER\Org\Data\SV5973N.I\sd021822\DoD BNA cal 1\Feb1809.D	QC	ICV	x	535896	75.0000	0.4187	
\\MASSHUNTER\Org\Data\SV5973N.I\sd021822\DoD BNA cal 1\Feb1805.D	Calibration	4	x	511792	75.0000	0.3793	
\\MASSHUNTER\Org\Data\SV5973N.I\sd021822\DoD BNA cal 1\Feb1804.D	Calibration	5	x	817626	100.0000	0.4299	
\\MASSHUNTER\Org\Data\SV5973N.I\sd021822\DoD BNA cal 1\Feb1803.D	Calibration	6	x	1038779	120.0000	0.4542	
\\MASSHUNTER\Org\Data\SV5973N.I\sd021822\DoD BNA cal 1\Feb1802.D	Calibration	7	x	1276176	150.0000	0.4609	

Calibration Report

Batch Path	\\MASSHUNTER\Org\Data\SV5973N.I\sd021822\DoD BNA cal 1\QuantResults\021822 DoD BNA cal.batch.bin		
Analysis Time	2/19/2022 1:08 PM	Analyst Name	BL2000\sean
Report Time	2/19/2022 1:09:19 PM	Reporter Name	BL2000\sean
Last Calib Update	2/19/2022 1:06 PM	Batch State	Processed
Quant Batch Version	10.0	Quant Report Version	10.0

Benzo(a)Anthracene %RSE = 3.8

Benzo(a)Anthracene - 7 Levels Used, 7 Points, 7 Points Used, 1 QCs

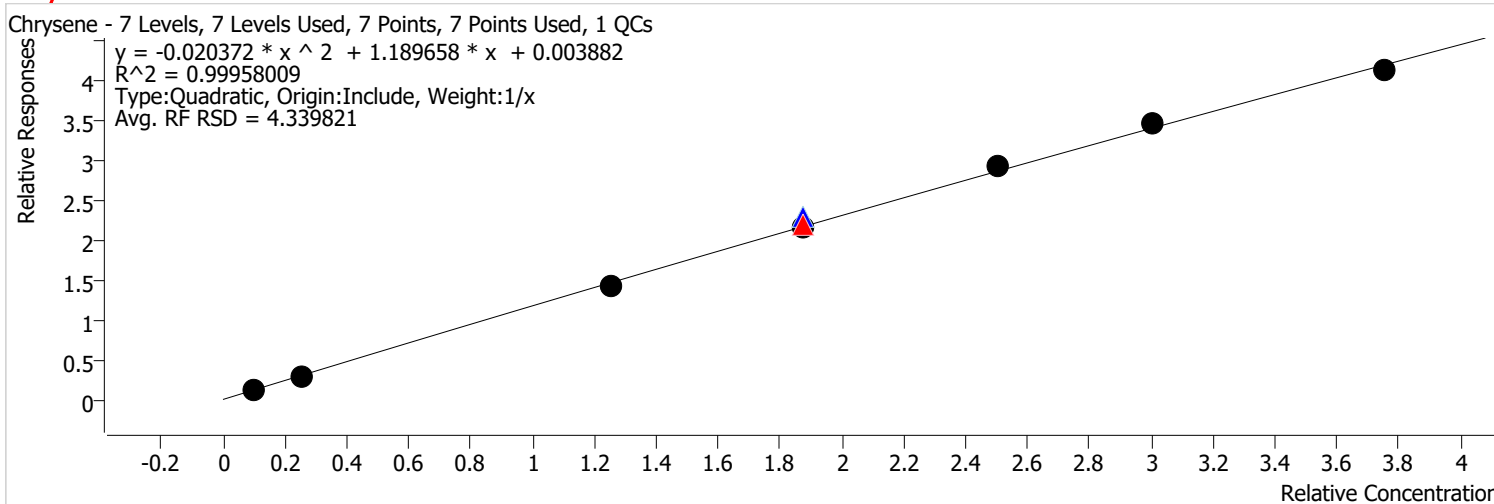


Calibration STD Path	Cal Type	Level	Enabled	Resp.	Exp. Conc	Resp. Factor	Level RSD
\\MASSHUNTER\Org\Data\SV5973N.I\sd021822\DoD BNA cal 1\Feb1808.D	Calibration	1	x	66223	4.0000	0.9978	
\\MASSHUNTER\Org\Data\SV5973N.I\sd021822\DoD BNA cal 1\Feb1807.D	Calibration	2	x	157876	10.0000	0.9610	
\\MASSHUNTER\Org\Data\SV5973N.I\sd021822\DoD BNA cal 1\Feb1806.D	Calibration	3	x	944328	50.0000	1.0230	
\\MASSHUNTER\Org\Data\SV5973N.I\sd030422\BNA 1\Feb0402.D	CC	CCV	x	1603923	75.0000	1.0823	
\\MASSHUNTER\Org\Data\SV5973N.I\sd021822\DoD BNA cal 1\Feb1809.D	QC	ICV	x	1445216	75.0000	1.1290	
\\MASSHUNTER\Org\Data\SV5973N.I\sd021822\DoD BNA cal 1\Feb1805.D	Calibration	4	x	1426052	75.0000	1.0569	
\\MASSHUNTER\Org\Data\SV5973N.I\sd021822\DoD BNA cal 1\Feb1804.D	Calibration	5	x	2034255	100.0000	1.0696	
\\MASSHUNTER\Org\Data\SV5973N.I\sd021822\DoD BNA cal 1\Feb1803.D	Calibration	6	x	2429458	120.0000	1.0623	
\\MASSHUNTER\Org\Data\SV5973N.I\sd021822\DoD BNA cal 1\Feb1802.D	Calibration	7	x	2842112	150.0000	1.0264	

Calibration Report

Batch Path	\\MASSHUNTER\Org\Data\SV5973N.I\sd021822\DoD BNA cal 1\QuantResults\021822 DoD BNA cal.batch.bin		
Analysis Time	2/19/2022 1:08 PM	Analyst Name	BL2000\sean
Report Time	2/19/2022 1:09:19 PM	Reporter Name	BL2000\sean
Last Calib Update	2/19/2022 1:06 PM	Batch State	Processed
Quant Batch Version	10.0	Quant Report Version	10.0

Chrysene %RSE = 2.8

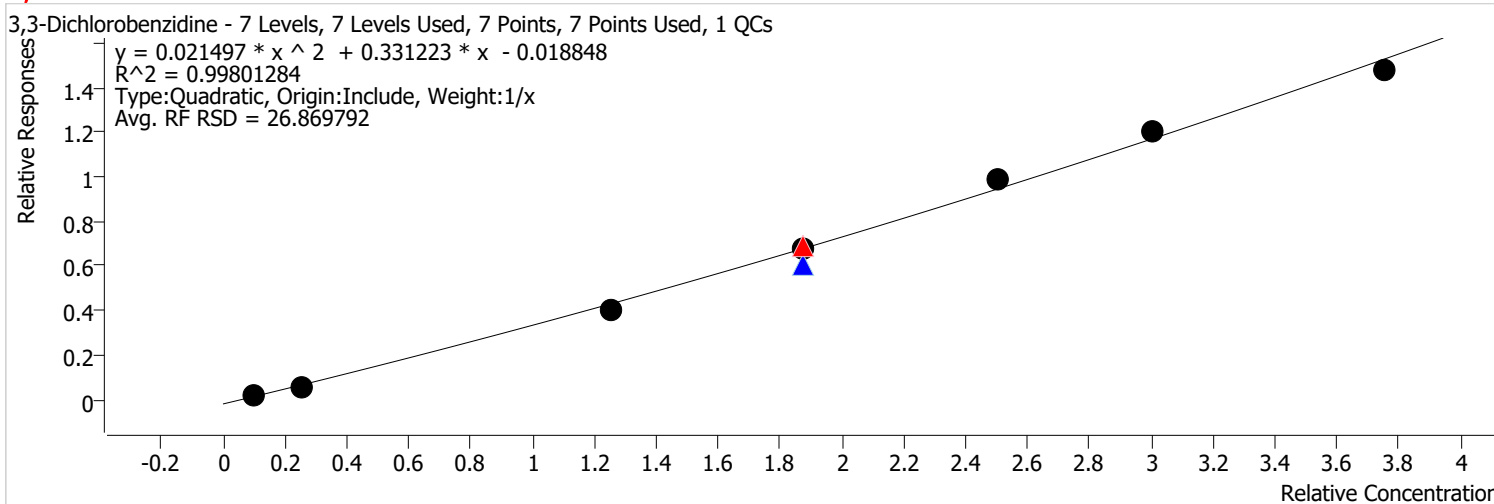


Calibration STD Path	Cal Type	Level	Enabled	Resp.	Exp. Conc	Resp. Factor	Level RSD
\\MASSHUNTER\Org\Data\SV5973N.I\sd021822\DoD BNA cal 1\Feb1808.D	Calibration	1	x	83685	4.0000	1.2610	
\\MASSHUNTER\Org\Data\SV5973N.I\sd021822\DoD BNA cal 1\Feb1807.D	Calibration	2	x	193047	10.0000	1.1750	
\\MASSHUNTER\Org\Data\SV5973N.I\sd021822\DoD BNA cal 1\Feb1806.D	Calibration	3	x	1050170	50.0000	1.1376	
\\MASSHUNTER\Org\Data\SV5973N.I\sd030422\BNA 1\Feb0402.D	CC	CCV	x	1727532	75.0000	1.1657	
\\MASSHUNTER\Org\Data\SV5973N.I\sd021822\DoD BNA cal 1\Feb1809.D	QC	ICV	x	1558124	75.0000	1.2173	
\\MASSHUNTER\Org\Data\SV5973N.I\sd021822\DoD BNA cal 1\Feb1805.D	Calibration	4	x	1551059	75.0000	1.1496	
\\MASSHUNTER\Org\Data\SV5973N.I\sd021822\DoD BNA cal 1\Feb1804.D	Calibration	5	x	2211531	100.0000	1.1628	
\\MASSHUNTER\Org\Data\SV5973N.I\sd021822\DoD BNA cal 1\Feb1803.D	Calibration	6	x	2630114	120.0000	1.1501	
\\MASSHUNTER\Org\Data\SV5973N.I\sd021822\DoD BNA cal 1\Feb1802.D	Calibration	7	x	3033845	150.0000	1.0957	

Calibration Report

Batch Path	\\MASSHUNTER\Org\Data\SV5973N.I\sd021822\DoD BNA cal 1\QuantResults\021822 DoD BNA cal.batch.bin		
Analysis Time	2/19/2022 1:08 PM	Analyst Name	BL2000\sean
Report Time	2/19/2022 1:09:19 PM	Reporter Name	BL2000\sean
Last Calib Update	2/19/2022 1:06 PM	Batch State	Processed
Quant Batch Version	10.0	Quant Report Version	10.0

3,3-Dichlorobenzidine %RSE = 10.2

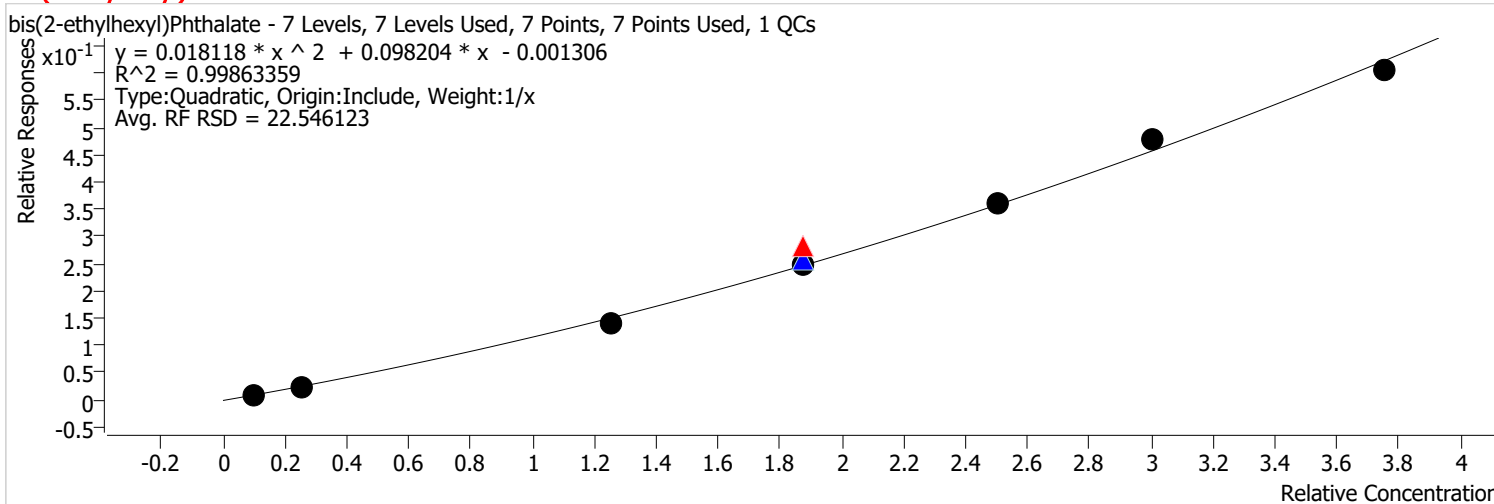


Calibration STD Path	Cal Type	Level	Enabled	Resp.	Exp. Conc	Resp. Factor	Level RSD
\\MASSHUNTER\Org\Data\SV5973N.I\sd021822\DoD BNA cal 1\Feb1808.D	Calibration	1	x	12724	4.0000	0.1917	
\\MASSHUNTER\Org\Data\SV5973N.I\sd021822\DoD BNA cal 1\Feb1807.D	Calibration	2	x	35676	10.0000	0.2172	
\\MASSHUNTER\Org\Data\SV5973N.I\sd021822\DoD BNA cal 1\Feb1806.D	Calibration	3	x	299783	50.0000	0.3247	
\\MASSHUNTER\Org\Data\SV5973N.I\sd030422\BNA 1\Feb0402.D	CC	CCV	x	544800	75.0000	0.3676	
\\MASSHUNTER\Org\Data\SV5973N.I\sd021822\DoD BNA cal 1\Feb1809.D	QC	ICV	x	412447	75.0000	0.3222	
\\MASSHUNTER\Org\Data\SV5973N.I\sd021822\DoD BNA cal 1\Feb1805.D	Calibration	4	x	486419	75.0000	0.3605	
\\MASSHUNTER\Org\Data\SV5973N.I\sd021822\DoD BNA cal 1\Feb1804.D	Calibration	5	x	749360	100.0000	0.3940	
\\MASSHUNTER\Org\Data\SV5973N.I\sd021822\DoD BNA cal 1\Feb1803.D	Calibration	6	x	921207	120.0000	0.4028	
\\MASSHUNTER\Org\Data\SV5973N.I\sd021822\DoD BNA cal 1\Feb1802.D	Calibration	7	x	1089020	150.0000	0.3933	

Calibration Report

Batch Path	\\MASSHUNTER\Org\Data\SV5973N.I\sd021822\DoD BNA cal 1\QuantResults\021822 DoD BNA cal.batch.bin		
Analysis Time	2/19/2022 1:08 PM	Analyst Name	BL2000\sean
Report Time	2/19/2022 1:09:19 PM	Reporter Name	BL2000\sean
Last Calib Update	2/19/2022 1:06 PM	Batch State	Processed
Quant Batch Version	10.0	Quant Report Version	10.0

bis(2-ethylhexyl)Phthalate %RSE = 5.5

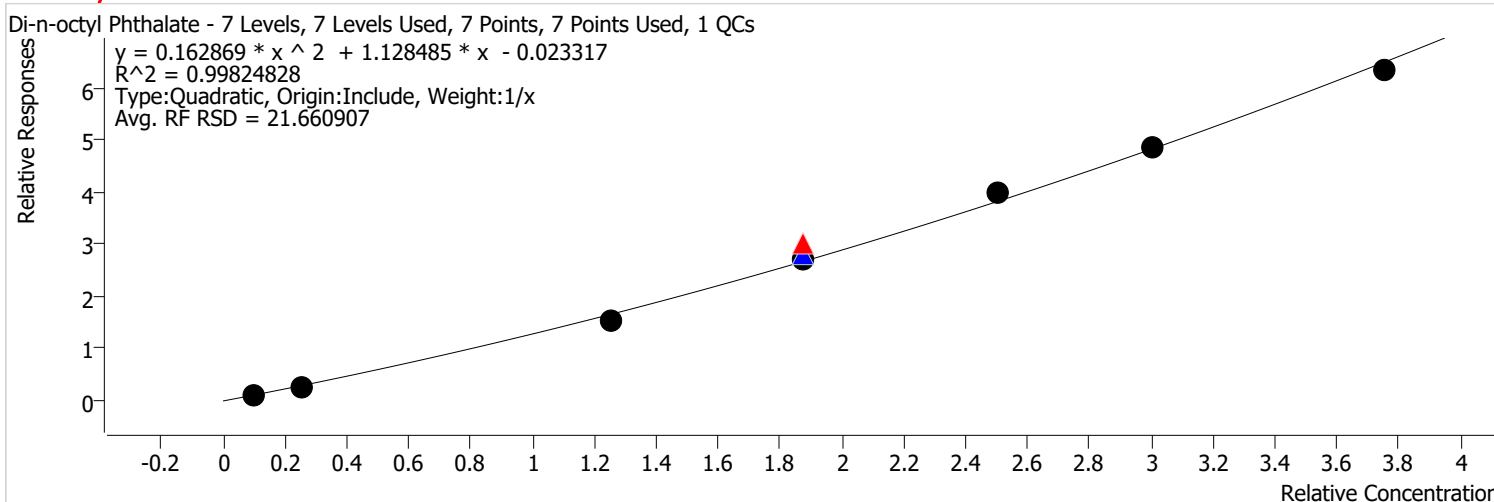


Calibration STD Path	Cal Type	Level	Enabled	Resp.	Exp. Conc	Resp. Factor	Level RSD
\\MASSHUNTER\Org\Data\SV5973N.I\sd021822\DoD BNA cal 1\Feb1808.D	Calibration	1	x	6272	4.0000	0.0945	
\\MASSHUNTER\Org\Data\SV5973N.I\sd021822\DoD BNA cal 1\Feb1807.D	Calibration	2	x	15117	10.0000	0.0920	
\\MASSHUNTER\Org\Data\SV5973N.I\sd021822\DoD BNA cal 1\Feb1806.D	Calibration	3	x	104536	50.0000	0.1132	
\\MASSHUNTER\Org\Data\SV5973N.I\sd030422\BNA 1\Feb0402.D	CC	CCV	x	224752	75.0000	0.1517	
\\MASSHUNTER\Org\Data\SV5973N.I\sd021822\DoD BNA cal 1\Feb1809.D	QC	ICV	x	177710	75.0000	0.1388	
\\MASSHUNTER\Org\Data\SV5973N.I\sd021822\DoD BNA cal 1\Feb1805.D	Calibration	4	x	177810	75.0000	0.1318	
\\MASSHUNTER\Org\Data\SV5973N.I\sd021822\DoD BNA cal 1\Feb1804.D	Calibration	5	x	275164	100.0000	0.1447	
\\MASSHUNTER\Org\Data\SV5973N.I\sd021822\DoD BNA cal 1\Feb1803.D	Calibration	6	x	364319	120.0000	0.1593	
\\MASSHUNTER\Org\Data\SV5973N.I\sd021822\DoD BNA cal 1\Feb1802.D	Calibration	7	x	446103	150.0000	0.1611	

Calibration Report

Batch Path	\\MASSHUNTER\Org\Data\SV5973N.I\sd021822\DoD BNA cal 1\QuantResults\021822 DoD BNA cal.batch.bin		
Analysis Time	2/19/2022 1:08 PM	Analyst Name	BL2000\sean
Report Time	2/19/2022 1:09:19 PM	Reporter Name	BL2000\sean
Last Calib Update	2/19/2022 1:06 PM	Batch State	Processed
Quant Batch Version	10.0	Quant Report Version	10.0

Di-n-octyl Phthalate %RSE = 8.8

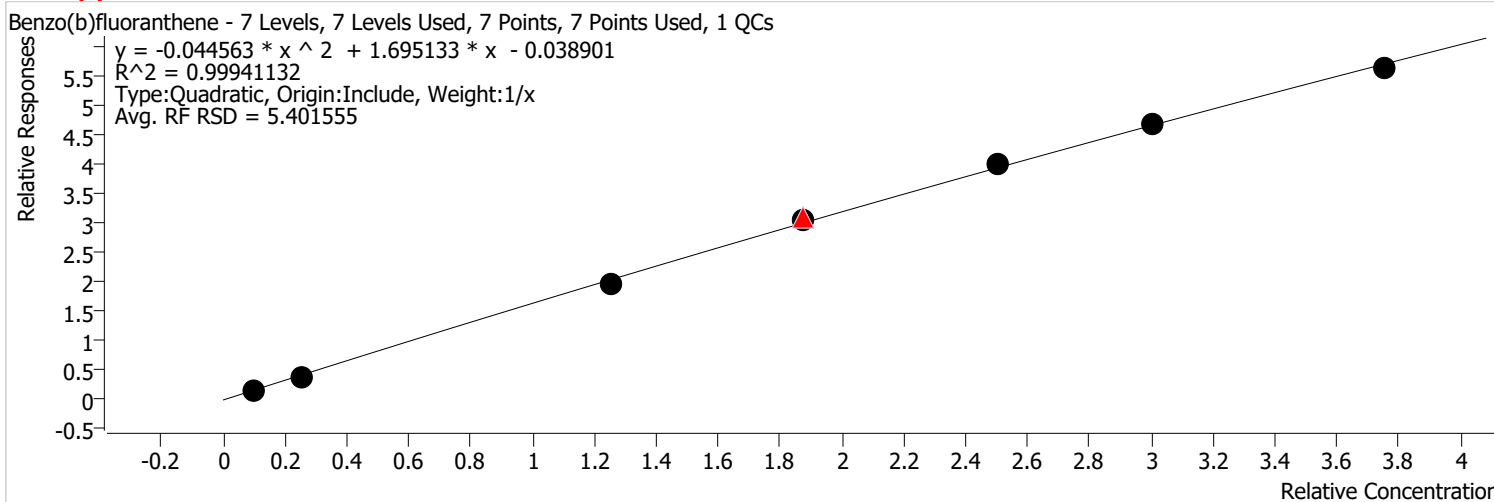


Calibration STD Path	Cal Type	Level	Enabled	Resp.	Exp. Conc	Resp. Factor	Level RSD
\\MASSHUNTER\Org\Data\SV5973N.I\sd021822\DoD BNA cal 1\Feb1808.D	Calibration	1	x	42821	4.0000	1.0522	
\\MASSHUNTER\Org\Data\SV5973N.I\sd021822\DoD BNA cal 1\Feb1807.D	Calibration	2	x	98225	10.0000	0.9593	
\\MASSHUNTER\Org\Data\SV5973N.I\sd021822\DoD BNA cal 1\Feb1806.D	Calibration	3	x	706918	50.0000	1.2050	
\\MASSHUNTER\Org\Data\SV5973N.I\sd030422\BNA 1\Feb0402.D	CC	CCV	x	1530105	75.0000	1.6103	
\\MASSHUNTER\Org\Data\SV5973N.I\sd021822\DoD BNA cal 1\Feb1809.D	QC	ICV	x	1235233	75.0000	1.5092	
\\MASSHUNTER\Org\Data\SV5973N.I\sd021822\DoD BNA cal 1\Feb1805.D	Calibration	4	x	1227671	75.0000	1.4498	
\\MASSHUNTER\Org\Data\SV5973N.I\sd021822\DoD BNA cal 1\Feb1804.D	Calibration	5	x	1958854	100.0000	1.6050	
\\MASSHUNTER\Org\Data\SV5973N.I\sd021822\DoD BNA cal 1\Feb1803.D	Calibration	6	x	2494942	120.0000	1.6288	
\\MASSHUNTER\Org\Data\SV5973N.I\sd021822\DoD BNA cal 1\Feb1802.D	Calibration	7	x	3050804	150.0000	1.6909	

Calibration Report

Batch Path	\\MASSHUNTER\Org\Data\SV5973N.I\sd021822\DoD BNA cal 1\QuantResults\021822 DoD BNA cal.batch.bin		
Analysis Time	2/19/2022 1:08 PM	Analyst Name	BL2000\sean
Report Time	2/19/2022 1:09:19 PM	Reporter Name	BL2000\sean
Last Calib Update	2/19/2022 1:06 PM	Batch State	Processed
Quant Batch Version	10.0	Quant Report Version	10.0

Benzo(b)fluoranthene %RSE = 4.9

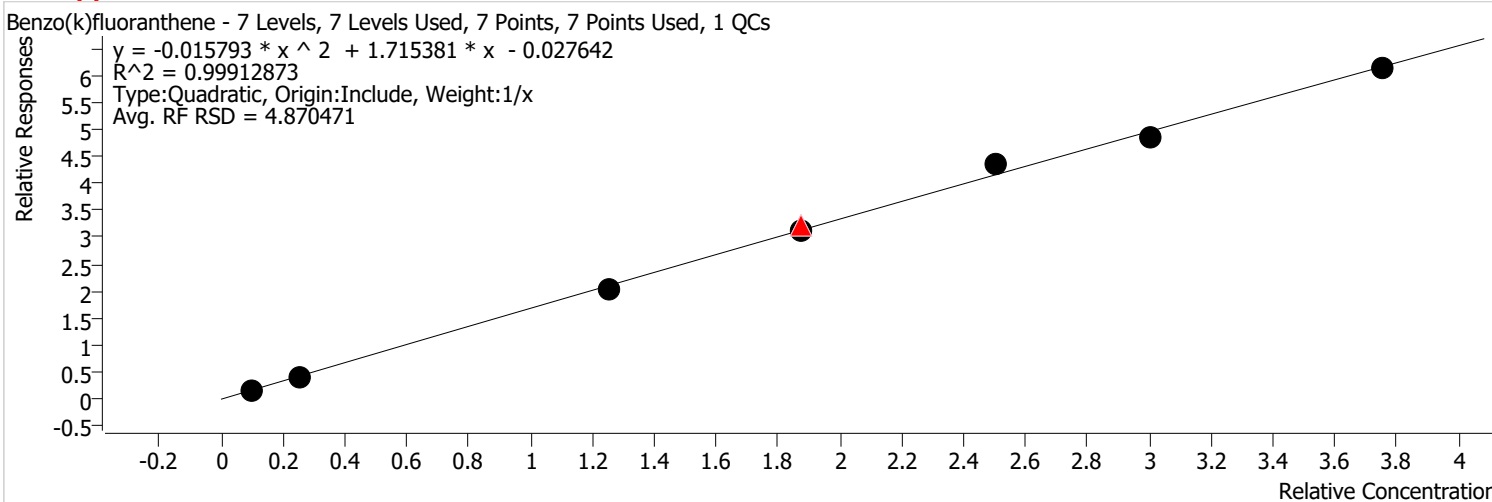


Calibration STD Path	Cal Type	Level	Enabled	Resp.	Exp. Conc	Resp. Factor	Level RSD
\\MASSHUNTER\Org\Data\SV5973N.I\sd021822\DoD BNA cal 1\Feb1808.D	Calibration	1	x	57119	4.0000	1.4035	
\\MASSHUNTER\Org\Data\SV5973N.I\sd021822\DoD BNA cal 1\Feb1807.D	Calibration	2	x	146871	10.0000	1.4344	
\\MASSHUNTER\Org\Data\SV5973N.I\sd021822\DoD BNA cal 1\Feb1806.D	Calibration	3	x	908237	50.0000	1.5482	
\\MASSHUNTER\Org\Data\SV5973N.I\sd030422\BNA 1\Feb0402.D	CC	CCV	x	1568935	75.0000	1.6511	
\\MASSHUNTER\Org\Data\SV5973N.I\sd021822\DoD BNA cal 1\Feb1809.D	QC	ICV	x	1337400	75.0000	1.6340	
\\MASSHUNTER\Org\Data\SV5973N.I\sd021822\DoD BNA cal 1\Feb1805.D	Calibration	4	x	1375648	75.0000	1.6245	
\\MASSHUNTER\Org\Data\SV5973N.I\sd021822\DoD BNA cal 1\Feb1804.D	Calibration	5	x	1951128	100.0000	1.5987	
\\MASSHUNTER\Org\Data\SV5973N.I\sd021822\DoD BNA cal 1\Feb1803.D	Calibration	6	x	2384843	120.0000	1.5570	
\\MASSHUNTER\Org\Data\SV5973N.I\sd021822\DoD BNA cal 1\Feb1802.D	Calibration	7	x	2701361	150.0000	1.4973	

Calibration Report

Batch Path	\\MASSHUNTER\Org\Data\SV5973N.I\sd021822\DoD BNA cal 1\QuantResults\021822 DoD BNA cal.batch.bin		
Analysis Time	2/19/2022 1:08 PM	Analyst Name	BL2000\sean
Report Time	2/19/2022 1:09:19 PM	Reporter Name	BL2000\sean
Last Calib Update	2/19/2022 1:06 PM	Batch State	Processed
Quant Batch Version	10.0	Quant Report Version	10.0

Benzo(k)fluoranthene %RSE = 4.3



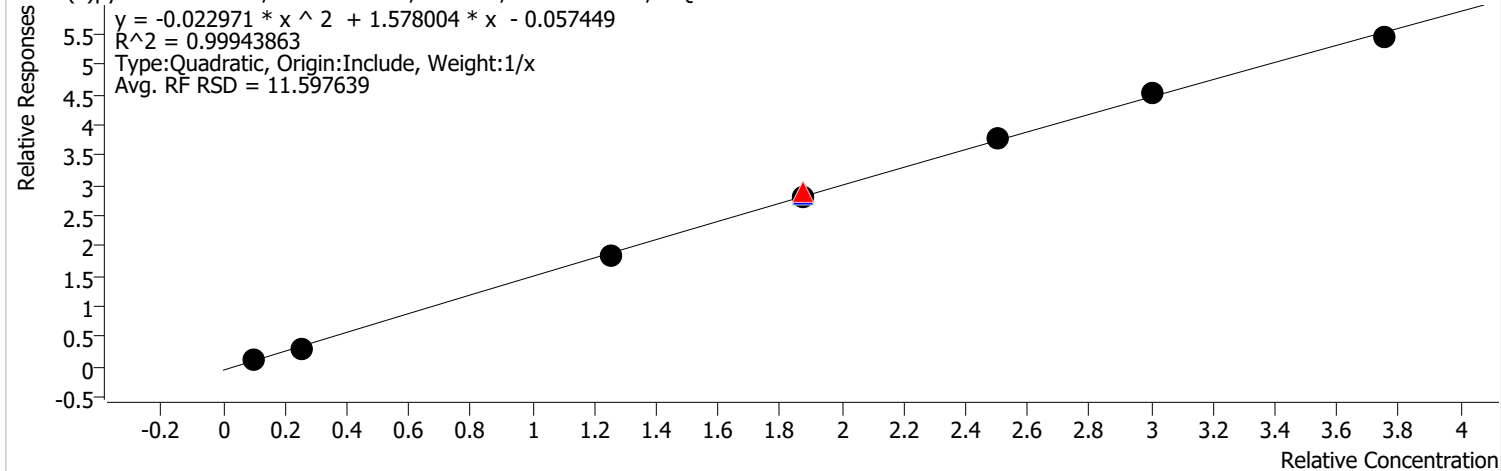
Calibration STD Path	Cal Type	Level	Enabled	Resp.	Exp. Conc	Resp. Factor	Level RSD
\\MASSHUNTER\Org\Data\SV5973N.I\sd021822\DoD BNA cal 1\Feb1808.D	Calibration	1	x	61699	4.0000	1.5160	
\\MASSHUNTER\Org\Data\SV5973N.I\sd021822\DoD BNA cal 1\Feb1807.D	Calibration	2	x	156598	10.0000	1.5294	
\\MASSHUNTER\Org\Data\SV5973N.I\sd021822\DoD BNA cal 1\Feb1806.D	Calibration	3	x	956185	50.0000	1.6300	
\\MASSHUNTER\Org\Data\SV5973N.I\sd030422\BNA 1\Feb0402.D	CC	CCV	x	1628575	75.0000	1.7139	
\\MASSHUNTER\Org\Data\SV5973N.I\sd021822\DoD BNA cal 1\Feb1809.D	QC	ICV	x	1401698	75.0000	1.7126	
\\MASSHUNTER\Org\Data\SV5973N.I\sd021822\DoD BNA cal 1\Feb1805.D	Calibration	4	x	1413651	75.0000	1.6694	
\\MASSHUNTER\Org\Data\SV5973N.I\sd021822\DoD BNA cal 1\Feb1804.D	Calibration	5	x	2129075	100.0000	1.7445	
\\MASSHUNTER\Org\Data\SV5973N.I\sd021822\DoD BNA cal 1\Feb1803.D	Calibration	6	x	2491030	120.0000	1.6263	
\\MASSHUNTER\Org\Data\SV5973N.I\sd021822\DoD BNA cal 1\Feb1802.D	Calibration	7	x	2958362	150.0000	1.6397	

Calibration Report

Batch Path	\\MASSHUNTER\Org\Data\SV5973N.I\sd021822\DoD BNA cal 1\QuantResults\021822 DoD BNA cal.batch.bin		
Analysis Time	2/19/2022 1:08 PM	Analyst Name	BL2000\sean
Report Time	2/19/2022 1:09:19 PM	Reporter Name	BL2000\sean
Last Calib Update	2/19/2022 1:06 PM	Batch State	Processed
Quant Batch Version	10.0	Quant Report Version	10.0

Benzo(a)pyrene %RSE = 6.5

Benzo(a)pyrene - 7 Levels, 7 Levels Used, 7 Points, 7 Points Used, 1 QCs

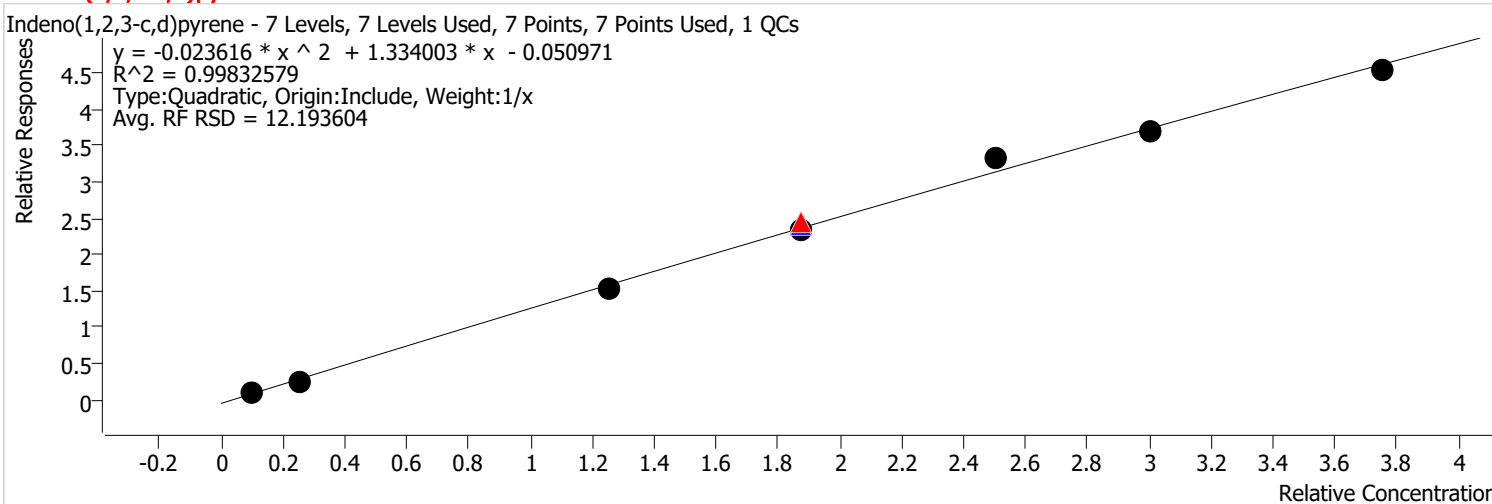


Calibration STD Path	Cal Type	Level	Enabled	Resp.	Exp. Conc	Resp. Factor	Level RSD
\\MASSHUNTER\Org\Data\SV5973N.I\sd021822\DoD BNA cal 1\Feb1808.D	Calibration	1	x	46309	4.0000	1.1378	
\\MASSHUNTER\Org\Data\SV5973N.I\sd021822\DoD BNA cal 1\Feb1807.D	Calibration	2	x	122603	10.0000	1.1974	
\\MASSHUNTER\Org\Data\SV5973N.I\sd021822\DoD BNA cal 1\Feb1806.D	Calibration	3	x	873144	50.0000	1.4884	
\\MASSHUNTER\Org\Data\SV5973N.I\sd030422\BNA 1\Feb0402.D	CC	CCV	x	1481350	75.0000	1.5590	
\\MASSHUNTER\Org\Data\SV5973N.I\sd021822\DoD BNA cal 1\Feb1809.D	QC	ICV	x	1242141	75.0000	1.5176	
\\MASSHUNTER\Org\Data\SV5973N.I\sd021822\DoD BNA cal 1\Feb1805.D	Calibration	4	x	1275566	75.0000	1.5063	
\\MASSHUNTER\Org\Data\SV5973N.I\sd021822\DoD BNA cal 1\Feb1804.D	Calibration	5	x	1849719	100.0000	1.5156	
\\MASSHUNTER\Org\Data\SV5973N.I\sd021822\DoD BNA cal 1\Feb1803.D	Calibration	6	x	2323286	120.0000	1.5168	
\\MASSHUNTER\Org\Data\SV5973N.I\sd021822\DoD BNA cal 1\Feb1802.D	Calibration	7	x	2621643	150.0000	1.4531	

Calibration Report

Batch Path	\\MASSHUNTER\Org\Data\SV5973N.I\sd021822\DoD BNA cal 1\QuantResults\021822 DoD BNA cal.batch.bin		
Analysis Time	2/19/2022 1:08 PM	Analyst Name	BL2000\sean
Report Time	2/19/2022 1:09:20 PM	Reporter Name	BL2000\sean
Last Calib Update	2/19/2022 1:06 PM	Batch State	Processed
Quant Batch Version	10.0	Quant Report Version	10.0

Indeno(1,2,3-c,d)pyrene %RSE = 6.6

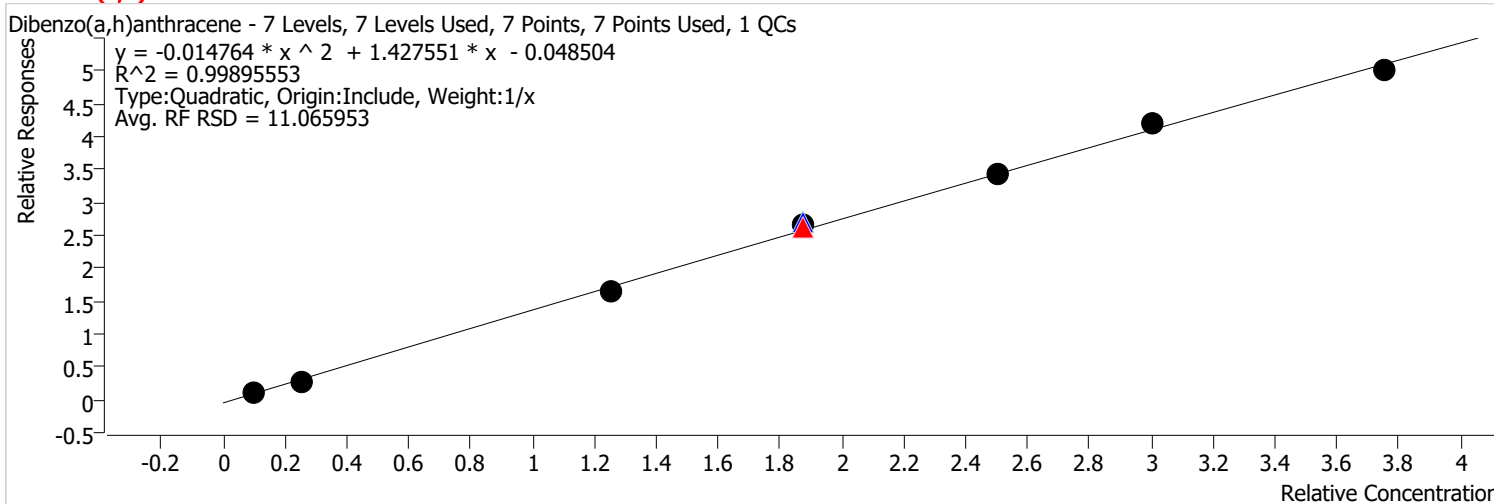


Calibration STD Path	Cal Type	Level	Enabled	Resp.	Exp. Conc	Resp. Factor	Level RSD
\\MASSHUNTER\Org\Data\SV5973N.I\sd021822\DoD BNA cal 1\Feb1808.D	Calibration	1	x	37542	4.0000	0.9224	
\\MASSHUNTER\Org\Data\SV5973N.I\sd021822\DoD BNA cal 1\Feb1807.D	Calibration	2	x	105841	10.0000	1.0337	
\\MASSHUNTER\Org\Data\SV5973N.I\sd021822\DoD BNA cal 1\Feb1806.D	Calibration	3	x	711904	50.0000	1.2135	
\\MASSHUNTER\Org\Data\SV5973N.I\sd030422\BNA 1\Feb0402.D	CC	CCV	x	1234878	75.0000	1.2996	
\\MASSHUNTER\Org\Data\SV5973N.I\sd021822\DoD BNA cal 1\Feb1809.D	QC	ICV	x	1059011	75.0000	1.2939	
\\MASSHUNTER\Org\Data\SV5973N.I\sd021822\DoD BNA cal 1\Feb1805.D	Calibration	4	x	1059042	75.0000	1.2506	
\\MASSHUNTER\Org\Data\SV5973N.I\sd021822\DoD BNA cal 1\Feb1804.D	Calibration	5	x	1633072	100.0000	1.3381	
\\MASSHUNTER\Org\Data\SV5973N.I\sd021822\DoD BNA cal 1\Feb1803.D	Calibration	6	x	1895312	120.0000	1.2374	
\\MASSHUNTER\Org\Data\SV5973N.I\sd021822\DoD BNA cal 1\Feb1802.D	Calibration	7	x	2181733	150.0000	1.2093	

Calibration Report

Batch Path	\\MASSHUNTER\Org\Data\SV5973N.I\sd021822\DoD BNA cal 1\QuantResults\021822 DoD BNA cal.batch.bin		
Analysis Time	2/19/2022 1:08 PM	Analyst Name	BL2000\sean
Report Time	2/19/2022 1:09:20 PM	Reporter Name	BL2000\sean
Last Calib Update	2/19/2022 1:06 PM	Batch State	Processed
Quant Batch Version	10.0	Quant Report Version	10.0

Dibenzo(a,h)anthracene %RSE = 6.6

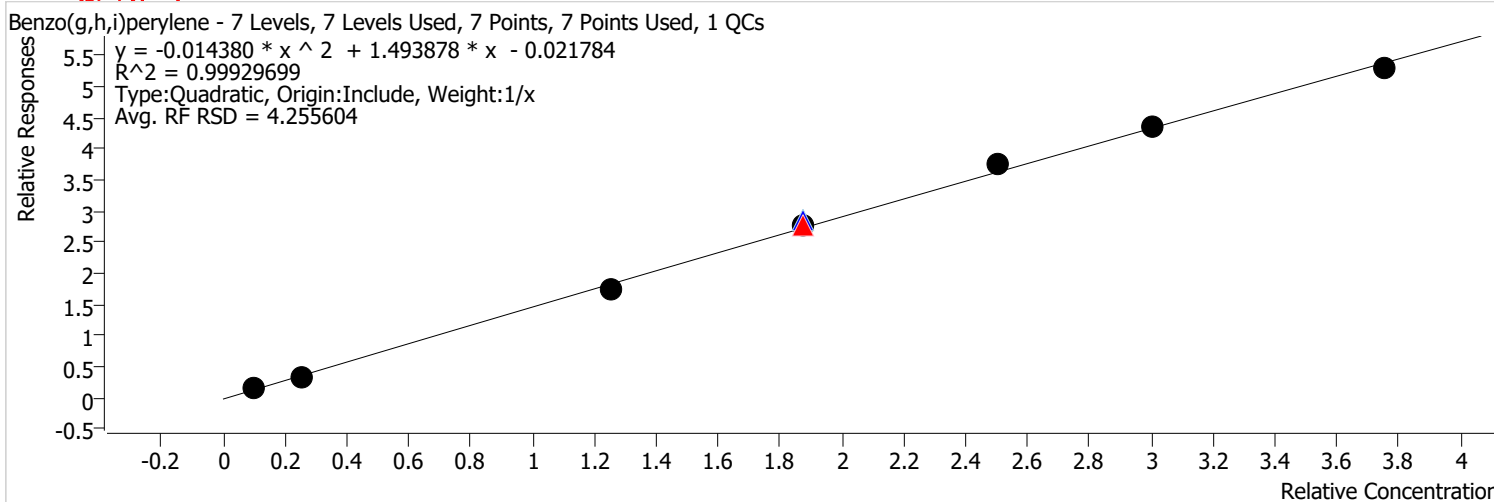


Calibration STD Path	Cal Type	Level	Enabled	Resp.	Exp. Conc	Resp. Factor	Level RSD
\\MASSHUNTER\Org\Data\SV5973N.I\sd021822\DoD BNA cal 1\Feb1808.D	Calibration	1	x	43122	4.0000	1.0596	
\\MASSHUNTER\Org\Data\SV5973N.I\sd021822\DoD BNA cal 1\Feb1807.D	Calibration	2	x	114340	10.0000	1.1167	
\\MASSHUNTER\Org\Data\SV5973N.I\sd021822\DoD BNA cal 1\Feb1806.D	Calibration	3	x	767418	50.0000	1.3082	
\\MASSHUNTER\Org\Data\SV5973N.I\sd030422\BNA 1\Feb0402.D	CC	CCV	x	1331868	75.0000	1.4017	
\\MASSHUNTER\Org\Data\SV5973N.I\sd021822\DoD BNA cal 1\Feb1809.D	QC	ICV	x	1185669	75.0000	1.4486	
\\MASSHUNTER\Org\Data\SV5973N.I\sd021822\DoD BNA cal 1\Feb1805.D	Calibration	4	x	1205859	75.0000	1.4240	
\\MASSHUNTER\Org\Data\SV5973N.I\sd021822\DoD BNA cal 1\Feb1804.D	Calibration	5	x	1675258	100.0000	1.3726	
\\MASSHUNTER\Org\Data\SV5973N.I\sd021822\DoD BNA cal 1\Feb1803.D	Calibration	6	x	2141448	120.0000	1.3981	
\\MASSHUNTER\Org\Data\SV5973N.I\sd021822\DoD BNA cal 1\Feb1802.D	Calibration	7	x	2406140	150.0000	1.3336	

Calibration Report

Batch Path	\\MASSHUNTER\Org\Data\SV5973N.I\sd021822\DoD BNA cal 1\QuantResults\021822 DoD BNA cal.batch.bin		
Analysis Time	2/19/2022 1:08 PM	Analyst Name	BL2000\sean
Report Time	2/19/2022 1:09:20 PM	Reporter Name	BL2000\sean
Last Calib Update	2/19/2022 1:06 PM	Batch State	Processed
Quant Batch Version	10.0	Quant Report Version	10.0

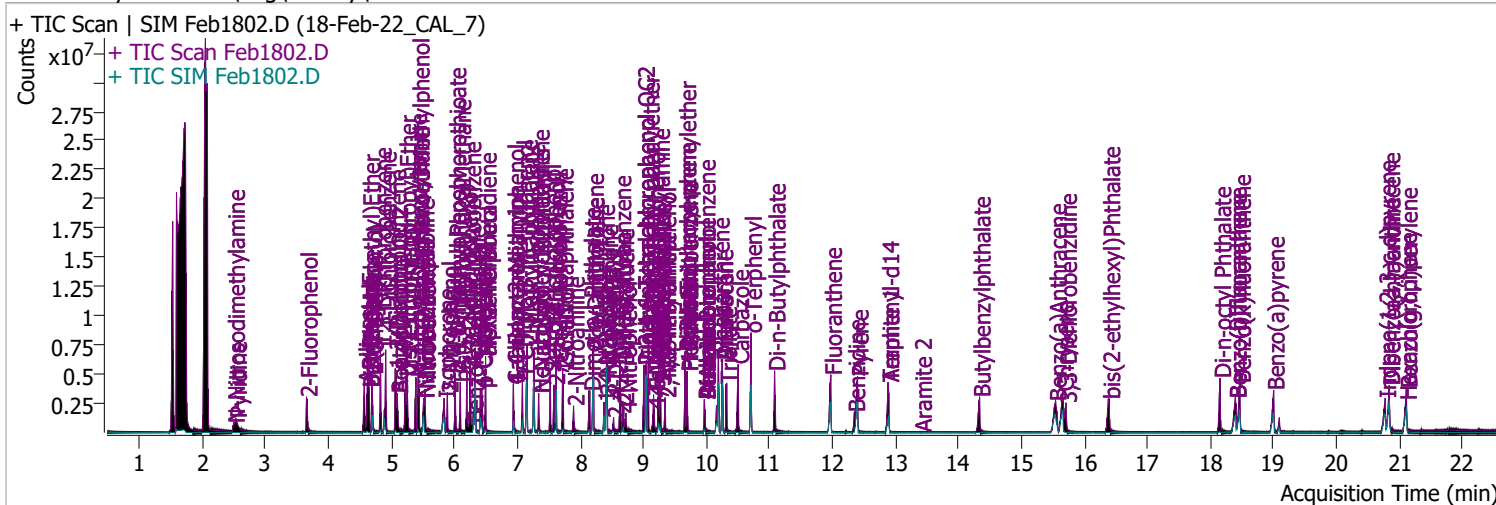
Benzo(g,h,i)perylene %RSE = 4.9



Calibration STD Path	Cal Type	Level	Enabled	Resp.	Exp. Conc	Resp. Factor	Level RSD
\\MASSHUNTER\Org\Data\SV5973N.I\sd021822\DoD BNA cal 1\Feb1808.D	Calibration	1	x	55564	4.0000	1.3652	
\\MASSHUNTER\Org\Data\SV5973N.I\sd021822\DoD BNA cal 1\Feb1807.D	Calibration	2	x	135480	10.0000	1.3231	
\\MASSHUNTER\Org\Data\SV5973N.I\sd021822\DoD BNA cal 1\Feb1806.D	Calibration	3	x	822853	50.0000	1.4027	
\\MASSHUNTER\Org\Data\SV5973N.I\sd030422\BNA 1\Feb0402.D	CC	CCV	x	1400809	75.0000	1.4742	
\\MASSHUNTER\Org\Data\SV5973N.I\sd021822\DoD BNA cal 1\Feb1809.D	QC	ICV	x	1251600	75.0000	1.5292	
\\MASSHUNTER\Org\Data\SV5973N.I\sd021822\DoD BNA cal 1\Feb1805.D	Calibration	4	x	1242728	75.0000	1.4676	
\\MASSHUNTER\Org\Data\SV5973N.I\sd021822\DoD BNA cal 1\Feb1804.D	Calibration	5	x	1825037	100.0000	1.4954	
\\MASSHUNTER\Org\Data\SV5973N.I\sd021822\DoD BNA cal 1\Feb1803.D	Calibration	6	x	2227367	120.0000	1.4542	
\\MASSHUNTER\Org\Data\SV5973N.I\sd021822\DoD BNA cal 1\Feb1802.D	Calibration	7	x	2544345	150.0000	1.4102	

Quantitation Results Report (QT Reviewed)

Data File	Feb1802.D	Operator	LIMS import
Acq. Method	BNA+SIM.M	Acq. Date-Time	2/19/2022 8:21:26 AM
Sample Name	18-Feb-22_CAL_7	Instrument	Instrument #1
Vial	2	Multiplier	1.00
DA Method File		Comment	SVOC-8270-W-LARGO
Tune File	dftppdsm.u	Tune Date	2/18/2022 9:25:00 PM
Batch Name	021822 DoD BNA cal.batch.bin	Last Calib Update	2/19/2022 1:06:17 PM
Ref Library	D:\Org\Library\NIST129K.l		



Compound	RT	QIon	Resp.	Conc.	Units	Dev(Min)
----------	----	------	-------	-------	-------	----------

Internal Standards

System Monitoring Compounds

S 2-Fluorophenol	3.653	112.0	1295463	148.0816	µg/L	0.000
Spiked Amount: 200.000	Range: 10.0 - 75.0%			Recovery = 74.04%		
S Phenol-d5	4.624	99.0	1568589	147.1390	µg/L	0.010
Spiked Amount: 200.000	Range: 10.0 - 65.0%			Recovery = 73.57%		*
S Nitrobenzene-d5	5.512	82.0	904317	146.3219	µg/L	0.010
Spiked Amount: 100.000	Range: 32.0 - 94.0%			Recovery = 146.32%		*
S 2-Fluorobiphenyl	7.615	172.0	2463367	147.2250	µg/L	0.010
Spiked Amount: 100.000	Range: 28.0 - 107.0%			Recovery = 147.23%		*
S 2,4,6-Tribromophenol	9.346	329.8	230054	148.5652	µg/L	0.010
Spiked Amount: 200.000	Range: 25.0 - 140.0%			Recovery = 74.28%		
S Terphenyl-d14	12.885	244.3	2533921	152.1715	µg/L	0.010
Spiked Amount: 100.000	Range: 32.0 - 122.0%			Recovery = 152.17%		*

Target Compounds

Compound	RT	QIon	Resp.	Conc.	Units	m	QValue
T N-Nitrosodimethylamine	2.499	74.0	435283	149.7331	µg/L	m	87
T Pyridine	2.530	79.0	993215	146.1394	µg/L		98
T Aniline	4.573	93.0	2171964	145.4822	µg/L		99
T Phenol	4.634	94.0	1758157	145.5279	µg/L		99
T bis(-2-Chloroethyl)Ether	4.644	63.0	1179626	147.5977	µg/L		99
T 2-Chlorophenol	4.695	128.0	1348440	146.1109	µg/L		100
T 1,3-Dichlorobenzene	4.828	146.0	1667861	145.7869	µg/L		98
T 1,4-Dichlorobenzene	4.910	146.0	1624565	145.8903	µg/L		99
T 1,2-Dichlorobenzene	5.063	146.0	1646889	148.3968	µg/L		99
T Benzyl Alcohol	5.093	108.0	807931	145.1617	µg/L	m	97
T bis(2-chloroisopropyl)Ether	5.226	121.0	445398	144.2435	µg/L		99
T 2-Methylphenol	5.247	107.0	1190643	144.8184	µg/L		99
T N-nitroso-Di-n-propylamine	5.390	70.0	939344	151.9419	µg/L		97
T 4Methylphenol/3Methylphenol	5.430	107.0	1613966	147.6891	µg/L		100
T Hexachloroethane	5.430	117.0	548286	145.5974	µg/L		98

Quantitation Results Report (QT Reviewed)

Compound	RT	QIon	Resp.	Conc.	Units	Dev(Min)	
T Nitrobenzene	5.533	123.1	407665	141.1819	µg/L	99	
T Isophorone	5.839	82.0	2053422	146.3082	µg/L	100	
T 2-Nitrophenol	5.890	139.0	508410	144.4380	µg/L	97	
T 2,4-Dimethylphenol	6.013	122.0	870994	141.2476	µg/L	95	
T bis(-2-Chloroethoxy)Methane	6.095	93.0	1216035	145.3489	µg/L	96	
T 2,4-Dichlorophenol	6.198	162.0	896259	143.8113	µg/L	94	
T Benzoic Acid	6.290	105.0	580859	145.3846	µg/L	91	
T 1,2,4-Trichlorobenzene	6.249	180.0	1020843	148.2588	µg/L	100	
T Naphthalene	6.331	128.0	2903611	144.2577	µg/L	99	
T 4-Chlorophenol	6.414	130.0	345521	147.5888	µg/L	93	
T p-Chloroaniline	6.434	127.0	1228719	150.5232	µg/L	94	
T Hexachlorobutadiene	6.496	224.9	573148	147.3648	µg/L	98	
T 4-Chloro-2-Methylphenol	6.937	107.0	789739	143.0066	µg/L	97	
T 4-Chloro-3-Methylphenol	7.081	107.0	869158	145.6908	µg/L	m	97
T 2-Methylnaphthalene	7.153	141.0	1933828	150.9988	µg/L	97	
T 1-Methylnaphthalene	7.266	141.0	1836402	150.2226	µg/L	98	
T Hexachlorocyclopentadiene	7.338	236.9	361285	147.7348	µg/L	97	
T 2,4,6-Trichlorophenol	7.523	196.0	593283	141.2571	µg/L	m	99
T 2,4,5-Trichlorophenol	7.584	196.0	685262	146.8158	µg/L	m	94
T 2-Chloronaphthalene	7.718	162.0	2050771	146.7090	µg/L	98	
T 2-Nitroaniline	7.892	65.0	356343	139.5885	µg/L	95	
T Dimethyl Phthalate	8.149	163.0	2219984	148.7697	µg/L	98	
T 2,6-Dinitrotoluene	8.200	165.0	273317	140.2801	µg/L	98	
T Acenaphthylene	8.210	152.1	3319452	149.6798	µg/L	100	
T 3-Nitroaniline	8.405	138.0	328938	141.8409	µg/L	99	
T Acenaphthene	8.425	154.0	1843621	152.6309	µg/L	98	
T 2,4-Dinitrophenol	8.528	184.0	173045	147.4076	µg/L	96	
T Dibenzofuran	8.630	168.0	2842991	148.1350	µg/L	97	
T 2,4-Dinitrotoluene	8.681	165.0	397564	147.3776	µg/L	98	
T 4-Nitrophenol	8.722	109.0	368713	144.3881	µg/L	93	
T Diethylphthalate	9.008	149.0	2256164	145.3678	µg/L	100	
T Fluorene	9.049	166.0	2493155	153.8147	µg/L	99	
T 4-Chlorophenyl-phenylether	9.080	204.0	1110314	142.5752	µg/L	95	
T 4-Nitroaniline	9.162	138.0	363865	147.4676	µg/L	99	
T 4,6-Dinitro-2-methylphenol	9.172	198.0	243650	147.9207	µg/L	99	
T N-nitrosodiphenylamine	9.244	169.0	1648173	148.6623	µg/L	99	
T Azobenzene	9.264	77.0	2354024	151.0311	µg/L	100	
T 4-Bromophenyl-phenylether	9.663	248.0	662596	146.8992	µg/L	98	
T Hexachlorobenzene	9.694	283.9	597870	143.5319	µg/L	96	
T Pentachlorophenol	9.968	265.9	342613	148.7927	µg/L	95	
T Phenanthrene	10.191	178.0	3132371	146.0003	µg/L	100	
T Anthracene	10.252	178.0	3071678	143.8138	µg/L	99	
T Triallate	10.313	86.0	845447	149.2795	µg/L	97	
T Carbazole	10.505	167.0	3271481	149.5705	µg/L	99	
T o-Terphenyl	10.708	230.0	1697837	143.8799	µg/L	98	
T Di-n-Butylphthalate	11.083	149.0	3446165	147.6497	µg/L	99	
T Fluoranthene	11.974	202.0	3397461	148.7725	µg/L	99	
T Benzidine	12.349	184.0	1083722	152.2725	µg/L	99	
T Pyrene	12.399	202.0	3679726	149.9738	µg/L	99	
T Butylbenzylphthalate	14.337	149.0	1276176	146.7579	µg/L	94	
T Benzo(a)Anthracene	15.543	228.0	2842112	149.7505	µg/L	99	
T Chrysene	15.655	228.0	3033845	147.3118	µg/L	98	
T 3,3-Dichlorobenzidine	15.706	252.0	1089020	145.8673	µg/L	99	
T bis(2-ethylhexyl)Phthalate	16.391	167.0	446103	146.9804	µg/L	100	
T Di-n-octyl Phthalate	18.153	149.0	3050804	147.3012	µg/L	99	

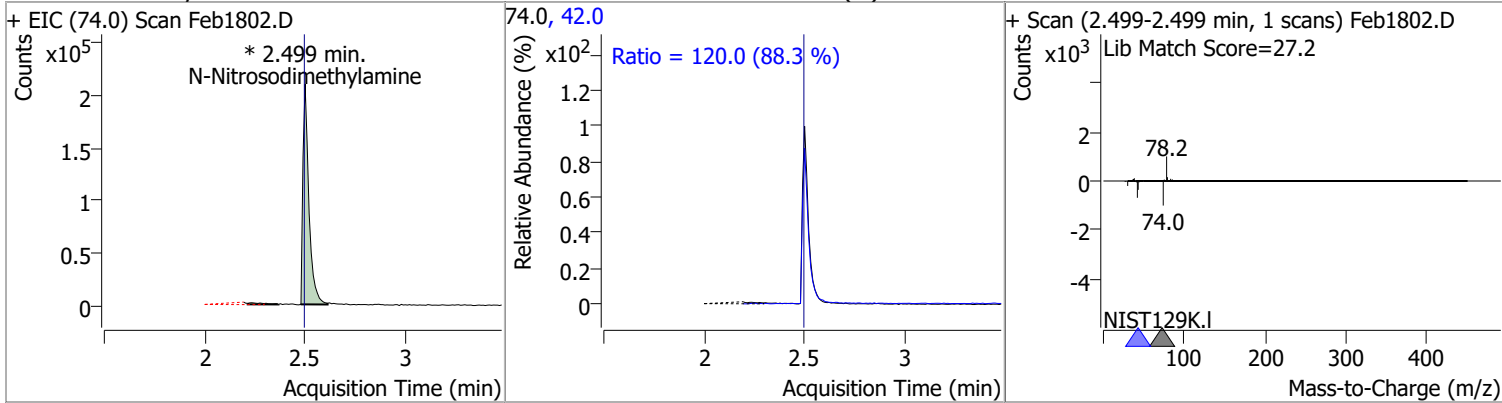
Quantitation Results Report (QT Reviewed)

Compound	RT	QIon	Resp.	Conc.	Units	Dev(Min)
T Benzo(b)fluoranthene	18.396	252.0	2701361	147.7569	µg/L	100
T Benzo(k)fluoranthene	18.467	252.0	2958362	149.1473	µg/L	99
T Benzo(a)pyrene	19.004	252.0	2621643	147.4984	µg/L	98
T Indeno(1,2,3-c,d)pyrene	20.776	276.0	2181733	147.0742	µg/L	97
T Dibenzo(a,h)anthracene	20.836	278.0	2406140	147.0838	µg/L	98
T Benzo(g,h,i)perylene	21.110	276.0	2544345	147.4139	µg/L	98

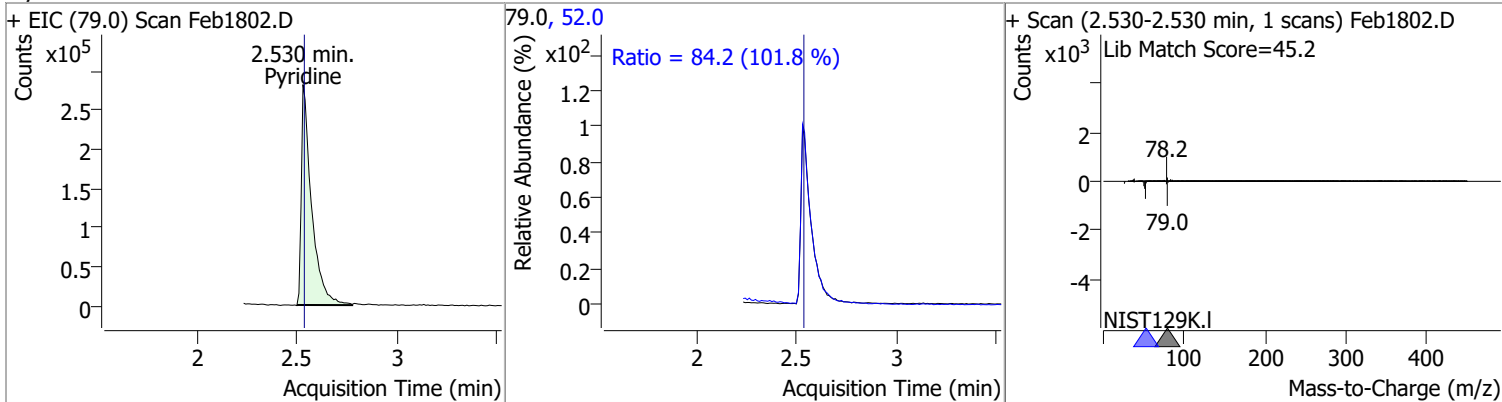
(#) = Qualifier Out of Range; (m) = Manual Integration; (+) = Area Summed; (*) = Surrogate Percent Recovery Out of Range; (d): Zeroed Peak

Quantitation Results Report (QT Reviewed)

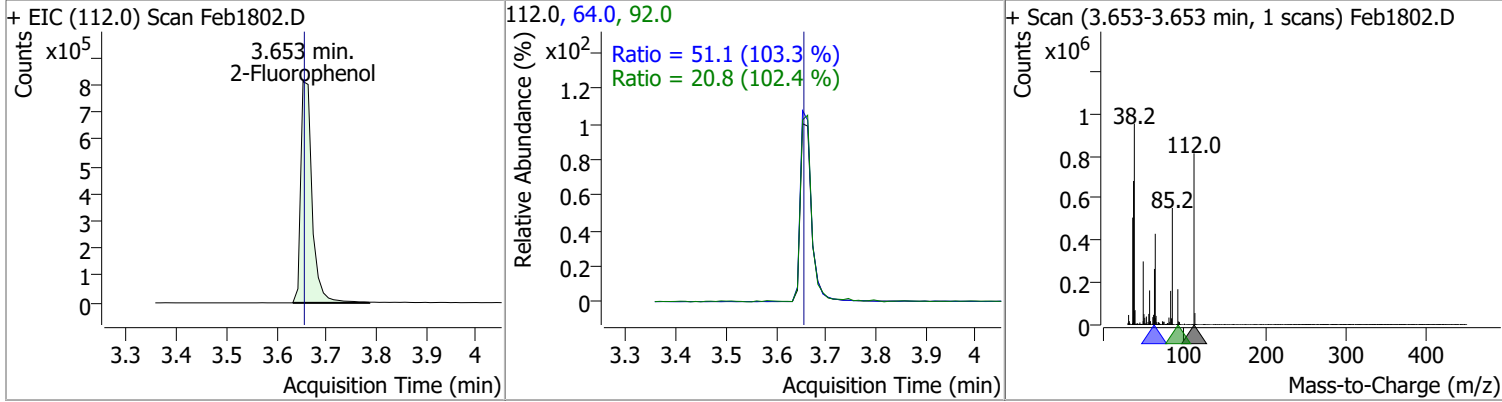
Compound	Conc.	RT	Dev(Min)	Resp.	QIon	QRatio	Lower	Upper
N-Nitrosodimethylamine	149.7331	2.50	0.01	435283 (m)	42.0	120.0	95.1	176.6



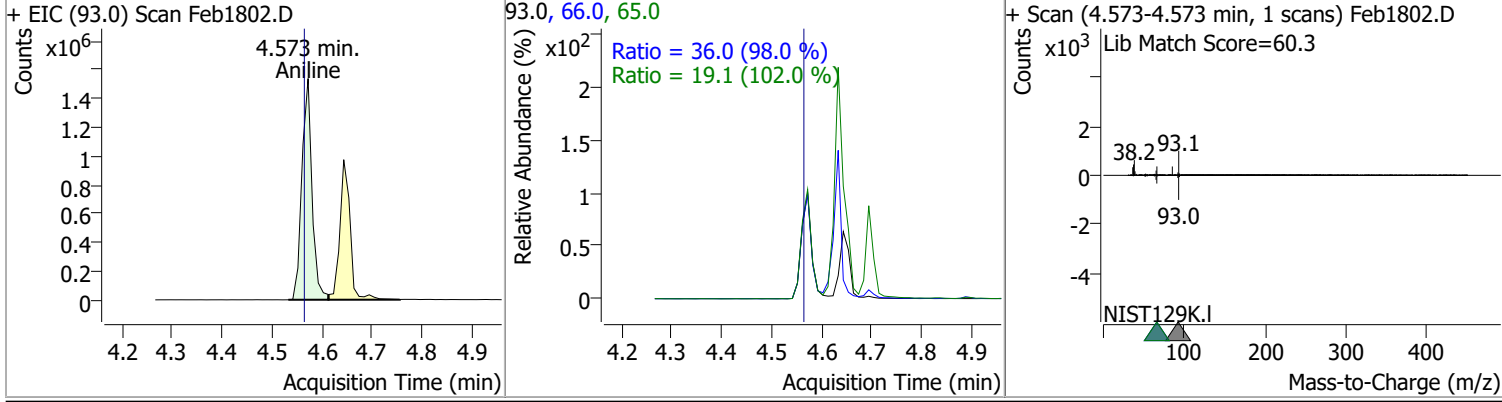
Compound	Conc.	RT	Dev(Min)	Resp.	QIon	QRatio	Lower	Upper
Pyridine	146.1394	2.53	0.00	993215	52.0	84.2	57.9	107.6



Compound	Conc.	RT	Dev(Min)	Resp.	QIon	QRatio	Lower	Upper
2-Fluorophenol	148.0816	3.65	0.00	1295463	64.0	51.1	34.6	64.3
					92.0	20.8	14.2	26.5

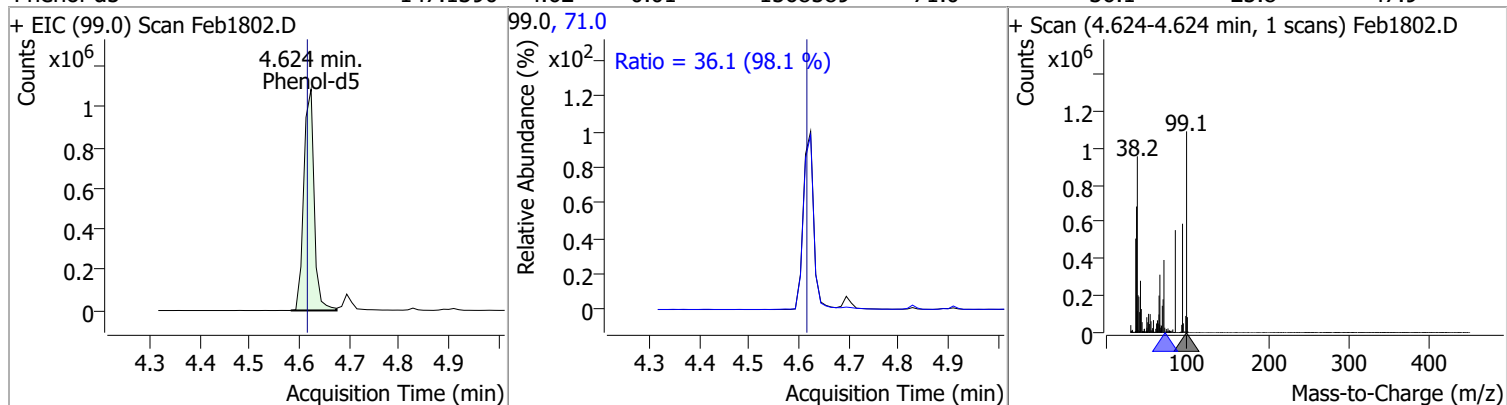


Compound	Conc.	RT	Dev(Min)	Resp.	QIon	QRatio	Lower	Upper
Aniline	145.4822	4.57	0.01	2171964	66.0	36.0	25.7	47.8
					65.0	19.1	13.1	24.4

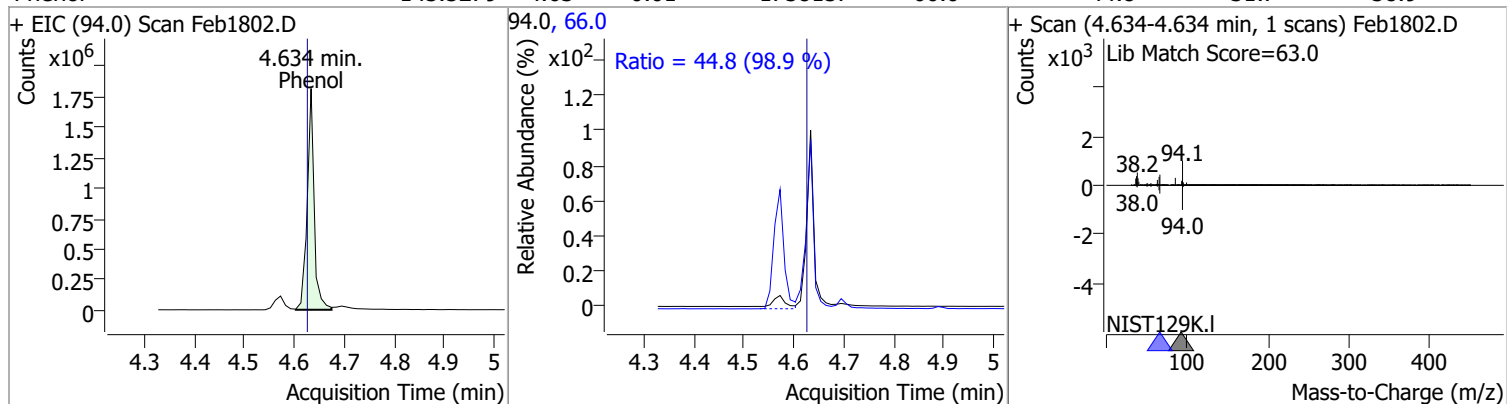


Quantitation Results Report (QT Reviewed)

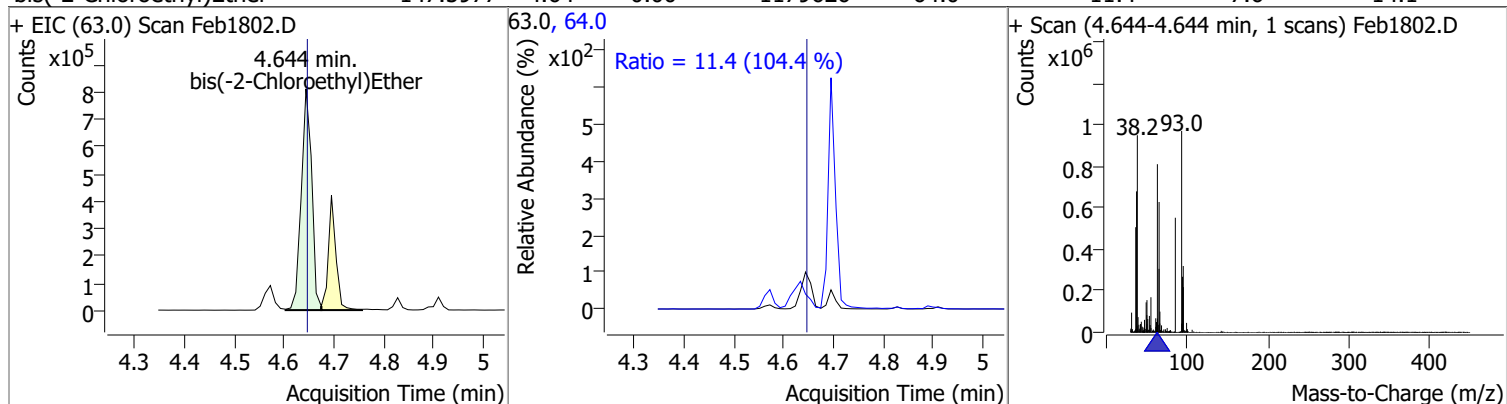
Compound	Conc.	RT	Dev(Min)	Resp.	QIon	QRatio	Lower	Upper
Phenol-d5	147.1390	4.62	0.01	1568589	71.0	36.1	25.8	47.9



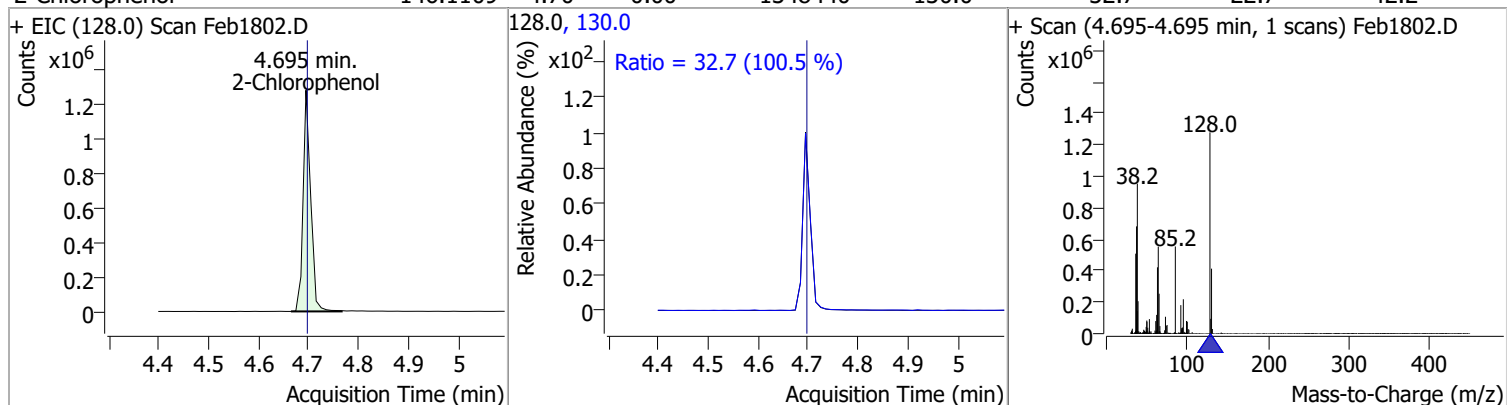
Compound	Conc.	RT	Dev(Min)	Resp.	QIon	QRatio	Lower	Upper
Phenol	145.5279	4.63	0.01	1758157	66.0	44.8	31.7	58.9



Compound	Conc.	RT	Dev(Min)	Resp.	QIon	QRatio	Lower	Upper
bis(-2-Chloroethyl)Ether	147.5977	4.64	0.00	1179626	64.0	11.4	7.6	14.1

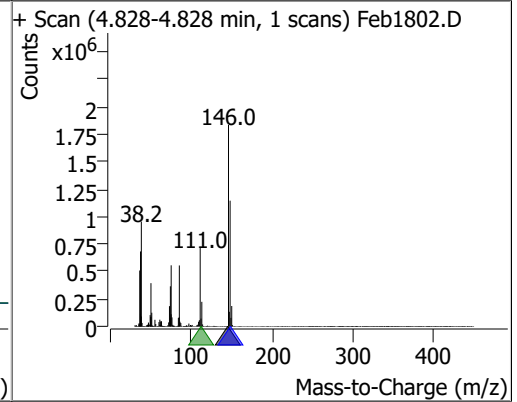
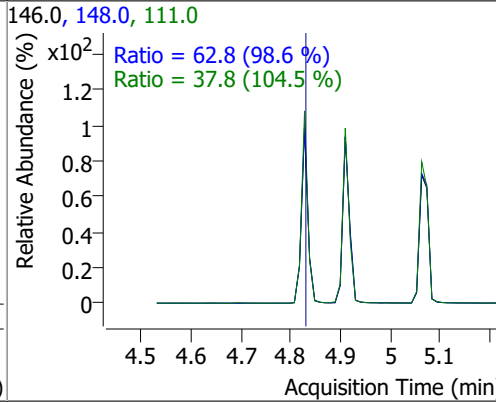
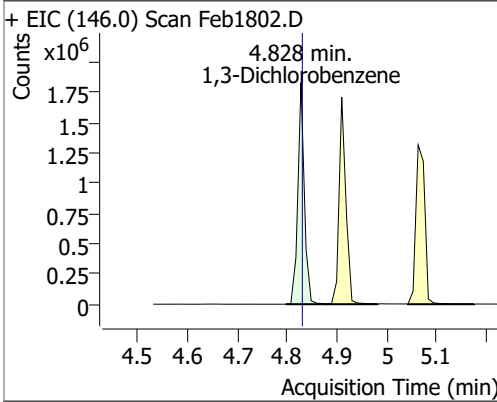


Compound	Conc.	RT	Dev(Min)	Resp.	QIon	QRatio	Lower	Upper
2-Chlorophenol	146.1109	4.70	0.00	1348440	130.0	32.7	22.7	42.2

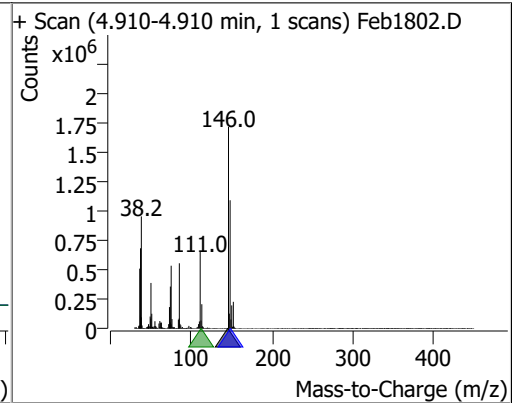
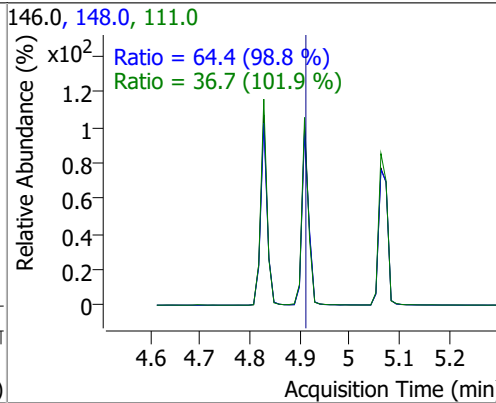
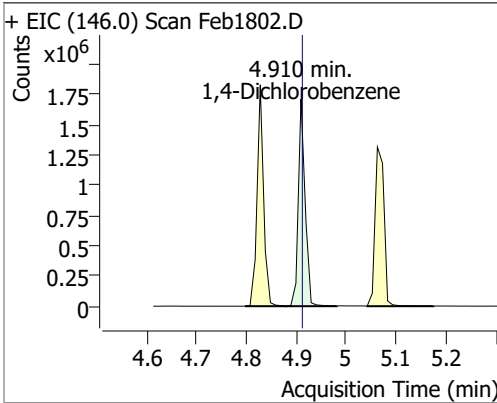


Quantitation Results Report (QT Reviewed)

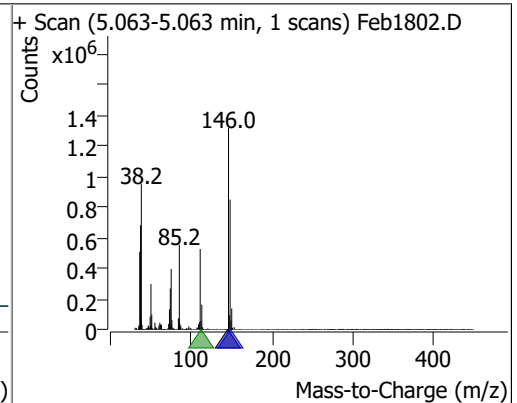
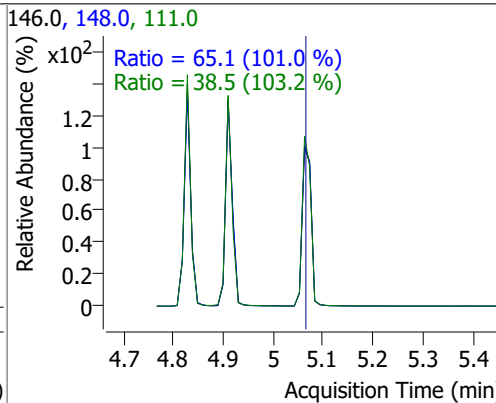
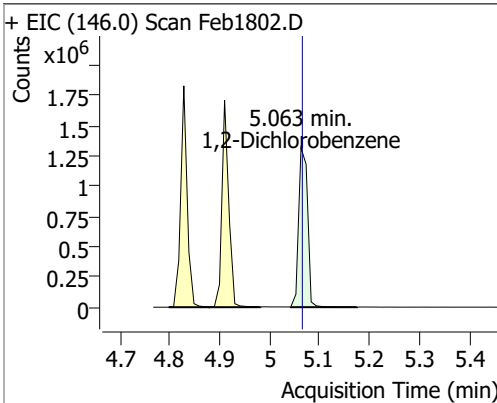
Compound	Conc.	RT	Dev(Min)	Resp.	QIon	QRatio	Lower	Upper
1,3-Dichlorobenzene	145.7869	4.83	0.00	1667861	148.0	62.8	44.6	82.8
					111.0	37.8	25.3	47.0



Compound	Conc.	RT	Dev(Min)	Resp.	QIon	QRatio	Lower	Upper
1,4-Dichlorobenzene	145.8903	4.91	0.00	1624565	148.0	64.4	45.6	84.8
					111.0	36.7	25.2	46.8

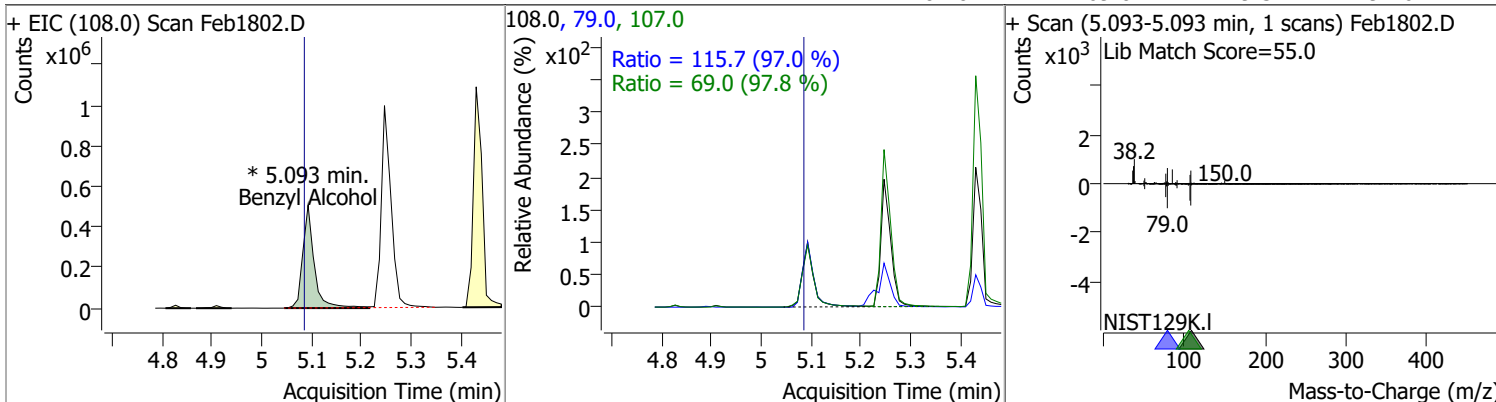


Compound	Conc.	RT	Dev(Min)	Resp.	QIon	QRatio	Lower	Upper
1,2-Dichlorobenzene	148.3968	5.06	0.00	1646889	148.0	65.1	45.1	83.8
					111.0	38.5	26.1	48.5

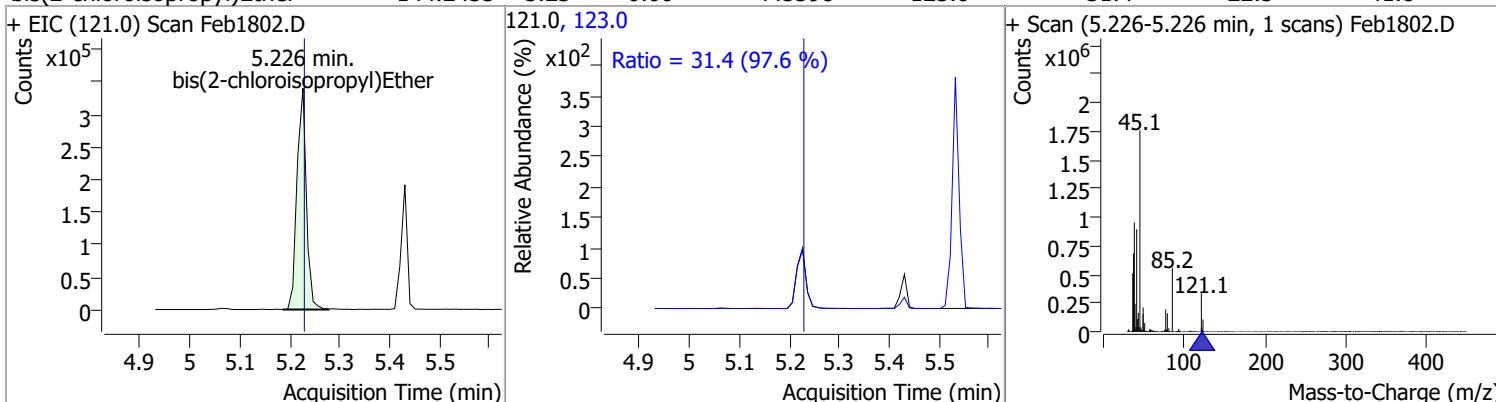


Quantitation Results Report (QT Reviewed)

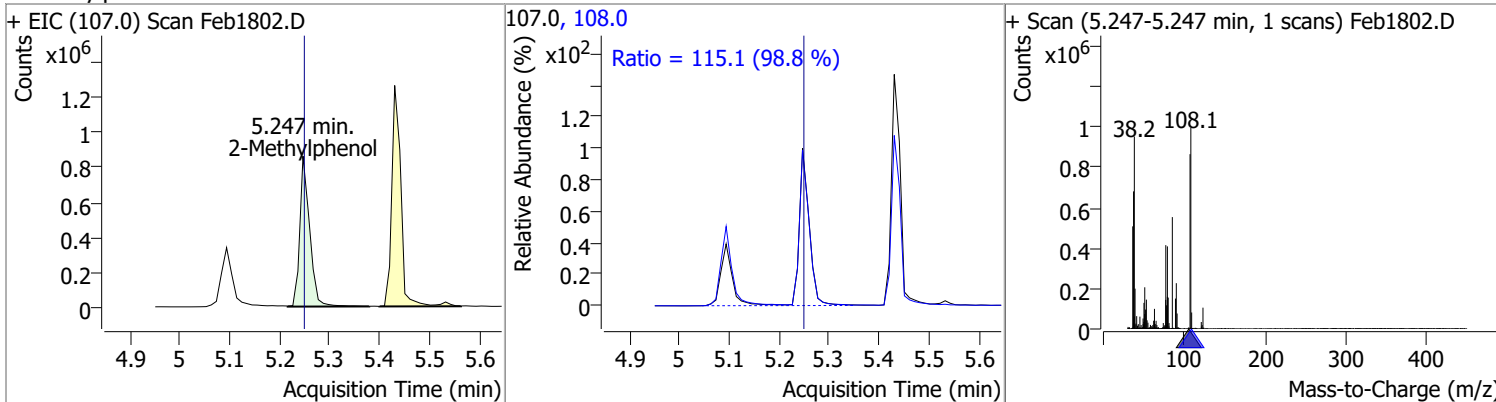
Compound	Conc.	RT	Dev(Min)	Resp.	QIon	QRatio	Lower	Upper
Benzyl Alcohol	145.1617	5.09	0.01	807931 (m)	79.0	115.7	83.5	155.1
					107.0	69.0	49.3	91.6



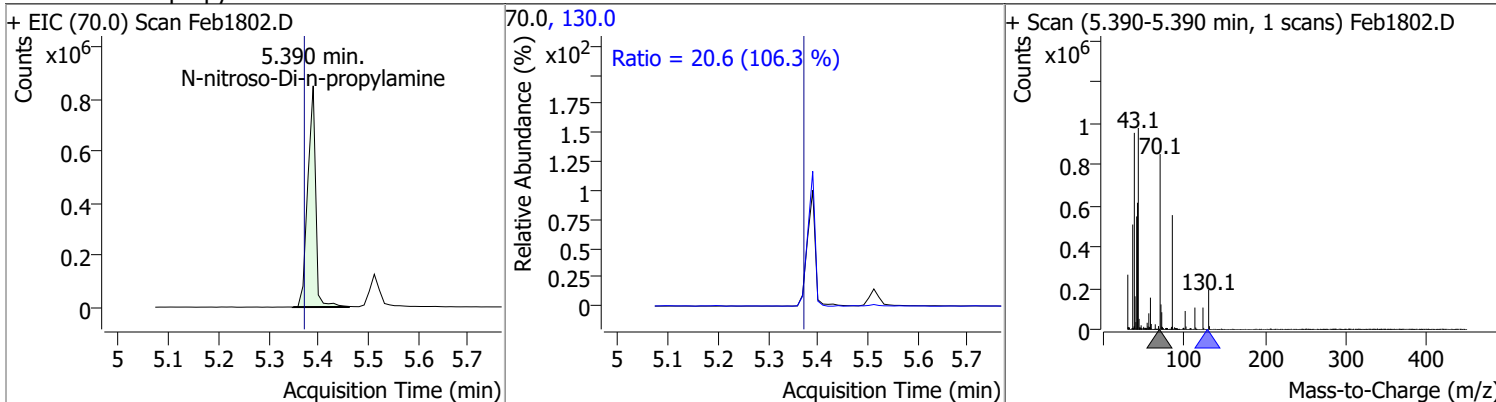
Compound	Conc.	RT	Dev(Min)	Resp.	QIon	QRatio	Lower	Upper
bis(2-chloroisopropyl)Ether	144.2435	5.23	0.00	445398	123.0	31.4	22.5	41.8



Compound	Conc.	RT	Dev(Min)	Resp.	QIon	QRatio	Lower	Upper
2-Methylphenol	144.8184	5.25	0.00	1190643	108.0	115.1	81.5	151.4

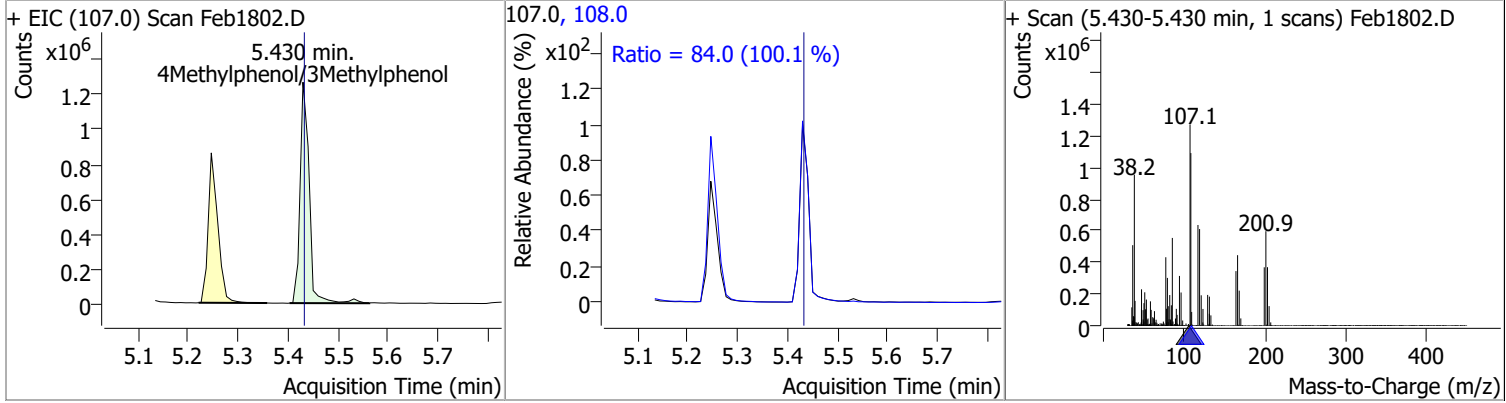


Compound	Conc.	RT	Dev(Min)	Resp.	QIon	QRatio	Lower	Upper
N-nitroso-Di-n-propylamine	151.9419	5.39	0.02	939344	130.0	20.6	0.0	38.8

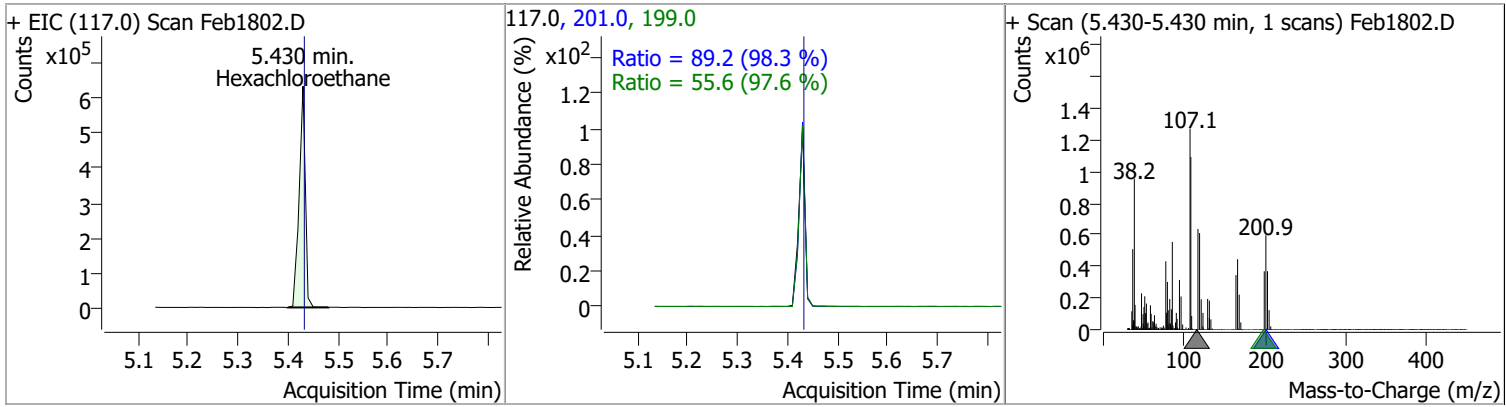


Quantitation Results Report (QT Reviewed)

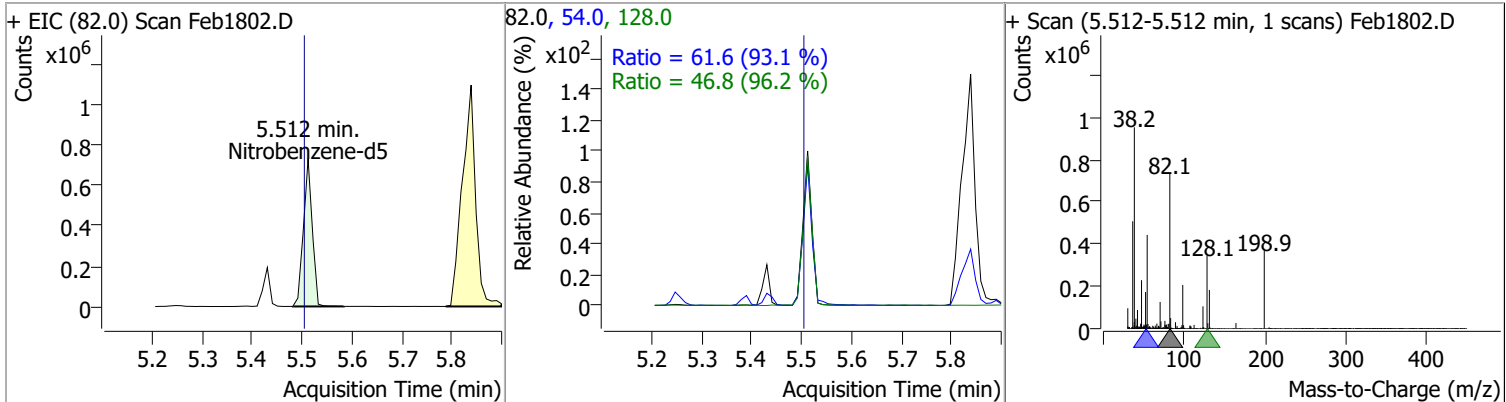
Compound	Conc.	RT	Dev(Min)	Resp.	QIon	QRatio	Lower	Upper
4Methylphenol/3Methylphenol	147.6891	5.43	0.00	1613966	108.0	84.0	58.8	109.1



Compound	Conc.	RT	Dev(Min)	Resp.	QIon	QRatio	Lower	Upper
Hexachloroethane	145.5974	5.43	0.00	548286	201.0	89.2	63.5	118.0
					199.0	55.6	39.8	74.0

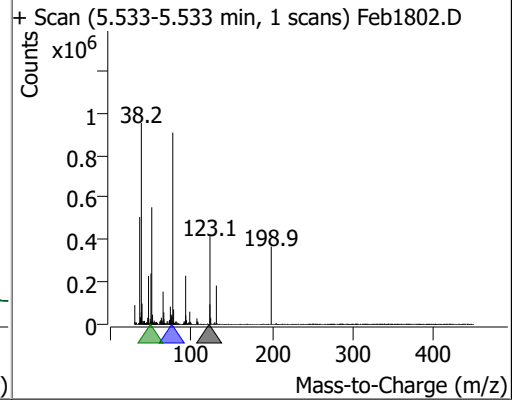
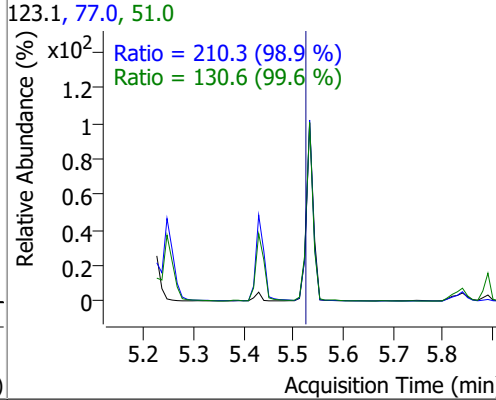
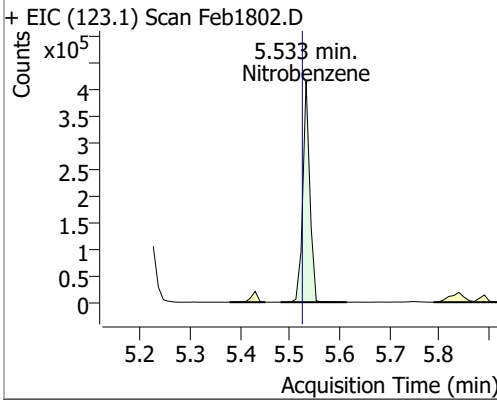


Compound	Conc.	RT	Dev(Min)	Resp.	QIon	QRatio	Lower	Upper
Nitrobenzene-d5	146.3219	5.51	0.01	904317	54.0	61.6	46.3	86.0
					128.0	46.8	34.1	63.3

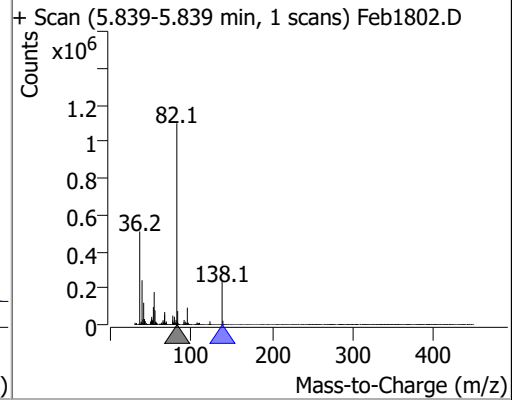
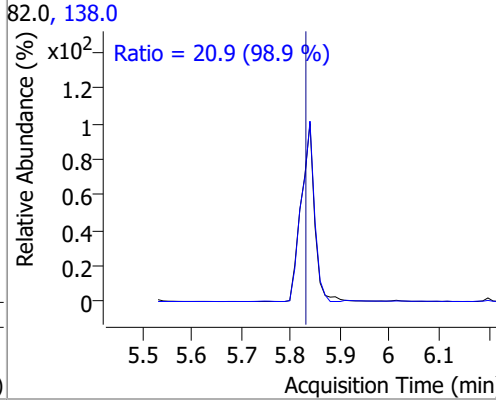
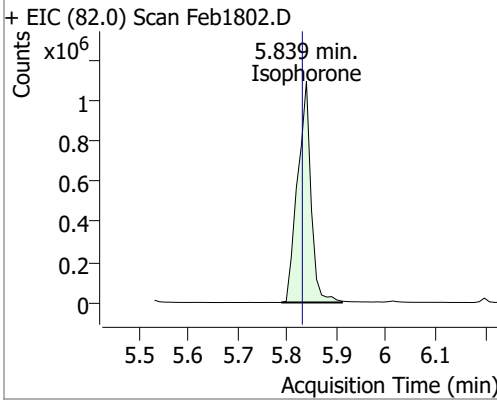


Quantitation Results Report (QT Reviewed)

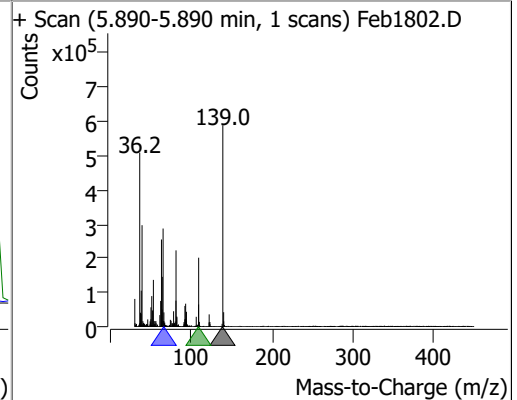
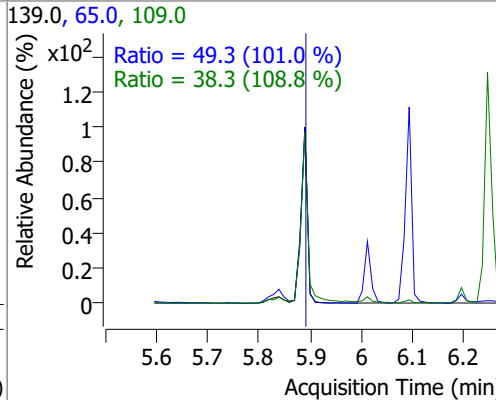
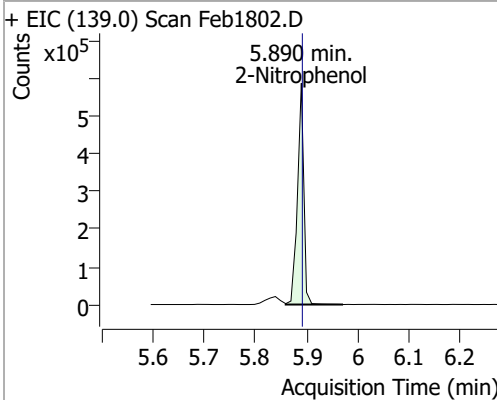
Compound	Conc.	RT	Dev(Min)	Resp.	QIon	QRatio	Lower	Upper
Nitrobenzene	141.1819	5.53	0.01	407665	77.0	210.3	148.9	276.5
					51.0	130.6	91.7	170.3



Compound	Conc.	RT	Dev(Min)	Resp.	QIon	QRatio	Lower	Upper
Isophorone	146.3082	5.84	0.02	2053422	138.0	20.9	14.8	27.5

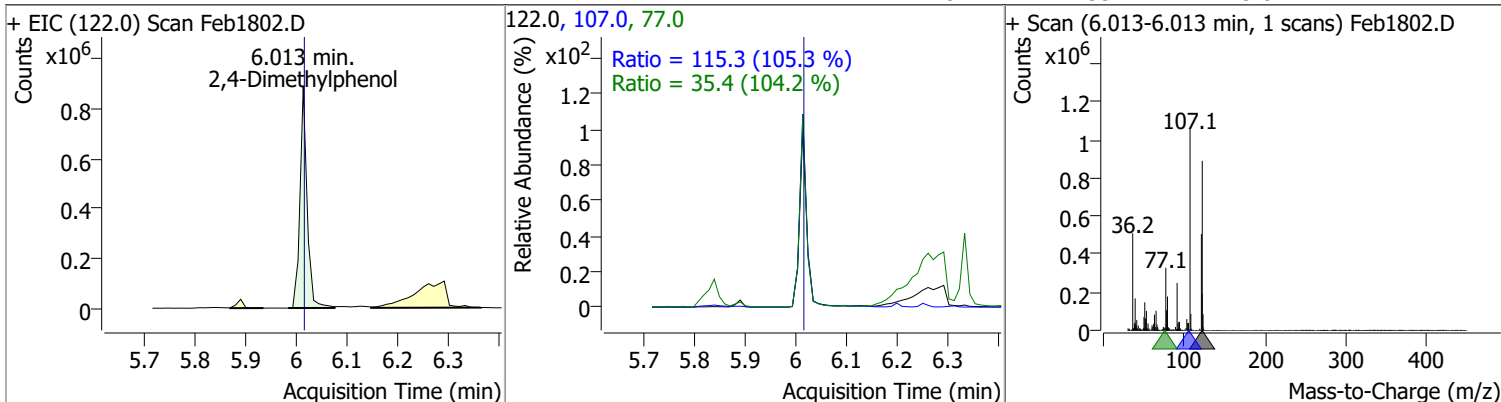


Compound	Conc.	RT	Dev(Min)	Resp.	QIon	QRatio	Lower	Upper
2-Nitrophenol	144.4380	5.89	0.01	508410	65.0	49.3	34.2	63.4
					109.0	38.3	24.6	45.8

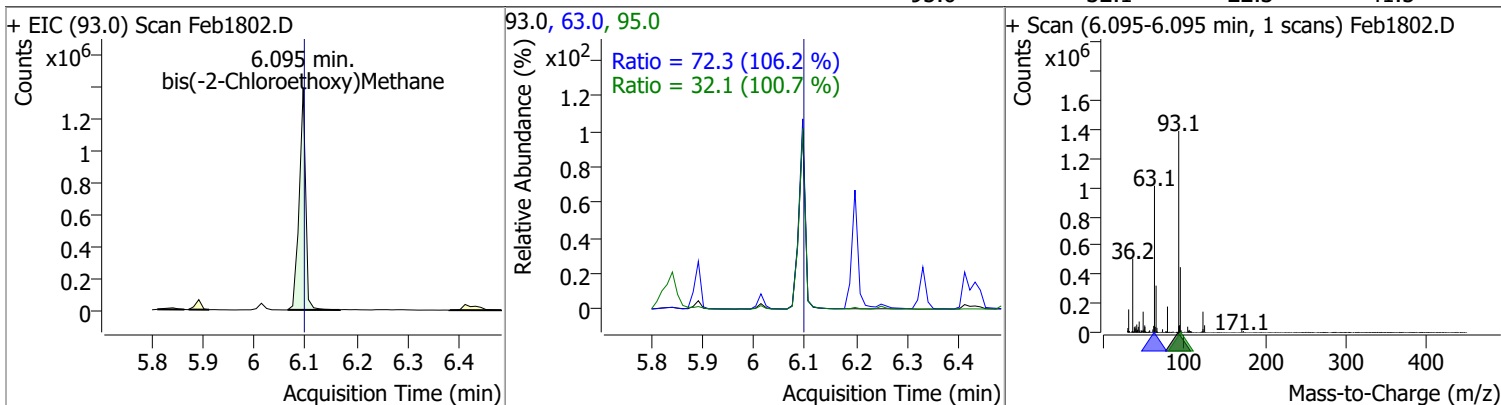


Quantitation Results Report (QT Reviewed)

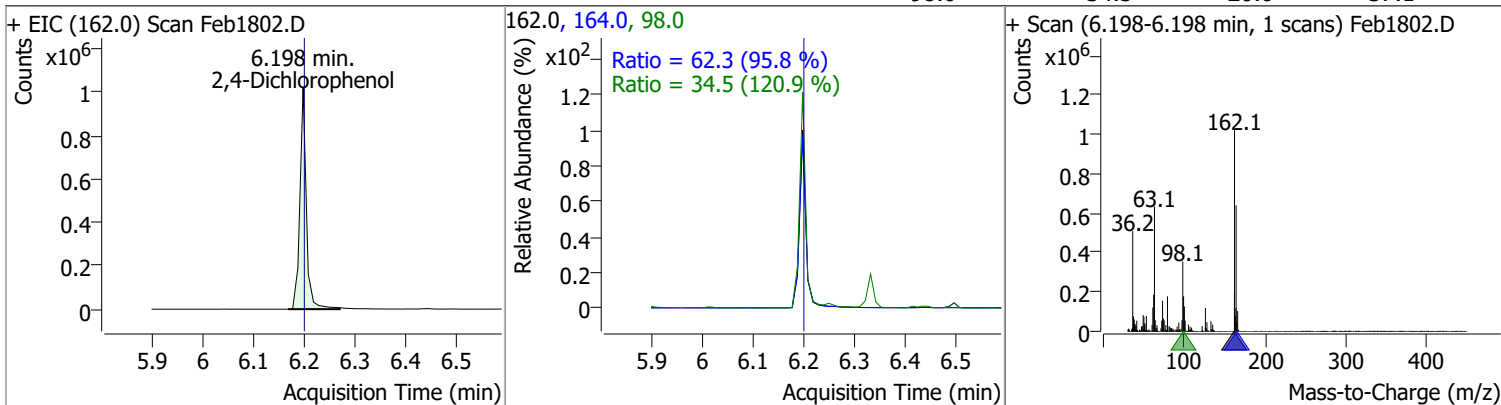
Compound	Conc.	RT	Dev(Min)	Resp.	QIon	QRatio	Lower	Upper
2,4-Dimethylphenol	141.2476	6.01	0.01	870994	107.0	115.3	76.6	142.3
					77.0	35.4	23.8	44.2



Compound	Conc.	RT	Dev(Min)	Resp.	QIon	QRatio	Lower	Upper
bis(-2-Chloroethoxy)Methane	145.3489	6.10	0.01	1216035	63.0	72.3	47.7	88.6
					95.0	32.1	22.3	41.5

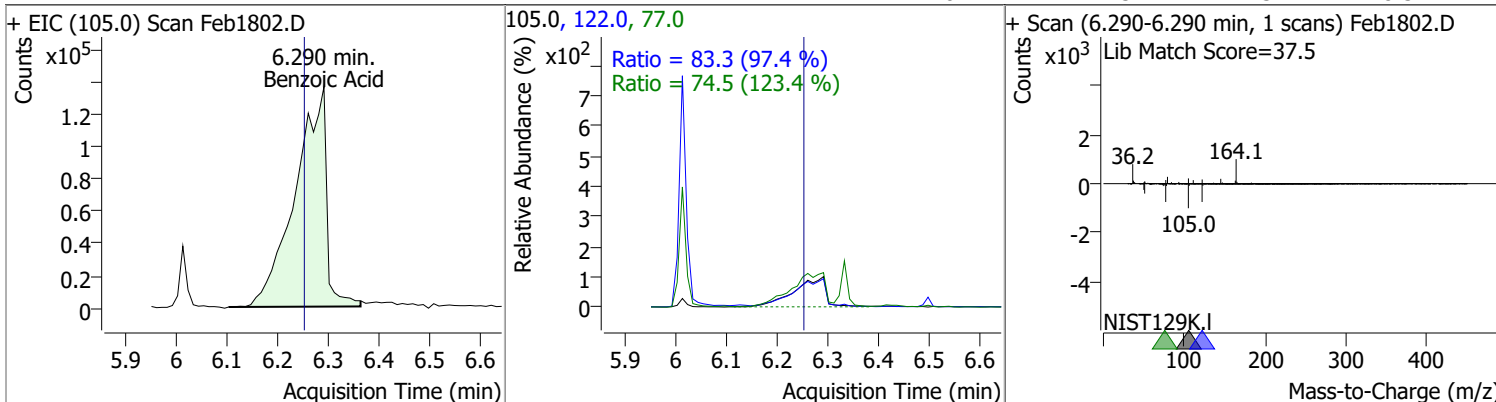


Compound	Conc.	RT	Dev(Min)	Resp.	QIon	QRatio	Lower	Upper
2,4-Dichlorophenol	143.8113	6.20	0.01	896259	164.0	62.3	45.5	84.5
					98.0	34.5	20.0	37.1

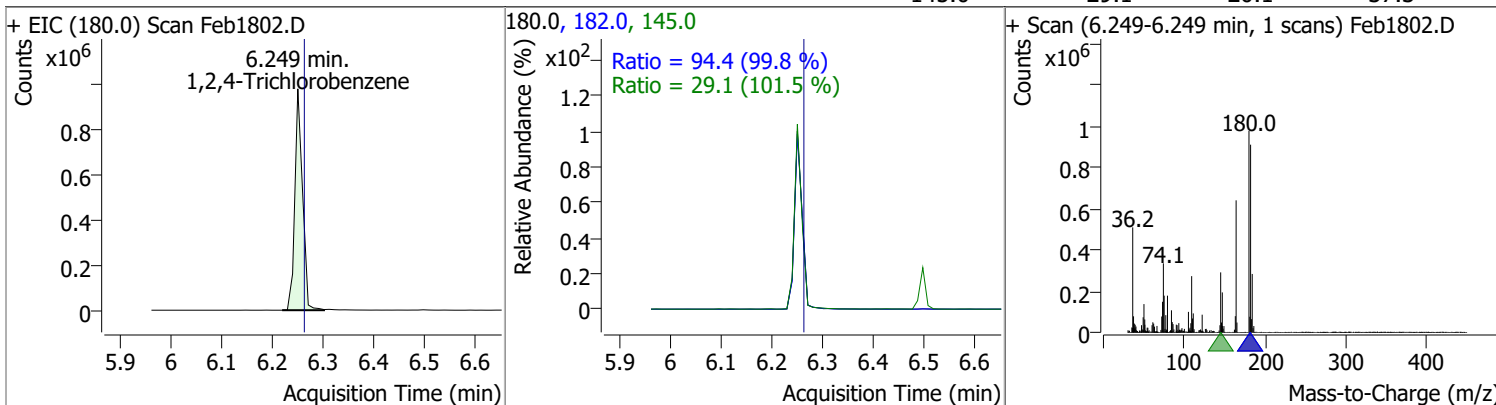


Quantitation Results Report (QT Reviewed)

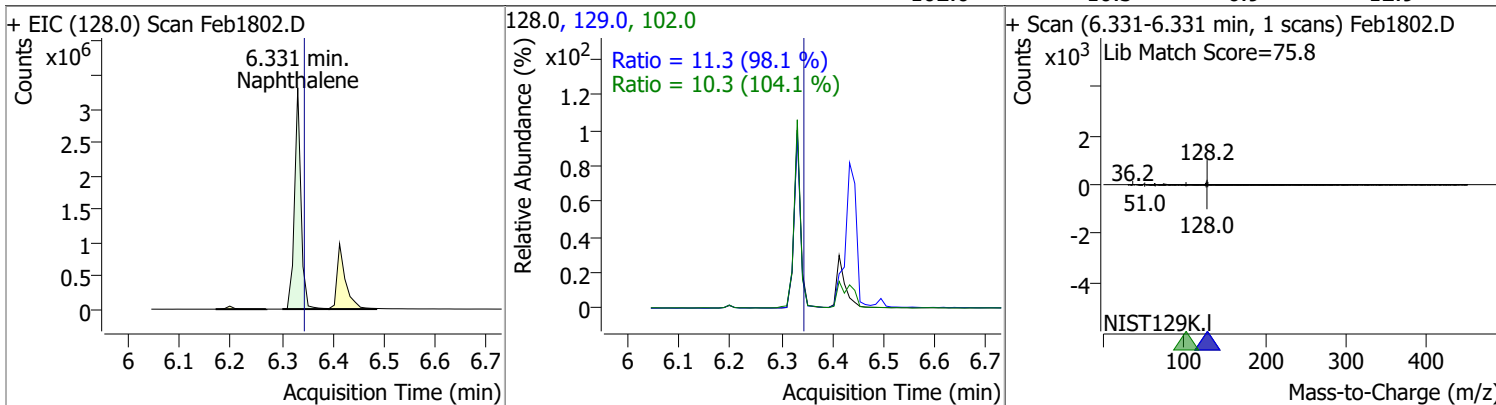
Compound	Conc.	RT	Dev(Min)	Resp.	QIon	QRatio	Lower	Upper
Benzoic Acid	145.3846	6.29	0.05	580859	122.0	83.3	59.9	111.2
					77.0	74.5	42.3	78.5



Compound	Conc.	RT	Dev(Min)	Resp.	QIon	QRatio	Lower	Upper
1,2,4-Trichlorobenzene	148.2588	6.25	0.00	1020843	182.0	94.4	66.2	122.9
					145.0	29.1	20.1	37.3

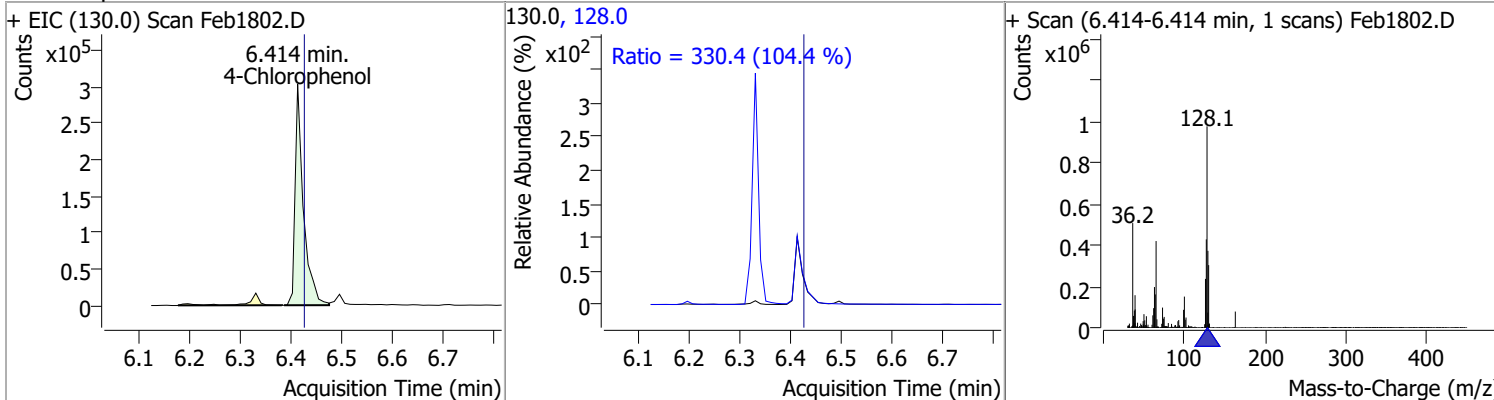


Compound	Conc.	RT	Dev(Min)	Resp.	QIon	QRatio	Lower	Upper
Naphthalene	144.2577	6.33	0.00	2903611	129.0	11.3	8.0	14.9
					102.0	10.3	6.9	12.9

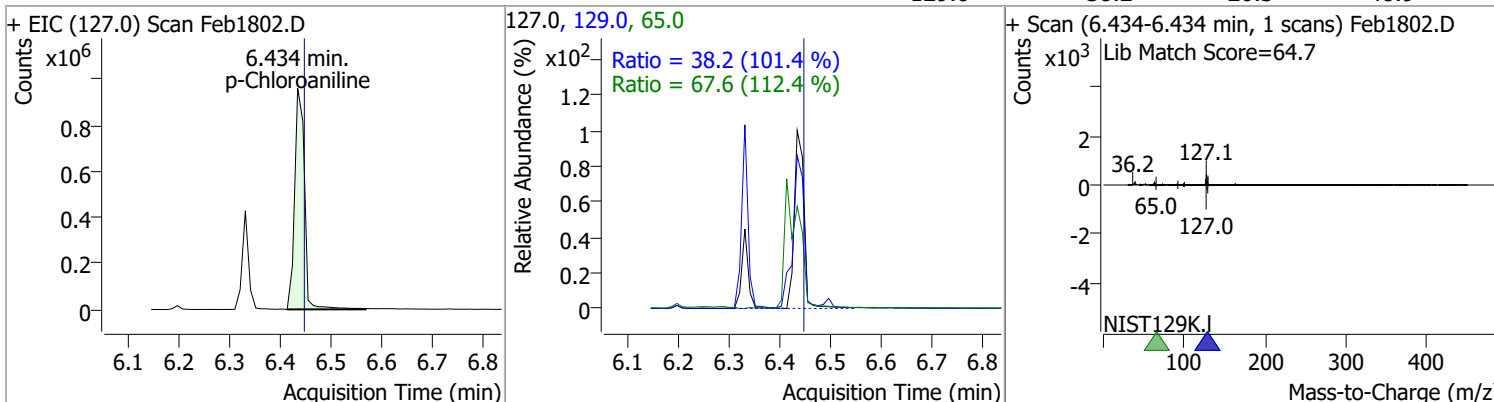


Quantitation Results Report (QT Reviewed)

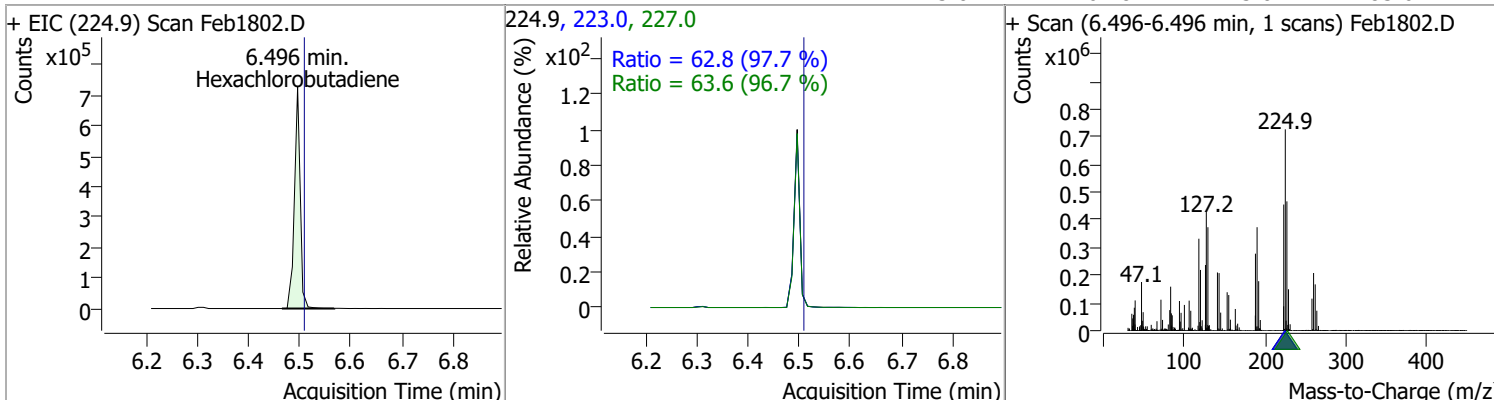
Compound	Conc.	RT	Dev(Min)	Resp.	QIon	QRatio	Lower	Upper
4-Chlorophenol	147.5888	6.41	0.00	345521	128.0	330.4	221.4	411.2



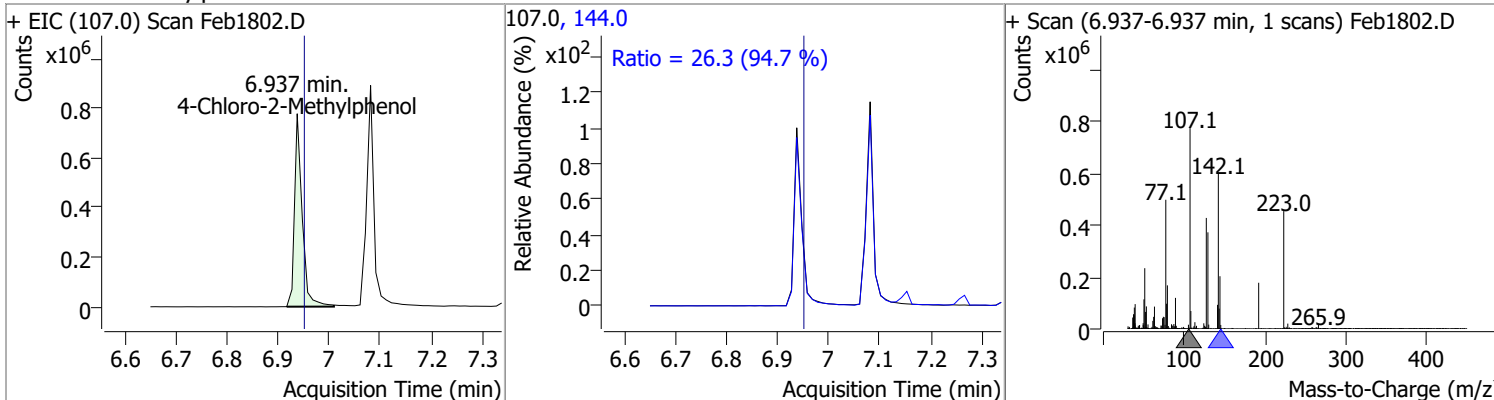
Compound	Conc.	RT	Dev(Min)	Resp.	QIon	QRatio	Lower	Upper
p-Chloroaniline	150.5232	6.43	0.00	1228719	65.0	67.6	42.1	78.2
					129.0	38.2	26.3	48.9



Compound	Conc.	RT	Dev(Min)	Resp.	QIon	QRatio	Lower	Upper
Hexachlorobutadiene	147.3648	6.50	0.00	573148	227.0	63.6	46.0	85.4
					223.0	62.8	45.0	83.6



Compound	Conc.	RT	Dev(Min)	Resp.	QIon	QRatio	Lower	Upper
4-Chloro-2-Methylphenol	143.0066	6.94	0.00	789739	144.0	26.3	19.4	36.1

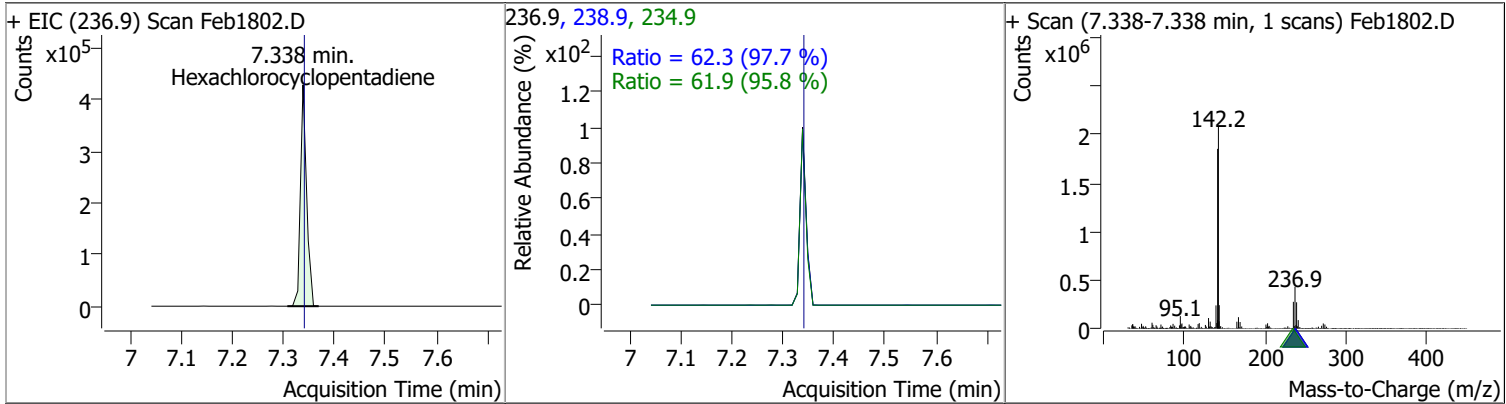


Quantitation Results Report (QT Reviewed)

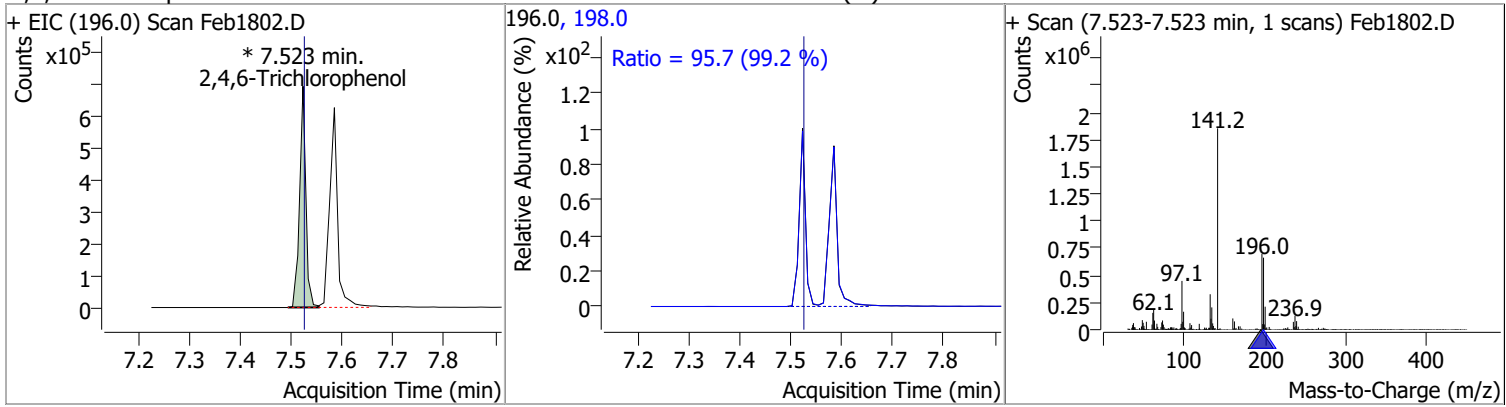
Compound	Conc.	RT	Dev(Min)	Resp.	QIon	QRatio	Lower	Upper
4-Chloro-3-Methylphenol	145.6908	7.08	0.01	869158 (m)	144.0	25.8	19.1	35.5
<div style="display: flex; justify-content: space-between;"> <div style="width: 30%;"> <p>+ EIC (107.0) Scan Feb1802.D</p> <p style="text-align: center;">* 7.081 min. 4-Chloro-3-Methylphenol</p> </div> <div style="width: 30%;"> <p>107.0, 144.0</p> <p style="text-align: center;">Ratio = 25.8 (94.3 %)</p> </div> <div style="width: 30%;"> <p>+ Scan (7.081-7.081 min, 1 scans) Feb1802.D</p> </div> </div>								
2-Methylnaphthalene	150.9988	7.15	0.01	1933828	142.0	116.8	83.8	155.7
<div style="display: flex; justify-content: space-between;"> <div style="width: 30%;"> <p>+ EIC (141.0) Scan Feb1802.D</p> <p style="text-align: center;">7.153 min. 2-Methylnaphthalene</p> </div> <div style="width: 30%;"> <p>141.0, 142.0, 115.0</p> <p style="text-align: center;">Ratio = 116.8 (97.5 %)</p> </div> <div style="width: 30%;"> <p>+ Scan (7.153-7.153 min, 1 scans) Feb1802.D</p> </div> </div>								
1-Methylnaphthalene	150.2226	7.27	0.01	1836402	142.0	112.6	79.8	148.2
<div style="display: flex; justify-content: space-between;"> <div style="width: 30%;"> <p>+ EIC (141.0) Scan Feb1802.D</p> <p style="text-align: center;">7.266 min. 1-Methylnaphthalene</p> </div> <div style="width: 30%;"> <p>141.0, 142.0, 115.0</p> <p style="text-align: center;">Ratio = 112.6 (98.8 %)</p> </div> <div style="width: 30%;"> <p>+ Scan (7.266-7.266 min, 1 scans) Feb1802.D</p> </div> </div>								

Quantitation Results Report (QT Reviewed)

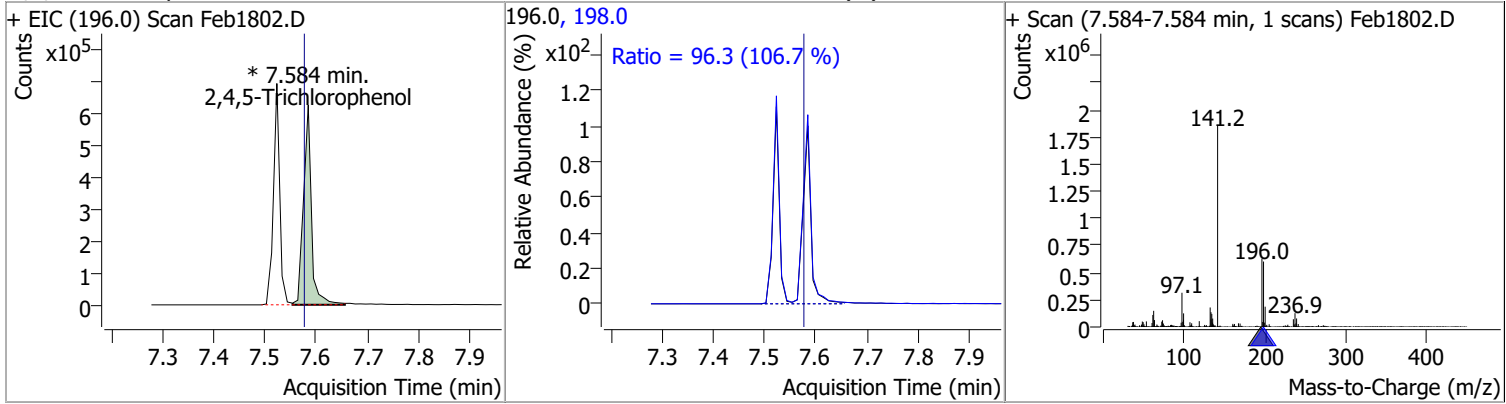
Compound	Conc.	RT	Dev(Min)	Resp.	QIon	QRatio	Lower	Upper
Hexachlorocyclopentadiene	147.7348	7.34	0.00	361285	234.9	61.9	45.2	84.0
					238.9	62.3	44.6	82.9



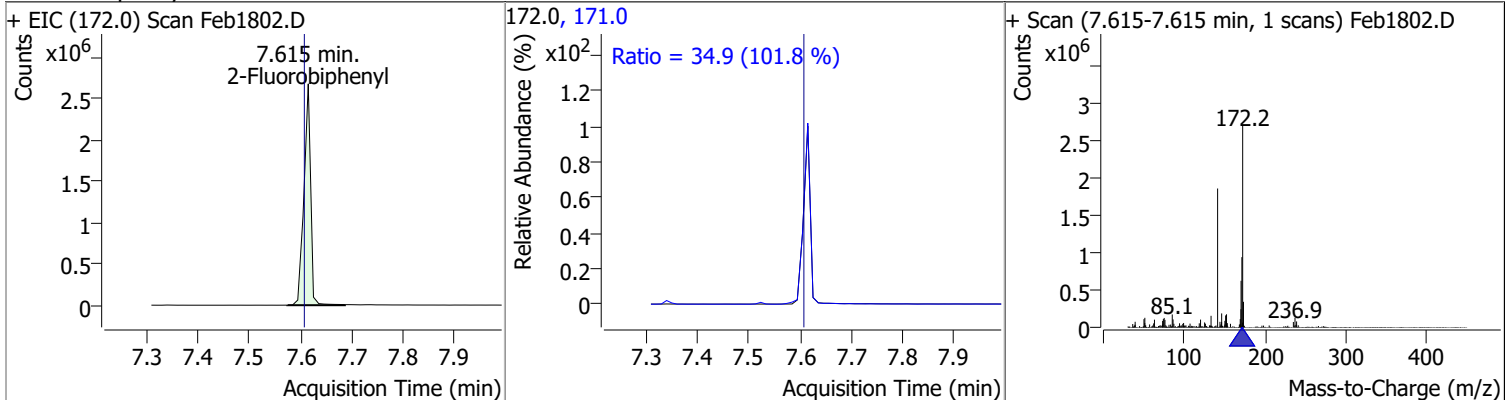
Compound	Conc.	RT	Dev(Min)	Resp.	QIon	QRatio	Lower	Upper
2,4,6-Trichlorophenol	141.2571	7.52	0.00	593283 (m)	198.0	95.7	67.6	125.5



Compound	Conc.	RT	Dev(Min)	Resp.	QIon	QRatio	Lower	Upper
2,4,5-Trichlorophenol	146.8158	7.58	0.01	685262 (m)	198.0	96.3	63.2	117.3

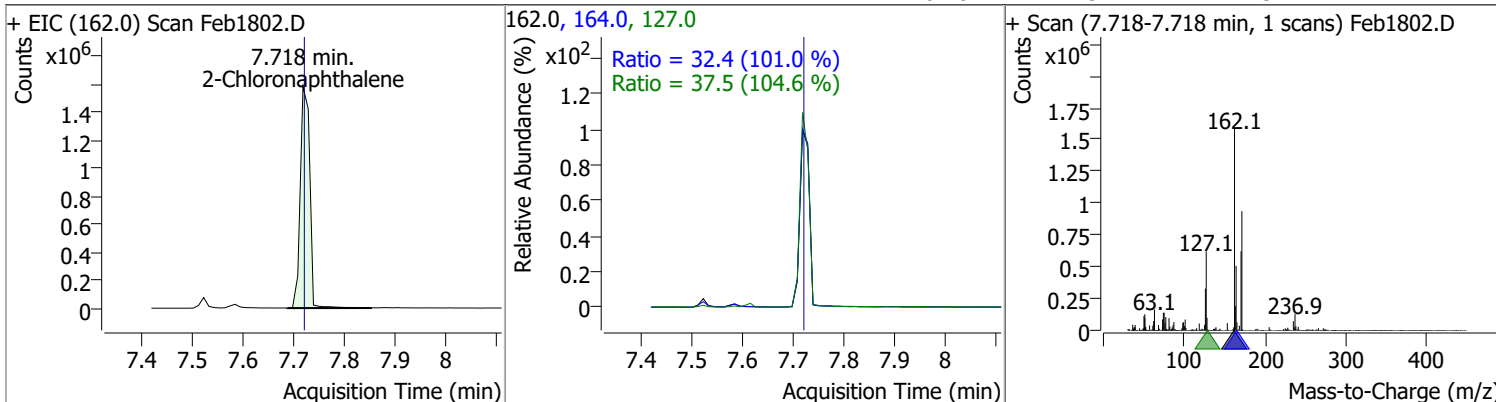


Compound	Conc.	RT	Dev(Min)	Resp.	QIon	QRatio	Lower	Upper
2-Fluorobiphenyl	147.2250	7.62	0.01	2463367	171.0	34.9	24.0	44.5

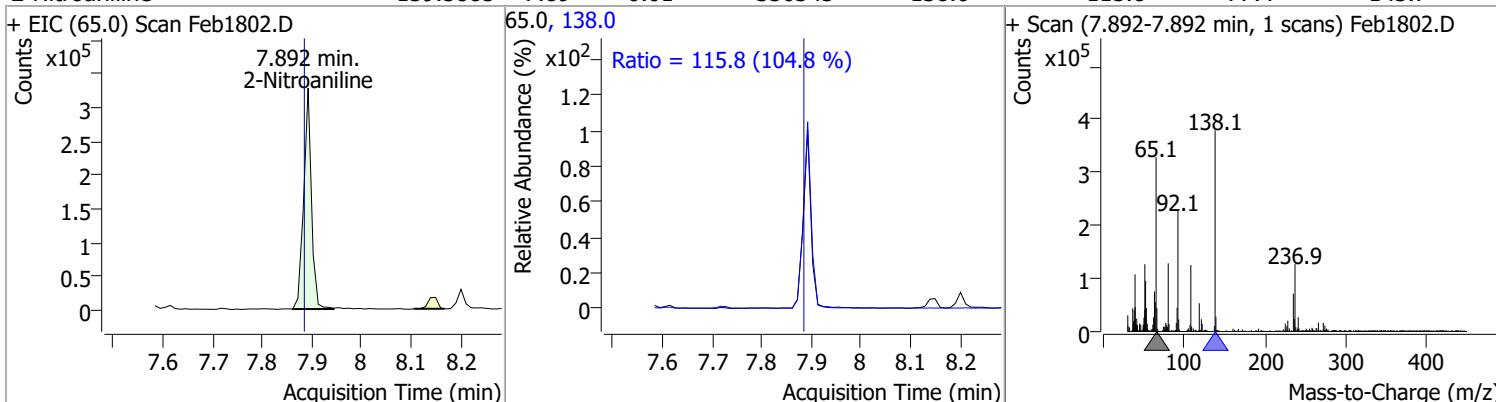


Quantitation Results Report (QT Reviewed)

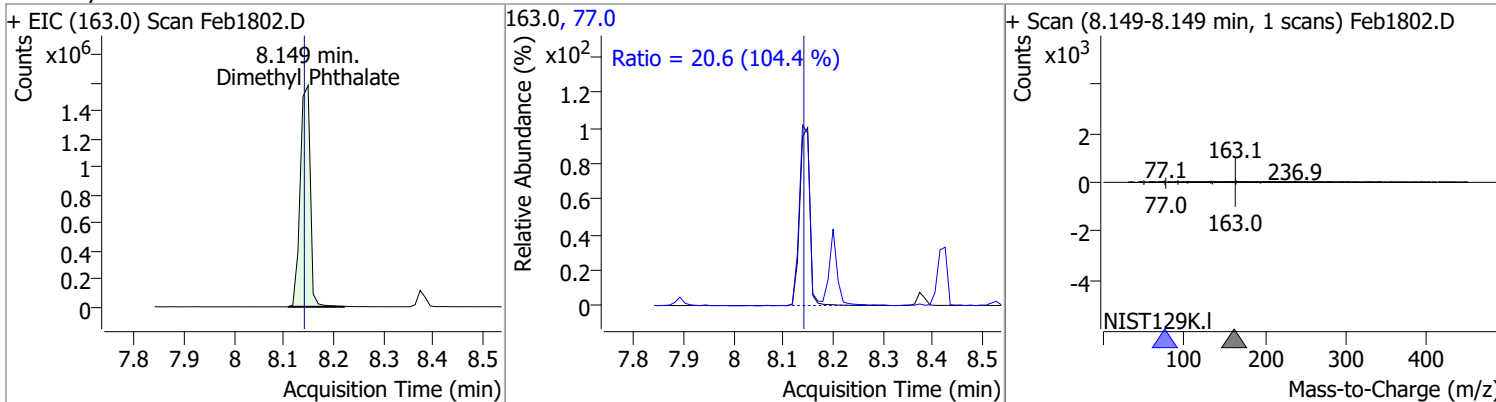
Compound	Conc.	RT	Dev(Min)	Resp.	QIon	QRatio	Lower	Upper
2-Chloronaphthalene	146.7090	7.72	0.00	2050771	127.0	37.5	25.1	46.7
					164.0	32.4	22.5	41.7



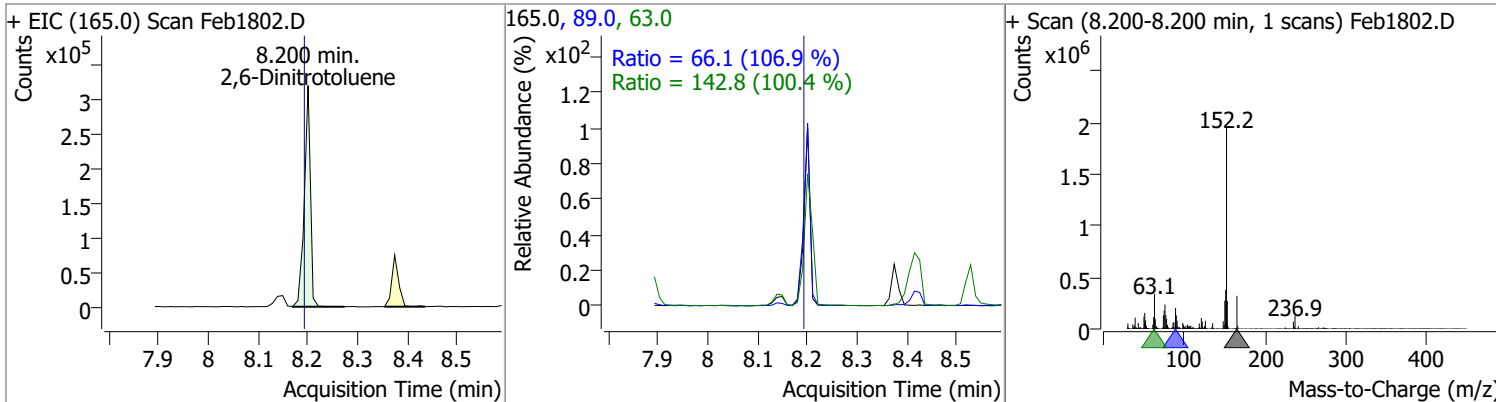
Compound	Conc.	RT	Dev(Min)	Resp.	QIon	QRatio	Lower	Upper
2-Nitroaniline	139.5885	7.89	0.01	356343	138.0	115.8	77.4	143.7



Compound	Conc.	RT	Dev(Min)	Resp.	QIon	QRatio	Lower	Upper
Dimethyl Phthalate	148.7697	8.15	0.01	2219984	77.0	20.6	13.8	25.7

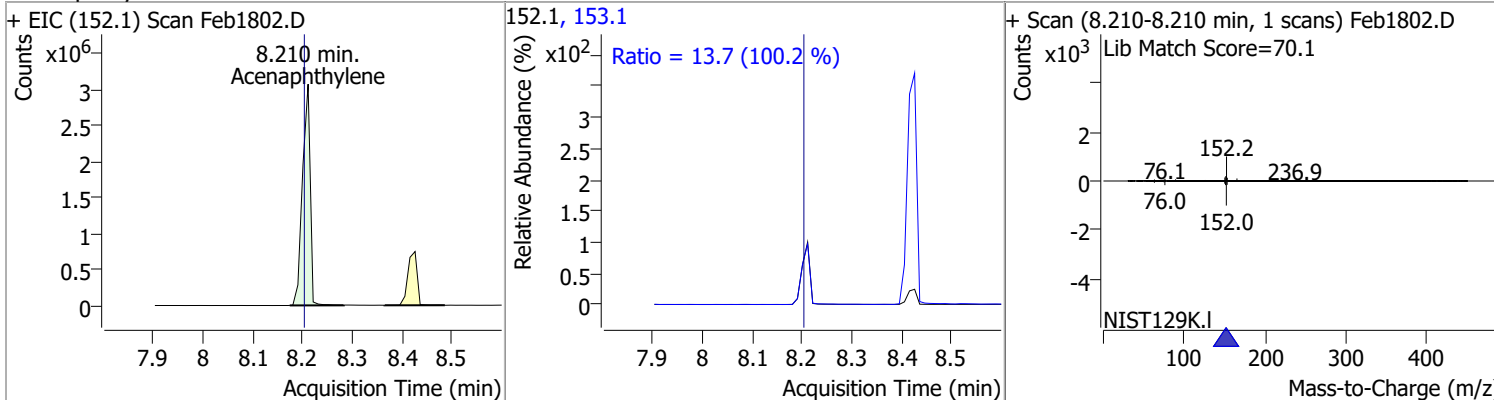


Compound	Conc.	RT	Dev(Min)	Resp.	QIon	QRatio	Lower	Upper
2,6-Dinitrotoluene	140.2801	8.20	0.01	273317	63.0	142.8	99.5	184.8
					89.0	66.1	43.3	80.3

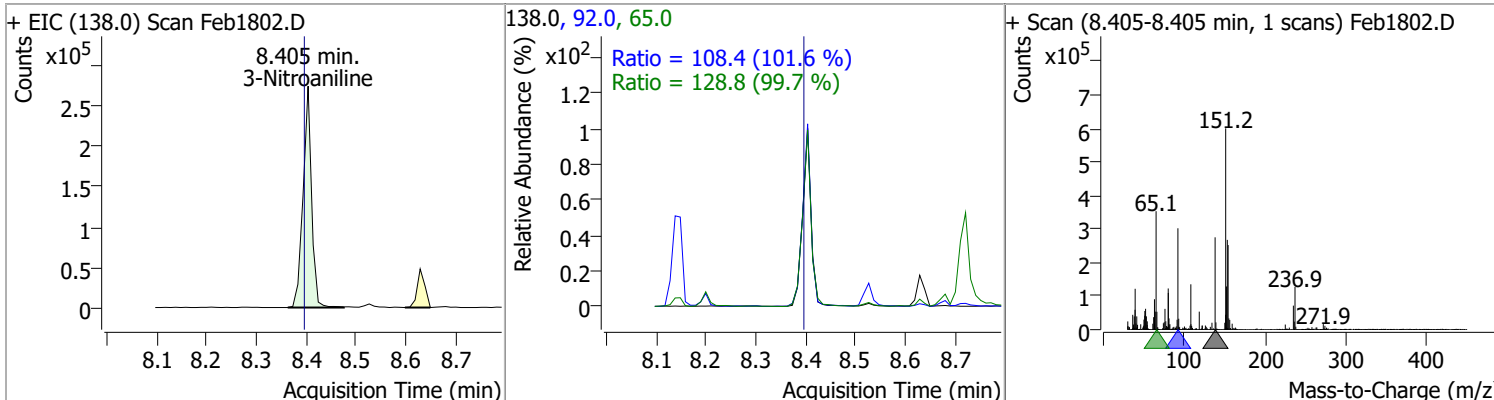


Quantitation Results Report (QT Reviewed)

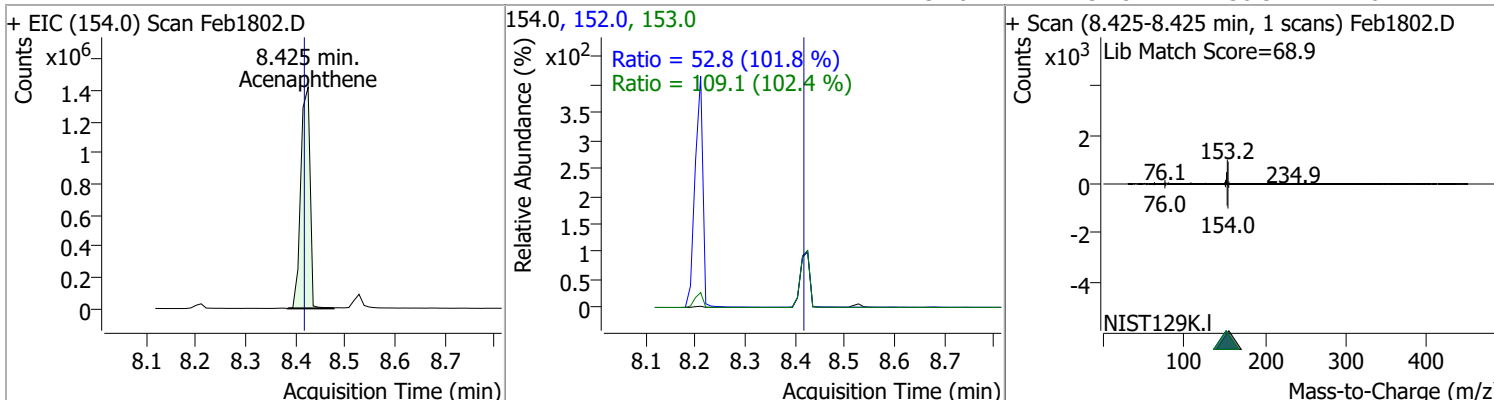
Compound	Conc.	RT	Dev(Min)	Resp.	QIon	QRatio	Lower	Upper
Acenaphthylene	149.6798	8.21	0.01	3319452	153.1	13.7	9.6	17.7



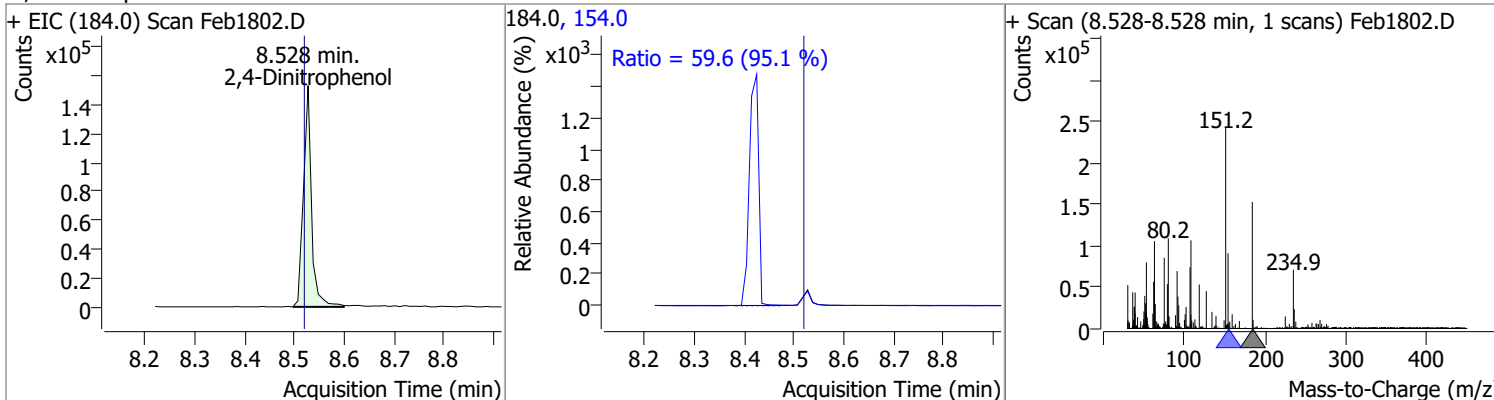
Compound	Conc.	RT	Dev(Min)	Resp.	QIon	QRatio	Lower	Upper
3-Nitroaniline	141.8409	8.40	0.01	328938	65.0	128.8	90.4	167.8
					92.0	108.4	74.7	138.7



Compound	Conc.	RT	Dev(Min)	Resp.	QIon	QRatio	Lower	Upper
Acenaphthene	152.6309	8.43	0.01	1843621	153.0	109.1	74.5	138.4
					152.0	52.8	36.3	67.4

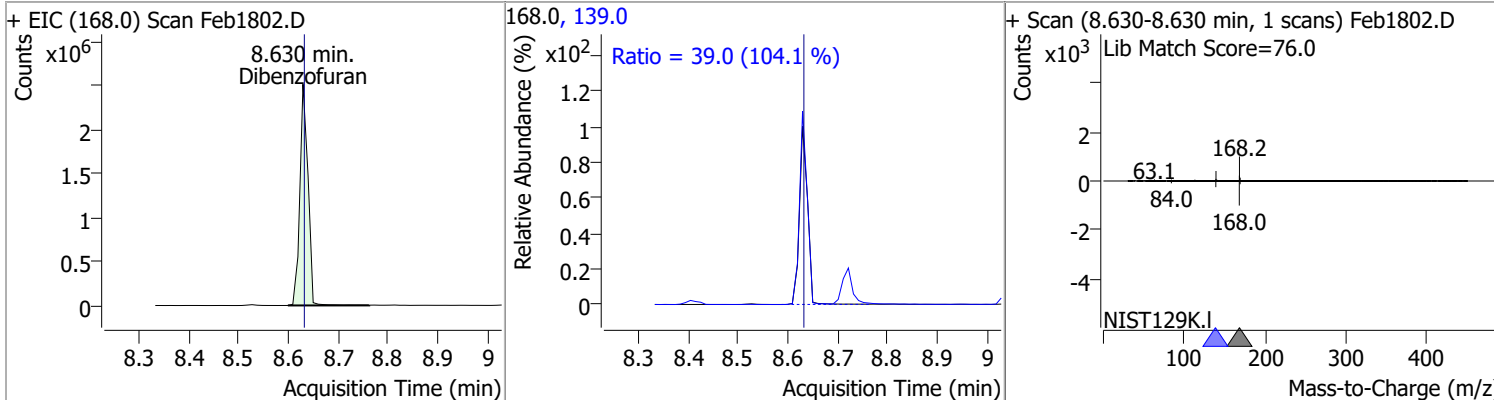


Compound	Conc.	RT	Dev(Min)	Resp.	QIon	QRatio	Lower	Upper
2,4-Dinitrophenol	147.4076	8.53	0.01	173045	154.0	59.6	43.9	81.5

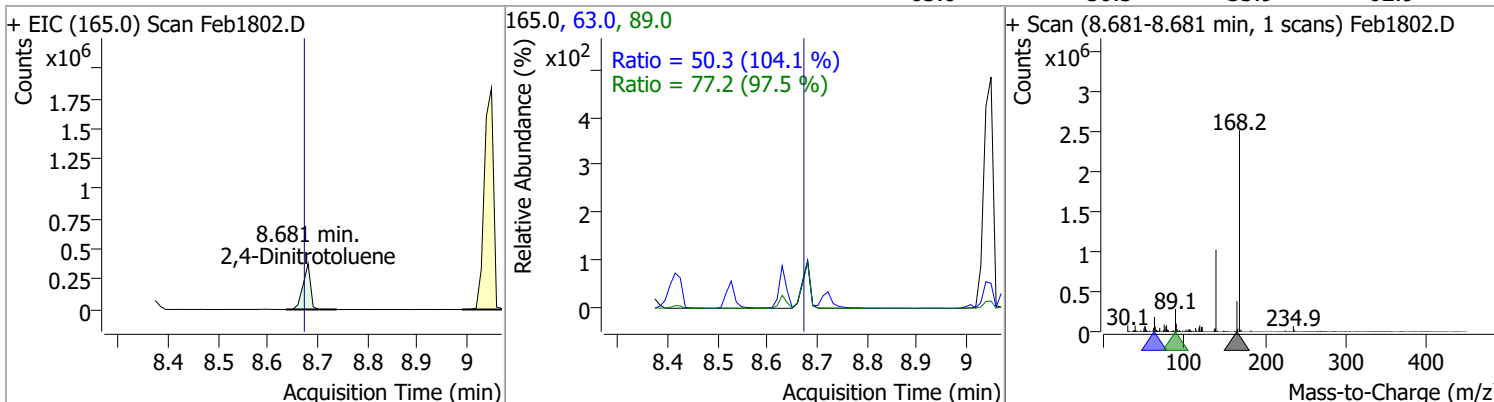


Quantitation Results Report (QT Reviewed)

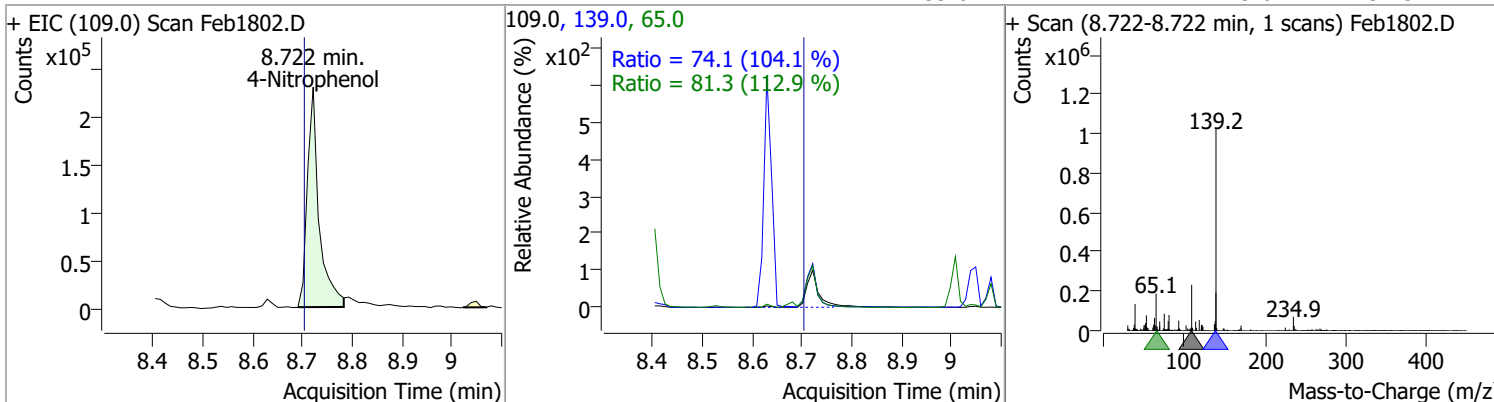
Compound	Conc.	RT	Dev(Min)	Resp.	QIon	QRatio	Lower	Upper
Dibenzofuran	148.1350	8.63	0.00	2842991	139.0	39.0	26.3	48.8



Compound	Conc.	RT	Dev(Min)	Resp.	QIon	QRatio	Lower	Upper
2,4-Dinitrotoluene	147.3776	8.68	0.01	397564	89.0	77.2	55.4	102.9
					63.0	50.3	33.9	62.9

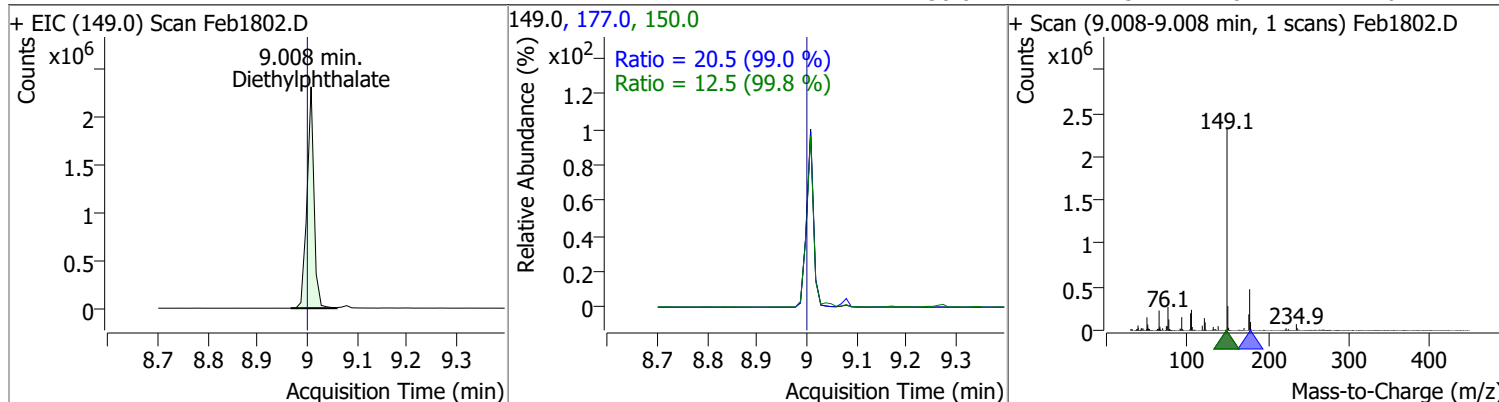


Compound	Conc.	RT	Dev(Min)	Resp.	QIon	QRatio	Lower	Upper
4-Nitrophenol	144.3881	8.72	0.02	368713	65.0	81.3	50.4	93.6
					139.0	74.1	49.8	92.5

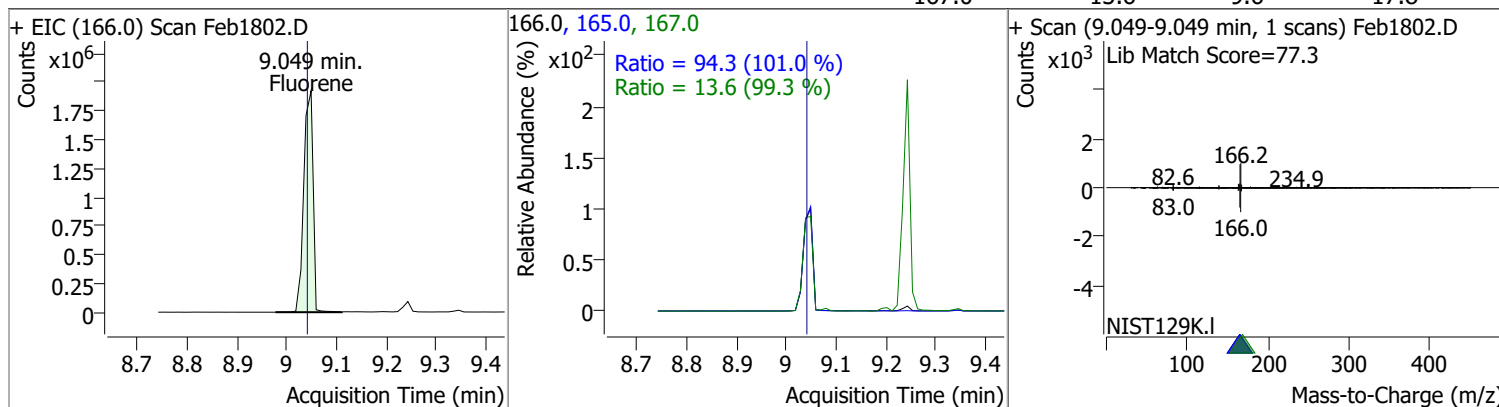


Quantitation Results Report (QT Reviewed)

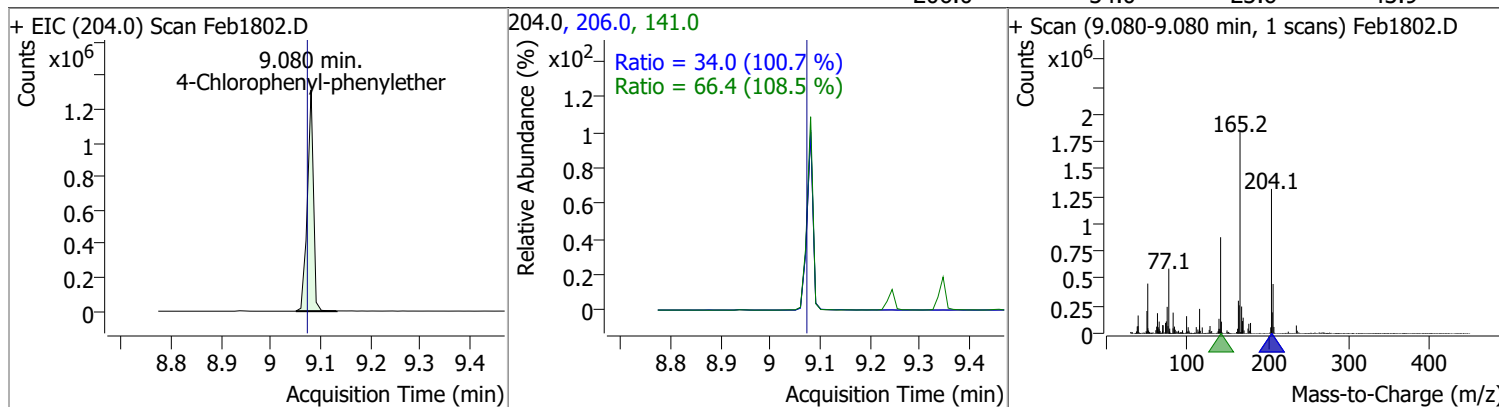
Compound	Conc.	RT	Dev(Min)	Resp.	QIon	QRatio	Lower	Upper
Diethylphthalate	145.3678	9.01	0.01	2256164	177.0	20.5	14.5	27.0
					150.0	12.5	8.7	16.2



Compound	Conc.	RT	Dev(Min)	Resp.	QIon	QRatio	Lower	Upper
Fluorene	153.8147	9.05	0.01	2493155	165.0	94.3	65.4	121.4
					167.0	13.6	9.6	17.8

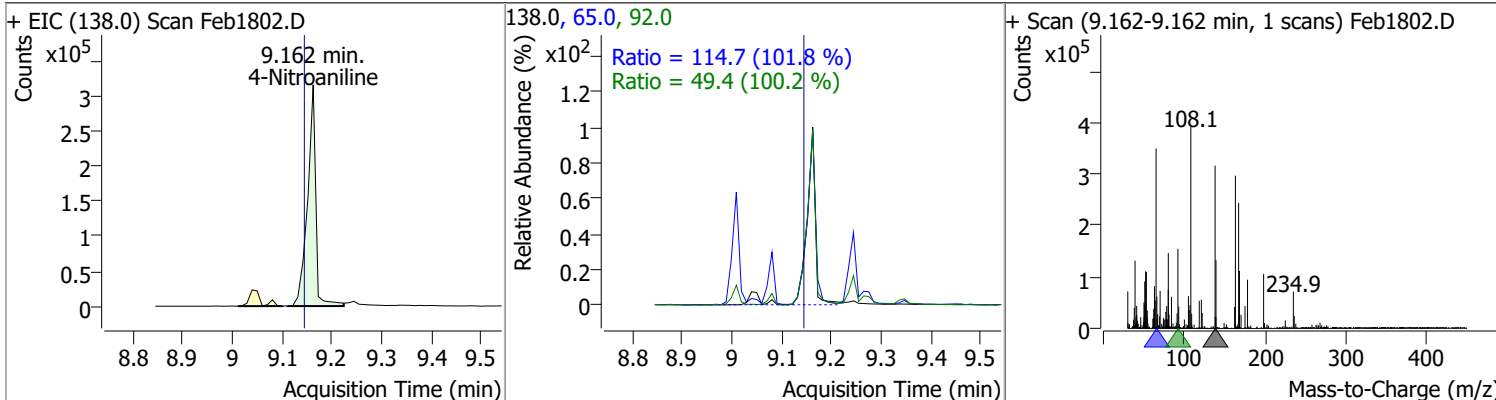


Compound	Conc.	RT	Dev(Min)	Resp.	QIon	QRatio	Lower	Upper
4-Chlorophenyl-phenylether	142.5752	9.08	0.01	1110314	141.0	66.4	42.8	79.6
					206.0	34.0	23.6	43.9

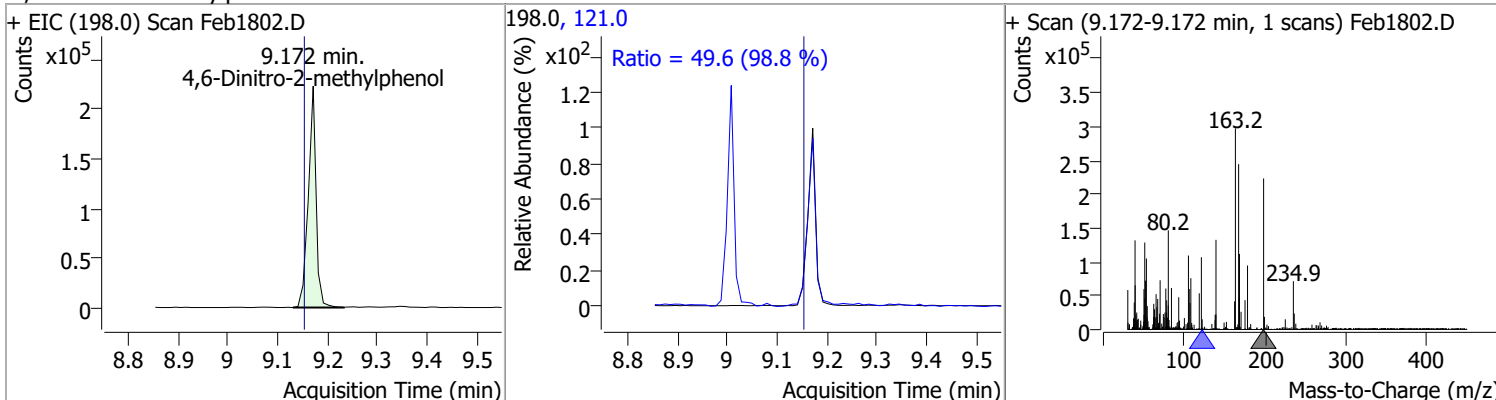


Quantitation Results Report (QT Reviewed)

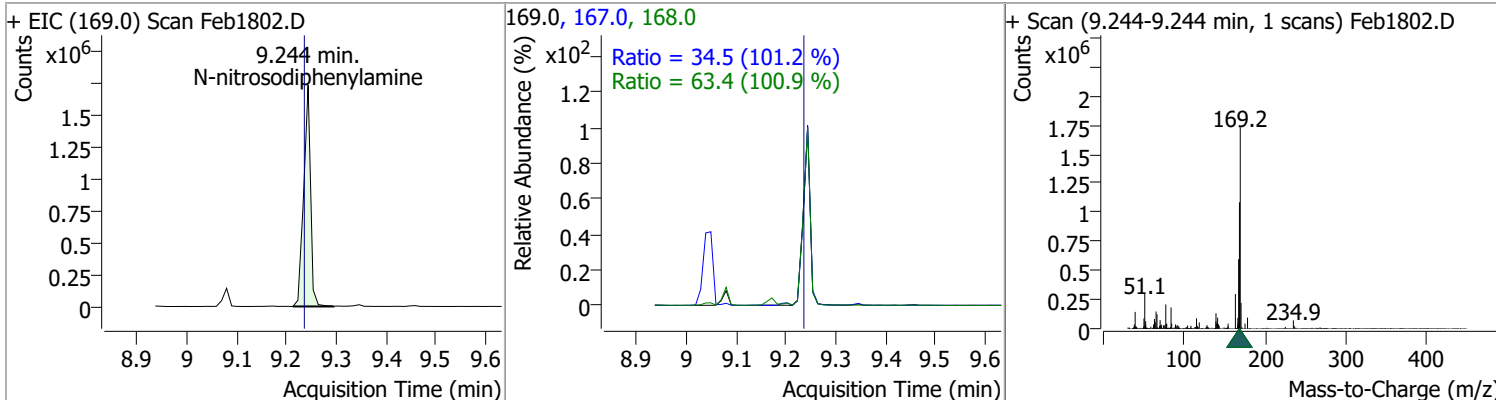
Compound	Conc.	RT	Dev(Min)	Resp.	QIon	QRatio	Lower	Upper
4-Nitroaniline	147.4676	9.16	0.02	363865	65.0	114.7	78.9	146.6
					92.0	49.4	34.5	64.1



Compound	Conc.	RT	Dev(Min)	Resp.	QIon	QRatio	Lower	Upper
4,6-Dinitro-2-methylphenol	147.9207	9.17	0.02	243650	121.0	49.6	35.1	65.3
					92.0	49.6	35.1	65.3

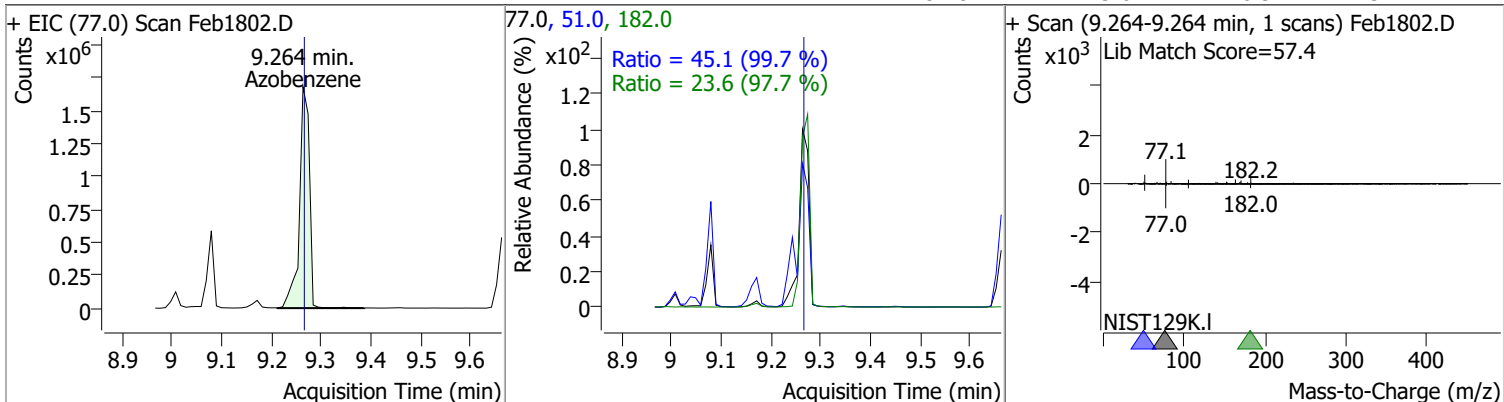


Compound	Conc.	RT	Dev(Min)	Resp.	QIon	QRatio	Lower	Upper
N-nitrosodiphenylamine	148.6623	9.24	0.01	1648173	168.0	63.4	44.0	81.7
					167.0	34.5	23.9	44.3

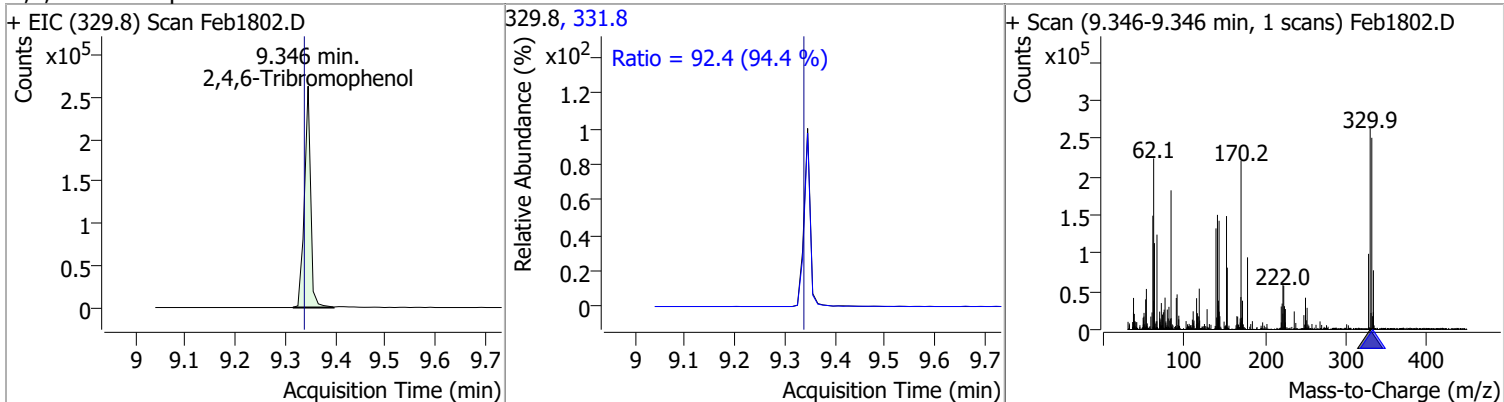


Quantitation Results Report (QT Reviewed)

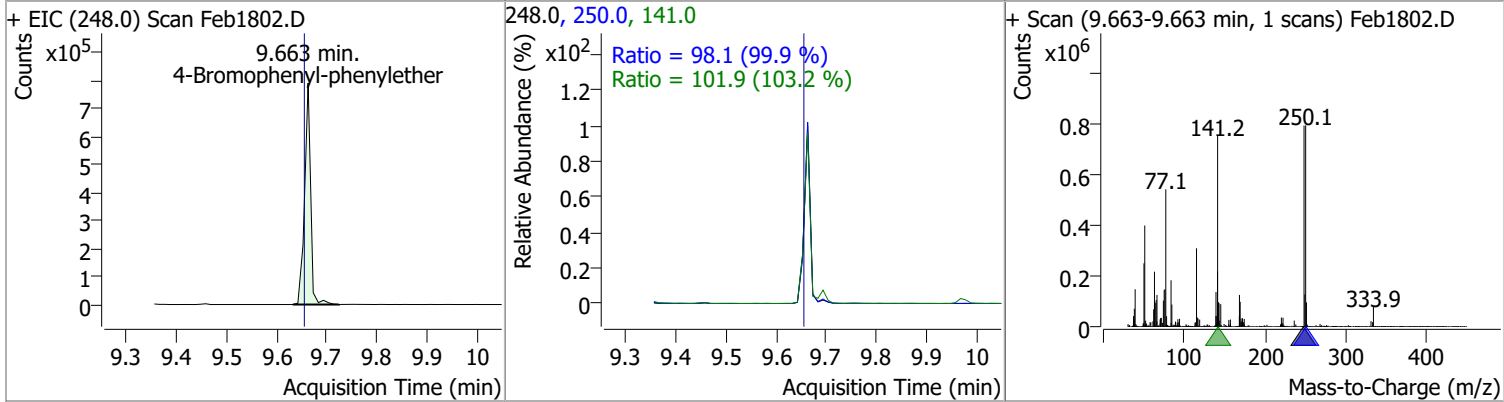
Compound	Conc.	RT	Dev(Min)	Resp.	QIon	QRatio	Lower	Upper
Azobenzene	151.0311	9.26	0.00	2354024	51.0	45.1	31.6	58.7
					182.0	23.6	16.9	31.4



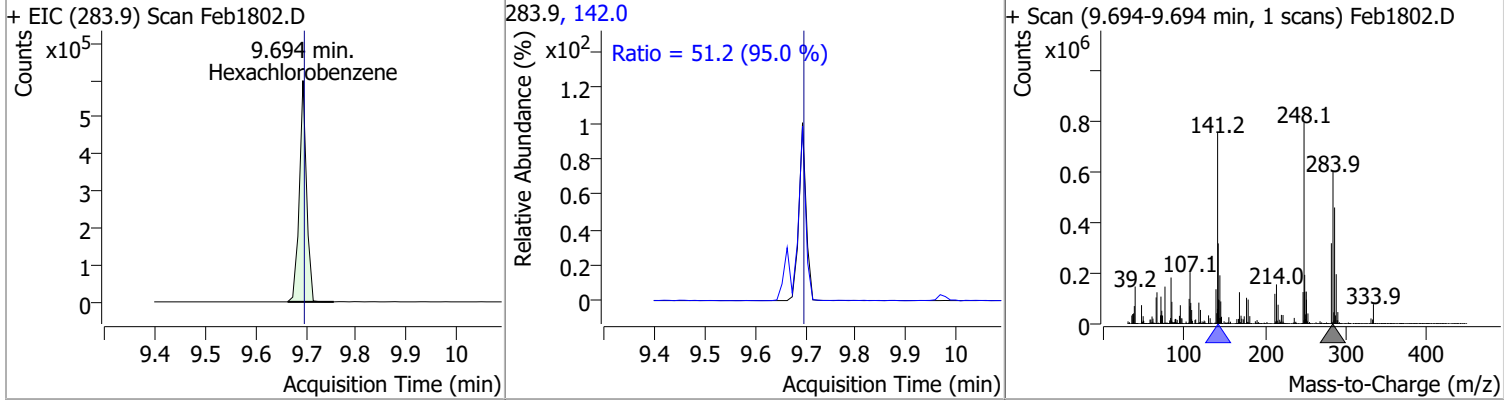
Compound	Conc.	RT	Dev(Min)	Resp.	QIon	QRatio	Lower	Upper
2,4,6-Tribromophenol	148.5652	9.35	0.01	230054	331.8	92.4	68.5	127.2



Compound	Conc.	RT	Dev(Min)	Resp.	QIon	QRatio	Lower	Upper
4-Bromophenyl-phenylether	146.8992	9.66	0.01	662596	141.0	101.9	69.1	128.4
					250.0	98.1	68.8	127.7

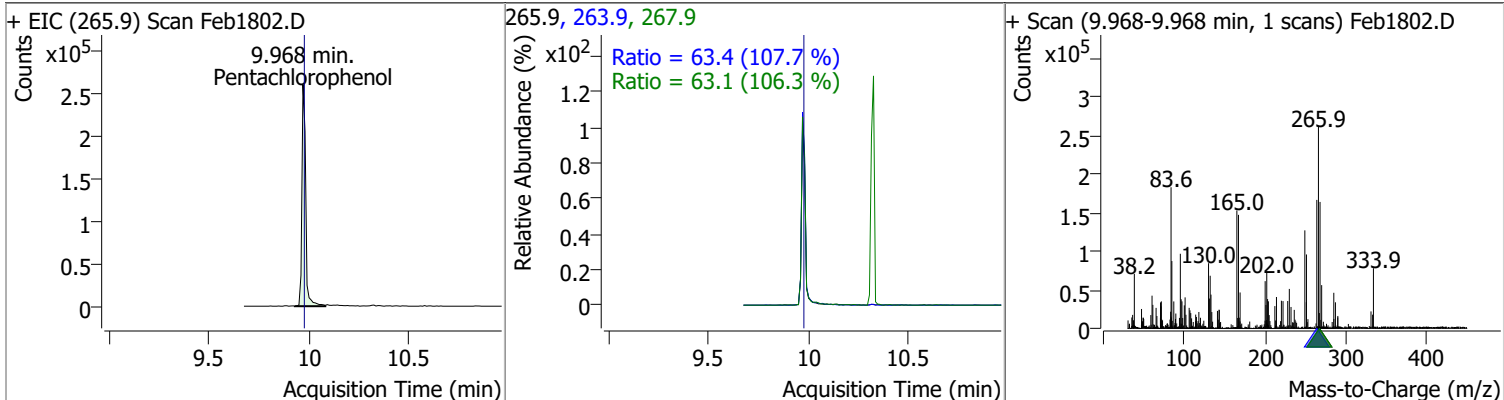


Compound	Conc.	RT	Dev(Min)	Resp.	QIon	QRatio	Lower	Upper
Hexachlorobenzene	143.5319	9.69	0.00	597870	142.0	51.2	37.7	70.0

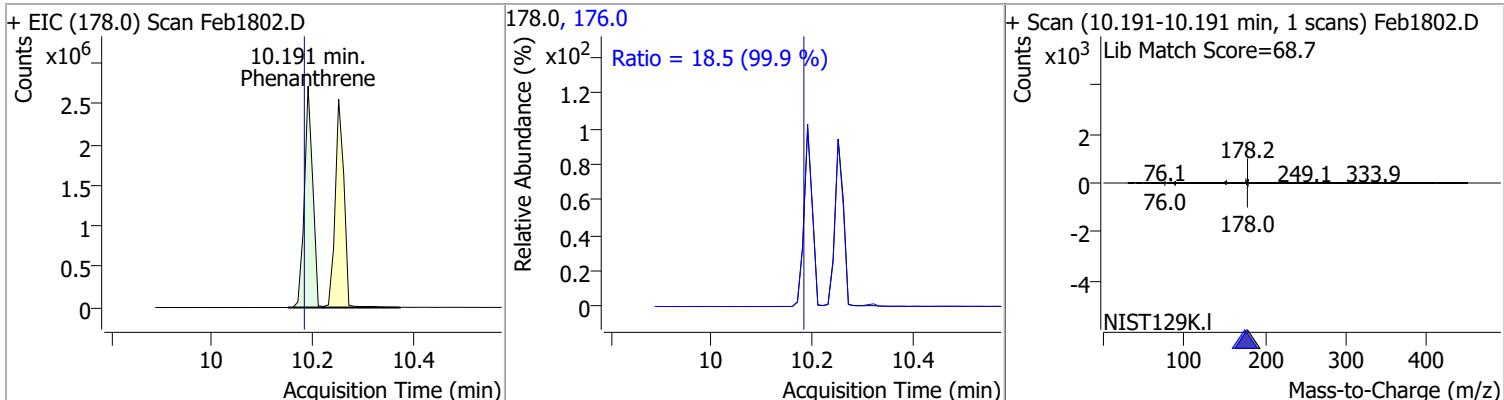


Quantitation Results Report (QT Reviewed)

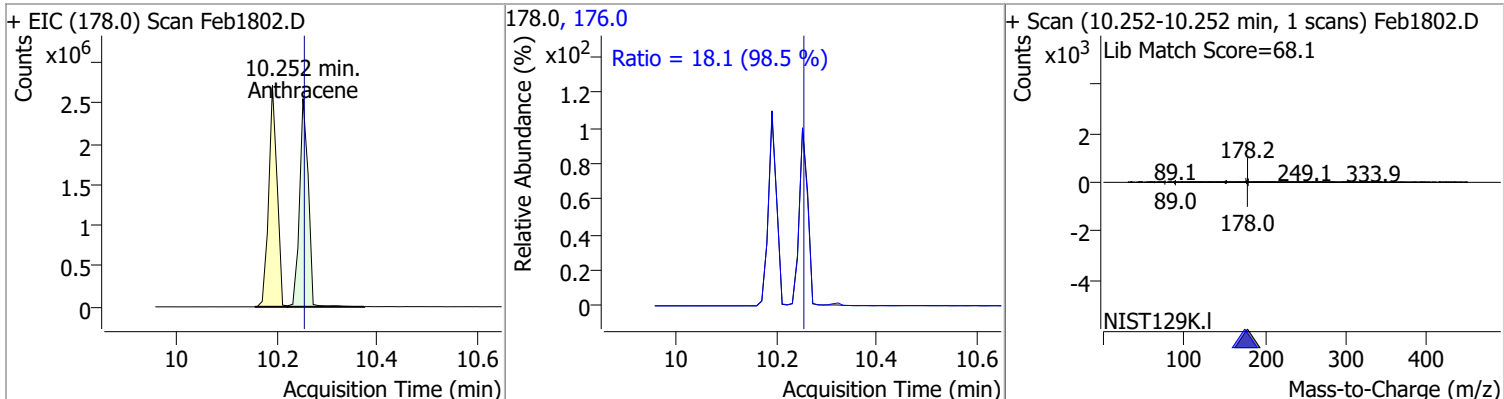
Compound	Conc.	RT	Dev(Min)	Resp.	QIon	QRatio	Lower	Upper
Pentachlorophenol	148.7927	9.97	0.00	342613	267.9	63.1	41.5	77.2
					263.9	63.4	41.2	76.6



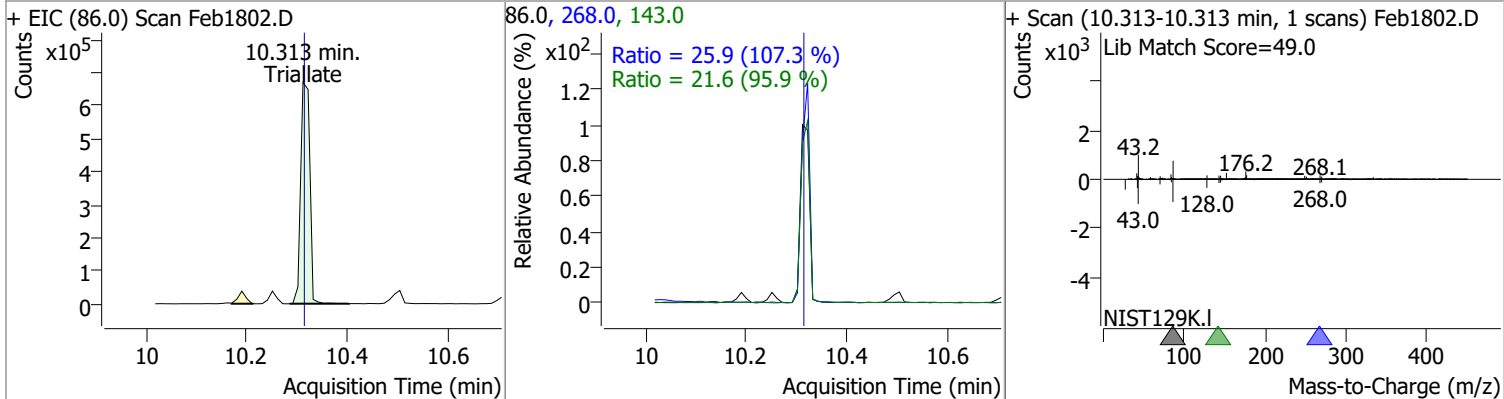
Compound	Conc.	RT	Dev(Min)	Resp.	QIon	QRatio	Lower	Upper
Phenanthrene	146.0003	10.19	0.01	3132371	176.0	18.5	13.0	24.1



Compound	Conc.	RT	Dev(Min)	Resp.	QIon	QRatio	Lower	Upper
Anthracene	143.8138	10.25	0.00	3071678	176.0	18.1	12.9	23.9

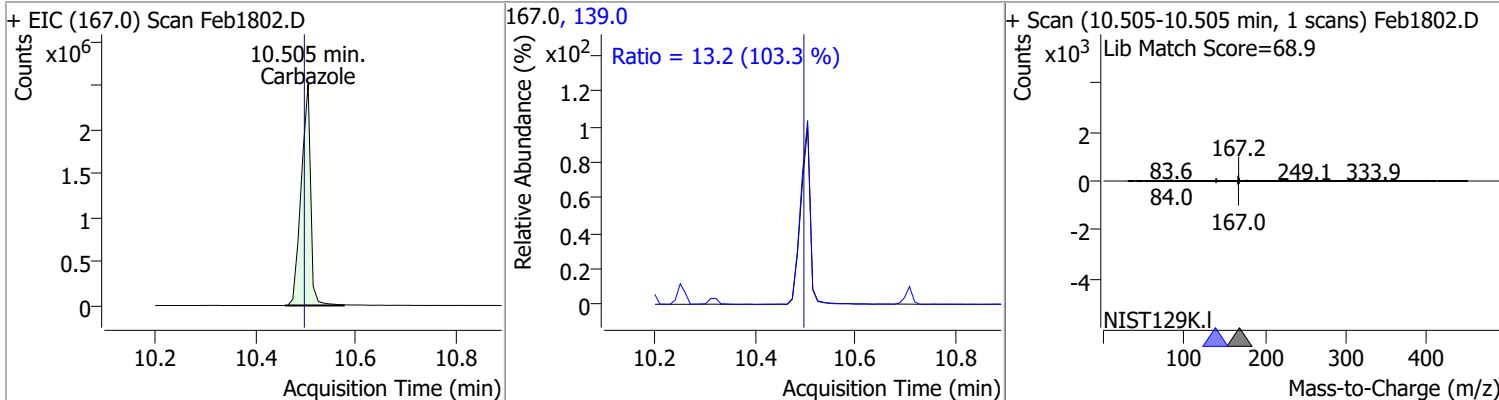


Compound	Conc.	RT	Dev(Min)	Resp.	QIon	QRatio	Lower	Upper
Triallate	149.2795	10.31	0.00	845447	268.0	25.9	16.9	31.4
					143.0	21.6	15.8	29.3

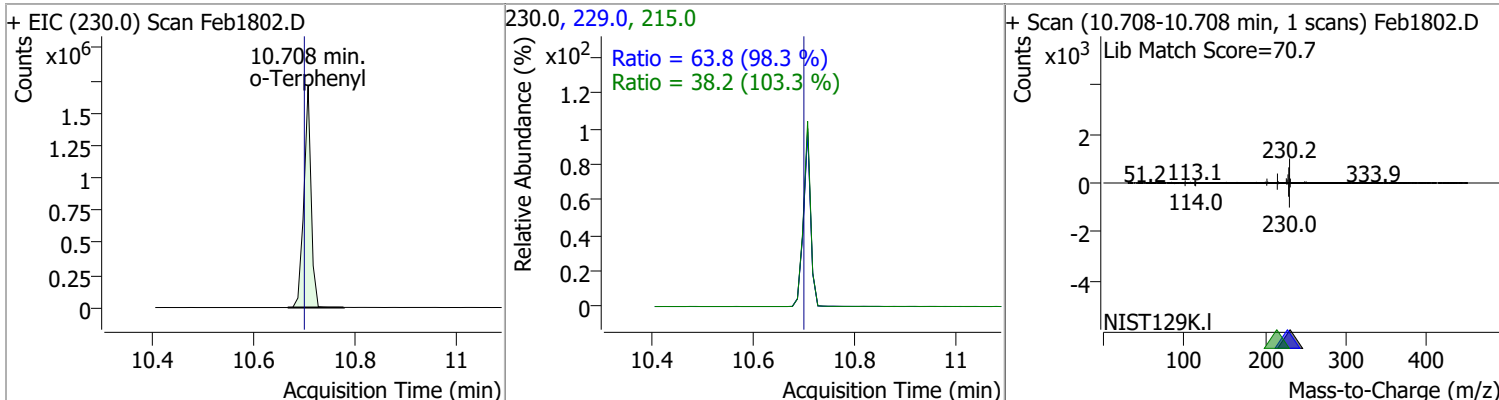


Quantitation Results Report (QT Reviewed)

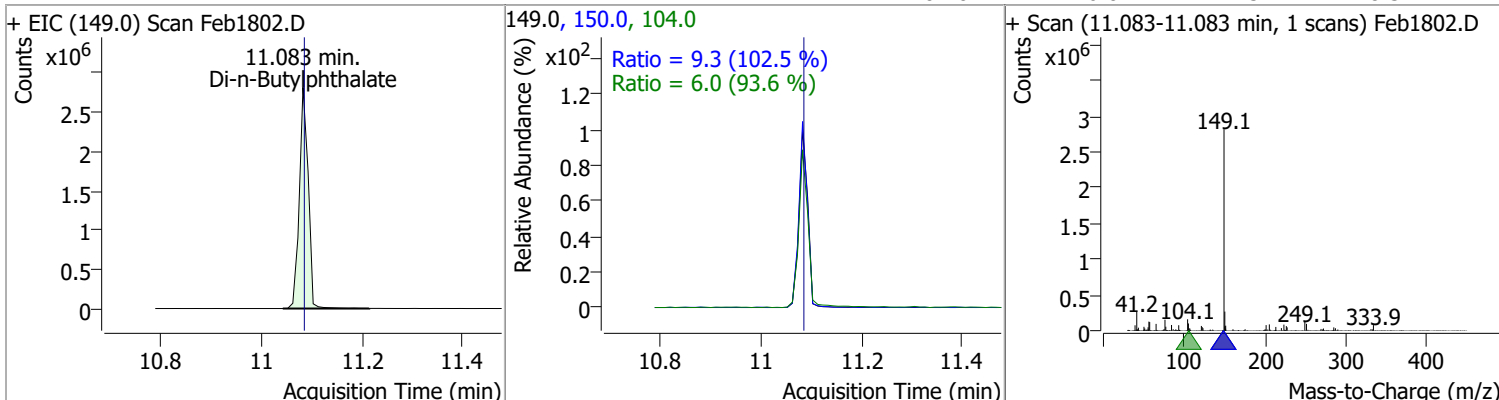
Compound	Conc.	RT	Dev(Min)	Resp.	QIon	QRatio	Lower	Upper
Carbazole	149.5705	10.51	0.01	3271481	139.0	13.2	9.0	16.7



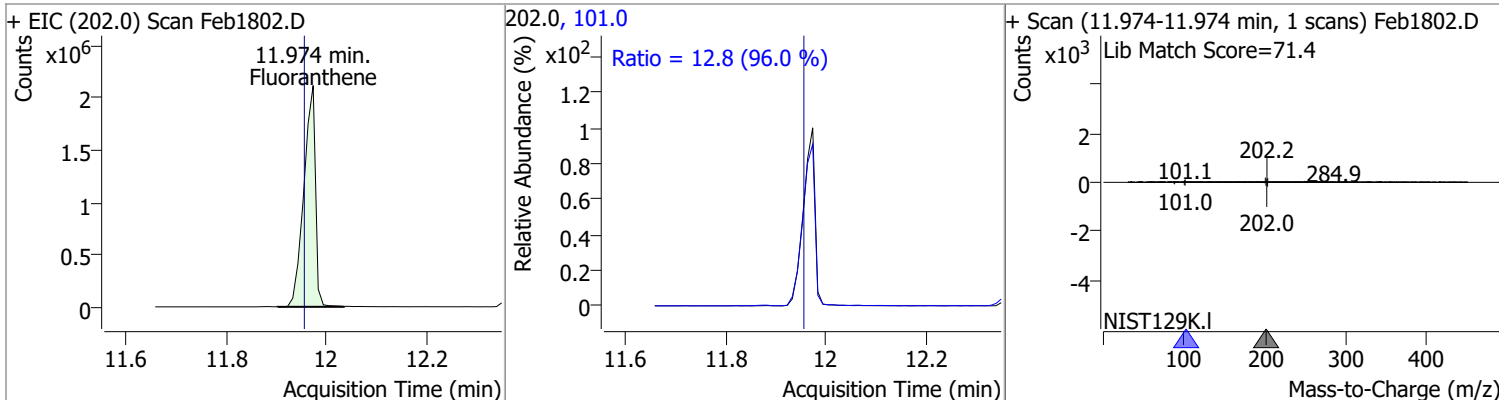
o-Terphenyl	143.8799	10.71	0.01	1697837	229.0 215.0	63.8 38.2	45.4 25.9	84.3 48.1
-------------	----------	-------	------	---------	----------------	--------------	--------------	--------------



Di-n-Butylphthalate	147.6497	11.08	0.00	3446165	150.0 104.0	9.3 6.0	6.3 4.5	11.8 8.3
---------------------	----------	-------	------	---------	----------------	------------	------------	-------------

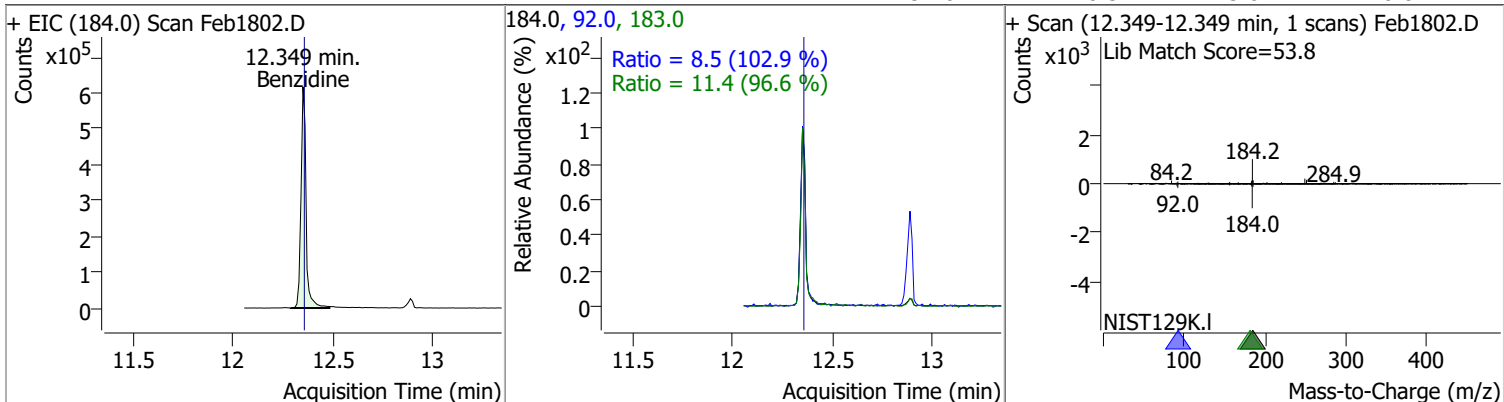


Fluoranthene	148.7725	11.97	0.02	3397461	101.0	12.8	9.4	17.4
--------------	----------	-------	------	---------	-------	------	-----	------

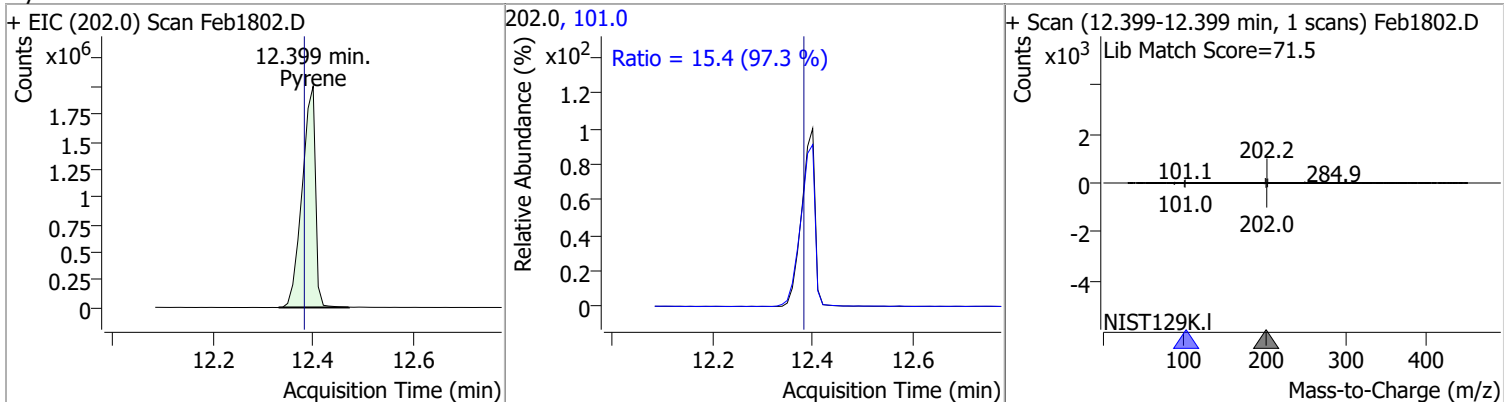


Quantitation Results Report (QT Reviewed)

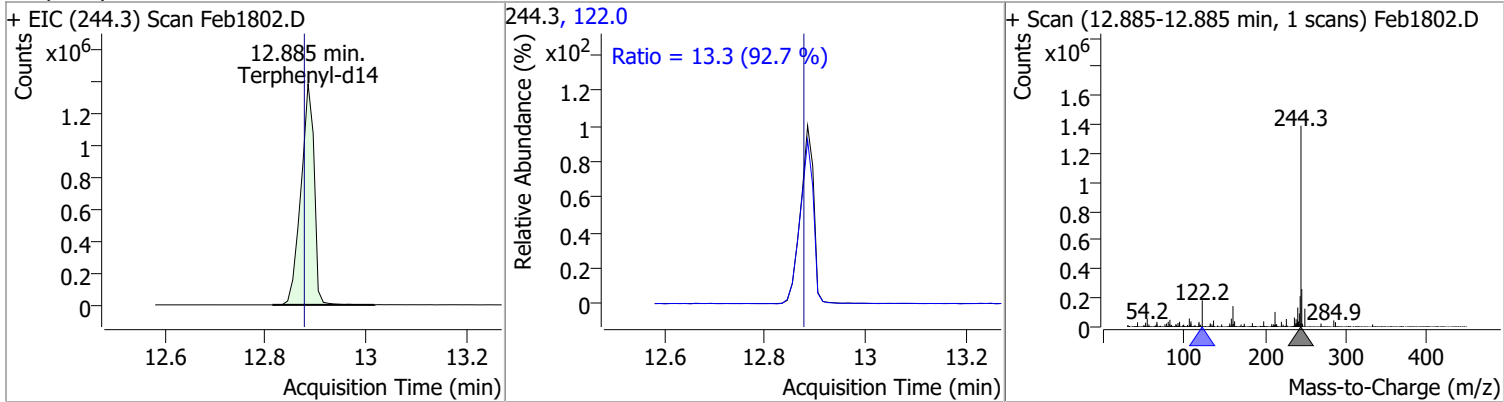
Compound	Conc.	RT	Dev(Min)	Resp.	QIon	QRatio	Lower	Upper
Benzidine	152.2725	12.35	0.00	1083722	183.0	11.4	8.3	15.4
					92.0	8.5	5.8	10.8



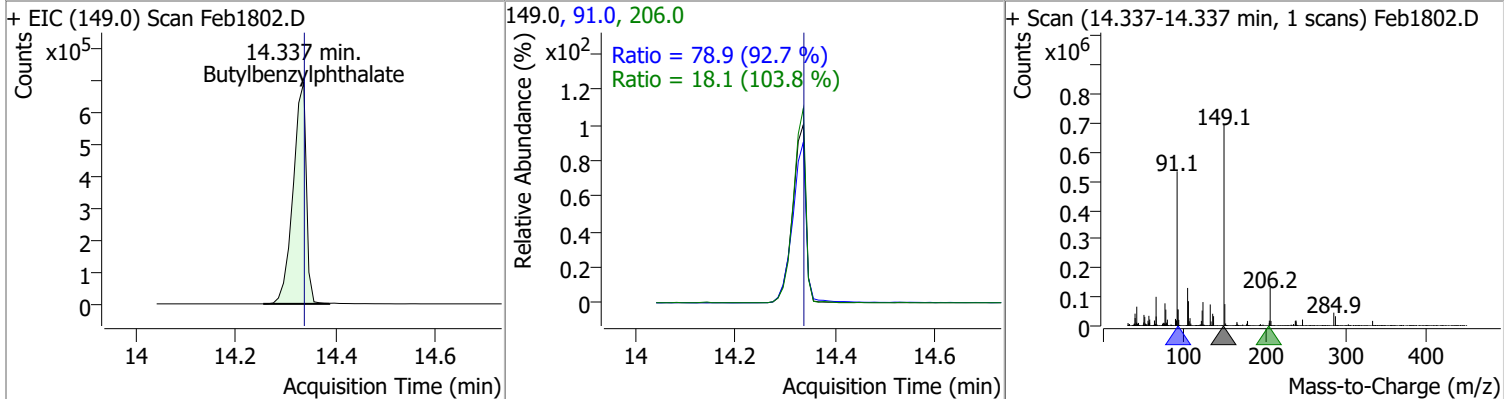
Compound	Conc.	RT	Dev(Min)	Resp.	QIon	QRatio	Lower	Upper
Pyrene	149.9738	12.40	0.02	3679726	101.0	15.4	11.1	20.6



Compound	Conc.	RT	Dev(Min)	Resp.	QIon	QRatio	Lower	Upper
Terphenyl-d14	152.1715	12.89	0.01	2533921	122.0	13.3	10.1	18.7

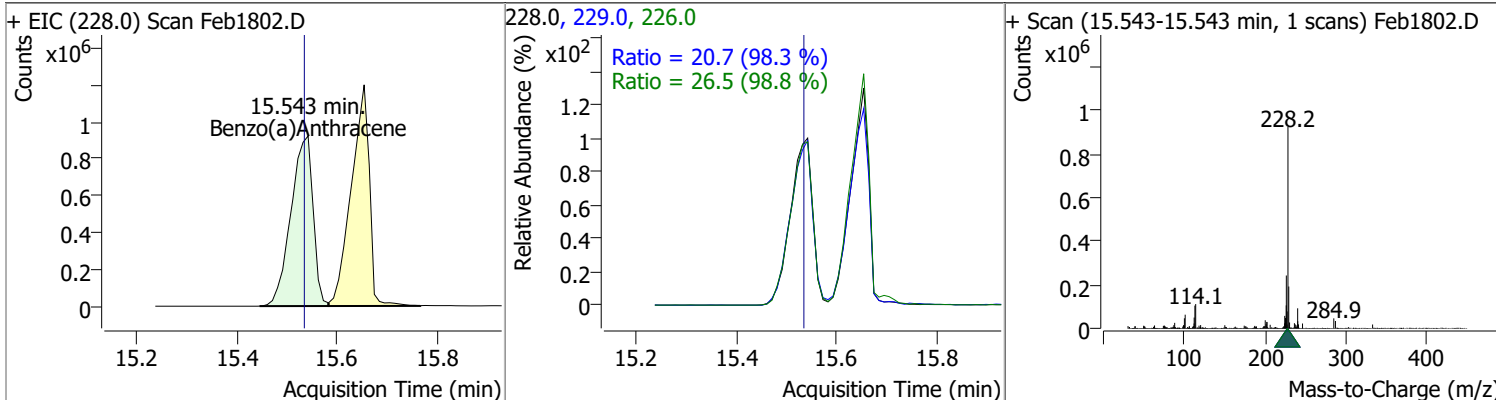


Compound	Conc.	RT	Dev(Min)	Resp.	QIon	QRatio	Lower	Upper
Butylbenzylphthalate	146.7579	14.34	0.02	1276176	91.0	78.9	59.6	110.6
					206.0	18.1	12.2	22.7

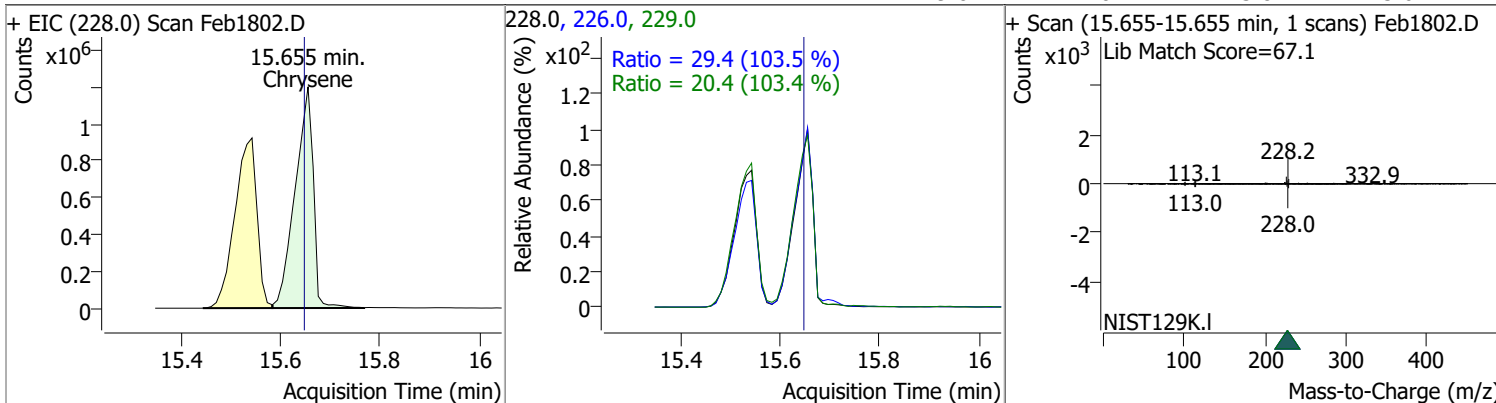


Quantitation Results Report (QT Reviewed)

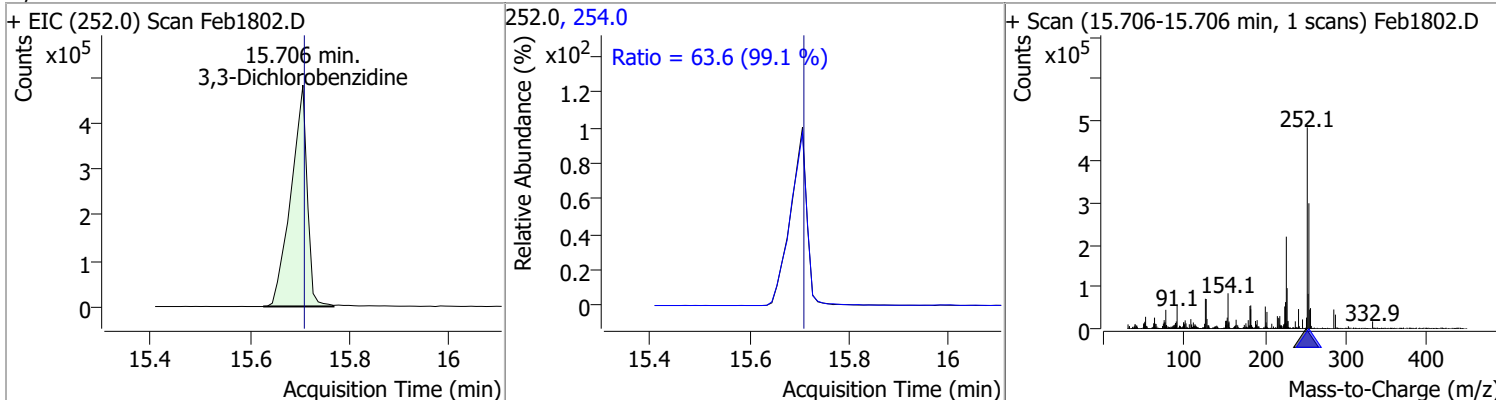
Compound	Conc.	RT	Dev(Min)	Resp.	QIon	QRatio	Lower	Upper
Benzo(a)Anthracene	149.7505	15.54	0.03	2842112	226.0	26.5	18.8	34.9
					229.0	20.7	14.7	27.4



Compound	Conc.	RT	Dev(Min)	Resp.	QIon	QRatio	Lower	Upper
Chrysene	147.3118	15.66	0.03	3033845	226.0	29.4	19.9	36.9
					229.0	20.4	13.8	25.6

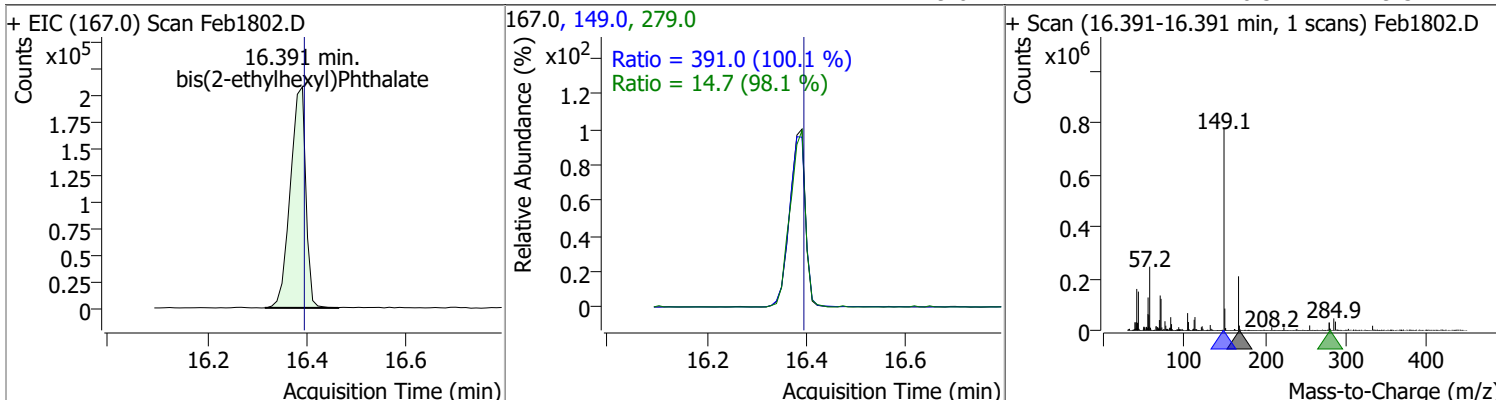


Compound	Conc.	RT	Dev(Min)	Resp.	QIon	QRatio	Lower	Upper
3,3-Dichlorobenzidine	145.8673	15.71	0.02	1089020	254.0	63.6	44.9	83.4

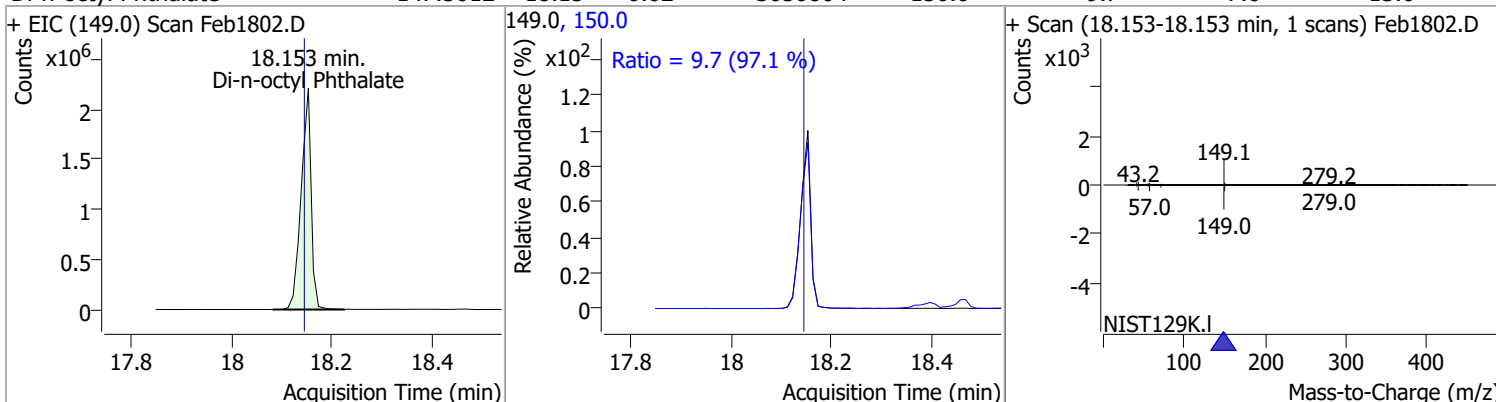


Quantitation Results Report (QT Reviewed)

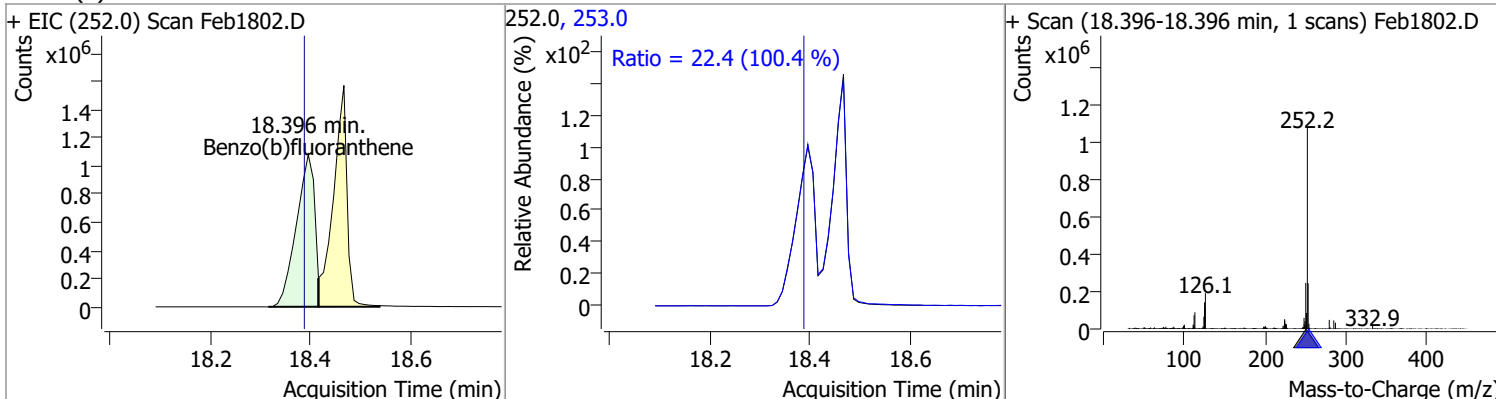
Compound	Conc.	RT	Dev(Min)	Resp.	QIon	QRatio	Lower	Upper
bis(2-ethylhexyl)Phthalate	146.9804	16.39	0.02	446103	149.0	391.0	273.6	508.0
					279.0	14.7	10.5	19.5



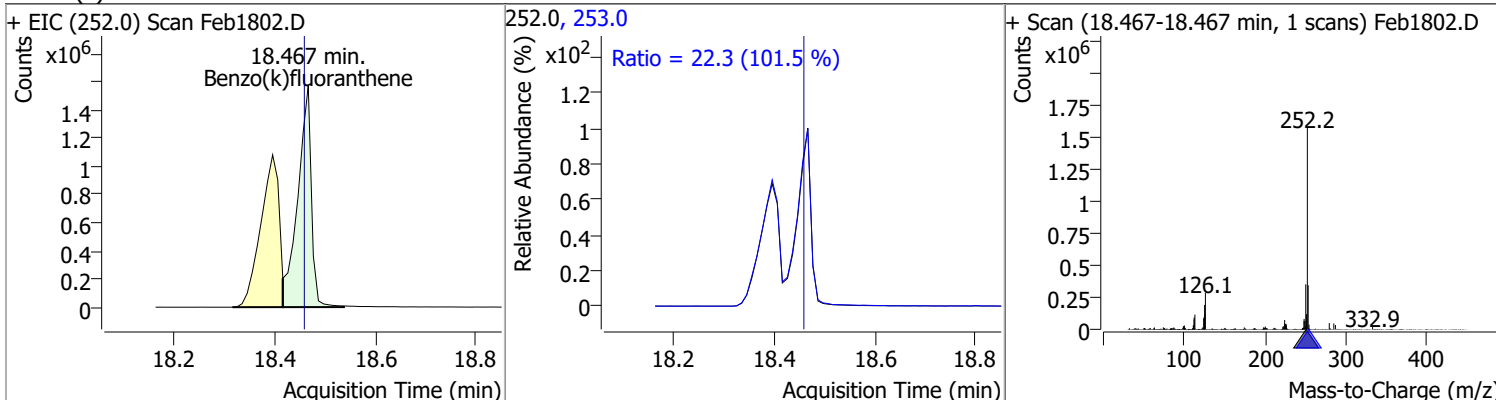
Compound	Conc.	RT	Dev(Min)	Resp.	QIon	QRatio	Lower	Upper
Di-n-octyl Phthalate	147.3012	18.15	0.02	3050804	150.0	9.7	7.0	13.0



Compound	Conc.	RT	Dev(Min)	Resp.	QIon	QRatio	Lower	Upper
Benzo(b)fluoranthene	147.7569	18.40	0.02	2701361	253.0	22.4	15.6	29.0

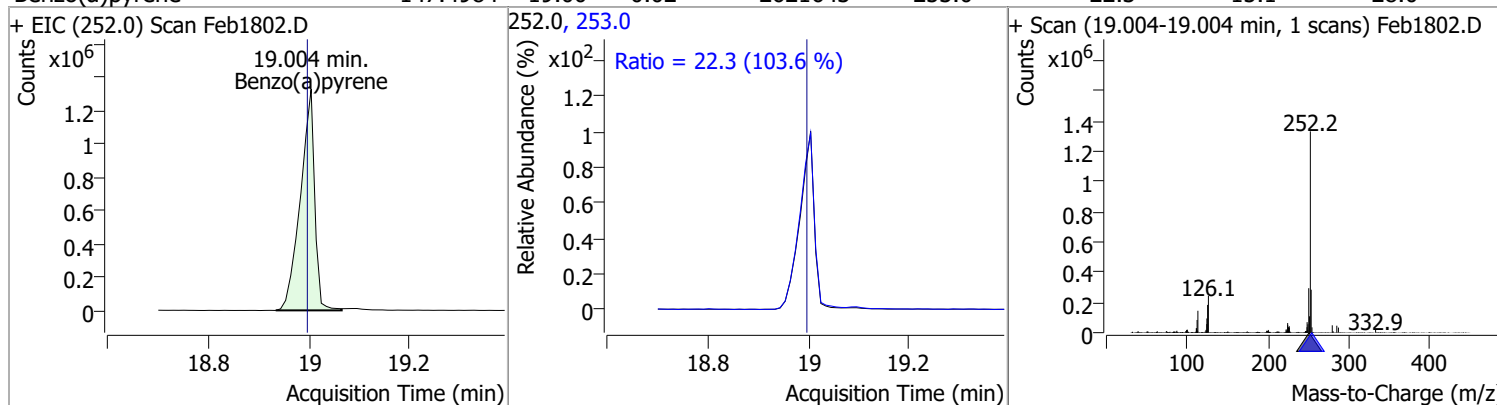


Compound	Conc.	RT	Dev(Min)	Resp.	QIon	QRatio	Lower	Upper
Benzo(k)fluoranthene	149.1473	18.47	0.02	2958362	253.0	22.3	15.4	28.6

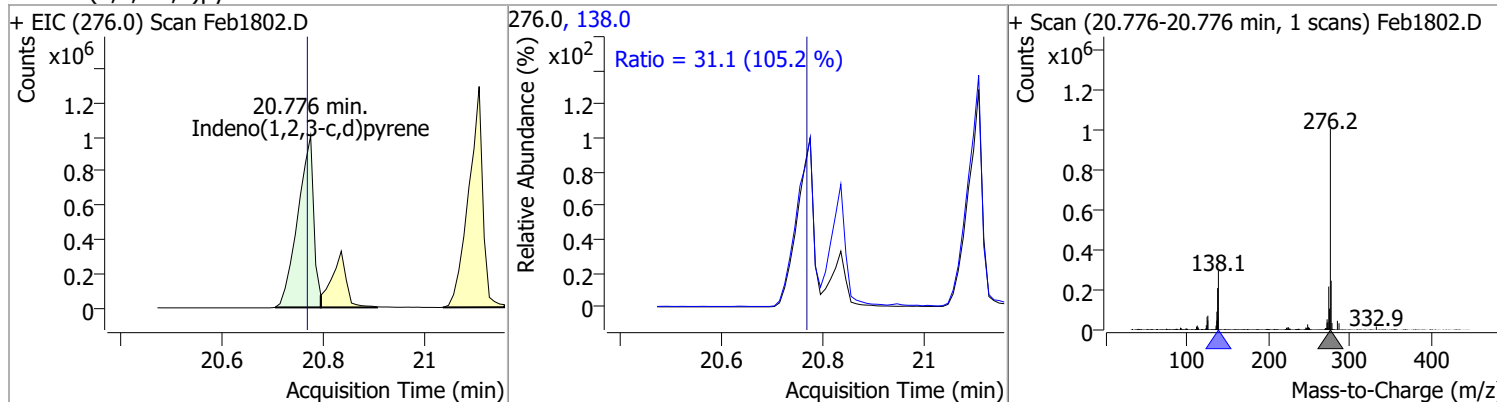


Quantitation Results Report (QT Reviewed)

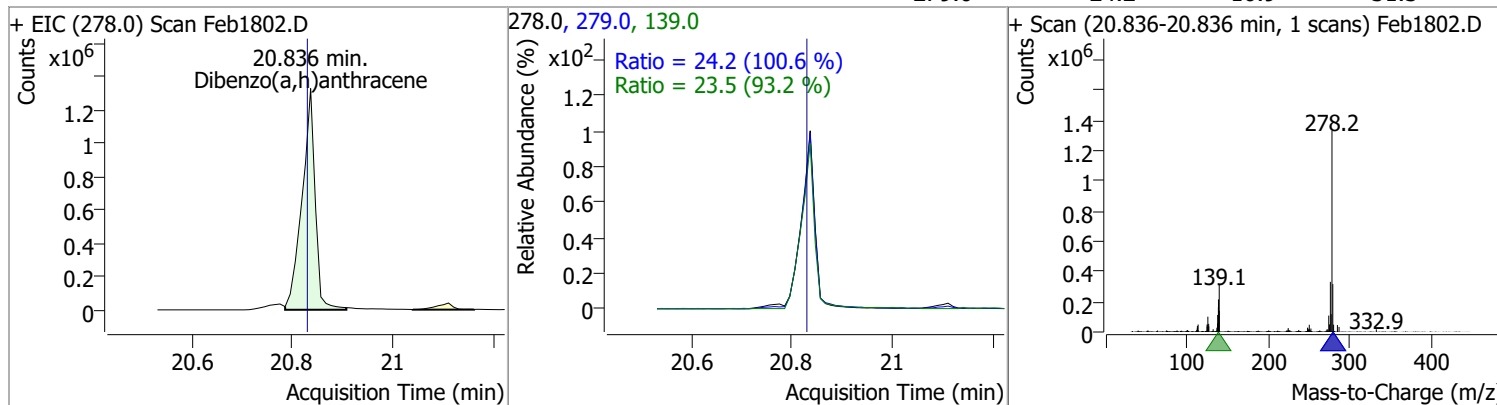
Compound	Conc.	RT	Dev(Min)	Resp.	QIon	QRatio	Lower	Upper
Benzo(a)pyrene	147.4984	19.00	0.02	2621643	253.0	22.3	15.1	28.0



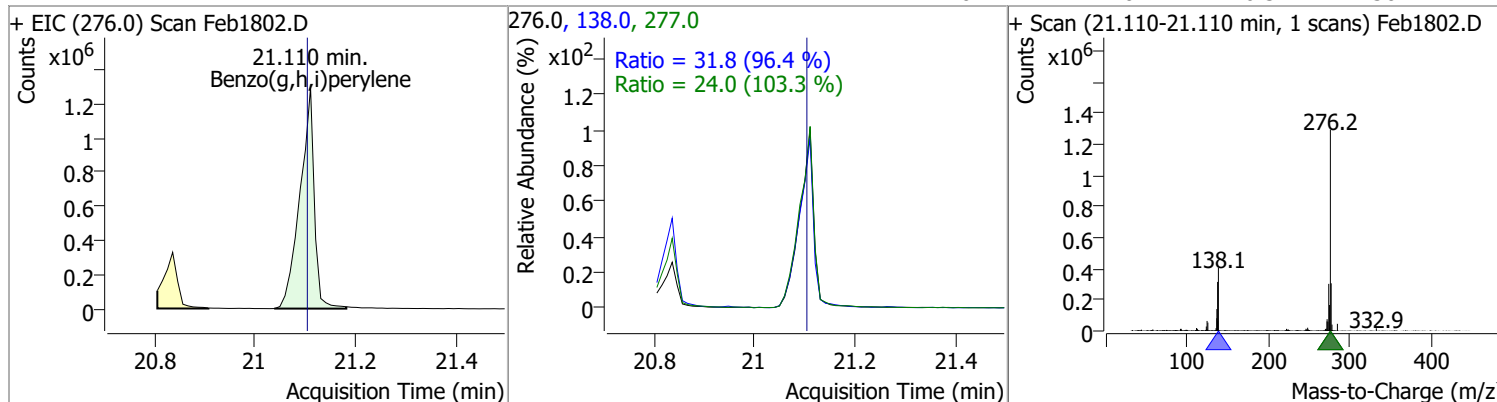
Compound	Conc.	RT	Dev(Min)	Resp.	QIon	QRatio	Lower	Upper
Indeno(1,2,3-c,d)pyrene	147.0742	20.78	0.02	2181733	138.0	31.1	20.7	38.5



Compound	Conc.	RT	Dev(Min)	Resp.	QIon	QRatio	Lower	Upper
Dibenzo(a,h)anthracene	147.0838	20.84	0.02	2406140	139.0	23.5	17.6	32.7
					279.0	24.2	16.9	31.3

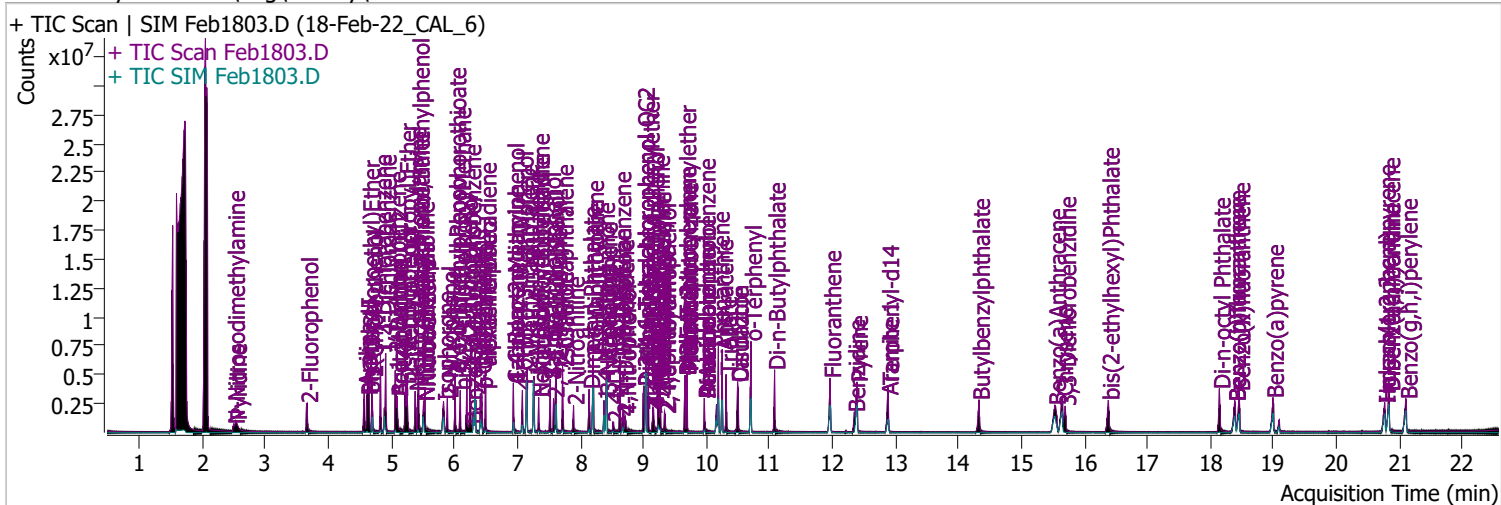


Compound	Conc.	RT	Dev(Min)	Resp.	QIon	QRatio	Lower	Upper
Benzo(g,h,i)perylene	147.4139	21.11	0.02	2544345	138.0	31.8	23.1	42.9
					277.0	24.0	16.3	30.2



Quantitation Results Report (QT Reviewed)

Data File	Feb1803.D	Operator	LIMS import
Acq. Method	BNA+SIM.M	Acq. Date-Time	2/19/2022 8:53:27 AM
Sample Name	18-Feb-22_CAL_6	Instrument	Instrument #1
Vial	3	Multiplier	1.00
DA Method File		Comment	SVOC-8270-W-LARGO
Tune File	dftppdsm.u	Tune Date	2/18/2022 9:25:00 PM
Batch Name	021822 DoD BNA cal.batch.bin	Last Calib Update	2/19/2022 1:06:17 PM
Ref Library	D:\Org\Library\NIST129K.I		



Compound	RT	QIon	Resp.	Conc.	Units	Dev(Min)
----------	----	------	-------	-------	-------	----------

Internal Standards

System Monitoring Compounds

S 2-Fluorophenol	3.664	112.0	1058548	120.3426	µg/L	0.010
Spiked Amount: 200.000	Range: 10.0 - 75.0%			Recovery = 60.17%		
S Phenol-d5	4.613	99.0	1344284	122.8556	µg/L	m 0.000
Spiked Amount: 200.000	Range: 10.0 - 65.0%			Recovery = 61.43%		
S Nitrobenzene-d5	5.512	82.0	771682	123.2948	µg/L	0.010
Spiked Amount: 100.000	Range: 32.0 - 94.0%			Recovery = 123.29%		*
S 2-Fluorobiphenyl	7.615	172.0	2072877	120.3883	µg/L	0.010
Spiked Amount: 100.000	Range: 28.0 - 107.0%			Recovery = 120.39%		*
S 2,4,6-Tribromophenol	9.346	329.8	187319	120.6291	µg/L	0.010
Spiked Amount: 200.000	Range: 25.0 - 140.0%			Recovery = 60.31%		
S Terphenyl-d14	12.885	244.3	2133936	120.3656	µg/L	0.010
Spiked Amount: 100.000	Range: 32.0 - 122.0%			Recovery = 120.37%		

Target Compounds

Compound	RT	QIon	Resp.	Conc.	Units	QValue
T N-Nitrosodimethylamine	2.499	74.0	326647	116.5794	µg/L	99
T Pyridine	2.530	79.0	843707	123.7562	µg/L	97
T Aniline	4.572	93.0	1907332	123.9193	µg/L	99
T Phenol	4.634	94.0	1552024	125.9277	µg/L	100
T bis(-2-Chloroethyl)Ether	4.644	63.0	1004162	122.2311	µg/L	100
T 2-Chlorophenol	4.695	128.0	1172891	122.7016	µg/L	100
T 1,3-Dichlorobenzene	4.828	146.0	1478960	123.7704	µg/L	98
T 1,4-Dichlorobenzene	4.910	146.0	1440014	122.1307	µg/L	99
T 1,2-Dichlorobenzene	5.063	146.0	1412888	121.0749	µg/L	99
T Benzyl Alcohol	5.093	108.0	684389	125.2375	µg/L	m 97
T bis(2-chloroisopropyl)Ether	5.226	121.0	404464	126.7778	µg/L	100
T 2-Methylphenol	5.247	107.0	1056421	125.2574	µg/L	100
T N-nitroso-Di-n-propylamine	5.379	70.0	719807	117.7016	µg/L	97
T 4Methylphenol/3Methylphenol	5.430	107.0	1358832	119.7461	µg/L	100
T Hexachloroethane	5.430	117.0	475489	124.5829	µg/L	99

Quantitation Results Report (QT Reviewed)

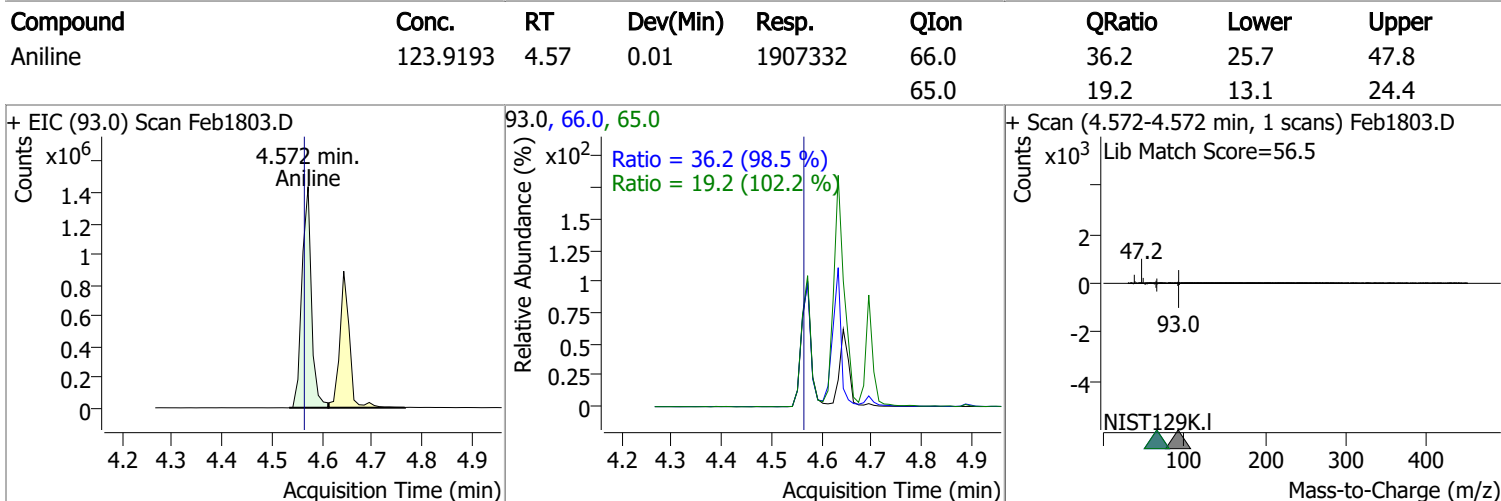
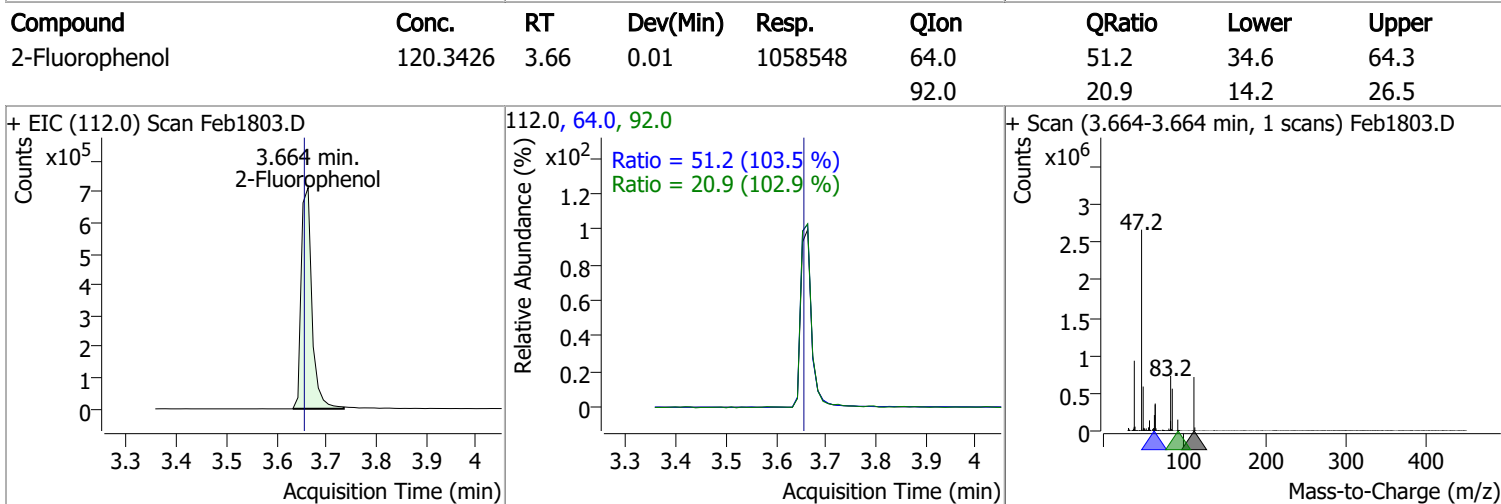
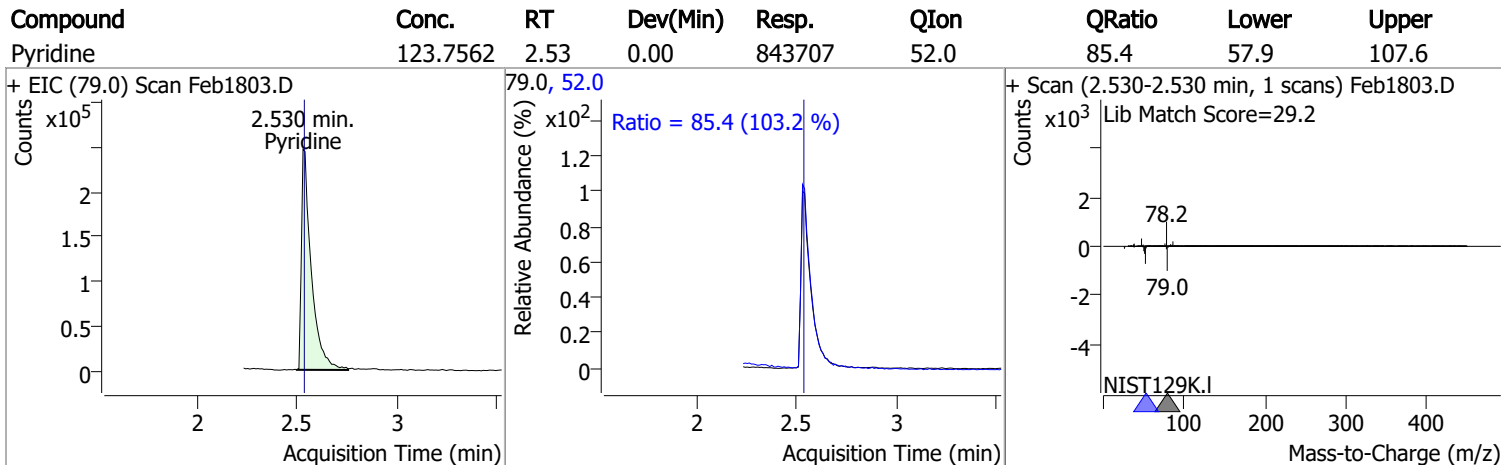
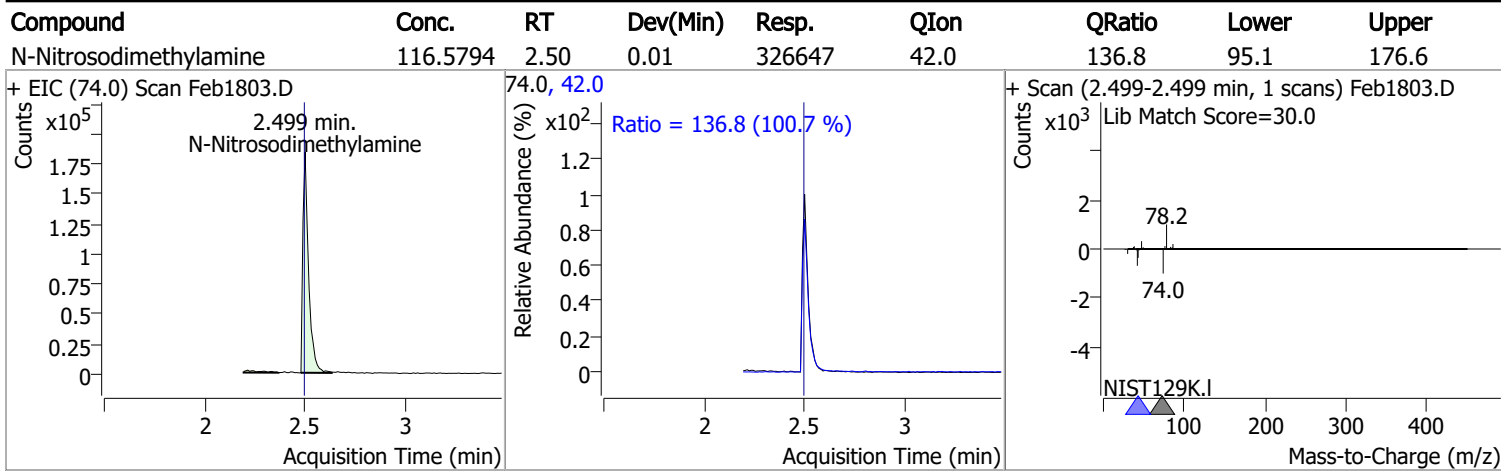
Compound	RT	QIon	Resp.	Conc.	Units	Dev(Min)	
T Nitrobenzene	5.533	123.1	374243	125.1561	µg/L	98	
T Isophorone	5.829	82.0	1823587	123.4859	µg/L	98	
T 2-Nitrophenol	5.890	139.0	455325	126.5272	µg/L	98	
T 2,4-Dimethylphenol	6.013	122.0	819537	124.2859	µg/L	97	
T bis(-2-Chloroethoxy)Methane	6.095	93.0	1115448	127.3797	µg/L	95	
T 2,4-Dichlorophenol	6.198	162.0	833232	126.8965	µg/L	96	
T Benzoic Acid	6.270	105.0	519957	128.5980	µg/L	92	
T 1,2,4-Trichlorobenzene	6.249	180.0	897123	119.8787	µg/L	100	
T Naphthalene	6.331	128.0	2702791	123.6183	µg/L	99	
T 4-Chlorophenol	6.414	130.0	301586	122.6373	µg/L	92	
T p-Chloroaniline	6.434	127.0	1050839	119.2044	µg/L	94	
T Hexachlorobutadiene	6.496	224.9	492013	120.4421	µg/L	98	
T 4-Chloro-2-Methylphenol	6.937	107.0	740508	125.8060	µg/L	97	
T 4-Chloro-3-Methylphenol	7.081	107.0	782006	124.1681	µg/L	m	97
T 2-Methylnaphthalene	7.153	141.0	1591431	119.2703	µg/L	99	
T 1-Methylnaphthalene	7.266	141.0	1575011	122.4836	µg/L	99	
T Hexachlorocyclopentadiene	7.338	236.9	295198	118.7229	µg/L	98	
T 2,4,6-Trichlorophenol	7.523	196.0	545615	126.4941	µg/L	m	98
T 2,4,5-Trichlorophenol	7.574	196.0	587533	122.6454	µg/L	m	95
T 2-Chloronaphthalene	7.718	162.0	1673143	116.0457	µg/L	98	
T 2-Nitroaniline	7.892	65.0	340794	129.8078	µg/L	100	
T Dimethyl Phthalate	8.139	163.0	1795167	119.4214	µg/L	98	
T 2,6-Dinitrotoluene	8.200	165.0	270214	134.5088	µg/L	90	
T Acenaphthylene	8.200	152.1	2788358	121.4632	µg/L	100	
T 3-Nitroaniline	8.405	138.0	309107	130.3972	µg/L	96	
T Acenaphthene	8.415	154.0	1503475	117.1551	µg/L	99	
T 2,4-Dinitrophenol	8.527	184.0	138026	121.6307	µg/L	99	
T Dibenzofuran	8.630	168.0	2443689	118.4946	µg/L	97	
T 2,4-Dinitrotoluene	8.681	165.0	328858	122.8060	µg/L	100	
T 4-Nitrophenol	8.712	109.0	326746	126.2944	µg/L	99	
T Diethylphthalate	9.008	149.0	1980149	125.7671	µg/L	99	
T Fluorene	9.039	166.0	1952030	114.4523	µg/L	100	
T 4-Chlorophenyl-phenylether	9.080	204.0	1017662	127.4811	µg/L	96	
T 4-Nitroaniline	9.152	138.0	291518	114.2027	µg/L	99	
T 4,6-Dinitro-2-methylphenol	9.162	198.0	200519	121.1232	µg/L	100	
T N-nitrosodiphenylamine	9.244	169.0	1414366	120.7344	µg/L	99	
T Azobenzene	9.264	77.0	1932785	120.2669	µg/L	99	
T 4-Bromophenyl-phenylether	9.663	248.0	589591	126.1586	µg/L	99	
T Hexachlorobenzene	9.694	283.9	550809	123.9440	µg/L	97	
T Pentachlorophenol	9.968	265.9	272170	118.9229	µg/L	93	
T Phenanthrene	10.191	178.0	2792268	119.6259	µg/L	99	
T Anthracene	10.252	178.0	2712966	119.3027	µg/L	m	99
T Triallate	10.313	86.0	696512	120.4325	µg/L	99	
T Carbazole	10.495	167.0	2794889	120.4732	µg/L	98	
T o-Terphenyl	10.708	230.0	1579903	125.0935	µg/L	99	
T Di-n-Butylphthalate	11.082	149.0	2864235	121.0143	µg/L	100	
T Fluoranthene	11.964	202.0	2925734	120.7096	µg/L	99	
T Benzidine	12.349	184.0	925246	114.7160	µg/L	99	
T Pyrene	12.389	202.0	3111401	118.6872	µg/L	99	
T Butylbenzylphthalate	14.326	149.0	1038779	123.2154	µg/L	94	
T Benzo(a)Anthracene	15.532	228.0	2429458	123.9899	µg/L	99	
T Chrysene	15.645	228.0	2630114	122.2787	µg/L	98	
T 3,3-Dichlorobenzidine	15.696	252.0	921207	123.4767	µg/L	100	
T bis(2-ethylhexyl)Phthalate	16.381	167.0	364319	124.1299	µg/L	98	
T Di-n-octyl Phthalate	18.143	149.0	2494942	121.1100	µg/L	99	

Quantitation Results Report (QT Reviewed)

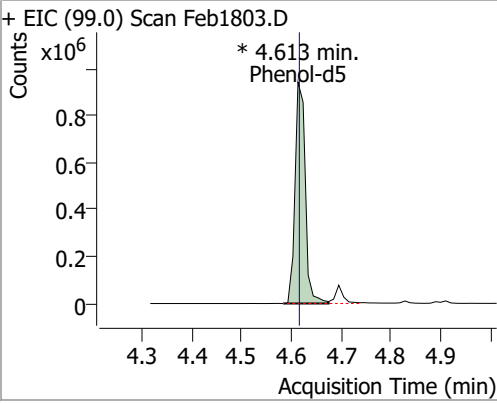
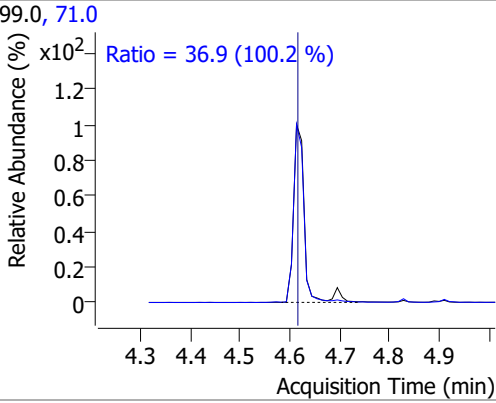
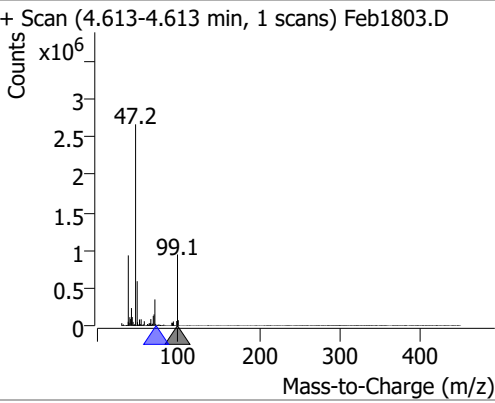
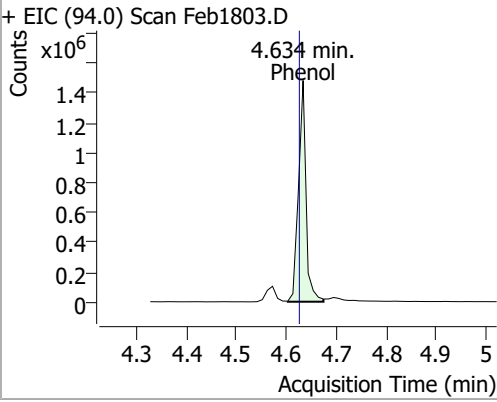
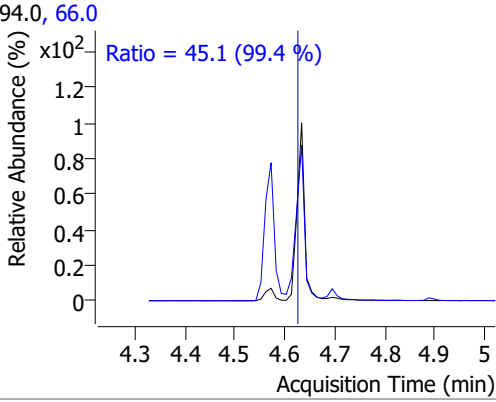
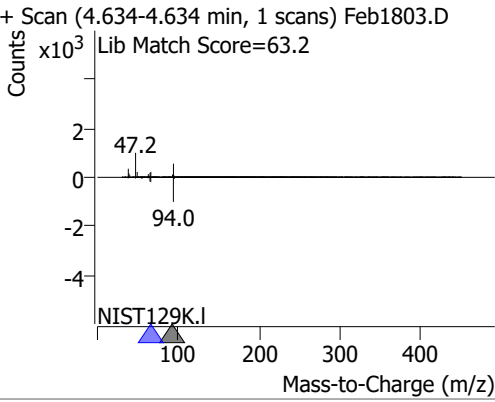
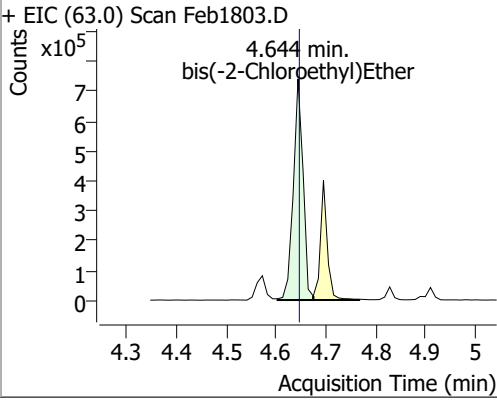
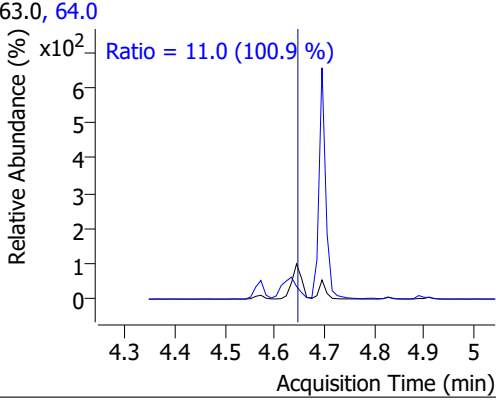
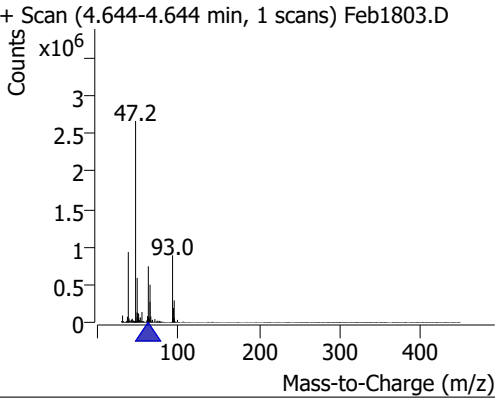
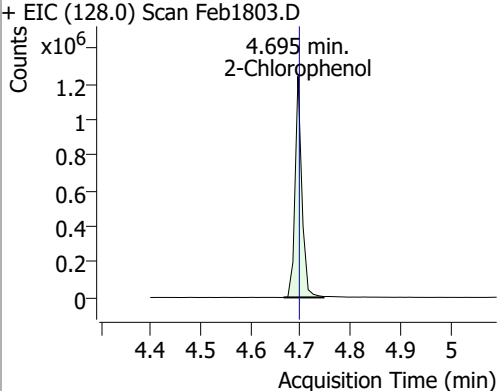
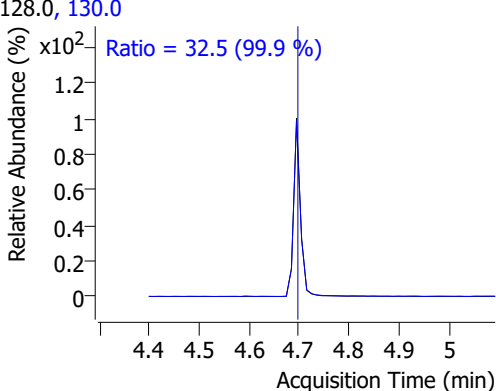
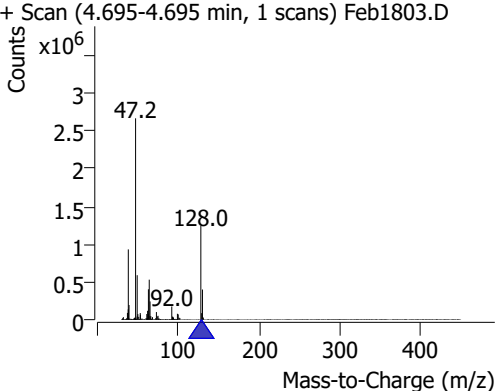
Compound	RT	QIon	Resp.	Conc.	Units	Dev(Min)
T Benzo(b)fluoranthene	18.386	252.0	2384843	120.7133	µg/L	100
T Benzo(k)fluoranthene	18.457	252.0	2491030	117.5947	µg/L	100
T Benzo(a)pyrene	18.993	252.0	2323286	122.2376	µg/L	98
T Indeno(1,2,3-c,d)pyrene	20.765	276.0	1895312	119.1149	µg/L	100
T Dibenzo(a,h)anthracene	20.836	278.0	2141448	122.7774	µg/L	98
T Benzo(g,h,i)perylene	21.110	276.0	2227367	120.9102	µg/L	99

(#) = Qualifier Out of Range; (m) = Manual Integration; (+) = Area Summed; (*) = Surrogate Percent Recovery Out of Range; (d): Zeroed Peak

Quantitation Results Report (QT Reviewed)

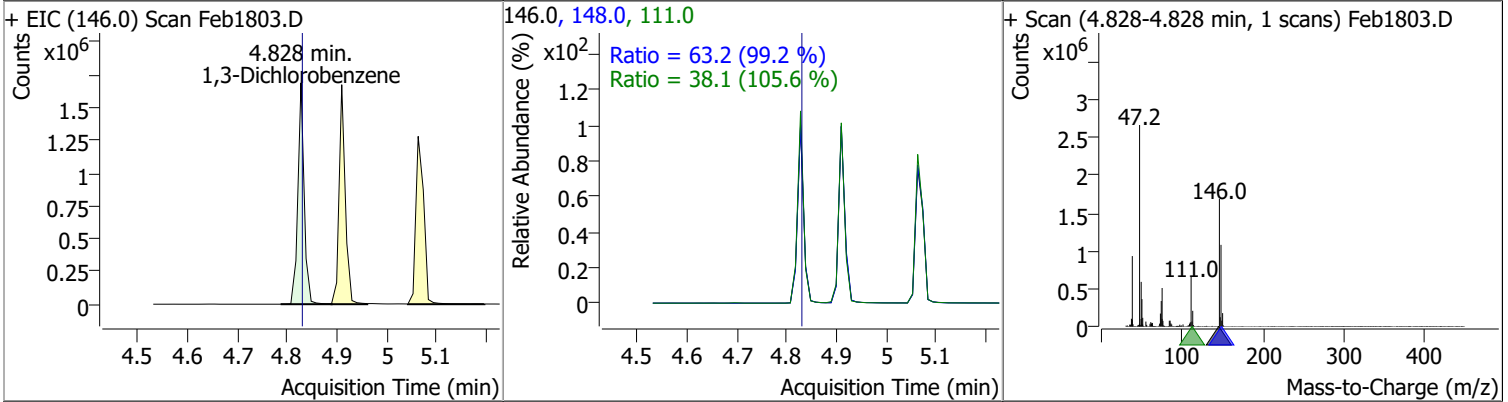


Quantitation Results Report (QT Reviewed)

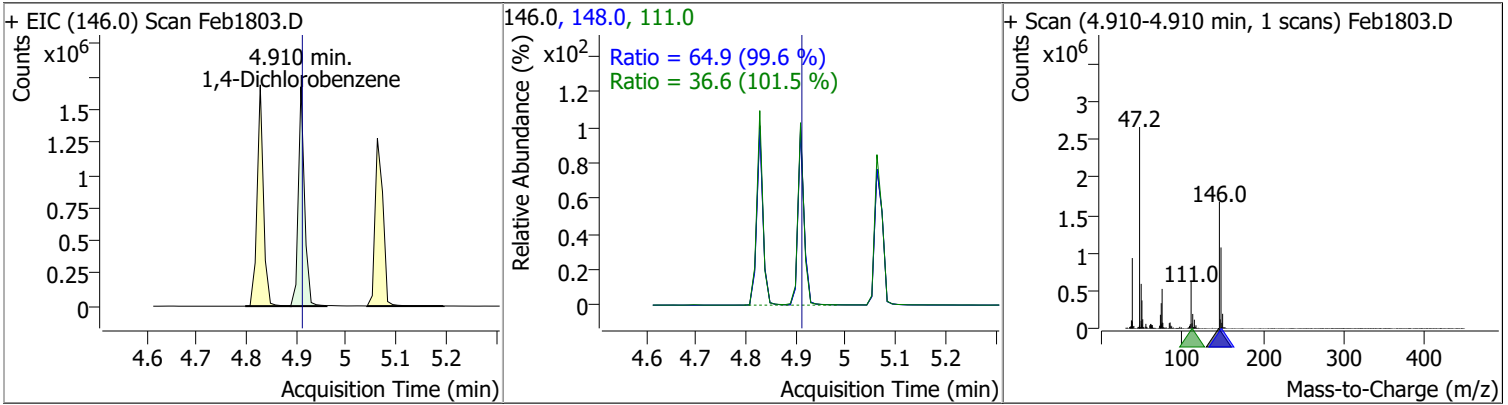
Compound	Conc.	RT	Dev(Min)	Resp.	QIon	QRatio	Lower	Upper
Phenol-d5	122.8556	4.61	0.00	1344284 (m)	71.0	36.9	25.8	47.9
+ EIC (99.0) Scan Feb1803.D			99.0, 71.0			+ Scan (4.613-4.613 min, 1 scans) Feb1803.D		
								
Phenol	125.9277	4.63	0.01	1552024	66.0	45.1	31.7	58.9
+ EIC (94.0) Scan Feb1803.D			94.0, 66.0			+ Scan (4.634-4.634 min, 1 scans) Feb1803.D		
								
bis(-2-Chloroethyl)Ether	122.2311	4.64	0.00	1004162	64.0	11.0	7.6	14.1
+ EIC (63.0) Scan Feb1803.D			63.0, 64.0			+ Scan (4.644-4.644 min, 1 scans) Feb1803.D		
								
2-Chlorophenol	122.7016	4.70	0.00	1172891	130.0	32.5	22.7	42.2
+ EIC (128.0) Scan Feb1803.D			128.0, 130.0			+ Scan (4.695-4.695 min, 1 scans) Feb1803.D		
								

Quantitation Results Report (QT Reviewed)

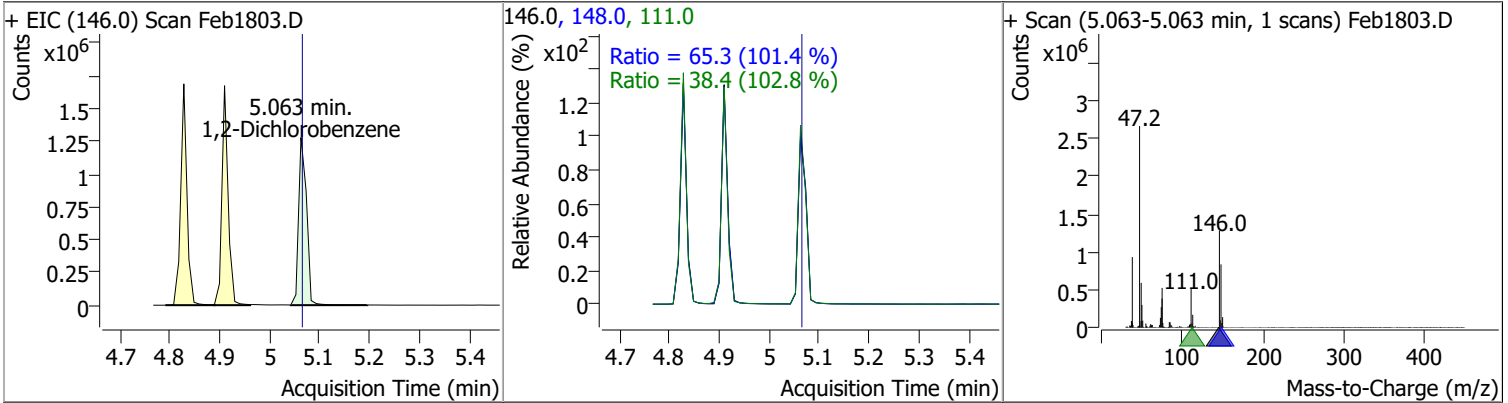
Compound	Conc.	RT	Dev(Min)	Resp.	QIon	QRatio	Lower	Upper
1,3-Dichlorobenzene	123.7704	4.83	0.00	1478960	148.0	63.2	44.6	82.8
					111.0	38.1	25.3	47.0



Compound	Conc.	RT	Dev(Min)	Resp.	QIon	QRatio	Lower	Upper
1,4-Dichlorobenzene	122.1307	4.91	0.00	1440014	148.0	64.9	45.6	84.8
					111.0	36.6	25.2	46.8

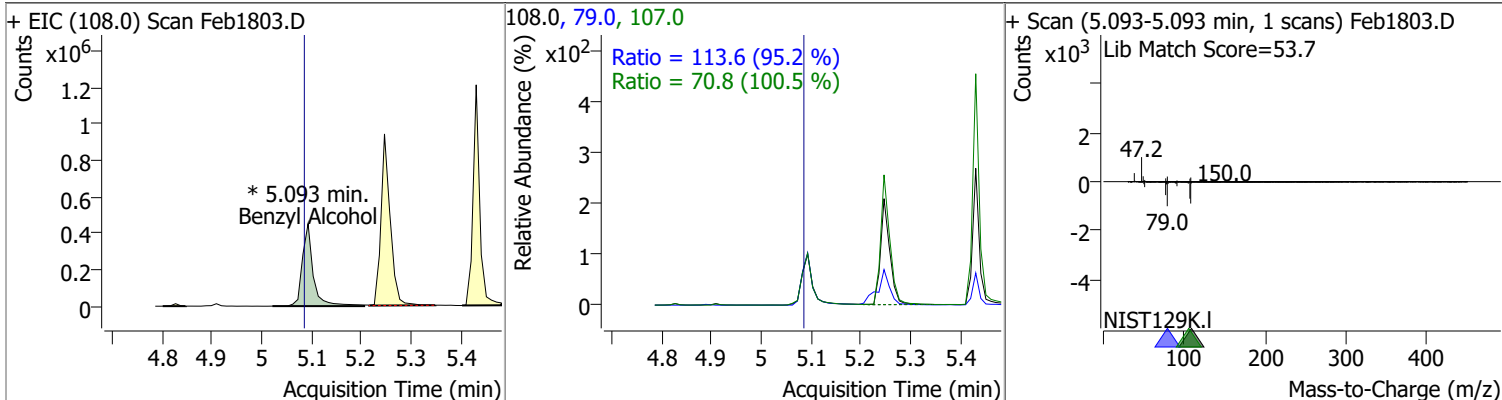


Compound	Conc.	RT	Dev(Min)	Resp.	QIon	QRatio	Lower	Upper
1,2-Dichlorobenzene	121.0749	5.06	0.00	1412888	148.0	65.3	45.1	83.8
					111.0	38.4	26.1	48.5

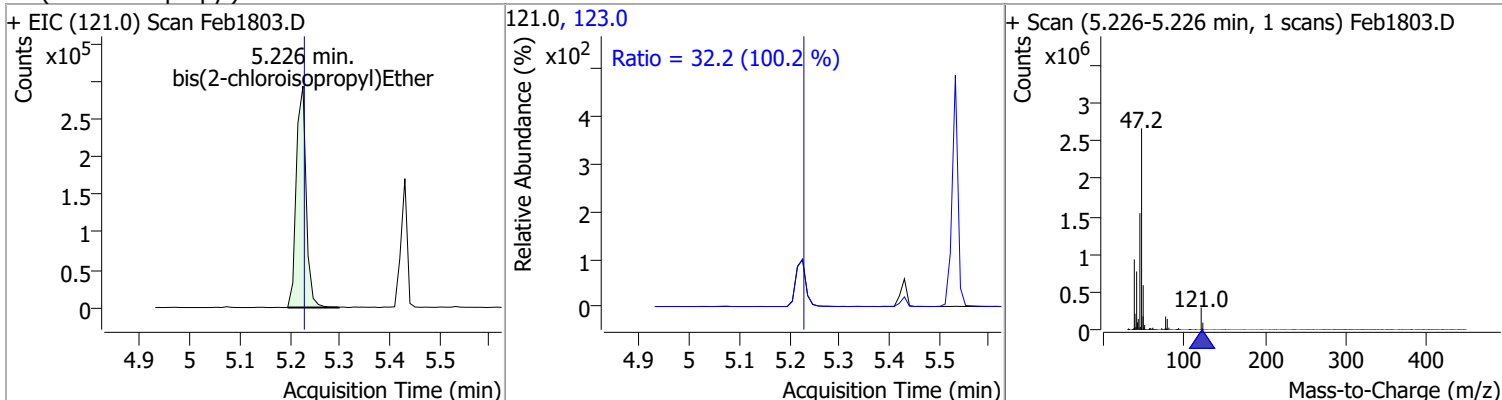


Quantitation Results Report (QT Reviewed)

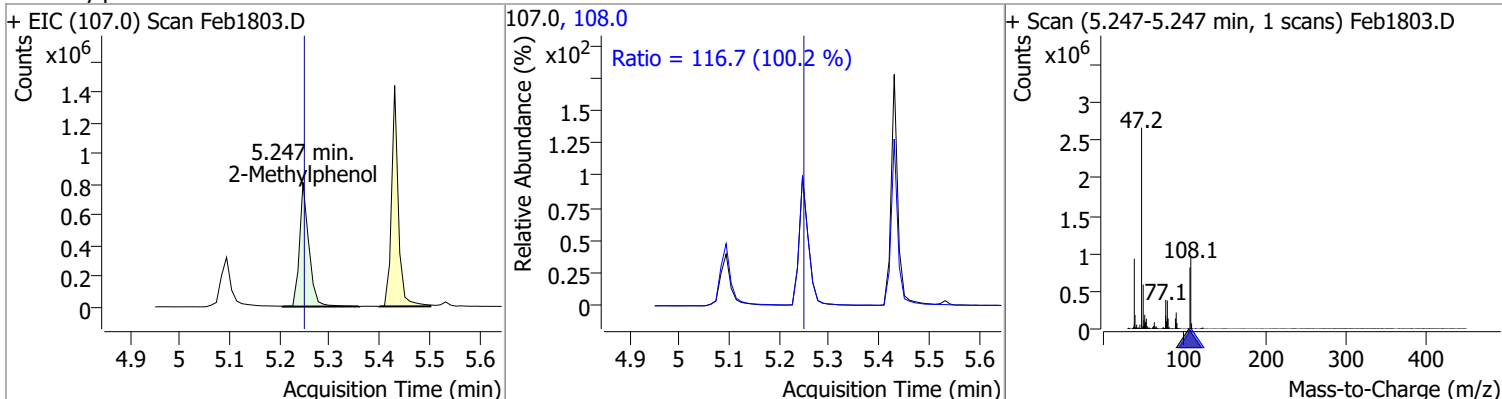
Compound	Conc.	RT	Dev(Min)	Resp.	QIon	QRatio	Lower	Upper
Benzyl Alcohol	125.2375	5.09	0.01	684389 (m)	79.0	113.6	83.5	155.1
					107.0	70.8	49.3	91.6



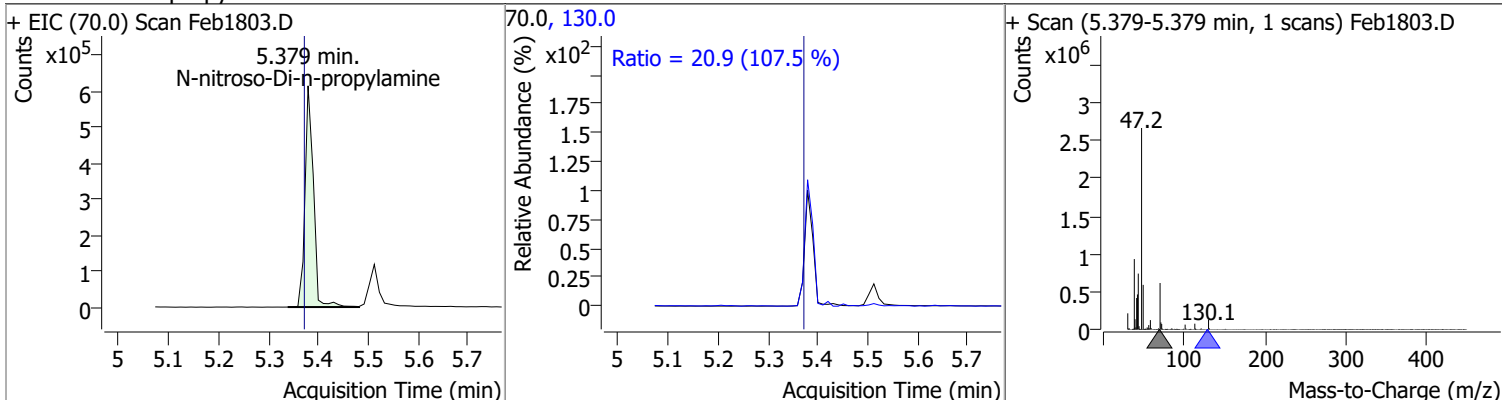
Compound	Conc.	RT	Dev(Min)	Resp.	QIon	QRatio	Lower	Upper
bis(2-chloroisopropyl)Ether	126.7778	5.23	0.00	404464	123.0	32.2	22.5	41.8



Compound	Conc.	RT	Dev(Min)	Resp.	QIon	QRatio	Lower	Upper
2-Methylphenol	125.2574	5.25	0.00	1056421	108.0	116.7	81.5	151.4

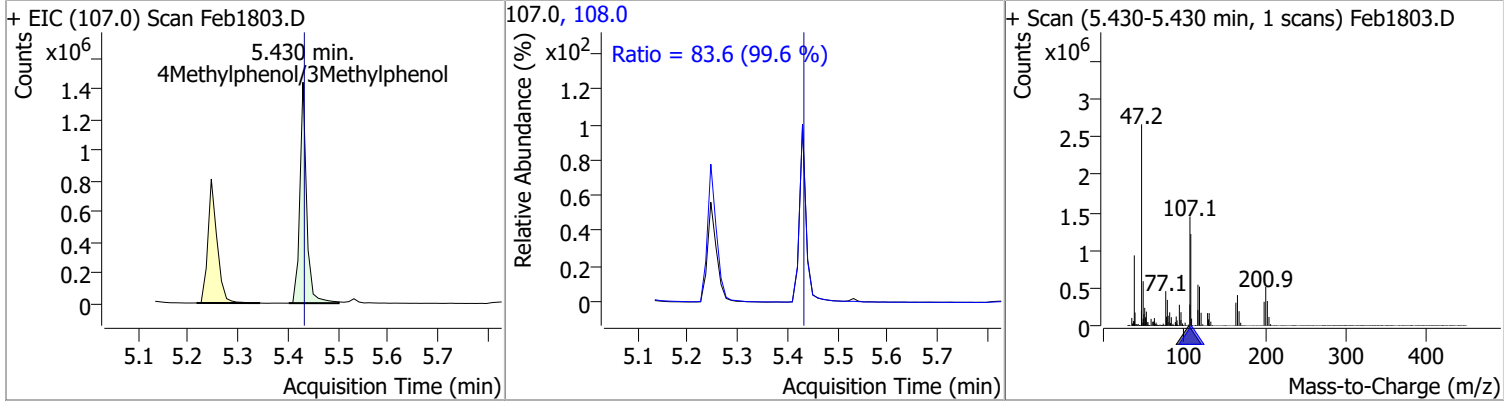


Compound	Conc.	RT	Dev(Min)	Resp.	QIon	QRatio	Lower	Upper
N-nitroso-Di-n-propylamine	117.7016	5.38	0.01	719807	130.0	20.9	0.0	38.8

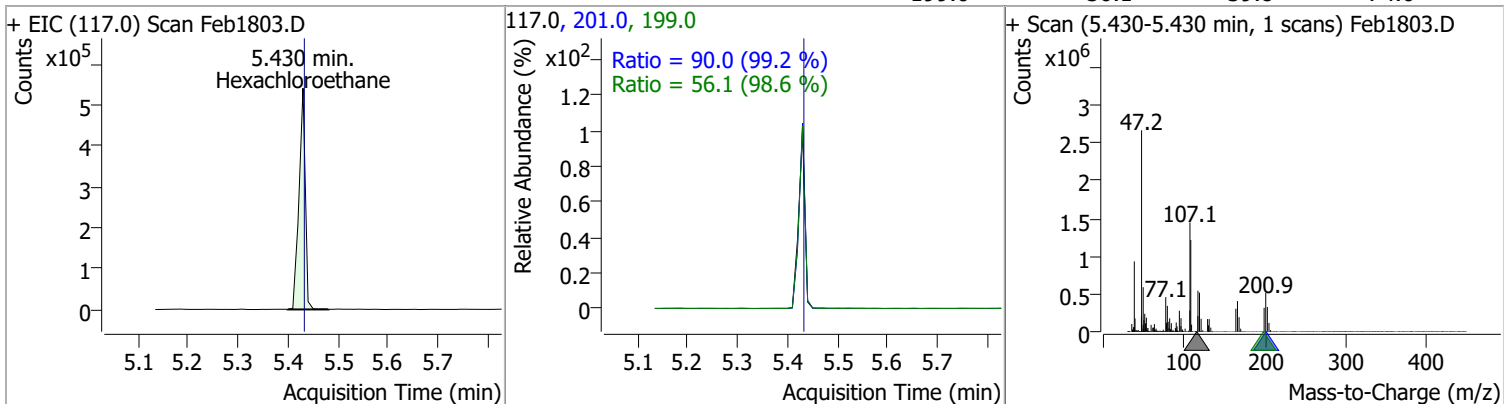


Quantitation Results Report (QT Reviewed)

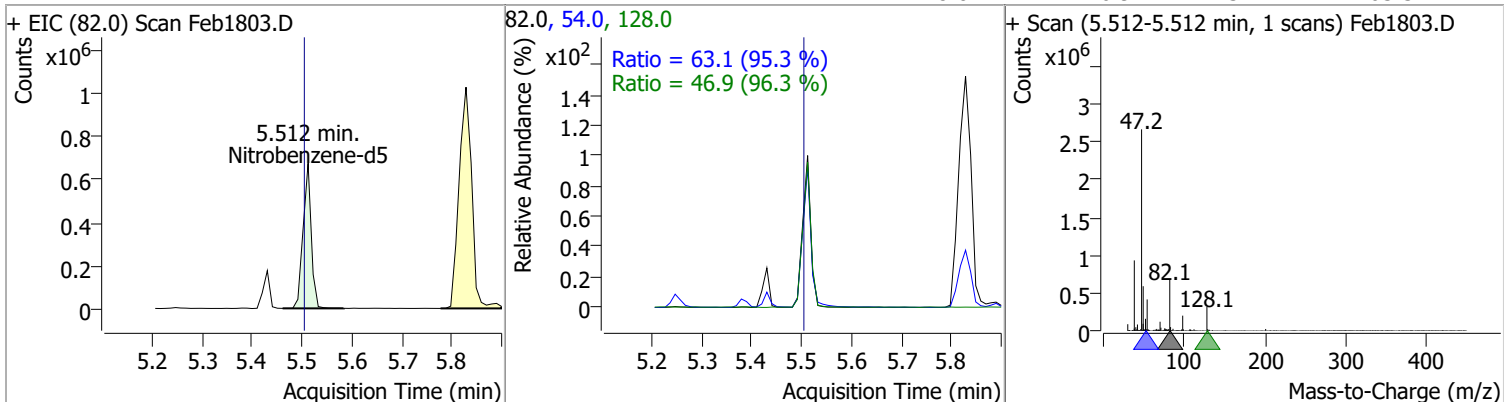
Compound	Conc.	RT	Dev(Min)	Resp.	QIon	QRatio	Lower	Upper
4Methylphenol/3Methylphenol	119.7461	5.43	0.00	1358832	108.0	83.6	58.8	109.1



Compound	Conc.	RT	Dev(Min)	Resp.	QIon	QRatio	Lower	Upper
Hexachloroethane	124.5829	5.43	0.00	475489	201.0 199.0	90.0 56.1	63.5 39.8	118.0 74.0

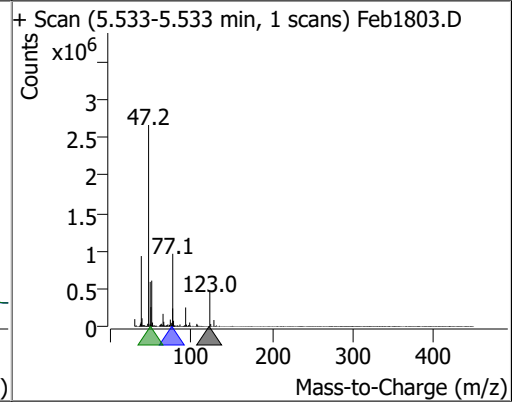
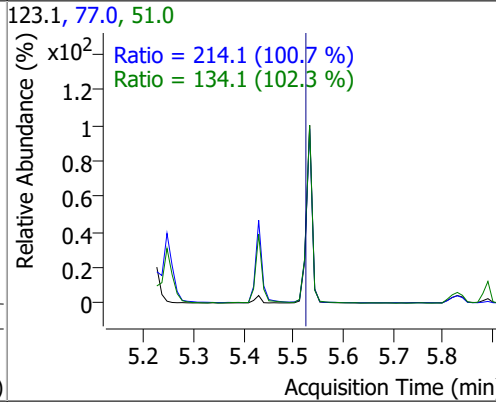
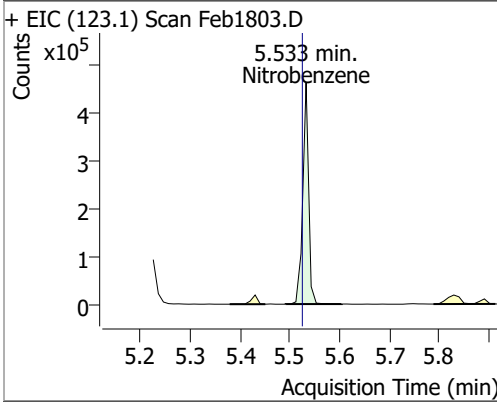


Compound	Conc.	RT	Dev(Min)	Resp.	QIon	QRatio	Lower	Upper
Nitrobenzene-d5	123.2948	5.51	0.01	771682	54.0 128.0	63.1 46.9	46.3 34.1	86.0 63.3

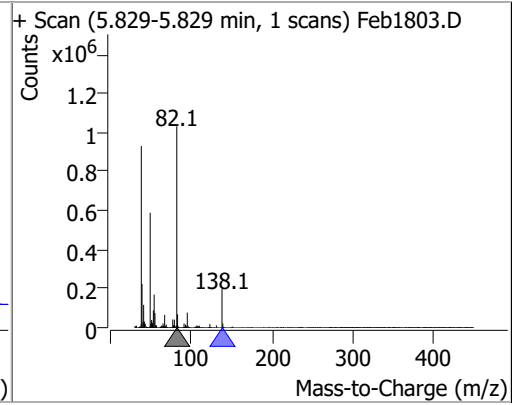
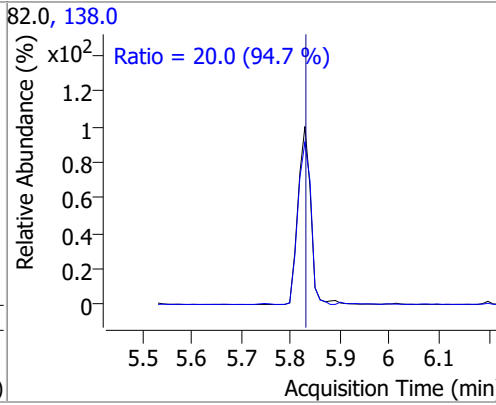
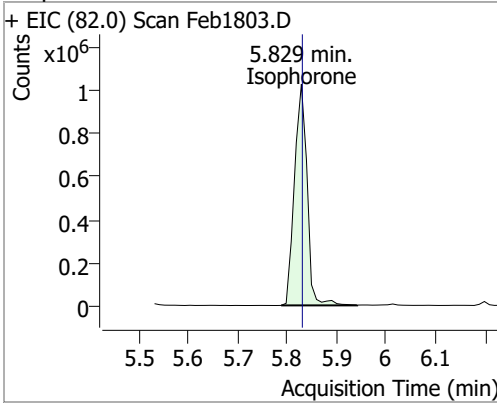


Quantitation Results Report (QT Reviewed)

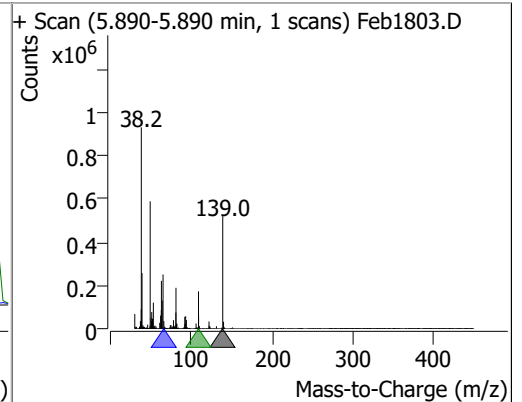
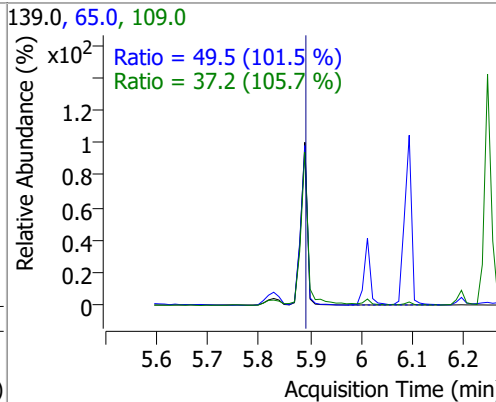
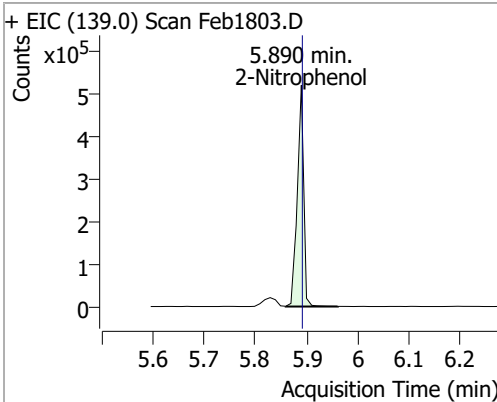
Compound	Conc.	RT	Dev(Min)	Resp.	QIon	QRatio	Lower	Upper
Nitrobenzene	125.1561	5.53	0.01	374243	77.0	214.1	148.9	276.5
					51.0	134.1	91.7	170.3



Compound	Conc.	RT	Dev(Min)	Resp.	QIon	QRatio	Lower	Upper
Isophorone	123.4859	5.83	0.01	1823587	138.0	20.0	14.8	27.5

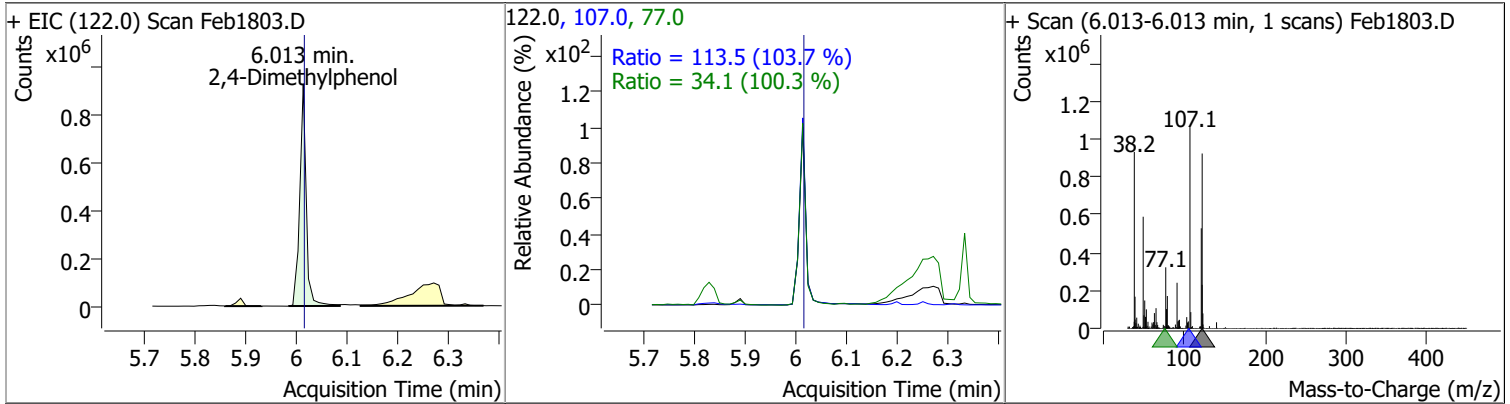


Compound	Conc.	RT	Dev(Min)	Resp.	QIon	QRatio	Lower	Upper
2-Nitrophenol	126.5272	5.89	0.01	455325	65.0	49.5	34.2	63.4
					109.0	37.2	24.6	45.8

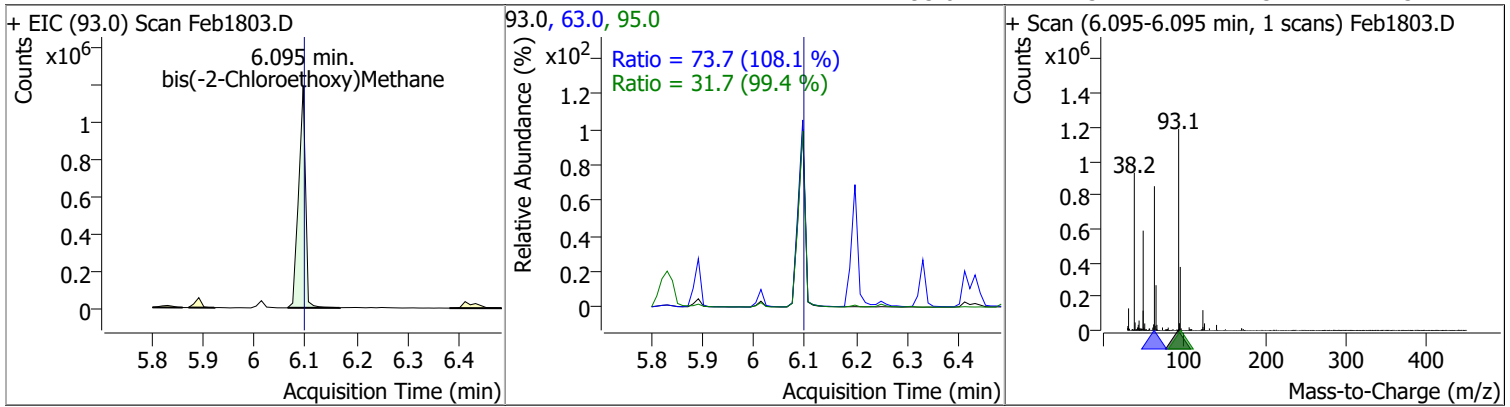


Quantitation Results Report (QT Reviewed)

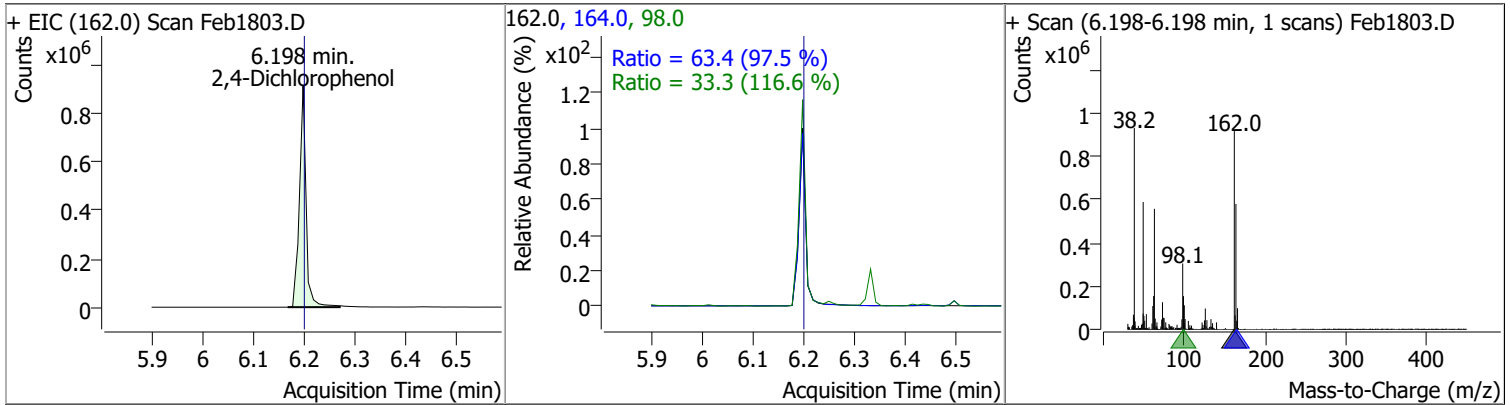
Compound	Conc.	RT	Dev(Min)	Resp.	QIon	QRatio	Lower	Upper
2,4-Dimethylphenol	124.2859	6.01	0.01	819537	107.0	113.5	76.6	142.3
					77.0	34.1	23.8	44.2



Compound	Conc.	RT	Dev(Min)	Resp.	QIon	QRatio	Lower	Upper
bis(-2-Chloroethoxy)Methane	127.3797	6.10	0.01	1115448	63.0	73.7	47.7	88.6
					95.0	31.7	22.3	41.5

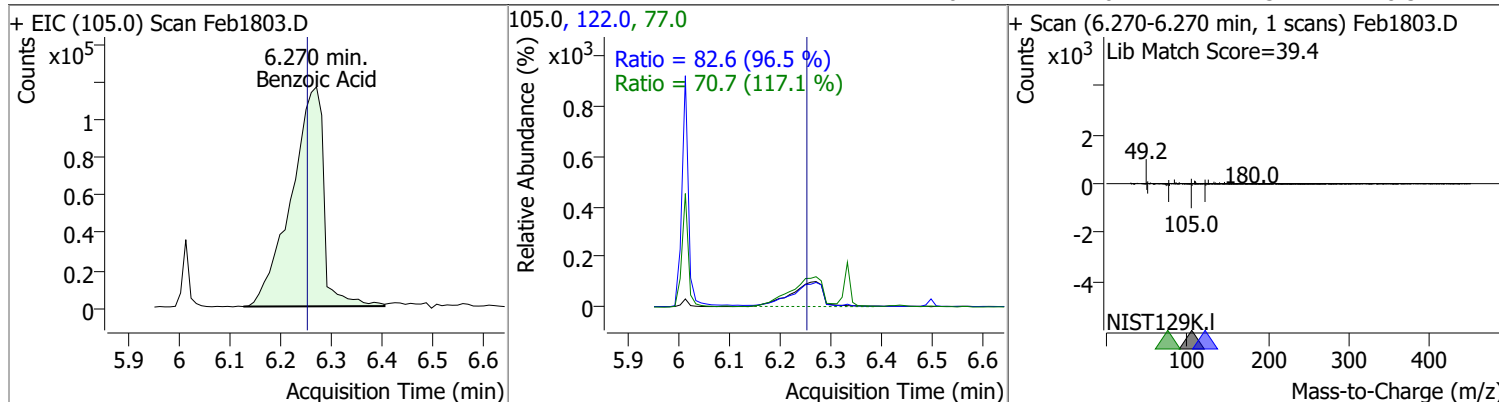


Compound	Conc.	RT	Dev(Min)	Resp.	QIon	QRatio	Lower	Upper
2,4-Dichlorophenol	126.8965	6.20	0.01	833232	164.0	63.4	45.5	84.5
					98.0	33.3	20.0	37.1

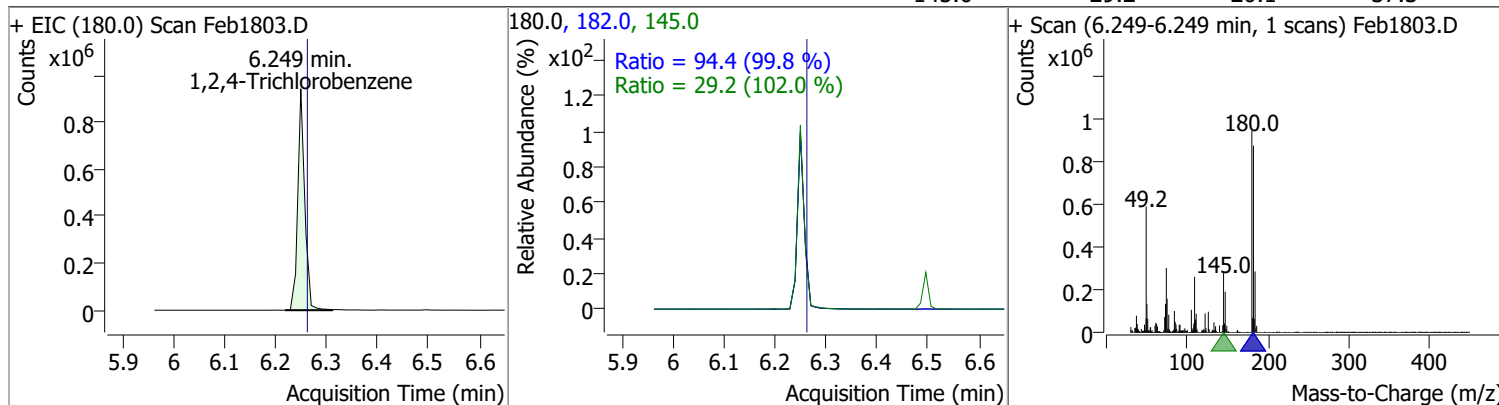


Quantitation Results Report (QT Reviewed)

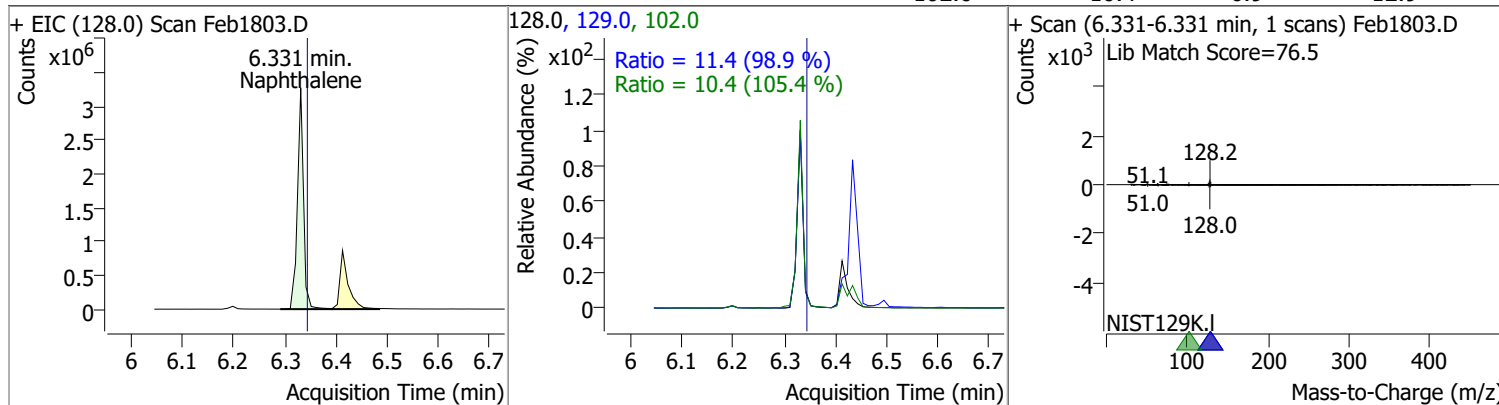
Compound	Conc.	RT	Dev(Min)	Resp.	QIon	QRatio	Lower	Upper
Benzoic Acid	128.5980	6.27	0.03	519957	122.0	82.6	59.9	111.2
					77.0	70.7	42.3	78.5



Compound	Conc.	RT	Dev(Min)	Resp.	QIon	QRatio	Lower	Upper
1,2,4-Trichlorobenzene	119.8787	6.25	0.00	897123	182.0	94.4	66.2	122.9
					145.0	29.2	20.1	37.3

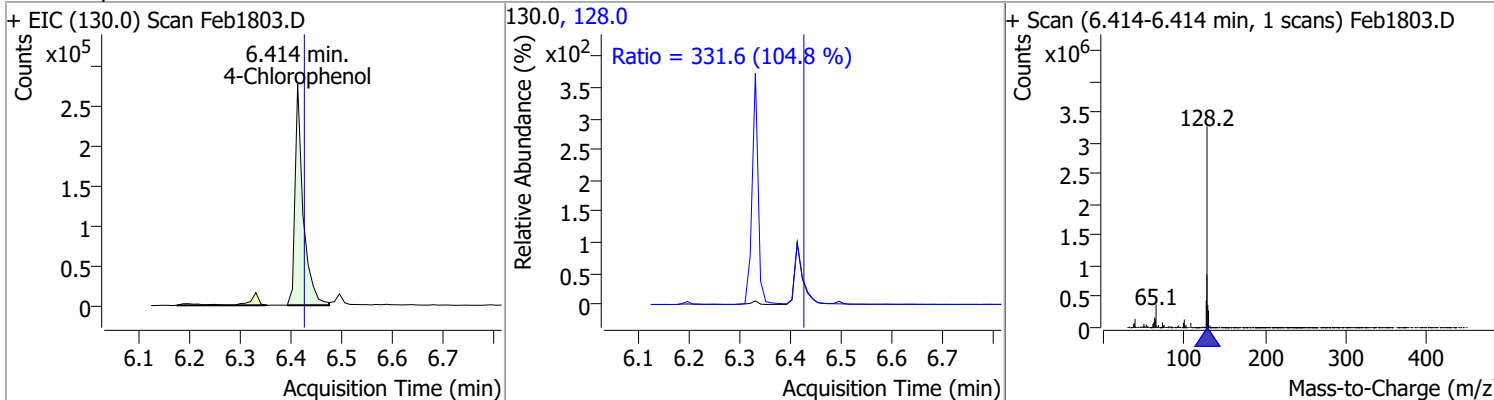


Compound	Conc.	RT	Dev(Min)	Resp.	QIon	QRatio	Lower	Upper
Naphthalene	123.6183	6.33	0.00	2702791	129.0	11.4	8.0	14.9
					102.0	10.4	6.9	12.9

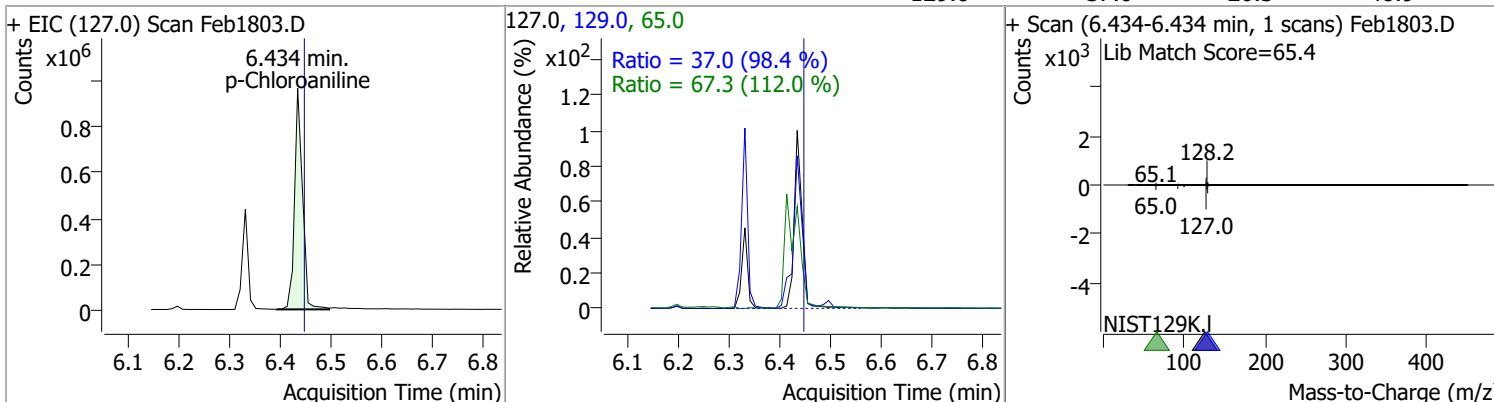


Quantitation Results Report (QT Reviewed)

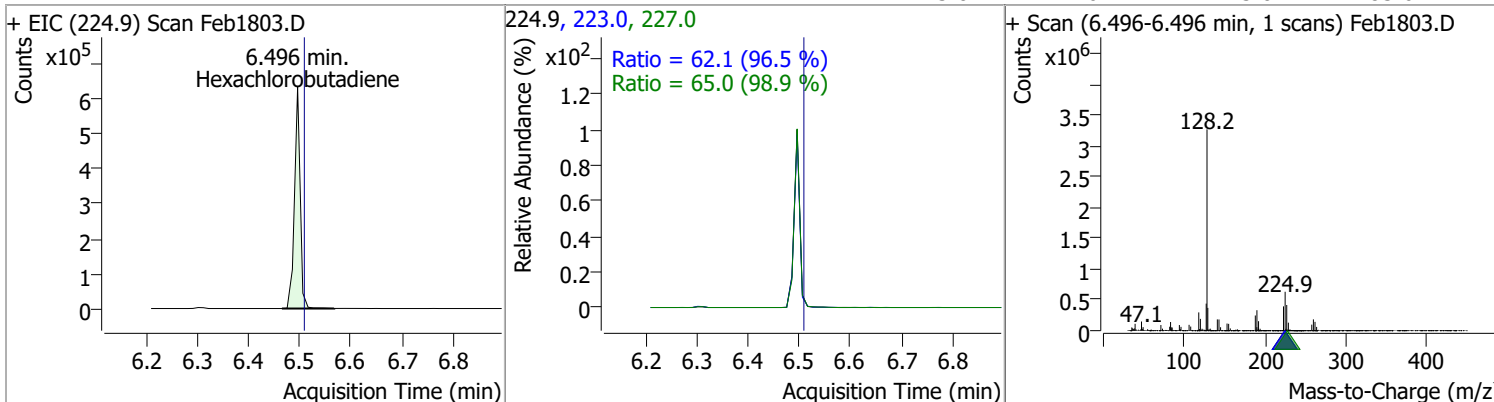
Compound	Conc.	RT	Dev(Min)	Resp.	QIon	QRatio	Lower	Upper
4-Chlorophenol	122.6373	6.41	0.00	301586	128.0	331.6	221.4	411.2



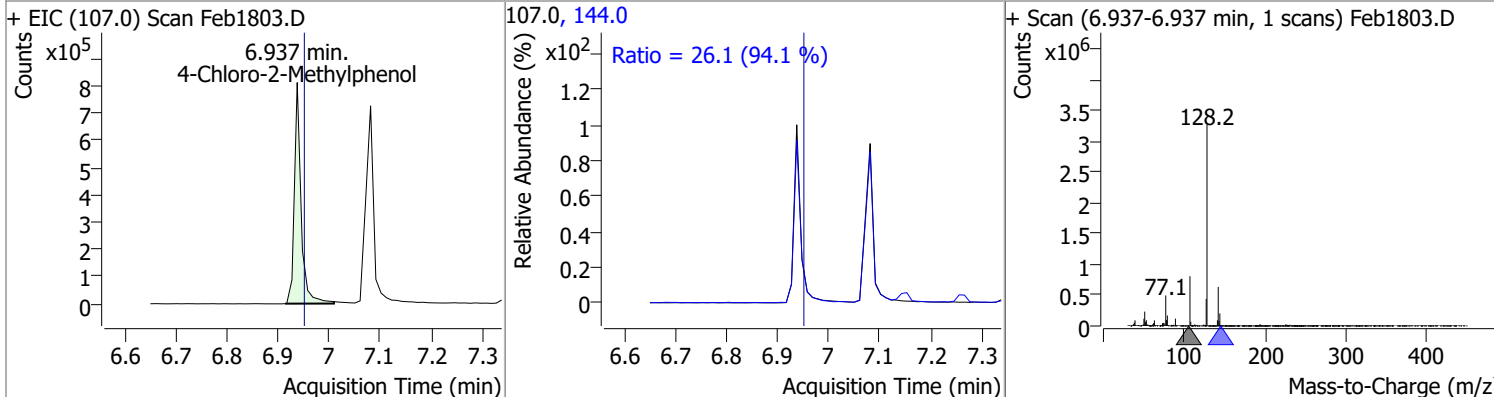
Compound	Conc.	RT	Dev(Min)	Resp.	QIon	QRatio	Lower	Upper
p-Chloroaniline	119.2044	6.43	0.00	1050839	65.0	67.3	42.1	78.2
					129.0	37.0	26.3	48.9



Compound	Conc.	RT	Dev(Min)	Resp.	QIon	QRatio	Lower	Upper
Hexachlorobutadiene	120.4421	6.50	0.00	492013	227.0	65.0	46.0	85.4
					223.0	62.1	45.0	83.6

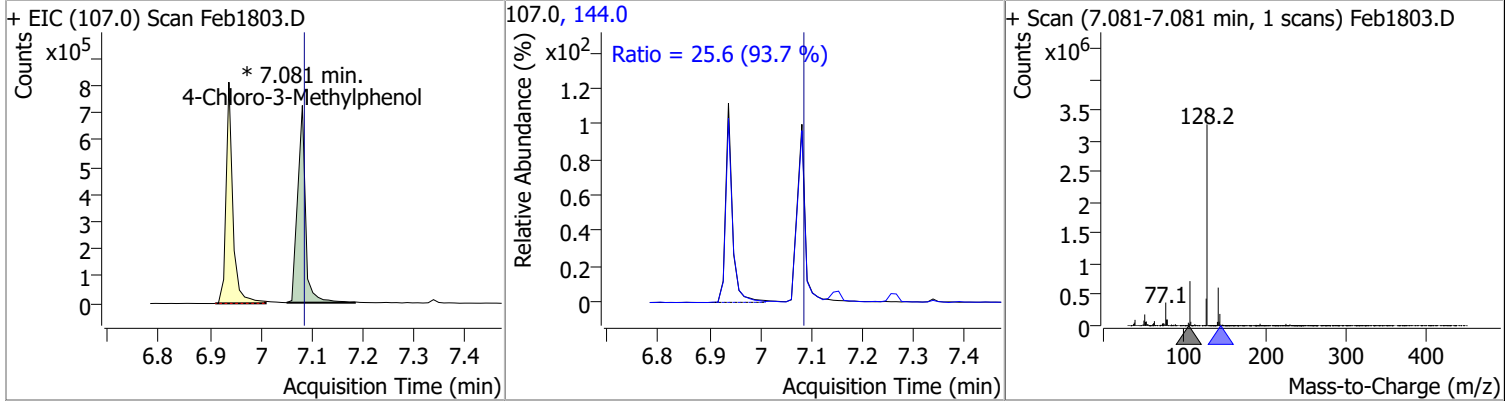


Compound	Conc.	RT	Dev(Min)	Resp.	QIon	QRatio	Lower	Upper
4-Chloro-2-Methylphenol	125.8060	6.94	0.00	740508	144.0	26.1	19.4	36.1

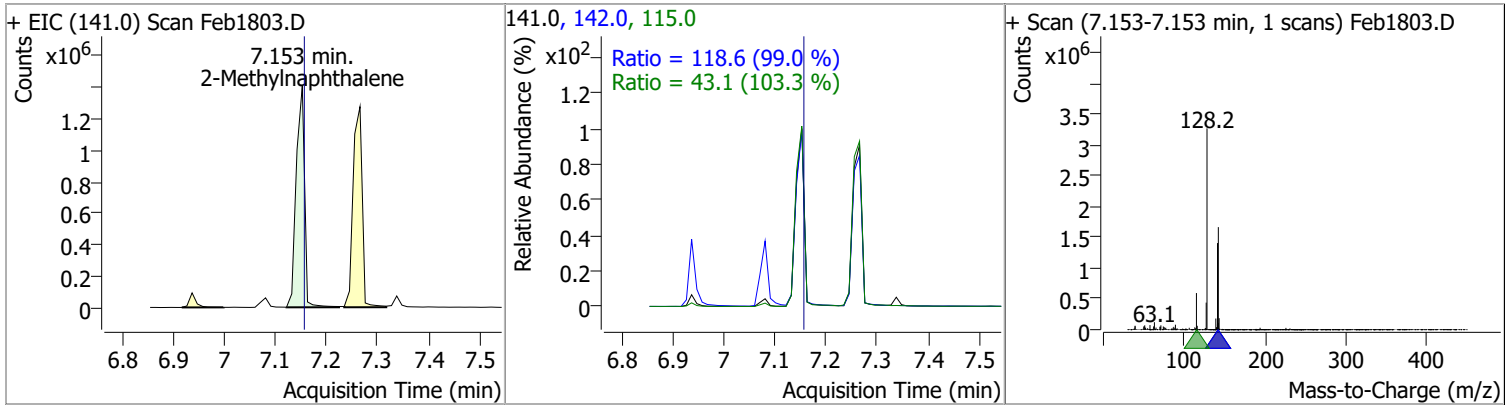


Quantitation Results Report (QT Reviewed)

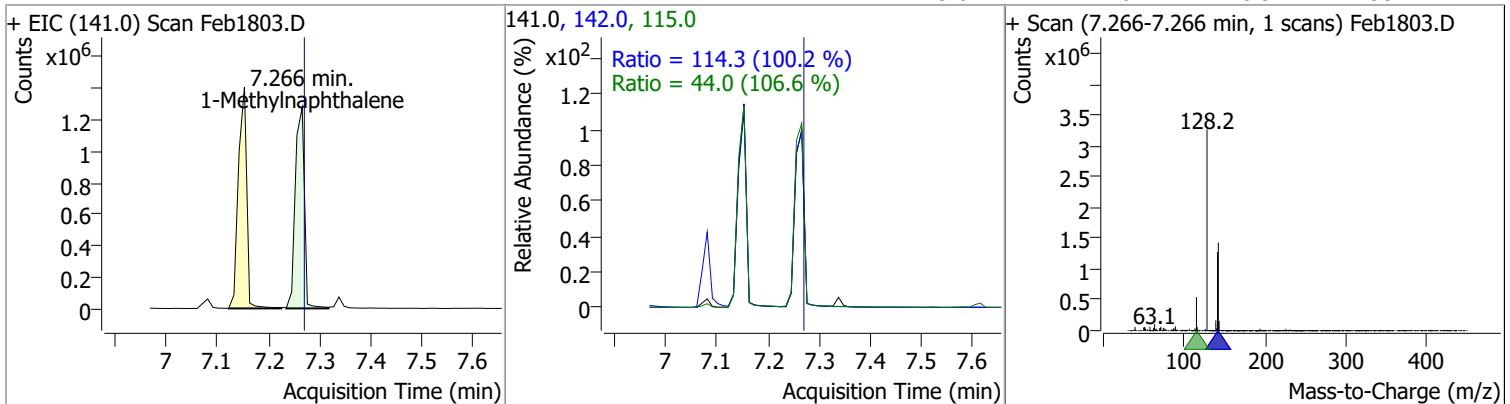
Compound	Conc.	RT	Dev(Min)	Resp.	QIon	QRatio	Lower	Upper
4-Chloro-3-Methylphenol	124.1681	7.08	0.01	782006 (m)	144.0	25.6	19.1	35.5



Compound	Conc.	RT	Dev(Min)	Resp.	QIon	QRatio	Lower	Upper
2-Methylnaphthalene	119.2703	7.15	0.01	1591431	142.0	118.6	83.8	155.7
					115.0	43.1	29.2	54.3

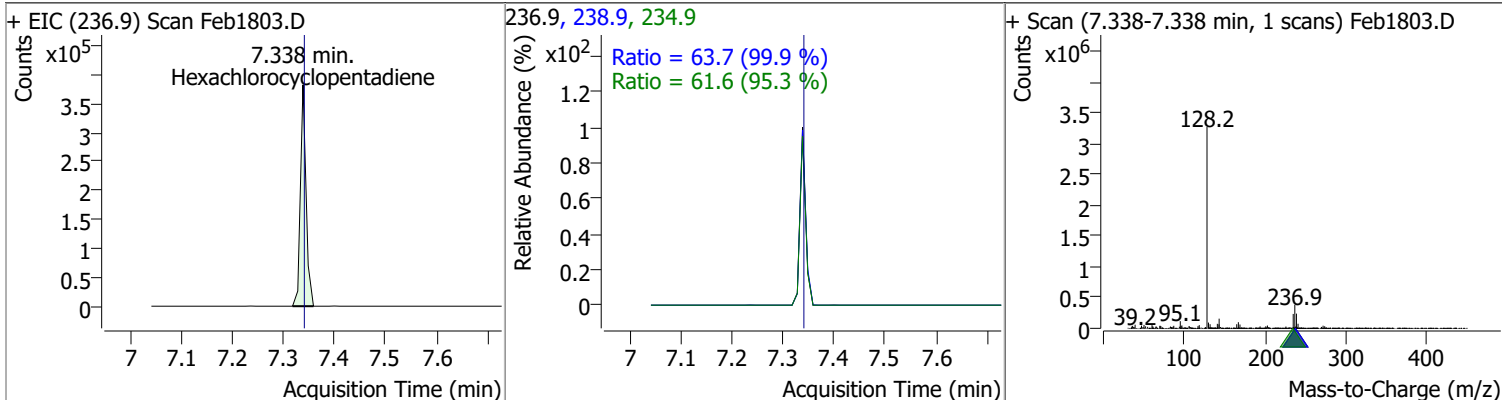


Compound	Conc.	RT	Dev(Min)	Resp.	QIon	QRatio	Lower	Upper
1-Methylnaphthalene	122.4836	7.27	0.01	1575011	142.0	114.3	79.8	148.2
					115.0	44.0	28.9	53.7

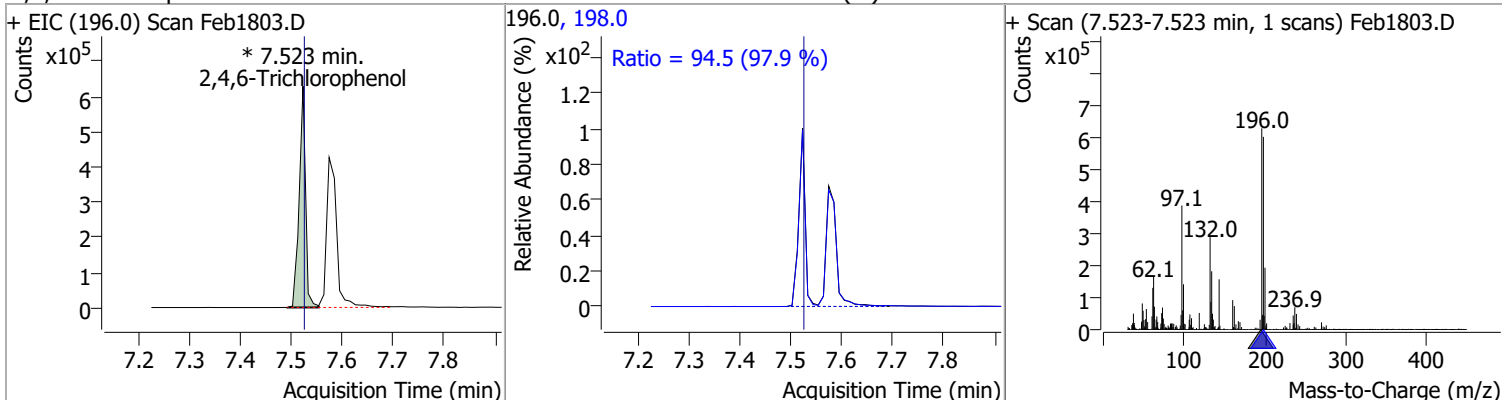


Quantitation Results Report (QT Reviewed)

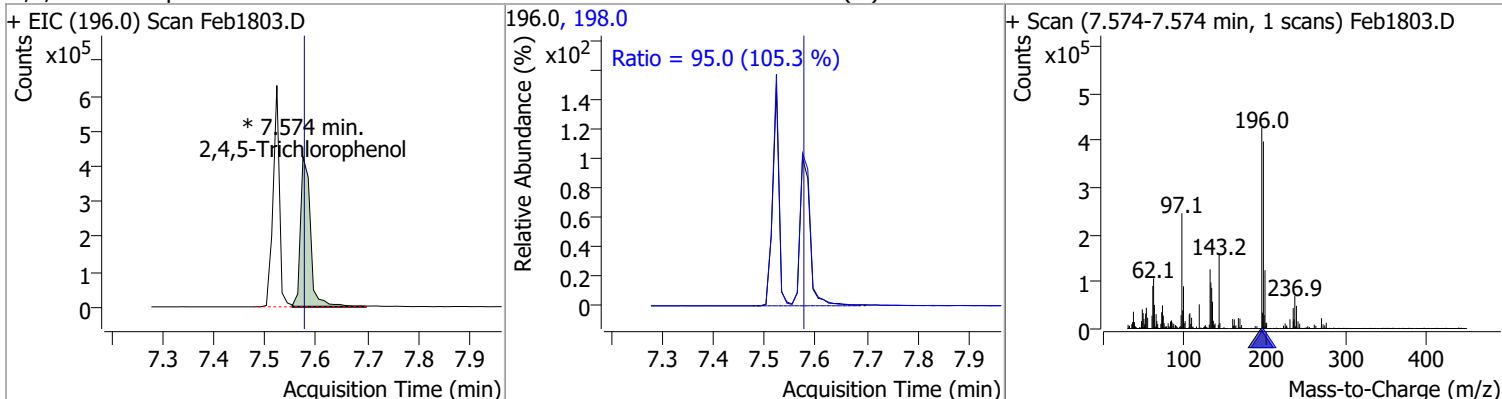
Compound	Conc.	RT	Dev(Min)	Resp.	QIon	QRatio	Lower	Upper
Hexachlorocyclopentadiene	118.7229	7.34	0.00	295198	234.9	61.6	45.2	84.0
					238.9	63.7	44.6	82.9



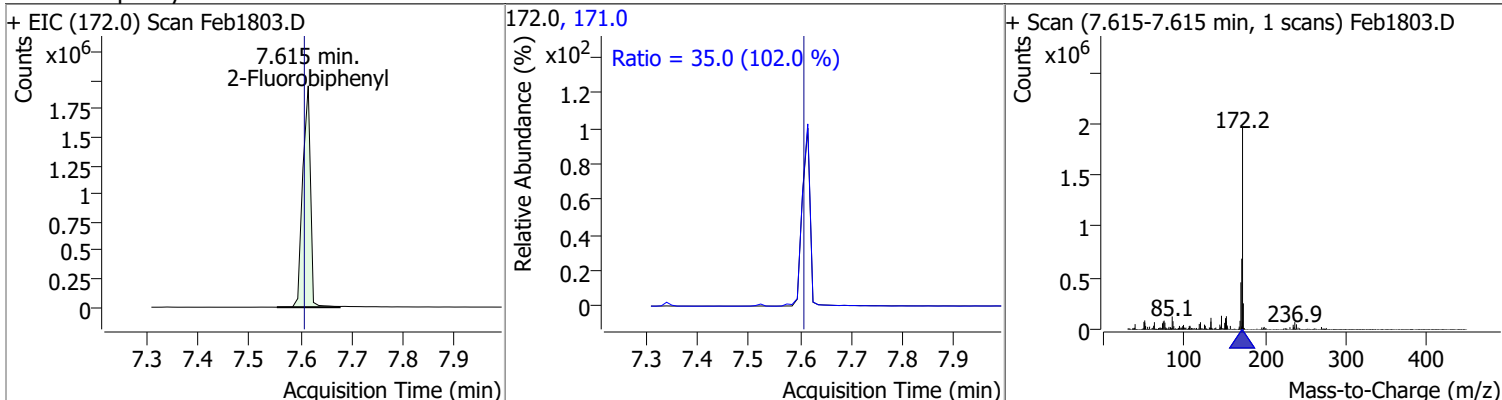
Compound	Conc.	RT	Dev(Min)	Resp.	QIon	QRatio	Lower	Upper
2,4,6-Trichlorophenol	126.4941	7.52	0.00	545615 (m)	198.0	94.5	67.6	125.5



Compound	Conc.	RT	Dev(Min)	Resp.	QIon	QRatio	Lower	Upper
2,4,5-Trichlorophenol	122.6454	7.57	0.00	587533 (m)	198.0	95.0	63.2	117.3

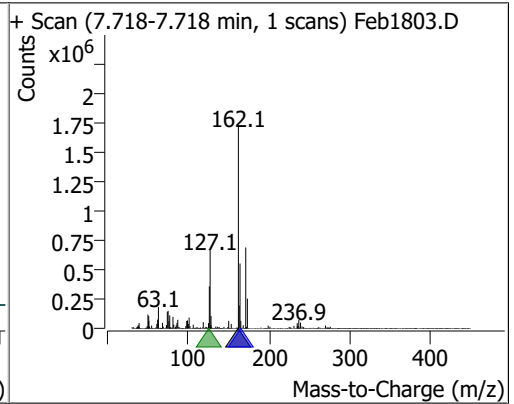
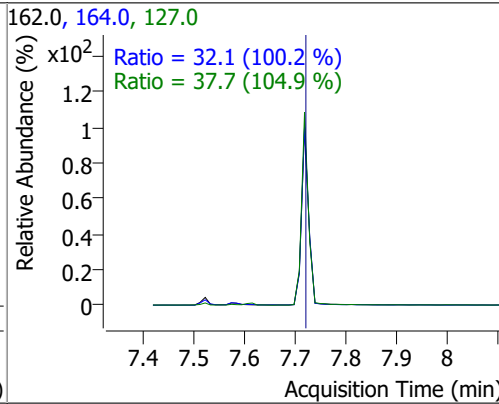
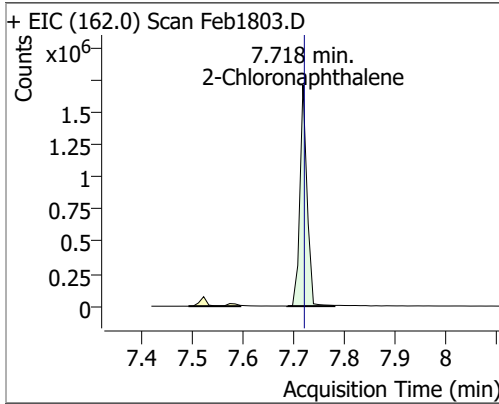


Compound	Conc.	RT	Dev(Min)	Resp.	QIon	QRatio	Lower	Upper
2-Fluorobiphenyl	120.3883	7.62	0.01	2072877	171.0	35.0	24.0	44.5

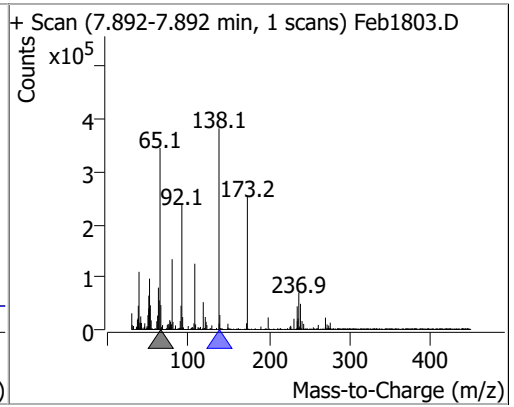
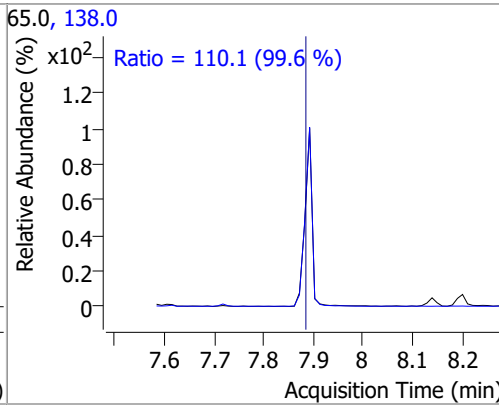
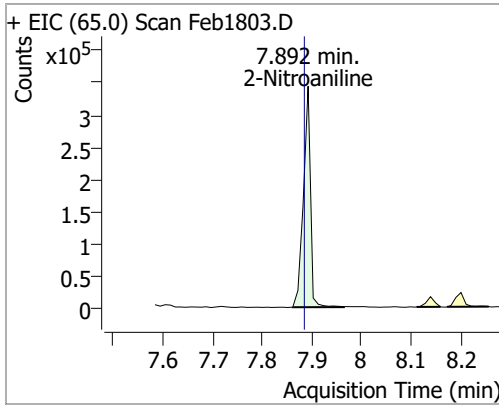


Quantitation Results Report (QT Reviewed)

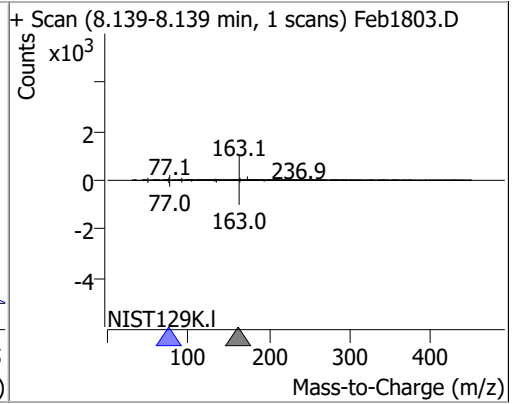
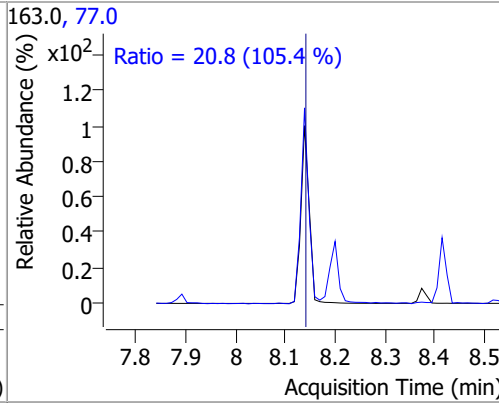
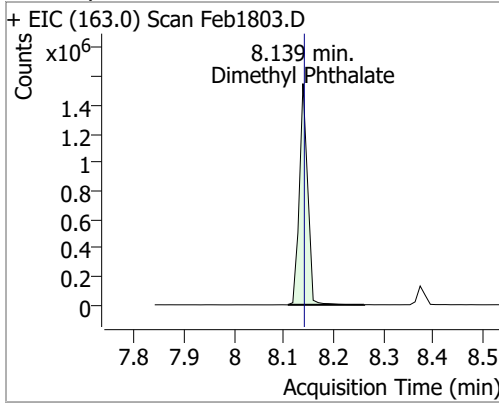
Compound	Conc.	RT	Dev(Min)	Resp.	QIon	QRatio	Lower	Upper
2-Chloronaphthalene	116.0457	7.72	0.00	1673143	127.0	37.7	25.1	46.7
					164.0	32.1	22.5	41.7



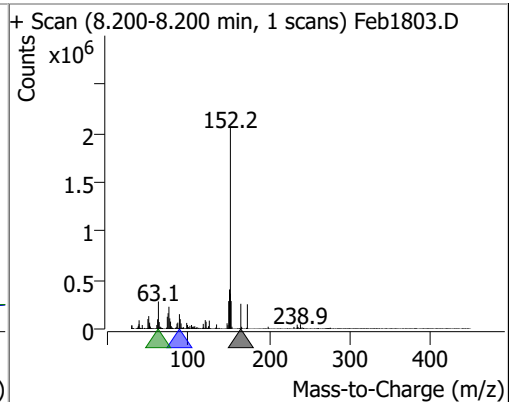
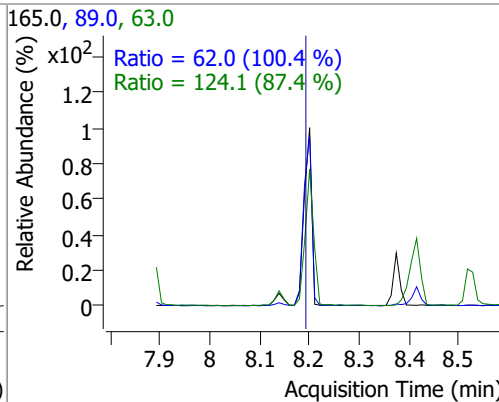
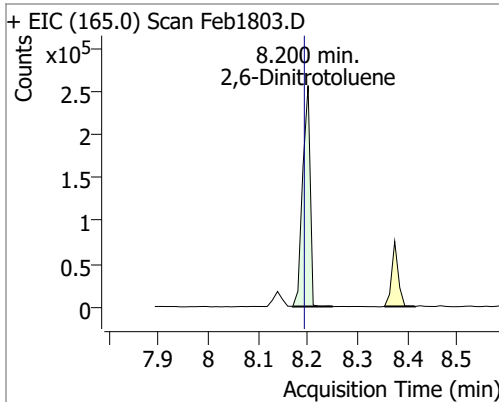
Compound	Conc.	RT	Dev(Min)	Resp.	QIon	QRatio	Lower	Upper
2-Nitroaniline	129.8078	7.89	0.01	340794	138.0	110.1	77.4	143.7



Compound	Conc.	RT	Dev(Min)	Resp.	QIon	QRatio	Lower	Upper
Dimethyl Phthalate	119.4214	8.14	0.00	1795167	77.0	20.8	13.8	25.7

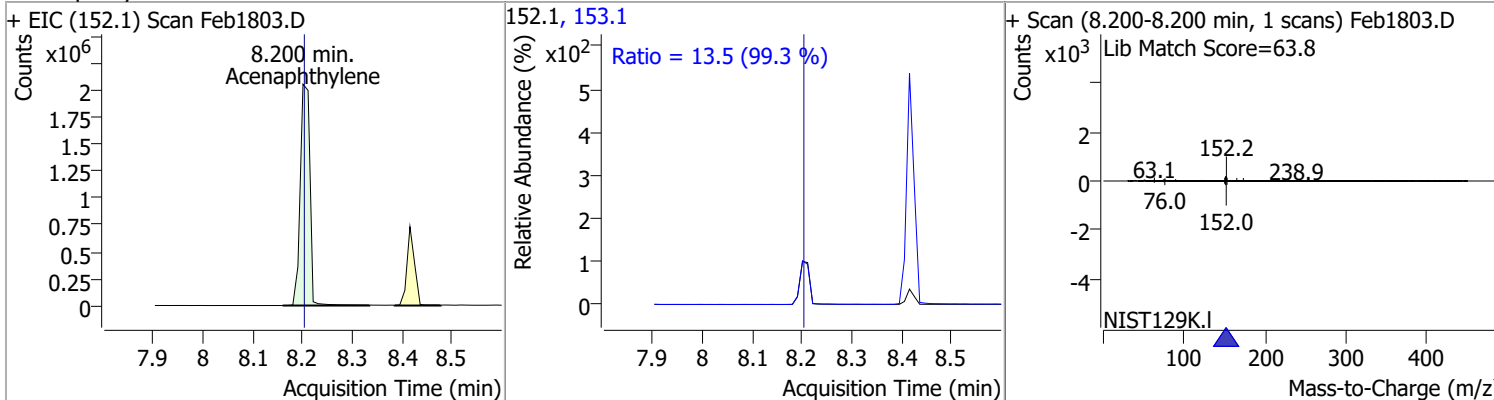


Compound	Conc.	RT	Dev(Min)	Resp.	QIon	QRatio	Lower	Upper
2,6-Dinitrotoluene	134.5088	8.20	0.01	270214	63.0	124.1	99.5	184.8
					89.0	62.0	43.3	80.3

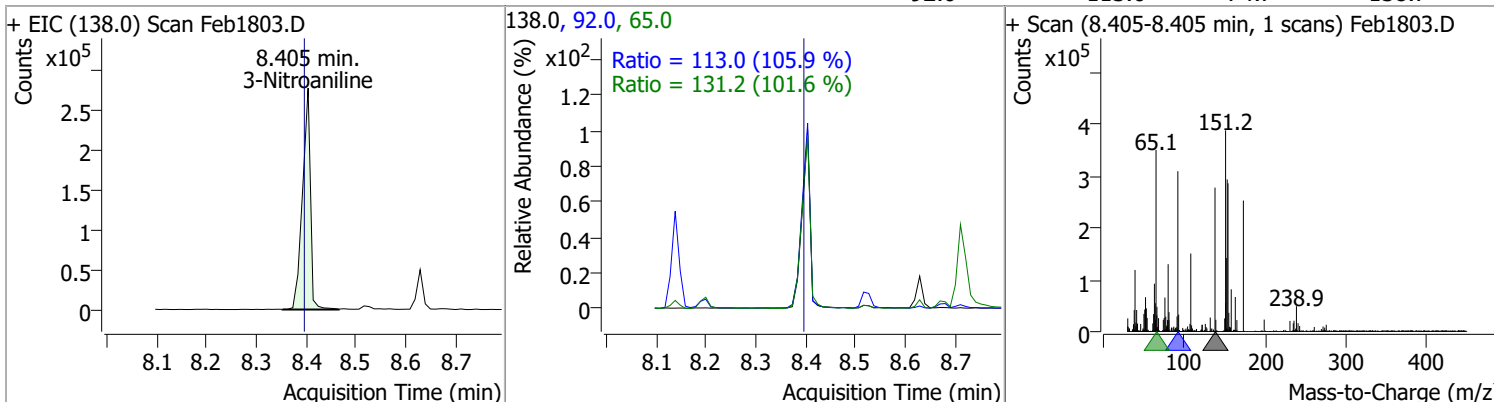


Quantitation Results Report (QT Reviewed)

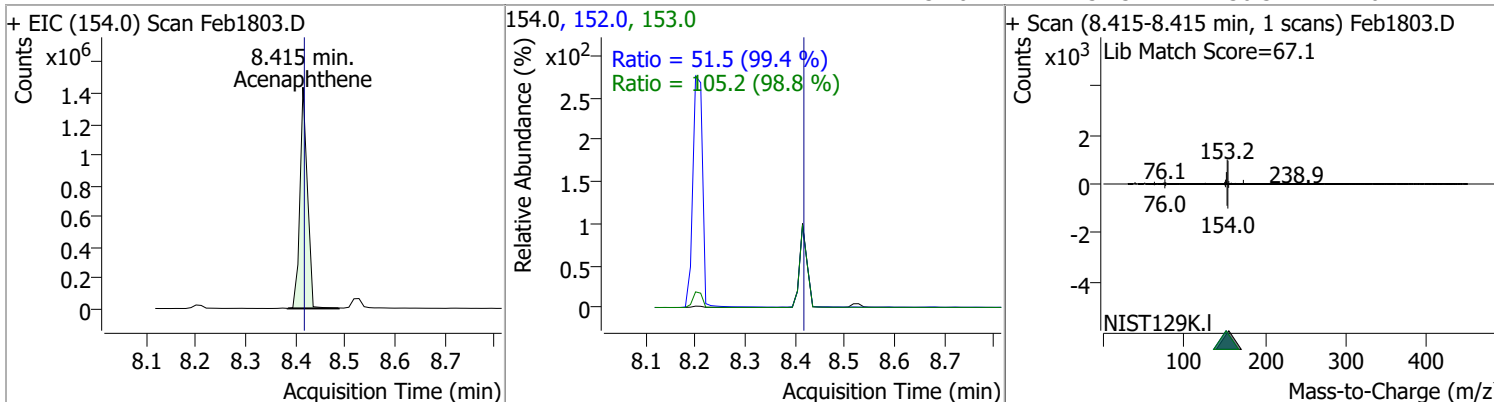
Compound	Conc.	RT	Dev(Min)	Resp.	QIon	QRatio	Lower	Upper
Acenaphthylene	121.4632	8.20	0.00	2788358	153.1	13.5	9.6	17.7



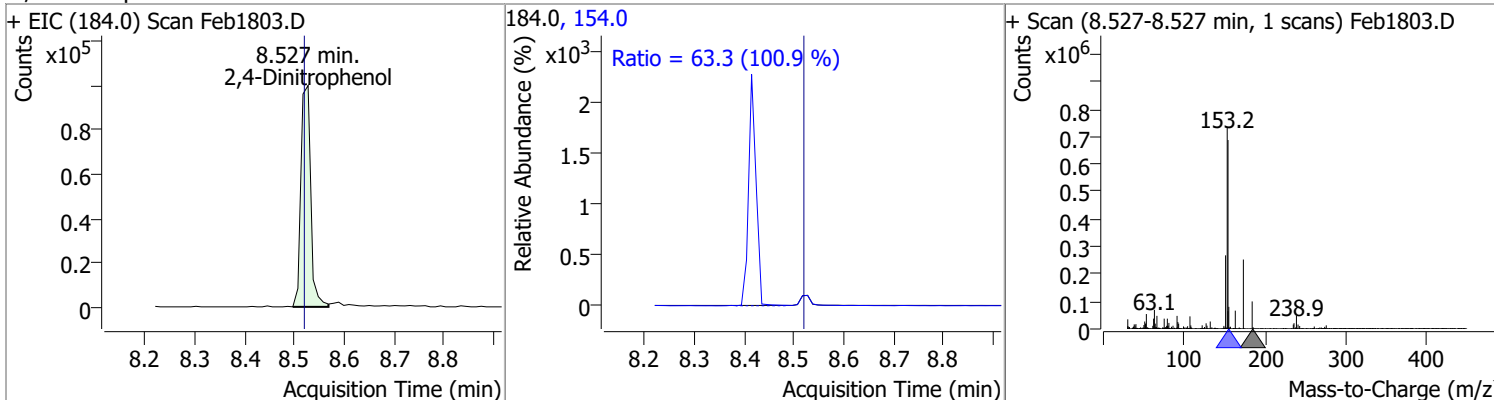
Compound	Conc.	RT	Dev(Min)	Resp.	QIon	QRatio	Lower	Upper
3-Nitroaniline	130.3972	8.40	0.01	309107	65.0	113.0	90.4	167.8
					92.0	131.2	74.7	138.7



Compound	Conc.	RT	Dev(Min)	Resp.	QIon	QRatio	Lower	Upper
Acenaphthene	117.1551	8.41	0.00	1503475	153.0	105.2	74.5	138.4
					152.0	51.5	36.3	67.4

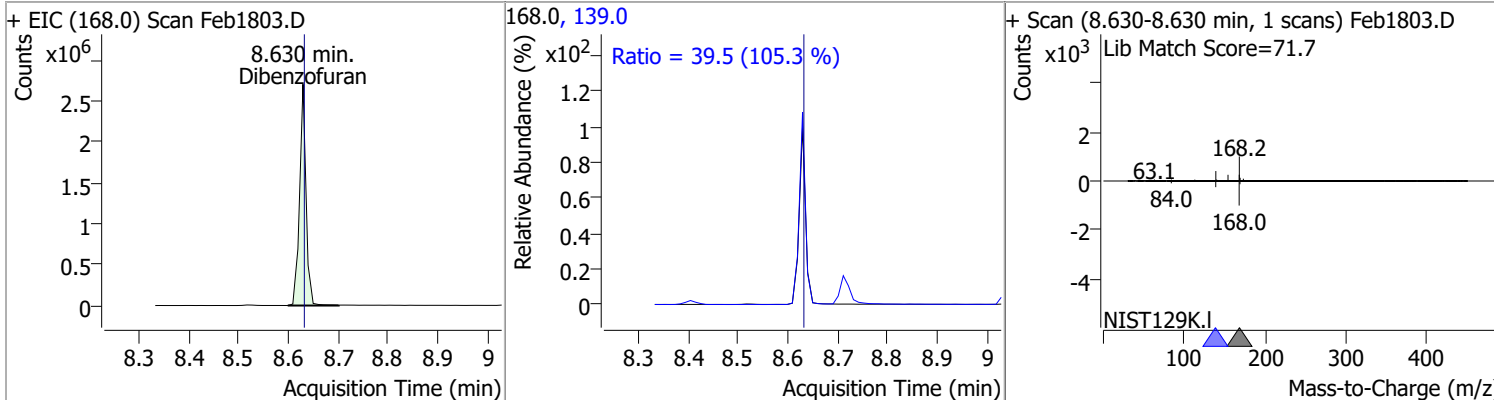


Compound	Conc.	RT	Dev(Min)	Resp.	QIon	QRatio	Lower	Upper
2,4-Dinitrophenol	121.6307	8.53	0.01	138026	154.0	63.3	43.9	81.5

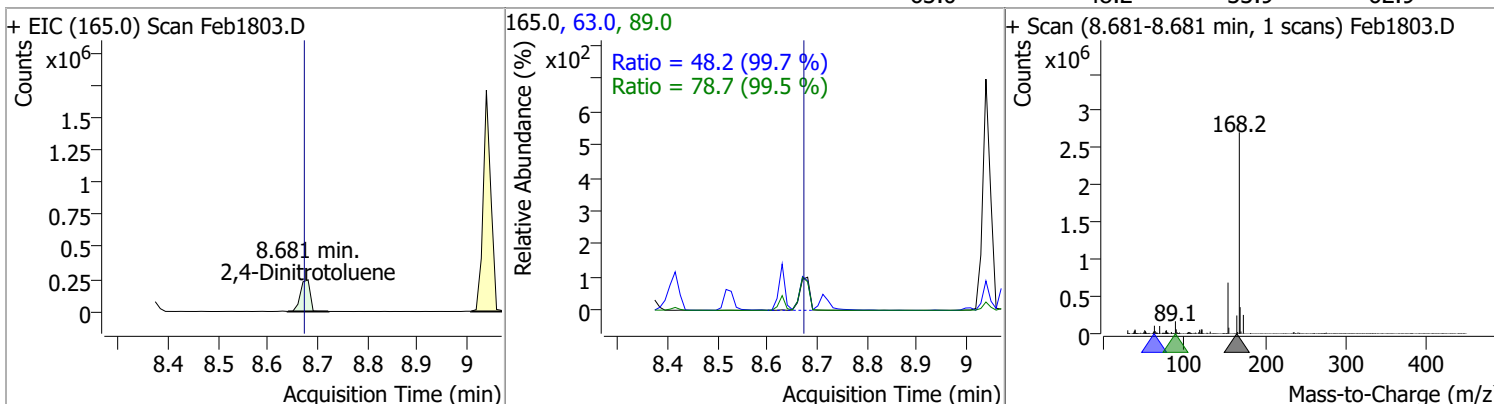


Quantitation Results Report (QT Reviewed)

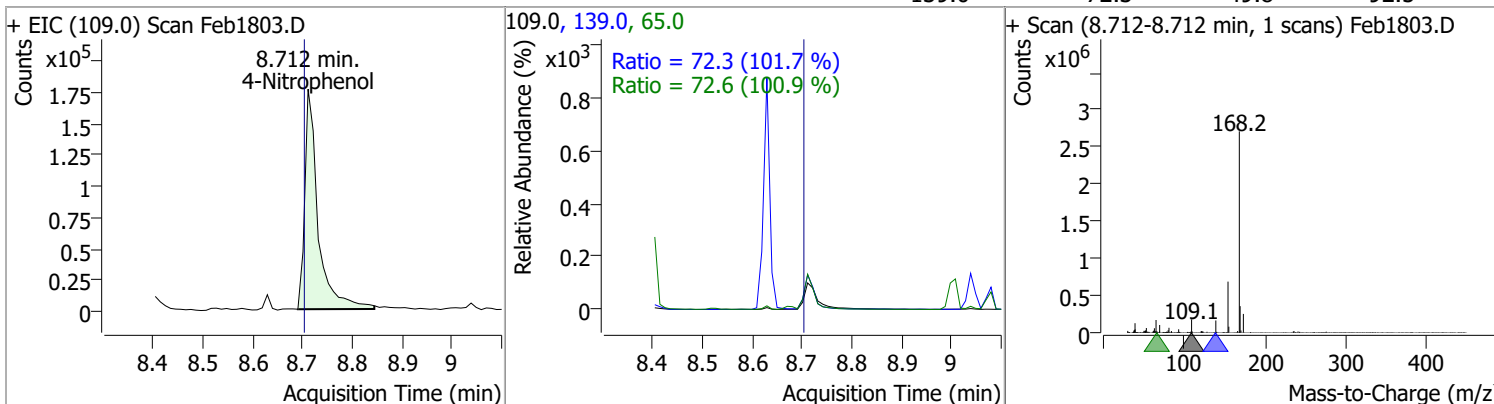
Compound	Conc.	RT	Dev(Min)	Resp.	QIon	QRatio	Lower	Upper
Dibenzofuran	118.4946	8.63	0.00	2443689	139.0	39.5	26.3	48.8



Compound	Conc.	RT	Dev(Min)	Resp.	QIon	QRatio	Lower	Upper
2,4-Dinitrotoluene	122.8060	8.68	0.01	328858	89.0	78.7	55.4	102.9
					63.0	48.2	33.9	62.9

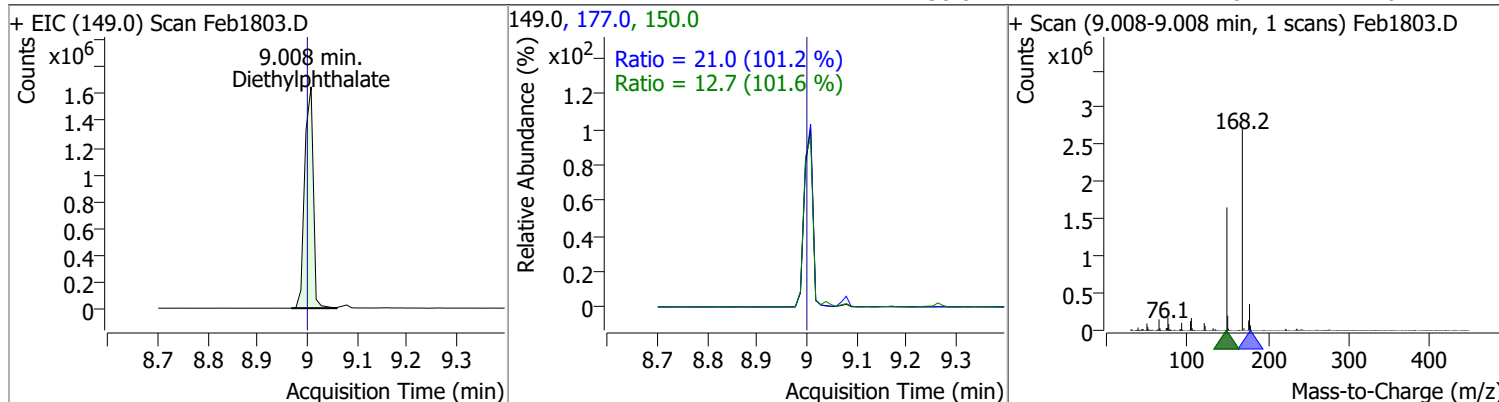


Compound	Conc.	RT	Dev(Min)	Resp.	QIon	QRatio	Lower	Upper
4-Nitrophenol	126.2944	8.71	0.01	326746	65.0	72.6	50.4	93.6
					139.0	72.3	49.8	92.5

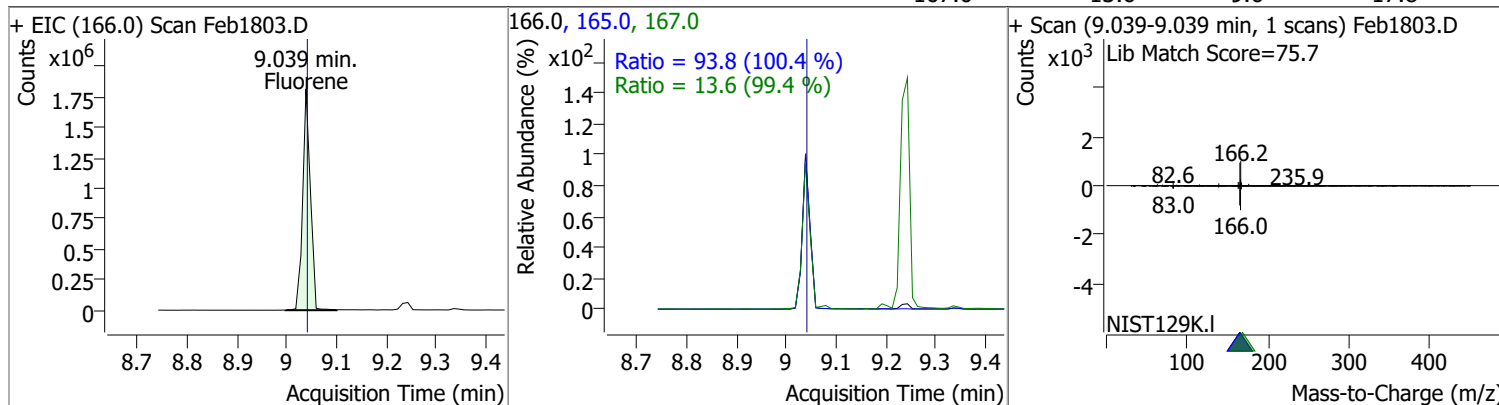


Quantitation Results Report (QT Reviewed)

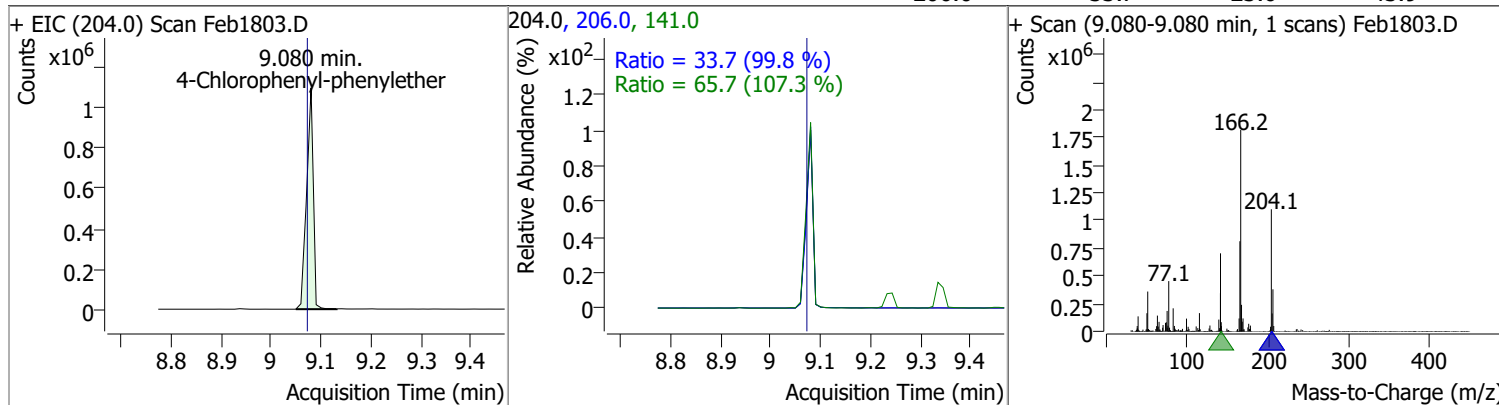
Compound	Conc.	RT	Dev(Min)	Resp.	QIon	QRatio	Lower	Upper
Diethylphthalate	125.7671	9.01	0.01	1980149	177.0	21.0	14.5	27.0
					150.0	12.7	8.7	16.2



Compound	Conc.	RT	Dev(Min)	Resp.	QIon	QRatio	Lower	Upper
Fluorene	114.4523	9.04	0.00	1952030	165.0	93.8	65.4	121.4
					167.0	13.6	9.6	17.8

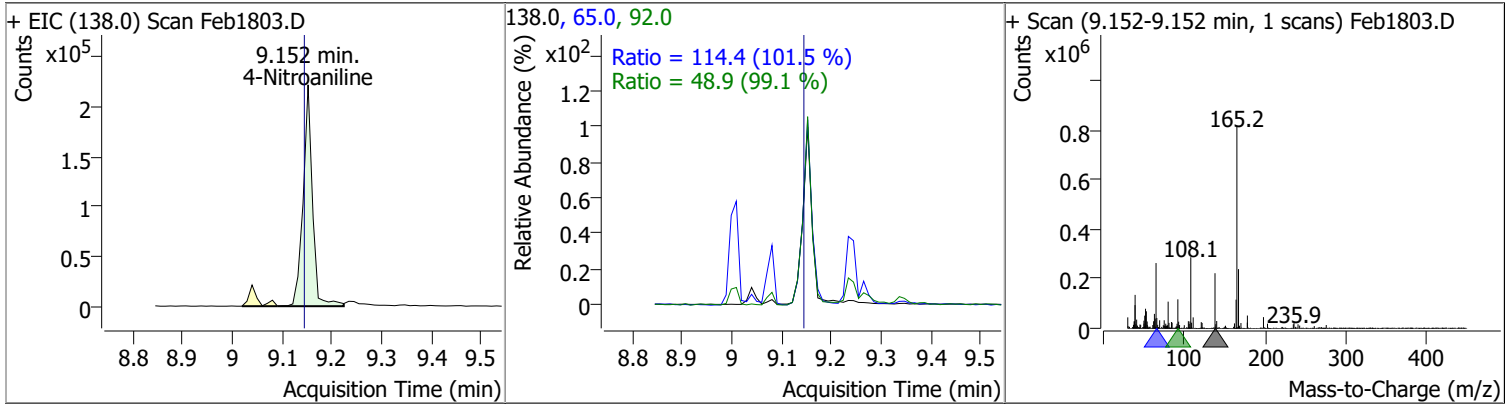


Compound	Conc.	RT	Dev(Min)	Resp.	QIon	QRatio	Lower	Upper
4-Chlorophenyl-phenylether	127.4811	9.08	0.01	1017662	141.0	65.7	42.8	79.6
					206.0	33.7	23.6	43.9

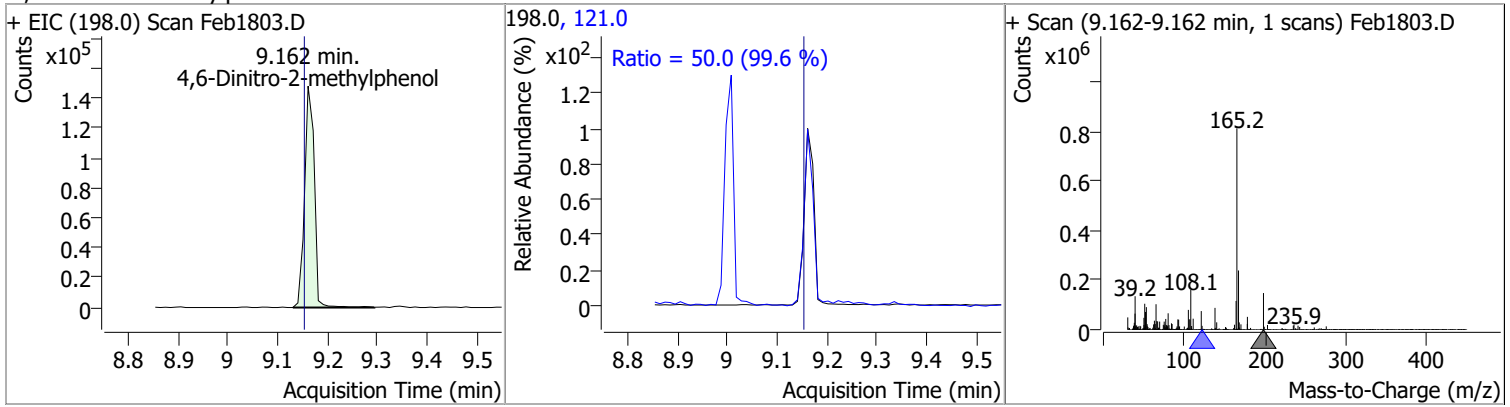


Quantitation Results Report (QT Reviewed)

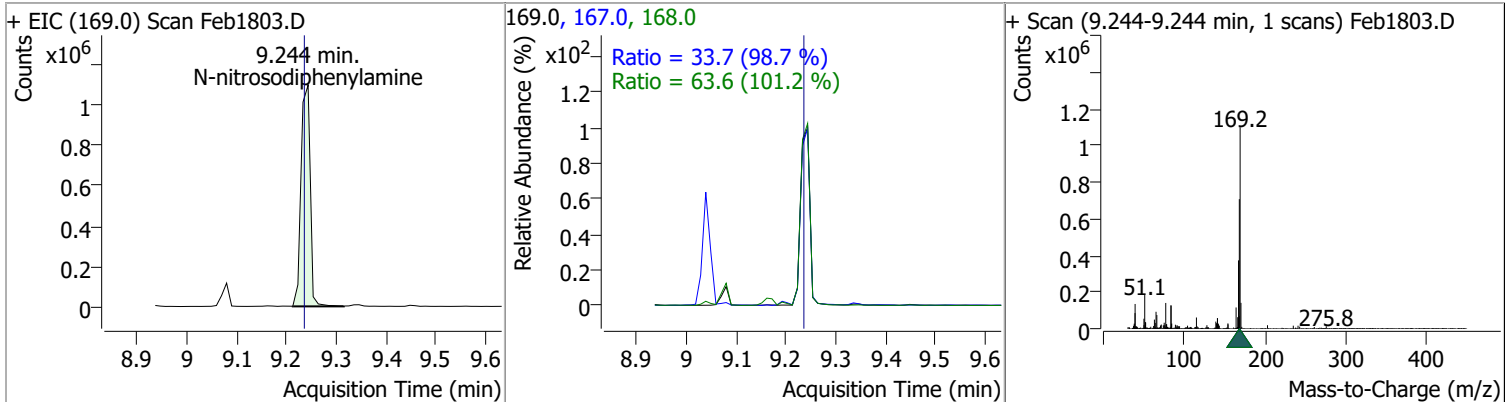
Compound	Conc.	RT	Dev(Min)	Resp.	QIon	QRatio	Lower	Upper
4-Nitroaniline	114.2027	9.15	0.01	291518	65.0	114.4	78.9	146.6
					92.0	48.9	34.5	64.1



Compound	Conc.	RT	Dev(Min)	Resp.	QIon	QRatio	Lower	Upper
4,6-Dinitro-2-methylphenol	121.1232	9.16	0.01	200519	121.0	50.0	35.1	65.3

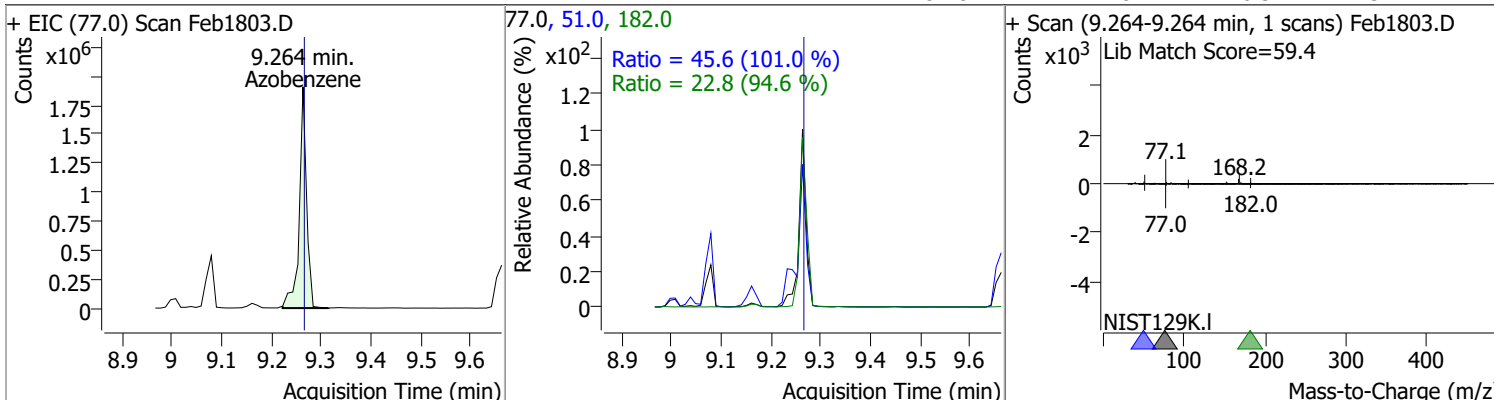


Compound	Conc.	RT	Dev(Min)	Resp.	QIon	QRatio	Lower	Upper
N-nitrosodiphenylamine	120.7344	9.24	0.01	1414366	168.0	63.6	44.0	81.7
					167.0	33.7	23.9	44.3

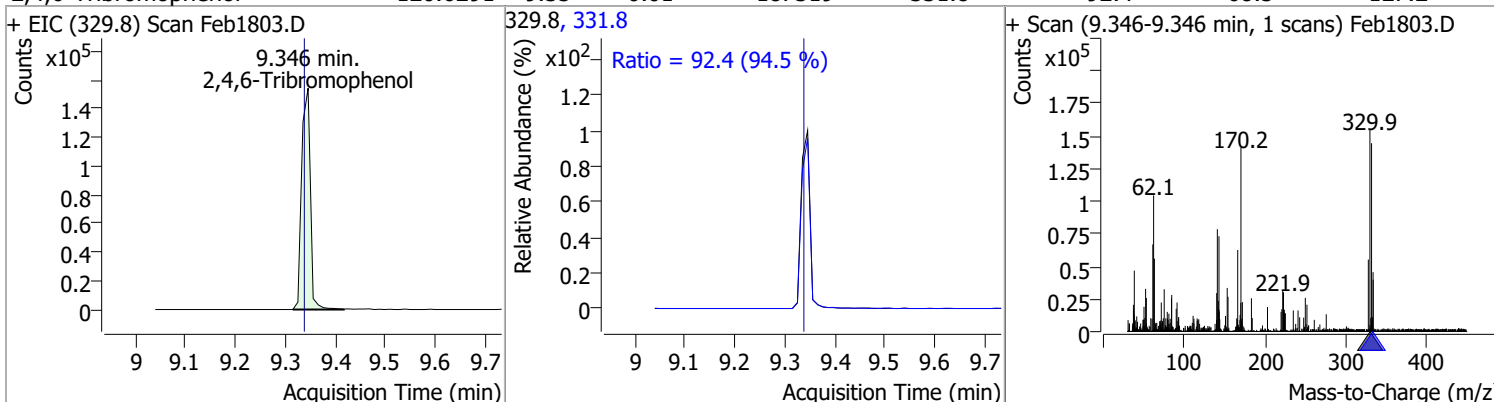


Quantitation Results Report (QT Reviewed)

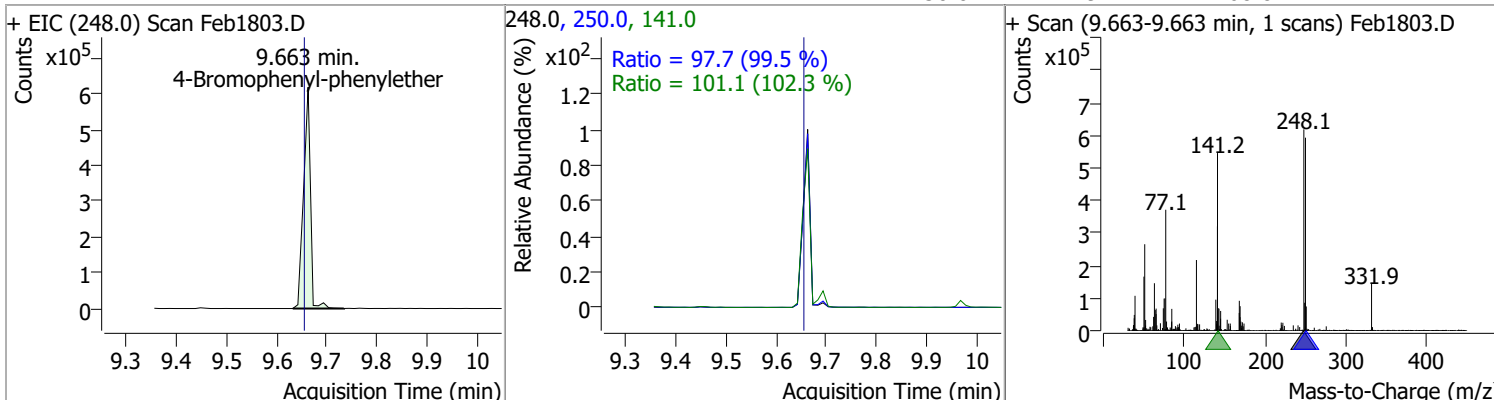
Compound	Conc.	RT	Dev(Min)	Resp.	QIon	QRatio	Lower	Upper
Azobenzene	120.2669	9.26	0.00	1932785	51.0	45.6	31.6	58.7
					182.0	22.8	16.9	31.4



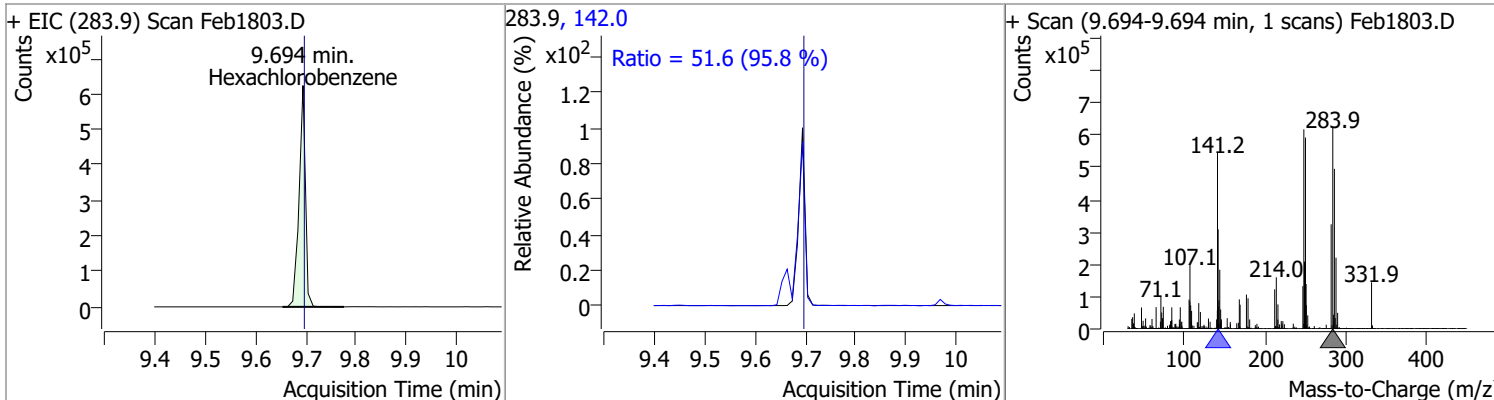
Compound	Conc.	RT	Dev(Min)	Resp.	QIon	QRatio	Lower	Upper			
2,4,6-Tribromophenol	120.6291	9.35	0.01	187319	331.8	92.4	68.5	127.2			



Compound	Conc.	RT	Dev(Min)	Resp.	QIon	QRatio	Lower	Upper
4-Bromophenyl-phenylether	126.1586	9.66	0.01	589591	141.0	101.1	69.1	128.4
					250.0	97.7	68.8	127.7

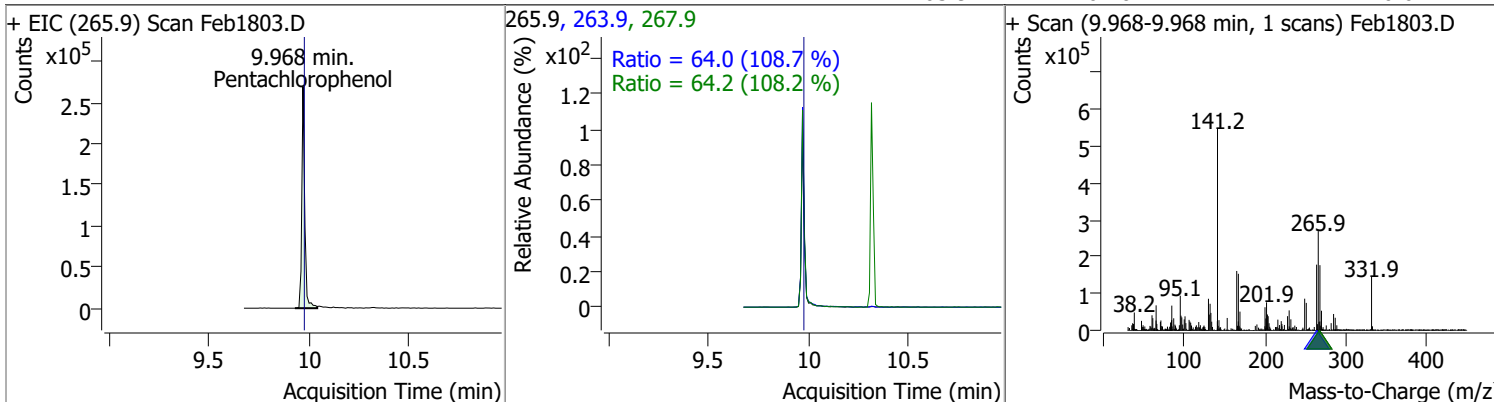


Compound	Conc.	RT	Dev(Min)	Resp.	QIon	QRatio	Lower	Upper			
Hexachlorobenzene	123.9440	9.69	0.00	550809	142.0	51.6	37.7	70.0			

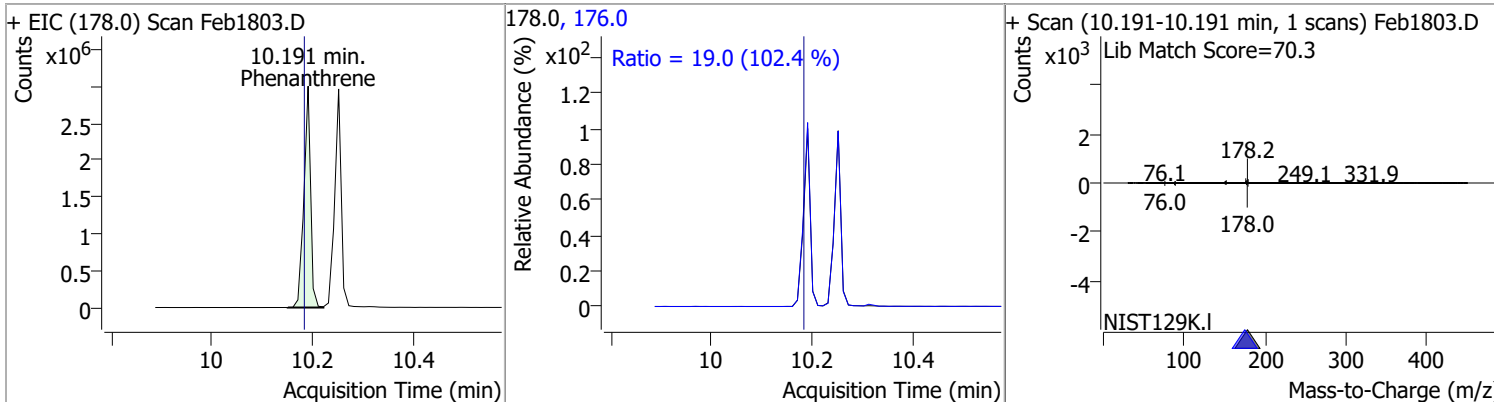


Quantitation Results Report (QT Reviewed)

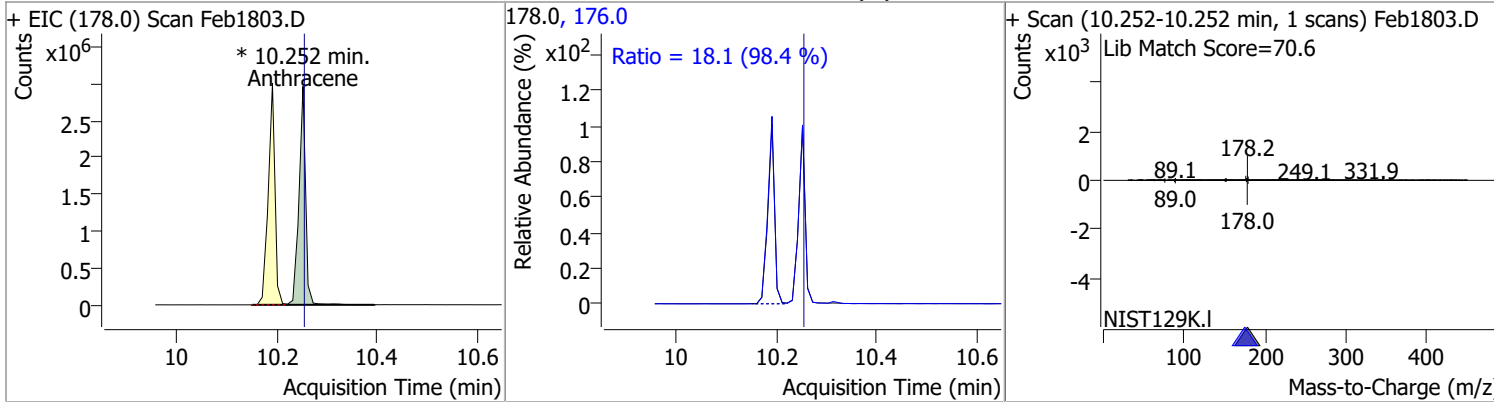
Compound	Conc.	RT	Dev(Min)	Resp.	QIon	QRatio	Lower	Upper
Pentachlorophenol	118.9229	9.97	0.00	272170	267.9	64.2	41.5	77.2
					263.9	64.0	41.2	76.6



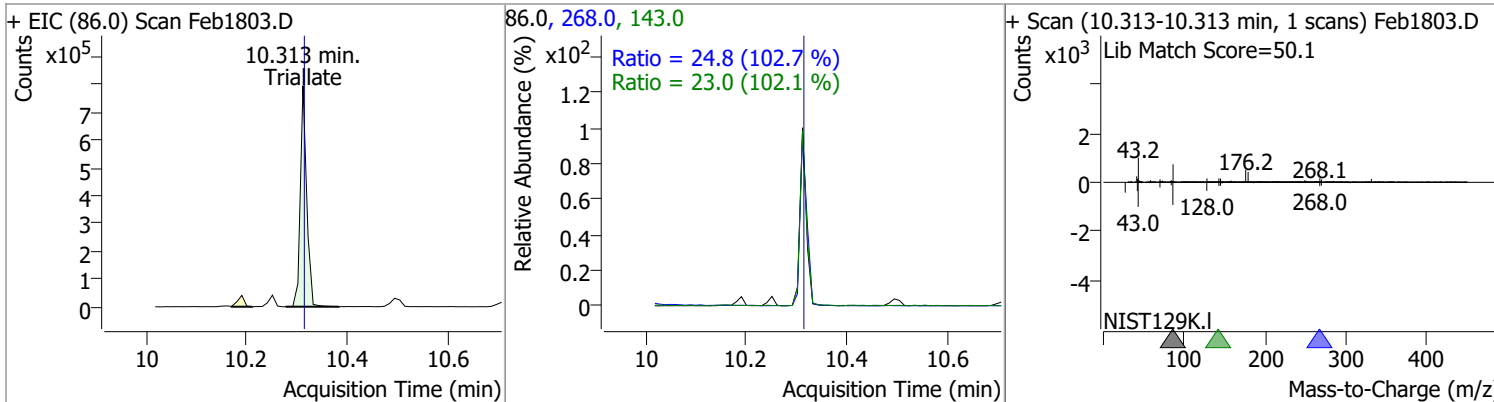
Compound	Conc.	RT	Dev(Min)	Resp.	QIon	QRatio	Lower	Upper
Phenanthrene	119.6259	10.19	0.01	2792268	176.0	19.0	13.0	24.1



Compound	Conc.	RT	Dev(Min)	Resp.	QIon	QRatio	Lower	Upper
Anthracene	119.3027	10.25	0.00	2712966 (m)	176.0	18.1	12.9	23.9

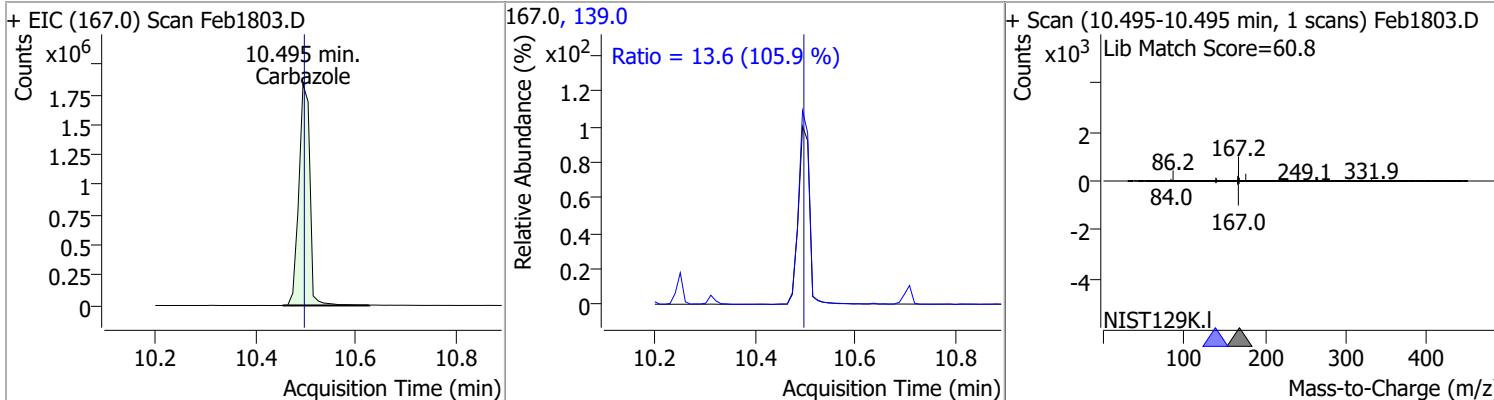


Compound	Conc.	RT	Dev(Min)	Resp.	QIon	QRatio	Lower	Upper
Triallate	120.4325	10.31	0.00	696512	268.0	24.8	16.9	31.4
					143.0	23.0	15.8	29.3

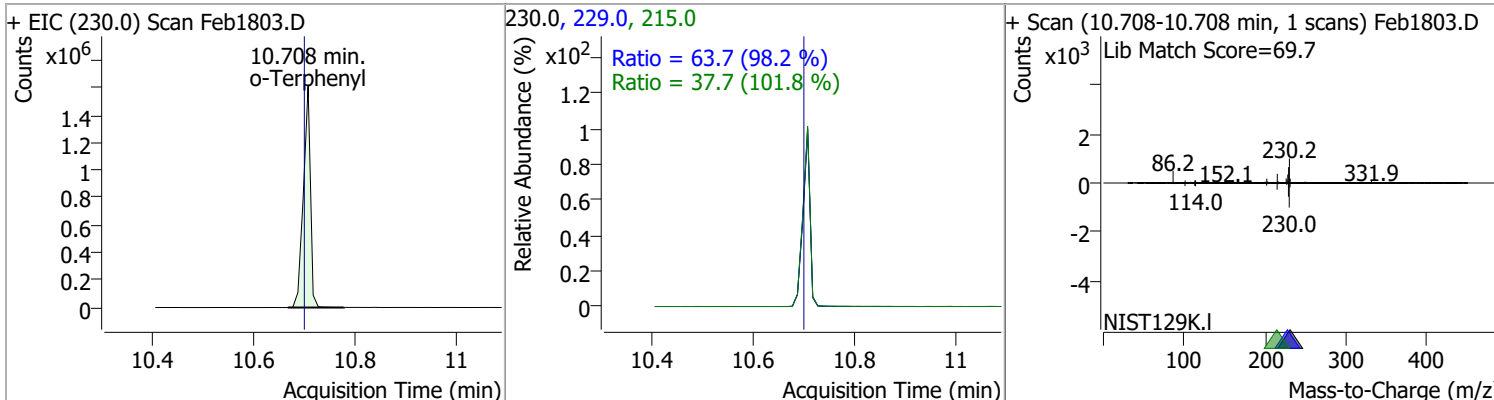


Quantitation Results Report (QT Reviewed)

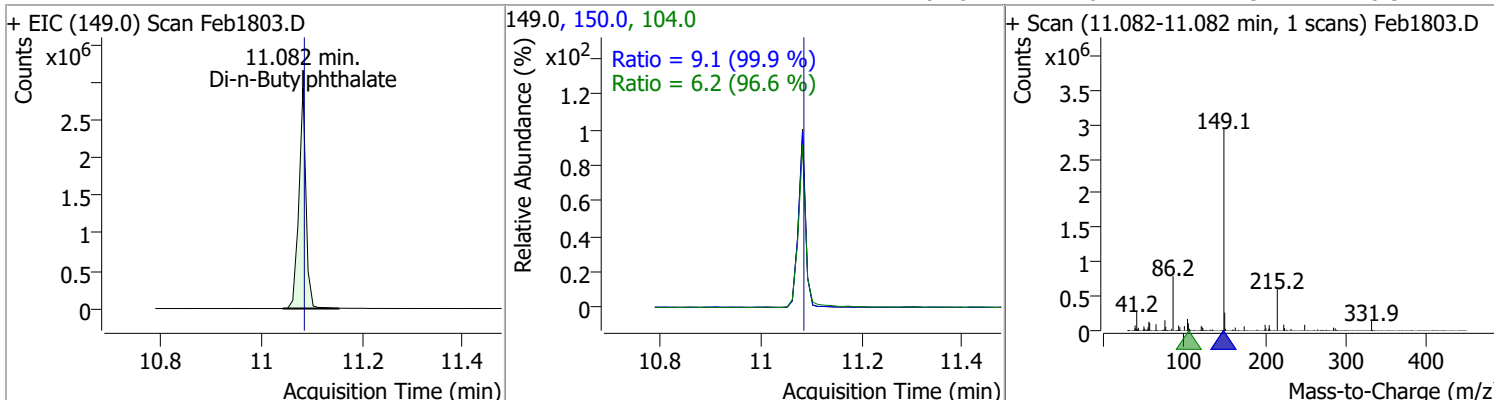
Compound	Conc.	RT	Dev(Min)	Resp.	QIon	QRatio	Lower	Upper
Carbazole	120.4732	10.50	0.00	2794889	139.0	13.6	9.0	16.7



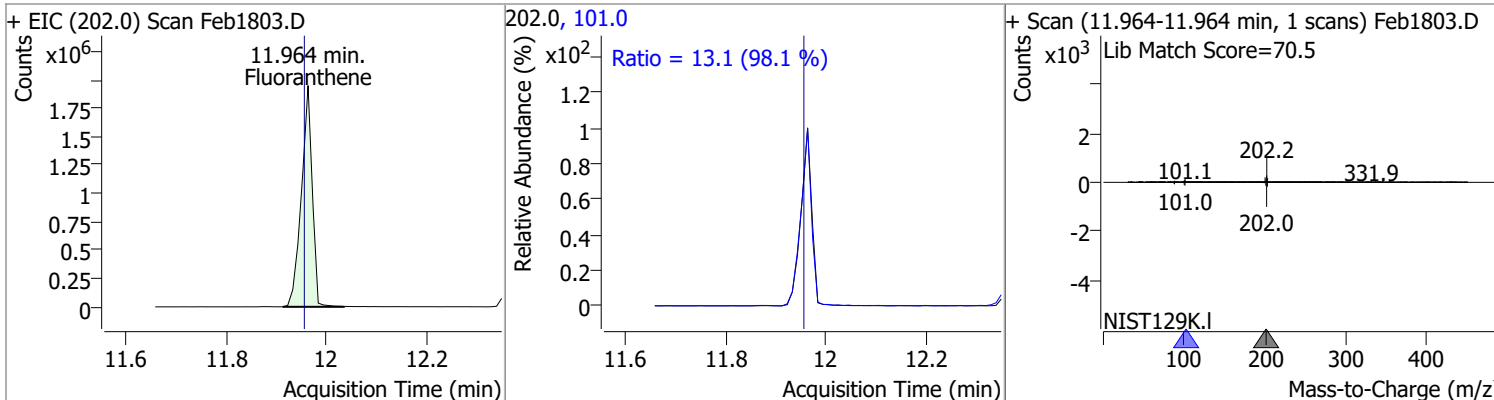
o-Terphenyl	125.0935	10.71	0.01	1579903	229.0 215.0	63.7 37.7	45.4 25.9	84.3 48.1
-------------	----------	-------	------	---------	----------------	--------------	--------------	--------------



Di-n-Butylphthalate	121.0143	11.08	0.00	2864235	150.0 104.0	9.1 6.2	6.3 4.5	11.8 8.3
---------------------	----------	-------	------	---------	----------------	------------	------------	-------------

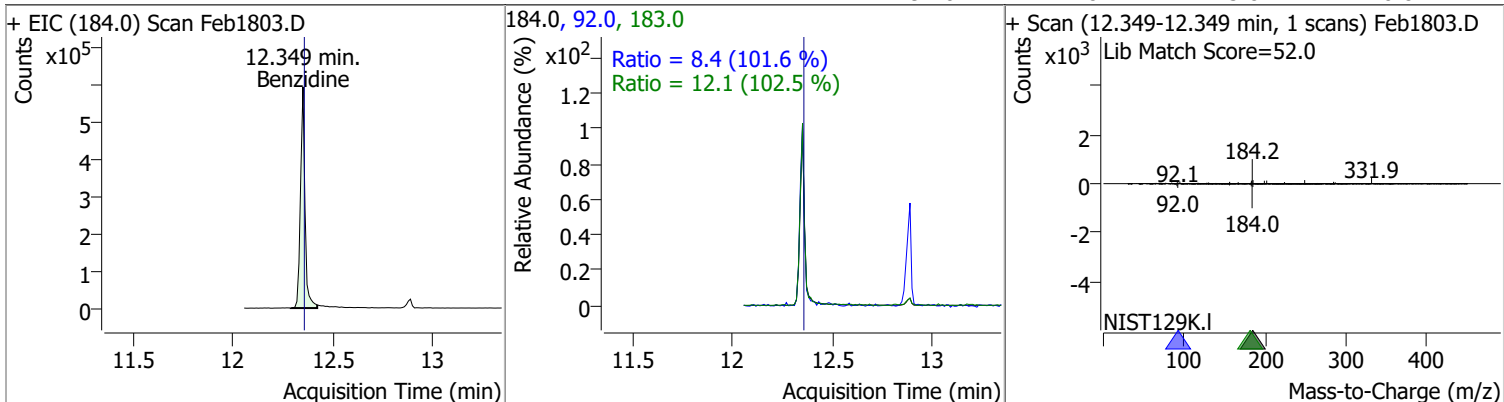


Fluoranthene	120.7096	11.96	0.01	2925734	101.0	13.1	9.4	17.4
--------------	----------	-------	------	---------	-------	------	-----	------

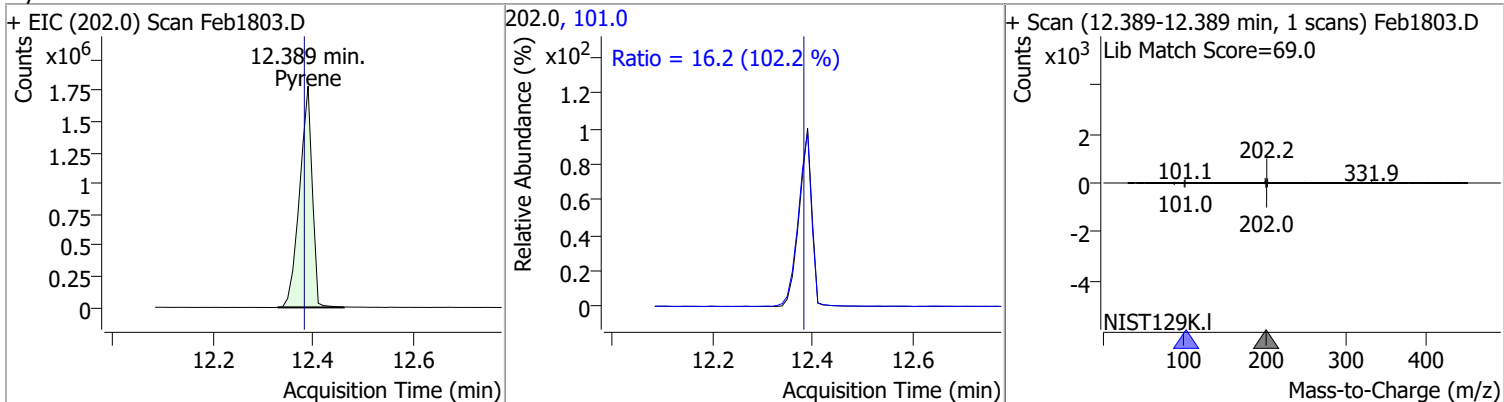


Quantitation Results Report (QT Reviewed)

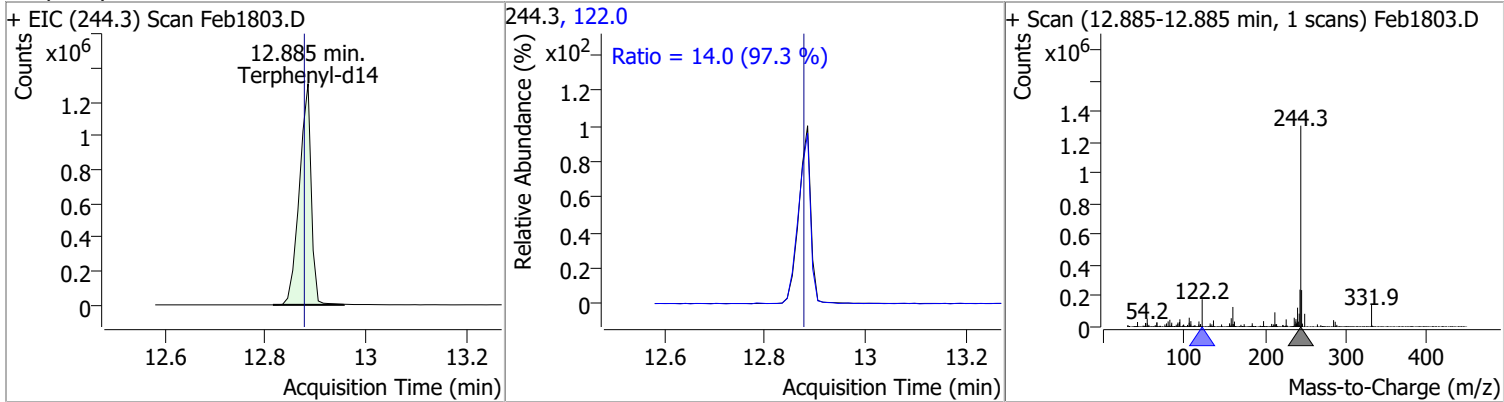
Compound	Conc.	RT	Dev(Min)	Resp.	QIon	QRatio	Lower	Upper
Benzidine	114.7160	12.35	0.00	925246	183.0	12.1	8.3	15.4
					92.0	8.4	5.8	10.8



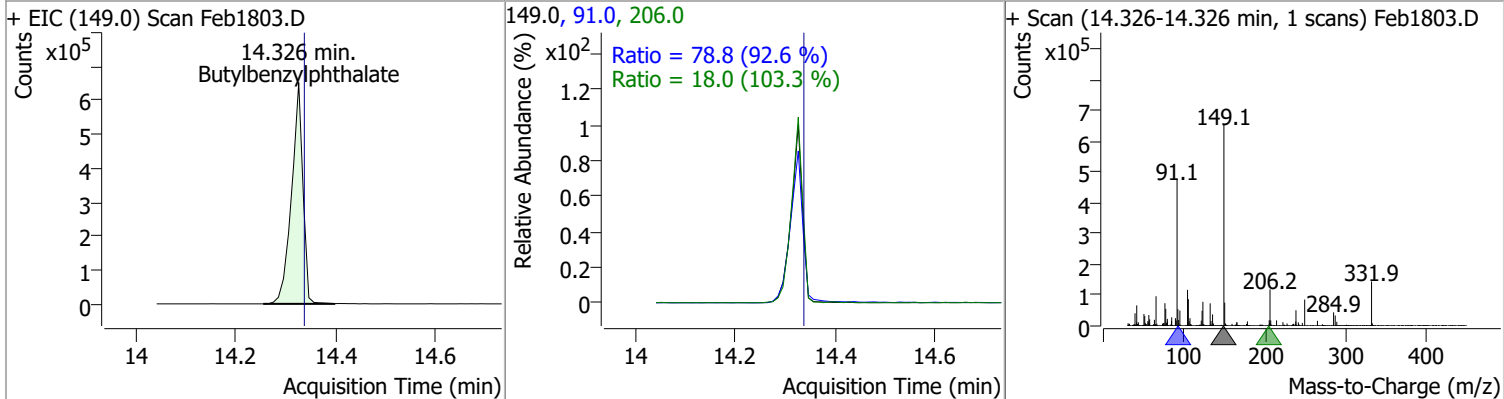
Compound	Conc.	RT	Dev(Min)	Resp.	QIon	QRatio	Lower	Upper
Pyrene	118.6872	12.39	0.01	3111401	101.0	16.2	11.1	20.6



Compound	Conc.	RT	Dev(Min)	Resp.	QIon	QRatio	Lower	Upper
Terphenyl-d14	120.3656	12.89	0.01	2133936	122.0	14.0	10.1	18.7

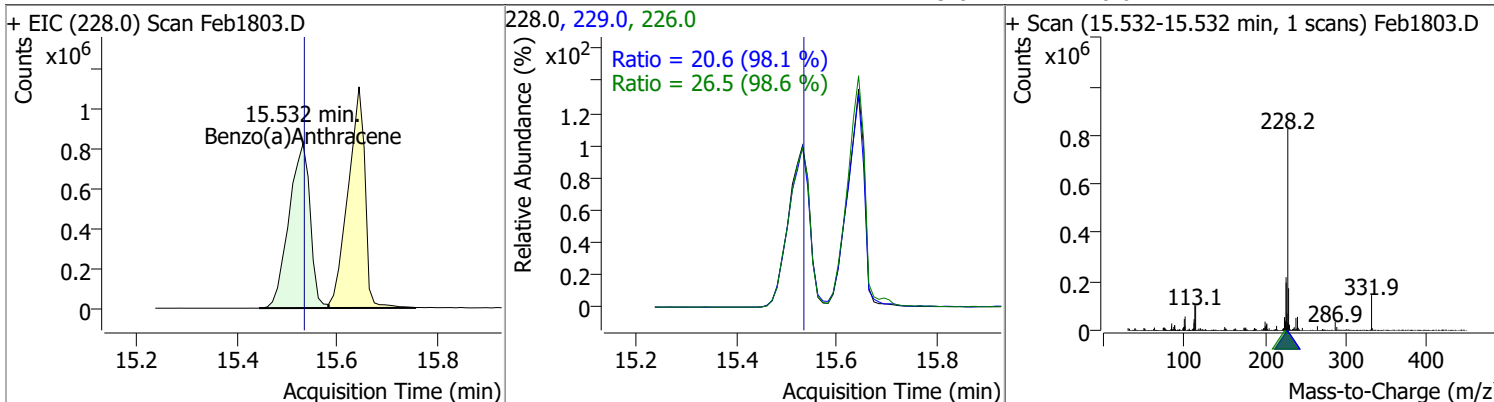


Compound	Conc.	RT	Dev(Min)	Resp.	QIon	QRatio	Lower	Upper
Butylbenzylphthalate	123.2154	14.33	0.01	1038779	91.0	78.8	59.6	110.6
					206.0	18.0	12.2	22.7

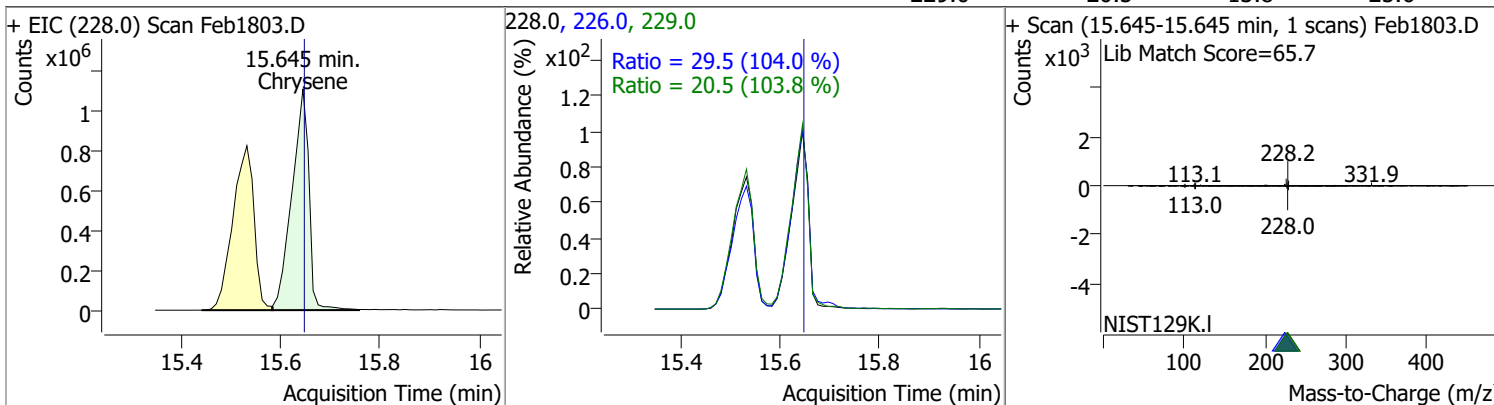


Quantitation Results Report (QT Reviewed)

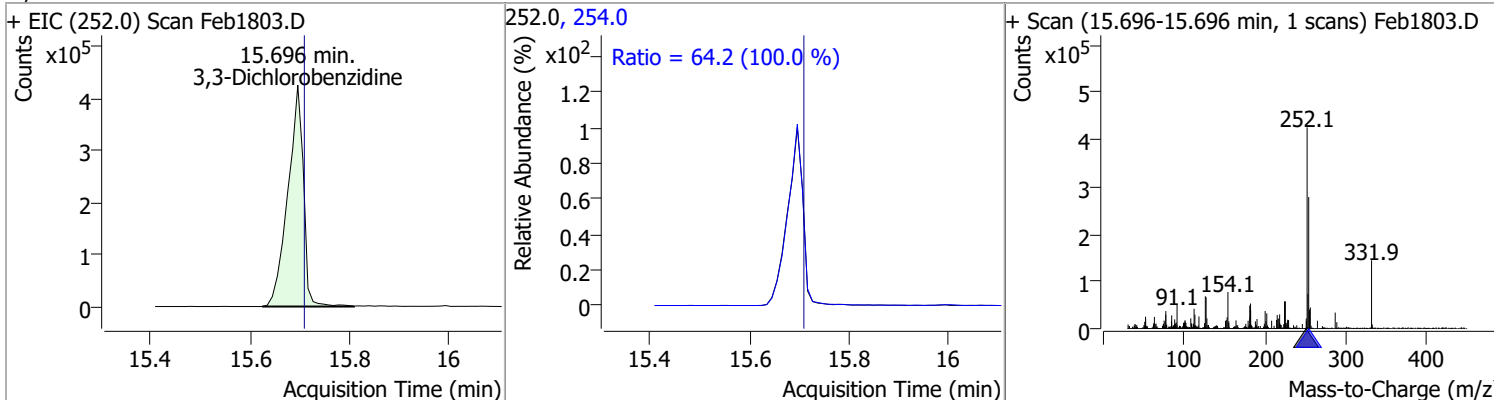
Compound	Conc.	RT	Dev(Min)	Resp.	QIon	QRatio	Lower	Upper
Benzo(a)Anthracene	123.9899	15.53	0.02	2429458	226.0	26.5	18.8	34.9
					229.0	20.6	14.7	27.4



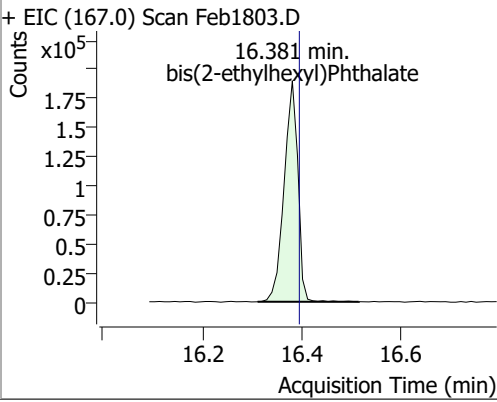
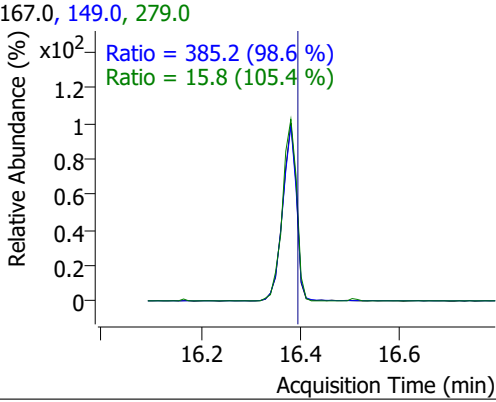
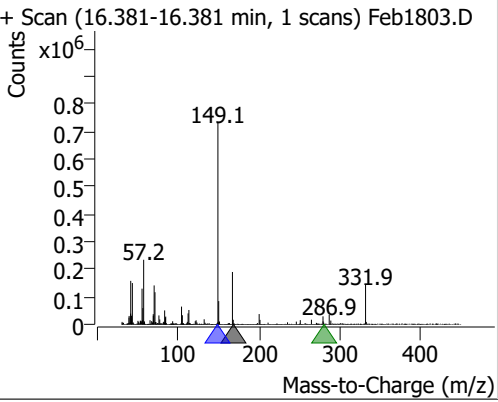
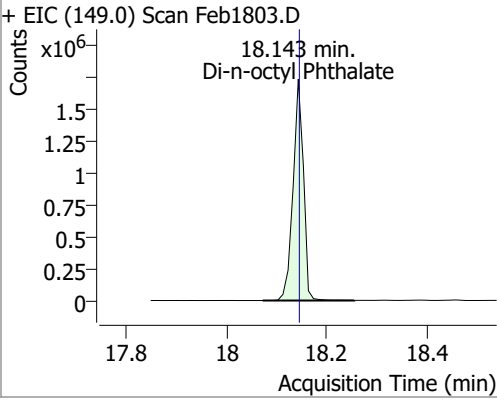
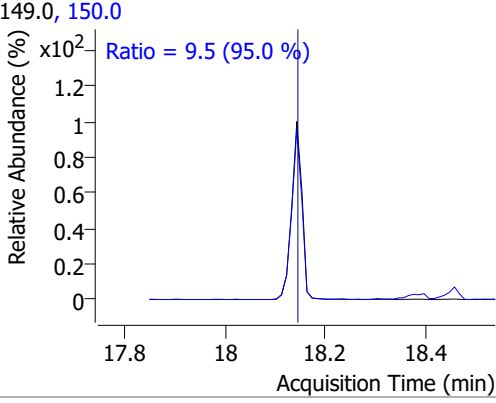
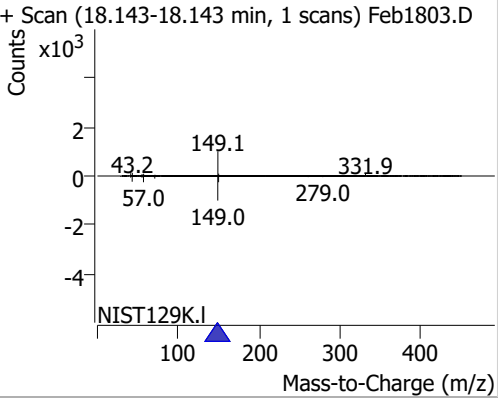
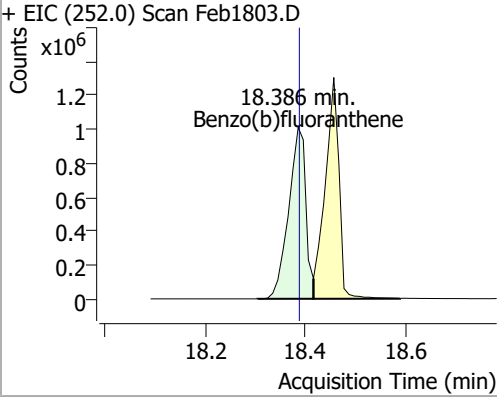
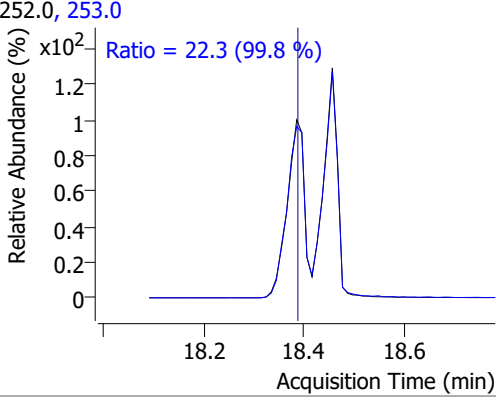
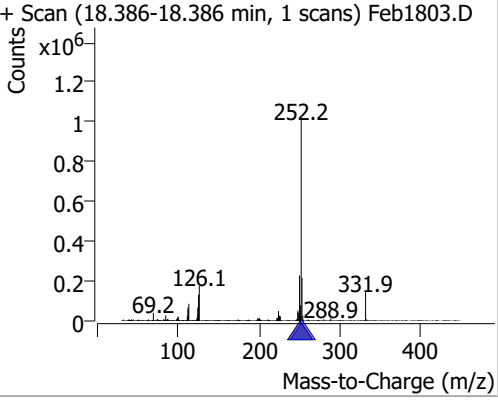
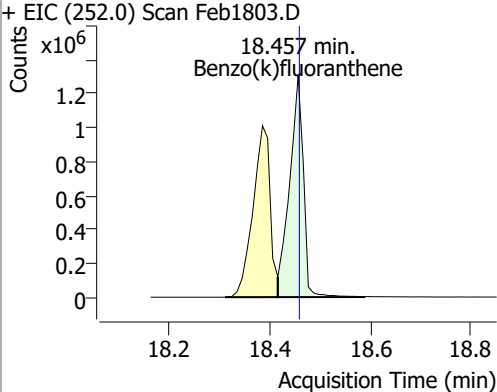
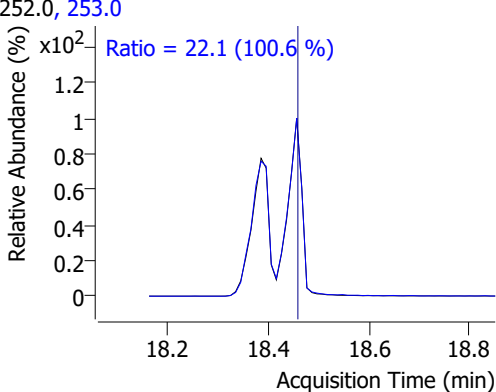
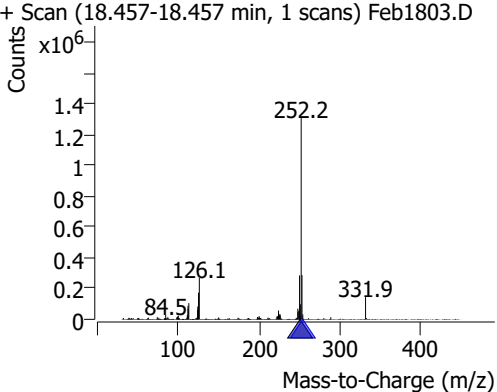
Compound	Conc.	RT	Dev(Min)	Resp.	QIon	QRatio	Lower	Upper
Chrysene	122.2787	15.64	0.02	2630114	226.0	29.5	19.9	36.9
					229.0	20.5	13.8	25.6



Compound	Conc.	RT	Dev(Min)	Resp.	QIon	QRatio	Lower	Upper
3,3-Dichlorobenzidine	123.4767	15.70	0.01	921207	254.0	64.2	44.9	83.4

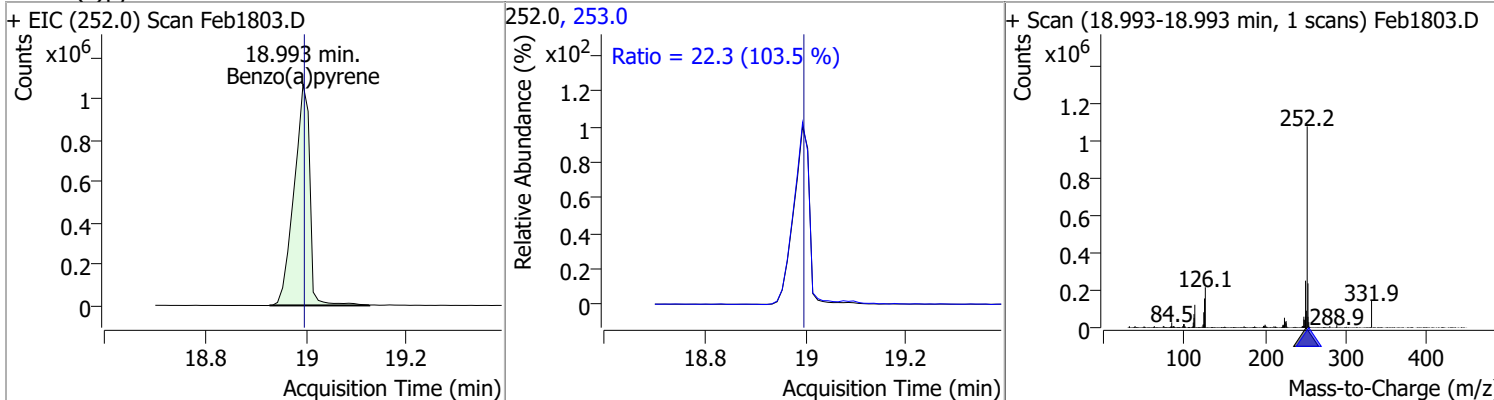


Quantitation Results Report (QT Reviewed)

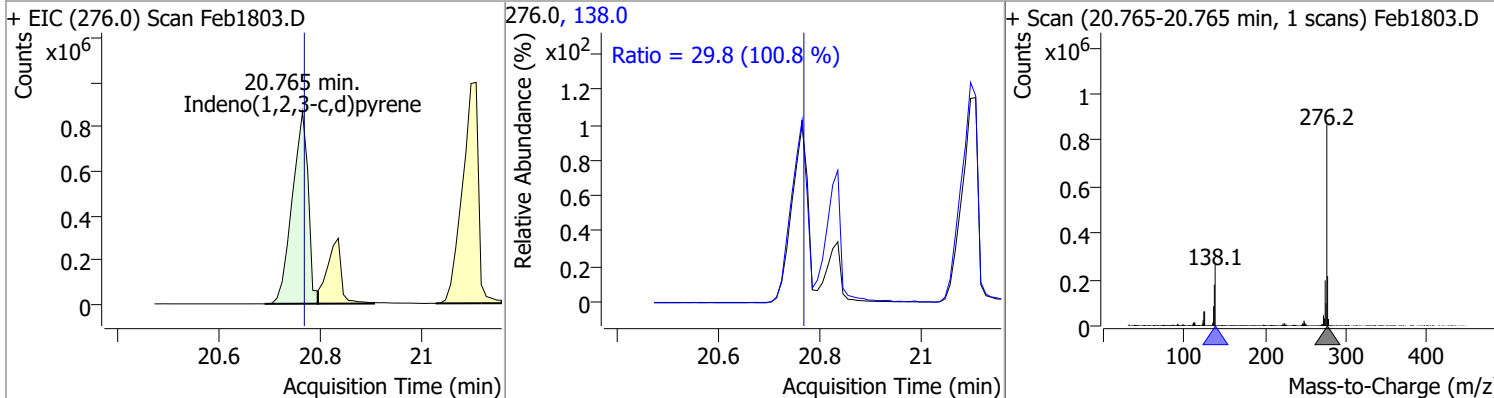
Compound	Conc.	RT	Dev(Min)	Resp.	QIon	QRatio	Lower	Upper
bis(2-ethylhexyl)Phthalate	124.1299	16.38	0.01	364319	149.0 279.0	385.2 15.8	273.6 10.5	508.0 19.5
								
Di-n-octyl Phthalate	121.1100	18.14	0.01	2494942	150.0	9.5	7.0	13.0
								
Benzo(b)fluoranthene	120.7133	18.39	0.01	2384843	253.0	22.3	15.6	29.0
								
Benzo(k)fluoranthene	117.5947	18.46	0.01	2491030	253.0	22.1	15.4	28.6
								

Quantitation Results Report (QT Reviewed)

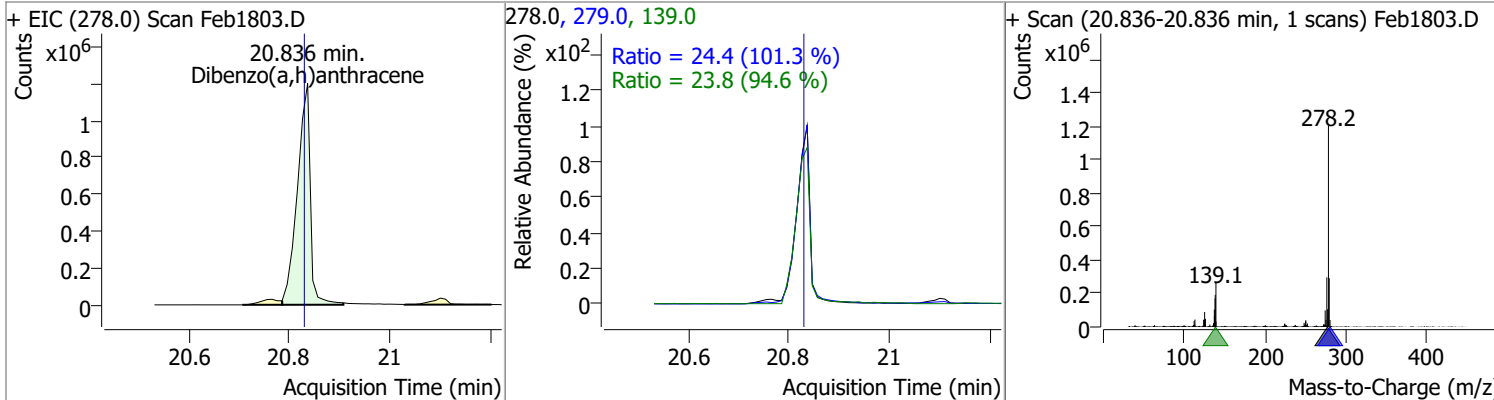
Compound	Conc.	RT	Dev(Min)	Resp.	QIon	QRatio	Lower	Upper
Benzo(a)pyrene	122.2376	18.99	0.01	2323286	253.0	22.3	15.1	28.0



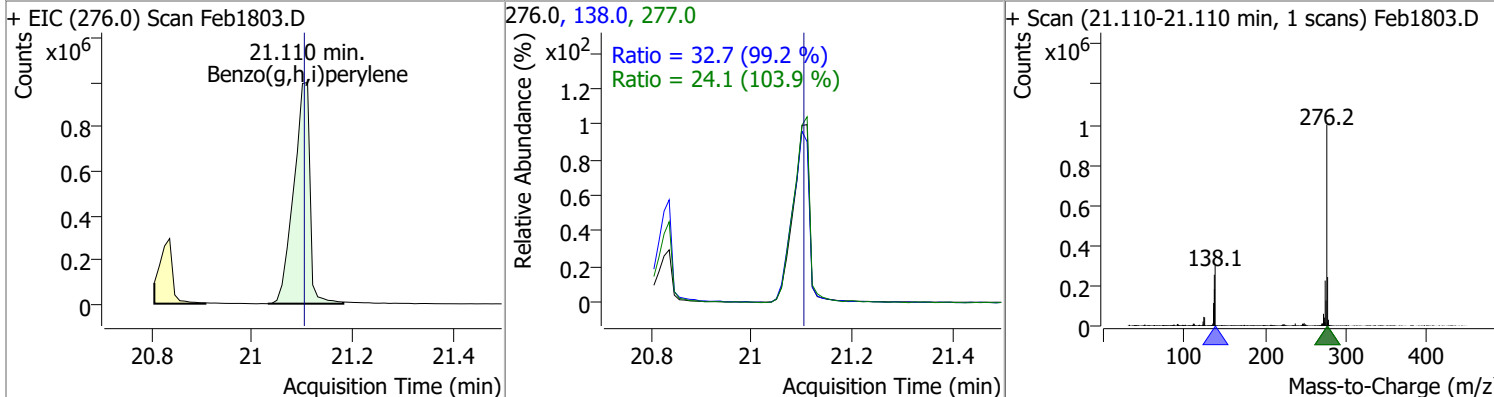
Compound	Conc.	RT	Dev(Min)	Resp.	QIon	QRatio	Lower	Upper
Indeno(1,2,3-c,d)pyrene	119.1149	20.77	0.01	1895312	138.0	29.8	20.7	38.5



Compound	Conc.	RT	Dev(Min)	Resp.	QIon	QRatio	Lower	Upper
Dibenzo(a,h)anthracene	122.7774	20.84	0.02	2141448	139.0	23.8	17.6	32.7
					279.0	24.4	16.9	31.3

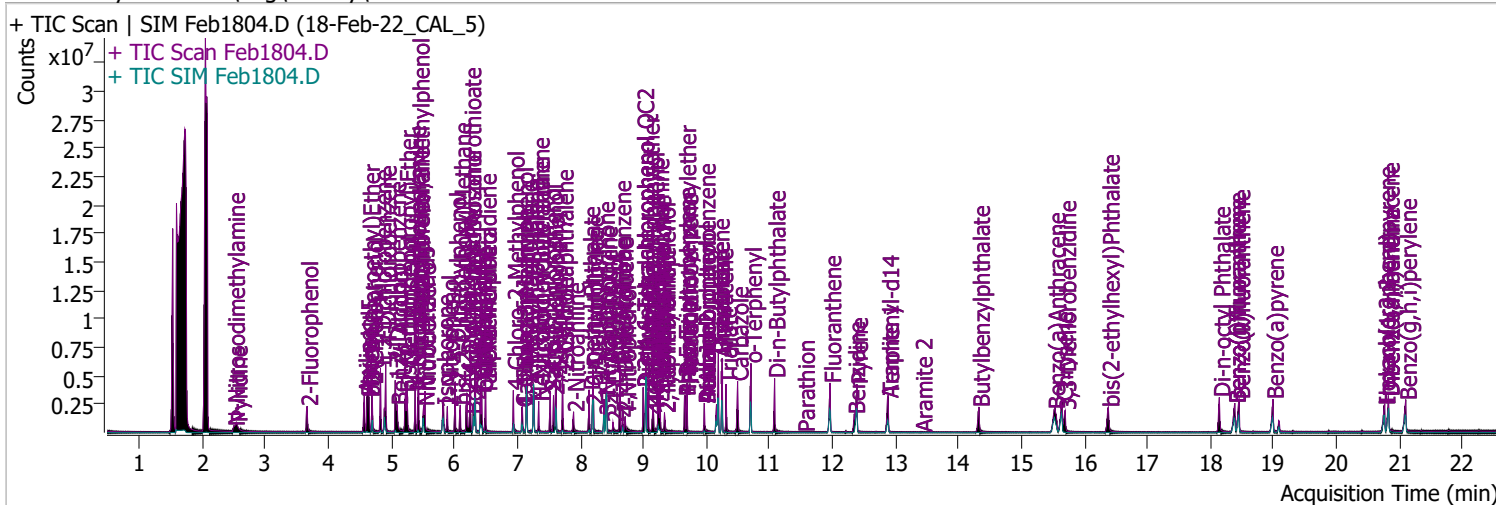


Compound	Conc.	RT	Dev(Min)	Resp.	QIon	QRatio	Lower	Upper
Benzo(g,h,i)perylene	120.9102	21.11	0.02	2227367	138.0	32.7	23.1	42.9
					277.0	24.1	16.3	30.2



Quantitation Results Report (QT Reviewed)

Data File	Feb1804.D	Operator	LIMS import
Acq. Method	BNA+SIM.M	Acq. Date-Time	2/19/2022 9:25:44 AM
Sample Name	18-Feb-22_CAL_5	Instrument	Instrument #1
Vial	4	Multiplier	1.00
DA Method File		Comment	SVOC-8270-W-LARGO
Tune File	dftppdsm.u	Tune Date	2/18/2022 9:25:00 PM
Batch Name	021822 DoD BNA cal.batch.bin	Last Calib Update	2/19/2022 1:06:17 PM
Ref Library	D:\Org\Library\NIST129K.l		



Compound	RT	QIon	Resp.	Conc.	Units	Dev(Min)
----------	----	------	-------	-------	-------	----------

Internal Standards

System Monitoring Compounds

S 2-Fluorophenol	3.664	112.0	918079	103.4792	µg/L	0.010
Spiked Amount: 200.000	Range: 10.0 - 75.0%			Recovery = 51.74%		
S Phenol-d5	4.613	99.0	1136511	101.5435	µg/L m	0.000
Spiked Amount: 200.000	Range: 10.0 - 65.0%			Recovery = 50.77%		
S Nitrobenzene-d5	5.512	82.0	649013	102.5700	µg/L	0.010
Spiked Amount: 100.000	Range: 32.0 - 94.0%			Recovery = 102.57%		*
S 2-Fluorobiphenyl	7.615	172.0	1829747	106.1193	µg/L	0.010
Spiked Amount: 100.000	Range: 28.0 - 107.0%			Recovery = 106.12%		
S 2,4,6-Tribromophenol	9.336	329.8	152661	102.0254	µg/L	0.000
Spiked Amount: 200.000	Range: 25.0 - 140.0%			Recovery = 51.01%		
S Terphenyl-d14	12.885	244.3	1793874	100.6508	µg/L	0.010
Spiked Amount: 100.000	Range: 32.0 - 122.0%			Recovery = 100.65%		

Target Compounds

Compound	RT	QIon	Resp.	Conc.	Units	QValue
T N-Nitrosodimethylamine	2.499	74.0	296474	105.9360	µg/L	90
T Pyridine	2.540	79.0	702486	102.8459	µg/L	100
T Aniline	4.573	93.0	1636257	103.4379	µg/L	98
T Phenol	4.634	94.0	1261120	100.5482	µg/L	98
T bis(-2-Chloroethyl)Ether	4.644	63.0	847990	100.8038	µg/L	99
T 2-Chlorophenol	4.695	128.0	1016794	103.2600	µg/L	100
T 1,3-Dichlorobenzene	4.828	146.0	1267074	101.7787	µg/L m	99
T 1,4-Dichlorobenzene	4.910	146.0	1270219	102.7626	µg/L m	98
T 1,2-Dichlorobenzene	5.063	146.0	1225154	100.9285	µg/L	99
T Benzyl Alcohol	5.093	108.0	549182	103.1727	µg/L m	97
T bis(2-chloroisopropyl)Ether	5.226	121.0	335267	101.3600	µg/L	98
T 2-Methylphenol	5.247	107.0	896431	103.7891	µg/L	100
T N-nitroso-Di-n-propylamine	5.379	70.0	603850	98.7706	µg/L	99
T 4Methylphenol/3Methylphenol	5.430	107.0	1202844	103.0919	µg/L	100
T Hexachloroethane	5.430	117.0	396362	102.7056	µg/L	98

Quantitation Results Report (QT Reviewed)

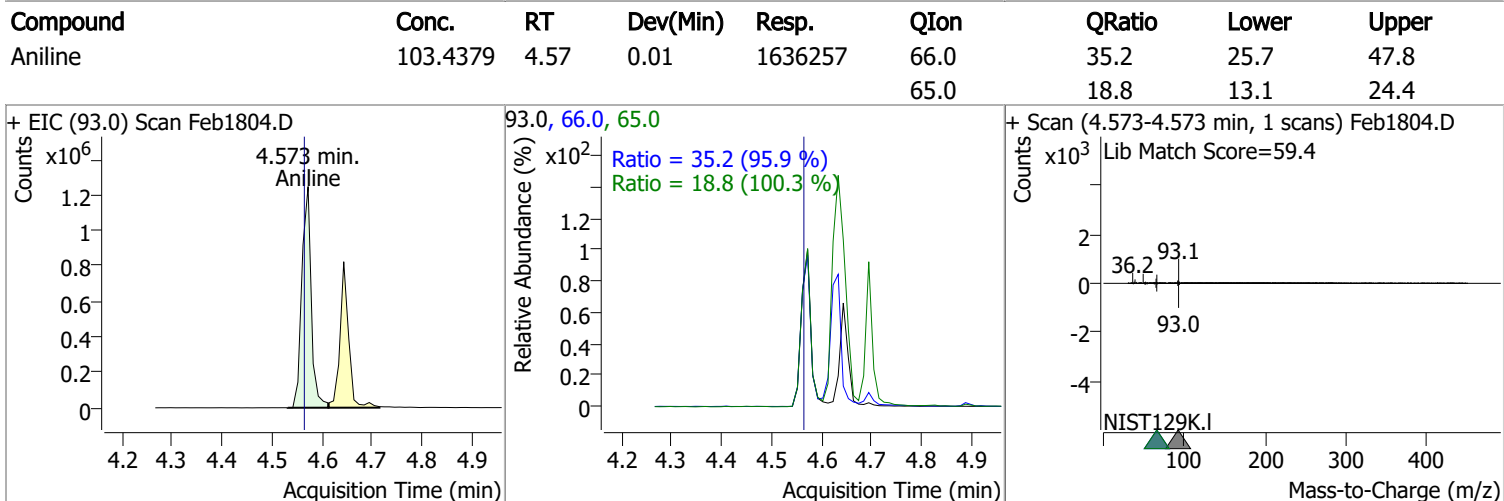
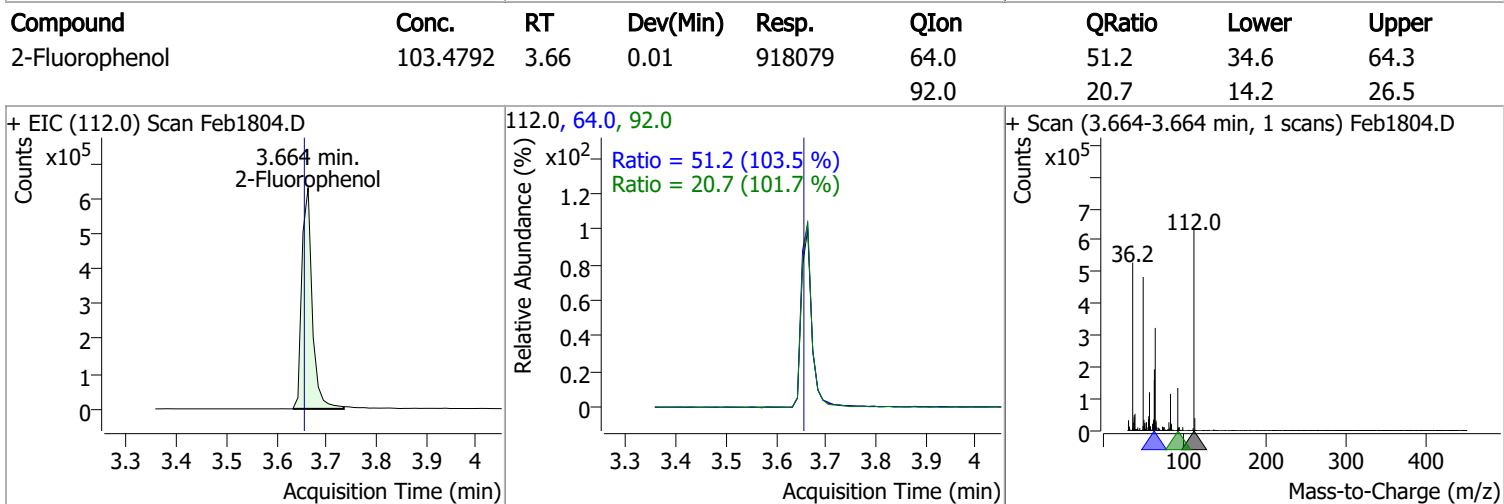
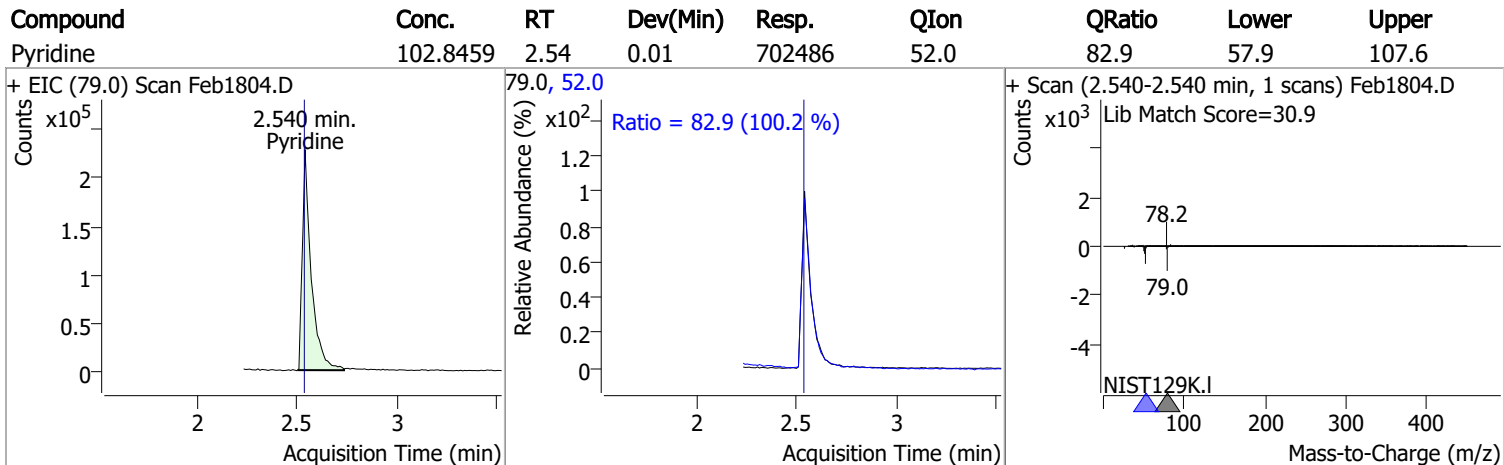
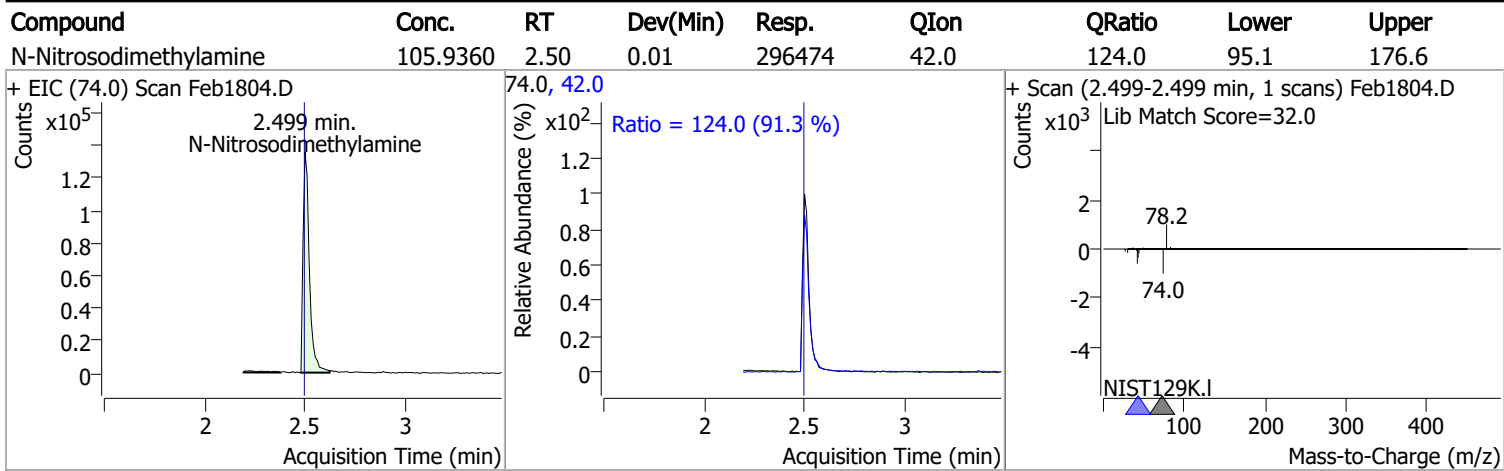
Compound	RT	QIon	Resp.	Conc.	Units	Dev(Min)
T Nitrobenzene	5.533	123.1	341039	110.5848	µg/L	97
T Isophorone	5.818	82.0	1526319	101.0151	µg/L	99
T 2-Nitrophenol	5.890	139.0	366947	103.6254	µg/L	98
T 2,4-Dimethylphenol	6.013	122.0	752268	109.8715	µg/L	97
T bis(-2-Chloroethoxy)Methane	6.095	93.0	893144	100.6447	µg/L	97
T 2,4-Dichlorophenol	6.198	162.0	688712	102.4517	µg/L	96
T Benzoic Acid	6.260	105.0	365591	96.0972	µg/L	# 89
T 1,2,4-Trichlorobenzene	6.249	180.0	795894	101.6643	µg/L	99
T Naphthalene	6.331	128.0	2385769	103.3531	µg/L	99
T 4-Chlorophenol	6.414	130.0	254245	101.0255	µg/L	91
T p-Chloroaniline	6.434	127.0	893838	97.2096	µg/L	95
T Hexachlorobutadiene	6.496	224.9	432772	103.4520	µg/L	97
T 4-Chloro-2-Methylphenol	6.937	107.0	635015	103.7577	µg/L	m 96
T 4-Chloro-3-Methylphenol	7.081	107.0	646645	99.9334	µg/L	m 98
T 2-Methylnaphthalene	7.153	141.0	1357670	99.7838	µg/L	98
T 1-Methylnaphthalene	7.256	141.0	1279557	97.0856	µg/L	m 98
T Hexachlorocyclopentadiene	7.338	236.9	260879	105.4390	µg/L	100
T 2,4,6-Trichlorophenol	7.523	196.0	467130	108.6677	µg/L	m 96
T 2,4,5-Trichlorophenol	7.574	196.0	481776	100.8451	µg/L	m 95
T 2-Chloronaphthalene	7.718	162.0	1444367	99.9274	µg/L	98
T 2-Nitroaniline	7.892	65.0	286563	109.6150	µg/L	97
T Dimethyl Phthalate	8.139	163.0	1483564	100.1141	µg/L	96
T 2,6-Dinitrotoluene	8.190	165.0	197597	98.5084	µg/L	94
T Acenaphthylene	8.200	152.1	2278175	98.7406	µg/L	98
T 3-Nitroaniline	8.395	138.0	233884	100.9236	µg/L	99
T Acenaphthene	8.415	154.0	1278423	97.8035	µg/L	99
T 2,4-Dinitrophenol	8.517	184.0	112195	103.5995	µg/L	96
T Dibenzofuran	8.630	168.0	2138324	101.0591	µg/L	96
T 2,4-Dinitrotoluene	8.671	165.0	261377	100.9400	µg/L	99
T 4-Nitrophenol	8.712	109.0	258897	102.3911	µg/L	99
T Diethylphthalate	8.998	149.0	1525106	99.0409	µg/L	99
T Fluorene	9.039	166.0	1700560	98.6614	µg/L	99
T 4-Chlorophenyl-phenylether	9.080	204.0	840611	105.9893	µg/L	99
T 4-Nitroaniline	9.152	138.0	289316	112.8801	µg/L	99
T 4,6-Dinitro-2-methylphenol	9.162	198.0	167223	104.4162	µg/L	98
T N-nitrosodiphenylamine	9.233	169.0	1196082	102.0740	µg/L	100
T Azobenzene	9.264	77.0	1518549	96.5318	µg/L	94
T 4-Bromophenyl-phenylether	9.663	248.0	457731	100.8595	µg/L	95
T Hexachlorobenzene	9.694	283.9	488673	109.2193	µg/L	97
T Pentachlorophenol	9.968	265.9	233937	105.1758	µg/L	96
T Phenanthrene	10.191	178.0	2584992	109.2336	µg/L	99
T Anthracene	10.252	178.0	2471452	108.1091	µg/L	m 100
T Triallate	10.313	86.0	570358	101.0679	µg/L	99
T Carbazole	10.495	167.0	2334657	100.3730	µg/L	98
T o-Terphenyl	10.708	230.0	1358973	106.4761	µg/L	98
T Di-n-Butylphthalate	11.082	149.0	2379296	103.4746	µg/L	99
T Fluoranthene	11.964	202.0	2487478	102.2753	µg/L	100
T Benzidine	12.349	184.0	841681	101.7540	µg/L	99
T Pyrene	12.389	202.0	2716593	102.8837	µg/L	98
T Butylbenzylphthalate	14.326	149.0	817626	102.9690	µg/L	98
T Benzo(a)Anthracene	15.522	228.0	2034255	104.0334	µg/L	99
T Chrysene	15.645	228.0	2211531	102.0757	µg/L	98
T 3,3-Dichlorobenzidine	15.696	252.0	749360	103.7644	µg/L	99
T bis(2-ethylhexyl)Phthalate	16.381	167.0	275164	100.9022	µg/L	98
T Di-n-octyl Phthalate	18.143	149.0	1958854	104.0154	µg/L	100

Quantitation Results Report (QT Reviewed)

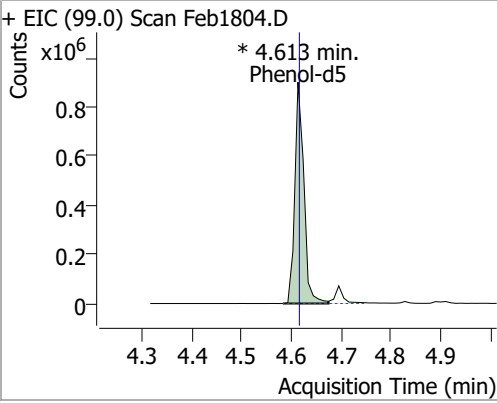
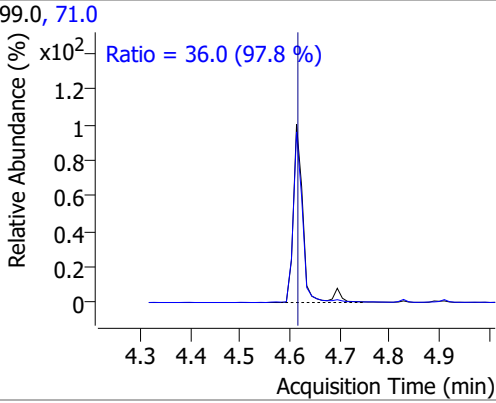
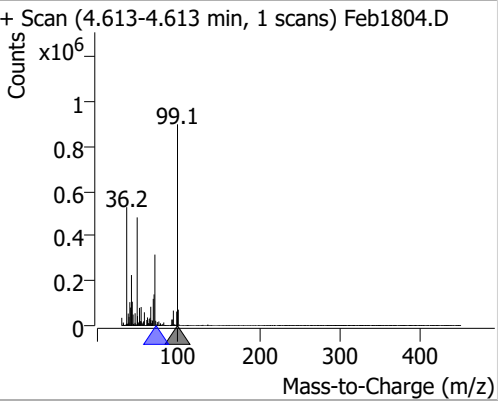
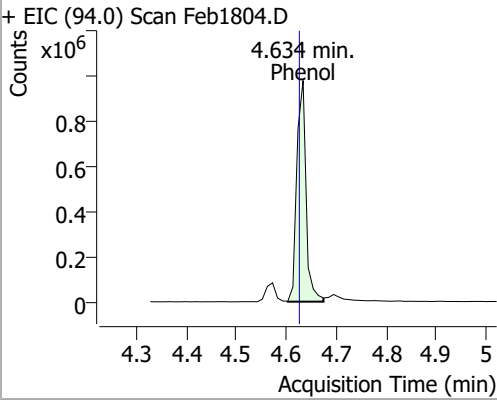
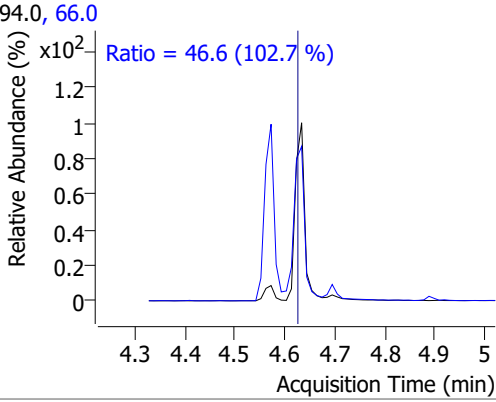
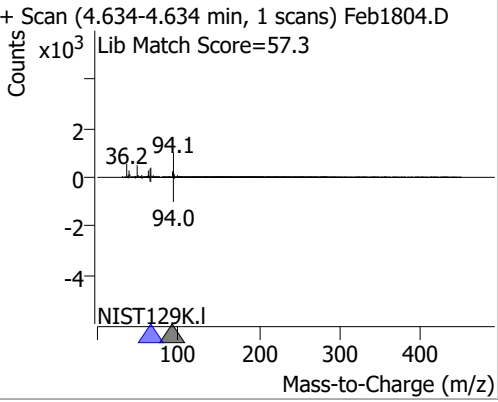
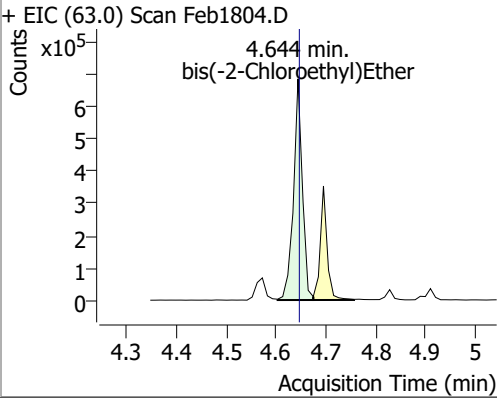
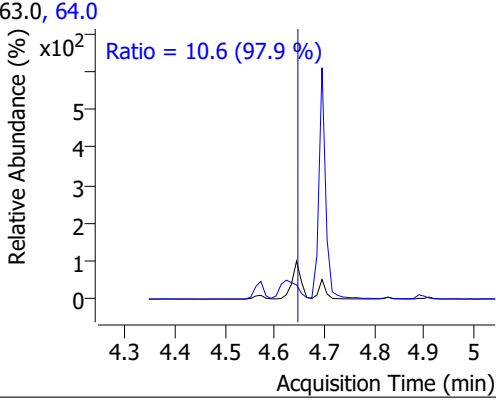
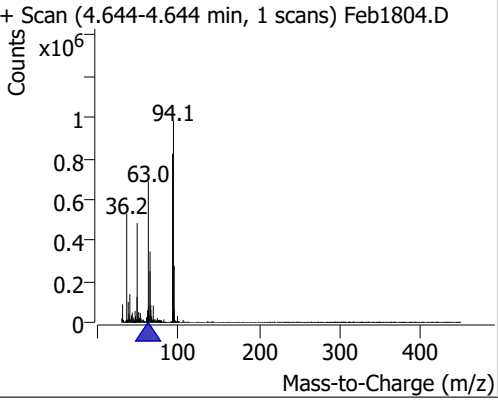
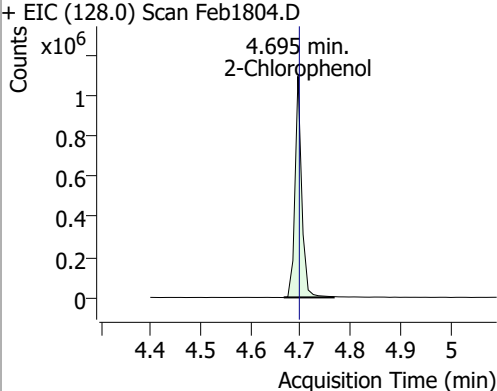
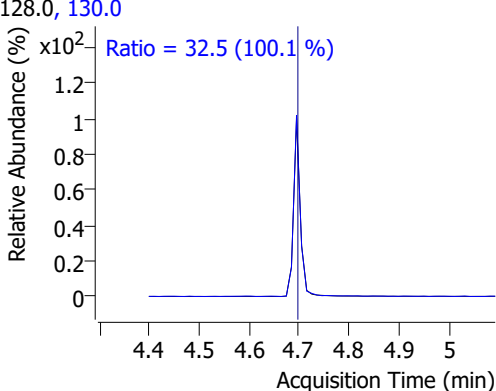
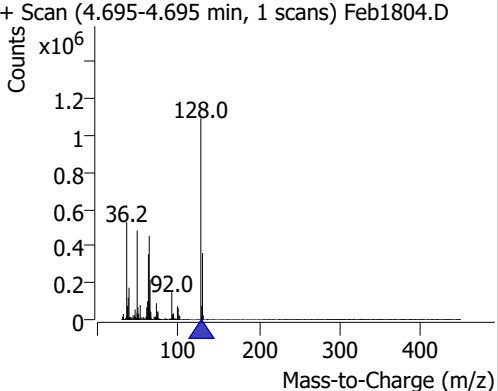
Compound	RT	QIon	Resp.	Conc.	Units	Dev(Min)
T Benzo(b)fluoranthene	18.386	252.0	1951128	102.0750	µg/L	100
T Benzo(k)fluoranthene	18.457	252.0	2129075	104.8718	µg/L	99
T Benzo(a)pyrene	18.993	252.0	1849719	101.2295	µg/L	98
T Indeno(1,2,3-c,d)pyrene	20.765	276.0	1633072	106.8898	µg/L	98
T Dibenzo(a,h)anthracene	20.826	278.0	1675258	100.1029	µg/L	100
T Benzo(g,h,i)perylene	21.100	276.0	1825037	103.2475	µg/L	99

(#) = Qualifier Out of Range; (m) = Manual Integration; (+) = Area Summed; (*) = Surrogate Percent Recovery Out of Range; (d): Zeroed Peak

Quantitation Results Report (QT Reviewed)

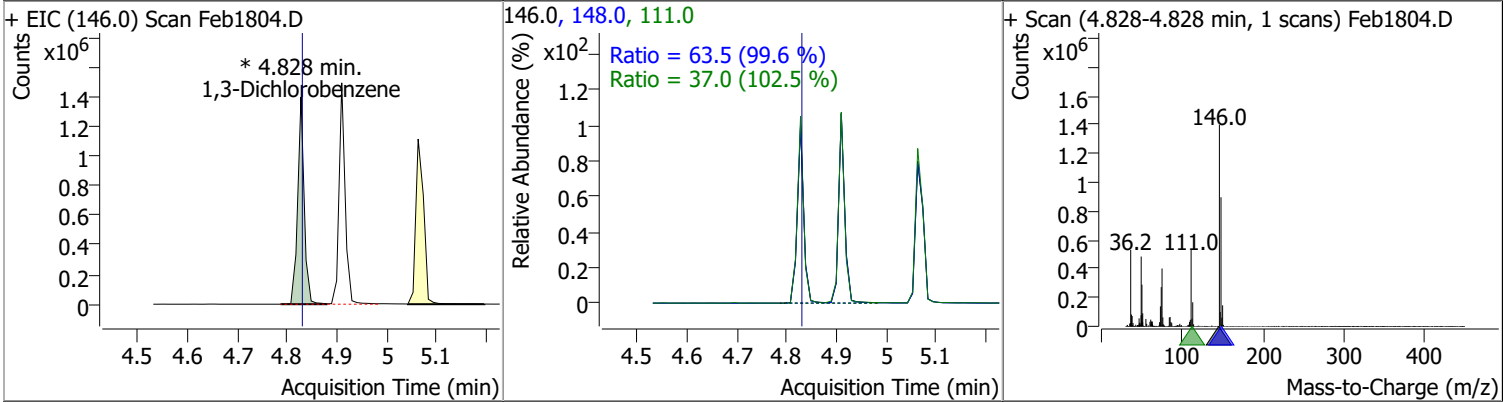


Quantitation Results Report (QT Reviewed)

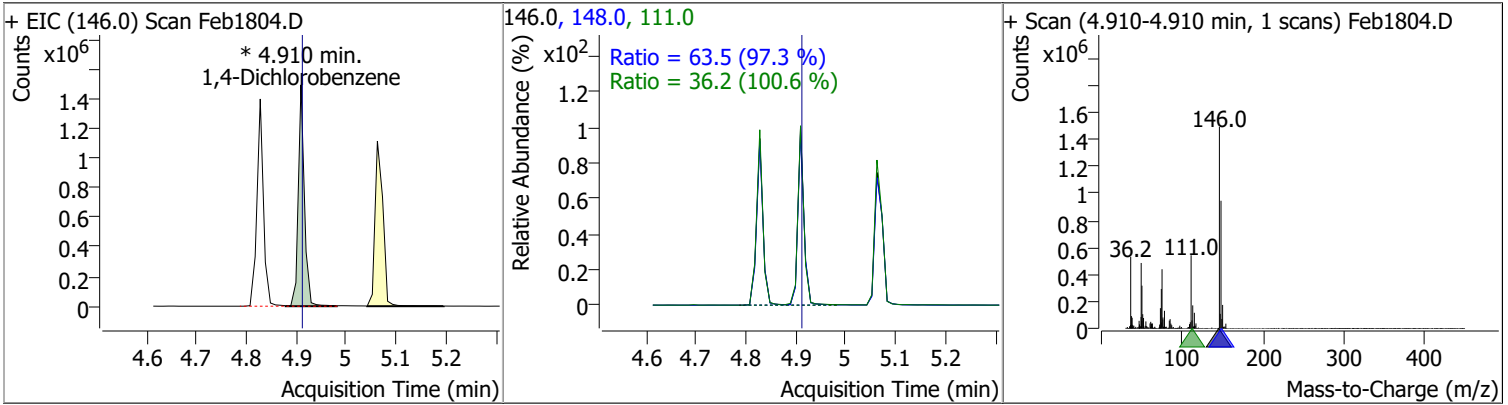
Compound	Conc.	RT	Dev(Min)	Resp.	QIon	QRatio	Lower	Upper
Phenol-d5	101.5435	4.61	0.00	1136511 (m)	71.0	36.0	25.8	47.9
+ EIC (99.0) Scan Feb1804.D			99.0, 71.0			+ Scan (4.613-4.613 min, 1 scans) Feb1804.D		
			Ratio = 36.0 (97.8 %)					
Phenol	100.5482	4.63	0.01	1261120	66.0	46.6	31.7	58.9
+ EIC (94.0) Scan Feb1804.D			94.0, 66.0			+ Scan (4.634-4.634 min, 1 scans) Feb1804.D		
			Ratio = 46.6 (102.7 %)					
bis(-2-Chloroethyl)Ether	100.8038	4.64	0.00	847990	64.0	10.6	7.6	14.1
+ EIC (63.0) Scan Feb1804.D			63.0, 64.0			+ Scan (4.644-4.644 min, 1 scans) Feb1804.D		
			Ratio = 10.6 (97.9 %)					
2-Chlorophenol	103.2600	4.70	0.00	1016794	130.0	32.5	22.7	42.2
+ EIC (128.0) Scan Feb1804.D			128.0, 130.0			+ Scan (4.695-4.695 min, 1 scans) Feb1804.D		
			Ratio = 32.5 (100.1 %)					

Quantitation Results Report (QT Reviewed)

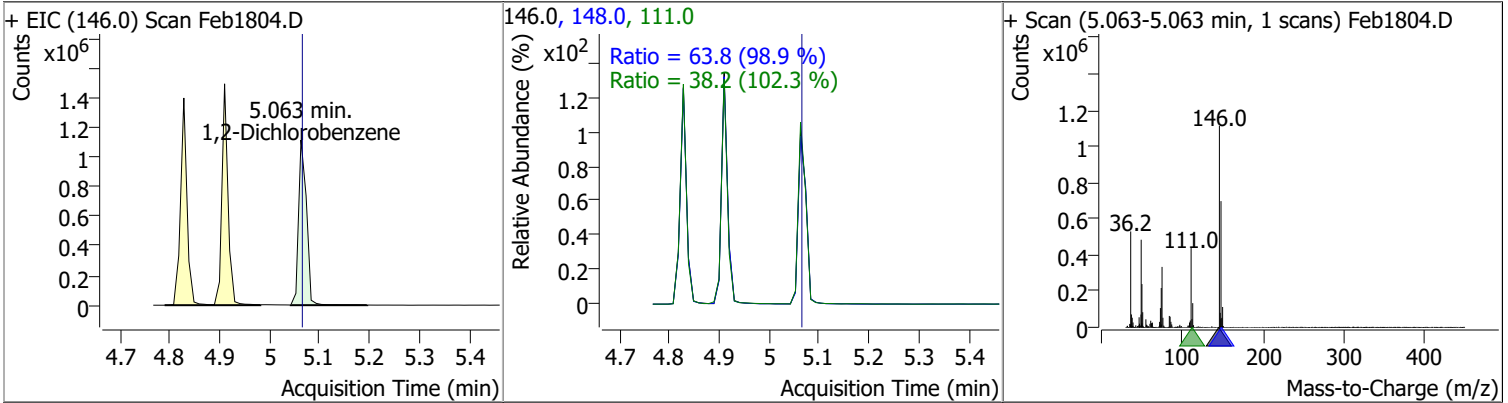
Compound	Conc.	RT	Dev(Min)	Resp.	QIon	QRatio	Lower	Upper
1,3-Dichlorobenzene	101.7787	4.83	0.00	1267074 (m)	148.0	63.5	44.6	82.8
					111.0	37.0	25.3	47.0



Compound	Conc.	RT	Dev(Min)	Resp.	QIon	QRatio	Lower	Upper
1,4-Dichlorobenzene	102.7626	4.91	0.00	1270219 (m)	148.0	63.5	45.6	84.8
					111.0	36.2	25.2	46.8

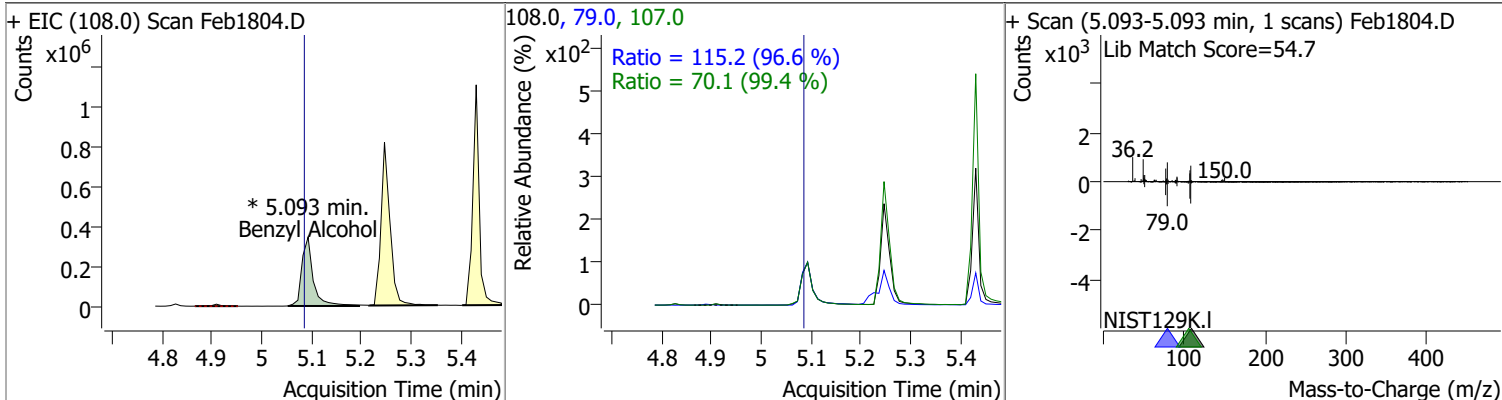


Compound	Conc.	RT	Dev(Min)	Resp.	QIon	QRatio	Lower	Upper
1,2-Dichlorobenzene	100.9285	5.06	0.00	1225154	148.0	63.8	45.1	83.8
					111.0	38.2	26.1	48.5

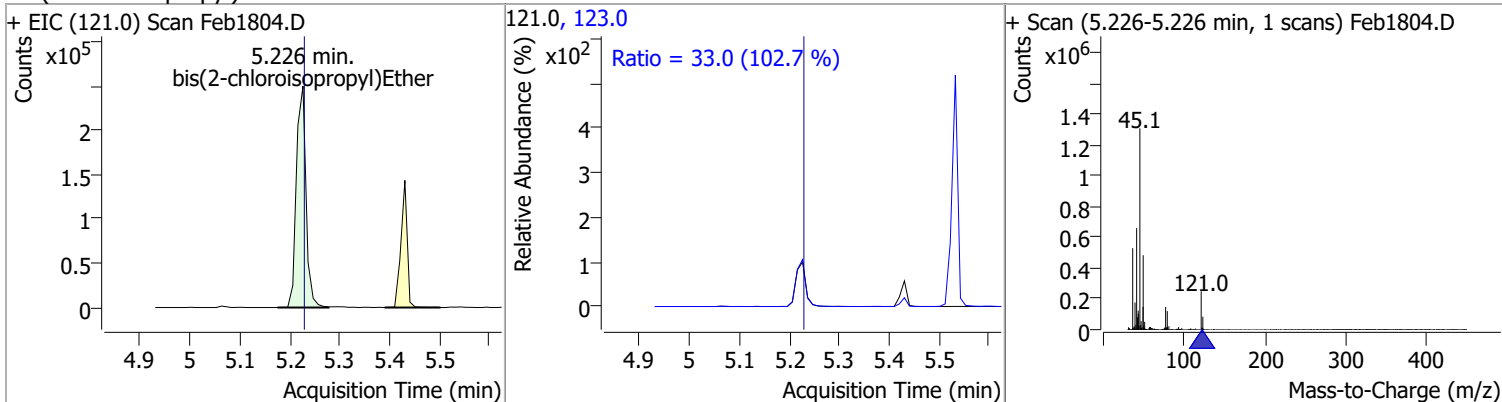


Quantitation Results Report (QT Reviewed)

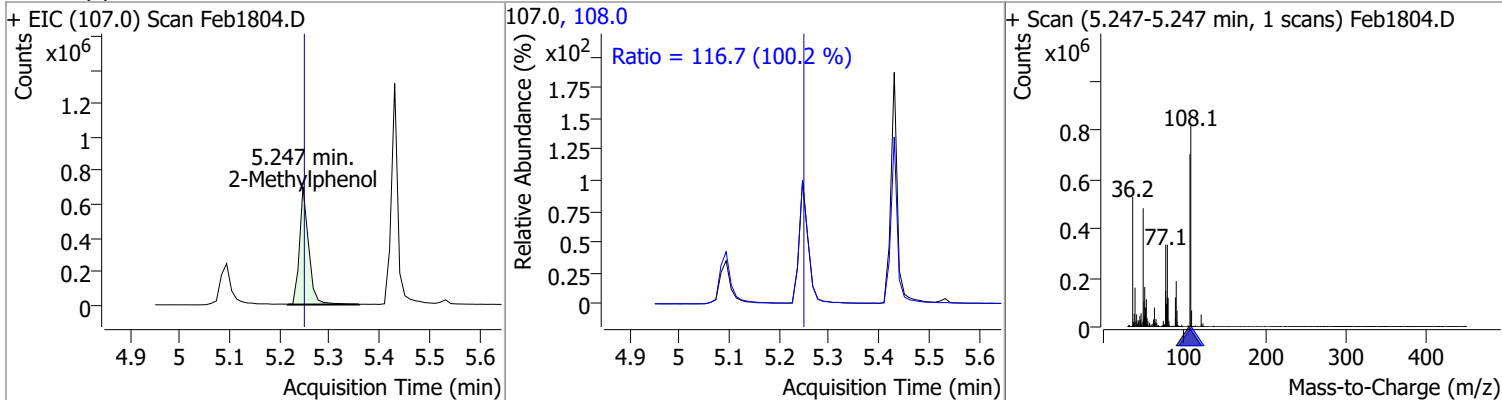
Compound	Conc.	RT	Dev(Min)	Resp.	QIon	QRatio	Lower	Upper
Benzyl Alcohol	103.1727	5.09	0.01	549182 (m)	79.0	115.2	83.5	155.1
					107.0	70.1	49.3	91.6



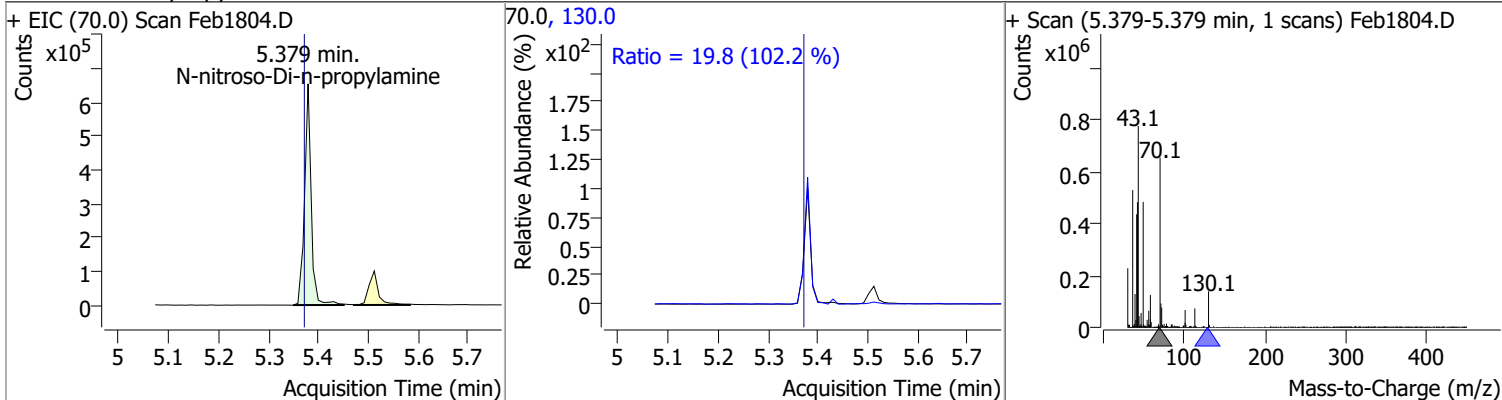
Compound	Conc.	RT	Dev(Min)	Resp.	QIon	QRatio	Lower	Upper
bis(2-chloroisopropyl)Ether	101.3600	5.23	0.00	335267	123.0	33.0	22.5	41.8



Compound	Conc.	RT	Dev(Min)	Resp.	QIon	QRatio	Lower	Upper
2-Methylphenol	103.7891	5.25	0.00	896431	108.0	116.7	81.5	151.4

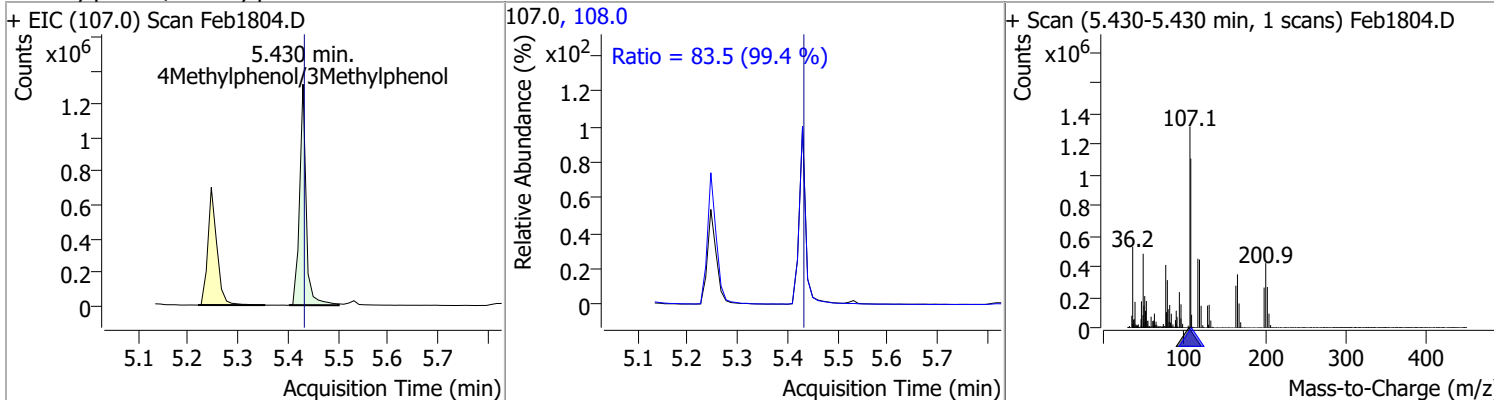


Compound	Conc.	RT	Dev(Min)	Resp.	QIon	QRatio	Lower	Upper
N-nitroso-Di-n-propylamine	98.7706	5.38	0.01	603850	130.0	19.8	0.0	38.8

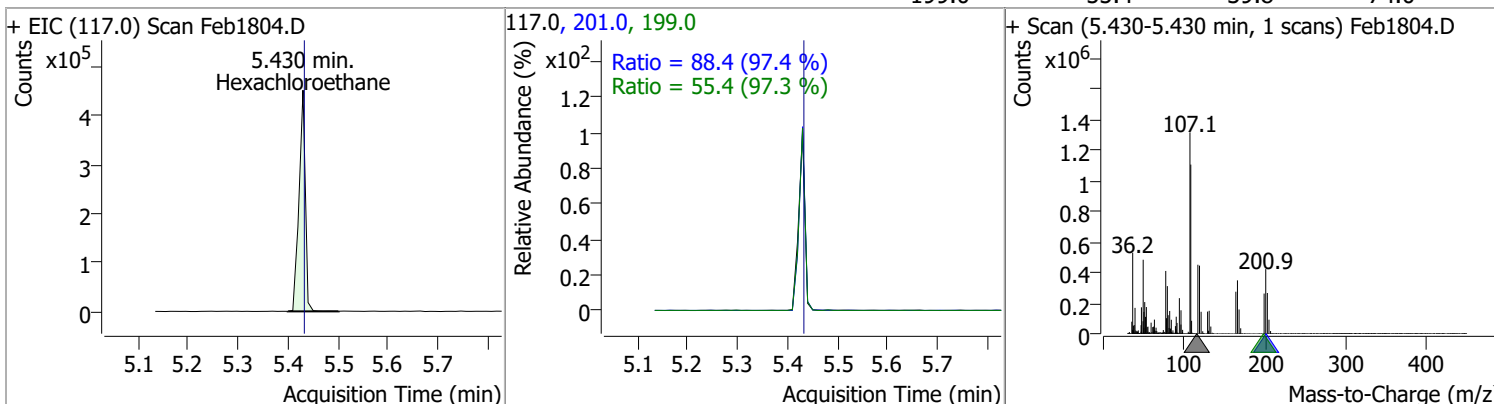


Quantitation Results Report (QT Reviewed)

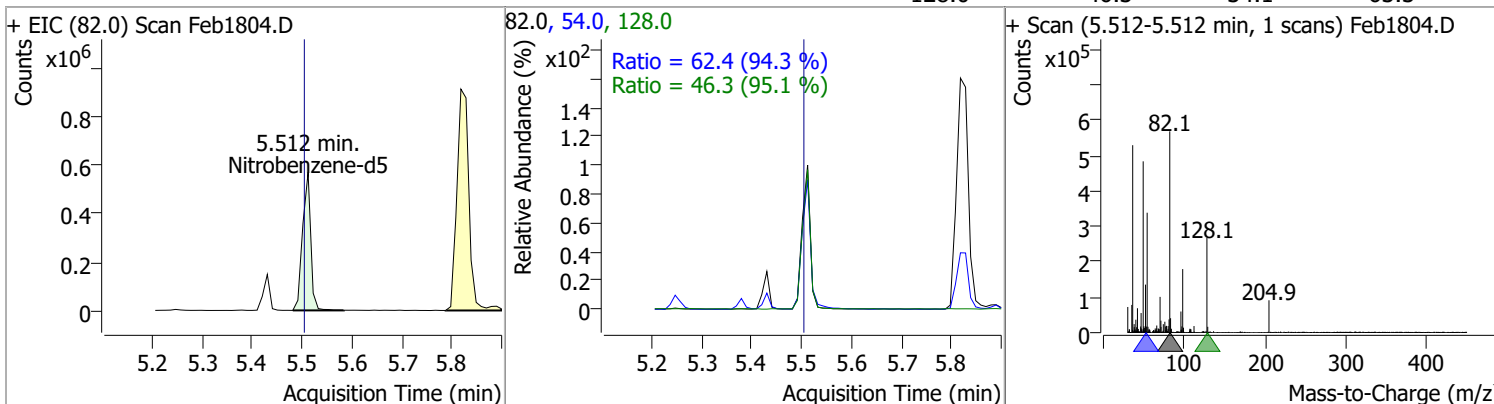
Compound	Conc.	RT	Dev(Min)	Resp.	QIon	QRatio	Lower	Upper
4Methylphenol/3Methylphenol	103.0919	5.43	0.00	1202844	108.0	83.5	58.8	109.1



Compound	Conc.	RT	Dev(Min)	Resp.	QIon	QRatio	Lower	Upper
Hexachloroethane	102.7056	5.43	0.00	396362	201.0	88.4	63.5	118.0
					199.0	55.4	39.8	74.0

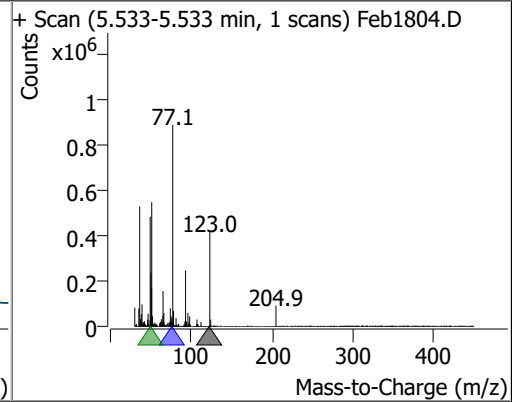
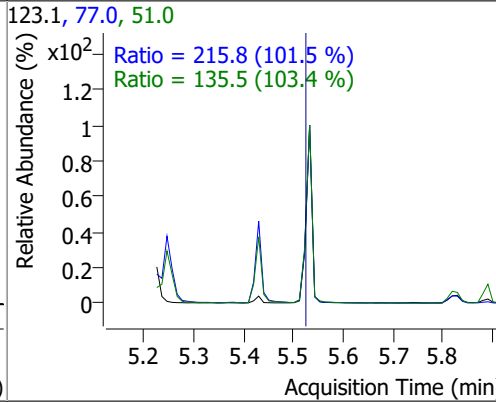
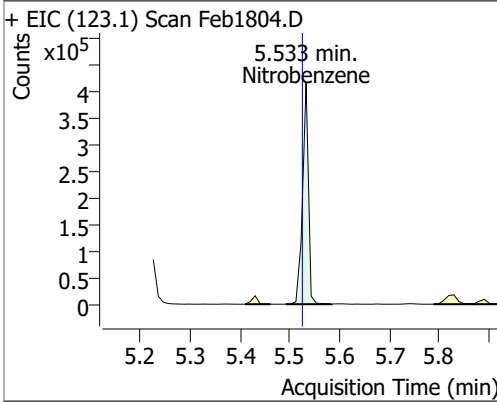


Compound	Conc.	RT	Dev(Min)	Resp.	QIon	QRatio	Lower	Upper
Nitrobenzene-d5	102.5700	5.51	0.01	649013	54.0	62.4	46.3	86.0
					128.0	46.3	34.1	63.3

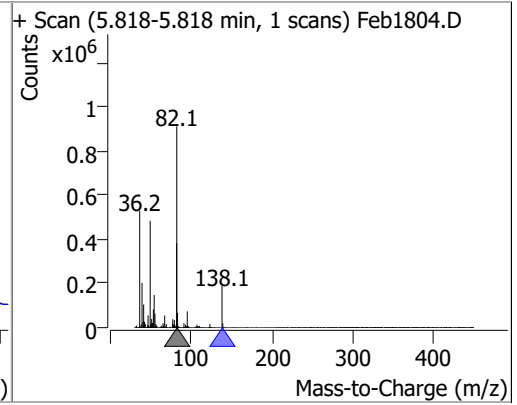
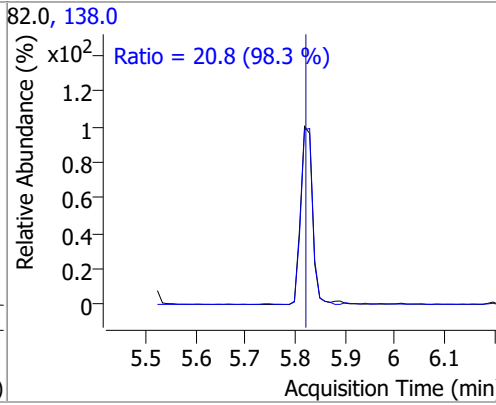
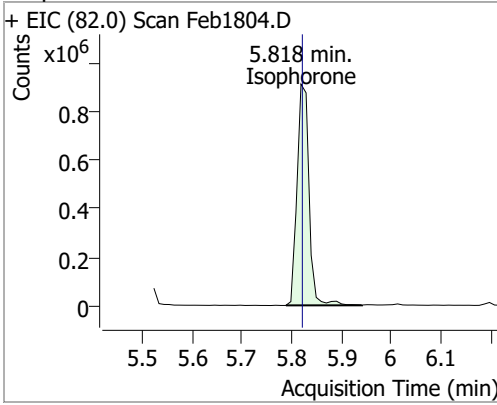


Quantitation Results Report (QT Reviewed)

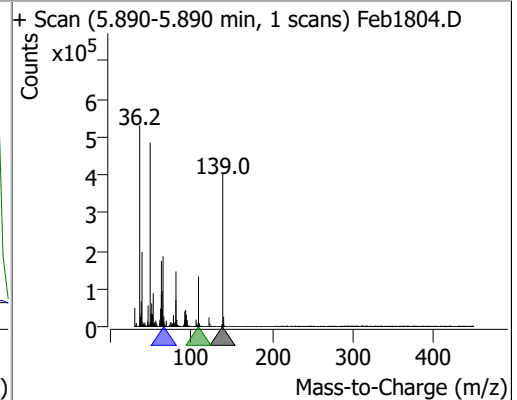
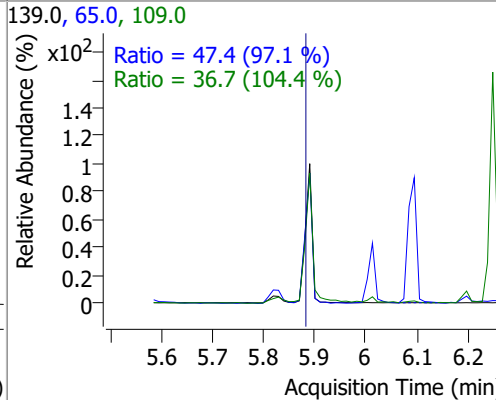
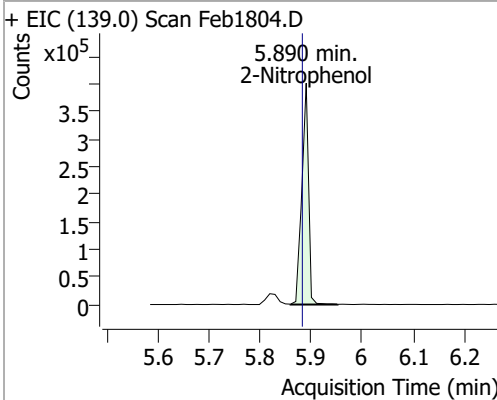
Compound	Conc.	RT	Dev(Min)	Resp.	QIon	QRatio	Lower	Upper
Nitrobenzene	110.5848	5.53	0.01	341039	77.0	215.8	148.9	276.5
					51.0	135.5	91.7	170.3



Compound	Conc.	RT	Dev(Min)	Resp.	QIon	QRatio	Lower	Upper
Isophorone	101.0151	5.82	0.00	1526319	138.0	20.8	14.8	27.5

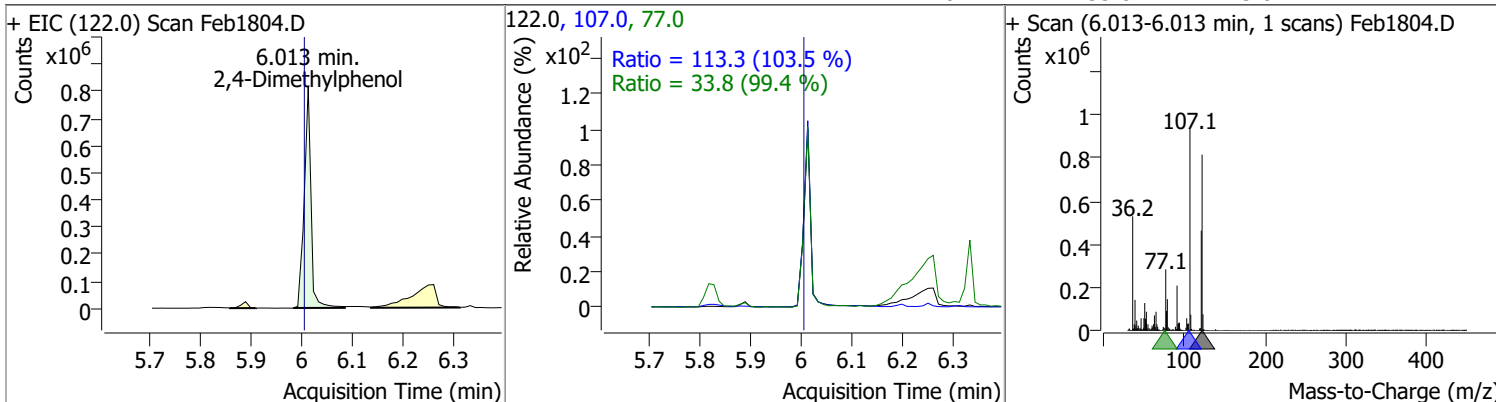


Compound	Conc.	RT	Dev(Min)	Resp.	QIon	QRatio	Lower	Upper
2-Nitrophenol	103.6254	5.89	0.01	366947	65.0	47.4	34.2	63.4
					109.0	36.7	24.6	45.8

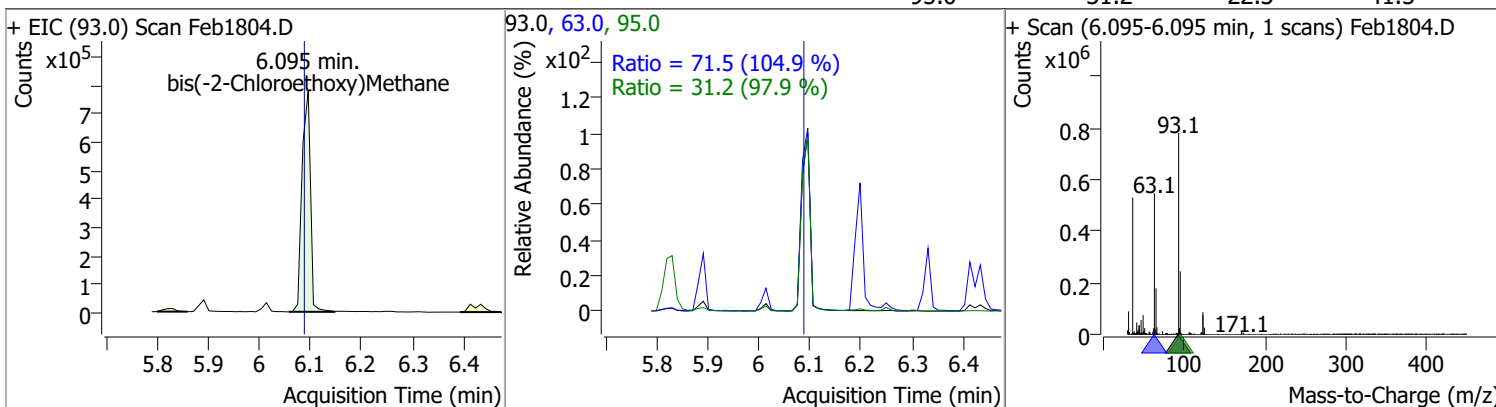


Quantitation Results Report (QT Reviewed)

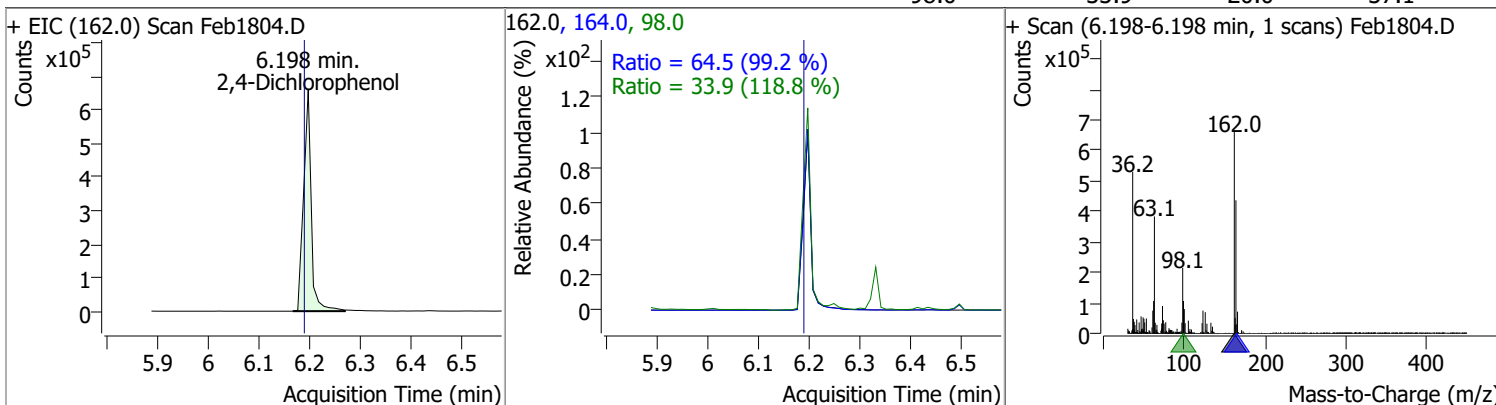
Compound	Conc.	RT	Dev(Min)	Resp.	QIon	QRatio	Lower	Upper
2,4-Dimethylphenol	109.8715	6.01	0.01	752268	107.0	113.3	76.6	142.3
					77.0	33.8	23.8	44.2



Compound	Conc.	RT	Dev(Min)	Resp.	QIon	QRatio	Lower	Upper
bis(-2-Chloroethoxy)Methane	100.6447	6.10	0.01	893144	63.0	71.5	47.7	88.6
					95.0	31.2	22.3	41.5

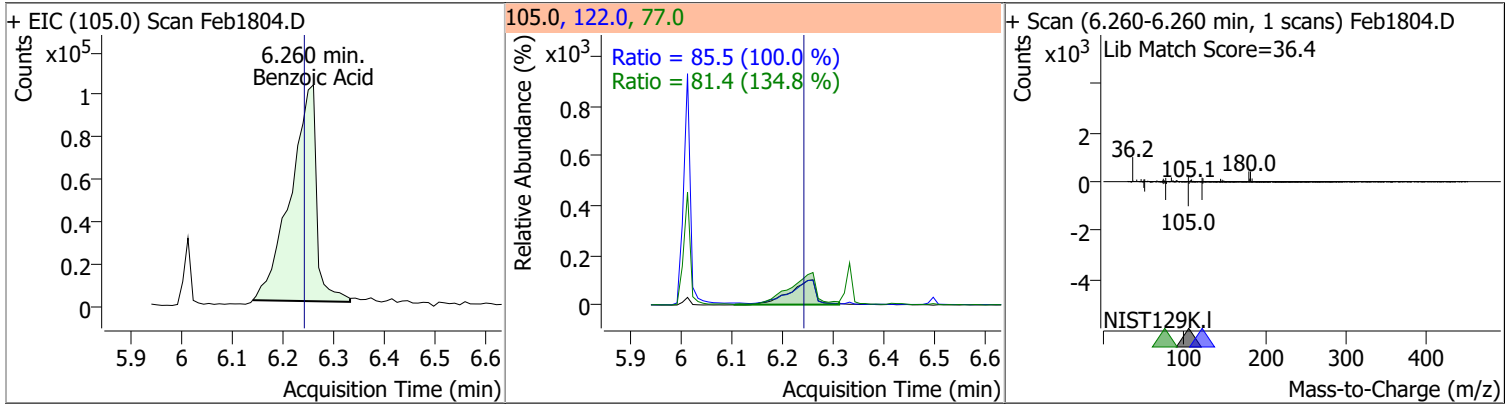


Compound	Conc.	RT	Dev(Min)	Resp.	QIon	QRatio	Lower	Upper
2,4-Dichlorophenol	102.4517	6.20	0.01	688712	164.0	64.5	45.5	84.5
					98.0	33.9	20.0	37.1

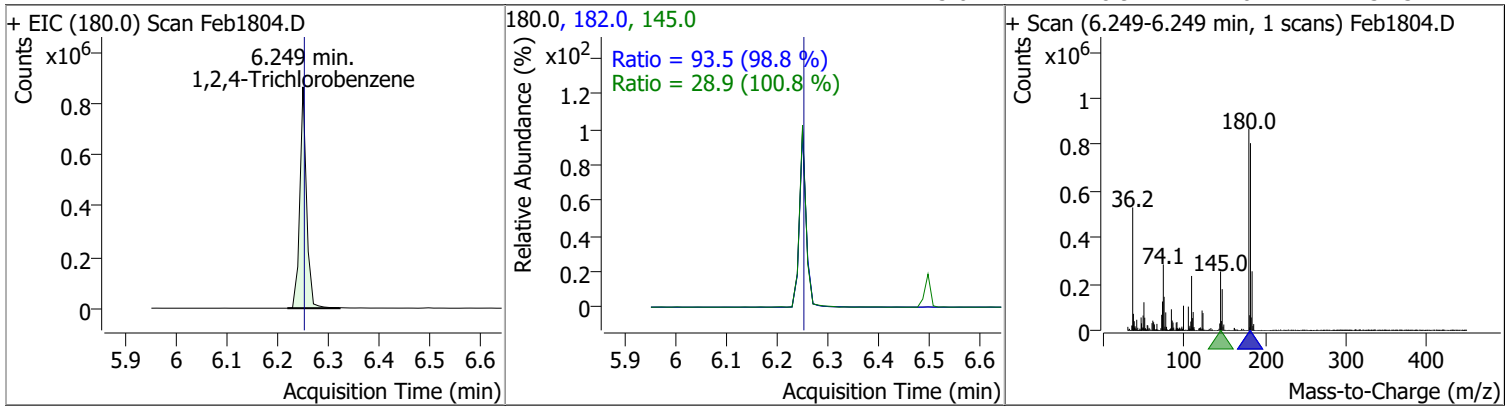


Quantitation Results Report (QT Reviewed)

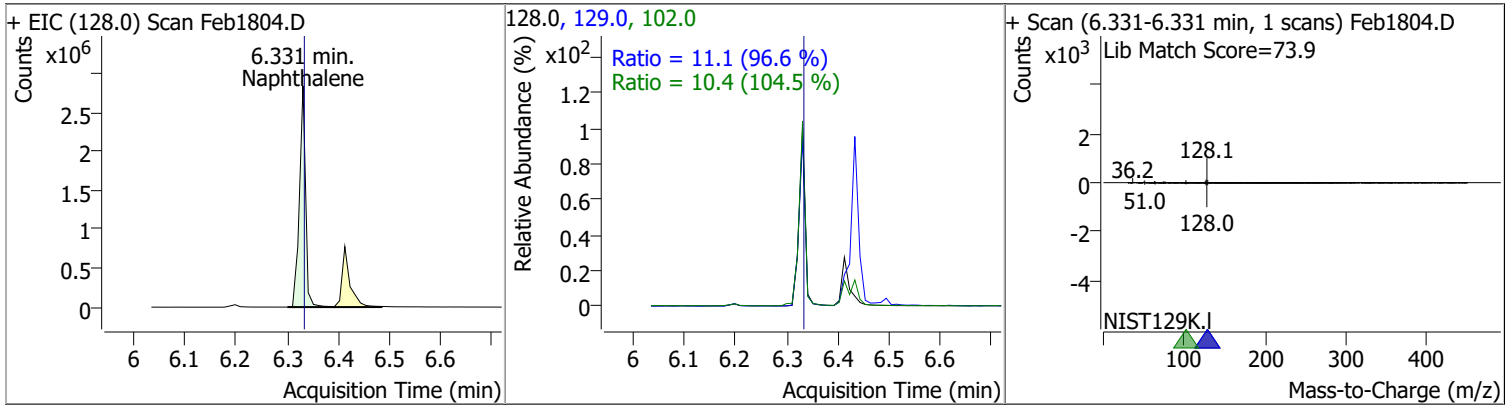
Compound	Conc.	RT	Dev(Min)	Resp.	QIon	QRatio	Lower	Upper
Benzoic Acid	96.0972	6.26	0.02	365591	122.0	85.5	59.9	111.2
					77.0	81.4	42.3	78.5



Compound	Conc.	RT	Dev(Min)	Resp.	QIon	QRatio	Lower	Upper
1,2,4-Trichlorobenzene	101.6643	6.25	0.00	795894	182.0	93.5	66.2	122.9
					145.0	28.9	20.1	37.3

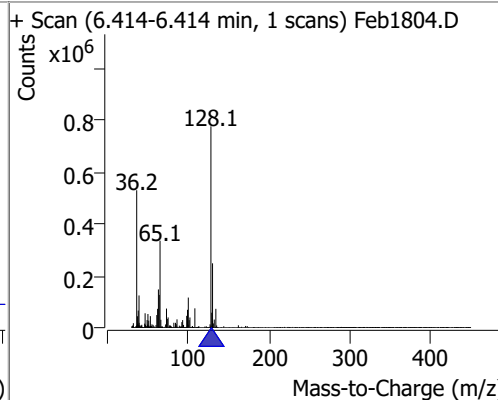
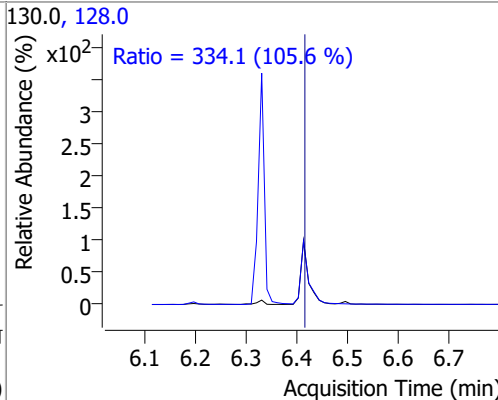
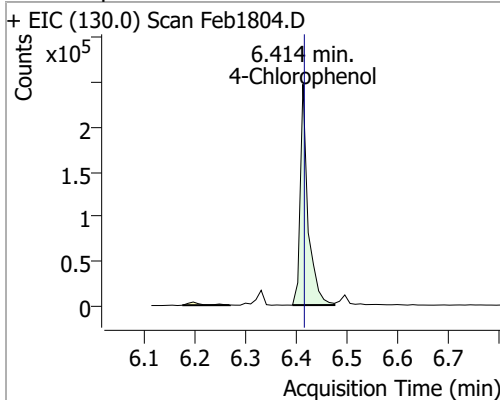


Compound	Conc.	RT	Dev(Min)	Resp.	QIon	QRatio	Lower	Upper
Naphthalene	103.3531	6.33	0.00	2385769	129.0	11.1	8.0	14.9
					102.0	10.4	6.9	12.9

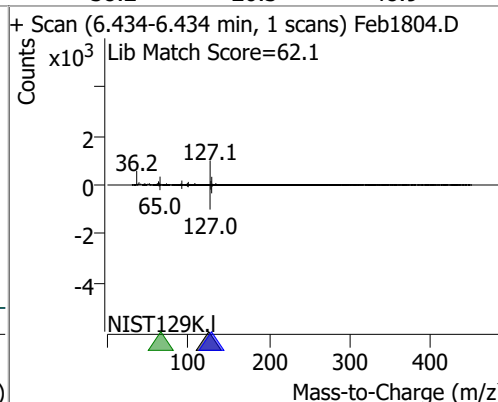
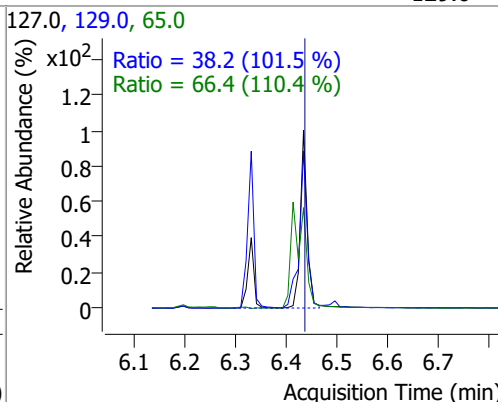
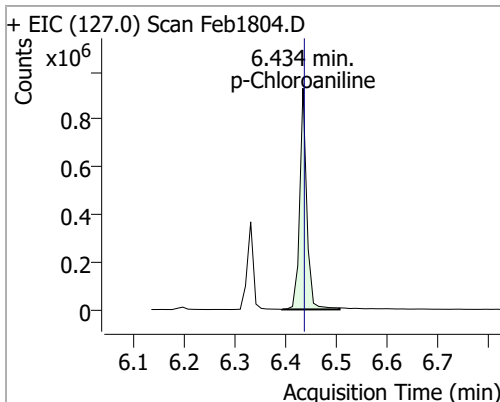


Quantitation Results Report (QT Reviewed)

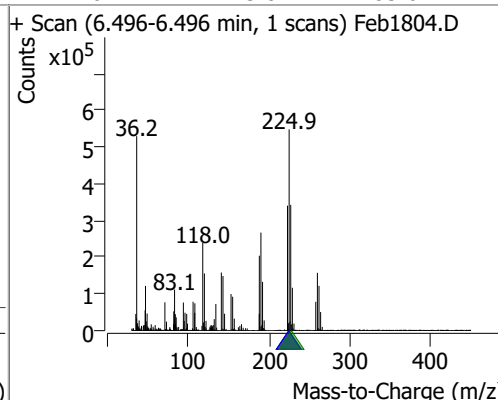
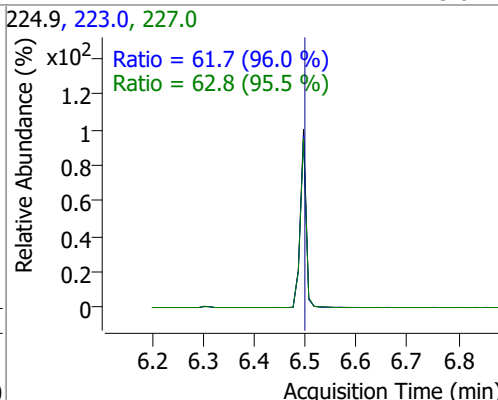
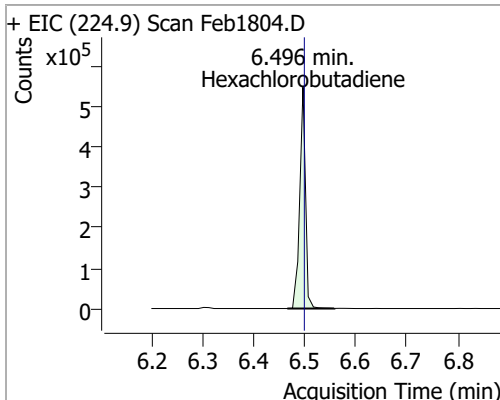
Compound	Conc.	RT	Dev(Min)	Resp.	QIon	QRatio	Lower	Upper
4-Chlorophenol	101.0255	6.41	0.00	254245	128.0	334.1	221.4	411.2



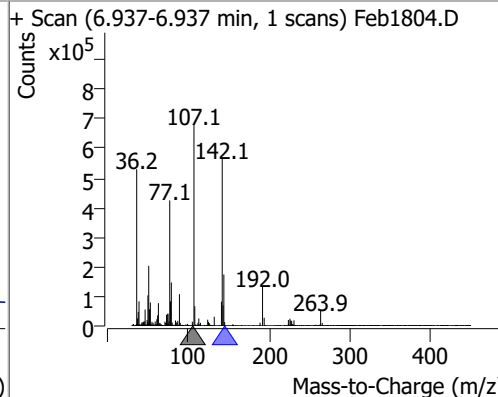
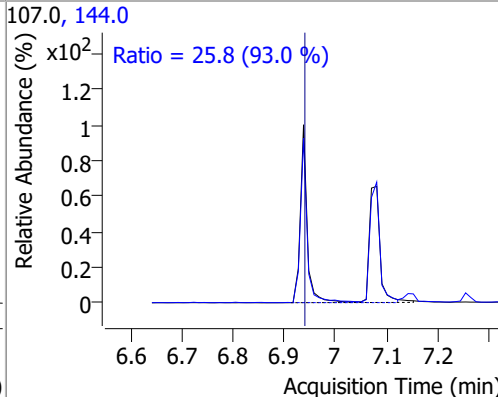
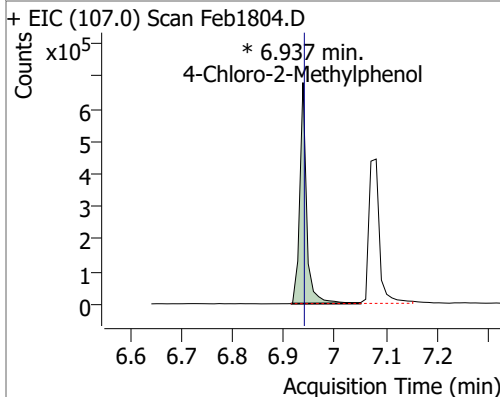
Compound	Conc.	RT	Dev(Min)	Resp.	QIon	QRatio	Lower	Upper
p-Chloroaniline	97.2096	6.43	0.00	893838	65.0	66.4	42.1	78.2
					129.0	38.2	26.3	48.9



Compound	Conc.	RT	Dev(Min)	Resp.	QIon	QRatio	Lower	Upper
Hexachlorobutadiene	103.4520	6.50	0.00	432772	227.0	62.8	46.0	85.4
					223.0	61.7	45.0	83.6

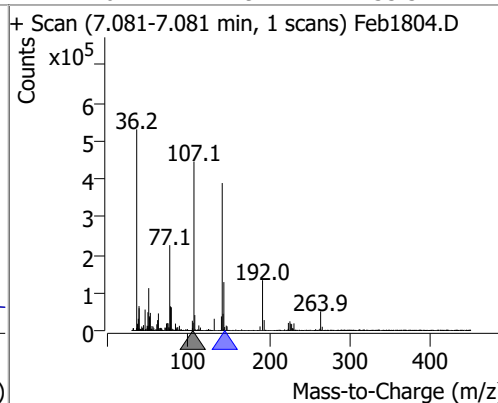
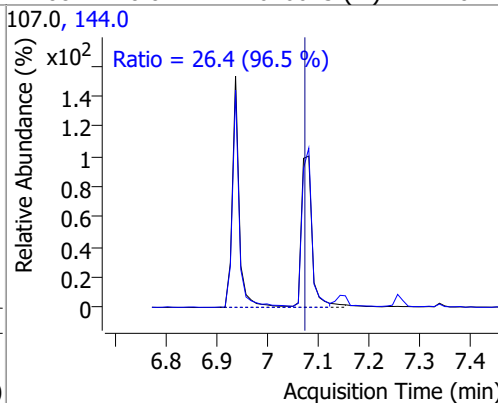
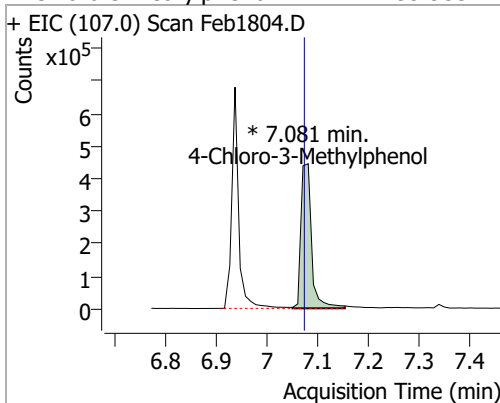


Compound	Conc.	RT	Dev(Min)	Resp.	QIon	QRatio	Lower	Upper
4-Chloro-2-Methylphenol	103.7577	6.94	0.00	635015 (m)	144.0	25.8	19.4	36.1

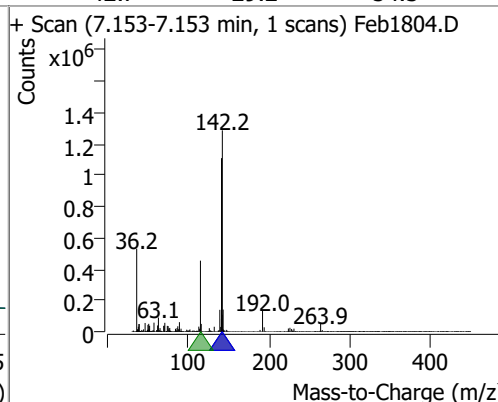
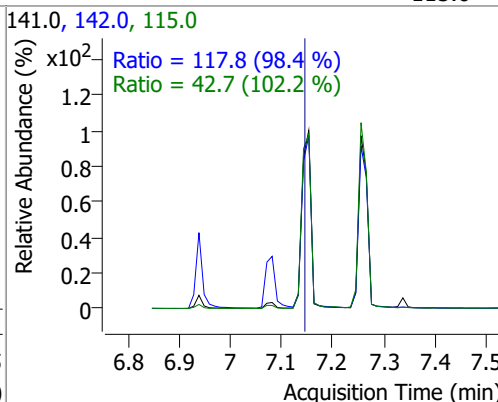
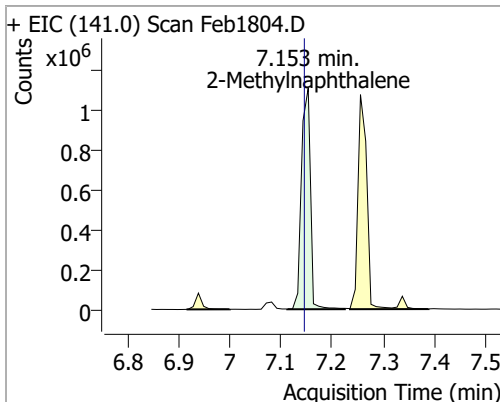


Quantitation Results Report (QT Reviewed)

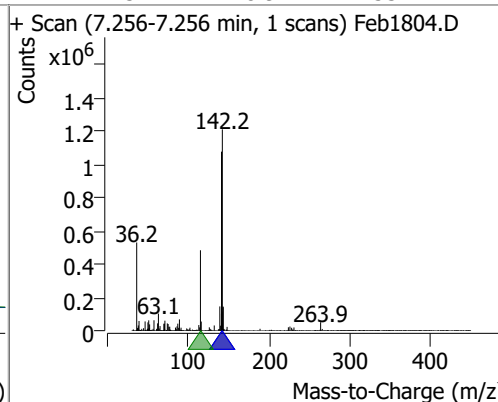
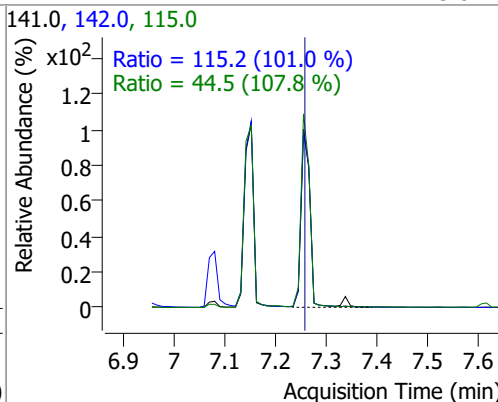
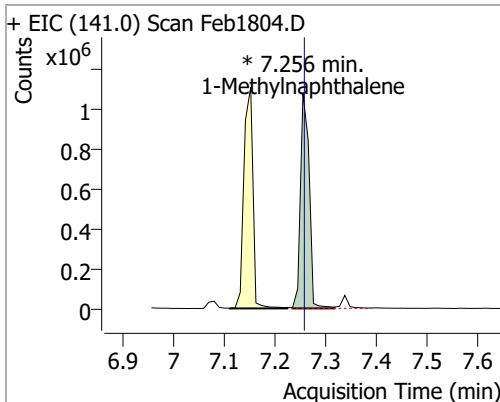
Compound	Conc.	RT	Dev(Min)	Resp.	QIon	QRatio	Lower	Upper
4-Chloro-3-Methylphenol	99.9334	7.08	0.01	646645 (m)	144.0	26.4	19.1	35.5



Compound	Conc.	RT	Dev(Min)	Resp.	QIon	QRatio	Lower	Upper
2-Methylnaphthalene	99.7838	7.15	0.01	1357670	142.0	117.8	83.8	155.7
					115.0	42.7	29.2	54.3

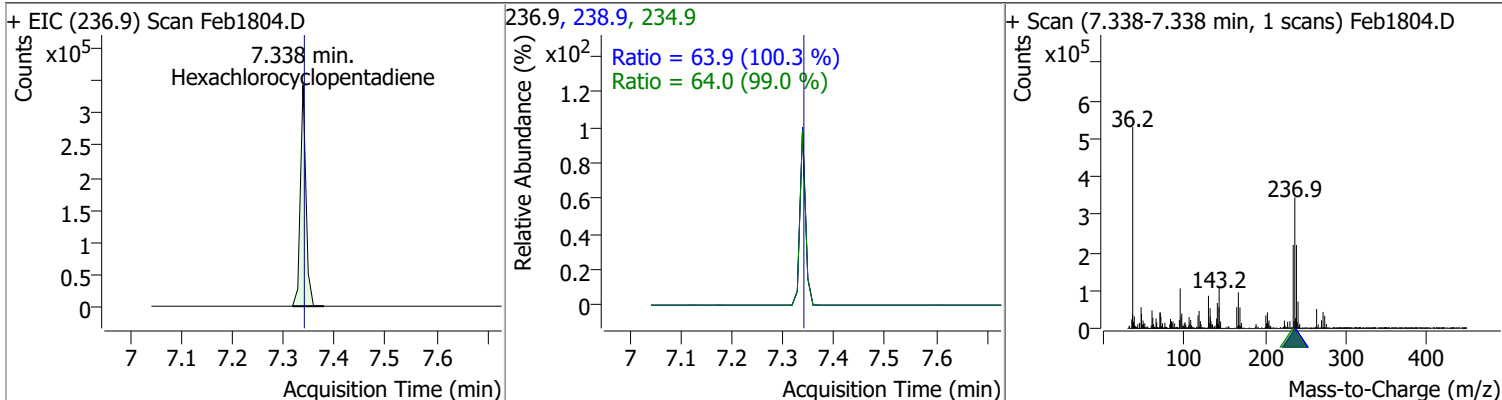


Compound	Conc.	RT	Dev(Min)	Resp.	QIon	QRatio	Lower	Upper
1-Methylnaphthalene	97.0856	7.26	0.00	1279557 (m)	142.0	115.2	79.8	148.2
					115.0	44.5	28.9	53.7

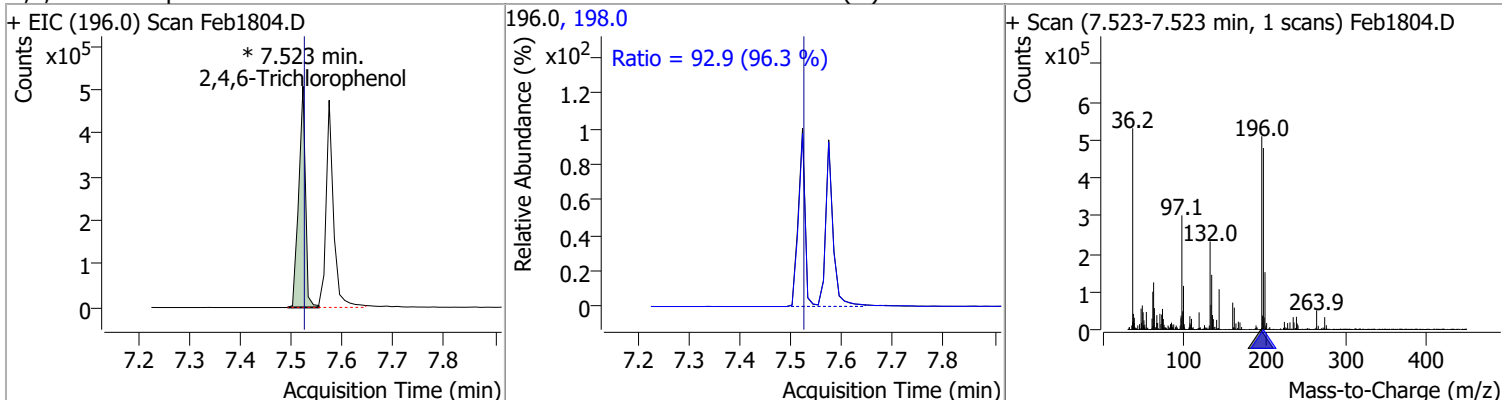


Quantitation Results Report (QT Reviewed)

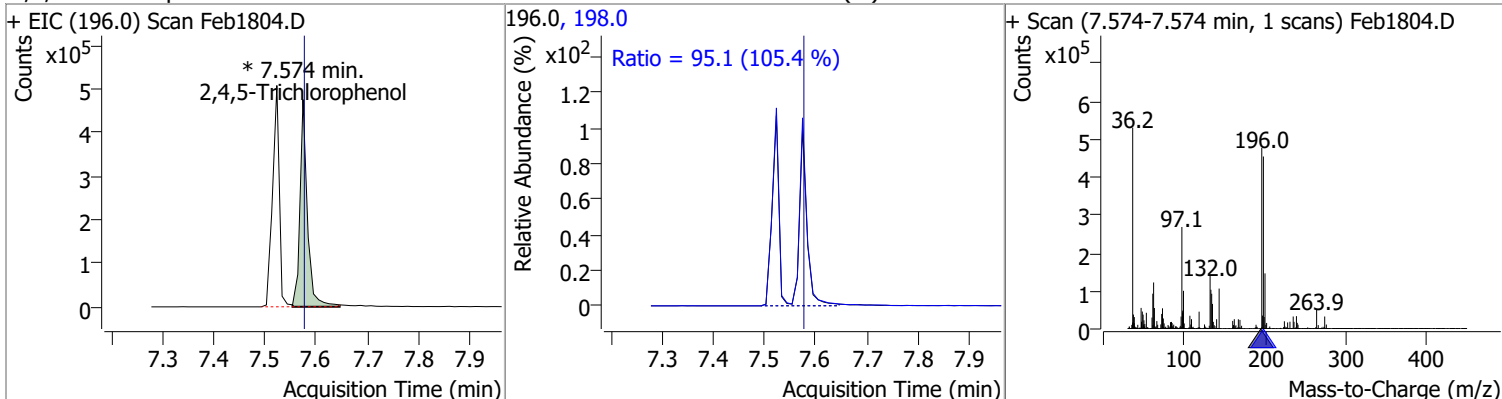
Compound	Conc.	RT	Dev(Min)	Resp.	QIon	QRatio	Lower	Upper
Hexachlorocyclopentadiene	105.4390	7.34	0.00	260879	234.9	64.0	45.2	84.0
					238.9	63.9	44.6	82.9



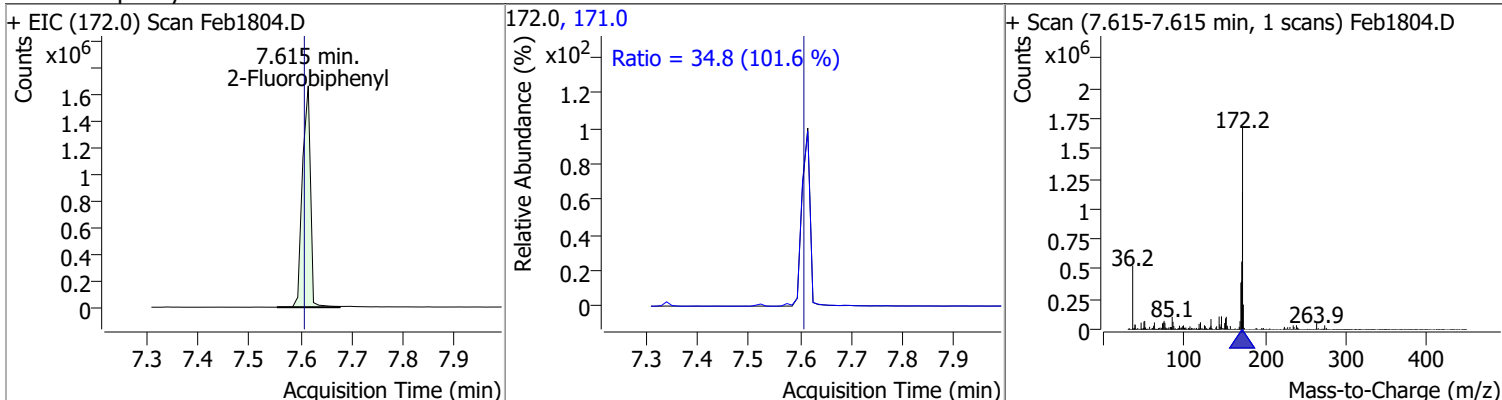
Compound	Conc.	RT	Dev(Min)	Resp.	QIon	QRatio	Lower	Upper
2,4,6-Trichlorophenol	108.6677	7.52	0.00	467130 (m)	198.0	92.9	67.6	125.5



Compound	Conc.	RT	Dev(Min)	Resp.	QIon	QRatio	Lower	Upper
2,4,5-Trichlorophenol	100.8451	7.57	0.00	481776 (m)	198.0	95.1	63.2	117.3

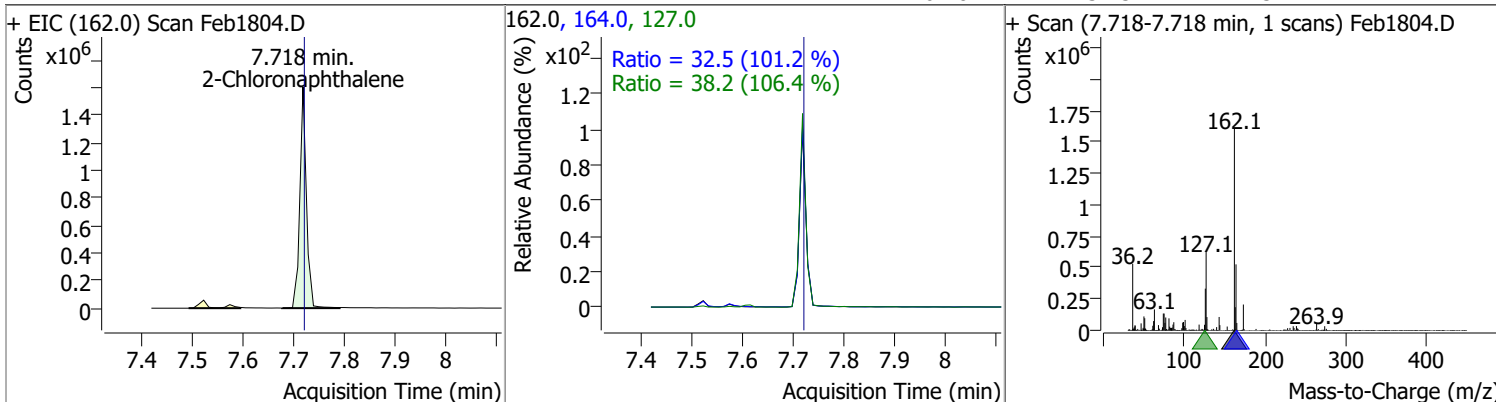


Compound	Conc.	RT	Dev(Min)	Resp.	QIon	QRatio	Lower	Upper
2-Fluorobiphenyl	106.1193	7.62	0.01	1829747	171.0	34.8	24.0	44.5

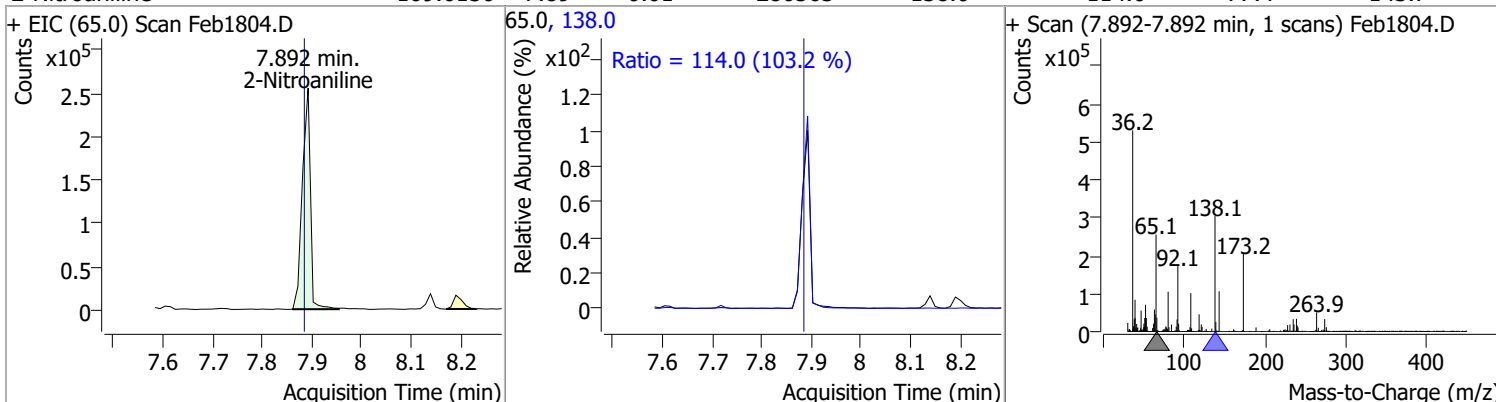


Quantitation Results Report (QT Reviewed)

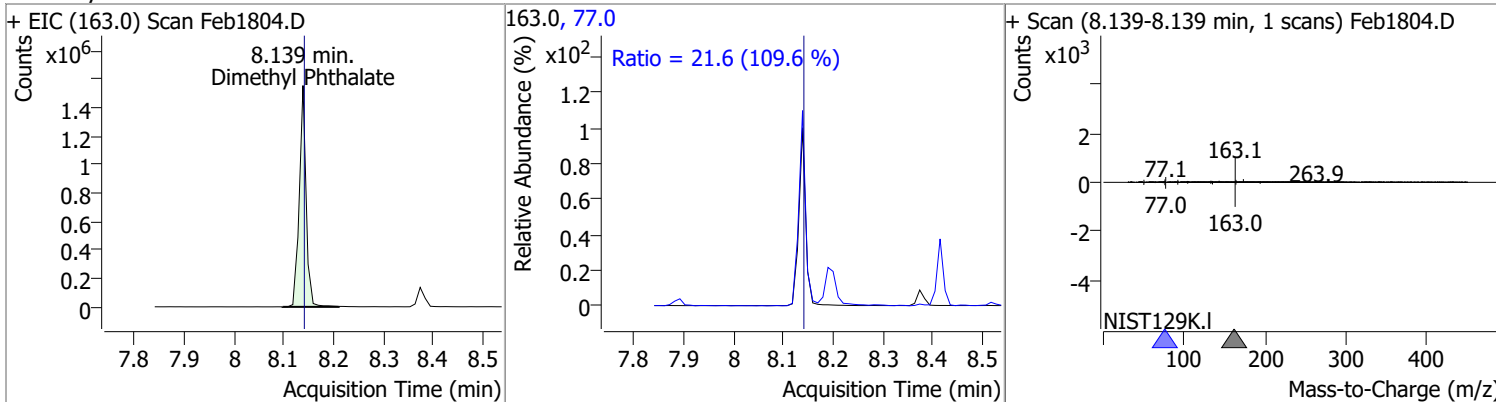
Compound	Conc.	RT	Dev(Min)	Resp.	QIon	QRatio	Lower	Upper
2-Chloronaphthalene	99.9274	7.72	0.00	1444367	127.0	38.2	25.1	46.7
					164.0	32.5	22.5	41.7



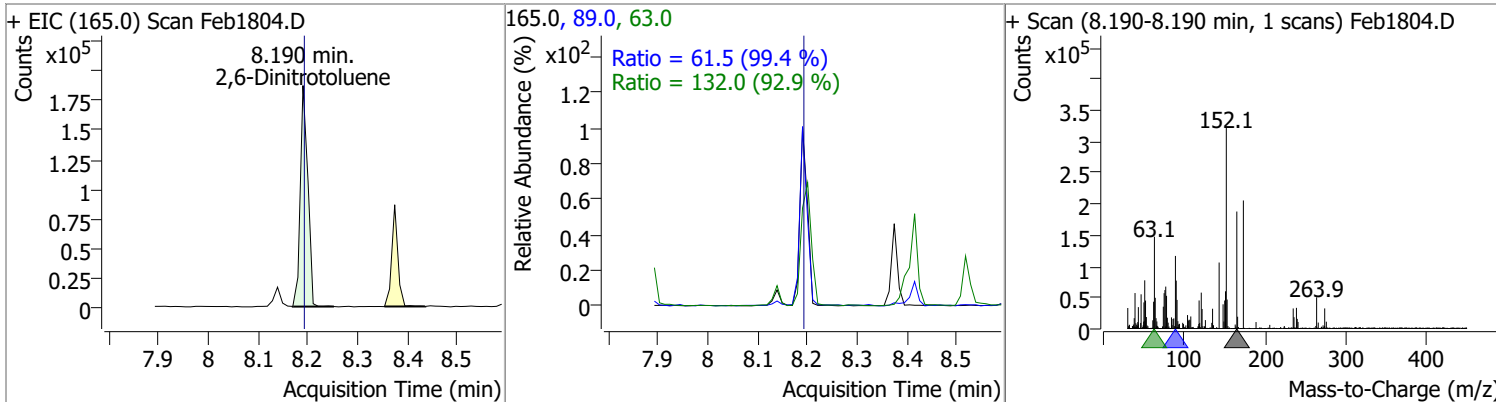
Compound	Conc.	RT	Dev(Min)	Resp.	QIon	QRatio	Lower	Upper
2-Nitroaniline	109.6150	7.89	0.01	286563	138.0	114.0	77.4	143.7



Compound	Conc.	RT	Dev(Min)	Resp.	QIon	QRatio	Lower	Upper
Dimethyl Phthalate	100.1141	8.14	0.00	1483564	77.0	21.6	13.8	25.7

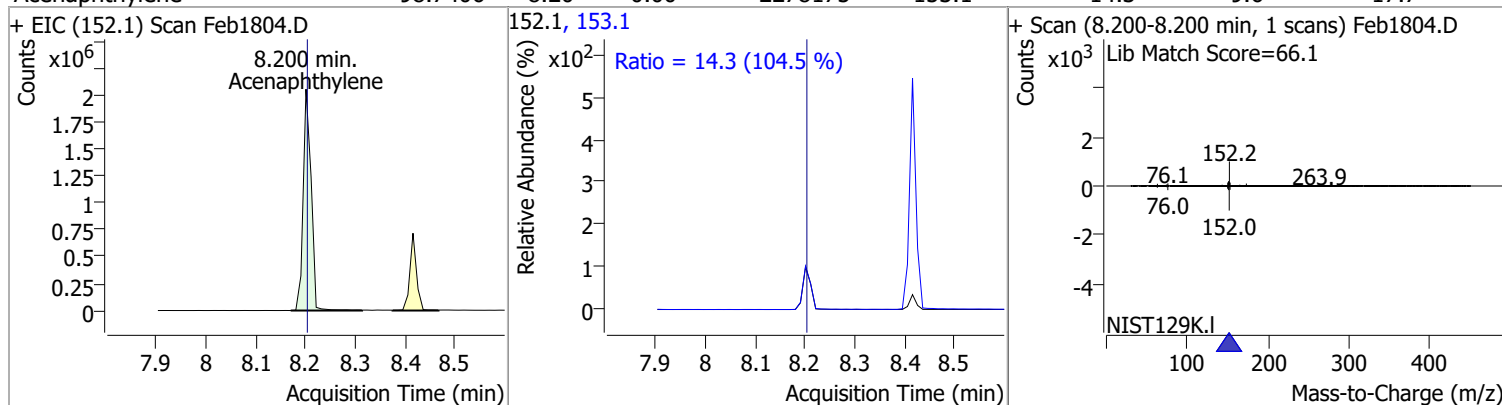


Compound	Conc.	RT	Dev(Min)	Resp.	QIon	QRatio	Lower	Upper
2,6-Dinitrotoluene	98.5084	8.19	0.00	197597	63.0	132.0	99.5	184.8
					89.0	61.5	43.3	80.3

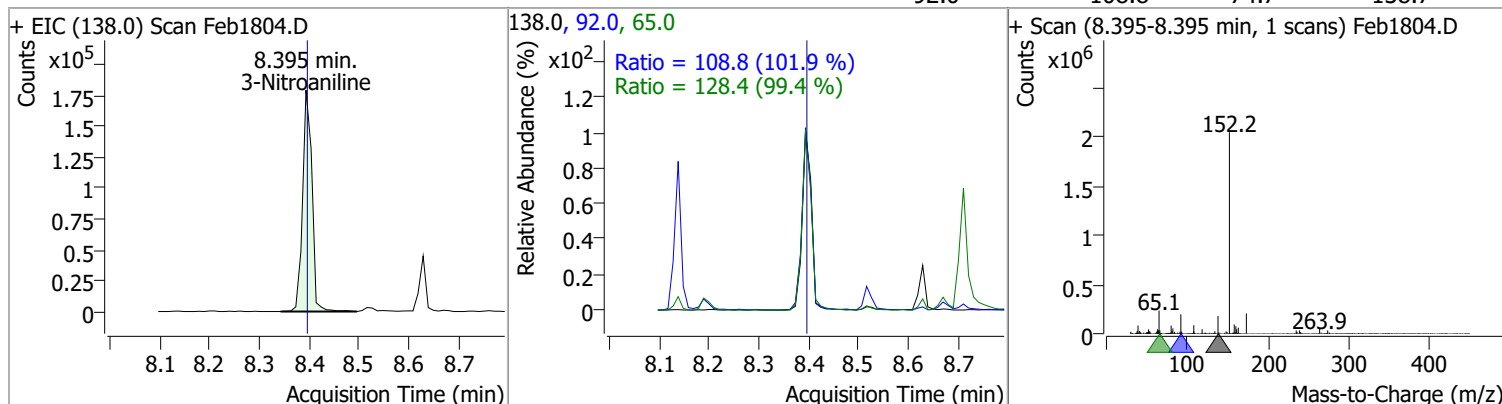


Quantitation Results Report (QT Reviewed)

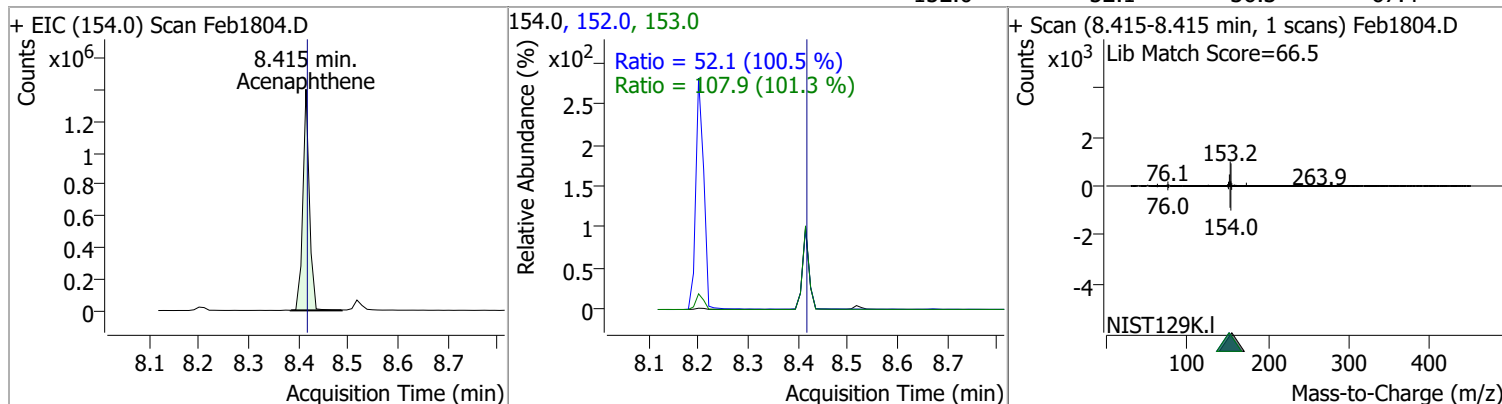
Compound	Conc.	RT	Dev(Min)	Resp.	QIon	QRatio	Lower	Upper
Acenaphthylene	98.7406	8.20	0.00	2278175	153.1	14.3	9.6	17.7



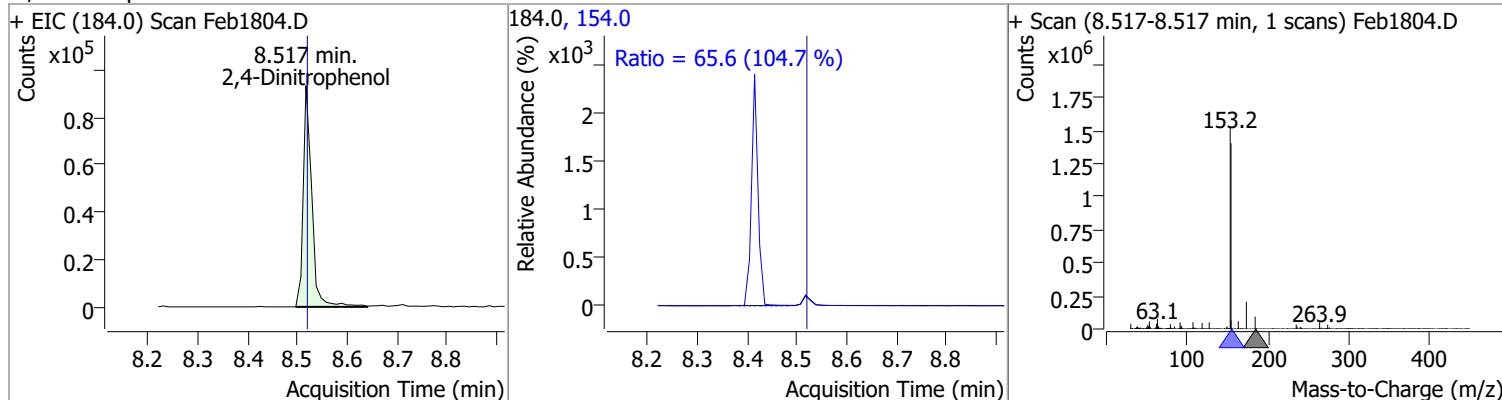
Compound	Conc.	RT	Dev(Min)	Resp.	QIon	QRatio	Lower	Upper
3-Nitroaniline	100.9236	8.39	0.00	233884	65.0	128.4	90.4	167.8
					92.0	108.8	74.7	138.7



Compound	Conc.	RT	Dev(Min)	Resp.	QIon	QRatio	Lower	Upper
Acenaphthene	97.8035	8.41	0.00	1278423	153.0	107.9	74.5	138.4
					152.0	52.1	36.3	67.4

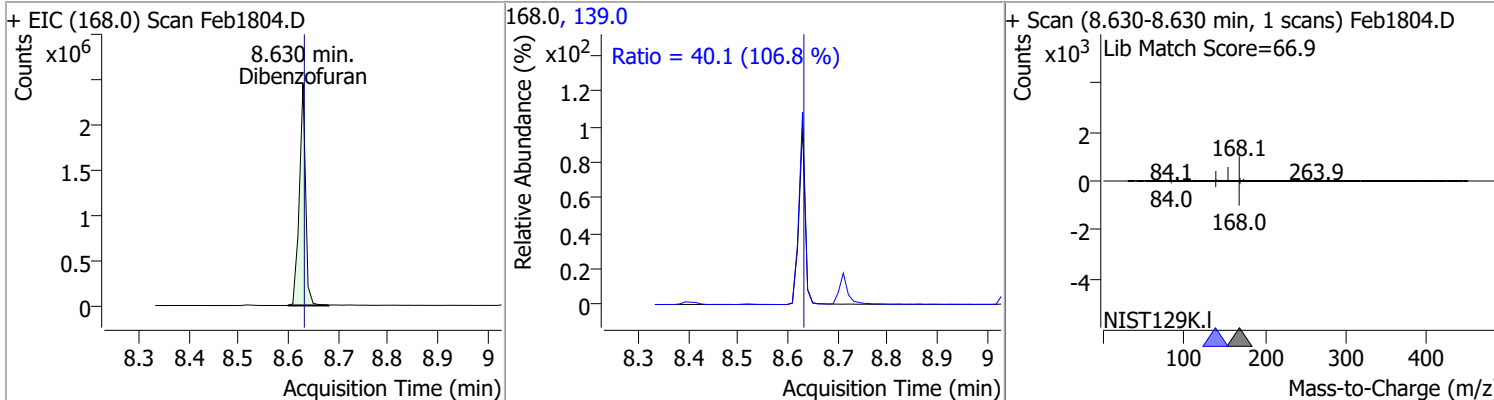


Compound	Conc.	RT	Dev(Min)	Resp.	QIon	QRatio	Lower	Upper
2,4-Dinitrophenol	103.5995	8.52	0.00	112195	154.0	65.6	43.9	81.5

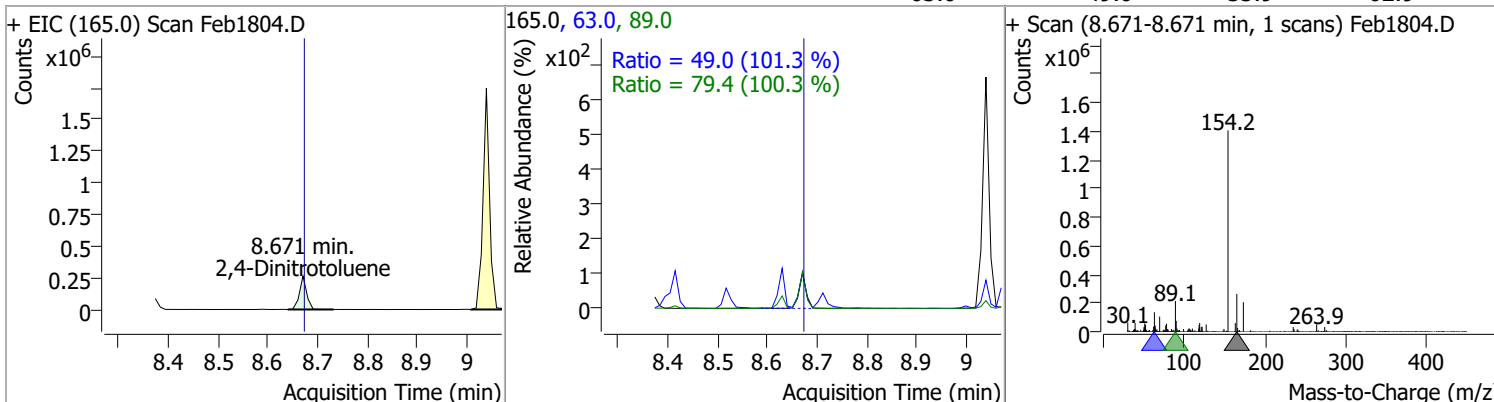


Quantitation Results Report (QT Reviewed)

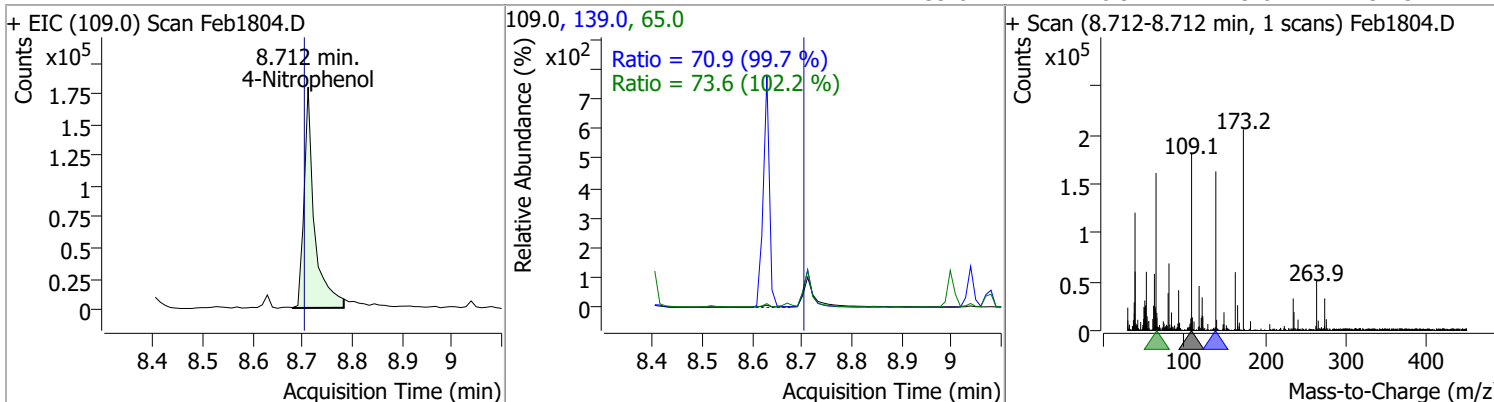
Compound	Conc.	RT	Dev(Min)	Resp.	QIon	QRatio	Lower	Upper
Dibenzofuran	101.0591	8.63	0.00	2138324	139.0	40.1	26.3	48.8



Compound	Conc.	RT	Dev(Min)	Resp.	QIon	QRatio	Lower	Upper
2,4-Dinitrotoluene	100.9400	8.67	0.00	261377	89.0	79.4	55.4	102.9
					63.0	49.0	33.9	62.9

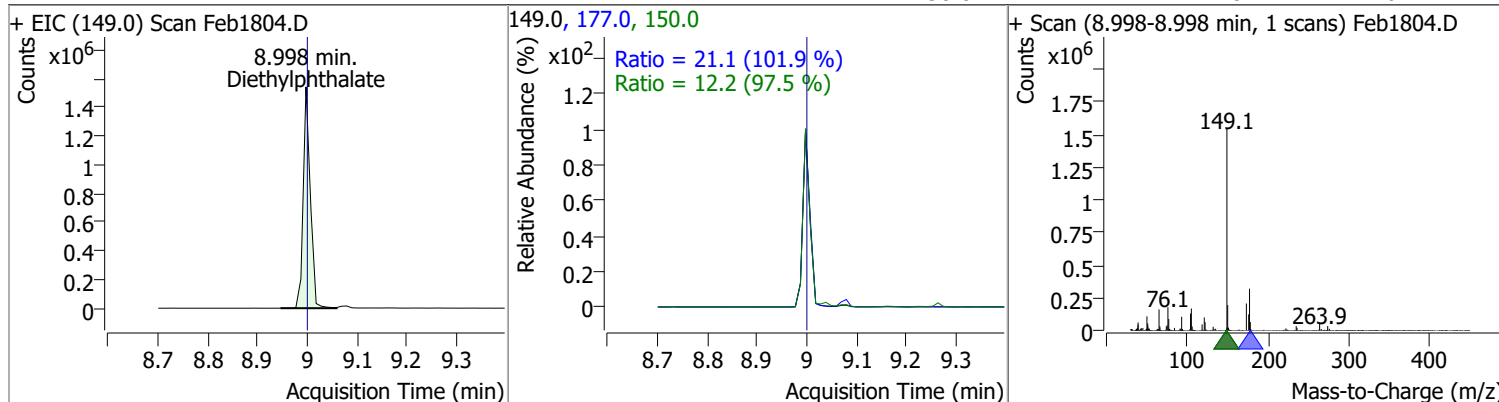


Compound	Conc.	RT	Dev(Min)	Resp.	QIon	QRatio	Lower	Upper
4-Nitrophenol	102.3911	8.71	0.01	258897	65.0	73.6	50.4	93.6
					139.0	70.9	49.8	92.5

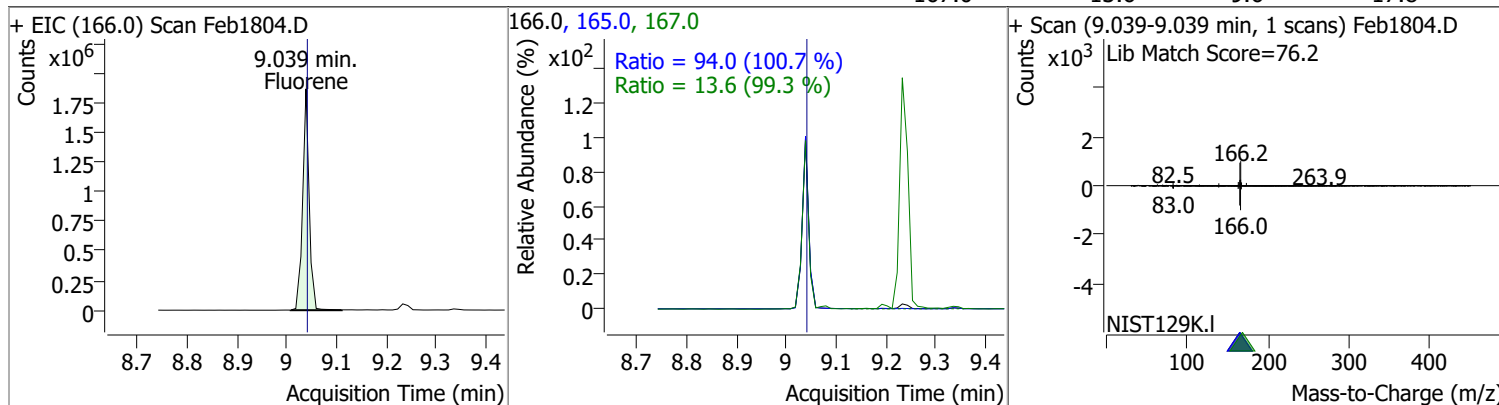


Quantitation Results Report (QT Reviewed)

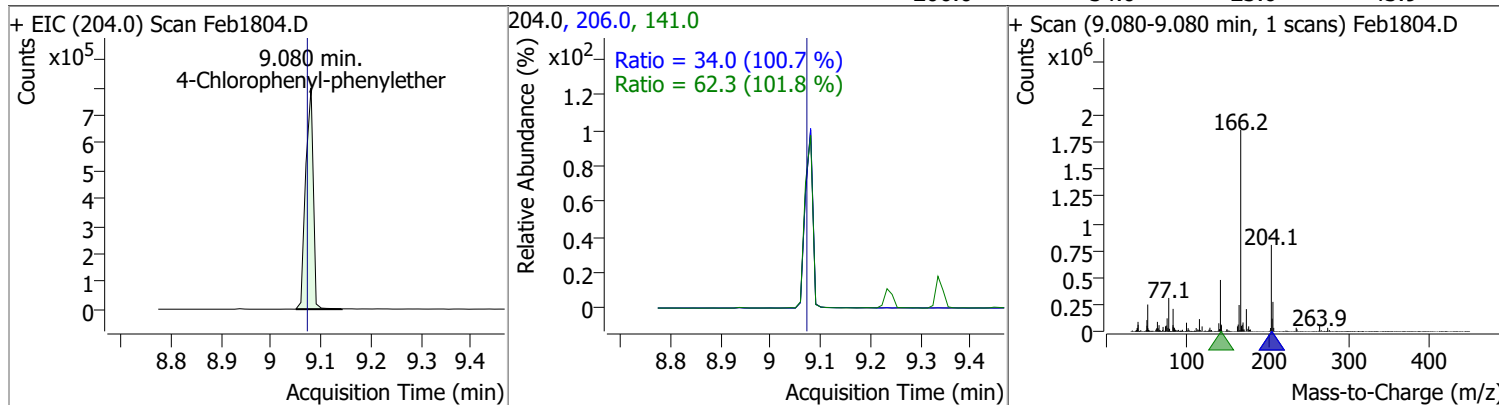
Compound	Conc.	RT	Dev(Min)	Resp.	QIon	QRatio	Lower	Upper
Diethylphthalate	99.0409	9.00	0.00	1525106	177.0	21.1	14.5	27.0
					150.0	12.2	8.7	16.2



Compound	Conc.	RT	Dev(Min)	Resp.	QIon	QRatio	Lower	Upper
Fluorene	98.6614	9.04	0.00	1700560	165.0	94.0	65.4	121.4
					167.0	13.6	9.6	17.8

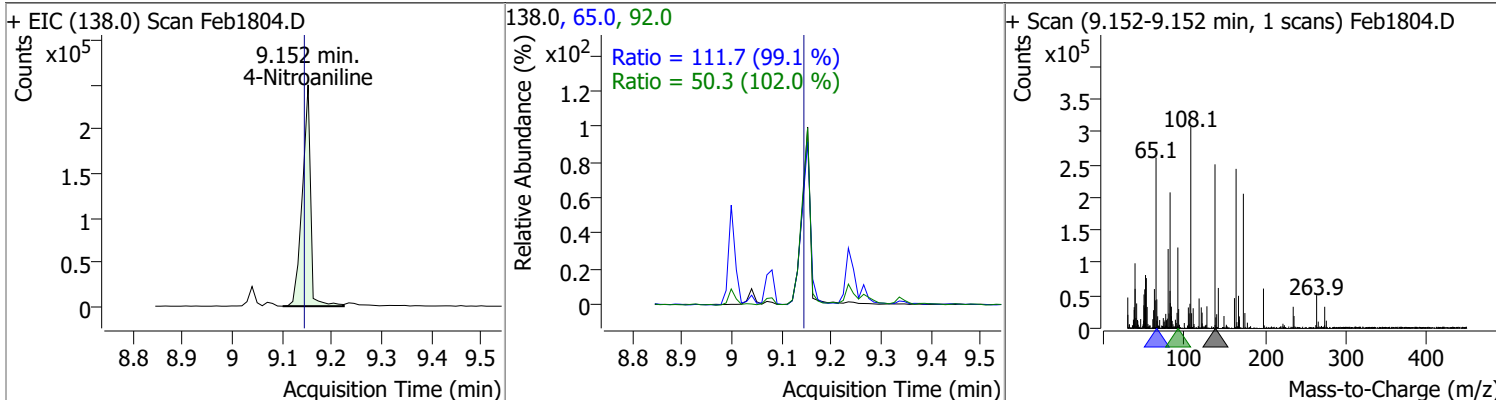


Compound	Conc.	RT	Dev(Min)	Resp.	QIon	QRatio	Lower	Upper
4-Chlorophenyl-phenylether	105.9893	9.08	0.01	840611	141.0	62.3	42.8	79.6
					206.0	34.0	23.6	43.9

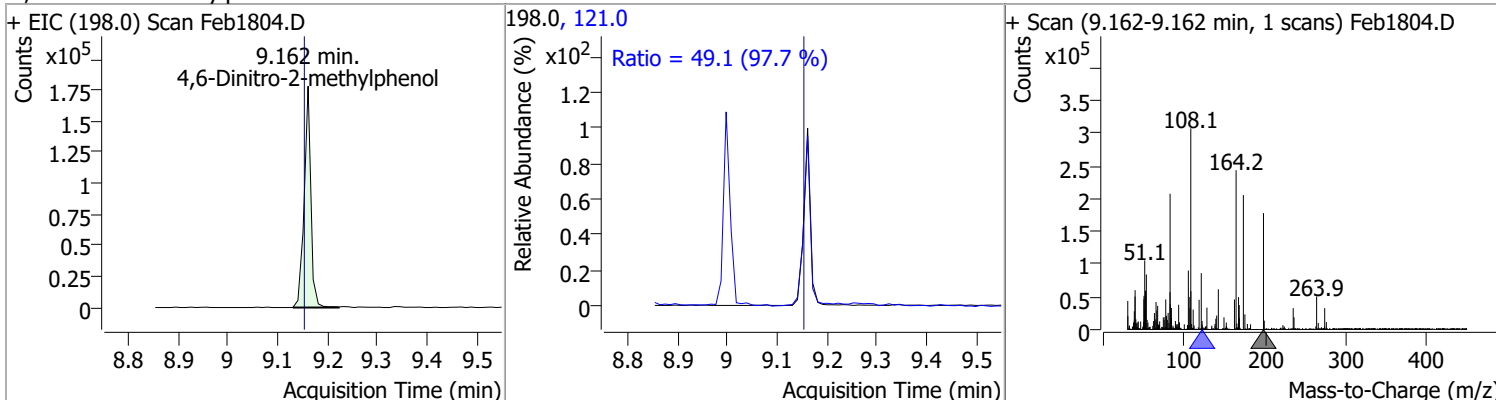


Quantitation Results Report (QT Reviewed)

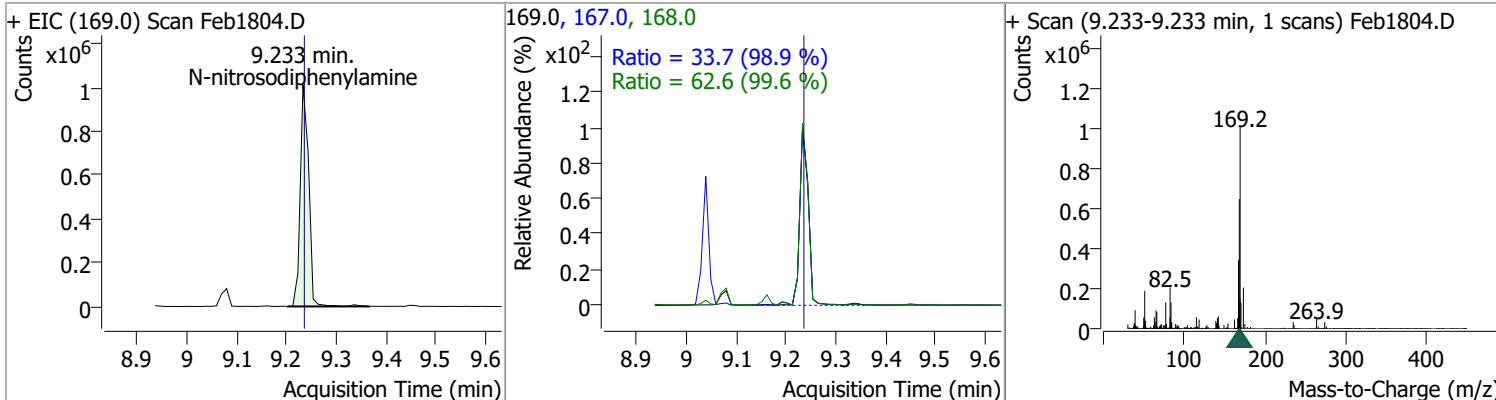
Compound	Conc.	RT	Dev(Min)	Resp.	QIon	QRatio	Lower	Upper
4-Nitroaniline	112.8801	9.15	0.01	289316	65.0	111.7	78.9	146.6
					92.0	50.3	34.5	64.1



Compound	Conc.	RT	Dev(Min)	Resp.	QIon	QRatio	Lower	Upper
4,6-Dinitro-2-methylphenol	104.4162	9.16	0.01	167223	121.0	49.1	35.1	65.3

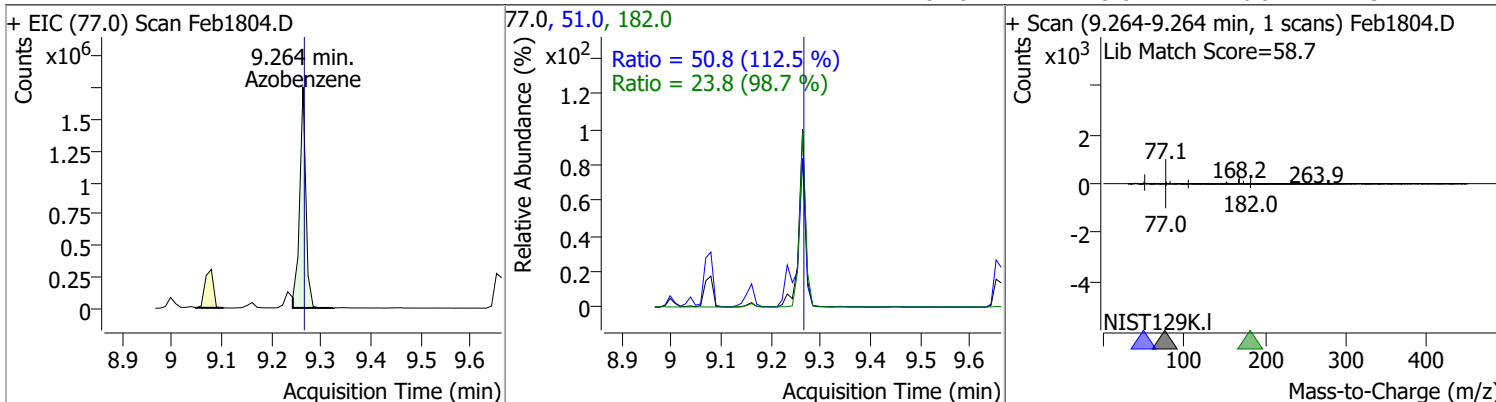


Compound	Conc.	RT	Dev(Min)	Resp.	QIon	QRatio	Lower	Upper
N-nitrosodiphenylamine	102.0740	9.23	0.00	1196082	168.0	62.6	44.0	81.7
					167.0	33.7	23.9	44.3

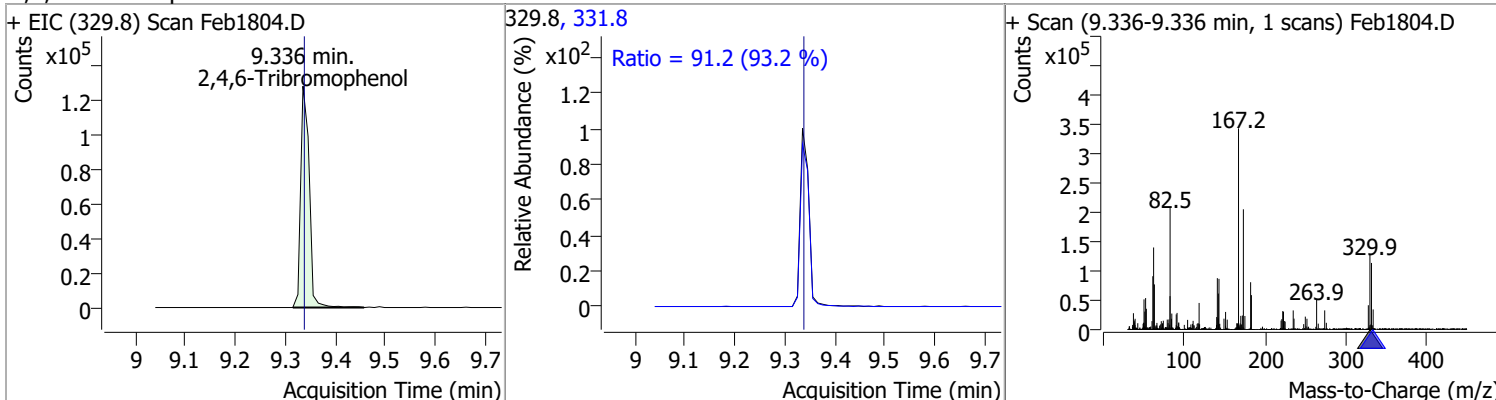


Quantitation Results Report (QT Reviewed)

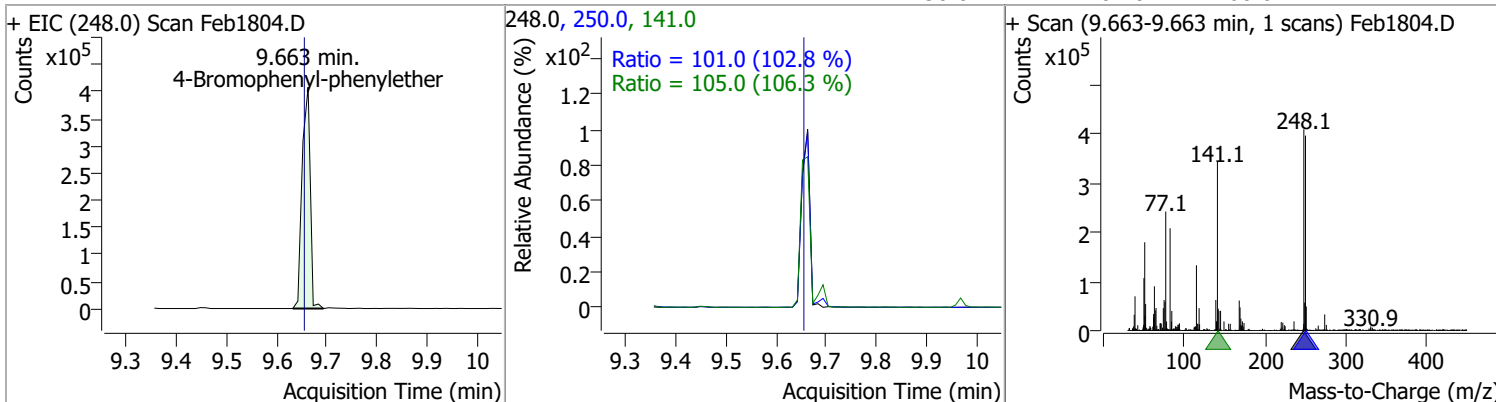
Compound	Conc.	RT	Dev(Min)	Resp.	QIon	QRatio	Lower	Upper
Azobenzene	96.5318	9.26	0.00	1518549	51.0	50.8	31.6	58.7
					182.0	23.8	16.9	31.4



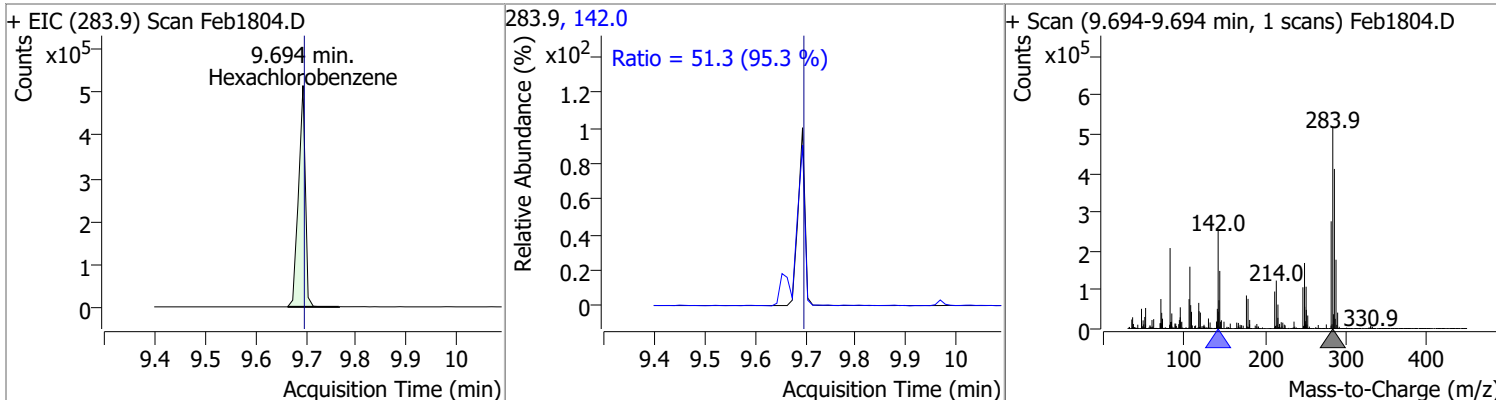
Compound	Conc.	RT	Dev(Min)	Resp.	QIon	QRatio	Lower	Upper
2,4,6-Tribromophenol	102.0254	9.34	0.00	152661	331.8	91.2	68.5	127.2



Compound	Conc.	RT	Dev(Min)	Resp.	QIon	QRatio	Lower	Upper
4-Bromophenyl-phenylether	100.8595	9.66	0.01	457731	141.0	105.0	69.1	128.4
					250.0	101.0	68.8	127.7

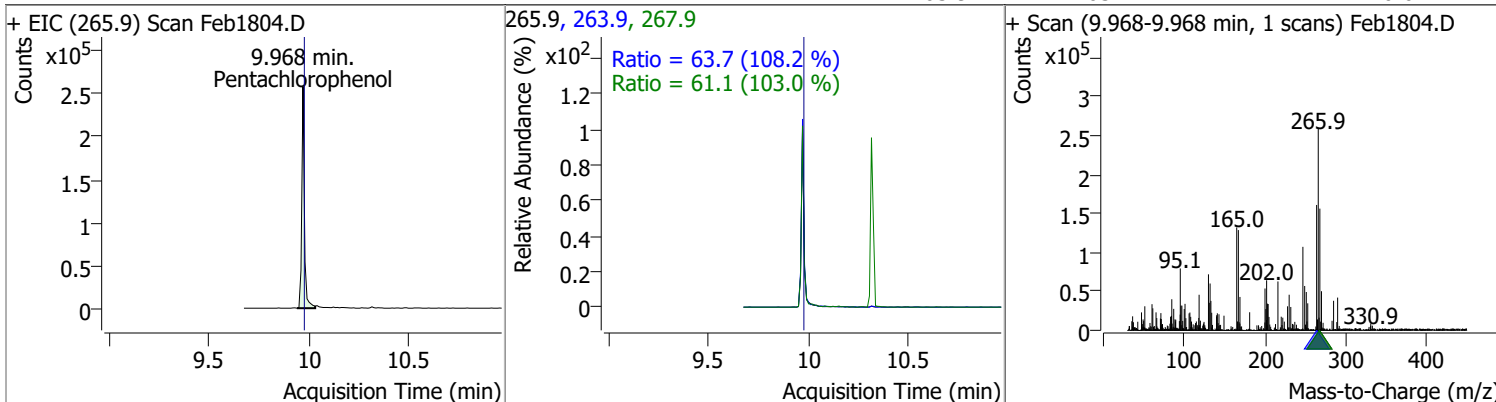


Compound	Conc.	RT	Dev(Min)	Resp.	QIon	QRatio	Lower	Upper
Hexachlorobenzene	109.2193	9.69	0.00	488673	142.0	51.3	37.7	70.0

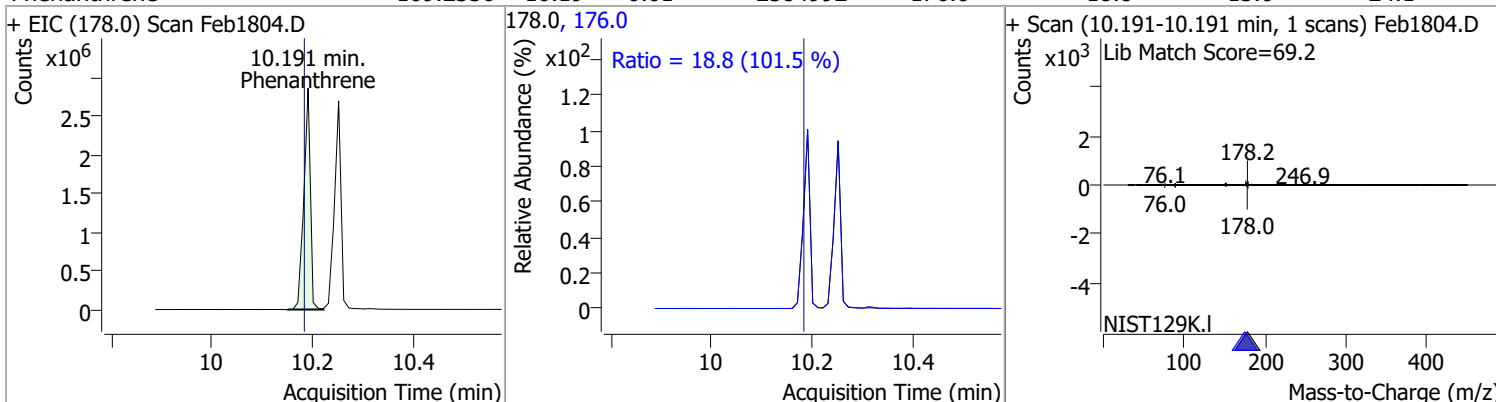


Quantitation Results Report (QT Reviewed)

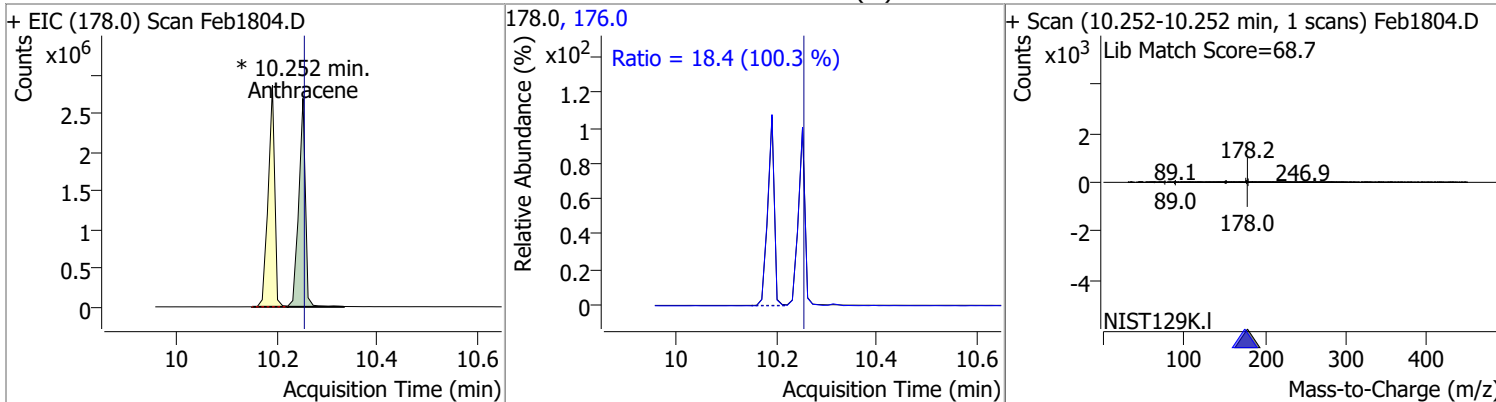
Compound	Conc.	RT	Dev(Min)	Resp.	QIon	QRatio	Lower	Upper
Pentachlorophenol	105.1758	9.97	0.00	233937	267.9	61.1	41.5	77.2
					263.9	63.7	41.2	76.6



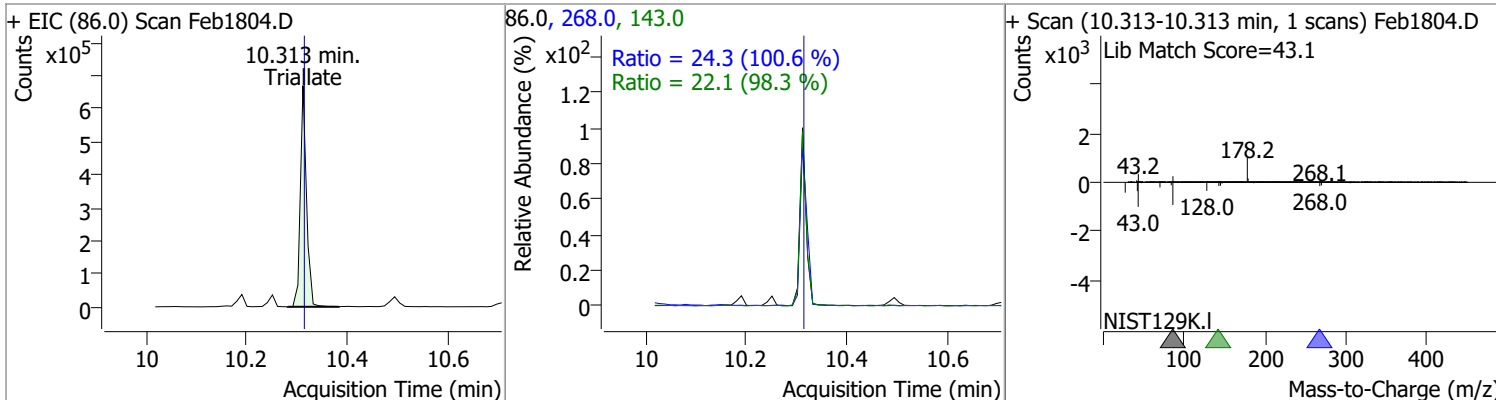
Compound	Conc.	RT	Dev(Min)	Resp.	QIon	QRatio	Lower	Upper
Phenanthrene	109.2336	10.19	0.01	2584992	176.0	18.8	13.0	24.1



Compound	Conc.	RT	Dev(Min)	Resp.	QIon	QRatio	Lower	Upper
Anthracene	108.1091	10.25	0.00	2471452 (m)	176.0	18.4	12.9	23.9

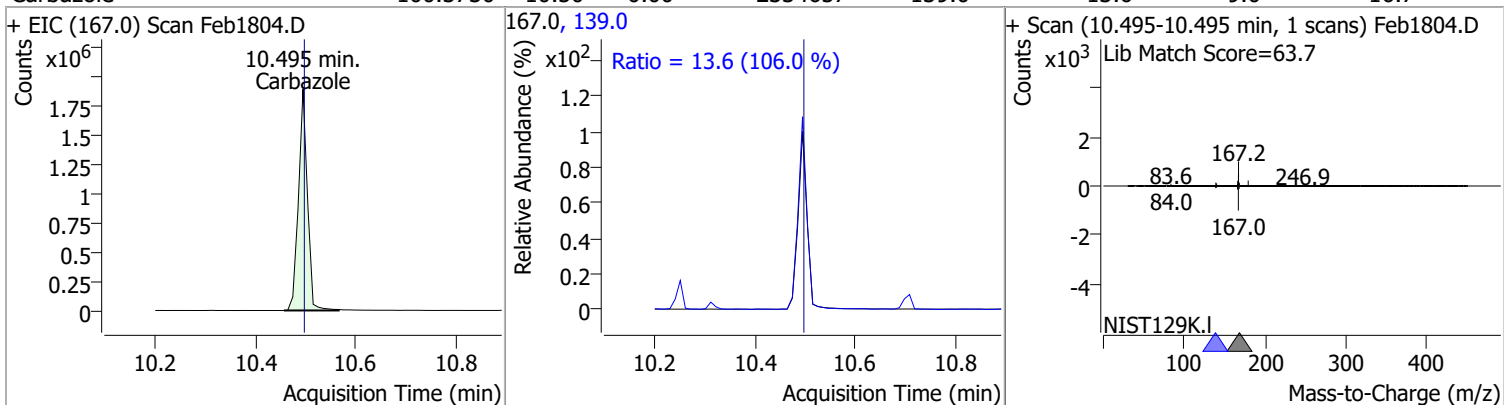


Compound	Conc.	RT	Dev(Min)	Resp.	QIon	QRatio	Lower	Upper
Triallate	101.0679	10.31	0.00	570358	268.0	24.3	16.9	31.4
					143.0	22.1	15.8	29.3

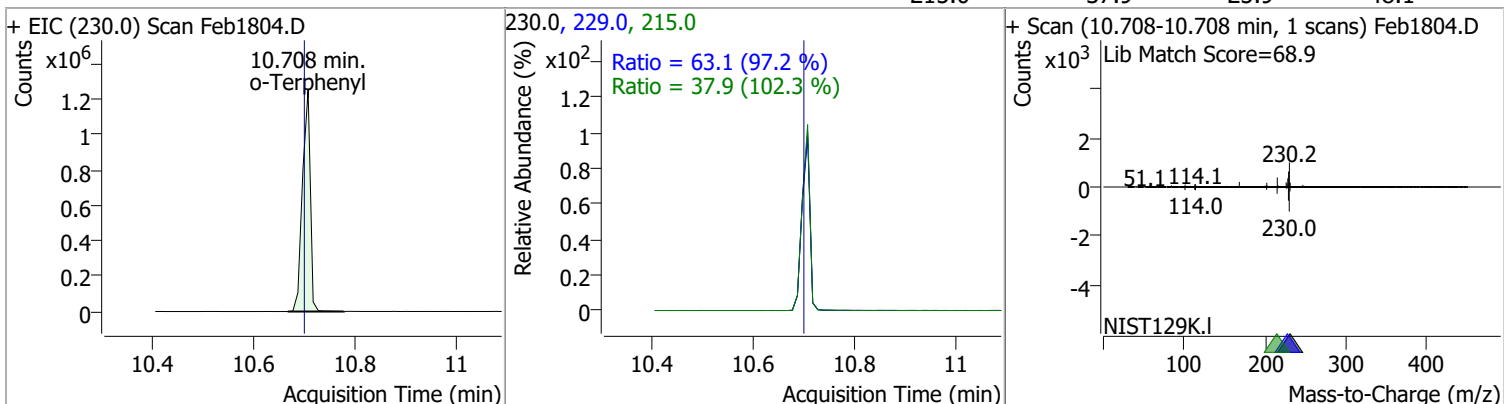


Quantitation Results Report (QT Reviewed)

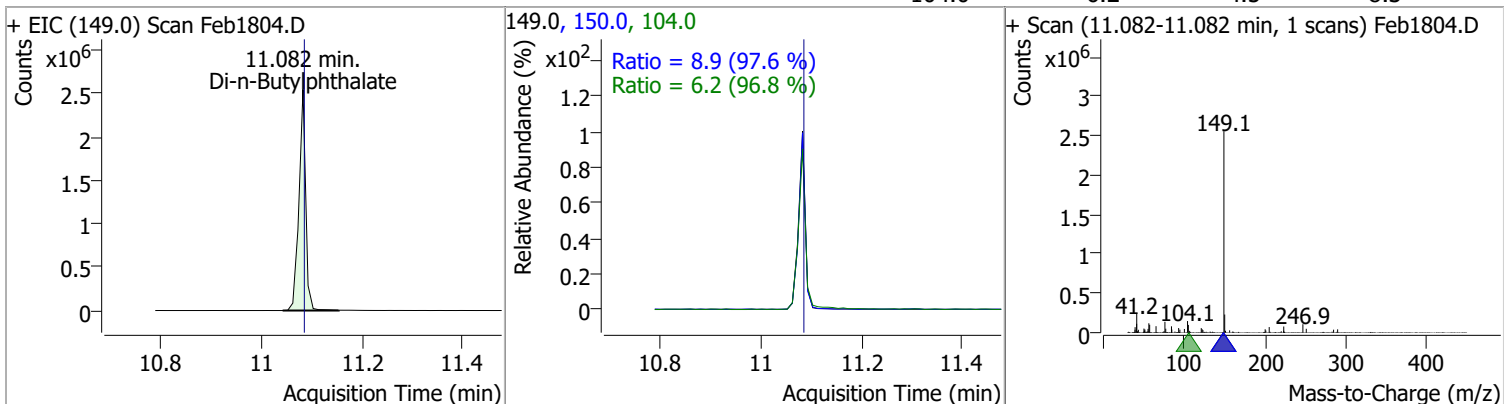
Compound	Conc.	RT	Dev(Min)	Resp.	QIon	QRatio	Lower	Upper
Carbazole	100.3730	10.50	0.00	2334657	139.0	13.6	9.0	16.7



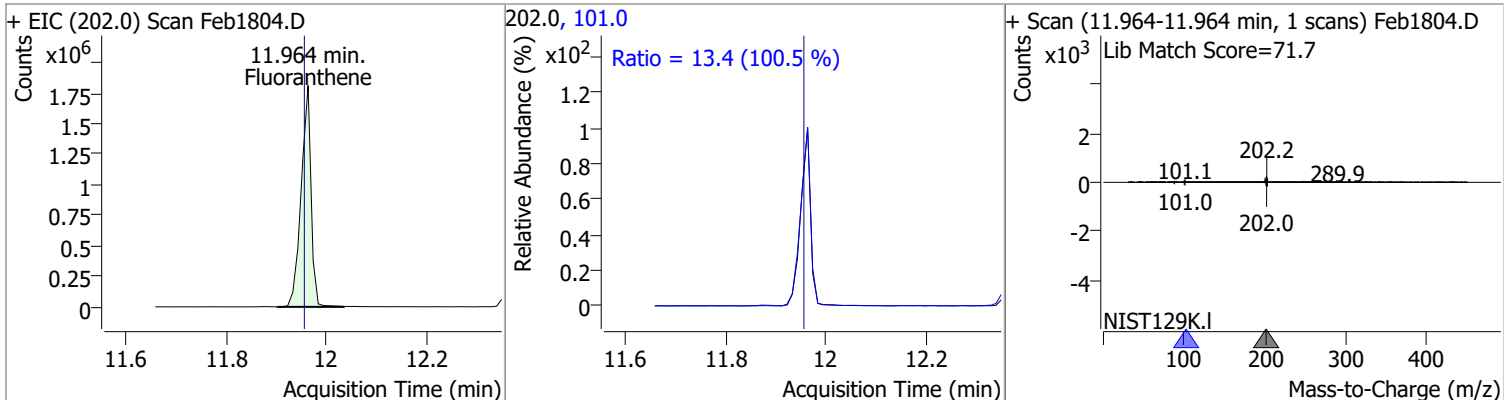
o-Terphenyl	106.4761	10.71	0.01	1358973	229.0 215.0	63.1 37.9	45.4 25.9	84.3 48.1
-------------	----------	-------	------	---------	----------------	--------------	--------------	--------------



Di-n-Butylphthalate	103.4746	11.08	0.00	2379296	150.0 104.0	8.9 6.2	6.3 4.5	11.8 8.3
---------------------	----------	-------	------	---------	----------------	------------	------------	-------------

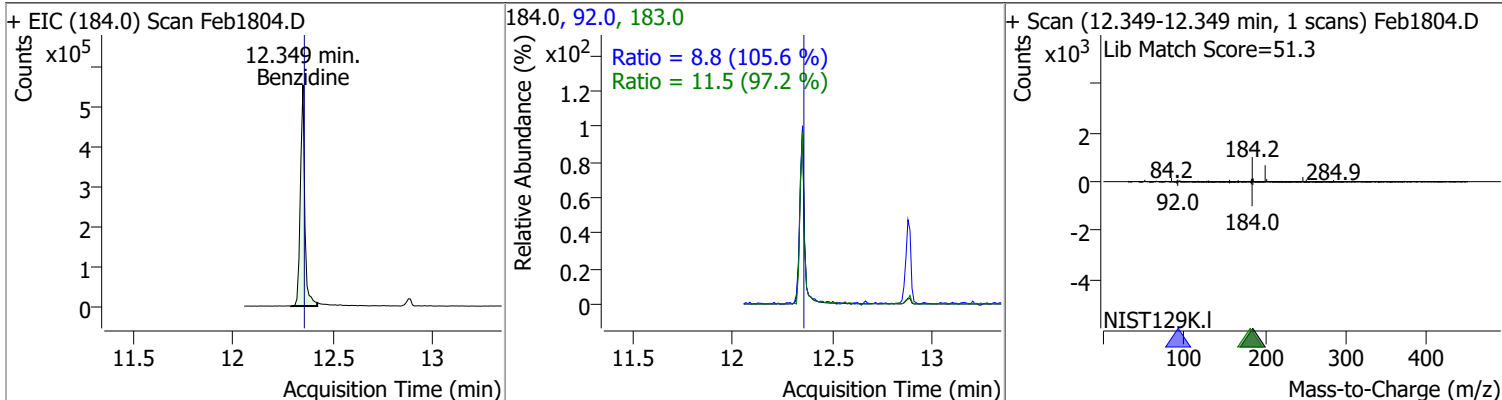


Fluoranthene	102.2753	11.96	0.01	2487478	101.0	13.4	9.4	17.4
--------------	----------	-------	------	---------	-------	------	-----	------

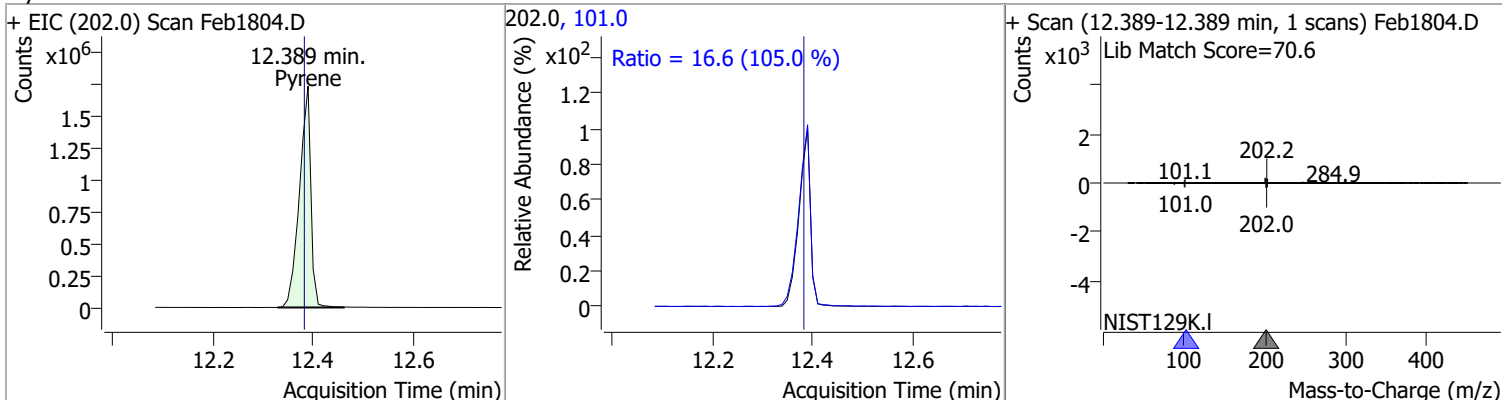


Quantitation Results Report (QT Reviewed)

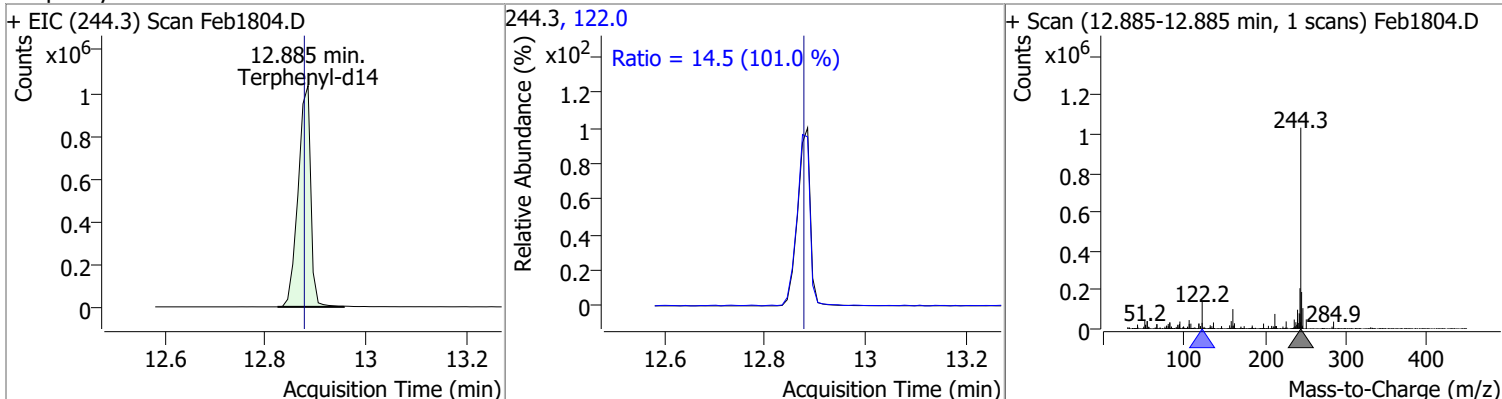
Compound	Conc.	RT	Dev(Min)	Resp.	QIon	QRatio	Lower	Upper
Benzidine	101.7540	12.35	0.00	841681	183.0	11.5	8.3	15.4
					92.0	8.8	5.8	10.8



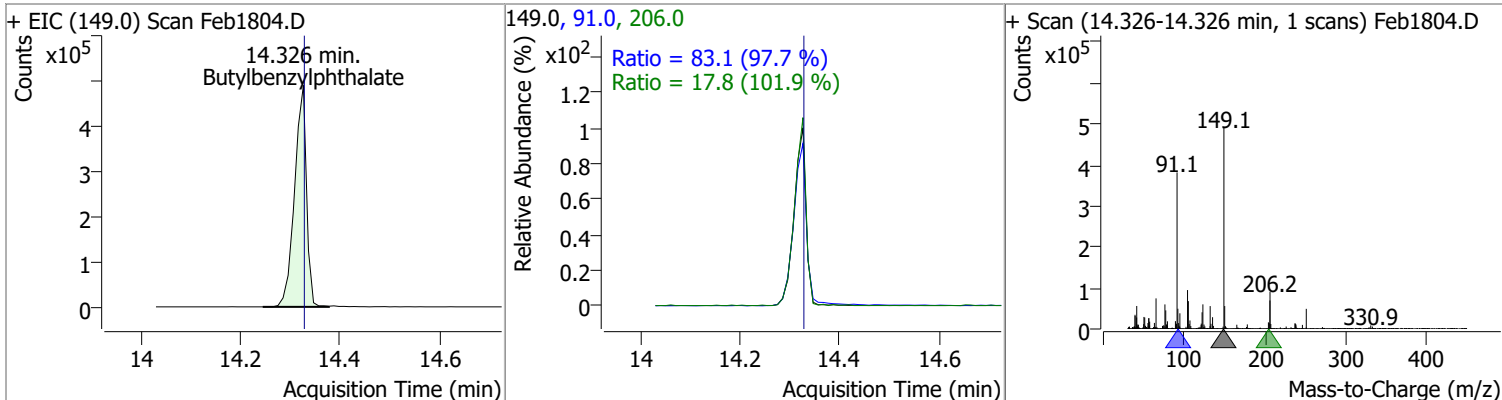
Compound	Conc.	RT	Dev(Min)	Resp.	QIon	QRatio	Lower	Upper
Pyrene	102.8837	12.39	0.01	2716593	101.0	16.6	11.1	20.6



Compound	Conc.	RT	Dev(Min)	Resp.	QIon	QRatio	Lower	Upper
Terphenyl-d14	100.6508	12.89	0.01	1793874	122.0	14.5	10.1	18.7

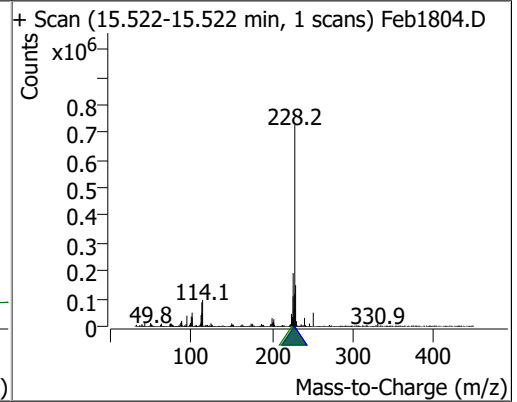
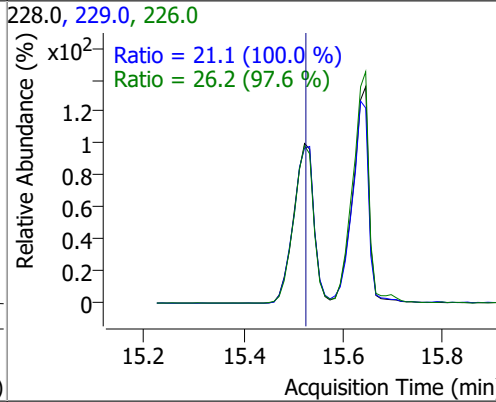
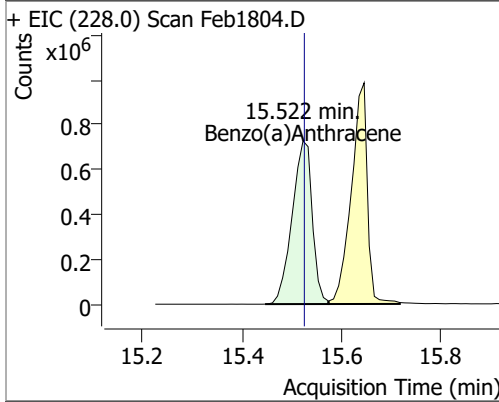


Compound	Conc.	RT	Dev(Min)	Resp.	QIon	QRatio	Lower	Upper
Butylbenzylphthalate	102.9690	14.33	0.01	817626	91.0	83.1	59.6	110.6
					206.0	17.8	12.2	22.7

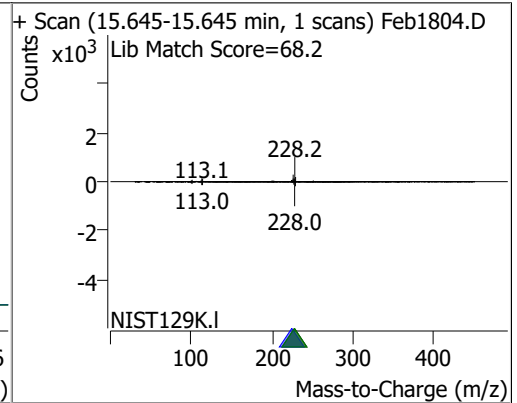
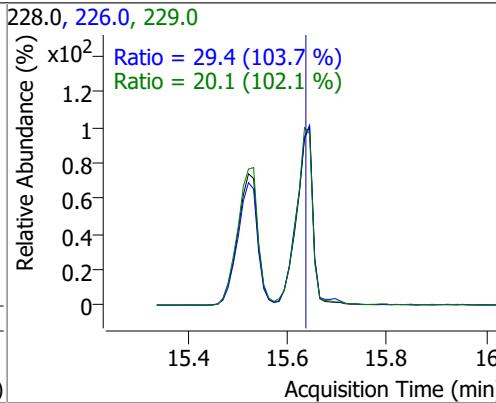
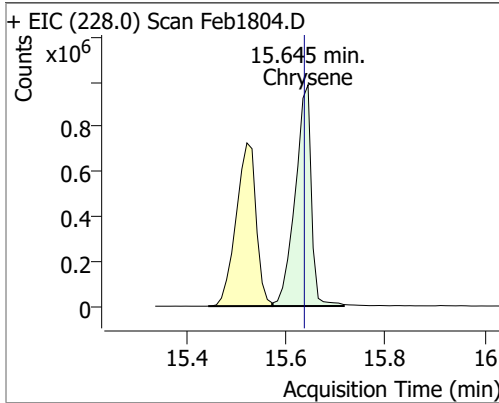


Quantitation Results Report (QT Reviewed)

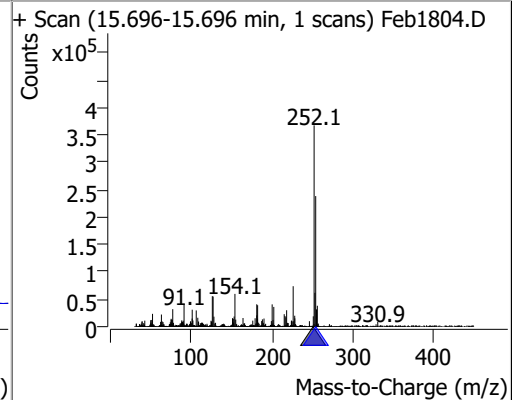
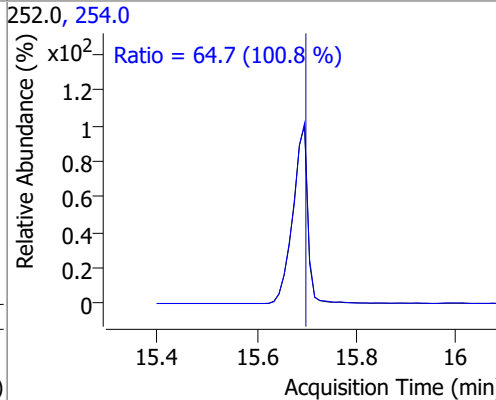
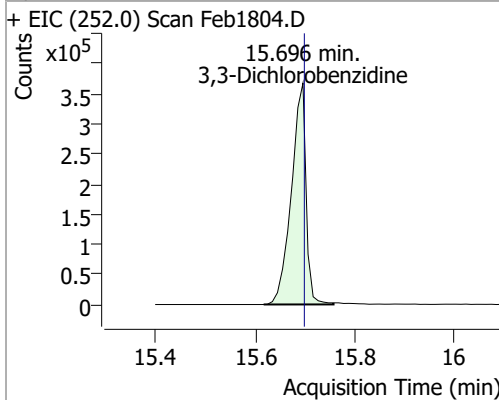
Compound	Conc.	RT	Dev(Min)	Resp.	QIon	QRatio	Lower	Upper
Benzo(a)Anthracene	104.0334	15.52	0.01	2034255	226.0	26.2	18.8	34.9
					229.0	21.1	14.7	27.4



Compound	Conc.	RT	Dev(Min)	Resp.	QIon	QRatio	Lower	Upper
Chrysene	102.0757	15.64	0.02	2211531	226.0	29.4	19.9	36.9
					229.0	20.1	13.8	25.6

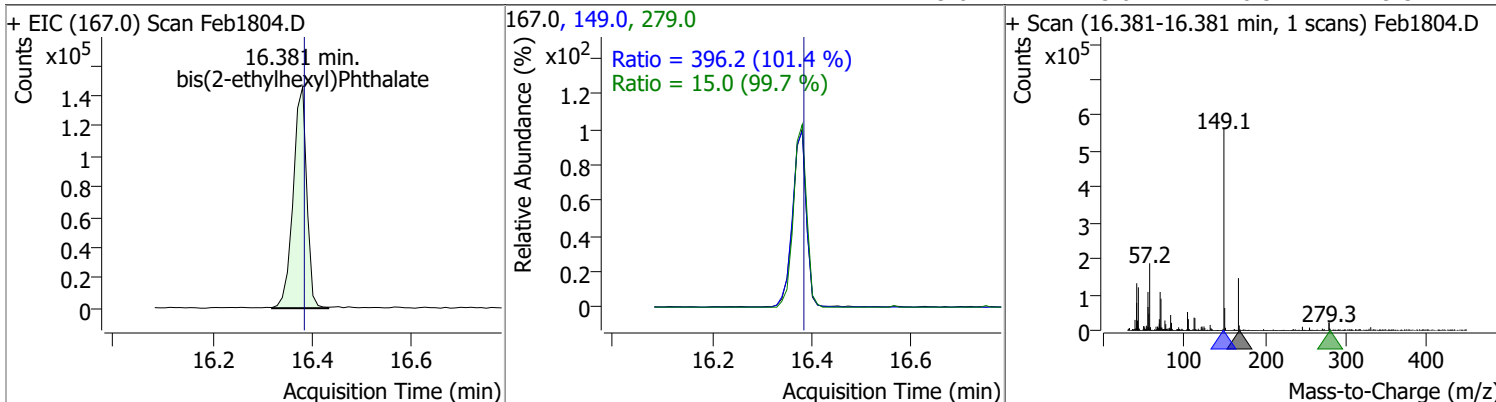


Compound	Conc.	RT	Dev(Min)	Resp.	QIon	QRatio	Lower	Upper
3,3-Dichlorobenzidine	103.7644	15.70	0.01	749360	254.0	64.7	44.9	83.4

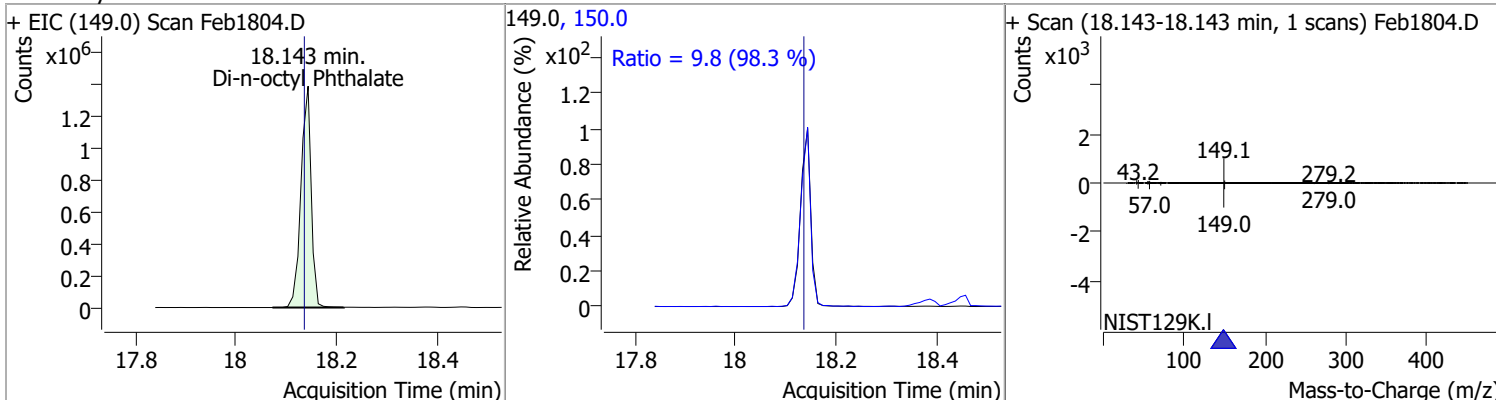


Quantitation Results Report (QT Reviewed)

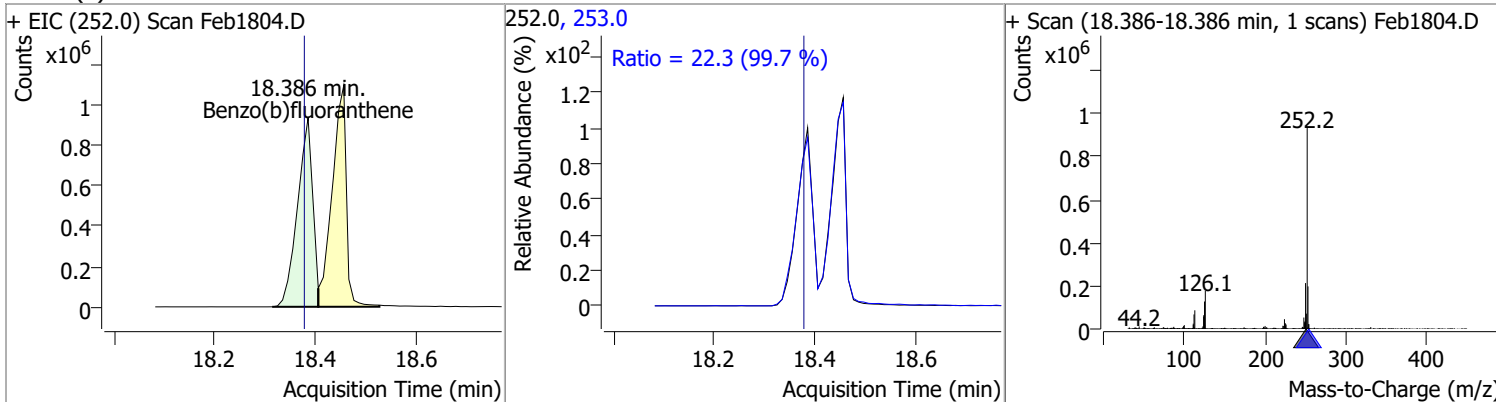
Compound	Conc.	RT	Dev(Min)	Resp.	QIon	QRatio	Lower	Upper
bis(2-ethylhexyl)Phthalate	100.9022	16.38	0.01	275164	149.0	396.2	273.6	508.0
					279.0	15.0	10.5	19.5



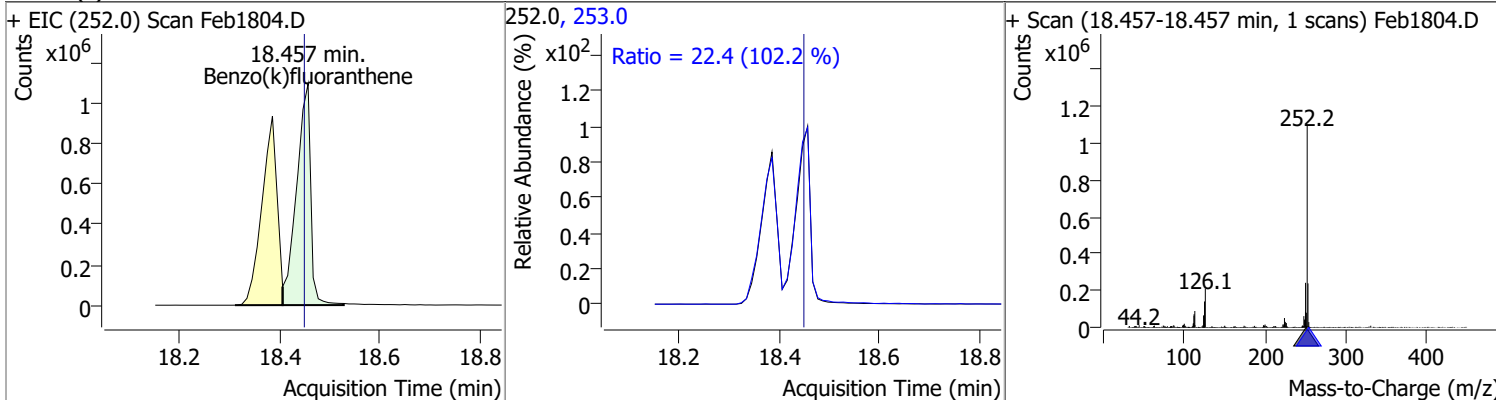
Compound	Conc.	RT	Dev(Min)	Resp.	QIon	QRatio	Lower	Upper
Di-n-octyl Phthalate	104.0154	18.14	0.01	1958854	150.0	9.8	7.0	13.0



Compound	Conc.	RT	Dev(Min)	Resp.	QIon	QRatio	Lower	Upper
Benzo(b)fluoranthene	102.0750	18.39	0.01	1951128	253.0	22.3	15.6	29.0

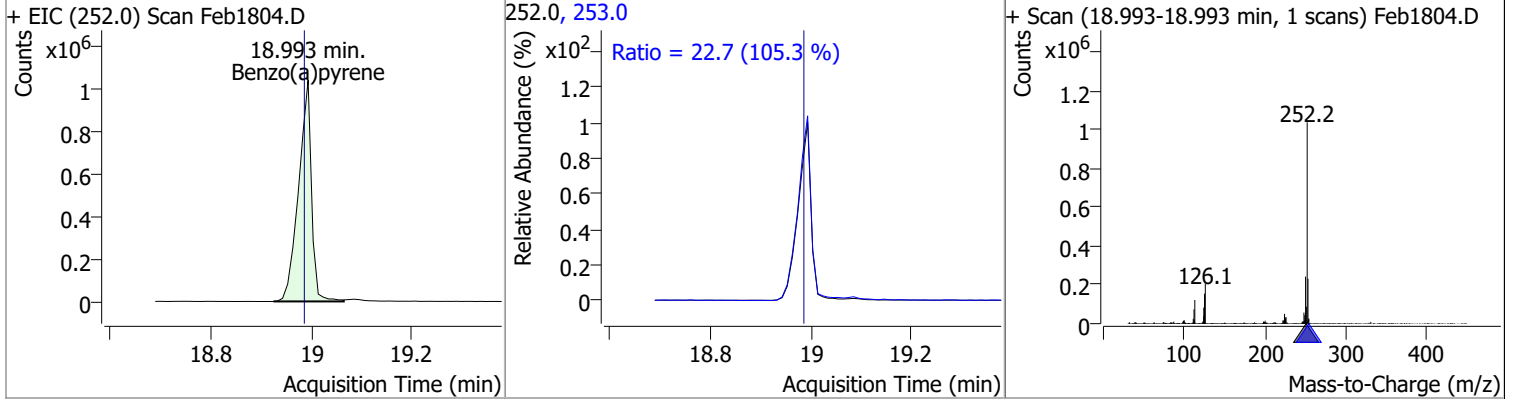


Compound	Conc.	RT	Dev(Min)	Resp.	QIon	QRatio	Lower	Upper
Benzo(k)fluoranthene	104.8718	18.46	0.01	2129075	253.0	22.4	15.4	28.6

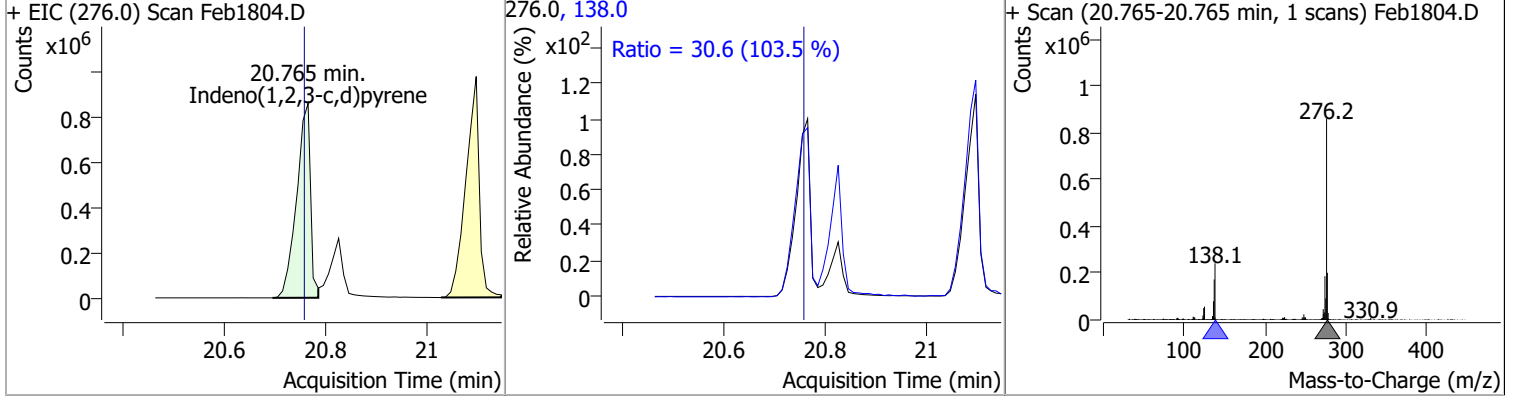


Quantitation Results Report (QT Reviewed)

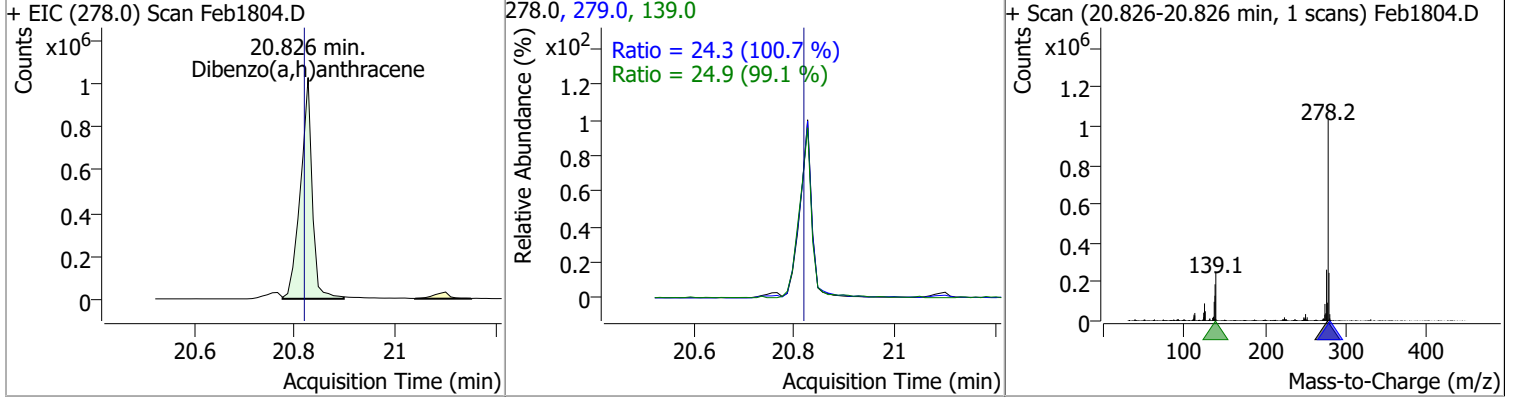
Compound	Conc.	RT	Dev(Min)	Resp.	QIon	QRatio	Lower	Upper
Benzo(a)pyrene	101.2295	18.99	0.01	1849719	253.0	22.7	15.1	28.0



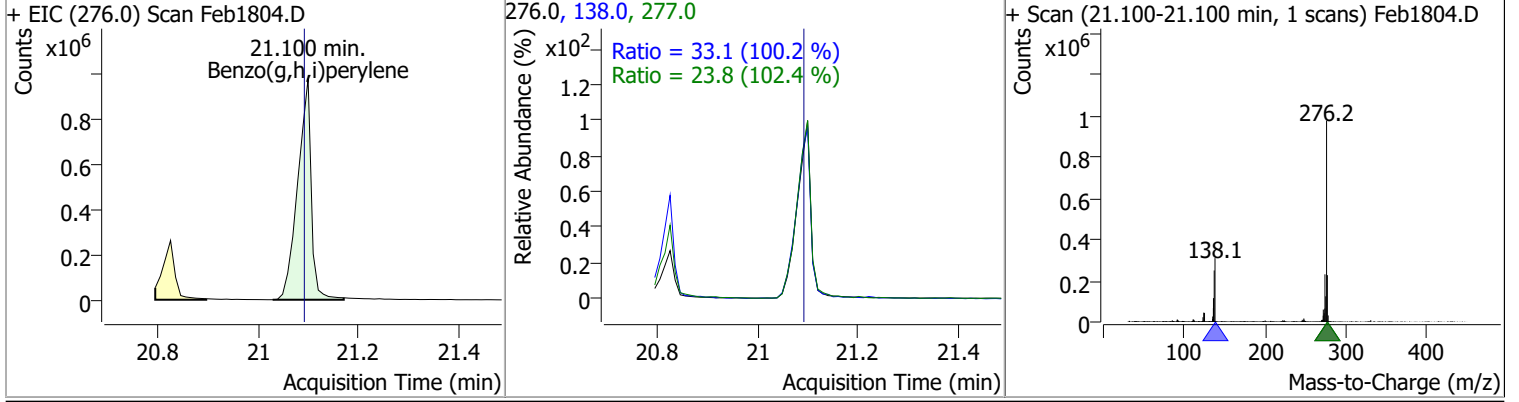
Compound	Conc.	RT	Dev(Min)	Resp.	QIon	QRatio	Lower	Upper
Indeno(1,2,3-c,d)pyrene	106.8898	20.77	0.01	1633072	138.0	30.6	20.7	38.5



Compound	Conc.	RT	Dev(Min)	Resp.	QIon	QRatio	Lower	Upper
Dibenzo(a,h)anthracene	100.1029	20.83	0.01	1675258	139.0	24.9	17.6	32.7
					279.0	24.3	16.9	31.3

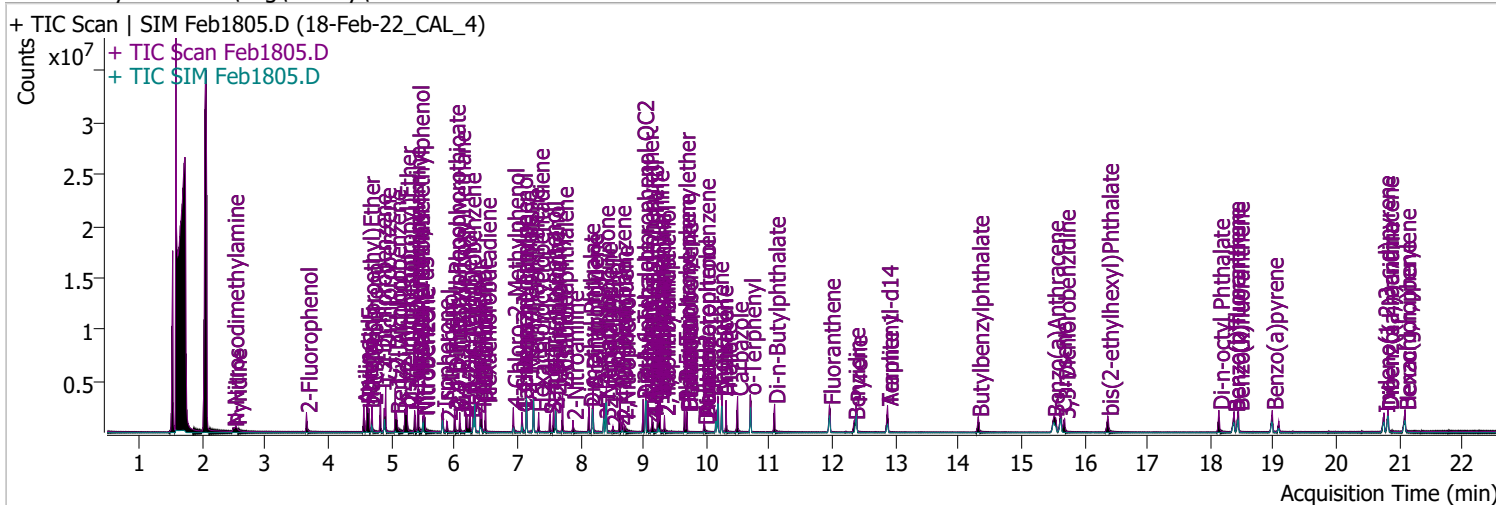


Compound	Conc.	RT	Dev(Min)	Resp.	QIon	QRatio	Lower	Upper
Benzo(g,h,i)perylene	103.2475	21.10	0.01	1825037	138.0	33.1	23.1	42.9
					277.0	23.8	16.3	30.2



Quantitation Results Report (QT Reviewed)

Data File	Feb1805.D	Operator	LIMS import
Acq. Method	BNA+SIM.M	Acq. Date-Time	2/19/2022 9:57:53 AM
Sample Name	18-Feb-22_CAL_4	Instrument	Instrument #1
Vial	5	Multiplier	1.00
DA Method File		Comment	SVOC-8270-W-LARGO
Tune File	dftppdsm.u	Tune Date	2/18/2022 9:25:00 PM
Batch Name	021822 DoD BNA cal.batch.bin	Last Calib Update	2/19/2022 1:06:17 PM
Ref Library	D:\Org\Library\NIST129K.l		



Compound	RT	QIon	Resp.	Conc.	Units	Dev(Min)
----------	----	------	-------	-------	-------	----------

Internal Standards

System Monitoring Compounds

S 2-Fluorophenol	3.653	112.0	609954	74.2355	µg/L	0.000
Spiked Amount: 200.000	Range: 10.0 - 75.0%			Recovery = 37.12%		
S Phenol-d5	4.613	99.0	789735	74.5966	µg/L	0.000
Spiked Amount: 200.000	Range: 10.0 - 65.0%			Recovery = 37.30%		
S Nitrobenzene-d5	5.502	82.0	443231	75.1559	µg/L	0.000
Spiked Amount: 100.000	Range: 32.0 - 94.0%			Recovery = 75.16%		
S 2-Fluorobiphenyl	7.605	172.0	1191628	72.8806	µg/L	0.000
Spiked Amount: 100.000	Range: 28.0 - 107.0%			Recovery = 72.88%		
S 2,4,6-Tribromophenol	9.336	329.8	103422	75.3083	µg/L	0.000
Spiked Amount: 200.000	Range: 25.0 - 140.0%			Recovery = 37.65%		
S Terphenyl-d14	12.875	244.3	1286275	73.6549	µg/L	0.000
Spiked Amount: 100.000	Range: 32.0 - 122.0%			Recovery = 73.65%		

Target Compounds

Compound	RT	QIon	Resp.	Conc.	Units	QValue
T N-Nitrosodimethylamine	2.489	74.0	186004	74.6301	µg/L	94
T Pyridine	2.530	79.0	463669	73.7501	µg/L	99
T Aniline	4.562	93.0	1113327	73.8514	µg/L	m 97
T Phenol	4.623	94.0	880405	74.6970	µg/L	100
T bis(-2-Chloroethyl)Ether	4.644	63.0	606109	76.0889	µg/L	m 99
T 2-Chlorophenol	4.695	128.0	708157	75.2284	µg/L	99
T 1,3-Dichlorobenzene	4.828	146.0	915843	76.0831	µg/L	m 99
T 1,4-Dichlorobenzene	4.909	146.0	929421	76.8632	µg/L	m 97
T 1,2-Dichlorobenzene	5.063	146.0	888825	75.7478	µg/L	m 99
T Benzyl Alcohol	5.083	108.0	353272	74.8757	µg/L	99
T bis(2-chloroisopropyl)Ether	5.226	121.0	237128	74.8004	µg/L	98
T 2-Methylphenol	5.246	107.0	594885	72.6095	µg/L	97
T N-nitroso-Di-n-propylamine	5.369	70.0	421834	75.0645	µg/L	95
T 4Methylphenol/3Methylphenol	5.430	107.0	858705	77.0033	µg/L	100
T Hexachloroethane	5.430	117.0	268097	74.4485	µg/L	98

Quantitation Results Report (QT Reviewed)

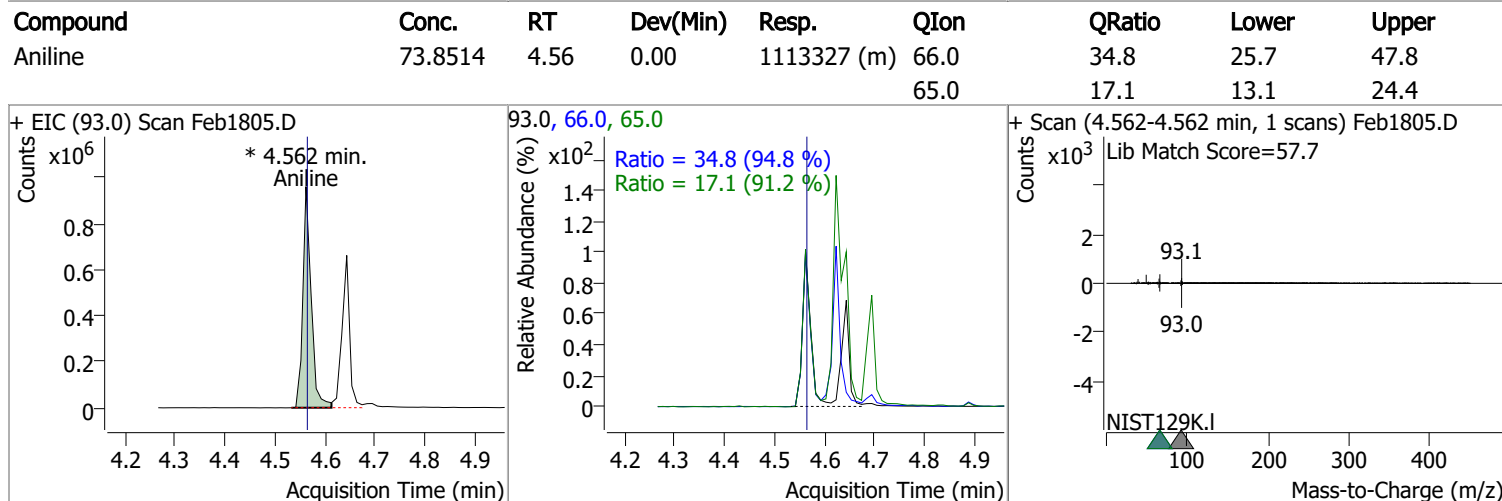
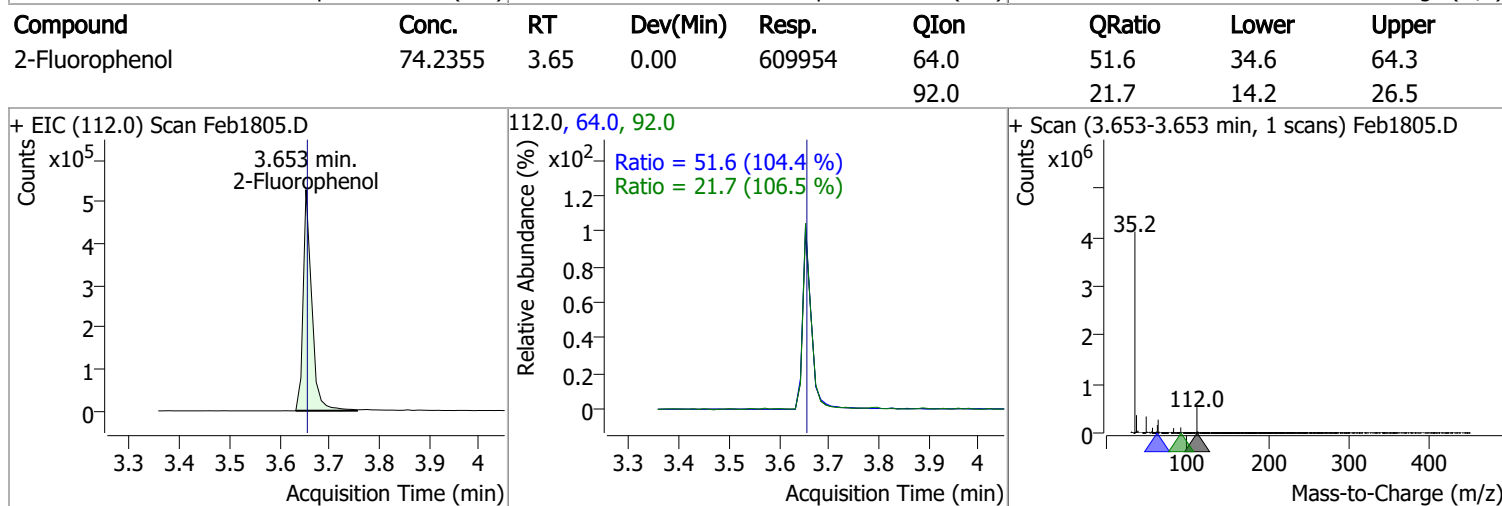
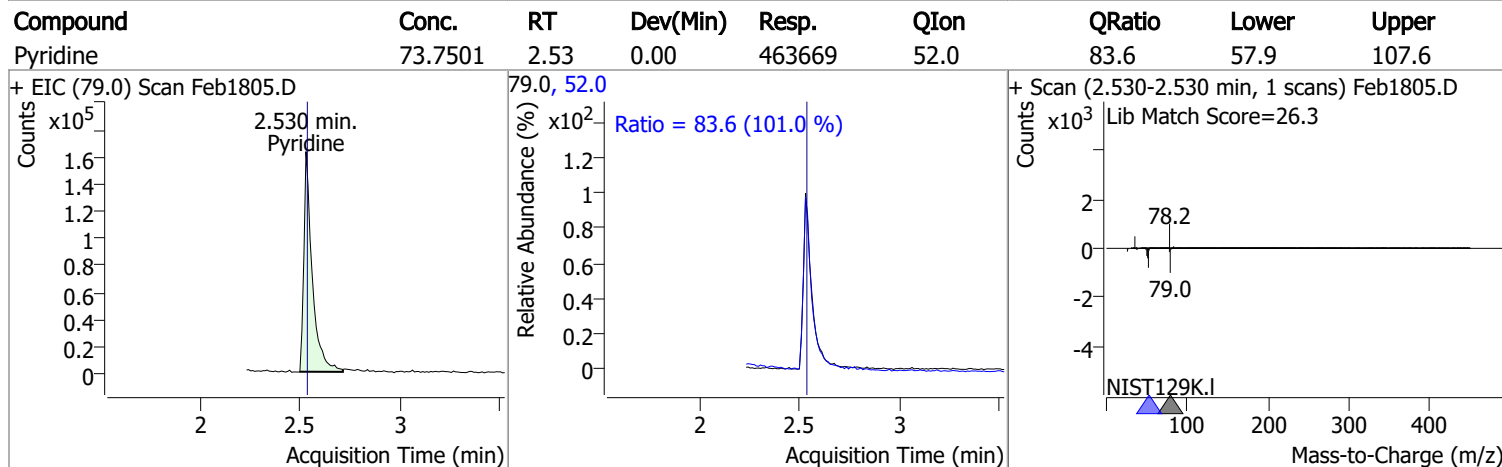
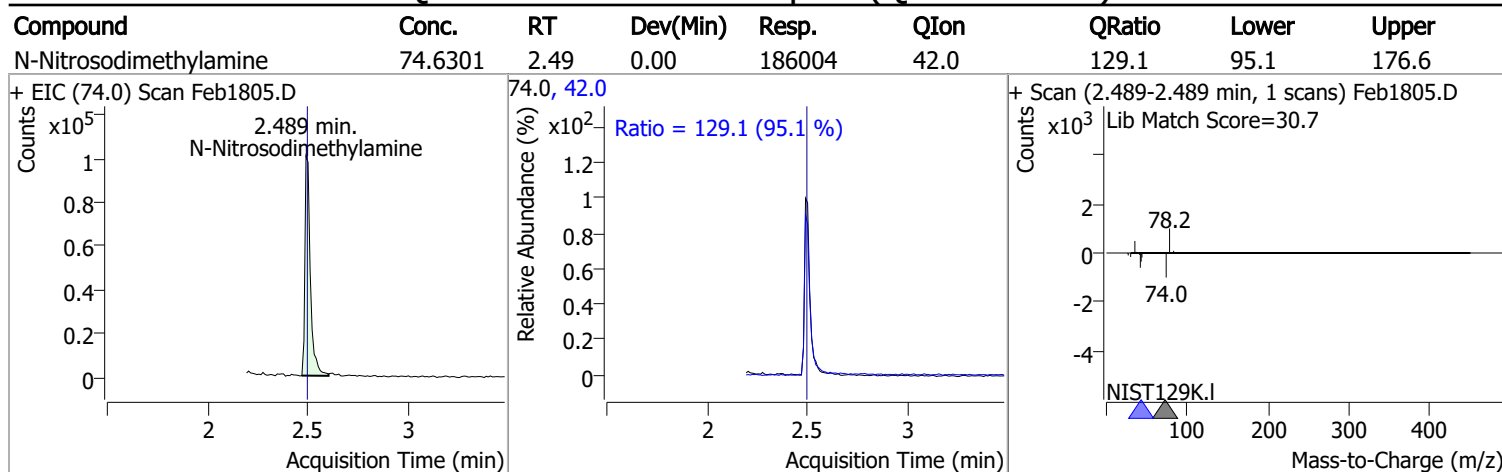
Compound	RT	QIon	Resp.	Conc.	Units	Dev(Min)	
T Nitrobenzene	5.522	123.1	210462	70.2948	µg/L	99	
T Isophorone	5.818	82.0	1066372	77.1518	µg/L	100	
T 2-Nitrophenol	5.880	139.0	223037	72.8971	µg/L	97	
T 2,4-Dimethylphenol	6.003	122.0	486601	75.4339	µg/L	97	
T bis(-2-Chloroethoxy)Methane	6.085	93.0	572879	71.3861	µg/L	95	
T 2,4-Dichlorophenol	6.187	162.0	462781	75.2295	µg/L	96	
T Benzoic Acid	6.239	105.0	258415	77.8651	µg/L	89	
T 1,2,4-Trichlorobenzene	6.249	180.0	573589	77.8158	µg/L	99	
T Naphthalene	6.331	128.0	1714981	78.1039	µg/L	99	
T 4-Chlorophenol	6.413	130.0	174790	75.7373	µg/L	86	
T p-Chloroaniline	6.434	127.0	681721	79.6395	µg/L	96	
T Hexachlorobutadiene	6.496	224.9	296318	77.3594	µg/L	97	
T 4-Chloro-2-Methylphenol	6.937	107.0	445081	77.9697	µg/L	m	98
T 4-Chloro-3-Methylphenol	7.071	107.0	450778	75.6784	µg/L	m	98
T 2-Methylnaphthalene	7.143	141.0	914283	73.6320	µg/L	98	
T 1-Methylnaphthalene	7.255	141.0	885279	73.0226	µg/L	98	
T Hexachlorocyclopentadiene	7.338	236.9	175425	76.1385	µg/L	98	
T 2,4,6-Trichlorophenol	7.523	196.0	298561	74.2424	µg/L	m	99
T 2,4,5-Trichlorophenol	7.574	196.0	351204	77.9211	µg/L	m	97
T 2-Chloronaphthalene	7.718	162.0	1085597	79.0504	µg/L	98	
T 2-Nitroaniline	7.882	65.0	168135	69.0174	µg/L	99	
T Dimethyl Phthalate	8.139	163.0	1115466	80.7167	µg/L	98	
T 2,6-Dinitrotoluene	8.190	165.0	142994	75.4480	µg/L	97	
T Acenaphthylene	8.200	152.1	1630309	74.2214	µg/L	100	
T 3-Nitroaniline	8.394	138.0	165178	76.8514	µg/L	95	
T Acenaphthene	8.415	154.0	972895	77.0251	µg/L	99	
T 2,4-Dinitrophenol	8.517	184.0	69917	74.3624	µg/L	98	
T Dibenzofuran	8.630	168.0	1694536	82.2814	µg/L	99	
T 2,4-Dinitrotoluene	8.671	165.0	177941	75.6678	µg/L	94	
T 4-Nitrophenol	8.701	109.0	176351	75.8272	µg/L	96	
T Diethylphthalate	8.998	149.0	1135235	79.2375	µg/L	99	
T Fluorene	9.039	166.0	1295239	78.2626	µg/L	98	
T 4-Chlorophenyl-phenylether	9.070	204.0	538645	72.5483	µg/L	99	
T 4-Nitroaniline	9.141	138.0	183095	75.7960	µg/L	98	
T 4,6-Dinitro-2-methylphenol	9.151	198.0	103285	71.5834	µg/L	91	
T N-nitrosodiphenylamine	9.233	169.0	843058	73.9708	µg/L	99	
T Azobenzene	9.264	77.0	1137228	75.7023	µg/L	92	
T 4-Bromophenyl-phenylether	9.653	248.0	291274	68.6730	µg/L	96	
T Hexachlorobenzene	9.694	283.9	312914	71.1350	µg/L	84	
T Pentachlorophenol	9.968	265.9	145556	72.8650	µg/L	95	
T Phenanthrene	10.181	178.0	1733051	72.5377	µg/L	99	
T Anthracene	10.252	178.0	1747621	78.0189	µg/L	99	
T Triallate	10.313	86.0	391641	74.1071	µg/L	98	
T Carbazole	10.495	167.0	1698426	74.7873	µg/L	99	
T o-Terphenyl	10.697	230.0	906169	71.7460	µg/L	99	
T Di-n-Butylphthalate	11.082	149.0	1582606	74.7048	µg/L	99	
T Fluoranthene	11.953	202.0	1750781	73.6261	µg/L	98	
T Benzidine	12.348	184.0	646709	77.0454	µg/L	100	
T Pyrene	12.379	202.0	1900991	73.1770	µg/L	98	
T Butylbenzylphthalate	14.316	149.0	511792	74.4763	µg/L	98	
T Benzo(a)Anthracene	15.512	228.0	1426052	77.0979	µg/L	99	
T Chrysene	15.624	228.0	1551059	74.7328	µg/L	98	
T 3,3-Dichlorobenzidine	15.686	252.0	486419	74.8233	µg/L	99	
T bis(2-ethylhexyl)Phthalate	16.370	167.0	177810	75.1376	µg/L	99	
T Di-n-octyl Phthalate	18.132	149.0	1227671	76.2190	µg/L	98	

Quantitation Results Report (QT Reviewed)

Compound	RT	QIon	Resp.	Conc.	Units	Dev(Min)
T Benzo(b)fluoranthene	18.375	252.0	1375648	76.6560	µg/L	98
T Benzo(k)fluoranthene	18.446	252.0	1413651	74.9266	µg/L	97
T Benzo(a)pyrene	18.983	252.0	1275566	75.1028	µg/L	97
T Indeno(1,2,3-c,d)pyrene	20.755	276.0	1059042	74.2839	µg/L	97
T Dibenzo(a,h)anthracene	20.816	278.0	1205859	77.7360	µg/L	99
T Benzo(g,h,i)perylene	21.089	276.0	1242728	75.6388	µg/L	99

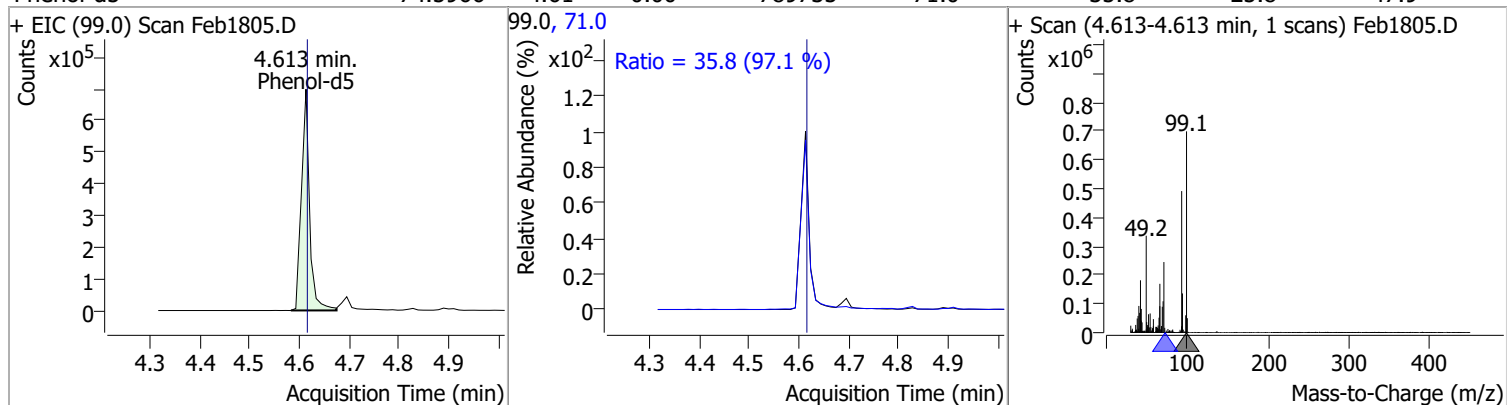
(#) = Qualifier Out of Range; (m) = Manual Integration; (+) = Area Summed; (*) = Surrogate Percent Recovery Out of Range; (d): Zeroed Peak

Quantitation Results Report (QT Reviewed)

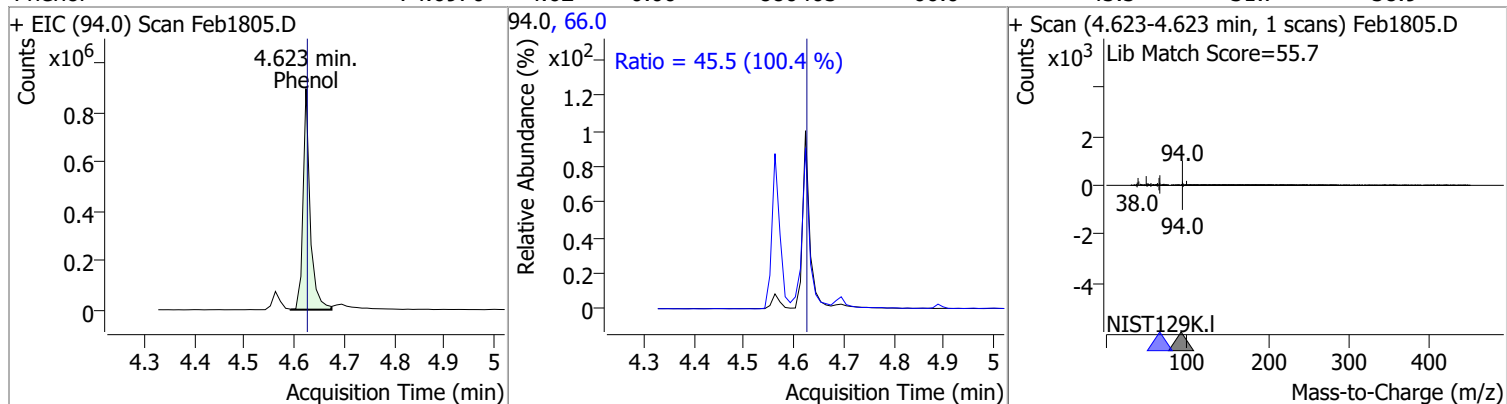


Quantitation Results Report (QT Reviewed)

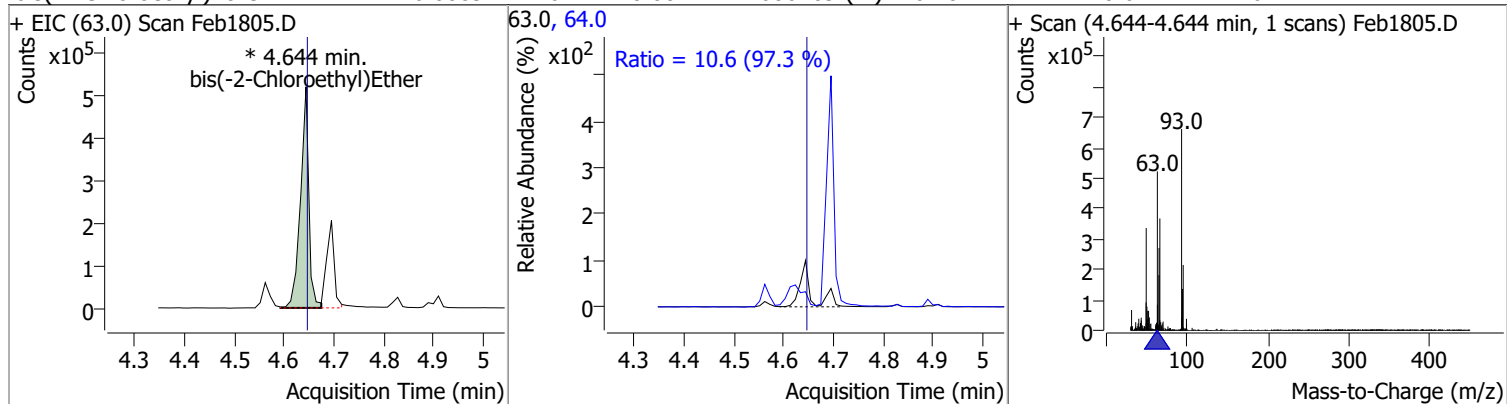
Compound	Conc.	RT	Dev(Min)	Resp.	QIon	QRatio	Lower	Upper
Phenol-d5	74.5966	4.61	0.00	789735	71.0	35.8	25.8	47.9



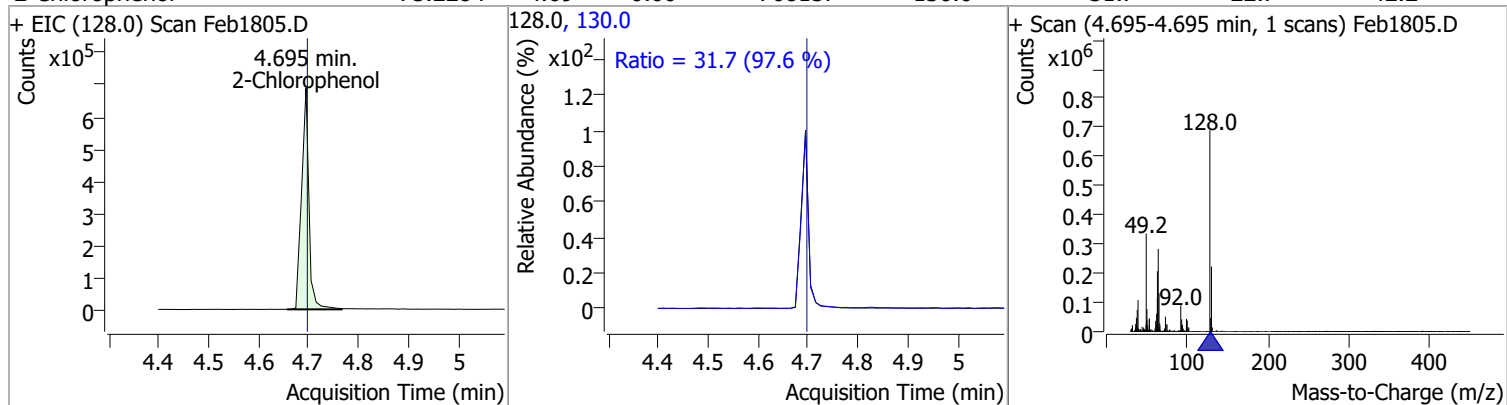
Compound	Conc.	RT	Dev(Min)	Resp.	QIon	QRatio	Lower	Upper
Phenol	74.6970	4.62	0.00	880405	66.0	45.5	31.7	58.9



Compound	Conc.	RT	Dev(Min)	Resp.	QIon	QRatio	Lower	Upper
bis(-2-Chloroethyl)Ether	76.0889	4.64	0.00	606109 (m)	64.0	10.6	7.6	14.1

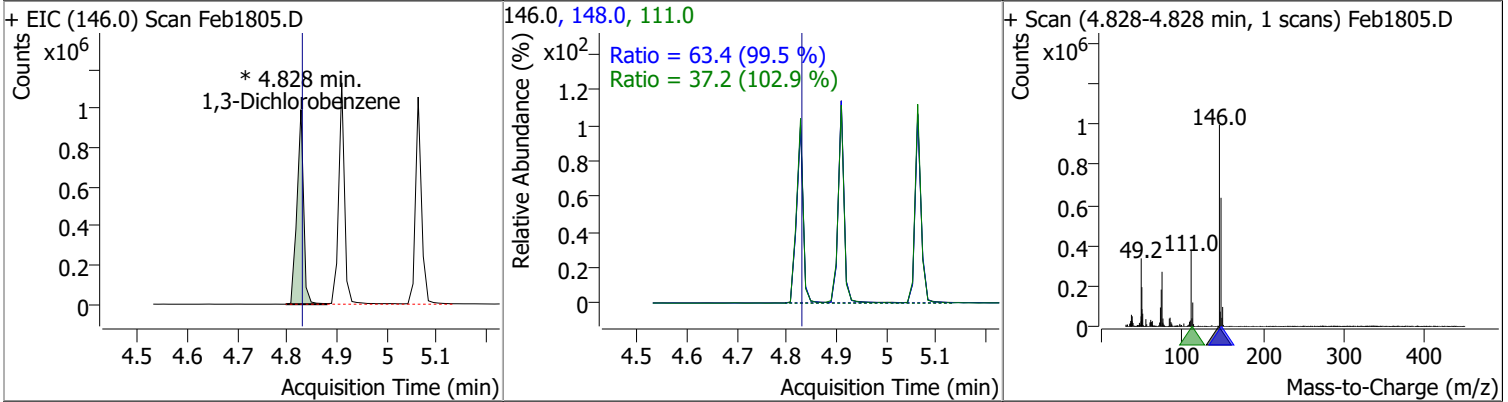


Compound	Conc.	RT	Dev(Min)	Resp.	QIon	QRatio	Lower	Upper
2-Chlorophenol	75.2284	4.69	0.00	708157	130.0	31.7	22.7	42.2

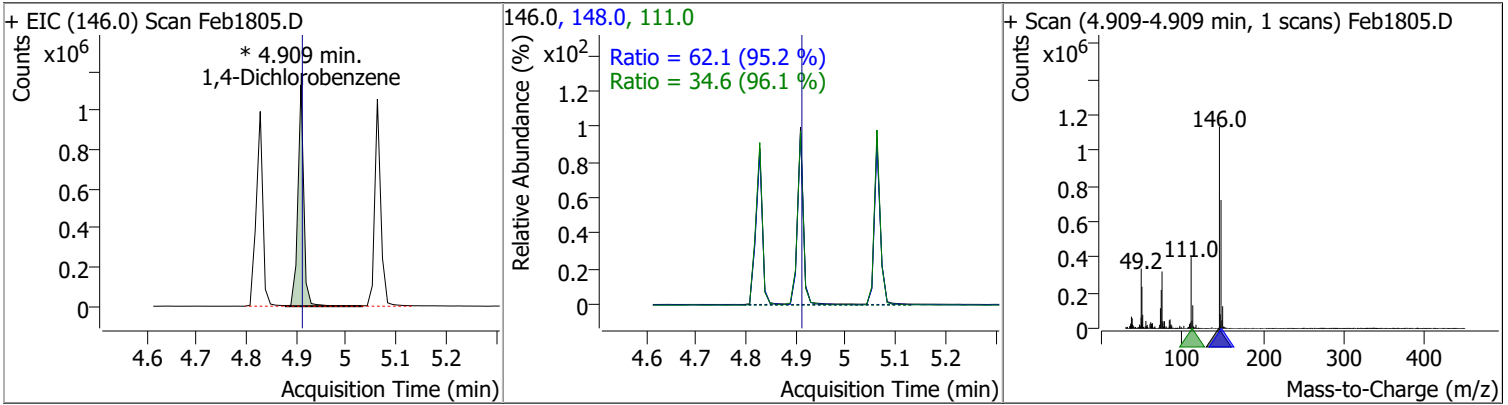


Quantitation Results Report (QT Reviewed)

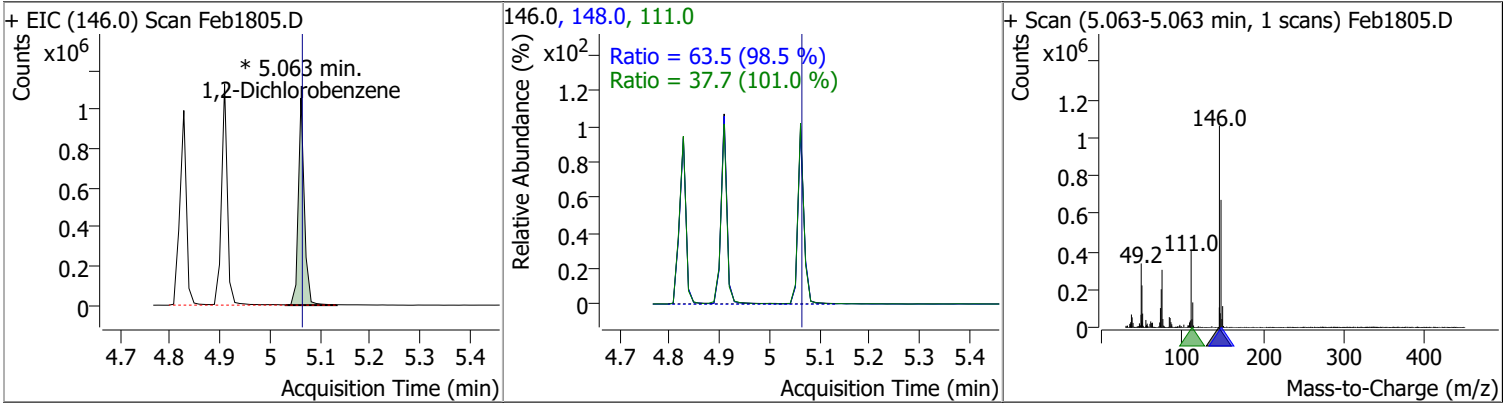
Compound	Conc.	RT	Dev(Min)	Resp.	QIon	QRatio	Lower	Upper
1,3-Dichlorobenzene	76.0831	4.83	0.00	915843 (m)	148.0	63.4	44.6	82.8
					111.0	37.2	25.3	47.0



Compound	Conc.	RT	Dev(Min)	Resp.	QIon	QRatio	Lower	Upper
1,4-Dichlorobenzene	76.8632	4.91	0.00	929421 (m)	148.0	62.1	45.6	84.8
					111.0	34.6	25.2	46.8

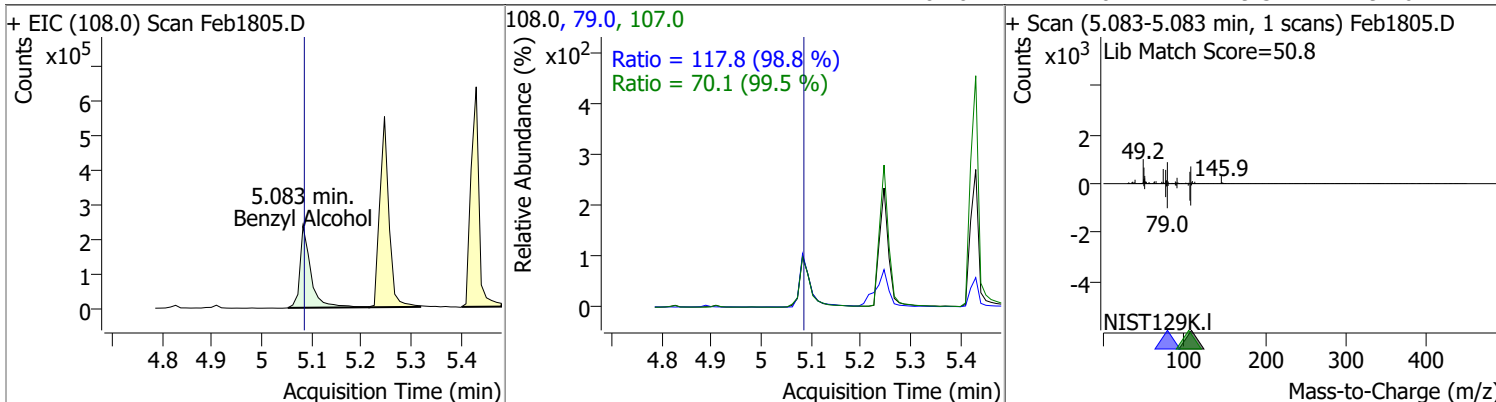


Compound	Conc.	RT	Dev(Min)	Resp.	QIon	QRatio	Lower	Upper
1,2-Dichlorobenzene	75.7478	5.06	0.00	888825 (m)	148.0	63.5	45.1	83.8
					111.0	37.7	26.1	48.5

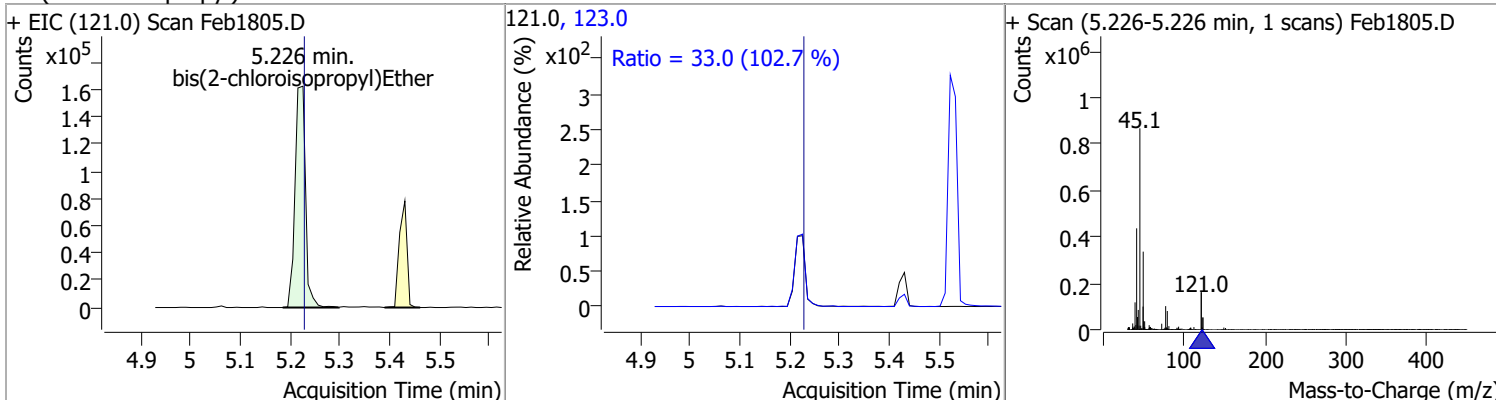


Quantitation Results Report (QT Reviewed)

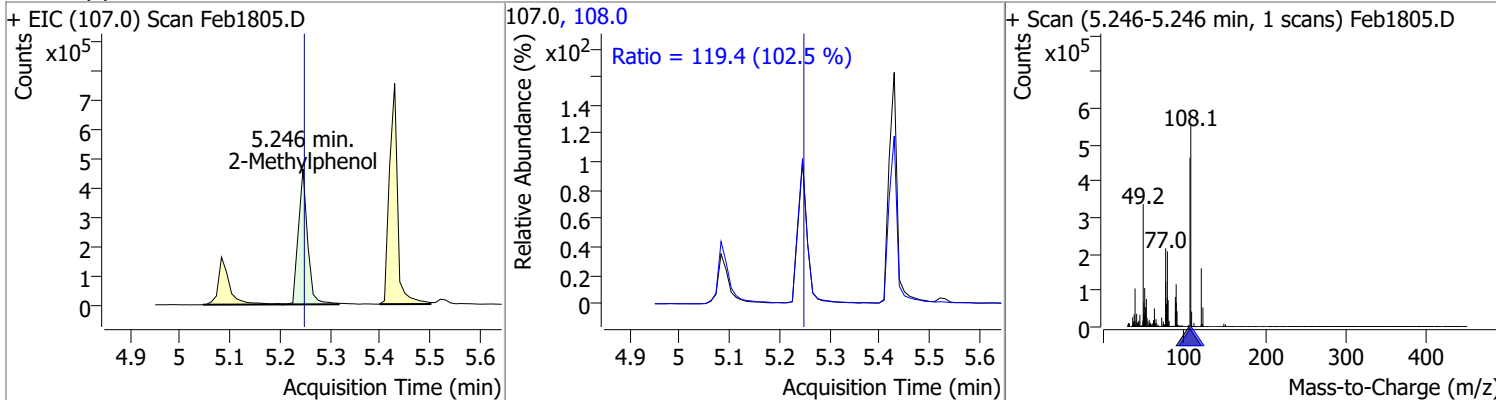
Compound	Conc.	RT	Dev(Min)	Resp.	QIon	QRatio	Lower	Upper
Benzyl Alcohol	74.8757	5.08	0.00	353272	79.0	117.8	83.5	155.1
					107.0	70.1	49.3	91.6



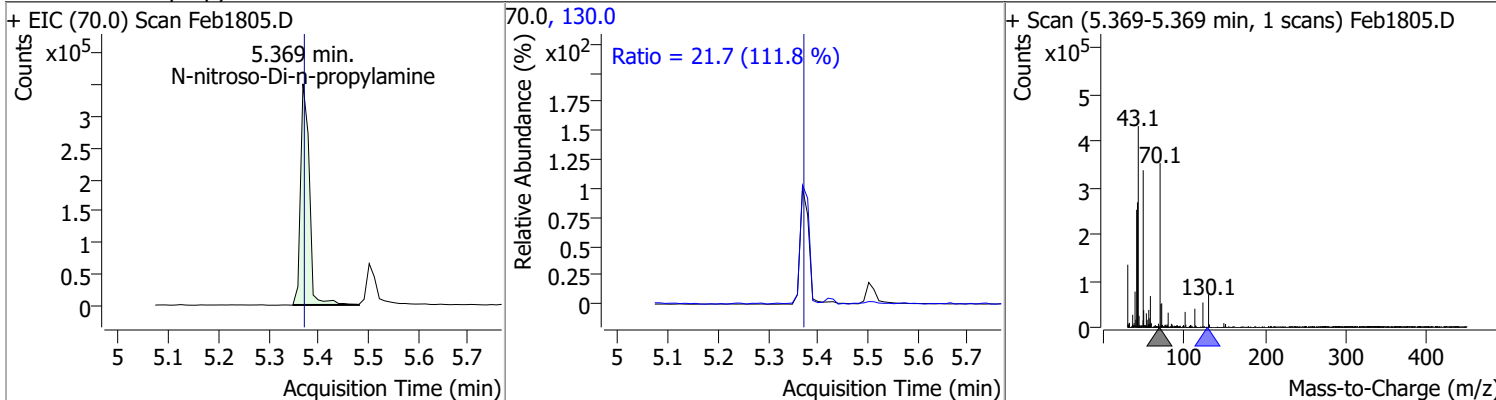
Compound	Conc.	RT	Dev(Min)	Resp.	QIon	QRatio	Lower	Upper
bis(2-chloroisopropyl)Ether	74.8004	5.23	0.00	237128	123.0	33.0	22.5	41.8



Compound	Conc.	RT	Dev(Min)	Resp.	QIon	QRatio	Lower	Upper
2-Methylphenol	72.6095	5.25	0.00	594885	108.0	119.4	81.5	151.4

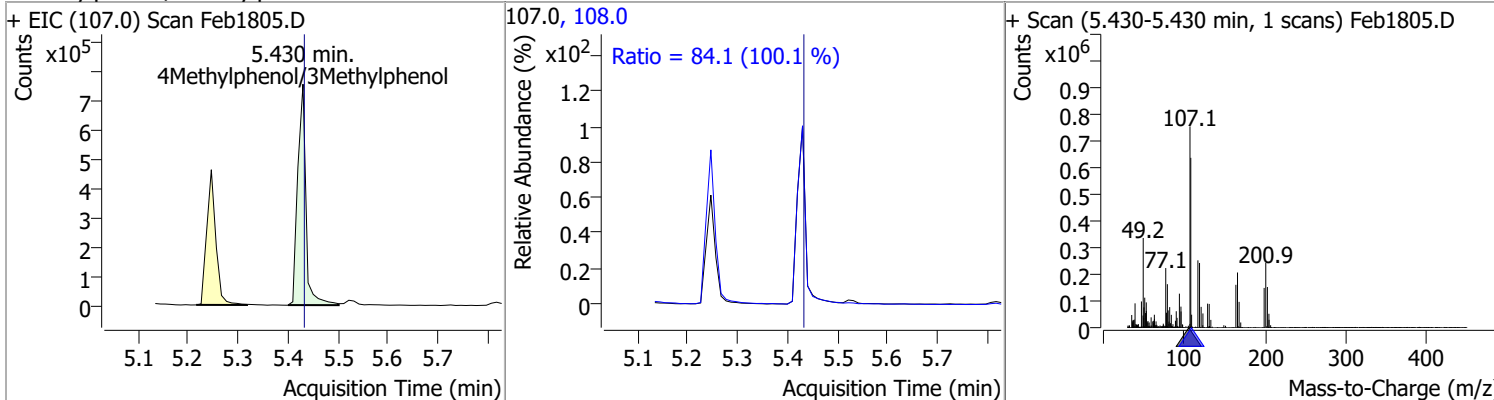


Compound	Conc.	RT	Dev(Min)	Resp.	QIon	QRatio	Lower	Upper
N-nitroso-Di-n-propylamine	75.0645	5.37	0.00	421834	130.0	21.7	0.0	38.8

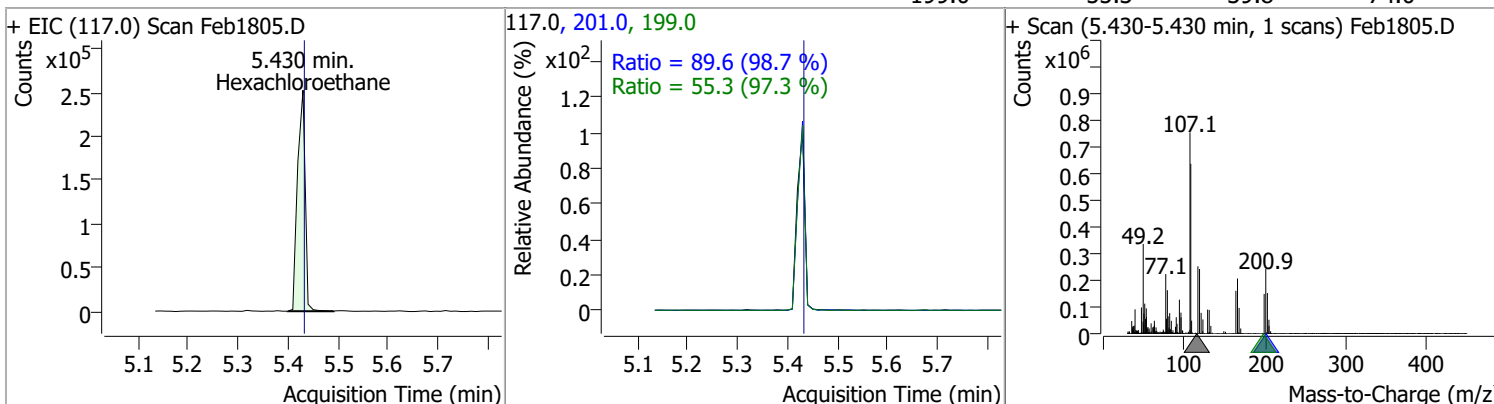


Quantitation Results Report (QT Reviewed)

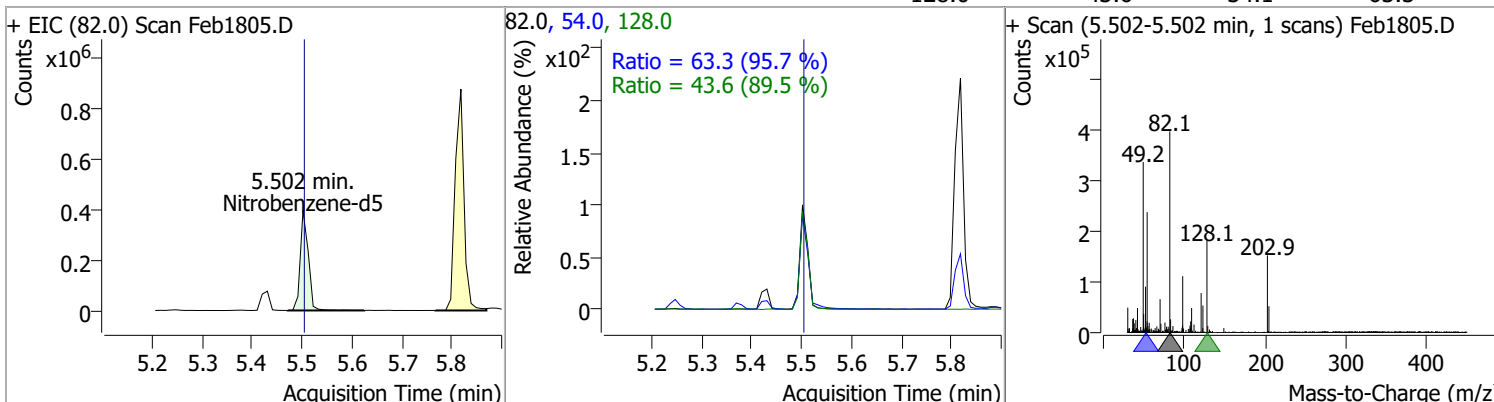
Compound	Conc.	RT	Dev(Min)	Resp.	QIon	QRatio	Lower	Upper
4Methylphenol/3Methylphenol	77.0033	5.43	0.00	858705	108.0	84.1	58.8	109.1



Compound	Conc.	RT	Dev(Min)	Resp.	QIon	QRatio	Lower	Upper
Hexachloroethane	74.4485	5.43	0.00	268097	201.0	89.6	63.5	118.0
					199.0	55.3	39.8	74.0

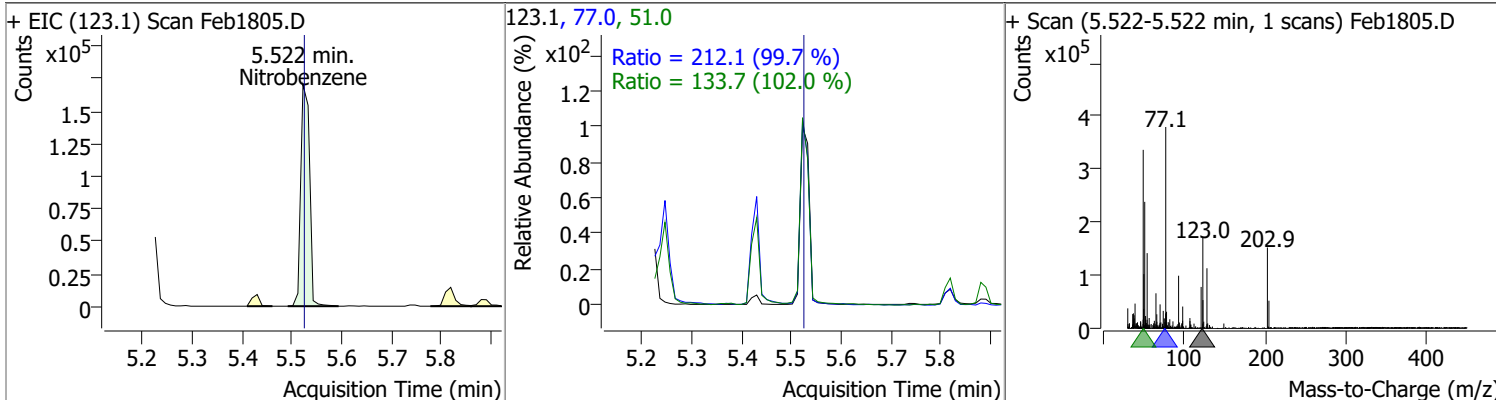


Compound	Conc.	RT	Dev(Min)	Resp.	QIon	QRatio	Lower	Upper
Nitrobenzene-d5	75.1559	5.50	0.00	443231	54.0	63.3	46.3	86.0
					128.0	43.6	34.1	63.3

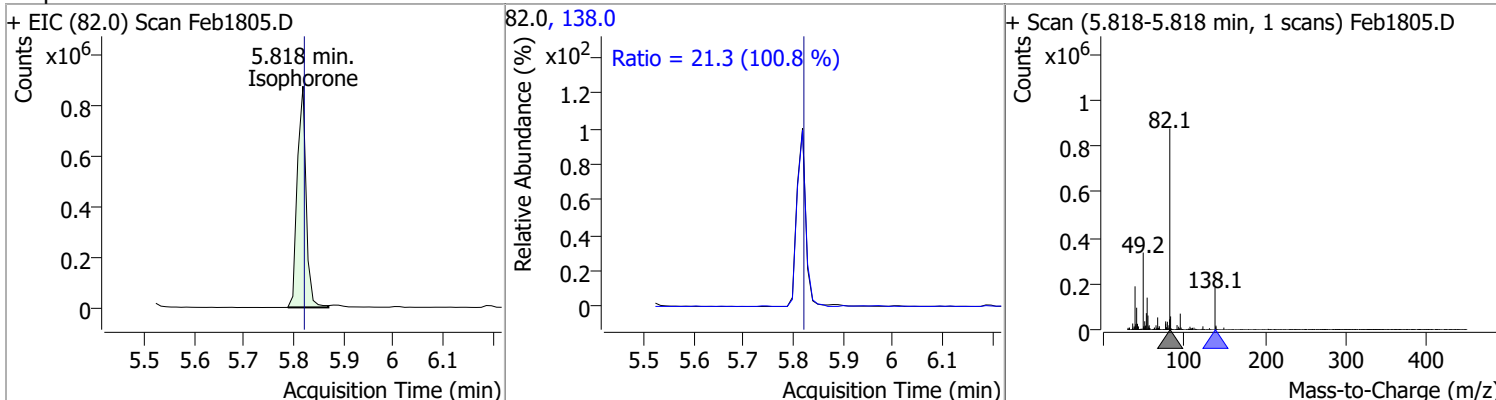


Quantitation Results Report (QT Reviewed)

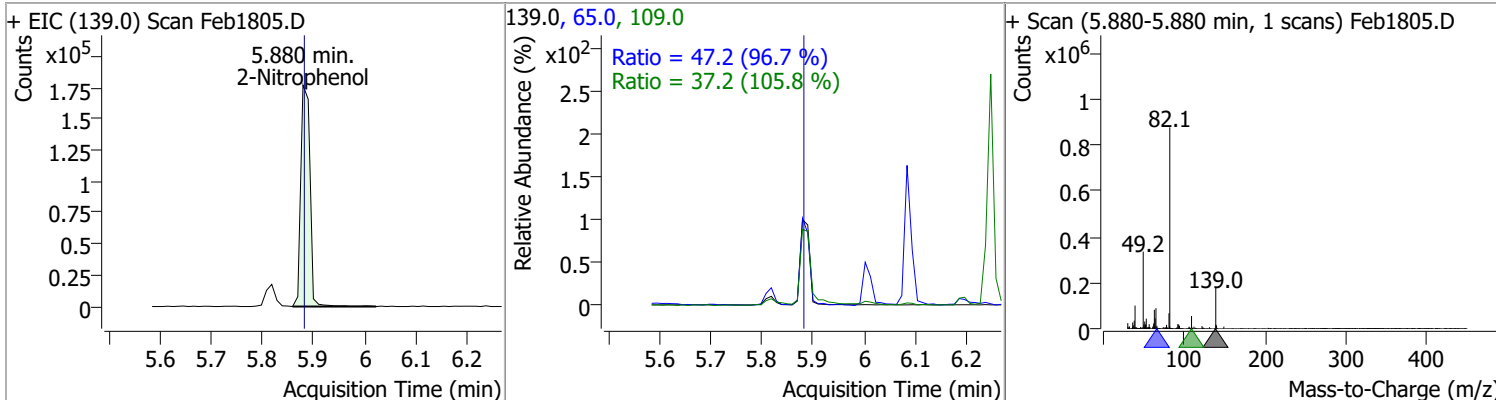
Compound	Conc.	RT	Dev(Min)	Resp.	QIon	QRatio	Lower	Upper
Nitrobenzene	70.2948	5.52	0.00	210462	77.0	212.1	148.9	276.5
					51.0	133.7	91.7	170.3



Compound	Conc.	RT	Dev(Min)	Resp.	QIon	QRatio	Lower	Upper
Isophrone	77.1518	5.82	0.00	1066372	138.0	21.3	14.8	27.5

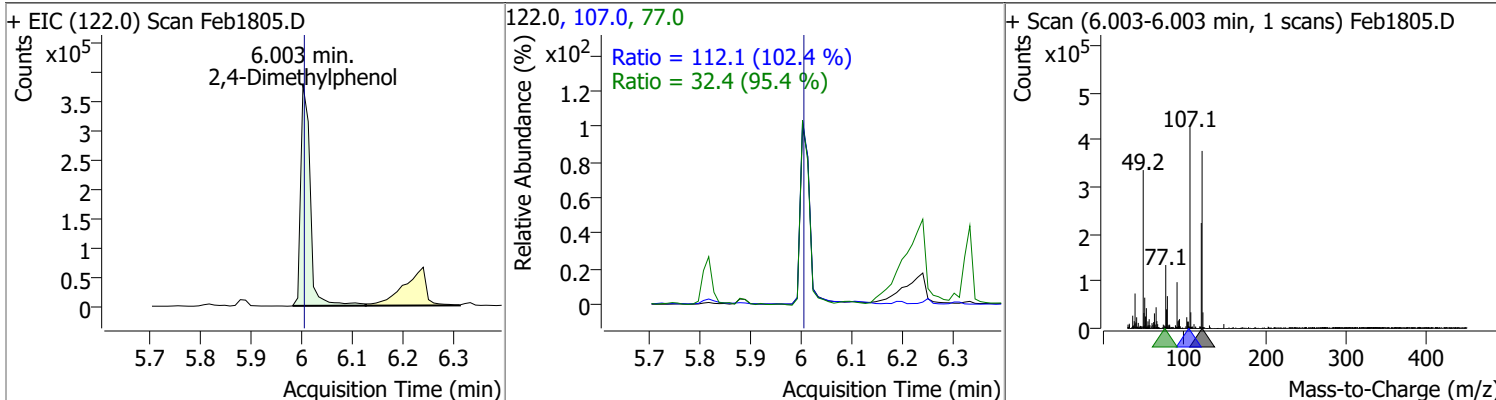


Compound	Conc.	RT	Dev(Min)	Resp.	QIon	QRatio	Lower	Upper
2-Nitrophenol	72.8971	5.88	0.00	223037	65.0	47.2	34.2	63.4
					109.0	37.2	24.6	45.8

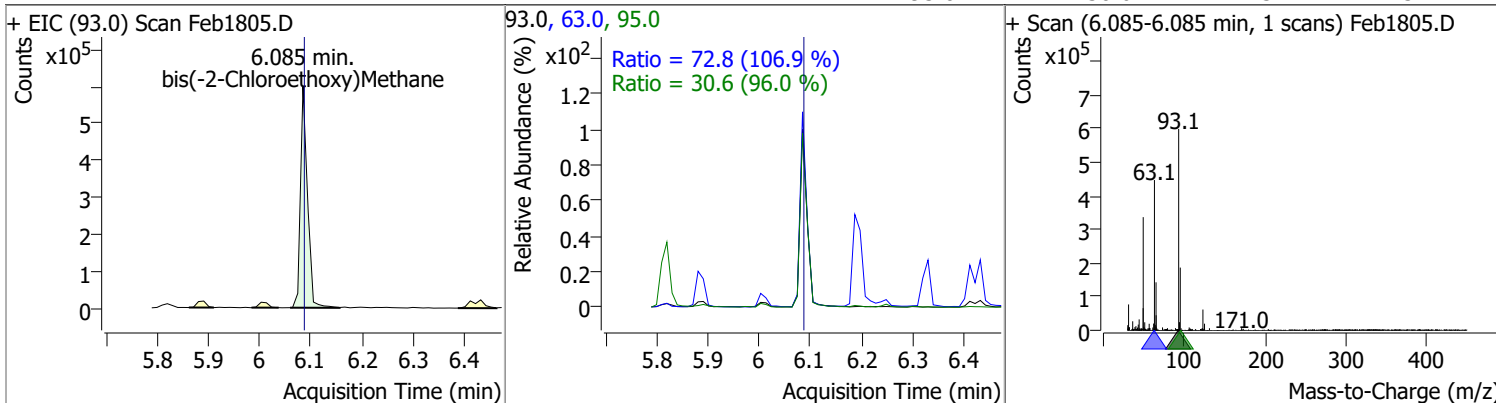


Quantitation Results Report (QT Reviewed)

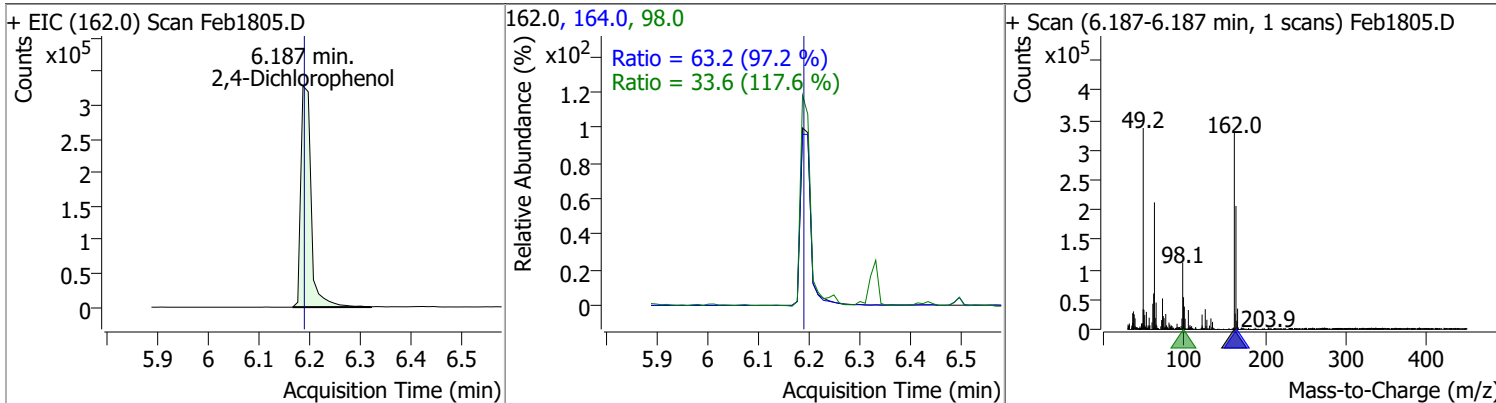
Compound	Conc.	RT	Dev(Min)	Resp.	QIon	QRatio	Lower	Upper
2,4-Dimethylphenol	75.4339	6.00	0.00	486601	107.0	112.1	76.6	142.3
					77.0	32.4	23.8	44.2



Compound	Conc.	RT	Dev(Min)	Resp.	QIon	QRatio	Lower	Upper
bis(-2-Chloroethoxy)Methane	71.3861	6.08	0.00	572879	63.0	72.8	47.7	88.6
					95.0	30.6	22.3	41.5

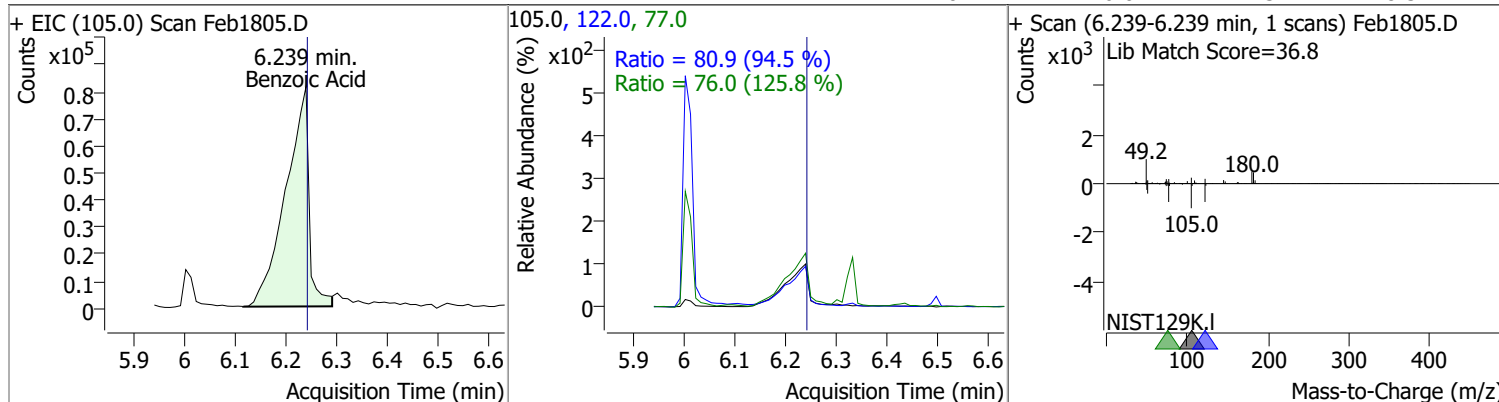


Compound	Conc.	RT	Dev(Min)	Resp.	QIon	QRatio	Lower	Upper
2,4-Dichlorophenol	75.2295	6.19	0.00	462781	164.0	63.2	45.5	84.5
					98.0	33.6	20.0	37.1

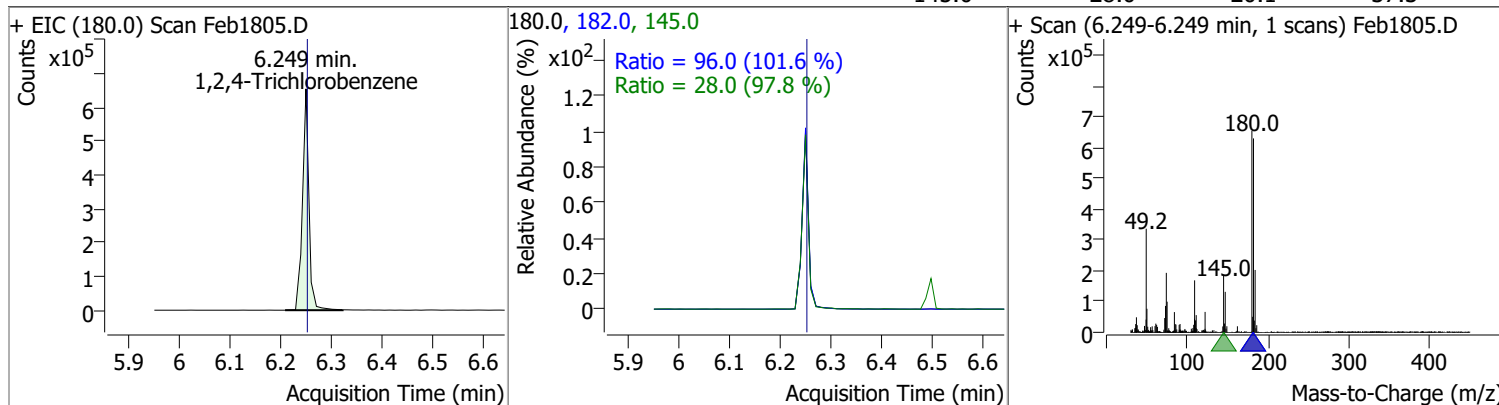


Quantitation Results Report (QT Reviewed)

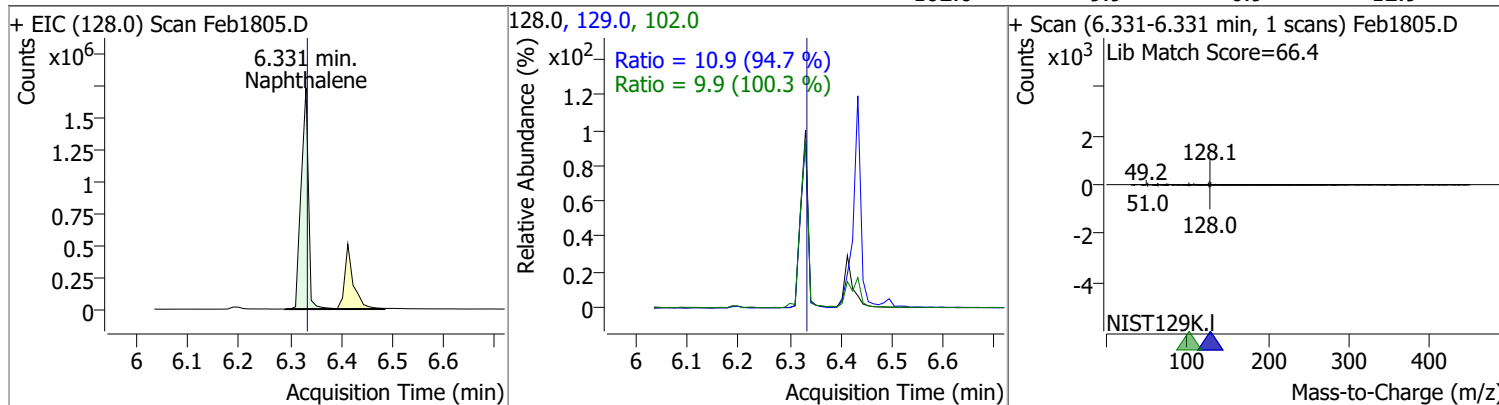
Compound	Conc.	RT	Dev(Min)	Resp.	QIon	QRatio	Lower	Upper
Benzoic Acid	77.8651	6.24	0.00	258415	122.0	80.9	59.9	111.2
					77.0	76.0	42.3	78.5



Compound	Conc.	RT	Dev(Min)	Resp.	QIon	QRatio	Lower	Upper
1,2,4-Trichlorobenzene	77.8158	6.25	0.00	573589	182.0	96.0	66.2	122.9
					145.0	28.0	20.1	37.3

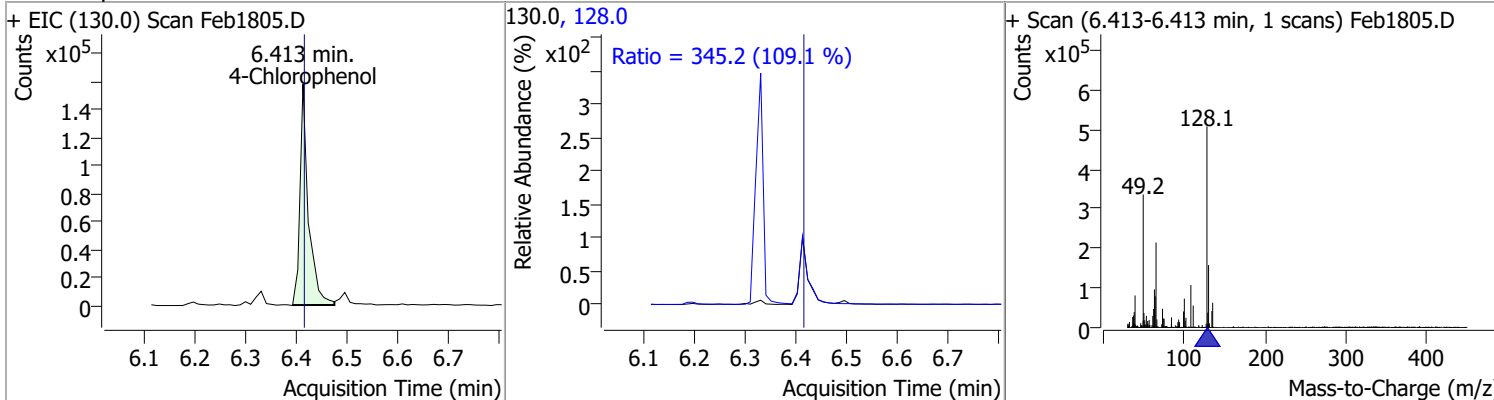


Compound	Conc.	RT	Dev(Min)	Resp.	QIon	QRatio	Lower	Upper
Naphthalene	78.1039	6.33	0.00	1714981	129.0	10.9	8.0	14.9
					102.0	9.9	6.9	12.9

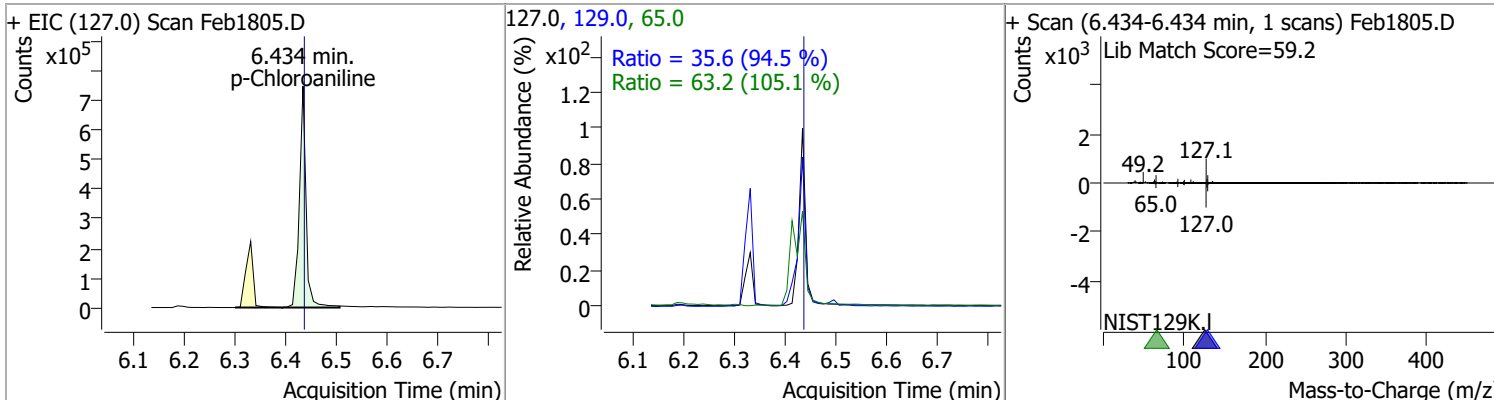


Quantitation Results Report (QT Reviewed)

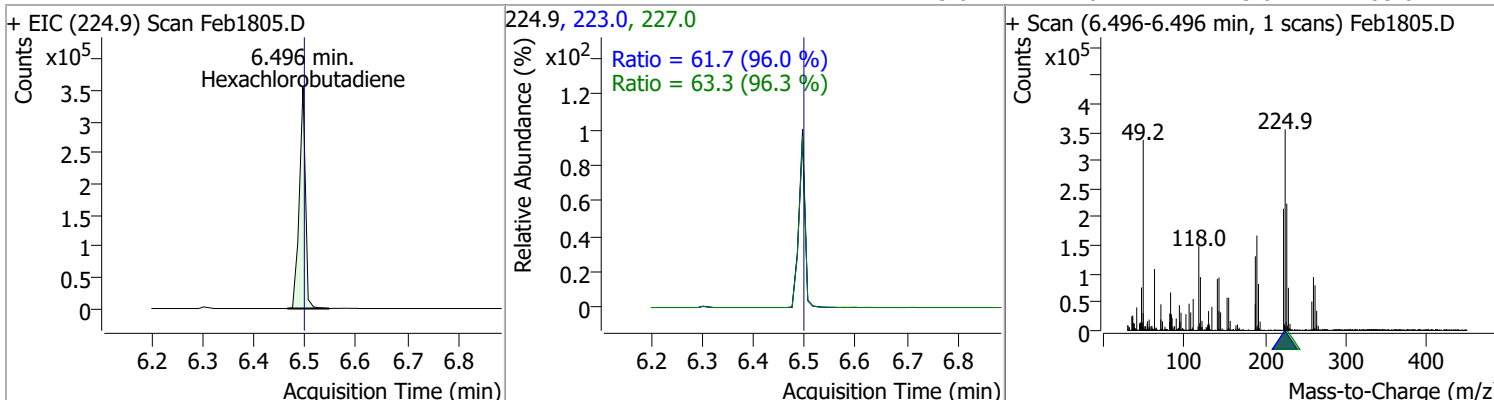
Compound	Conc.	RT	Dev(Min)	Resp.	QIon	QRatio	Lower	Upper
4-Chlorophenol	75.7373	6.41	0.00	174790	128.0	345.2	221.4	411.2



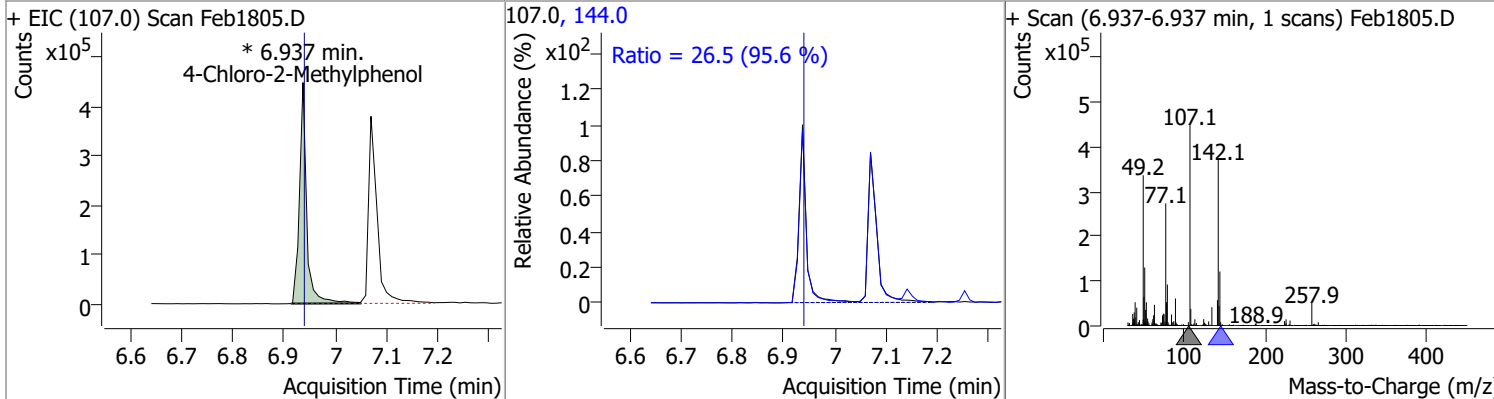
Compound	Conc.	RT	Dev(Min)	Resp.	QIon	QRatio	Lower	Upper
p-Chloroaniline	79.6395	6.43	0.00	681721	65.0	63.2	42.1	78.2
					129.0	35.6	26.3	48.9



Compound	Conc.	RT	Dev(Min)	Resp.	QIon	QRatio	Lower	Upper
Hexachlorobutadiene	77.3594	6.50	0.00	296318	227.0	63.3	46.0	85.4
					223.0	61.7	45.0	83.6

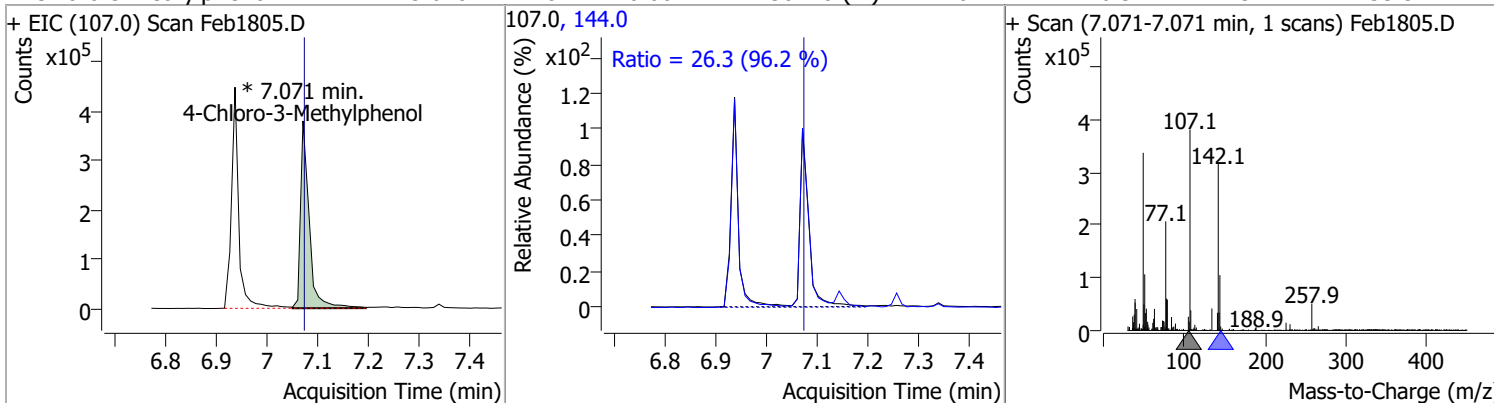


Compound	Conc.	RT	Dev(Min)	Resp.	QIon	QRatio	Lower	Upper
4-Chloro-2-Methylphenol	77.9697	6.94	0.00	445081 (m)	144.0	26.5	19.4	36.1

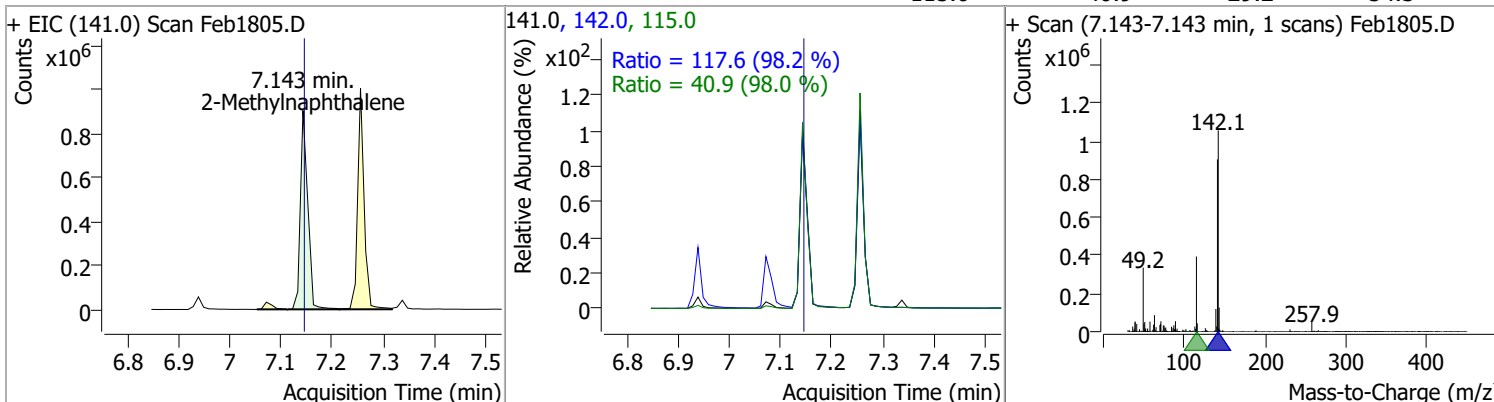


Quantitation Results Report (QT Reviewed)

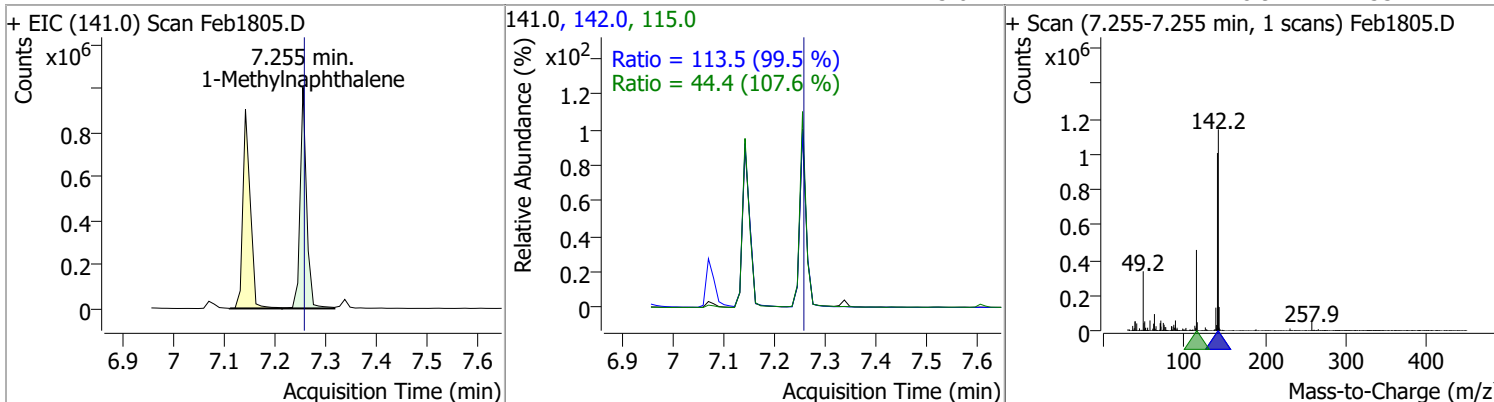
Compound	Conc.	RT	Dev(Min)	Resp.	QIon	QRatio	Lower	Upper
4-Chloro-3-Methylphenol	75.6784	7.07	0.00	450778 (m)	144.0	26.3	19.1	35.5



Compound	Conc.	RT	Dev(Min)	Resp.	QIon	QRatio	Lower	Upper
2-Methylnaphthalene	73.6320	7.14	0.00	914283	142.0	117.6	83.8	155.7
					115.0	40.9	29.2	54.3

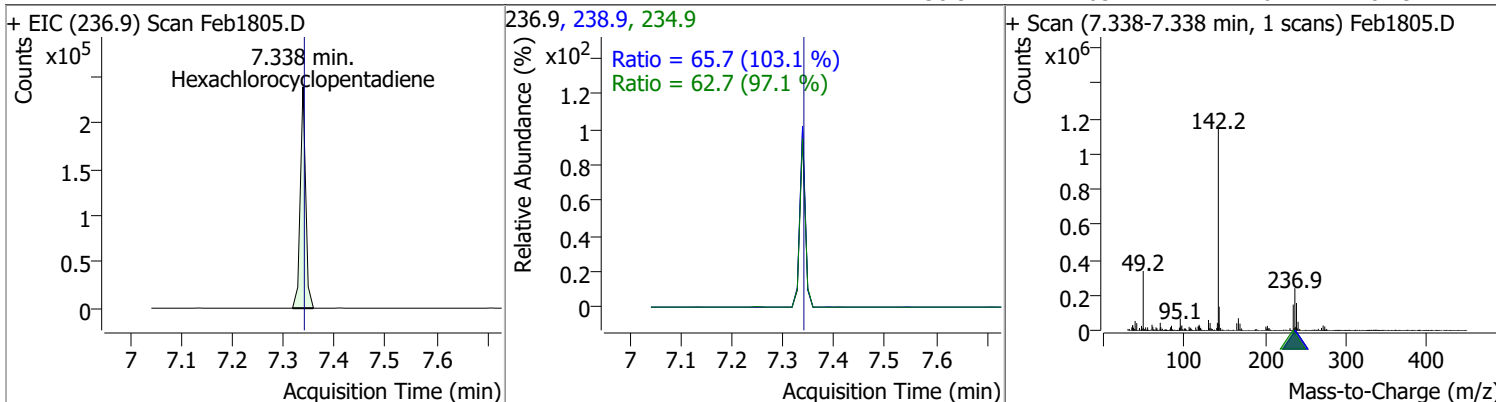


Compound	Conc.	RT	Dev(Min)	Resp.	QIon	QRatio	Lower	Upper
1-Methylnaphthalene	73.0226	7.26	0.00	885279	142.0	113.5	79.8	148.2
					115.0	44.4	28.9	53.7

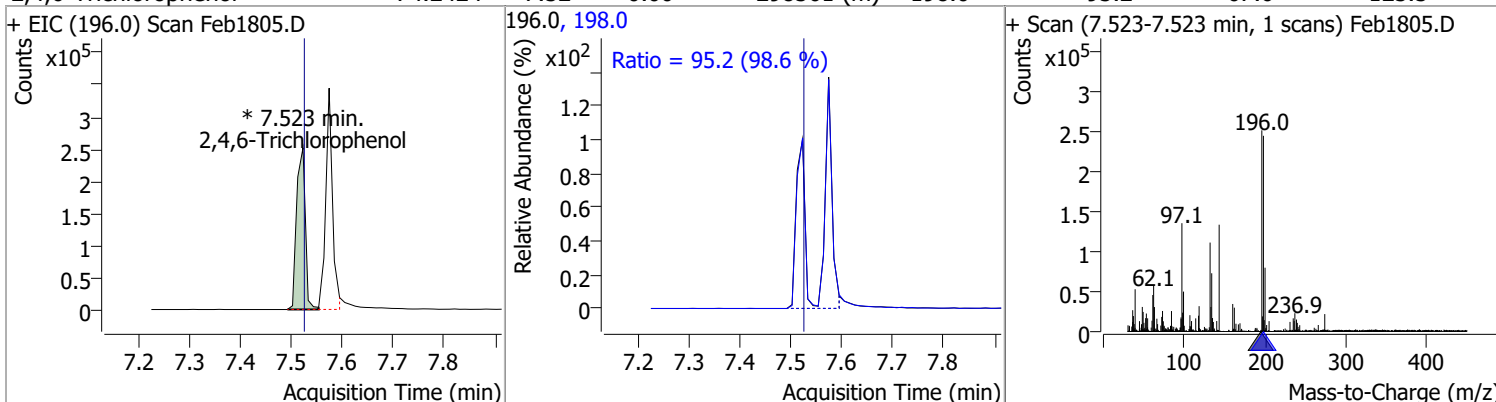


Quantitation Results Report (QT Reviewed)

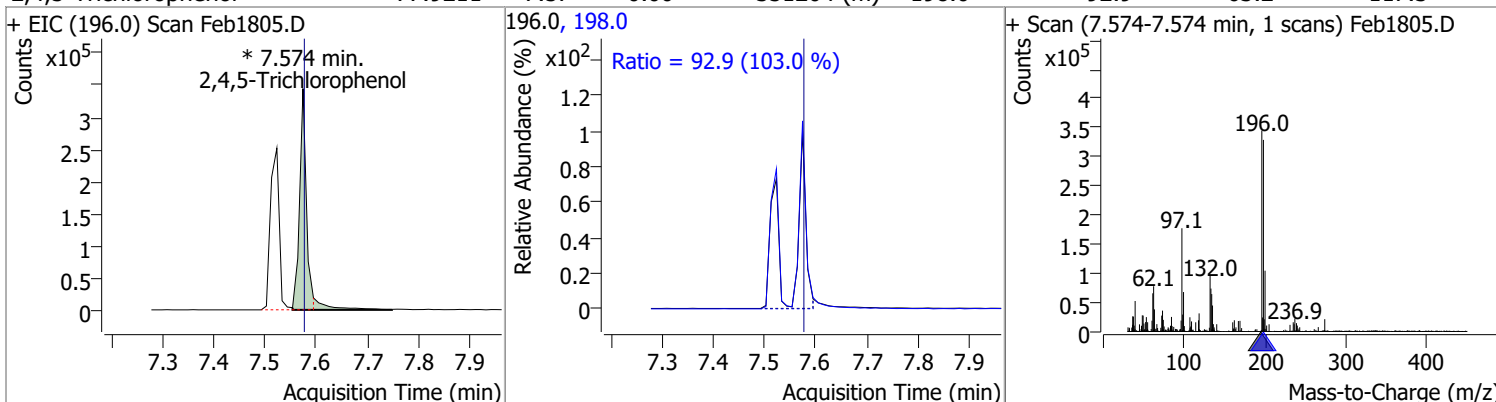
Compound	Conc.	RT	Dev(Min)	Resp.	QIon	QRatio	Lower	Upper
Hexachlorocyclopentadiene	76.1385	7.34	0.00	175425	234.9	62.7	45.2	84.0
					238.9	65.7	44.6	82.9



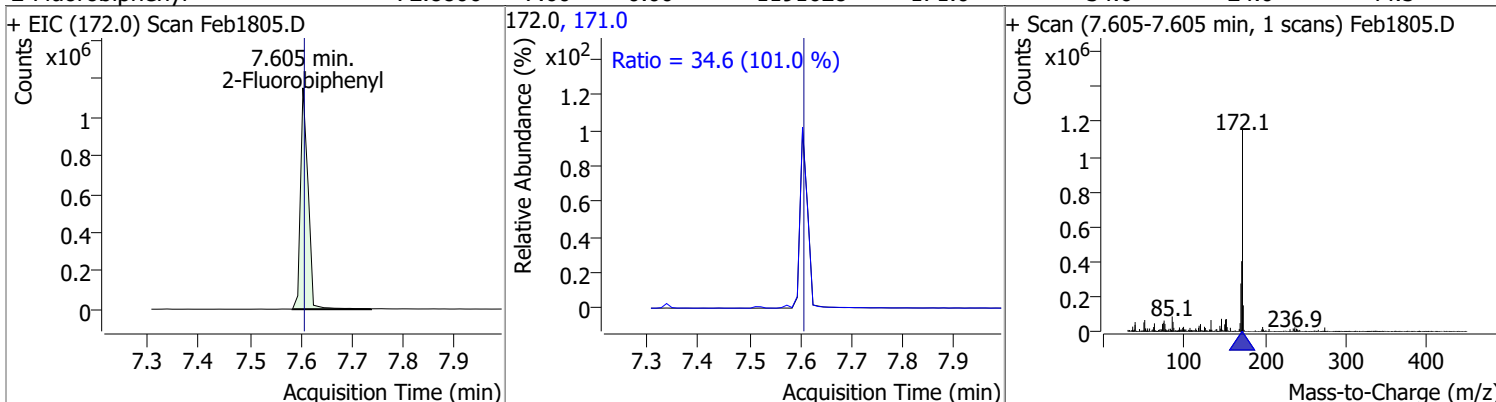
Compound	Conc.	RT	Dev(Min)	Resp.	QIon	QRatio	Lower	Upper
2,4,6-Trichlorophenol	74.2424	7.52	0.00	298561 (m)	198.0	95.2	67.6	125.5



Compound	Conc.	RT	Dev(Min)	Resp.	QIon	QRatio	Lower	Upper
2,4,5-Trichlorophenol	77.9211	7.57	0.00	351204 (m)	198.0	92.9	63.2	117.3

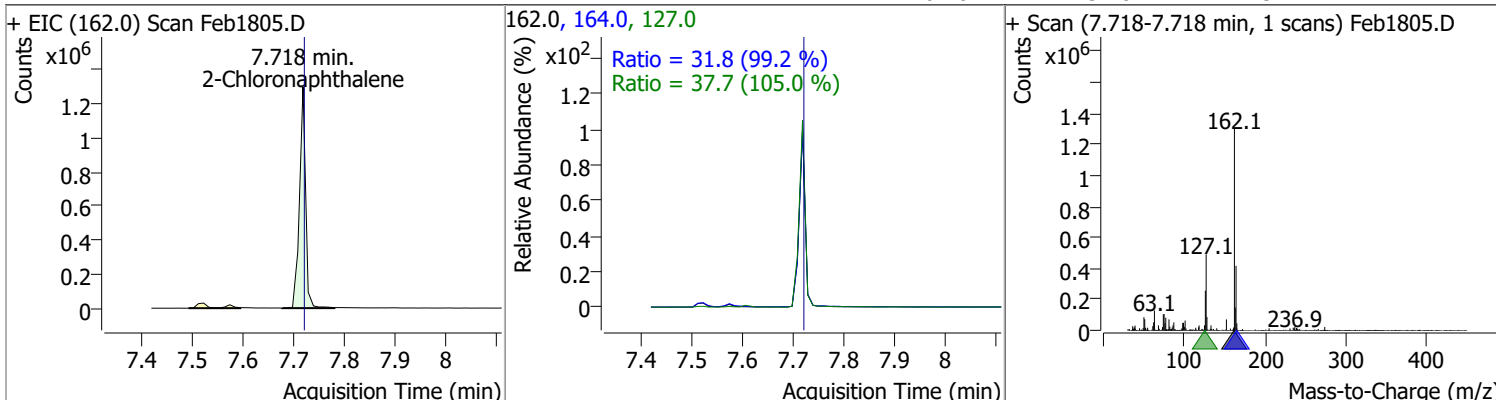


Compound	Conc.	RT	Dev(Min)	Resp.	QIon	QRatio	Lower	Upper
2-Fluorobiphenyl	72.8806	7.60	0.00	1191628	171.0	34.6	24.0	44.5

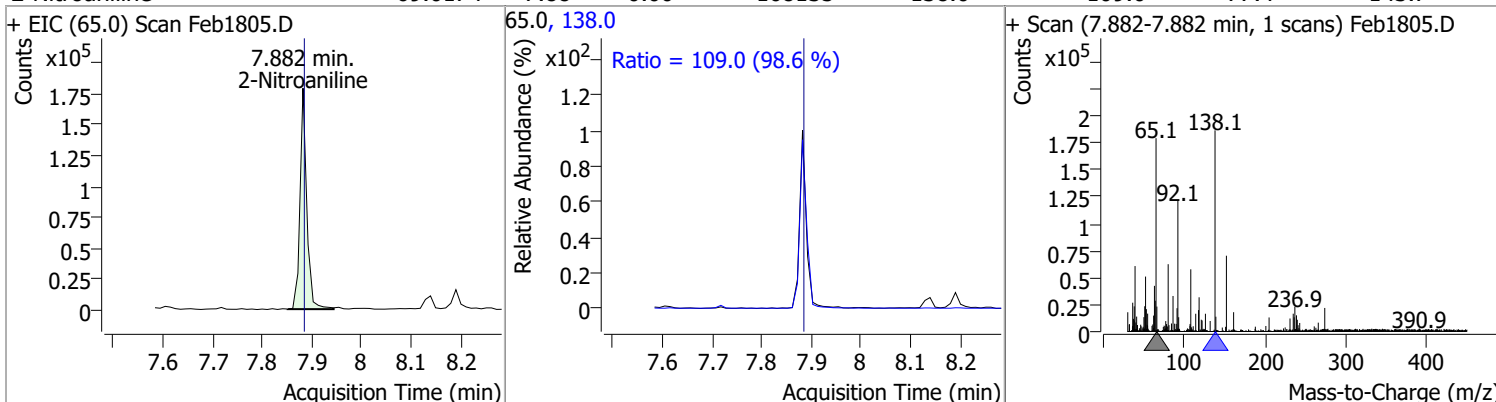


Quantitation Results Report (QT Reviewed)

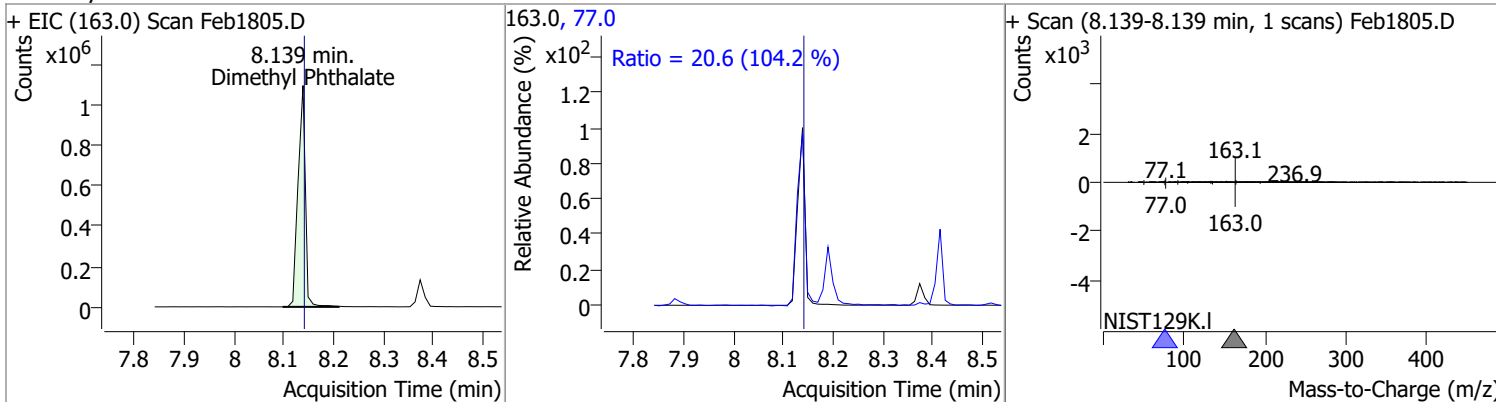
Compound	Conc.	RT	Dev(Min)	Resp.	QIon	QRatio	Lower	Upper
2-Chloronaphthalene	79.0504	7.72	0.00	1085597	127.0	37.7	25.1	46.7
					164.0	31.8	22.5	41.7



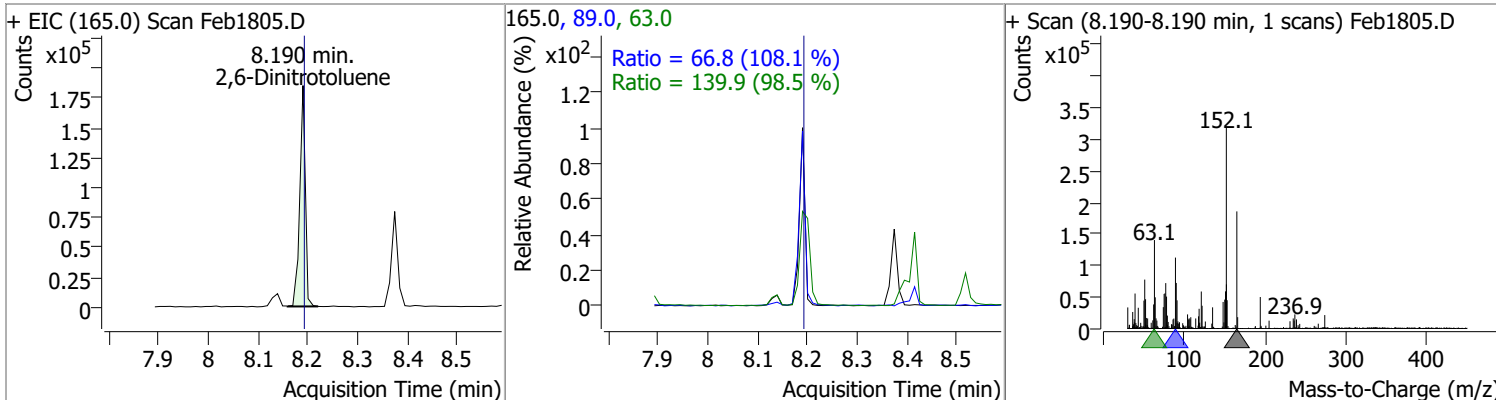
Compound	Conc.	RT	Dev(Min)	Resp.	QIon	QRatio	Lower	Upper
2-Nitroaniline	69.0174	7.88	0.00	168135	138.0	109.0	77.4	143.7



Compound	Conc.	RT	Dev(Min)	Resp.	QIon	QRatio	Lower	Upper
Dimethyl Phthalate	80.7167	8.14	0.00	1115466	77.0	20.6	13.8	25.7

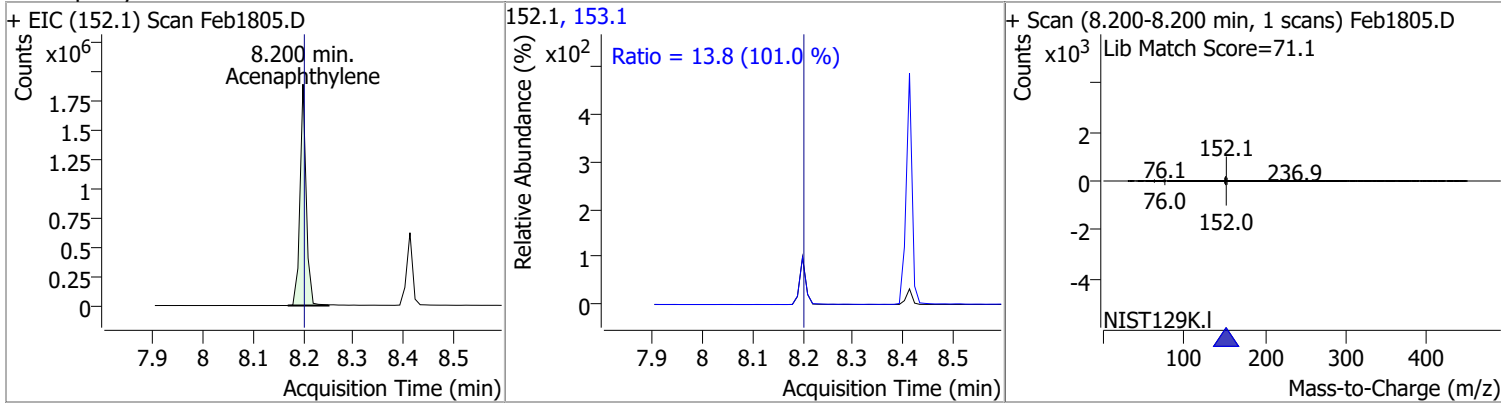


Compound	Conc.	RT	Dev(Min)	Resp.	QIon	QRatio	Lower	Upper
2,6-Dinitrotoluene	75.4480	8.19	0.00	142994	63.0	139.9	99.5	184.8
					89.0	66.8	43.3	80.3

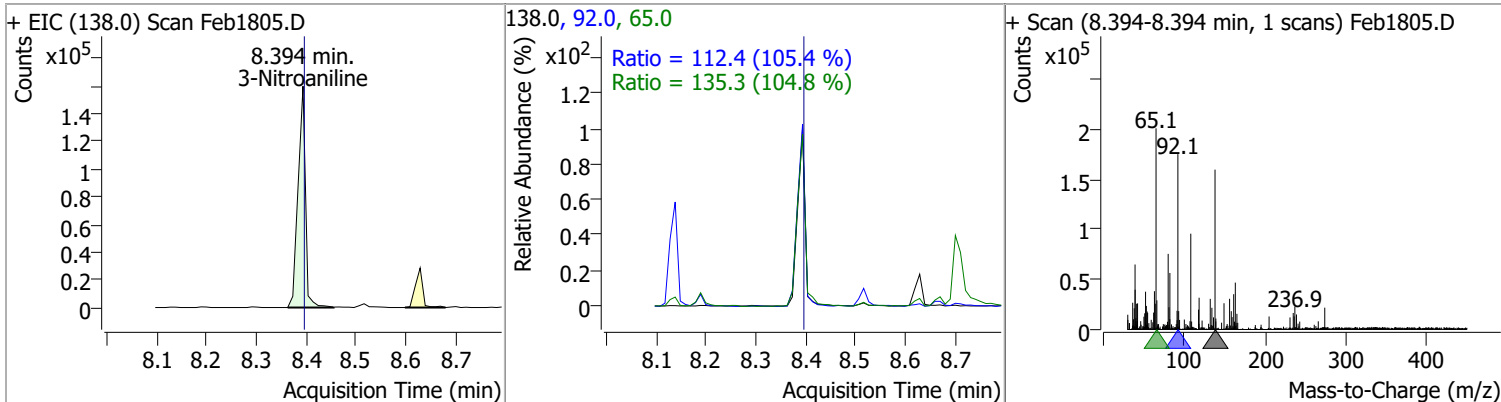


Quantitation Results Report (QT Reviewed)

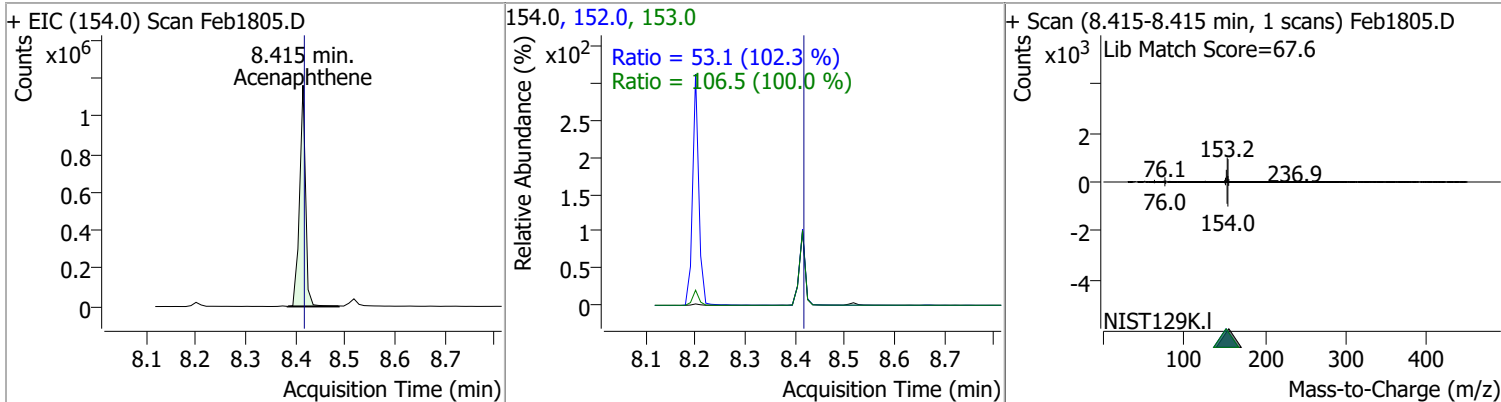
Compound	Conc.	RT	Dev(Min)	Resp.	QIon	QRatio	Lower	Upper
Acenaphthylene	74.2214	8.20	0.00	1630309	153.1	13.8	9.6	17.7



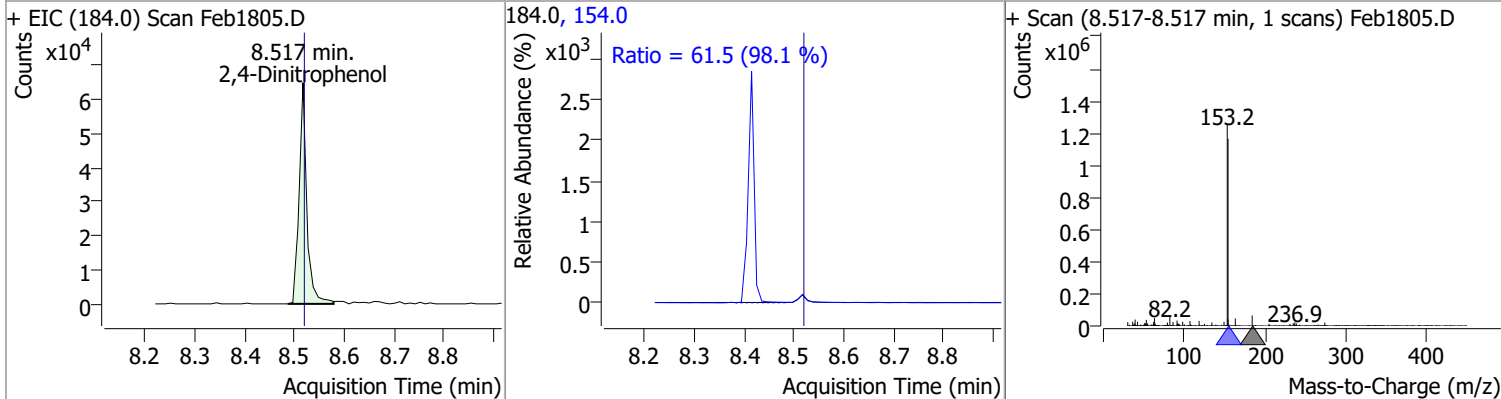
3-Nitroaniline	76.8514	8.39	0.00	165178	65.0	135.3	90.4	167.8
					92.0	112.4	74.7	138.7



Acenaphthene	77.0251	8.41	0.00	972895	153.0	106.5	74.5	138.4
					152.0	53.1	36.3	67.4

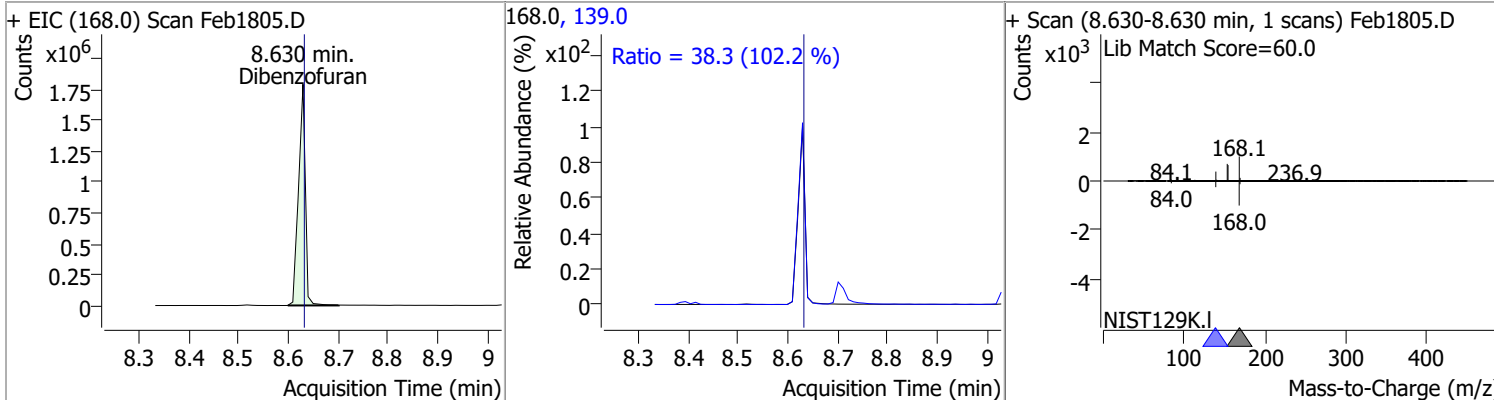


2,4-Dinitrophenol	74.3624	8.52	0.00	69917	154.0	61.5	43.9	81.5
-------------------	---------	------	------	-------	-------	------	------	------

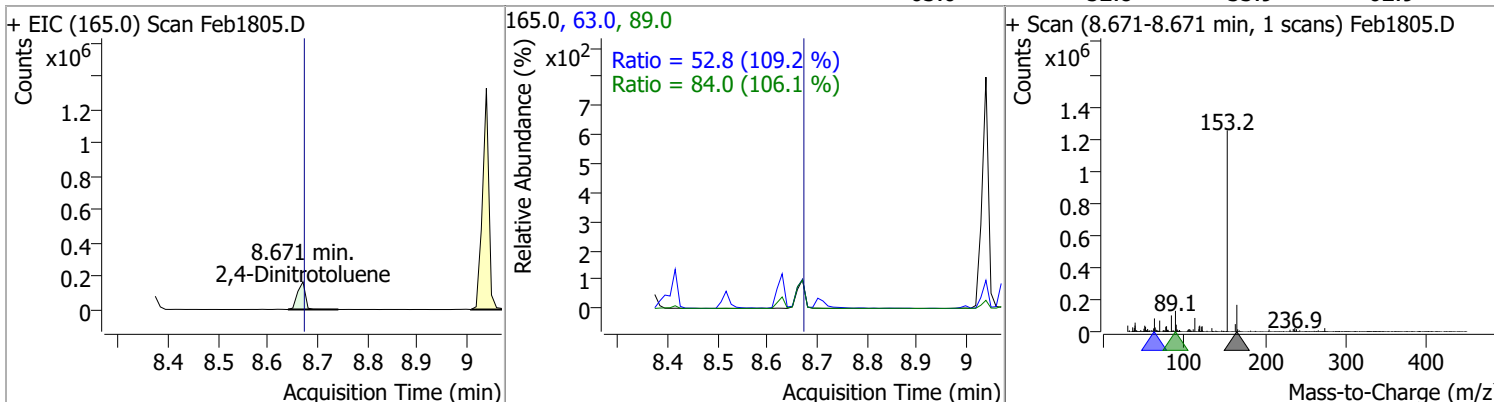


Quantitation Results Report (QT Reviewed)

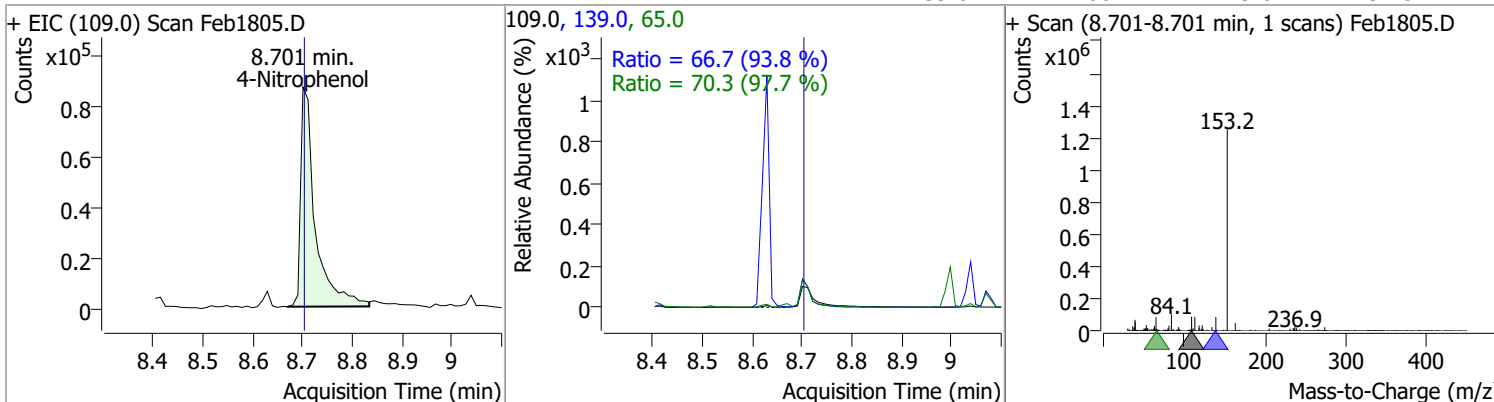
Compound	Conc.	RT	Dev(Min)	Resp.	QIon	QRatio	Lower	Upper
Dibenzofuran	82.2814	8.63	0.00	1694536	139.0	38.3	26.3	48.8



Compound	Conc.	RT	Dev(Min)	Resp.	QIon	QRatio	Lower	Upper
2,4-Dinitrotoluene	75.6678	8.67	0.00	177941	89.0	84.0	55.4	102.9
					63.0	52.8	33.9	62.9

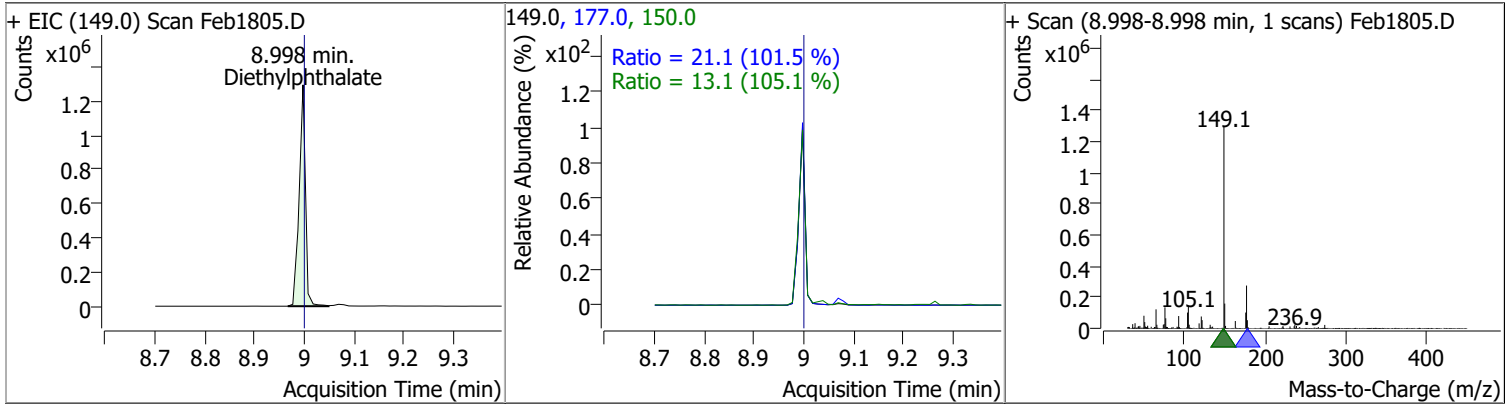


Compound	Conc.	RT	Dev(Min)	Resp.	QIon	QRatio	Lower	Upper
4-Nitrophenol	75.8272	8.70	0.00	176351	65.0	70.3	50.4	93.6
					139.0	66.7	49.8	92.5

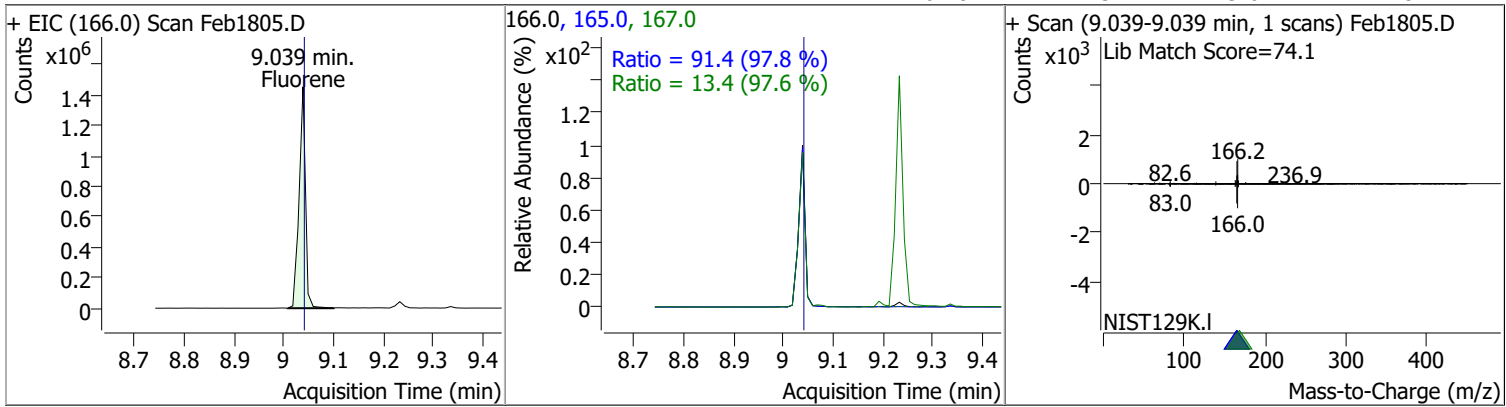


Quantitation Results Report (QT Reviewed)

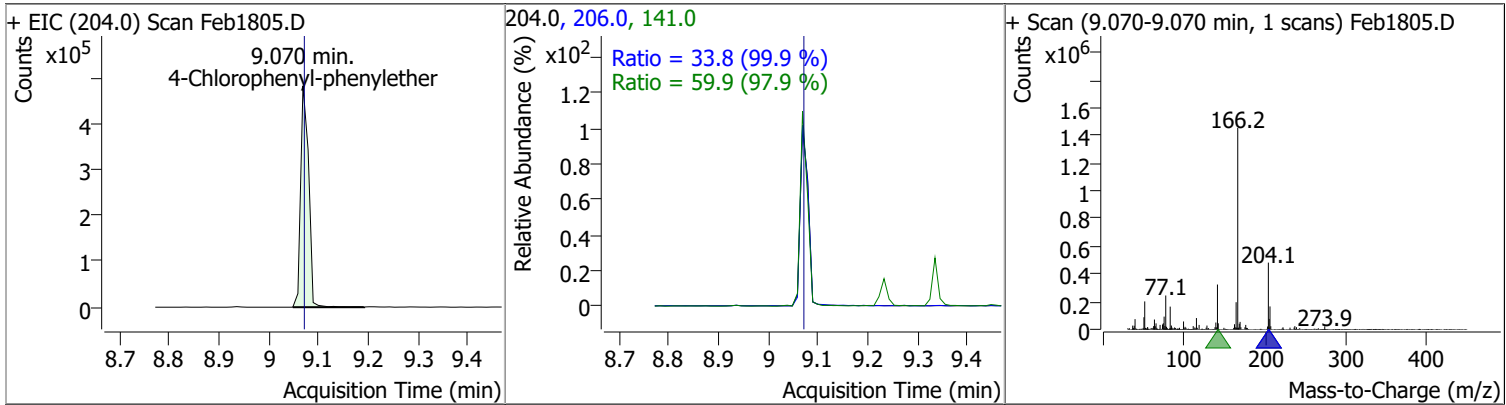
Compound	Conc.	RT	Dev(Min)	Resp.	QIon	QRatio	Lower	Upper
Diethylphthalate	79.2375	9.00	0.00	1135235	177.0	21.1	14.5	27.0
					150.0	13.1	8.7	16.2



Compound	Conc.	RT	Dev(Min)	Resp.	QIon	QRatio	Lower	Upper
Fluorene	78.2626	9.04	0.00	1295239	165.0	91.4	65.4	121.4
					167.0	13.4	9.6	17.8

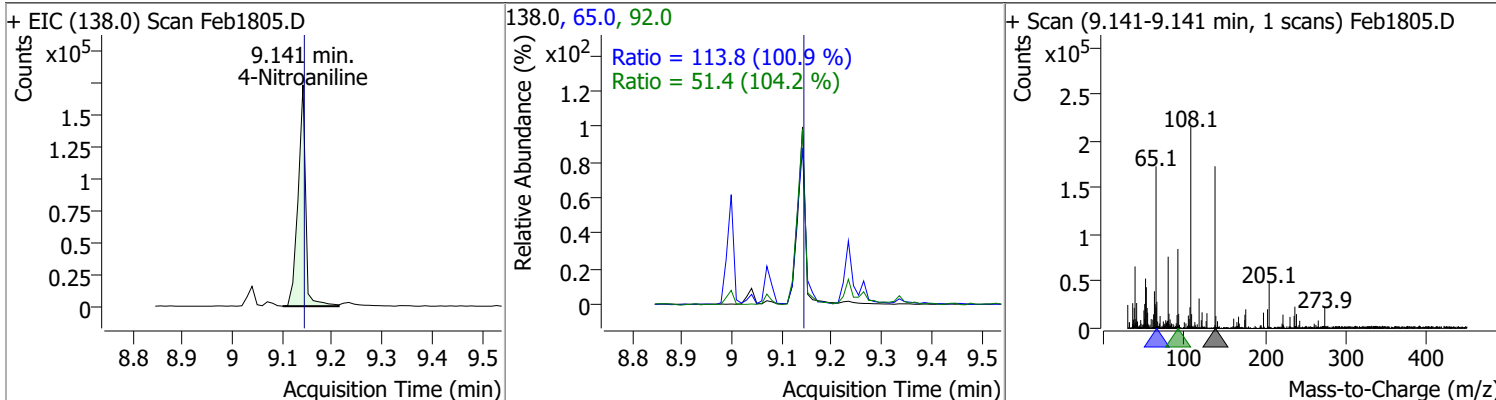


Compound	Conc.	RT	Dev(Min)	Resp.	QIon	QRatio	Lower	Upper
4-Chlorophenyl-phenylether	72.5483	9.07	0.00	538645	141.0	59.9	42.8	79.6
					206.0	33.8	23.6	43.9

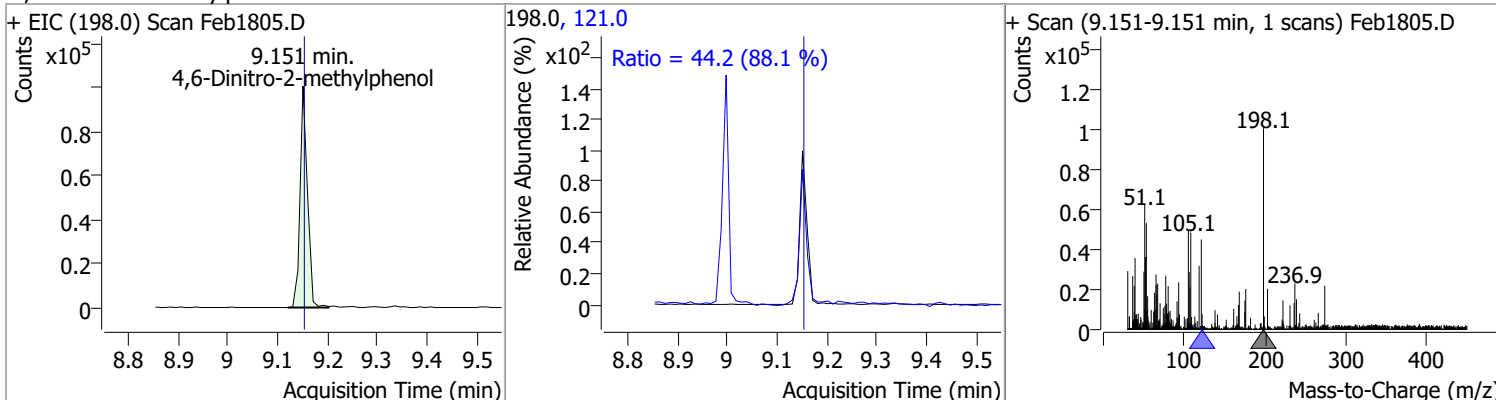


Quantitation Results Report (QT Reviewed)

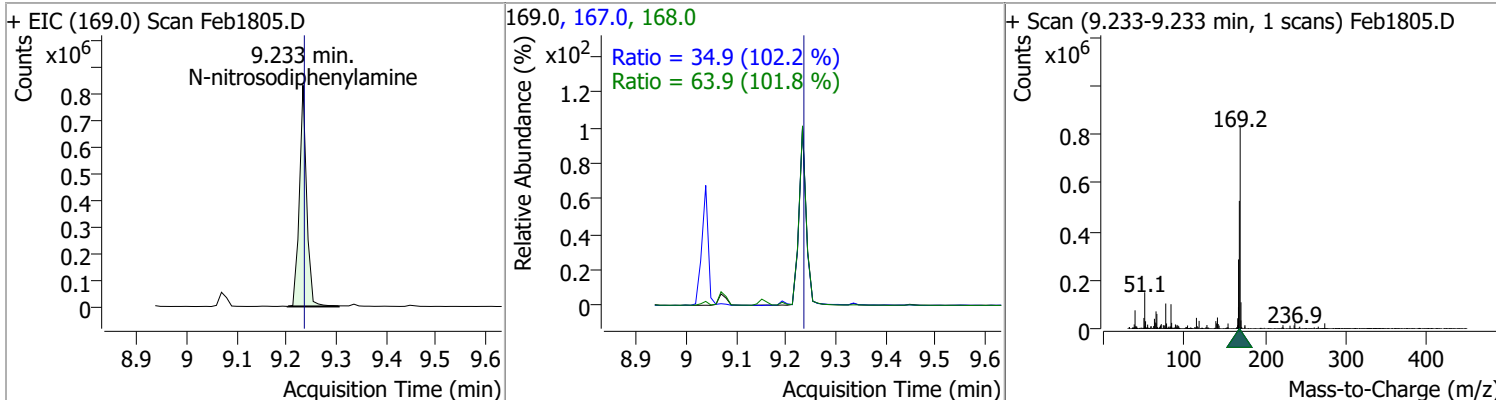
Compound	Conc.	RT	Dev(Min)	Resp.	QIon	QRatio	Lower	Upper
4-Nitroaniline	75.7960	9.14	0.00	183095	65.0	113.8	78.9	146.6
					92.0	51.4	34.5	64.1



Compound	Conc.	RT	Dev(Min)	Resp.	QIon	QRatio	Lower	Upper
4,6-Dinitro-2-methylphenol	71.5834	9.15	0.00	103285	121.0	44.2	35.1	65.3

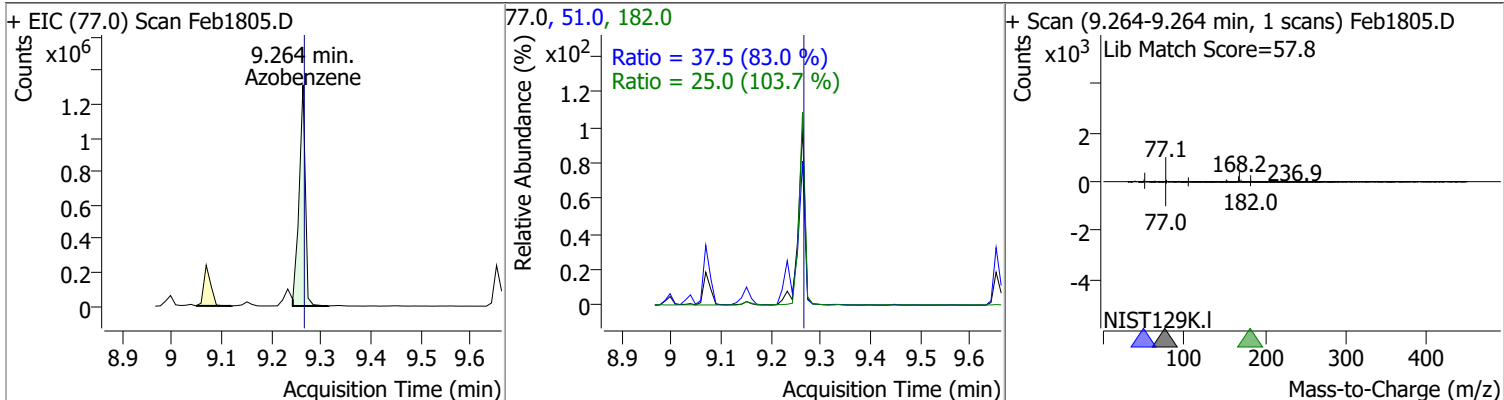


Compound	Conc.	RT	Dev(Min)	Resp.	QIon	QRatio	Lower	Upper
N-nitrosodiphenylamine	73.9708	9.23	0.00	843058	168.0	63.9	44.0	81.7
					167.0	34.9	23.9	44.3

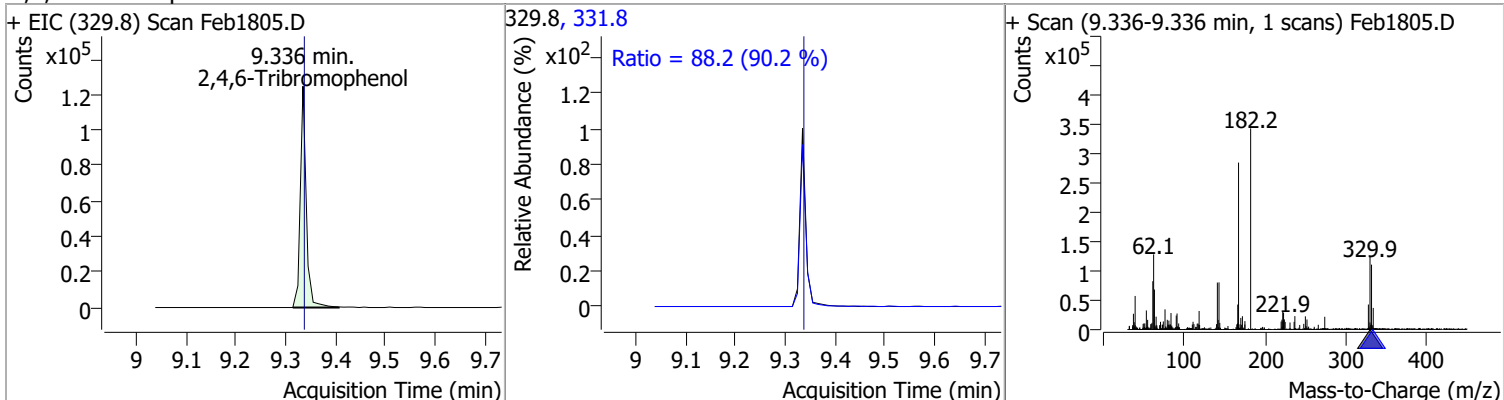


Quantitation Results Report (QT Reviewed)

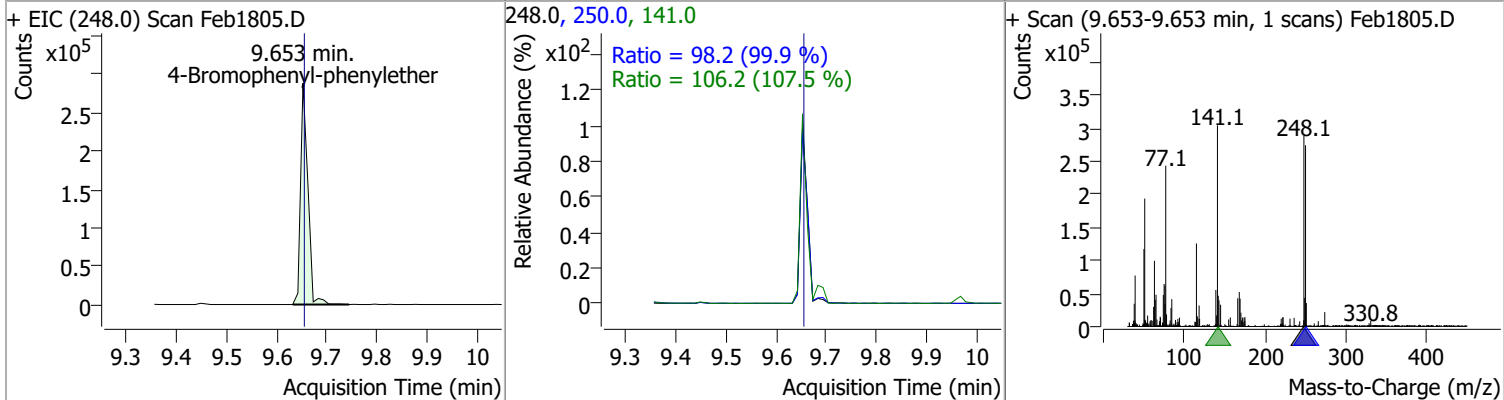
Compound	Conc.	RT	Dev(Min)	Resp.	QIon	QRatio	Lower	Upper
Azobenzene	75.7023	9.26	0.00	1137228	51.0	37.5	31.6	58.7
					182.0	25.0	16.9	31.4



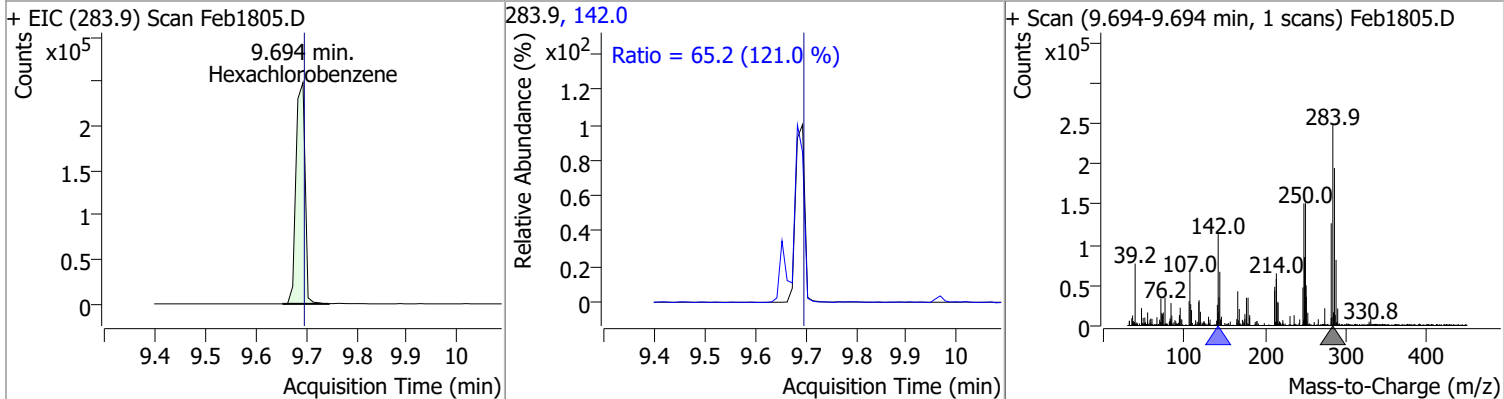
Compound	Conc.	RT	Dev(Min)	Resp.	QIon	QRatio	Lower	Upper
2,4,6-Tribromophenol	75.3083	9.34	0.00	103422	331.8	88.2	68.5	127.2



Compound	Conc.	RT	Dev(Min)	Resp.	QIon	QRatio	Lower	Upper
4-Bromophenyl-phenylether	68.6730	9.65	0.00	291274	141.0	106.2	69.1	128.4
					250.0	98.2	68.8	127.7

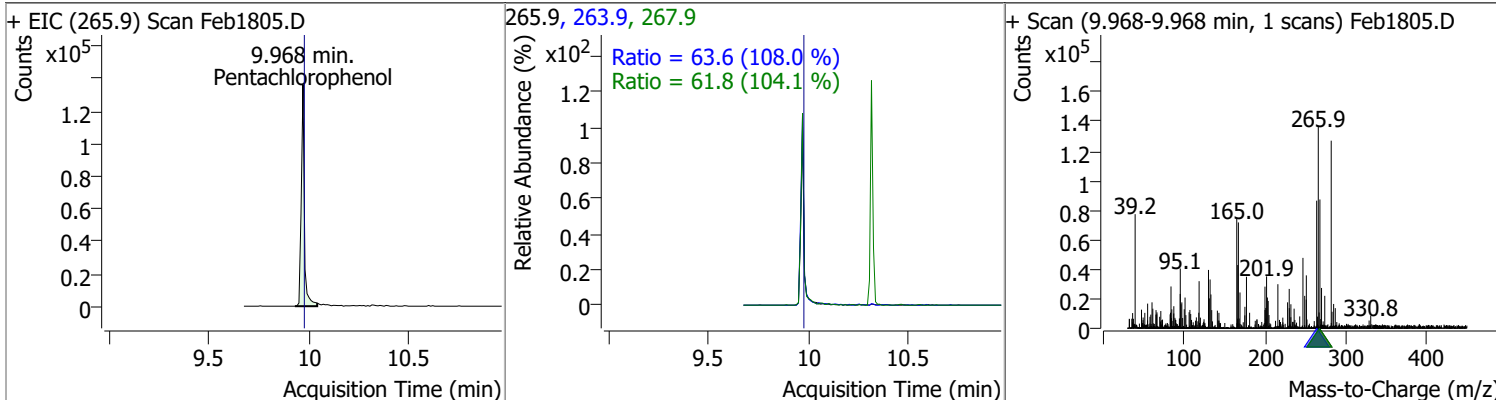


Compound	Conc.	RT	Dev(Min)	Resp.	QIon	QRatio	Lower	Upper
Hexachlorobenzene	71.1350	9.69	0.00	312914	142.0	65.2	37.7	70.0

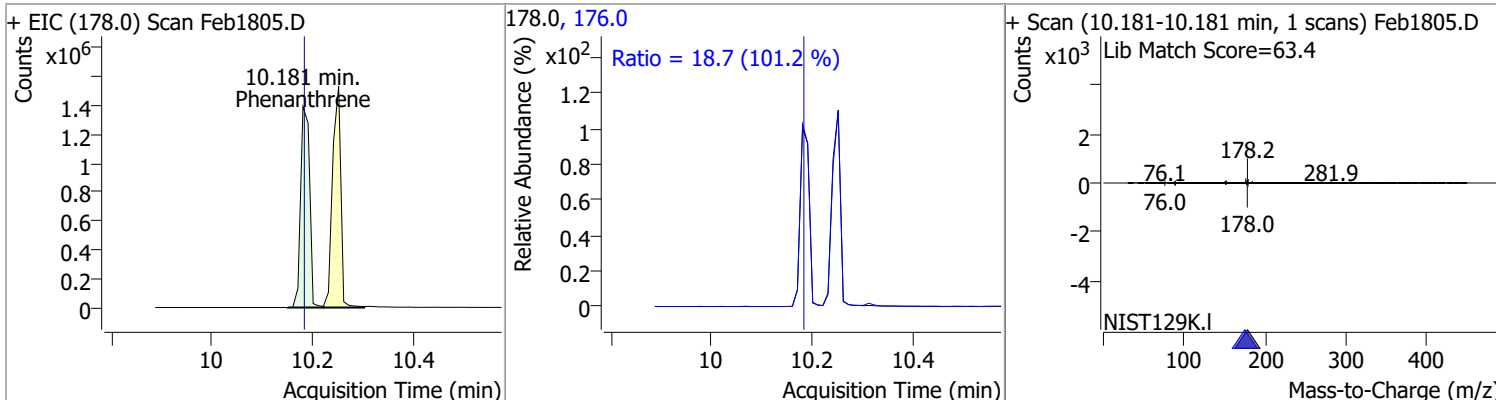


Quantitation Results Report (QT Reviewed)

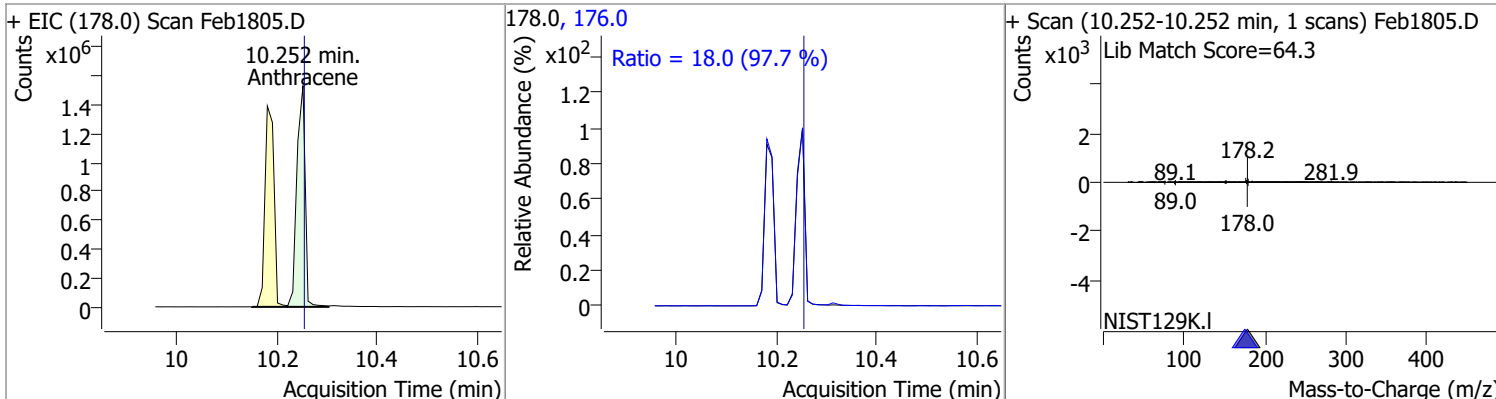
Compound	Conc.	RT	Dev(Min)	Resp.	QIon	QRatio	Lower	Upper
Pentachlorophenol	72.8650	9.97	0.00	145556	267.9	61.8	41.5	77.2
					263.9	63.6	41.2	76.6



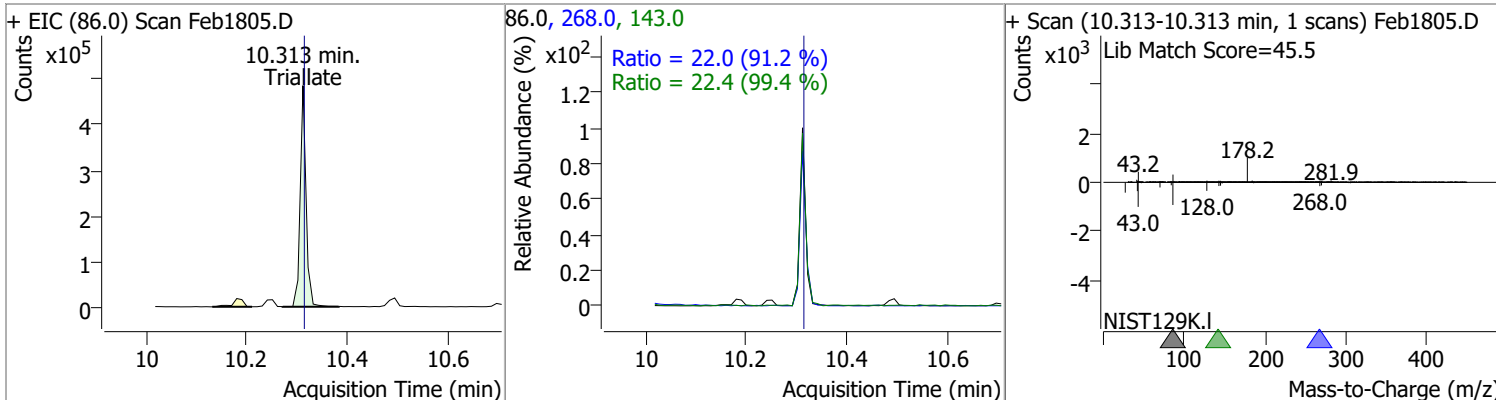
Compound	Conc.	RT	Dev(Min)	Resp.	QIon	QRatio	Lower	Upper
Phenanthrene	72.5377	10.18	0.00	1733051	176.0	18.7	13.0	24.1



Compound	Conc.	RT	Dev(Min)	Resp.	QIon	QRatio	Lower	Upper
Anthracene	78.0189	10.25	0.00	1747621	176.0	18.0	12.9	23.9

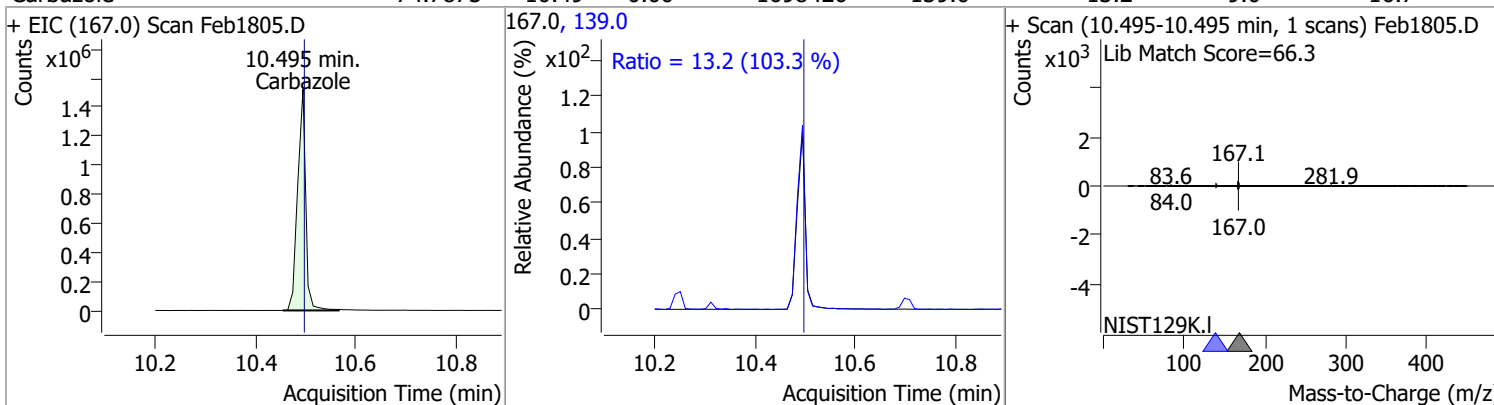


Compound	Conc.	RT	Dev(Min)	Resp.	QIon	QRatio	Lower	Upper
Triallate	74.1071	10.31	0.00	391641	268.0	22.0	16.9	31.4
					143.0	22.4	15.8	29.3

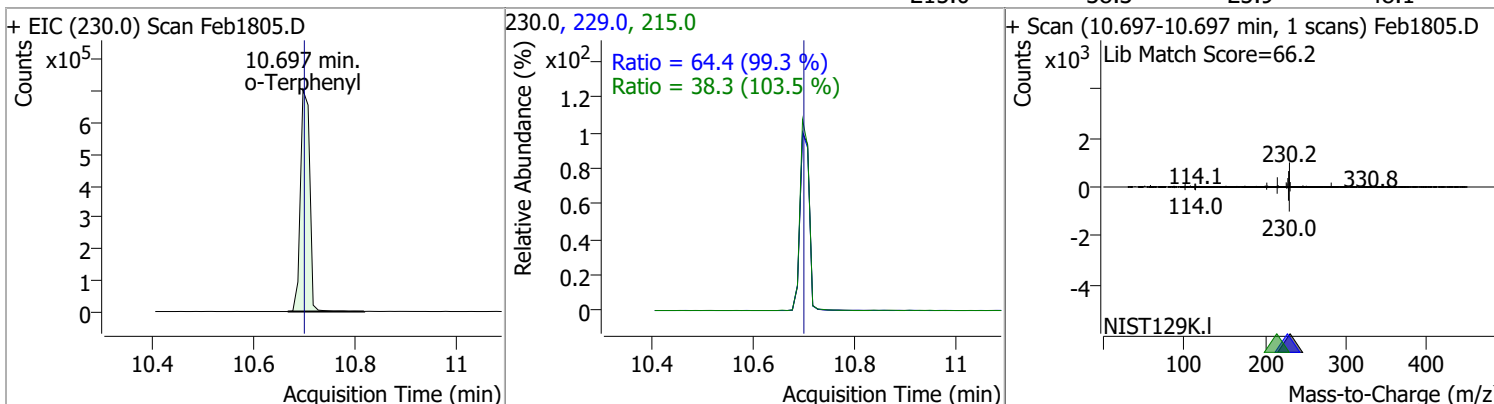


Quantitation Results Report (QT Reviewed)

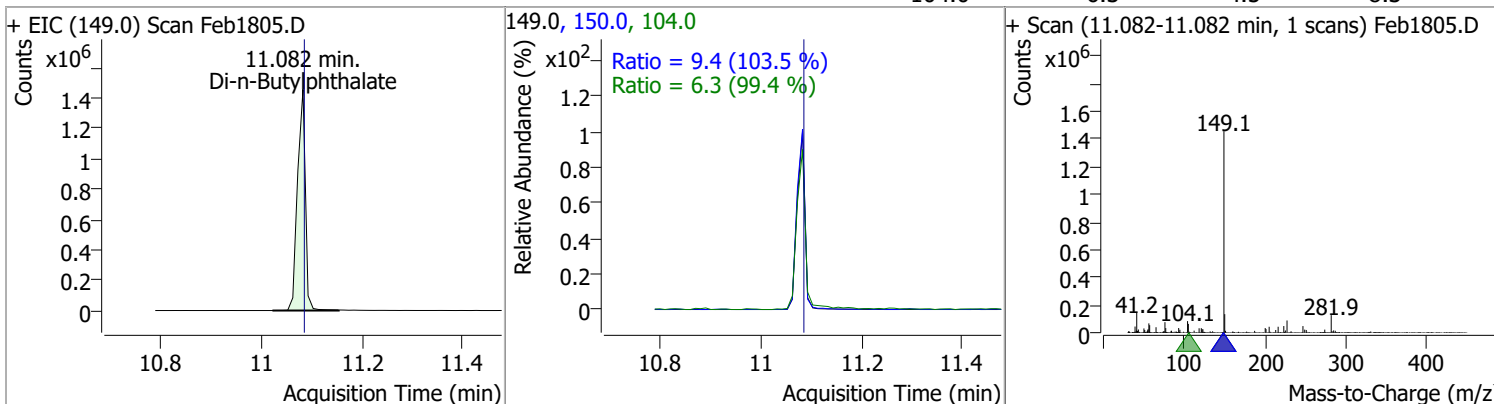
Compound	Conc.	RT	Dev(Min)	Resp.	QIon	QRatio	Lower	Upper
Carbazole	74.7873	10.49	0.00	1698426	139.0	13.2	9.0	16.7



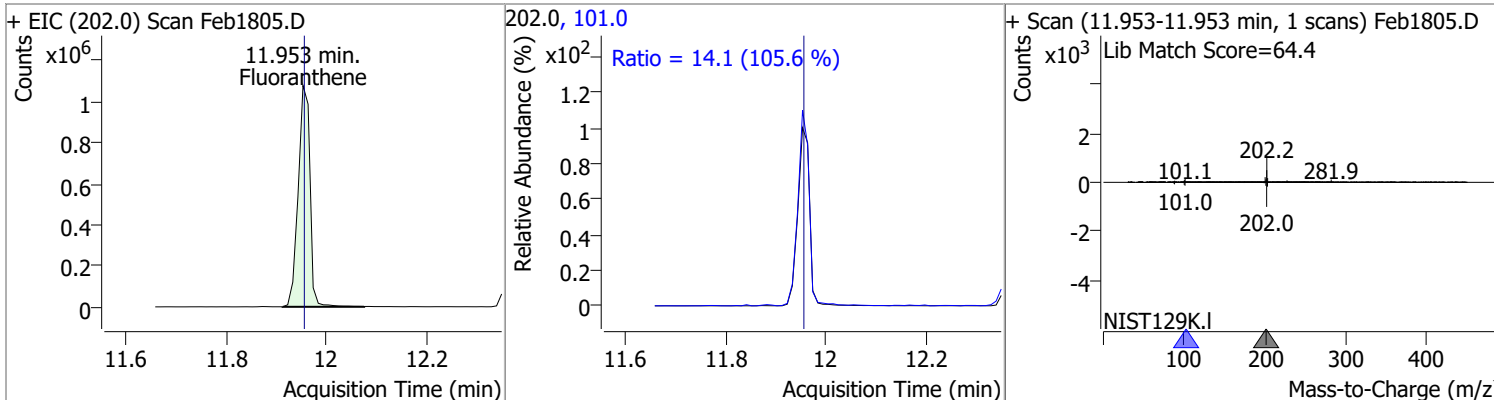
o-Terphenyl	71.7460	10.70	0.00	906169	229.0	64.4	45.4	84.3
					215.0	38.3	25.9	48.1



Di-n-Butylphthalate	74.7048	11.08	0.00	1582606	150.0	9.4	6.3	11.8
					104.0	6.3	4.5	8.3

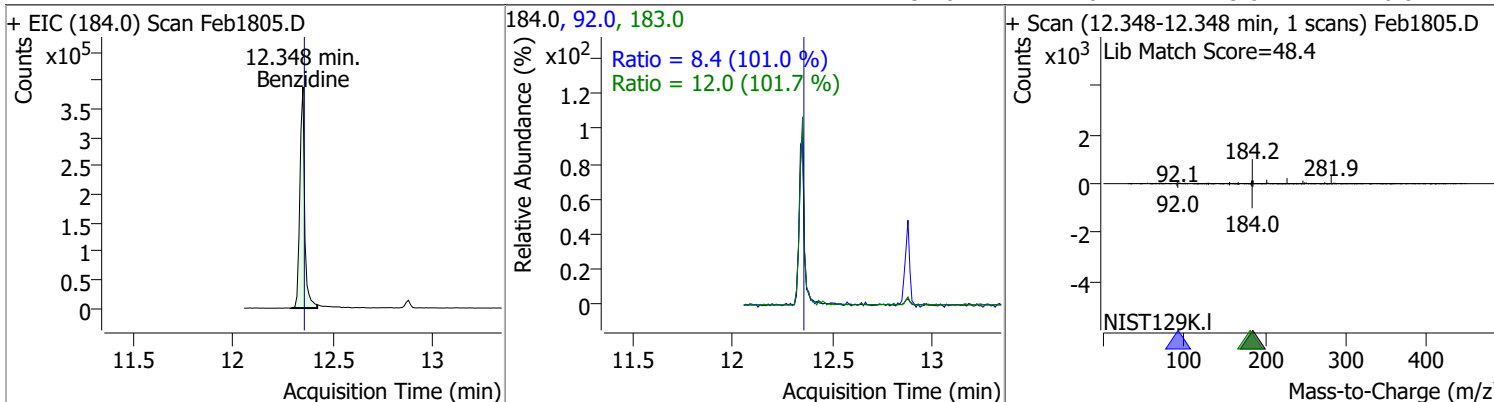


Fluoranthene	73.6261	11.95	0.00	1750781	101.0	14.1	9.4	17.4
--------------	---------	-------	------	---------	-------	------	-----	------

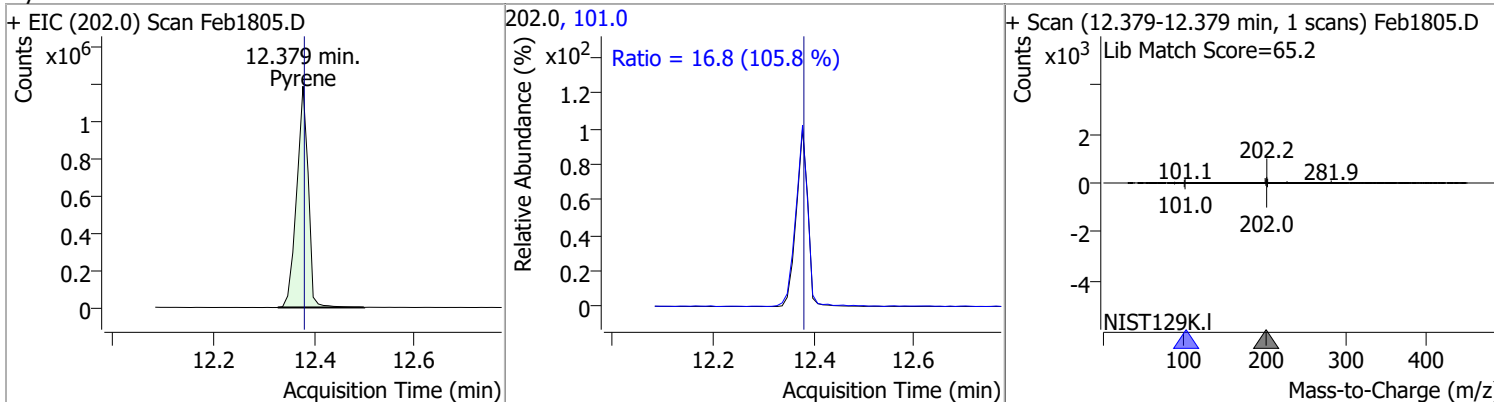


Quantitation Results Report (QT Reviewed)

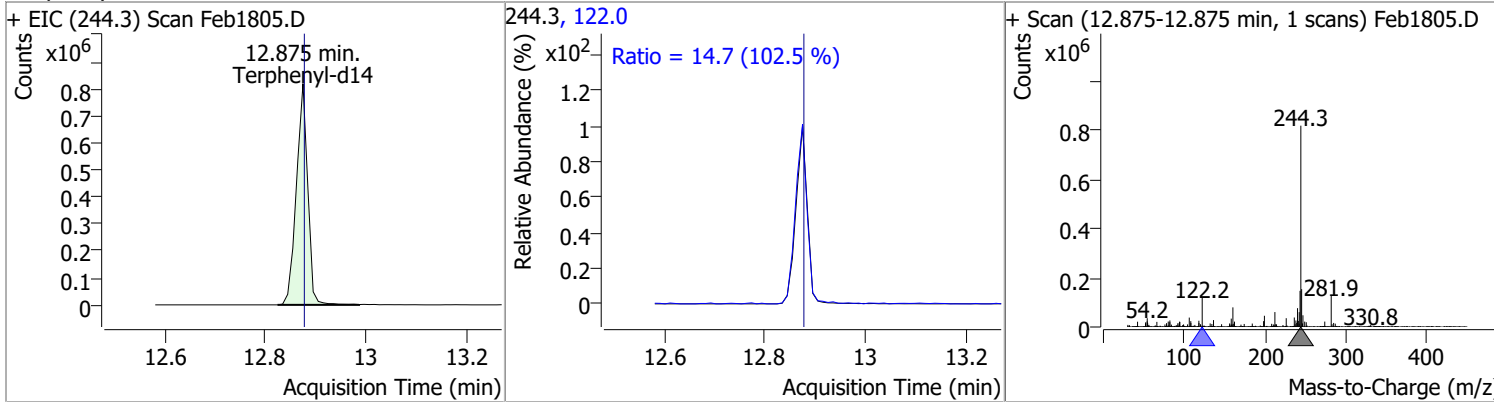
Compound	Conc.	RT	Dev(Min)	Resp.	QIon	QRatio	Lower	Upper
Benzidine	77.0454	12.35	0.00	646709	183.0	12.0	8.3	15.4
					92.0	8.4	5.8	10.8



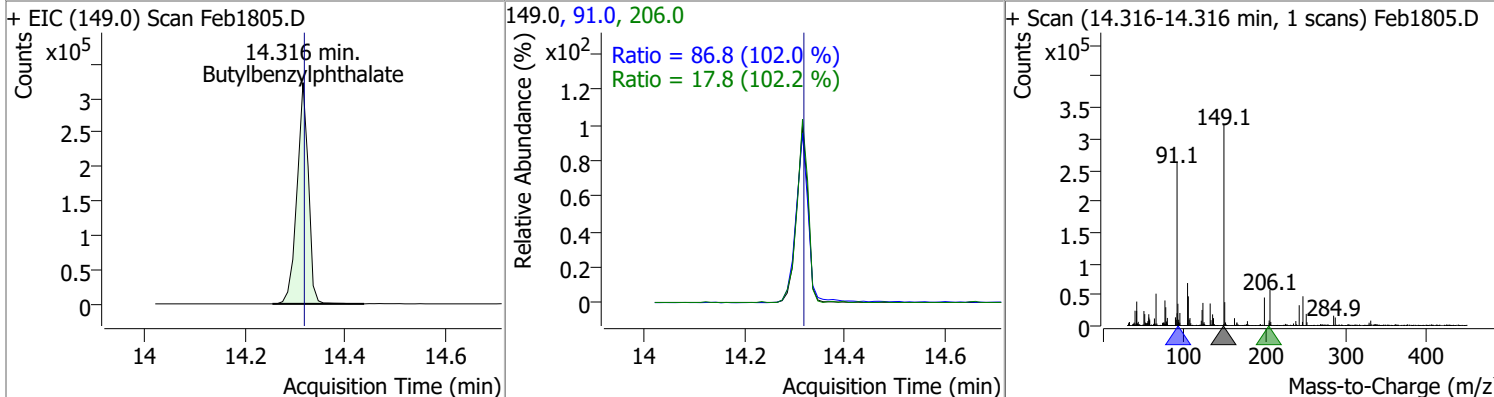
Compound	Conc.	RT	Dev(Min)	Resp.	QIon	QRatio	Lower	Upper
Pyrene	73.1770	12.38	0.00	1900991	101.0	16.8	11.1	20.6



Compound	Conc.	RT	Dev(Min)	Resp.	QIon	QRatio	Lower	Upper
Terphenyl-d14	73.6549	12.88	0.00	1286275	122.0	14.7	10.1	18.7

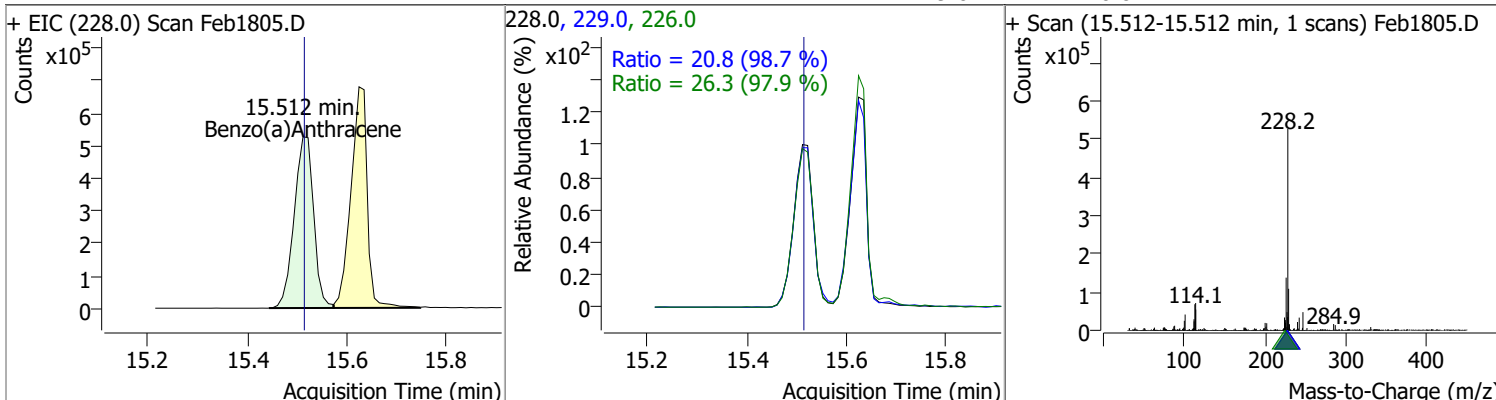


Compound	Conc.	RT	Dev(Min)	Resp.	QIon	QRatio	Lower	Upper
Butylbenzylphthalate	74.4763	14.32	0.00	511792	91.0	86.8	59.6	110.6
					206.0	17.8	12.2	22.7

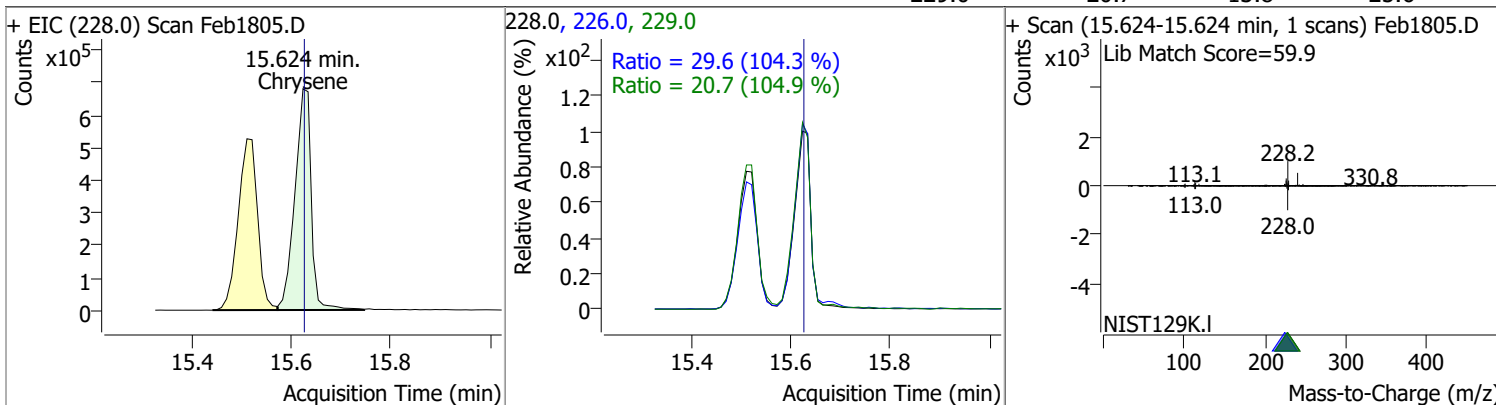


Quantitation Results Report (QT Reviewed)

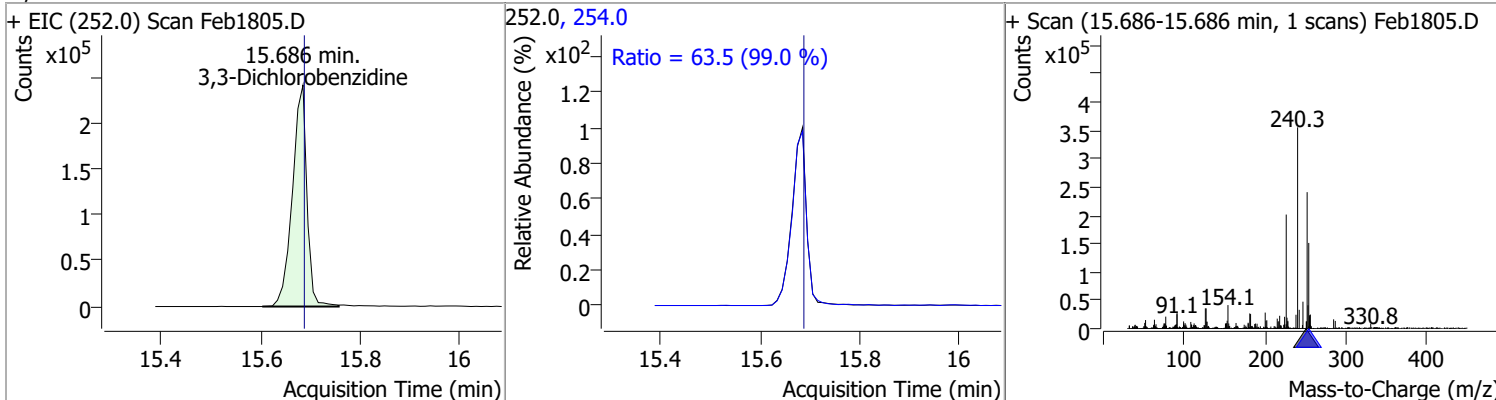
Compound	Conc.	RT	Dev(Min)	Resp.	QIon	QRatio	Lower	Upper
Benzo(a)Anthracene	77.0979	15.51	0.00	1426052	226.0	26.3	18.8	34.9
					229.0	20.8	14.7	27.4



Compound	Conc.	RT	Dev(Min)	Resp.	QIon	QRatio	Lower	Upper
Chrysene	74.7328	15.62	0.00	1551059	226.0	29.6	19.9	36.9
					229.0	20.7	13.8	25.6

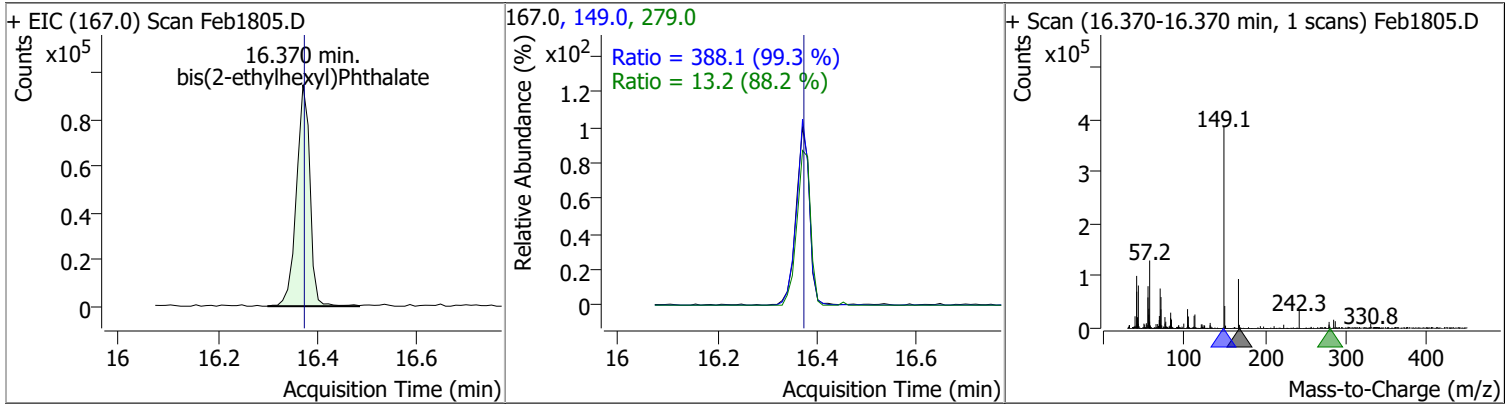


Compound	Conc.	RT	Dev(Min)	Resp.	QIon	QRatio	Lower	Upper
3,3-Dichlorobenzidine	74.8233	15.69	0.00	486419	254.0	63.5	44.9	83.4

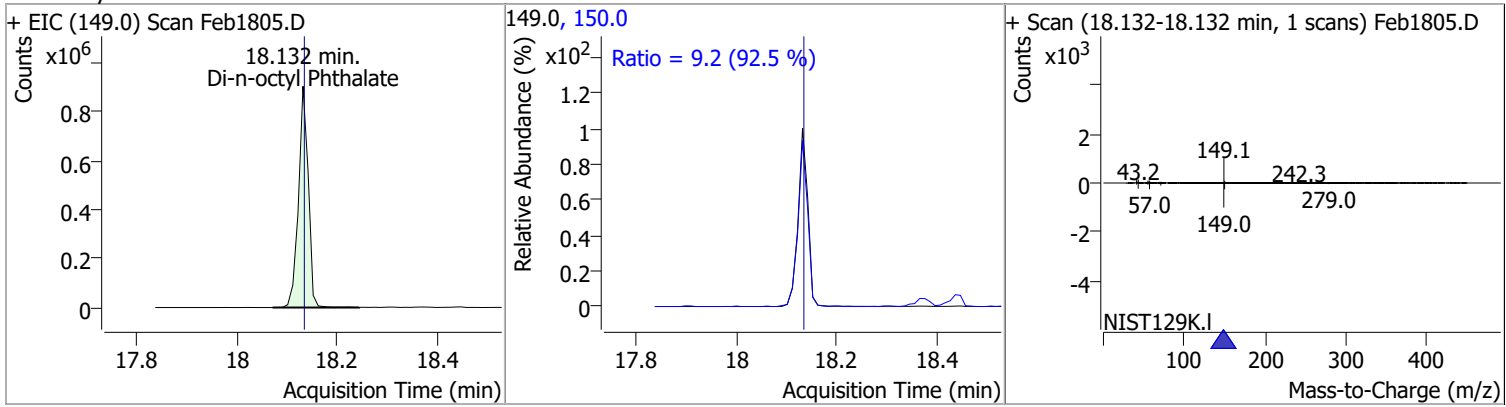


Quantitation Results Report (QT Reviewed)

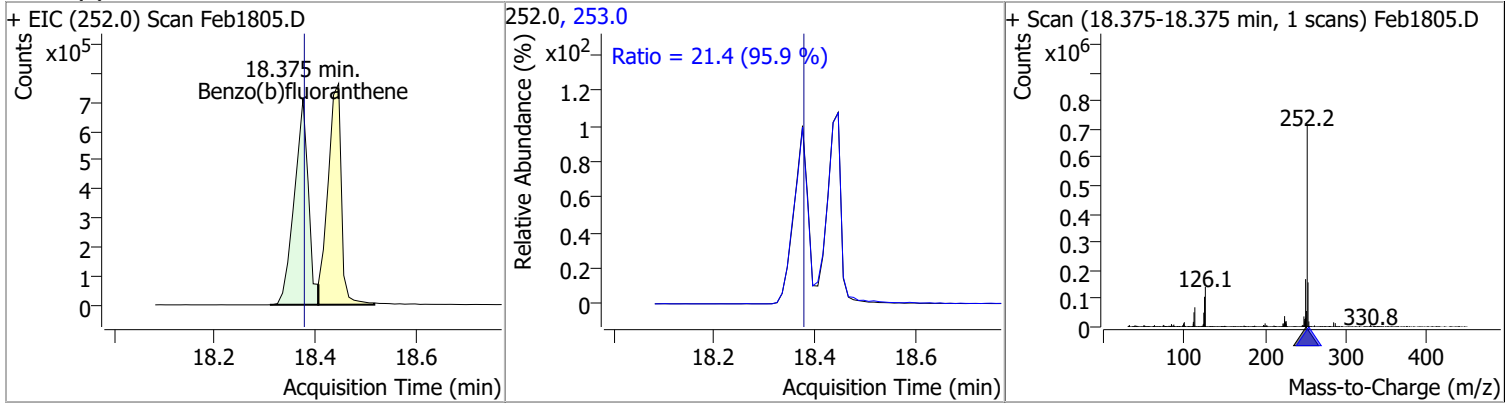
Compound	Conc.	RT	Dev(Min)	Resp.	QIon	QRatio	Lower	Upper
bis(2-ethylhexyl)Phthalate	75.1376	16.37	0.00	177810	149.0	388.1	273.6	508.0
					279.0	13.2	10.5	19.5



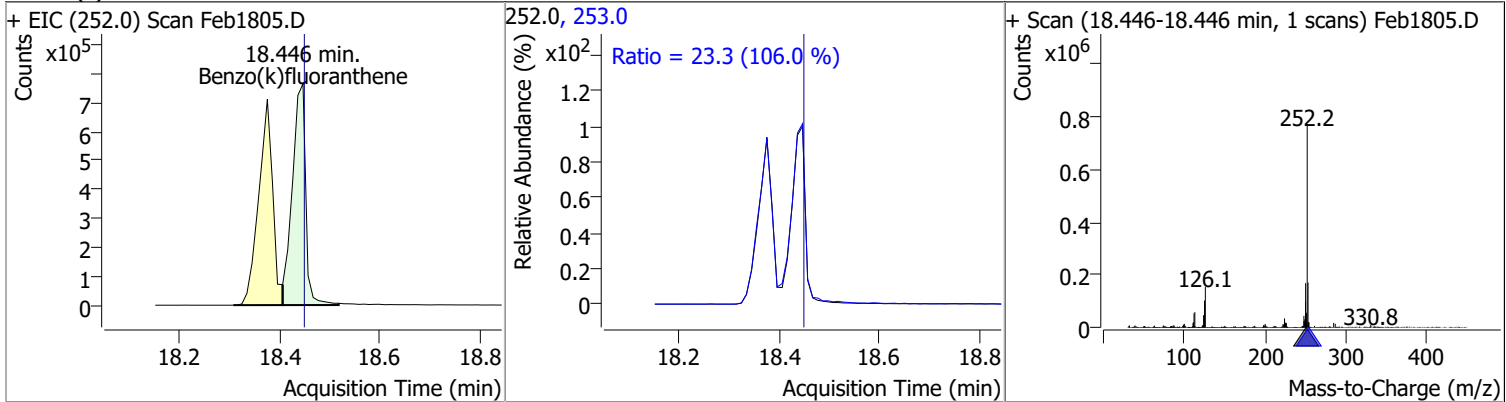
Compound	Conc.	RT	Dev(Min)	Resp.	QIon	QRatio	Lower	Upper
Di-n-octyl Phthalate	76.2190	18.13	0.00	1227671	150.0	9.2	7.0	13.0



Compound	Conc.	RT	Dev(Min)	Resp.	QIon	QRatio	Lower	Upper
Benzo(b)fluoranthene	76.6560	18.38	0.00	1375648	253.0	21.4	15.6	29.0

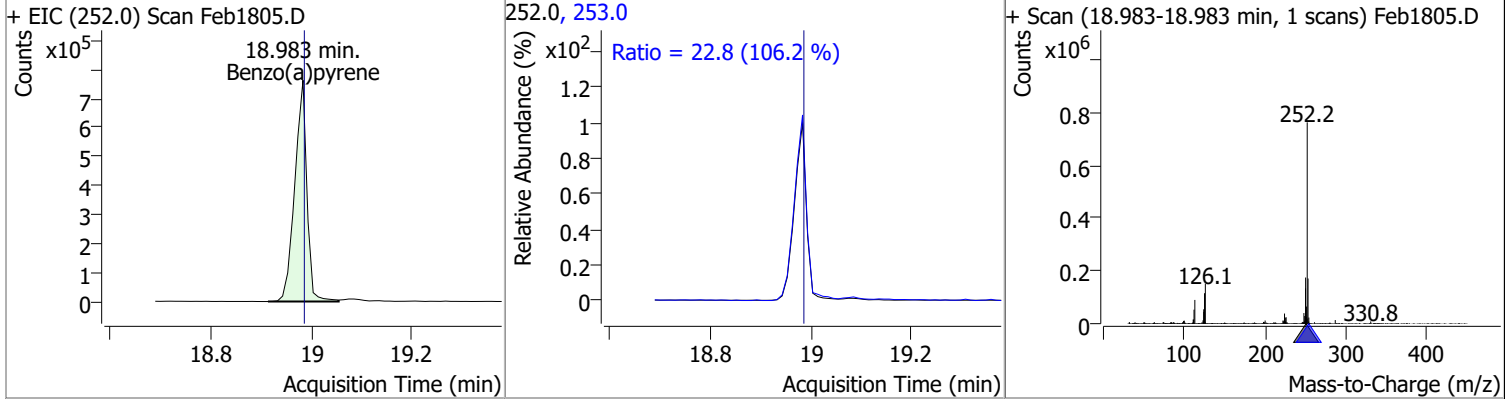


Compound	Conc.	RT	Dev(Min)	Resp.	QIon	QRatio	Lower	Upper
Benzo(k)fluoranthene	74.9266	18.45	0.00	1413651	253.0	23.3	15.4	28.6

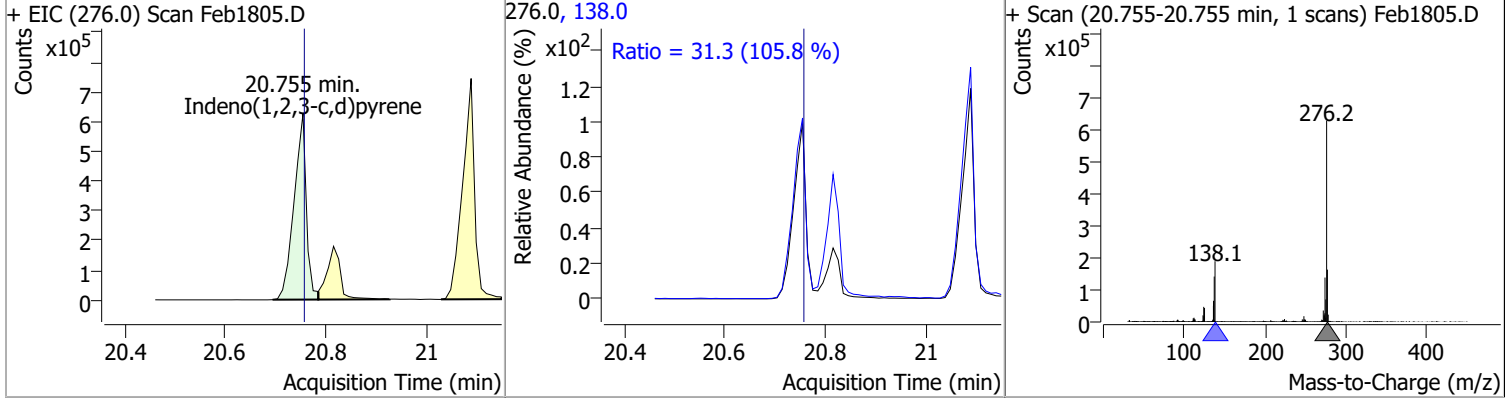


Quantitation Results Report (QT Reviewed)

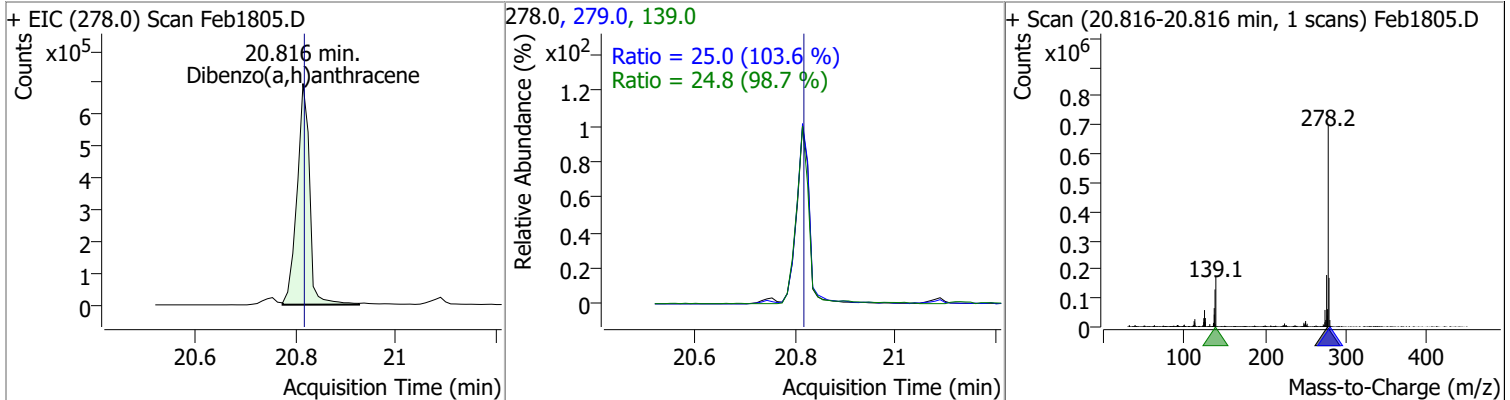
Compound	Conc.	RT	Dev(Min)	Resp.	QIon	QRatio	Lower	Upper
Benzo(a)pyrene	75.1028	18.98	0.00	1275566	253.0	22.8	15.1	28.0



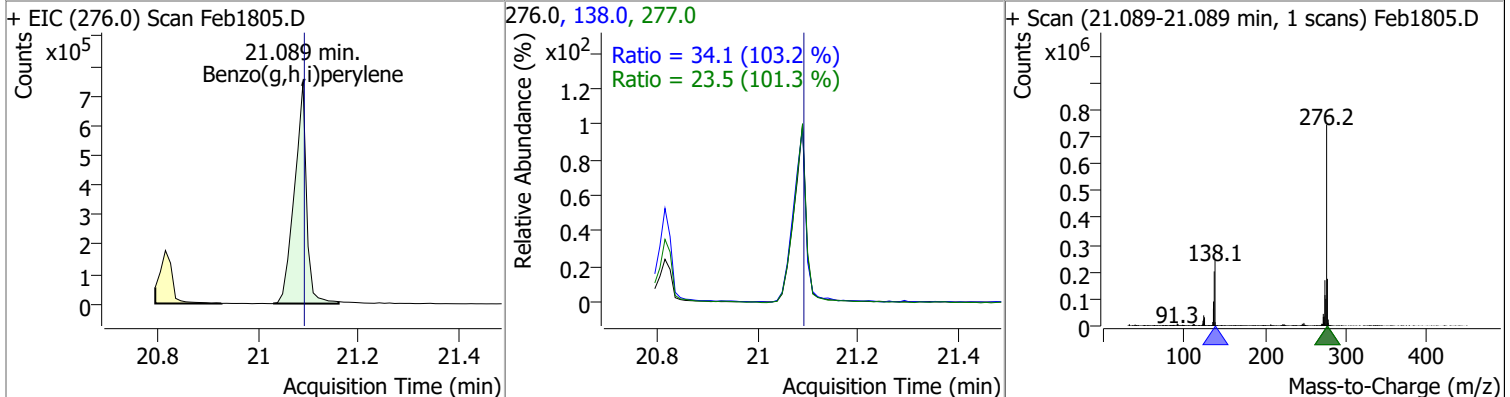
Compound	Conc.	RT	Dev(Min)	Resp.	QIon	QRatio	Lower	Upper
Indeno(1,2,3-c,d)pyrene	74.2839	20.76	0.00	1059042	138.0	31.3	20.7	38.5



Compound	Conc.	RT	Dev(Min)	Resp.	QIon	QRatio	Lower	Upper
Dibenzo(a,h)anthracene	77.7360	20.82	0.00	1205859	139.0	24.8	17.6	32.7
					279.0	25.0	16.9	31.3

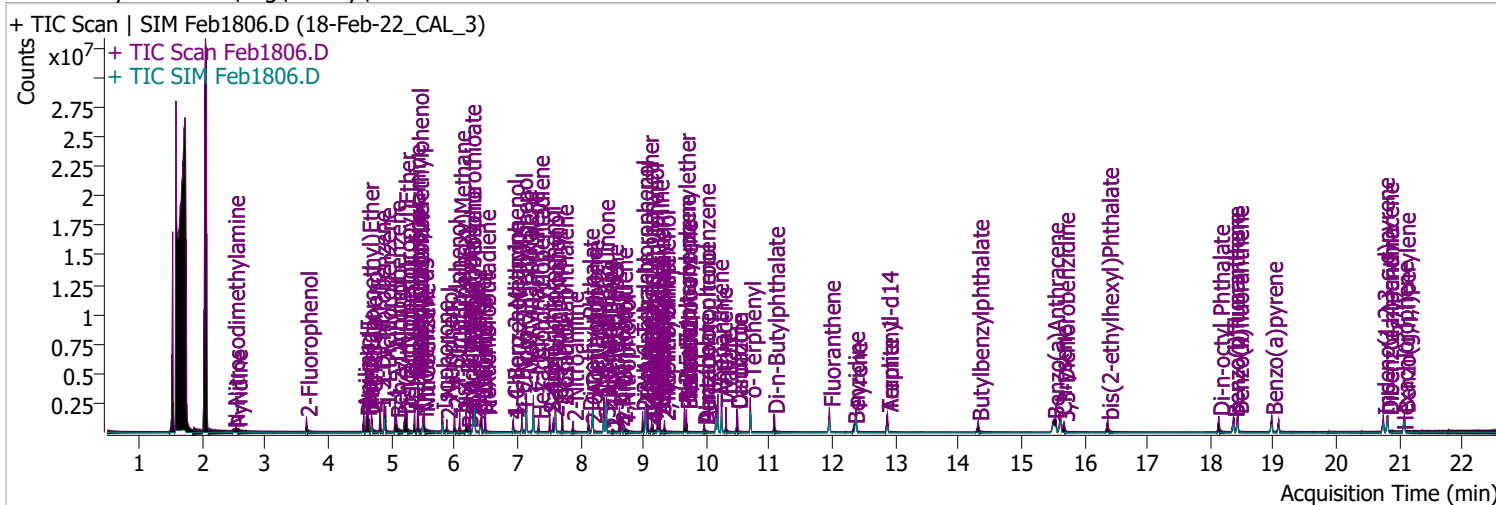


Compound	Conc.	RT	Dev(Min)	Resp.	QIon	QRatio	Lower	Upper
Benzo(g,h,i)perylene	75.6388	21.09	0.00	1242728	138.0	34.1	23.1	42.9
					277.0	23.5	16.3	30.2



Quantitation Results Report (QT Reviewed)

Data File	Feb1806.D	Operator	LIMS import
Acq. Method	BNA+SIM.M	Acq. Date-Time	2/19/2022 10:43:35 AM
Sample Name	18-Feb-22_CAL_3	Instrument	Instrument #1
Vial	6	Multiplier	1.00
DA Method File		Comment	SVOC-8270-W-LARGO
Tune File	dftppdsm.u	Tune Date	2/18/2022 9:25:00 PM
Batch Name	021822 DoD BNA cal.batch.bin	Last Calib Update	2/19/2022 1:06:17 PM
Ref Library	D:\Org\Library\NIST129K.l		



Compound	RT	QIon	Resp.	Conc.	Units	Dev(Min)
Internal Standards						
System Monitoring Compounds						
S 2-Fluorophenol	3.653	112.0	414958	49.4461	µg/L	0.000
Spiked Amount: 200.000	Range: 10.0 - 75.0%			Recovery = 24.72%		
S Phenol-d5	4.603	99.0	540696	49.1912	µg/L	m -0.010
Spiked Amount: 200.000	Range: 10.0 - 65.0%			Recovery = 24.60%		
S Nitrobenzene-d5	5.502	82.0	289612	47.9581	µg/L	0.000
Spiked Amount: 100.000	Range: 32.0 - 94.0%			Recovery = 47.96%		
S 2-Fluorobiphenyl	7.605	172.0	840492	48.3854	µg/L	0.000
Spiked Amount: 100.000	Range: 28.0 - 107.0%			Recovery = 48.39%		
S 2,4,6-Tribromophenol	9.336	329.8	62354	48.8692	µg/L	0.000
Spiked Amount: 200.000	Range: 25.0 - 140.0%			Recovery = 24.43%		*
S Terphenyl-d14	12.875	244.3	851147	48.7638	µg/L	0.000
Spiked Amount: 100.000	Range: 32.0 - 122.0%			Recovery = 48.76%		
Target Compounds						
T N-Nitrosodimethylamine	2.499	74.0	117849	47.7313	µg/L	91
T Pyridine	2.540	79.0	315403	49.3173	µg/L	99
T Aniline	4.562	93.0	767112	48.7288	µg/L	99
T Phenol	4.624	94.0	590509	48.5783	µg/L	100
T bis(-2-Chloroethyl)Ether	4.634	63.0	402263	48.5252	µg/L	99
T 2-Chlorophenol	4.685	128.0	472214	47.8916	µg/L	98
T 1,3-Dichlorobenzene	4.818	146.0	613144	47.6832	µg/L	99
T 1,4-Dichlorobenzene	4.909	146.0	621874	47.5208	µg/L	98
T 1,2-Dichlorobenzene	5.063	146.0	611643	48.8945	µg/L	m 99
T Benzyl Alcohol	5.083	108.0	213122	46.5715	µg/L	97
T bis(2-chloroisopropyl)Ether	5.216	121.0	160657	48.1097	µg/L	100
T 2-Methylphenol	5.236	107.0	416195	48.8002	µg/L	100
T N-nitroso-Di-n-propylamine	5.369	70.0	295456	52.0108	µg/L	99
T 4Methylphenol/3Methylphenol	5.420	107.0	564049	48.0796	µg/L	99
T Hexachloroethane	5.420	117.0	176921	47.7941	µg/L	99

Quantitation Results Report (QT Reviewed)

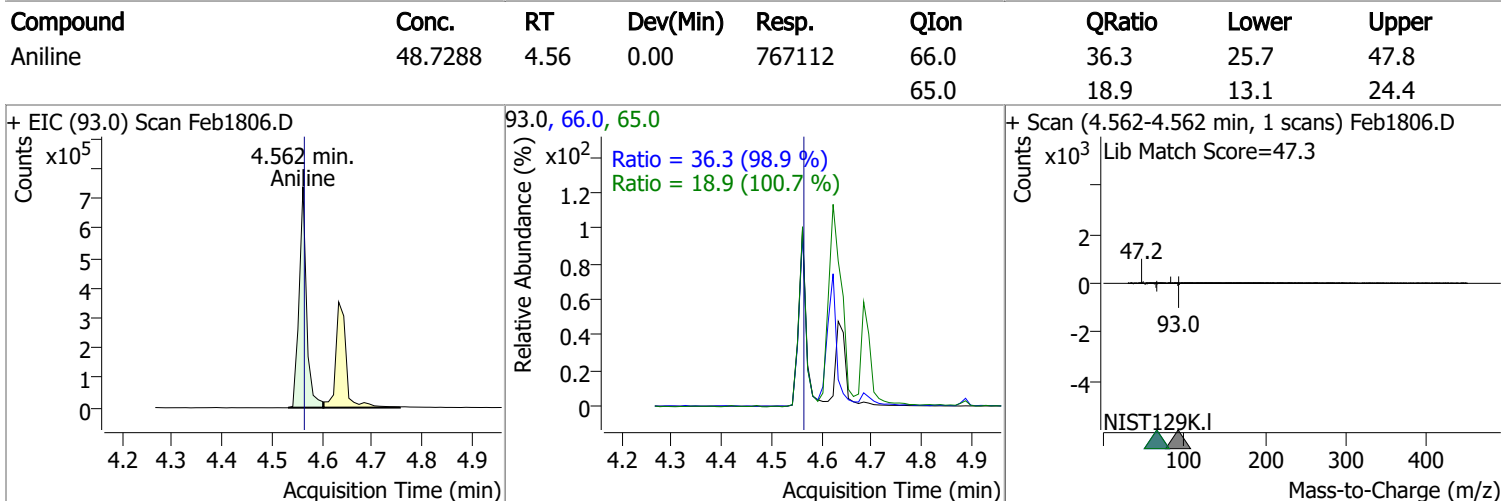
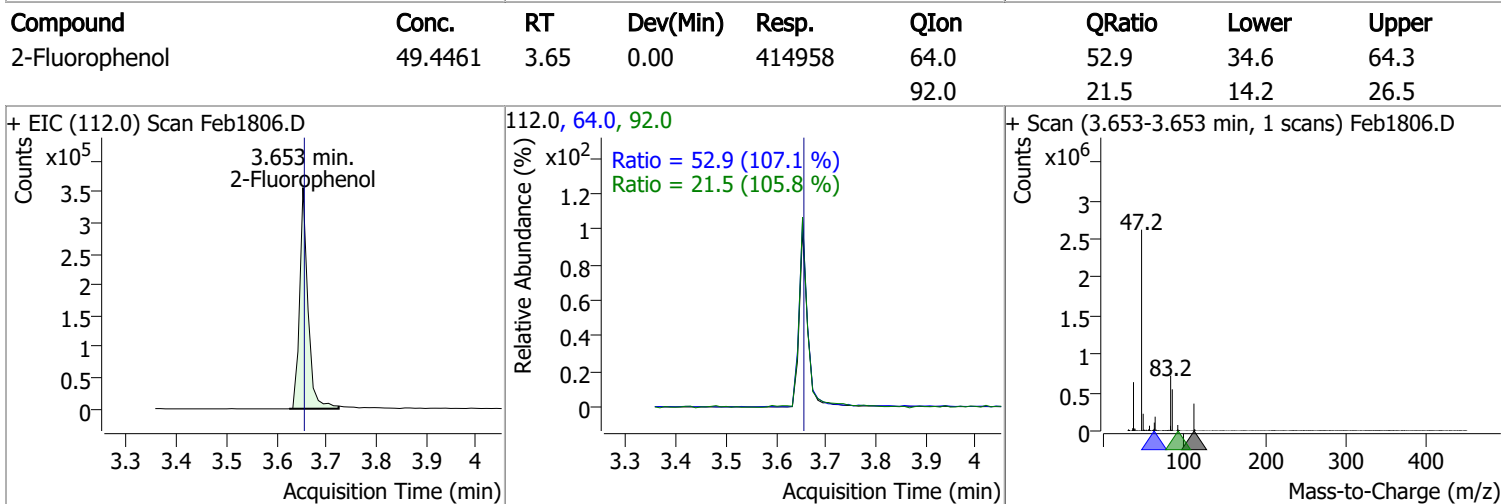
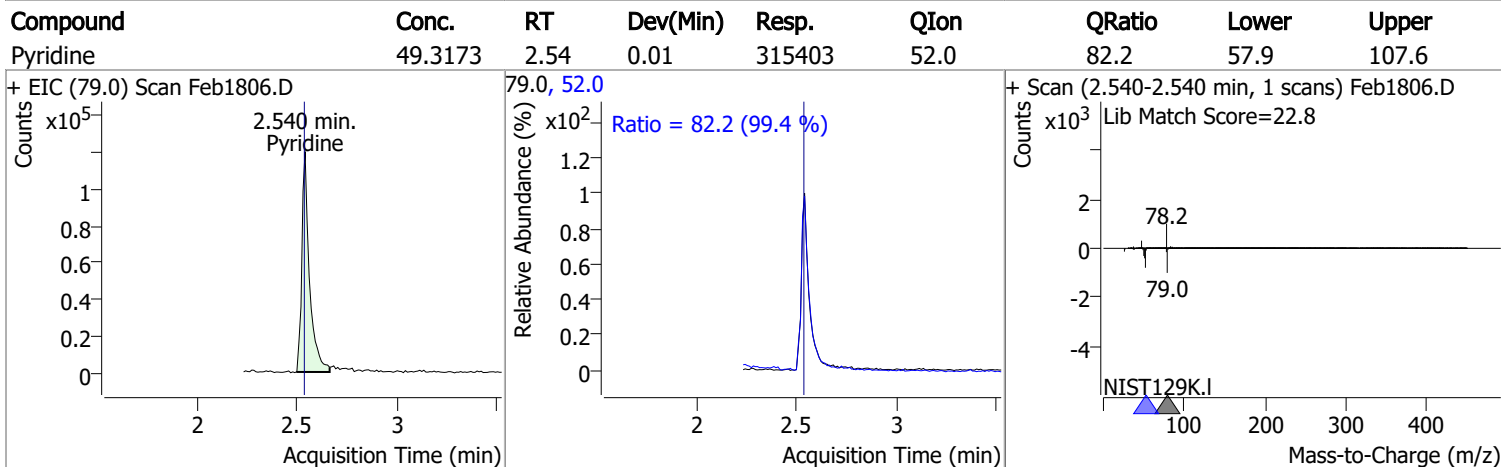
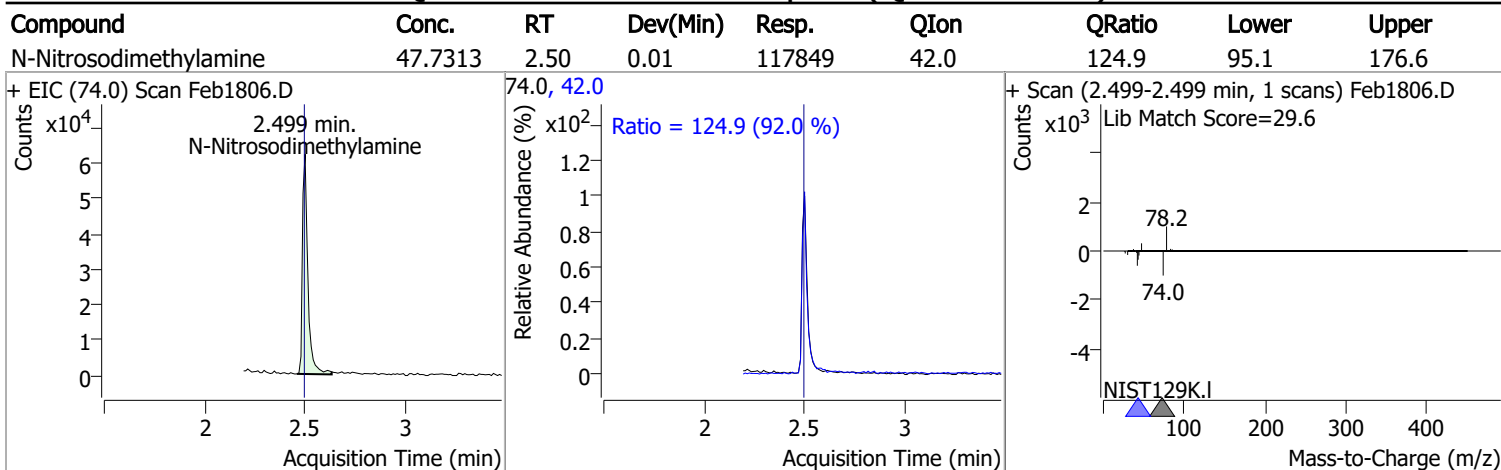
Compound	RT	QIon	Resp.	Conc.	Units	Dev(Min)	
T Nitrobenzene	5.522	123.1	153327	48.9550	µg/L	98	
T Isophorone	5.808	82.0	689466	47.6614	µg/L	100	
T 2-Nitrophenol	5.880	139.0	145865	47.6904	µg/L	97	
T 2,4-Dimethylphenol	6.003	122.0	310997	44.7058	µg/L	93	
T bis(-2-Chloroethoxy)Methane	6.085	93.0	423833	50.5699	µg/L	95	
T 2,4-Dichlorophenol	6.188	162.0	302701	46.8883	µg/L	97	
T Benzoic Acid	6.208	105.0	150889	47.3454	µg/L	88	
T 1,2,4-Trichlorobenzene	6.249	180.0	381654	47.4978	µg/L	100	
T Naphthalene	6.321	128.0	1110201	45.7297	µg/L	99	
T 4-Chlorophenol	6.414	130.0	116895	47.7556	µg/L	95	
T p-Chloroaniline	6.434	127.0	453225	49.0478	µg/L	99	
T Hexachlorobutadiene	6.485	224.9	188037	46.5537	µg/L	98	
T 4-Chloro-2-Methylphenol	6.937	107.0	274008	44.5613	µg/L	98	
T 4-Chloro-3-Methylphenol	7.071	107.0	311889	49.2963	µg/L	98	
T 2-Methylnaphthalene	7.143	141.0	670695	51.0637	µg/L	m	98
T 1-Methylnaphthalene	7.256	141.0	672135	52.0765	µg/L	m	98
T Hexachlorocyclopentadiene	7.338	236.9	113002	47.6532	µg/L	97	
T 2,4,6-Trichlorophenol	7.512	196.0	186323	44.7383	µg/L	100	
T 2,4,5-Trichlorophenol	7.574	196.0	223316	47.3755	µg/L	98	
T 2-Chloronaphthalene	7.718	162.0	726480	49.7944	µg/L	98	
T 2-Nitroaniline	7.882	65.0	121485	47.8219	µg/L	99	
T Dimethyl Phthalate	8.128	163.0	658473	46.8059	µg/L	96	
T 2,6-Dinitrotoluene	8.180	165.0	92679	46.7873	µg/L	99	
T Acenaphthylene	8.200	152.1	1195576	51.2174	µg/L	98	
T 3-Nitroaniline	8.384	138.0	99318	45.4914	µg/L	93	
T Acenaphthene	8.415	154.0	694646	50.6665	µg/L	99	
T 2,4-Dinitrophenol	8.507	184.0	43823	48.5159	µg/L	98	
T Dibenzofuran	8.620	168.0	1034897	45.2583	µg/L	99	
T 2,4-Dinitrotoluene	8.660	165.0	115884	49.0233	µg/L	96	
T 4-Nitrophenol	8.701	109.0	108704	46.2243	µg/L	96	
T Diethylphthalate	8.988	149.0	670192	46.1993	µg/L	99	
T Fluorene	9.039	166.0	891630	49.9319	µg/L	99	
T 4-Chlorophenyl-phenylether	9.070	204.0	359843	46.2307	µg/L	98	
T 4-Nitroaniline	9.131	138.0	103404	44.9787	µg/L	95	
T 4,6-Dinitro-2-methylphenol	9.152	198.0	68013	50.3401	µg/L	98	
T N-nitrosodiphenylamine	9.233	169.0	563505	49.7597	µg/L	99	
T Azobenzene	9.264	77.0	757604	52.2283	µg/L	89	
T 4-Bromophenyl-phenylether	9.653	248.0	215173	52.1333	µg/L	96	
T Hexachlorobenzene	9.683	283.9	208046	47.2633	µg/L	98	
T Pentachlorophenol	9.968	265.9	91759	49.5070	µg/L	97	
T Phenanthrene	10.181	178.0	1161938	47.6446	µg/L	99	
T Anthracene	10.242	178.0	1092607	48.8025	µg/L	99	
T Triallate	10.313	86.0	255426	50.6533	µg/L	98	
T Carbazole	10.485	167.0	1123980	49.7097	µg/L	98	
T o-Terphenyl	10.698	230.0	609529	47.9400	µg/L	99	
T Di-n-Butylphthalate	11.072	149.0	970759	48.9894	µg/L	100	
T Fluoranthene	11.954	202.0	1175583	49.4749	µg/L	97	
T Benzidine	12.338	184.0	430095	49.7161	µg/L	98	
T Pyrene	12.379	202.0	1308067	50.1685	µg/L	98	
T Butylbenzylphthalate	14.316	149.0	305113	47.6282	µg/L	95	
T Benzo(a)Anthracene	15.512	228.0	944328	49.7470	µg/L	99	
T Chrysene	15.624	228.0	1050170	48.6971	µg/L	98	
T 3,3-Dichlorobenzidine	15.675	252.0	299783	47.6188	µg/L	98	
T bis(2-ethylhexyl)Phthalate	16.370	167.0	104536	47.6952	µg/L	99	
T Di-n-octyl Phthalate	18.133	149.0	706918	46.4377	µg/L	100	

Quantitation Results Report (QT Reviewed)

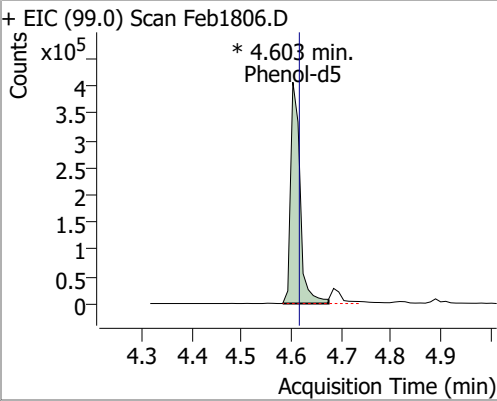
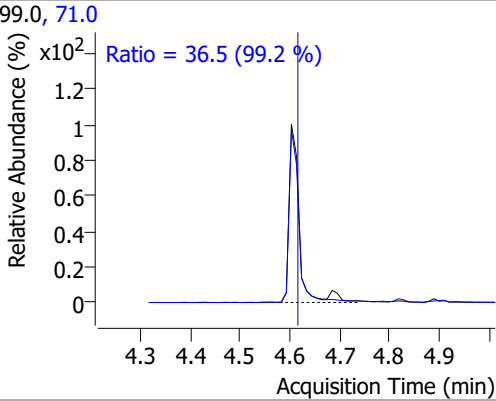
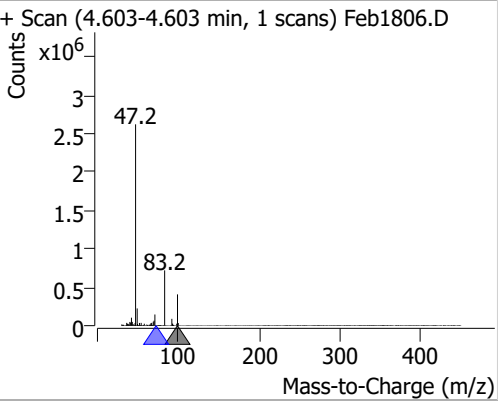
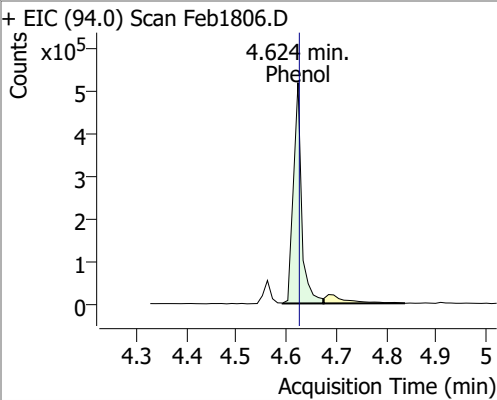
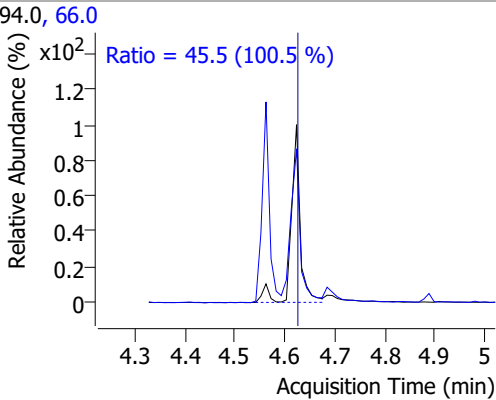
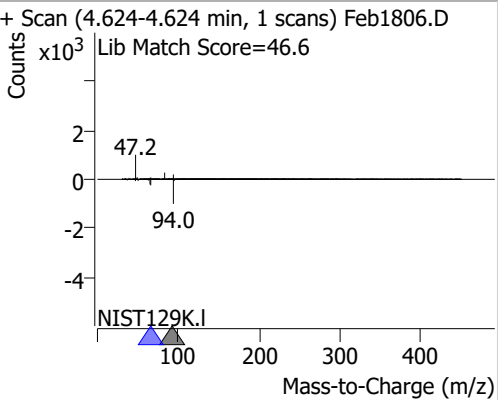
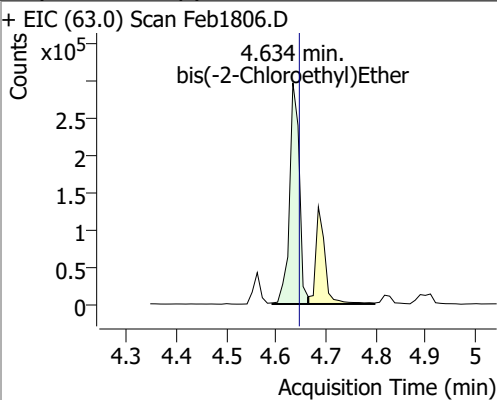
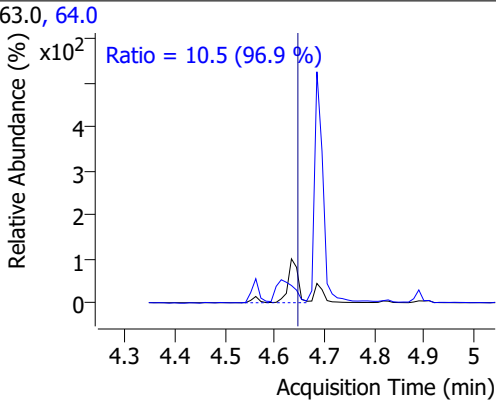
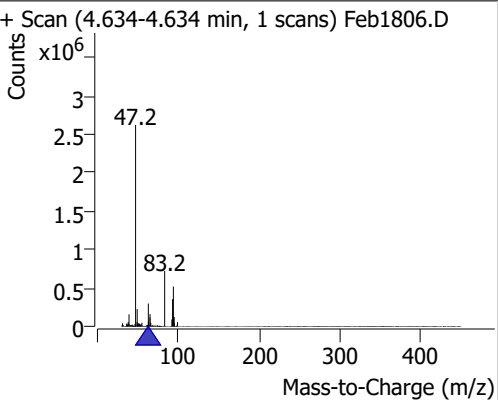
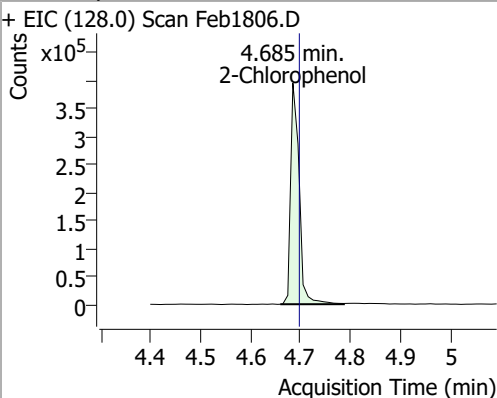
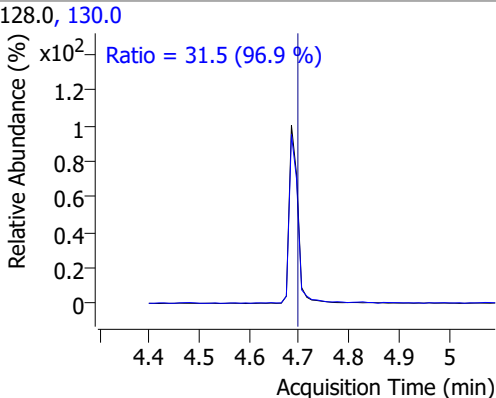
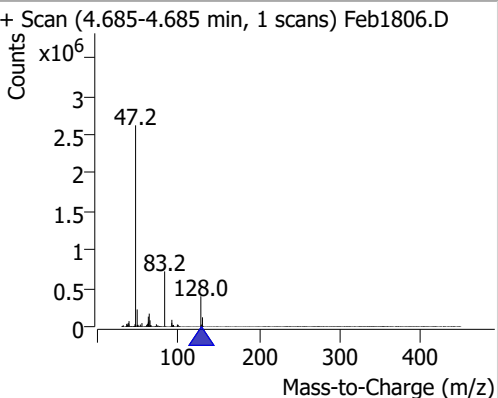
Compound	RT	QIon	Resp.	Conc.	Units	Dev(Min)
T Benzo(b)fluoranthene	18.365	252.0	908237	48.1054	µg/L	99
T Benzo(k)fluoranthene	18.436	252.0	956185	48.7004	µg/L	99
T Benzo(a)pyrene	18.973	252.0	873144	49.5090	µg/L	96
T Indeno(1,2,3-c,d)pyrene	20.745	276.0	711904	48.0345	µg/L	97
T Dibenzo(a,h)anthracene	20.816	278.0	767418	47.7678	µg/L	98
T Benzo(g,h,i)perylene	21.079	276.0	822853	48.0870	µg/L	96

(#) = Qualifier Out of Range; (m) = Manual Integration; (+) = Area Summed; (*) = Surrogate Percent Recovery Out of Range; (d): Zeroed Peak

Quantitation Results Report (QT Reviewed)

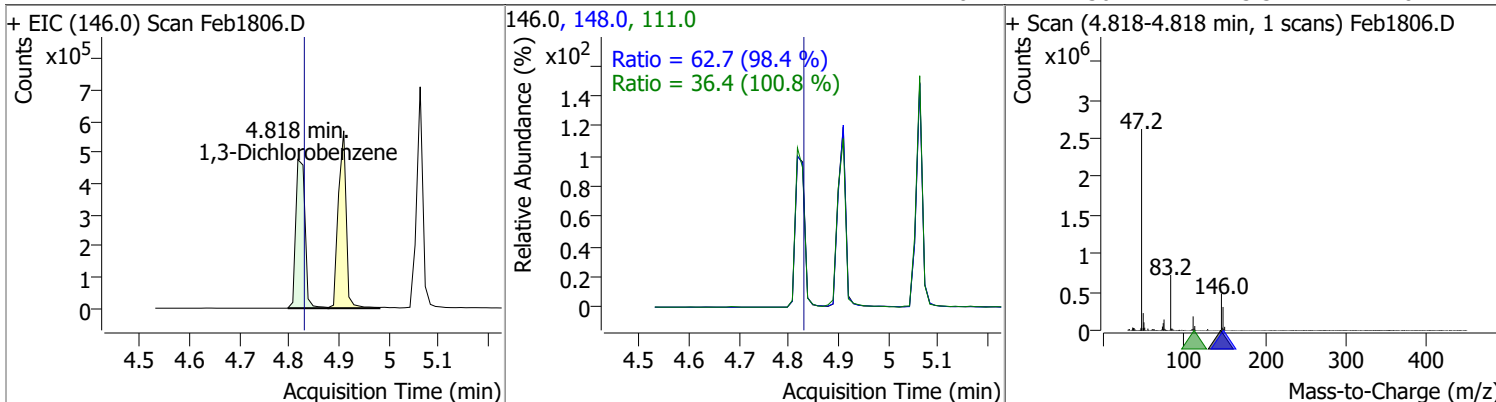


Quantitation Results Report (QT Reviewed)

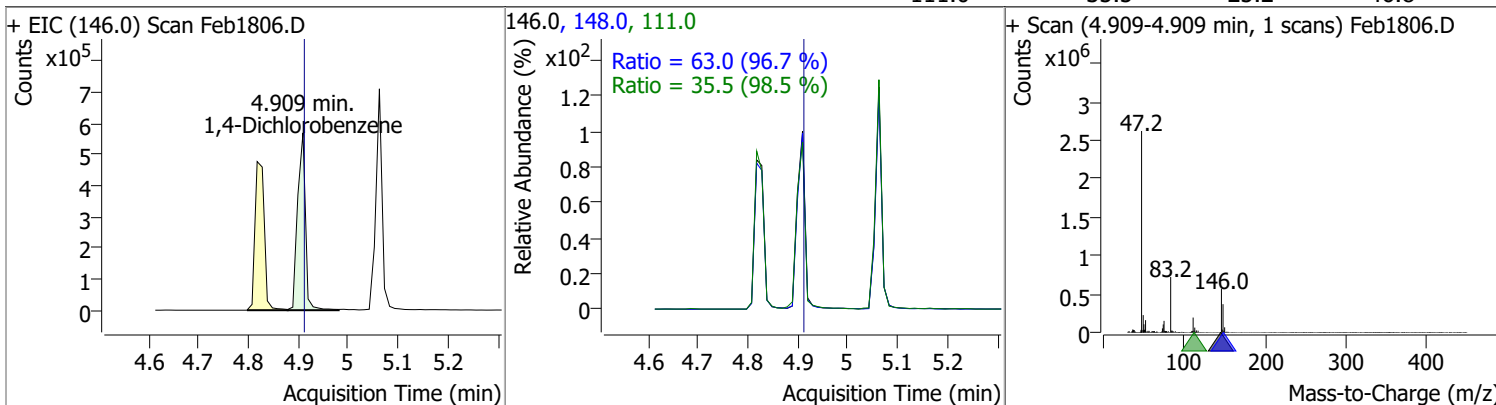
Compound	Conc.	RT	Dev(Min)	Resp.	QIon	QRatio	Lower	Upper
Phenol-d5	49.1912	4.60	-0.01	540696 (m)	71.0	36.5	25.8	47.9
+ EIC (99.0) Scan Feb1806.D			99.0, 71.0			+ Scan (4.603-4.603 min, 1 scans) Feb1806.D		
			Ratio = 36.5 (99.2 %)					
Phenol	48.5783	4.62	0.00	590509	66.0	45.5	31.7	58.9
+ EIC (94.0) Scan Feb1806.D			94.0, 66.0			+ Scan (4.624-4.624 min, 1 scans) Feb1806.D		
			Ratio = 45.5 (100.5 %)					
bis(-2-Chloroethyl)Ether	48.5252	4.63	-0.01	402263	64.0	10.5	7.6	14.1
+ EIC (63.0) Scan Feb1806.D			63.0, 64.0			+ Scan (4.634-4.634 min, 1 scans) Feb1806.D		
			Ratio = 10.5 (96.9 %)					
2-Chlorophenol	47.8916	4.68	-0.01	472214	130.0	31.5	22.7	42.2
+ EIC (128.0) Scan Feb1806.D			128.0, 130.0			+ Scan (4.685-4.685 min, 1 scans) Feb1806.D		
			Ratio = 31.5 (96.9 %)					

Quantitation Results Report (QT Reviewed)

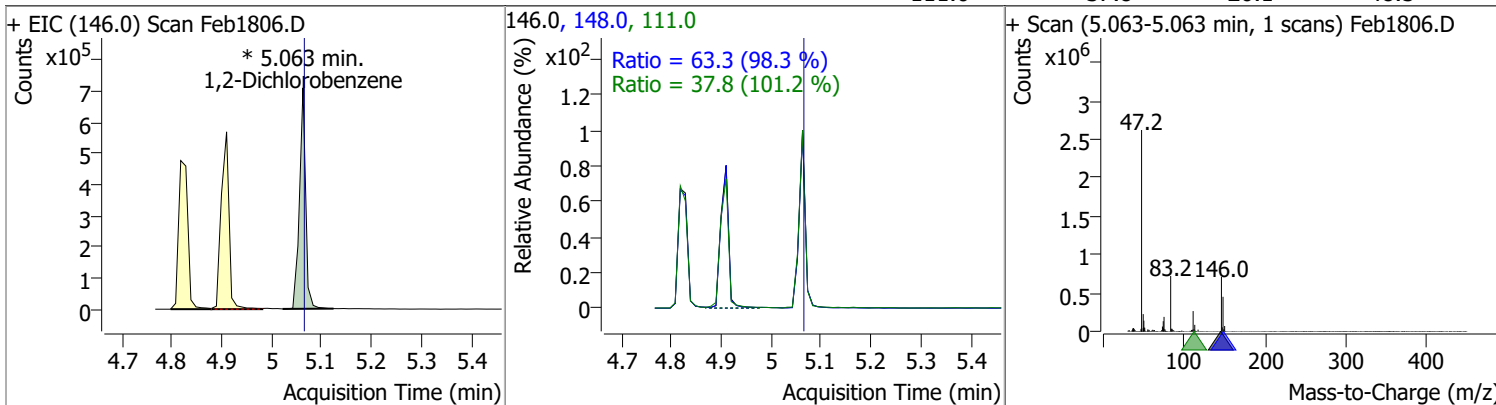
Compound	Conc.	RT	Dev(Min)	Resp.	QIon	QRatio	Lower	Upper
1,3-Dichlorobenzene	47.6832	4.82	-0.01	613144	148.0	62.7	44.6	82.8
					111.0	36.4	25.3	47.0



Compound	Conc.	RT	Dev(Min)	Resp.	QIon	QRatio	Lower	Upper
1,4-Dichlorobenzene	47.5208	4.91	0.00	621874	148.0	63.0	45.6	84.8
					111.0	35.5	25.2	46.8

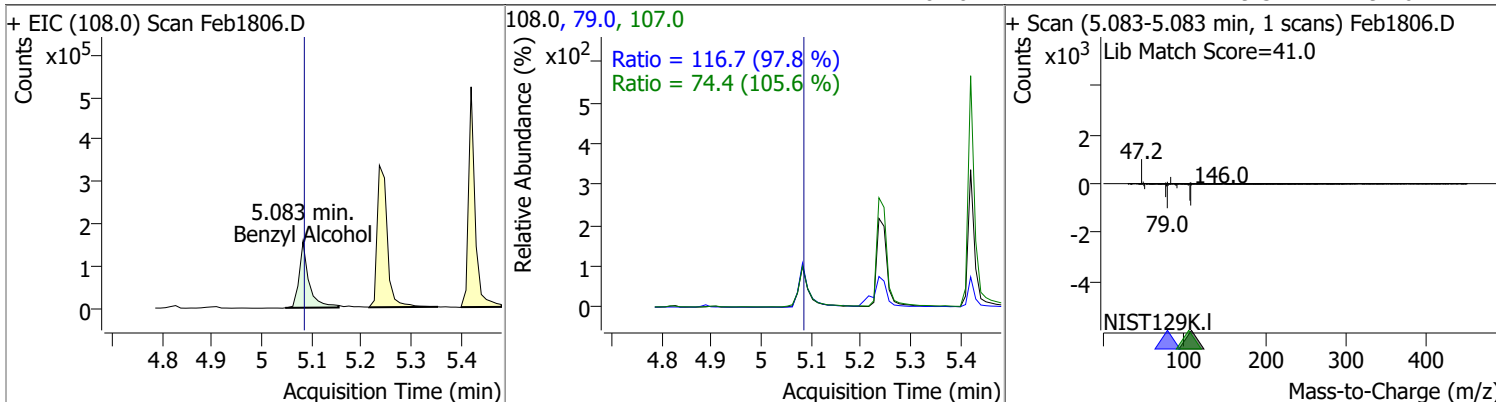


Compound	Conc.	RT	Dev(Min)	Resp.	QIon	QRatio	Lower	Upper
1,2-Dichlorobenzene	48.8945	5.06	0.00	611643 (m)	148.0	63.3	45.1	83.8
					111.0	37.8	26.1	48.5

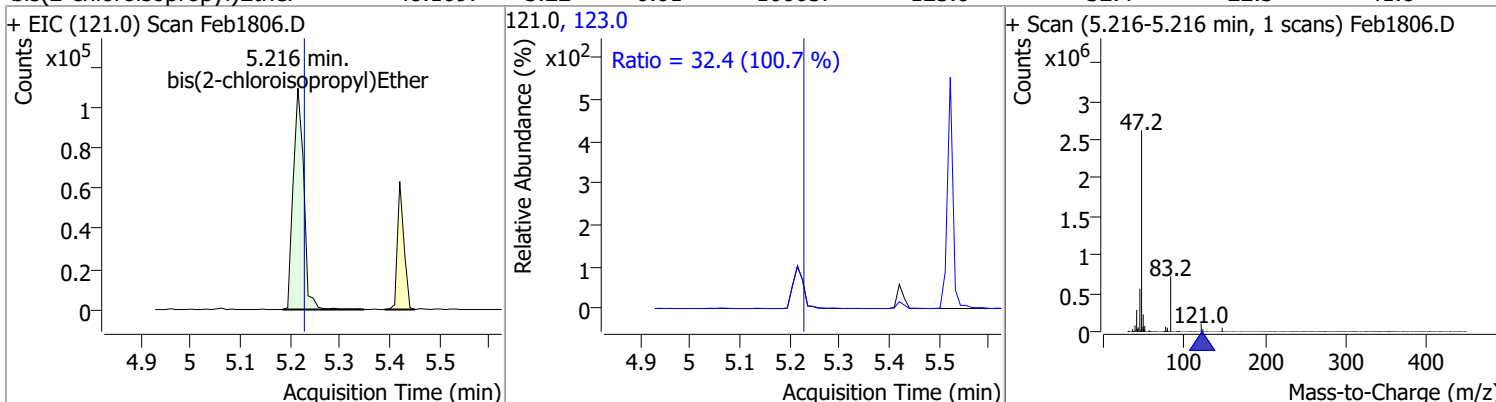


Quantitation Results Report (QT Reviewed)

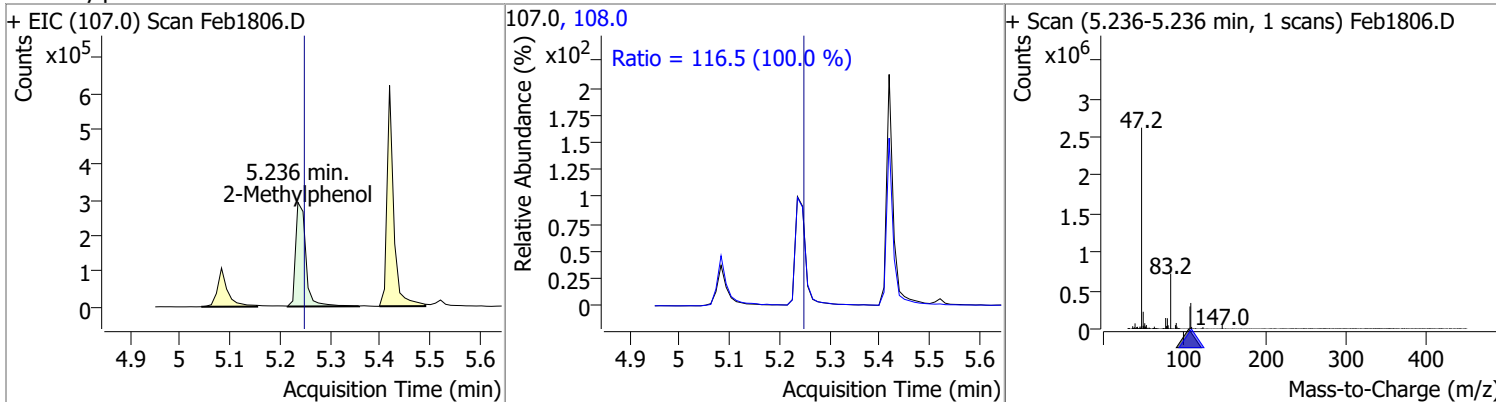
Compound	Conc.	RT	Dev(Min)	Resp.	QIon	QRatio	Lower	Upper
Benzyl Alcohol	46.5715	5.08	0.00	213122	79.0	116.7	83.5	155.1
					107.0	74.4	49.3	91.6



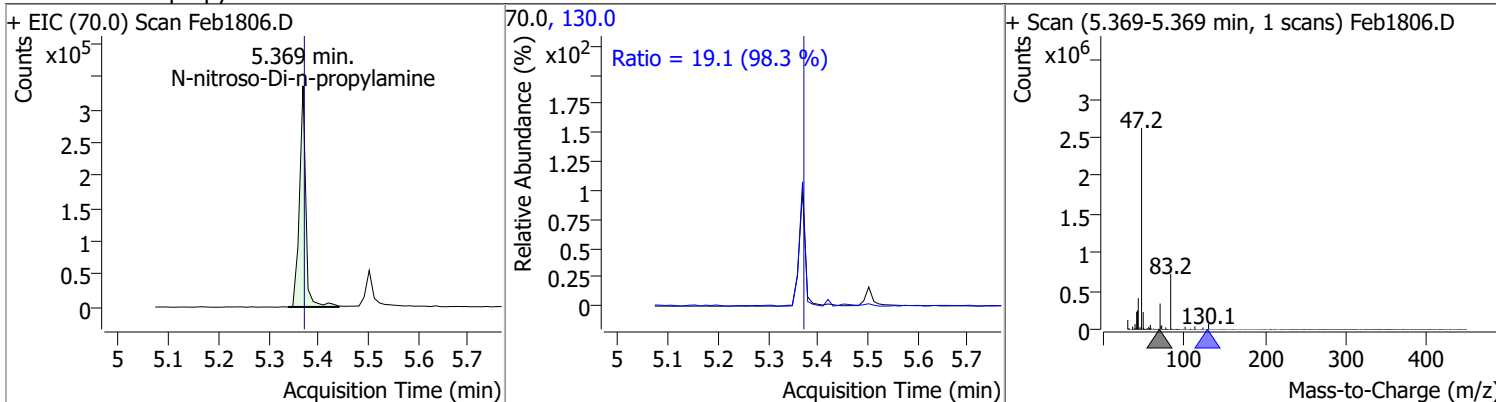
Compound	Conc.	RT	Dev(Min)	Resp.	QIon	QRatio	Lower	Upper
bis(2-chloroisopropyl)Ether	48.1097	5.22	-0.01	160657	123.0	32.4	22.5	41.8



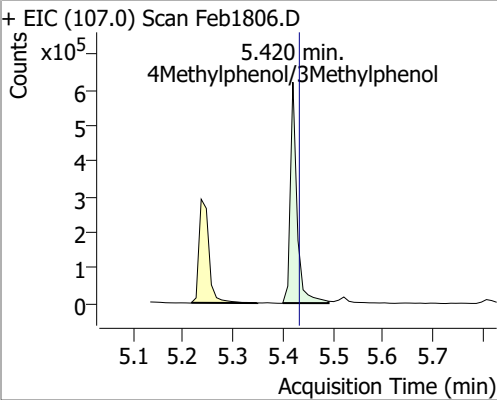
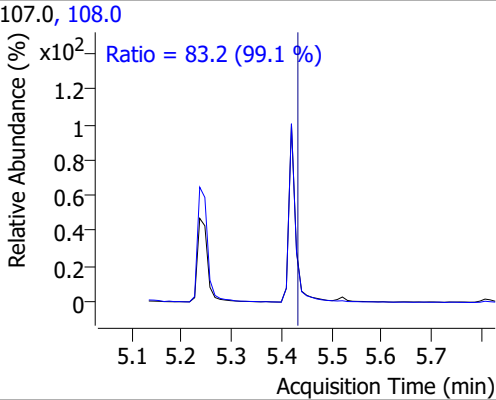
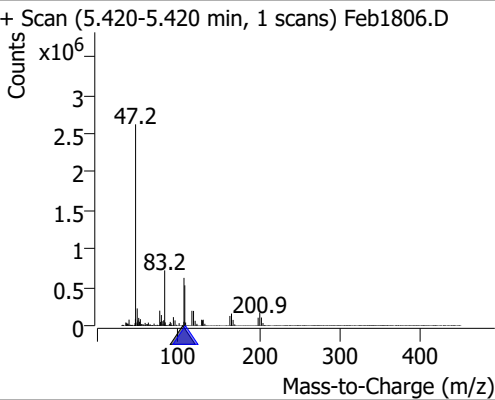
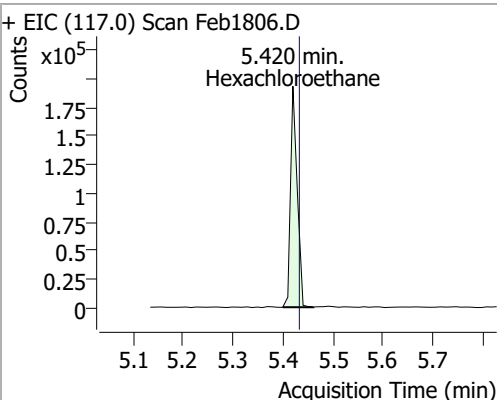
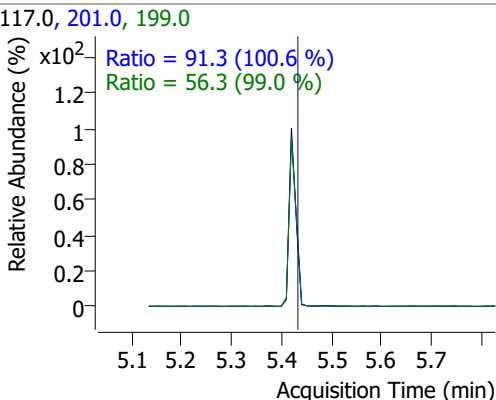
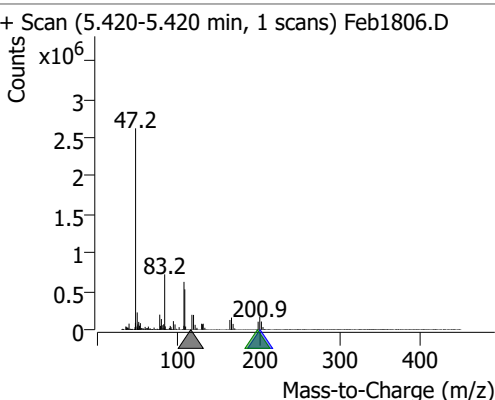
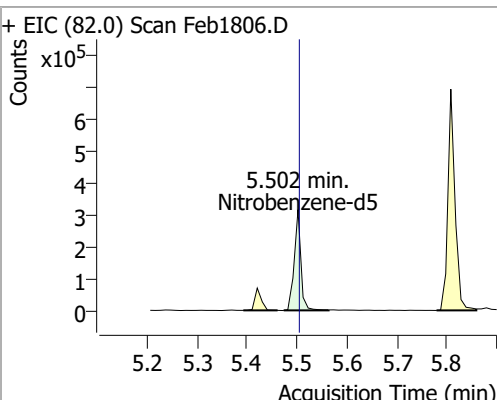
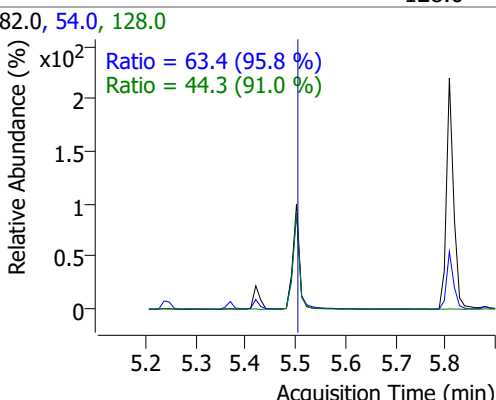
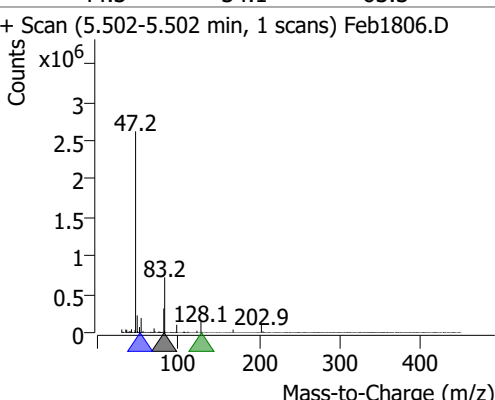
Compound	Conc.	RT	Dev(Min)	Resp.	QIon	QRatio	Lower	Upper
2-Methylphenol	48.8002	5.24	-0.01	416195	108.0	116.5	81.5	151.4



Compound	Conc.	RT	Dev(Min)	Resp.	QIon	QRatio	Lower	Upper
N-nitroso-Di-n-propylamine	52.0108	5.37	0.00	295456	130.0	19.1	0.0	38.8

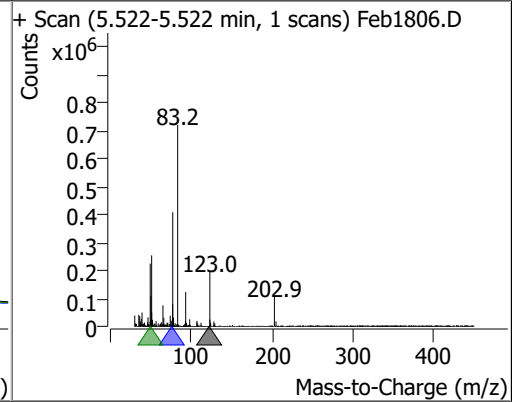
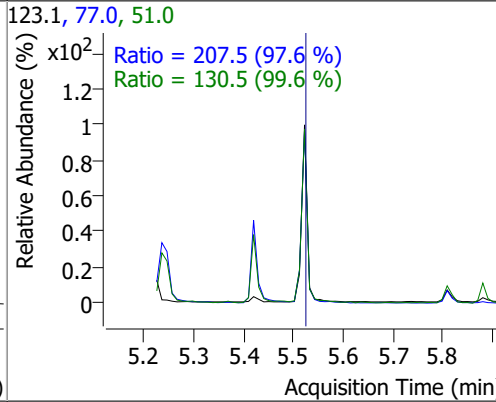
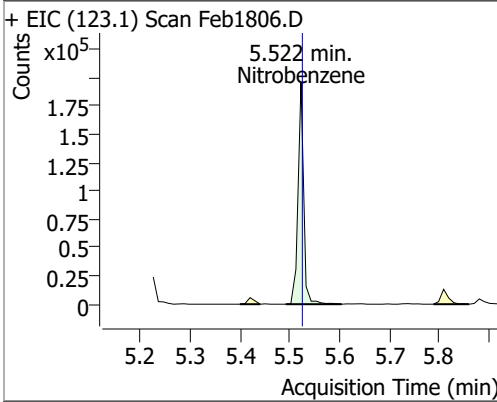


Quantitation Results Report (QT Reviewed)

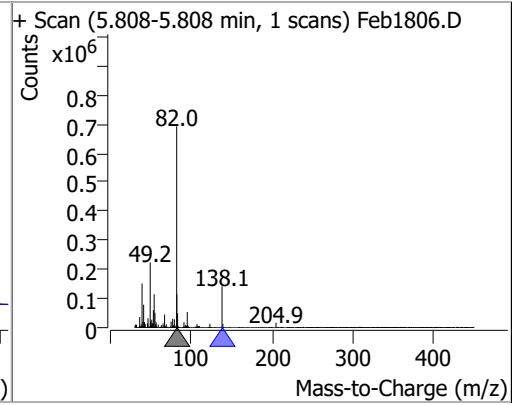
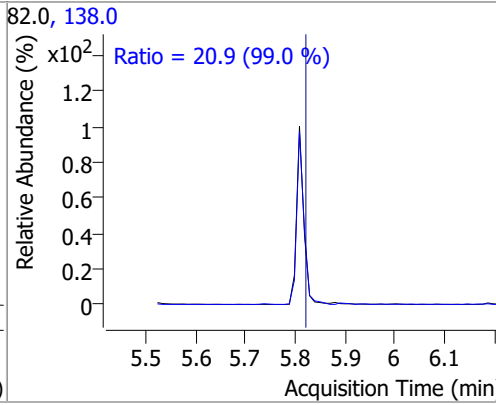
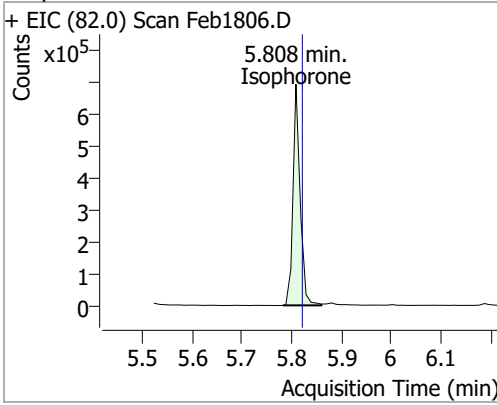
Compound	Conc.	RT	Dev(Min)	Resp.	QIon	QRatio	Lower	Upper
4Methylphenol/3Methylphenol	48.0796	5.42	-0.01	564049	108.0	83.2	58.8	109.1
+ EIC (107.0) Scan Feb1806.D			107.0, 108.0			+ Scan (5.420-5.420 min, 1 scans) Feb1806.D		
								
Hexachloroethane	47.7941	5.42	-0.01	176921	201.0	91.3	63.5	118.0
+ EIC (117.0) Scan Feb1806.D			117.0, 201.0, 199.0			+ Scan (5.420-5.420 min, 1 scans) Feb1806.D		
								
Nitrobenzene-d5	47.9581	5.50	0.00	289612	54.0	63.4	46.3	86.0
+ EIC (82.0) Scan Feb1806.D			82.0, 54.0, 128.0			+ Scan (5.502-5.502 min, 1 scans) Feb1806.D		
								

Quantitation Results Report (QT Reviewed)

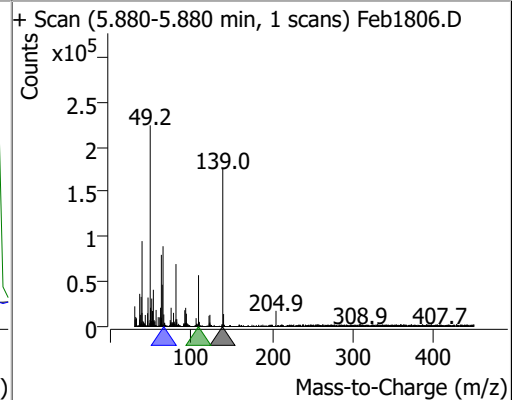
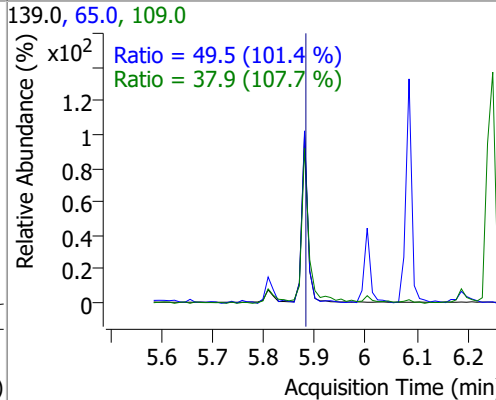
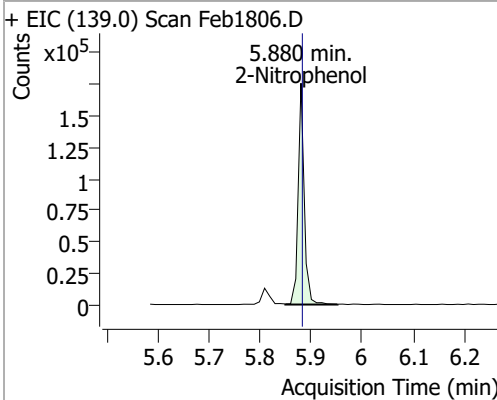
Compound	Conc.	RT	Dev(Min)	Resp.	QIon	QRatio	Lower	Upper
Nitrobenzene	48.9550	5.52	0.00	153327	77.0	207.5	148.9	276.5
					51.0	130.5	91.7	170.3



Compound	Conc.	RT	Dev(Min)	Resp.	QIon	QRatio	Lower	Upper
Isophorone	47.6614	5.81	-0.01	689466	138.0	20.9	14.8	27.5

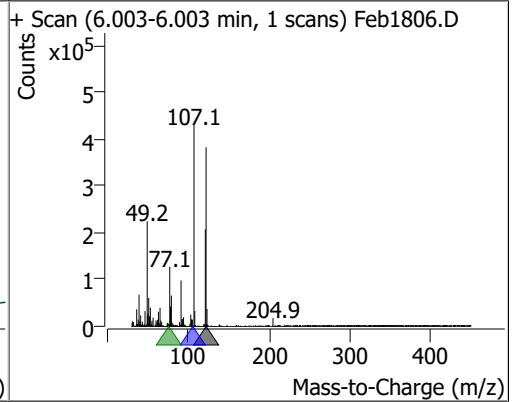
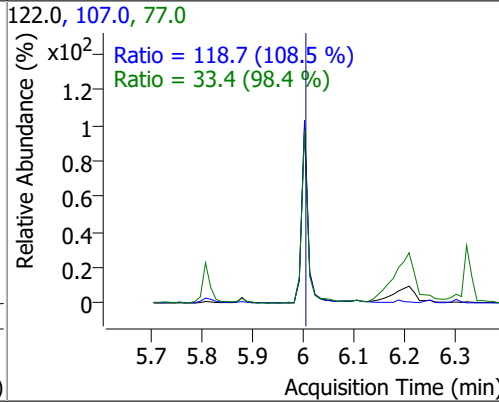
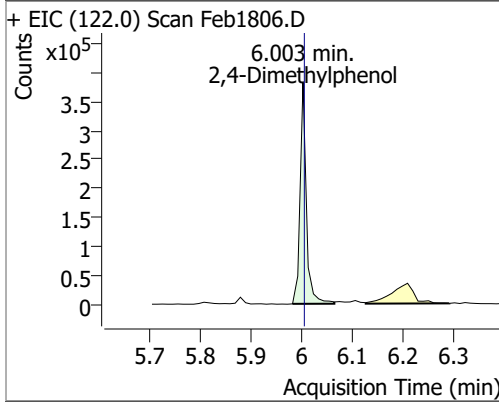


Compound	Conc.	RT	Dev(Min)	Resp.	QIon	QRatio	Lower	Upper
2-Nitrophenol	47.6904	5.88	0.00	145865	65.0	49.5	34.2	63.4
					109.0	37.9	24.6	45.8

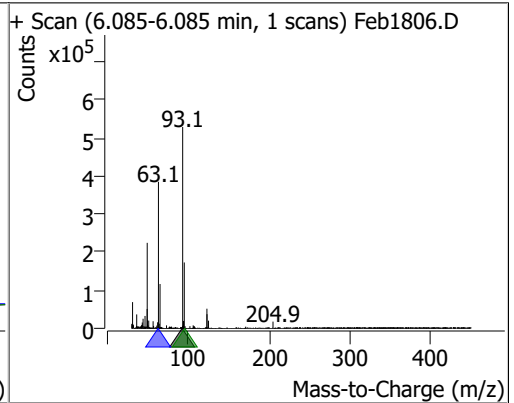
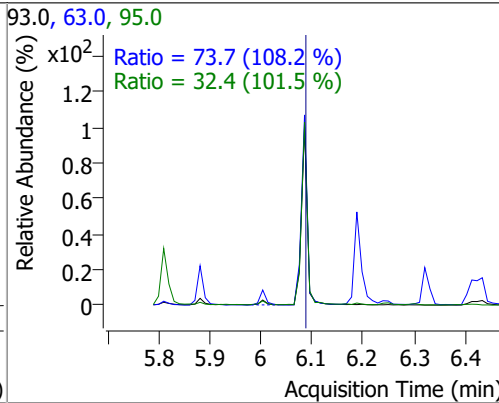
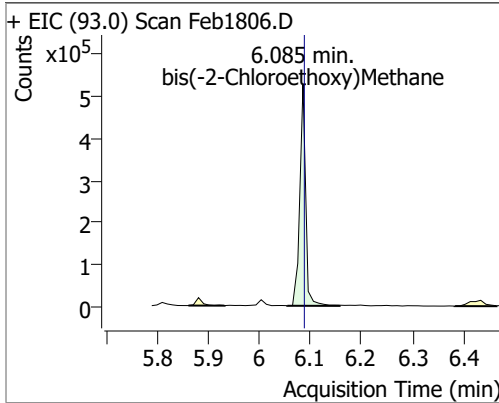


Quantitation Results Report (QT Reviewed)

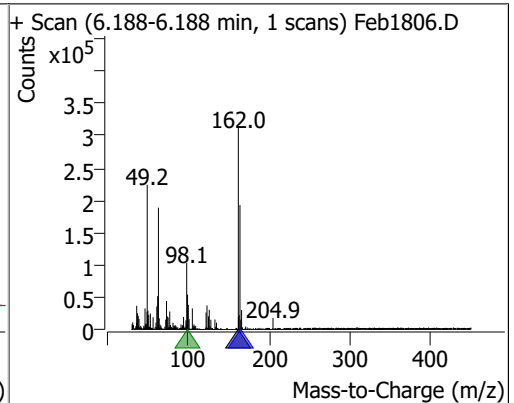
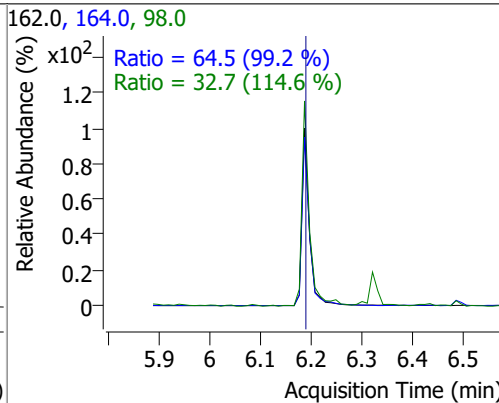
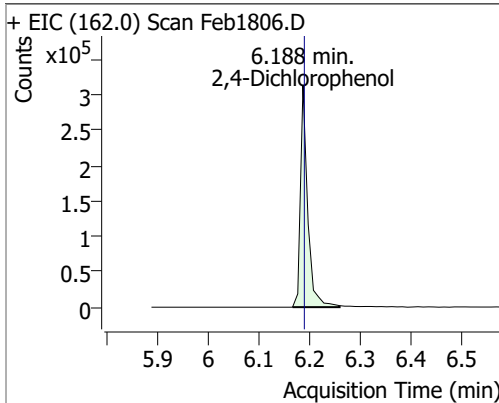
Compound	Conc.	RT	Dev(Min)	Resp.	QIon	QRatio	Lower	Upper
2,4-Dimethylphenol	44.7058	6.00	0.00	310997	107.0	118.7	76.6	142.3
					77.0	33.4	23.8	44.2



Compound	Conc.	RT	Dev(Min)	Resp.	QIon	QRatio	Lower	Upper
bis(-2-Chloroethoxy)Methane	50.5699	6.08	0.00	423833	63.0	73.7	47.7	88.6
					95.0	32.4	22.3	41.5

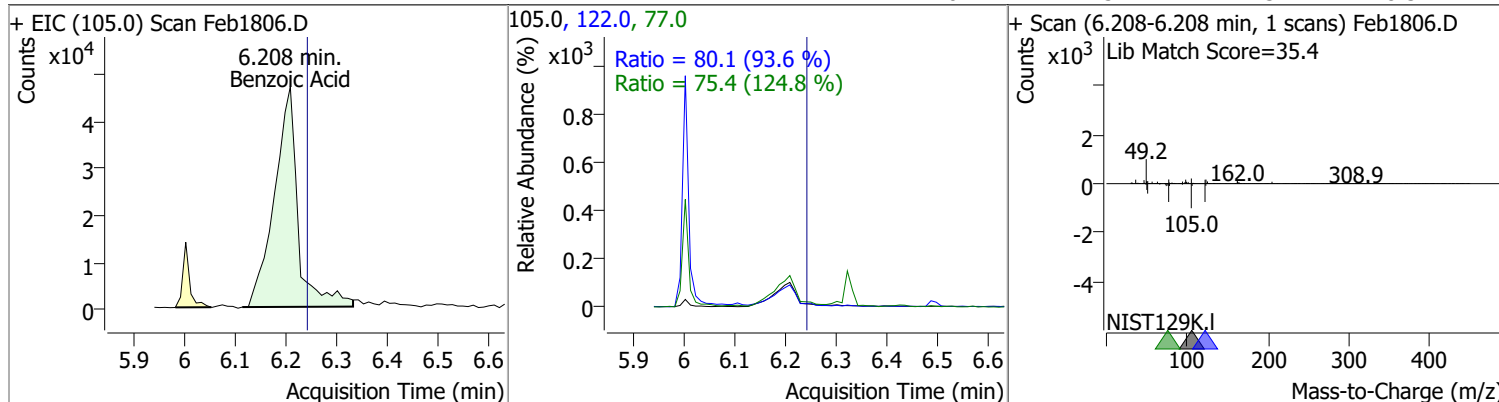


Compound	Conc.	RT	Dev(Min)	Resp.	QIon	QRatio	Lower	Upper
2,4-Dichlorophenol	46.8883	6.19	0.00	302701	164.0	64.5	45.5	84.5
					98.0	32.7	20.0	37.1

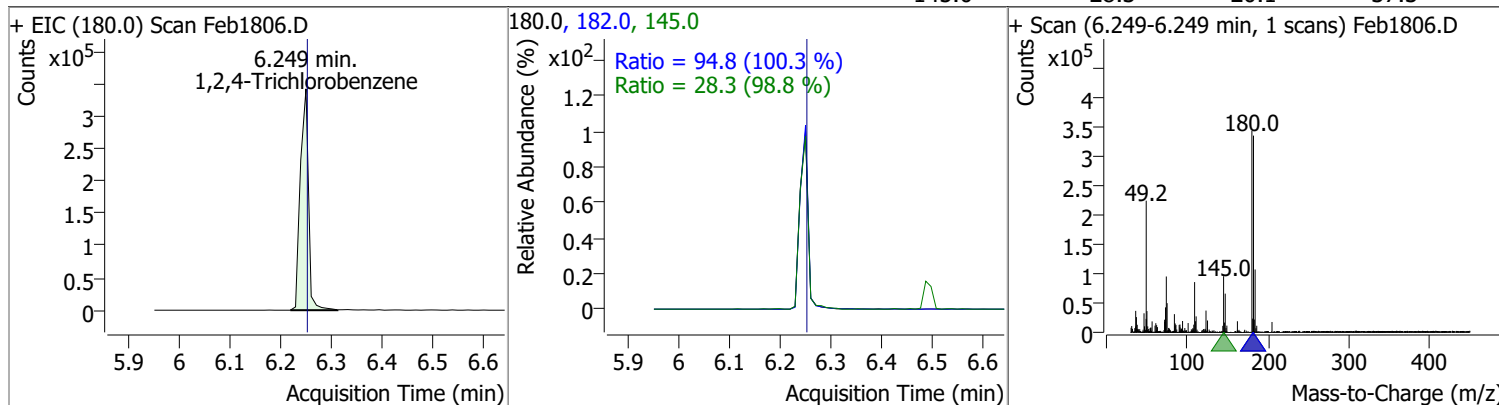


Quantitation Results Report (QT Reviewed)

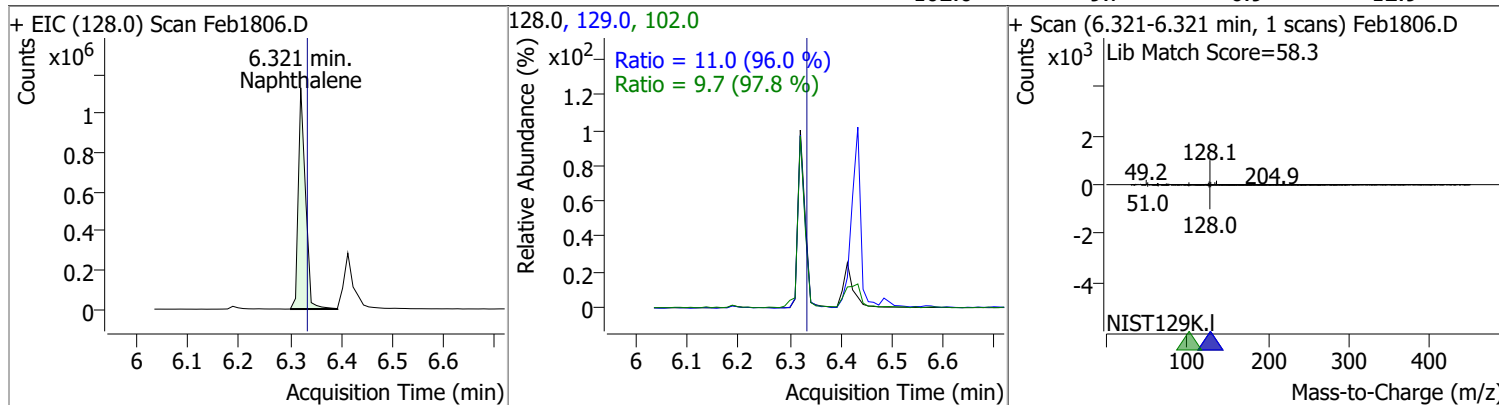
Compound	Conc.	RT	Dev(Min)	Resp.	QIon	QRatio	Lower	Upper
Benzoic Acid	47.3454	6.21	-0.03	150889	122.0	80.1	59.9	111.2
					77.0	75.4	42.3	78.5



Compound	Conc.	RT	Dev(Min)	Resp.	QIon	QRatio	Lower	Upper
1,2,4-Trichlorobenzene	47.4978	6.25	0.00	381654	182.0	94.8	66.2	122.9
					145.0	28.3	20.1	37.3

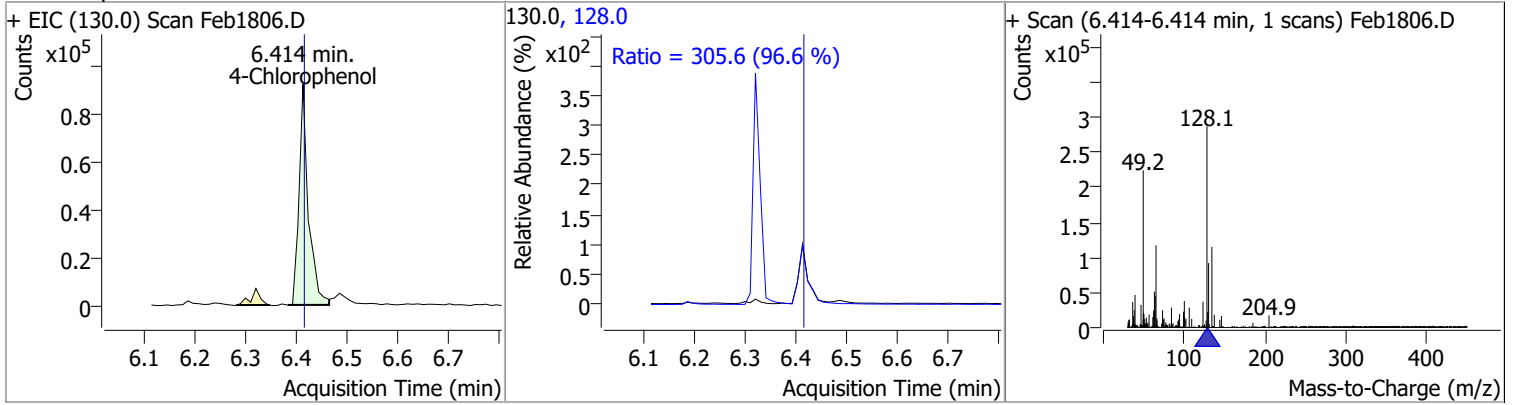


Compound	Conc.	RT	Dev(Min)	Resp.	QIon	QRatio	Lower	Upper
Naphthalene	45.7297	6.32	-0.01	1110201	129.0	11.0	8.0	14.9
					102.0	9.7	6.9	12.9

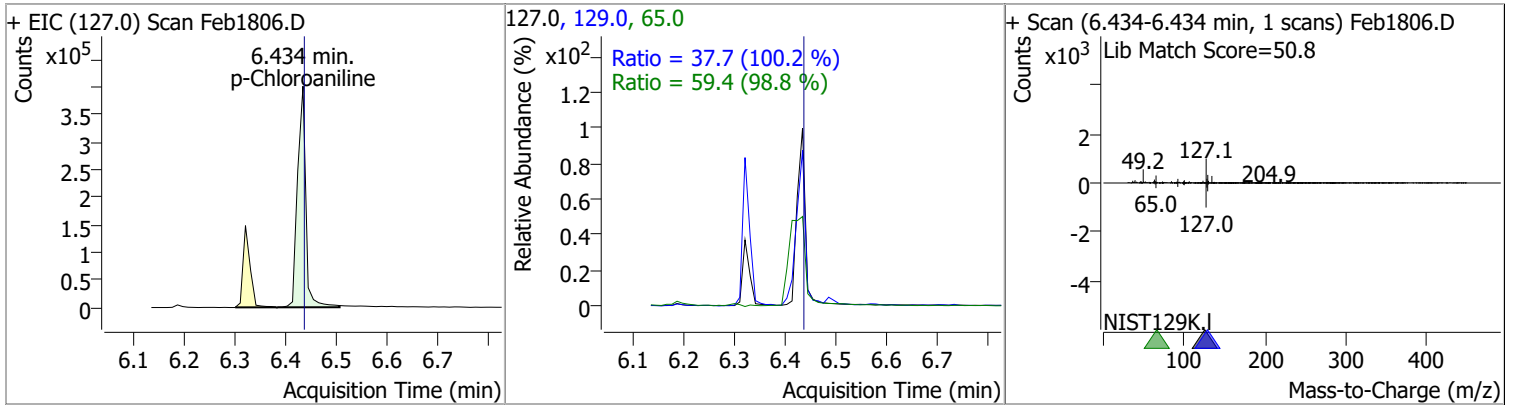


Quantitation Results Report (QT Reviewed)

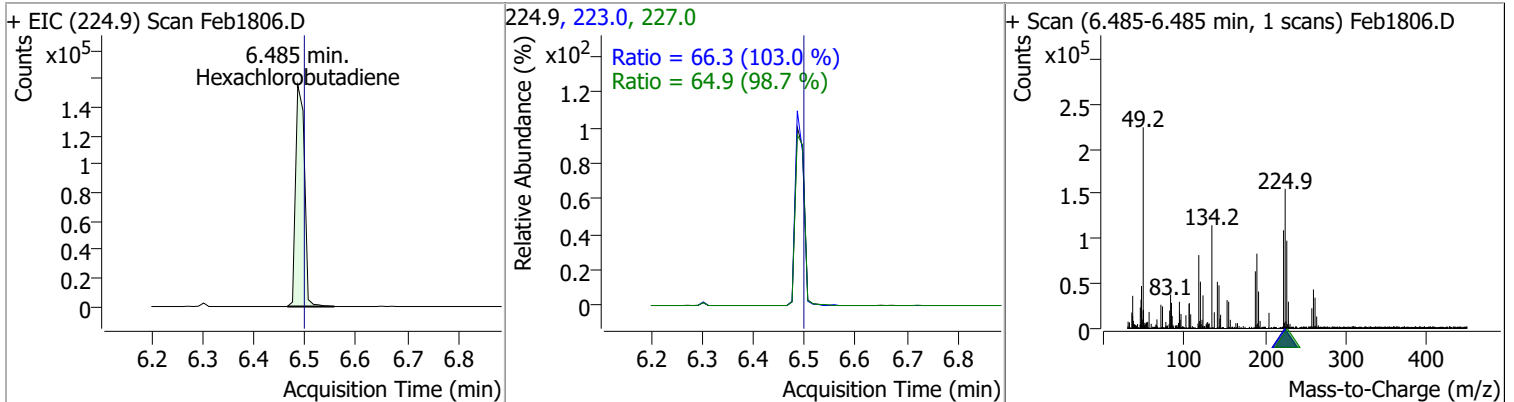
Compound	Conc.	RT	Dev(Min)	Resp.	QIon	QRatio	Lower	Upper
4-Chlorophenol	47.7556	6.41	0.00	116895	128.0	305.6	221.4	411.2



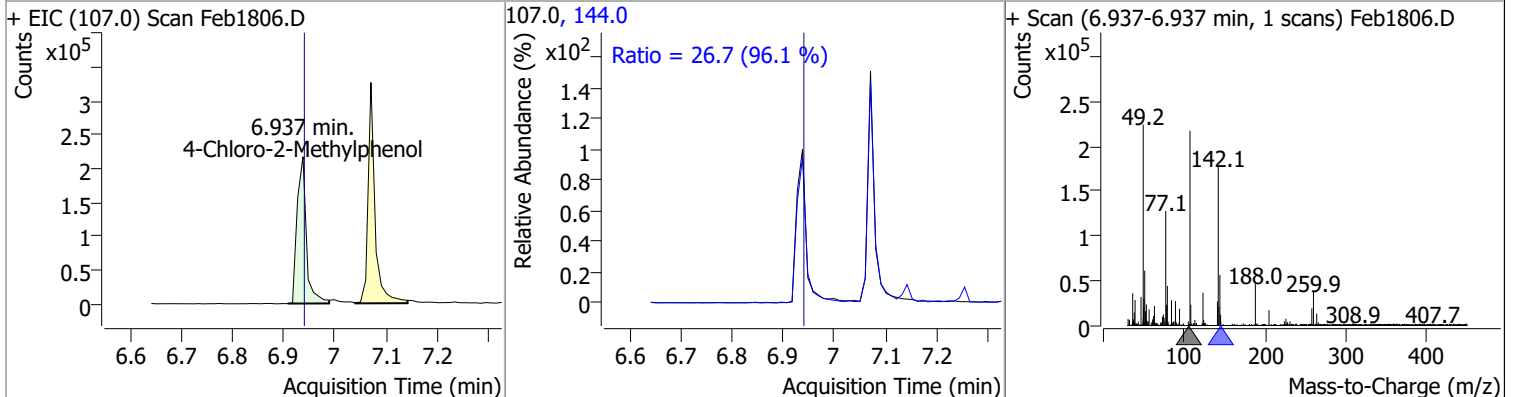
Compound	Conc.	RT	Dev(Min)	Resp.	QIon	QRatio	Lower	Upper
p-Chloroaniline	49.0478	6.43	0.00	453225	65.0	59.4	42.1	78.2
					129.0	37.7	26.3	48.9



Compound	Conc.	RT	Dev(Min)	Resp.	QIon	QRatio	Lower	Upper
Hexachlorobutadiene	46.5537	6.49	-0.01	188037	227.0	64.9	46.0	85.4
					223.0	66.3	45.0	83.6

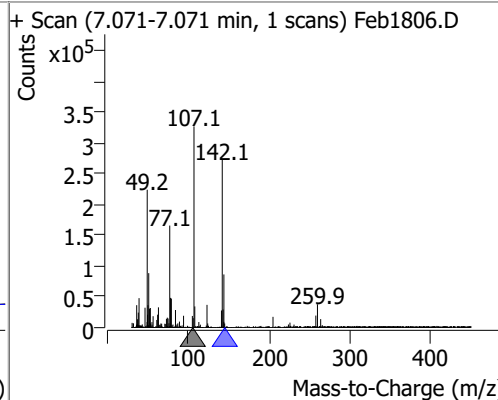
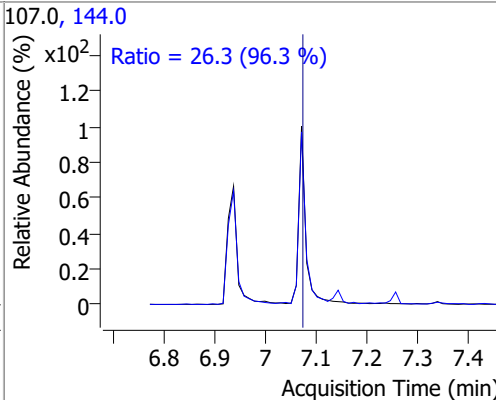
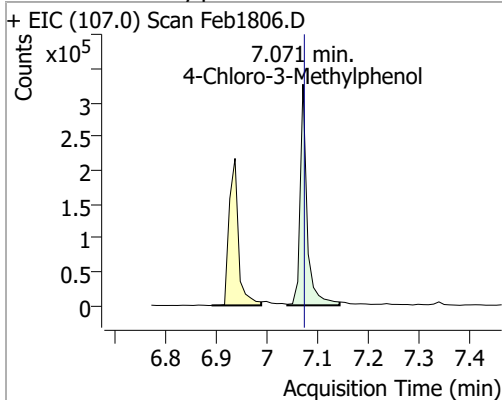


Compound	Conc.	RT	Dev(Min)	Resp.	QIon	QRatio	Lower	Upper
4-Chloro-2-Methylphenol	44.5613	6.94	0.00	274008	144.0	26.7	19.4	36.1

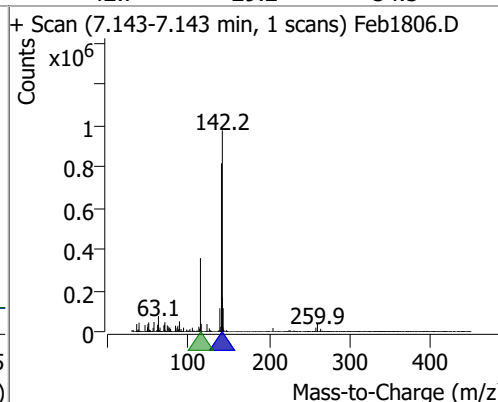
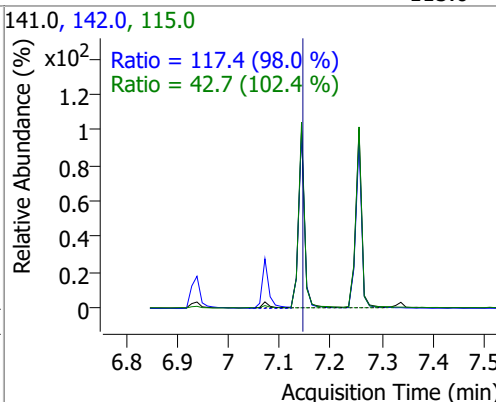
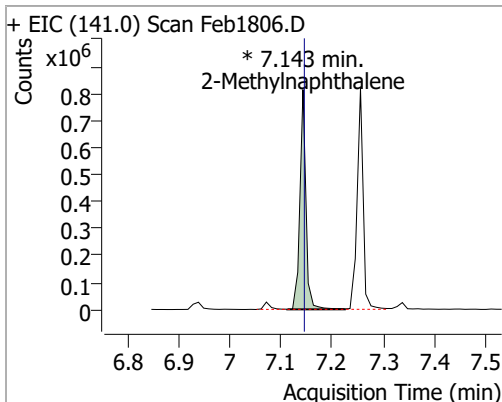


Quantitation Results Report (QT Reviewed)

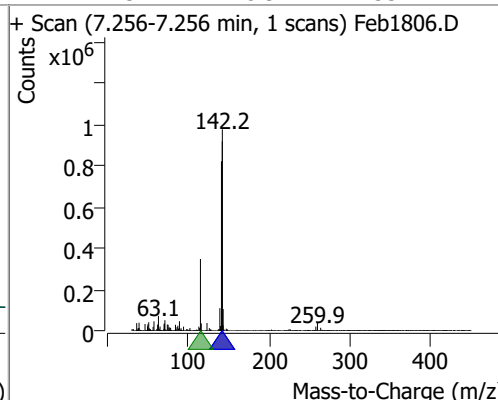
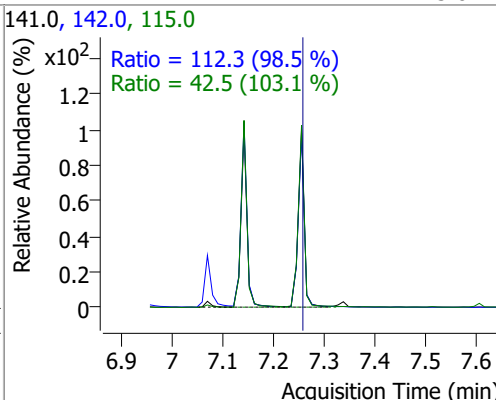
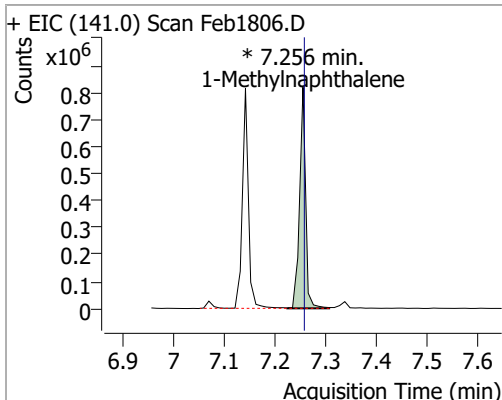
Compound	Conc.	RT	Dev(Min)	Resp.	QIon	QRatio	Lower	Upper
4-Chloro-3-Methylphenol	49.2963	7.07	0.00	311889	144.0	26.3	19.1	35.5



Compound	Conc.	RT	Dev(Min)	Resp.	QIon	QRatio	Lower	Upper
2-Methylnaphthalene	51.0637	7.14	0.00	670695 (m)	142.0	117.4	83.8	155.7
					115.0	42.7	29.2	54.3

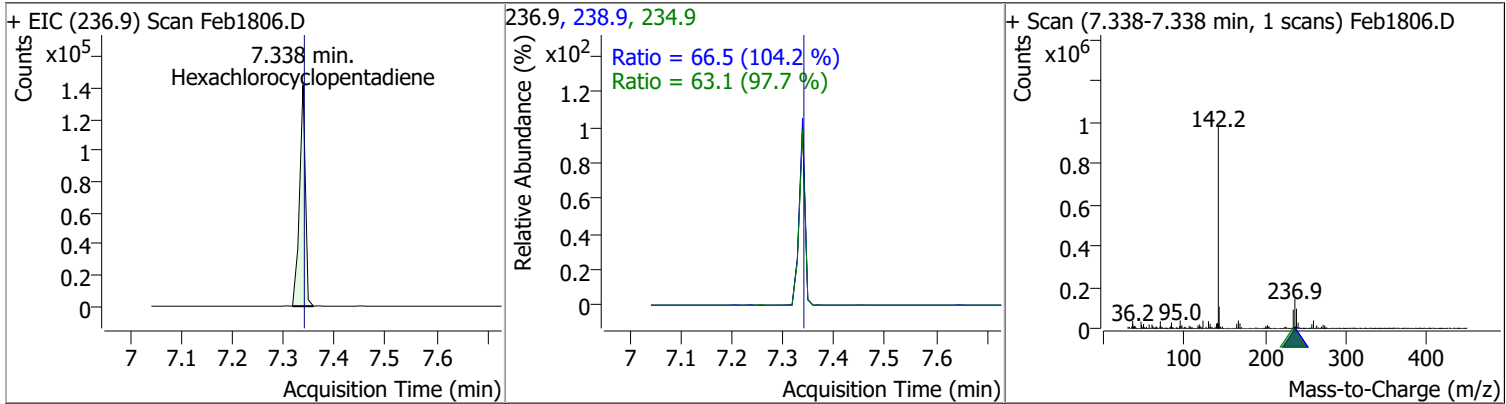


Compound	Conc.	RT	Dev(Min)	Resp.	QIon	QRatio	Lower	Upper
1-Methylnaphthalene	52.0765	7.26	0.00	672135 (m)	142.0	112.3	79.8	148.2
					115.0	42.5	28.9	53.7

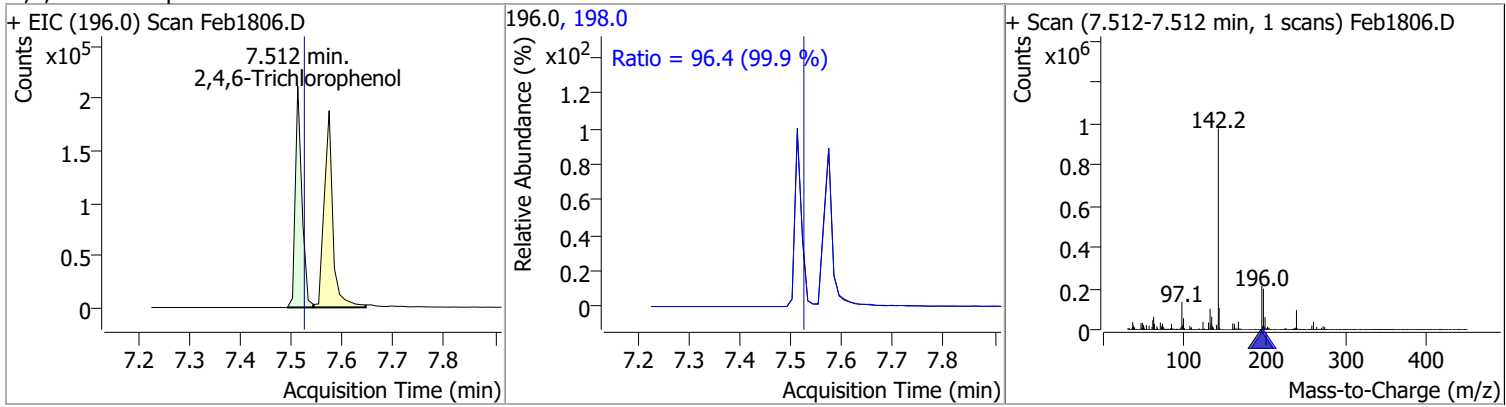


Quantitation Results Report (QT Reviewed)

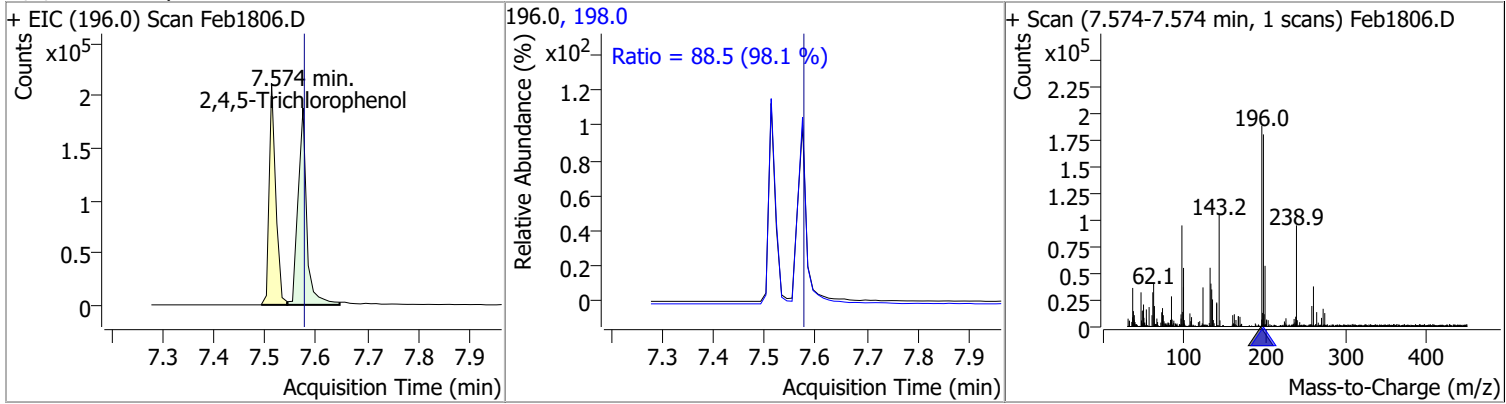
Compound	Conc.	RT	Dev(Min)	Resp.	QIon	QRatio	Lower	Upper
Hexachlorocyclopentadiene	47.6532	7.34	0.00	113002	234.9	63.1	45.2	84.0
					238.9	66.5	44.6	82.9



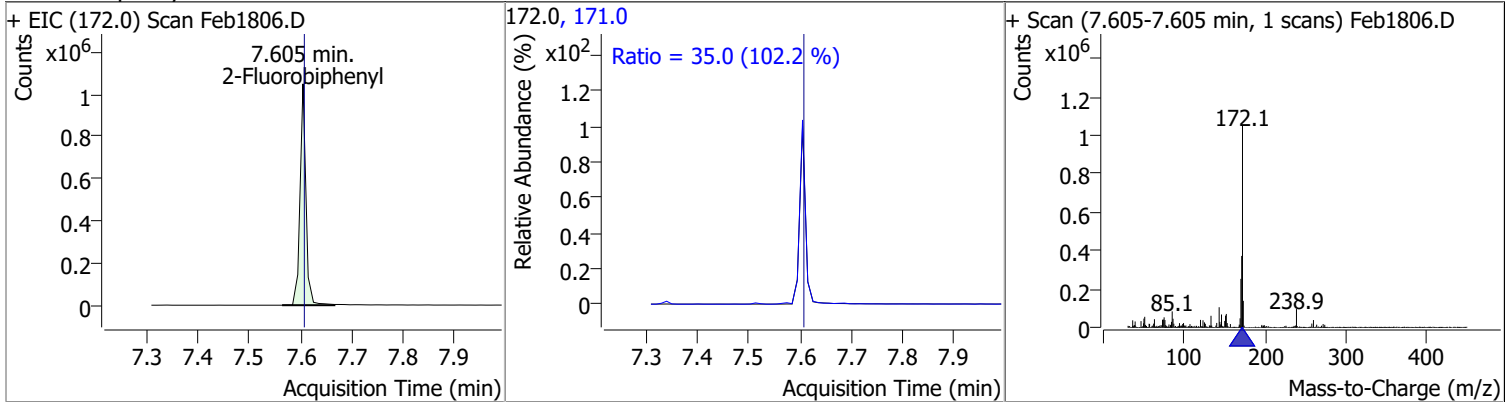
Compound	Conc.	RT	Dev(Min)	Resp.	QIon	QRatio	Lower	Upper
2,4,6-Trichlorophenol	44.7383	7.51	-0.01	186323	198.0	96.4	67.6	125.5



Compound	Conc.	RT	Dev(Min)	Resp.	QIon	QRatio	Lower	Upper
2,4,5-Trichlorophenol	47.3755	7.57	0.00	223316	198.0	88.5	63.2	117.3

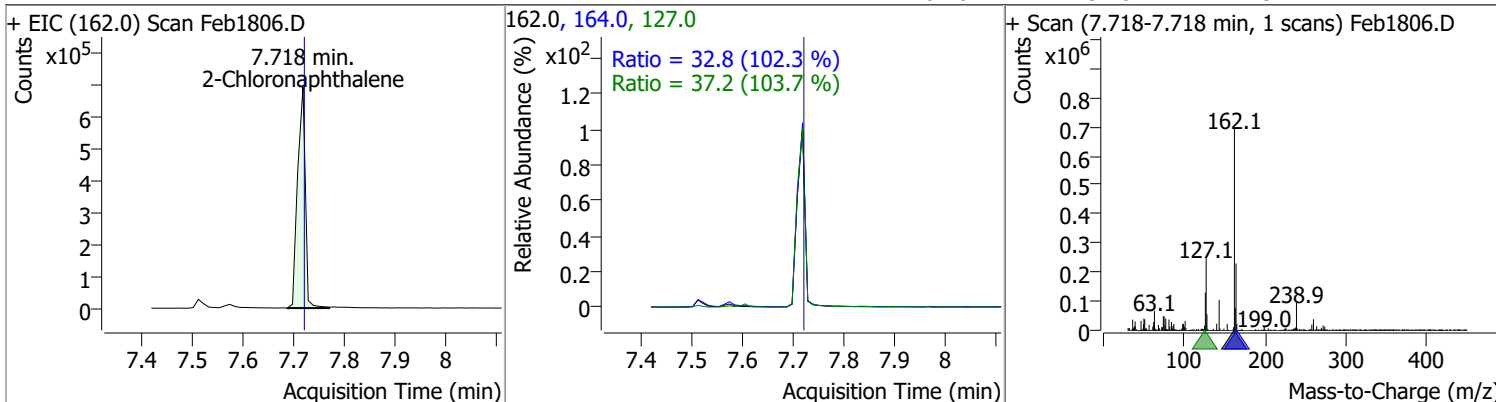


Compound	Conc.	RT	Dev(Min)	Resp.	QIon	QRatio	Lower	Upper
2-Fluorobiphenyl	48.3854	7.60	0.00	840492	171.0	35.0	24.0	44.5

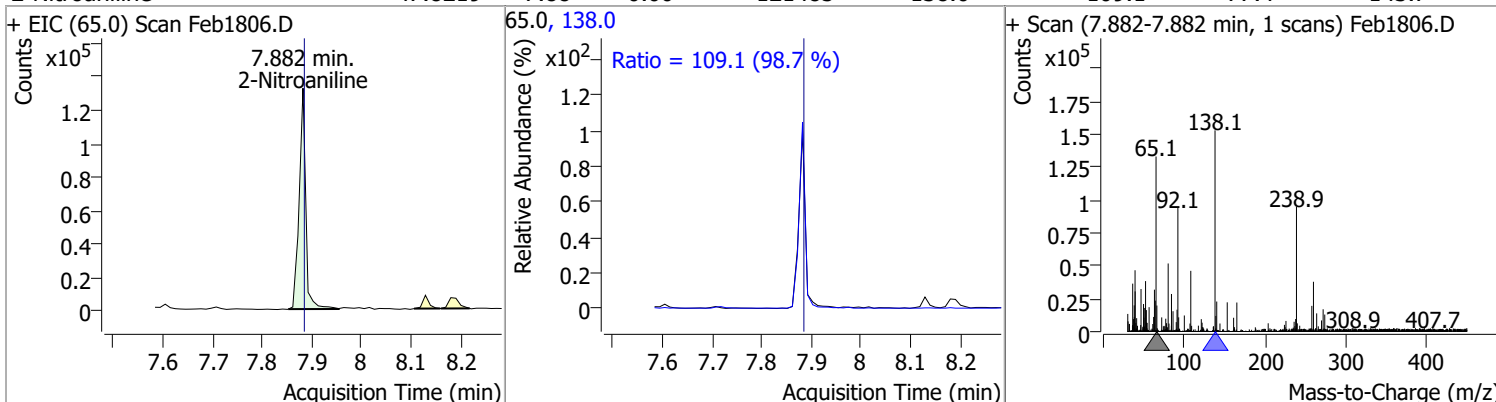


Quantitation Results Report (QT Reviewed)

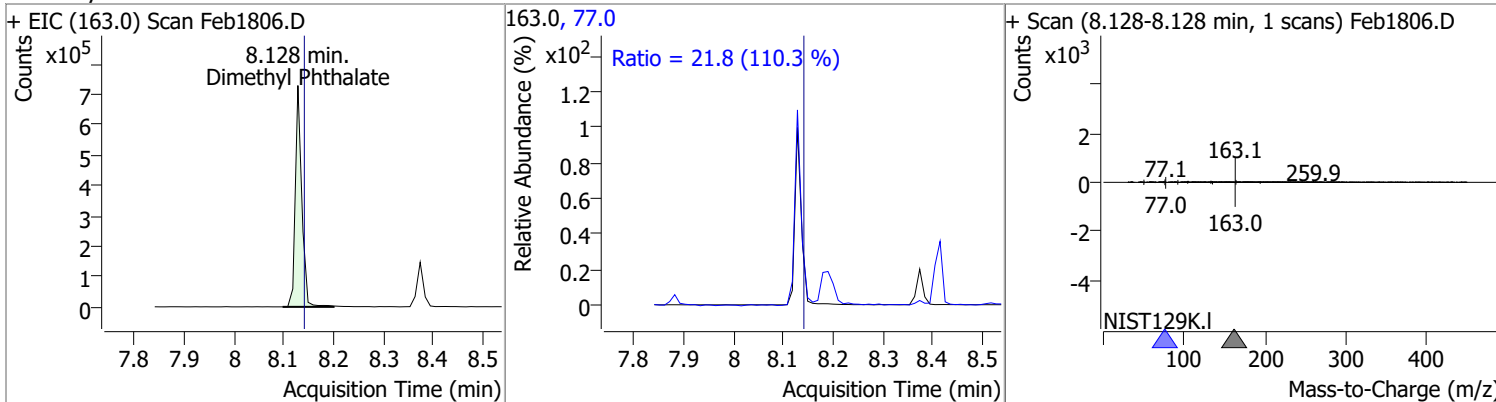
Compound	Conc.	RT	Dev(Min)	Resp.	QIon	QRatio	Lower	Upper
2-Chloronaphthalene	49.7944	7.72	0.00	726480	127.0	37.2	25.1	46.7
					164.0	32.8	22.5	41.7



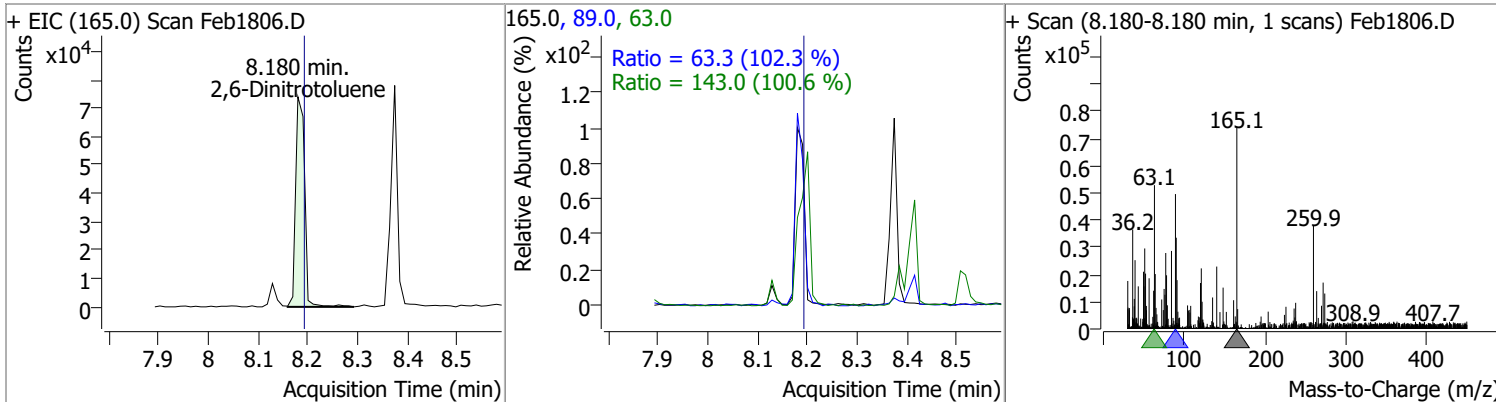
Compound	Conc.	RT	Dev(Min)	Resp.	QIon	QRatio	Lower	Upper
2-Nitroaniline	47.8219	7.88	0.00	121485	138.0	109.1	77.4	143.7



Compound	Conc.	RT	Dev(Min)	Resp.	QIon	QRatio	Lower	Upper
Dimethyl Phthalate	46.8059	8.13	-0.01	658473	77.0	21.8	13.8	25.7

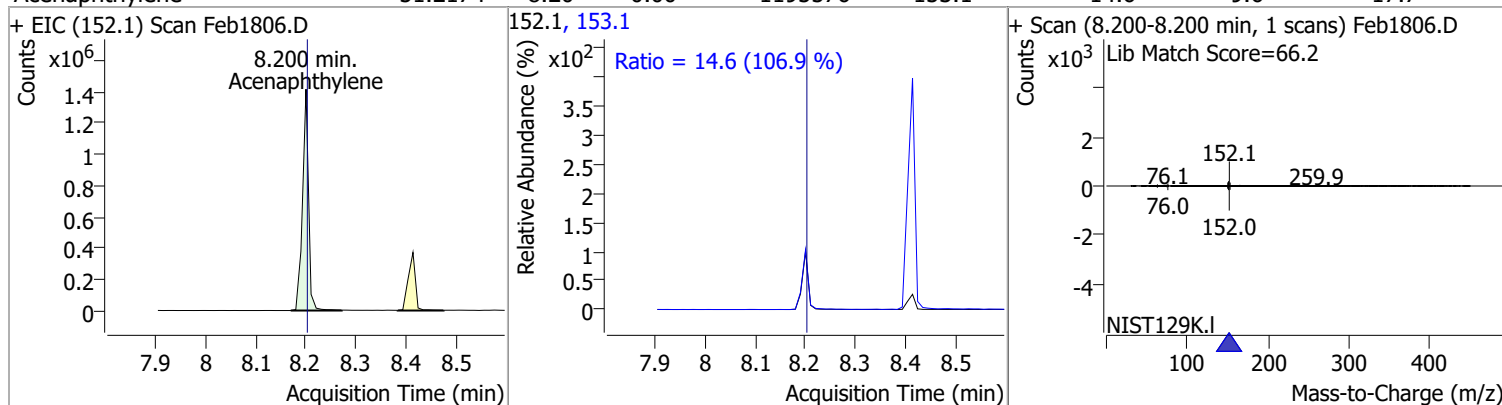


Compound	Conc.	RT	Dev(Min)	Resp.	QIon	QRatio	Lower	Upper
2,6-Dinitrotoluene	46.7873	8.18	-0.01	92679	63.0	143.0	99.5	184.8
					89.0	63.3	43.3	80.3

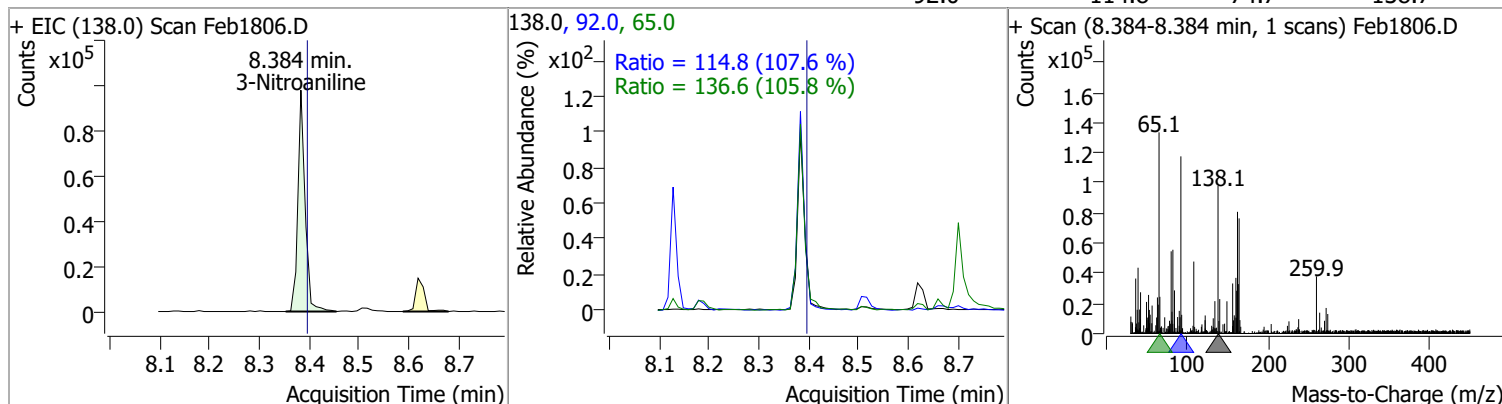


Quantitation Results Report (QT Reviewed)

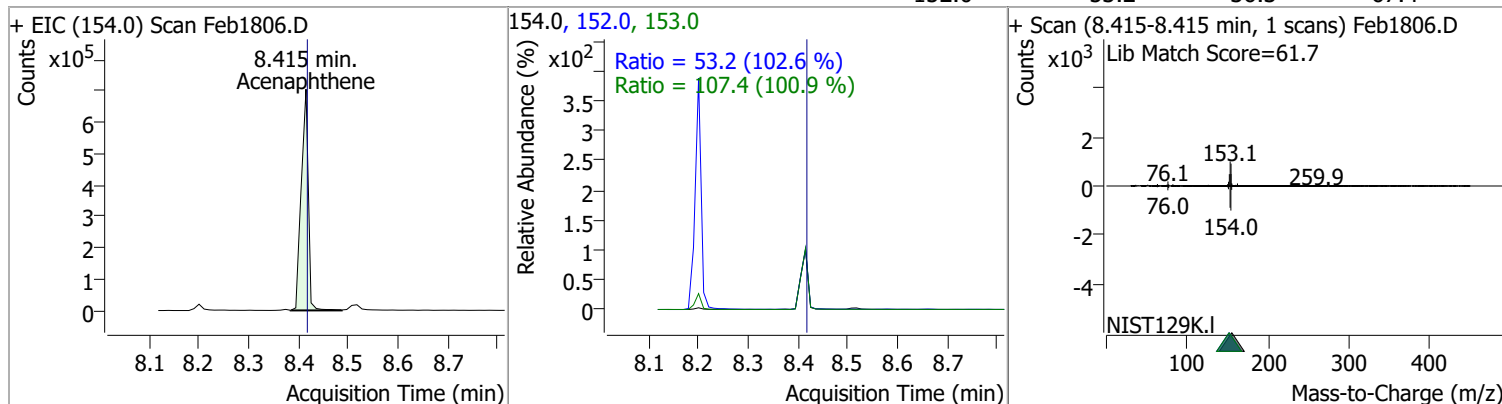
Compound	Conc.	RT	Dev(Min)	Resp.	QIon	QRatio	Lower	Upper
Acenaphthylene	51.2174	8.20	0.00	1195576	153.1	14.6	9.6	17.7



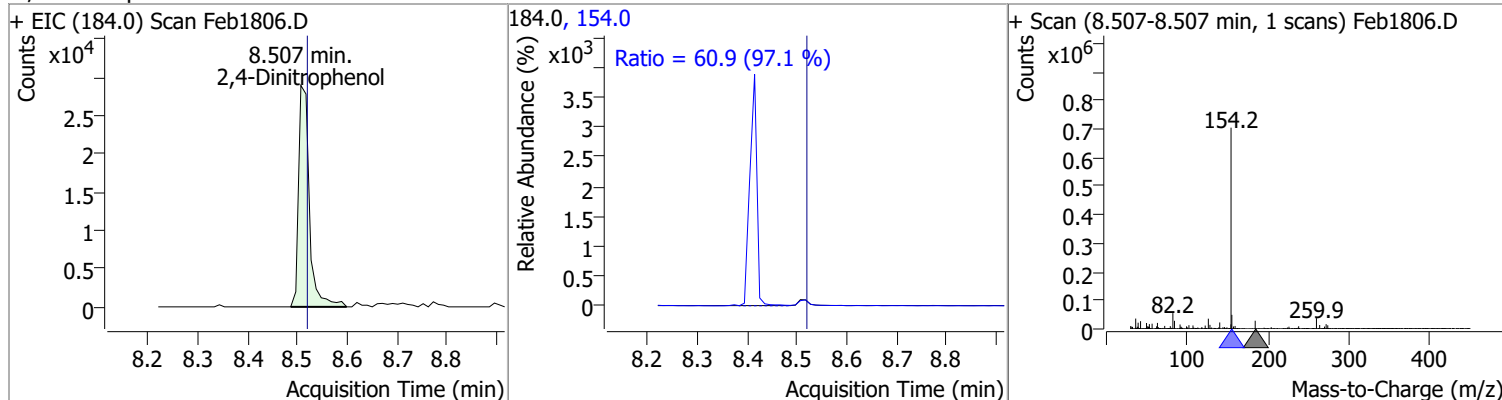
Compound	Conc.	RT	Dev(Min)	Resp.	QIon	QRatio	Lower	Upper
3-Nitroaniline	45.4914	8.38	-0.01	99318	65.0	136.6	90.4	167.8
					92.0	114.8	74.7	138.7



Compound	Conc.	RT	Dev(Min)	Resp.	QIon	QRatio	Lower	Upper
Acenaphthene	50.6665	8.41	0.00	694646	153.0	107.4	74.5	138.4
					152.0	53.2	36.3	67.4

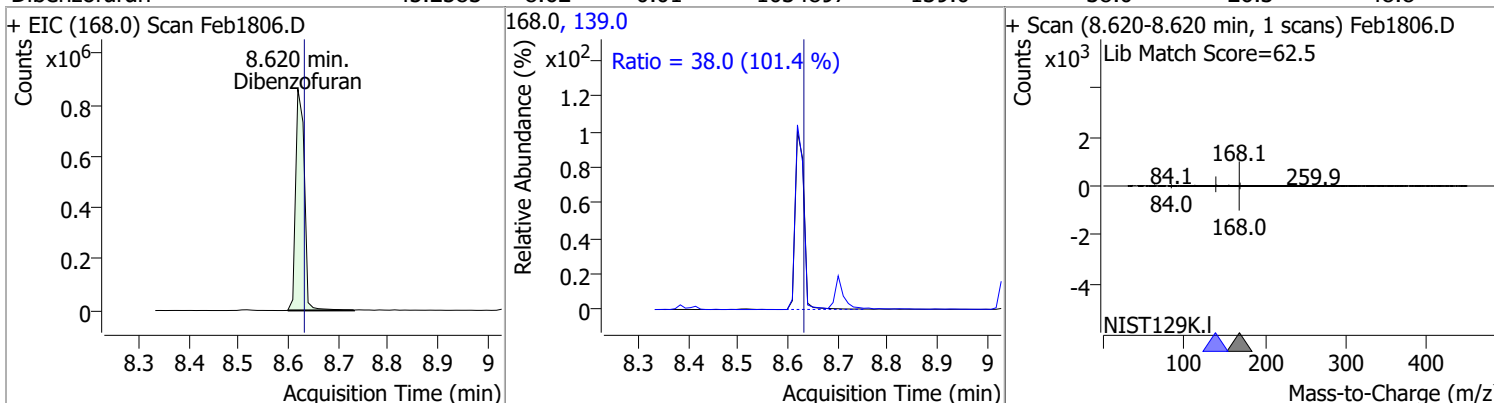


Compound	Conc.	RT	Dev(Min)	Resp.	QIon	QRatio	Lower	Upper
2,4-Dinitrophenol	48.5159	8.51	-0.01	43823	154.0	60.9	43.9	81.5

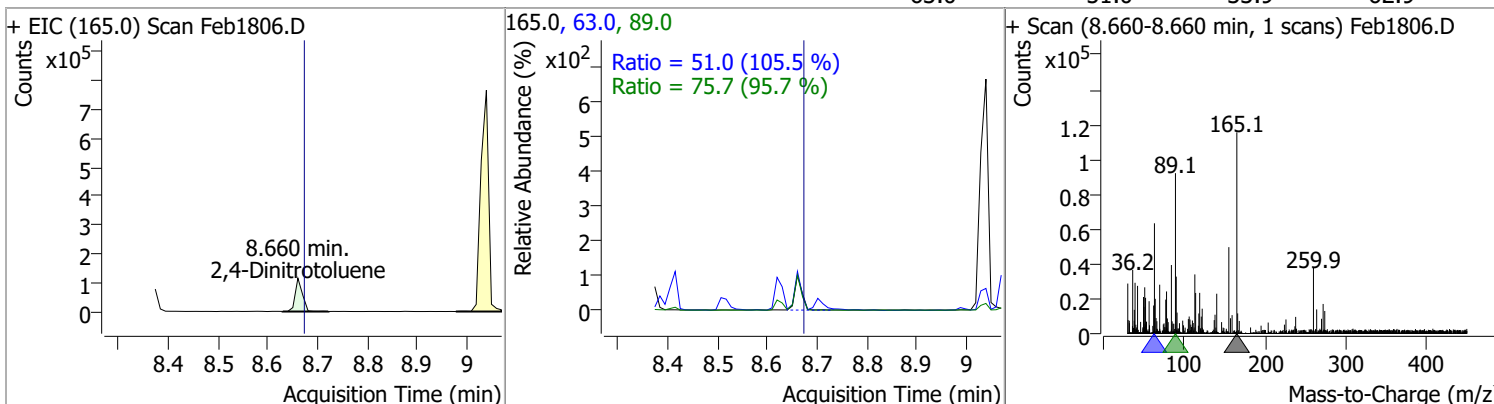


Quantitation Results Report (QT Reviewed)

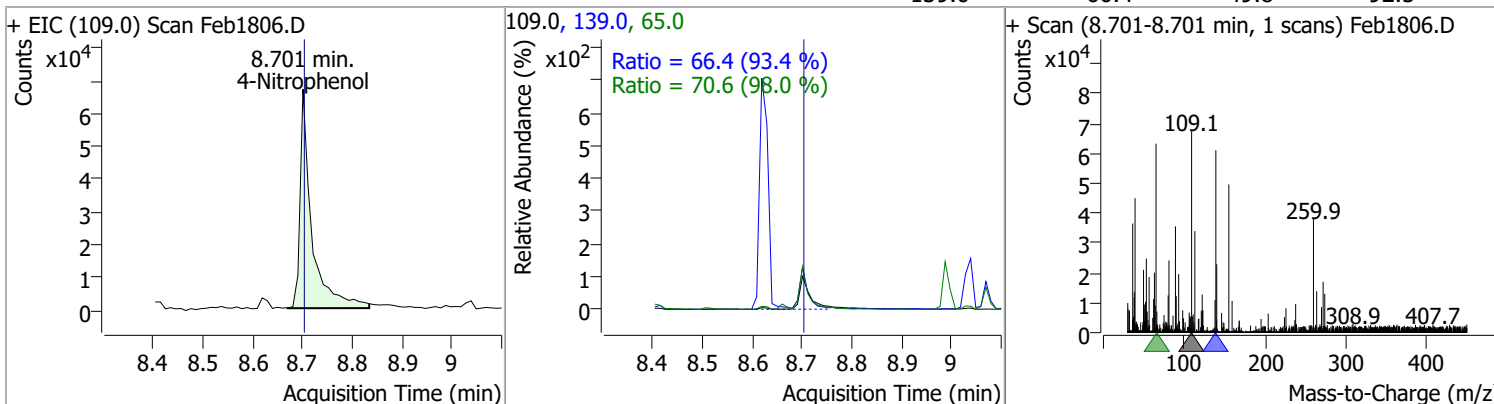
Compound	Conc.	RT	Dev(Min)	Resp.	QIon	QRatio	Lower	Upper
Dibenzofuran	45.2583	8.62	-0.01	1034897	139.0	38.0	26.3	48.8



Compound	Conc.	RT	Dev(Min)	Resp.	QIon	QRatio	Lower	Upper
2,4-Dinitrotoluene	49.0233	8.66	-0.01	115884	89.0	75.7	55.4	102.9

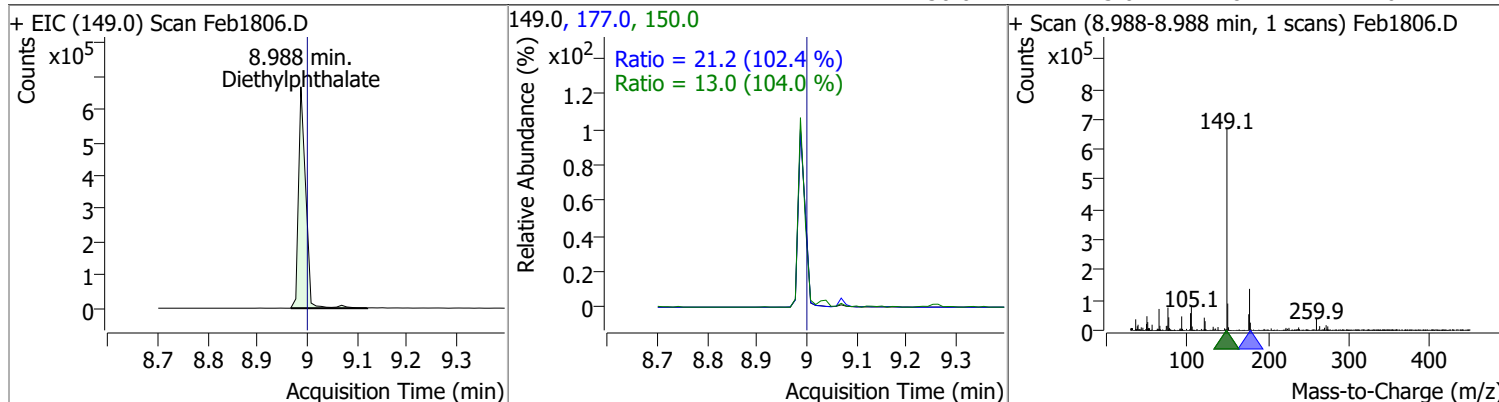


Compound	Conc.	RT	Dev(Min)	Resp.	QIon	QRatio	Lower	Upper
4-Nitrophenol	46.2243	8.70	0.00	108704	65.0	70.6	50.4	93.6

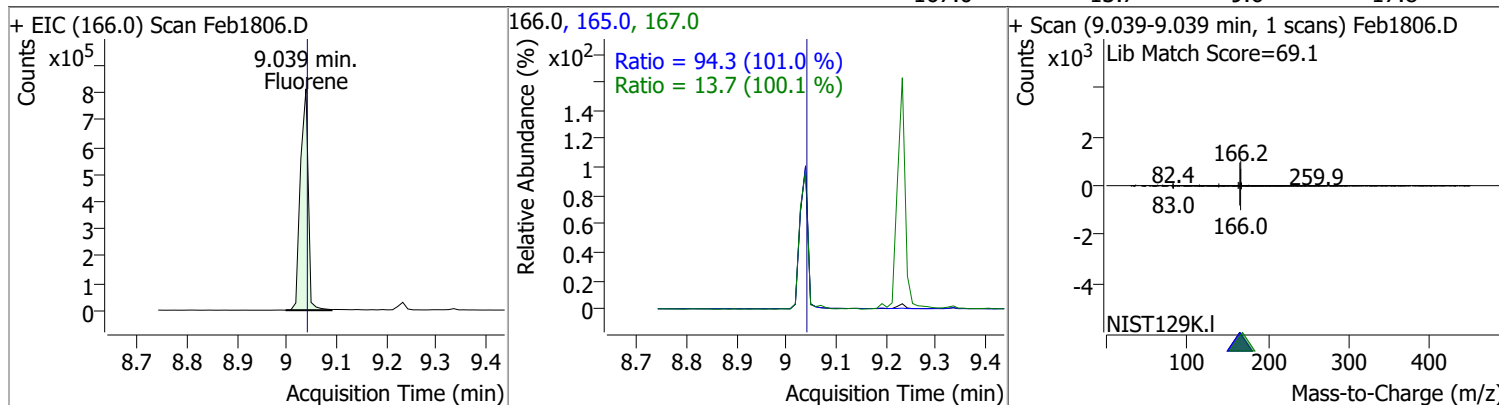


Quantitation Results Report (QT Reviewed)

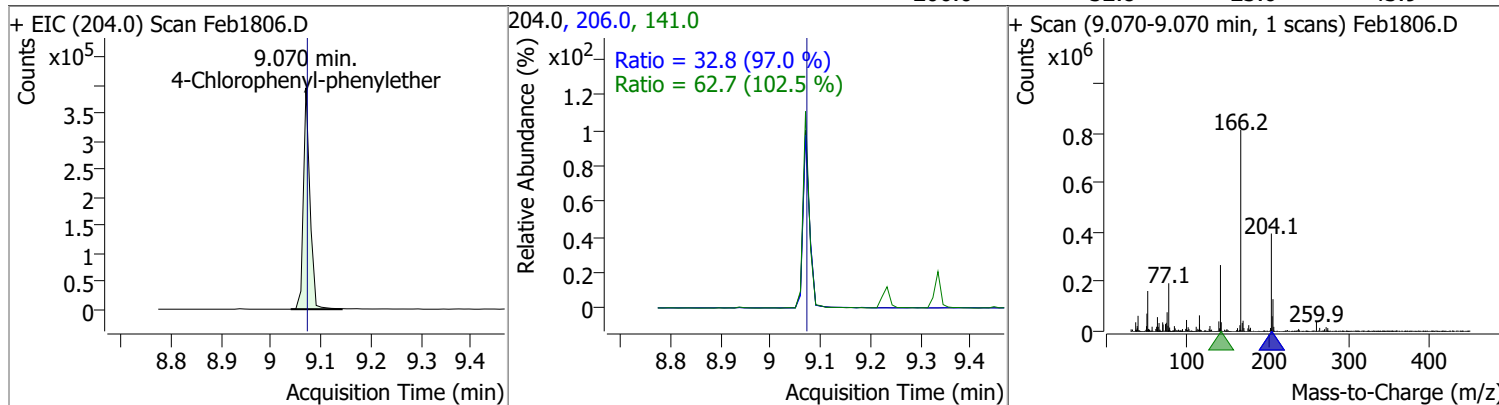
Compound	Conc.	RT	Dev(Min)	Resp.	QIon	QRatio	Lower	Upper
Diethylphthalate	46.1993	8.99	-0.01	670192	177.0	21.2	14.5	27.0
					150.0	13.0	8.7	16.2



Compound	Conc.	RT	Dev(Min)	Resp.	QIon	QRatio	Lower	Upper
Fluorene	49.9319	9.04	0.00	891630	165.0	94.3	65.4	121.4
					167.0	13.7	9.6	17.8

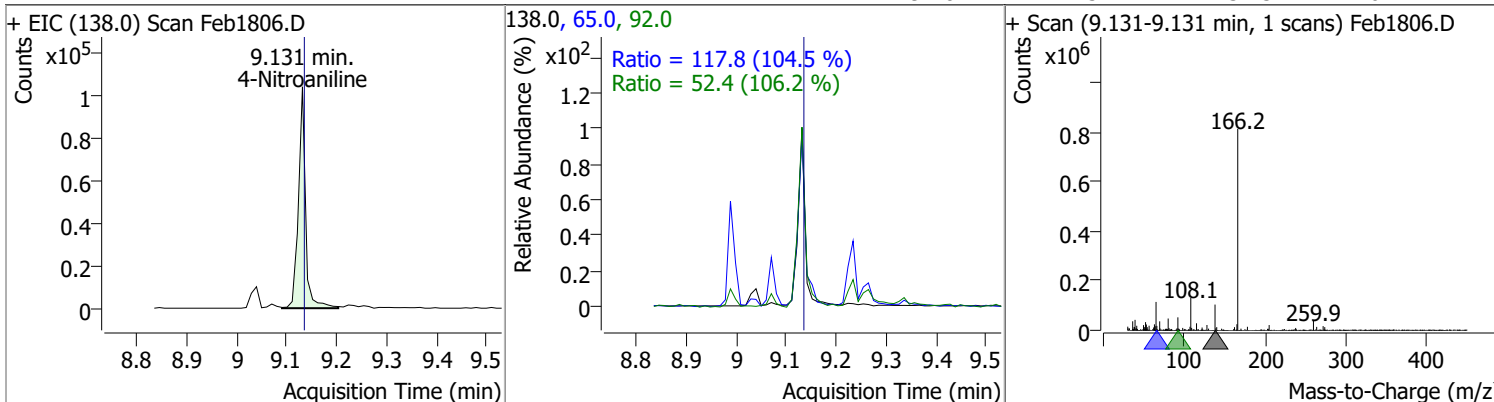


Compound	Conc.	RT	Dev(Min)	Resp.	QIon	QRatio	Lower	Upper
4-Chlorophenyl-phenylether	46.2307	9.07	0.00	359843	141.0	62.7	42.8	79.6
					206.0	32.8	23.6	43.9

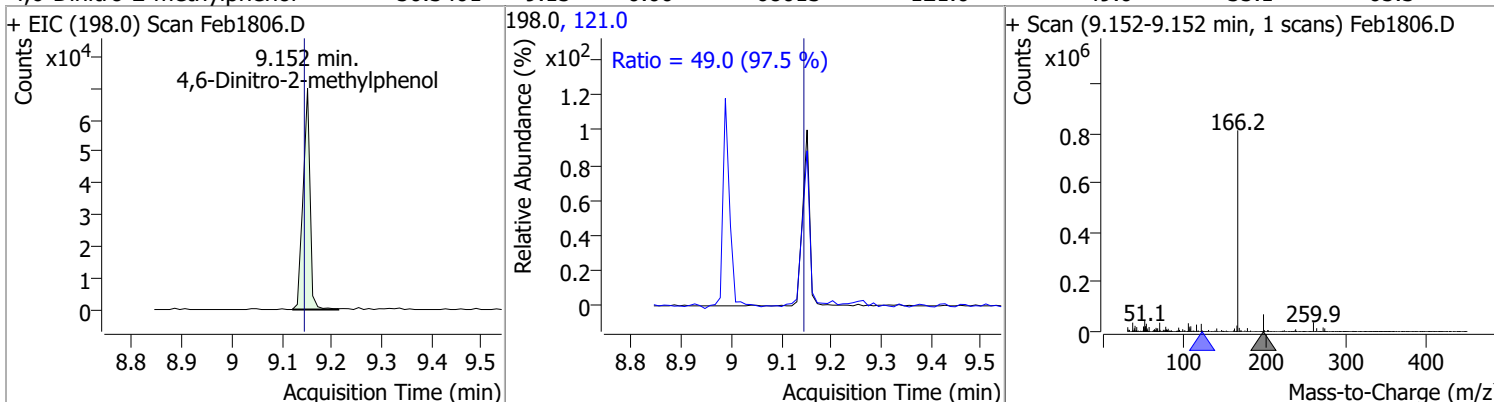


Quantitation Results Report (QT Reviewed)

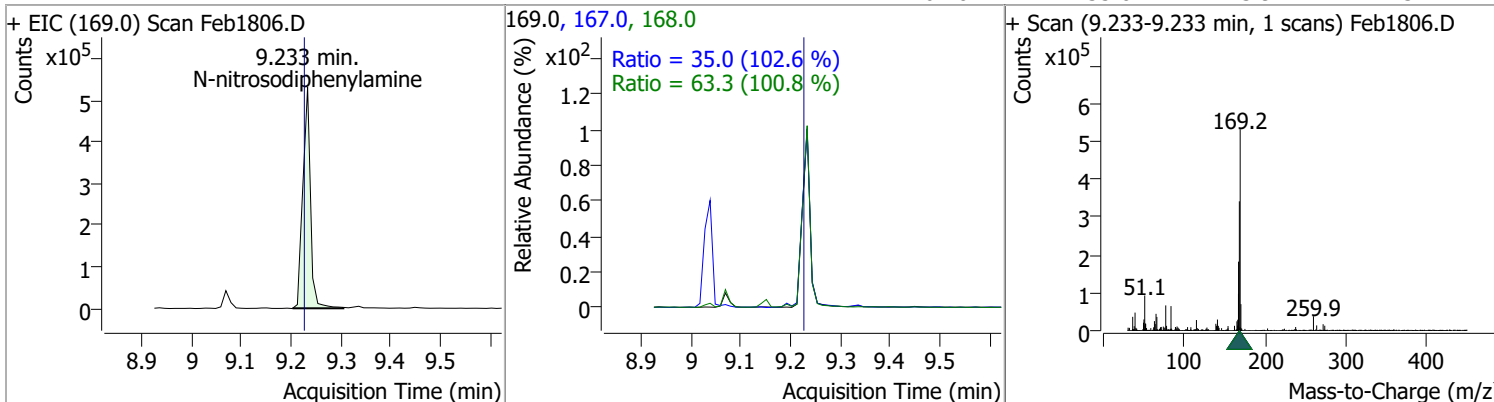
Compound	Conc.	RT	Dev(Min)	Resp.	QIon	QRatio	Lower	Upper
4-Nitroaniline	44.9787	9.13	-0.01	103404	65.0	117.8	78.9	146.6
					92.0	52.4	34.5	64.1



Compound	Conc.	RT	Dev(Min)	Resp.	QIon	QRatio	Lower	Upper
4,6-Dinitro-2-methylphenol	50.3401	9.15	0.00	68013	121.0	49.0	35.1	65.3

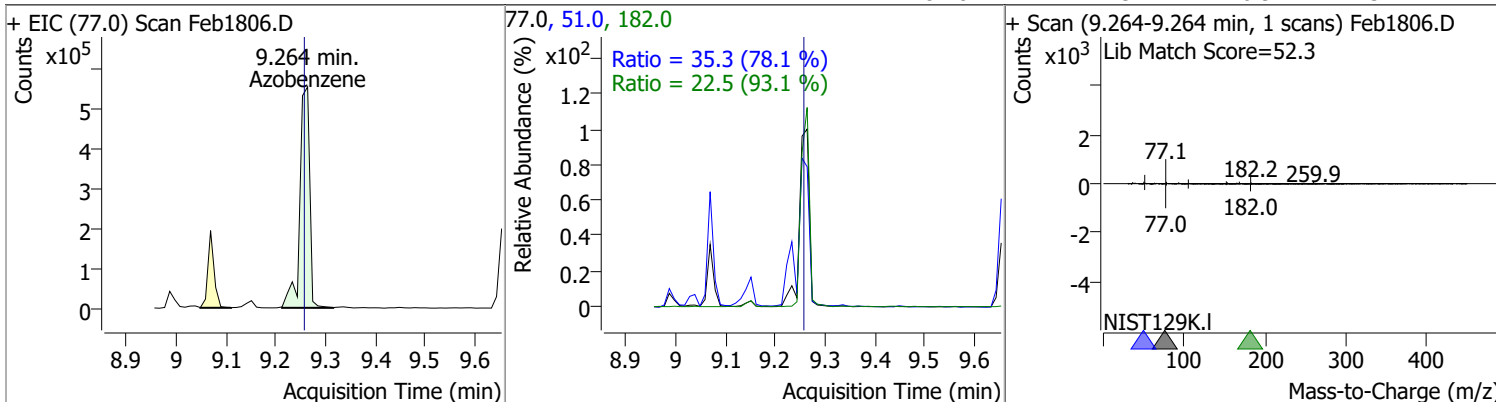


Compound	Conc.	RT	Dev(Min)	Resp.	QIon	QRatio	Lower	Upper
N-nitrosodiphenylamine	49.7597	9.23	0.00	563505	168.0	63.3	44.0	81.7
					167.0	35.0	23.9	44.3

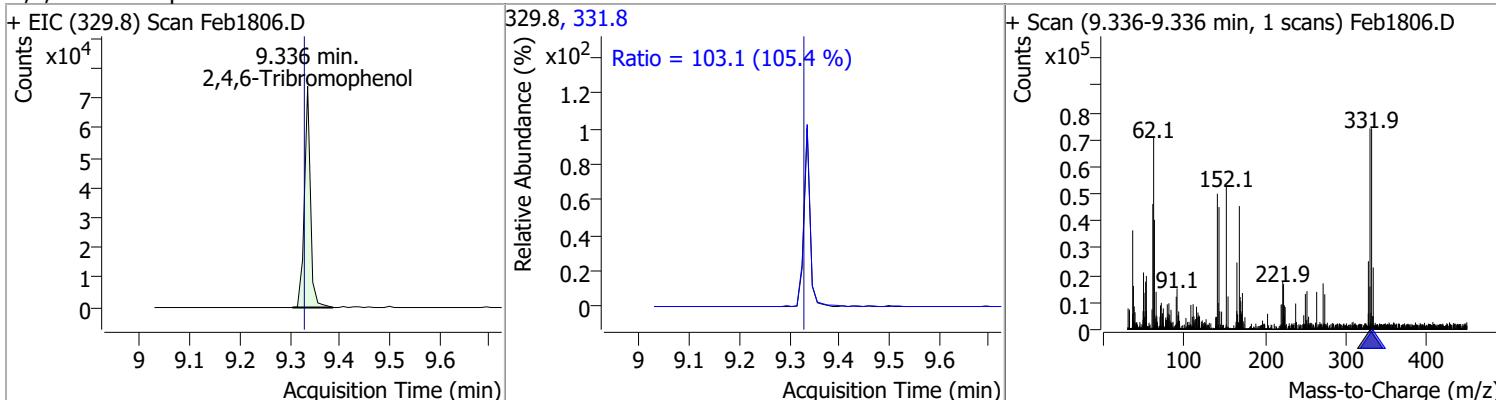


Quantitation Results Report (QT Reviewed)

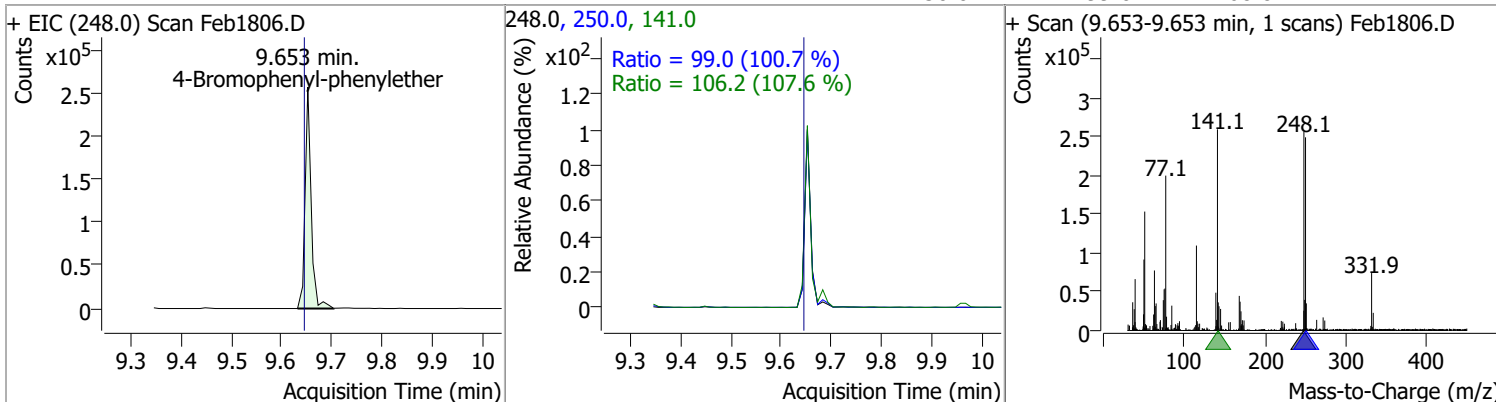
Compound	Conc.	RT	Dev(Min)	Resp.	QIon	QRatio	Lower	Upper
Azobenzene	52.2283	9.26	0.00	757604	51.0	35.3	31.6	58.7
					182.0	22.5	16.9	31.4



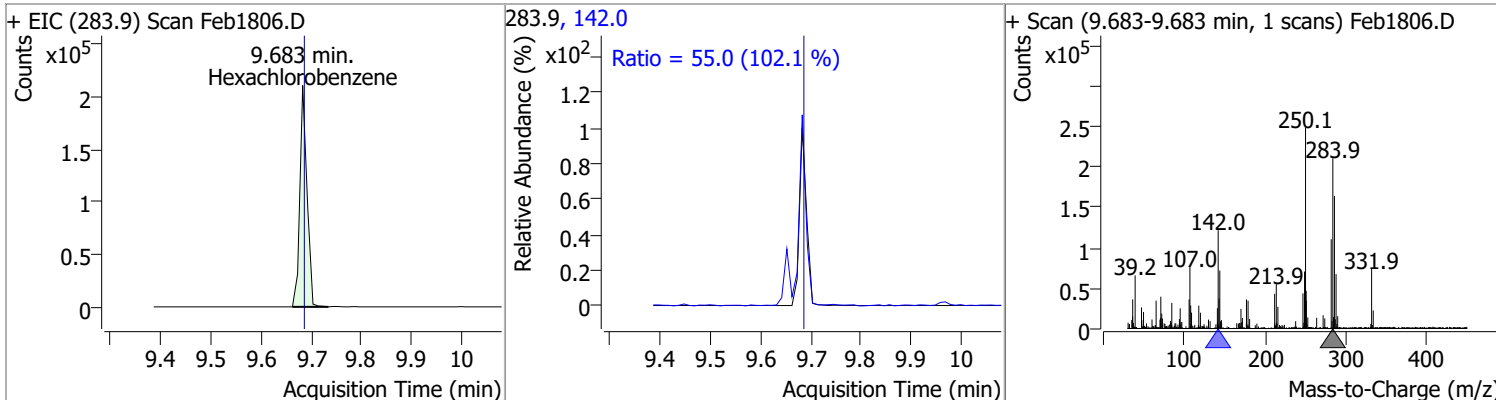
Compound	Conc.	RT	Dev(Min)	Resp.	QIon	QRatio	Lower	Upper
2,4,6-Tribromophenol	48.8692	9.34	0.00	62354	331.8	103.1	68.5	127.2



Compound	Conc.	RT	Dev(Min)	Resp.	QIon	QRatio	Lower	Upper
4-Bromophenyl-phenylether	52.1333	9.65	0.00	215173	141.0	106.2	69.1	128.4
					250.0	99.0	68.8	127.7

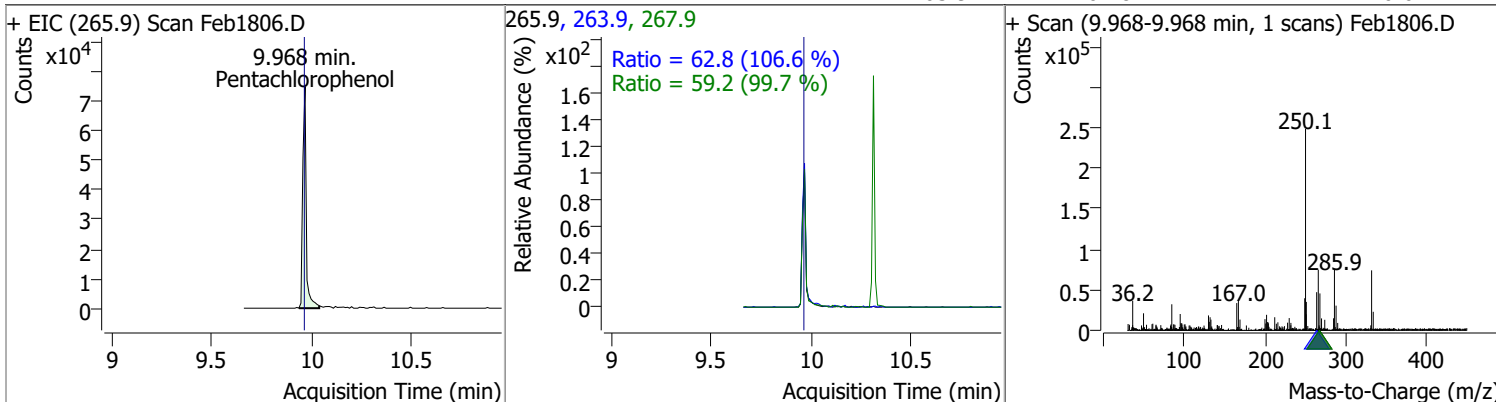


Compound	Conc.	RT	Dev(Min)	Resp.	QIon	QRatio	Lower	Upper
Hexachlorobenzene	47.2633	9.68	-0.01	208046	142.0	55.0	37.7	70.0

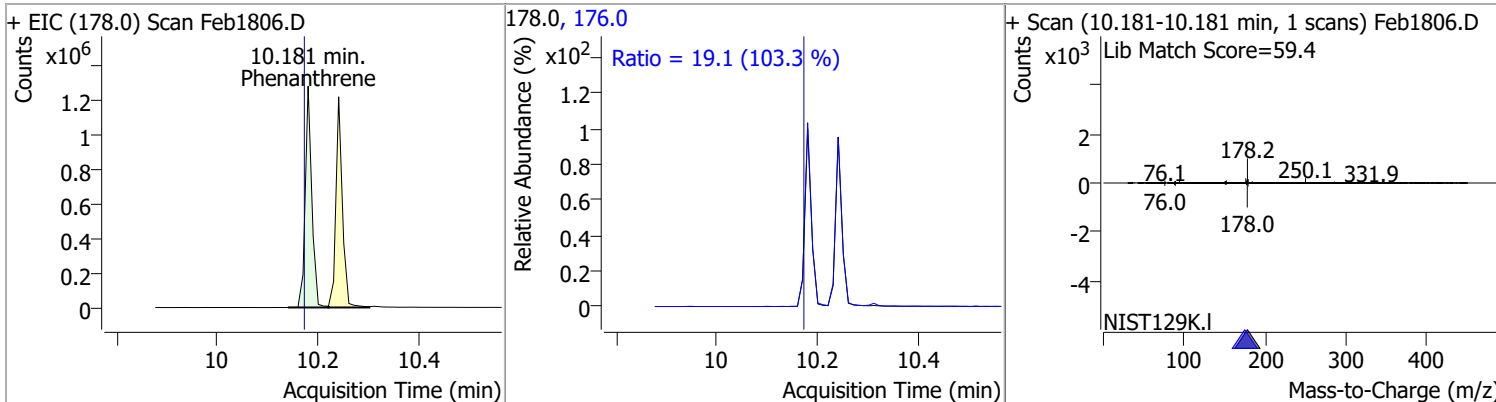


Quantitation Results Report (QT Reviewed)

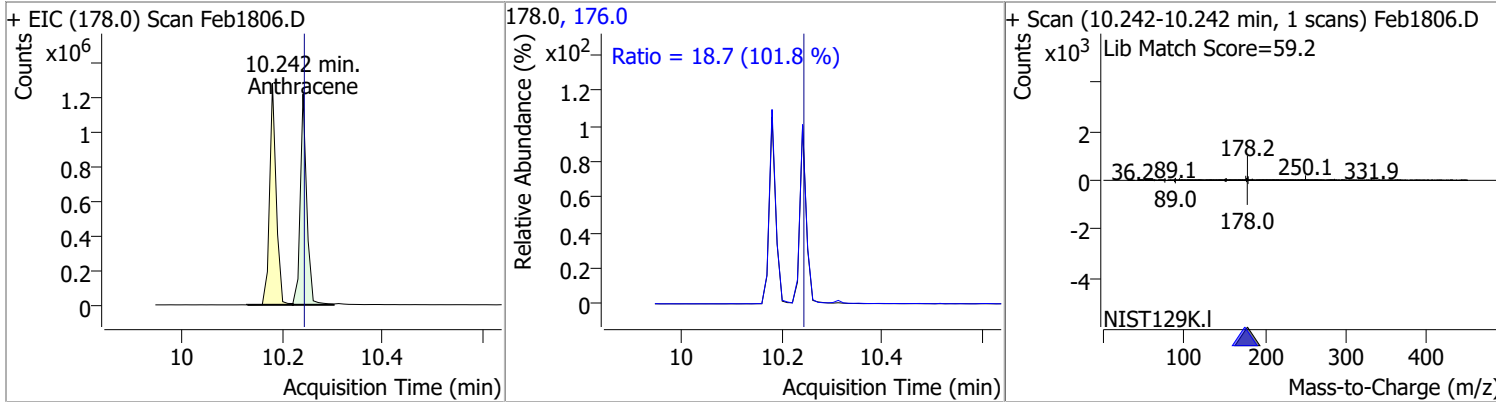
Compound	Conc.	RT	Dev(Min)	Resp.	QIon	QRatio	Lower	Upper
Pentachlorophenol	49.5070	9.97	0.00	91759	267.9	59.2	41.5	77.2
					263.9	62.8	41.2	76.6



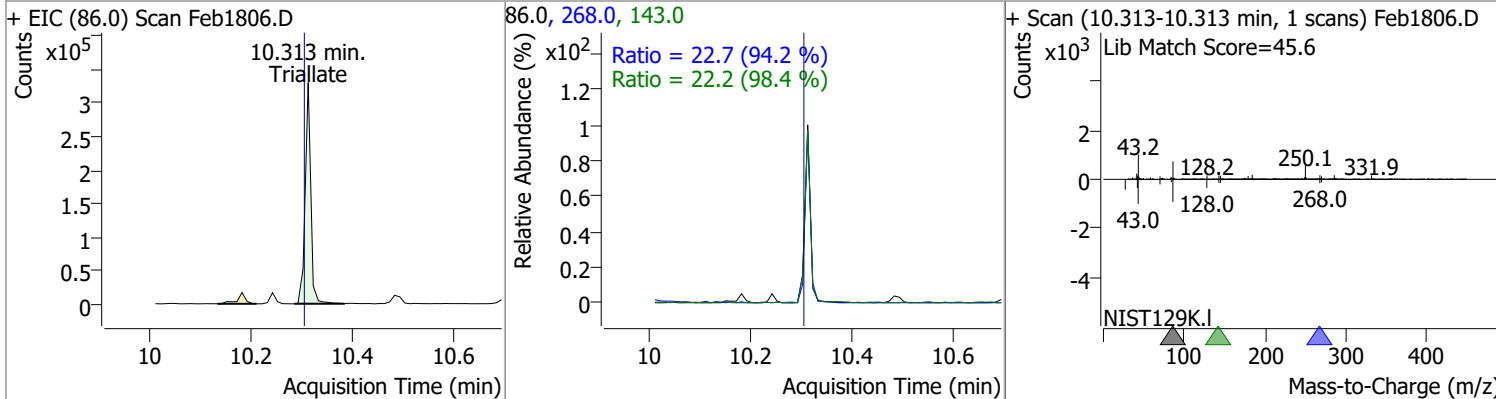
Compound	Conc.	RT	Dev(Min)	Resp.	QIon	QRatio	Lower	Upper
Phenanthrene	47.6446	10.18	0.00	1161938	176.0	19.1	13.0	24.1



Compound	Conc.	RT	Dev(Min)	Resp.	QIon	QRatio	Lower	Upper
Anthracene	48.8025	10.24	-0.01	1092607	176.0	18.7	12.9	23.9

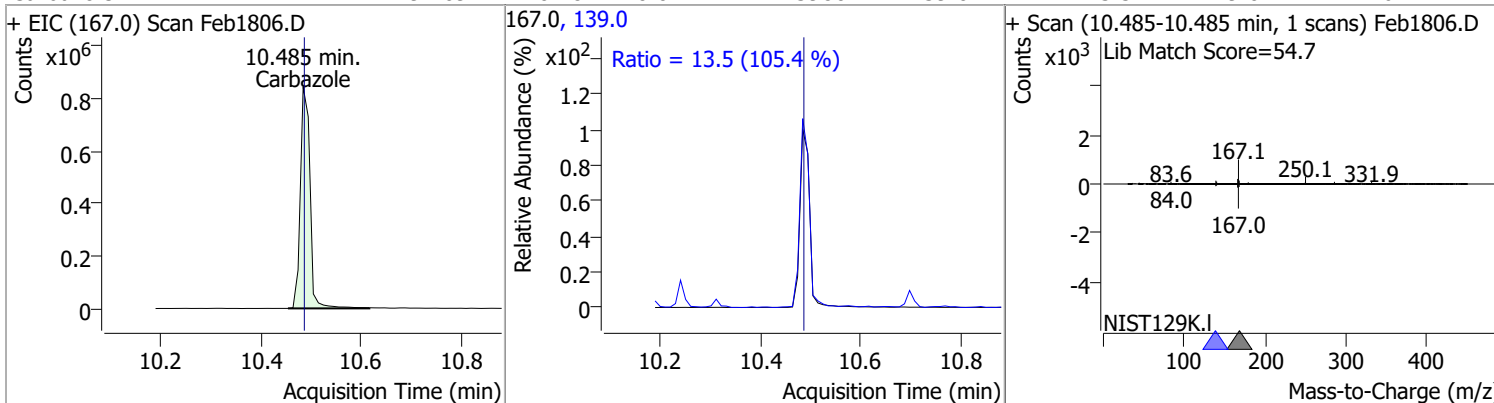


Compound	Conc.	RT	Dev(Min)	Resp.	QIon	QRatio	Lower	Upper
Triallate	50.6533	10.31	0.00	255426	268.0	22.7	16.9	31.4
					143.0	22.2	15.8	29.3

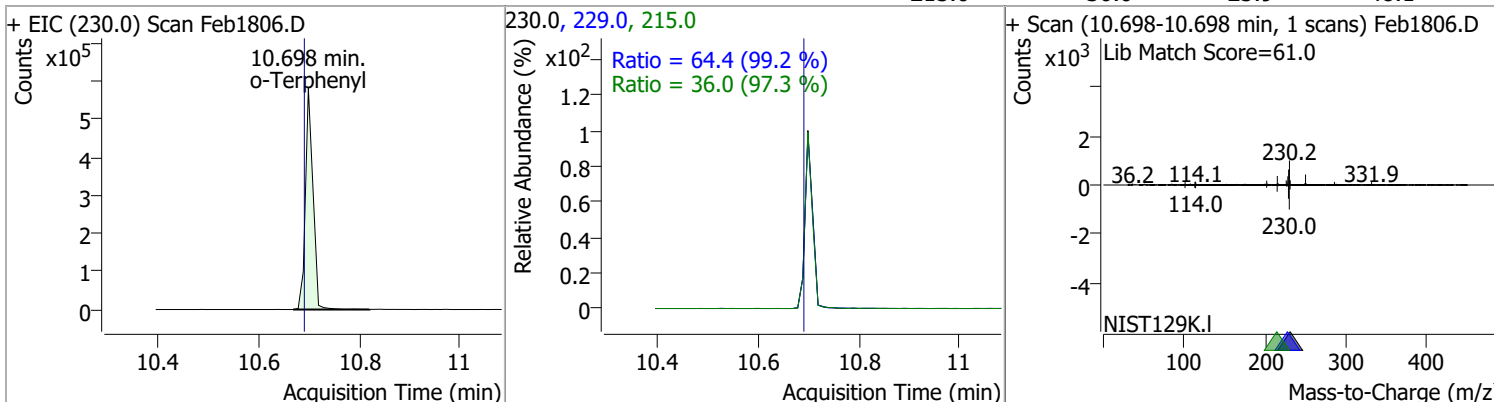


Quantitation Results Report (QT Reviewed)

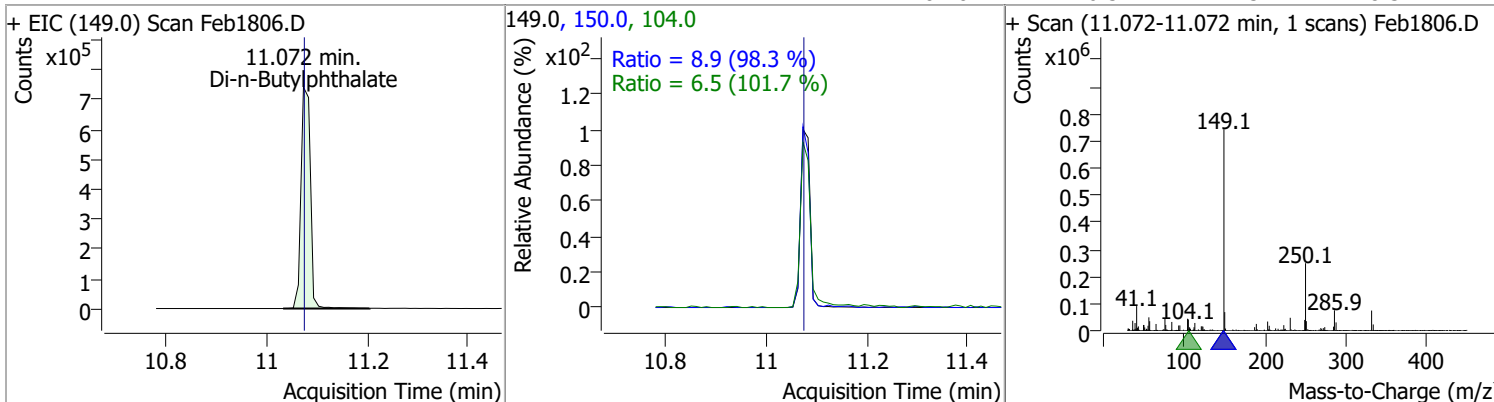
Compound	Conc.	RT	Dev(Min)	Resp.	QIon	QRatio	Lower	Upper
Carbazole	49.7097	10.48	-0.01	1123980	139.0	13.5	9.0	16.7



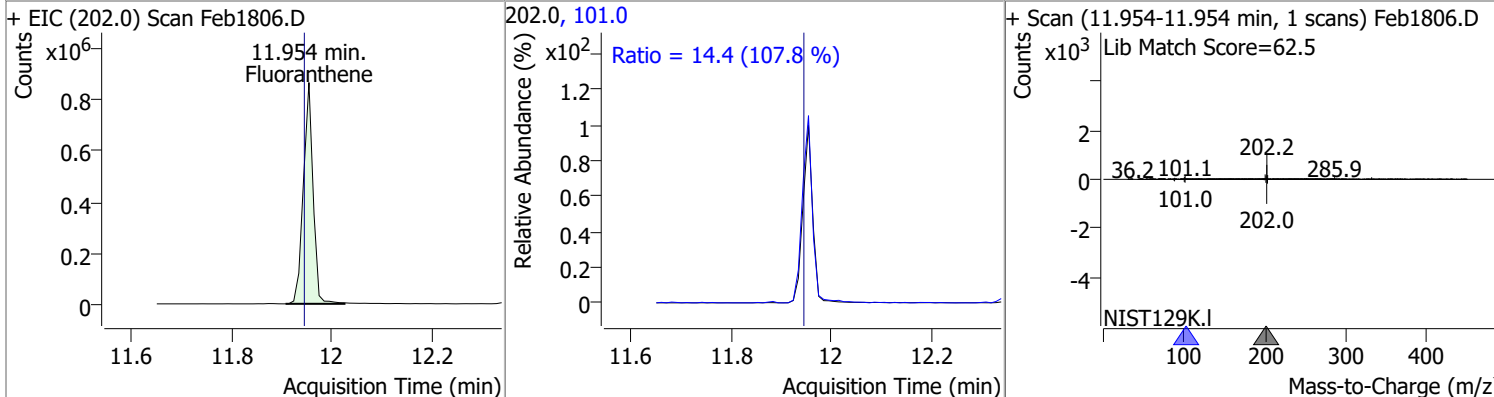
Compound	Conc.	RT	Dev(Min)	Resp.	QIon	QRatio	Lower	Upper
o-Terphenyl	47.9400	10.70	0.00	609529	229.0	64.4	45.4	84.3
					215.0	36.0	25.9	48.1



Compound	Conc.	RT	Dev(Min)	Resp.	QIon	QRatio	Lower	Upper
Di-n-Butylphthalate	48.9894	11.07	-0.01	970759	150.0	8.9	6.3	11.8
					104.0	6.5	4.5	8.3

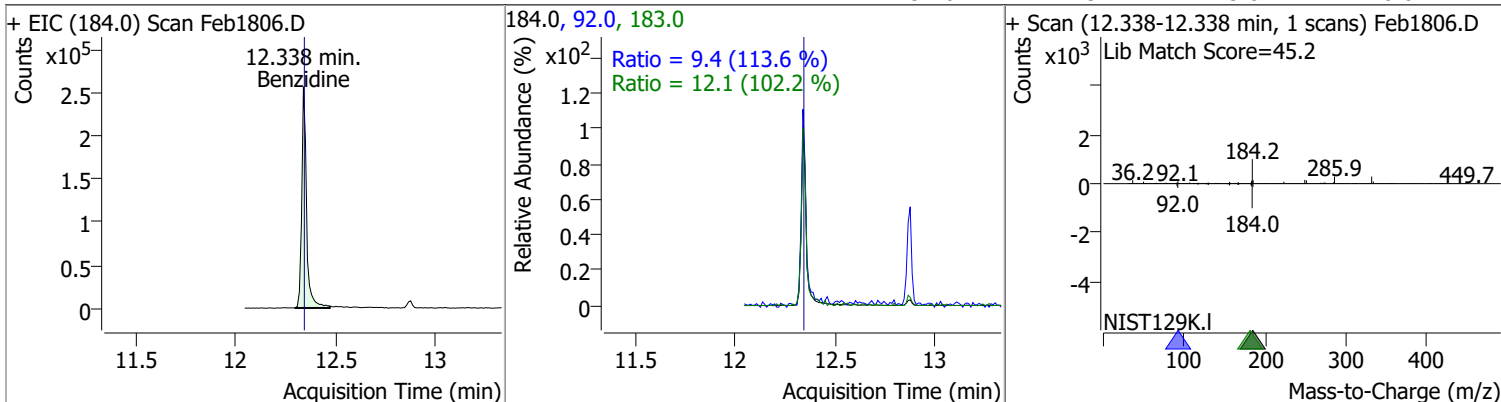


Compound	Conc.	RT	Dev(Min)	Resp.	QIon	QRatio	Lower	Upper
Fluoranthene	49.4749	11.95	0.00	1175583	101.0	14.4	9.4	17.4

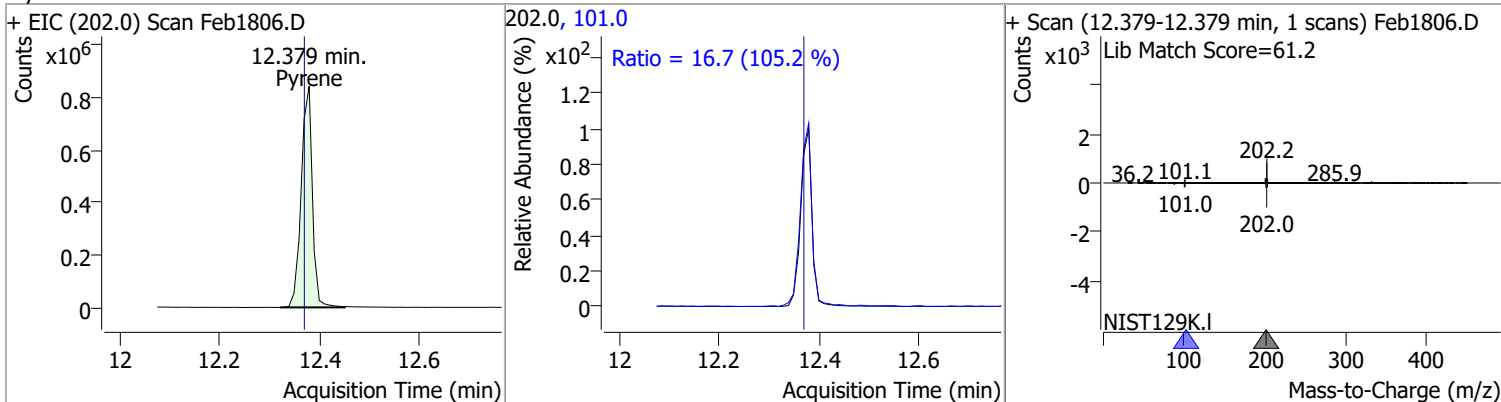


Quantitation Results Report (QT Reviewed)

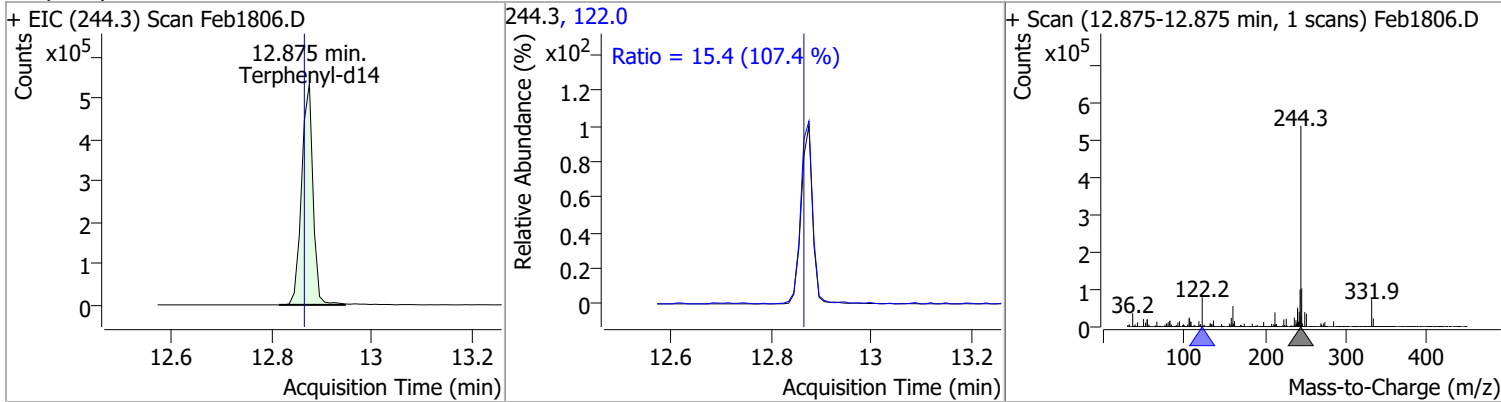
Compound	Conc.	RT	Dev(Min)	Resp.	QIon	QRatio	Lower	Upper
Benzidine	49.7161	12.34	-0.01	430095	183.0	12.1	8.3	15.4
					92.0	9.4	5.8	10.8



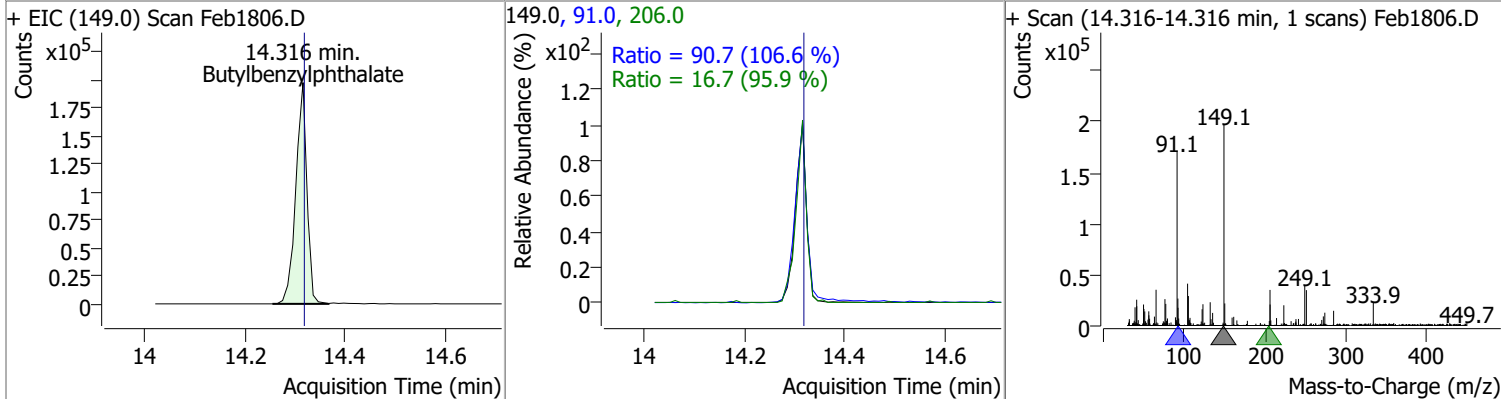
Compound	Conc.	RT	Dev(Min)	Resp.	QIon	QRatio	Lower	Upper
Pyrene	50.1685	12.38	0.00	1308067	101.0	16.7	11.1	20.6



Compound	Conc.	RT	Dev(Min)	Resp.	QIon	QRatio	Lower	Upper
Terphenyl-d14	48.7638	12.88	0.00	851147	122.0	15.4	10.1	18.7

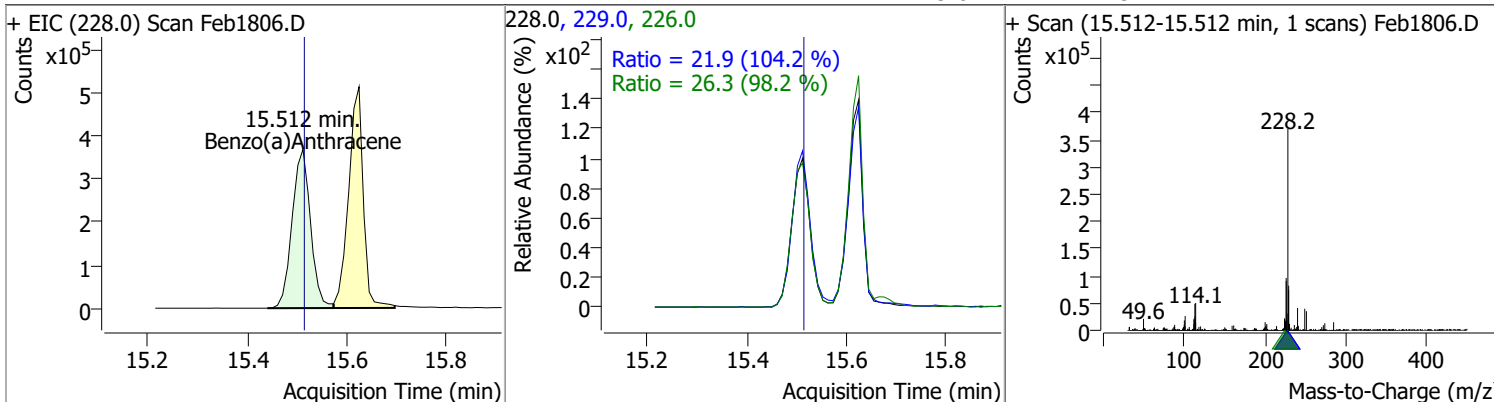


Compound	Conc.	RT	Dev(Min)	Resp.	QIon	QRatio	Lower	Upper
Butylbenzylphthalate	47.6282	14.32	0.00	305113	91.0	90.7	59.6	110.6
					206.0	16.7	12.2	22.7

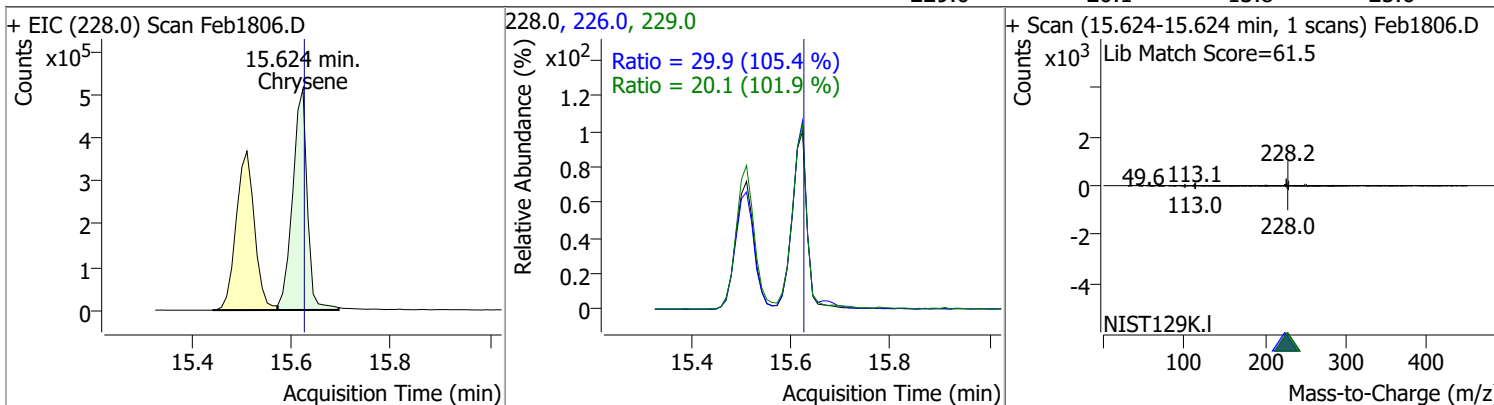


Quantitation Results Report (QT Reviewed)

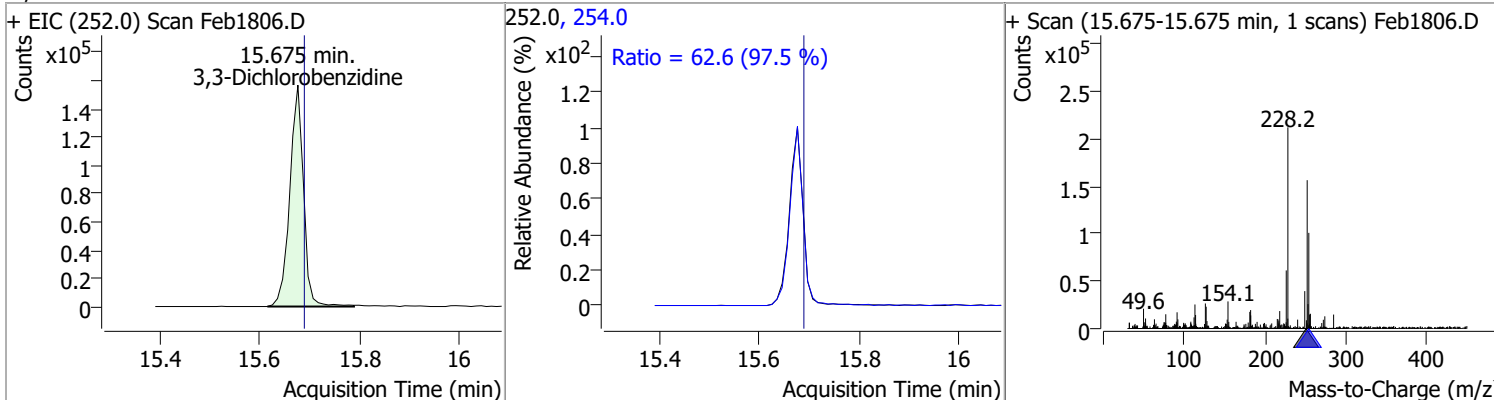
Compound	Conc.	RT	Dev(Min)	Resp.	QIon	QRatio	Lower	Upper
Benzo(a)Anthracene	49.7470	15.51	0.00	944328	226.0	26.3	18.8	34.9
					229.0	21.9	14.7	27.4



Compound	Conc.	RT	Dev(Min)	Resp.	QIon	QRatio	Lower	Upper
Chrysene	48.6971	15.62	0.00	1050170	226.0	29.9	19.9	36.9
					229.0	20.1	13.8	25.6

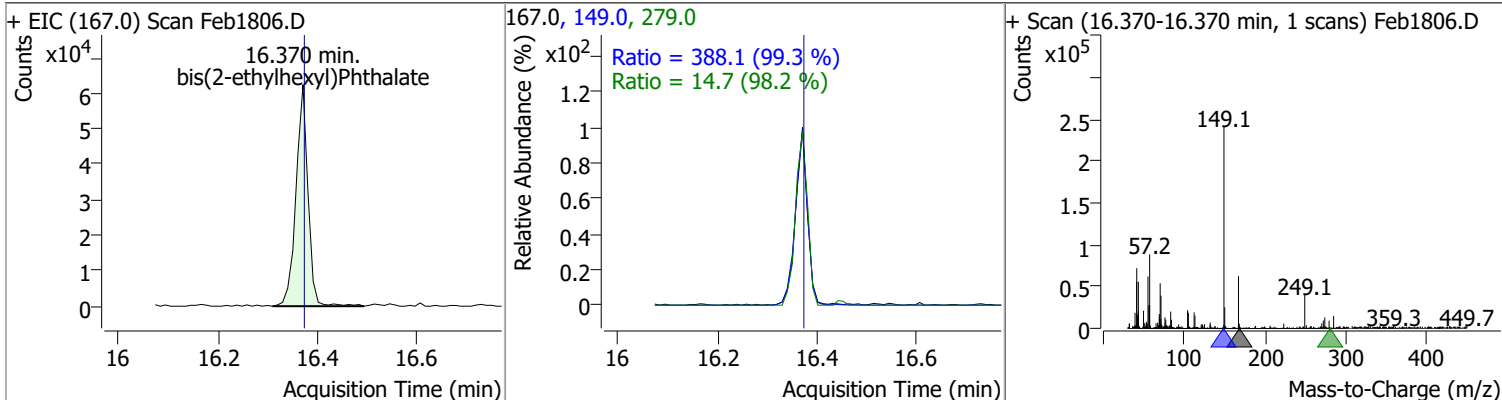


Compound	Conc.	RT	Dev(Min)	Resp.	QIon	QRatio	Lower	Upper
3,3-Dichlorobenzidine	47.6188	15.68	-0.01	299783	254.0	62.6	44.9	83.4

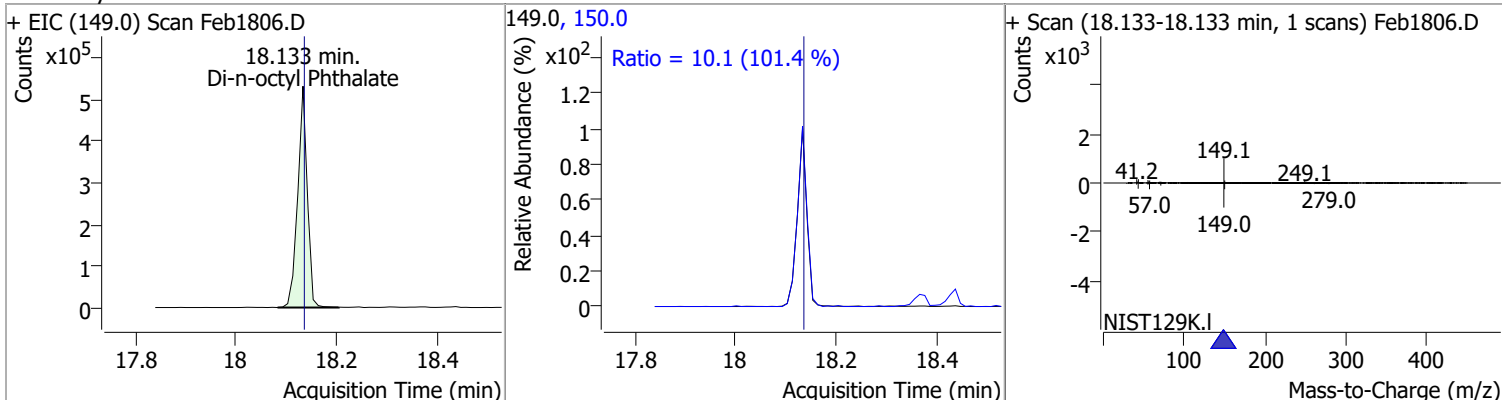


Quantitation Results Report (QT Reviewed)

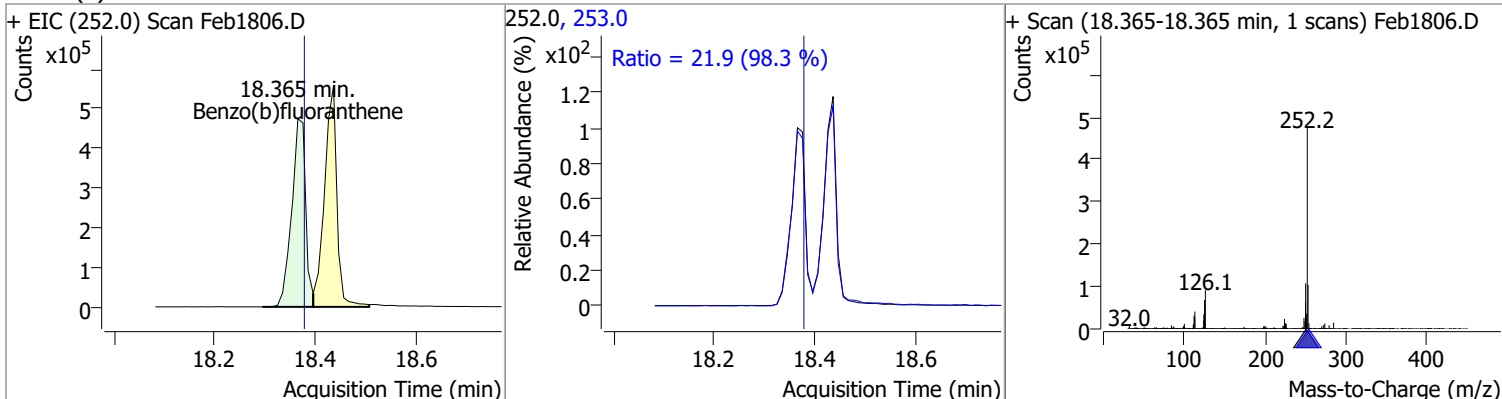
Compound	Conc.	RT	Dev(Min)	Resp.	QIon	QRatio	Lower	Upper
bis(2-ethylhexyl)Phthalate	47.6952	16.37	0.00	104536	149.0	388.1	273.6	508.0
					279.0	14.7	10.5	19.5



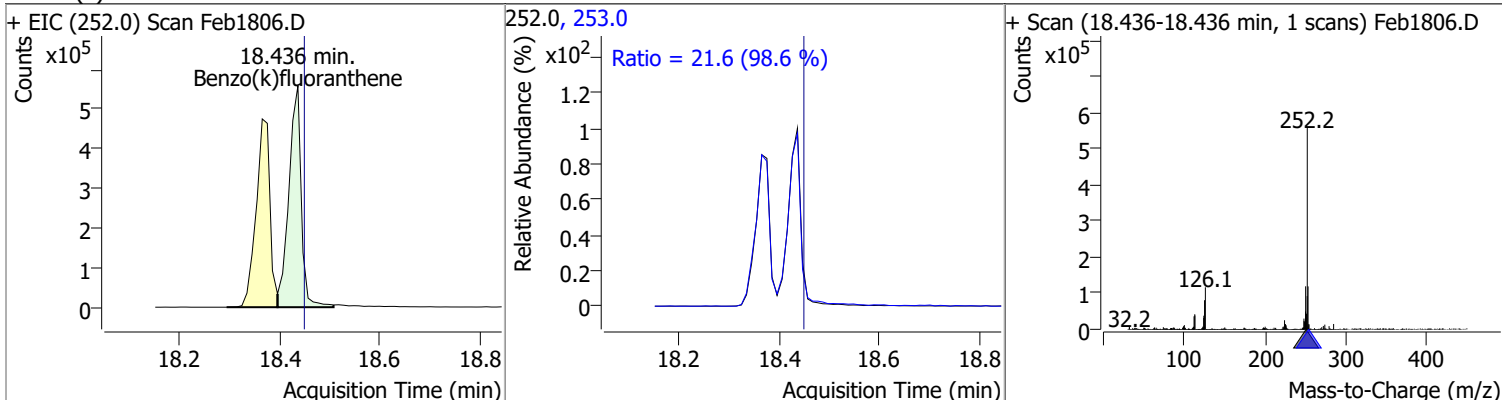
Compound	Conc.	RT	Dev(Min)	Resp.	QIon	QRatio	Lower	Upper
Di-n-octyl Phthalate	46.4377	18.13	0.00	706918	150.0	10.1	7.0	13.0
					149.0	Ratio = 10.1 (101.4 %)		



Compound	Conc.	RT	Dev(Min)	Resp.	QIon	QRatio	Lower	Upper
Benzo(b)fluoranthene	48.1054	18.37	-0.01	908237	253.0	21.9	15.6	29.0
					252.0	Ratio = 21.9 (98.3 %)		

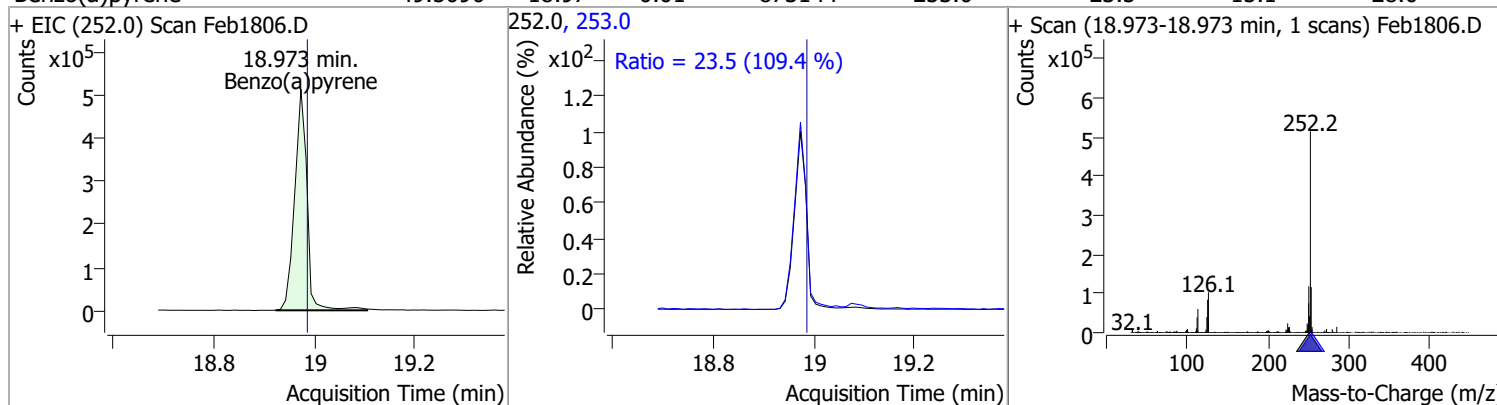


Compound	Conc.	RT	Dev(Min)	Resp.	QIon	QRatio	Lower	Upper
Benzo(k)fluoranthene	48.7004	18.44	-0.01	956185	253.0	21.6	15.4	28.6
					252.0	Ratio = 21.6 (98.6 %)		

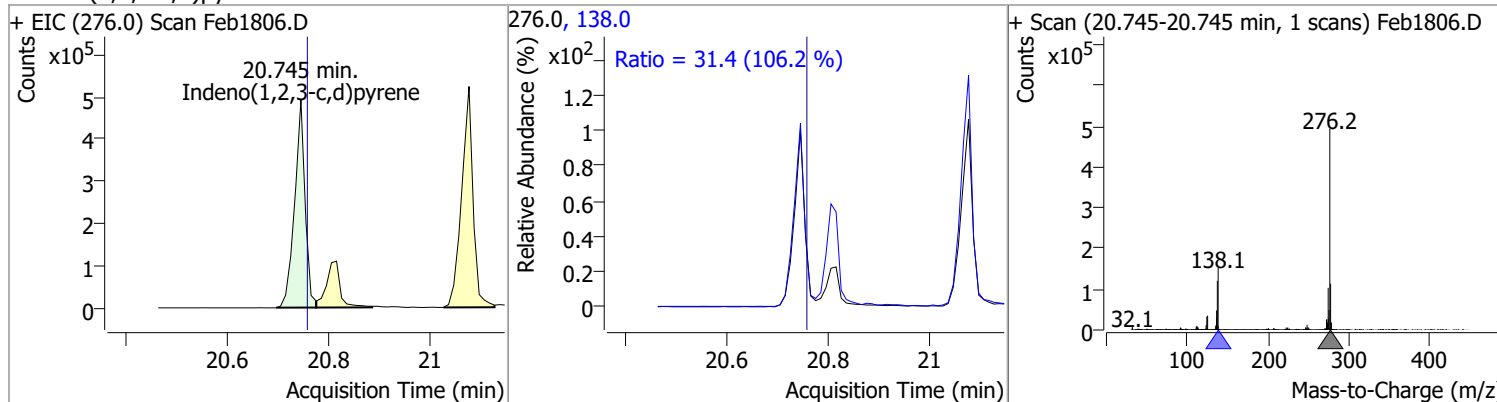


Quantitation Results Report (QT Reviewed)

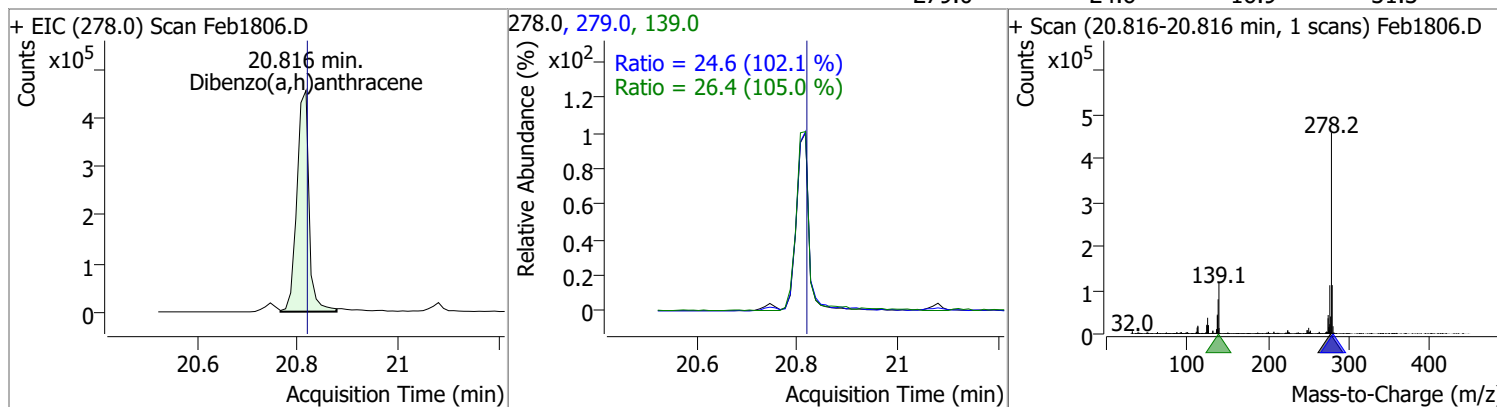
Compound	Conc.	RT	Dev(Min)	Resp.	QIon	QRatio	Lower	Upper
Benzo(a)pyrene	49.5090	18.97	-0.01	873144	253.0	23.5	15.1	28.0



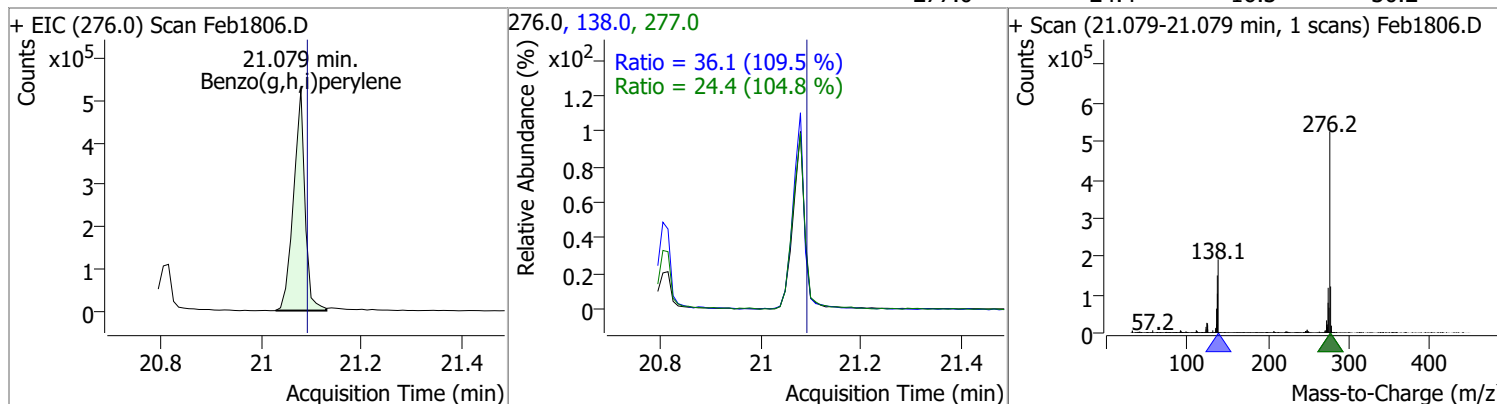
Compound	Conc.	RT	Dev(Min)	Resp.	QIon	QRatio	Lower	Upper
Indeno(1,2,3-c,d)pyrene	48.0345	20.75	-0.01	711904	138.0	31.4	20.7	38.5



Compound	Conc.	RT	Dev(Min)	Resp.	QIon	QRatio	Lower	Upper
Dibenzo(a,h)anthracene	47.7678	20.82	0.00	767418	139.0	26.4	17.6	32.7
					279.0	24.6	16.9	31.3

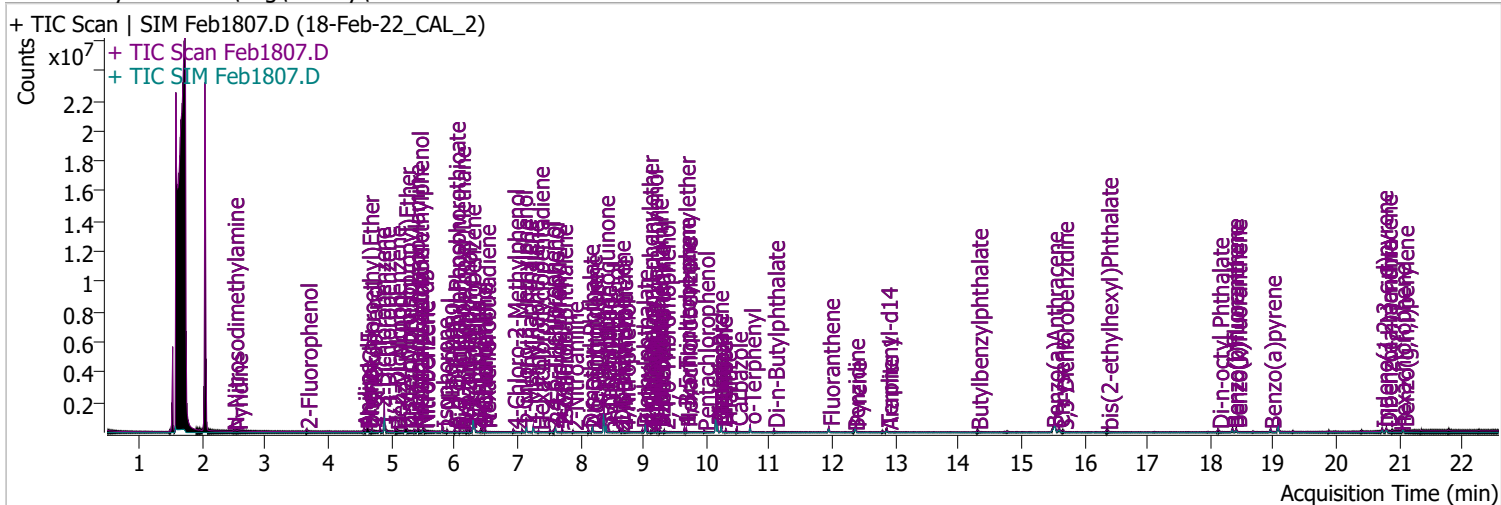


Compound	Conc.	RT	Dev(Min)	Resp.	QIon	QRatio	Lower	Upper
Benzo(g,h,i)perylene	48.0870	21.08	-0.01	822853	138.0	36.1	23.1	42.9
					277.0	24.4	16.3	30.2



Quantitation Results Report (QT Reviewed)

Data File	Feb1807.D	Operator	LIMS import
Acq. Method	BNA+SIM.M	Acq. Date-Time	2/19/2022 11:15:42 AM
Sample Name	18-Feb-22_CAL_2	Instrument	Instrument #1
Vial	7	Multiplier	1.00
DA Method File		Comment	SVOC-8270-W-LARGO
Tune File	dftppdsm.u	Tune Date	2/18/2022 9:25:00 PM
Batch Name	021822 DoD BNA cal.batch.bin	Last Calib Update	2/19/2022 1:06:17 PM
Ref Library	D:\Org\Library\NIST129K.l		



Compound	RT	QIon	Resp.	Conc.	Units	Dev(Min)
----------	----	------	-------	-------	-------	----------

Internal Standards

System Monitoring Compounds

S 2-Fluorophenol	3.653	112.0	61315	9.0226	µg/L	0.000
Spiked Amount: 200.000	Range: 10.0 - 75.0%			Recovery = 4.51%	*	
S Phenol-d5	4.603	99.0	82773	9.4500	µg/L	-0.010
Spiked Amount: 200.000	Range: 10.0 - 65.0%			Recovery = 4.72%	*	
S Nitrobenzene-d5	5.502	82.0	45452	9.4140	µg/L	0.000
Spiked Amount: 100.000	Range: 32.0 - 94.0%			Recovery = 9.41%	*	
S 2-Fluorobiphenyl	7.605	172.0	160369	9.8948	µg/L	0.000
Spiked Amount: 100.000	Range: 28.0 - 107.0%			Recovery = 9.89%	*	
S 2,4,6-Tribromophenol	9.336	329.8	8236	9.0676	µg/L	0.000
Spiked Amount: 200.000	Range: 25.0 - 140.0%			Recovery = 4.53%	*	
S Terphenyl-d14	12.865	244.3	148383	9.6223	µg/L	-0.010
Spiked Amount: 100.000	Range: 32.0 - 122.0%			Recovery = 9.62%	*	

Target Compounds

Compound	RT	QIon	Resp.	Conc.	Units	QValue
T N-Nitrosodimethylamine	2.489	74.0	22053	10.2820	µg/L	m 92
T Pyridine	2.550	79.0	45229	8.5845	µg/L	99
T Aniline	4.562	93.0	117703	9.2848	µg/L	93
T Phenol	4.624	94.0	90632	9.4951	µg/L	84
T bis(-2-Chloroethyl)Ether	4.634	63.0	64413	9.5586	µg/L	99
T 2-Chlorophenol	4.685	128.0	75438	9.5978	µg/L	93
T 1,3-Dichlorobenzene	4.818	146.0	113425	9.6983	µg/L	95
T 1,4-Dichlorobenzene	4.910	146.0	113963	9.4369	µg/L	98
T 1,2-Dichlorobenzene	5.063	146.0	110443	9.8457	µg/L	m 97
T Benzyl Alcohol	5.083	108.0	31154	9.2253	µg/L	m 84
T bis(2-chloroisopropyl)Ether	5.216	121.0	26761	9.4881	µg/L	93
T 2-Methylphenol	5.236	107.0	67039	9.5156	µg/L	95
T N-nitroso-Di-n-propylamine	5.359	70.0	40378	9.3374	µg/L	97
T 4Methylphenol/3Methylphenol	5.420	107.0	88244	8.9706	µg/L	97
T Hexachloroethane	5.420	117.0	30122	9.6553	µg/L	94

Quantitation Results Report (QT Reviewed)

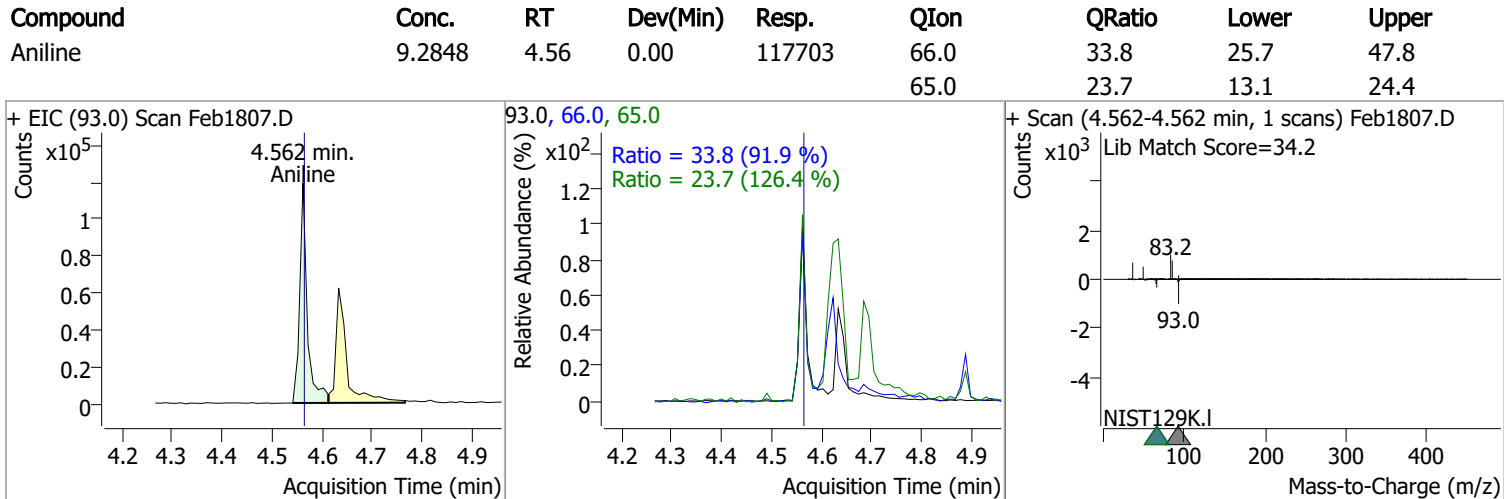
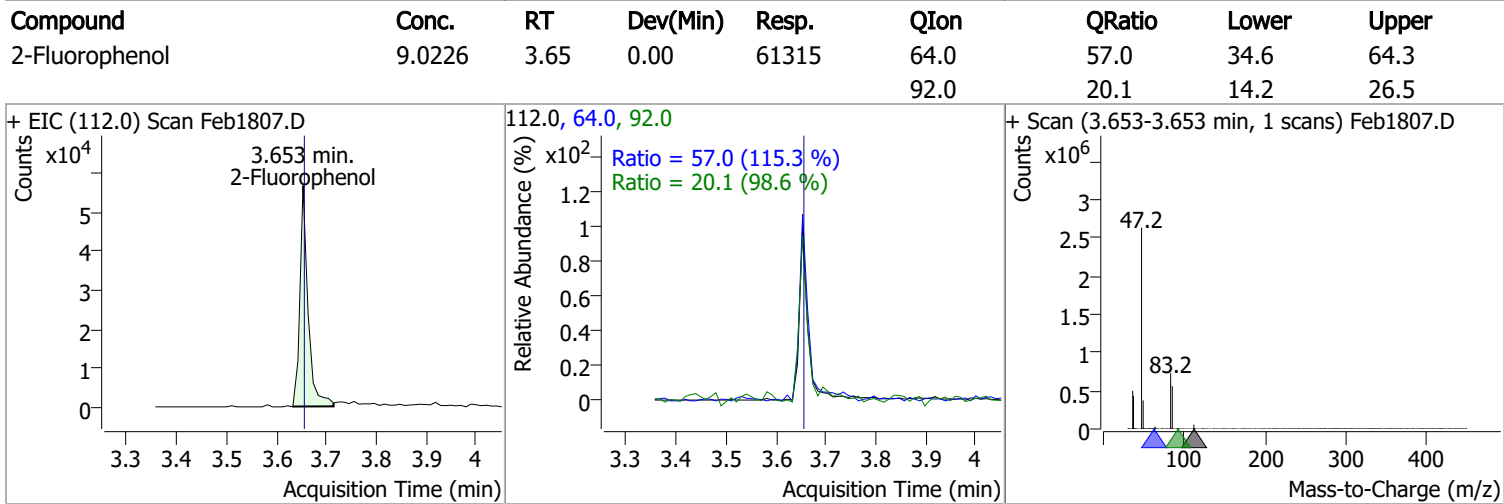
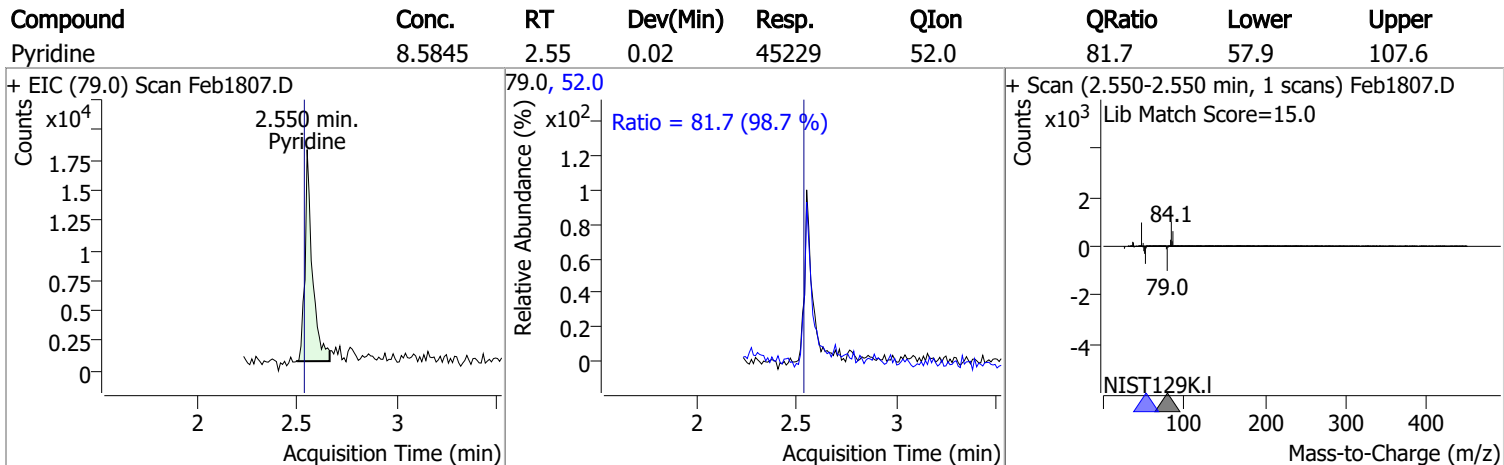
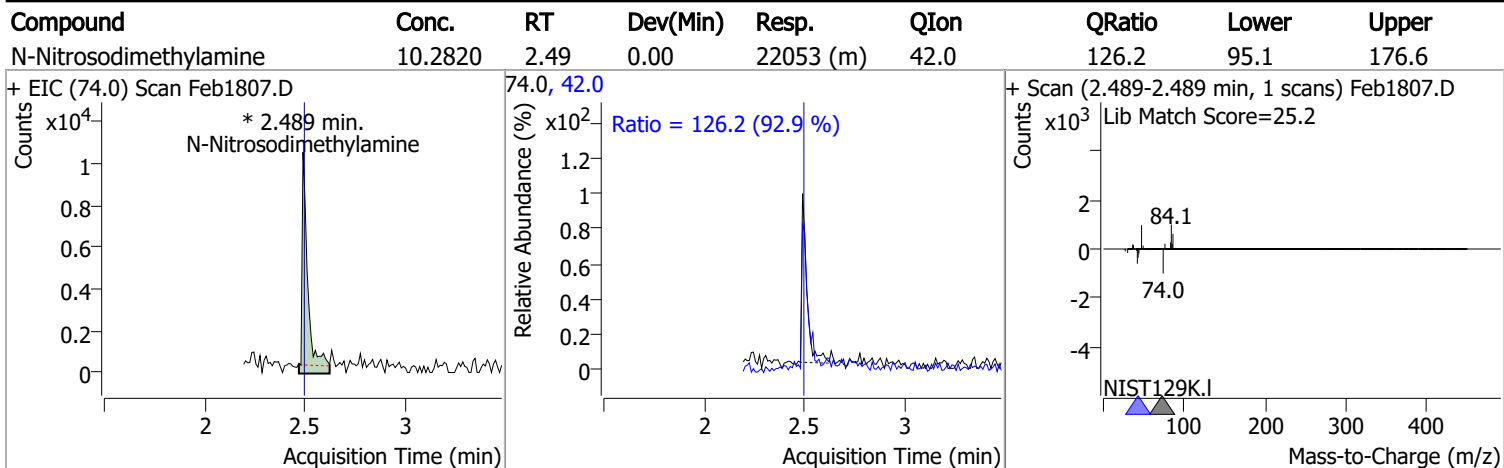
Compound	RT	QIon	Resp.	Conc.	Units	Dev(Min)
T Nitrobenzene	5.522	123.1	18080	8.2519	µg/L	76
T Isophorone	5.808	82.0	97277	8.9357	µg/L	94
T 2-Nitrophenol	5.880	139.0	19297	8.9839	µg/L	92
T 2,4-Dimethylphenol	6.003	122.0	52824	9.0655	µg/L	98
T bis(-2-Chloroethoxy)Methane	6.085	93.0	59939	9.3842	µg/L	94
T 2,4-Dichlorophenol	6.188	162.0	47605	9.4074	µg/L	97
T Benzoic Acid	6.147	105.0	18665	8.4117	µg/L	m 82
T 1,2,4-Trichlorobenzene	6.249	180.0	69022	9.7020	µg/L	98
T Naphthalene	6.321	128.0	215374	9.6379	µg/L	97
T 4-Chlorophenol	6.414	130.0	23297	10.2898	µg/L	88
T p-Chloroaniline	6.434	127.0	71033	9.0638	µg/L	95
T Hexachlorobutadiene	6.485	224.9	33554	9.5879	µg/L	98
T 4-Chloro-2-Methylphenol	6.937	107.0	51791	9.6988	µg/L	m 86
T 4-Chloro-3-Methylphenol	7.071	107.0	51113	9.1080	µg/L	m 96
T 2-Methylnaphthalene	7.143	141.0	129837	10.4339	µg/L	m 97
T 1-Methylnaphthalene	7.256	141.0	126738	10.2310	µg/L	m 98
T Hexachlorocyclopentadiene	7.338	236.9	13837	8.7963	µg/L	91
T 2,4,6-Trichlorophenol	7.512	196.0	27041	9.0500	µg/L	99
T 2,4,5-Trichlorophenol	7.574	196.0	33223	8.9583	µg/L	87
T 2-Chloronaphthalene	7.708	162.0	133308	10.0555	µg/L	97
T 2-Nitroaniline	7.882	65.0	14804	8.3822	µg/L	85
T Dimethyl Phthalate	8.129	163.0	85510	8.5312	µg/L	90
T 2,6-Dinitrotoluene	8.180	165.0	13053	9.0242	µg/L	80
T Acenaphthylene	8.200	152.1	194369	9.5403	µg/L	92
T 3-Nitroaniline	8.384	138.0	12737	8.7217	µg/L	75
T Acenaphthene	8.405	154.0	125792	9.6812	µg/L	98
T 2,4-Dinitrophenol	8.517	184.0	3755	8.5763	µg/L	98
T Dibenzofuran	8.620	168.0	200815	9.4970	µg/L	99
T 2,4-Dinitrotoluene	8.661	165.0	14287	8.4581	µg/L	94
T 4-Nitrophenol	8.701	109.0	14966	9.4102	µg/L	86
T Diethylphthalate	8.988	149.0	84750	8.7379	µg/L	97
T Fluorene	9.029	166.0	167603	9.9106	µg/L	100
T 4-Chlorophenyl-phenylether	9.070	204.0	67338	9.9310	µg/L	97
T 4-Nitroaniline	9.121	138.0	13023	8.9648	µg/L	94
T 4,6-Dinitro-2-methylphenol	9.141	198.0	7435	9.0351	µg/L	83
T N-nitrosodiphenylamine	9.223	169.0	96753	9.6542	µg/L	92
T Azobenzene	9.254	77.0	90696	8.9089	µg/L	87
T 4-Bromophenyl-phenylether	9.653	248.0	33057	10.2442	µg/L	87
T Hexachlorobenzene	9.684	283.9	37231	9.7111	µg/L	97
T Pentachlorophenol	9.958	265.9	10893	9.1936	µg/L	90
T Phenanthrene	10.181	178.0	224346	9.8851	µg/L	100
T Anthracene	10.242	178.0	191750	9.6942	µg/L	100
T Triallate	10.313	86.0	31763	9.1129	µg/L	98
T Carbazole	10.485	167.0	199440	10.1180	µg/L	99
T o-Terphenyl	10.698	230.0	111061	9.6963	µg/L	99
T Di-n-Butylphthalate	11.072	149.0	102631	8.3322	µg/L	98
T Fluoranthene	11.943	202.0	220272	10.1778	µg/L	97
T Benzidine	12.338	184.0	65045	9.3957	µg/L	m 97
T Pyrene	12.369	202.0	240962	10.1636	µg/L	95
T Butylbenzylphthalate	14.296	149.0	40092	9.1160	µg/L	# 66
T Benzo(a)Anthracene	15.492	228.0	157876	9.3465	µg/L	96
T Chrysene	15.594	228.0	193047	9.7877	µg/L	97
T 3,3-Dichlorobenzidine	15.655	252.0	35676	8.7092	µg/L	95
T bis(2-ethylhexyl)Phthalate	16.360	167.0	15117	9.4865	µg/L	# 93
T Di-n-octyl Phthalate	18.123	149.0	98225	9.0329	µg/L	100

Quantitation Results Report (QT Reviewed)

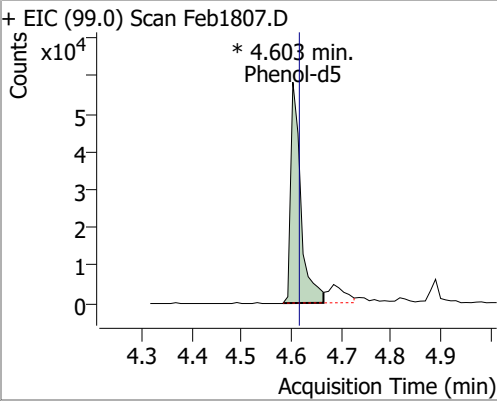
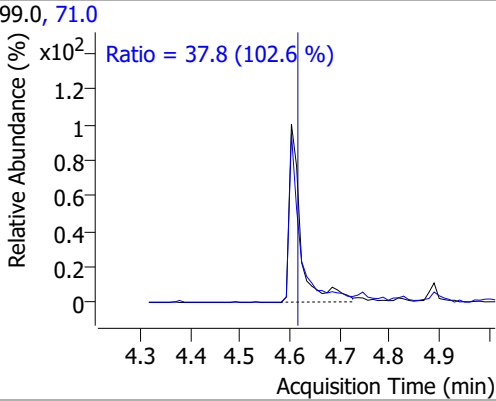
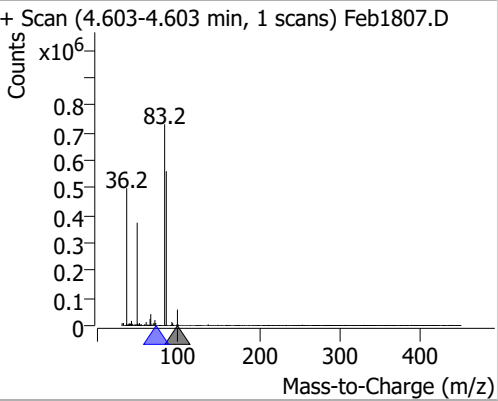
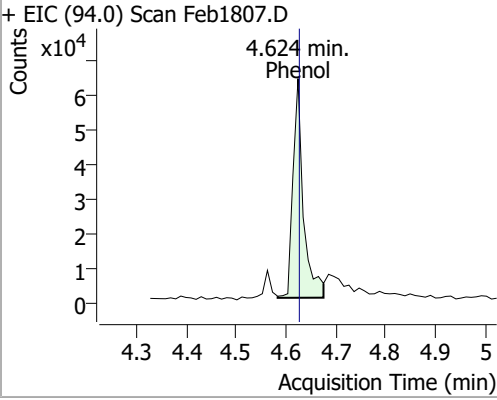
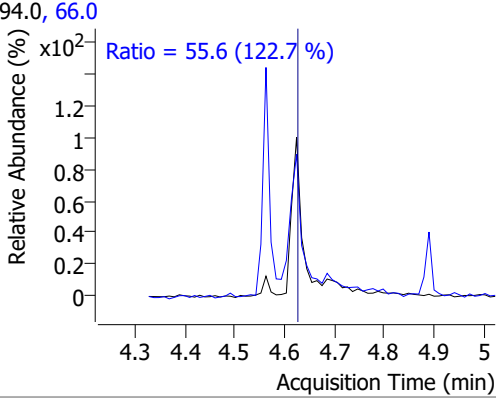
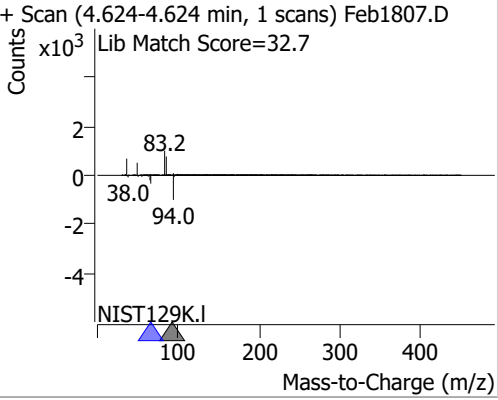
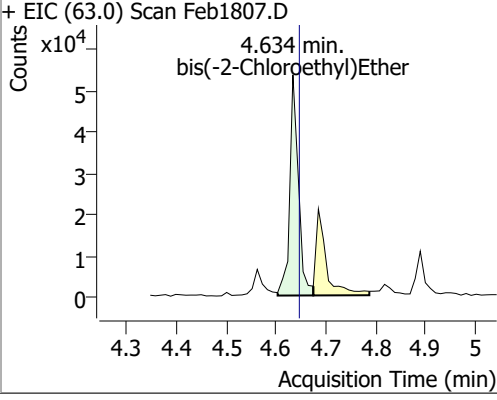
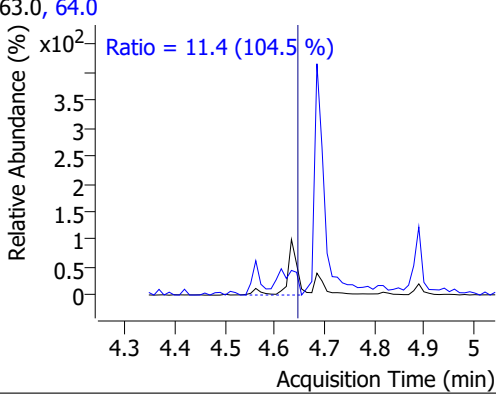
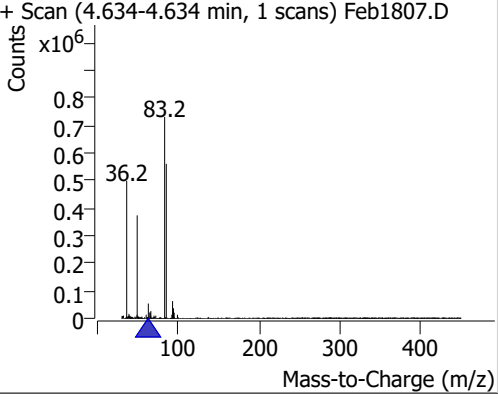
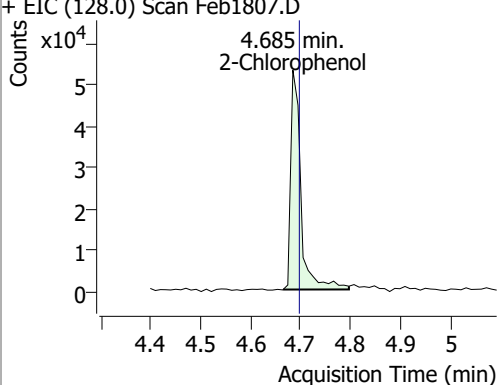
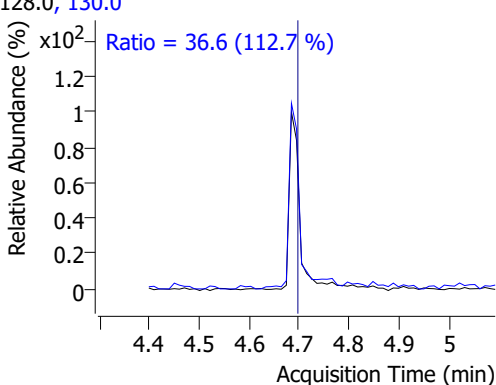
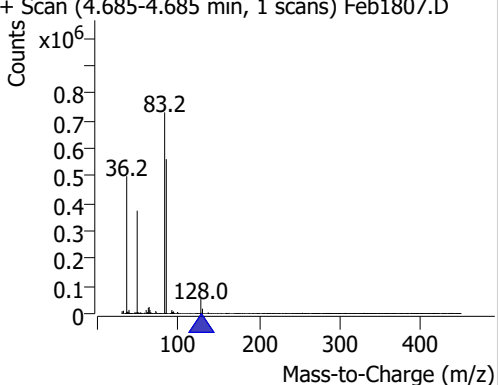
Compound	RT	QIon	Resp.	Conc.	Units	Dev(Min)
T Benzo(b)fluoranthene	18.355	252.0	146871	9.4383	µg/L	98
T Benzo(k)fluoranthene	18.406	252.0	156598	9.5815	µg/L	99
T Benzo(a)pyrene	18.953	252.0	122603	9.0742	µg/L	92
T Indeno(1,2,3-c,d)pyrene	20.725	276.0	105841	9.3155	µg/L m	91
T Dibenzo(a,h)anthracene	20.796	278.0	114340	9.2034	µg/L	94
T Benzo(g,h,i)perylene	21.059	276.0	135480	9.4619	µg/L	98

(#) = Qualifier Out of Range; (m) = Manual Integration; (+) = Area Summed; (*) = Surrogate Percent Recovery Out of Range; (d): Zeroed Peak

Quantitation Results Report (QT Reviewed)

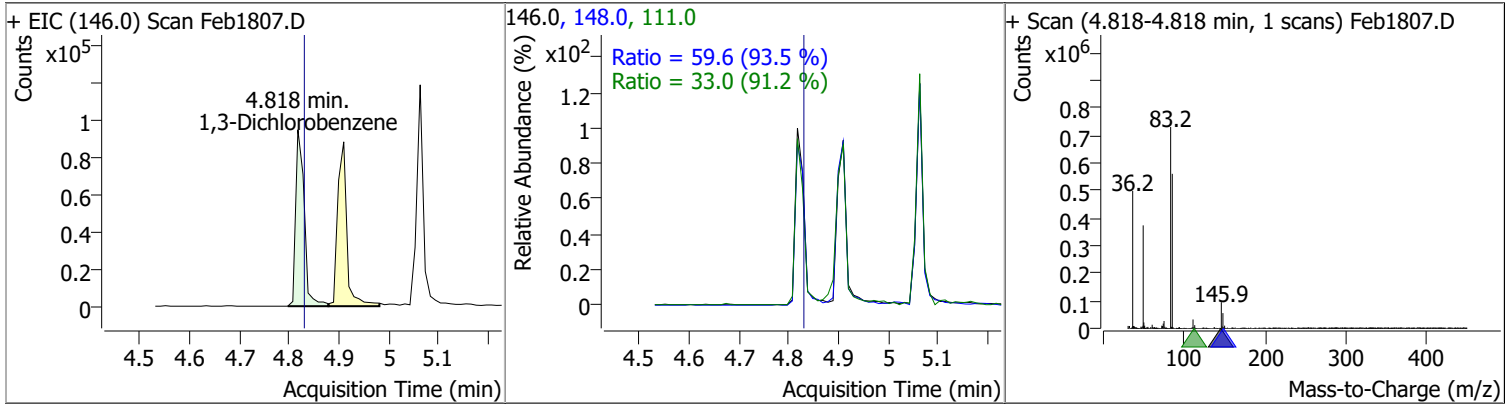


Quantitation Results Report (QT Reviewed)

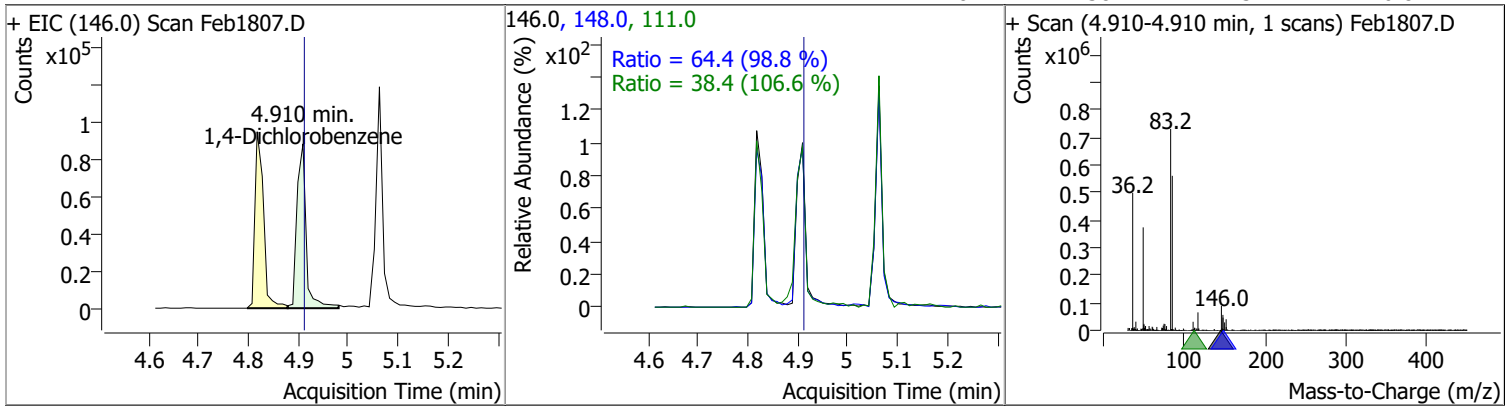
Compound	Conc.	RT	Dev(Min)	Resp.	QIon	QRatio	Lower	Upper
Phenol-d5	9.4500	4.60	-0.01	82773 (m)	71.0	37.8	25.8	47.9
+ EIC (99.0) Scan Feb1807.D			99.0, 71.0			+ Scan (4.603-4.603 min, 1 scans) Feb1807.D		
			Ratio = 37.8 (102.6 %)					
Phenol	9.4951	4.62	0.00	90632	66.0	55.6	31.7	58.9
+ EIC (94.0) Scan Feb1807.D			94.0, 66.0			+ Scan (4.624-4.624 min, 1 scans) Feb1807.D		
			Ratio = 55.6 (122.7 %)					
						Lib Match Score=32.7		
						NIST129K.I		
bis(-2-Chloroethyl)Ether	9.5586	4.63	-0.01	64413	64.0	11.4	7.6	14.1
+ EIC (63.0) Scan Feb1807.D			63.0, 64.0			+ Scan (4.634-4.634 min, 1 scans) Feb1807.D		
			Ratio = 11.4 (104.5 %)					
2-Chlorophenol	9.5978	4.68	-0.01	75438	130.0	36.6	22.7	42.2
+ EIC (128.0) Scan Feb1807.D			128.0, 130.0			+ Scan (4.685-4.685 min, 1 scans) Feb1807.D		
			Ratio = 36.6 (112.7 %)					

Quantitation Results Report (QT Reviewed)

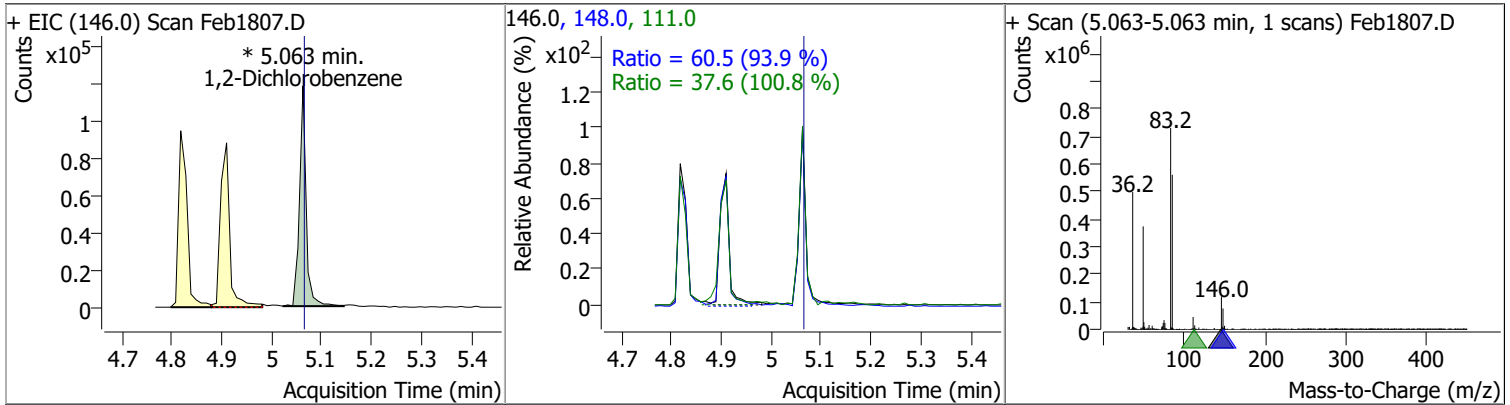
Compound	Conc.	RT	Dev(Min)	Resp.	QIon	QRatio	Lower	Upper
1,3-Dichlorobenzene	9.6983	4.82	-0.01	113425	148.0	59.6	44.6	82.8
					111.0	33.0	25.3	47.0



Compound	Conc.	RT	Dev(Min)	Resp.	QIon	QRatio	Lower	Upper
1,4-Dichlorobenzene	9.4369	4.91	0.00	113963	148.0	64.4	45.6	84.8
					111.0	38.4	25.2	46.8

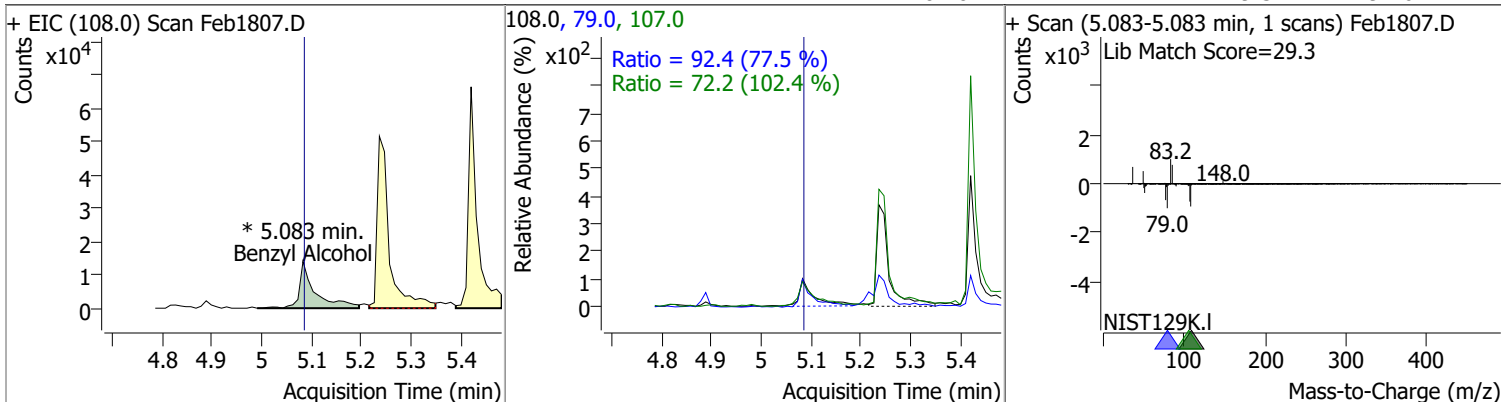


Compound	Conc.	RT	Dev(Min)	Resp.	QIon	QRatio	Lower	Upper
1,2-Dichlorobenzene	9.8457	5.06	0.00	110443 (m)	148.0	60.5	45.1	83.8
					111.0	37.6	26.1	48.5

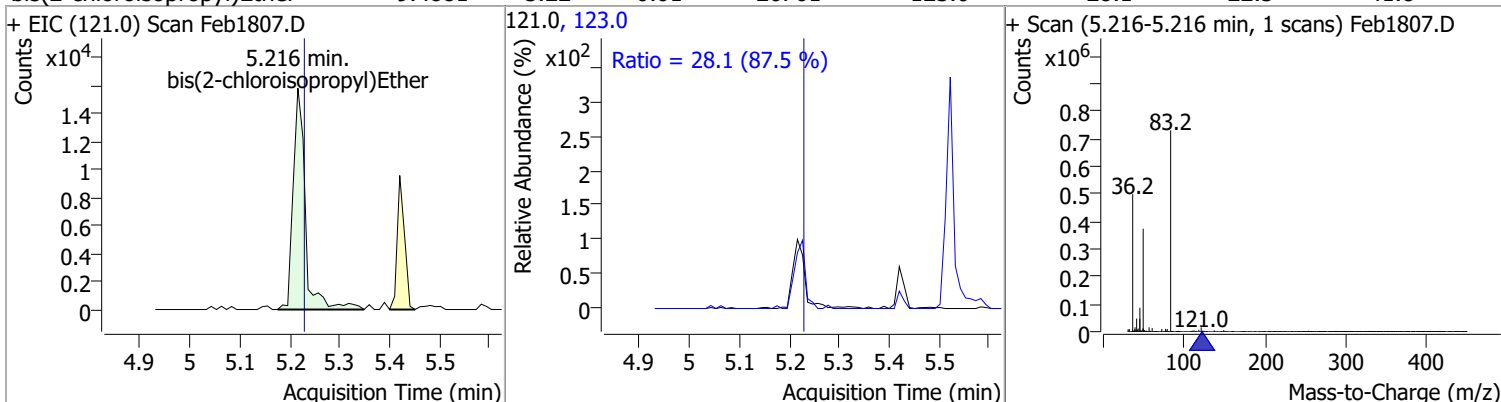


Quantitation Results Report (QT Reviewed)

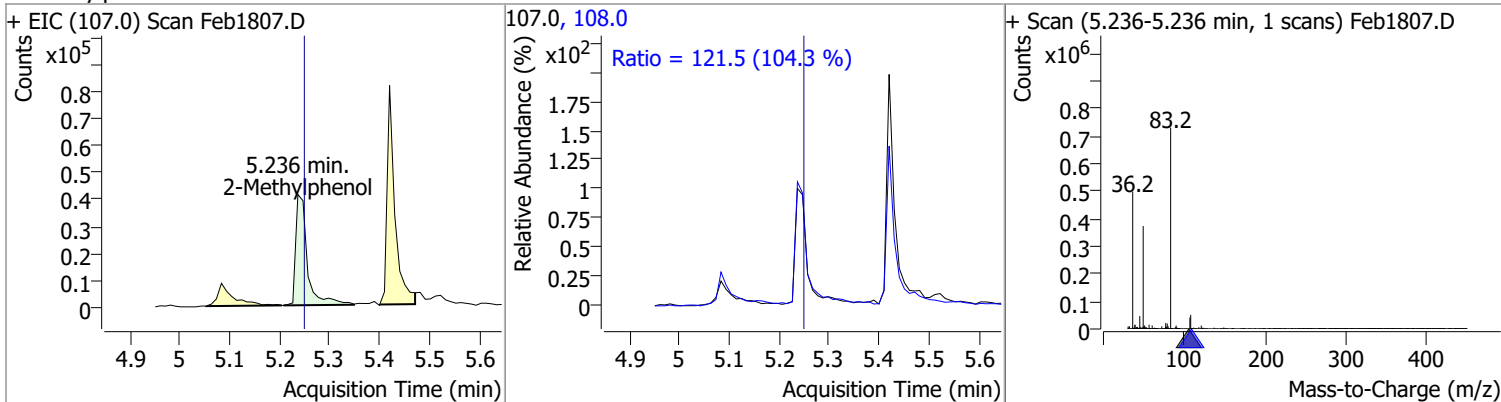
Compound	Conc.	RT	Dev(Min)	Resp.	QIon	QRatio	Lower	Upper
Benzyl Alcohol	9.2253	5.08	0.00	31154 (m)	79.0	92.4	83.5	155.1
					107.0	72.2	49.3	91.6



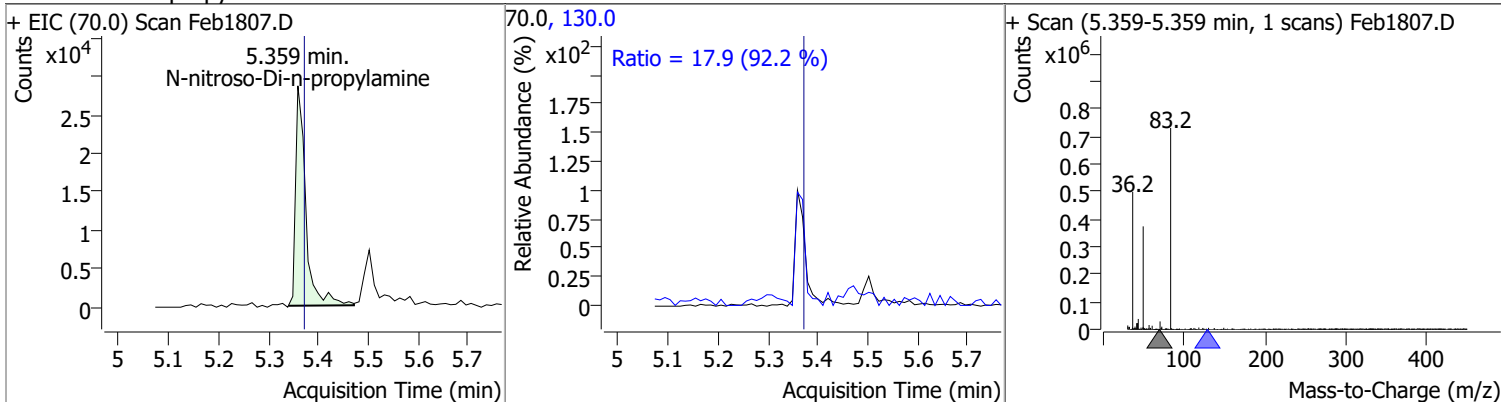
Compound	Conc.	RT	Dev(Min)	Resp.	QIon	QRatio	Lower	Upper
bis(2-chloroisopropyl)Ether	9.4881	5.22	-0.01	26761	123.0	28.1	22.5	41.8



Compound	Conc.	RT	Dev(Min)	Resp.	QIon	QRatio	Lower	Upper
2-Methylphenol	9.5156	5.24	-0.01	67039	108.0	121.5	81.5	151.4

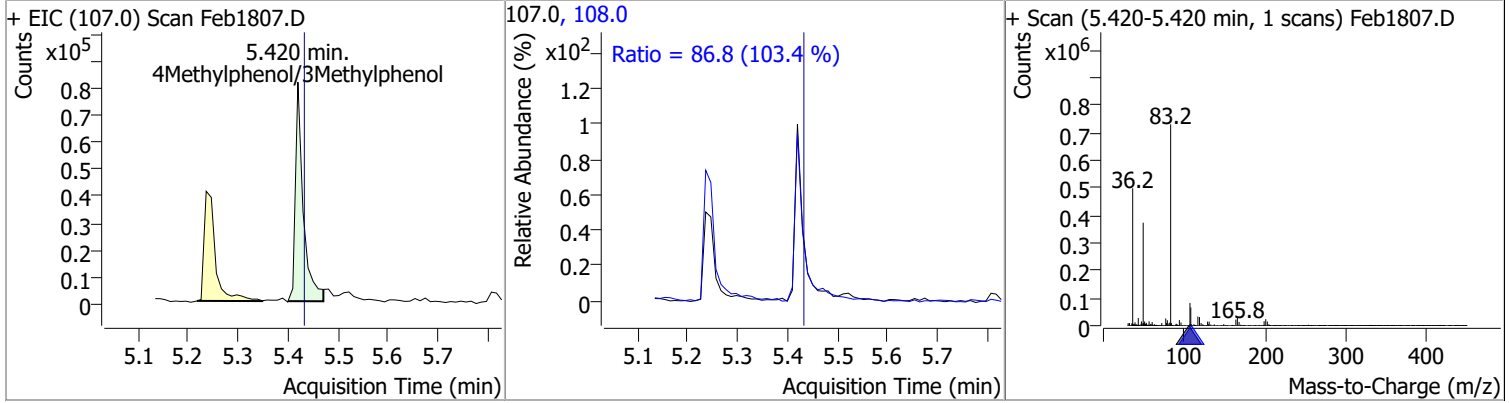


Compound	Conc.	RT	Dev(Min)	Resp.	QIon	QRatio	Lower	Upper
N-nitroso-Di-n-propylamine	9.3374	5.36	-0.01	40378	130.0	17.9	0.0	38.8

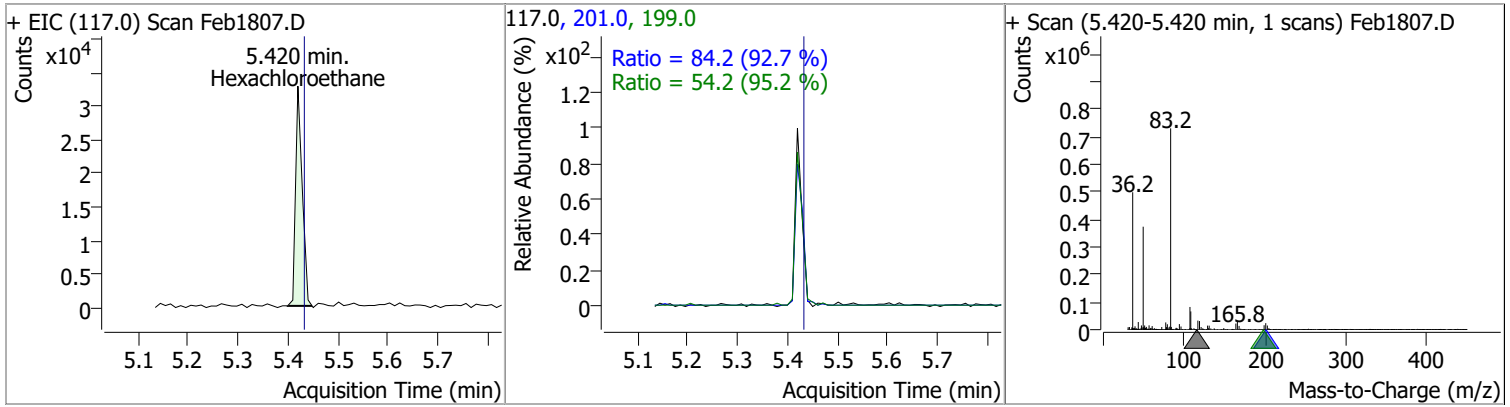


Quantitation Results Report (QT Reviewed)

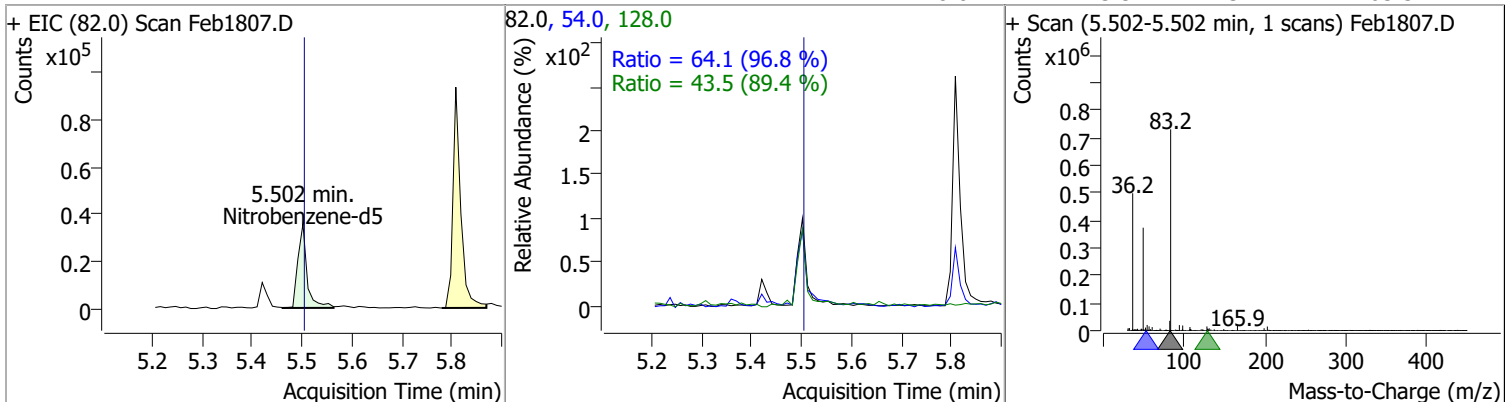
Compound	Conc.	RT	Dev(Min)	Resp.	QIon	QRatio	Lower	Upper
4Methylphenol/3Methylphenol	8.9706	5.42	-0.01	88244	108.0	86.8	58.8	109.1



Compound	Conc.	RT	Dev(Min)	Resp.	QIon	QRatio	Lower	Upper
Hexachloroethane	9.6553	5.42	-0.01	30122	201.0	84.2	63.5	118.0
					199.0	54.2	39.8	74.0

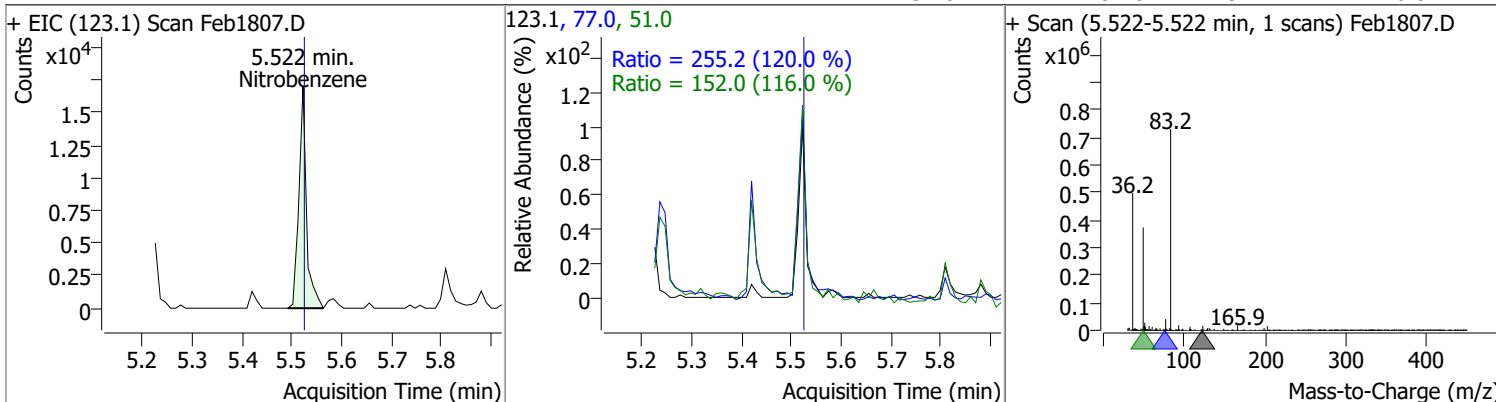


Compound	Conc.	RT	Dev(Min)	Resp.	QIon	QRatio	Lower	Upper
Nitrobenzene-d5	9.4140	5.50	0.00	45452	54.0	64.1	46.3	86.0
					128.0	43.5	34.1	63.3

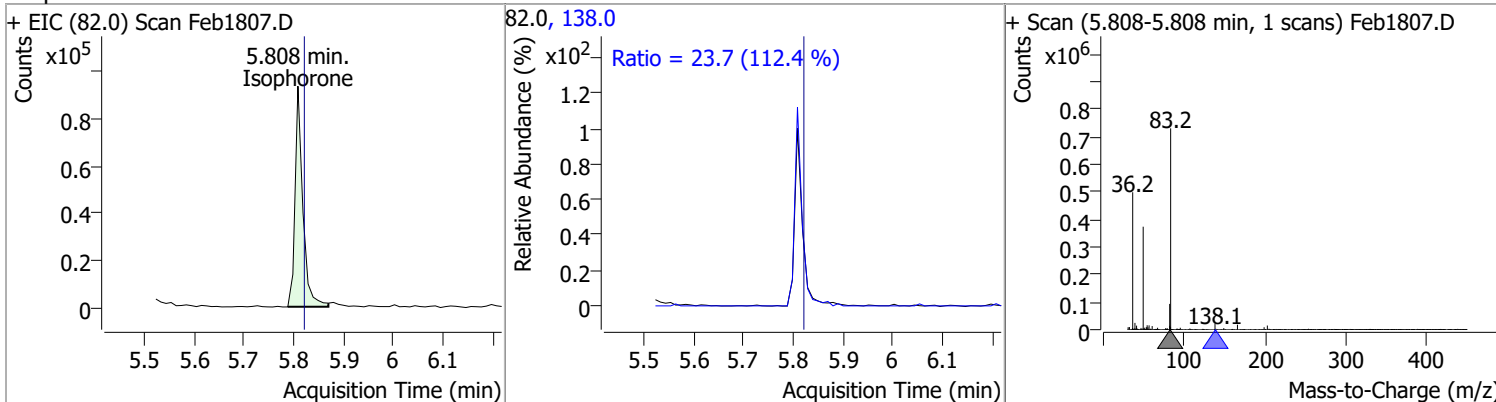


Quantitation Results Report (QT Reviewed)

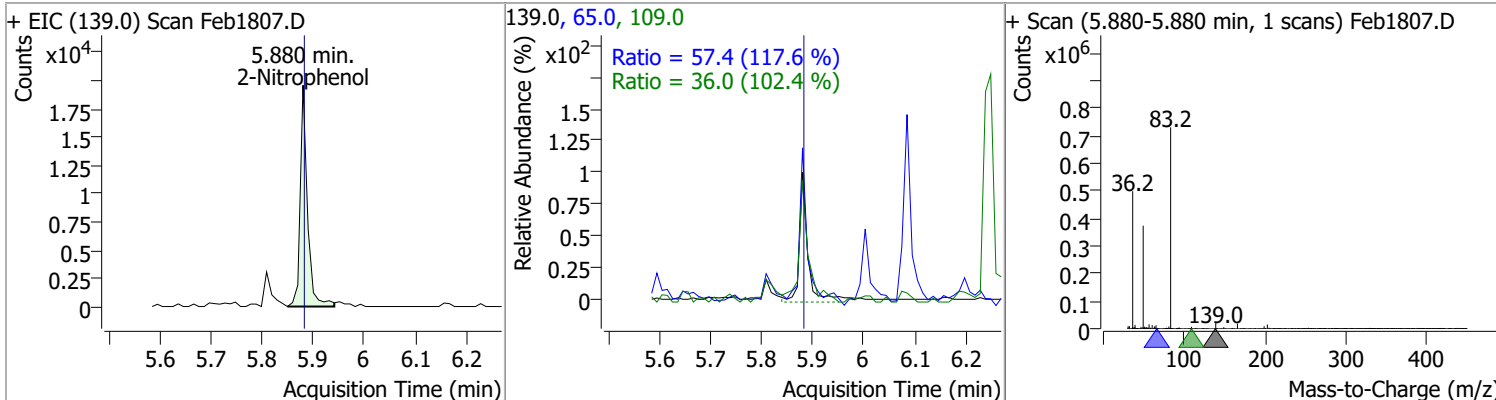
Compound	Conc.	RT	Dev(Min)	Resp.	QIon	QRatio	Lower	Upper
Nitrobenzene	8.2519	5.52	0.00	18080	77.0	255.2	148.9	276.5
					51.0	152.0	91.7	170.3



Compound	Conc.	RT	Dev(Min)	Resp.	QIon	QRatio	Lower	Upper
Isophorone	8.9357	5.81	-0.01	97277	138.0	23.7	14.8	27.5

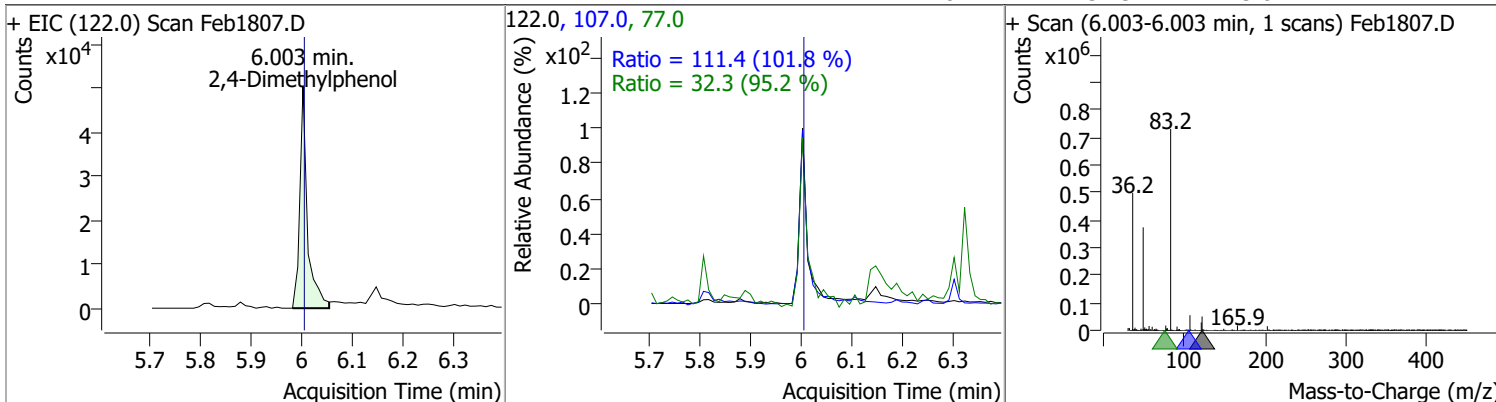


Compound	Conc.	RT	Dev(Min)	Resp.	QIon	QRatio	Lower	Upper
2-Nitrophenol	8.9839	5.88	0.00	19297	65.0	57.4	34.2	63.4
					109.0	36.0	24.6	45.8

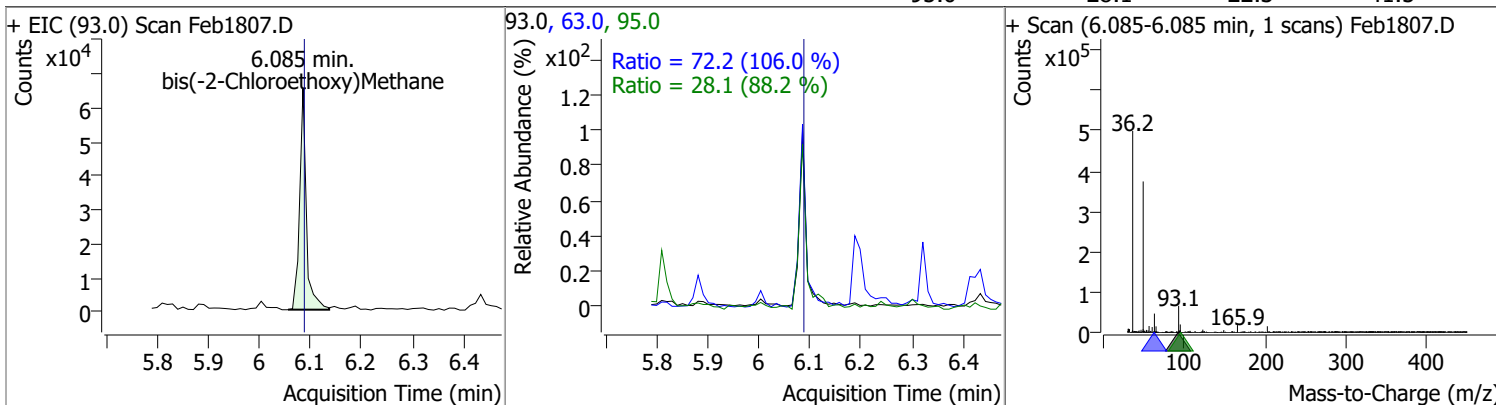


Quantitation Results Report (QT Reviewed)

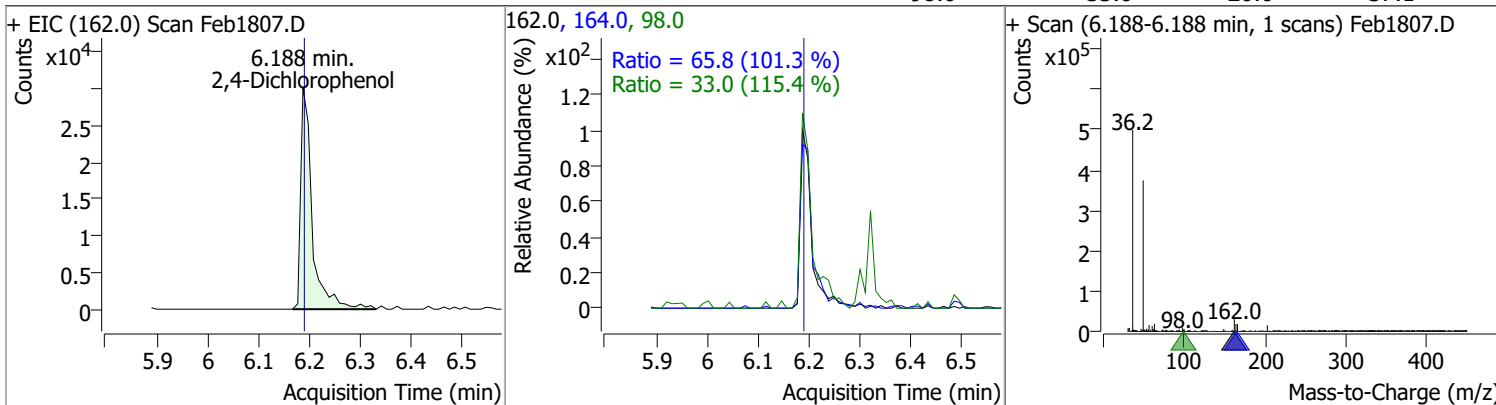
Compound	Conc.	RT	Dev(Min)	Resp.	QIon	QRatio	Lower	Upper
2,4-Dimethylphenol	9.0655	6.00	0.00	52824	107.0	111.4	76.6	142.3
					77.0	32.3	23.8	44.2



Compound	Conc.	RT	Dev(Min)	Resp.	QIon	QRatio	Lower	Upper
bis(-2-Chloroethoxy)Methane	9.3842	6.08	0.00	59939	63.0	72.2	47.7	88.6
					95.0	28.1	22.3	41.5

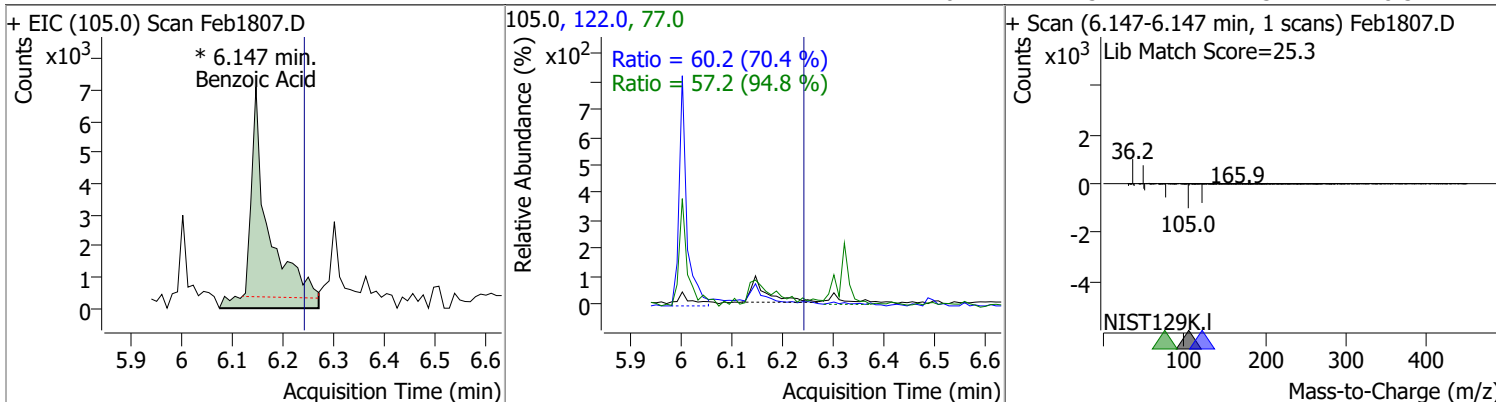


Compound	Conc.	RT	Dev(Min)	Resp.	QIon	QRatio	Lower	Upper
2,4-Dichlorophenol	9.4074	6.19	0.00	47605	164.0	65.8	45.5	84.5
					98.0	33.0	20.0	37.1

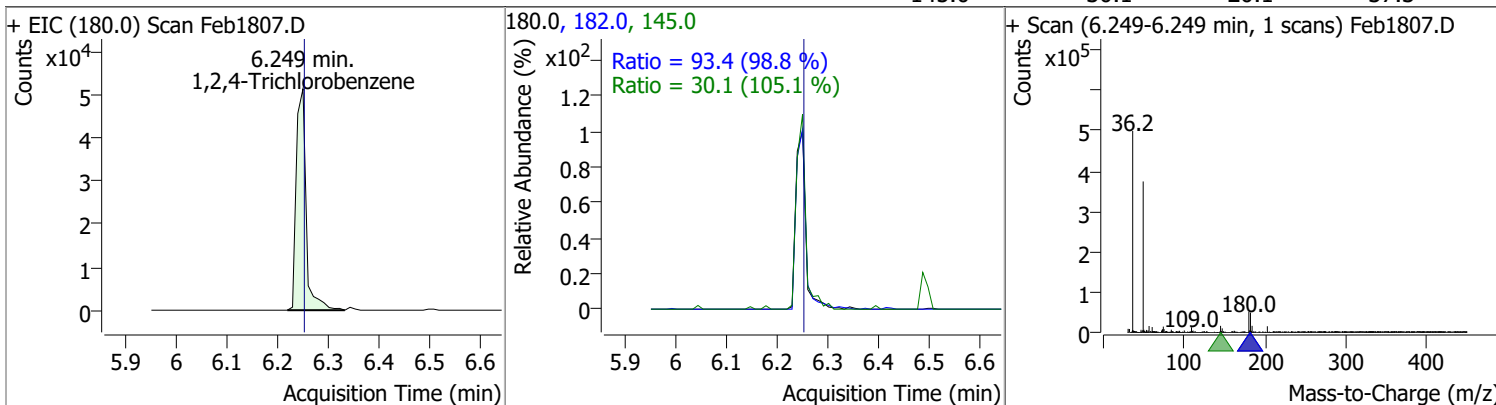


Quantitation Results Report (QT Reviewed)

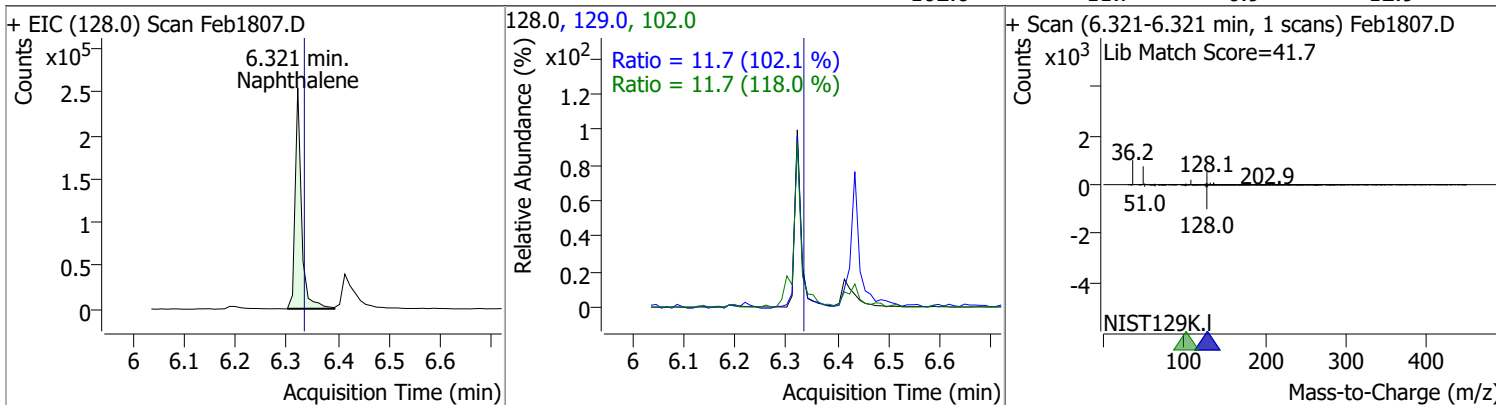
Compound	Conc.	RT	Dev(Min)	Resp.	QIon	QRatio	Lower	Upper
Benzoic Acid	8.4117	6.15	-0.09	18665 (m)	122.0	60.2	59.9	111.2
					77.0	57.2	42.3	78.5



Compound	Conc.	RT	Dev(Min)	Resp.	QIon	QRatio	Lower	Upper
1,2,4-Trichlorobenzene	9.7020	6.25	0.00	69022	182.0	93.4	66.2	122.9
					145.0	30.1	20.1	37.3

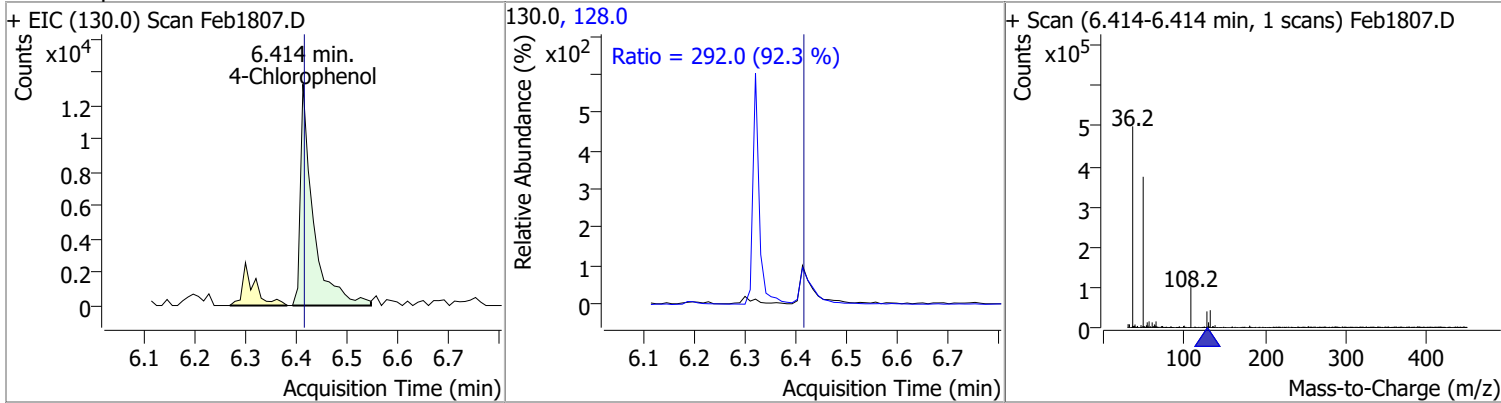


Compound	Conc.	RT	Dev(Min)	Resp.	QIon	QRatio	Lower	Upper
Naphthalene	9.6379	6.32	-0.01	215374	129.0	11.7	8.0	14.9
					102.0	11.7	6.9	12.9

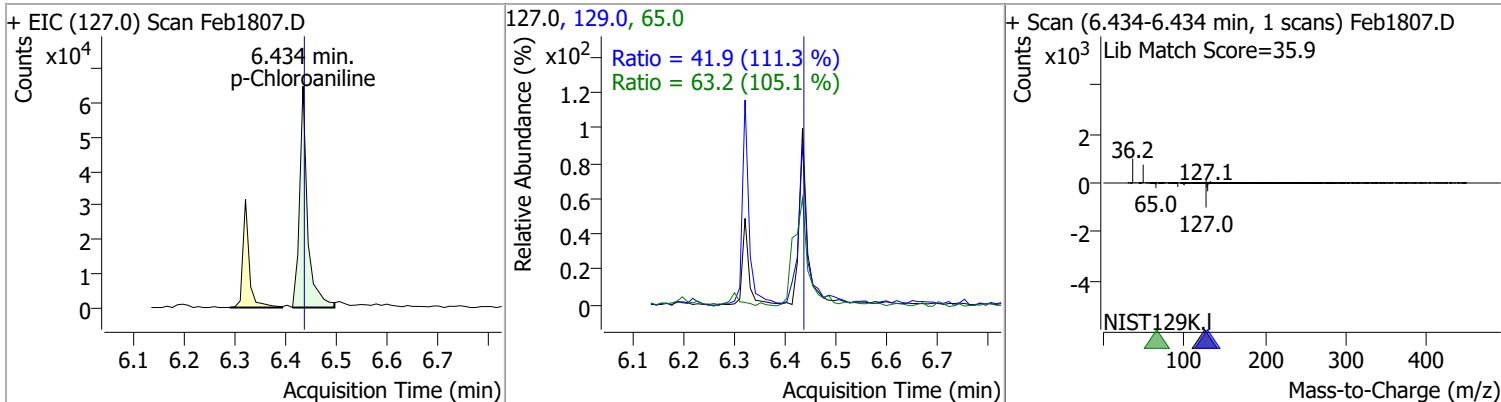


Quantitation Results Report (QT Reviewed)

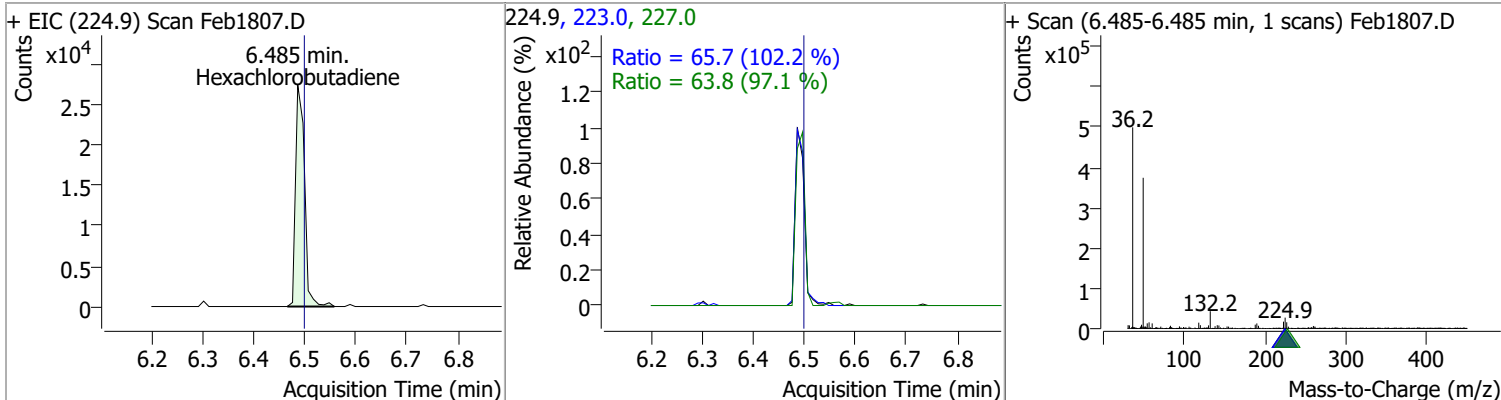
Compound	Conc.	RT	Dev(Min)	Resp.	QIon	QRatio	Lower	Upper
4-Chlorophenol	10.2898	6.41	0.00	23297	128.0	292.0	221.4	411.2



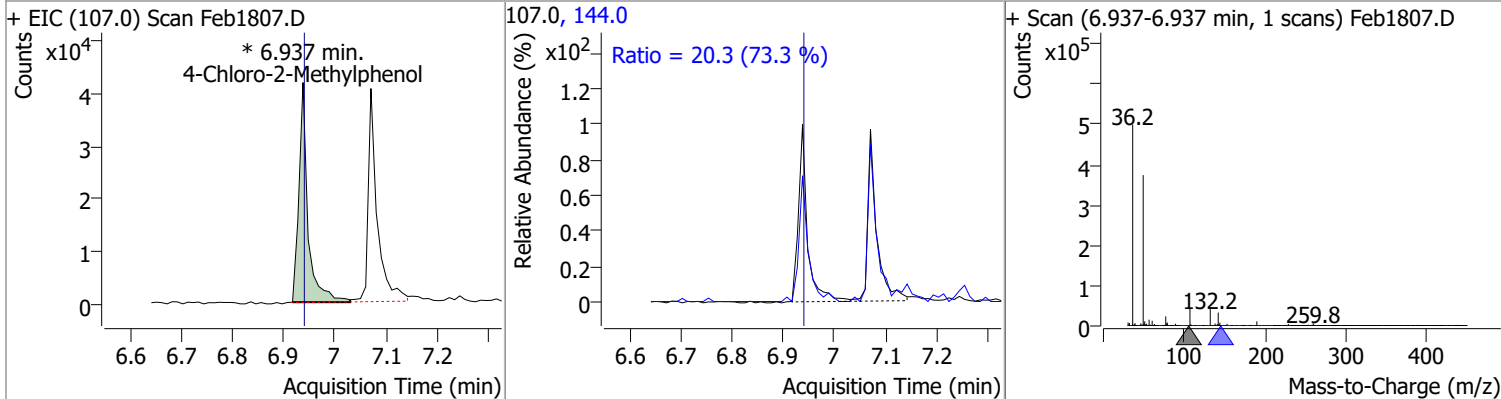
Compound	Conc.	RT	Dev(Min)	Resp.	QIon	QRatio	Lower	Upper
p-Chloroaniline	9.0638	6.43	0.00	71033	65.0	63.2	42.1	78.2
					129.0	41.9	26.3	48.9



Compound	Conc.	RT	Dev(Min)	Resp.	QIon	QRatio	Lower	Upper
Hexachlorobutadiene	9.5879	6.49	-0.01	33554	227.0	63.8	46.0	85.4
					223.0	65.7	45.0	83.6

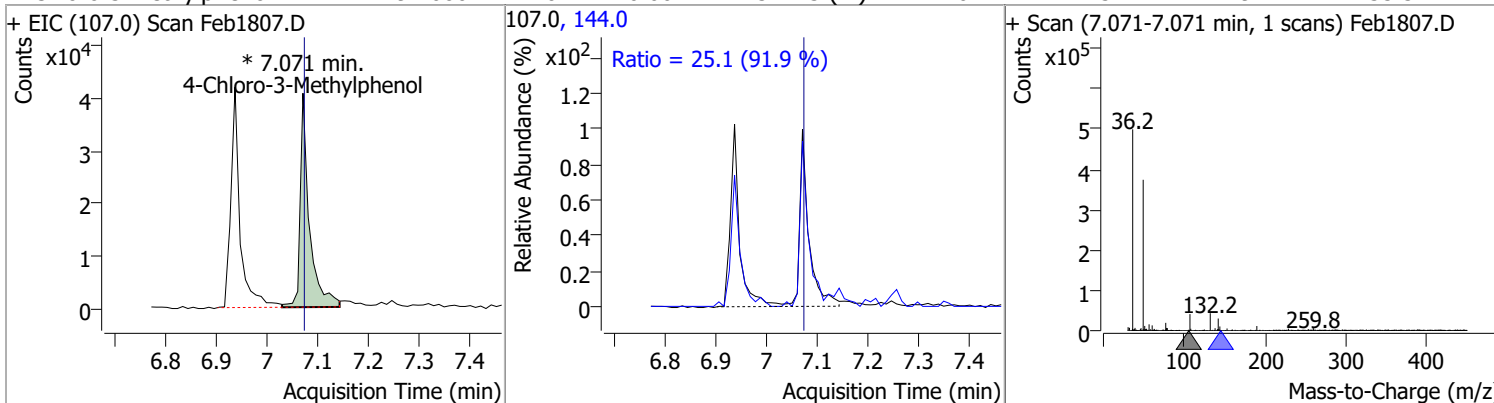


Compound	Conc.	RT	Dev(Min)	Resp.	QIon	QRatio	Lower	Upper
4-Chloro-2-Methylphenol	9.6988	6.94	0.00	51791 (m)	144.0	20.3	19.4	36.1

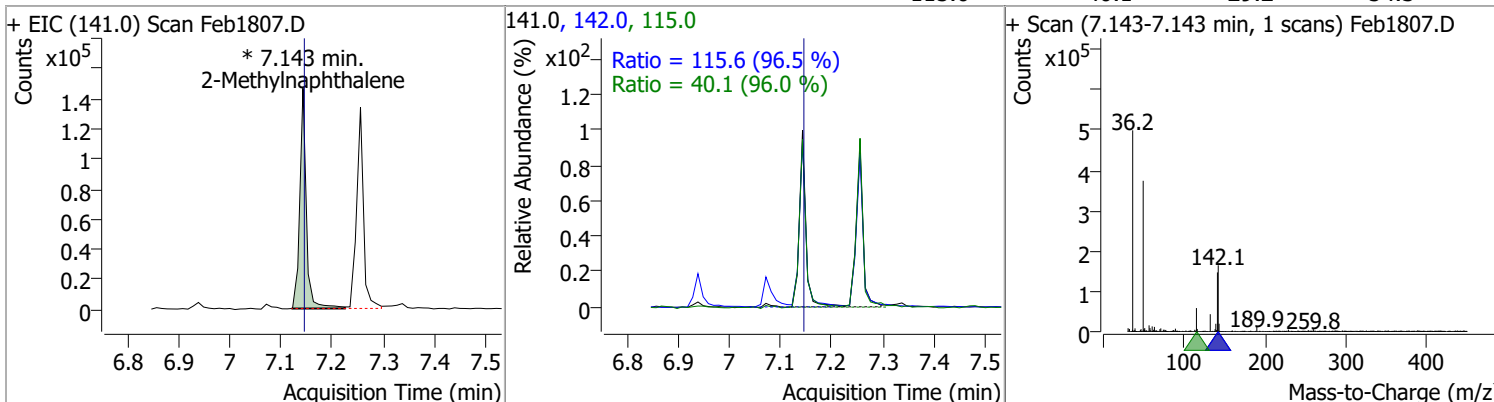


Quantitation Results Report (QT Reviewed)

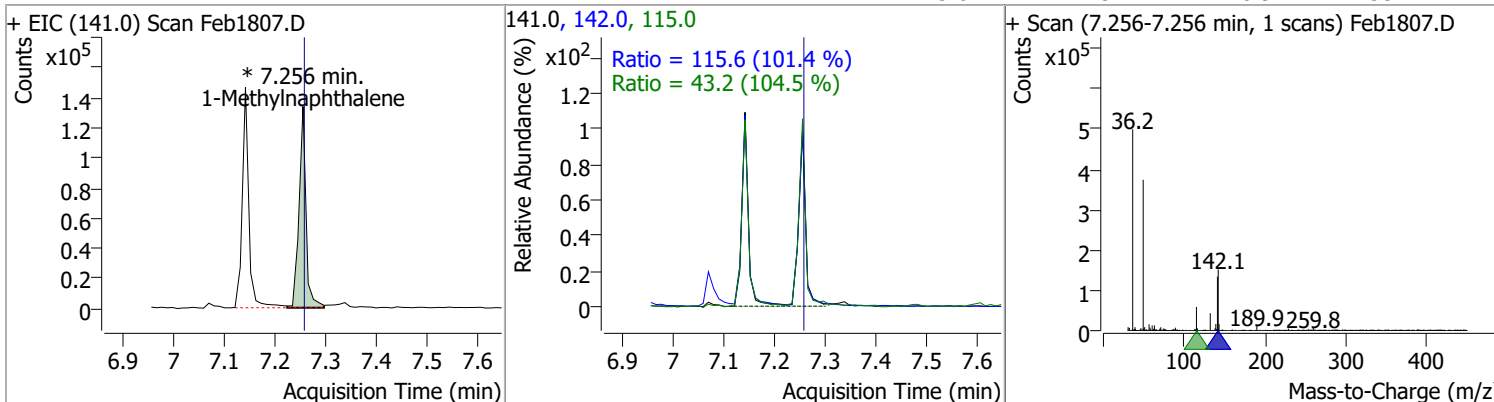
Compound	Conc.	RT	Dev(Min)	Resp.	QIon	QRatio	Lower	Upper
4-Chloro-3-Methylphenol	9.1080	7.07	0.00	51113 (m)	144.0	25.1	19.1	35.5



Compound	Conc.	RT	Dev(Min)	Resp.	QIon	QRatio	Lower	Upper
2-Methylnaphthalene	10.4339	7.14	0.00	129837 (m)	142.0	115.6	83.8	155.7
					115.0	40.1	29.2	54.3

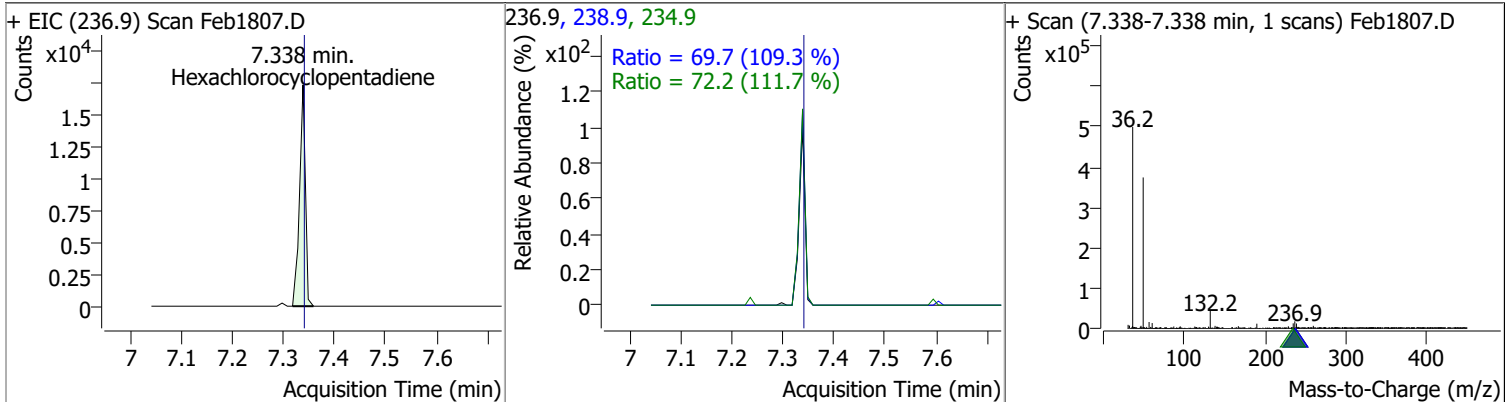


Compound	Conc.	RT	Dev(Min)	Resp.	QIon	QRatio	Lower	Upper
1-Methylnaphthalene	10.2310	7.26	0.00	126738 (m)	142.0	115.6	79.8	148.2
					115.0	43.2	28.9	53.7

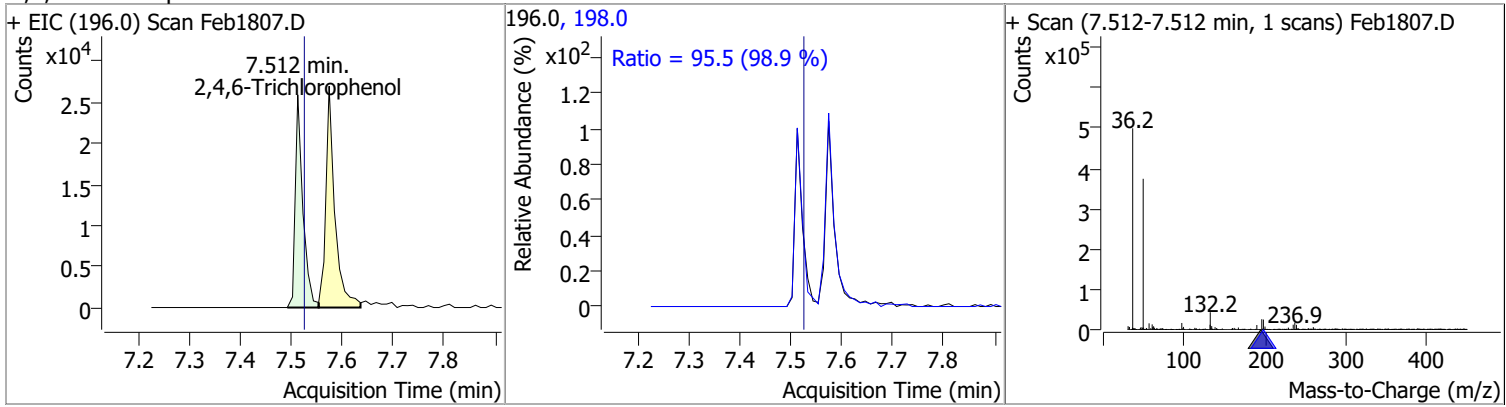


Quantitation Results Report (QT Reviewed)

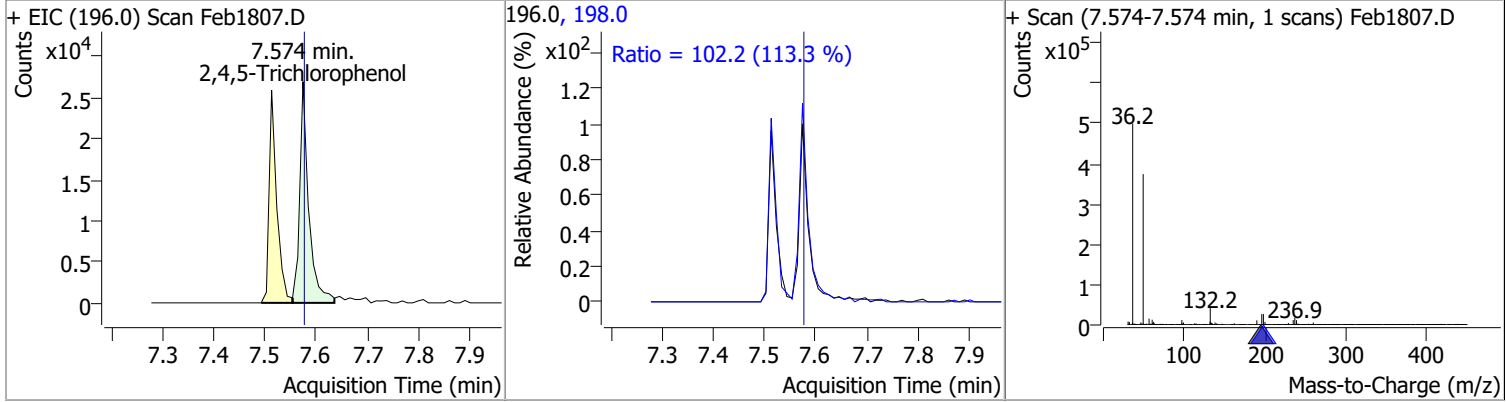
Compound	Conc.	RT	Dev(Min)	Resp.	QIon	QRatio	Lower	Upper
Hexachlorocyclopentadiene	8.7963	7.34	0.00	13837	234.9	72.2	45.2	84.0
					238.9	69.7	44.6	82.9



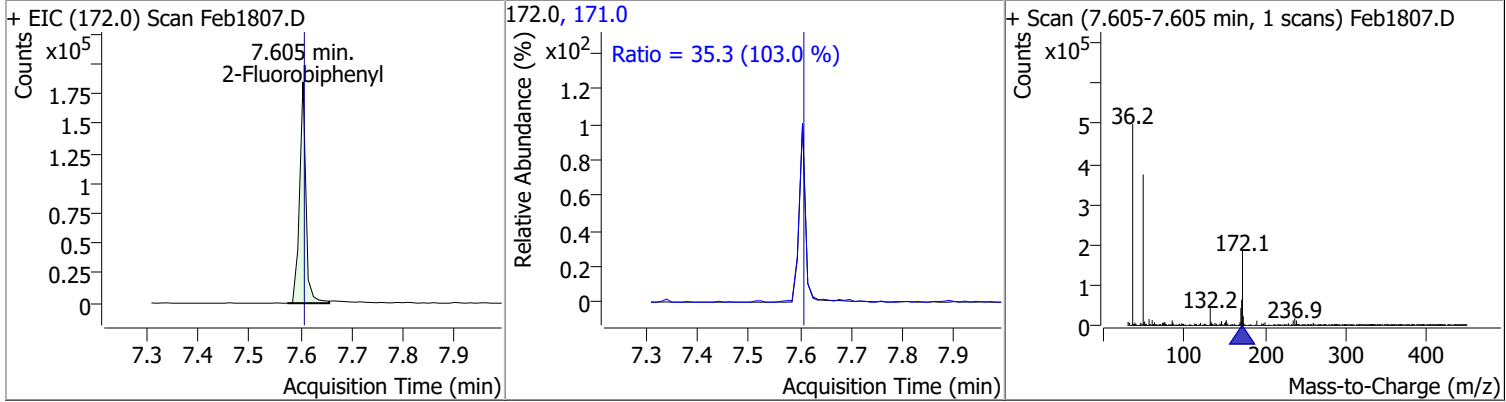
Compound	Conc.	RT	Dev(Min)	Resp.	QIon	QRatio	Lower	Upper
2,4,6-Trichlorophenol	9.0500	7.51	-0.01	27041	198.0	95.5	67.6	125.5



Compound	Conc.	RT	Dev(Min)	Resp.	QIon	QRatio	Lower	Upper
2,4,5-Trichlorophenol	8.9583	7.57	0.00	33223	198.0	102.2	63.2	117.3

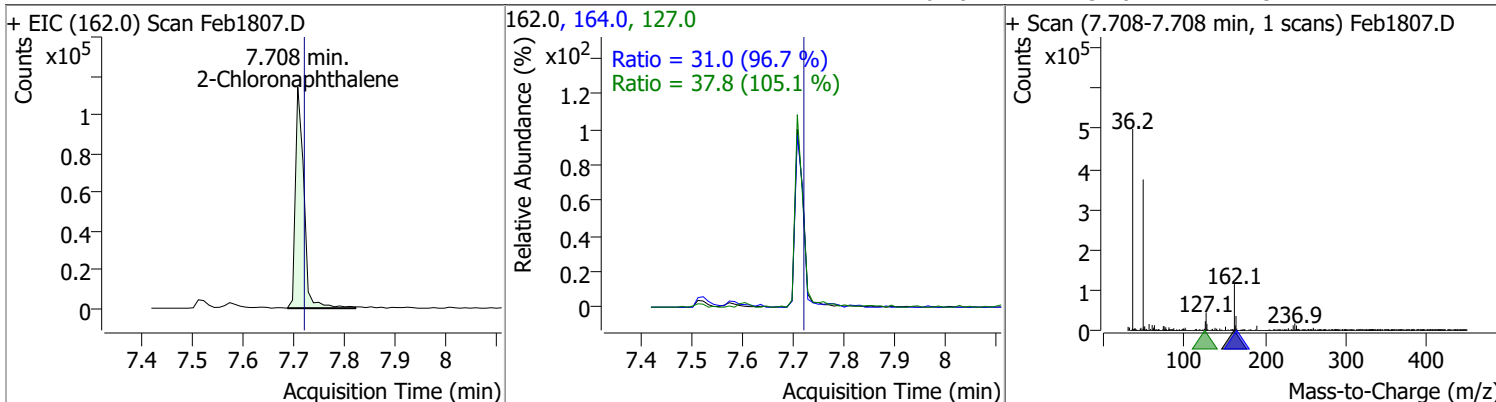


Compound	Conc.	RT	Dev(Min)	Resp.	QIon	QRatio	Lower	Upper
2-Fluorobiphenyl	9.8948	7.60	0.00	160369	171.0	35.3	24.0	44.5

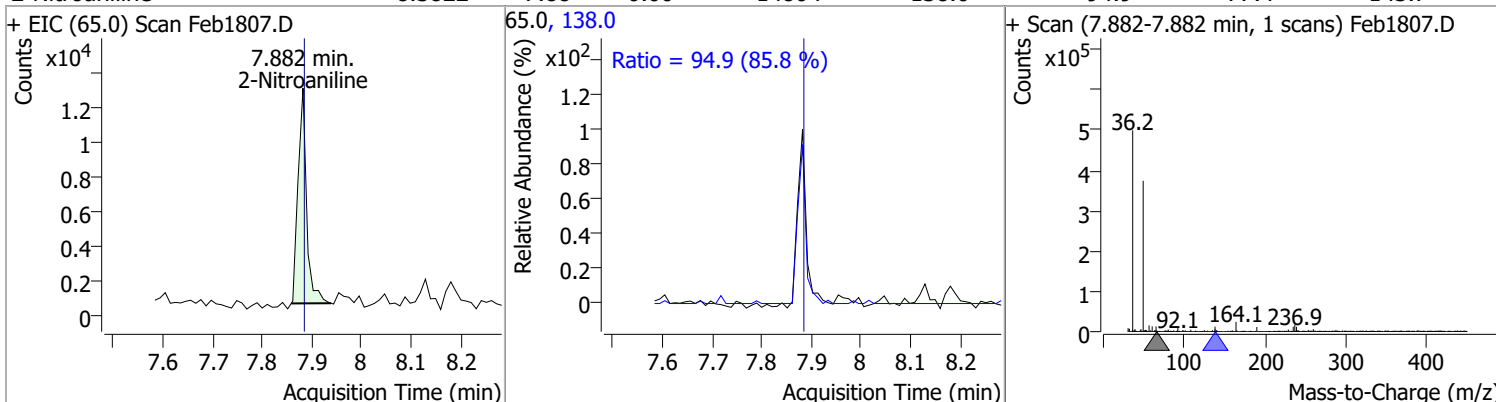


Quantitation Results Report (QT Reviewed)

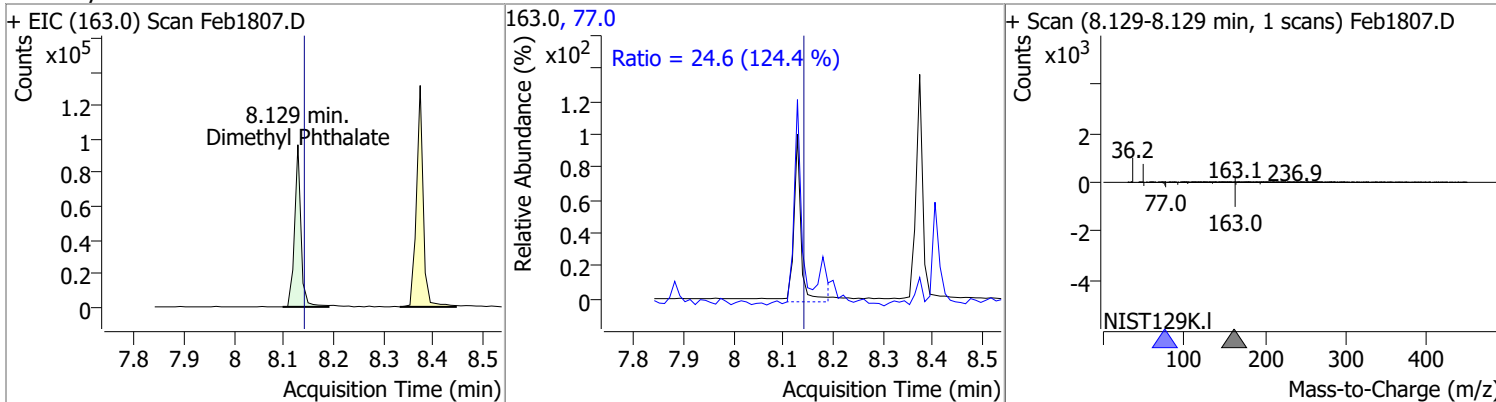
Compound	Conc.	RT	Dev(Min)	Resp.	QIon	QRatio	Lower	Upper
2-Chloronaphthalene	10.0555	7.71	-0.01	133308	127.0	37.8	25.1	46.7
					164.0	31.0	22.5	41.7



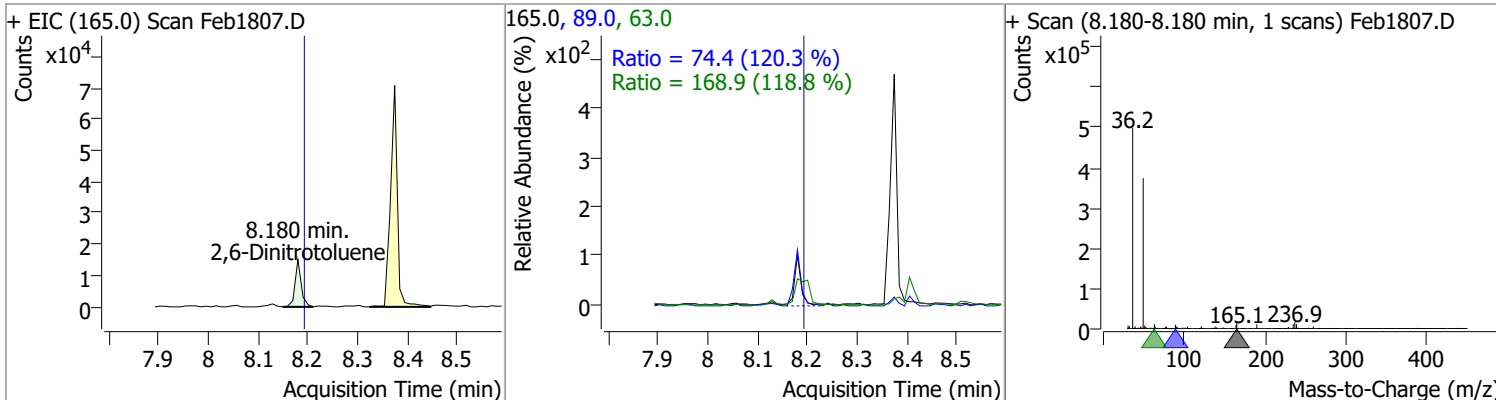
Compound	Conc.	RT	Dev(Min)	Resp.	QIon	QRatio	Lower	Upper
2-Nitroaniline	8.3822	7.88	0.00	14804	138.0	94.9	77.4	143.7



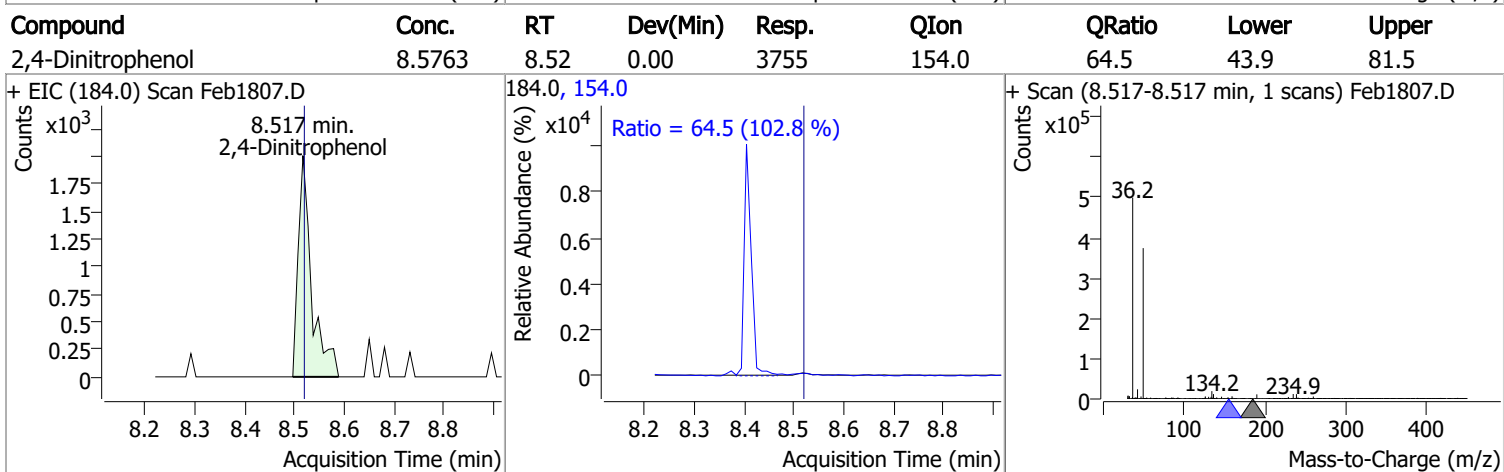
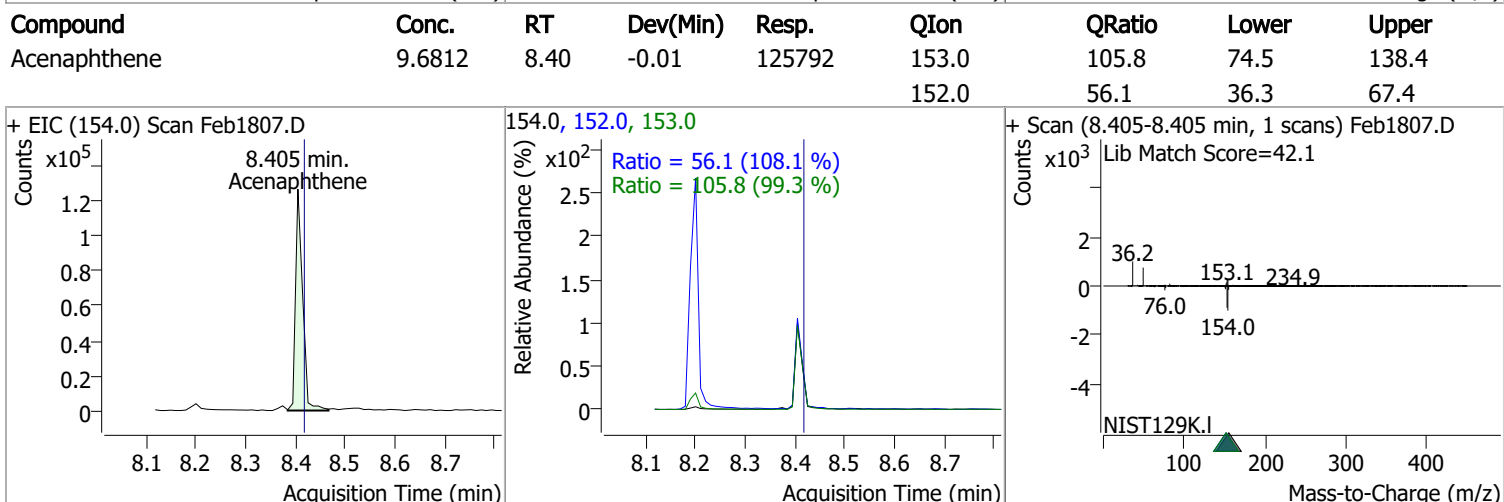
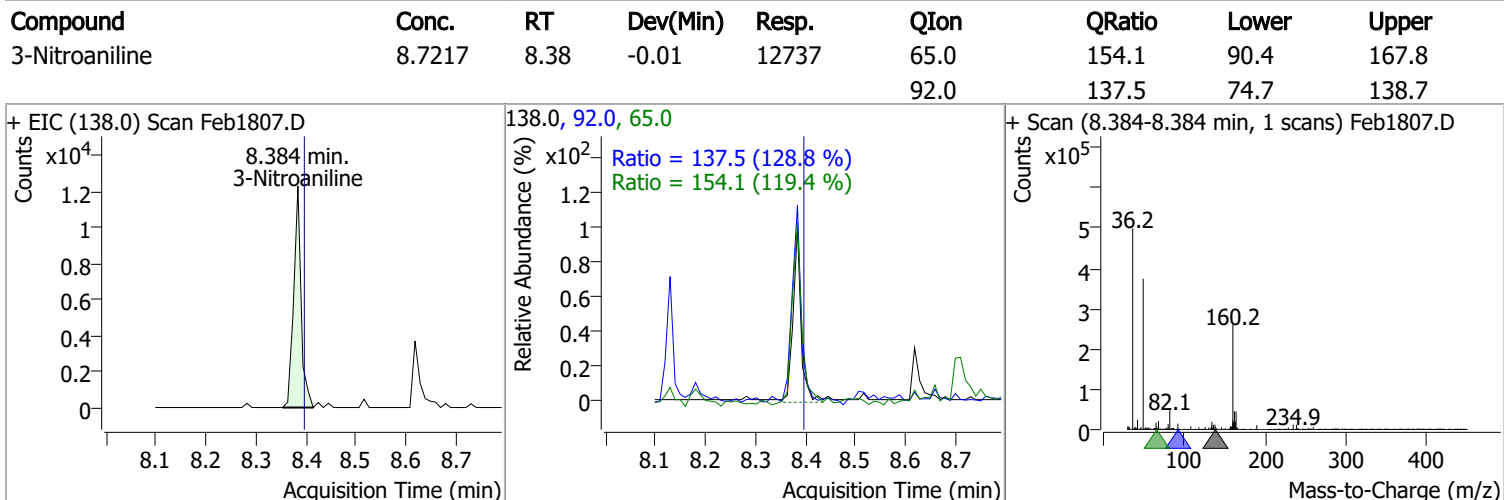
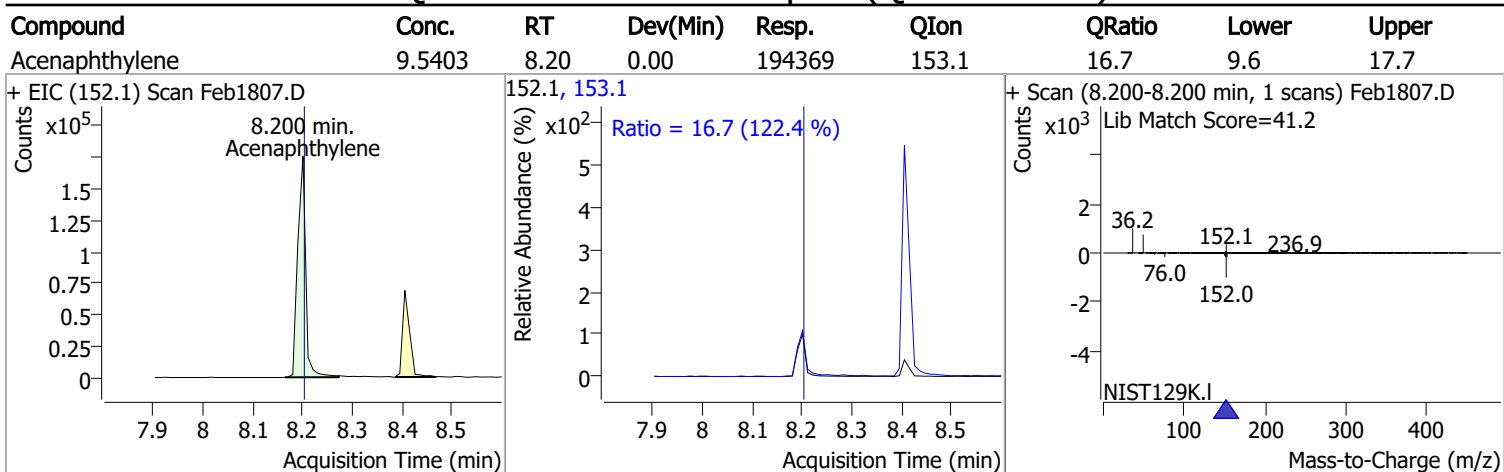
Compound	Conc.	RT	Dev(Min)	Resp.	QIon	QRatio	Lower	Upper
Dimethyl Phthalate	8.5312	8.13	-0.01	85510	77.0	24.6	13.8	25.7



Compound	Conc.	RT	Dev(Min)	Resp.	QIon	QRatio	Lower	Upper
2,6-Dinitrotoluene	9.0242	8.18	-0.01	13053	63.0	168.9	99.5	184.8
					89.0	74.4	43.3	80.3

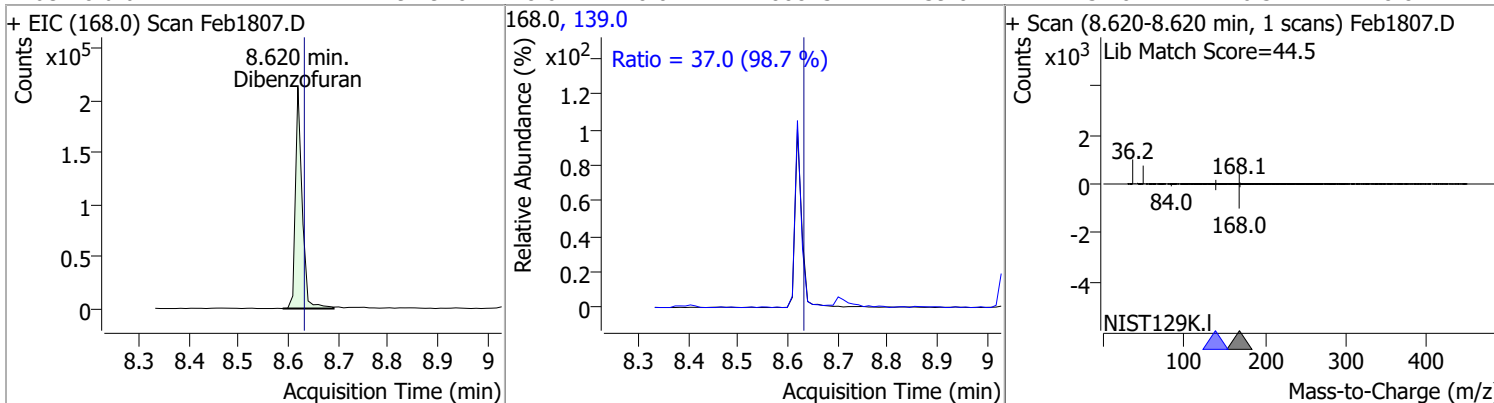


Quantitation Results Report (QT Reviewed)

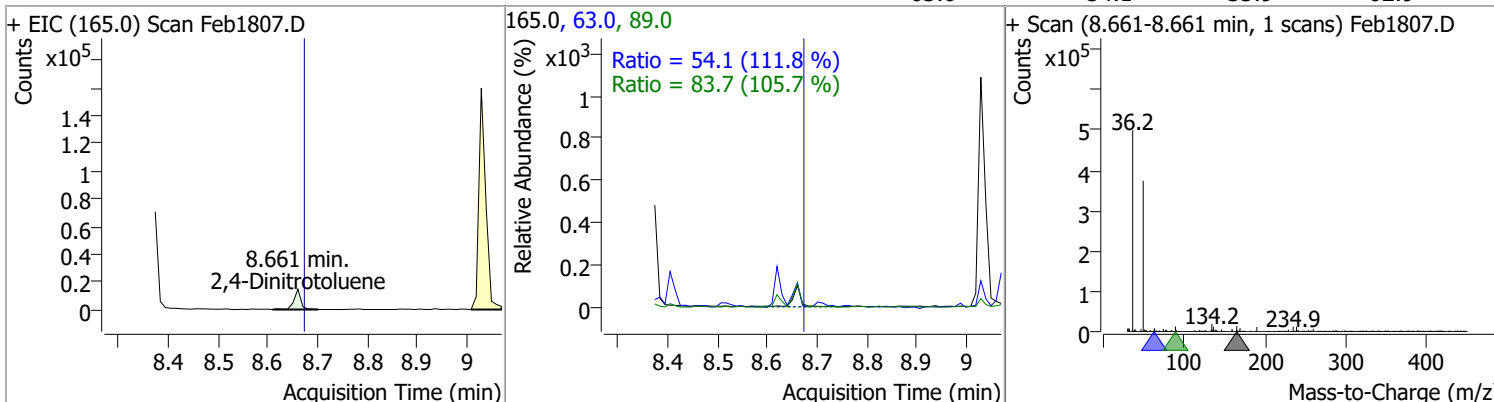


Quantitation Results Report (QT Reviewed)

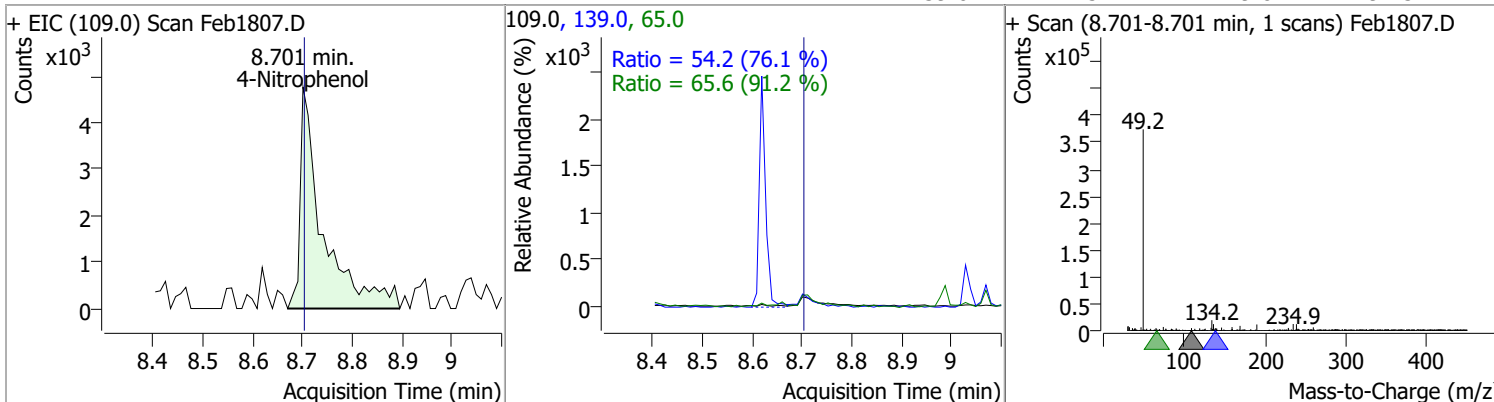
Compound	Conc.	RT	Dev(Min)	Resp.	QIon	QRatio	Lower	Upper
Dibenzofuran	9.4970	8.62	-0.01	200815	139.0	37.0	26.3	48.8



Compound	Conc.	RT	Dev(Min)	Resp.	QIon	QRatio	Lower	Upper
2,4-Dinitrotoluene	8.4581	8.66	-0.01	14287	89.0	83.7	55.4	102.9
					63.0	54.1	33.9	62.9

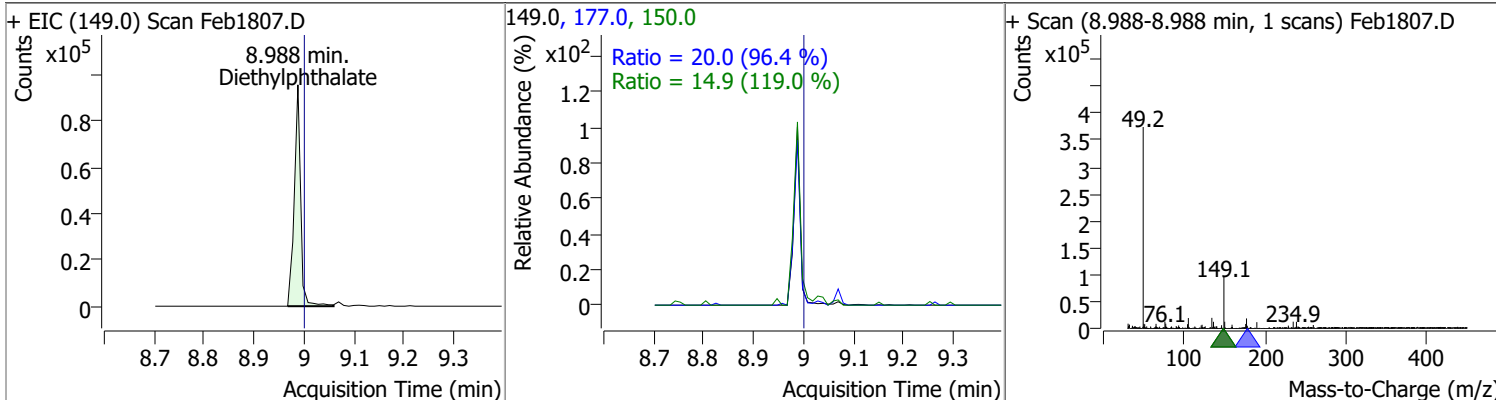


Compound	Conc.	RT	Dev(Min)	Resp.	QIon	QRatio	Lower	Upper
4-Nitrophenol	9.4102	8.70	0.00	14966	65.0	65.6	50.4	93.6
					139.0	54.2	49.8	92.5

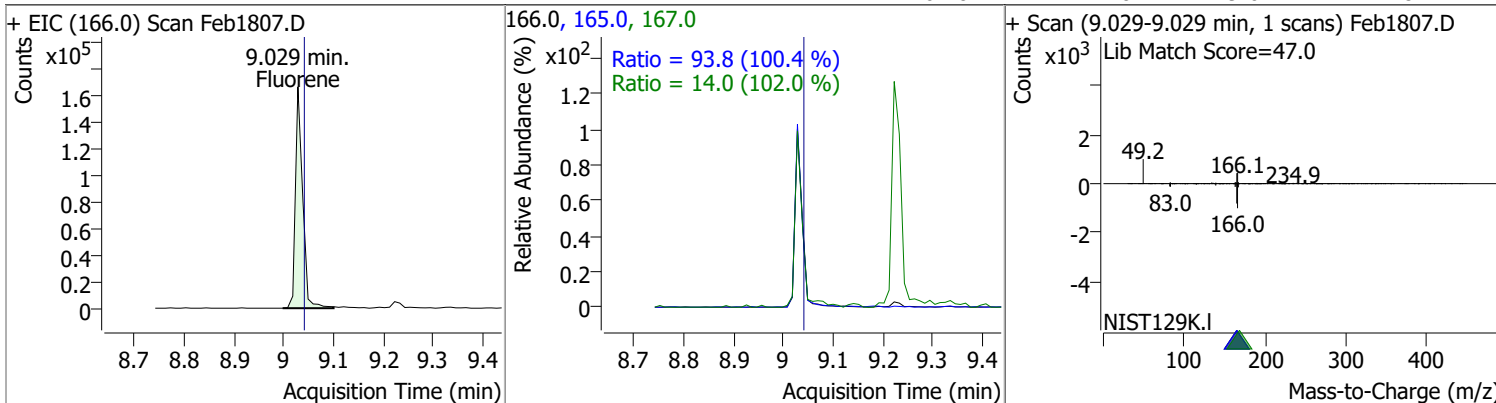


Quantitation Results Report (QT Reviewed)

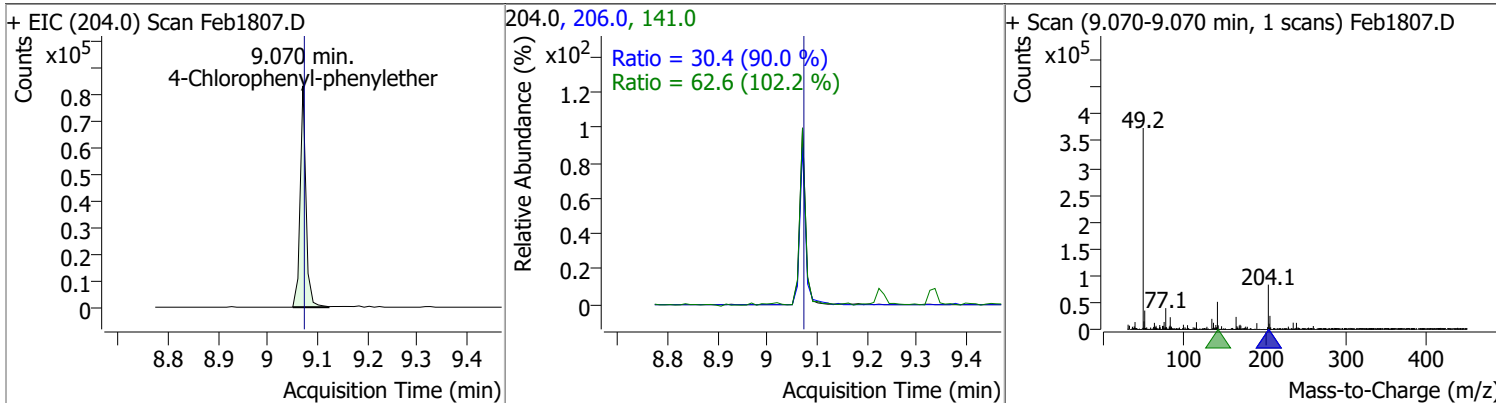
Compound	Conc.	RT	Dev(Min)	Resp.	QIon	QRatio	Lower	Upper
Diethylphthalate	8.7379	8.99	-0.01	84750	177.0	20.0	14.5	27.0
					150.0	14.9	8.7	16.2



Compound	Conc.	RT	Dev(Min)	Resp.	QIon	QRatio	Lower	Upper
Fluorene	9.9106	9.03	-0.01	167603	165.0	93.8	65.4	121.4
					167.0	14.0	9.6	17.8

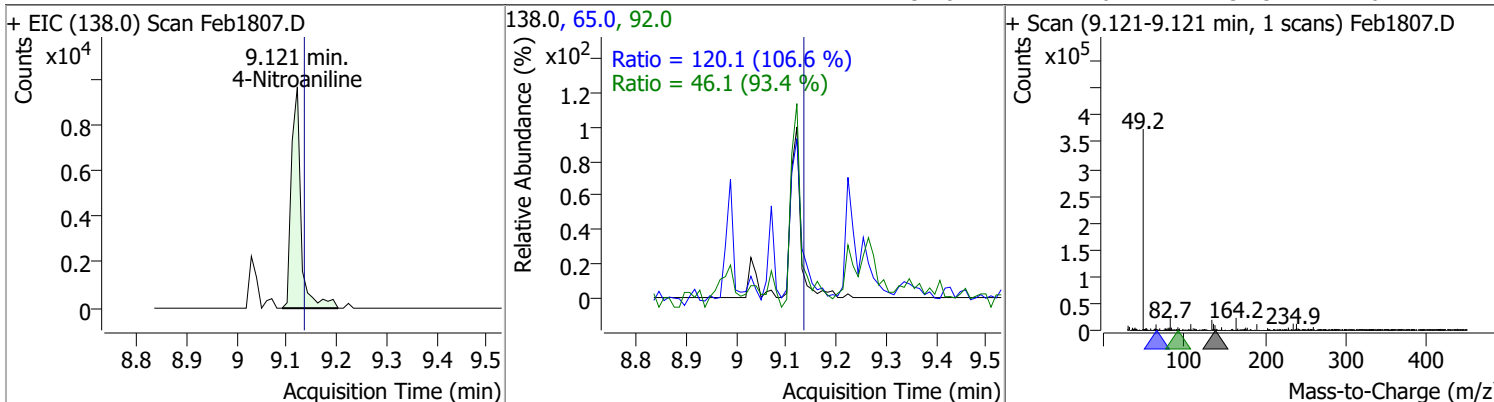


Compound	Conc.	RT	Dev(Min)	Resp.	QIon	QRatio	Lower	Upper
4-Chlorophenyl-phenylether	9.9310	9.07	0.00	67338	141.0	62.6	42.8	79.6
					206.0	30.4	23.6	43.9

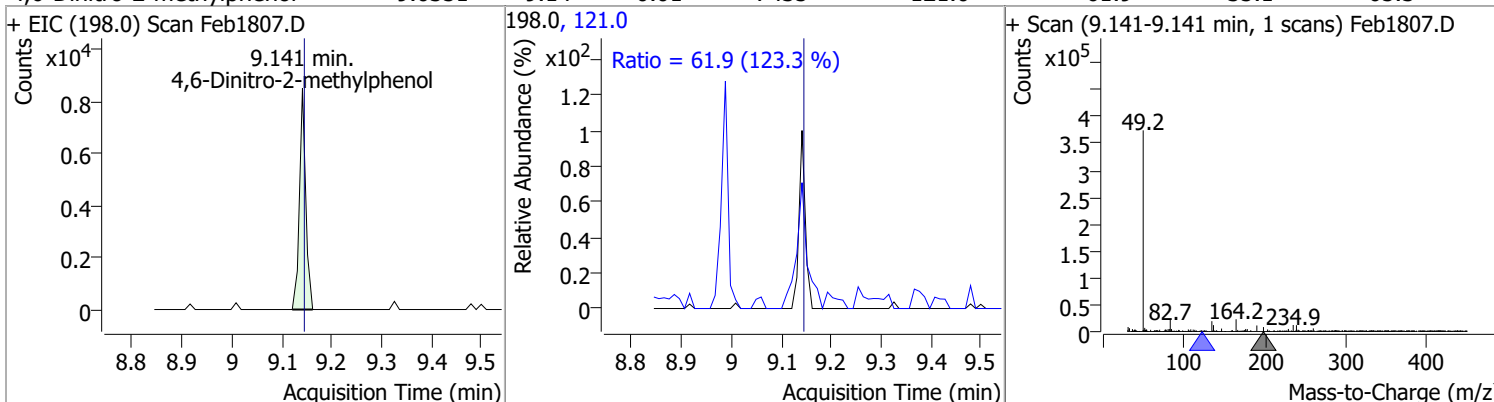


Quantitation Results Report (QT Reviewed)

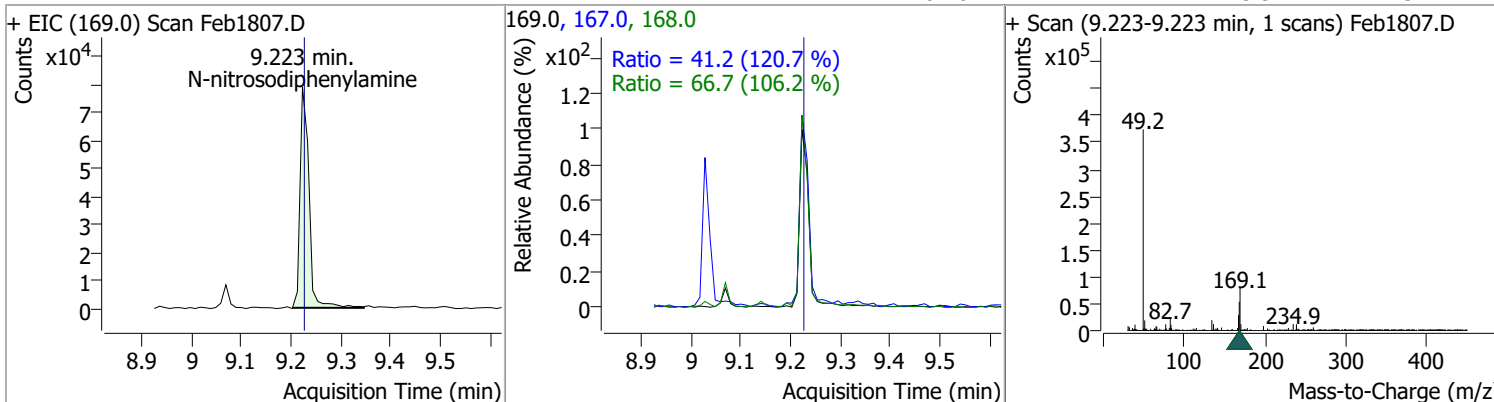
Compound	Conc.	RT	Dev(Min)	Resp.	QIon	QRatio	Lower	Upper
4-Nitroaniline	8.9648	9.12	-0.02	13023	65.0	120.1	78.9	146.6
					92.0	46.1	34.5	64.1



Compound	Conc.	RT	Dev(Min)	Resp.	QIon	QRatio	Lower	Upper
4,6-Dinitro-2-methylphenol	9.0351	9.14	-0.01	7435	121.0	61.9	35.1	65.3

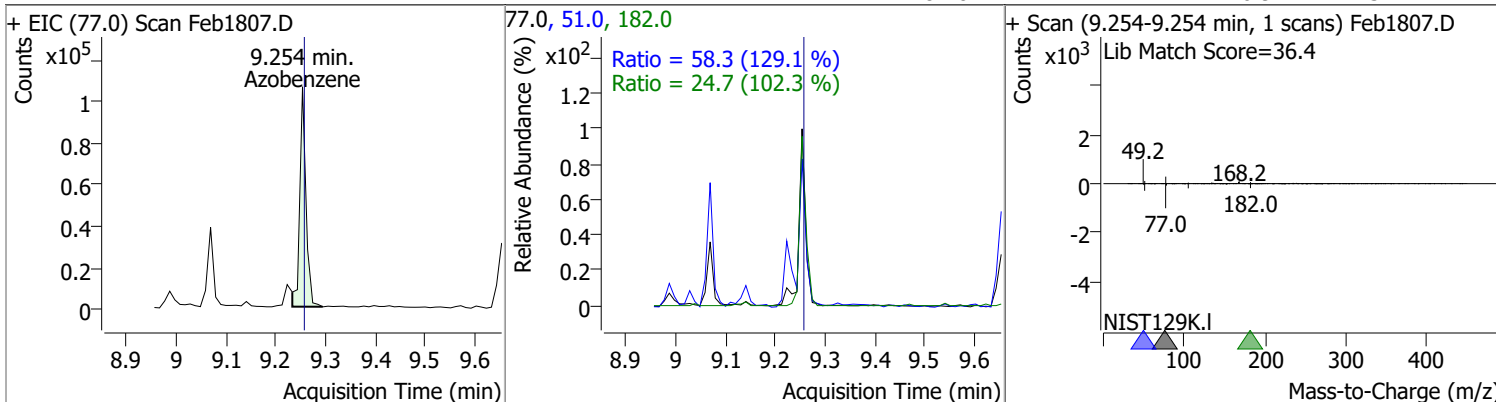


Compound	Conc.	RT	Dev(Min)	Resp.	QIon	QRatio	Lower	Upper
N-nitrosodiphenylamine	9.6542	9.22	-0.01	96753	168.0	66.7	44.0	81.7
					167.0	41.2	23.9	44.3

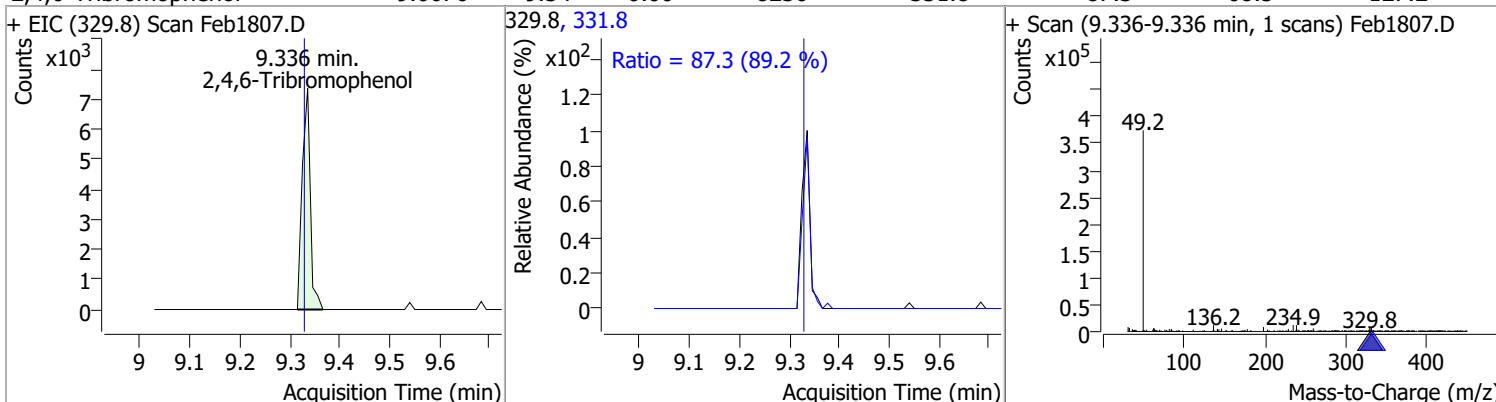


Quantitation Results Report (QT Reviewed)

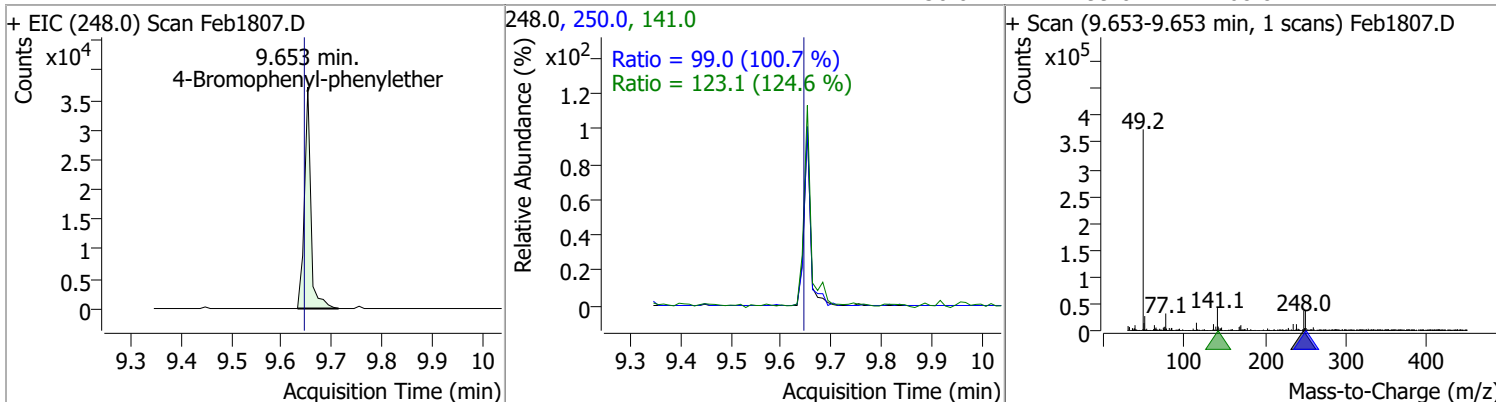
Compound	Conc.	RT	Dev(Min)	Resp.	QIon	QRatio	Lower	Upper
Azobenzene	8.9089	9.25	-0.01	90696	51.0	58.3	31.6	58.7
					182.0	24.7	16.9	31.4



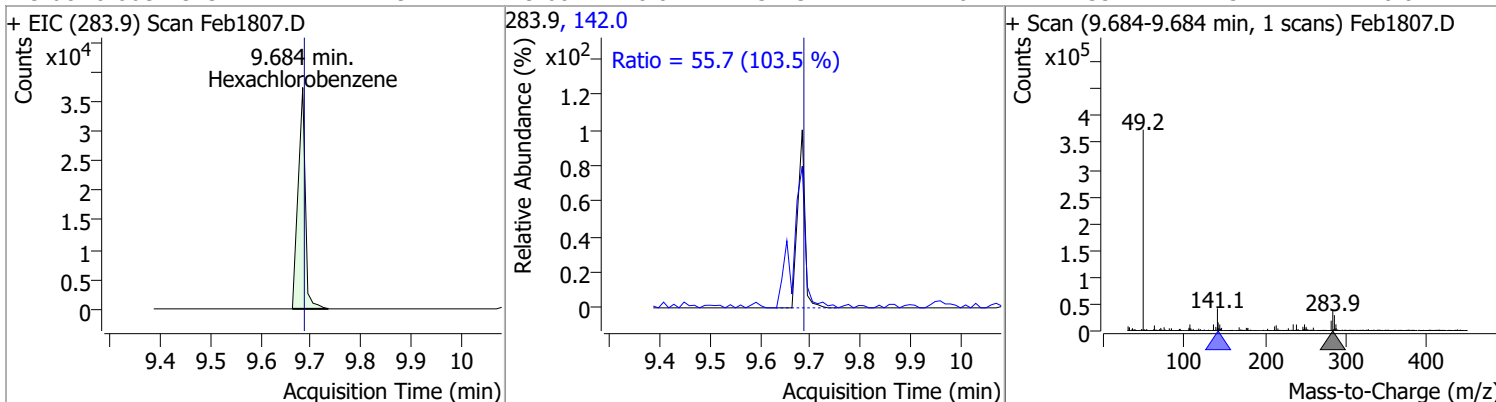
Compound	Conc.	RT	Dev(Min)	Resp.	QIon	QRatio	Lower	Upper
2,4,6-Tribromophenol	9.0676	9.34	0.00	8236	331.8	87.3	68.5	127.2



Compound	Conc.	RT	Dev(Min)	Resp.	QIon	QRatio	Lower	Upper
4-Bromophenyl-phenylether	10.2442	9.65	0.00	33057	141.0	123.1	69.1	128.4
					250.0	99.0	68.8	127.7

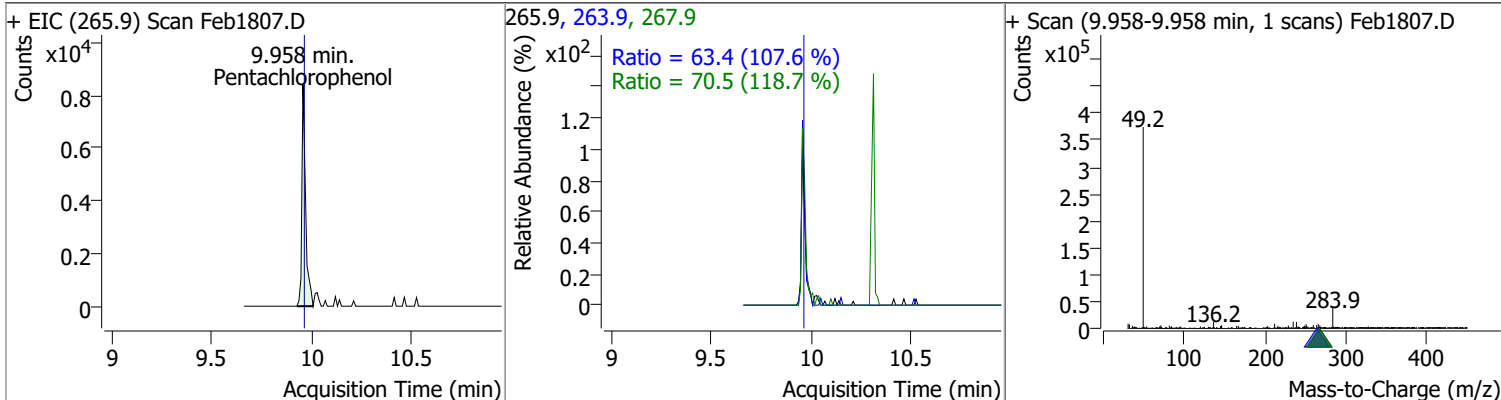


Compound	Conc.	RT	Dev(Min)	Resp.	QIon	QRatio	Lower	Upper
Hexachlorobenzene	9.7111	9.68	-0.01	37231	142.0	55.7	37.7	70.0

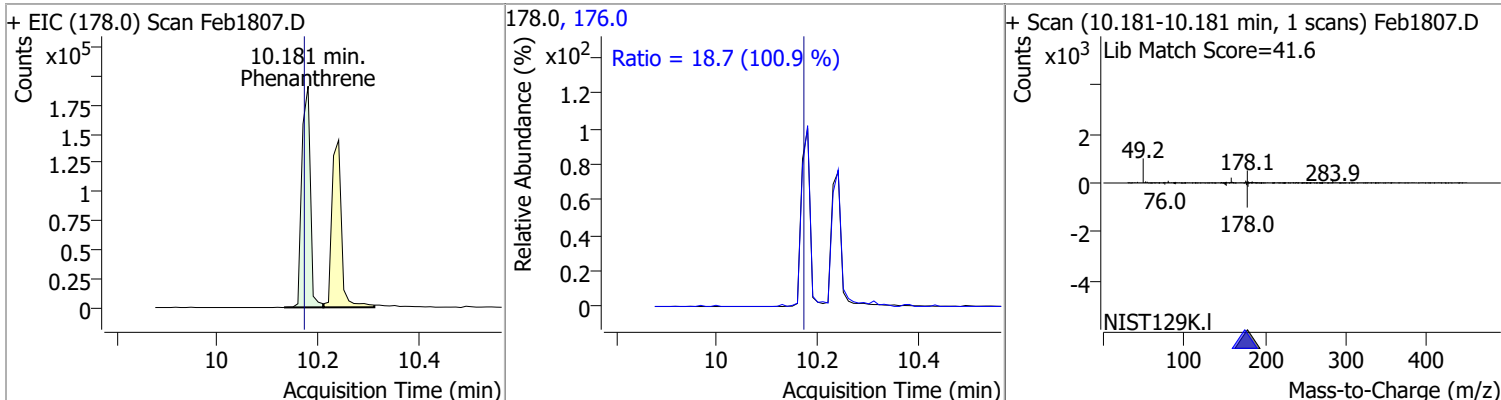


Quantitation Results Report (QT Reviewed)

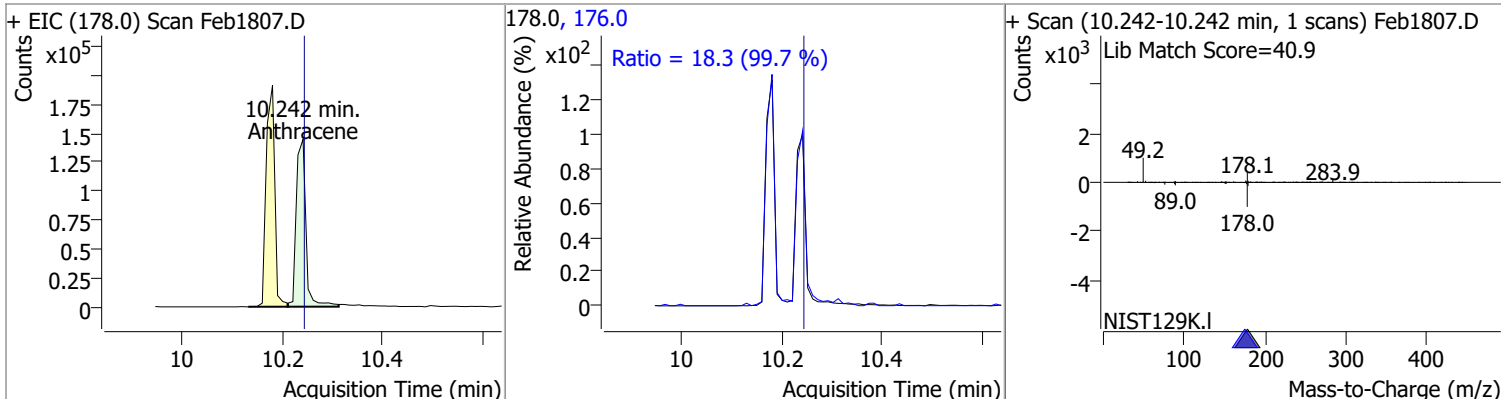
Compound	Conc.	RT	Dev(Min)	Resp.	QIon	QRatio	Lower	Upper
Pentachlorophenol	9.1936	9.96	-0.01	10893	267.9	70.5	41.5	77.2
					263.9	63.4	41.2	76.6



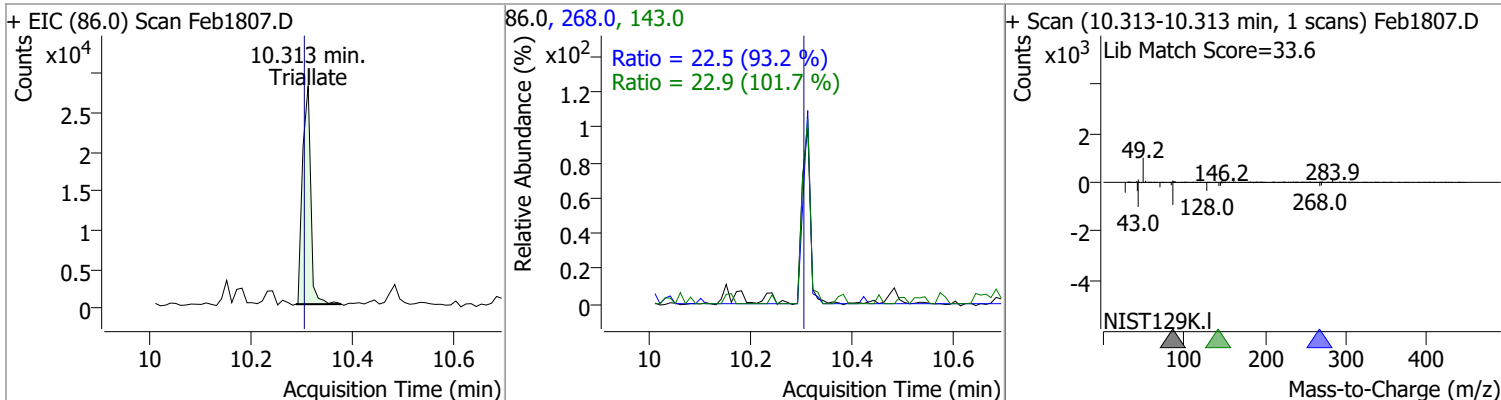
Compound	Conc.	RT	Dev(Min)	Resp.	QIon	QRatio	Lower	Upper
Phenanthrene	9.8851	10.18	0.00	224346	176.0	18.7	13.0	24.1



Compound	Conc.	RT	Dev(Min)	Resp.	QIon	QRatio	Lower	Upper
Anthracene	9.6942	10.24	-0.01	191750	176.0	18.3	12.9	23.9

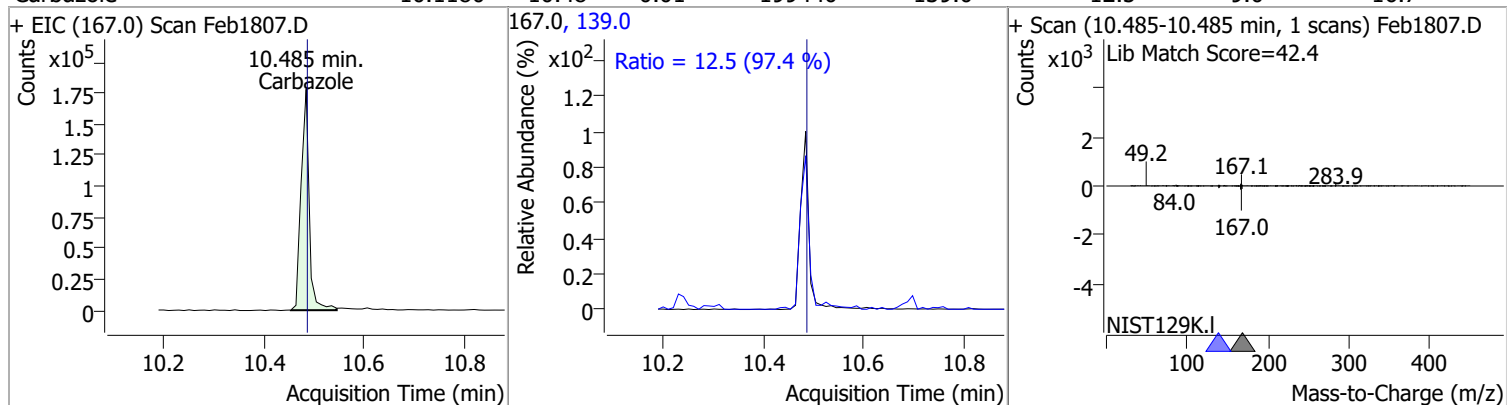


Compound	Conc.	RT	Dev(Min)	Resp.	QIon	QRatio	Lower	Upper
Triallate	9.1129	10.31	0.00	31763	268.0	22.5	16.9	31.4
					143.0	22.9	15.8	29.3

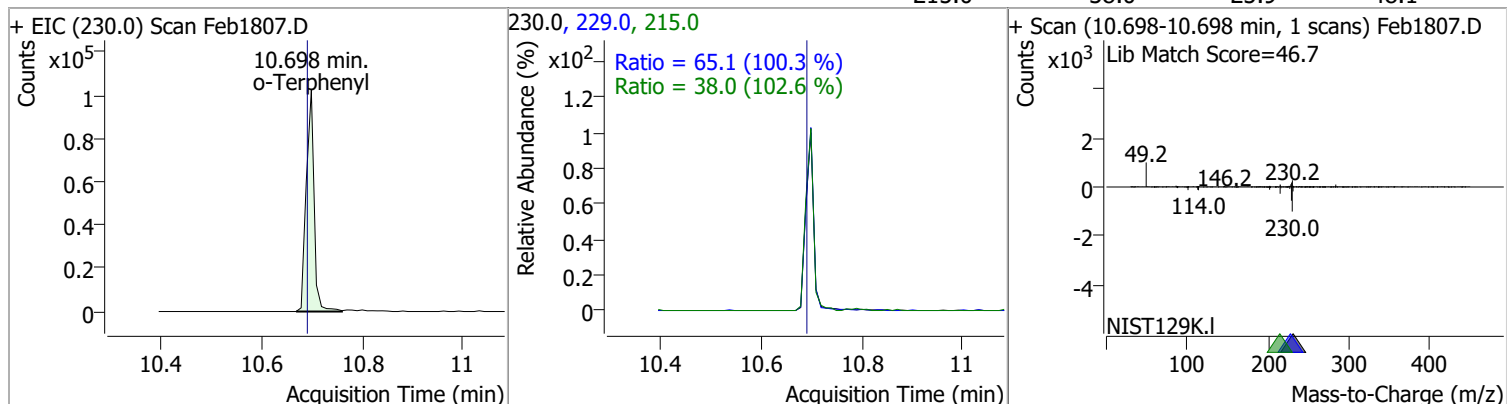


Quantitation Results Report (QT Reviewed)

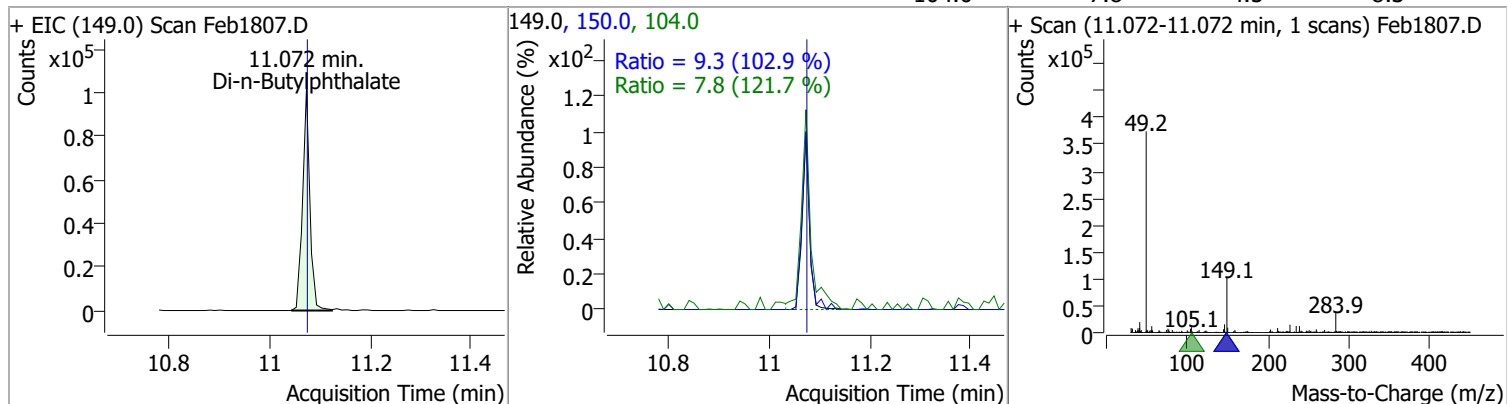
Compound	Conc.	RT	Dev(Min)	Resp.	QIon	QRatio	Lower	Upper
Carbazole	10.1180	10.48	-0.01	199440	139.0	12.5	9.0	16.7



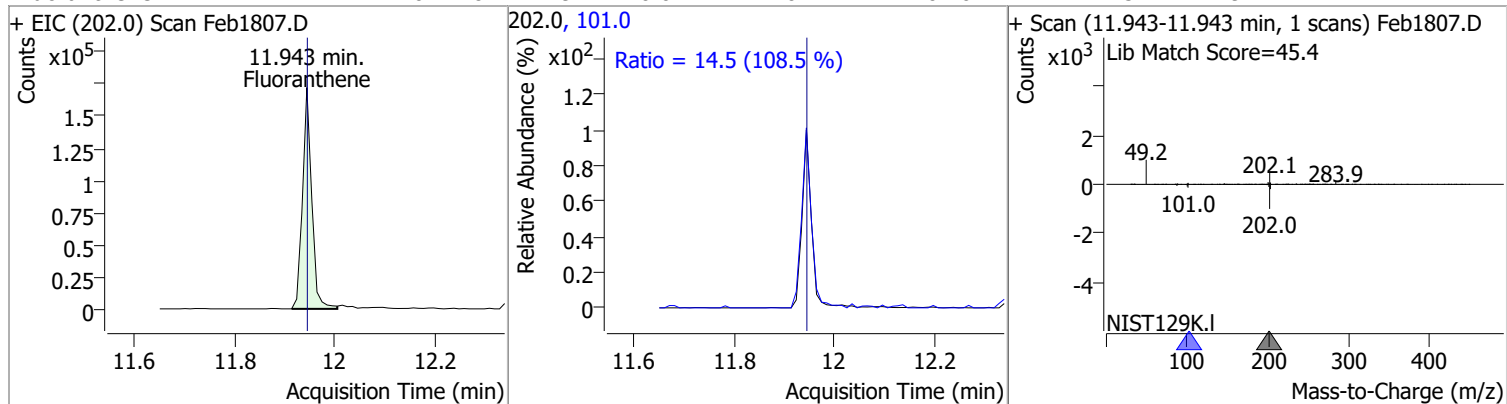
Compound	Conc.	RT	Dev(Min)	Resp.	QIon	QRatio	Lower	Upper
o-Terphenyl	9.6963	10.70	0.00	111061	229.0	65.1	45.4	84.3
					215.0	38.0	25.9	48.1



Compound	Conc.	RT	Dev(Min)	Resp.	QIon	QRatio	Lower	Upper
Di-n-Butylphthalate	8.3322	11.07	-0.01	102631	150.0	9.3	6.3	11.8
					104.0	7.8	4.5	8.3

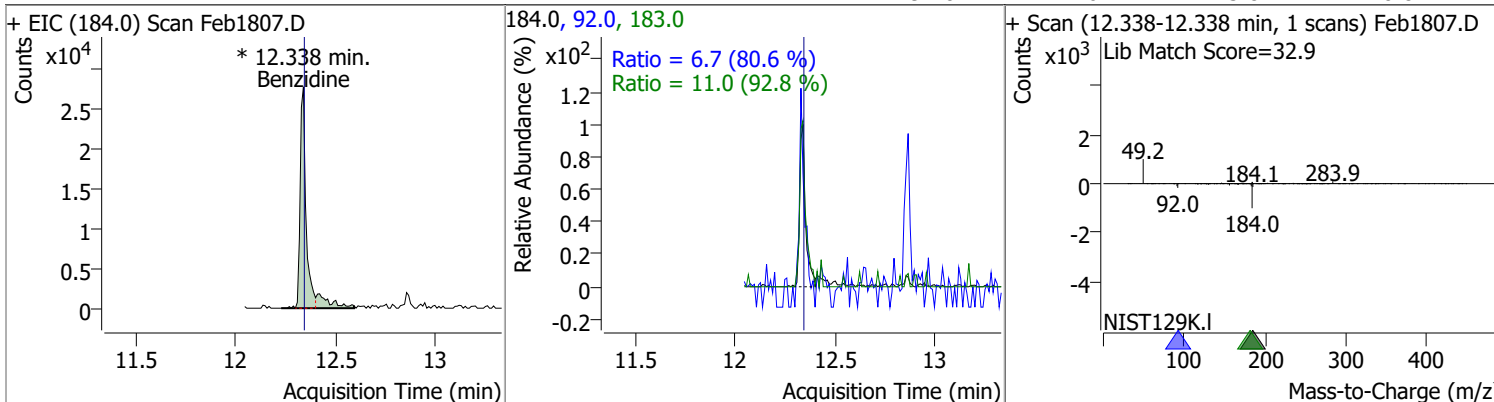


Compound	Conc.	RT	Dev(Min)	Resp.	QIon	QRatio	Lower	Upper
Fluoranthene	10.1778	11.94	-0.01	220272	101.0	14.5	9.4	17.4

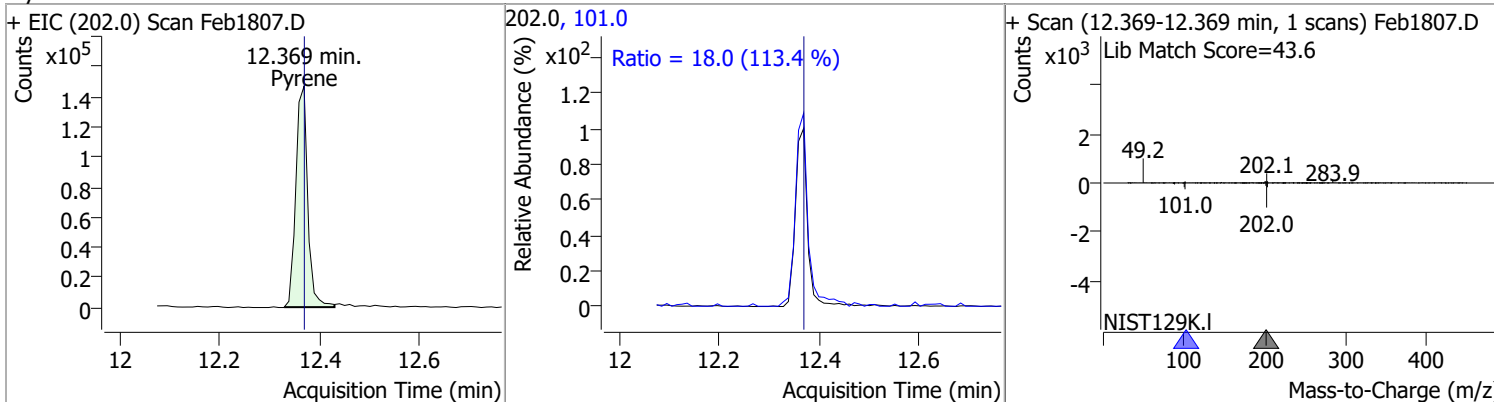


Quantitation Results Report (QT Reviewed)

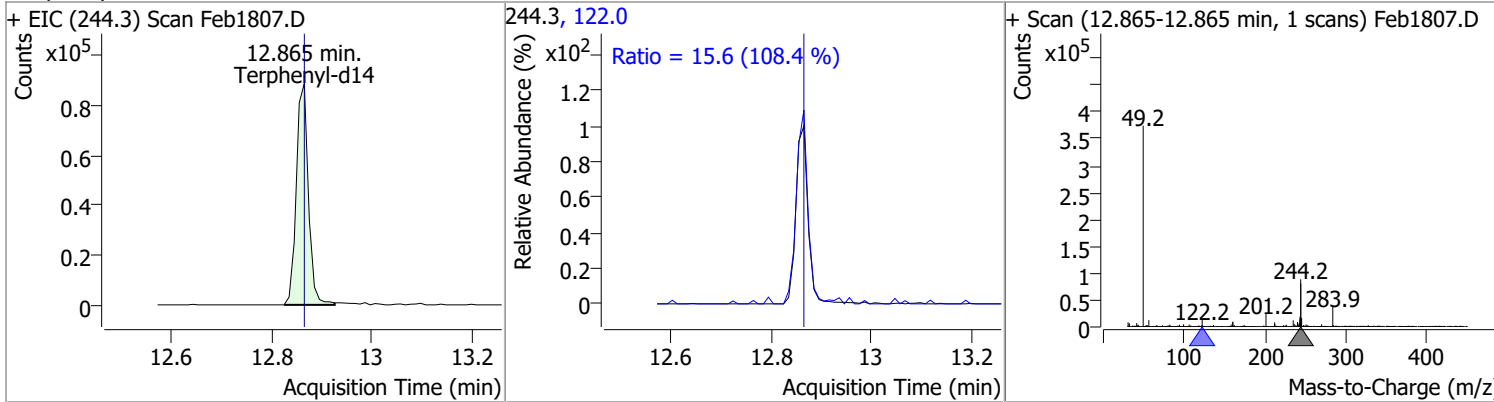
Compound	Conc.	RT	Dev(Min)	Resp.	QIon	QRatio	Lower	Upper
Benzidine	9.3957	12.34	-0.01	65045 (m)	183.0	11.0	8.3	15.4
					92.0	6.7	5.8	10.8



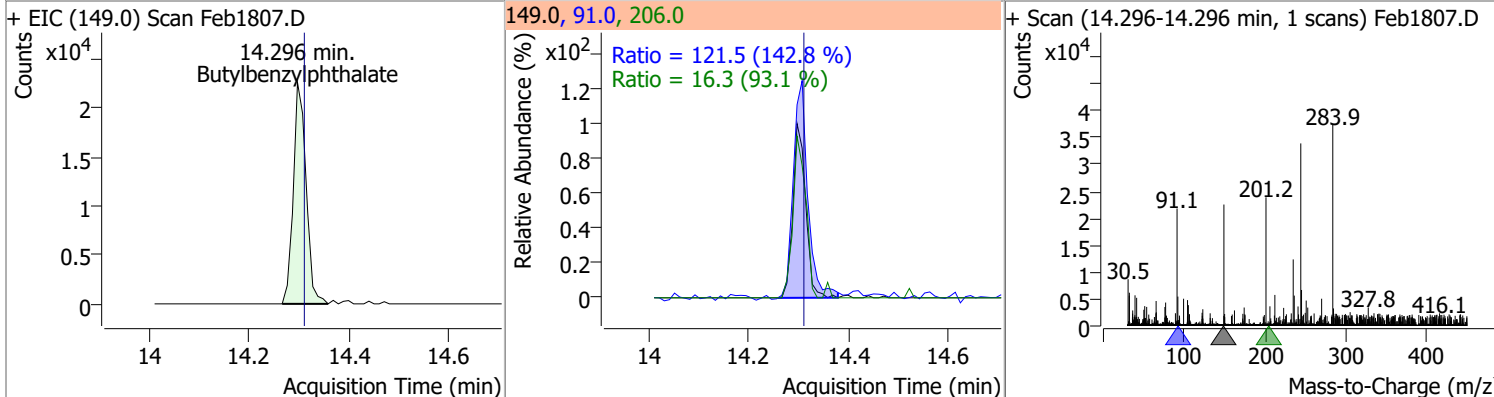
Compound	Conc.	RT	Dev(Min)	Resp.	QIon	QRatio	Lower	Upper
Pyrene	10.1636	12.37	-0.01	240962	101.0	18.0	11.1	20.6



Compound	Conc.	RT	Dev(Min)	Resp.	QIon	QRatio	Lower	Upper
Terphenyl-d14	9.6223	12.87	-0.01	148383	122.0	15.6	10.1	18.7

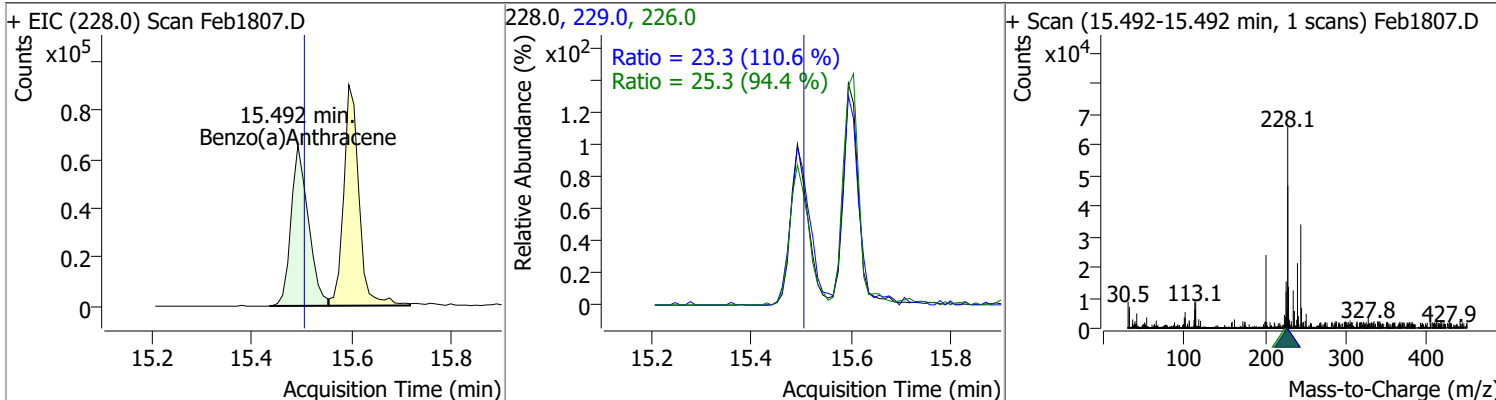


Compound	Conc.	RT	Dev(Min)	Resp.	QIon	QRatio	Lower	Upper
Butylbenzylphthalate	9.1160	14.30	-0.02	40092	91.0	121.5	59.6	110.6
					206.0	16.3	12.2	22.7

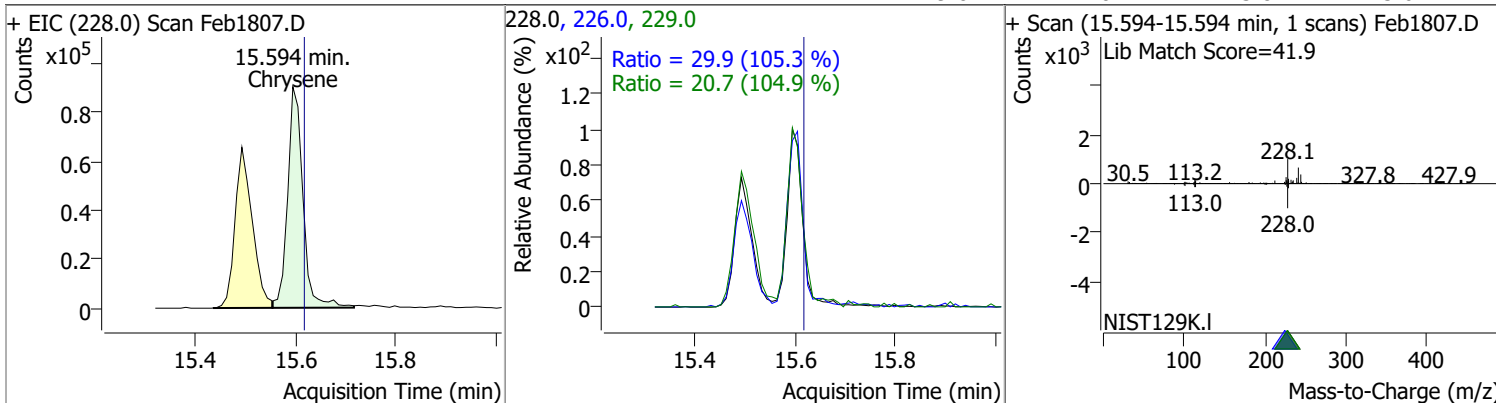


Quantitation Results Report (QT Reviewed)

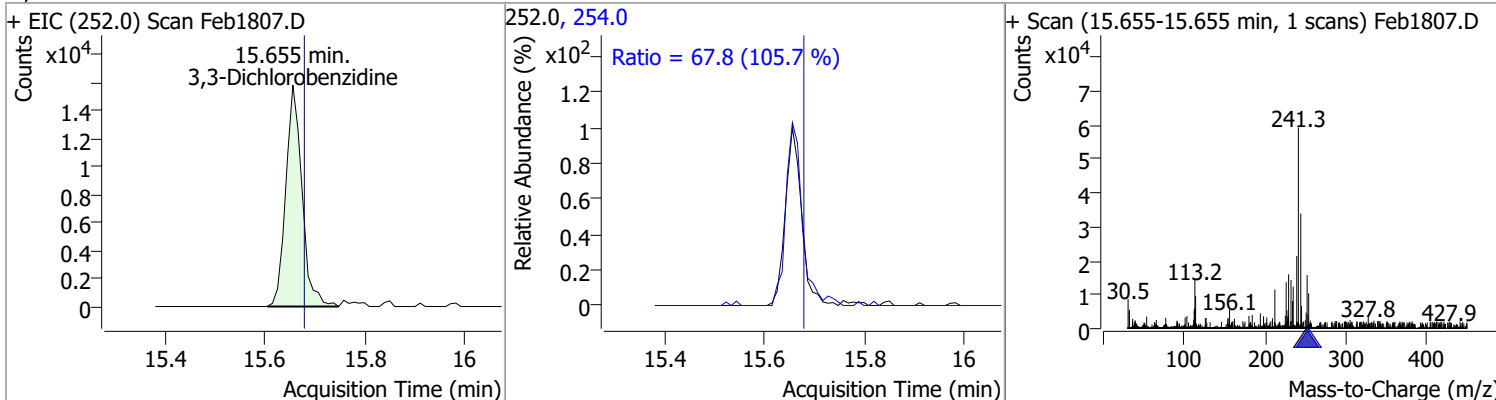
Compound	Conc.	RT	Dev(Min)	Resp.	QIon	QRatio	Lower	Upper
Benzo(a)Anthracene	9.3465	15.49	-0.02	157876	226.0	25.3	18.8	34.9
					229.0	23.3	14.7	27.4



Compound	Conc.	RT	Dev(Min)	Resp.	QIon	QRatio	Lower	Upper
Chrysene	9.7877	15.59	-0.03	193047	226.0	29.9	19.9	36.9
					229.0	20.7	13.8	25.6

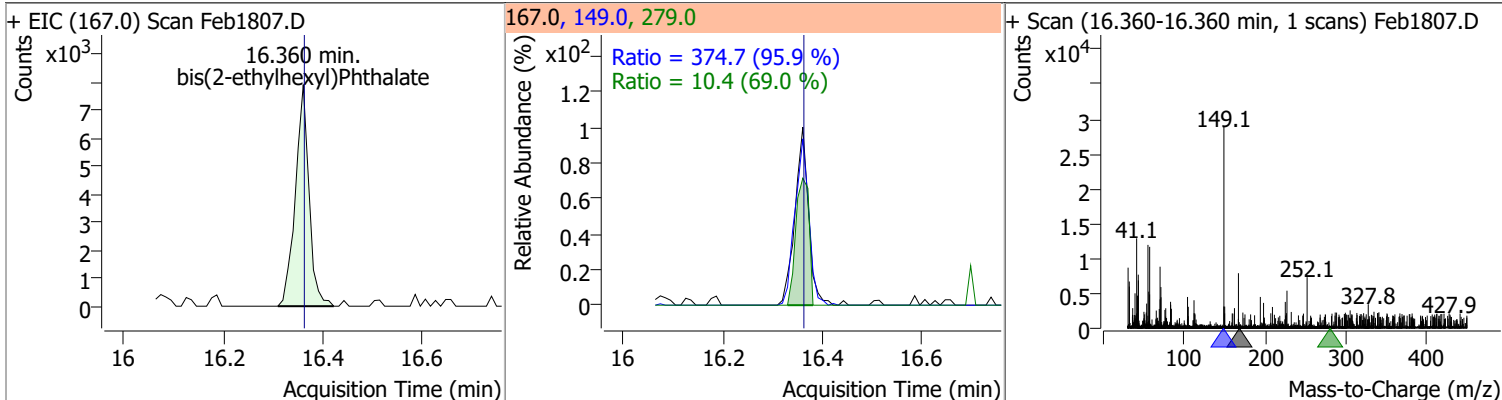


Compound	Conc.	RT	Dev(Min)	Resp.	QIon	QRatio	Lower	Upper
3,3-Dichlorobenzidine	8.7092	15.66	-0.03	35676	254.0	67.8	44.9	83.4

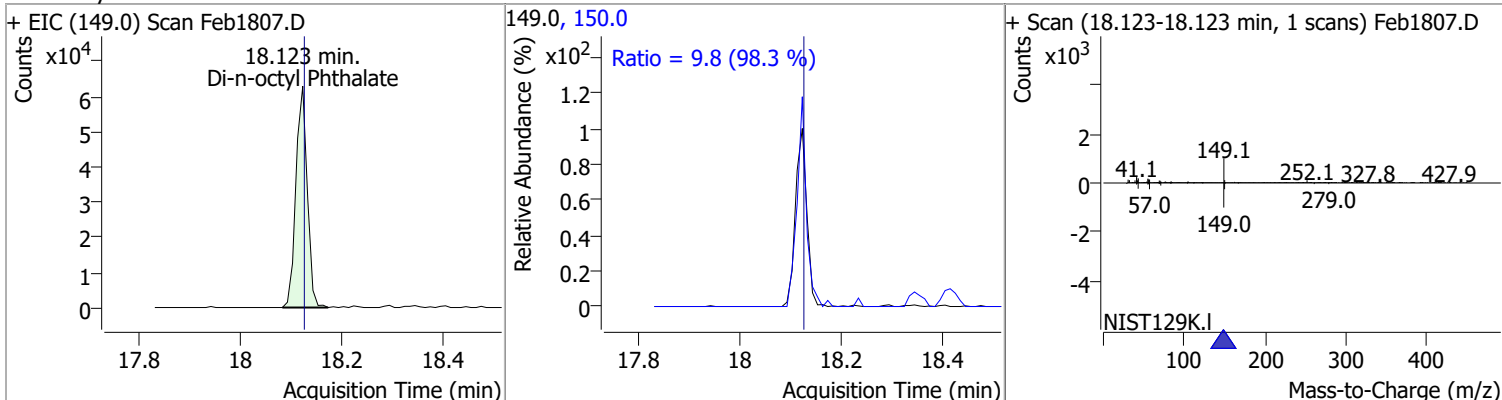


Quantitation Results Report (QT Reviewed)

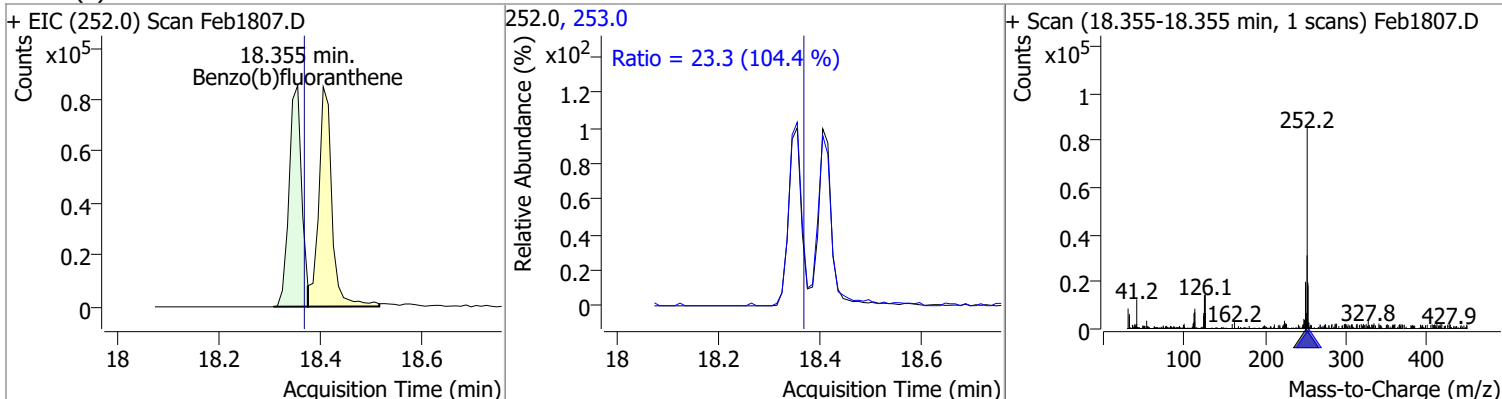
Compound	Conc.	RT	Dev(Min)	Resp.	QIon	QRatio	Lower	Upper
bis(2-ethylhexyl)Phthalate	9.4865	16.36	-0.01	15117	149.0	374.7	273.6	508.0
					279.0	10.4	10.5	19.5



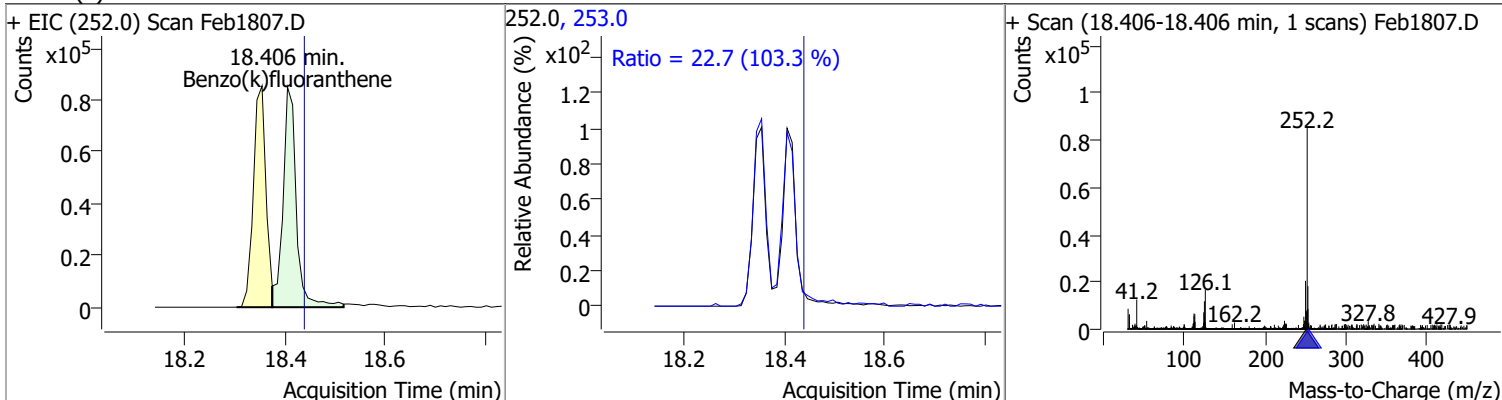
Compound	Conc.	RT	Dev(Min)	Resp.	QIon	QRatio	Lower	Upper
Di-n-octyl Phthalate	9.0329	18.12	-0.01	98225	150.0	9.8	7.0	13.0



Compound	Conc.	RT	Dev(Min)	Resp.	QIon	QRatio	Lower	Upper
Benzo(b)fluoranthene	9.4383	18.36	-0.02	146871	253.0	23.3	15.6	29.0

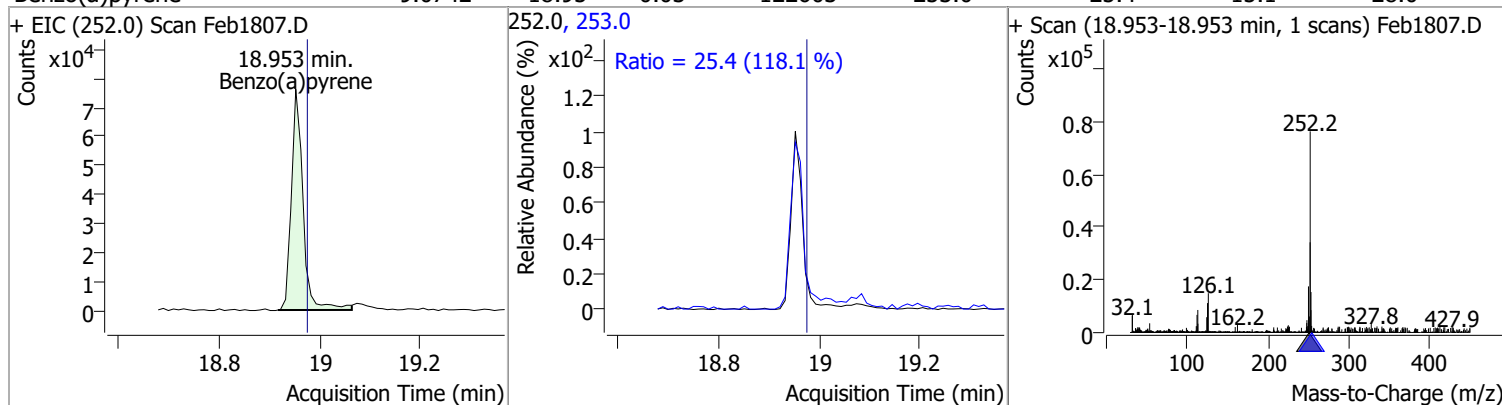


Compound	Conc.	RT	Dev(Min)	Resp.	QIon	QRatio	Lower	Upper
Benzo(k)fluoranthene	9.5815	18.41	-0.04	156598	253.0	22.7	15.4	28.6

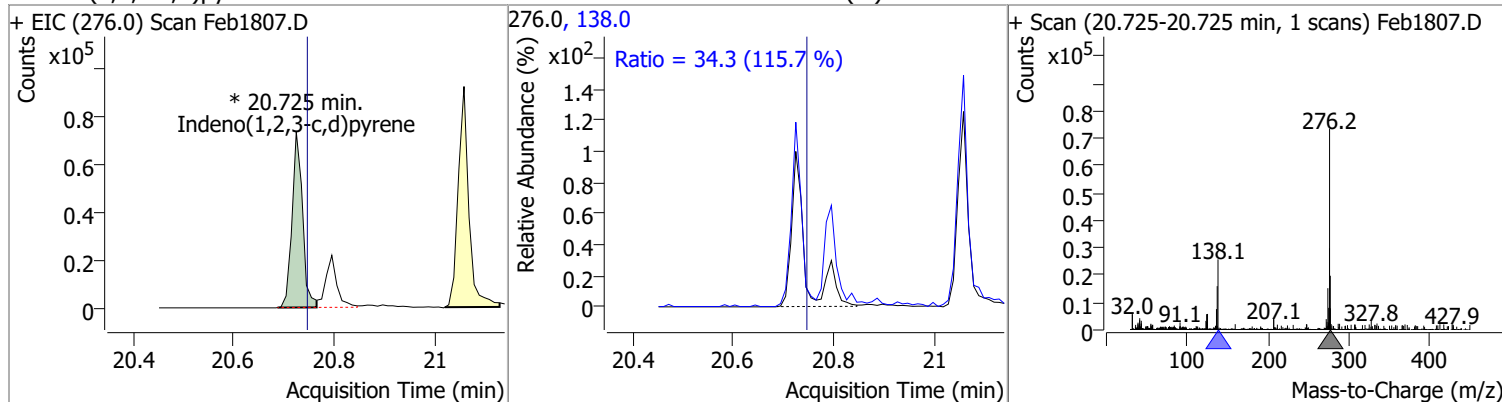


Quantitation Results Report (QT Reviewed)

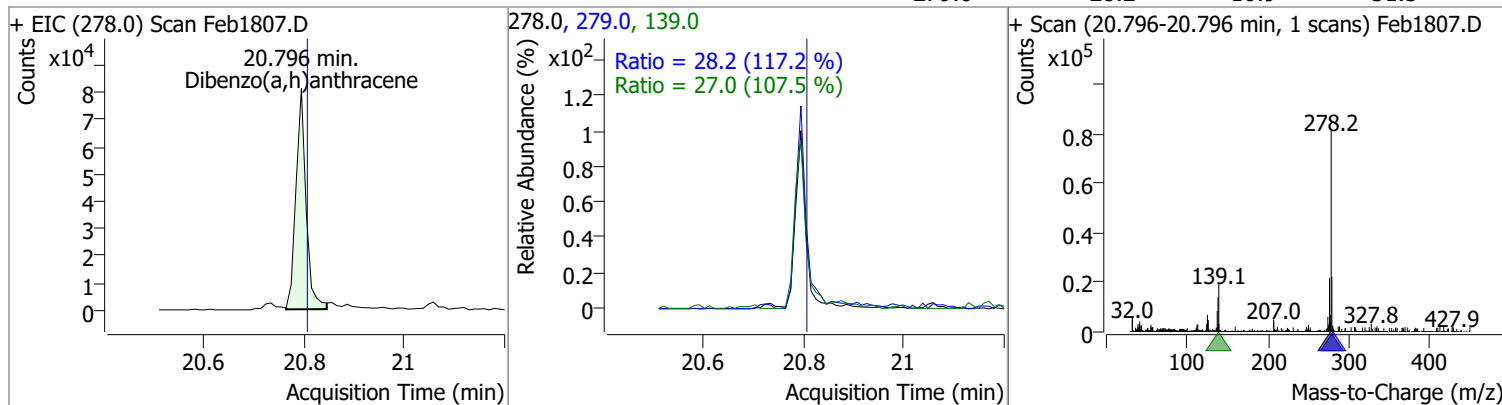
Compound	Conc.	RT	Dev(Min)	Resp.	QIon	QRatio	Lower	Upper
Benzo(a)pyrene	9.0742	18.95	-0.03	122603	253.0	25.4	15.1	28.0



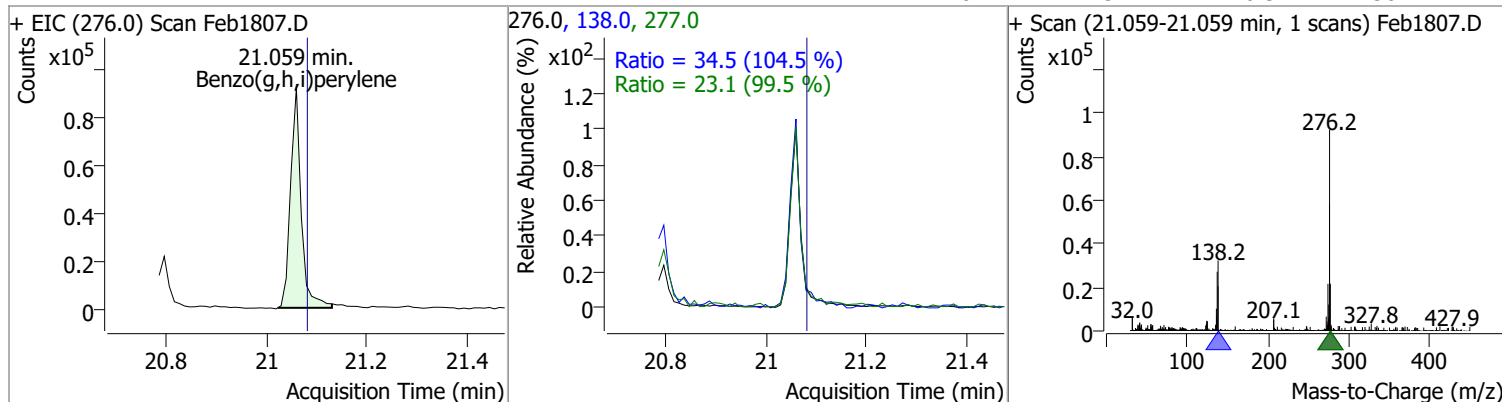
Compound	Conc.	RT	Dev(Min)	Resp.	QIon	QRatio	Lower	Upper
Indeno(1,2,3-c,d)pyrene	9.3155	20.72	-0.03	105841 (m)	138.0	34.3	20.7	38.5



Compound	Conc.	RT	Dev(Min)	Resp.	QIon	QRatio	Lower	Upper
Dibenzo(a,h)anthracene	9.2034	20.80	-0.02	114340	139.0	27.0	17.6	32.7
					279.0	28.2	16.9	31.3

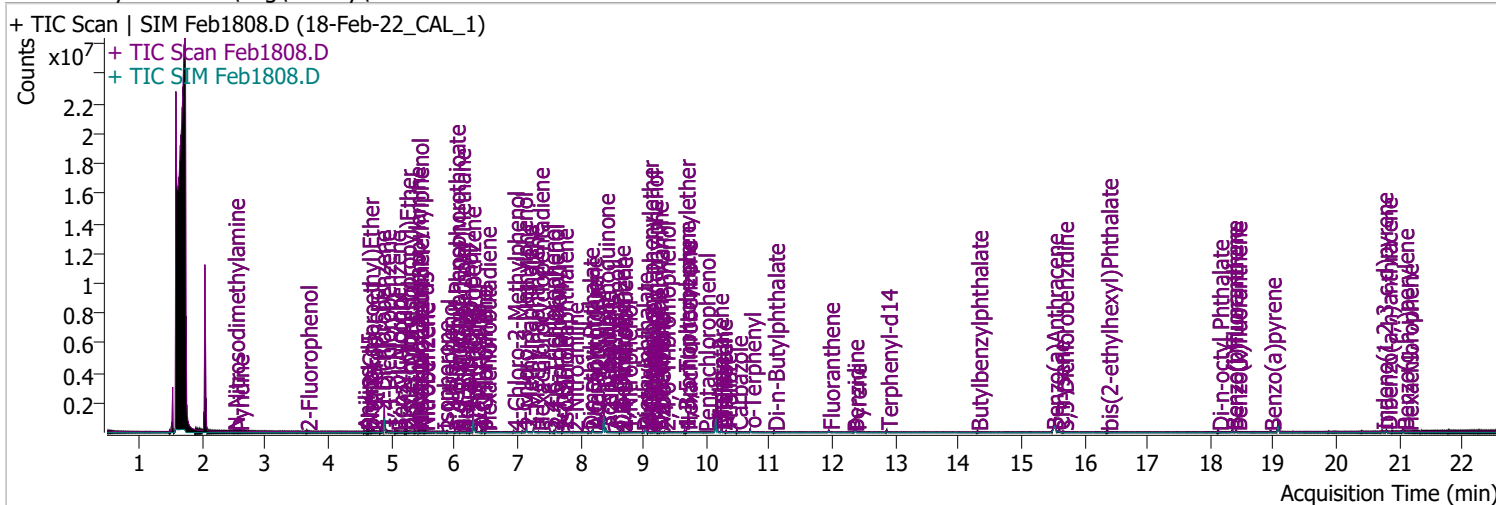


Compound	Conc.	RT	Dev(Min)	Resp.	QIon	QRatio	Lower	Upper
Benzo(g,h,i)perylene	9.4619	21.06	-0.03	135480	138.0	34.5	23.1	42.9
					277.0	23.1	16.3	30.2



Quantitation Results Report (QT Reviewed)

Data File	Feb1808.D	Operator	LIMS import
Acq. Method	BNA+SIM.M	Acq. Date-Time	2/19/2022 11:48:03 AM
Sample Name	18-Feb-22_CAL_1	Instrument	Instrument #1
Vial	8	Multiplier	1.00
DA Method File		Comment	SVOC-8270-W-LARGO
Tune File	dftppdsm.u	Tune Date	2/18/2022 9:25:00 PM
Batch Name	021822 DoD BNA cal.batch.bin	Last Calib Update	2/19/2022 1:06:17 PM
Ref Library	D:\Org\Library\NIST129K.l		



Compound	RT	QIon	Resp.	Conc.	Units	Dev(Min)
Internal Standards						
System Monitoring Compounds						
S 2-Fluorophenol	3.653	112.0	26516	4.3761	µg/L	0.000
Spiked Amount: 200.000	Range: 10.0 - 75.0%			Recovery = 2.19%		*
S Phenol-d5	4.613	99.0	29512	4.2259	µg/L	0.000
Spiked Amount: 200.000	Range: 10.0 - 65.0%			Recovery = 2.11%		*
S Nitrobenzene-d5	5.502	82.0	17369	4.2746	µg/L	0.000
Spiked Amount: 100.000	Range: 32.0 - 94.0%			Recovery = 4.27%		*
S 2-Fluorobiphenyl	7.605	172.0	71272	4.1003	µg/L	0.000
Spiked Amount: 100.000	Range: 28.0 - 107.0%			Recovery = 4.10%		*
S 2,4,6-Tribromophenol	9.336	329.8	3393	4.3844	µg/L	0.000
Spiked Amount: 200.000	Range: 25.0 - 140.0%			Recovery = 2.19%		*
S Terphenyl-d14	12.865	244.3	66357	4.2256	µg/L	-0.010
Spiked Amount: 100.000	Range: 32.0 - 122.0%			Recovery = 4.23%		*
Target Compounds						
T N-Nitrosodimethylamine	2.499	74.0	9265	3.9696	µg/L	# 62
T Pyridine	2.571	79.0	22506	4.5499	µg/L	m 90
T Aniline	4.562	93.0	44383	4.3025	µg/L	93
T Phenol	4.624	94.0	31700	4.2318	µg/L	m 85
T bis(-2-Chloroethyl)Ether	4.634	63.0	23255	4.1942	µg/L	97
T 2-Chlorophenol	4.695	128.0	25287	4.2017	µg/L	86
T 1,3-Dichlorobenzene	4.818	146.0	47435	4.1651	µg/L	97
T 1,4-Dichlorobenzene	4.910	146.0	50173	4.2531	µg/L	92
T 1,2-Dichlorobenzene	5.063	146.0	43175	4.0801	µg/L	m 97
T Benzyl Alcohol	5.093	108.0	12526	4.4169	µg/L	m 90
T bis(2-chloroisopropyl)Ether	5.226	121.0	10403	4.2421	µg/L	91
T 2-Methylphenol	5.247	107.0	25470	4.2297	µg/L	98
T N-nitroso-Di-n-propylamine	5.369	70.0	14516	4.1739	µg/L	100
T 4Methylphenol/3Methylphenol	5.420	107.0	38326	4.4059	µg/L	96
T Hexachloroethane	5.420	117.0	12058	4.1997	µg/L	92

Quantitation Results Report (QT Reviewed)

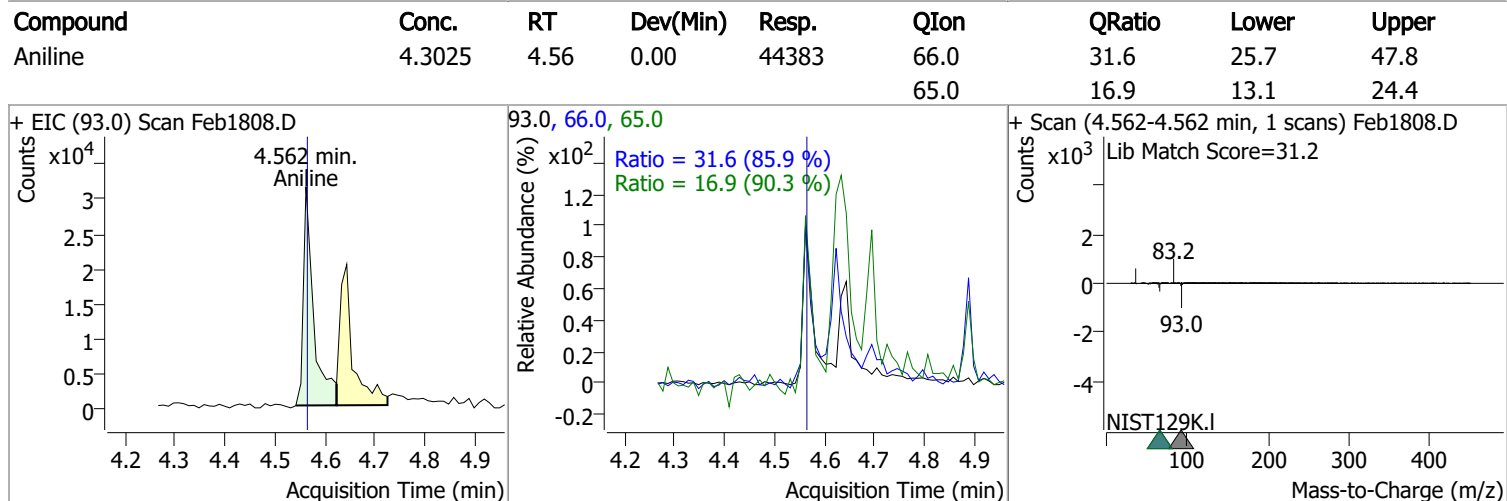
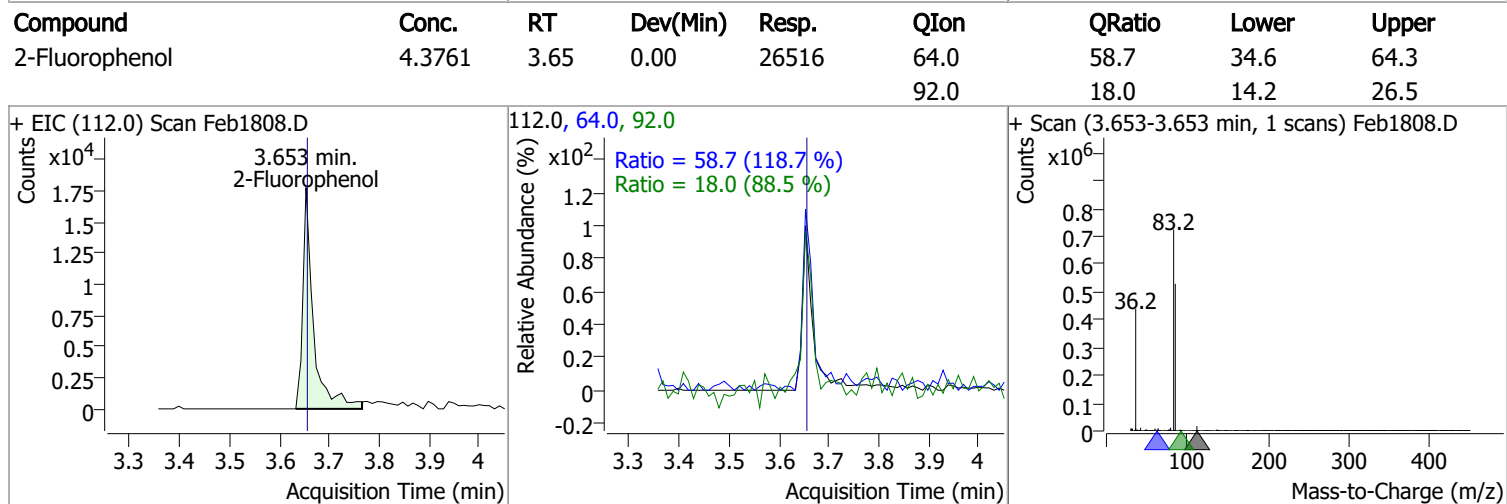
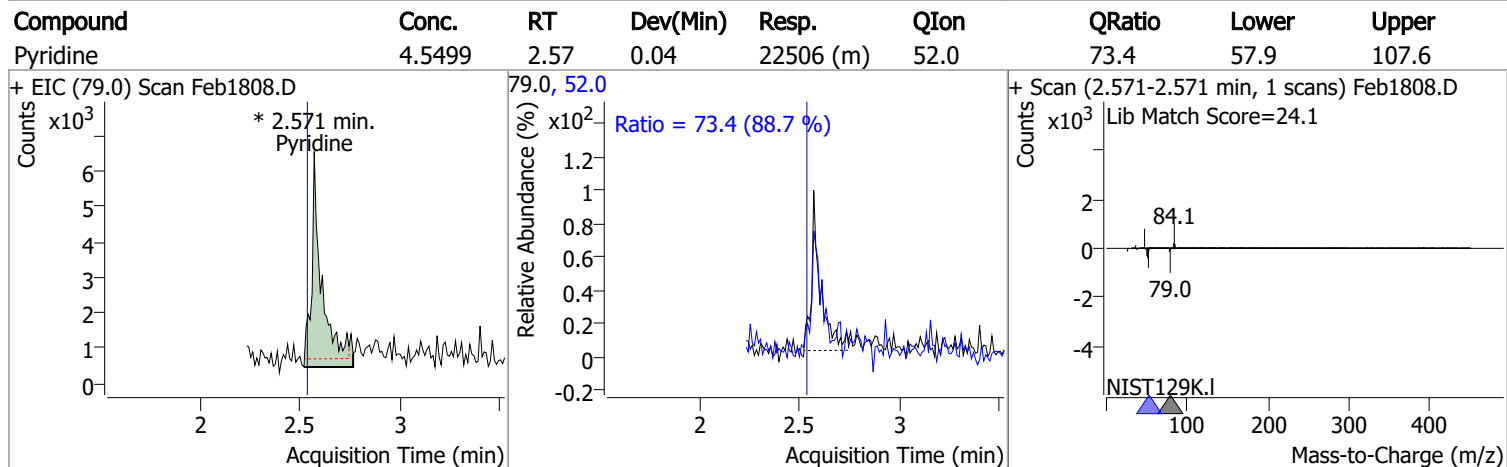
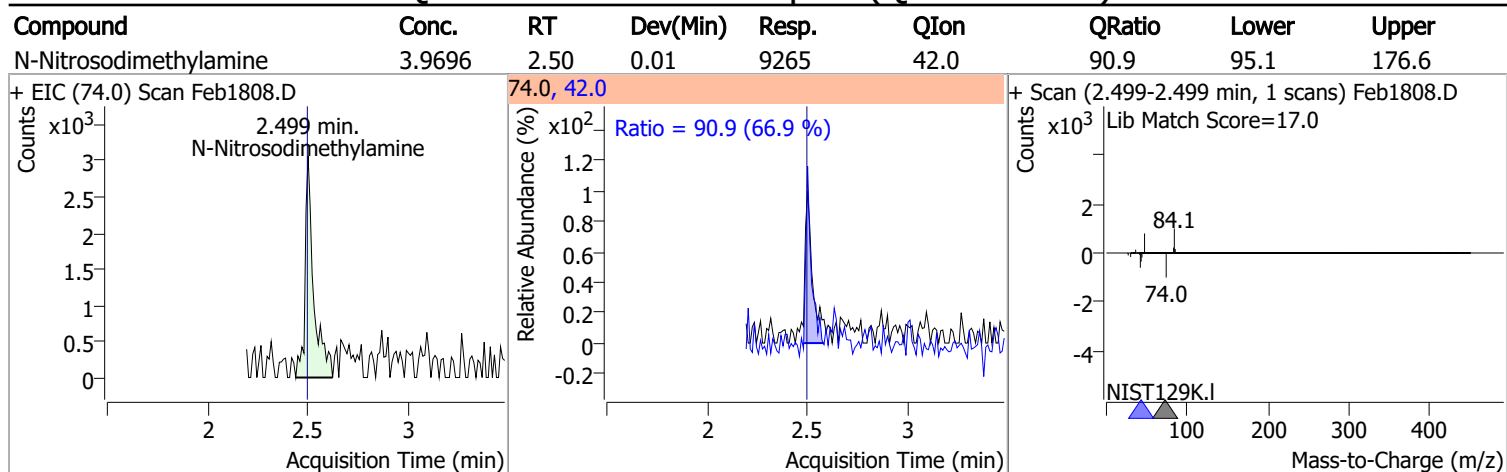
Compound	RT	QIon	Resp.	Conc.	Units	Dev(Min)
T Nitrobenzene	5.522	123.1	7200	4.6846	µg/L	82
T Isophorone	5.819	82.0	37781	4.4396	µg/L	98
T 2-Nitrophenol	5.880	139.0	7612	4.4863	µg/L #	91
T 2,4-Dimethylphenol	6.003	122.0	23276	4.4772	µg/L	95
T bis(-2-Chloroethoxy)Methane	6.085	93.0	21296	4.2445	µg/L #	87
T 2,4-Dichlorophenol	6.198	162.0	17657	4.3107	µg/L	96
T Benzoic Acid	6.136	105.0	9103	4.6830	µg/L m	98
T 1,2,4-Trichlorobenzene	6.249	180.0	27847	4.1540	µg/L	96
T Naphthalene	6.321	128.0	94125	4.2231	µg/L	96
T 4-Chlorophenol	6.424	130.0	9877	3.9595	µg/L m	70
T p-Chloroaniline	6.434	127.0	30624	4.3289	µg/L	94
T Hexachlorobutadiene	6.496	224.9	14423	4.2318	µg/L	89
T 4-Chloro-2-Methylphenol	6.937	107.0	21228	4.2432	µg/L	88
T 4-Chloro-3-Methylphenol	7.071	107.0	24488	4.3556	µg/L	97
T 2-Methylnaphthalene	7.143	141.0	56026	3.8205	µg/L	96
T 1-Methylnaphthalene	7.256	141.0	56205	3.8746	µg/L m	94
T Hexachlorocyclopentadiene	7.338	236.9	4224	4.4930	µg/L	90
T 2,4,6-Trichlorophenol	7.512	196.0	9233	4.5098	µg/L m	95
T 2,4,5-Trichlorophenol	7.574	196.0	13593	4.4335	µg/L	92
T 2-Chloronaphthalene	7.718	162.0	54021	4.0007	µg/L	97
T 2-Nitroaniline	7.882	65.0	6068	4.7042	µg/L	80
T Dimethyl Phthalate	8.129	163.0	34888	4.5831	µg/L #	86
T 2,6-Dinitrotoluene	8.180	165.0	4514	4.4592	µg/L #	69
T Acenaphthylene	8.200	152.1	79350	4.1382	µg/L	91
T 3-Nitroaniline	8.384	138.0	4377	4.6024	µg/L #	12
T Acenaphthene	8.405	154.0	55213	4.0797	µg/L	98
T 2,4-Dinitrophenol	8.528	184.0	616	4.5942	µg/L #m	1
T Dibenzofuran	8.620	168.0	88427	4.2555	µg/L	92
T 2,4-Dinitrotoluene	8.661	165.0	6380	4.5965	µg/L	92
T 4-Nitrophenol	8.732	109.0	3924	4.3354	µg/L #m	78
T Diethylphthalate	8.988	149.0	28496	4.5494	µg/L	95
T Fluorene	9.029	166.0	72029	4.0050	µg/L	97
T 4-Chlorophenyl-phenylether	9.070	204.0	27305	4.1666	µg/L	95
T 4-Nitroaniline	9.121	138.0	3692	4.5119	µg/L #	59
T 4,6-Dinitro-2-methylphenol	9.141	198.0	2191	4.3810	µg/L	93
T N-nitrosodiphenylamine	9.223	169.0	43107	4.1405	µg/L	92
T Azobenzene	9.254	77.0	33003	4.3215	µg/L	95
T 4-Bromophenyl-phenylether	9.653	248.0	11110	3.9074	µg/L #	57
T Hexachlorobenzene	9.684	283.9	15953	4.2137	µg/L #	50
T Pentachlorophenol	9.968	265.9	3504	4.3365	µg/L #	82
T Phenanthrene	10.181	178.0	99605	4.1191	µg/L	96
T Anthracene	10.242	178.0	78978	3.9209	µg/L	98
T Triallate	10.313	86.0	11113	4.3118	µg/L #	89
T Carbazole	10.485	167.0	78288	3.9681	µg/L	96
T o-Terphenyl	10.698	230.0	49755	4.1955	µg/L	98
T Di-n-Butylphthalate	11.072	149.0	40976	4.6518	µg/L #	96
T Fluoranthene	11.943	202.0	93335	3.9622	µg/L	98
T Benzidine	12.328	184.0	22030	4.2042	µg/L #	89
T Pyrene	12.369	202.0	100018	3.9475	µg/L	100
T Butylbenzylphthalate	14.296	149.0	16114	4.4368	µg/L #	65
T Benzo(a)Anthracene	15.492	228.0	66223	3.8821	µg/L	97
T Chrysene	15.594	228.0	83685	4.1164	µg/L	98
T 3,3-Dichlorobenzidine	15.655	252.0	12724	4.5577	µg/L	94
T bis(2-ethylhexyl)Phthalate	16.360	167.0	6272	4.2962	µg/L	97
T Di-n-octyl Phthalate	18.123	149.0	42821	4.4834	µg/L	99

Quantitation Results Report (QT Reviewed)

Compound	RT	QIon	Resp.	Conc.	Units	Dev(Min)
T Benzo(b)fluoranthene	18.345	252.0	57119	4.2415	µg/L	91
T Benzo(k)fluoranthene	18.406	252.0	61699	4.1837	µg/L	88
T Benzo(a)pyrene	18.953	252.0	46309	4.3474	µg/L #	85
T Indeno(1,2,3-c,d)pyrene	20.725	276.0	37542	4.3025	µg/L	85
T Dibenzo(a,h)anthracene	20.796	278.0	43122	4.3328	µg/L #	88
T Benzo(g,h,i)perylene	21.059	276.0	55564	4.2432	µg/L	93

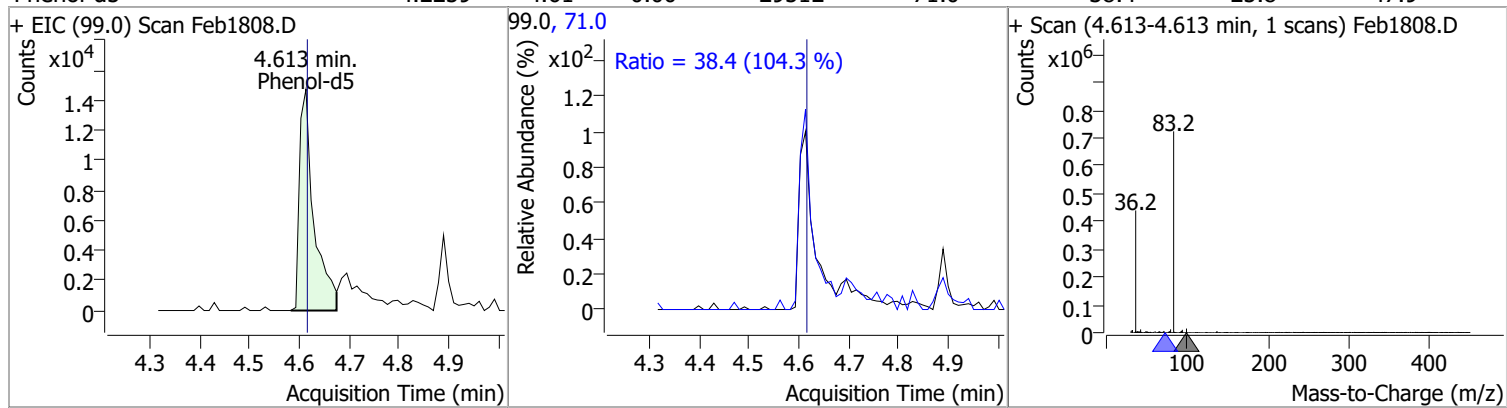
(#) = Qualifier Out of Range; (m) = Manual Integration; (+) = Area Summed; (*) = Surrogate Percent Recovery Out of Range; (d): Zeroed Peak

Quantitation Results Report (QT Reviewed)

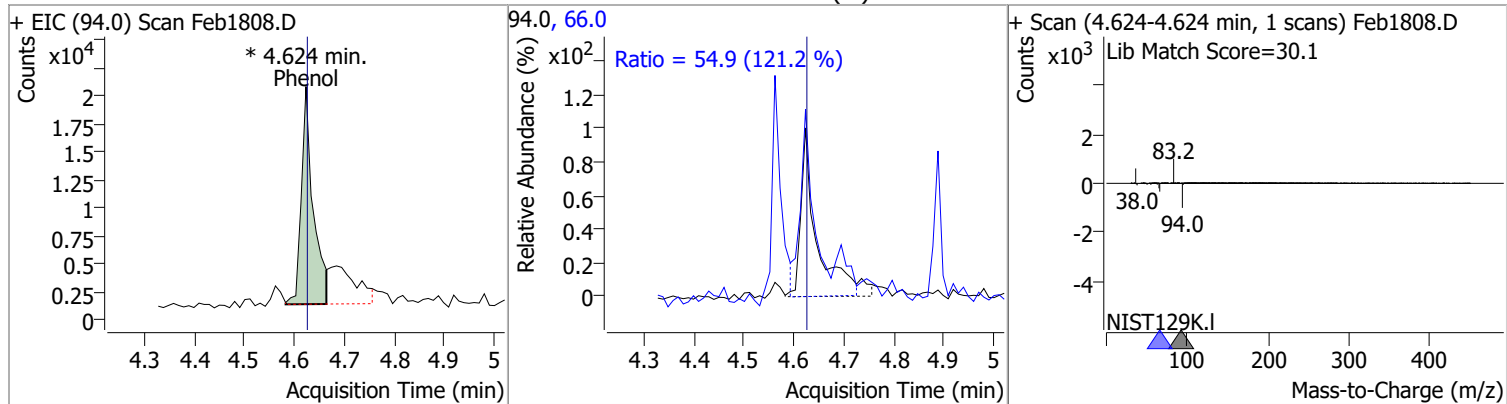


Quantitation Results Report (QT Reviewed)

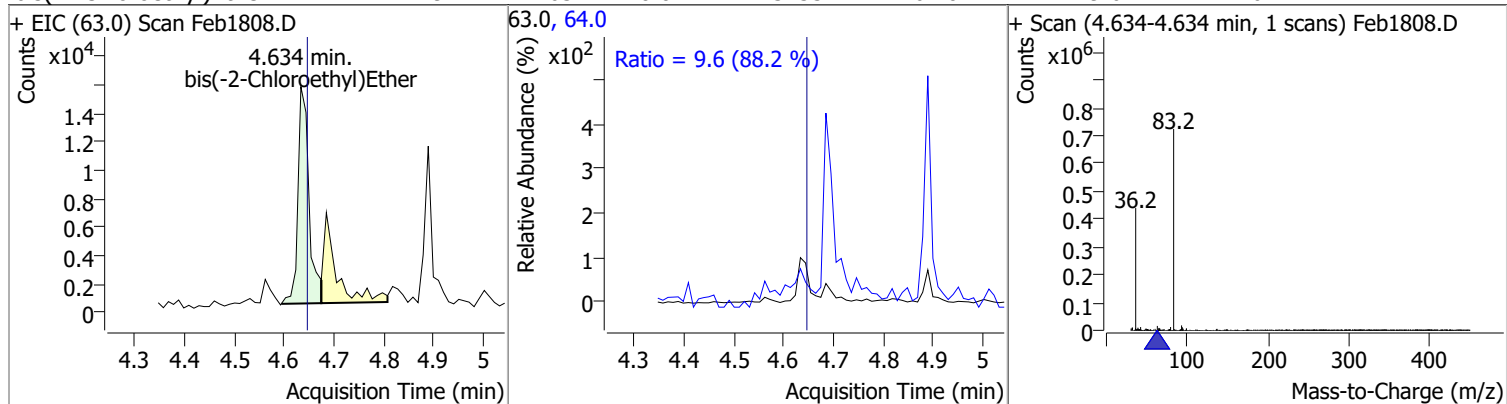
Compound	Conc.	RT	Dev(Min)	Resp.	QIon	QRatio	Lower	Upper
Phenol-d5	4.2259	4.61	0.00	29512	71.0	38.4	25.8	47.9



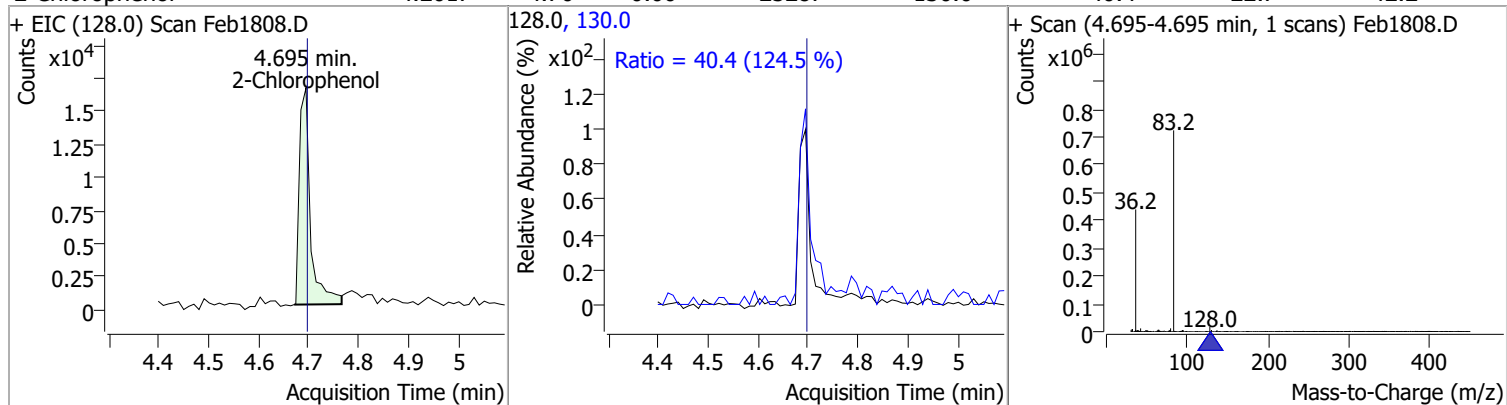
Compound	Conc.	RT	Dev(Min)	Resp.	QIon	QRatio	Lower	Upper
Phenol	4.2318	4.62	0.00	31700 (m)	66.0	54.9	31.7	58.9



Compound	Conc.	RT	Dev(Min)	Resp.	QIon	QRatio	Lower	Upper
bis(-2-Chloroethyl)Ether	4.1942	4.63	-0.01	23255	64.0	9.6	7.6	14.1

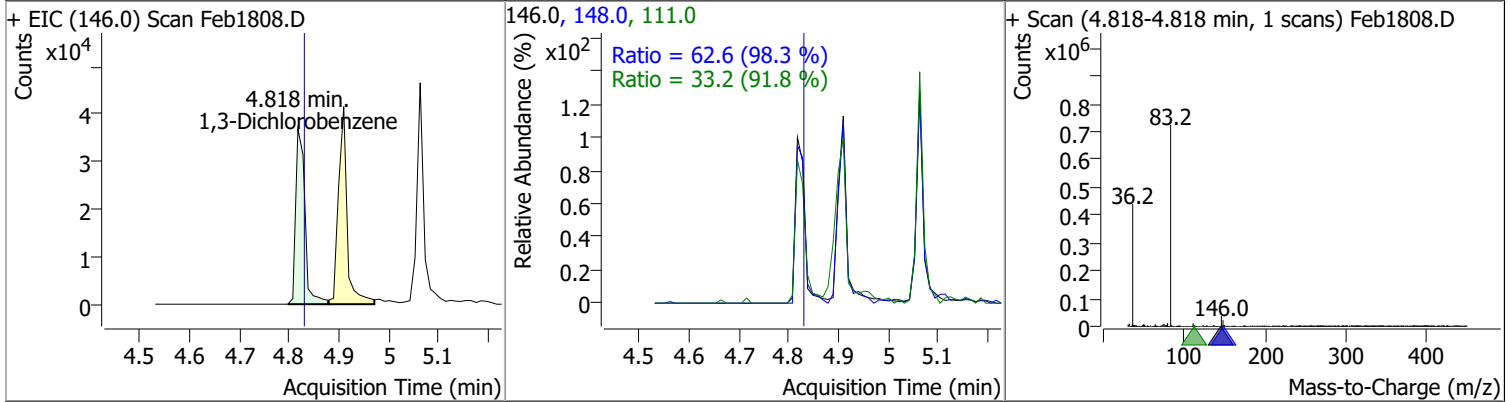


Compound	Conc.	RT	Dev(Min)	Resp.	QIon	QRatio	Lower	Upper
2-Chlorophenol	4.2017	4.70	0.00	25287	130.0	40.4	22.7	42.2

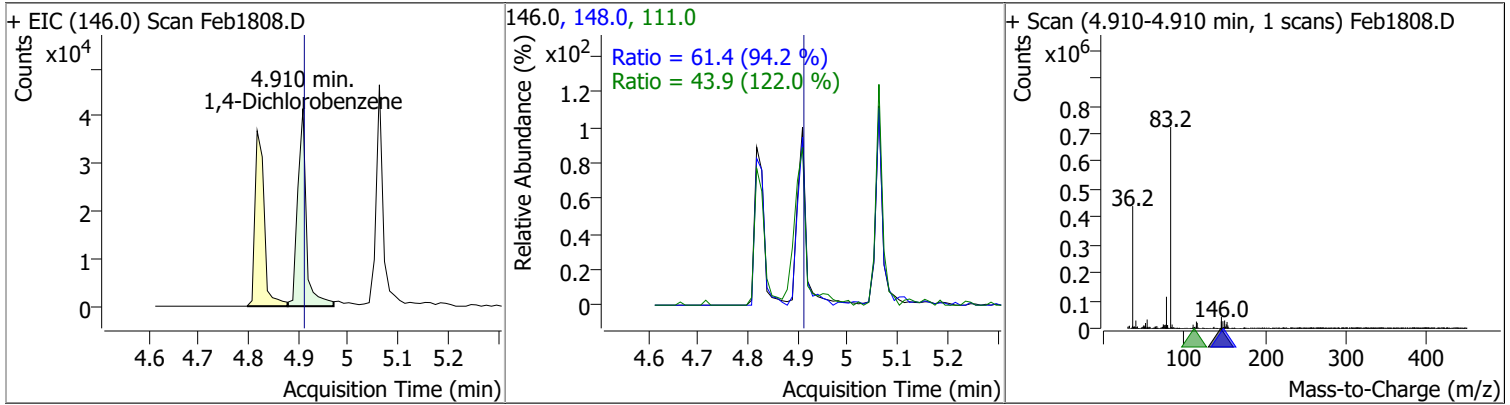


Quantitation Results Report (QT Reviewed)

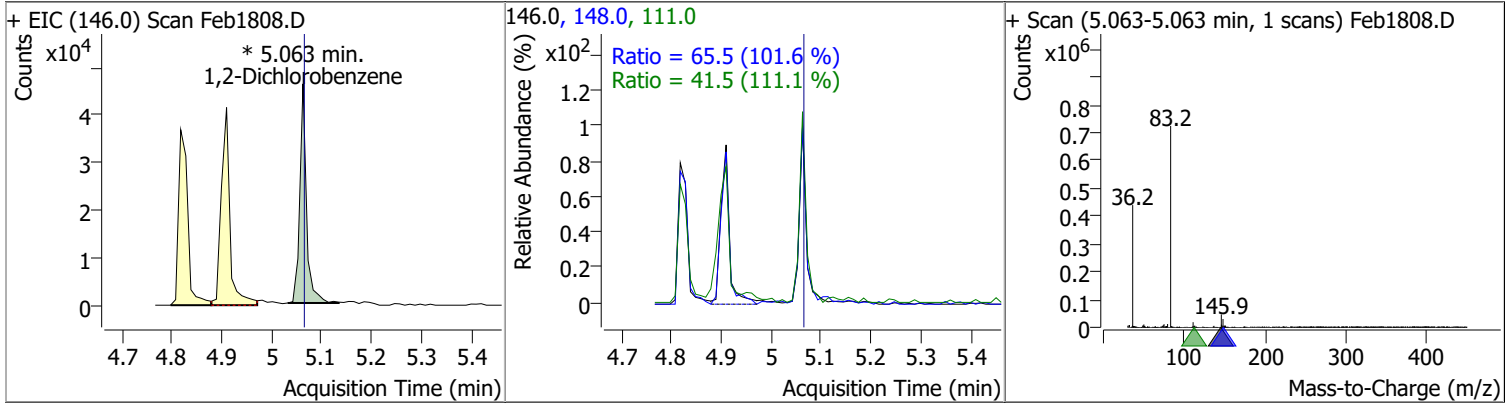
Compound	Conc.	RT	Dev(Min)	Resp.	QIon	QRatio	Lower	Upper
1,3-Dichlorobenzene	4.1651	4.82	-0.01	47435	148.0	62.6	44.6	82.8
					111.0	33.2	25.3	47.0



Compound	Conc.	RT	Dev(Min)	Resp.	QIon	QRatio	Lower	Upper
1,4-Dichlorobenzene	4.2531	4.91	0.00	50173	148.0	61.4	45.6	84.8
					111.0	43.9	25.2	46.8

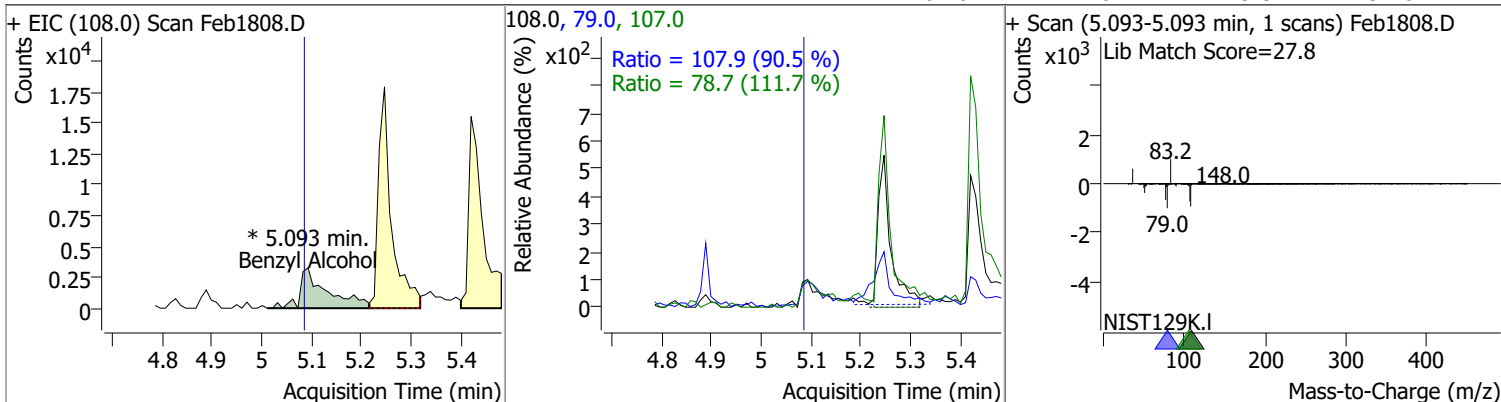


Compound	Conc.	RT	Dev(Min)	Resp.	QIon	QRatio	Lower	Upper
1,2-Dichlorobenzene	4.0801	5.06	0.00	43175 (m)	148.0	65.5	45.1	83.8
					111.0	41.5	26.1	48.5

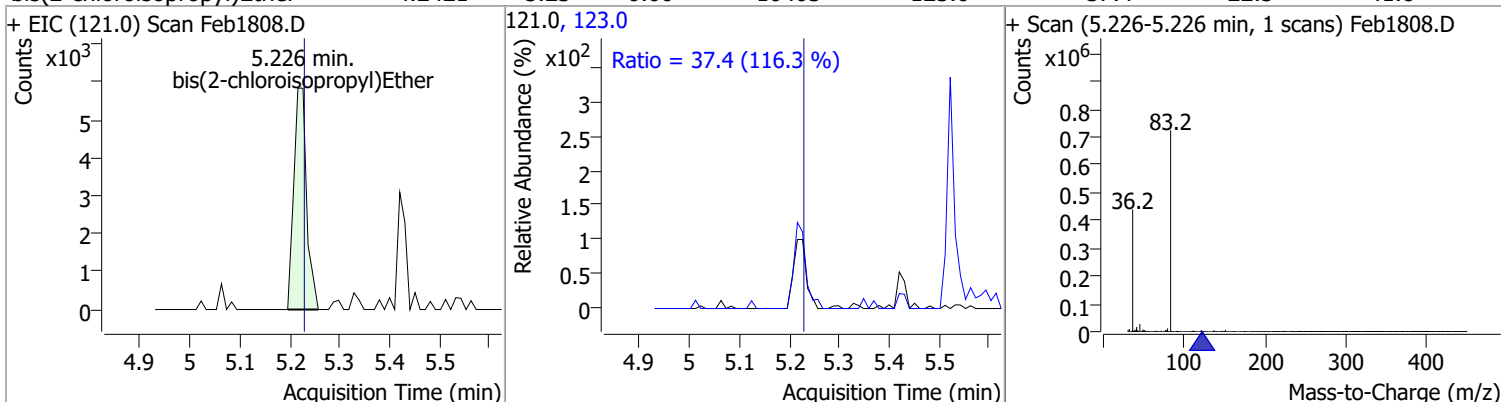


Quantitation Results Report (QT Reviewed)

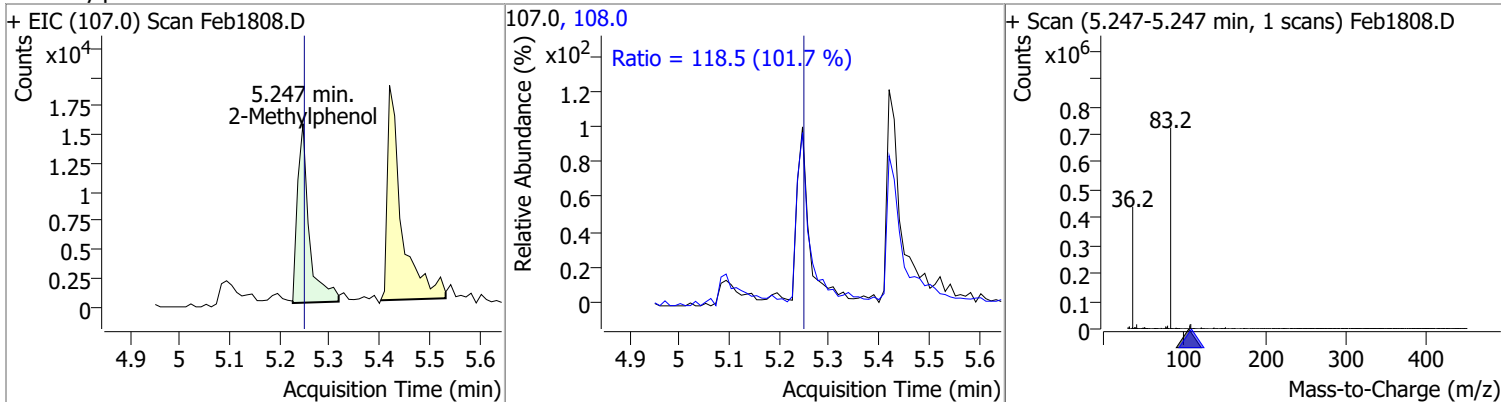
Compound	Conc.	RT	Dev(Min)	Resp.	QIon	QRatio	Lower	Upper
Benzyl Alcohol	4.4169	5.09	0.01	12526 (m)	79.0	107.9	83.5	155.1
					107.0	78.7	49.3	91.6



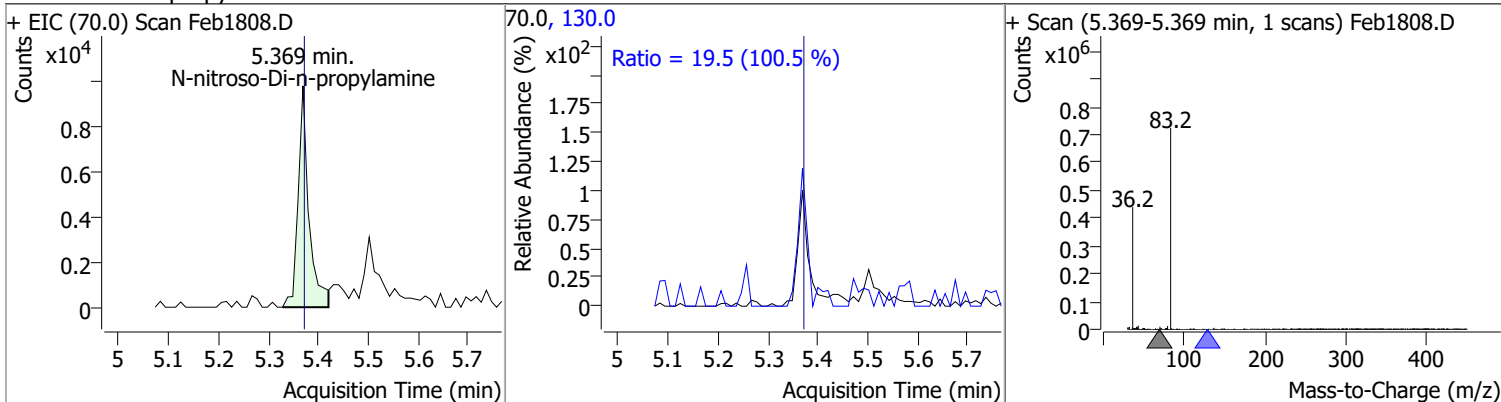
Compound	Conc.	RT	Dev(Min)	Resp.	QIon	QRatio	Lower	Upper
bis(2-chloroisopropyl)Ether	4.2421	5.23	0.00	10403	123.0	37.4	22.5	41.8



Compound	Conc.	RT	Dev(Min)	Resp.	QIon	QRatio	Lower	Upper
2-Methylphenol	4.2297	5.25	0.00	25470	108.0	118.5	81.5	151.4

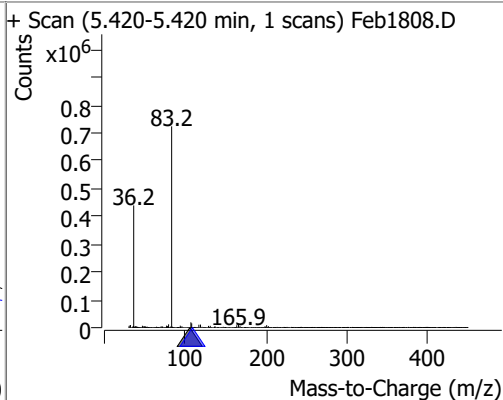
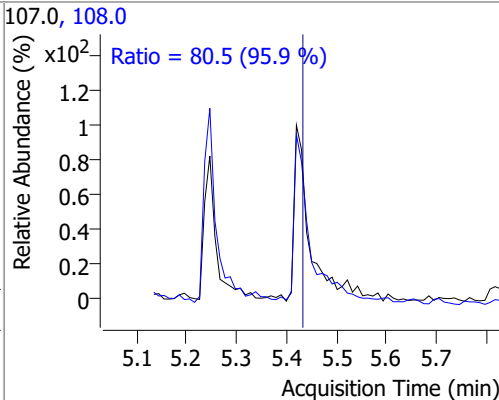
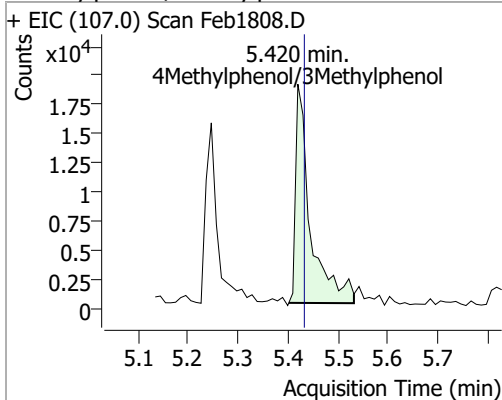


Compound	Conc.	RT	Dev(Min)	Resp.	QIon	QRatio	Lower	Upper
N-nitroso-Di-n-propylamine	4.1739	5.37	0.00	14516	130.0	19.5	0.0	38.8

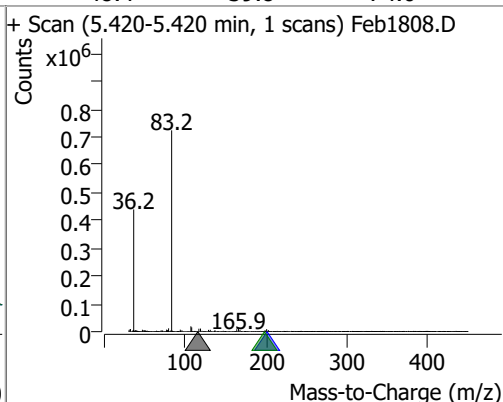
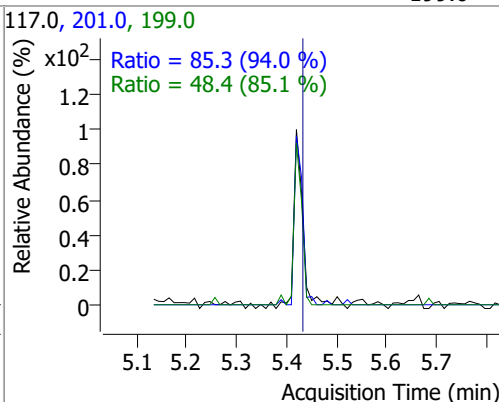
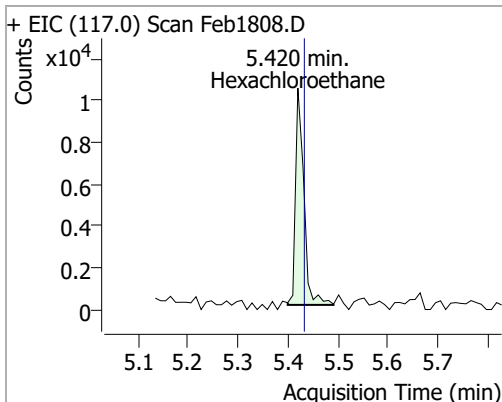


Quantitation Results Report (QT Reviewed)

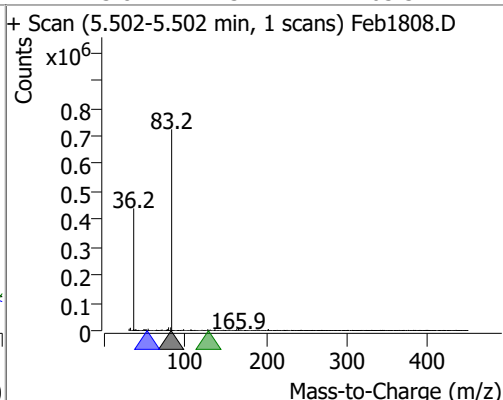
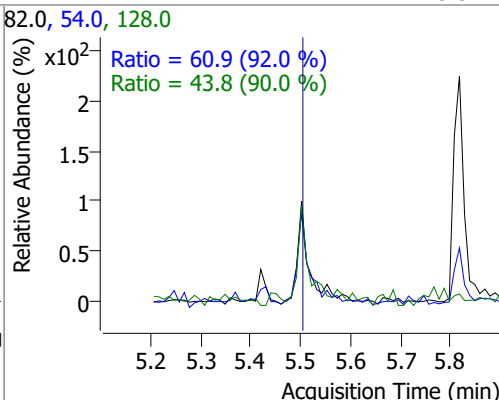
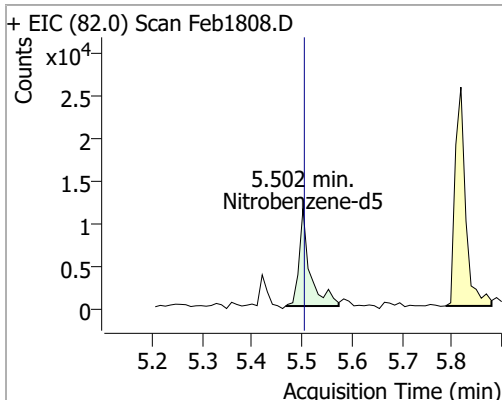
Compound	Conc.	RT	Dev(Min)	Resp.	QIon	QRatio	Lower	Upper
4Methylphenol/3Methylphenol	4.4059	5.42	-0.01	38326	108.0	80.5	58.8	109.1



Compound	Conc.	RT	Dev(Min)	Resp.	QIon	QRatio	Lower	Upper
Hexachloroethane	4.1997	5.42	-0.01	12058	201.0	85.3	63.5	118.0
					199.0	48.4	39.8	74.0

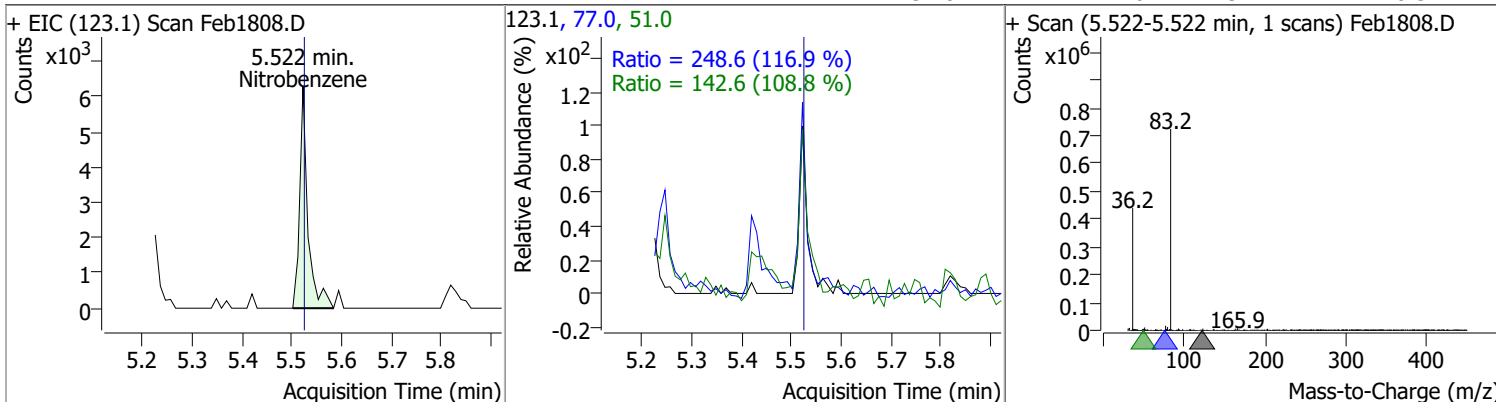


Compound	Conc.	RT	Dev(Min)	Resp.	QIon	QRatio	Lower	Upper
Nitrobenzene-d5	4.2746	5.50	0.00	17369	54.0	60.9	46.3	86.0
					128.0	43.8	34.1	63.3

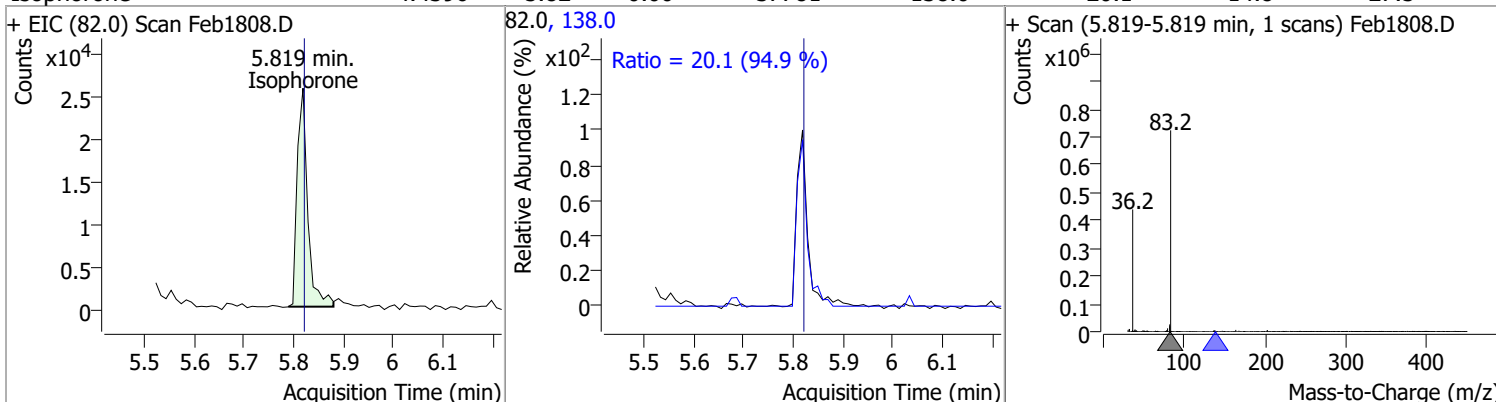


Quantitation Results Report (QT Reviewed)

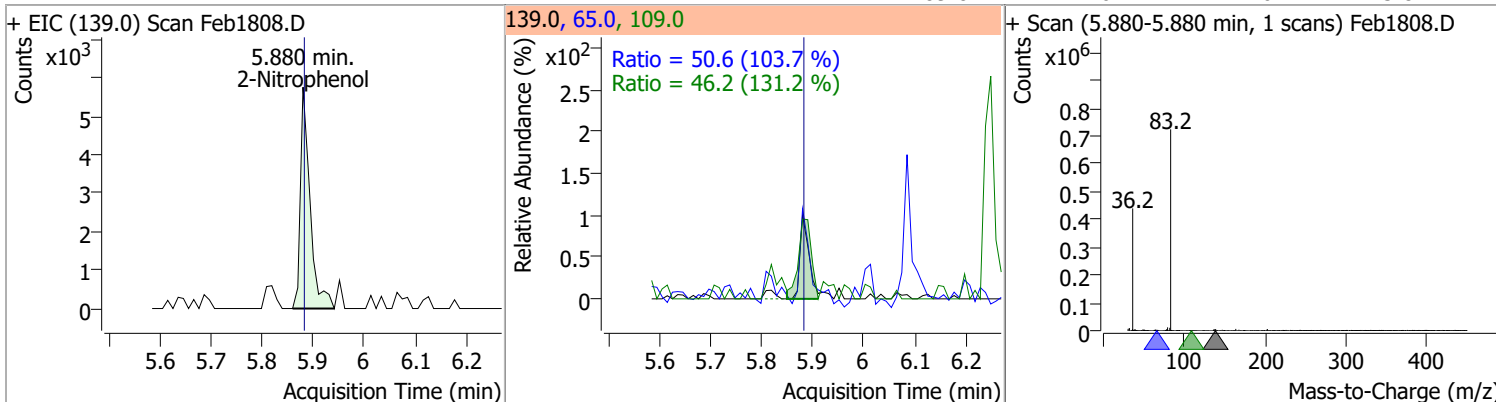
Compound	Conc.	RT	Dev(Min)	Resp.	QIon	QRatio	Lower	Upper
Nitrobenzene	4.6846	5.52	0.00	7200	77.0	248.6	148.9	276.5
					51.0	142.6	91.7	170.3



Compound	Conc.	RT	Dev(Min)	Resp.	QIon	QRatio	Lower	Upper
Isophrone	4.4396	5.82	0.00	37781	138.0	20.1	14.8	27.5

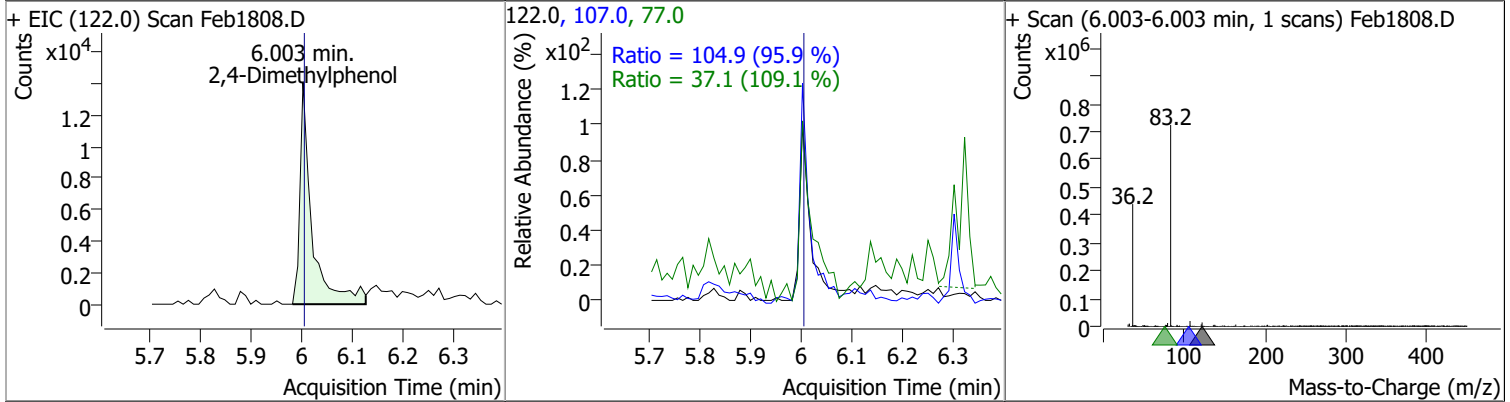


Compound	Conc.	RT	Dev(Min)	Resp.	QIon	QRatio	Lower	Upper
2-Nitrophenol	4.4863	5.88	0.00	7612	65.0	50.6	34.2	63.4
					109.0	46.2	24.6	45.8

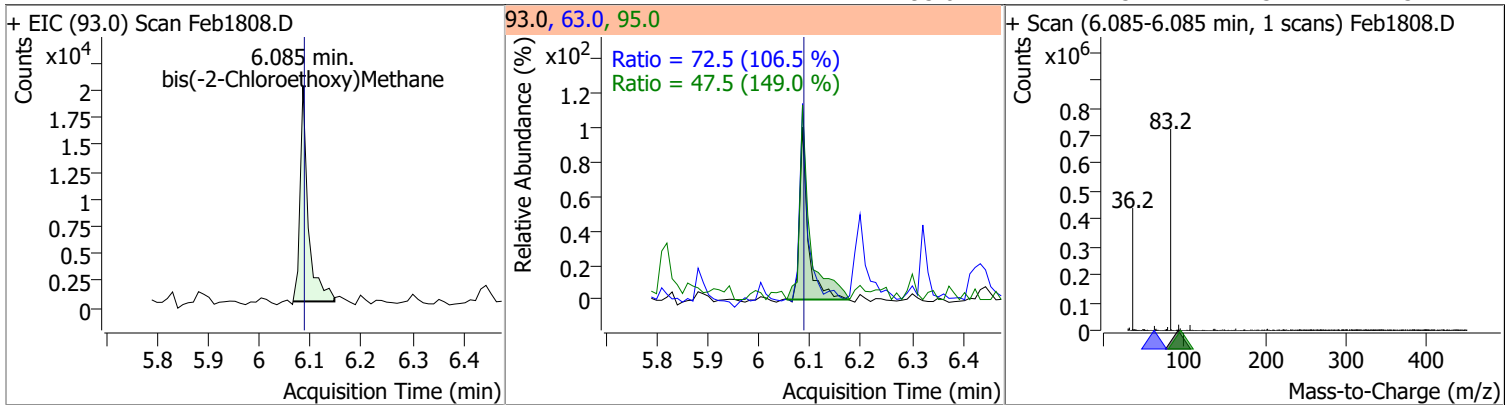


Quantitation Results Report (QT Reviewed)

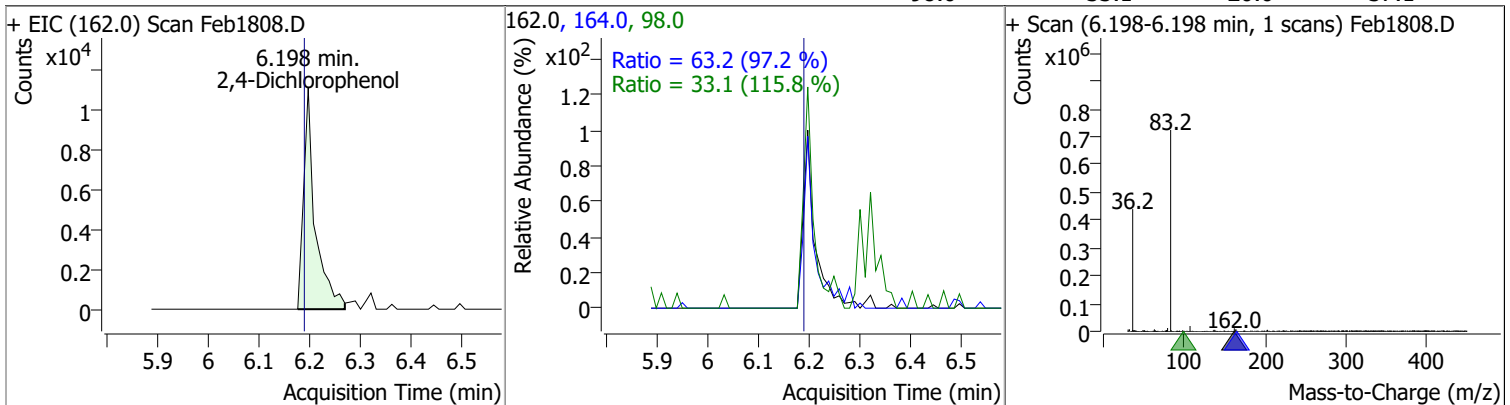
Compound	Conc.	RT	Dev(Min)	Resp.	QIon	QRatio	Lower	Upper
2,4-Dimethylphenol	4.4772	6.00	0.00	23276	107.0	104.9	76.6	142.3
					77.0	37.1	23.8	44.2



Compound	Conc.	RT	Dev(Min)	Resp.	QIon	QRatio	Lower	Upper
bis(-2-Chloroethoxy)Methane	4.2445	6.08	0.00	21296	63.0	72.5	47.7	88.6
					95.0	47.5	22.3	41.5

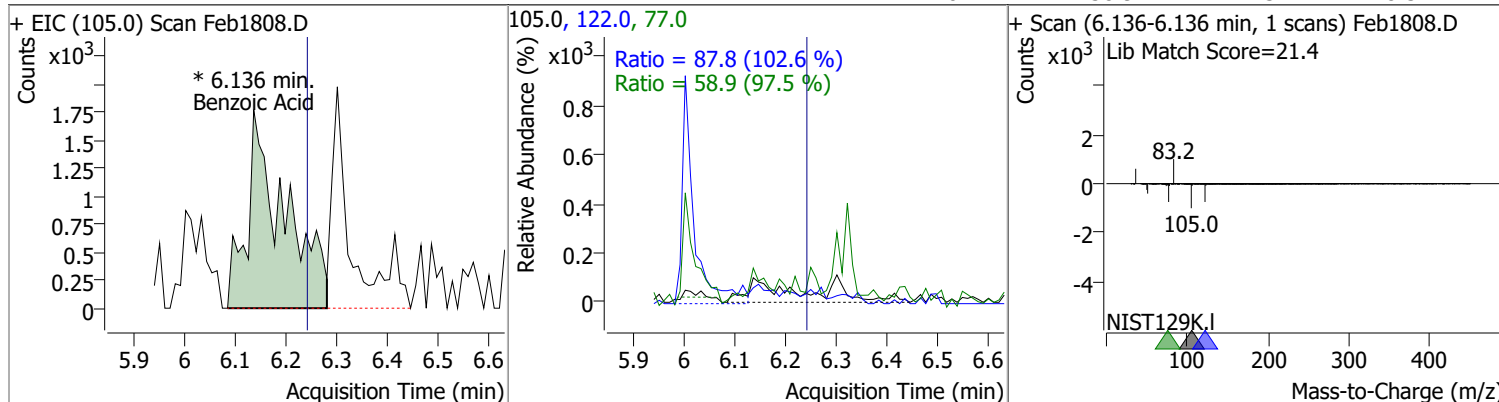


Compound	Conc.	RT	Dev(Min)	Resp.	QIon	QRatio	Lower	Upper
2,4-Dichlorophenol	4.3107	6.20	0.01	17657	164.0	63.2	45.5	84.5
					98.0	33.1	20.0	37.1

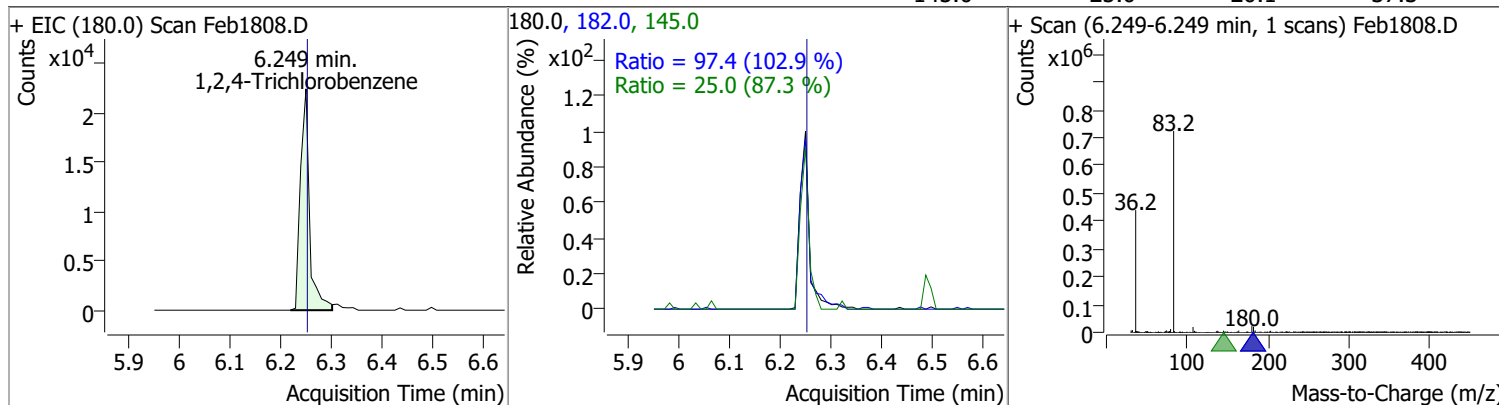


Quantitation Results Report (QT Reviewed)

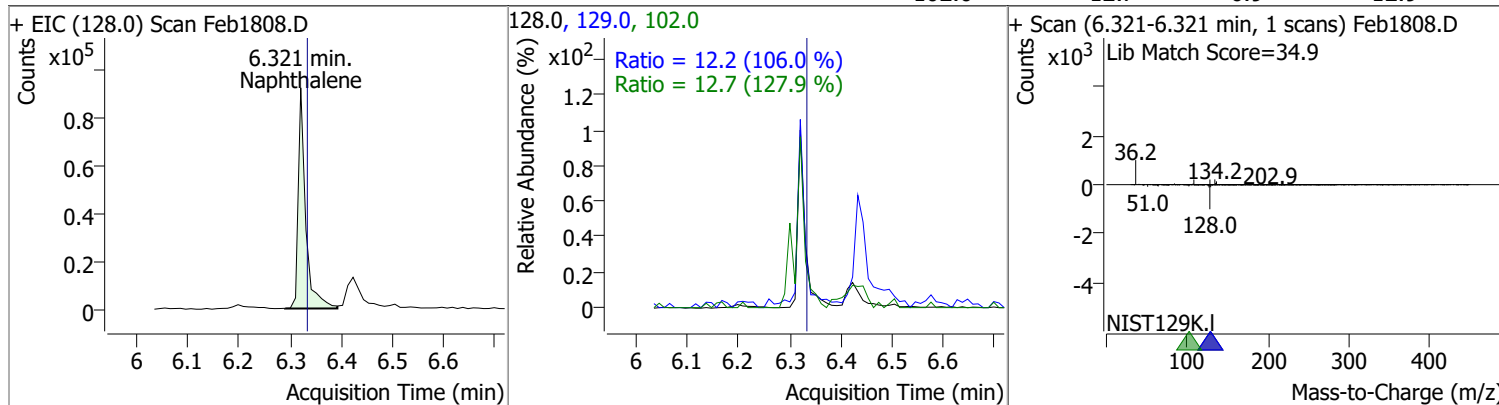
Compound	Conc.	RT	Dev(Min)	Resp.	QIon	QRatio	Lower	Upper
Benzoic Acid	4.6830	6.14	-0.10	9103 (m)	122.0	87.8	59.9	111.2
					77.0	58.9	42.3	78.5



Compound	Conc.	RT	Dev(Min)	Resp.	QIon	QRatio	Lower	Upper
1,2,4-Trichlorobenzene	4.1540	6.25	0.00	27847	182.0	97.4	66.2	122.9
					145.0	25.0	20.1	37.3

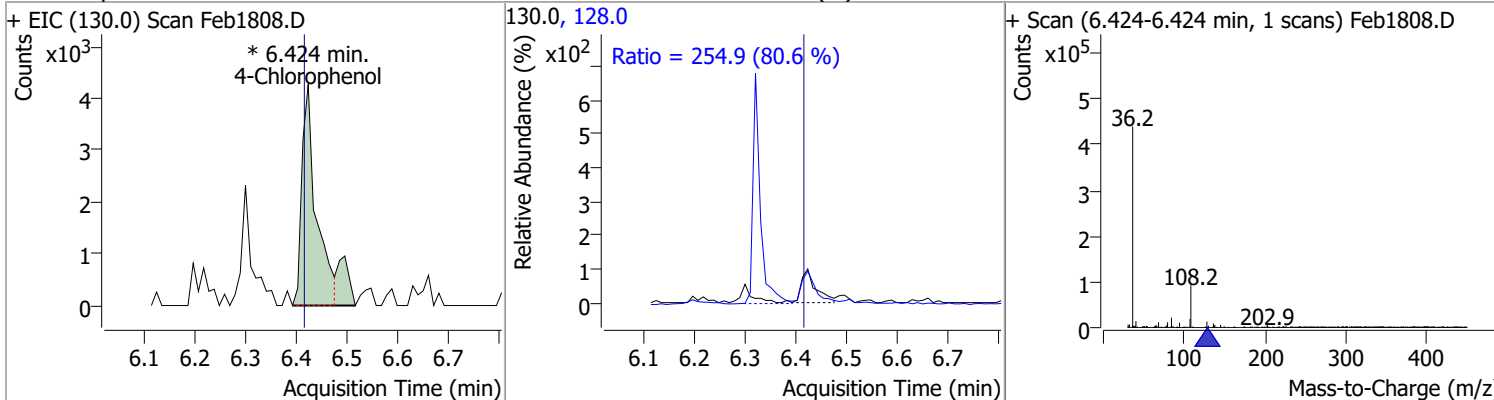


Compound	Conc.	RT	Dev(Min)	Resp.	QIon	QRatio	Lower	Upper
Naphthalene	4.2231	6.32	-0.01	94125	129.0	12.2	8.0	14.9
					102.0	12.7	6.9	12.9

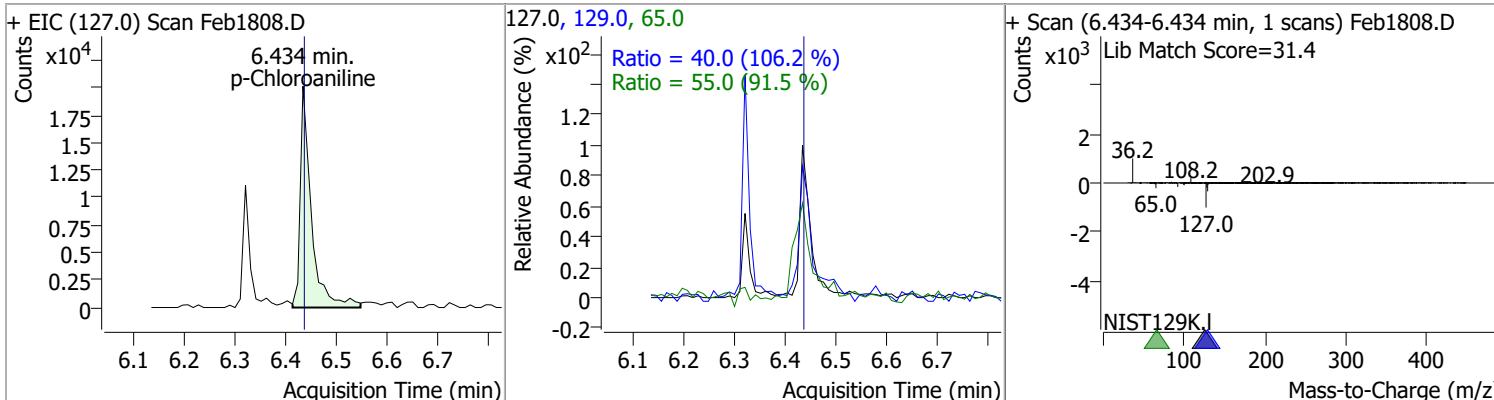


Quantitation Results Report (QT Reviewed)

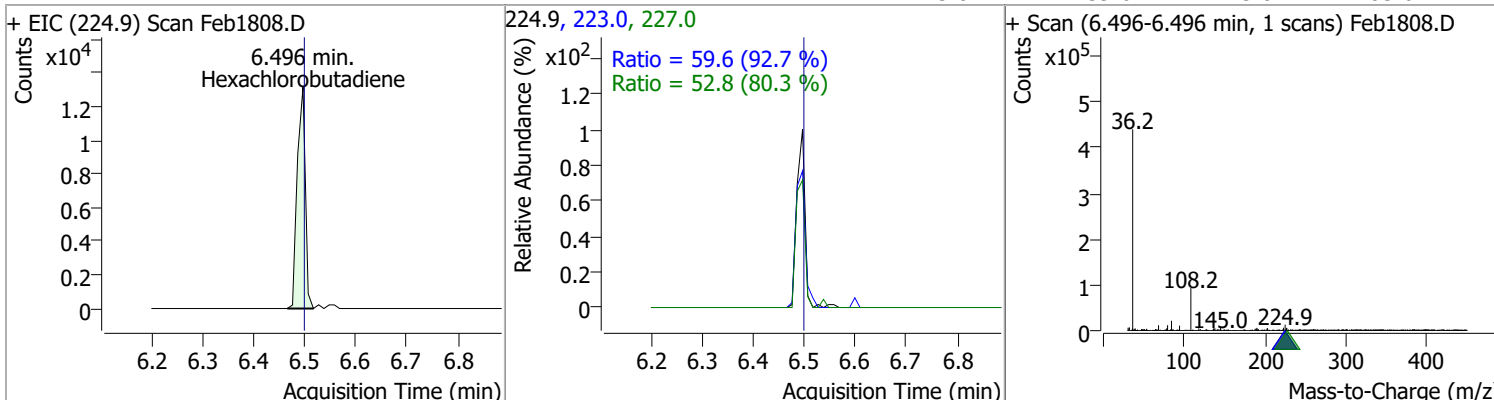
Compound	Conc.	RT	Dev(Min)	Resp.	QIon	QRatio	Lower	Upper
4-Chlorophenol	3.9595	6.42	0.01	9877 (m)	128.0	254.9	221.4	411.2



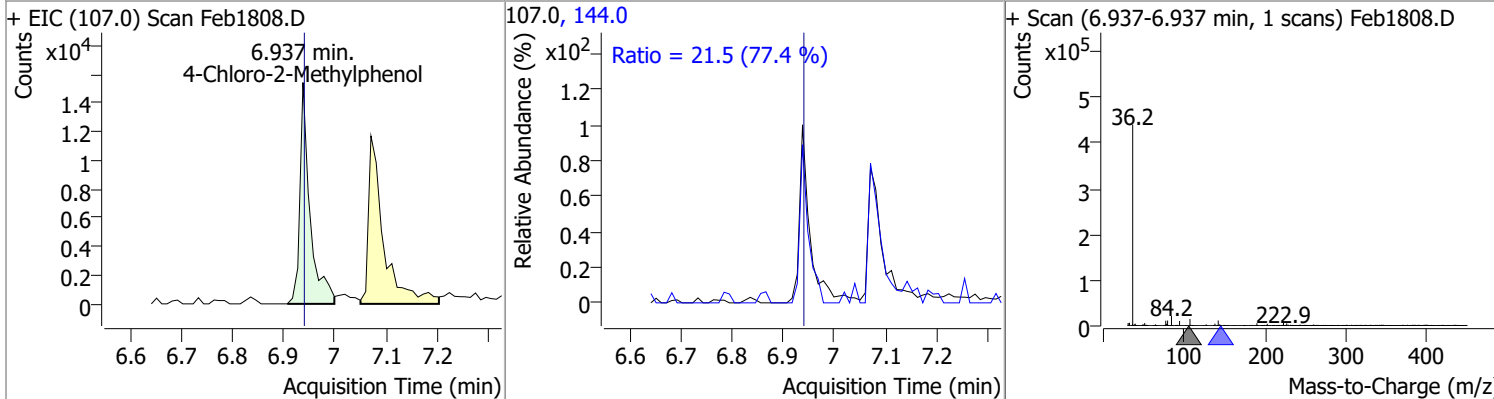
Compound	Conc.	RT	Dev(Min)	Resp.	QIon	QRatio	Lower	Upper
p-Chloroaniline	4.3289	6.43	0.00	30624	65.0	55.0	42.1	78.2
					129.0	40.0	26.3	48.9



Compound	Conc.	RT	Dev(Min)	Resp.	QIon	QRatio	Lower	Upper
Hexachlorobutadiene	4.2318	6.50	0.00	14423	227.0	52.8	46.0	85.4
					223.0	59.6	45.0	83.6

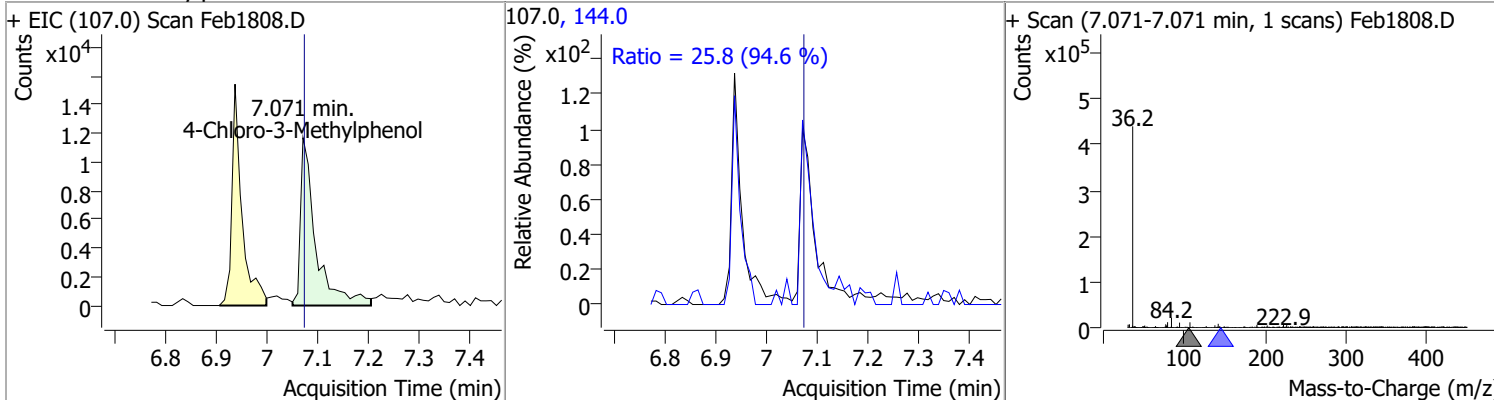


Compound	Conc.	RT	Dev(Min)	Resp.	QIon	QRatio	Lower	Upper
4-Chloro-2-Methylphenol	4.2432	6.94	0.00	21228	144.0	21.5	19.4	36.1

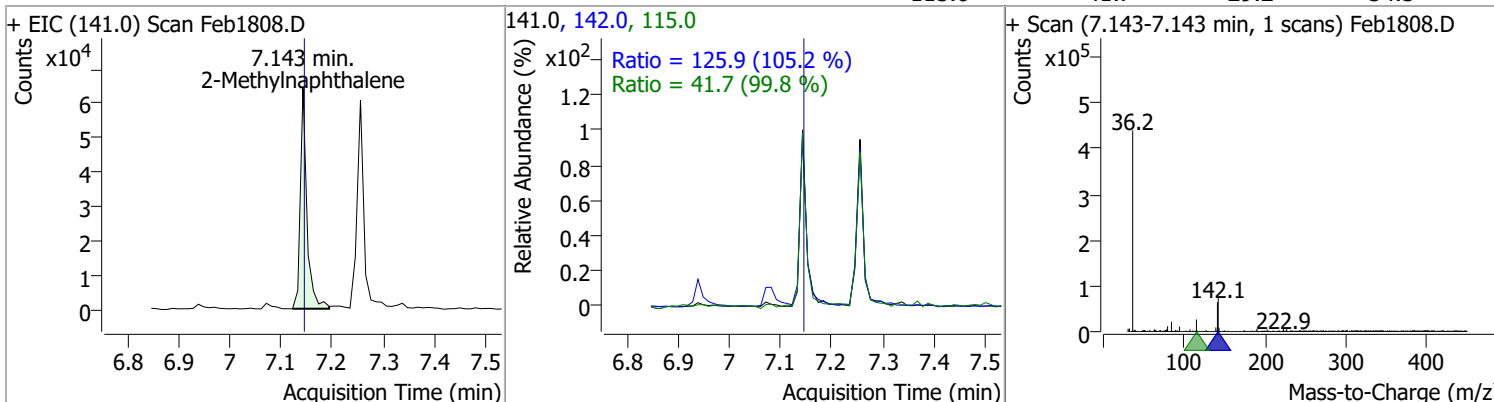


Quantitation Results Report (QT Reviewed)

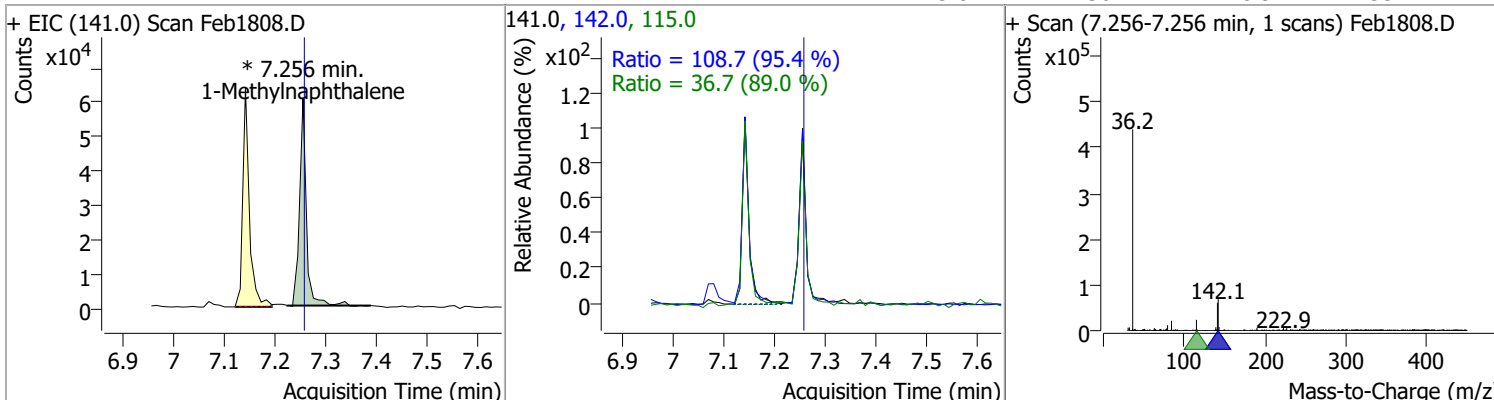
Compound	Conc.	RT	Dev(Min)	Resp.	QIon	QRatio	Lower	Upper
4-Chloro-3-Methylphenol	4.3556	7.07	0.00	24488	144.0	25.8	19.1	35.5



Compound	Conc.	RT	Dev(Min)	Resp.	QIon	QRatio	Lower	Upper
2-Methylnaphthalene	3.8205	7.14	0.00	56026	142.0	125.9	83.8	155.7
					115.0	41.7	29.2	54.3

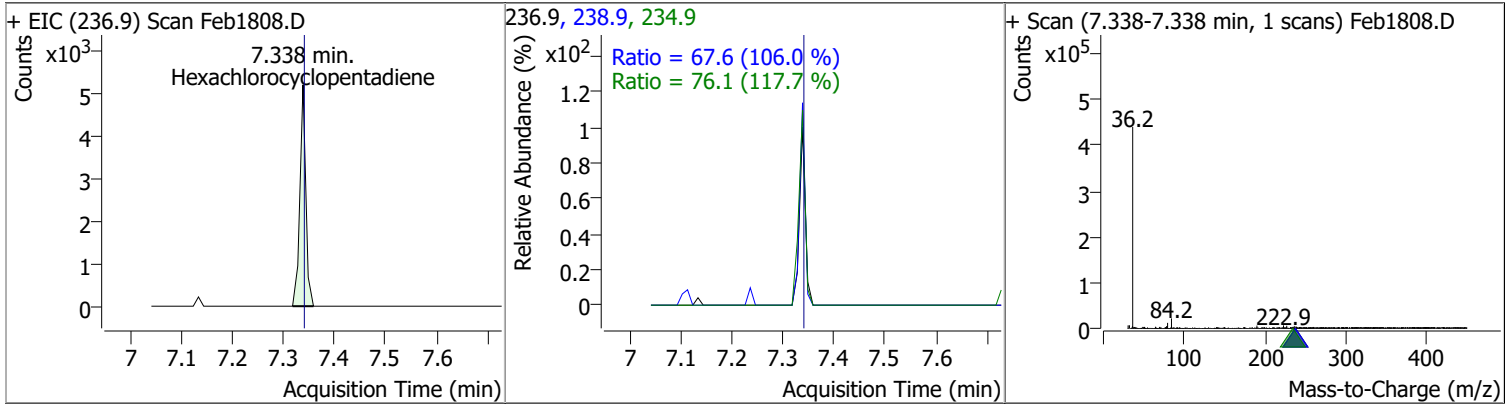


Compound	Conc.	RT	Dev(Min)	Resp.	QIon	QRatio	Lower	Upper
1-Methylnaphthalene	3.8746	7.26	0.00	56205 (m)	142.0	108.7	79.8	148.2
					115.0	36.7	28.9	53.7

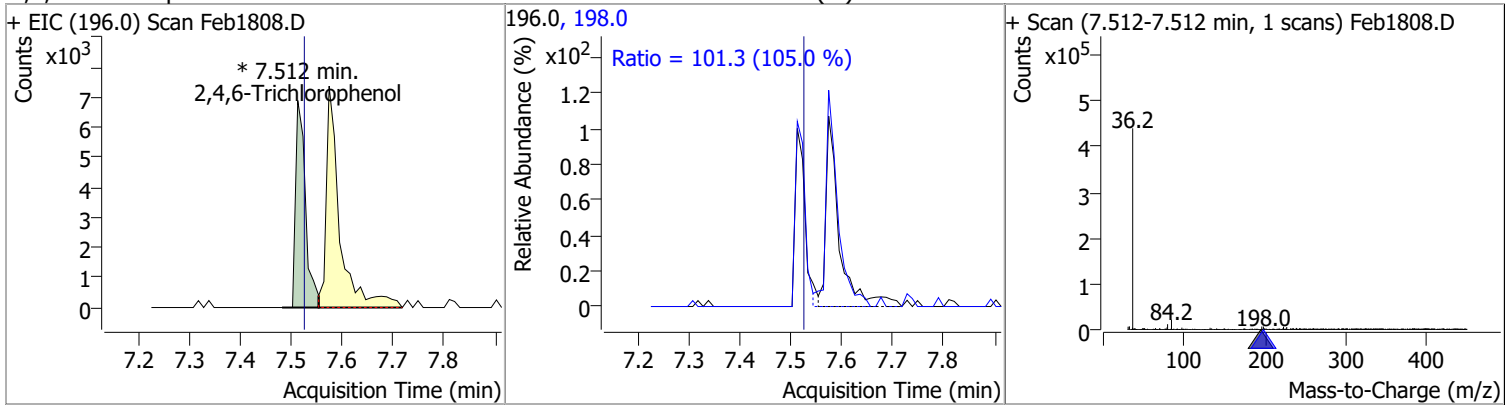


Quantitation Results Report (QT Reviewed)

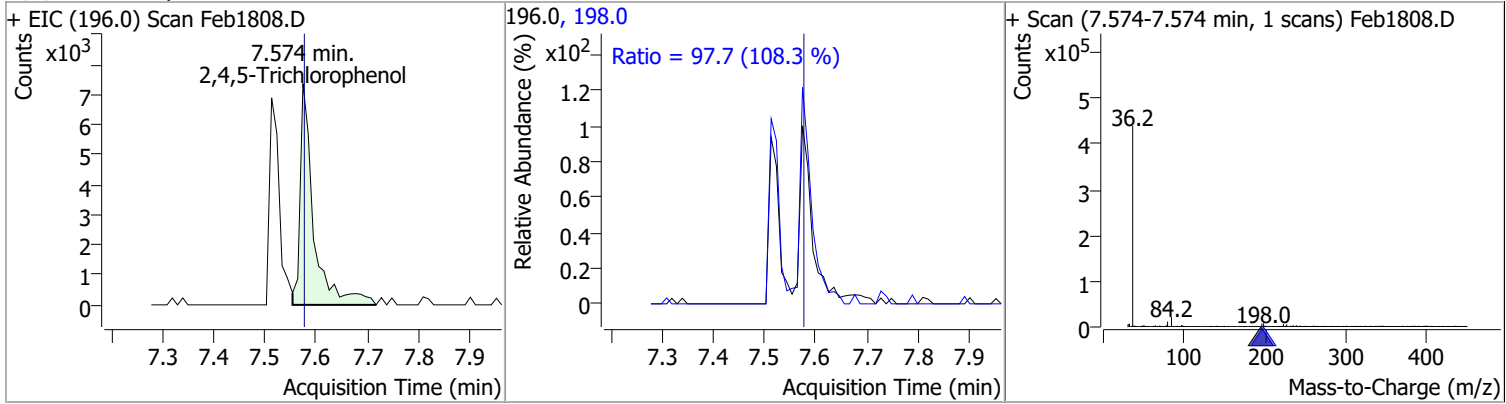
Compound	Conc.	RT	Dev(Min)	Resp.	QIon	QRatio	Lower	Upper
Hexachlorocyclopentadiene	4.4930	7.34	0.00	4224	234.9	76.1	45.2	84.0
					238.9	67.6	44.6	82.9



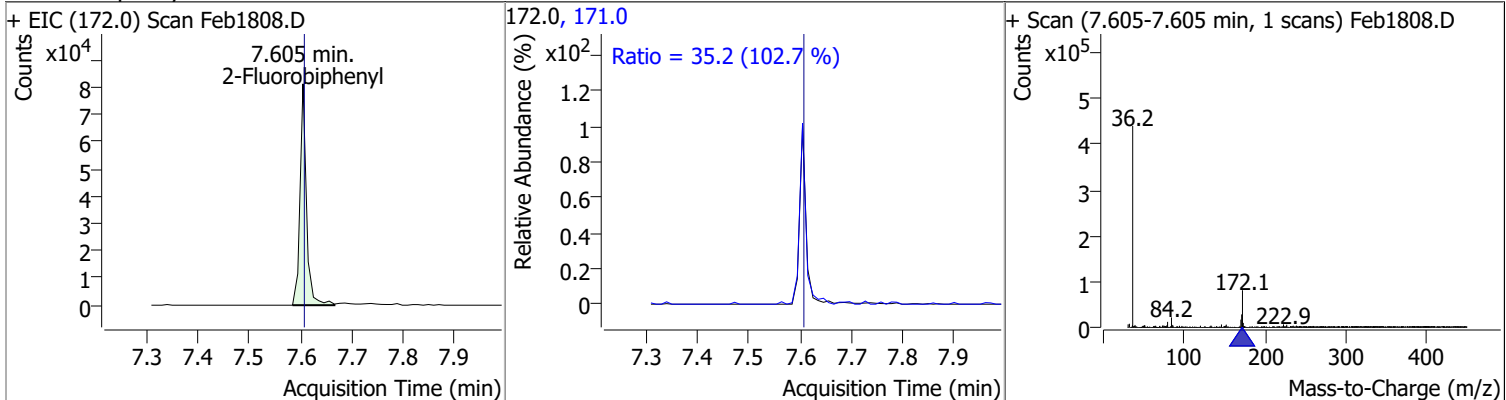
Compound	Conc.	RT	Dev(Min)	Resp.	QIon	QRatio	Lower	Upper
2,4,6-Trichlorophenol	4.5098	7.51	-0.01	9233 (m)	198.0	101.3	67.6	125.5



Compound	Conc.	RT	Dev(Min)	Resp.	QIon	QRatio	Lower	Upper
2,4,5-Trichlorophenol	4.4335	7.57	0.00	13593	198.0	97.7	63.2	117.3

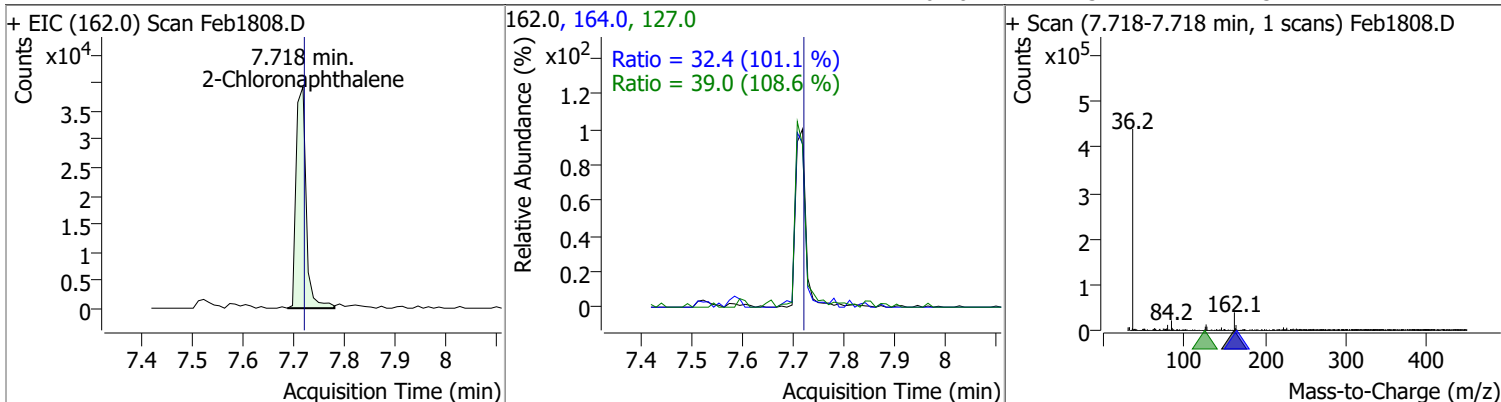


Compound	Conc.	RT	Dev(Min)	Resp.	QIon	QRatio	Lower	Upper
2-Fluorobiphenyl	4.1003	7.60	0.00	71272	171.0	35.2	24.0	44.5

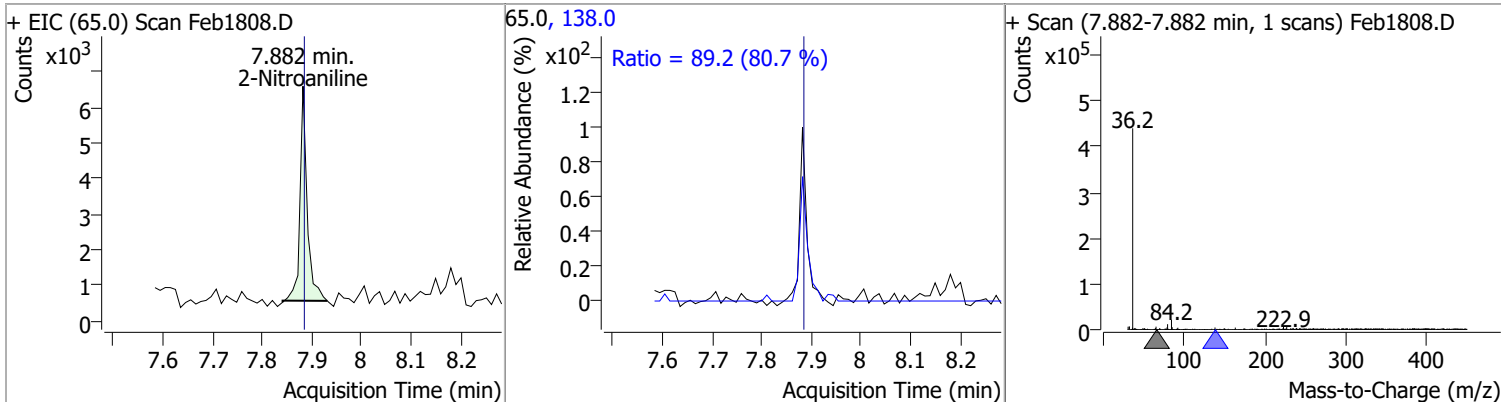


Quantitation Results Report (QT Reviewed)

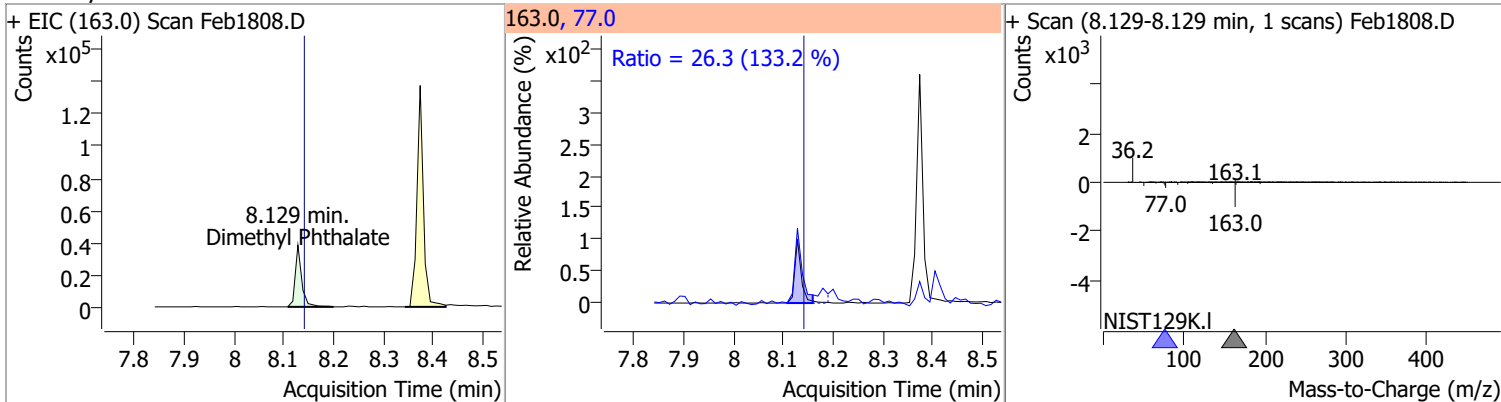
Compound	Conc.	RT	Dev(Min)	Resp.	QIon	QRatio	Lower	Upper
2-Chloronaphthalene	4.0007	7.72	0.00	54021	127.0	39.0	25.1	46.7
					164.0	32.4	22.5	41.7



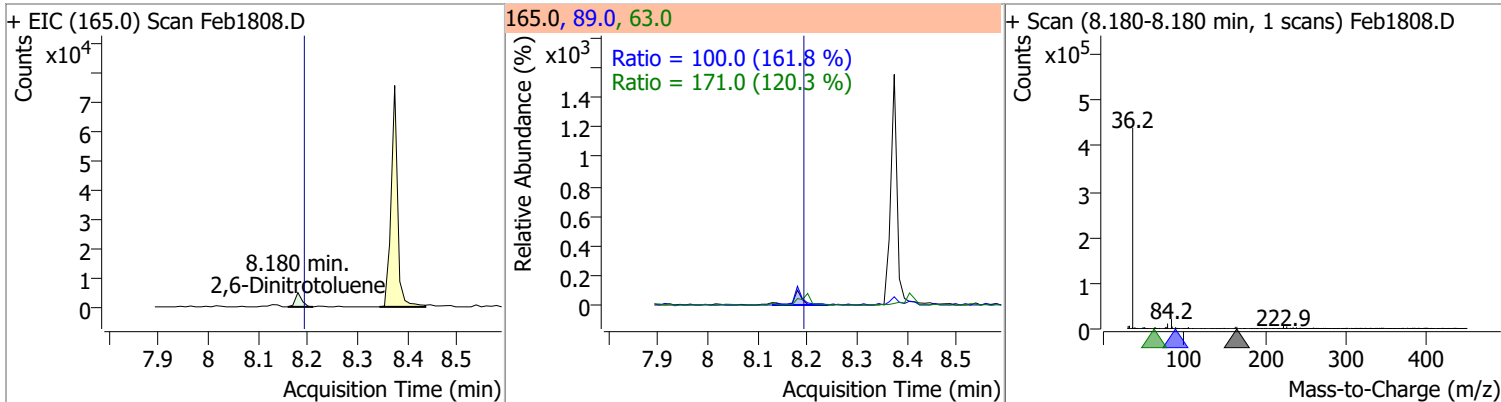
Compound	Conc.	RT	Dev(Min)	Resp.	QIon	QRatio	Lower	Upper
2-Nitroaniline	4.7042	7.88	0.00	6068	138.0	89.2	77.4	143.7



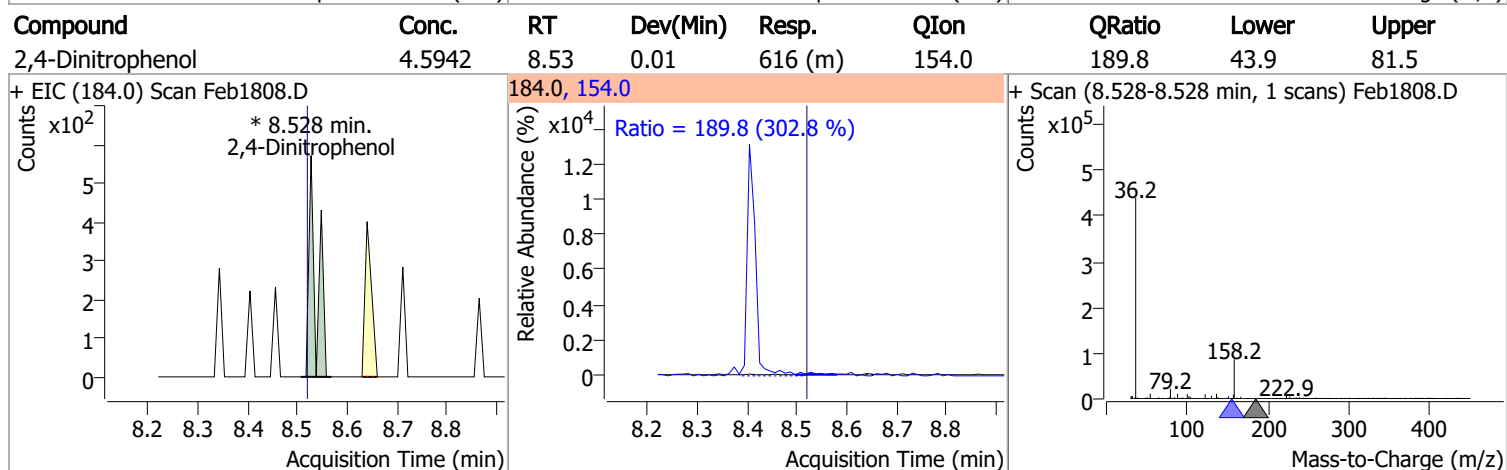
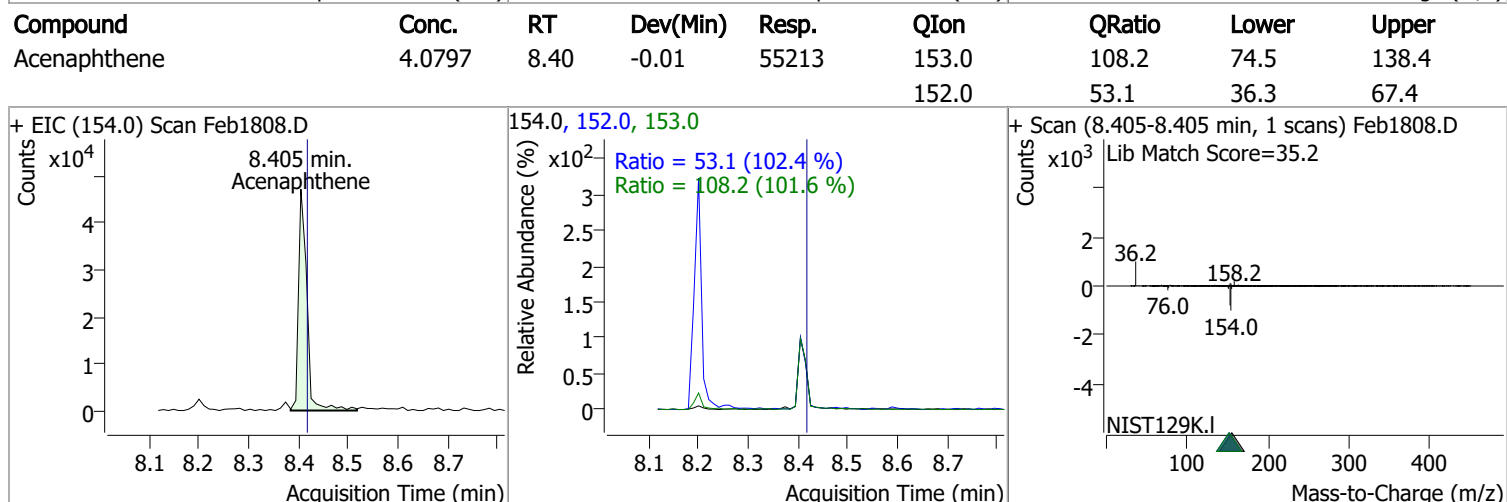
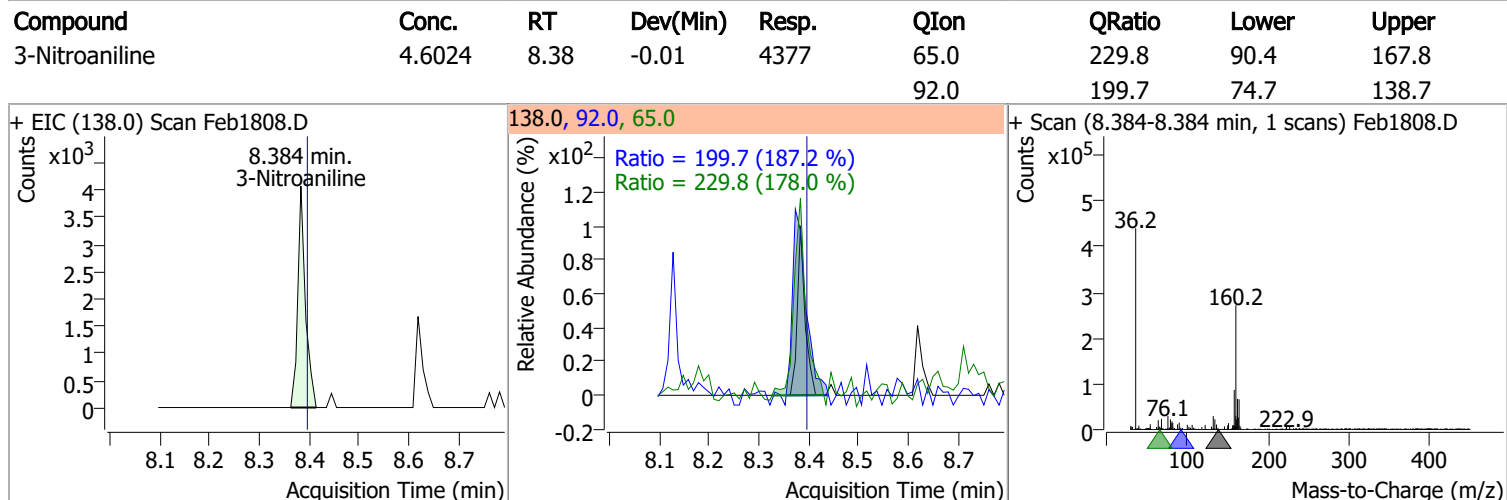
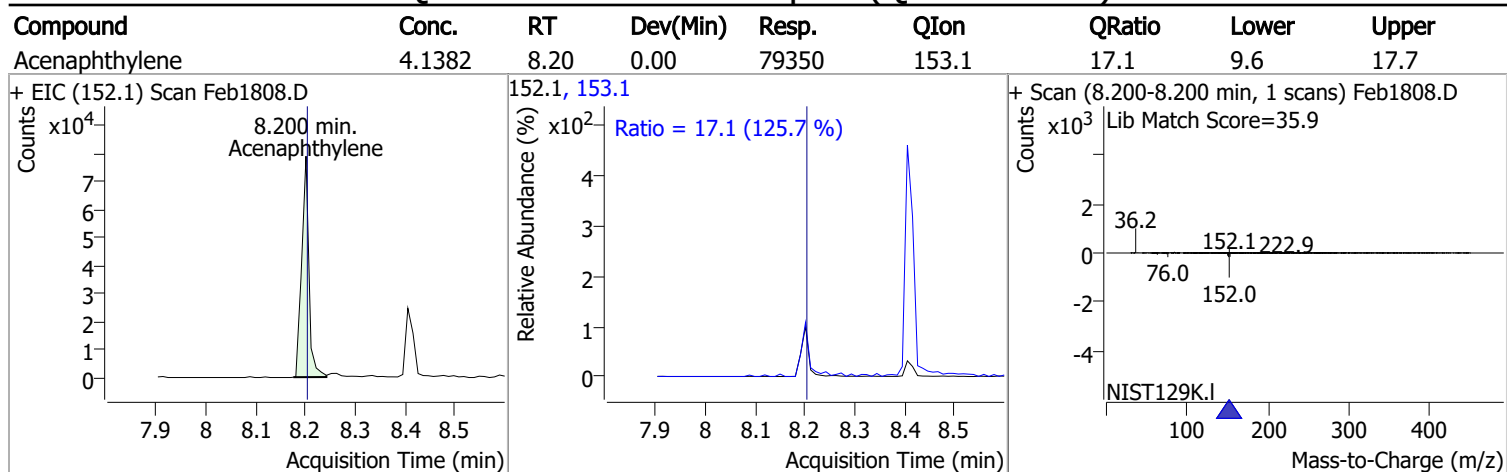
Compound	Conc.	RT	Dev(Min)	Resp.	QIon	QRatio	Lower	Upper
Dimethyl Phthalate	4.5831	8.13	-0.01	34888	77.0	26.3	13.8	25.7



Compound	Conc.	RT	Dev(Min)	Resp.	QIon	QRatio	Lower	Upper
2,6-Dinitrotoluene	4.4592	8.18	-0.01	4514	63.0	171.0	99.5	184.8
					89.0	100.0	43.3	80.3

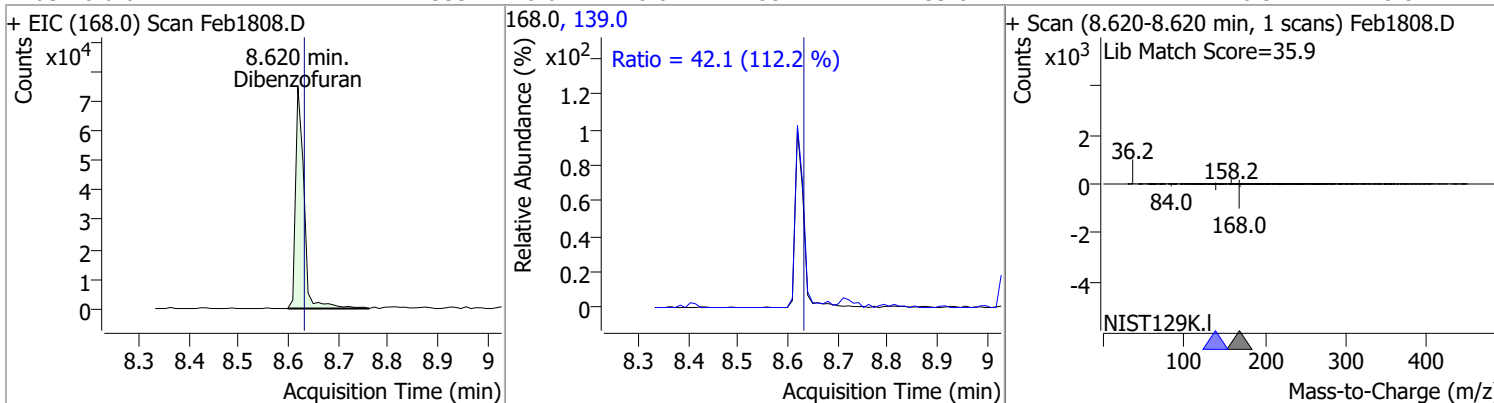


Quantitation Results Report (QT Reviewed)

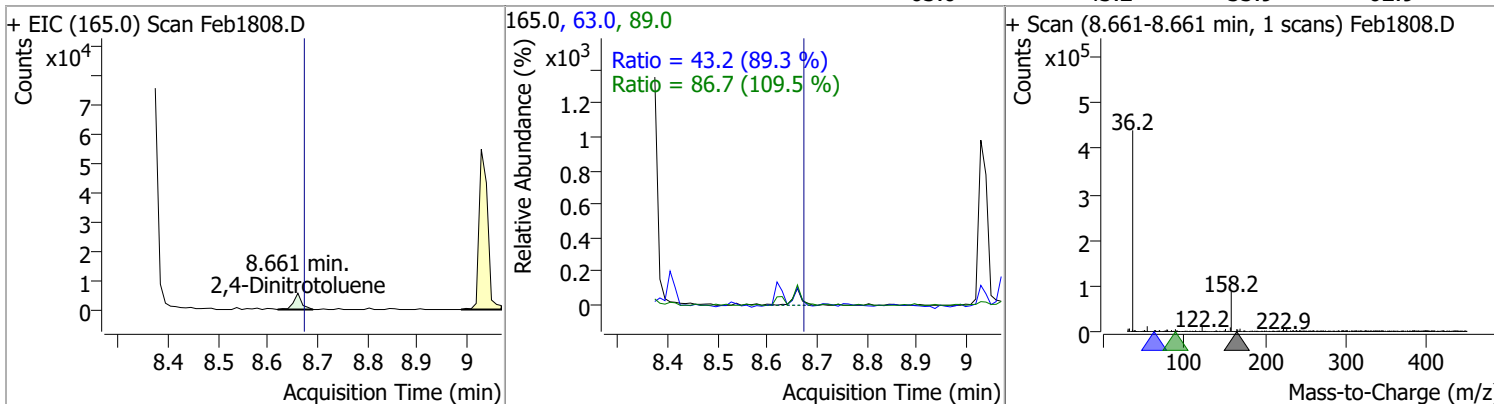


Quantitation Results Report (QT Reviewed)

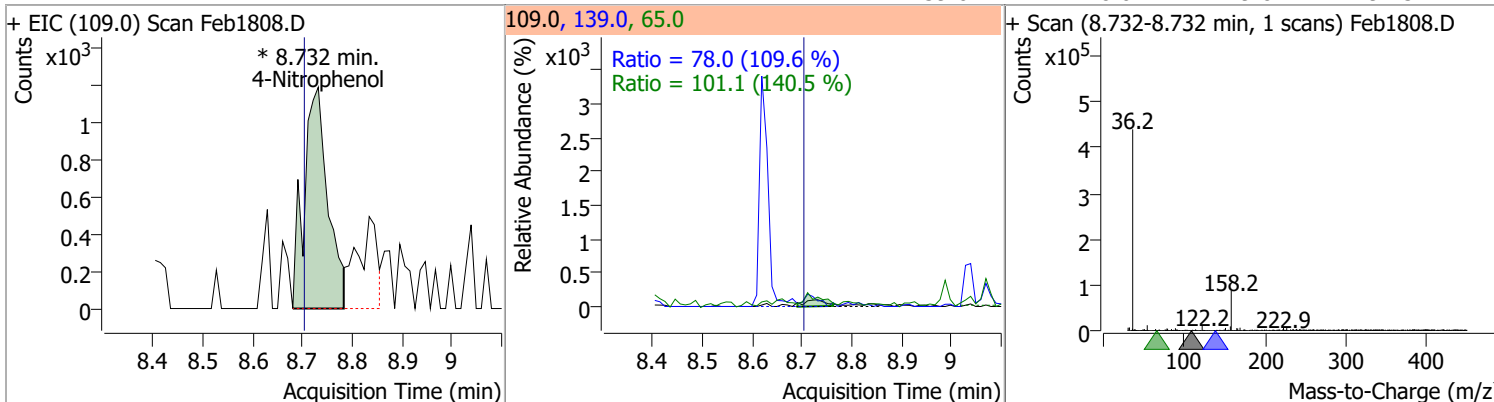
Compound	Conc.	RT	Dev(Min)	Resp.	QIon	QRatio	Lower	Upper
Dibenzofuran	4.2555	8.62	-0.01	88427	139.0	42.1	26.3	48.8



Compound	Conc.	RT	Dev(Min)	Resp.	QIon	QRatio	Lower	Upper
2,4-Dinitrotoluene	4.5965	8.66	-0.01	6380	89.0	86.7	55.4	102.9
					63.0	43.2	33.9	62.9

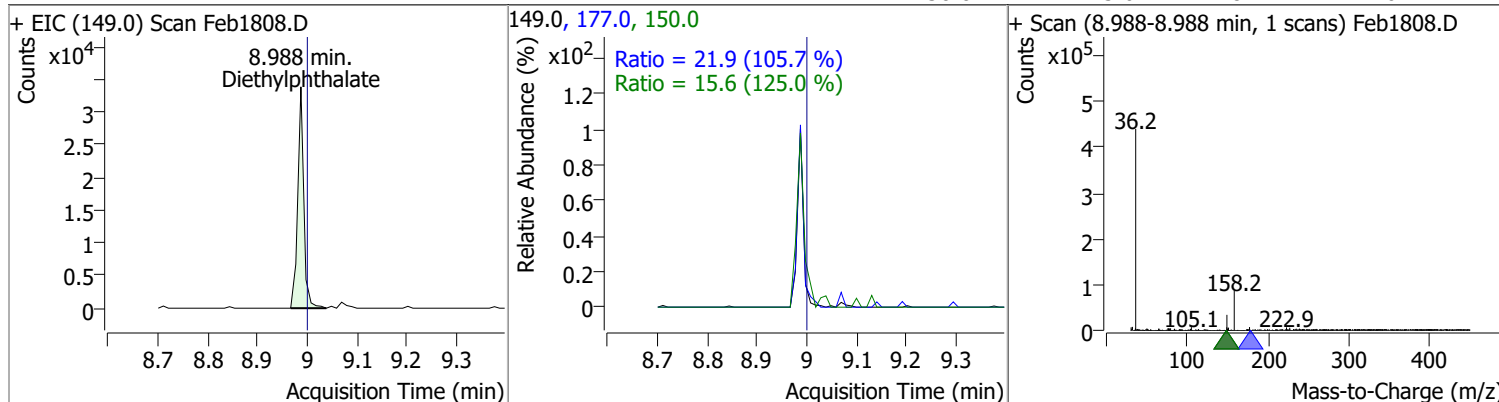


Compound	Conc.	RT	Dev(Min)	Resp.	QIon	QRatio	Lower	Upper
4-Nitrophenol	4.3354	8.73	0.03	3924 (m)	65.0	101.1	50.4	93.6
					139.0	78.0	49.8	92.5

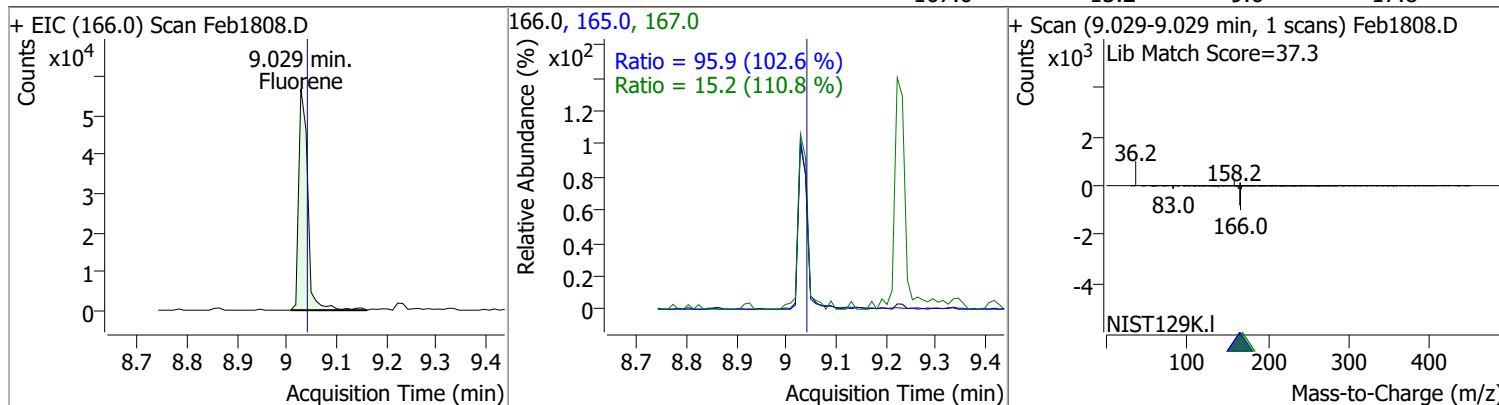


Quantitation Results Report (QT Reviewed)

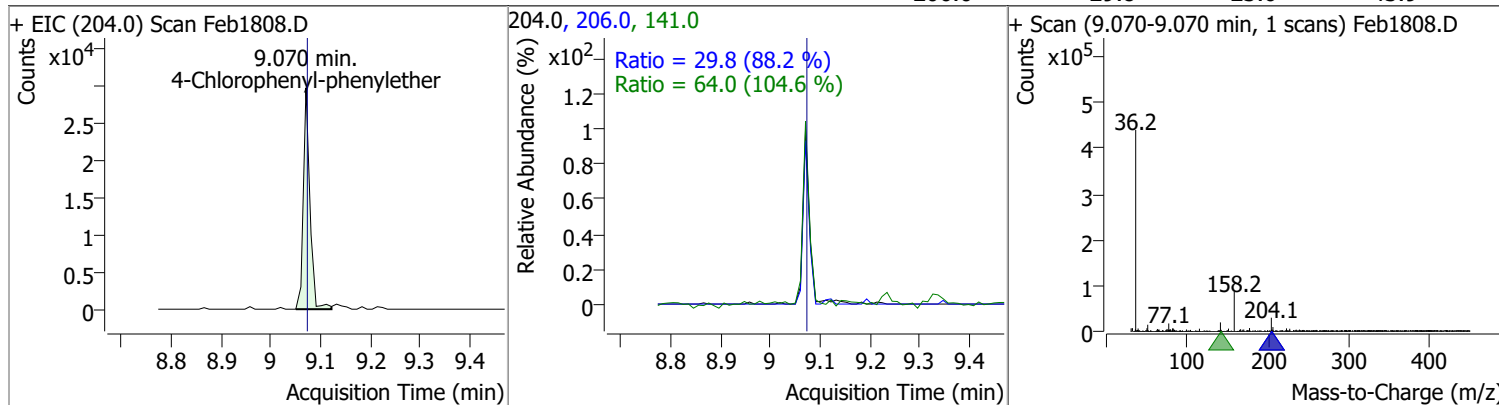
Compound	Conc.	RT	Dev(Min)	Resp.	QIon	QRatio	Lower	Upper
Diethylphthalate	4.5494	8.99	-0.01	28496	177.0	21.9	14.5	27.0
					150.0	15.6	8.7	16.2



Compound	Conc.	RT	Dev(Min)	Resp.	QIon	QRatio	Lower	Upper
Fluorene	4.0050	9.03	-0.01	72029	165.0	95.9	65.4	121.4
					167.0	15.2	9.6	17.8

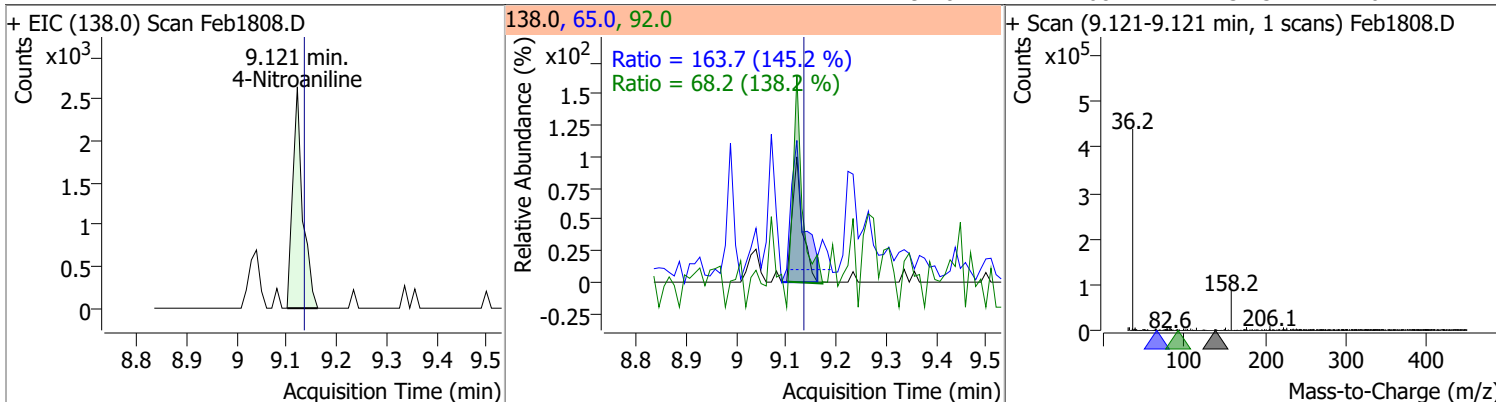


Compound	Conc.	RT	Dev(Min)	Resp.	QIon	QRatio	Lower	Upper
4-Chlorophenyl-phenylether	4.1666	9.07	0.00	27305	141.0	64.0	42.8	79.6
					206.0	29.8	23.6	43.9

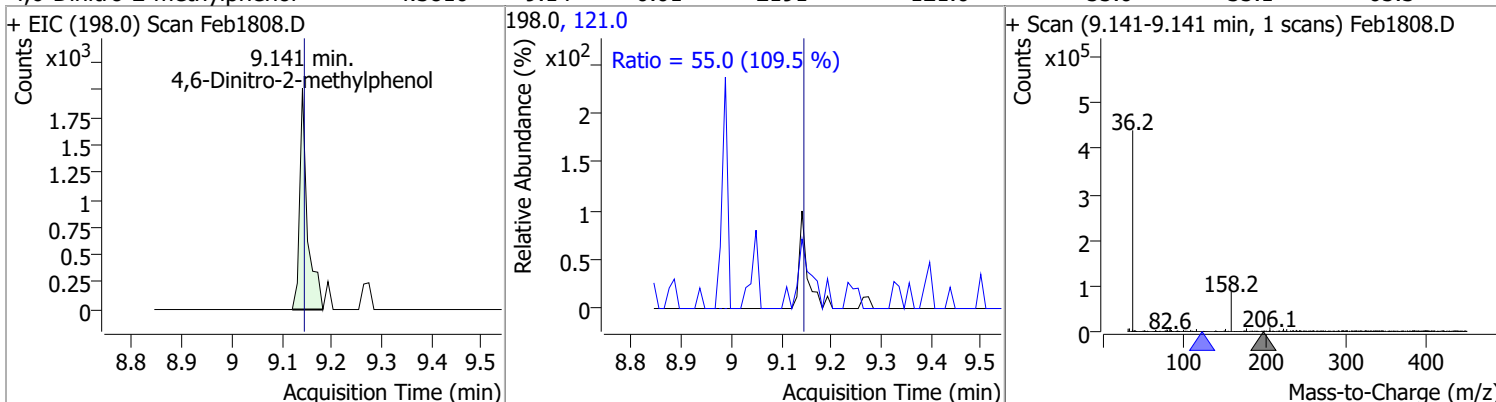


Quantitation Results Report (QT Reviewed)

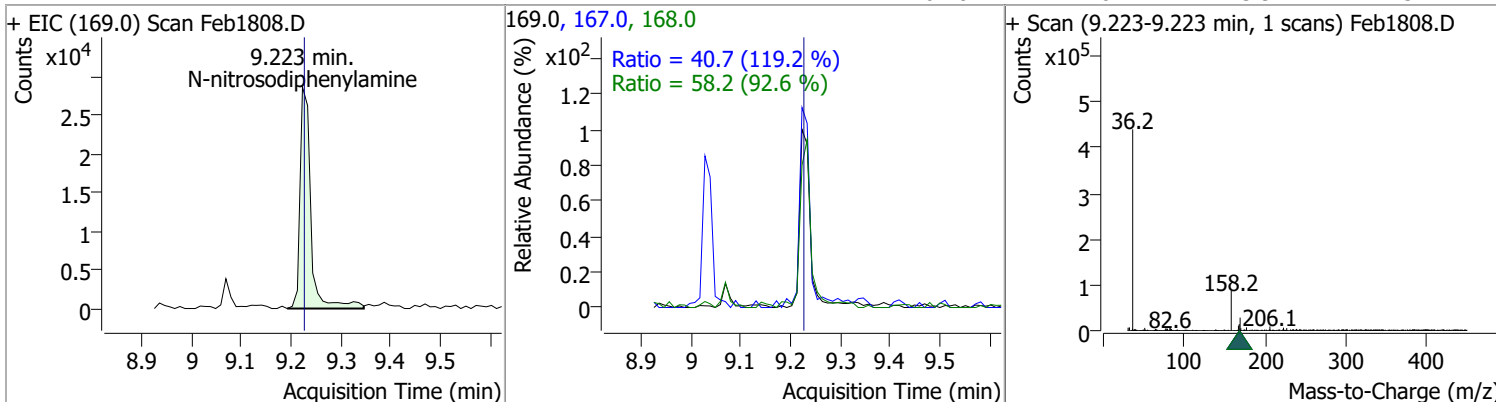
Compound	Conc.	RT	Dev(Min)	Resp.	QIon	QRatio	Lower	Upper
4-Nitroaniline	4.5119	9.12	-0.02	3692	65.0	163.7	78.9	146.6
					92.0	68.2	34.5	64.1



Compound	Conc.	RT	Dev(Min)	Resp.	QIon	QRatio	Lower	Upper
4,6-Dinitro-2-methylphenol	4.3810	9.14	-0.01	2191	121.0	55.0	35.1	65.3

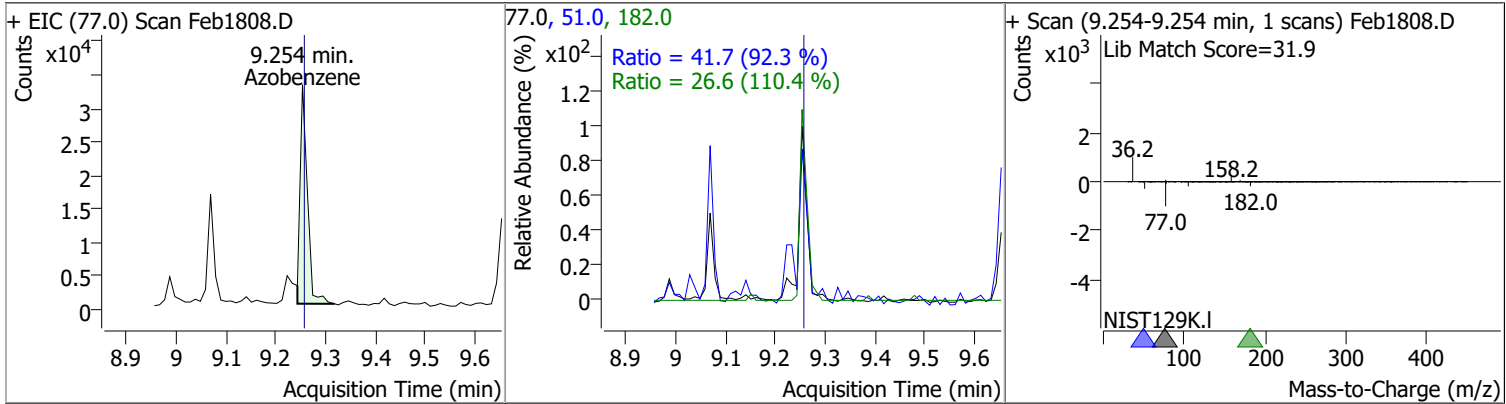


Compound	Conc.	RT	Dev(Min)	Resp.	QIon	QRatio	Lower	Upper
N-nitrosodiphenylamine	4.1405	9.22	-0.01	43107	168.0	58.2	44.0	81.7
					167.0	40.7	23.9	44.3

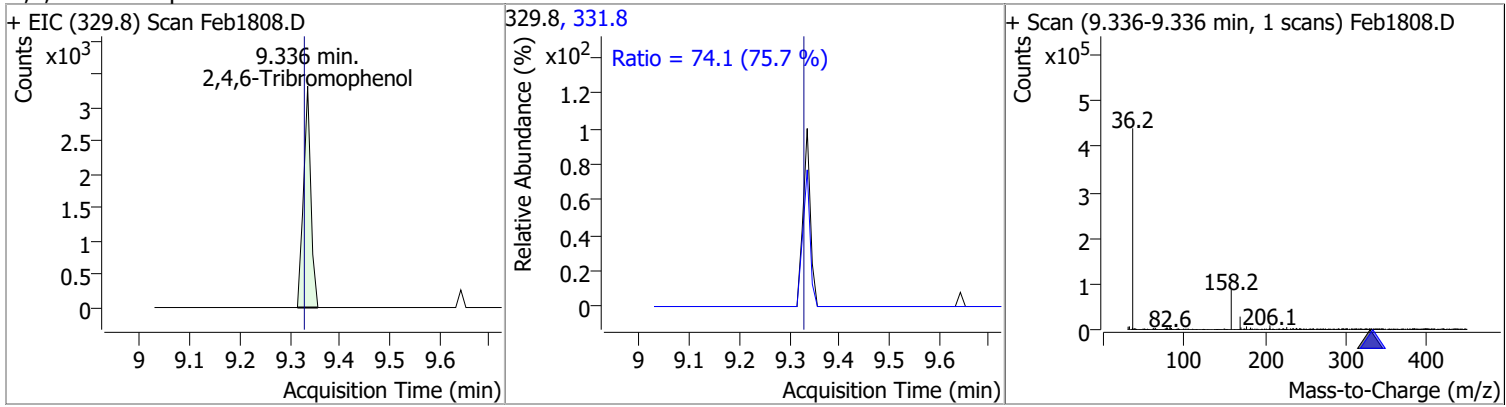


Quantitation Results Report (QT Reviewed)

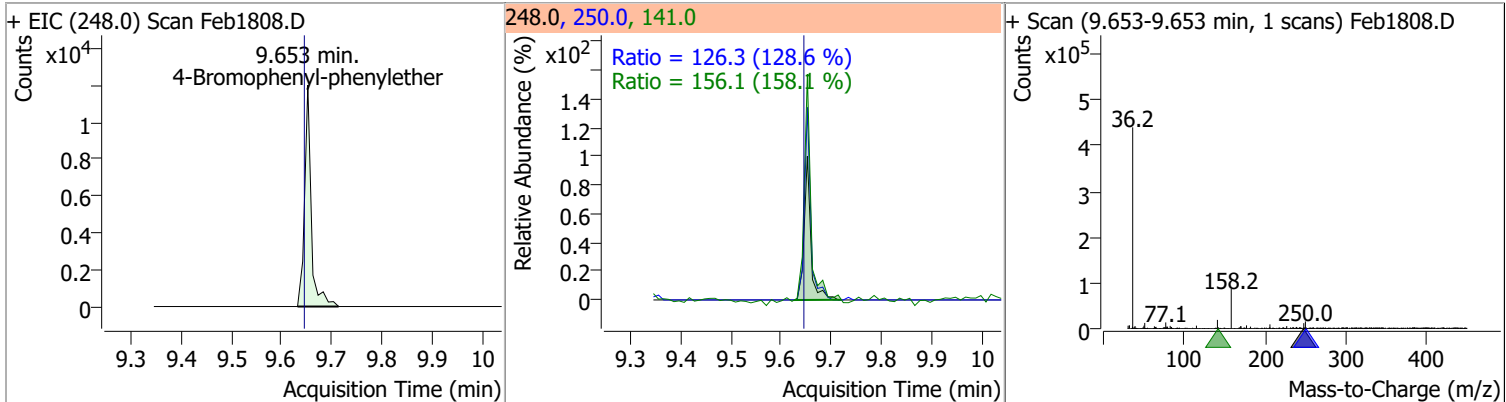
Compound	Conc.	RT	Dev(Min)	Resp.	QIon	QRatio	Lower	Upper
Azobenzene	4.3215	9.25	-0.01	33003	51.0	41.7	31.6	58.7
					182.0	26.6	16.9	31.4



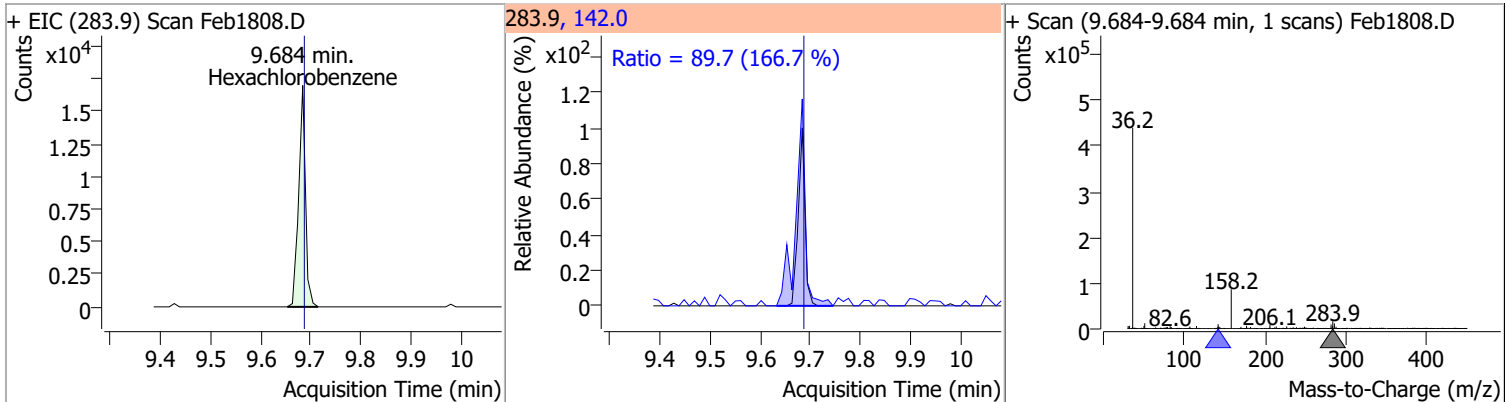
Compound	Conc.	RT	Dev(Min)	Resp.	QIon	QRatio	Lower	Upper
2,4,6-Tribromophenol	4.3844	9.34	0.00	3393	331.8	74.1	68.5	127.2



Compound	Conc.	RT	Dev(Min)	Resp.	QIon	QRatio	Lower	Upper
4-Bromophenyl-phenylether	3.9074	9.65	0.00	11110	141.0	156.1	69.1	128.4
					250.0	126.3	68.8	127.7

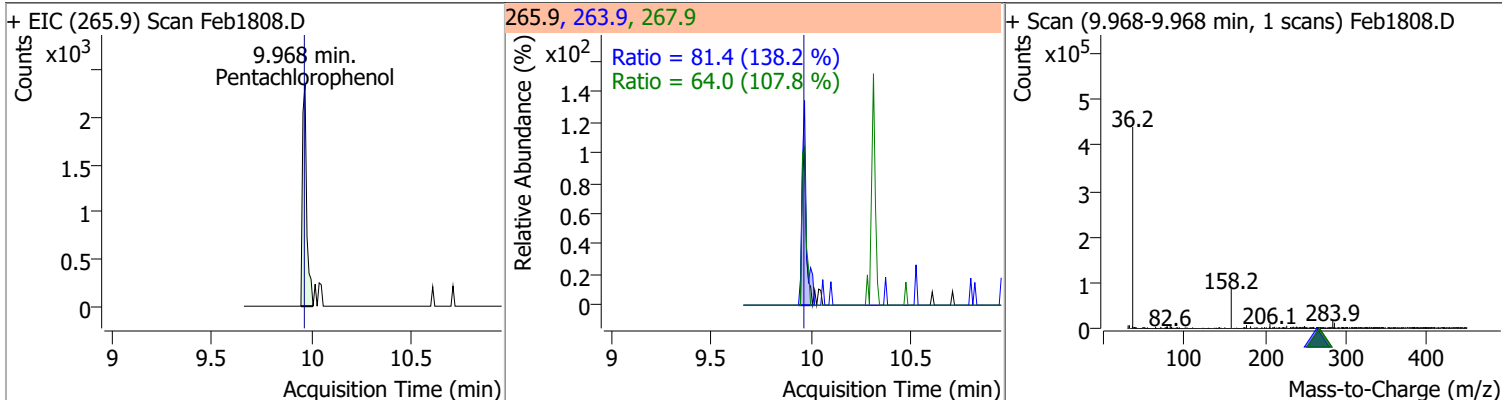


Compound	Conc.	RT	Dev(Min)	Resp.	QIon	QRatio	Lower	Upper
Hexachlorobenzene	4.2137	9.68	-0.01	15953	142.0	89.7	37.7	70.0

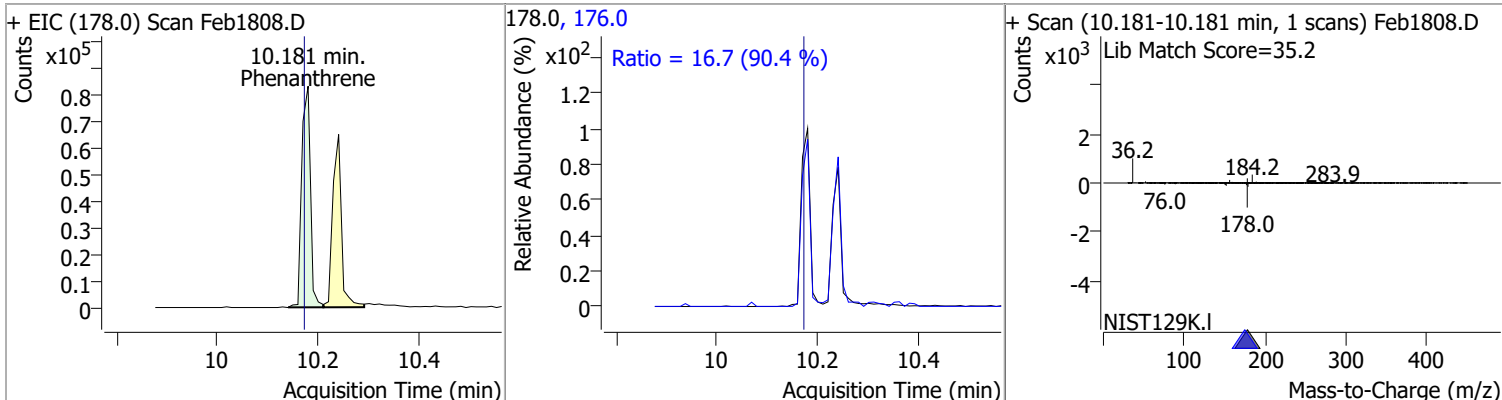


Quantitation Results Report (QT Reviewed)

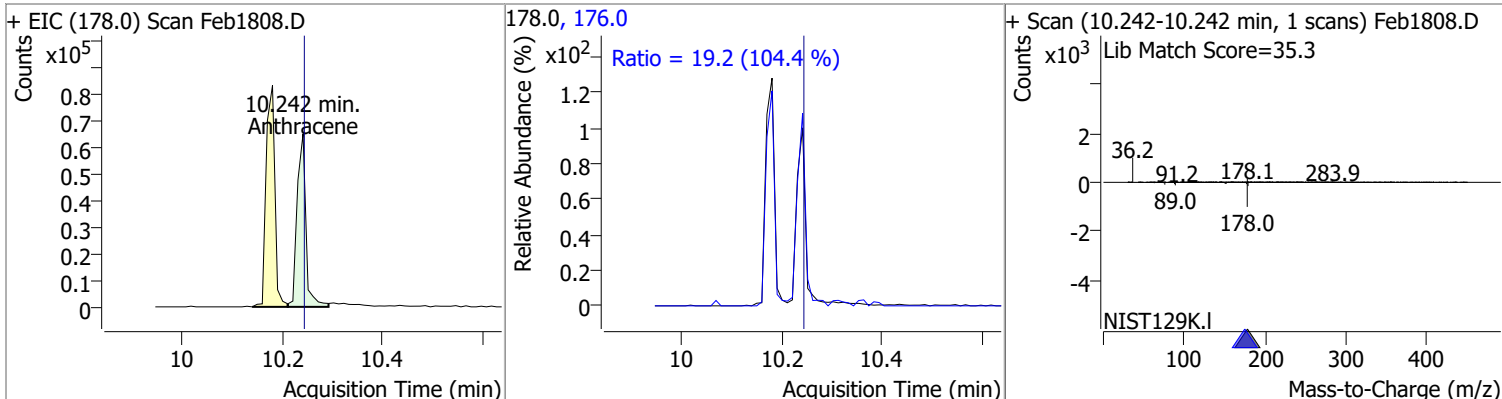
Compound	Conc.	RT	Dev(Min)	Resp.	QIon	QRatio	Lower	Upper
Pentachlorophenol	4.3365	9.97	0.00	3504	267.9	64.0	41.5	77.2
					263.9	81.4	41.2	76.6



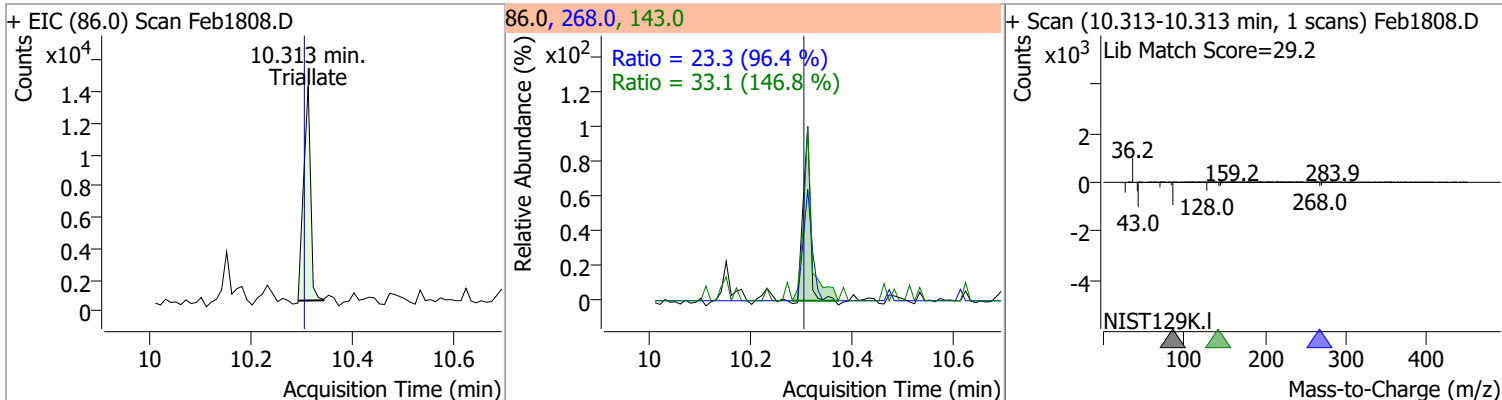
Compound	Conc.	RT	Dev(Min)	Resp.	QIon	QRatio	Lower	Upper
Phenanthrene	4.1191	10.18	0.00	99605	176.0	16.7	13.0	24.1



Compound	Conc.	RT	Dev(Min)	Resp.	QIon	QRatio	Lower	Upper
Anthracene	3.9209	10.24	-0.01	78978	176.0	19.2	12.9	23.9

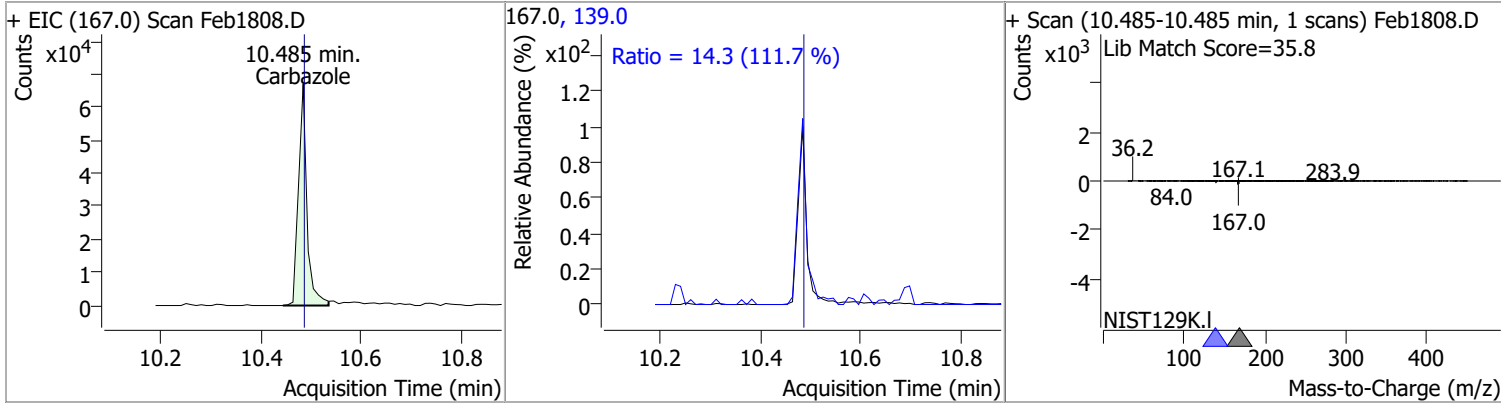


Compound	Conc.	RT	Dev(Min)	Resp.	QIon	QRatio	Lower	Upper
Triallate	4.3118	10.31	0.00	11113	268.0	23.3	16.9	31.4
					143.0	33.1	15.8	29.3

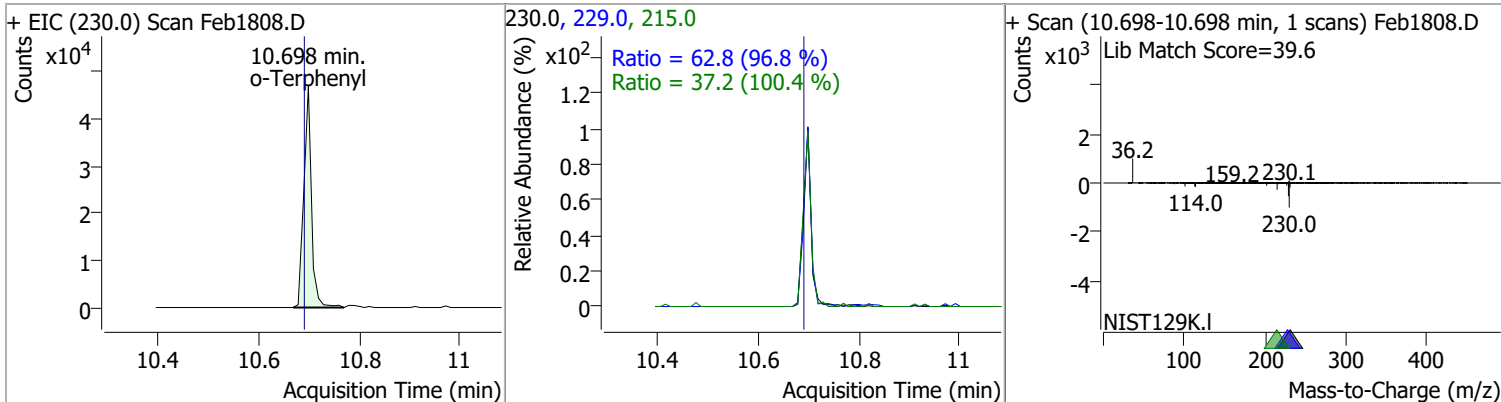


Quantitation Results Report (QT Reviewed)

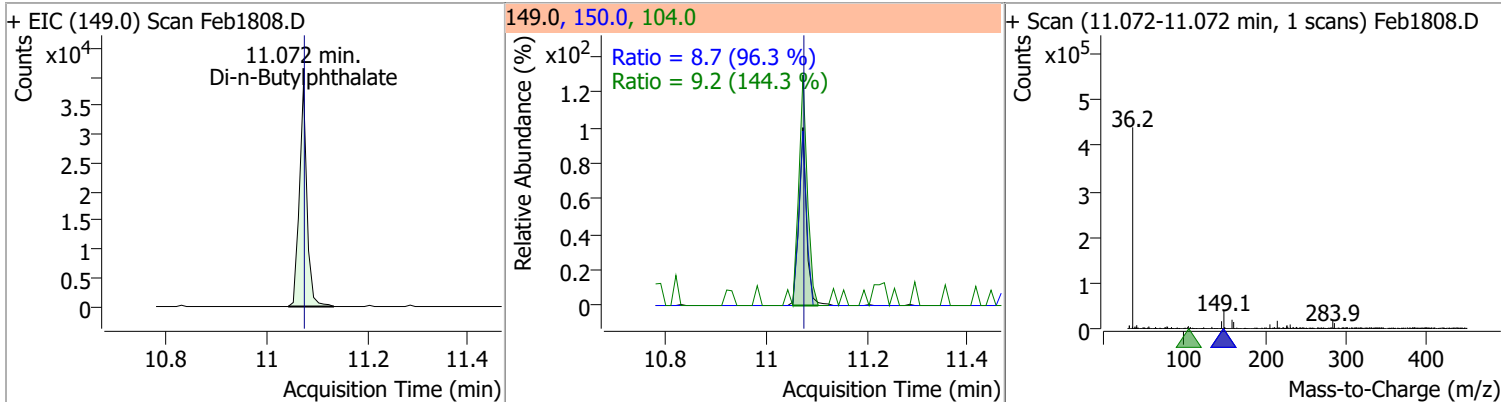
Compound	Conc.	RT	Dev(Min)	Resp.	QIon	QRatio	Lower	Upper
Carbazole	3.9681	10.48	-0.01	78288	139.0	14.3	9.0	16.7



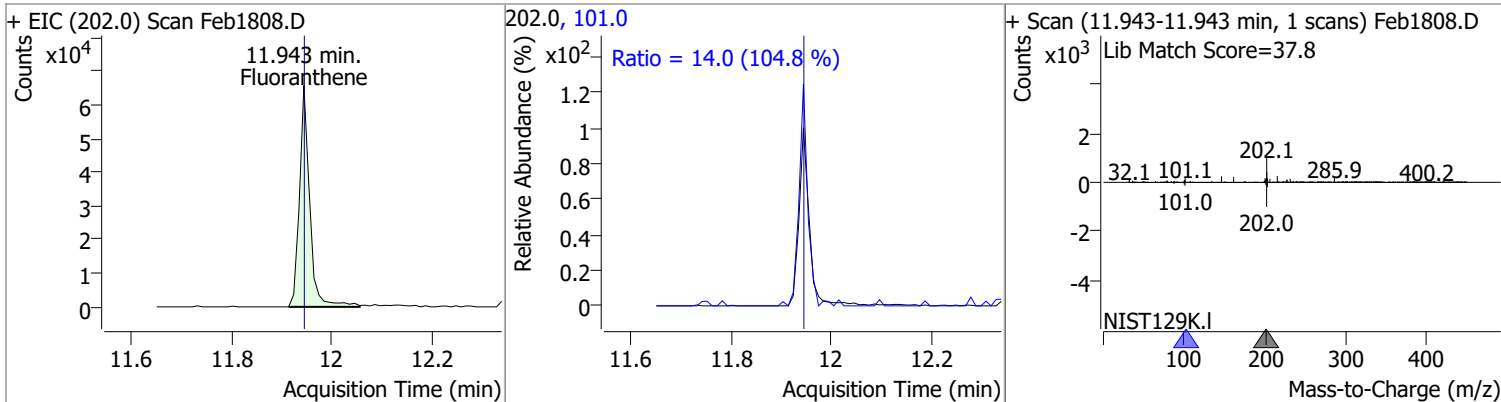
Compound	Conc.	RT	Dev(Min)	Resp.	QIon	QRatio	Lower	Upper
o-Terphenyl	4.1955	10.70	0.00	49755	229.0	62.8	45.4	84.3
					215.0	37.2	25.9	48.1



Compound	Conc.	RT	Dev(Min)	Resp.	QIon	QRatio	Lower	Upper
Di-n-Butylphthalate	4.6518	11.07	-0.01	40976	150.0	8.7	6.3	11.8
					104.0	9.2	4.5	8.3

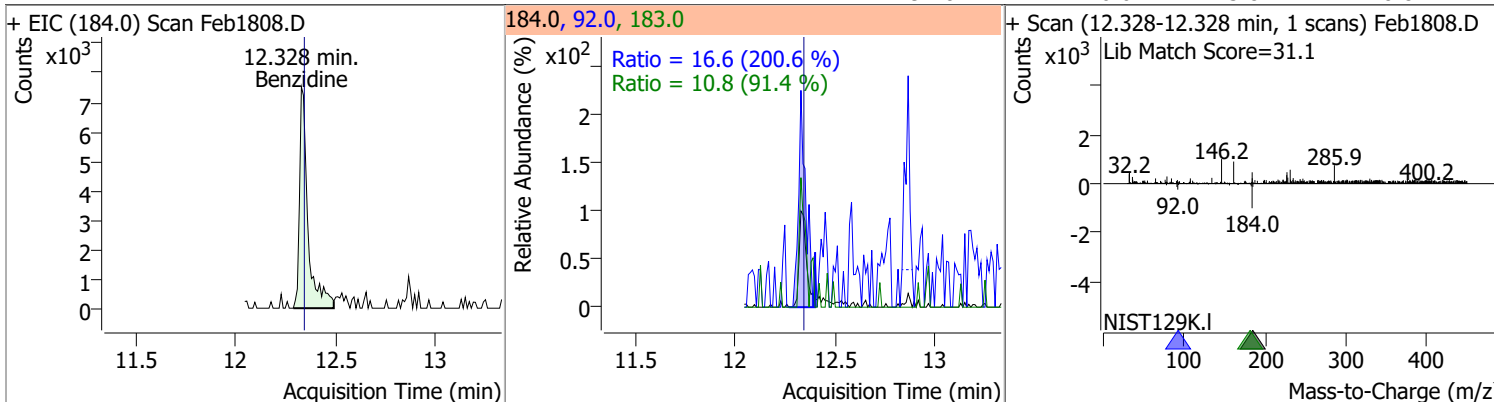


Compound	Conc.	RT	Dev(Min)	Resp.	QIon	QRatio	Lower	Upper
Fluoranthene	3.9622	11.94	-0.01	93335	101.0	14.0	9.4	17.4

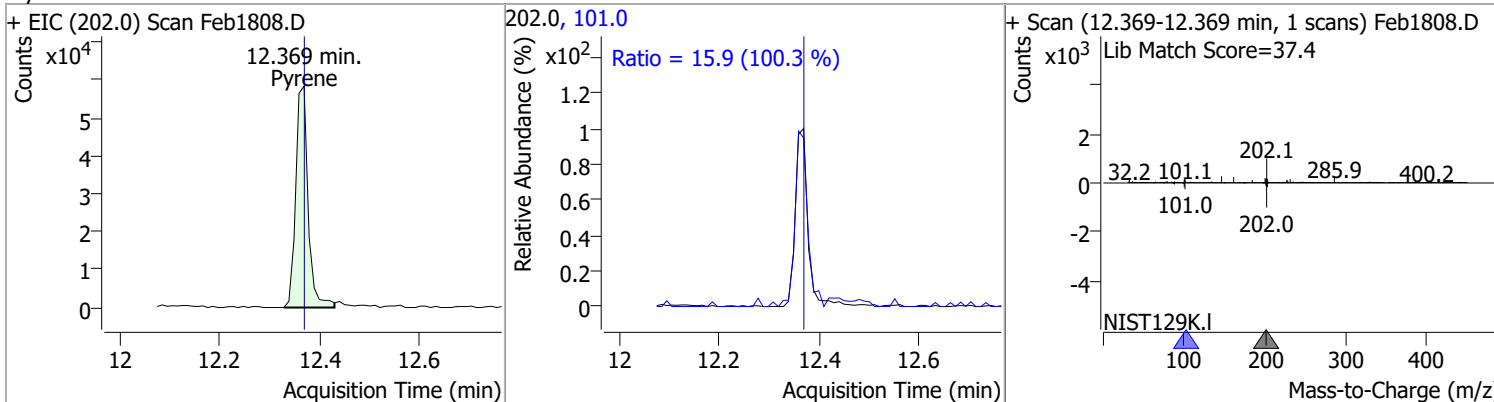


Quantitation Results Report (QT Reviewed)

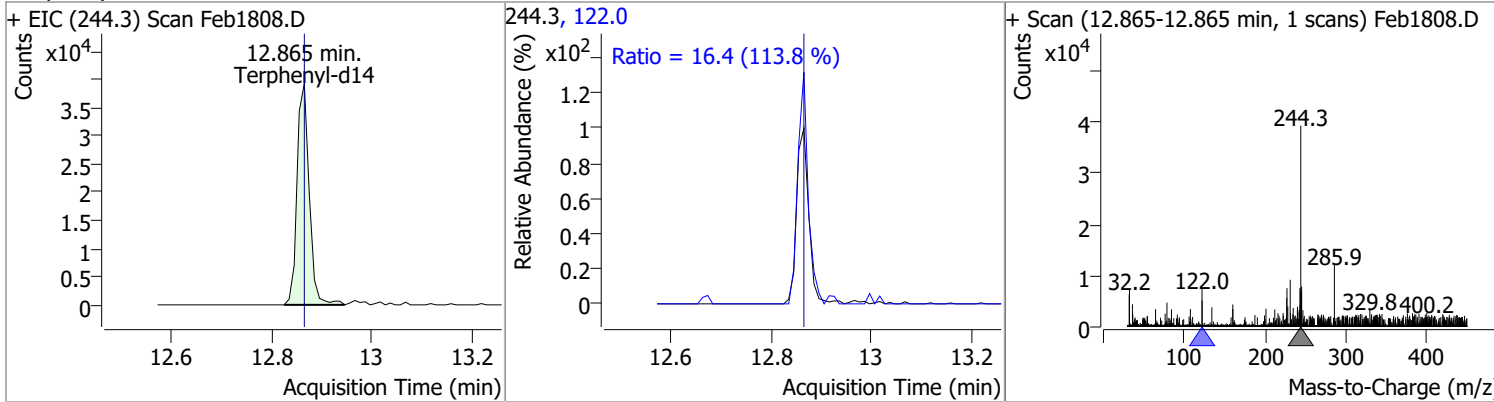
Compound	Conc.	RT	Dev(Min)	Resp.	QIon	QRatio	Lower	Upper
Benzidine	4.2042	12.33	-0.02	22030	183.0	10.8	8.3	15.4
					92.0	16.6	5.8	10.8



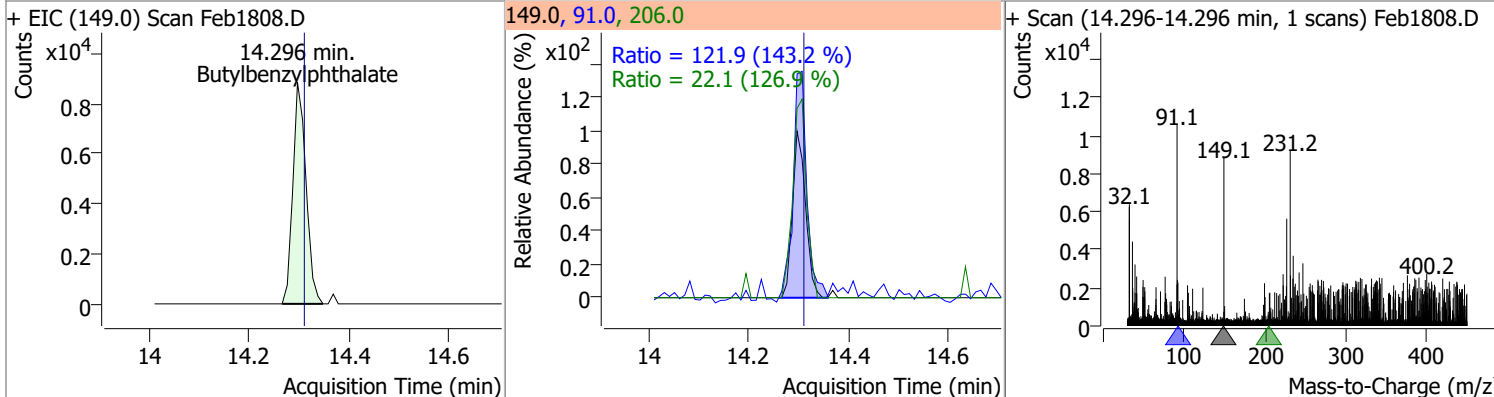
Compound	Conc.	RT	Dev(Min)	Resp.	QIon	QRatio	Lower	Upper
Pyrene	3.9475	12.37	-0.01	100018	101.0	15.9	11.1	20.6
					202.0	15.9	100.3	101.0



Compound	Conc.	RT	Dev(Min)	Resp.	QIon	QRatio	Lower	Upper
Terphenyl-d14	4.2256	12.87	-0.01	66357	122.0	16.4	10.1	18.7
					244.3	16.4	113.8	122.0

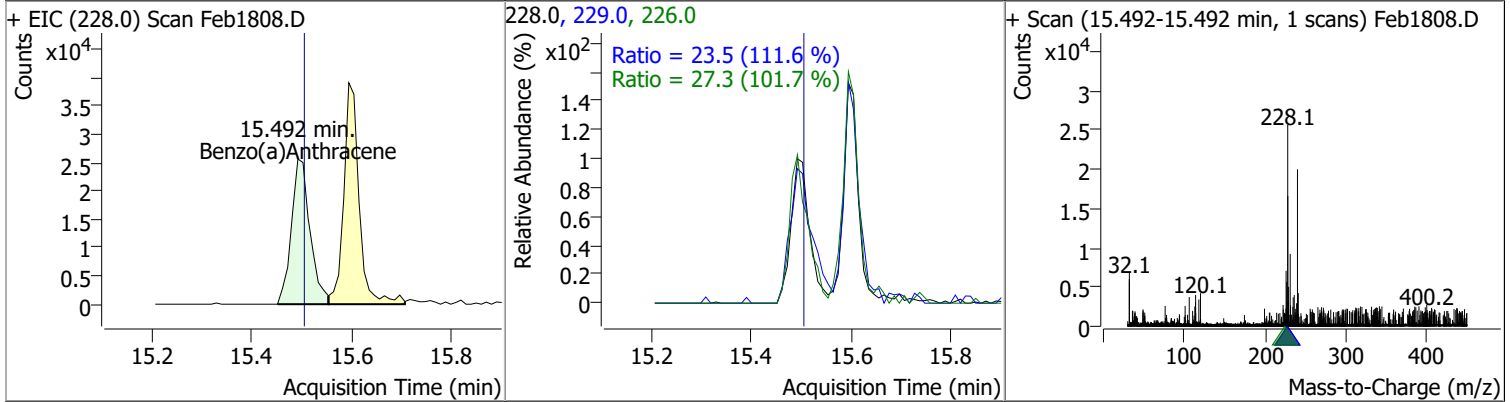


Compound	Conc.	RT	Dev(Min)	Resp.	QIon	QRatio	Lower	Upper
Butylbenzylphthalate	4.4368	14.30	-0.02	16114	91.0	121.9	59.6	110.6
					206.0	22.1	12.2	22.7

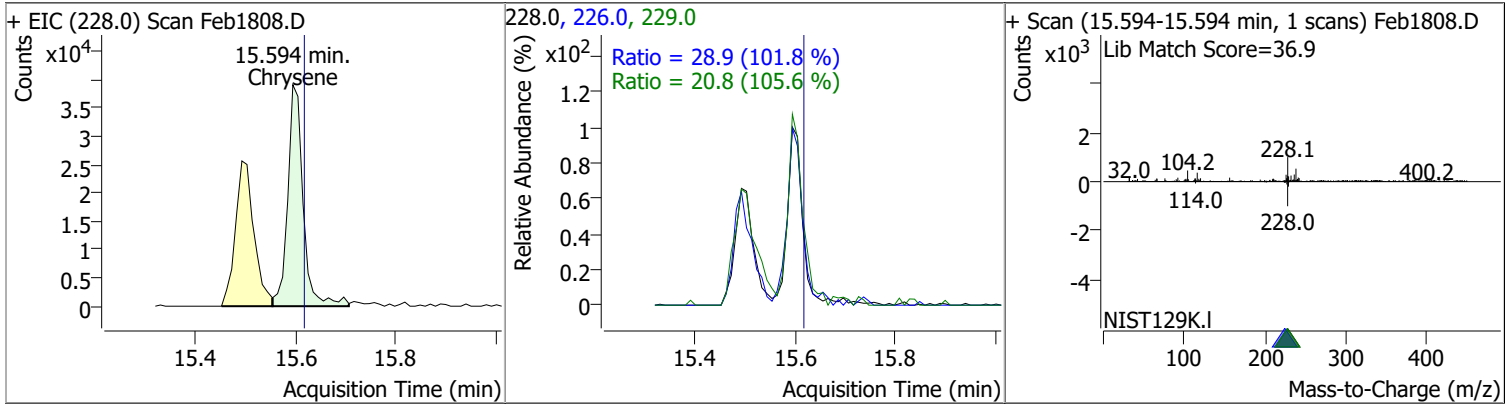


Quantitation Results Report (QT Reviewed)

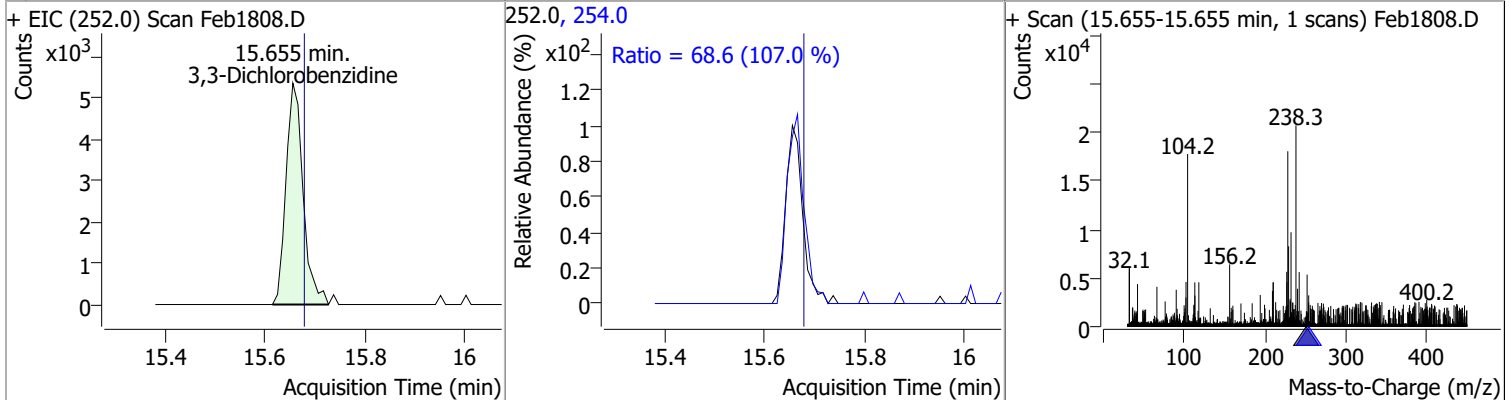
Compound	Conc.	RT	Dev(Min)	Resp.	QIon	QRatio	Lower	Upper
Benzo(a)Anthracene	3.8821	15.49	-0.02	66223	226.0	27.3	18.8	34.9
					229.0	23.5	14.7	27.4



Compound	Conc.	RT	Dev(Min)	Resp.	QIon	QRatio	Lower	Upper
Chrysene	4.1164	15.59	-0.03	83685	226.0	28.9	19.9	36.9
					229.0	20.8	13.8	25.6

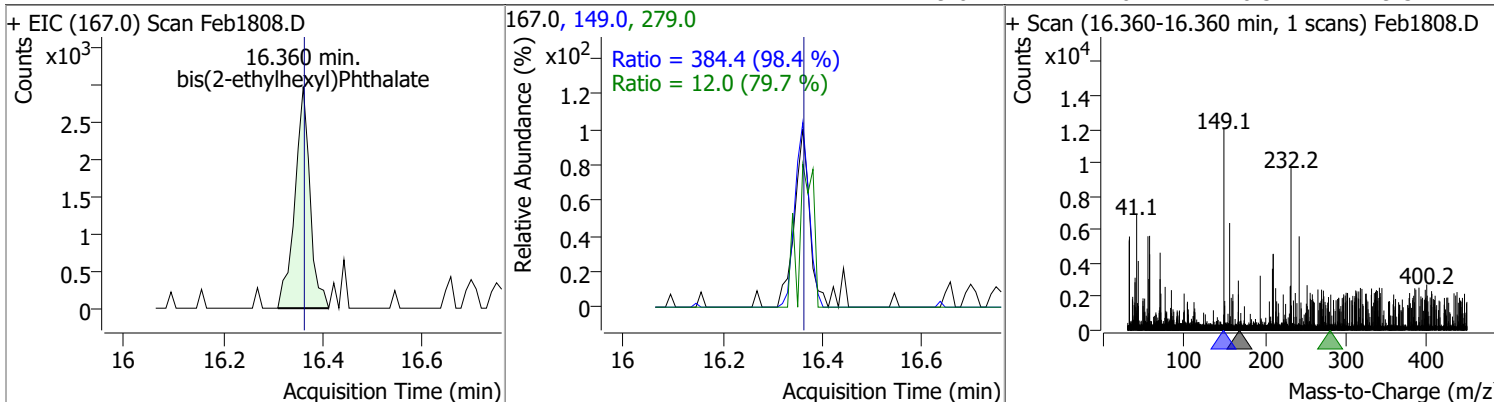


Compound	Conc.	RT	Dev(Min)	Resp.	QIon	QRatio	Lower	Upper
3,3-Dichlorobenzidine	4.5577	15.66	-0.03	12724	254.0	68.6	44.9	83.4

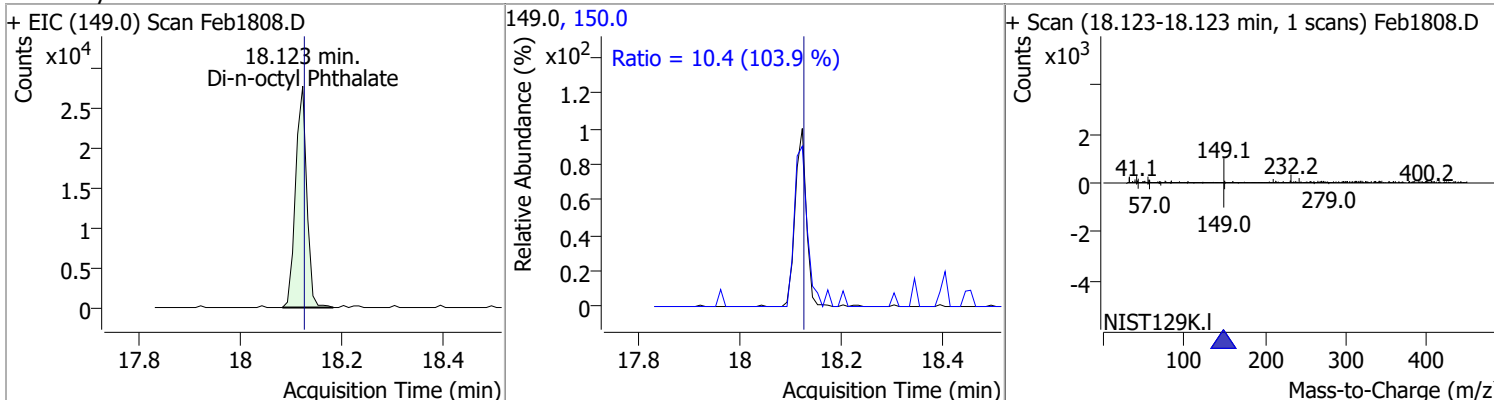


Quantitation Results Report (QT Reviewed)

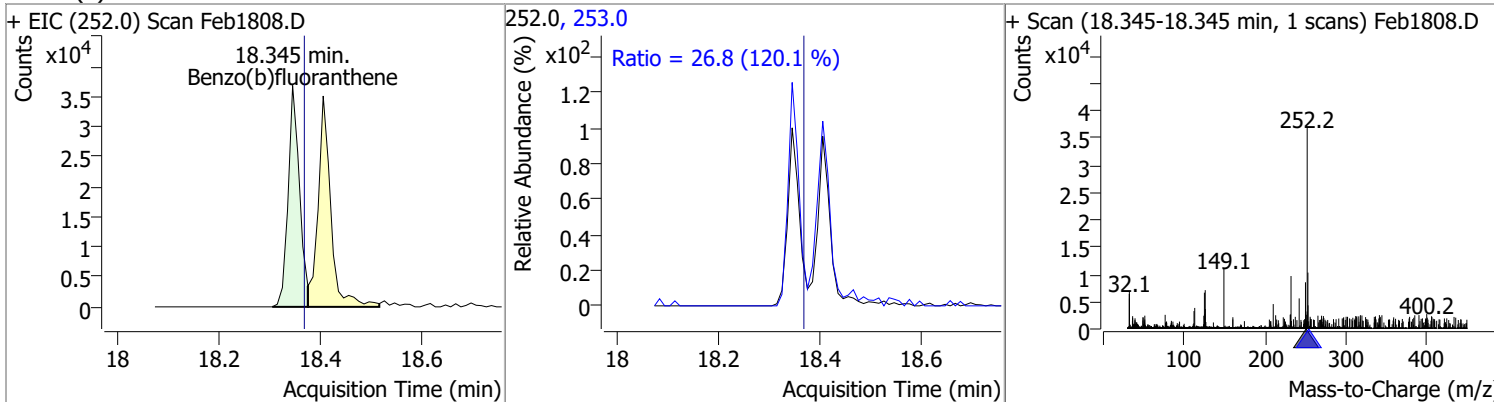
Compound	Conc.	RT	Dev(Min)	Resp.	QIon	QRatio	Lower	Upper
bis(2-ethylhexyl)Phthalate	4.2962	16.36	-0.01	6272	149.0	384.4	273.6	508.0
					279.0	12.0	10.5	19.5



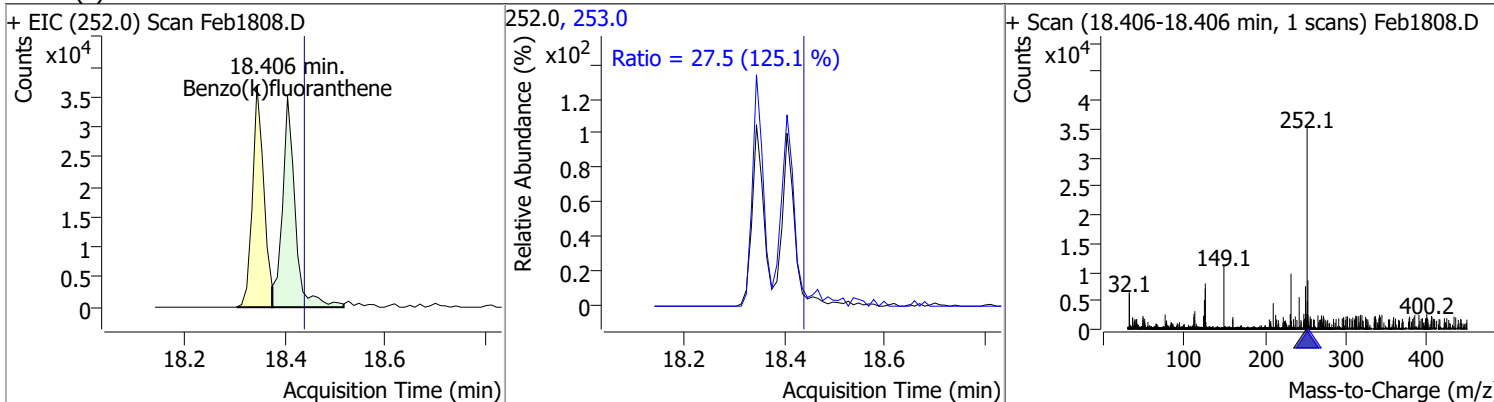
Compound	Conc.	RT	Dev(Min)	Resp.	QIon	QRatio	Lower	Upper
Di-n-octyl Phthalate	4.4834	18.12	-0.01	42821	150.0	10.4	7.0	13.0



Compound	Conc.	RT	Dev(Min)	Resp.	QIon	QRatio	Lower	Upper
Benzo(b)fluoranthene	4.2415	18.35	-0.03	57119	253.0	26.8	15.6	29.0

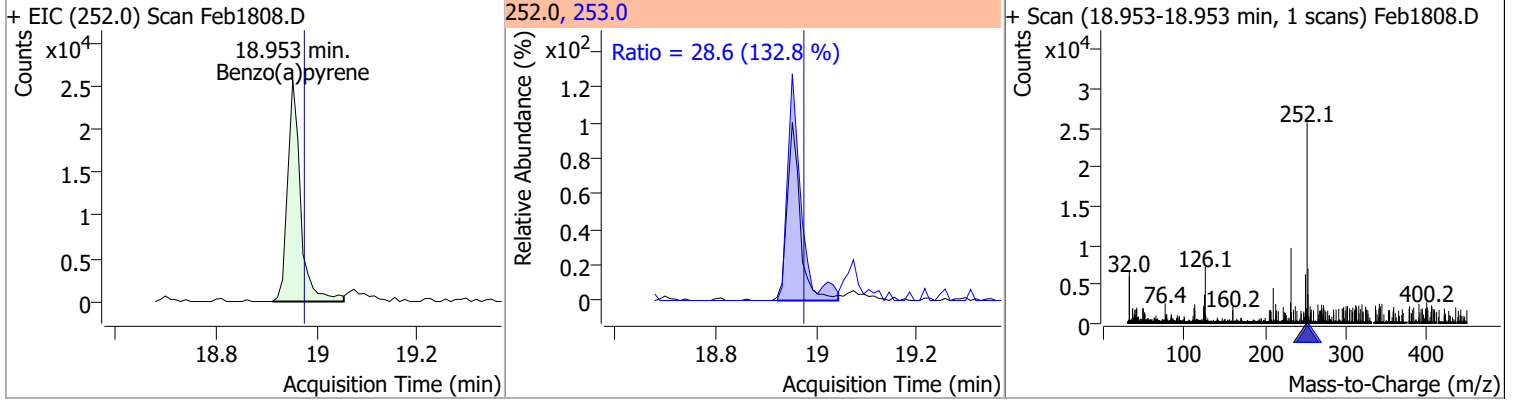


Compound	Conc.	RT	Dev(Min)	Resp.	QIon	QRatio	Lower	Upper
Benzo(k)fluoranthene	4.1837	18.41	-0.04	61699	253.0	27.5	15.4	28.6

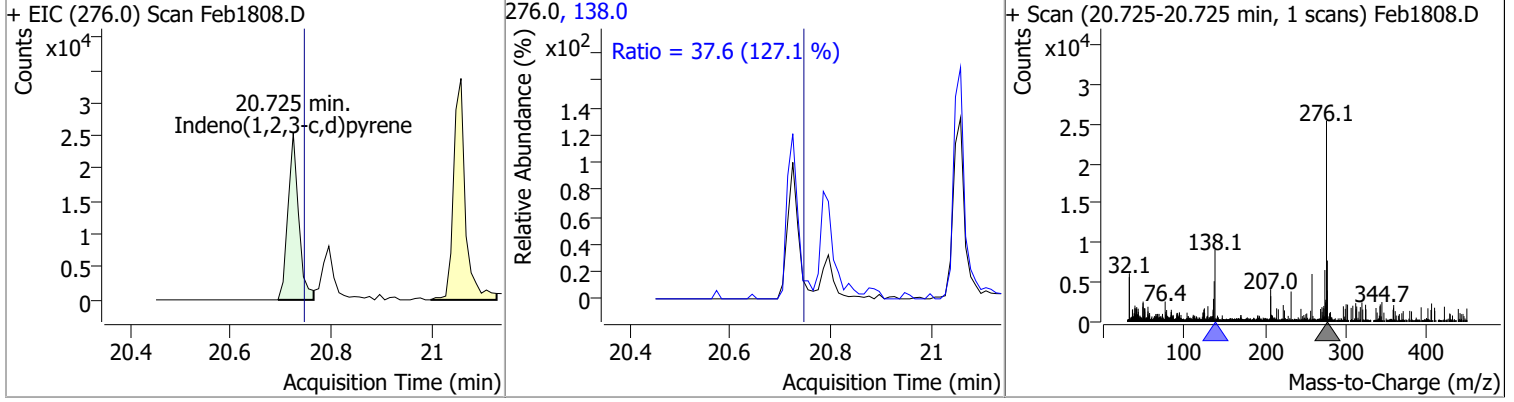


Quantitation Results Report (QT Reviewed)

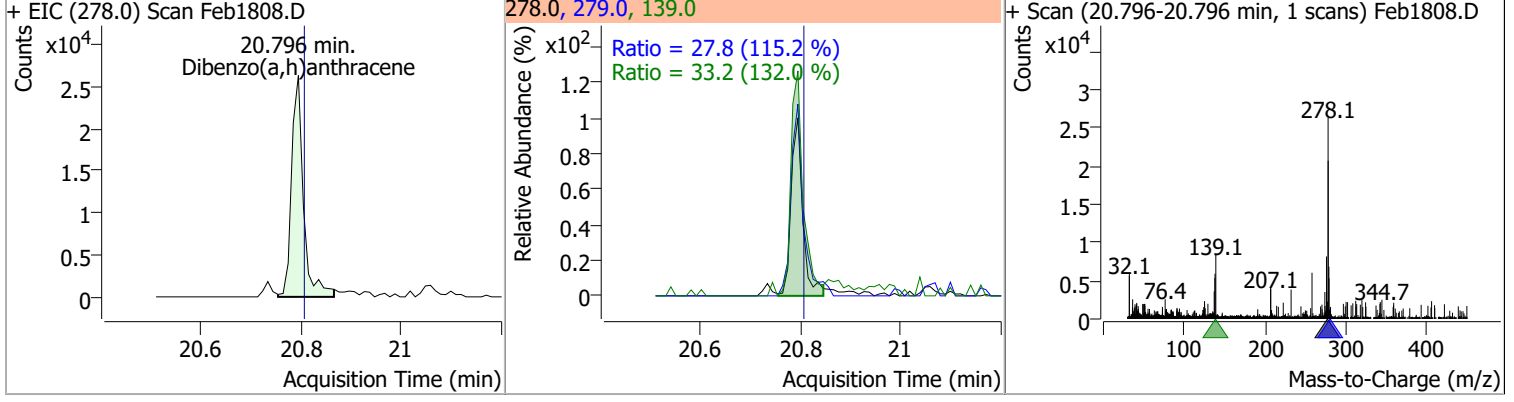
Compound	Conc.	RT	Dev(Min)	Resp.	QIon	QRatio	Lower	Upper
Benzo(a)pyrene	4.3474	18.95	-0.03	46309	253.0	28.6	15.1	28.0



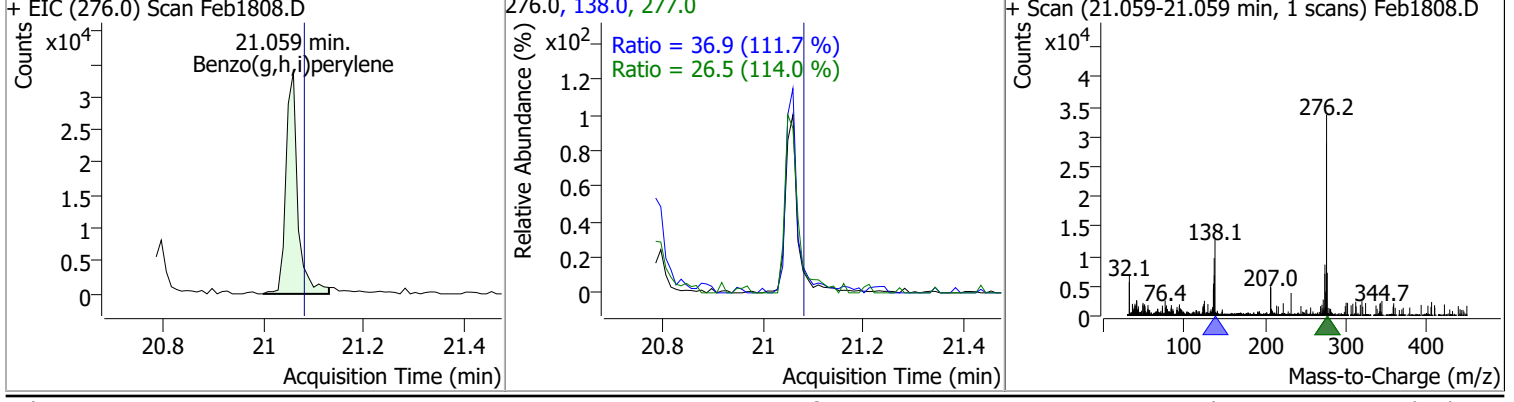
Compound	Conc.	RT	Dev(Min)	Resp.	QIon	QRatio	Lower	Upper
Indeno(1,2,3-c,d)pyrene	4.3025	20.72	-0.03	37542	138.0	37.6	20.7	38.5



Compound	Conc.	RT	Dev(Min)	Resp.	QIon	QRatio	Lower	Upper
Dibenzo(a,h)anthracene	4.3328	20.80	-0.02	43122	139.0	33.2	17.6	32.7
					279.0	27.8	16.9	31.3

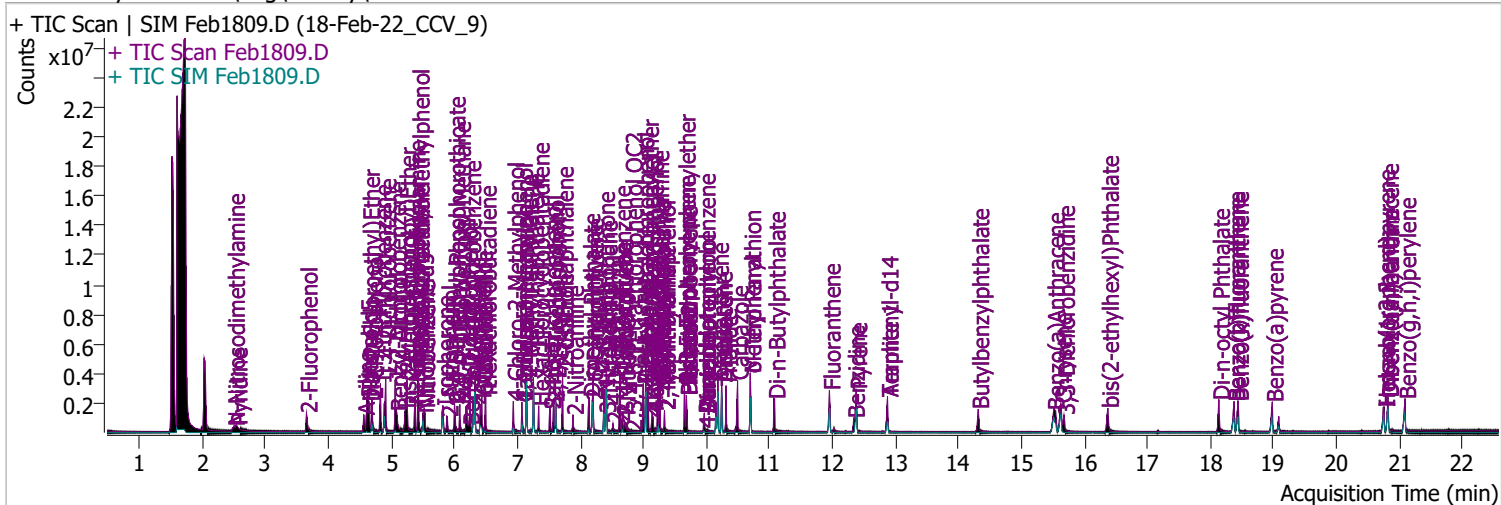


Compound	Conc.	RT	Dev(Min)	Resp.	QIon	QRatio	Lower	Upper
Benzo(g,h,i)perylene	4.2432	21.06	-0.03	55564	138.0	36.9	23.1	42.9
					277.0	26.5	16.3	30.2



Quantitation Results Report (QT Reviewed)

Data File	Feb1809.D	Operator	LIMS import
Acq. Method	BNA+SIM.M	Acq. Date-Time	2/19/2022 12:20:05 PM
Sample Name	18-Feb-22_CCV_9	Instrument	Instrument #1
Vial	9	Multiplier	1.00
DA Method File		Comment	SVOC-8270-W-LARGO
Tune File	dftppdsm.u	Tune Date	2/18/2022 9:25:00 PM
Batch Name	021822 DoD BNA cal.batch.bin	Last Calib Update	2/19/2022 1:06:17 PM
Ref Library	D:\Org\Library\NIST129K.I		



Compound	RT	QIon	Resp.	Conc.	Units	Dev(Min)
----------	----	------	-------	-------	-------	----------

Internal Standards

System Monitoring Compounds

S 2-Fluorophenol	3.653	112.0	629648	81.6051	µg/L	0.000
Spiked Amount: 200.000	Range: 10.0 - 75.0%			Recovery = 40.80%		
S Phenol-d5	4.613	99.0	772410	78.0649	µg/L	0.000
Spiked Amount: 200.000	Range: 10.0 - 65.0%			Recovery = 39.03%		
S Nitrobenzene-d5	5.502	82.0	394242	71.6023	µg/L	0.000
Spiked Amount: 100.000	Range: 32.0 - 94.0%			Recovery = 71.60%		
S 2-Fluorobiphenyl	7.605	172.0	1100230	67.6979	µg/L	0.000
Spiked Amount: 100.000	Range: 28.0 - 107.0%			Recovery = 67.70%		
S 2,4,6-Tribromophenol	9.336	329.8	94811	74.0198	µg/L	0.000
Spiked Amount: 200.000	Range: 25.0 - 140.0%			Recovery = 37.01%		
S Terphenyl-d14	12.875	244.3	1184579	72.4848	µg/L	0.000
Spiked Amount: 100.000	Range: 32.0 - 122.0%			Recovery = 72.48%		

Target Compounds

Compound	RT	QIon	Resp.	Conc.	Units	QValue
T N-Nitrosodimethylamine	2.499	74.0	201549	84.9162	µg/L	95
T Pyridine	2.540	79.0	505592	85.2331	µg/L	100
T Aniline	4.562	93.0	659983	46.5624	µg/L	96
T Phenol	4.623	94.0	922606	83.6403	µg/L	96
T bis(-2-Chloroethyl)Ether	4.644	63.0	605585	81.3944	µg/L	97
T 2-Chlorophenol	4.695	128.0	714073	81.3755	µg/L	100
T 1,3-Dichlorobenzene	4.828	146.0	912914	81.5694	µg/L	100
T 1,4-Dichlorobenzene	4.909	146.0	910418	81.0126	µg/L	m 98
T 1,2-Dichlorobenzene	5.063	146.0	890719	81.6838	µg/L	99
T Benzyl Alcohol	5.083	108.0	349450	78.5671	µg/L	93
T bis(2-chloroisopropyl)Ether	5.226	121.0	198614	66.6763	µg/L	100
T 2-Methylphenol	5.246	107.0	612115	80.0280	µg/L	m 95
T N-nitroso-Di-n-propylamine	5.369	70.0	442003	83.3946	µg/L	99
T 4Methylphenol/3Methylphenol	5.430	107.0	816321	78.3474	µg/L	99
T Hexachloroethane	5.430	117.0	259885	77.1157	µg/L	99

Quantitation Results Report (QT Reviewed)

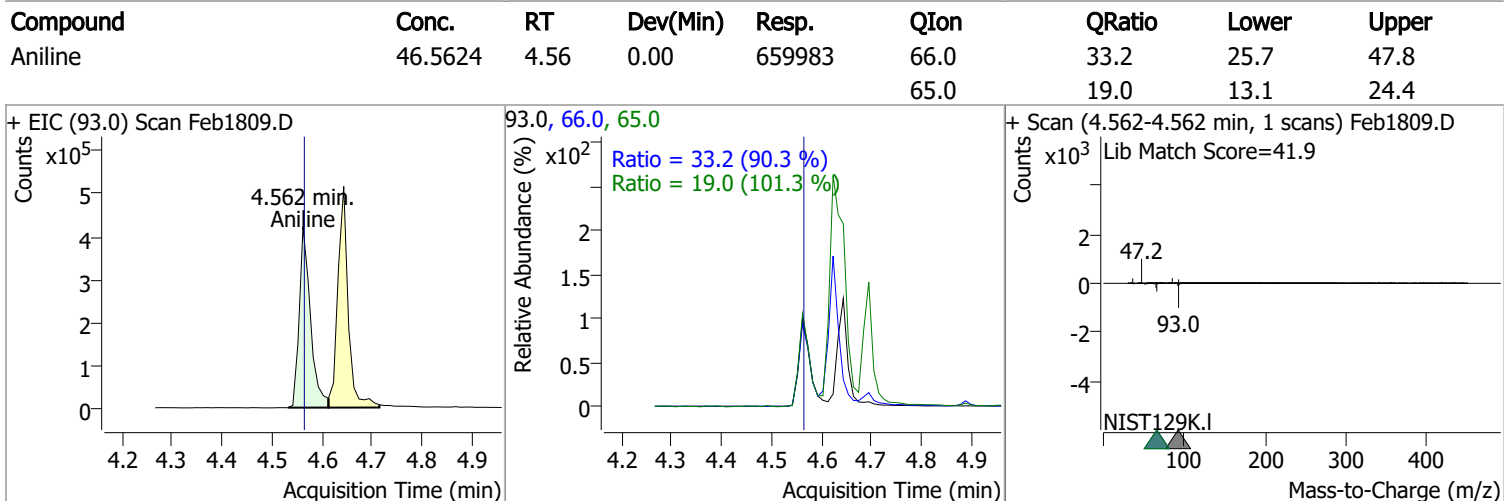
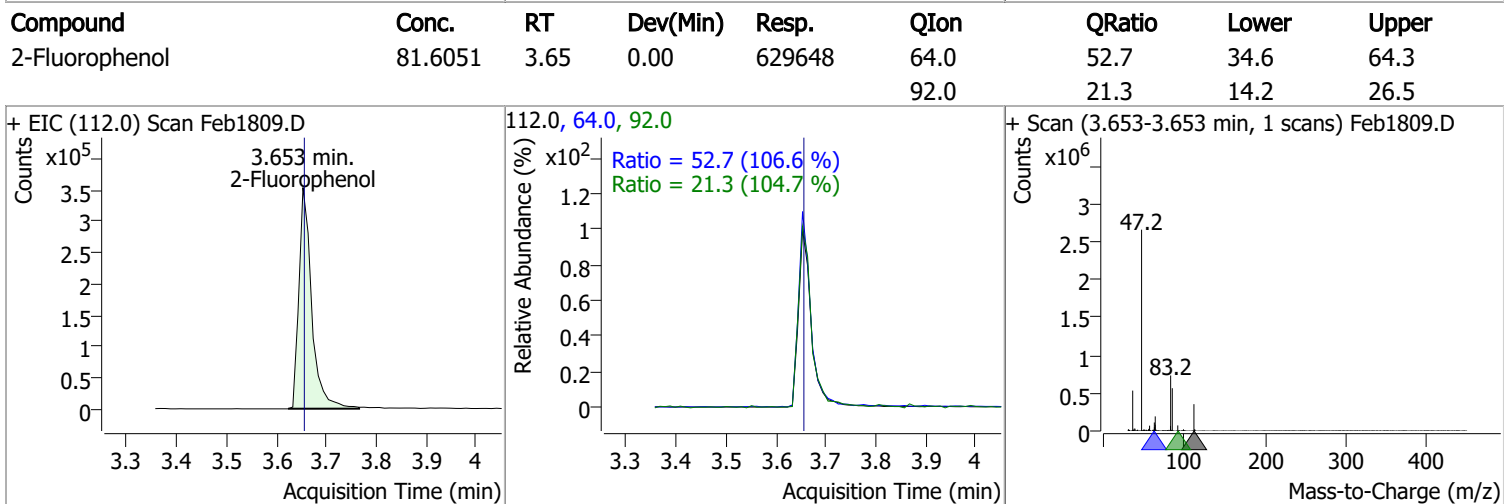
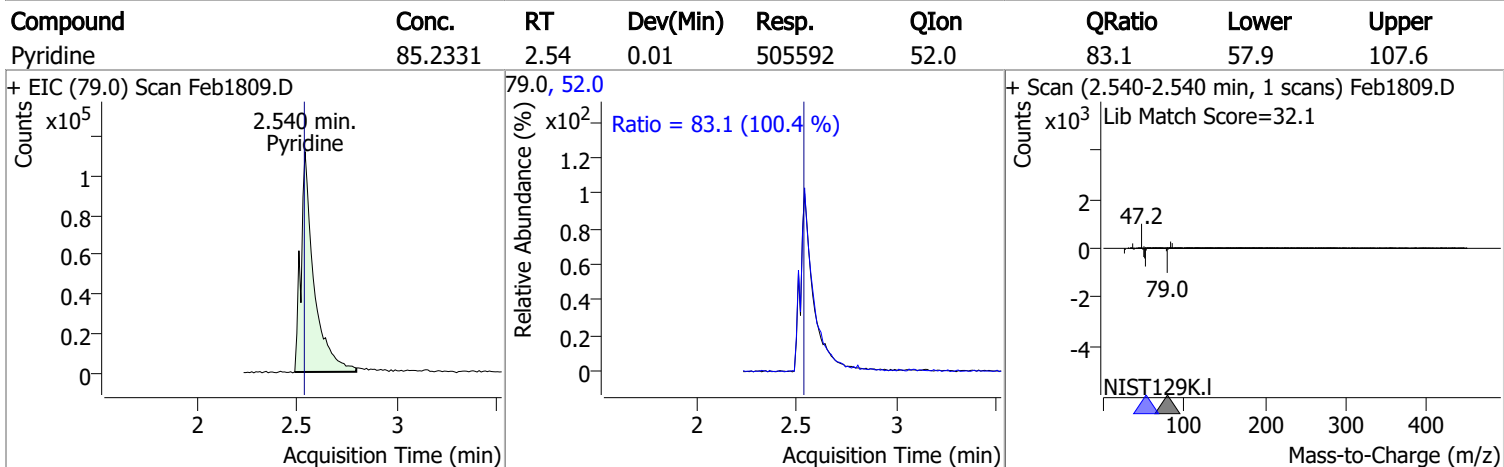
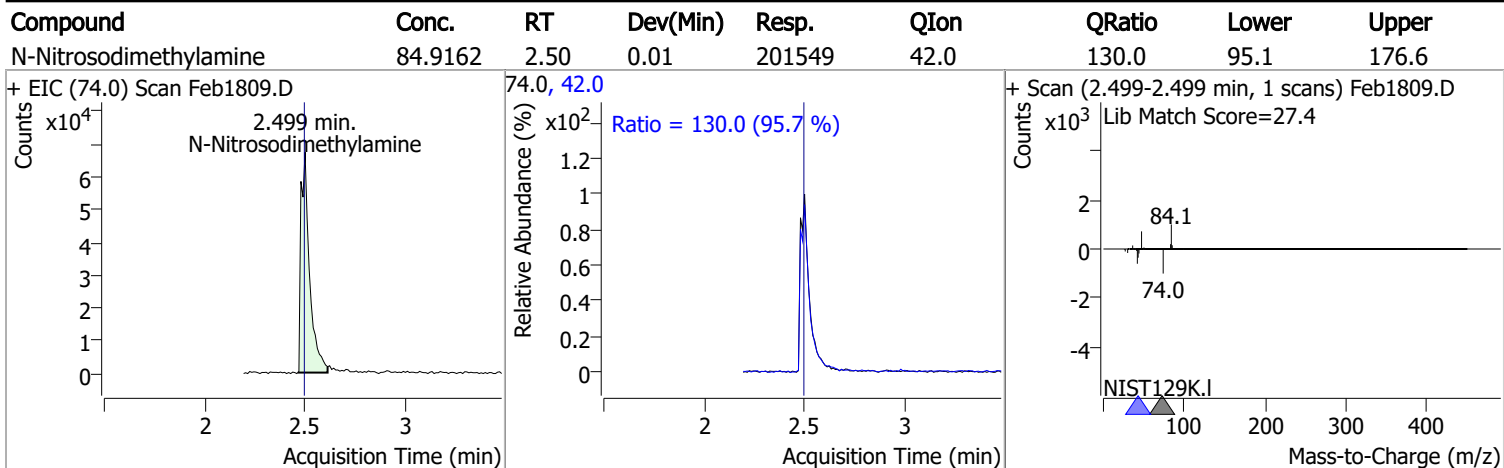
Compound	RT	QIon	Resp.	Conc.	Units	Dev(Min)	
T Nitrobenzene	5.522	123.1	203074	72.6407	µg/L	98	
T Isophorone	5.818	82.0	952075	73.0163	µg/L	100	
T 2-Nitrophenol	5.890	139.0	230240	78.6630	µg/L	98	
T 2,4-Dimethylphenol	6.003	122.0	471706	77.5019	µg/L	98	
T bis(-2-Chloroethoxy)Methane	6.085	93.0	542758	71.5798	µg/L	93	
T 2,4-Dichlorophenol	6.198	162.0	451820	77.6923	µg/L	97	
T Benzoic Acid	6.229	105.0	237375	76.1167	µg/L	90	
T 1,2,4-Trichlorobenzene	6.249	180.0	556684	80.1098	µg/L	98	
T Naphthalene	6.331	128.0	1701484	82.4832	µg/L	99	
T 4-Chlorophenol	6.413	130.0	174820	80.1371	µg/L	88	
T p-Chloroaniline	6.434	127.0	596772	73.5230	µg/L	94	
T Hexachlorobutadiene	6.496	224.9	286141	79.0445	µg/L	98	
T 4-Chloro-2-Methylphenol	6.937	107.0	402121	74.4384	µg/L	m	96
T 4-Chloro-3-Methylphenol	7.071	107.0	449625	79.9010	µg/L	m	99
T 2-Methylnaphthalene	7.143	141.0	934925	79.5615	µg/L		99
T 1-Methylnaphthalene	7.256	141.0	864319	75.4676	µg/L		98
T Hexachlorocyclopentadiene	7.338	236.9	167582	73.3354	µg/L		99
T 2,4,6-Trichlorophenol	7.523	196.0	289067	72.3850	µg/L	m	99
T 2,4,5-Trichlorophenol	7.574	196.0	325852	72.8614	µg/L	m	97
T 2-Chloronaphthalene	7.718	162.0	1122871	82.2466	µg/L		99
T 2-Nitroaniline	7.882	65.0	161803	66.9049	µg/L		100
T Dimethyl Phthalate	8.139	163.0	1155106	83.8145	µg/L		99
T 2,6-Dinitrotoluene	8.190	165.0	139972	74.3170	µg/L		96
T Acenaphthylene	8.200	152.1	1526451	69.8871	µg/L		99
T 3-Nitroaniline	8.394	138.0	169184	78.9929	µg/L		97
T Acenaphthene	8.415	154.0	1009554	80.6345	µg/L		99
T 2,4-Dinitrophenol	8.517	184.0	68442	73.4507	µg/L		98
T Dibenzofuran	8.630	168.0	1641005	79.9136	µg/L		98
T 2,4-Dinitrotoluene	8.671	165.0	186566	79.2675	µg/L		100
T 4-Nitrophenol	8.701	109.0	178388	77.0307	µg/L		98
T Diethylphthalate	8.998	149.0	1166621	81.6817	µg/L		100
T Fluorene	9.039	166.0	1266305	76.9108	µg/L		100
T 4-Chlorophenyl-phenylether	9.070	204.0	542729	73.4968	µg/L		98
T 4-Nitroaniline	9.141	138.0	174323	77.0022	µg/L		98
T 4,6-Dinitro-2-methylphenol	9.151	198.0	94058	69.9760	µg/L		99
T N-nitrosodiphenylamine	9.233	169.0	880335	82.3616	µg/L		99
T Azobenzene	9.264	77.0	1088752	77.2870	µg/L		91
T 4-Bromophenyl-phenylether	9.653	248.0	303382	75.6263	µg/L		96
T Hexachlorobenzene	9.683	283.9	307143	74.6326	µg/L		99
T Pentachlorophenol	9.968	265.9	154444	80.7752	µg/L		97
T Phenanthrene	10.181	178.0	1690096	75.7953	µg/L		99
T Anthracene	10.242	178.0	1595291	76.1040	µg/L		100
T Triallate	10.313	86.0	390681	78.3979	µg/L		96
T Carbazole	10.495	167.0	1718160	80.7772	µg/L		99
T o-Terphenyl	10.697	230.0	880627	74.5678	µg/L		99
T Di-n-Butylphthalate	11.082	149.0	1581866	79.0134	µg/L		100
T Fluoranthene	11.953	202.0	1727903	77.6312	µg/L		98
T Benzidine	12.338	184.0	590851	75.0213	µg/L		99
T Pyrene	12.379	202.0	1840668	75.7452	µg/L		98
T Butylbenzylphthalate	14.316	149.0	535896	80.5784	µg/L		96
T Benzo(a)Anthracene	15.512	228.0	1445216	82.3594	µg/L		99
T Chrysene	15.624	228.0	1558124	79.3013	µg/L		97
T 3,3-Dichlorobenzidine	15.675	252.0	412447	67.7817	µg/L		100
T bis(2-ethylhexyl)Phthalate	16.370	167.0	177710	78.2900	µg/L		99
T Di-n-octyl Phthalate	18.133	149.0	1235233	78.7517	µg/L		99

Quantitation Results Report (QT Reviewed)

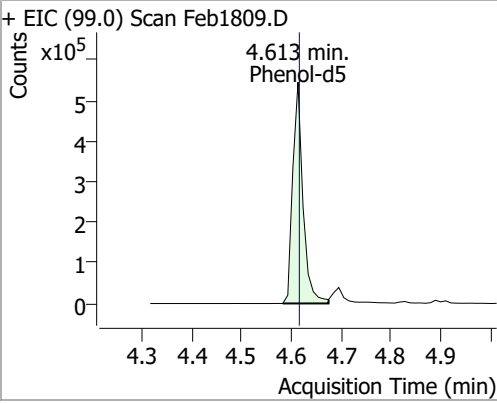
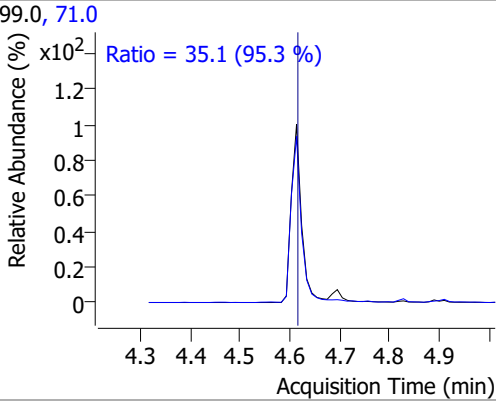
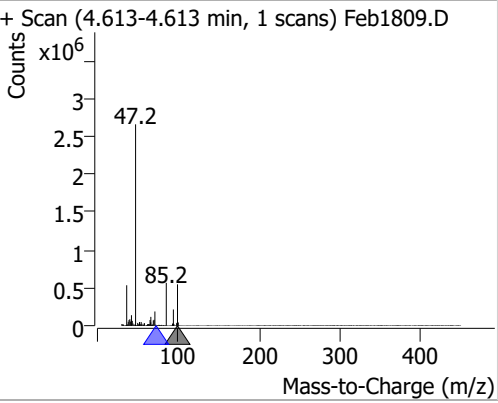
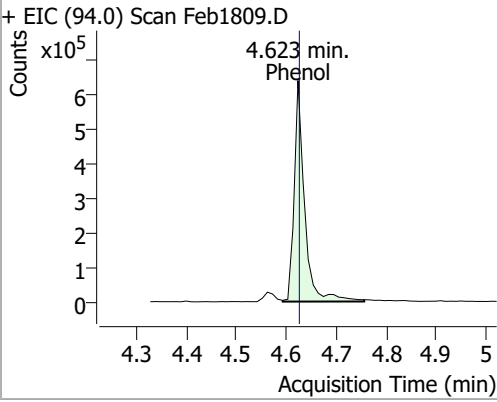
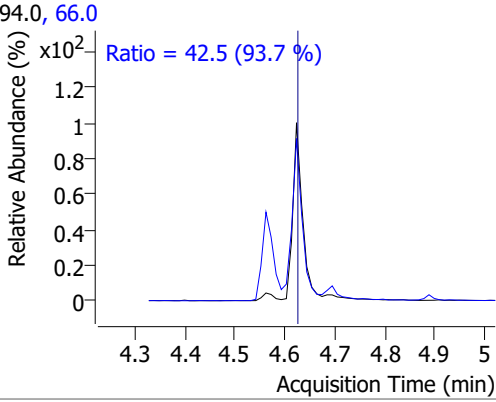
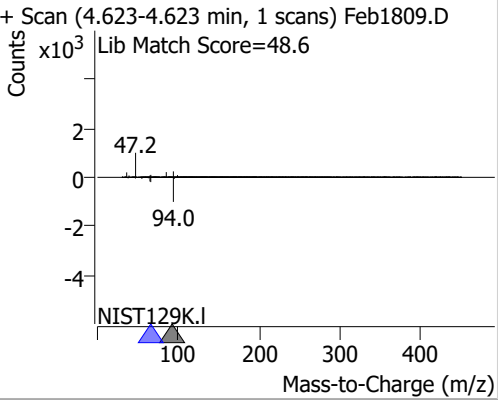
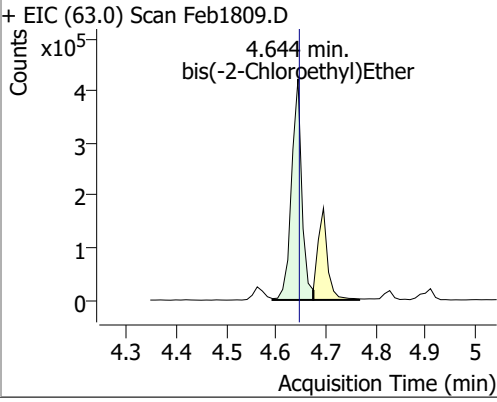
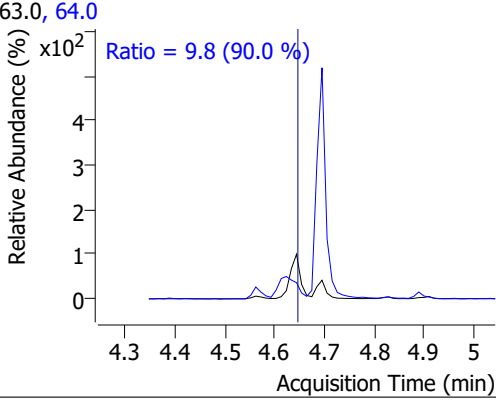
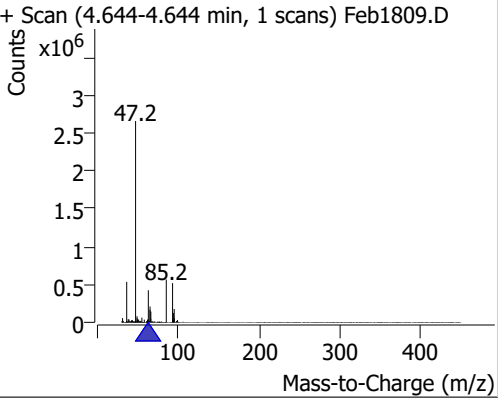
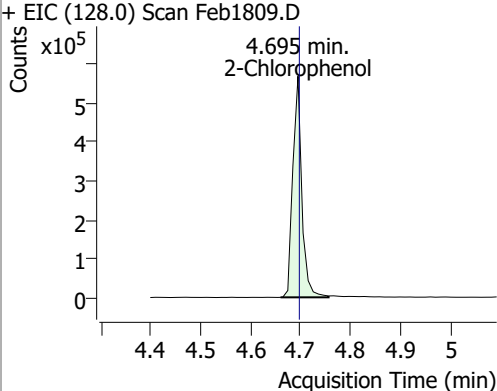
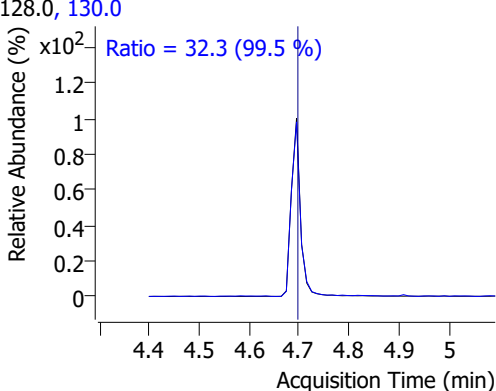
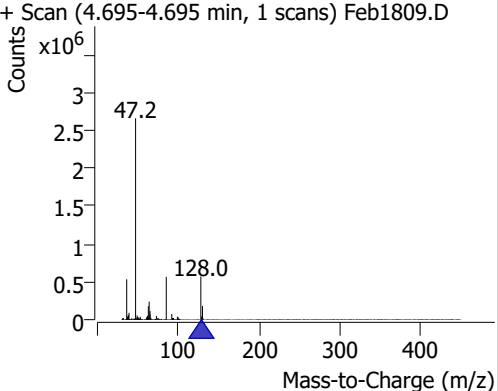
Compound	RT	QIon	Resp.	Conc.	Units	Dev(Min)
T Benzo(b)fluoranthene	18.376	252.0	1337400	77.1232	µg/L	99
T Benzo(k)fluoranthene	18.436	252.0	1401698	76.8826	µg/L	98
T Benzo(a)pyrene	18.983	252.0	1242141	75.6708	µg/L	99
T Indeno(1,2,3-c,d)pyrene	20.755	276.0	1059011	76.8896	µg/L	96
T Dibenzo(a,h)anthracene	20.816	278.0	1185669	79.0840	µg/L	99
T Benzo(g,h,i)perylene	21.089	276.0	1251600	78.8525	µg/L	98

(#) = Qualifier Out of Range; (m) = Manual Integration; (+) = Area Summed; (*) = Surrogate Percent Recovery Out of Range; (d): Zeroed Peak

Quantitation Results Report (QT Reviewed)

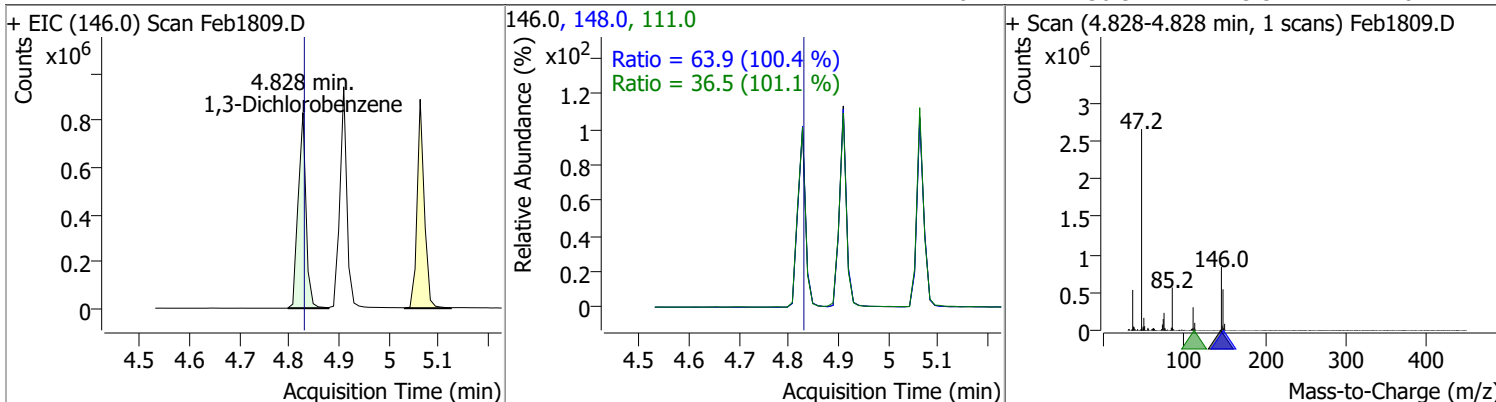


Quantitation Results Report (QT Reviewed)

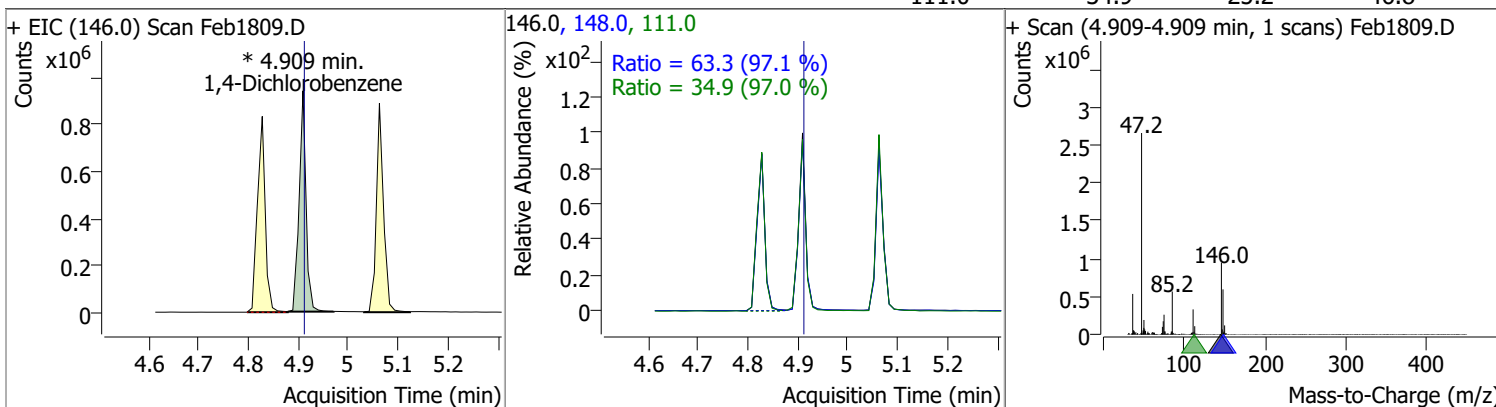
Compound	Conc.	RT	Dev(Min)	Resp.	QIon	QRatio	Lower	Upper
Phenol-d5	78.0649	4.61	0.00	772410	71.0	35.1	25.8	47.9
+ EIC (99.0) Scan Feb1809.D			99.0, 71.0			+ Scan (4.613-4.613 min, 1 scans) Feb1809.D		
								
			Ratio = 35.1 (95.3 %)					
Phenol	83.6403	4.62	0.00	922606	66.0	42.5	31.7	58.9
+ EIC (94.0) Scan Feb1809.D			94.0, 66.0			+ Scan (4.623-4.623 min, 1 scans) Feb1809.D		
								
			Ratio = 42.5 (93.7 %)					
						Lib Match Score=48.6		
						NIST129K.I		
bis(-2-Chloroethyl)Ether	81.3944	4.64	0.00	605585	64.0	9.8	7.6	14.1
+ EIC (63.0) Scan Feb1809.D			63.0, 64.0			+ Scan (4.644-4.644 min, 1 scans) Feb1809.D		
								
			Ratio = 9.8 (90.0 %)					
2-Chlorophenol	81.3755	4.69	0.00	714073	130.0	32.3	22.7	42.2
+ EIC (128.0) Scan Feb1809.D			128.0, 130.0			+ Scan (4.695-4.695 min, 1 scans) Feb1809.D		
								
			Ratio = 32.3 (99.5 %)					

Quantitation Results Report (QT Reviewed)

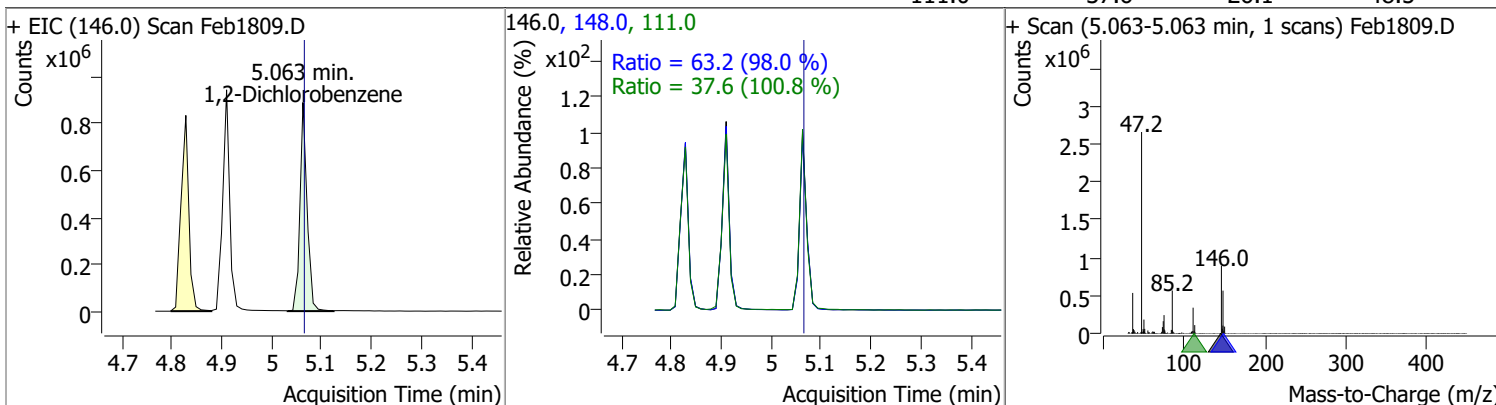
Compound	Conc.	RT	Dev(Min)	Resp.	QIon	QRatio	Lower	Upper
1,3-Dichlorobenzene	81.5694	4.83	0.00	912914	148.0	63.9	44.6	82.8
					111.0	36.5	25.3	47.0



Compound	Conc.	RT	Dev(Min)	Resp.	QIon	QRatio	Lower	Upper
1,4-Dichlorobenzene	81.0126	4.91	0.00	910418 (m)	148.0	63.3	45.6	84.8
					111.0	34.9	25.2	46.8

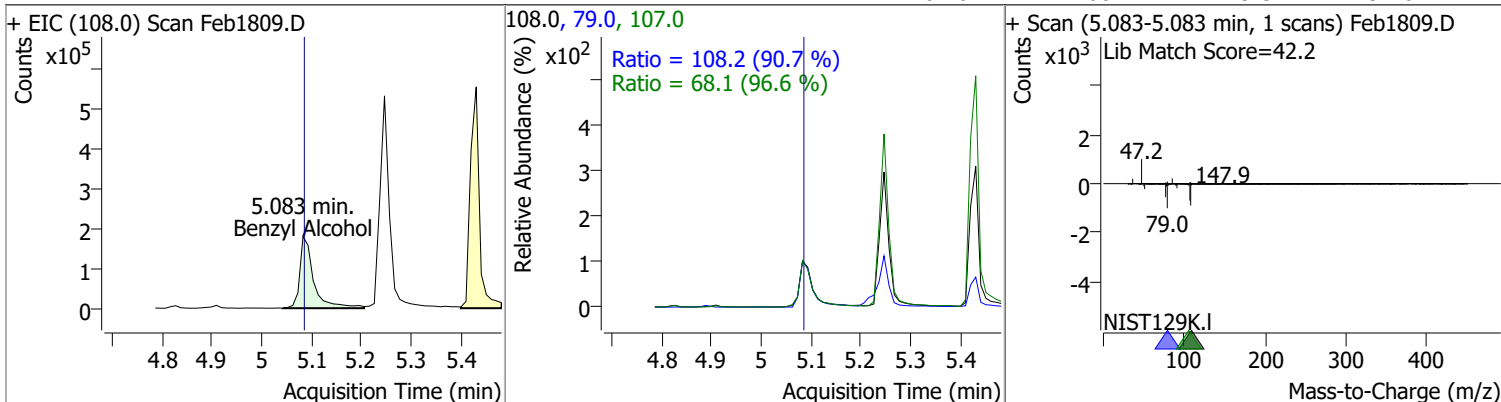


Compound	Conc.	RT	Dev(Min)	Resp.	QIon	QRatio	Lower	Upper
1,2-Dichlorobenzene	81.6838	5.06	0.00	890719	148.0	63.2	45.1	83.8
					111.0	37.6	26.1	48.5

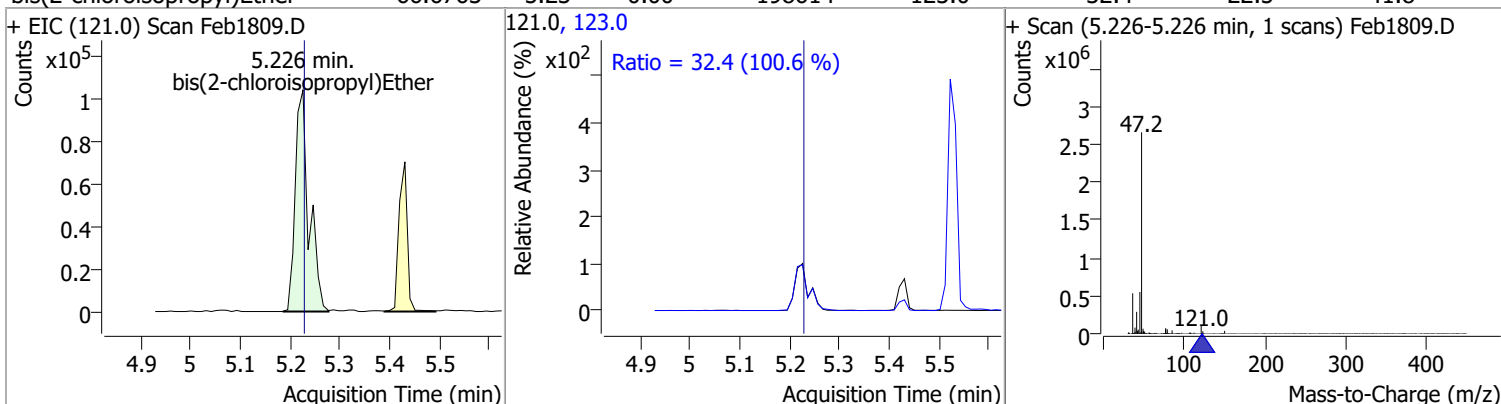


Quantitation Results Report (QT Reviewed)

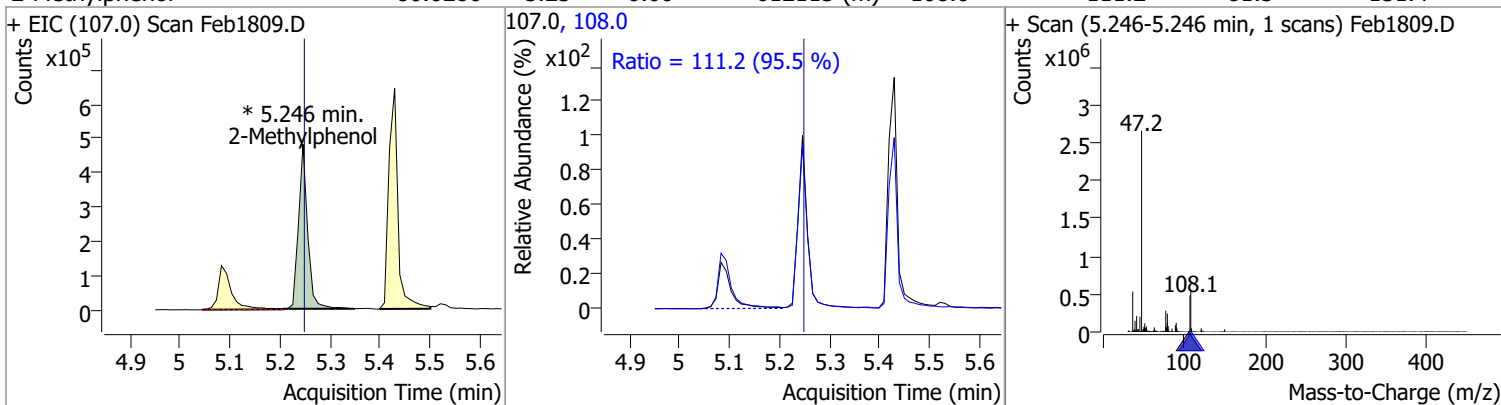
Compound	Conc.	RT	Dev(Min)	Resp.	QIon	QRatio	Lower	Upper
Benzyl Alcohol	78.5671	5.08	0.00	349450	79.0	108.2	83.5	155.1
					107.0	68.1	49.3	91.6



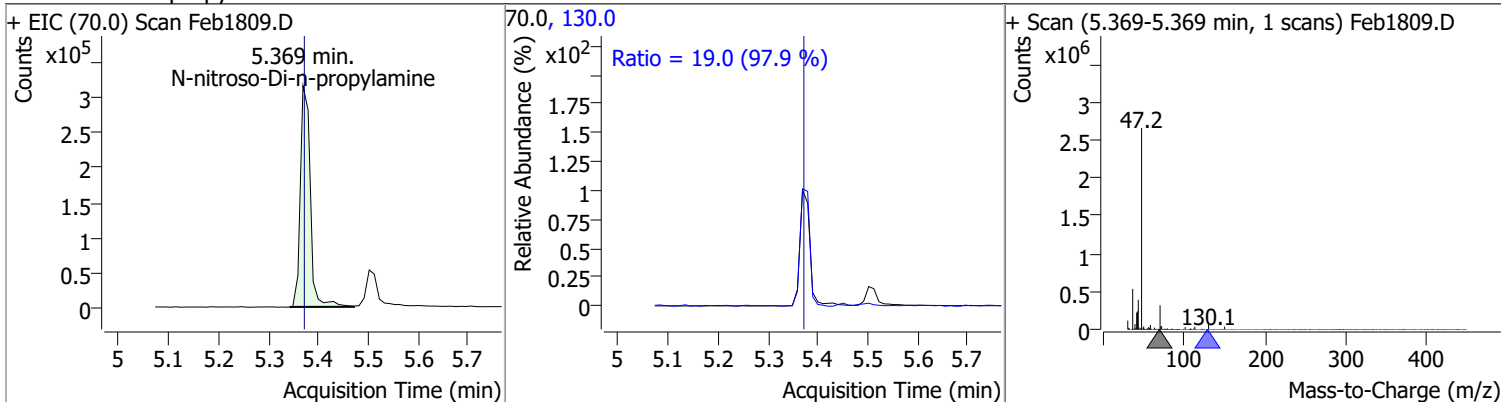
Compound	Conc.	RT	Dev(Min)	Resp.	QIon	QRatio	Lower	Upper
bis(2-chloroisopropyl)Ether	66.6763	5.23	0.00	198614	123.0	32.4	22.5	41.8



Compound	Conc.	RT	Dev(Min)	Resp.	QIon	QRatio	Lower	Upper
2-Methylphenol	80.0280	5.25	0.00	612115 (m)	108.0	111.2	81.5	151.4

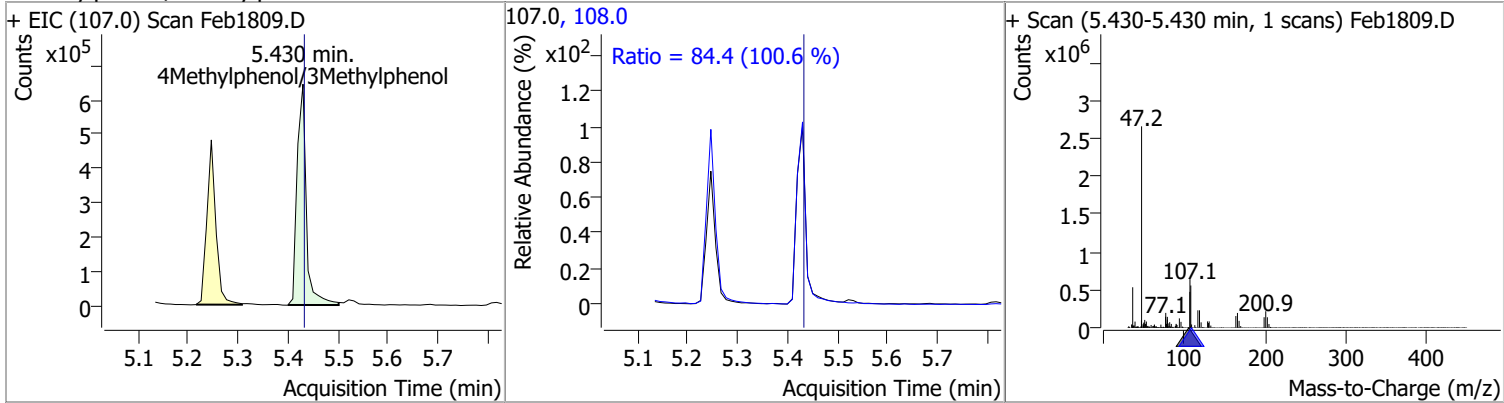


Compound	Conc.	RT	Dev(Min)	Resp.	QIon	QRatio	Lower	Upper
N-nitroso-Di-n-propylamine	83.3946	5.37	0.00	442003	130.0	19.0	0.0	38.8

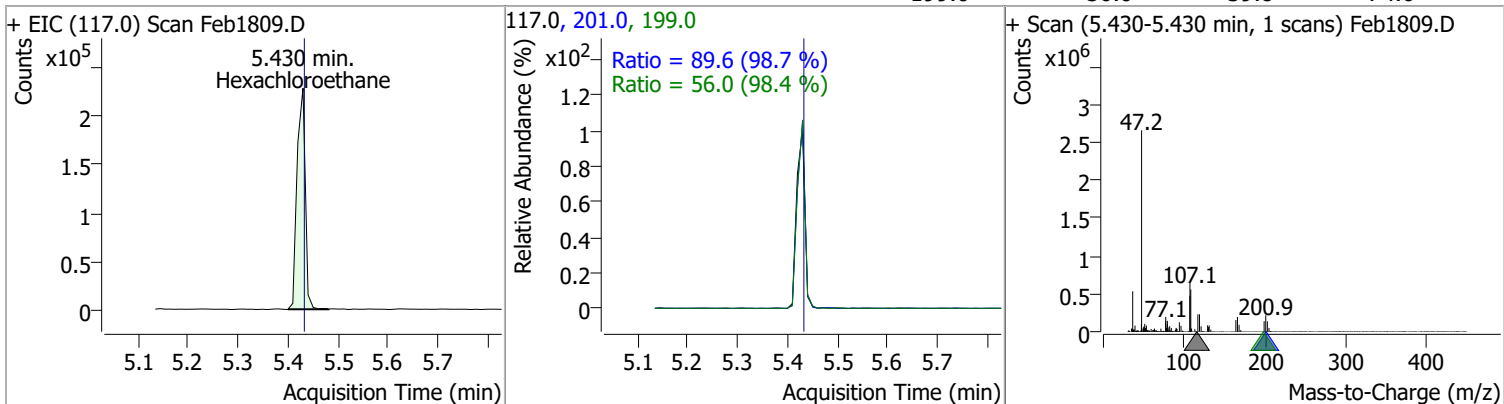


Quantitation Results Report (QT Reviewed)

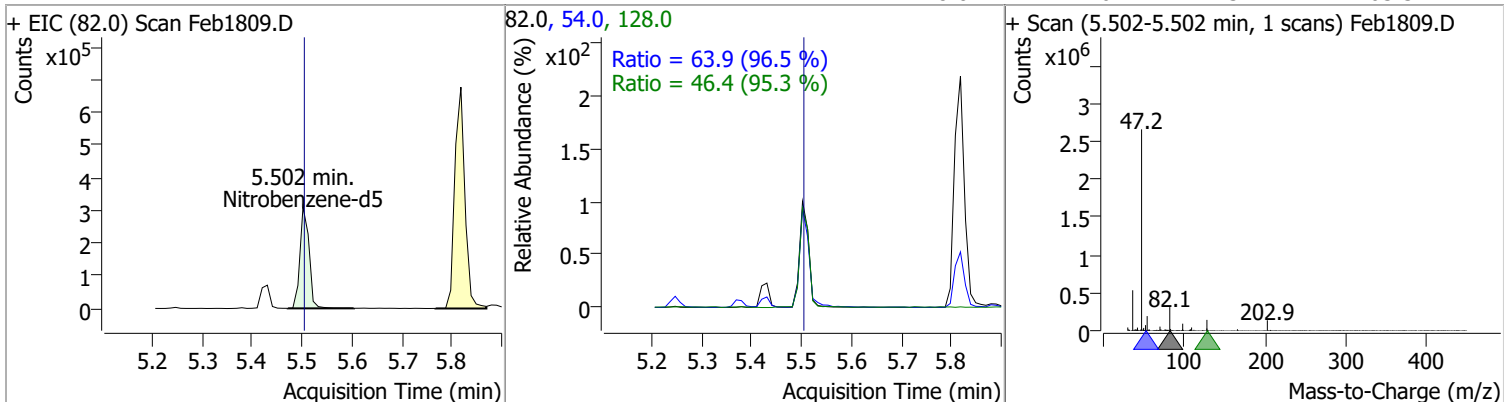
Compound	Conc.	RT	Dev(Min)	Resp.	QIon	QRatio	Lower	Upper
4Methylphenol/3Methylphenol	78.3474	5.43	0.00	816321	108.0	84.4	58.8	109.1



Compound	Conc.	RT	Dev(Min)	Resp.	QIon	QRatio	Lower	Upper
Hexachloroethane	77.1157	5.43	0.00	259885	201.0	89.6	63.5	118.0
					199.0	56.0	39.8	74.0

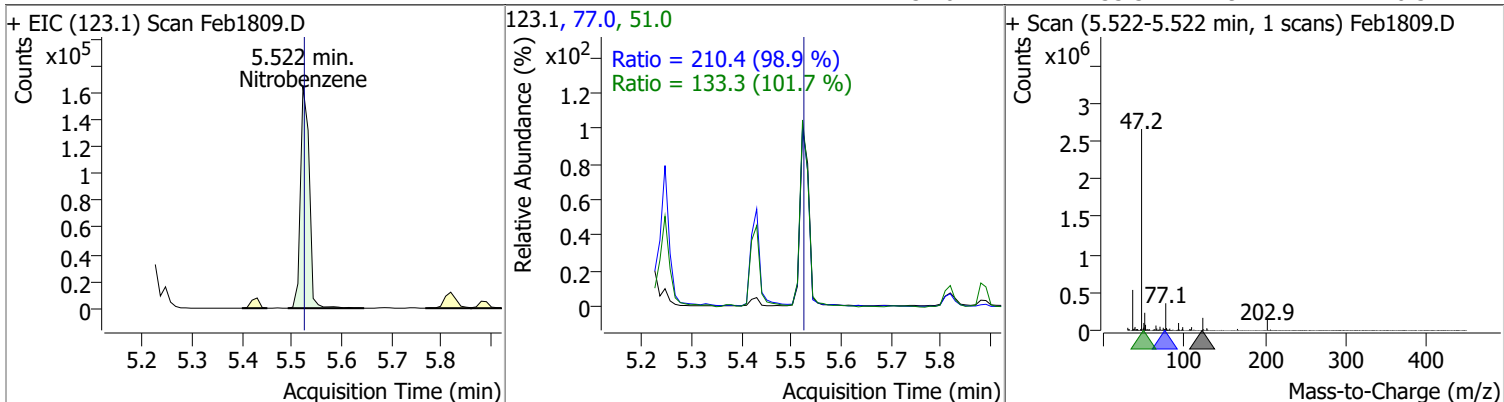


Compound	Conc.	RT	Dev(Min)	Resp.	QIon	QRatio	Lower	Upper
Nitrobenzene-d5	71.6023	5.50	0.00	394242	54.0	63.9	46.3	86.0
					128.0	46.4	34.1	63.3

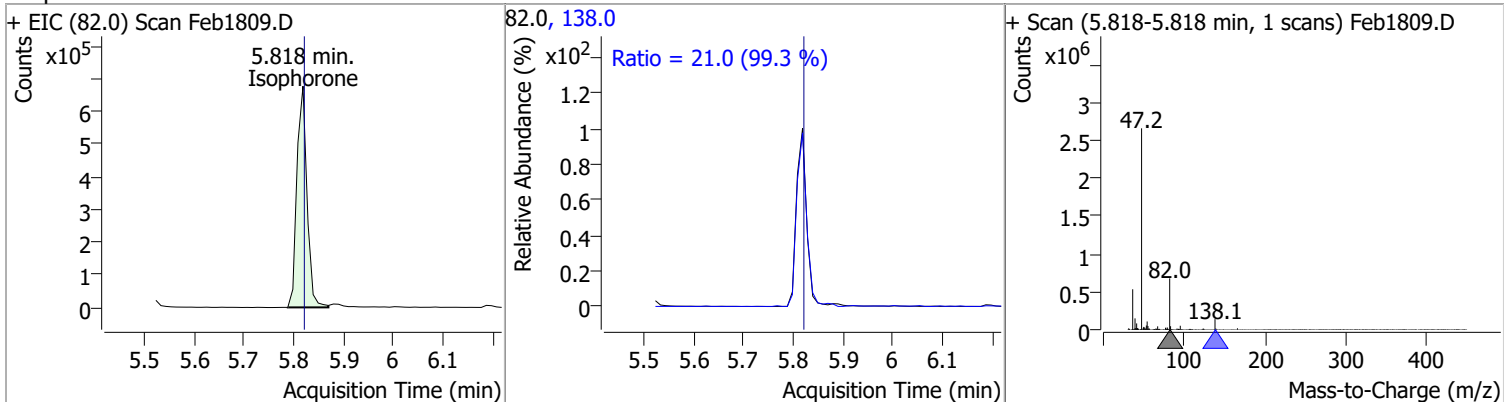


Quantitation Results Report (QT Reviewed)

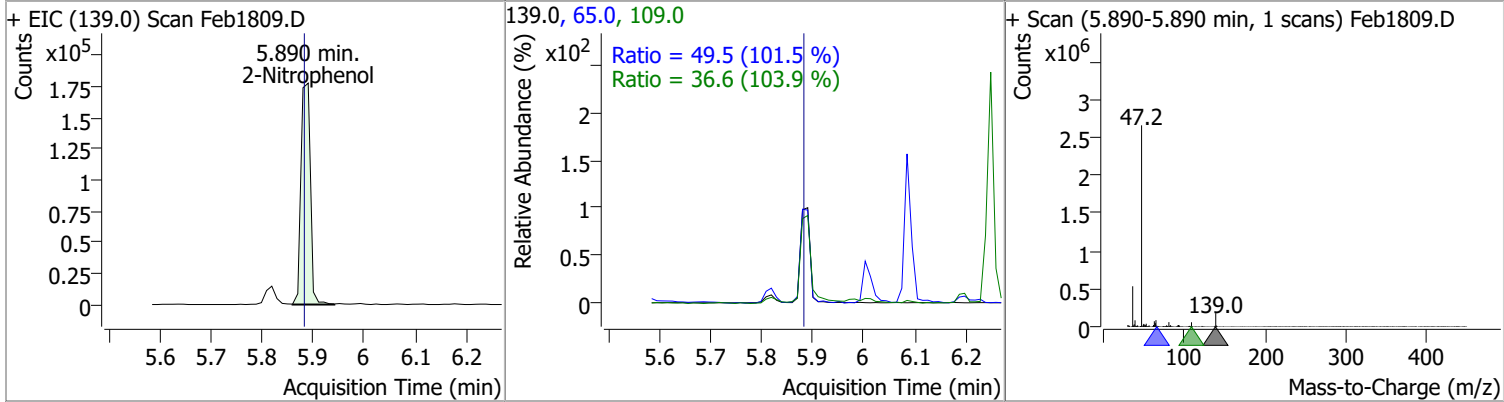
Compound	Conc.	RT	Dev(Min)	Resp.	QIon	QRatio	Lower	Upper
Nitrobenzene	72.6407	5.52	0.00	203074	77.0	210.4	148.9	276.5
					51.0	133.3	91.7	170.3



Compound	Conc.	RT	Dev(Min)	Resp.	QIon	QRatio	Lower	Upper
Isophrone	73.0163	5.82	0.00	952075	138.0	21.0	14.8	27.5

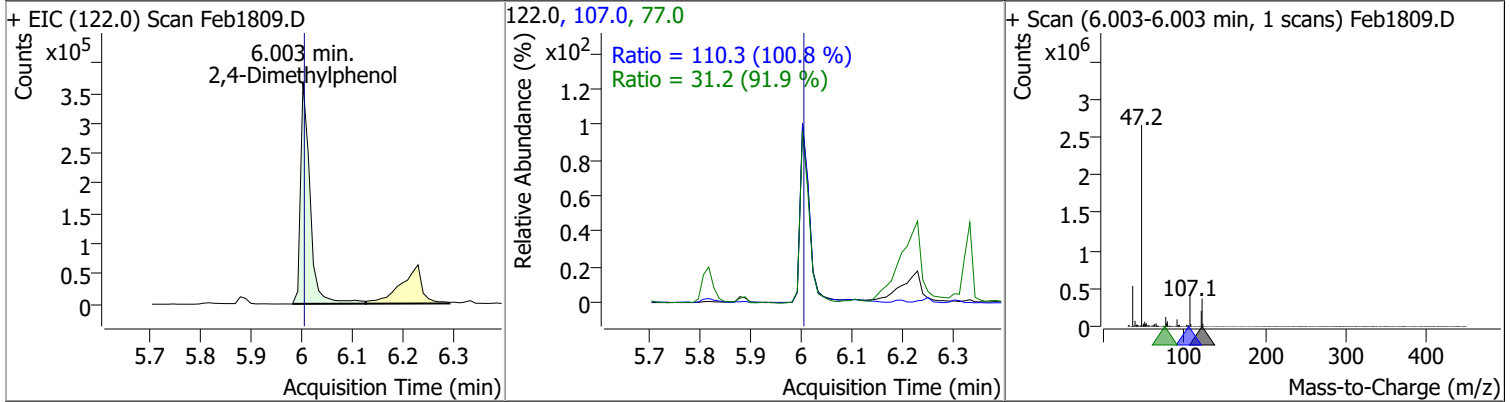


Compound	Conc.	RT	Dev(Min)	Resp.	QIon	QRatio	Lower	Upper
2-Nitrophenol	78.6630	5.89	0.01	230240	65.0	49.5	34.2	63.4
					109.0	36.6	24.6	45.8

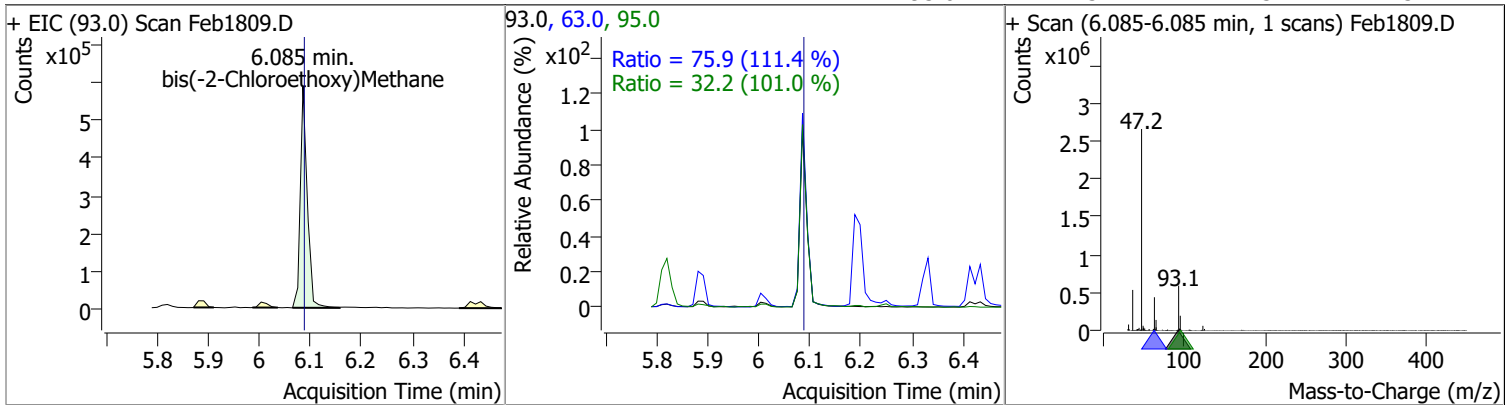


Quantitation Results Report (QT Reviewed)

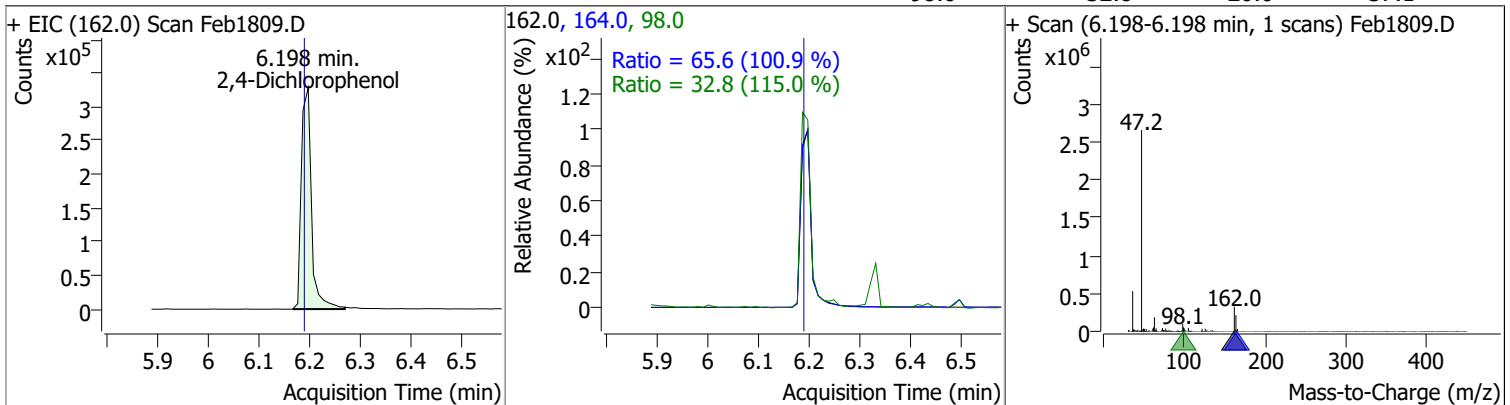
Compound	Conc.	RT	Dev(Min)	Resp.	QIon	QRatio	Lower	Upper
2,4-Dimethylphenol	77.5019	6.00	0.00	471706	107.0	110.3	76.6	142.3
					77.0	31.2	23.8	44.2



Compound	Conc.	RT	Dev(Min)	Resp.	QIon	QRatio	Lower	Upper
bis(-2-Chloroethoxy)Methane	71.5798	6.08	0.00	542758	63.0	75.9	47.7	88.6
					95.0	32.2	22.3	41.5

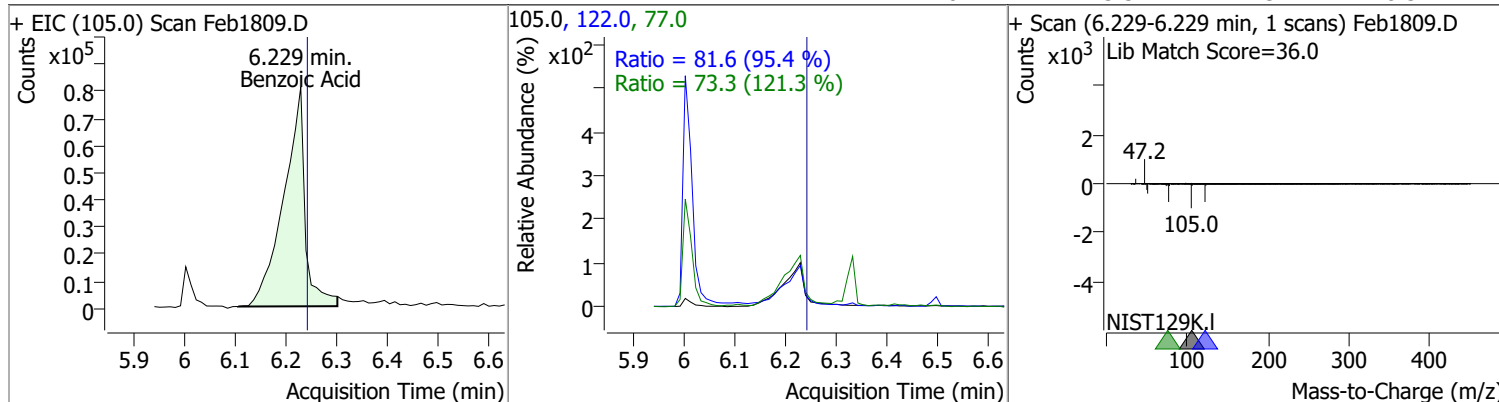


Compound	Conc.	RT	Dev(Min)	Resp.	QIon	QRatio	Lower	Upper
2,4-Dichlorophenol	77.6923	6.20	0.01	451820	164.0	65.6	45.5	84.5
					98.0	32.8	20.0	37.1

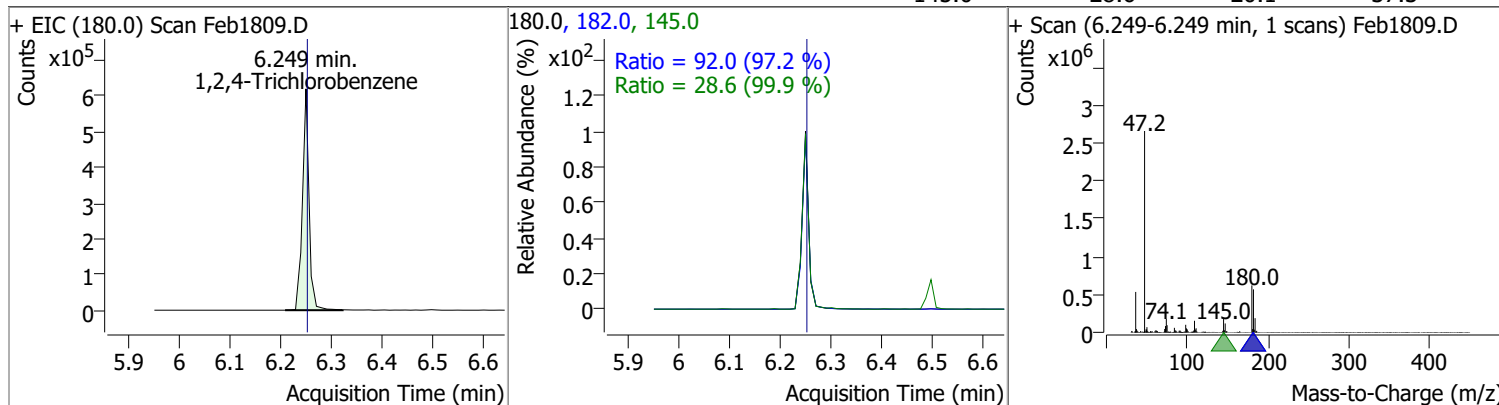


Quantitation Results Report (QT Reviewed)

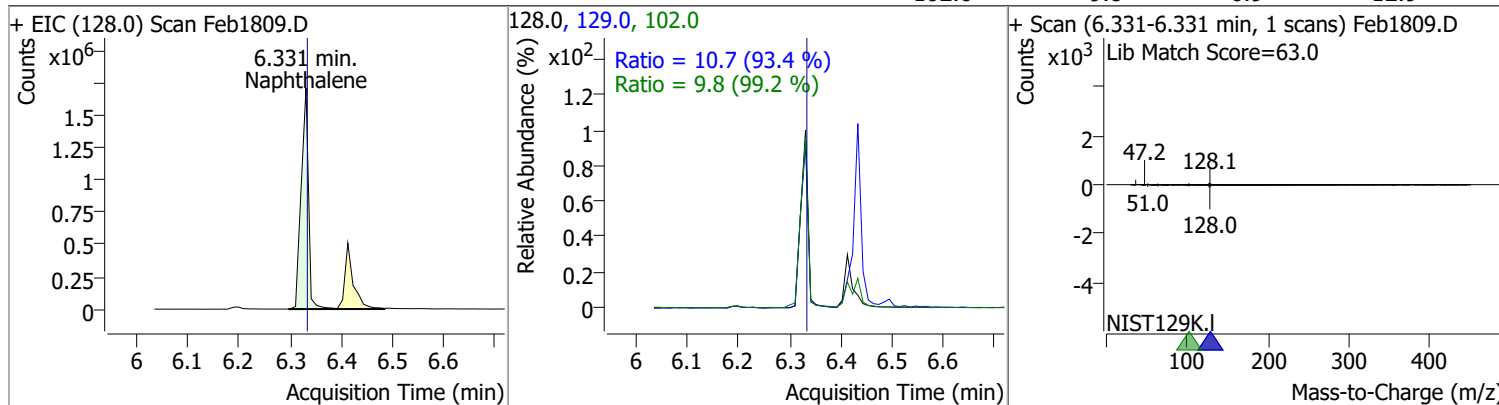
Compound	Conc.	RT	Dev(Min)	Resp.	QIon	QRatio	Lower	Upper
Benzoic Acid	76.1167	6.23	-0.01	237375	122.0	81.6	59.9	111.2
					77.0	73.3	42.3	78.5



Compound	Conc.	RT	Dev(Min)	Resp.	QIon	QRatio	Lower	Upper
1,2,4-Trichlorobenzene	80.1098	6.25	0.00	556684	182.0	92.0	66.2	122.9
					145.0	28.6	20.1	37.3

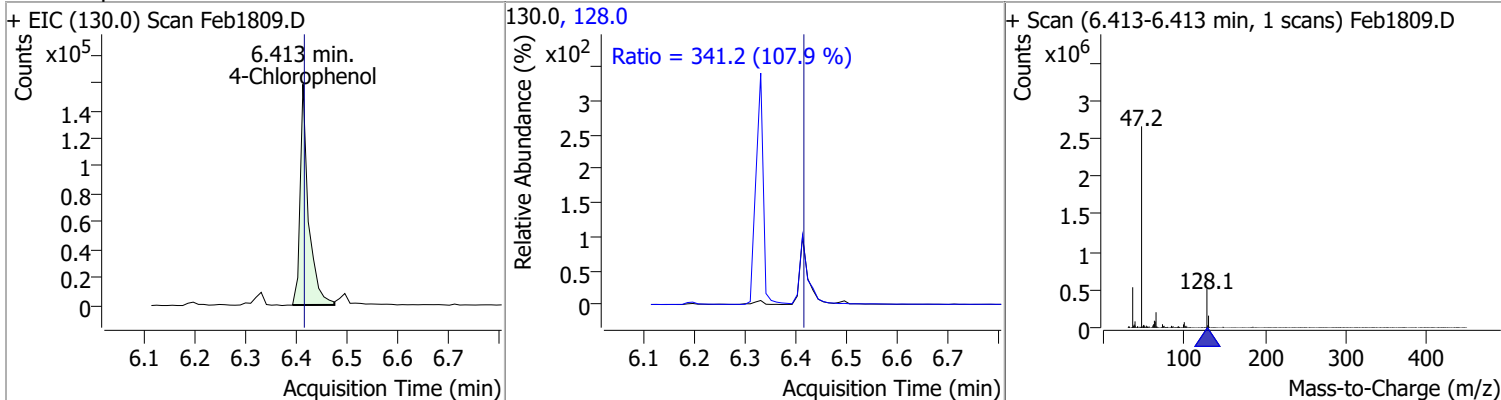


Compound	Conc.	RT	Dev(Min)	Resp.	QIon	QRatio	Lower	Upper
Naphthalene	82.4832	6.33	0.00	1701484	129.0	10.7	8.0	14.9
					102.0	9.8	6.9	12.9

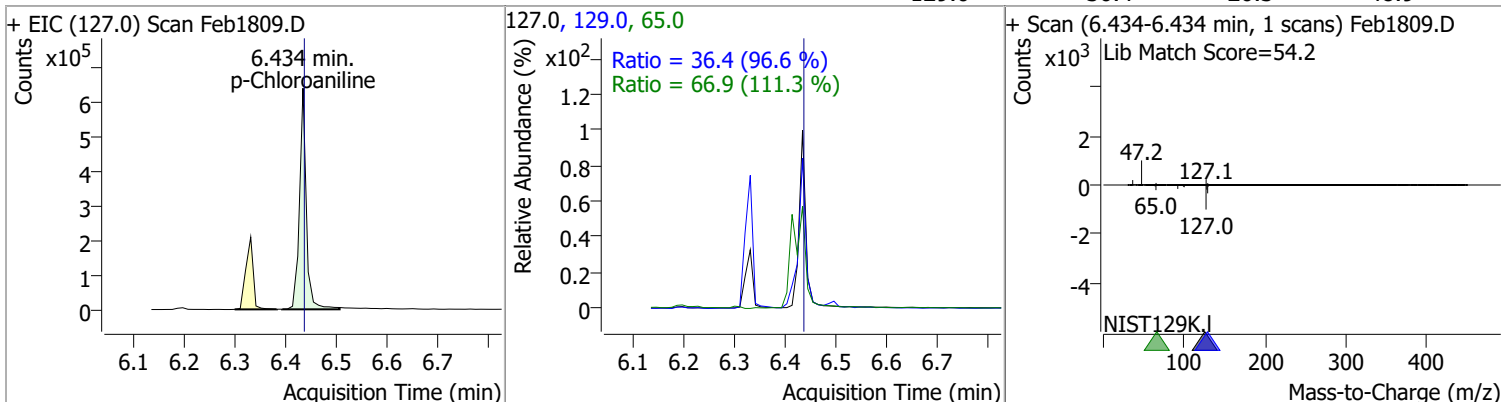


Quantitation Results Report (QT Reviewed)

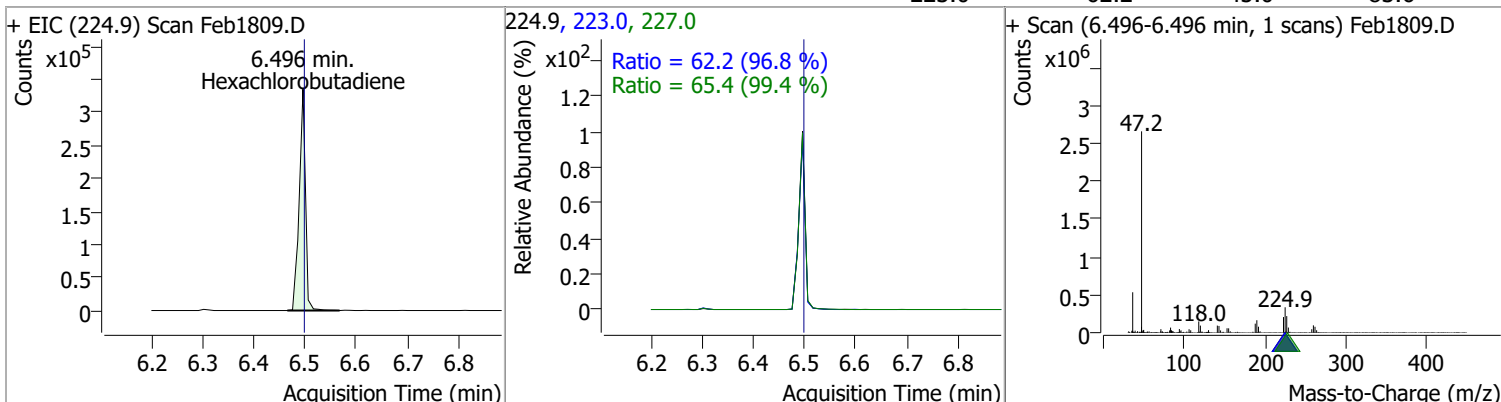
Compound	Conc.	RT	Dev(Min)	Resp.	QIon	QRatio	Lower	Upper
4-Chlorophenol	80.1371	6.41	0.00	174820	128.0	341.2	221.4	411.2



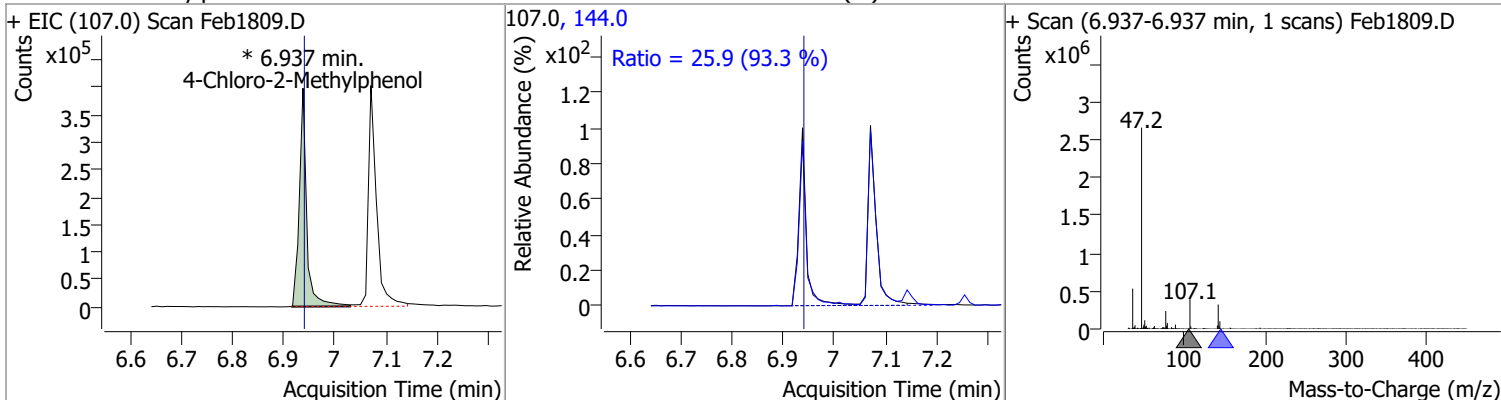
Compound	Conc.	RT	Dev(Min)	Resp.	QIon	QRatio	Lower	Upper
p-Chloroaniline	73.5230	6.43	0.00	596772	65.0	66.9	42.1	78.2
					129.0	36.4	26.3	48.9



Compound	Conc.	RT	Dev(Min)	Resp.	QIon	QRatio	Lower	Upper
Hexachlorobutadiene	79.0445	6.50	0.00	286141	227.0	65.4	46.0	85.4
					223.0	62.2	45.0	83.6

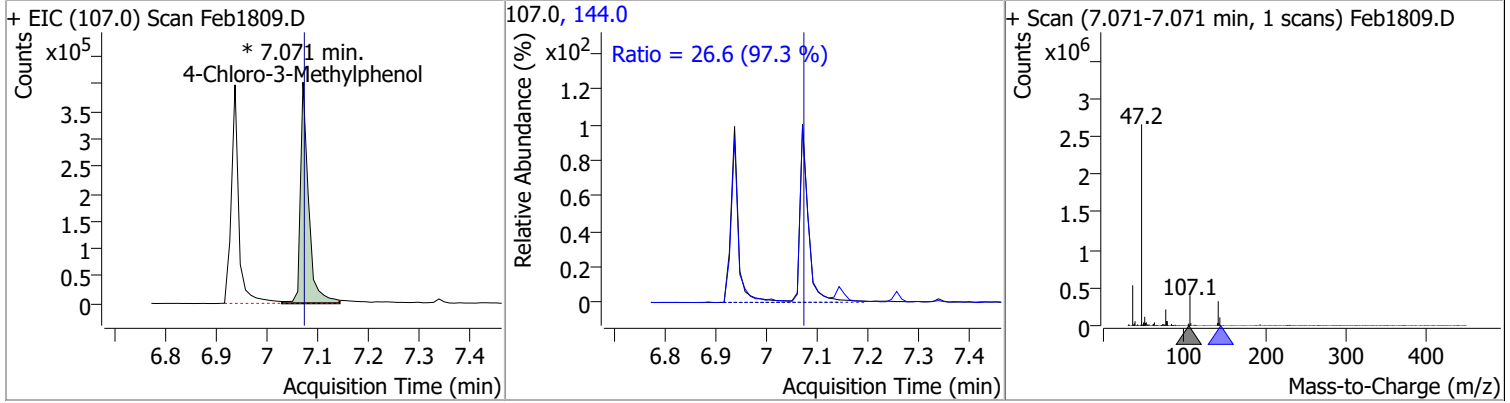


Compound	Conc.	RT	Dev(Min)	Resp.	QIon	QRatio	Lower	Upper
4-Chloro-2-Methylphenol	74.4384	6.94	0.00	402121 (m)	144.0	25.9	19.4	36.1

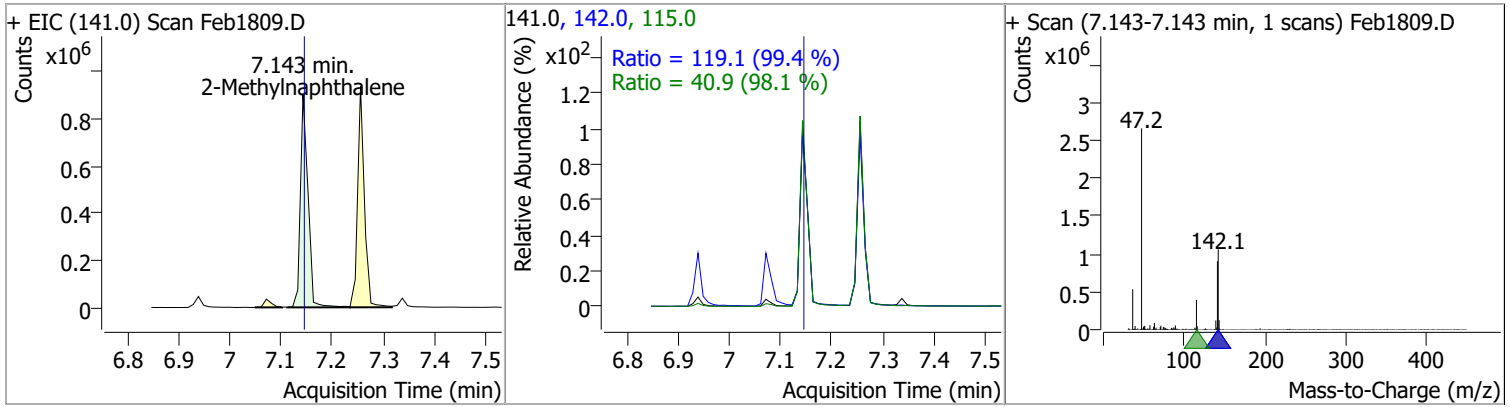


Quantitation Results Report (QT Reviewed)

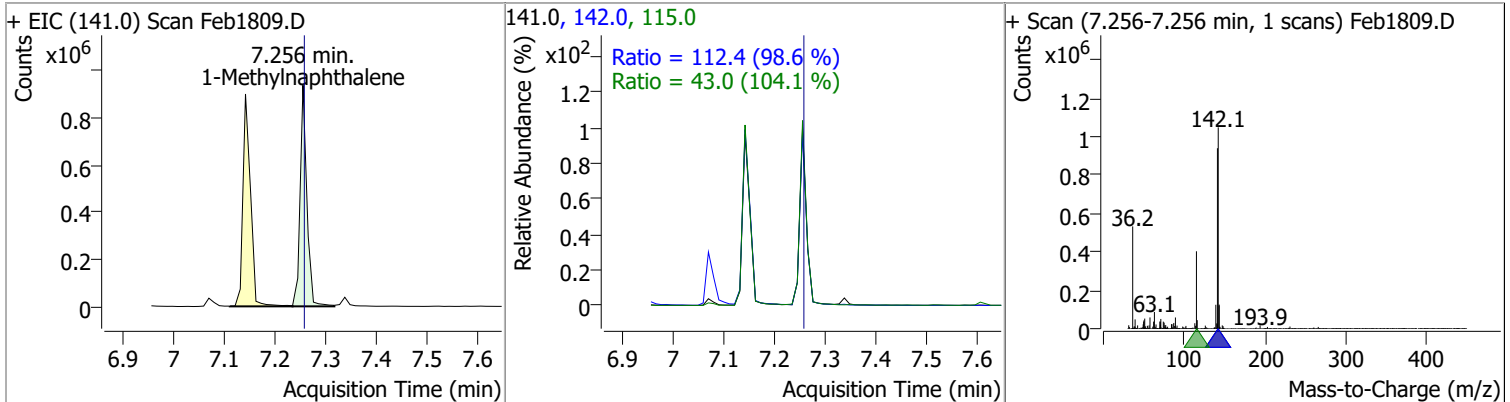
Compound	Conc.	RT	Dev(Min)	Resp.	QIon	QRatio	Lower	Upper
4-Chloro-3-Methylphenol	79.9010	7.07	0.00	449625 (m)	144.0	26.6	19.1	35.5



Compound	Conc.	RT	Dev(Min)	Resp.	QIon	QRatio	Lower	Upper
2-Methylnaphthalene	79.5615	7.14	0.00	934925	142.0	119.1	83.8	155.7
					115.0	40.9	29.2	54.3

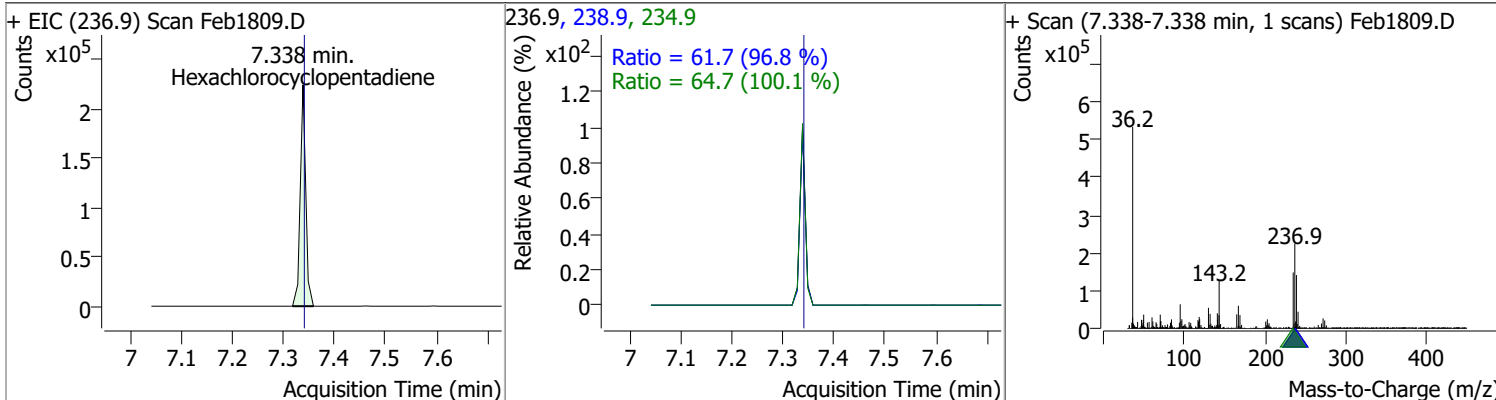


Compound	Conc.	RT	Dev(Min)	Resp.	QIon	QRatio	Lower	Upper
1-Methylnaphthalene	75.4676	7.26	0.00	864319	142.0	112.4	79.8	148.2
					115.0	43.0	28.9	53.7

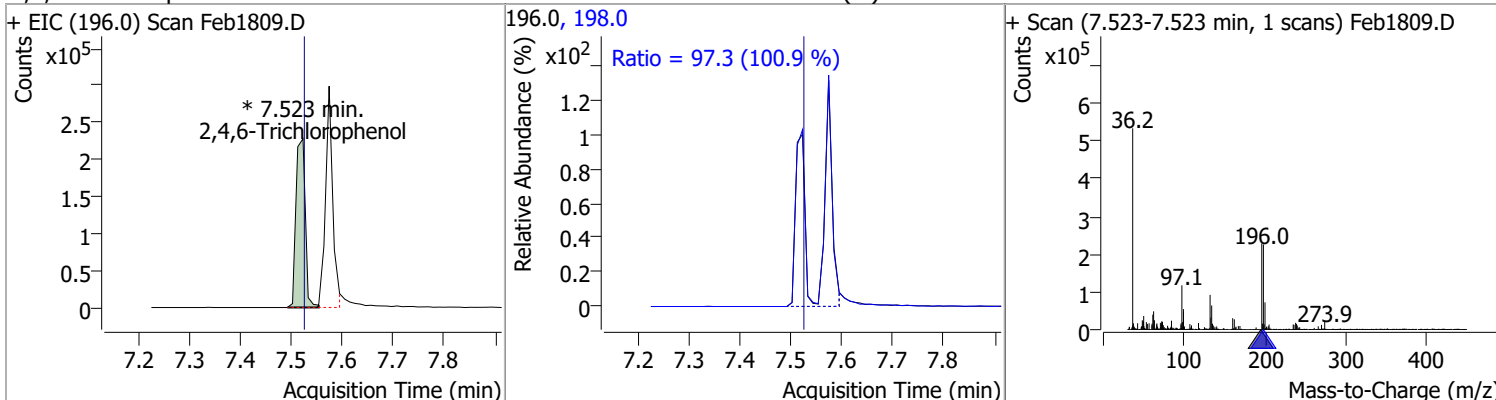


Quantitation Results Report (QT Reviewed)

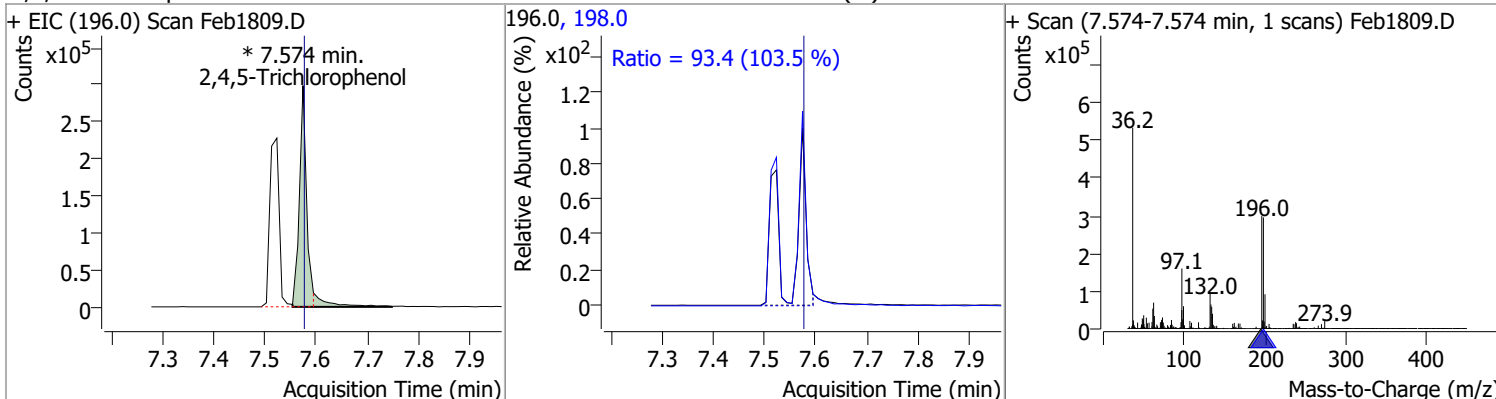
Compound	Conc.	RT	Dev(Min)	Resp.	QIon	QRatio	Lower	Upper
Hexachlorocyclopentadiene	73.3354	7.34	0.00	167582	234.9	64.7	45.2	84.0
					238.9	61.7	44.6	82.9



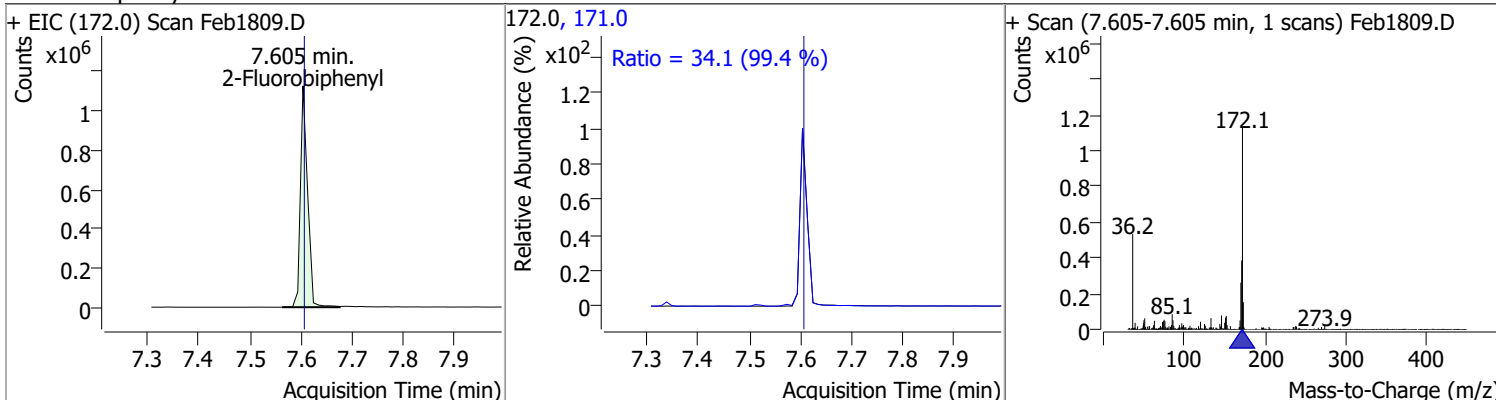
Compound	Conc.	RT	Dev(Min)	Resp.	QIon	QRatio	Lower	Upper
2,4,6-Trichlorophenol	72.3850	7.52	0.00	289067 (m)	198.0	97.3	67.6	125.5
					196.0	100.9		



Compound	Conc.	RT	Dev(Min)	Resp.	QIon	QRatio	Lower	Upper
2,4,5-Trichlorophenol	72.8614	7.57	0.00	325852 (m)	198.0	93.4	63.2	117.3
					196.0	103.5		

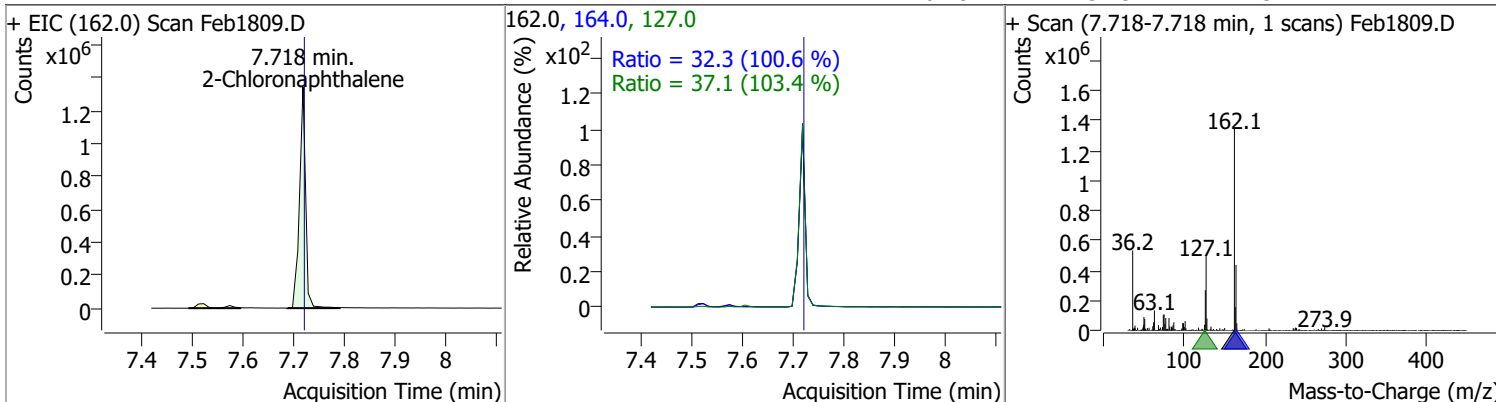


Compound	Conc.	RT	Dev(Min)	Resp.	QIon	QRatio	Lower	Upper
2-Fluorobiphenyl	67.6979	7.60	0.00	1100230	171.0	34.1	24.0	44.5
					172.0	99.4		

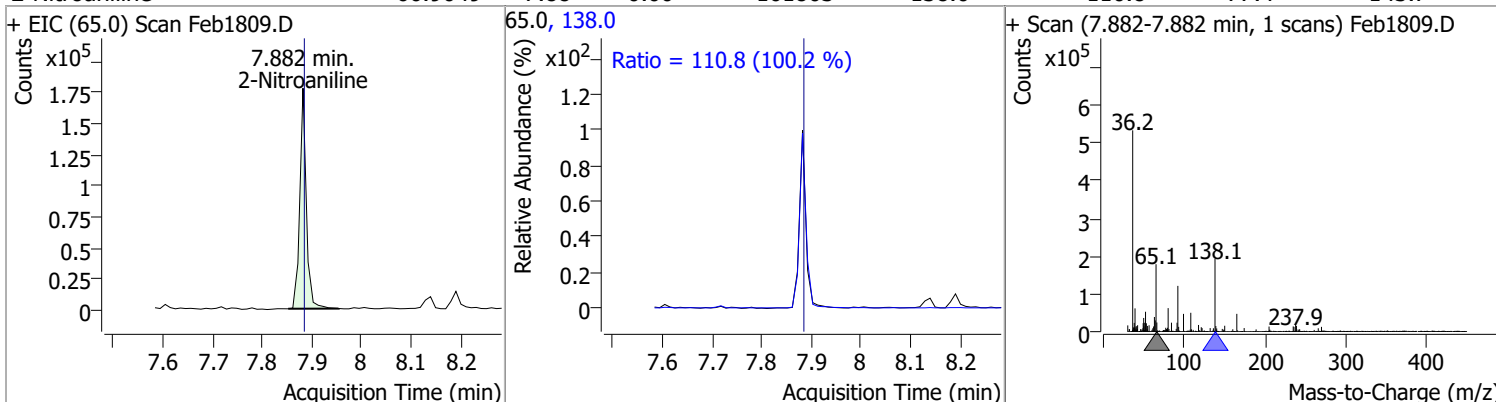


Quantitation Results Report (QT Reviewed)

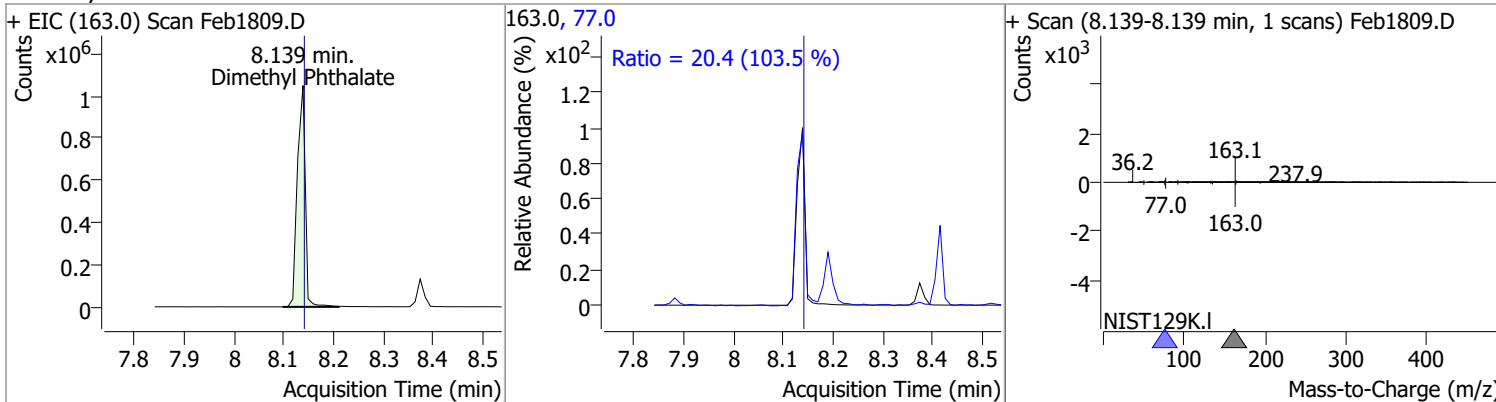
Compound	Conc.	RT	Dev(Min)	Resp.	QIon	QRatio	Lower	Upper
2-Chloronaphthalene	82.2466	7.72	0.00	1122871	127.0	37.1	25.1	46.7
					164.0	32.3	22.5	41.7



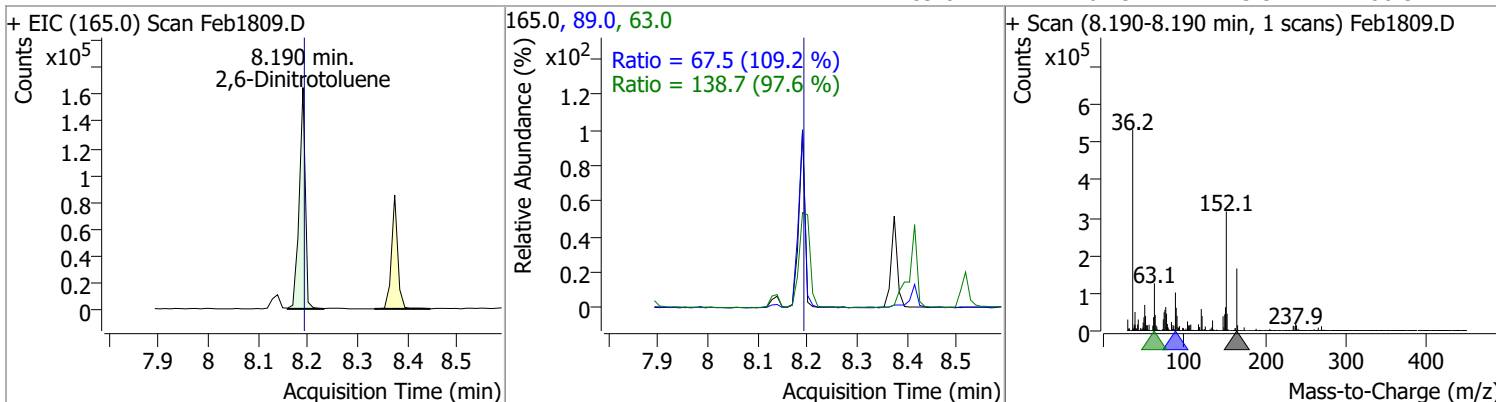
Compound	Conc.	RT	Dev(Min)	Resp.	QIon	QRatio	Lower	Upper
2-Nitroaniline	66.9049	7.88	0.00	161803	138.0	110.8	77.4	143.7



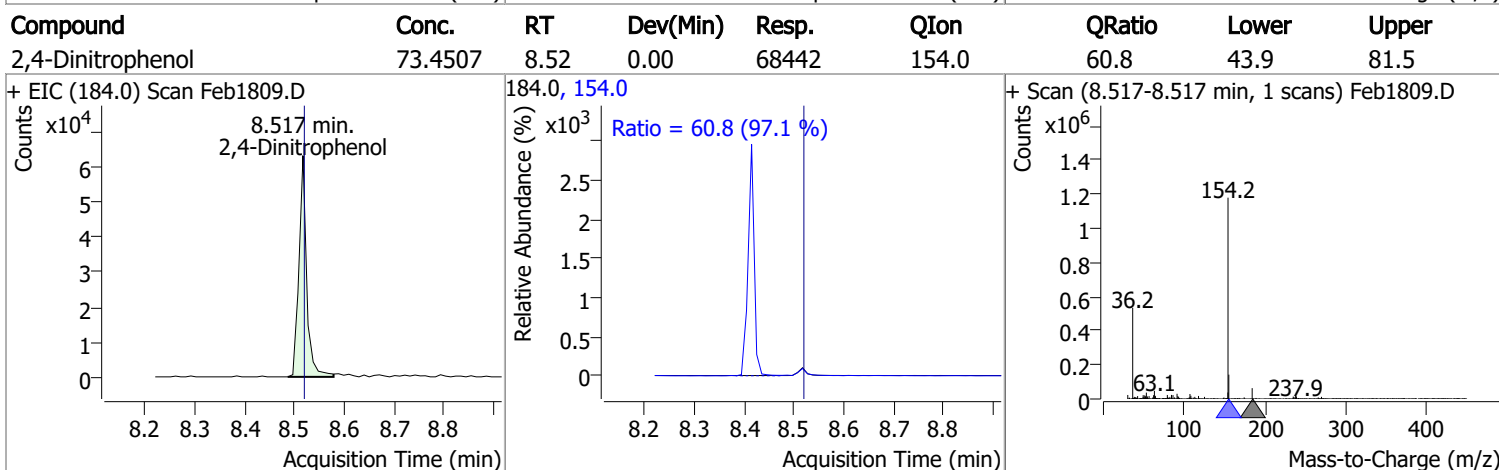
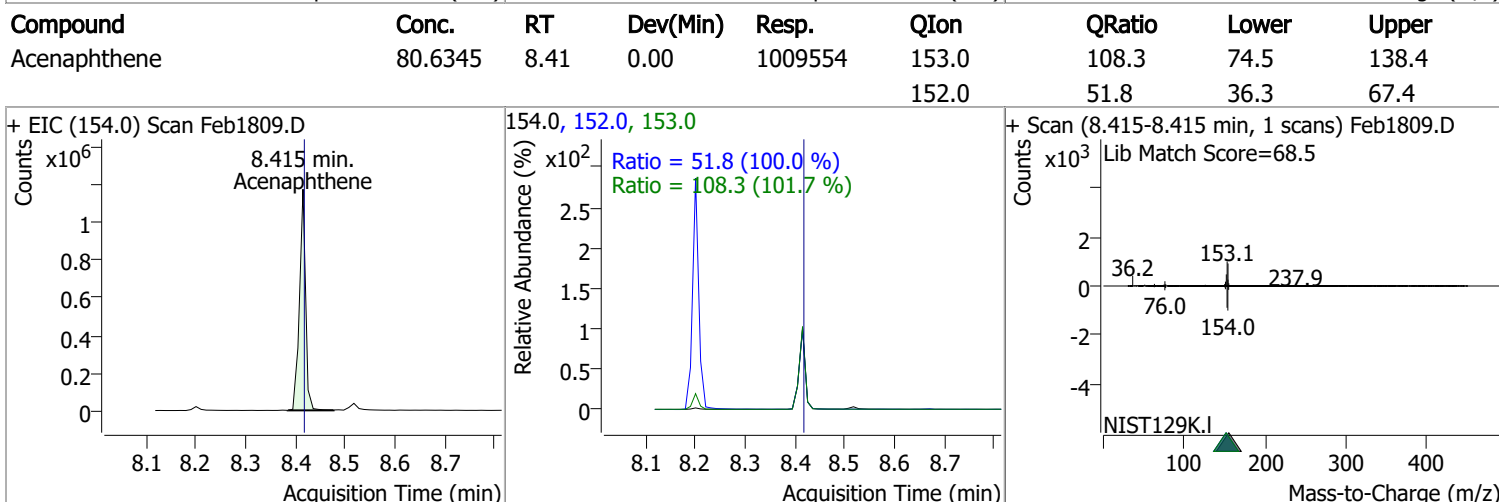
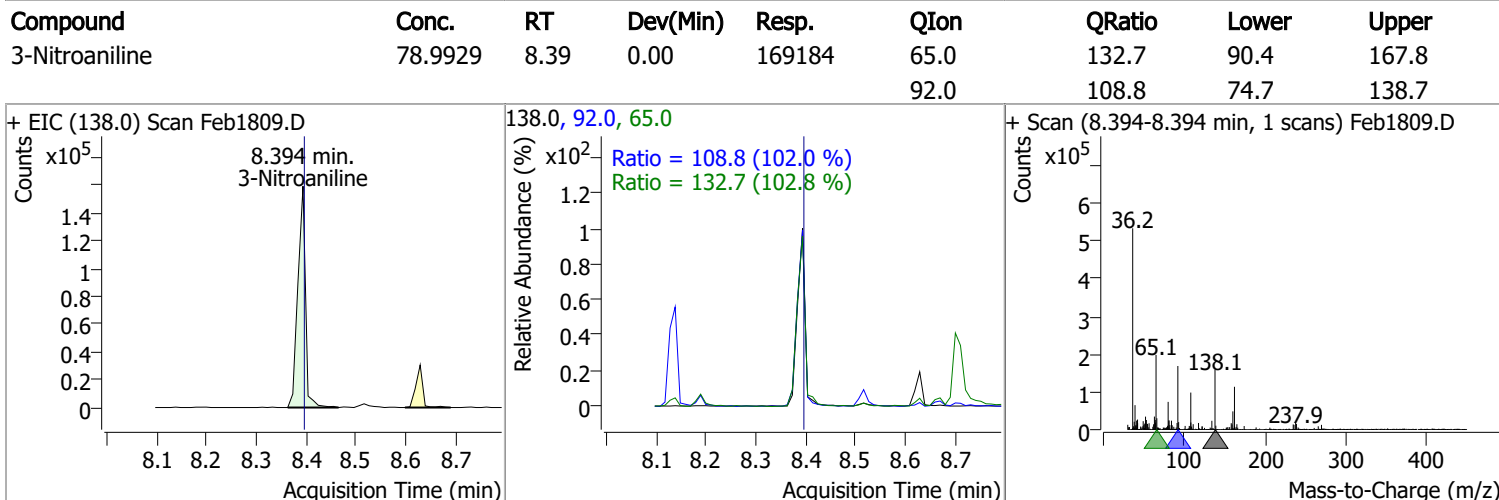
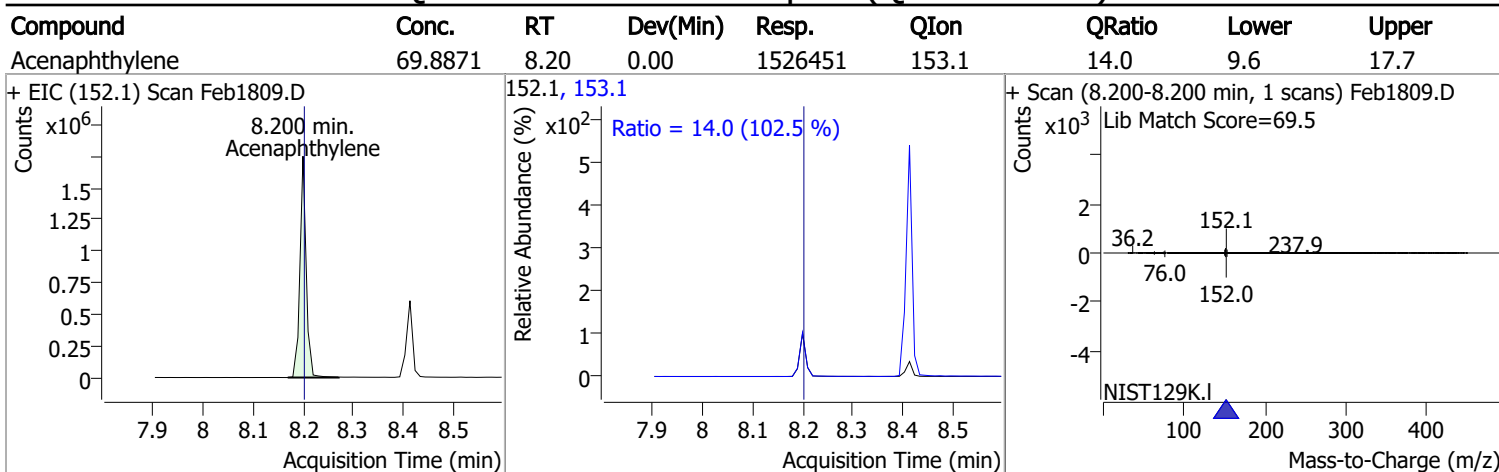
Compound	Conc.	RT	Dev(Min)	Resp.	QIon	QRatio	Lower	Upper
Dimethyl Phthalate	83.8145	8.14	0.00	1155106	77.0	20.4	13.8	25.7



Compound	Conc.	RT	Dev(Min)	Resp.	QIon	QRatio	Lower	Upper
2,6-Dinitrotoluene	74.3170	8.19	0.00	139972	63.0	138.7	99.5	184.8
					89.0	67.5	43.3	80.3

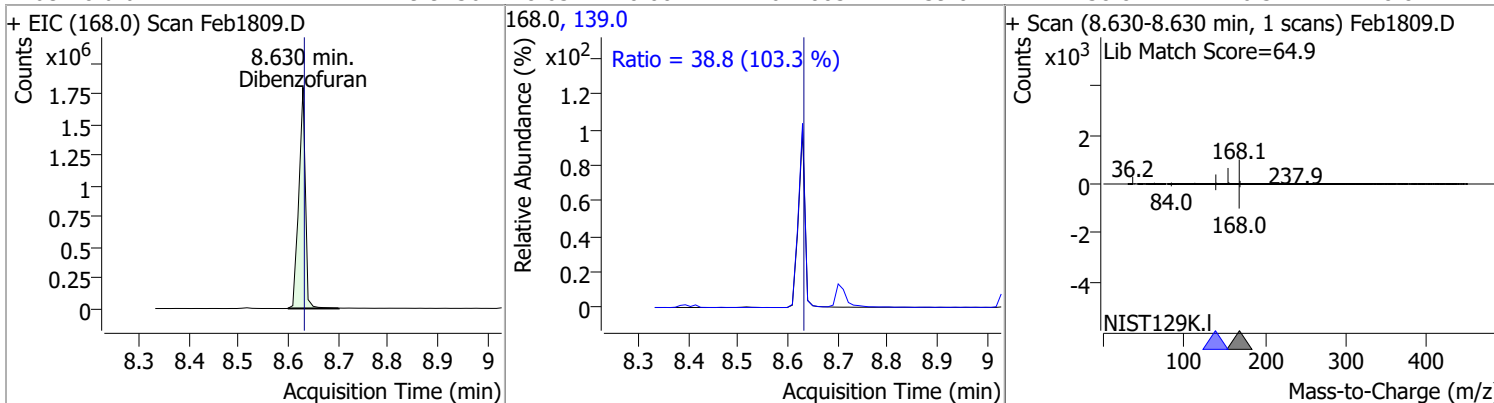


Quantitation Results Report (QT Reviewed)

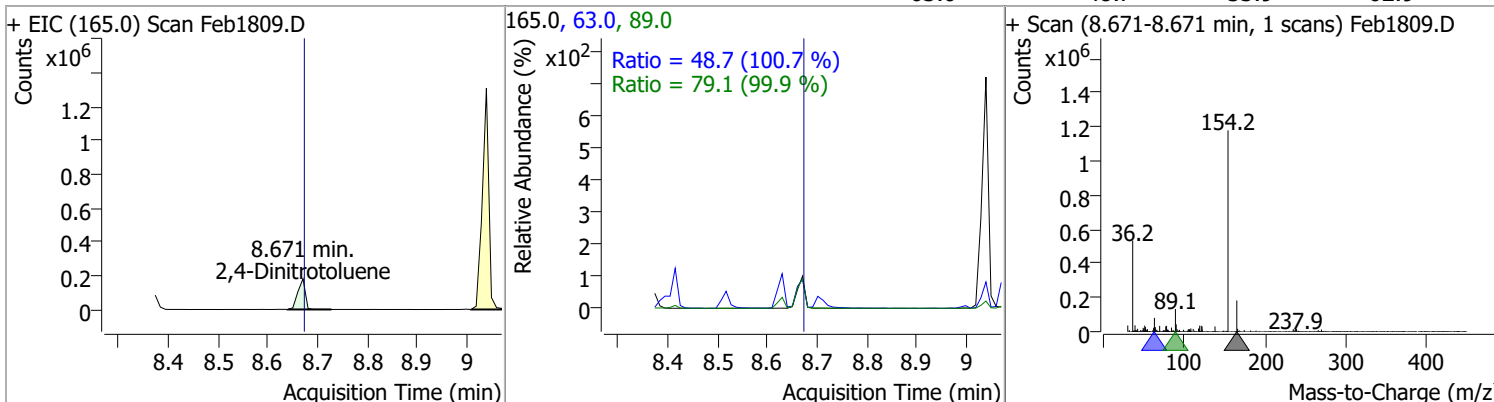


Quantitation Results Report (QT Reviewed)

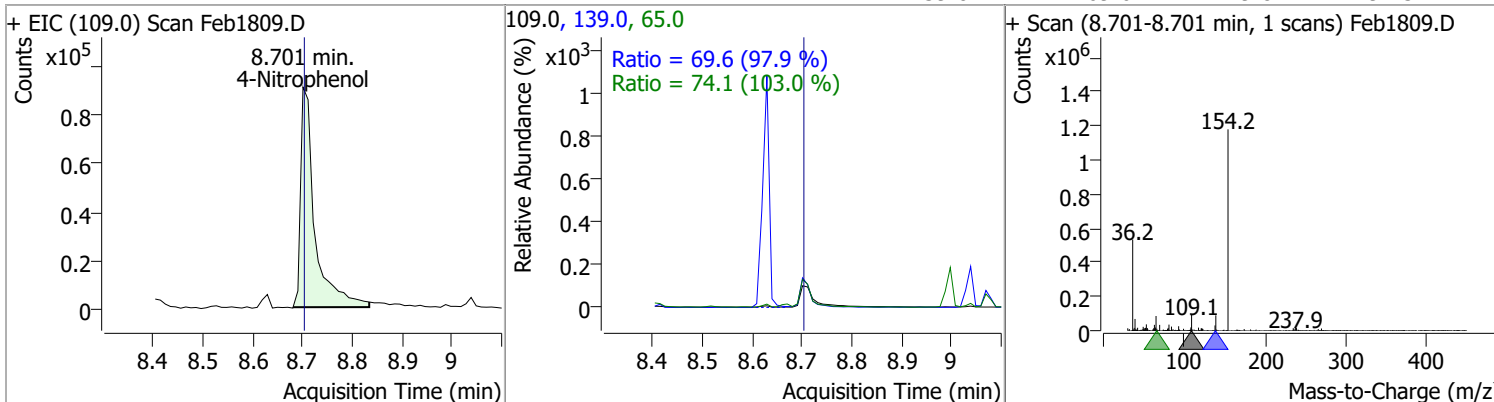
Compound	Conc.	RT	Dev(Min)	Resp.	QIon	QRatio	Lower	Upper
Dibenzofuran	79.9136	8.63	0.00	1641005	139.0	38.8	26.3	48.8



Compound	Conc.	RT	Dev(Min)	Resp.	QIon	QRatio	Lower	Upper
2,4-Dinitrotoluene	79.2675	8.67	0.00	186566	89.0	79.1	55.4	102.9
					63.0	48.7	33.9	62.9

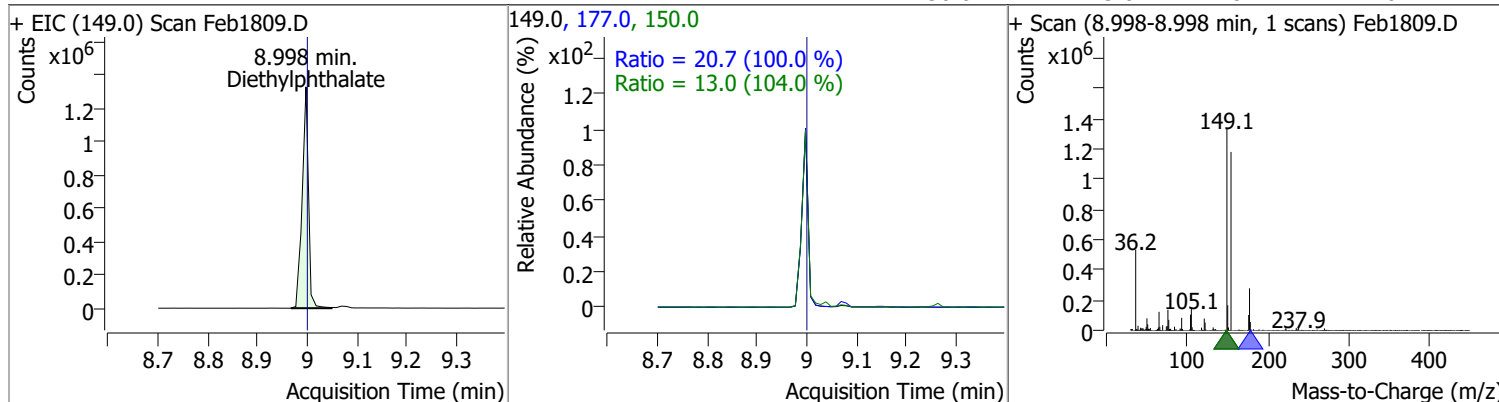


Compound	Conc.	RT	Dev(Min)	Resp.	QIon	QRatio	Lower	Upper
4-Nitrophenol	77.0307	8.70	0.00	178388	65.0	74.1	50.4	93.6
					139.0	69.6	49.8	92.5

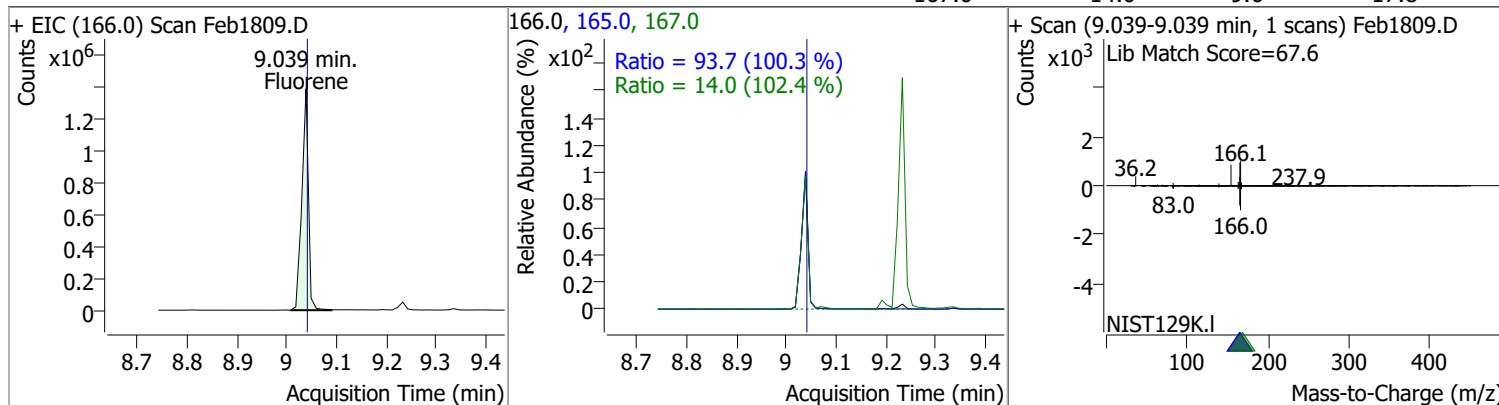


Quantitation Results Report (QT Reviewed)

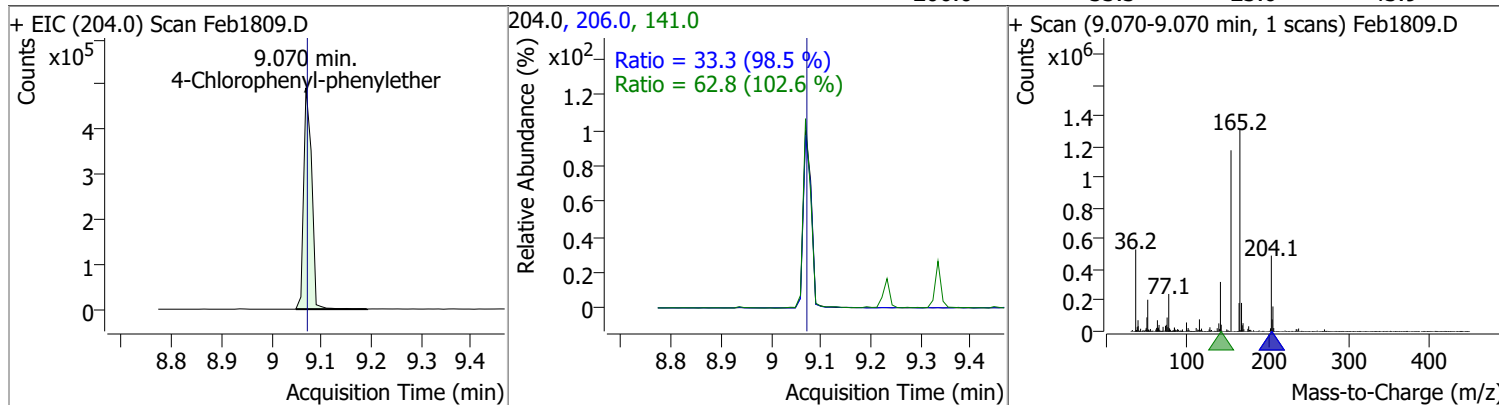
Compound	Conc.	RT	Dev(Min)	Resp.	QIon	QRatio	Lower	Upper
Diethylphthalate	81.6817	9.00	0.00	1166621	177.0	20.7	14.5	27.0
					150.0	13.0	8.7	16.2



Compound	Conc.	RT	Dev(Min)	Resp.	QIon	QRatio	Lower	Upper
Fluorene	76.9108	9.04	0.00	1266305	165.0	93.7	65.4	121.4
					167.0	14.0	9.6	17.8

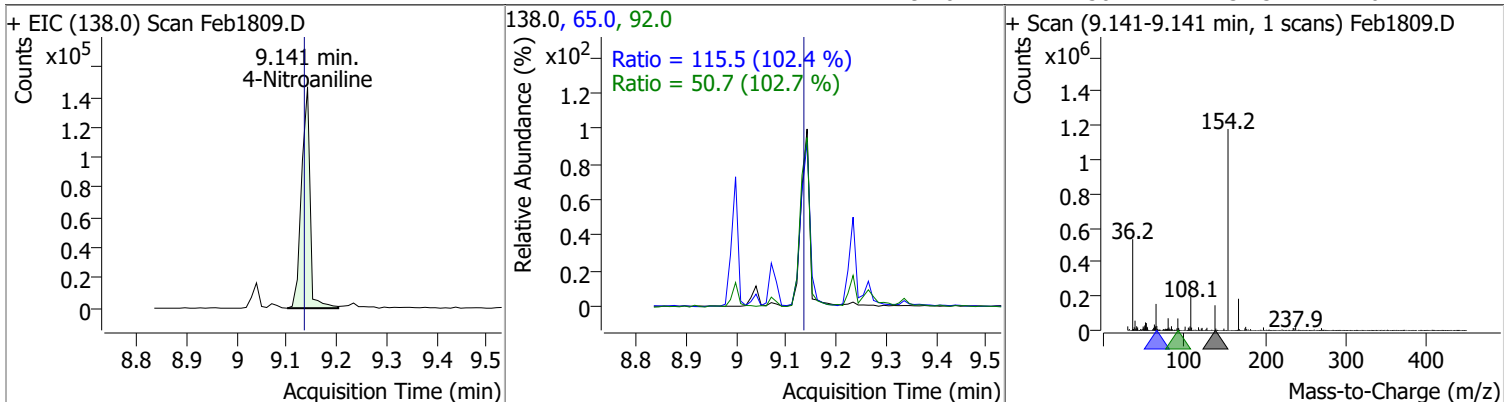


Compound	Conc.	RT	Dev(Min)	Resp.	QIon	QRatio	Lower	Upper
4-Chlorophenyl-phenylether	73.4968	9.07	0.00	542729	141.0	62.8	42.8	79.6
					206.0	33.3	23.6	43.9

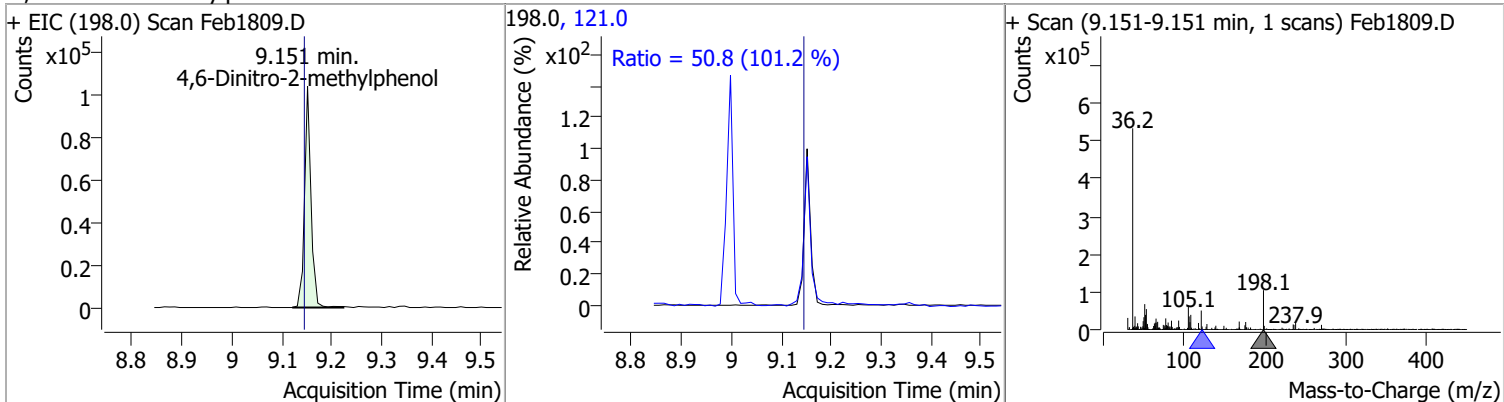


Quantitation Results Report (QT Reviewed)

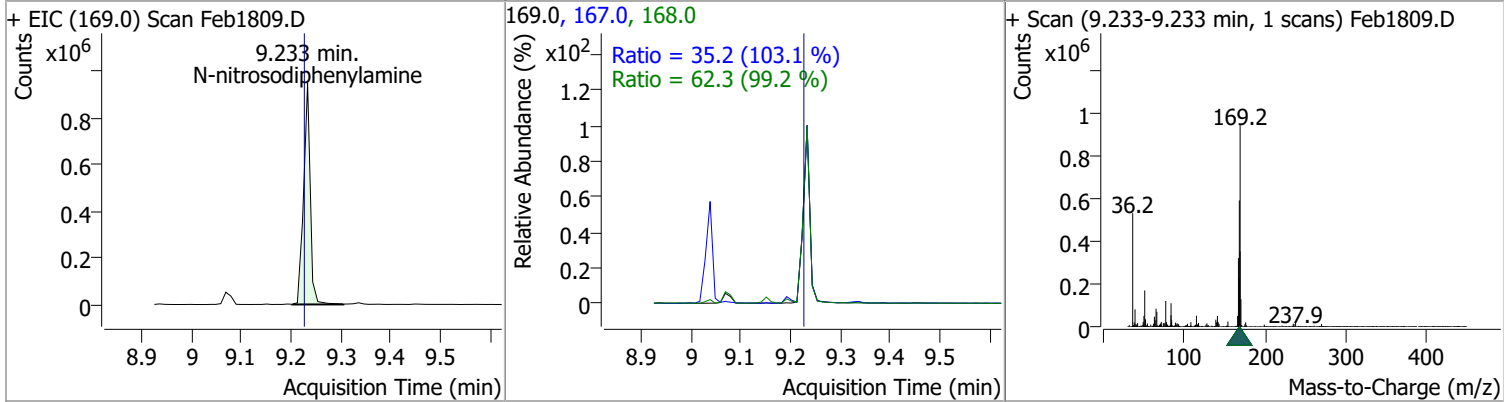
Compound	Conc.	RT	Dev(Min)	Resp.	QIon	QRatio	Lower	Upper
4-Nitroaniline	77.0022	9.14	0.00	174323	65.0	115.5	78.9	146.6
					92.0	50.7	34.5	64.1



Compound	Conc.	RT	Dev(Min)	Resp.	QIon	QRatio	Lower	Upper
4,6-Dinitro-2-methylphenol	69.9760	9.15	0.00	94058	121.0	50.8	35.1	65.3

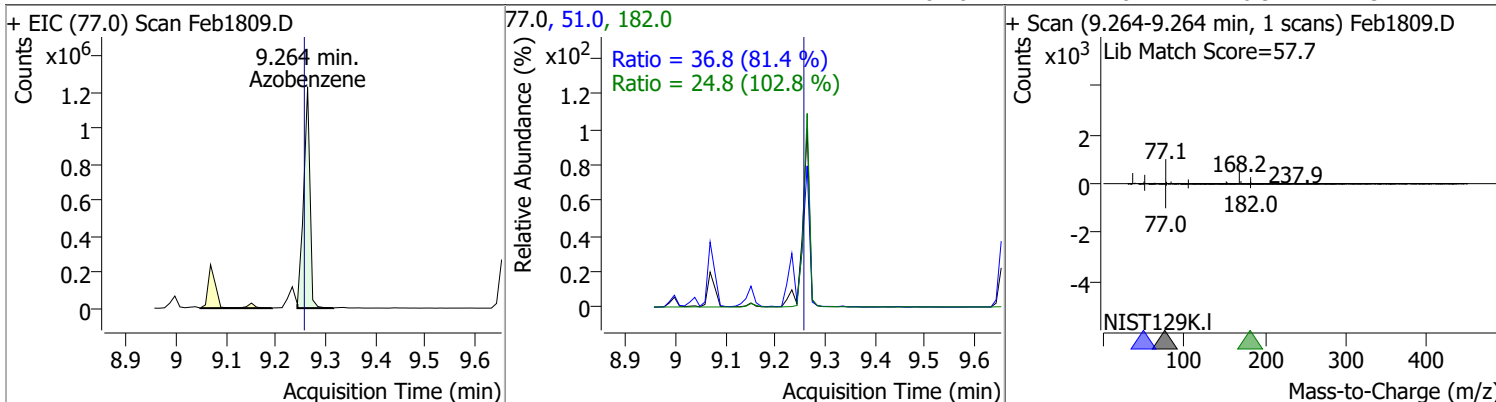


Compound	Conc.	RT	Dev(Min)	Resp.	QIon	QRatio	Lower	Upper
N-nitrosodiphenylamine	82.3616	9.23	0.00	880335	168.0	62.3	44.0	81.7
					167.0	35.2	23.9	44.3

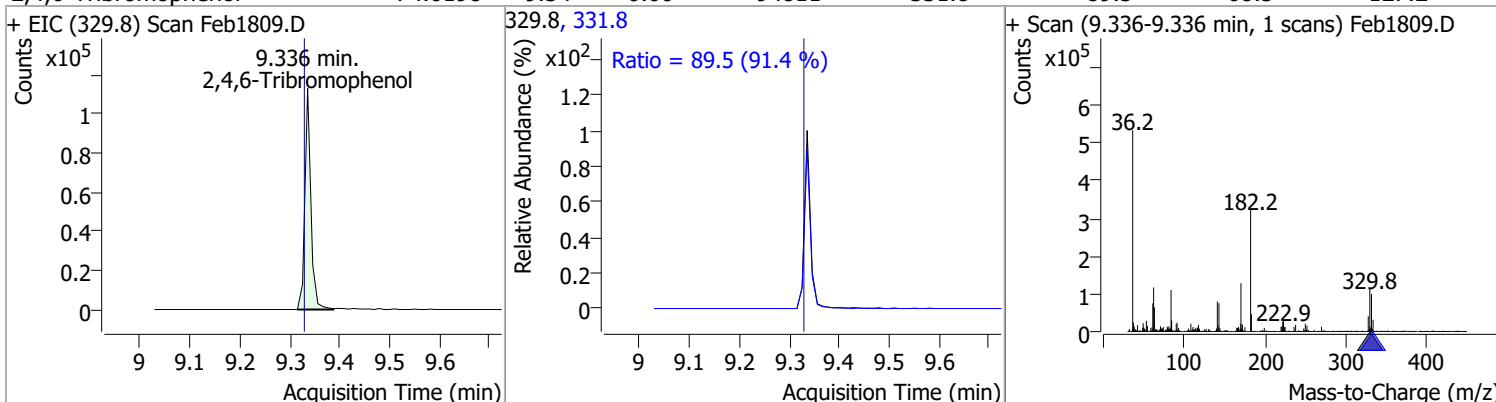


Quantitation Results Report (QT Reviewed)

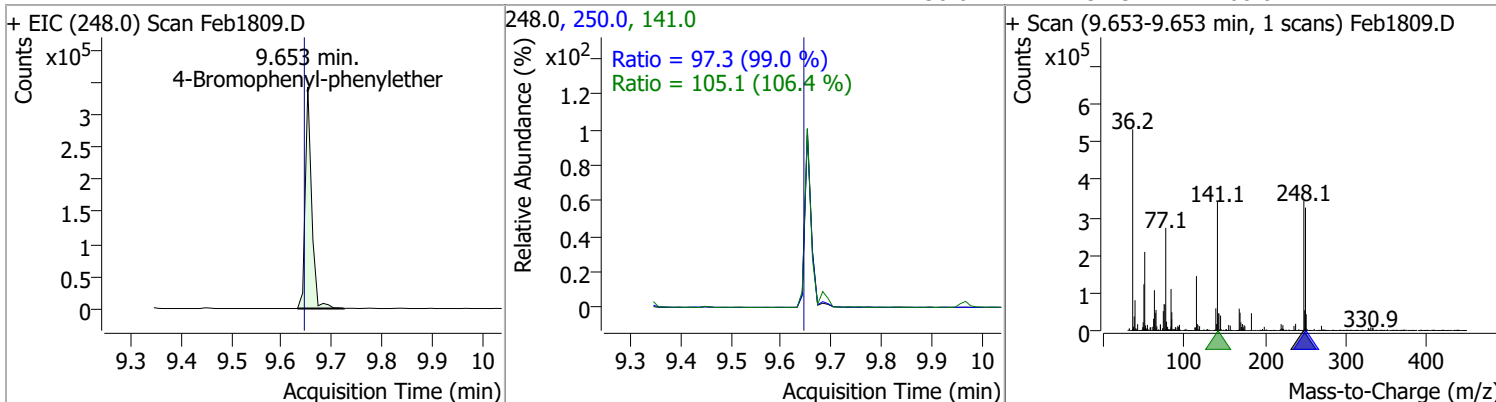
Compound	Conc.	RT	Dev(Min)	Resp.	QIon	QRatio	Lower	Upper
Azobenzene	77.2870	9.26	0.00	1088752	51.0	36.8	31.6	58.7
					182.0	24.8	16.9	31.4



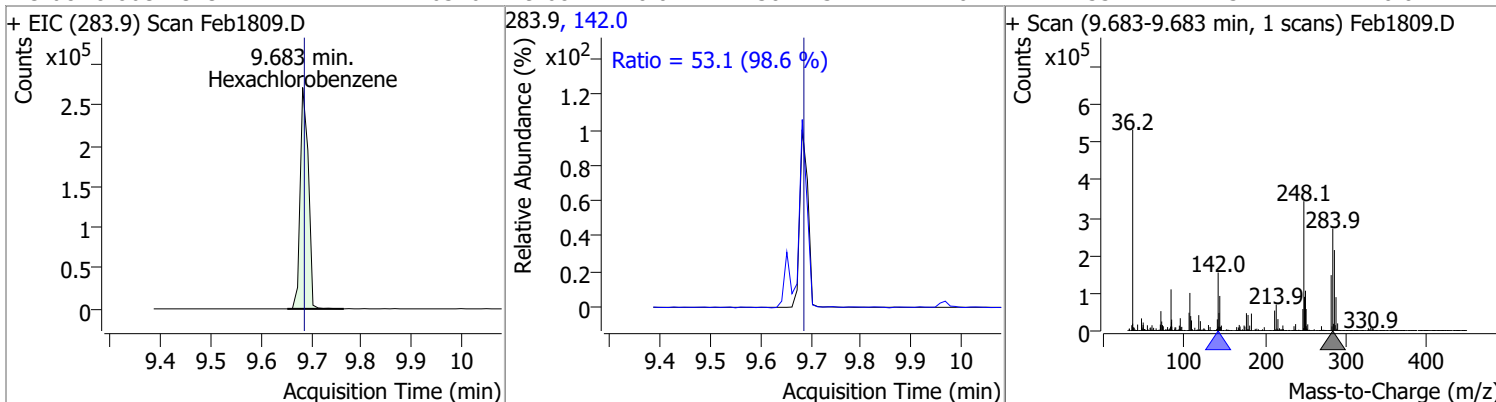
Compound	Conc.	RT	Dev(Min)	Resp.	QIon	QRatio	Lower	Upper
2,4,6-Tribromophenol	74.0198	9.34	0.00	94811	331.8	89.5	68.5	127.2



Compound	Conc.	RT	Dev(Min)	Resp.	QIon	QRatio	Lower	Upper
4-Bromophenyl-phenylether	75.6263	9.65	0.00	303382	141.0	105.1	69.1	128.4
					250.0	97.3	68.8	127.7

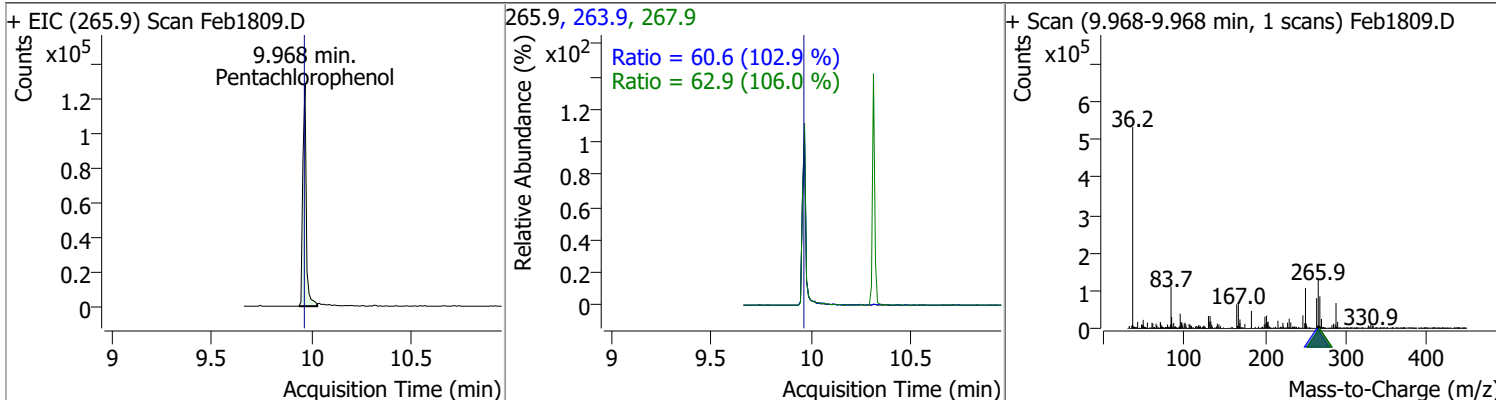


Compound	Conc.	RT	Dev(Min)	Resp.	QIon	QRatio	Lower	Upper
Hexachlorobenzene	74.6326	9.68	-0.01	307143	142.0	53.1	37.7	70.0

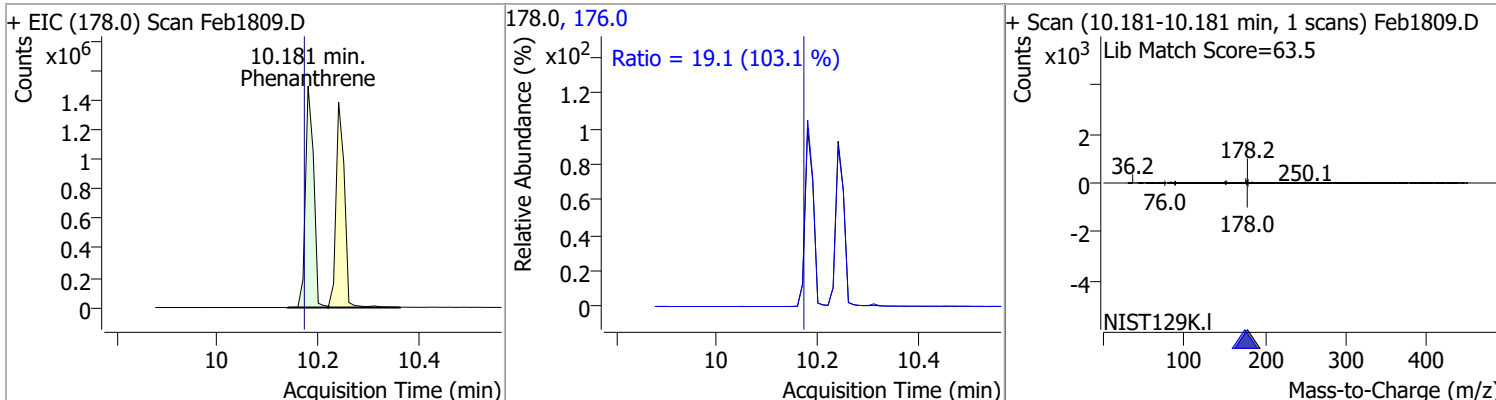


Quantitation Results Report (QT Reviewed)

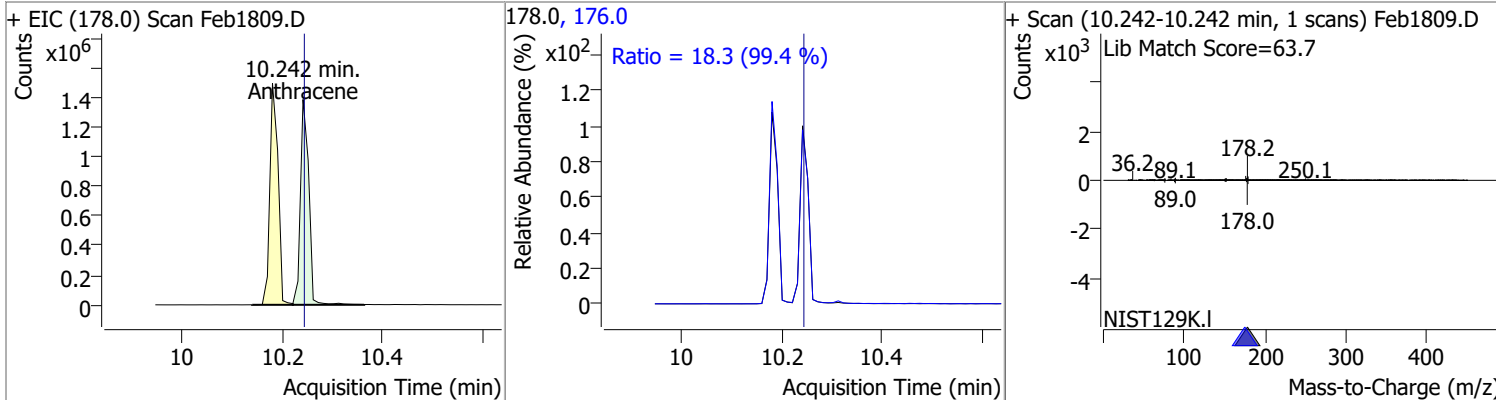
Compound	Conc.	RT	Dev(Min)	Resp.	QIon	QRatio	Lower	Upper
Pentachlorophenol	80.7752	9.97	0.00	154444	267.9	62.9	41.5	77.2
					263.9	60.6	41.2	76.6



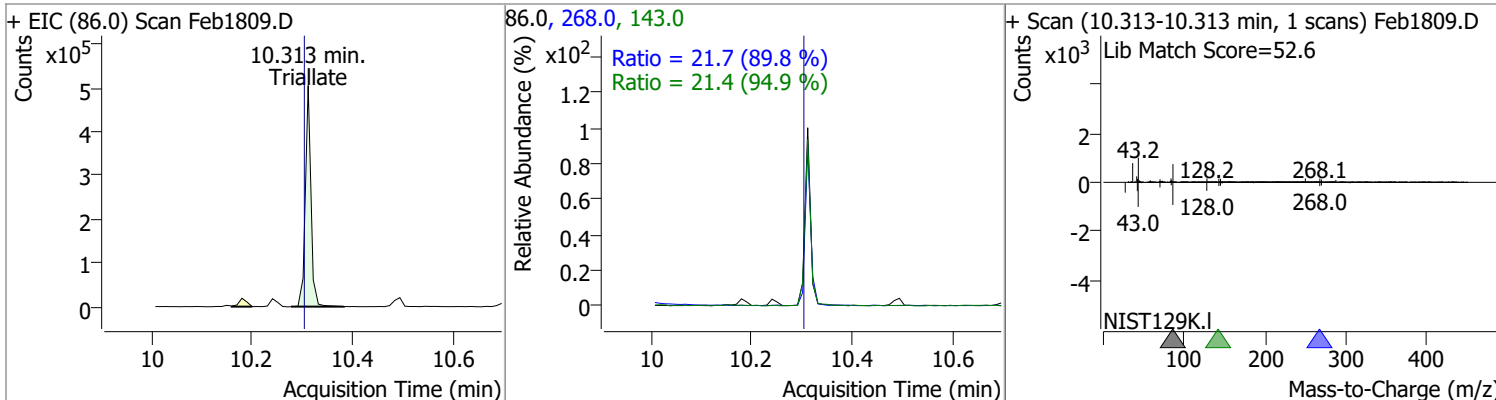
Compound	Conc.	RT	Dev(Min)	Resp.	QIon	QRatio	Lower	Upper
Phenanthrene	75.7953	10.18	0.00	1690096	176.0	19.1	13.0	24.1
					178.0	19.1	13.0	24.1



Compound	Conc.	RT	Dev(Min)	Resp.	QIon	QRatio	Lower	Upper
Anthracene	76.1040	10.24	-0.01	1595291	176.0	18.3	12.9	23.9
					178.0	18.3	12.9	23.9

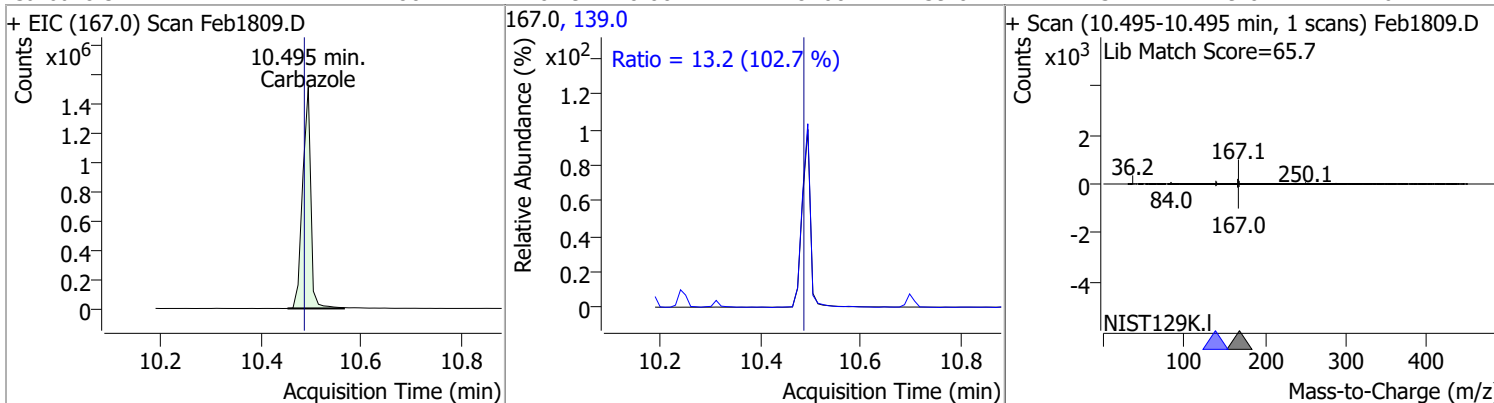


Compound	Conc.	RT	Dev(Min)	Resp.	QIon	QRatio	Lower	Upper
Triallate	78.3979	10.31	0.00	390681	268.0	21.7	16.9	31.4
					143.0	21.4	15.8	29.3

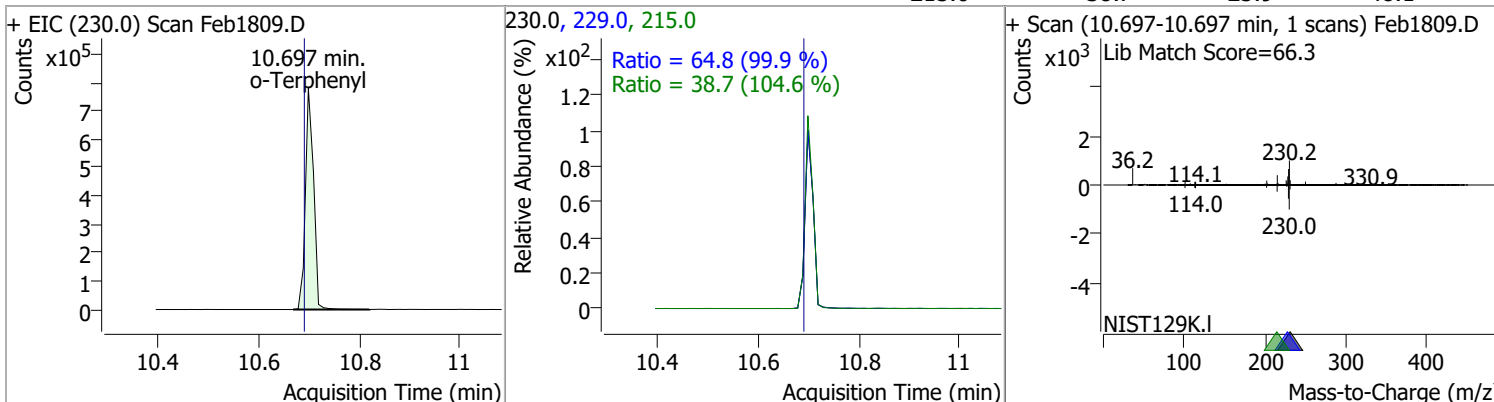


Quantitation Results Report (QT Reviewed)

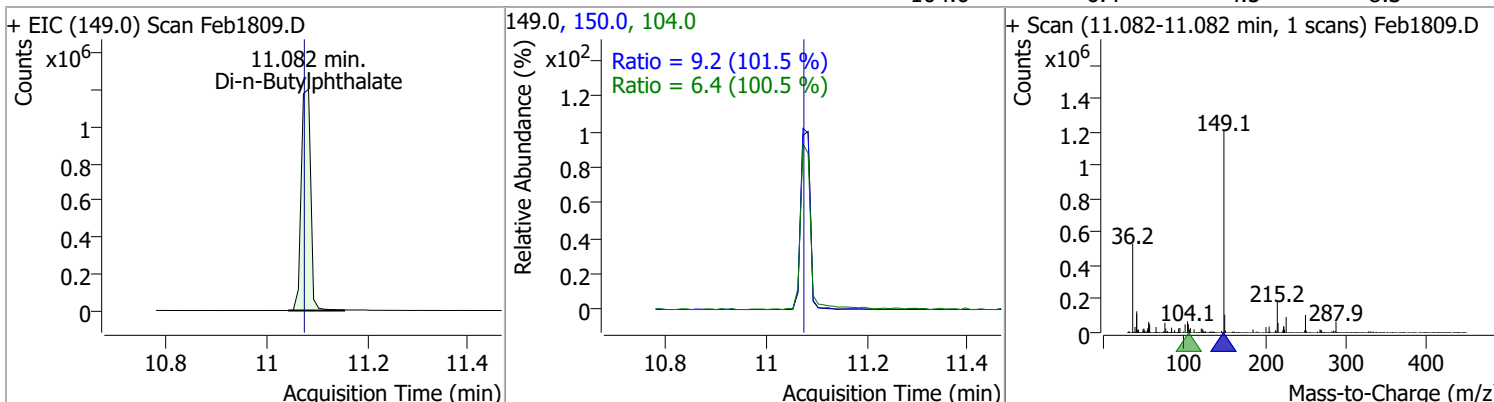
Compound	Conc.	RT	Dev(Min)	Resp.	QIon	QRatio	Lower	Upper
Carbazole	80.7772	10.49	0.00	1718160	139.0	13.2	9.0	16.7



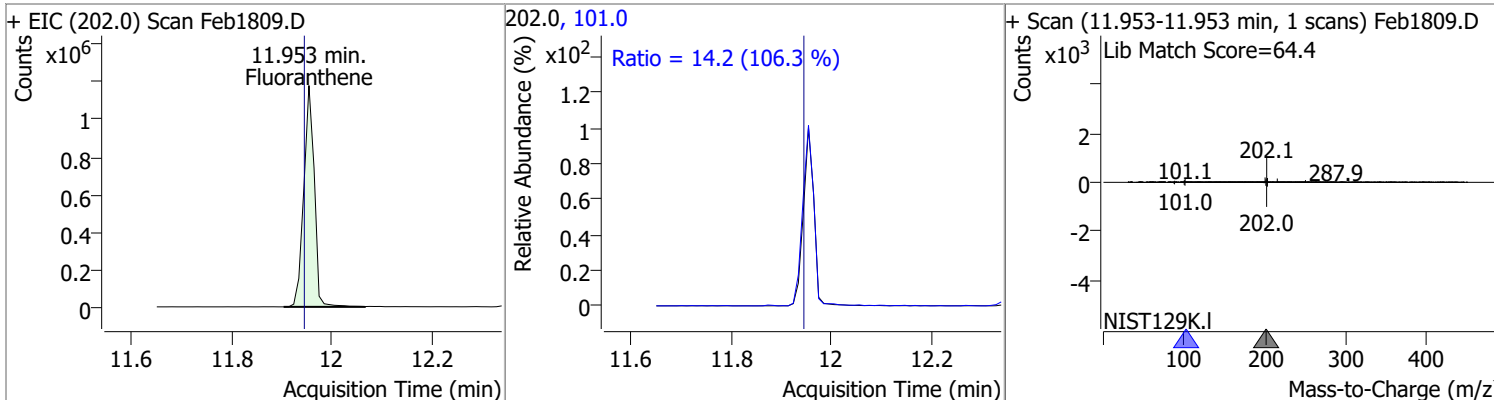
o-Terphenyl	74.5678	10.70	0.00	880627	229.0	64.8	45.4	84.3
					215.0	38.7	25.9	48.1



Di-n-Butylphthalate	79.0134	11.08	0.00	1581866	150.0	9.2	6.3	11.8
					104.0	6.4	4.5	8.3

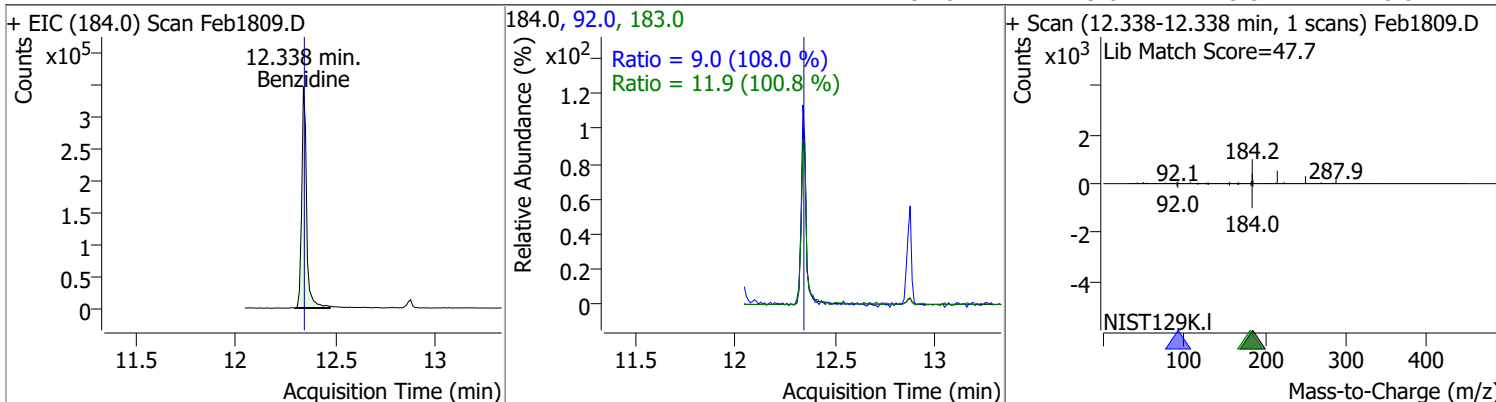


Fluoranthene	77.6312	11.95	0.00	1727903	101.0	14.2	9.4	17.4
--------------	---------	-------	------	---------	-------	------	-----	------

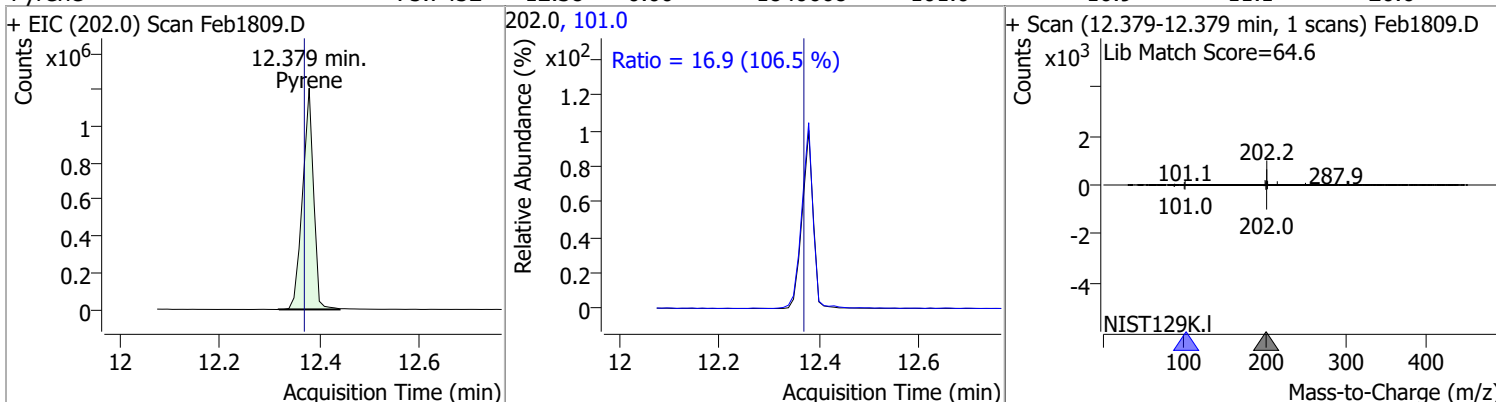


Quantitation Results Report (QT Reviewed)

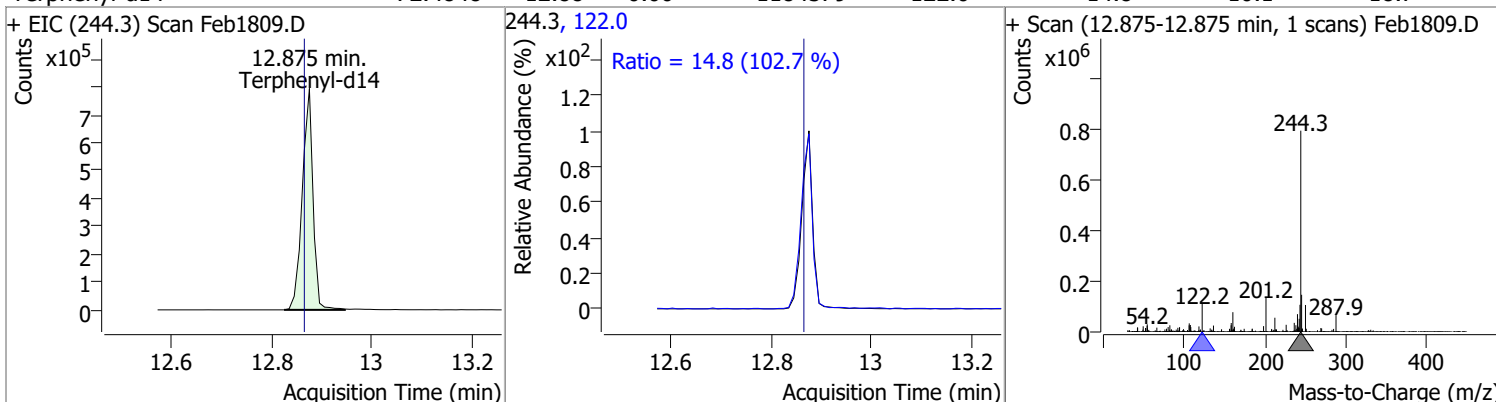
Compound	Conc.	RT	Dev(Min)	Resp.	QIon	QRatio	Lower	Upper
Benzidine	75.0213	12.34	-0.01	590851	183.0	11.9	8.3	15.4
					92.0	9.0	5.8	10.8



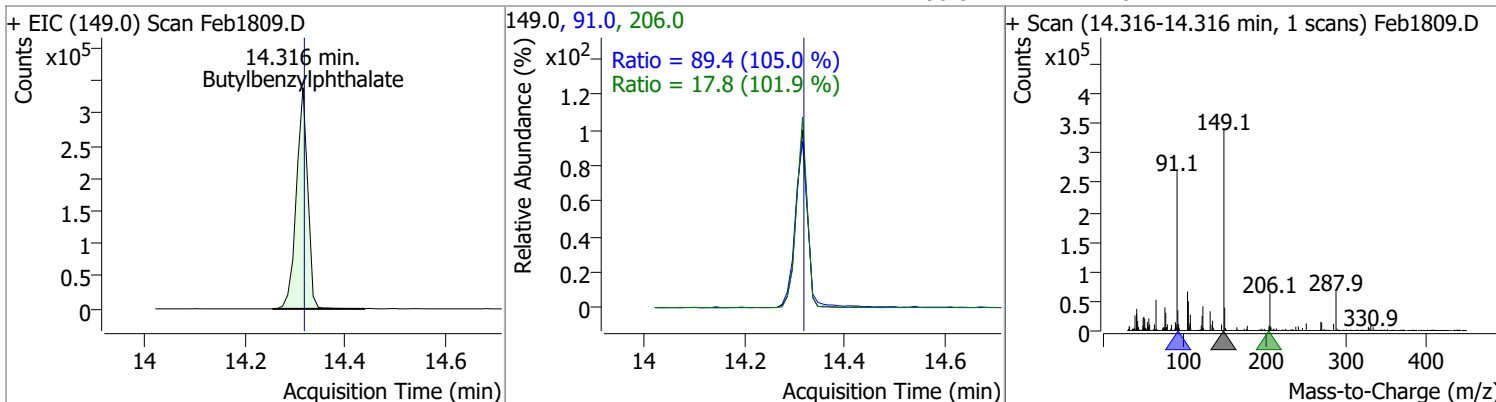
Compound	Conc.	RT	Dev(Min)	Resp.	QIon	QRatio	Lower	Upper
Pyrene	75.7452	12.38	0.00	1840668	101.0	16.9	11.1	20.6



Compound	Conc.	RT	Dev(Min)	Resp.	QIon	QRatio	Lower	Upper
Terphenyl-d14	72.4848	12.88	0.00	1184579	122.0	14.8	10.1	18.7

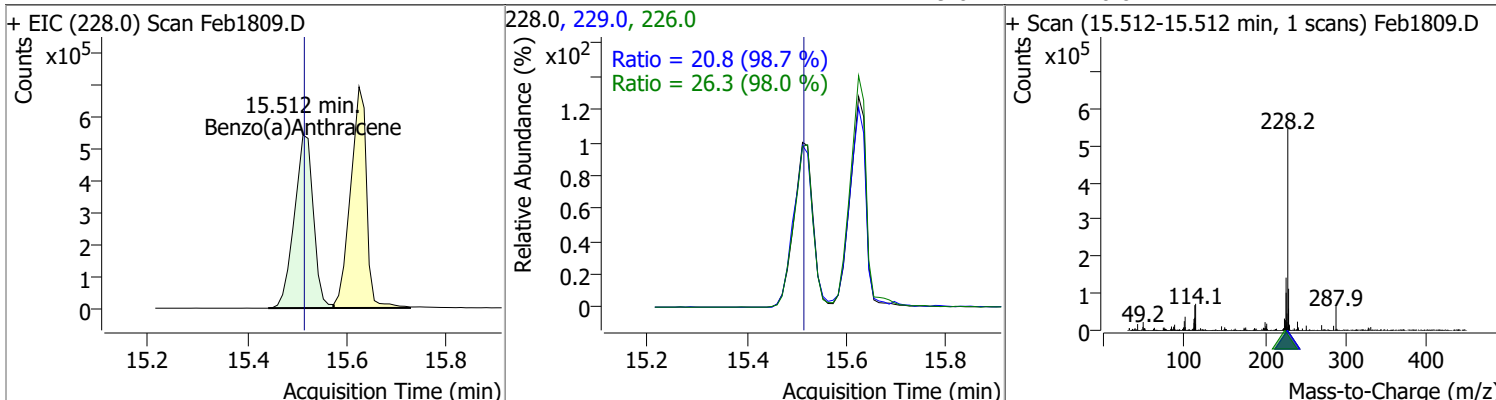


Compound	Conc.	RT	Dev(Min)	Resp.	QIon	QRatio	Lower	Upper
Butylbenzylphthalate	80.5784	14.32	0.00	535896	91.0	89.4	59.6	110.6
					206.0	17.8	12.2	22.7

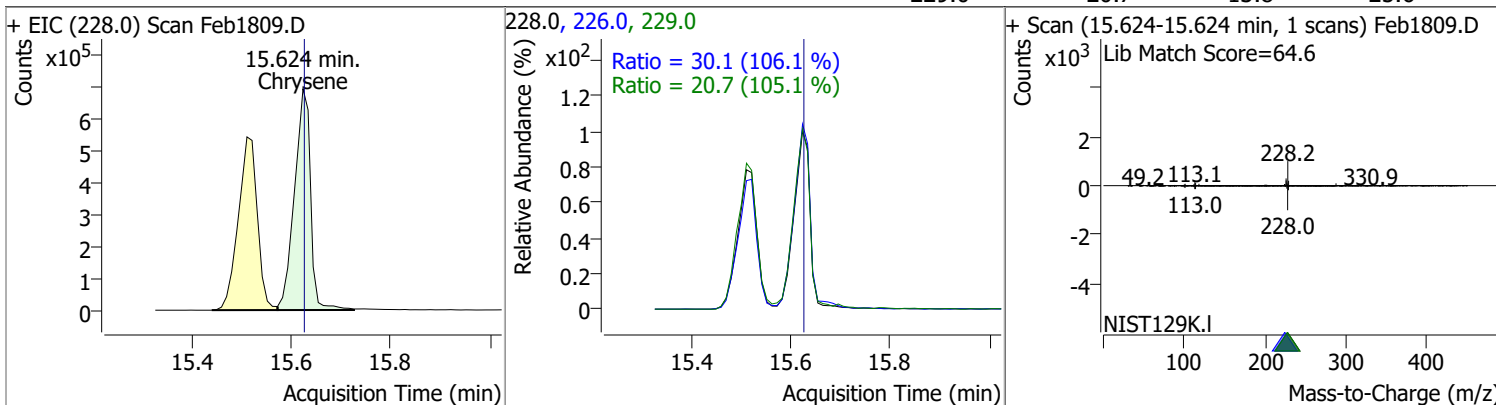


Quantitation Results Report (QT Reviewed)

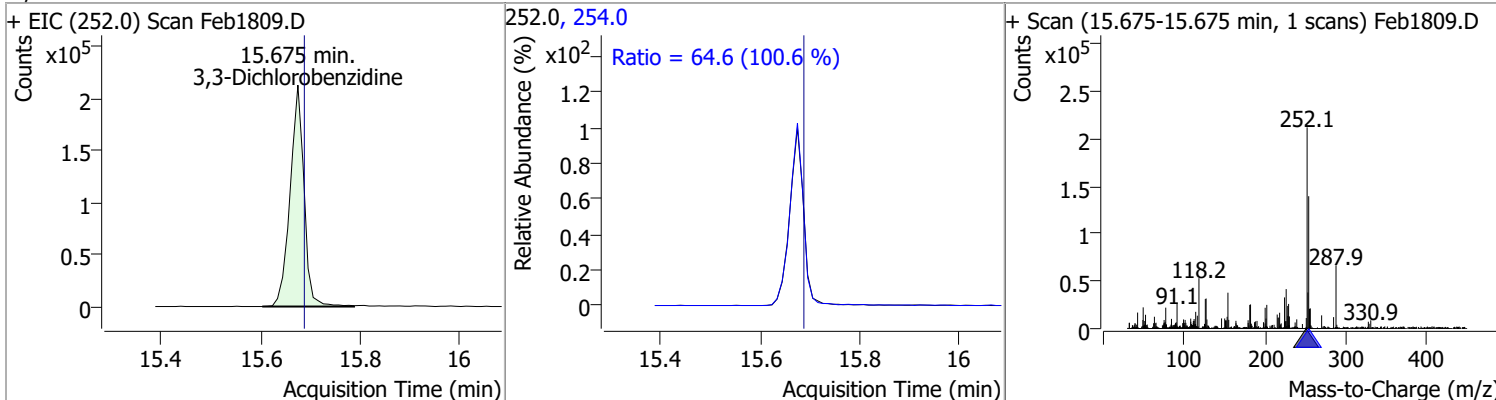
Compound	Conc.	RT	Dev(Min)	Resp.	QIon	QRatio	Lower	Upper
Benzo(a)Anthracene	82.3594	15.51	0.00	1445216	226.0	26.3	18.8	34.9
					229.0	20.8	14.7	27.4



Compound	Conc.	RT	Dev(Min)	Resp.	QIon	QRatio	Lower	Upper
Chrysene	79.3013	15.62	0.00	1558124	226.0	30.1	19.9	36.9
					229.0	20.7	13.8	25.6

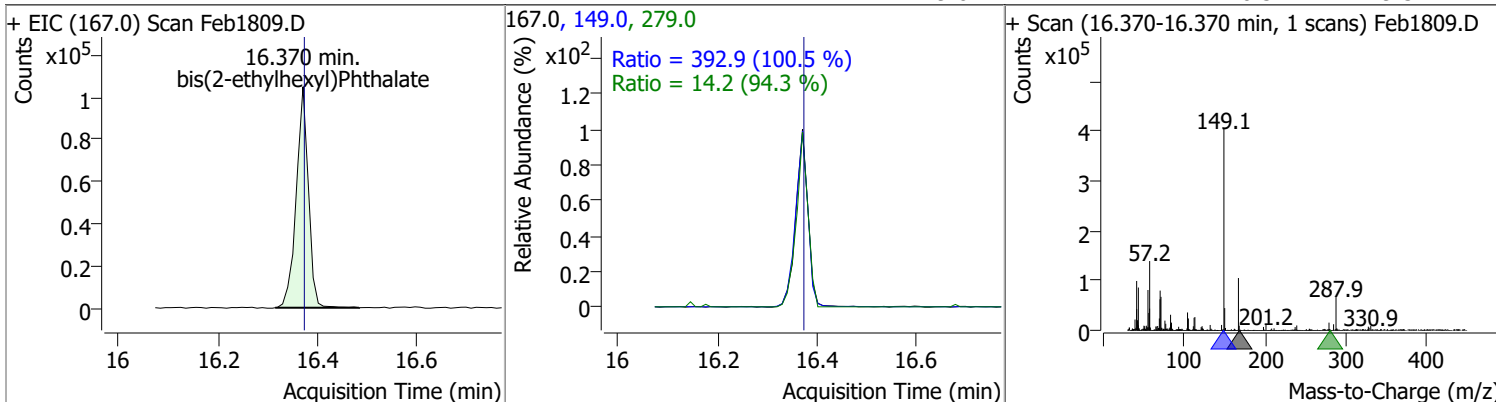


Compound	Conc.	RT	Dev(Min)	Resp.	QIon	QRatio	Lower	Upper
3,3-Dichlorobenzidine	67.7817	15.68	-0.01	412447	254.0	64.6	44.9	83.4

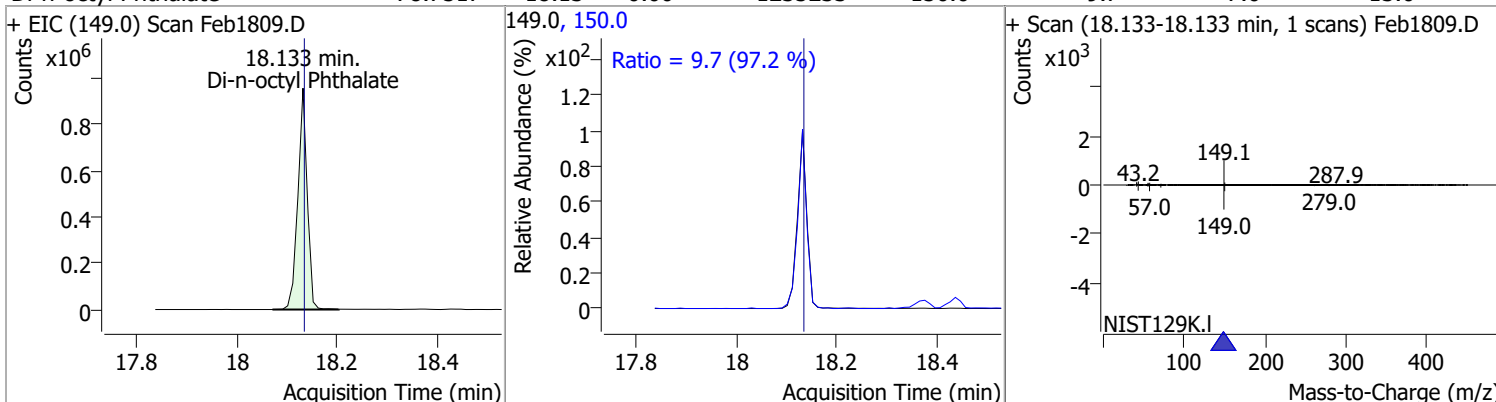


Quantitation Results Report (QT Reviewed)

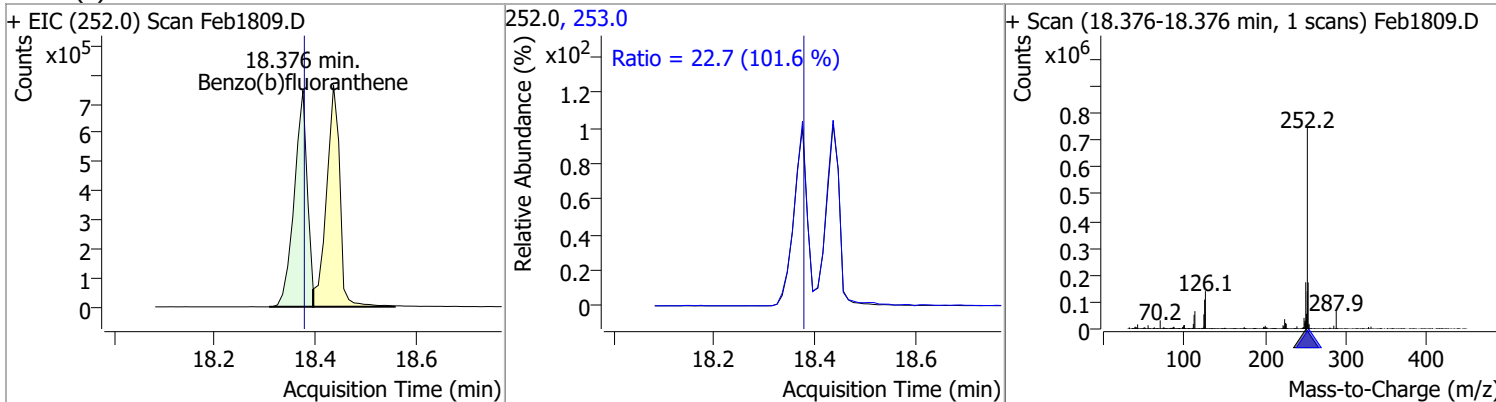
Compound	Conc.	RT	Dev(Min)	Resp.	QIon	QRatio	Lower	Upper
bis(2-ethylhexyl)Phthalate	78.2900	16.37	0.00	177710	149.0	392.9	273.6	508.0
					279.0	14.2	10.5	19.5



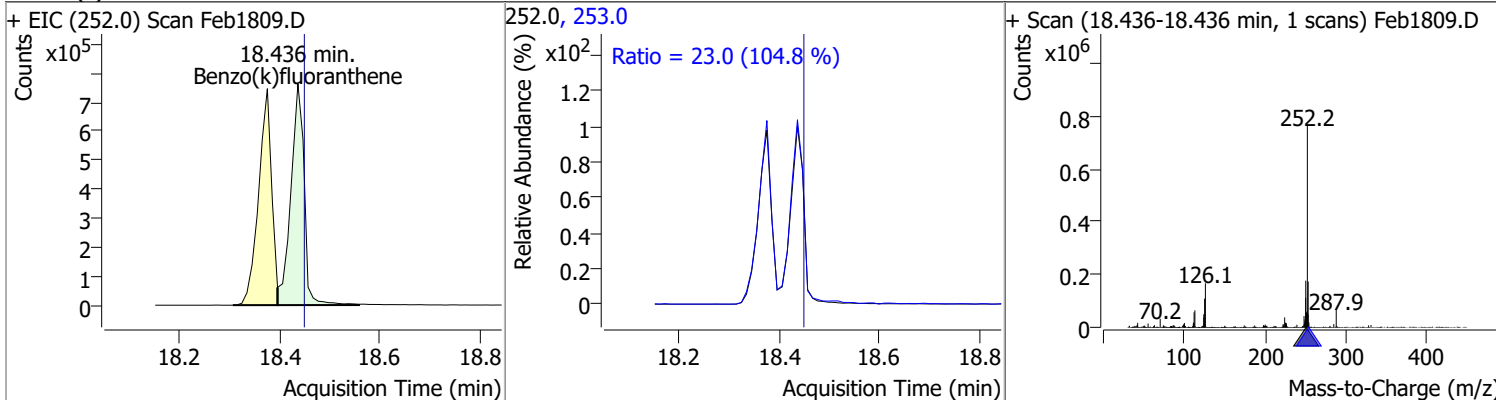
Compound	Conc.	RT	Dev(Min)	Resp.	QIon	QRatio	Lower	Upper
Di-n-octyl Phthalate	78.7517	18.13	0.00	1235233	150.0	9.7	7.0	13.0
					149.0	Ratio = 9.7 (97.2 %)		



Compound	Conc.	RT	Dev(Min)	Resp.	QIon	QRatio	Lower	Upper
Benzo(b)fluoranthene	77.1232	18.38	0.00	1337400	253.0	22.7	15.6	29.0
					252.0	Ratio = 22.7 (101.6 %)		

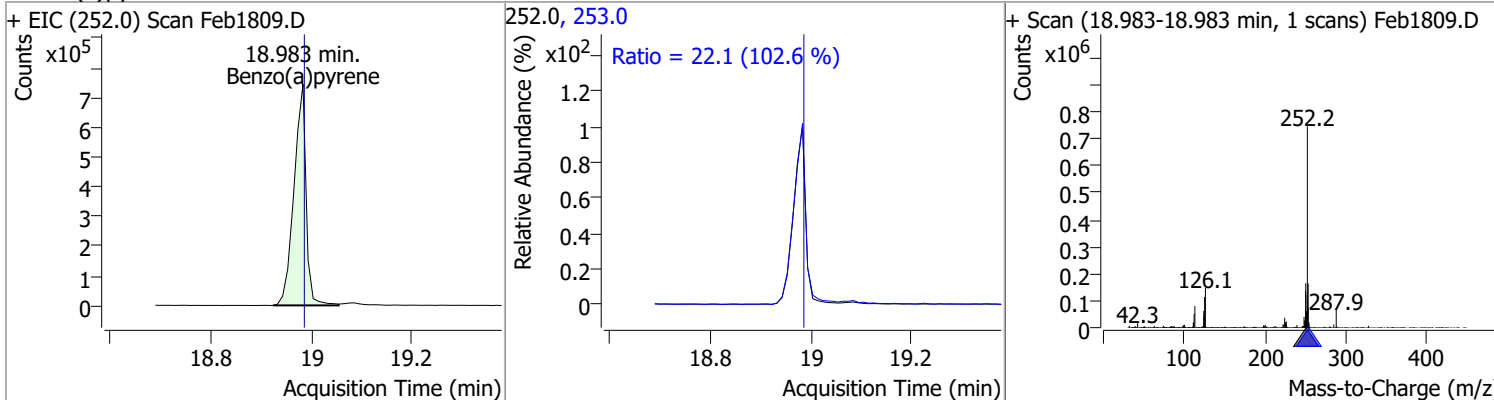


Compound	Conc.	RT	Dev(Min)	Resp.	QIon	QRatio	Lower	Upper
Benzo(k)fluoranthene	76.8826	18.44	-0.01	1401698	253.0	23.0	15.4	28.6
					252.0	Ratio = 23.0 (104.8 %)		

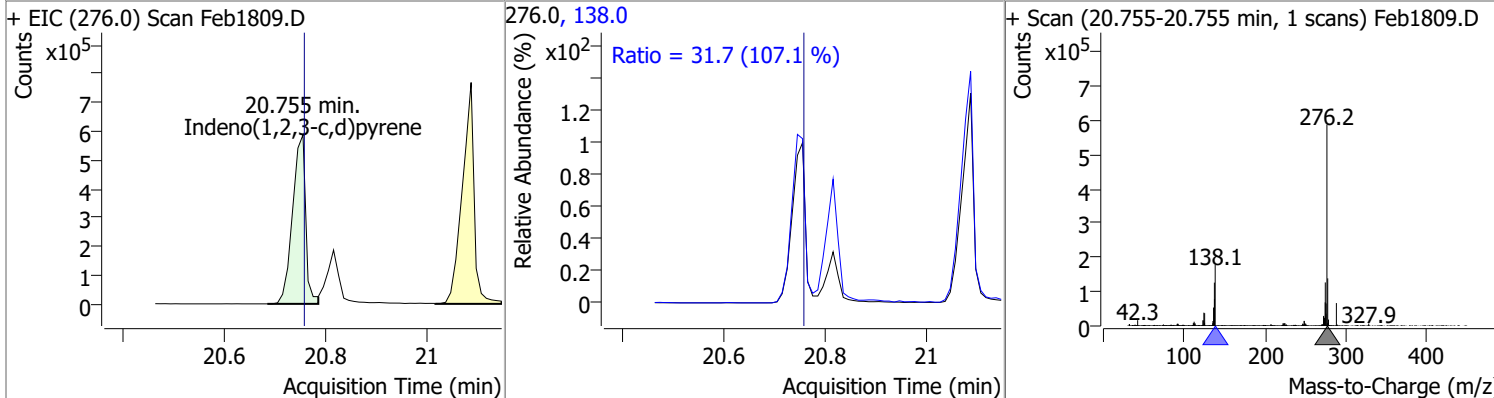


Quantitation Results Report (QT Reviewed)

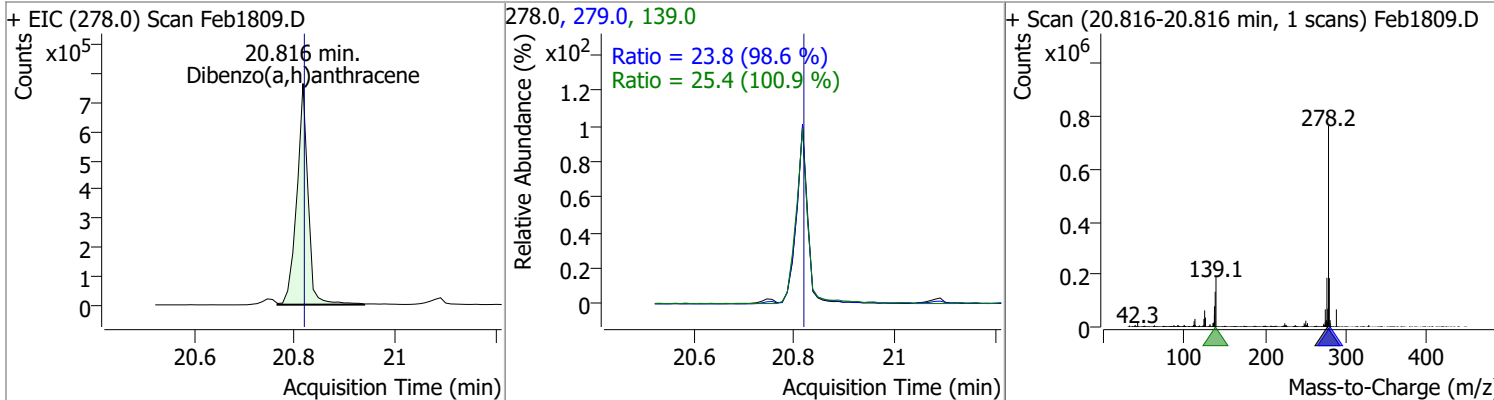
Compound	Conc.	RT	Dev(Min)	Resp.	QIon	QRatio	Lower	Upper
Benzo(a)pyrene	75.6708	18.98	0.00	1242141	253.0	22.1	15.1	28.0



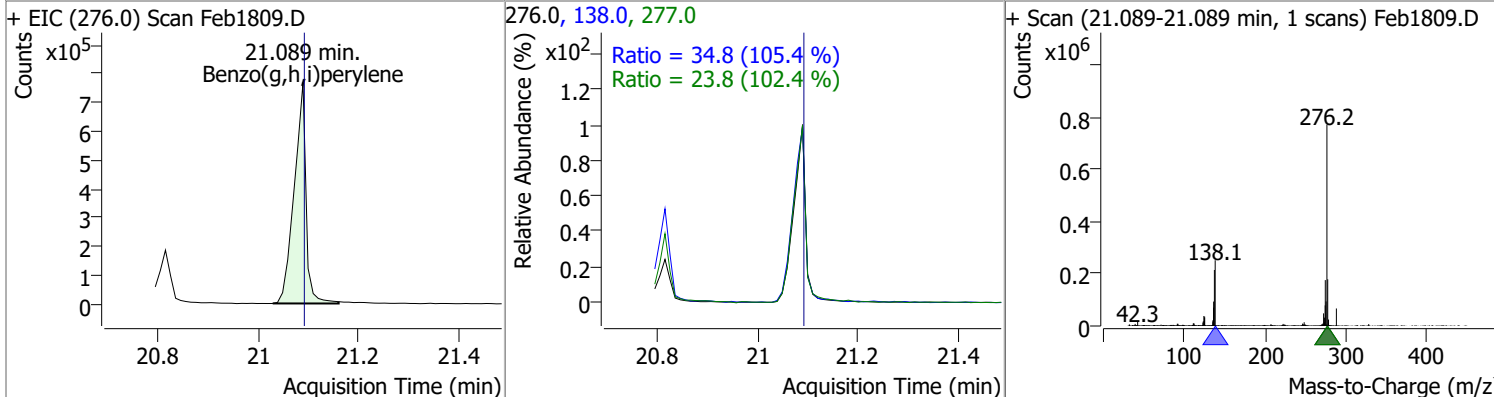
Compound	Conc.	RT	Dev(Min)	Resp.	QIon	QRatio	Lower	Upper
Indeno(1,2,3-c,d)pyrene	76.8896	20.76	0.00	1059011	138.0	31.7	20.7	38.5



Compound	Conc.	RT	Dev(Min)	Resp.	QIon	QRatio	Lower	Upper
Dibenzo(a,h)anthracene	79.0840	20.82	0.00	1185669	139.0	25.4	17.6	32.7
					279.0	23.8	16.9	31.3

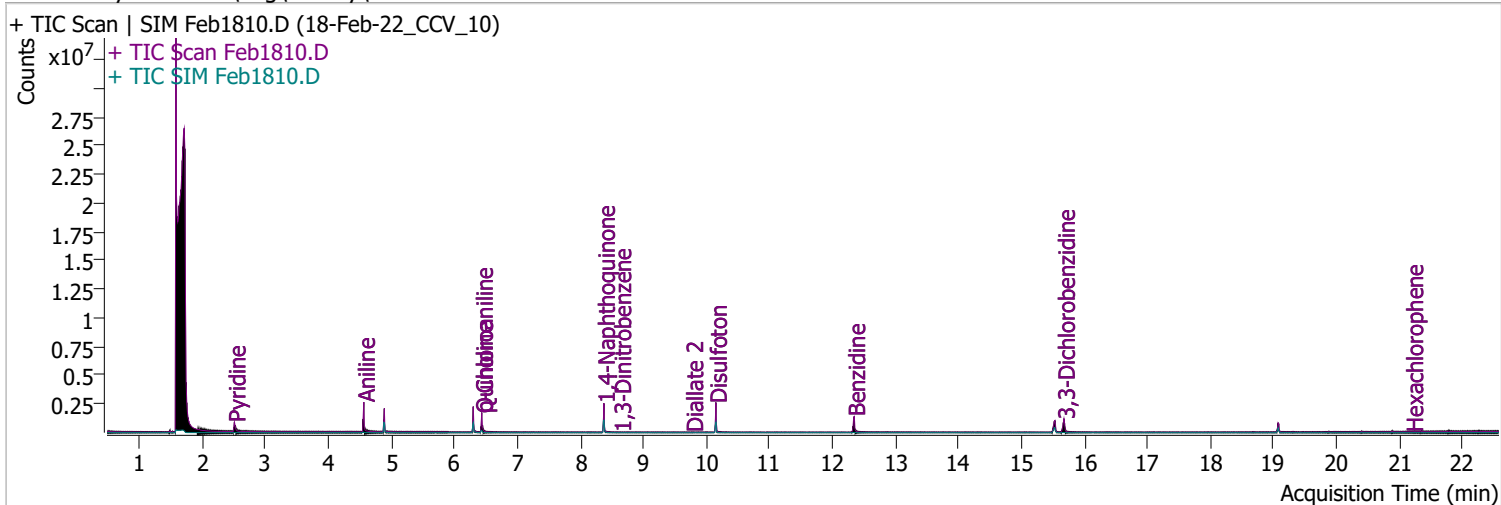


Compound	Conc.	RT	Dev(Min)	Resp.	QIon	QRatio	Lower	Upper
Benzo(g,h,i)perylene	78.8525	21.09	0.00	1251600	138.0	34.8	23.1	42.9
					277.0	23.8	16.3	30.2



Quantitation Results Report (QT Reviewed)

Data File	Feb1810.D	Operator	LIMS import
Acq. Method	BNA+SIM.M	Acq. Date-Time	2/19/2022 12:52:18 PM
Sample Name	18-Feb-22_CCV_10	Instrument	Instrument #1
Vial	10	Multiplier	1.00
DA Method File		Comment	SVOC-8270-W-LARGO
Tune File	dftppdsm.u	Tune Date	2/18/2022 9:25:00 PM
Batch Name	021822 DoD BNA cal.batch.bin	Last Calib Update	2/19/2022 1:06:17 PM
Ref Library	D:\Org\Library\NIST129K.I		



Compound	RT	QIon	Resp.	Conc.	Units	Dev(Min)
----------	----	------	-------	-------	-------	----------

Internal Standards

System Monitoring Compounds

S 2-Fluorophenol	0.000	0	N.D.
Spiked Amount: 200.000	Range: 10.0 - 75.0%		Recovery = NA%
S Phenol-d5	0.000	0	N.D.
Spiked Amount: 200.000	Range: 10.0 - 65.0%		Recovery = NA%
S Nitrobenzene-d5	0.000	0	N.D.
Spiked Amount: 100.000	Range: 32.0 - 94.0%		Recovery = NA%
S 2-Fluorobiphenyl	0.000	0	N.D.
Spiked Amount: 100.000	Range: 28.0 - 107.0%		Recovery = NA%
S 2,4,6-Tribromophenol	0.000	0	N.D.
Spiked Amount: 200.000	Range: 25.0 - 140.0%		Recovery = NA%
S Terphenyl-d14	0.000	0	N.D.
Spiked Amount: 100.000	Range: 32.0 - 122.0%		Recovery = NA%

Target Compounds

Compound	RT	QIon	Resp.	Conc.	Units	QValue
T N-Nitrosodimethylamine	0.000		0	N.D.		
T Pyridine	2.509	79.0	414809	68.5148	µg/L	99
T Aniline	4.562	93.0	1035695	70.9729	µg/L	98
T Phenol	4.562	94.0	0		µg/L	md 1
T bis(-2-Chloroethyl)Ether	4.562	63.0	0		µg/L	md 1
T 2-Chlorophenol	0.000		0	N.D.		
T 1,3-Dichlorobenzene	0.000		0	N.D.		
T 1,4-Dichlorobenzene	0.000		0	N.D.		
T 1,2-Dichlorobenzene	0.000		0	N.D.		
T Benzyl Alcohol	0.000		0	N.D.		
T bis(2-chloroisopropyl)Ether	0.000		0	N.D.		
T 2-Methylphenol	0.000		0	N.D.		
T N-nitroso-Di-n-propylamine	0.000		0	N.D.		
T 4Methylphenol/3Methylphenol	0.000		0	N.D.		
T Hexachloroethane	0.000		0	N.D.		

Quantitation Results Report (QT Reviewed)

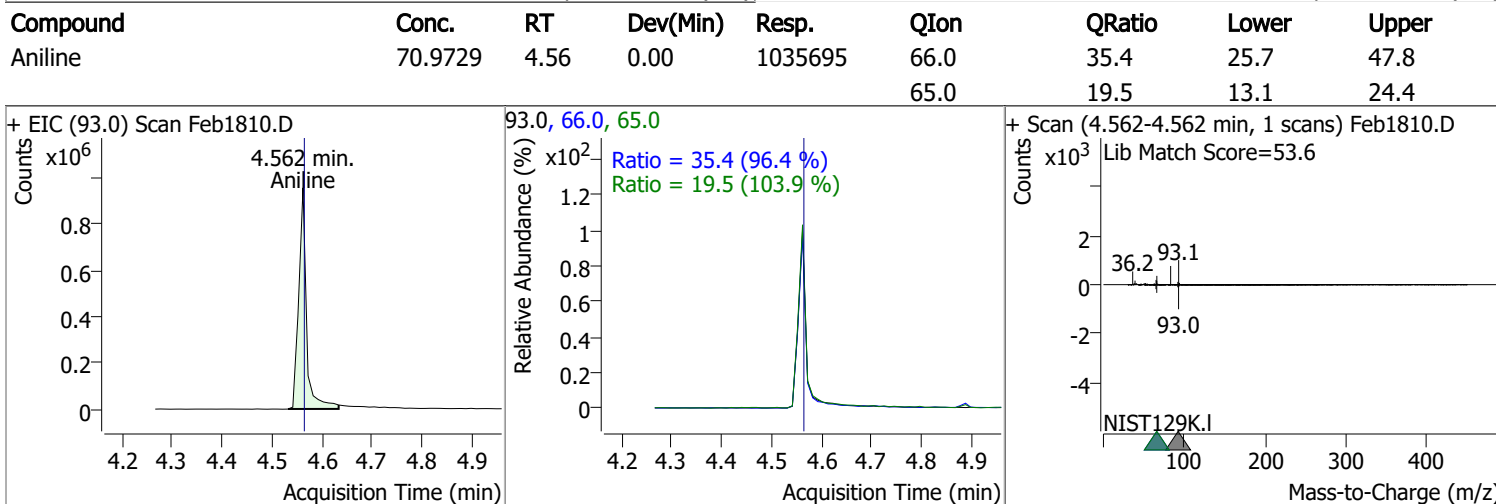
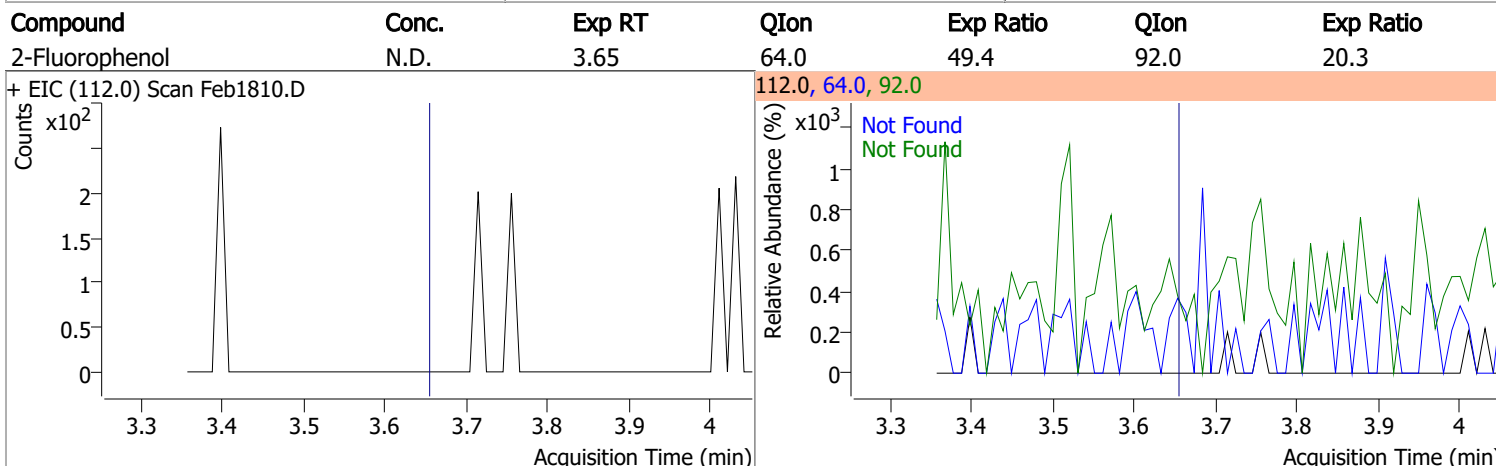
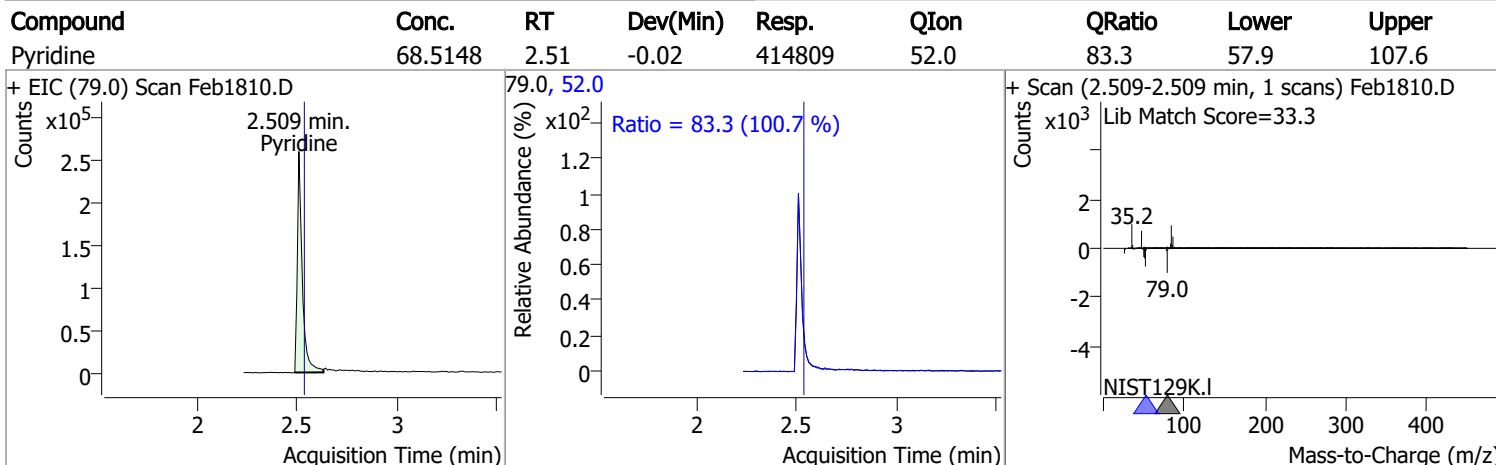
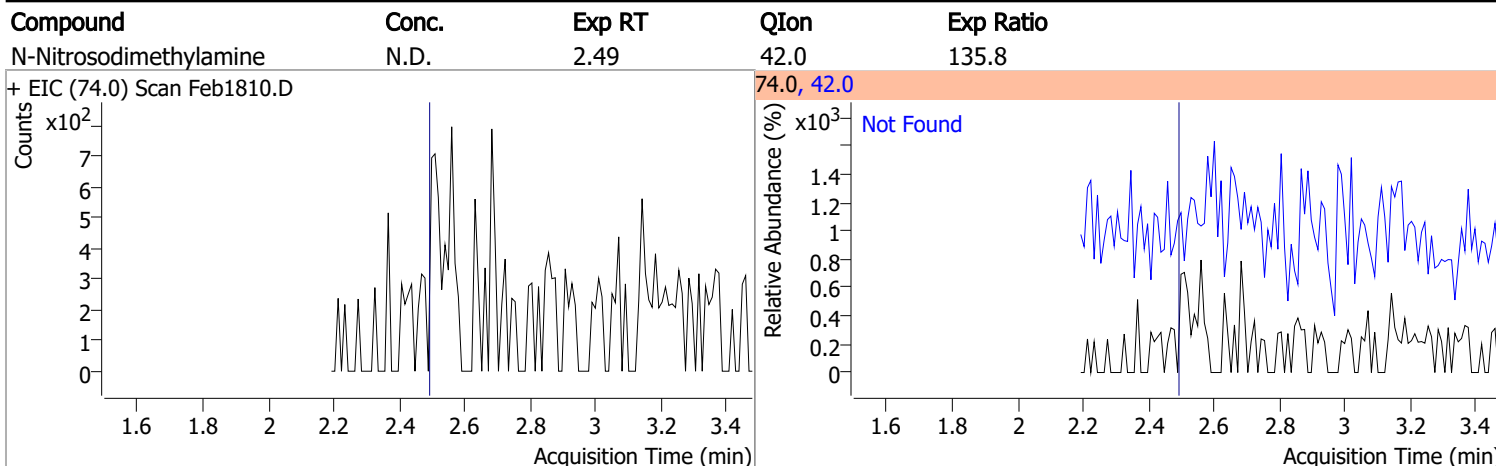
Compound	RT	QIon	Resp.	Conc.	Units	Dev(Min)
T Nitrobenzene	0.000		0	N.D.		
T Isophorone	0.000		0	N.D.		
T 2-Nitrophenol	0.000		0	N.D.		
T 2,4-Dimethylphenol	0.000		0	N.D.		
T bis(-2-Chloroethoxy)Methane	6.434	93.0	0		µg/L md	1
T 2,4-Dichlorophenol	0.000		0	N.D.		
T Benzoic Acid	0.000		0	N.D.		
T 1,2,4-Trichlorobenzene	0.000		0	N.D.		
T Naphthalene	6.434	128.0	0		µg/L md	1
T 4-Chlorophenol	6.434	130.0	0		µg/L md	1
T p-Chloroaniline	6.434	127.0	594557	71.3064	µg/L #	70
T Hexachlorobutadiene	0.000		0	N.D.		
T 4-Chloro-2-Methylphenol	0.000		0	N.D.		
T 4-Chloro-3-Methylphenol	0.000		0	N.D.		
T 2-Methylnaphthalene	0.000		0	N.D.		
T 1-Methylnaphthalene	0.000		0	N.D.		
T Hexachlorocyclopentadiene	0.000		0	N.D.		
T 2,4,6-Trichlorophenol	0.000		0	N.D.		
T 2,4,5-Trichlorophenol	0.000		0	N.D.		
T 2-Chloronaphthalene	0.000		0	N.D.		
T 2-Nitroaniline	0.000		0	N.D.		
T Dimethyl Phthalate	8.374	163.0	0		µg/L md	1
T 2,6-Dinitrotoluene	8.374	165.0	0		µg/L md	1
T Acenaphthylene	0.000		0	N.D.		
T 3-Nitroaniline	0.000		0	N.D.		
T Acenaphthene	0.000		0	N.D.		
T 2,4-Dinitrophenol	0.000		0	N.D.		
T Dibenzofuran	0.000		0	N.D.		
T 2,4-Dinitrotoluene	0.000		0	N.D.		
T 4-Nitrophenol	0.000		0	N.D.		
T Diethylphthalate	0.000		0	N.D.		
T Fluorene	0.000		0	N.D.		
T 4-Chlorophenyl-phenylether	0.000		0	N.D.		
T 4-Nitroaniline	0.000		0	N.D.		
T 4,6-Dinitro-2-methylphenol	0.000		0	N.D.		
T N-nitrosodiphenylamine	0.000		0	N.D.		
T Azobenzene	0.000		0	N.D.		
T 4-Bromophenyl-phenylether	0.000		0	N.D.		
T Hexachlorobenzene	0.000		0	N.D.		
T Pentachlorophenol	0.000		0	N.D.		
T Phenanthrene	0.000		0	N.D.		
T Anthracene	0.000		0	N.D.		
T Triallate	0.000		0	N.D.		
T Carbazole	0.000		0	N.D.		
T o-Terphenyl	0.000		0	N.D.		
T Di-n-Butylphthalate	0.000		0	N.D.		
T Fluoranthene	0.000		0	N.D.		
T Benzidine	12.348	184.0	931105	131.4511	µg/L	99
T Pyrene	0.000		0	N.D.		
T Butylbenzylphthalate	0.000		0	N.D.		
T Benzo(a)Anthracene	0.000		0	N.D.		
T Chrysene	0.000		0	N.D.		
T 3,3-Dichlorobenzidine	15.675	252.0	431740	69.9955	µg/L	99
T bis(2-ethylhexyl)Phthalate	0.000		0	N.D.		
T Di-n-octyl Phthalate	0.000		0	N.D.		

Quantitation Results Report (QT Reviewed)

Compound	RT	QIon	Resp.	Conc.	Units	Dev(Min)
T Benzo(b)fluoranthene	0.000		0	N.D.		
T Benzo(k)fluoranthene	0.000		0	N.D.		
T Benzo(a)pyrene	0.000		0	N.D.		
T Indeno(1,2,3-c,d)pyrene	0.000		0	N.D.		
T Dibenzo(a,h)anthracene	0.000		0	N.D.		
T Benzo(g,h,i)perylene	0.000		0	N.D.		

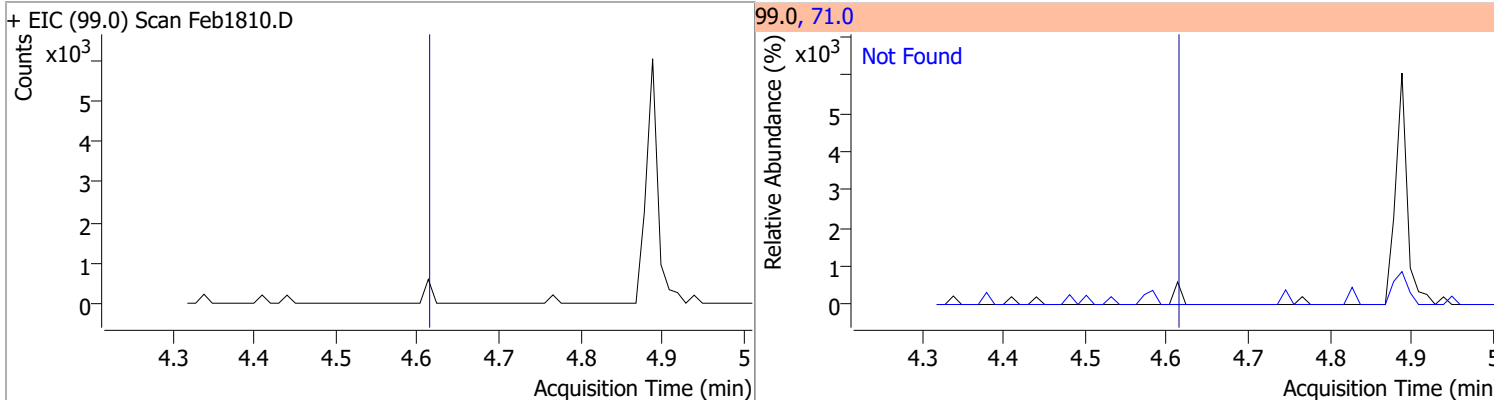
(#) = Qualifier Out of Range; (m) = Manual Integration; (+) = Area Summed; (*) = Surrogate Percent Recovery Out of Range; (d): Zeroed Peak

Quantitation Results Report (QT Reviewed)

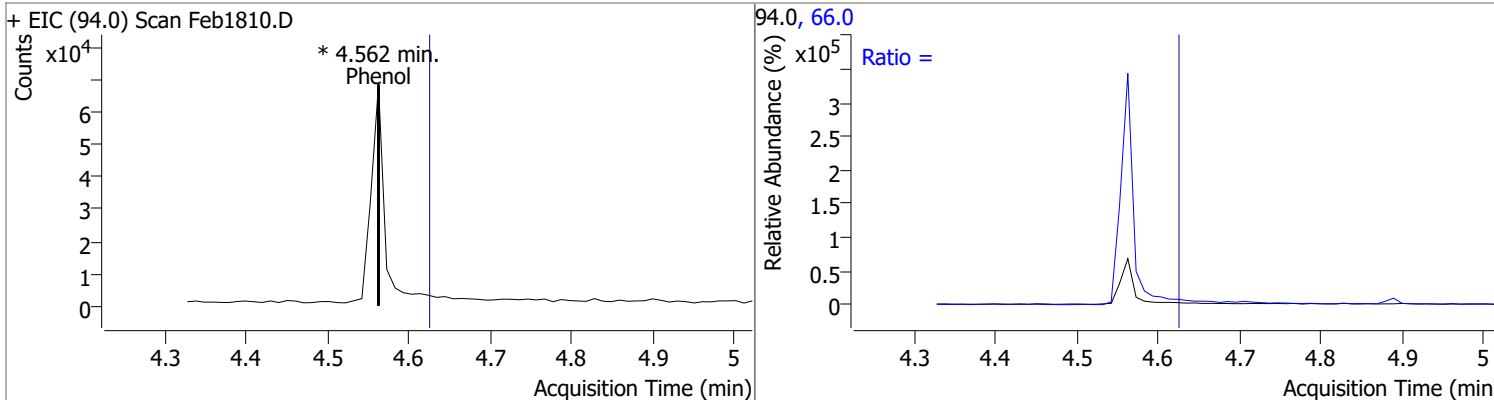


Quantitation Results Report (QT Reviewed)

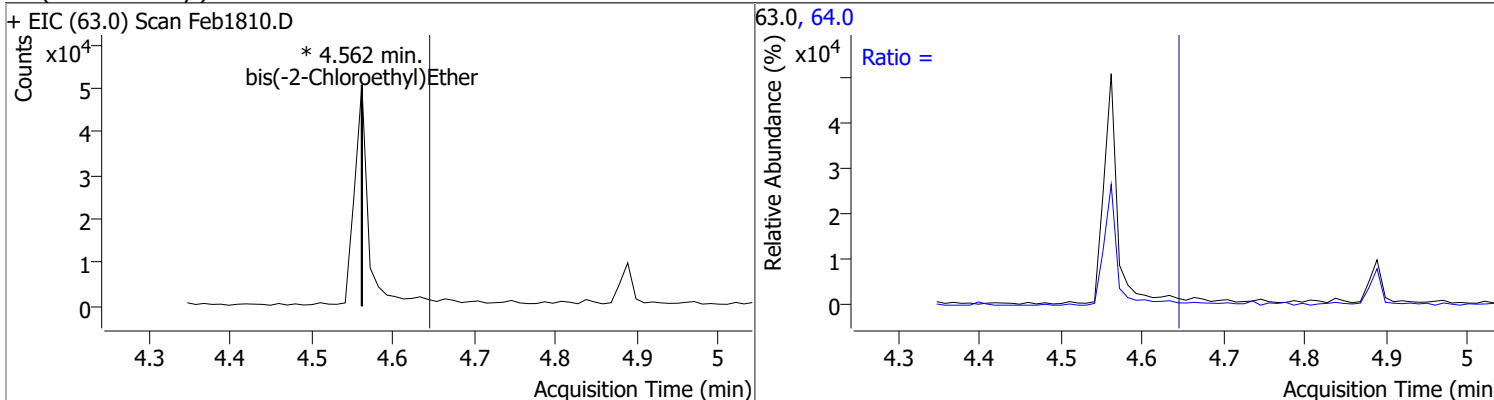
Compound	Conc.	Exp RT	QIon	Exp Ratio
Phenol-d5	N.D.	4.61	71.0	36.8



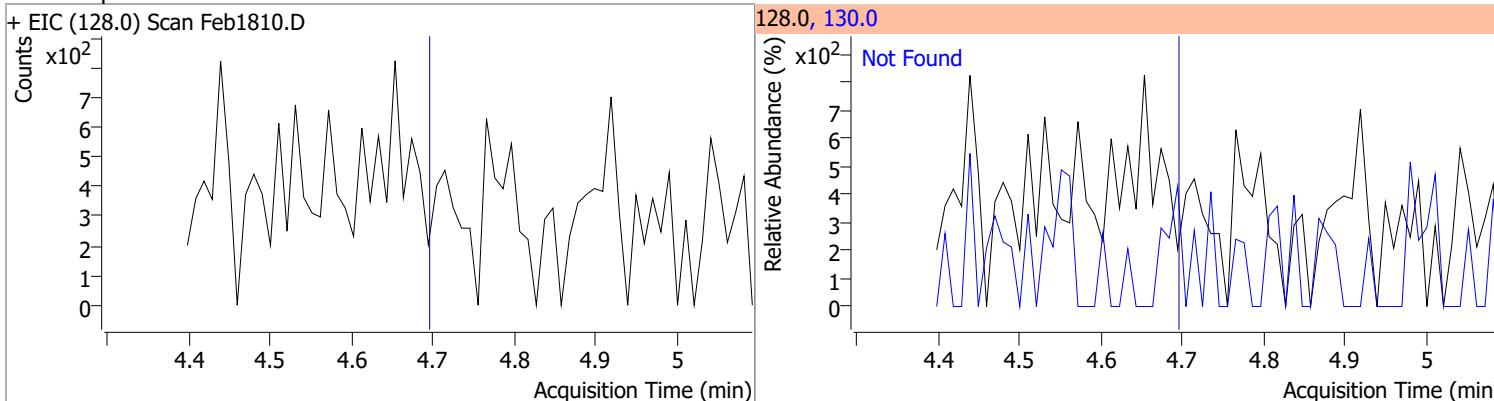
Compound	Conc.	RT	Dev(Min)	Resp.	QIon	QRatio	Lower	Upper
Phenol	0	0	0	0	66.0		31.7	58.9



Compound	Conc.	RT	Dev(Min)	Resp.	QIon	QRatio	Lower	Upper
bis(-2-Chloroethyl)Ether	0	0	0	0	64.0		7.6	14.1

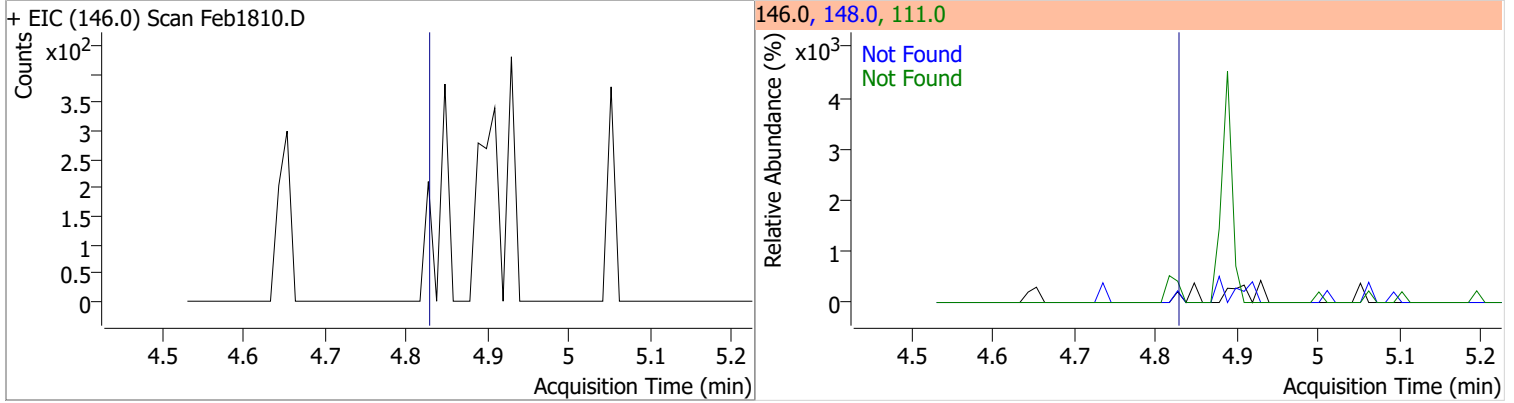


Compound	Conc.	Exp RT	QIon	Exp Ratio
2-Chlorophenol	N.D.	4.69	130.0	32.5

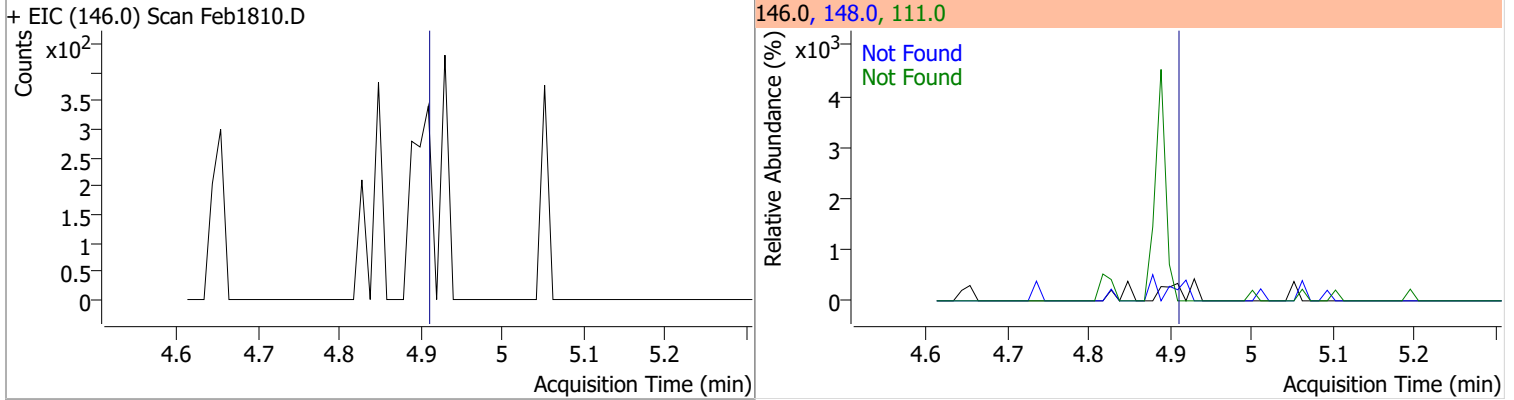


Quantitation Results Report (QT Reviewed)

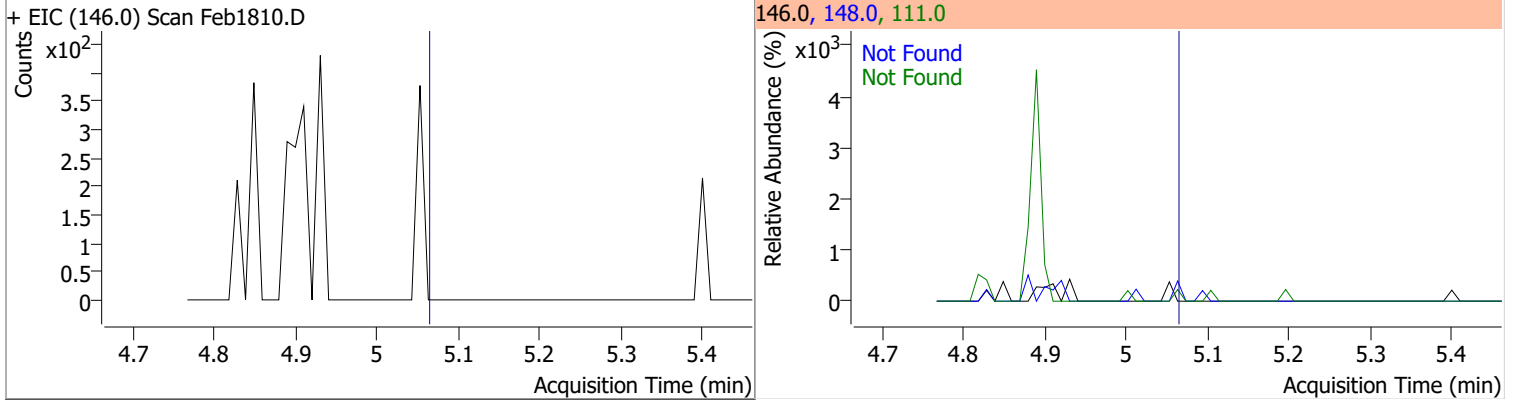
Compound	Conc.	Exp RT	QIon	Exp Ratio	QIon	Exp Ratio
1,3-Dichlorobenzene	N.D.	4.83	148.0	63.7	111.0	36.1



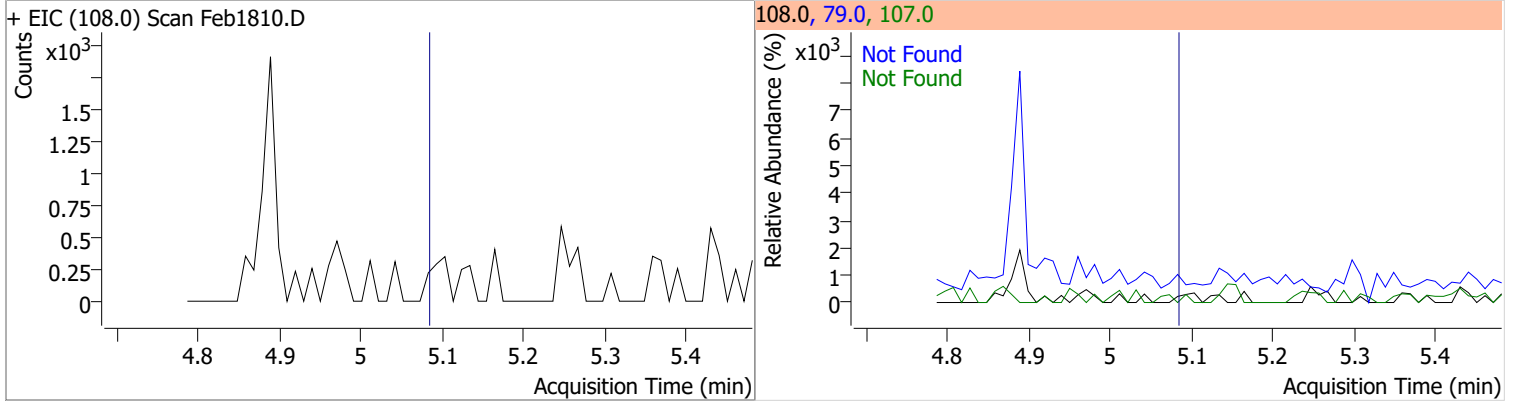
Compound	Conc.	Exp RT	QIon	Exp Ratio	QIon	Exp Ratio
1,4-Dichlorobenzene	N.D.	4.91	148.0	65.2	111.0	36.0



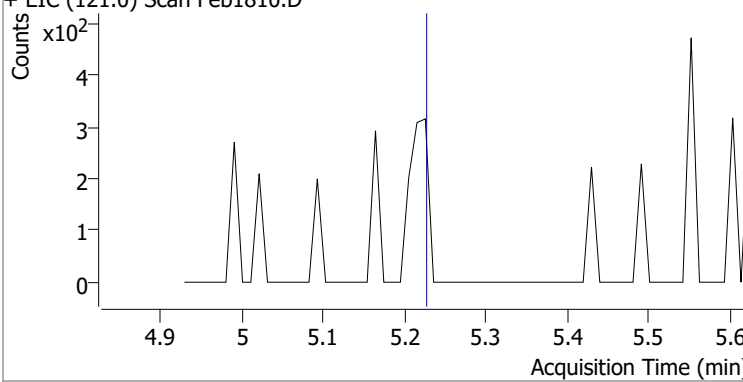
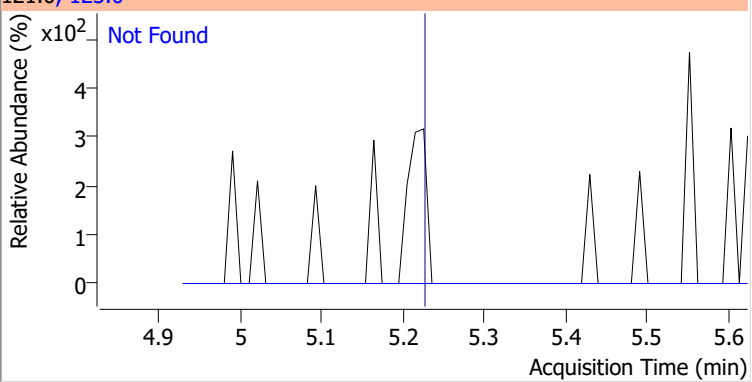
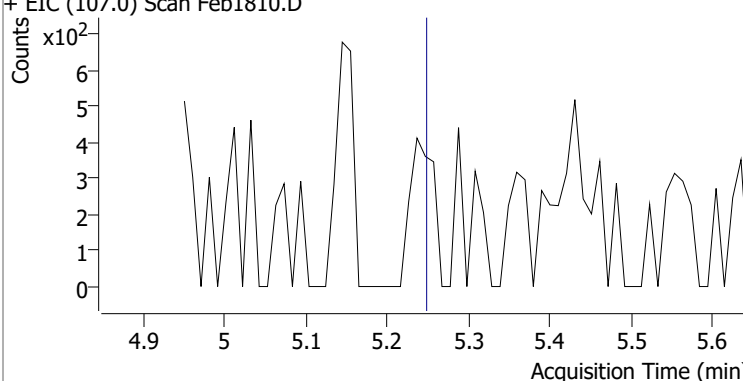
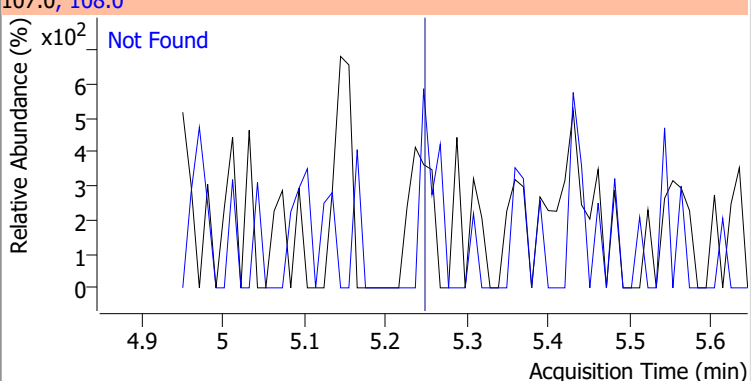
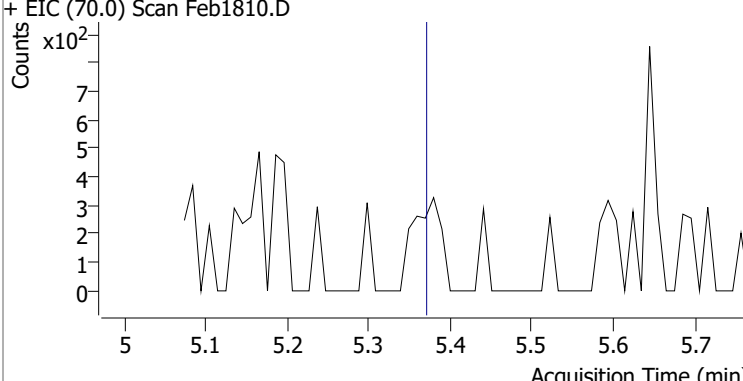
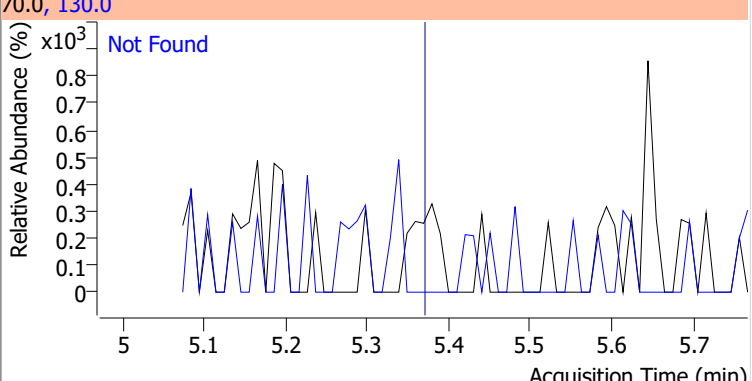
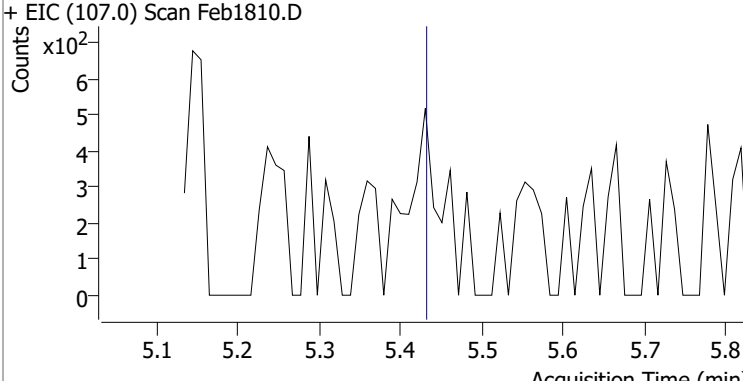
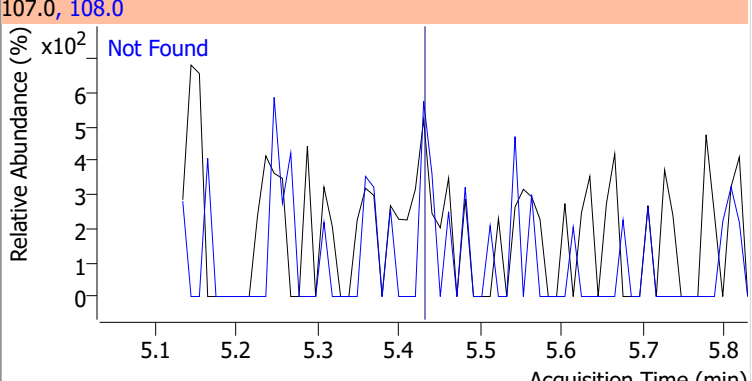
Compound	Conc.	Exp RT	QIon	Exp Ratio	QIon	Exp Ratio
1,2-Dichlorobenzene	N.D.	5.06	148.0	64.4	111.0	37.3



Compound	Conc.	Exp RT	QIon	Exp Ratio	QIon	Exp Ratio
Benzyl Alcohol	N.D.	5.08	79.0	119.3	107.0	70.5

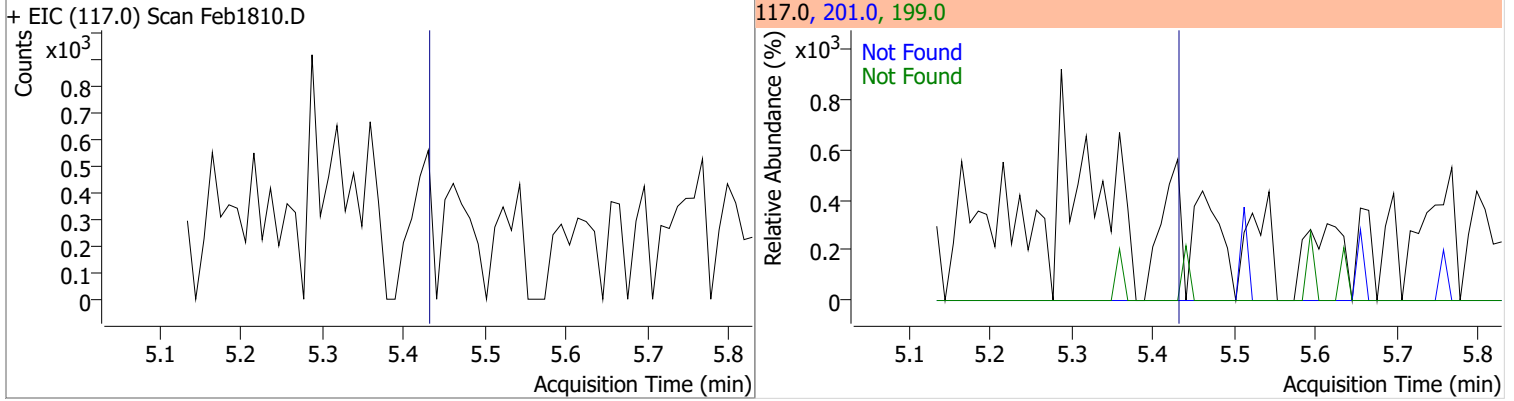


Quantitation Results Report (QT Reviewed)

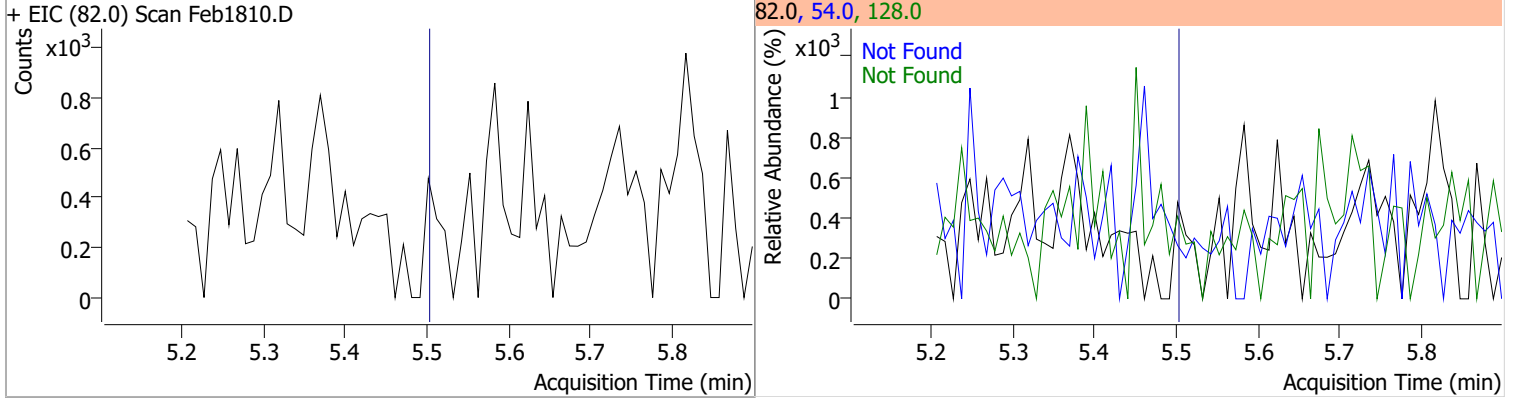
Compound	Conc.	Exp RT	QIon	Exp Ratio
bis(2-chloroisopropyl)Ether	N.D.	5.23	123.0	32.1
+ EIC (121.0) Scan Feb1810.D			121.0, 123.0	
				
2-Methylphenol	N.D.	5.25	108.0	116.5
+ EIC (107.0) Scan Feb1810.D			107.0, 108.0	
				
N-nitroso-Di-n-propylamine	N.D.	5.37	130.0	19.4
+ EIC (70.0) Scan Feb1810.D			70.0, 130.0	
				
4Methylphenol/3Methylphenol	N.D.	5.43	108.0	83.9
+ EIC (107.0) Scan Feb1810.D			107.0, 108.0	
				

Quantitation Results Report (QT Reviewed)

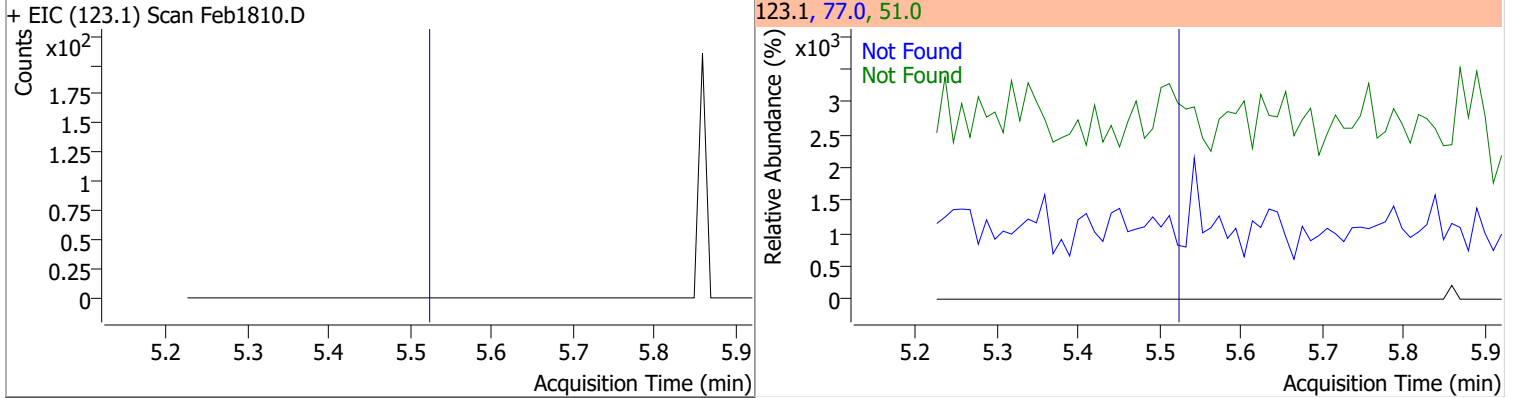
Compound	Conc.	Exp RT	QIon	Exp Ratio	QIon	Exp Ratio
Hexachloroethane	N.D.	5.43	201.0	90.8	199.0	56.9



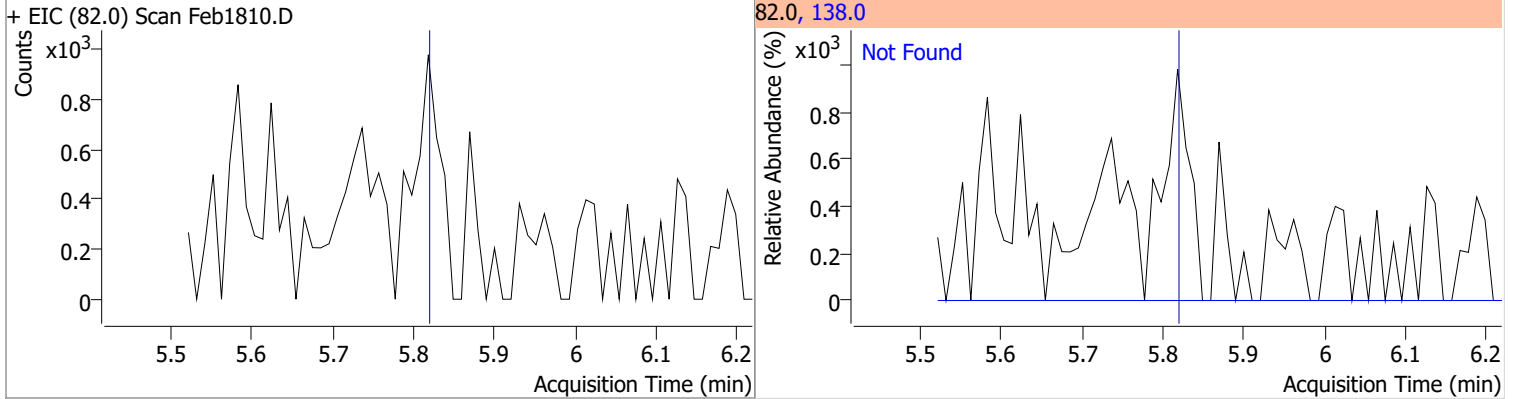
Compound	Conc.	Exp RT	QIon	Exp Ratio	QIon	Exp Ratio
Nitrobenzene-d5	N.D.	5.50	54.0	66.2	128.0	48.7



Compound	Conc.	Exp RT	QIon	Exp Ratio	QIon	Exp Ratio
Nitrobenzene	N.D.	5.52	77.0	212.7	51.0	131.0

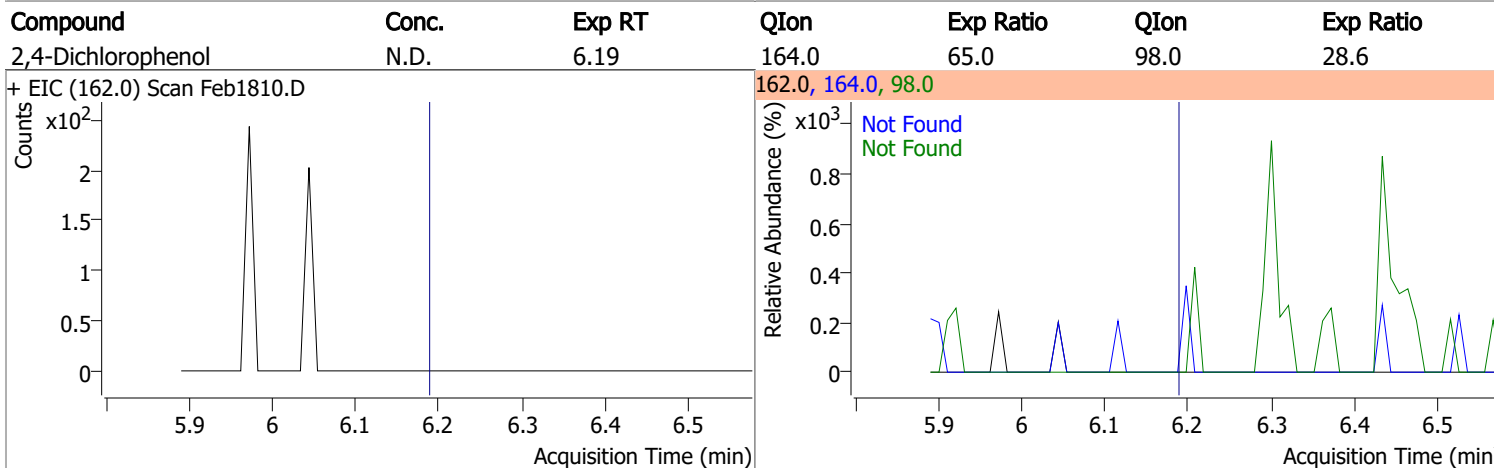
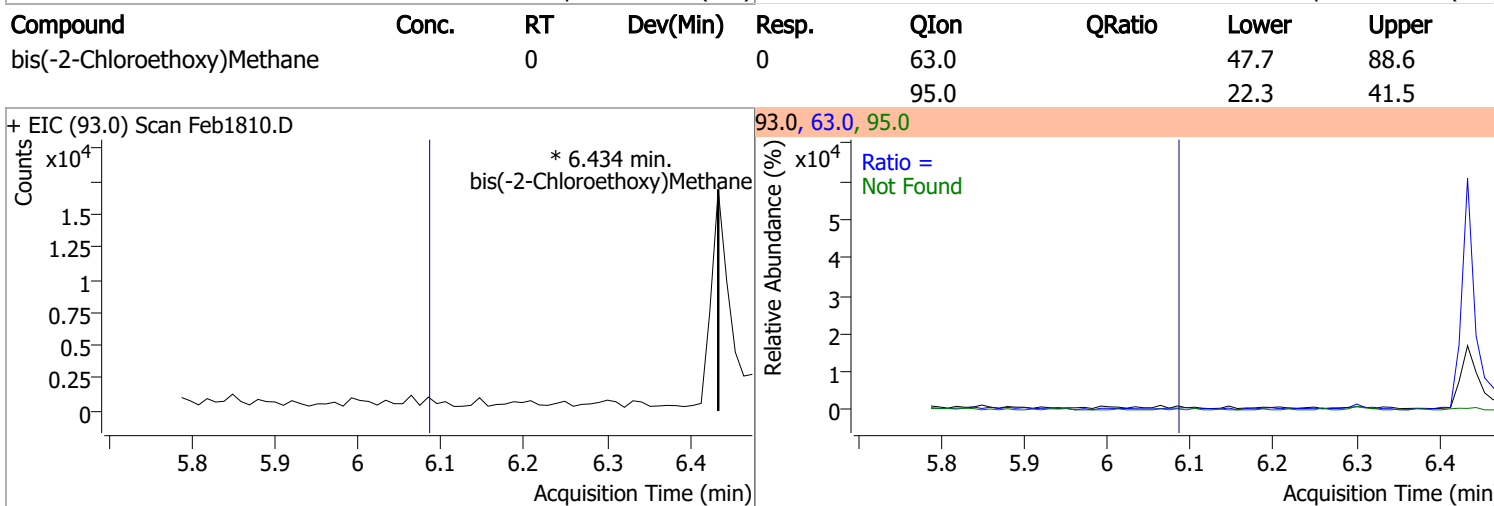
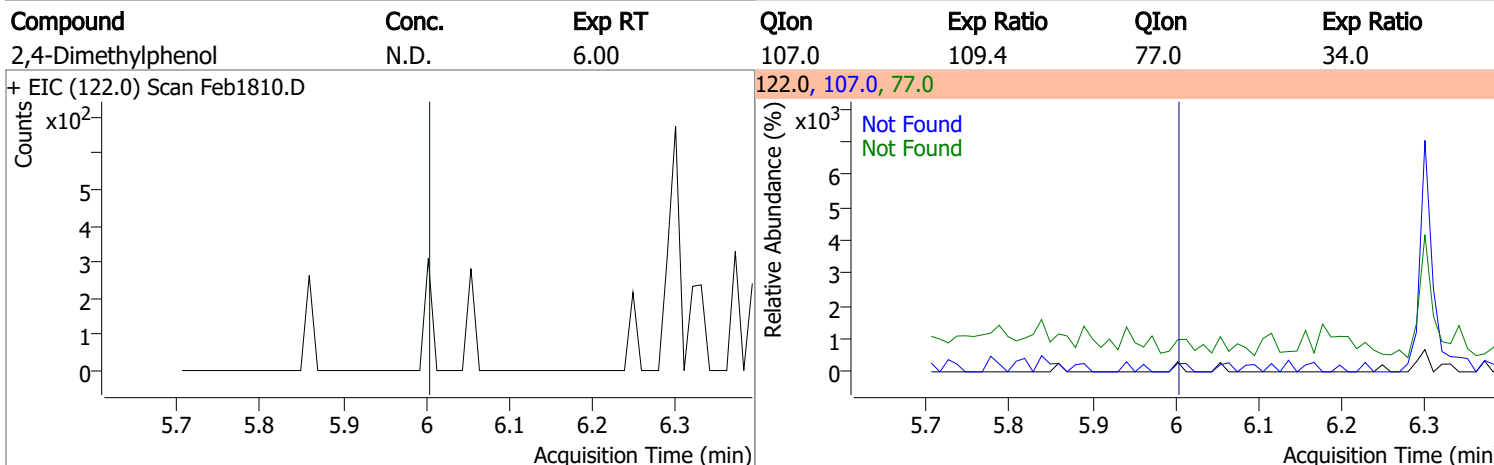
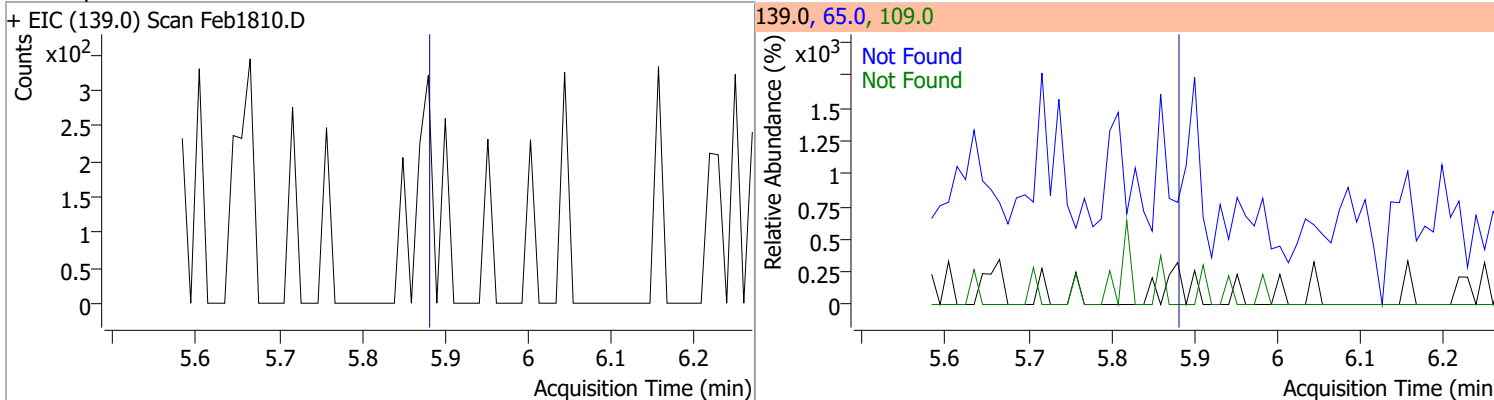


Compound	Conc.	Exp RT	QIon	Exp Ratio
Isophorone	N.D.	5.82	138.0	21.1



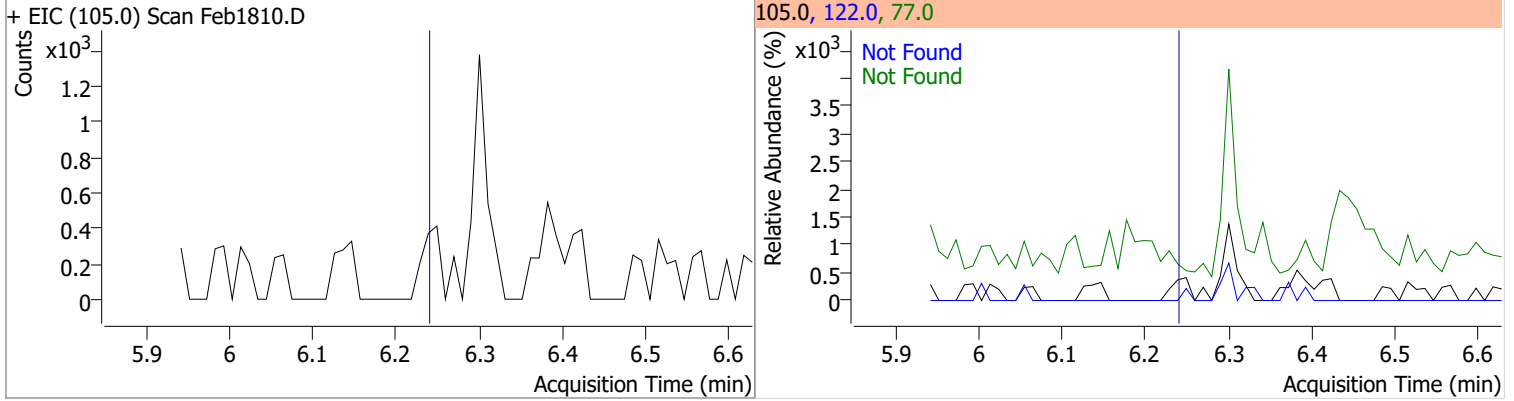
Quantitation Results Report (QT Reviewed)

Compound	Conc.	Exp RT	QIon	Exp Ratio	QIon	Exp Ratio
2-Nitrophenol	N.D.	5.88	65.0	48.8	109.0	35.2

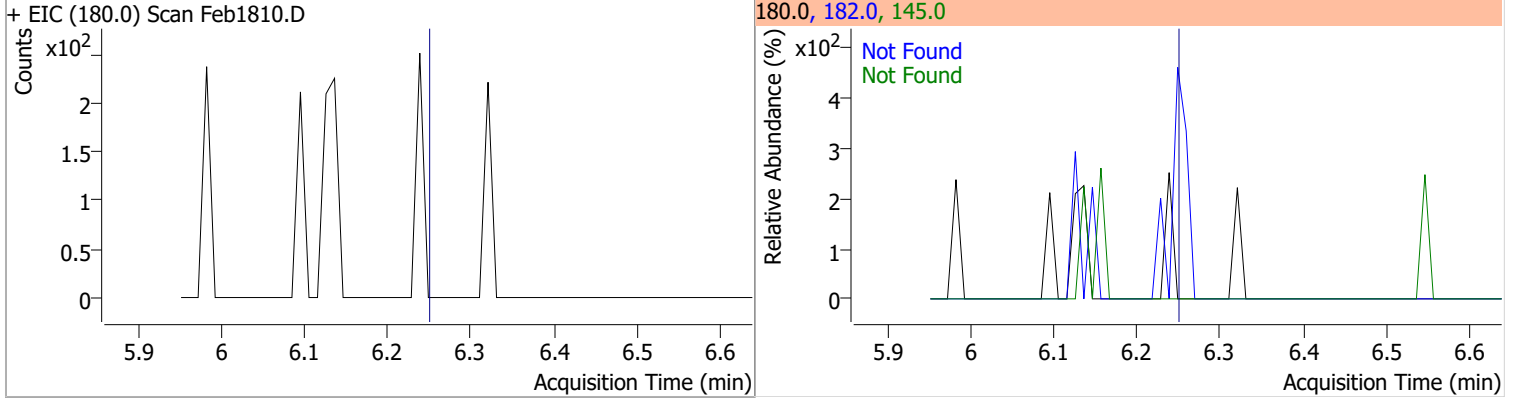


Quantitation Results Report (QT Reviewed)

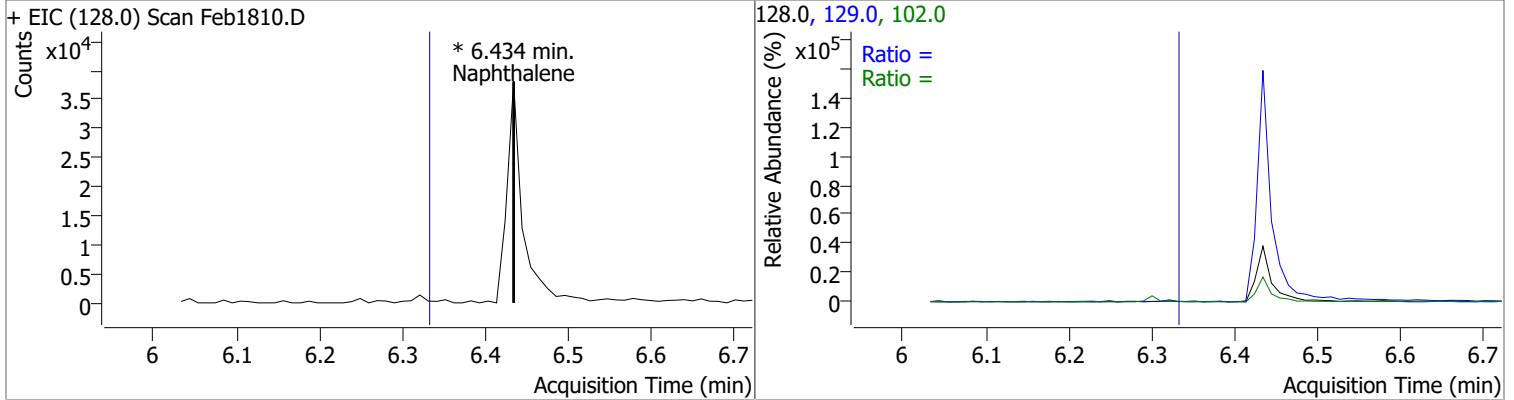
Compound	Conc.	Exp RT	QIon	Exp Ratio	QIon	Exp Ratio
Benzoic Acid	N.D.	6.24	122.0	85.5	77.0	60.4



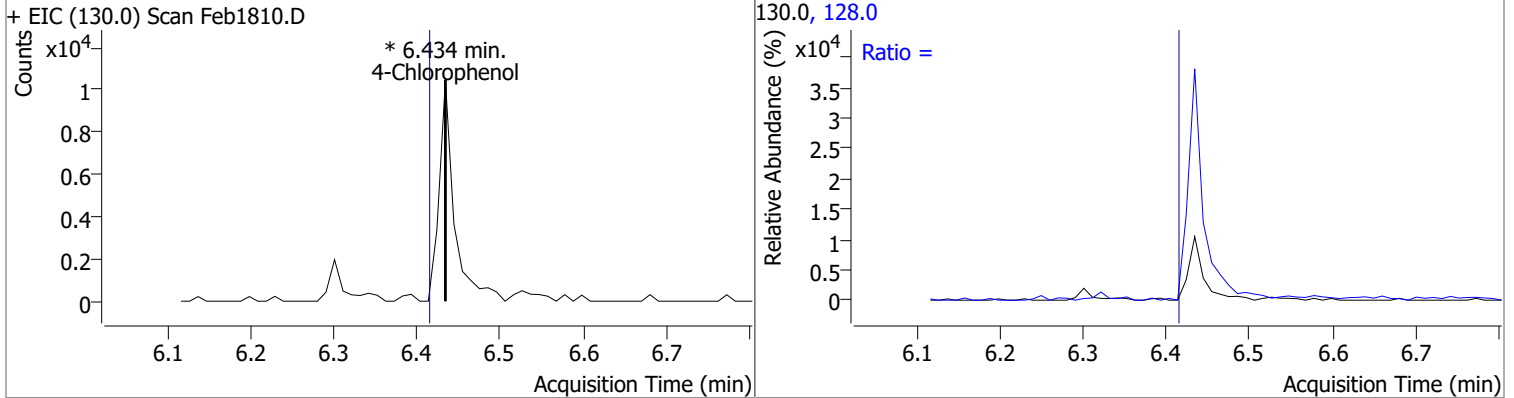
Compound	Conc.	Exp RT	QIon	Exp Ratio	QIon	Exp Ratio
1,2,4-Trichlorobenzene	N.D.	6.25	182.0	94.6	145.0	28.7



Compound	Conc.	RT	Dev(Min)	Resp.	QIon	QRatio	Lower	Upper
Naphthalene		0		0	129.0		8.0	14.9
					102.0		6.9	12.9

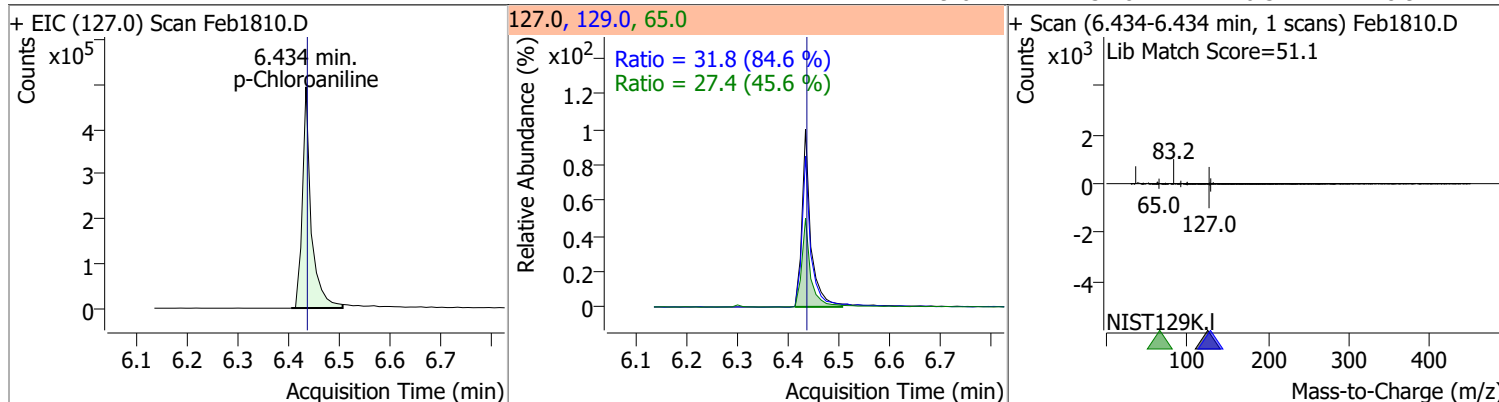


Compound	Conc.	RT	Dev(Min)	Resp.	QIon	QRatio	Lower	Upper
4-Chlorophenol		0		0	128.0		221.4	411.2

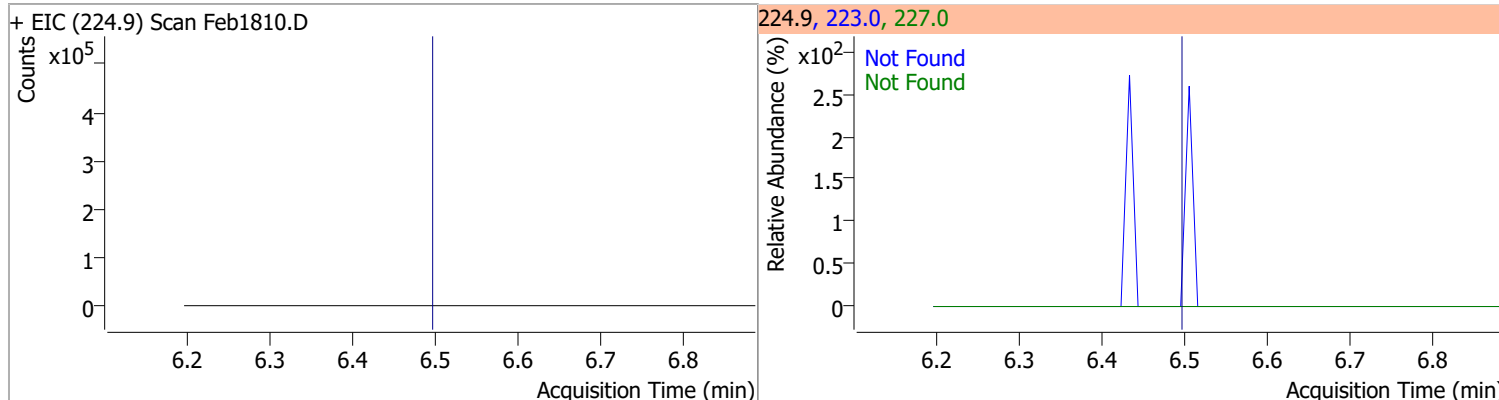


Quantitation Results Report (QT Reviewed)

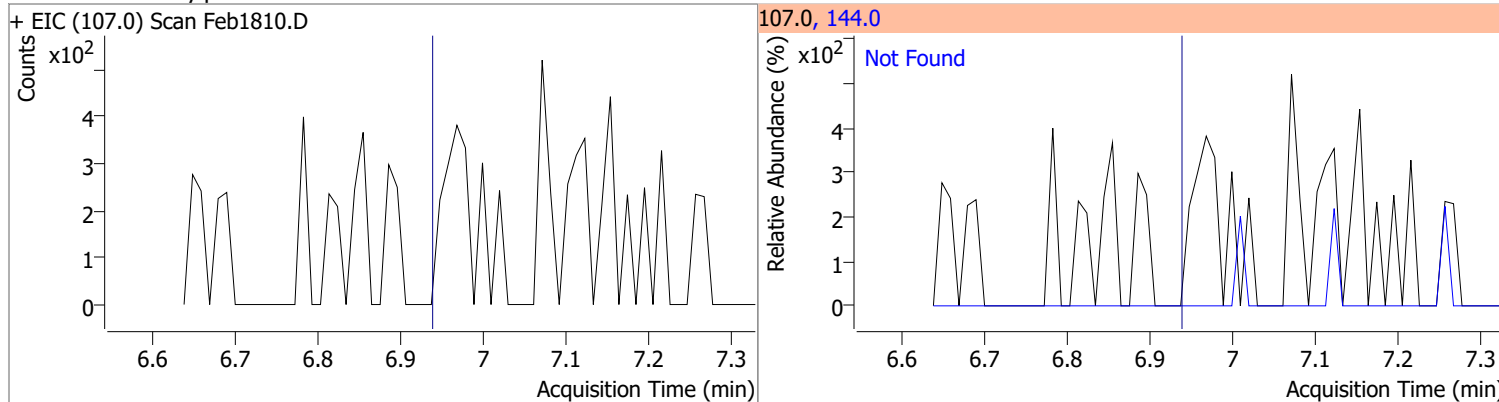
Compound	Conc.	RT	Dev(Min)	Resp.	QIon	QRatio	Lower	Upper
p-Chloroaniline	71.3064	6.43	0.00	594557	65.0	27.4	42.1	78.2
					129.0	31.8	26.3	48.9



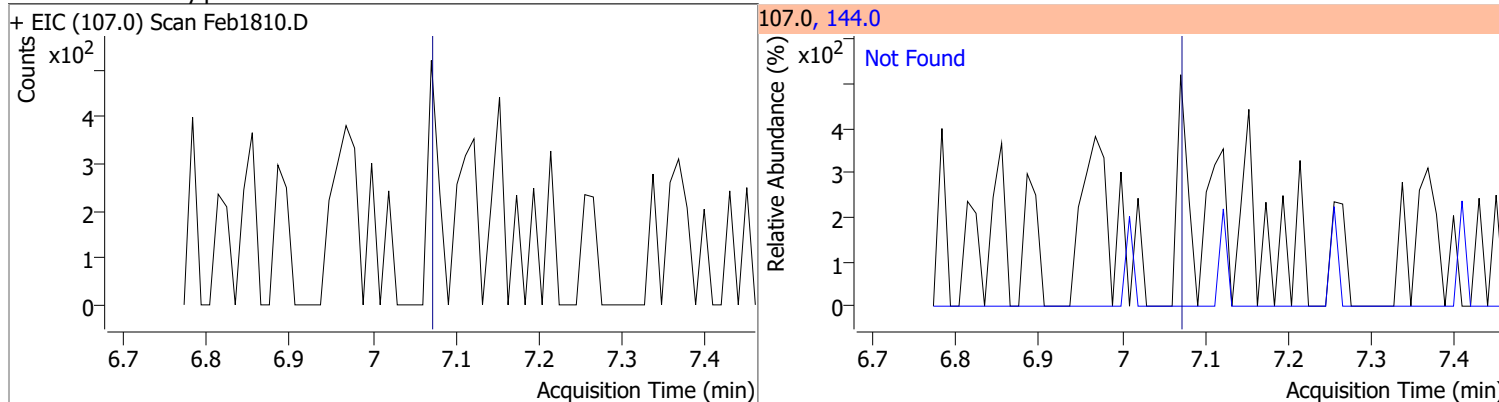
Compound	Conc.	Exp RT	QIon	Exp Ratio	QIon	Exp Ratio
Hexachlorobutadiene	N.D.	6.50	227.0	65.7	223.0	64.3



Compound	Conc.	Exp RT	QIon	Exp Ratio
4-Chloro-2-Methylphenol	N.D.	6.94	144.0	27.8

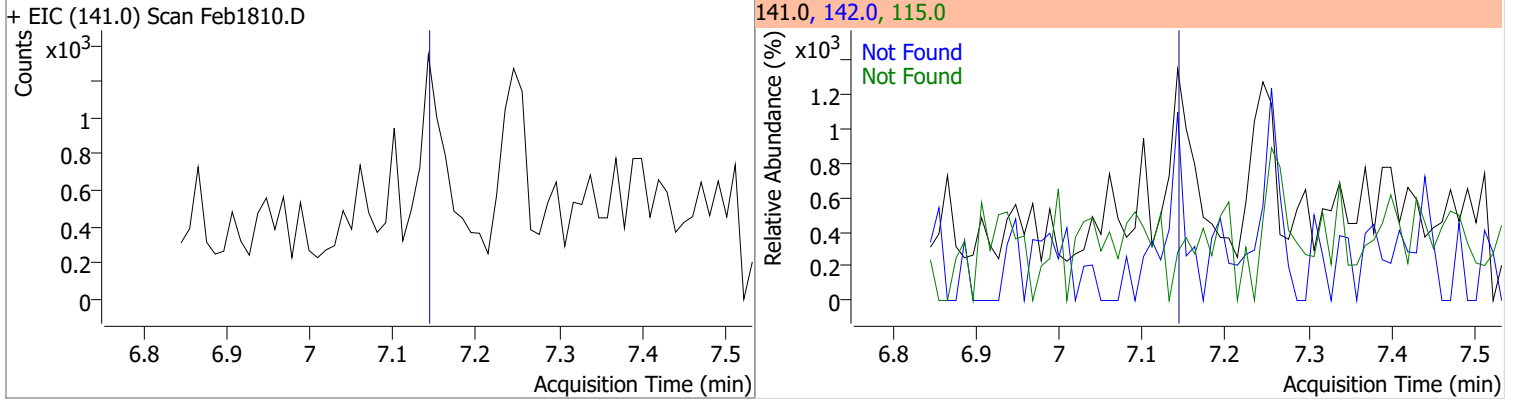


Compound	Conc.	Exp RT	QIon	Exp Ratio
4-Chloro-3-Methylphenol	N.D.	7.07	144.0	27.3

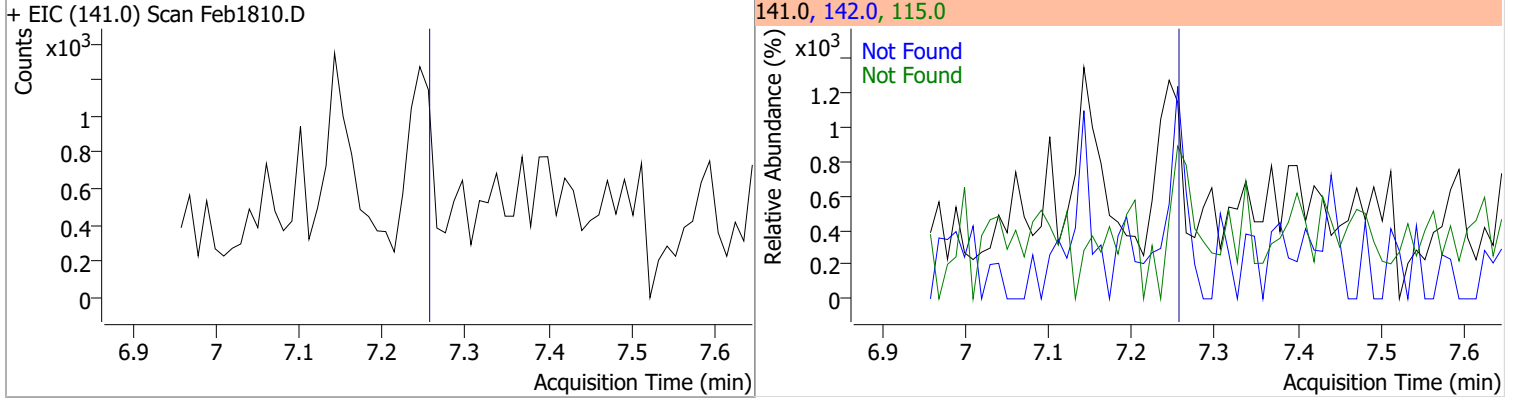


Quantitation Results Report (QT Reviewed)

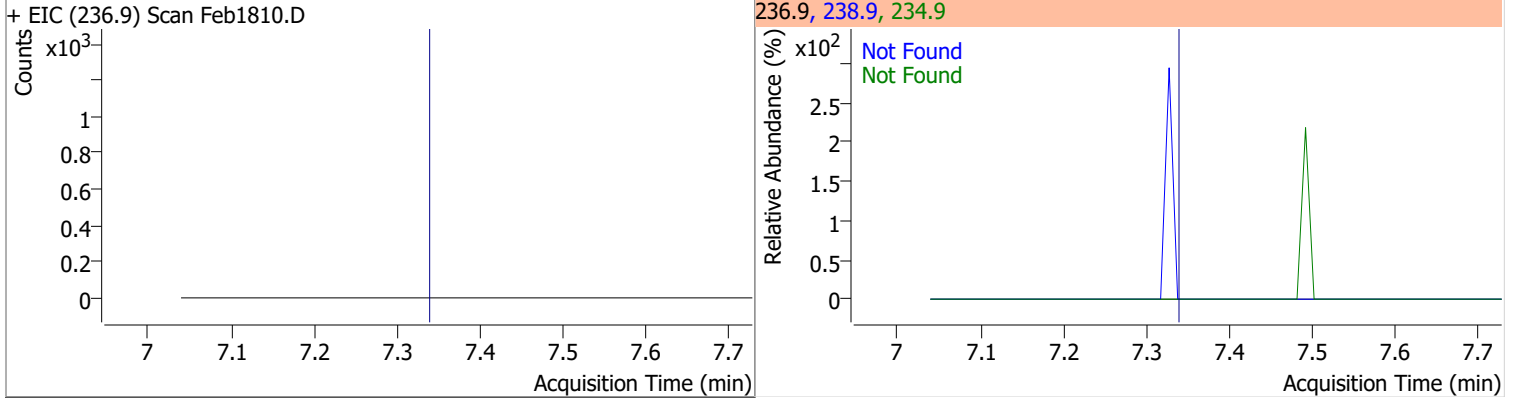
Compound	Conc.	Exp RT	QIon	Exp Ratio	QIon	Exp Ratio
2-Methylnaphthalene	N.D.	7.14	142.0	119.8	115.0	41.7



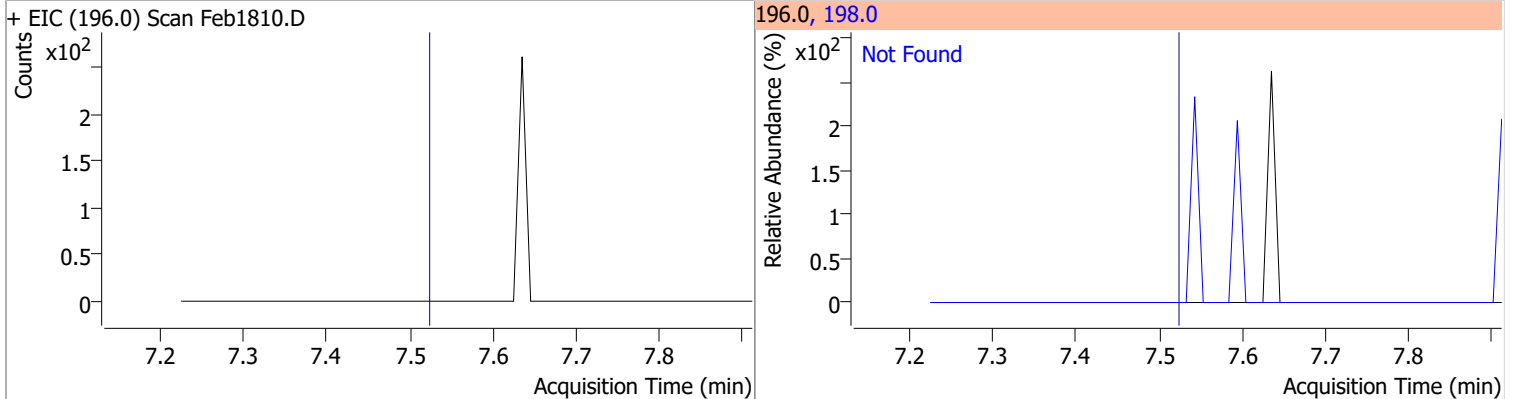
Compound	Conc.	Exp RT	QIon	Exp Ratio	QIon	Exp Ratio
1-Methylnaphthalene	N.D.	7.26	142.0	114.0	115.0	41.3



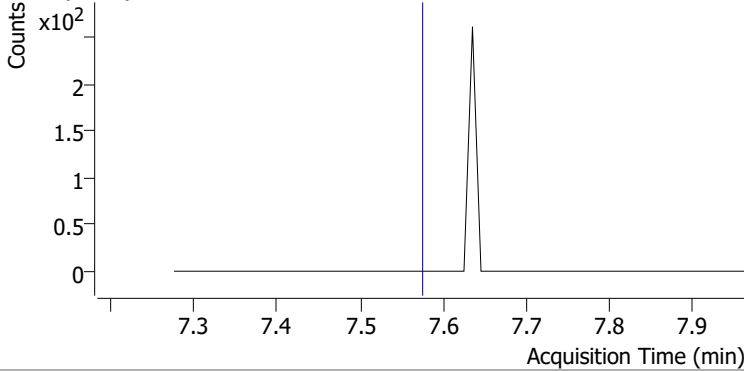
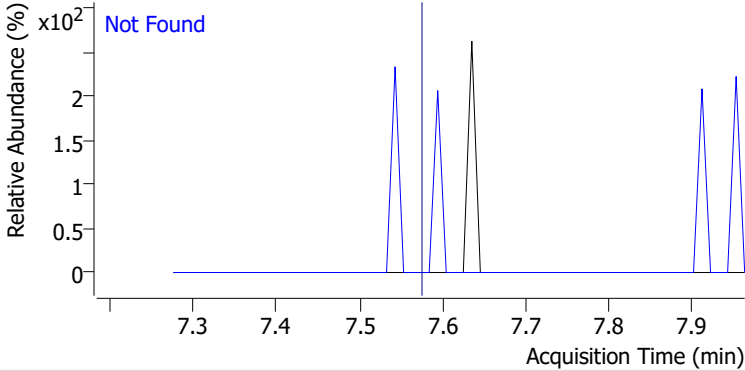
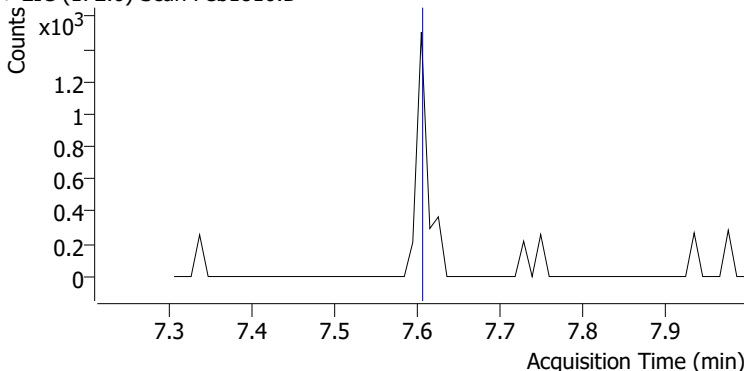
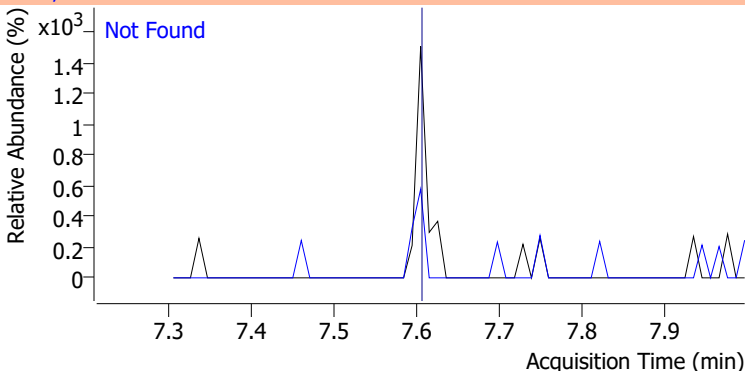
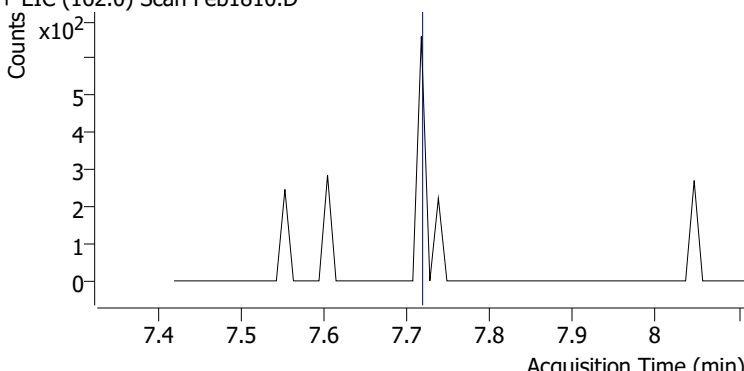
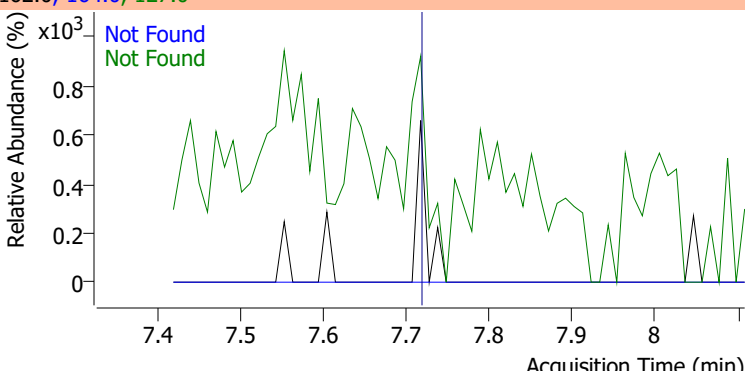
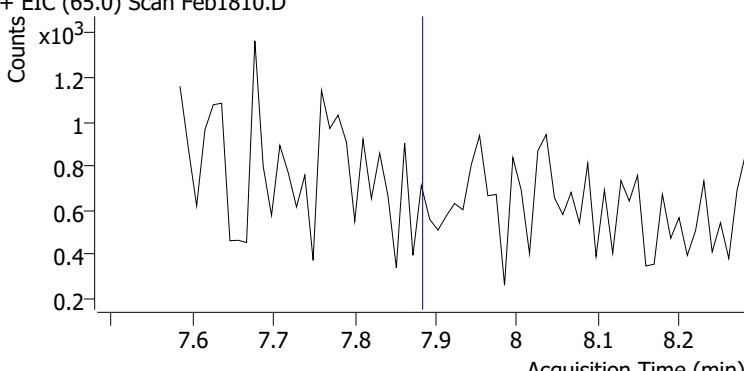
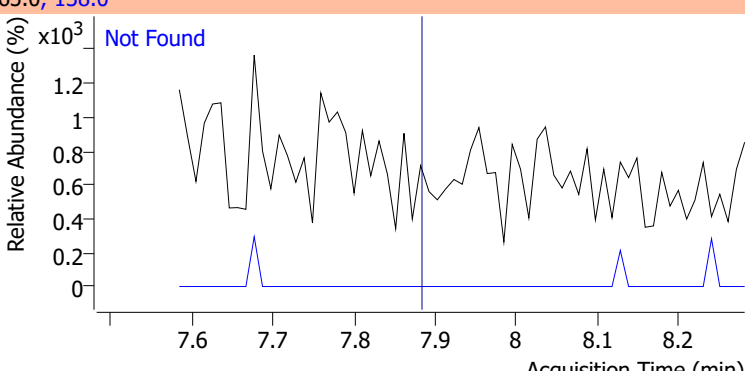
Compound	Conc.	Exp RT	QIon	Exp Ratio	QIon	Exp Ratio
Hexachlorocyclopentadiene	N.D.	7.34	234.9	64.6	238.9	63.8



Compound	Conc.	Exp RT	QIon	Exp Ratio
2,4,6-Trichlorophenol	N.D.	7.52	198.0	96.5

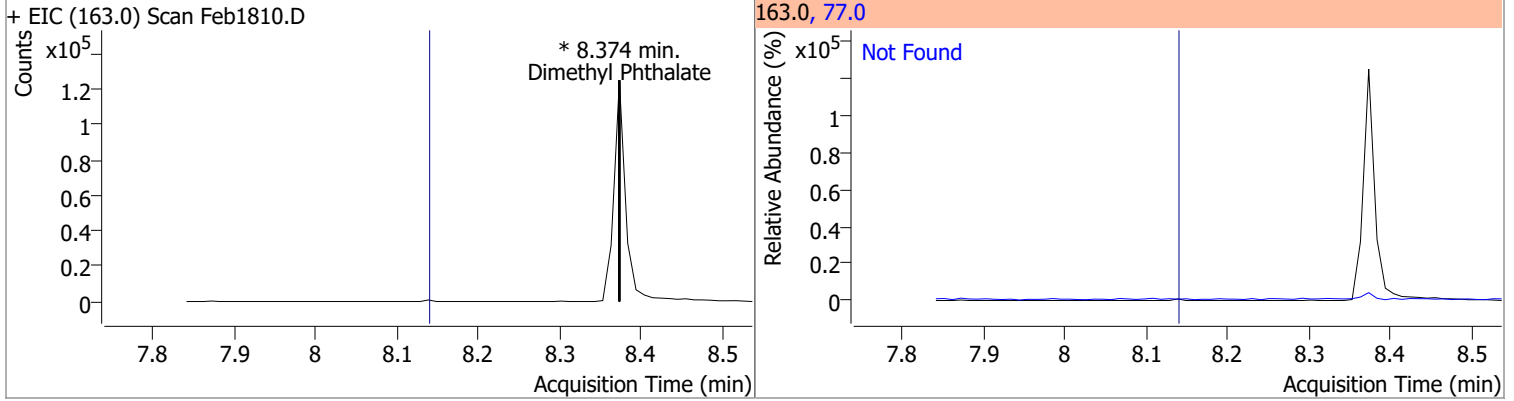


Quantitation Results Report (QT Reviewed)

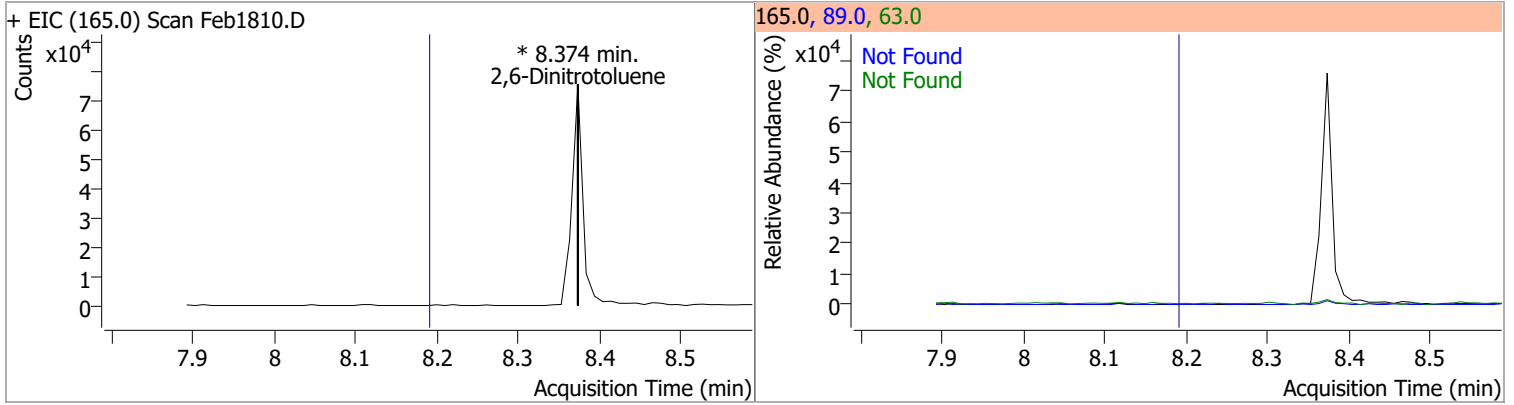
Compound	Conc.	Exp RT	QIon	Exp Ratio		
2,4,5-Trichlorophenol	N.D.	7.57	198.0	90.2		
+ EIC (196.0) Scan Feb1810.D			196.0, 198.0			
						
2-Fluorobiphenyl	N.D.	7.60	171.0	34.3		
+ EIC (172.0) Scan Feb1810.D			172.0, 171.0			
						
2-Chloronaphthalene	N.D.	7.72	127.0	35.9	QIon 164.0	Exp Ratio 32.1
+ EIC (162.0) Scan Feb1810.D			162.0, 164.0, 127.0			
						
2-Nitroaniline	N.D.	7.88	138.0	110.5		
+ EIC (65.0) Scan Feb1810.D			65.0, 138.0			
						

Quantitation Results Report (QT Reviewed)

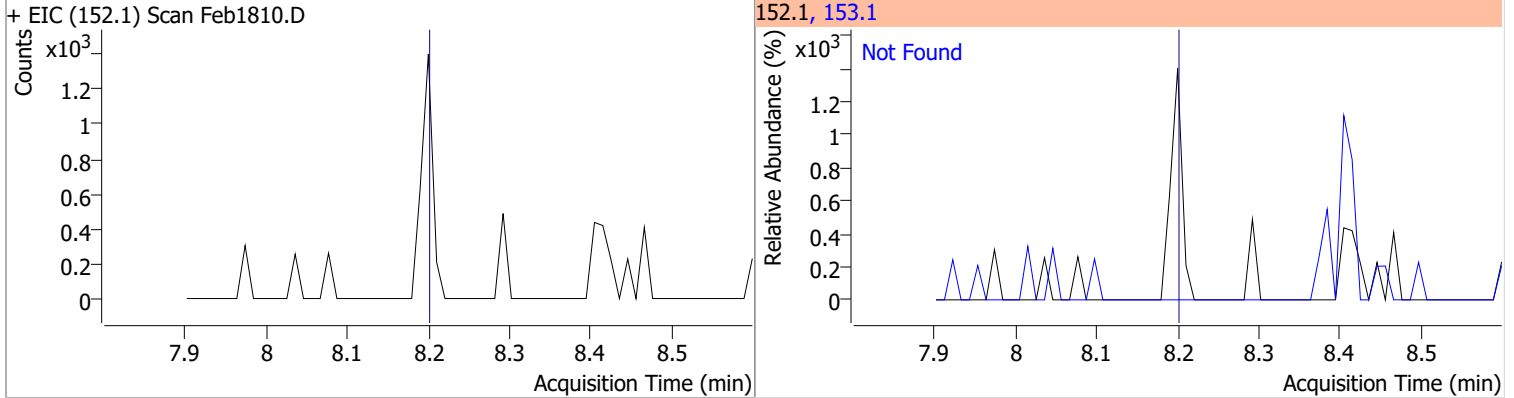
Compound	Conc.	RT	Dev(Min)	Resp.	QIon	QRatio	Lower	Upper
Dimethyl Phthalate	0	0		0	77.0		13.8	25.7



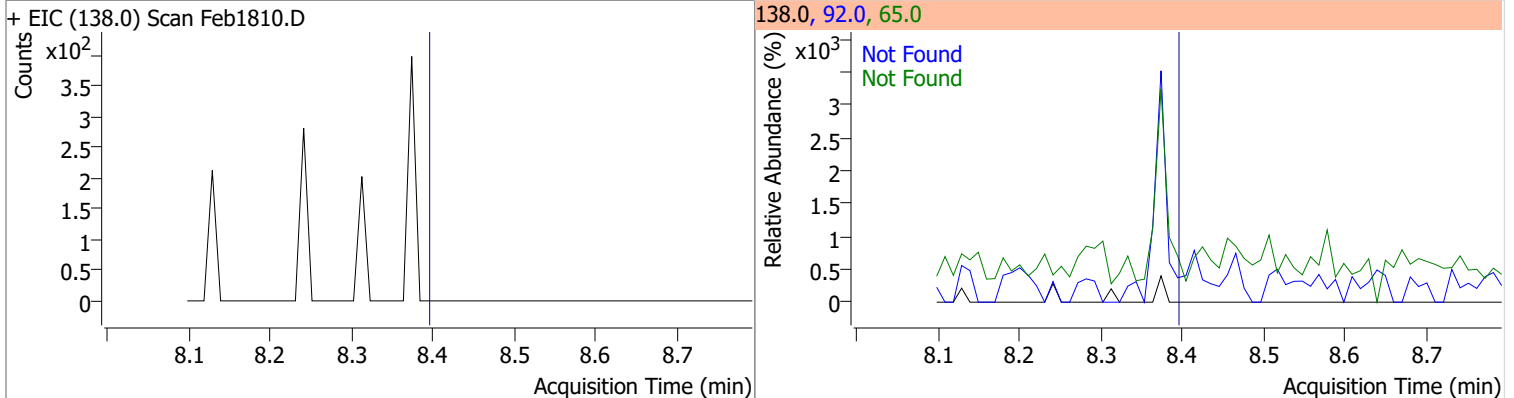
Compound	Conc.	RT	Dev(Min)	Resp.	QIon	QRatio	Lower	Upper
2,6-Dinitrotoluene	0	0		0	63.0		99.5	184.8
					89.0		43.3	80.3



Compound	Conc.	Exp RT	QIon	Exp Ratio
Acenaphthylene	N.D.	8.20	153.1	13.6



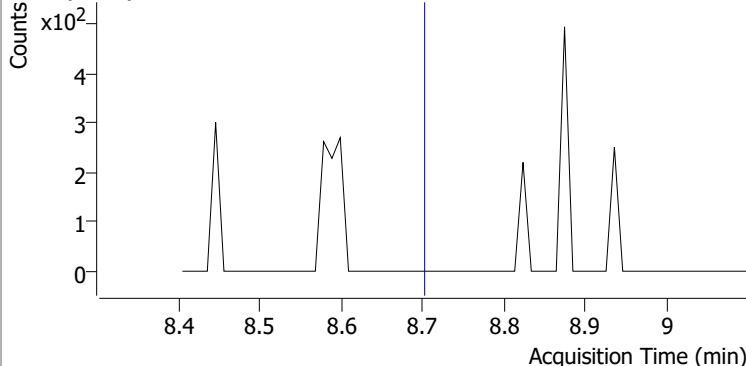
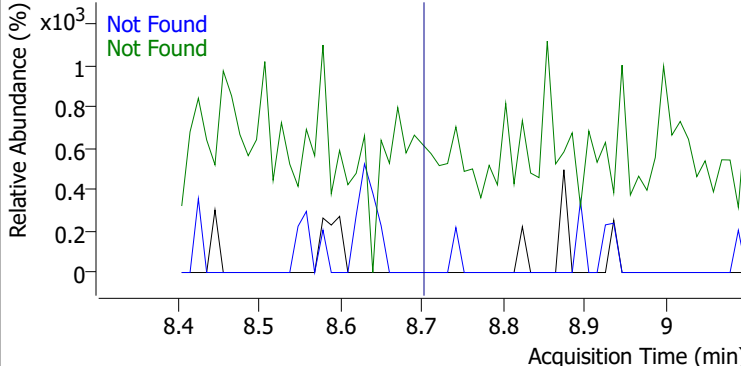
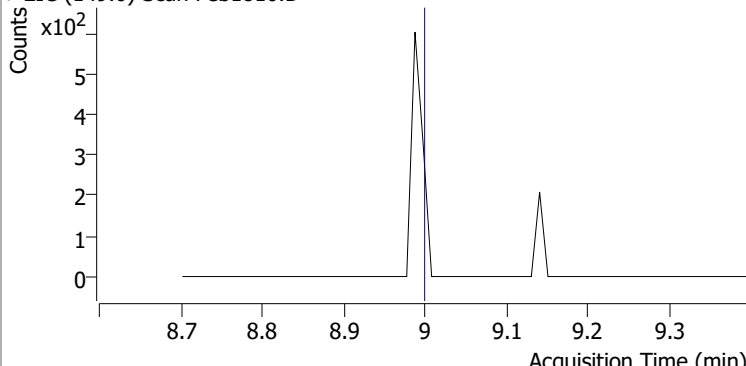
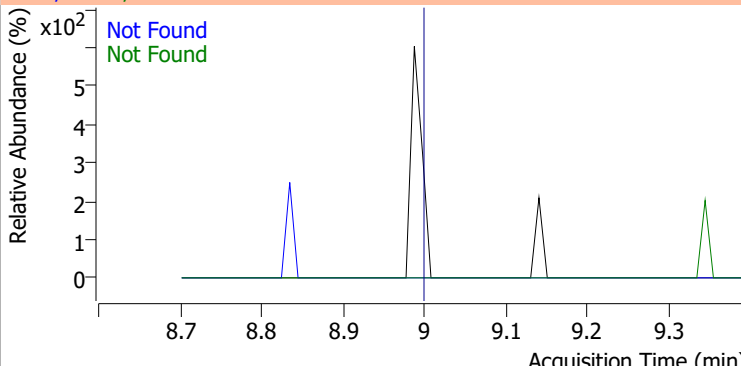
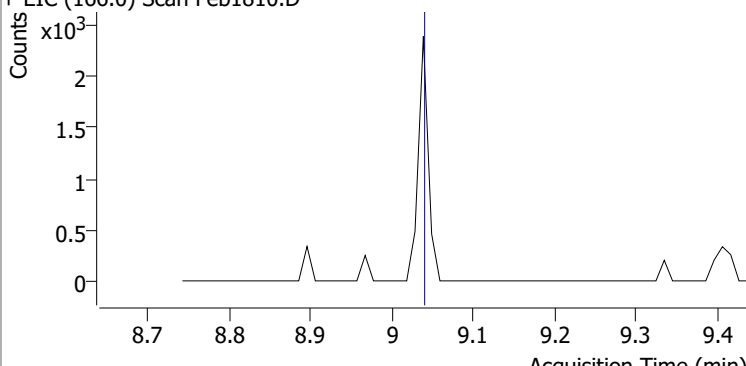
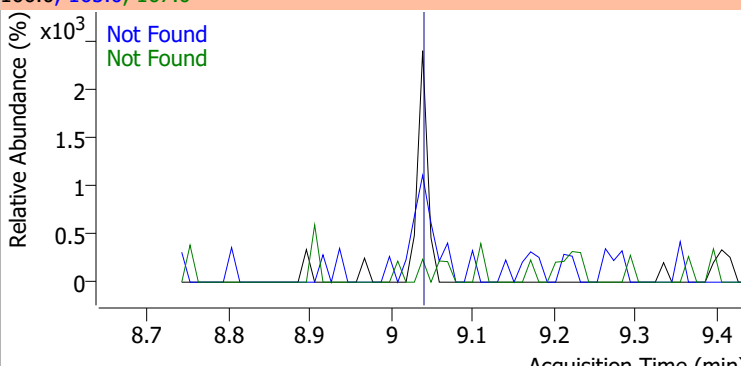
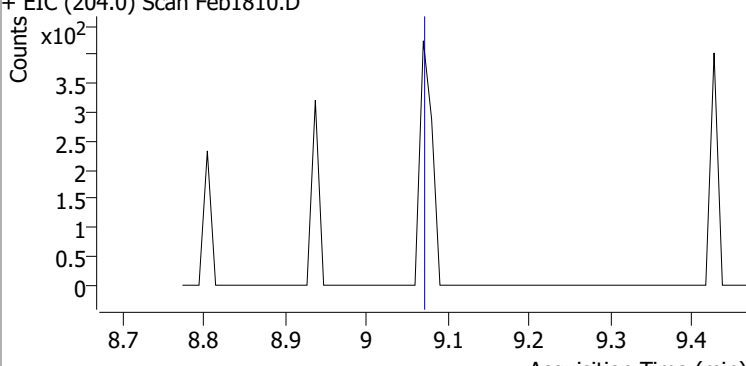
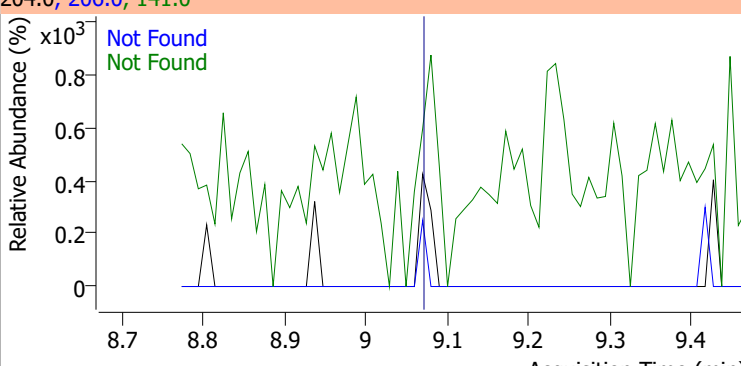
Compound	Conc.	Exp RT	QIon	Exp Ratio	QIon	Exp Ratio
3-Nitroaniline	N.D.	8.39	65.0	129.1	92.0	106.7



Quantitation Results Report (QT Reviewed)

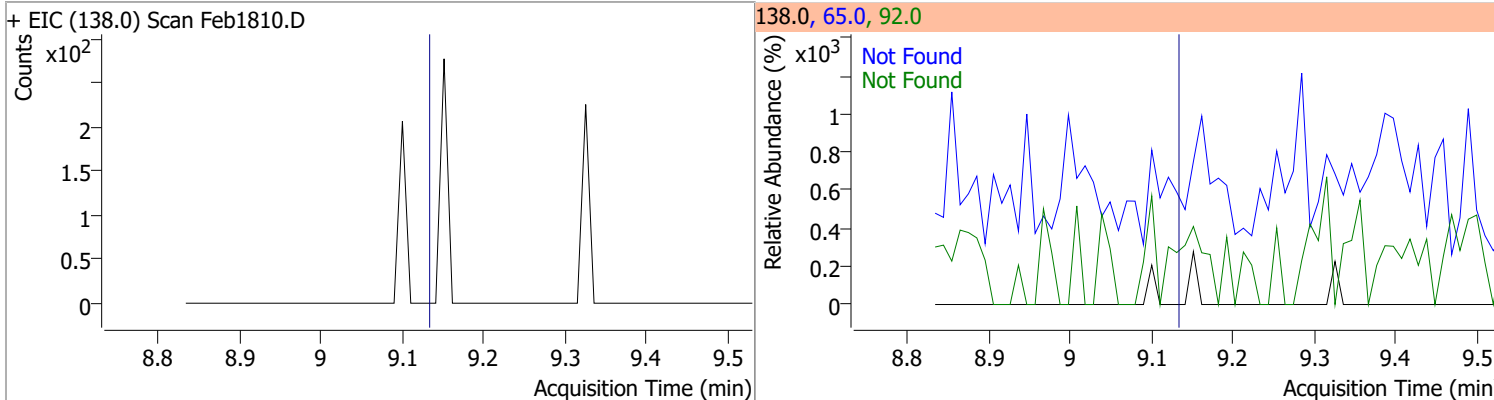
Compound	Conc.	Exp RT	QIon	Exp Ratio	QIon	Exp Ratio
Acenaphthene	N.D.	8.41	153.0	106.5	152.0	51.8
+ EIC (154.0) Scan Feb1810.D			154.0, 152.0, 153.0			
2,4-Dinitrophenol	N.D.	8.52	154.0	62.7		
+ EIC (184.0) Scan Feb1810.D			184.0, 154.0			
Dibenzofuran	N.D.	8.63	139.0	37.5		
+ EIC (168.0) Scan Feb1810.D			168.0, 139.0			
2,4-Dinitrotoluene	N.D.	8.67	89.0	79.2	63.0	48.4
+ EIC (165.0) Scan Feb1810.D			165.0, 63.0, 89.0			

Quantitation Results Report (QT Reviewed)

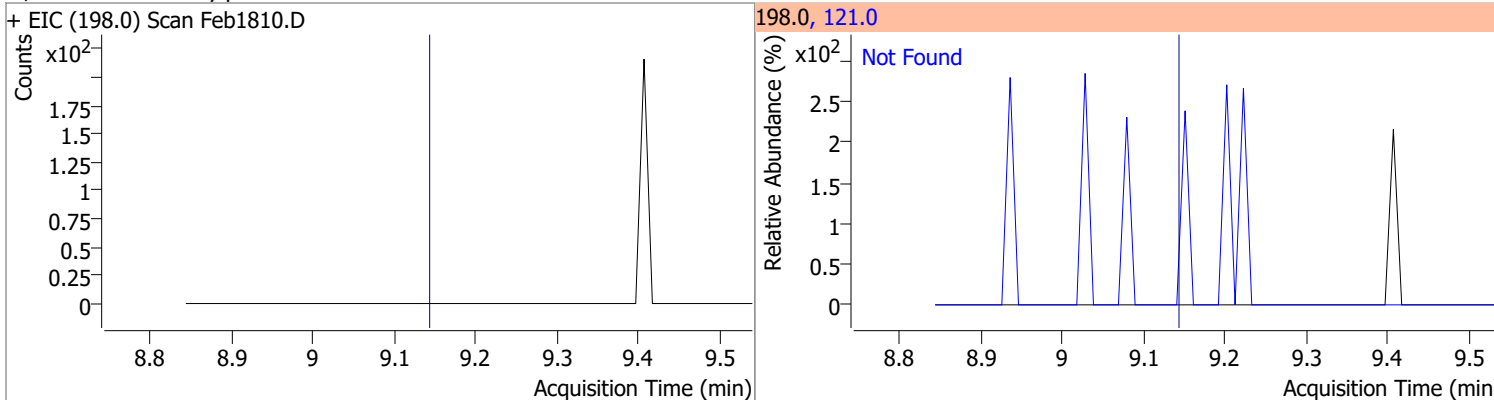
Compound	Conc.	Exp RT	QIon	Exp Ratio	QIon	Exp Ratio
4-Nitrophenol	N.D.	8.70	65.0	72.0	139.0	71.1
+ EIC (109.0) Scan Feb1810.D			109.0, 139.0, 65.0			
						
Diethylphthalate	N.D.	9.00	177.0	20.7	150.0	12.5
+ EIC (149.0) Scan Feb1810.D			149.0, 177.0, 150.0			
						
Fluorene	N.D.	9.04	165.0	93.4	167.0	13.7
+ EIC (166.0) Scan Feb1810.D			166.0, 165.0, 167.0			
						
4-Chlorophenyl-phenylether	N.D.	9.07	141.0	61.2	206.0	33.8
+ EIC (204.0) Scan Feb1810.D			204.0, 206.0, 141.0			
						

Quantitation Results Report (QT Reviewed)

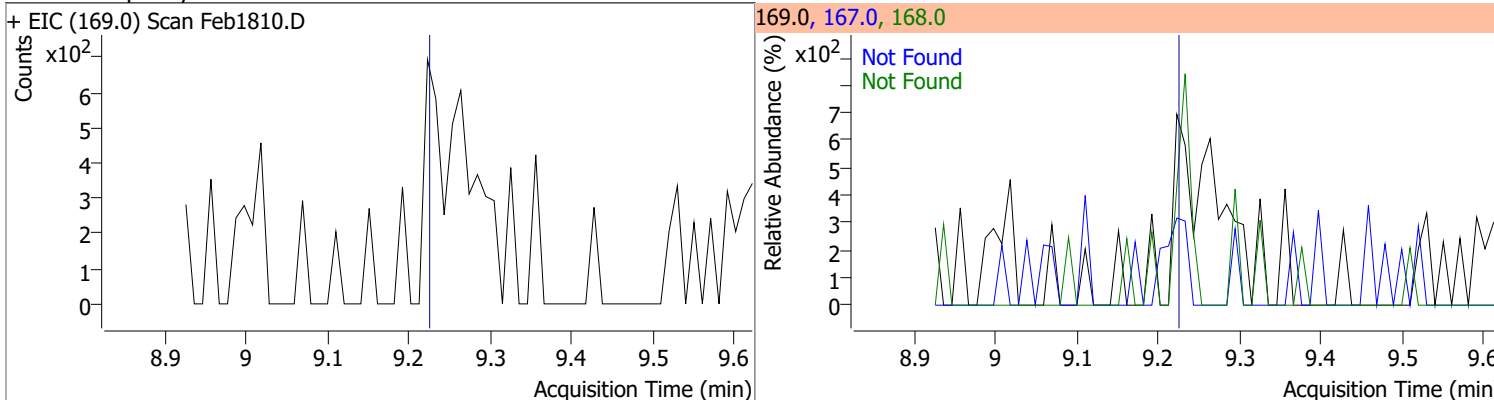
Compound	Conc.	Exp RT	QIon	Exp Ratio	QIon	Exp Ratio
4-Nitroaniline	N.D.	9.14	65.0	112.7	92.0	49.3



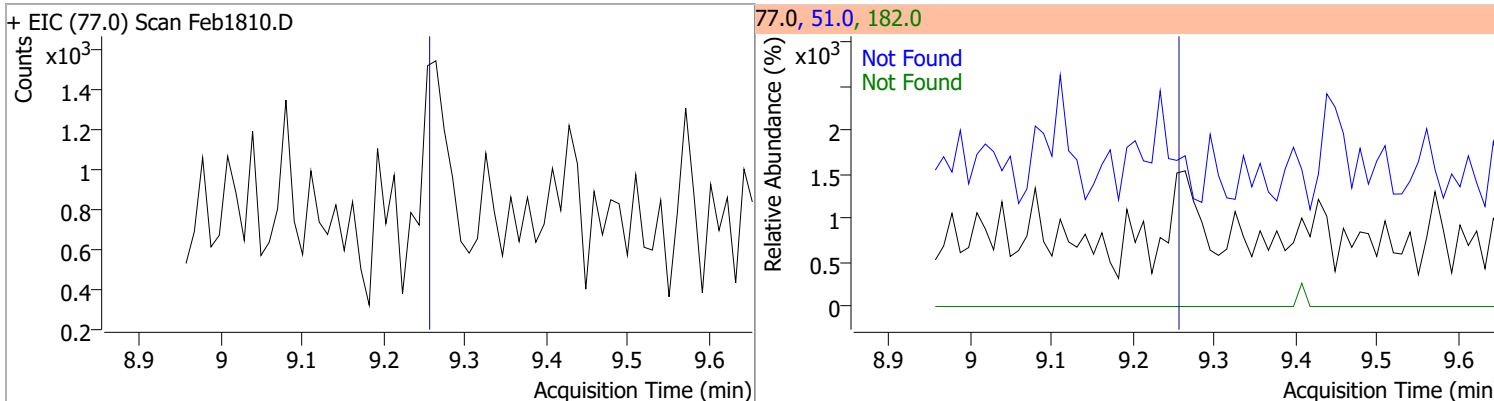
Compound	Conc.	Exp RT	QIon	Exp Ratio
4,6-Dinitro-2-methylphenol	N.D.	9.15	121.0	50.2



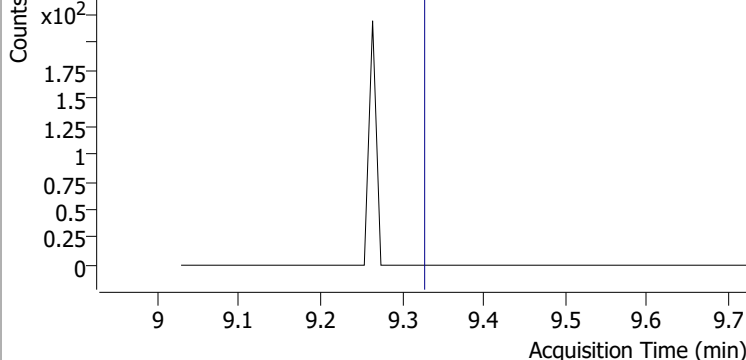
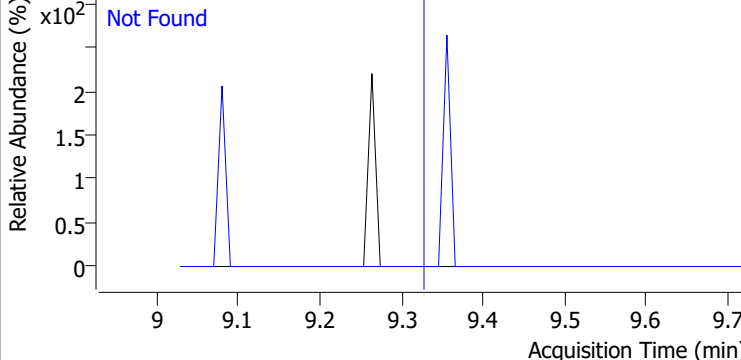
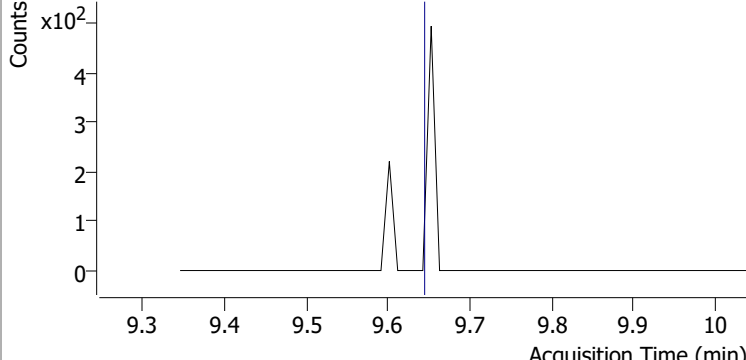
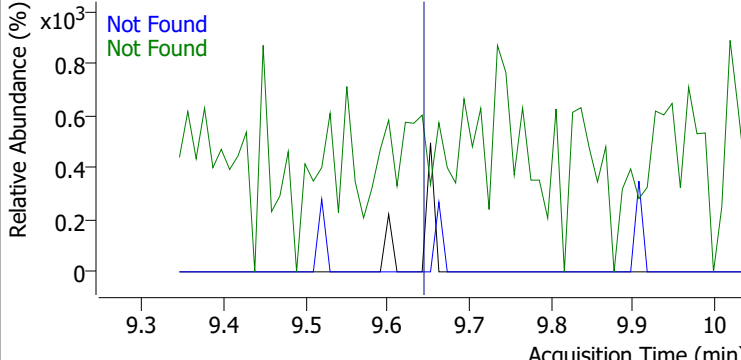
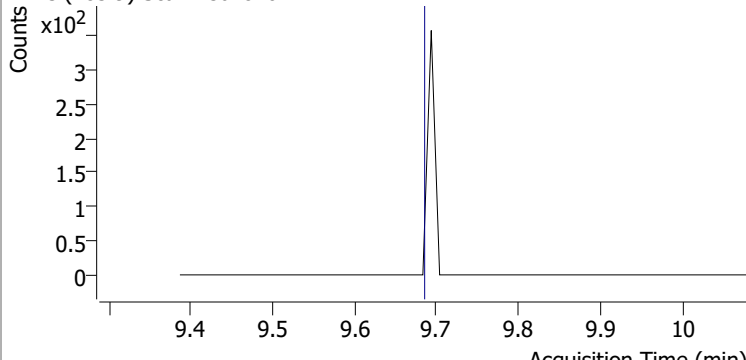
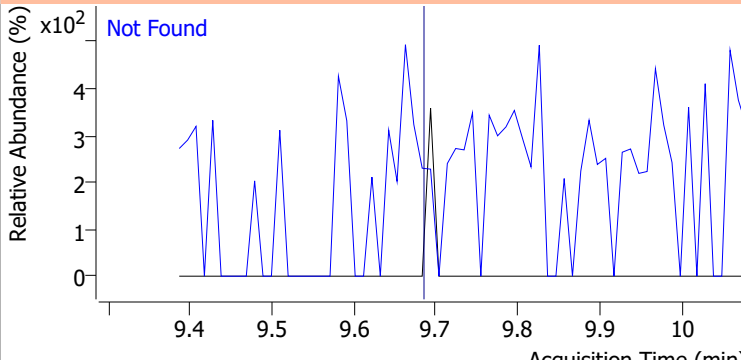
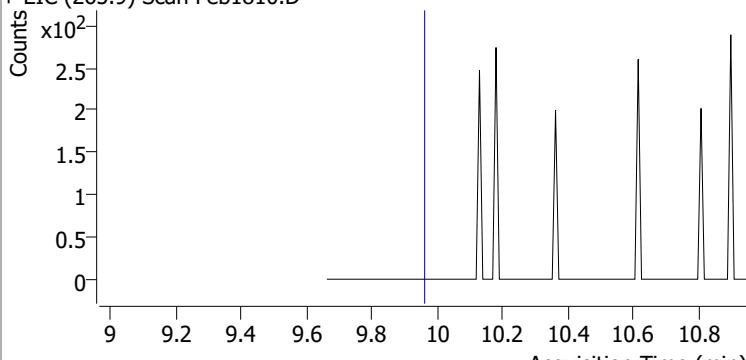
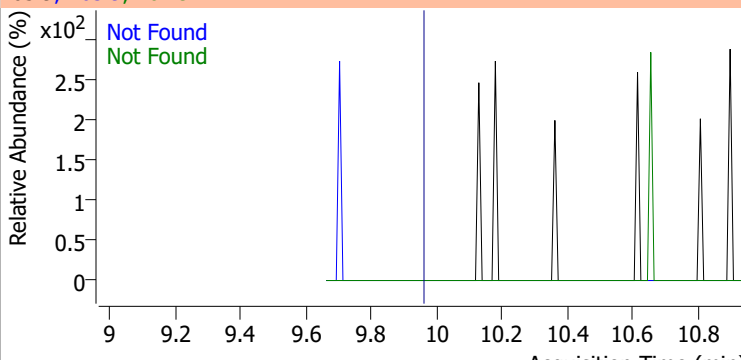
Compound	Conc.	Exp RT	QIon	Exp Ratio	QIon	Exp Ratio
N-nitrosodiphenylamine	N.D.	9.23	168.0	62.8	167.0	34.1



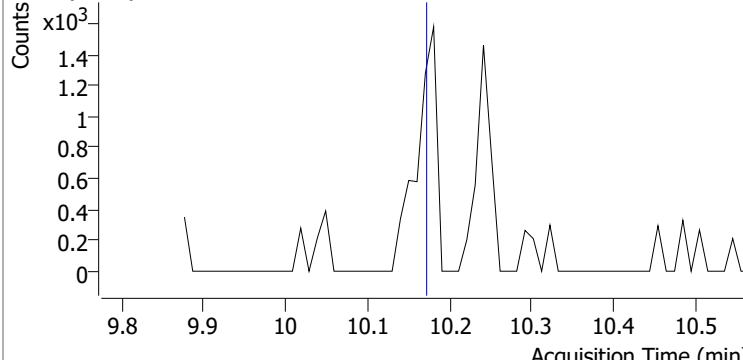
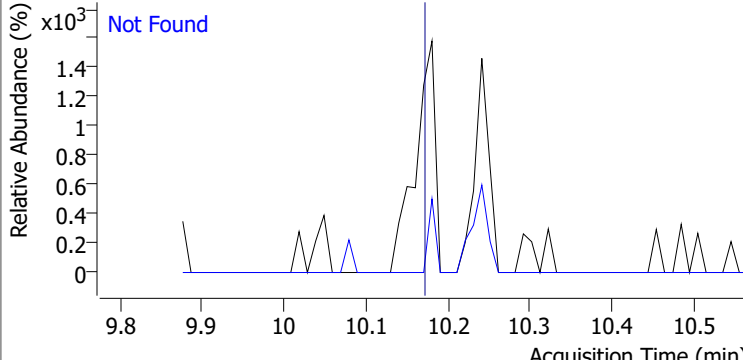
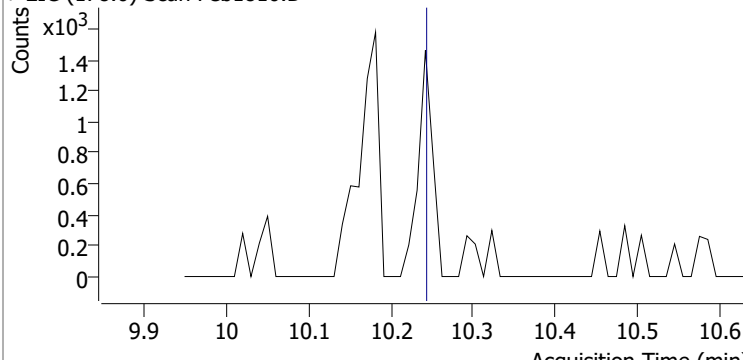
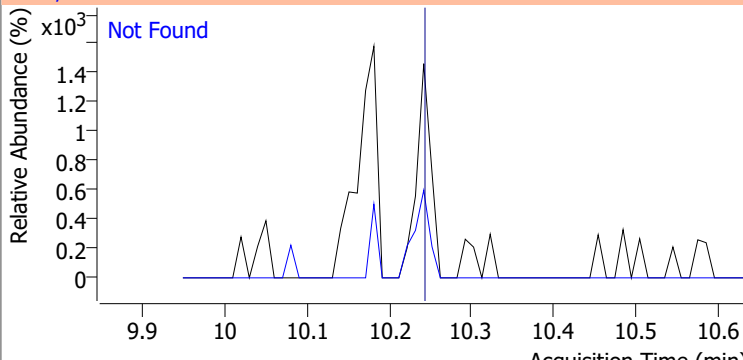
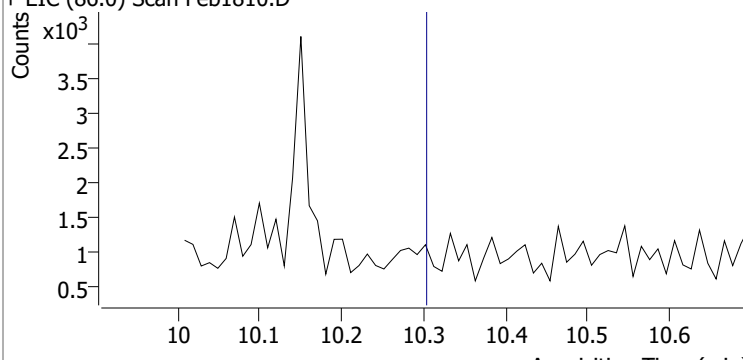
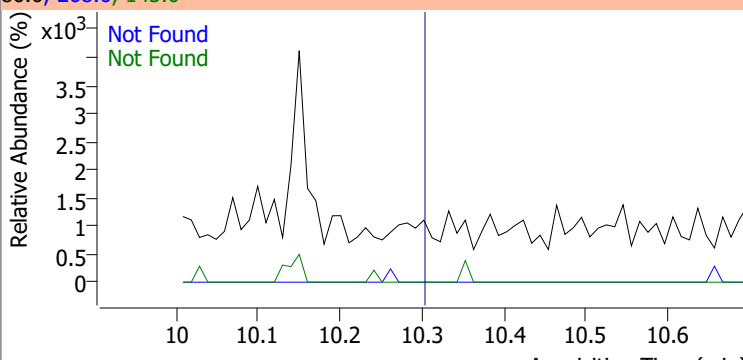
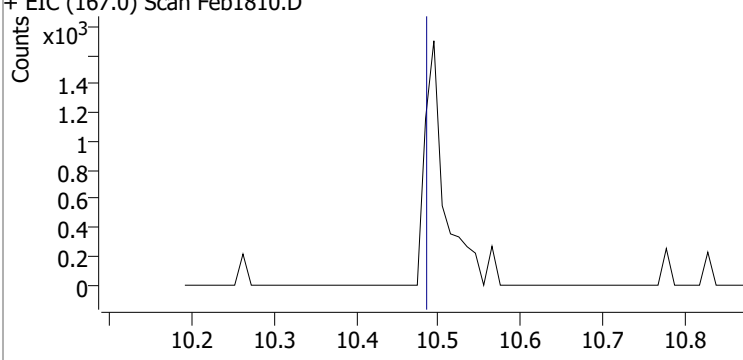
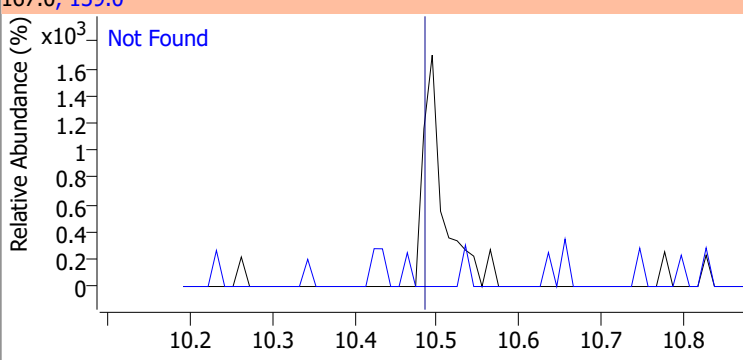
Compound	Conc.	Exp RT	QIon	Exp Ratio	QIon	Exp Ratio
Azobenzene	N.D.	9.26	51.0	45.2	182.0	24.1



Quantitation Results Report (QT Reviewed)

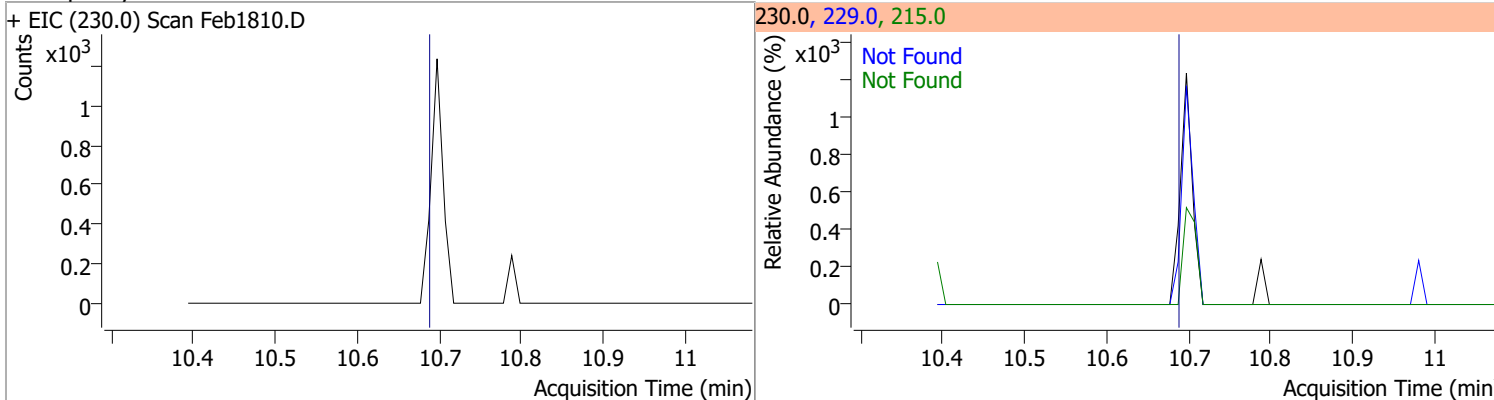
Compound	Conc.	Exp RT	QIon	Exp Ratio				
2,4,6-Tribromophenol	N.D.	9.34	331.8	97.9				
+ EIC (329.8) Scan Feb1810.D			329.8, 331.8					
								
4-Bromophenyl-phenylether	N.D.	9.65	141.0	98.8	QIon	250.0	Exp Ratio	98.2
+ EIC (248.0) Scan Feb1810.D			248.0, 250.0, 141.0					
								
Hexachlorobenzene	N.D.	9.69	142.0	53.8				
+ EIC (283.9) Scan Feb1810.D			283.9, 142.0					
								
Pentachlorophenol	N.D.	9.97	267.9	59.4	QIon	263.9	Exp Ratio	58.9
+ EIC (265.9) Scan Feb1810.D			265.9, 263.9, 267.9					
								

Quantitation Results Report (QT Reviewed)

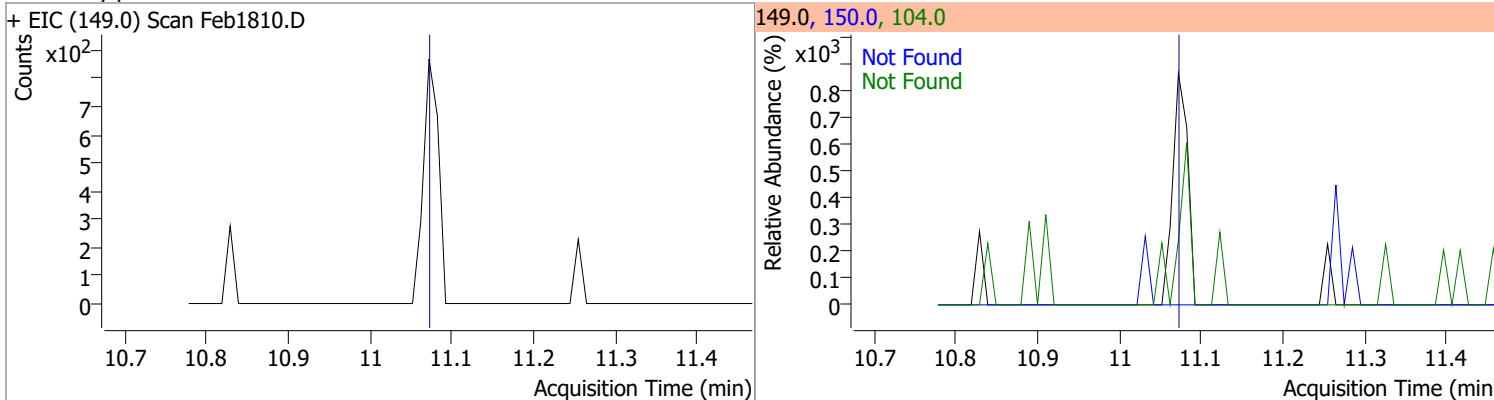
Compound	Conc.	Exp RT	QIon	Exp Ratio		
Phenanthrene	N.D.	10.18	176.0	18.5		
+ EIC (178.0) Scan Feb1810.D			178.0, 176.0			
						
Anthracene	N.D.	10.25	176.0	18.4		
+ EIC (178.0) Scan Feb1810.D			178.0, 176.0			
						
Triallate	N.D.	10.31	268.0	24.1	QIon	Exp Ratio
+ EIC (86.0) Scan Feb1810.D			86.0, 268.0, 143.0			
						
Carbazole	N.D.	10.49	139.0	12.8		
+ EIC (167.0) Scan Feb1810.D			167.0, 139.0			
						

Quantitation Results Report (QT Reviewed)

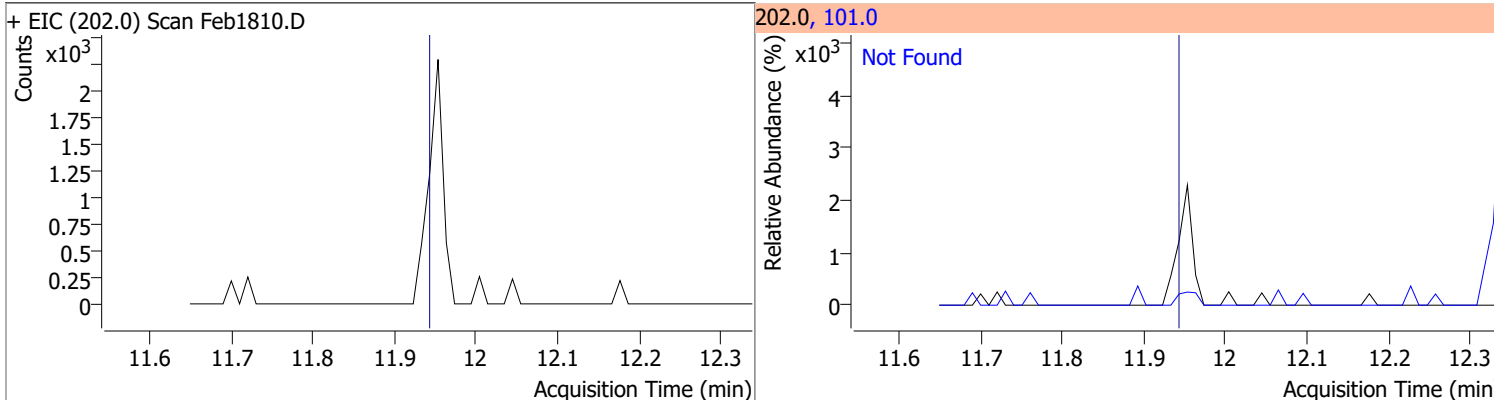
Compound	Conc.	Exp RT	QIon	Exp Ratio	QIon	Exp Ratio
o-Terphenyl	N.D.	10.70	229.0	64.9	215.0	37.0



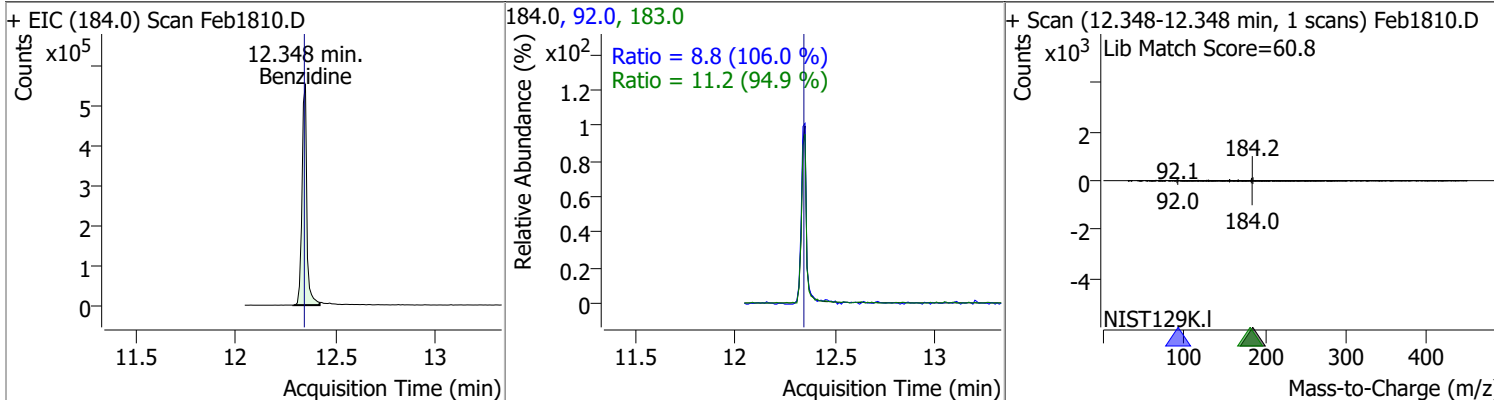
Compound	Conc.	Exp RT	QIon	Exp Ratio	QIon	Exp Ratio
Di-n-Butylphthalate	N.D.	11.08	150.0	9.1	104.0	6.4



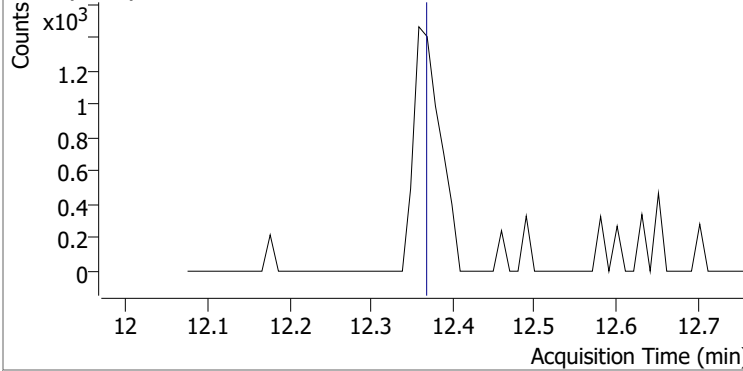
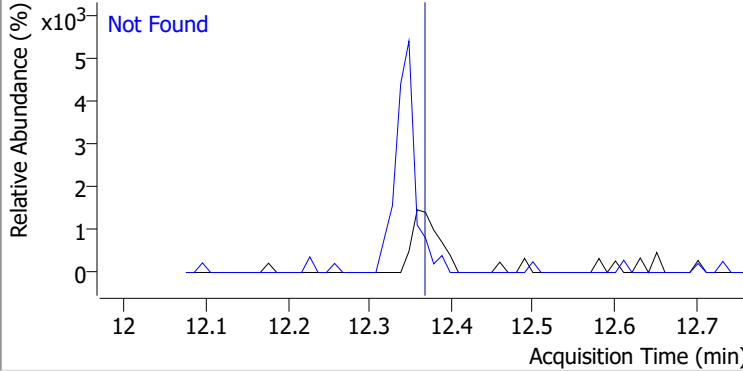
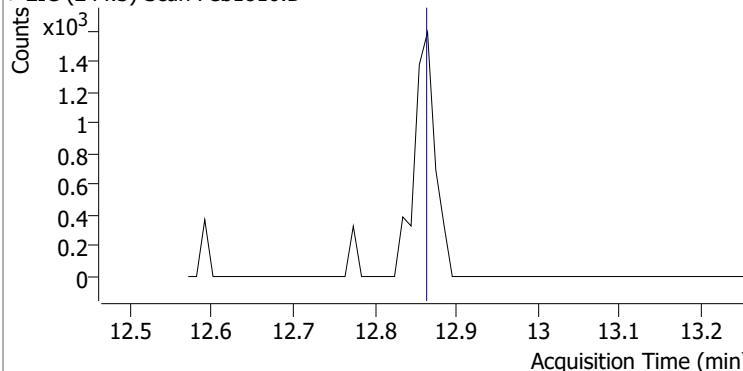
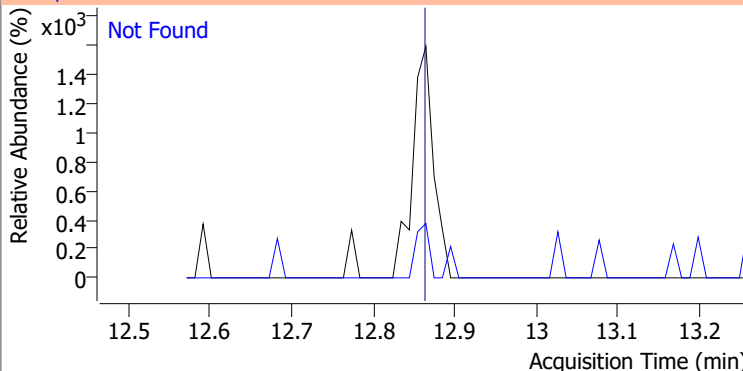
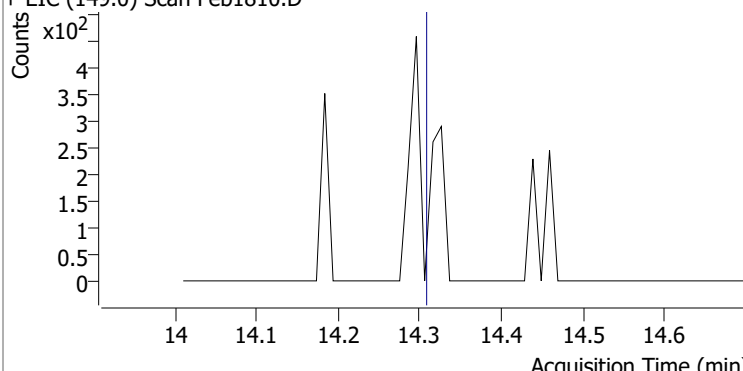
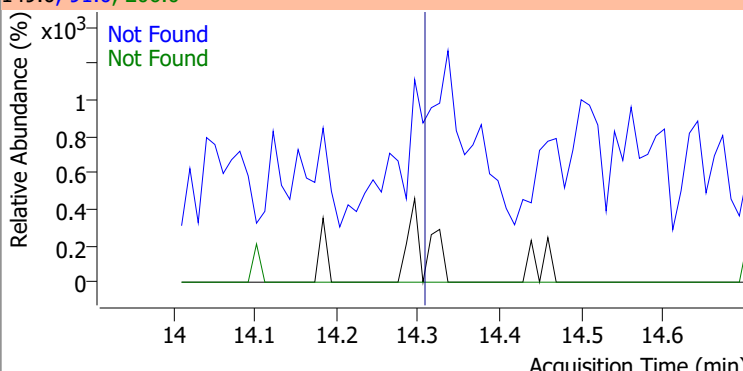
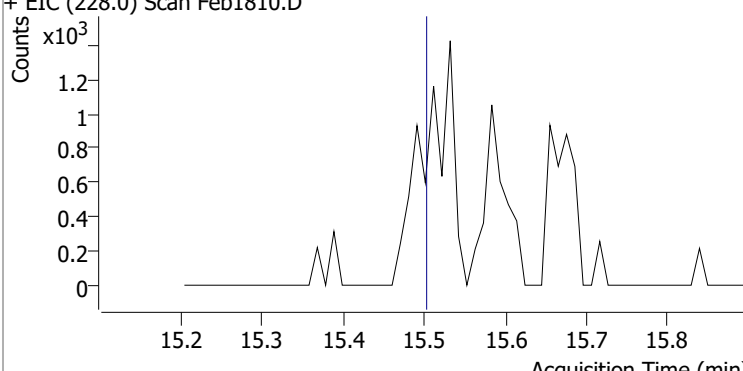
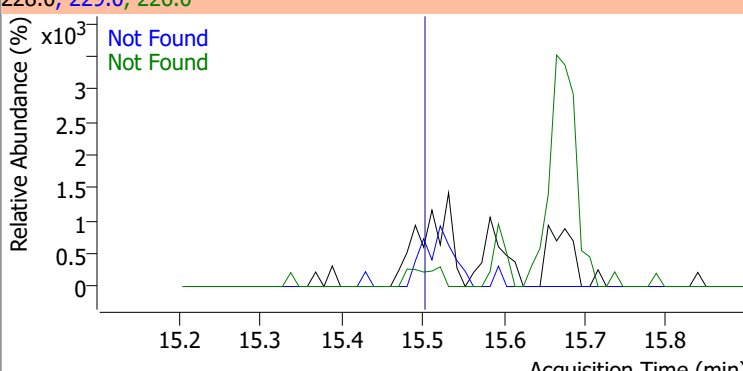
Compound	Conc.	Exp RT	QIon	Exp Ratio
Fluoranthene	N.D.	11.95	101.0	13.4



Compound	Conc.	RT	Dev(Min)	Resp.	QIon	QRatio	Lower	Upper
Benzidine	131.4511	12.35	0.00	931105	183.0	11.2	8.3	15.4
					92.0	8.8	5.8	10.8

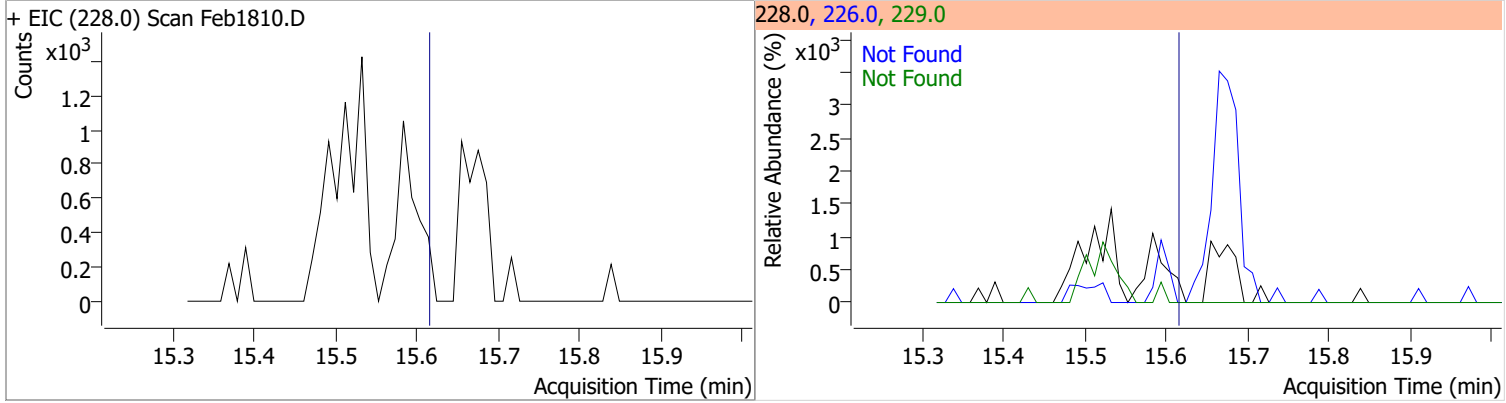


Quantitation Results Report (QT Reviewed)

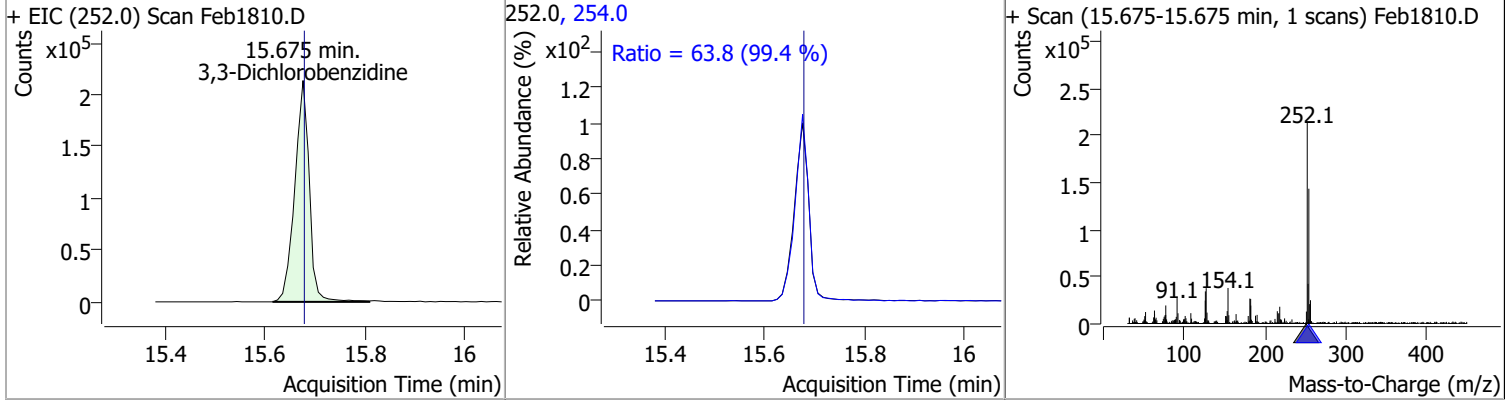
Compound	Conc.	Exp RT	QIon	Exp Ratio		
Pyrene	N.D.	12.38	101.0	15.9		
+ EIC (202.0) Scan Feb1810.D			202.0, 101.0			
						
Terphenyl-d14	N.D.	12.88	122.0	14.4		
+ EIC (244.3) Scan Feb1810.D			244.3, 122.0			
						
Butylbenzylphthalate	N.D.	14.32	91.0	85.1	QIon	Exp Ratio
			206.0	17.5		
+ EIC (149.0) Scan Feb1810.D			149.0, 91.0, 206.0			
						
Benzo(a)Anthracene	N.D.	15.51	226.0	26.8	QIon	Exp Ratio
			229.0	21.1		
+ EIC (228.0) Scan Feb1810.D			228.0, 229.0, 226.0			
						

Quantitation Results Report (QT Reviewed)

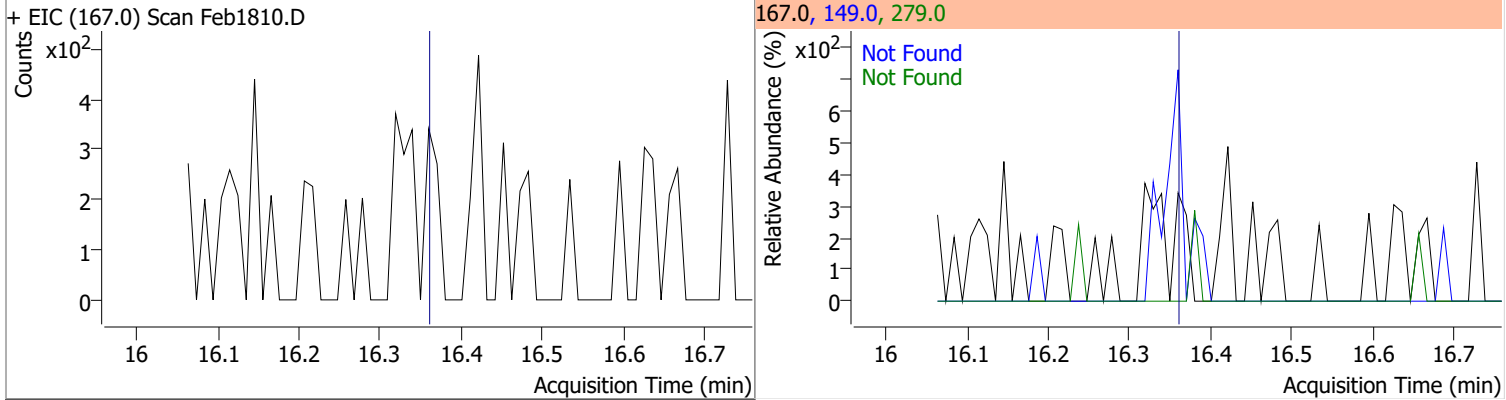
Compound	Conc.	Exp RT	QIon	Exp Ratio	QIon	Exp Ratio
Chrysene	N.D.	15.62	226.0	28.4	229.0	19.7



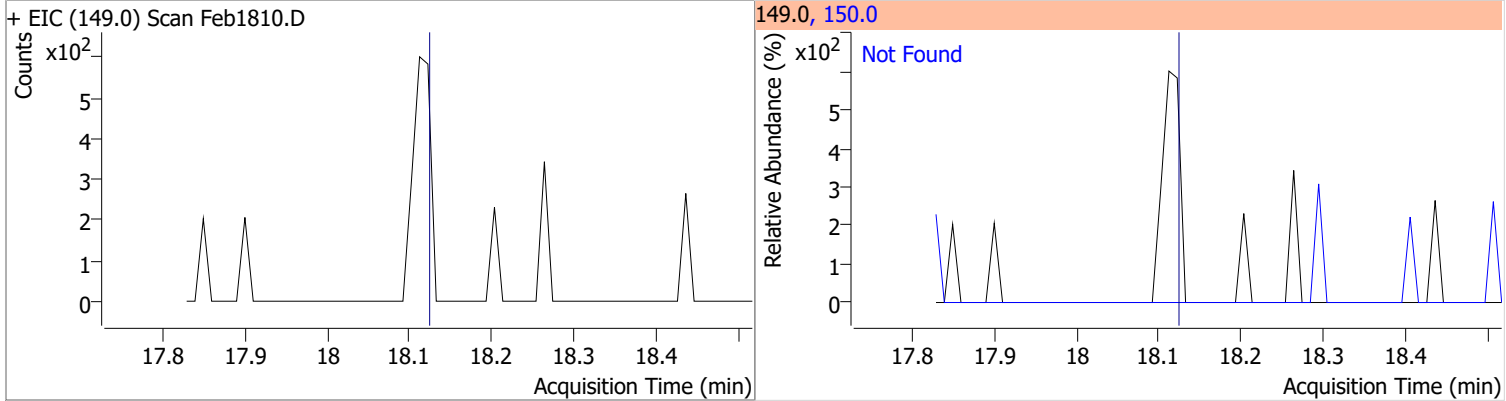
Compound	Conc.	RT	Dev(Min)	Resp.	QIon	QRatio	Lower	Upper
3,3-Dichlorobenzidine	69.9955	15.68	-0.01	431740	254.0	63.8	44.9	83.4



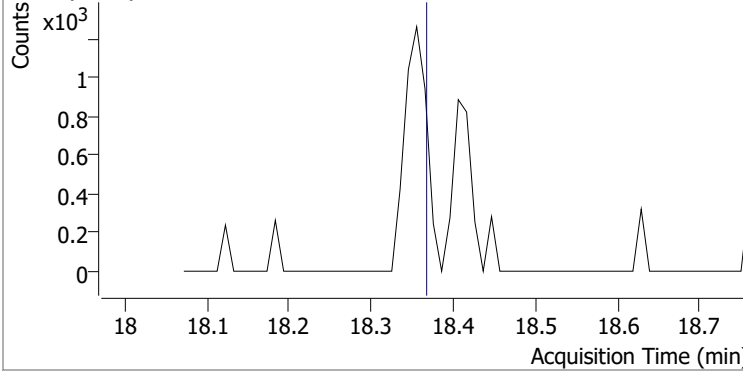
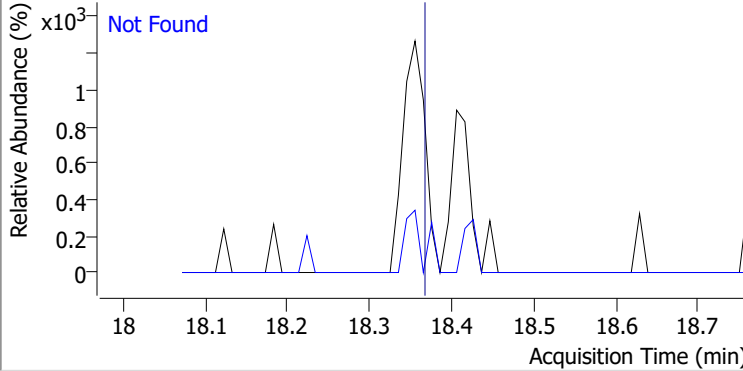
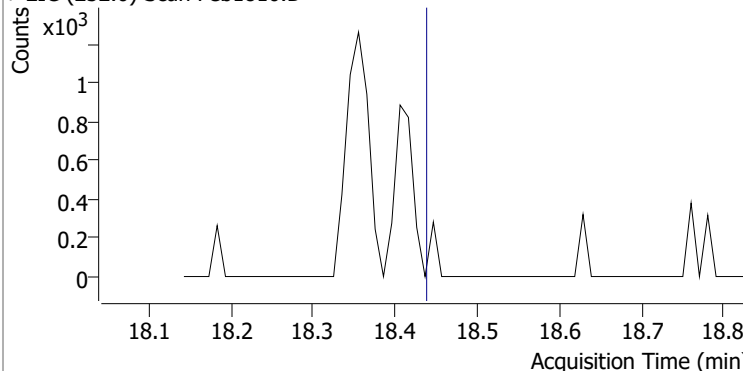
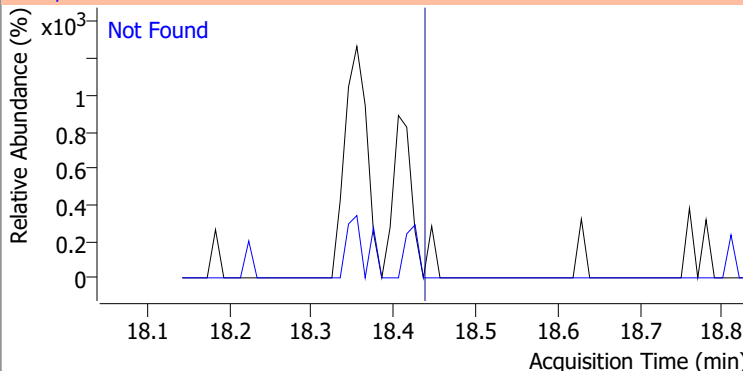
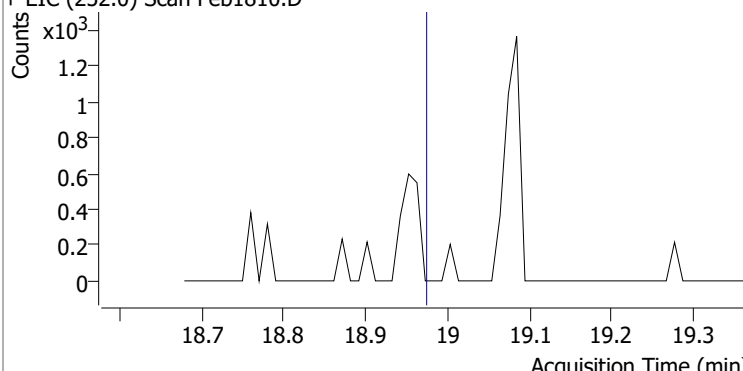
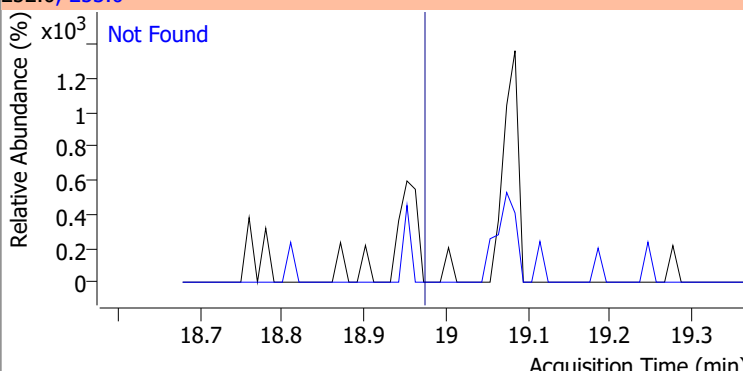
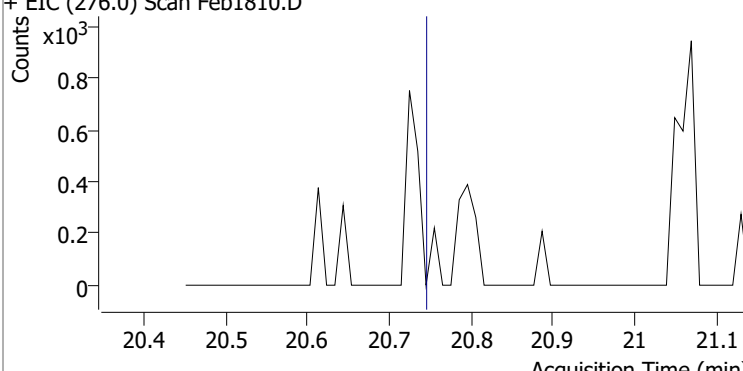
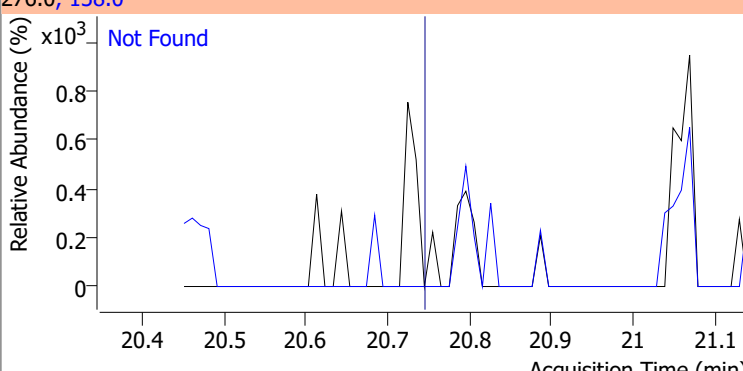
Compound	Conc.	Exp RT	QIon	Exp Ratio	QIon	Exp Ratio
bis(2-ethylhexyl)Phthalate	N.D.	16.37	149.0	390.8	279.0	15.0



Compound	Conc.	Exp RT	QIon	Exp Ratio
Di-n-octyl Phthalate	N.D.	18.13	150.0	10.0

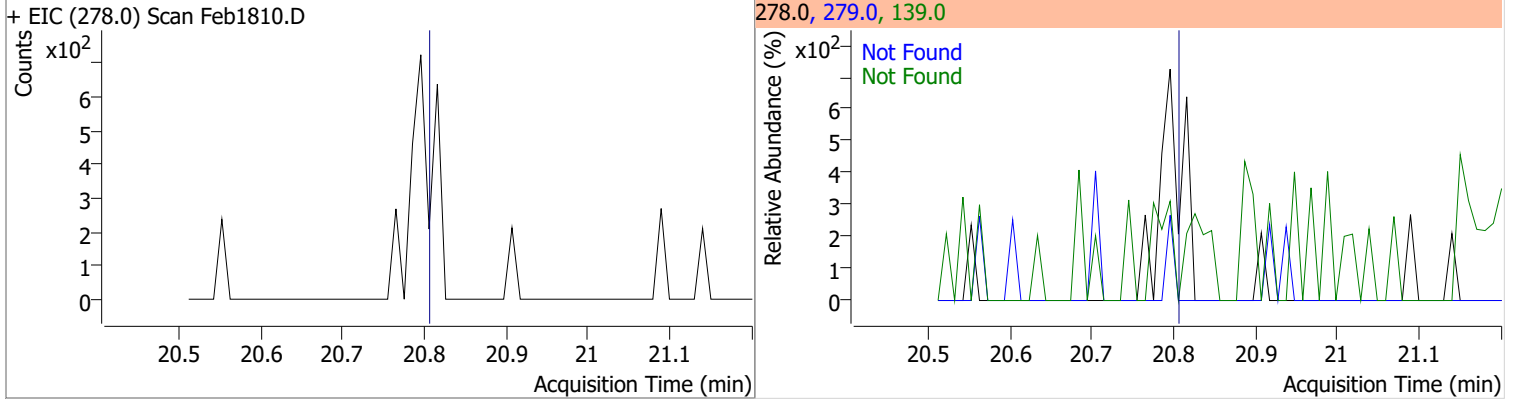


Quantitation Results Report (QT Reviewed)

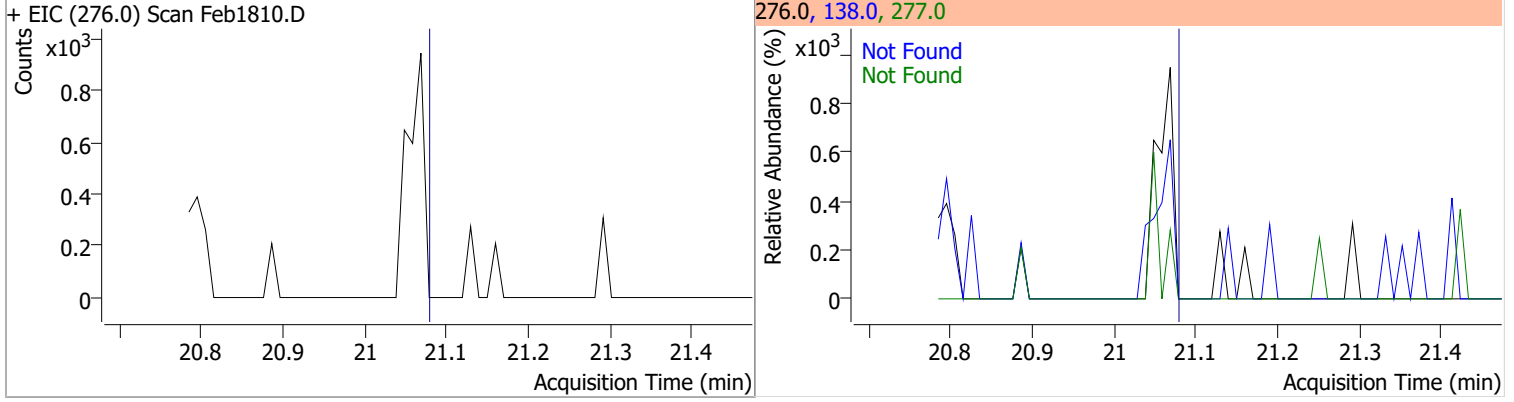
Compound	Conc.	Exp RT	QIon	Exp Ratio
Benzo(b)fluoranthene	N.D.	18.38	253.0	22.3
+ EIC (252.0) Scan Feb1810.D			252.0, 253.0	
				
Benzo(k)fluoranthene	N.D.	18.45	253.0	22.0
+ EIC (252.0) Scan Feb1810.D			252.0, 253.0	
				
Benzo(a)pyrene	N.D.	18.98	253.0	21.5
+ EIC (252.0) Scan Feb1810.D			252.0, 253.0	
				
Indeno(1,2,3-c,d)pyrene	N.D.	20.76	138.0	29.6
+ EIC (276.0) Scan Feb1810.D			276.0, 138.0	
				

Quantitation Results Report (QT Reviewed)

Compound	Conc.	Exp RT	QIon	Exp Ratio	QIon	Exp Ratio
Dibenzo(a,h)anthracene	N.D.	20.82	139.0	25.2	279.0	24.1

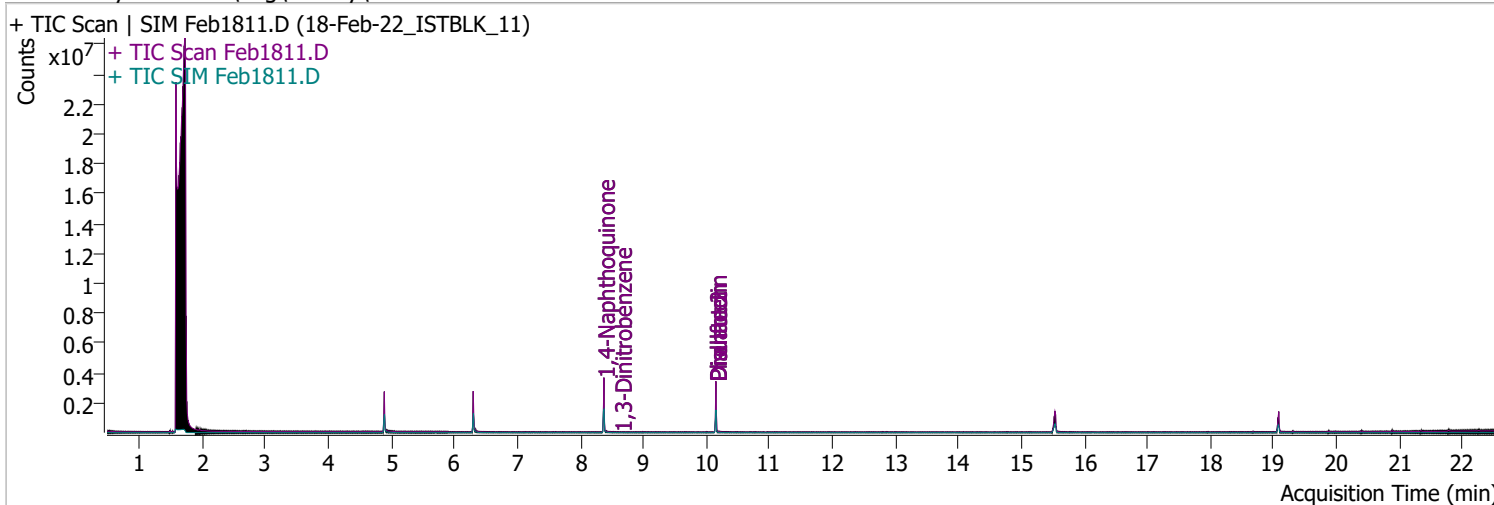


Compound	Conc.	Exp RT	QIon	Exp Ratio	QIon	Exp Ratio
Benzo(g,h,i)perylene	N.D.	21.09	138.0	33.0	277.0	23.2



Quantitation Results Report (QT Reviewed)

Data File	Feb1811.D	Operator	LIMS import
Acq. Method	BNA+SIM.M	Acq. Date-Time	2/19/2022 1:24:22 PM
Sample Name	18-Feb-22_ISTBLK_11	Instrument	Instrument #1
Vial	11	Multiplier	1.00
DA Method File		Comment	SVOC-8270-W-LARGO
Tune File	dftppdsm.u	Tune Date	2/18/2022 9:25:00 PM
Batch Name	021822 DoD BNA cal.batch.bin	Last Calib Update	2/19/2022 1:06:17 PM
Ref Library	D:\Org\Library\NIST129K.l		



Compound	RT	QIon	Resp.	Conc.	Units	Dev(Min)
----------	----	------	-------	-------	-------	----------

Internal Standards

System Monitoring Compounds

S 2-Fluorophenol	0.000		0	N.D.
Spiked Amount: 200.000	Range: 10.0 - 75.0%			Recovery = NA%
S Phenol-d5	0.000		0	N.D.
Spiked Amount: 200.000	Range: 10.0 - 65.0%			Recovery = NA%
S Nitrobenzene-d5	0.000		0	N.D.
Spiked Amount: 100.000	Range: 32.0 - 94.0%			Recovery = NA%
S 2-Fluorobiphenyl	0.000		0	N.D.
Spiked Amount: 100.000	Range: 28.0 - 107.0%			Recovery = NA%
S 2,4,6-Tribromophenol	0.000		0	N.D.
Spiked Amount: 200.000	Range: 25.0 - 140.0%			Recovery = NA%
S Terphenyl-d14	0.000		0	N.D.
Spiked Amount: 100.000	Range: 32.0 - 122.0%			Recovery = NA%

Target Compounds

Target Compounds	RT	QIon	Resp.	Conc.	QValue
T N-Nitrosodimethylamine	0.000		0	N.D.	
T Pyridine	0.000		0	N.D.	
T Aniline	0.000		0	N.D.	
T Phenol	0.000		0	N.D.	
T bis(-2-Chloroethyl)Ether	0.000		0	N.D.	
T 2-Chlorophenol	0.000		0	N.D.	
T 1,3-Dichlorobenzene	0.000		0	N.D.	
T 1,4-Dichlorobenzene	0.000		0	N.D.	
T 1,2-Dichlorobenzene	0.000		0	N.D.	
T Benzyl Alcohol	0.000		0	N.D.	
T bis(2-chloroisopropyl)Ether	0.000		0	N.D.	
T 2-Methylphenol	0.000		0	N.D.	
T N-nitroso-Di-n-propylamine	0.000		0	N.D.	
T 4Methylphenol/3Methylphenol	0.000		0	N.D.	
T Hexachloroethane	0.000		0	N.D.	

Quantitation Results Report (QT Reviewed)

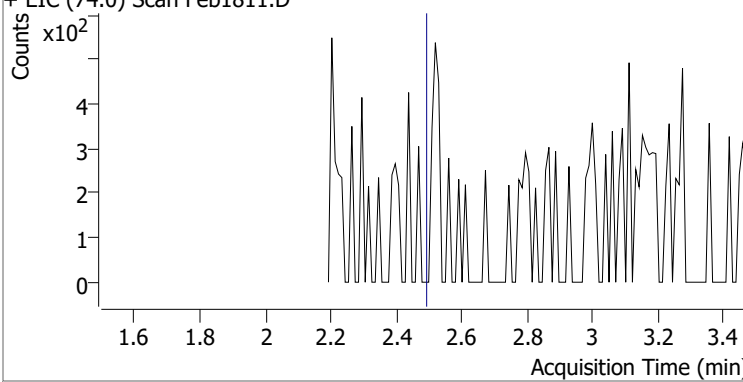
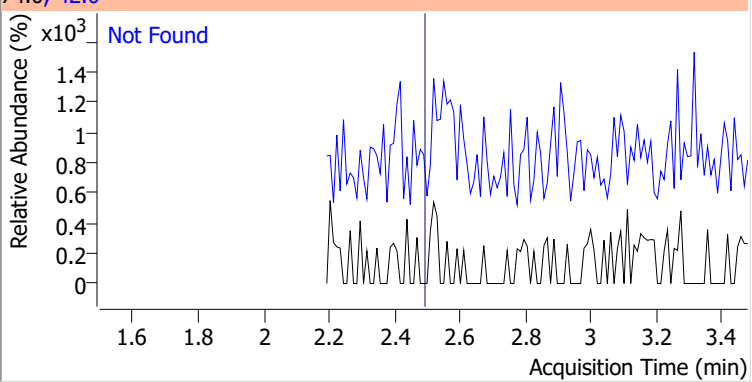
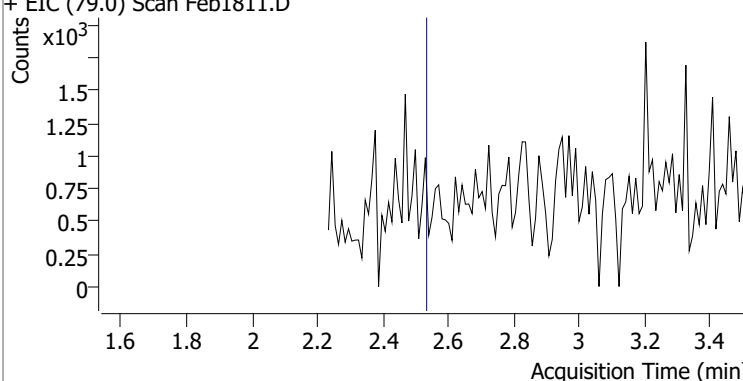
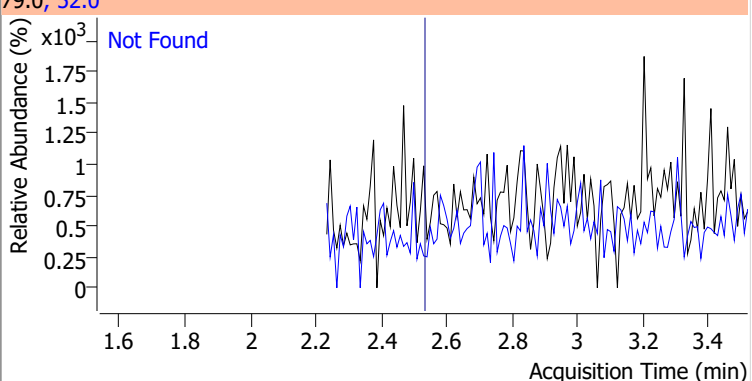
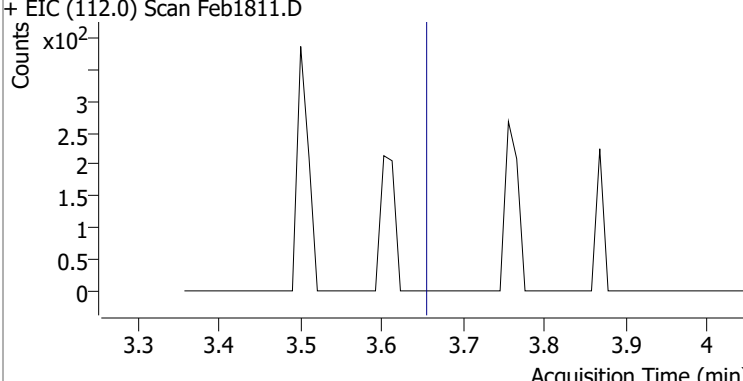
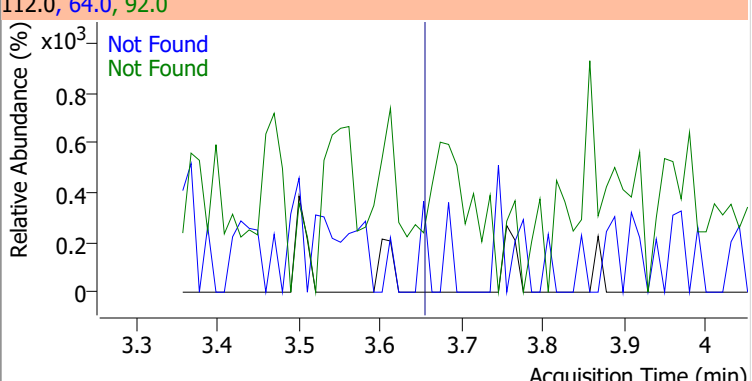
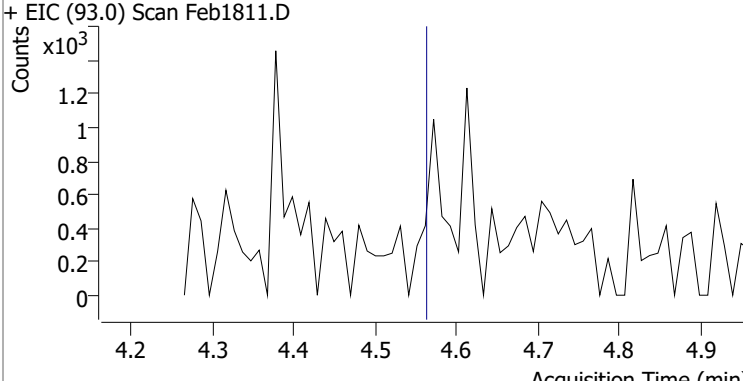
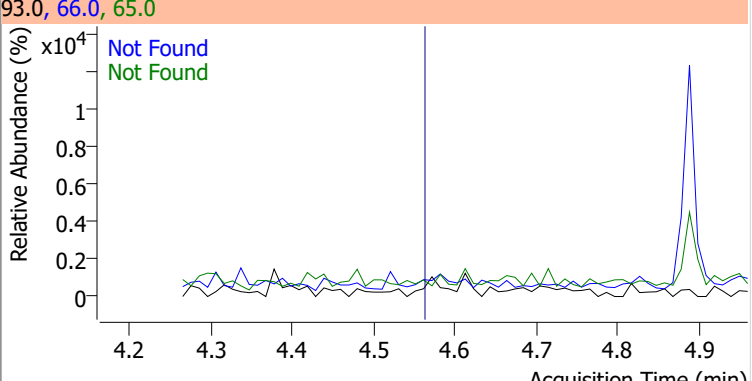
Compound	RT	QIon	Resp.	Conc.	Units	Dev(Min)
T Nitrobenzene	0.000		0	N.D.		
T Isophorone	0.000		0	N.D.		
T 2-Nitrophenol	0.000		0	N.D.		
T 2,4-Dimethylphenol	0.000		0	N.D.		
T bis(-2-Chloroethoxy)Methane	0.000		0	N.D.		
T 2,4-Dichlorophenol	0.000		0	N.D.		
T Benzoic Acid	0.000		0	N.D.		
T 1,2,4-Trichlorobenzene	0.000		0	N.D.		
T Naphthalene	0.000		0	N.D.		
T 4-Chlorophenol	6.300	130.0	0		µg/L md	1
T p-Chloroaniline	0.000		0	N.D.		
T Hexachlorobutadiene	0.000		0	N.D.		
T 4-Chloro-2-Methylphenol	0.000		0	N.D.		
T 4-Chloro-3-Methylphenol	0.000		0	N.D.		
T 2-Methylnaphthalene	0.000		0	N.D.		
T 1-Methylnaphthalene	0.000		0	N.D.		
T Hexachlorocyclopentadiene	0.000		0	N.D.		
T 2,4,6-Trichlorophenol	0.000		0	N.D.		
T 2,4,5-Trichlorophenol	0.000		0	N.D.		
T 2-Chloronaphthalene	0.000		0	N.D.		
T 2-Nitroaniline	0.000		0	N.D.		
T Dimethyl Phthalate	8.374	163.0	0		µg/L md	1
T 2,6-Dinitrotoluene	8.374	165.0	0		µg/L md	1
T Acenaphthylene	0.000		0	N.D.		
T 3-Nitroaniline	0.000		0	N.D.		
T Acenaphthene	0.000		0	N.D.		
T 2,4-Dinitrophenol	0.000		0	N.D.		
T Dibenzofuran	0.000		0	N.D.		
T 2,4-Dinitrotoluene	0.000		0	N.D.		
T 4-Nitrophenol	0.000		0	N.D.		
T Diethylphthalate	0.000		0	N.D.		
T Fluorene	0.000		0	N.D.		
T 4-Chlorophenyl-phenylether	0.000		0	N.D.		
T 4-Nitroaniline	0.000		0	N.D.		
T 4,6-Dinitro-2-methylphenol	0.000		0	N.D.		
T N-nitrosodiphenylamine	0.000		0	N.D.		
T Azobenzene	0.000		0	N.D.		
T 4-Bromophenyl-phenylether	0.000		0	N.D.		
T Hexachlorobenzene	0.000		0	N.D.		
T Pentachlorophenol	0.000		0	N.D.		
T Phenanthrene	0.000		0	N.D.		
T Anthracene	0.000		0	N.D.		
T Triallate	0.000		0	N.D.		
T Carbazole	0.000		0	N.D.		
T o-Terphenyl	0.000		0	N.D.		
T Di-n-Butylphthalate	0.000		0	N.D.		
T Fluoranthene	0.000		0	N.D.		
T Benzidine	0.000		0	N.D.		
T Pyrene	0.000		0	N.D.		
T Butylbenzylphthalate	0.000		0	N.D.		
T Benzo(a)Anthracene	0.000		0	N.D.		
T Chrysene	0.000		0	N.D.		
T 3,3-Dichlorobenzidine	0.000		0	N.D.		
T bis(2-ethylhexyl)Phthalate	0.000		0	N.D.		
T Di-n-octyl Phthalate	0.000		0	N.D.		

Quantitation Results Report (QT Reviewed)

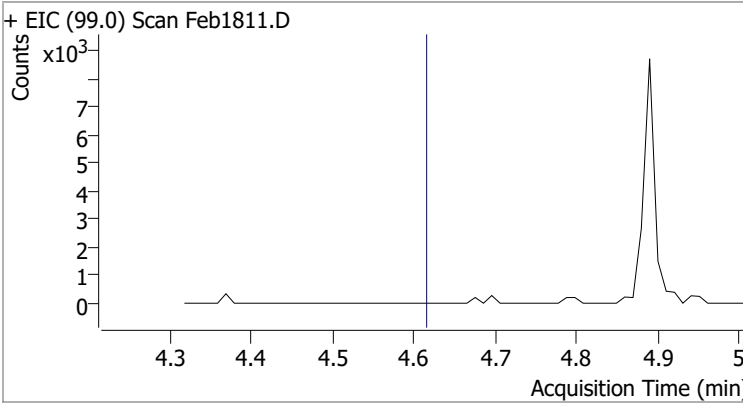
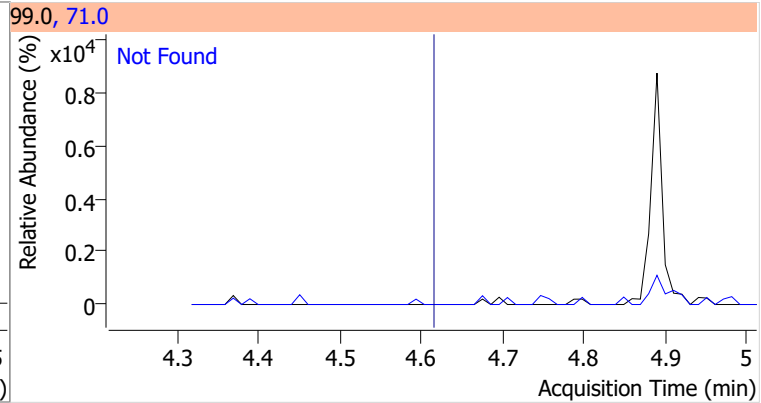
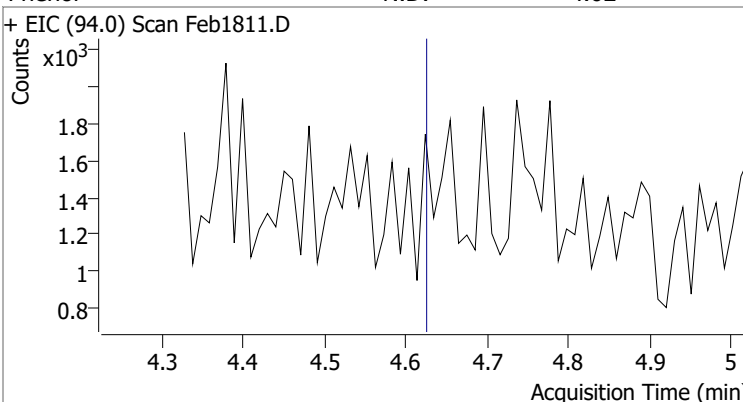
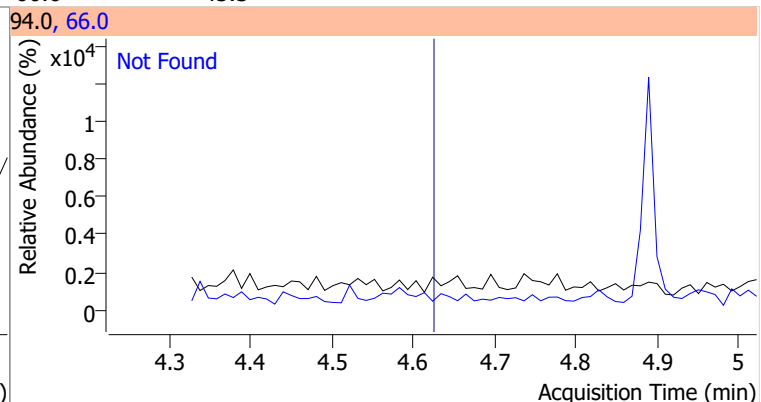
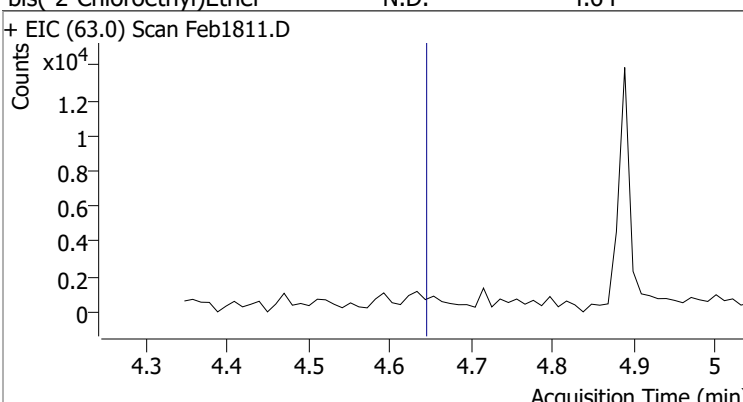
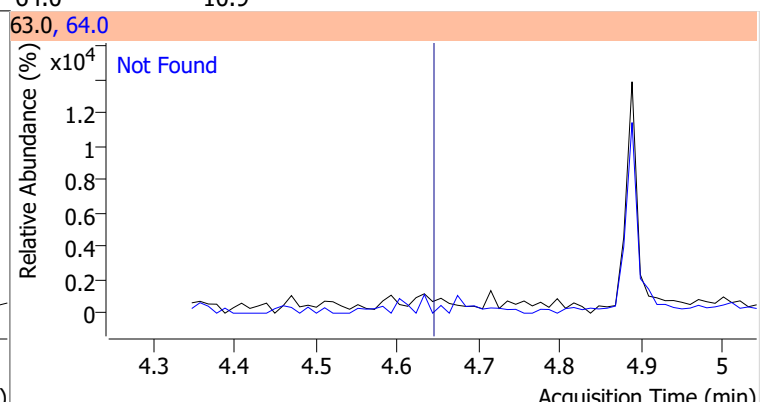
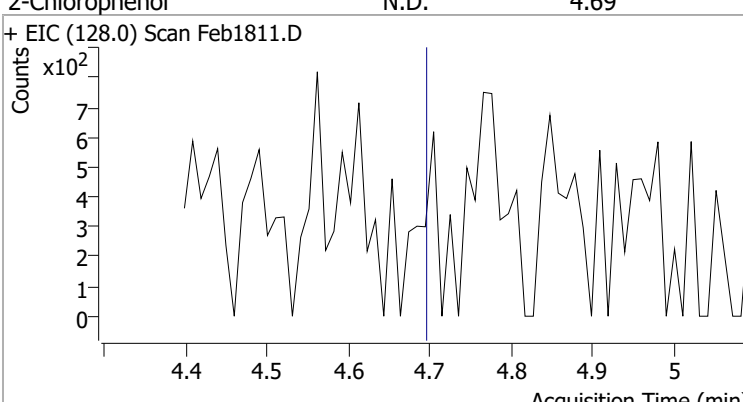
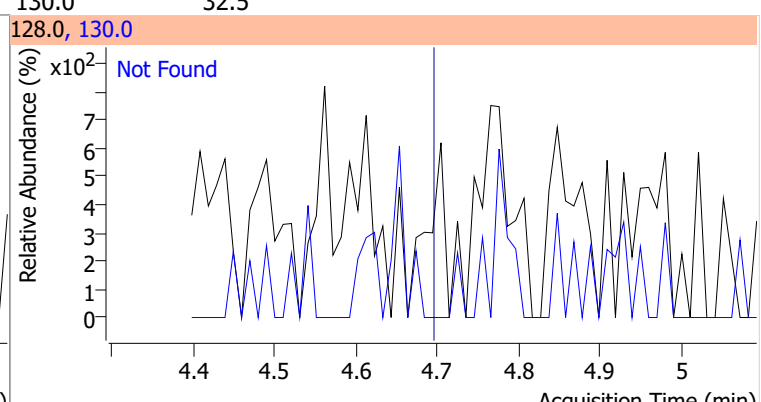
Compound	RT	QIon	Resp.	Conc.	Units	Dev(Min)
T Benzo(b)fluoranthene	0.000		0	N.D.		
T Benzo(k)fluoranthene	0.000		0	N.D.		
T Benzo(a)pyrene	0.000		0	N.D.		
T Indeno(1,2,3-c,d)pyrene	0.000		0	N.D.		
T Dibenzo(a,h)anthracene	0.000		0	N.D.		
T Benzo(g,h,i)perylene	0.000		0	N.D.		

(#) = Qualifier Out of Range; (m) = Manual Integration; (+) = Area Summed; (*) = Surrogate Percent Recovery Out of Range; (d): Zeroed Peak

Quantitation Results Report (QT Reviewed)

Compound	Conc.	Exp RT	QIon	Exp Ratio		
N-Nitrosodimethylamine	N.D.	2.49	42.0	135.8		
+ EIC (74.0) Scan Feb1811.D			74.0, 42.0			
						
Pyridine	N.D.	2.53	52.0	82.7		
+ EIC (79.0) Scan Feb1811.D			79.0, 52.0			
						
2-Fluorophenol	N.D.	3.65	64.0	49.4	QIon	Exp Ratio
+ EIC (112.0) Scan Feb1811.D			112.0, 64.0, 92.0			
						
Aniline	N.D.	4.56	66.0	36.7	QIon	Exp Ratio
+ EIC (93.0) Scan Feb1811.D			93.0, 66.0, 65.0			
						

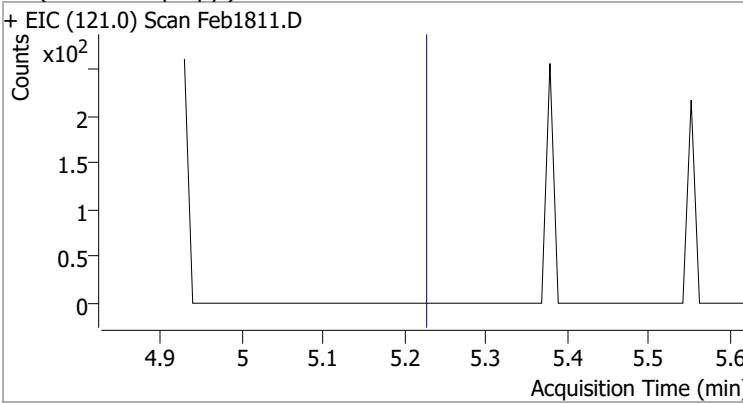
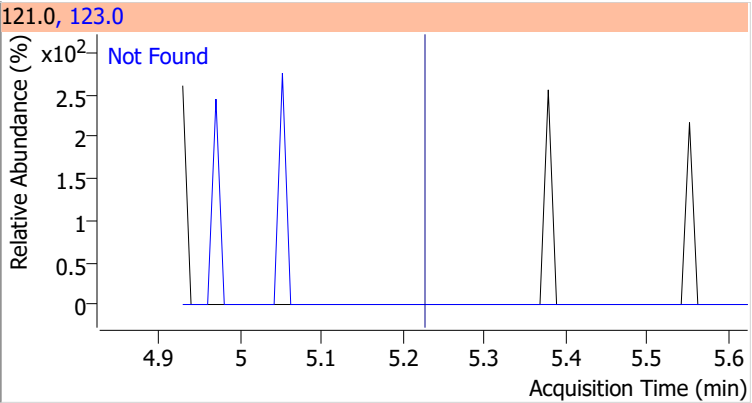
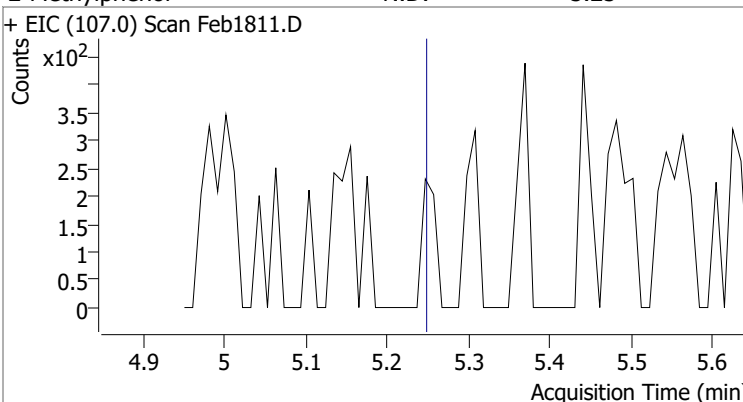
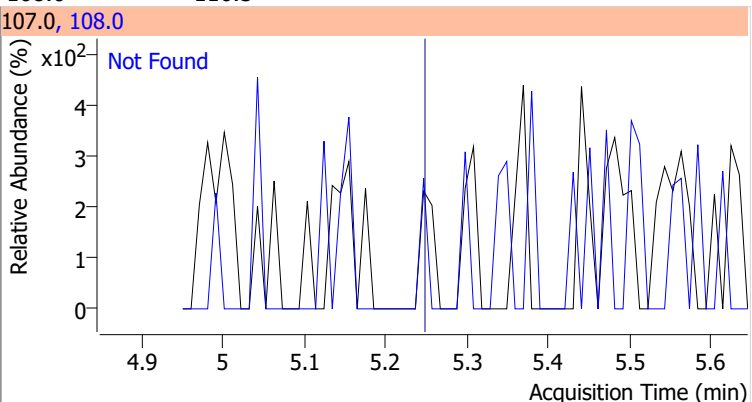
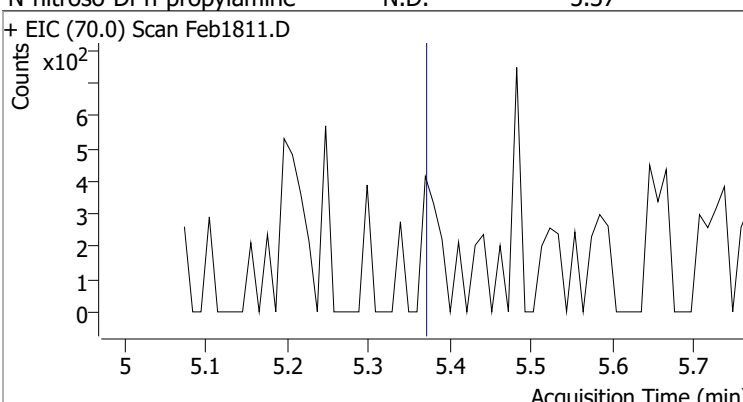
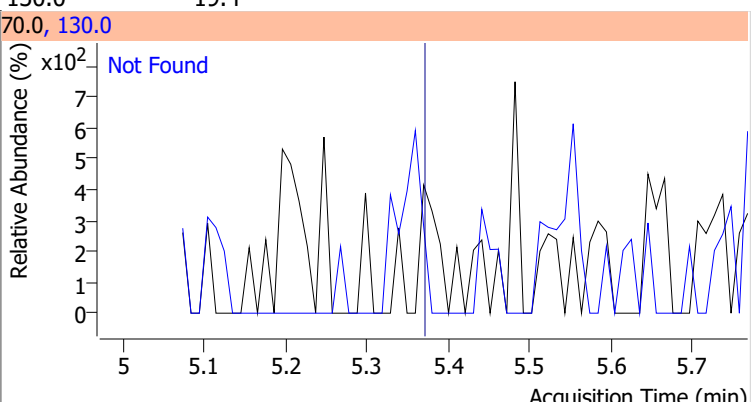
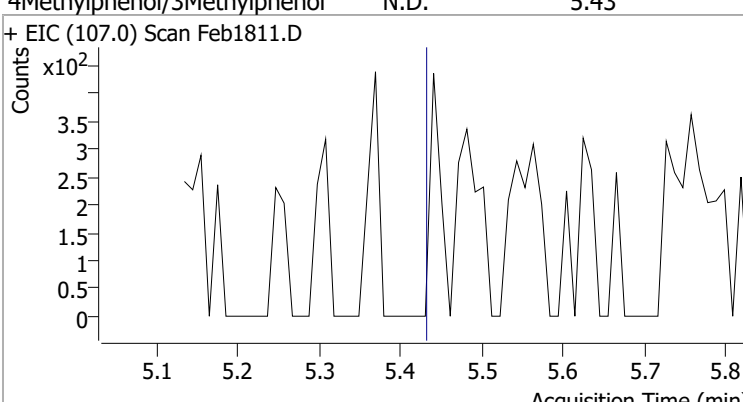
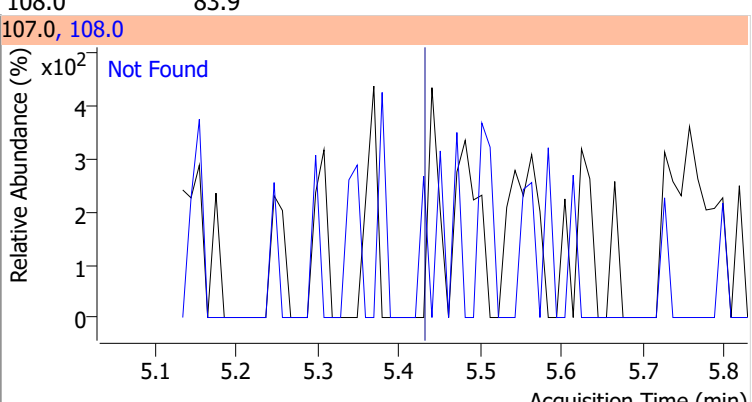
Quantitation Results Report (QT Reviewed)

Compound	Conc.	Exp RT	QIon	Exp Ratio
Phenol-d5	N.D.	4.61	71.0	36.8
+ EIC (99.0) Scan Feb1811.D				
				
Phenol	N.D.	4.62	66.0	45.3
+ EIC (94.0) Scan Feb1811.D				
				
bis(-2-Chloroethyl)Ether	N.D.	4.64	64.0	10.9
+ EIC (63.0) Scan Feb1811.D				
				
2-Chlorophenol	N.D.	4.69	130.0	32.5
+ EIC (128.0) Scan Feb1811.D				
				

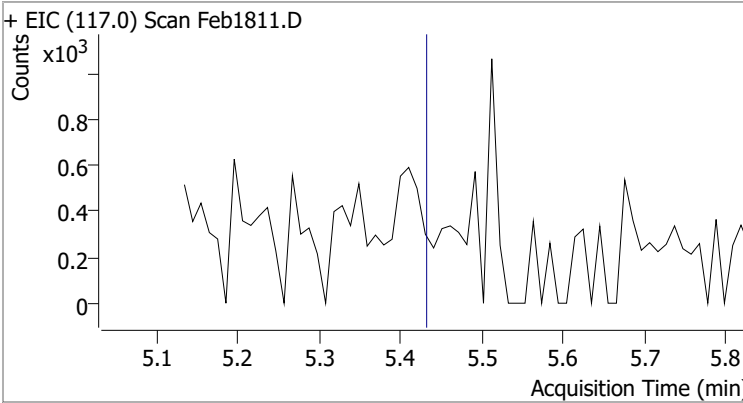
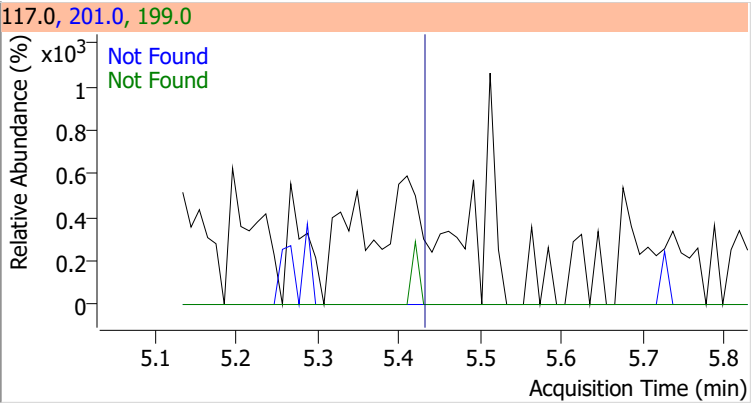
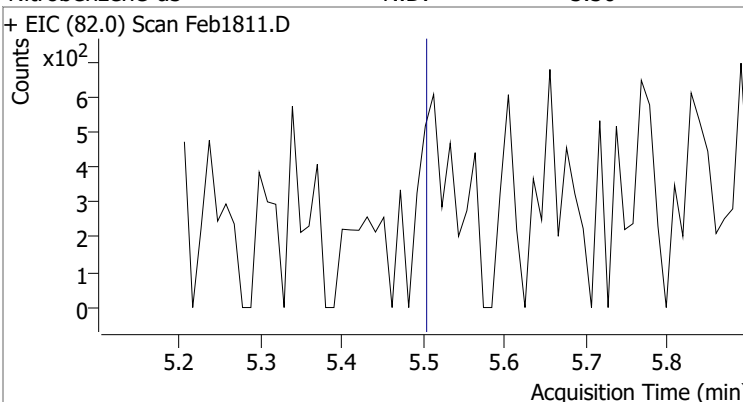
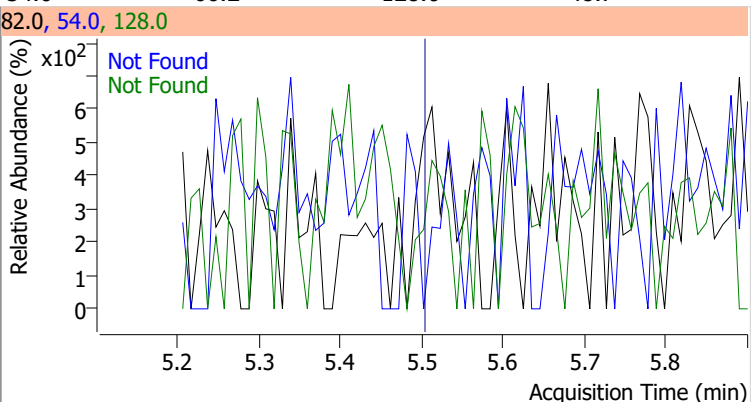
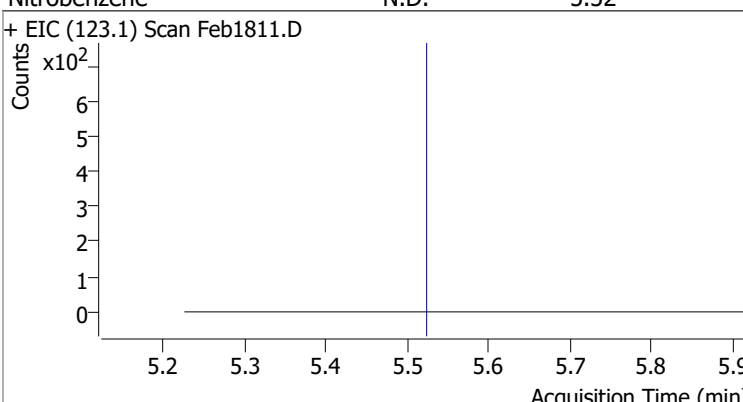
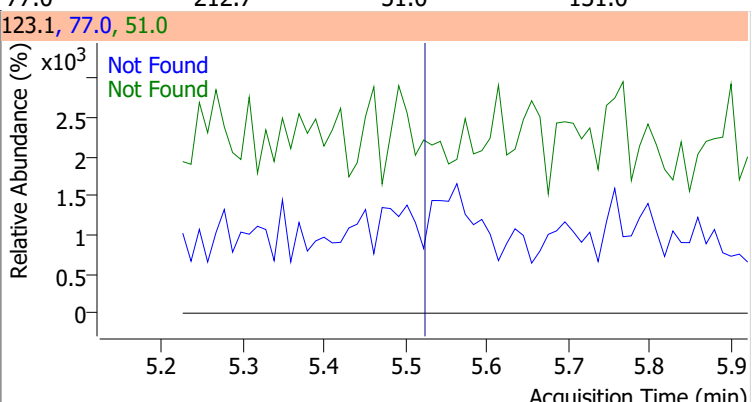
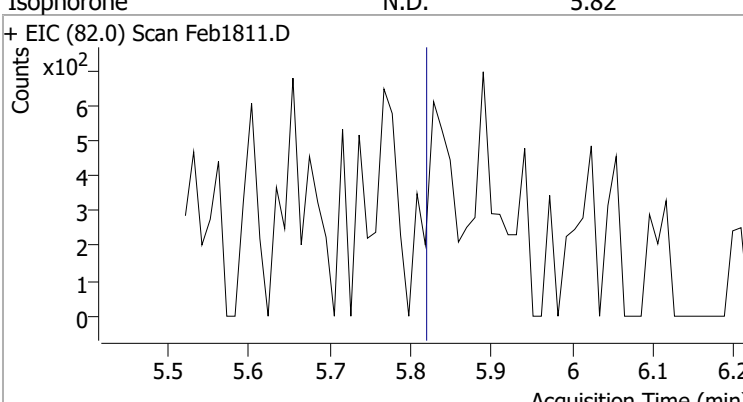
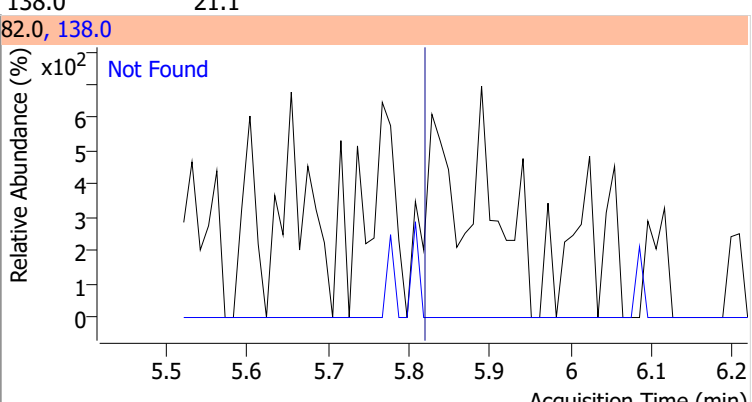
Quantitation Results Report (QT Reviewed)

Compound	Conc.	Exp RT	QIon	Exp Ratio	QIon	Exp Ratio
1,3-Dichlorobenzene	N.D.	4.83	148.0	63.7	111.0	36.1
+ EIC (146.0) Scan Feb1811.D			146.0, 148.0, 111.0			
1,4-Dichlorobenzene	N.D.	4.91	148.0	65.2	111.0	36.0
+ EIC (146.0) Scan Feb1811.D			146.0, 148.0, 111.0			
1,2-Dichlorobenzene	N.D.	5.06	148.0	64.4	111.0	37.3
+ EIC (146.0) Scan Feb1811.D			146.0, 148.0, 111.0			
Benzyl Alcohol	N.D.	5.08	79.0	119.3	107.0	70.5
+ EIC (108.0) Scan Feb1811.D			108.0, 79.0, 107.0			

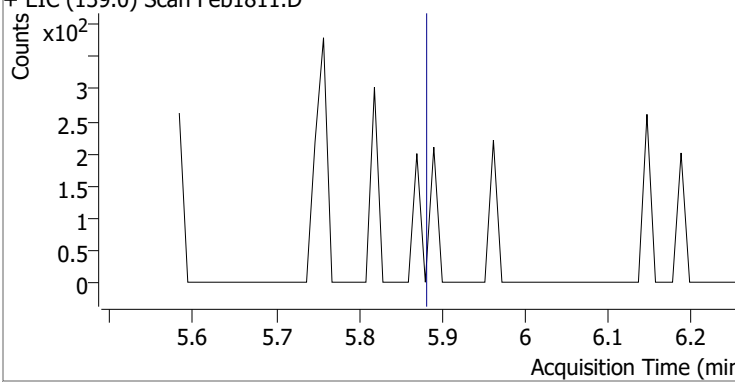
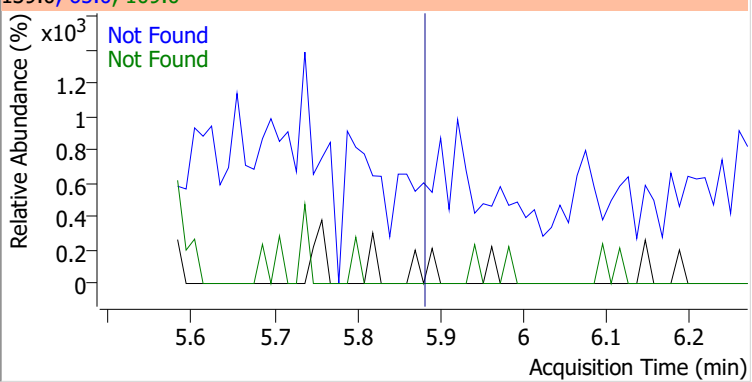
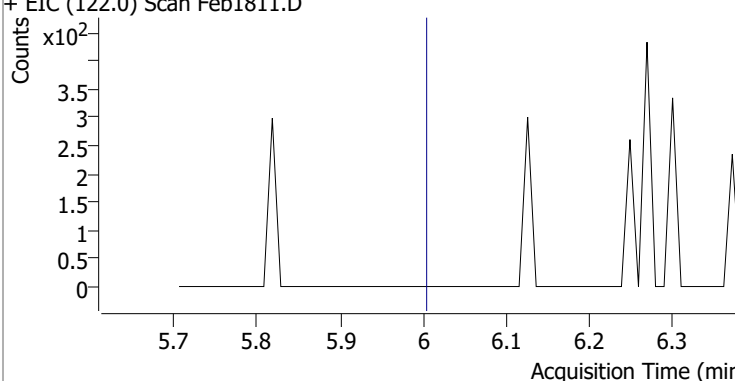
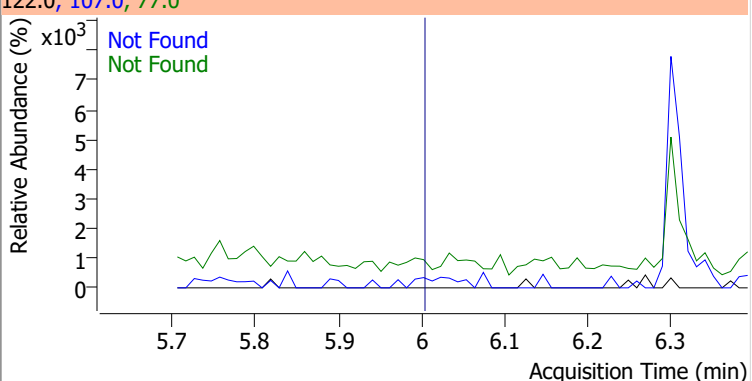
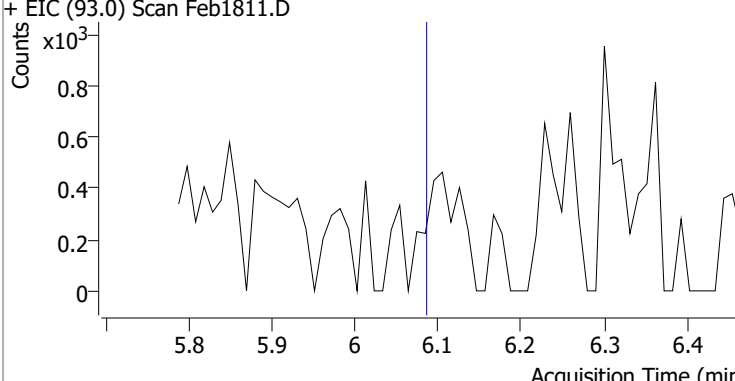
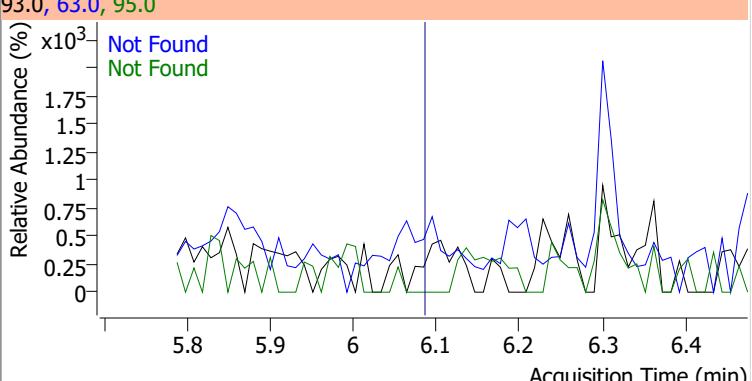
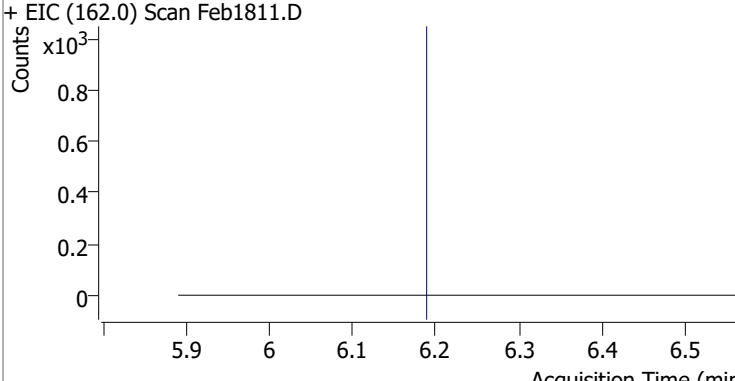
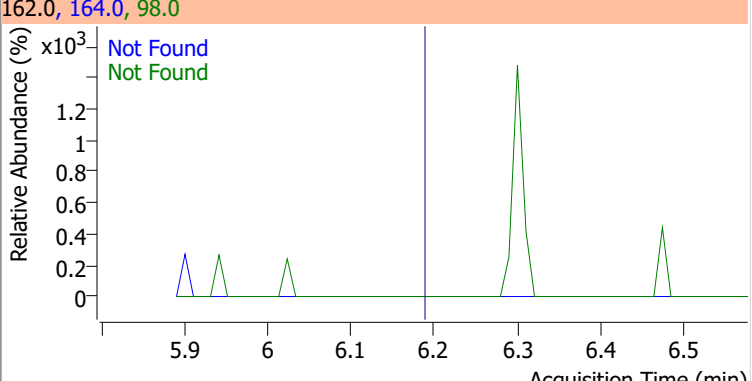
Quantitation Results Report (QT Reviewed)

Compound	Conc.	Exp RT	QIon	Exp Ratio
bis(2-chloroisopropyl)Ether	N.D.	5.23	123.0	32.1
+ EIC (121.0) Scan Feb1811.D 			121.0, 123.0 	
2-Methylphenol	N.D.	5.25	108.0	116.5
+ EIC (107.0) Scan Feb1811.D 			107.0, 108.0 	
N-nitroso-Di-n-propylamine	N.D.	5.37	130.0	19.4
+ EIC (70.0) Scan Feb1811.D 			70.0, 130.0 	
4Methylphenol/3Methylphenol	N.D.	5.43	108.0	83.9
+ EIC (107.0) Scan Feb1811.D 			107.0, 108.0 	

Quantitation Results Report (QT Reviewed)

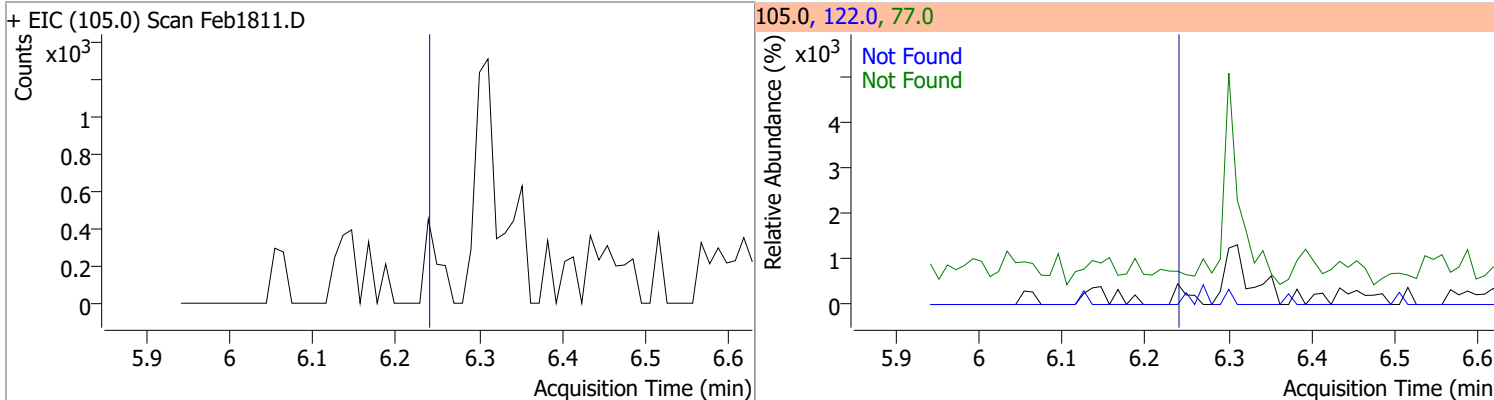
Compound	Conc.	Exp RT	QIon	Exp Ratio	QIon	Exp Ratio
Hexachloroethane	N.D.	5.43	201.0	90.8	199.0	56.9
+ EIC (117.0) Scan Feb1811.D			117.0, 201.0, 199.0			
						
Nitrobenzene-d5	N.D.	5.50	54.0	66.2	128.0	48.7
+ EIC (82.0) Scan Feb1811.D			82.0, 54.0, 128.0			
						
Nitrobenzene	N.D.	5.52	77.0	212.7	51.0	131.0
+ EIC (123.1) Scan Feb1811.D			123.1, 77.0, 51.0			
						
Isophorone	N.D.	5.82	138.0	21.1		
+ EIC (82.0) Scan Feb1811.D			82.0, 138.0			
						

Quantitation Results Report (QT Reviewed)

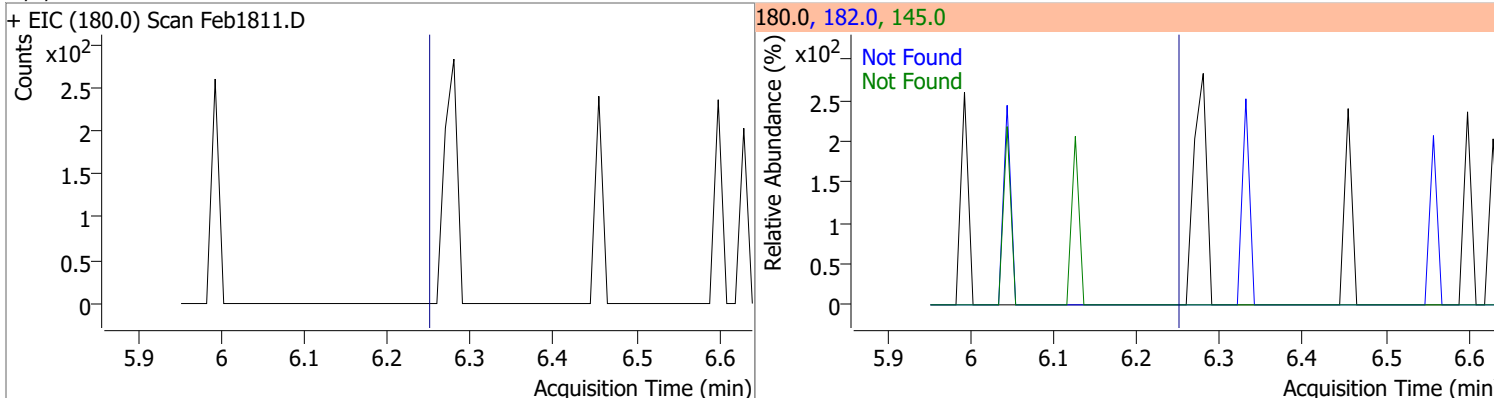
Compound	Conc.	Exp RT	QIon	Exp Ratio	QIon	Exp Ratio
2-Nitrophenol	N.D.	5.88	65.0	48.8	109.0	35.2
+ EIC (139.0) Scan Feb1811.D			139.0, 65.0, 109.0			
						
2,4-Dimethylphenol	N.D.	6.00	107.0	109.4	77.0	34.0
+ EIC (122.0) Scan Feb1811.D			122.0, 107.0, 77.0			
						
bis(-2-Chloroethoxy)Methane	N.D.	6.08	63.0	68.1	95.0	31.9
+ EIC (93.0) Scan Feb1811.D			93.0, 63.0, 95.0			
						
2,4-Dichlorophenol	N.D.	6.19	164.0	65.0	98.0	28.6
+ EIC (162.0) Scan Feb1811.D			162.0, 164.0, 98.0			
						

Quantitation Results Report (QT Reviewed)

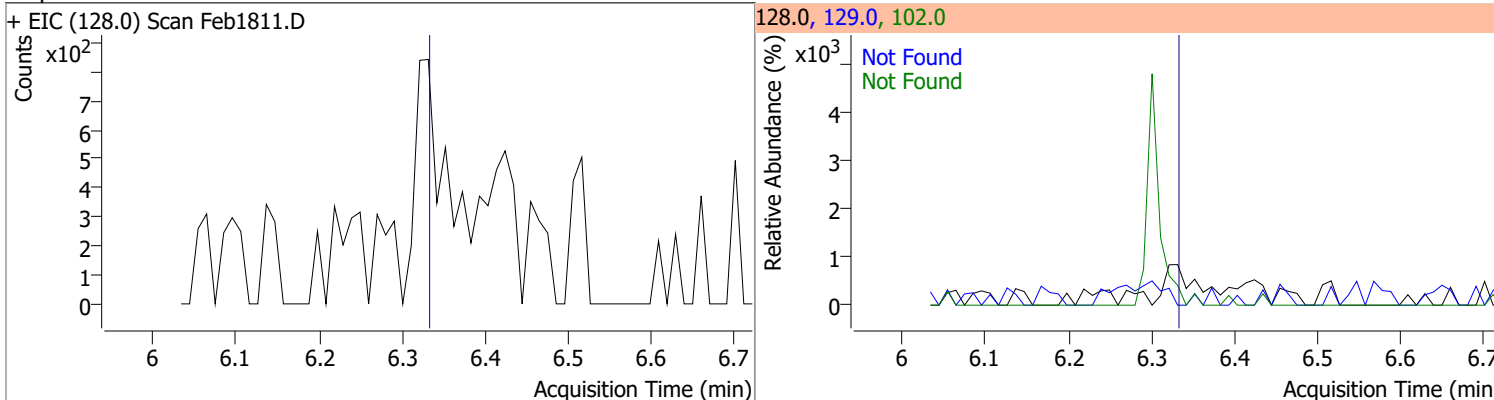
Compound	Conc.	Exp RT	QIon	Exp Ratio	QIon	Exp Ratio
Benzoic Acid	N.D.	6.24	122.0	85.5	77.0	60.4



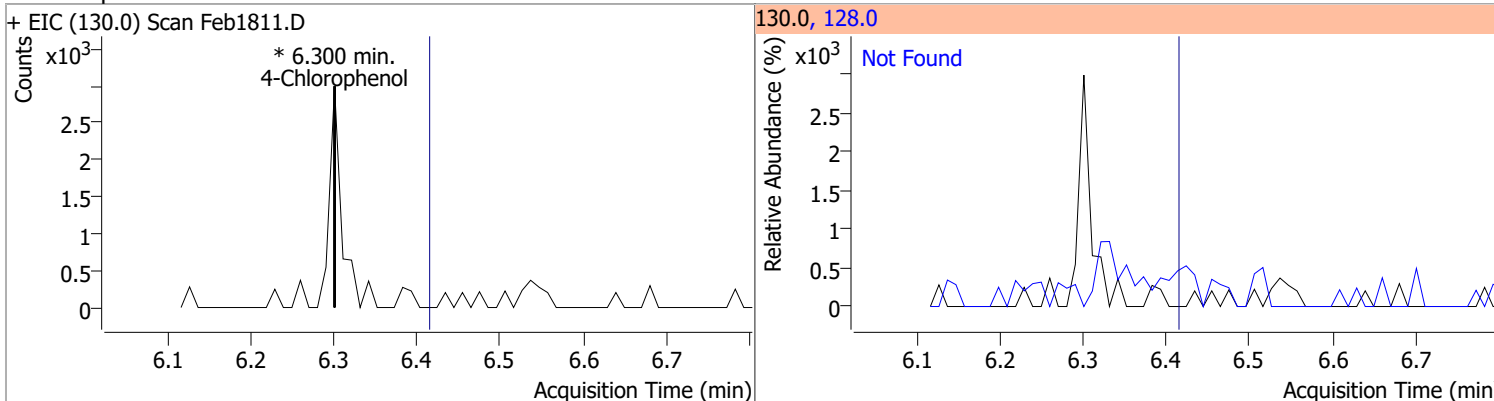
Compound	Conc.	Exp RT	QIon	Exp Ratio	QIon	Exp Ratio
1,2,4-Trichlorobenzene	N.D.	6.25	182.0	94.6	145.0	28.7



Compound	Conc.	Exp RT	QIon	Exp Ratio	QIon	Exp Ratio
Naphthalene	N.D.	6.33	129.0	11.5	102.0	9.9

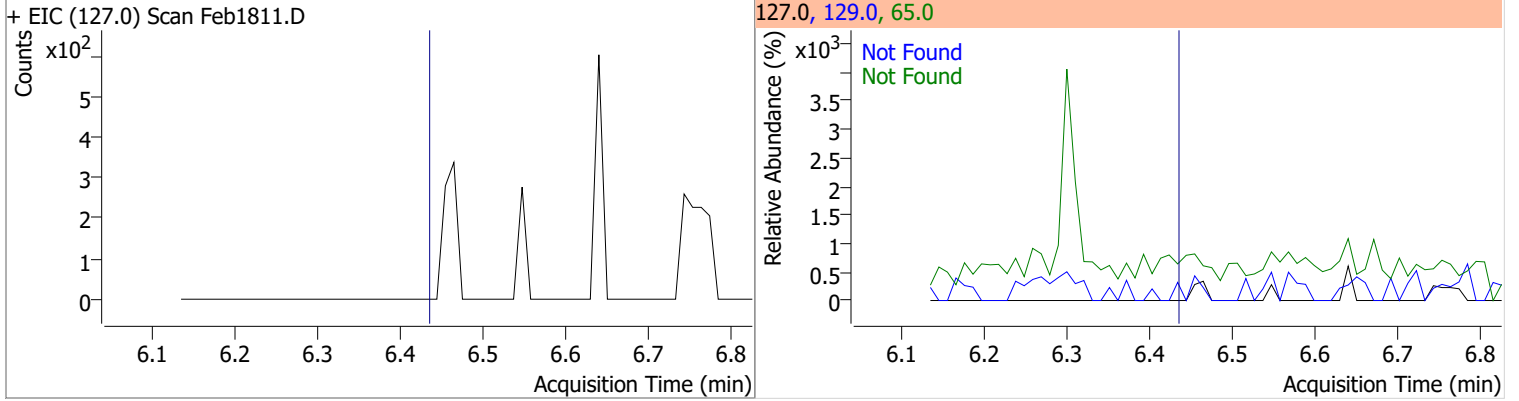


Compound	Conc.	RT	Dev(Min)	Resp.	QIon	QRatio	Lower	Upper
4-Chlorophenol		0		0	128.0		221.4	411.2

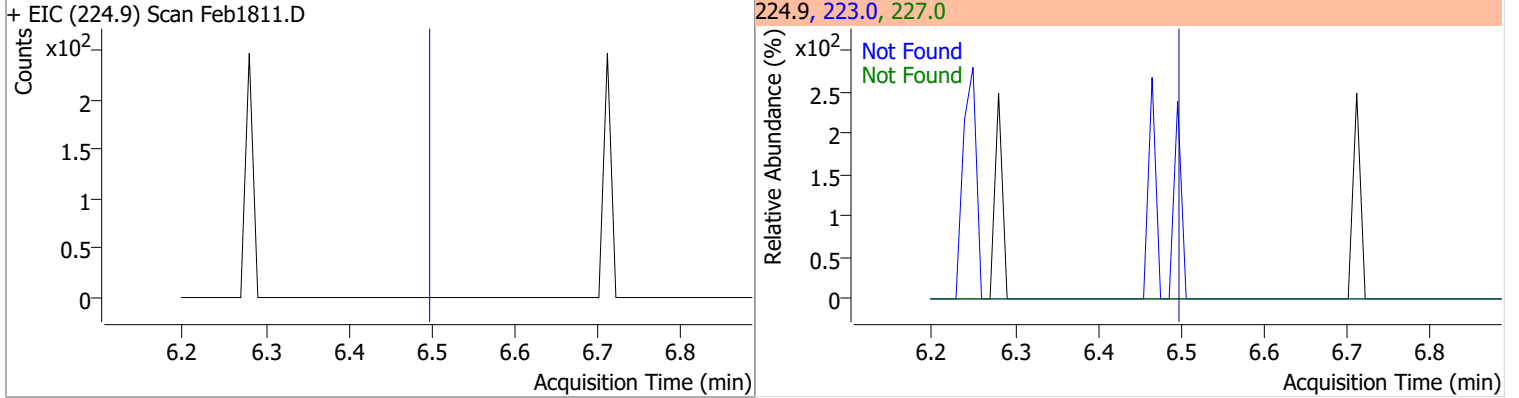


Quantitation Results Report (QT Reviewed)

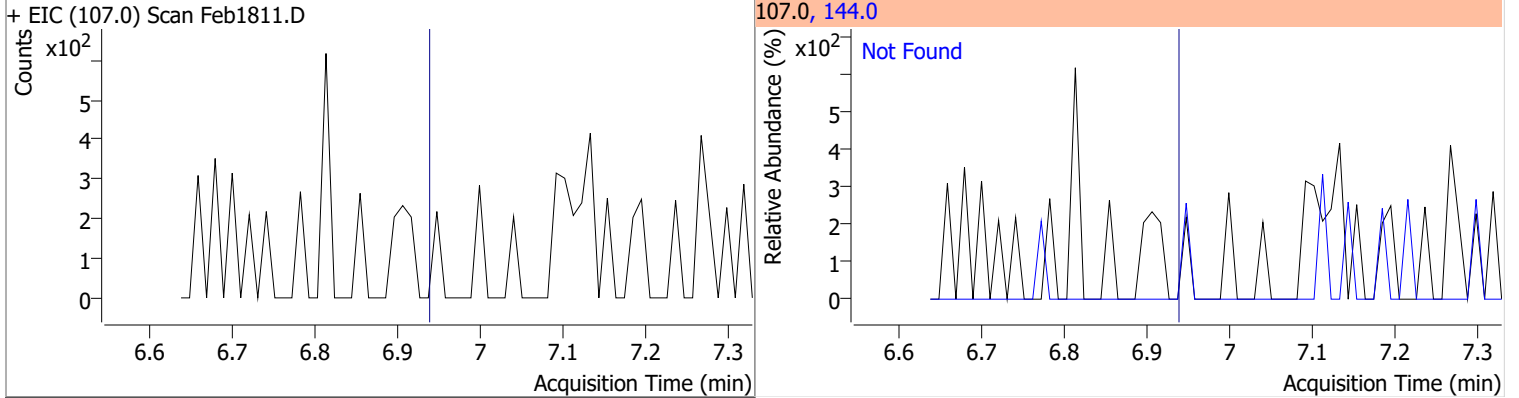
Compound	Conc.	Exp RT	QIon	Exp Ratio	QIon	Exp Ratio
p-Chloroaniline	N.D.	6.43	65.0	60.1	129.0	37.6



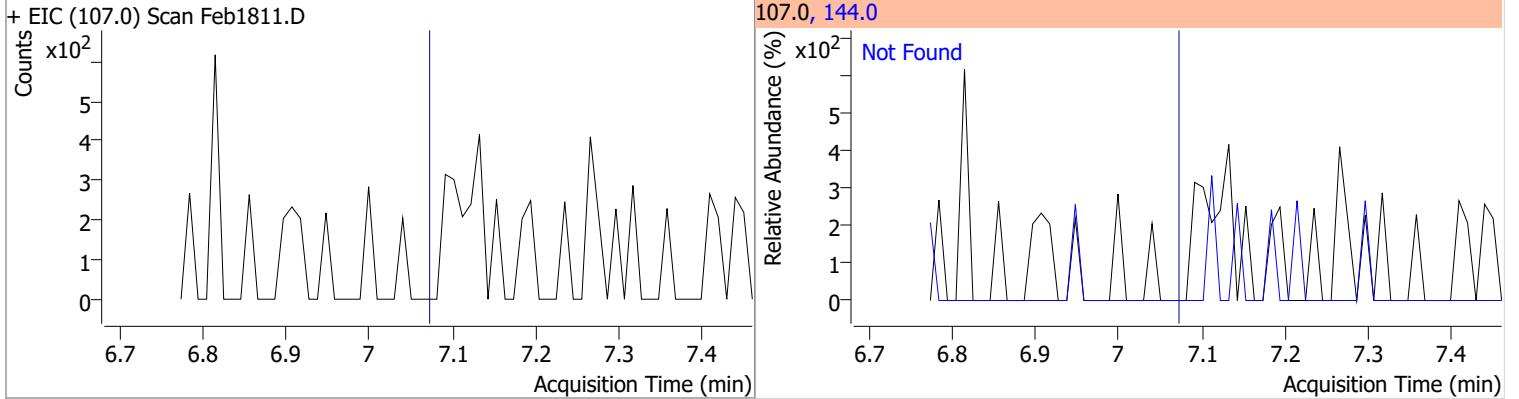
Compound	Conc.	Exp RT	QIon	Exp Ratio	QIon	Exp Ratio
Hexachlorobutadiene	N.D.	6.50	227.0	65.7	223.0	64.3



Compound	Conc.	Exp RT	QIon	Exp Ratio
4-Chloro-2-Methylphenol	N.D.	6.94	144.0	27.8



Compound	Conc.	Exp RT	QIon	Exp Ratio
4-Chloro-3-Methylphenol	N.D.	7.07	144.0	27.3

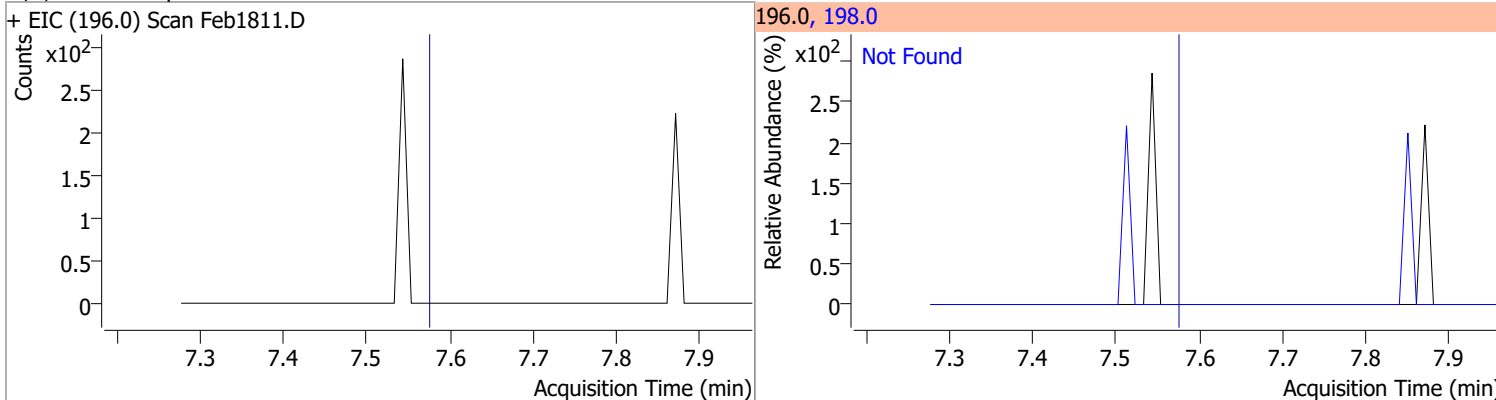


Quantitation Results Report (QT Reviewed)

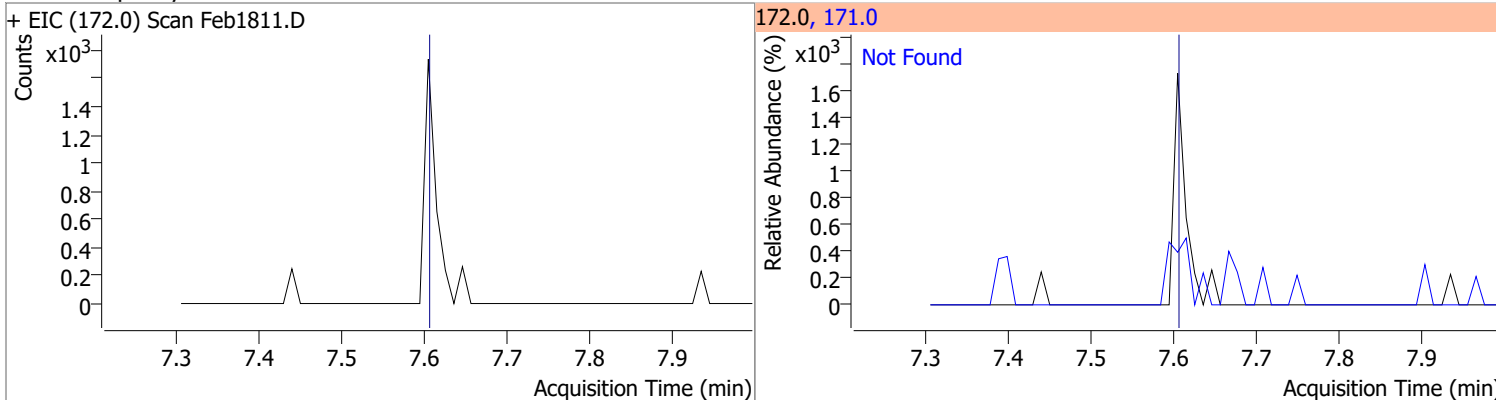
Compound	Conc.	Exp RT	QIon	Exp Ratio	QIon	Exp Ratio
2-Methylnaphthalene	N.D.	7.14	142.0	119.8	115.0	41.7
+ EIC (141.0) Scan Feb1811.D			141.0, 142.0, 115.0			
1-Methylnaphthalene	N.D.	7.26	142.0	114.0	115.0	41.3
+ EIC (141.0) Scan Feb1811.D			141.0, 142.0, 115.0			
Hexachlorocyclopentadiene	N.D.	7.34	234.9	64.6	238.9	63.8
+ EIC (236.9) Scan Feb1811.D			236.9, 238.9, 234.9			
2,4,6-Trichlorophenol	N.D.	7.52	198.0	96.5		
+ EIC (196.0) Scan Feb1811.D			196.0, 198.0			

Quantitation Results Report (QT Reviewed)

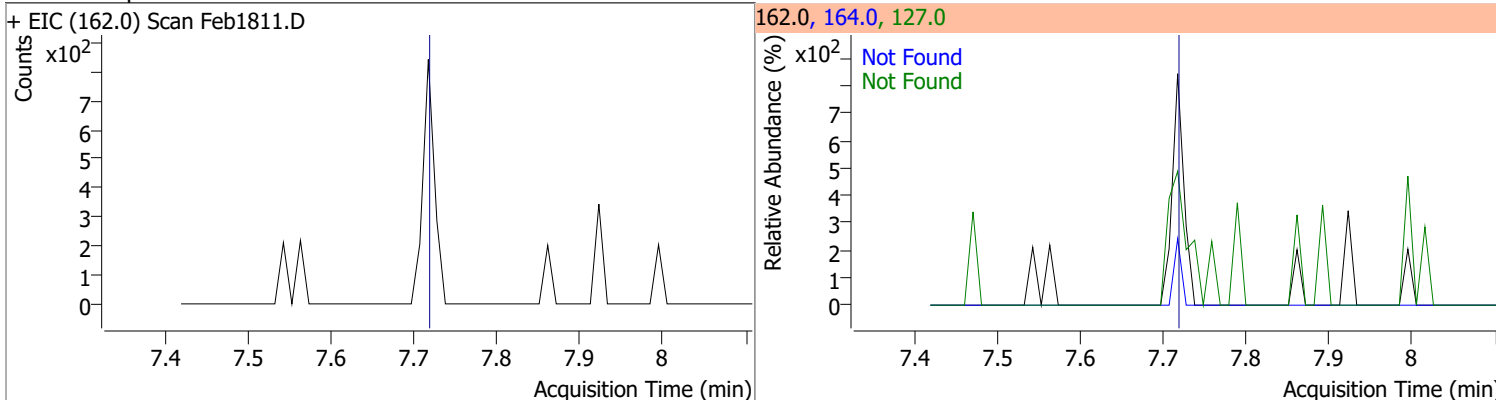
Compound	Conc.	Exp RT	QIon	Exp Ratio
2,4,5-Trichlorophenol	N.D.	7.57	198.0	90.2



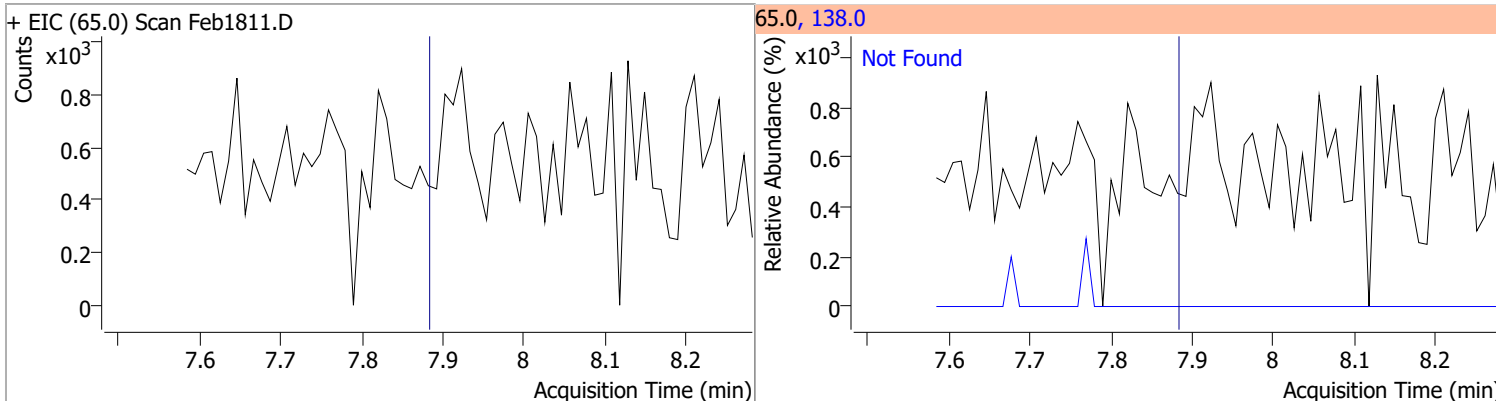
Compound	Conc.	Exp RT	QIon	Exp Ratio
2-Fluorobiphenyl	N.D.	7.60	171.0	34.3



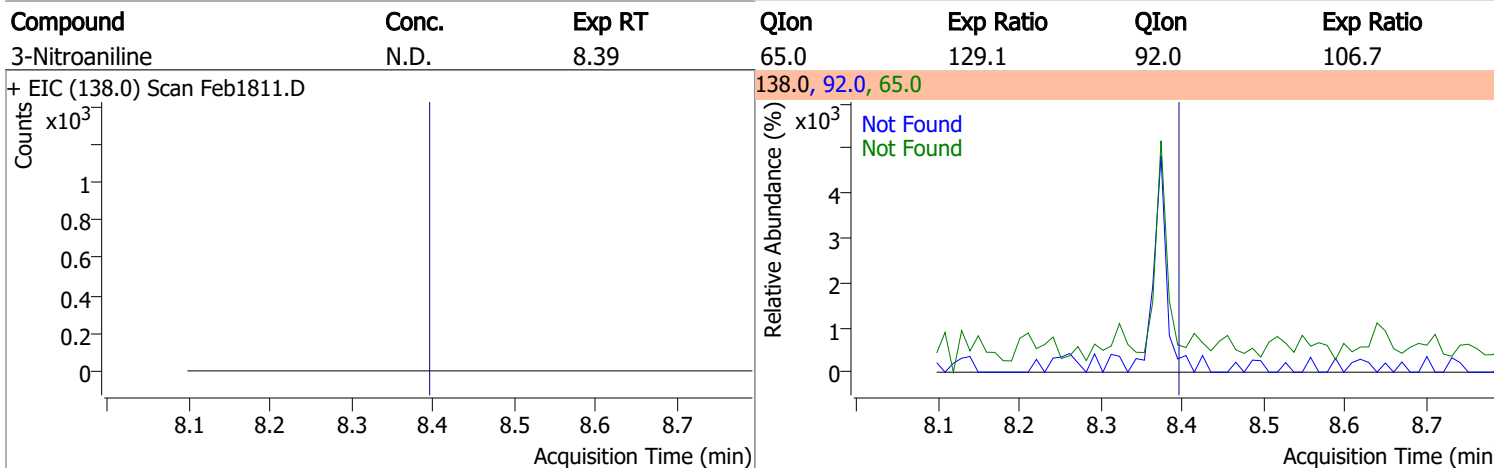
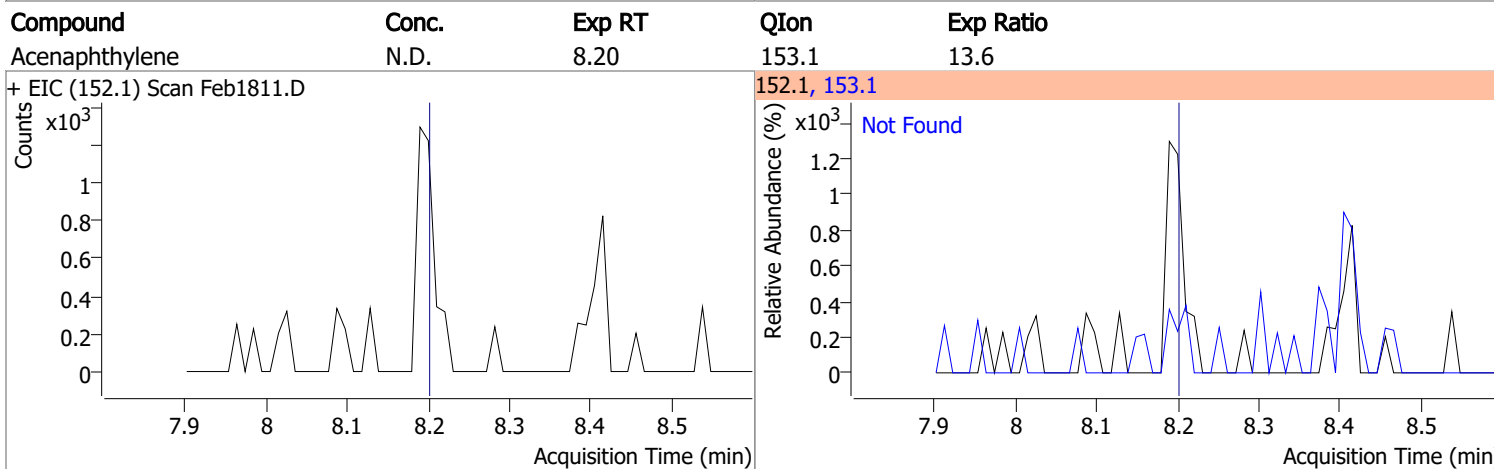
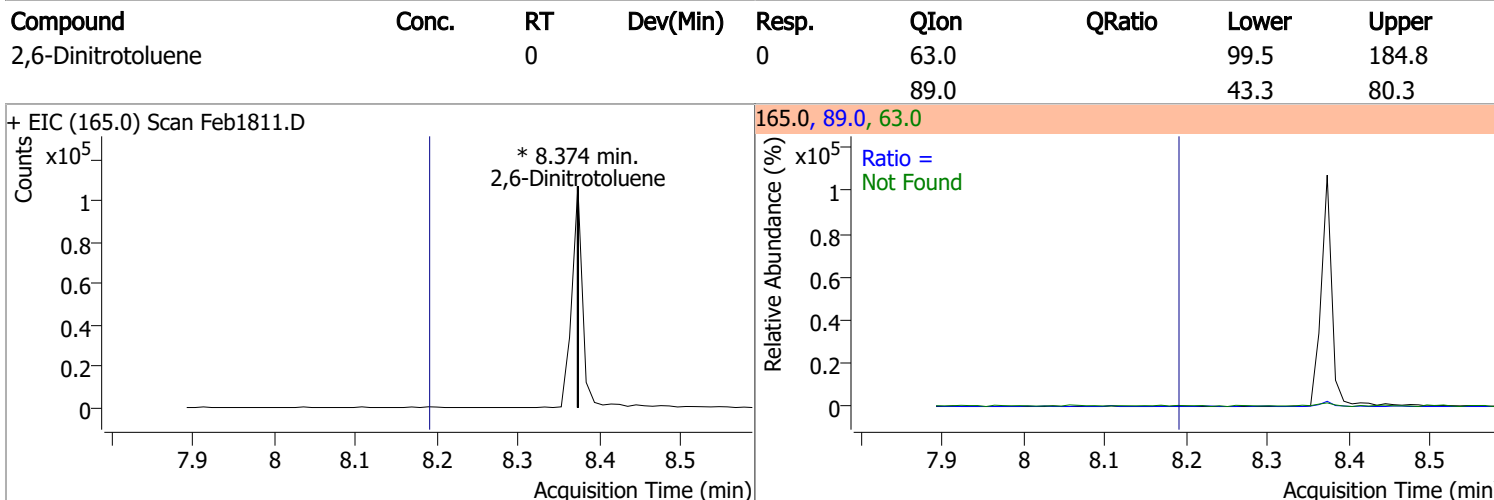
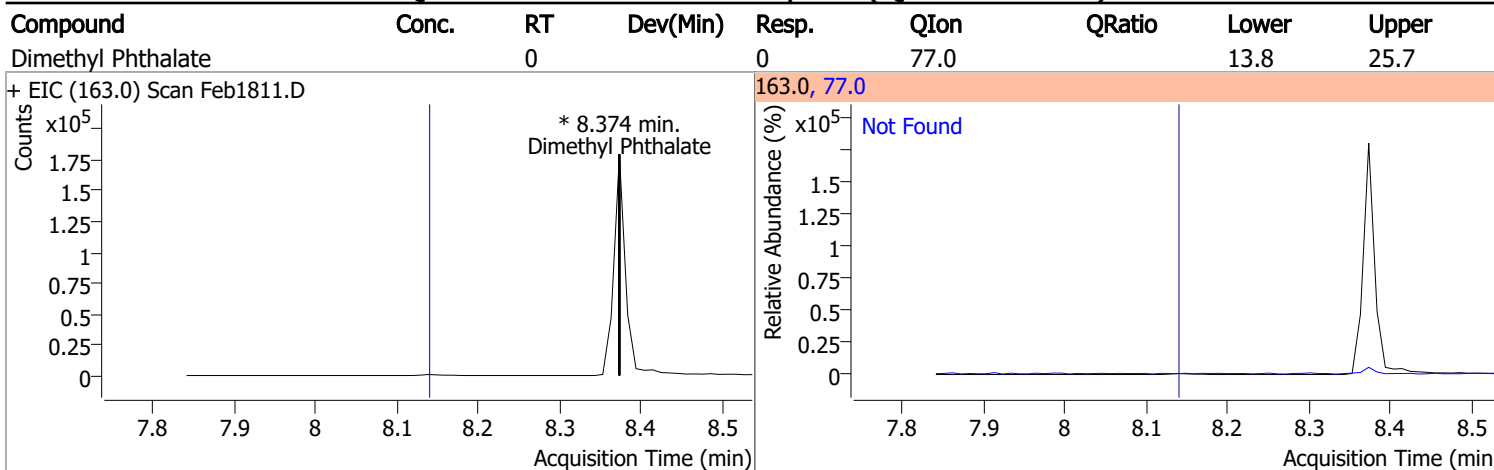
Compound	Conc.	Exp RT	QIon	Exp Ratio	QIon	Exp Ratio
2-Chloronaphthalene	N.D.	7.72	127.0	35.9	164.0	32.1



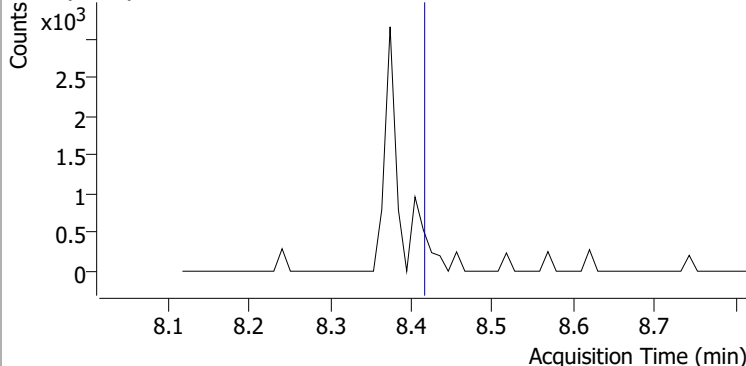
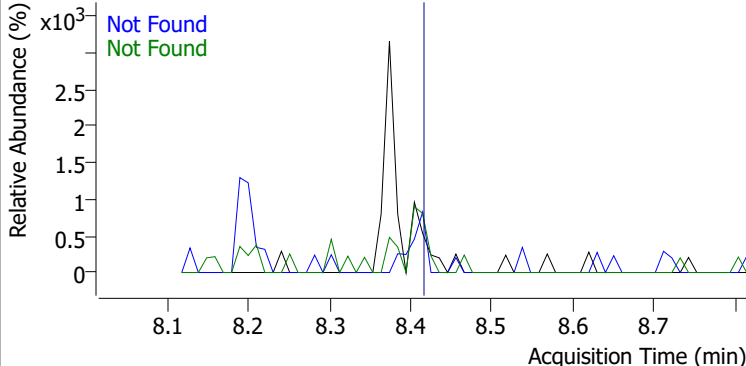
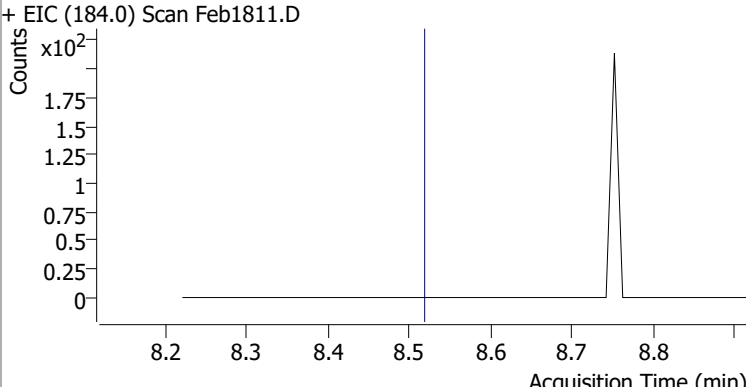
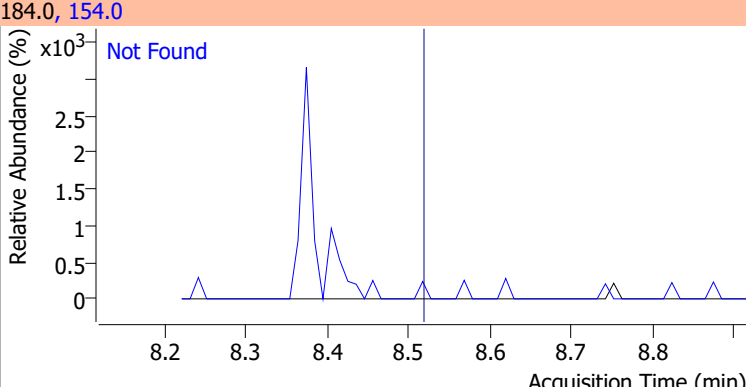
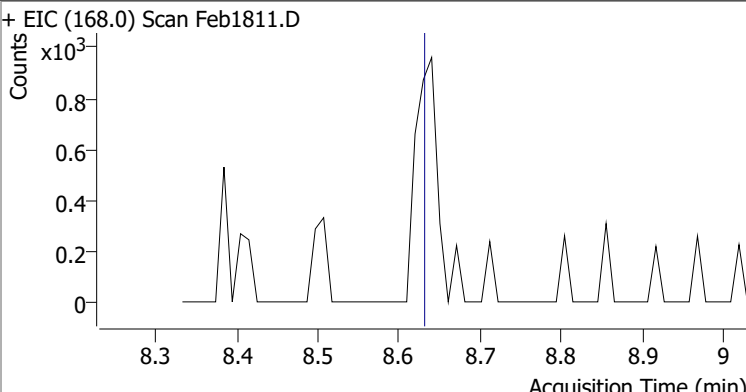
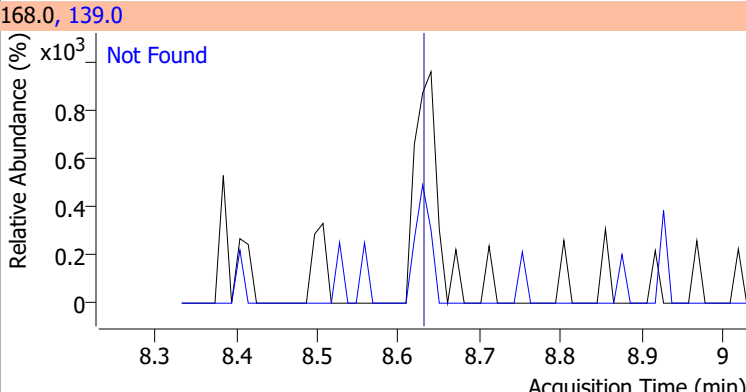
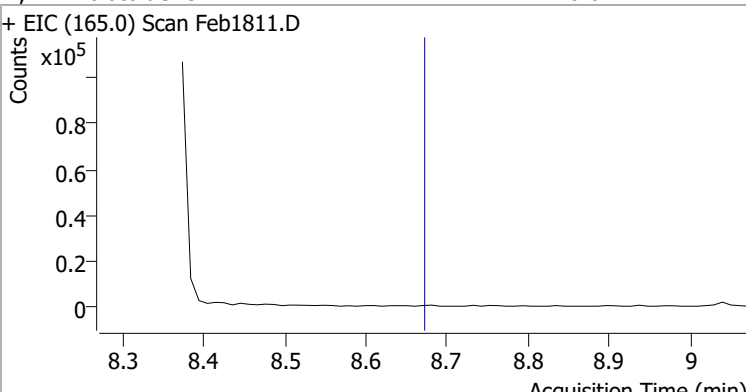
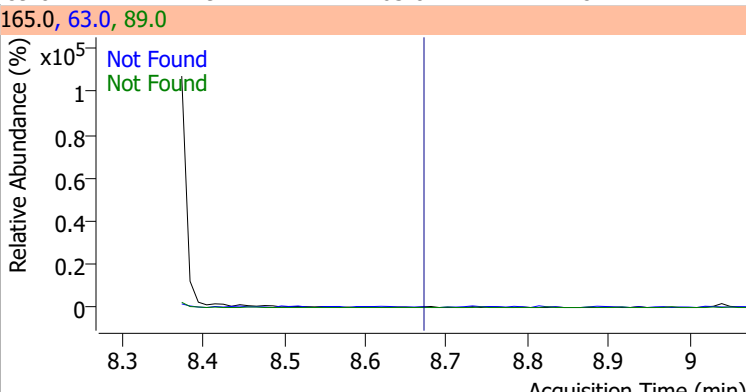
Compound	Conc.	Exp RT	QIon	Exp Ratio
2-Nitroaniline	N.D.	7.88	138.0	110.5



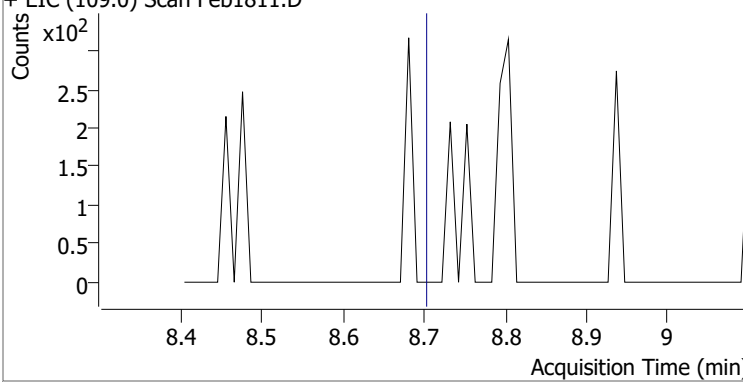
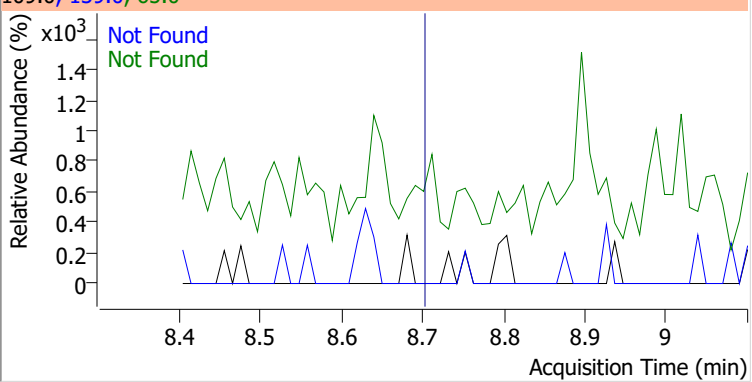
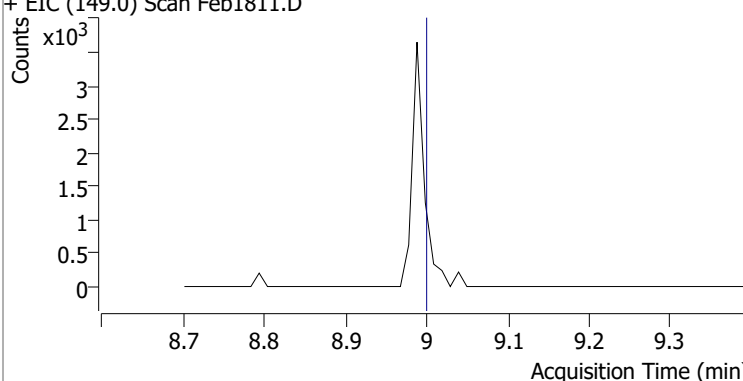
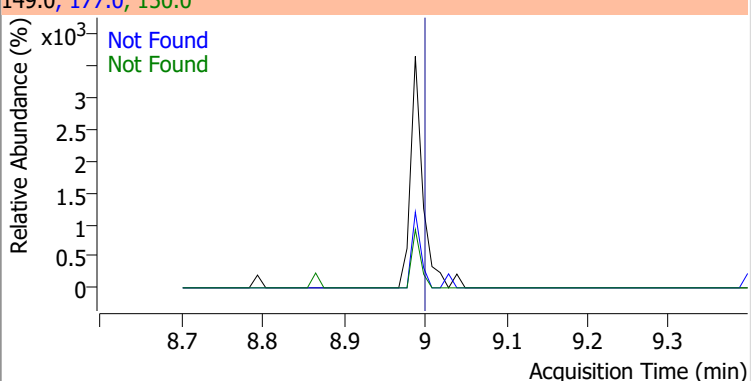
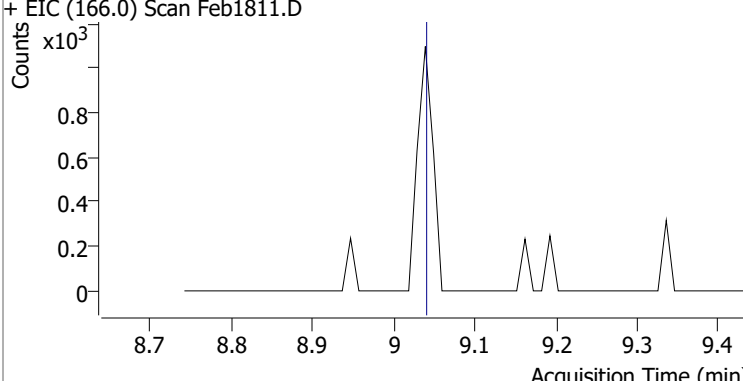
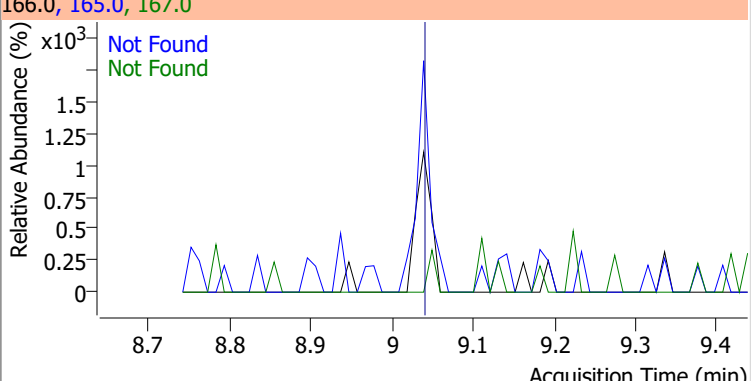
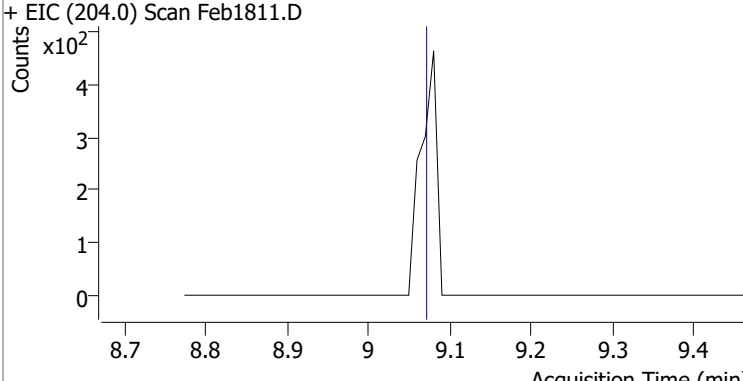
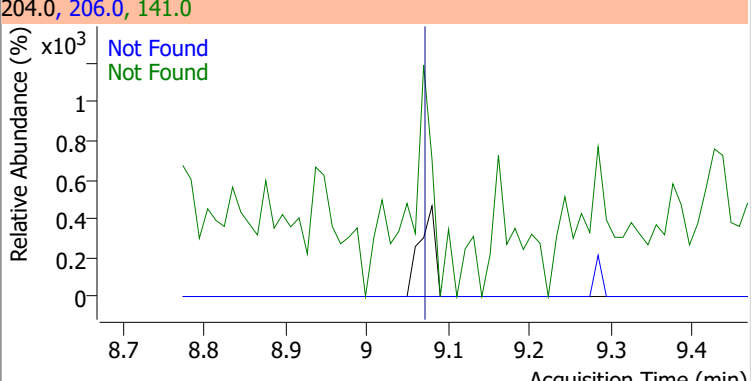
Quantitation Results Report (QT Reviewed)



Quantitation Results Report (QT Reviewed)

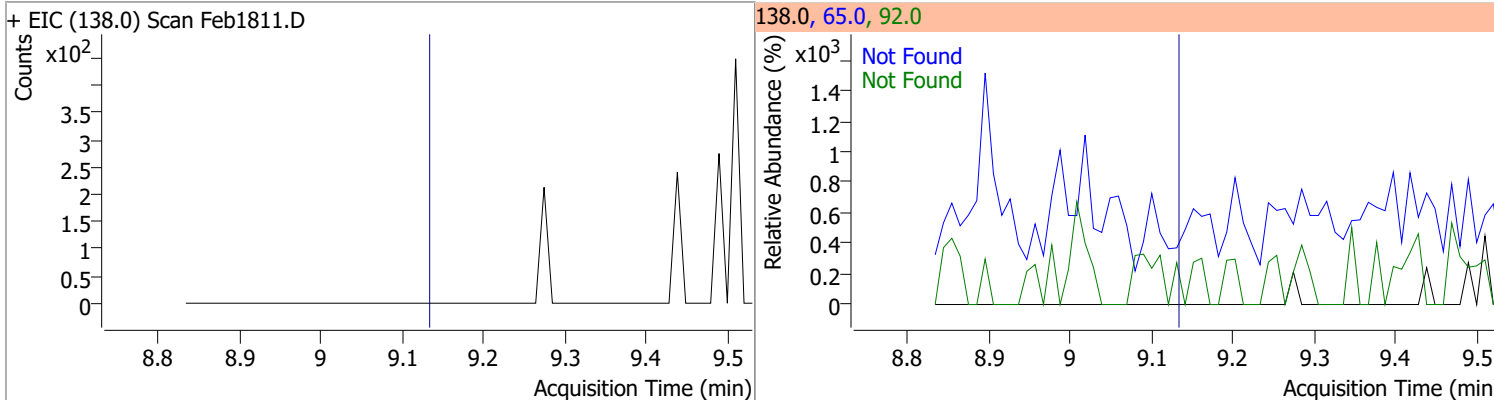
Compound	Conc.	Exp RT	QIon	Exp Ratio	QIon	Exp Ratio
Acenaphthene	N.D.	8.41	153.0	106.5	152.0	51.8
+ EIC (154.0) Scan Feb1811.D			154.0, 152.0, 153.0			
						
2,4-Dinitrophenol	N.D.	8.52	154.0	62.7		
+ EIC (184.0) Scan Feb1811.D			184.0, 154.0			
						
Dibenzofuran	N.D.	8.63	139.0	37.5		
+ EIC (168.0) Scan Feb1811.D			168.0, 139.0			
						
2,4-Dinitrotoluene	N.D.	8.67	89.0	79.2	63.0	48.4
+ EIC (165.0) Scan Feb1811.D			165.0, 63.0, 89.0			
						

Quantitation Results Report (QT Reviewed)

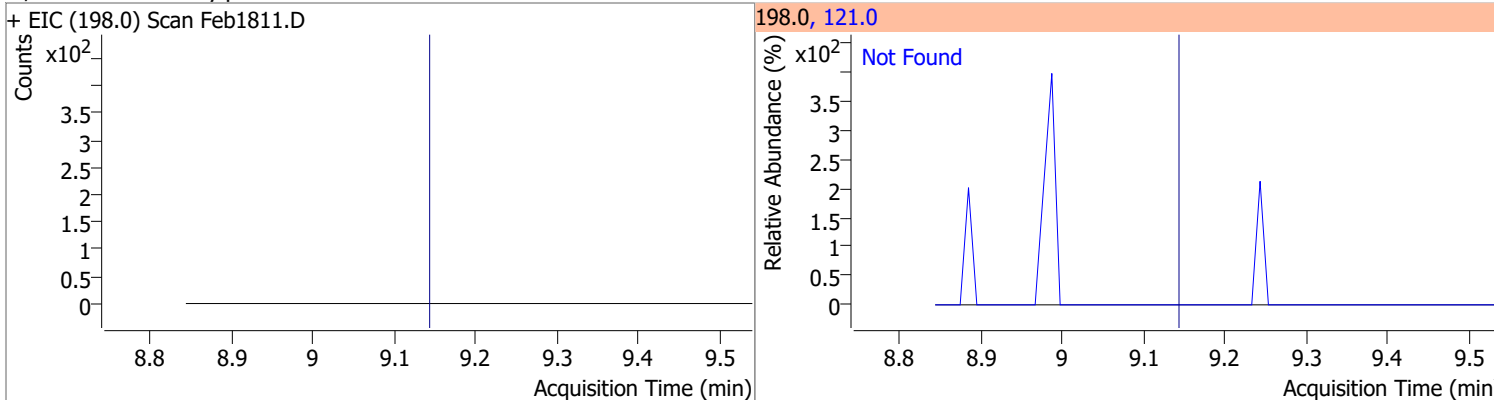
Compound	Conc.	Exp RT	QIon	Exp Ratio	QIon	Exp Ratio
4-Nitrophenol	N.D.	8.70	65.0	72.0	139.0	71.1
+ EIC (109.0) Scan Feb1811.D			109.0, 139.0, 65.0			
						
Diethylphthalate	N.D.	9.00	177.0	20.7	150.0	12.5
+ EIC (149.0) Scan Feb1811.D			149.0, 177.0, 150.0			
						
Fluorene	N.D.	9.04	165.0	93.4	167.0	13.7
+ EIC (166.0) Scan Feb1811.D			166.0, 165.0, 167.0			
						
4-Chlorophenyl-phenylether	N.D.	9.07	141.0	61.2	206.0	33.8
+ EIC (204.0) Scan Feb1811.D			204.0, 206.0, 141.0			
						

Quantitation Results Report (QT Reviewed)

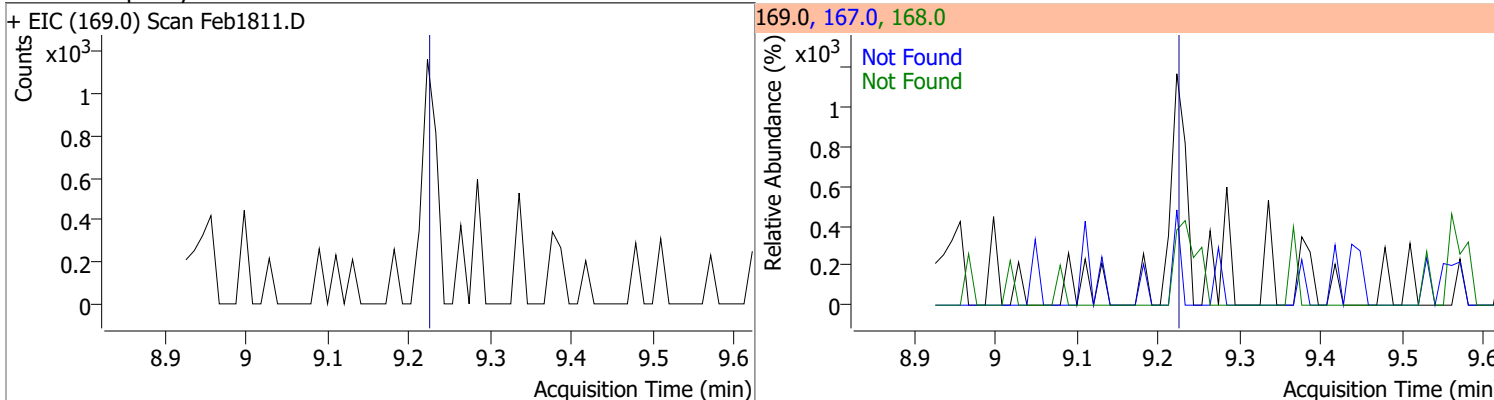
Compound	Conc.	Exp RT	QIon	Exp Ratio	QIon	Exp Ratio
4-Nitroaniline	N.D.	9.14	65.0	112.7	92.0	49.3



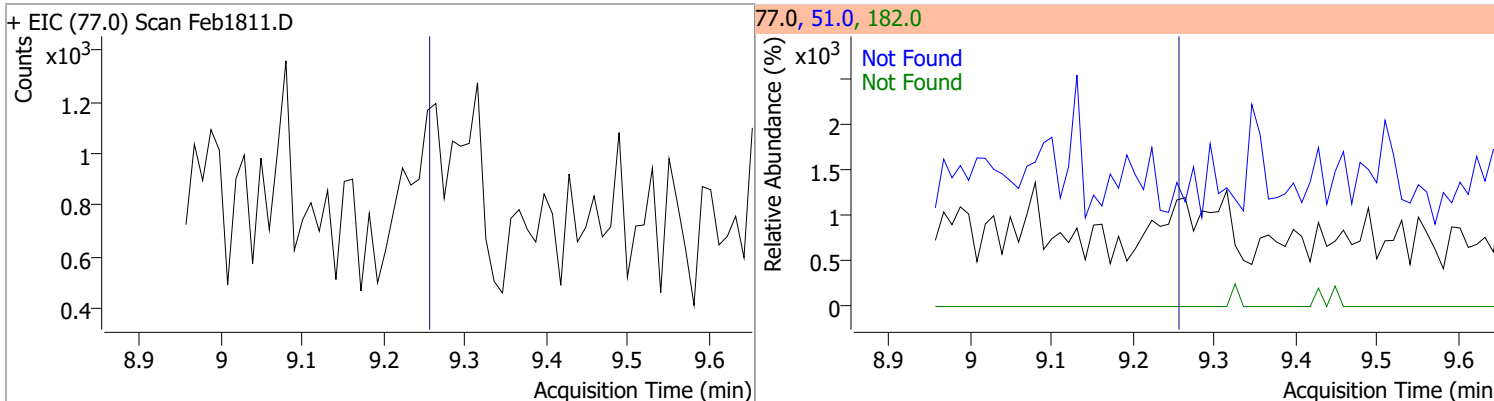
Compound	Conc.	Exp RT	QIon	Exp Ratio
4,6-Dinitro-2-methylphenol	N.D.	9.15	121.0	50.2



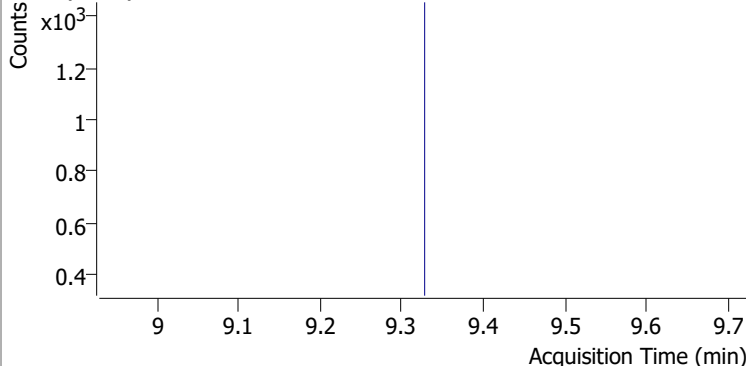
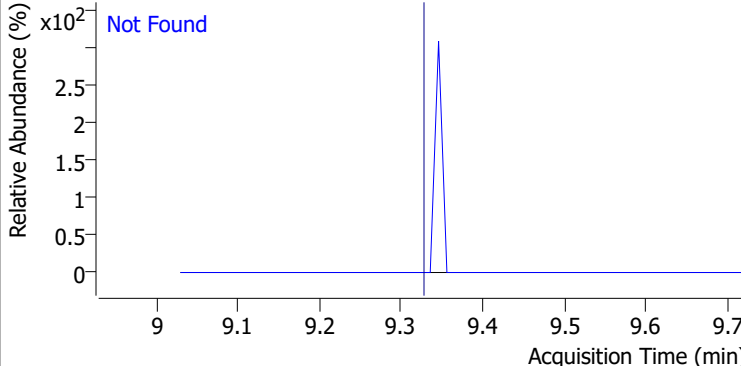
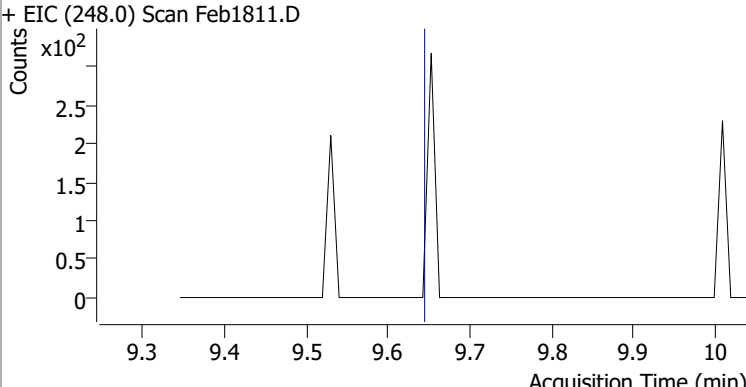
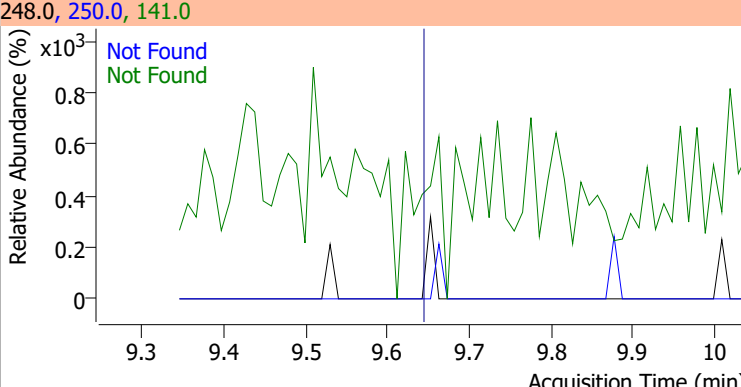
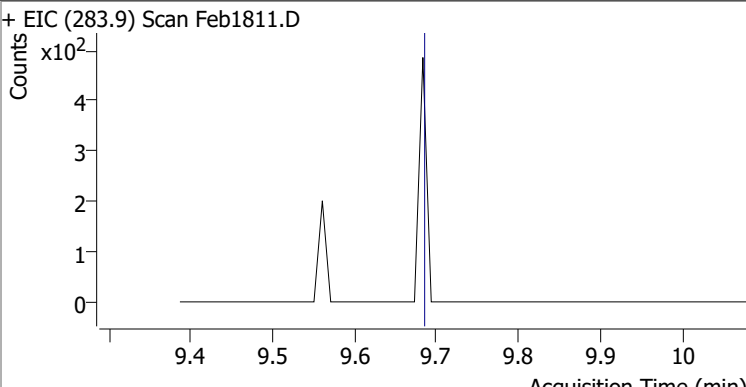
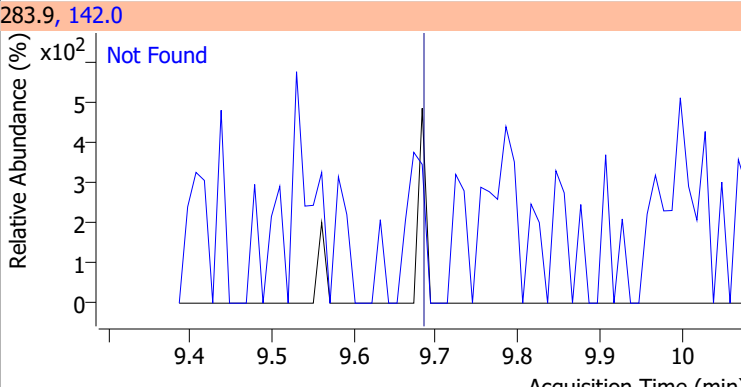
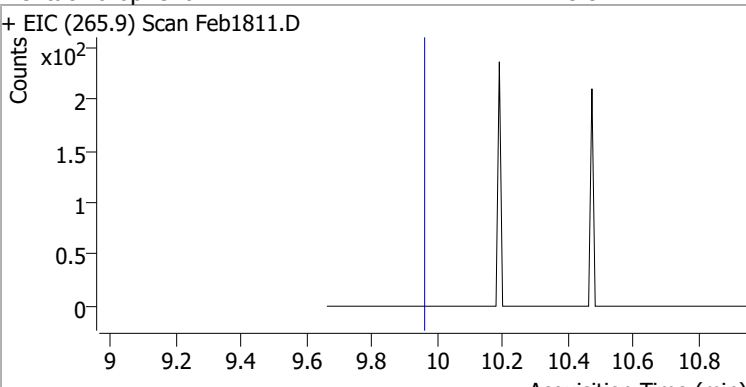
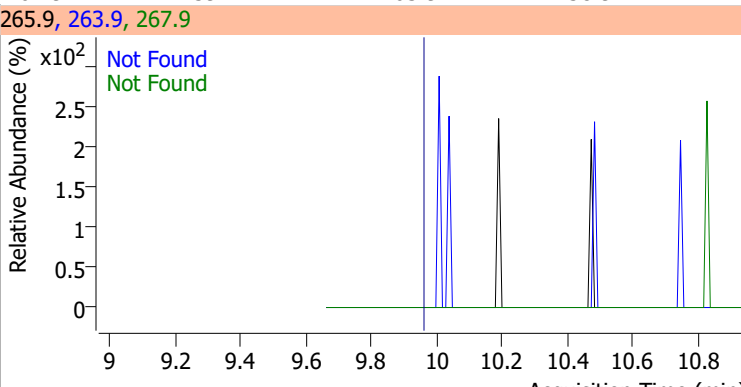
Compound	Conc.	Exp RT	QIon	Exp Ratio	QIon	Exp Ratio
N-nitrosodiphenylamine	N.D.	9.23	168.0	62.8	167.0	34.1



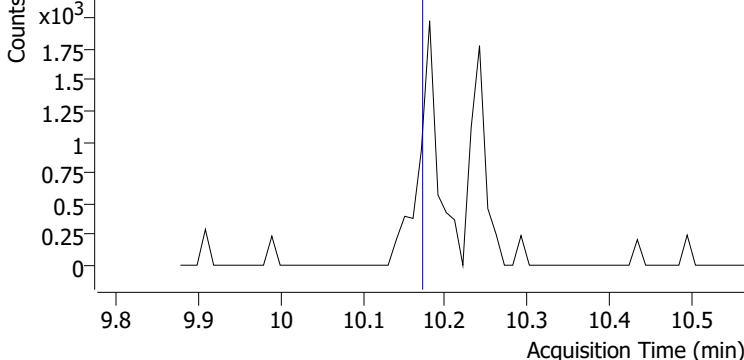
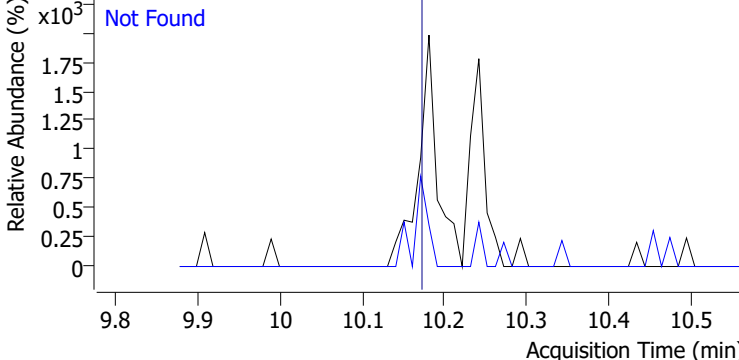
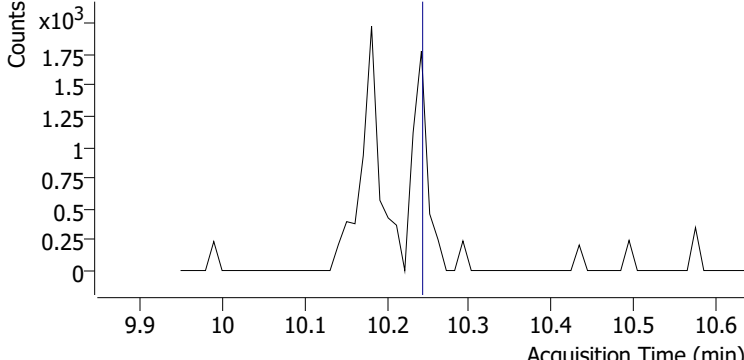
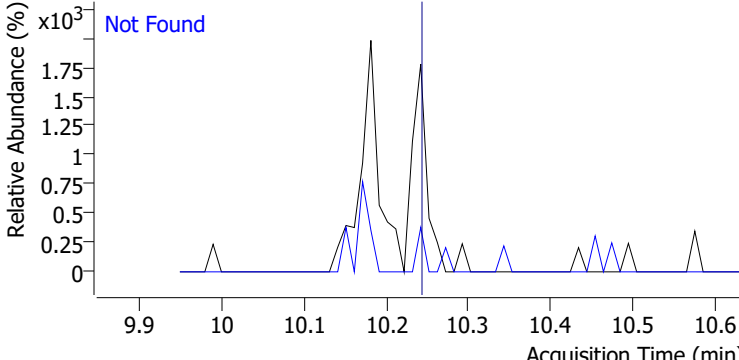
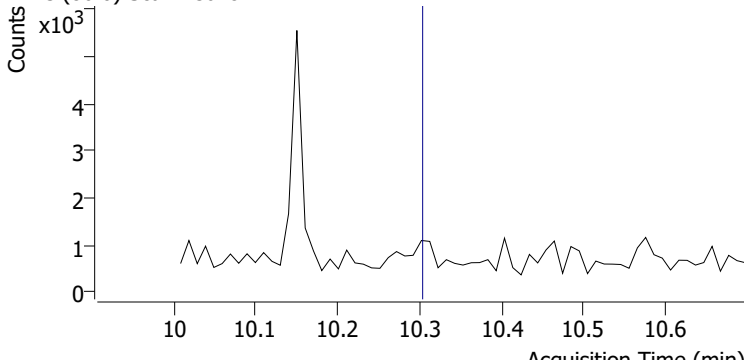
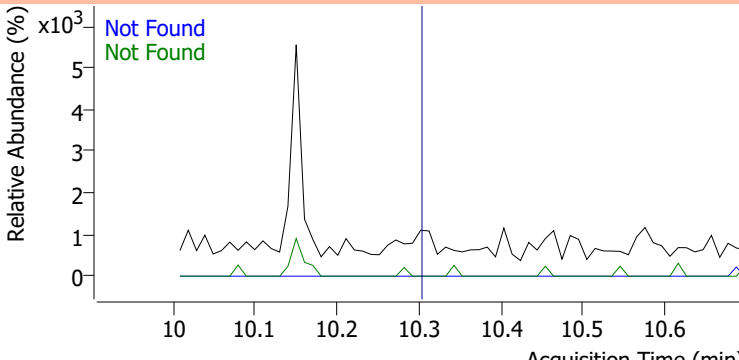
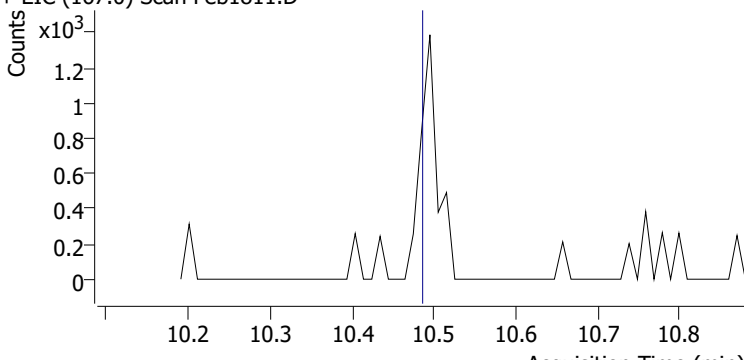
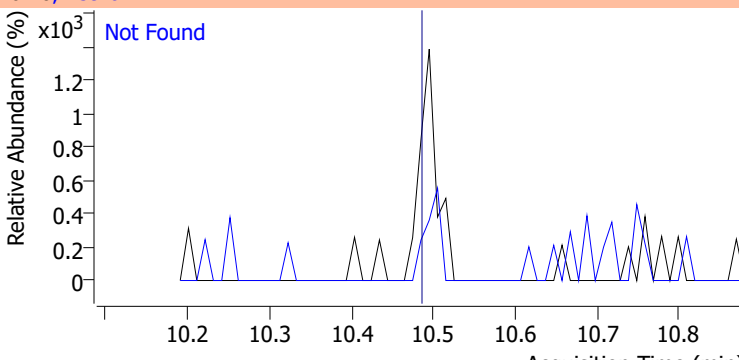
Compound	Conc.	Exp RT	QIon	Exp Ratio	QIon	Exp Ratio
Azobenzene	N.D.	9.26	51.0	45.2	182.0	24.1



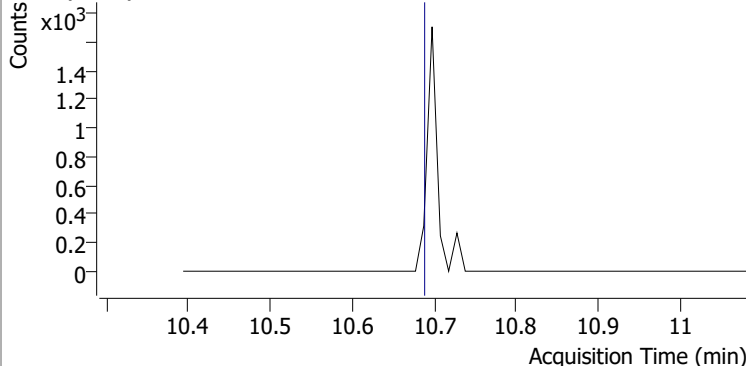
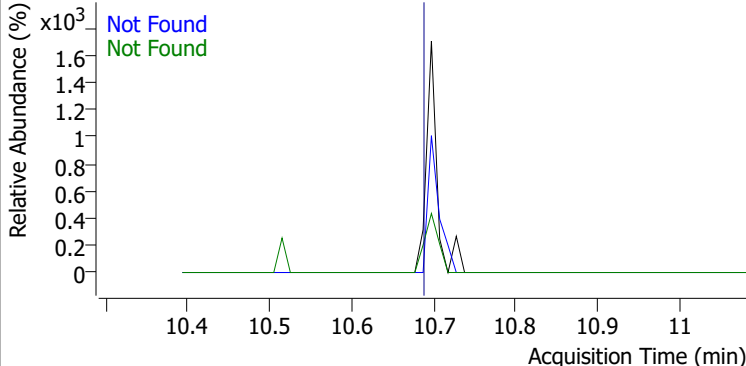
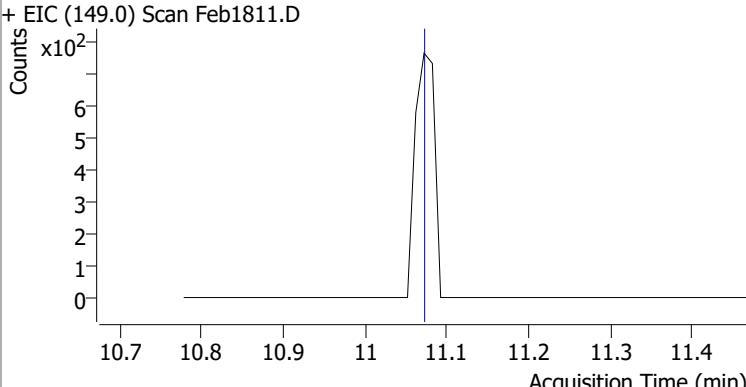
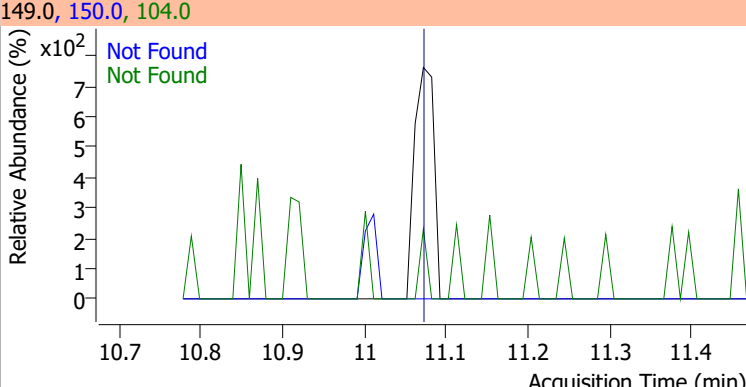
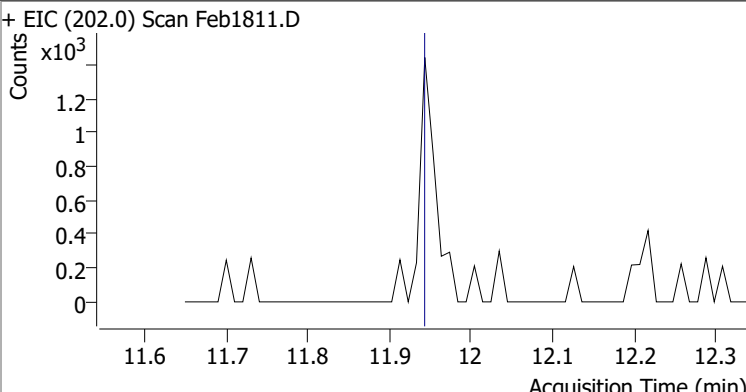
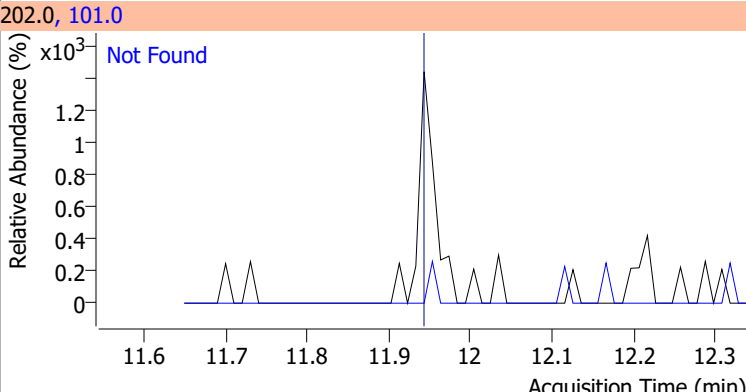
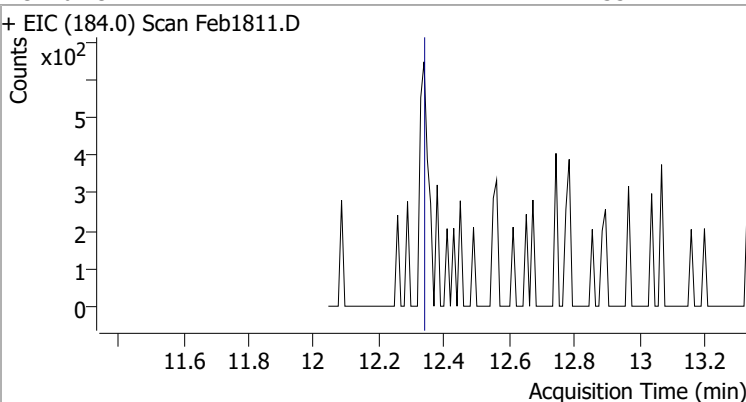
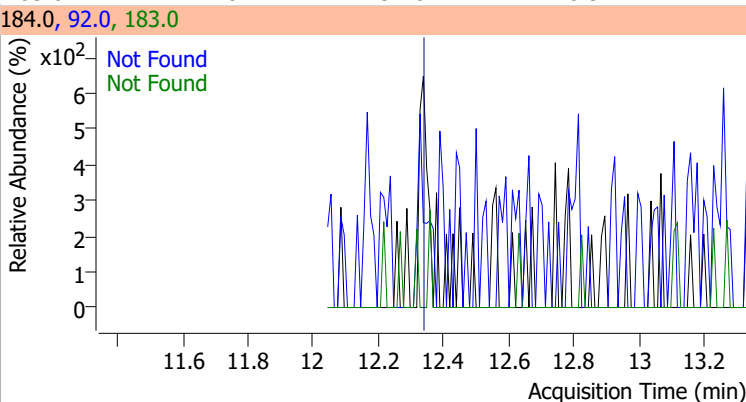
Quantitation Results Report (QT Reviewed)

Compound	Conc.	Exp RT	QIon	Exp Ratio
2,4,6-Tribromophenol	N.D.	9.34	331.8	97.9
+ EIC (329.8) Scan Feb1811.D			329.8, 331.8	
				
4-Bromophenyl-phenylether	N.D.	9.65	141.0	98.8
+ EIC (248.0) Scan Feb1811.D			248.0, 250.0, 141.0	
				
Hexachlorobenzene	N.D.	9.69	142.0	53.8
+ EIC (283.9) Scan Feb1811.D			283.9, 142.0	
				
Pentachlorophenol	N.D.	9.97	267.9	59.4
+ EIC (265.9) Scan Feb1811.D			265.9, 263.9, 267.9	
				

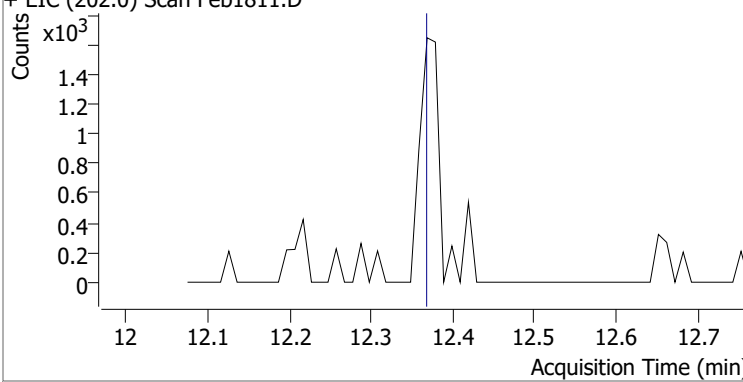
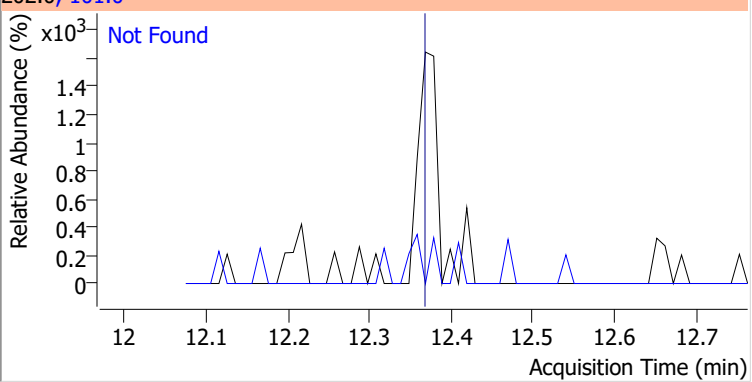
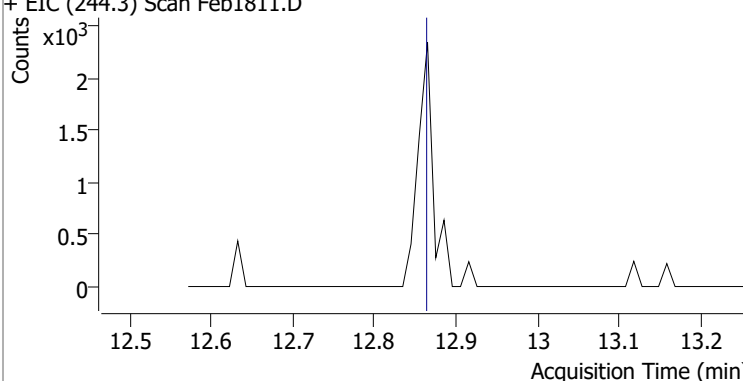
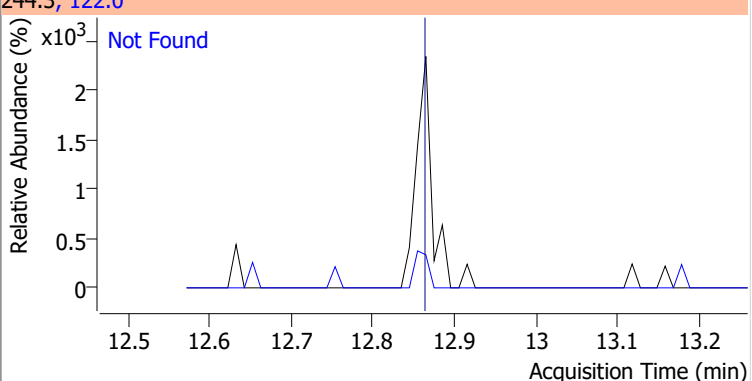
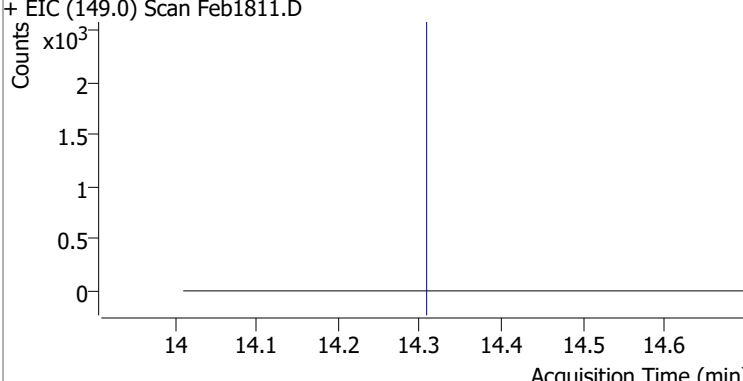

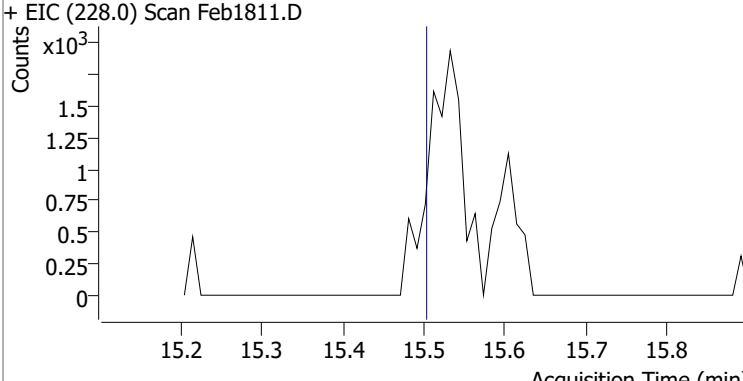
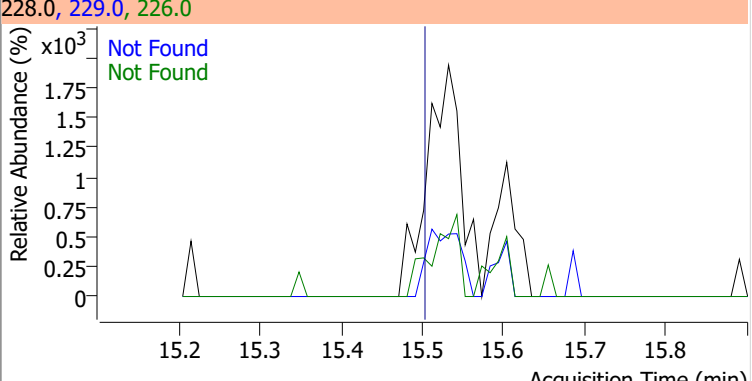
Quantitation Results Report (QT Reviewed)

Compound	Conc.	Exp RT	QIon	Exp Ratio		
Phenanthrene	N.D.	10.18	176.0	18.5		
+ EIC (178.0) Scan Feb1811.D			178.0, 176.0			
						
Anthracene	N.D.	10.25	176.0	18.4		
+ EIC (178.0) Scan Feb1811.D			178.0, 176.0			
						
Triallate	N.D.	10.31	268.0	24.1	QIon 143.0	Exp Ratio 22.5
+ EIC (86.0) Scan Feb1811.D			86.0, 268.0, 143.0			
						
Carbazole	N.D.	10.49	139.0	12.8		
+ EIC (167.0) Scan Feb1811.D			167.0, 139.0			
						

Quantitation Results Report (QT Reviewed)

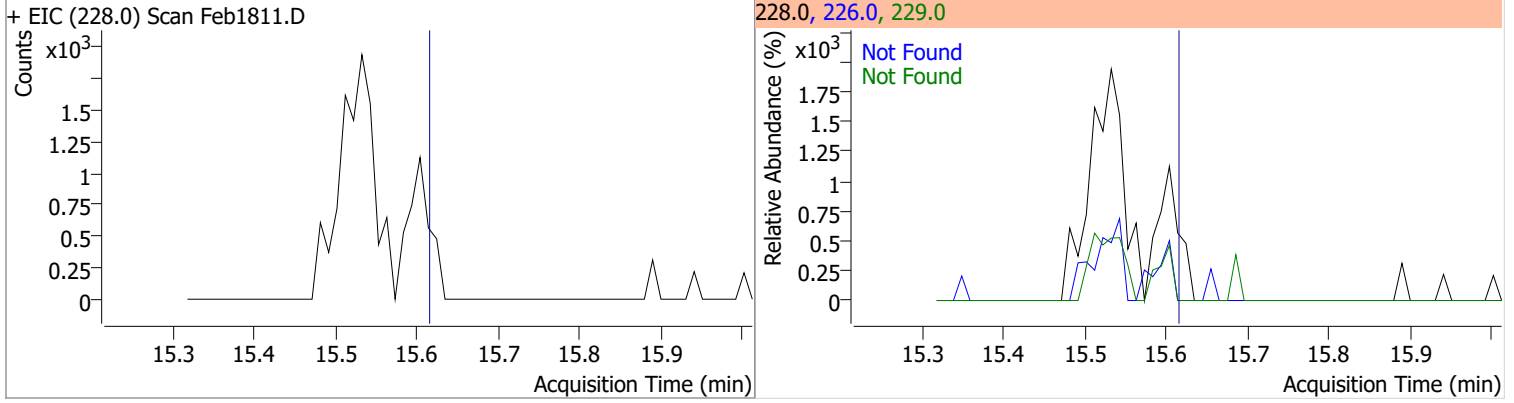
Compound	Conc.	Exp RT	QIon	Exp Ratio	QIon	Exp Ratio
o-Terphenyl	N.D.	10.70	229.0	64.9	215.0	37.0
+ EIC (230.0) Scan Feb1811.D			230.0, 229.0, 215.0			
						
Di-n-Butylphthalate	N.D.	11.08	150.0	9.1	104.0	6.4
+ EIC (149.0) Scan Feb1811.D			149.0, 150.0, 104.0			
						
Fluoranthene	N.D.	11.95	101.0	13.4		
+ EIC (202.0) Scan Feb1811.D			202.0, 101.0			
						
Benzidine	N.D.	12.35	183.0	11.8	92.0	8.3
+ EIC (184.0) Scan Feb1811.D			184.0, 92.0, 183.0			
						

Quantitation Results Report (QT Reviewed)

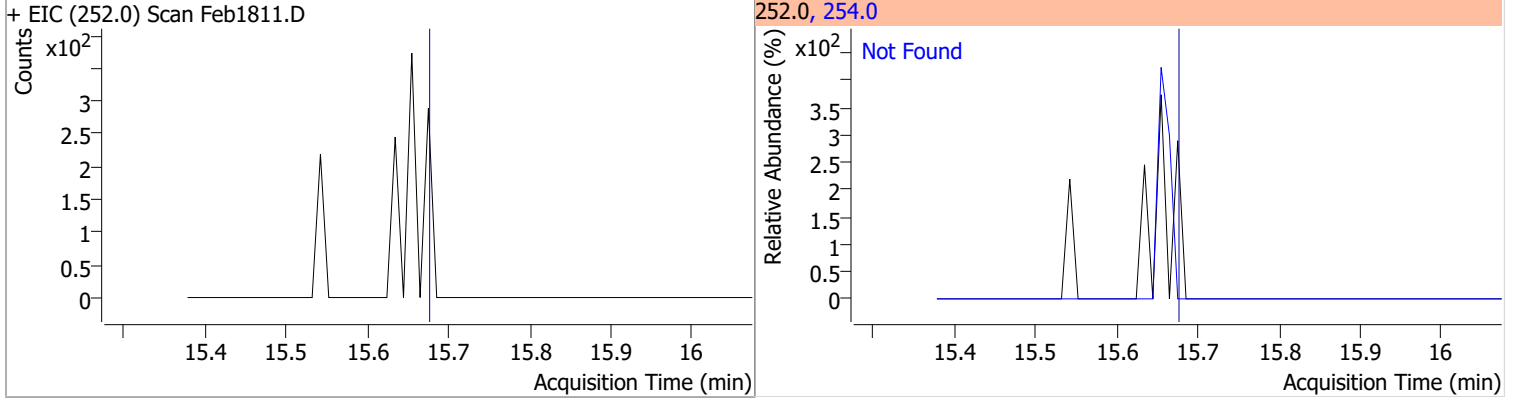
Compound	Conc.	Exp RT	QIon	Exp Ratio		
Pyrene	N.D.	12.38	101.0	15.9		
+ EIC (202.0) Scan Feb1811.D			202.0, 101.0			
						
Terphenyl-d14	N.D.	12.88	122.0	14.4		
+ EIC (244.3) Scan Feb1811.D			244.3, 122.0			
						
Butylbenzylphthalate	N.D.	14.32	91.0	85.1	QIon	Exp Ratio
					206.0	17.5
+ EIC (149.0) Scan Feb1811.D			149.0, 91.0, 206.0			
						
Benzo(a)Anthracene	N.D.	15.51	226.0	26.8	QIon	Exp Ratio
					229.0	21.1
+ EIC (228.0) Scan Feb1811.D			228.0, 229.0, 226.0			
						

Quantitation Results Report (QT Reviewed)

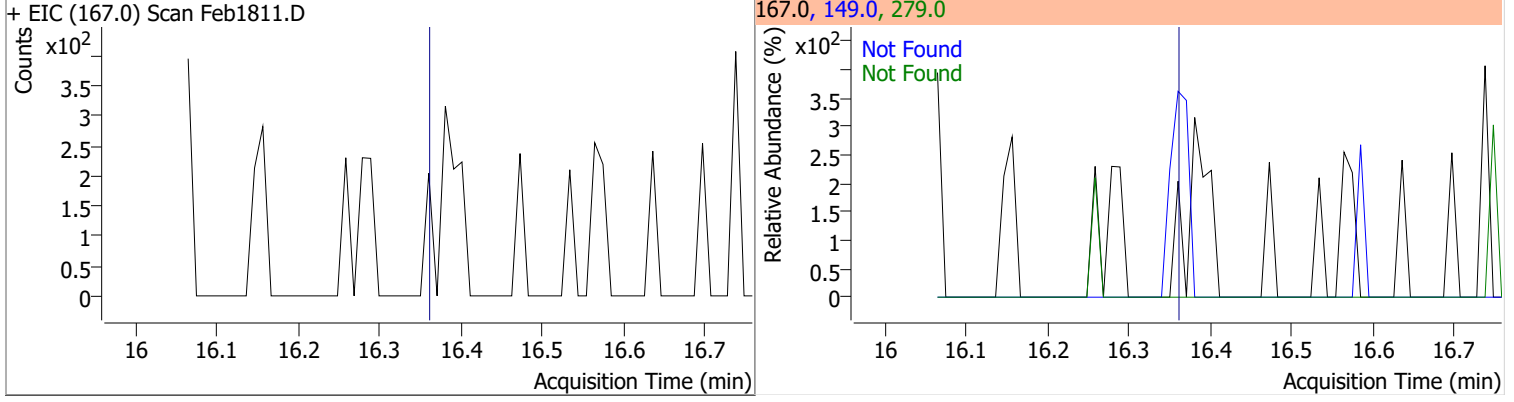
Compound	Conc.	Exp RT	QIon	Exp Ratio	QIon	Exp Ratio
Chrysene	N.D.	15.62	226.0	28.4	229.0	19.7



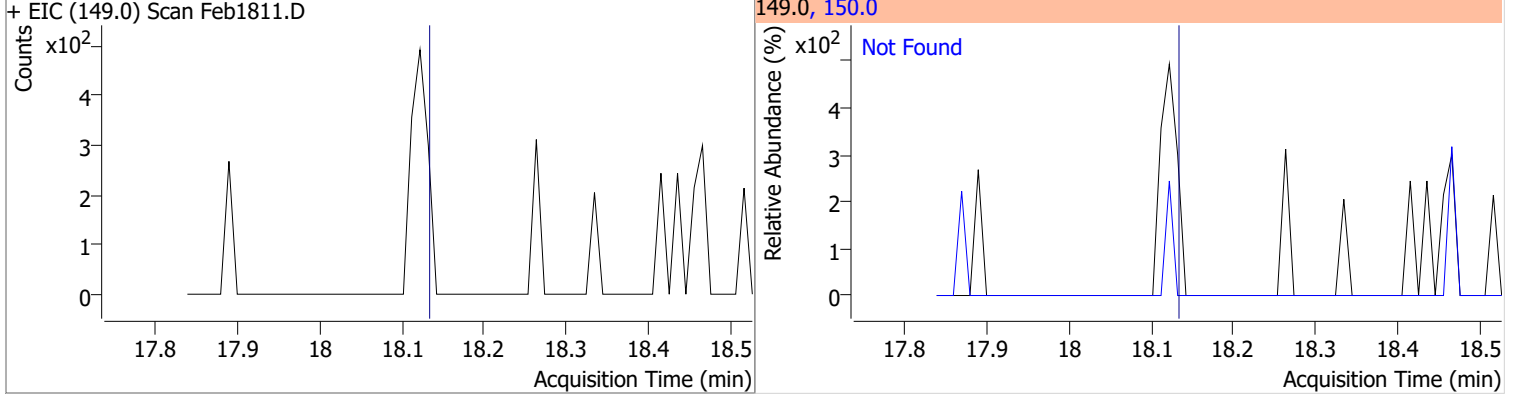
Compound	Conc.	Exp RT	QIon	Exp Ratio
3,3-Dichlorobenzidine	N.D.	15.69	254.0	64.2



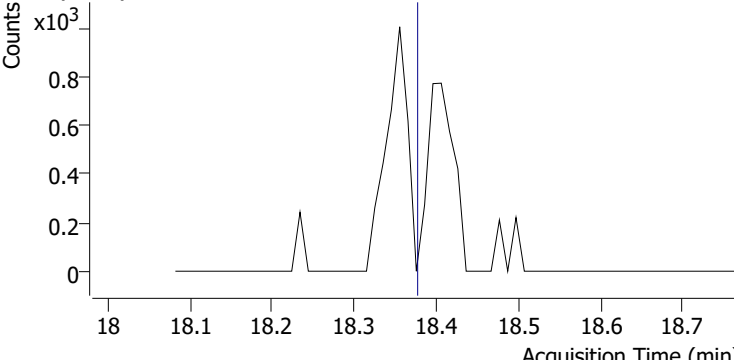
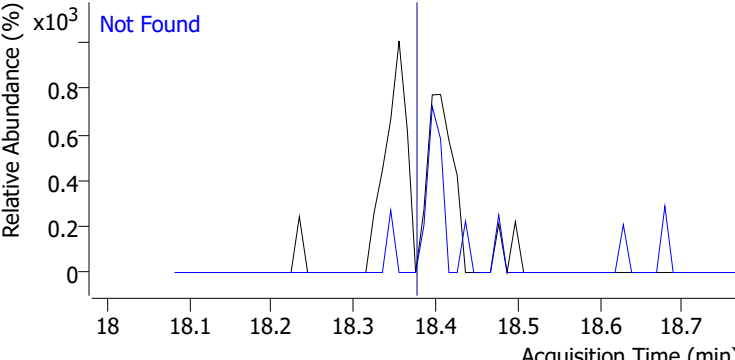
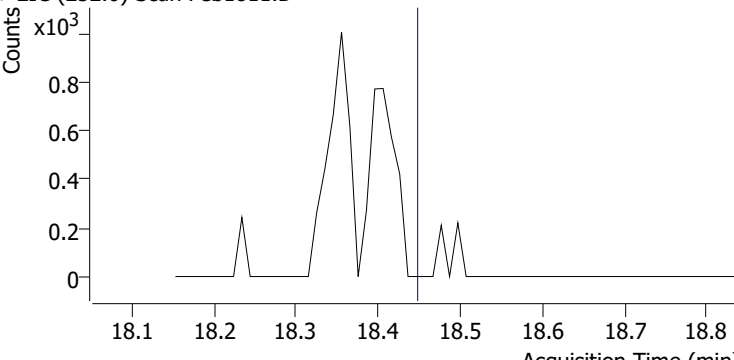
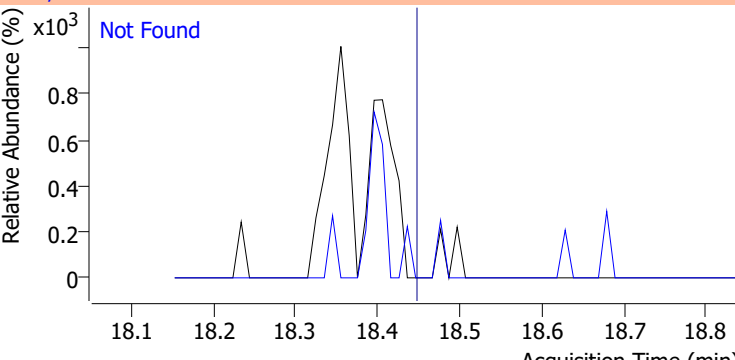
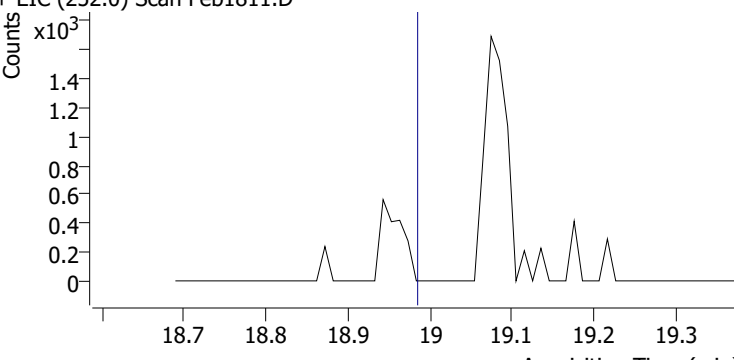
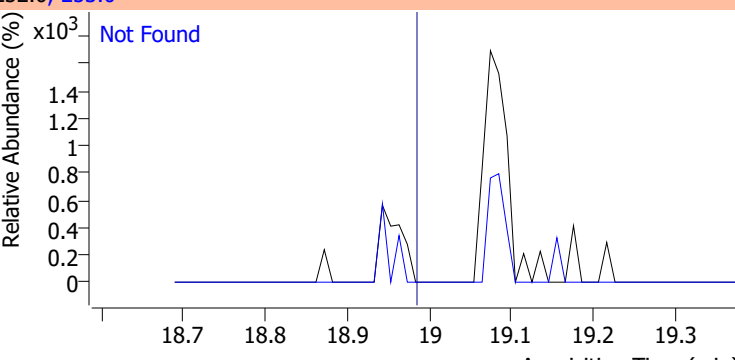
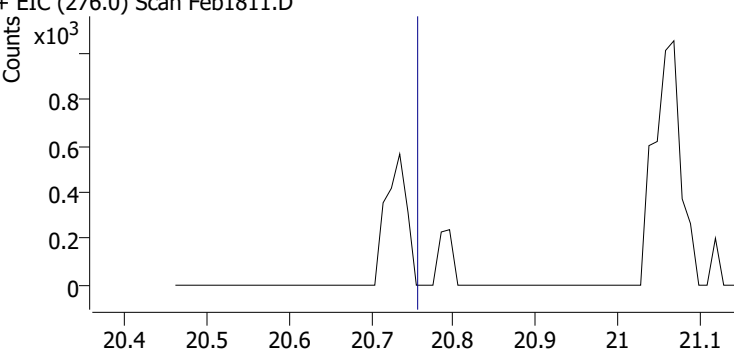
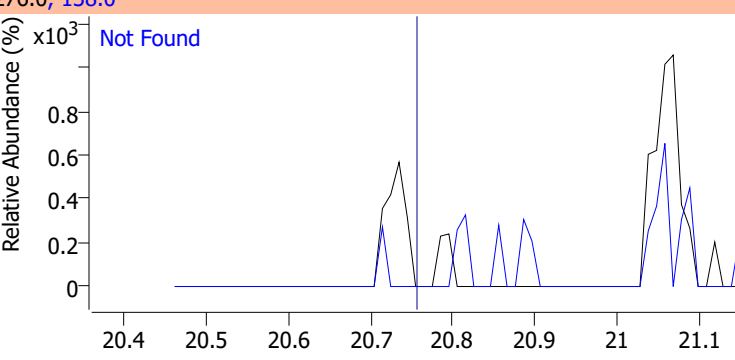
Compound	Conc.	Exp RT	QIon	Exp Ratio	QIon	Exp Ratio
bis(2-ethylhexyl)Phthalate	N.D.	16.37	149.0	390.8	279.0	15.0



Compound	Conc.	Exp RT	QIon	Exp Ratio
Di-n-octyl Phthalate	N.D.	18.13	150.0	10.0

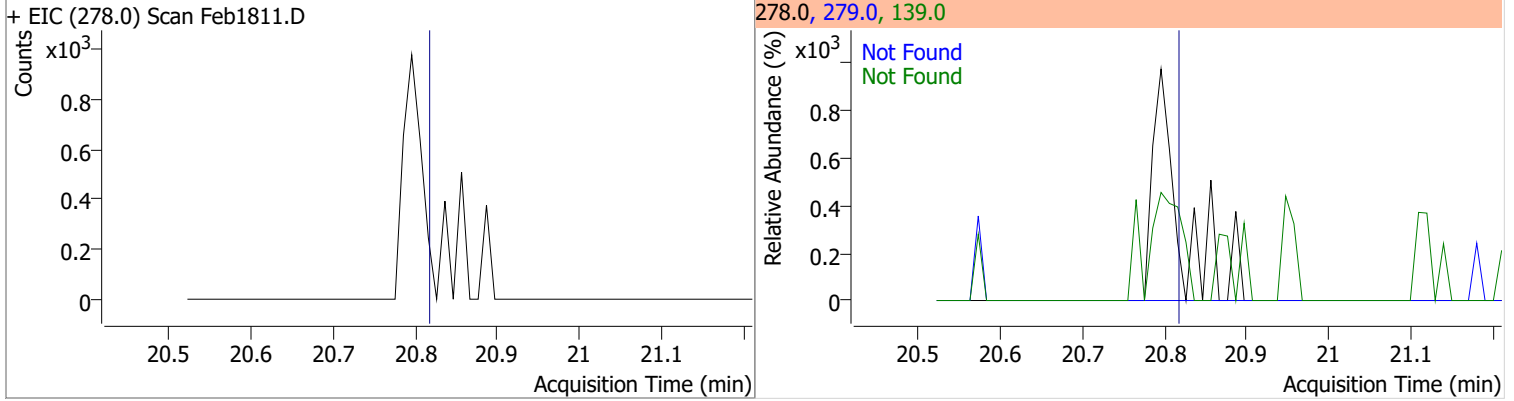


Quantitation Results Report (QT Reviewed)

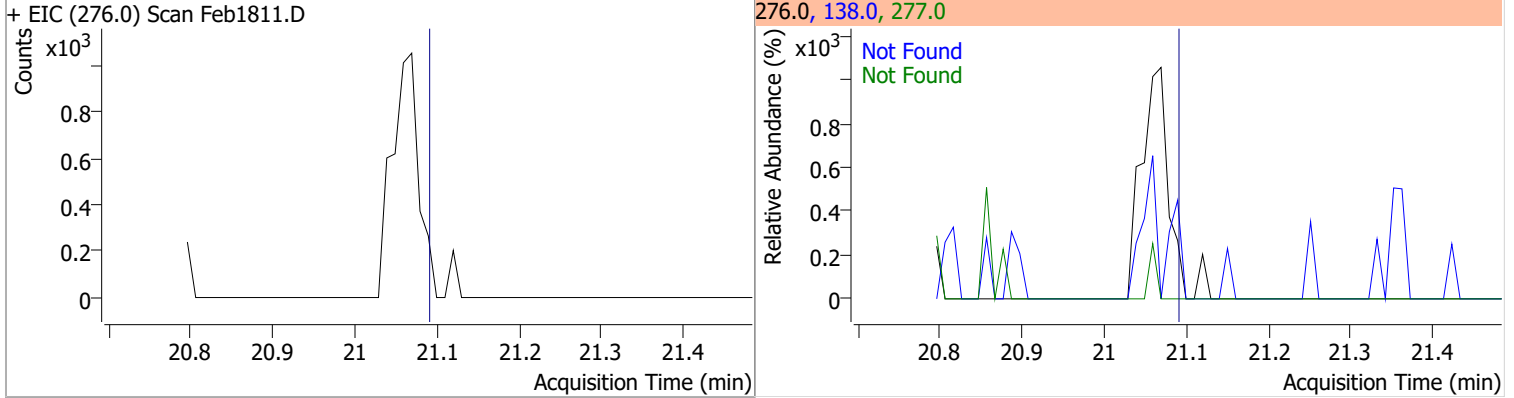
Compound	Conc.	Exp RT	QIon	Exp Ratio
Benzo(b)fluoranthene	N.D.	18.38	253.0	22.3
+ EIC (252.0) Scan Feb1811.D			252.0, 253.0	
				
Benzo(k)fluoranthene	N.D.	18.45	253.0	22.0
+ EIC (252.0) Scan Feb1811.D			252.0, 253.0	
				
Benzo(a)pyrene	N.D.	18.98	253.0	21.5
+ EIC (252.0) Scan Feb1811.D			252.0, 253.0	
				
Indeno(1,2,3-c,d)pyrene	N.D.	20.76	138.0	29.6
+ EIC (276.0) Scan Feb1811.D			276.0, 138.0	
				

Quantitation Results Report (QT Reviewed)

Compound	Conc.	Exp RT	QIon	Exp Ratio	QIon	Exp Ratio
Dibenzo(a,h)anthracene	N.D.	20.82	139.0	25.2	279.0	24.1

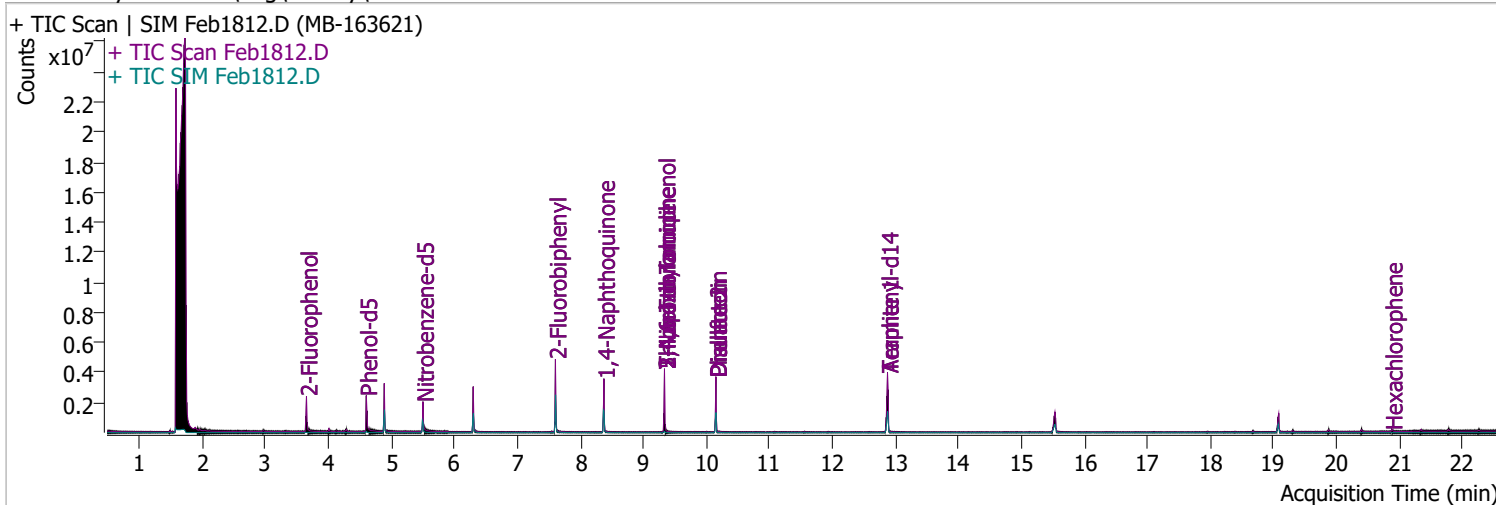


Compound	Conc.	Exp RT	QIon	Exp Ratio	QIon	Exp Ratio
Benzo(g,h,i)perylene	N.D.	21.09	138.0	33.0	277.0	23.2



Quantitation Results Report (QT Reviewed)

Data File	Feb1812.D	Operator	LIMS import
Acq. Method	BNA+SIM.M	Acq. Date-Time	2/19/2022 1:56:32 PM
Sample Name	MB-163621	Instrument	Instrument #1
Vial	12	Multiplier	1.00
DA Method File		Comment	SVOC-8270-W-LARGO
Tune File	dftppdsm.u	Tune Date	2/18/2022 9:25:00 PM
Batch Name	021822 DoD BNA cal.batch.bin	Last Calib Update	2/19/2022 1:06:17 PM
Ref Library	D:\Org\Library\NIST129K.l		



Compound	RT	QIon	Resp.	Conc.	Units	Dev(Min)
----------	----	------	-------	-------	-------	----------

Internal Standards

System Monitoring Compounds

S 2-Fluorophenol	3.653	112.0	746200	67.9329	µg/L	0.000
Spiked Amount: 200.000	Range: 10.0 - 75.0%			Recovery = 33.97%		
S Phenol-d5	4.603	99.0	951261	66.9083	µg/L	-0.010
Spiked Amount: 200.000	Range: 10.0 - 65.0%			Recovery = 33.45%		
S Nitrobenzene-d5	5.502	82.0	485840	61.7579	µg/L	0.000
Spiked Amount: 100.000	Range: 32.0 - 94.0%			Recovery = 61.76%		
S 2-Fluorobiphenyl	7.605	172.0	1382362	62.2096	µg/L	0.000
Spiked Amount: 100.000	Range: 28.0 - 107.0%			Recovery = 62.21%		
S 2,4,6-Tribromophenol	9.336	329.8	321583	157.2199	µg/L	0.000
Spiked Amount: 200.000	Range: 25.0 - 140.0%			Recovery = 78.61%		
S Terphenyl-d14	12.875	244.3	2209315	102.2438	µg/L	0.000
Spiked Amount: 100.000	Range: 32.0 - 122.0%			Recovery = 102.24%		

Target Compounds

Compound	RT	QIon	Resp.	Conc.	Units	Dev(Min)	QValue
T N-Nitrosodimethylamine	0.000		0	N.D.			
T Pyridine	0.000		0	N.D.			
T Aniline	0.000		0	N.D.			
T Phenol	0.000		0	N.D.			
T bis(-2-Chloroethyl)Ether	4.889	63.0	0		µg/L	md	1
T 2-Chlorophenol	0.000		0	N.D.			
T 1,3-Dichlorobenzene	0.000		0	N.D.			
T 1,4-Dichlorobenzene	0.000		0	N.D.			
T 1,2-Dichlorobenzene	0.000		0	N.D.			
T Benzyl Alcohol	0.000		0	N.D.			
T bis(2-chloroisopropyl)Ether	0.000		0	N.D.			
T 2-Methylphenol	0.000		0	N.D.			
T N-nitroso-Di-n-propylamine	5.502	70.0	0		µg/L	md	1
T 4Methylphenol/3Methylphenol	0.000		0	N.D.			
T Hexachloroethane	0.000		0	N.D.			

Quantitation Results Report (QT Reviewed)

Compound	RT	QIon	Resp.	Conc.	Units	Dev(Min)
T Nitrobenzene	0.000		0	N.D.		
T Isophorone	0.000		0	N.D.		
T 2-Nitrophenol	0.000		0	N.D.		
T 2,4-Dimethylphenol	0.000		0	N.D.		
T bis(-2-Chloroethoxy)Methane	0.000		0	N.D.		
T 2,4-Dichlorophenol	0.000		0	N.D.		
T Benzoic Acid	0.000		0	N.D.		
T 1,2,4-Trichlorobenzene	0.000		0	N.D.		
T Naphthalene	0.000		0	N.D.		
T 4-Chlorophenol	6.301	130.0	0		µg/L md	1
T p-Chloroaniline	0.000		0	N.D.		
T Hexachlorobutadiene	0.000		0	N.D.		
T 4-Chloro-2-Methylphenol	0.000		0	N.D.		
T 4-Chloro-3-Methylphenol	0.000		0	N.D.		
T 2-Methylnaphthalene	0.000		0	N.D.		
T 1-Methylnaphthalene	0.000		0	N.D.		
T Hexachlorocyclopentadiene	0.000		0	N.D.		
T 2,4,6-Trichlorophenol	0.000		0	N.D.		
T 2,4,5-Trichlorophenol	0.000		0	N.D.		
T 2-Chloronaphthalene	0.000		0	N.D.		
T 2-Nitroaniline	0.000		0	N.D.		
T Dimethyl Phthalate	8.374	163.0	0		µg/L md	1
T 2,6-Dinitrotoluene	8.374	165.0	0		µg/L md	1
T Acenaphthylene	0.000		0	N.D.		
T 3-Nitroaniline	0.000		0	N.D.		
T Acenaphthene	0.000		0	N.D.		
T 2,4-Dinitrophenol	0.000		0	N.D.		
T Dibenzofuran	0.000		0	N.D.		
T 2,4-Dinitrotoluene	0.000		0	N.D.		
T 4-Nitrophenol	0.000		0	N.D.		
T Diethylphthalate	0.000		0	N.D.		
T Fluorene	0.000		0	N.D.		
T 4-Chlorophenyl-phenylether	0.000		0	N.D.		
T 4-Nitroaniline	0.000		0	N.D.		
T 4,6-Dinitro-2-methylphenol	9.336	198.0	0		µg/L md	1
T N-nitrosodiphenylamine	0.000		0	N.D.		
T Azobenzene	0.000		0	N.D.		
T 4-Bromophenyl-phenylether	0.000		0	N.D.		
T Hexachlorobenzene	0.000		0	N.D.		
T Pentachlorophenol	0.000		0	N.D.		
T Phenanthrene	0.000		0	N.D.		
T Anthracene	0.000		0	N.D.		
T Triallate	0.000		0	N.D.		
T Carbazole	0.000		0	N.D.		
T o-Terphenyl	0.000		0	N.D.		
T Di-n-Butylphthalate	0.000		0	N.D.		
T Fluoranthene	0.000		0	N.D.		
T Benzidine	12.875	184.0	0		µg/L md	1
T Pyrene	0.000		0	N.D.		
T Butylbenzylphthalate	0.000		0	N.D.		
T Benzo(a)Anthracene	0.000		0	N.D.		
T Chrysene	0.000		0	N.D.		
T 3,3-Dichlorobenzidine	0.000		0	N.D.		
T bis(2-ethylhexyl)Phthalate	0.000		0	N.D.		
T Di-n-octyl Phthalate	0.000		0	N.D.		

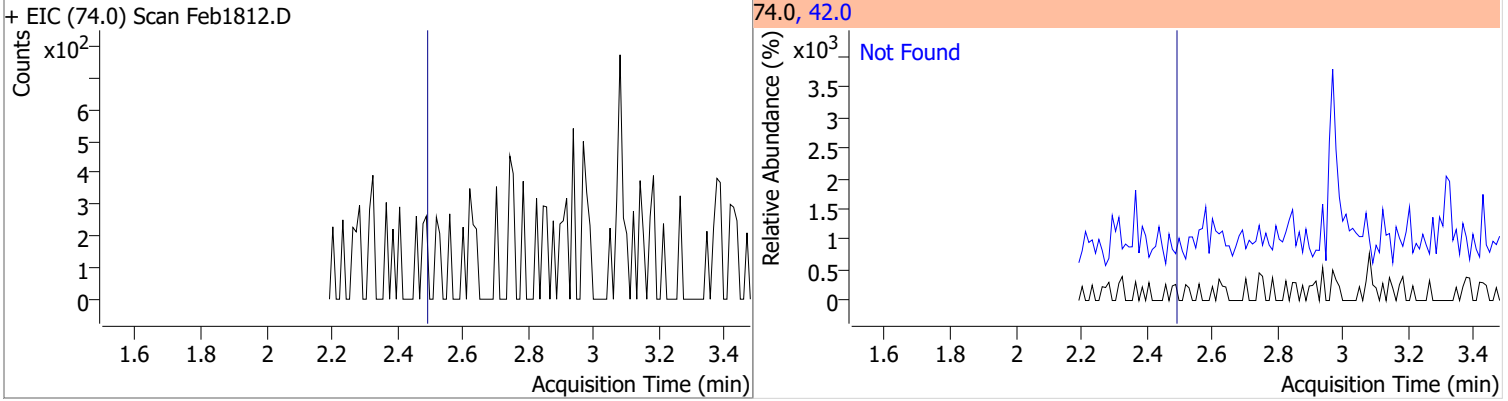
Quantitation Results Report (QT Reviewed)

Compound	RT	QIon	Resp.	Conc.	Units	Dev(Min)
T Benzo(b)fluoranthene	0.000		0	N.D.		
T Benzo(k)fluoranthene	0.000		0	N.D.		
T Benzo(a)pyrene	0.000		0	N.D.		
T Indeno(1,2,3-c,d)pyrene	0.000		0	N.D.		
T Dibenzo(a,h)anthracene	0.000		0	N.D.		
T Benzo(g,h,i)perylene	0.000		0	N.D.		

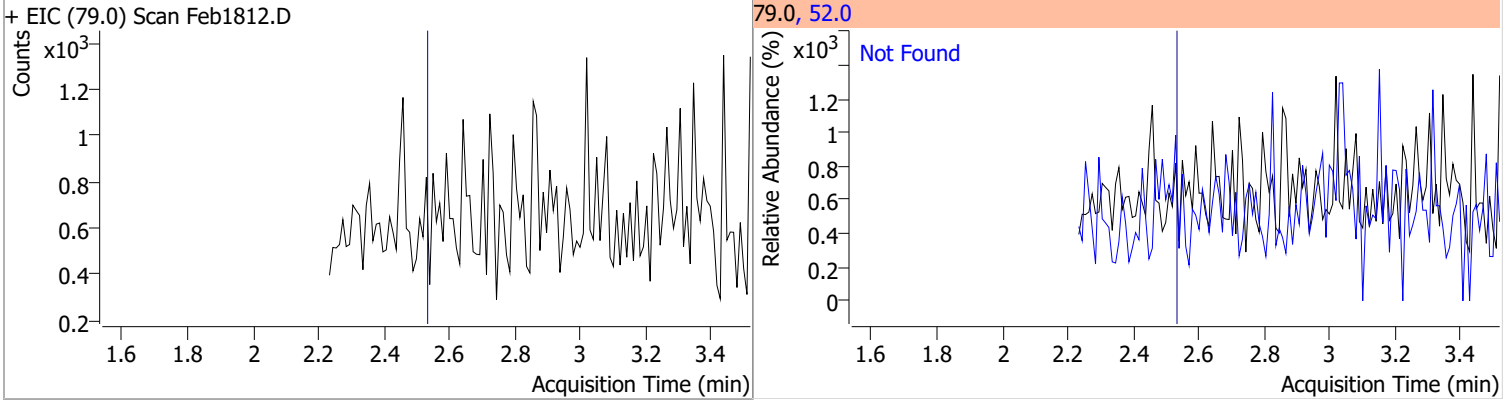
(#) = Qualifier Out of Range; (m) = Manual Integration; (+) = Area Summed; (*) = Surrogate Percent Recovery Out of Range; (d): Zeroed Peak

Quantitation Results Report (QT Reviewed)

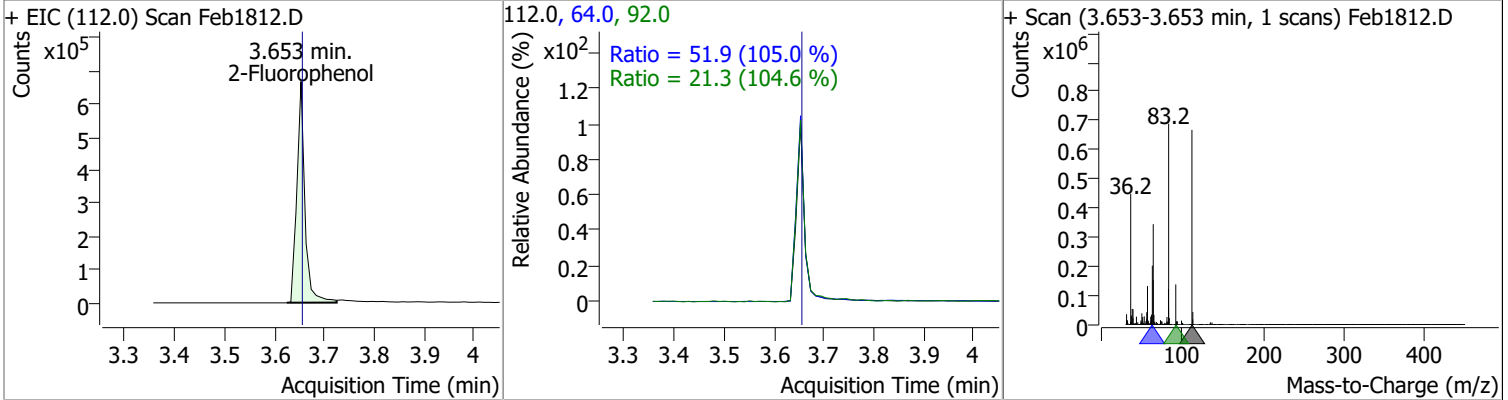
Compound	Conc.	Exp RT	QIon	Exp Ratio
N-Nitrosodimethylamine	N.D.	2.49	42.0	135.8



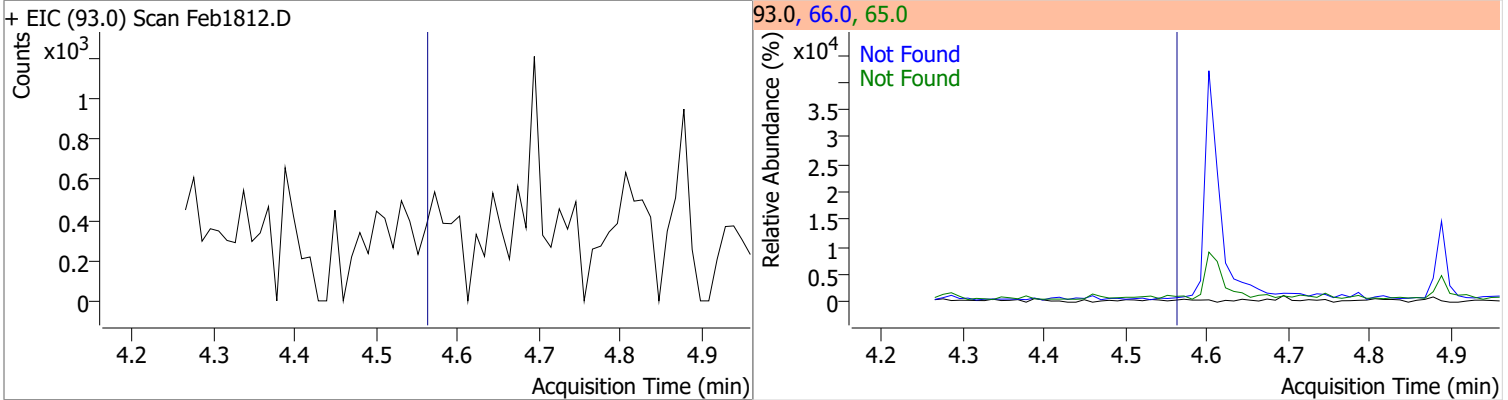
Compound	Conc.	Exp RT	QIon	Exp Ratio
Pyridine	N.D.	2.53	52.0	82.7



Compound	Conc.	RT	Dev(Min)	Resp.	QIon	QRatio	Lower	Upper
2-Fluorophenol	67.9329	3.65	0.00	746200	64.0	51.9	34.6	64.3
					92.0	21.3	14.2	26.5

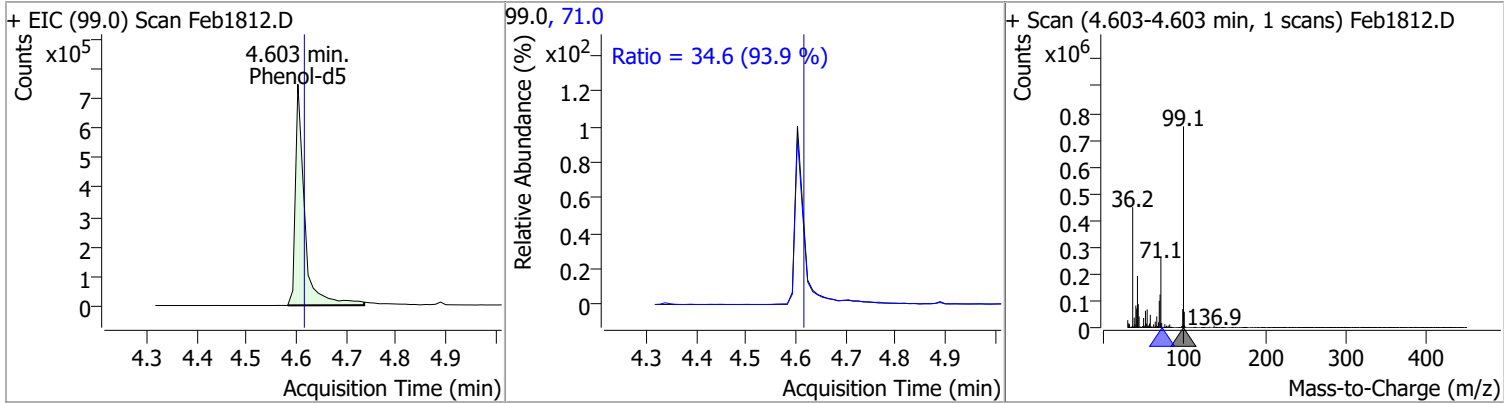


Compound	Conc.	Exp RT	QIon	Exp Ratio	QIon	Exp Ratio
Aniline	N.D.	4.56	66.0	36.7	65.0	18.7

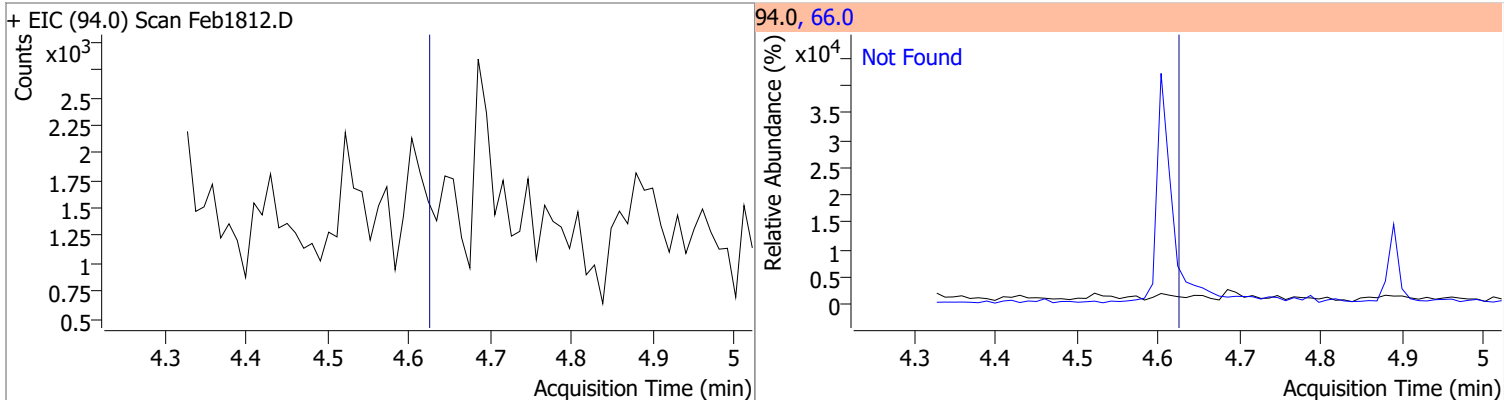


Quantitation Results Report (QT Reviewed)

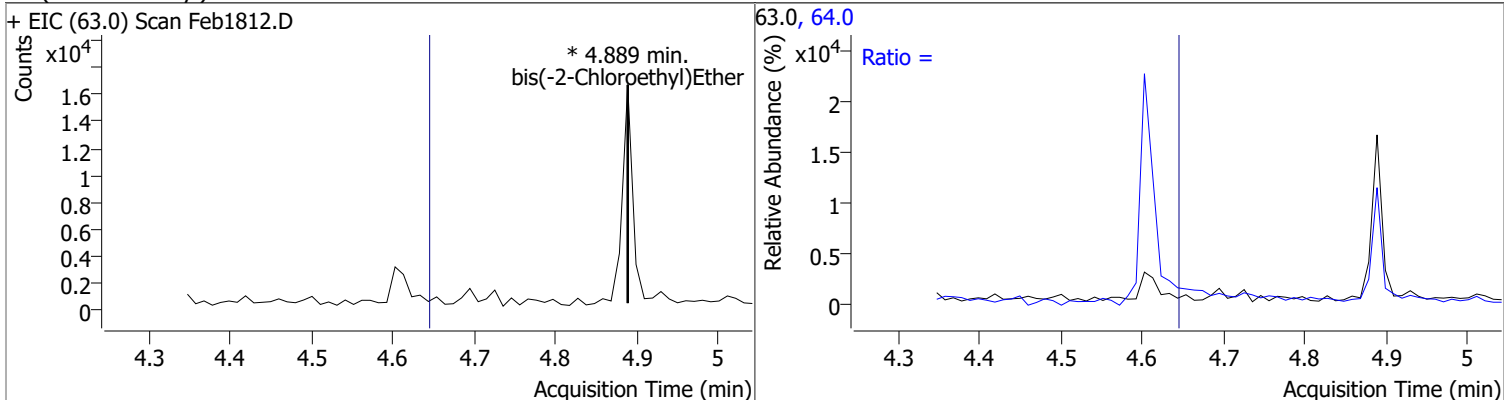
Compound	Conc.	RT	Dev(Min)	Resp.	QIon	QRatio	Lower	Upper
Phenol-d5	66.9083	4.60	-0.01	951261	71.0	34.6	25.8	47.9



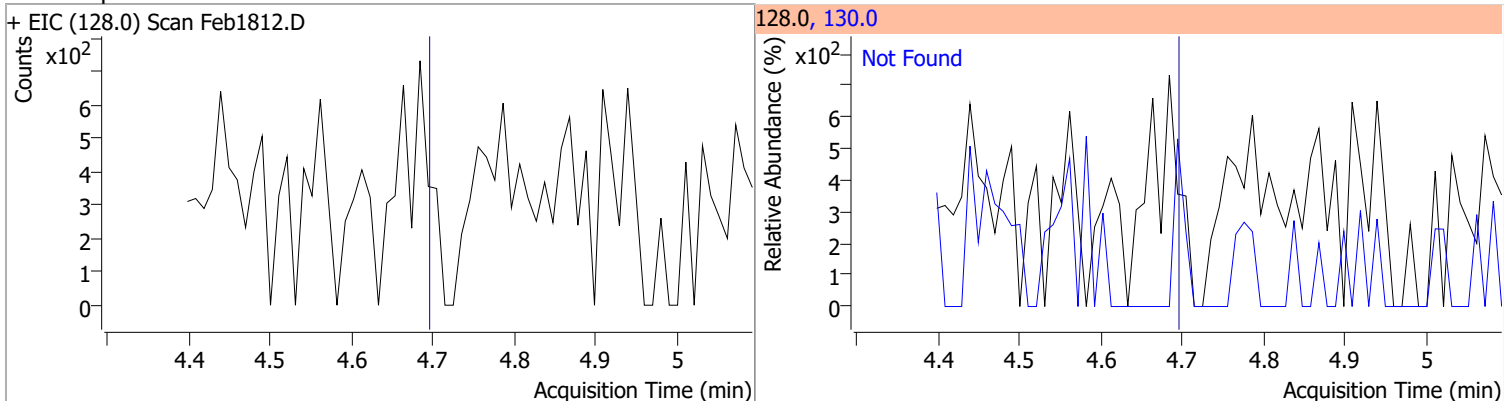
Compound	Conc.	Exp RT	QIon	Exp Ratio
Phenol	N.D.	4.62	66.0	45.3



Compound	Conc.	RT	Dev(Min)	Resp.	QIon	QRatio	Lower	Upper
bis(-2-Chloroethyl)Ether	0	0		0	64.0		7.6	14.1

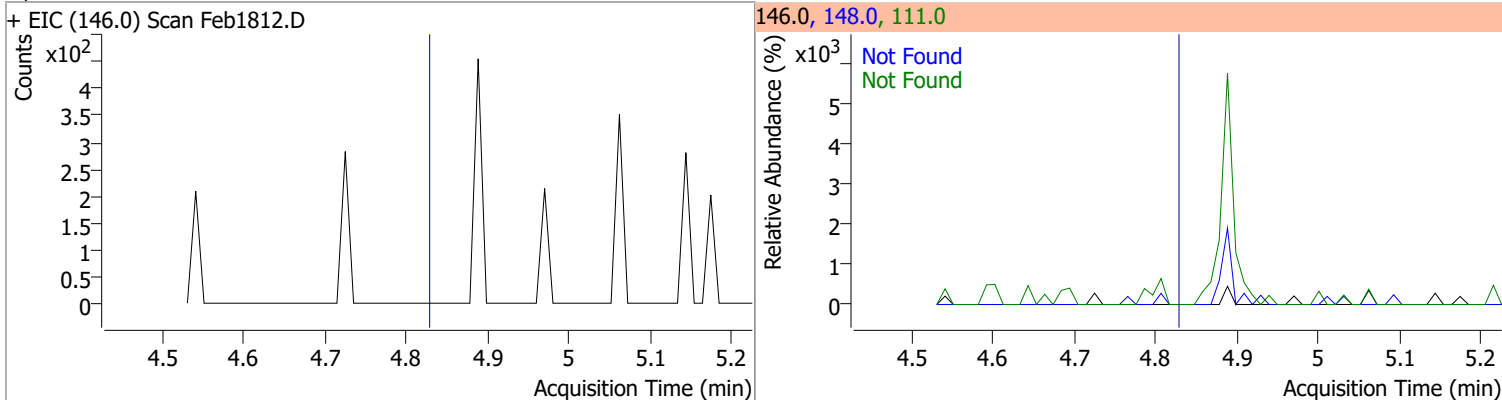


Compound	Conc.	Exp RT	QIon	Exp Ratio
2-Chlorophenol	N.D.	4.69	130.0	32.5

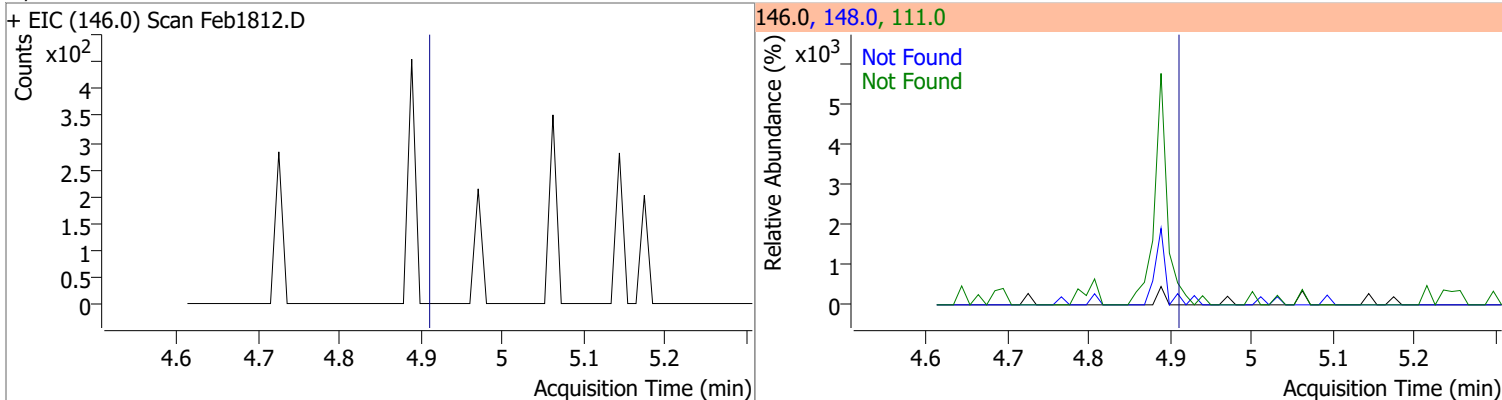


Quantitation Results Report (QT Reviewed)

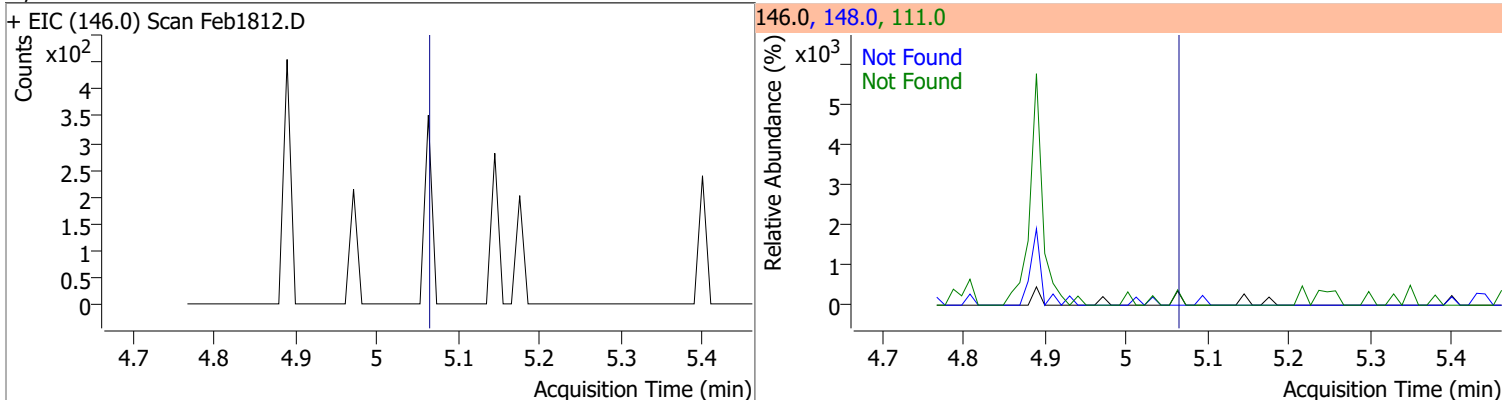
Compound	Conc.	Exp RT	QIon	Exp Ratio	QIon	Exp Ratio
1,3-Dichlorobenzene	N.D.	4.83	148.0	63.7	111.0	36.1



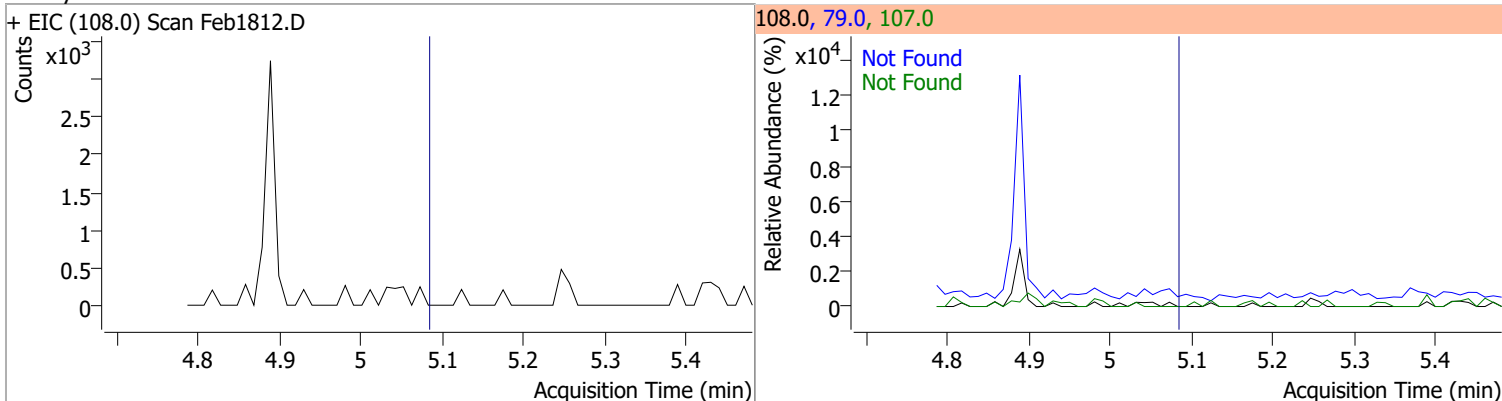
Compound	Conc.	Exp RT	QIon	Exp Ratio	QIon	Exp Ratio
1,4-Dichlorobenzene	N.D.	4.91	148.0	65.2	111.0	36.0



Compound	Conc.	Exp RT	QIon	Exp Ratio	QIon	Exp Ratio
1,2-Dichlorobenzene	N.D.	5.06	148.0	64.4	111.0	37.3

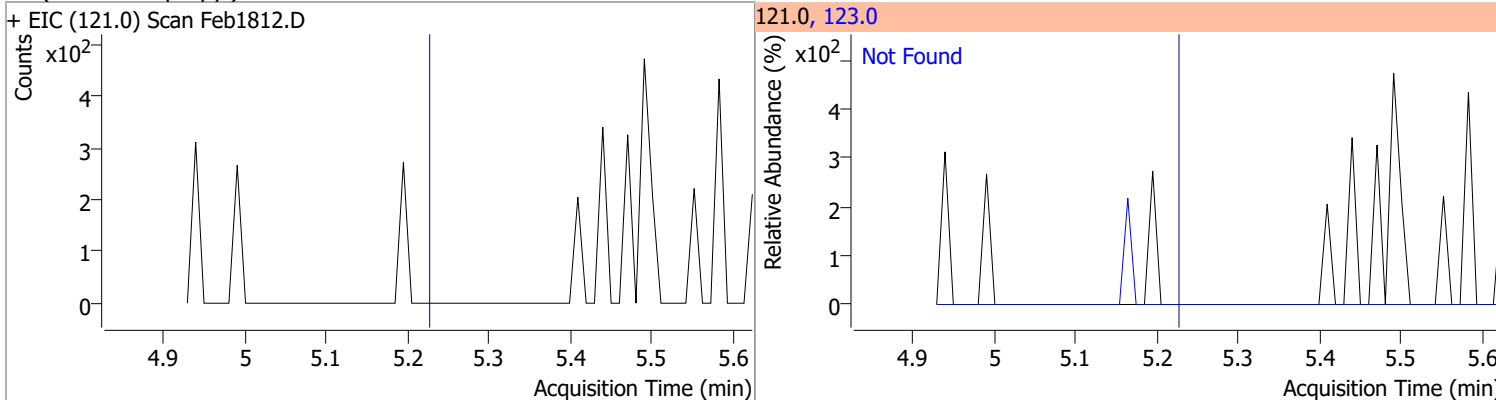


Compound	Conc.	Exp RT	QIon	Exp Ratio	QIon	Exp Ratio
Benzyl Alcohol	N.D.	5.08	79.0	119.3	107.0	70.5

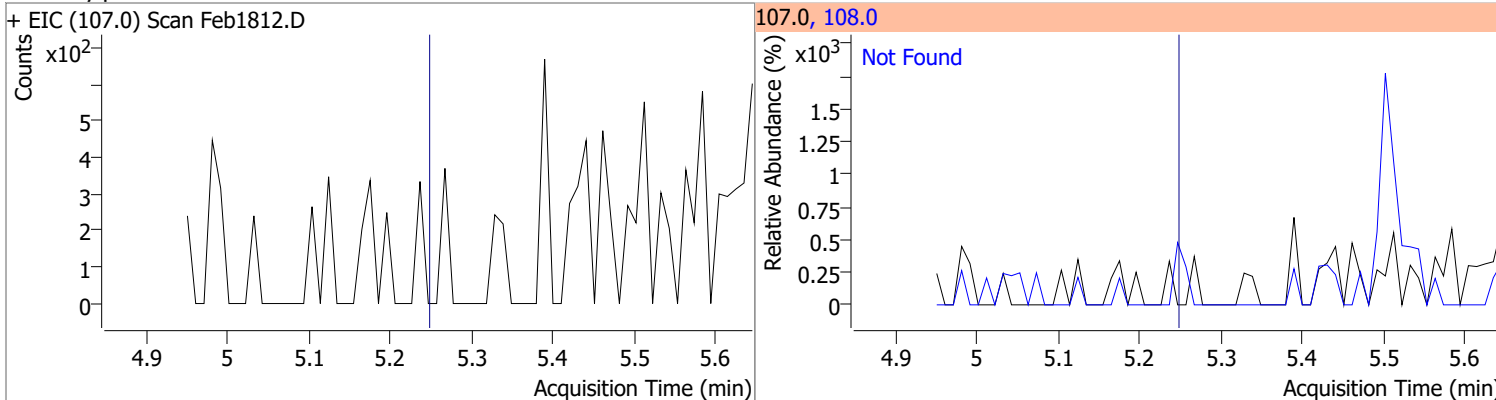


Quantitation Results Report (QT Reviewed)

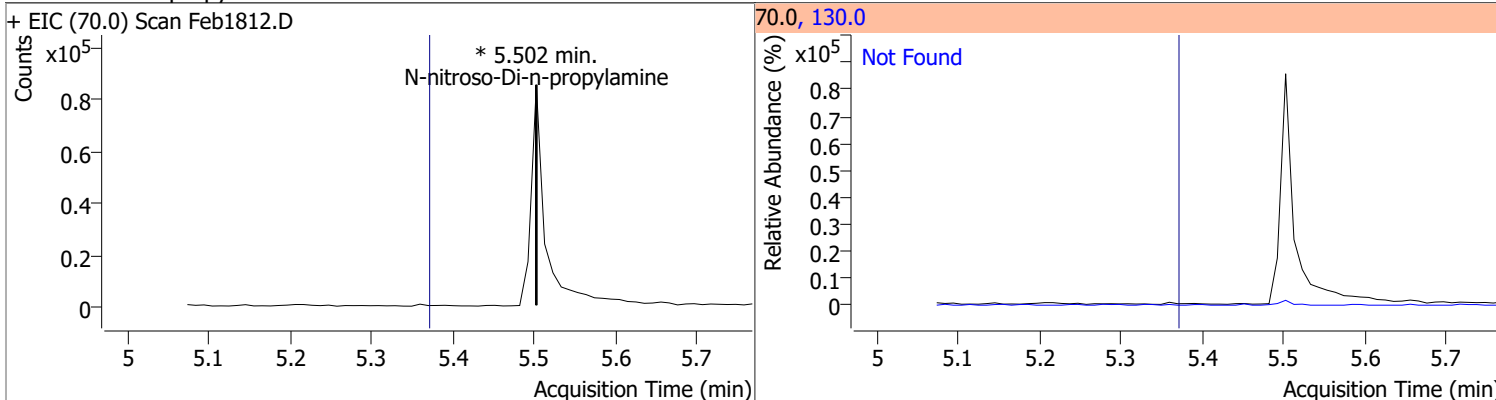
Compound	Conc.	Exp RT	QIon	Exp Ratio
bis(2-chloroisopropyl)Ether	N.D.	5.23	123.0	32.1



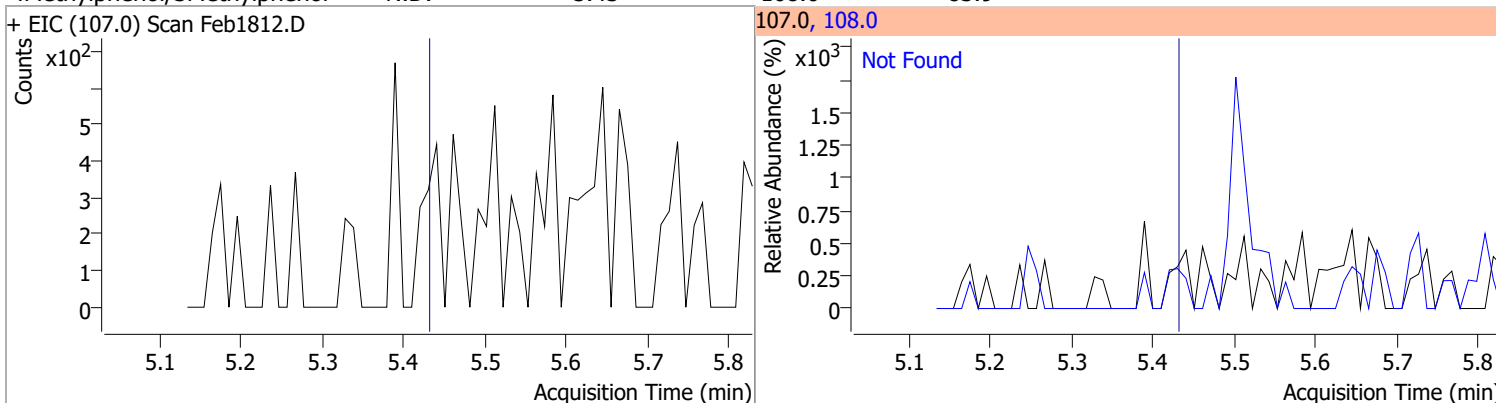
Compound	Conc.	Exp RT	QIon	Exp Ratio
2-Methylphenol	N.D.	5.25	108.0	116.5



Compound	Conc.	RT	Dev(Min)	Resp.	QIon	QRatio	Lower	Upper
N-nitroso-Di-n-propylamine		0		0	130.0		0.0	38.8

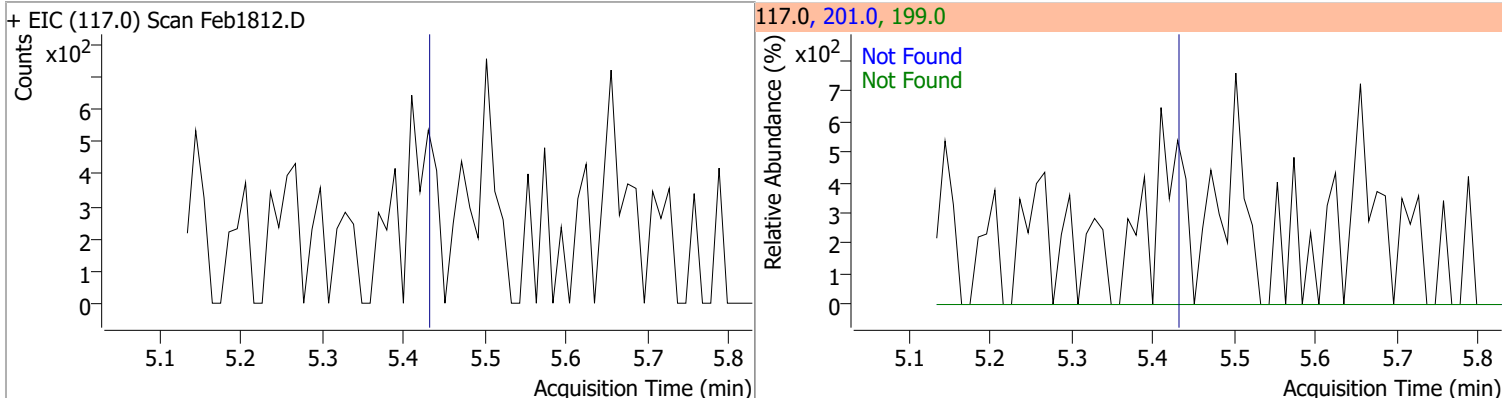


Compound	Conc.	Exp RT	QIon	Exp Ratio
4Methylphenol/3Methylphenol	N.D.	5.43	108.0	83.9

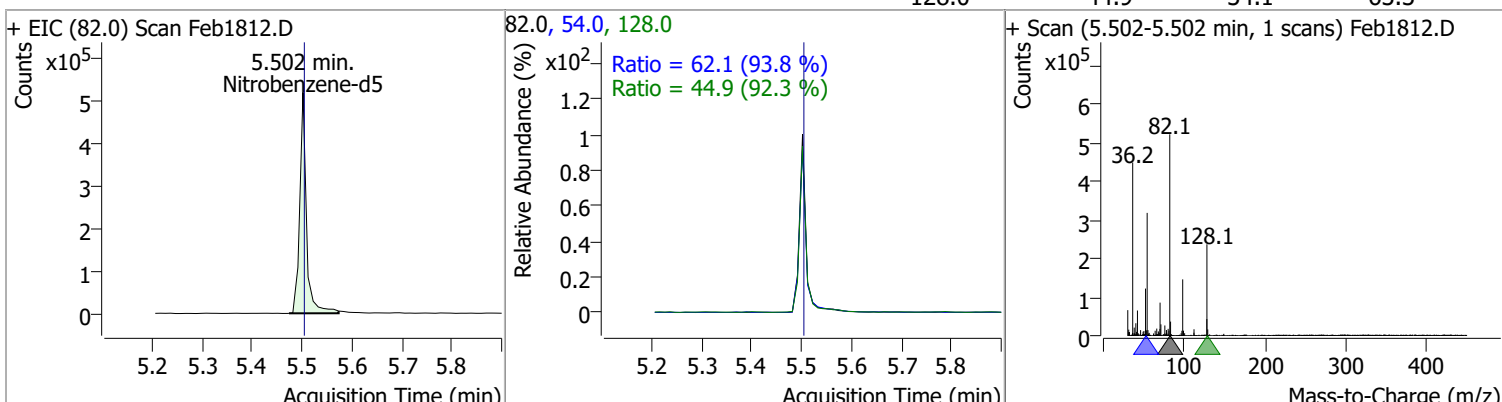


Quantitation Results Report (QT Reviewed)

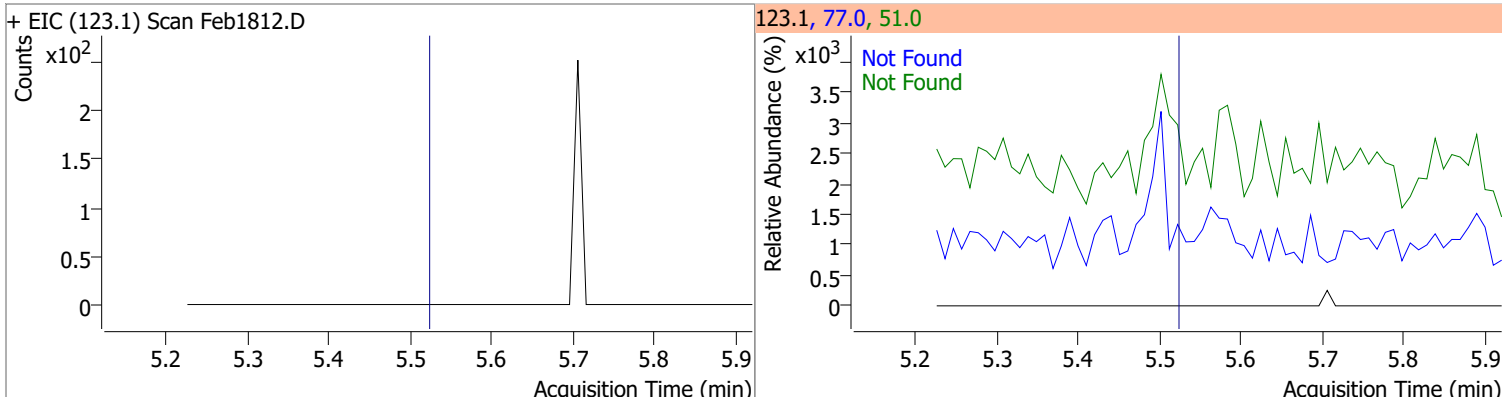
Compound	Conc.	Exp RT	QIon	Exp Ratio	QIon	Exp Ratio
Hexachloroethane	N.D.	5.43	201.0	90.8	199.0	56.9



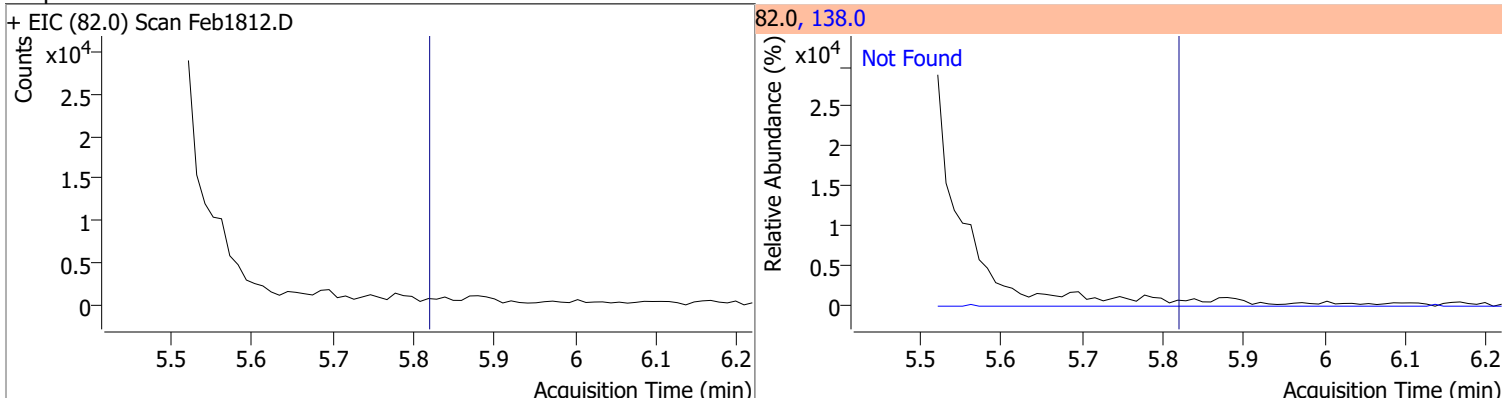
Compound	Conc.	RT	Dev(Min)	Resp.	QIon	QRatio	Lower	Upper
Nitrobenzene-d5	61.7579	5.50	0.00	485840	54.0	62.1	46.3	86.0
					128.0	44.9	34.1	63.3



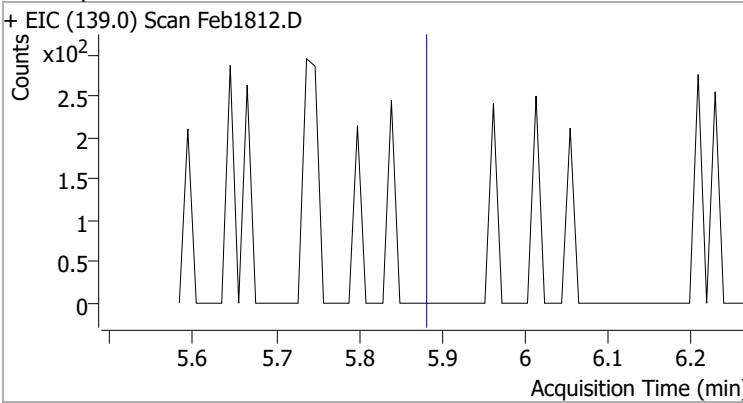
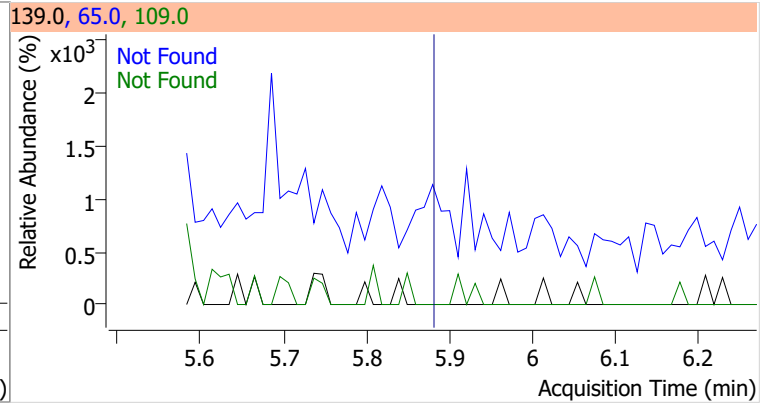
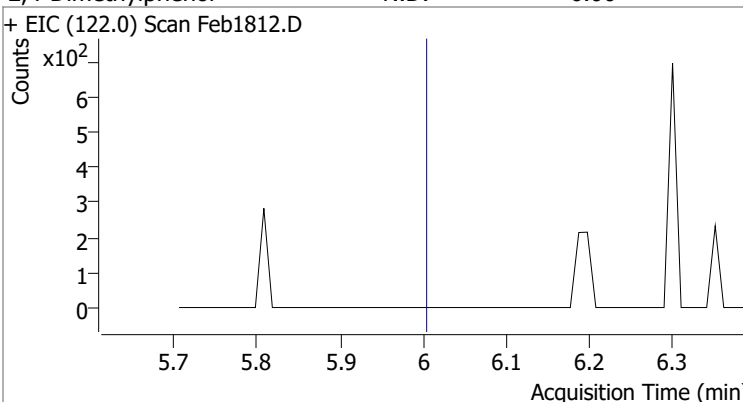
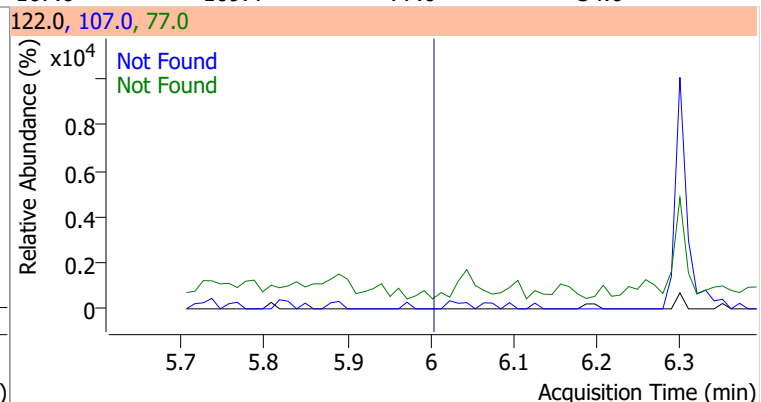
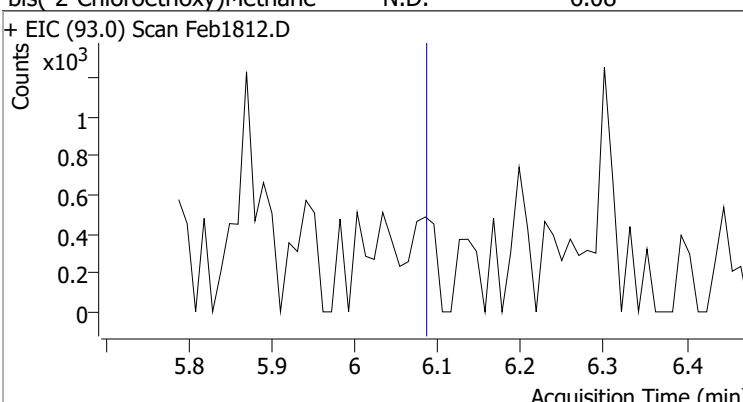
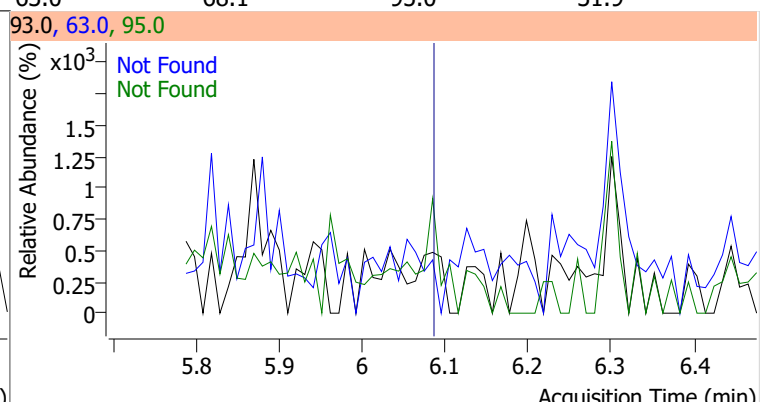
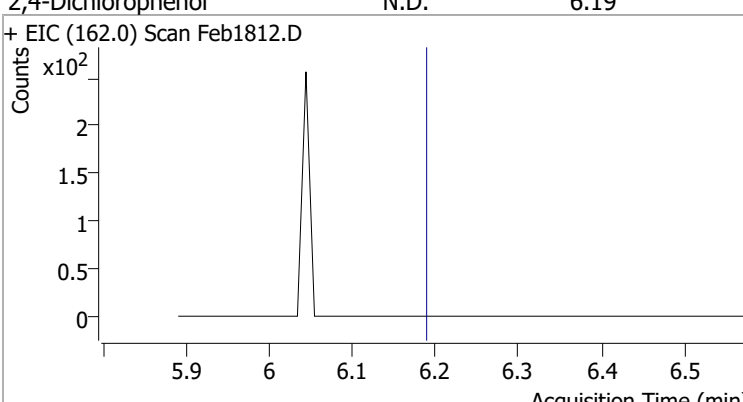
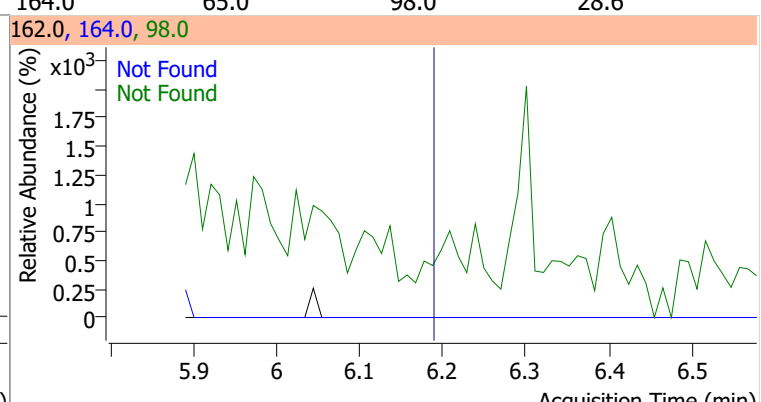
Compound	Conc.	Exp RT	QIon	Exp Ratio	QIon	Exp Ratio
Nitrobenzene	N.D.	5.52	77.0	212.7	51.0	131.0



Compound	Conc.	Exp RT	QIon	Exp Ratio
Isophorone	N.D.	5.82	138.0	21.1

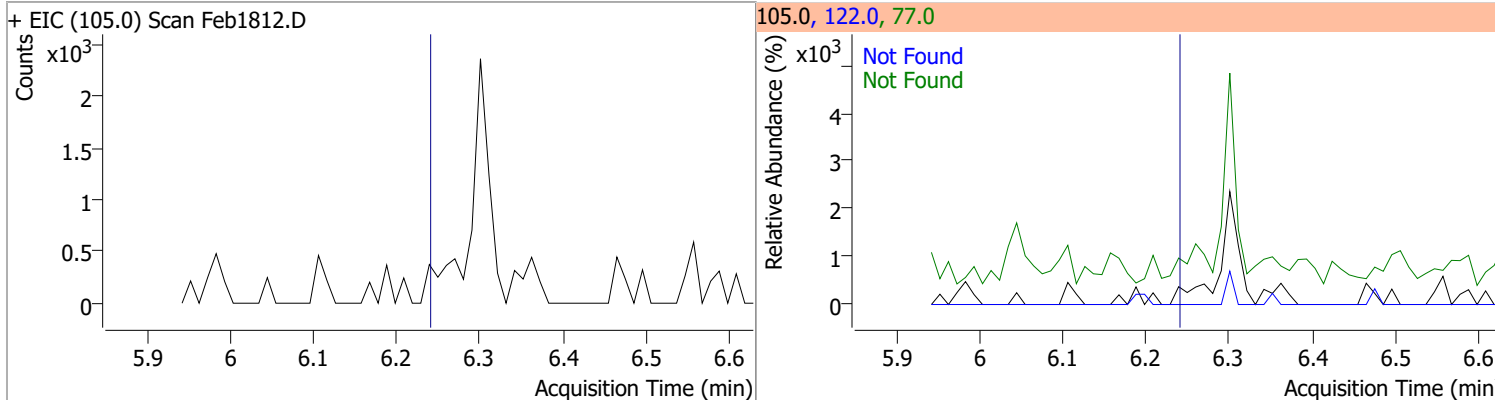


Quantitation Results Report (QT Reviewed)

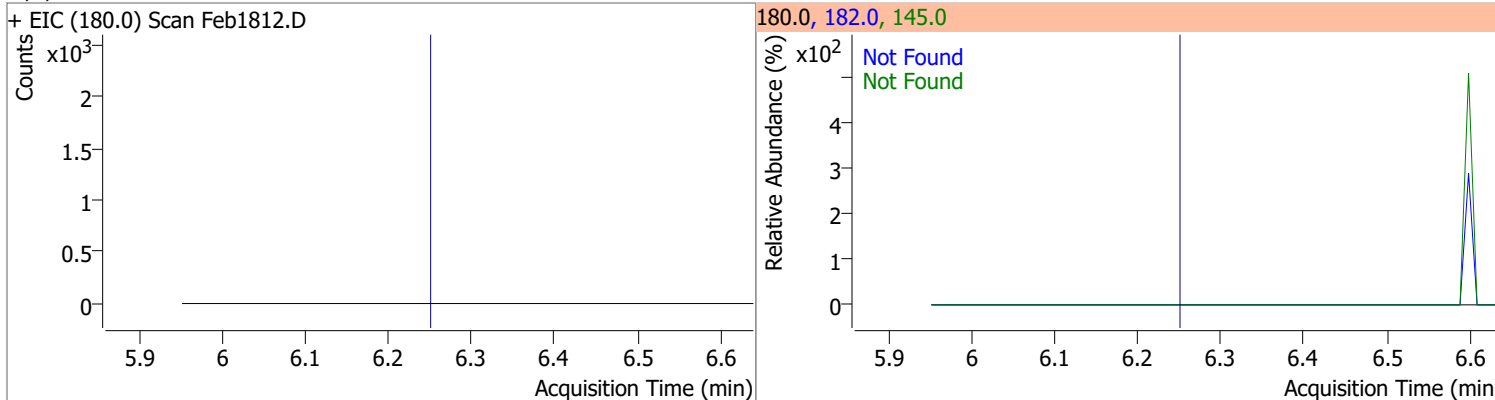
Compound	Conc.	Exp RT	QIon	Exp Ratio	QIon	Exp Ratio
2-Nitrophenol	N.D.	5.88	65.0	48.8	109.0	35.2
+ EIC (139.0) Scan Feb1812.D			139.0, 65.0, 109.0			
						
2,4-Dimethylphenol	N.D.	6.00	107.0	109.4	77.0	34.0
+ EIC (122.0) Scan Feb1812.D			122.0, 107.0, 77.0			
						
bis(-2-Chloroethoxy)Methane	N.D.	6.08	63.0	68.1	95.0	31.9
+ EIC (93.0) Scan Feb1812.D			93.0, 63.0, 95.0			
						
2,4-Dichlorophenol	N.D.	6.19	164.0	65.0	98.0	28.6
+ EIC (162.0) Scan Feb1812.D			162.0, 164.0, 98.0			
						

Quantitation Results Report (QT Reviewed)

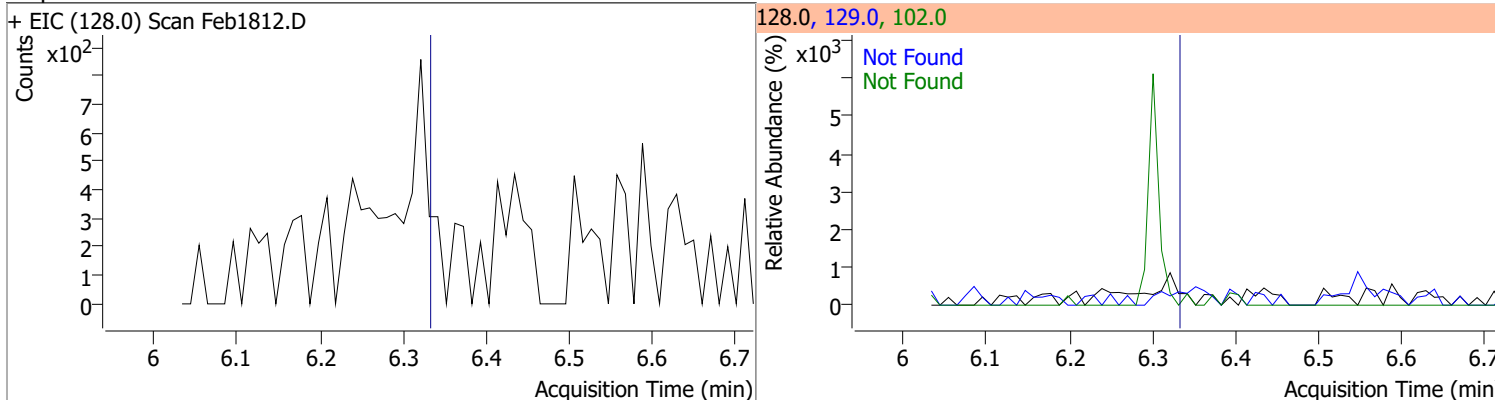
Compound	Conc.	Exp RT	QIon	Exp Ratio	QIon	Exp Ratio
Benzoic Acid	N.D.	6.24	122.0	85.5	77.0	60.4



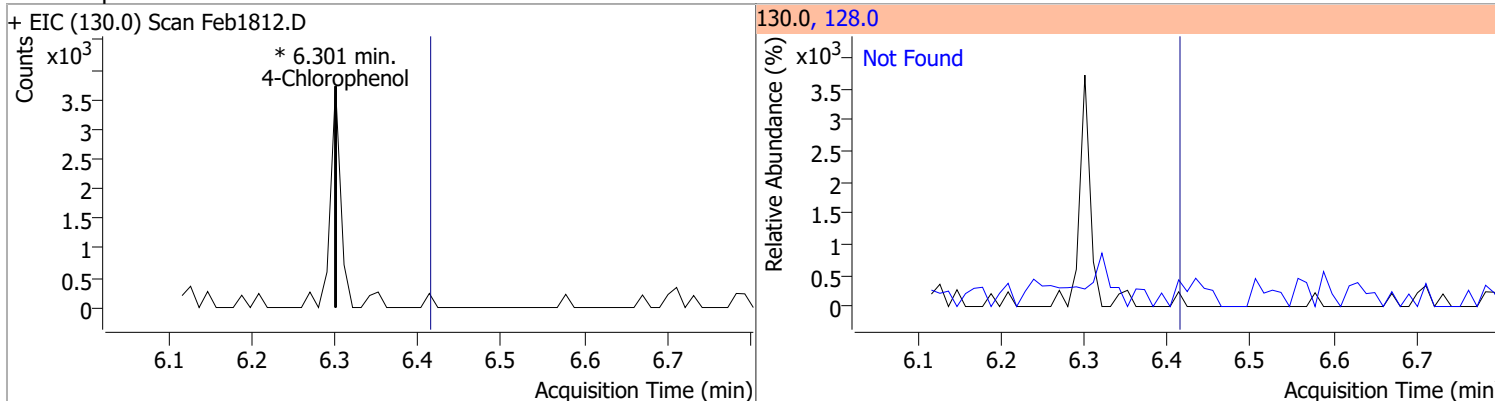
Compound	Conc.	Exp RT	QIon	Exp Ratio	QIon	Exp Ratio
1,2,4-Trichlorobenzene	N.D.	6.25	182.0	94.6	145.0	28.7



Compound	Conc.	Exp RT	QIon	Exp Ratio	QIon	Exp Ratio
Naphthalene	N.D.	6.33	129.0	11.5	102.0	9.9

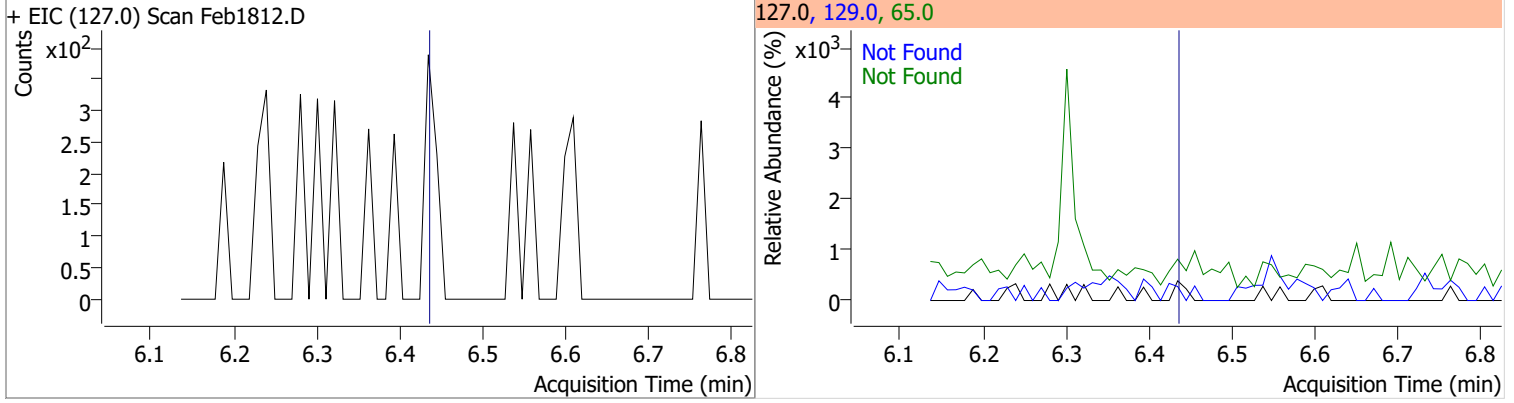


Compound	Conc.	RT	Dev(Min)	Resp.	QIon	QRatio	Lower	Upper
4-Chlorophenol		0		0	128.0		221.4	411.2

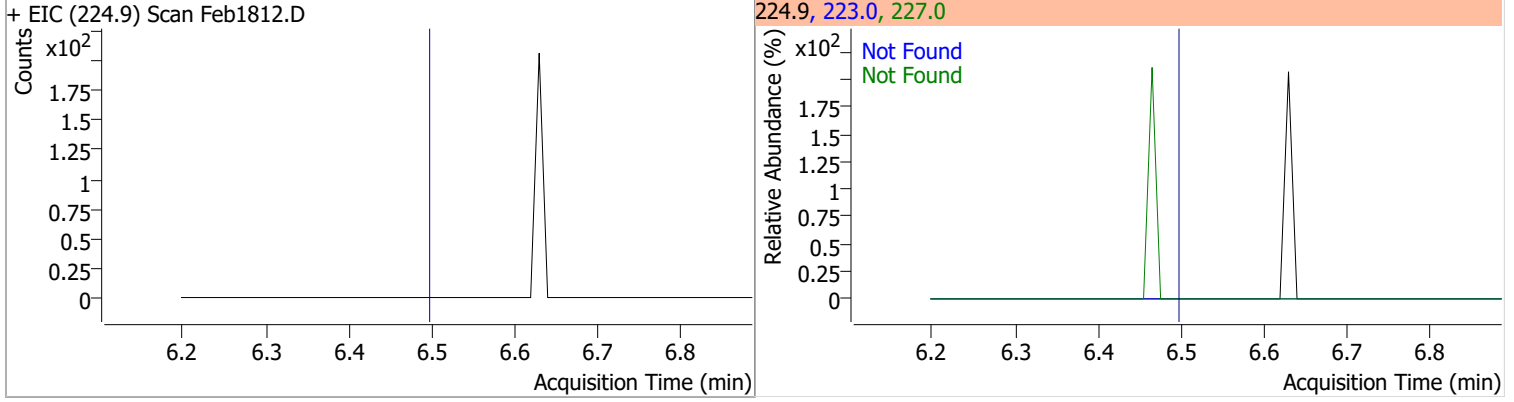


Quantitation Results Report (QT Reviewed)

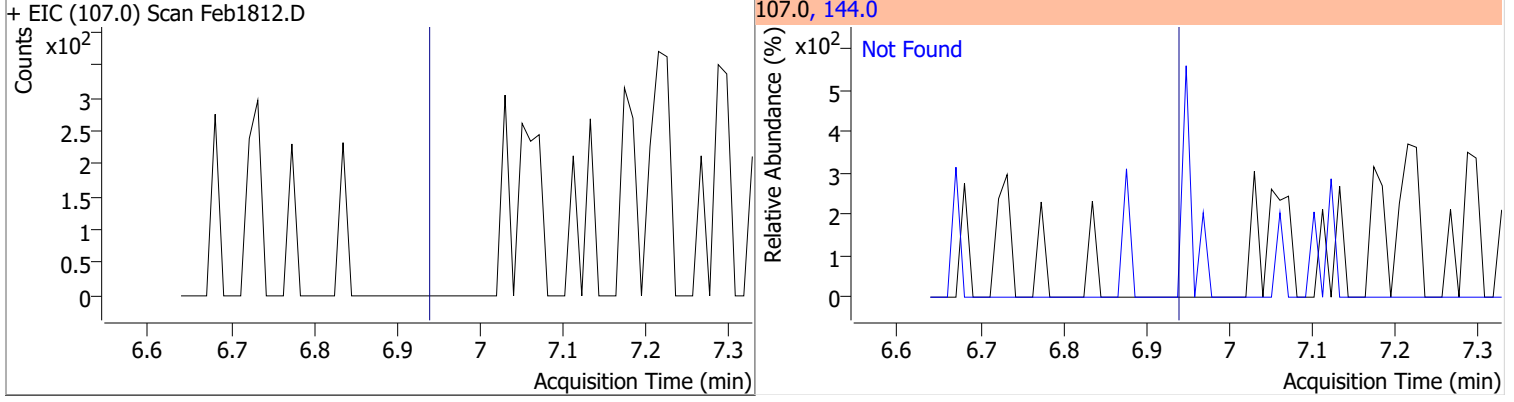
Compound	Conc.	Exp RT	QIon	Exp Ratio	QIon	Exp Ratio
p-Chloroaniline	N.D.	6.43	65.0	60.1	129.0	37.6



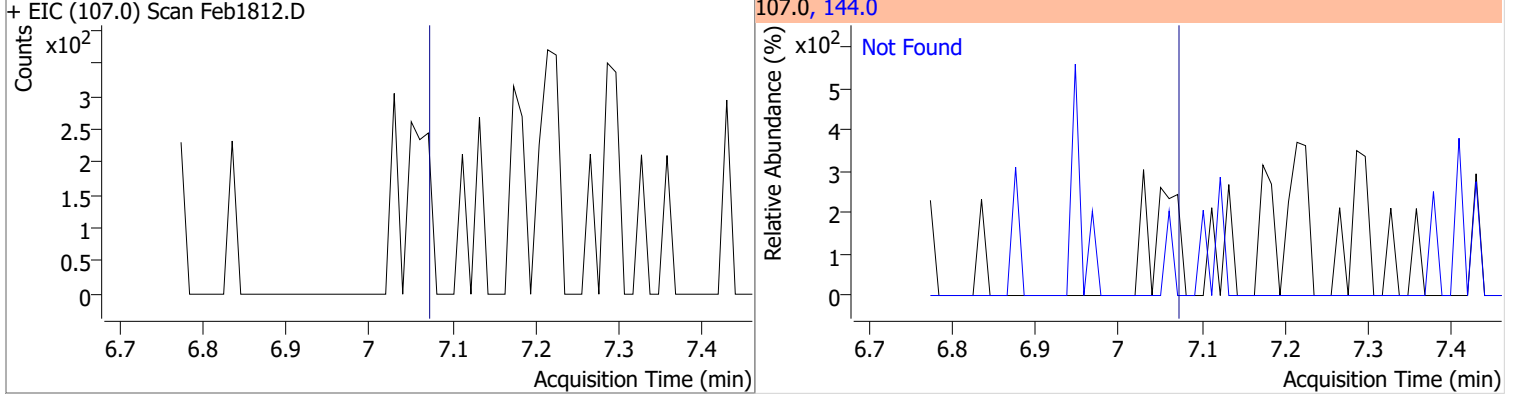
Compound	Conc.	Exp RT	QIon	Exp Ratio	QIon	Exp Ratio
Hexachlorobutadiene	N.D.	6.50	227.0	65.7	223.0	64.3



Compound	Conc.	Exp RT	QIon	Exp Ratio
4-Chloro-2-Methylphenol	N.D.	6.94	144.0	27.8



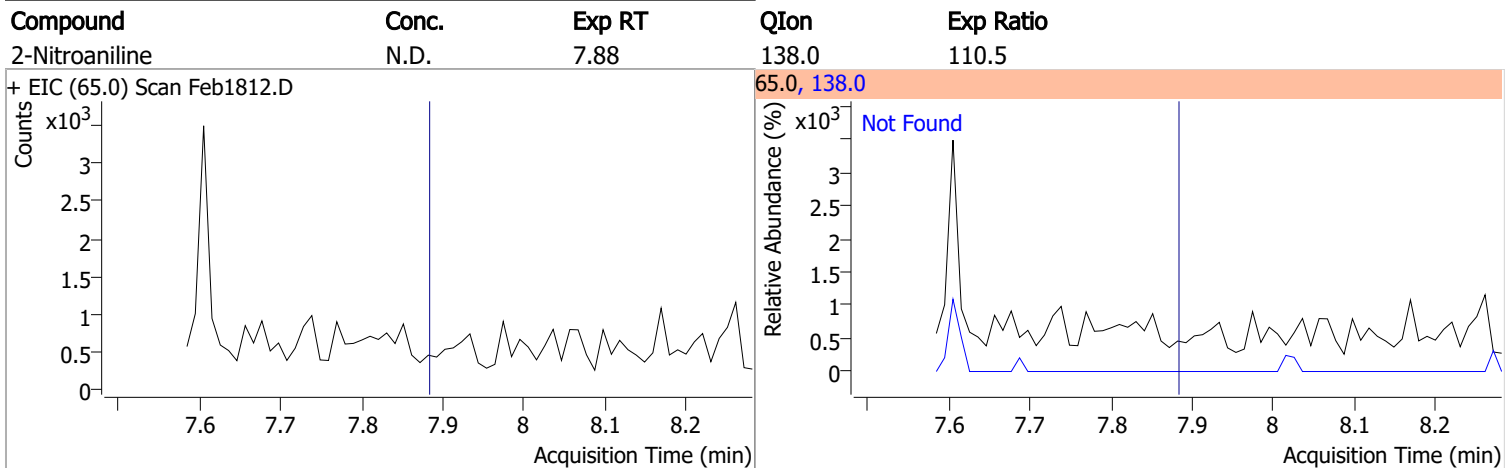
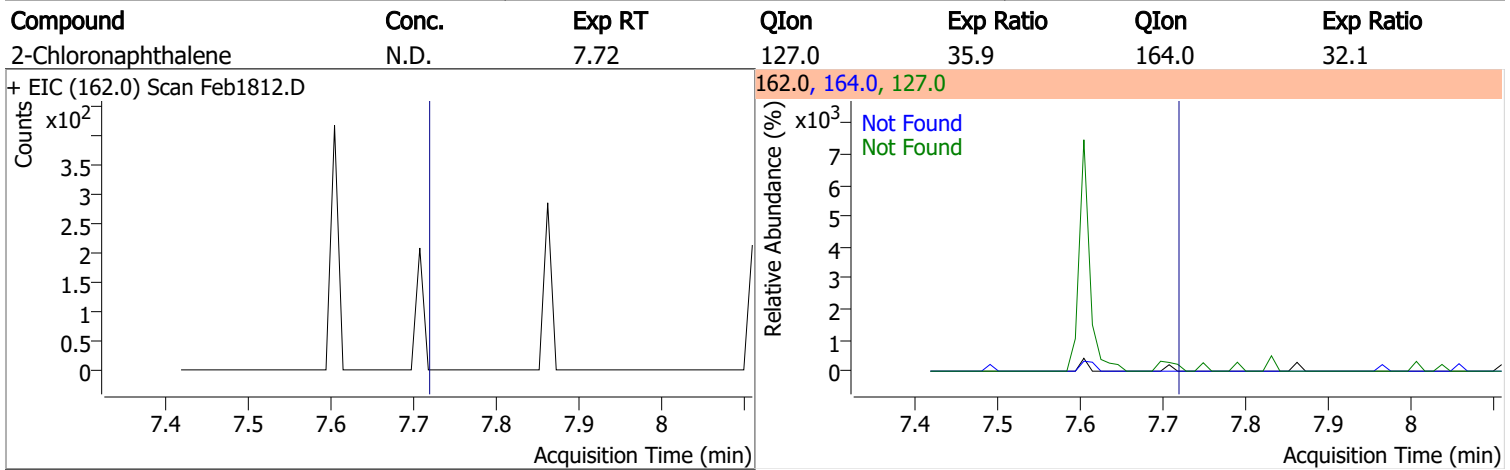
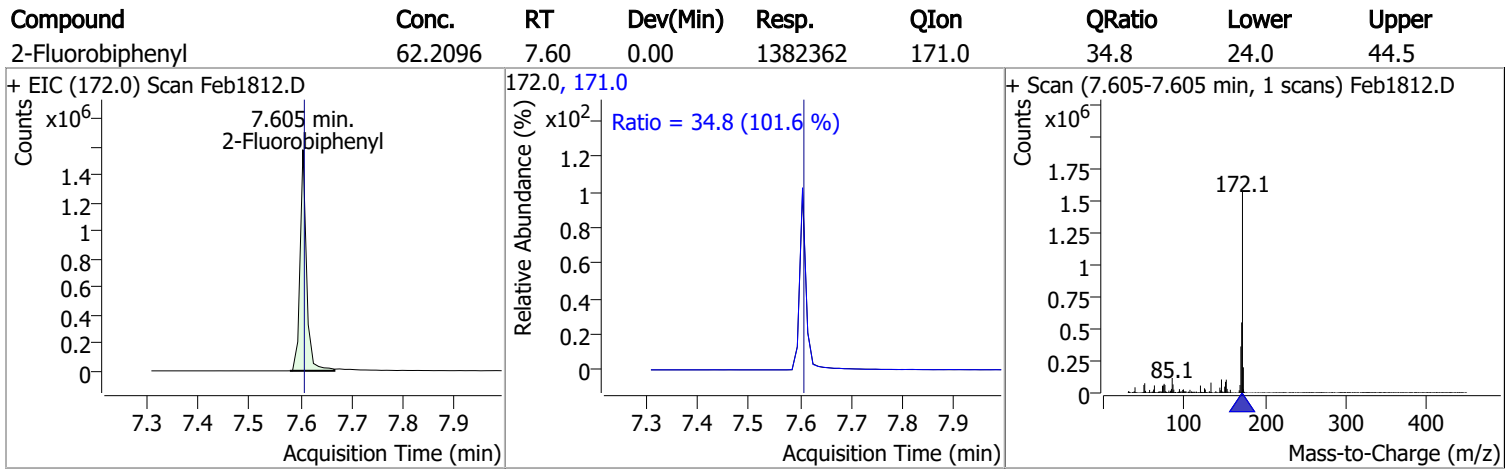
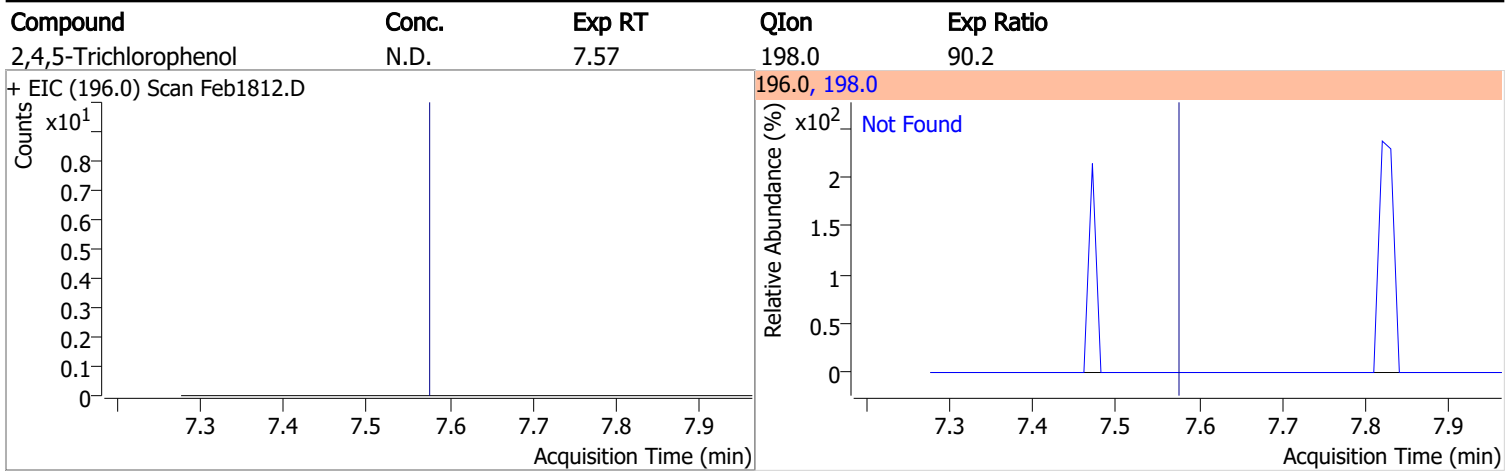
Compound	Conc.	Exp RT	QIon	Exp Ratio
4-Chloro-3-Methylphenol	N.D.	7.07	144.0	27.3



Quantitation Results Report (QT Reviewed)

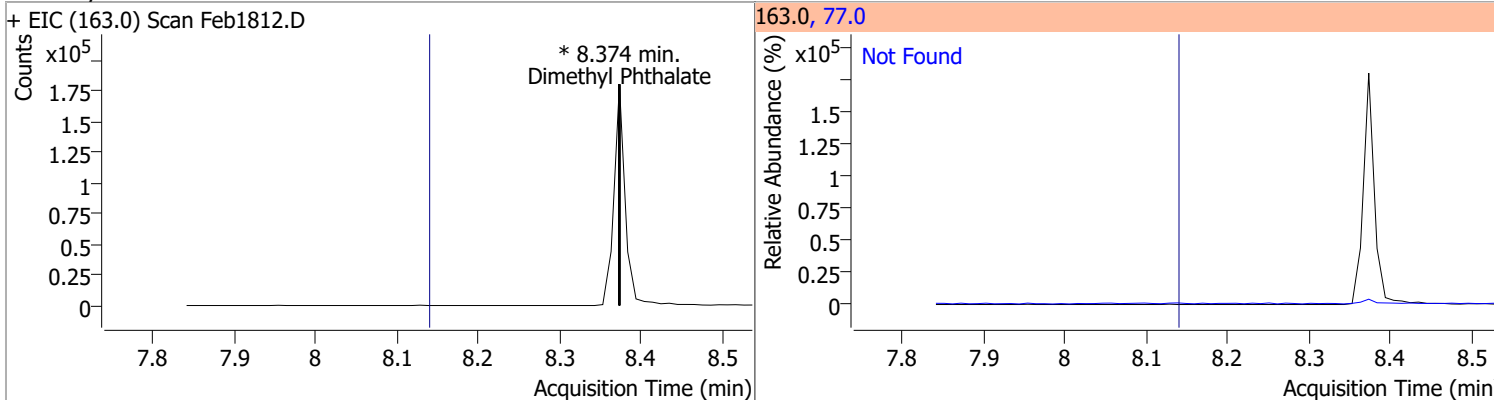
Compound	Conc.	Exp RT	QIon	Exp Ratio	QIon	Exp Ratio
2-Methylnaphthalene	N.D.	7.14	142.0	119.8	115.0	41.7
+ EIC (141.0) Scan Feb1812.D			141.0, 142.0, 115.0			
1-Methylnaphthalene	N.D.	7.26	142.0	114.0	115.0	41.3
+ EIC (141.0) Scan Feb1812.D			141.0, 142.0, 115.0			
Hexachlorocyclopentadiene	N.D.	7.34	234.9	64.6	238.9	63.8
+ EIC (236.9) Scan Feb1812.D			236.9, 238.9, 234.9			
2,4,6-Trichlorophenol	N.D.	7.52	198.0	96.5		
+ EIC (196.0) Scan Feb1812.D			196.0, 198.0			

Quantitation Results Report (QT Reviewed)

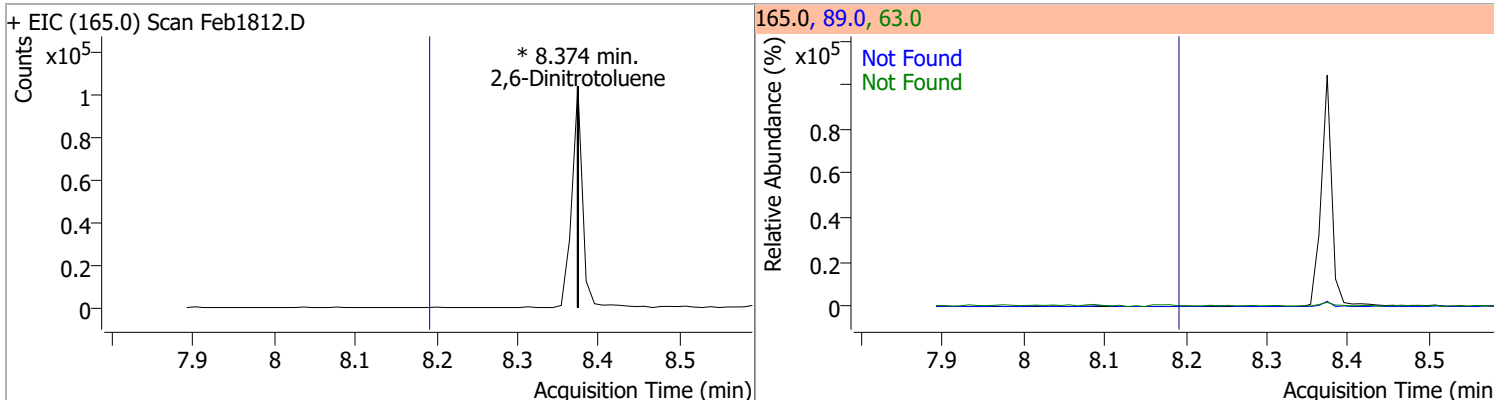


Quantitation Results Report (QT Reviewed)

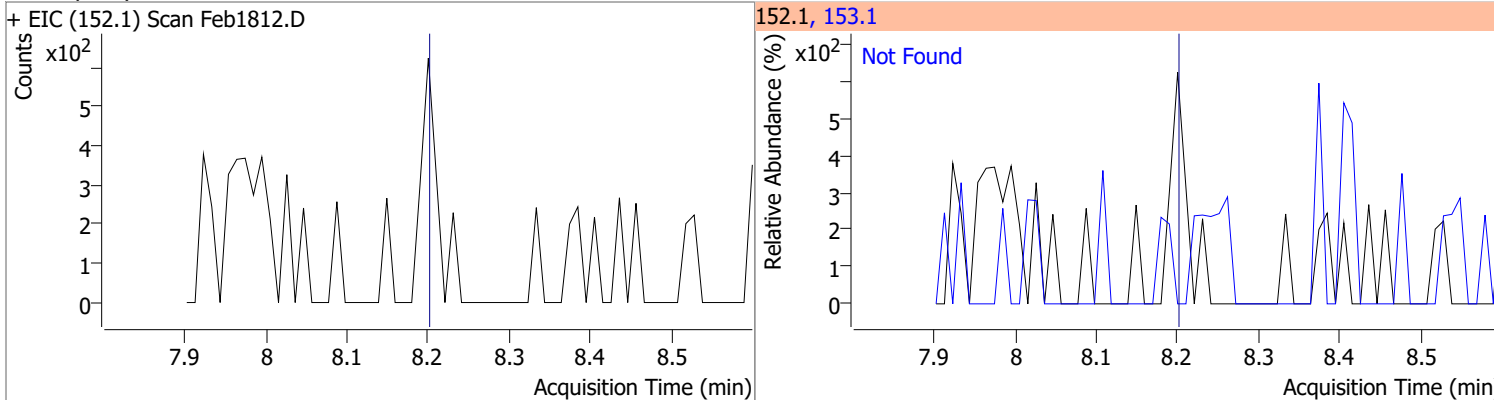
Compound	Conc.	RT	Dev(Min)	Resp.	QIon	QRatio	Lower	Upper
Dimethyl Phthalate	0	0		0	77.0		13.8	25.7



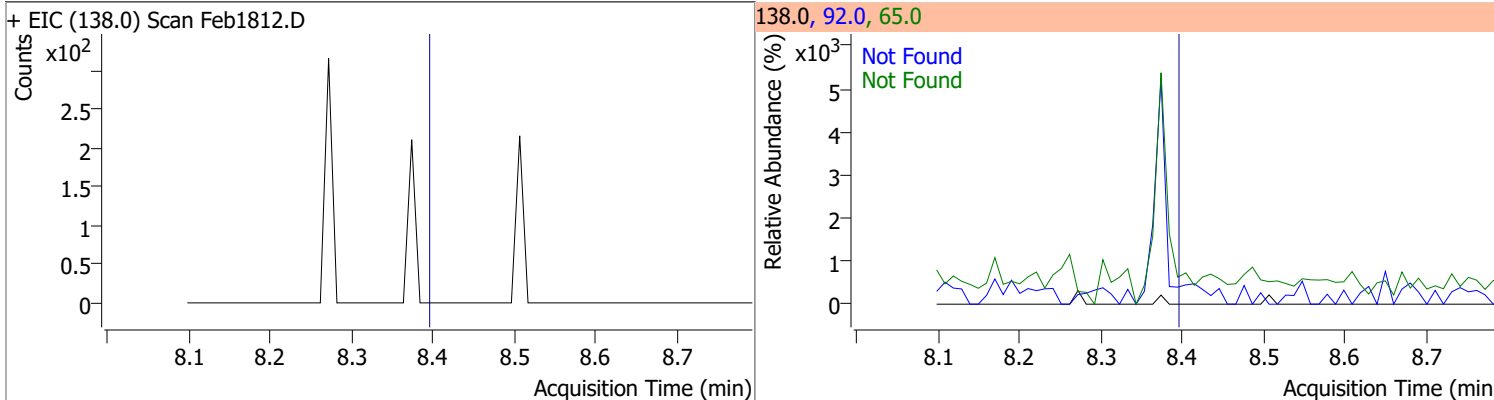
Compound	Conc.	RT	Dev(Min)	Resp.	QIon	QRatio	Lower	Upper
2,6-Dinitrotoluene	0	0		0	63.0		99.5	184.8
					89.0		43.3	80.3



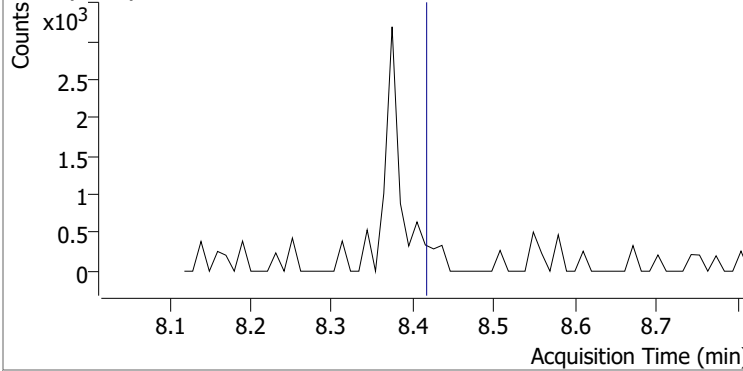
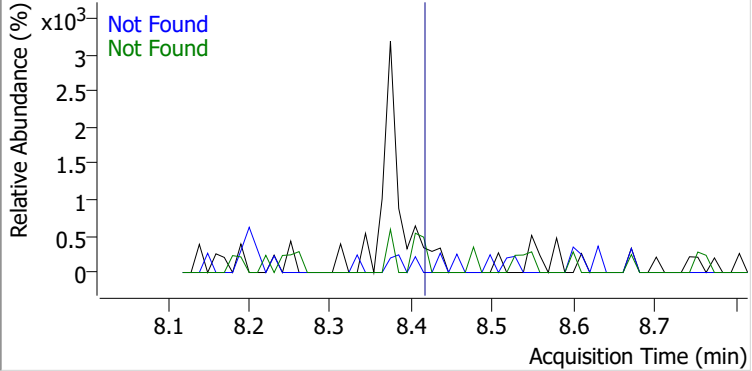
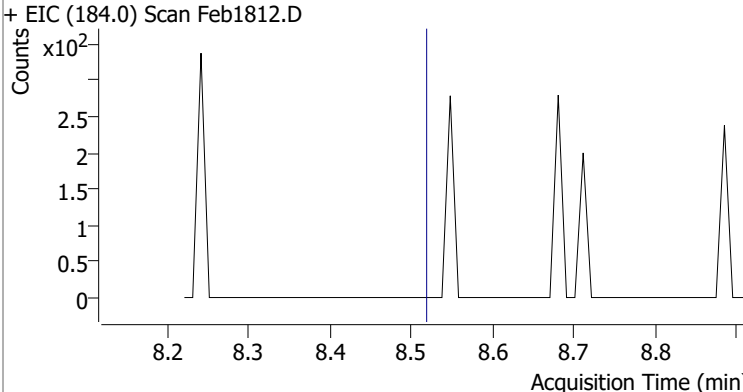
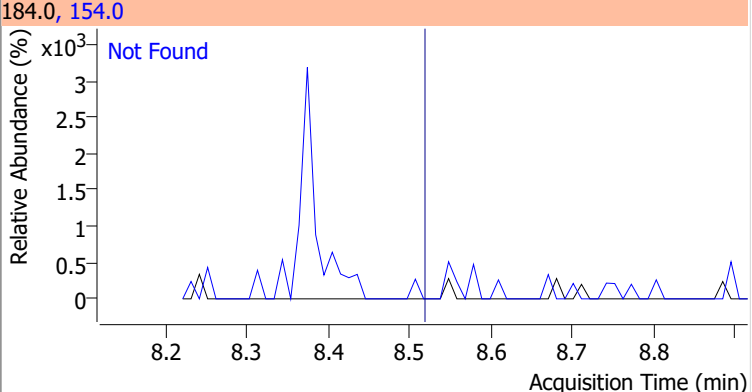
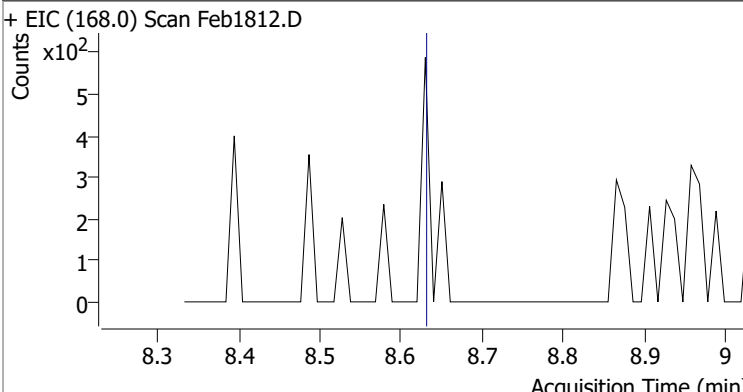
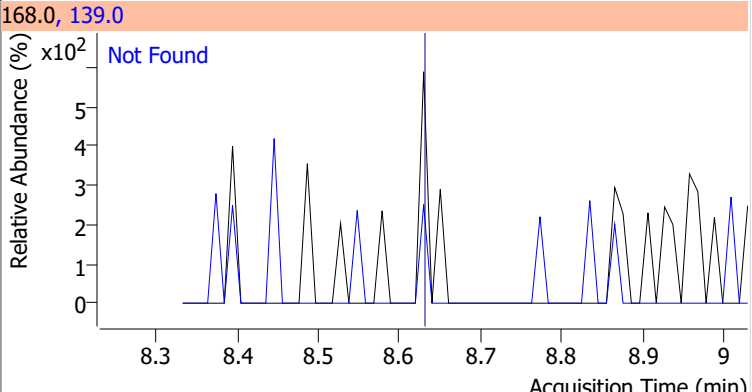
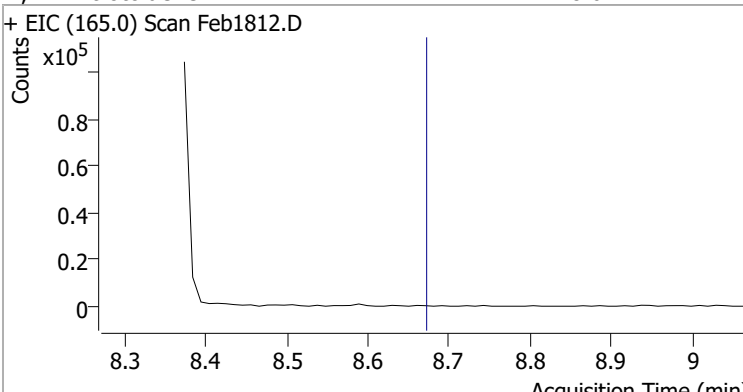
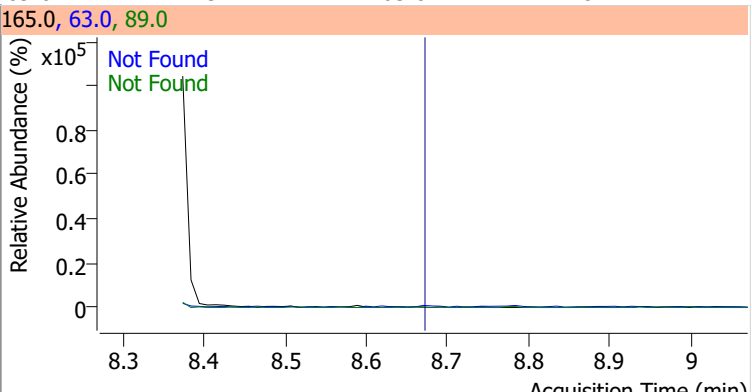
Compound	Conc.	Exp RT	QIon	Exp Ratio
Acenaphthylene	N.D.	8.20	153.1	13.6



Compound	Conc.	Exp RT	QIon	Exp Ratio	QIon	Exp Ratio
3-Nitroaniline	N.D.	8.39	65.0	129.1	92.0	106.7



Quantitation Results Report (QT Reviewed)

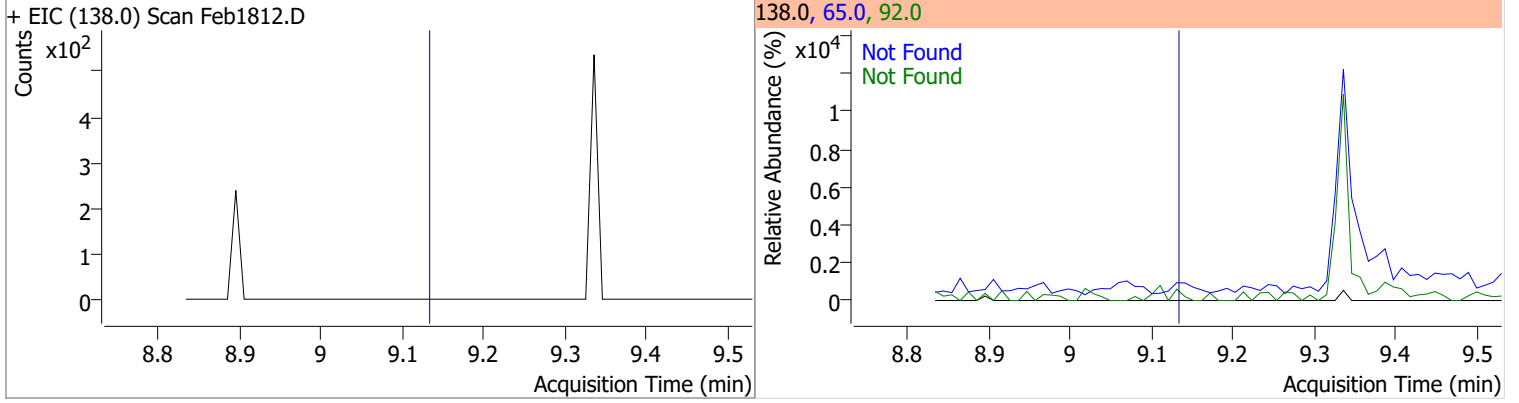
Compound	Conc.	Exp RT	QIon	Exp Ratio	QIon	Exp Ratio
Acenaphthene	N.D.	8.41	153.0	106.5	152.0	51.8
+ EIC (154.0) Scan Feb1812.D			154.0, 152.0, 153.0			
						
2,4-Dinitrophenol	N.D.	8.52	154.0	62.7		
+ EIC (184.0) Scan Feb1812.D			184.0, 154.0			
						
Dibenzofuran	N.D.	8.63	139.0	37.5		
+ EIC (168.0) Scan Feb1812.D			168.0, 139.0			
						
2,4-Dinitrotoluene	N.D.	8.67	89.0	79.2	63.0	48.4
+ EIC (165.0) Scan Feb1812.D			165.0, 63.0, 89.0			
						

Quantitation Results Report (QT Reviewed)

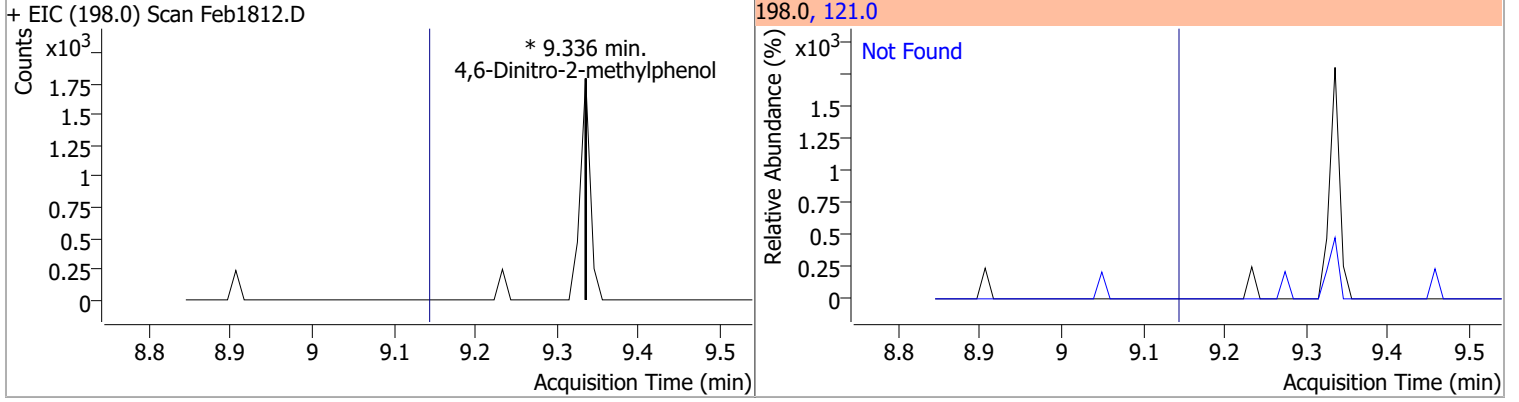
Compound	Conc.	Exp RT	QIon	Exp Ratio	QIon	Exp Ratio
4-Nitrophenol	N.D.	8.70	65.0	72.0	139.0	71.1
+ EIC (109.0) Scan Feb1812.D			109.0, 139.0, 65.0			
Diethylphthalate	N.D.	9.00	177.0	20.7	150.0	12.5
+ EIC (149.0) Scan Feb1812.D			149.0, 177.0, 150.0			
Fluorene	N.D.	9.04	165.0	93.4	167.0	13.7
+ EIC (166.0) Scan Feb1812.D			166.0, 165.0, 167.0			
4-Chlorophenyl-phenylether	N.D.	9.07	141.0	61.2	206.0	33.8
+ EIC (204.0) Scan Feb1812.D			204.0, 206.0, 141.0			

Quantitation Results Report (QT Reviewed)

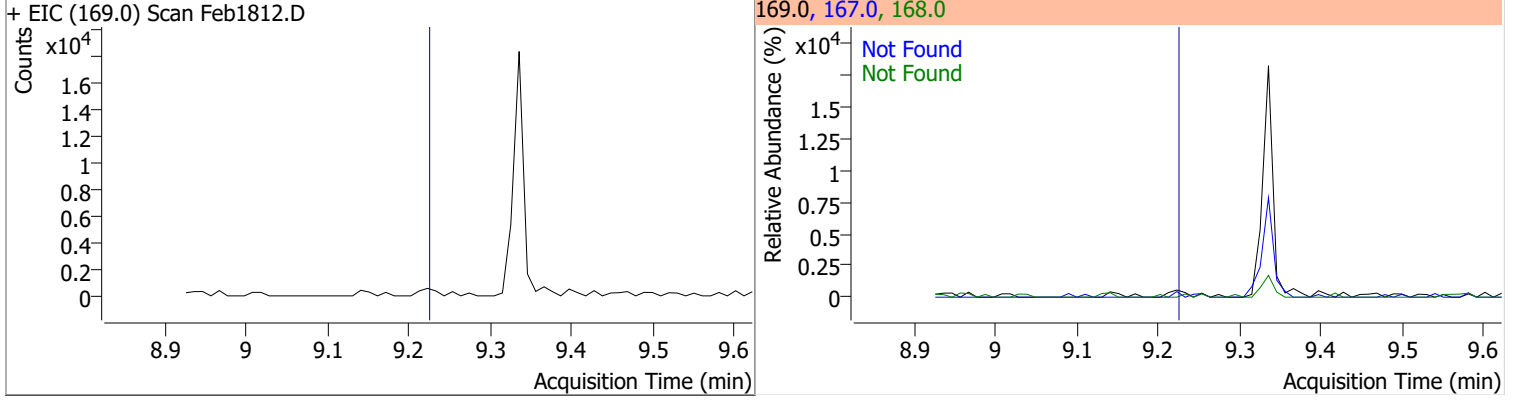
Compound	Conc.	Exp RT	QIon	Exp Ratio	QIon	Exp Ratio
4-Nitroaniline	N.D.	9.14	65.0	112.7	92.0	49.3



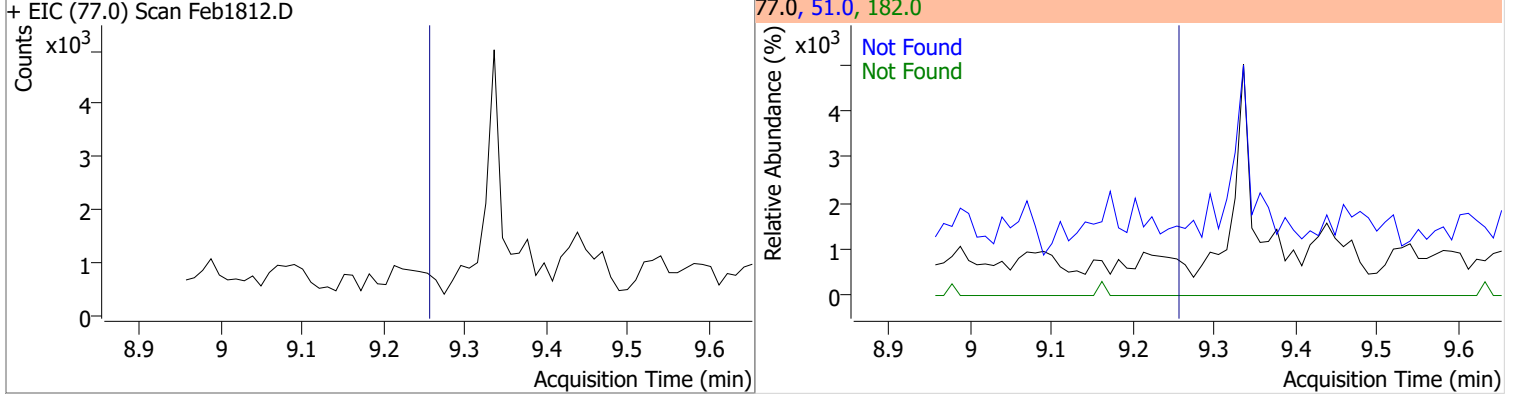
Compound	Conc.	RT	Dev(Min)	Resp.	QIon	QRatio	Lower	Upper
4,6-Dinitro-2-methylphenol	0	9.336		0	121.0		35.1	65.3



Compound	Conc.	Exp RT	QIon	Exp Ratio	QIon	Exp Ratio
N-nitrosodiphenylamine	N.D.	9.23	168.0	62.8	167.0	34.1

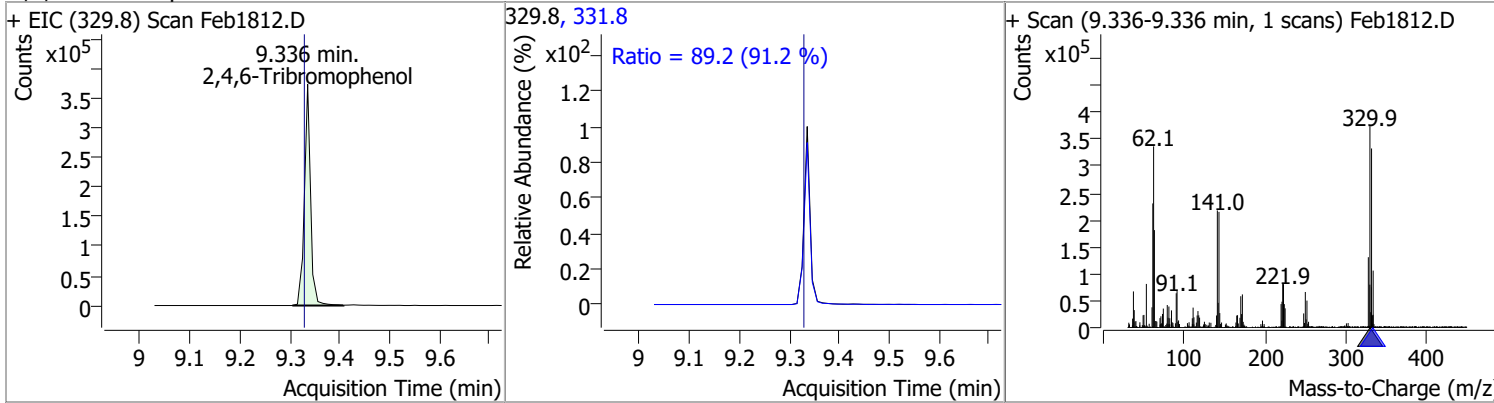


Compound	Conc.	Exp RT	QIon	Exp Ratio	QIon	Exp Ratio
Azobenzene	N.D.	9.26	51.0	45.2	182.0	24.1

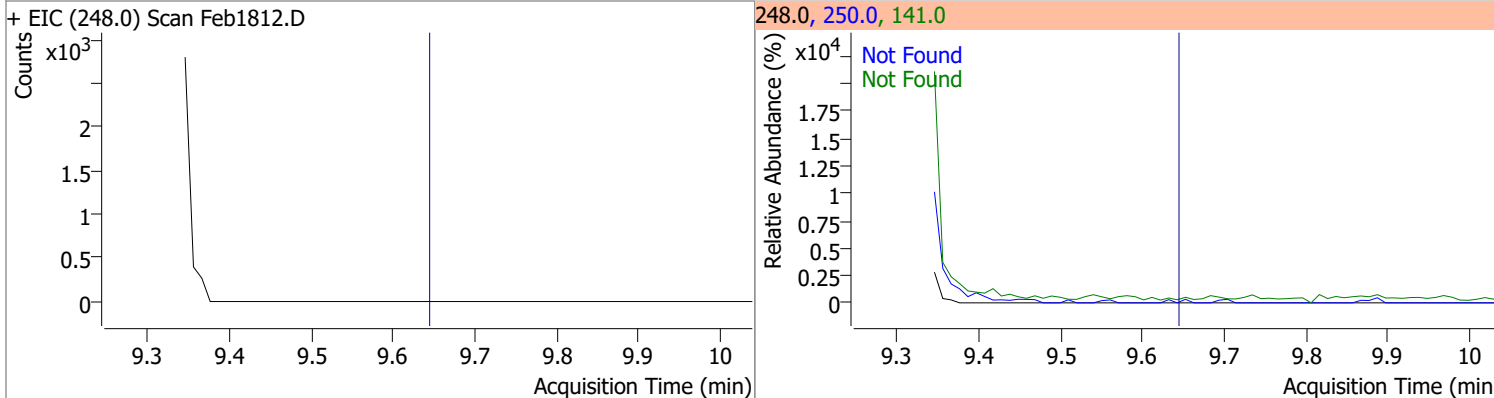


Quantitation Results Report (QT Reviewed)

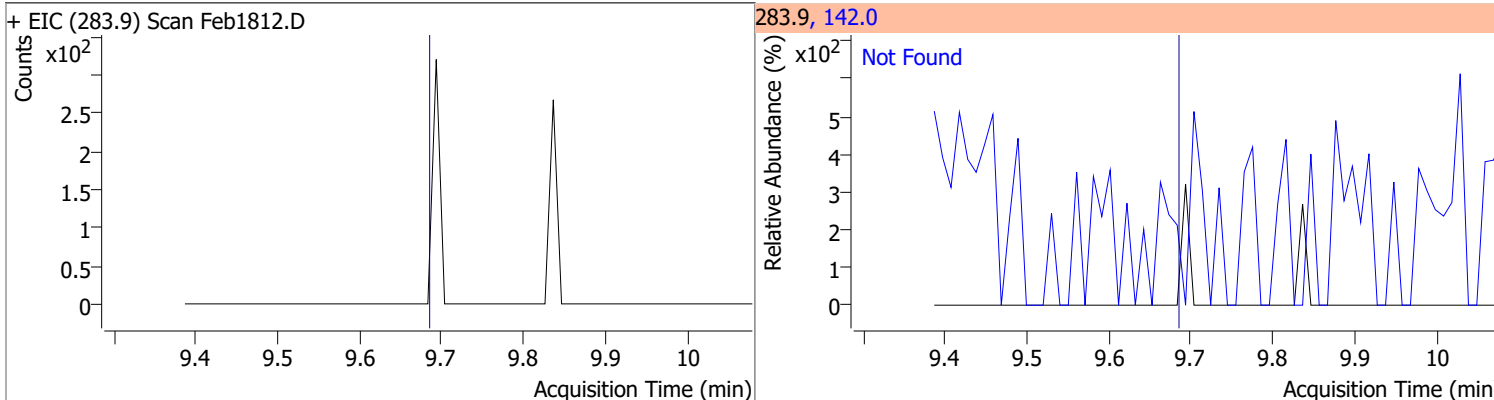
Compound	Conc.	RT	Dev(Min)	Resp.	QIon	QRatio	Lower	Upper
2,4,6-Tribromophenol	157.2199	9.34	0.00	321583	331.8	89.2	68.5	127.2



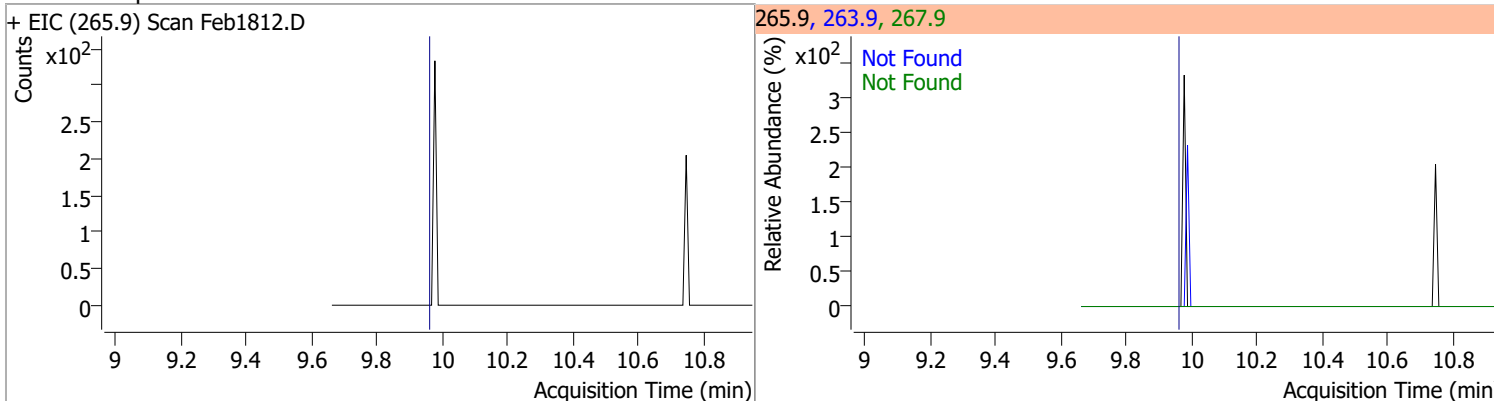
Compound	Conc.	Exp RT	QIon	Exp Ratio	QIon	Exp Ratio
4-Bromophenyl-phenylether	N.D.	9.65	141.0	98.8	250.0	98.2



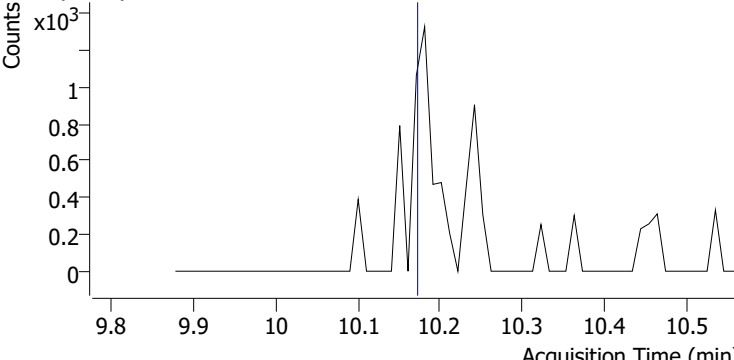
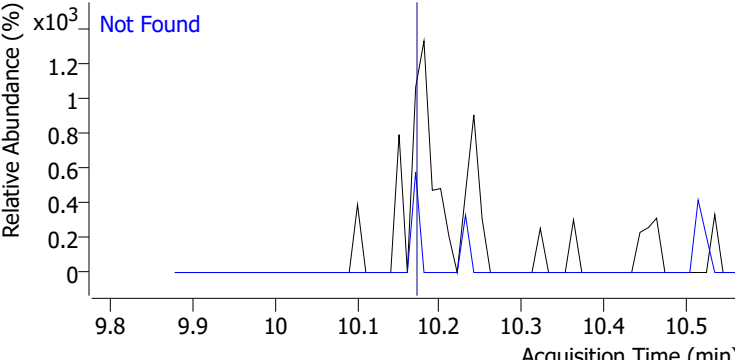
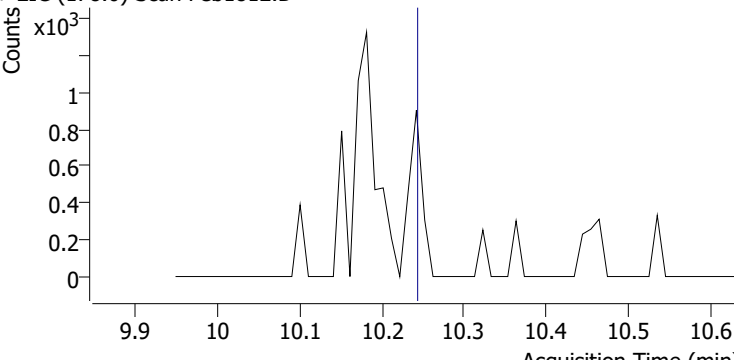
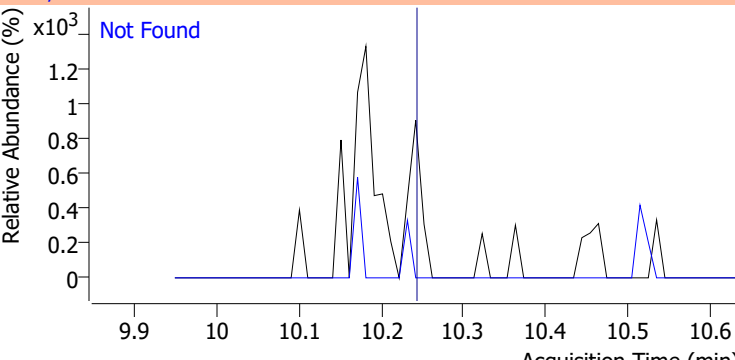
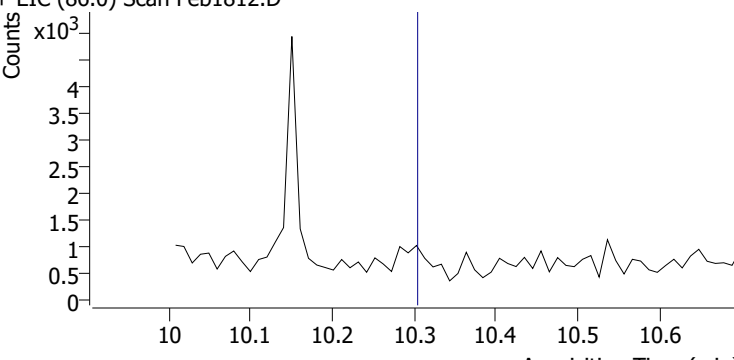
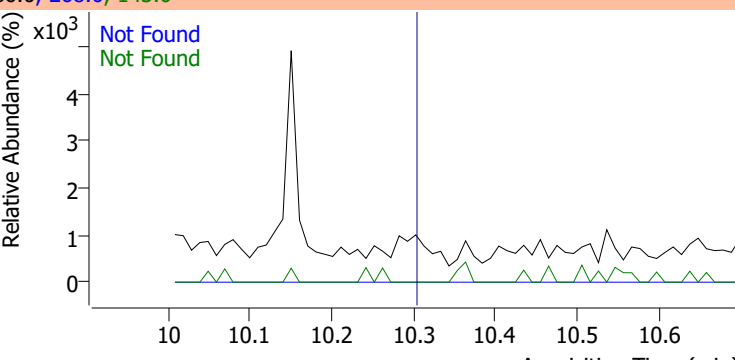
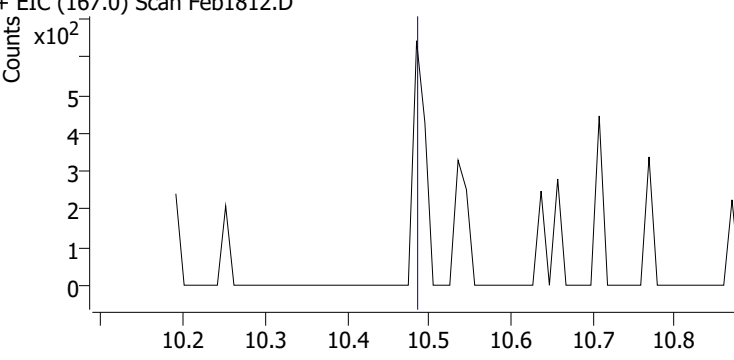
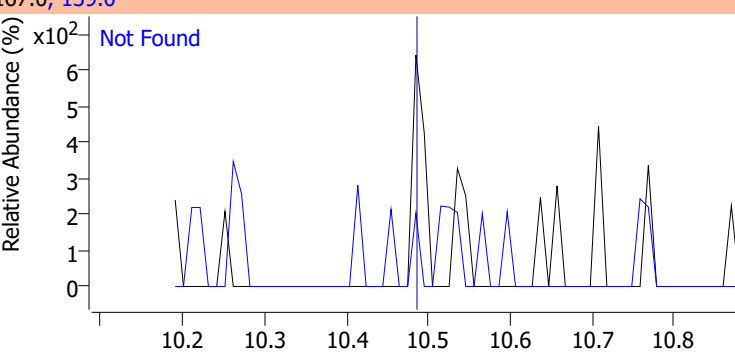
Compound	Conc.	Exp RT	QIon	Exp Ratio
Hexachlorobenzene	N.D.	9.69	142.0	53.8



Compound	Conc.	Exp RT	QIon	Exp Ratio	QIon	Exp Ratio
Pentachlorophenol	N.D.	9.97	267.9	59.4	263.9	58.9

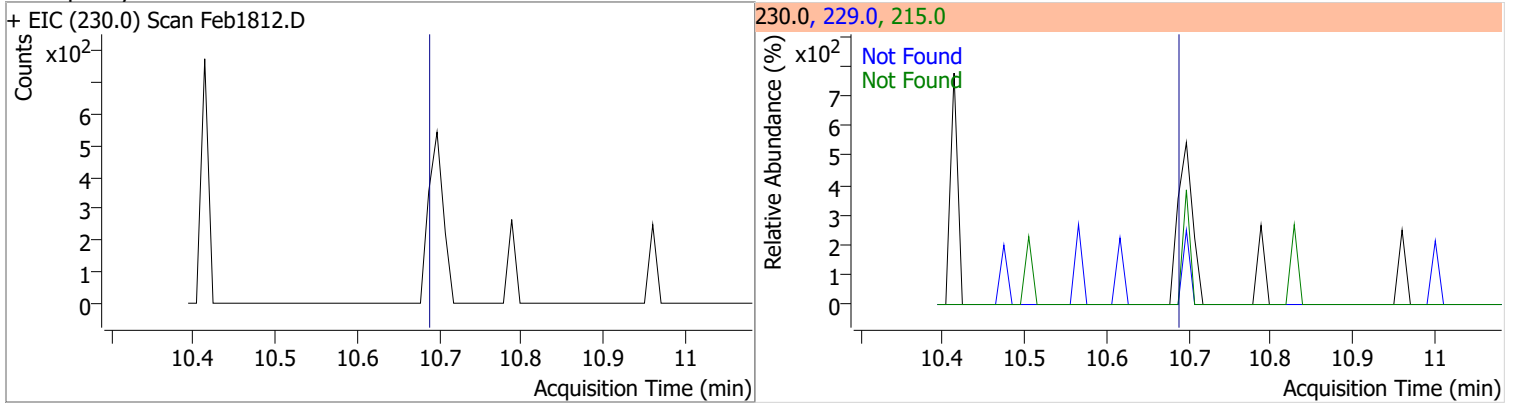


Quantitation Results Report (QT Reviewed)

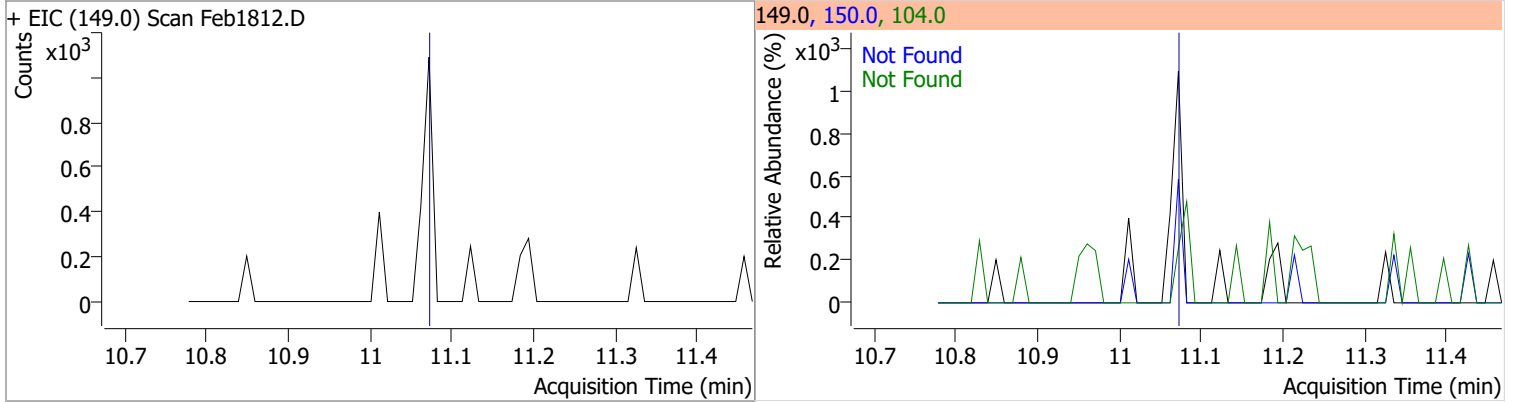
Compound	Conc.	Exp RT	QIon	Exp Ratio		
Phenanthrene	N.D.	10.18	176.0	18.5		
+ EIC (178.0) Scan Feb1812.D			178.0, 176.0			
						
Anthracene	N.D.	10.25	176.0	18.4		
+ EIC (178.0) Scan Feb1812.D			178.0, 176.0			
						
Triallate	N.D.	10.31	268.0	24.1	QIon	Exp Ratio
+ EIC (86.0) Scan Feb1812.D			86.0, 268.0, 143.0			
						
Carbazole	N.D.	10.49	139.0	12.8		
+ EIC (167.0) Scan Feb1812.D			167.0, 139.0			
						

Quantitation Results Report (QT Reviewed)

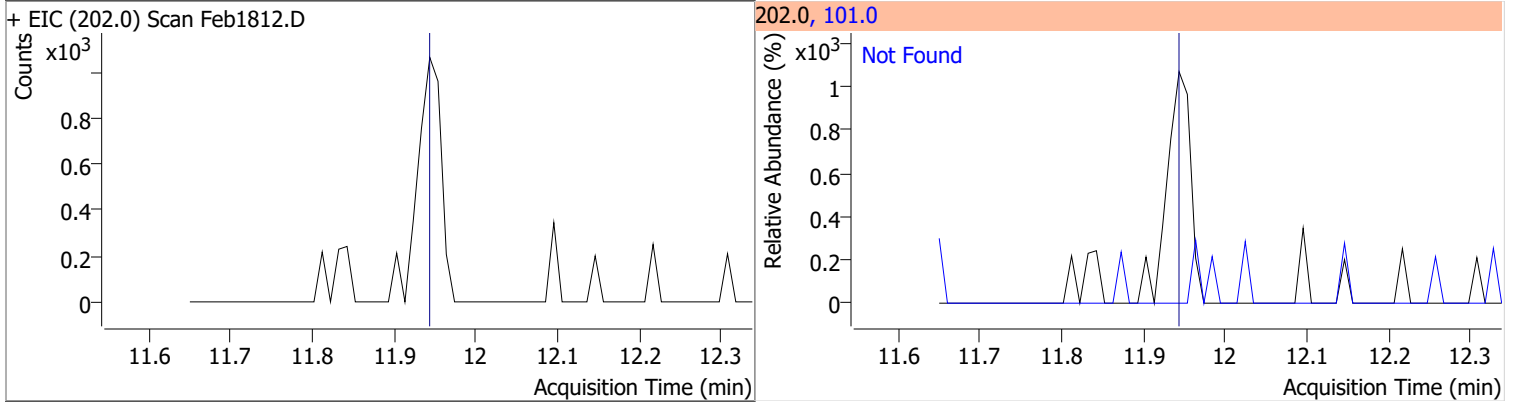
Compound	Conc.	Exp RT	QIon	Exp Ratio	QIon	Exp Ratio
o-Terphenyl	N.D.	10.70	229.0	64.9	215.0	37.0



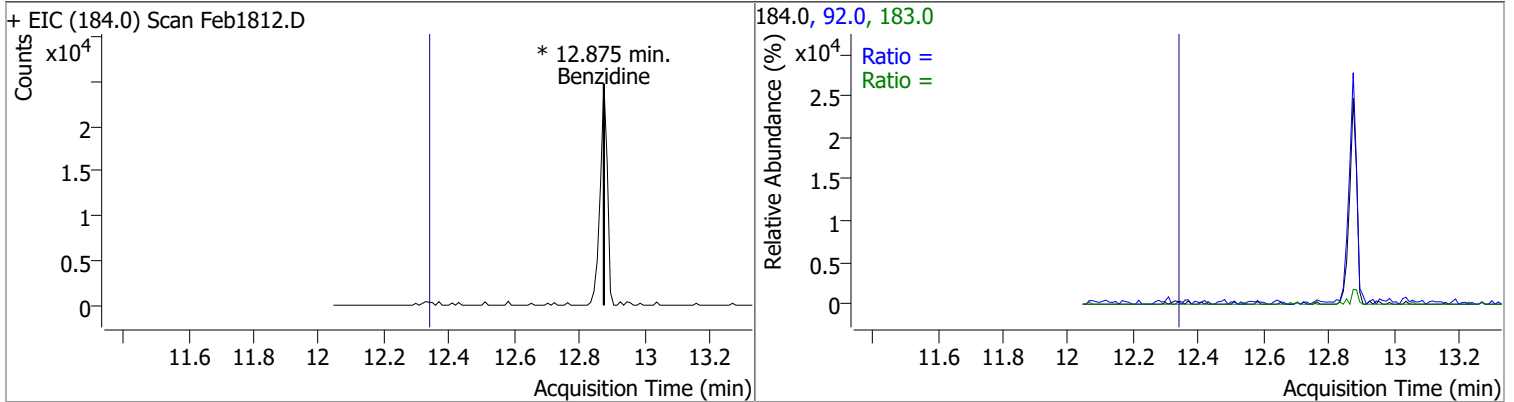
Compound	Conc.	Exp RT	QIon	Exp Ratio	QIon	Exp Ratio
Di-n-Butylphthalate	N.D.	11.08	150.0	9.1	104.0	6.4



Compound	Conc.	Exp RT	QIon	Exp Ratio
Fluoranthene	N.D.	11.95	101.0	13.4

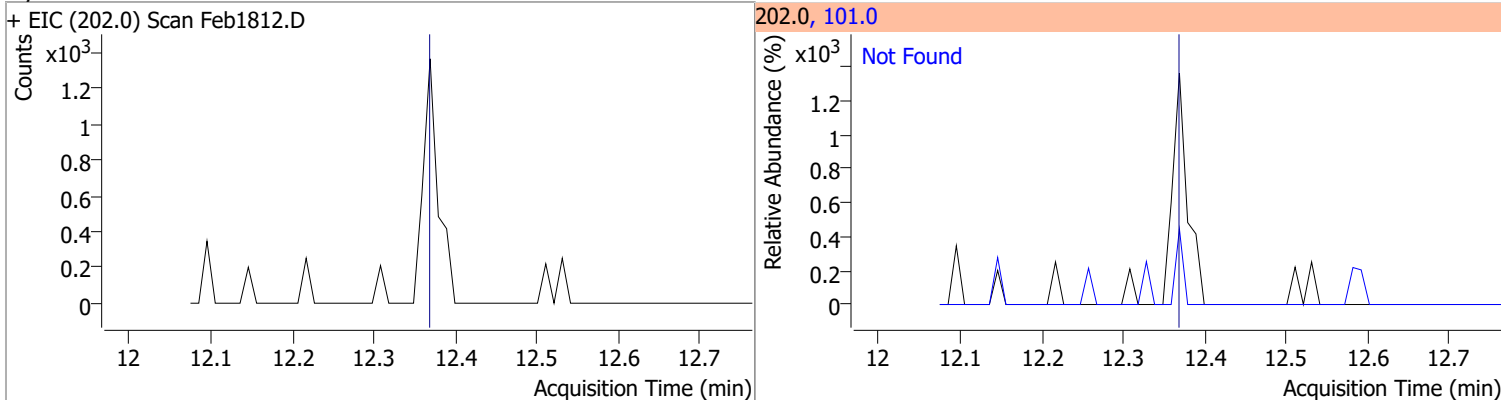


Compound	Conc.	RT	Dev(Min)	Resp.	QIon	QRatio	Lower	Upper
Benzidine		0		0	183.0		8.3	15.4
					92.0		5.8	10.8

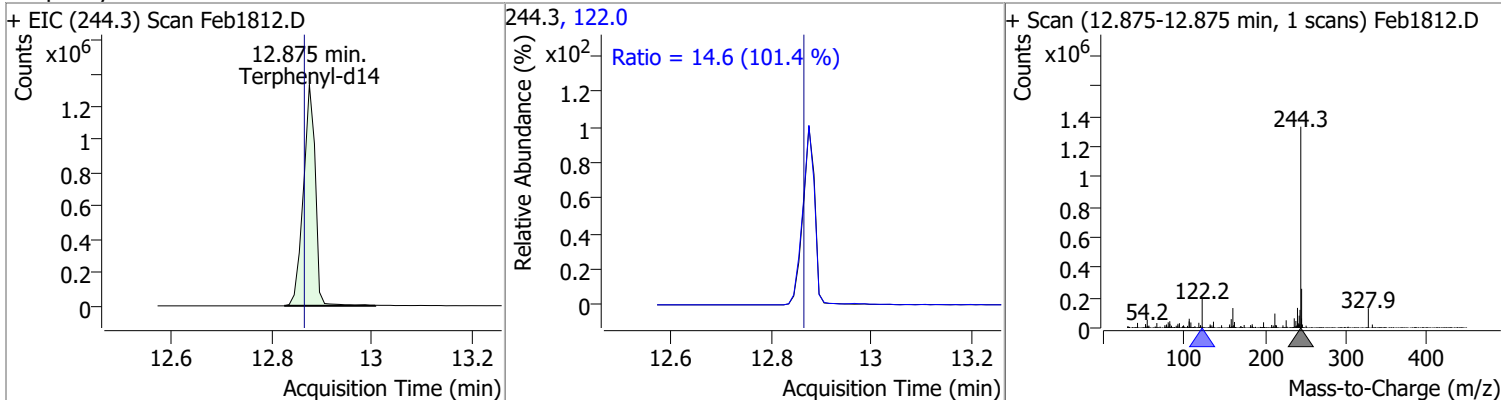


Quantitation Results Report (QT Reviewed)

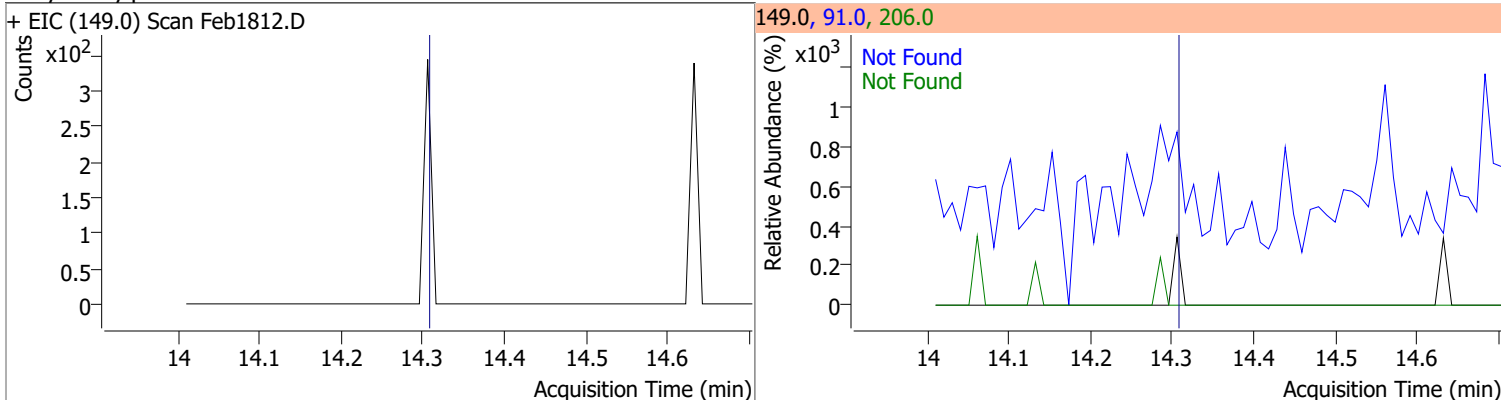
Compound	Conc.	Exp RT	QIon	Exp Ratio
Pyrene	N.D.	12.38	101.0	15.9



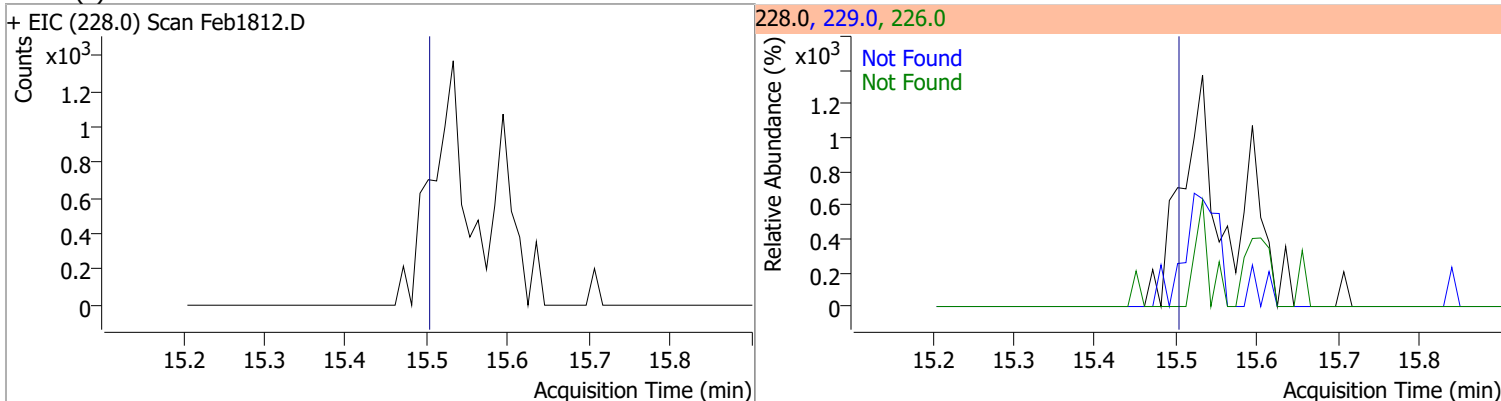
Compound	Conc.	RT	Dev(Min)	Resp.	QIon	QRatio	Lower	Upper
Terphenyl-d14	102.2438	12.88	0.00	2209315	122.0	14.6	10.1	18.7



Compound	Conc.	Exp RT	QIon	Exp Ratio	QIon	Exp Ratio
Butylbenzylphthalate	N.D.	14.32	91.0	85.1	206.0	17.5

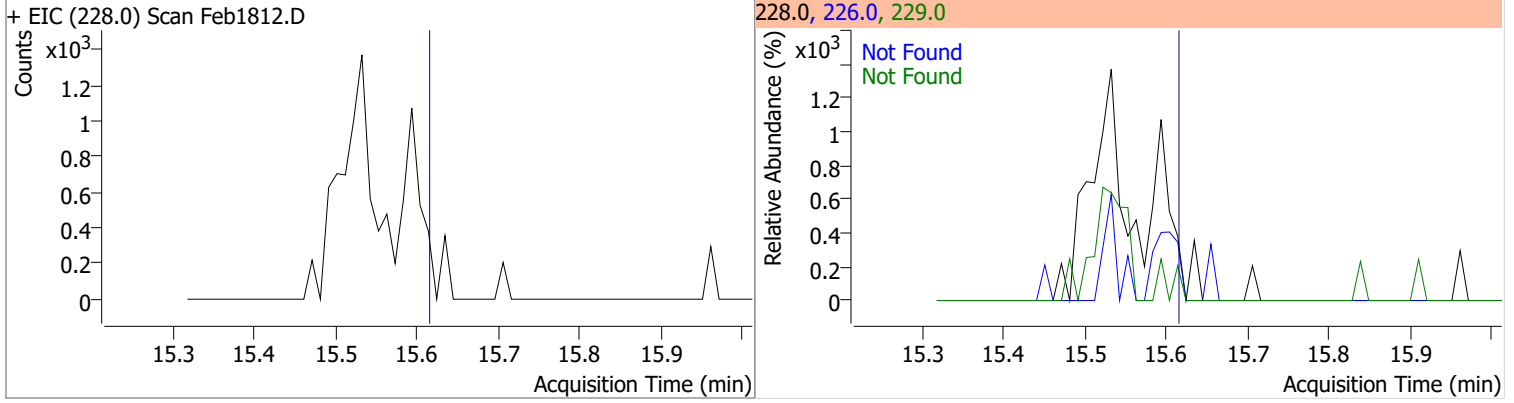


Compound	Conc.	Exp RT	QIon	Exp Ratio	QIon	Exp Ratio
Benzo(a)Anthracene	N.D.	15.51	226.0	26.8	229.0	21.1

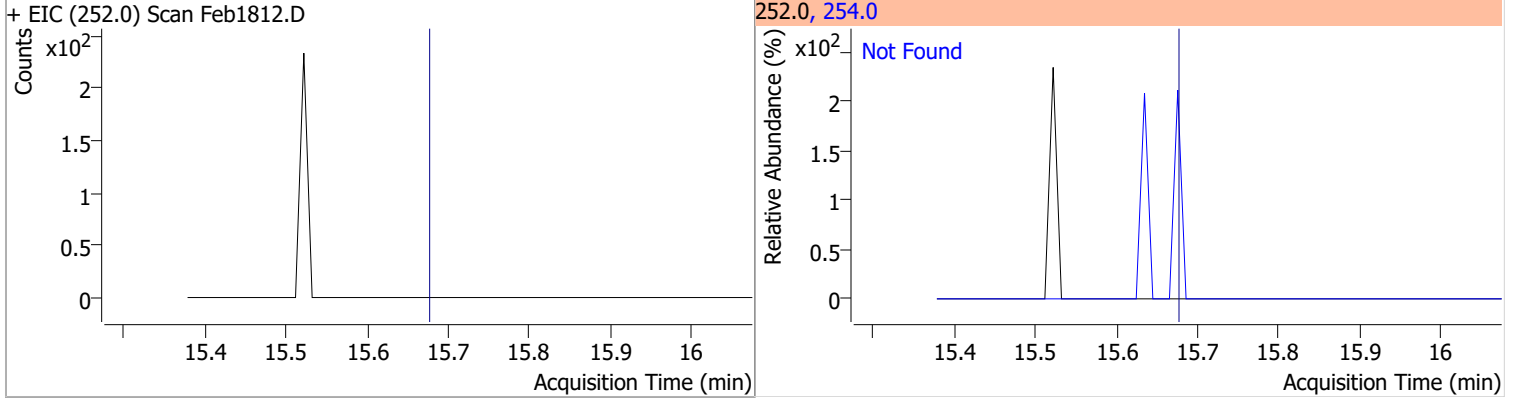


Quantitation Results Report (QT Reviewed)

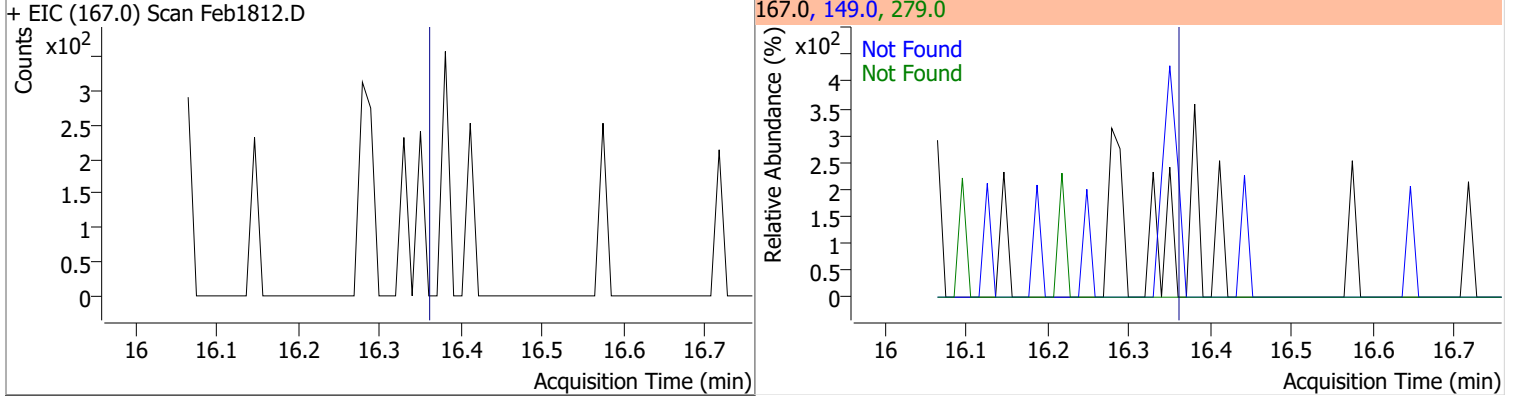
Compound	Conc.	Exp RT	QIon	Exp Ratio	QIon	Exp Ratio
Chrysene	N.D.	15.62	226.0	28.4	229.0	19.7



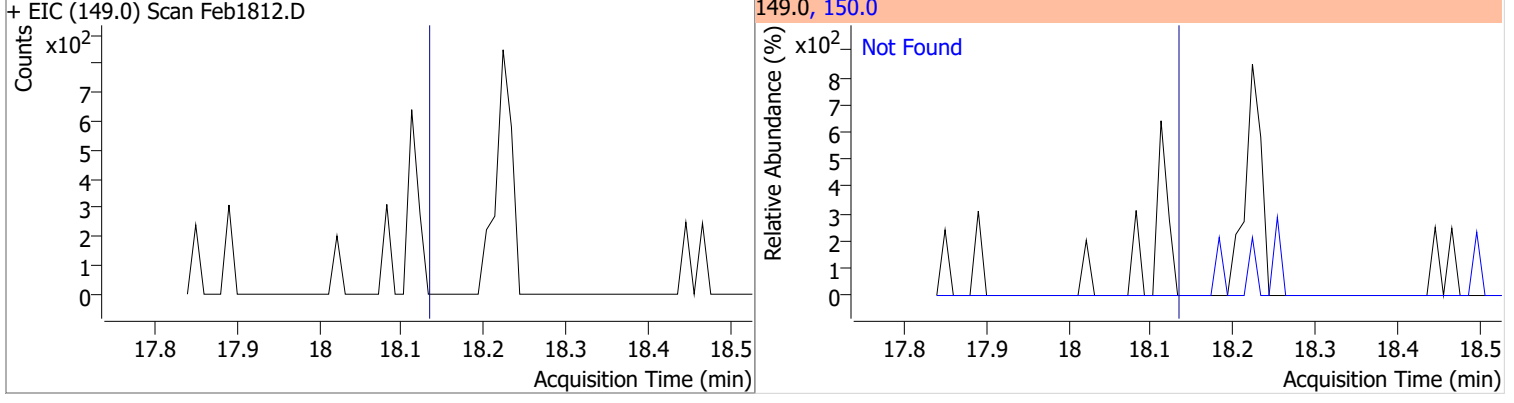
Compound	Conc.	Exp RT	QIon	Exp Ratio
3,3-Dichlorobenzidine	N.D.	15.69	254.0	64.2



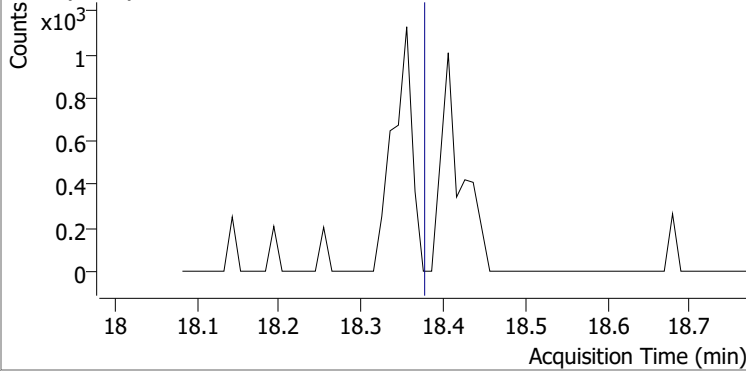
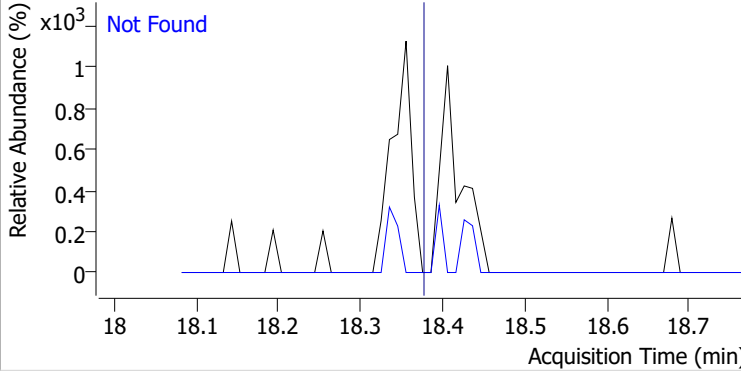
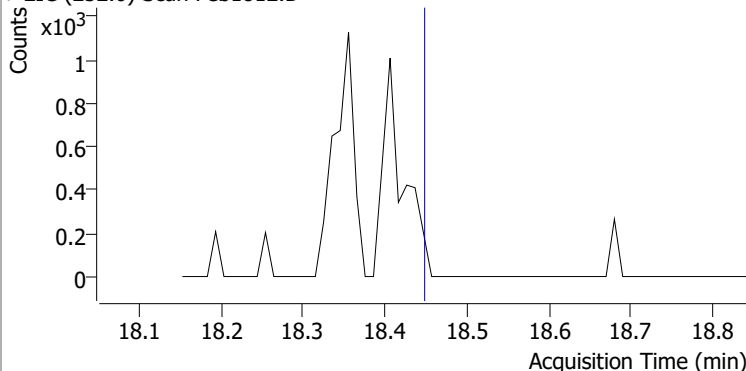
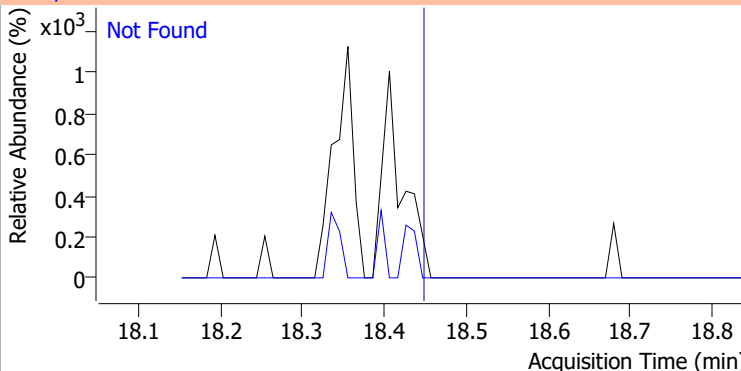
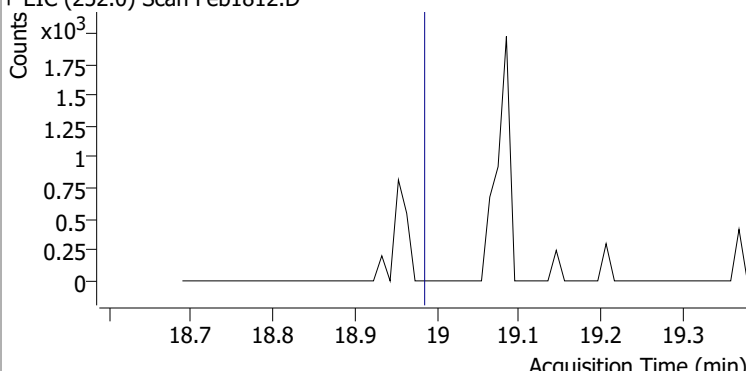
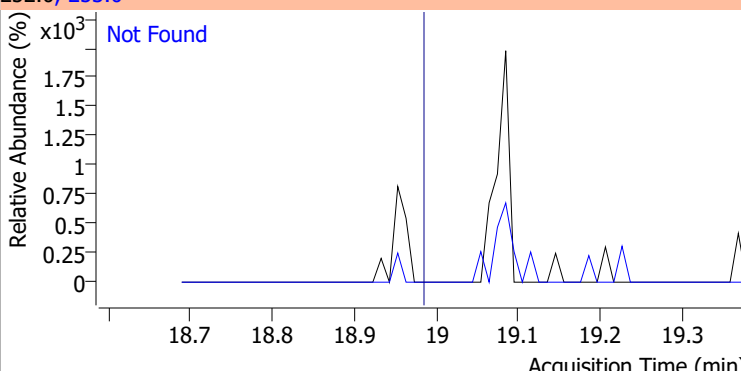
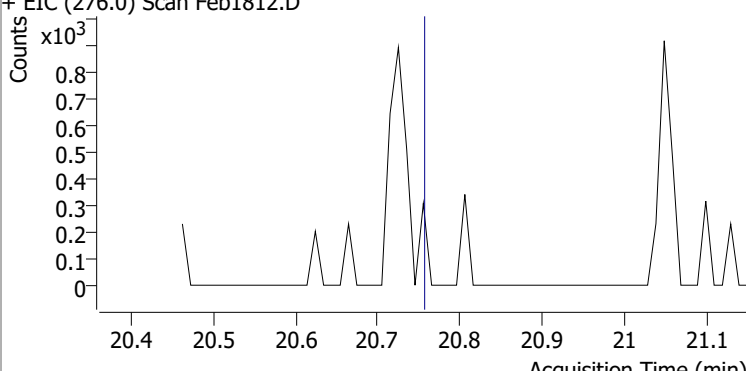
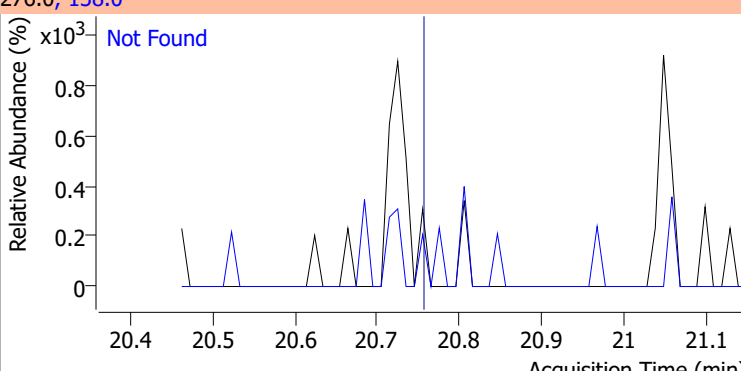
Compound	Conc.	Exp RT	QIon	Exp Ratio	QIon	Exp Ratio
bis(2-ethylhexyl)Phthalate	N.D.	16.37	149.0	390.8	279.0	15.0



Compound	Conc.	Exp RT	QIon	Exp Ratio
Di-n-octyl Phthalate	N.D.	18.13	150.0	10.0

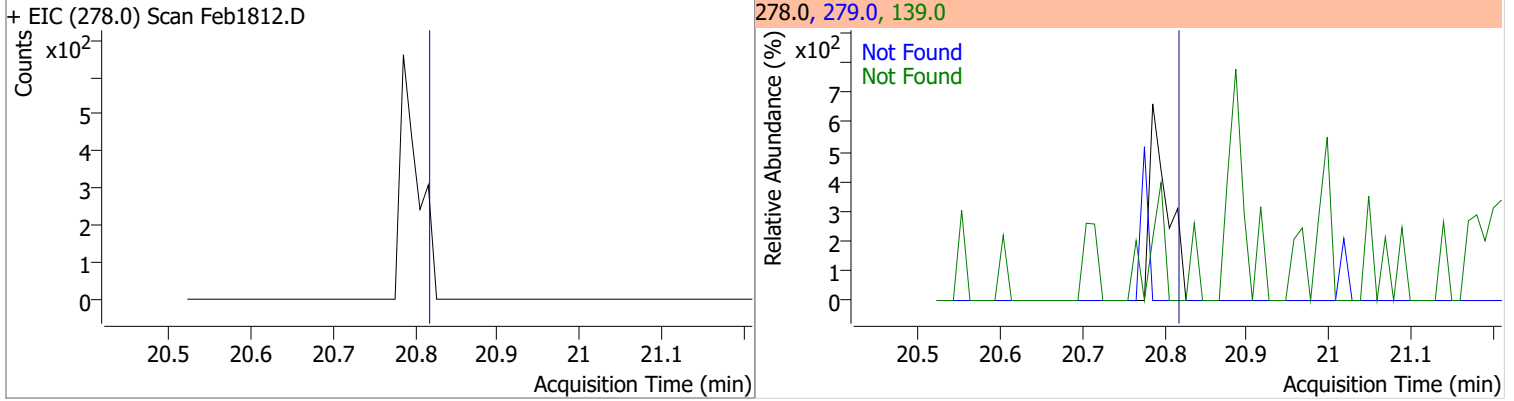


Quantitation Results Report (QT Reviewed)

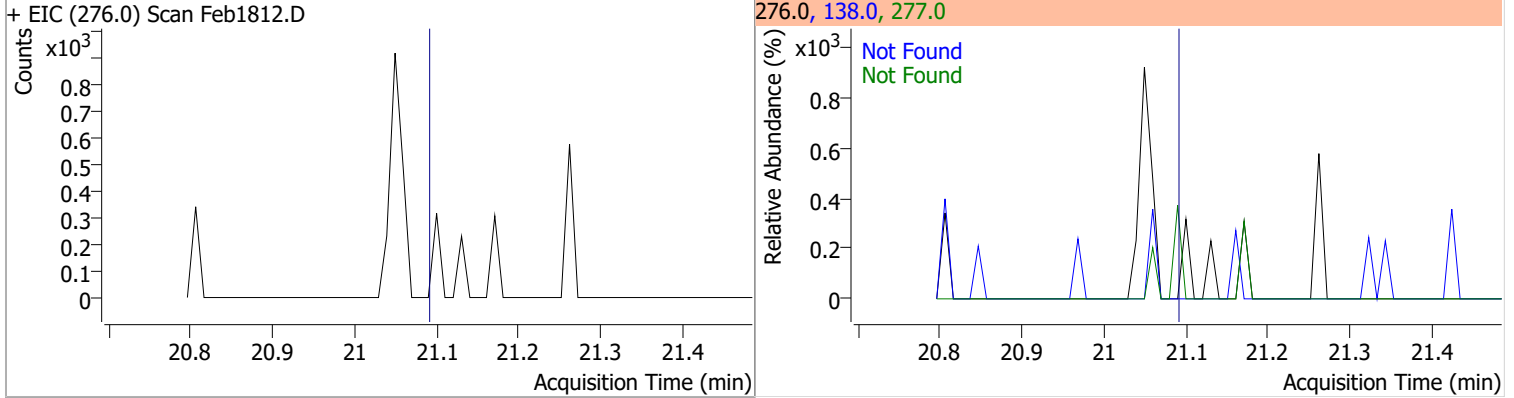
Compound	Conc.	Exp RT	QIon	Exp Ratio
Benzo(b)fluoranthene	N.D.	18.38	253.0	22.3
+ EIC (252.0) Scan Feb1812.D			252.0, 253.0	
				
Benzo(k)fluoranthene	N.D.	18.45	253.0	22.0
+ EIC (252.0) Scan Feb1812.D			252.0, 253.0	
				
Benzo(a)pyrene	N.D.	18.98	253.0	21.5
+ EIC (252.0) Scan Feb1812.D			252.0, 253.0	
				
Indeno(1,2,3-c,d)pyrene	N.D.	20.76	138.0	29.6
+ EIC (276.0) Scan Feb1812.D			276.0, 138.0	
				

Quantitation Results Report (QT Reviewed)

Compound	Conc.	Exp RT	QIon	Exp Ratio	QIon	Exp Ratio
Dibenzo(a,h)anthracene	N.D.	20.82	139.0	25.2	279.0	24.1

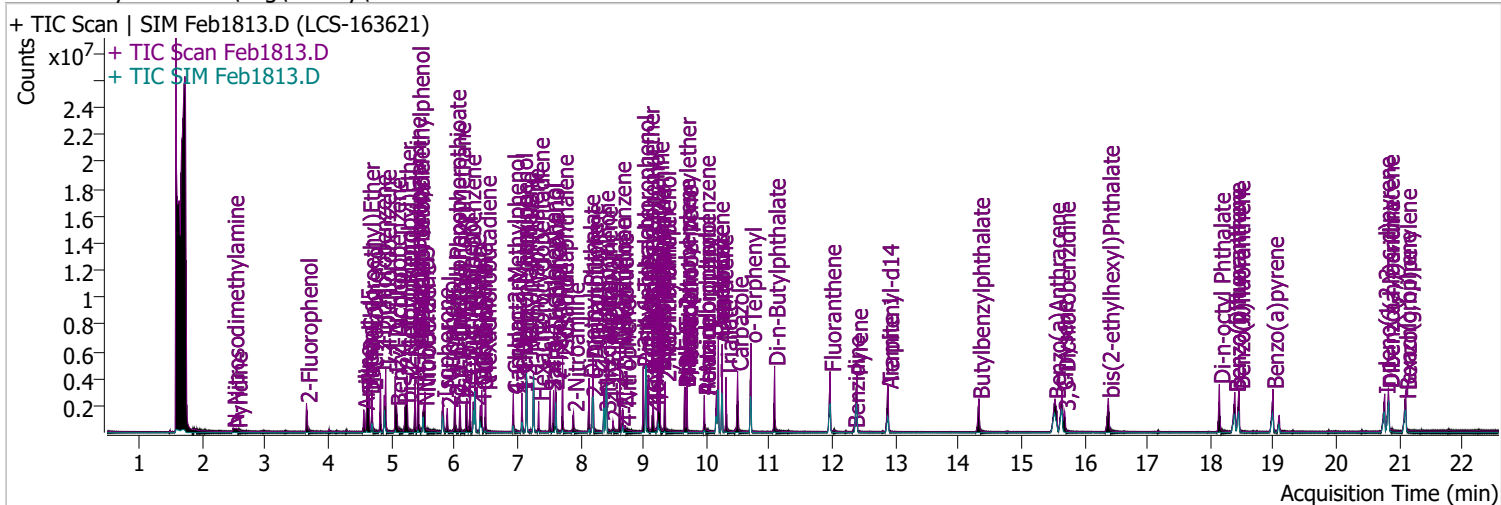


Compound	Conc.	Exp RT	QIon	Exp Ratio	QIon	Exp Ratio
Benzo(g,h,i)perylene	N.D.	21.09	138.0	33.0	277.0	23.2



Quantitation Results Report (QT Reviewed)

Data File	Feb1813.D	Operator	LIMS import
Acq. Method	BNA+SIM.M	Acq. Date-Time	2/19/2022 2:28:36 PM
Sample Name	LCS-163621	Instrument	Instrument #1
Vial	13	Multiplier	1.00
DA Method File		Comment	SVOC-8270-W-LARGO
Tune File	dftppdsm.u	Tune Date	2/18/2022 9:25:00 PM
Batch Name	021822 DoD BNA cal.batch.bin	Last Calib Update	2/19/2022 1:06:17 PM
Ref Library	D:\Org\Library\NIST129K.I		



Compound	RT	QIon	Resp.	Conc.	Units	Dev(Min)
----------	----	------	-------	-------	-------	----------

Internal Standards

System Monitoring Compounds

S 2-Fluorophenol	3.653	112.0	790090	79.1398	µg/L	0.000
Spiked Amount: 200.000	Range: 10.0 - 75.0%			Recovery = 39.57%		
S Phenol-d5	4.613	99.0	1067912	83.3622	µg/L	0.000
Spiked Amount: 200.000	Range: 10.0 - 65.0%			Recovery = 41.68%		
S Nitrobenzene-d5	5.512	82.0	554820	77.5747	µg/L	0.010
Spiked Amount: 100.000	Range: 32.0 - 94.0%			Recovery = 77.57%		
S 2-Fluorobiphenyl	7.605	172.0	1446095	72.7922	µg/L	0.000
Spiked Amount: 100.000	Range: 28.0 - 107.0%			Recovery = 72.79%		
S 2,4,6-Tribromophenol	9.346	329.8	371807	173.9696	µg/L	0.010
Spiked Amount: 200.000	Range: 25.0 - 140.0%			Recovery = 86.98%		
S Terphenyl-d14	12.885	244.3	2059362	94.3116	µg/L	0.010
Spiked Amount: 100.000	Range: 32.0 - 122.0%			Recovery = 94.31%		

Target Compounds

Compound	RT	QIon	Resp.	Conc.	Units	QValue
T N-Nitrosodimethylamine	2.489	74.0	144643	50.0214	µg/L	91
T Pyridine	2.540	79.0	264147	35.8730	µg/L	96
T Aniline	4.562	93.0	801104	43.6262	µg/L	m 96
T Phenol	4.623	94.0	693974	48.9273	µg/L	90
T bis(-2-Chloroethyl)Ether	4.644	63.0	724305	75.0357	µg/L	m 95
T 2-Chlorophenol	4.695	128.0	790134	69.0913	µg/L	100
T 1,3-Dichlorobenzene	4.828	146.0	1007455	68.5535	µg/L	m 100
T 1,4-Dichlorobenzene	4.909	146.0	995784	67.0173	µg/L	m 98
T 1,2-Dichlorobenzene	5.063	146.0	968181	67.5402	µg/L	m 99
T Benzyl Alcohol	5.083	108.0	403698	71.2093	µg/L	93
T bis(2-chloroisopropyl)Ether	5.226	121.0	260037	67.4003	µg/L	99
T 2-Methylphenol	5.246	107.0	766017	77.2440	µg/L	95
T N-nitroso-Di-n-propylamine	5.379	70.0	663299	95.4374	µg/L	98
T 4Methylphenol/3Methylphenol	5.430	107.0	1082432	80.2605	µg/L	99
T Hexachloroethane	5.430	117.0	285014	65.5290	µg/L	99

Quantitation Results Report (QT Reviewed)

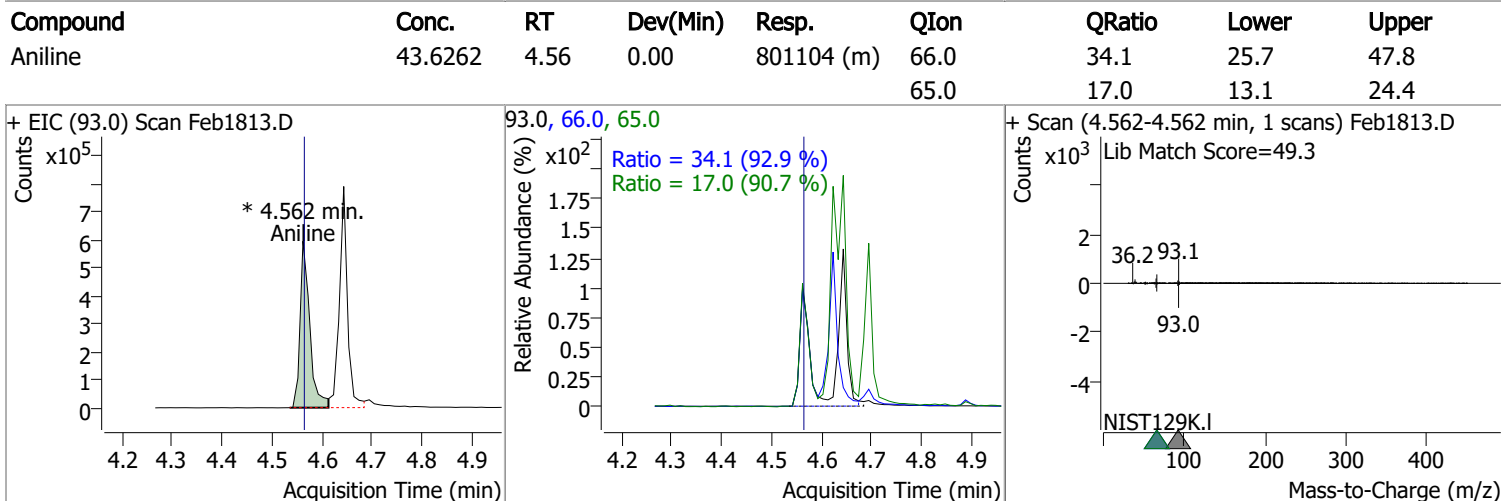
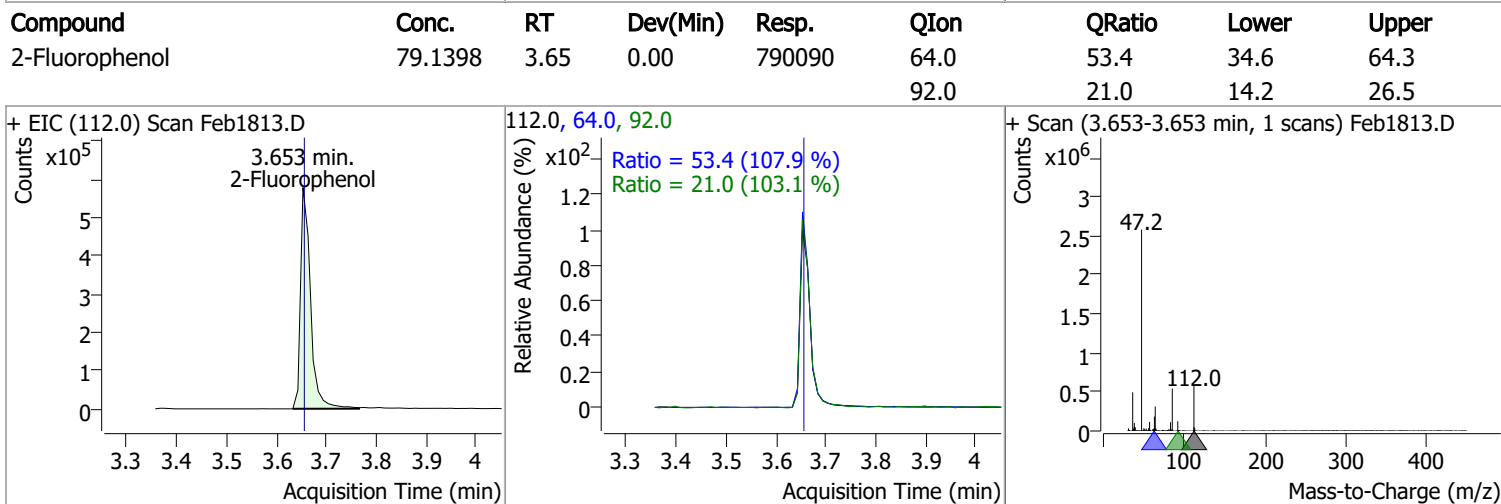
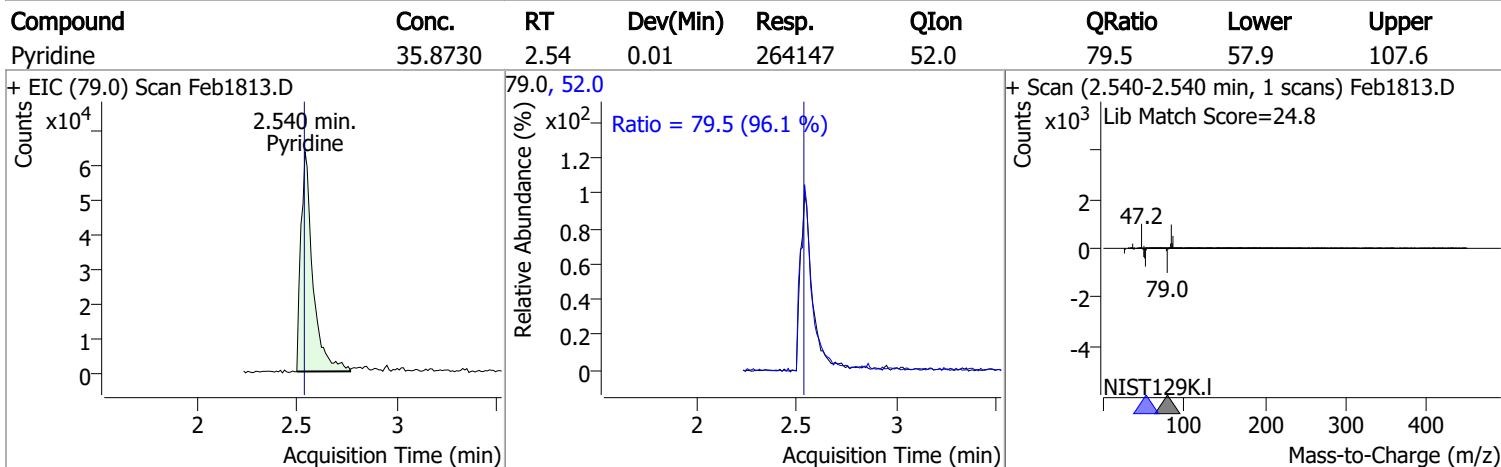
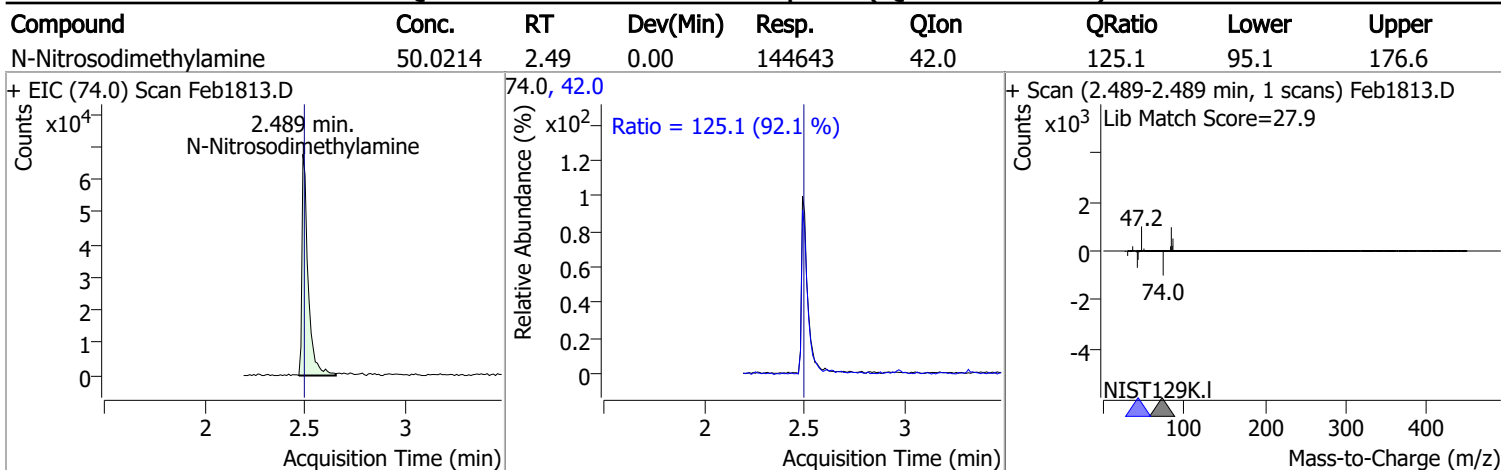
Compound	RT	QIon	Resp.	Conc.	Units	Dev(Min)
T Nitrobenzene	5.532	123.1	317767	88.7032	µg/L	97
T Isophorone	5.818	82.0	1346169	78.3656	µg/L	99
T 2-Nitrophenol	5.890	139.0	332539	85.2121	µg/L	99
T 2,4-Dimethylphenol	6.013	122.0	635814	79.5415	µg/L	99
T bis(-2-Chloroethoxy)Methane	6.085	93.0	817087	81.4176	µg/L	97
T 2,4-Dichlorophenol	6.198	162.0	587103	76.7890	µg/L	96
T Benzoic Acid	6.198	105.0	95620	27.7844	µg/L	# 75
T 1,2,4-Trichlorobenzene	6.249	180.0	663788	72.1113	µg/L	99
T Naphthalene	6.331	128.0	2245379	82.8087	µg/L	100
T 4-Chlorophenol	6.413	130.0	201518	70.3282	µg/L	96
T p-Chloroaniline	6.434	127.0	755095	70.6236	µg/L	97
T Hexachlorobutadiene	6.496	224.9	356289	74.9108	µg/L	97
T 4-Chloro-2-Methylphenol	6.937	107.0	585421	82.7433	µg/L	m 95
T 4-Chloro-3-Methylphenol	7.071	107.0	603491	81.5528	µg/L	m 99
T 2-Methylnaphthalene	7.142	141.0	1326679	85.6861	µg/L	98
T 1-Methylnaphthalene	7.255	141.0	1135357	75.3851	µg/L	m 98
T Hexachlorocyclopentadiene	7.338	236.9	220873	78.7344	µg/L	98
T 2,4,6-Trichlorophenol	7.522	196.0	447151	90.7519	µg/L	100
T 2,4,5-Trichlorophenol	7.574	196.0	467011	85.0706	µg/L	97
T 2-Chloronaphthalene	7.718	162.0	1438268	86.1967	µg/L	98
T 2-Nitroaniline	7.892	65.0	268073	89.5558	µg/L	94
T Dimethyl Phthalate	8.139	163.0	1634258	95.9027	µg/L	97
T 2,6-Dinitrotoluene	8.190	165.0	184533	80.0211	µg/L	98
T Acenaphthylene	8.200	152.1	2154312	80.7552	µg/L	99
T 3-Nitroaniline	8.394	138.0	204584	78.2222	µg/L	94
T Acenaphthene	8.415	154.0	1377071	90.7354	µg/L	99
T 2,4-Dinitrophenol	8.517	184.0	112924	93.1272	µg/L	95
T Dibenzofuran	8.630	168.0	2268050	91.7375	µg/L	96
T 2,4-Dinitrotoluene	8.671	165.0	260018	88.8357	µg/L	98
T 4-Nitrophenol	8.711	109.0	107931	40.6616	µg/L	94
T Diethylphthalate	8.998	149.0	1599342	90.7313	µg/L	99
T Fluorene	9.039	166.0	1770427	88.5141	µg/L	100
T 4-Chlorophenyl-phenylether	9.080	204.0	876155	96.1031	µg/L	99
T 4-Nitroaniline	9.151	138.0	265892	86.9077	µg/L	98
T 4,6-Dinitro-2-methylphenol	9.162	198.0	160008	85.4547	µg/L	99
T N-nitrosodiphenylamine	9.233	169.0	1244447	87.0305	µg/L	99
T Azobenzene	9.264	77.0	1510014	79.9499	µg/L	94
T 4-Bromophenyl-phenylether	9.663	248.0	484616	88.6852	µg/L	97
T Hexachlorobenzene	9.694	283.9	466964	84.9942	µg/L	99
T Pentachlorophenol	9.968	265.9	254951	95.8269	µg/L	94
T Phenanthrene	10.191	178.0	2693403	91.5742	µg/L	100
T Anthracene	10.252	178.0	2437792	87.0390	µg/L	m 99
T Triallate	10.313	86.0	565732	84.1294	µg/L	98
T Carbazole	10.495	167.0	2473107	86.9447	µg/L	99
T o-Terphenyl	10.708	230.0	1364509	86.7773	µg/L	99
T Di-n-Butylphthalate	11.082	149.0	2614560	94.5230	µg/L	99
T Fluoranthene	11.963	202.0	2611915	87.7646	µg/L	99
T Benzidine	12.338	184.0	186195	17.4983	µg/L	98
T Pyrene	12.389	202.0	2770024	85.4318	µg/L	99
T Butylbenzylphthalate	14.326	149.0	894803	95.1521	µg/L	98
T Benzo(a)Anthracene	15.532	228.0	2291235	96.6502	µg/L	99
T Chrysene	15.645	228.0	2454212	93.0468	µg/L	99
T 3,3-Dichlorobenzidine	15.685	252.0	594442	71.7573	µg/L	99
T bis(2-ethylhexyl)Phthalate	16.380	167.0	314217	96.4207	µg/L	96
T Di-n-octyl Phthalate	18.143	149.0	2071905	91.3142	µg/L	99

Quantitation Results Report (QT Reviewed)

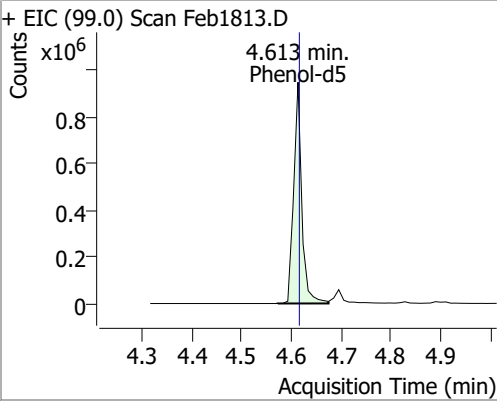
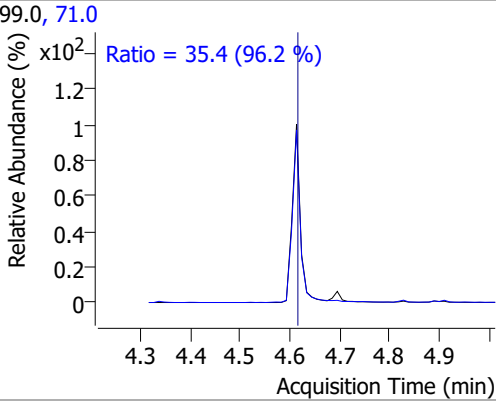
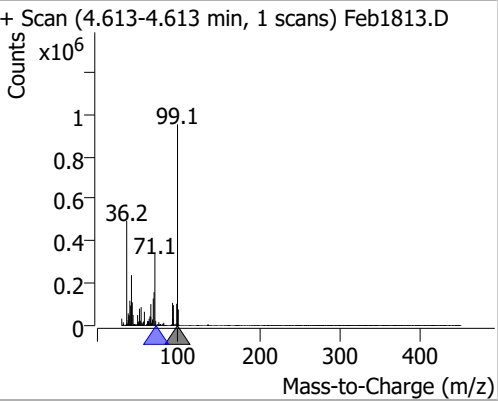
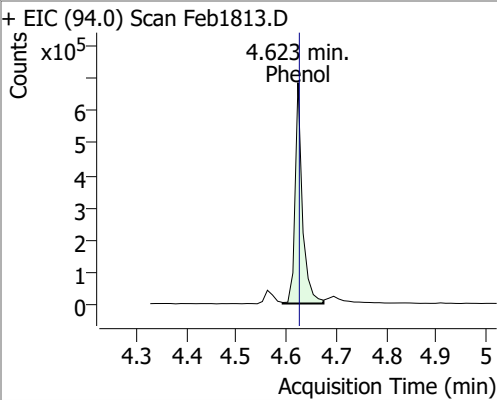
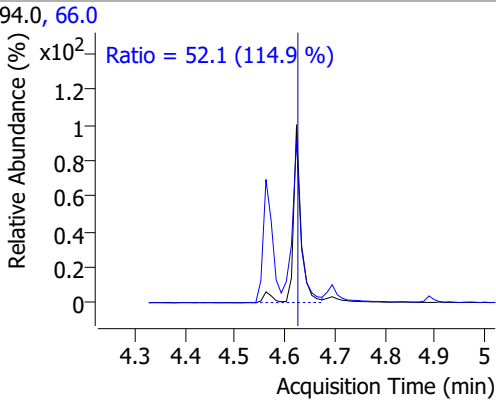
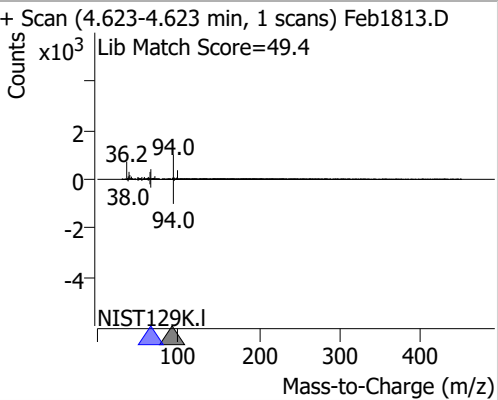
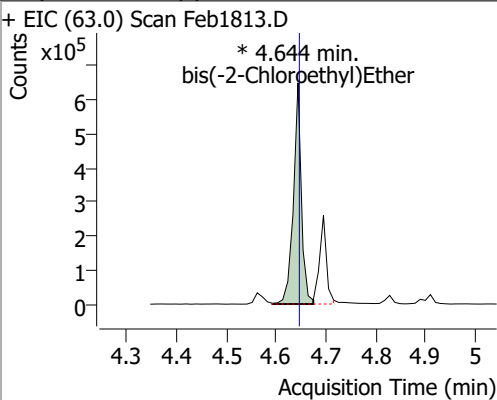
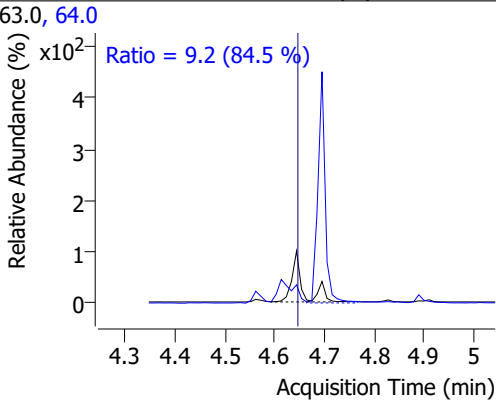
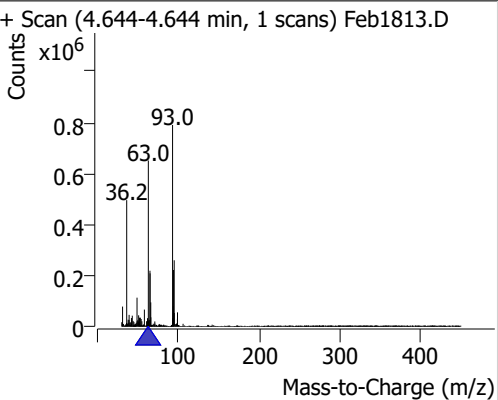
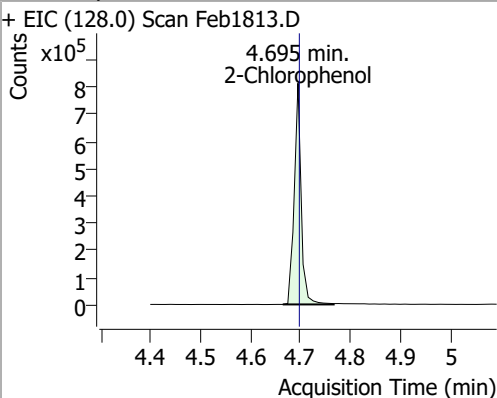
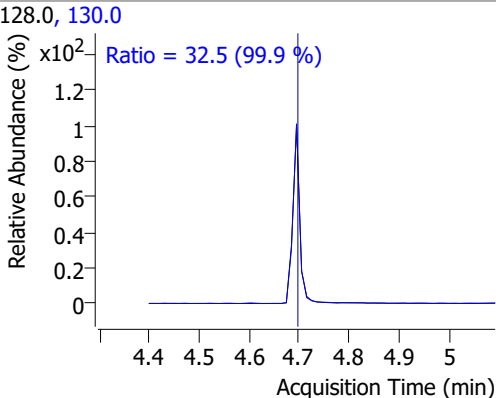
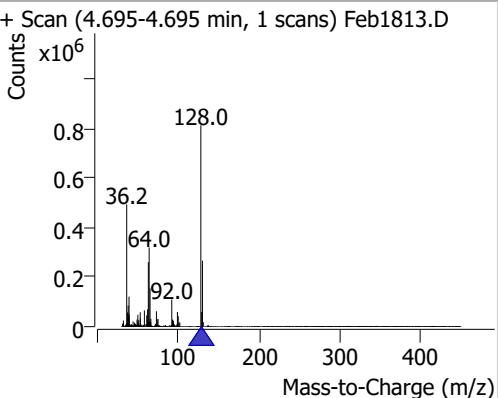
Compound	RT	QIon	Resp.	Conc.	Units	Dev(Min)
T Benzo(b)fluoranthene	18.386	252.0	2128073	88.5109	µg/L	99
T Benzo(k)fluoranthene	18.456	252.0	2224032	87.5537	µg/L	99
T Benzo(a)pyrene	18.993	252.0	1978488	86.5188	µg/L	98
T Indeno(1,2,3-c,d)pyrene	20.765	276.0	1679669	87.6141	µg/L	96
T Dibenzo(a,h)anthracene	20.826	278.0	1949155	93.2754	µg/L	99
T Benzo(g,h,i)perylene	21.099	276.0	1909358	86.3123	µg/L	98

(#) = Qualifier Out of Range; (m) = Manual Integration; (+) = Area Summed; (*) = Surrogate Percent Recovery Out of Range; (d): Zeroed Peak

Quantitation Results Report (QT Reviewed)

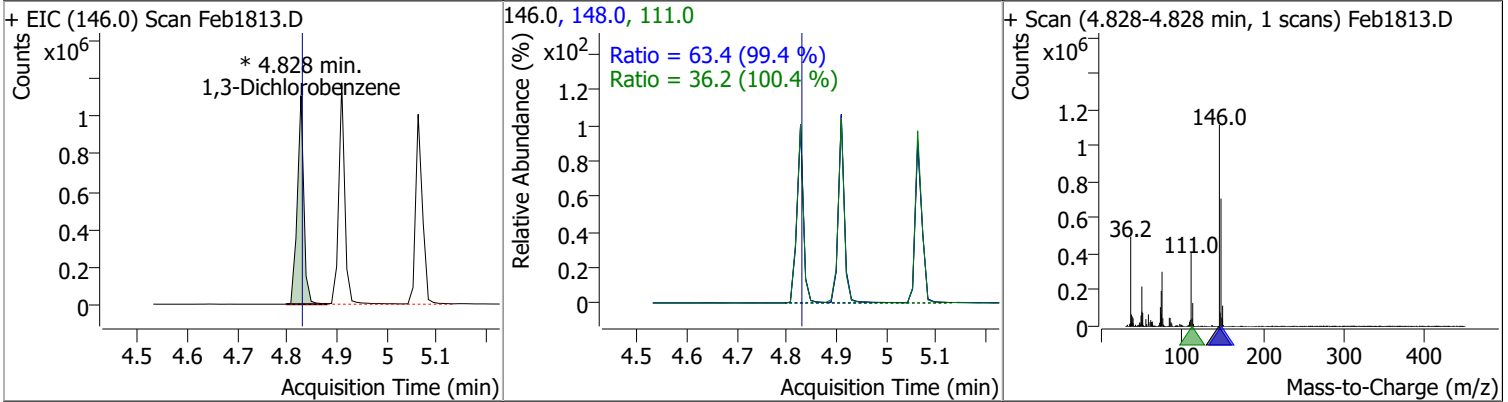


Quantitation Results Report (QT Reviewed)

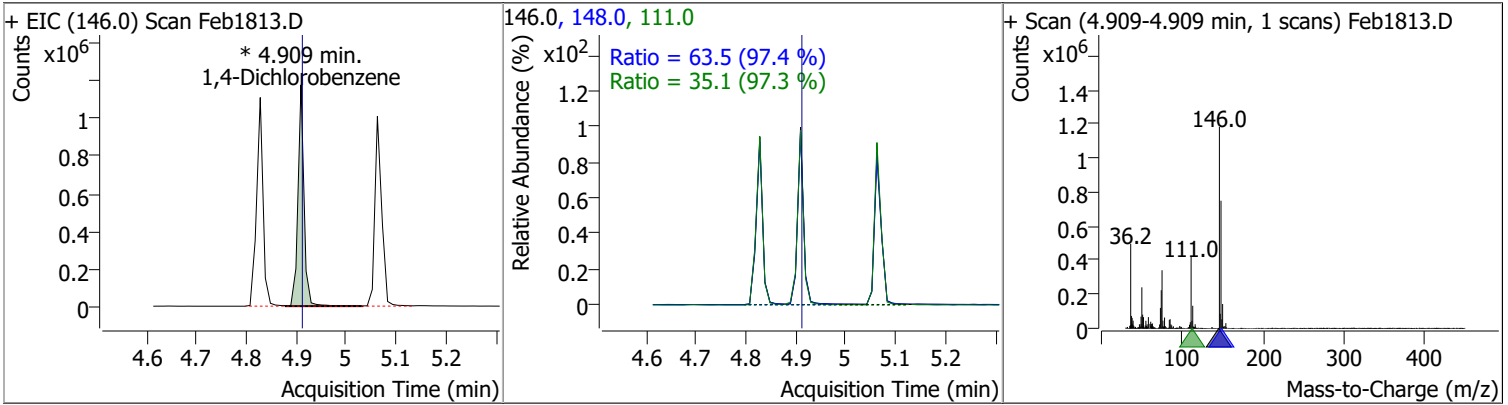
Compound	Conc.	RT	Dev(Min)	Resp.	QIon	QRatio	Lower	Upper
Phenol-d5	83.3622	4.61	0.00	1067912	71.0	35.4	25.8	47.9
+ EIC (99.0) Scan Feb1813.D 			99.0, 71.0 			+ Scan (4.613-4.613 min, 1 scans) Feb1813.D 		
Phenol	48.9273	4.62	0.00	693974	66.0	52.1	31.7	58.9
+ EIC (94.0) Scan Feb1813.D 			94.0, 66.0 			+ Scan (4.623-4.623 min, 1 scans) Feb1813.D Lib Match Score=49.4 		
bis(-2-Chloroethyl)Ether	75.0357	4.64	0.00	724305 (m)	64.0	9.2	7.6	14.1
+ EIC (63.0) Scan Feb1813.D * 4.644 min. bis(-2-Chloroethyl)Ether 			63.0, 64.0 			+ Scan (4.644-4.644 min, 1 scans) Feb1813.D 		
2-Chlorophenol	69.0913	4.69	0.00	790134	130.0	32.5	22.7	42.2
+ EIC (128.0) Scan Feb1813.D 			128.0, 130.0 			+ Scan (4.695-4.695 min, 1 scans) Feb1813.D 		

Quantitation Results Report (QT Reviewed)

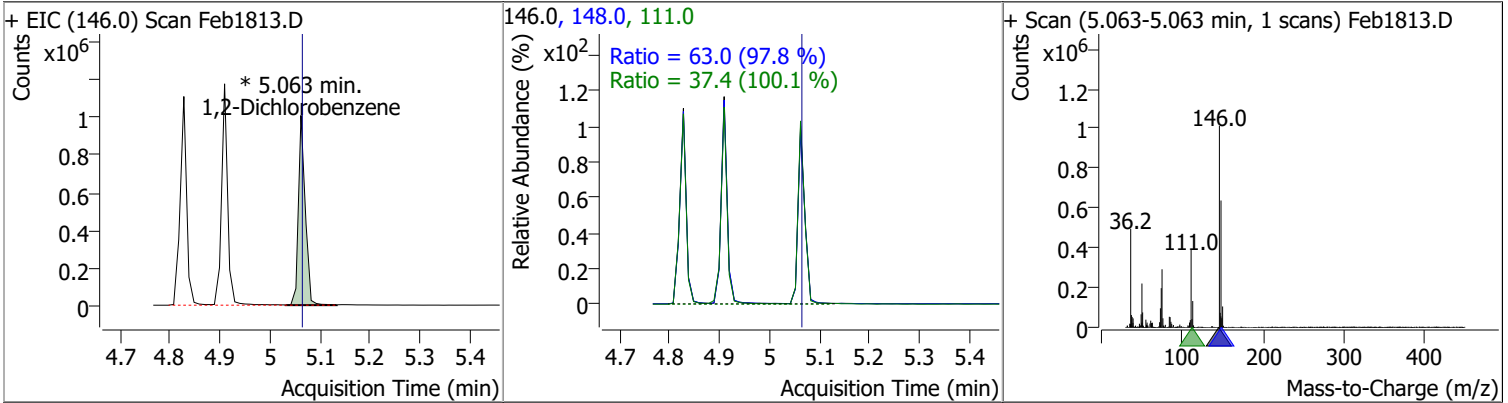
Compound	Conc.	RT	Dev(Min)	Resp.	QIon	QRatio	Lower	Upper
1,3-Dichlorobenzene	68.5535	4.83	0.00	1007455 (m)	148.0	63.4	44.6	82.8
					111.0	36.2	25.3	47.0



Compound	Conc.	RT	Dev(Min)	Resp.	QIon	QRatio	Lower	Upper
1,4-Dichlorobenzene	67.0173	4.91	0.00	995784 (m)	148.0	63.5	45.6	84.8
					111.0	35.1	25.2	46.8

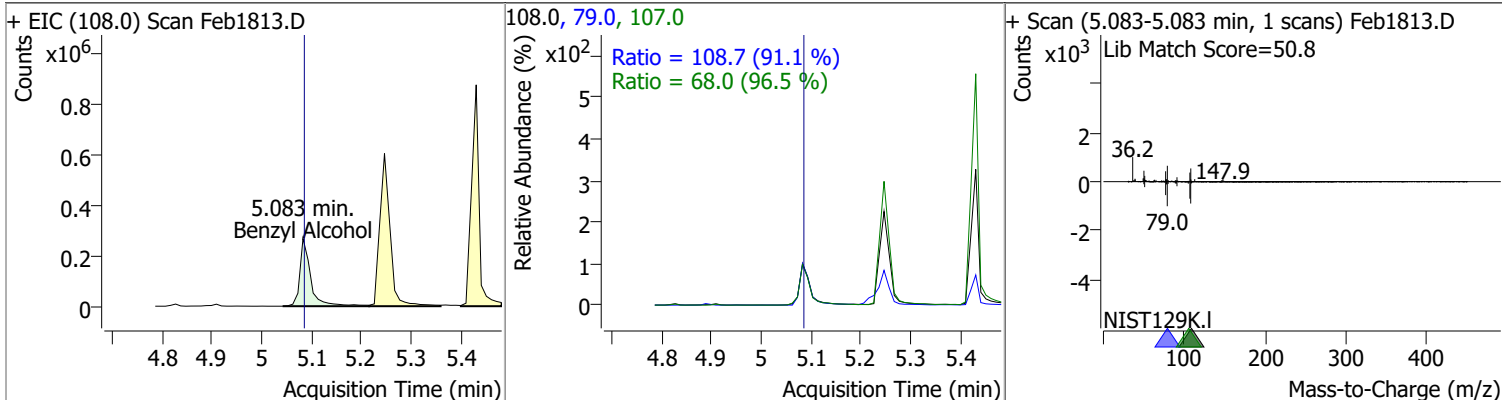


Compound	Conc.	RT	Dev(Min)	Resp.	QIon	QRatio	Lower	Upper
1,2-Dichlorobenzene	67.5402	5.06	0.00	968181 (m)	148.0	63.0	45.1	83.8
					111.0	37.4	26.1	48.5

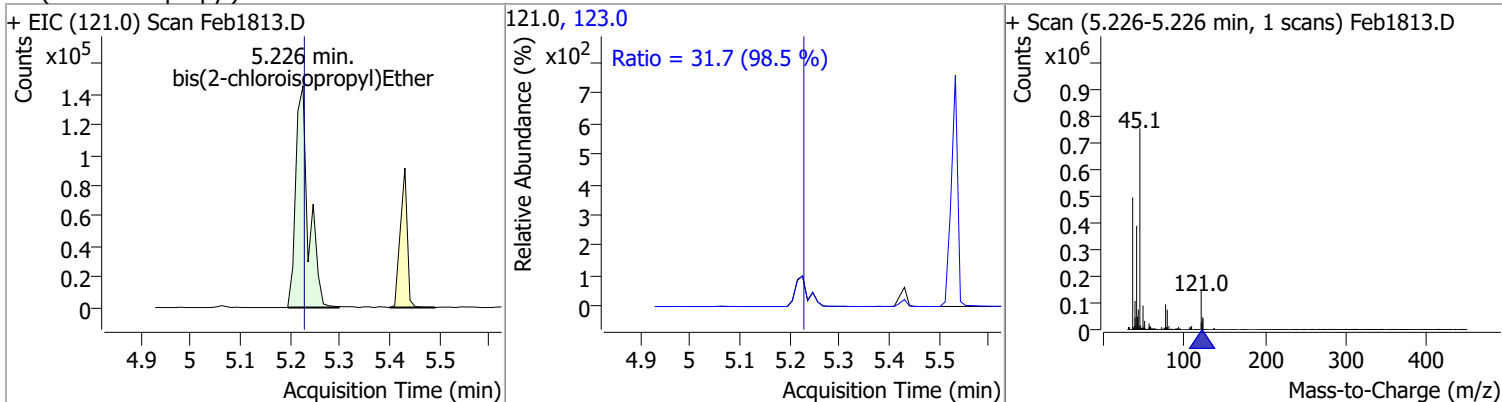


Quantitation Results Report (QT Reviewed)

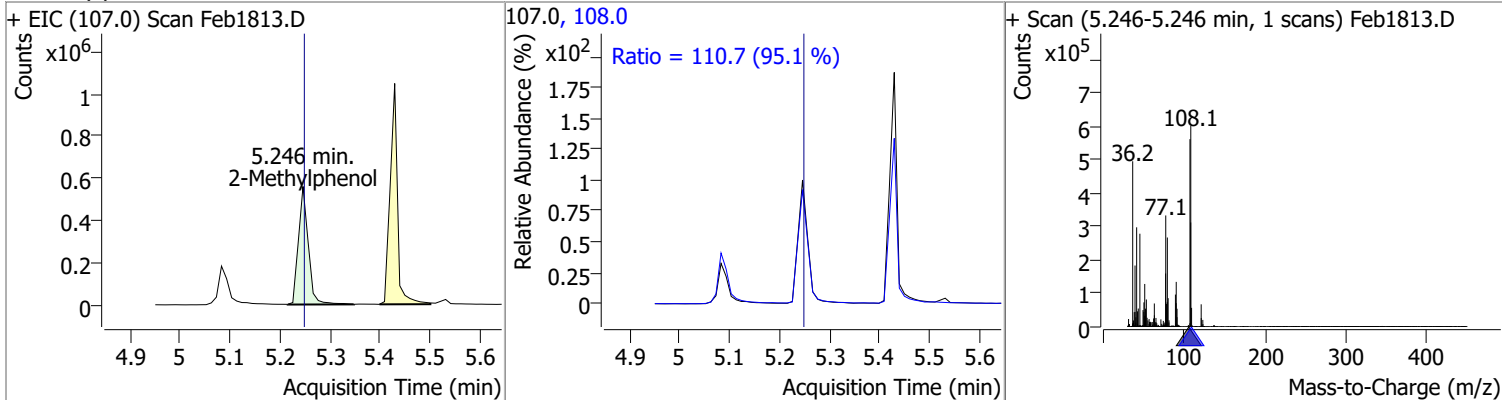
Compound	Conc.	RT	Dev(Min)	Resp.	QIon	QRatio	Lower	Upper
Benzyl Alcohol	71.2093	5.08	0.00	403698	79.0	108.7	83.5	155.1
					107.0	68.0	49.3	91.6



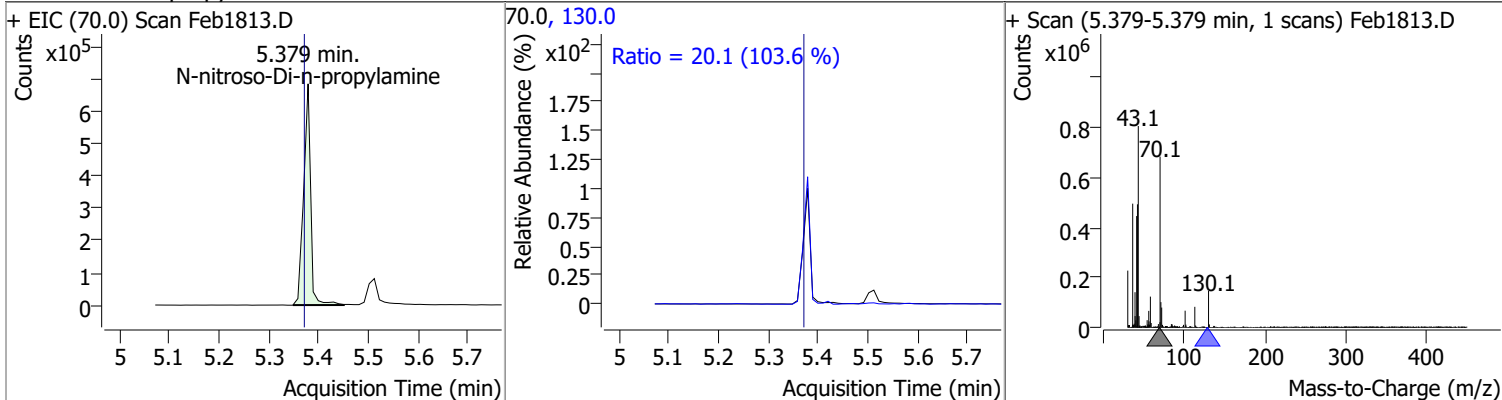
Compound	Conc.	RT	Dev(Min)	Resp.	QIon	QRatio	Lower	Upper
bis(2-chloroisopropyl)Ether	67.4003	5.23	0.00	260037	123.0	31.7	22.5	41.8



Compound	Conc.	RT	Dev(Min)	Resp.	QIon	QRatio	Lower	Upper
2-Methylphenol	77.2440	5.25	0.00	766017	108.0	110.7	81.5	151.4

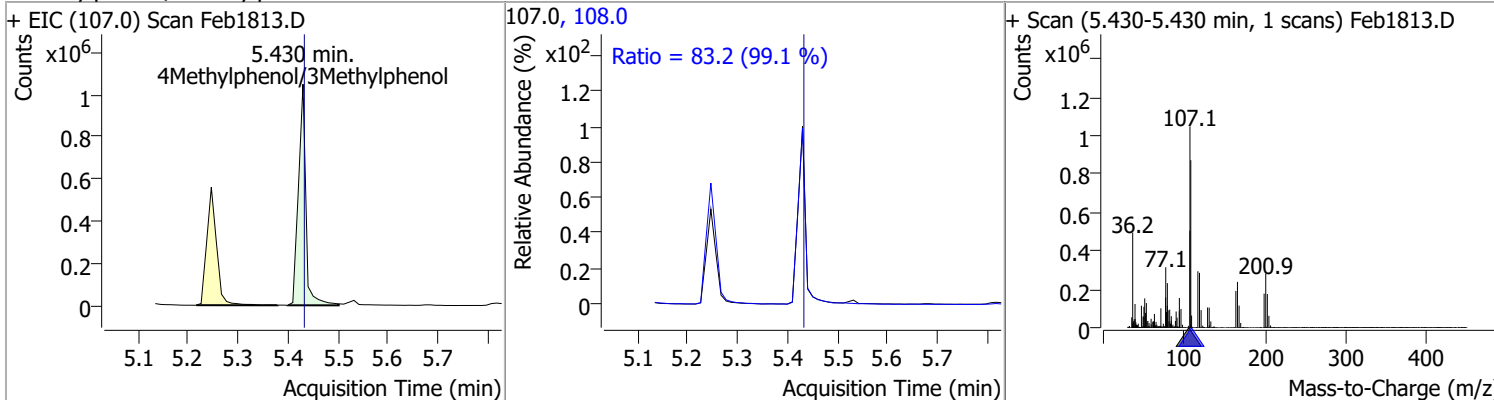


Compound	Conc.	RT	Dev(Min)	Resp.	QIon	QRatio	Lower	Upper
N-nitroso-Di-n-propylamine	95.4374	5.38	0.01	663299	130.0	20.1	0.0	38.8

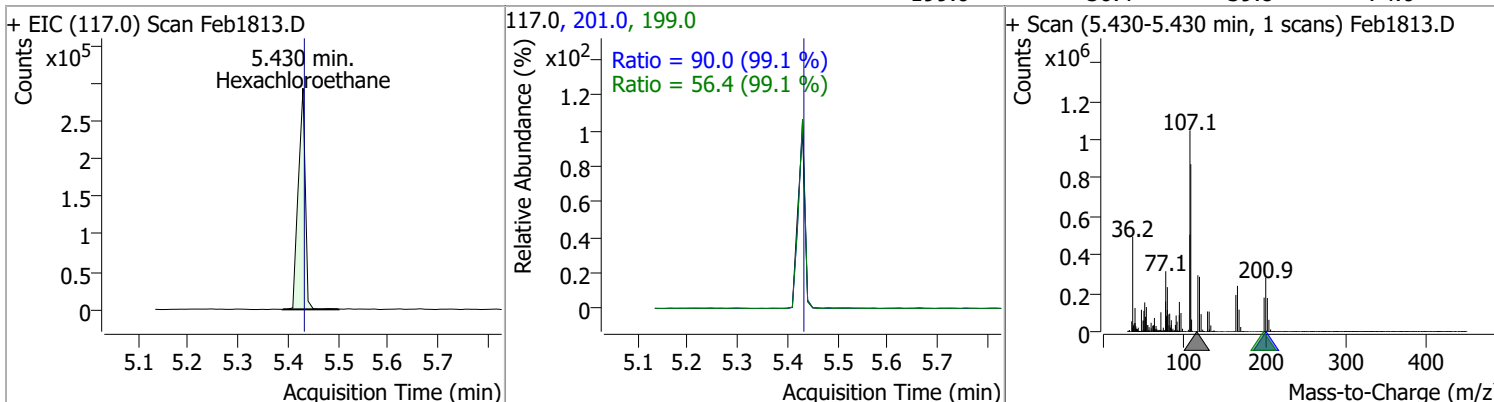


Quantitation Results Report (QT Reviewed)

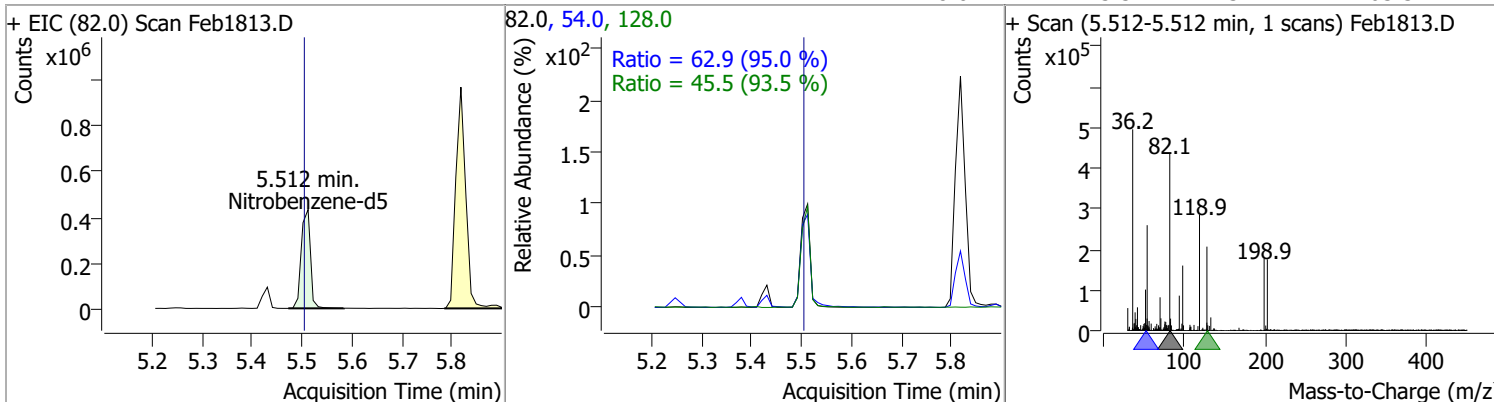
Compound	Conc.	RT	Dev(Min)	Resp.	QIon	QRatio	Lower	Upper
4Methylphenol/3Methylphenol	80.2605	5.43	0.00	1082432	108.0	83.2	58.8	109.1



Compound	Conc.	RT	Dev(Min)	Resp.	QIon	QRatio	Lower	Upper
Hexachloroethane	65.5290	5.43	0.00	285014	201.0 199.0	90.0 56.4	63.5 39.8	118.0 74.0

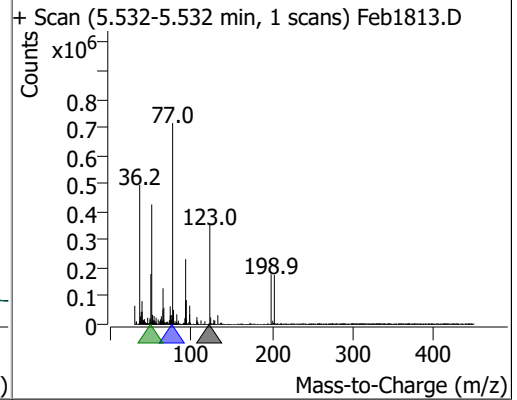
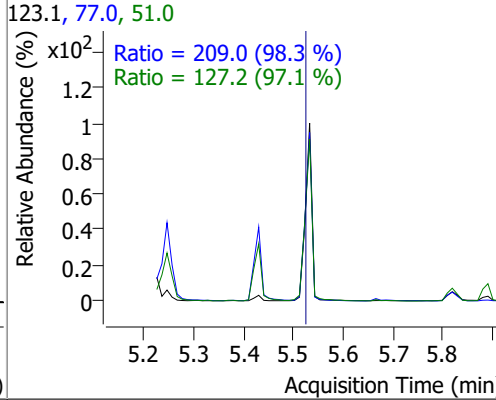
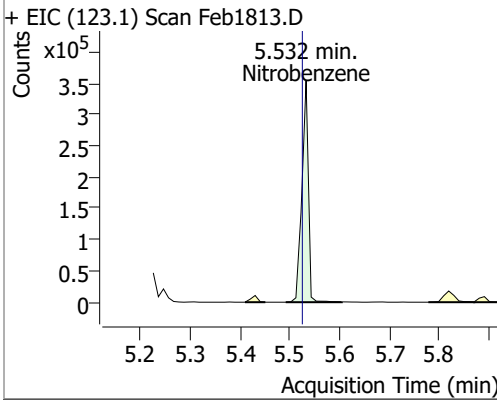


Compound	Conc.	RT	Dev(Min)	Resp.	QIon	QRatio	Lower	Upper
Nitrobenzene-d5	77.5747	5.51	0.01	554820	54.0 128.0	62.9 45.5	46.3 34.1	86.0 63.3

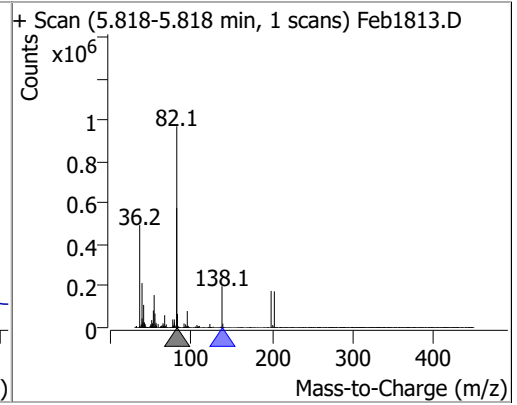
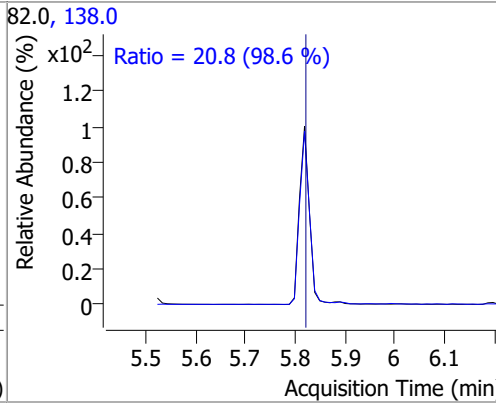
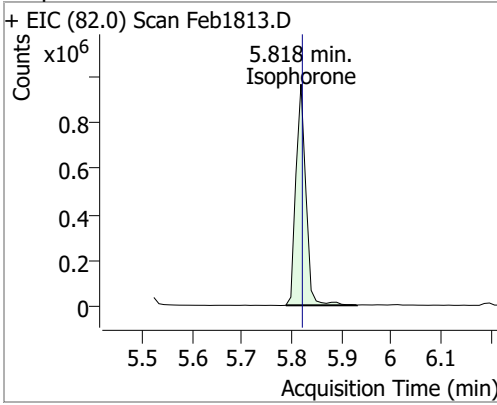


Quantitation Results Report (QT Reviewed)

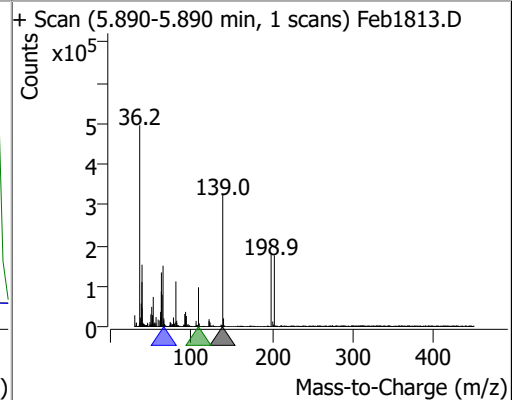
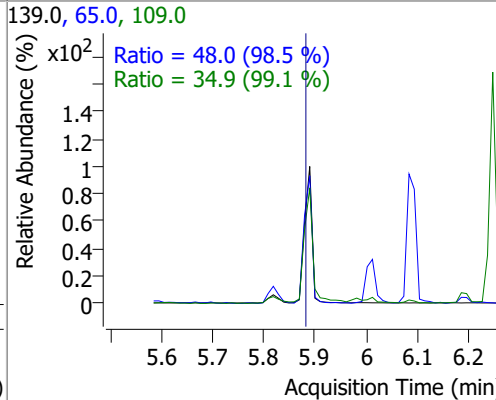
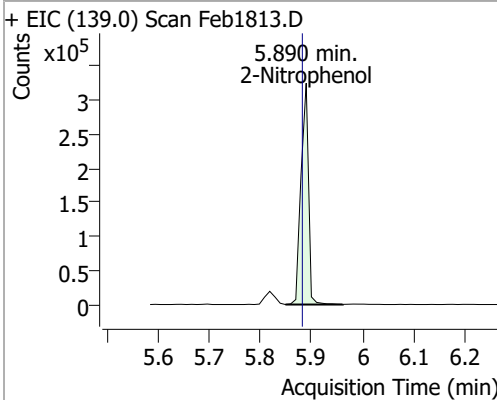
Compound	Conc.	RT	Dev(Min)	Resp.	QIon	QRatio	Lower	Upper
Nitrobenzene	88.7032	5.53	0.01	317767	77.0	209.0	148.9	276.5
					51.0	127.2	91.7	170.3



Compound	Conc.	RT	Dev(Min)	Resp.	QIon	QRatio	Lower	Upper
Isophorone	78.3656	5.82	0.00	1346169	138.0	20.8	14.8	27.5

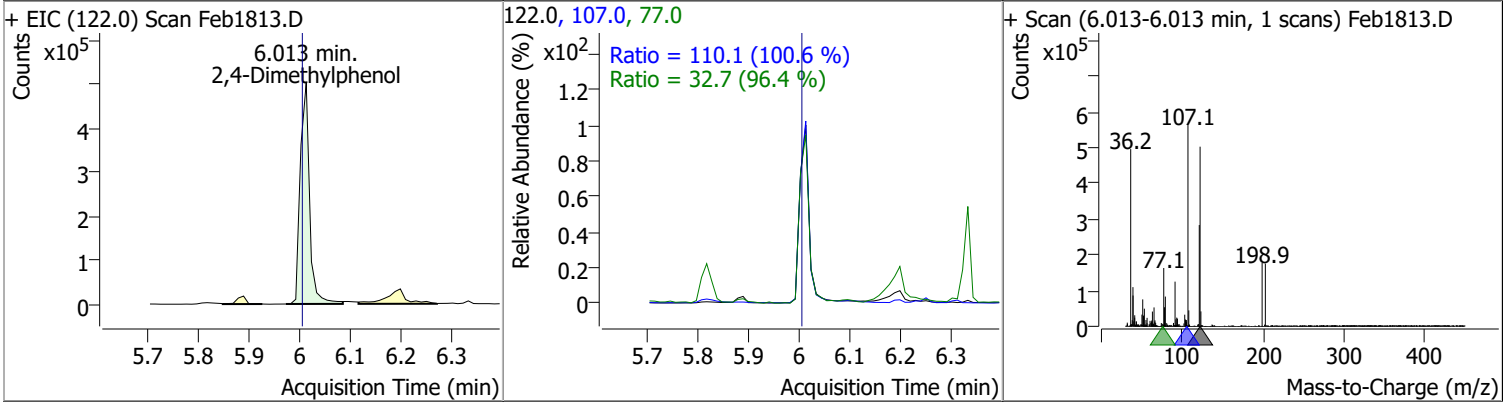


Compound	Conc.	RT	Dev(Min)	Resp.	QIon	QRatio	Lower	Upper
2-Nitrophenol	85.2121	5.89	0.01	332539	65.0	48.0	34.2	63.4
					109.0	34.9	24.6	45.8

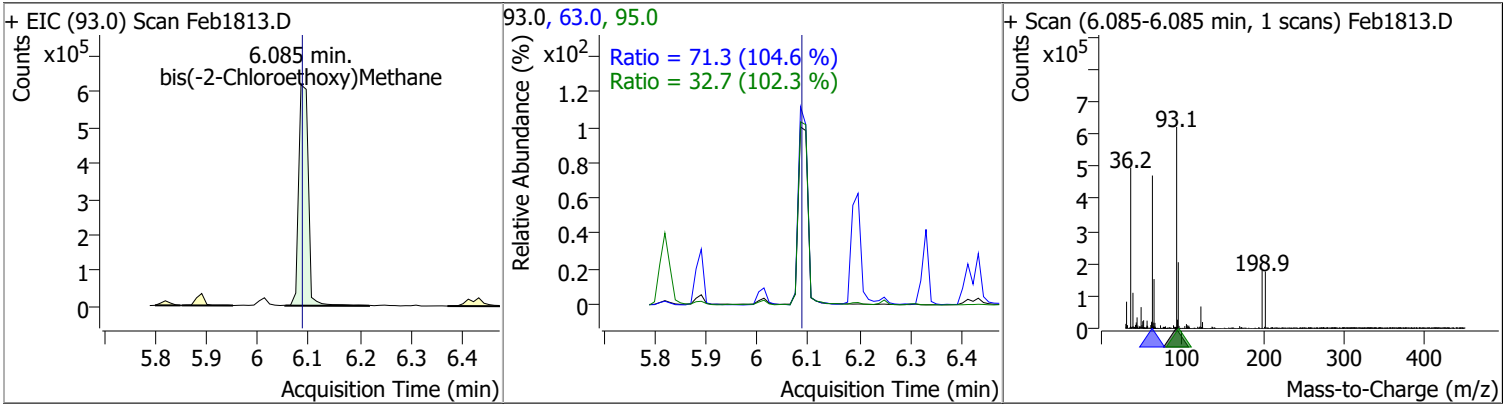


Quantitation Results Report (QT Reviewed)

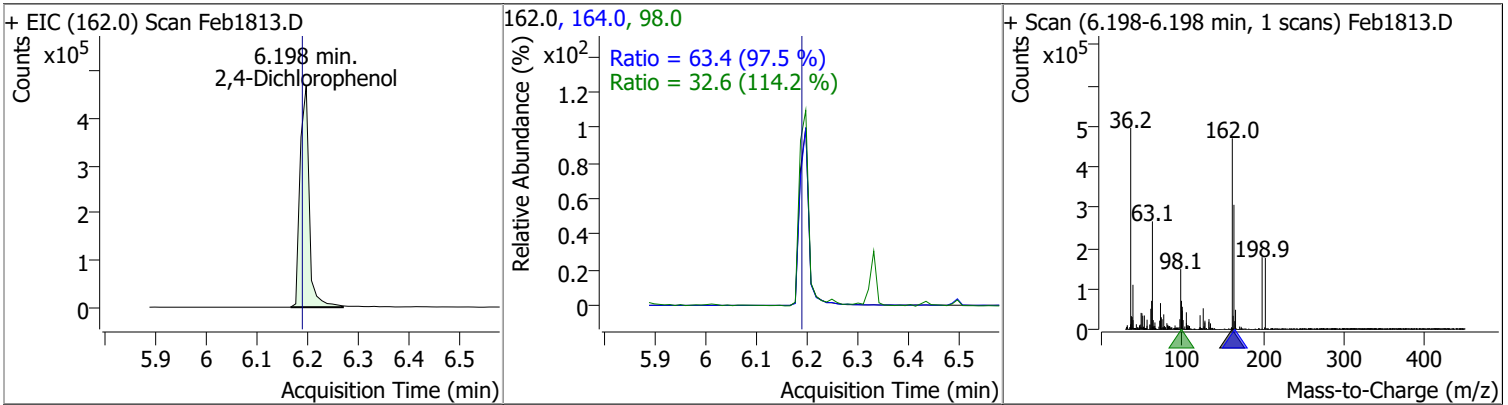
Compound	Conc.	RT	Dev(Min)	Resp.	QIon	QRatio	Lower	Upper
2,4-Dimethylphenol	79.5415	6.01	0.01	635814	107.0	110.1	76.6	142.3
					77.0	32.7	23.8	44.2



Compound	Conc.	RT	Dev(Min)	Resp.	QIon	QRatio	Lower	Upper
bis(-2-Chloroethoxy)Methane	81.4176	6.08	0.00	817087	63.0	71.3	47.7	88.6
					95.0	32.7	22.3	41.5

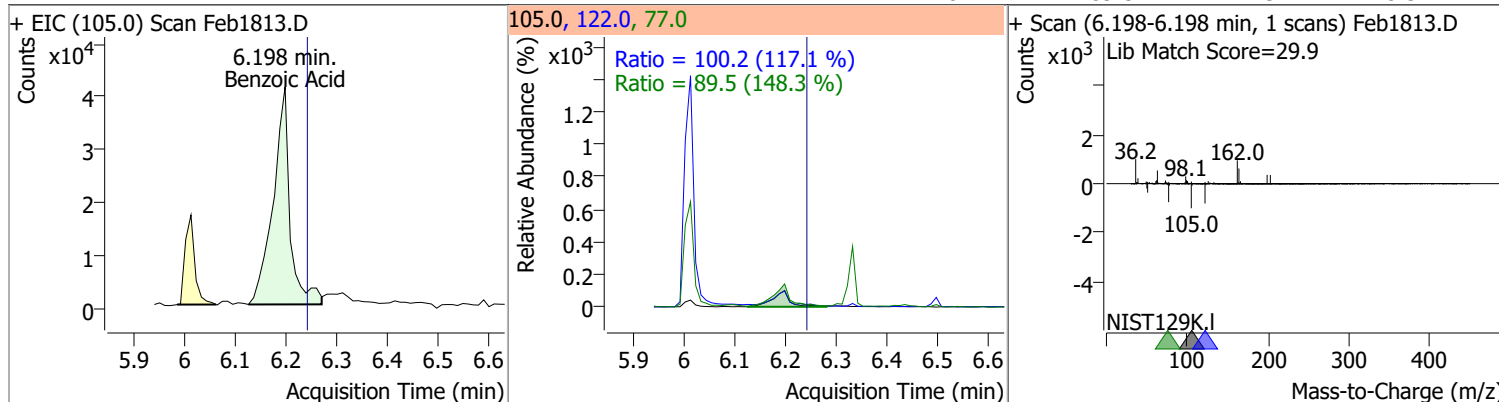


Compound	Conc.	RT	Dev(Min)	Resp.	QIon	QRatio	Lower	Upper
2,4-Dichlorophenol	76.7890	6.20	0.01	587103	164.0	63.4	45.5	84.5
					98.0	32.6	20.0	37.1

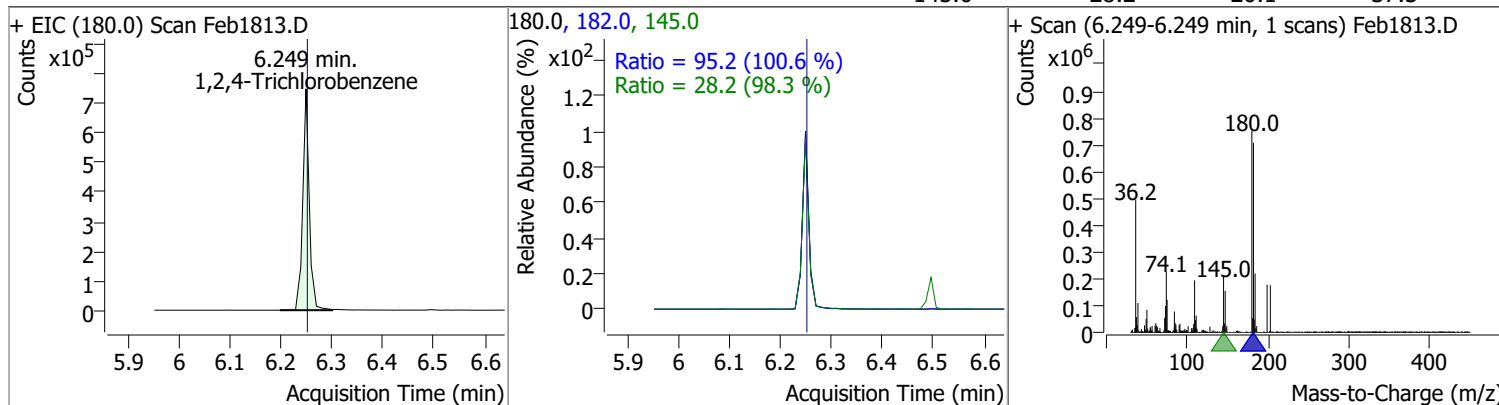


Quantitation Results Report (QT Reviewed)

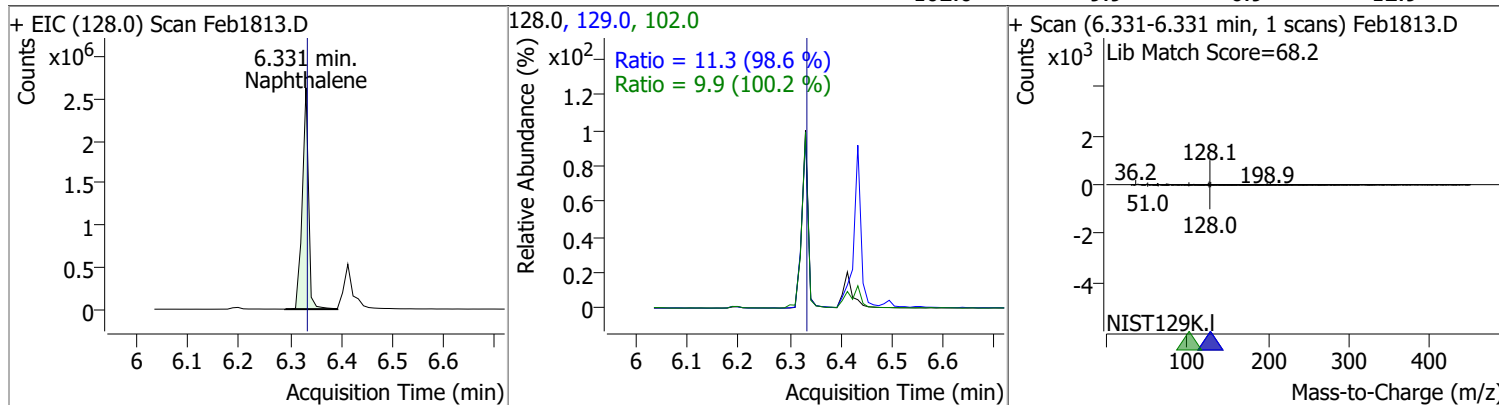
Compound	Conc.	RT	Dev(Min)	Resp.	QIon	QRatio	Lower	Upper
Benzoic Acid	27.7844	6.20	-0.04	95620	122.0	100.2	59.9	111.2
					77.0	89.5	42.3	78.5



Compound	Conc.	RT	Dev(Min)	Resp.	QIon	QRatio	Lower	Upper
1,2,4-Trichlorobenzene	72.1113	6.25	0.00	663788	182.0	95.2	66.2	122.9
					145.0	28.2	20.1	37.3

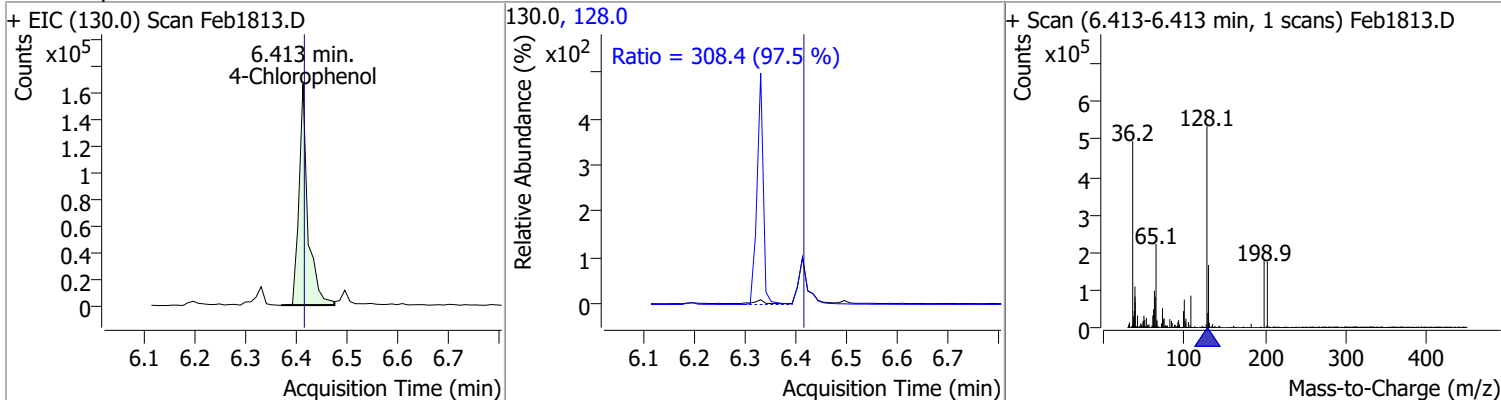


Compound	Conc.	RT	Dev(Min)	Resp.	QIon	QRatio	Lower	Upper
Naphthalene	82.8087	6.33	0.00	2245379	129.0	11.3	8.0	14.9
					102.0	9.9	6.9	12.9

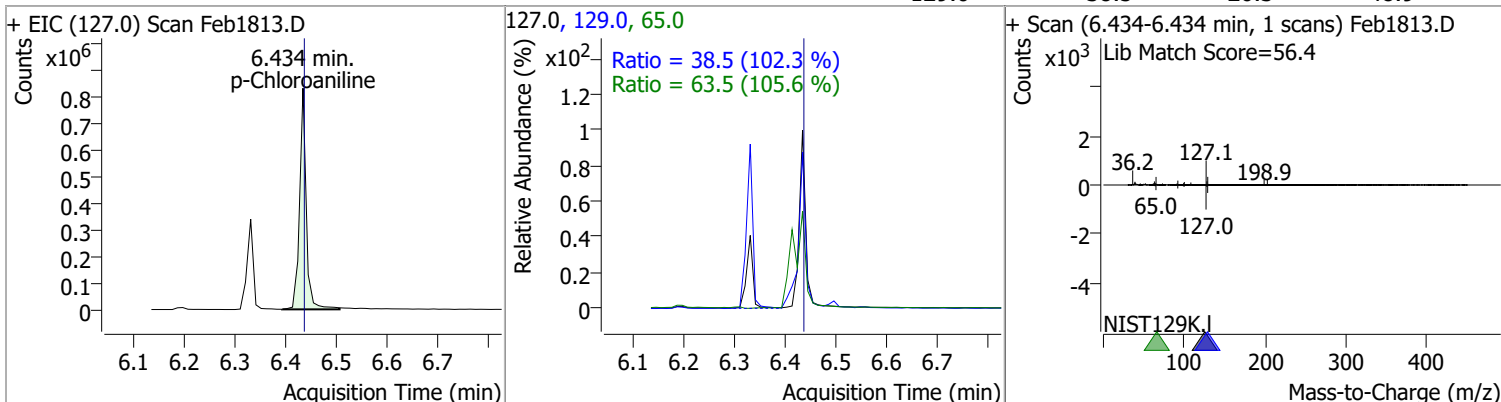


Quantitation Results Report (QT Reviewed)

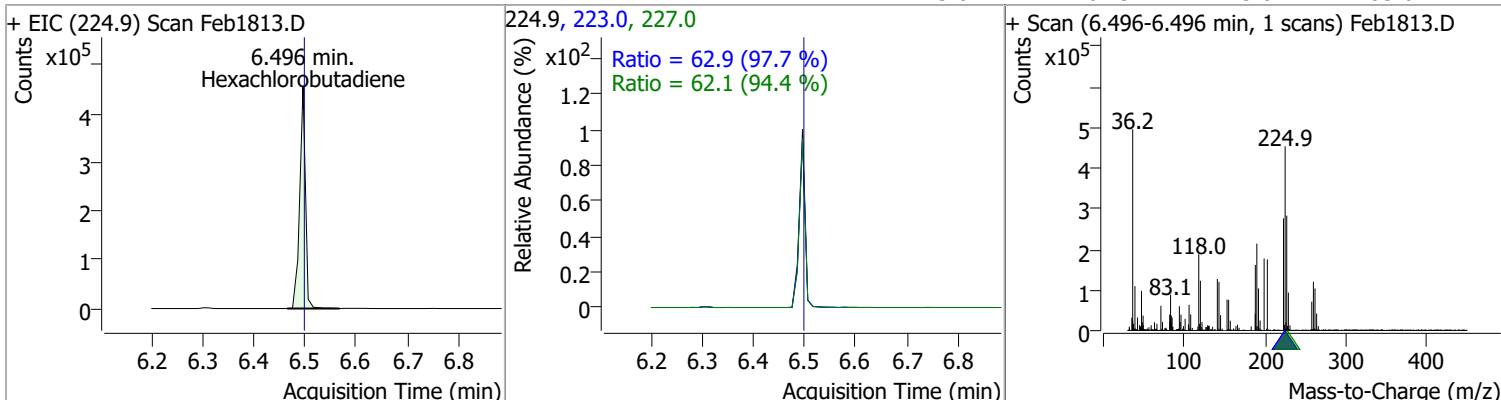
Compound	Conc.	RT	Dev(Min)	Resp.	QIon	QRatio	Lower	Upper
4-Chlorophenol	70.3282	6.41	0.00	201518	128.0	308.4	221.4	411.2



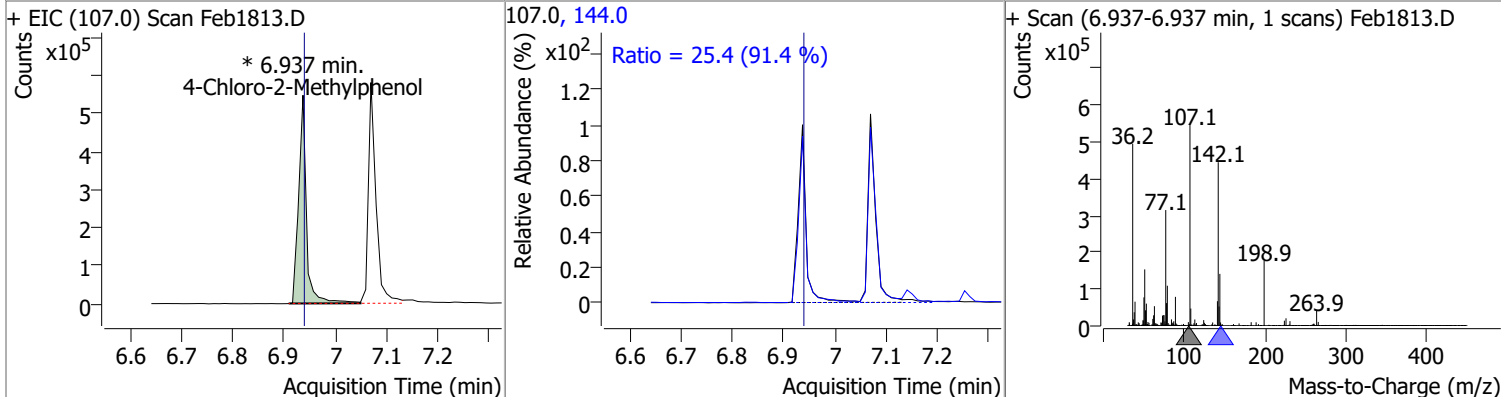
Compound	Conc.	RT	Dev(Min)	Resp.	QIon	QRatio	Lower	Upper
p-Chloroaniline	70.6236	6.43	0.00	755095	65.0	63.5	42.1	78.2
					129.0	38.5	26.3	48.9



Compound	Conc.	RT	Dev(Min)	Resp.	QIon	QRatio	Lower	Upper
Hexachlorobutadiene	74.9108	6.50	0.00	356289	227.0	62.1	46.0	85.4
					223.0	62.9	45.0	83.6

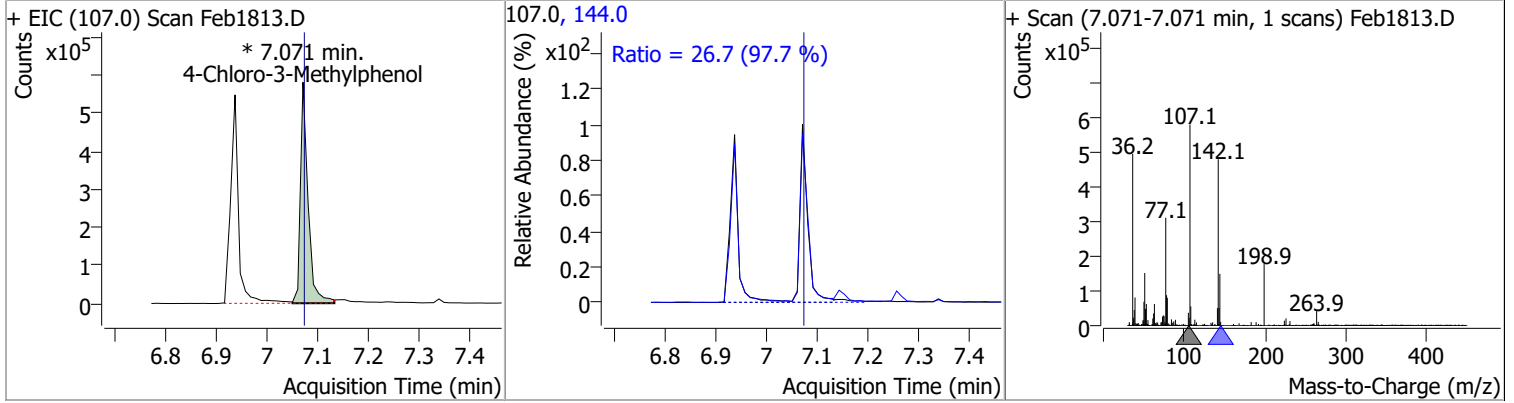


Compound	Conc.	RT	Dev(Min)	Resp.	QIon	QRatio	Lower	Upper
4-Chloro-2-Methylphenol	82.7433	6.94	0.00	585421 (m)	144.0	25.4	19.4	36.1

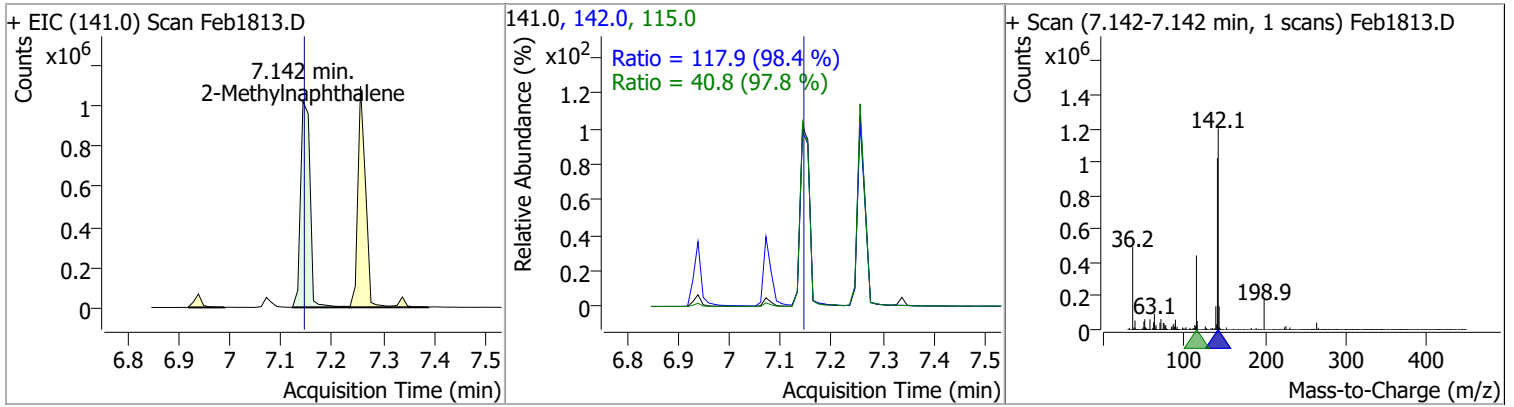


Quantitation Results Report (QT Reviewed)

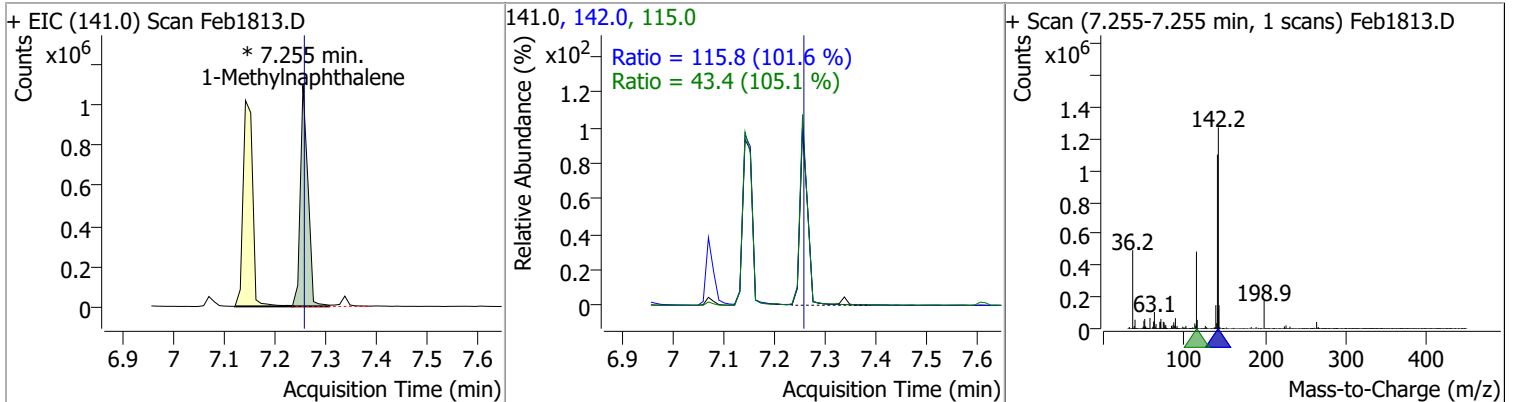
Compound	Conc.	RT	Dev(Min)	Resp.	QIon	QRatio	Lower	Upper
4-Chloro-3-Methylphenol	81.5528	7.07	0.00	603491 (m)	144.0	26.7	19.1	35.5



Compound	Conc.	RT	Dev(Min)	Resp.	QIon	QRatio	Lower	Upper
2-Methylnaphthalene	85.6861	7.14	0.00	1326679	142.0	117.9	83.8	155.7
					115.0	40.8	29.2	54.3

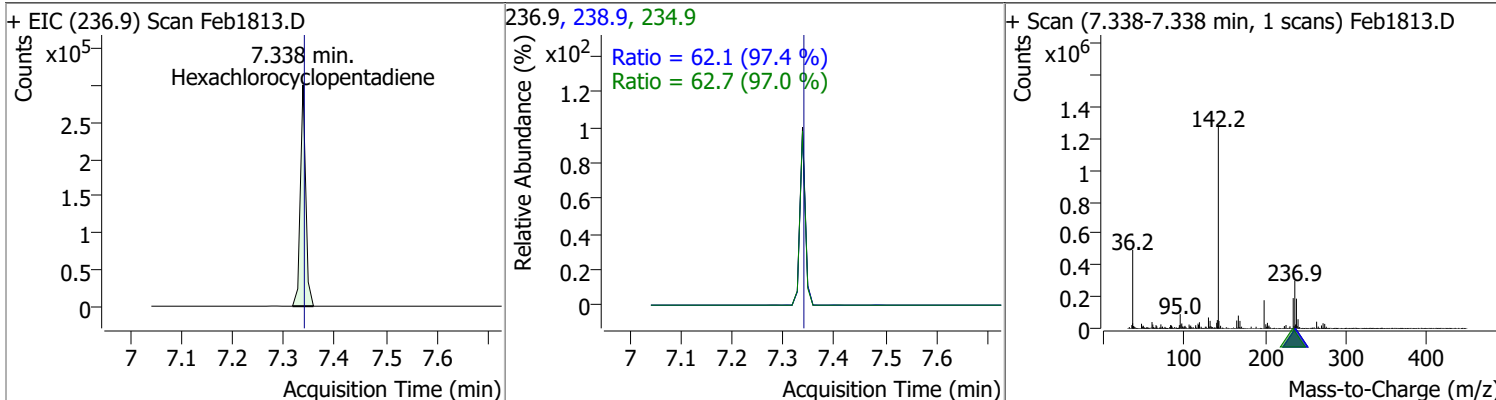


Compound	Conc.	RT	Dev(Min)	Resp.	QIon	QRatio	Lower	Upper
1-Methylnaphthalene	75.3851	7.26	0.00	1135357 (m)	142.0	115.8	79.8	148.2
					115.0	43.4	28.9	53.7

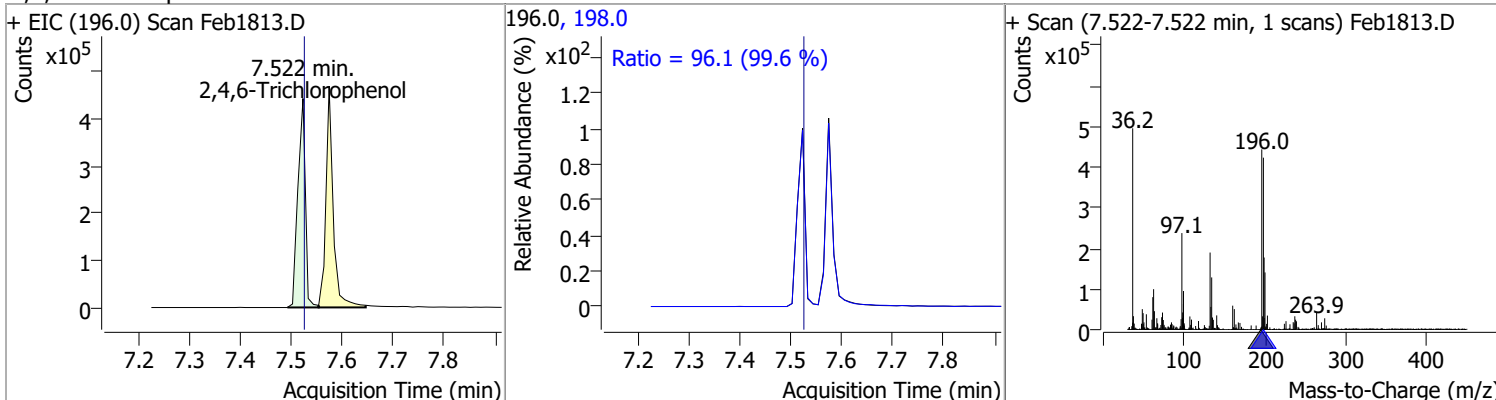


Quantitation Results Report (QT Reviewed)

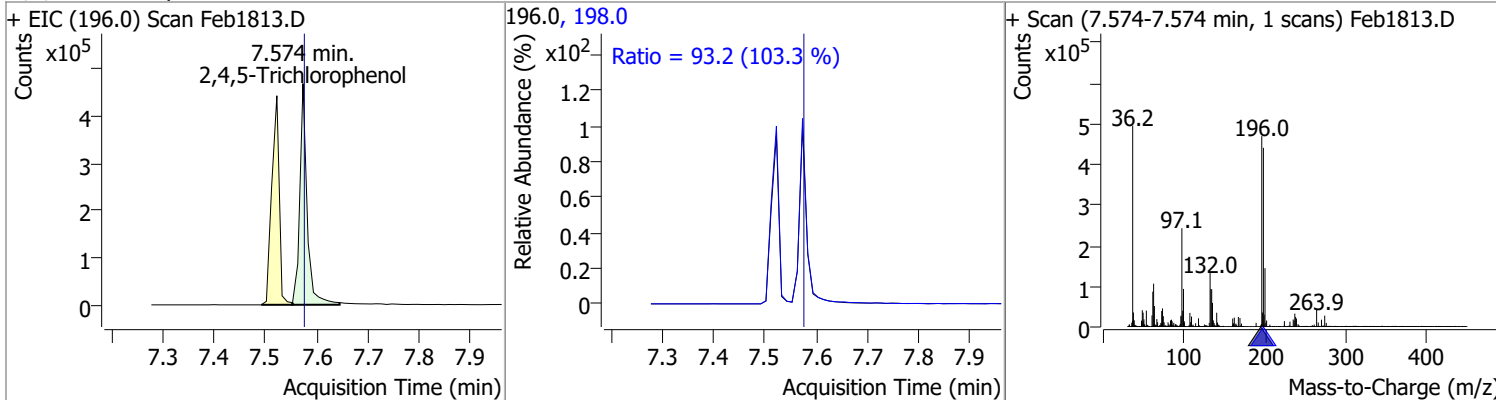
Compound	Conc.	RT	Dev(Min)	Resp.	QIon	QRatio	Lower	Upper
Hexachlorocyclopentadiene	78.7344	7.34	0.00	220873	234.9	62.7	45.2	84.0
					238.9	62.1	44.6	82.9



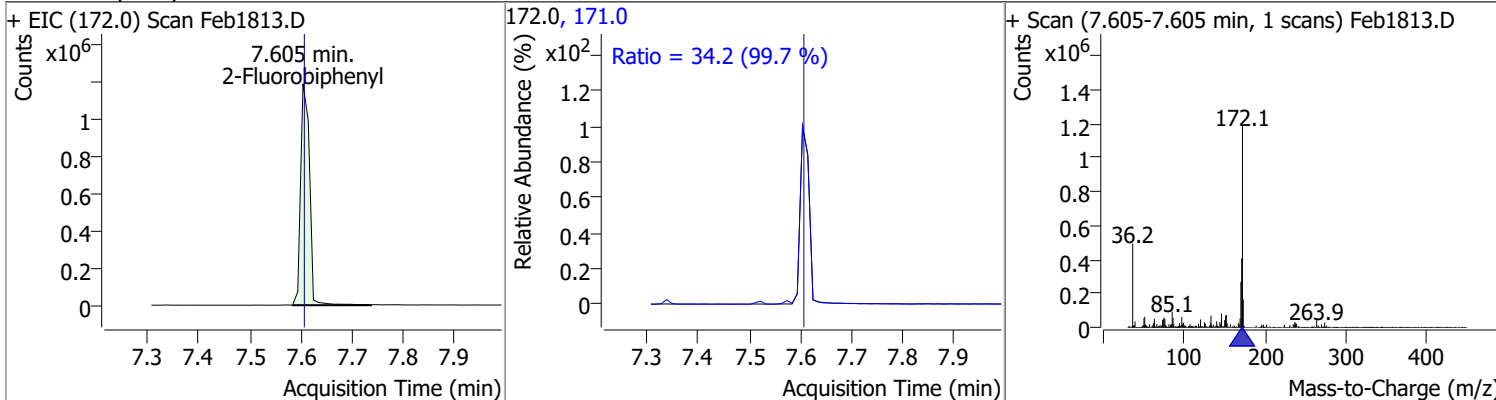
Compound	Conc.	RT	Dev(Min)	Resp.	QIon	QRatio	Lower	Upper
2,4,6-Trichlorophenol	90.7519	7.52	0.00	447151	198.0	96.1	67.6	125.5
					196.0	96.1	67.6	125.5



Compound	Conc.	RT	Dev(Min)	Resp.	QIon	QRatio	Lower	Upper
2,4,5-Trichlorophenol	85.0706	7.57	0.00	467011	198.0	93.2	63.2	117.3
					196.0	93.2	63.2	117.3

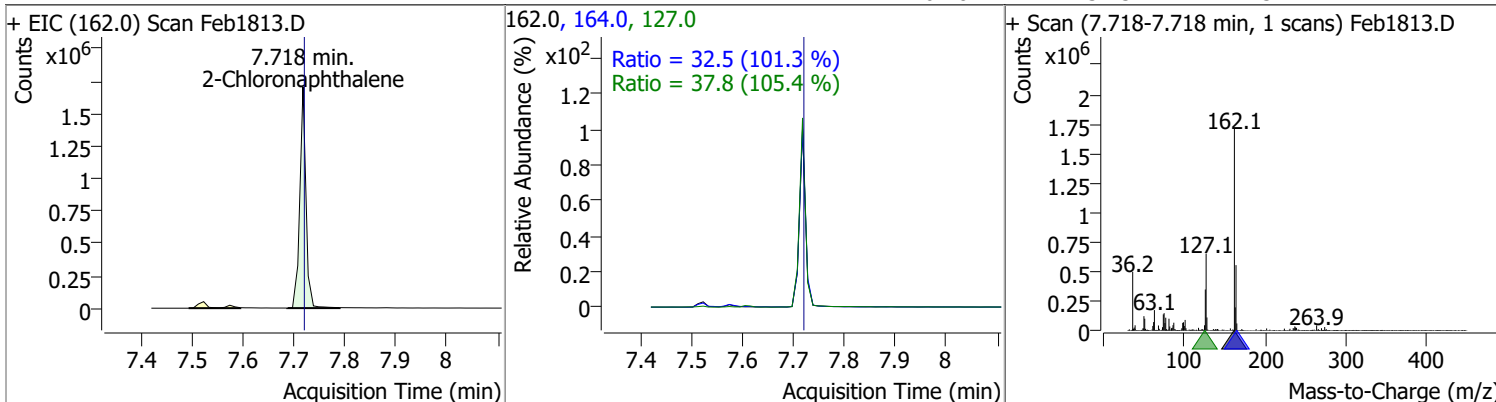


Compound	Conc.	RT	Dev(Min)	Resp.	QIon	QRatio	Lower	Upper
2-Fluorobiphenyl	72.7922	7.60	0.00	1446095	171.0	34.2	24.0	44.5
					172.0	34.2	24.0	44.5

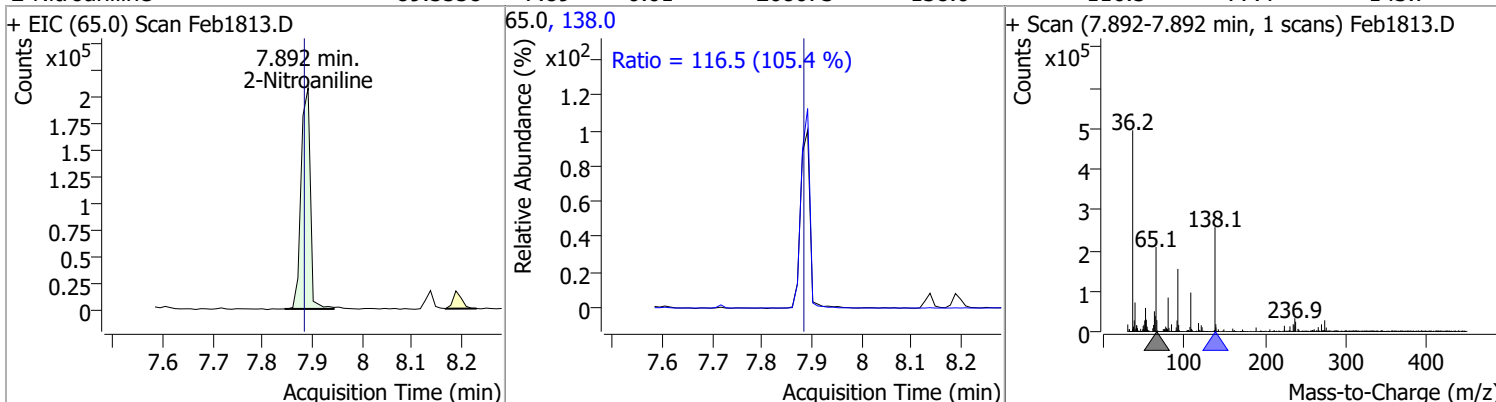


Quantitation Results Report (QT Reviewed)

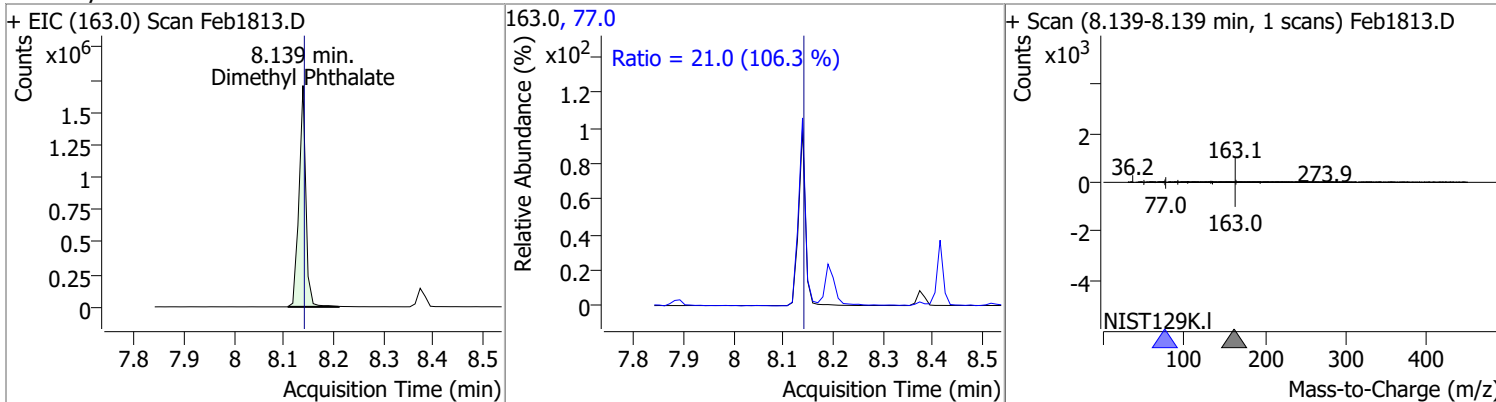
Compound	Conc.	RT	Dev(Min)	Resp.	QIon	QRatio	Lower	Upper
2-Chloronaphthalene	86.1967	7.72	0.00	1438268	127.0	37.8	25.1	46.7
					164.0	32.5	22.5	41.7



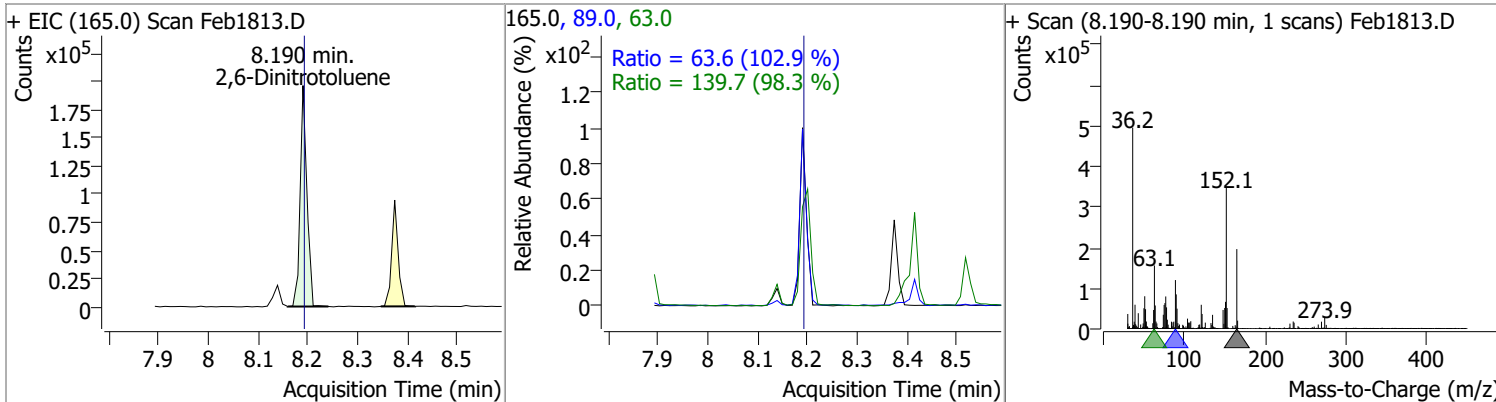
Compound	Conc.	RT	Dev(Min)	Resp.	QIon	QRatio	Lower	Upper
2-Nitroaniline	89.5558	7.89	0.01	268073	138.0	116.5	77.4	143.7



Compound	Conc.	RT	Dev(Min)	Resp.	QIon	QRatio	Lower	Upper
Dimethyl Phthalate	95.9027	8.14	0.00	1634258	77.0	21.0	13.8	25.7

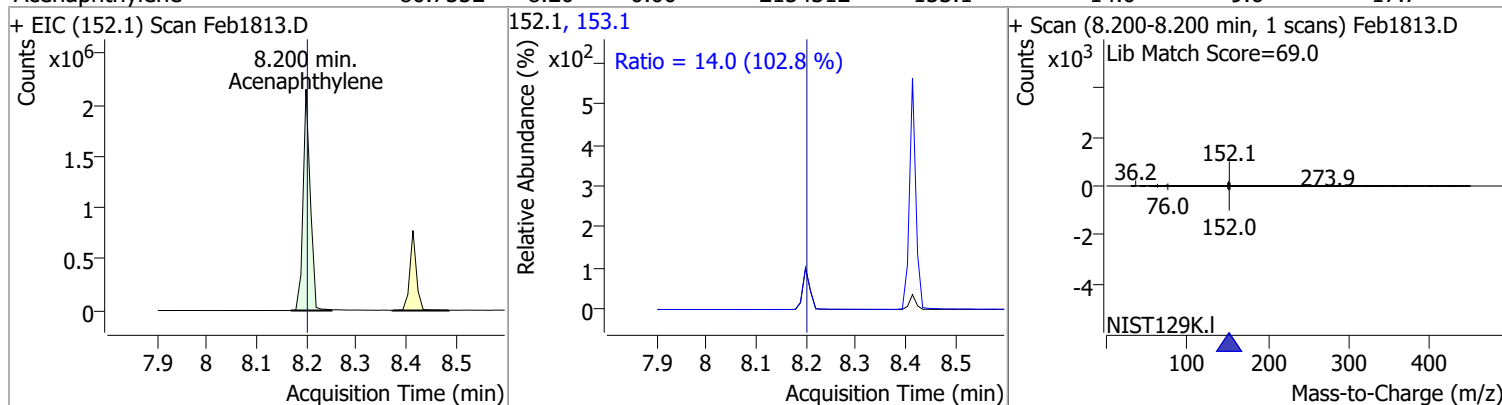


Compound	Conc.	RT	Dev(Min)	Resp.	QIon	QRatio	Lower	Upper
2,6-Dinitrotoluene	80.0211	8.19	0.00	184533	63.0	139.7	99.5	184.8
					89.0	63.6	43.3	80.3

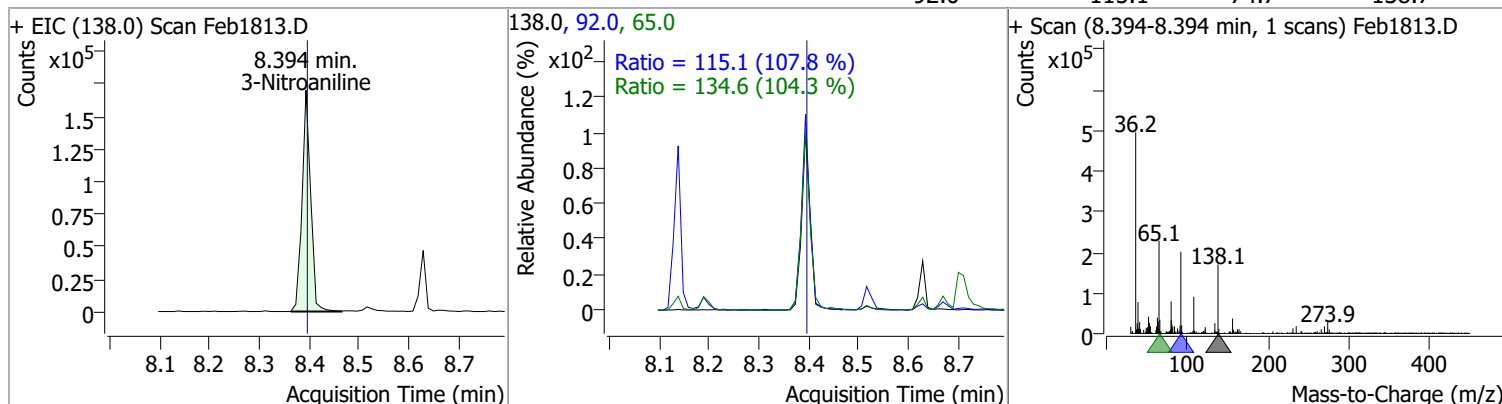


Quantitation Results Report (QT Reviewed)

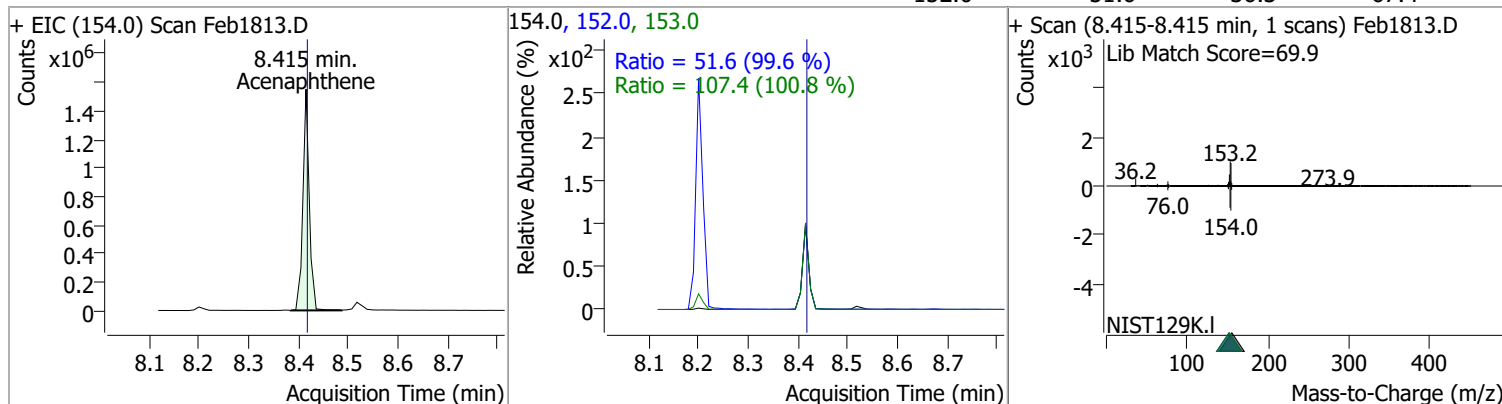
Compound	Conc.	RT	Dev(Min)	Resp.	QIon	QRatio	Lower	Upper
Acenaphthylene	80.7552	8.20	0.00	2154312	153.1	14.0	9.6	17.7



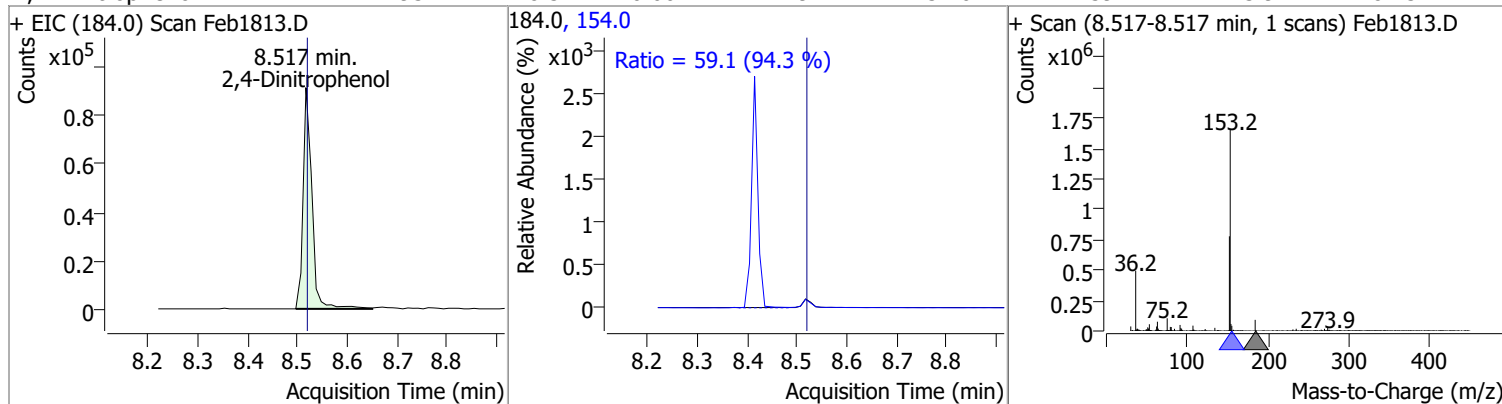
Compound	Conc.	RT	Dev(Min)	Resp.	QIon	QRatio	Lower	Upper
3-Nitroaniline	78.2222	8.39	0.00	204584	65.0	134.6	90.4	167.8
					92.0	115.1	74.7	138.7



Compound	Conc.	RT	Dev(Min)	Resp.	QIon	QRatio	Lower	Upper
Acenaphthene	90.7354	8.41	0.00	1377071	153.0	107.4	74.5	138.4
					152.0	51.6	36.3	67.4

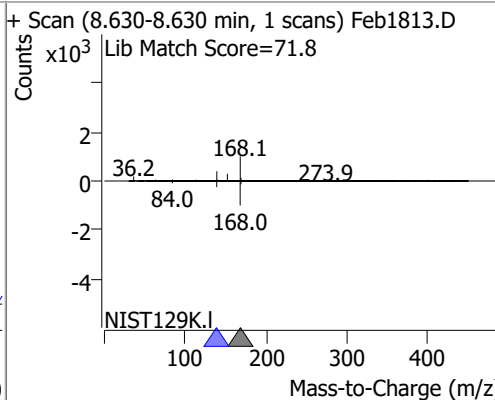
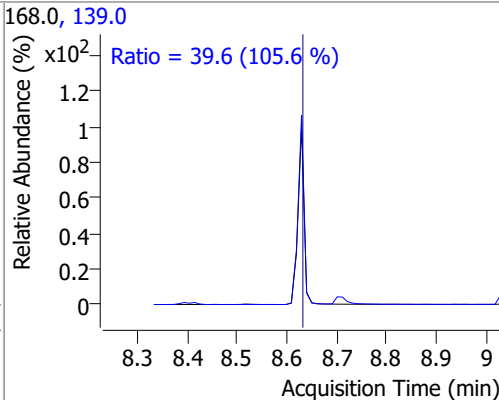
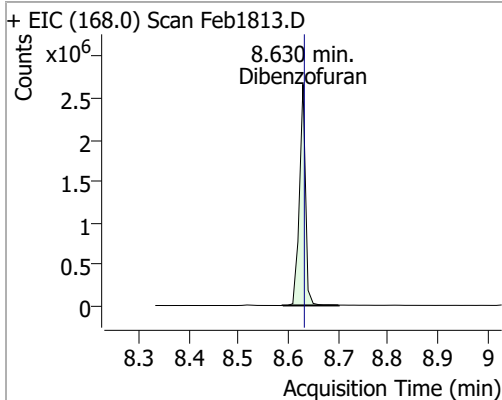


Compound	Conc.	RT	Dev(Min)	Resp.	QIon	QRatio	Lower	Upper
2,4-Dinitrophenol	93.1272	8.52	0.00	112924	154.0	59.1	43.9	81.5

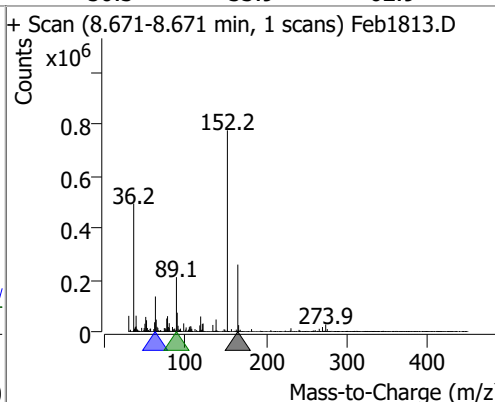
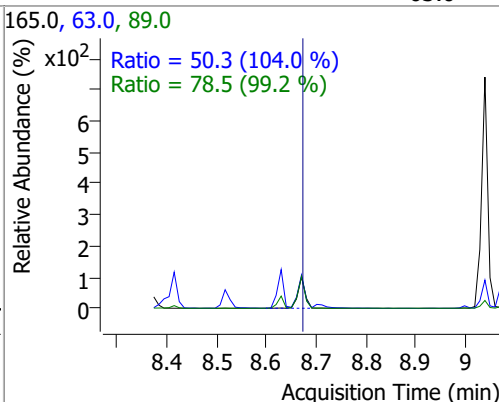
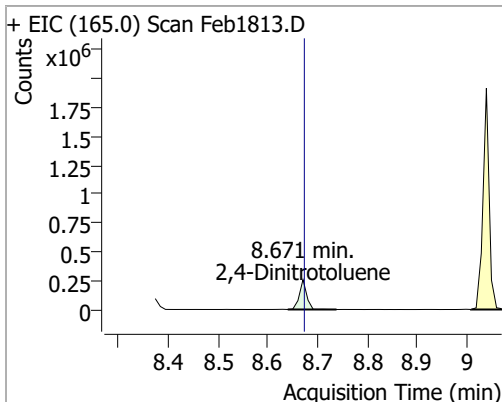


Quantitation Results Report (QT Reviewed)

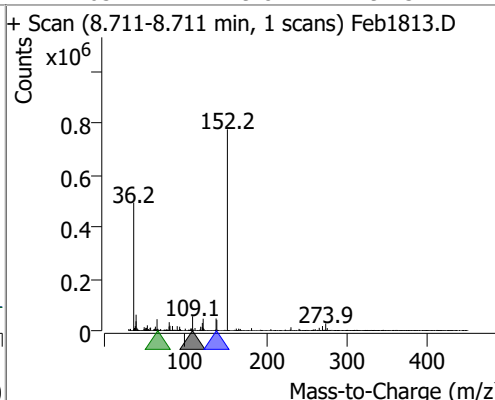
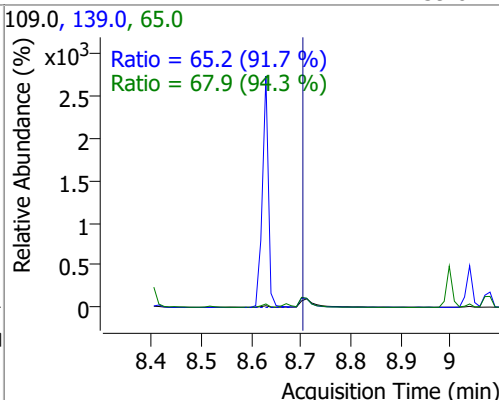
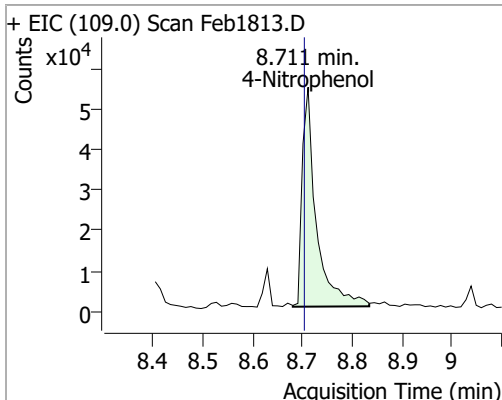
Compound	Conc.	RT	Dev(Min)	Resp.	QIon	QRatio	Lower	Upper
Dibenzofuran	91.7375	8.63	0.00	2268050	139.0	39.6	26.3	48.8



Compound	Conc.	RT	Dev(Min)	Resp.	QIon	QRatio	Lower	Upper
2,4-Dinitrotoluene	88.8357	8.67	0.00	260018	89.0	78.5	55.4	102.9
					63.0	50.3	33.9	62.9

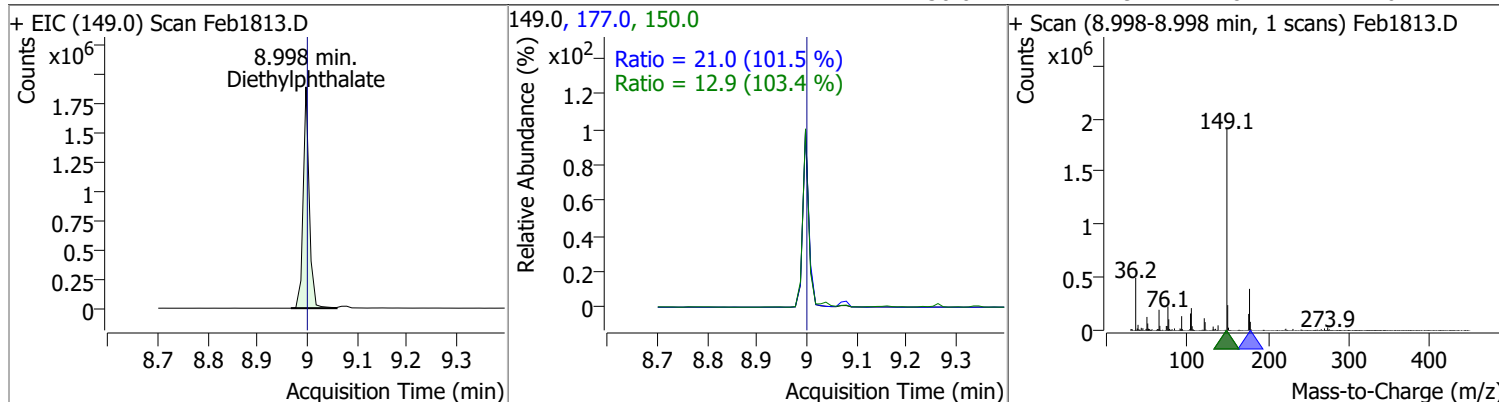


Compound	Conc.	RT	Dev(Min)	Resp.	QIon	QRatio	Lower	Upper
4-Nitrophenol	40.6616	8.71	0.01	107931	65.0	67.9	50.4	93.6
					139.0	65.2	49.8	92.5

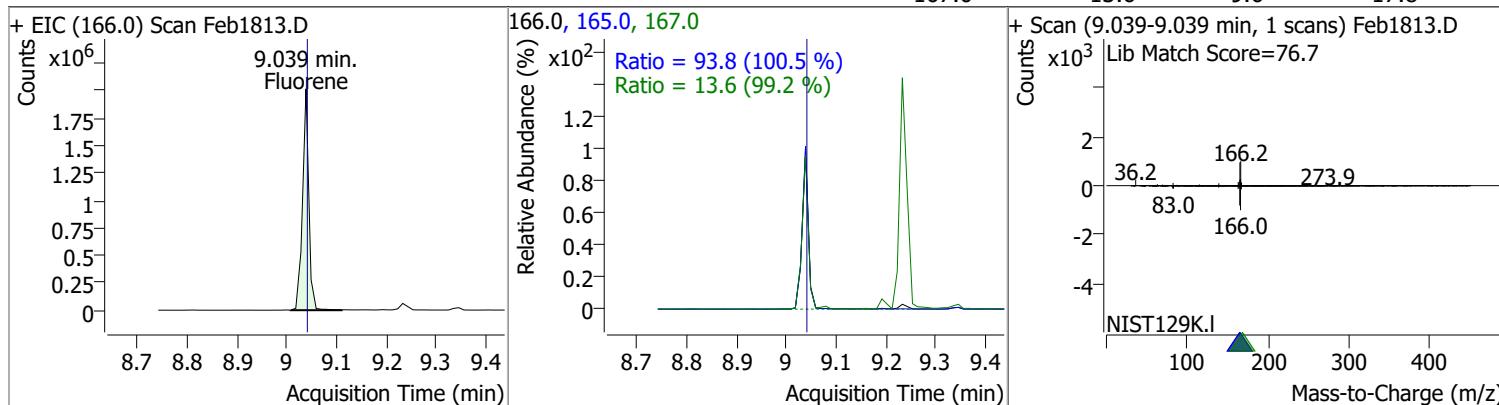


Quantitation Results Report (QT Reviewed)

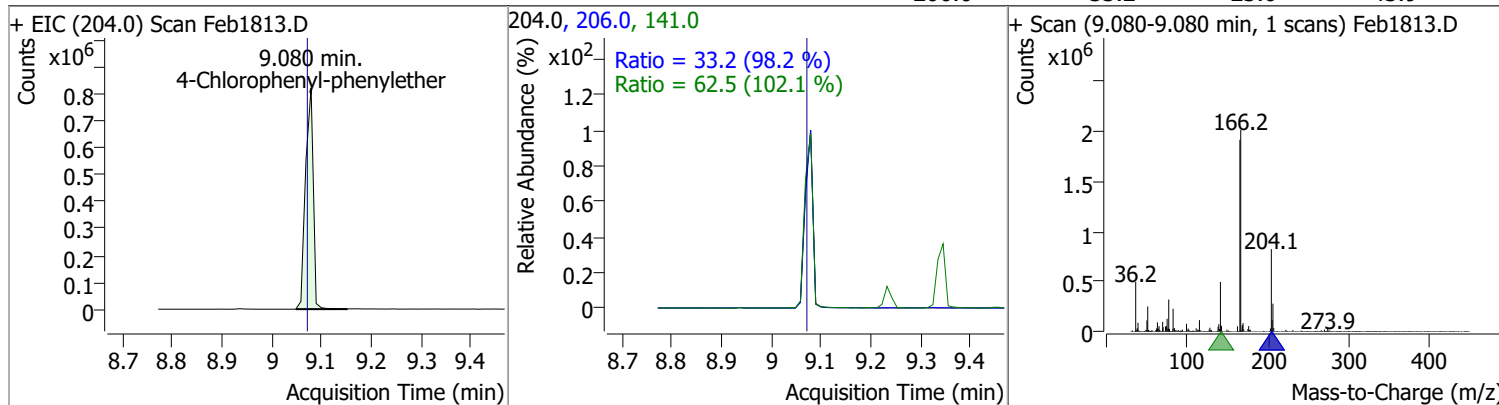
Compound	Conc.	RT	Dev(Min)	Resp.	QIon	QRatio	Lower	Upper
Diethylphthalate	90.7313	9.00	0.00	1599342	177.0	21.0	14.5	27.0
					150.0	12.9	8.7	16.2



Compound	Conc.	RT	Dev(Min)	Resp.	QIon	QRatio	Lower	Upper
Fluorene	88.5141	9.04	0.00	1770427	165.0	93.8	65.4	121.4
					167.0	13.6	9.6	17.8

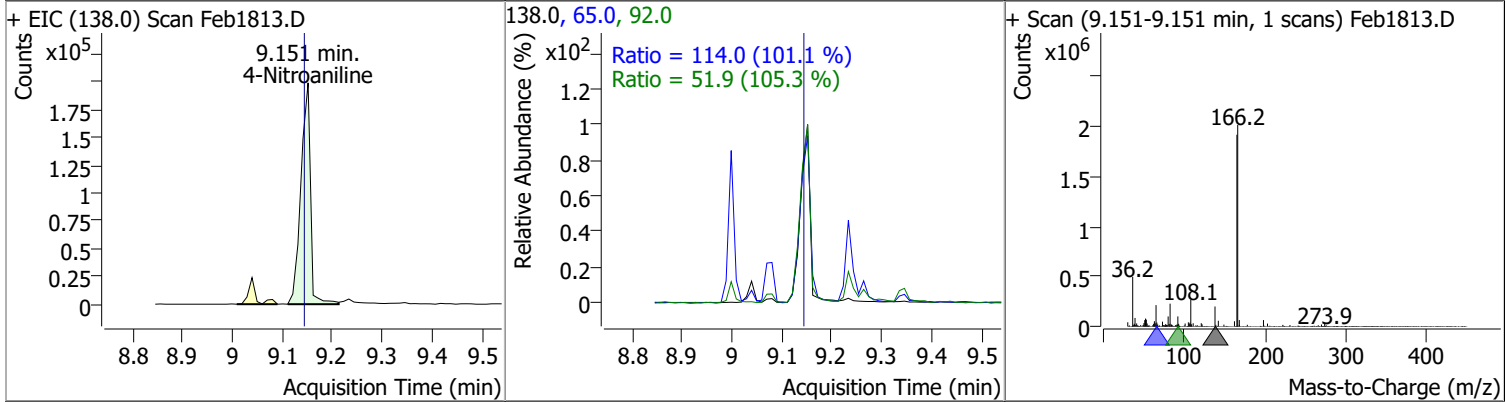


Compound	Conc.	RT	Dev(Min)	Resp.	QIon	QRatio	Lower	Upper
4-Chlorophenyl-phenylether	96.1031	9.08	0.01	876155	141.0	62.5	42.8	79.6
					206.0	33.2	23.6	43.9

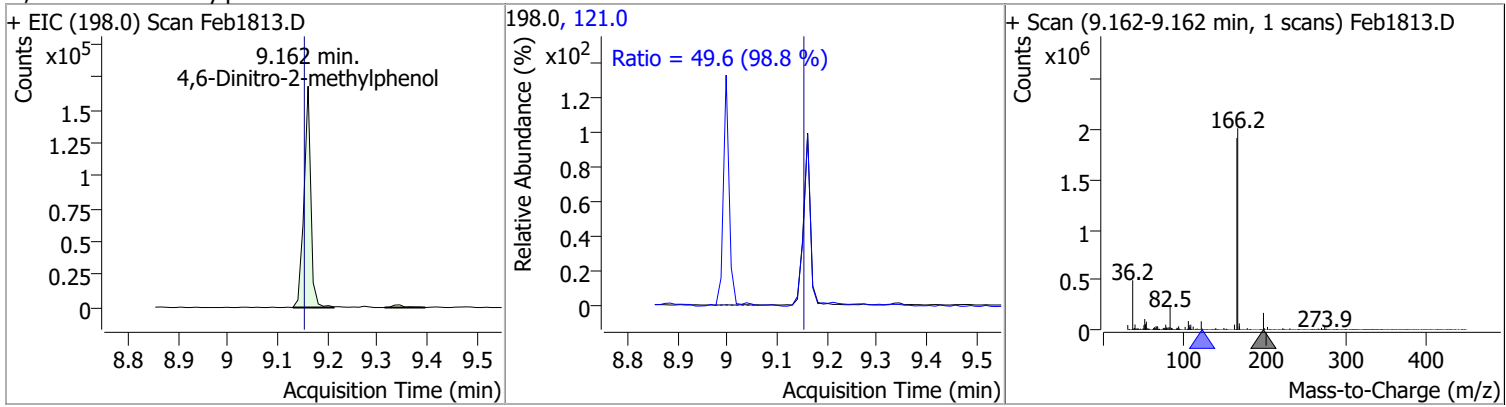


Quantitation Results Report (QT Reviewed)

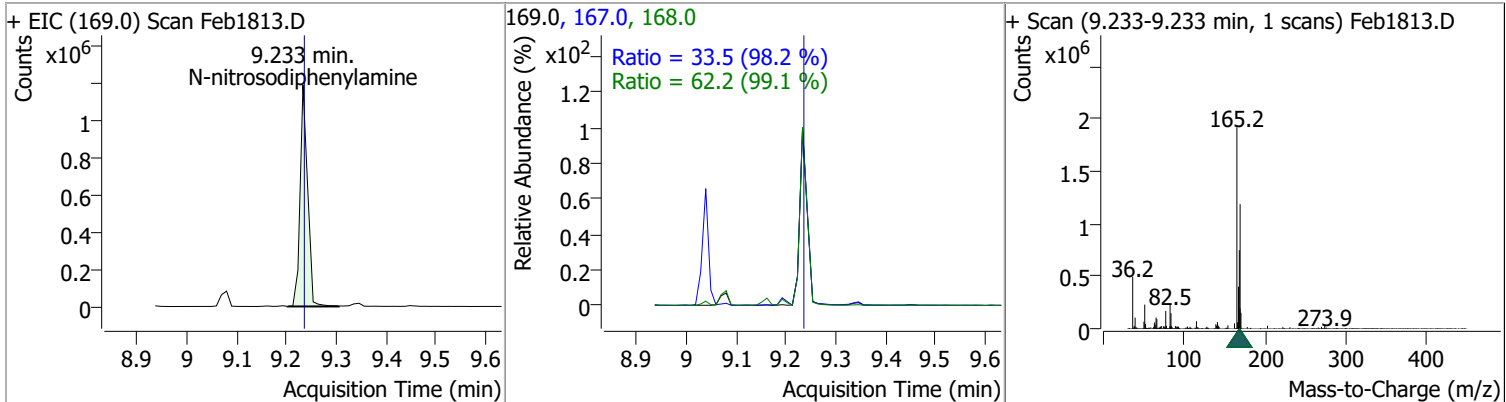
Compound	Conc.	RT	Dev(Min)	Resp.	QIon	QRatio	Lower	Upper
4-Nitroaniline	86.9077	9.15	0.01	265892	65.0	114.0	78.9	146.6
					92.0	51.9	34.5	64.1



Compound	Conc.	RT	Dev(Min)	Resp.	QIon	QRatio	Lower	Upper
4,6-Dinitro-2-methylphenol	85.4547	9.16	0.01	160008	121.0	49.6	35.1	65.3

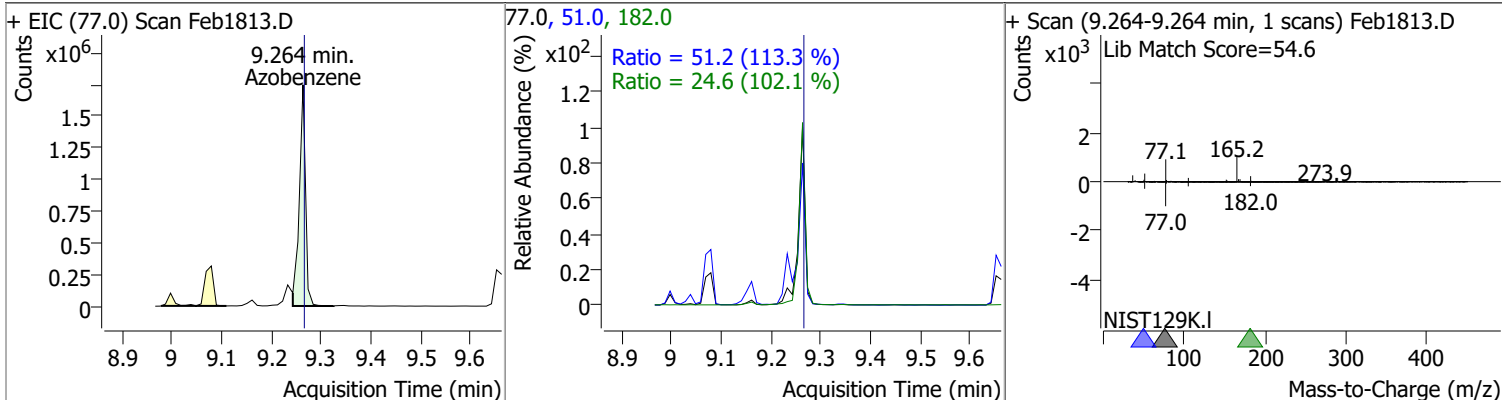


Compound	Conc.	RT	Dev(Min)	Resp.	QIon	QRatio	Lower	Upper
N-nitrosodiphenylamine	87.0305	9.23	0.00	1244447	168.0	62.2	44.0	81.7
					167.0	33.5	23.9	44.3

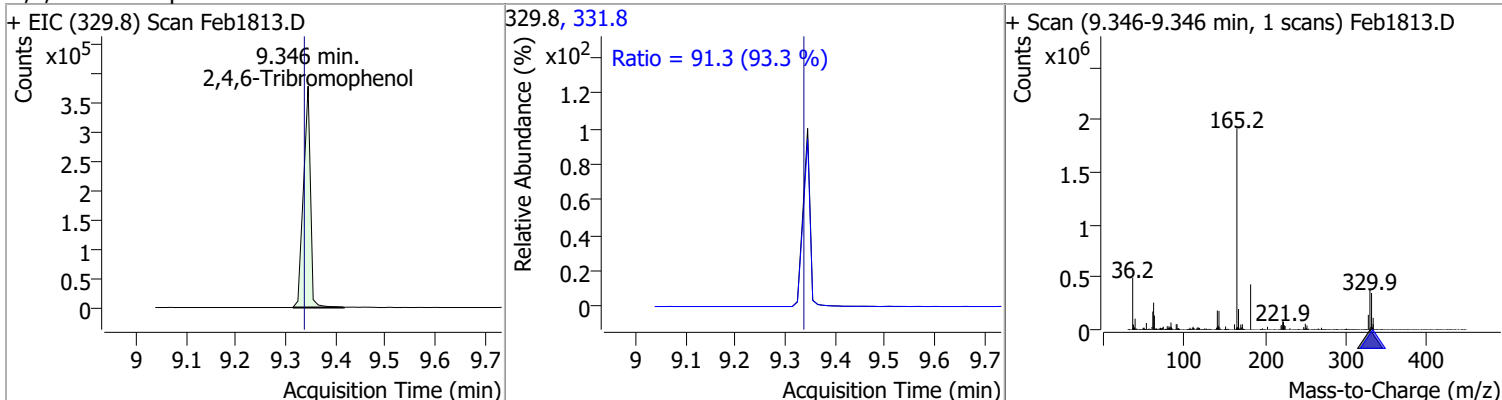


Quantitation Results Report (QT Reviewed)

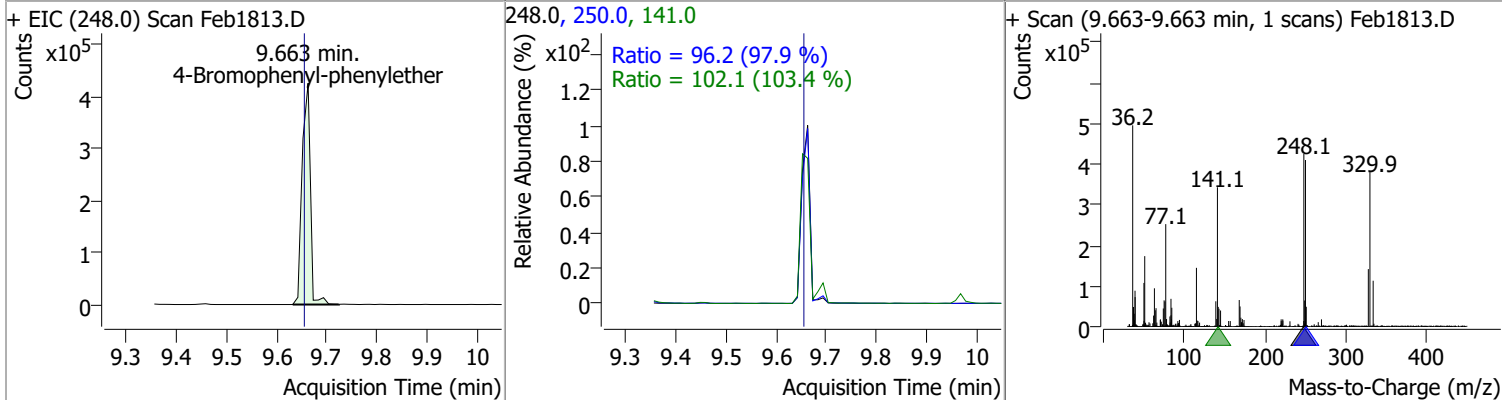
Compound	Conc.	RT	Dev(Min)	Resp.	QIon	QRatio	Lower	Upper
Azobenzene	79.9499	9.26	0.00	1510014	51.0	51.2	31.6	58.7
					182.0	24.6	16.9	31.4



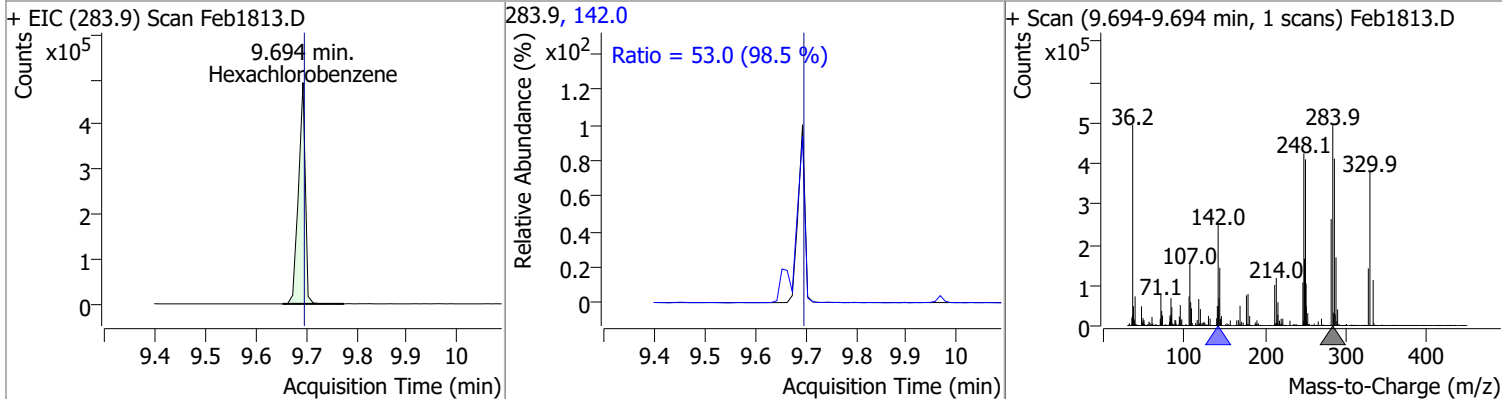
Compound	Conc.	RT	Dev(Min)	Resp.	QIon	QRatio	Lower	Upper
2,4,6-Tribromophenol	173.9696	9.35	0.01	371807	331.8	91.3	68.5	127.2



Compound	Conc.	RT	Dev(Min)	Resp.	QIon	QRatio	Lower	Upper
4-Bromophenyl-phenylether	88.6852	9.66	0.01	484616	141.0	102.1	69.1	128.4
					250.0	96.2	68.8	127.7

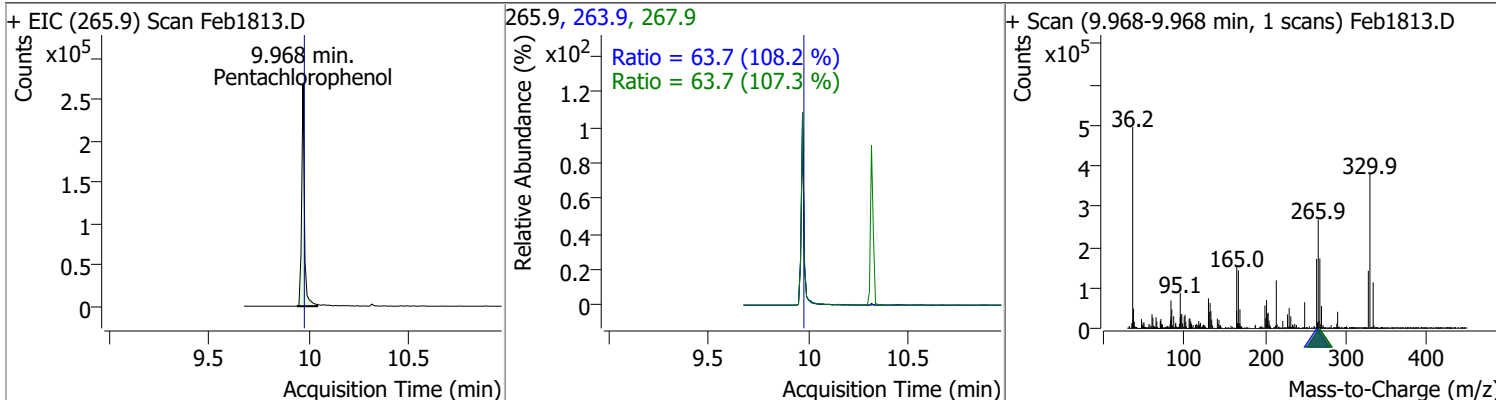


Compound	Conc.	RT	Dev(Min)	Resp.	QIon	QRatio	Lower	Upper
Hexachlorobenzene	84.9942	9.69	0.00	466964	142.0	53.0	37.7	70.0

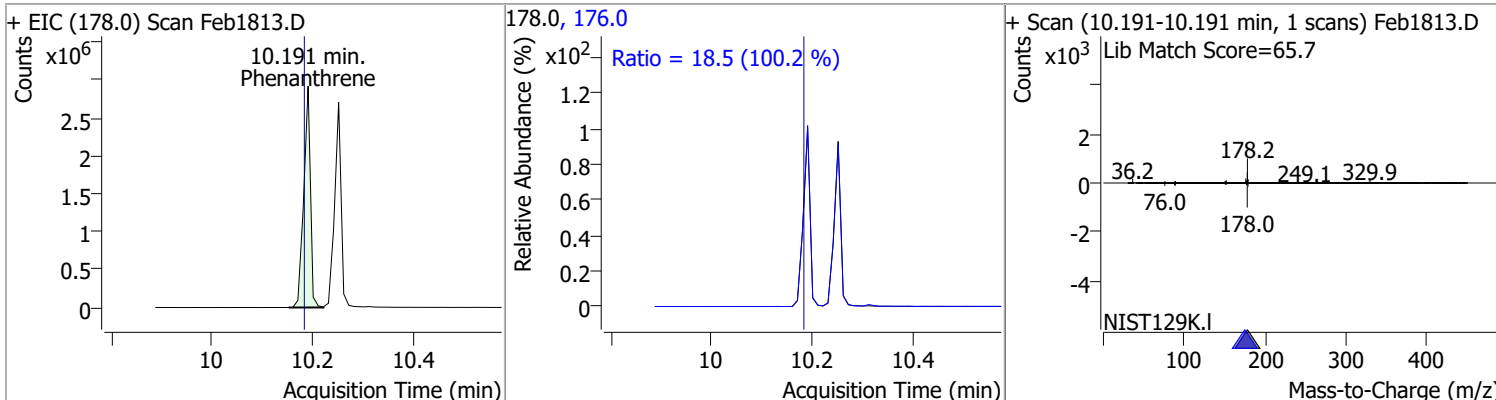


Quantitation Results Report (QT Reviewed)

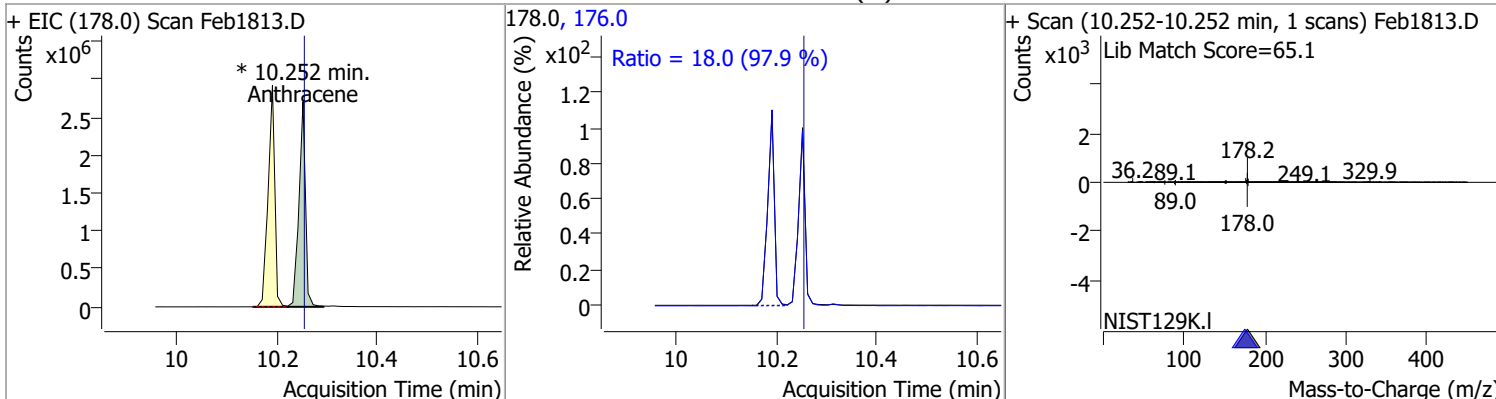
Compound	Conc.	RT	Dev(Min)	Resp.	QIon	QRatio	Lower	Upper
Pentachlorophenol	95.8269	9.97	0.00	254951	267.9	63.7	41.5	77.2
					263.9	63.7	41.2	76.6



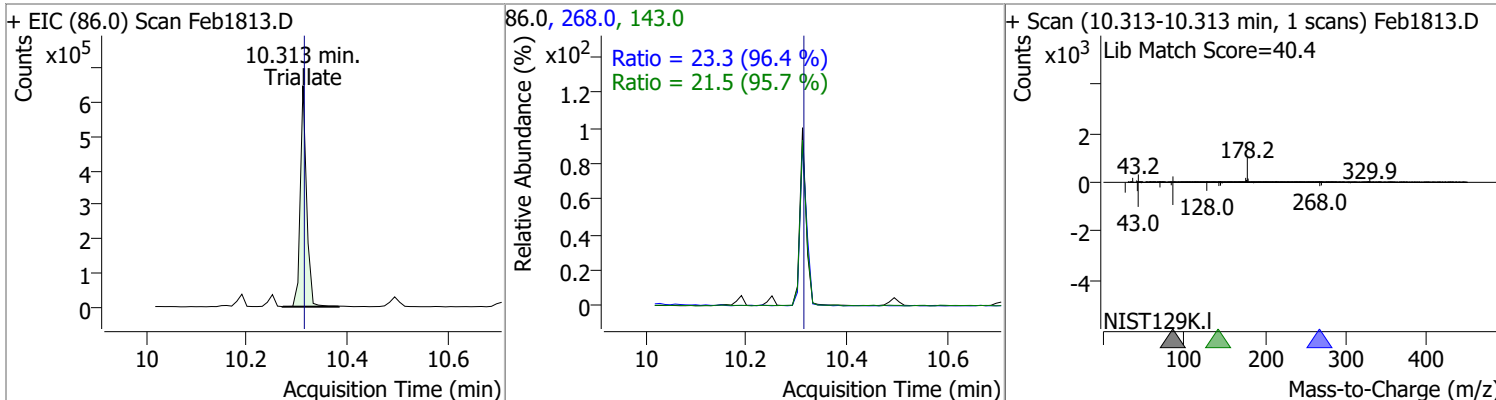
Compound	Conc.	RT	Dev(Min)	Resp.	QIon	QRatio	Lower	Upper
Phenanthrene	91.5742	10.19	0.01	2693403	176.0	18.5	13.0	24.1



Compound	Conc.	RT	Dev(Min)	Resp.	QIon	QRatio	Lower	Upper
Anthracene	87.0390	10.25	0.00	2437792 (m)	176.0	18.0	12.9	23.9

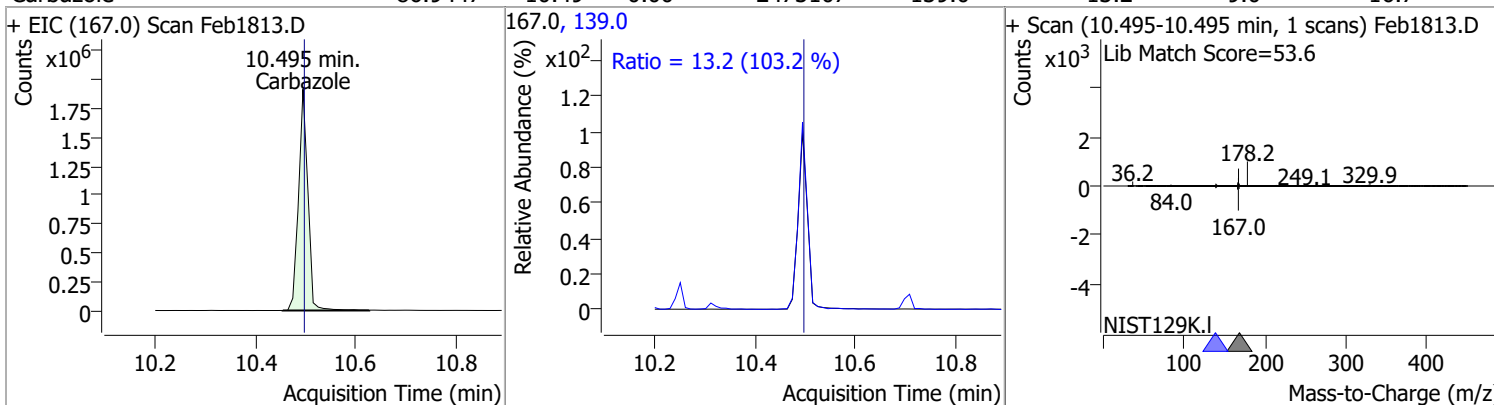


Compound	Conc.	RT	Dev(Min)	Resp.	QIon	QRatio	Lower	Upper
Triallate	84.1294	10.31	0.00	565732	268.0	23.3	16.9	31.4
					143.0	21.5	15.8	29.3

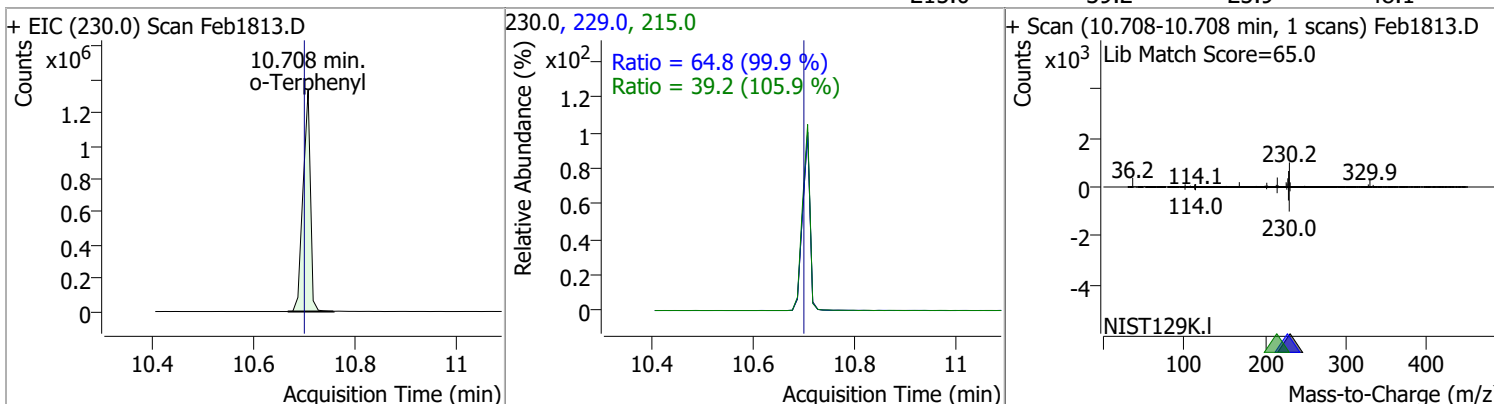


Quantitation Results Report (QT Reviewed)

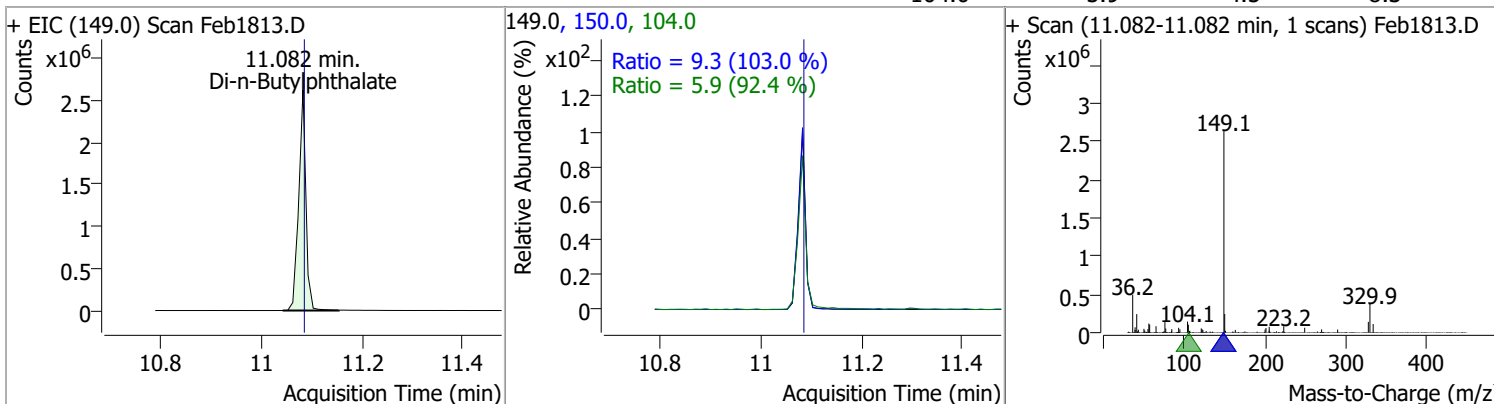
Compound	Conc.	RT	Dev(Min)	Resp.	QIon	QRatio	Lower	Upper
Carbazole	86.9447	10.49	0.00	2473107	139.0	13.2	9.0	16.7



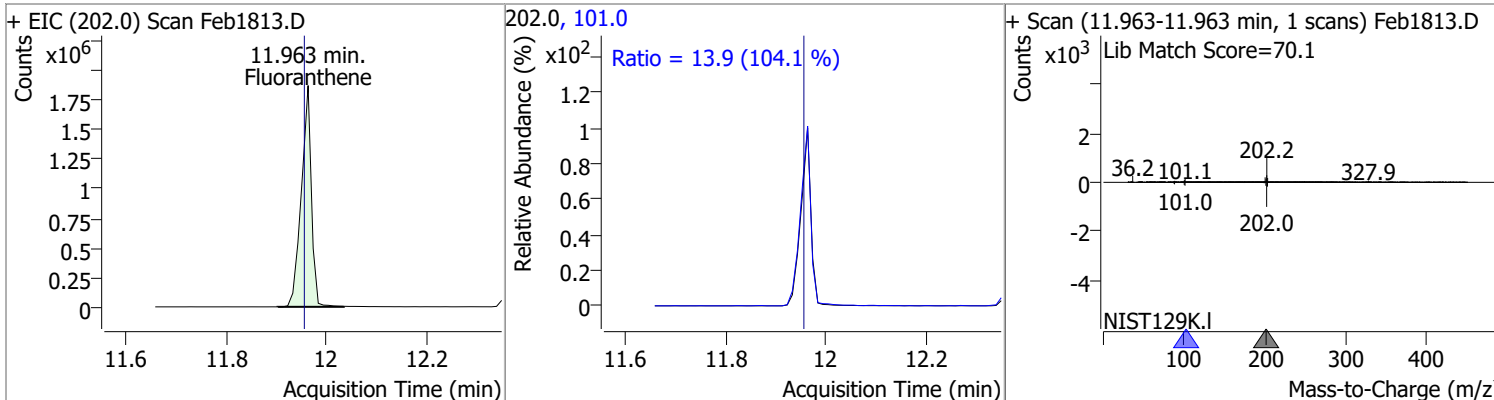
Compound	Conc.	RT	Dev(Min)	Resp.	QIon	QRatio	Lower	Upper
o-Terphenyl	86.7773	10.71	0.01	1364509	229.0 215.0	64.8 39.2	45.4 25.9	84.3 48.1



Compound	Conc.	RT	Dev(Min)	Resp.	QIon	QRatio	Lower	Upper
Di-n-Butylphthalate	94.5230	11.08	0.00	2614560	150.0 104.0	9.3 5.9	6.3 4.5	11.8 8.3

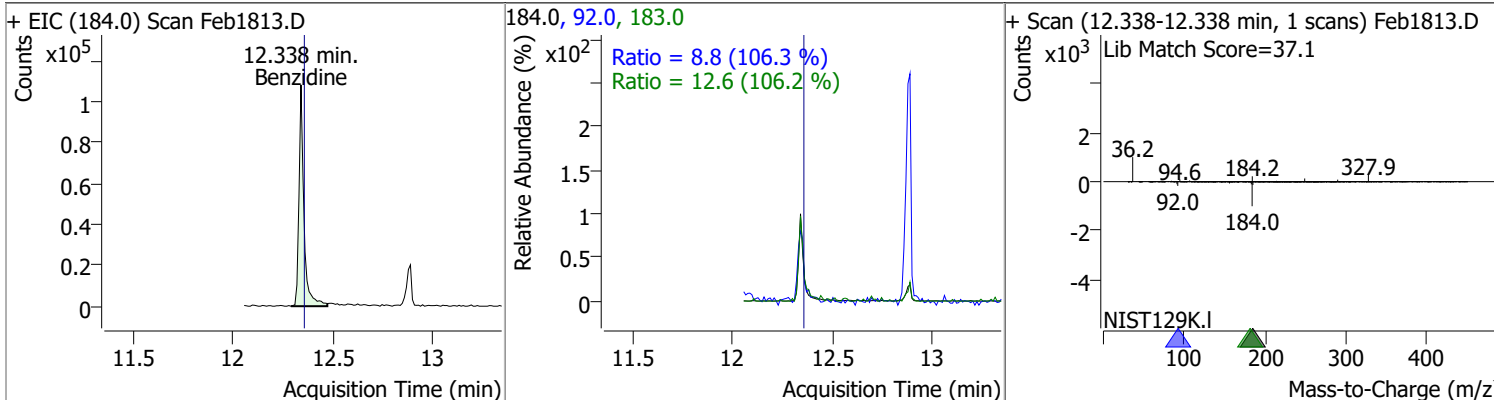


Compound	Conc.	RT	Dev(Min)	Resp.	QIon	QRatio	Lower	Upper
Fluoranthene	87.7646	11.96	0.01	2611915	101.0	13.9	9.4	17.4

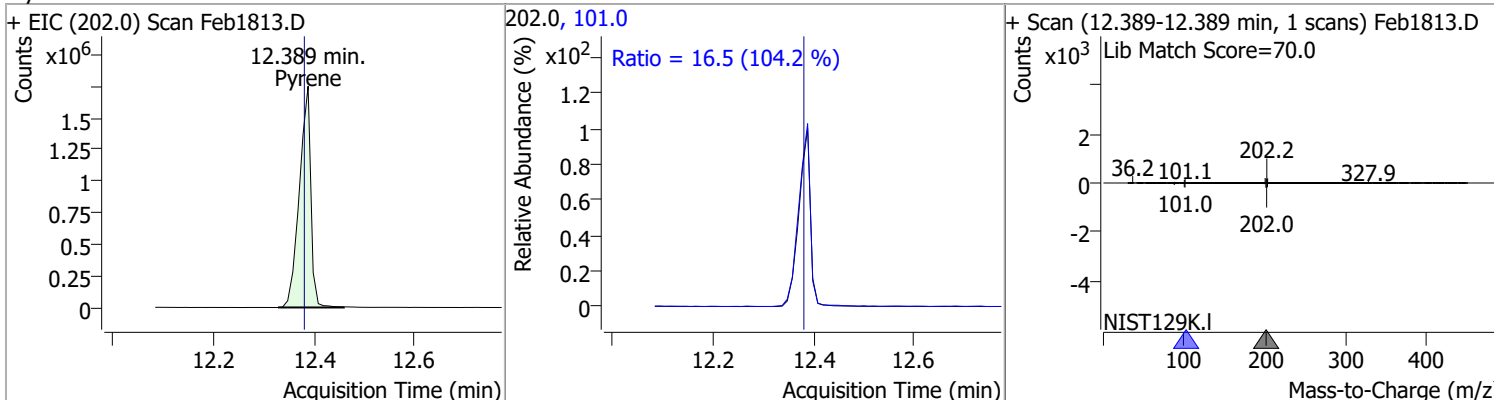


Quantitation Results Report (QT Reviewed)

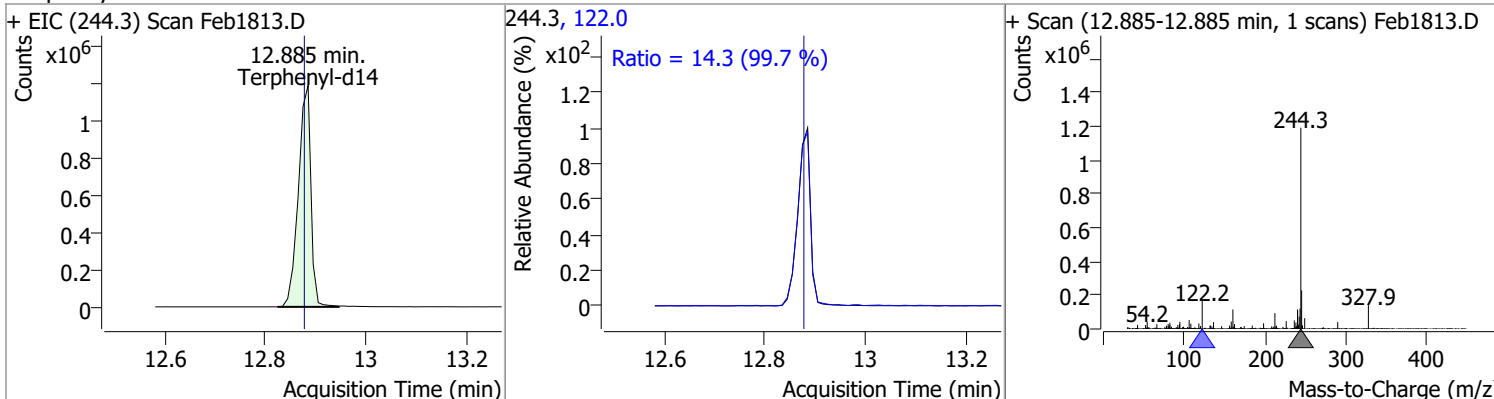
Compound	Conc.	RT	Dev(Min)	Resp.	QIon	QRatio	Lower	Upper
Benzidine	17.4983	12.34	-0.01	186195	183.0	12.6	8.3	15.4
					92.0	8.8	5.8	10.8



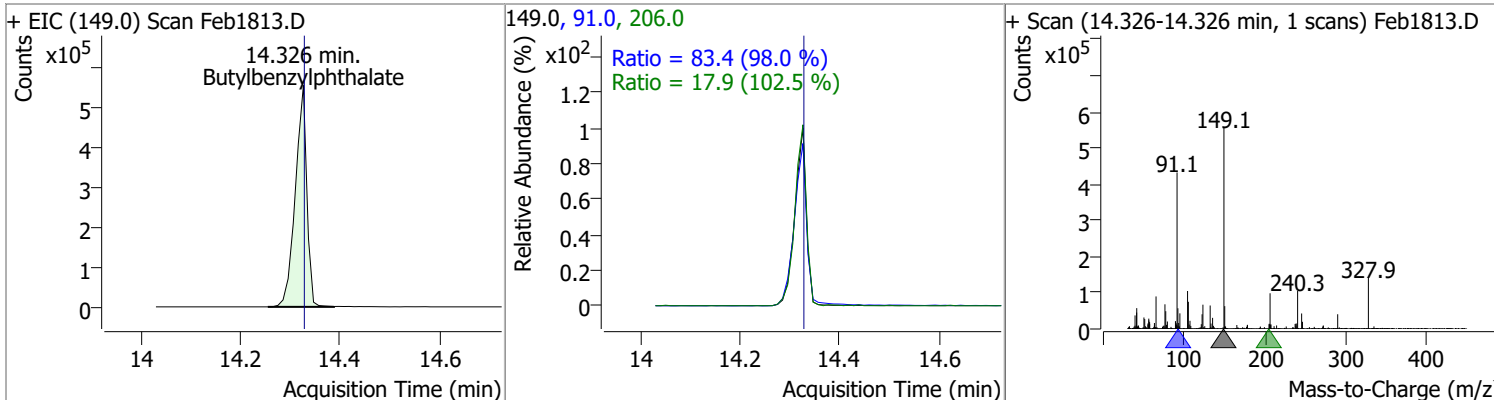
Compound	Conc.	RT	Dev(Min)	Resp.	QIon	QRatio	Lower	Upper
Pyrene	85.4318	12.39	0.01	2770024	101.0	16.5	11.1	20.6



Compound	Conc.	RT	Dev(Min)	Resp.	QIon	QRatio	Lower	Upper
Terphenyl-d14	94.3116	12.89	0.01	2059362	122.0	14.3	10.1	18.7

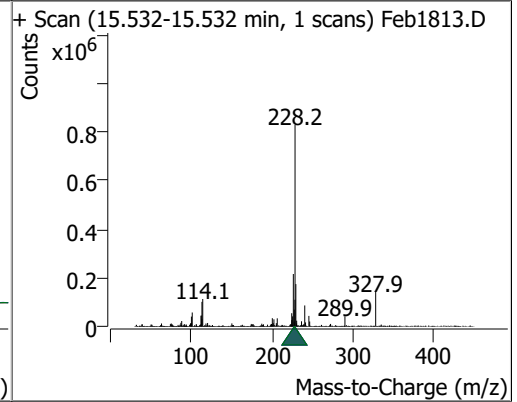
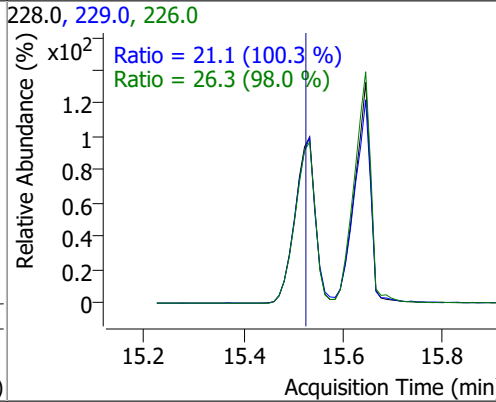
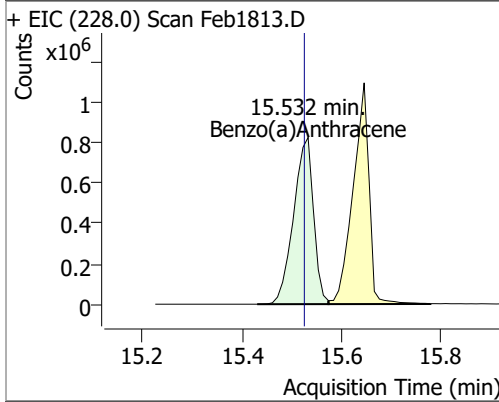


Compound	Conc.	RT	Dev(Min)	Resp.	QIon	QRatio	Lower	Upper
Butylbenzylphthalate	95.1521	14.33	0.01	894803	91.0	83.4	59.6	110.6
					206.0	17.9	12.2	22.7

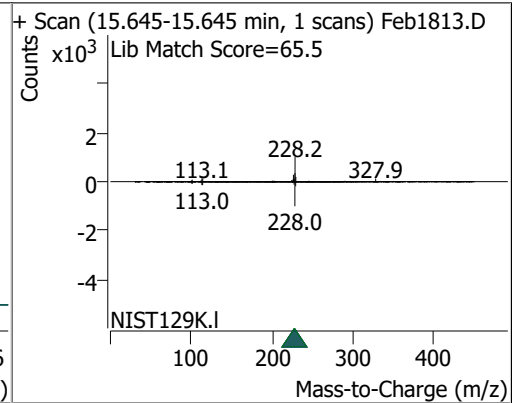
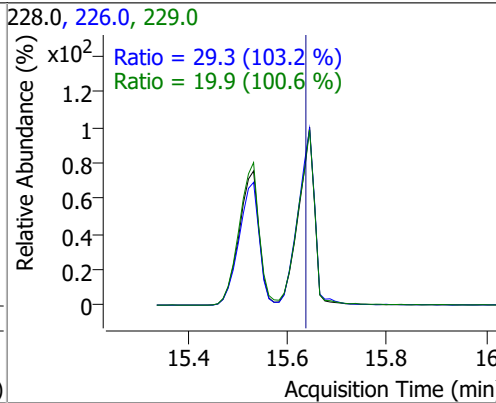
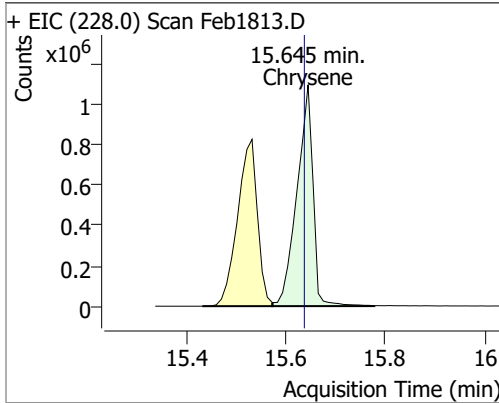


Quantitation Results Report (QT Reviewed)

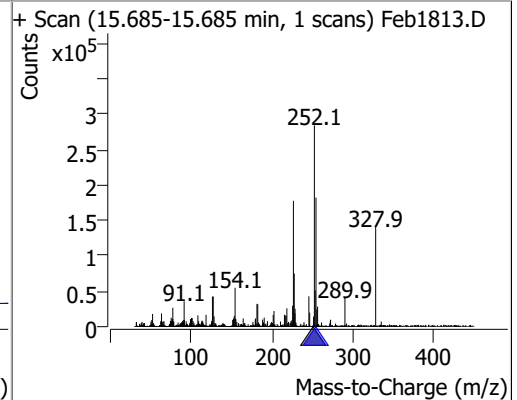
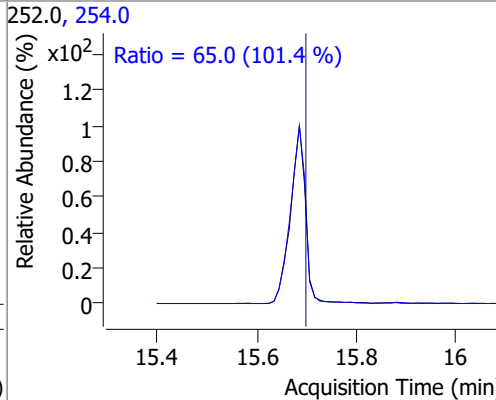
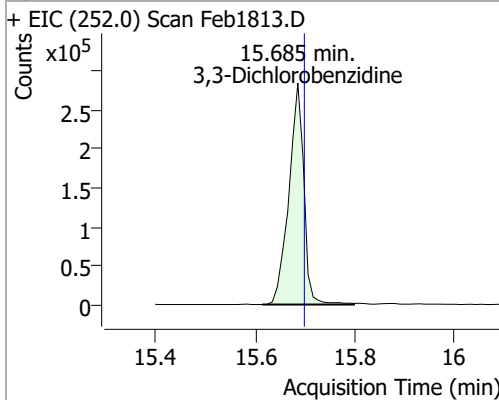
Compound	Conc.	RT	Dev(Min)	Resp.	QIon	QRatio	Lower	Upper
Benzo(a)Anthracene	96.6502	15.53	0.02	2291235	226.0	26.3	18.8	34.9
					229.0	21.1	14.7	27.4



Compound	Conc.	RT	Dev(Min)	Resp.	QIon	QRatio	Lower	Upper
Chrysene	93.0468	15.64	0.02	2454212	226.0	29.3	19.9	36.9
					229.0	19.9	13.8	25.6

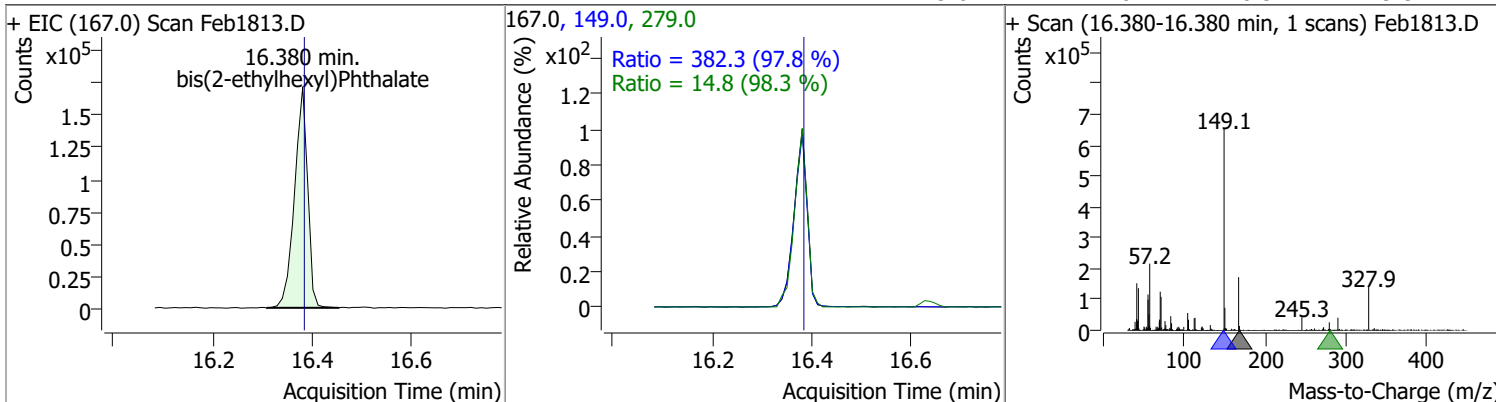


Compound	Conc.	RT	Dev(Min)	Resp.	QIon	QRatio	Lower	Upper
3,3-Dichlorobenzidine	71.7573	15.69	0.00	594442	254.0	65.0	44.9	83.4

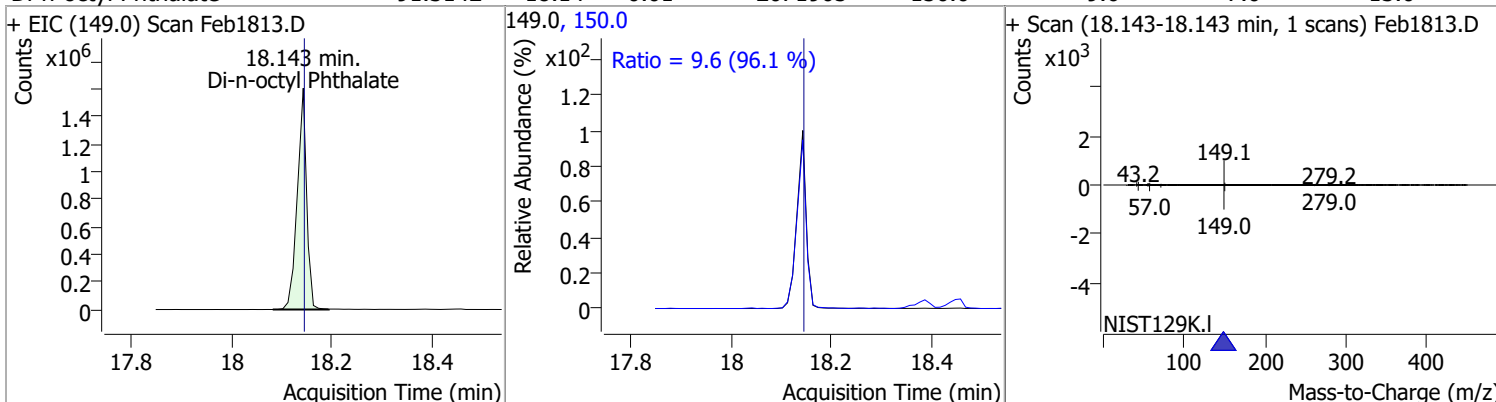


Quantitation Results Report (QT Reviewed)

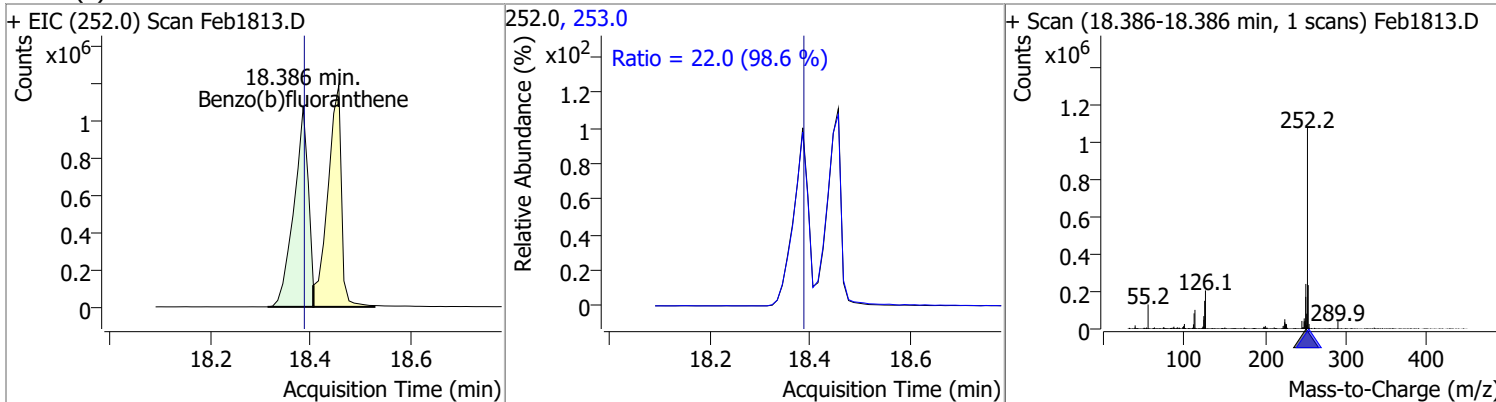
Compound	Conc.	RT	Dev(Min)	Resp.	QIon	QRatio	Lower	Upper
bis(2-ethylhexyl)Phthalate	96.4207	16.38	0.01	314217	149.0	382.3	273.6	508.0
					279.0	14.8	10.5	19.5



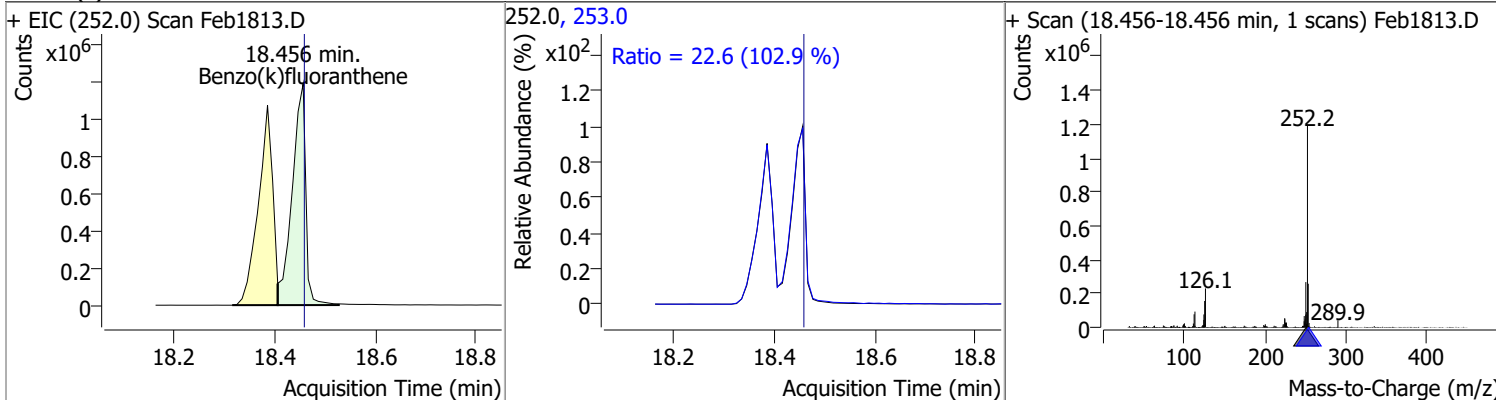
Compound	Conc.	RT	Dev(Min)	Resp.	QIon	QRatio	Lower	Upper
Di-n-octyl Phthalate	91.3142	18.14	0.01	2071905	150.0	9.6	7.0	13.0



Compound	Conc.	RT	Dev(Min)	Resp.	QIon	QRatio	Lower	Upper
Benzo(b)fluoranthene	88.5109	18.39	0.01	2128073	253.0	22.0	15.6	29.0

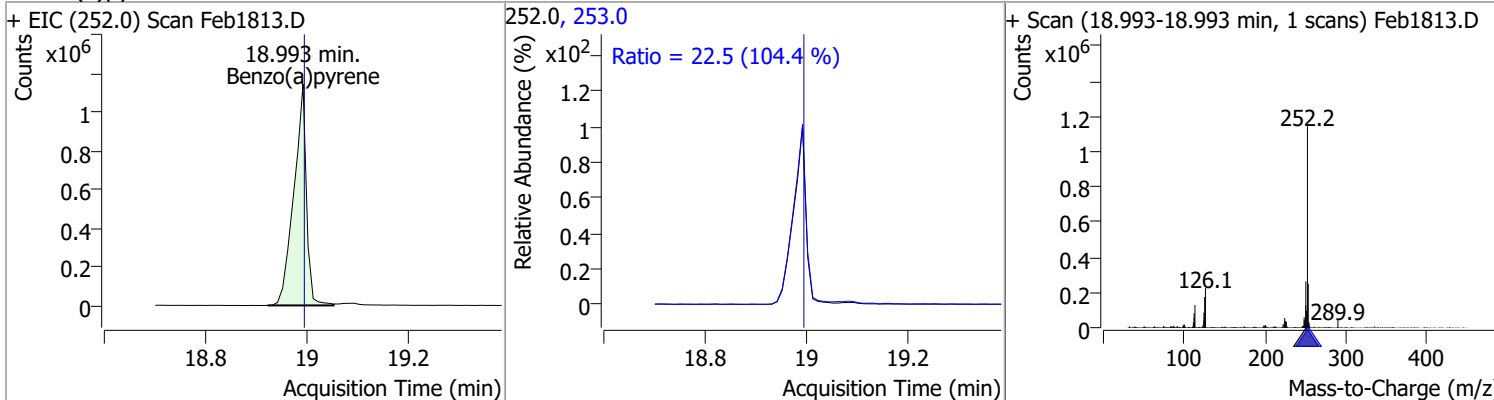


Compound	Conc.	RT	Dev(Min)	Resp.	QIon	QRatio	Lower	Upper
Benzo(k)fluoranthene	87.5537	18.46	0.01	2224032	253.0	22.6	15.4	28.6

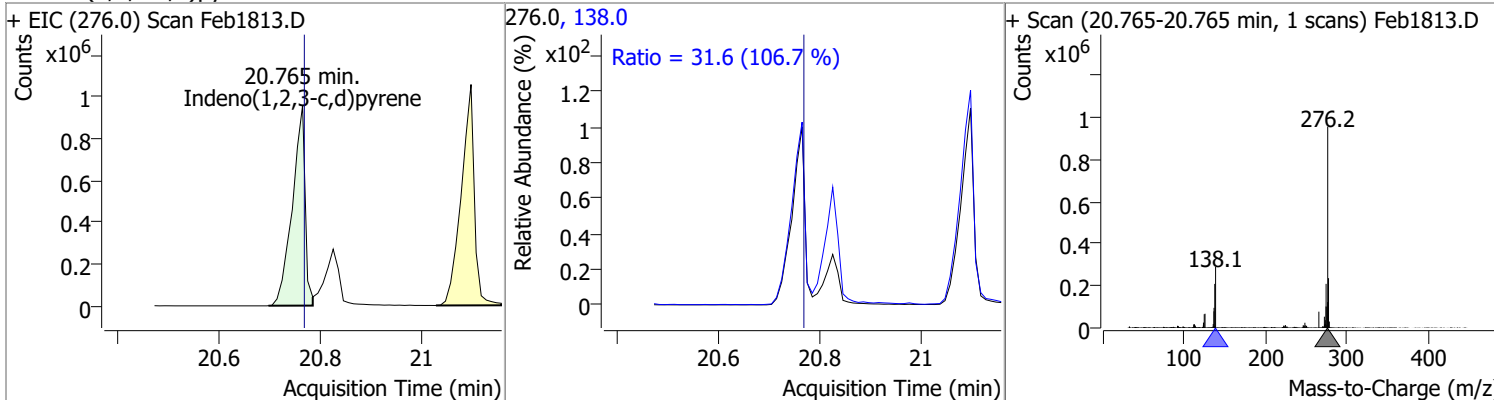


Quantitation Results Report (QT Reviewed)

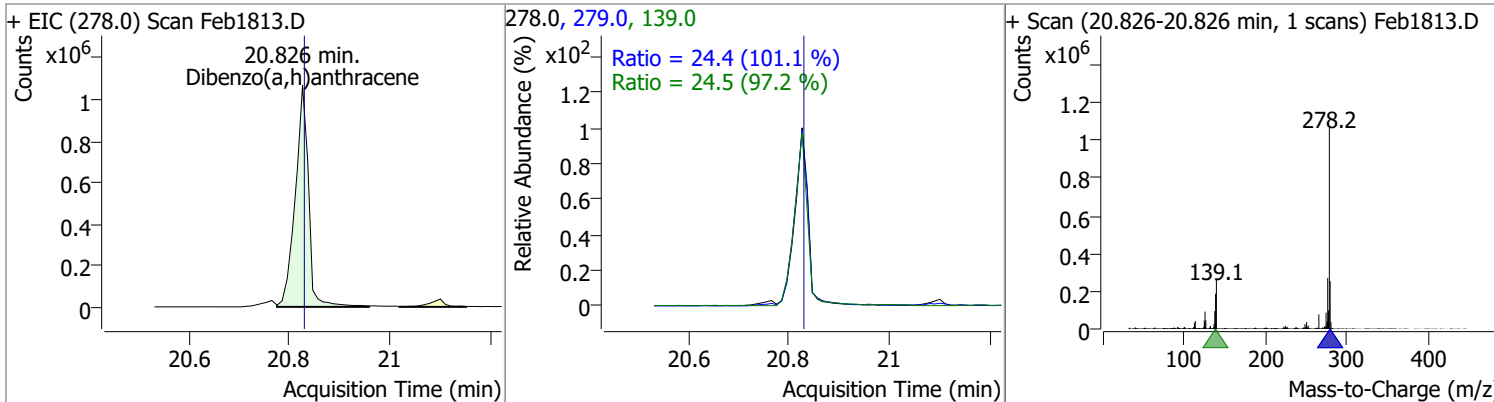
Compound	Conc.	RT	Dev(Min)	Resp.	QIon	QRatio	Lower	Upper
Benzo(a)pyrene	86.5188	18.99	0.01	1978488	253.0	22.5	15.1	28.0



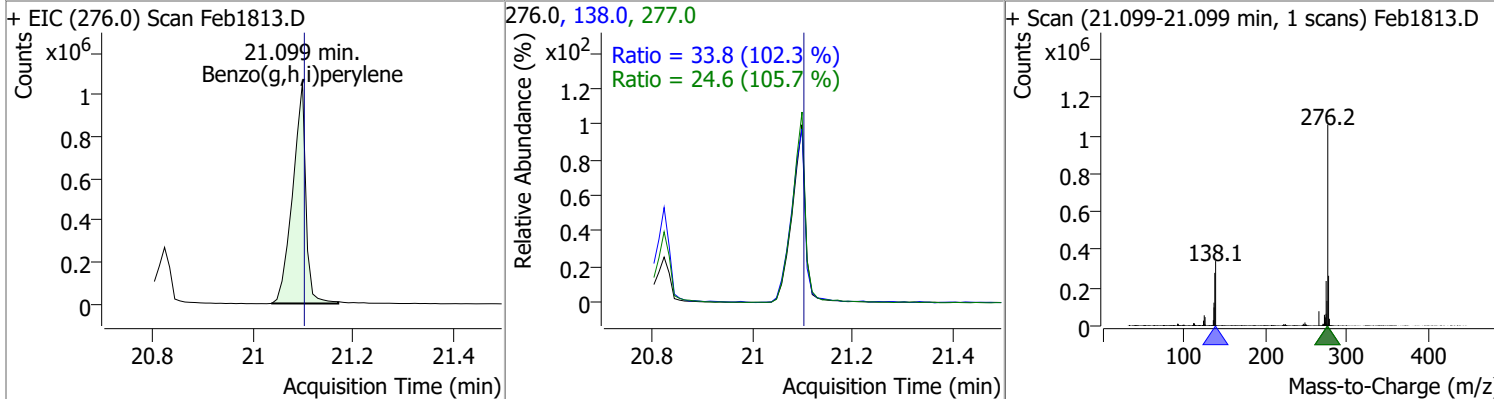
Compound	Conc.	RT	Dev(Min)	Resp.	QIon	QRatio	Lower	Upper
Indeno(1,2,3-c,d)pyrene	87.6141	20.77	0.01	1679669	138.0	31.6	20.7	38.5



Compound	Conc.	RT	Dev(Min)	Resp.	QIon	QRatio	Lower	Upper
Dibenzo(a,h)anthracene	93.2754	20.83	0.01	1949155	139.0	24.5	17.6	32.7
					279.0	24.4	16.9	31.3

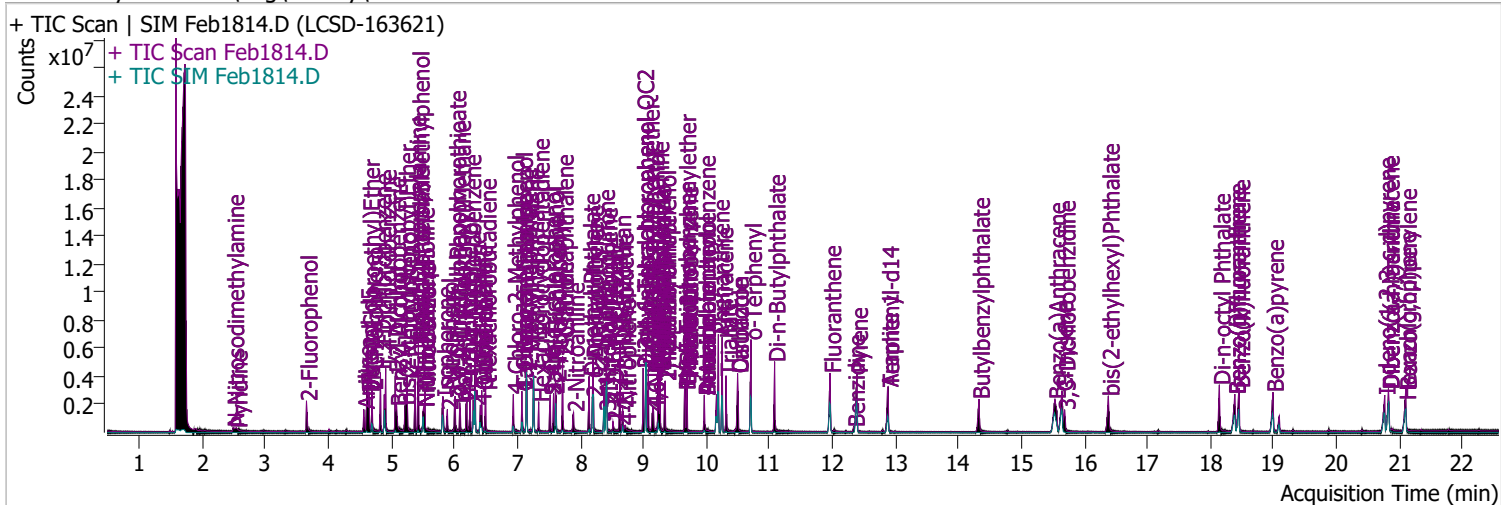


Compound	Conc.	RT	Dev(Min)	Resp.	QIon	QRatio	Lower	Upper
Benzo(g,h,i)perylene	86.3123	21.10	0.01	1909358	138.0	33.8	23.1	42.9
					277.0	24.6	16.3	30.2



Quantitation Results Report (QT Reviewed)

Data File	Feb1814.D	Operator	LIMS import
Acq. Method	BNA+SIM.M	Acq. Date-Time	2/19/2022 3:01:02 PM
Sample Name	LCSD-163621	Instrument	Instrument #1
Vial	14	Multiplier	1.00
DA Method File		Comment	SVOC-8270-W-LARGO
Tune File	dftppdsm.u	Tune Date	2/18/2022 9:25:00 PM
Batch Name	021822 DoD BNA cal.batch.bin	Last Calib Update	2/19/2022 1:06:17 PM
Ref Library	D:\Org\Library\NIST129K.l		



Compound	RT	QIon	Resp.	Conc.	Units	Dev(Min)
----------	----	------	-------	-------	-------	----------

Internal Standards

System Monitoring Compounds

S 2-Fluorophenol	3.653	112.0	753164	78.7486	µg/L	0.000
Spiked Amount: 200.000	Range: 10.0 - 75.0%			Recovery = 39.37%		
S Phenol-d5	4.613	99.0	1054575	85.9482	µg/L	0.000
Spiked Amount: 200.000	Range: 10.0 - 65.0%			Recovery = 42.97%		
S Nitrobenzene-d5	5.512	82.0	527777	77.0282	µg/L	0.010
Spiked Amount: 100.000	Range: 32.0 - 94.0%			Recovery = 77.03%		
S 2-Fluorobiphenyl	7.605	172.0	1329358	68.8547	µg/L	0.000
Spiked Amount: 100.000	Range: 28.0 - 107.0%			Recovery = 68.85%		
S 2,4,6-Tribromophenol	9.346	329.8	352272	182.9218	µg/L	0.010
Spiked Amount: 200.000	Range: 25.0 - 140.0%			Recovery = 91.46%		
S Terphenyl-d14	12.885	244.3	1952631	100.9791	µg/L	0.010
Spiked Amount: 100.000	Range: 32.0 - 122.0%			Recovery = 100.98%		

Target Compounds

Compound	RT	QIon	Resp.	Conc.	Units	QValue
T N-Nitrosodimethylamine	2.489	74.0	145519	52.3132	µg/L	91
T Pyridine	2.540	79.0	262723	37.1836	µg/L	100
T Aniline	4.562	93.0	742767	42.2205	µg/L	m 95
T Phenol	4.623	94.0	689170	50.6682	µg/L	91
T bis(-2-Chloroethyl)Ether	4.644	63.0	716277	77.4757	µg/L	m 96
T 2-Chlorophenol	4.695	128.0	757375	69.1152	µg/L	99
T 1,3-Dichlorobenzene	4.828	146.0	931738	65.9956	µg/L	m 99
T 1,4-Dichlorobenzene	4.909	146.0	942538	66.1149	µg/L	m 95
T 1,2-Dichlorobenzene	5.063	146.0	897260	65.1680	µg/L	m 99
T Benzyl Alcohol	5.083	108.0	368069	68.2201	µg/L	97
T bis(2-chloroisopropyl)Ether	5.216	121.0	253395	68.5908	µg/L	97
T 2-Methylphenol	5.246	107.0	726935	76.4873	µg/L	95
T N-nitroso-Di-n-propylamine	5.379	70.0	668297	99.9187	µg/L	97
T 4Methylphenol/3Methylphenol	5.430	107.0	1024398	79.2241	µg/L	99
T Hexachloroethane	5.430	117.0	265810	63.8181	µg/L	98

Quantitation Results Report (QT Reviewed)

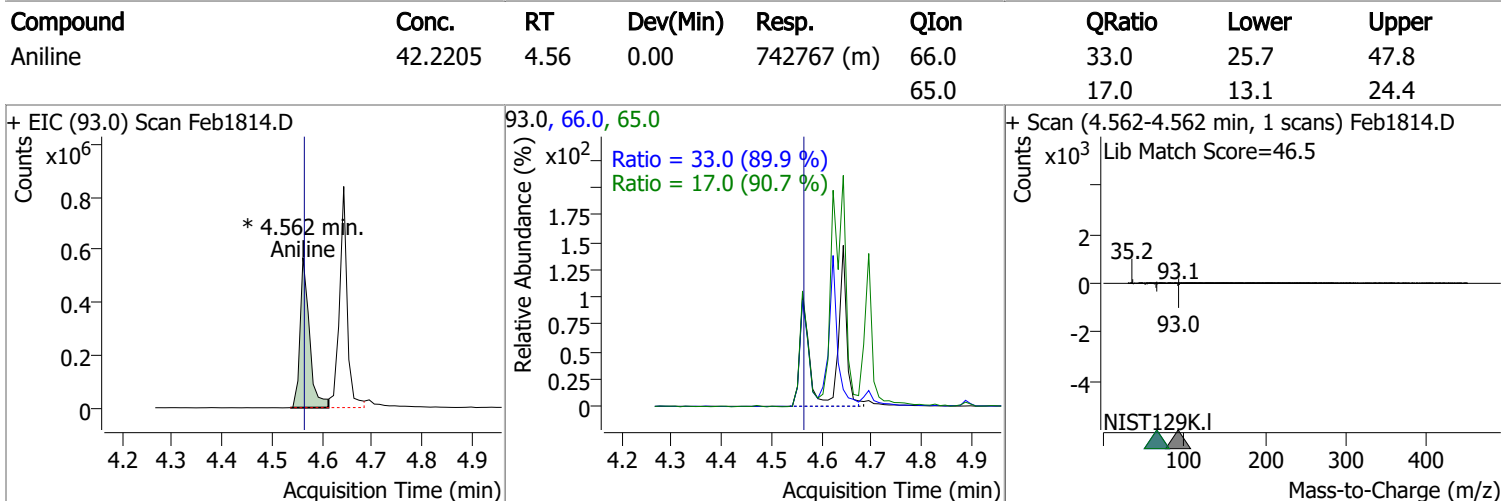
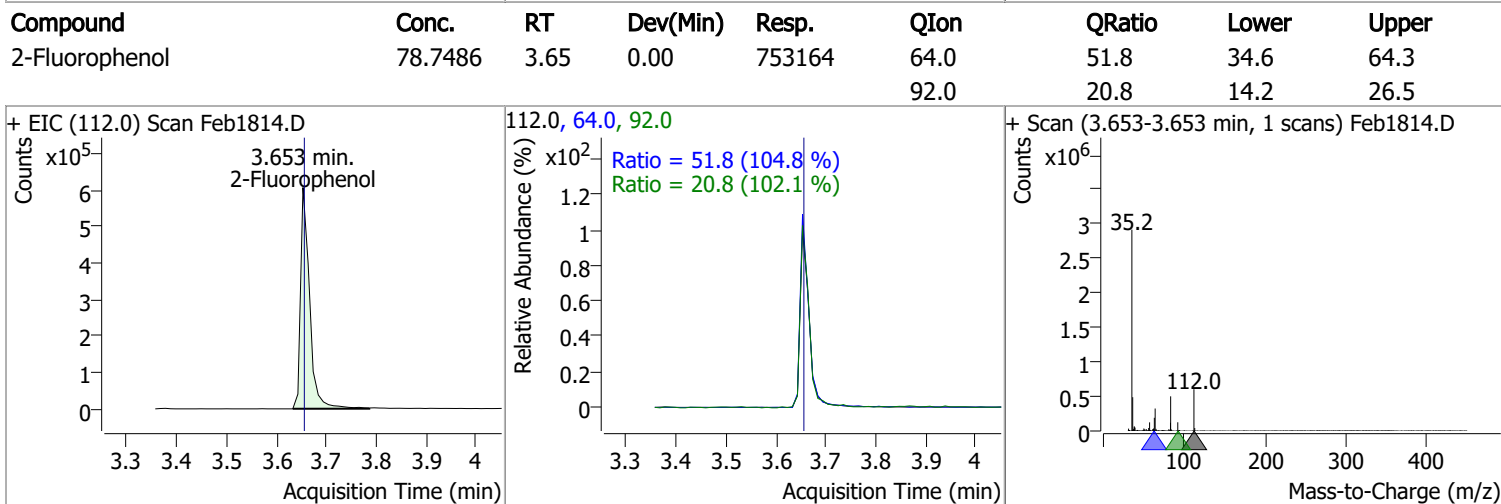
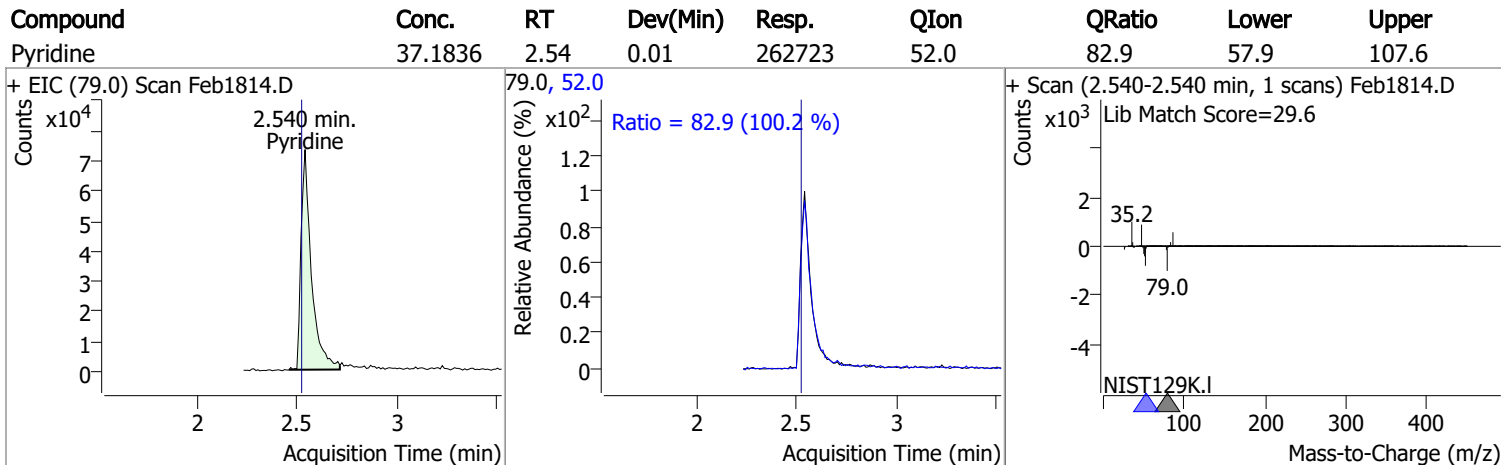
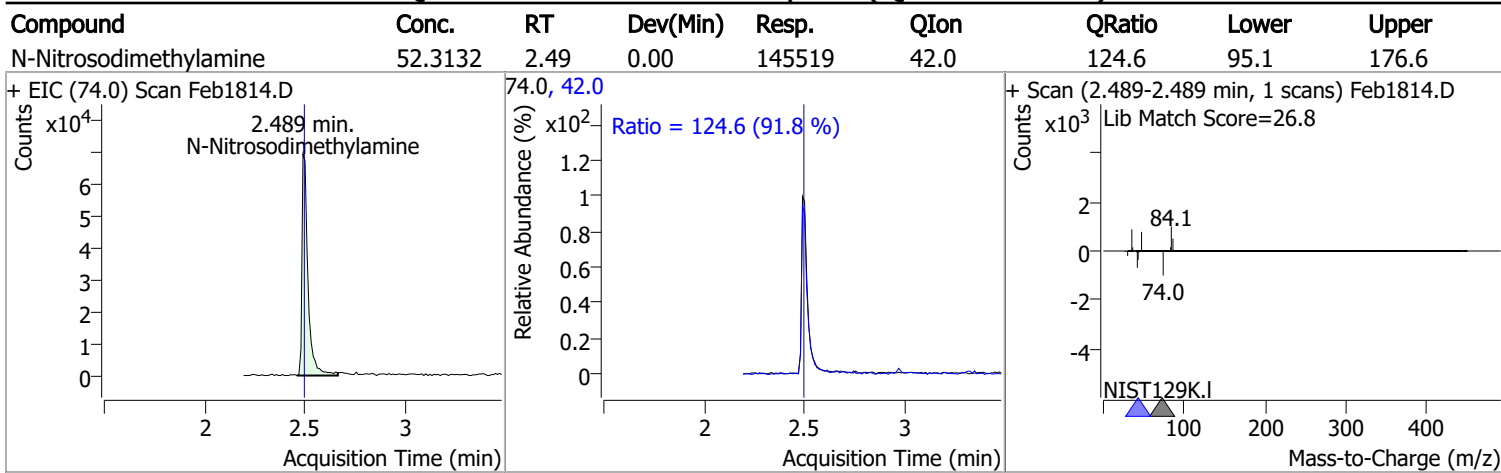
Compound	RT	QIon	Resp.	Conc.	Units	Dev(Min)	
T Nitrobenzene	5.532	123.1	309899	90.3974	µg/L	97	
T Isophorone	5.818	82.0	1313688	79.3881	µg/L	100	
T 2-Nitrophenol	5.890	139.0	299552	80.5018	µg/L	98	
T 2,4-Dimethylphenol	6.013	122.0	622756	80.9759	µg/L	99	
T bis(-2-Chloroethoxy)Methane	6.085	93.0	784700	81.2062	µg/L	96	
T 2,4-Dichlorophenol	6.198	162.0	548763	74.5786	µg/L	96	
T Benzoic Acid	6.198	105.0	98504	29.4863	µg/L	90	
T 1,2,4-Trichlorobenzene	6.249	180.0	642341	72.4878	µg/L	99	
T Naphthalene	6.331	128.0	2237227	86.0356	µg/L	99	
T 4-Chlorophenol	6.413	130.0	184351	66.8320	µg/L	88	
T p-Chloroaniline	6.434	127.0	729582	70.8699	µg/L	99	
T Hexachlorobutadiene	6.496	224.9	336450	73.4809	µg/L	97	
T 4-Chloro-2-Methylphenol	6.937	107.0	545135	79.8982	µg/L	m	97
T 4-Chloro-3-Methylphenol	7.071	107.0	605670	84.9928	µg/L	m	98
T 2-Methylnaphthalene	7.143	141.0	1288999	86.4306	µg/L	100	
T 1-Methylnaphthalene	7.256	141.0	1101778	75.9674	µg/L	98	
T Hexachlorocyclopentadiene	7.338	236.9	214251	78.5859	µg/L	97	
T 2,4,6-Trichlorophenol	7.523	196.0	405593	84.9210	µg/L	98	
T 2,4,5-Trichlorophenol	7.574	196.0	416733	78.2821	µg/L	96	
T 2-Chloronaphthalene	7.718	162.0	1418958	87.4924	µg/L	98	
T 2-Nitroaniline	7.892	65.0	269584	92.5341	µg/L	98	
T Dimethyl Phthalate	8.139	163.0	1602526	96.6834	µg/L	97	
T 2,6-Dinitrotoluene	8.190	165.0	187457	83.5532	µg/L	96	
T Acenaphthylene	8.200	152.1	2177506	83.9999	µg/L	99	
T 3-Nitroaniline	8.394	138.0	205556	80.6483	µg/L	97	
T Acenaphthene	8.415	154.0	1359092	92.2475	µg/L	99	
T 2,4-Dinitrophenol	8.517	184.0	91113	80.4246	µg/L	92	
T Dibenzofuran	8.630	168.0	2202853	91.6616	µg/L	96	
T 2,4-Dinitrotoluene	8.671	165.0	258295	90.5214	µg/L	99	
T 4-Nitrophenol	8.712	109.0	96914	37.8509	µg/L	92	
T Diethylphthalate	8.998	149.0	1545601	90.2565	µg/L	99	
T Fluorene	9.039	166.0	1675369	86.0688	µg/L	99	
T 4-Chlorophenyl-phenylether	9.080	204.0	840884	94.9428	µg/L	97	
T 4-Nitroaniline	9.151	138.0	253680	93.0200	µg/L	99	
T 4,6-Dinitro-2-methylphenol	9.162	198.0	156161	92.5096	µg/L	98	
T N-nitrosodiphenylamine	9.233	169.0	1261362	99.2895	µg/L	99	
T Azobenzene	9.264	77.0	1476102	87.4325	µg/L	93	
T 4-Bromophenyl-phenylether	9.663	248.0	467808	95.7030	µg/L	98	
T Hexachlorobenzene	9.694	283.9	468646	96.4221	µg/L	84	
T Pentachlorophenol	9.968	265.9	246256	102.6887	µg/L	94	
T Phenanthrene	10.191	178.0	2571221	99.3417	µg/L	100	
T Anthracene	10.252	178.0	2509281	101.1685	µg/L	m	100
T Triallate	10.313	86.0	548502	91.0470	µg/L	99	
T Carbazole	10.495	167.0	2522042	99.9442	µg/L	99	
T o-Terphenyl	10.708	230.0	1339598	96.4666	µg/L	99	
T Di-n-Butylphthalate	11.082	149.0	2563247	102.8703	µg/L	99	
T Fluoranthene	11.964	202.0	2547135	96.5770	µg/L	99	
T Benzidine	12.338	184.0	234871	24.4583	µg/L	100	
T Pyrene	12.389	202.0	2729126	95.1711	µg/L	99	
T Butylbenzylphthalate	14.326	149.0	847978	95.5621	µg/L	100	
T Benzo(a)Anthracene	15.532	228.0	2194895	98.2422	µg/L	99	
T Chrysene	15.645	228.0	2365548	95.2611	µg/L	99	
T 3,3-Dichlorobenzidine	15.686	252.0	601724	76.4062	µg/L	99	
T bis(2-ethylhexyl)Phthalate	16.381	167.0	302100	97.8966	µg/L	98	
T Di-n-octyl Phthalate	18.143	149.0	2055503	97.7716	µg/L	99	

Quantitation Results Report (QT Reviewed)

Compound	RT	QIon	Resp.	Conc.	Units	Dev(Min)
T Benzo(b)fluoranthene	18.386	252.0	2066351	94.7841	µg/L	99
T Benzo(k)fluoranthene	18.457	252.0	2157428	93.4074	µg/L	99
T Benzo(a)pyrene	18.993	252.0	1905570	91.6517	µg/L	97
T Indeno(1,2,3-c,d)pyrene	20.765	276.0	1582783	90.7933	µg/L	96
T Dibenzo(a,h)anthracene	20.826	278.0	1868827	98.3235	µg/L	100
T Benzo(g,h,i)perylene	21.100	276.0	1894237	94.2176	µg/L	98

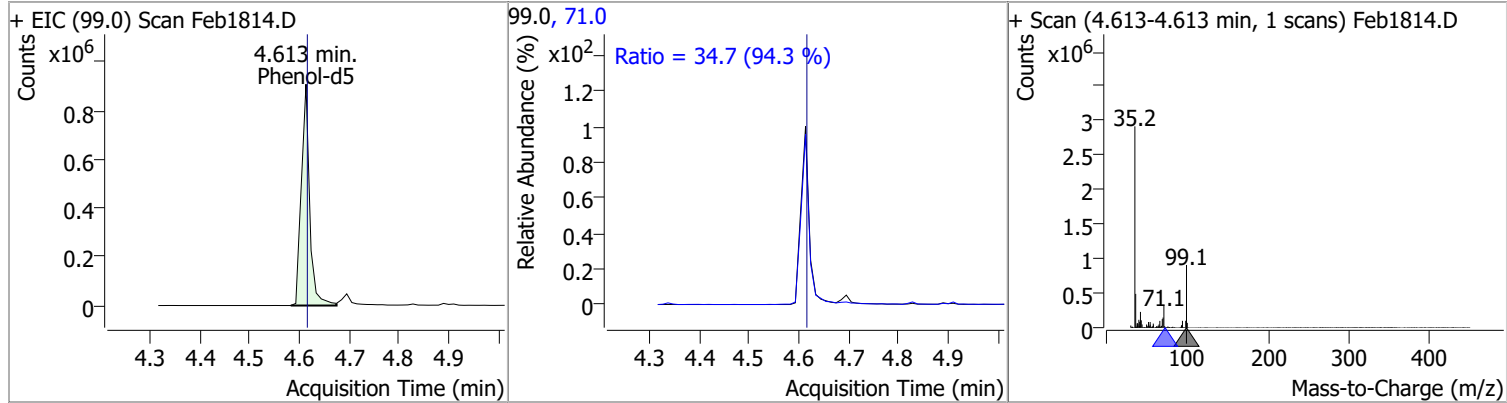
(#) = Qualifier Out of Range; (m) = Manual Integration; (+) = Area Summed; (*) = Surrogate Percent Recovery Out of Range; (d): Zeroed Peak

Quantitation Results Report (QT Reviewed)

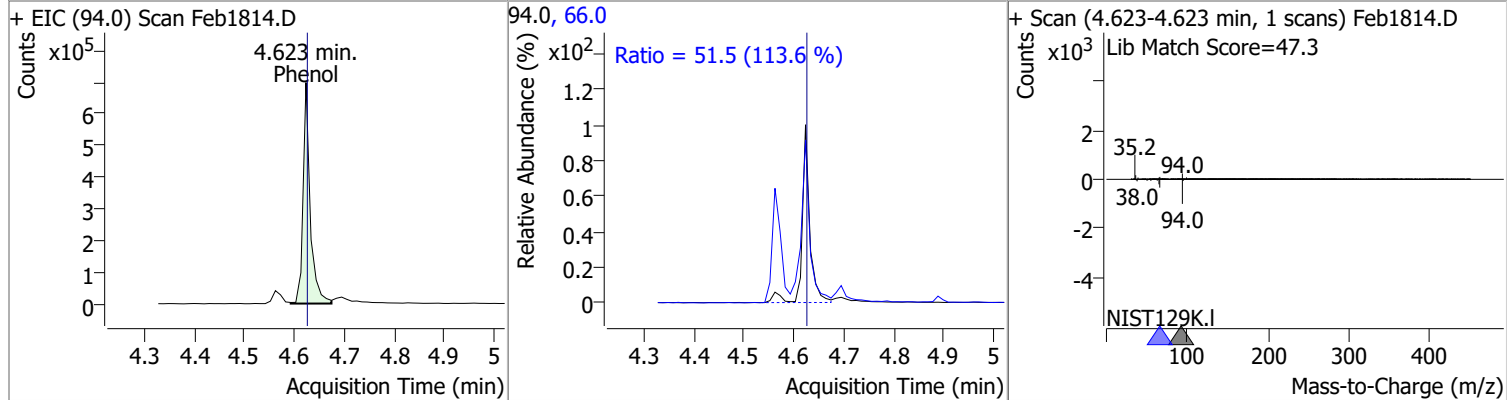


Quantitation Results Report (QT Reviewed)

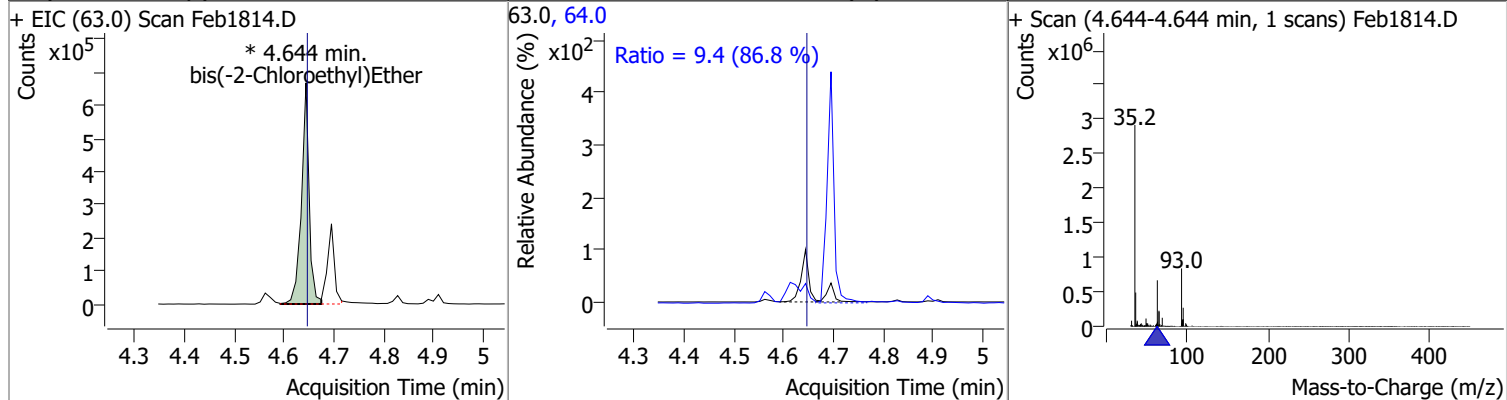
Compound	Conc.	RT	Dev(Min)	Resp.	QIon	QRatio	Lower	Upper
Phenol-d5	85.9482	4.61	0.00	1054575	71.0	34.7	25.8	47.9



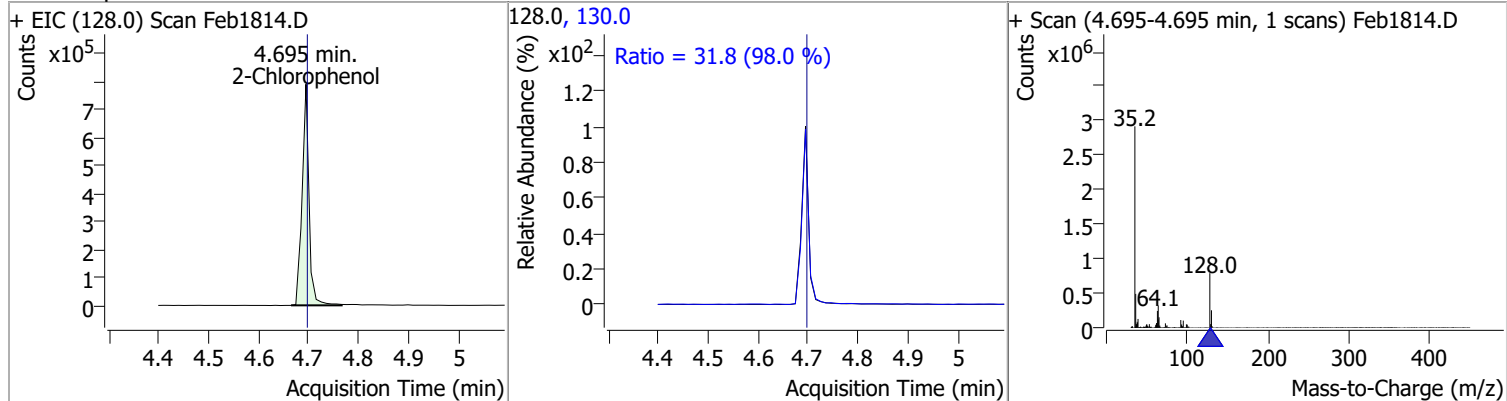
Compound	Conc.	RT	Dev(Min)	Resp.	QIon	QRatio	Lower	Upper
Phenol	50.6682	4.62	0.00	689170	66.0	51.5	31.7	58.9



Compound	Conc.	RT	Dev(Min)	Resp.	QIon	QRatio	Lower	Upper
bis(-2-Chloroethyl)Ether	77.4757	4.64	0.00	716277 (m)	64.0	9.4	7.6	14.1

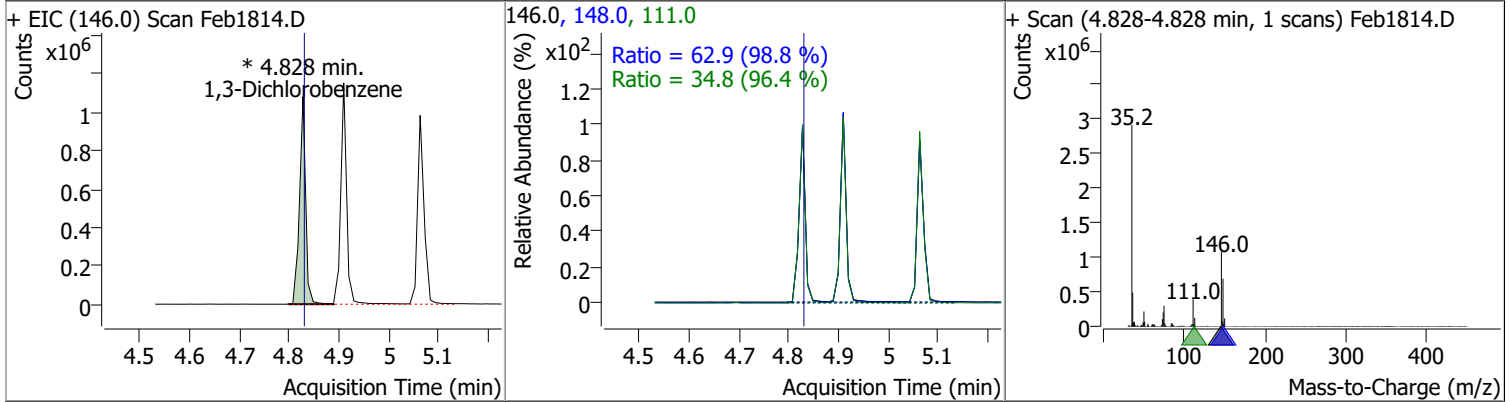


Compound	Conc.	RT	Dev(Min)	Resp.	QIon	QRatio	Lower	Upper
2-Chlorophenol	69.1152	4.69	0.00	757375	130.0	31.8	22.7	42.2

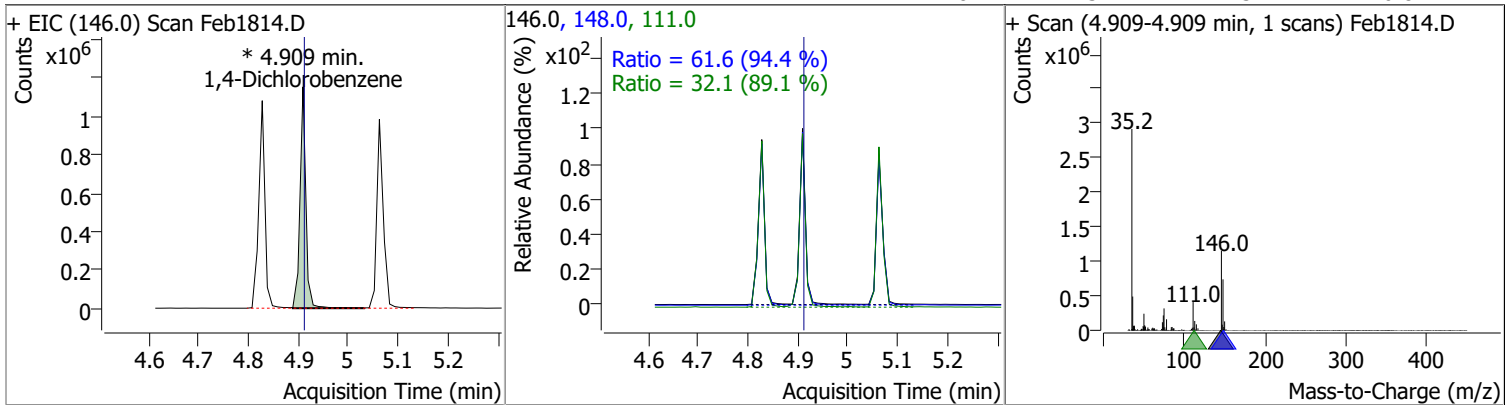


Quantitation Results Report (QT Reviewed)

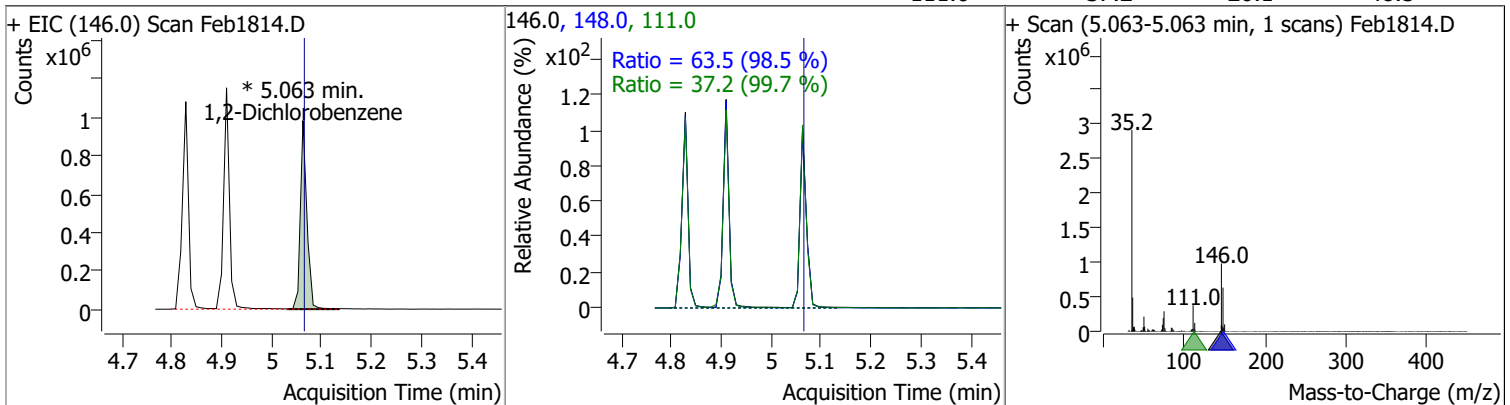
Compound	Conc.	RT	Dev(Min)	Resp.	QIon	QRatio	Lower	Upper
1,3-Dichlorobenzene	65.9956	4.83	0.00	931738 (m)	148.0	62.9	44.6	82.8
					111.0	34.8	25.3	47.0



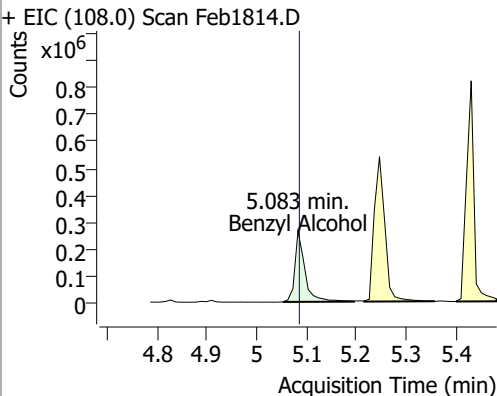
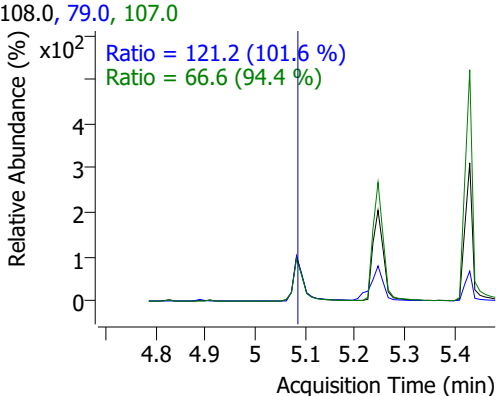
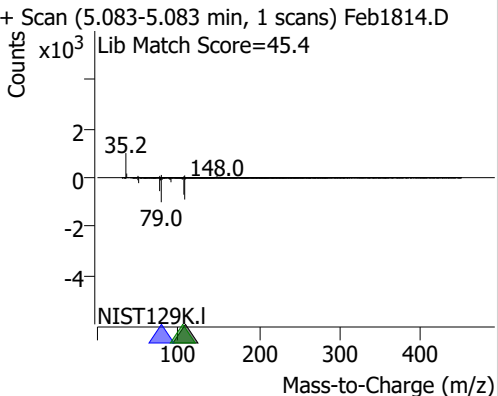
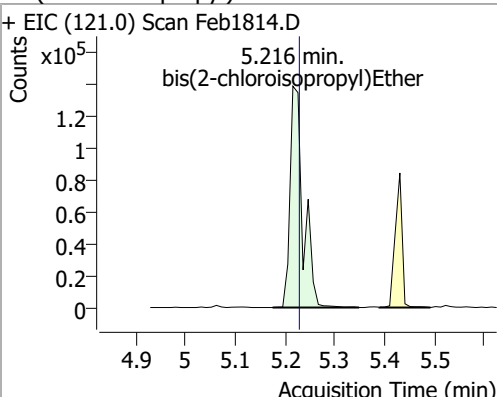
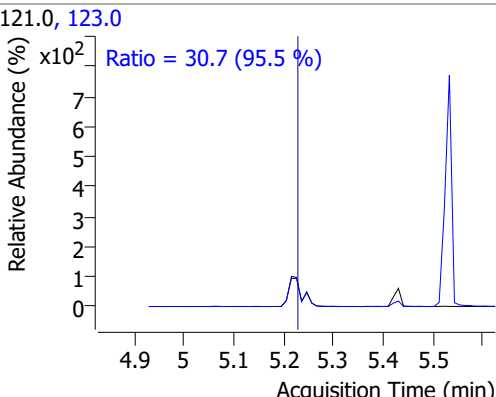
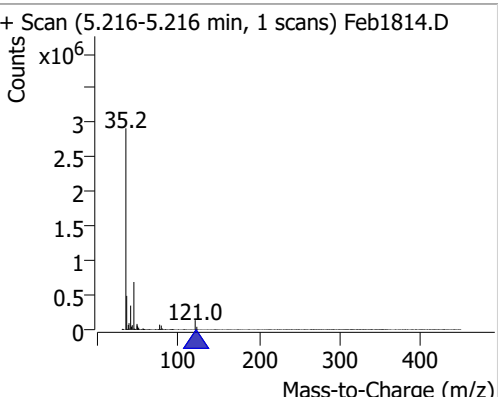
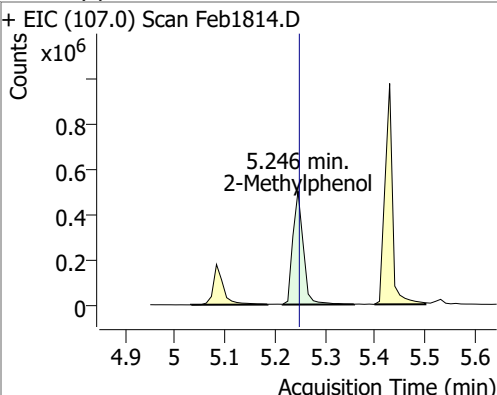
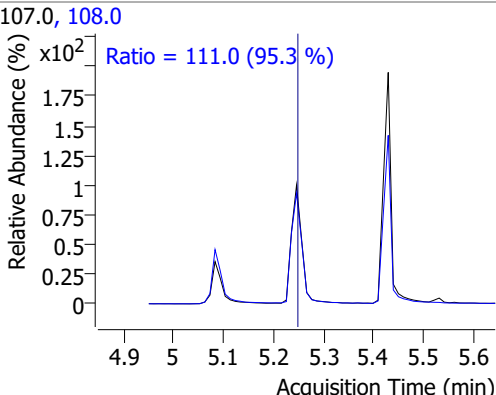
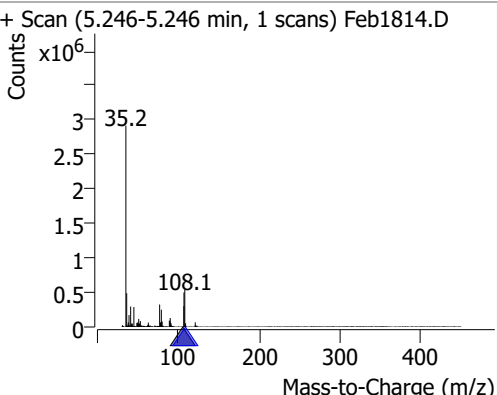
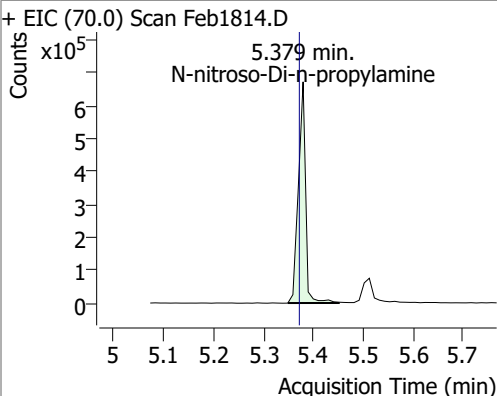
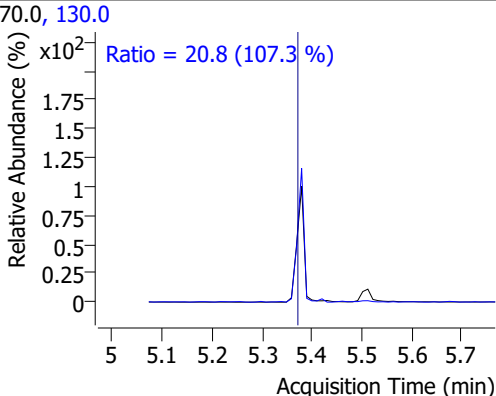
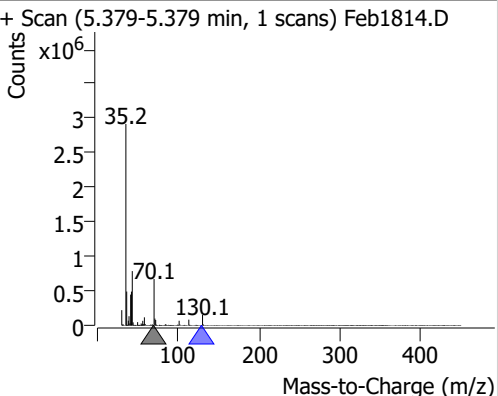
Compound	Conc.	RT	Dev(Min)	Resp.	QIon	QRatio	Lower	Upper
1,4-Dichlorobenzene	66.1149	4.91	0.00	942538 (m)	148.0	61.6	45.6	84.8
					111.0	32.1	25.2	46.8



Compound	Conc.	RT	Dev(Min)	Resp.	QIon	QRatio	Lower	Upper
1,2-Dichlorobenzene	65.1680	5.06	0.00	897260 (m)	148.0	63.5	45.1	83.8
					111.0	37.2	26.1	48.5

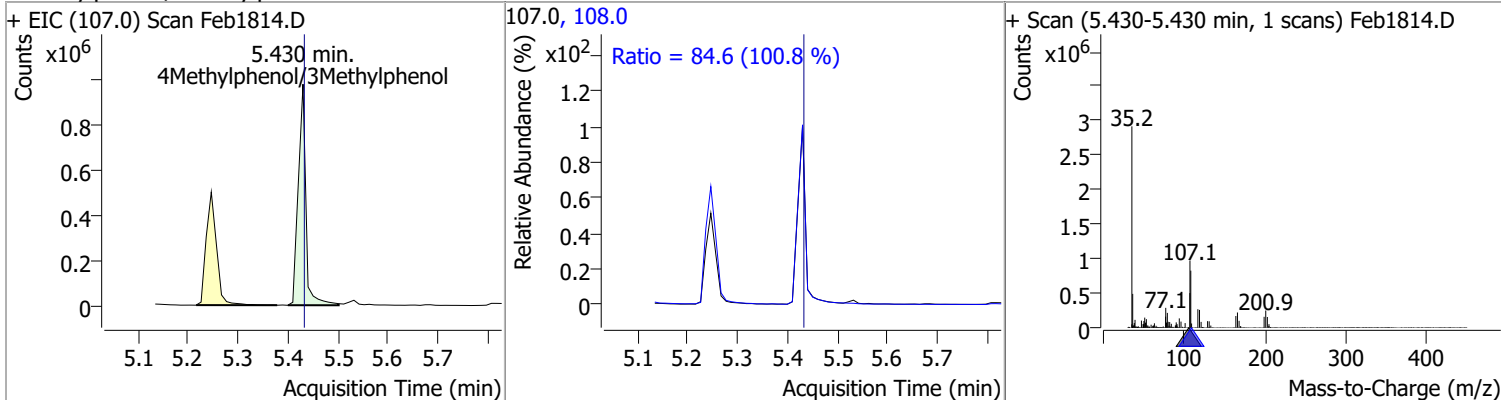


Quantitation Results Report (QT Reviewed)

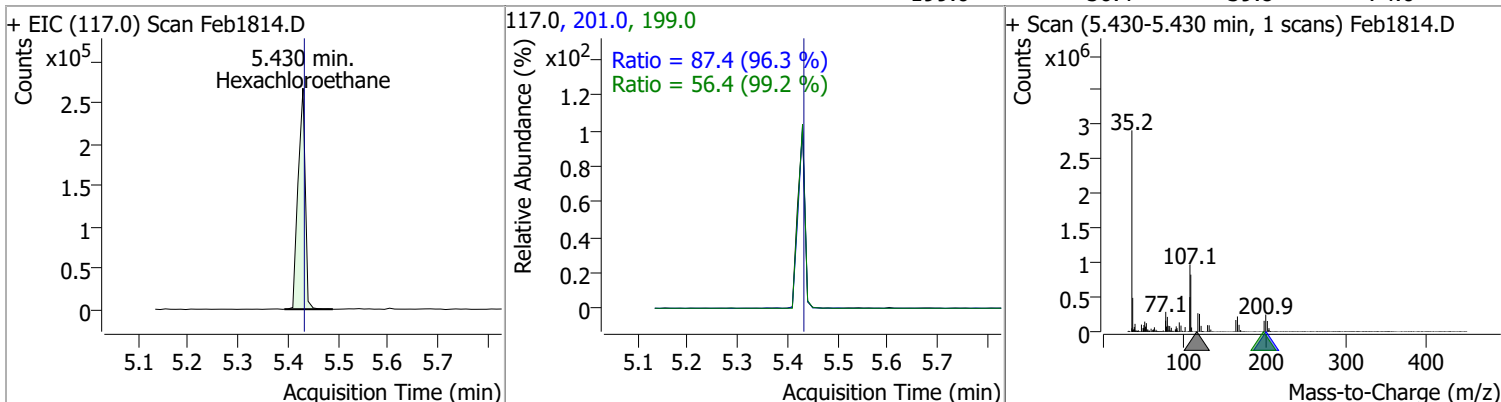
Compound	Conc.	RT	Dev(Min)	Resp.	QIon	QRatio	Lower	Upper
Benzyl Alcohol	68.2201	5.08	0.00	368069	79.0 107.0	121.2 66.6	83.5 49.3	155.1 91.6
+ EIC (108.0) Scan Feb1814.D			108.0, 79.0, 107.0			+ Scan (5.083-5.083 min, 1 scans) Feb1814.D		
								
bis(2-chloroisopropyl)Ether	68.5908	5.22	-0.01	253395	123.0	30.7	22.5	41.8
+ EIC (121.0) Scan Feb1814.D			121.0, 123.0			+ Scan (5.216-5.216 min, 1 scans) Feb1814.D		
								
2-Methylphenol	76.4873	5.25	0.00	726935	108.0	111.0	81.5	151.4
+ EIC (107.0) Scan Feb1814.D			107.0, 108.0			+ Scan (5.246-5.246 min, 1 scans) Feb1814.D		
								
N-nitroso-Di-n-propylamine	99.9187	5.38	0.01	668297	130.0	20.8	0.0	38.8
+ EIC (70.0) Scan Feb1814.D			70.0, 130.0			+ Scan (5.379-5.379 min, 1 scans) Feb1814.D		
								

Quantitation Results Report (QT Reviewed)

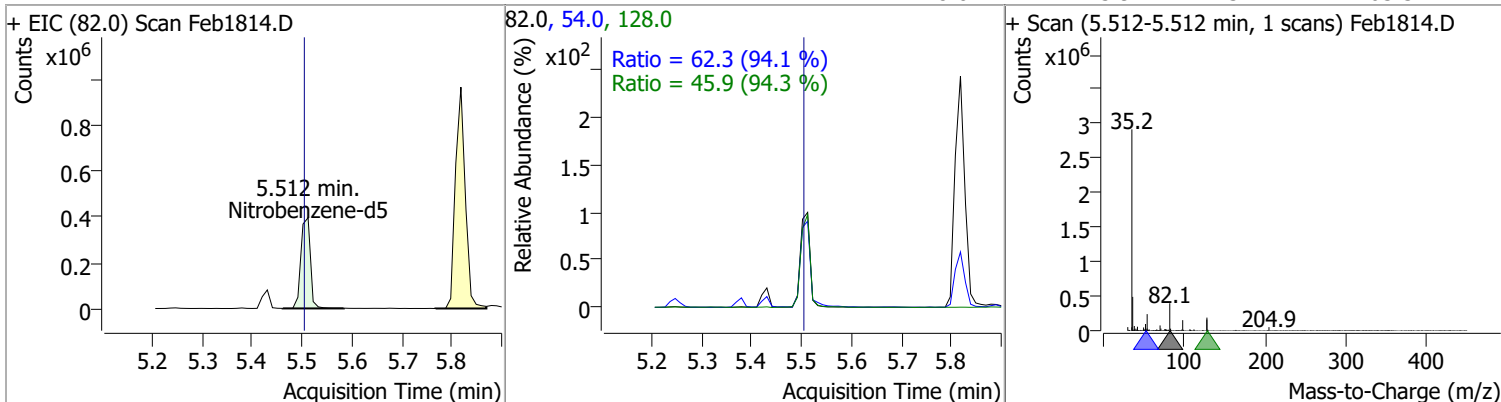
Compound	Conc.	RT	Dev(Min)	Resp.	QIon	QRatio	Lower	Upper
4Methylphenol/3Methylphenol	79.2241	5.43	0.00	1024398	108.0	84.6	58.8	109.1



Compound	Conc.	RT	Dev(Min)	Resp.	QIon	QRatio	Lower	Upper
Hexachloroethane	63.8181	5.43	0.00	265810	201.0	87.4	63.5	118.0
					199.0	56.4	39.8	74.0

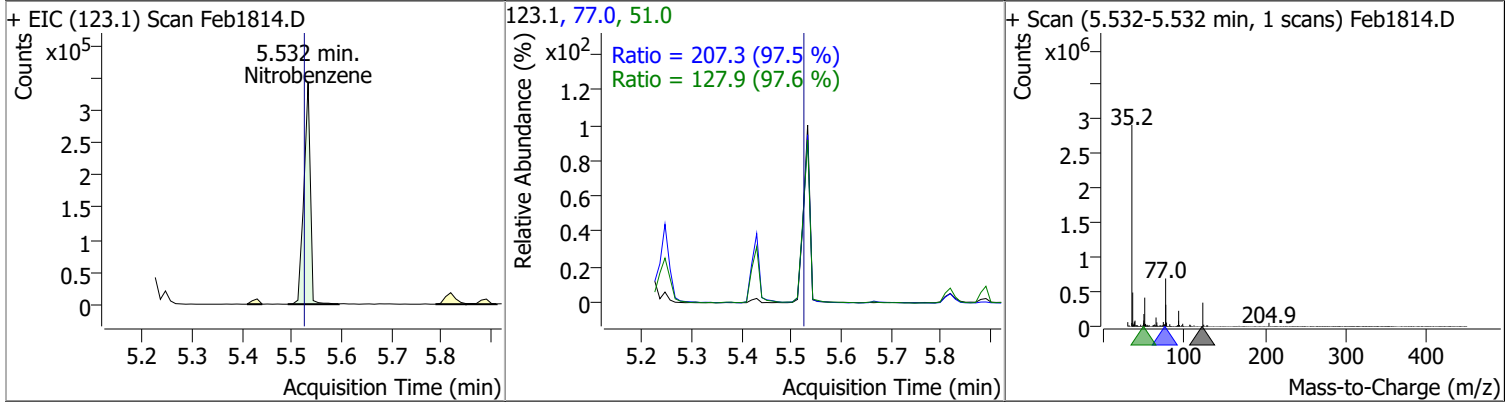


Compound	Conc.	RT	Dev(Min)	Resp.	QIon	QRatio	Lower	Upper
Nitrobenzene-d5	77.0282	5.51	0.01	527777	54.0	62.3	46.3	86.0
					128.0	45.9	34.1	63.3

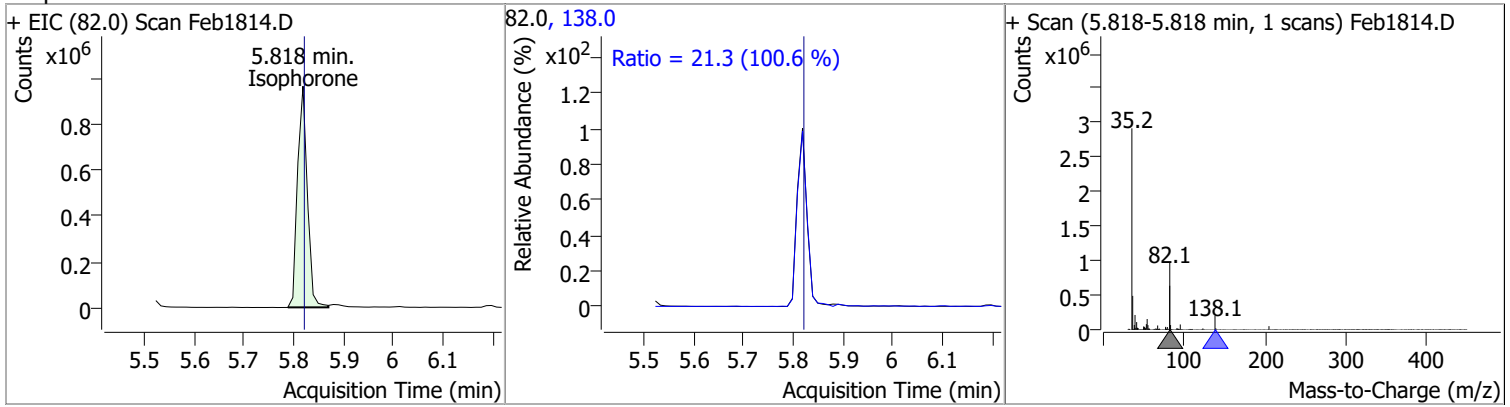


Quantitation Results Report (QT Reviewed)

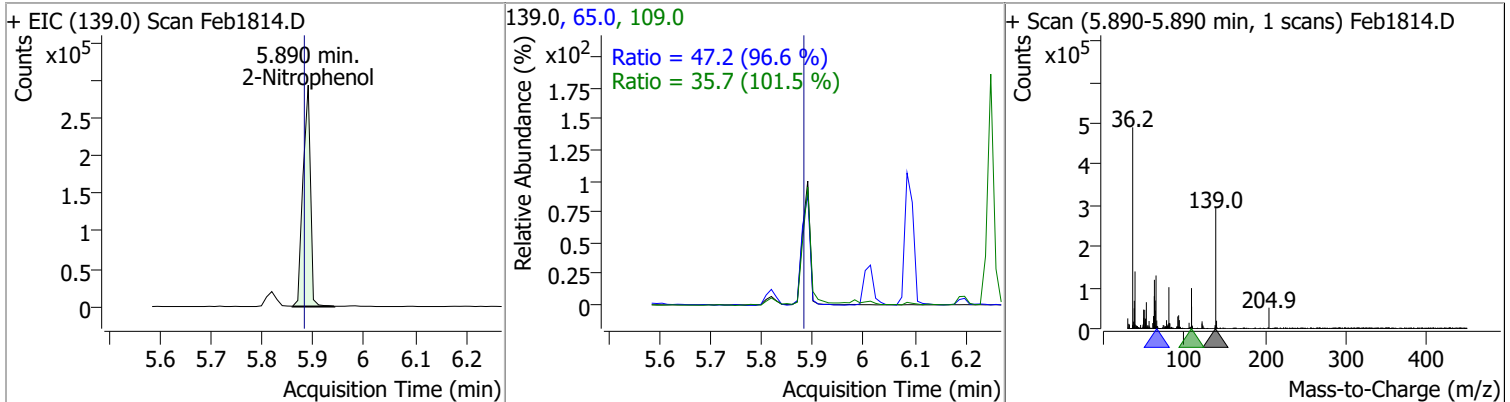
Compound	Conc.	RT	Dev(Min)	Resp.	QIon	QRatio	Lower	Upper
Nitrobenzene	90.3974	5.53	0.01	309899	77.0	207.3	148.9	276.5
					51.0	127.9	91.7	170.3



Compound	Conc.	RT	Dev(Min)	Resp.	QIon	QRatio	Lower	Upper
Isophrone	79.3881	5.82	0.00	1313688	138.0	21.3	14.8	27.5

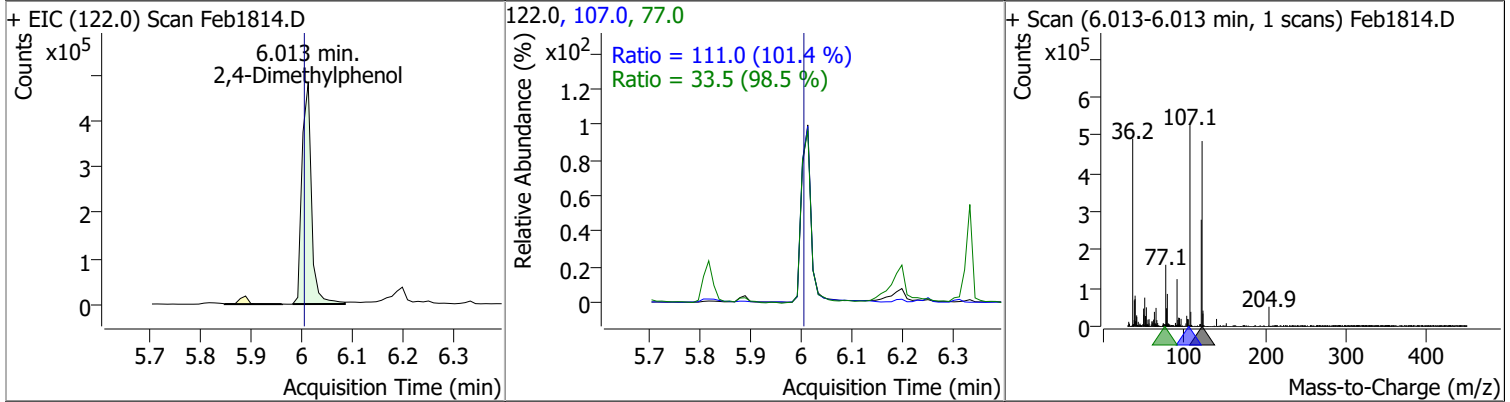


Compound	Conc.	RT	Dev(Min)	Resp.	QIon	QRatio	Lower	Upper
2-Nitrophenol	80.5018	5.89	0.01	299552	65.0	47.2	34.2	63.4
					109.0	35.7	24.6	45.8

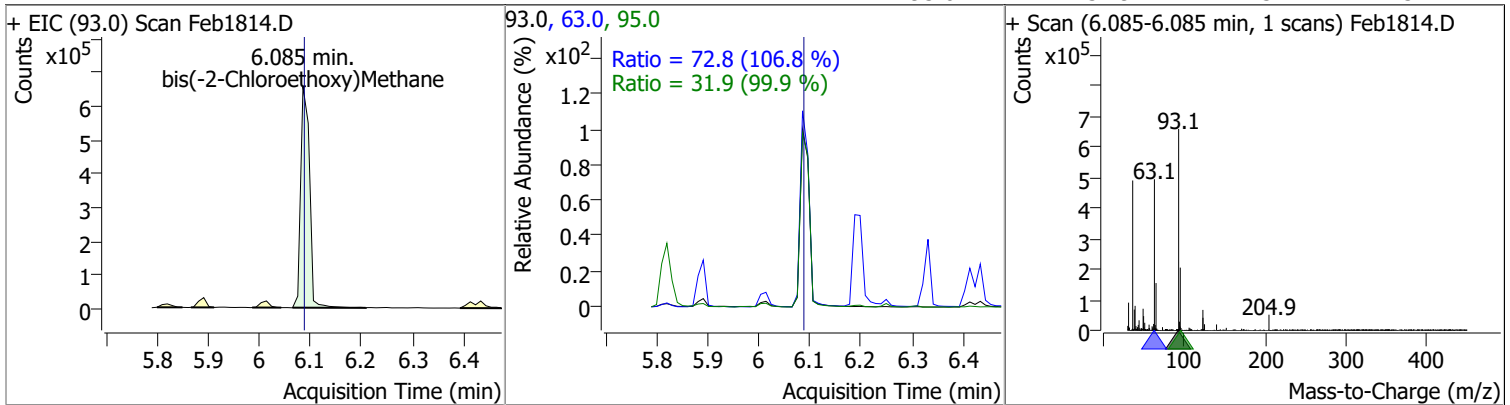


Quantitation Results Report (QT Reviewed)

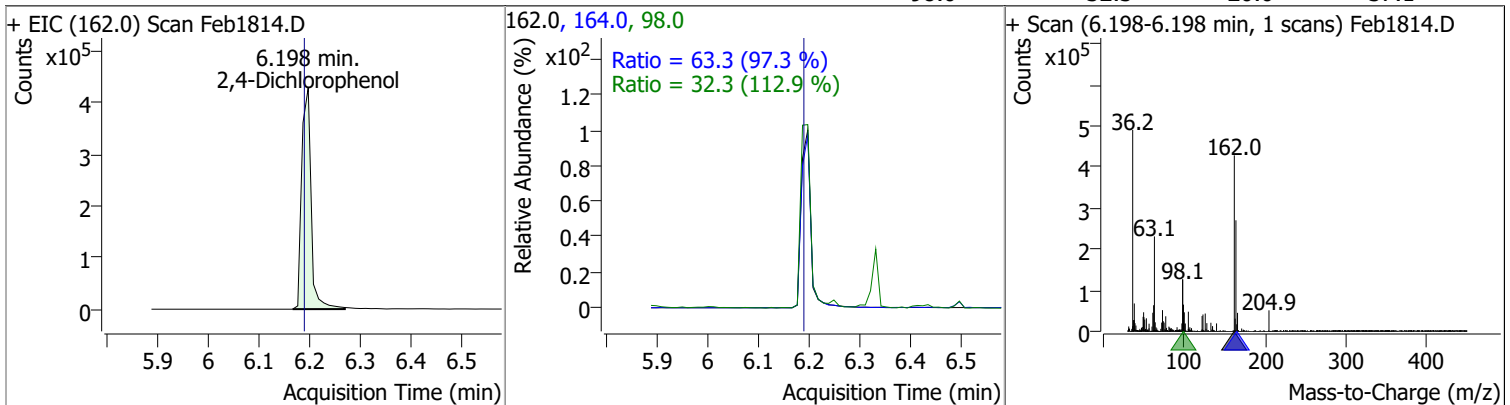
Compound	Conc.	RT	Dev(Min)	Resp.	QIon	QRatio	Lower	Upper
2,4-Dimethylphenol	80.9759	6.01	0.01	622756	107.0	111.0	76.6	142.3
					77.0	33.5	23.8	44.2



Compound	Conc.	RT	Dev(Min)	Resp.	QIon	QRatio	Lower	Upper
bis(-2-Chloroethoxy)Methane	81.2062	6.08	0.00	784700	63.0	72.8	47.7	88.6
					95.0	31.9	22.3	41.5

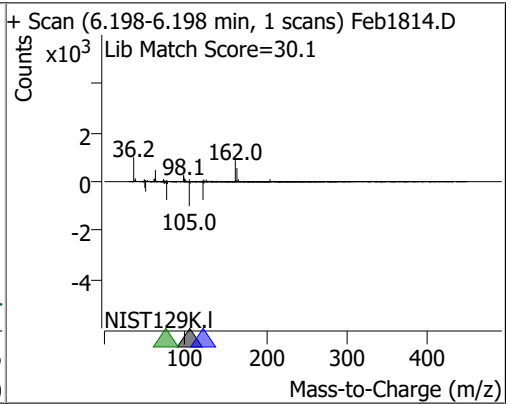
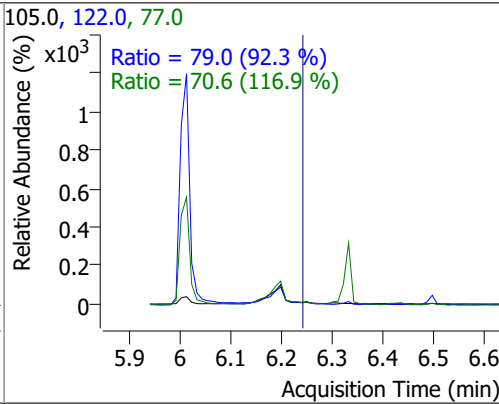
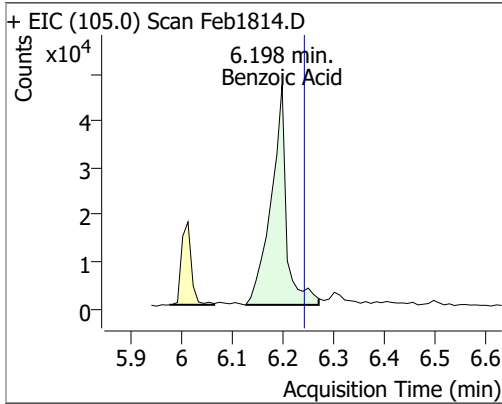


Compound	Conc.	RT	Dev(Min)	Resp.	QIon	QRatio	Lower	Upper
2,4-Dichlorophenol	74.5786	6.20	0.01	548763	164.0	63.3	45.5	84.5
					98.0	32.3	20.0	37.1

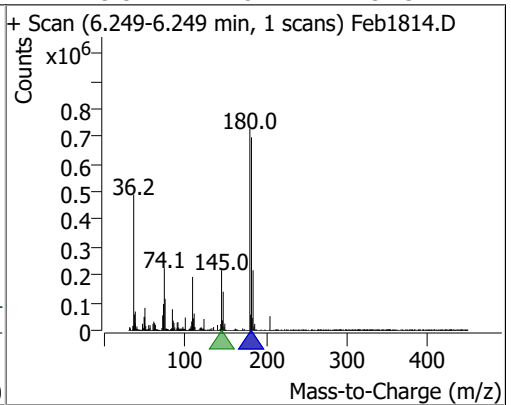
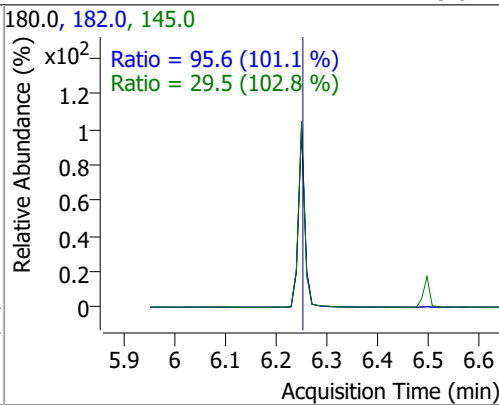
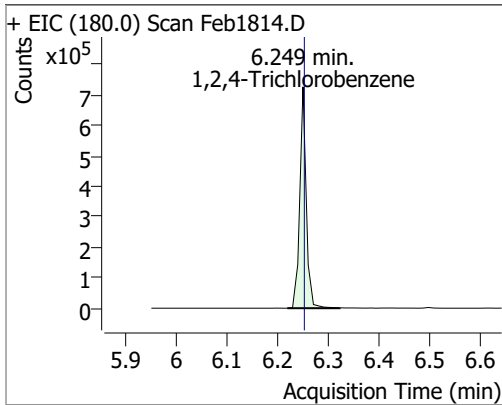


Quantitation Results Report (QT Reviewed)

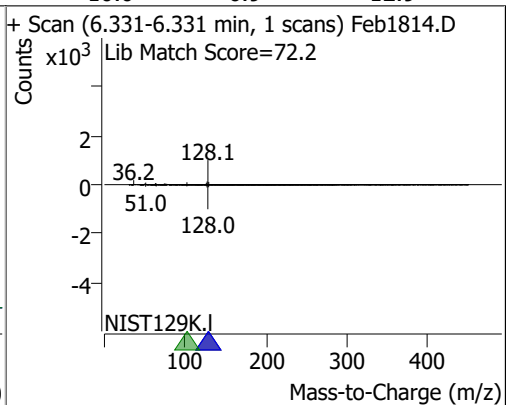
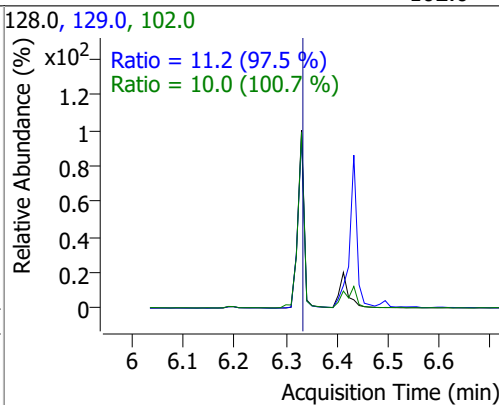
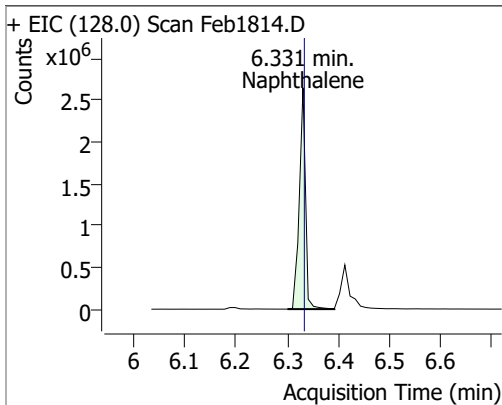
Compound	Conc.	RT	Dev(Min)	Resp.	QIon	QRatio	Lower	Upper
Benzoic Acid	29.4863	6.20	-0.04	98504	122.0	79.0	59.9	111.2
					77.0	70.6	42.3	78.5



Compound	Conc.	RT	Dev(Min)	Resp.	QIon	QRatio	Lower	Upper
1,2,4-Trichlorobenzene	72.4878	6.25	0.00	642341	182.0	95.6	66.2	122.9
					145.0	29.5	20.1	37.3

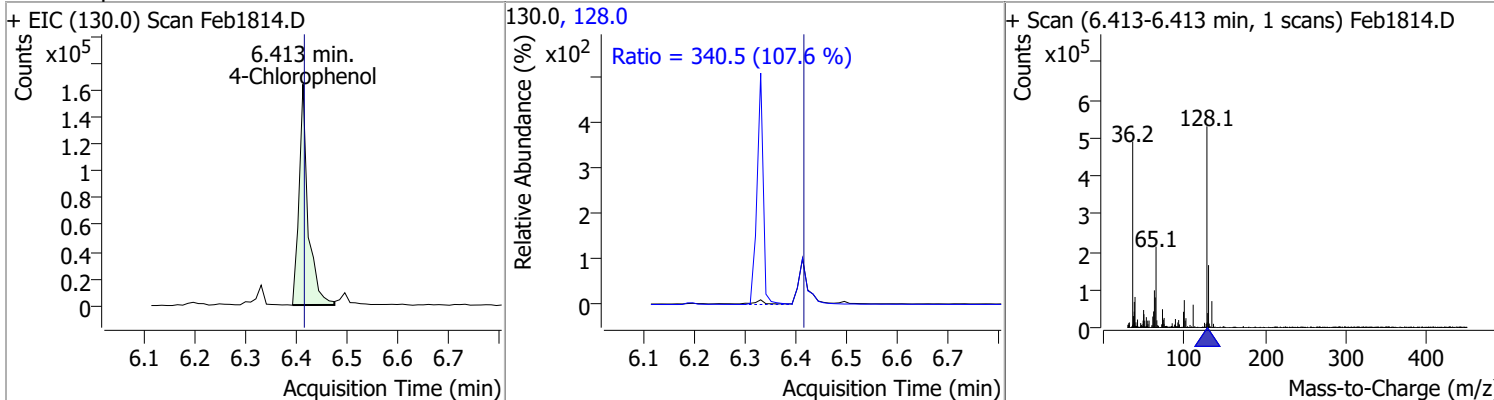


Compound	Conc.	RT	Dev(Min)	Resp.	QIon	QRatio	Lower	Upper
Naphthalene	86.0356	6.33	0.00	2237227	129.0	11.2	8.0	14.9
					102.0	10.0	6.9	12.9

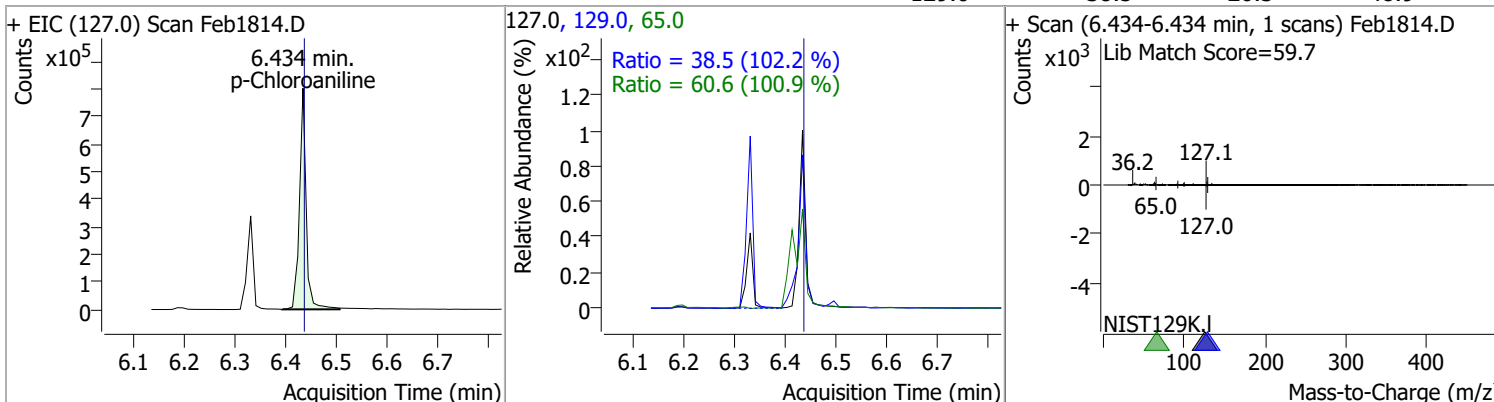


Quantitation Results Report (QT Reviewed)

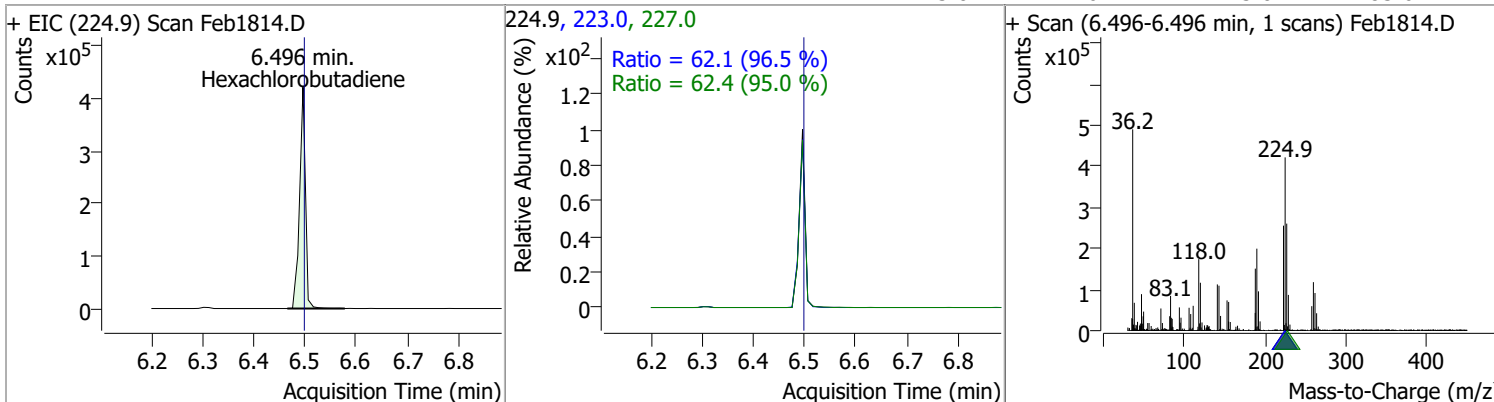
Compound	Conc.	RT	Dev(Min)	Resp.	QIon	QRatio	Lower	Upper
4-Chlorophenol	66.8320	6.41	0.00	184351	128.0	340.5	221.4	411.2



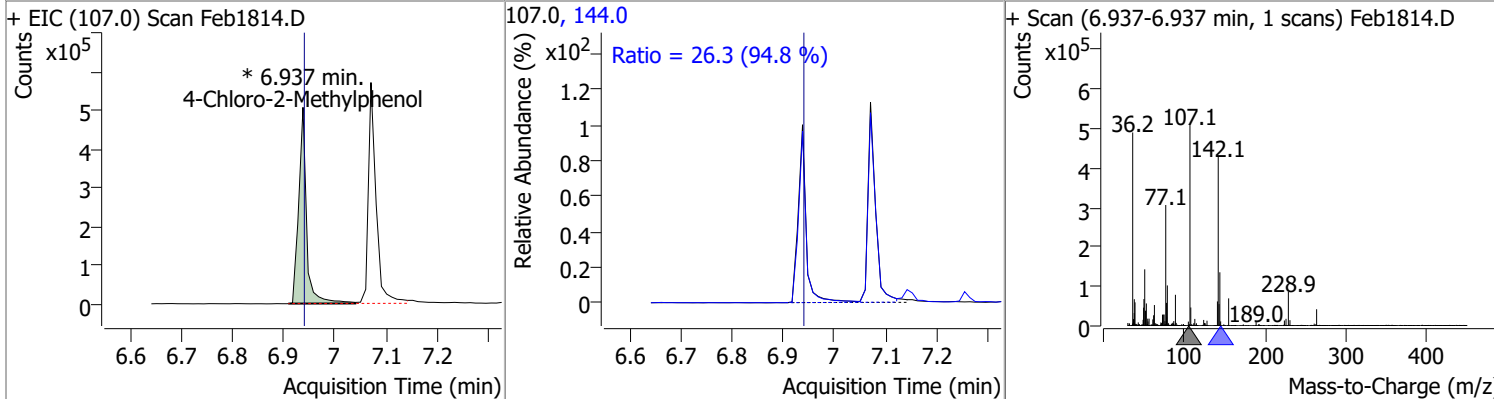
Compound	Conc.	RT	Dev(Min)	Resp.	QIon	QRatio	Lower	Upper
p-Chloroaniline	70.8699	6.43	0.00	729582	65.0	60.6	42.1	78.2
					129.0	38.5	26.3	48.9



Compound	Conc.	RT	Dev(Min)	Resp.	QIon	QRatio	Lower	Upper
Hexachlorobutadiene	73.4809	6.50	0.00	336450	227.0	62.4	46.0	85.4
					223.0	62.1	45.0	83.6

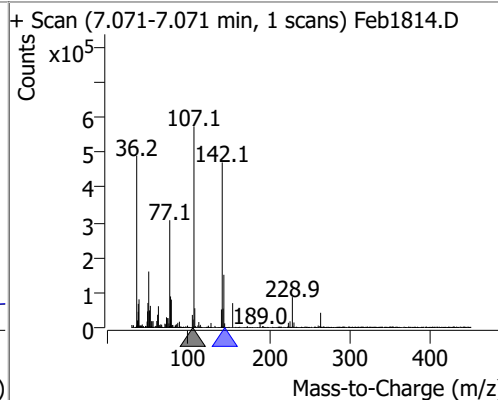
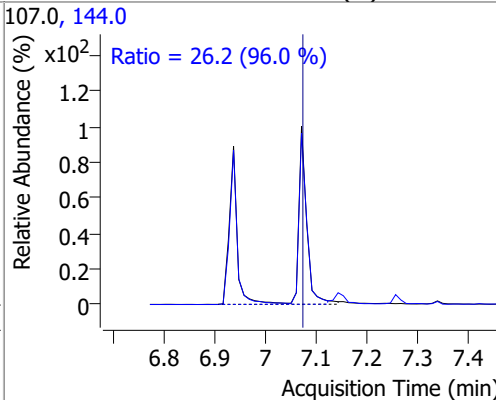
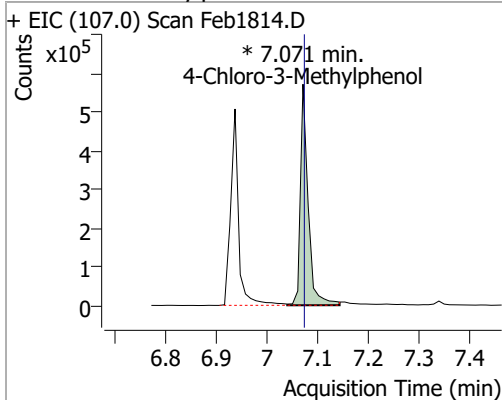


Compound	Conc.	RT	Dev(Min)	Resp.	QIon	QRatio	Lower	Upper
4-Chloro-2-Methylphenol	79.8982	6.94	0.00	545135 (m)	144.0	26.3	19.4	36.1

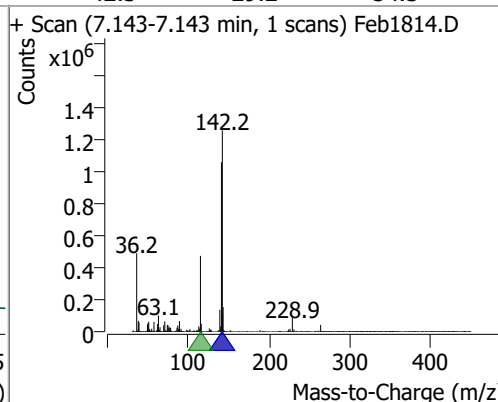
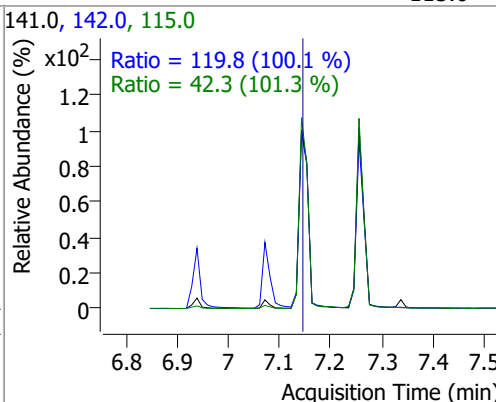
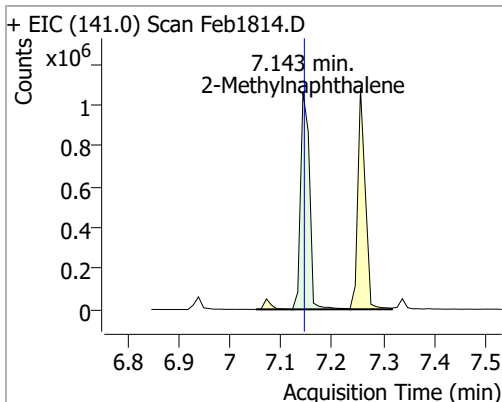


Quantitation Results Report (QT Reviewed)

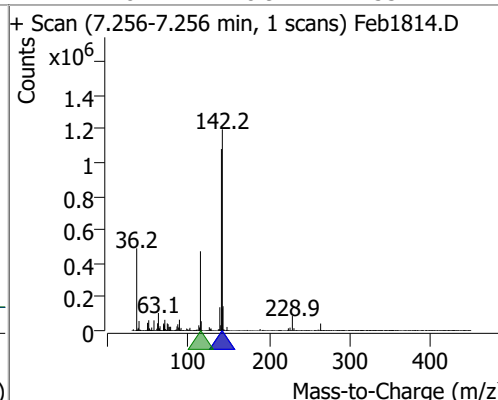
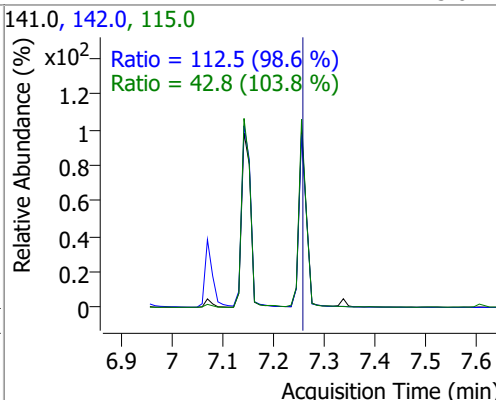
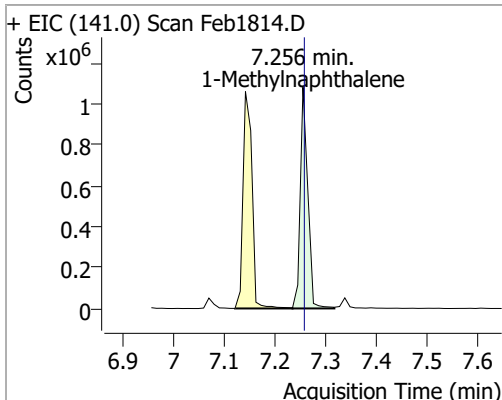
Compound	Conc.	RT	Dev(Min)	Resp.	QIon	QRatio	Lower	Upper
4-Chloro-3-Methylphenol	84.9928	7.07	0.00	605670 (m)	144.0	26.2	19.1	35.5



Compound	Conc.	RT	Dev(Min)	Resp.	QIon	QRatio	Lower	Upper
2-Methylnaphthalene	86.4306	7.14	0.00	1288999	142.0	119.8	83.8	155.7
					115.0	42.3	29.2	54.3

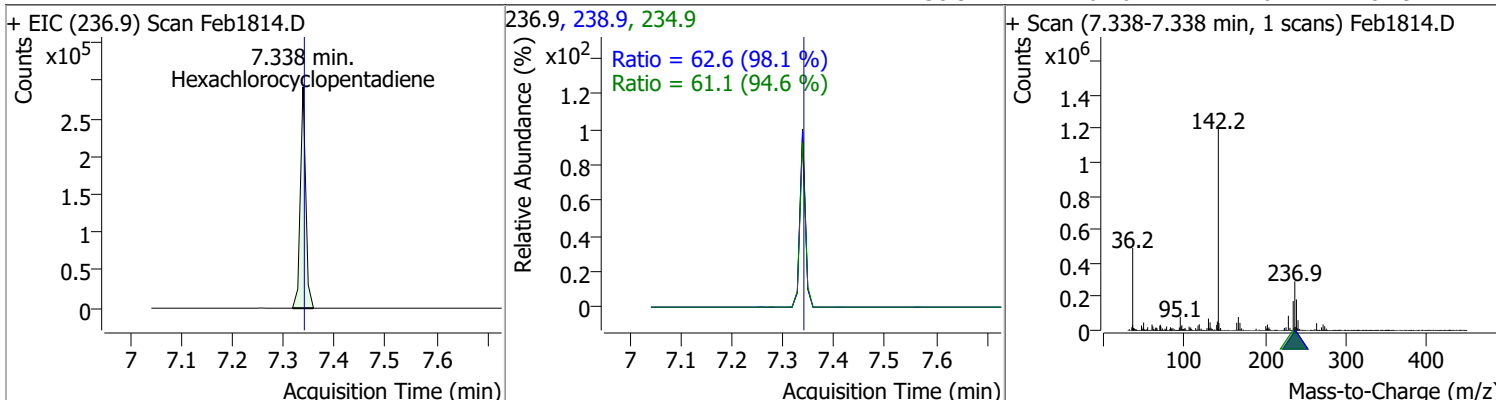


Compound	Conc.	RT	Dev(Min)	Resp.	QIon	QRatio	Lower	Upper
1-Methylnaphthalene	75.9674	7.26	0.00	1101778	142.0	112.5	79.8	148.2
					115.0	42.8	28.9	53.7

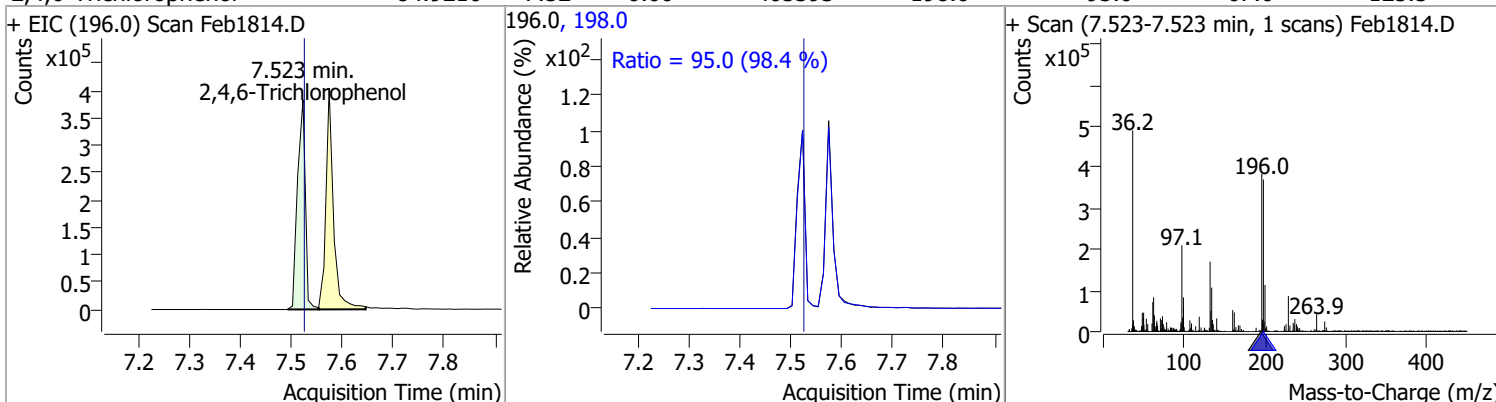


Quantitation Results Report (QT Reviewed)

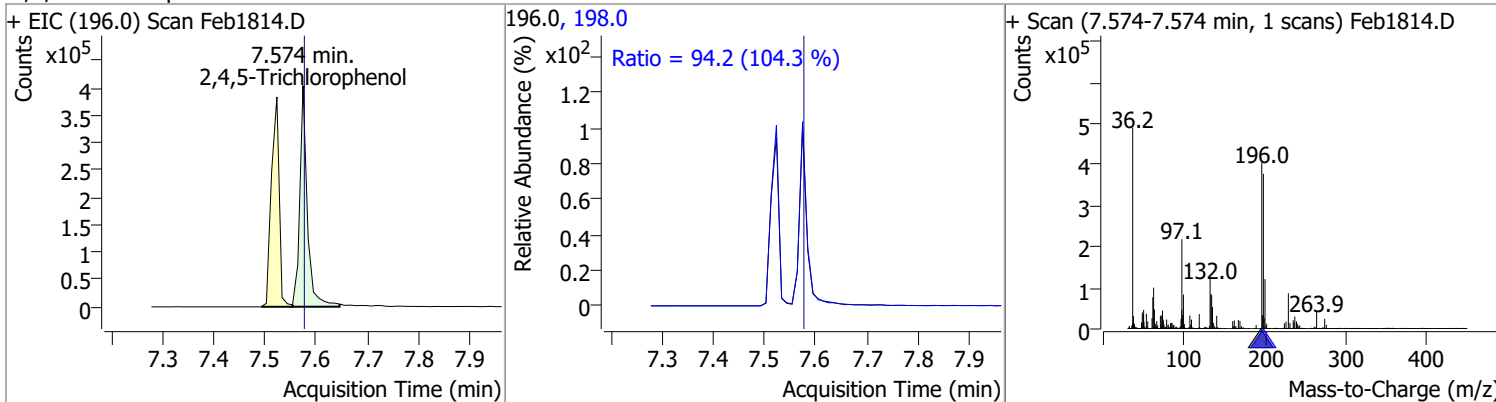
Compound	Conc.	RT	Dev(Min)	Resp.	QIon	QRatio	Lower	Upper
Hexachlorocyclopentadiene	78.5859	7.34	0.00	214251	234.9	61.1	45.2	84.0
					238.9	62.6	44.6	82.9



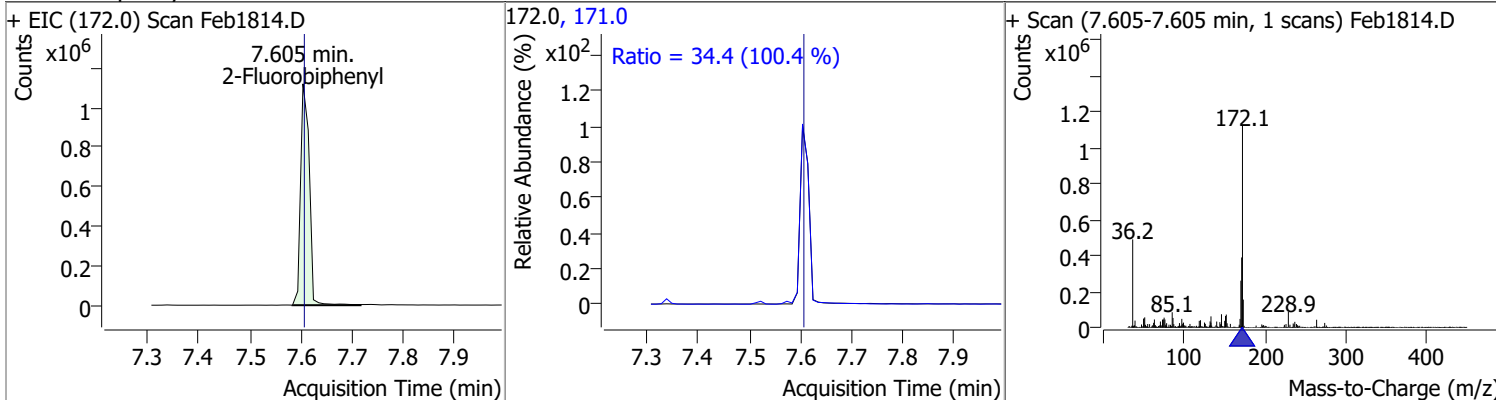
Compound	Conc.	RT	Dev(Min)	Resp.	QIon	QRatio	Lower	Upper
2,4,6-Trichlorophenol	84.9210	7.52	0.00	405593	198.0	95.0	67.6	125.5



Compound	Conc.	RT	Dev(Min)	Resp.	QIon	QRatio	Lower	Upper
2,4,5-Trichlorophenol	78.2821	7.57	0.00	416733	198.0	94.2	63.2	117.3

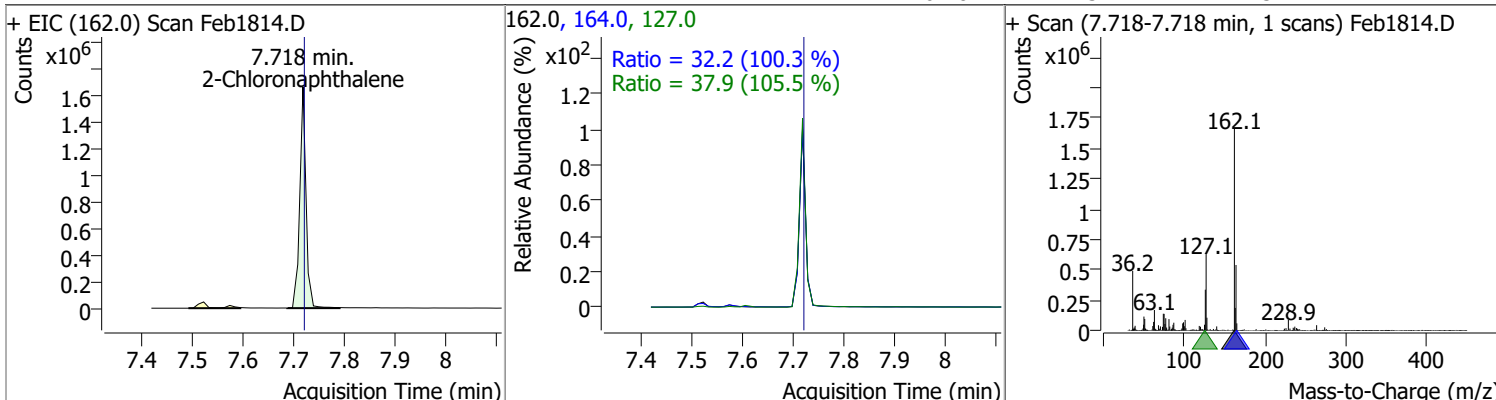


Compound	Conc.	RT	Dev(Min)	Resp.	QIon	QRatio	Lower	Upper
2-Fluorobiphenyl	68.8547	7.60	0.00	1329358	171.0	34.4	24.0	44.5

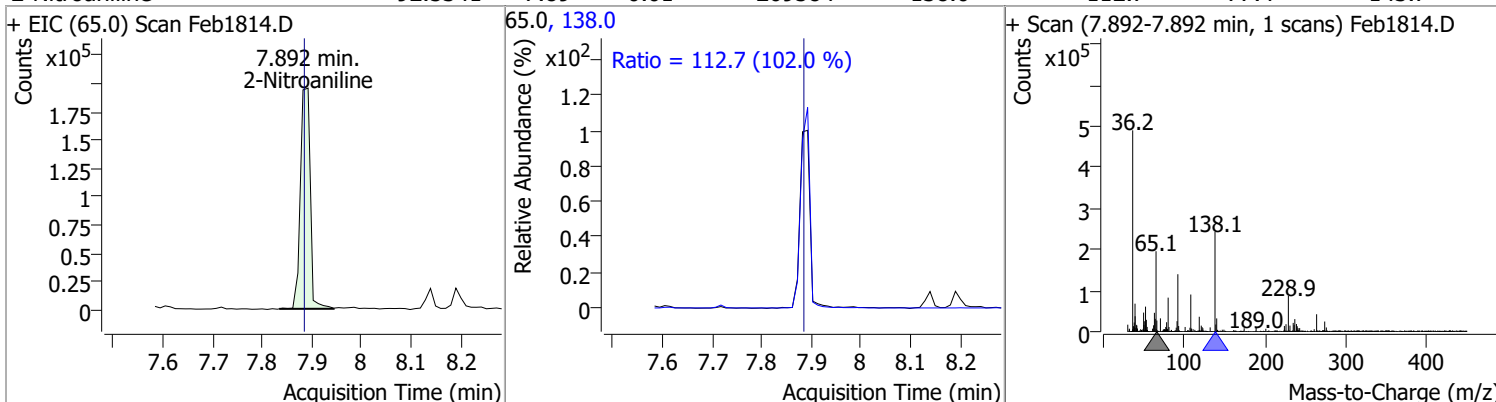


Quantitation Results Report (QT Reviewed)

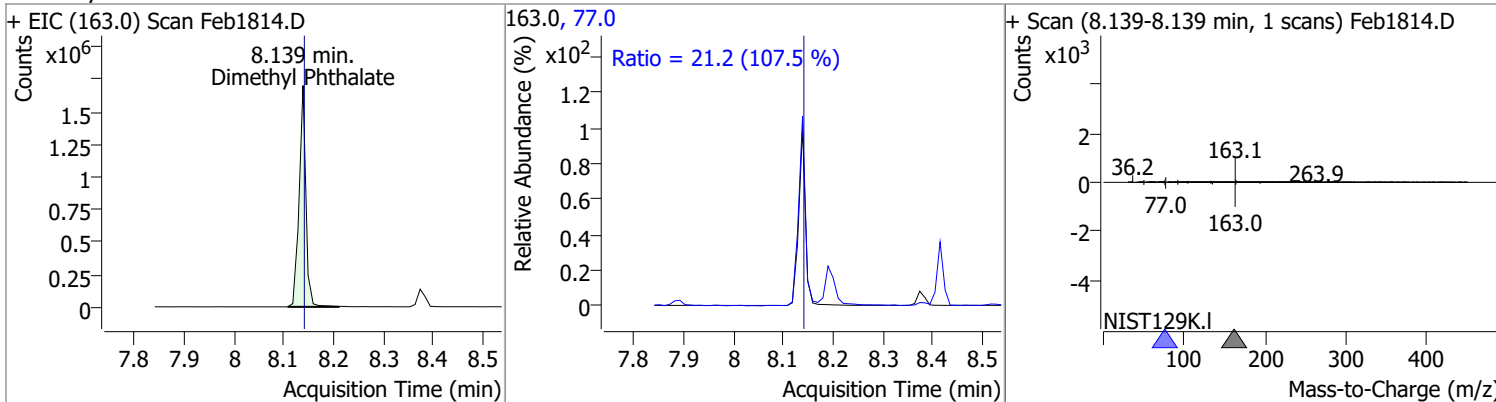
Compound	Conc.	RT	Dev(Min)	Resp.	QIon	QRatio	Lower	Upper
2-Chloronaphthalene	87.4924	7.72	0.00	1418958	127.0	37.9	25.1	46.7
					164.0	32.2	22.5	41.7



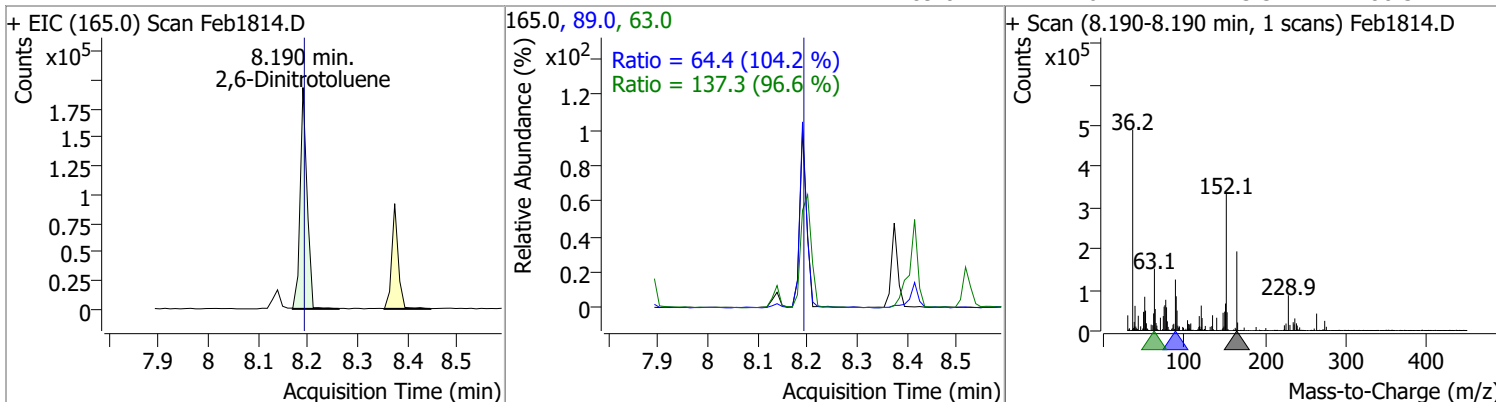
Compound	Conc.	RT	Dev(Min)	Resp.	QIon	QRatio	Lower	Upper
2-Nitroaniline	92.5341	7.89	0.01	269584	138.0	112.7	77.4	143.7



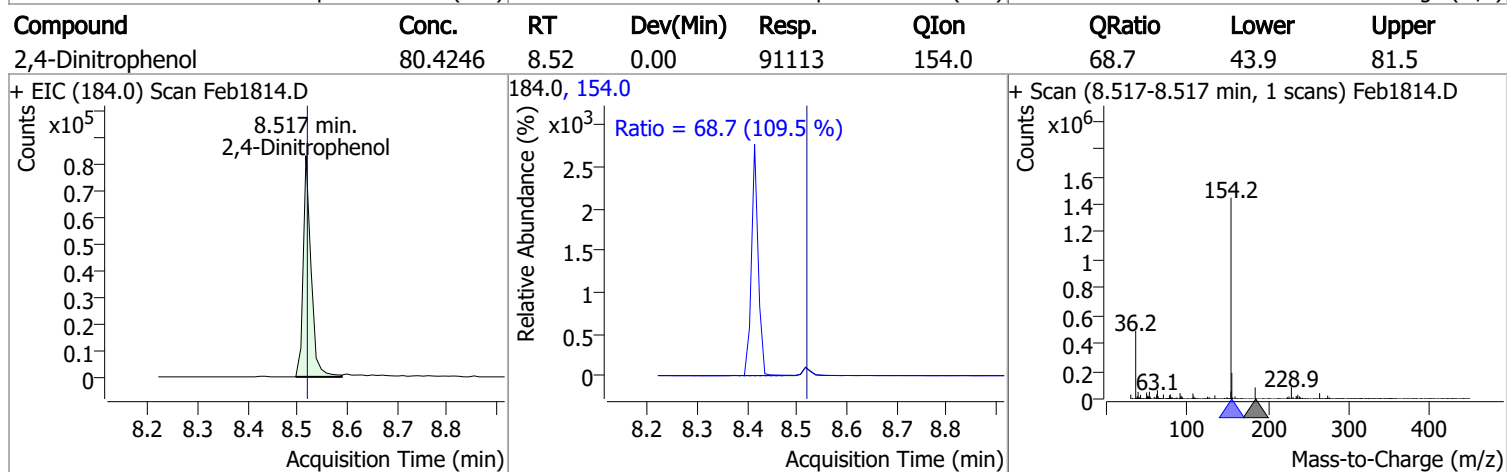
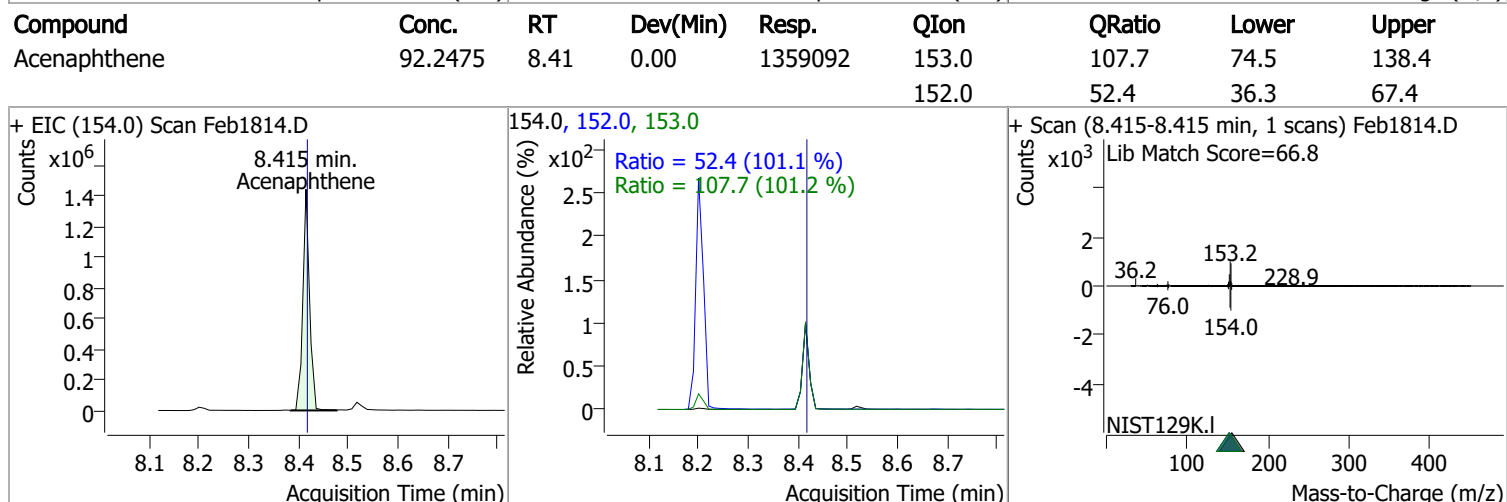
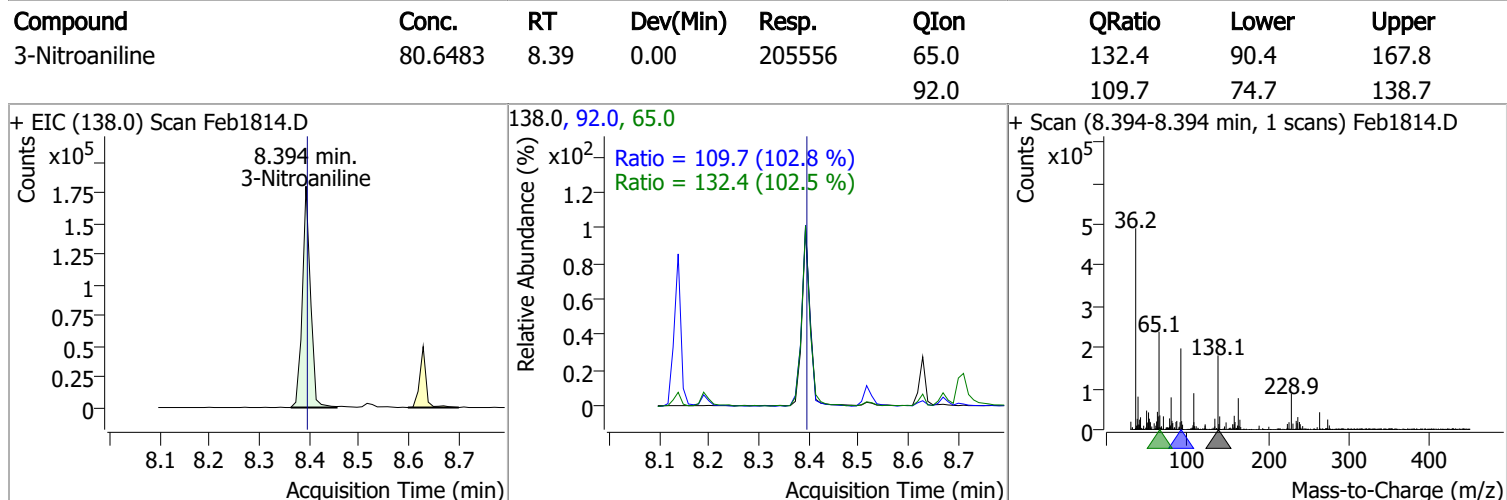
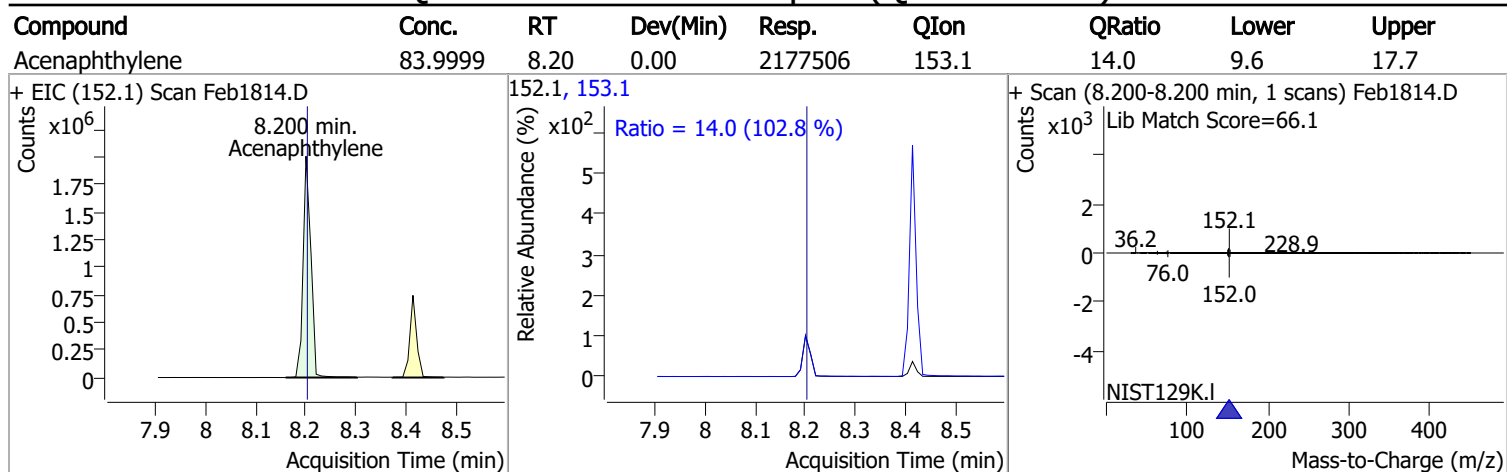
Compound	Conc.	RT	Dev(Min)	Resp.	QIon	QRatio	Lower	Upper
Dimethyl Phthalate	96.6834	8.14	0.00	1602526	77.0	21.2	13.8	25.7



Compound	Conc.	RT	Dev(Min)	Resp.	QIon	QRatio	Lower	Upper
2,6-Dinitrotoluene	83.5532	8.19	0.00	187457	63.0	137.3	99.5	184.8
					89.0	64.4	43.3	80.3

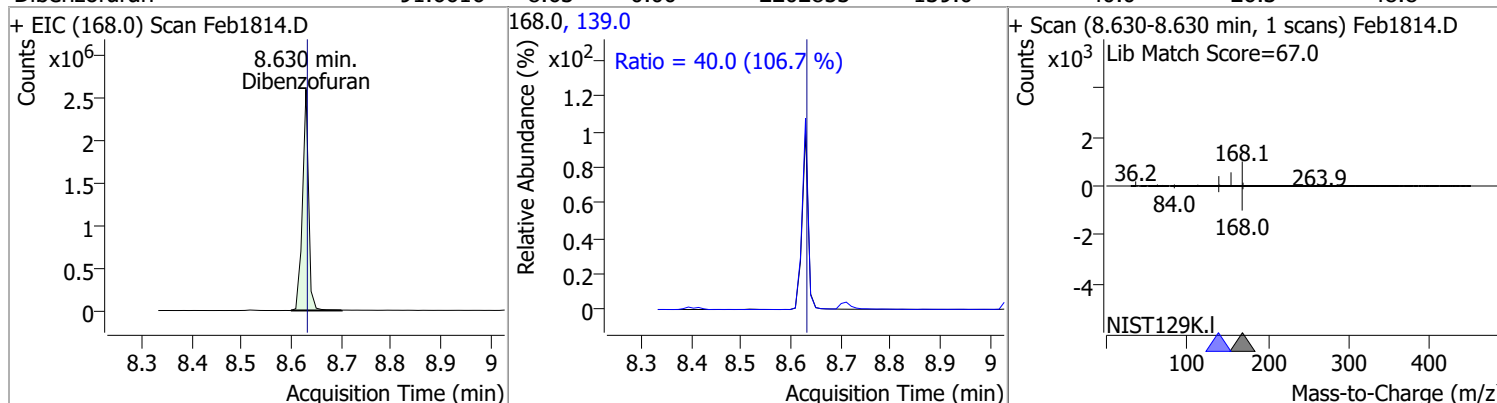


Quantitation Results Report (QT Reviewed)

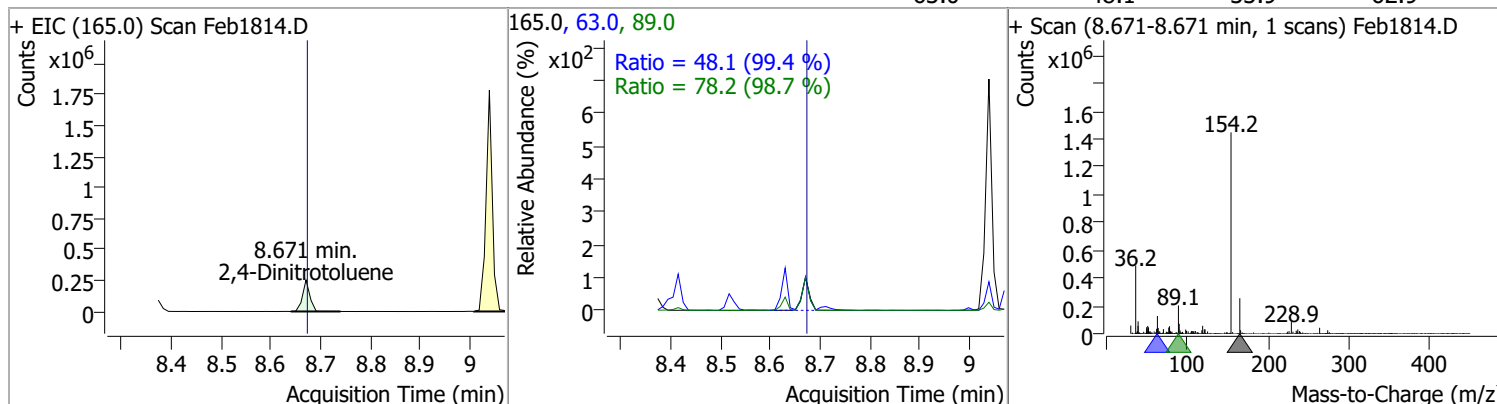


Quantitation Results Report (QT Reviewed)

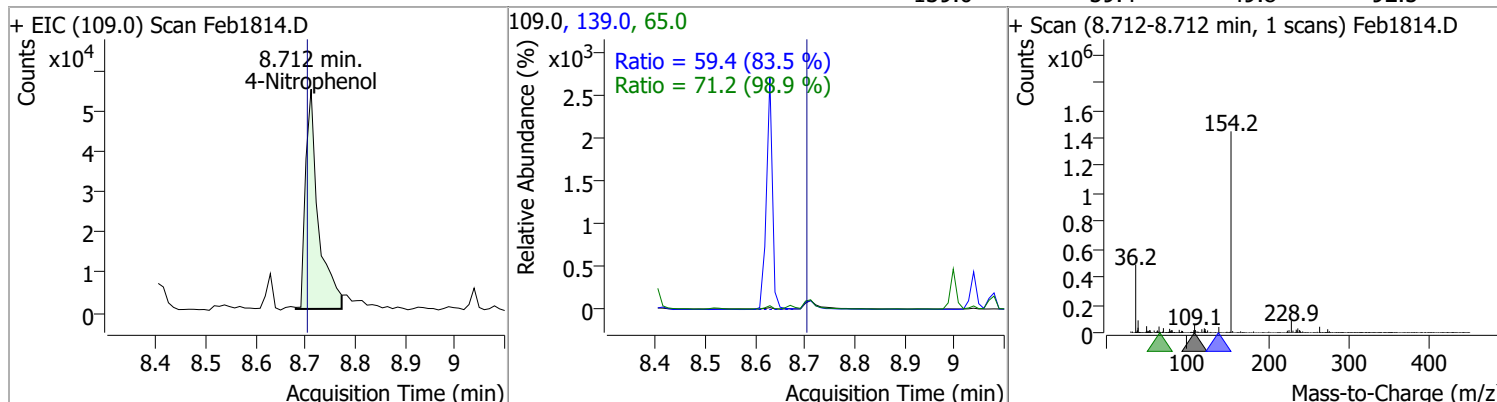
Compound	Conc.	RT	Dev(Min)	Resp.	QIon	QRatio	Lower	Upper
Dibenzofuran	91.6616	8.63	0.00	2202853	139.0	40.0	26.3	48.8



Compound	Conc.	RT	Dev(Min)	Resp.	QIon	QRatio	Lower	Upper
2,4-Dinitrotoluene	90.5214	8.67	0.00	258295	89.0	78.2	55.4	102.9
					63.0	48.1	33.9	62.9

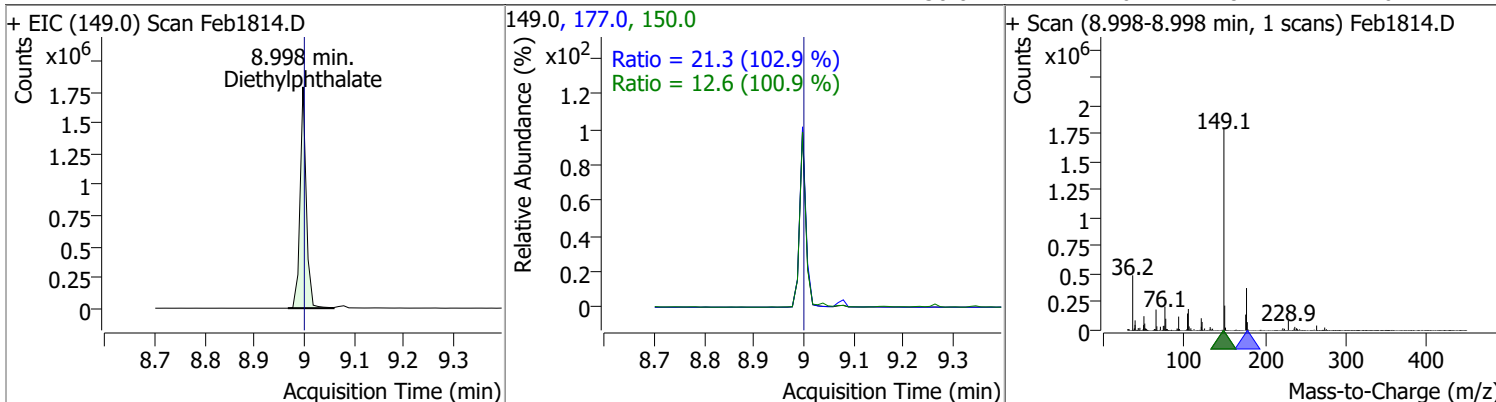


Compound	Conc.	RT	Dev(Min)	Resp.	QIon	QRatio	Lower	Upper
4-Nitrophenol	37.8509	8.71	0.01	96914	65.0	71.2	50.4	93.6
					139.0	59.4	49.8	92.5

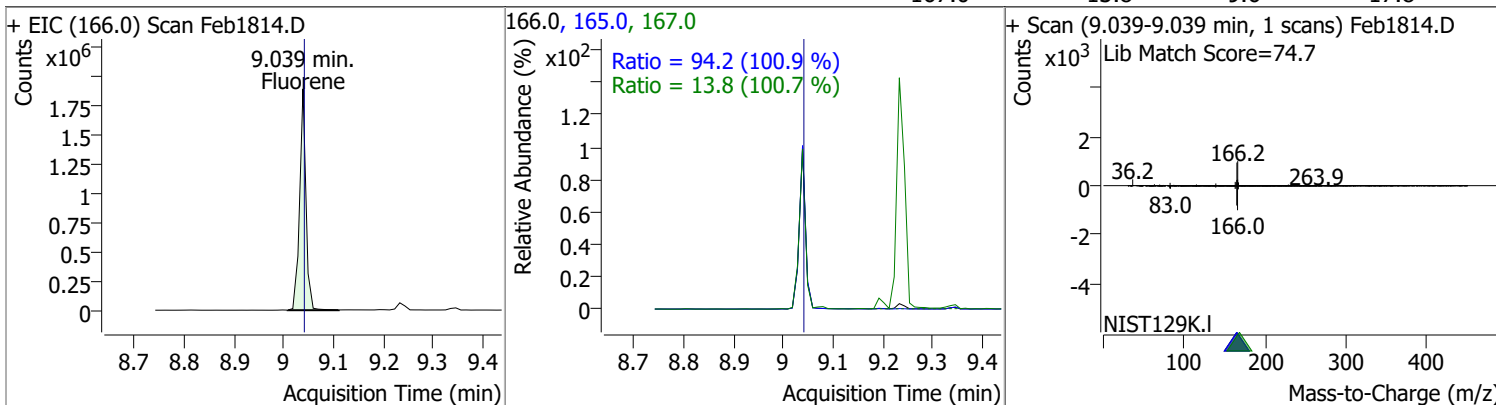


Quantitation Results Report (QT Reviewed)

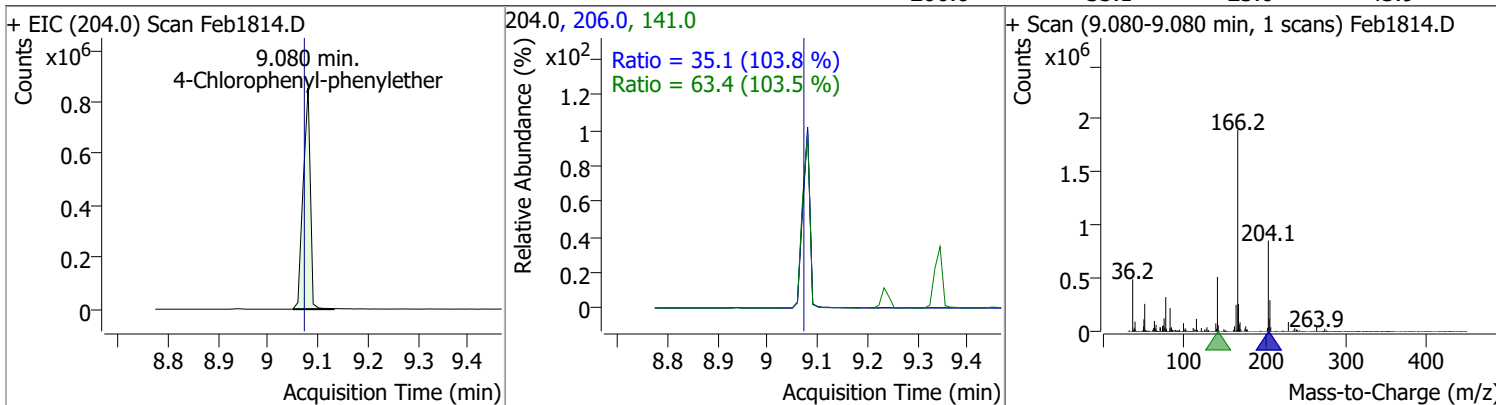
Compound	Conc.	RT	Dev(Min)	Resp.	QIon	QRatio	Lower	Upper
Diethylphthalate	90.2565	9.00	0.00	1545601	177.0	21.3	14.5	27.0
					150.0	12.6	8.7	16.2



Compound	Conc.	RT	Dev(Min)	Resp.	QIon	QRatio	Lower	Upper
Fluorene	86.0688	9.04	0.00	1675369	165.0	94.2	65.4	121.4
					167.0	13.8	9.6	17.8

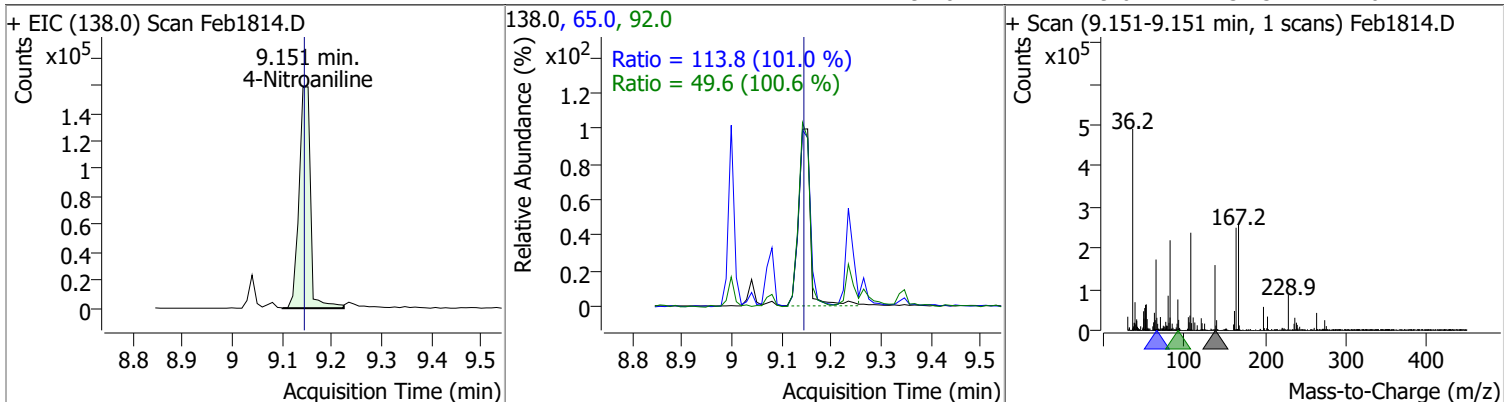


Compound	Conc.	RT	Dev(Min)	Resp.	QIon	QRatio	Lower	Upper
4-Chlorophenyl-phenylether	94.9428	9.08	0.01	840884	141.0	63.4	42.8	79.6
					206.0	35.1	23.6	43.9

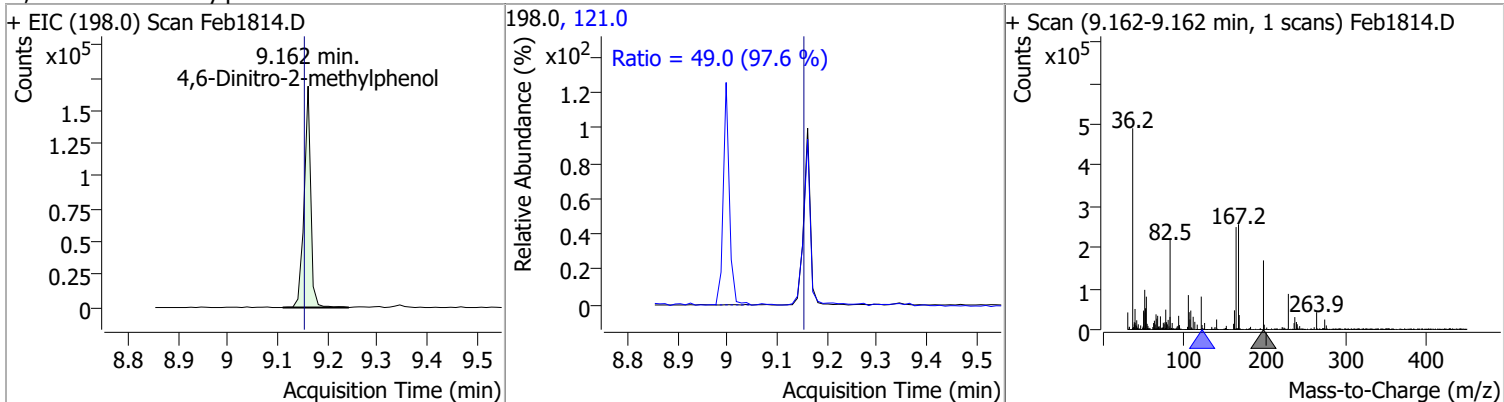


Quantitation Results Report (QT Reviewed)

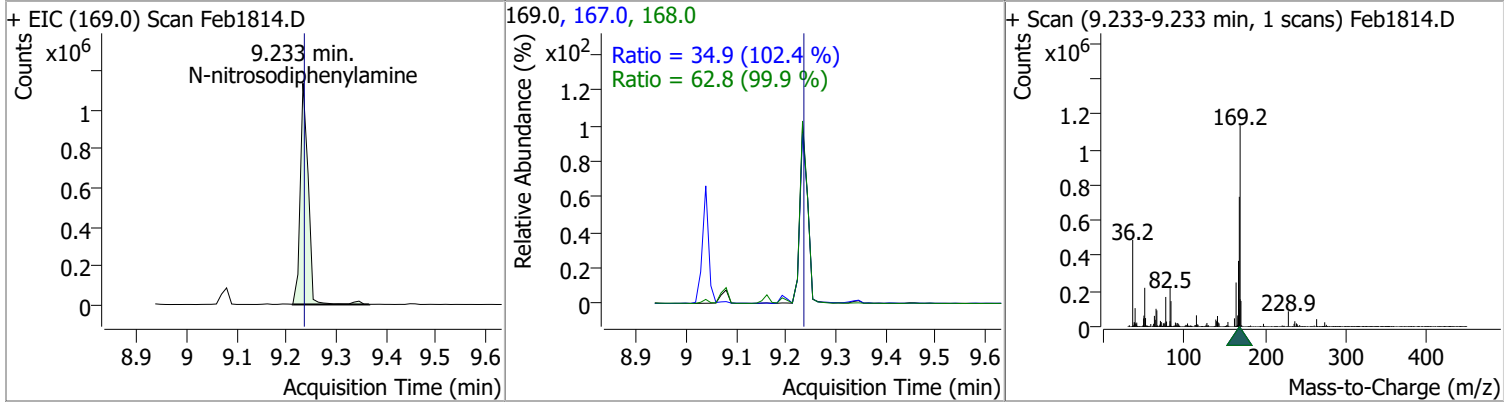
Compound	Conc.	RT	Dev(Min)	Resp.	QIon	QRatio	Lower	Upper
4-Nitroaniline	93.0200	9.15	0.01	253680	65.0	113.8	78.9	146.6
					92.0	49.6	34.5	64.1



Compound	Conc.	RT	Dev(Min)	Resp.	QIon	QRatio	Lower	Upper
4,6-Dinitro-2-methylphenol	92.5096	9.16	0.01	156161	121.0	49.0	35.1	65.3

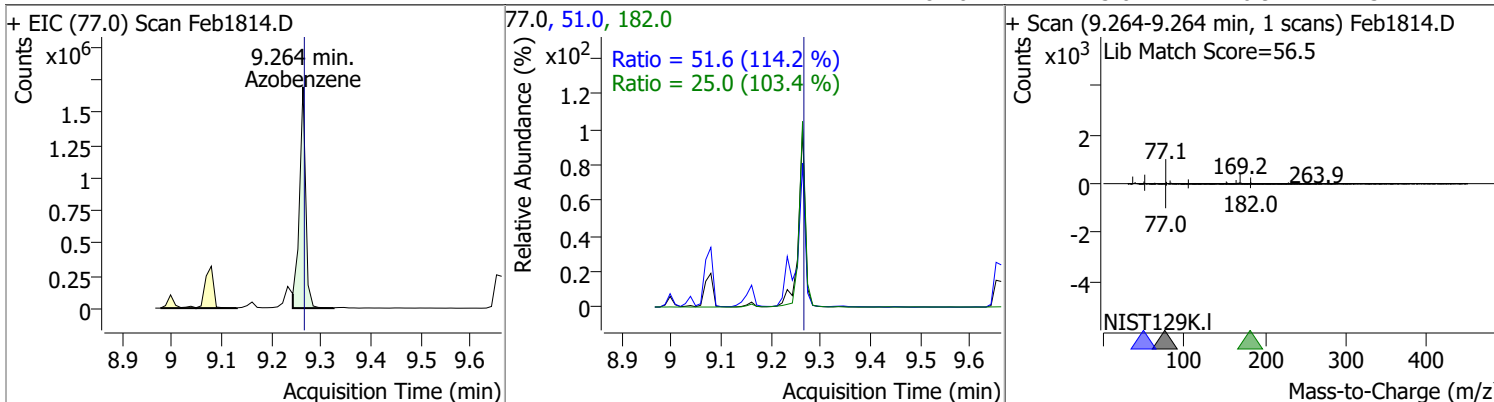


Compound	Conc.	RT	Dev(Min)	Resp.	QIon	QRatio	Lower	Upper
N-nitrosodiphenylamine	99.2895	9.23	0.00	1261362	168.0	62.8	44.0	81.7
					167.0	34.9	23.9	44.3

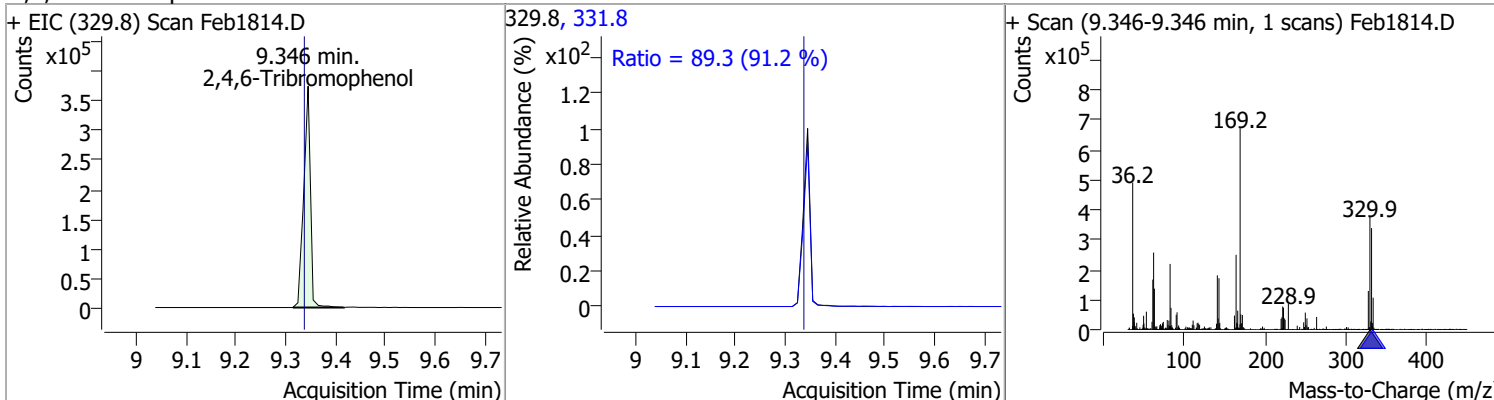


Quantitation Results Report (QT Reviewed)

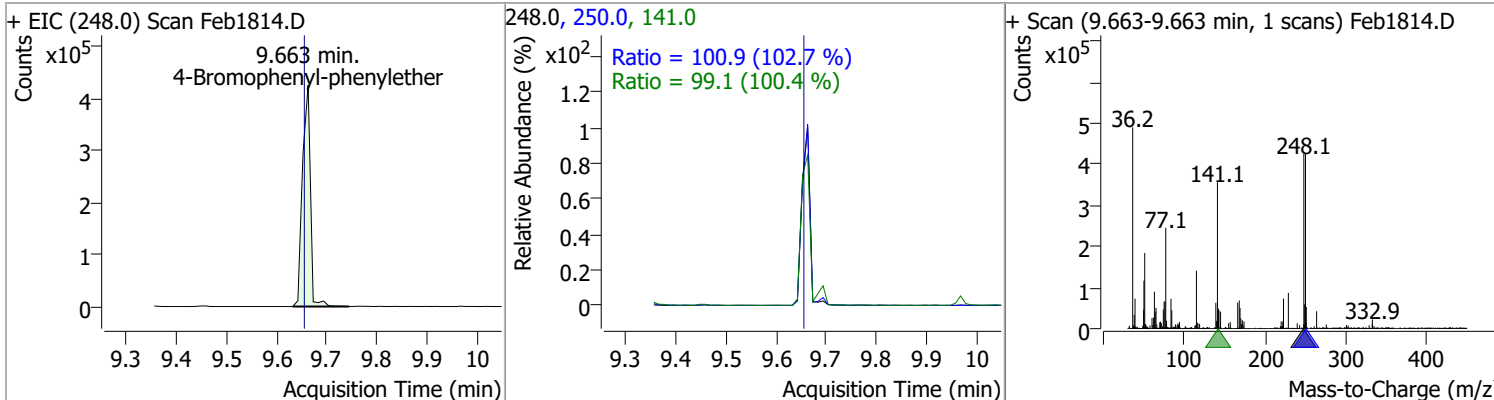
Compound	Conc.	RT	Dev(Min)	Resp.	QIon	QRatio	Lower	Upper
Azobenzene	87.4325	9.26	0.00	1476102	51.0	51.6	31.6	58.7
					182.0	25.0	16.9	31.4



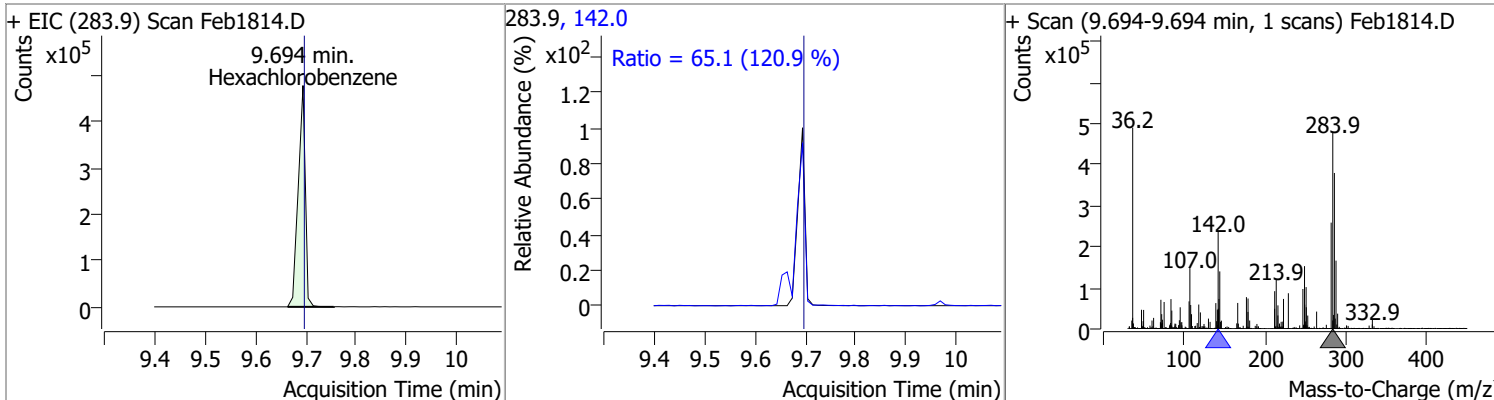
Compound	Conc.	RT	Dev(Min)	Resp.	QIon	QRatio	Lower	Upper
2,4,6-Tribromophenol	182.9218	9.35	0.01	352272	331.8	89.3	68.5	127.2



Compound	Conc.	RT	Dev(Min)	Resp.	QIon	QRatio	Lower	Upper
4-Bromophenyl-phenylether	95.7030	9.66	0.01	467808	141.0	99.1	69.1	128.4
					250.0	100.9	68.8	127.7

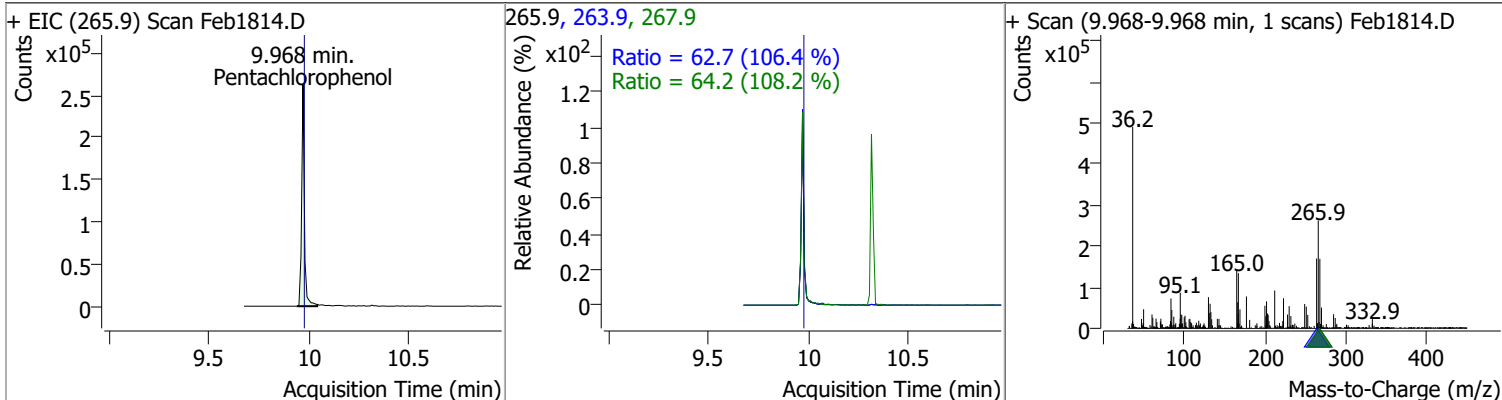


Compound	Conc.	RT	Dev(Min)	Resp.	QIon	QRatio	Lower	Upper
Hexachlorobenzene	96.4221	9.69	0.00	468646	142.0	65.1	37.7	70.0

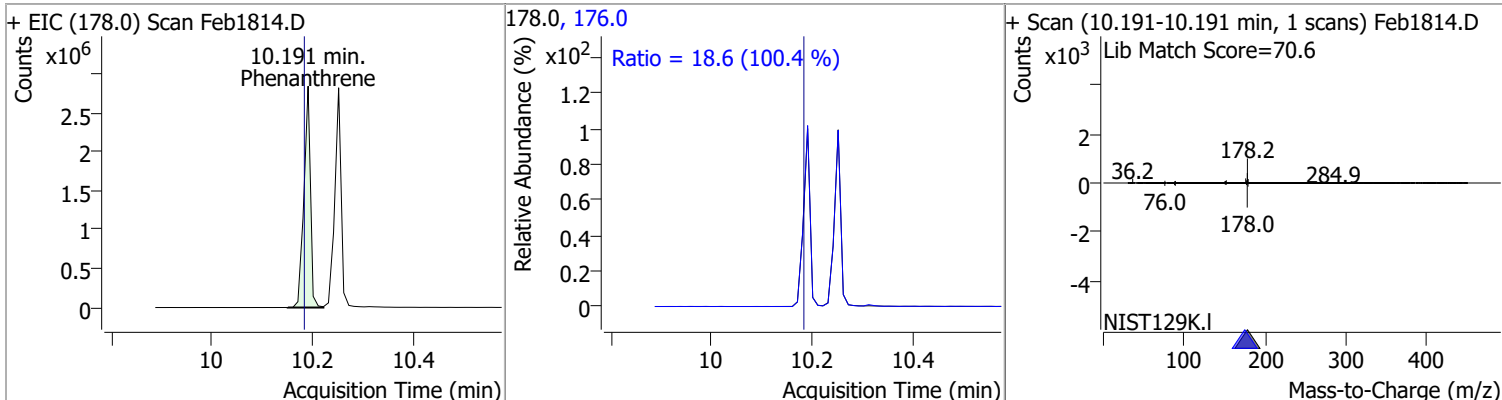


Quantitation Results Report (QT Reviewed)

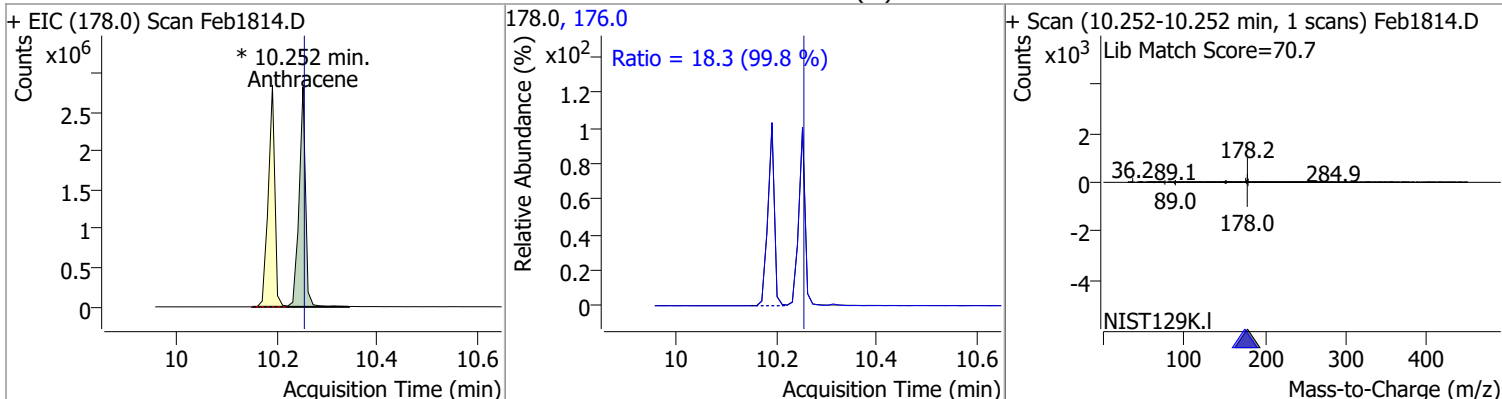
Compound	Conc.	RT	Dev(Min)	Resp.	QIon	QRatio	Lower	Upper
Pentachlorophenol	102.6887	9.97	0.00	246256	267.9	64.2	41.5	77.2
					263.9	62.7	41.2	76.6



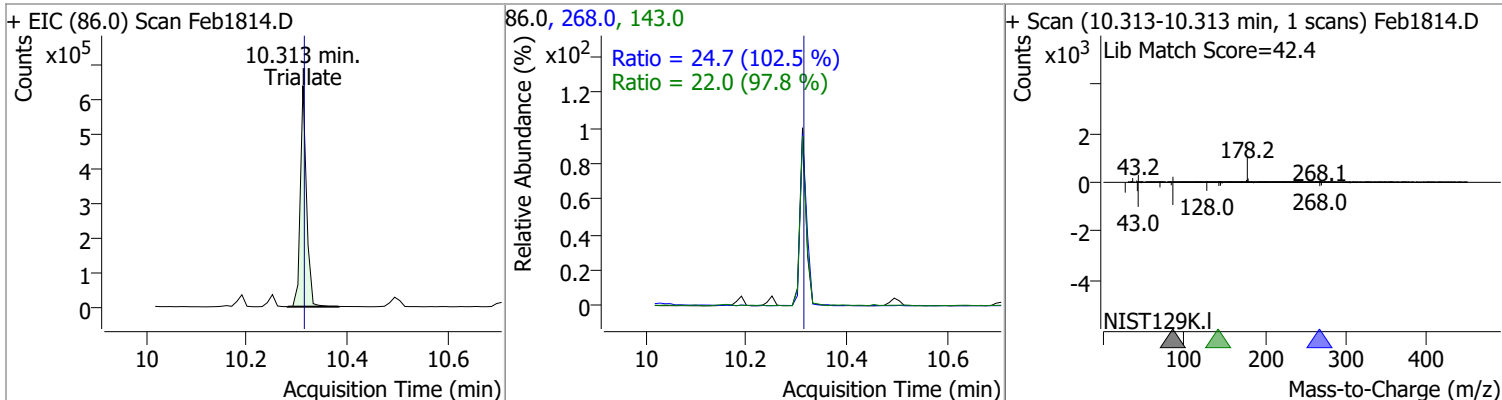
Compound	Conc.	RT	Dev(Min)	Resp.	QIon	QRatio	Lower	Upper
Phenanthrene	99.3417	10.19	0.01	2571221	176.0	18.6	13.0	24.1



Compound	Conc.	RT	Dev(Min)	Resp.	QIon	QRatio	Lower	Upper
Anthracene	101.1685	10.25	0.00	2509281 (m)	176.0	18.3	12.9	23.9

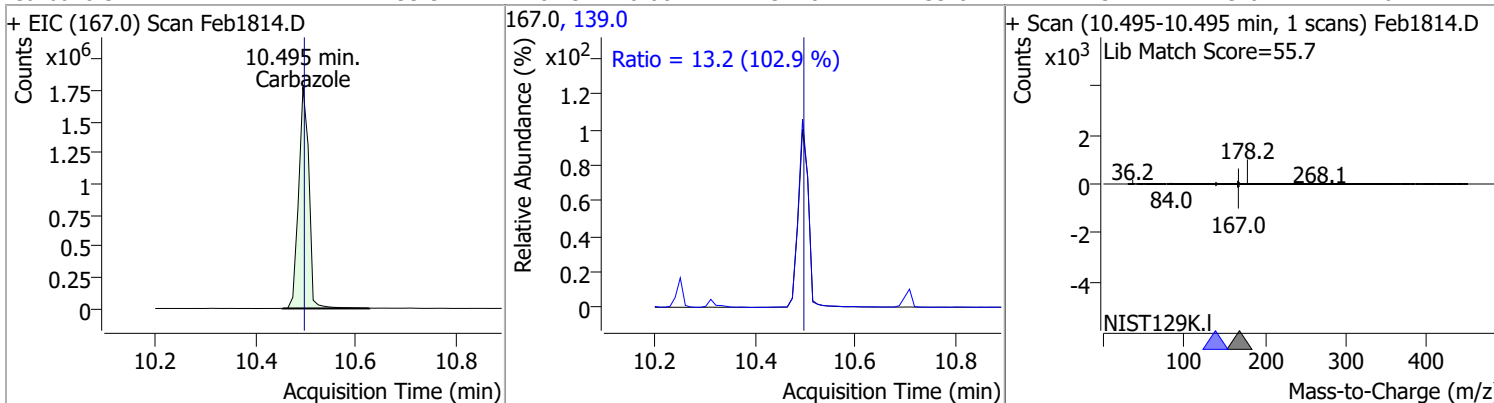


Compound	Conc.	RT	Dev(Min)	Resp.	QIon	QRatio	Lower	Upper
Triallate	91.0470	10.31	0.00	548502	268.0	24.7	16.9	31.4
					143.0	22.0	15.8	29.3

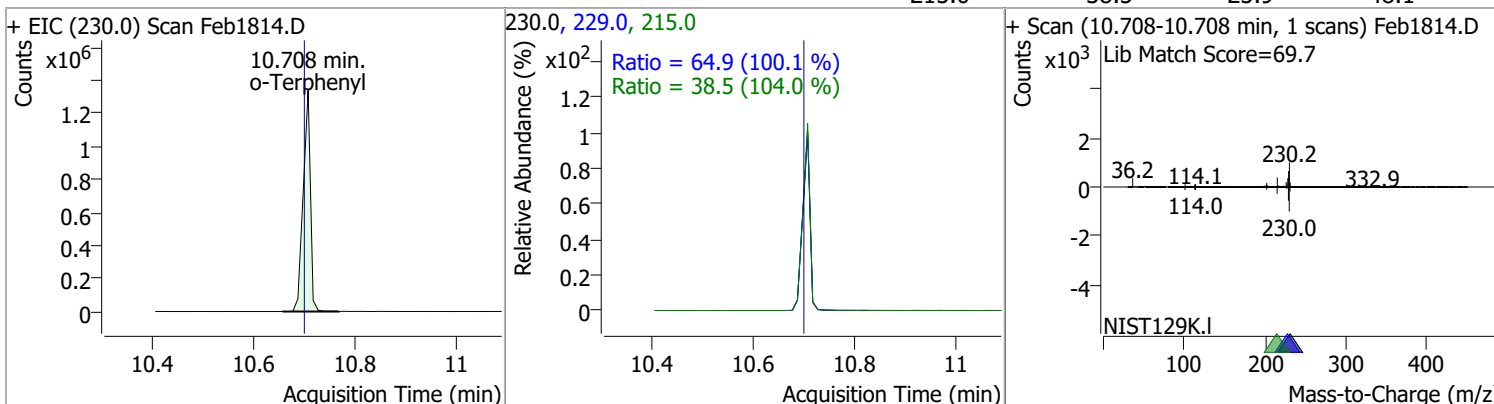


Quantitation Results Report (QT Reviewed)

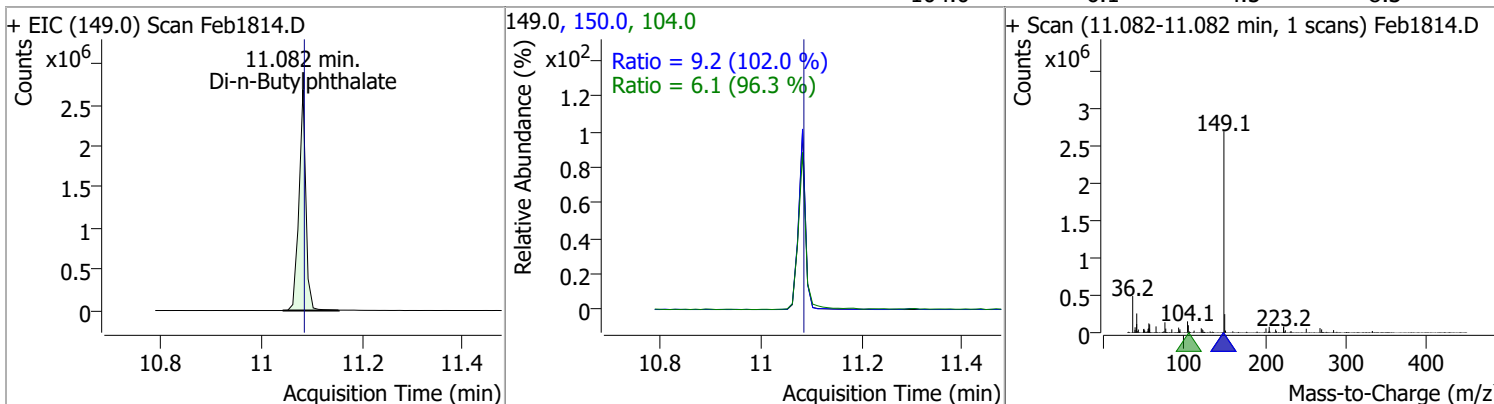
Compound	Conc.	RT	Dev(Min)	Resp.	QIon	QRatio	Lower	Upper
Carbazole	99.9442	10.49	0.00	2522042	139.0	13.2	9.0	16.7



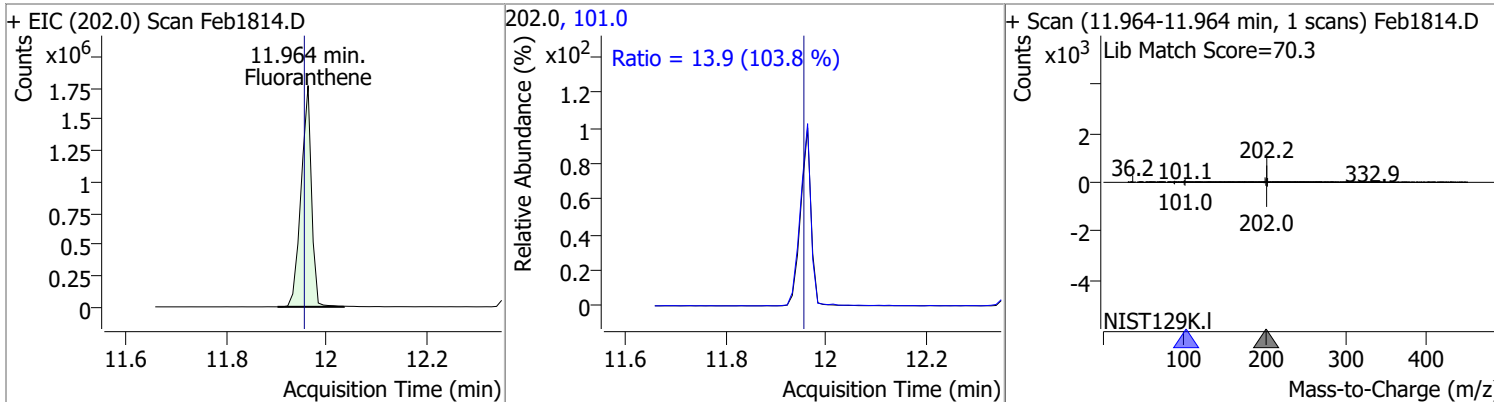
o-Terphenyl	96.4666	10.71	0.01	1339598	229.0 215.0	64.9 38.5	45.4 25.9	84.3 48.1
-------------	---------	-------	------	---------	----------------	--------------	--------------	--------------



Di-n-Butylphthalate	102.8703	11.08	0.00	2563247	150.0 104.0	9.2 6.1	6.3 4.5	11.8 8.3
---------------------	----------	-------	------	---------	----------------	------------	------------	-------------

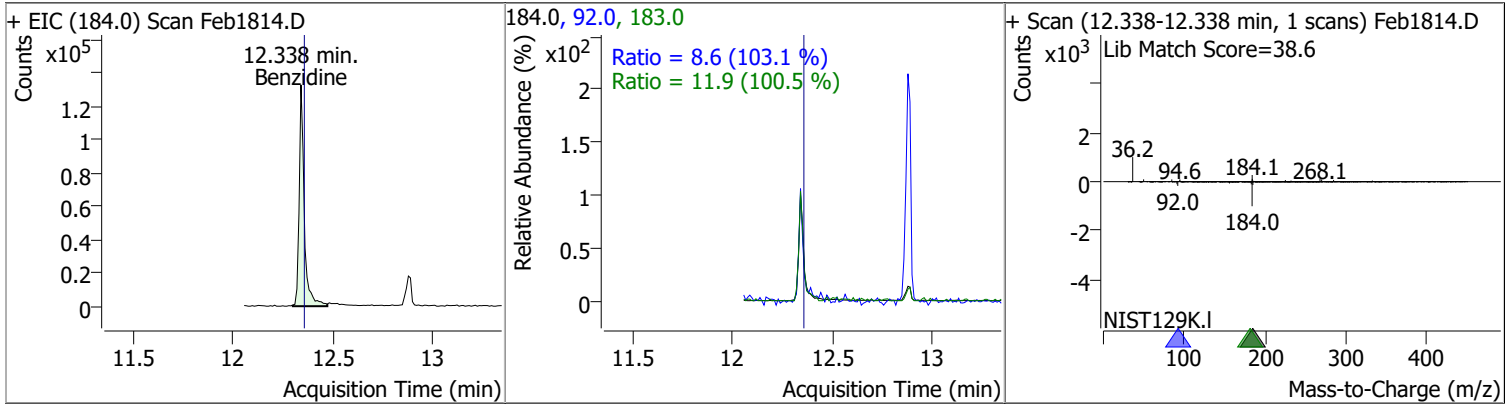


Fluoranthene	96.5770	11.96	0.01	2547135	101.0	13.9	9.4	17.4
--------------	---------	-------	------	---------	-------	------	-----	------

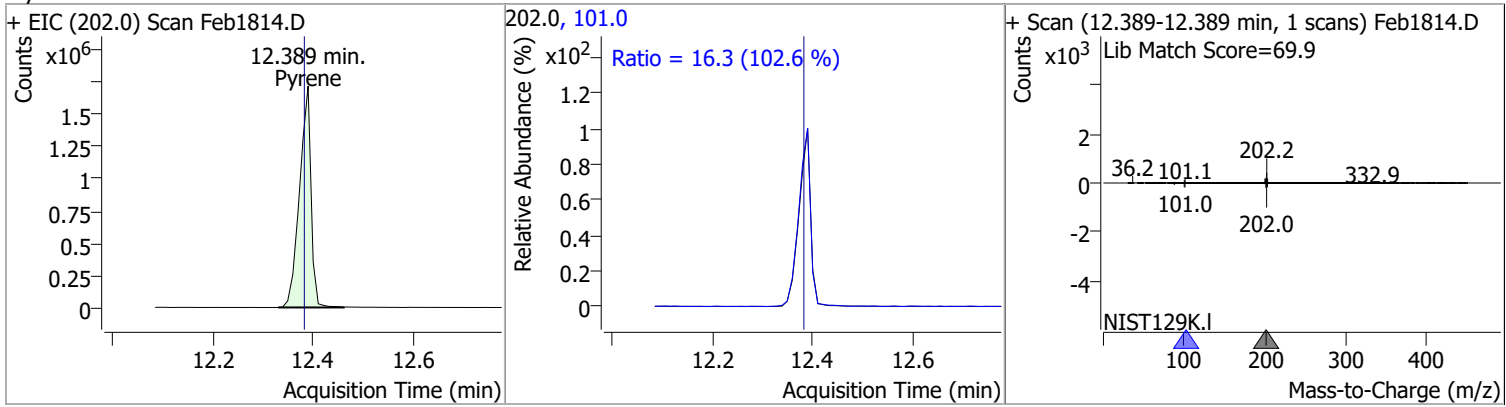


Quantitation Results Report (QT Reviewed)

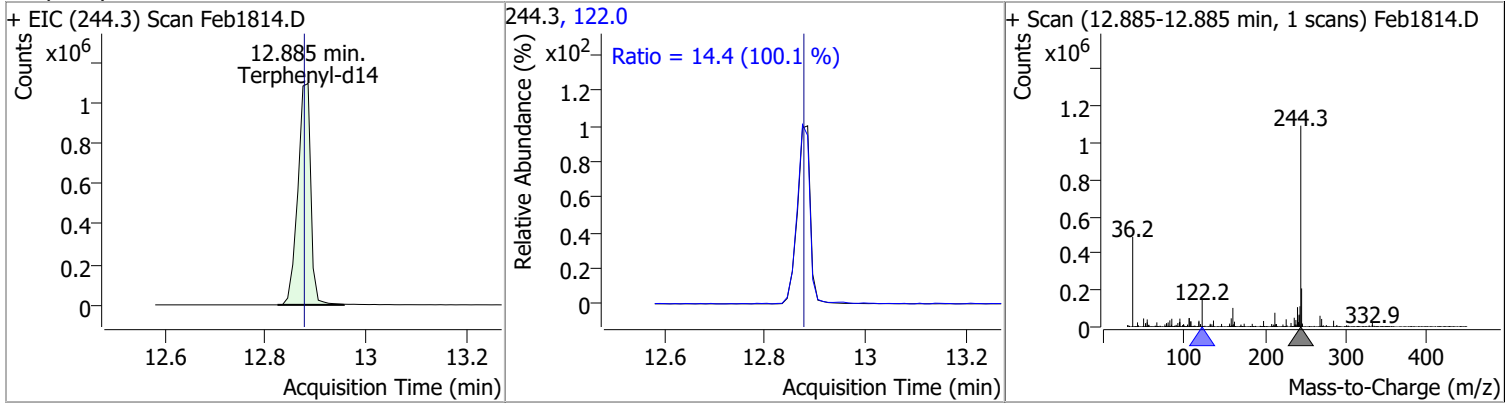
Compound	Conc.	RT	Dev(Min)	Resp.	QIon	QRatio	Lower	Upper
Benzidine	24.4583	12.34	-0.01	234871	183.0	11.9	8.3	15.4
					92.0	8.6	5.8	10.8



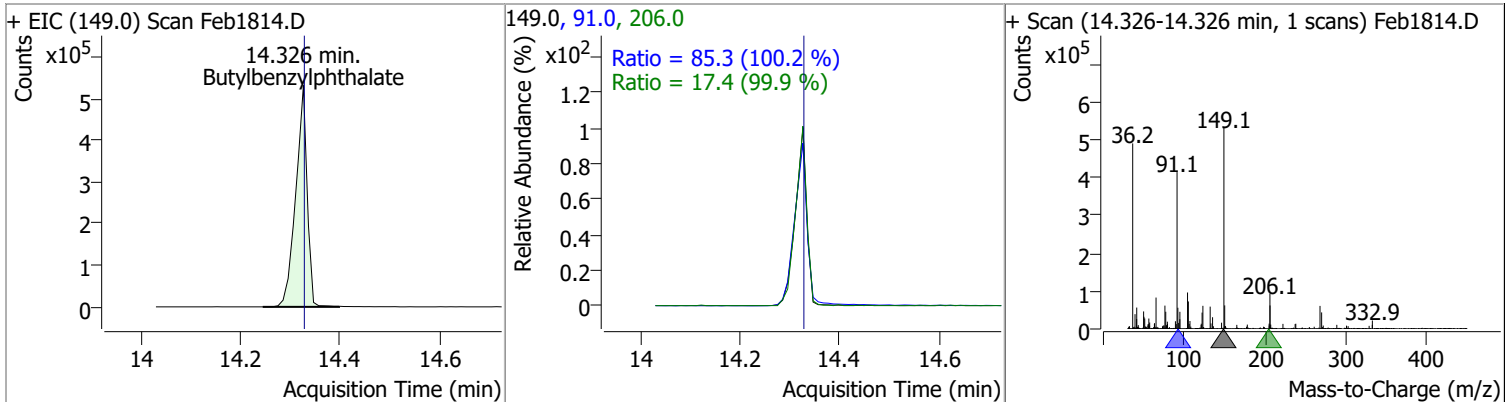
Compound	Conc.	RT	Dev(Min)	Resp.	QIon	QRatio	Lower	Upper
Pyrene	95.1711	12.39	0.01	2729126	101.0	16.3	11.1	20.6



Compound	Conc.	RT	Dev(Min)	Resp.	QIon	QRatio	Lower	Upper
Terphenyl-d14	100.9791	12.89	0.01	1952631	122.0	14.4	10.1	18.7

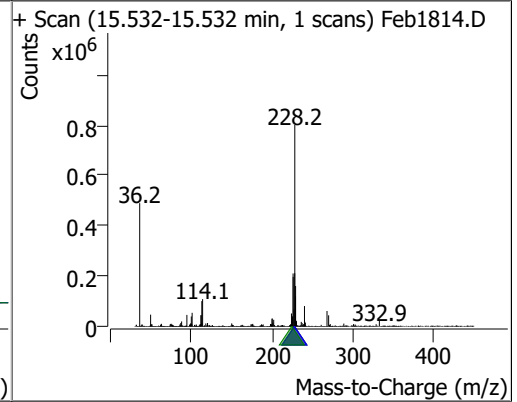
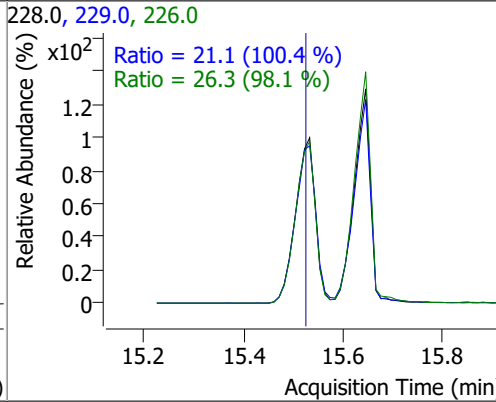
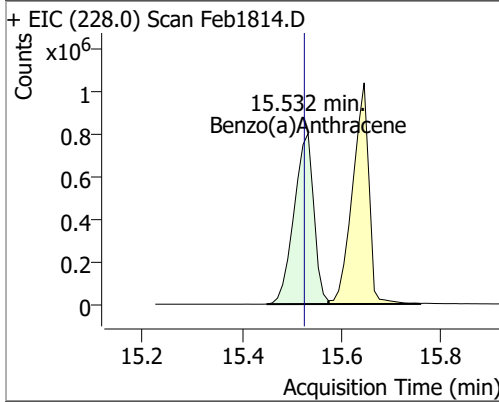


Compound	Conc.	RT	Dev(Min)	Resp.	QIon	QRatio	Lower	Upper
Butylbenzylphthalate	95.5621	14.33	0.01	847978	91.0	85.3	59.6	110.6
					206.0	17.4	12.2	22.7

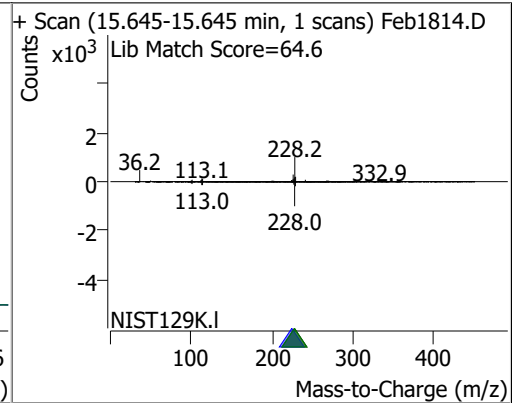
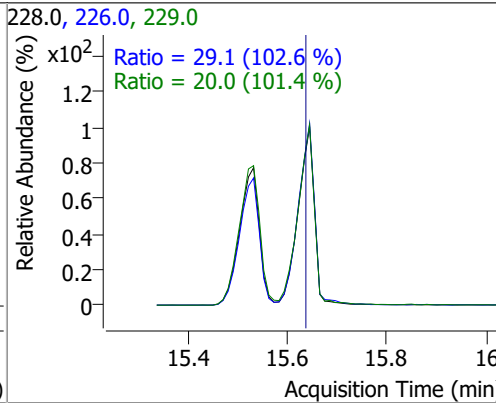
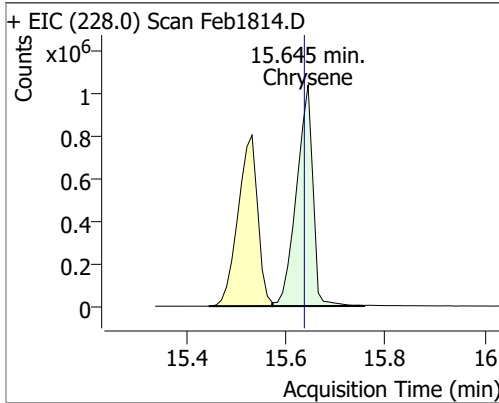


Quantitation Results Report (QT Reviewed)

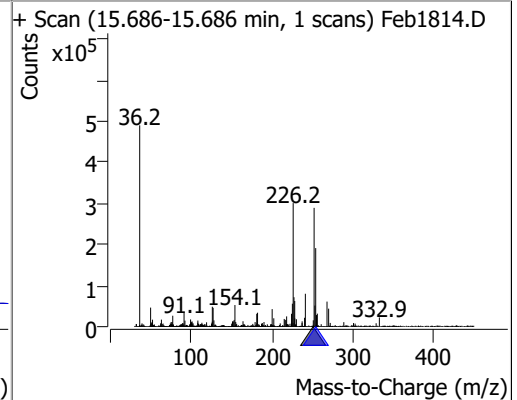
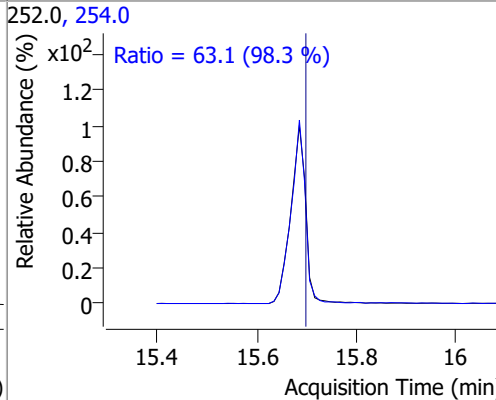
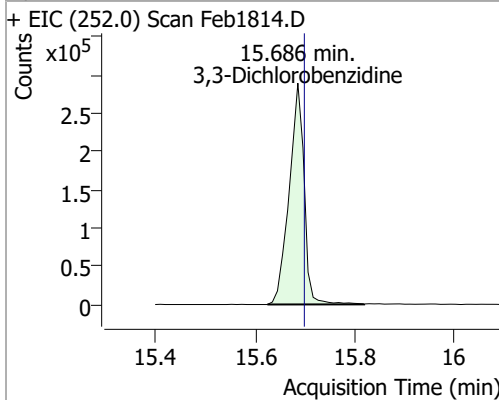
Compound	Conc.	RT	Dev(Min)	Resp.	QIon	QRatio	Lower	Upper
Benzo(a)Anthracene	98.2422	15.53	0.02	2194895	226.0	26.3	18.8	34.9
					229.0	21.1	14.7	27.4



Compound	Conc.	RT	Dev(Min)	Resp.	QIon	QRatio	Lower	Upper
Chrysene	95.2611	15.64	0.02	2365548	226.0	29.1	19.9	36.9
					229.0	20.0	13.8	25.6

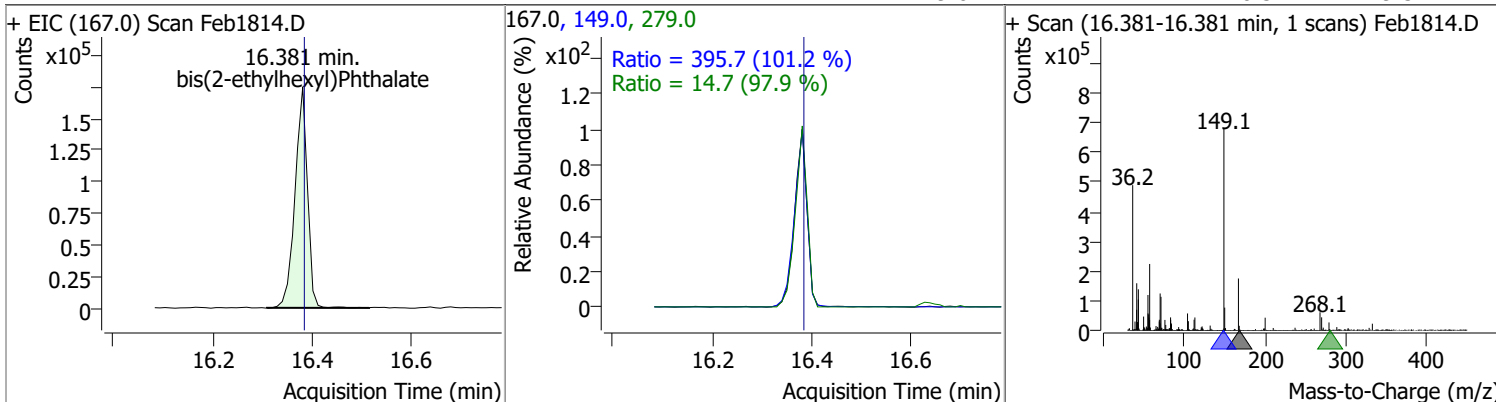


Compound	Conc.	RT	Dev(Min)	Resp.	QIon	QRatio	Lower	Upper
3,3-Dichlorobenzidine	76.4062	15.69	0.00	601724	254.0	63.1	44.9	83.4

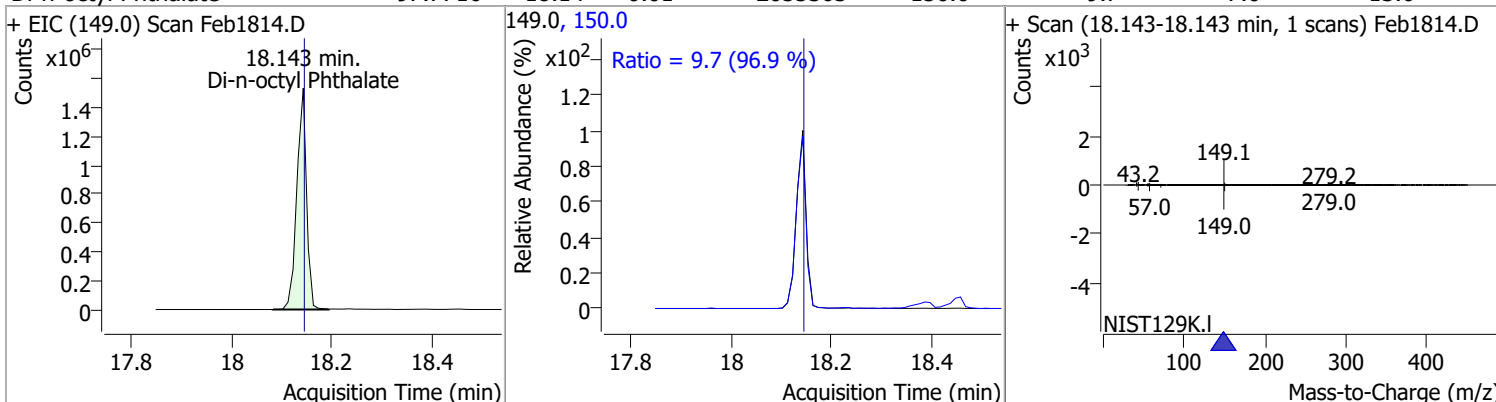


Quantitation Results Report (QT Reviewed)

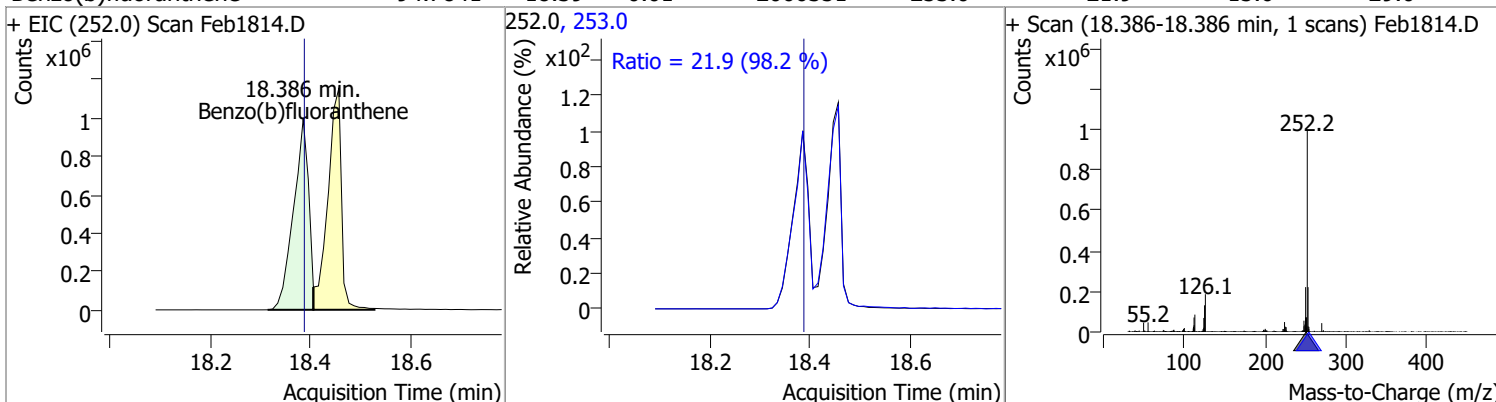
Compound	Conc.	RT	Dev(Min)	Resp.	QIon	QRatio	Lower	Upper
bis(2-ethylhexyl)Phthalate	97.8966	16.38	0.01	302100	149.0	395.7	273.6	508.0
					279.0	14.7	10.5	19.5



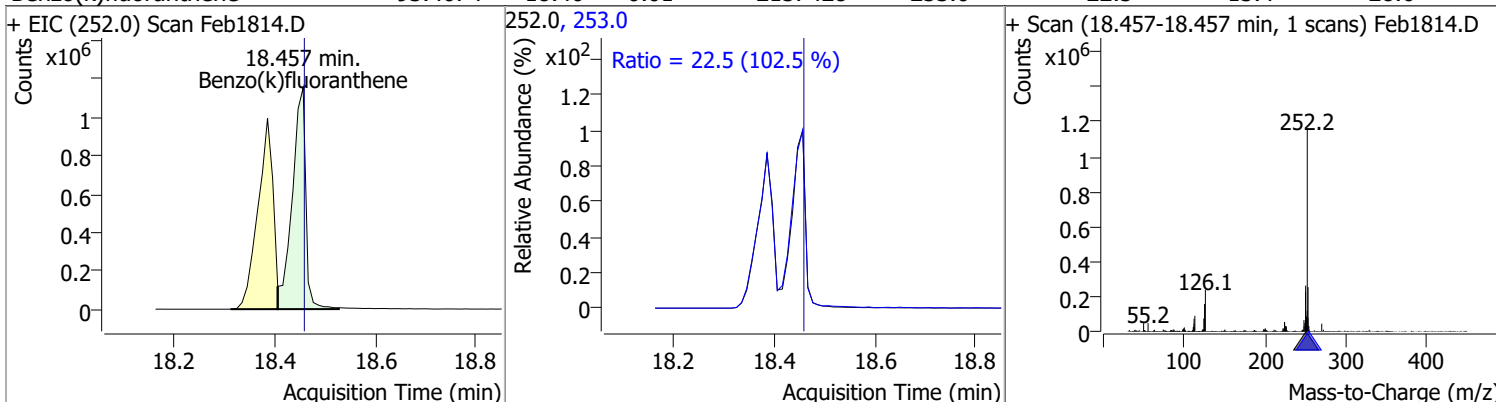
Compound	Conc.	RT	Dev(Min)	Resp.	QIon	QRatio	Lower	Upper
Di-n-octyl Phthalate	97.7716	18.14	0.01	2055503	150.0	9.7	7.0	13.0
					149.0	Ratio = 9.7 (96.9 %)		



Compound	Conc.	RT	Dev(Min)	Resp.	QIon	QRatio	Lower	Upper
Benzo(b)fluoranthene	94.7841	18.39	0.01	2066351	253.0	21.9	15.6	29.0
					252.0	Ratio = 21.9 (98.2 %)		

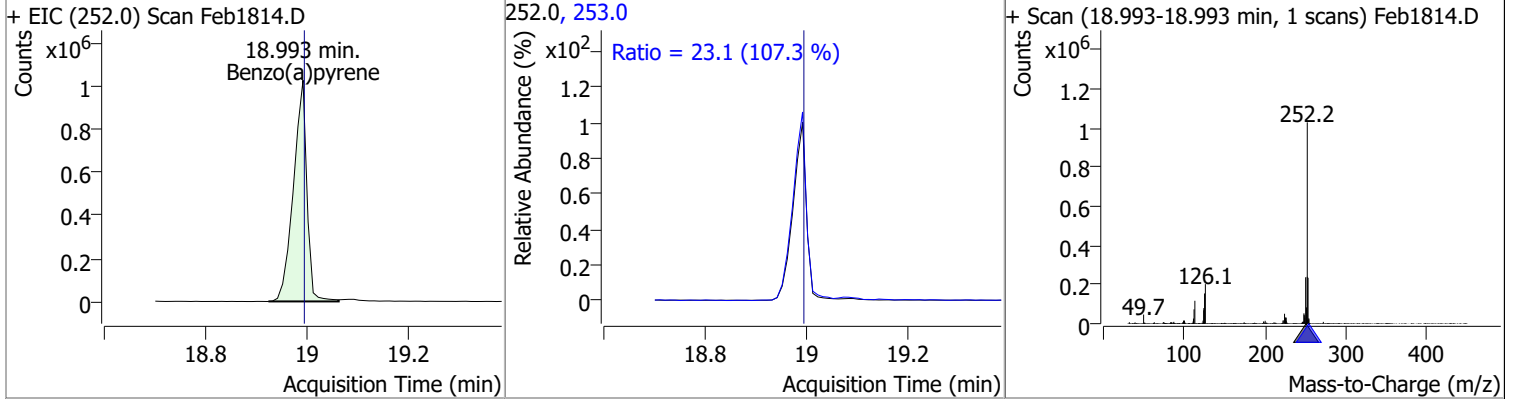


Compound	Conc.	RT	Dev(Min)	Resp.	QIon	QRatio	Lower	Upper
Benzo(k)fluoranthene	93.4074	18.46	0.01	2157428	253.0	22.5	15.4	28.6
					252.0	Ratio = 22.5 (102.5 %)		

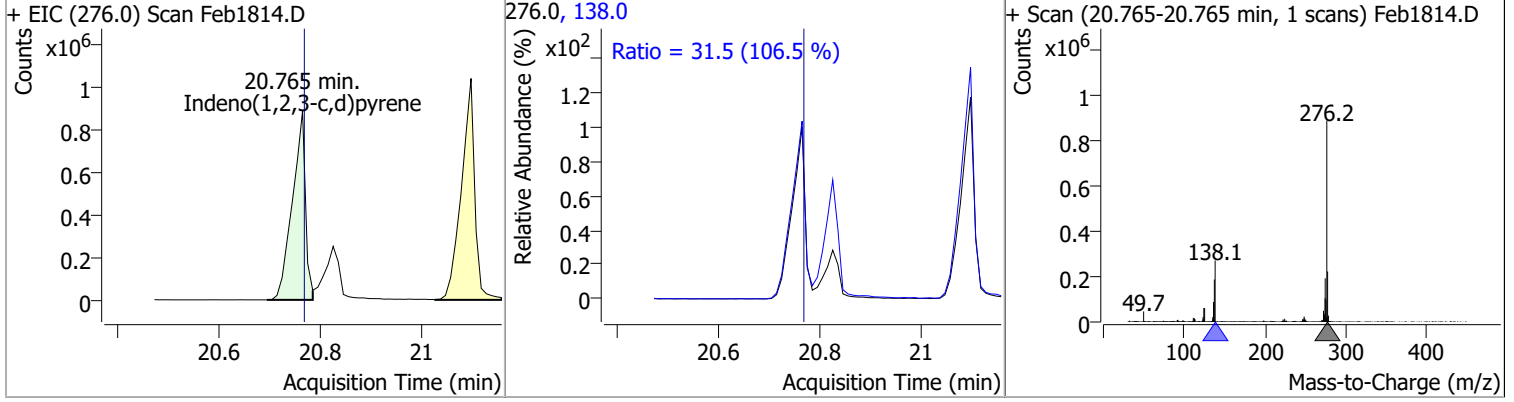


Quantitation Results Report (QT Reviewed)

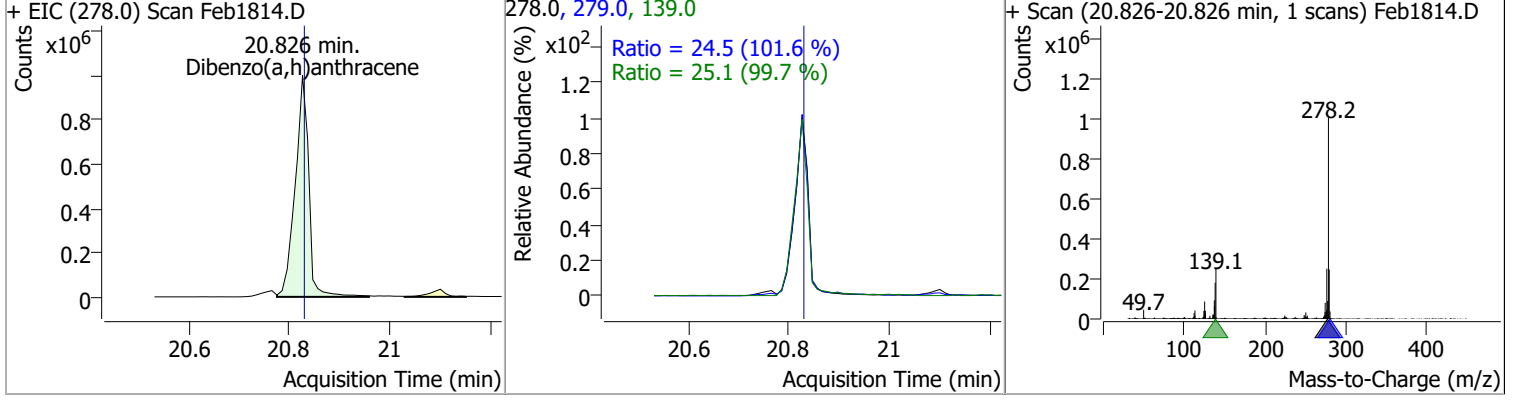
Compound	Conc.	RT	Dev(Min)	Resp.	QIon	QRatio	Lower	Upper
Benzo(a)pyrene	91.6517	18.99	0.01	1905570	253.0	23.1	15.1	28.0



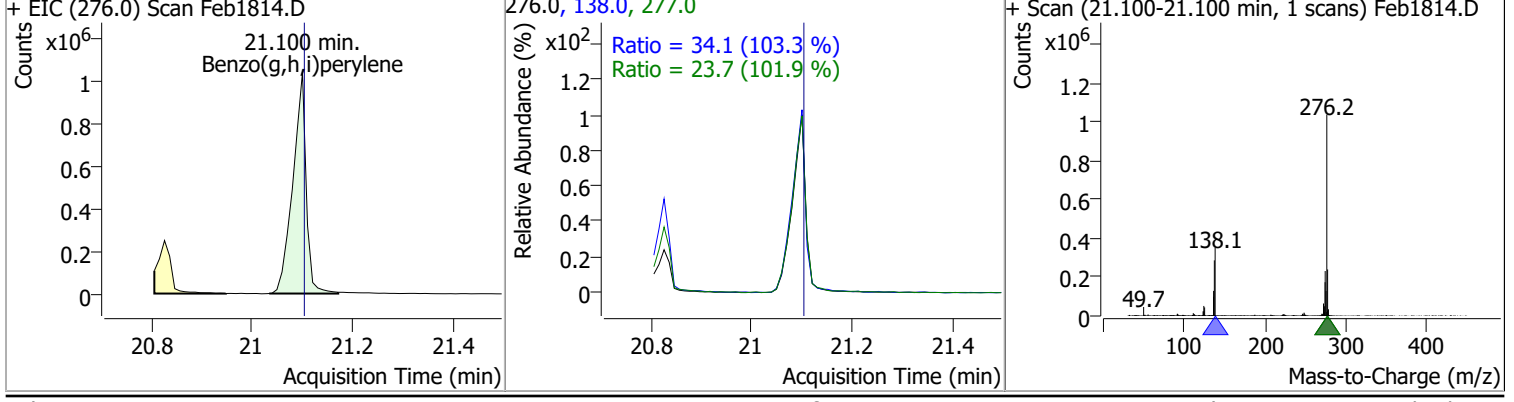
Compound	Conc.	RT	Dev(Min)	Resp.	QIon	QRatio	Lower	Upper
Indeno(1,2,3-c,d)pyrene	90.7933	20.77	0.01	1582783	138.0	31.5	20.7	38.5



Compound	Conc.	RT	Dev(Min)	Resp.	QIon	QRatio	Lower	Upper
Dibenzo(a,h)anthracene	98.3235	20.83	0.01	1868827	139.0	25.1	17.6	32.7
					279.0	24.5	16.9	31.3

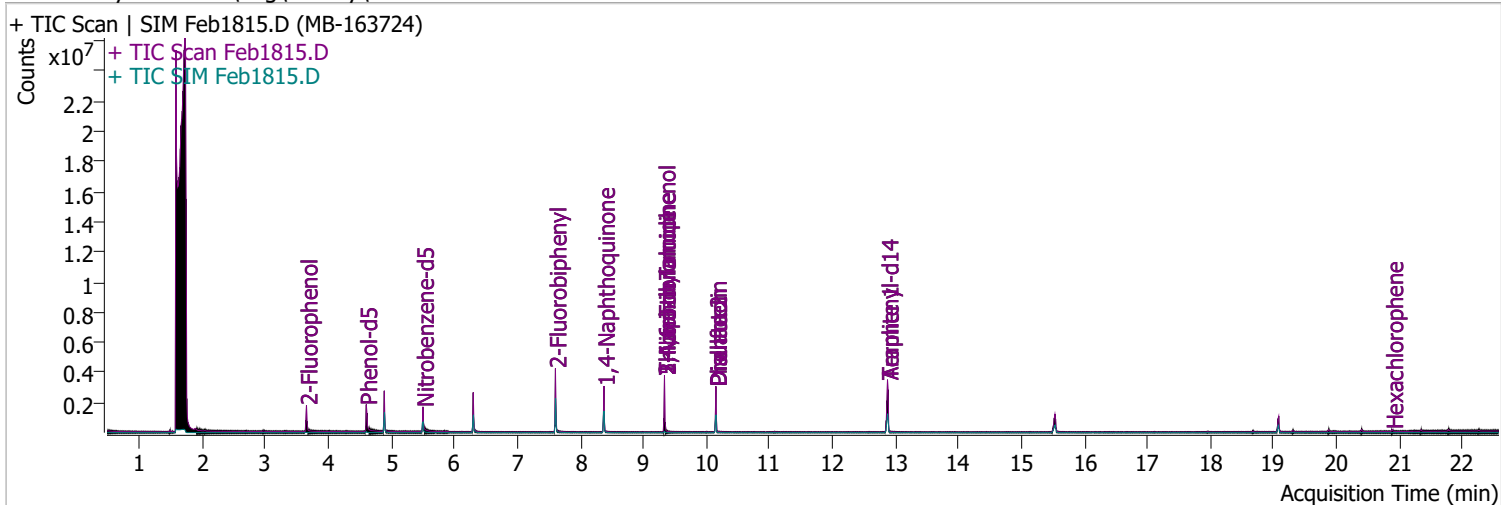


Compound	Conc.	RT	Dev(Min)	Resp.	QIon	QRatio	Lower	Upper
Benzo(g,h,i)perylene	94.2176	21.10	0.01	1894237	138.0	34.1	23.1	42.9
					277.0	23.7	16.3	30.2



Quantitation Results Report (QT Reviewed)

Data File	Feb1815.D	Operator	LIMS import
Acq. Method	BNA+SIM.M	Acq. Date-Time	2/19/2022 3:33:22 PM
Sample Name	MB-163724	Instrument	Instrument #1
Vial	15	Multiplier	1.00
DA Method File		Comment	SVOC-8270-W-LARGO
Tune File	dftppdsm.u	Tune Date	2/18/2022 9:25:00 PM
Batch Name	021822 DoD BNA cal.batch.bin	Last Calib Update	2/19/2022 1:06:17 PM
Ref Library	D:\Org\Library\NIST129K.I		



Compound	RT	QIon	Resp.	Conc.	Units	Dev(Min)
----------	----	------	-------	-------	-------	----------

Internal Standards

System Monitoring Compounds

S 2-Fluorophenol	3.653	112.0	609667	64.6773	µg/L	0.000
Spiked Amount: 200.000	Range: 10.0 - 75.0%			Recovery = 32.34%		
S Phenol-d5	4.603	99.0	778814	63.6930	µg/L	-0.010
Spiked Amount: 200.000	Range: 10.0 - 65.0%			Recovery = 31.85%		
S Nitrobenzene-d5	5.502	82.0	418262	61.8257	µg/L	0.000
Spiked Amount: 100.000	Range: 32.0 - 94.0%			Recovery = 61.83%		
S 2-Fluorobiphenyl	7.605	172.0	1277952	66.7563	µg/L	0.000
Spiked Amount: 100.000	Range: 28.0 - 107.0%			Recovery = 66.76%		
S 2,4,6-Tribromophenol	9.336	329.8	279834	160.5017	µg/L	0.000
Spiked Amount: 200.000	Range: 25.0 - 140.0%			Recovery = 80.25%		
S Terphenyl-d14	12.875	244.3	2007009	109.6928	µg/L	0.000
Spiked Amount: 100.000	Range: 32.0 - 122.0%			Recovery = 109.69%		

Target Compounds

Compound	RT	QIon	Resp.	Conc.	Units	md	QValue
T N-Nitrosodimethylamine	0.000		0	N.D.			
T Pyridine	0.000		0	N.D.			
T Aniline	0.000		0	N.D.			
T Phenol	0.000		0	N.D.			
T bis(-2-Chloroethyl)Ether	0.000		0	N.D.			
T 2-Chlorophenol	0.000		0	N.D.			
T 1,3-Dichlorobenzene	0.000		0	N.D.			
T 1,4-Dichlorobenzene	0.000		0	N.D.			
T 1,2-Dichlorobenzene	0.000		0	N.D.			
T Benzyl Alcohol	0.000		0	N.D.			
T bis(2-chloroisopropyl)Ether	0.000		0	N.D.			
T 2-Methylphenol	0.000		0	N.D.			
T N-nitroso-Di-n-propylamine	5.502	70.0	0		µg/L	md	1
T 4Methylphenol/3Methylphenol	0.000		0	N.D.			
T Hexachloroethane	0.000		0	N.D.			

Quantitation Results Report (QT Reviewed)

Compound	RT	QIon	Resp.	Conc.	Units	Dev(Min)
T Nitrobenzene	0.000		0	N.D.		
T Isophorone	0.000		0	N.D.		
T 2-Nitrophenol	0.000		0	N.D.		
T 2,4-Dimethylphenol	0.000		0	N.D.		
T bis(-2-Chloroethoxy)Methane	0.000		0	N.D.		
T 2,4-Dichlorophenol	0.000		0	N.D.		
T Benzoic Acid	0.000		0	N.D.		
T 1,2,4-Trichlorobenzene	0.000		0	N.D.		
T Naphthalene	0.000		0	N.D.		
T 4-Chlorophenol	6.301	130.0	0		µg/L md	1
T p-Chloroaniline	0.000		0	N.D.		
T Hexachlorobutadiene	0.000		0	N.D.		
T 4-Chloro-2-Methylphenol	0.000		0	N.D.		
T 4-Chloro-3-Methylphenol	0.000		0	N.D.		
T 2-Methylnaphthalene	0.000		0	N.D.		
T 1-Methylnaphthalene	0.000		0	N.D.		
T Hexachlorocyclopentadiene	0.000		0	N.D.		
T 2,4,6-Trichlorophenol	0.000		0	N.D.		
T 2,4,5-Trichlorophenol	0.000		0	N.D.		
T 2-Chloronaphthalene	0.000		0	N.D.		
T 2-Nitroaniline	0.000		0	N.D.		
T Dimethyl Phthalate	8.374	163.0	0		µg/L md	1
T 2,6-Dinitrotoluene	8.374	165.0	0		µg/L md	1
T Acenaphthylene	0.000		0	N.D.		
T 3-Nitroaniline	0.000		0	N.D.		
T Acenaphthene	0.000		0	N.D.		
T 2,4-Dinitrophenol	0.000		0	N.D.		
T Dibenzofuran	0.000		0	N.D.		
T 2,4-Dinitrotoluene	0.000		0	N.D.		
T 4-Nitrophenol	0.000		0	N.D.		
T Diethylphthalate	0.000		0	N.D.		
T Fluorene	0.000		0	N.D.		
T 4-Chlorophenyl-phenylether	0.000		0	N.D.		
T 4-Nitroaniline	0.000		0	N.D.		
T 4,6-Dinitro-2-methylphenol	9.336	198.0	0		µg/L md	1
T N-nitrosodiphenylamine	0.000		0	N.D.		
T Azobenzene	0.000		0	N.D.		
T 4-Bromophenyl-phenylether	0.000		0	N.D.		
T Hexachlorobenzene	0.000		0	N.D.		
T Pentachlorophenol	0.000		0	N.D.		
T Phenanthrene	0.000		0	N.D.		
T Anthracene	0.000		0	N.D.		
T Triallate	0.000		0	N.D.		
T Carbazole	0.000		0	N.D.		
T o-Terphenyl	0.000		0	N.D.		
T Di-n-Butylphthalate	0.000		0	N.D.		
T Fluoranthene	0.000		0	N.D.		
T Benzidine	12.875	184.0	0		µg/L md	1
T Pyrene	0.000		0	N.D.		
T Butylbenzylphthalate	0.000		0	N.D.		
T Benzo(a)Anthracene	0.000		0	N.D.		
T Chrysene	0.000		0	N.D.		
T 3,3-Dichlorobenzidine	0.000		0	N.D.		
T bis(2-ethylhexyl)Phthalate	0.000		0	N.D.		
T Di-n-octyl Phthalate	0.000		0	N.D.		

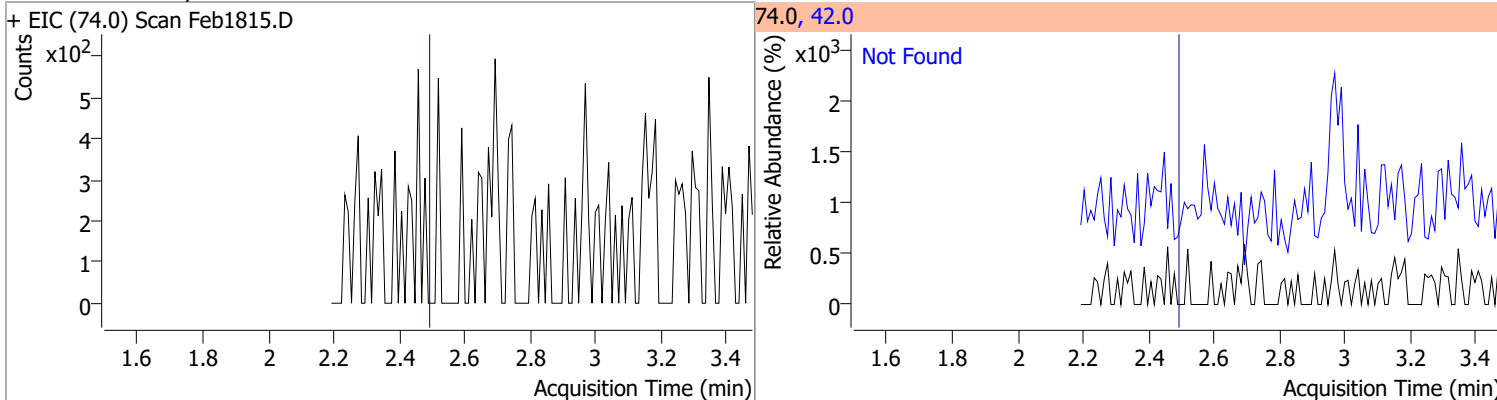
Quantitation Results Report (QT Reviewed)

Compound	RT	QIon	Resp.	Conc.	Units	Dev(Min)
T Benzo(b)fluoranthene	0.000		0	N.D.		
T Benzo(k)fluoranthene	0.000		0	N.D.		
T Benzo(a)pyrene	0.000		0	N.D.		
T Indeno(1,2,3-c,d)pyrene	0.000		0	N.D.		
T Dibenzo(a,h)anthracene	0.000		0	N.D.		
T Benzo(g,h,i)perylene	0.000		0	N.D.		

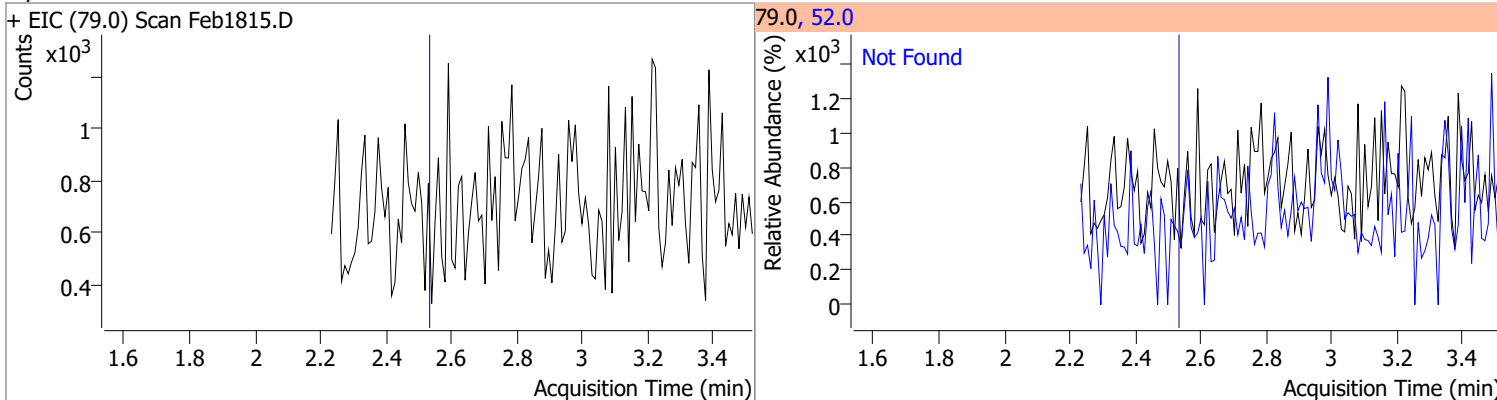
(#) = Qualifier Out of Range; (m) = Manual Integration; (+) = Area Summed; (*) = Surrogate Percent Recovery Out of Range; (d): Zeroed Peak

Quantitation Results Report (QT Reviewed)

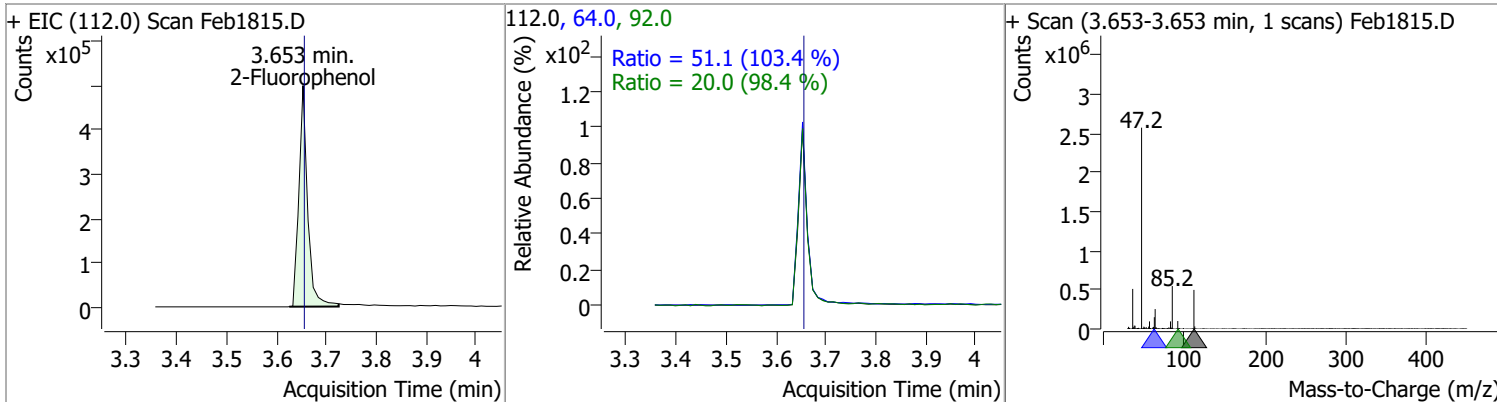
Compound	Conc.	Exp RT	QIon	Exp Ratio
N-Nitrosodimethylamine	N.D.	2.49	42.0	135.8



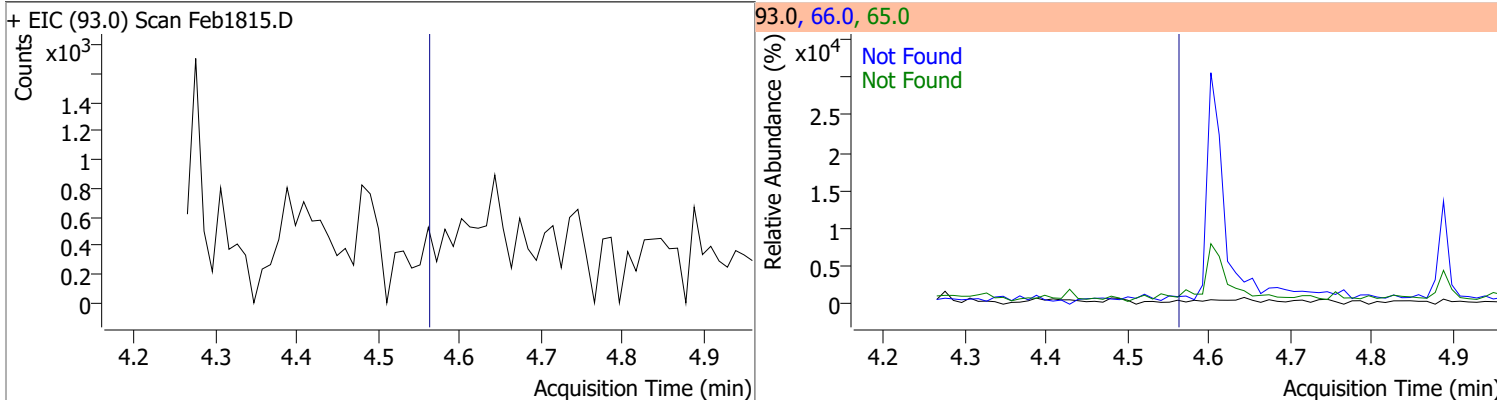
Compound	Conc.	Exp RT	QIon	Exp Ratio
Pyridine	N.D.	2.53	52.0	82.7



Compound	Conc.	RT	Dev(Min)	Resp.	QIon	QRatio	Lower	Upper
2-Fluorophenol	64.6773	3.65	0.00	609667	64.0	51.1	34.6	64.3
					92.0	20.0	14.2	26.5

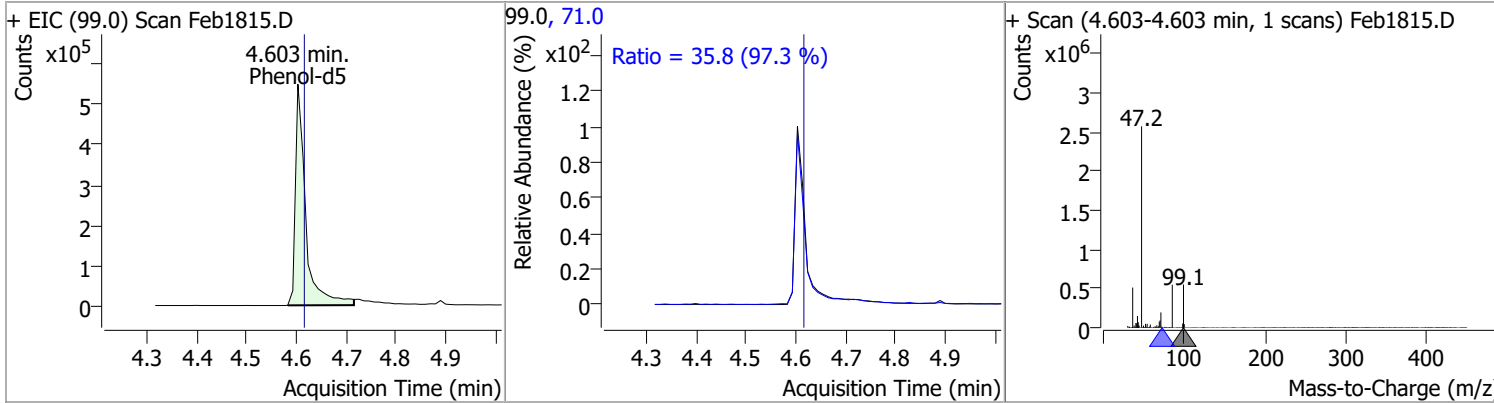


Compound	Conc.	Exp RT	QIon	Exp Ratio	QIon	Exp Ratio
Aniline	N.D.	4.56	66.0	36.7	65.0	18.7

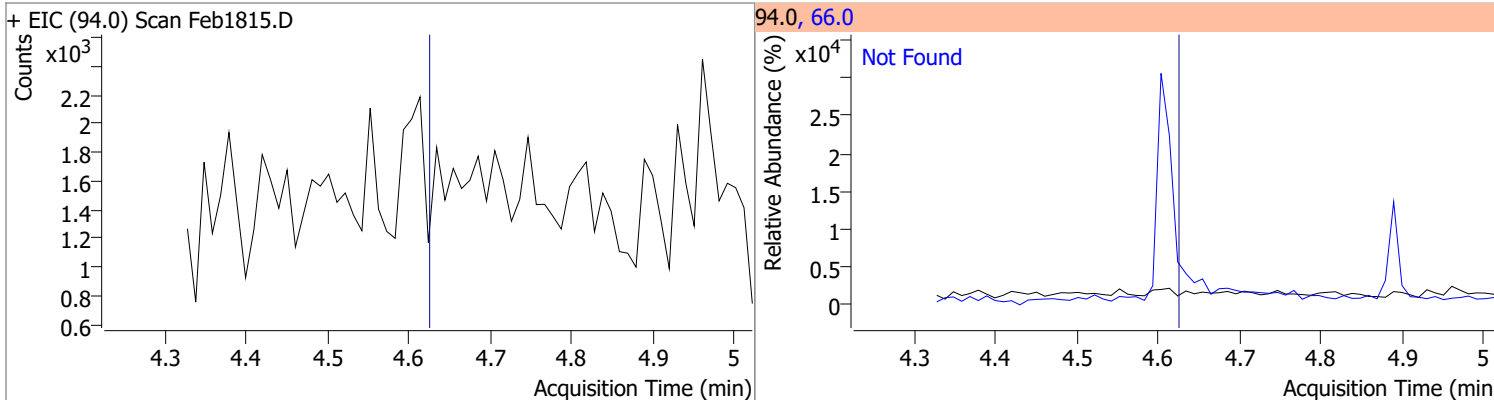


Quantitation Results Report (QT Reviewed)

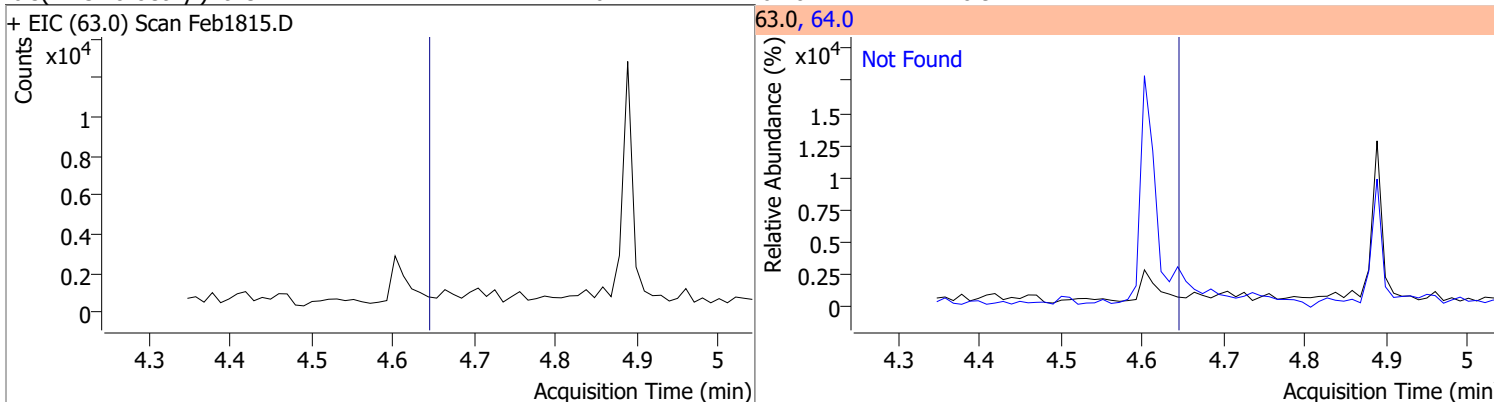
Compound	Conc.	RT	Dev(Min)	Resp.	QIon	QRatio	Lower	Upper
Phenol-d5	63.6930	4.60	-0.01	778814	71.0	35.8	25.8	47.9



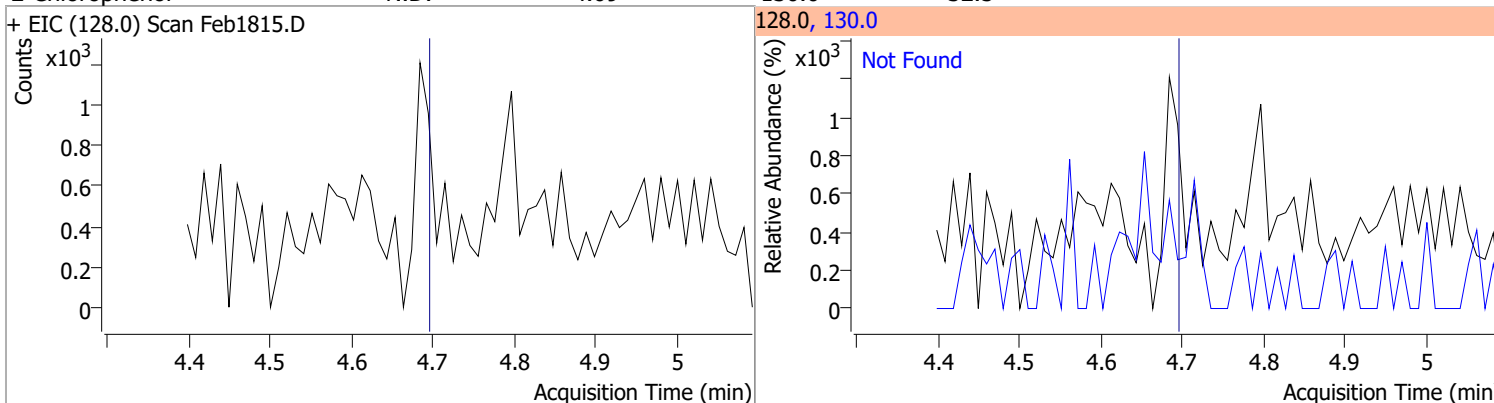
Compound	Conc.	Exp RT	QIon	Exp Ratio
Phenol	N.D.	4.62	66.0	45.3



Compound	Conc.	Exp RT	QIon	Exp Ratio
bis(-2-Chloroethyl)Ether	N.D.	4.64	64.0	10.9



Compound	Conc.	Exp RT	QIon	Exp Ratio
2-Chlorophenol	N.D.	4.69	130.0	32.5

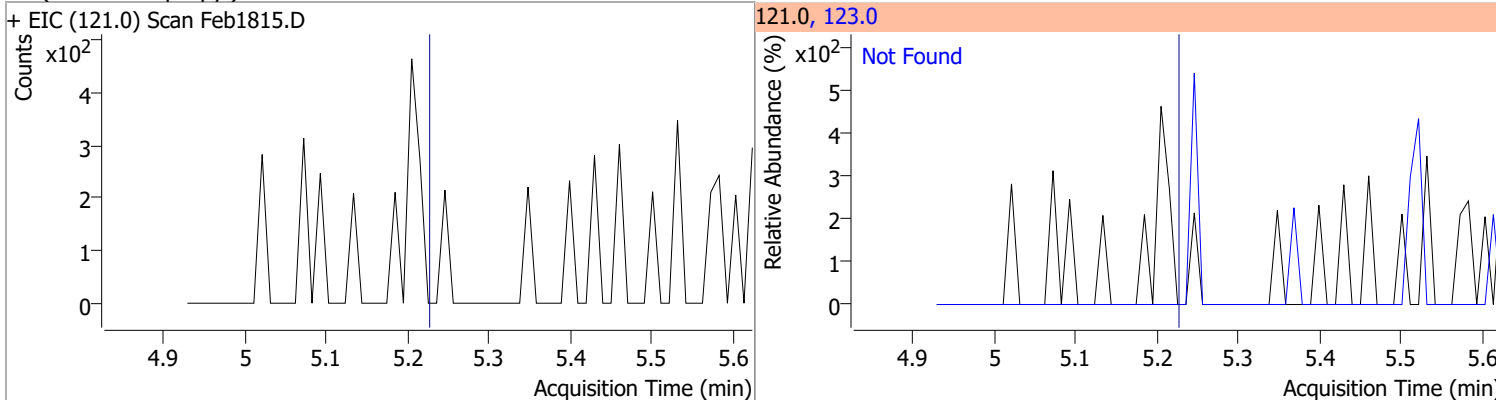


Quantitation Results Report (QT Reviewed)

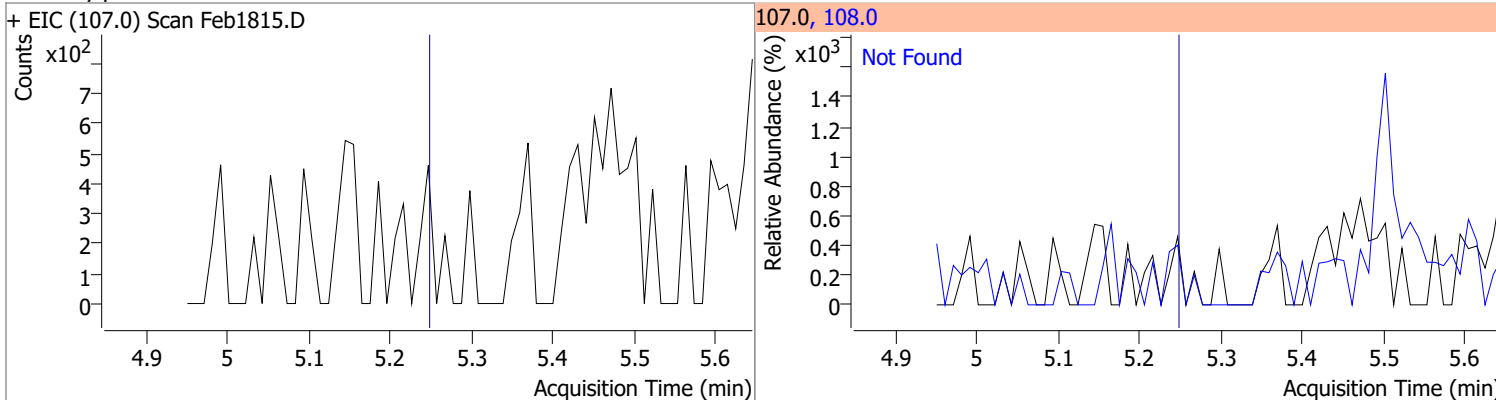
Compound	Conc.	Exp RT	QIon	Exp Ratio	QIon	Exp Ratio
1,3-Dichlorobenzene	N.D.	4.83	148.0	63.7	111.0	36.1
+ EIC (146.0) Scan Feb1815.D			146.0, 148.0, 111.0			
1,4-Dichlorobenzene	N.D.	4.91	148.0	65.2	111.0	36.0
+ EIC (146.0) Scan Feb1815.D			146.0, 148.0, 111.0			
1,2-Dichlorobenzene	N.D.	5.06	148.0	64.4	111.0	37.3
+ EIC (146.0) Scan Feb1815.D			146.0, 148.0, 111.0			
Benzyl Alcohol	N.D.	5.08	79.0	119.3	107.0	70.5
+ EIC (108.0) Scan Feb1815.D			108.0, 79.0, 107.0			

Quantitation Results Report (QT Reviewed)

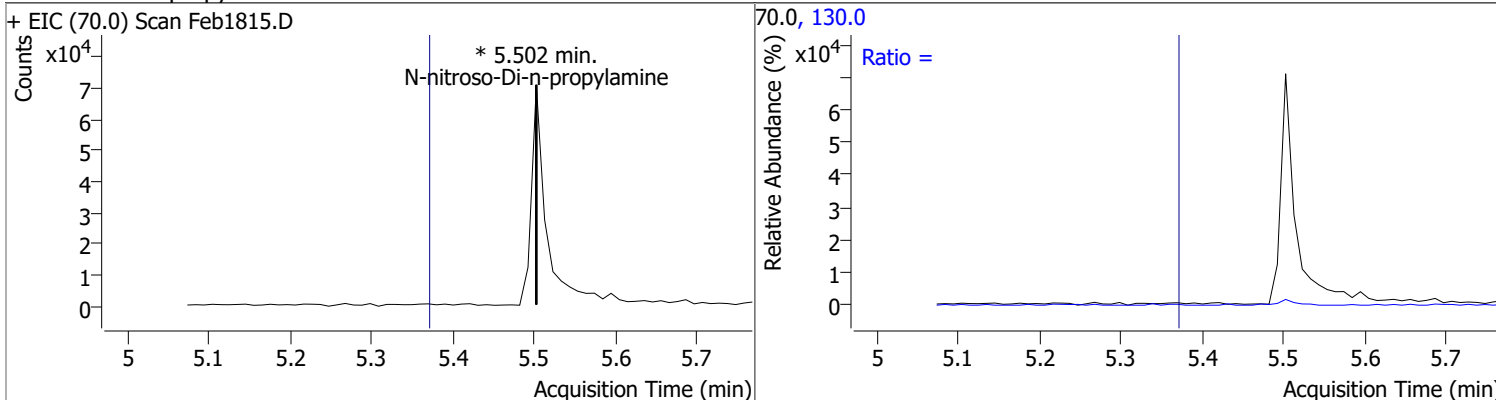
Compound	Conc.	Exp RT	QIon	Exp Ratio
bis(2-chloroisopropyl)Ether	N.D.	5.23	123.0	32.1



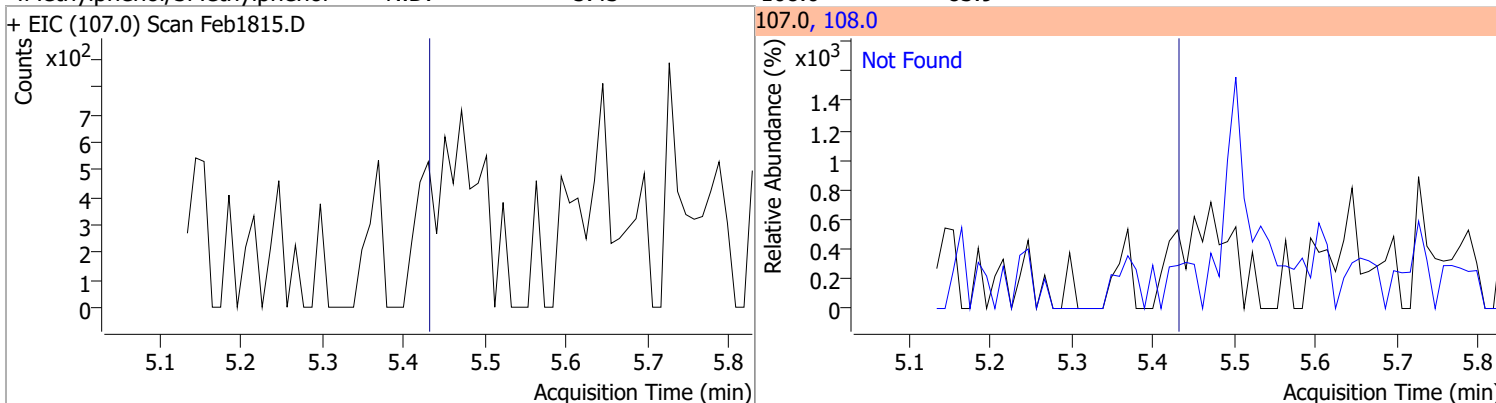
Compound	Conc.	Exp RT	QIon	Exp Ratio
2-Methylphenol	N.D.	5.25	108.0	116.5



Compound	Conc.	RT	Dev(Min)	Resp.	QIon	QRatio	Lower	Upper
N-nitroso-Di-n-propylamine		0		0	130.0		0.0	38.8

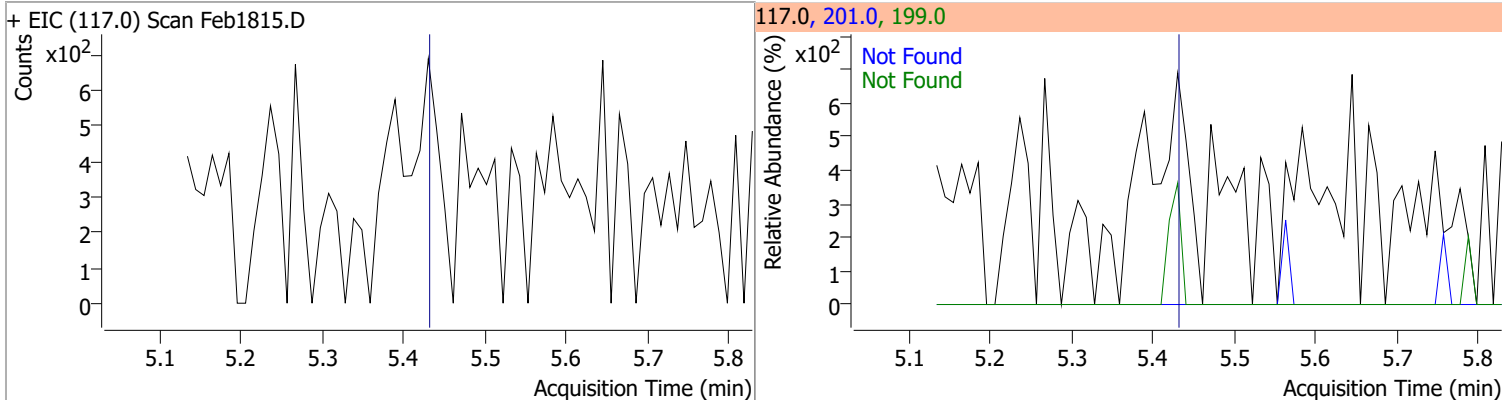


Compound	Conc.	Exp RT	QIon	Exp Ratio
4Methylphenol/3Methylphenol	N.D.	5.43	108.0	83.9

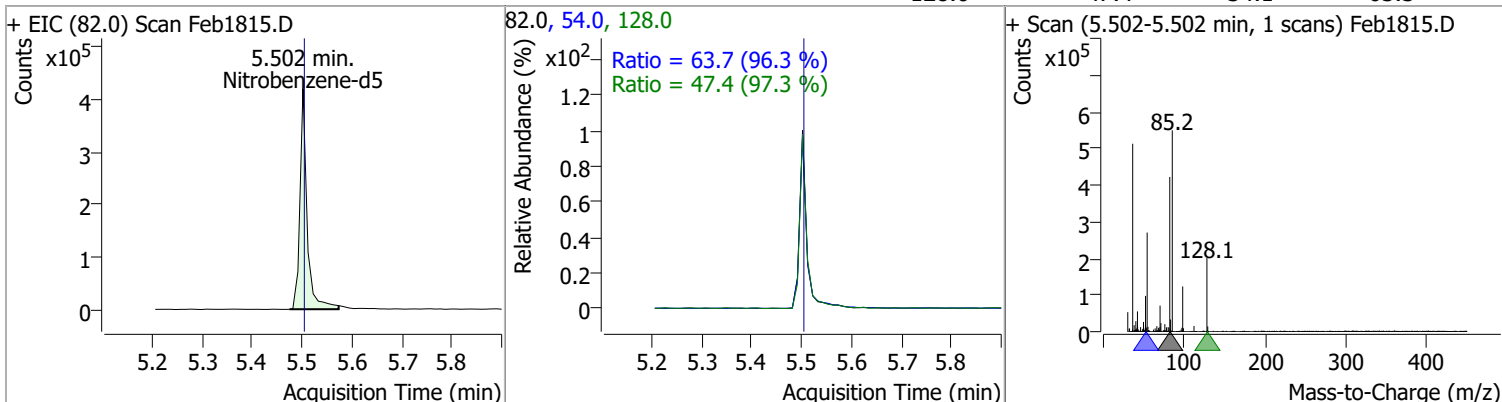


Quantitation Results Report (QT Reviewed)

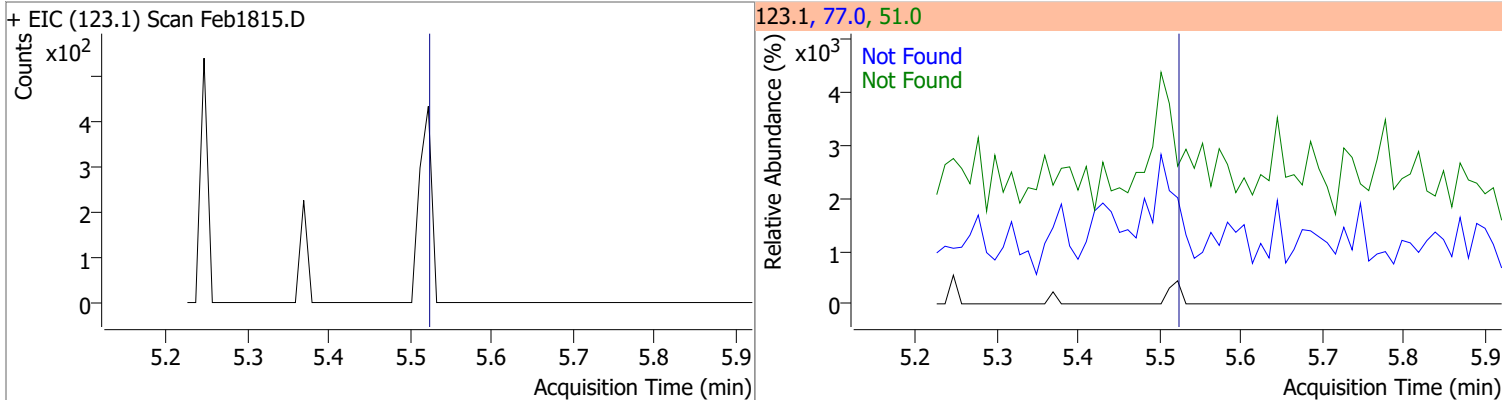
Compound	Conc.	Exp RT	QIon	Exp Ratio	QIon	Exp Ratio
Hexachloroethane	N.D.	5.43	201.0	90.8	199.0	56.9



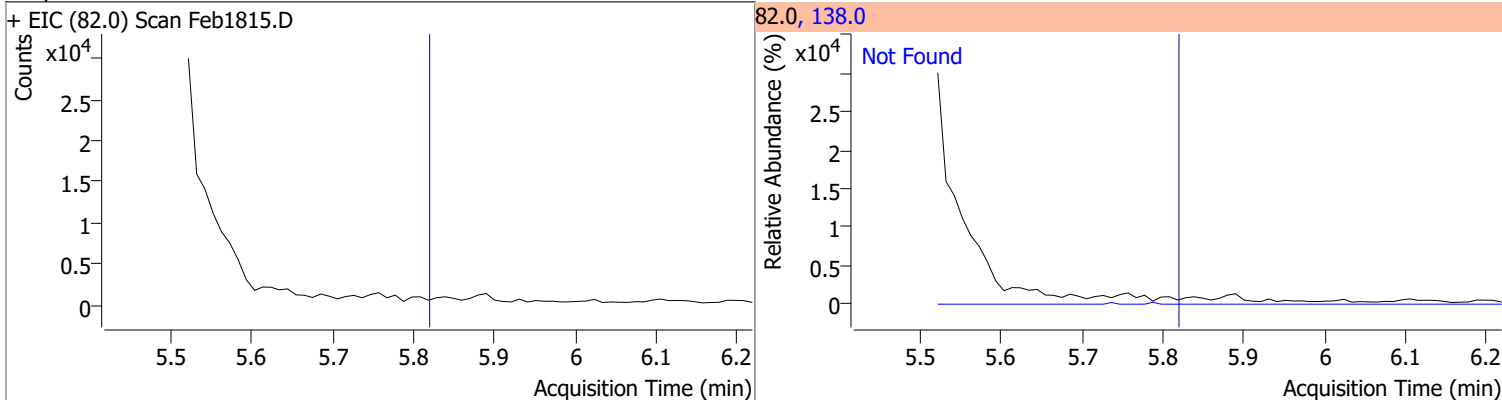
Compound	Conc.	RT	Dev(Min)	Resp.	QIon	QRatio	Lower	Upper
Nitrobenzene-d5	61.8257	5.50	0.00	418262	54.0	63.7	46.3	86.0
					128.0	47.4	34.1	63.3



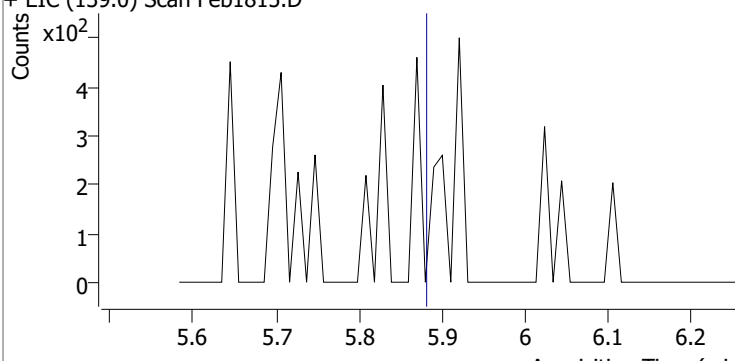
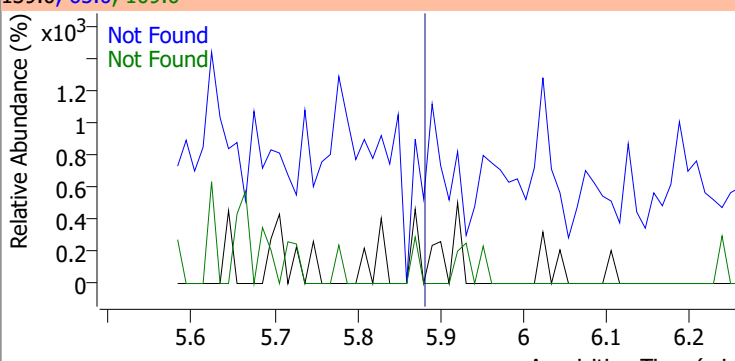
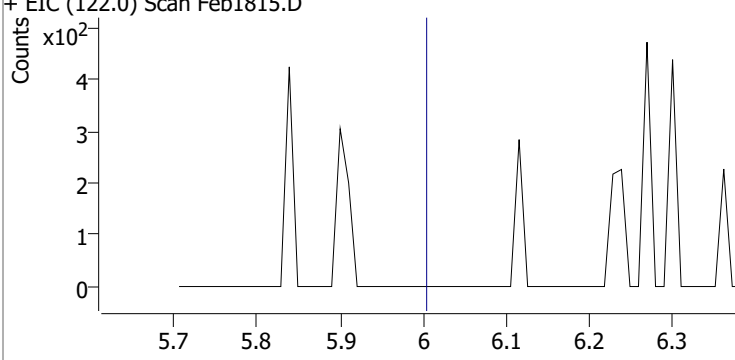
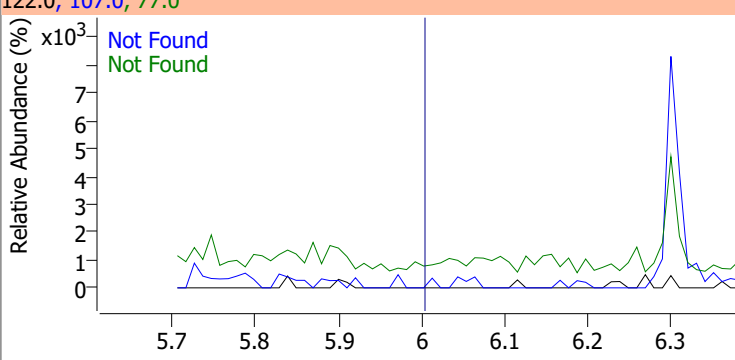
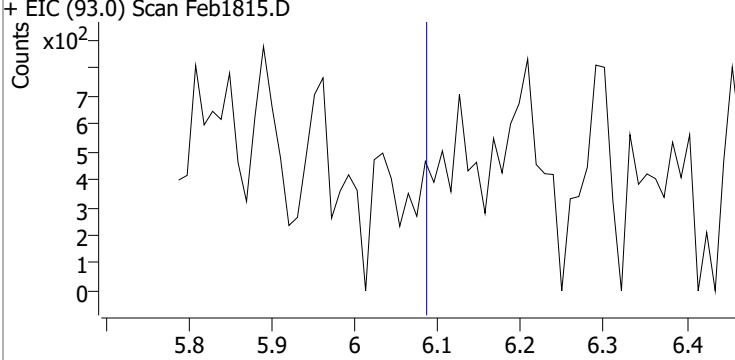
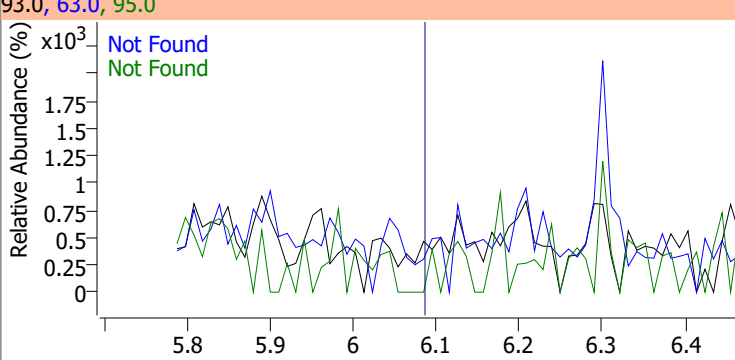
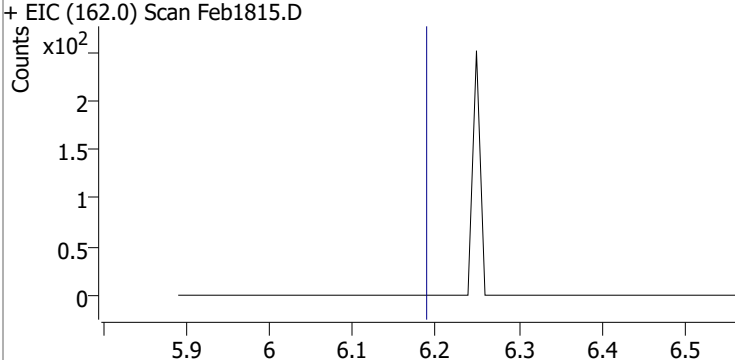
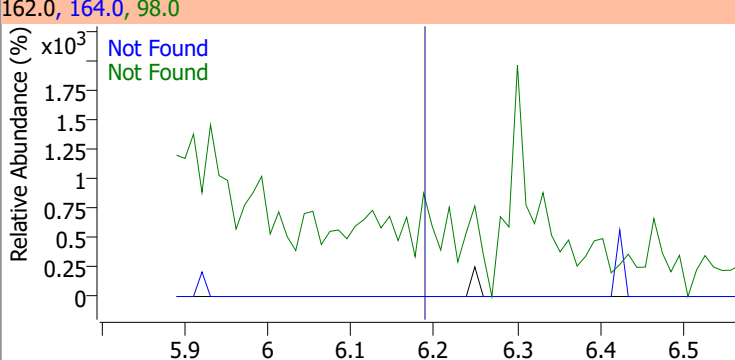
Compound	Conc.	Exp RT	QIon	Exp Ratio	QIon	Exp Ratio
Nitrobenzene	N.D.	5.52	77.0	212.7	51.0	131.0



Compound	Conc.	Exp RT	QIon	Exp Ratio
Isophorone	N.D.	5.82	138.0	21.1

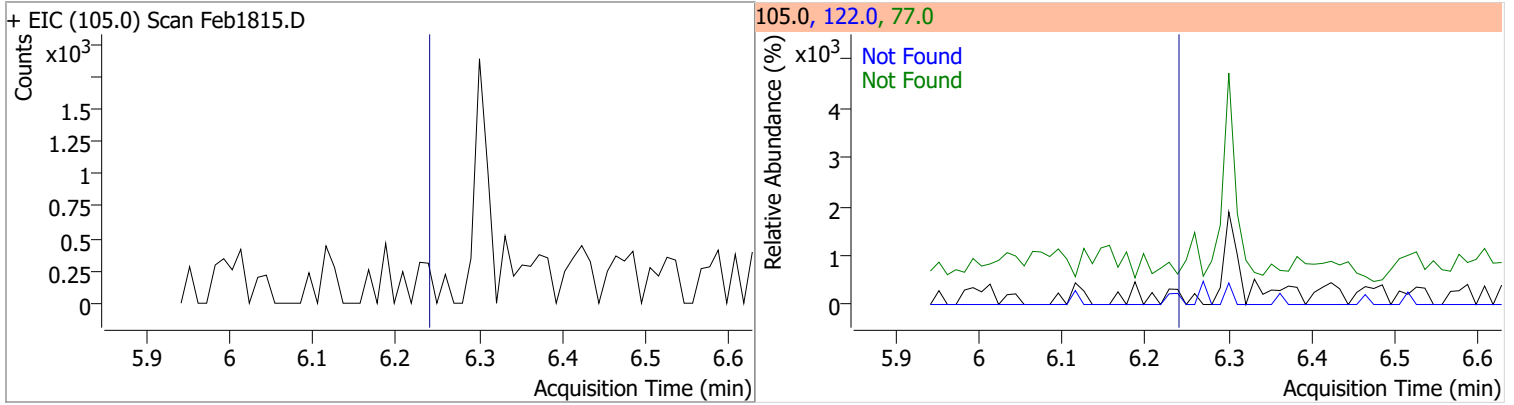


Quantitation Results Report (QT Reviewed)

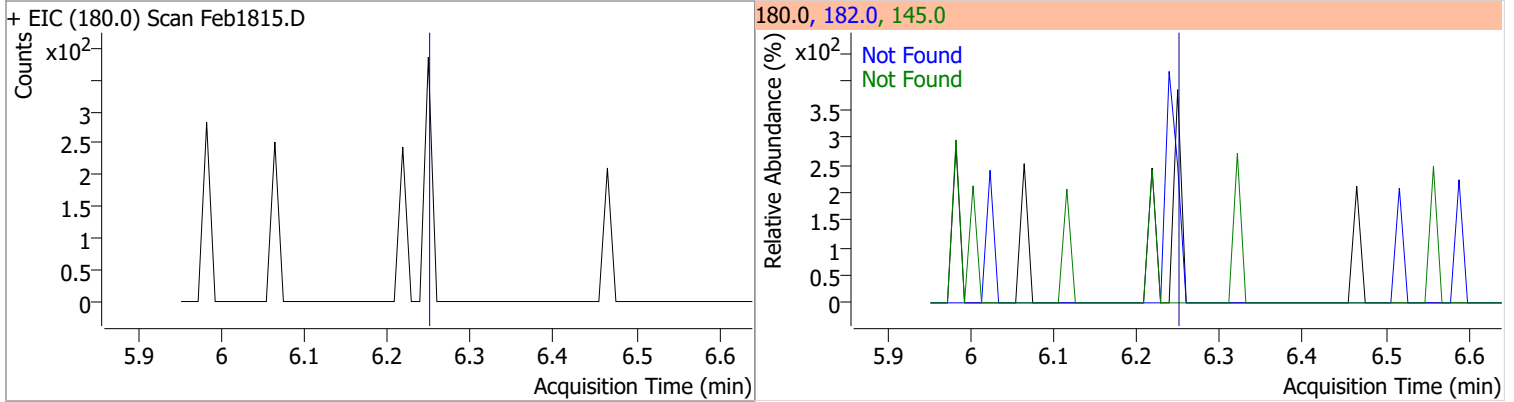
Compound	Conc.	Exp RT	QIon	Exp Ratio	QIon	Exp Ratio
2-Nitrophenol	N.D.	5.88	65.0	48.8	109.0	35.2
+ EIC (139.0) Scan Feb1815.D			139.0, 65.0, 109.0			
						
2,4-Dimethylphenol	N.D.	6.00	107.0	109.4	77.0	34.0
+ EIC (122.0) Scan Feb1815.D			122.0, 107.0, 77.0			
						
bis(-2-Chloroethoxy)Methane	N.D.	6.08	63.0	68.1	95.0	31.9
+ EIC (93.0) Scan Feb1815.D			93.0, 63.0, 95.0			
						
2,4-Dichlorophenol	N.D.	6.19	164.0	65.0	98.0	28.6
+ EIC (162.0) Scan Feb1815.D			162.0, 164.0, 98.0			
						

Quantitation Results Report (QT Reviewed)

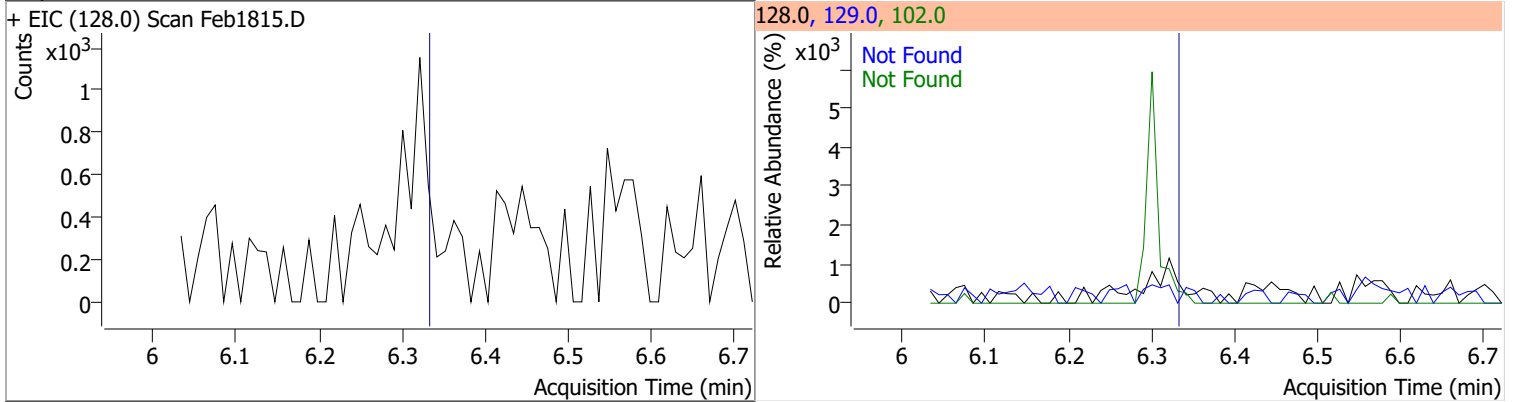
Compound	Conc.	Exp RT	QIon	Exp Ratio	QIon	Exp Ratio
Benzoic Acid	N.D.	6.24	122.0	85.5	77.0	60.4



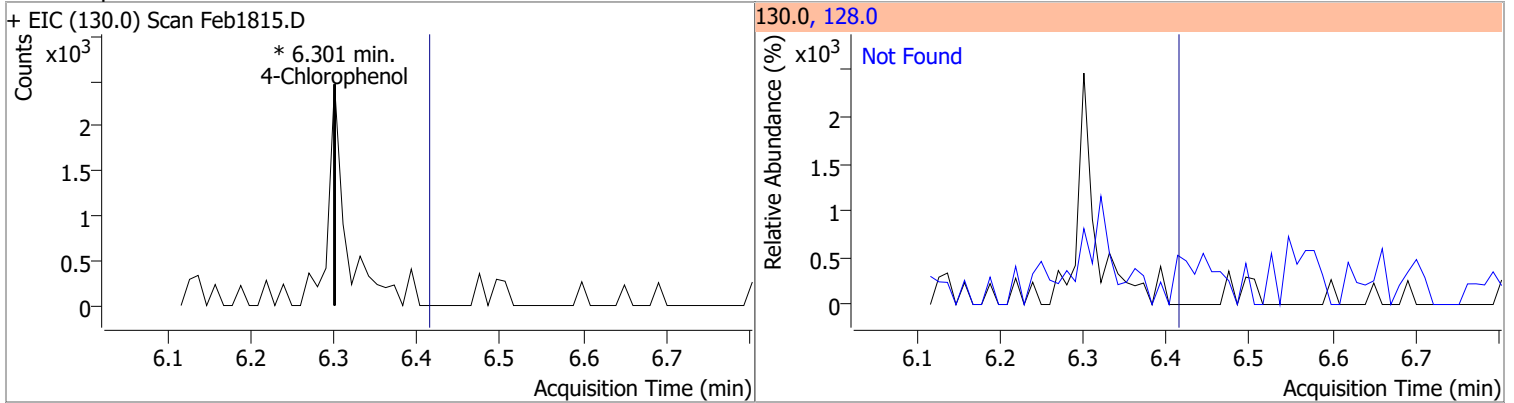
Compound	Conc.	Exp RT	QIon	Exp Ratio	QIon	Exp Ratio
1,2,4-Trichlorobenzene	N.D.	6.25	182.0	94.6	145.0	28.7



Compound	Conc.	Exp RT	QIon	Exp Ratio	QIon	Exp Ratio
Naphthalene	N.D.	6.33	129.0	11.5	102.0	9.9

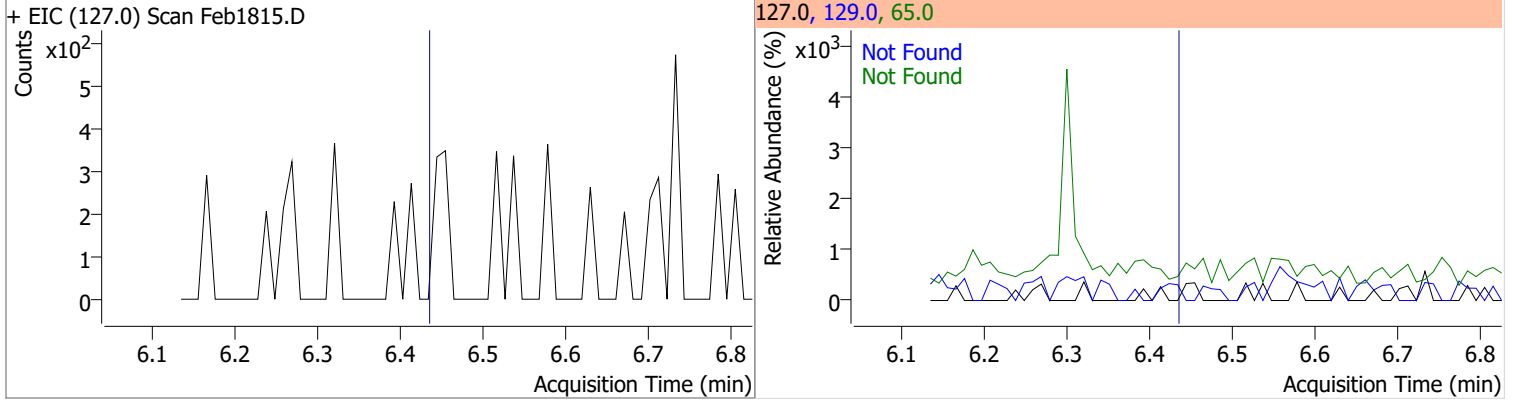


Compound	Conc.	RT	Dev(Min)	Resp.	QIon	QRatio	Lower	Upper
4-Chlorophenol		0		0	128.0		221.4	411.2

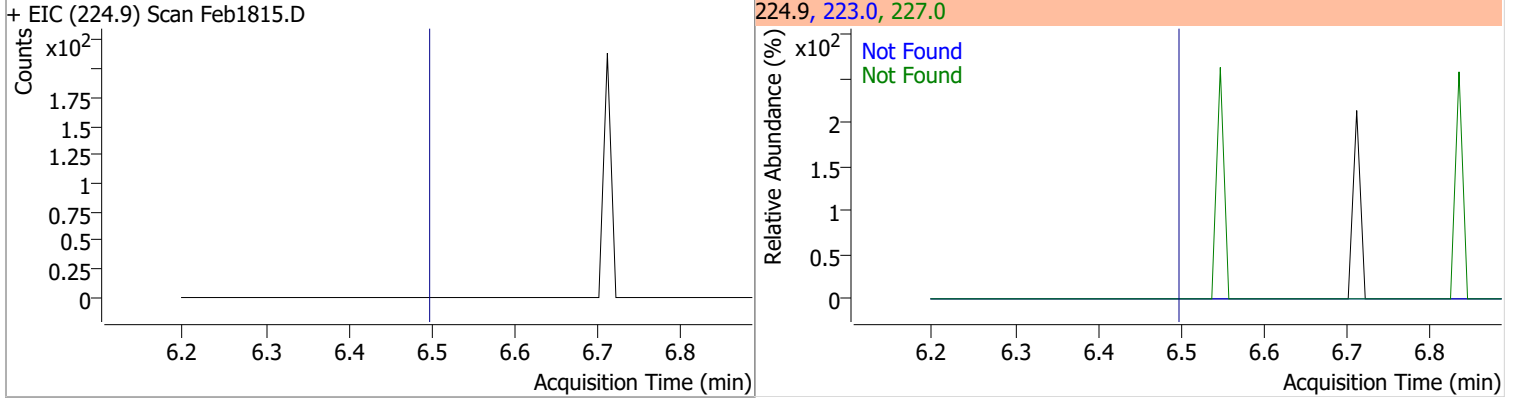


Quantitation Results Report (QT Reviewed)

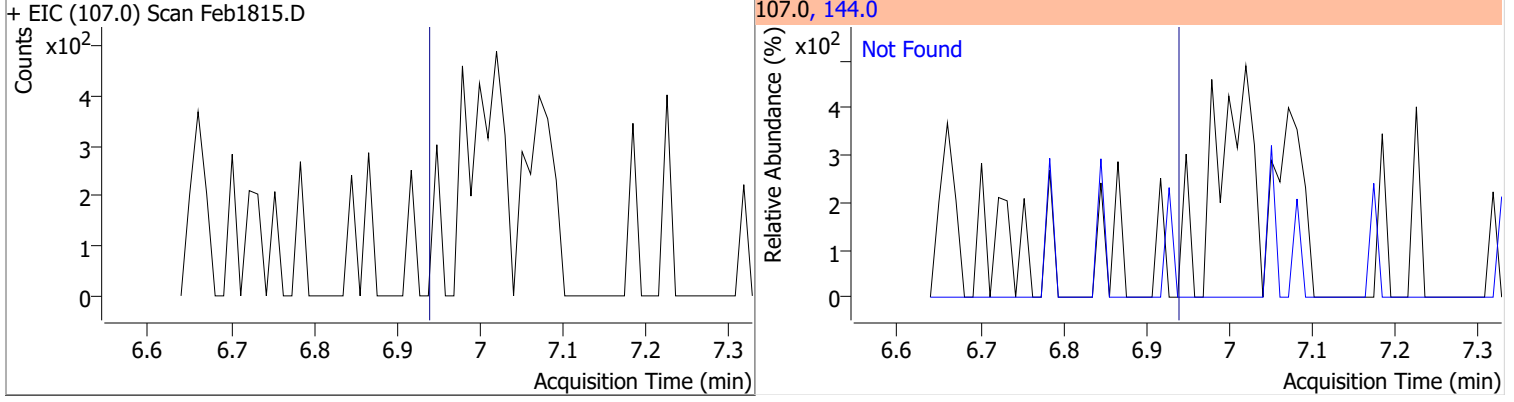
Compound	Conc.	Exp RT	QIon	Exp Ratio	QIon	Exp Ratio
p-Chloroaniline	N.D.	6.43	65.0	60.1	129.0	37.6



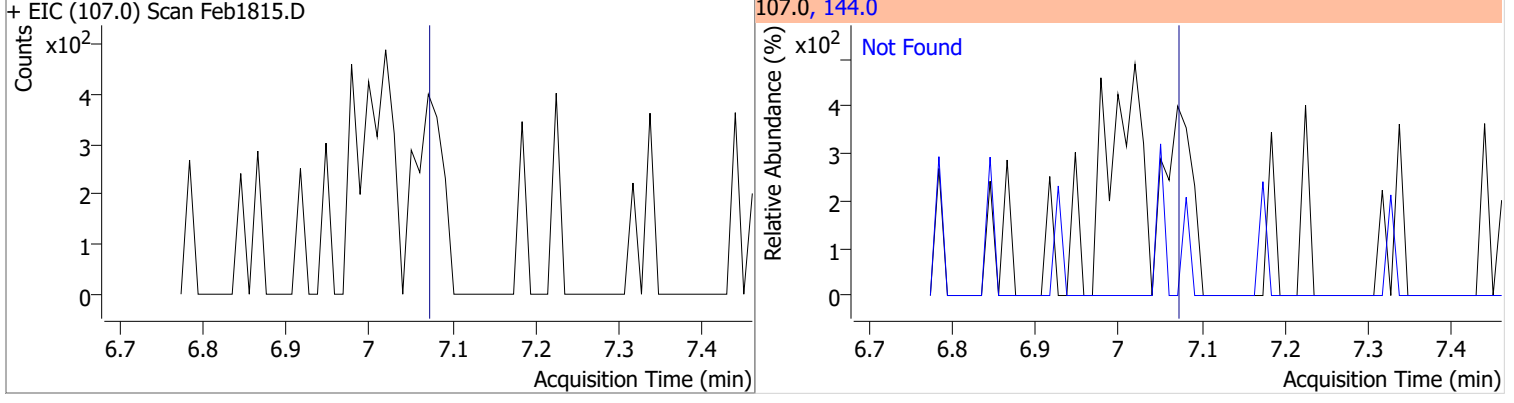
Compound	Conc.	Exp RT	QIon	Exp Ratio	QIon	Exp Ratio
Hexachlorobutadiene	N.D.	6.50	227.0	65.7	223.0	64.3



Compound	Conc.	Exp RT	QIon	Exp Ratio
4-Chloro-2-Methylphenol	N.D.	6.94	144.0	27.8



Compound	Conc.	Exp RT	QIon	Exp Ratio
4-Chloro-3-Methylphenol	N.D.	7.07	144.0	27.3

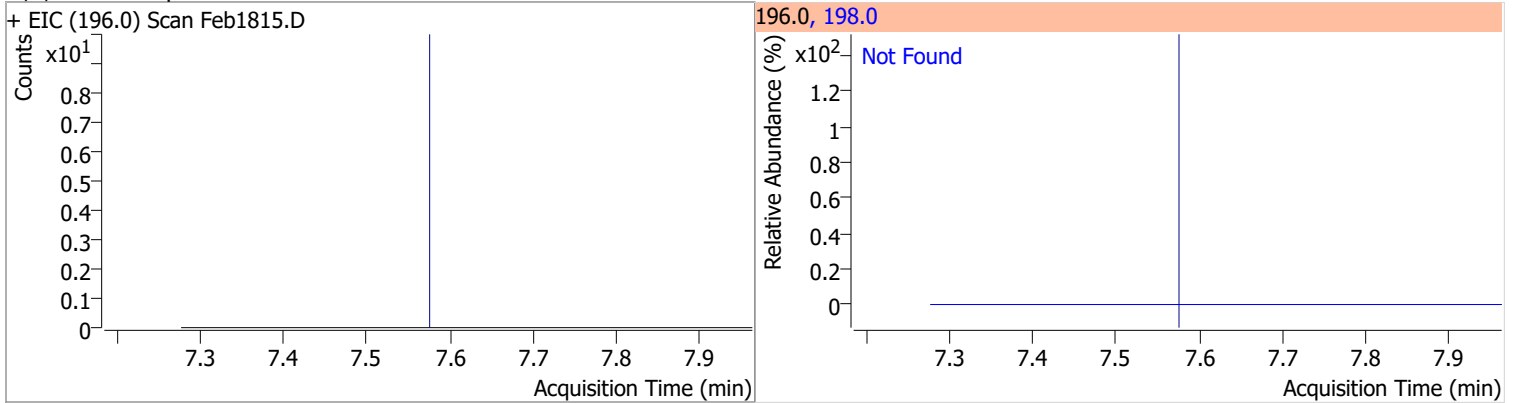


Quantitation Results Report (QT Reviewed)

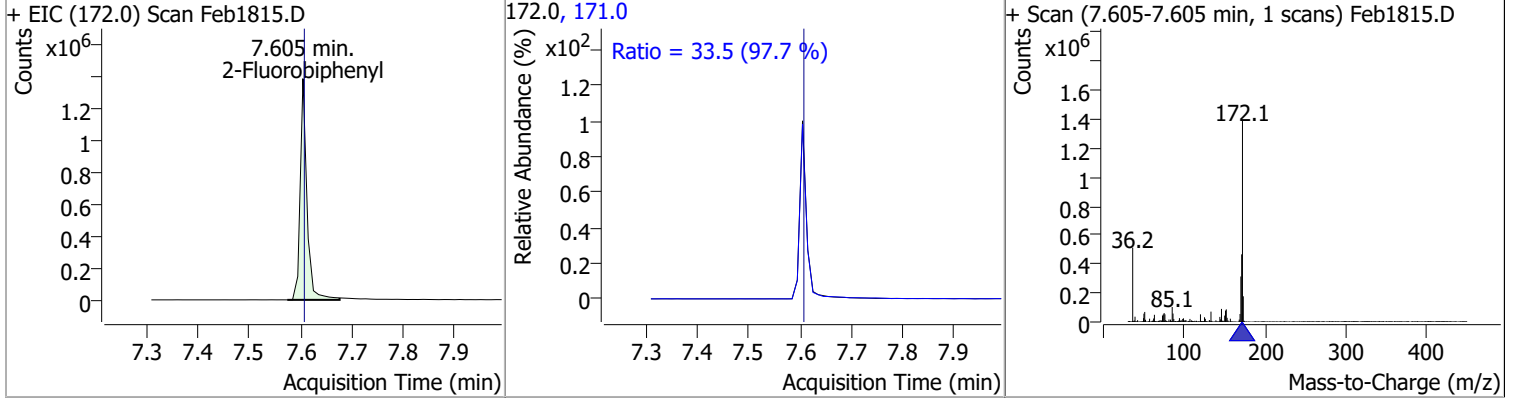
Compound	Conc.	Exp RT	QIon	Exp Ratio	QIon	Exp Ratio
2-Methylnaphthalene	N.D.	7.14	142.0	119.8	115.0	41.7
+ EIC (141.0) Scan Feb1815.D			141.0, 142.0, 115.0			
1-Methylnaphthalene	N.D.	7.26	142.0	114.0	115.0	41.3
+ EIC (141.0) Scan Feb1815.D			141.0, 142.0, 115.0			
Hexachlorocyclopentadiene	N.D.	7.34	234.9	64.6	238.9	63.8
+ EIC (236.9) Scan Feb1815.D			236.9, 238.9, 234.9			
2,4,6-Trichlorophenol	N.D.	7.52	198.0	96.5		
+ EIC (196.0) Scan Feb1815.D			196.0, 198.0			

Quantitation Results Report (QT Reviewed)

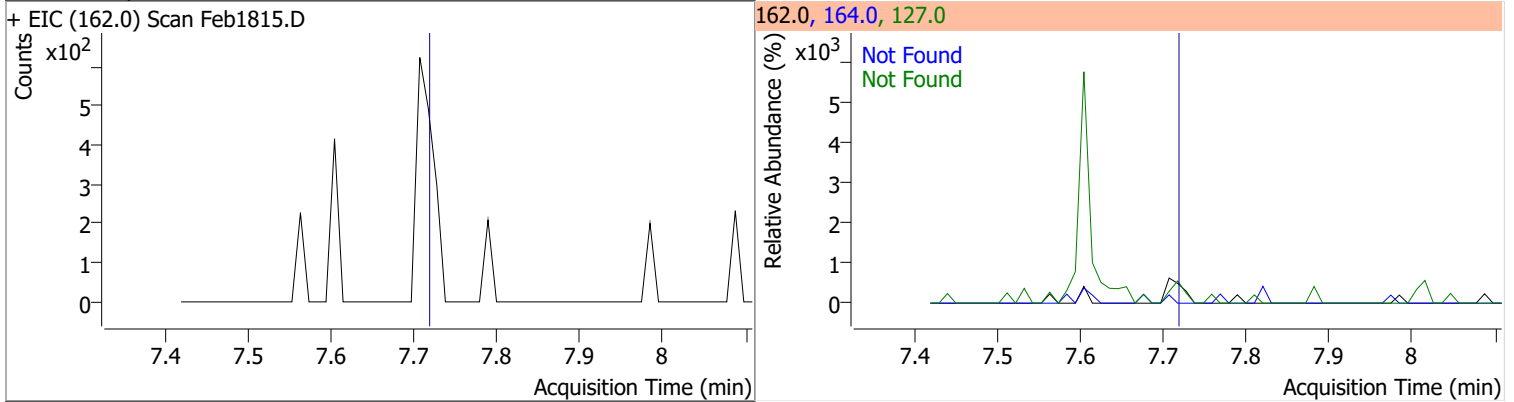
Compound	Conc.	Exp RT	QIon	Exp Ratio
2,4,5-Trichlorophenol	N.D.	7.57	198.0	90.2



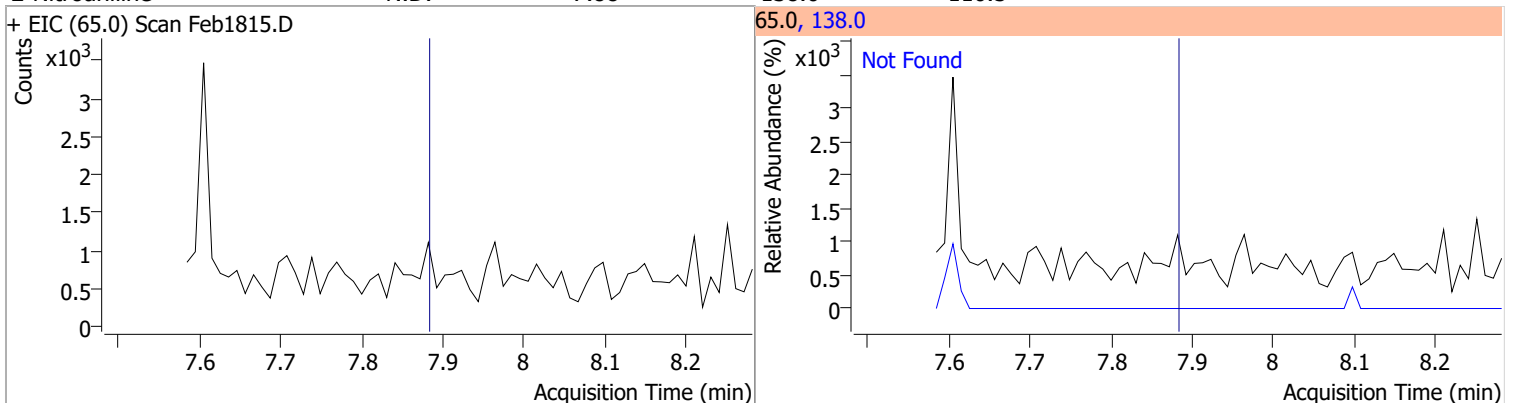
Compound	Conc.	RT	Dev(Min)	Resp.	QIon	QRatio	Lower	Upper
2-Fluorobiphenyl	66.7563	7.60	0.00	1277952	171.0	33.5	24.0	44.5



Compound	Conc.	Exp RT	QIon	Exp Ratio	QIon	Exp Ratio
2-Chloronaphthalene	N.D.	7.72	127.0	35.9	164.0	32.1

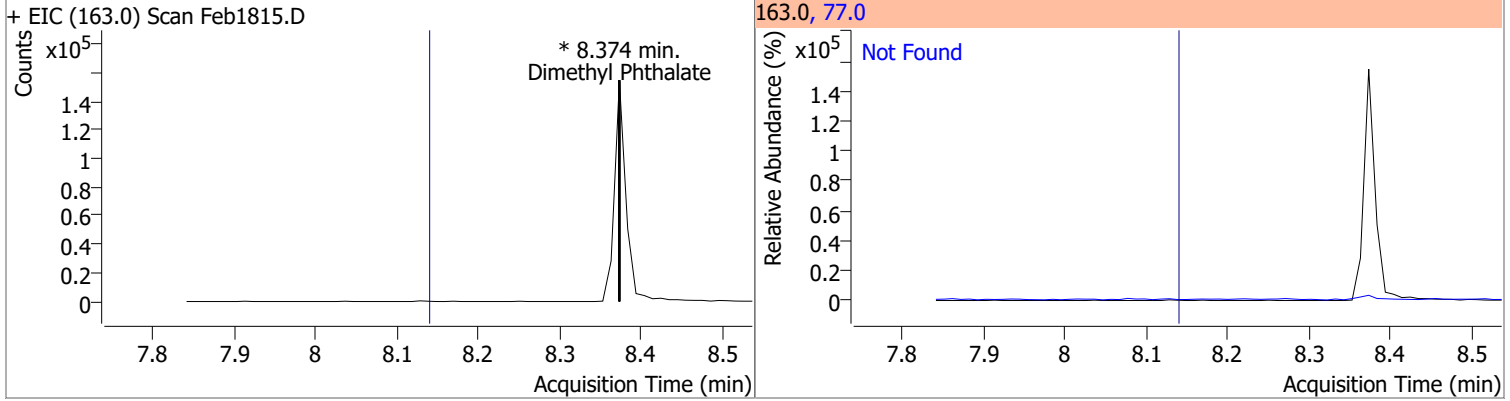


Compound	Conc.	Exp RT	QIon	Exp Ratio
2-Nitroaniline	N.D.	7.88	138.0	110.5

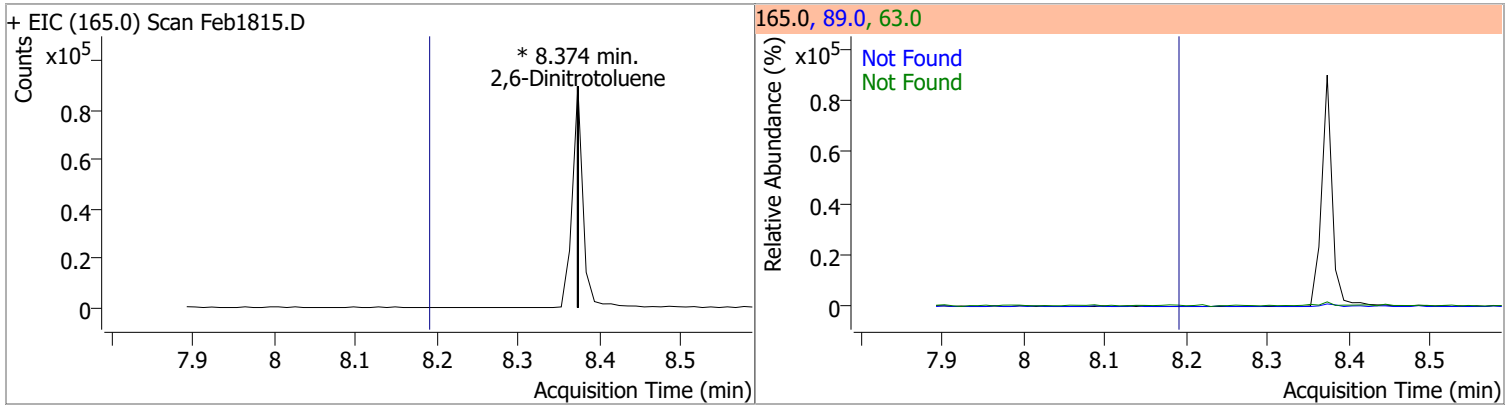


Quantitation Results Report (QT Reviewed)

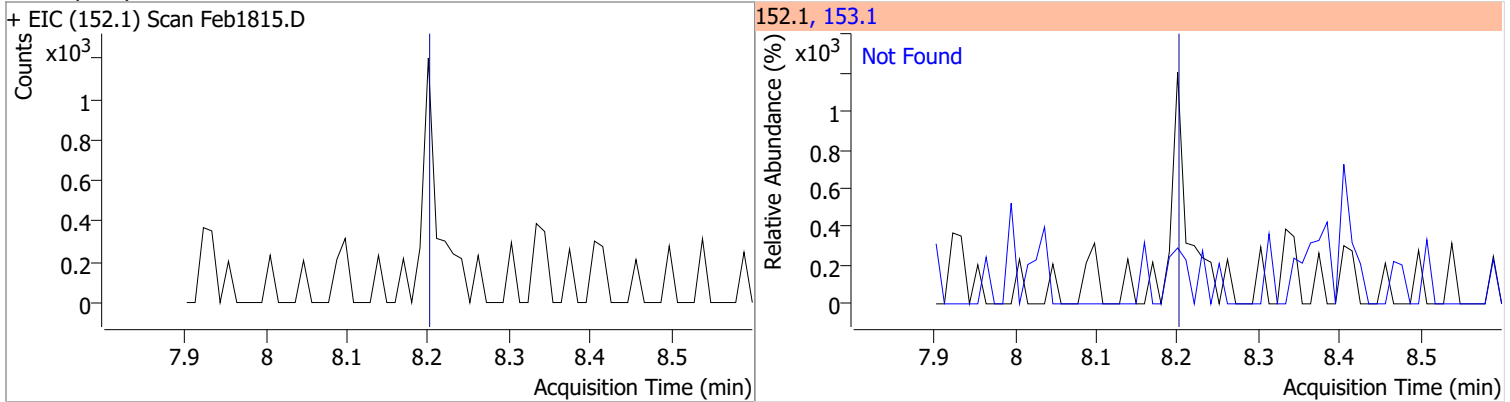
Compound	Conc.	RT	Dev(Min)	Resp.	QIon	QRatio	Lower	Upper
Dimethyl Phthalate	0	0		0	77.0		13.8	25.7



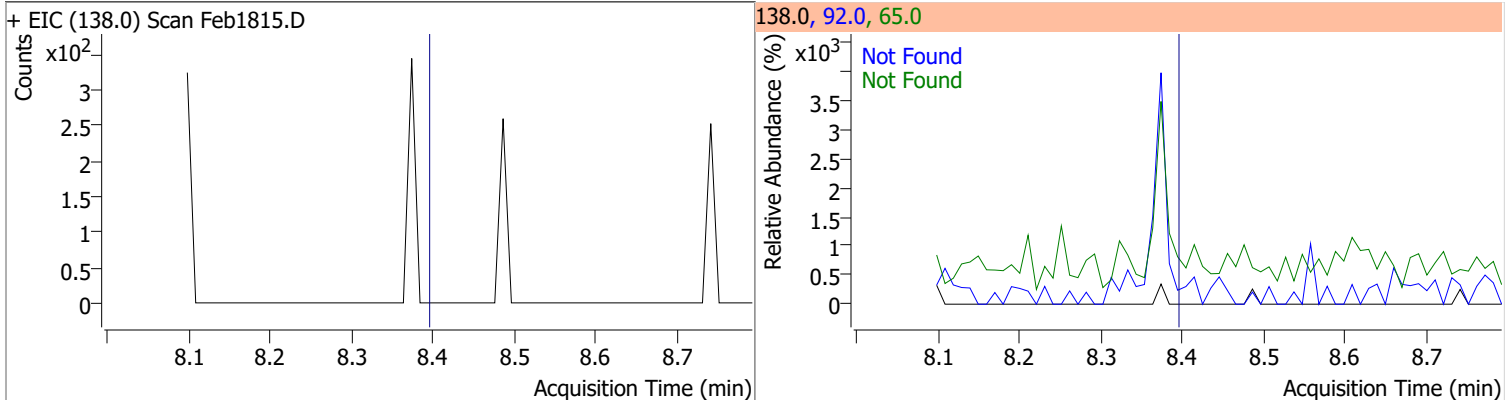
Compound	Conc.	RT	Dev(Min)	Resp.	QIon	QRatio	Lower	Upper
2,6-Dinitrotoluene	0	0		0	63.0 89.0		99.5 43.3	184.8 80.3



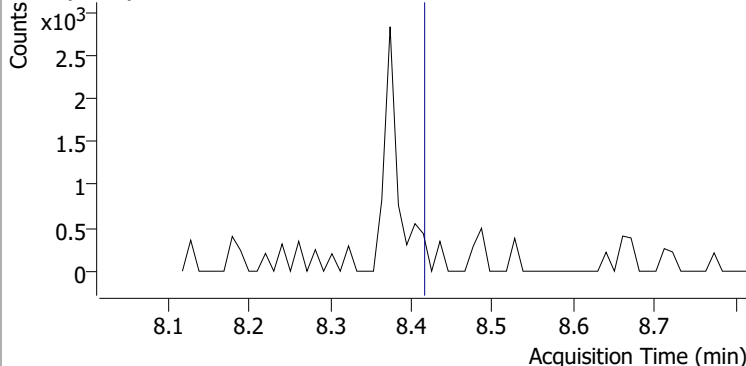
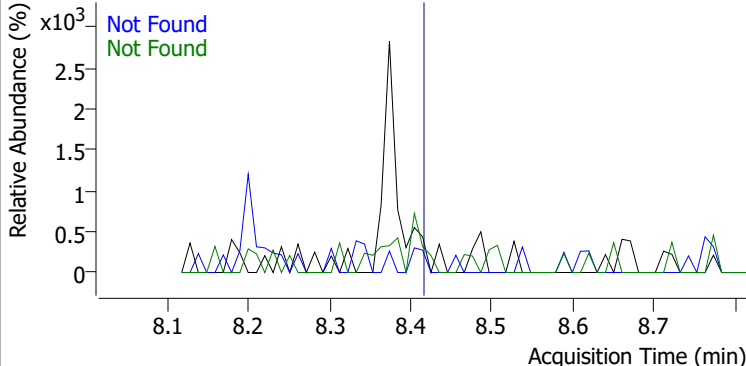
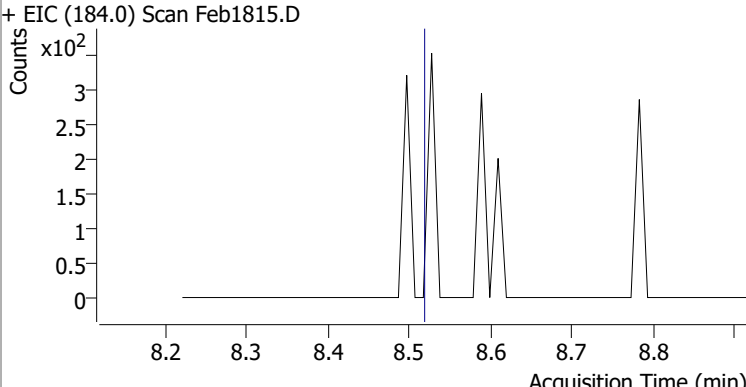
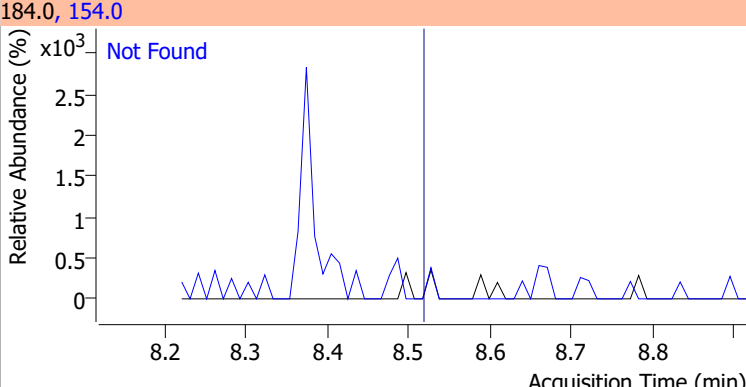
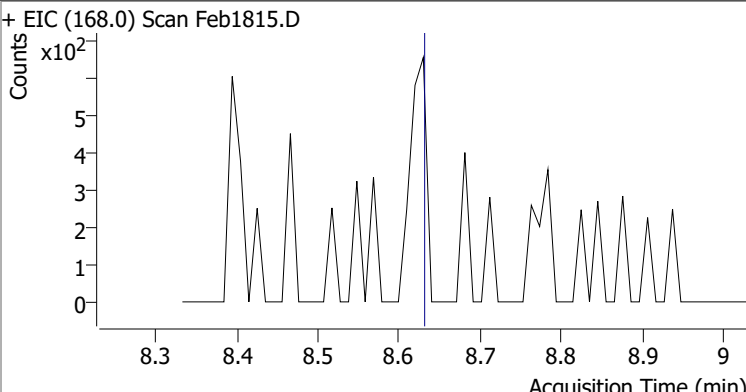
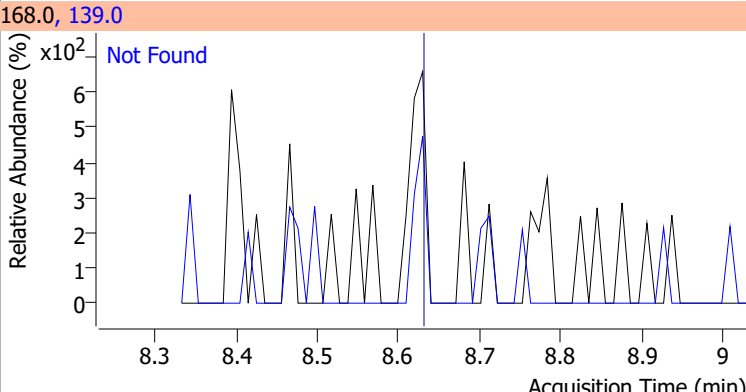
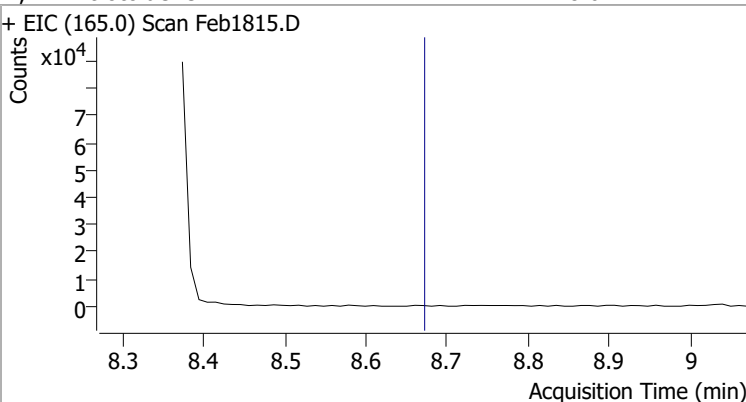
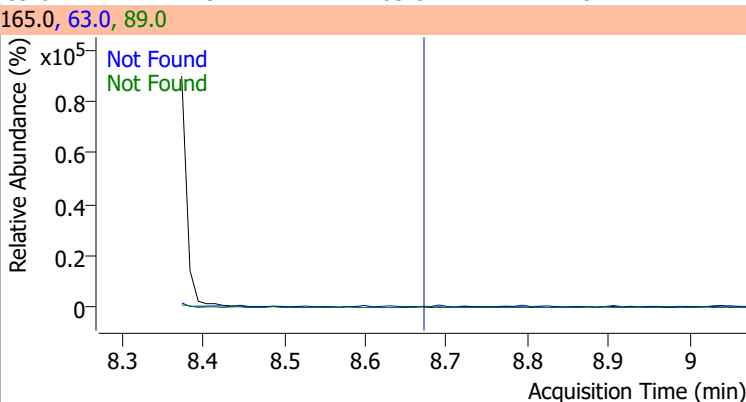
Compound	Conc.	Exp RT	QIon	Exp Ratio
Acenaphthylene	N.D.	8.20	153.1	13.6



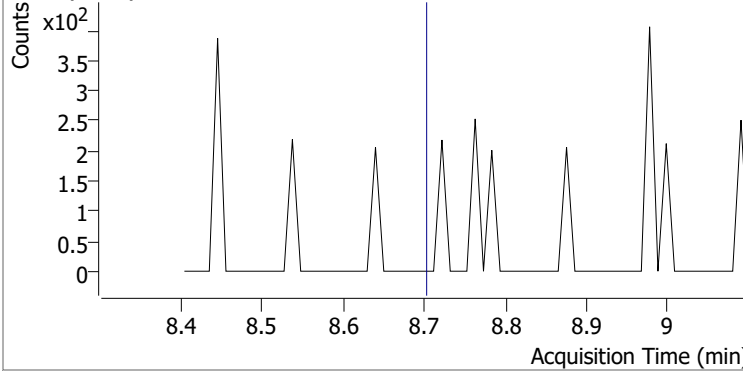
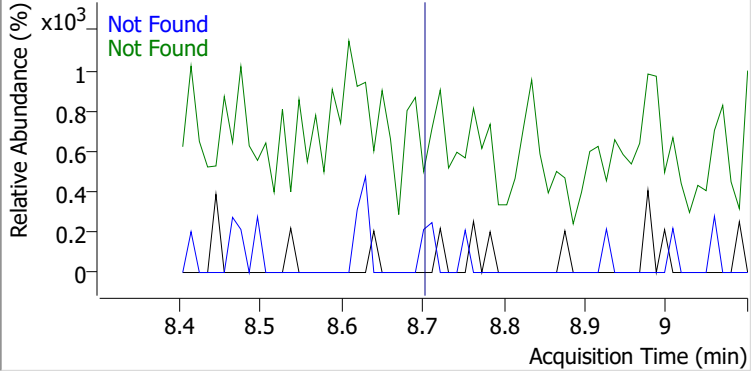
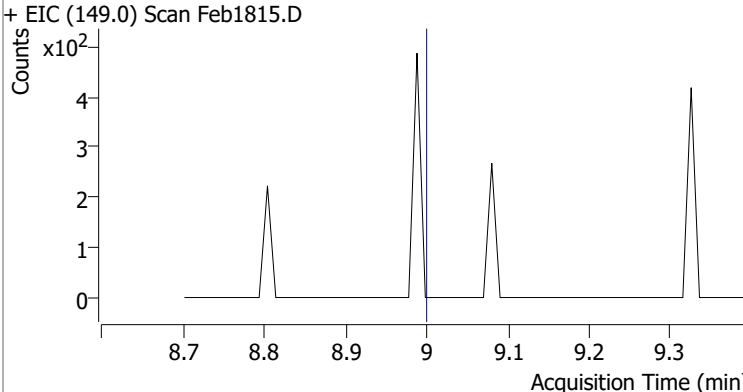
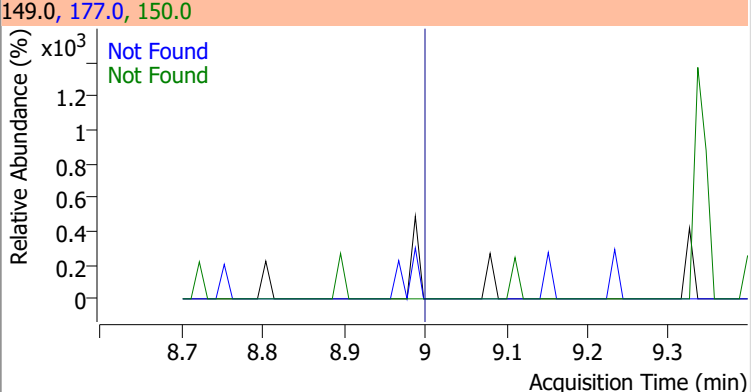
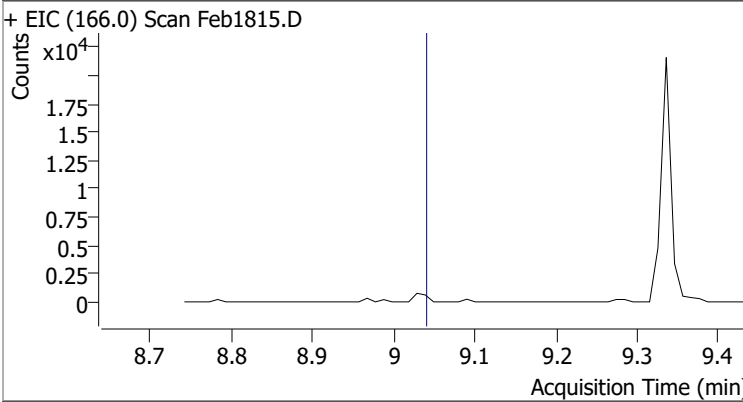
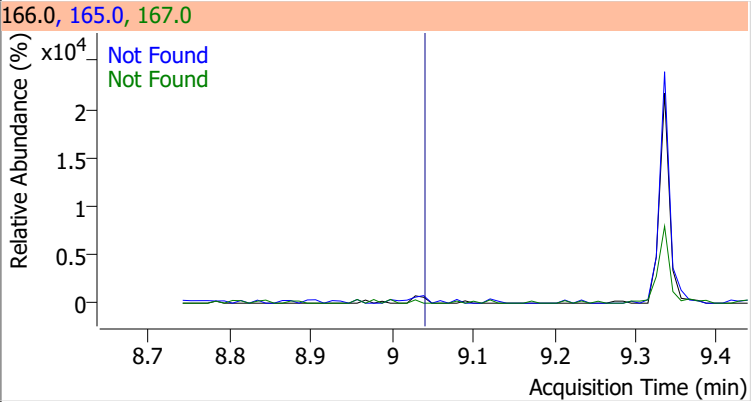
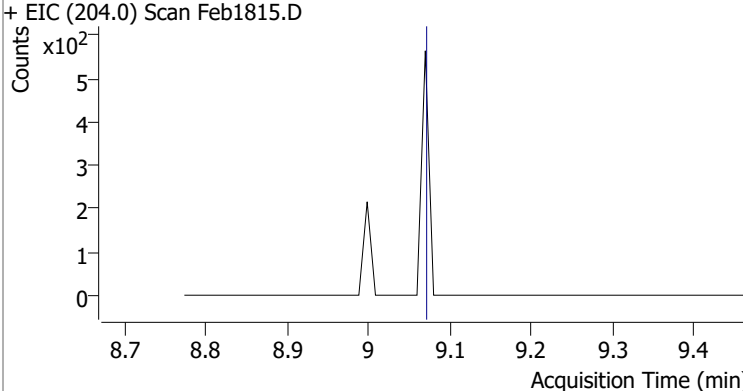
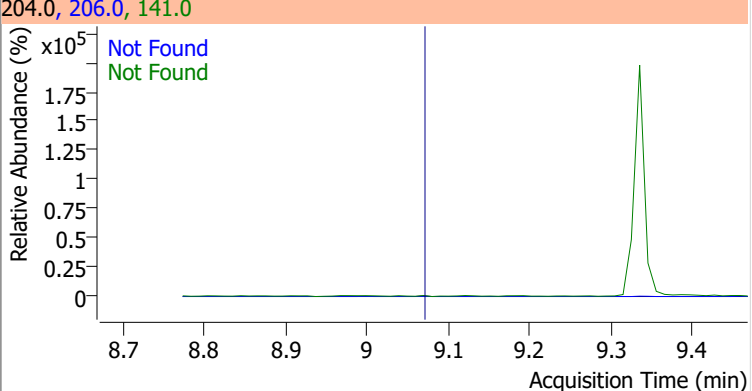
Compound	Conc.	Exp RT	QIon	Exp Ratio	QIon	Exp Ratio
3-Nitroaniline	N.D.	8.39	65.0	129.1	92.0	106.7



Quantitation Results Report (QT Reviewed)

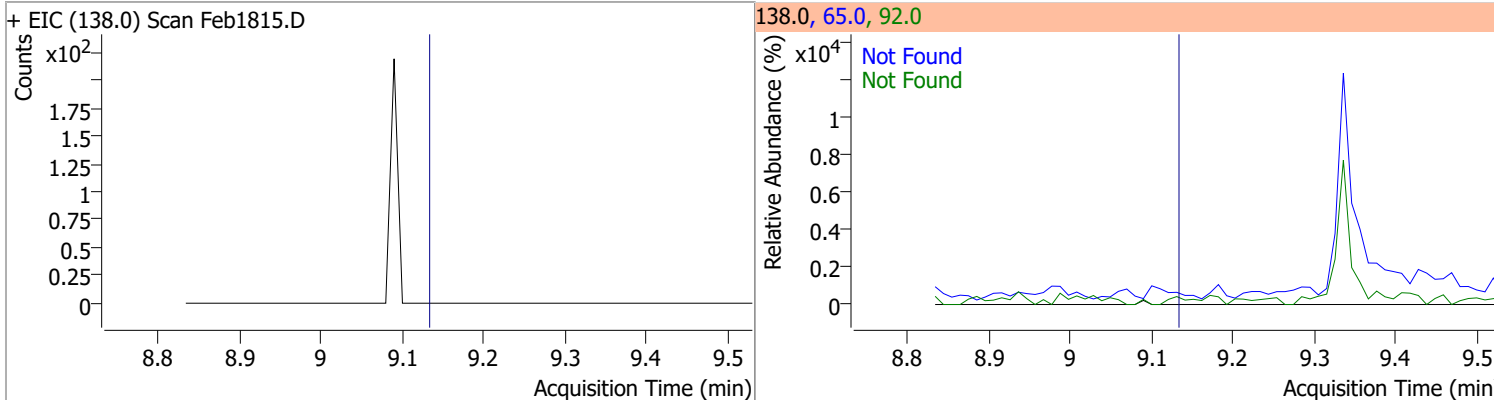
Compound	Conc.	Exp RT	QIon	Exp Ratio	QIon	Exp Ratio
Acenaphthene	N.D.	8.41	153.0	106.5	152.0	51.8
+ EIC (154.0) Scan Feb1815.D			154.0, 152.0, 153.0			
						
2,4-Dinitrophenol	N.D.	8.52	154.0	62.7		
+ EIC (184.0) Scan Feb1815.D			184.0, 154.0			
						
Dibenzofuran	N.D.	8.63	139.0	37.5		
+ EIC (168.0) Scan Feb1815.D			168.0, 139.0			
						
2,4-Dinitrotoluene	N.D.	8.67	89.0	79.2	63.0	48.4
+ EIC (165.0) Scan Feb1815.D			165.0, 63.0, 89.0			
						

Quantitation Results Report (QT Reviewed)

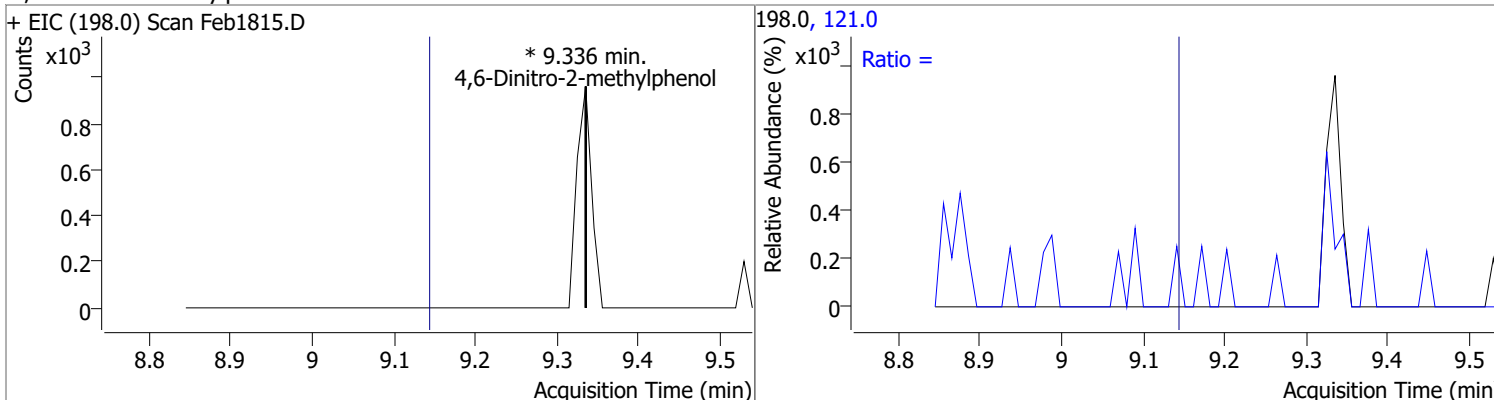
Compound	Conc.	Exp RT	QIon	Exp Ratio	QIon	Exp Ratio
4-Nitrophenol	N.D.	8.70	65.0	72.0	139.0	71.1
+ EIC (109.0) Scan Feb1815.D			109.0, 139.0, 65.0			
						
Diethylphthalate	N.D.	9.00	177.0	20.7	150.0	12.5
+ EIC (149.0) Scan Feb1815.D			149.0, 177.0, 150.0			
						
Fluorene	N.D.	9.04	165.0	93.4	167.0	13.7
+ EIC (166.0) Scan Feb1815.D			166.0, 165.0, 167.0			
						
4-Chlorophenyl-phenylether	N.D.	9.07	141.0	61.2	206.0	33.8
+ EIC (204.0) Scan Feb1815.D			204.0, 206.0, 141.0			
						

Quantitation Results Report (QT Reviewed)

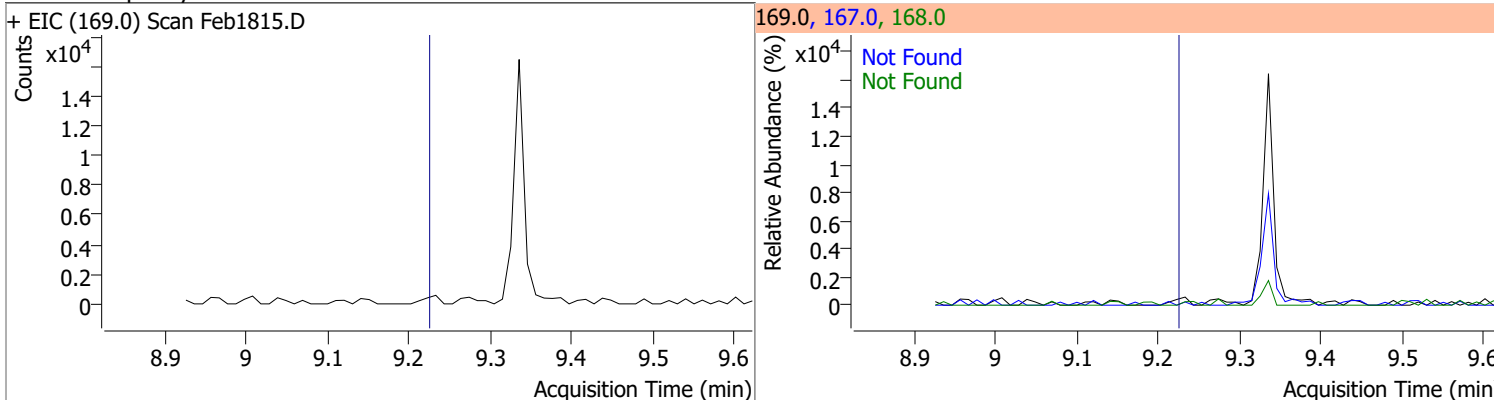
Compound	Conc.	Exp RT	QIon	Exp Ratio	QIon	Exp Ratio
4-Nitroaniline	N.D.	9.14	65.0	112.7	92.0	49.3



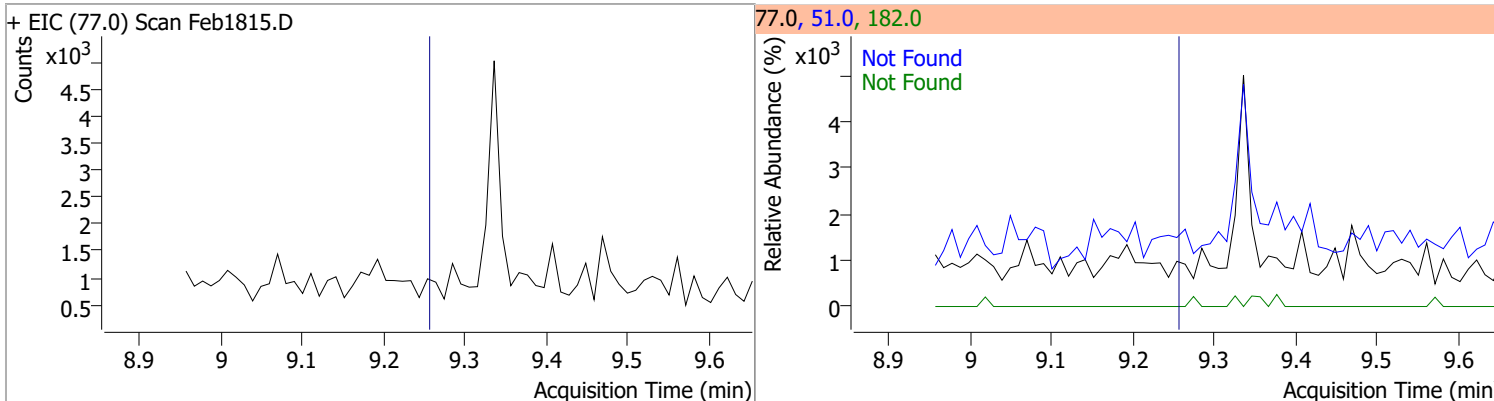
Compound	Conc.	RT	Dev(Min)	Resp.	QIon	QRatio	Lower	Upper
4,6-Dinitro-2-methylphenol		0		0	121.0		35.1	65.3



Compound	Conc.	Exp RT	QIon	Exp Ratio	QIon	Exp Ratio
N-nitrosodiphenylamine	N.D.	9.23	168.0	62.8	167.0	34.1

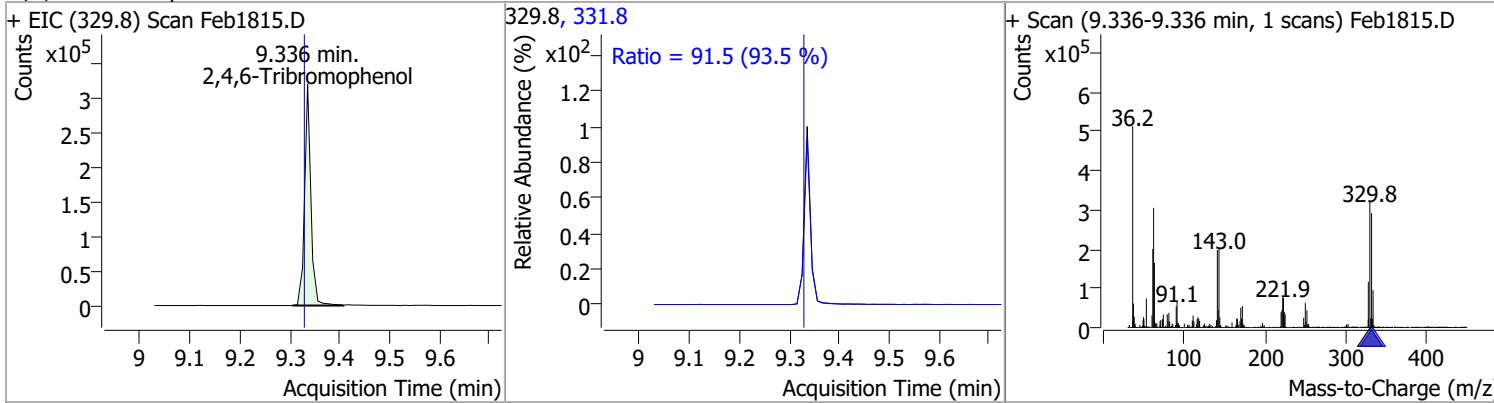


Compound	Conc.	Exp RT	QIon	Exp Ratio	QIon	Exp Ratio
Azobenzene	N.D.	9.26	51.0	45.2	182.0	24.1

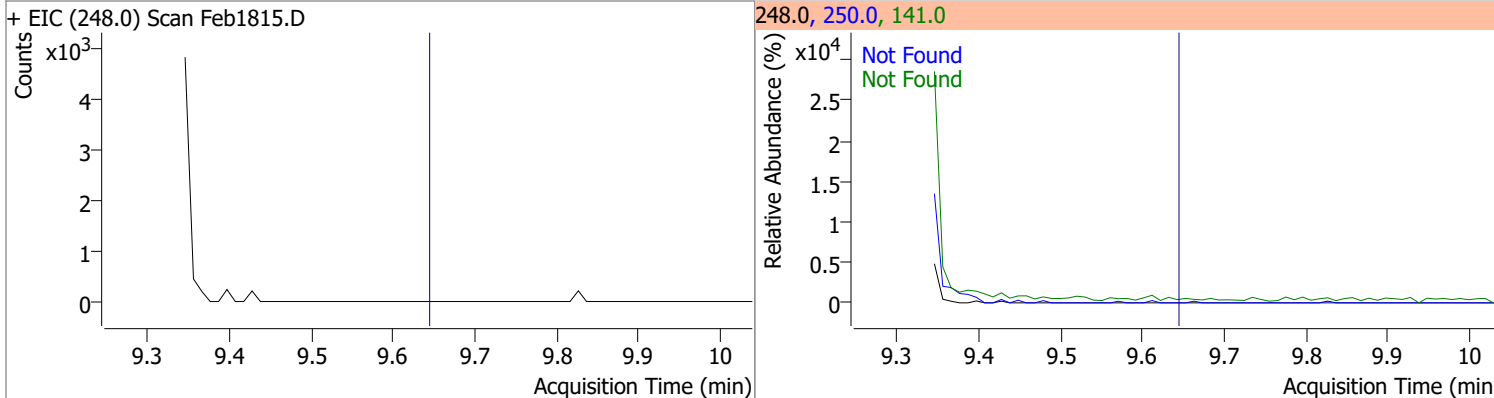


Quantitation Results Report (QT Reviewed)

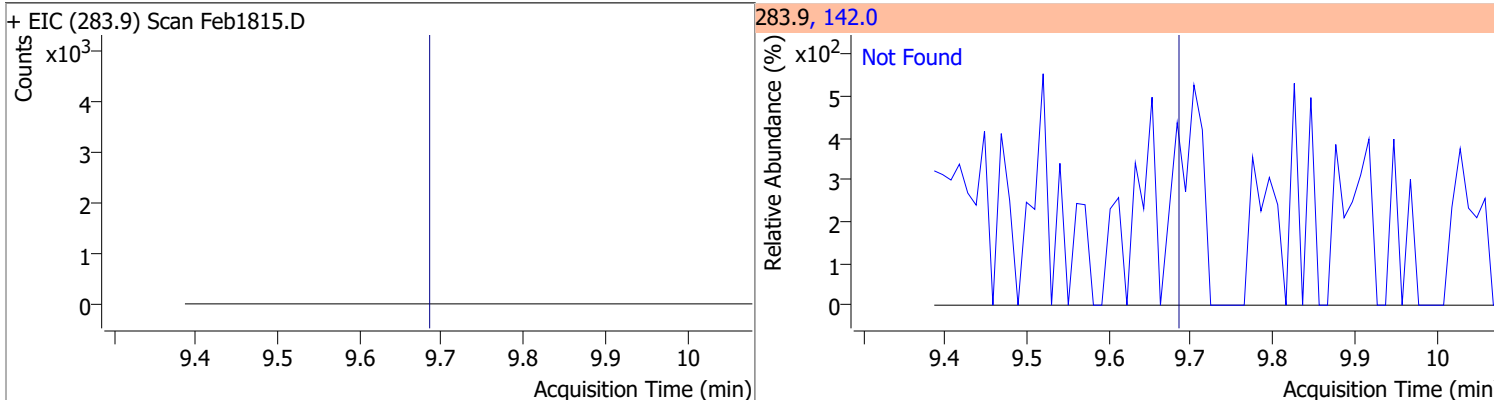
Compound	Conc.	RT	Dev(Min)	Resp.	QIon	QRatio	Lower	Upper
2,4,6-Tribromophenol	160.5017	9.34	0.00	279834	331.8	91.5	68.5	127.2



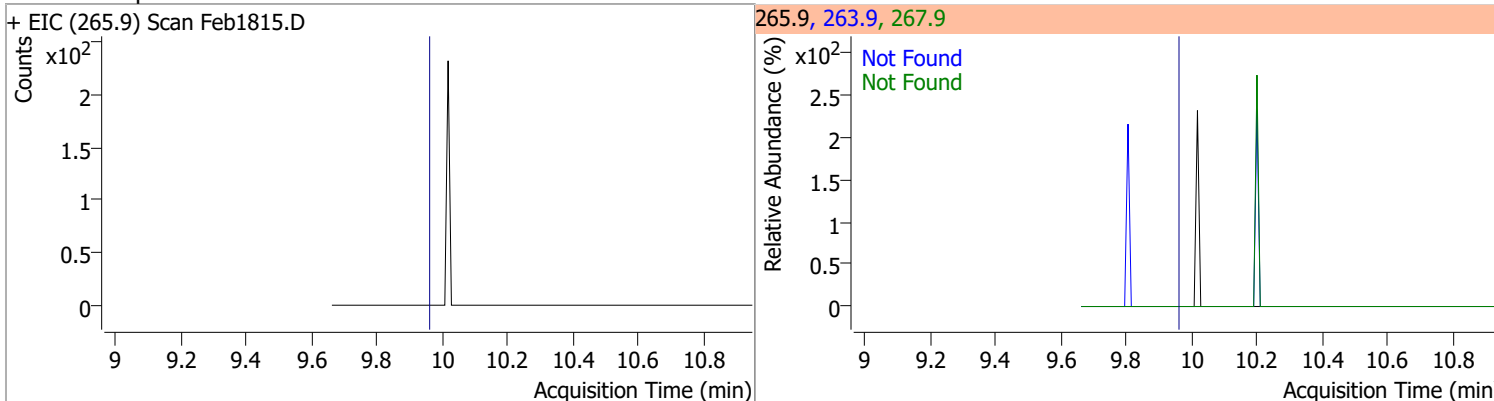
Compound	Conc.	Exp RT	QIon	Exp Ratio	QIon	Exp Ratio
4-Bromophenyl-phenylether	N.D.	9.65	141.0	98.8	250.0	98.2



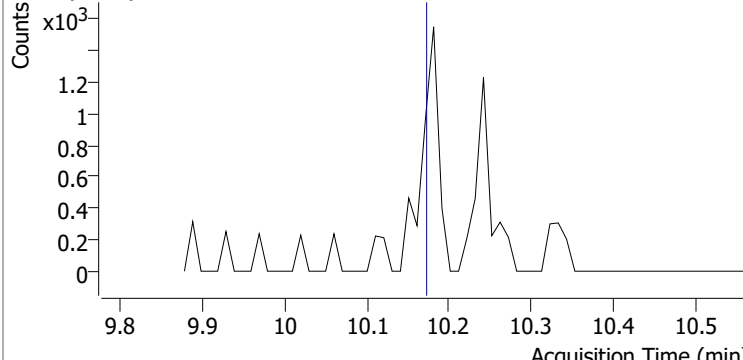
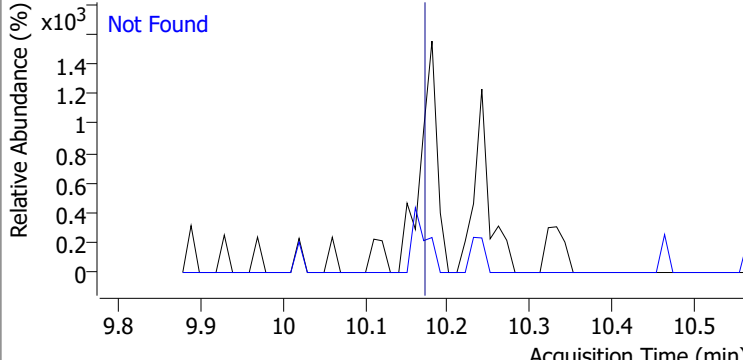
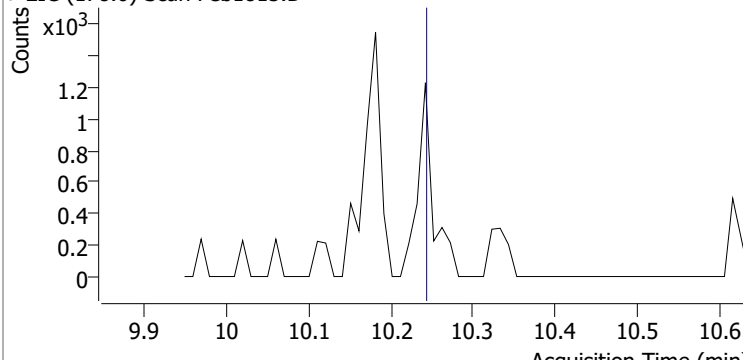
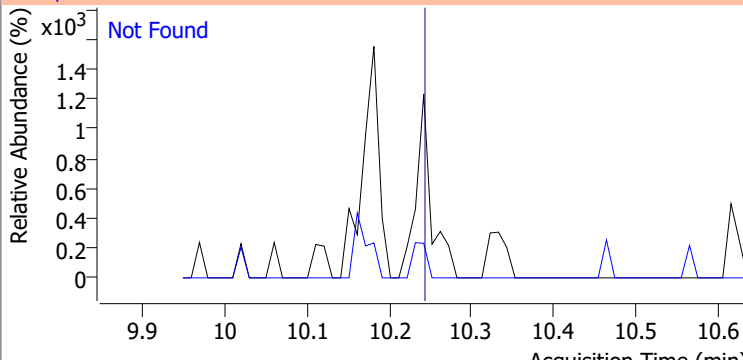
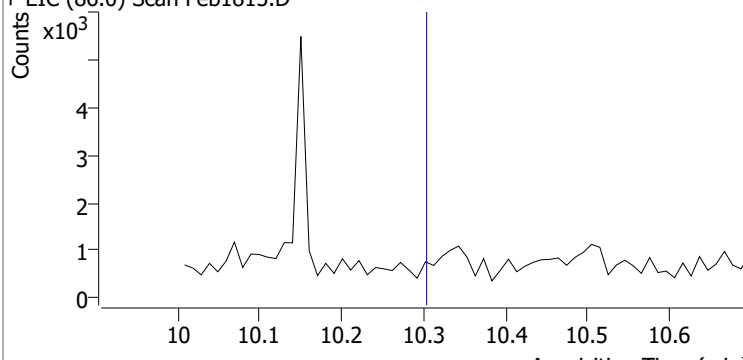
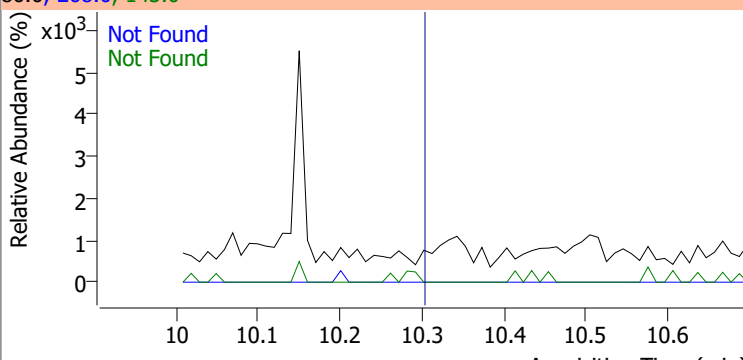
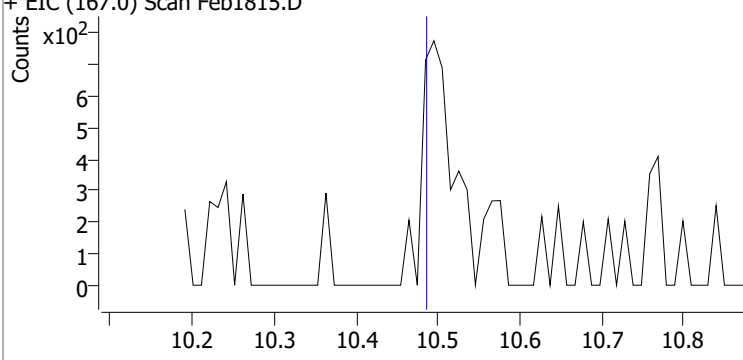
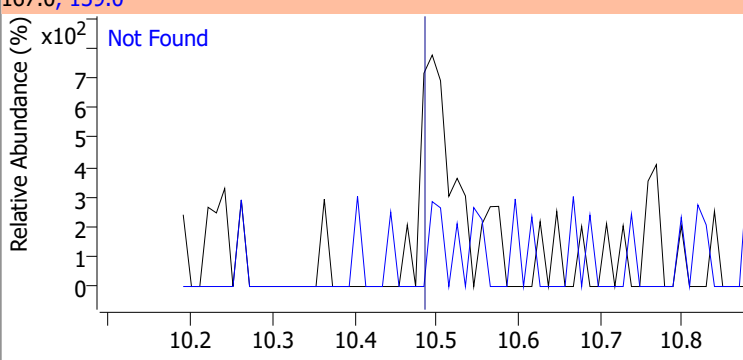
Compound	Conc.	Exp RT	QIon	Exp Ratio	QIon	Exp Ratio
Hexachlorobenzene	N.D.	9.69	142.0	53.8		



Compound	Conc.	Exp RT	QIon	Exp Ratio	QIon	Exp Ratio
Pentachlorophenol	N.D.	9.97	267.9	59.4	263.9	58.9

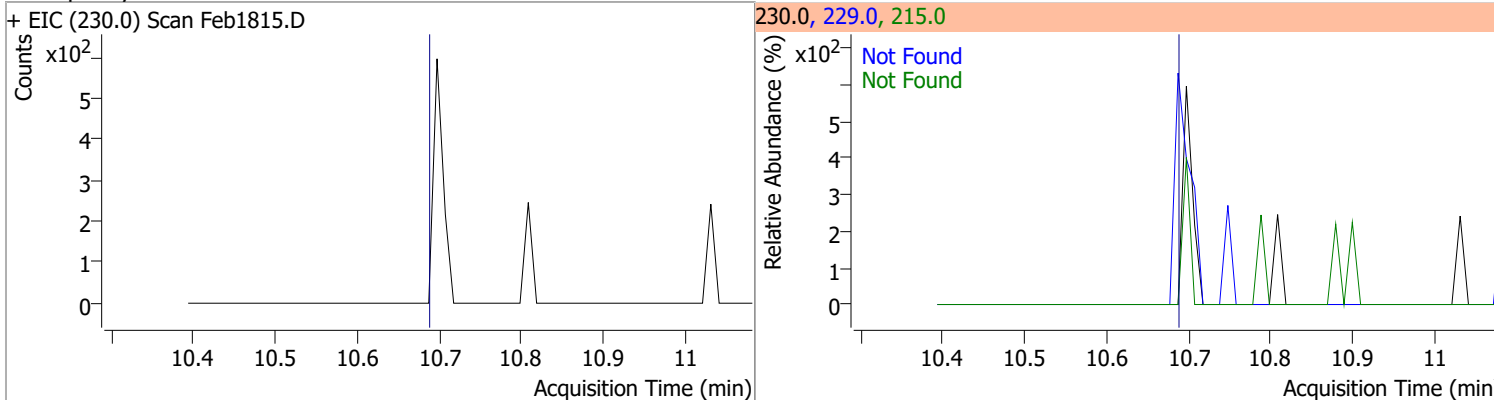


Quantitation Results Report (QT Reviewed)

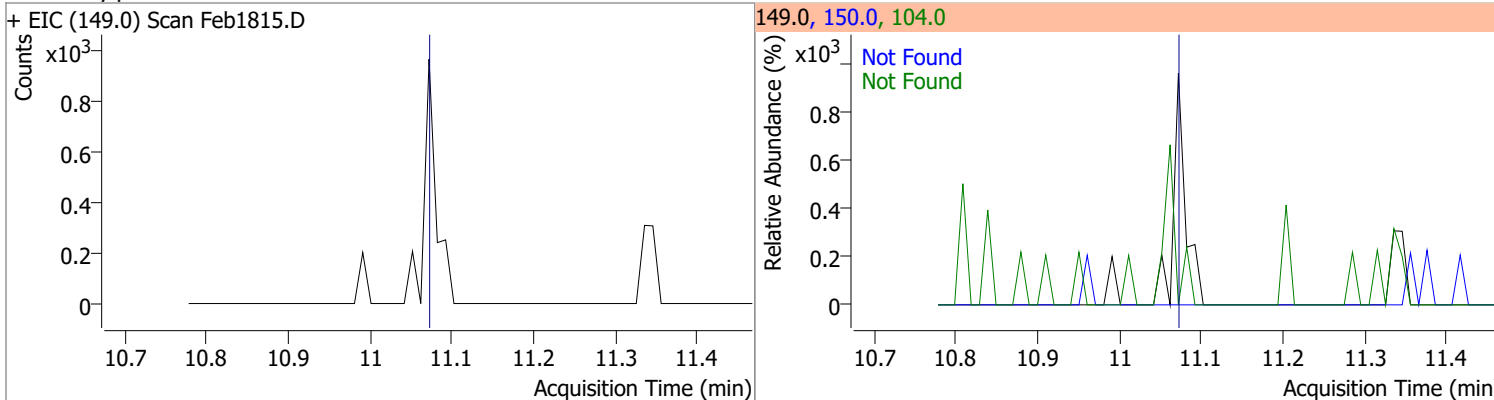
Compound	Conc.	Exp RT	QIon	Exp Ratio		
Phenanthrene	N.D.	10.18	176.0	18.5		
+ EIC (178.0) Scan Feb1815.D			178.0, 176.0			
						
Anthracene	N.D.	10.25	176.0	18.4		
+ EIC (178.0) Scan Feb1815.D			178.0, 176.0			
						
Triallate	N.D.	10.31	268.0	24.1	QIon	Exp Ratio
+ EIC (86.0) Scan Feb1815.D			86.0, 268.0, 143.0			
						
Carbazole	N.D.	10.49	139.0	12.8		
+ EIC (167.0) Scan Feb1815.D			167.0, 139.0			
						

Quantitation Results Report (QT Reviewed)

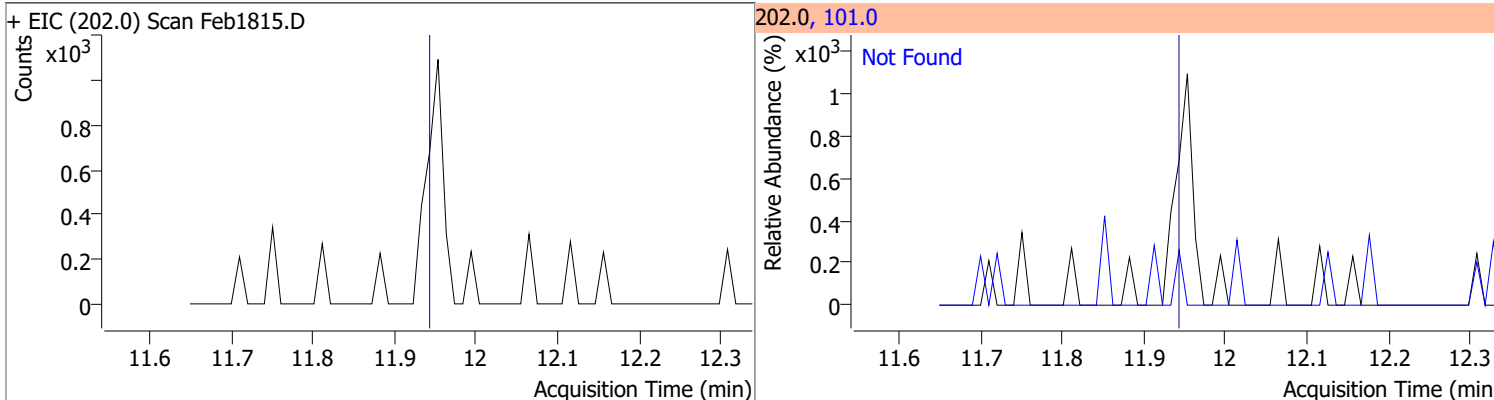
Compound	Conc.	Exp RT	QIon	Exp Ratio	QIon	Exp Ratio
o-Terphenyl	N.D.	10.70	229.0	64.9	215.0	37.0



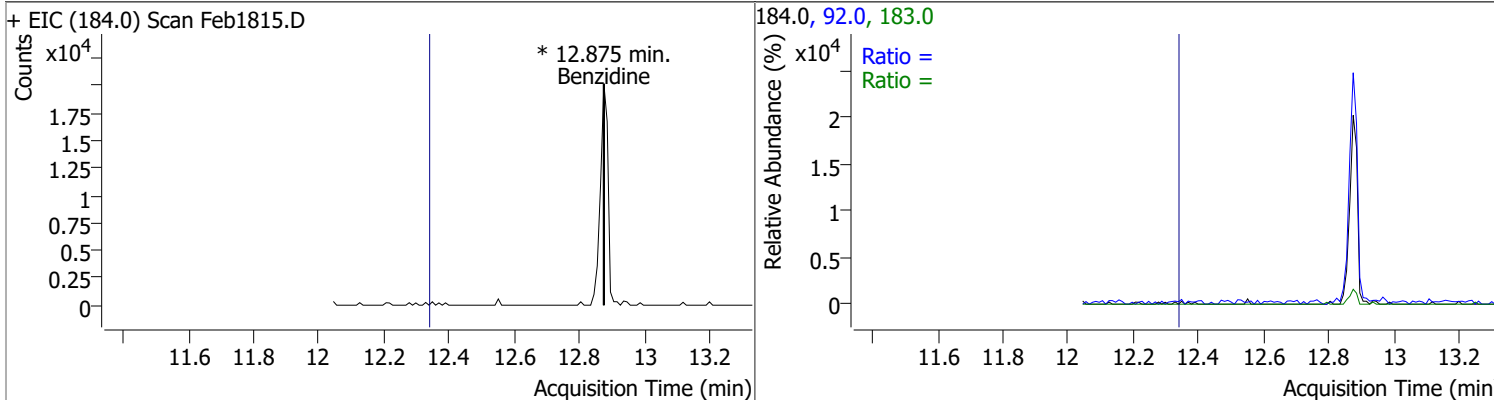
Compound	Conc.	Exp RT	QIon	Exp Ratio	QIon	Exp Ratio
Di-n-Butylphthalate	N.D.	11.08	150.0	9.1	104.0	6.4



Compound	Conc.	Exp RT	QIon	Exp Ratio
Fluoranthene	N.D.	11.95	101.0	13.4

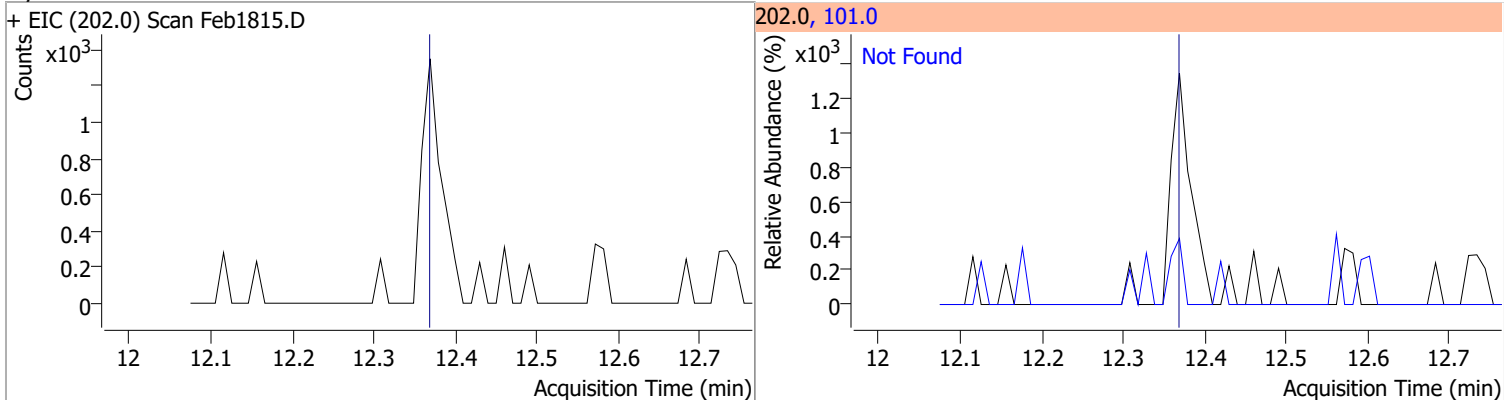


Compound	Conc.	RT	Dev(Min)	Resp.	QIon	QRatio	Lower	Upper
Benzidine		0		0	183.0		8.3	15.4
					92.0		5.8	10.8

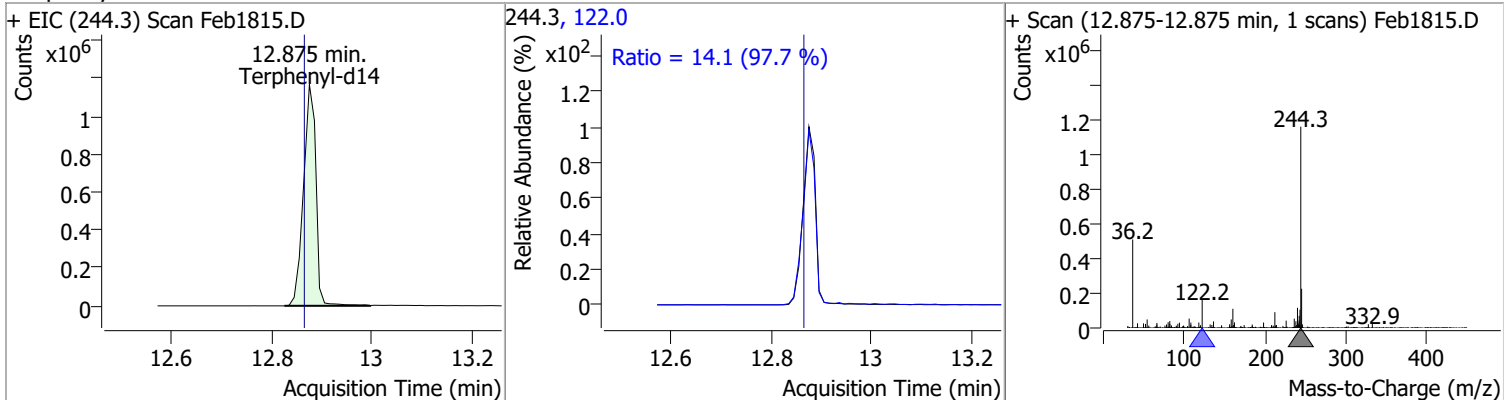


Quantitation Results Report (QT Reviewed)

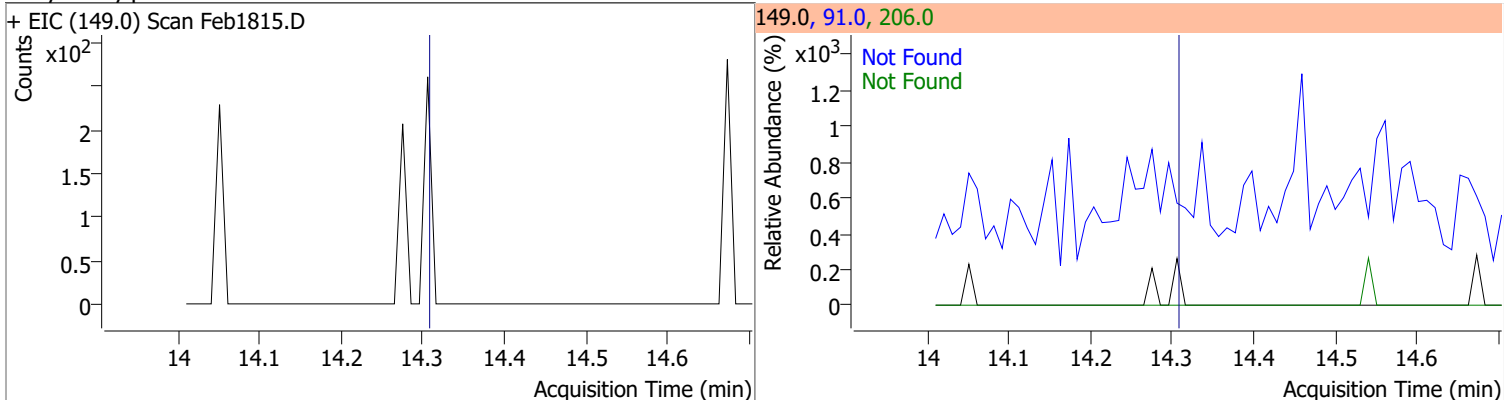
Compound	Conc.	Exp RT	QIon	Exp Ratio
Pyrene	N.D.	12.38	101.0	15.9



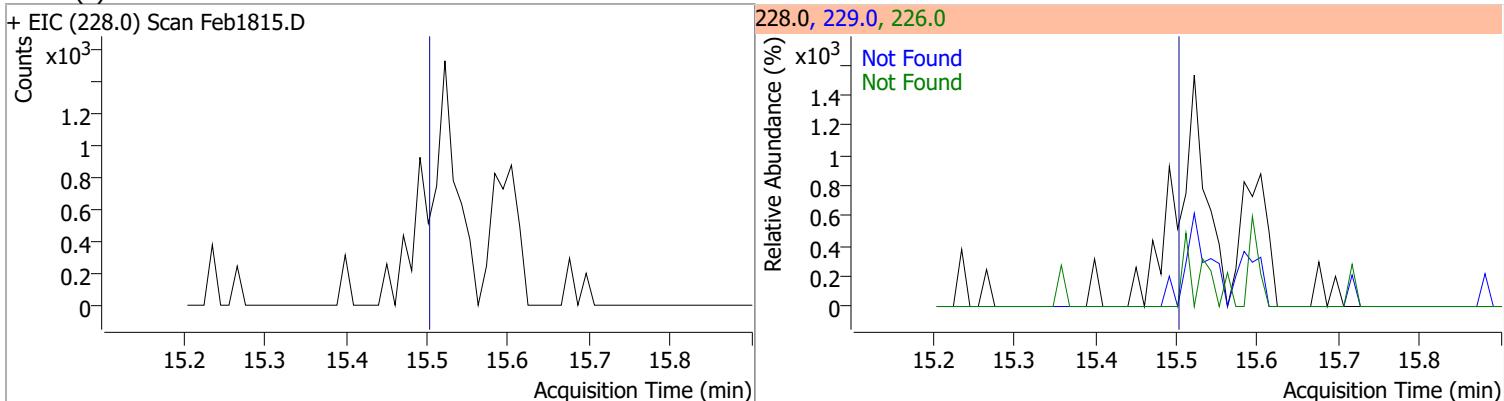
Compound	Conc.	RT	Dev(Min)	Resp.	QIon	QRatio	Lower	Upper
Terphenyl-d14	109.6928	12.88	0.00	2007009	122.0	14.1	10.1	18.7



Compound	Conc.	Exp RT	QIon	Exp Ratio	QIon	Exp Ratio
Butylbenzylphthalate	N.D.	14.32	91.0	85.1	206.0	17.5



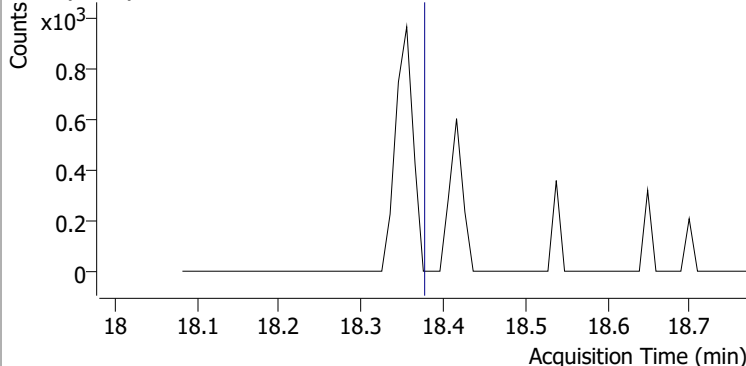
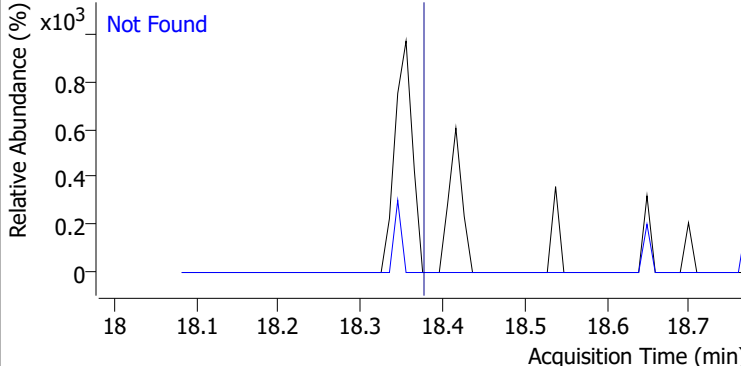
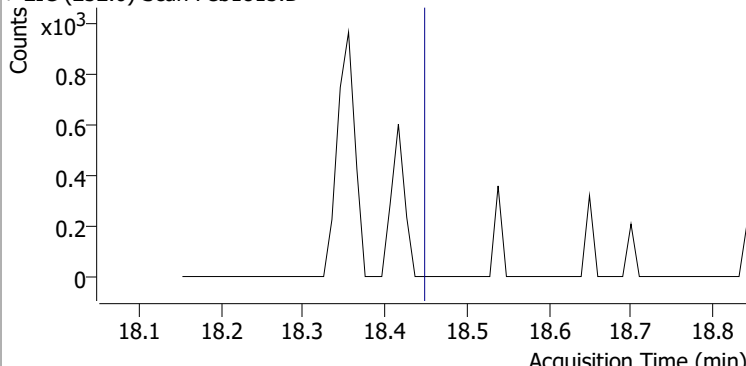
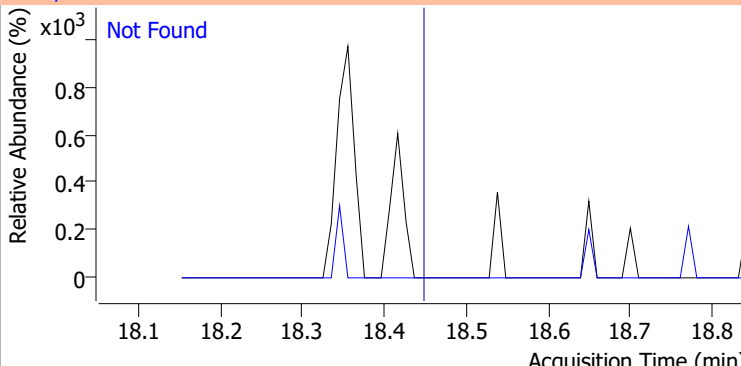
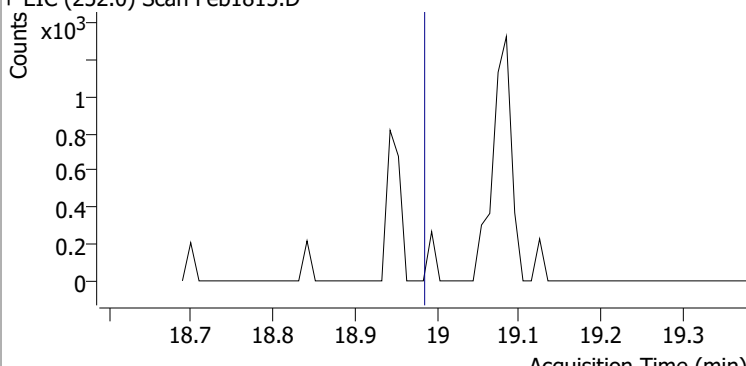
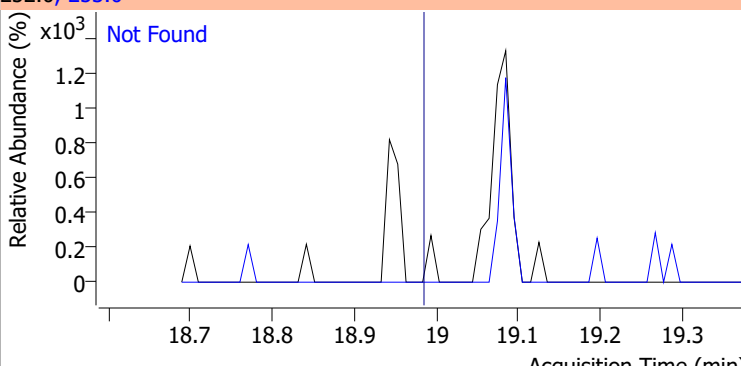
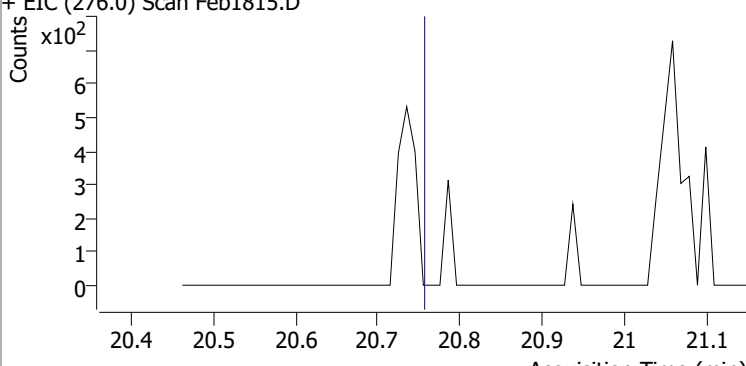
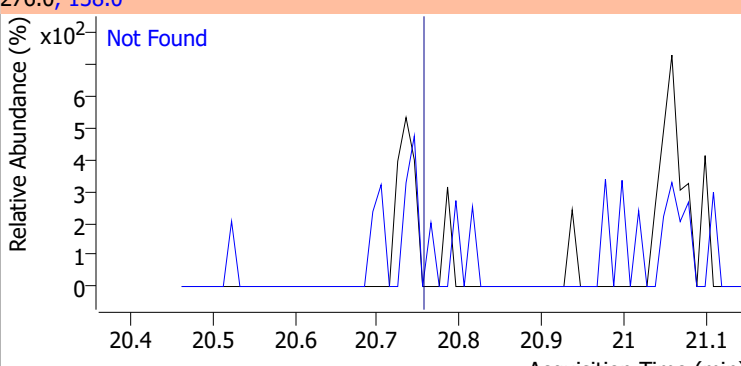
Compound	Conc.	Exp RT	QIon	Exp Ratio	QIon	Exp Ratio
Benzo(a)Anthracene	N.D.	15.51	226.0	26.8	229.0	21.1



Quantitation Results Report (QT Reviewed)

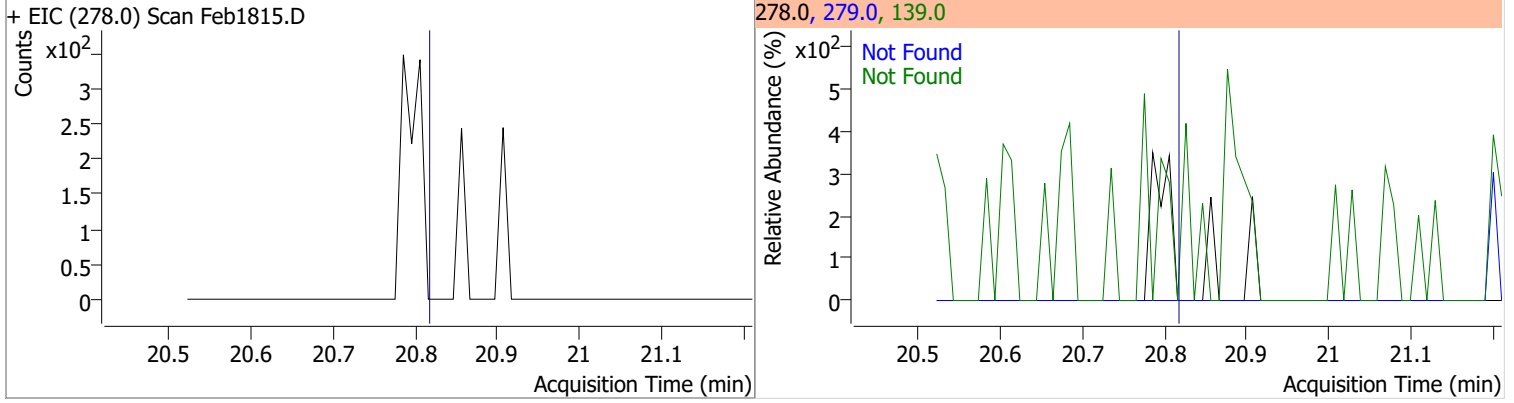
Compound	Conc.	Exp RT	QIon	Exp Ratio	QIon	Exp Ratio
Chrysene	N.D.	15.62	226.0	28.4	229.0	19.7
+ EIC (228.0) Scan Feb1815.D			228.0, 226.0, 229.0			
3,3-Dichlorobenzidine	N.D.	15.69	254.0	64.2		
+ EIC (252.0) Scan Feb1815.D			252.0, 254.0			
bis(2-ethylhexyl)Phthalate	N.D.	16.37	149.0	390.8	279.0	15.0
+ EIC (167.0) Scan Feb1815.D			167.0, 149.0, 279.0			
Di-n-octyl Phthalate	N.D.	18.13	150.0	10.0		
+ EIC (149.0) Scan Feb1815.D			149.0, 150.0			

Quantitation Results Report (QT Reviewed)

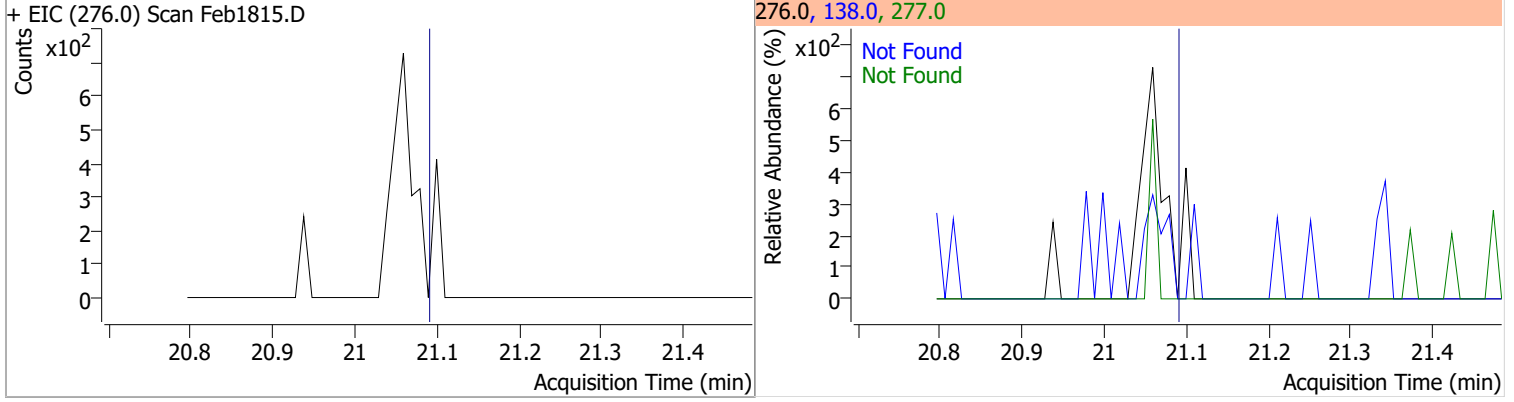
Compound	Conc.	Exp RT	QIon	Exp Ratio
Benzo(b)fluoranthene	N.D.	18.38	253.0	22.3
+ EIC (252.0) Scan Feb1815.D			252.0, 253.0	
				
Benzo(k)fluoranthene	N.D.	18.45	253.0	22.0
+ EIC (252.0) Scan Feb1815.D			252.0, 253.0	
				
Benzo(a)pyrene	N.D.	18.98	253.0	21.5
+ EIC (252.0) Scan Feb1815.D			252.0, 253.0	
				
Indeno(1,2,3-c,d)pyrene	N.D.	20.76	138.0	29.6
+ EIC (276.0) Scan Feb1815.D			276.0, 138.0	
				

Quantitation Results Report (QT Reviewed)

Compound	Conc.	Exp RT	QIon	Exp Ratio	QIon	Exp Ratio
Dibenzo(a,h)anthracene	N.D.	20.82	139.0	25.2	279.0	24.1

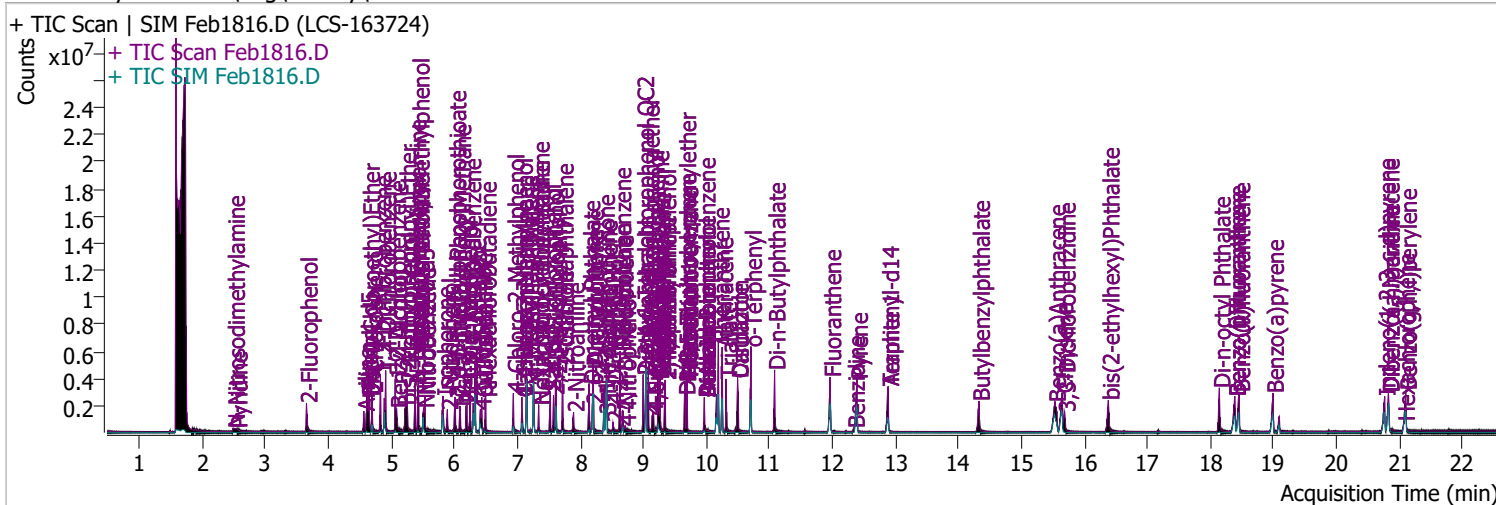


Compound	Conc.	Exp RT	QIon	Exp Ratio	QIon	Exp Ratio
Benzo(g,h,i)perylene	N.D.	21.09	138.0	33.0	277.0	23.2



Quantitation Results Report (QT Reviewed)

Data File	Feb1816.D	Operator	LIMS import
Acq. Method	BNA+SIM.M	Acq. Date-Time	2/19/2022 4:05:47 PM
Sample Name	LCS-163724	Instrument	Instrument #1
Vial	16	Multiplier	1.00
DA Method File		Comment	SVOC-8270-W-LARGO
Tune File	dftppdsm.u	Tune Date	2/18/2022 9:25:00 PM
Batch Name	021822 DoD BNA cal.batch.bin	Last Calib Update	2/19/2022 1:06:17 PM
Ref Library	D:\Org\Library\NIST129K.l		



Compound	RT	QIon	Resp.	Conc.	Units	Dev(Min)
----------	----	------	-------	-------	-------	----------

Internal Standards

System Monitoring Compounds

S 2-Fluorophenol	3.653	112.0	721287	78.2897	µg/L	0.000
Spiked Amount: 200.000	Range: 10.0 - 75.0%			Recovery = 39.14%		
S Phenol-d5	4.613	99.0	959303	81.0766	µg/L	0.000
Spiked Amount: 200.000	Range: 10.0 - 65.0%			Recovery = 40.54%		
S Nitrobenzene-d5	5.512	82.0	496809	75.3044	µg/L	0.010
Spiked Amount: 100.000	Range: 32.0 - 94.0%			Recovery = 75.30%		
S 2-Fluorobiphenyl	7.615	172.0	1606095	86.6113	µg/L	0.010
Spiked Amount: 100.000	Range: 28.0 - 107.0%			Recovery = 86.61%		
S 2,4,6-Tribromophenol	9.346	329.8	344581	182.7258	µg/L	0.010
Spiked Amount: 200.000	Range: 25.0 - 140.0%			Recovery = 91.36%		
S Terphenyl-d14	12.885	244.3	1890224	99.7889	µg/L	0.010
Spiked Amount: 100.000	Range: 32.0 - 122.0%			Recovery = 99.79%		

Target Compounds

Compound	RT	QIon	Resp.	Conc.	Units	QValue
T N-Nitrosodimethylamine	2.499	74.0	132233	49.5675	µg/L	97
T Pyridine	2.540	79.0	236191	34.7825	µg/L	98
T Aniline	4.562	93.0	718666	42.3950	µg/L	m 96
T Phenol	4.623	94.0	628400	48.0061	µg/L	91
T bis(-2-Chloroethyl)Ether	4.644	63.0	673446	75.5709	µg/L	m 96
T 2-Chlorophenol	4.695	128.0	710050	67.1948	µg/L	99
T 1,3-Dichlorobenzene	4.828	146.0	950762	70.1869	µg/L	m 98
T 1,4-Dichlorobenzene	4.909	146.0	924293	67.4122	µg/L	m 99
T 1,2-Dichlorobenzene	5.063	146.0	889485	67.1819	µg/L	97
T Benzyl Alcohol	5.083	108.0	334545	64.8569	µg/L	97
T bis(2-chloroisopropyl)Ether	5.226	121.0	230930	64.7289	µg/L	100
T 2-Methylphenol	5.246	107.0	689854	75.3135	µg/L	94
T N-nitroso-Di-n-propylamine	5.379	70.0	648358	100.5449	µg/L	98
T 4Methylphenol/3Methylphenol	5.430	107.0	944879	75.6937	µg/L	98
T Hexachloroethane	5.430	117.0	259597	64.6644	µg/L	98

Quantitation Results Report (QT Reviewed)

Compound	RT	QIon	Resp.	Conc.	Units	Dev(Min)	
T Nitrobenzene	5.532	123.1	293453	88.7235	µg/L	98	
T Isophorone	5.818	82.0	1289009	81.3276	µg/L	99	
T 2-Nitrophenol	5.890	139.0	293902	82.2133	µg/L	98	
T 2,4-Dimethylphenol	6.013	122.0	589838	80.0755	µg/L	98	
T bis(-2-Chloroethoxy)Methane	6.095	93.0	788755	85.0692	µg/L	97	
T 2,4-Dichlorophenol	6.198	162.0	528068	74.9634	µg/L	97	
T Benzoic Acid	6.198	105.0	91311	28.6632	µg/L	86	
T 1,2,4-Trichlorobenzene	6.249	180.0	619571	73.0803	µg/L	100	
T Naphthalene	6.331	128.0	2090973	83.7566	µg/L	99	
T 4-Chlorophenol	6.413	130.0	175506	66.4694	µg/L	99	
T p-Chloroaniline	6.434	127.0	631810	63.8638	µg/L	97	
T Hexachlorobutadiene	6.496	224.9	309403	70.6360	µg/L	99	
T 4-Chloro-2-Methylphenol	6.937	107.0	541291	83.0057	µg/L	m	96
T 4-Chloro-3-Methylphenol	7.071	107.0	585346	85.8097	µg/L	m	97
T 2-Methylnaphthalene	7.153	141.0	1247204	87.3370	µg/L		98
T 1-Methylnaphthalene	7.256	141.0	1067616	76.9002	µg/L	m	98
T Hexachlorocyclopentadiene	7.338	236.9	203656	77.8774	µg/L		96
T 2,4,6-Trichlorophenol	7.523	196.0	416677	90.6601	µg/L	m	96
T 2,4,5-Trichlorophenol	7.574	196.0	423746	82.8088	µg/L	m	95
T 2-Chloronaphthalene	7.718	162.0	1288800	82.8006	µg/L		97
T 2-Nitroaniline	7.892	65.0	258428	92.4304	µg/L		97
T Dimethyl Phthalate	8.139	163.0	1523524	95.8472	µg/L		96
T 2,6-Dinitrotoluene	8.190	165.0	182491	84.7267	µg/L		94
T Acenaphthylene	8.200	152.1	2135675	85.8553	µg/L		99
T 3-Nitroaniline	8.394	138.0	182072	74.9042	µg/L		98
T Acenaphthene	8.415	154.0	1283172	90.6285	µg/L		100
T 2,4-Dinitrophenol	8.517	184.0	97120	87.3775	µg/L		96
T Dibenzofuran	8.630	168.0	2089603	90.4568	µg/L		97
T 2,4-Dinitrotoluene	8.671	165.0	251542	91.6677	µg/L		97
T 4-Nitrophenol	8.712	109.0	87507	35.8244	µg/L		97
T Diethylphthalate	8.998	149.0	1511372	91.8115	µg/L		99
T Fluorene	9.039	166.0	1614179	86.4198	µg/L		99
T 4-Chlorophenyl-phenylether	9.080	204.0	842337	98.9256	µg/L		96
T 4-Nitroaniline	9.141	138.0	231827	87.3097	µg/L		95
T 4,6-Dinitro-2-methylphenol	9.162	198.0	148340	90.2228	µg/L		99
T N-nitrosodiphenylamine	9.233	169.0	1205943	96.9653	µg/L		99
T Azobenzene	9.264	77.0	1390559	84.3975	µg/L		93
T 4-Bromophenyl-phenylether	9.663	248.0	467477	97.3942	µg/L		99
T Hexachlorobenzene	9.694	283.9	443718	93.1678	µg/L		100
T Pentachlorophenol	9.968	265.9	238505	101.7675	µg/L		94
T Phenanthrene	10.191	178.0	2456282	96.6684	µg/L		100
T Anthracene	10.252	178.0	2343786	96.4654	µg/L	m	98
T Triallate	10.313	86.0	557371	93.9925	µg/L		100
T Carbazole	10.495	167.0	2380539	96.3496	µg/L		99
T o-Terphenyl	10.708	230.0	1265554	92.9410	µg/L		99
T Di-n-Butylphthalate	11.082	149.0	2425933	99.9731	µg/L		100
T Fluoranthene	11.964	202.0	2439462	94.4396	µg/L		100
T Benzidine	12.338	184.0	188674	20.2375	µg/L		98
T Pyrene	12.389	202.0	2592219	92.2453	µg/L		99
T Butylbenzylphthalate	14.326	149.0	822113	95.5304	µg/L		98
T Benzo(a)Anthracene	15.532	228.0	2173145	100.2859	µg/L		99
T Chrysene	15.645	228.0	2297117	95.3801	µg/L		98
T 3,3-Dichlorobenzidine	15.686	252.0	566118	74.3920	µg/L		98
T bis(2-ethylhexyl)Phthalate	16.381	167.0	291197	97.4358	µg/L		99
T Di-n-octyl Phthalate	18.143	149.0	2030132	97.2895	µg/L		99

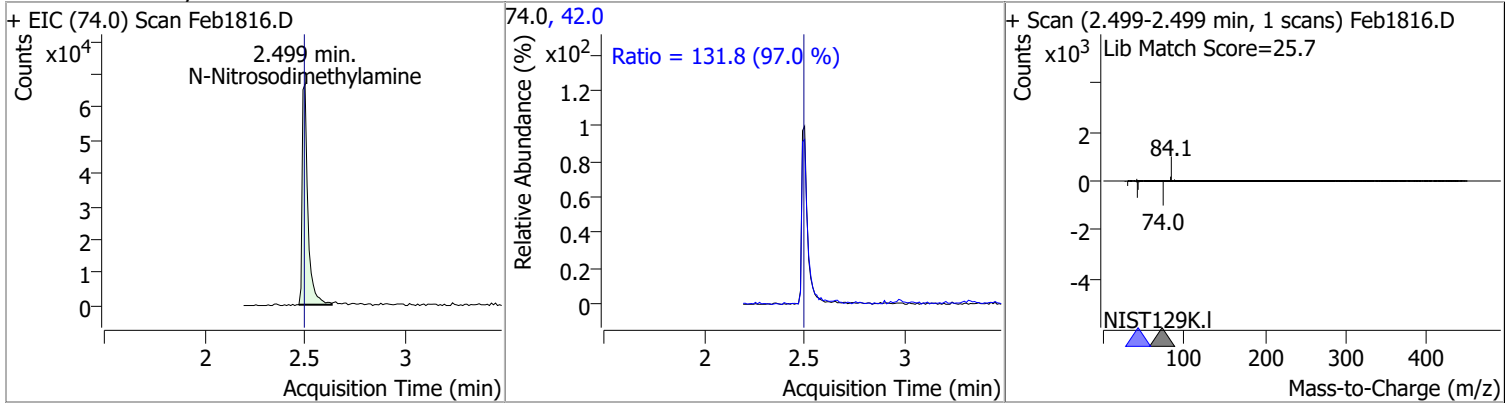
Quantitation Results Report (QT Reviewed)

Compound	RT	QIon	Resp.	Conc.	Units	Dev(Min)
T Benzo(b)fluoranthene	18.386	252.0	1997422	92.0372	µg/L	100
T Benzo(k)fluoranthene	18.457	252.0	2081903	90.6541	µg/L	99
T Benzo(a)pyrene	18.993	252.0	1829561	88.4845	µg/L	98
T Indeno(1,2,3-c,d)pyrene	20.765	276.0	1578527	91.1159	µg/L	97
T Dibenzo(a,h)anthracene	20.826	278.0	1757287	92.9687	µg/L	99
T Benzo(g,h,i)perylene	21.100	276.0	1834971	91.7932	µg/L	97

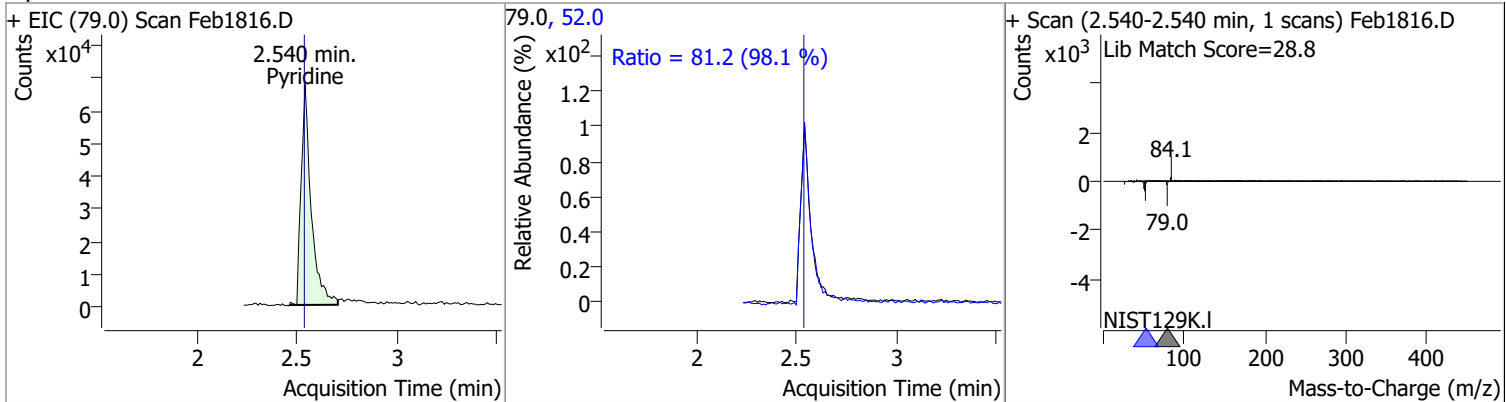
(#) = Qualifier Out of Range; (m) = Manual Integration; (+) = Area Summed; (*) = Surrogate Percent Recovery Out of Range; (d): Zeroed Peak

Quantitation Results Report (QT Reviewed)

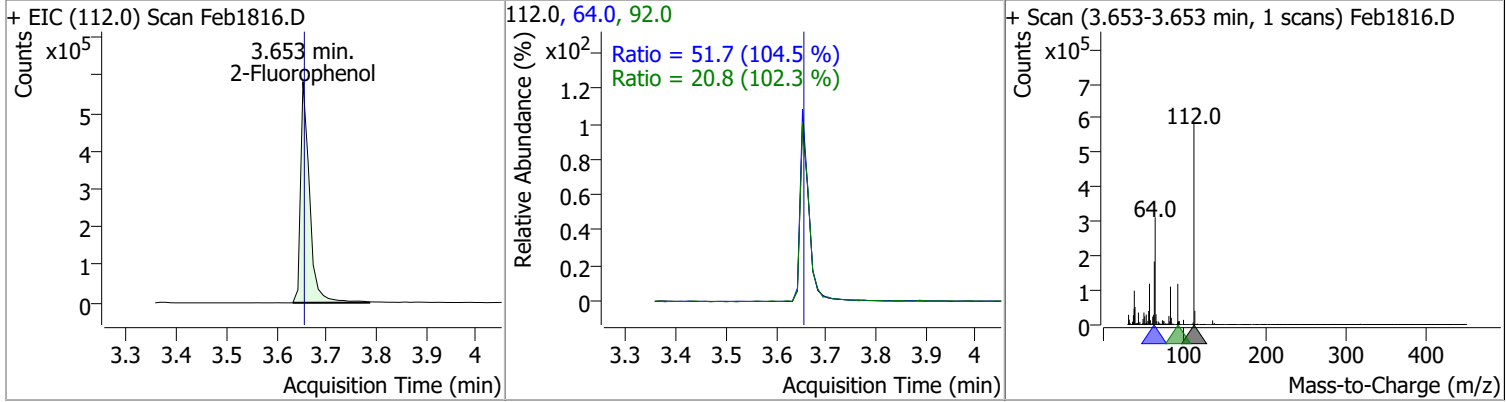
Compound	Conc.	RT	Dev(Min)	Resp.	QIon	QRatio	Lower	Upper
----------	-------	----	----------	-------	------	--------	-------	-------



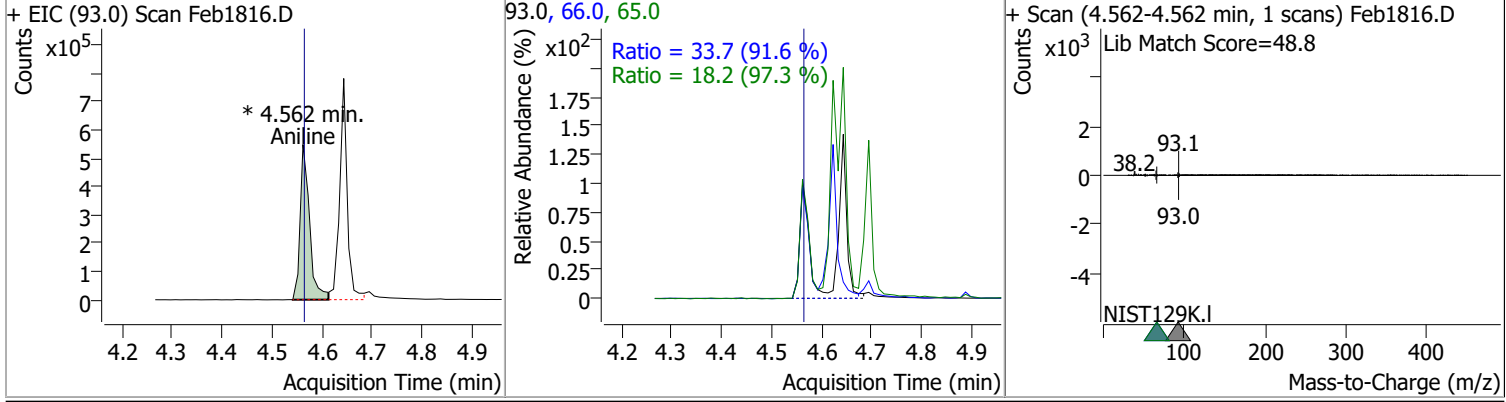
Compound	Conc.	RT	Dev(Min)	Resp.	QIon	QRatio	Lower	Upper
----------	-------	----	----------	-------	------	--------	-------	-------



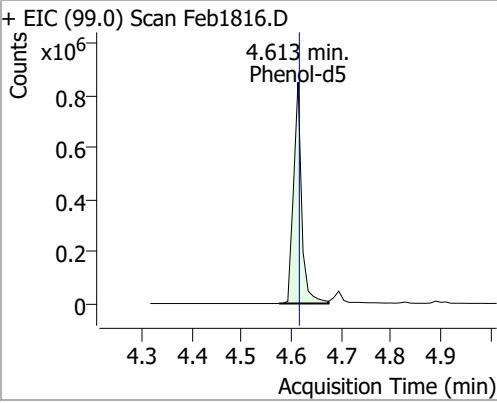
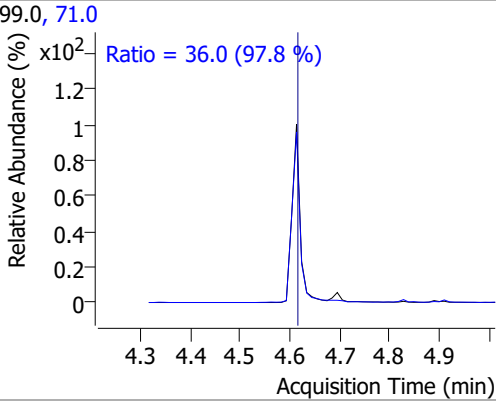
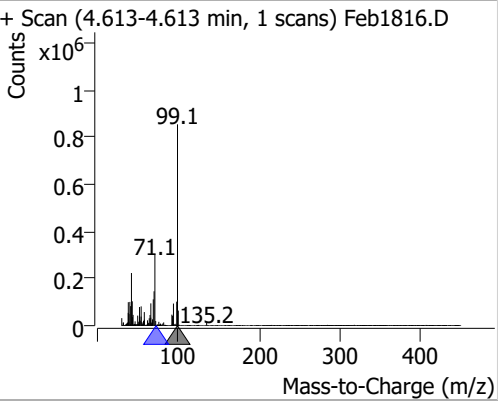
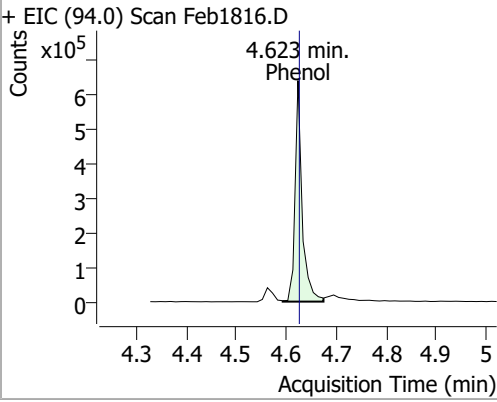
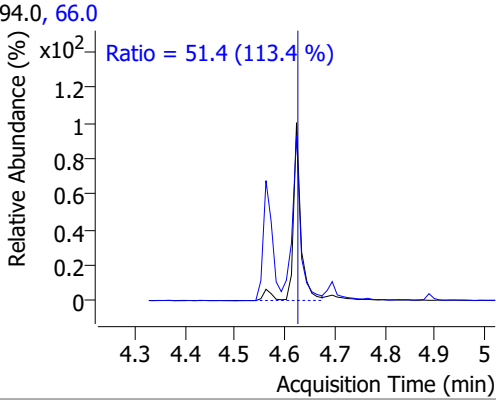
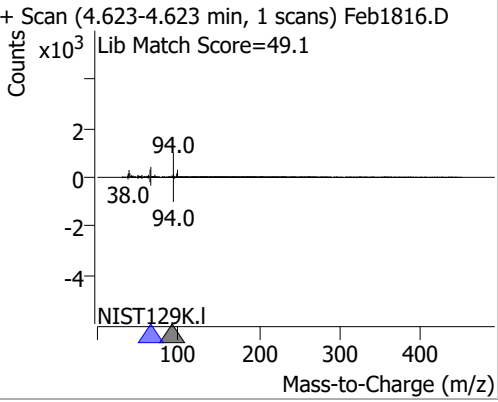
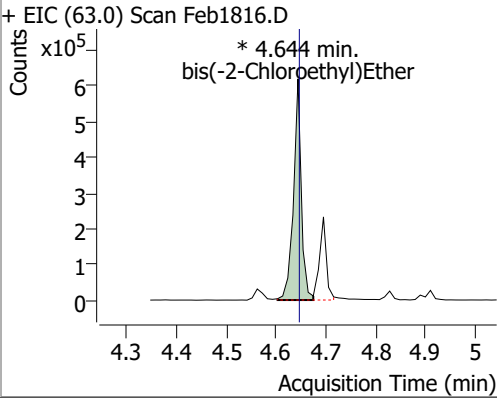
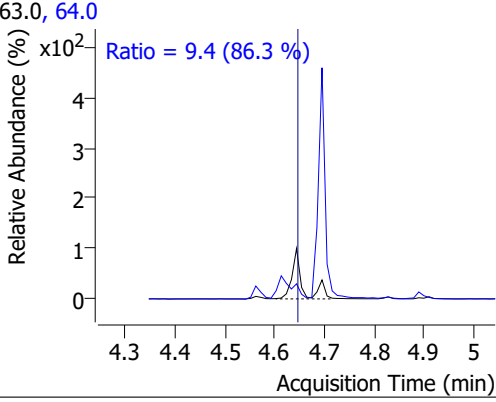
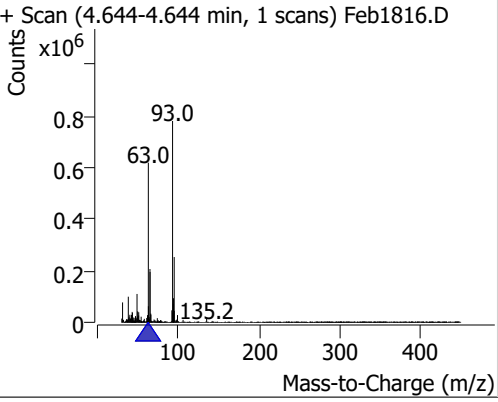
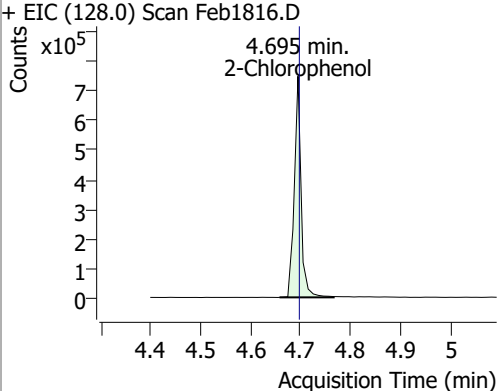
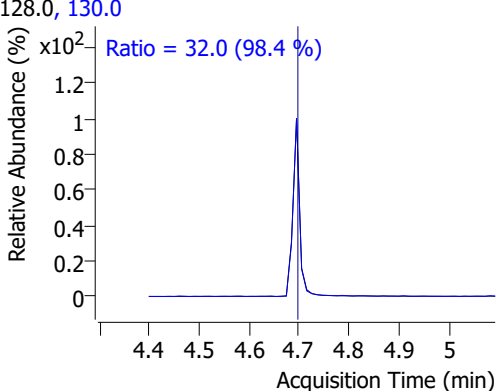
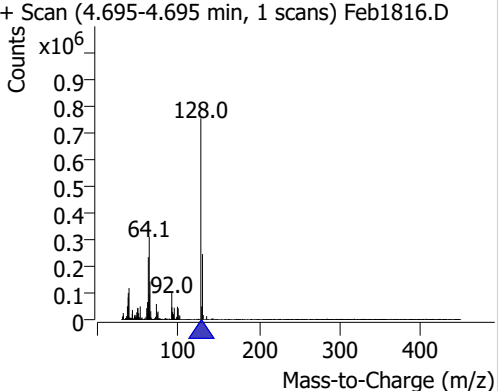
Compound	Conc.	RT	Dev(Min)	Resp.	QIon	QRatio	Lower	Upper
----------	-------	----	----------	-------	------	--------	-------	-------



Compound	Conc.	RT	Dev(Min)	Resp.	QIon	QRatio	Lower	Upper
----------	-------	----	----------	-------	------	--------	-------	-------

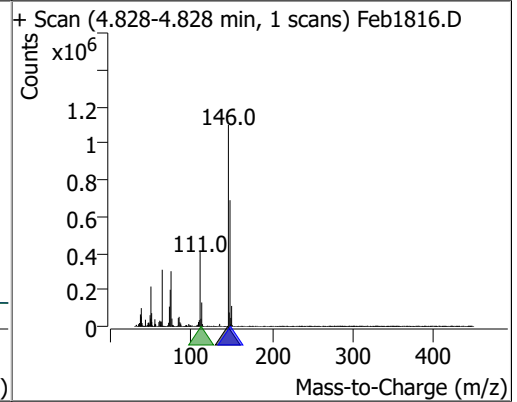
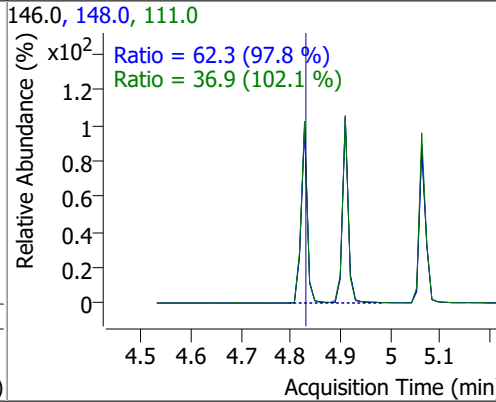
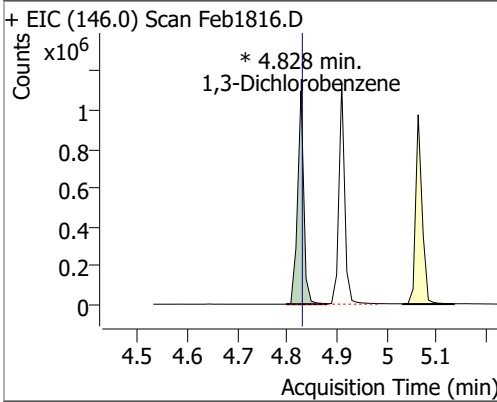


Quantitation Results Report (QT Reviewed)

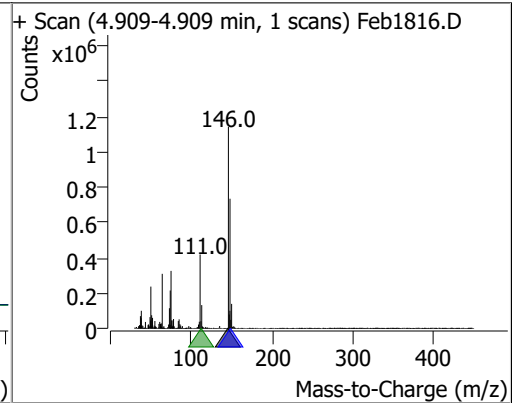
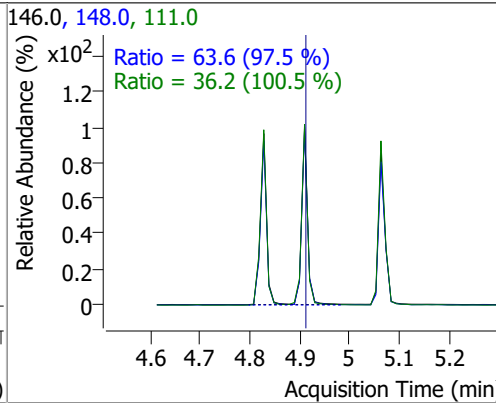
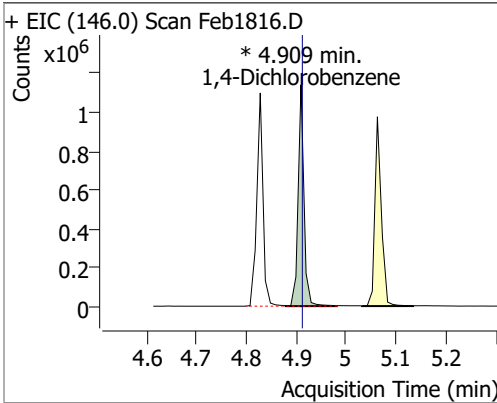
Compound	Conc.	RT	Dev(Min)	Resp.	QIon	QRatio	Lower	Upper
Phenol-d5	81.0766	4.61	0.00	959303	71.0	36.0	25.8	47.9
+ EIC (99.0) Scan Feb1816.D 			99.0, 71.0 			+ Scan (4.613-4.613 min, 1 scans) Feb1816.D 		
Phenol	48.0061	4.62	0.00	628400	66.0	51.4	31.7	58.9
+ EIC (94.0) Scan Feb1816.D 			94.0, 66.0 			+ Scan (4.623-4.623 min, 1 scans) Feb1816.D Lib Match Score=49.1 		
bis(-2-Chloroethyl)Ether	75.5709	4.64	0.00	673446 (m)	64.0	9.4	7.6	14.1
+ EIC (63.0) Scan Feb1816.D 			63.0, 64.0 			+ Scan (4.644-4.644 min, 1 scans) Feb1816.D 		
2-Chlorophenol	67.1948	4.69	0.00	710050	130.0	32.0	22.7	42.2
+ EIC (128.0) Scan Feb1816.D 			128.0, 130.0 			+ Scan (4.695-4.695 min, 1 scans) Feb1816.D 		

Quantitation Results Report (QT Reviewed)

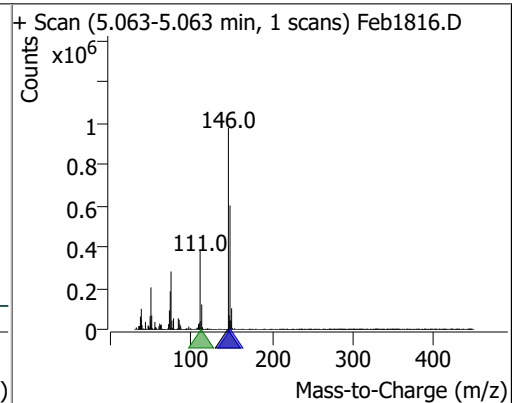
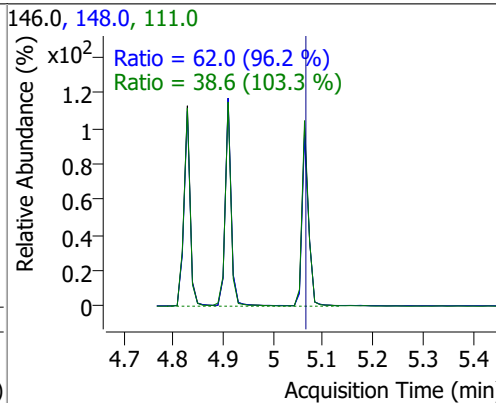
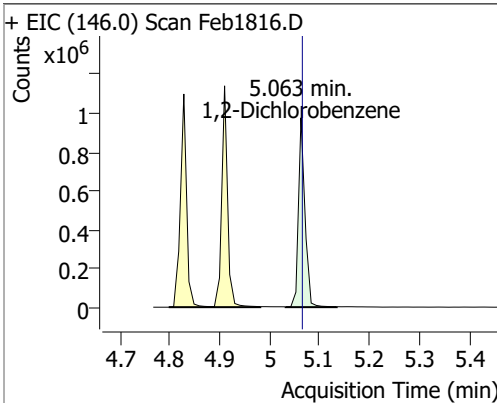
Compound	Conc.	RT	Dev(Min)	Resp.	QIon	QRatio	Lower	Upper
1,3-Dichlorobenzene	70.1869	4.83	0.00	950762 (m)	148.0	62.3	44.6	82.8
					111.0	36.9	25.3	47.0



Compound	Conc.	RT	Dev(Min)	Resp.	QIon	QRatio	Lower	Upper
1,4-Dichlorobenzene	67.4122	4.91	0.00	924293 (m)	148.0	63.6	45.6	84.8
					111.0	36.2	25.2	46.8

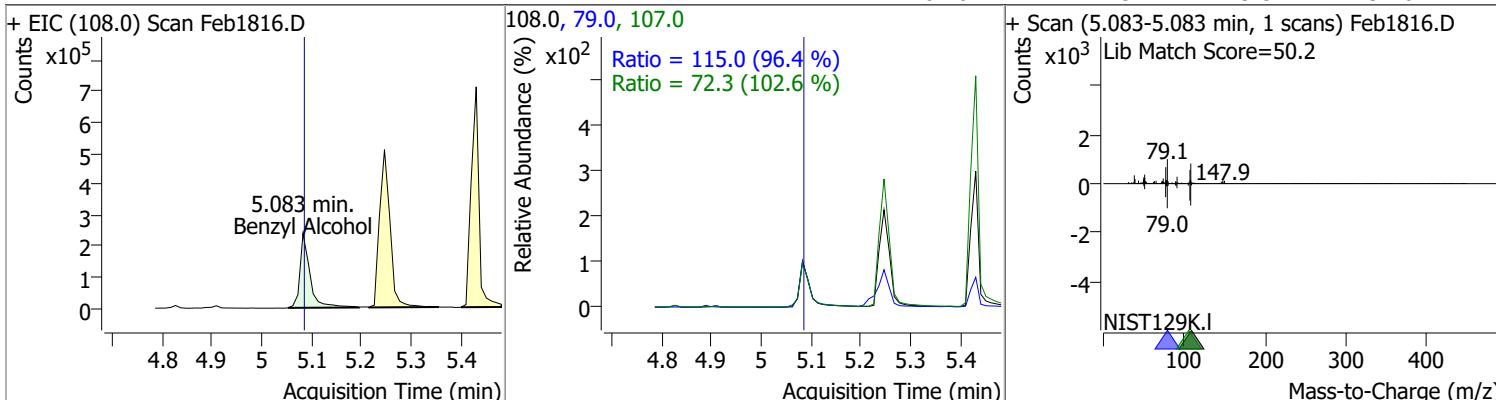


Compound	Conc.	RT	Dev(Min)	Resp.	QIon	QRatio	Lower	Upper
1,2-Dichlorobenzene	67.1819	5.06	0.00	889485	148.0	62.0	45.1	83.8
					111.0	38.6	26.1	48.5

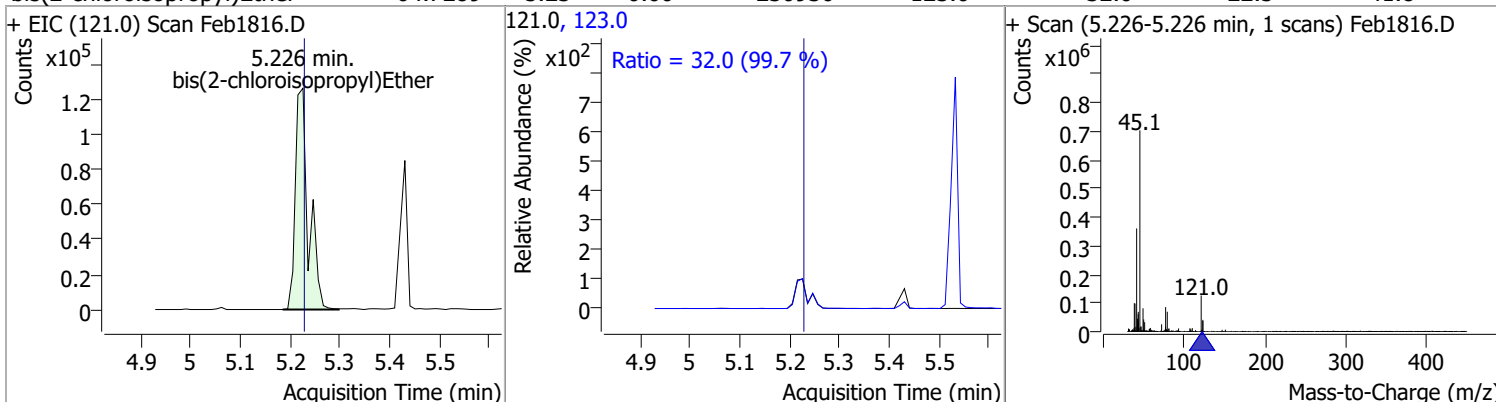


Quantitation Results Report (QT Reviewed)

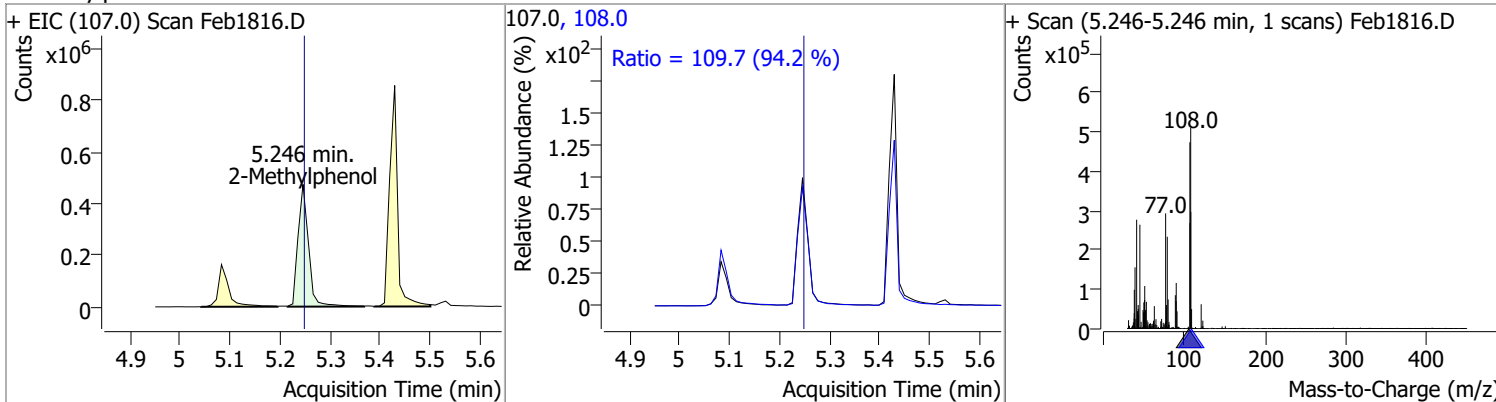
Compound	Conc.	RT	Dev(Min)	Resp.	QIon	QRatio	Lower	Upper
Benzyl Alcohol	64.8569	5.08	0.00	334545	79.0	115.0	83.5	155.1
					107.0	72.3	49.3	91.6



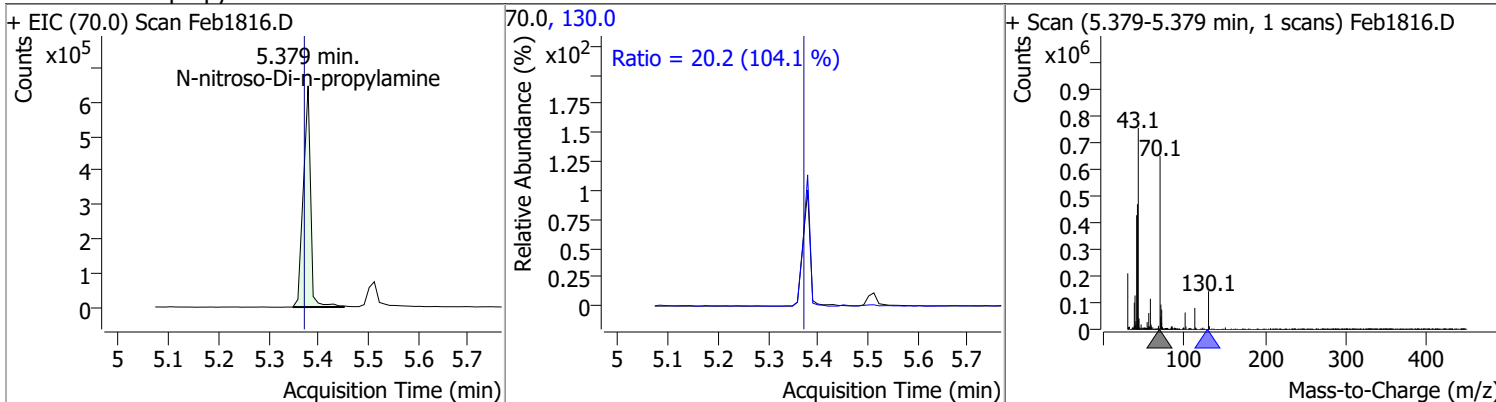
Compound	Conc.	RT	Dev(Min)	Resp.	QIon	QRatio	Lower	Upper
bis(2-chloroisopropyl)Ether	64.7289	5.23	0.00	230930	123.0	32.0	22.5	41.8



Compound	Conc.	RT	Dev(Min)	Resp.	QIon	QRatio	Lower	Upper
2-Methylphenol	75.3135	5.25	0.00	689854	108.0	109.7	81.5	151.4

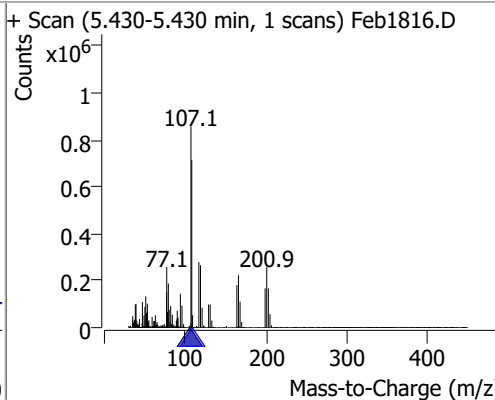
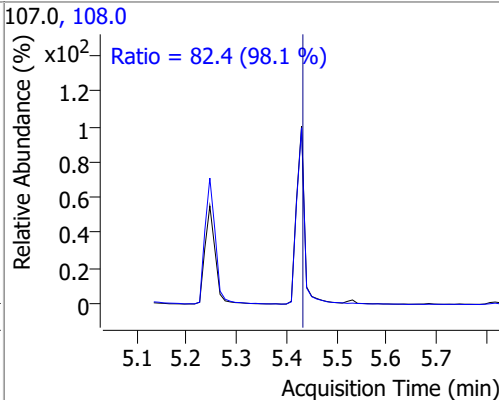
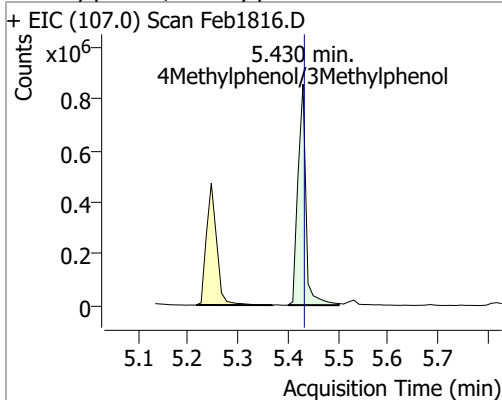


Compound	Conc.	RT	Dev(Min)	Resp.	QIon	QRatio	Lower	Upper
N-nitroso-Di-n-propylamine	100.5449	5.38	0.01	648358	130.0	20.2	0.0	38.8

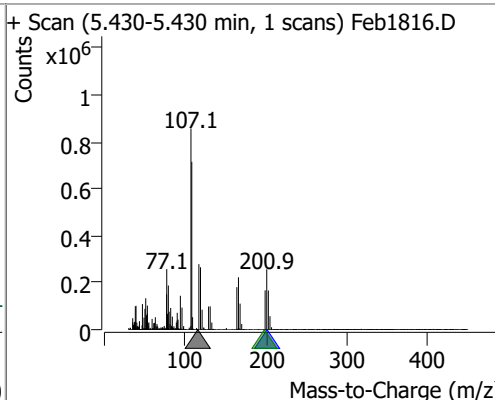
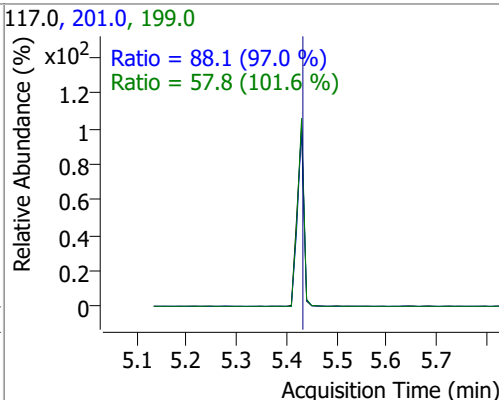
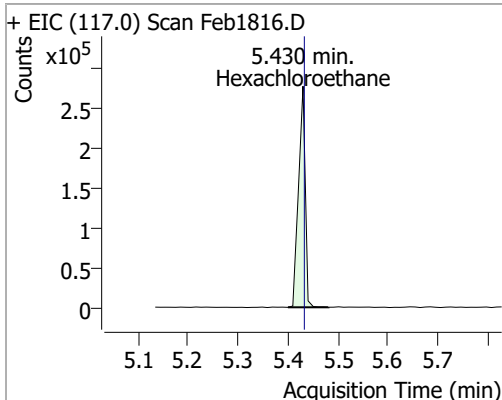


Quantitation Results Report (QT Reviewed)

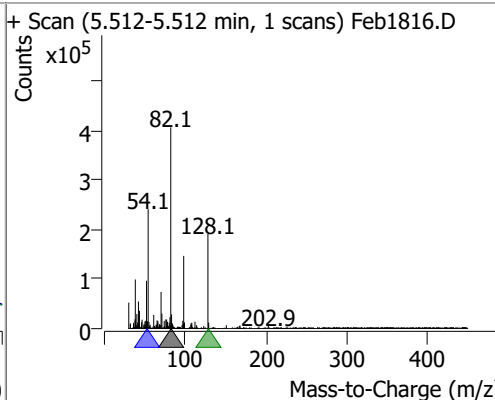
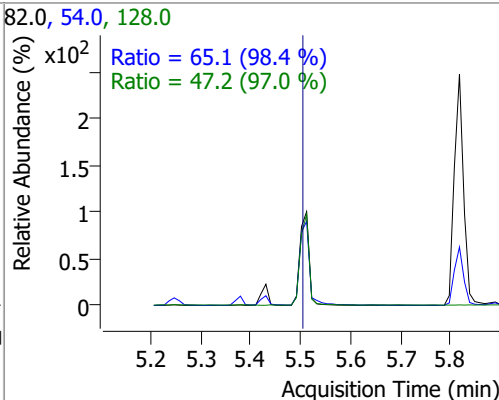
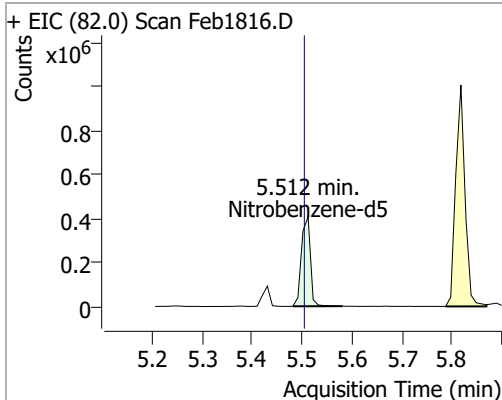
Compound	Conc.	RT	Dev(Min)	Resp.	QIon	QRatio	Lower	Upper
4Methylphenol/3Methylphenol	75.6937	5.43	0.00	944879	108.0	82.4	58.8	109.1



Compound	Conc.	RT	Dev(Min)	Resp.	QIon	QRatio	Lower	Upper
Hexachloroethane	64.6644	5.43	0.00	259597	201.0	88.1	63.5	118.0
					199.0	57.8	39.8	74.0

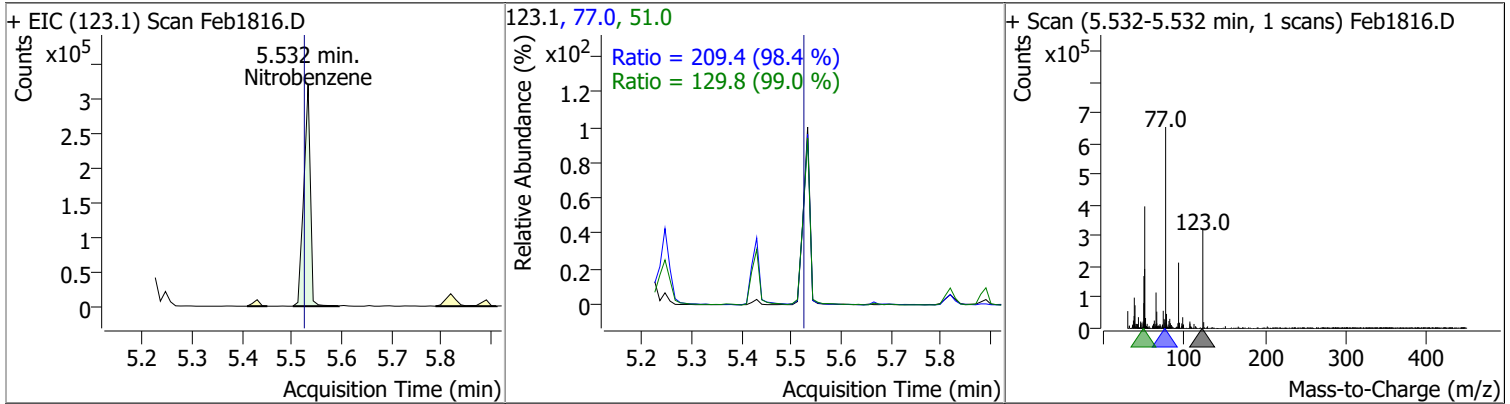


Compound	Conc.	RT	Dev(Min)	Resp.	QIon	QRatio	Lower	Upper
Nitrobenzene-d5	75.3044	5.51	0.01	496809	54.0	65.1	46.3	86.0
					128.0	47.2	34.1	63.3

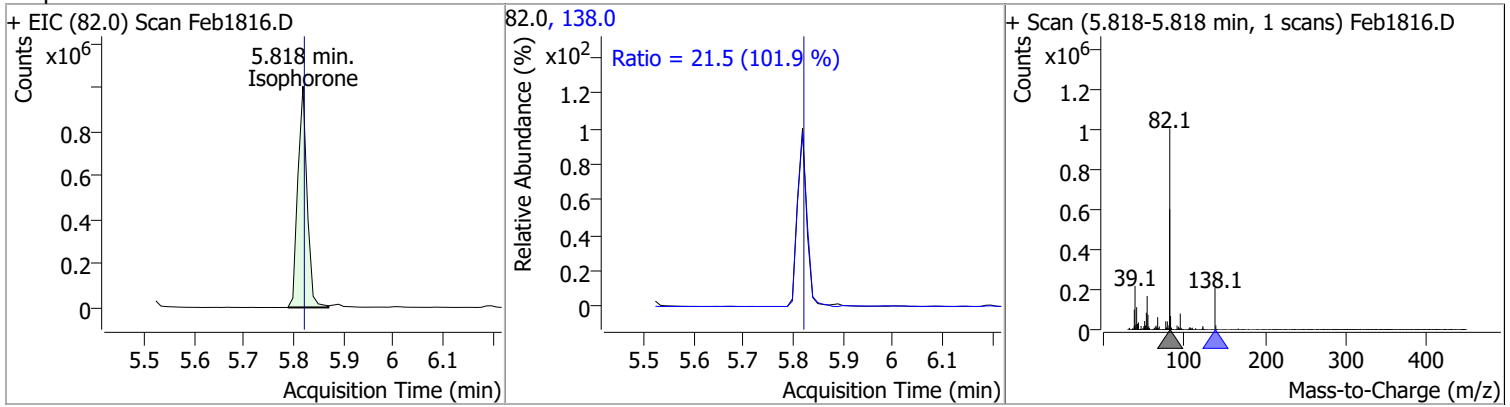


Quantitation Results Report (QT Reviewed)

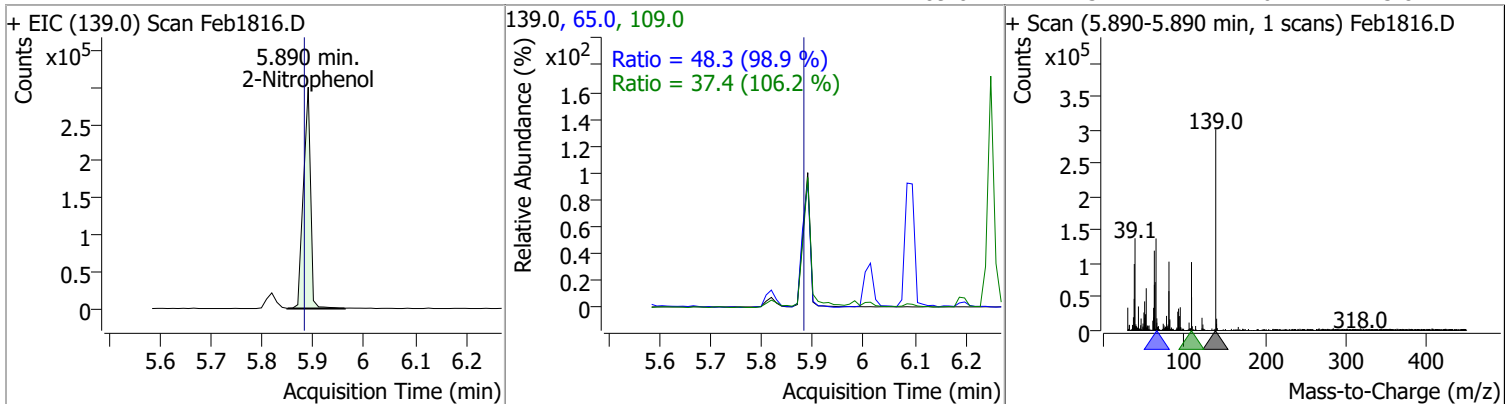
Compound	Conc.	RT	Dev(Min)	Resp.	QIon	QRatio	Lower	Upper
Nitrobenzene	88.7235	5.53	0.01	293453	77.0	209.4	148.9	276.5
					51.0	129.8	91.7	170.3



Compound	Conc.	RT	Dev(Min)	Resp.	QIon	QRatio	Lower	Upper
Isophorone	81.3276	5.82	0.00	1289009	138.0	21.5	14.8	27.5

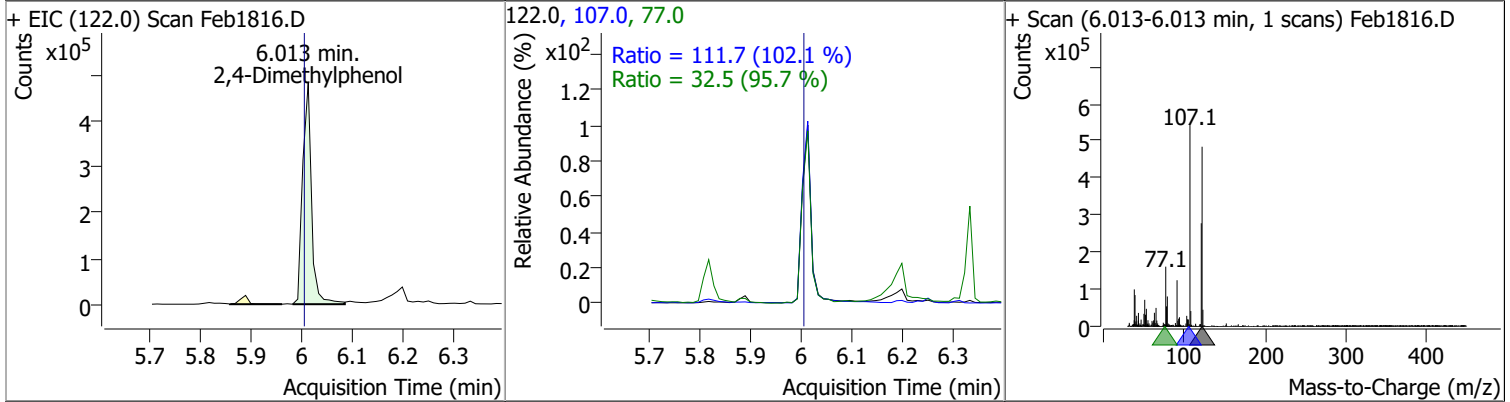


Compound	Conc.	RT	Dev(Min)	Resp.	QIon	QRatio	Lower	Upper
2-Nitrophenol	82.2133	5.89	0.01	293902	65.0	48.3	34.2	63.4
					109.0	37.4	24.6	45.8

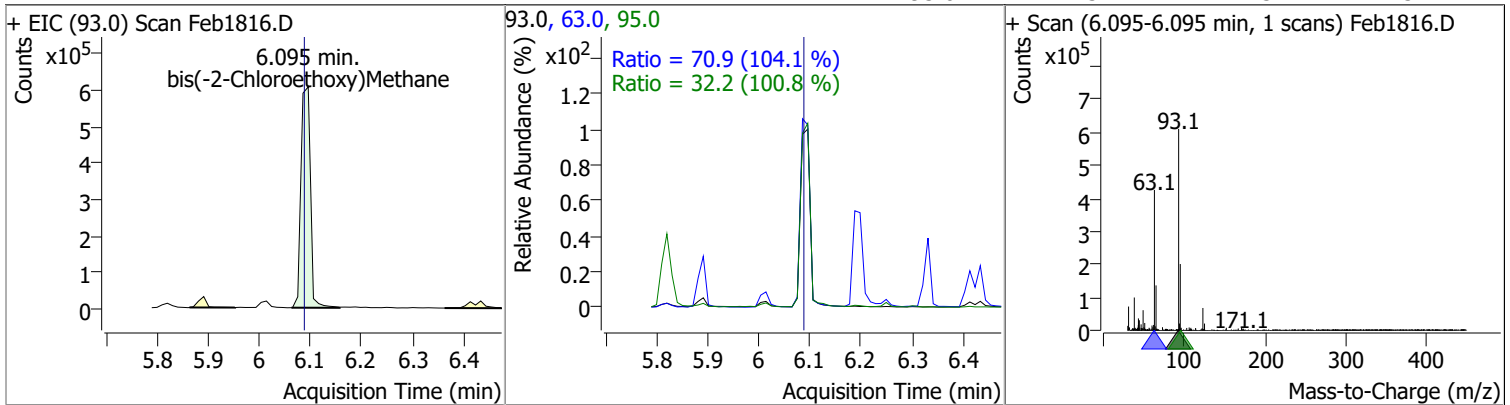


Quantitation Results Report (QT Reviewed)

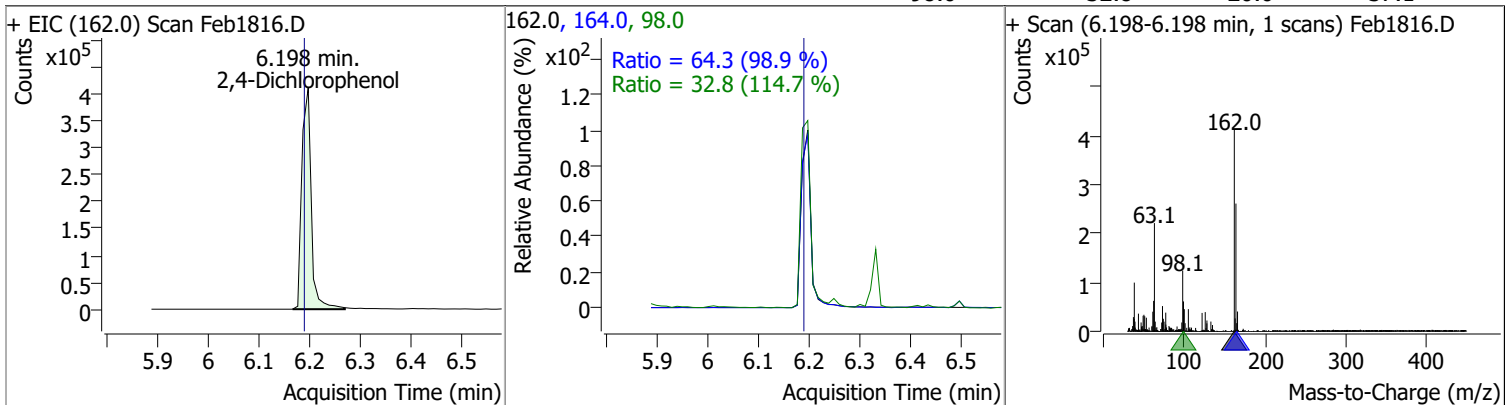
Compound	Conc.	RT	Dev(Min)	Resp.	QIon	QRatio	Lower	Upper
2,4-Dimethylphenol	80.0755	6.01	0.01	589838	107.0	111.7	76.6	142.3
					77.0	32.5	23.8	44.2



Compound	Conc.	RT	Dev(Min)	Resp.	QIon	QRatio	Lower	Upper
bis(-2-Chloroethoxy)Methane	85.0692	6.10	0.01	788755	63.0	70.9	47.7	88.6
					95.0	32.2	22.3	41.5

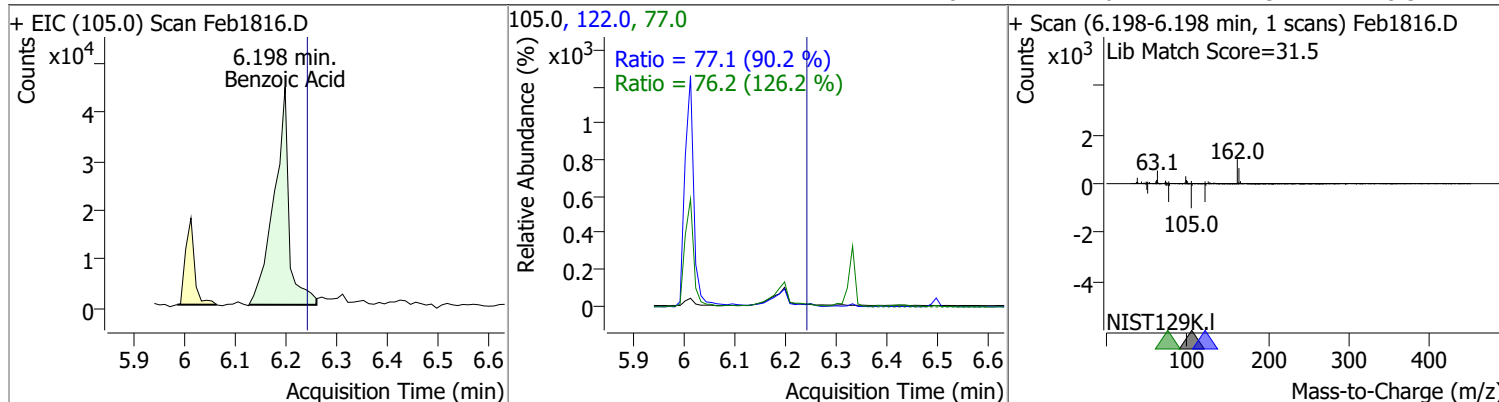


Compound	Conc.	RT	Dev(Min)	Resp.	QIon	QRatio	Lower	Upper
2,4-Dichlorophenol	74.9634	6.20	0.01	528068	164.0	64.3	45.5	84.5
					98.0	32.8	20.0	37.1

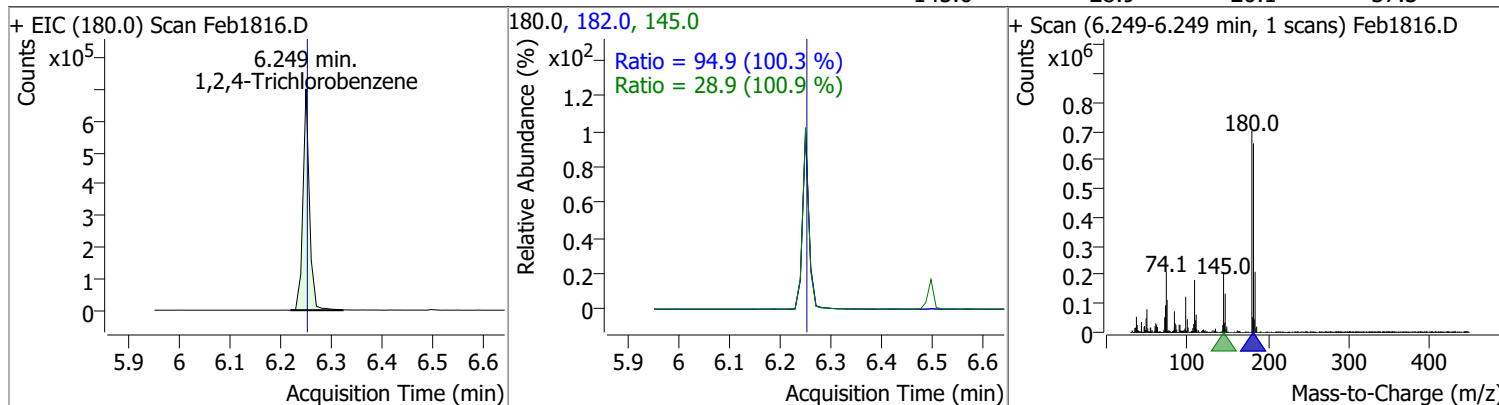


Quantitation Results Report (QT Reviewed)

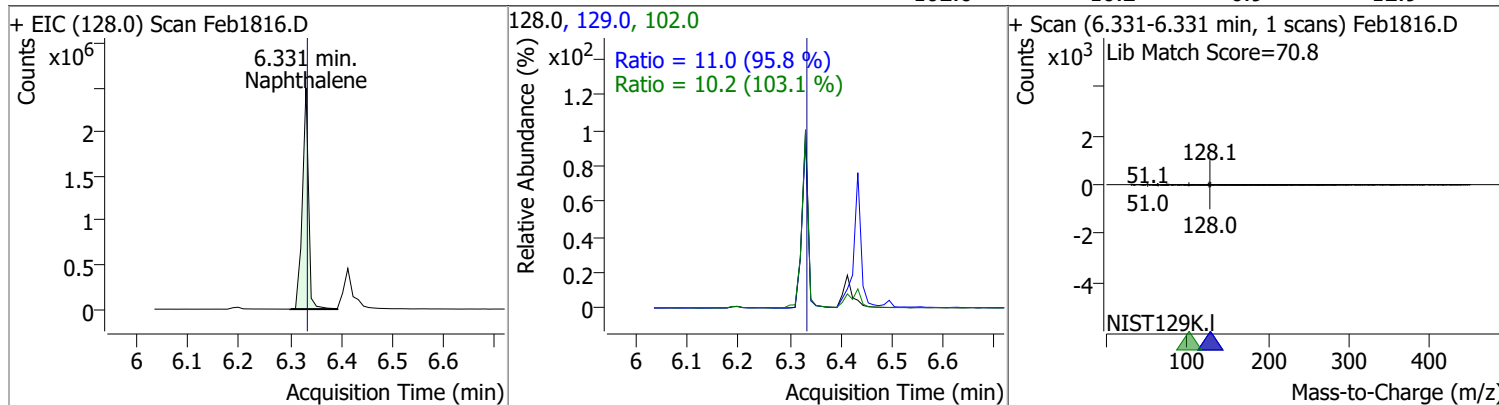
Compound	Conc.	RT	Dev(Min)	Resp.	QIon	QRatio	Lower	Upper
Benzoic Acid	28.6632	6.20	-0.04	91311	122.0	77.1	59.9	111.2
					77.0	76.2	42.3	78.5



Compound	Conc.	RT	Dev(Min)	Resp.	QIon	QRatio	Lower	Upper
1,2,4-Trichlorobenzene	73.0803	6.25	0.00	619571	182.0	94.9	66.2	122.9
					145.0	28.9	20.1	37.3

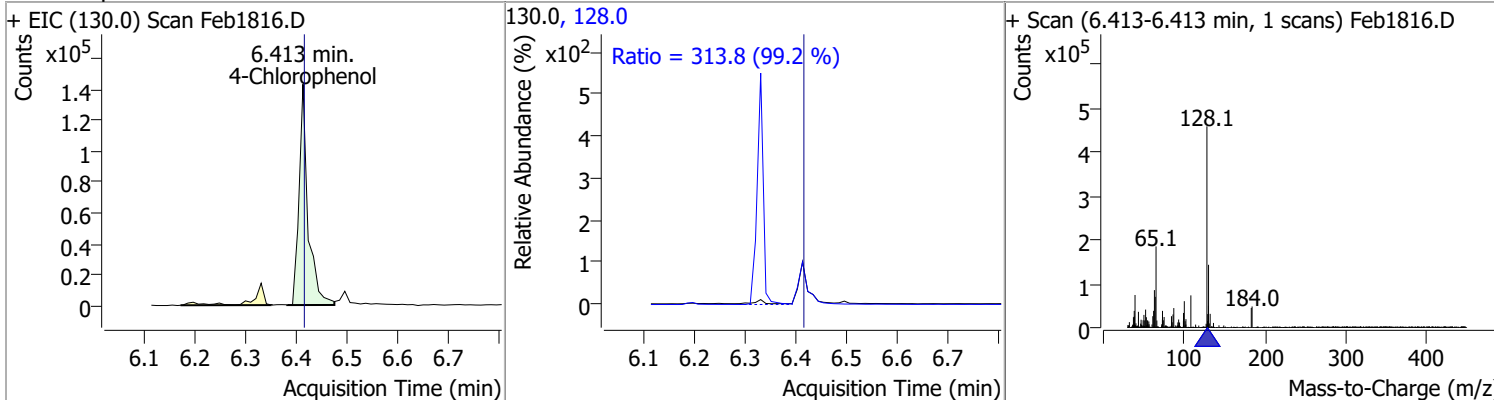


Compound	Conc.	RT	Dev(Min)	Resp.	QIon	QRatio	Lower	Upper
Naphthalene	83.7566	6.33	0.00	2090973	129.0	11.0	8.0	14.9
					102.0	10.2	6.9	12.9

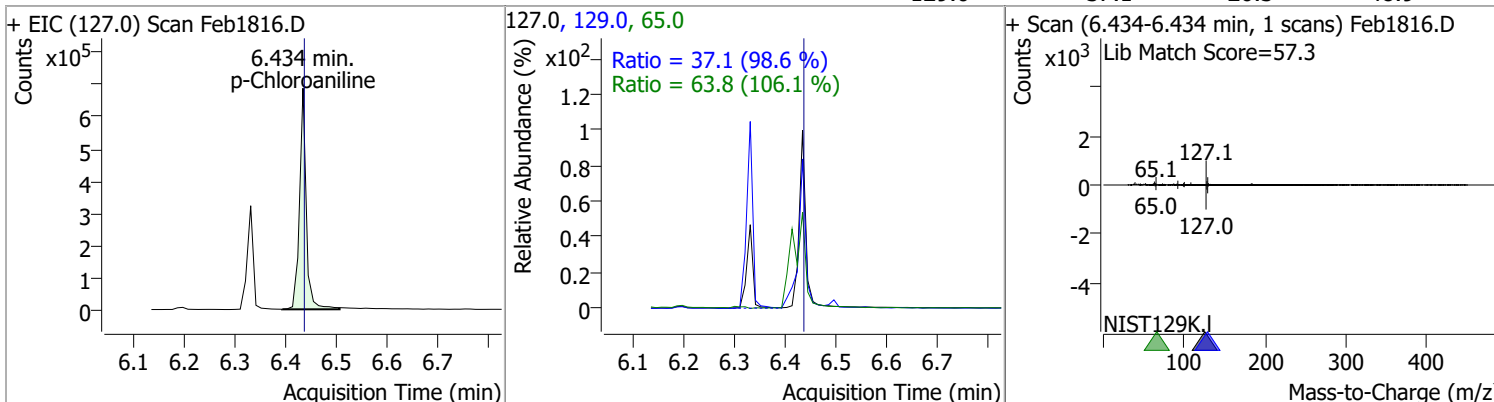


Quantitation Results Report (QT Reviewed)

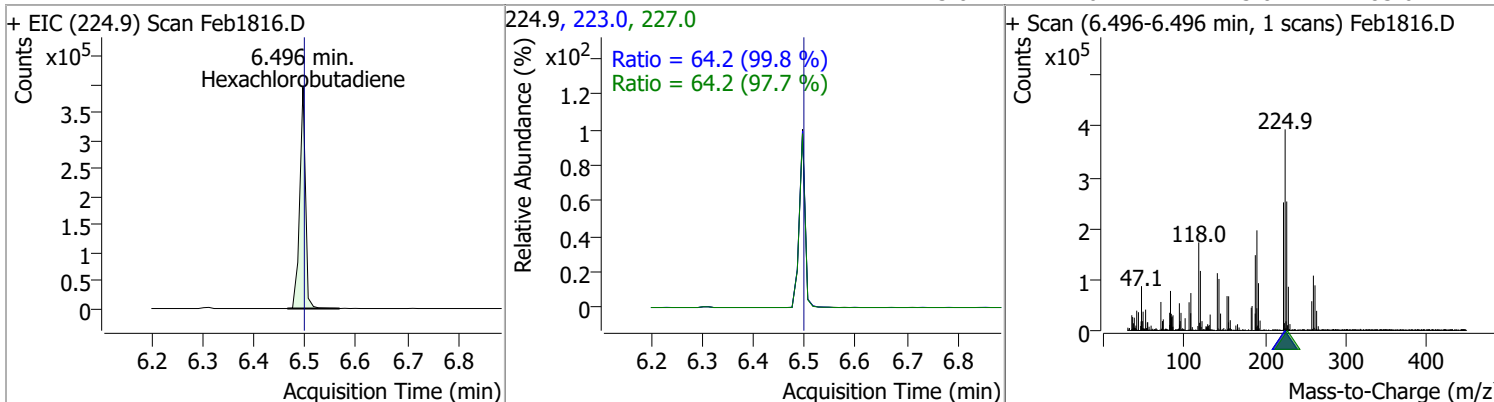
Compound	Conc.	RT	Dev(Min)	Resp.	QIon	QRatio	Lower	Upper
4-Chlorophenol	66.4694	6.41	0.00	175506	128.0	313.8	221.4	411.2



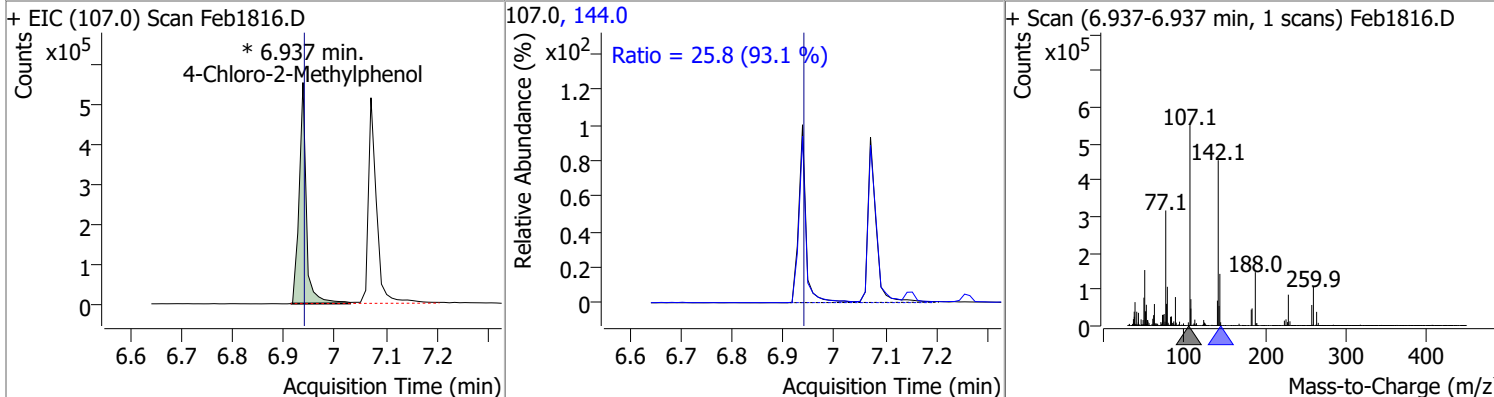
Compound	Conc.	RT	Dev(Min)	Resp.	QIon	QRatio	Lower	Upper
p-Chloroaniline	63.8638	6.43	0.00	631810	65.0	63.8	42.1	78.2
					129.0	37.1	26.3	48.9



Compound	Conc.	RT	Dev(Min)	Resp.	QIon	QRatio	Lower	Upper
Hexachlorobutadiene	70.6360	6.50	0.00	309403	227.0	64.2	46.0	85.4
					223.0	64.2	45.0	83.6

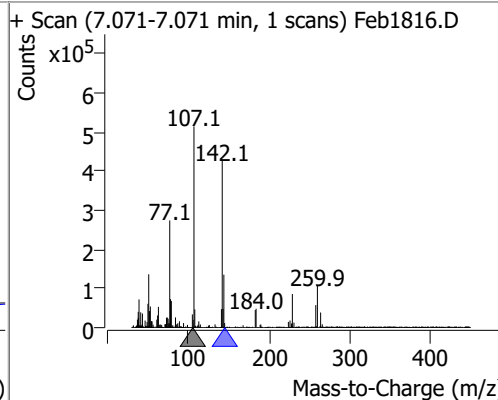
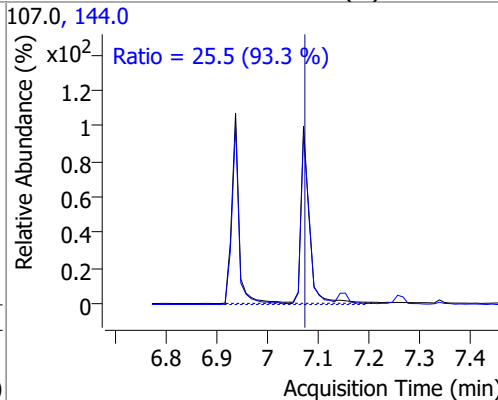
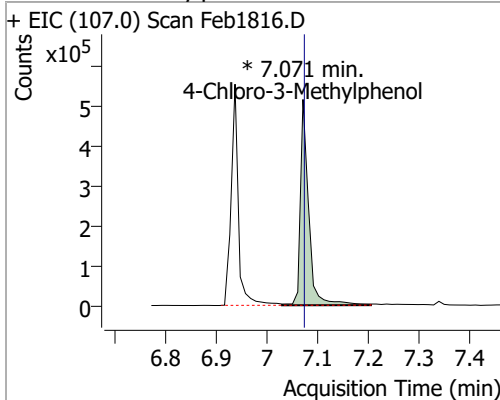


Compound	Conc.	RT	Dev(Min)	Resp.	QIon	QRatio	Lower	Upper
4-Chloro-2-Methylphenol	83.0057	6.94	0.00	541291 (m)	144.0	25.8	19.4	36.1

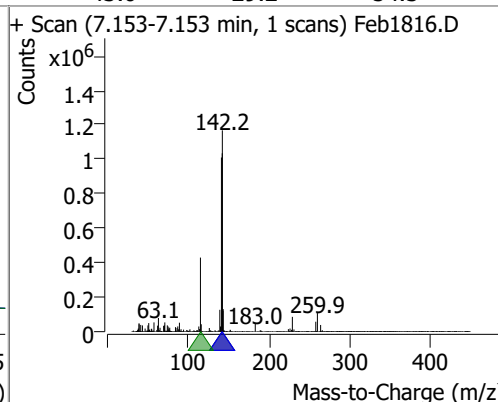
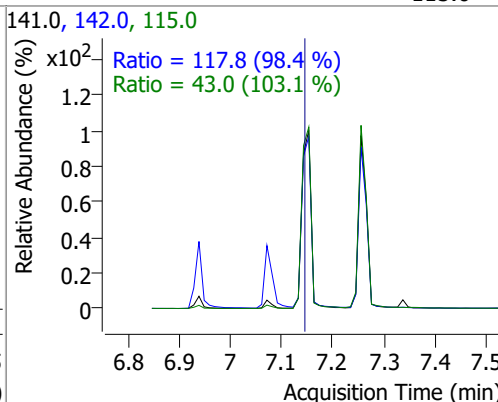
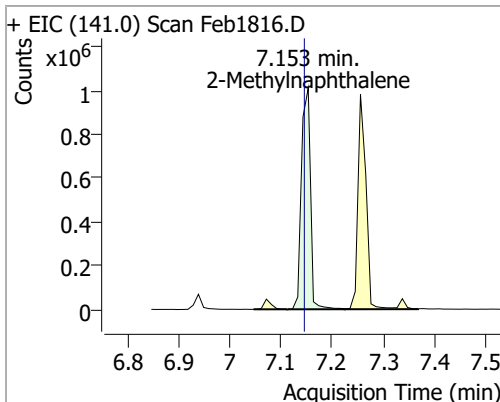


Quantitation Results Report (QT Reviewed)

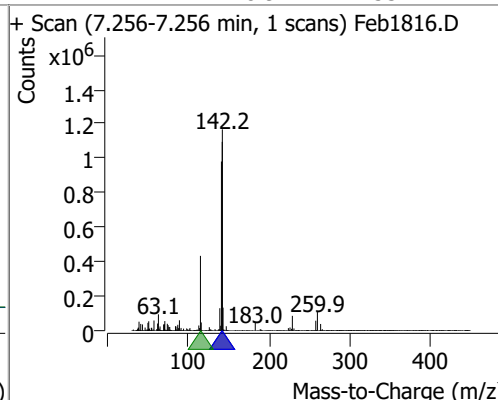
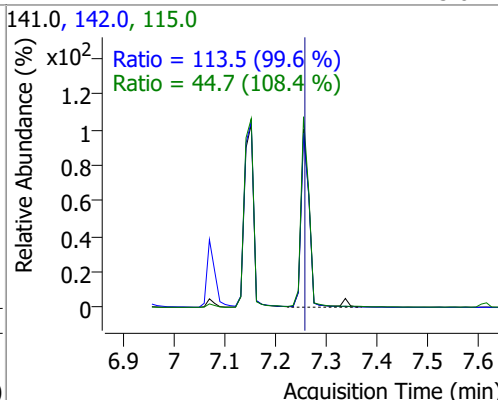
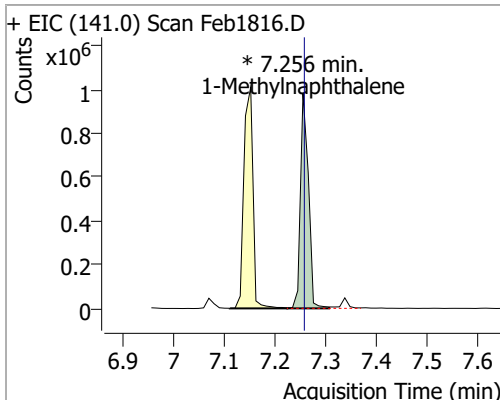
Compound	Conc.	RT	Dev(Min)	Resp.	QIon	QRatio	Lower	Upper
4-Chloro-3-Methylphenol	85.8097	7.07	0.00	585346 (m)	144.0	25.5	19.1	35.5



Compound	Conc.	RT	Dev(Min)	Resp.	QIon	QRatio	Lower	Upper
2-Methylnaphthalene	87.3370	7.15	0.01	1247204	142.0	117.8	83.8	155.7
					115.0	43.0	29.2	54.3

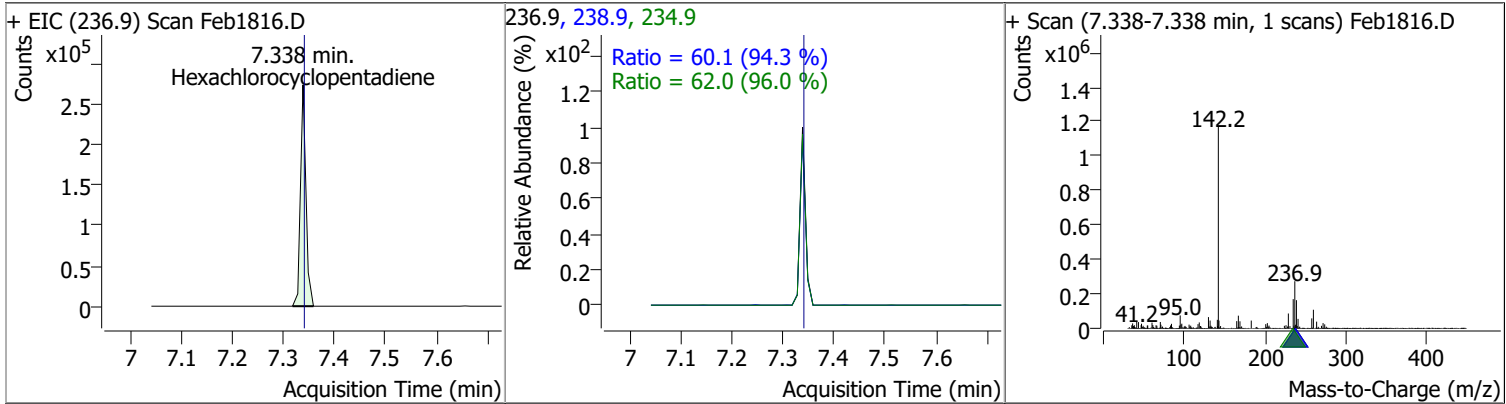


Compound	Conc.	RT	Dev(Min)	Resp.	QIon	QRatio	Lower	Upper
1-Methylnaphthalene	76.9002	7.26	0.00	1067616 (m)	142.0	113.5	79.8	148.2
					115.0	44.7	28.9	53.7

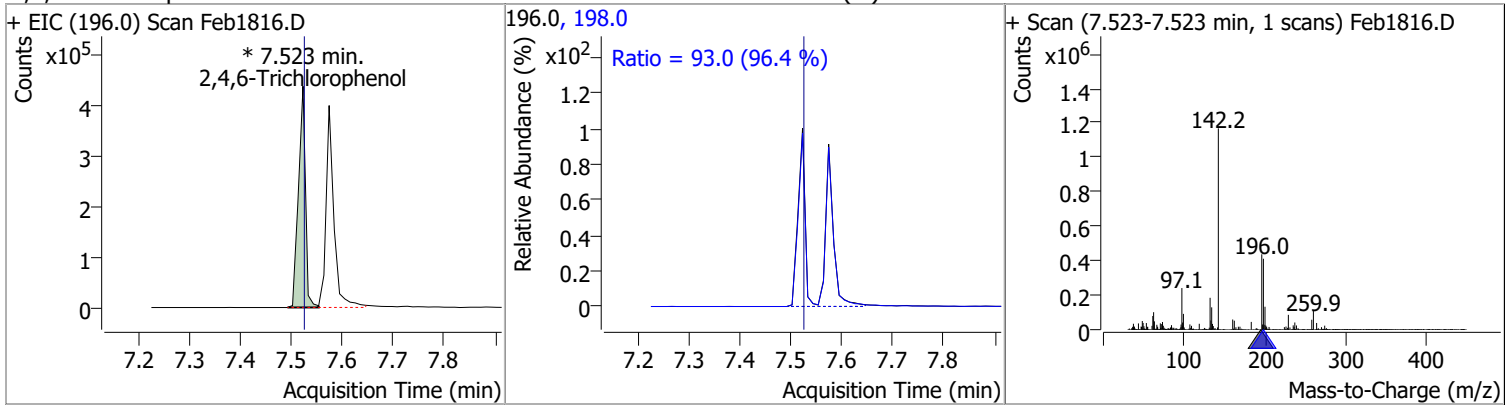


Quantitation Results Report (QT Reviewed)

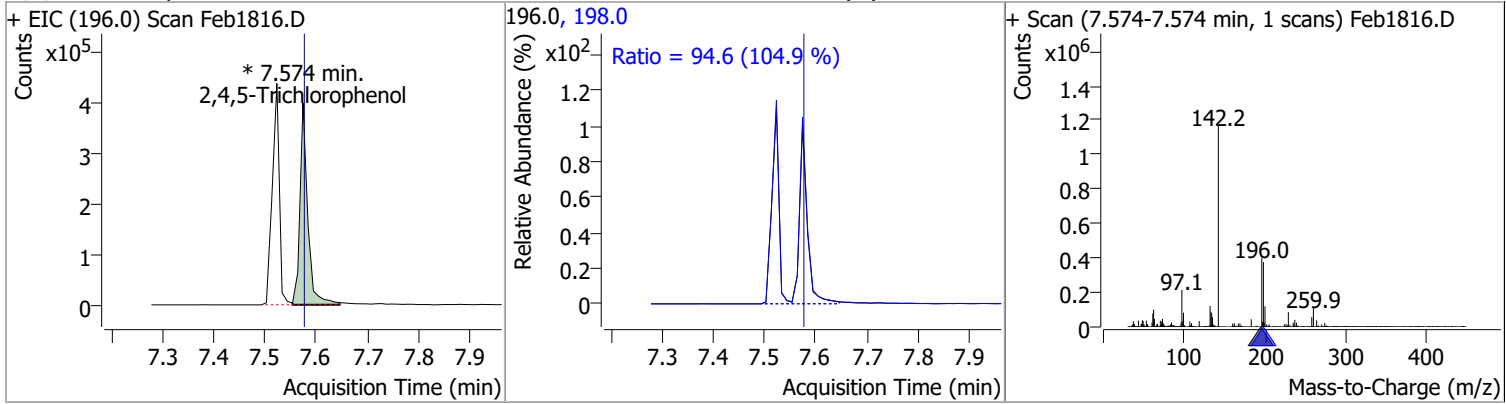
Compound	Conc.	RT	Dev(Min)	Resp.	QIon	QRatio	Lower	Upper
Hexachlorocyclopentadiene	77.8774	7.34	0.00	203656	234.9	62.0	45.2	84.0
					238.9	60.1	44.6	82.9



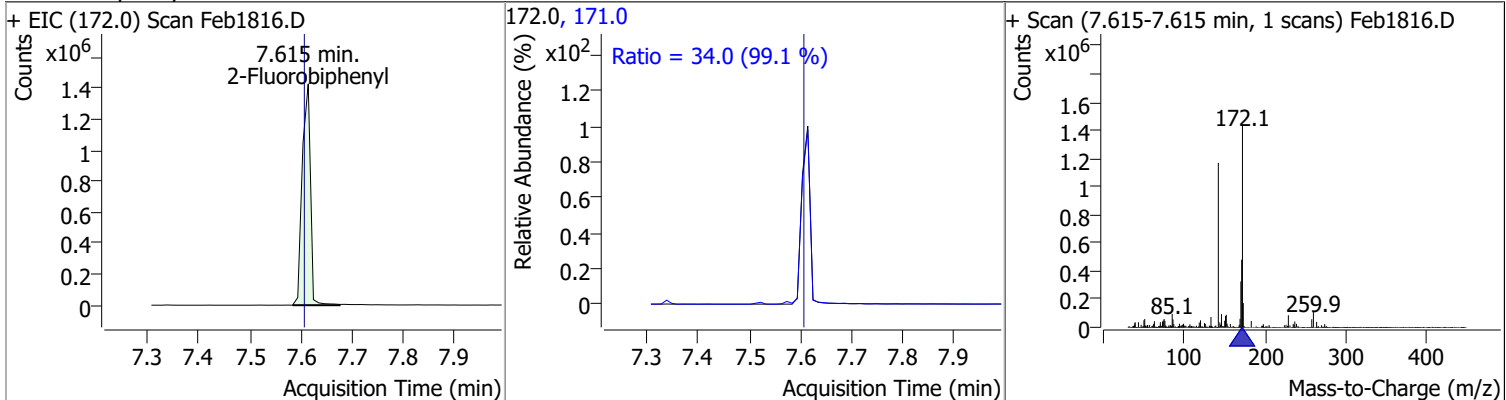
Compound	Conc.	RT	Dev(Min)	Resp.	QIon	QRatio	Lower	Upper
2,4,6-Trichlorophenol	90.6601	7.52	0.00	416677 (m)	198.0	93.0	67.6	125.5
					196.0	93.0	67.6	125.5



Compound	Conc.	RT	Dev(Min)	Resp.	QIon	QRatio	Lower	Upper
2,4,5-Trichlorophenol	82.8088	7.57	0.00	423746 (m)	198.0	94.6	63.2	117.3
					196.0	94.6	63.2	117.3

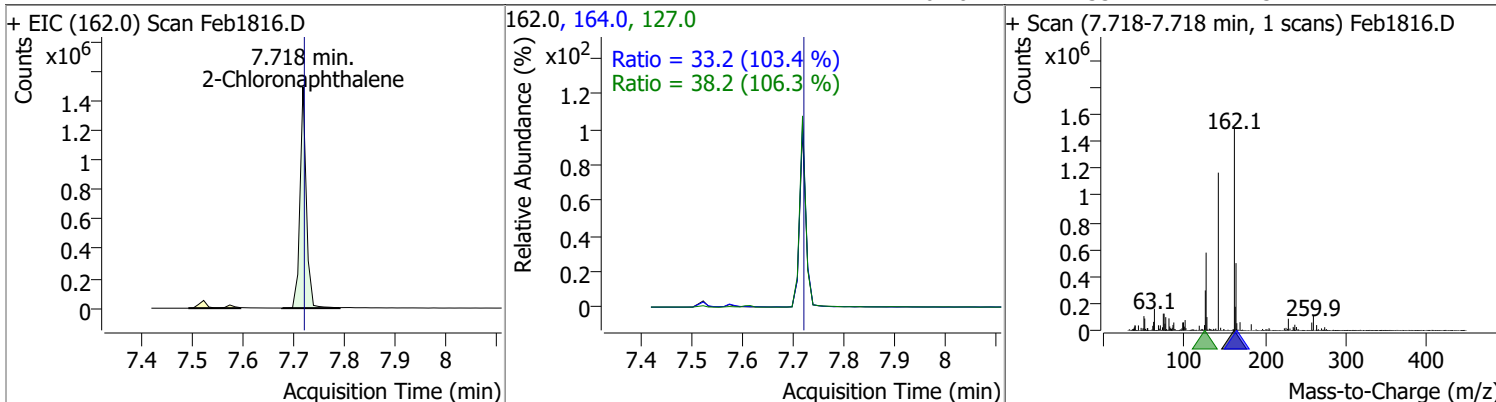


Compound	Conc.	RT	Dev(Min)	Resp.	QIon	QRatio	Lower	Upper
2-Fluorobiphenyl	86.6113	7.62	0.01	1606095	171.0	34.0	24.0	44.5
					172.0	34.0	24.0	44.5

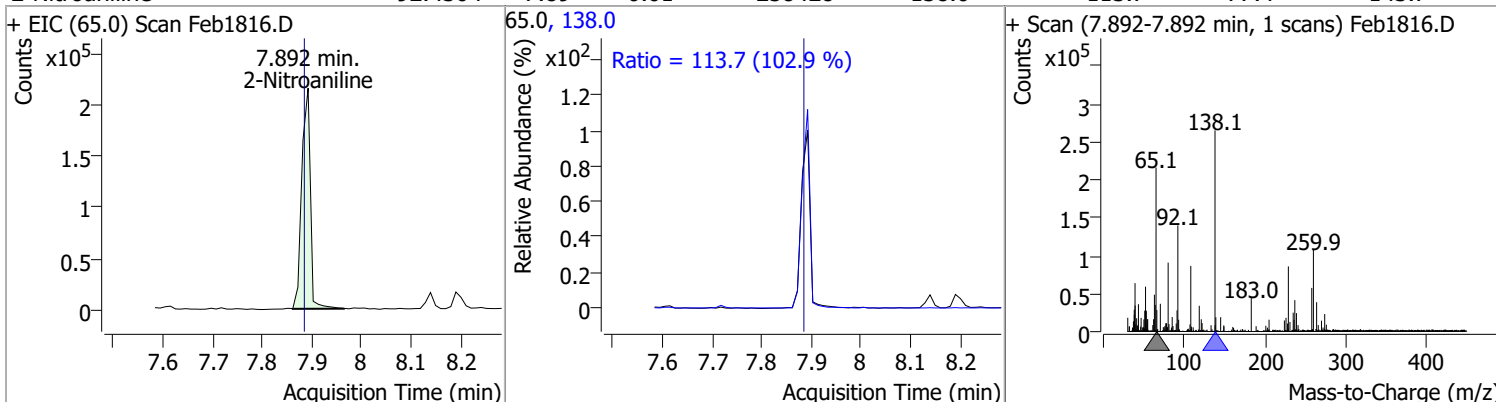


Quantitation Results Report (QT Reviewed)

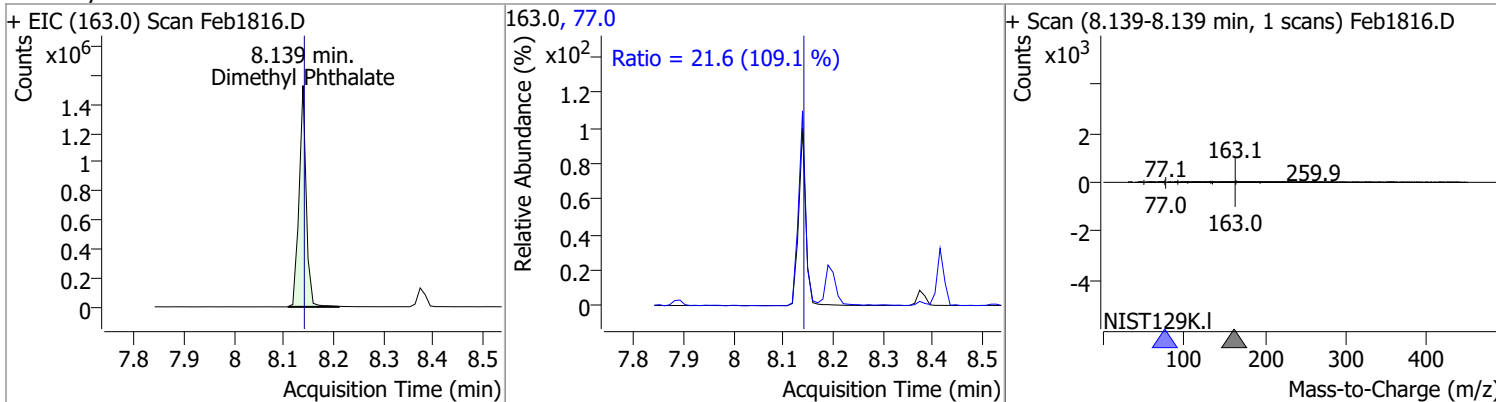
Compound	Conc.	RT	Dev(Min)	Resp.	QIon	QRatio	Lower	Upper
2-Chloronaphthalene	82.8006	7.72	0.00	1288800	127.0	38.2	25.1	46.7
					164.0	33.2	22.5	41.7



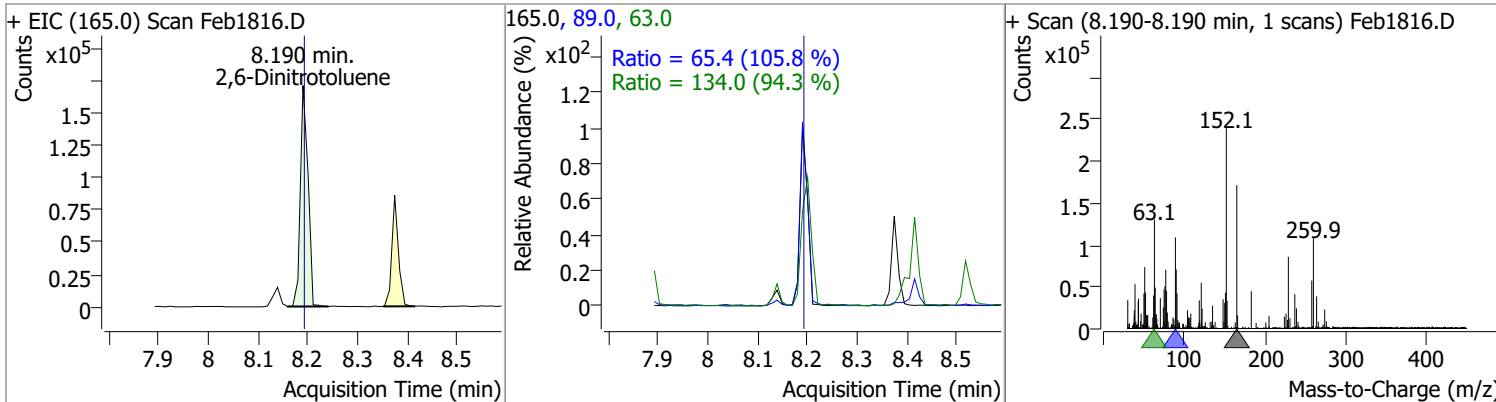
Compound	Conc.	RT	Dev(Min)	Resp.	QIon	QRatio	Lower	Upper
2-Nitroaniline	92.4304	7.89	0.01	258428	138.0	113.7	77.4	143.7



Compound	Conc.	RT	Dev(Min)	Resp.	QIon	QRatio	Lower	Upper
Dimethyl Phthalate	95.8472	8.14	0.00	1523524	77.0	21.6	13.8	25.7

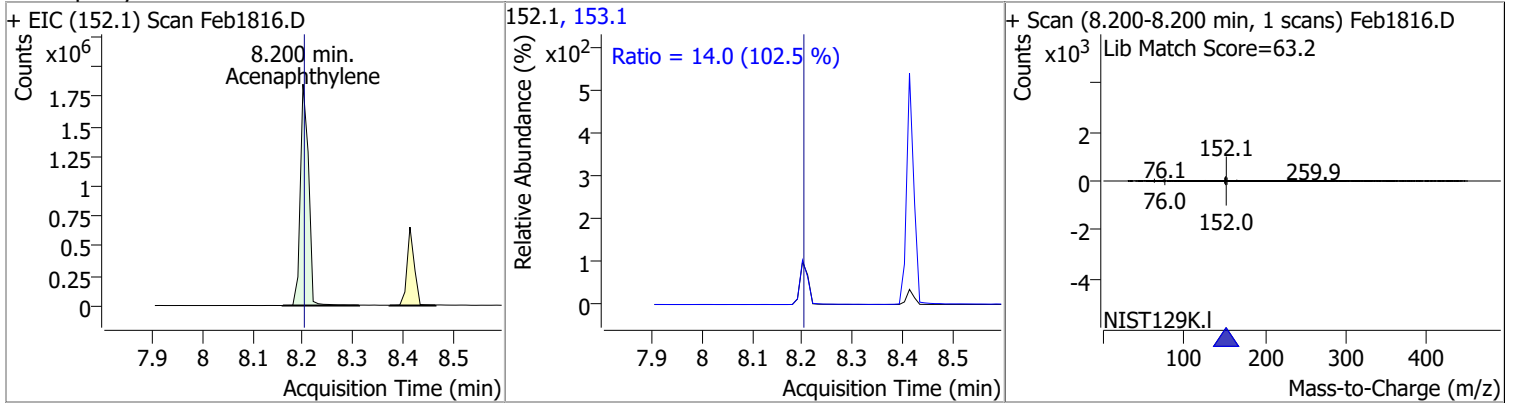


Compound	Conc.	RT	Dev(Min)	Resp.	QIon	QRatio	Lower	Upper
2,6-Dinitrotoluene	84.7267	8.19	0.00	182491	63.0	134.0	99.5	184.8
					89.0	65.4	43.3	80.3

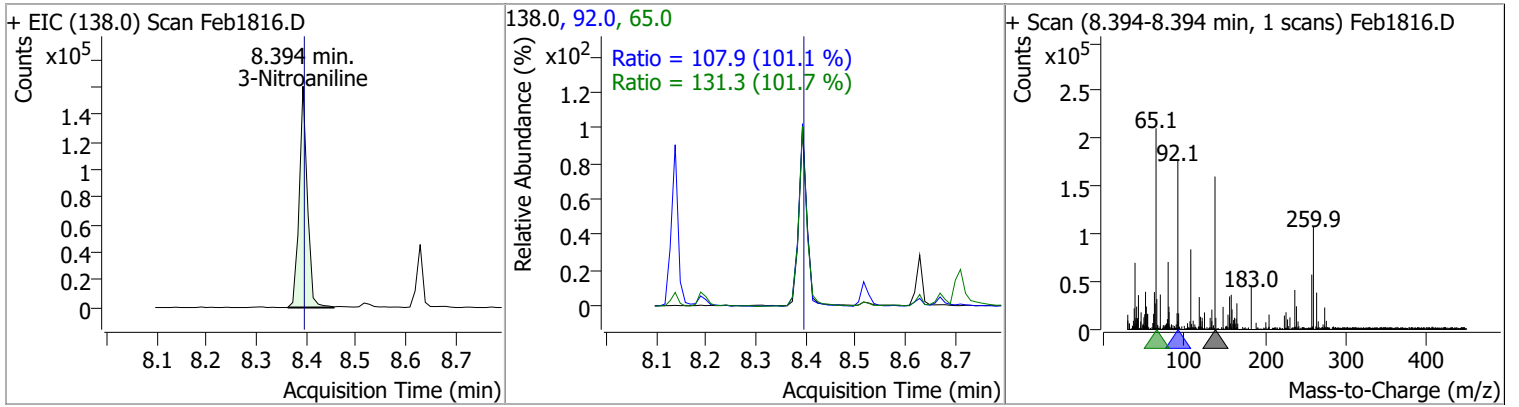


Quantitation Results Report (QT Reviewed)

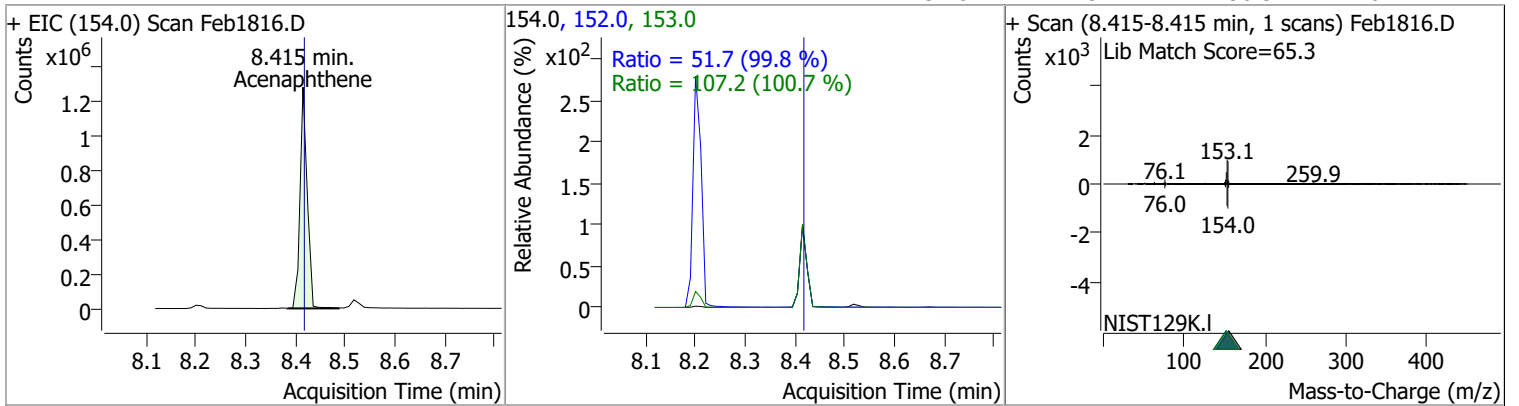
Compound	Conc.	RT	Dev(Min)	Resp.	QIon	QRatio	Lower	Upper
Acenaphthylene	85.8553	8.20	0.00	2135675	153.1	14.0	9.6	17.7



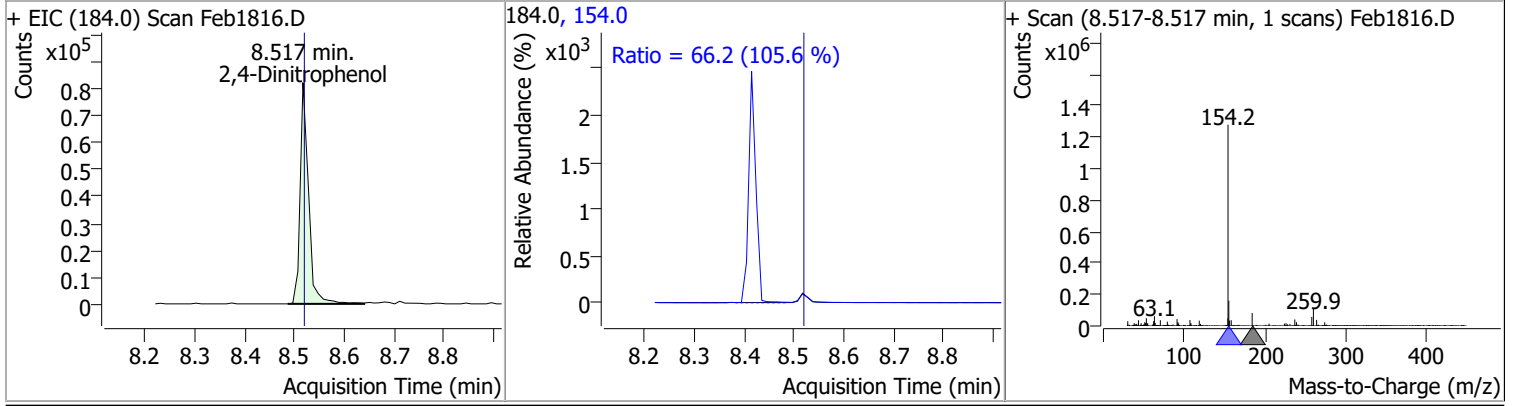
3-Nitroaniline	74.9042	8.39	0.00	182072	65.0	131.3	90.4	167.8
					92.0	107.9	74.7	138.7



Acenaphthene	90.6285	8.41	0.00	1283172	153.0	107.2	74.5	138.4
					152.0	51.7	36.3	67.4

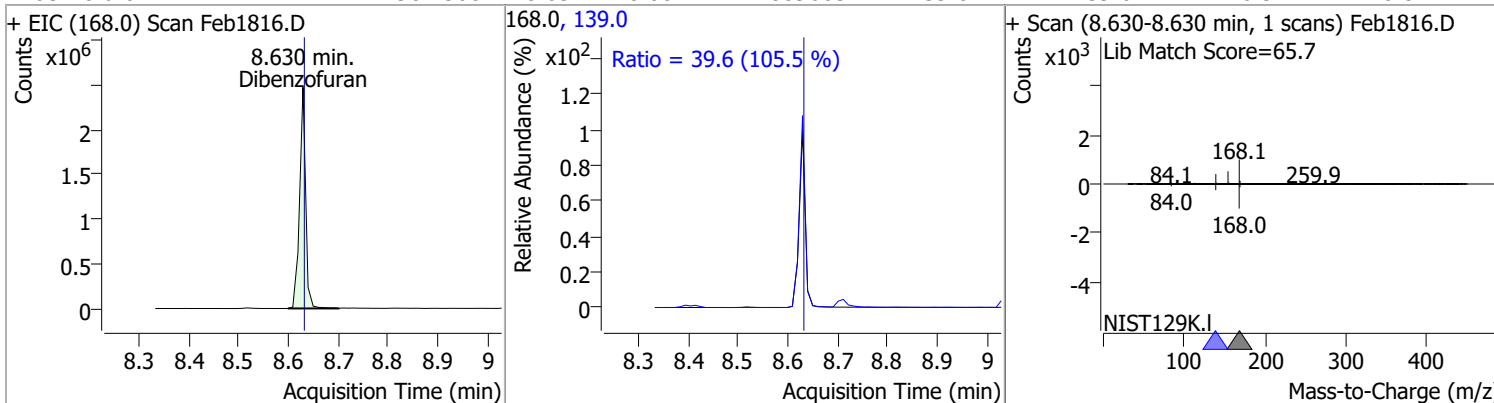


2,4-Dinitrophenol	87.3775	8.52	0.00	97120	154.0	66.2	43.9	81.5
-------------------	---------	------	------	-------	-------	------	------	------

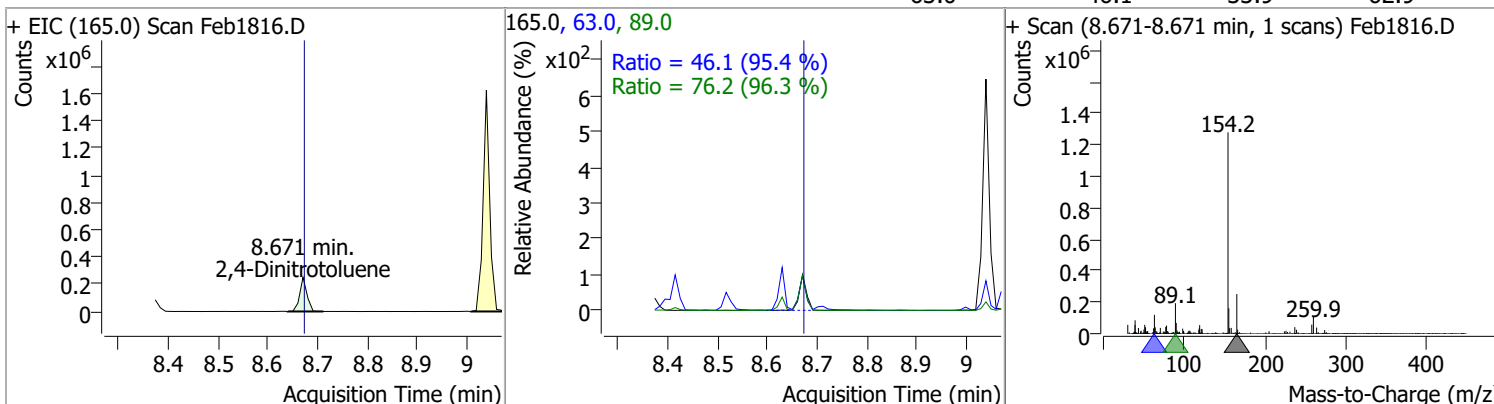


Quantitation Results Report (QT Reviewed)

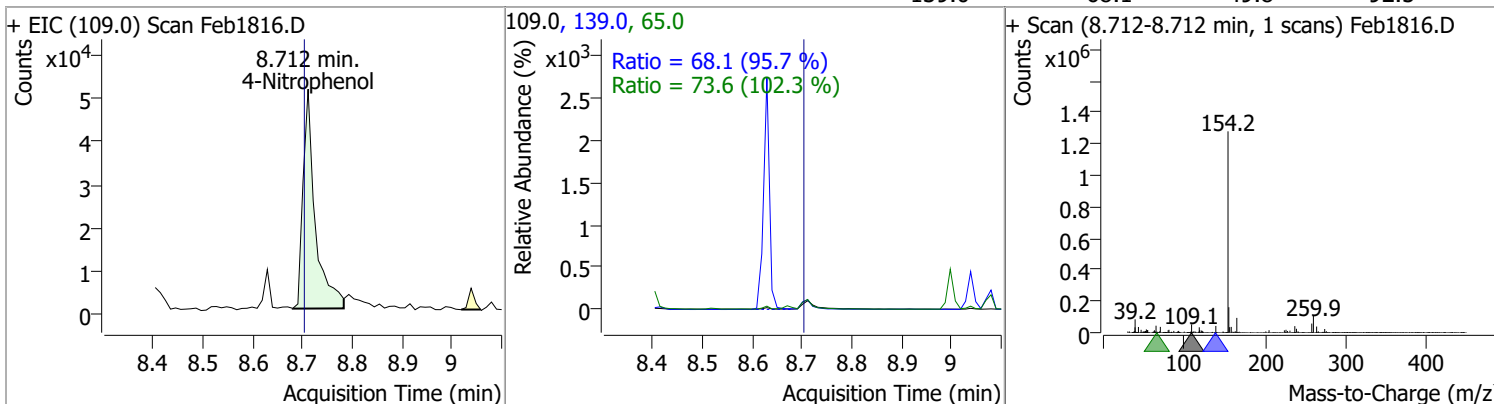
Compound	Conc.	RT	Dev(Min)	Resp.	QIon	QRatio	Lower	Upper
Dibenzofuran	90.4568	8.63	0.00	2089603	139.0	39.6	26.3	48.8



Compound	Conc.	RT	Dev(Min)	Resp.	QIon	QRatio	Lower	Upper
2,4-Dinitrotoluene	91.6677	8.67	0.00	251542	89.0	76.2	55.4	102.9
					63.0	46.1	33.9	62.9

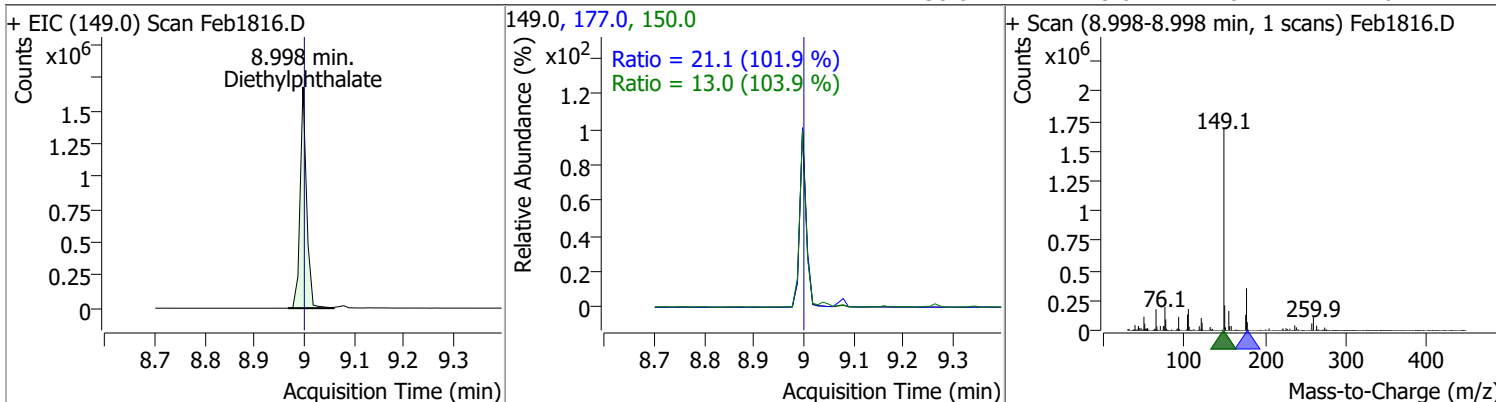


Compound	Conc.	RT	Dev(Min)	Resp.	QIon	QRatio	Lower	Upper
4-Nitrophenol	35.8244	8.71	0.01	87507	65.0	73.6	50.4	93.6
					139.0	68.1	49.8	92.5

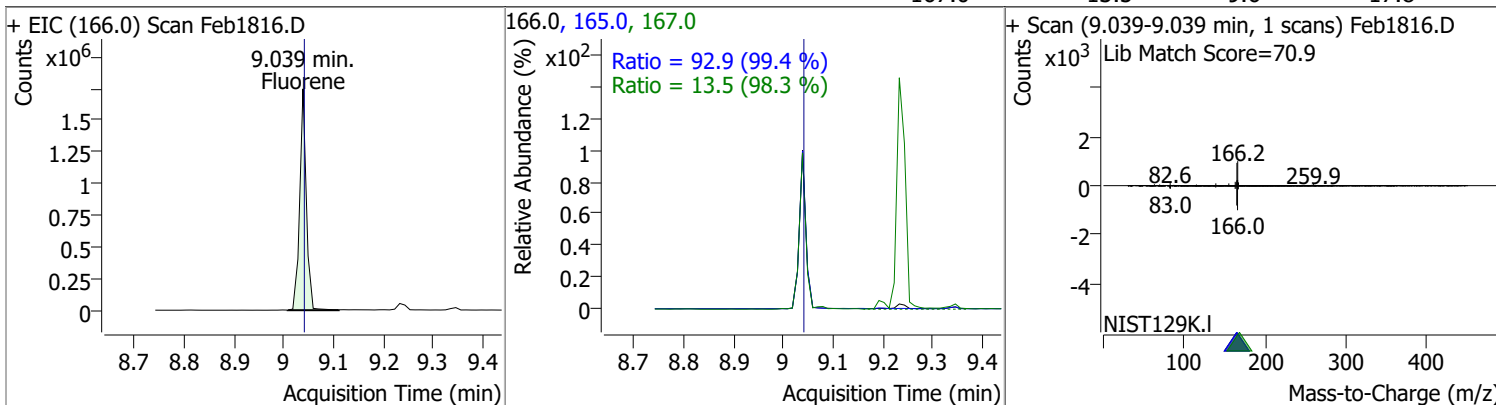


Quantitation Results Report (QT Reviewed)

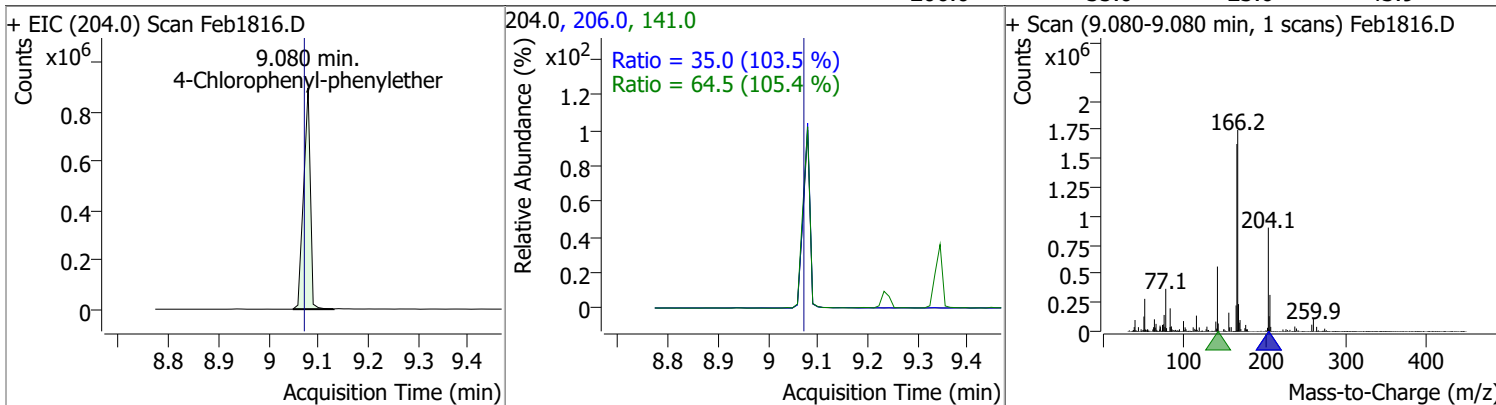
Compound	Conc.	RT	Dev(Min)	Resp.	QIon	QRatio	Lower	Upper
Diethylphthalate	91.8115	9.00	0.00	1511372	177.0	21.1	14.5	27.0
					150.0	13.0	8.7	16.2



Compound	Conc.	RT	Dev(Min)	Resp.	QIon	QRatio	Lower	Upper
Fluorene	86.4198	9.04	0.00	1614179	165.0	92.9	65.4	121.4
					167.0	13.5	9.6	17.8

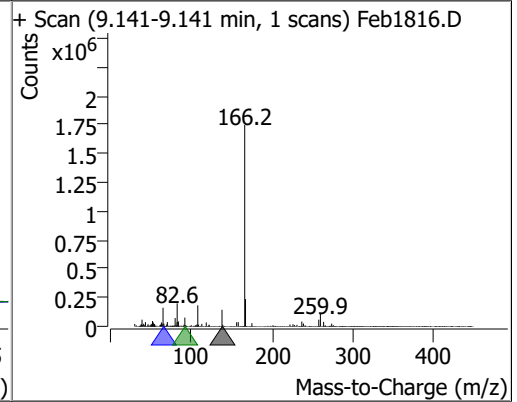
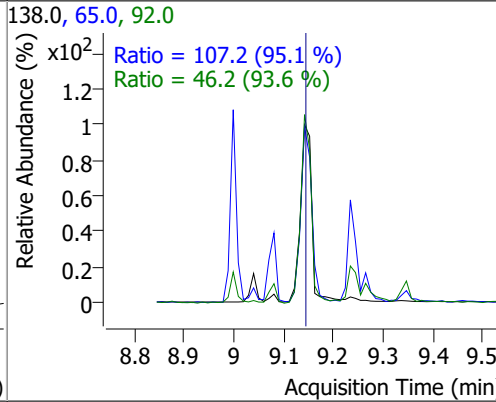
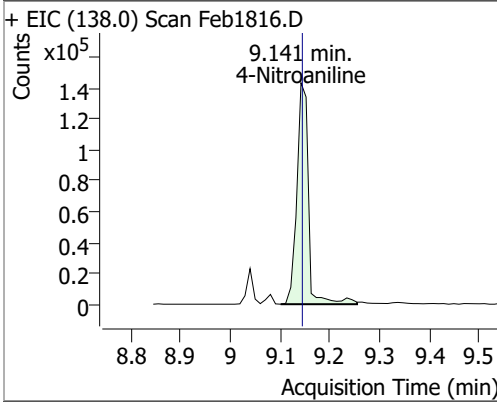


Compound	Conc.	RT	Dev(Min)	Resp.	QIon	QRatio	Lower	Upper
4-Chlorophenyl-phenylether	98.9256	9.08	0.01	842337	141.0	64.5	42.8	79.6
					206.0	35.0	23.6	43.9

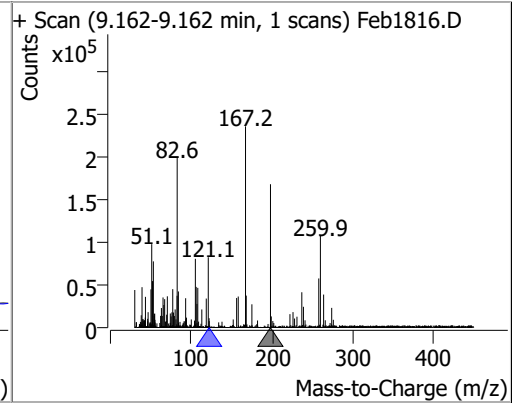
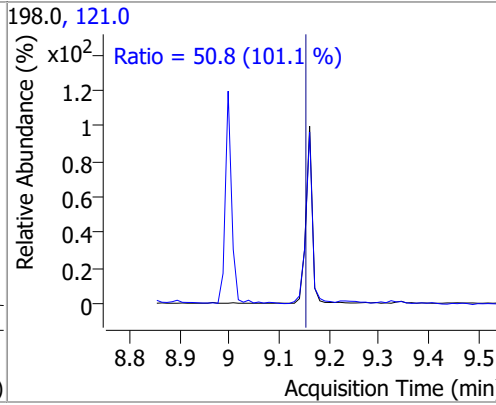
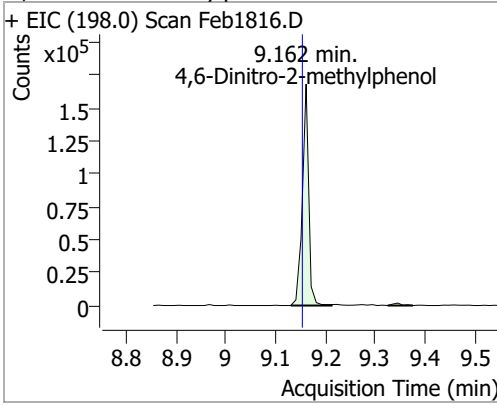


Quantitation Results Report (QT Reviewed)

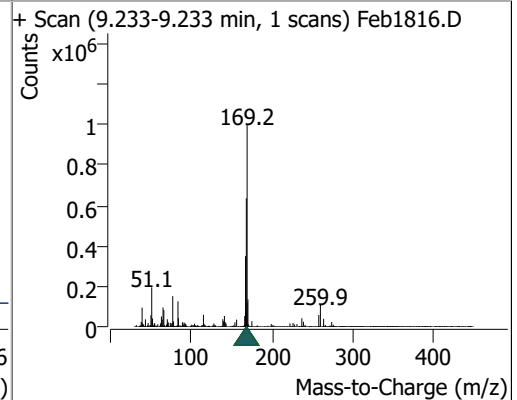
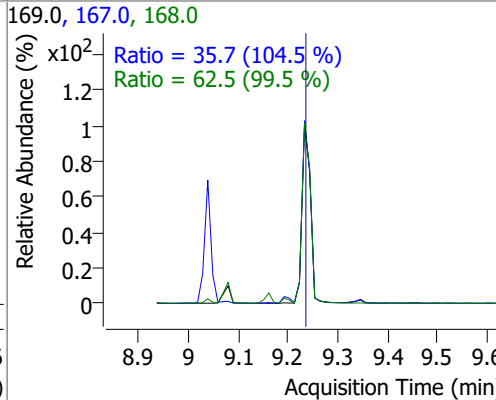
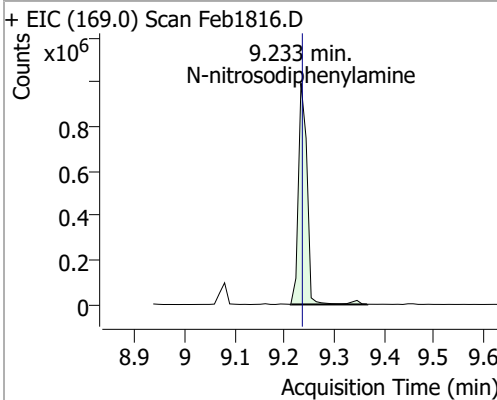
Compound	Conc.	RT	Dev(Min)	Resp.	QIon	QRatio	Lower	Upper
4-Nitroaniline	87.3097	9.14	0.00	231827	65.0	107.2	78.9	146.6
					92.0	46.2	34.5	64.1



Compound	Conc.	RT	Dev(Min)	Resp.	QIon	QRatio	Lower	Upper
4,6-Dinitro-2-methylphenol	90.2228	9.16	0.01	148340	121.0	50.8	35.1	65.3

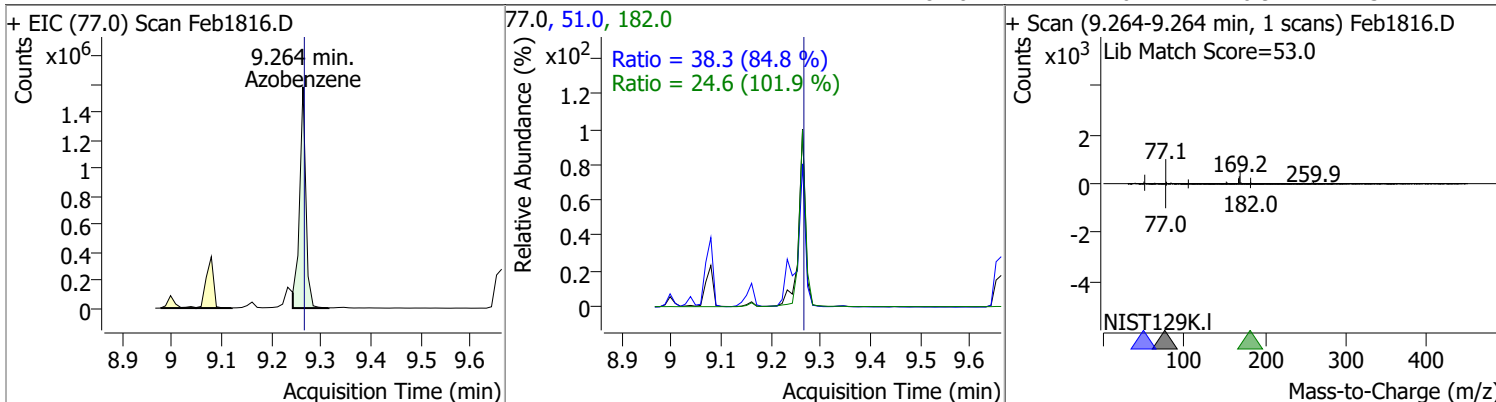


Compound	Conc.	RT	Dev(Min)	Resp.	QIon	QRatio	Lower	Upper
N-nitrosodiphenylamine	96.9653	9.23	0.00	1205943	168.0	62.5	44.0	81.7
					167.0	35.7	23.9	44.3

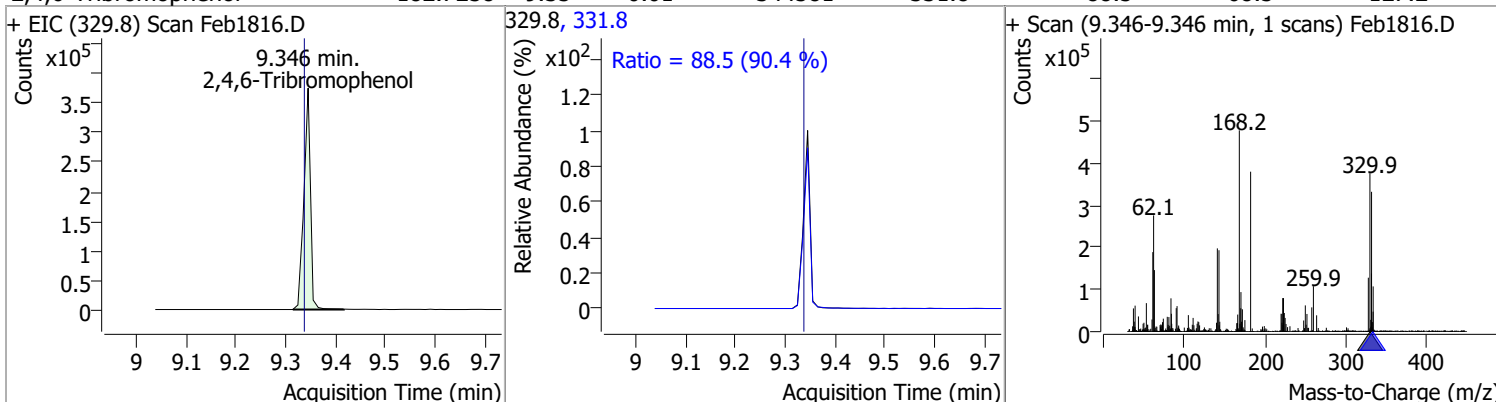


Quantitation Results Report (QT Reviewed)

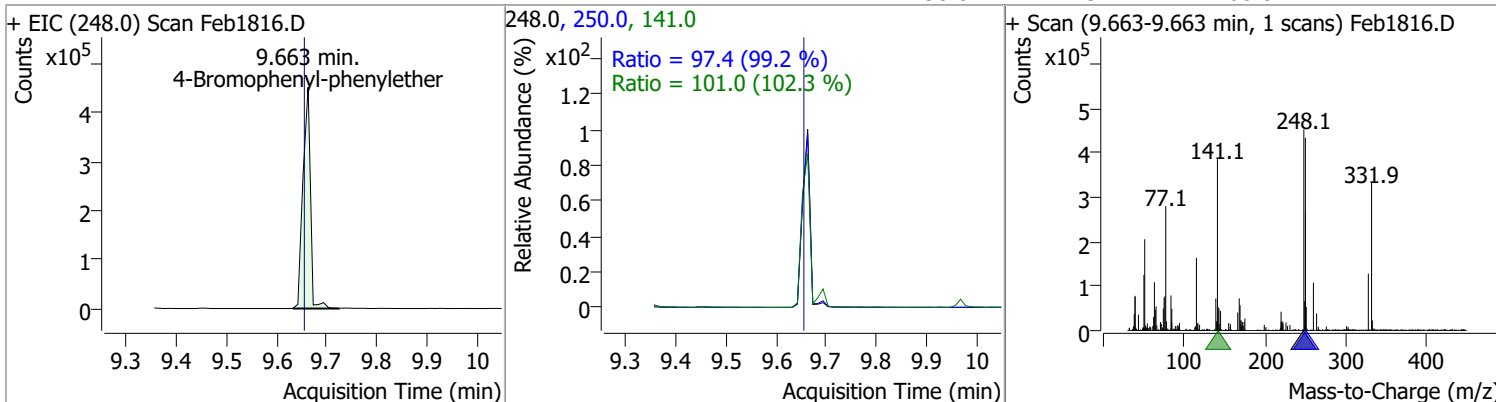
Compound	Conc.	RT	Dev(Min)	Resp.	QIon	QRatio	Lower	Upper
Azobenzene	84.3975	9.26	0.00	1390559	51.0	38.3	31.6	58.7
					182.0	24.6	16.9	31.4



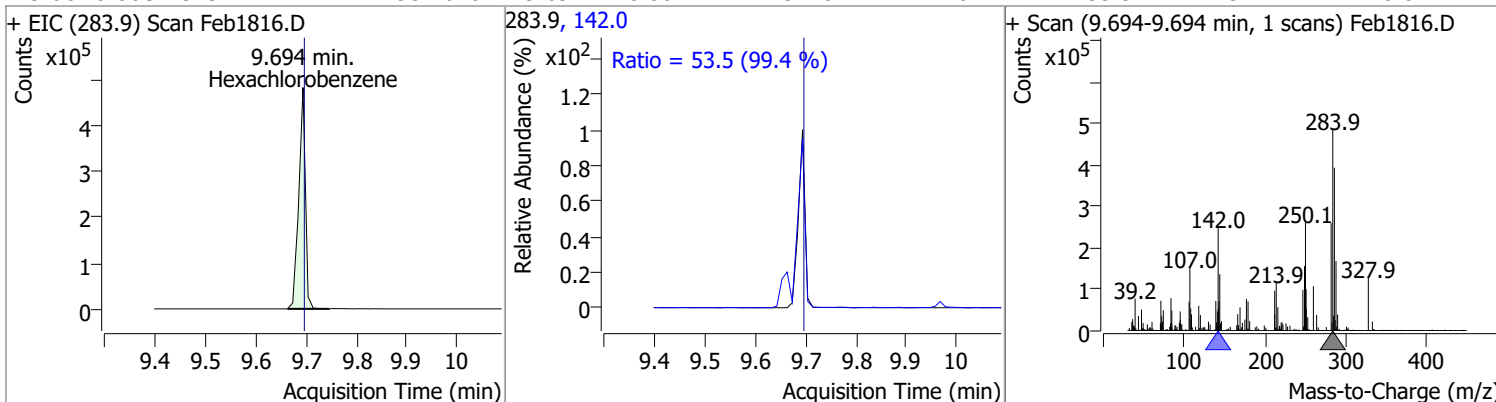
Compound	Conc.	RT	Dev(Min)	Resp.	QIon	QRatio	Lower	Upper
2,4,6-Tribromophenol	182.7258	9.35	0.01	344581	331.8	88.5	68.5	127.2



Compound	Conc.	RT	Dev(Min)	Resp.	QIon	QRatio	Lower	Upper
4-Bromophenyl-phenylether	97.3942	9.66	0.01	467477	141.0	101.0	69.1	128.4
					250.0	97.4	68.8	127.7

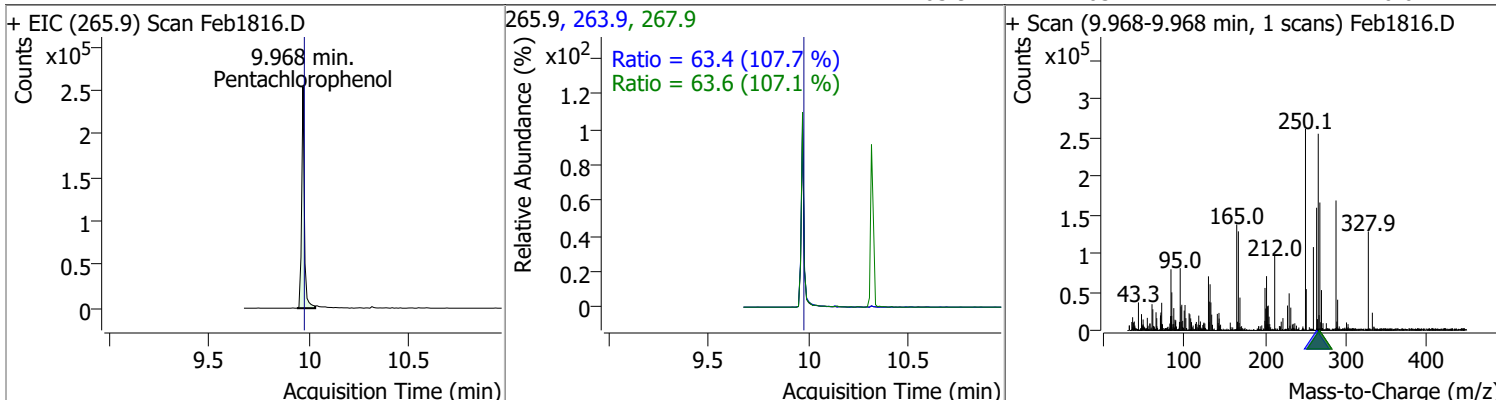


Compound	Conc.	RT	Dev(Min)	Resp.	QIon	QRatio	Lower	Upper
Hexachlorobenzene	93.1678	9.69	0.00	443718	142.0	53.5	37.7	70.0

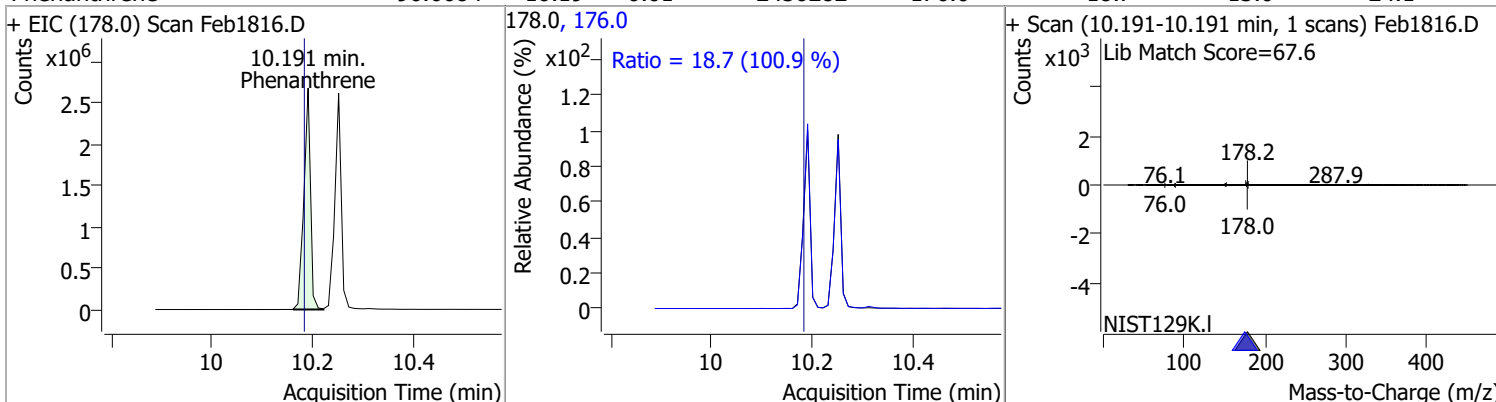


Quantitation Results Report (QT Reviewed)

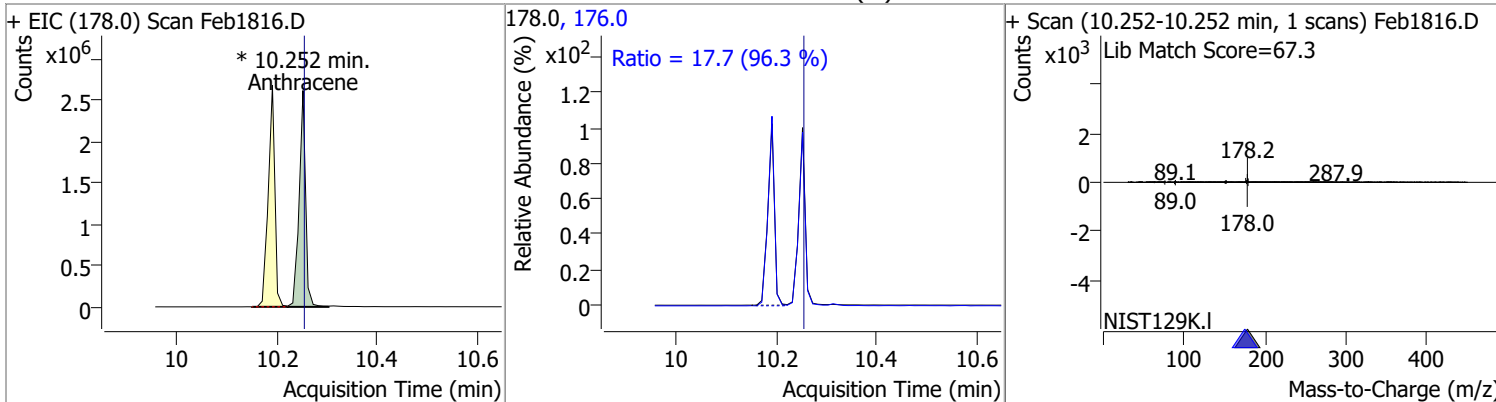
Compound	Conc.	RT	Dev(Min)	Resp.	QIon	QRatio	Lower	Upper
Pentachlorophenol	101.7675	9.97	0.00	238505	267.9	63.6	41.5	77.2
					263.9	63.4	41.2	76.6



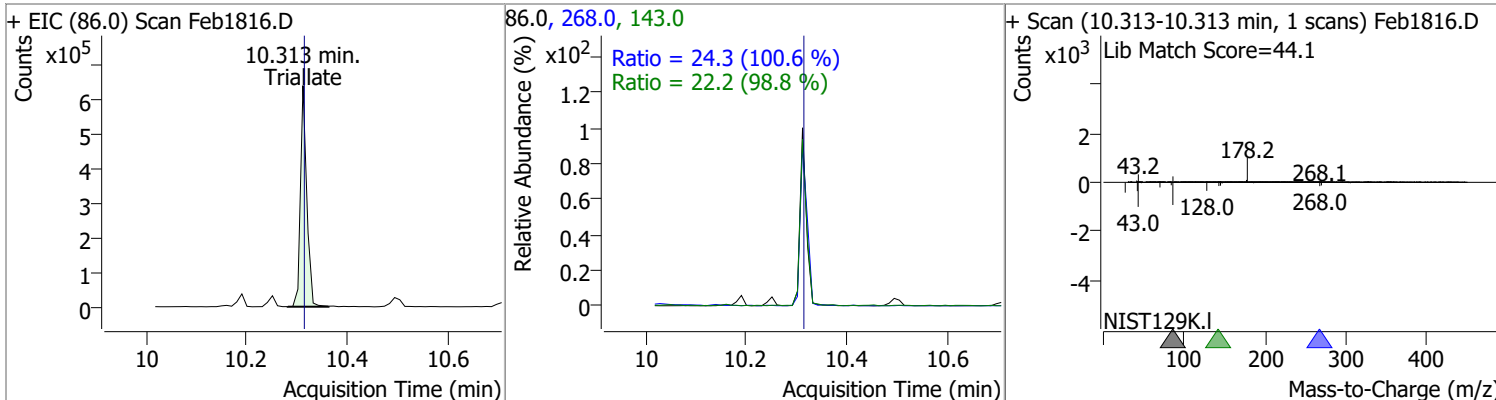
Compound	Conc.	RT	Dev(Min)	Resp.	QIon	QRatio	Lower	Upper
Phenanthrene	96.6684	10.19	0.01	2456282	176.0	18.7	13.0	24.1



Compound	Conc.	RT	Dev(Min)	Resp.	QIon	QRatio	Lower	Upper
Anthracene	96.4654	10.25	0.00	2343786 (m)	176.0	17.7	12.9	23.9

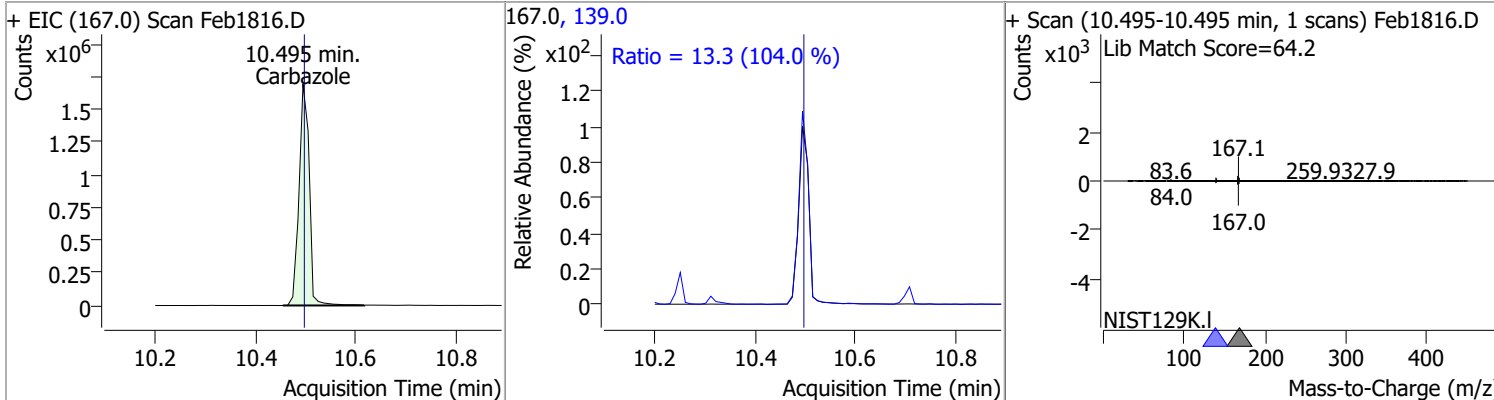


Compound	Conc.	RT	Dev(Min)	Resp.	QIon	QRatio	Lower	Upper
Triallate	93.9925	10.31	0.00	557371	268.0	24.3	16.9	31.4
					143.0	22.2	15.8	29.3

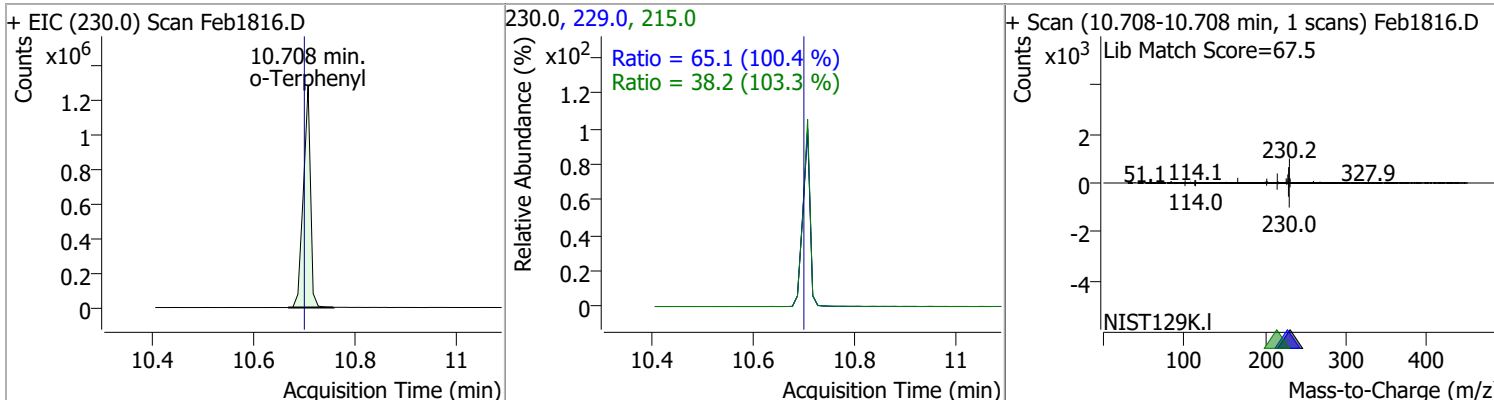


Quantitation Results Report (QT Reviewed)

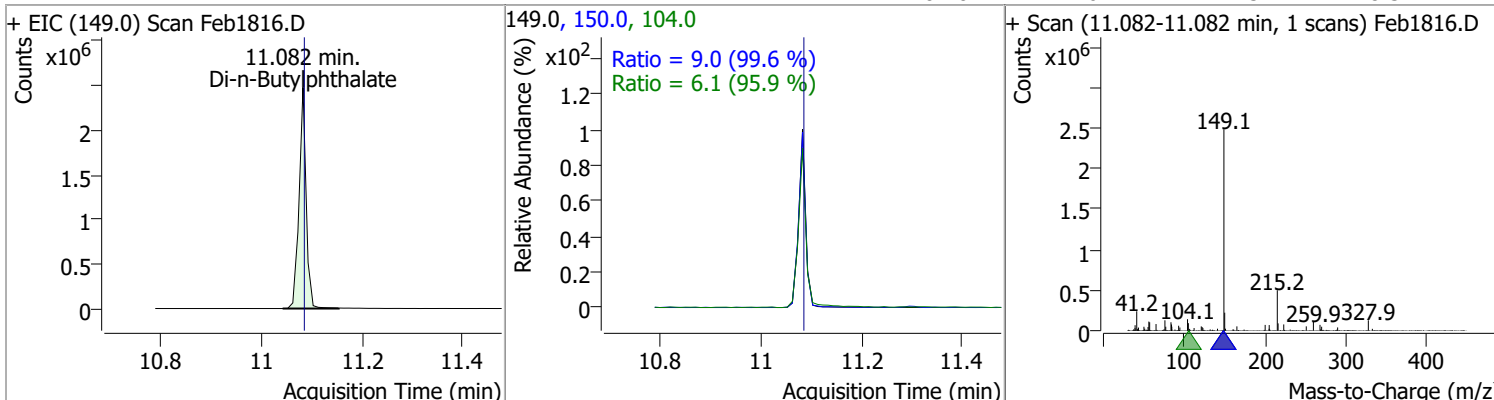
Compound	Conc.	RT	Dev(Min)	Resp.	QIon	QRatio	Lower	Upper
Carbazole	96.3496	10.49	0.00	2380539	139.0	13.3	9.0	16.7



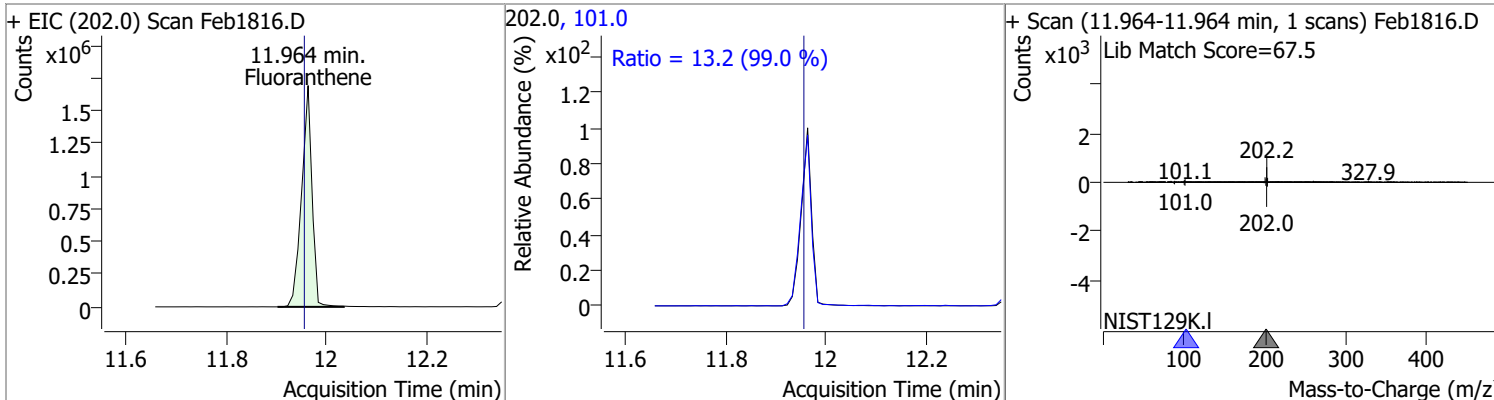
o-Terphenyl	92.9410	10.71	0.01	1265554	229.0 215.0	65.1 38.2	45.4 25.9	84.3 48.1
-------------	---------	-------	------	---------	----------------	--------------	--------------	--------------



Di-n-Butylphthalate	99.9731	11.08	0.00	2425933	150.0 104.0	9.0 6.1	6.3 4.5	11.8 8.3
---------------------	---------	-------	------	---------	----------------	------------	------------	-------------

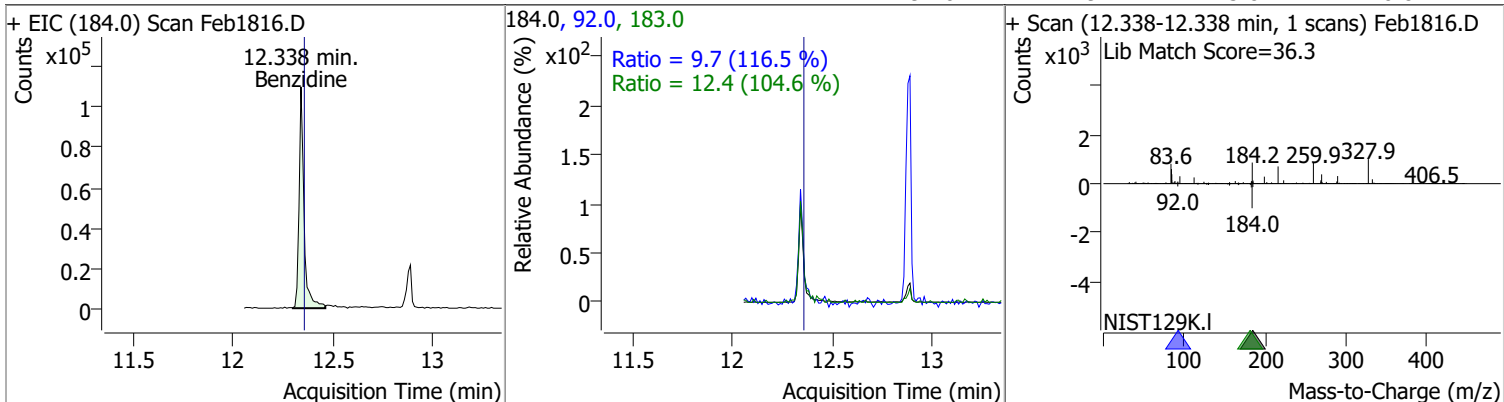


Fluoranthene	94.4396	11.96	0.01	2439462	101.0	13.2	9.4	17.4
--------------	---------	-------	------	---------	-------	------	-----	------

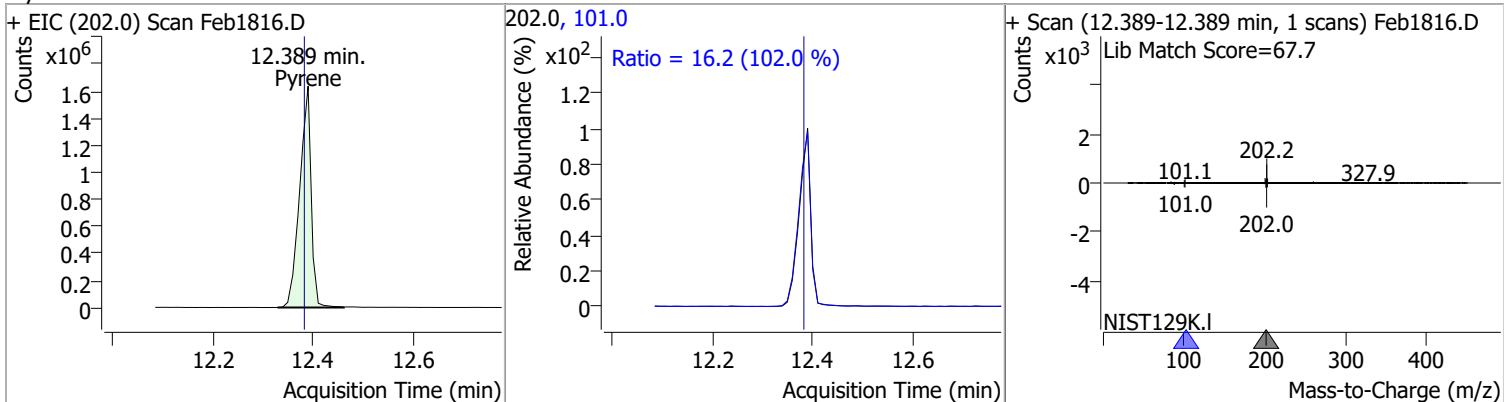


Quantitation Results Report (QT Reviewed)

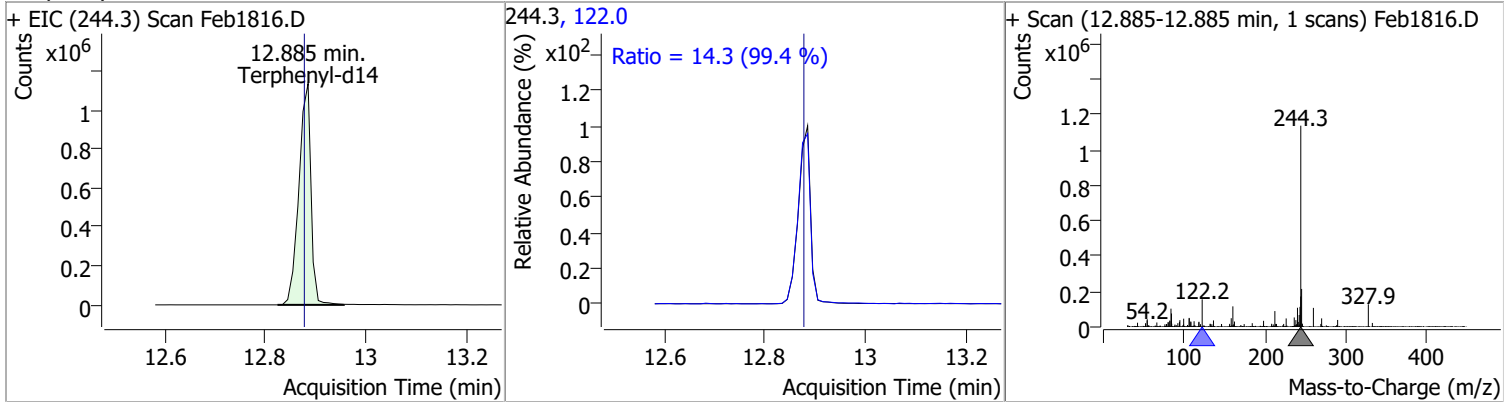
Compound	Conc.	RT	Dev(Min)	Resp.	QIon	QRatio	Lower	Upper
Benzidine	20.2375	12.34	-0.01	188674	183.0	12.4	8.3	15.4
					92.0	9.7	5.8	10.8



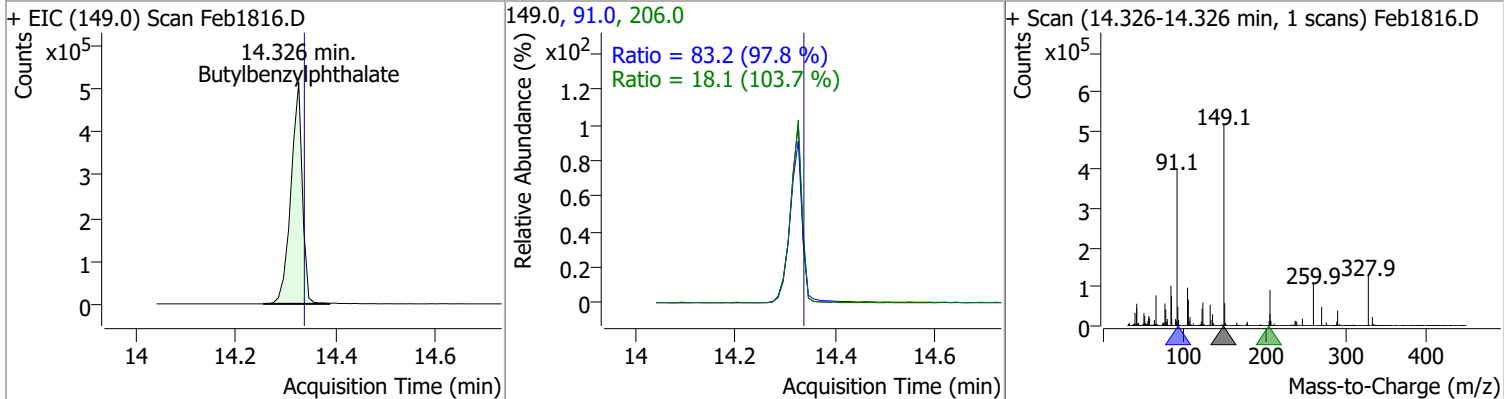
Compound	Conc.	RT	Dev(Min)	Resp.	QIon	QRatio	Lower	Upper
Pyrene	92.2453	12.39	0.01	2592219	101.0	16.2	11.1	20.6



Compound	Conc.	RT	Dev(Min)	Resp.	QIon	QRatio	Lower	Upper
Terphenyl-d14	99.7889	12.89	0.01	1890224	122.0	14.3	10.1	18.7

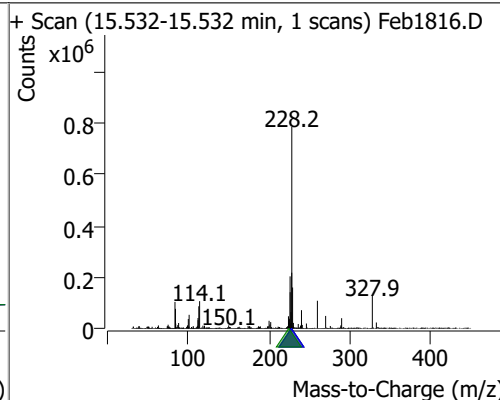
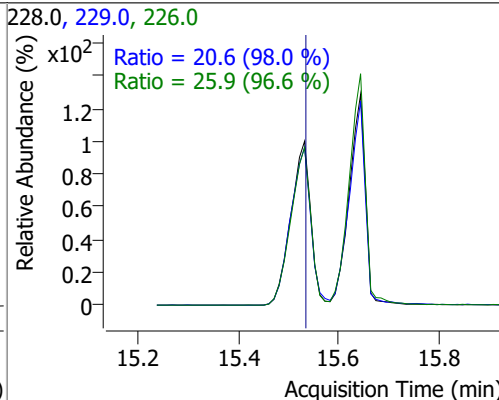
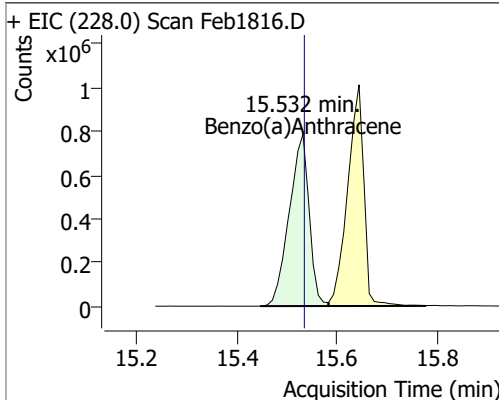


Compound	Conc.	RT	Dev(Min)	Resp.	QIon	QRatio	Lower	Upper
Butylbenzylphthalate	95.5304	14.33	0.01	822113	91.0	83.2	59.6	110.6
					206.0	18.1	12.2	22.7

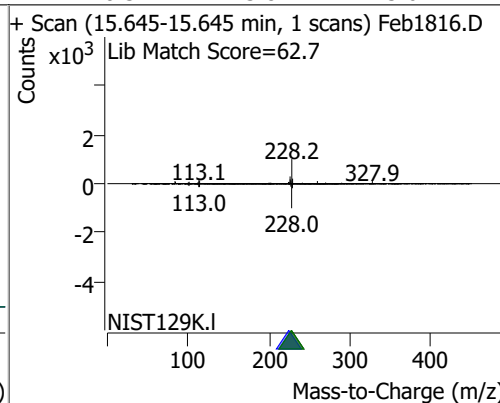
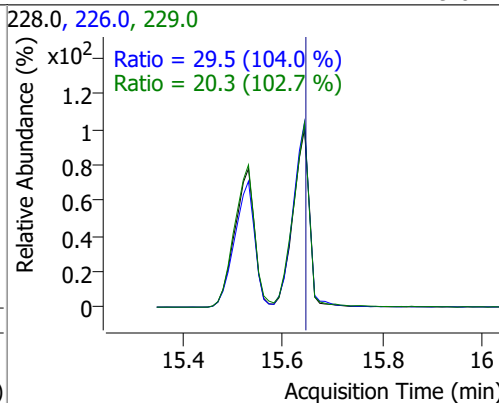
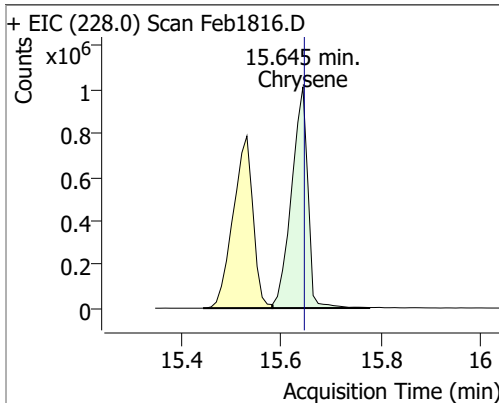


Quantitation Results Report (QT Reviewed)

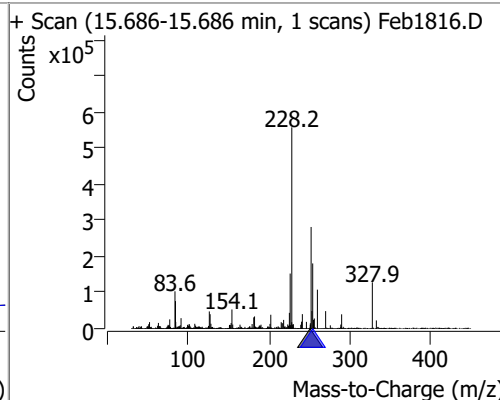
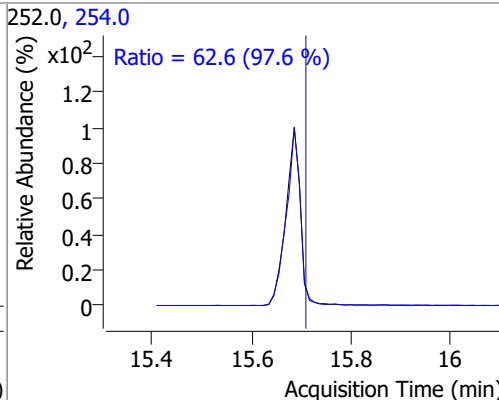
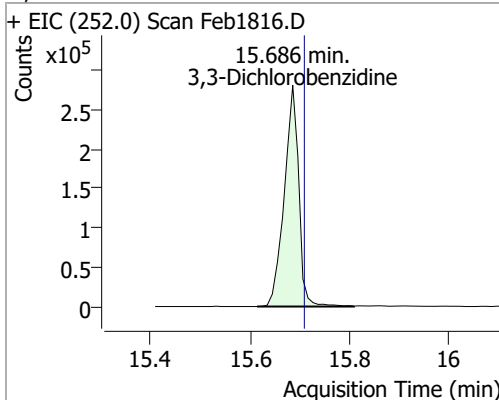
Compound	Conc.	RT	Dev(Min)	Resp.	QIon	QRatio	Lower	Upper
Benzo(a)Anthracene	100.2859	15.53	0.02	2173145	226.0	25.9	18.8	34.9
					229.0	20.6	14.7	27.4



Compound	Conc.	RT	Dev(Min)	Resp.	QIon	QRatio	Lower	Upper
Chrysene	95.3801	15.64	0.02	2297117	226.0	29.5	19.9	36.9
					229.0	20.3	13.8	25.6

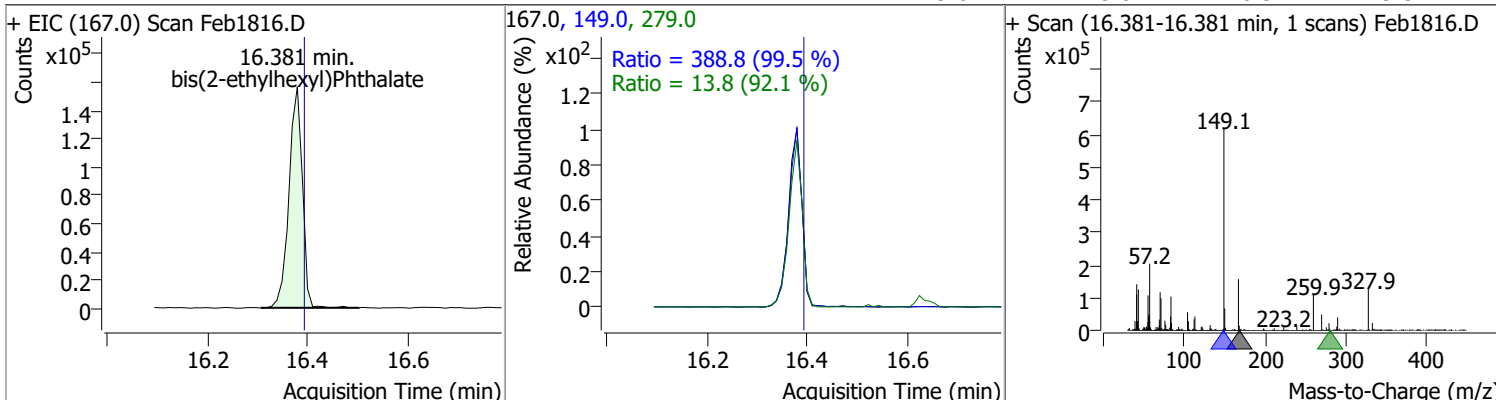


Compound	Conc.	RT	Dev(Min)	Resp.	QIon	QRatio	Lower	Upper
3,3-Dichlorobenzidine	74.3920	15.69	0.00	566118	254.0	62.6	44.9	83.4

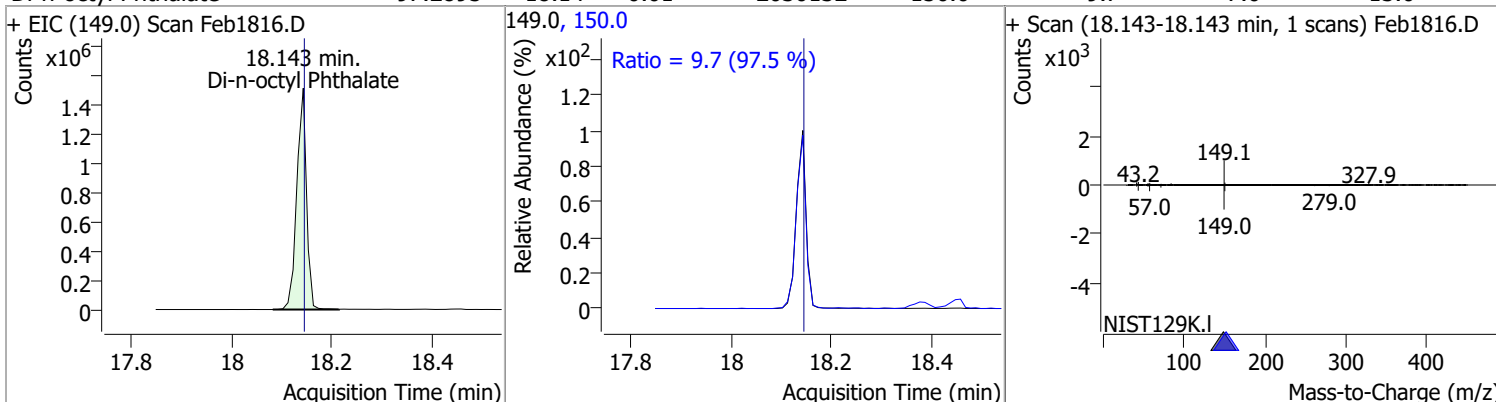


Quantitation Results Report (QT Reviewed)

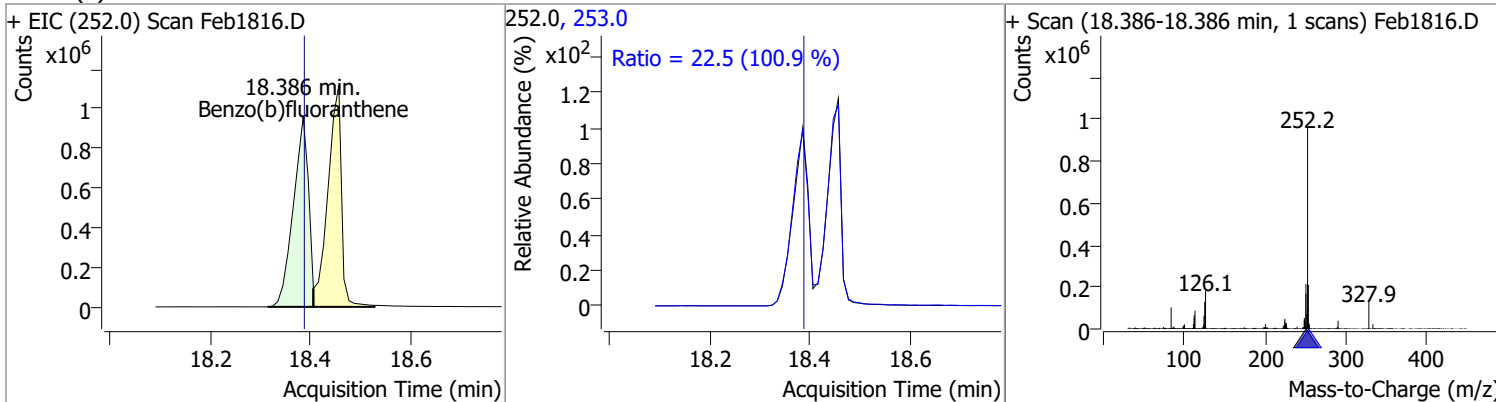
Compound	Conc.	RT	Dev(Min)	Resp.	QIon	QRatio	Lower	Upper
bis(2-ethylhexyl)Phthalate	97.4358	16.38	0.01	291197	149.0	388.8	273.6	508.0
					279.0	13.8	10.5	19.5



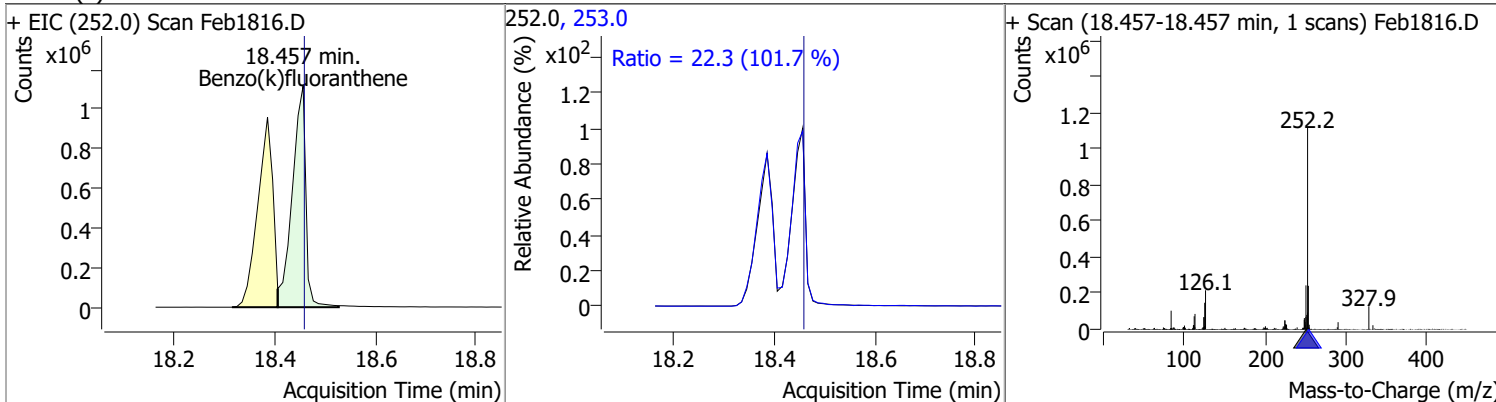
Compound	Conc.	RT	Dev(Min)	Resp.	QIon	QRatio	Lower	Upper
Di-n-octyl Phthalate	97.2895	18.14	0.01	2030132	150.0	9.7	7.0	13.0
					149.0	Ratio = 9.7 (97.5 %)		



Compound	Conc.	RT	Dev(Min)	Resp.	QIon	QRatio	Lower	Upper
Benzo(b)fluoranthene	92.0372	18.39	0.01	1997422	253.0	22.5	15.6	29.0
					252.0	Ratio = 22.5 (100.9 %)		

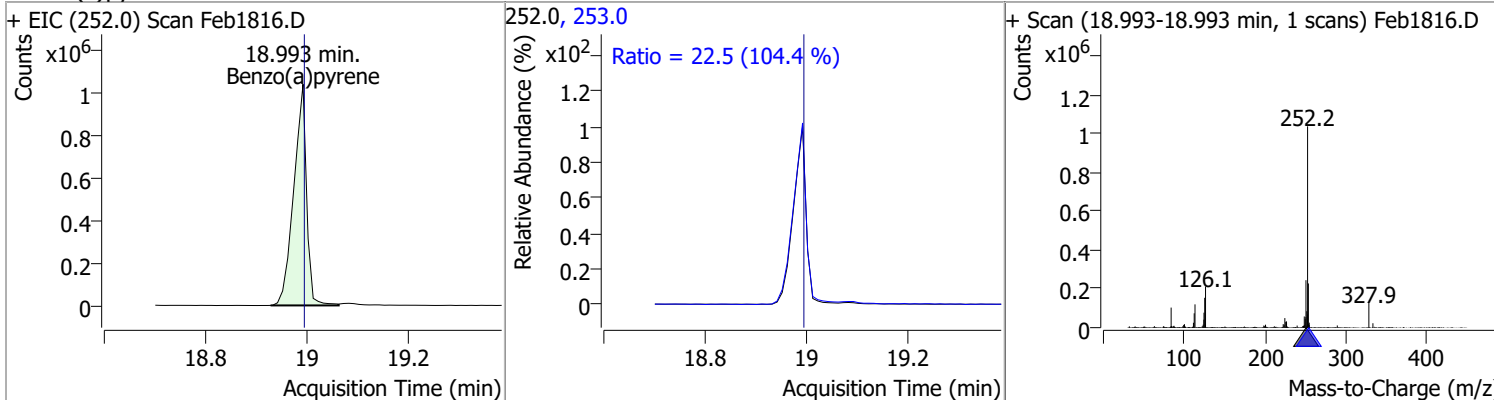


Compound	Conc.	RT	Dev(Min)	Resp.	QIon	QRatio	Lower	Upper
Benzo(k)fluoranthene	90.6541	18.46	0.01	2081903	253.0	22.3	15.4	28.6
					252.0	Ratio = 22.3 (101.7 %)		

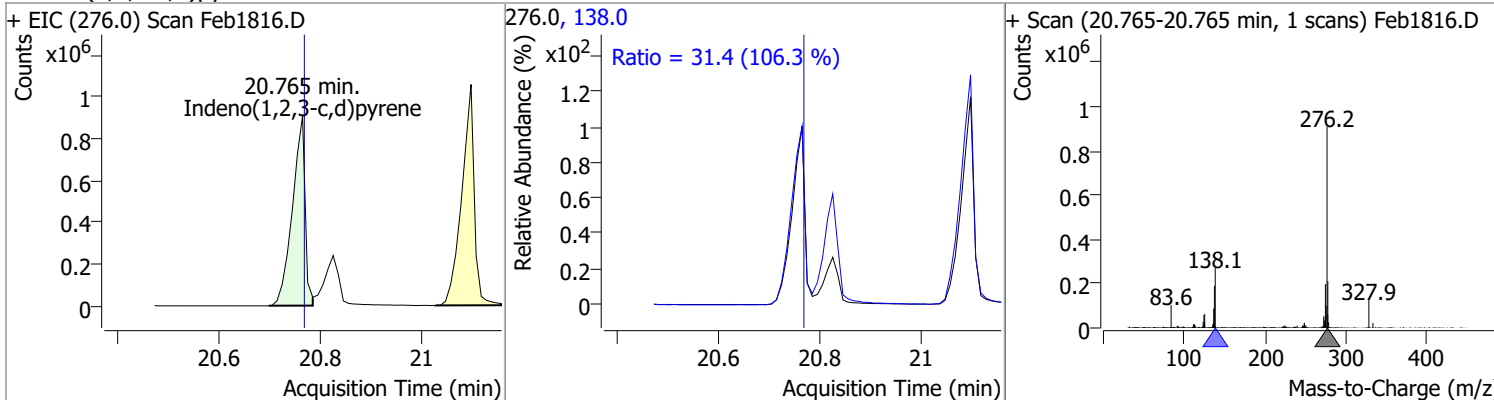


Quantitation Results Report (QT Reviewed)

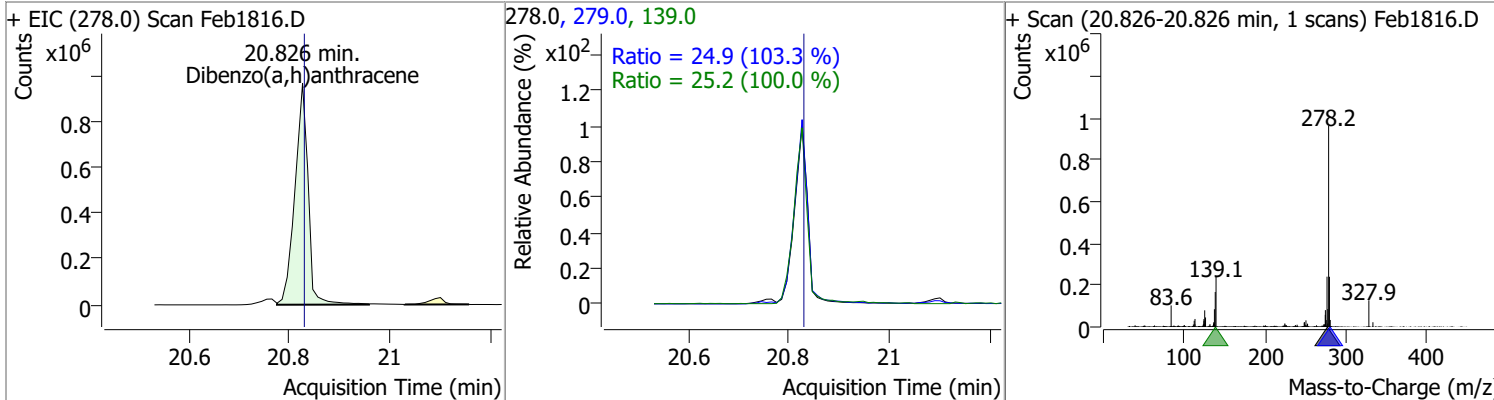
Compound	Conc.	RT	Dev(Min)	Resp.	QIon	QRatio	Lower	Upper
Benzo(a)pyrene	88.4845	18.99	0.01	1829561	253.0	22.5	15.1	28.0



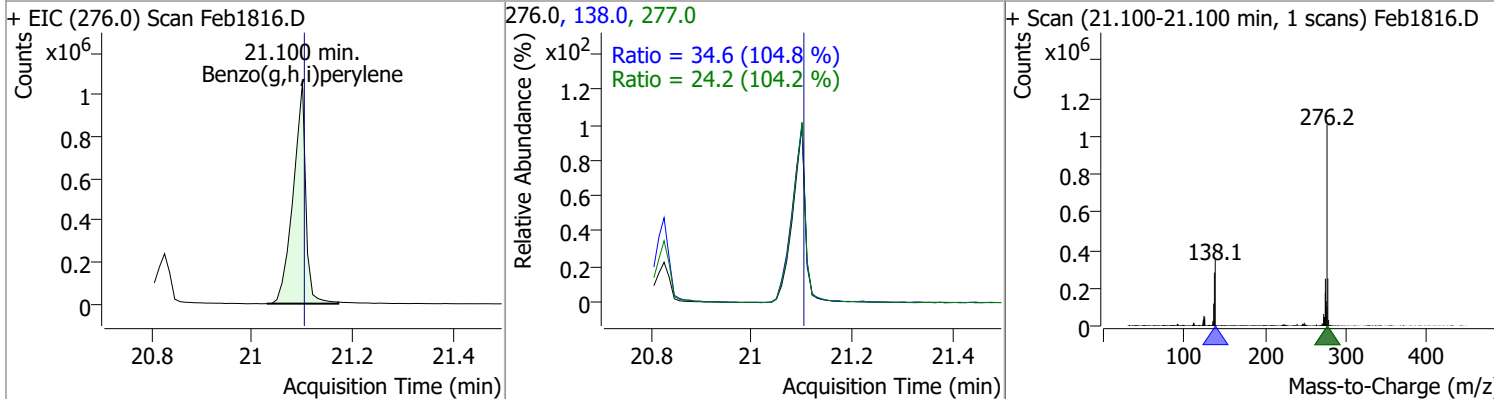
Compound	Conc.	RT	Dev(Min)	Resp.	QIon	QRatio	Lower	Upper
Indeno(1,2,3-c,d)pyrene	91.1159	20.77	0.01	1578527	138.0	31.4	20.7	38.5



Compound	Conc.	RT	Dev(Min)	Resp.	QIon	QRatio	Lower	Upper
Dibenzo(a,h)anthracene	92.9687	20.83	0.01	1757287	139.0	25.2	17.6	32.7
					279.0	24.9	16.9	31.3

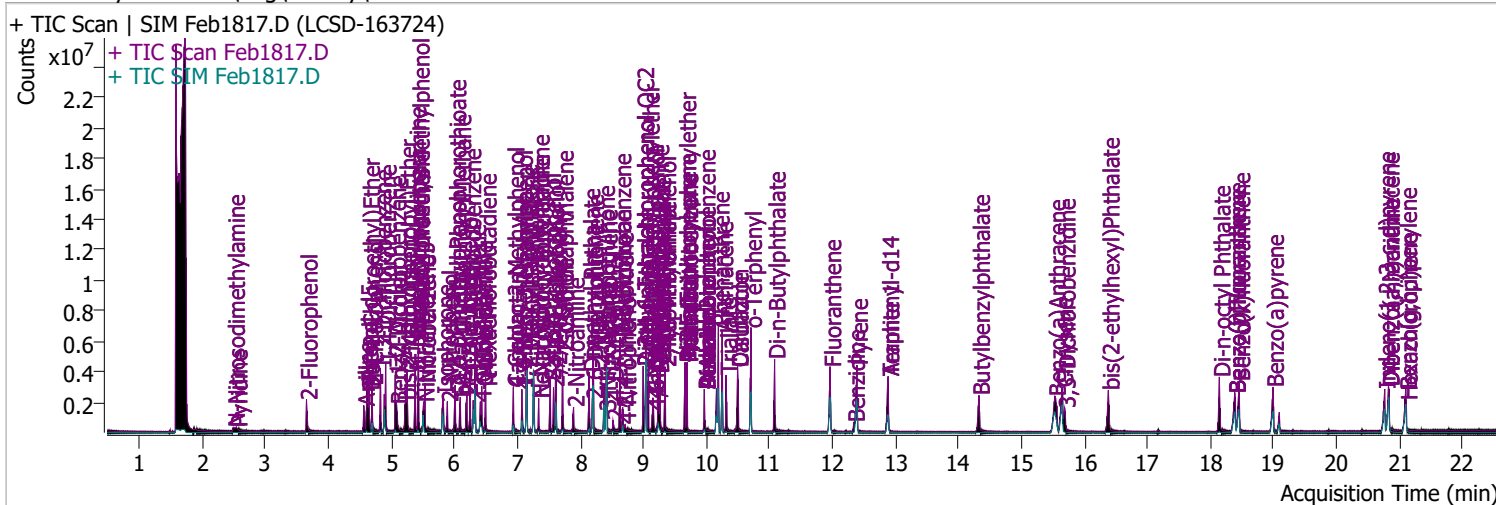


Compound	Conc.	RT	Dev(Min)	Resp.	QIon	QRatio	Lower	Upper
Benzo(g,h,i)perylene	91.7932	21.10	0.01	1834971	138.0	34.6	23.1	42.9
					277.0	24.2	16.3	30.2



Quantitation Results Report (QT Reviewed)

Data File	Feb1817.D	Operator	LIMS import
Acq. Method	BNA+SIM.M	Acq. Date-Time	2/19/2022 4:38:11 PM
Sample Name	LCSD-163724	Instrument	Instrument #1
Vial	17	Multiplier	1.00
DA Method File		Comment	SVOC-8270-W-LARGO
Tune File	dftppdsm.u	Tune Date	2/18/2022 9:25:00 PM
Batch Name	021822 DoD BNA cal.batch.bin	Last Calib Update	2/19/2022 1:06:17 PM
Ref Library	D:\Org\Library\NIST129K.l		



Compound	RT	QIon	Resp.	Conc.	Units	Dev(Min)
----------	----	------	-------	-------	-------	----------

Internal Standards

System Monitoring Compounds

S 2-Fluorophenol	3.653	112.0	731491	78.3066	µg/L	0.000
Spiked Amount: 200.000	Range: 10.0 - 75.0%			Recovery = 39.15%		
S Phenol-d5	4.613	99.0	1020514	85.1217	µg/L	0.000
Spiked Amount: 200.000	Range: 10.0 - 65.0%			Recovery = 42.56%		
S Nitrobenzene-d5	5.512	82.0	548705	81.8175	µg/L	0.010
Spiked Amount: 100.000	Range: 32.0 - 94.0%			Recovery = 81.82%		
S 2-Fluorobiphenyl	7.615	172.0	1661623	85.7735	µg/L	0.010
Spiked Amount: 100.000	Range: 28.0 - 107.0%			Recovery = 85.77%		
S 2,4,6-Tribromophenol	9.346	329.8	367875	182.5204	µg/L	0.010
Spiked Amount: 200.000	Range: 25.0 - 140.0%			Recovery = 91.26%		
S Terphenyl-d14	12.885	244.3	2067821	102.0971	µg/L	0.010
Spiked Amount: 100.000	Range: 32.0 - 122.0%			Recovery = 102.10%		

Target Compounds

Compound	RT	QIon	Resp.	Conc.	Units	QValue	
T N-Nitrosodimethylamine	2.499	74.0	146742	53.8536	µg/L	91	
T Pyridine	2.540	79.0	266643	38.5727	µg/L	98	
T Aniline	4.562	93.0	856490	49.8189	µg/L	m	97
T Phenol	4.623	94.0	663834	49.9716	µg/L		89
T bis(-2-Chloroethyl)Ether	4.644	63.0	706215	78.2003	µg/L	m	97
T 2-Chlorophenol	4.695	128.0	757195	70.7789	µg/L		99
T 1,3-Dichlorobenzene	4.828	146.0	921522	66.8702	µg/L	m	99
T 1,4-Dichlorobenzene	4.909	146.0	931046	66.9263	µg/L	m	99
T 1,2-Dichlorobenzene	5.063	146.0	905959	67.5089	µg/L		99
T Benzyl Alcohol	5.083	108.0	379572	71.4775	µg/L		97
T bis(2-chloroisopropyl)Ether	5.226	121.0	246182	68.1941	µg/L		97
T 2-Methylphenol	5.246	107.0	749921	80.8434	µg/L		95
T N-nitroso-Di-n-propylamine	5.379	70.0	664837	101.5848	µg/L		97
T 4Methylphenol/3Methylphenol	5.430	107.0	1068634	84.8619	µg/L		99
T Hexachloroethane	5.430	117.0	227105	55.9791	µg/L		84

Quantitation Results Report (QT Reviewed)

Compound	RT	QIon	Resp.	Conc.	Units	Dev(Min)
T Nitrobenzene	5.532	123.1	320629	96.1775	µg/L	100
T Isophorone	5.818	82.0	1394842	85.8817	µg/L	99
T 2-Nitrophenol	5.890	139.0	329542	88.8447	µg/L	98
T 2,4-Dimethylphenol	6.013	122.0	656449	87.5029	µg/L	100
T bis(-2-Chloroethoxy)Methane	6.095	93.0	864099	90.7592	µg/L	97
T 2,4-Dichlorophenol	6.198	162.0	567267	78.6105	µg/L	97
T Benzoic Acid	6.198	105.0	105225	31.8182	µg/L	# 83
T 1,2,4-Trichlorobenzene	6.249	180.0	639500	73.7524	µg/L	100
T Naphthalene	6.331	128.0	2188991	85.9185	µg/L	99
T 4-Chlorophenol	6.413	130.0	202982	75.0525	µg/L	97
T p-Chloroaniline	6.434	127.0	740594	73.5508	µg/L	99
T Hexachlorobutadiene	6.496	224.9	325291	72.5363	µg/L	99
T 4-Chloro-2-Methylphenol	6.937	107.0	596161	89.6296	µg/L	m 95
T 4-Chloro-3-Methylphenol	7.071	107.0	636364	91.1575	µg/L	m 97
T 2-Methylnaphthalene	7.153	141.0	1348720	92.1358	µg/L	98
T 1-Methylnaphthalene	7.255	141.0	1169318	82.2967	µg/L	m 97
T Hexachlorocyclopentadiene	7.338	236.9	218680	79.9142	µg/L	97
T 2,4,6-Trichlorophenol	7.522	196.0	452699	94.1385	µg/L	m 100
T 2,4,5-Trichlorophenol	7.574	196.0	446352	83.4736	µg/L	m 94
T 2-Chloronaphthalene	7.718	162.0	1420664	87.3647	µg/L	98
T 2-Nitroaniline	7.892	65.0	287797	98.2821	µg/L	99
T Dimethyl Phthalate	8.139	163.0	1658944	99.5583	µg/L	98
T 2,6-Dinitrotoluene	8.190	165.0	213503	94.6751	µg/L	90
T Acenaphthylene	8.200	152.1	2307362	88.8083	µg/L	99
T 3-Nitroaniline	8.394	138.0	220827	85.9335	µg/L	95
T Acenaphthene	8.415	154.0	1443838	98.2159	µg/L	98
T 2,4-Dinitrophenol	8.517	184.0	109510	92.7690	µg/L	91
T Dibenzofuran	8.630	168.0	2194616	90.9985	µg/L	97
T 2,4-Dinitrotoluene	8.671	165.0	272504	94.5728	µg/L	97
T 4-Nitrophenol	8.711	109.0	100807	39.1277	µg/L	99
T Diethylphthalate	8.998	149.0	1643005	95.2040	µg/L	99
T Fluorene	9.039	166.0	1722341	88.3509	µg/L	100
T 4-Chlorophenyl-phenylether	9.080	204.0	933069	104.6332	µg/L	99
T 4-Nitroaniline	9.151	138.0	276941	96.5971	µg/L	99
T 4,6-Dinitro-2-methylphenol	9.162	198.0	153887	88.0254	µg/L	96
T N-nitrosodiphenylamine	9.233	169.0	1323156	99.4366	µg/L	98
T Azobenzene	9.264	77.0	1523922	86.3002	µg/L	94
T 4-Bromophenyl-phenylether	9.663	248.0	518024	100.4969	µg/L	98
T Hexachlorobenzene	9.694	283.9	474881	93.2563	µg/L	100
T Pentachlorophenol	9.968	265.9	261837	103.9201	µg/L	96
T Phenanthrene	10.191	178.0	2554166	93.7934	µg/L	99
T Anthracene	10.252	178.0	2466442	94.9415	µg/L	m 99
T Triallate	10.313	86.0	582930	92.2071	µg/L	99
T Carbazole	10.495	167.0	2612382	98.8542	µg/L	99
T o-Terphenyl	10.708	230.0	1384295	95.1386	µg/L	99
T Di-n-Butylphthalate	11.082	149.0	2648677	101.7237	µg/L	99
T Fluoranthene	11.963	202.0	2654095	96.0829	µg/L	100
T Benzidine	12.338	184.0	399463	39.5313	µg/L	99
T Pyrene	12.389	202.0	2820024	93.8750	µg/L	99
T Butylbenzylphthalate	14.326	149.0	919992	102.1230	µg/L	98
T Benzo(a)Anthracene	15.532	228.0	2336100	105.0410	µg/L	99
T Chrysene	15.645	228.0	2488700	100.9429	µg/L	99
T 3,3-Dichlorobenzidine	15.686	252.0	631463	80.0220	µg/L	100
T bis(2-ethylhexyl)Phthalate	16.380	167.0	335192	106.2539	µg/L	96
T Di-n-octyl Phthalate	18.143	149.0	2225726	102.4781	µg/L	99

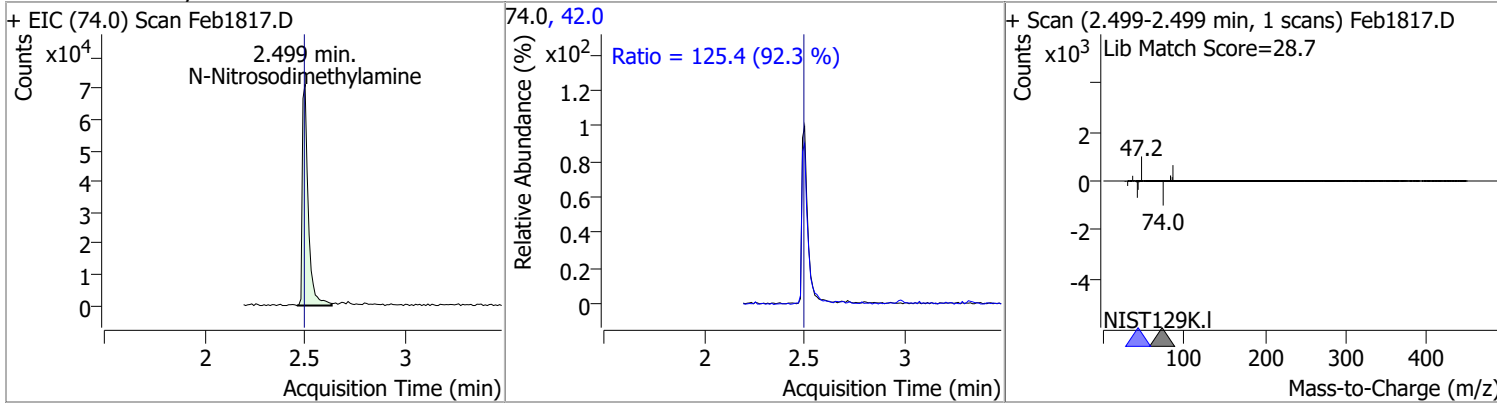
Quantitation Results Report (QT Reviewed)

Compound	RT	QIon	Resp.	Conc.	Units	Dev(Min)
T Benzo(b)fluoranthene	18.386	252.0	2246056	101.4242	µg/L	100
T Benzo(k)fluoranthene	18.456	252.0	2136394	90.6520	µg/L	99
T Benzo(a)pyrene	18.993	252.0	2046889	96.6283	µg/L	98
T Indeno(1,2,3-c,d)pyrene	20.765	276.0	1660169	93.4428	µg/L	96
T Dibenzo(a,h)anthracene	20.826	278.0	1995247	102.9883	µg/L	98
T Benzo(g,h,i)perylene	21.099	276.0	2064319	100.7959	µg/L	99

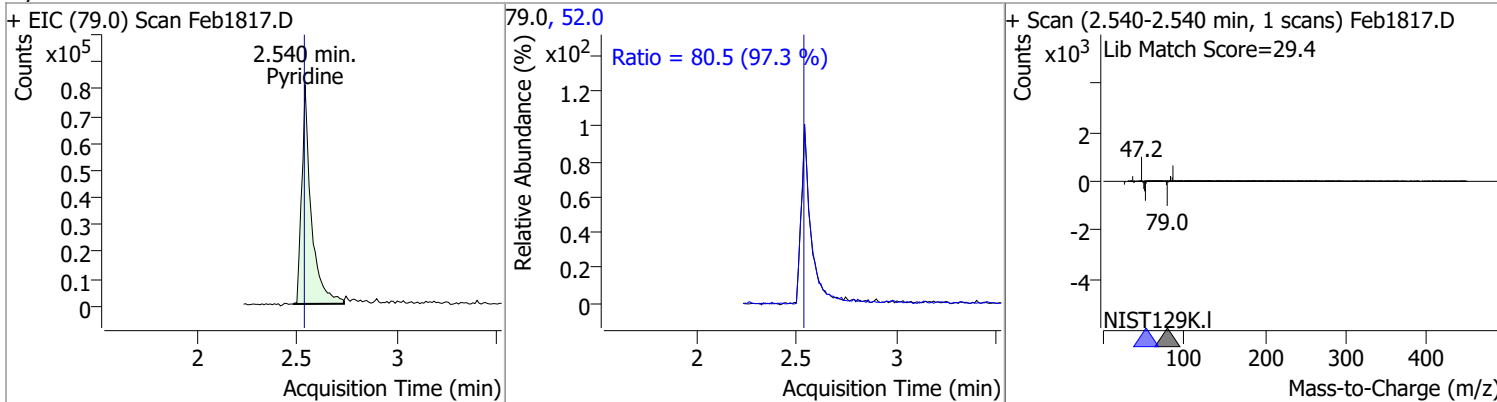
(#) = Qualifier Out of Range; (m) = Manual Integration; (+) = Area Summed; (*) = Surrogate Percent Recovery Out of Range; (d): Zeroed Peak

Quantitation Results Report (QT Reviewed)

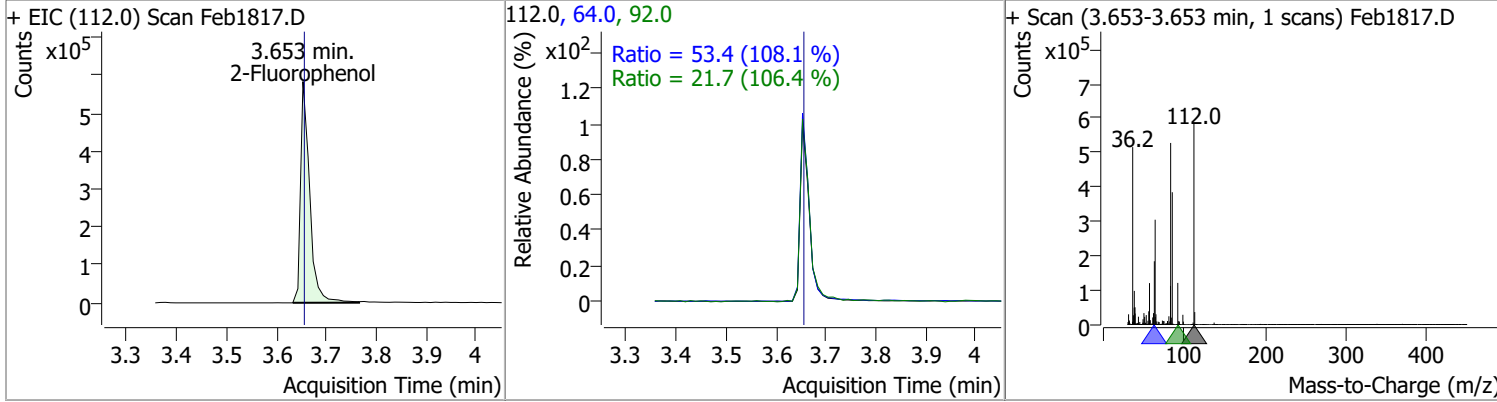
Compound	Conc.	RT	Dev(Min)	Resp.	QIon	QRatio	Lower	Upper
N-Nitrosodimethylamine	53.8536	2.50	0.01	146742	42.0	125.4	95.1	176.6



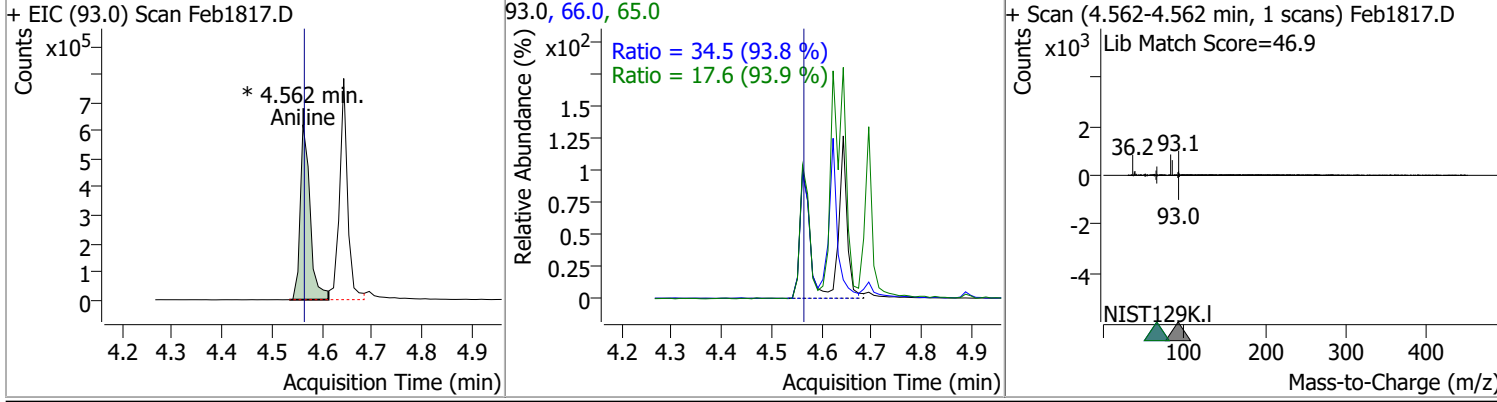
Compound	Conc.	RT	Dev(Min)	Resp.	QIon	QRatio	Lower	Upper
Pyridine	38.5727	2.54	0.01	266643	52.0	80.5	57.9	107.6



Compound	Conc.	RT	Dev(Min)	Resp.	QIon	QRatio	Lower	Upper
2-Fluorophenol	78.3066	3.65	0.00	731491	64.0	53.4	34.6	64.3
					92.0	21.7	14.2	26.5

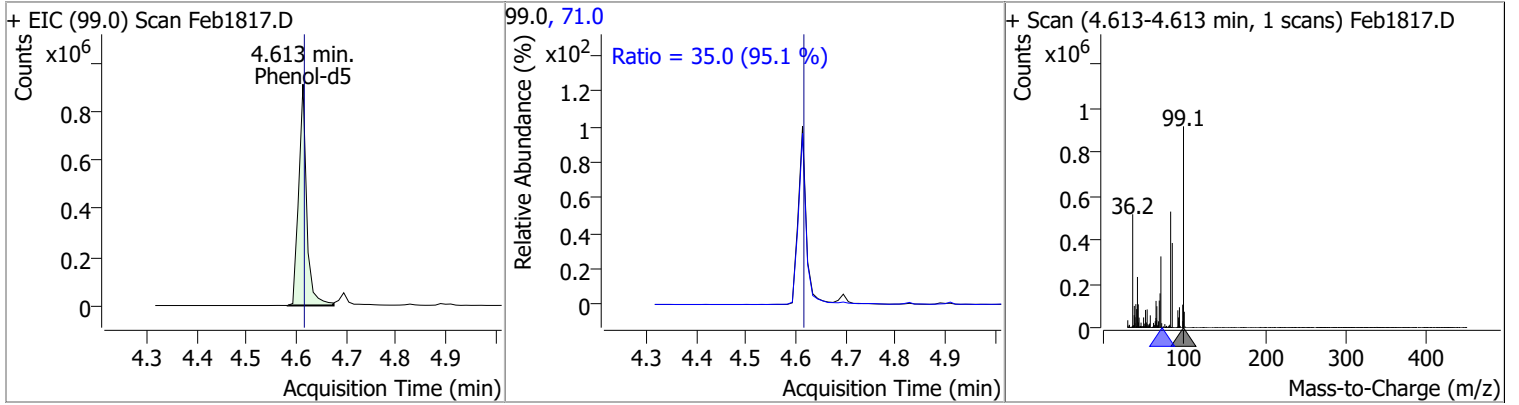


Compound	Conc.	RT	Dev(Min)	Resp.	QIon	QRatio	Lower	Upper
Aniline	49.8189	4.56	0.00	856490 (m)	66.0	34.5	25.7	47.8
					65.0	17.6	13.1	24.4

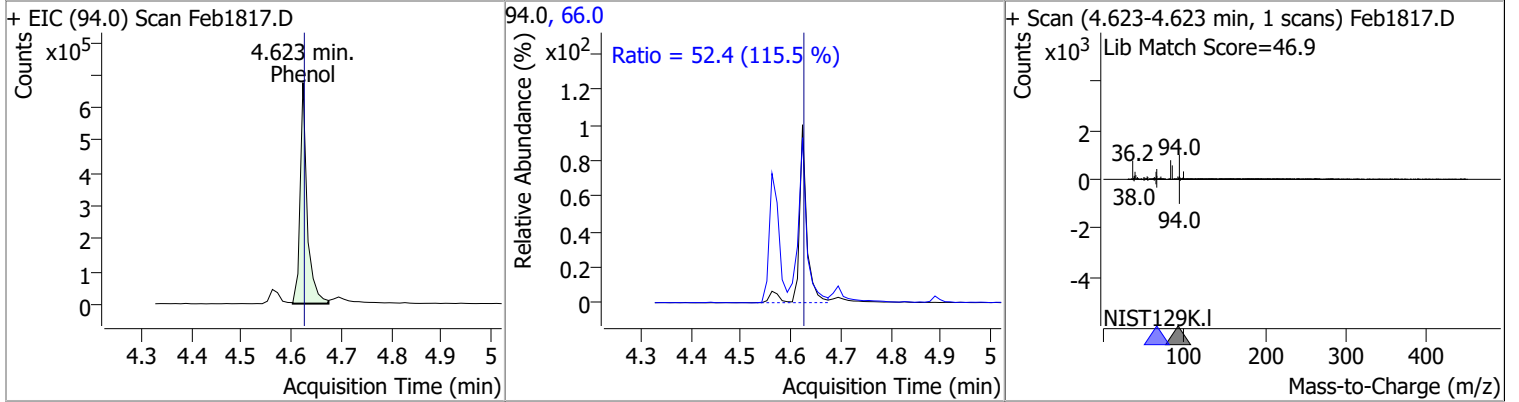


Quantitation Results Report (QT Reviewed)

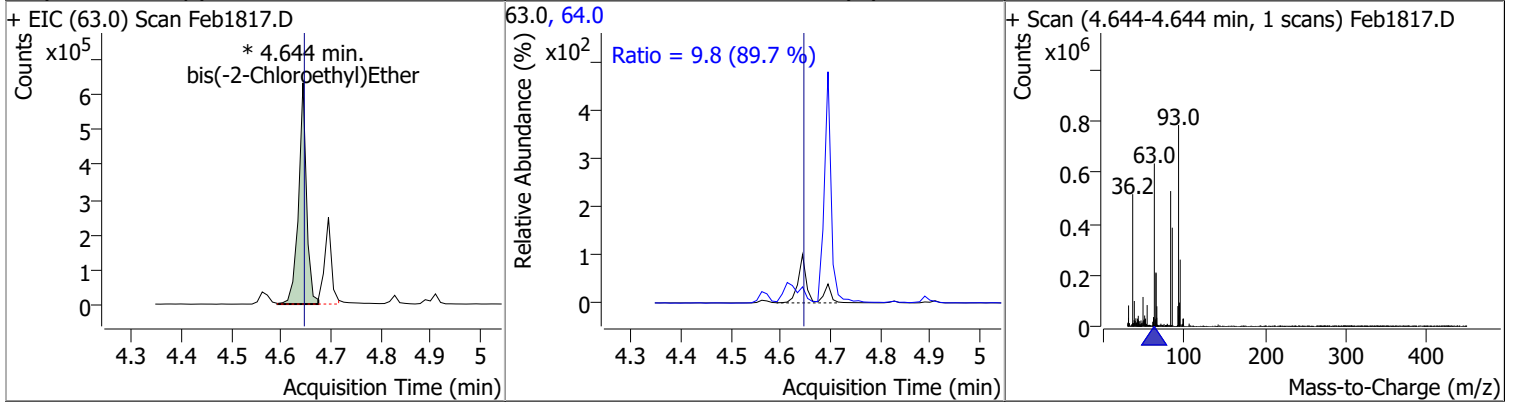
Compound	Conc.	RT	Dev(Min)	Resp.	QIon	QRatio	Lower	Upper
Phenol-d5	85.1217	4.61	0.00	1020514	71.0	35.0	25.8	47.9



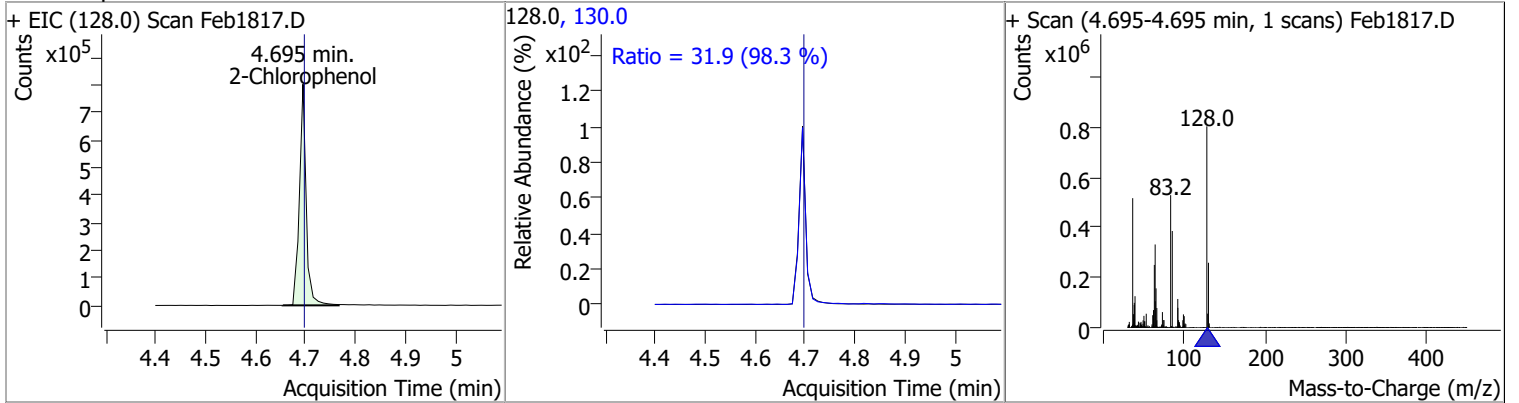
Compound	Conc.	RT	Dev(Min)	Resp.	QIon	QRatio	Lower	Upper
Phenol	49.9716	4.62	0.00	663834	66.0	52.4	31.7	58.9



Compound	Conc.	RT	Dev(Min)	Resp.	QIon	QRatio	Lower	Upper
bis(-2-Chloroethyl)Ether	78.2003	4.64	0.00	706215 (m)	64.0	9.8	7.6	14.1

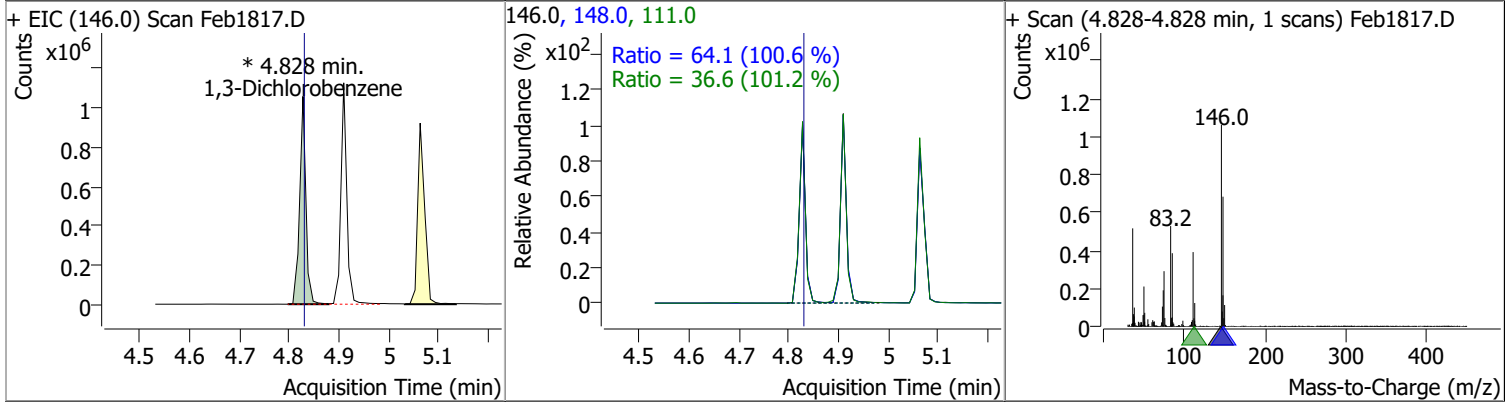


Compound	Conc.	RT	Dev(Min)	Resp.	QIon	QRatio	Lower	Upper
2-Chlorophenol	70.7789	4.69	0.00	757195	130.0	31.9	22.7	42.2

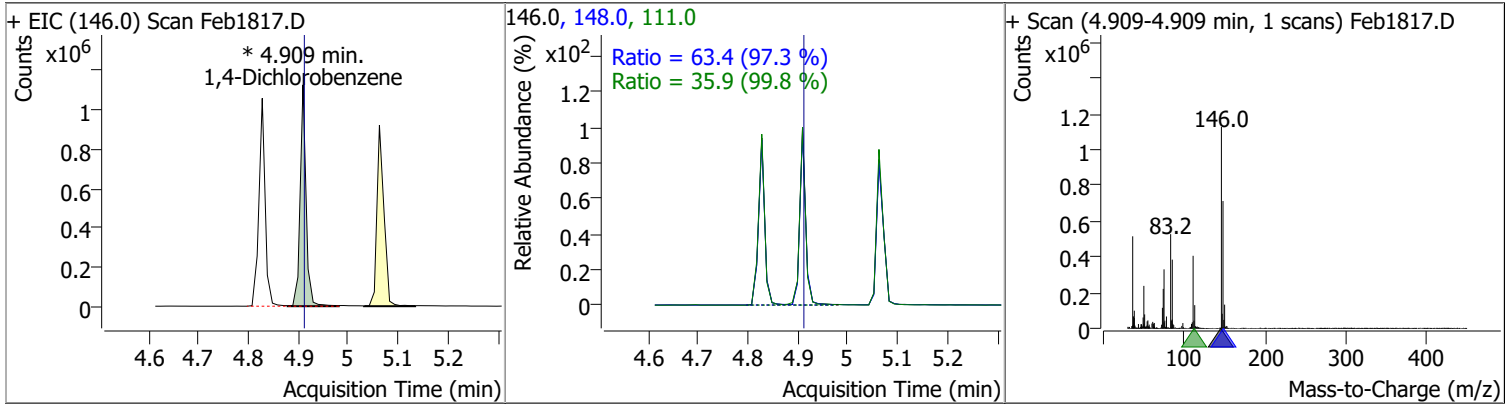


Quantitation Results Report (QT Reviewed)

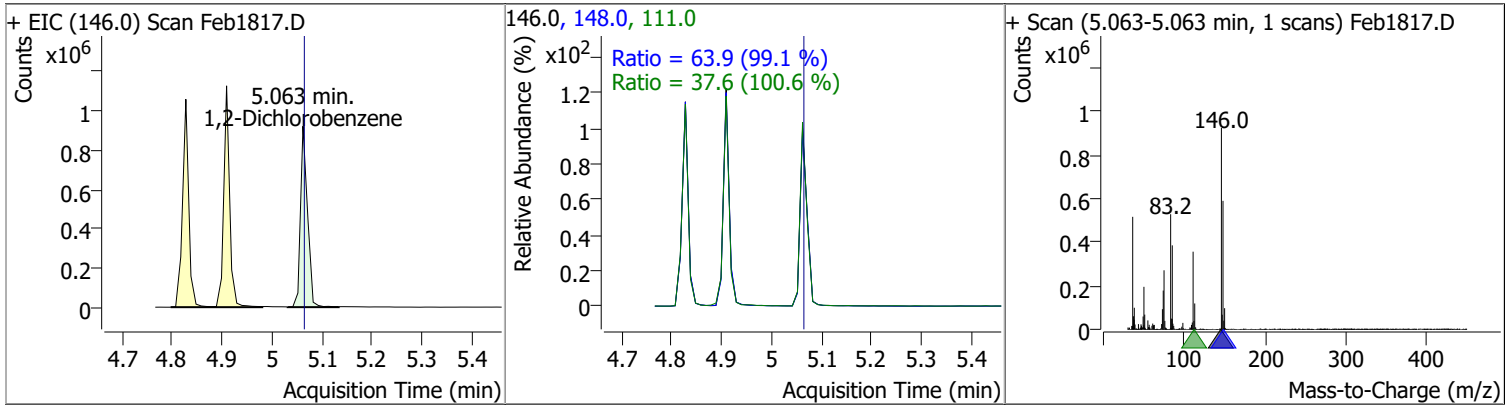
Compound	Conc.	RT	Dev(Min)	Resp.	QIon	QRatio	Lower	Upper
1,3-Dichlorobenzene	66.8702	4.83	0.00	921522 (m)	148.0	64.1	44.6	82.8
					111.0	36.6	25.3	47.0



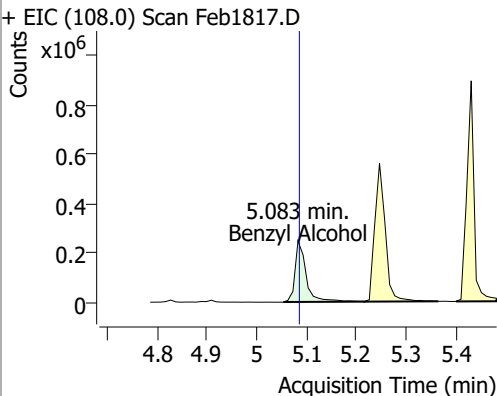
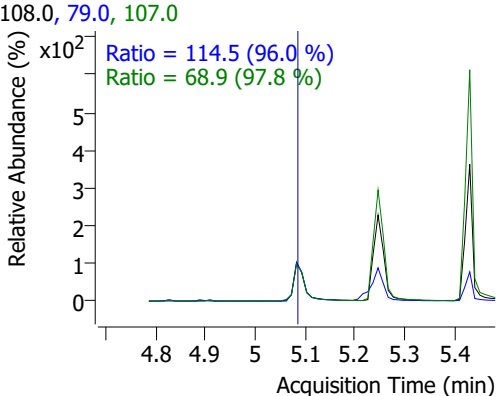
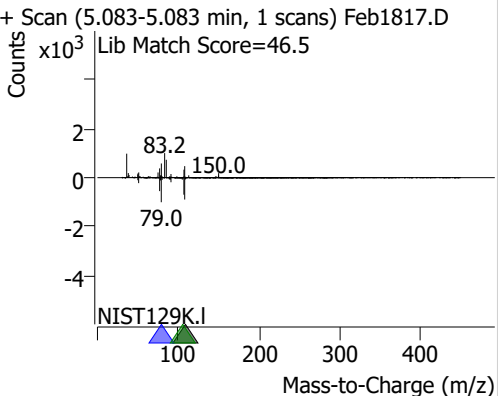
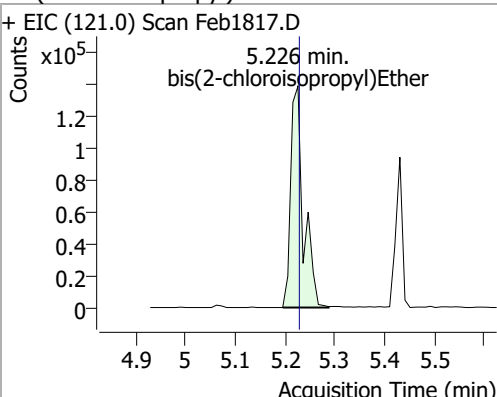
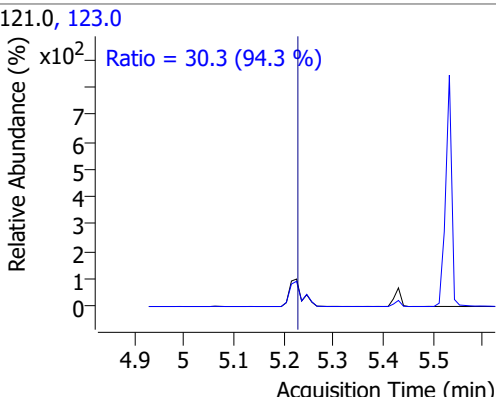
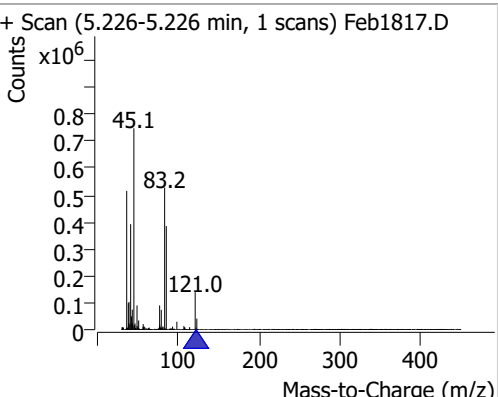
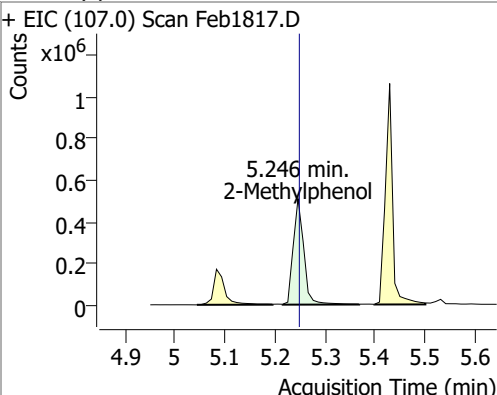
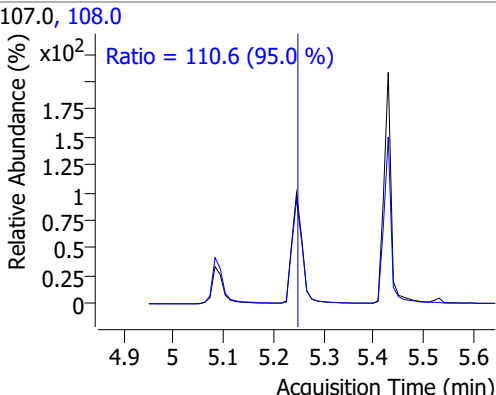
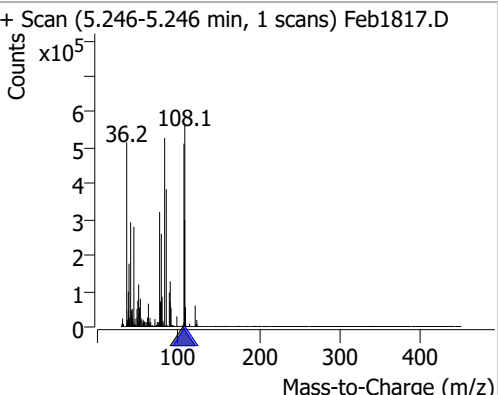
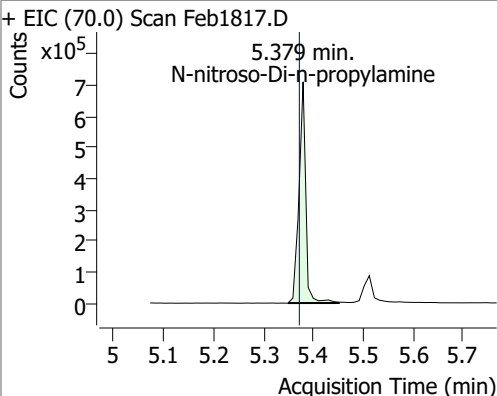
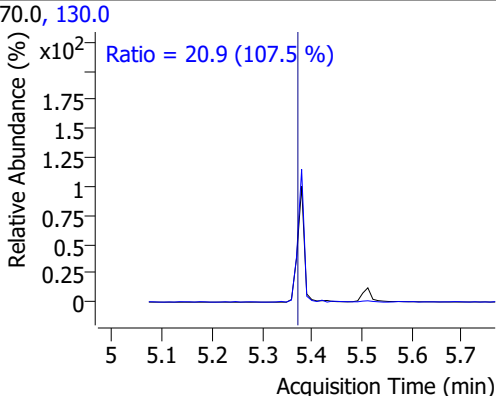
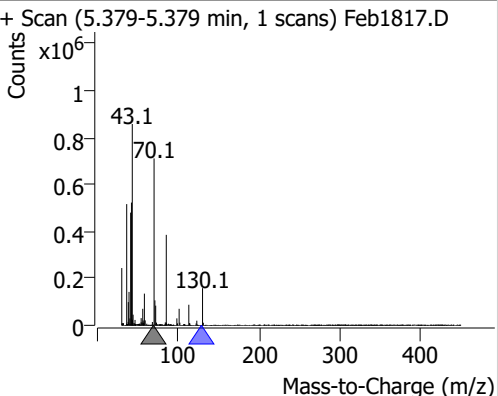
Compound	Conc.	RT	Dev(Min)	Resp.	QIon	QRatio	Lower	Upper
1,4-Dichlorobenzene	66.9263	4.91	0.00	931046 (m)	148.0	63.4	45.6	84.8
					111.0	35.9	25.2	46.8



Compound	Conc.	RT	Dev(Min)	Resp.	QIon	QRatio	Lower	Upper
1,2-Dichlorobenzene	67.5089	5.06	0.00	905959	148.0	63.9	45.1	83.8
					111.0	37.6	26.1	48.5

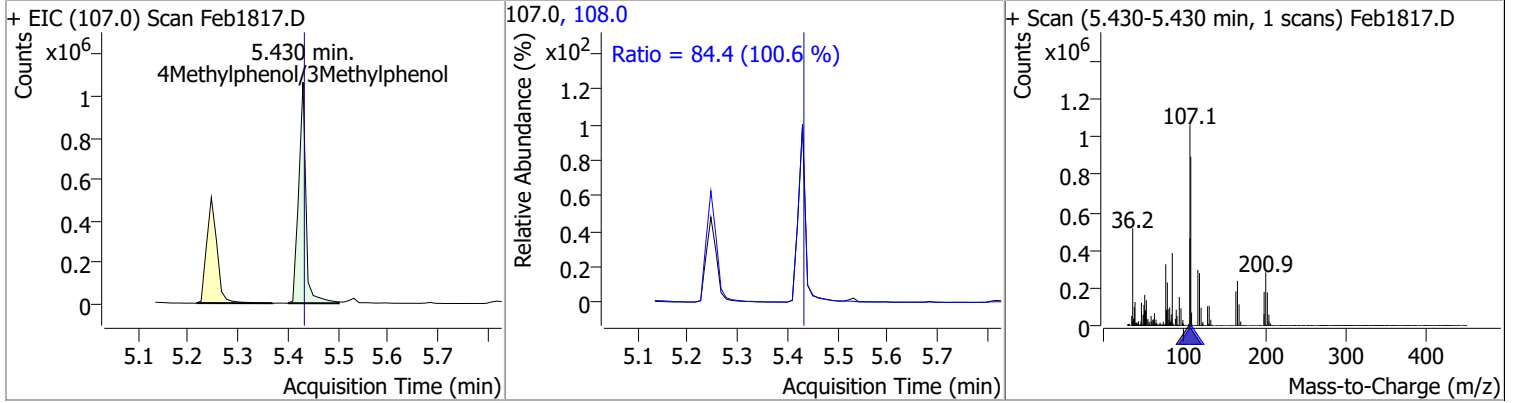


Quantitation Results Report (QT Reviewed)

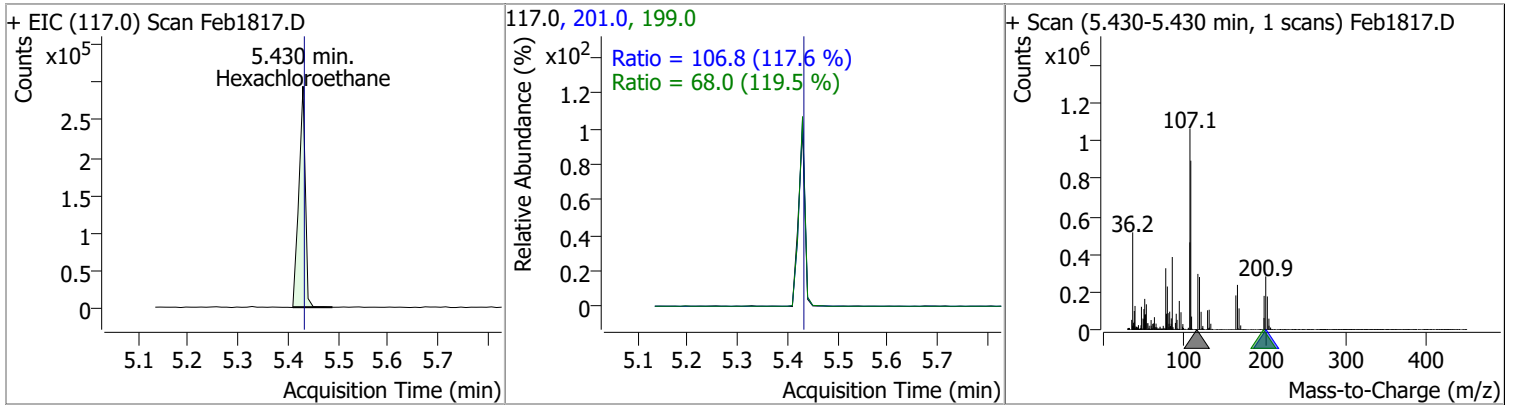
Compound	Conc.	RT	Dev(Min)	Resp.	QIon	QRatio	Lower	Upper
Benzyl Alcohol	71.4775	5.08	0.00	379572	79.0 107.0	114.5 68.9	83.5 49.3	155.1 91.6
+ EIC (108.0) Scan Feb1817.D			108.0, 79.0, 107.0			+ Scan (5.083-5.083 min, 1 scans) Feb1817.D		
								
bis(2-chloroisopropyl)Ether	68.1941	5.23	0.00	246182	123.0	30.3	22.5	41.8
+ EIC (121.0) Scan Feb1817.D			121.0, 123.0			+ Scan (5.226-5.226 min, 1 scans) Feb1817.D		
								
2-Methylphenol	80.8434	5.25	0.00	749921	108.0	110.6	81.5	151.4
+ EIC (107.0) Scan Feb1817.D			107.0, 108.0			+ Scan (5.246-5.246 min, 1 scans) Feb1817.D		
								
N-nitroso-Di-n-propylamine	101.5848	5.38	0.01	664837	130.0	20.9	0.0	38.8
+ EIC (70.0) Scan Feb1817.D			70.0, 130.0			+ Scan (5.379-5.379 min, 1 scans) Feb1817.D		
								

Quantitation Results Report (QT Reviewed)

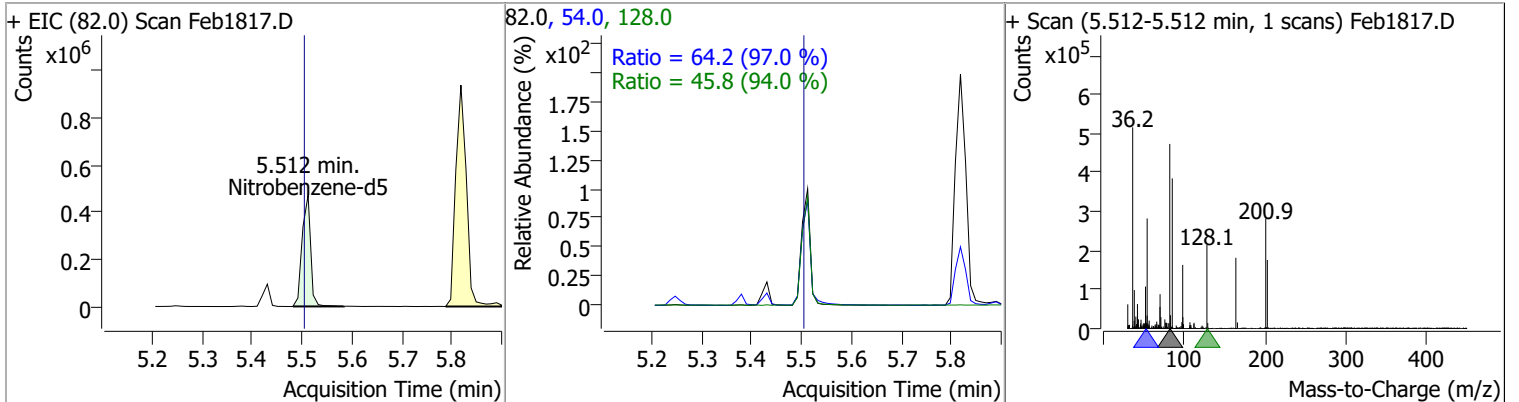
Compound	Conc.	RT	Dev(Min)	Resp.	QIon	QRatio	Lower	Upper
4Methylphenol/3Methylphenol	84.8619	5.43	0.00	1068634	108.0	84.4	58.8	109.1



Compound	Conc.	RT	Dev(Min)	Resp.	QIon	QRatio	Lower	Upper
Hexachloroethane	55.9791	5.43	0.00	227105	201.0 199.0	106.8 68.0	63.5 39.8	118.0 74.0

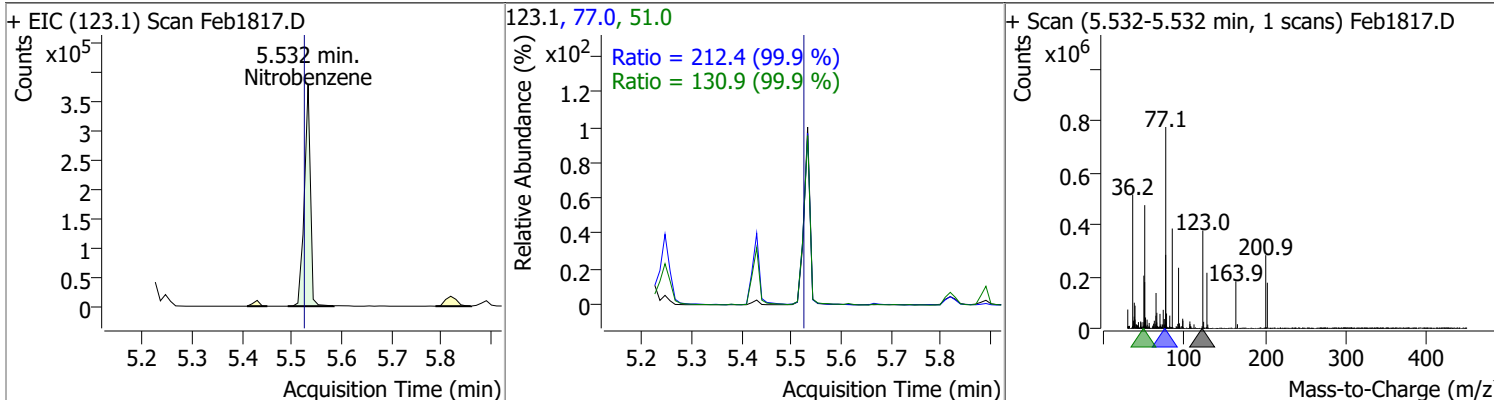


Compound	Conc.	RT	Dev(Min)	Resp.	QIon	QRatio	Lower	Upper
Nitrobenzene-d5	81.8175	5.51	0.01	548705	54.0 128.0	64.2 45.8	46.3 34.1	86.0 63.3

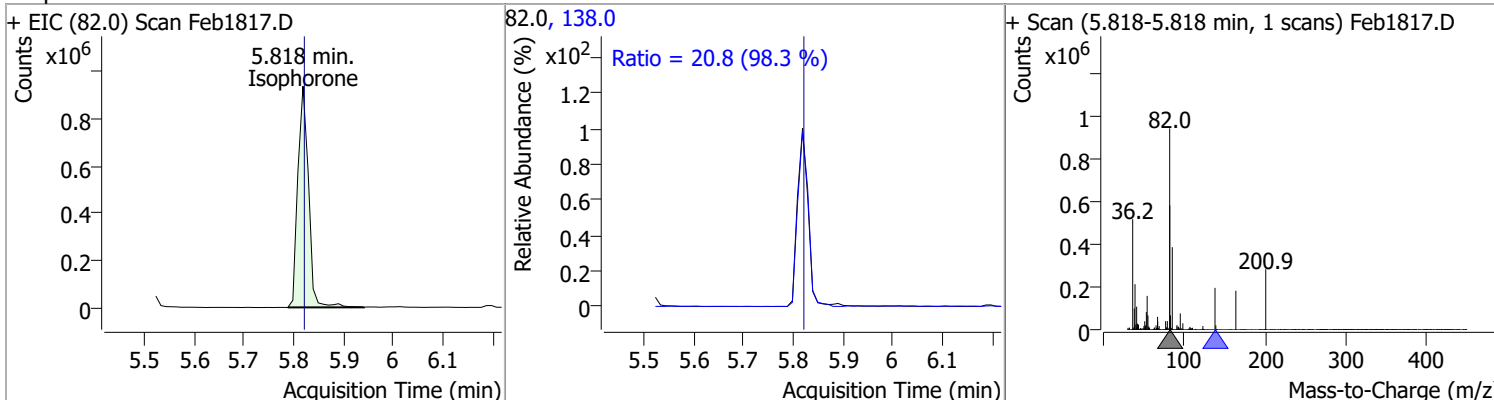


Quantitation Results Report (QT Reviewed)

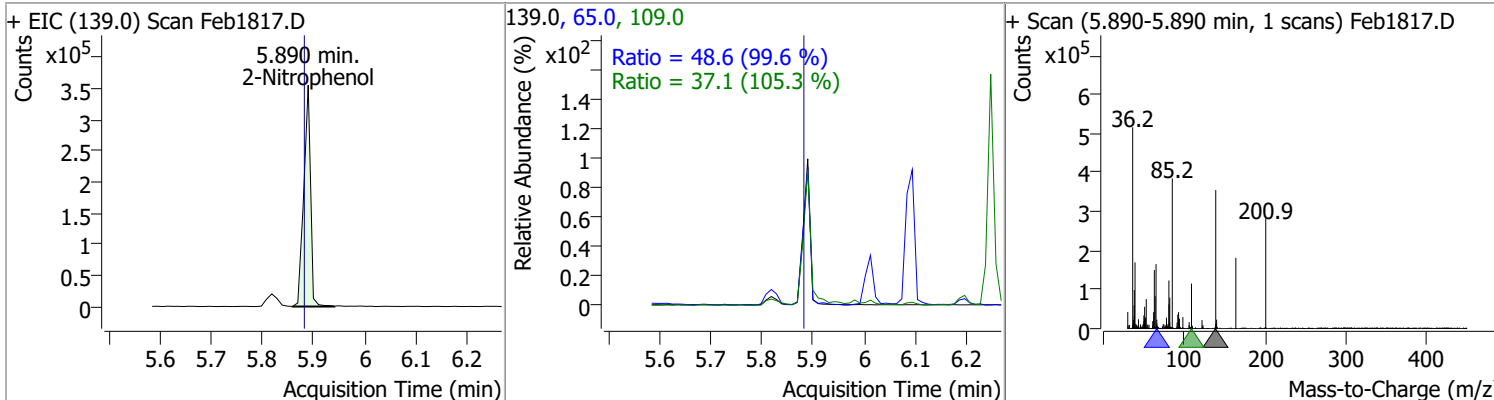
Compound	Conc.	RT	Dev(Min)	Resp.	QIon	QRatio	Lower	Upper
Nitrobenzene	96.1775	5.53	0.01	320629	77.0	212.4	148.9	276.5
					51.0	130.9	91.7	170.3



Compound	Conc.	RT	Dev(Min)	Resp.	QIon	QRatio	Lower	Upper
Isophorone	85.8817	5.82	0.00	1394842	138.0	20.8	14.8	27.5

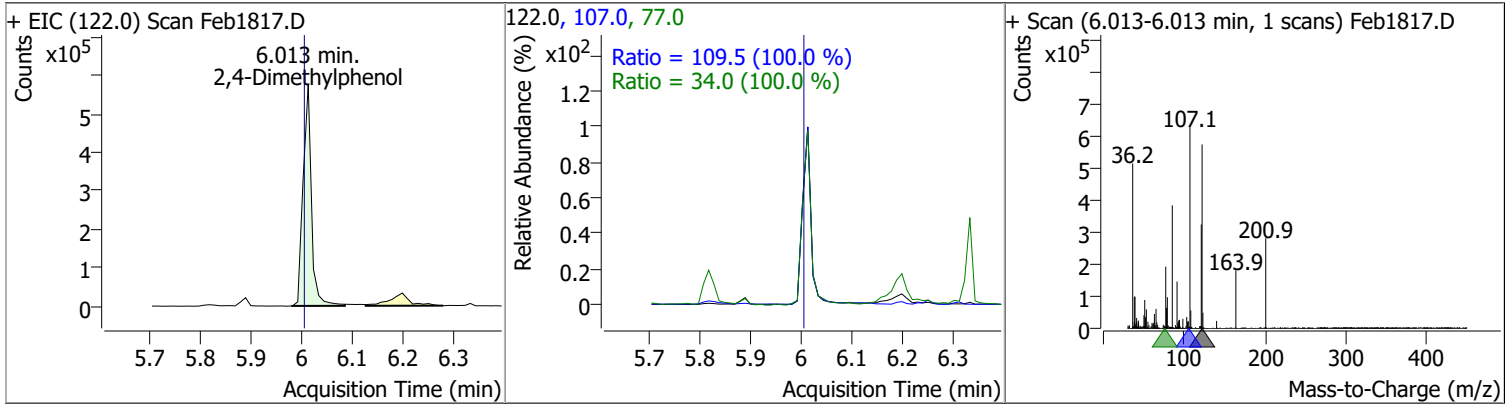


Compound	Conc.	RT	Dev(Min)	Resp.	QIon	QRatio	Lower	Upper
2-Nitrophenol	88.8447	5.89	0.01	329542	65.0	48.6	34.2	63.4
					109.0	37.1	24.6	45.8

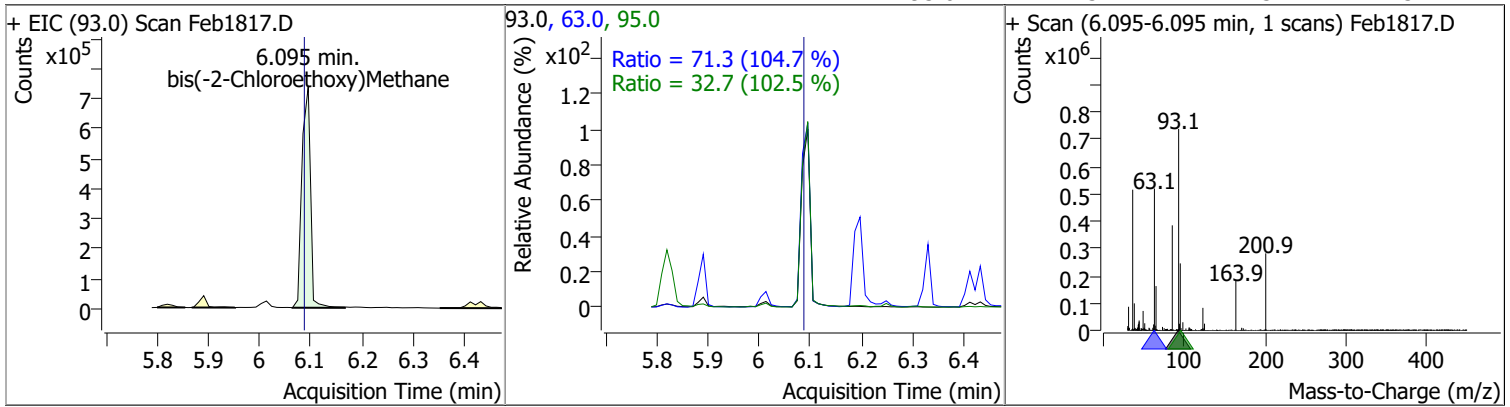


Quantitation Results Report (QT Reviewed)

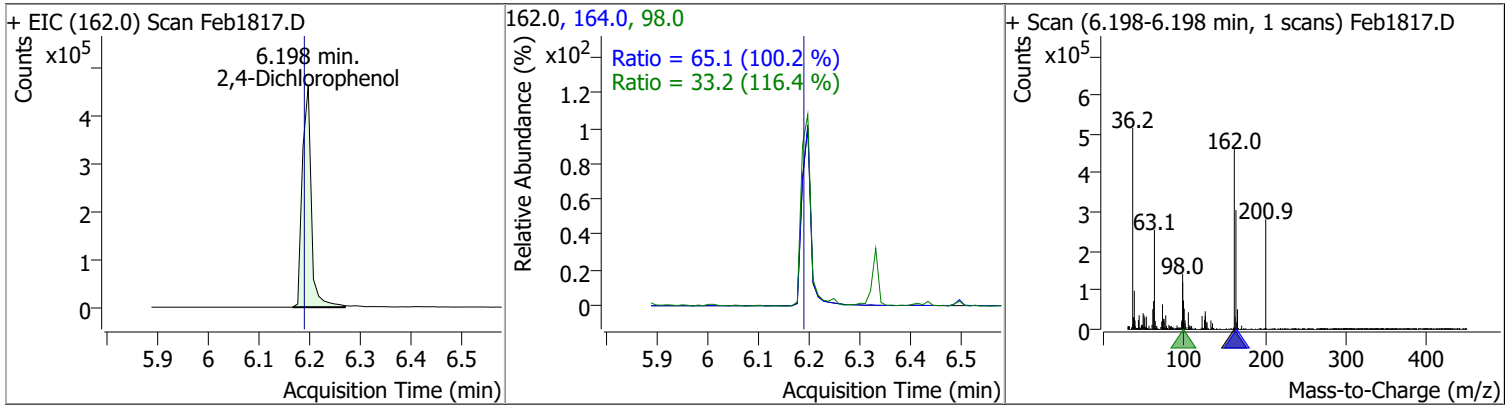
Compound	Conc.	RT	Dev(Min)	Resp.	QIon	QRatio	Lower	Upper
2,4-Dimethylphenol	87.5029	6.01	0.01	656449	107.0	109.5	76.6	142.3
					77.0	34.0	23.8	44.2



Compound	Conc.	RT	Dev(Min)	Resp.	QIon	QRatio	Lower	Upper
bis(-2-Chloroethoxy)Methane	90.7592	6.10	0.01	864099	63.0	71.3	47.7	88.6
					95.0	32.7	22.3	41.5

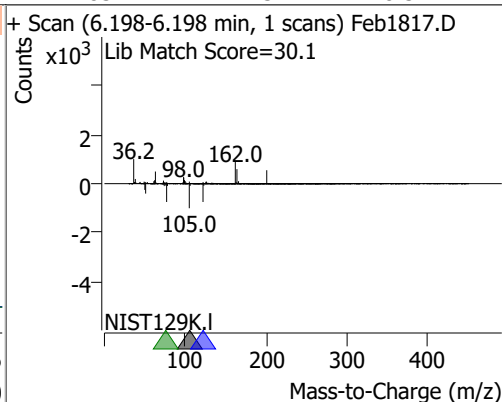
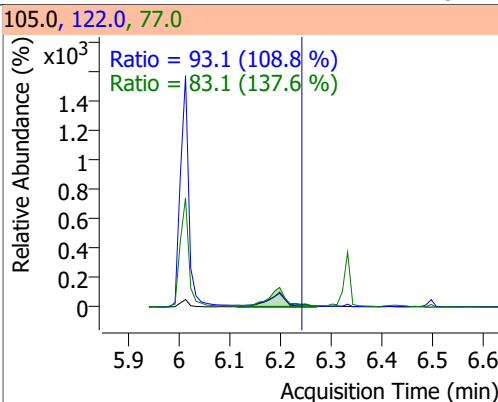
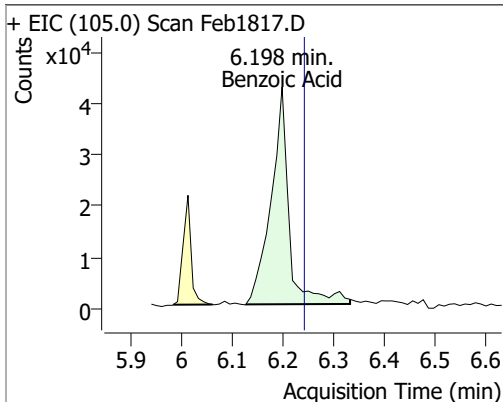


Compound	Conc.	RT	Dev(Min)	Resp.	QIon	QRatio	Lower	Upper
2,4-Dichlorophenol	78.6105	6.20	0.01	567267	164.0	65.1	45.5	84.5
					98.0	33.2	20.0	37.1

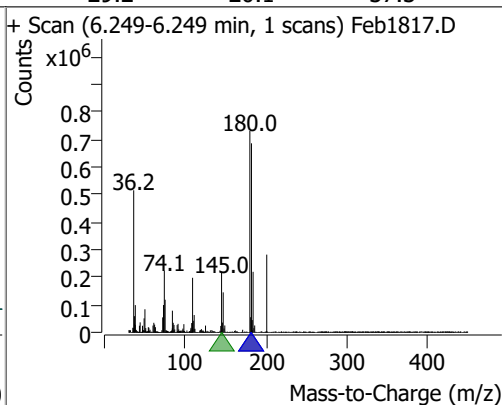
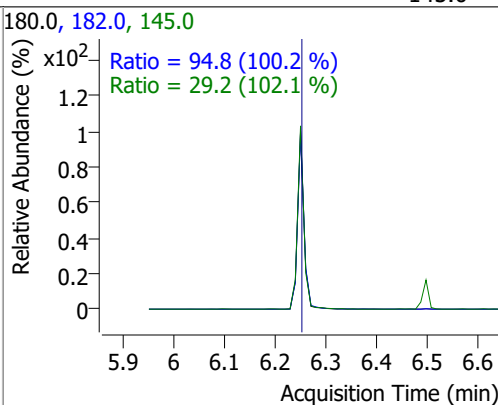
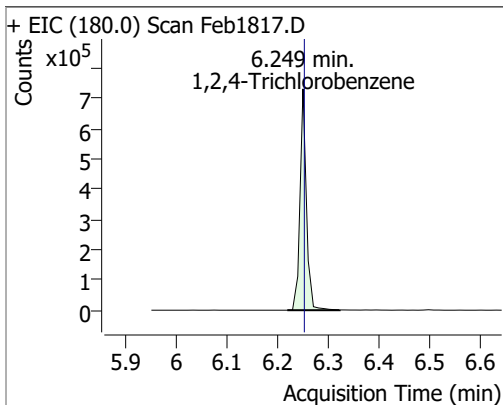


Quantitation Results Report (QT Reviewed)

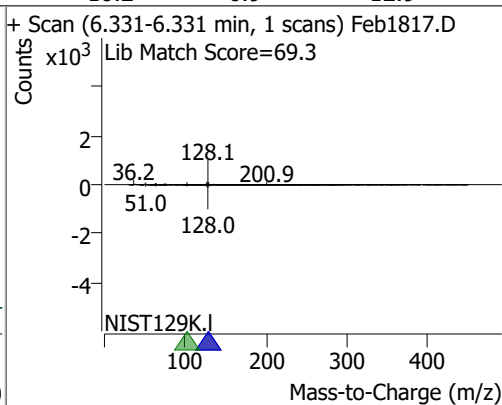
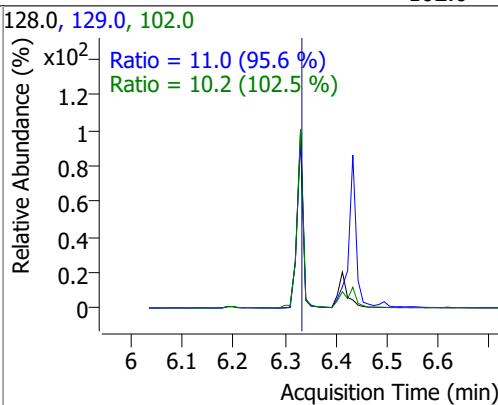
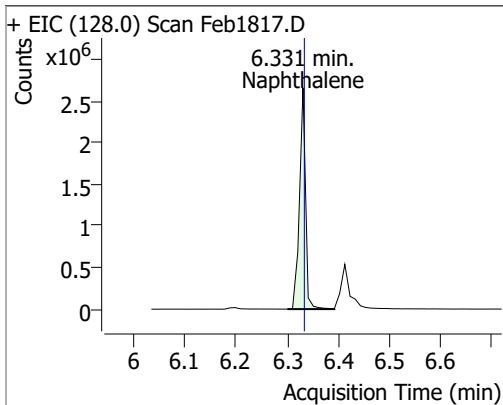
Compound	Conc.	RT	Dev(Min)	Resp.	QIon	QRatio	Lower	Upper
Benzoic Acid	31.8182	6.20	-0.04	105225	122.0	93.1	59.9	111.2
					77.0	83.1	42.3	78.5



Compound	Conc.	RT	Dev(Min)	Resp.	QIon	QRatio	Lower	Upper
1,2,4-Trichlorobenzene	73.7524	6.25	0.00	639500	182.0	94.8	66.2	122.9
					145.0	29.2	20.1	37.3

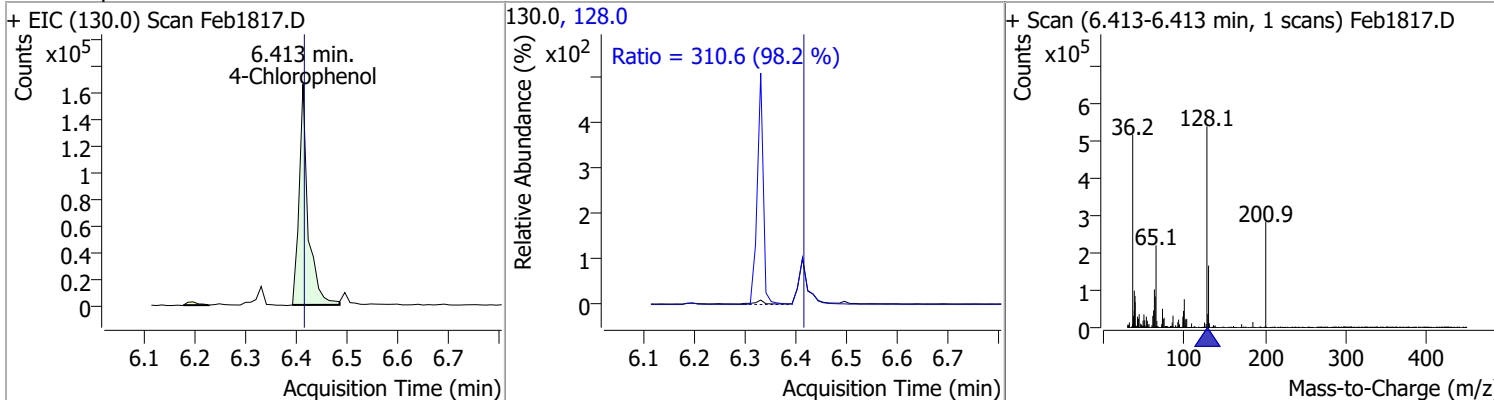


Compound	Conc.	RT	Dev(Min)	Resp.	QIon	QRatio	Lower	Upper
Naphthalene	85.9185	6.33	0.00	2188991	129.0	11.0	8.0	14.9
					102.0	10.2	6.9	12.9

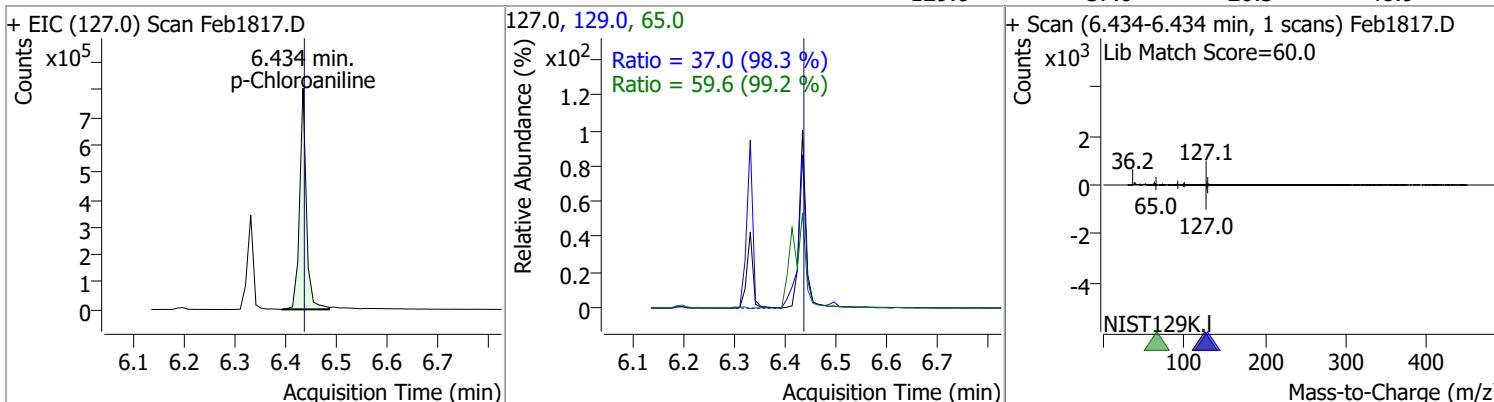


Quantitation Results Report (QT Reviewed)

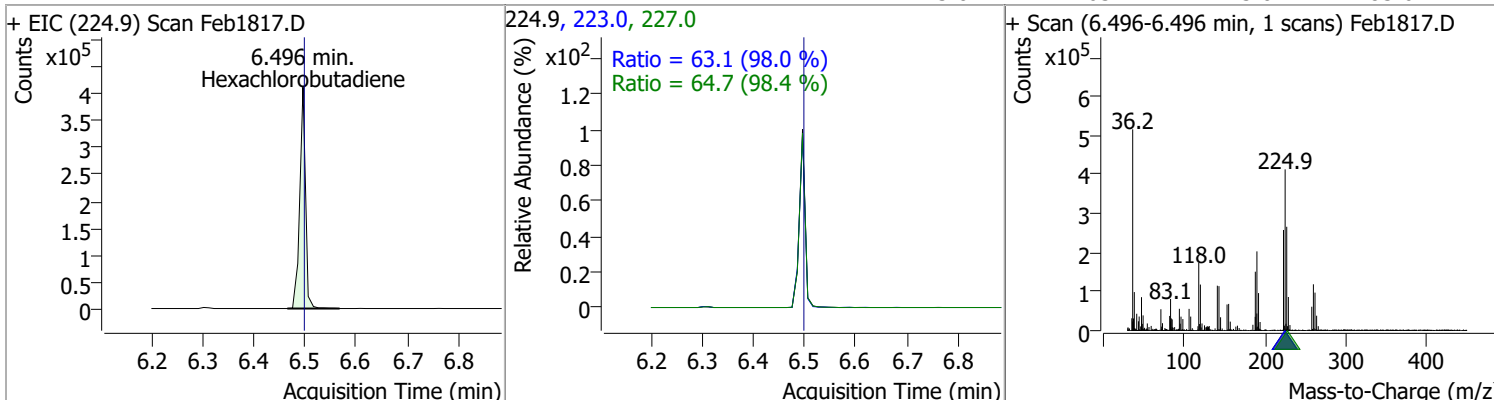
Compound	Conc.	RT	Dev(Min)	Resp.	QIon	QRatio	Lower	Upper
4-Chlorophenol	75.0525	6.41	0.00	202982	128.0	310.6	221.4	411.2



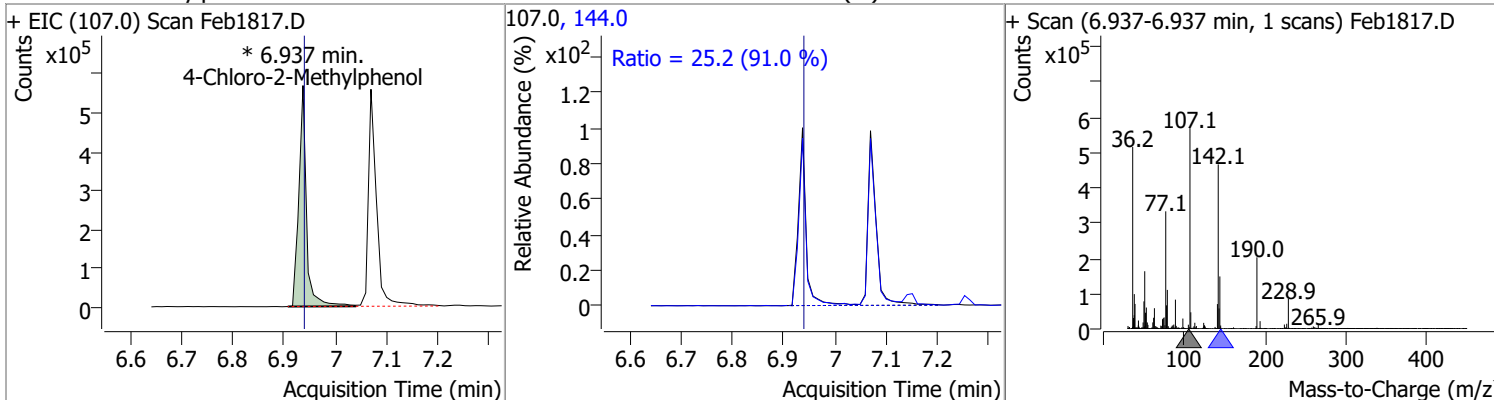
p-Chloroaniline	73.5508	6.43	0.00	740594	65.0	59.6	42.1	78.2
					129.0	37.0	26.3	48.9



Hexachlorobutadiene	72.5363	6.50	0.00	325291	227.0	64.7	46.0	85.4
					223.0	63.1	45.0	83.6

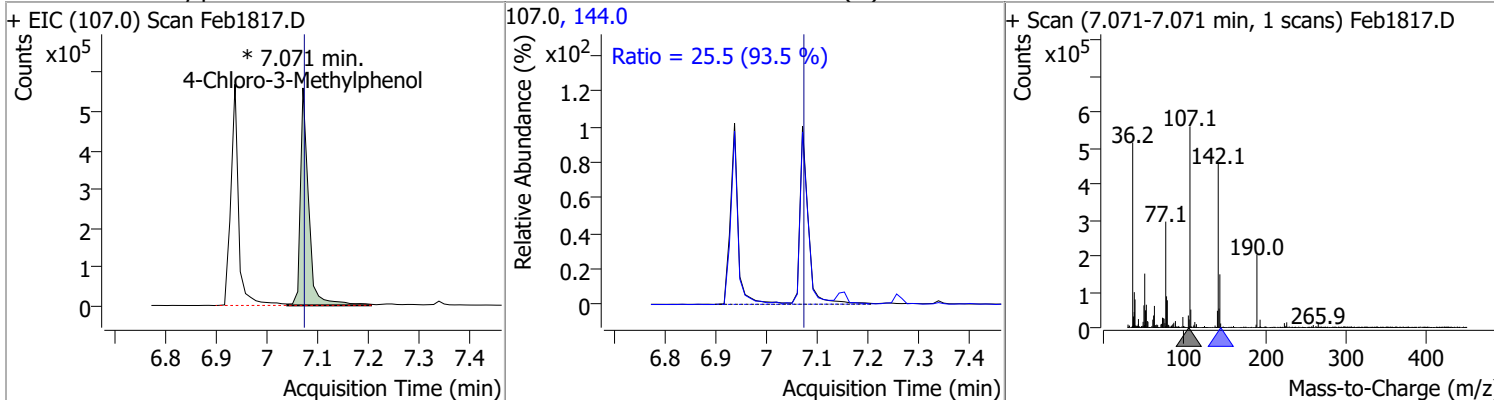


4-Chloro-2-Methylphenol	89.6296	6.94	0.00	596161 (m)	144.0	25.2	19.4	36.1
-------------------------	---------	------	------	------------	-------	------	------	------

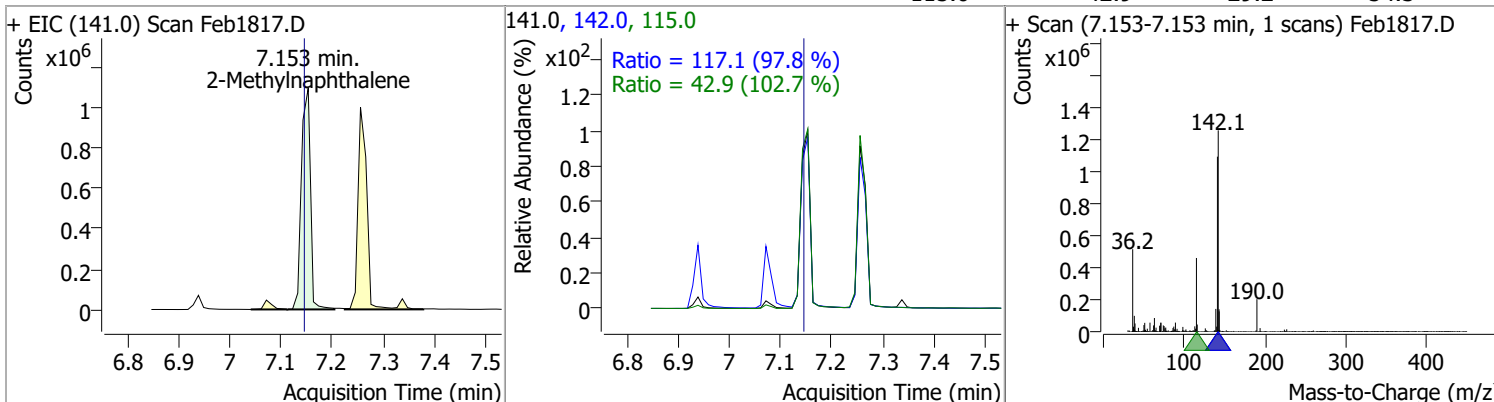


Quantitation Results Report (QT Reviewed)

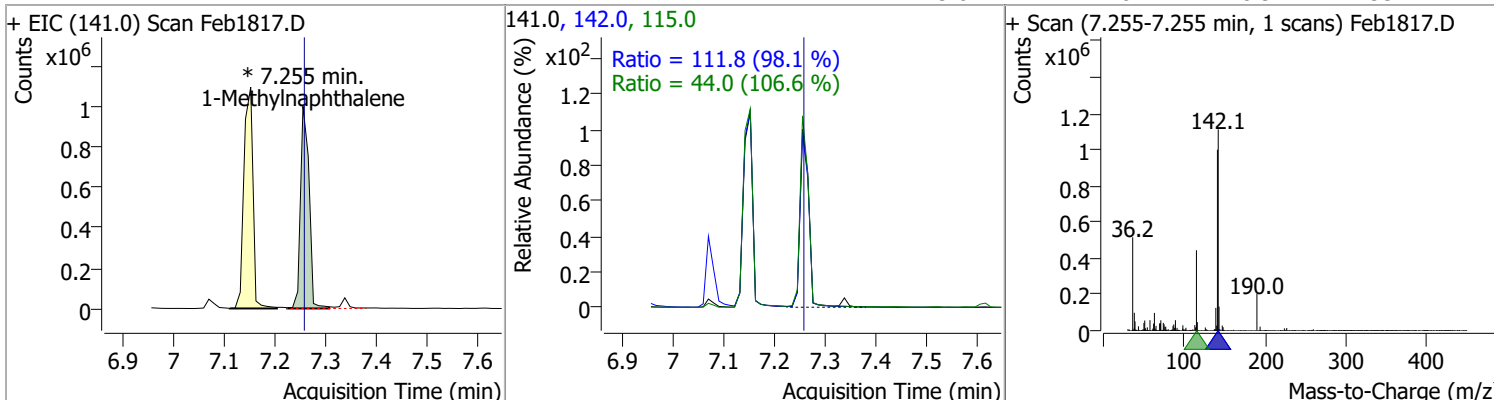
Compound	Conc.	RT	Dev(Min)	Resp.	QIon	QRatio	Lower	Upper
4-Chloro-3-Methylphenol	91.1575	7.07	0.00	636364 (m)	144.0	25.5	19.1	35.5



Compound	Conc.	RT	Dev(Min)	Resp.	QIon	QRatio	Lower	Upper
2-Methylnaphthalene	92.1358	7.15	0.01	1348720	142.0	117.1	83.8	155.7
					115.0	42.9	29.2	54.3

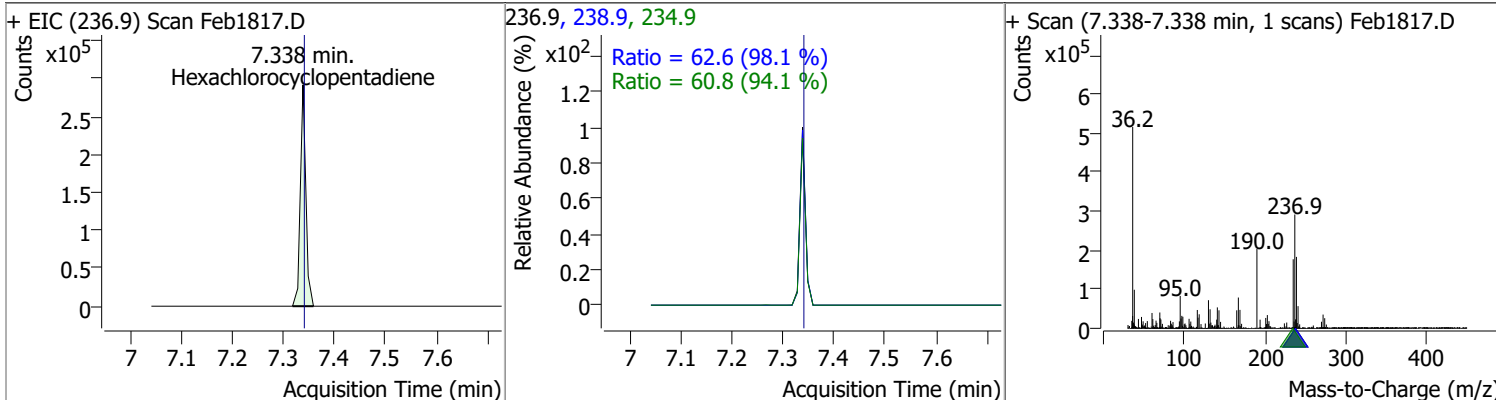


Compound	Conc.	RT	Dev(Min)	Resp.	QIon	QRatio	Lower	Upper
1-Methylnaphthalene	82.2967	7.26	0.00	1169318 (m)	142.0	111.8	79.8	148.2
					115.0	44.0	28.9	53.7

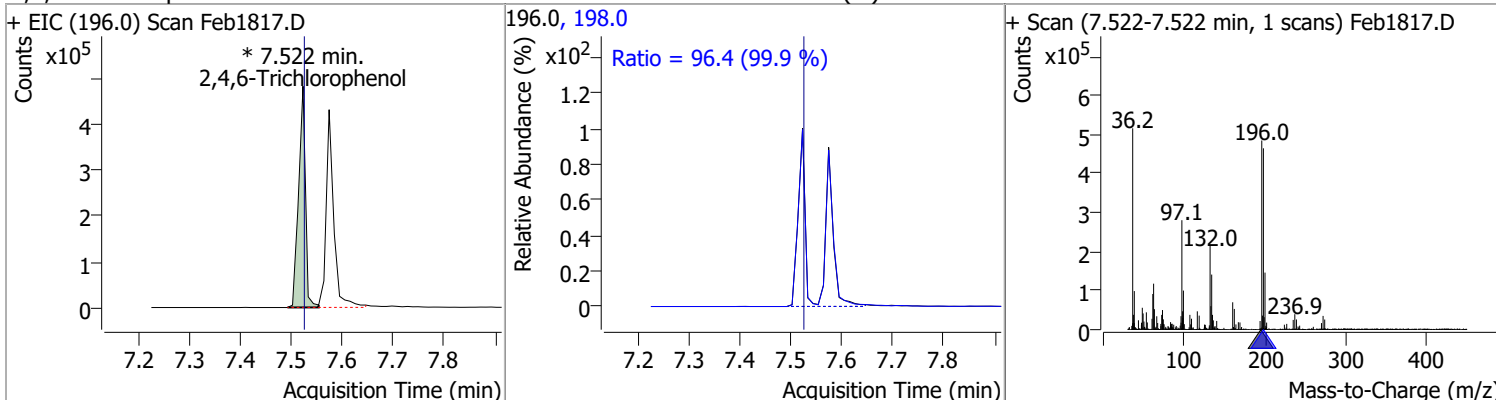


Quantitation Results Report (QT Reviewed)

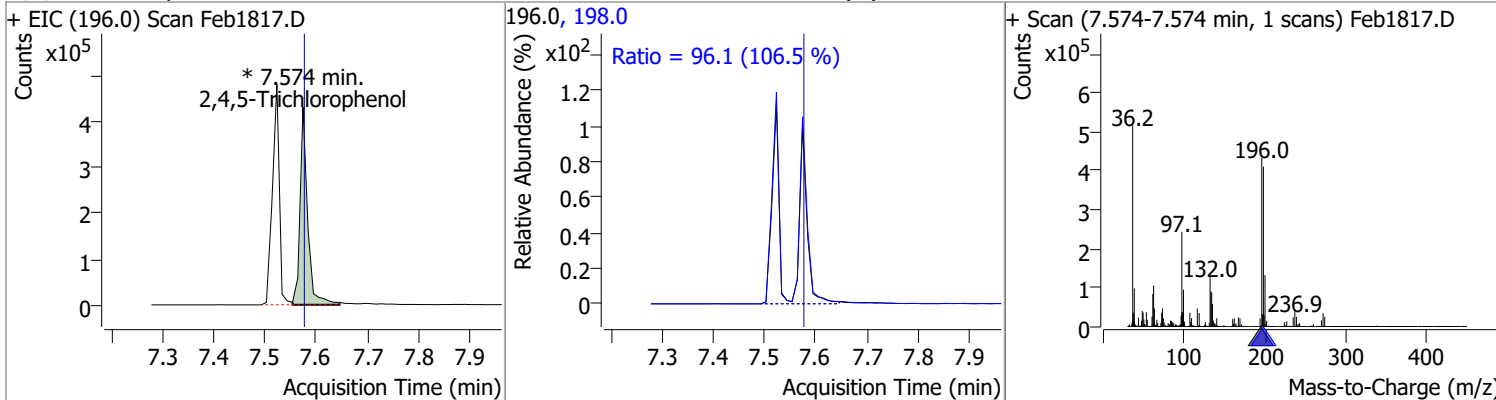
Compound	Conc.	RT	Dev(Min)	Resp.	QIon	QRatio	Lower	Upper
Hexachlorocyclopentadiene	79.9142	7.34	0.00	218680	234.9	60.8	45.2	84.0
					238.9	62.6	44.6	82.9



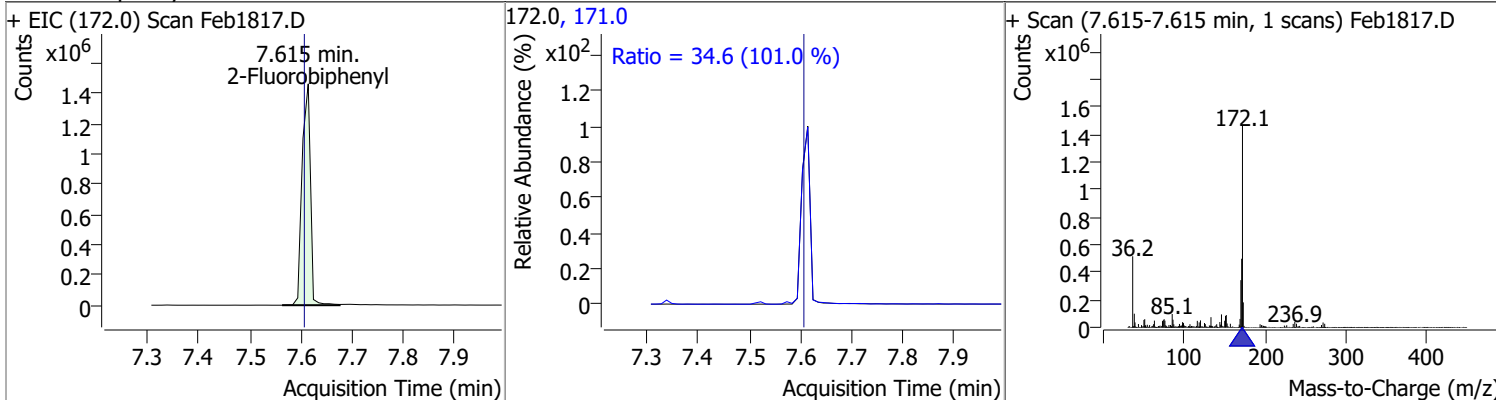
Compound	Conc.	RT	Dev(Min)	Resp.	QIon	QRatio	Lower	Upper
2,4,6-Trichlorophenol	94.1385	7.52	0.00	452699 (m)	198.0	96.4	67.6	125.5



Compound	Conc.	RT	Dev(Min)	Resp.	QIon	QRatio	Lower	Upper
2,4,5-Trichlorophenol	83.4736	7.57	0.00	446352 (m)	198.0	96.1	63.2	117.3

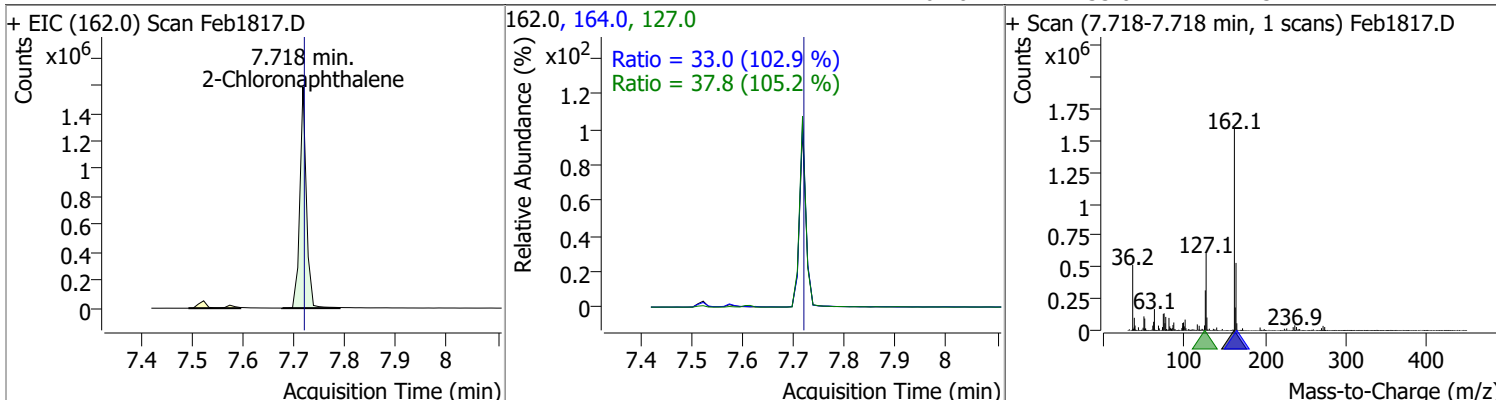


Compound	Conc.	RT	Dev(Min)	Resp.	QIon	QRatio	Lower	Upper
2-Fluorobiphenyl	85.7735	7.61	0.01	1661623	171.0	34.6	24.0	44.5

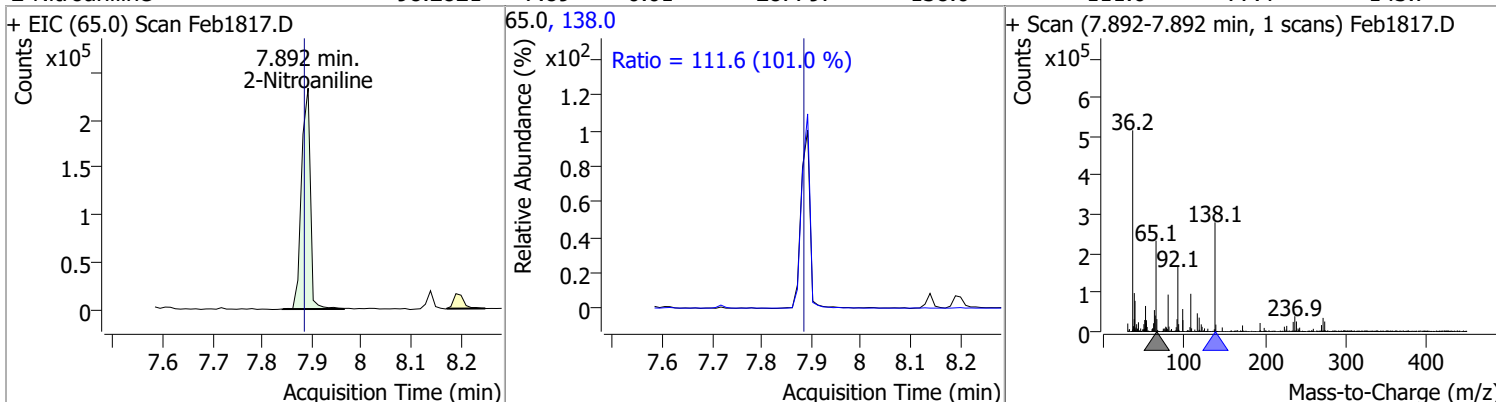


Quantitation Results Report (QT Reviewed)

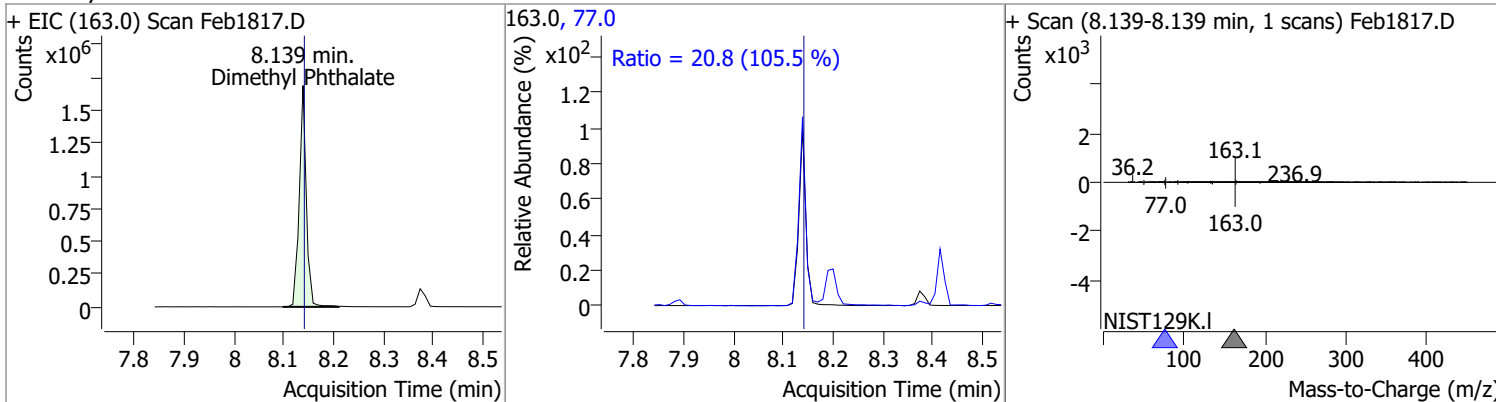
Compound	Conc.	RT	Dev(Min)	Resp.	QIon	QRatio	Lower	Upper
2-Chloronaphthalene	87.3647	7.72	0.00	1420664	127.0	37.8	25.1	46.7
					164.0	33.0	22.5	41.7



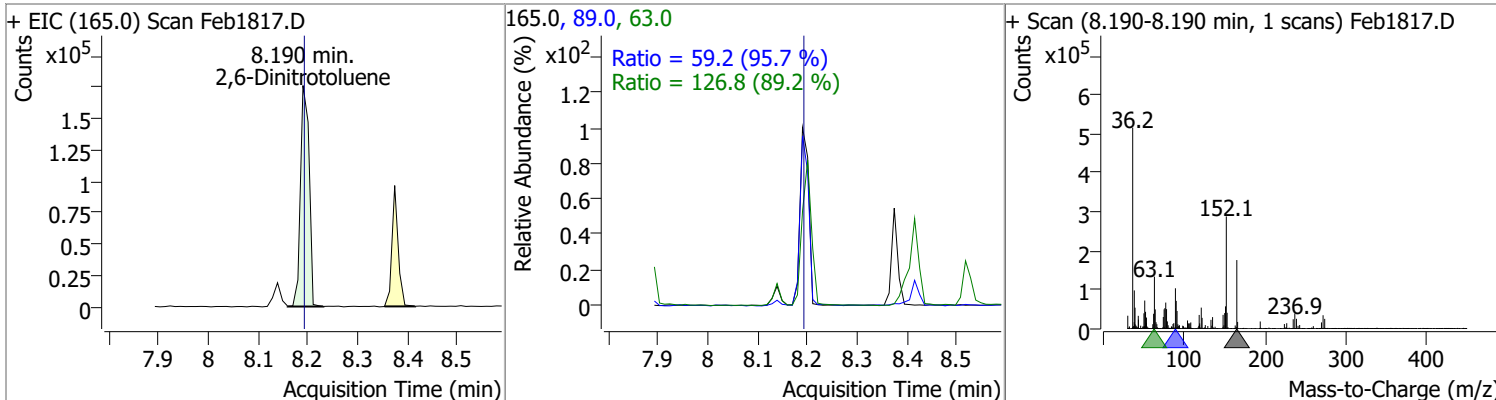
Compound	Conc.	RT	Dev(Min)	Resp.	QIon	QRatio	Lower	Upper
2-Nitroaniline	98.2821	7.89	0.01	287797	138.0	111.6	77.4	143.7



Compound	Conc.	RT	Dev(Min)	Resp.	QIon	QRatio	Lower	Upper
Dimethyl Phthalate	99.5583	8.14	0.00	1658944	77.0	20.8	13.8	25.7

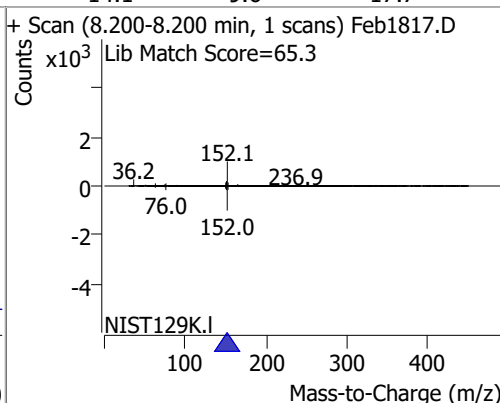
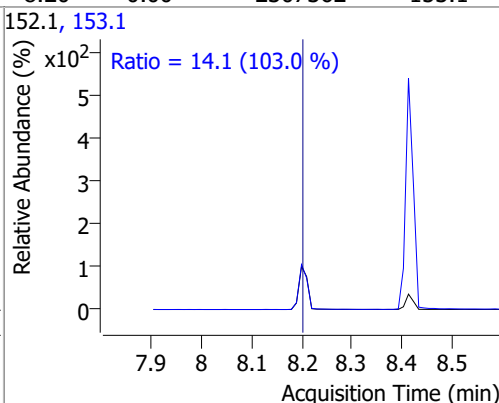
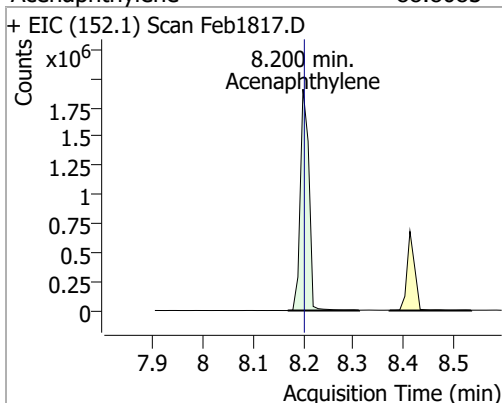


Compound	Conc.	RT	Dev(Min)	Resp.	QIon	QRatio	Lower	Upper
2,6-Dinitrotoluene	94.6751	8.19	0.00	213503	63.0	126.8	99.5	184.8
					89.0	59.2	43.3	80.3

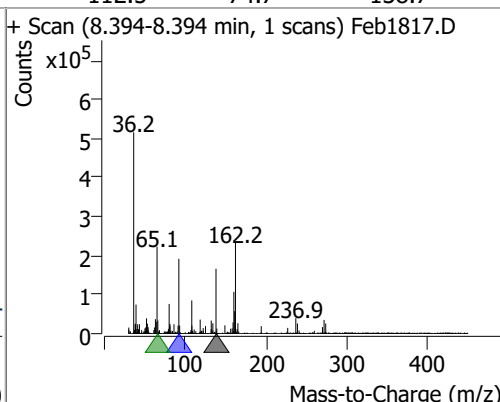
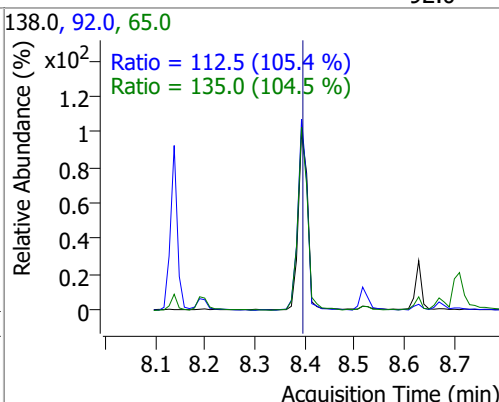
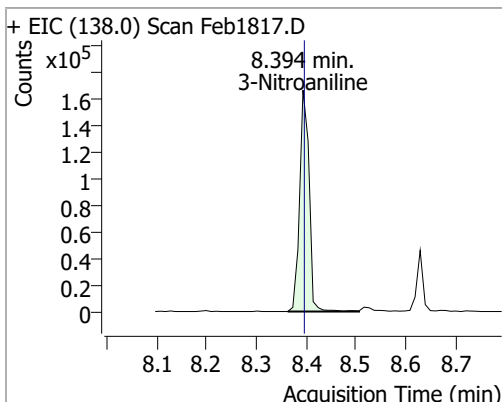


Quantitation Results Report (QT Reviewed)

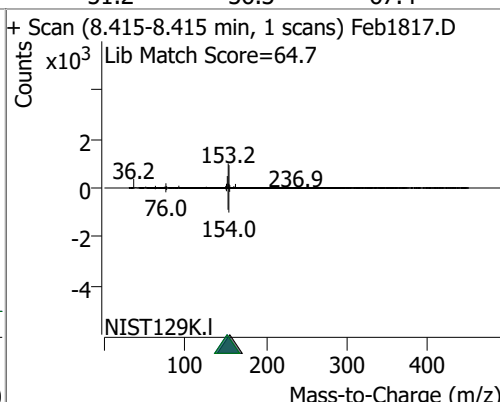
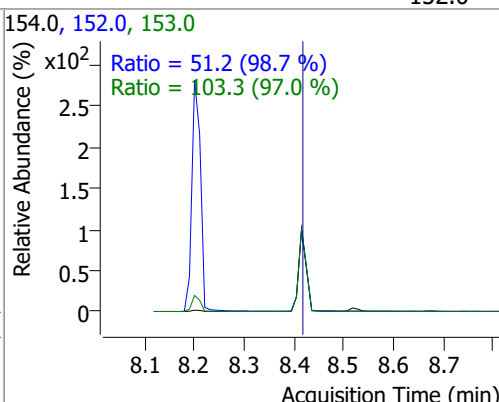
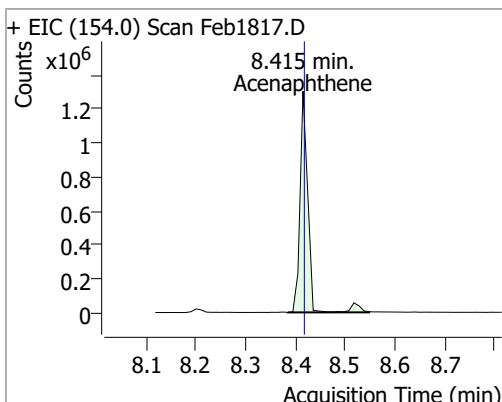
Compound	Conc.	RT	Dev(Min)	Resp.	QIon	QRatio	Lower	Upper
Acenaphthylene	88.8083	8.20	0.00	2307362	153.1	14.1	9.6	17.7



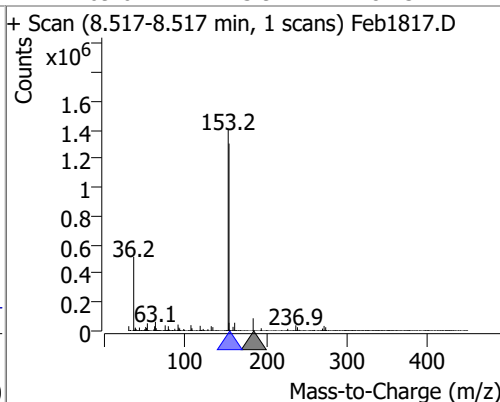
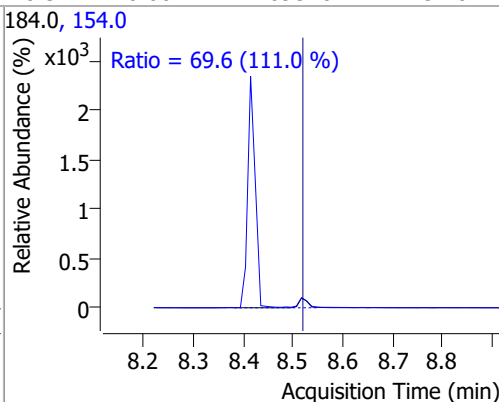
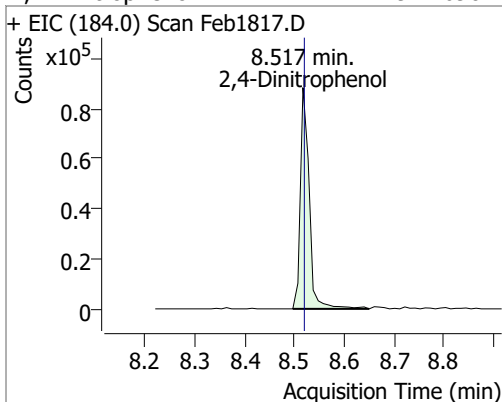
Compound	Conc.	RT	Dev(Min)	Resp.	QIon	QRatio	Lower	Upper
3-Nitroaniline	85.9335	8.39	0.00	220827	65.0	135.0	90.4	167.8
					92.0	112.5	74.7	138.7



Compound	Conc.	RT	Dev(Min)	Resp.	QIon	QRatio	Lower	Upper
Acenaphthene	98.2159	8.41	0.00	1443838	153.0	103.3	74.5	138.4
					152.0	51.2	36.3	67.4

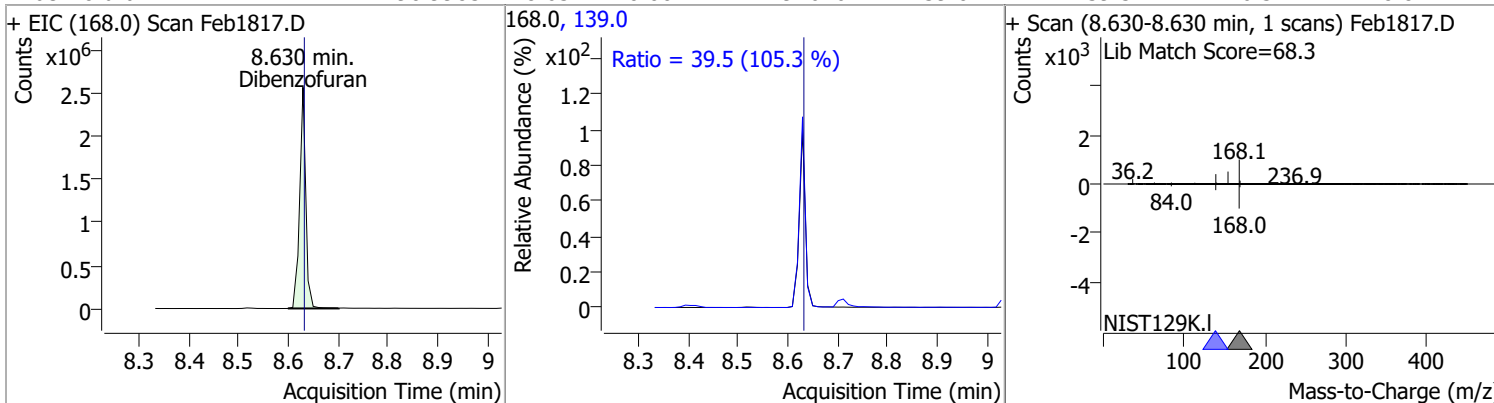


Compound	Conc.	RT	Dev(Min)	Resp.	QIon	QRatio	Lower	Upper
2,4-Dinitrophenol	92.7690	8.52	0.00	109510	154.0	69.6	43.9	81.5

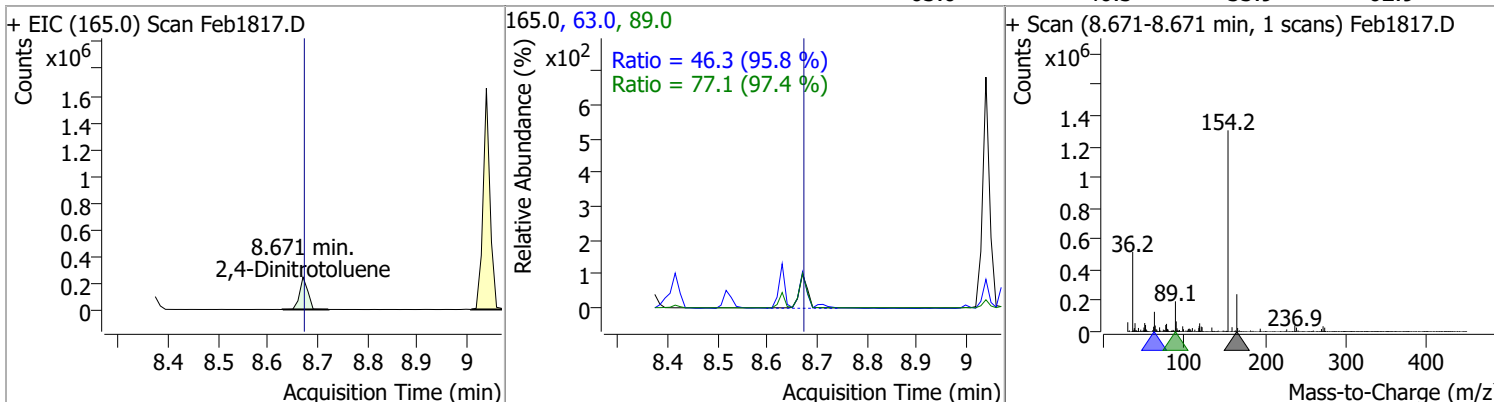


Quantitation Results Report (QT Reviewed)

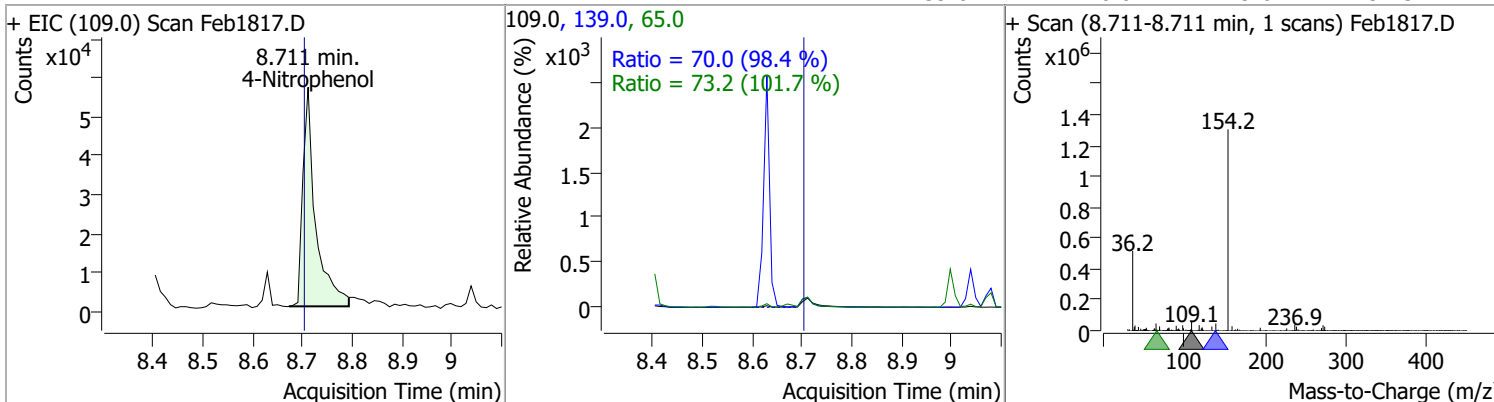
Compound	Conc.	RT	Dev(Min)	Resp.	QIon	QRatio	Lower	Upper
Dibenzofuran	90.9985	8.63	0.00	2194616	139.0	39.5	26.3	48.8



Compound	Conc.	RT	Dev(Min)	Resp.	QIon	QRatio	Lower	Upper
2,4-Dinitrotoluene	94.5728	8.67	0.00	272504	89.0	77.1	55.4	102.9
					63.0	46.3	33.9	62.9

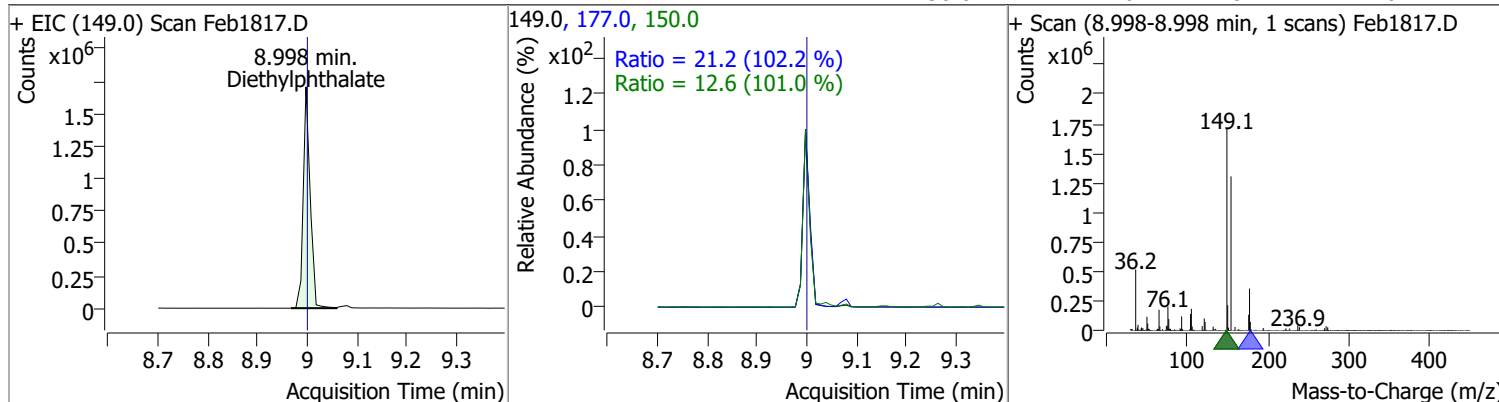


Compound	Conc.	RT	Dev(Min)	Resp.	QIon	QRatio	Lower	Upper
4-Nitrophenol	39.1277	8.71	0.01	100807	65.0	73.2	50.4	93.6
					139.0	70.0	49.8	92.5

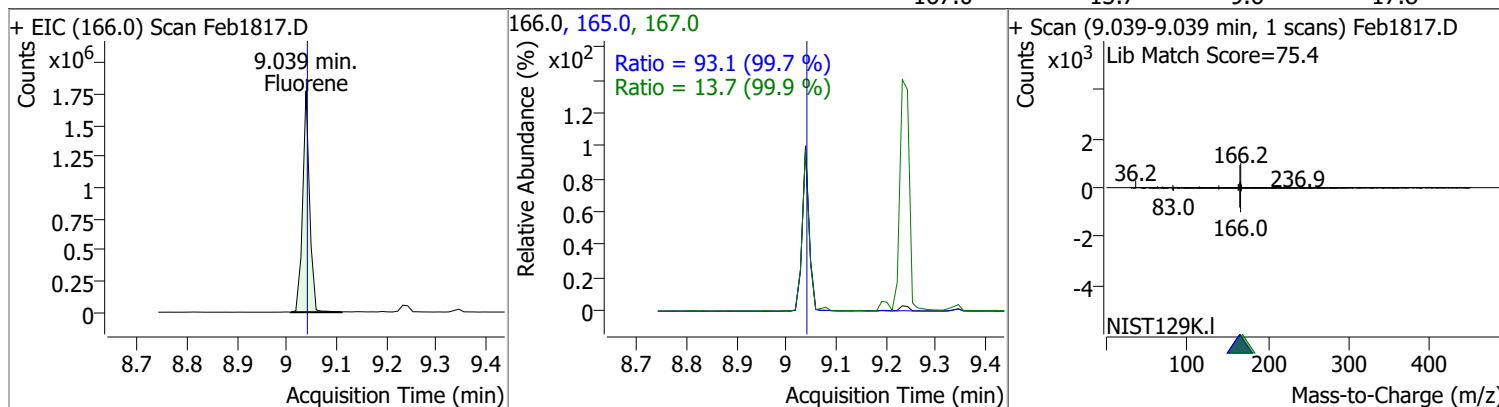


Quantitation Results Report (QT Reviewed)

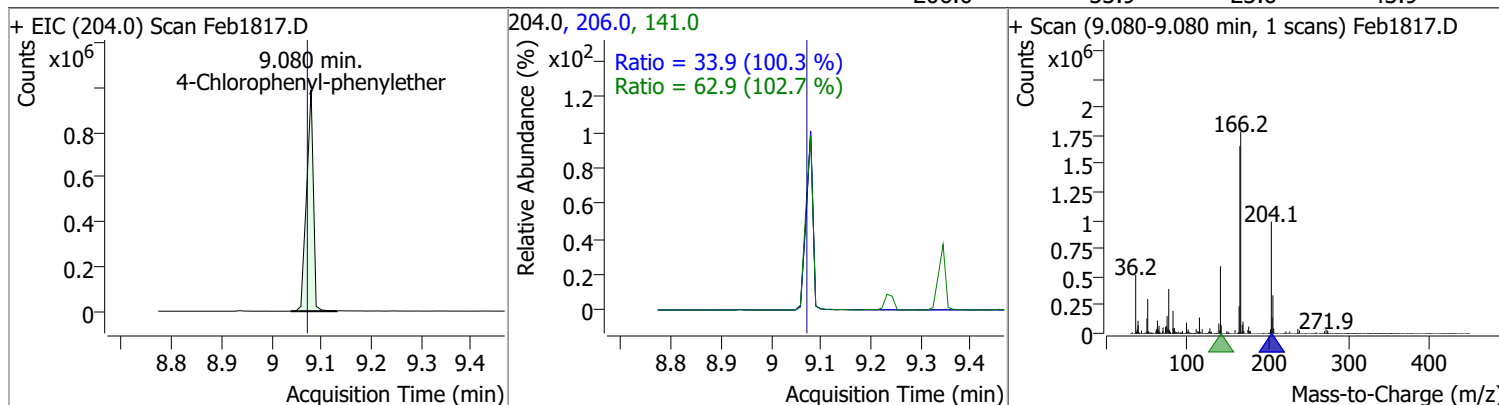
Compound	Conc.	RT	Dev(Min)	Resp.	QIon	QRatio	Lower	Upper
Diethylphthalate	95.2040	9.00	0.00	1643005	177.0	21.2	14.5	27.0
					150.0	12.6	8.7	16.2



Compound	Conc.	RT	Dev(Min)	Resp.	QIon	QRatio	Lower	Upper
Fluorene	88.3509	9.04	0.00	1722341	165.0	93.1	65.4	121.4
					167.0	13.7	9.6	17.8

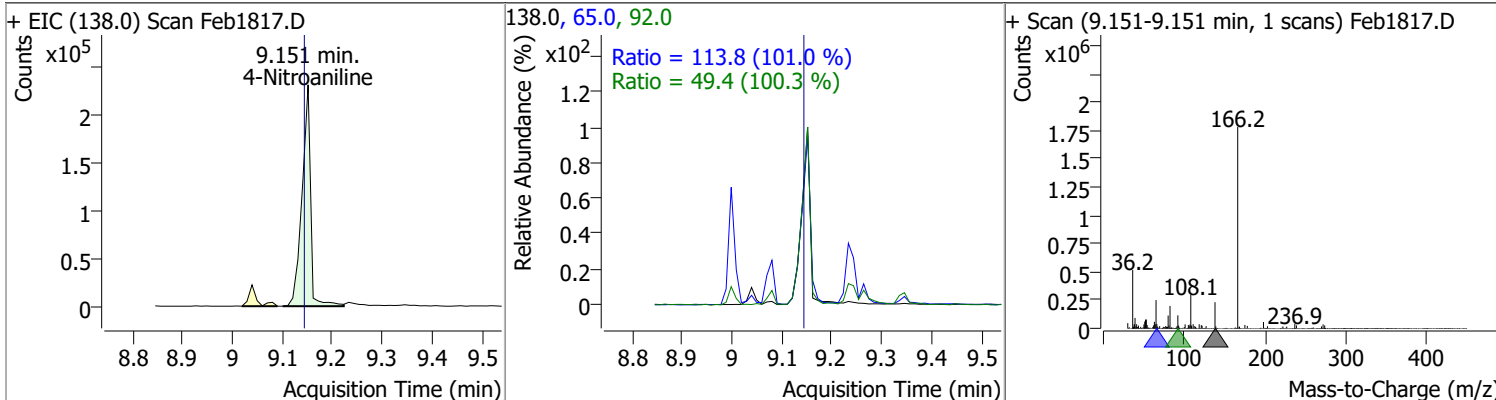


Compound	Conc.	RT	Dev(Min)	Resp.	QIon	QRatio	Lower	Upper
4-Chlorophenyl-phenylether	104.6332	9.08	0.01	933069	141.0	62.9	42.8	79.6
					206.0	33.9	23.6	43.9

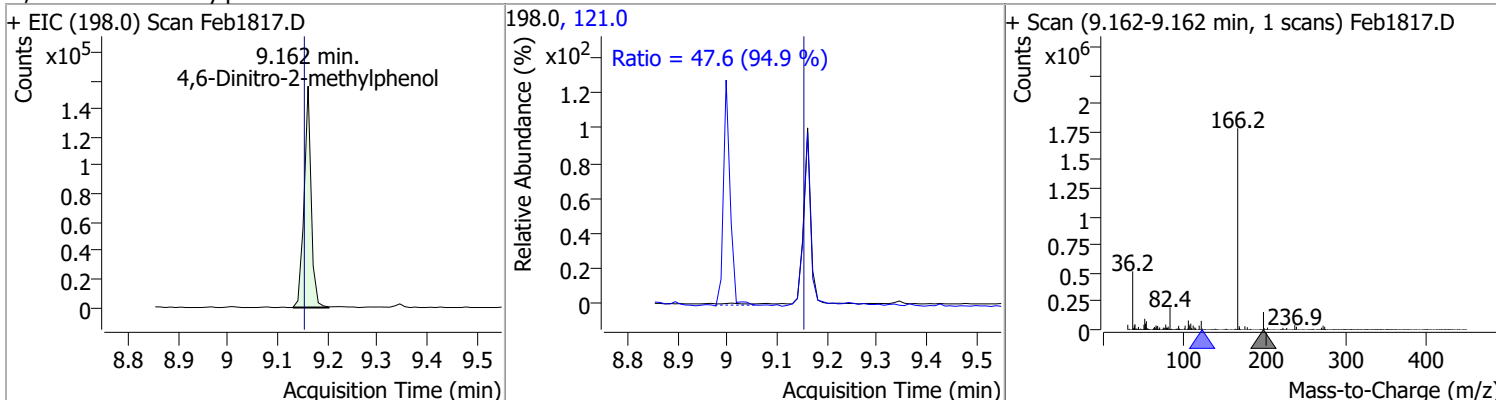


Quantitation Results Report (QT Reviewed)

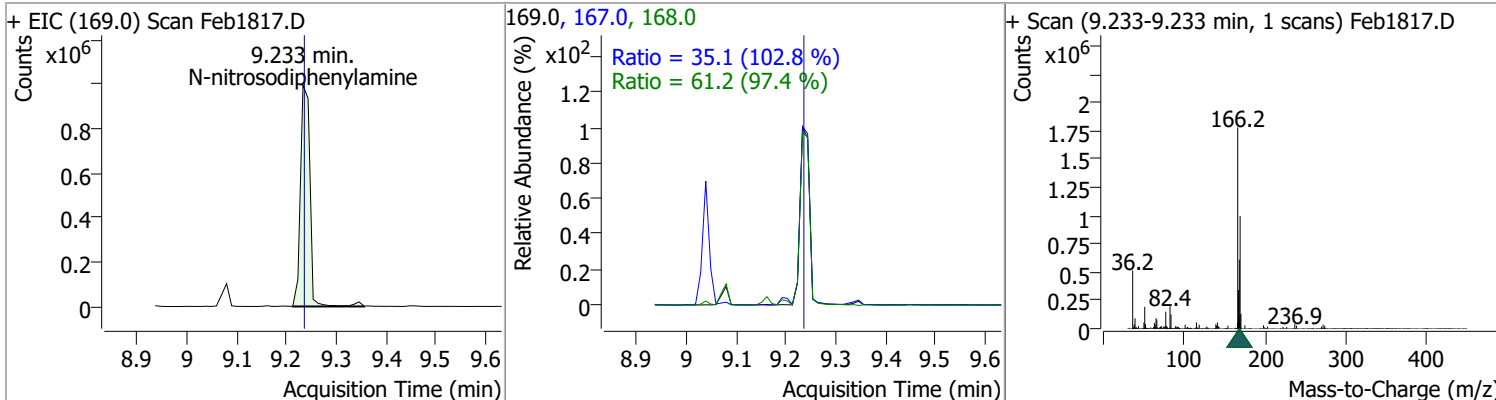
Compound	Conc.	RT	Dev(Min)	Resp.	QIon	QRatio	Lower	Upper
4-Nitroaniline	96.5971	9.15	0.01	276941	65.0	113.8	78.9	146.6
					92.0	49.4	34.5	64.1



Compound	Conc.	RT	Dev(Min)	Resp.	QIon	QRatio	Lower	Upper
4,6-Dinitro-2-methylphenol	88.0254	9.16	0.01	153887	121.0	47.6	35.1	65.3

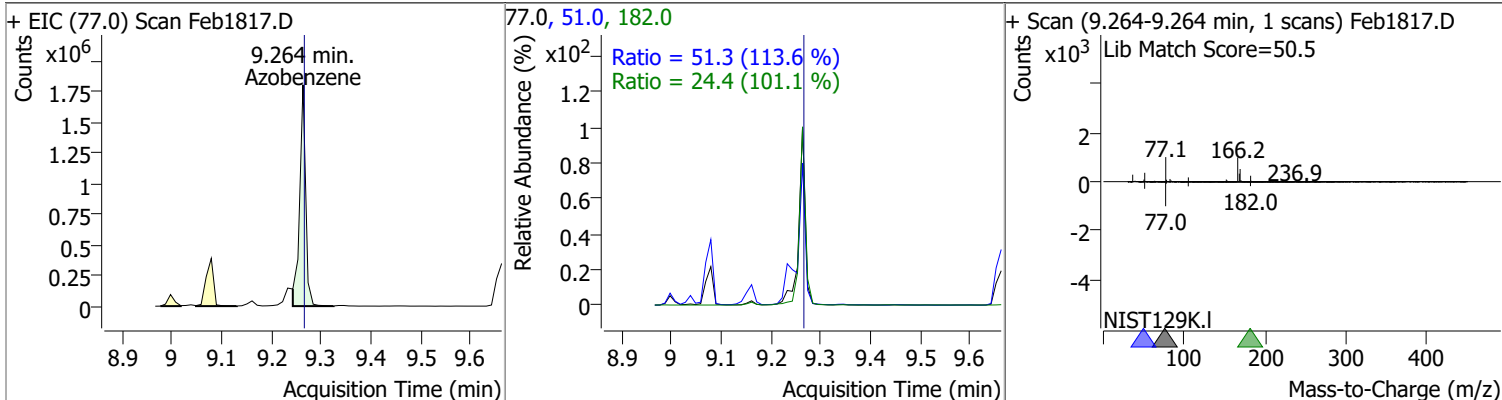


Compound	Conc.	RT	Dev(Min)	Resp.	QIon	QRatio	Lower	Upper
N-nitrosodiphenylamine	99.4366	9.23	0.00	1323156	168.0	61.2	44.0	81.7
					167.0	35.1	23.9	44.3

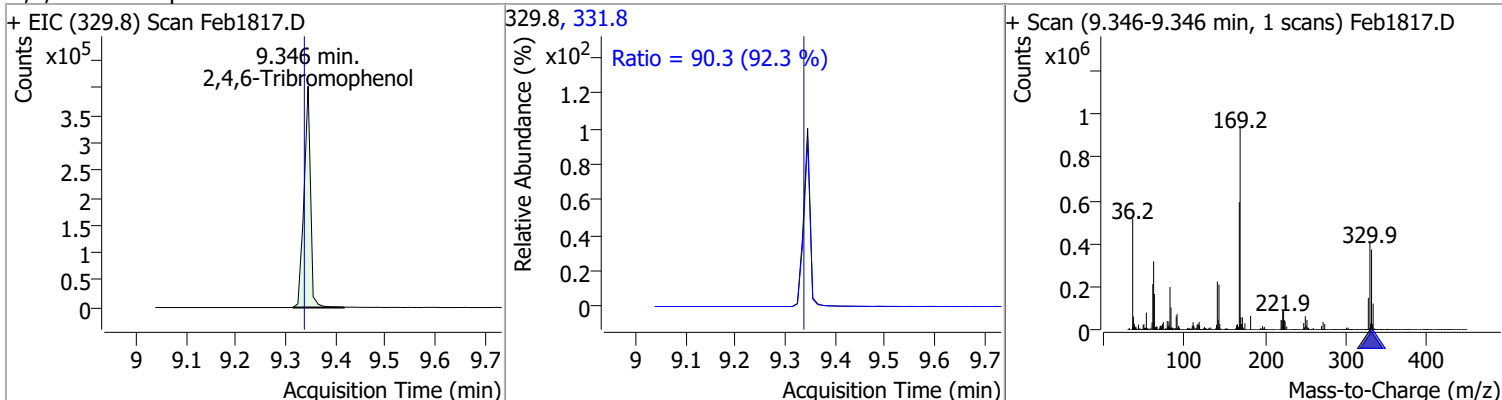


Quantitation Results Report (QT Reviewed)

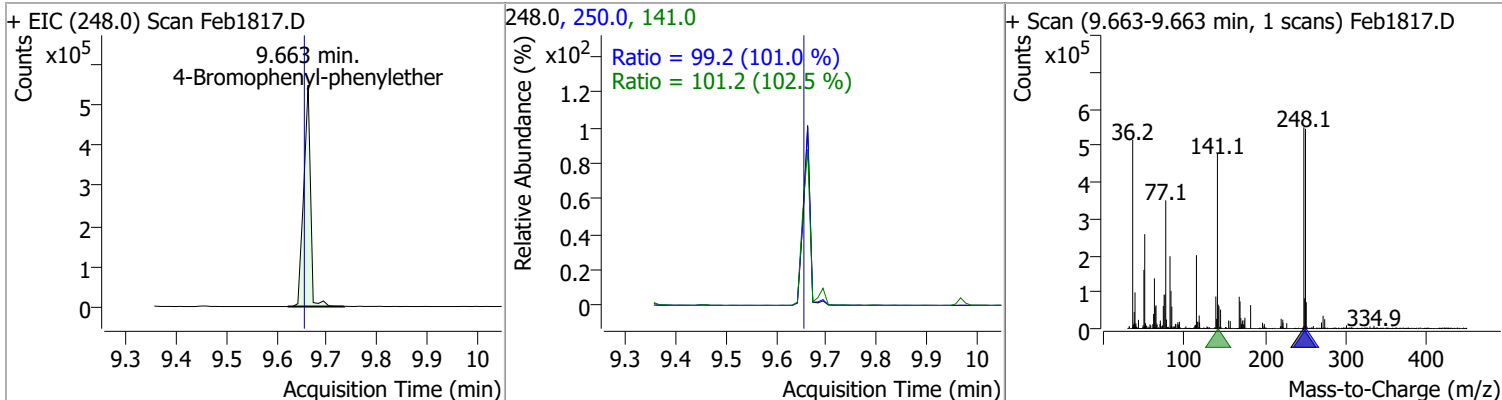
Compound	Conc.	RT	Dev(Min)	Resp.	QIon	QRatio	Lower	Upper
Azobenzene	86.3002	9.26	0.00	1523922	51.0	51.3	31.6	58.7
					182.0	24.4	16.9	31.4



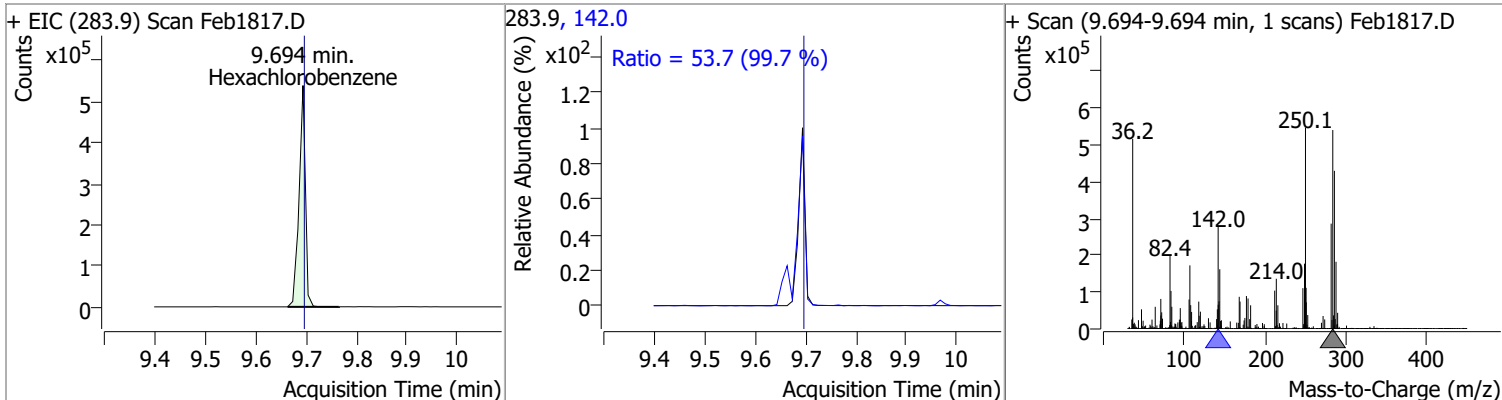
Compound	Conc.	RT	Dev(Min)	Resp.	QIon	QRatio	Lower	Upper
2,4,6-Tribromophenol	182.5204	9.35	0.01	367875	331.8	90.3	68.5	127.2



Compound	Conc.	RT	Dev(Min)	Resp.	QIon	QRatio	Lower	Upper
4-Bromophenyl-phenylether	100.4969	9.66	0.01	518024	141.0	101.2	69.1	128.4
					250.0	99.2	68.8	127.7

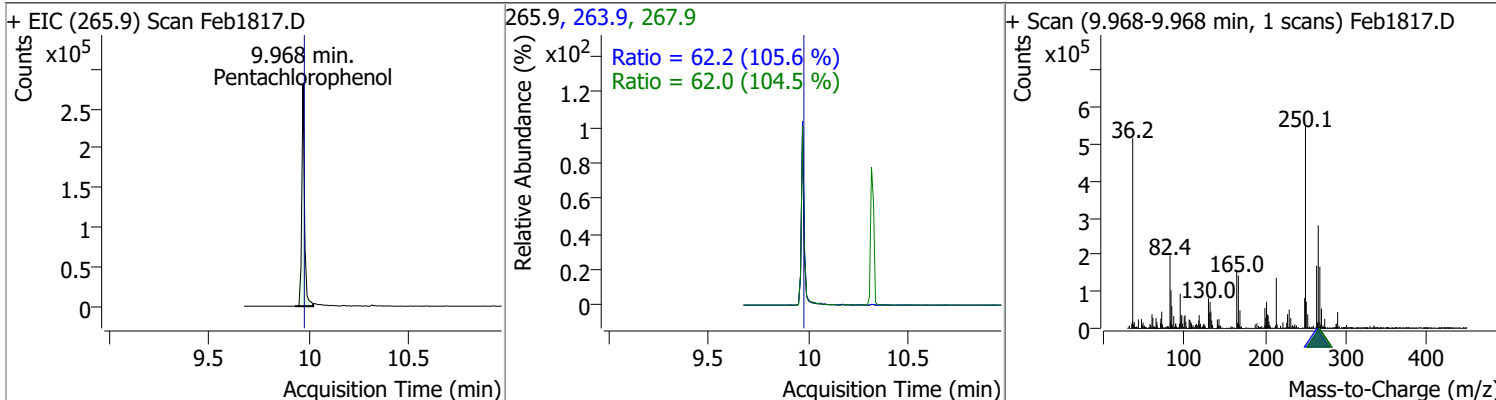


Compound	Conc.	RT	Dev(Min)	Resp.	QIon	QRatio	Lower	Upper
Hexachlorobenzene	93.2563	9.69	0.00	474881	142.0	53.7	37.7	70.0

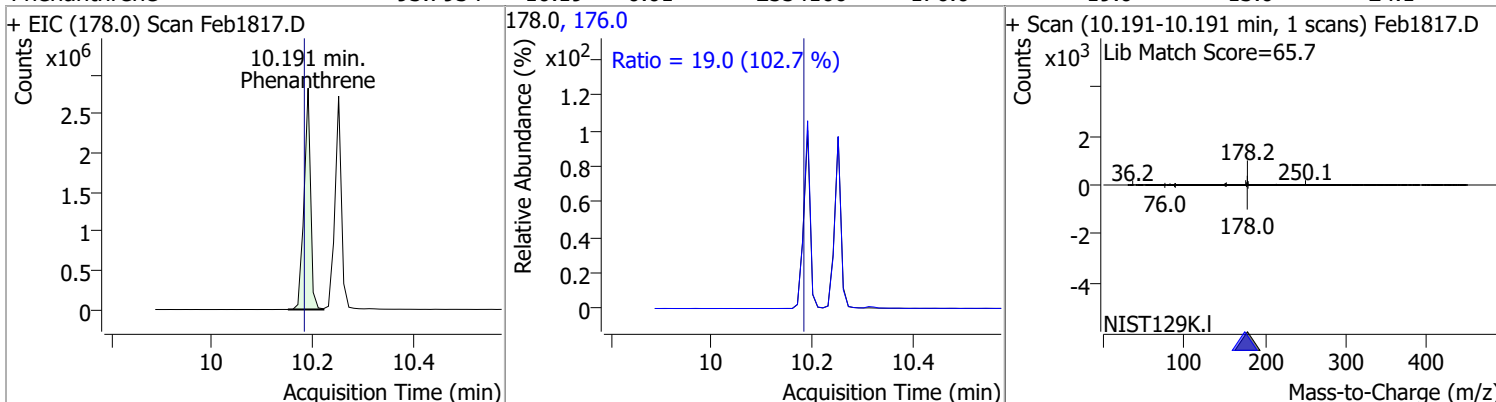


Quantitation Results Report (QT Reviewed)

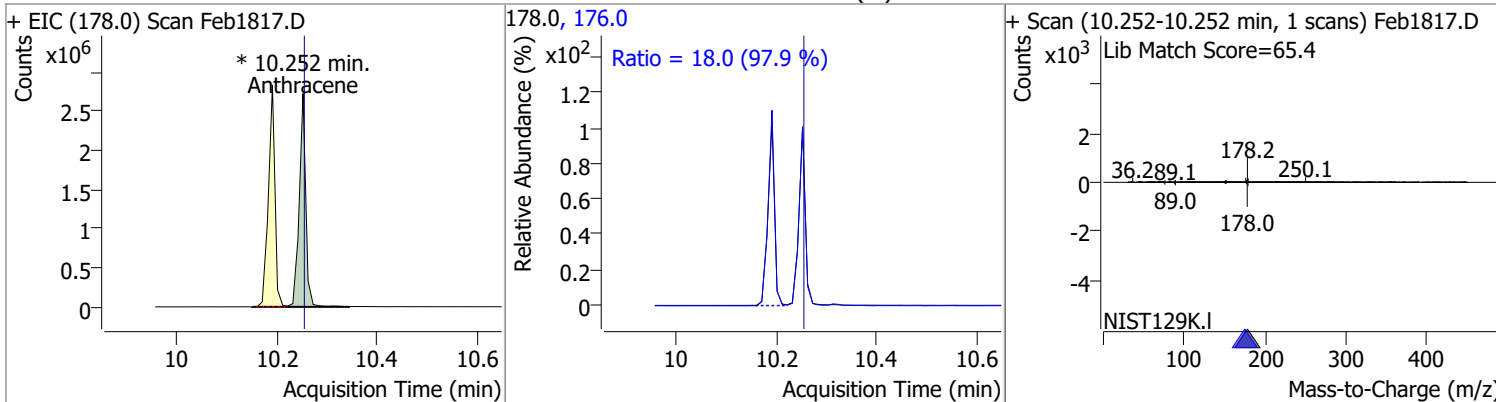
Compound	Conc.	RT	Dev(Min)	Resp.	QIon	QRatio	Lower	Upper
Pentachlorophenol	103.9201	9.97	0.00	261837	267.9	62.0	41.5	77.2
					263.9	62.2	41.2	76.6



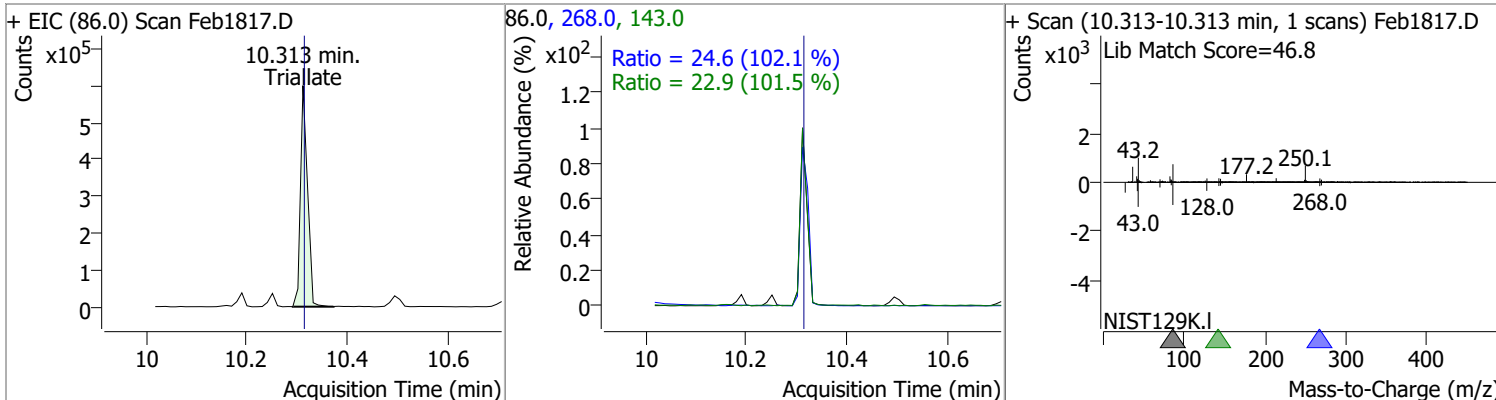
Compound	Conc.	RT	Dev(Min)	Resp.	QIon	QRatio	Lower	Upper
Phenanthrene	93.7934	10.19	0.01	2554166	176.0	19.0	13.0	24.1



Compound	Conc.	RT	Dev(Min)	Resp.	QIon	QRatio	Lower	Upper
Anthracene	94.9415	10.25	0.00	2466442 (m)	176.0	18.0	12.9	23.9

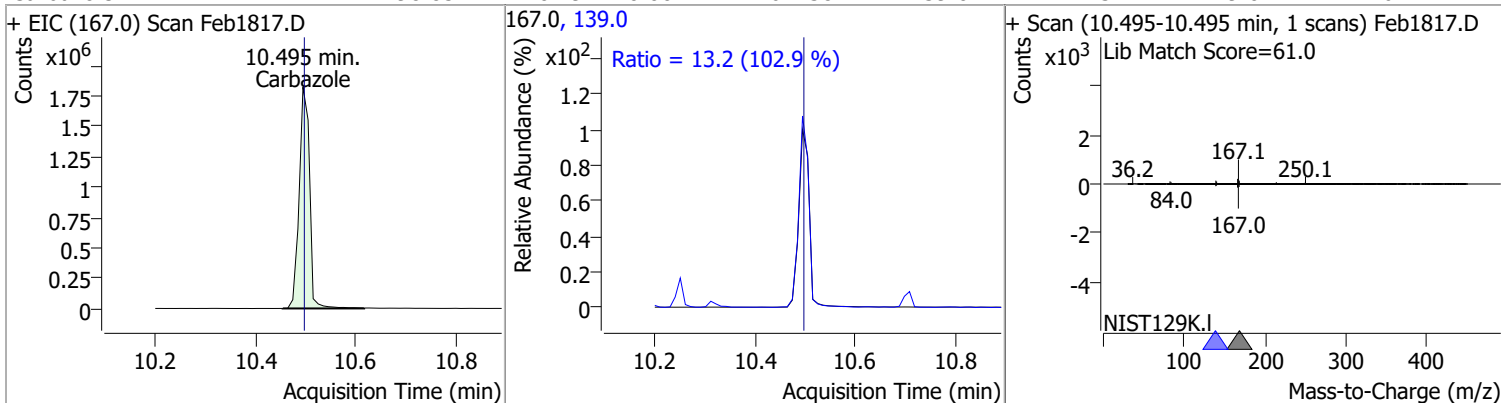


Compound	Conc.	RT	Dev(Min)	Resp.	QIon	QRatio	Lower	Upper
Triallate	92.2071	10.31	0.00	582930	268.0	24.6	16.9	31.4
					143.0	22.9	15.8	29.3

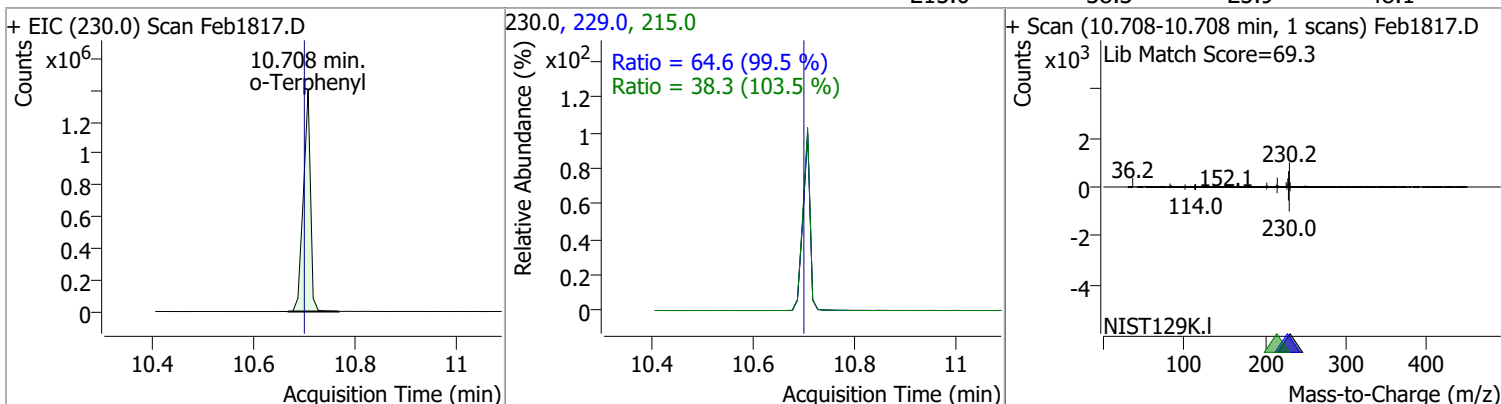


Quantitation Results Report (QT Reviewed)

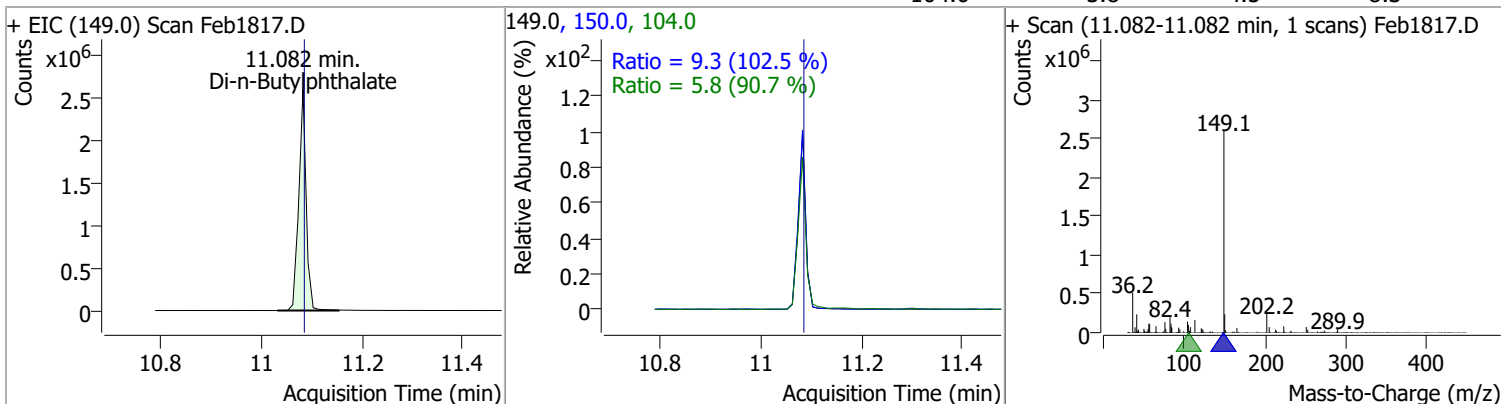
Compound	Conc.	RT	Dev(Min)	Resp.	QIon	QRatio	Lower	Upper
Carbazole	98.8542	10.49	0.00	2612382	139.0	13.2	9.0	16.7



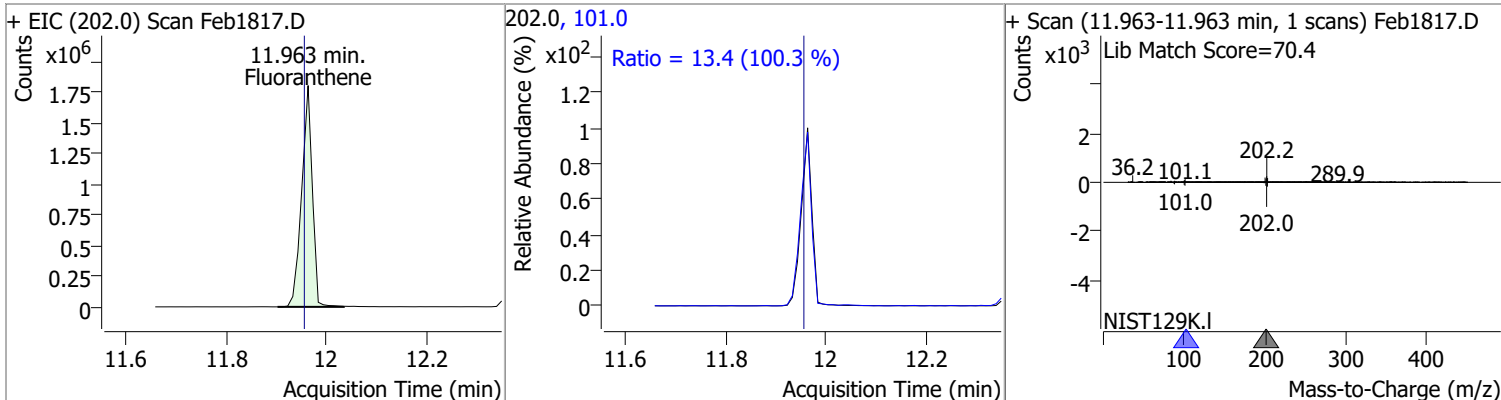
o-Terphenyl	95.1386	10.71	0.01	1384295	229.0 215.0	64.6 38.3	45.4 25.9	84.3 48.1
-------------	---------	-------	------	---------	----------------	--------------	--------------	--------------



Di-n-Butylphthalate	101.7237	11.08	0.00	2648677	150.0 104.0	9.3 5.8	6.3 4.5	11.8 8.3
---------------------	----------	-------	------	---------	----------------	------------	------------	-------------

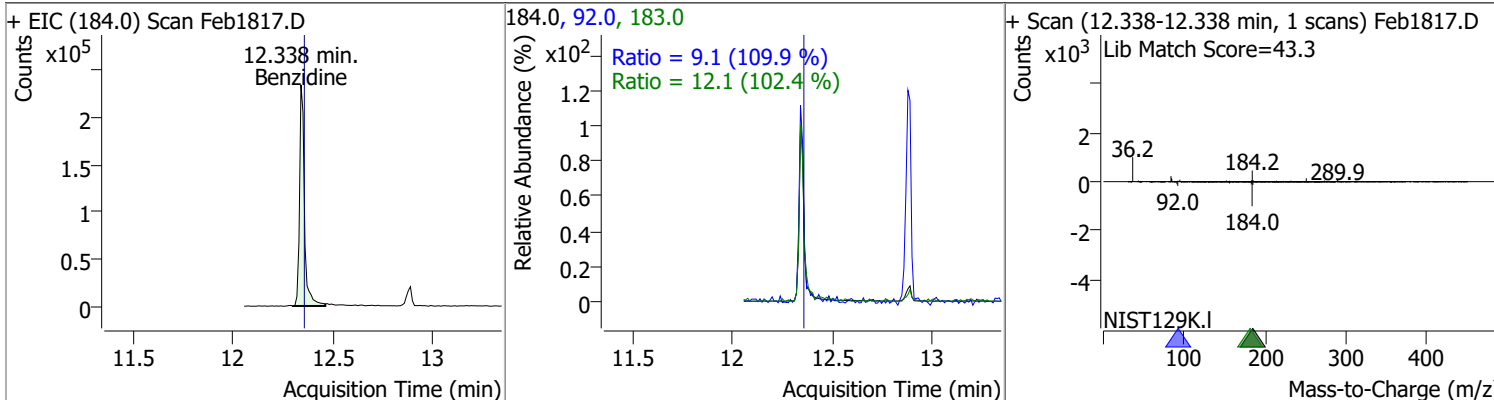


Fluoranthene	96.0829	11.96	0.01	2654095	101.0	13.4	9.4	17.4
--------------	---------	-------	------	---------	-------	------	-----	------

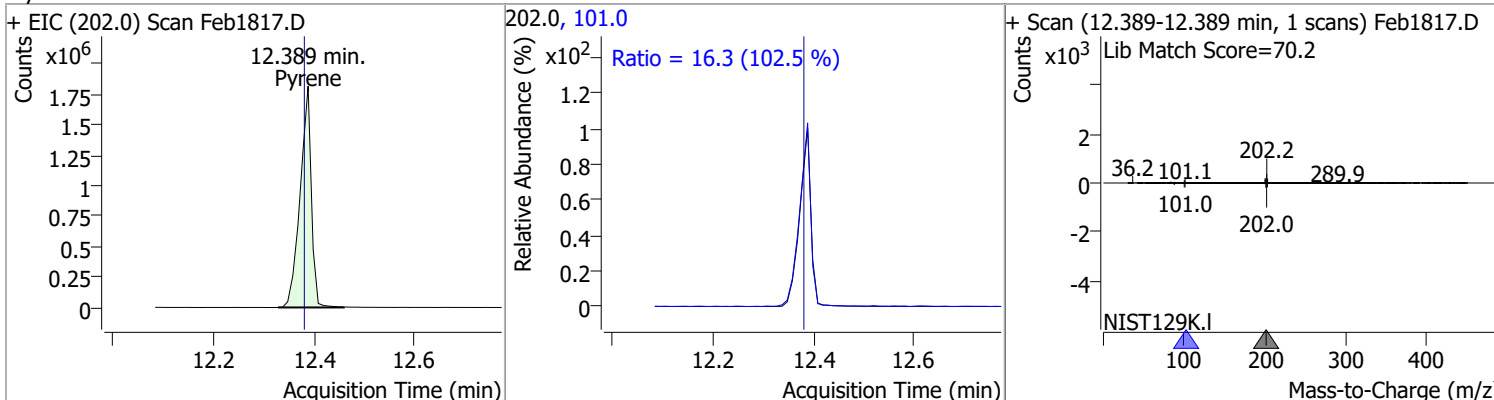


Quantitation Results Report (QT Reviewed)

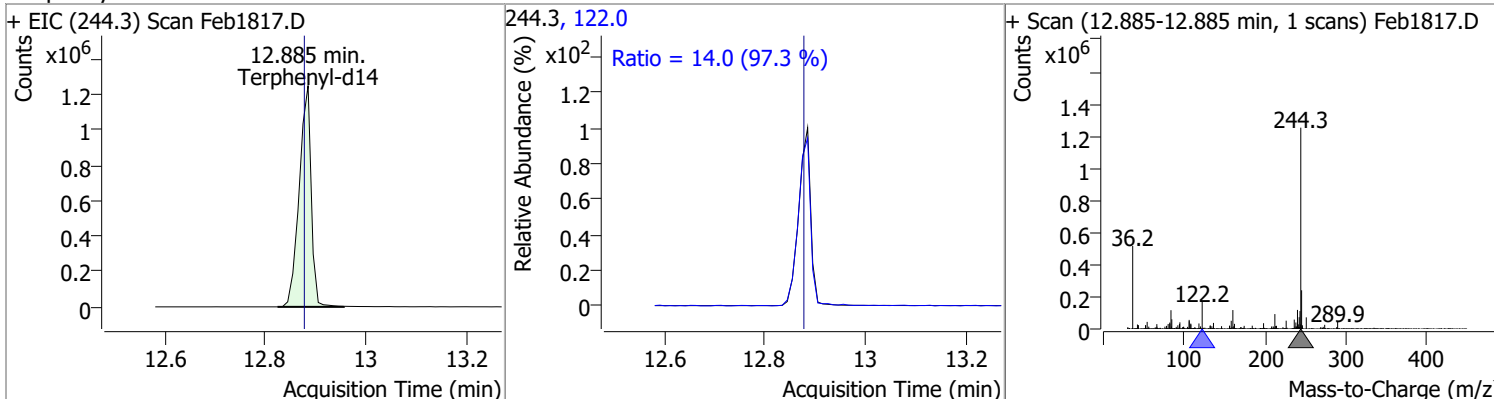
Compound	Conc.	RT	Dev(Min)	Resp.	QIon	QRatio	Lower	Upper
Benzidine	39.5313	12.34	-0.01	399463	183.0	12.1	8.3	15.4
					92.0	9.1	5.8	10.8



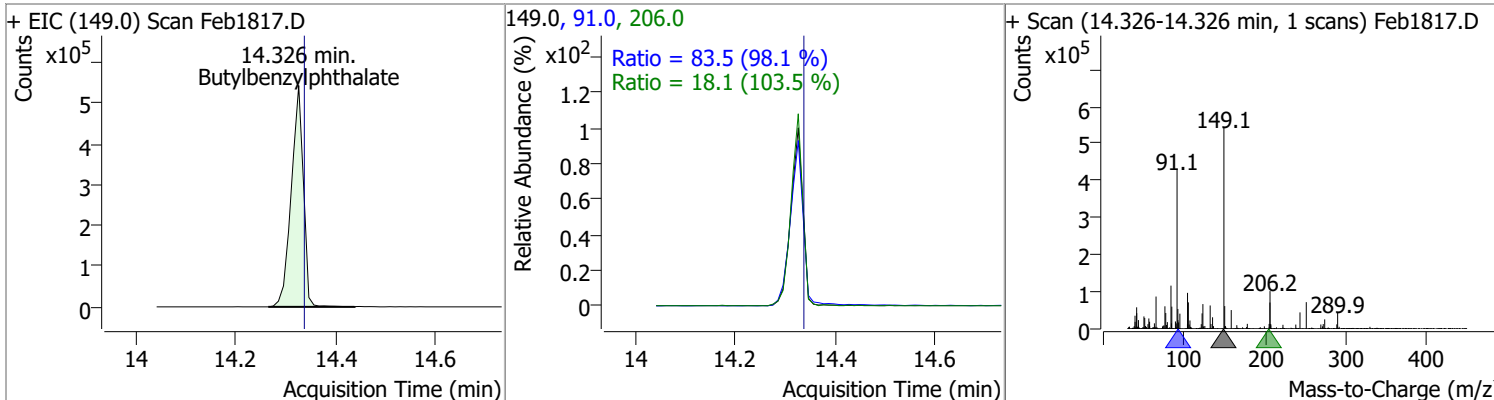
Compound	Conc.	RT	Dev(Min)	Resp.	QIon	QRatio	Lower	Upper
Pyrene	93.8750	12.39	0.01	2820024	101.0	16.3	11.1	20.6



Compound	Conc.	RT	Dev(Min)	Resp.	QIon	QRatio	Lower	Upper
Terphenyl-d14	102.0971	12.89	0.01	2067821	122.0	14.0	10.1	18.7

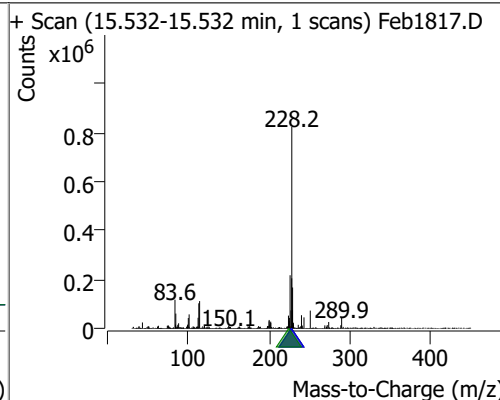
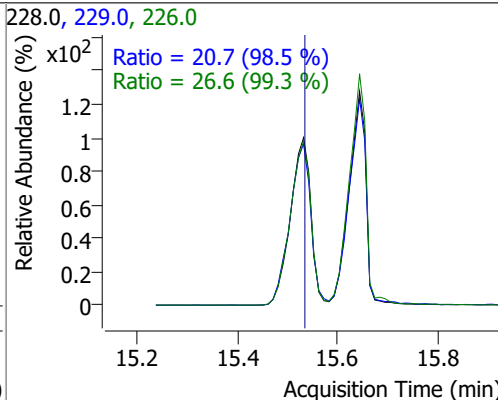
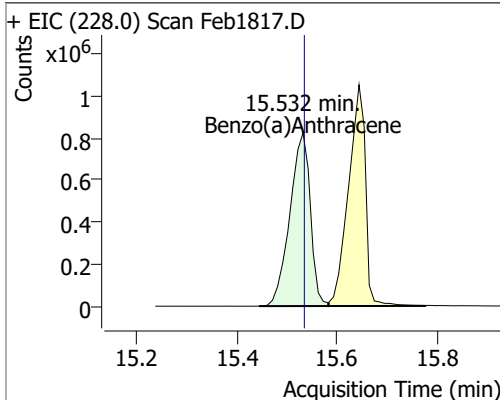


Compound	Conc.	RT	Dev(Min)	Resp.	QIon	QRatio	Lower	Upper
Butylbenzylphthalate	102.1230	14.33	0.01	919992	91.0	83.5	59.6	110.6
					206.0	18.1	12.2	22.7

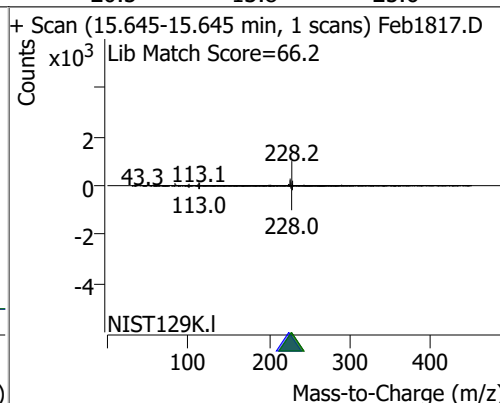
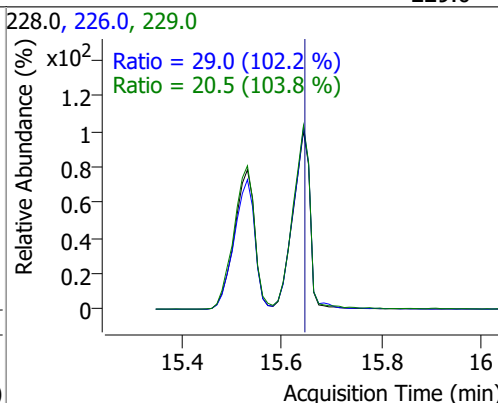
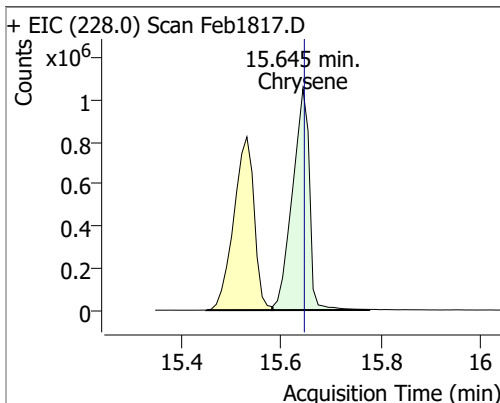


Quantitation Results Report (QT Reviewed)

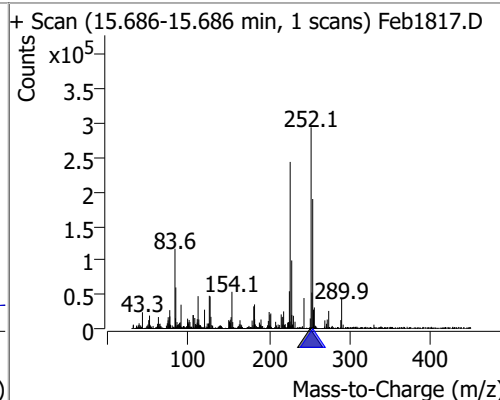
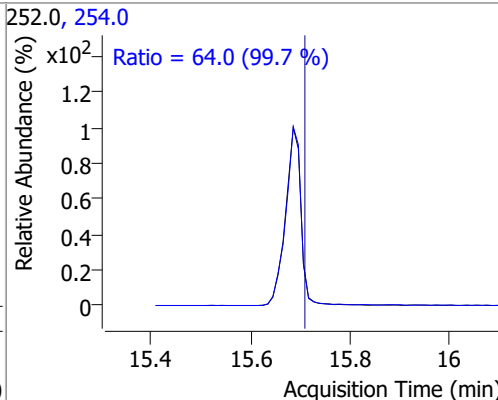
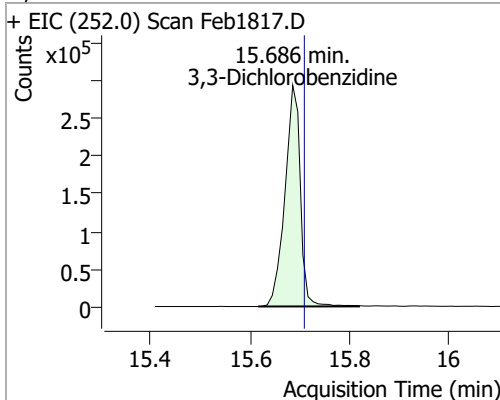
Compound	Conc.	RT	Dev(Min)	Resp.	QIon	QRatio	Lower	Upper
Benzo(a)Anthracene	105.0410	15.53	0.02	2336100	226.0	26.6	18.8	34.9
					229.0	20.7	14.7	27.4



Compound	Conc.	RT	Dev(Min)	Resp.	QIon	QRatio	Lower	Upper
Chrysene	100.9429	15.64	0.02	2488700	226.0	29.0	19.9	36.9
					229.0	20.5	13.8	25.6

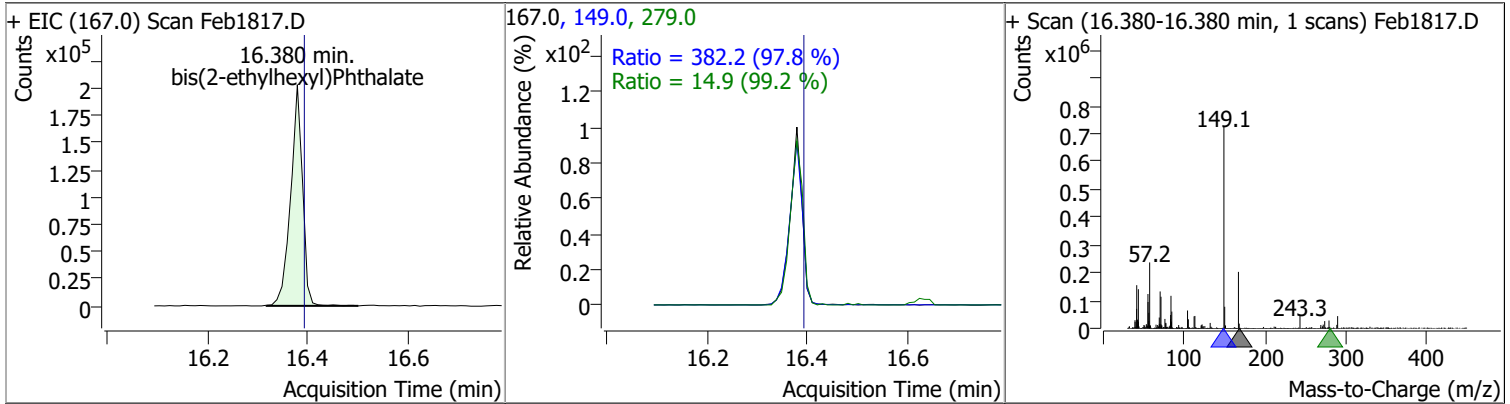


Compound	Conc.	RT	Dev(Min)	Resp.	QIon	QRatio	Lower	Upper
3,3-Dichlorobenzidine	80.0220	15.69	0.00	631463	254.0	64.0	44.9	83.4

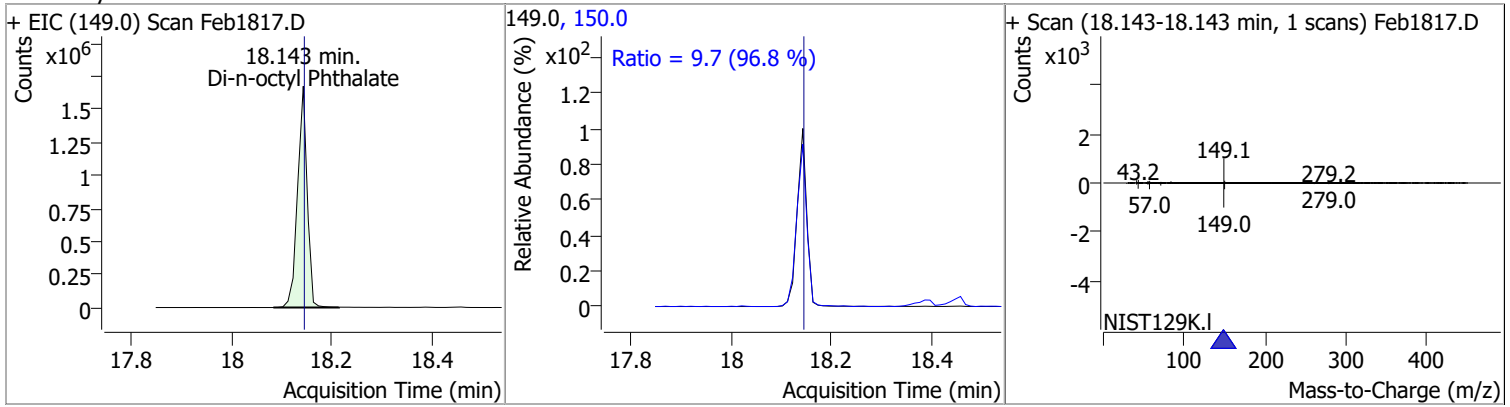


Quantitation Results Report (QT Reviewed)

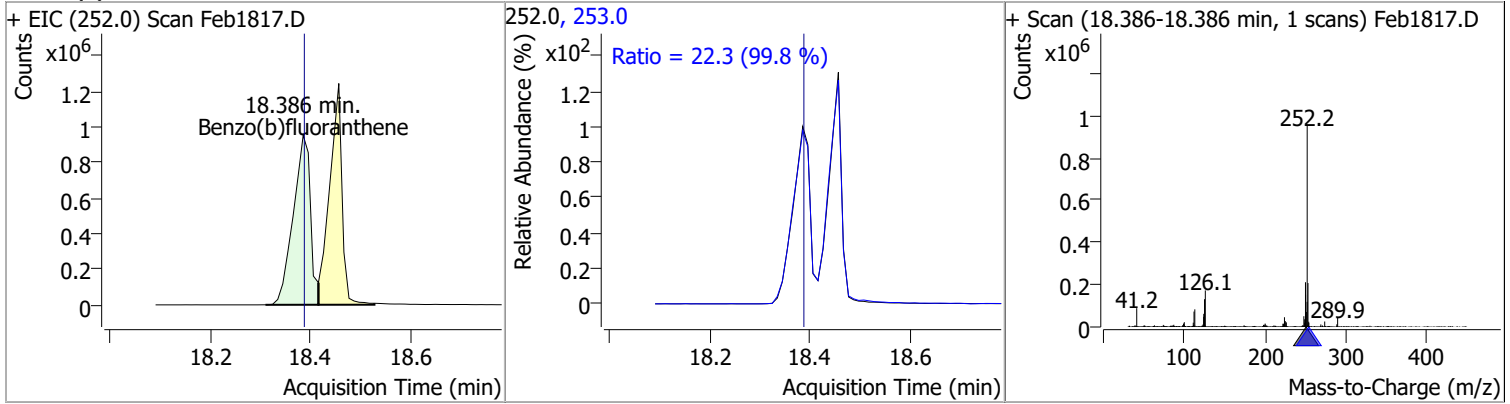
Compound	Conc.	RT	Dev(Min)	Resp.	QIon	QRatio	Lower	Upper
bis(2-ethylhexyl)Phthalate	106.2539	16.38	0.01	335192	149.0	382.2	273.6	508.0
					279.0	14.9	10.5	19.5



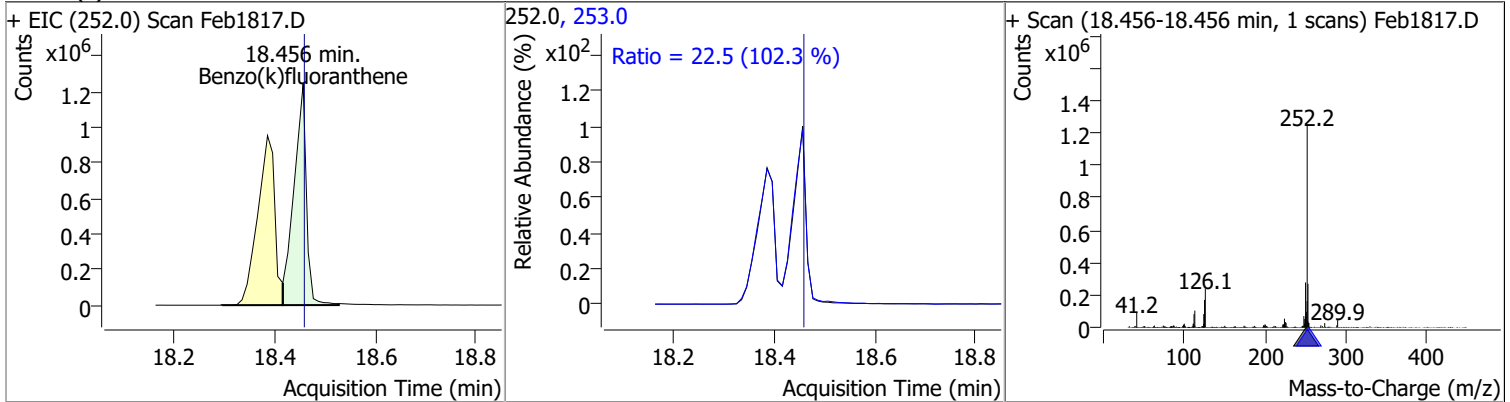
Compound	Conc.	RT	Dev(Min)	Resp.	QIon	QRatio	Lower	Upper
Di-n-octyl Phthalate	102.4781	18.14	0.01	2225726	150.0	9.7	7.0	13.0



Compound	Conc.	RT	Dev(Min)	Resp.	QIon	QRatio	Lower	Upper
Benzo(b)fluoranthene	101.4242	18.39	0.01	2246056	253.0	22.3	15.6	29.0

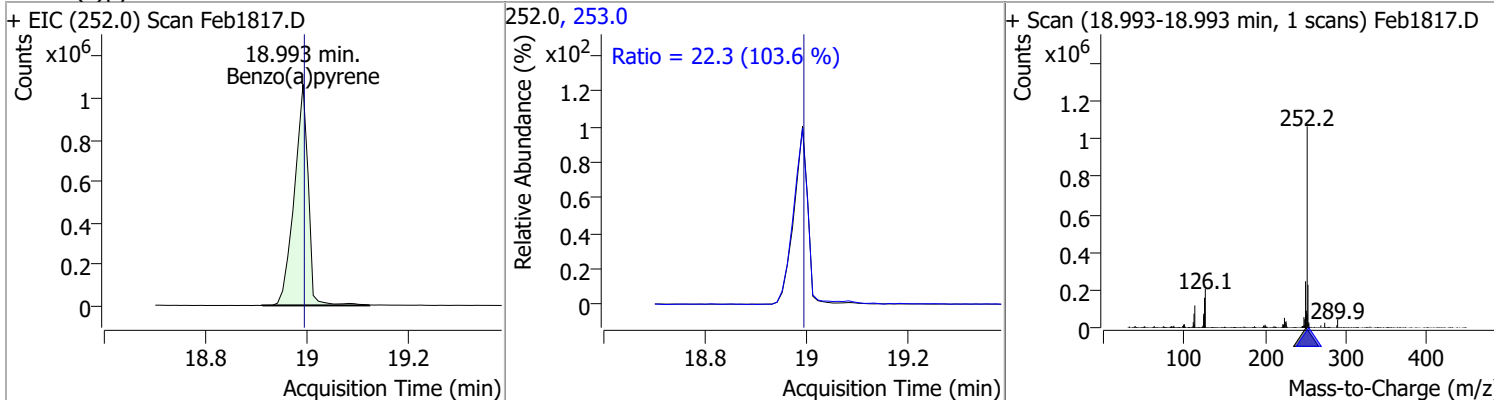


Compound	Conc.	RT	Dev(Min)	Resp.	QIon	QRatio	Lower	Upper
Benzo(k)fluoranthene	90.6520	18.46	0.01	2136394	253.0	22.5	15.4	28.6

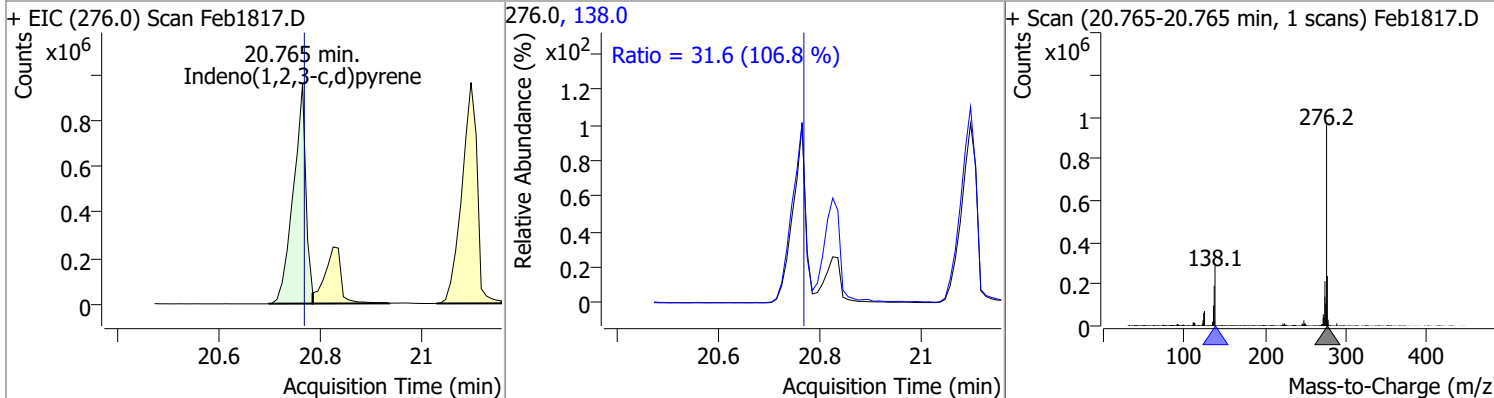


Quantitation Results Report (QT Reviewed)

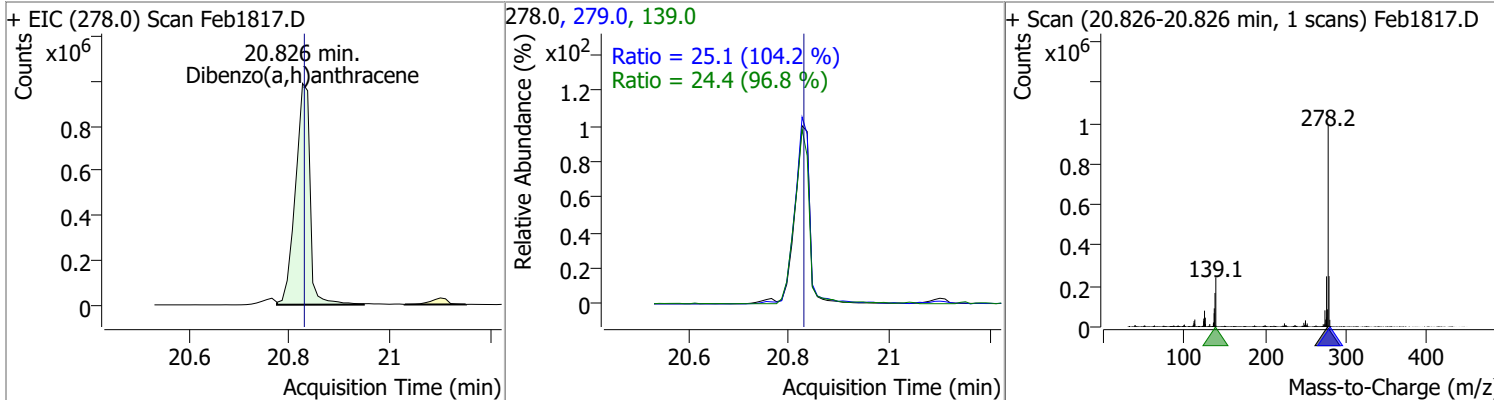
Compound	Conc.	RT	Dev(Min)	Resp.	QIon	QRatio	Lower	Upper
Benzo(a)pyrene	96.6283	18.99	0.01	2046889	253.0	22.3	15.1	28.0



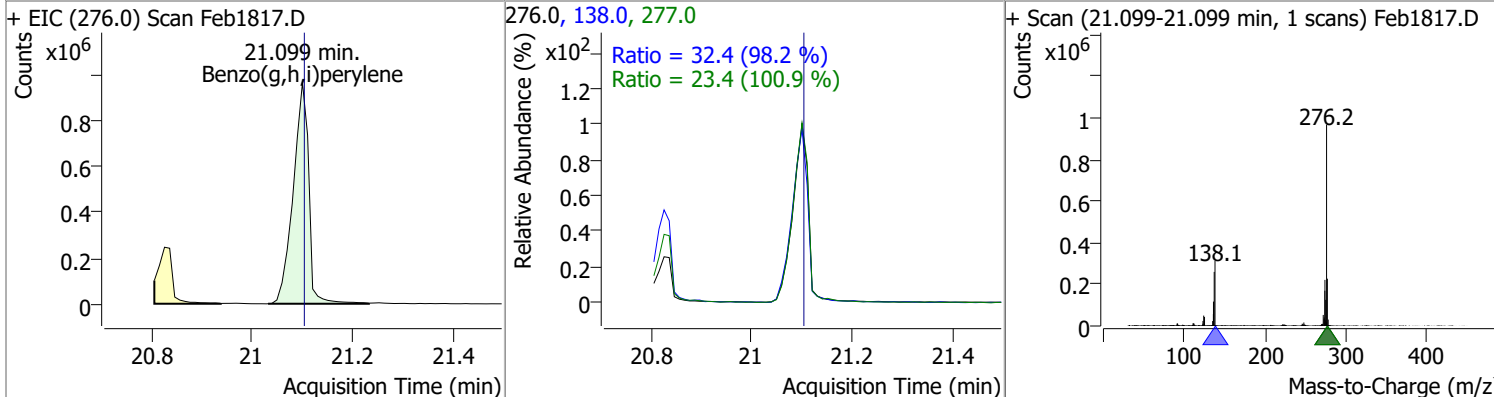
Compound	Conc.	RT	Dev(Min)	Resp.	QIon	QRatio	Lower	Upper
Indeno(1,2,3-c,d)pyrene	93.4428	20.77	0.01	1660169	138.0	31.6	20.7	38.5



Compound	Conc.	RT	Dev(Min)	Resp.	QIon	QRatio	Lower	Upper
Dibenzo(a,h)anthracene	102.9883	20.83	0.01	1995247	139.0	24.4	17.6	32.7
					279.0	25.1	16.9	31.3

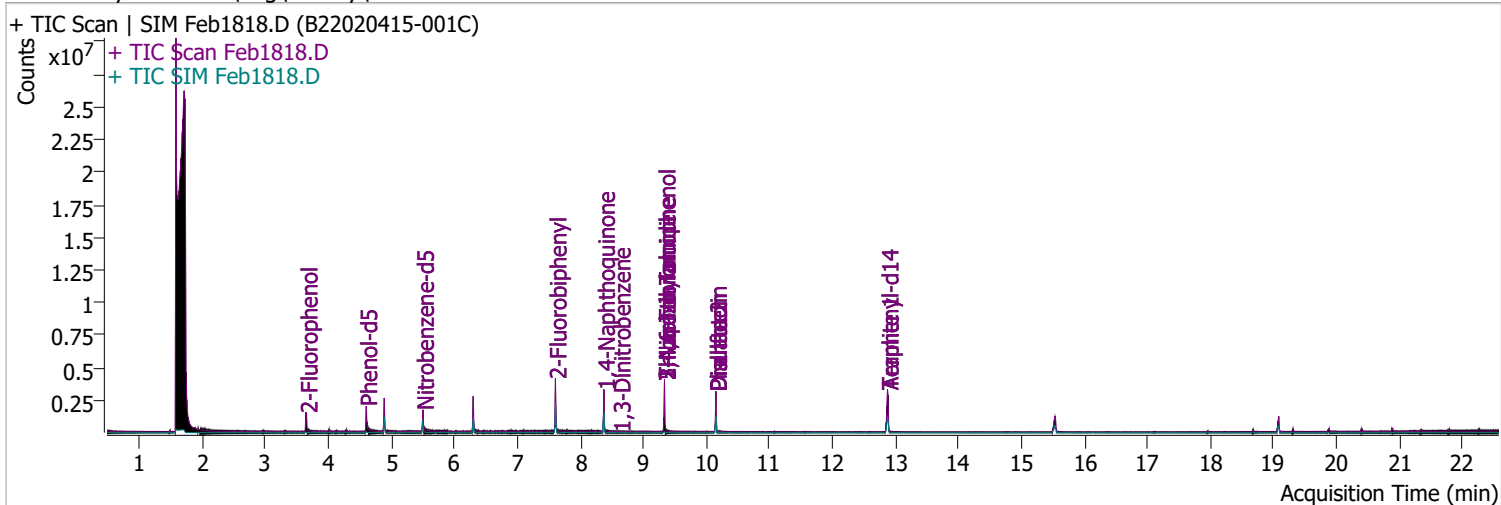


Compound	Conc.	RT	Dev(Min)	Resp.	QIon	QRatio	Lower	Upper
Benzo(g,h,i)perylene	100.7959	21.10	0.01	2064319	138.0	32.4	23.1	42.9
					277.0	23.4	16.3	30.2



Quantitation Results Report (QT Reviewed)

Data File	Feb1818.D	Operator	LIMS import
Acq. Method	BNA+SIM.M	Acq. Date-Time	2/19/2022 5:10:38 PM
Sample Name	B22020415-001C	Instrument	Instrument #1
Vial	18	Multiplier	1.00
DA Method File		Comment	SVOC-8270-W-LARGO
Tune File	dftppdsm.u	Tune Date	2/18/2022 9:25:00 PM
Batch Name	021822 DoD BNA cal.batch.bin	Last Calib Update	2/19/2022 1:06:17 PM
Ref Library	D:\Org\Library\NIST129K.l		



Compound	RT	QIon	Resp.	Conc.	Units	Dev(Min)
----------	----	------	-------	-------	-------	----------

Internal Standards

System Monitoring Compounds

S 2-Fluorophenol	3.653	112.0	595917	65.2404	µg/L	0.000
Spiked Amount: 200.000	Range: 10.0 - 75.0%			Recovery = 32.62%		
S Phenol-d5	4.603	99.0	678511	57.2893	µg/L	-0.010
Spiked Amount: 200.000	Range: 10.0 - 65.0%			Recovery = 28.64%		
S Nitrobenzene-d5	5.502	82.0	430965	65.6428	µg/L	0.000
Spiked Amount: 100.000	Range: 32.0 - 94.0%			Recovery = 65.64%		
S 2-Fluorobiphenyl	7.605	172.0	1234757	62.8314	µg/L	0.000
Spiked Amount: 100.000	Range: 28.0 - 107.0%			Recovery = 62.83%		
S 2,4,6-Tribromophenol	9.336	329.8	304704	167.4576	µg/L	0.000
Spiked Amount: 200.000	Range: 25.0 - 140.0%			Recovery = 83.73%		
S Terphenyl-d14	12.875	244.3	1945113	103.2925	µg/L	0.000
Spiked Amount: 100.000	Range: 32.0 - 122.0%			Recovery = 103.29%		

Target Compounds

Compound	RT	QIon	Resp.	Conc.	Units	Dev(Min)	QValue
T N-Nitrosodimethylamine	0.000		0	N.D.			
T Pyridine	0.000		0	N.D.			
T Aniline	0.000		0	N.D.			
T Phenol	0.000		0	N.D.			
T bis(-2-Chloroethyl)Ether	4.889	63.0	0		µg/L	md	1
T 2-Chlorophenol	0.000		0	N.D.			
T 1,3-Dichlorobenzene	0.000		0	N.D.			
T 1,4-Dichlorobenzene	0.000		0	N.D.			
T 1,2-Dichlorobenzene	0.000		0	N.D.			
T Benzyl Alcohol	0.000		0	N.D.			
T bis(2-chloroisopropyl)Ether	0.000		0	N.D.			
T 2-Methylphenol	0.000		0	N.D.			
T N-nitroso-Di-n-propylamine	5.502	70.0	0		µg/L	md	1
T 4Methylphenol/3Methylphenol	0.000		0	N.D.			
T Hexachloroethane	0.000		0	N.D.			

Quantitation Results Report (QT Reviewed)

Compound	RT	QIon	Resp.	Conc.	Units	Dev(Min)
T Nitrobenzene	0.000		0	N.D.		
T Isophorone	0.000		0	N.D.		
T 2-Nitrophenol	0.000		0	N.D.		
T 2,4-Dimethylphenol	0.000		0	N.D.		
T bis(-2-Chloroethoxy)Methane	0.000		0	N.D.		
T 2,4-Dichlorophenol	0.000		0	N.D.		
T Benzoic Acid	0.000		0	N.D.		
T 1,2,4-Trichlorobenzene	0.000		0	N.D.		
T Naphthalene	0.000		0	N.D.		
T 4-Chlorophenol	6.300	130.0	0		µg/L md	1
T p-Chloroaniline	0.000		0	N.D.		
T Hexachlorobutadiene	0.000		0	N.D.		
T 4-Chloro-2-Methylphenol	0.000		0	N.D.		
T 4-Chloro-3-Methylphenol	0.000		0	N.D.		
T 2-Methylnaphthalene	0.000		0	N.D.		
T 1-Methylnaphthalene	0.000		0	N.D.		
T Hexachlorocyclopentadiene	0.000		0	N.D.		
T 2,4,6-Trichlorophenol	0.000		0	N.D.		
T 2,4,5-Trichlorophenol	0.000		0	N.D.		
T 2-Chloronaphthalene	0.000		0	N.D.		
T 2-Nitroaniline	7.605	65.0	0		µg/L md	1
T Dimethyl Phthalate	8.374	163.0	0		µg/L md	1
T 2,6-Dinitrotoluene	8.374	165.0	0		µg/L md	1
T Acenaphthylene	0.000		0	N.D.		
T 3-Nitroaniline	0.000		0	N.D.		
T Acenaphthene	0.000		0	N.D.		
T 2,4-Dinitrophenol	8.527	184.0	0		µg/L md	1
T Dibenzofuran	0.000		0	N.D.		
T 2,4-Dinitrotoluene	0.000		0	N.D.		
T 4-Nitrophenol	0.000		0	N.D.		
T Diethylphthalate	0.000		0	N.D.		
T Fluorene	0.000		0	N.D.		
T 4-Chlorophenyl-phenylether	0.000		0	N.D.		
T 4-Nitroaniline	0.000		0	N.D.		
T 4,6-Dinitro-2-methylphenol	9.336	198.0	0		µg/L md	1
T N-nitrosodiphenylamine	0.000		0	N.D.		
T Azobenzene	0.000		0	N.D.		
T 4-Bromophenyl-phenylether	0.000		0	N.D.		
T Hexachlorobenzene	0.000		0	N.D.		
T Pentachlorophenol	0.000		0	N.D.		
T Phenanthrene	0.000		0	N.D.		
T Anthracene	0.000		0	N.D.		
T Triallate	0.000		0	N.D.		
T Carbazole	0.000		0	N.D.		
T o-Terphenyl	0.000		0	N.D.		
T Di-n-Butylphthalate	0.000		0	N.D.		
T Fluoranthene	0.000		0	N.D.		
T Benzidine	12.875	184.0	0		µg/L md	1
T Pyrene	0.000		0	N.D.		
T Butylbenzylphthalate	0.000		0	N.D.		
T Benzo(a)Anthracene	0.000		0	N.D.		
T Chrysene	0.000		0	N.D.		
T 3,3-Dichlorobenzidine	0.000		0	N.D.		
T bis(2-ethylhexyl)Phthalate	0.000		0	N.D.		
T Di-n-octyl Phthalate	0.000		0	N.D.		

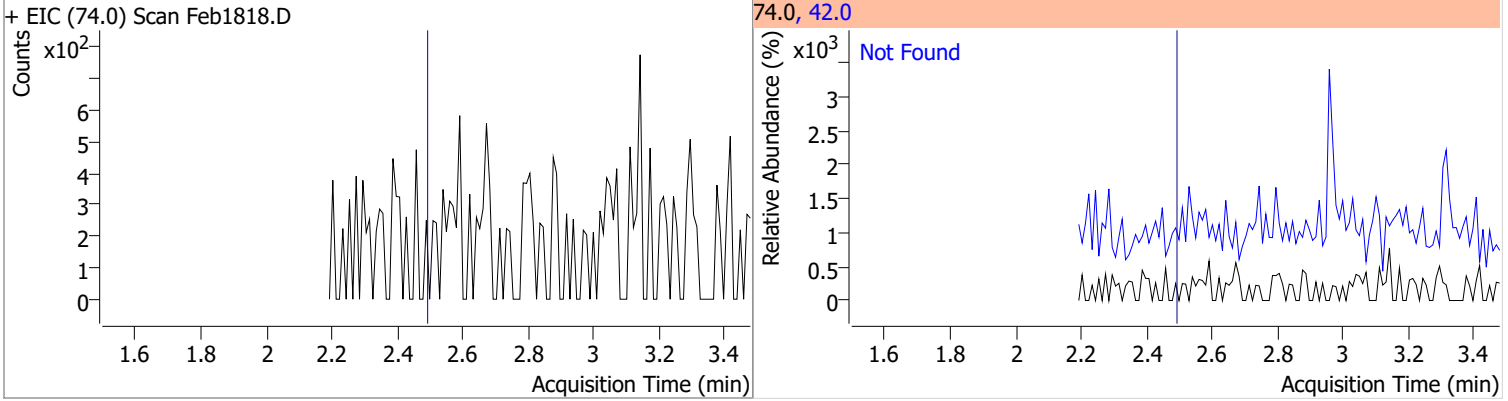
Quantitation Results Report (QT Reviewed)

Compound	RT	QIon	Resp.	Conc.	Units	Dev(Min)
T Benzo(b)fluoranthene	0.000		0	N.D.		
T Benzo(k)fluoranthene	0.000		0	N.D.		
T Benzo(a)pyrene	0.000		0	N.D.		
T Indeno(1,2,3-c,d)pyrene	0.000		0	N.D.		
T Dibenzo(a,h)anthracene	0.000		0	N.D.		
T Benzo(g,h,i)perylene	0.000		0	N.D.		

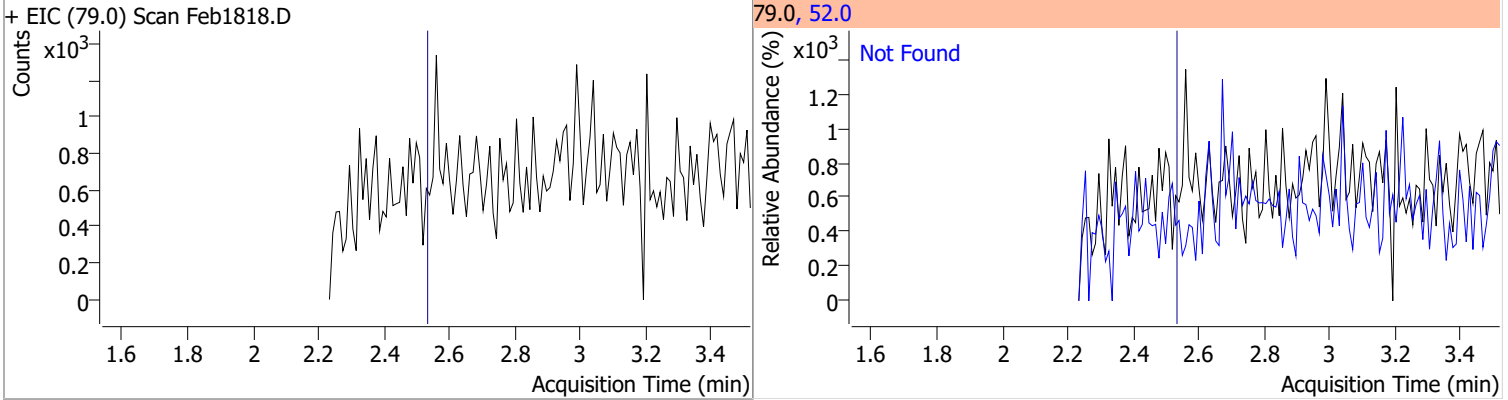
(#) = Qualifier Out of Range; (m) = Manual Integration; (+) = Area Summed; (*) = Surrogate Percent Recovery Out of Range; (d): Zeroed Peak

Quantitation Results Report (QT Reviewed)

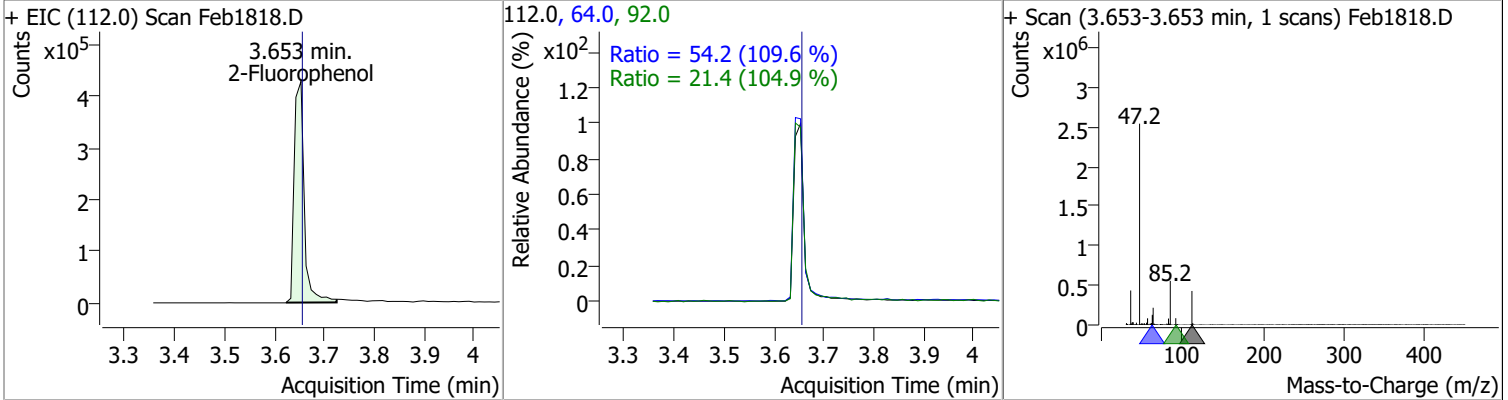
Compound	Conc.	Exp RT	QIon	Exp Ratio
N-Nitrosodimethylamine	N.D.	2.49	42.0	135.8



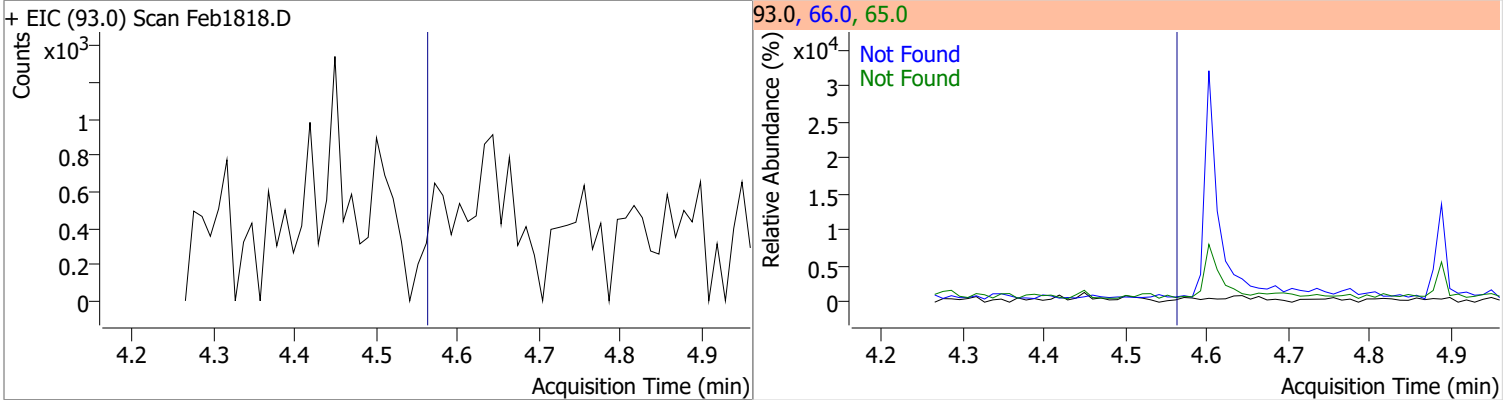
Compound	Conc.	Exp RT	QIon	Exp Ratio
Pyridine	N.D.	2.53	52.0	82.7



Compound	Conc.	RT	Dev(Min)	Resp.	QIon	QRatio	Lower	Upper
2-Fluorophenol	65.2404	3.65	0.00	595917	64.0	54.2	34.6	64.3
					92.0	21.4	14.2	26.5

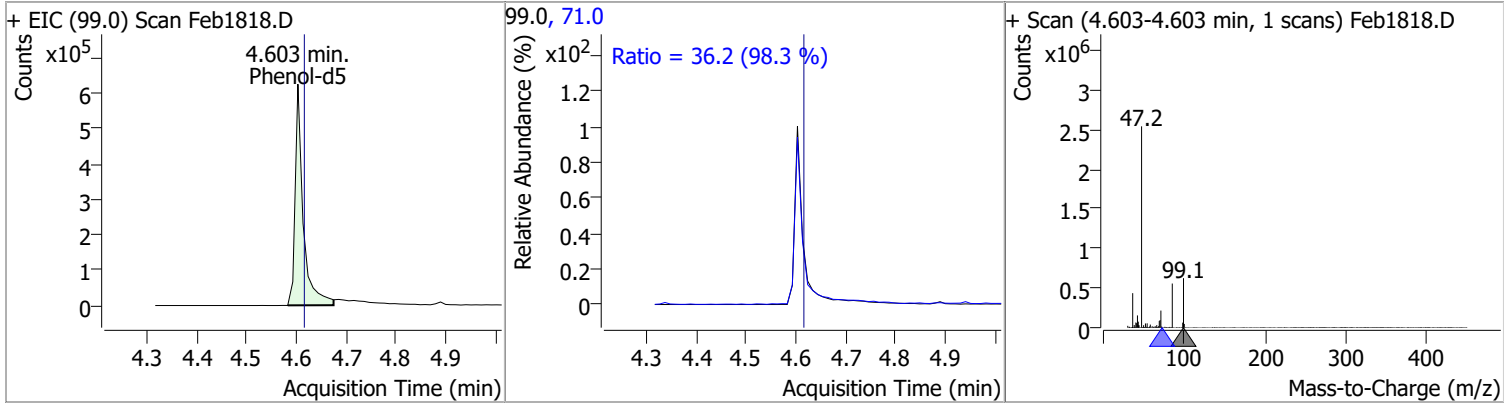


Compound	Conc.	Exp RT	QIon	Exp Ratio	QIon	Exp Ratio
Aniline	N.D.	4.56	66.0	36.7	65.0	18.7

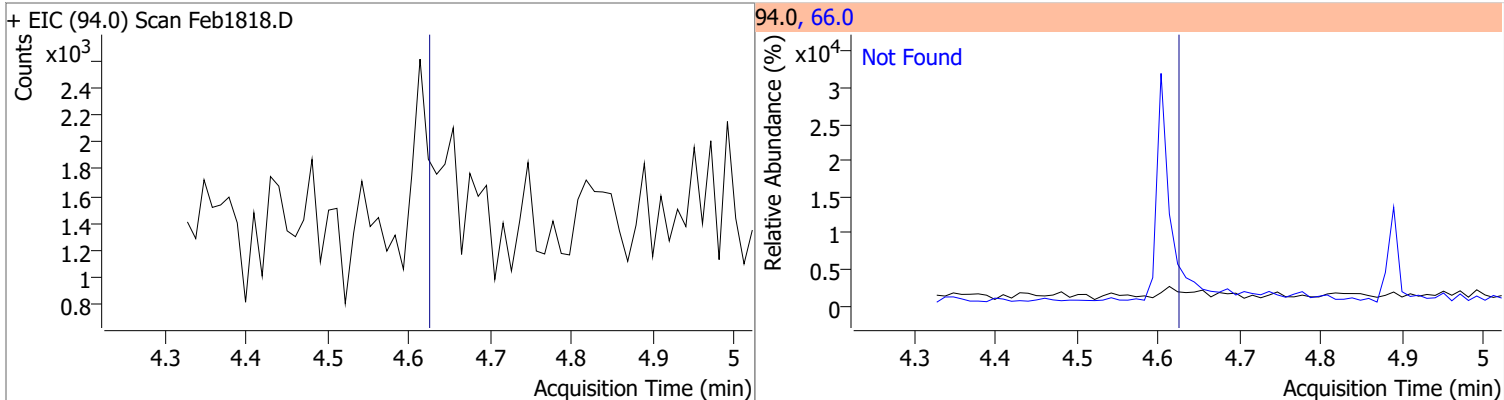


Quantitation Results Report (QT Reviewed)

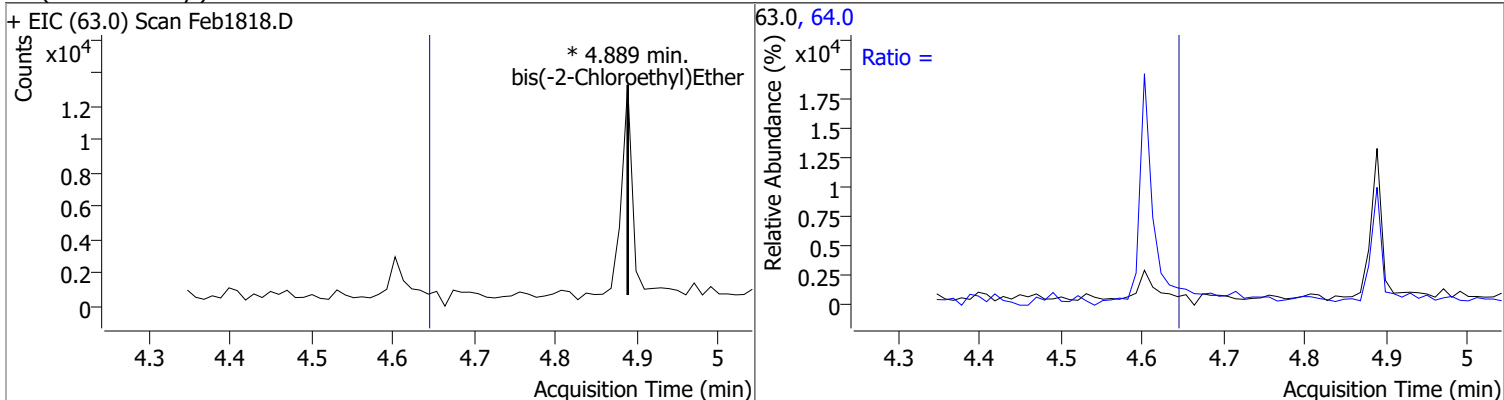
Compound	Conc.	RT	Dev(Min)	Resp.	QIon	QRatio	Lower	Upper
Phenol-d5	57.2893	4.60	-0.01	678511	71.0	36.2	25.8	47.9



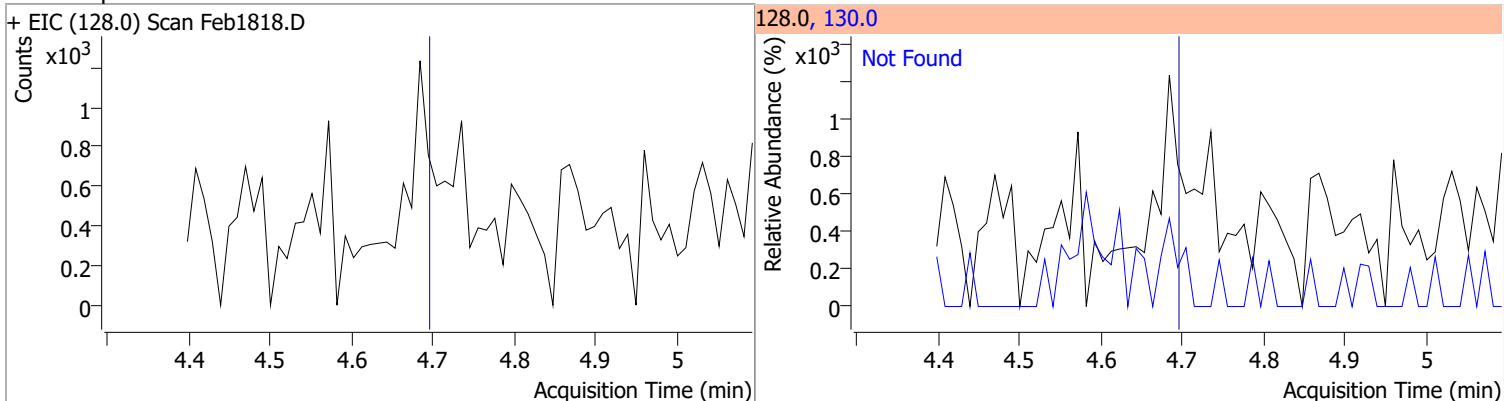
Compound	Conc.	Exp RT	QIon	Exp Ratio
Phenol	N.D.	4.62	66.0	45.3



Compound	Conc.	RT	Dev(Min)	Resp.	QIon	QRatio	Lower	Upper
bis(-2-Chloroethyl)Ether	0	0	0	64.0	64.0	7.6	7.6	14.1

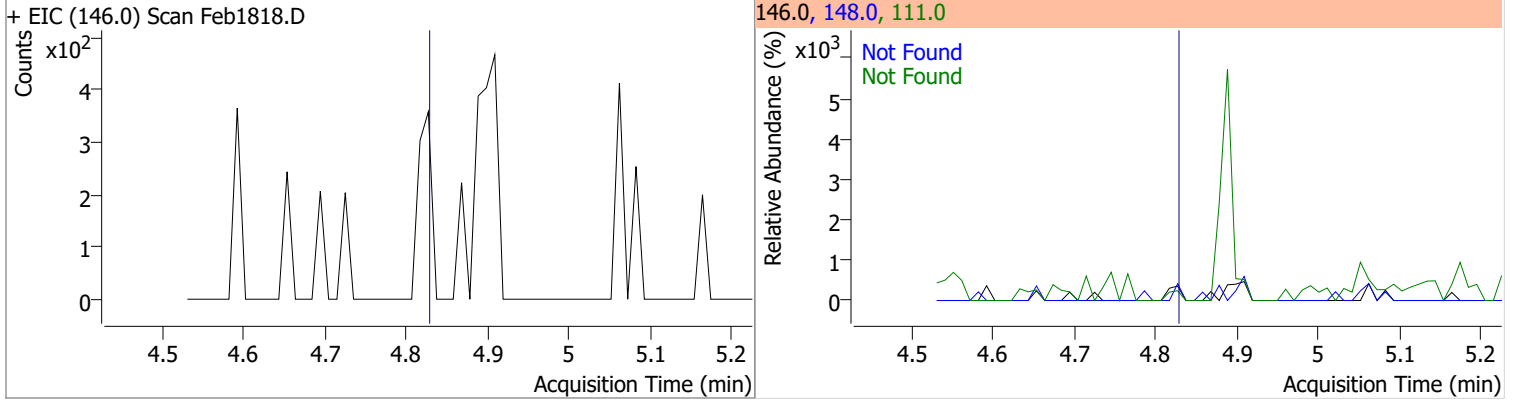


Compound	Conc.	Exp RT	QIon	Exp Ratio
2-Chlorophenol	N.D.	4.69	130.0	32.5

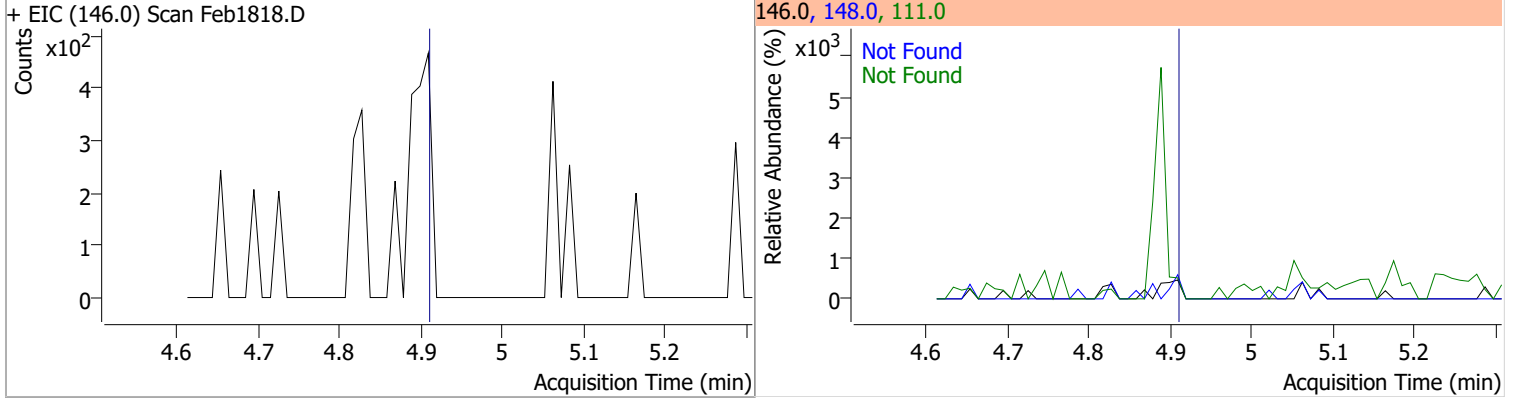


Quantitation Results Report (QT Reviewed)

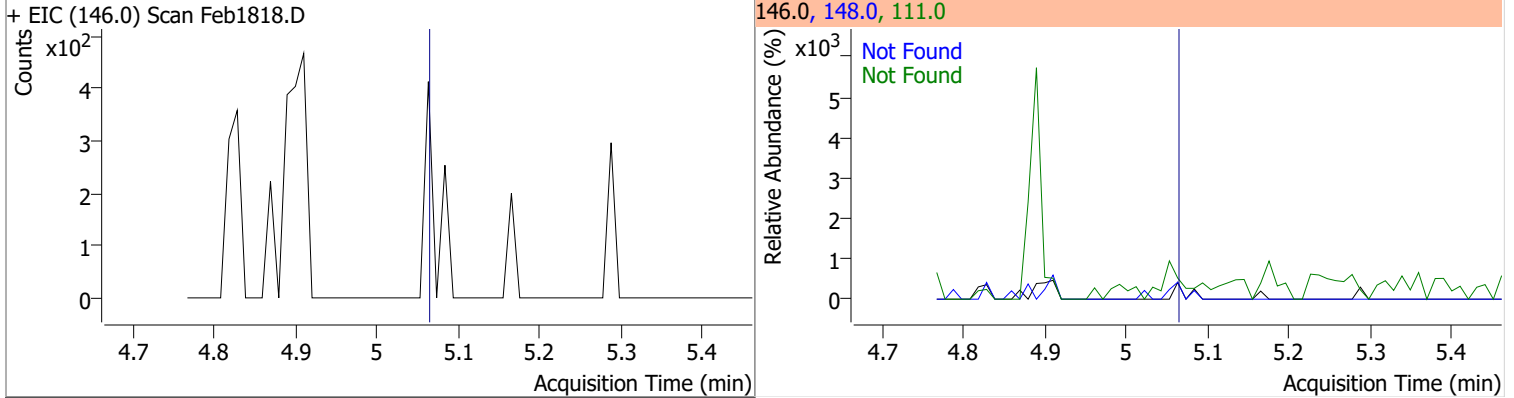
Compound	Conc.	Exp RT	QIon	Exp Ratio	QIon	Exp Ratio
1,3-Dichlorobenzene	N.D.	4.83	148.0	63.7	111.0	36.1



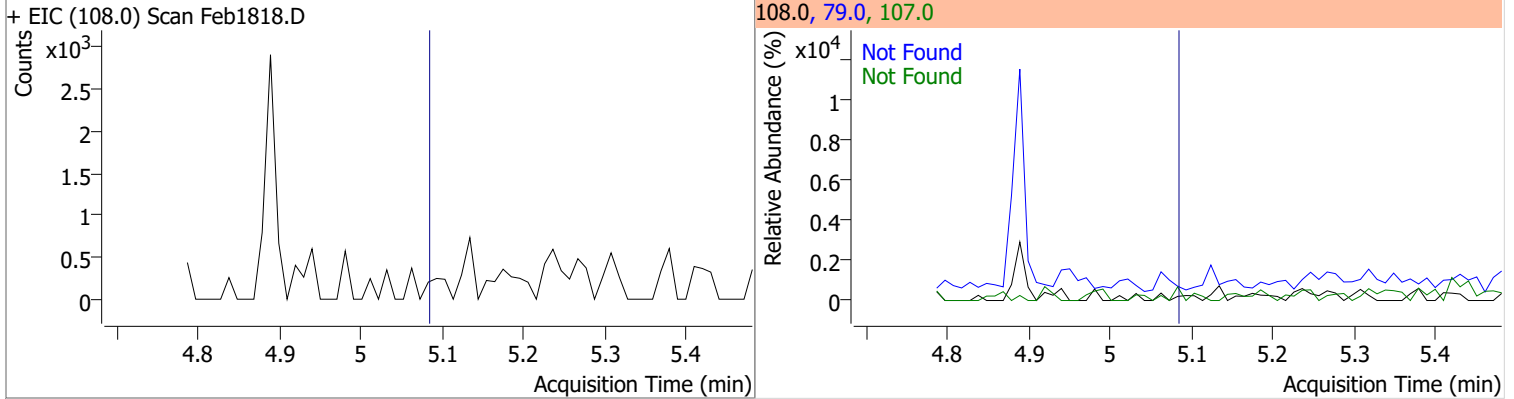
Compound	Conc.	Exp RT	QIon	Exp Ratio	QIon	Exp Ratio
1,4-Dichlorobenzene	N.D.	4.91	148.0	65.2	111.0	36.0



Compound	Conc.	Exp RT	QIon	Exp Ratio	QIon	Exp Ratio
1,2-Dichlorobenzene	N.D.	5.06	148.0	64.4	111.0	37.3

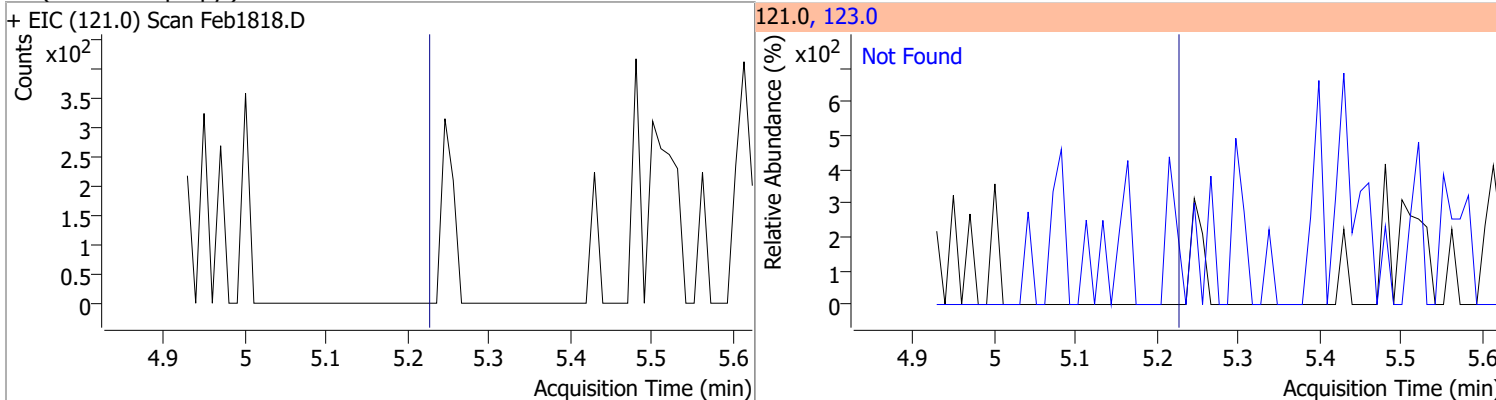


Compound	Conc.	Exp RT	QIon	Exp Ratio	QIon	Exp Ratio
Benzyl Alcohol	N.D.	5.08	79.0	119.3	107.0	70.5

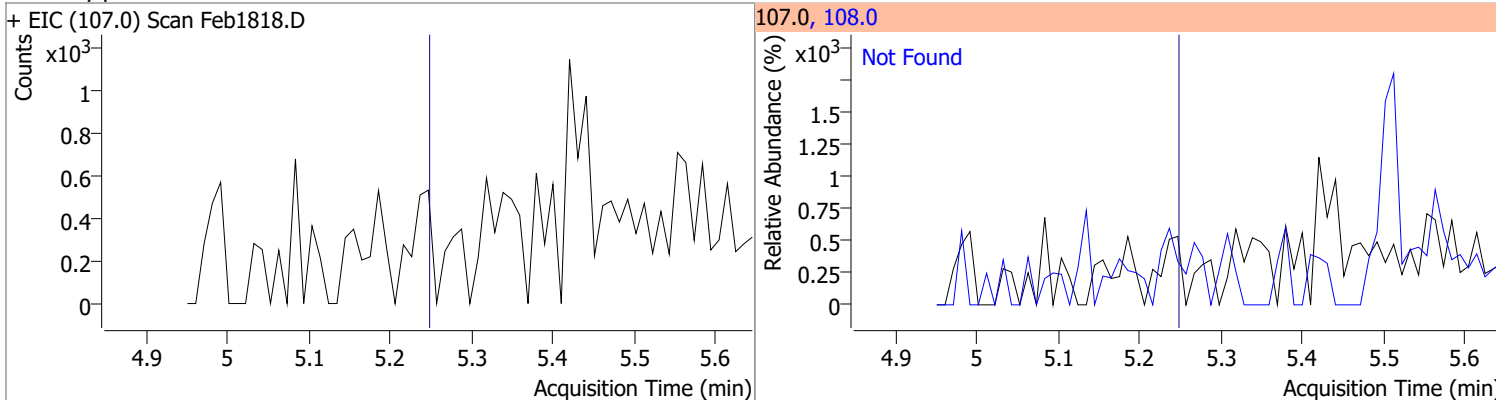


Quantitation Results Report (QT Reviewed)

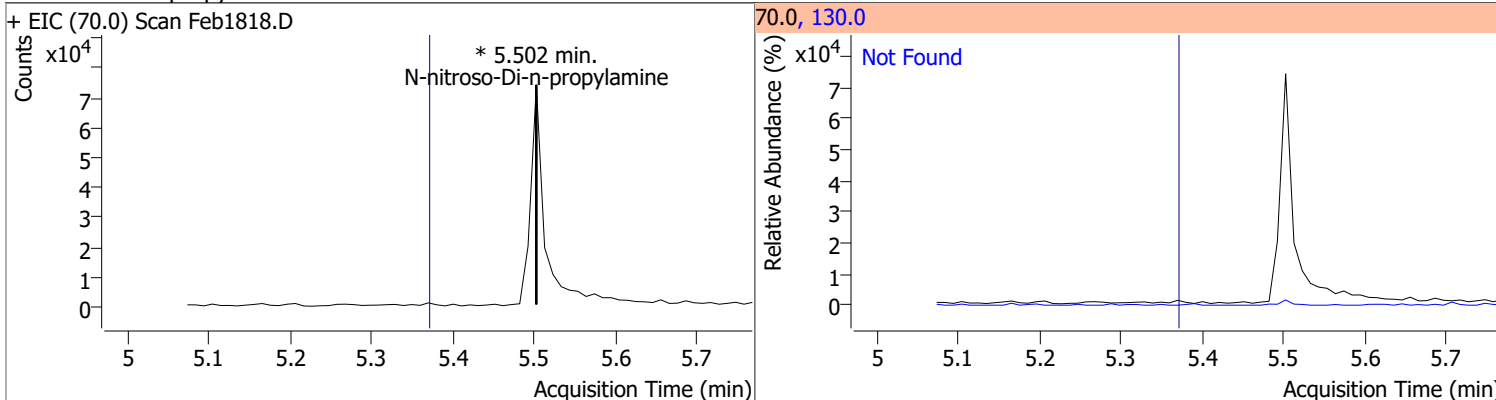
Compound	Conc.	Exp RT	QIon	Exp Ratio
bis(2-chloroisopropyl)Ether	N.D.	5.23	123.0	32.1



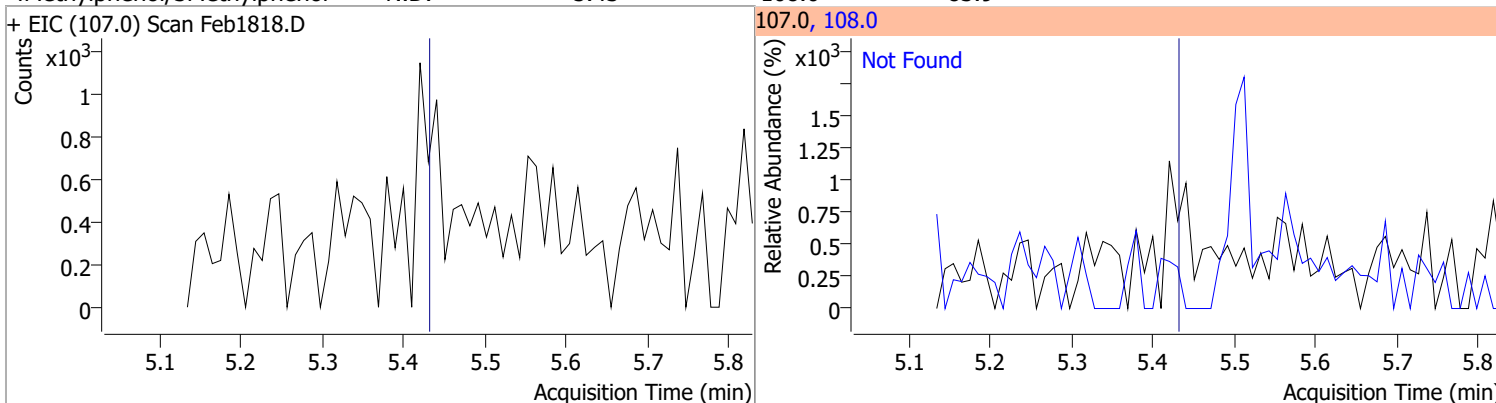
Compound	Conc.	Exp RT	QIon	Exp Ratio
2-Methylphenol	N.D.	5.25	108.0	116.5



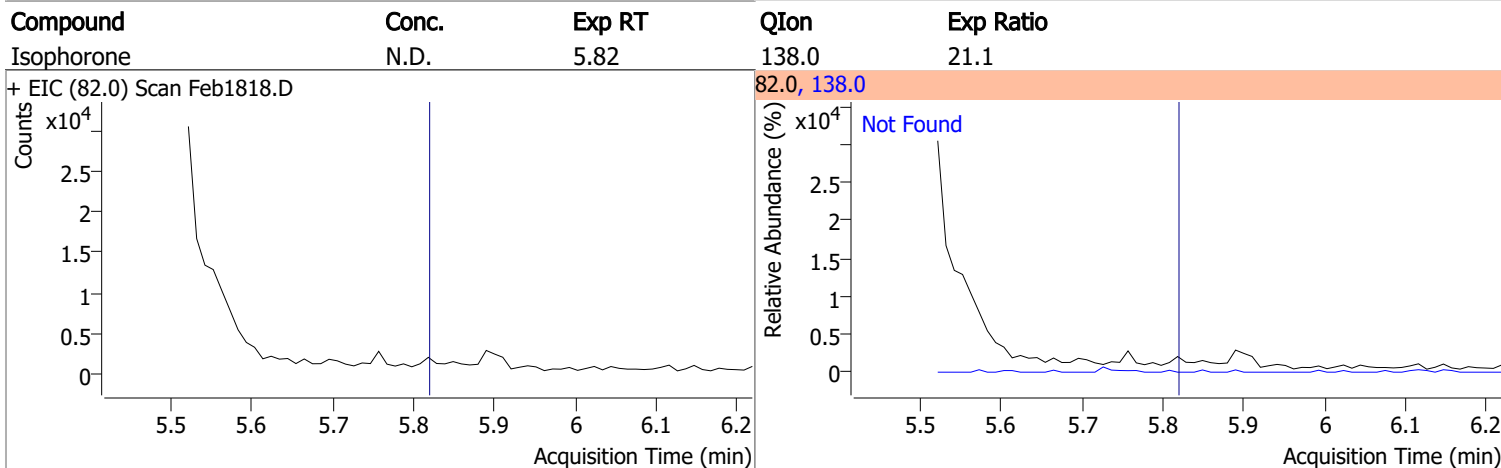
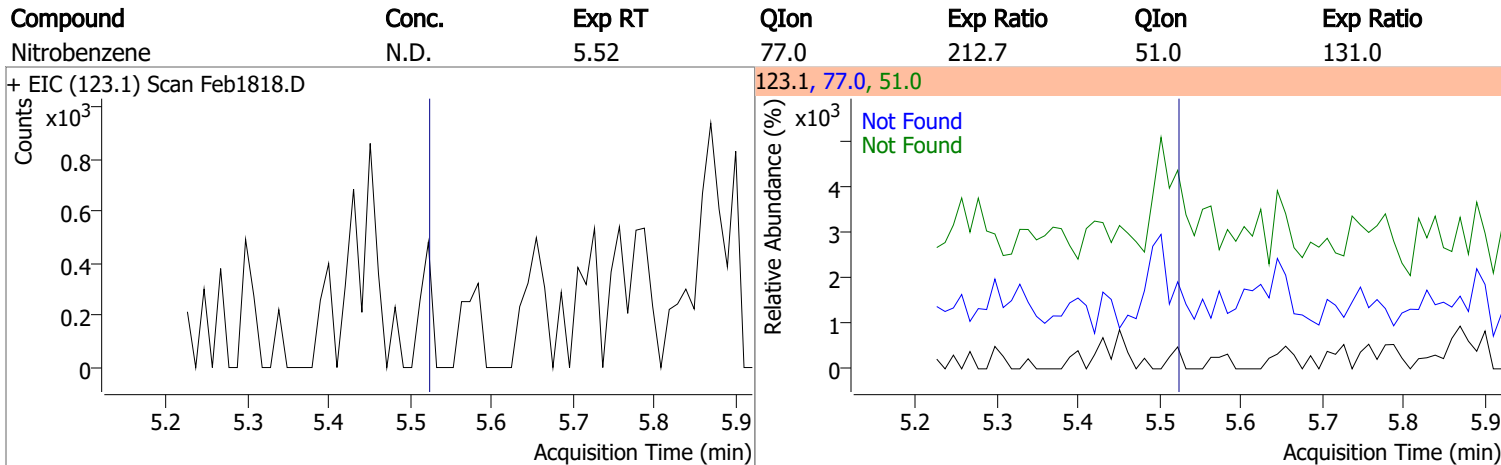
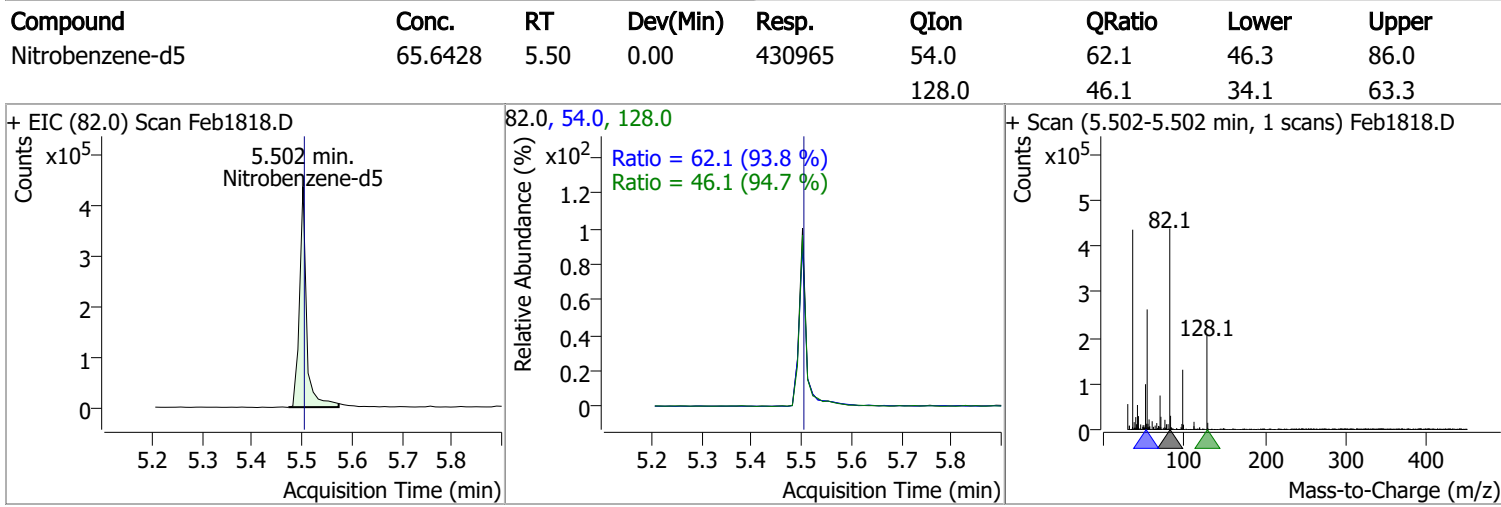
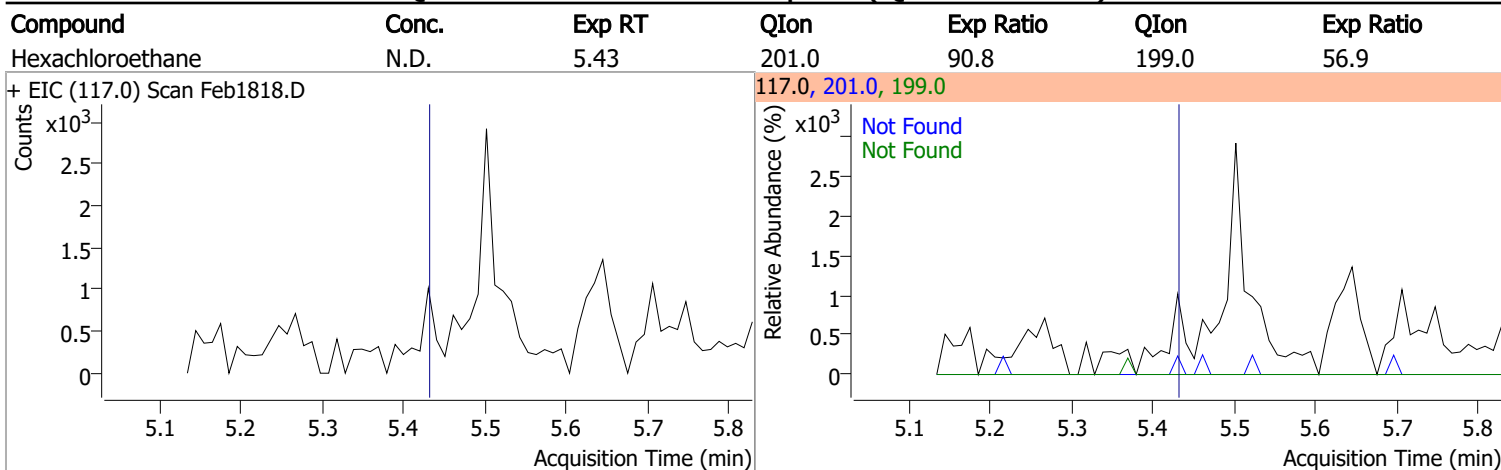
Compound	Conc.	RT	Dev(Min)	Resp.	QIon	QRatio	Lower	Upper
N-nitroso-Di-n-propylamine		0		0	130.0		0.0	38.8



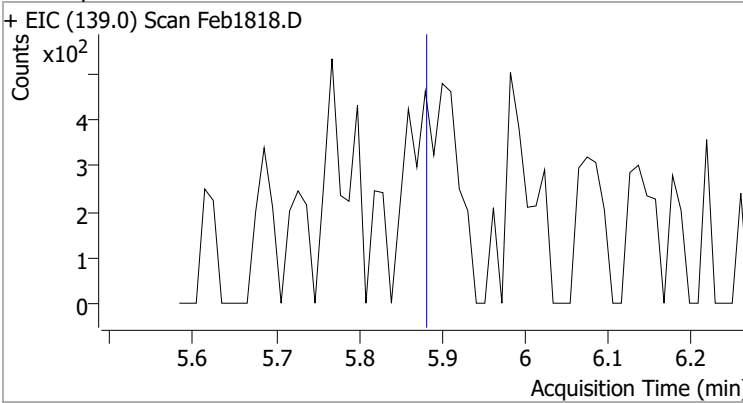
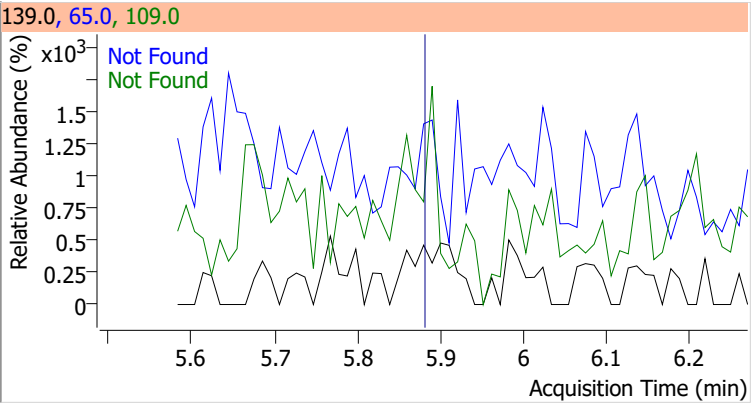
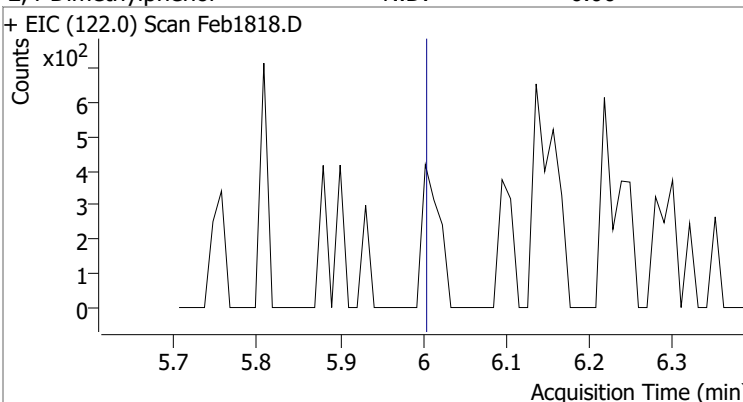
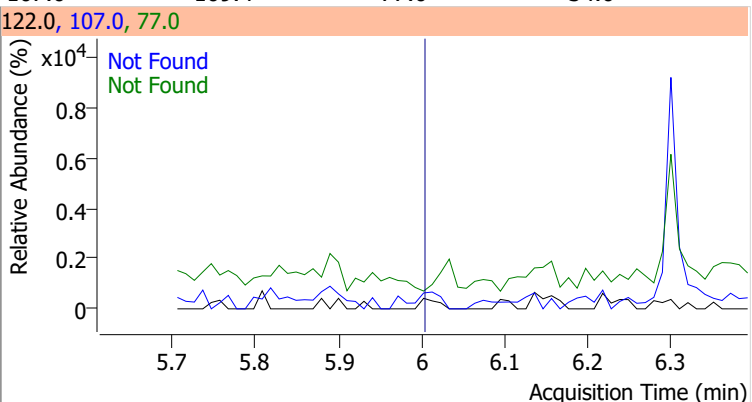
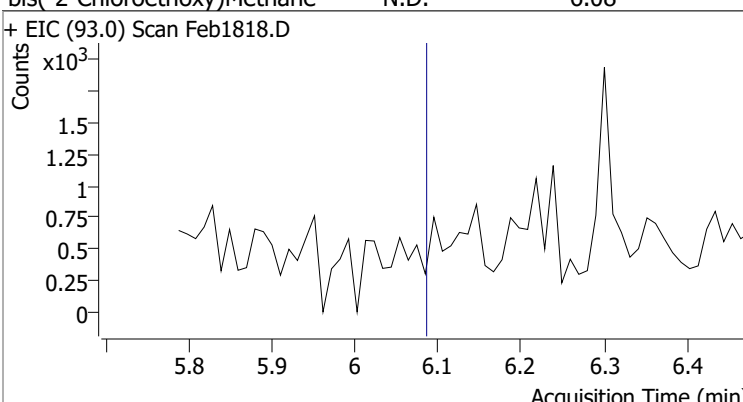
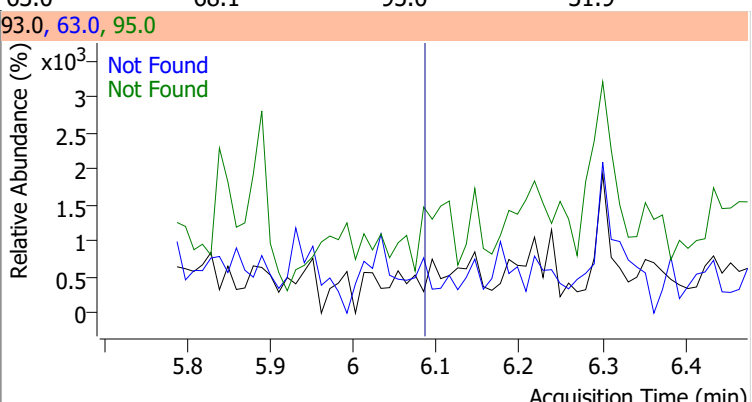
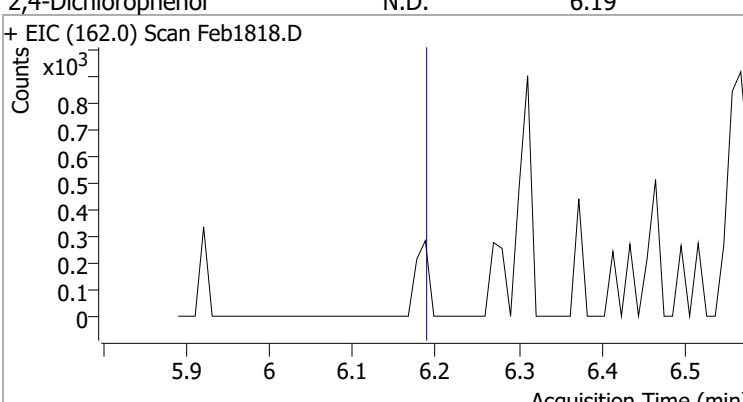
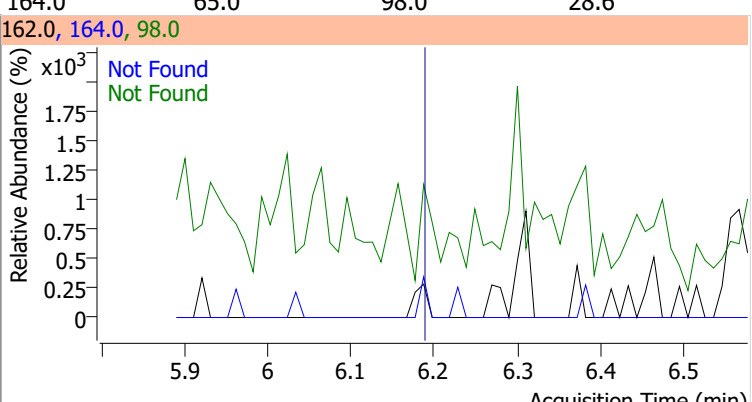
Compound	Conc.	Exp RT	QIon	Exp Ratio
4Methylphenol/3Methylphenol	N.D.	5.43	108.0	83.9



Quantitation Results Report (QT Reviewed)

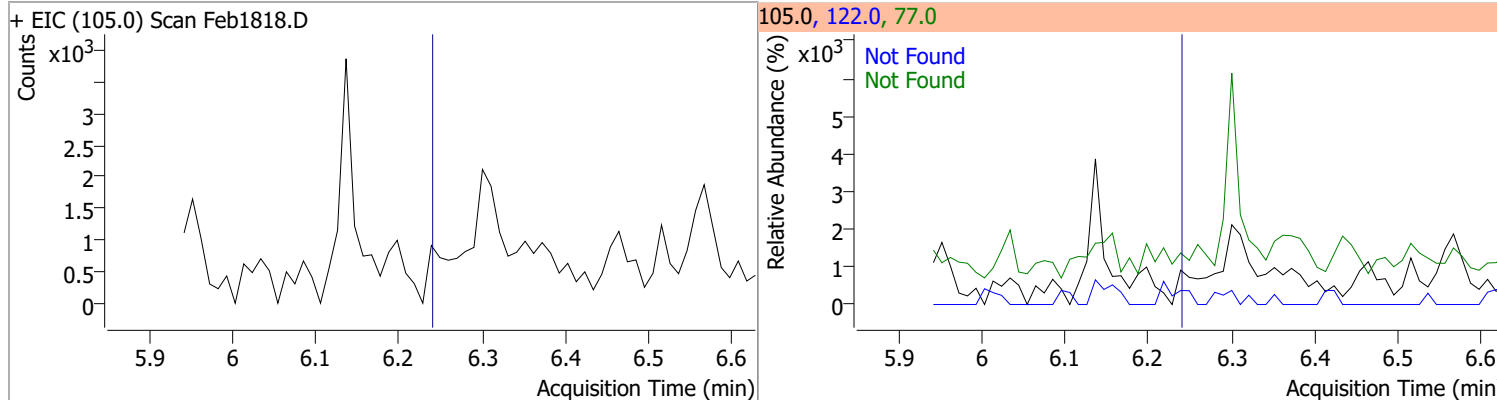


Quantitation Results Report (QT Reviewed)

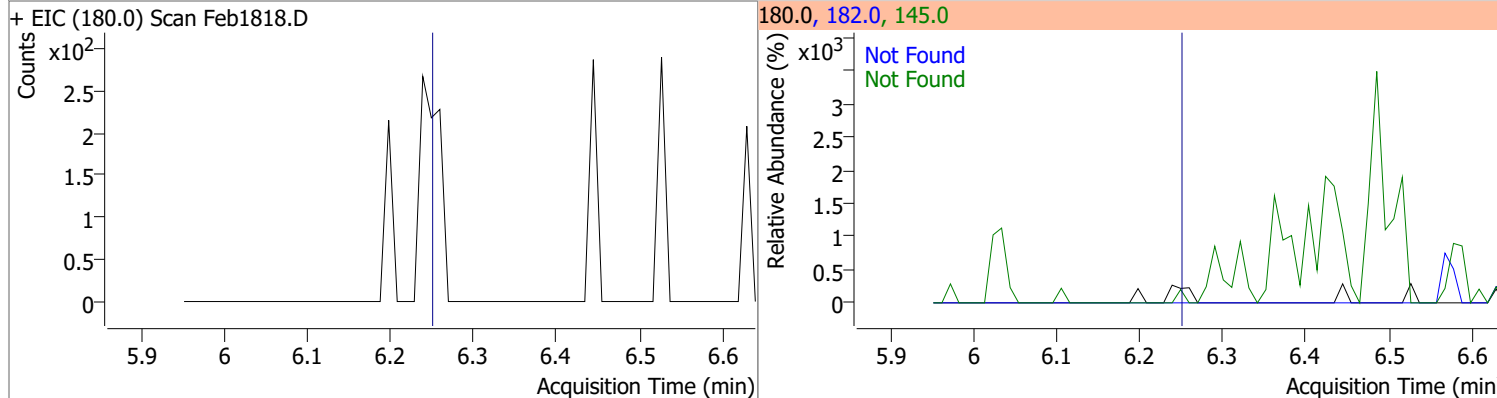
Compound	Conc.	Exp RT	QIon	Exp Ratio	QIon	Exp Ratio
2-Nitrophenol	N.D.	5.88	65.0	48.8	109.0	35.2
+ EIC (139.0) Scan Feb1818.D			139.0, 65.0, 109.0			
						
2,4-Dimethylphenol	N.D.	6.00	107.0	109.4	77.0	34.0
+ EIC (122.0) Scan Feb1818.D			122.0, 107.0, 77.0			
						
bis(-2-Chloroethoxy)Methane	N.D.	6.08	63.0	68.1	95.0	31.9
+ EIC (93.0) Scan Feb1818.D			93.0, 63.0, 95.0			
						
2,4-Dichlorophenol	N.D.	6.19	164.0	65.0	98.0	28.6
+ EIC (162.0) Scan Feb1818.D			162.0, 164.0, 98.0			
						

Quantitation Results Report (QT Reviewed)

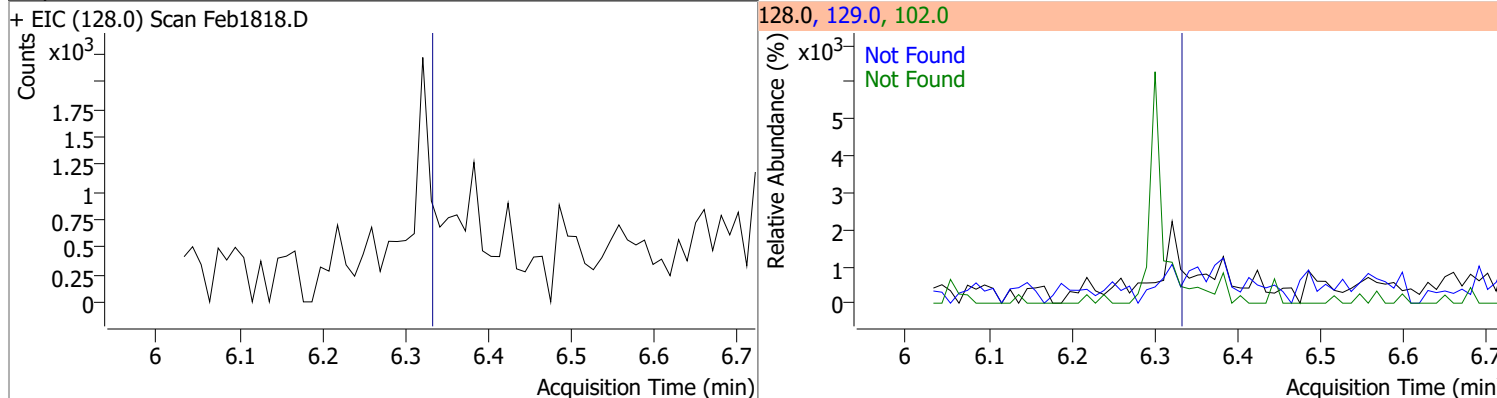
Compound	Conc.	Exp RT	QIon	Exp Ratio	QIon	Exp Ratio
Benzoic Acid	N.D.	6.24	122.0	85.5	77.0	60.4



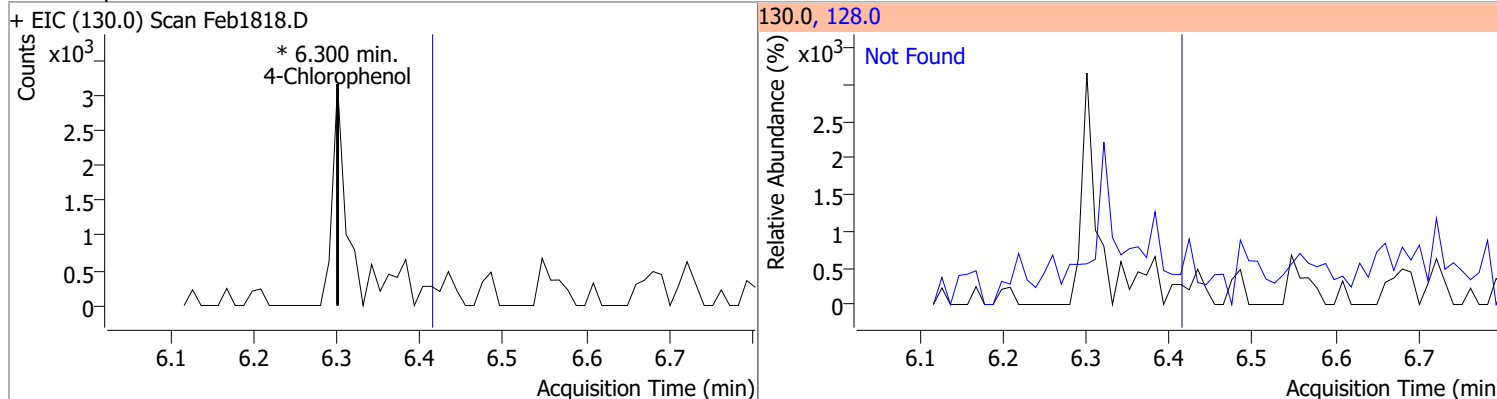
Compound	Conc.	Exp RT	QIon	Exp Ratio	QIon	Exp Ratio
1,2,4-Trichlorobenzene	N.D.	6.25	182.0	94.6	145.0	28.7



Compound	Conc.	Exp RT	QIon	Exp Ratio	QIon	Exp Ratio
Naphthalene	N.D.	6.33	129.0	11.5	102.0	9.9

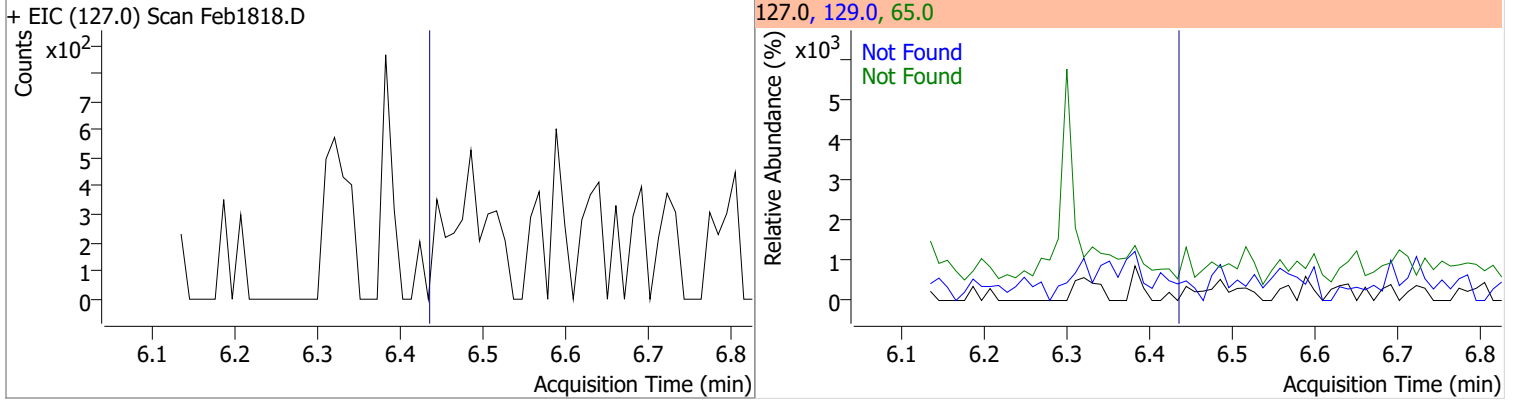


Compound	Conc.	RT	Dev(Min)	Resp.	QIon	QRatio	Lower	Upper
4-Chlorophenol		0		0	128.0		221.4	411.2

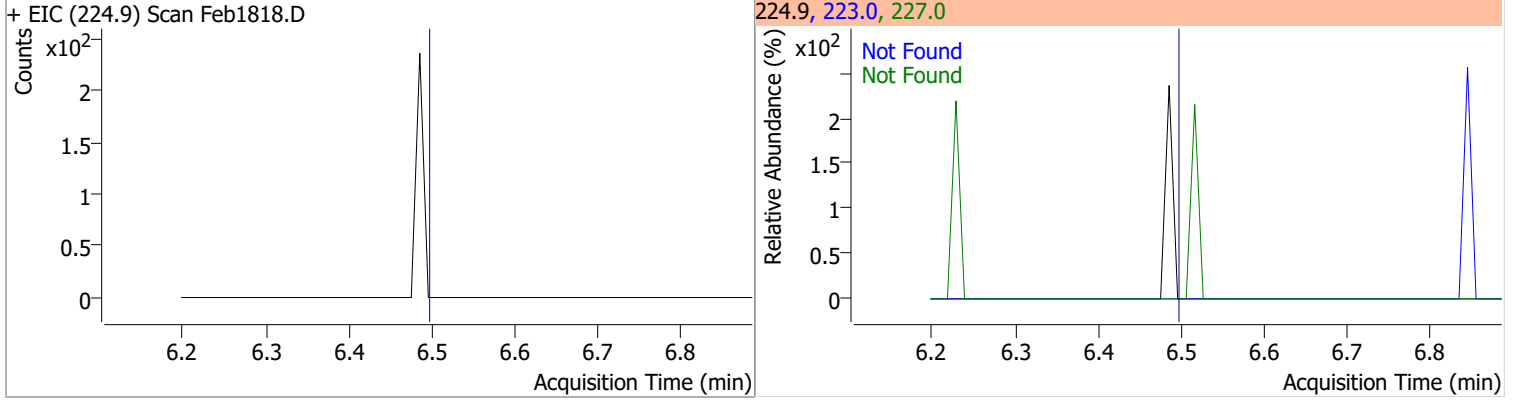


Quantitation Results Report (QT Reviewed)

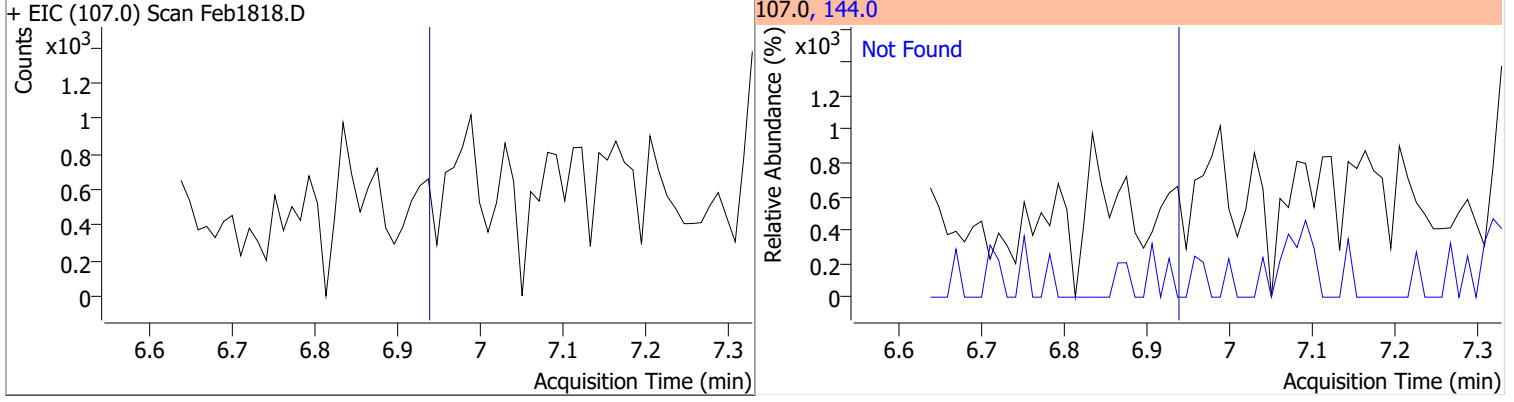
Compound	Conc.	Exp RT	QIon	Exp Ratio	QIon	Exp Ratio
p-Chloroaniline	N.D.	6.43	65.0	60.1	129.0	37.6



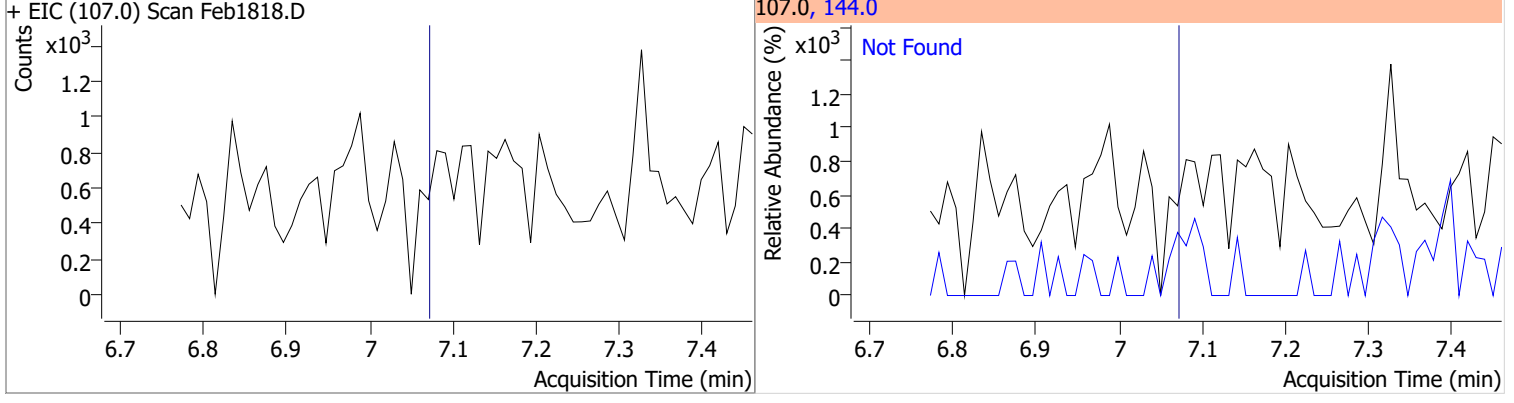
Compound	Conc.	Exp RT	QIon	Exp Ratio	QIon	Exp Ratio
Hexachlorobutadiene	N.D.	6.50	227.0	65.7	223.0	64.3



Compound	Conc.	Exp RT	QIon	Exp Ratio
4-Chloro-2-Methylphenol	N.D.	6.94	144.0	27.8

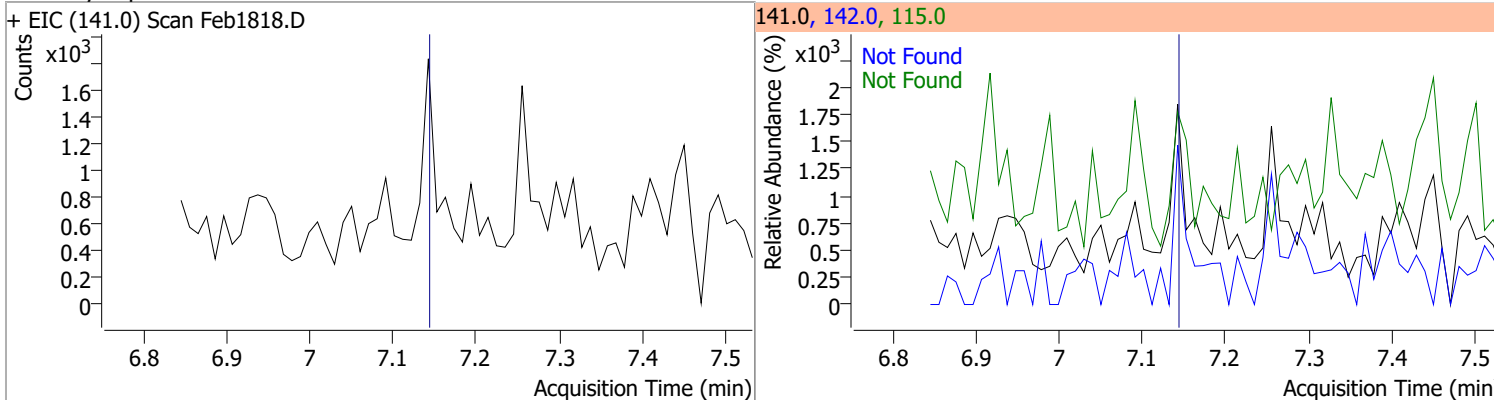


Compound	Conc.	Exp RT	QIon	Exp Ratio
4-Chloro-3-Methylphenol	N.D.	7.07	144.0	27.3

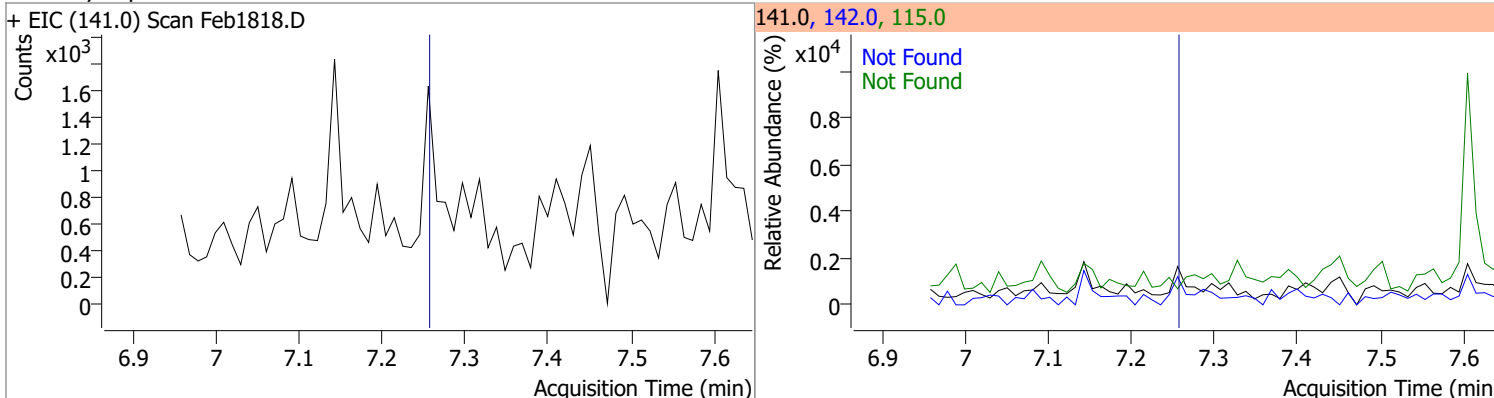


Quantitation Results Report (QT Reviewed)

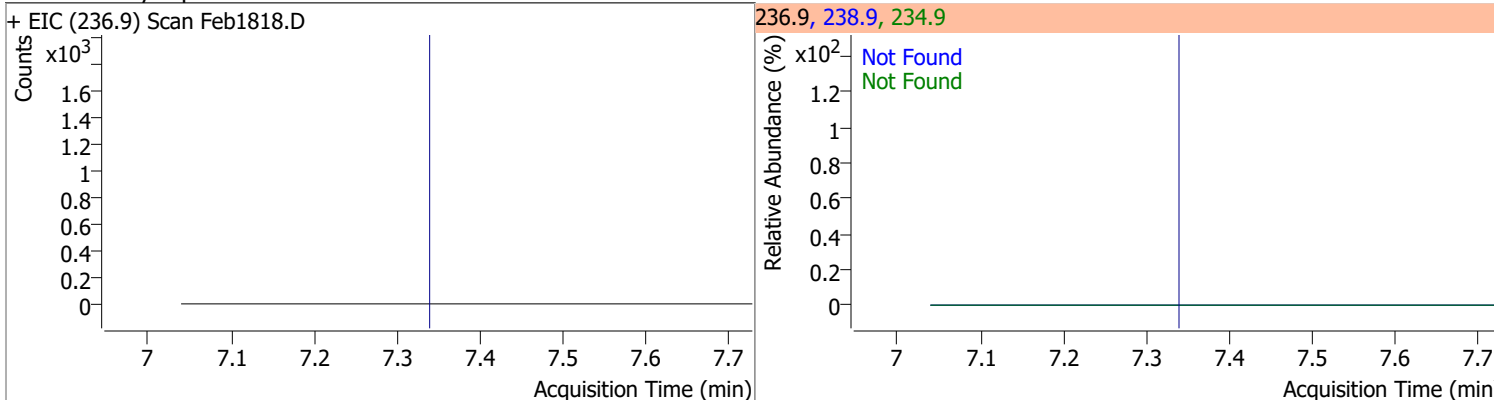
Compound	Conc.	Exp RT	QIon	Exp Ratio	QIon	Exp Ratio
2-Methylnaphthalene	N.D.	7.14	142.0	119.8	115.0	41.7



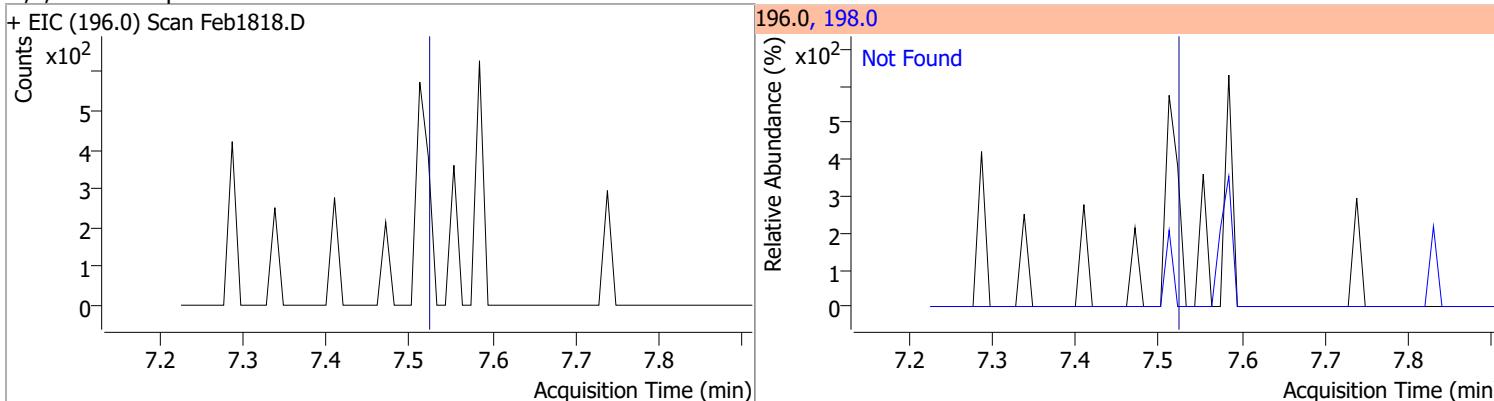
Compound	Conc.	Exp RT	QIon	Exp Ratio	QIon	Exp Ratio
1-Methylnaphthalene	N.D.	7.26	142.0	114.0	115.0	41.3



Compound	Conc.	Exp RT	QIon	Exp Ratio	QIon	Exp Ratio
Hexachlorocyclopentadiene	N.D.	7.34	234.9	64.6	238.9	63.8

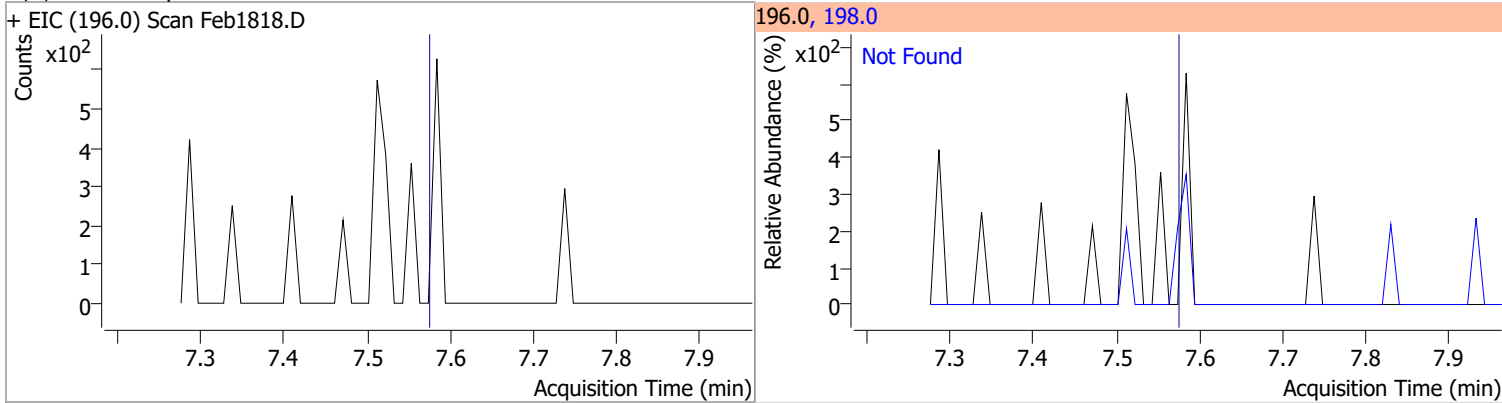


Compound	Conc.	Exp RT	QIon	Exp Ratio
2,4,6-Trichlorophenol	N.D.	7.52	198.0	96.5

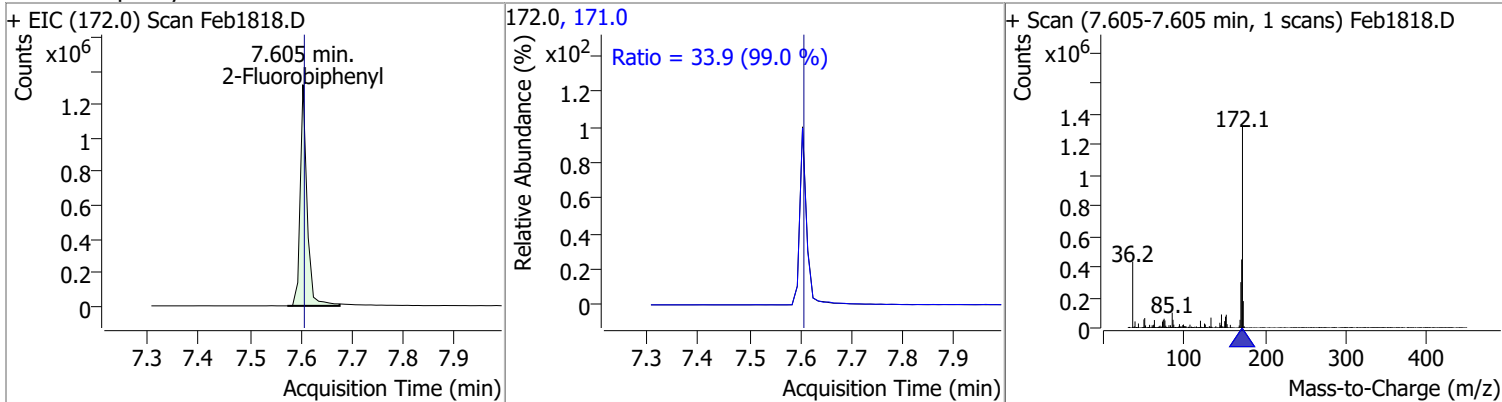


Quantitation Results Report (QT Reviewed)

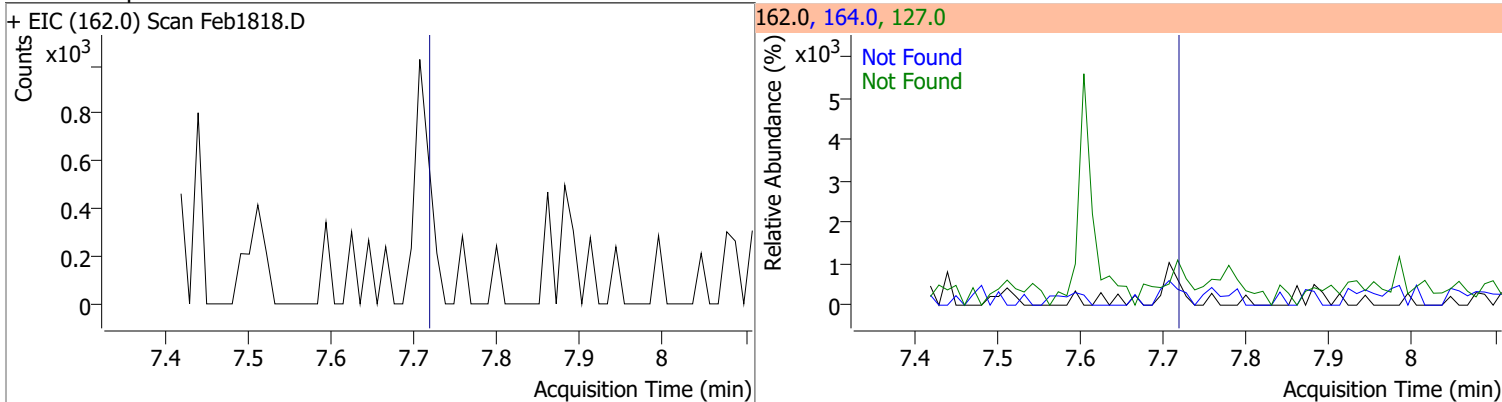
Compound	Conc.	Exp RT	QIon	Exp Ratio
2,4,5-Trichlorophenol	N.D.	7.57	198.0	90.2



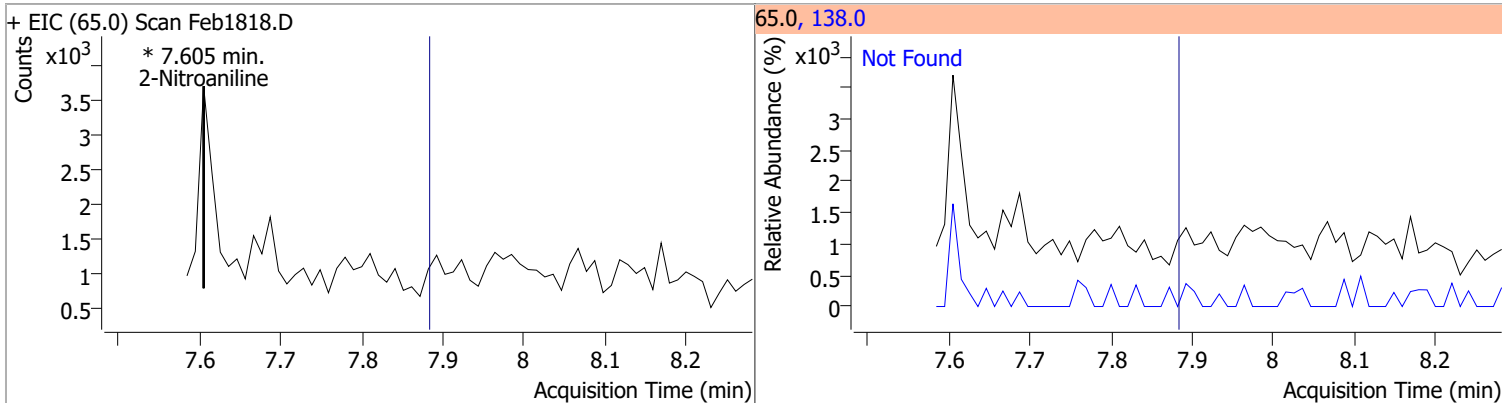
Compound	Conc.	RT	Dev(Min)	Resp.	QIon	QRatio	Lower	Upper
2-Fluorobiphenyl	62.8314	7.60	0.00	1234757	171.0	33.9	24.0	44.5



Compound	Conc.	Exp RT	QIon	Exp Ratio	QIon	Exp Ratio
2-Chloronaphthalene	N.D.	7.72	127.0	35.9	164.0	32.1

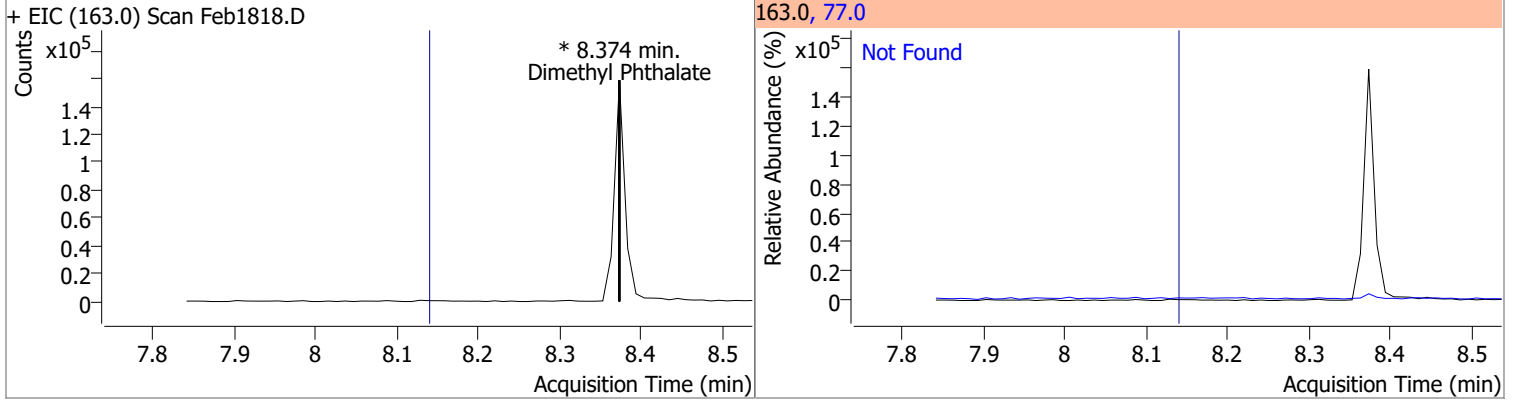


Compound	Conc.	RT	Dev(Min)	Resp.	QIon	QRatio	Lower	Upper
2-Nitroaniline		0		0	138.0		77.4	143.7

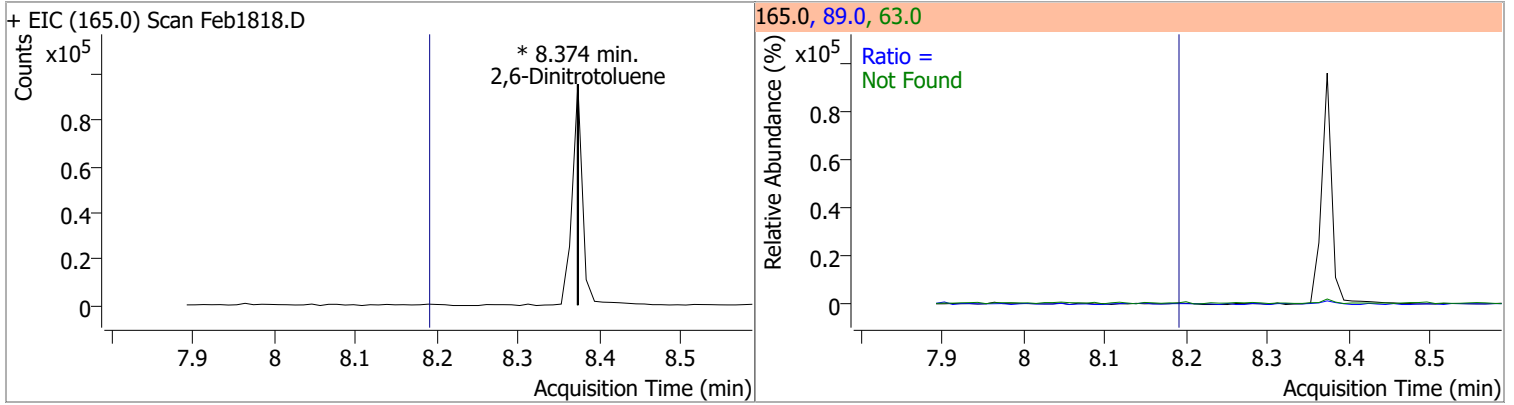


Quantitation Results Report (QT Reviewed)

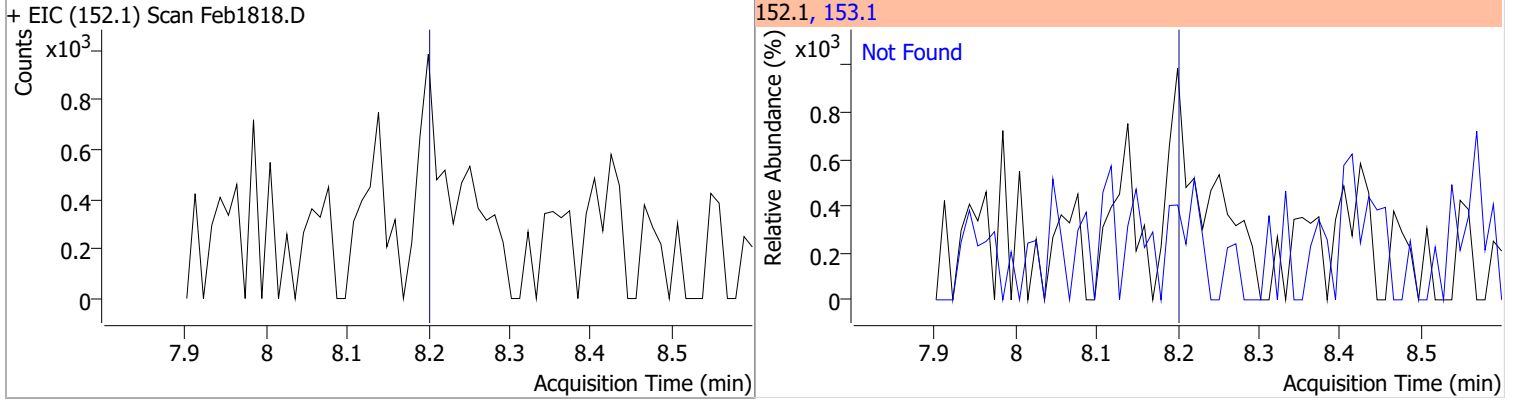
Compound	Conc.	RT	Dev(Min)	Resp.	QIon	QRatio	Lower	Upper
Dimethyl Phthalate	0	0		0	77.0		13.8	25.7



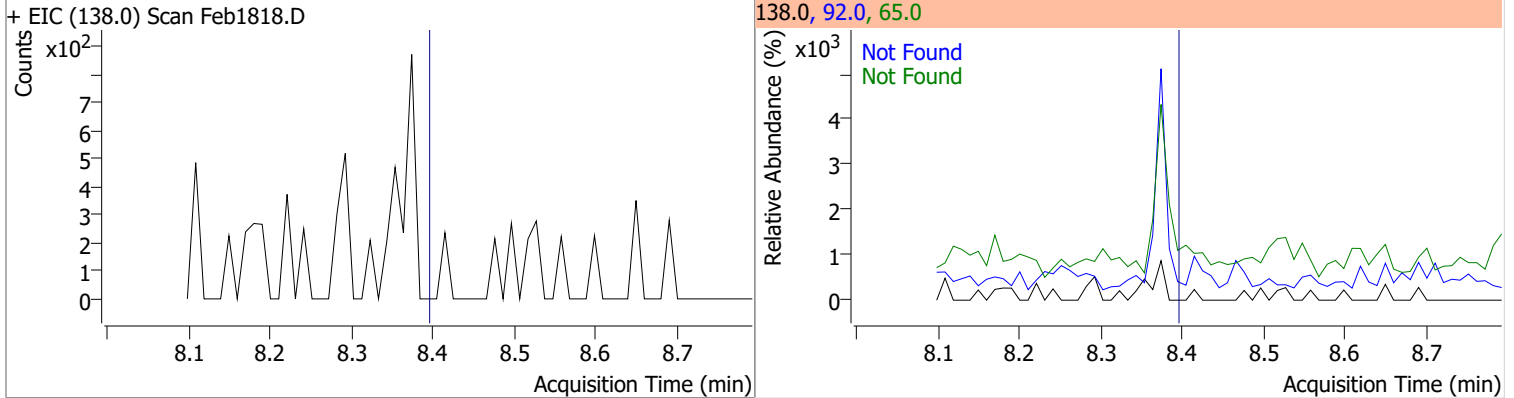
Compound	Conc.	RT	Dev(Min)	Resp.	QIon	QRatio	Lower	Upper
2,6-Dinitrotoluene	0	0		0	63.0 89.0		99.5 43.3	184.8 80.3



Compound	Conc.	Exp RT	QIon	Exp Ratio
Acenaphthylene	N.D.	8.20	153.1	13.6

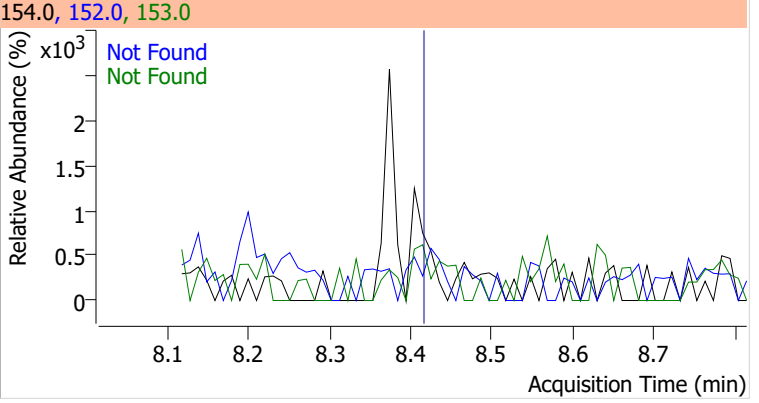
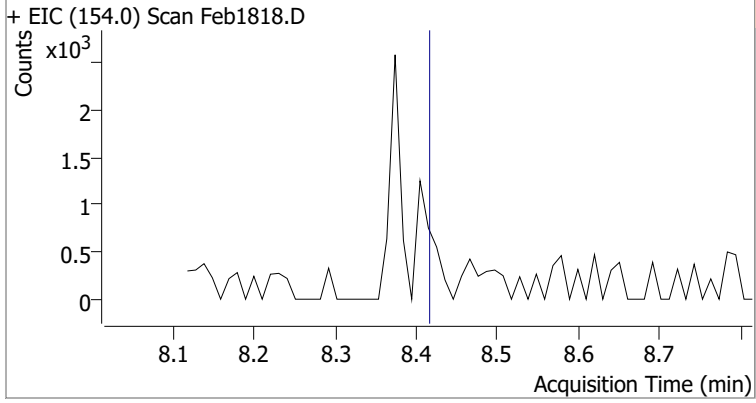


Compound	Conc.	Exp RT	QIon	Exp Ratio	QIon	Exp Ratio
3-Nitroaniline	N.D.	8.39	65.0	129.1	92.0	106.7

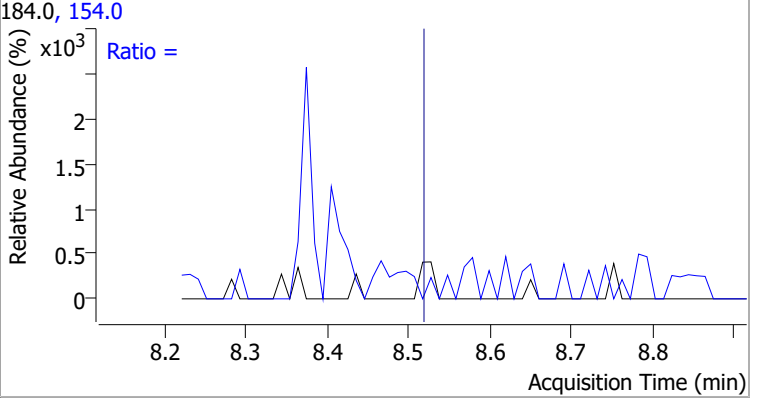
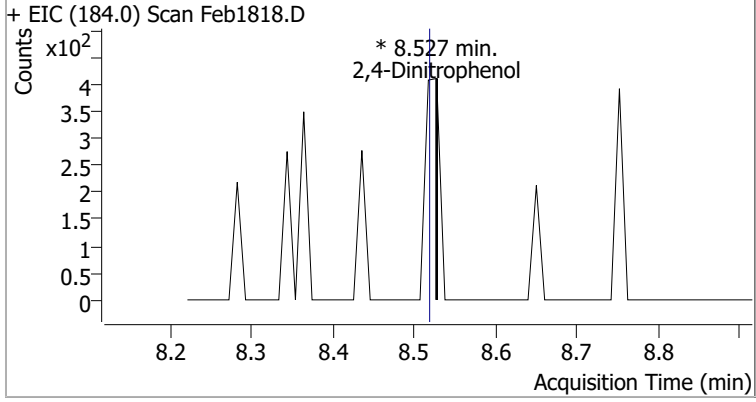


Quantitation Results Report (QT Reviewed)

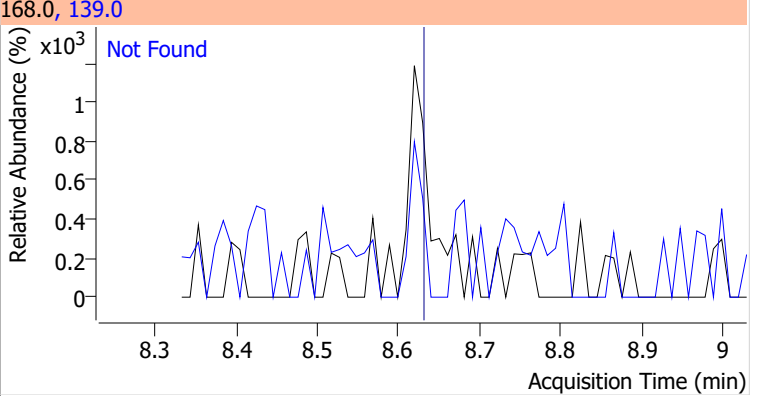
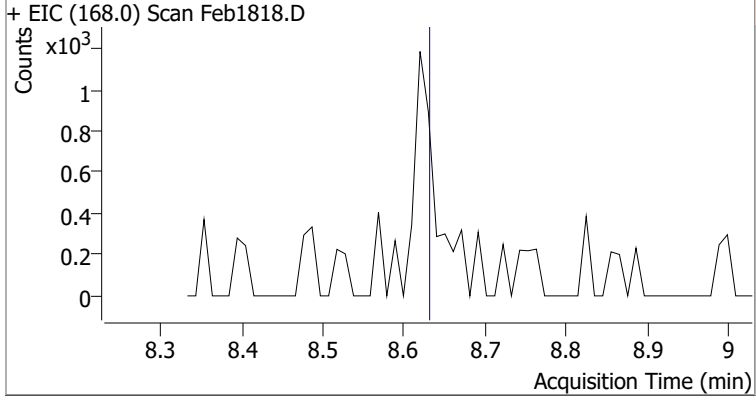
Compound	Conc.	Exp RT	QIon	Exp Ratio	QIon	Exp Ratio
Acenaphthene	N.D.	8.41	153.0	106.5	152.0	51.8



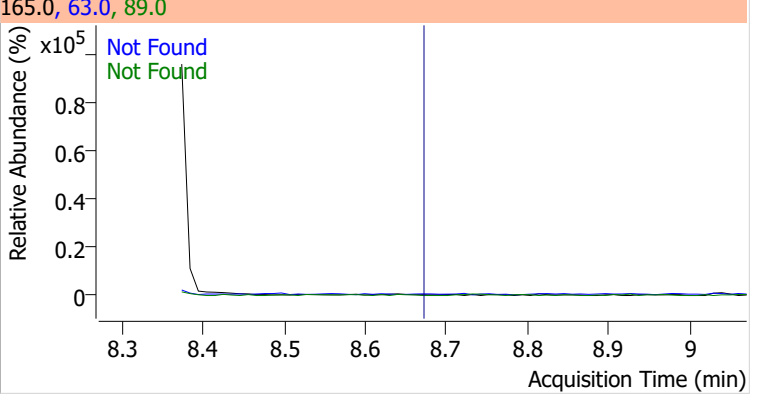
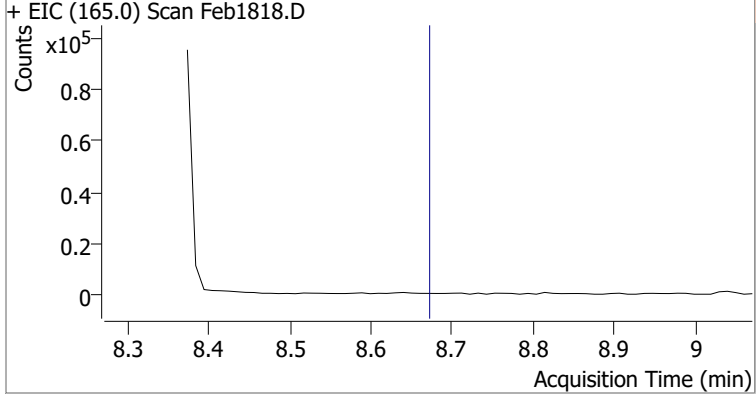
Compound	Conc.	RT	Dev(Min)	Resp.	QIon	QRatio	Lower	Upper
2,4-Dinitrophenol		0		0	154.0		43.9	81.5



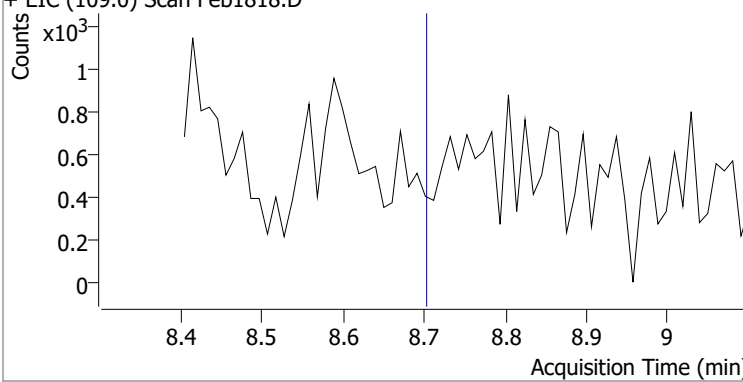
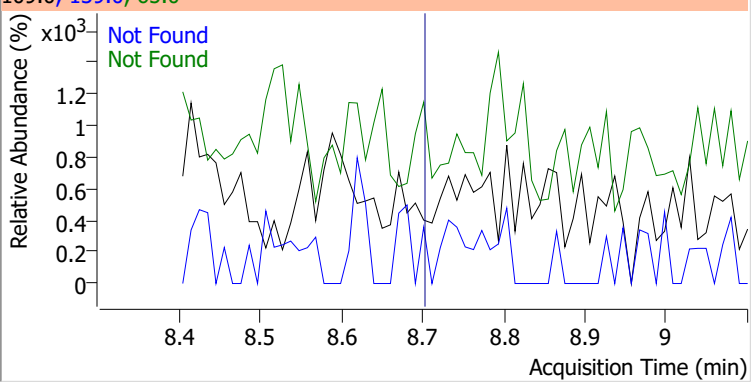
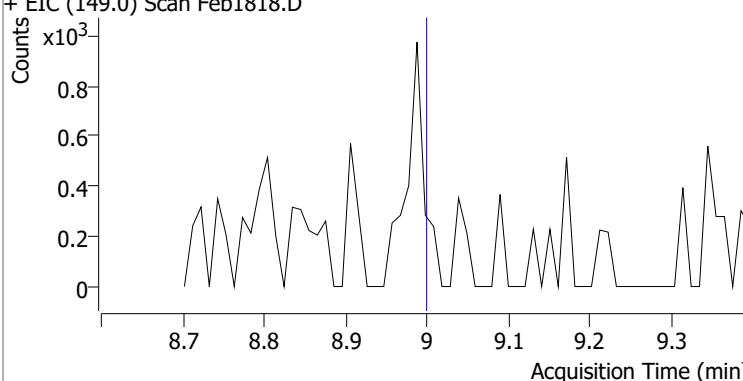
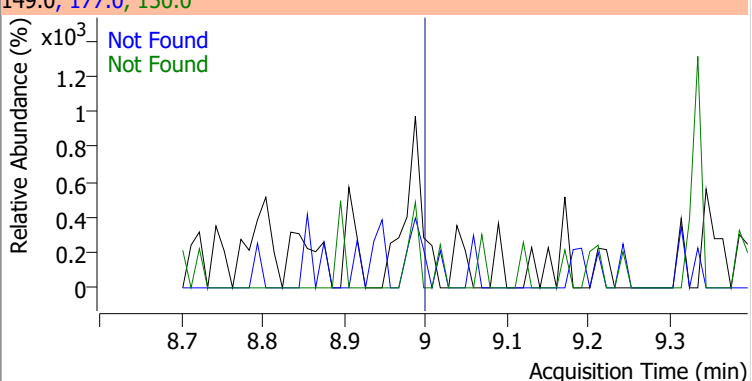
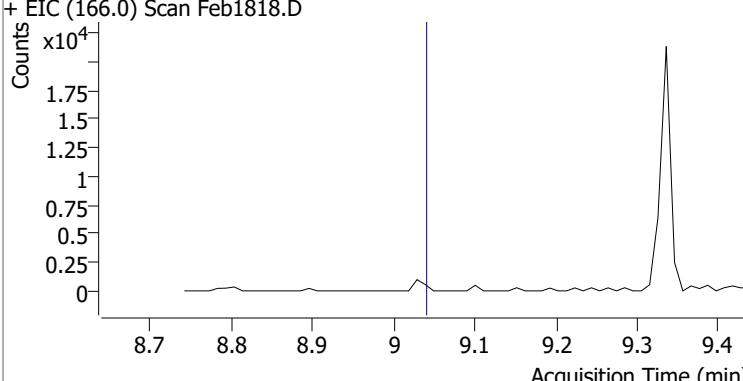
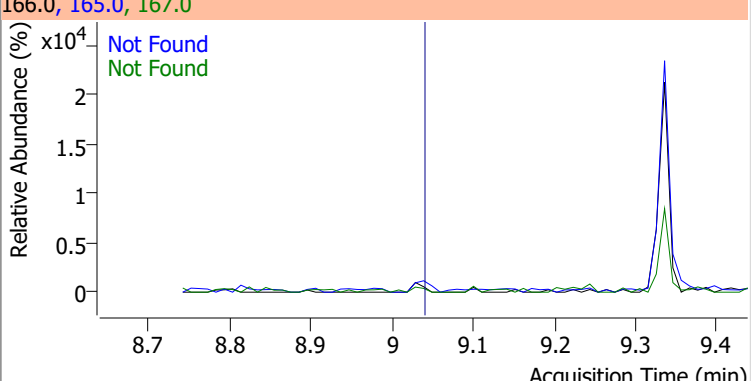
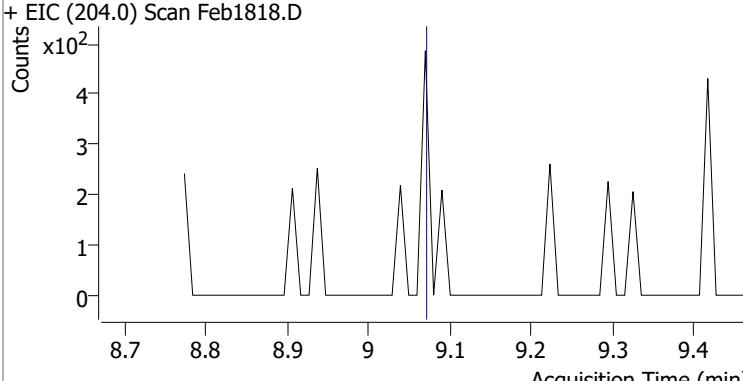
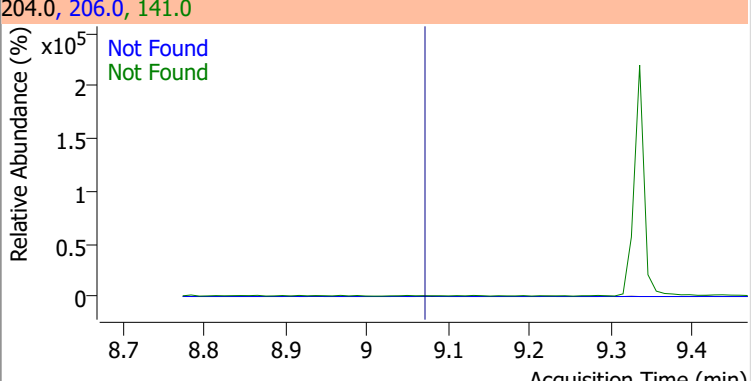
Compound	Conc.	Exp RT	QIon	Exp Ratio
Dibenzofuran	N.D.	8.63	139.0	37.5



Compound	Conc.	Exp RT	QIon	Exp Ratio	QIon	Exp Ratio
2,4-Dinitrotoluene	N.D.	8.67	89.0	79.2	63.0	48.4

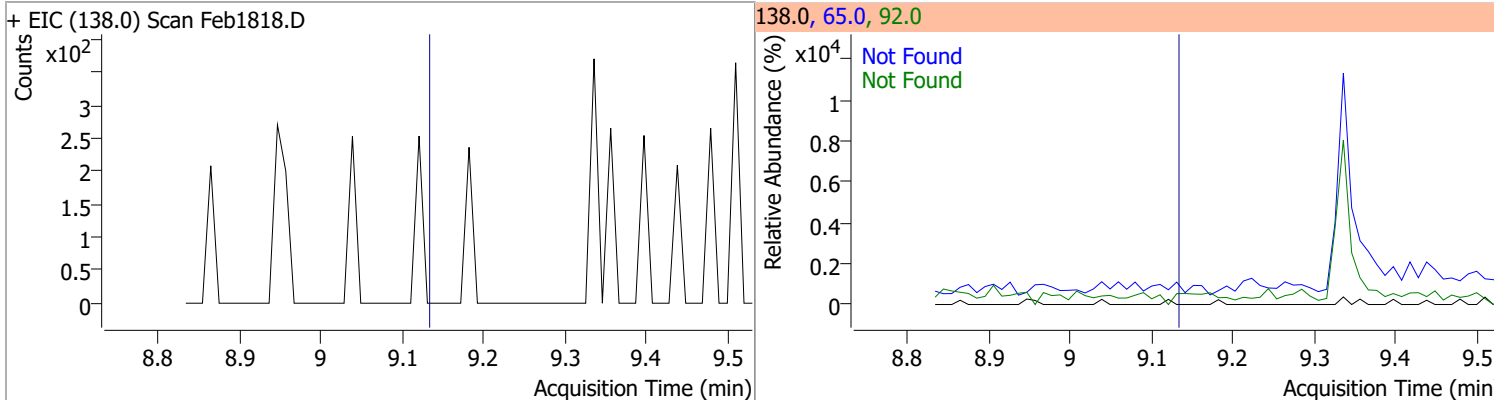


Quantitation Results Report (QT Reviewed)

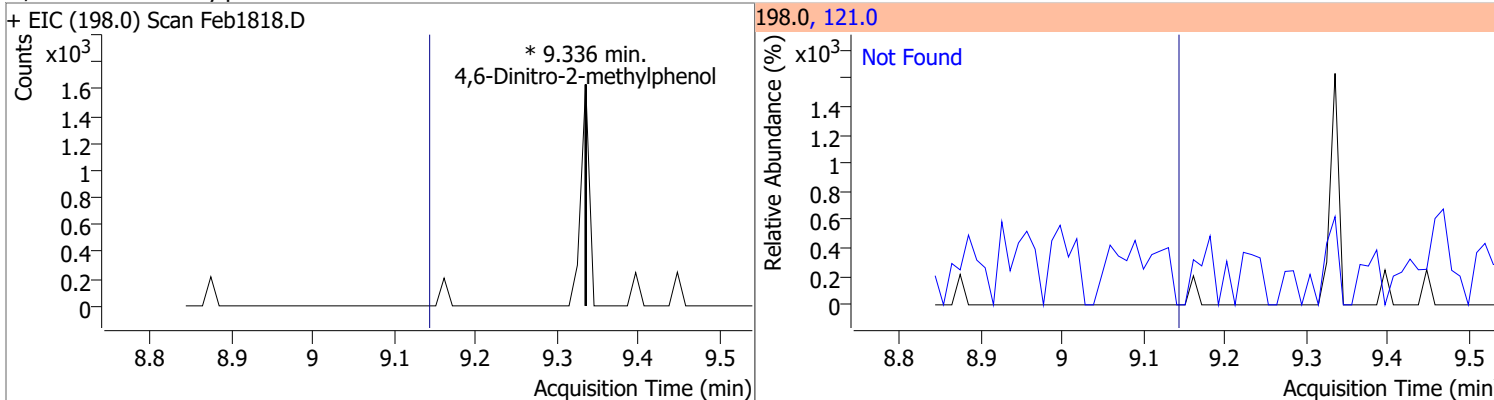
Compound	Conc.	Exp RT	QIon	Exp Ratio	QIon	Exp Ratio
4-Nitrophenol	N.D.	8.70	65.0	72.0	139.0	71.1
+ EIC (109.0) Scan Feb1818.D			109.0, 139.0, 65.0			
						
Diethylphthalate	N.D.	9.00	177.0	20.7	150.0	12.5
+ EIC (149.0) Scan Feb1818.D			149.0, 177.0, 150.0			
						
Fluorene	N.D.	9.04	165.0	93.4	167.0	13.7
+ EIC (166.0) Scan Feb1818.D			166.0, 165.0, 167.0			
						
4-Chlorophenyl-phenylether	N.D.	9.07	141.0	61.2	206.0	33.8
+ EIC (204.0) Scan Feb1818.D			204.0, 206.0, 141.0			
						

Quantitation Results Report (QT Reviewed)

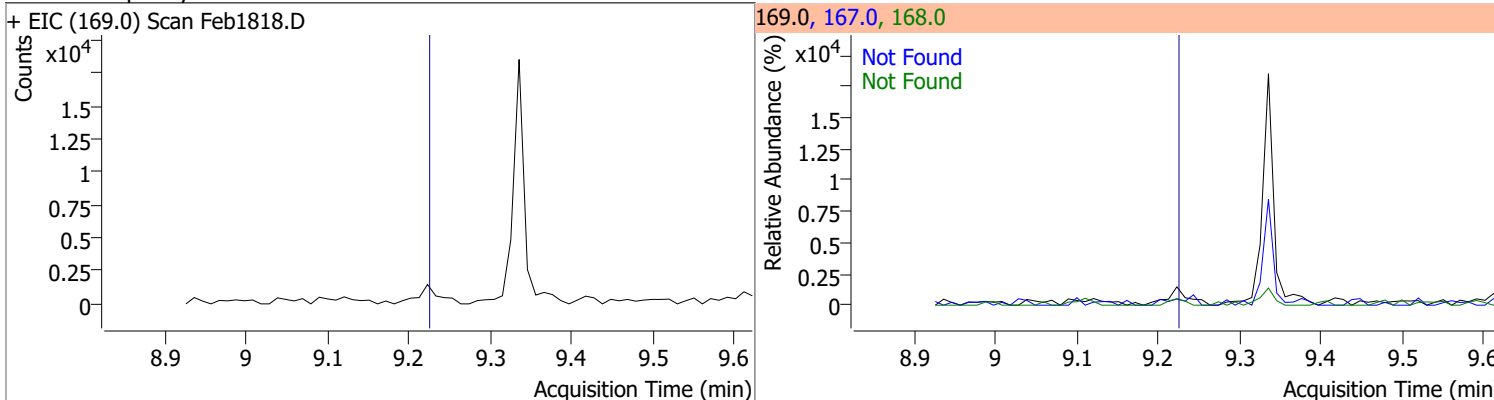
Compound	Conc.	Exp RT	QIon	Exp Ratio	QIon	Exp Ratio
4-Nitroaniline	N.D.	9.14	65.0	112.7	92.0	49.3



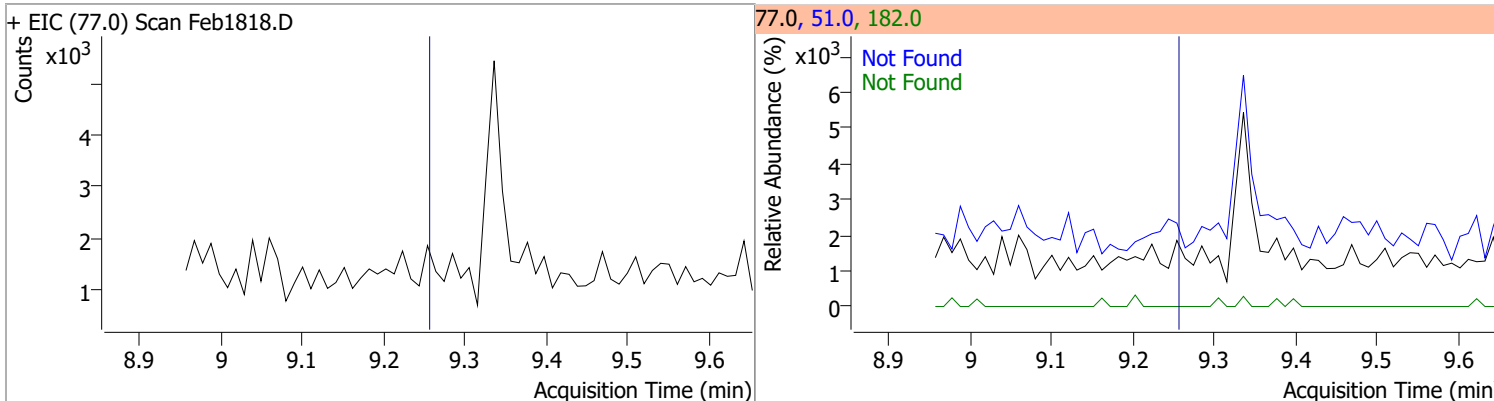
Compound	Conc.	RT	Dev(Min)	Resp.	QIon	QRatio	Lower	Upper
4,6-Dinitro-2-methylphenol	0	9.336		0	121.0		35.1	65.3



Compound	Conc.	Exp RT	QIon	Exp Ratio	QIon	Exp Ratio
N-nitrosodiphenylamine	N.D.	9.23	168.0	62.8	167.0	34.1

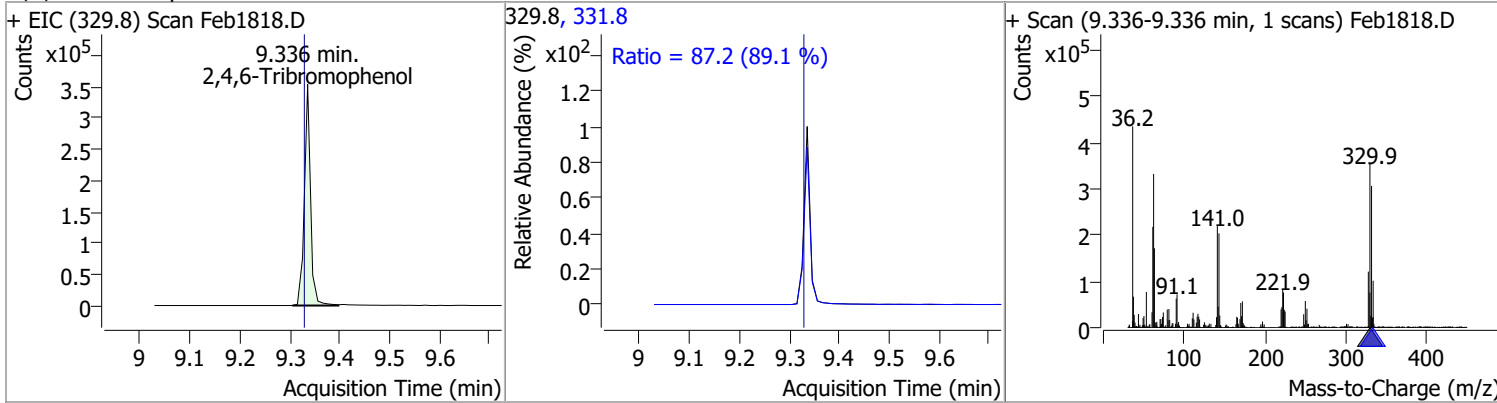


Compound	Conc.	Exp RT	QIon	Exp Ratio	QIon	Exp Ratio
Azobenzene	N.D.	9.26	51.0	45.2	182.0	24.1

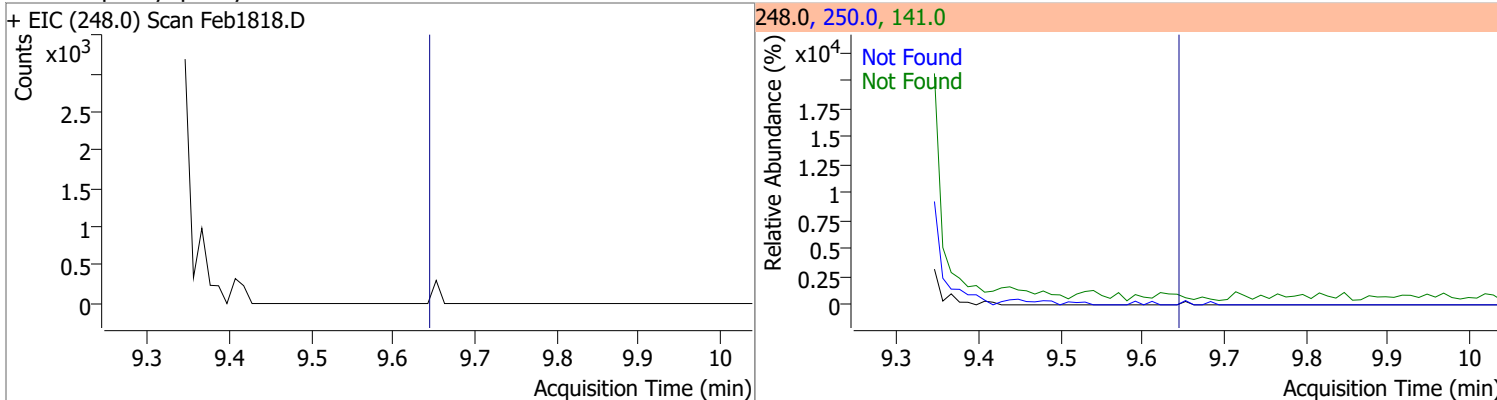


Quantitation Results Report (QT Reviewed)

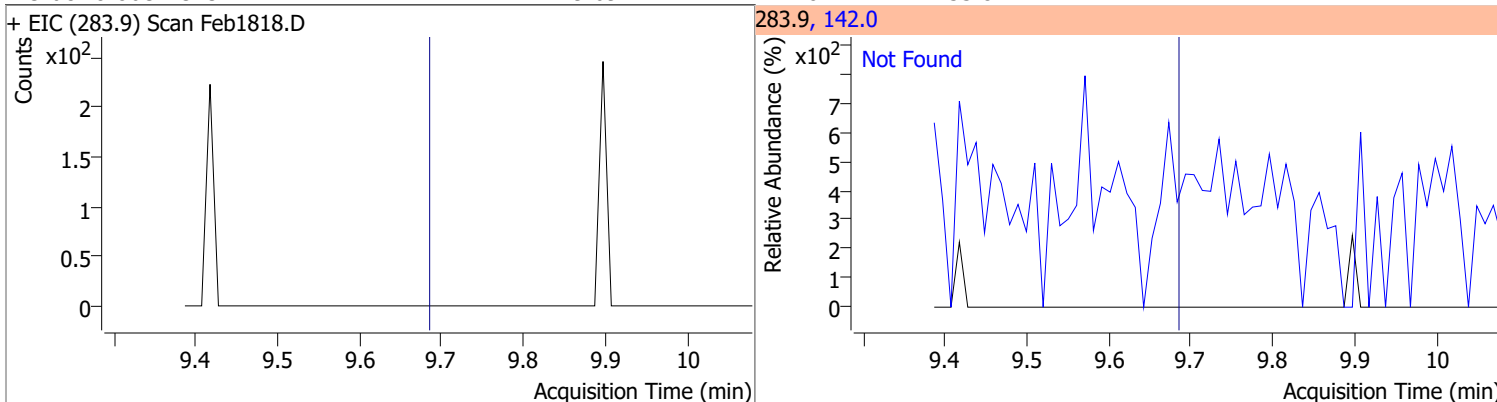
Compound	Conc.	RT	Dev(Min)	Resp.	QIon	QRatio	Lower	Upper
2,4,6-Tribromophenol	167.4576	9.34	0.00	304704	331.8	87.2	68.5	127.2



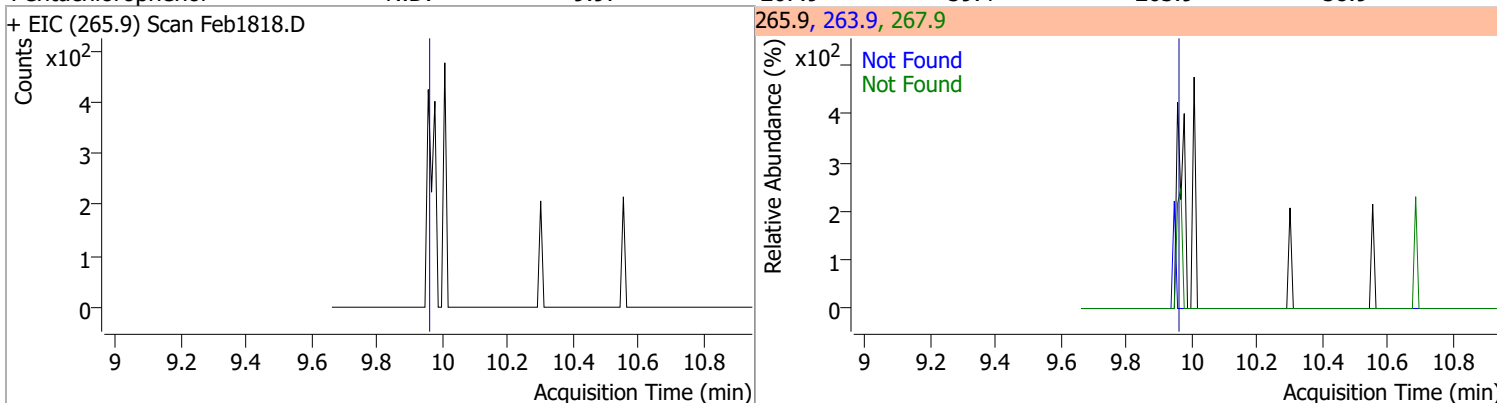
Compound	Conc.	Exp RT	QIon	Exp Ratio	QIon	Exp Ratio
4-Bromophenyl-phenylether	N.D.	9.65	141.0	98.8	250.0	98.2



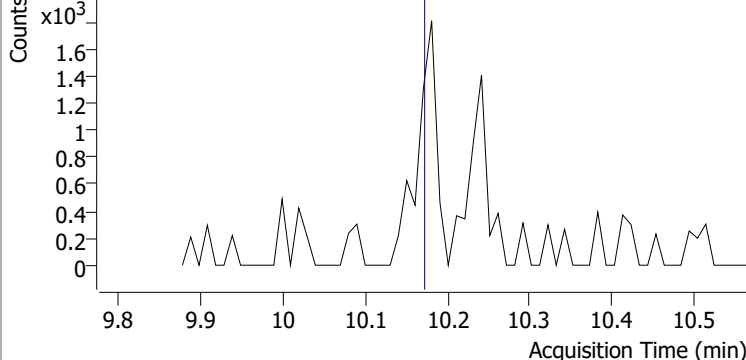
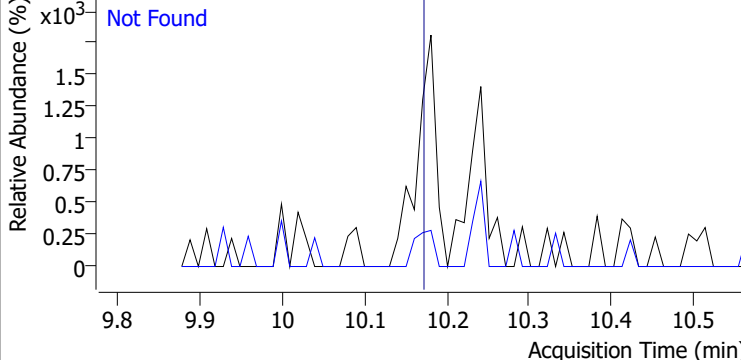
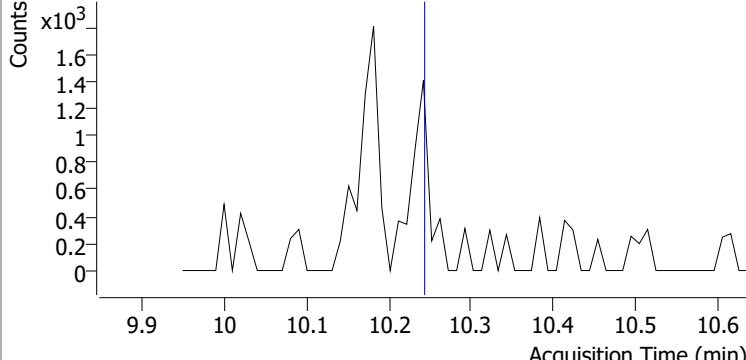
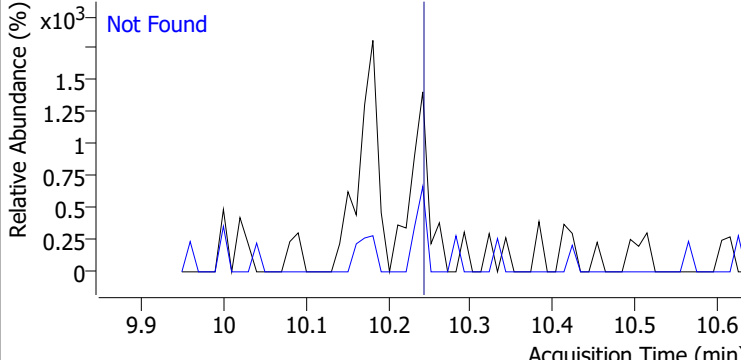
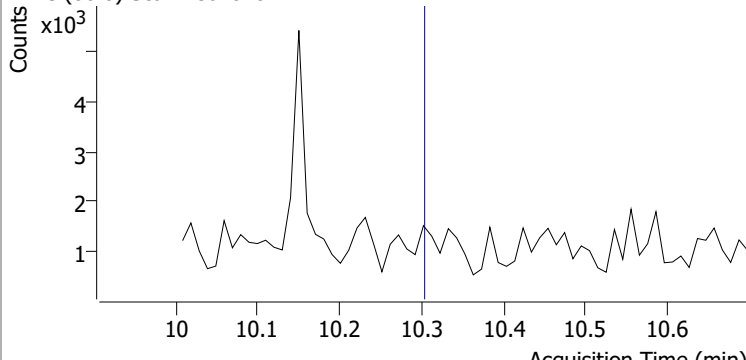
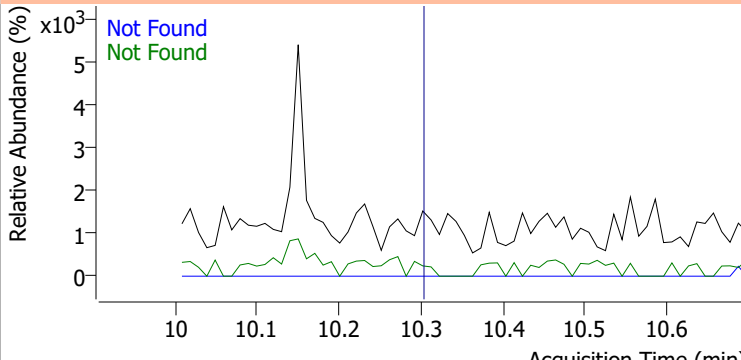
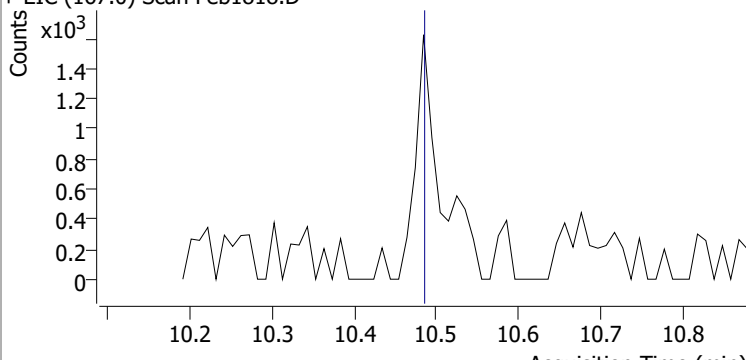
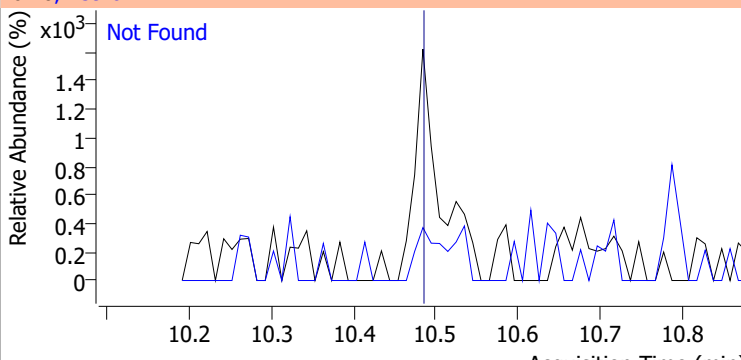
Compound	Conc.	Exp RT	QIon	Exp Ratio
Hexachlorobenzene	N.D.	9.69	142.0	53.8



Compound	Conc.	Exp RT	QIon	Exp Ratio	QIon	Exp Ratio
Pentachlorophenol	N.D.	9.97	267.9	59.4	263.9	58.9

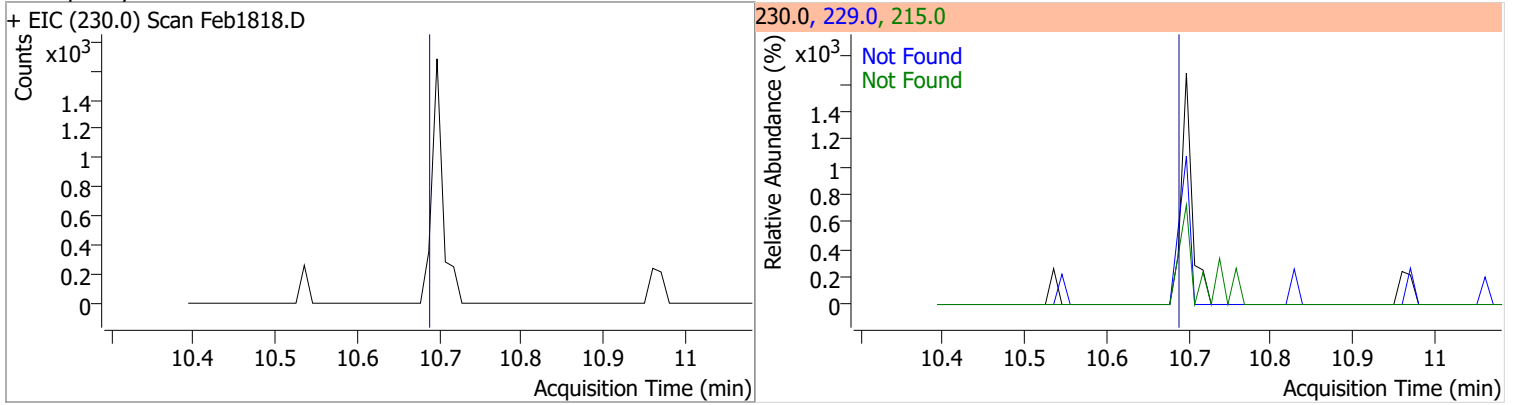


Quantitation Results Report (QT Reviewed)

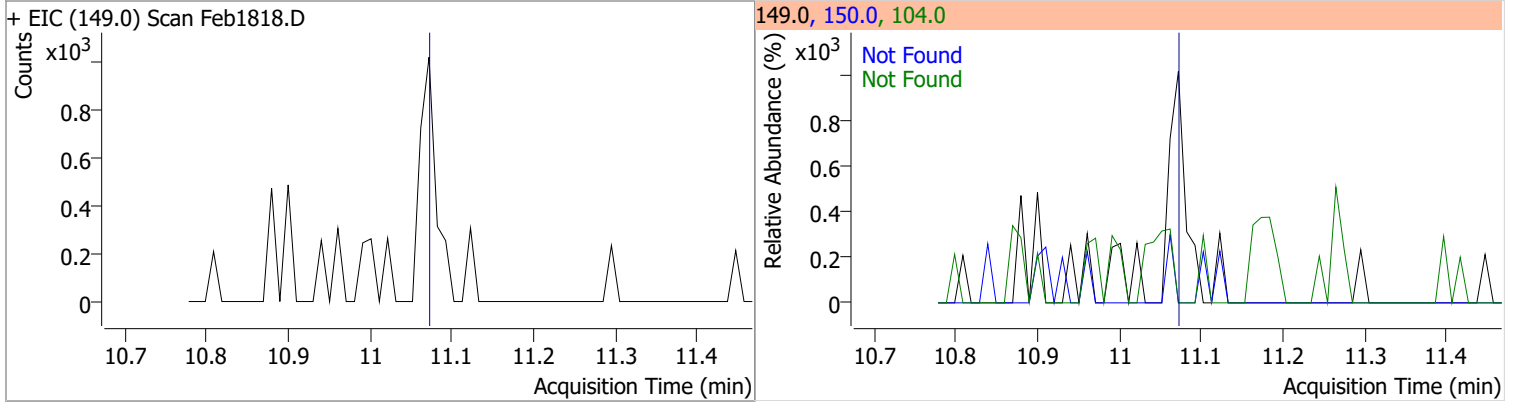
Compound	Conc.	Exp RT	QIon	Exp Ratio		
Phenanthrene	N.D.	10.18	176.0	18.5		
+ EIC (178.0) Scan Feb1818.D			178.0, 176.0			
						
Anthracene	N.D.	10.25	176.0	18.4		
+ EIC (178.0) Scan Feb1818.D			178.0, 176.0			
						
Triallate	N.D.	10.31	268.0	24.1	QIon	Exp Ratio
+ EIC (86.0) Scan Feb1818.D			86.0, 268.0, 143.0			
						
Carbazole	N.D.	10.49	139.0	12.8		
+ EIC (167.0) Scan Feb1818.D			167.0, 139.0			
						

Quantitation Results Report (QT Reviewed)

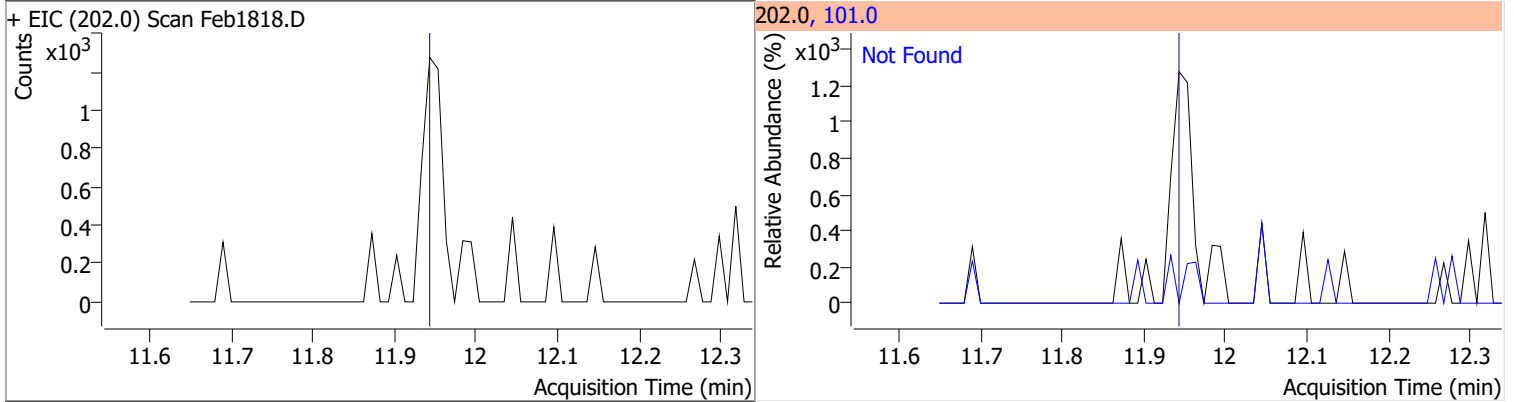
Compound	Conc.	Exp RT	QIon	Exp Ratio	QIon	Exp Ratio
o-Terphenyl	N.D.	10.70	229.0	64.9	215.0	37.0



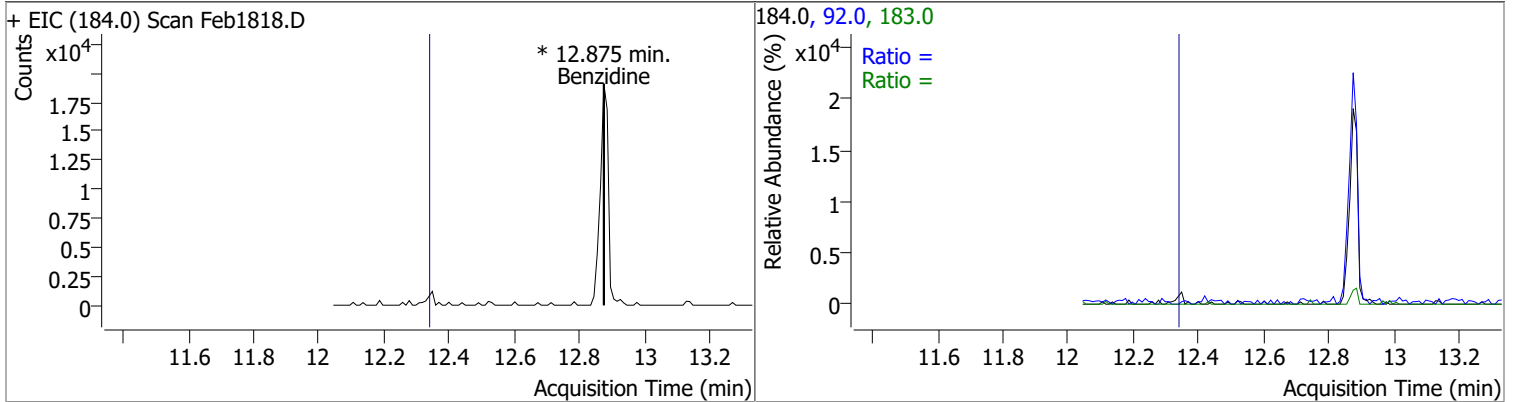
Compound	Conc.	Exp RT	QIon	Exp Ratio	QIon	Exp Ratio
Di-n-Butylphthalate	N.D.	11.08	150.0	9.1	104.0	6.4



Compound	Conc.	Exp RT	QIon	Exp Ratio
Fluoranthene	N.D.	11.95	101.0	13.4

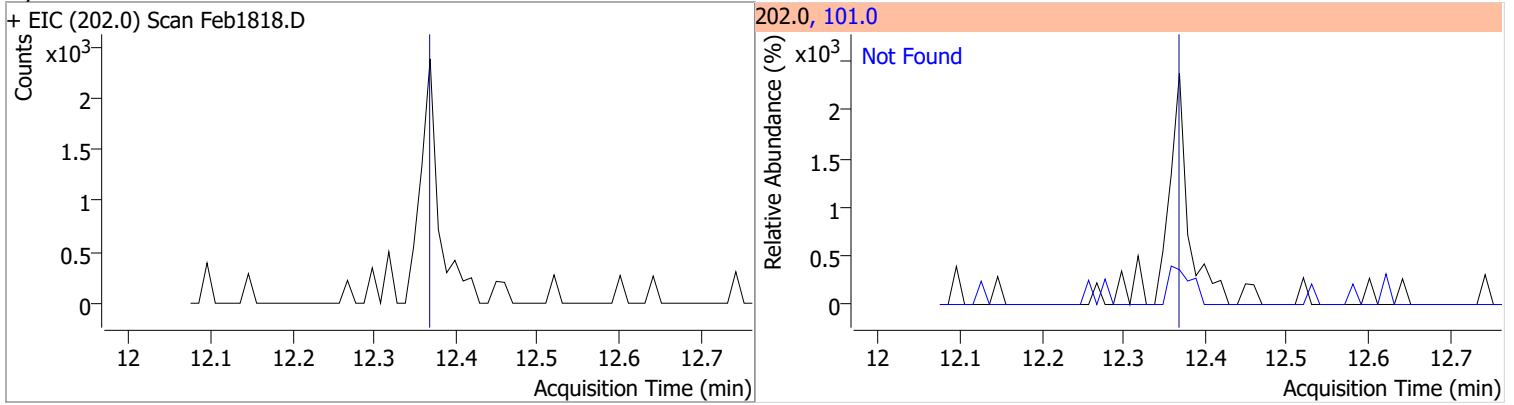


Compound	Conc.	RT	Dev(Min)	Resp.	QIon	QRatio	Lower	Upper
Benzidine		0		0	183.0		8.3	15.4
					92.0		5.8	10.8

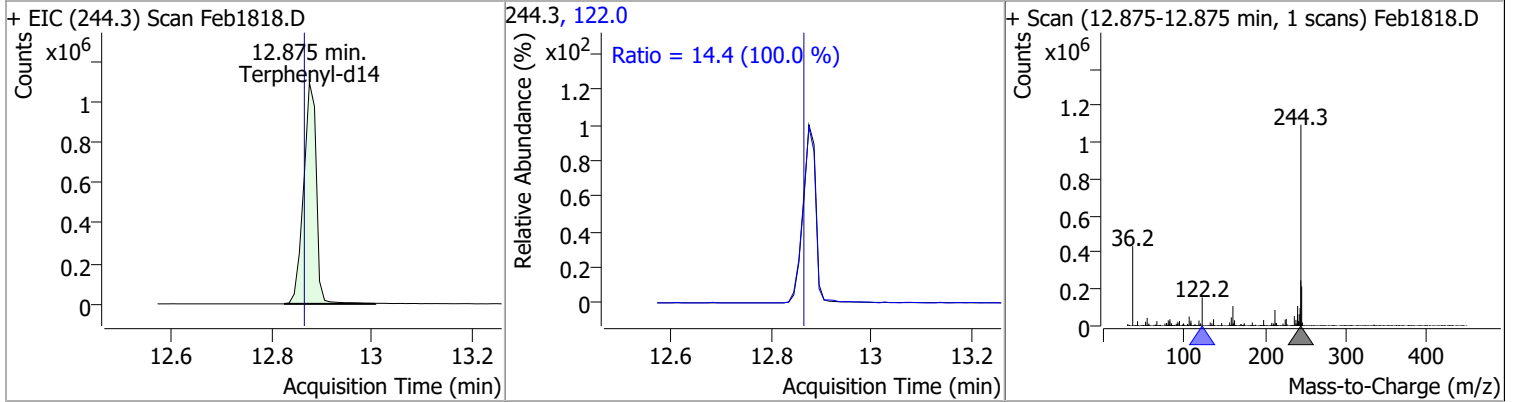


Quantitation Results Report (QT Reviewed)

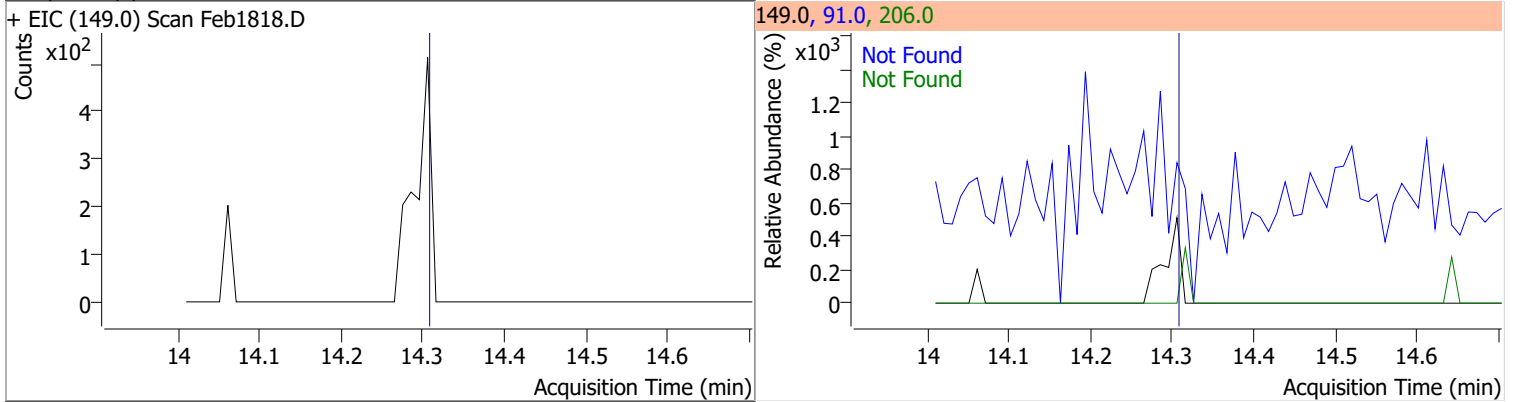
Compound	Conc.	Exp RT	QIon	Exp Ratio
Pyrene	N.D.	12.38	101.0	15.9



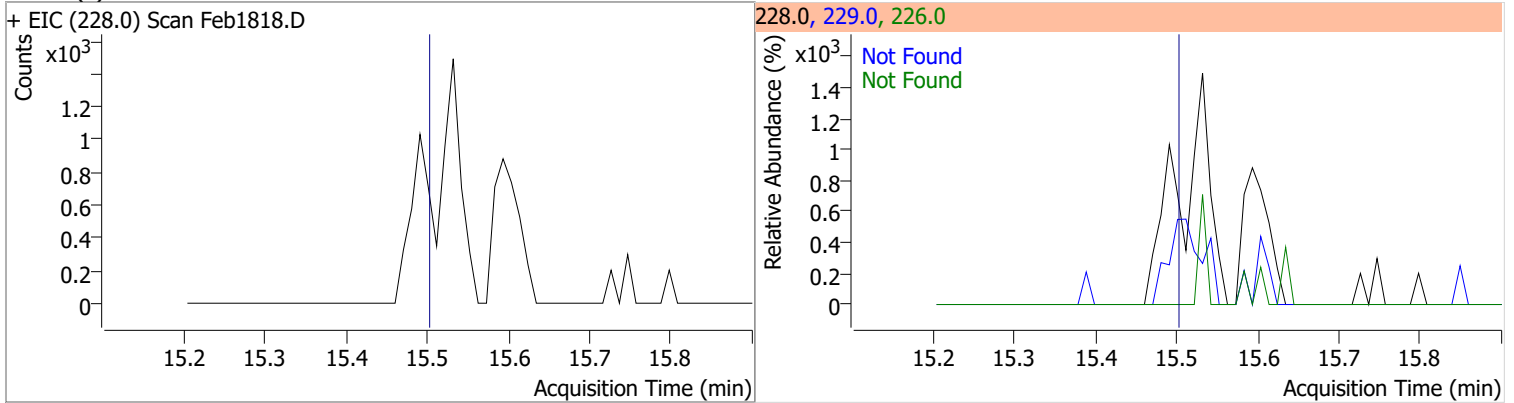
Compound	Conc.	RT	Dev(Min)	Resp.	QIon	QRatio	Lower	Upper
Terphenyl-d14	103.2925	12.88	0.00	1945113	122.0	14.4	10.1	18.7



Compound	Conc.	Exp RT	QIon	Exp Ratio	QIon	Exp Ratio
Butylbenzylphthalate	N.D.	14.32	91.0	85.1	206.0	17.5

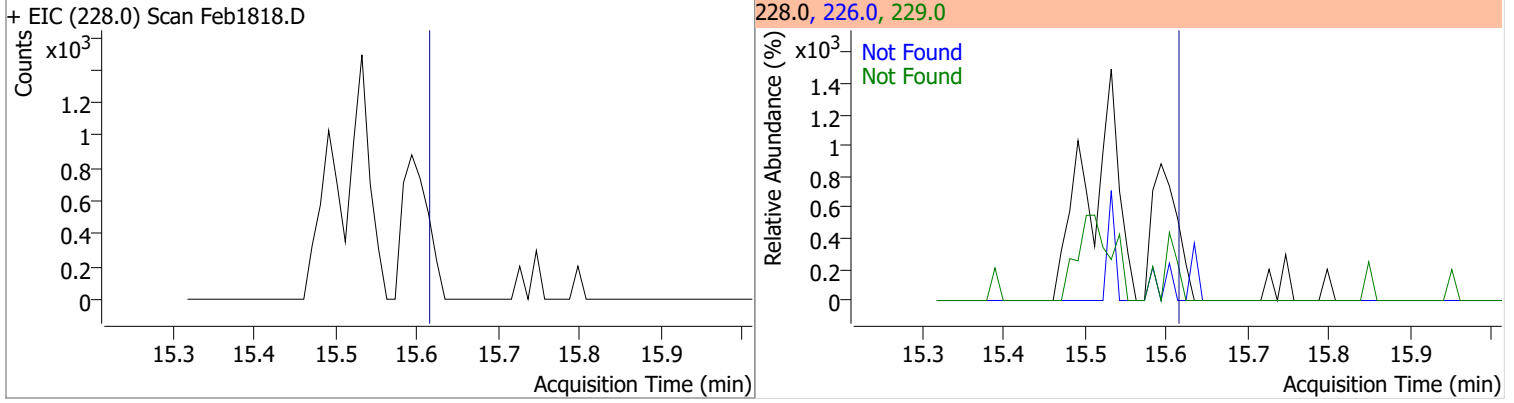


Compound	Conc.	Exp RT	QIon	Exp Ratio	QIon	Exp Ratio
Benzo(a)Anthracene	N.D.	15.51	226.0	26.8	229.0	21.1

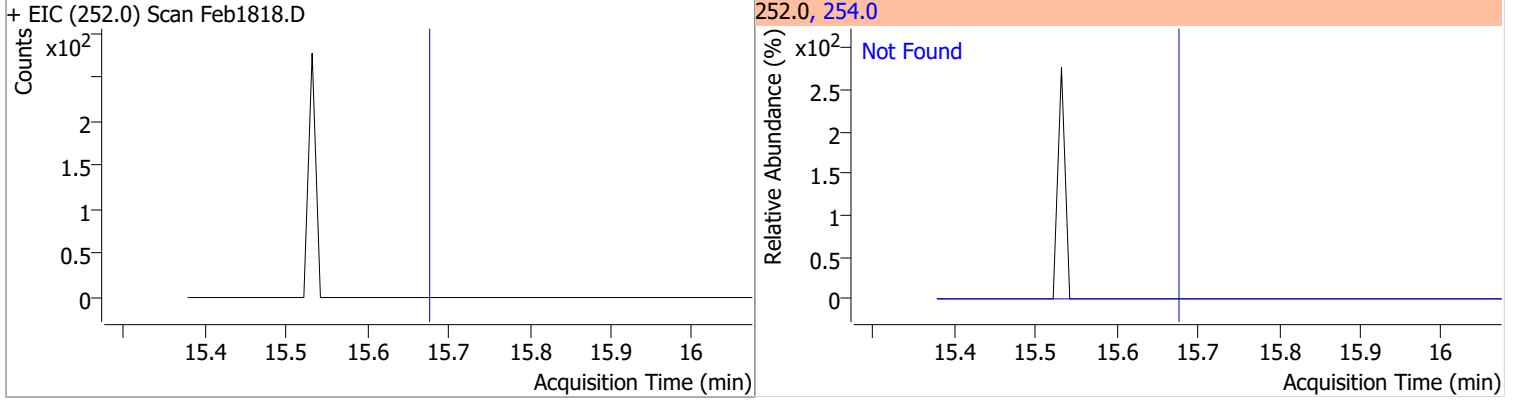


Quantitation Results Report (QT Reviewed)

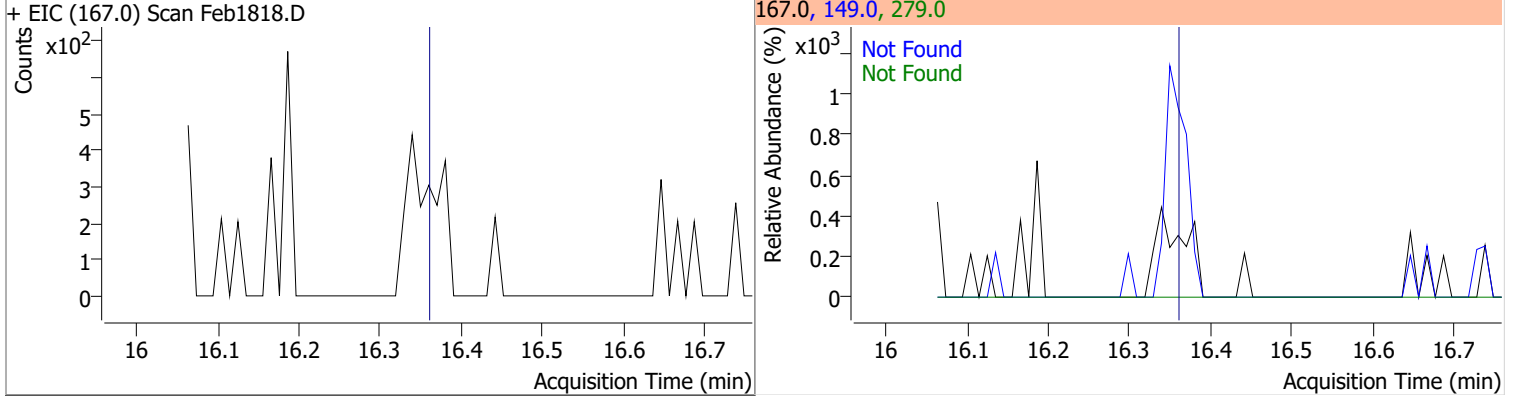
Compound	Conc.	Exp RT	QIon	Exp Ratio	QIon	Exp Ratio
Chrysene	N.D.	15.62	226.0	28.4	229.0	19.7



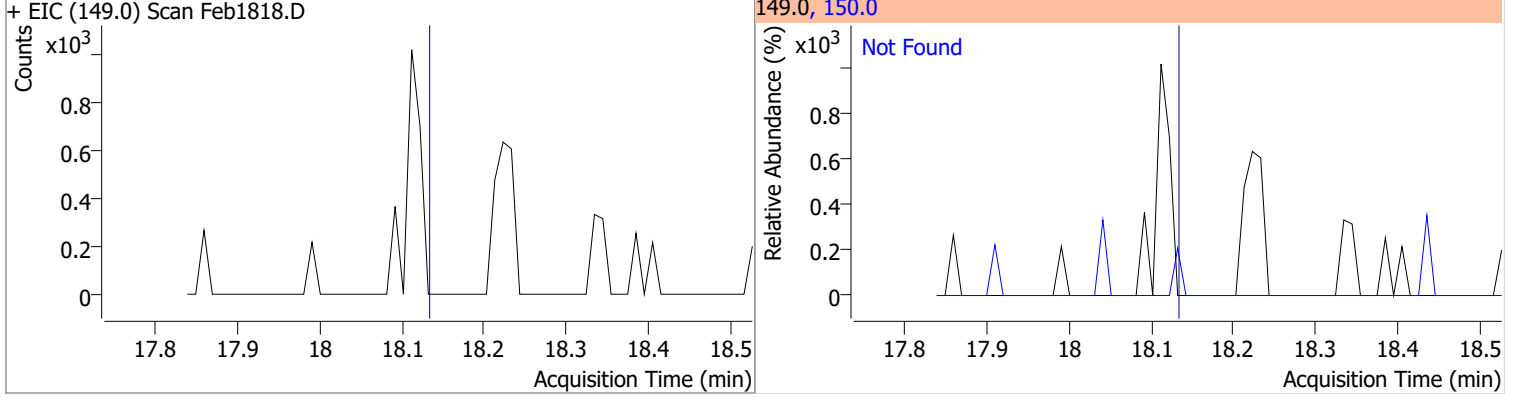
Compound	Conc.	Exp RT	QIon	Exp Ratio
3,3-Dichlorobenzidine	N.D.	15.69	254.0	64.2



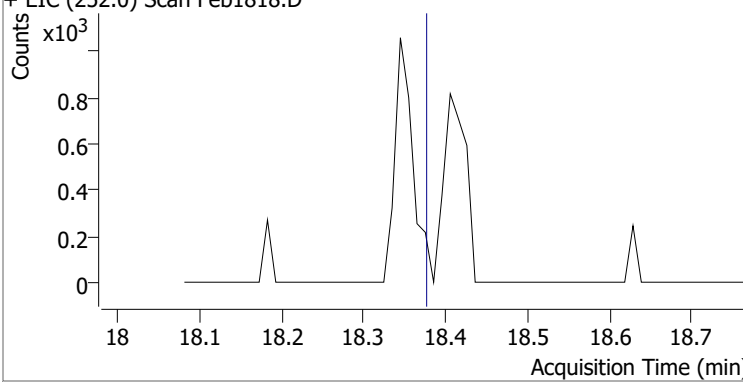
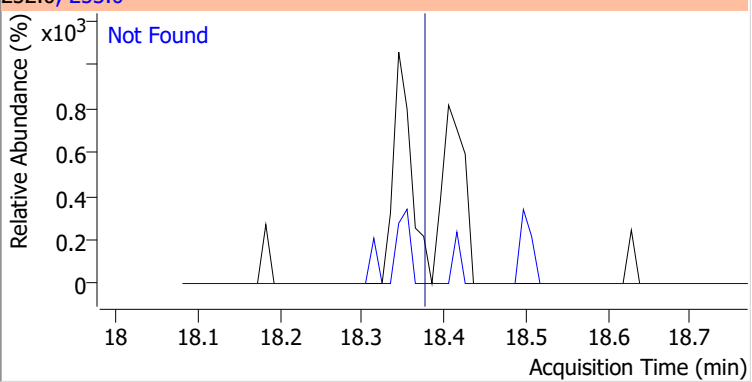
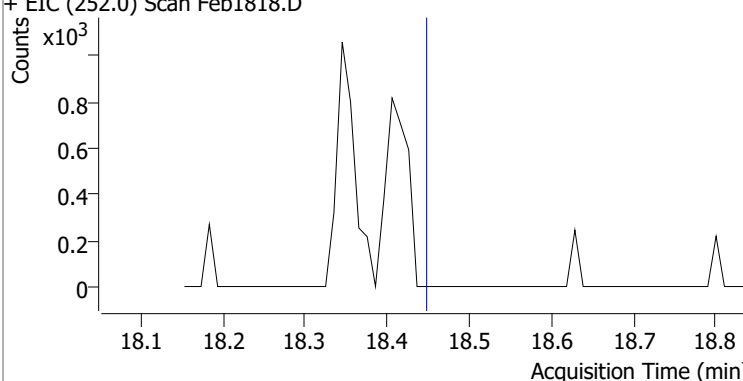
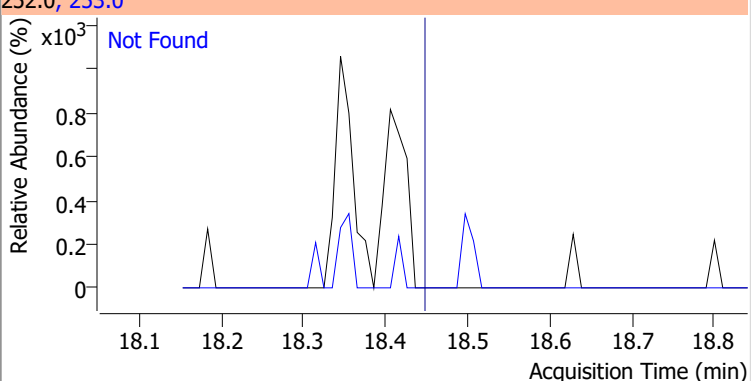
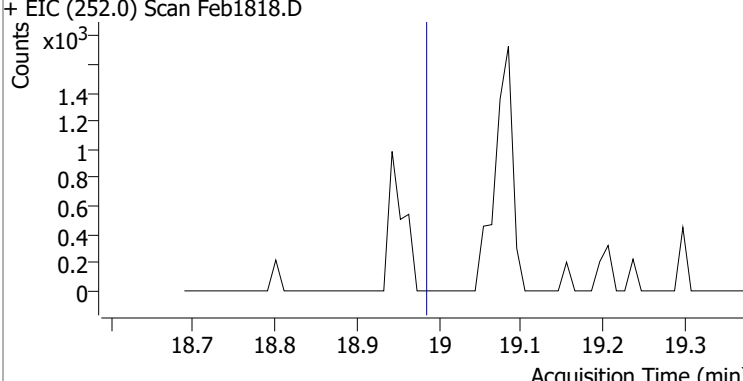
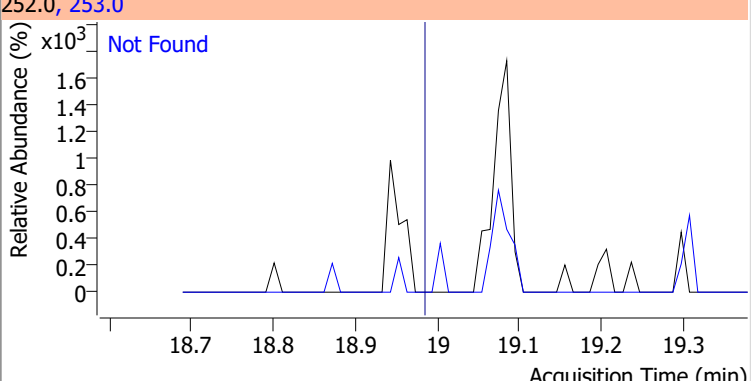
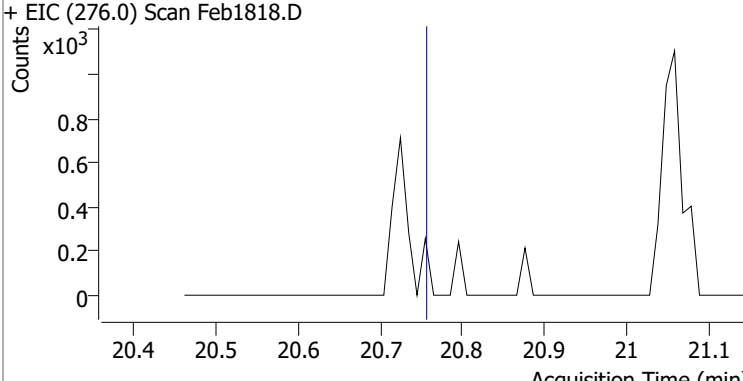
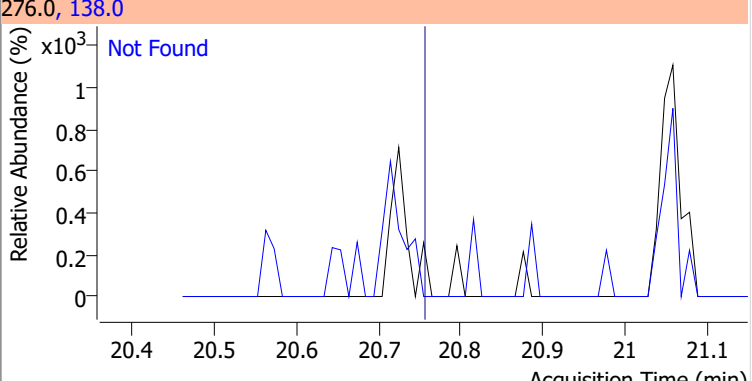
Compound	Conc.	Exp RT	QIon	Exp Ratio	QIon	Exp Ratio
bis(2-ethylhexyl)Phthalate	N.D.	16.37	149.0	390.8	279.0	15.0



Compound	Conc.	Exp RT	QIon	Exp Ratio
Di-n-octyl Phthalate	N.D.	18.13	150.0	10.0

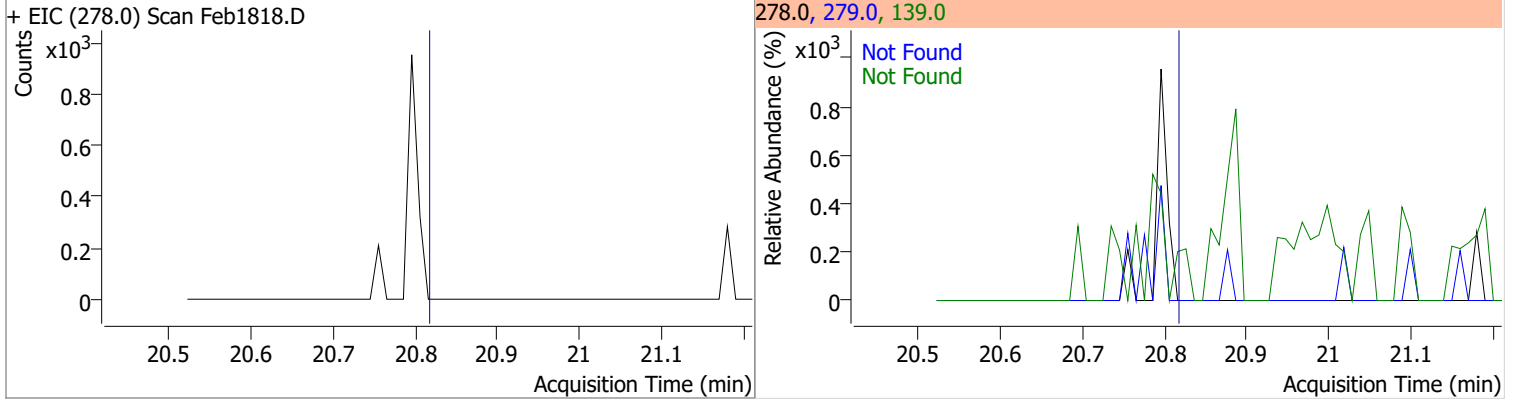


Quantitation Results Report (QT Reviewed)

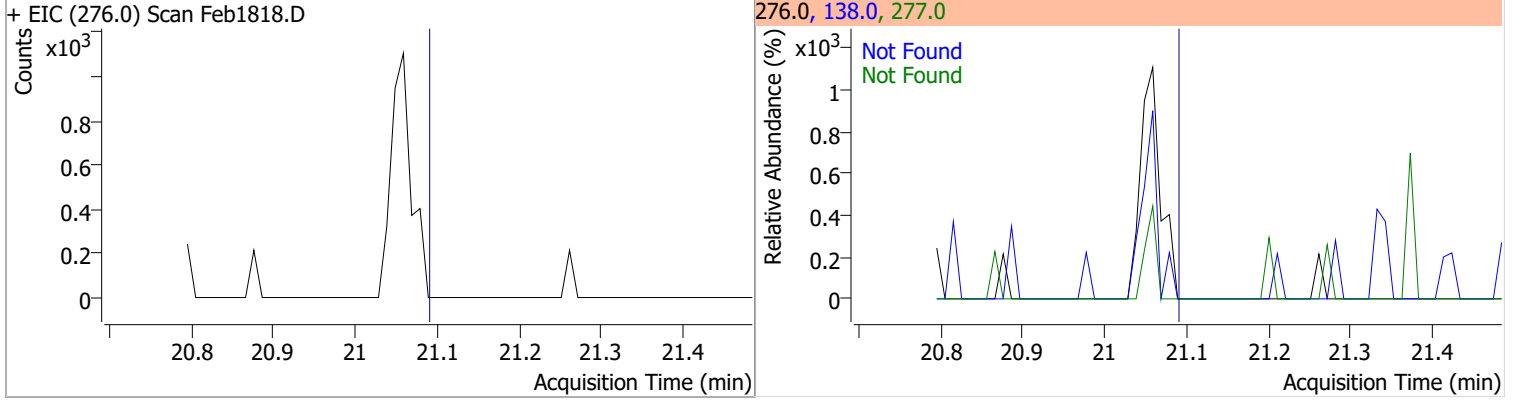
Compound	Conc.	Exp RT	QIon	Exp Ratio
Benzo(b)fluoranthene	N.D.	18.38	253.0	22.3
+ EIC (252.0) Scan Feb1818.D			252.0, 253.0	
				
Benzo(k)fluoranthene	N.D.	18.45	253.0	22.0
+ EIC (252.0) Scan Feb1818.D			252.0, 253.0	
				
Benzo(a)pyrene	N.D.	18.98	253.0	21.5
+ EIC (252.0) Scan Feb1818.D			252.0, 253.0	
				
Indeno(1,2,3-c,d)pyrene	N.D.	20.76	138.0	29.6
+ EIC (276.0) Scan Feb1818.D			276.0, 138.0	
				

Quantitation Results Report (QT Reviewed)

Compound	Conc.	Exp RT	QIon	Exp Ratio	QIon	Exp Ratio
Dibenzo(a,h)anthracene	N.D.	20.82	139.0	25.2	279.0	24.1

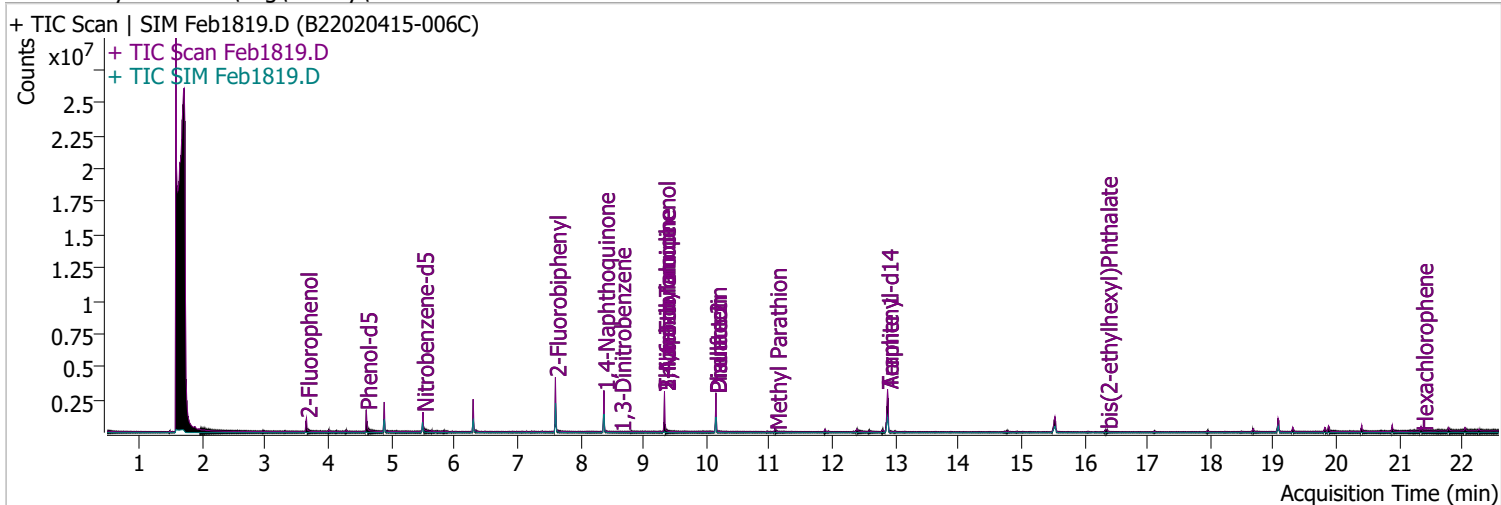


Compound	Conc.	Exp RT	QIon	Exp Ratio	QIon	Exp Ratio
Benzo(g,h,i)perylene	N.D.	21.09	138.0	33.0	277.0	23.2



Quantitation Results Report (QT Reviewed)

Data File	Feb1819.D	Operator	LIMS import
Acq. Method	BNA+SIM.M	Acq. Date-Time	2/19/2022 5:42:55 PM
Sample Name	B22020415-006C	Instrument	Instrument #1
Vial	19	Multiplier	1.00
DA Method File		Comment	SVOC-8270-W-LARGO
Tune File	dftppdsm.u	Tune Date	2/18/2022 9:25:00 PM
Batch Name	021822 DoD BNA cal.batch.bin	Last Calib Update	2/19/2022 1:06:17 PM
Ref Library	D:\Org\Library\NIST129K.l		



Compound	RT	QIon	Resp.	Conc.	Units	Dev(Min)
----------	----	------	-------	-------	-------	----------

Internal Standards

System Monitoring Compounds

S 2-Fluorophenol	3.653	112.0	403711	48.3128	µg/L	0.000
Spiked Amount: 200.000	Range: 10.0 - 75.0%			Recovery = 24.16%		
S Phenol-d5	4.603	99.0	603318	55.0310	µg/L	-0.010
Spiked Amount: 200.000	Range: 10.0 - 65.0%			Recovery = 27.52%		
S Nitrobenzene-d5	5.502	82.0	377384	62.1913	µg/L	0.000
Spiked Amount: 100.000	Range: 32.0 - 94.0%			Recovery = 62.19%		
S 2-Fluorobiphenyl	7.605	172.0	1263545	68.5601	µg/L	0.000
Spiked Amount: 100.000	Range: 28.0 - 107.0%			Recovery = 68.56%		
S 2,4,6-Tribromophenol	9.336	329.8	238751	141.9139	µg/L	0.000
Spiked Amount: 200.000	Range: 25.0 - 140.0%			Recovery = 70.96%		
S Terphenyl-d14	12.875	244.3	1862114	101.5098	µg/L	0.000
Spiked Amount: 100.000	Range: 32.0 - 122.0%			Recovery = 101.51%		

Target Compounds

Compound	RT	QIon	Resp.	Conc.	Units	Dev(Min)	QValue
T N-Nitrosodimethylamine	0.000		0	N.D.			
T Pyridine	0.000		0	N.D.			
T Aniline	0.000		0	N.D.			
T Phenol	0.000		0	N.D.			
T bis(-2-Chloroethyl)Ether	0.000		0	N.D.			
T 2-Chlorophenol	0.000		0	N.D.			
T 1,3-Dichlorobenzene	0.000		0	N.D.			
T 1,4-Dichlorobenzene	0.000		0	N.D.			
T 1,2-Dichlorobenzene	0.000		0	N.D.			
T Benzyl Alcohol	0.000		0	N.D.			
T bis(2-chloroisopropyl)Ether	0.000		0	N.D.			
T 2-Methylphenol	0.000		0	N.D.			
T N-nitroso-Di-n-propylamine	5.502	70.0	0		µg/L	md	1
T 4Methylphenol/3Methylphenol	0.000		0	N.D.			
T Hexachloroethane	0.000		0	N.D.			

Quantitation Results Report (QT Reviewed)

Compound	RT	QIon	Resp.	Conc.	Units	Dev(Min)
T Nitrobenzene	0.000		0	N.D.		
T Isophorone	0.000		0	N.D.		
T 2-Nitrophenol	0.000		0	N.D.		
T 2,4-Dimethylphenol	0.000		0	N.D.		
T bis(-2-Chloroethoxy)Methane	0.000		0	N.D.		
T 2,4-Dichlorophenol	0.000		0	N.D.		
T Benzoic Acid	0.000		0	N.D.		
T 1,2,4-Trichlorobenzene	0.000		0	N.D.		
T Naphthalene	0.000		0	N.D.		
T 4-Chlorophenol	6.301	130.0	0		µg/L md	1
T p-Chloroaniline	0.000		0	N.D.		
T Hexachlorobutadiene	0.000		0	N.D.		
T 4-Chloro-2-Methylphenol	0.000		0	N.D.		
T 4-Chloro-3-Methylphenol	0.000		0	N.D.		
T 2-Methylnaphthalene	0.000		0	N.D.		
T 1-Methylnaphthalene	0.000		0	N.D.		
T Hexachlorocyclopentadiene	0.000		0	N.D.		
T 2,4,6-Trichlorophenol	0.000		0	N.D.		
T 2,4,5-Trichlorophenol	0.000		0	N.D.		
T 2-Chloronaphthalene	0.000		0	N.D.		
T 2-Nitroaniline	0.000		0	N.D.		
T Dimethyl Phthalate	8.374	163.0	0		µg/L md	1
T 2,6-Dinitrotoluene	8.374	165.0	0		µg/L md	1
T Acenaphthylene	0.000		0	N.D.		
T 3-Nitroaniline	0.000		0	N.D.		
T Acenaphthene	0.000		0	N.D.		
T 2,4-Dinitrophenol	0.000		0	N.D.		
T Dibenzofuran	0.000		0	N.D.		
T 2,4-Dinitrotoluene	9.029	165.0	0		µg/L md	1
T 4-Nitrophenol	0.000		0	N.D.		
T Diethylphthalate	0.000		0	N.D.		
T Fluorene	0.000		0	N.D.		
T 4-Chlorophenyl-phenylether	0.000		0	N.D.		
T 4-Nitroaniline	0.000		0	N.D.		
T 4,6-Dinitro-2-methylphenol	9.336	198.0	0		µg/L md	1
T N-nitrosodiphenylamine	0.000		0	N.D.		
T Azobenzene	0.000		0	N.D.		
T 4-Bromophenyl-phenylether	0.000		0	N.D.		
T Hexachlorobenzene	0.000		0	N.D.		
T Pentachlorophenol	0.000		0	N.D.		
T Phenanthrene	0.000		0	N.D.		
T Anthracene	0.000		0	N.D.		
T Triallate	0.000		0	N.D.		
T Carbazole	0.000		0	N.D.		
T o-Terphenyl	0.000		0	N.D.		
T Di-n-Butylphthalate	0.000		0	N.D.		
T Fluoranthene	0.000		0	N.D.		
T Benzidine	12.875	184.0	0		µg/L md	1
T Pyrene	0.000		0	N.D.		
T Butylbenzylphthalate	0.000		0	N.D.		
T Benzo(a)Anthracene	0.000		0	N.D.		
T Chrysene	0.000		0	N.D.		
T 3,3-Dichlorobenzidine	0.000		0	N.D.		
T bis(2-ethylhexyl)Phthalate	16.350	167.0	5389	3.2424	µg/L #	84
T Di-n-octyl Phthalate	0.000		0	N.D.		

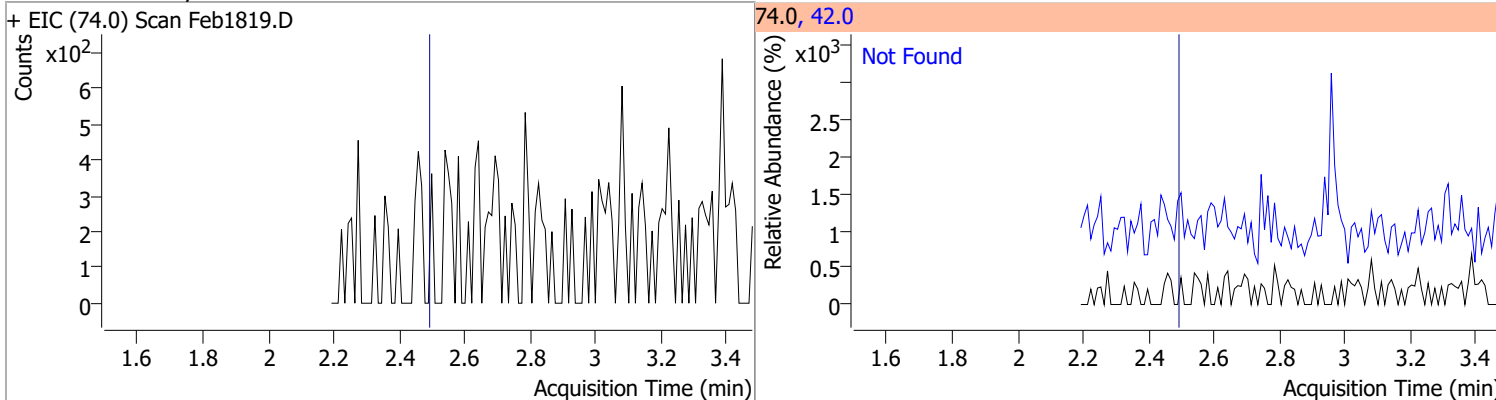
Quantitation Results Report (QT Reviewed)

Compound	RT	QIon	Resp.	Conc.	Units	Dev(Min)
T Benzo(b)fluoranthene	0.000		0	N.D.		
T Benzo(k)fluoranthene	0.000		0	N.D.		
T Benzo(a)pyrene	0.000		0	N.D.		
T Indeno(1,2,3-c,d)pyrene	0.000		0	N.D.		
T Dibenzo(a,h)anthracene	0.000		0	N.D.		
T Benzo(g,h,i)perylene	0.000		0	N.D.		

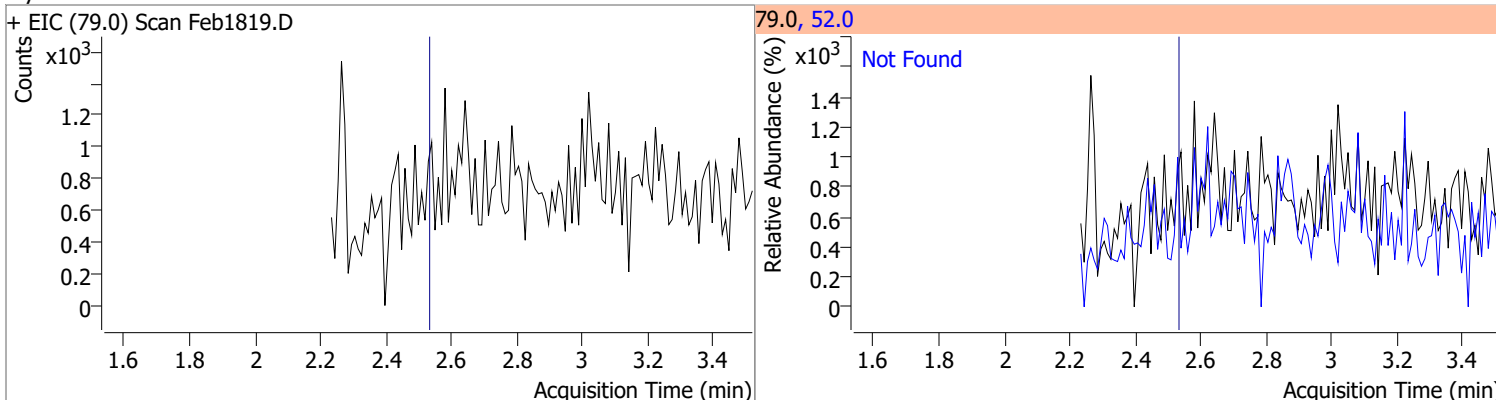
(#) = Qualifier Out of Range; (m) = Manual Integration; (+) = Area Summed; (*) = Surrogate Percent Recovery Out of Range; (d): Zeroed Peak

Quantitation Results Report (QT Reviewed)

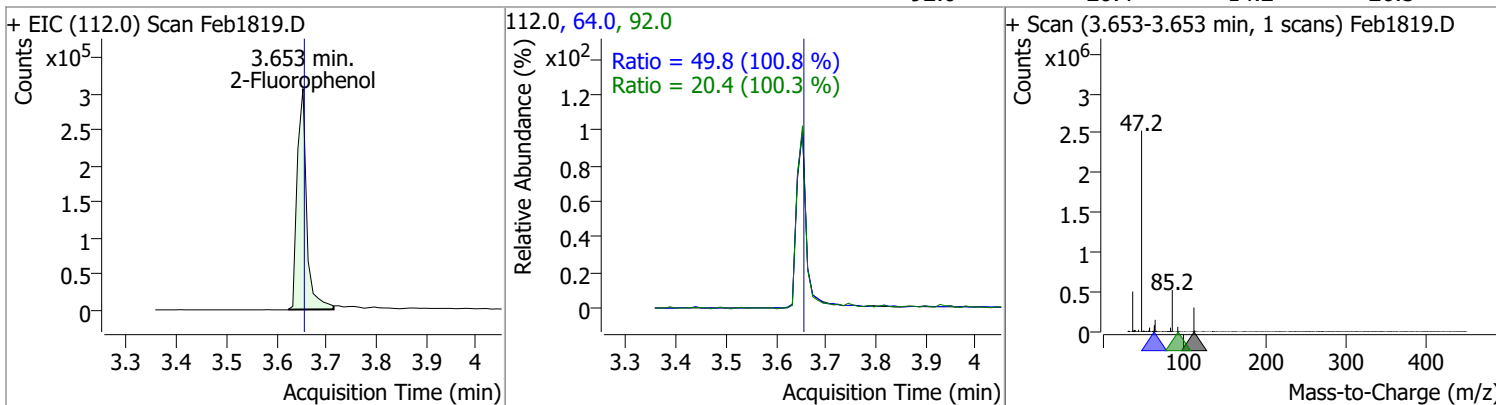
Compound	Conc.	Exp RT	QIon	Exp Ratio
N-Nitrosodimethylamine	N.D.	2.49	42.0	135.8



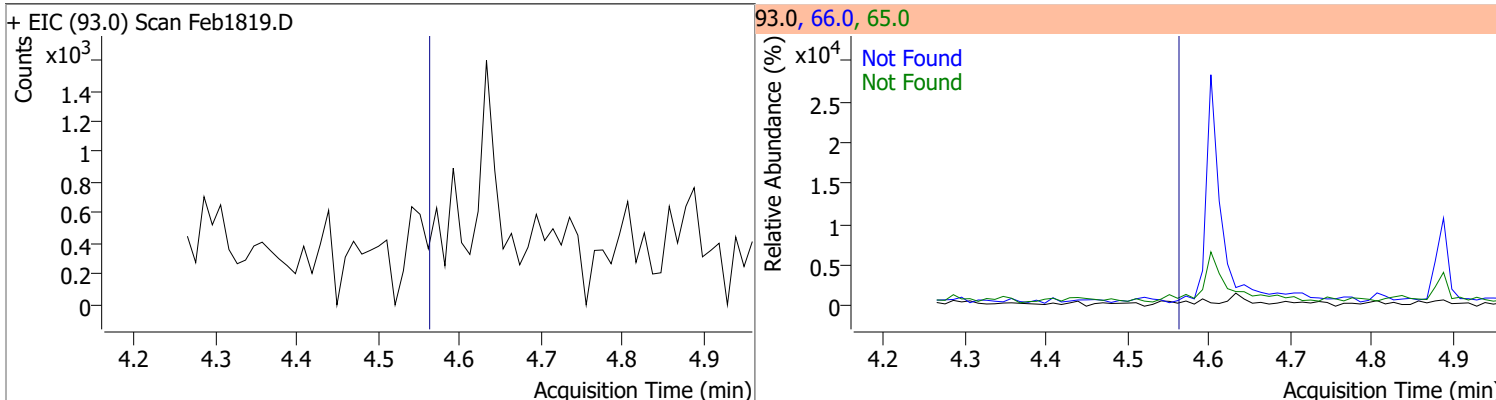
Compound	Conc.	Exp RT	QIon	Exp Ratio
Pyridine	N.D.	2.53	52.0	82.7



Compound	Conc.	RT	Dev(Min)	Resp.	QIon	QRatio	Lower	Upper
2-Fluorophenol	48.3128	3.65	0.00	403711	64.0	49.8	34.6	64.3
					92.0	20.4	14.2	26.5

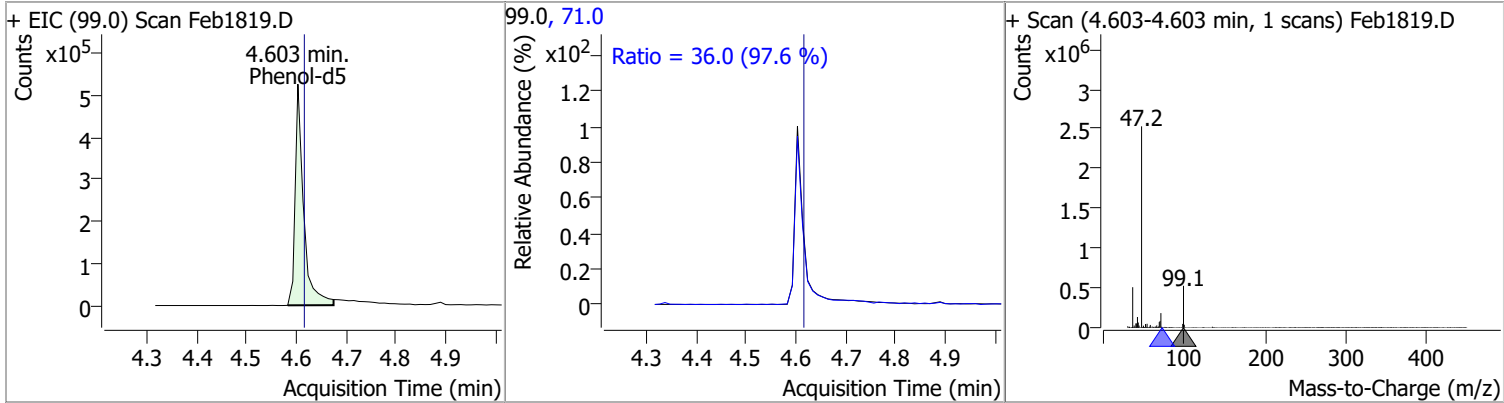


Compound	Conc.	Exp RT	QIon	Exp Ratio	QIon	Exp Ratio
Aniline	N.D.	4.56	66.0	36.7	65.0	18.7

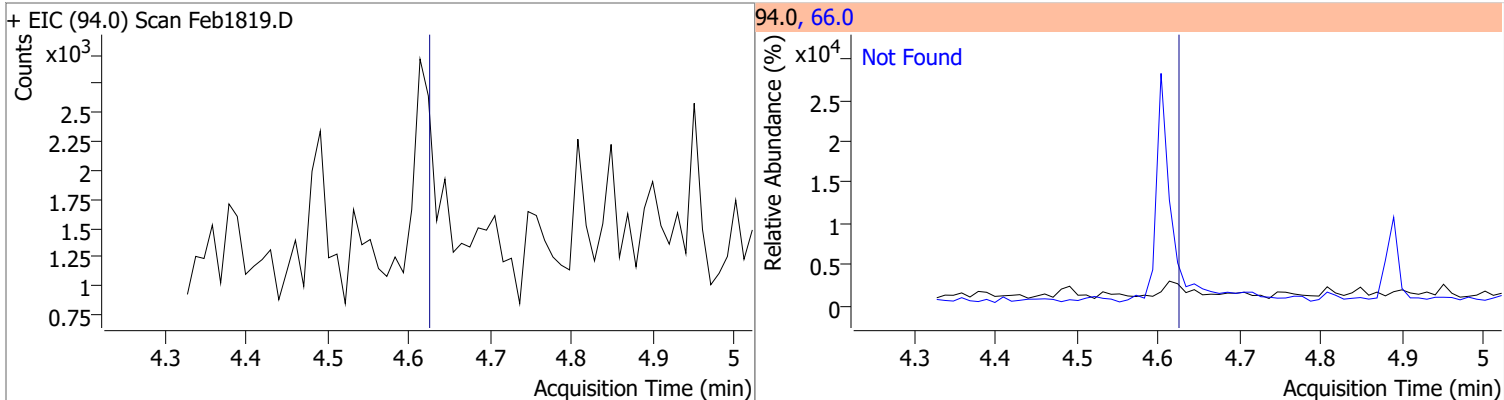


Quantitation Results Report (QT Reviewed)

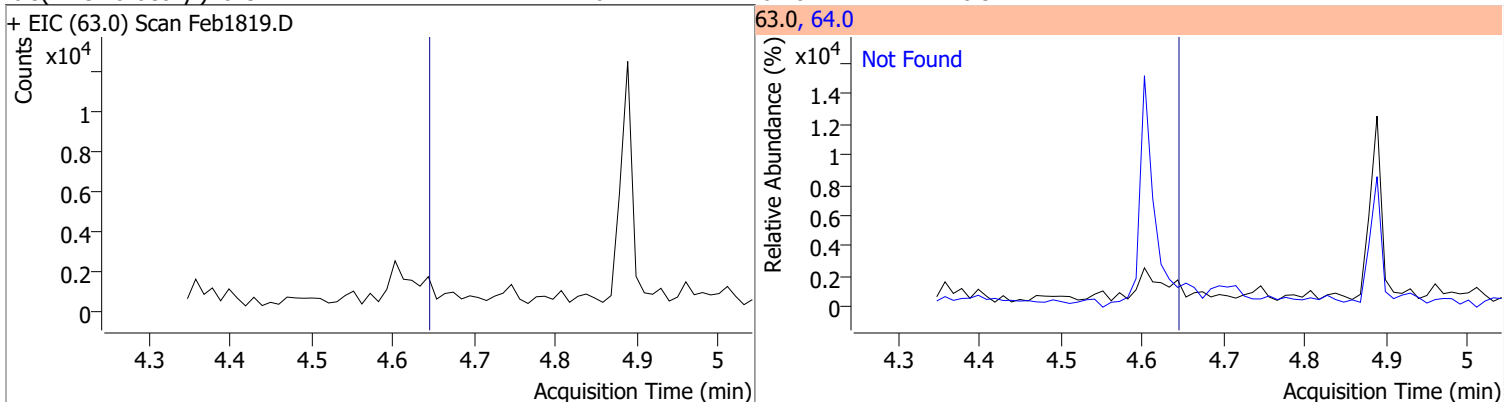
Compound	Conc.	RT	Dev(Min)	Resp.	QIon	QRatio	Lower	Upper
Phenol-d5	55.0310	4.60	-0.01	603318	71.0	36.0	25.8	47.9



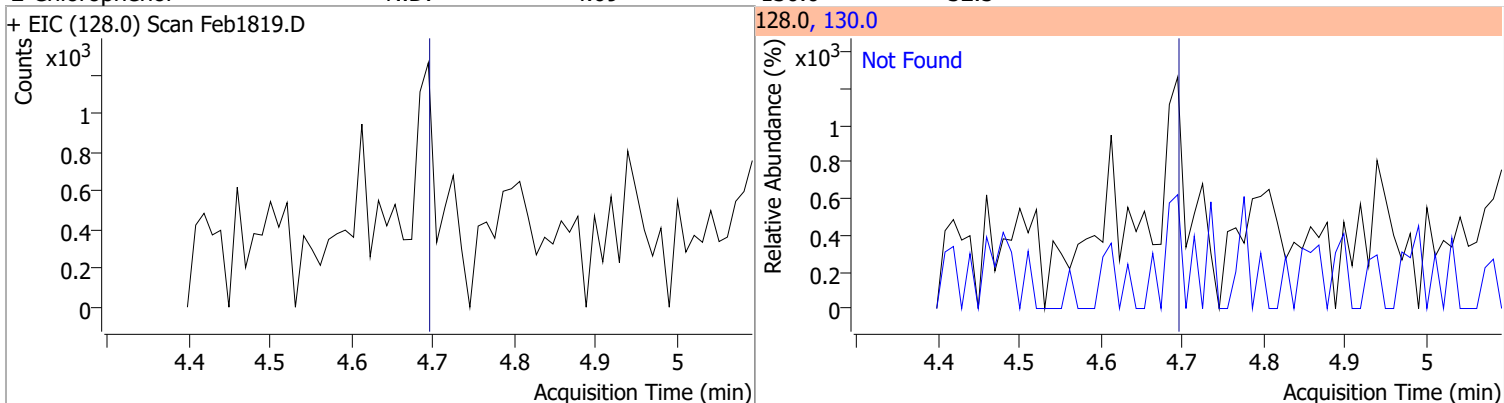
Compound	Conc.	Exp RT	QIon	Exp Ratio
Phenol	N.D.	4.62	66.0	45.3



Compound	Conc.	Exp RT	QIon	Exp Ratio
bis(-2-Chloroethyl)Ether	N.D.	4.64	64.0	10.9

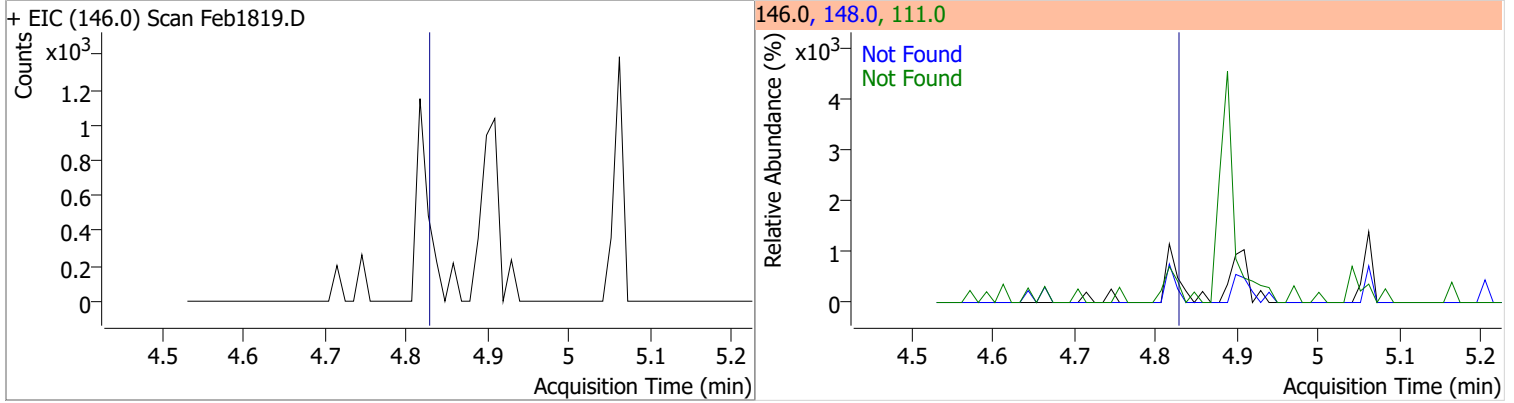


Compound	Conc.	Exp RT	QIon	Exp Ratio
2-Chlorophenol	N.D.	4.69	130.0	32.5

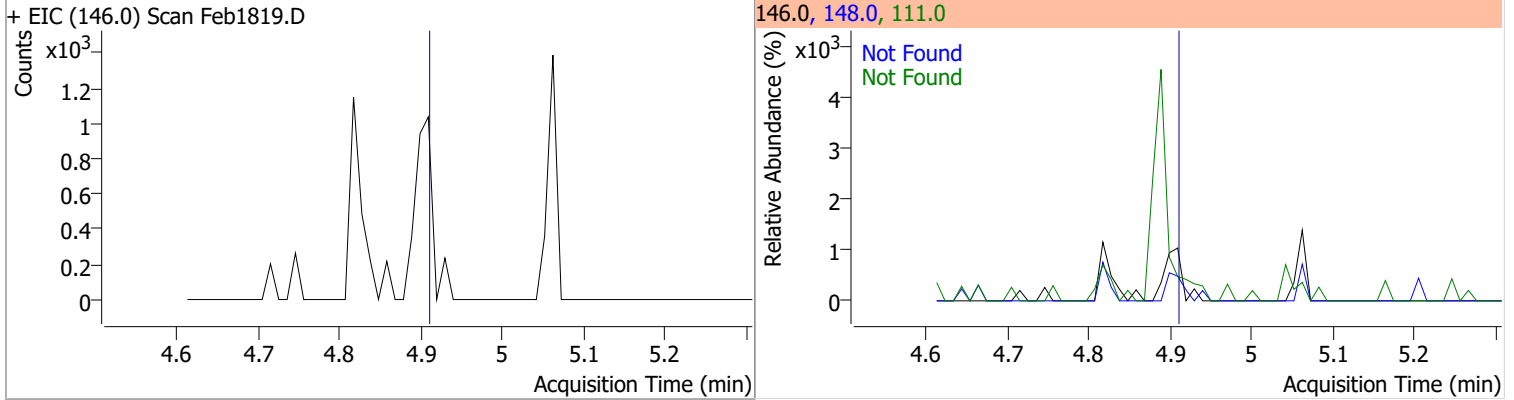


Quantitation Results Report (QT Reviewed)

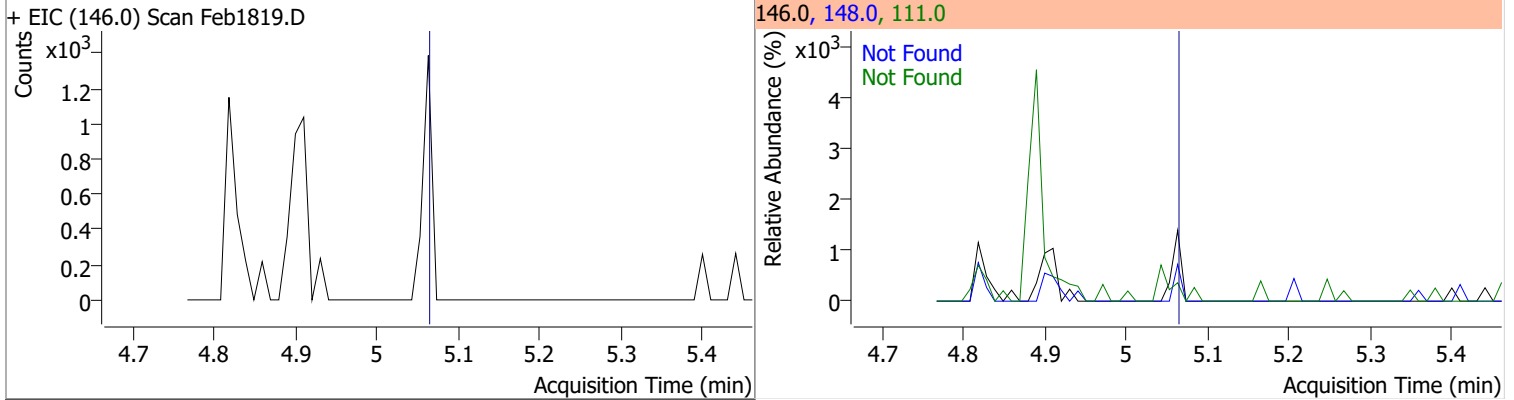
Compound	Conc.	Exp RT	QIon	Exp Ratio	QIon	Exp Ratio
1,3-Dichlorobenzene	N.D.	4.83	148.0	63.7	111.0	36.1



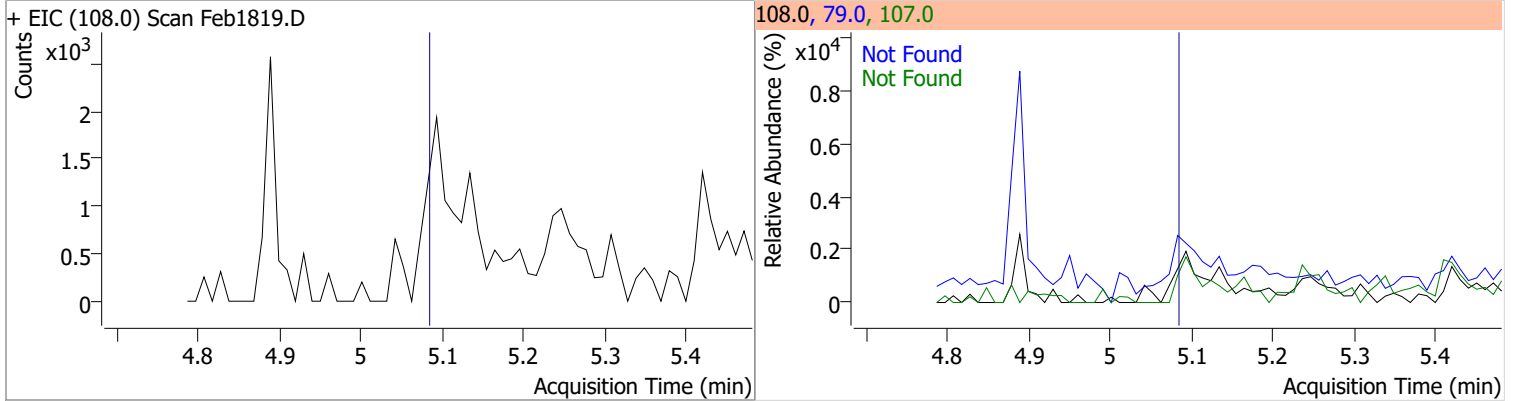
Compound	Conc.	Exp RT	QIon	Exp Ratio	QIon	Exp Ratio
1,4-Dichlorobenzene	N.D.	4.91	148.0	65.2	111.0	36.0



Compound	Conc.	Exp RT	QIon	Exp Ratio	QIon	Exp Ratio
1,2-Dichlorobenzene	N.D.	5.06	148.0	64.4	111.0	37.3

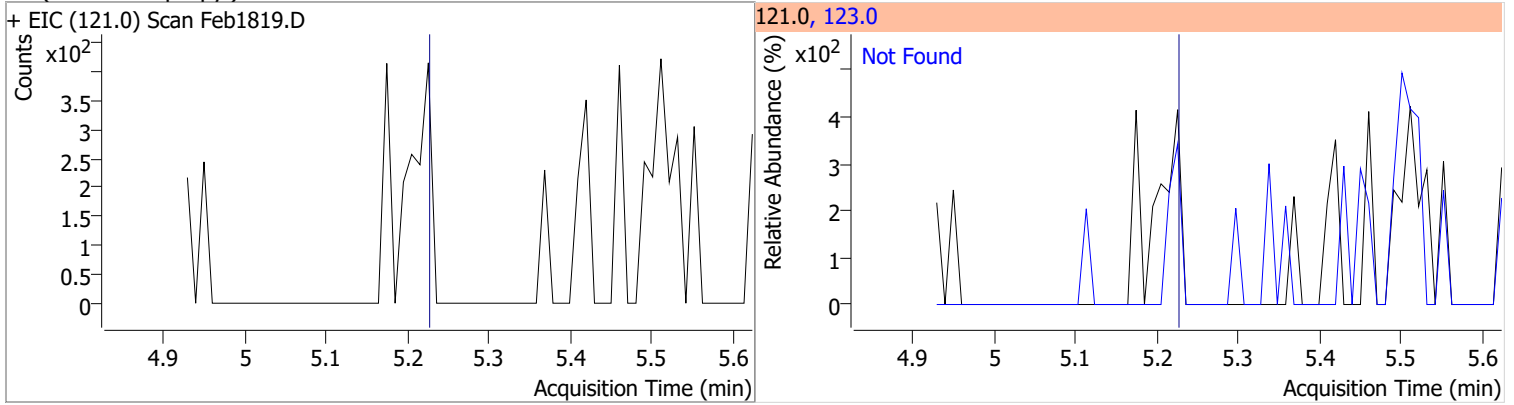


Compound	Conc.	Exp RT	QIon	Exp Ratio	QIon	Exp Ratio
Benzyl Alcohol	N.D.	5.08	79.0	119.3	107.0	70.5

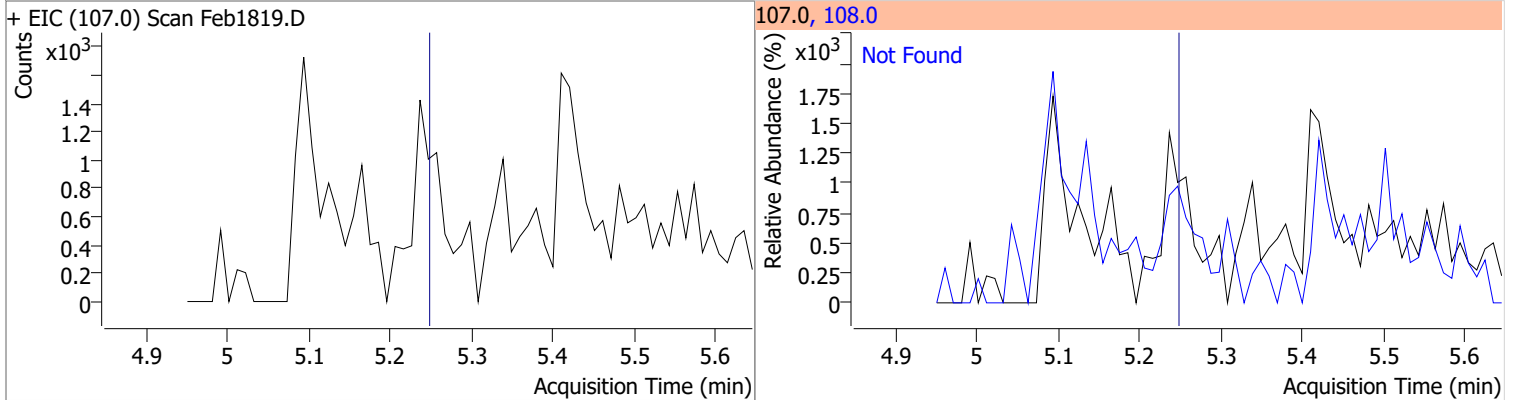


Quantitation Results Report (QT Reviewed)

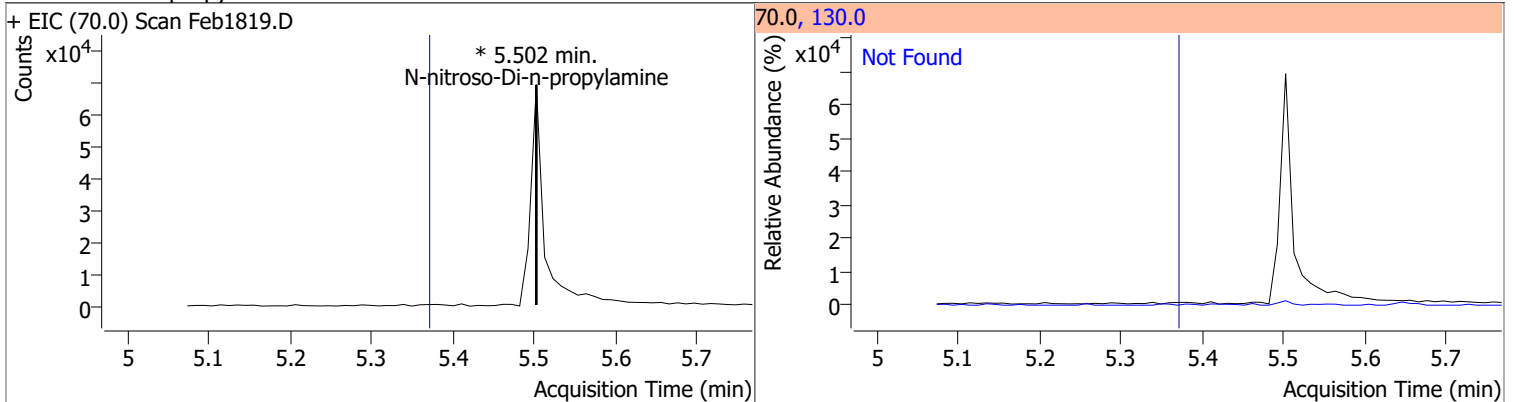
Compound	Conc.	Exp RT	QIon	Exp Ratio
bis(2-chloroisopropyl)Ether	N.D.	5.23	123.0	32.1



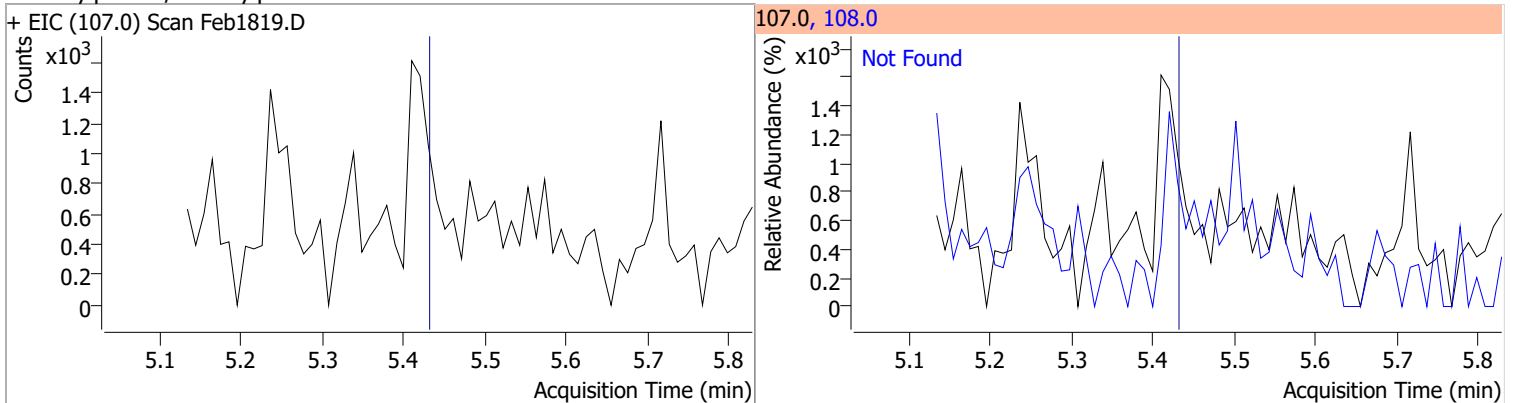
Compound	Conc.	Exp RT	QIon	Exp Ratio
2-Methylphenol	N.D.	5.25	108.0	116.5



Compound	Conc.	RT	Dev(Min)	Resp.	QIon	QRatio	Lower	Upper
N-nitroso-Di-n-propylamine		0		0	130.0		0.0	38.8

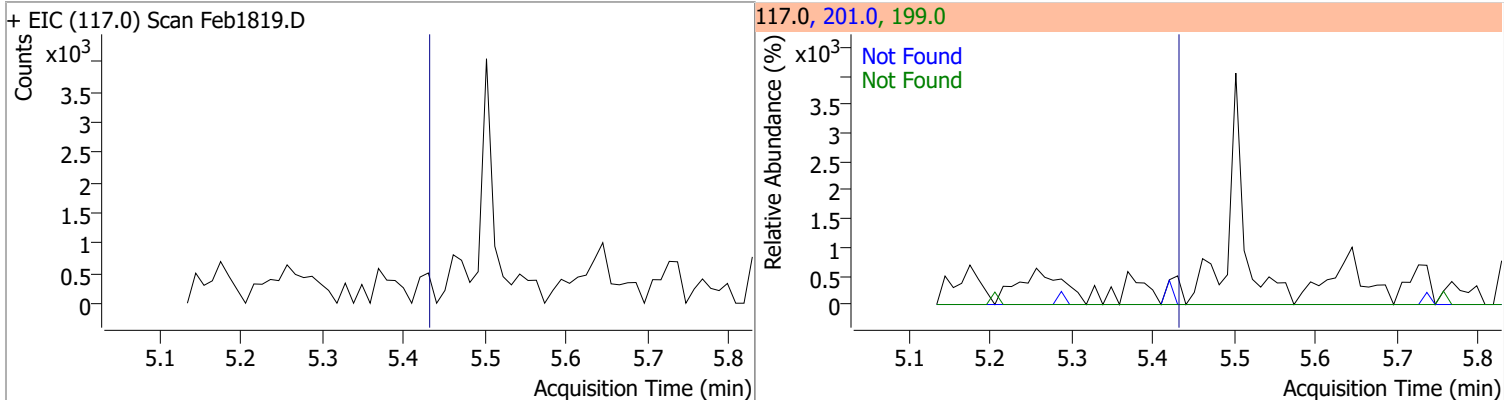


Compound	Conc.	Exp RT	QIon	Exp Ratio
4Methylphenol/3Methylphenol	N.D.	5.43	108.0	83.9

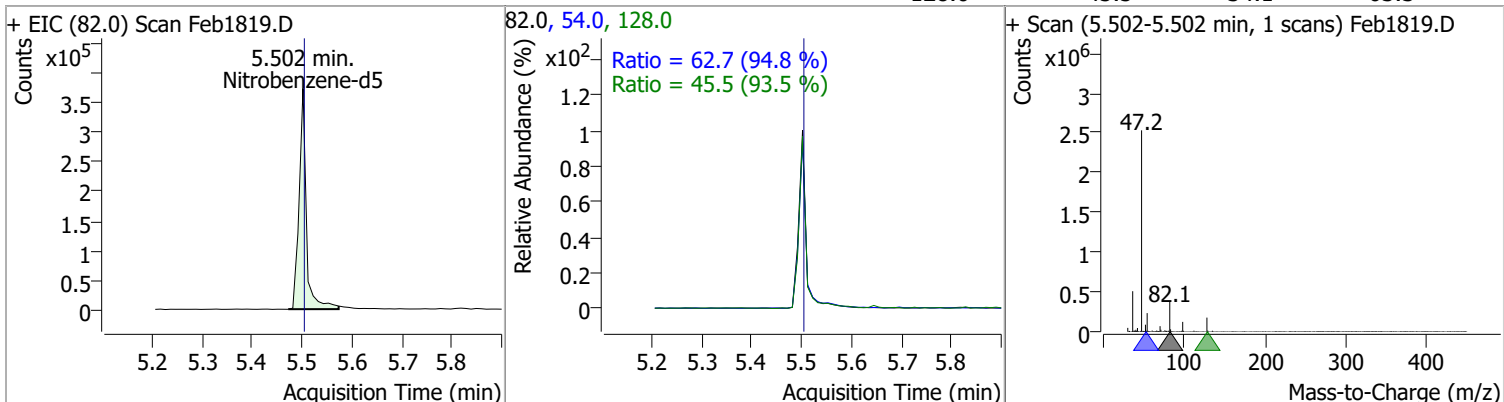


Quantitation Results Report (QT Reviewed)

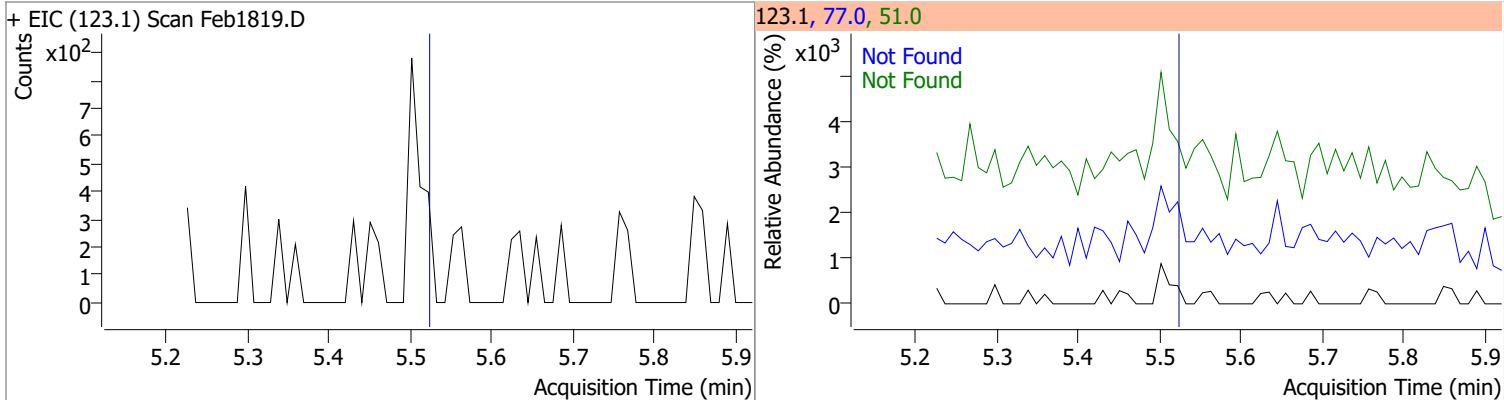
Compound	Conc.	Exp RT	QIon	Exp Ratio	QIon	Exp Ratio
Hexachloroethane	N.D.	5.43	201.0	90.8	199.0	56.9



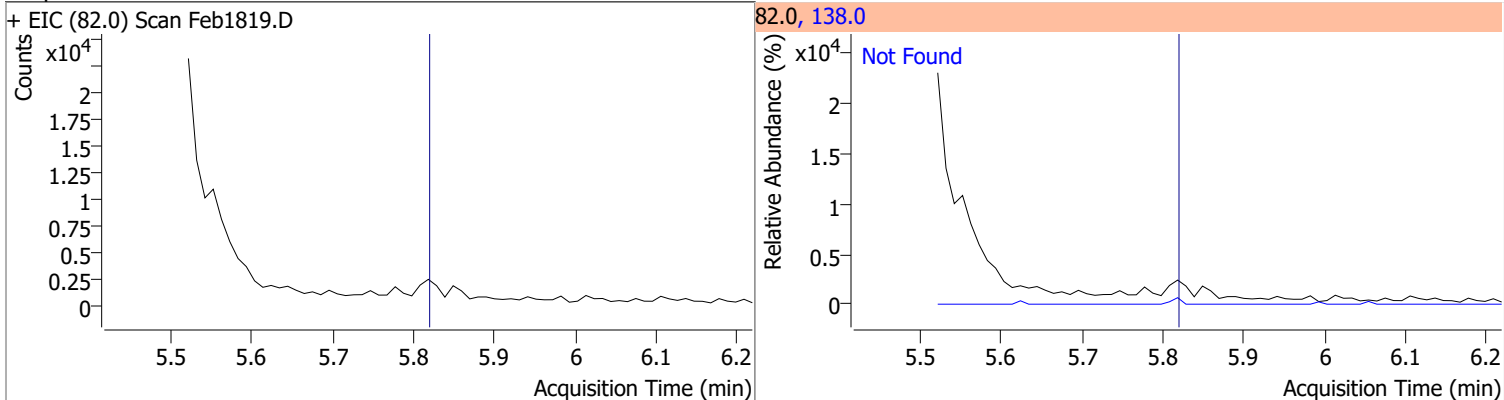
Compound	Conc.	RT	Dev(Min)	Resp.	QIon	QRatio	Lower	Upper
Nitrobenzene-d5	62.1913	5.50	0.00	377384	54.0	62.7	46.3	86.0
					128.0	45.5	34.1	63.3



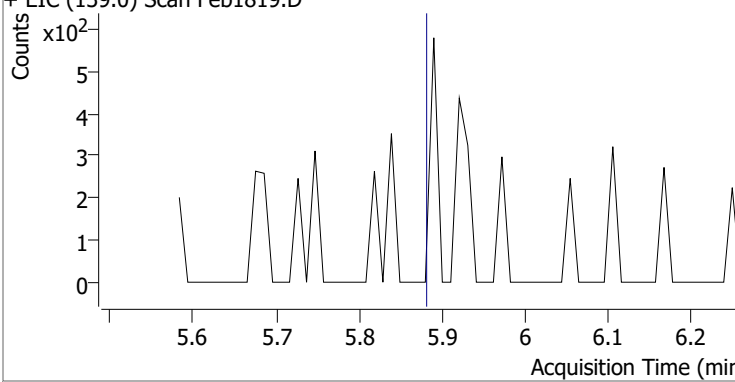
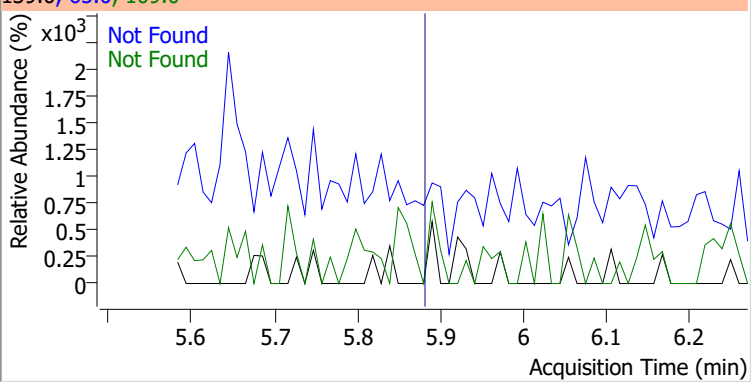
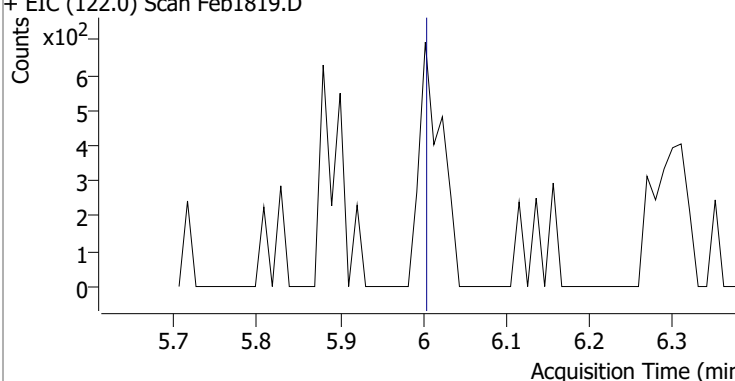
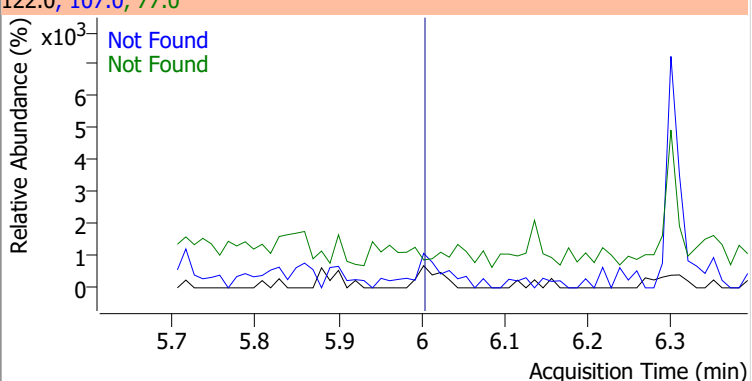
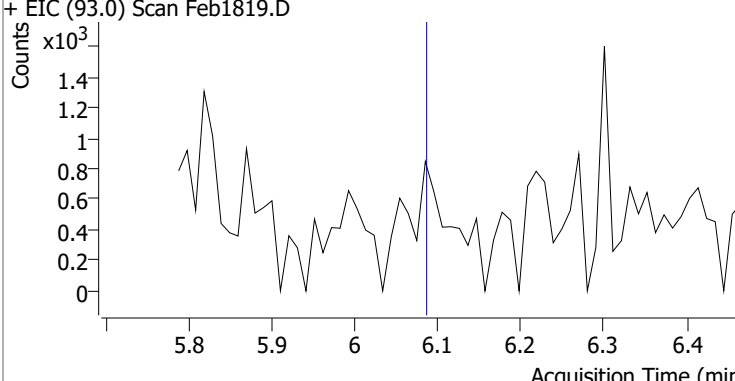
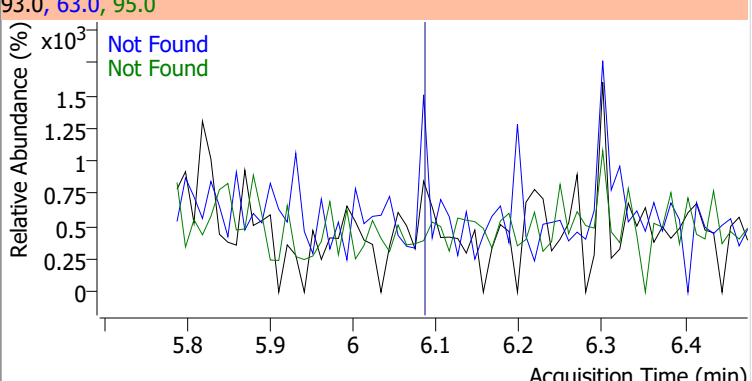
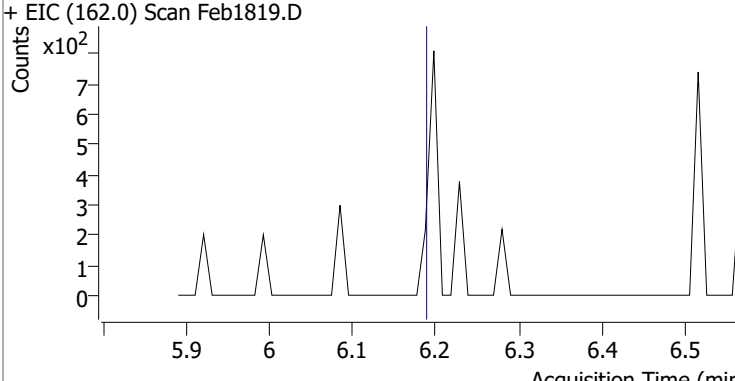
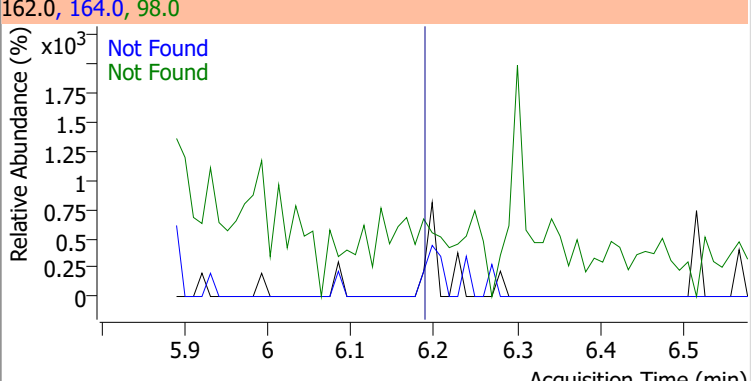
Compound	Conc.	Exp RT	QIon	Exp Ratio	QIon	Exp Ratio
Nitrobenzene	N.D.	5.52	77.0	212.7	51.0	131.0



Compound	Conc.	Exp RT	QIon	Exp Ratio
Isophorone	N.D.	5.82	138.0	21.1

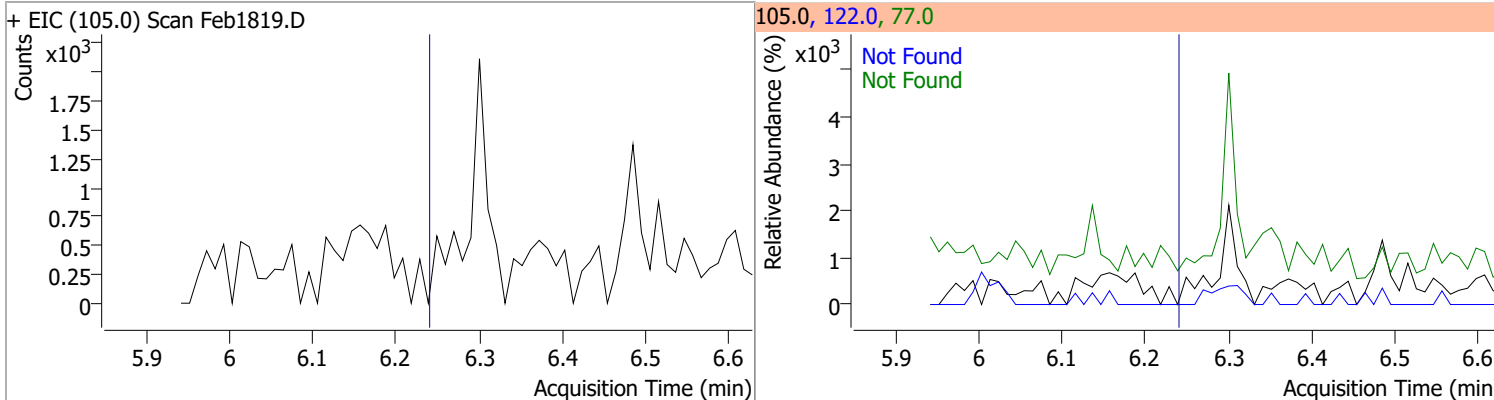


Quantitation Results Report (QT Reviewed)

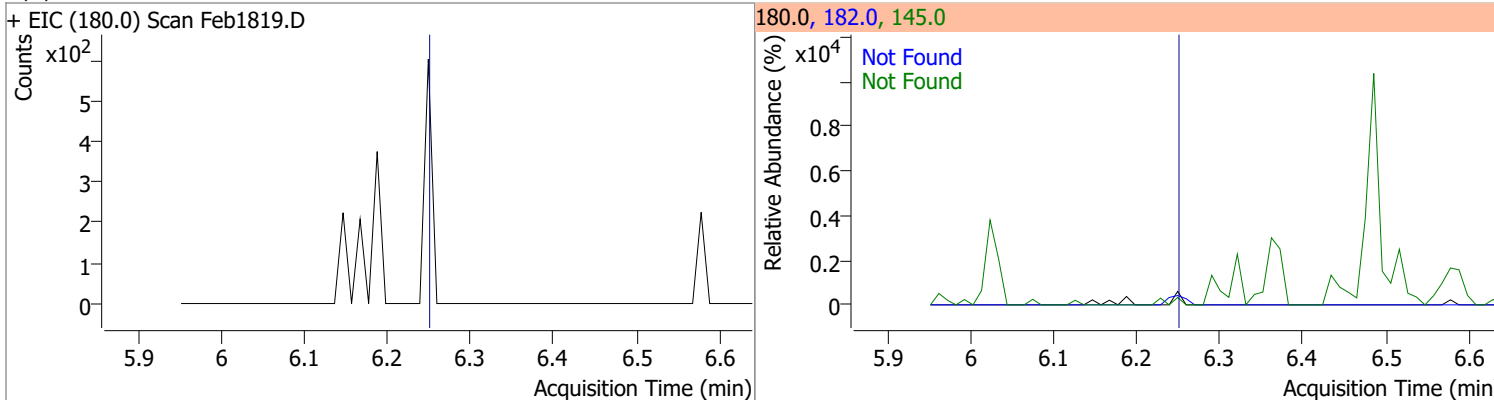
Compound	Conc.	Exp RT	QIon	Exp Ratio	QIon	Exp Ratio
2-Nitrophenol	N.D.	5.88	65.0	48.8	109.0	35.2
+ EIC (139.0) Scan Feb1819.D			139.0, 65.0, 109.0			
						
2,4-Dimethylphenol	N.D.	6.00	107.0	109.4	77.0	34.0
+ EIC (122.0) Scan Feb1819.D			122.0, 107.0, 77.0			
						
bis(-2-Chloroethoxy)Methane	N.D.	6.08	63.0	68.1	95.0	31.9
+ EIC (93.0) Scan Feb1819.D			93.0, 63.0, 95.0			
						
2,4-Dichlorophenol	N.D.	6.19	164.0	65.0	98.0	28.6
+ EIC (162.0) Scan Feb1819.D			162.0, 164.0, 98.0			
						

Quantitation Results Report (QT Reviewed)

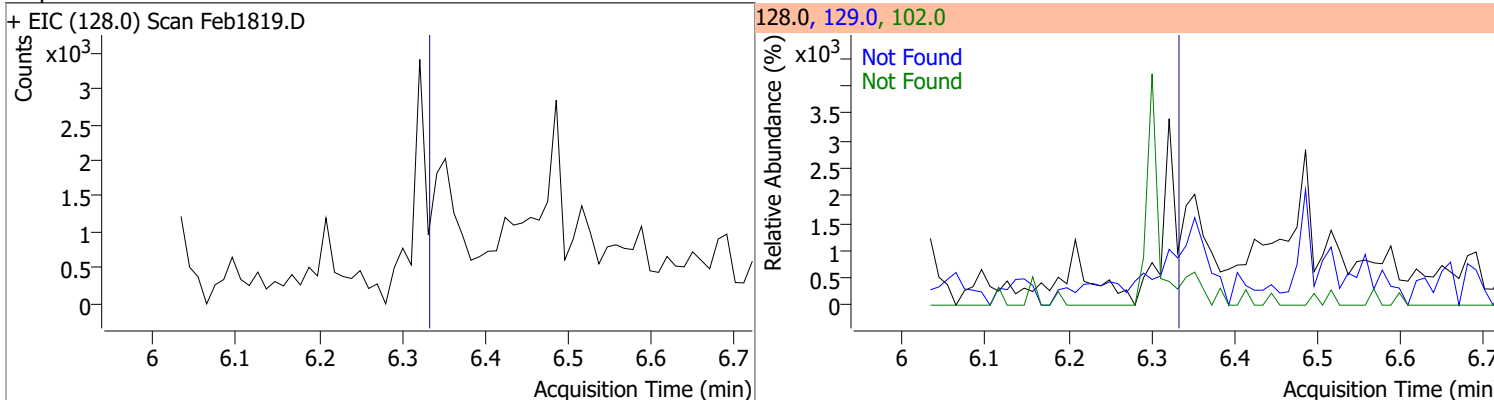
Compound	Conc.	Exp RT	QIon	Exp Ratio	QIon	Exp Ratio
Benzoic Acid	N.D.	6.24	122.0	85.5	77.0	60.4



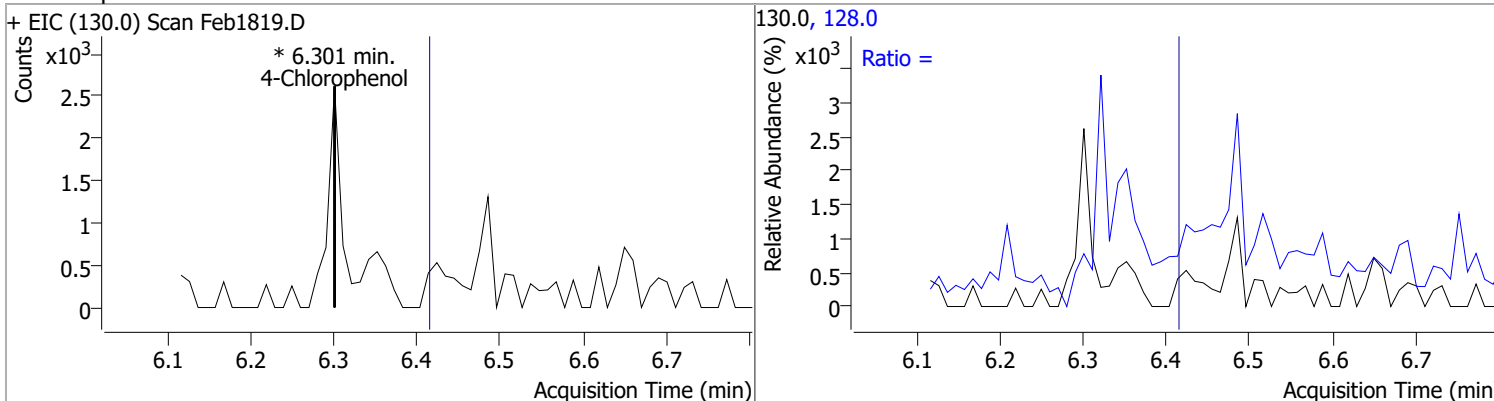
Compound	Conc.	Exp RT	QIon	Exp Ratio	QIon	Exp Ratio
1,2,4-Trichlorobenzene	N.D.	6.25	182.0	94.6	145.0	28.7



Compound	Conc.	Exp RT	QIon	Exp Ratio	QIon	Exp Ratio
Naphthalene	N.D.	6.33	129.0	11.5	102.0	9.9

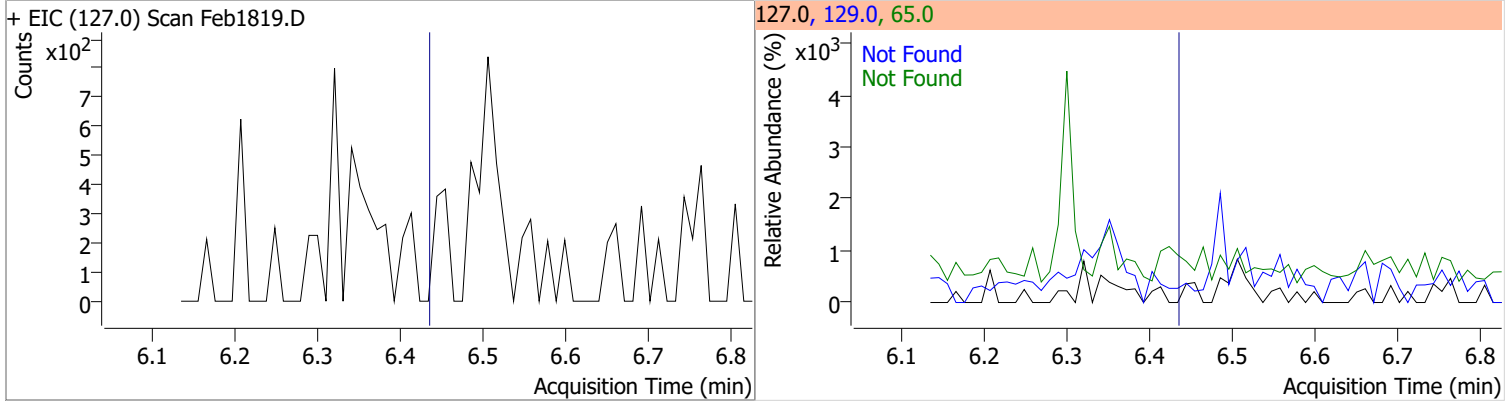


Compound	Conc.	RT	Dev(Min)	Resp.	QIon	QRatio	Lower	Upper
4-Chlorophenol		0		0	128.0		221.4	411.2

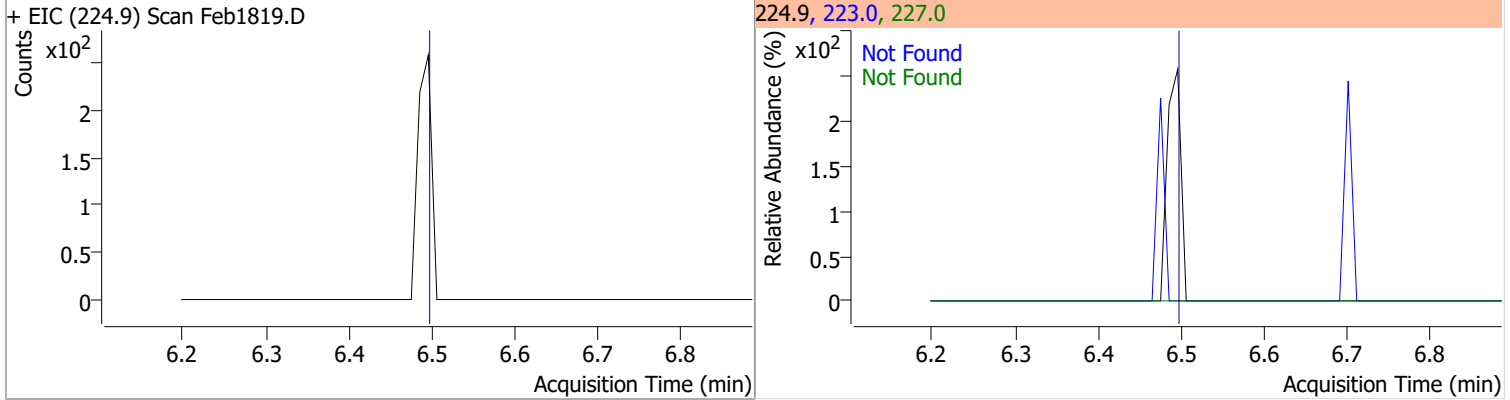


Quantitation Results Report (QT Reviewed)

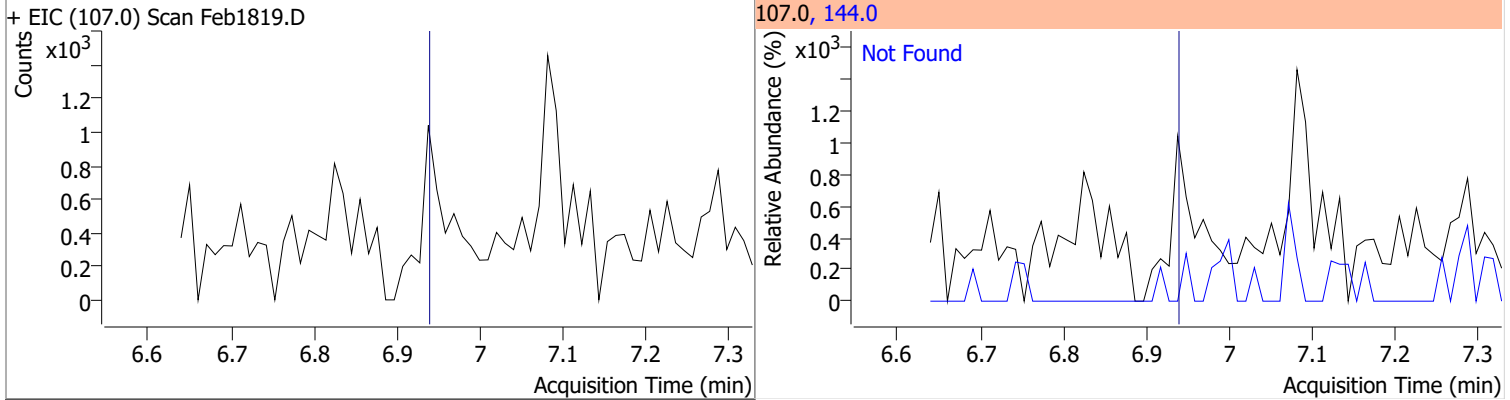
Compound	Conc.	Exp RT	QIon	Exp Ratio	QIon	Exp Ratio
p-Chloroaniline	N.D.	6.43	65.0	60.1	129.0	37.6



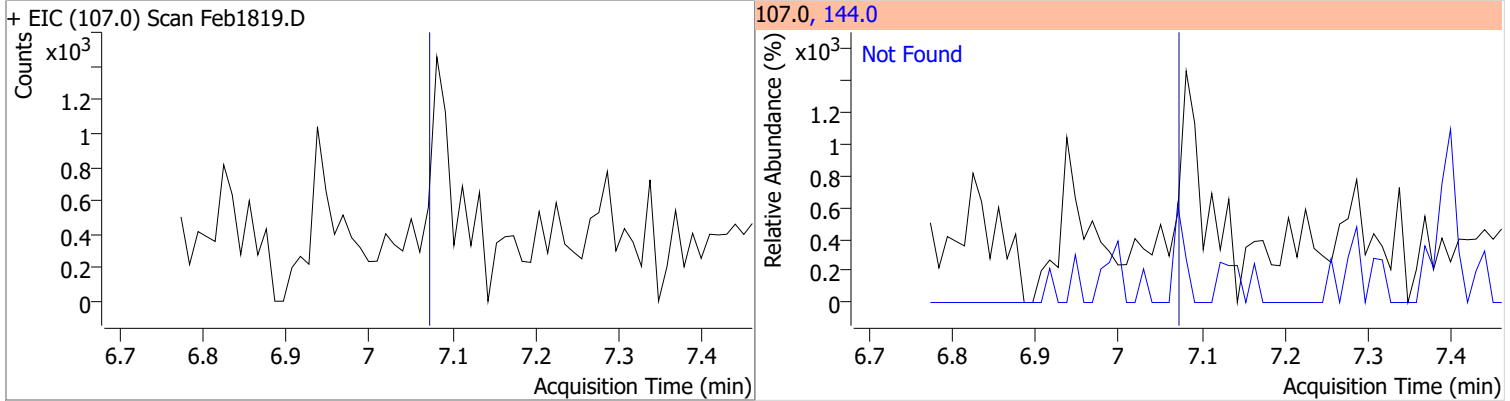
Compound	Conc.	Exp RT	QIon	Exp Ratio	QIon	Exp Ratio
Hexachlorobutadiene	N.D.	6.50	227.0	65.7	223.0	64.3



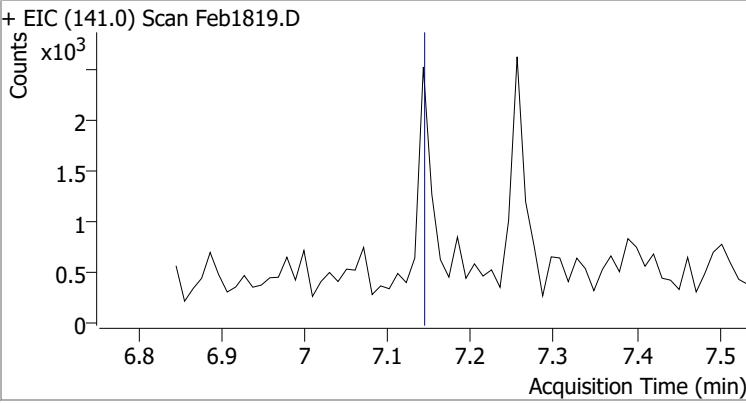
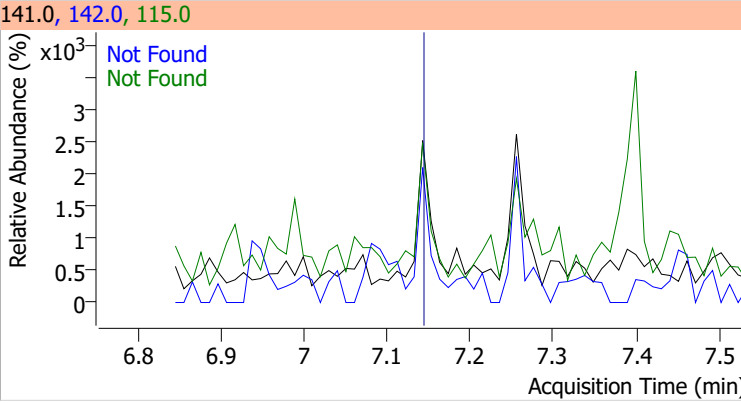
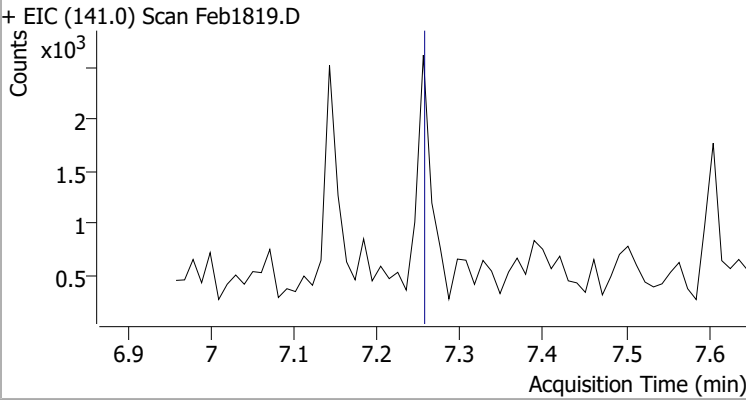
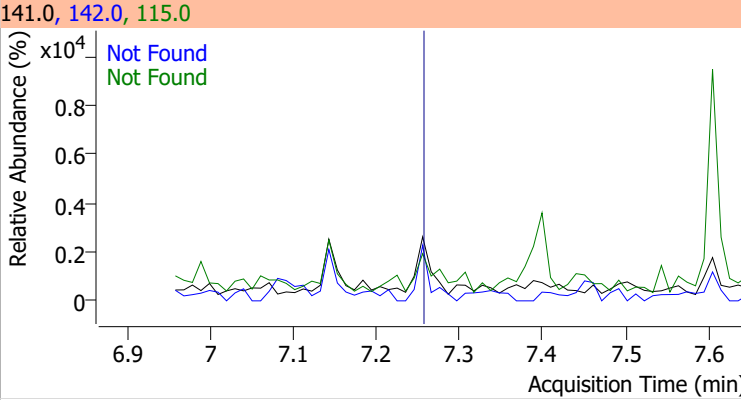
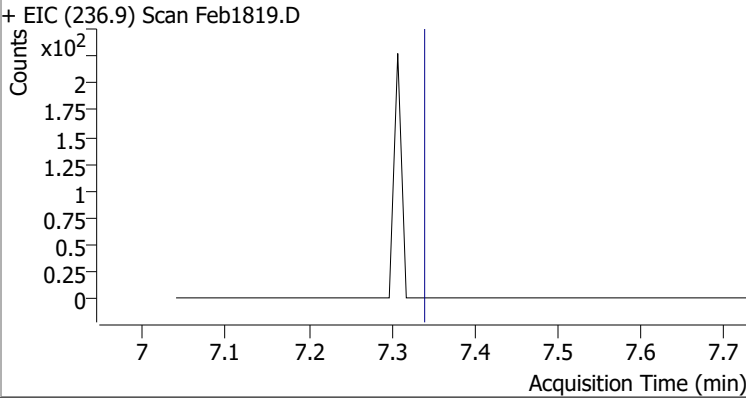
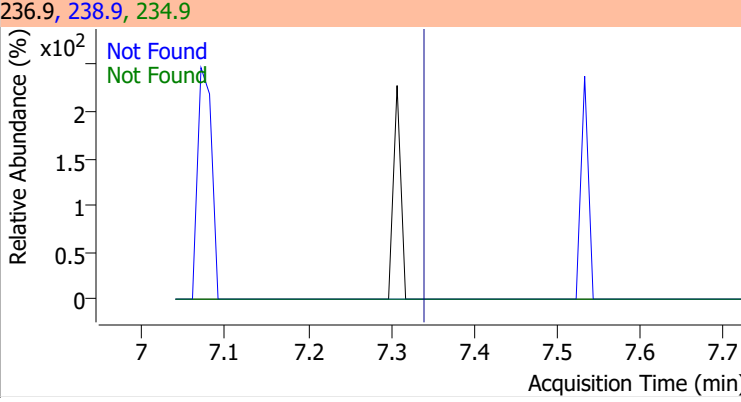
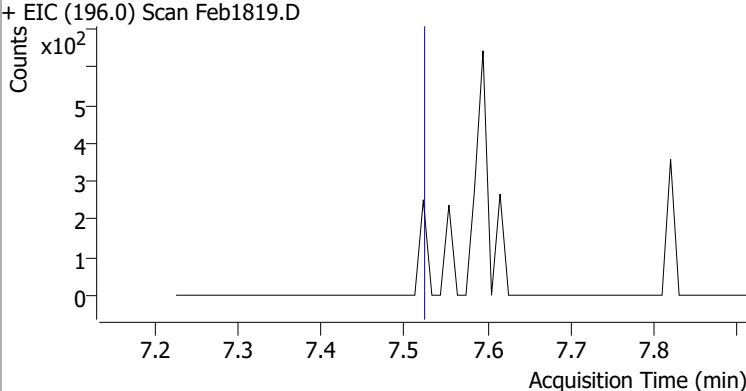
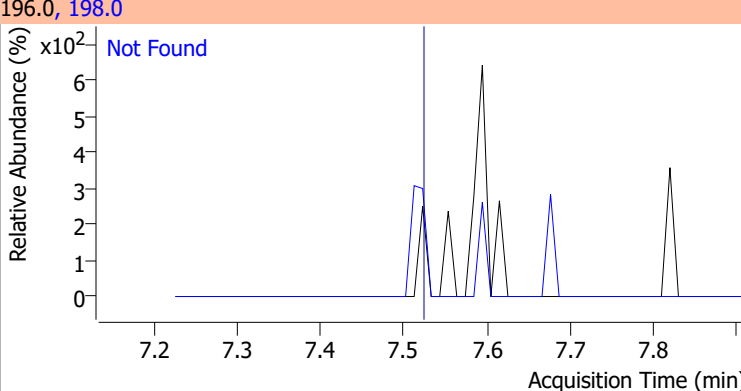
Compound	Conc.	Exp RT	QIon	Exp Ratio
4-Chloro-2-Methylphenol	N.D.	6.94	144.0	27.8



Compound	Conc.	Exp RT	QIon	Exp Ratio
4-Chloro-3-Methylphenol	N.D.	7.07	144.0	27.3

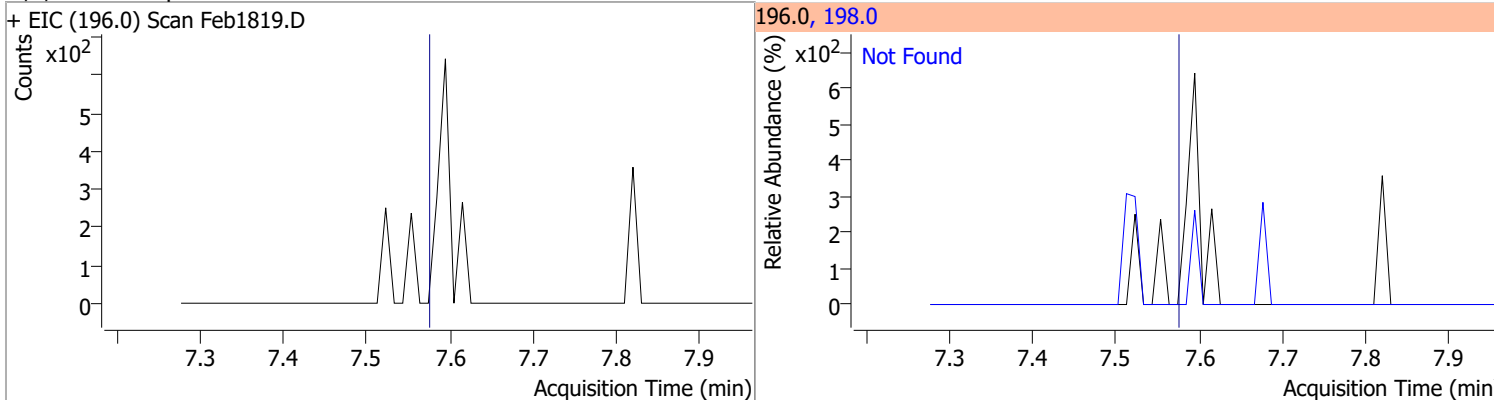


Quantitation Results Report (QT Reviewed)

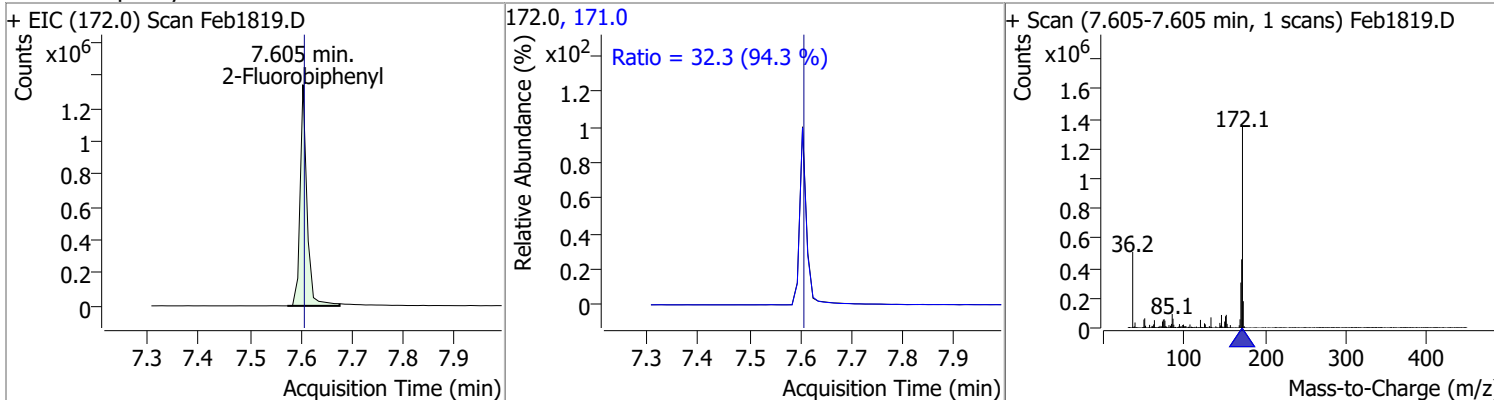
Compound	Conc.	Exp RT	QIon	Exp Ratio	QIon	Exp Ratio
2-Methylnaphthalene	N.D.	7.14	142.0	119.8	115.0	41.7
+ EIC (141.0) Scan Feb1819.D			141.0, 142.0, 115.0			
						
1-Methylnaphthalene	N.D.	7.26	142.0	114.0	115.0	41.3
+ EIC (141.0) Scan Feb1819.D			141.0, 142.0, 115.0			
						
Hexachlorocyclopentadiene	N.D.	7.34	234.9	64.6	238.9	63.8
+ EIC (236.9) Scan Feb1819.D			236.9, 238.9, 234.9			
						
2,4,6-Trichlorophenol	N.D.	7.52	198.0	96.5		
+ EIC (196.0) Scan Feb1819.D			196.0, 198.0			
						

Quantitation Results Report (QT Reviewed)

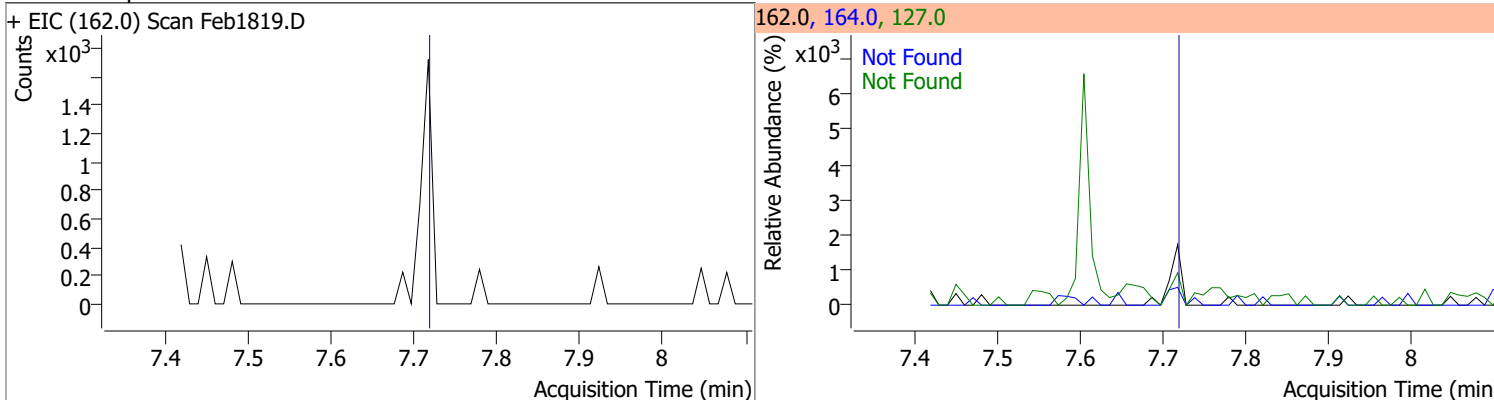
Compound	Conc.	Exp RT	QIon	Exp Ratio
2,4,5-Trichlorophenol	N.D.	7.57	198.0	90.2



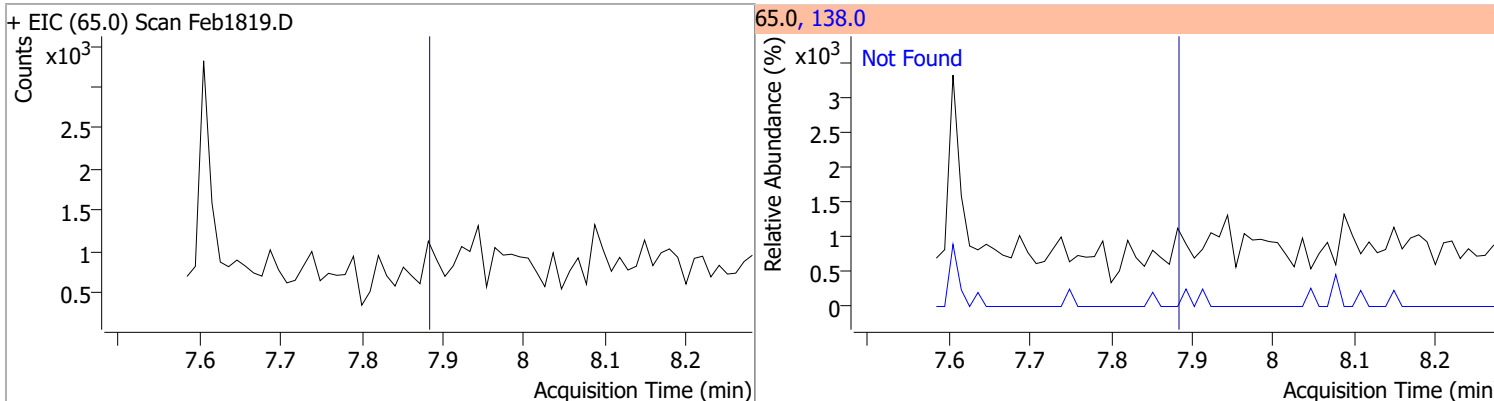
Compound	Conc.	RT	Dev(Min)	Resp.	QIon	QRatio	Lower	Upper
2-Fluorobiphenyl	68.5601	7.60	0.00	1263545	171.0	32.3	24.0	44.5



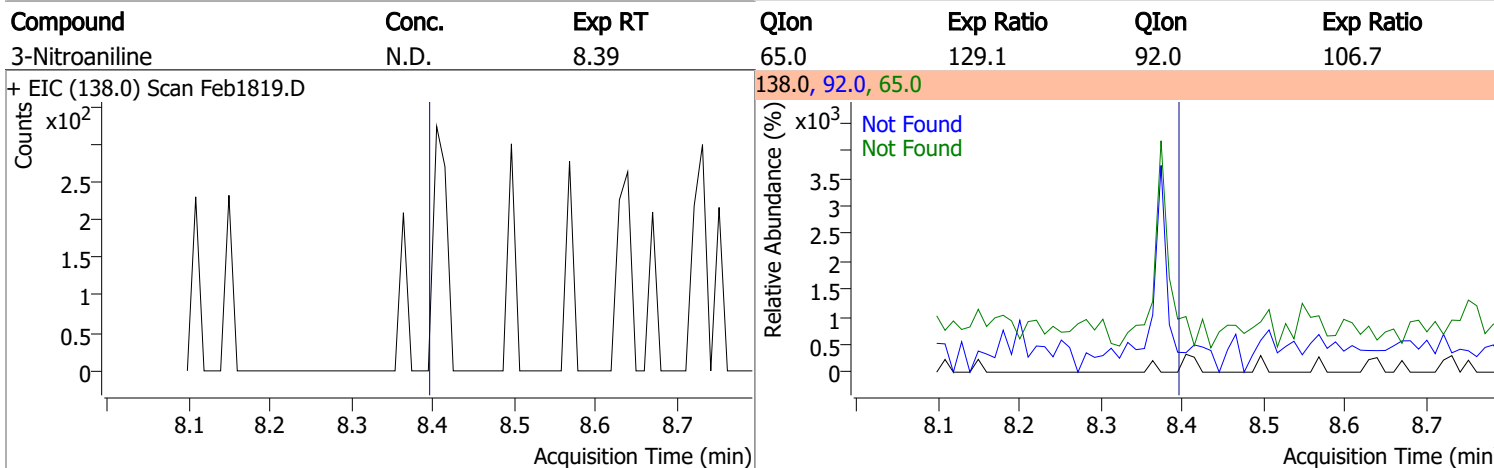
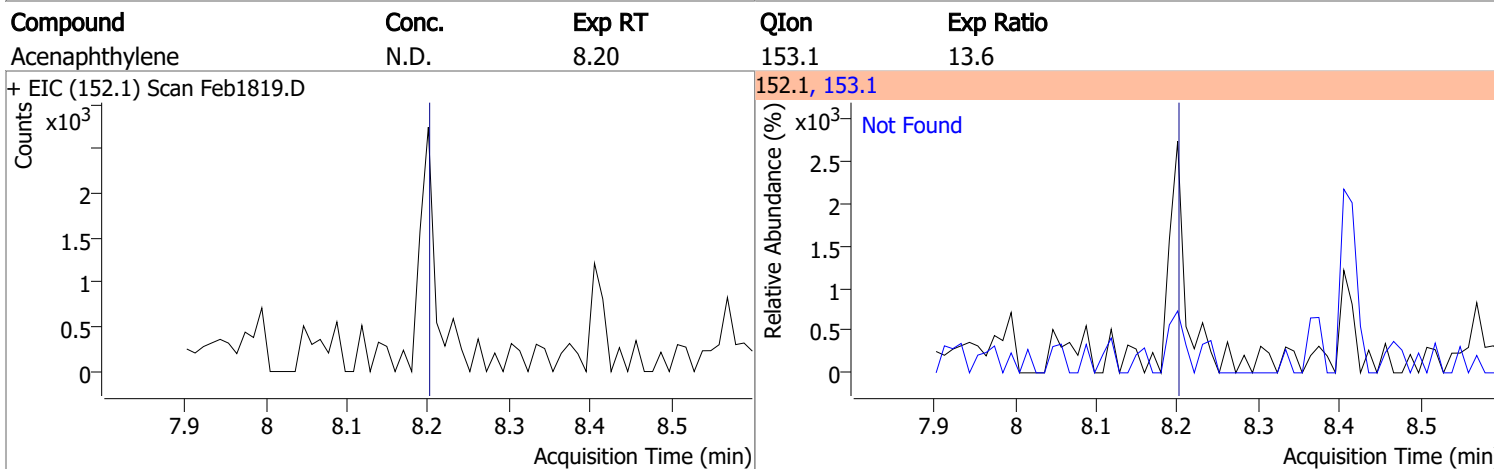
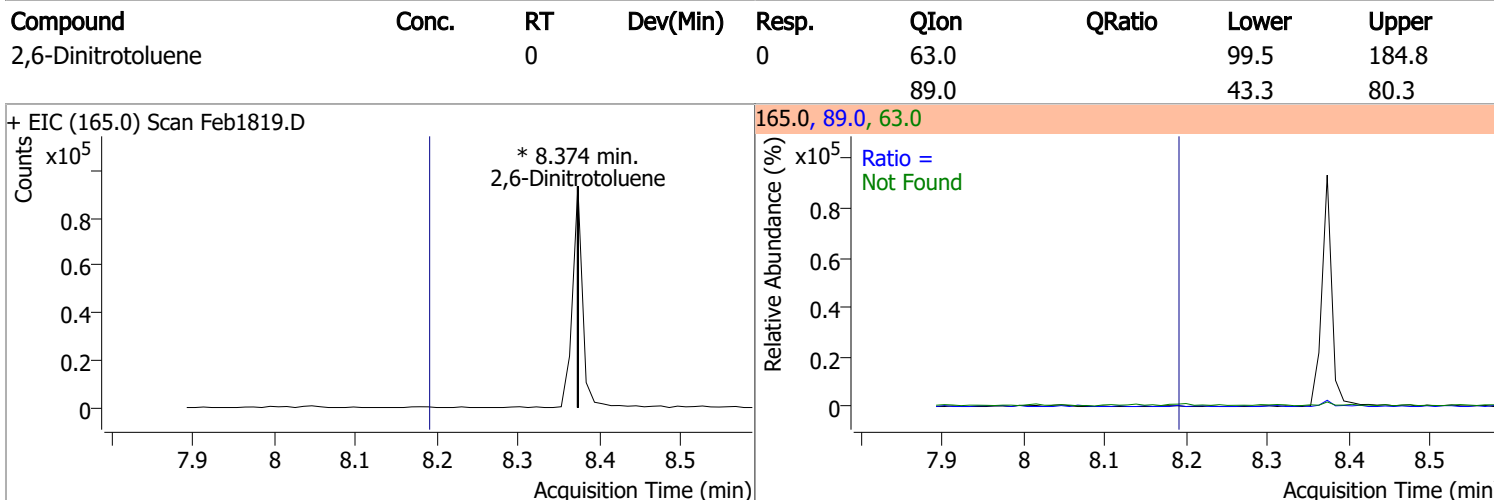
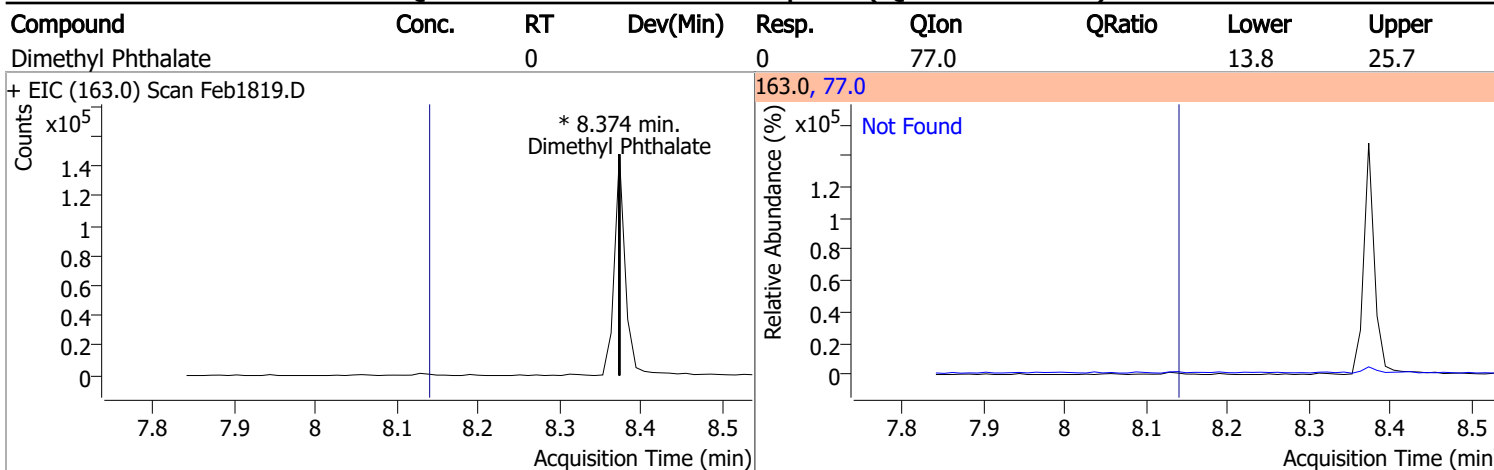
Compound	Conc.	Exp RT	QIon	Exp Ratio	QIon	Exp Ratio
2-Chloronaphthalene	N.D.	7.72	127.0	35.9	164.0	32.1



Compound	Conc.	Exp RT	QIon	Exp Ratio
2-Nitroaniline	N.D.	7.88	138.0	110.5

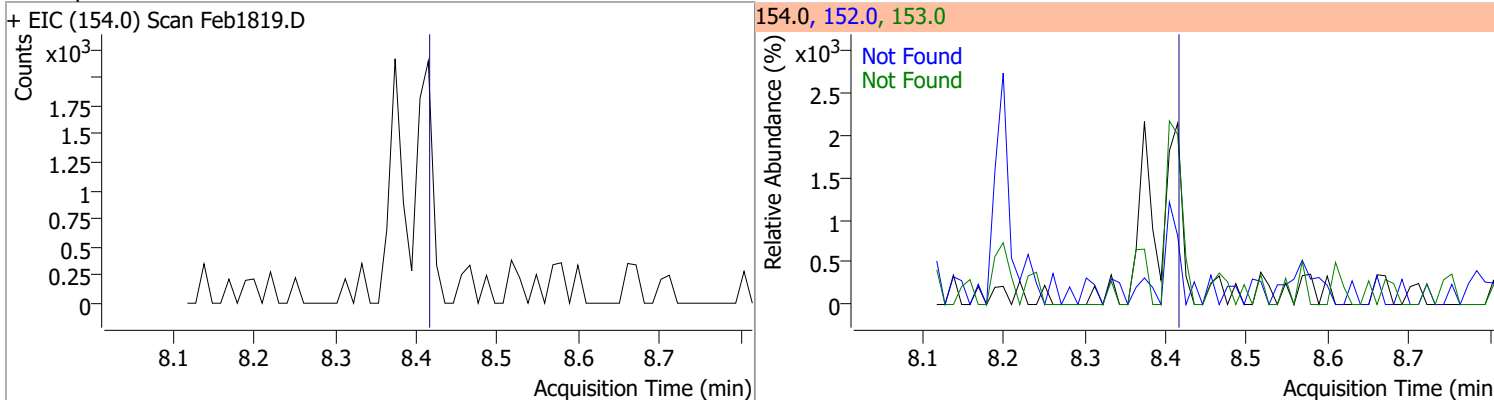


Quantitation Results Report (QT Reviewed)

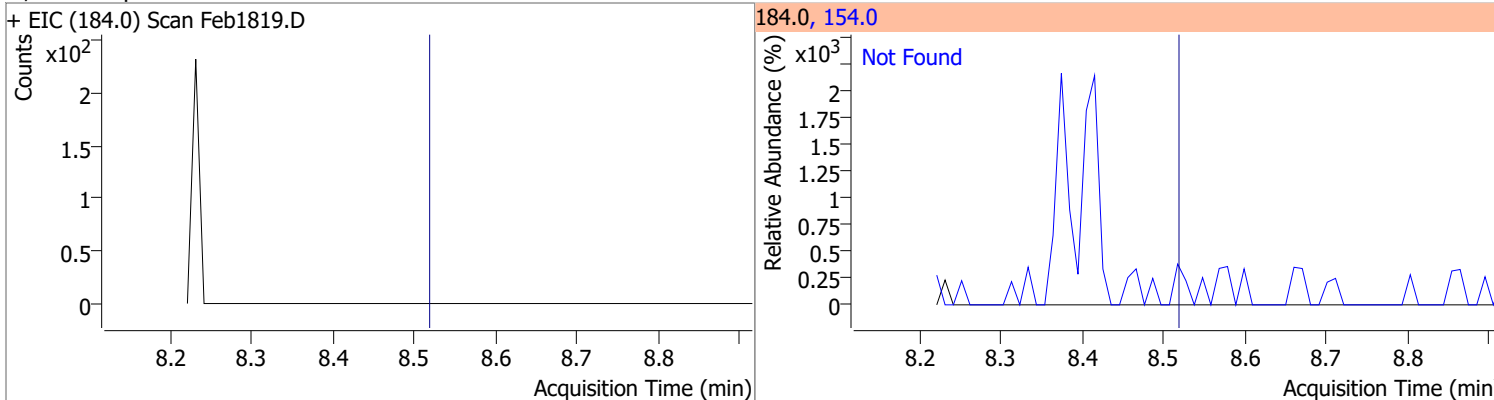


Quantitation Results Report (QT Reviewed)

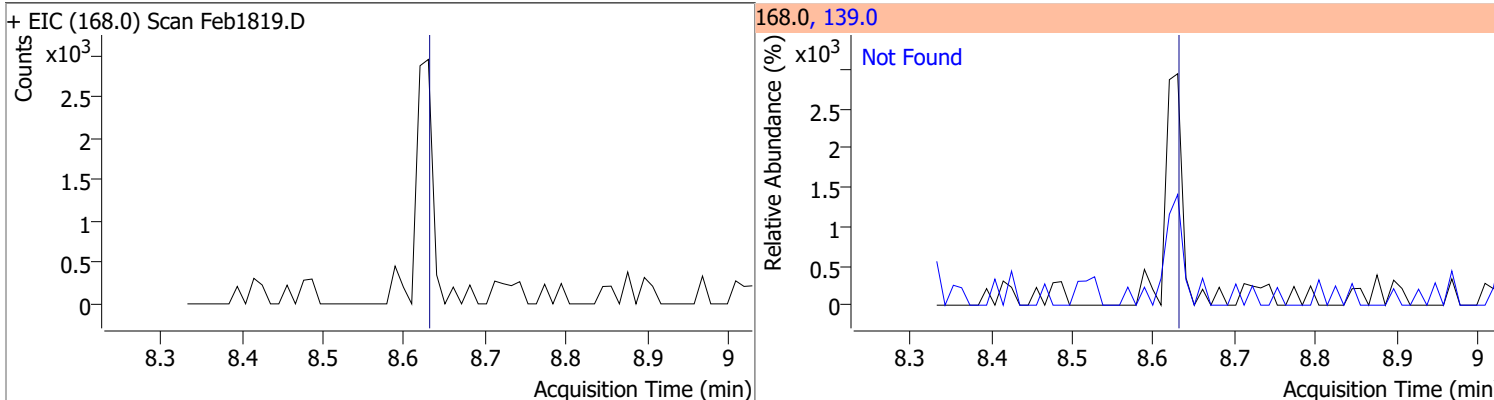
Compound	Conc.	Exp RT	QIon	Exp Ratio	QIon	Exp Ratio
Acenaphthene	N.D.	8.41	153.0	106.5	152.0	51.8



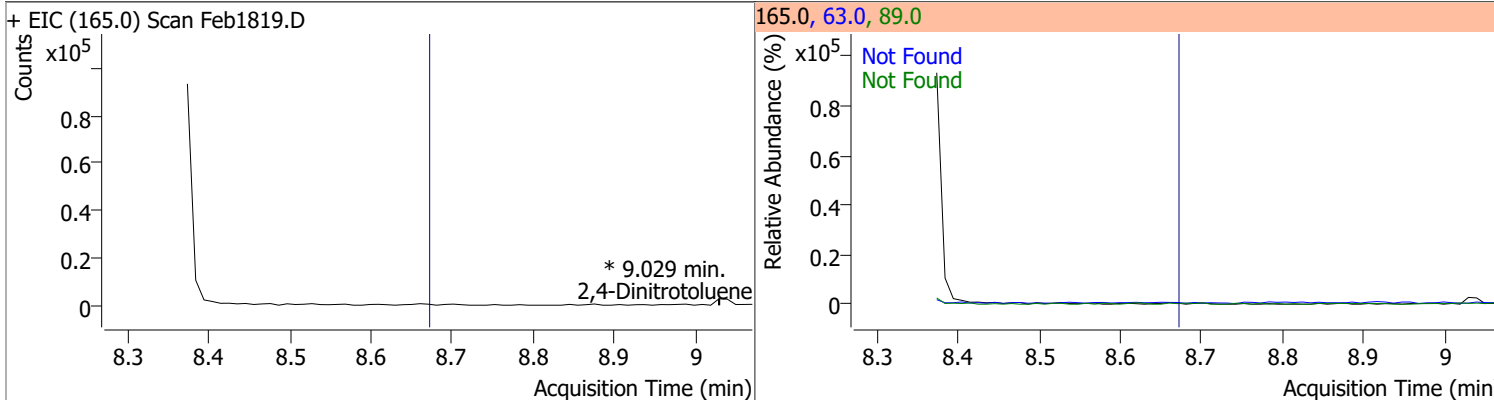
Compound	Conc.	Exp RT	QIon	Exp Ratio
2,4-Dinitrophenol	N.D.	8.52	154.0	62.7



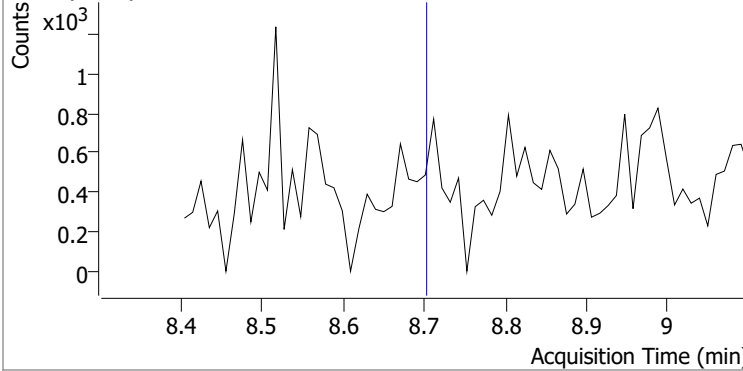
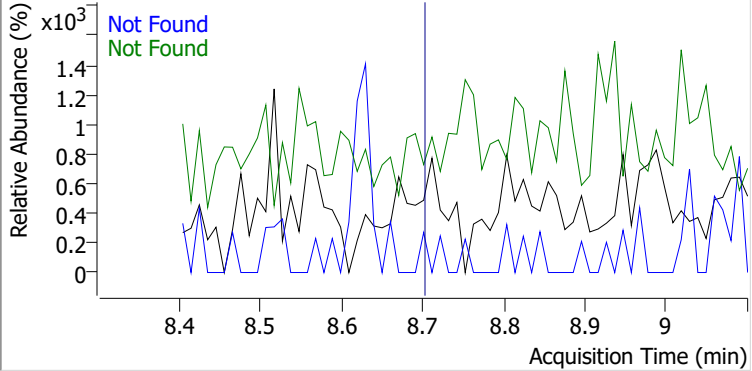
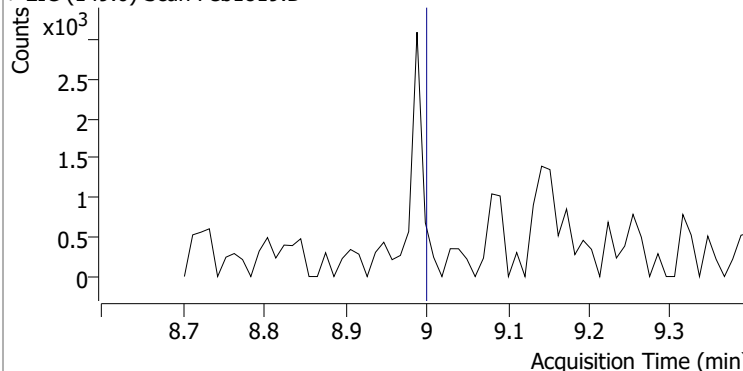
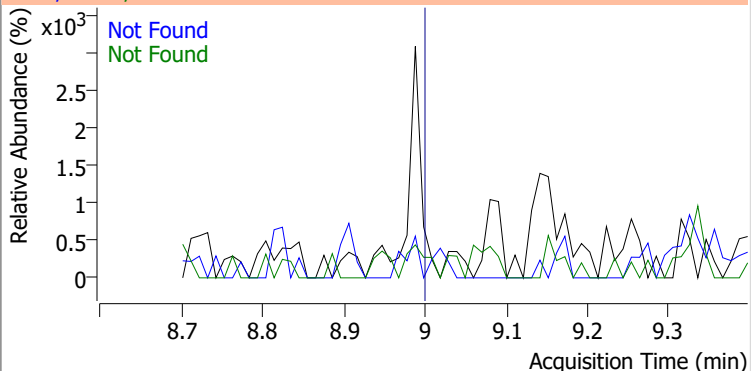
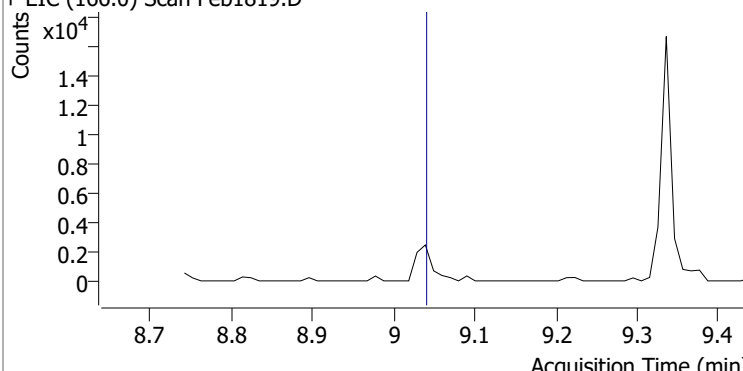
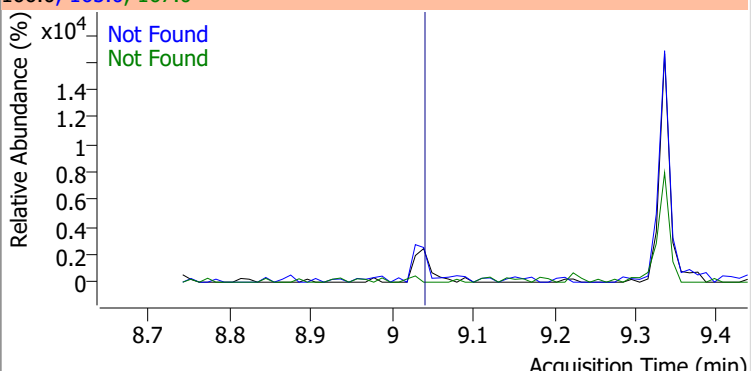
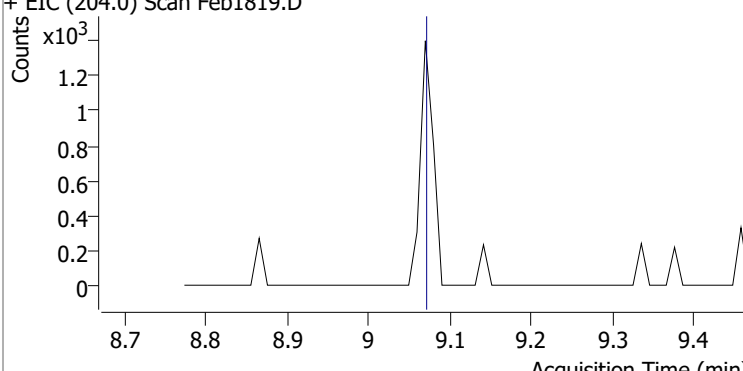
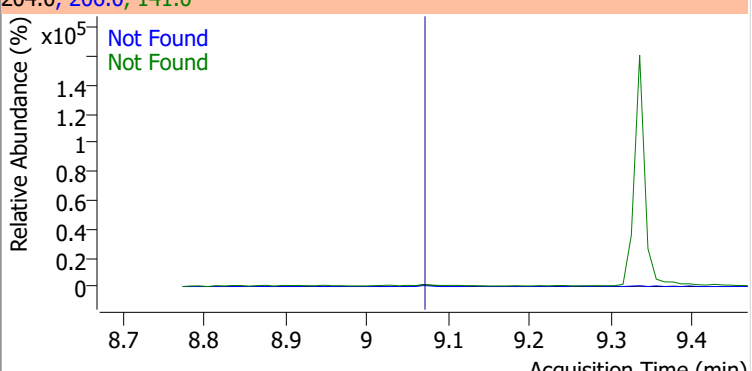
Compound	Conc.	Exp RT	QIon	Exp Ratio
Dibenzofuran	N.D.	8.63	139.0	37.5



Compound	Conc.	RT	Dev(Min)	Resp.	QIon	QRatio	Lower	Upper
2,4-Dinitrotoluene		0		0	89.0		55.4	102.9
					63.0		33.9	62.9

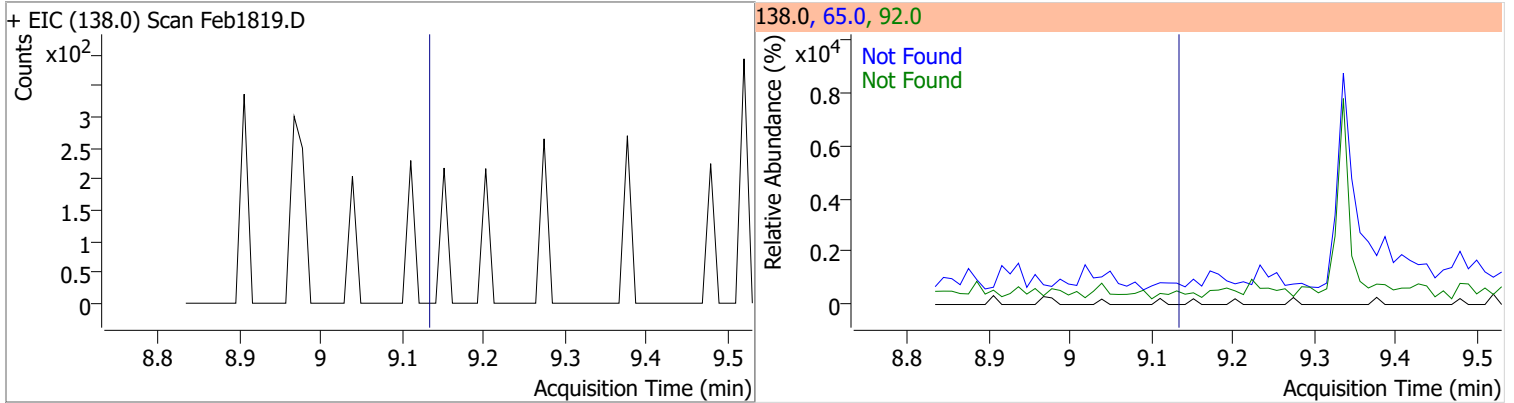


Quantitation Results Report (QT Reviewed)

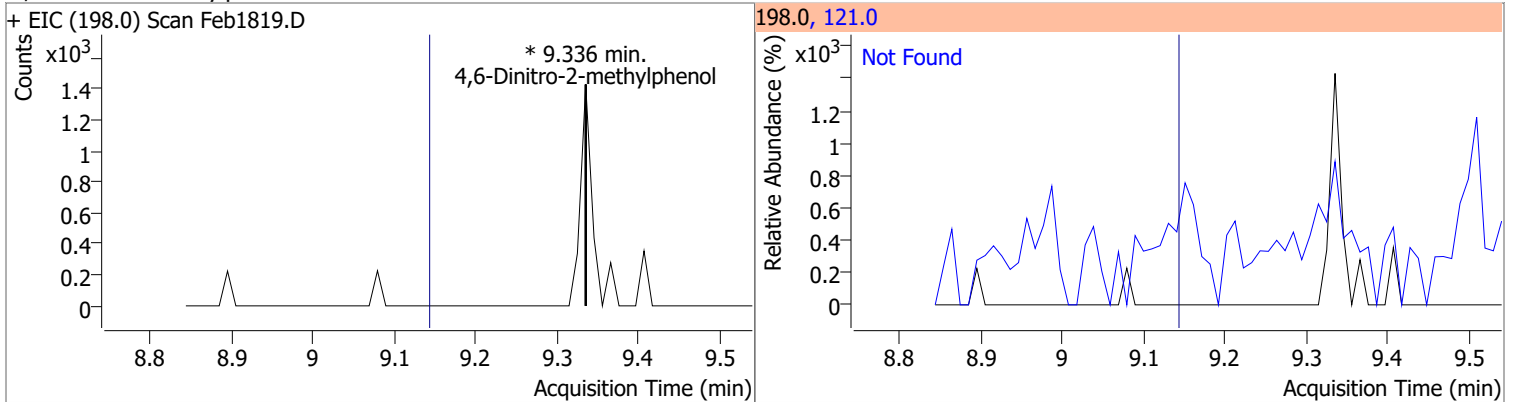
Compound	Conc.	Exp RT	QIon	Exp Ratio	QIon	Exp Ratio
4-Nitrophenol	N.D.	8.70	65.0	72.0	139.0	71.1
+ EIC (109.0) Scan Feb1819.D			109.0, 139.0, 65.0			
						
Diethylphthalate	N.D.	9.00	177.0	20.7	150.0	12.5
+ EIC (149.0) Scan Feb1819.D			149.0, 177.0, 150.0			
						
Fluorene	N.D.	9.04	165.0	93.4	167.0	13.7
+ EIC (166.0) Scan Feb1819.D			166.0, 165.0, 167.0			
						
4-Chlorophenyl-phenylether	N.D.	9.07	141.0	61.2	206.0	33.8
+ EIC (204.0) Scan Feb1819.D			204.0, 206.0, 141.0			
						

Quantitation Results Report (QT Reviewed)

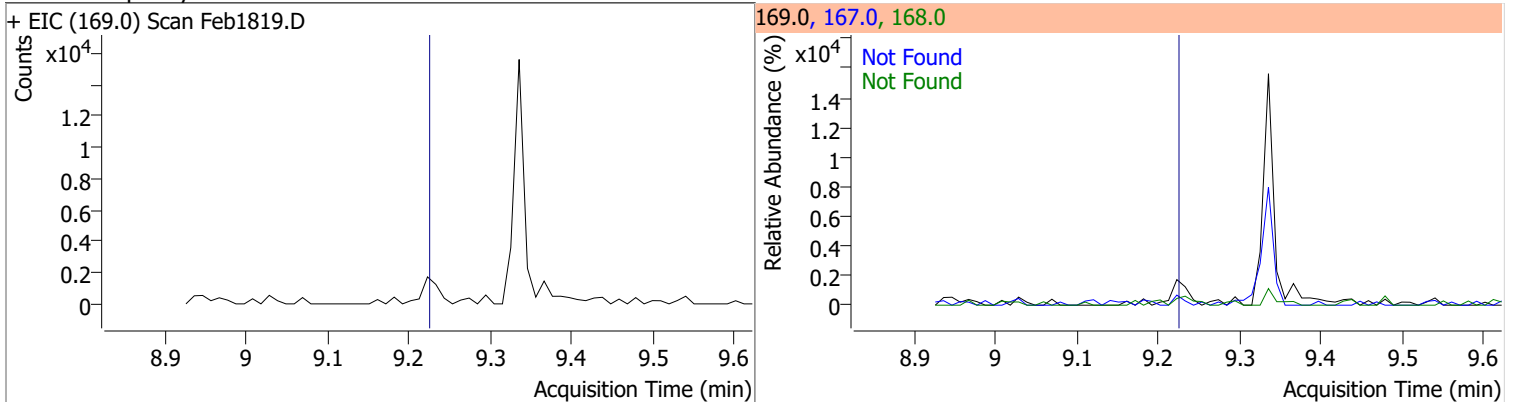
Compound	Conc.	Exp RT	QIon	Exp Ratio	QIon	Exp Ratio
4-Nitroaniline	N.D.	9.14	65.0	112.7	92.0	49.3



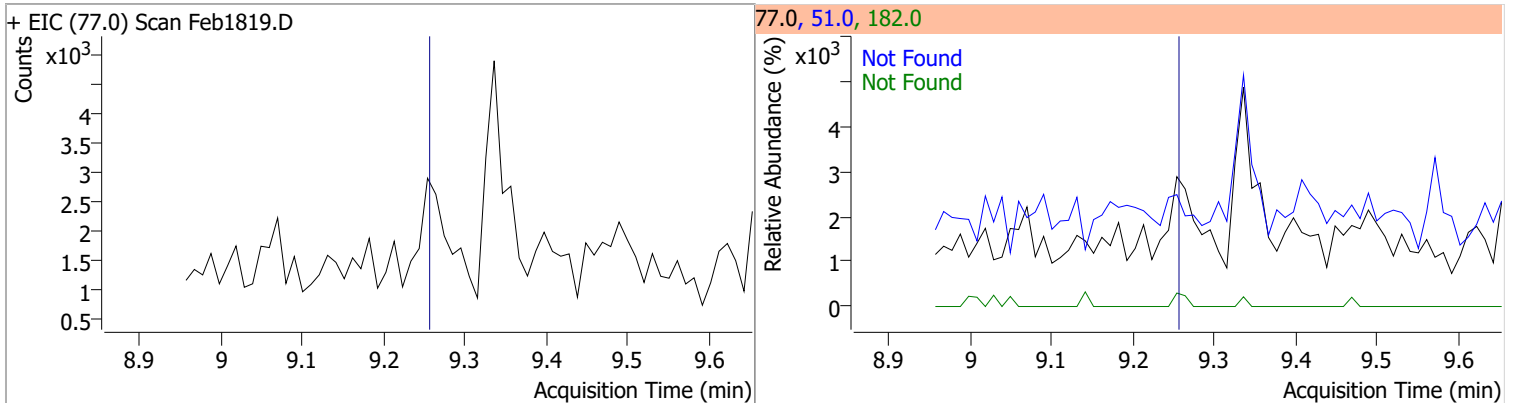
Compound	Conc.	RT	Dev(Min)	Resp.	QIon	QRatio	Lower	Upper
4,6-Dinitro-2-methylphenol	0	0	0	0	121.0		35.1	65.3



Compound	Conc.	Exp RT	QIon	Exp Ratio	QIon	Exp Ratio
N-nitrosodiphenylamine	N.D.	9.23	168.0	62.8	167.0	34.1

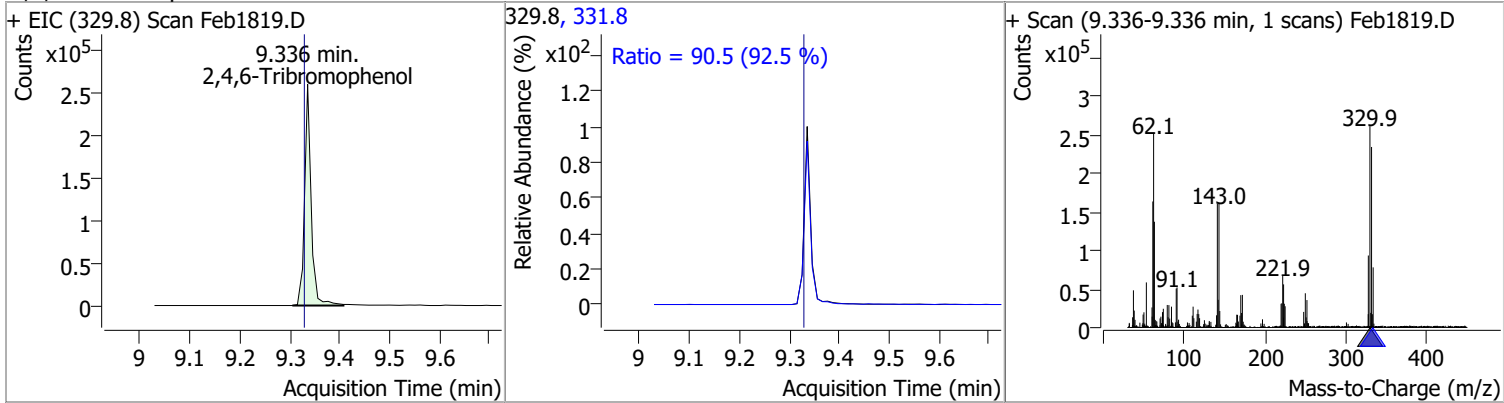


Compound	Conc.	Exp RT	QIon	Exp Ratio	QIon	Exp Ratio
Azobenzene	N.D.	9.26	51.0	45.2	182.0	24.1

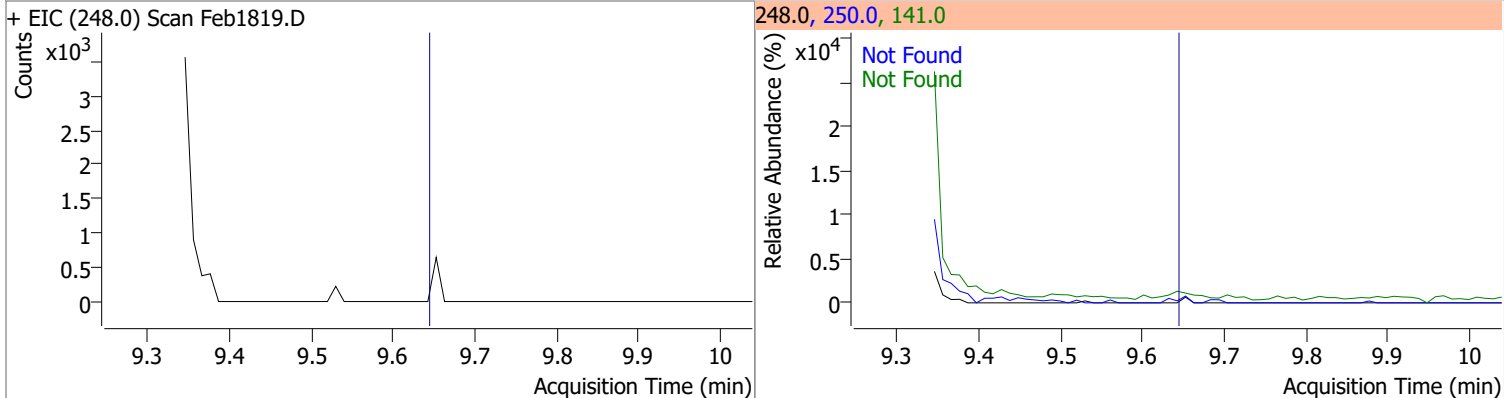


Quantitation Results Report (QT Reviewed)

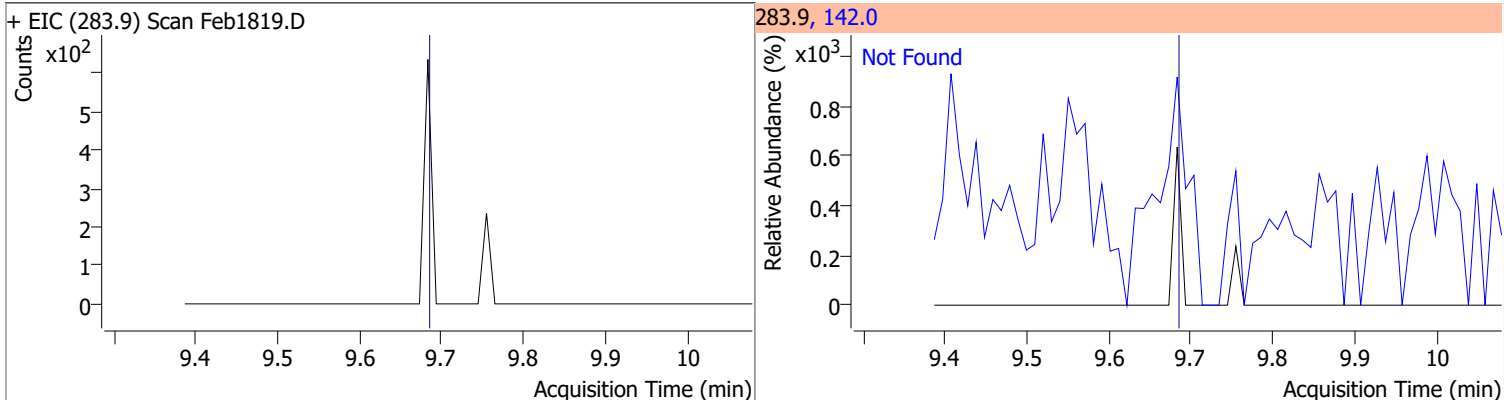
Compound	Conc.	RT	Dev(Min)	Resp.	QIon	QRatio	Lower	Upper
2,4,6-Tribromophenol	141.9139	9.34	0.00	238751	331.8	90.5	68.5	127.2



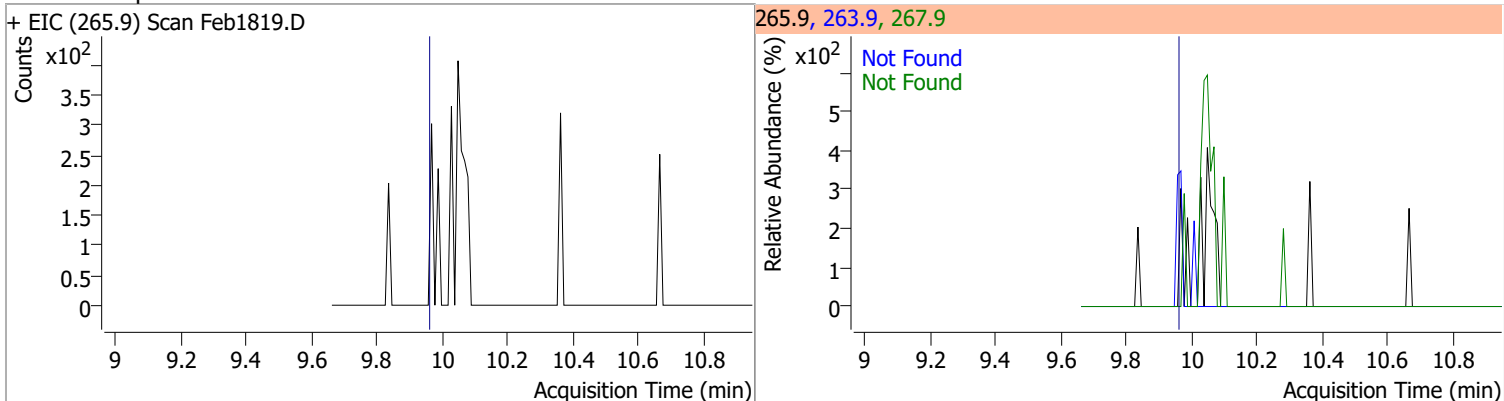
Compound	Conc.	Exp RT	QIon	Exp Ratio	QIon	Exp Ratio
4-Bromophenyl-phenylether	N.D.	9.65	141.0	98.8	250.0	98.2



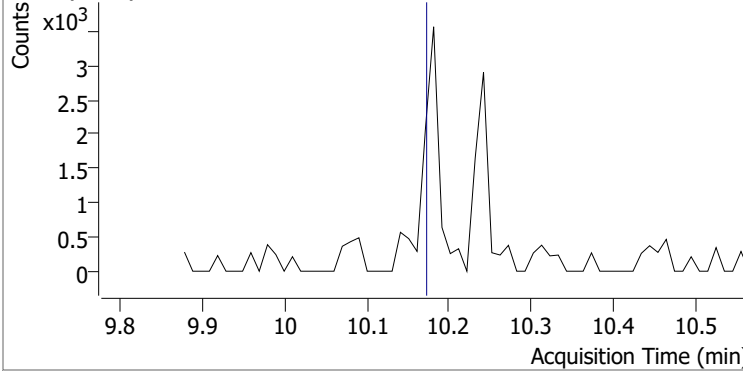
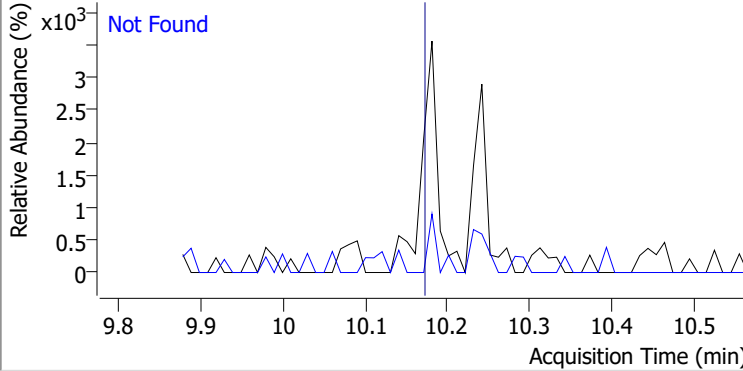
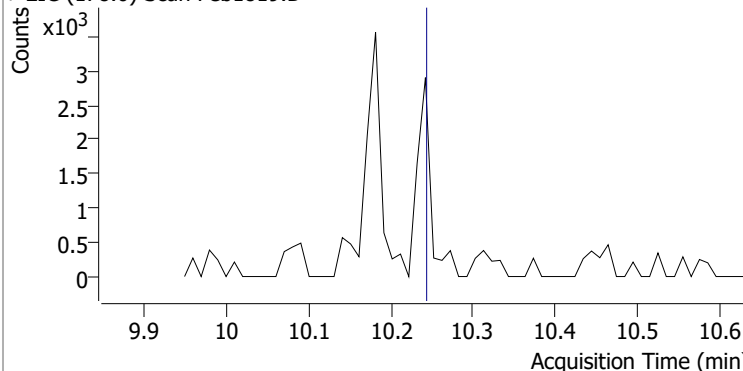
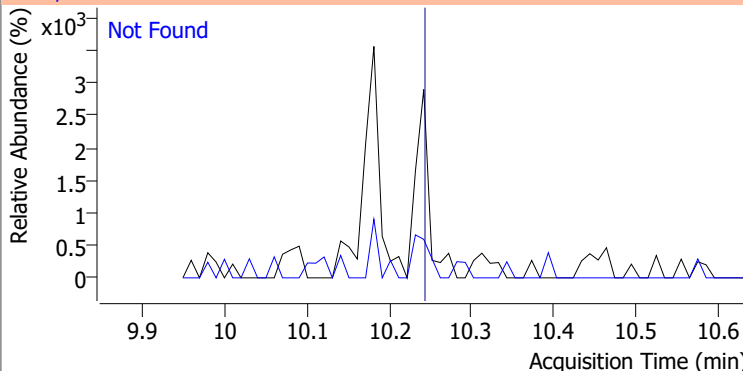
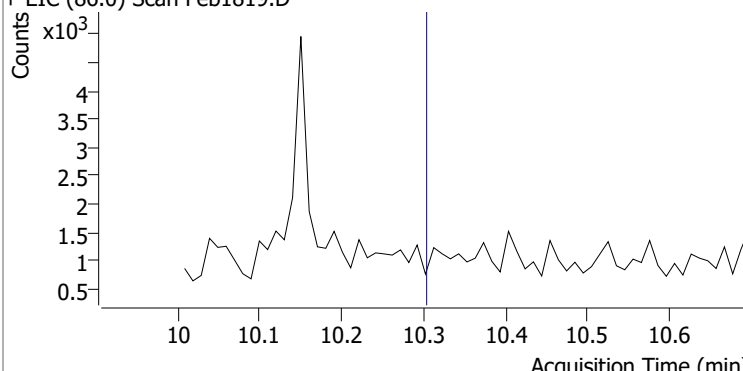
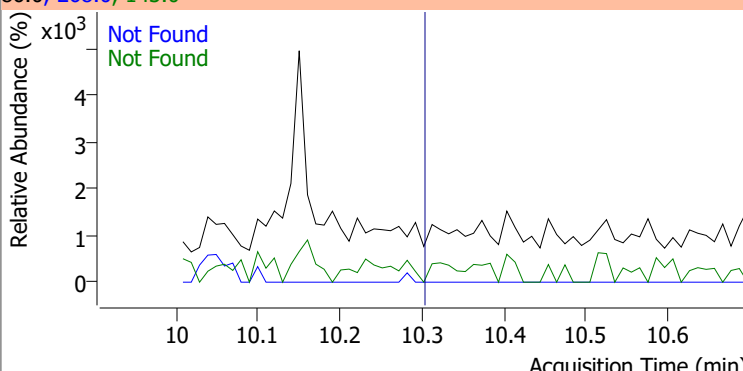
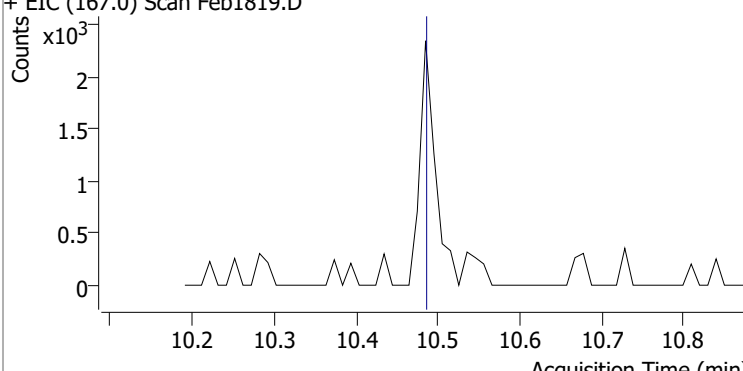
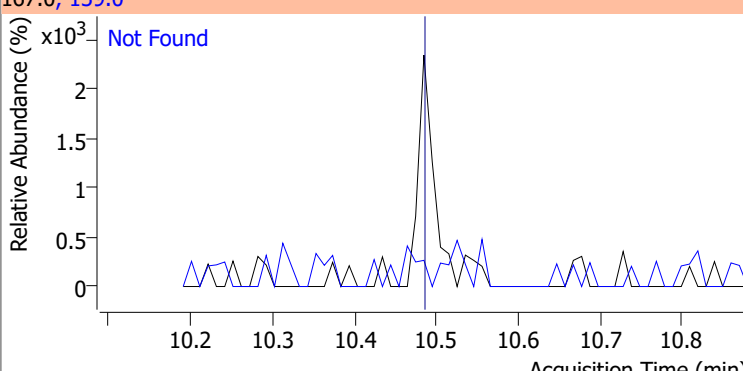
Compound	Conc.	Exp RT	QIon	Exp Ratio	QIon	Exp Ratio
Hexachlorobenzene	N.D.	9.69	142.0	53.8		



Compound	Conc.	Exp RT	QIon	Exp Ratio	QIon	Exp Ratio
Pentachlorophenol	N.D.	9.97	267.9	59.4	263.9	58.9

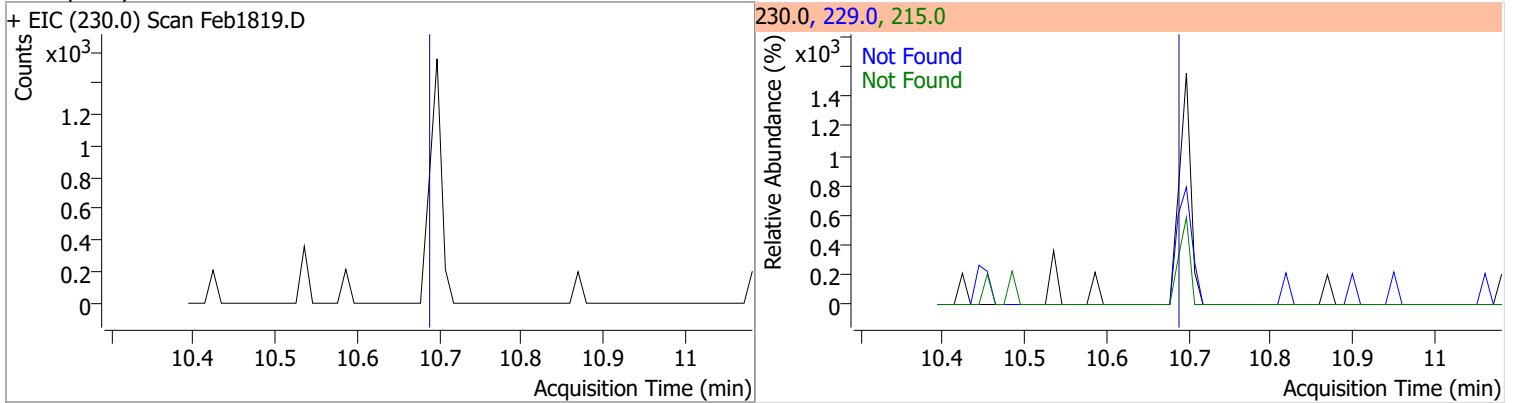


Quantitation Results Report (QT Reviewed)

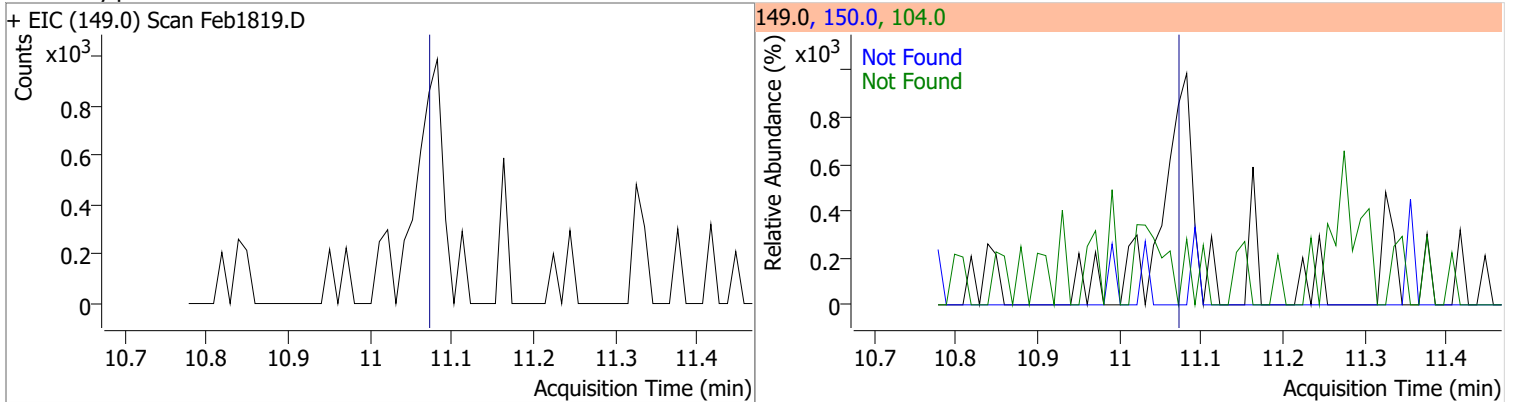
Compound	Conc.	Exp RT	QIon	Exp Ratio		
Phenanthrene	N.D.	10.18	176.0	18.5		
+ EIC (178.0) Scan Feb1819.D			178.0, 176.0			
						
Anthracene	N.D.	10.25	176.0	18.4		
+ EIC (178.0) Scan Feb1819.D			178.0, 176.0			
						
Triallate	N.D.	10.31	268.0	24.1	QIon	Exp Ratio
			143.0	22.5		
+ EIC (86.0) Scan Feb1819.D			86.0, 268.0, 143.0			
						
Carbazole	N.D.	10.49	139.0	12.8		
+ EIC (167.0) Scan Feb1819.D			167.0, 139.0			
						

Quantitation Results Report (QT Reviewed)

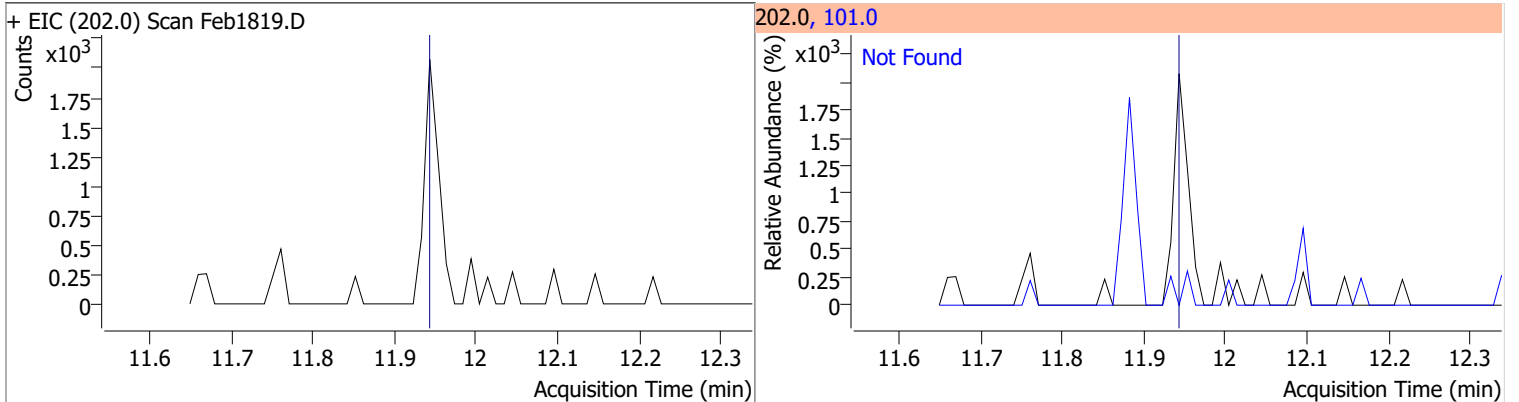
Compound	Conc.	Exp RT	QIon	Exp Ratio	QIon	Exp Ratio
o-Terphenyl	N.D.	10.70	229.0	64.9	215.0	37.0



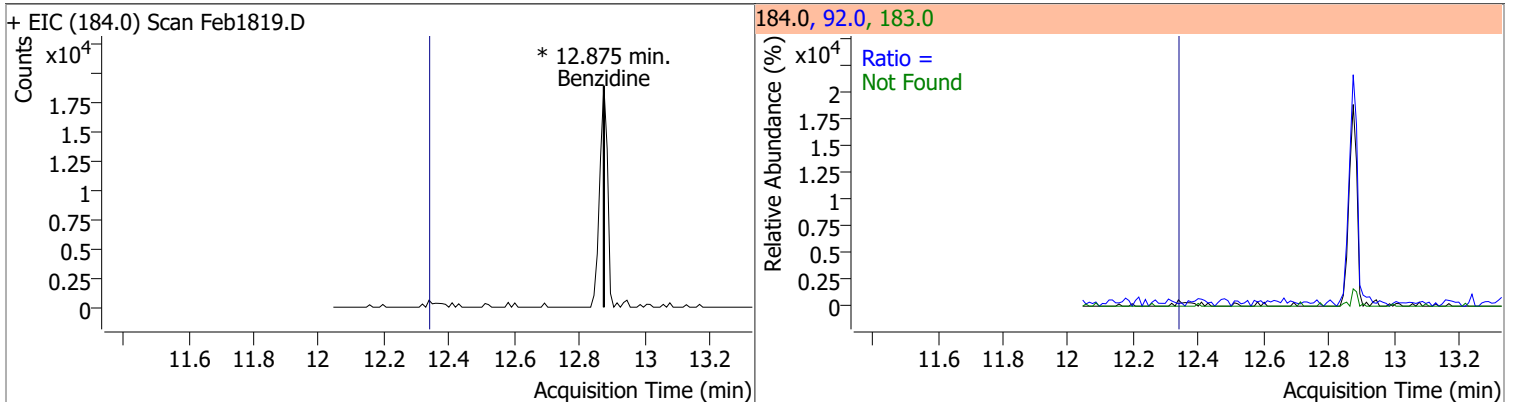
Compound	Conc.	Exp RT	QIon	Exp Ratio	QIon	Exp Ratio
Di-n-Butylphthalate	N.D.	11.08	150.0	9.1	104.0	6.4



Compound	Conc.	Exp RT	QIon	Exp Ratio
Fluoranthene	N.D.	11.95	101.0	13.4

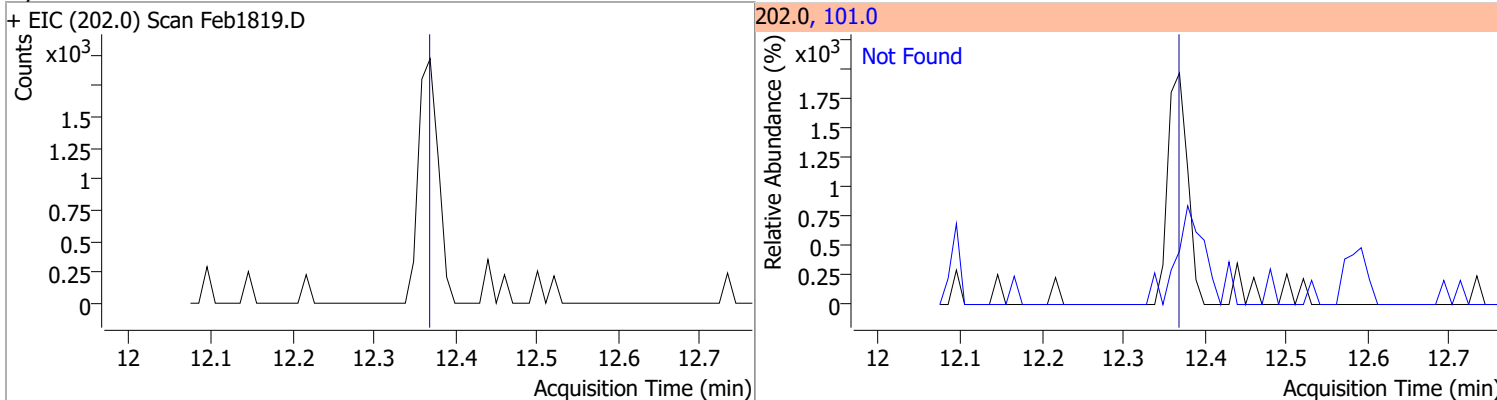


Compound	Conc.	RT	Dev(Min)	Resp.	QIon	QRatio	Lower	Upper
Benzidine		0		0	183.0		8.3	15.4
					92.0		5.8	10.8

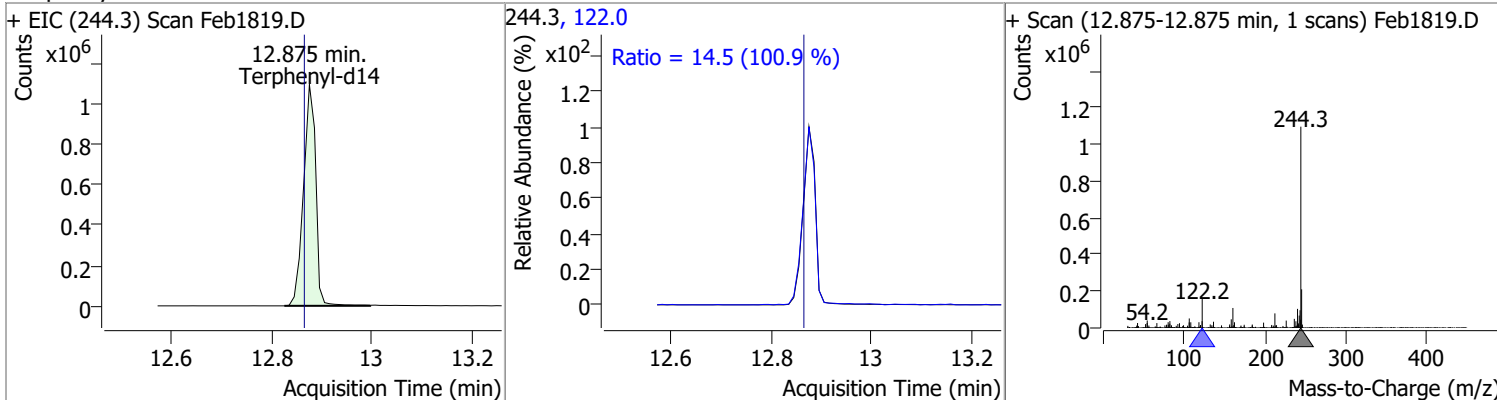


Quantitation Results Report (QT Reviewed)

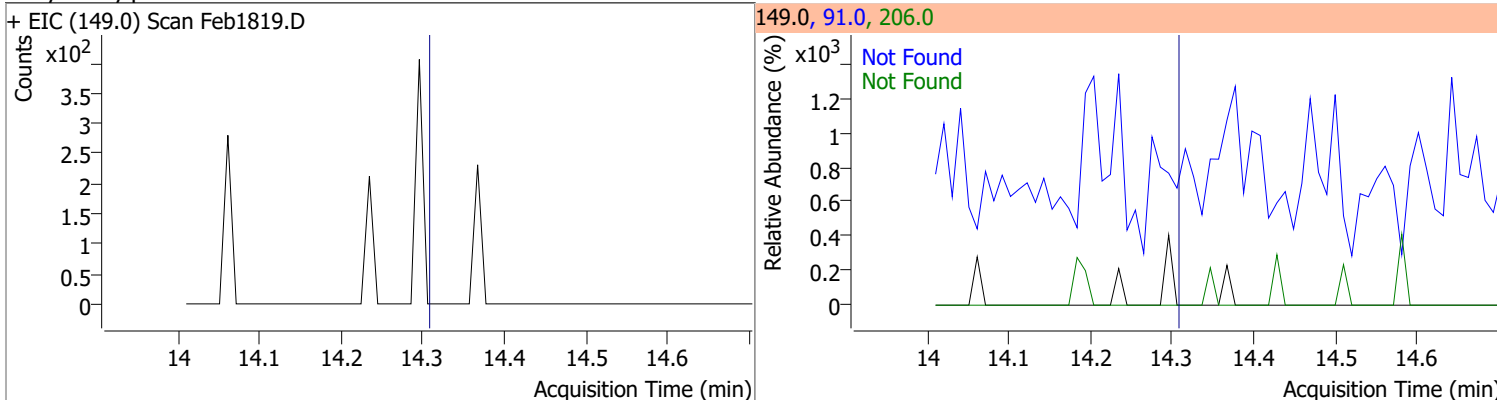
Compound	Conc.	Exp RT	QIon	Exp Ratio
Pyrene	N.D.	12.38	101.0	15.9



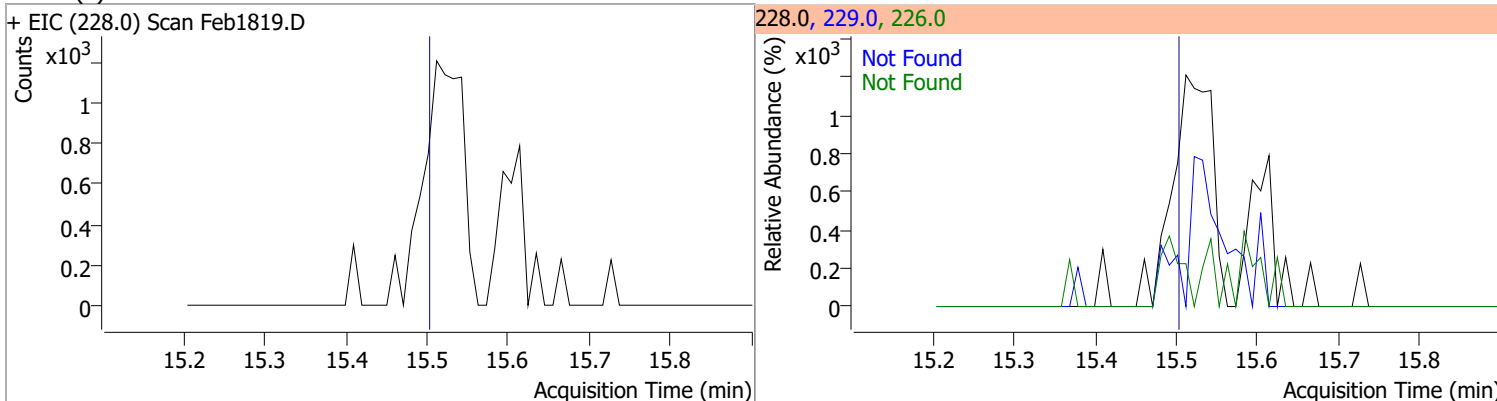
Compound	Conc.	RT	Dev(Min)	Resp.	QIon	QRatio	Lower	Upper
Terphenyl-d14	101.5098	12.88	0.00	1862114	122.0	14.5	10.1	18.7



Compound	Conc.	Exp RT	QIon	Exp Ratio	QIon	Exp Ratio
Butylbenzylphthalate	N.D.	14.32	91.0	85.1	206.0	17.5

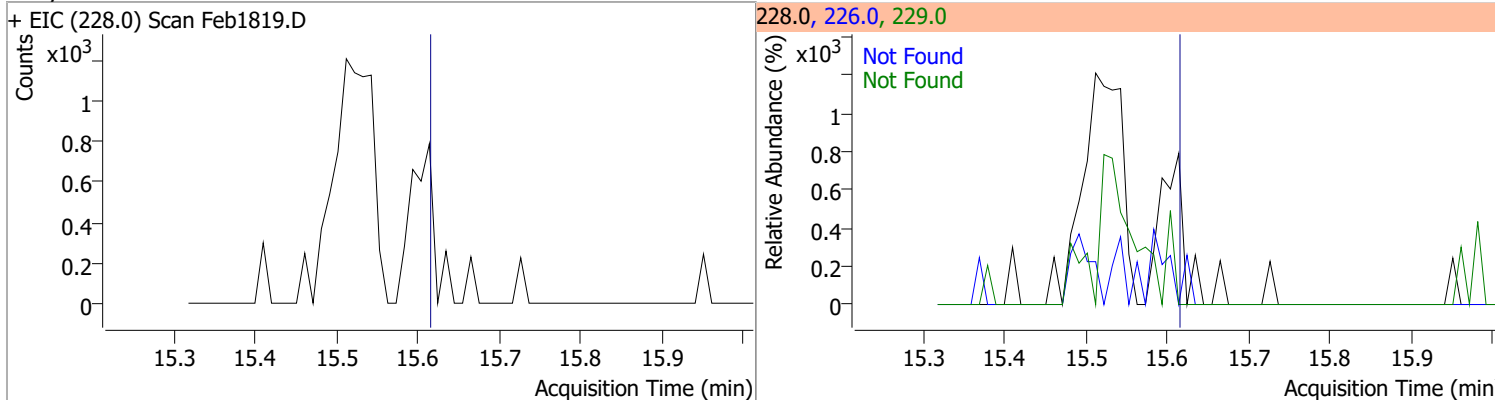


Compound	Conc.	Exp RT	QIon	Exp Ratio	QIon	Exp Ratio
Benzo(a)Anthracene	N.D.	15.51	226.0	26.8	229.0	21.1

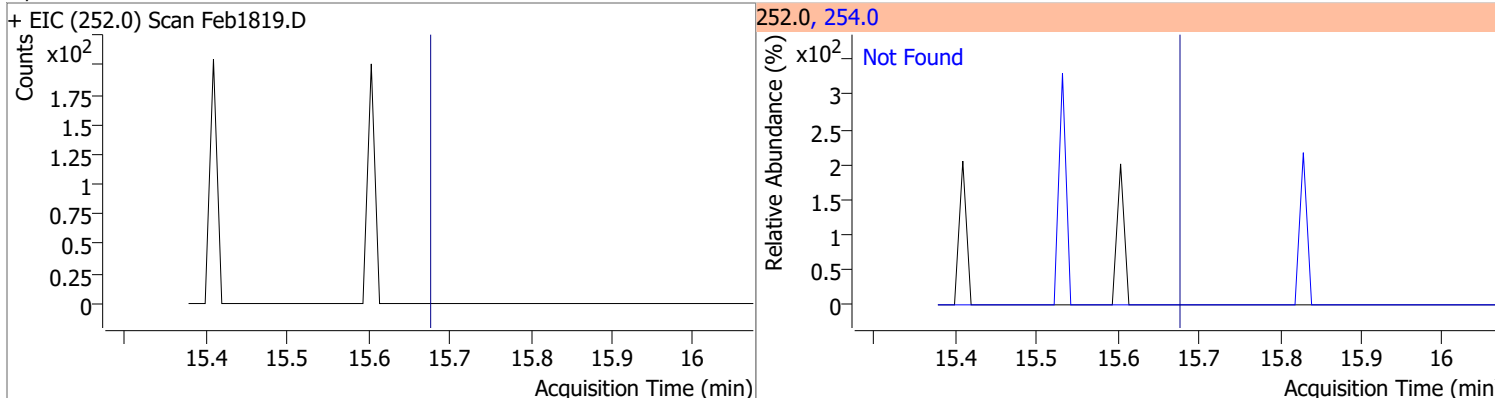


Quantitation Results Report (QT Reviewed)

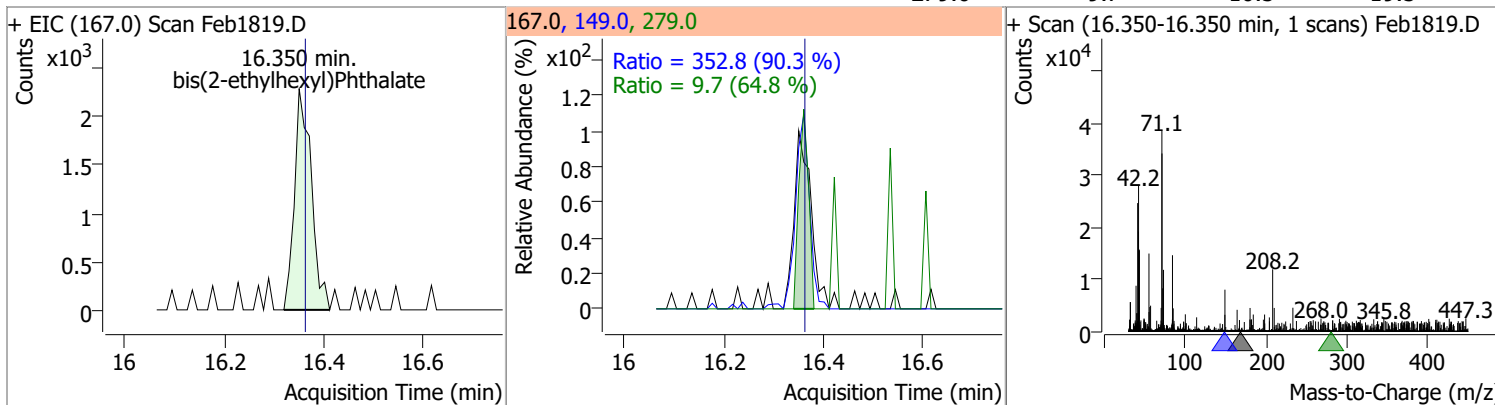
Compound	Conc.	Exp RT	QIon	Exp Ratio	QIon	Exp Ratio
Chrysene	N.D.	15.62	226.0	28.4	229.0	19.7



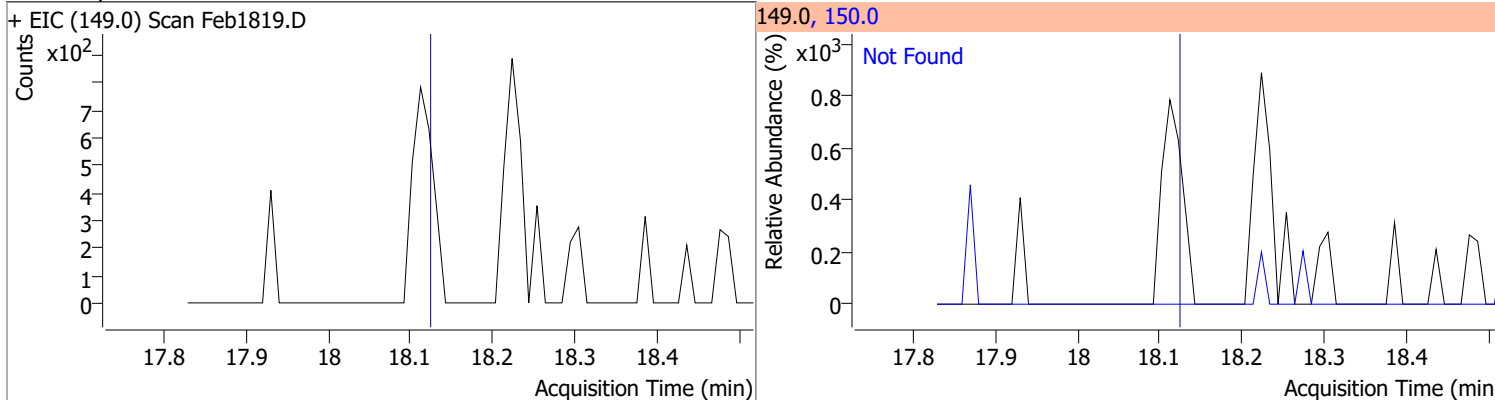
Compound	Conc.	Exp RT	QIon	Exp Ratio
3,3-Dichlorobenzidine	N.D.	15.69	254.0	64.2



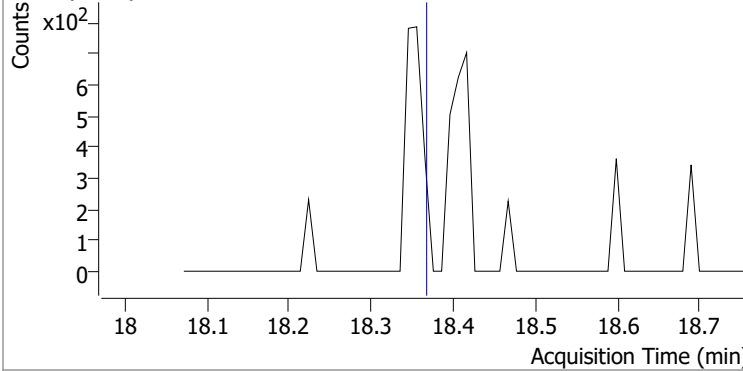
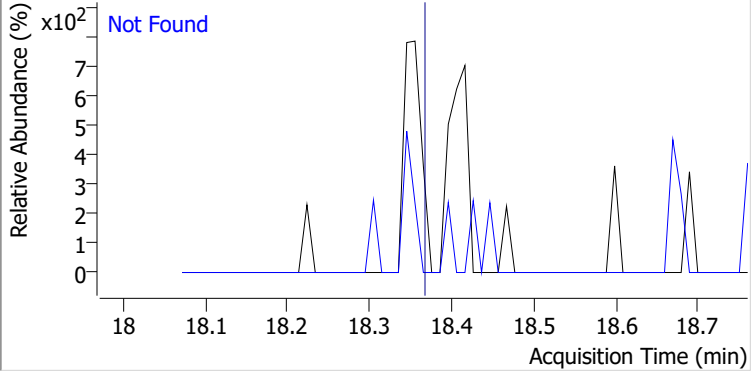
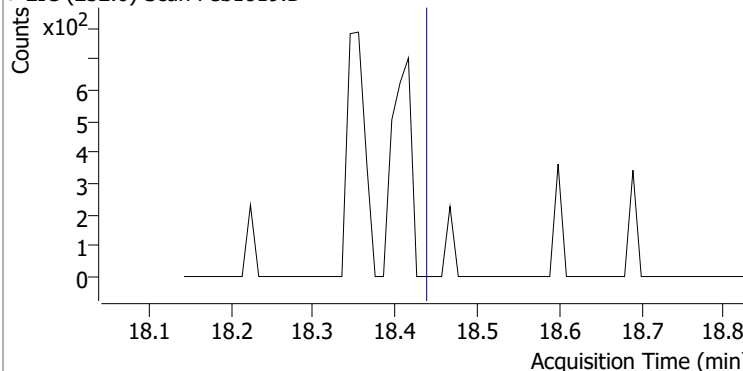
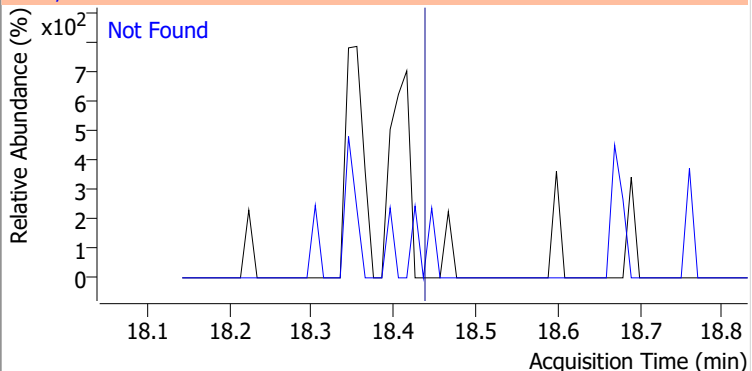
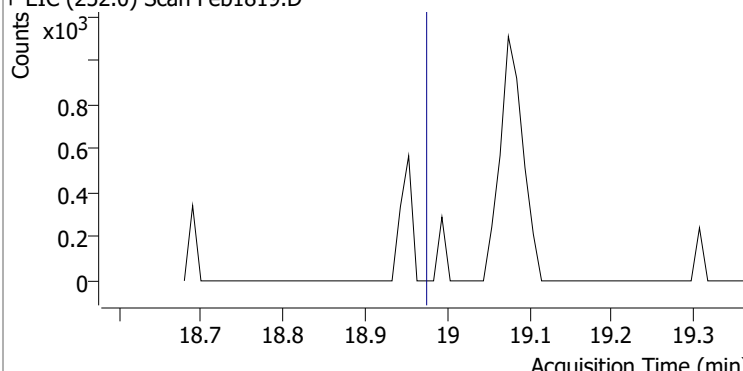
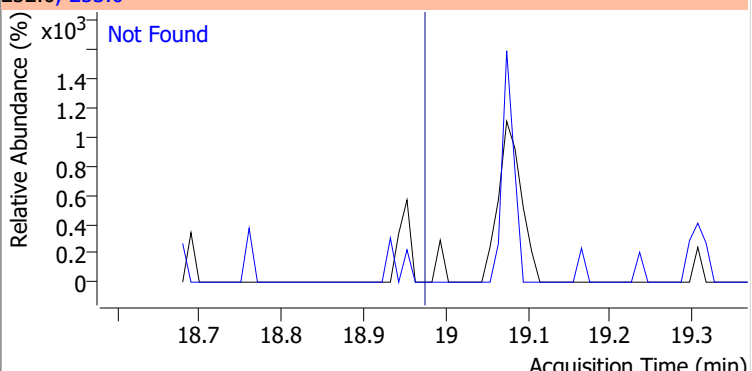
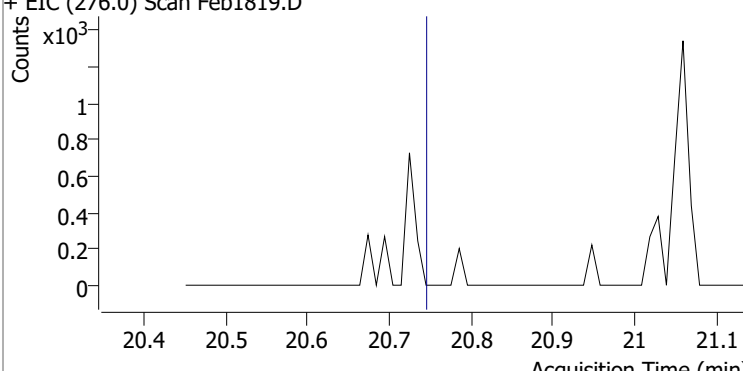
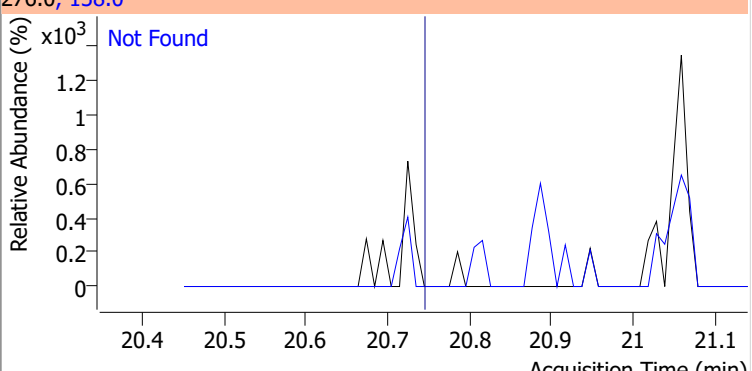
Compound	Conc.	RT	Dev(Min)	Resp.	QIon	QRatio	Lower	Upper
bis(2-ethylhexyl)Phthalate	3.2424	16.35	-0.02	5389	149.0	352.8	273.6	508.0
					279.0	9.7	10.5	19.5



Compound	Conc.	Exp RT	QIon	Exp Ratio
Di-n-octyl Phthalate	N.D.	18.13	150.0	10.0

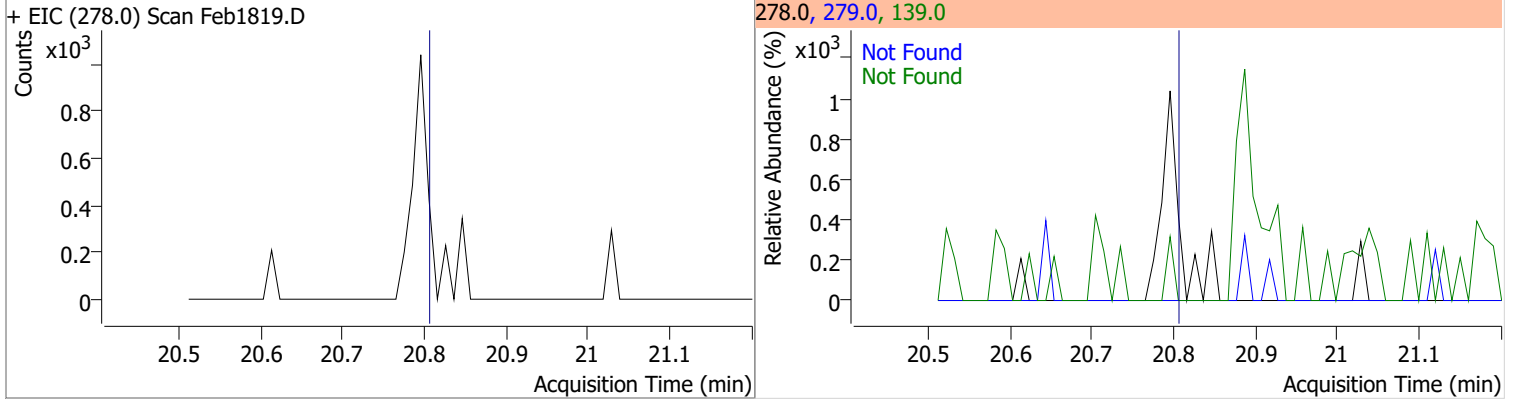


Quantitation Results Report (QT Reviewed)

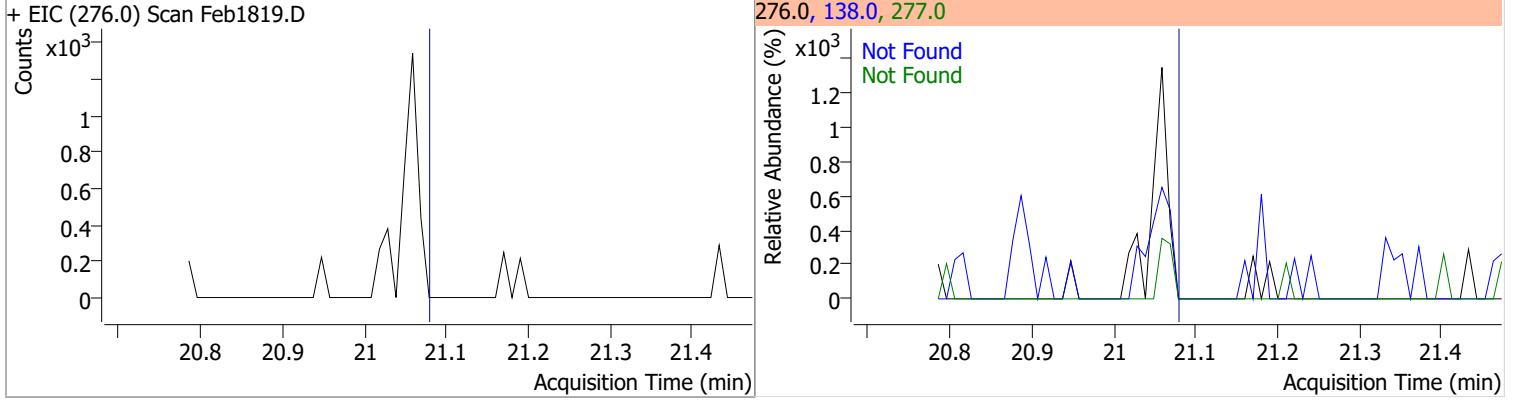
Compound	Conc.	Exp RT	QIon	Exp Ratio
Benzo(b)fluoranthene	N.D.	18.38	253.0	22.3
+ EIC (252.0) Scan Feb1819.D			252.0, 253.0	
				
Benzo(k)fluoranthene	N.D.	18.45	253.0	22.0
+ EIC (252.0) Scan Feb1819.D			252.0, 253.0	
				
Benzo(a)pyrene	N.D.	18.98	253.0	21.5
+ EIC (252.0) Scan Feb1819.D			252.0, 253.0	
				
Indeno(1,2,3-c,d)pyrene	N.D.	20.76	138.0	29.6
+ EIC (276.0) Scan Feb1819.D			276.0, 138.0	
				

Quantitation Results Report (QT Reviewed)

Compound	Conc.	Exp RT	QIon	Exp Ratio	QIon	Exp Ratio
Dibenzo(a,h)anthracene	N.D.	20.82	139.0	25.2	279.0	24.1

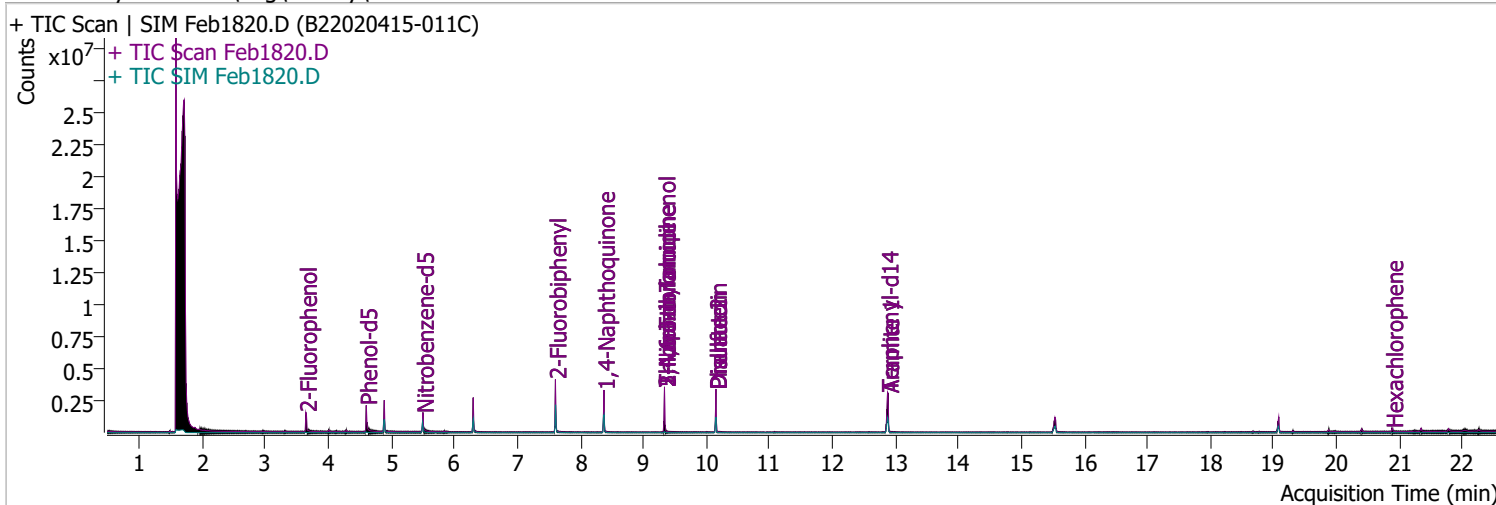


Compound	Conc.	Exp RT	QIon	Exp Ratio	QIon	Exp Ratio
Benzo(g,h,i)perylene	N.D.	21.09	138.0	33.0	277.0	23.2



Quantitation Results Report (QT Reviewed)

Data File	Feb1820.D	Operator	LIMS import
Acq. Method	BNA+SIM.M	Acq. Date-Time	2/19/2022 6:15:23 PM
Sample Name	B22020415-011C	Instrument	Instrument #1
Vial	20	Multiplier	1.00
DA Method File		Comment	SVOC-8270-W-LARGO
Tune File	dftppdsm.u	Tune Date	2/18/2022 9:25:00 PM
Batch Name	021822 DoD BNA cal.batch.bin	Last Calib Update	2/19/2022 1:06:17 PM
Ref Library	D:\Org\Library\NIST129K.l		



Compound	RT	QIon	Resp.	Conc.	Units	Dev(Min)
----------	----	------	-------	-------	-------	----------

Internal Standards

System Monitoring Compounds

S 2-Fluorophenol	3.643	112.0	575814	61.7869	µg/L	-0.010
Spiked Amount: 200.000	Range: 10.0 - 75.0%			Recovery = 30.89%		
S Phenol-d5	4.603	99.0	708556	58.5025	µg/L	-0.010
Spiked Amount: 200.000	Range: 10.0 - 65.0%			Recovery = 29.25%		
S Nitrobenzene-d5	5.502	82.0	399430	59.6724	µg/L	0.000
Spiked Amount: 100.000	Range: 32.0 - 94.0%			Recovery = 59.67%		
S 2-Fluorobiphenyl	7.605	172.0	1165516	58.8061	µg/L	0.000
Spiked Amount: 100.000	Range: 28.0 - 107.0%			Recovery = 58.81%		
S 2,4,6-Tribromophenol	9.336	329.8	265856	147.8680	µg/L	0.000
Spiked Amount: 200.000	Range: 25.0 - 140.0%			Recovery = 73.93%		
S Terphenyl-d14	12.875	244.3	1939019	100.1463	µg/L	0.000
Spiked Amount: 100.000	Range: 32.0 - 122.0%			Recovery = 100.15%		

Target Compounds

Compound	RT	QIon	Resp.	Conc.	Units	Dev(Min)	QValue
T N-Nitrosodimethylamine	0.000		0	N.D.			
T Pyridine	0.000		0	N.D.			
T Aniline	0.000		0	N.D.			
T Phenol	0.000		0	N.D.			
T bis(-2-Chloroethyl)Ether	4.889	63.0	0		µg/L	md	1
T 2-Chlorophenol	0.000		0	N.D.			
T 1,3-Dichlorobenzene	0.000		0	N.D.			
T 1,4-Dichlorobenzene	0.000		0	N.D.			
T 1,2-Dichlorobenzene	0.000		0	N.D.			
T Benzyl Alcohol	0.000		0	N.D.			
T bis(2-chloroisopropyl)Ether	0.000		0	N.D.			
T 2-Methylphenol	0.000		0	N.D.			
T N-nitroso-Di-n-propylamine	5.502	70.0	0		µg/L	md	1
T 4Methylphenol/3Methylphenol	0.000		0	N.D.			
T Hexachloroethane	0.000		0	N.D.			

Quantitation Results Report (QT Reviewed)

Compound	RT	QIon	Resp.	Conc.	Units	Dev(Min)
T Nitrobenzene	0.000		0	N.D.		
T Isophorone	0.000		0	N.D.		
T 2-Nitrophenol	0.000		0	N.D.		
T 2,4-Dimethylphenol	0.000		0	N.D.		
T bis(-2-Chloroethoxy)Methane	0.000		0	N.D.		
T 2,4-Dichlorophenol	0.000		0	N.D.		
T Benzoic Acid	0.000		0	N.D.		
T 1,2,4-Trichlorobenzene	0.000		0	N.D.		
T Naphthalene	0.000		0	N.D.		
T 4-Chlorophenol	6.301	130.0	0		µg/L md	1
T p-Chloroaniline	0.000		0	N.D.		
T Hexachlorobutadiene	0.000		0	N.D.		
T 4-Chloro-2-Methylphenol	0.000		0	N.D.		
T 4-Chloro-3-Methylphenol	0.000		0	N.D.		
T 2-Methylnaphthalene	0.000		0	N.D.		
T 1-Methylnaphthalene	0.000		0	N.D.		
T Hexachlorocyclopentadiene	0.000		0	N.D.		
T 2,4,6-Trichlorophenol	0.000		0	N.D.		
T 2,4,5-Trichlorophenol	0.000		0	N.D.		
T 2-Chloronaphthalene	0.000		0	N.D.		
T 2-Nitroaniline	0.000		0	N.D.		
T Dimethyl Phthalate	8.374	163.0	0		µg/L md	1
T 2,6-Dinitrotoluene	8.374	165.0	0		µg/L md	1
T Acenaphthylene	0.000		0	N.D.		
T 3-Nitroaniline	0.000		0	N.D.		
T Acenaphthene	0.000		0	N.D.		
T 2,4-Dinitrophenol	0.000		0	N.D.		
T Dibenzofuran	0.000		0	N.D.		
T 2,4-Dinitrotoluene	0.000		0	N.D.		
T 4-Nitrophenol	0.000		0	N.D.		
T Diethylphthalate	0.000		0	N.D.		
T Fluorene	0.000		0	N.D.		
T 4-Chlorophenyl-phenylether	0.000		0	N.D.		
T 4-Nitroaniline	0.000		0	N.D.		
T 4,6-Dinitro-2-methylphenol	9.336	198.0	0		µg/L md	1
T N-nitrosodiphenylamine	0.000		0	N.D.		
T Azobenzene	0.000		0	N.D.		
T 4-Bromophenyl-phenylether	0.000		0	N.D.		
T Hexachlorobenzene	0.000		0	N.D.		
T Pentachlorophenol	0.000		0	N.D.		
T Phenanthrene	0.000		0	N.D.		
T Anthracene	0.000		0	N.D.		
T Triallate	0.000		0	N.D.		
T Carbazole	0.000		0	N.D.		
T o-Terphenyl	0.000		0	N.D.		
T Di-n-Butylphthalate	0.000		0	N.D.		
T Fluoranthene	0.000		0	N.D.		
T Benzidine	12.885	184.0	0		µg/L md	1
T Pyrene	0.000		0	N.D.		
T Butylbenzylphthalate	0.000		0	N.D.		
T Benzo(a)Anthracene	0.000		0	N.D.		
T Chrysene	0.000		0	N.D.		
T 3,3-Dichlorobenzidine	0.000		0	N.D.		
T bis(2-ethylhexyl)Phthalate	0.000		0	N.D.		
T Di-n-octyl Phthalate	0.000		0	N.D.		

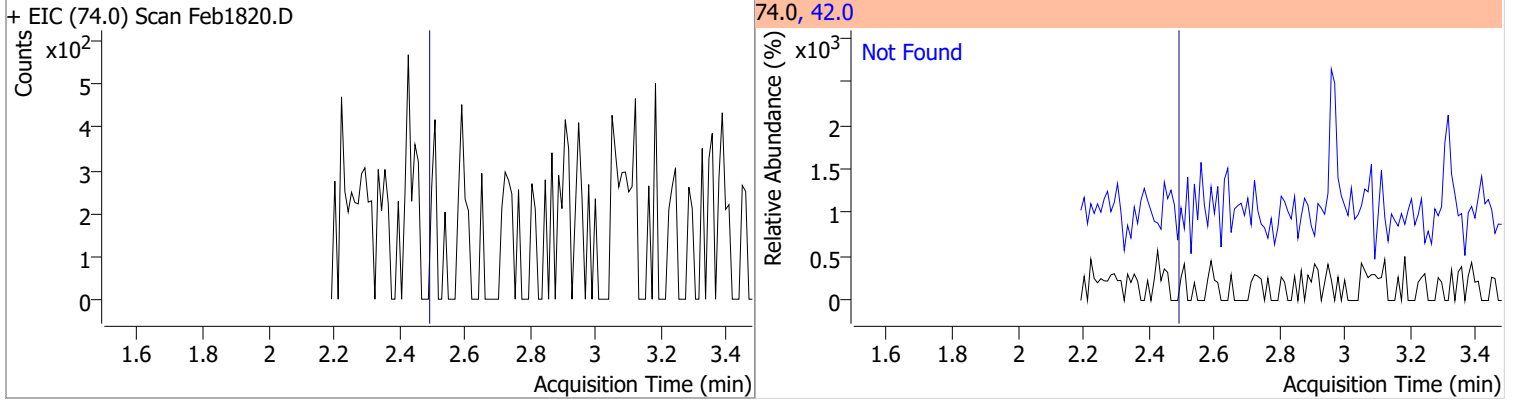
Quantitation Results Report (QT Reviewed)

Compound	RT	QIon	Resp.	Conc.	Units	Dev(Min)
T Benzo(b)fluoranthene	0.000		0	N.D.		
T Benzo(k)fluoranthene	0.000		0	N.D.		
T Benzo(a)pyrene	0.000		0	N.D.		
T Indeno(1,2,3-c,d)pyrene	0.000		0	N.D.		
T Dibenzo(a,h)anthracene	0.000		0	N.D.		
T Benzo(g,h,i)perylene	0.000		0	N.D.		

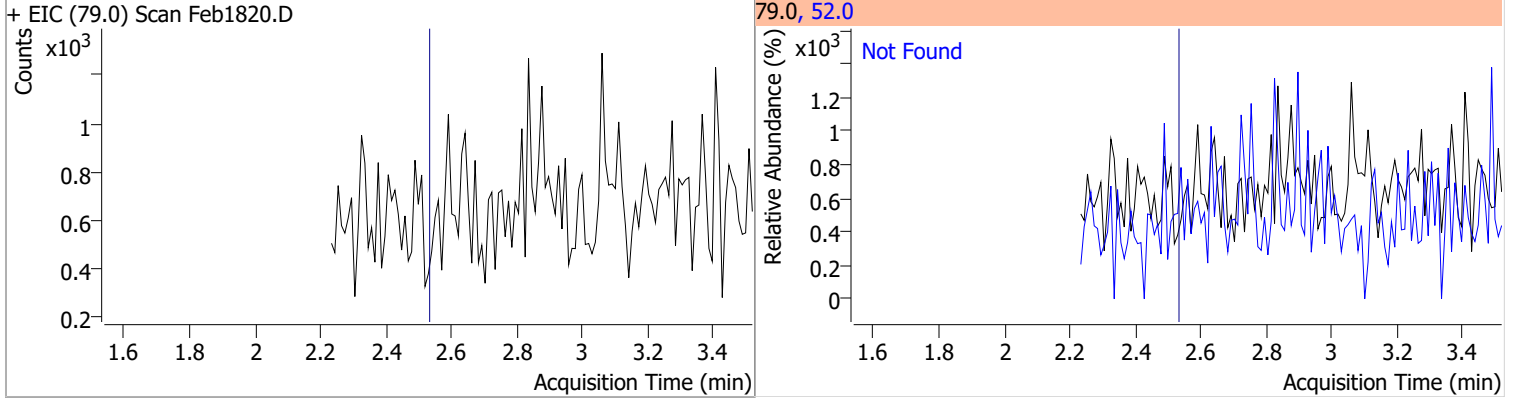
(#) = Qualifier Out of Range; (m) = Manual Integration; (+) = Area Summed; (*) = Surrogate Percent Recovery Out of Range; (d): Zeroed Peak

Quantitation Results Report (QT Reviewed)

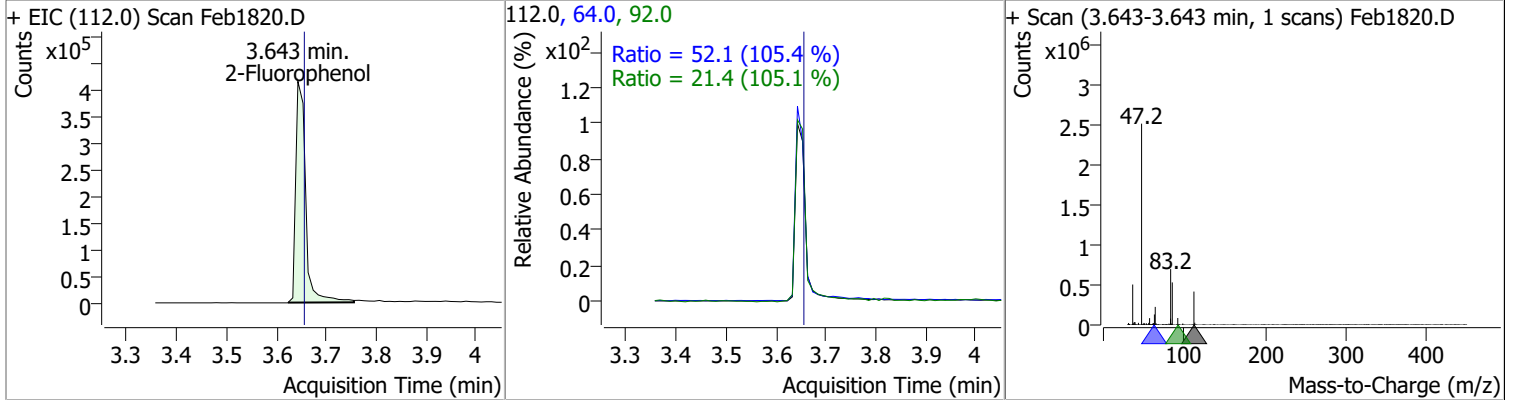
Compound	Conc.	Exp RT	QIon	Exp Ratio
N-Nitrosodimethylamine	N.D.	2.49	42.0	135.8



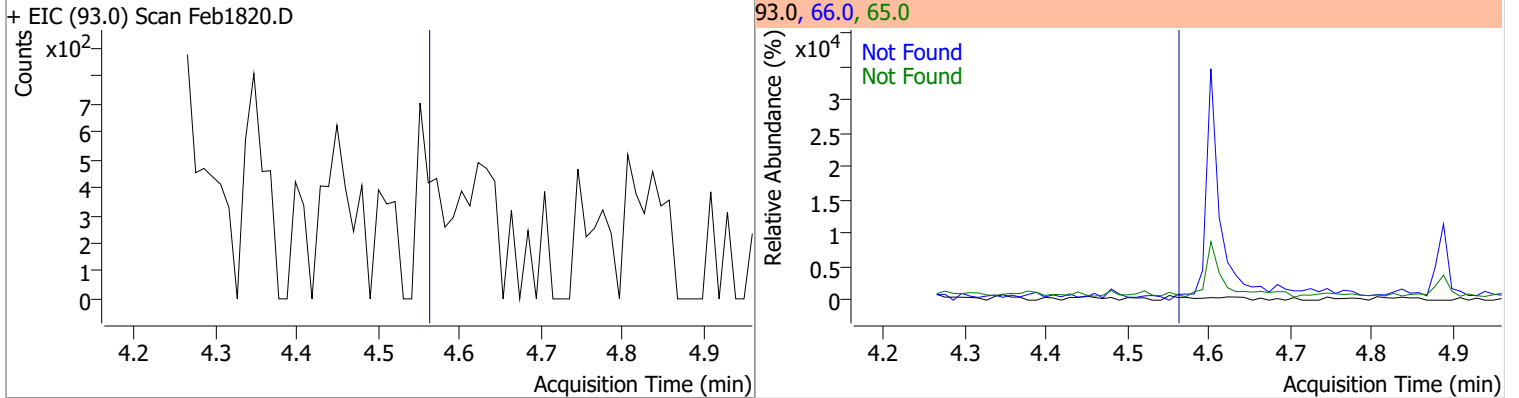
Compound	Conc.	Exp RT	QIon	Exp Ratio
Pyridine	N.D.	2.53	52.0	82.7



Compound	Conc.	RT	Dev(Min)	Resp.	QIon	QRatio	Lower	Upper
2-Fluorophenol	61.7869	3.64	-0.01	575814	64.0	52.1	34.6	64.3
					92.0	21.4	14.2	26.5

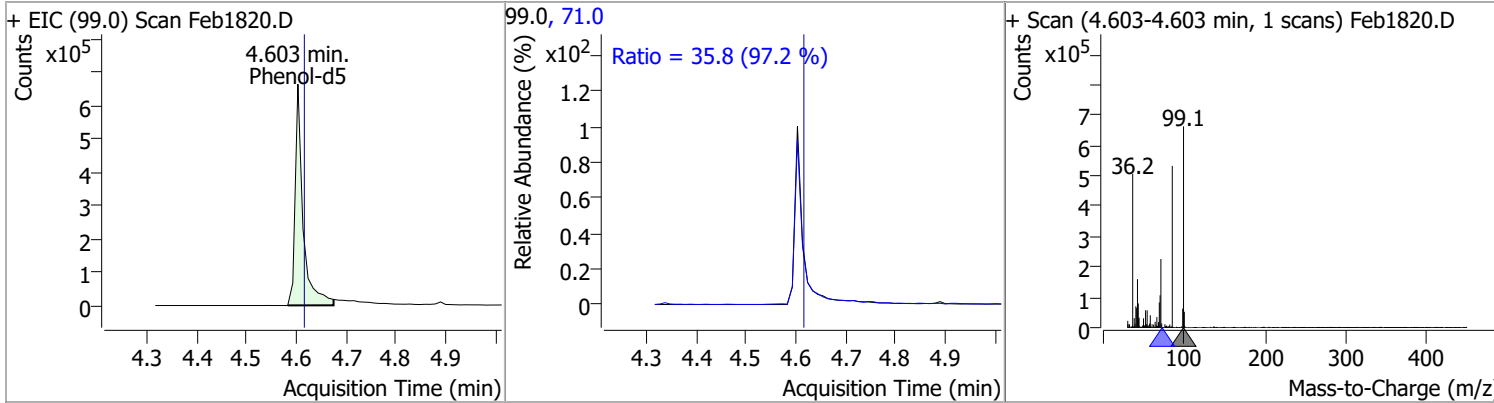


Compound	Conc.	Exp RT	QIon	Exp Ratio	QIon	Exp Ratio
Aniline	N.D.	4.56	66.0	36.7	65.0	18.7

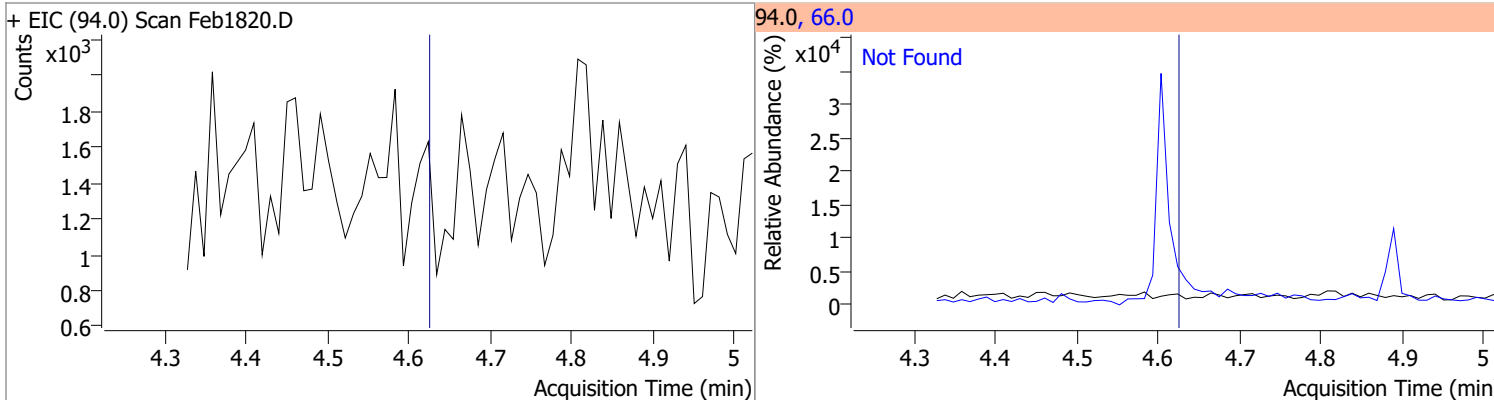


Quantitation Results Report (QT Reviewed)

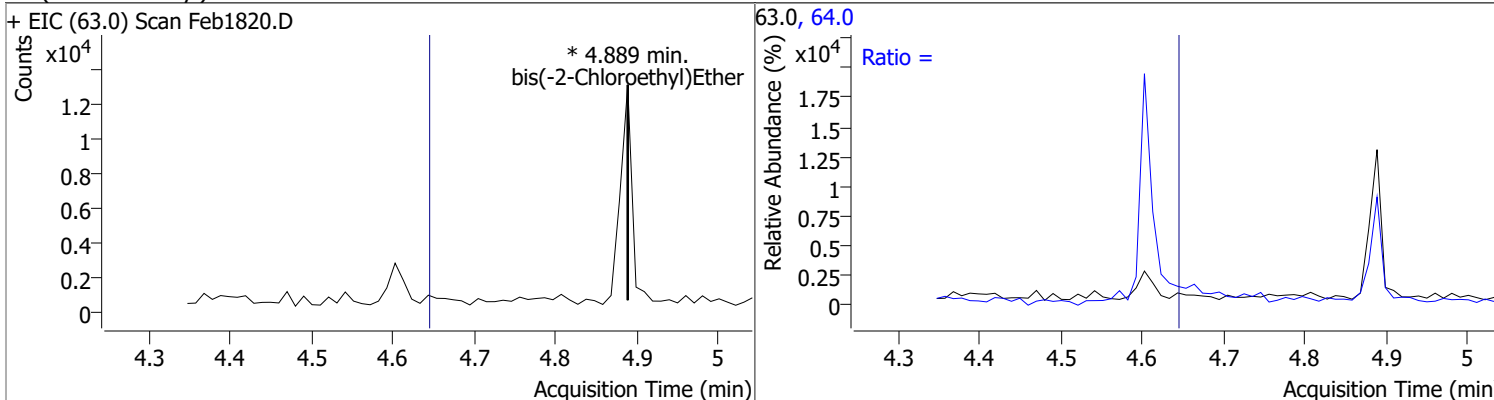
Compound	Conc.	RT	Dev(Min)	Resp.	QIon	QRatio	Lower	Upper
Phenol-d5	58.5025	4.60	-0.01	708556	71.0	35.8	25.8	47.9



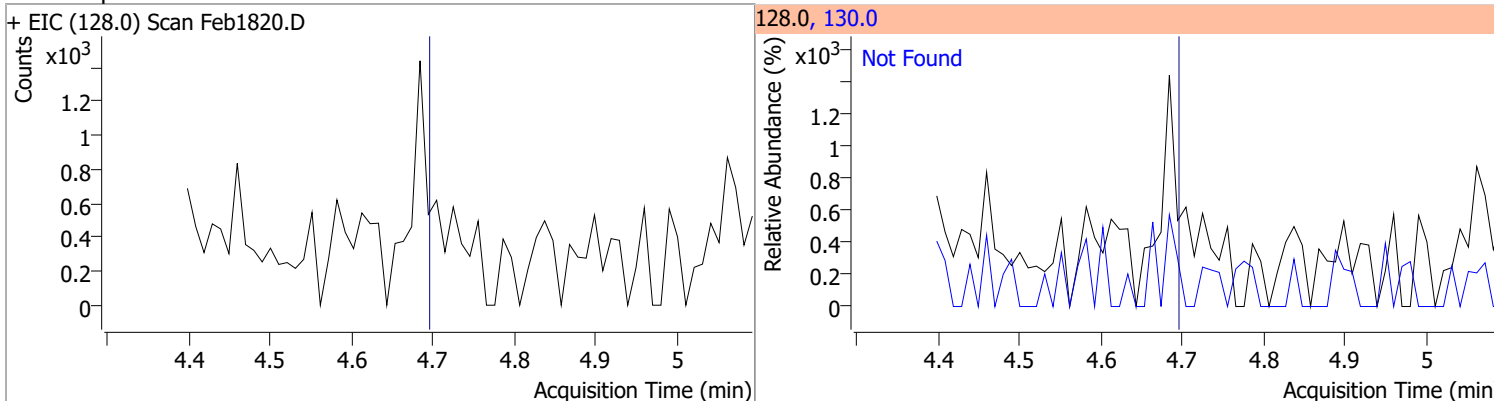
Compound	Conc.	Exp RT	QIon	Exp Ratio
Phenol	N.D.	4.62	66.0	45.3



Compound	Conc.	RT	Dev(Min)	Resp.	QIon	QRatio	Lower	Upper
bis(-2-Chloroethyl)Ether	0	0	0	64.0	64.0		7.6	14.1

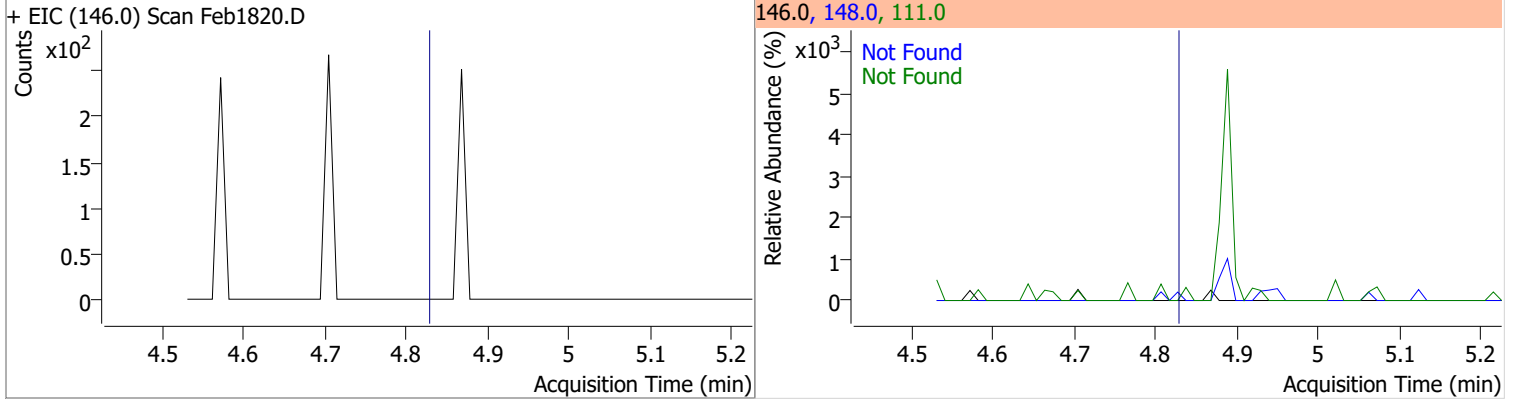


Compound	Conc.	Exp RT	QIon	Exp Ratio
2-Chlorophenol	N.D.	4.69	130.0	32.5

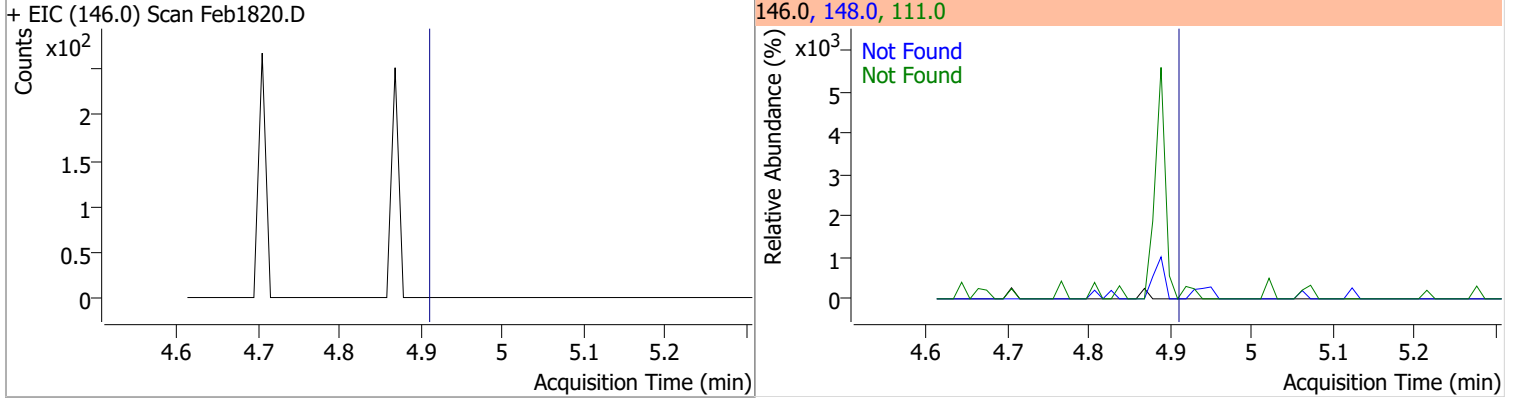


Quantitation Results Report (QT Reviewed)

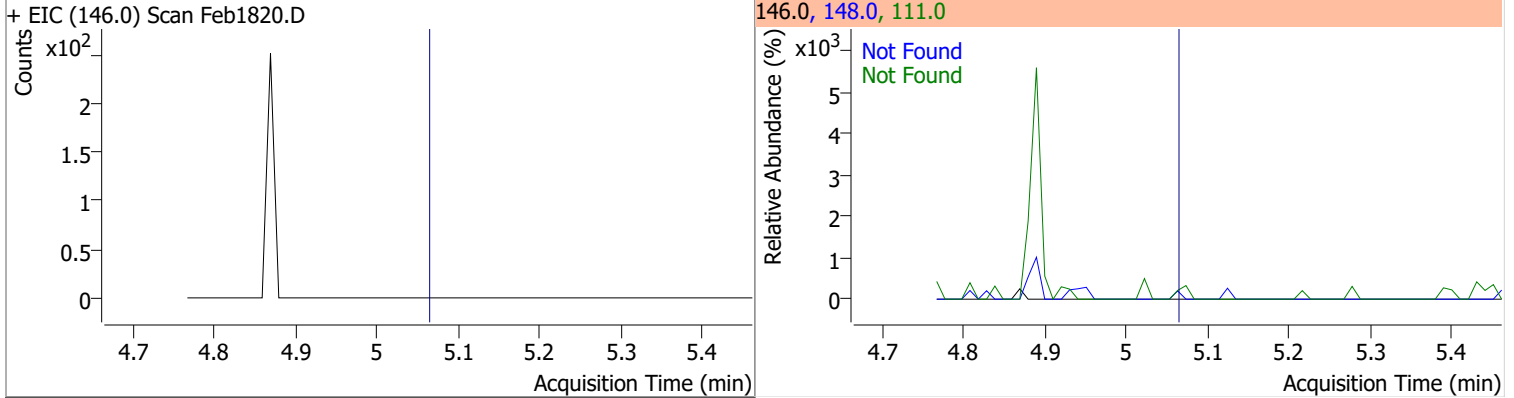
Compound	Conc.	Exp RT	QIon	Exp Ratio	QIon	Exp Ratio
1,3-Dichlorobenzene	N.D.	4.83	148.0	63.7	111.0	36.1



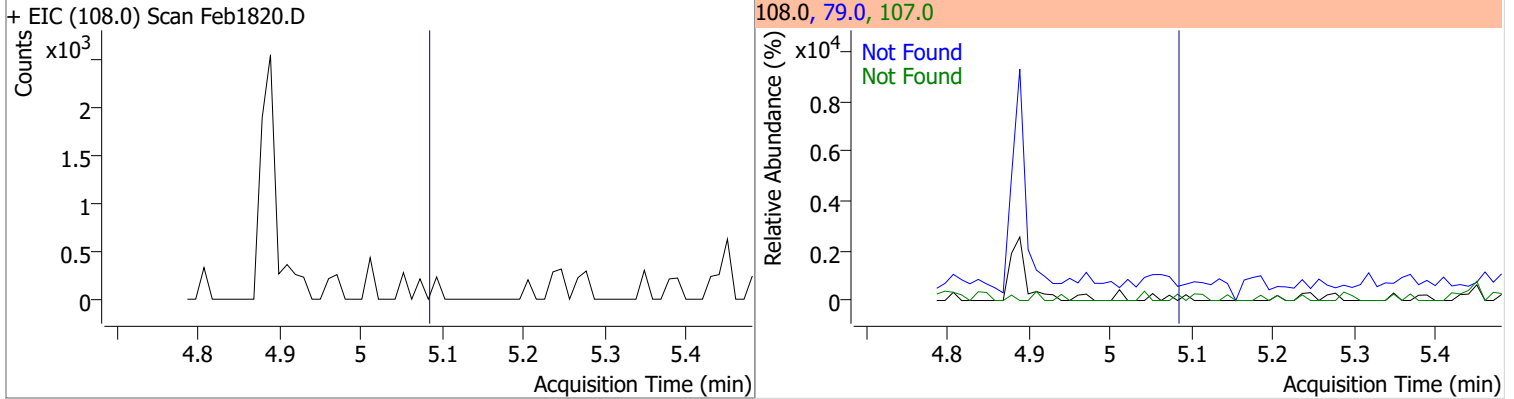
Compound	Conc.	Exp RT	QIon	Exp Ratio	QIon	Exp Ratio
1,4-Dichlorobenzene	N.D.	4.91	148.0	65.2	111.0	36.0



Compound	Conc.	Exp RT	QIon	Exp Ratio	QIon	Exp Ratio
1,2-Dichlorobenzene	N.D.	5.06	148.0	64.4	111.0	37.3

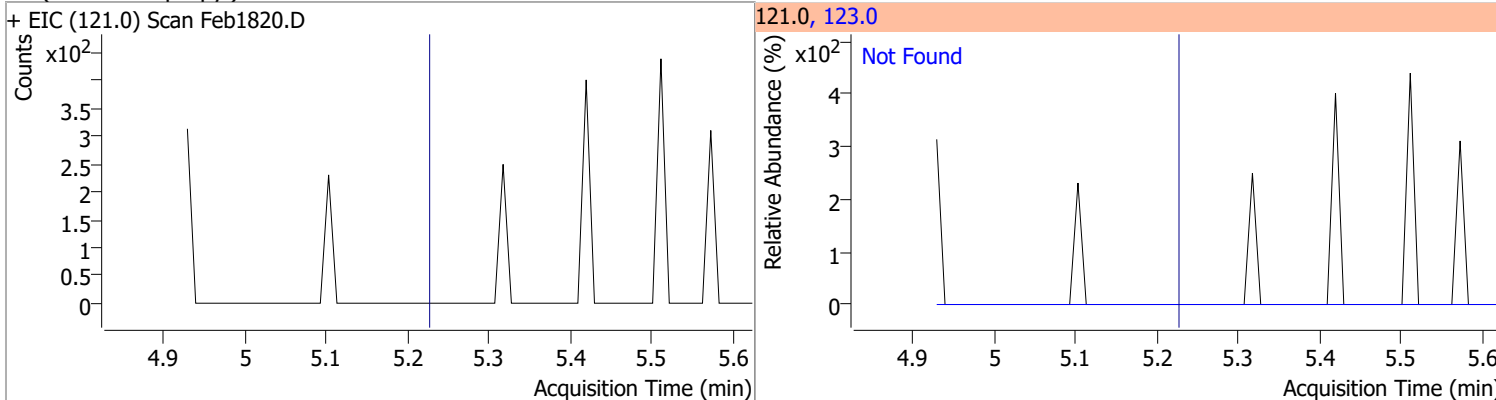


Compound	Conc.	Exp RT	QIon	Exp Ratio	QIon	Exp Ratio
Benzyl Alcohol	N.D.	5.08	79.0	119.3	107.0	70.5

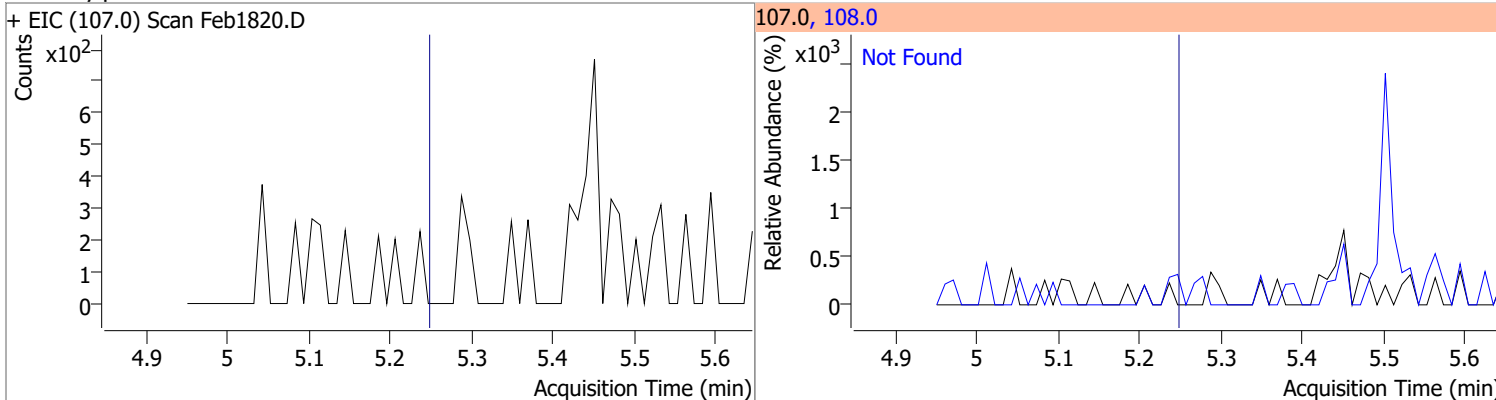


Quantitation Results Report (QT Reviewed)

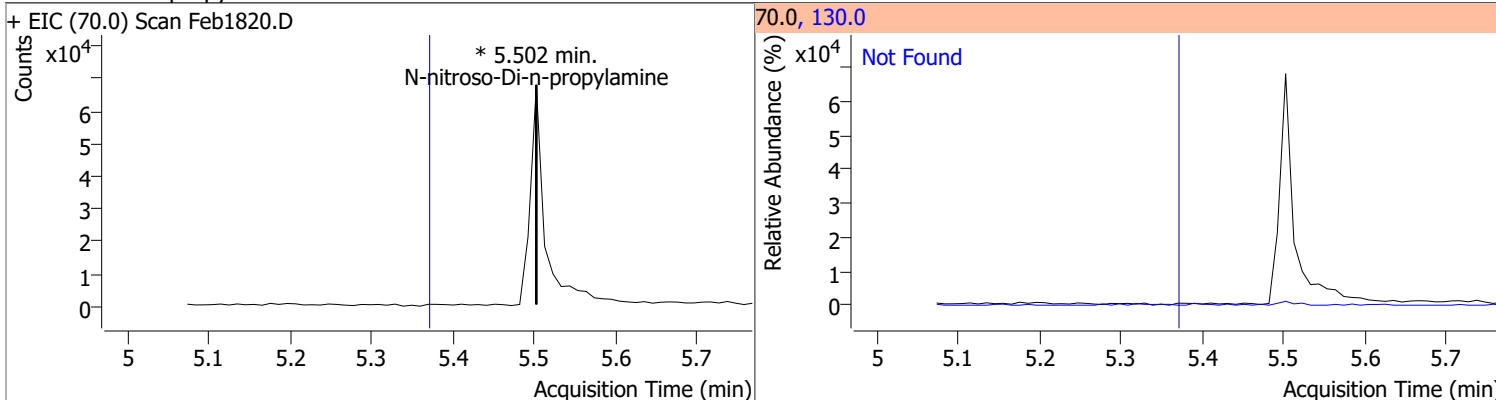
Compound	Conc.	Exp RT	QIon	Exp Ratio
bis(2-chloroisopropyl)Ether	N.D.	5.23	123.0	32.1



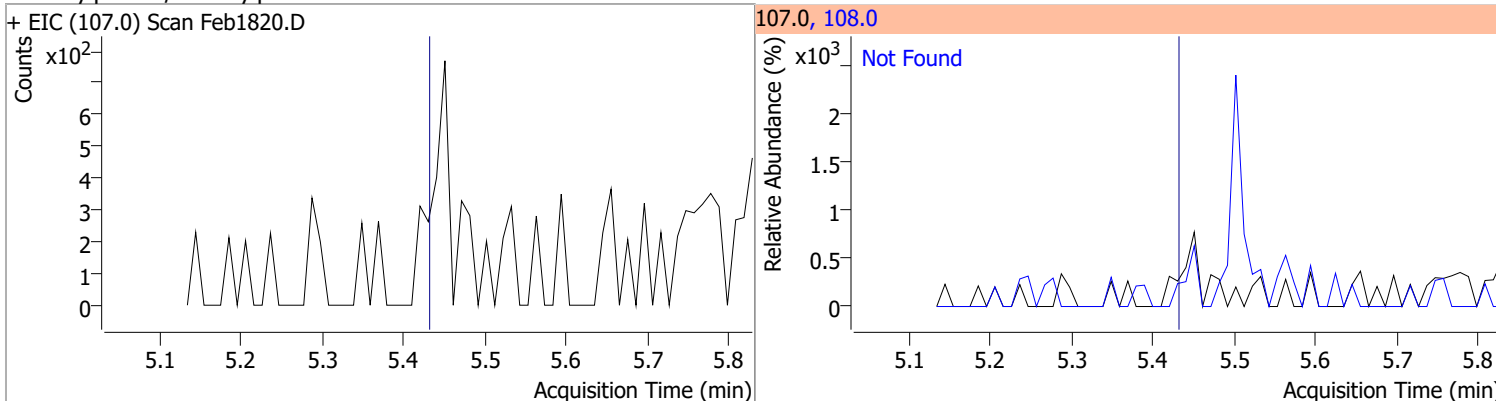
Compound	Conc.	Exp RT	QIon	Exp Ratio
2-Methylphenol	N.D.	5.25	108.0	116.5



Compound	Conc.	RT	Dev(Min)	Resp.	QIon	QRatio	Lower	Upper
N-nitroso-Di-n-propylamine		0		0	130.0		0.0	38.8

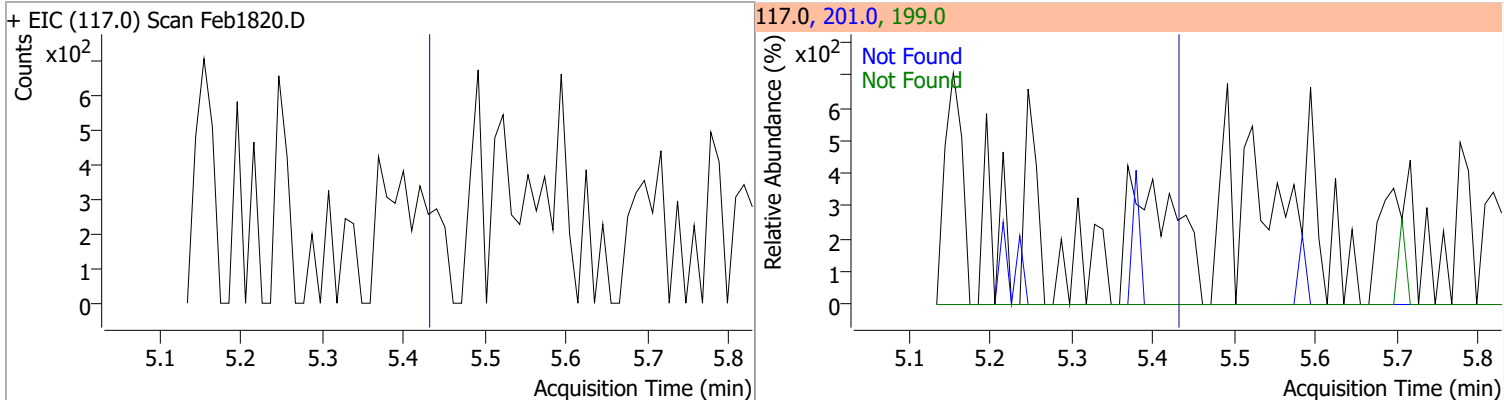


Compound	Conc.	Exp RT	QIon	Exp Ratio
4Methylphenol/3Methylphenol	N.D.	5.43	108.0	83.9

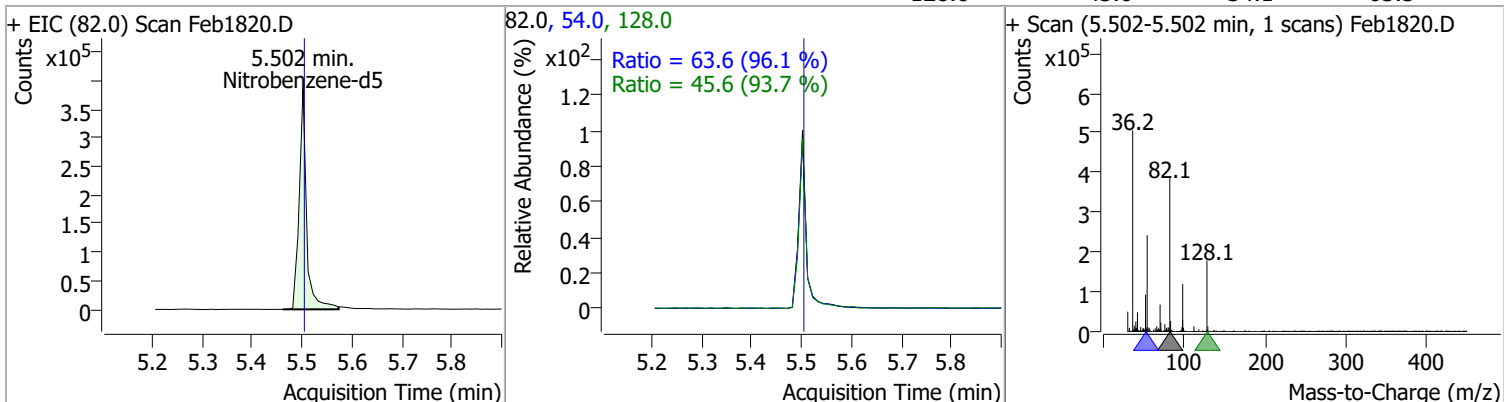


Quantitation Results Report (QT Reviewed)

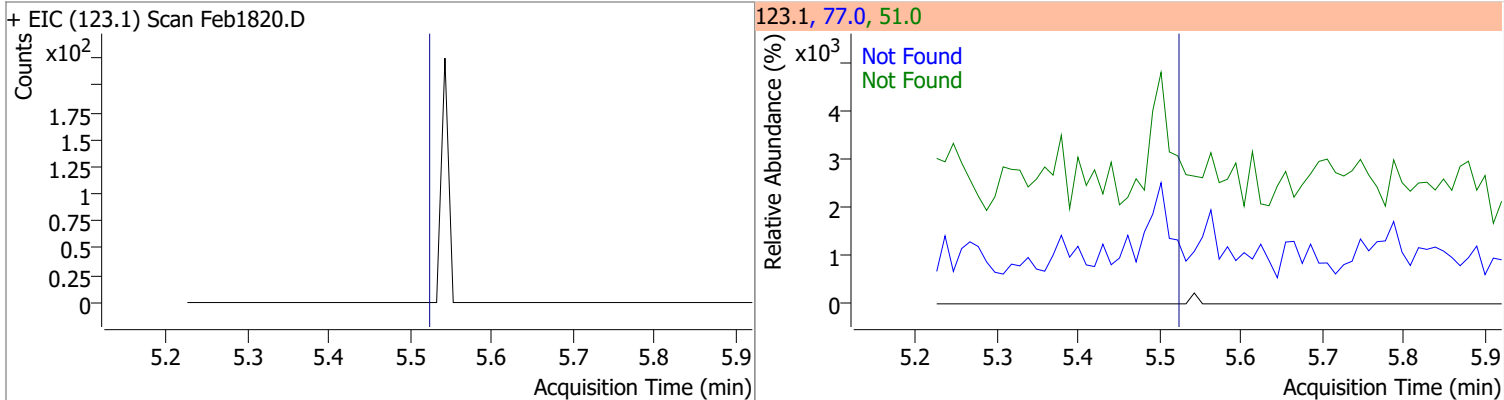
Compound	Conc.	Exp RT	QIon	Exp Ratio	QIon	Exp Ratio
Hexachloroethane	N.D.	5.43	201.0	90.8	199.0	56.9



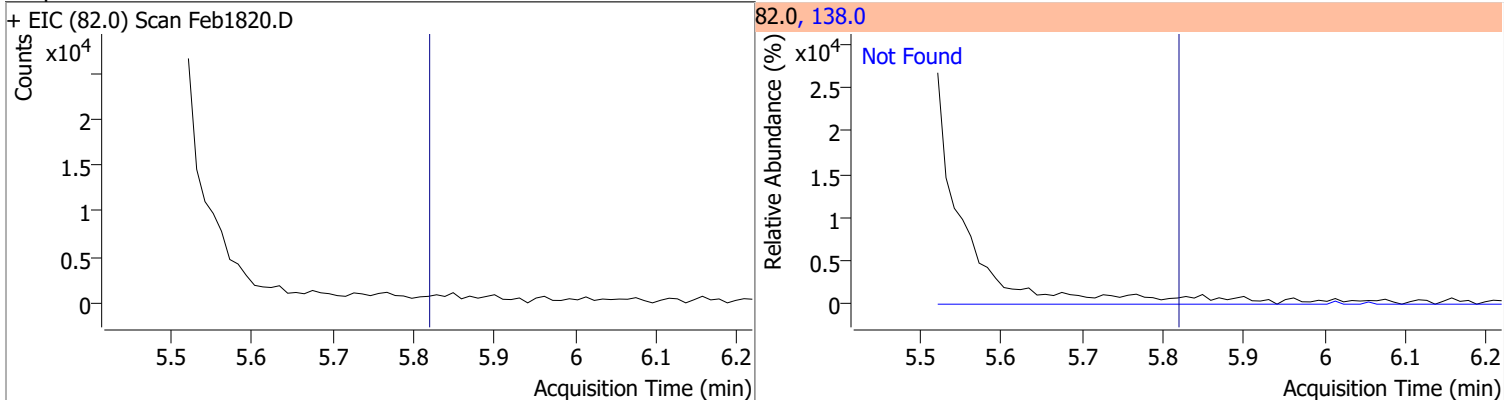
Compound	Conc.	RT	Dev(Min)	Resp.	QIon	QRatio	Lower	Upper
Nitrobenzene-d5	59.6724	5.50	0.00	399430	54.0	63.6	46.3	86.0
					128.0	45.6	34.1	63.3



Compound	Conc.	Exp RT	QIon	Exp Ratio	QIon	Exp Ratio
Nitrobenzene	N.D.	5.52	77.0	212.7	51.0	131.0



Compound	Conc.	Exp RT	QIon	Exp Ratio
Isophorone	N.D.	5.82	138.0	21.1

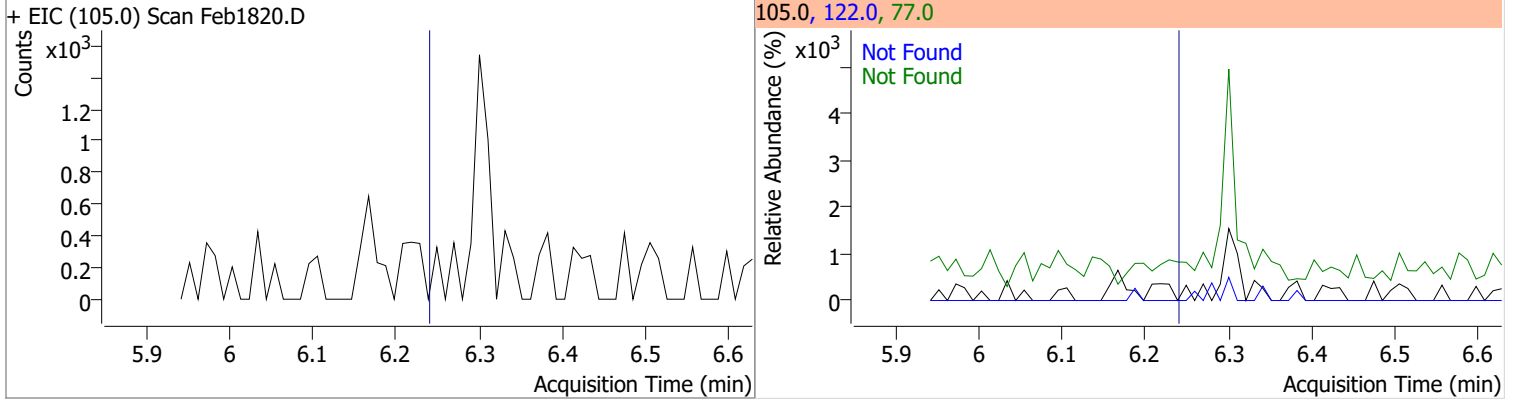


Quantitation Results Report (QT Reviewed)

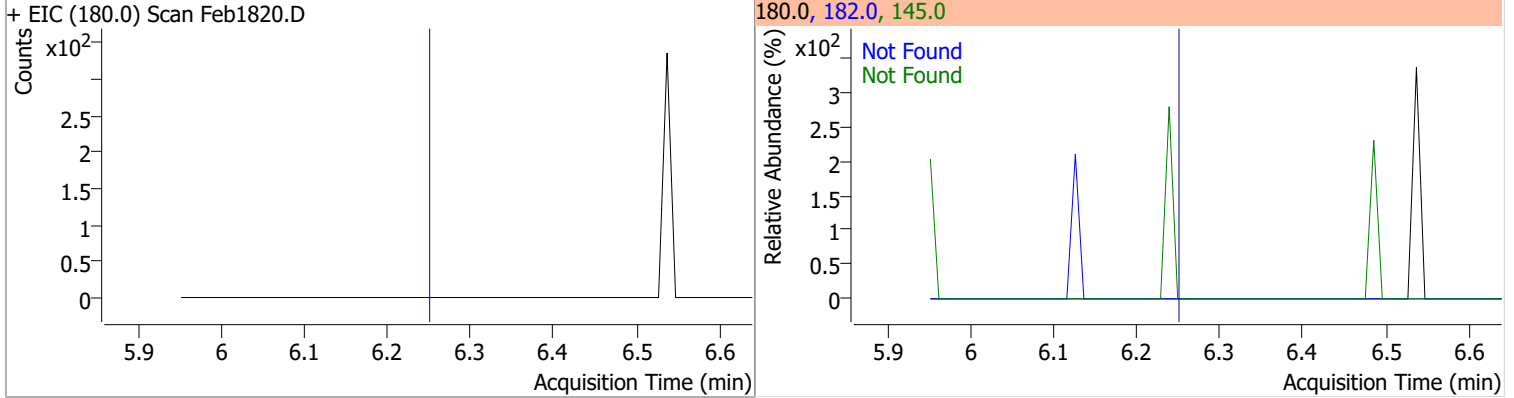
Compound	Conc.	Exp RT	QIon	Exp Ratio	QIon	Exp Ratio
2-Nitrophenol	N.D.	5.88	65.0	48.8	109.0	35.2
+ EIC (139.0) Scan Feb1820.D			139.0, 65.0, 109.0			
2,4-Dimethylphenol	N.D.	6.00	107.0	109.4	77.0	34.0
+ EIC (122.0) Scan Feb1820.D			122.0, 107.0, 77.0			
bis(-2-Chloroethoxy)Methane	N.D.	6.08	63.0	68.1	95.0	31.9
+ EIC (93.0) Scan Feb1820.D			93.0, 63.0, 95.0			
2,4-Dichlorophenol	N.D.	6.19	164.0	65.0	98.0	28.6
+ EIC (162.0) Scan Feb1820.D			162.0, 164.0, 98.0			

Quantitation Results Report (QT Reviewed)

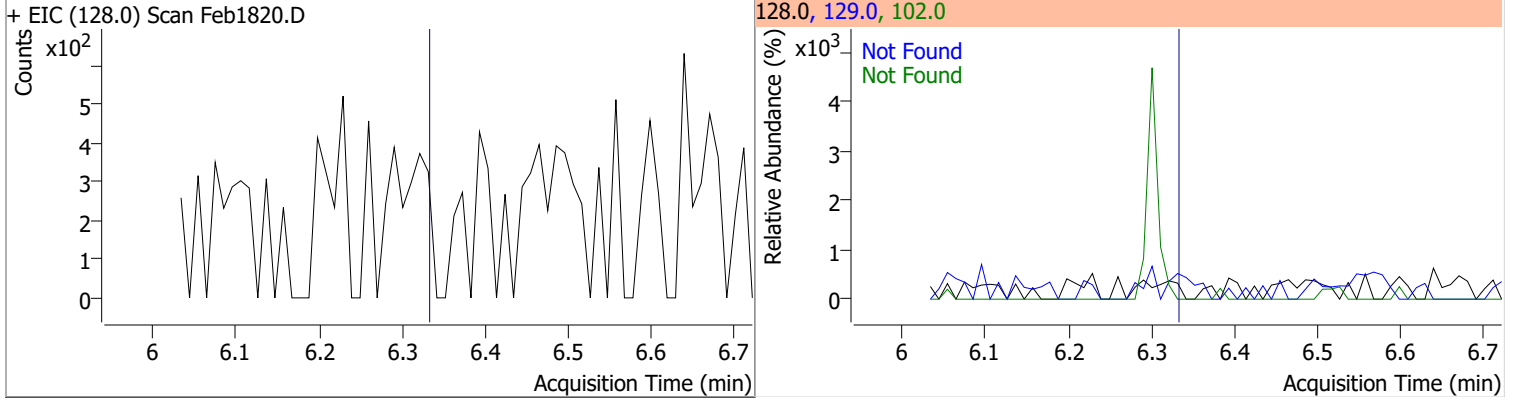
Compound	Conc.	Exp RT	QIon	Exp Ratio	QIon	Exp Ratio
Benzoic Acid	N.D.	6.24	122.0	85.5	77.0	60.4



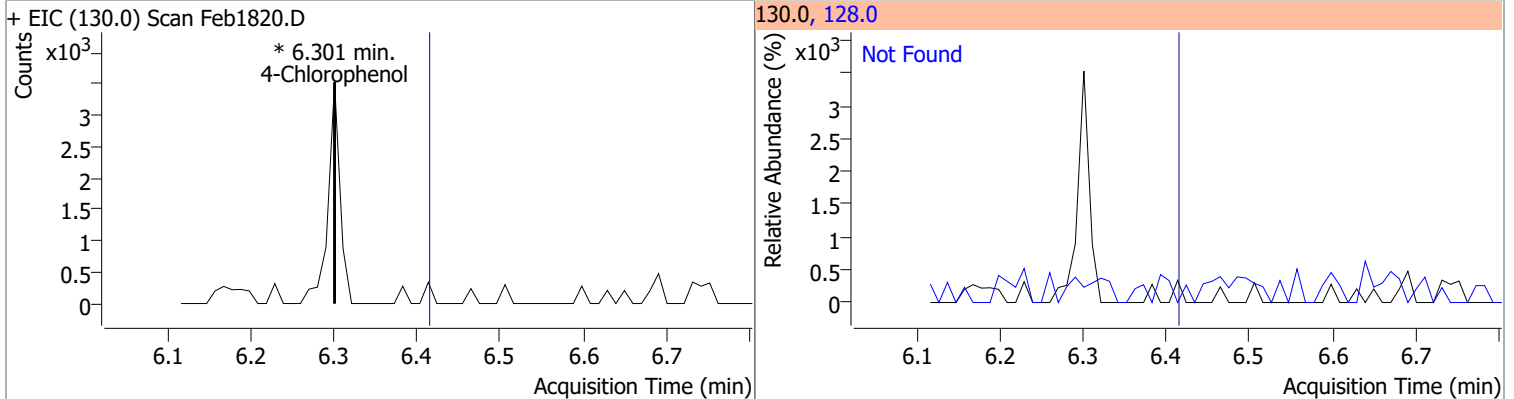
Compound	Conc.	Exp RT	QIon	Exp Ratio	QIon	Exp Ratio
1,2,4-Trichlorobenzene	N.D.	6.25	182.0	94.6	145.0	28.7



Compound	Conc.	Exp RT	QIon	Exp Ratio	QIon	Exp Ratio
Naphthalene	N.D.	6.33	129.0	11.5	102.0	9.9

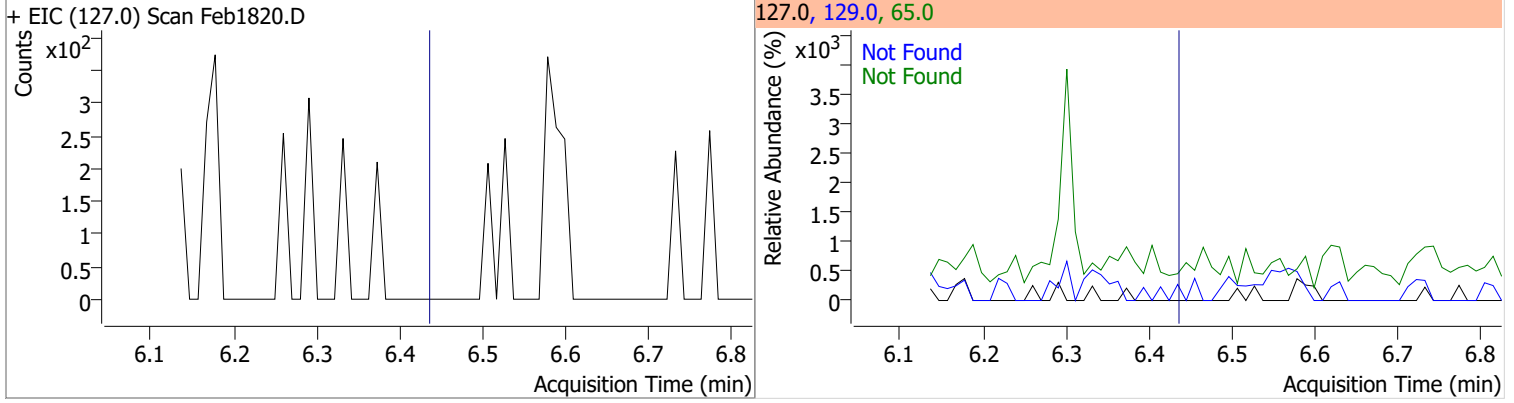


Compound	Conc.	RT	Dev(Min)	Resp.	QIon	QRatio	Lower	Upper
4-Chlorophenol		0		0	128.0		221.4	411.2

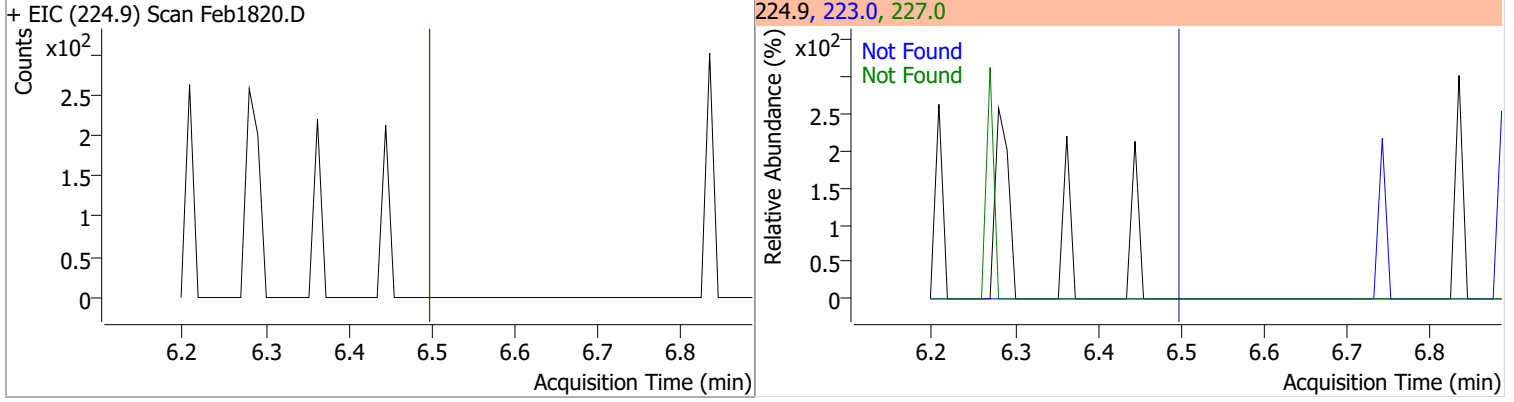


Quantitation Results Report (QT Reviewed)

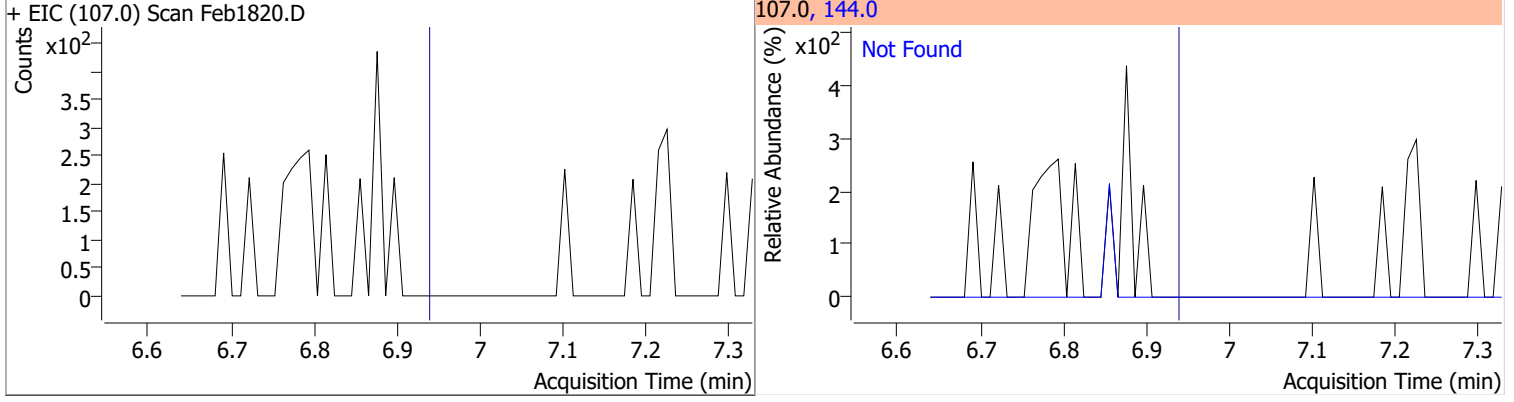
Compound	Conc.	Exp RT	QIon	Exp Ratio	QIon	Exp Ratio
p-Chloroaniline	N.D.	6.43	65.0	60.1	129.0	37.6



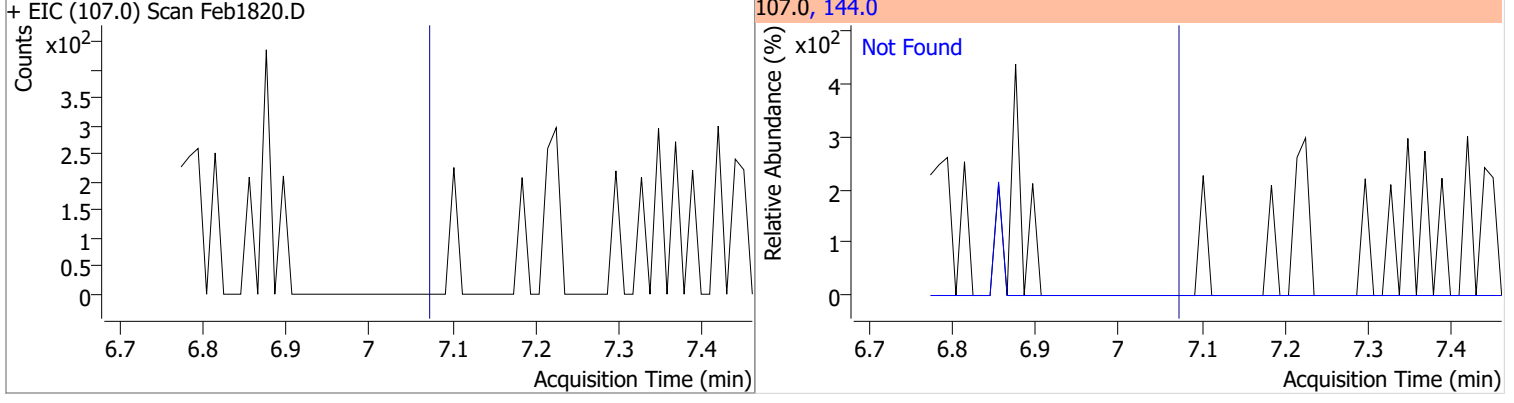
Compound	Conc.	Exp RT	QIon	Exp Ratio	QIon	Exp Ratio
Hexachlorobutadiene	N.D.	6.50	227.0	65.7	223.0	64.3



Compound	Conc.	Exp RT	QIon	Exp Ratio
4-Chloro-2-Methylphenol	N.D.	6.94	144.0	27.8

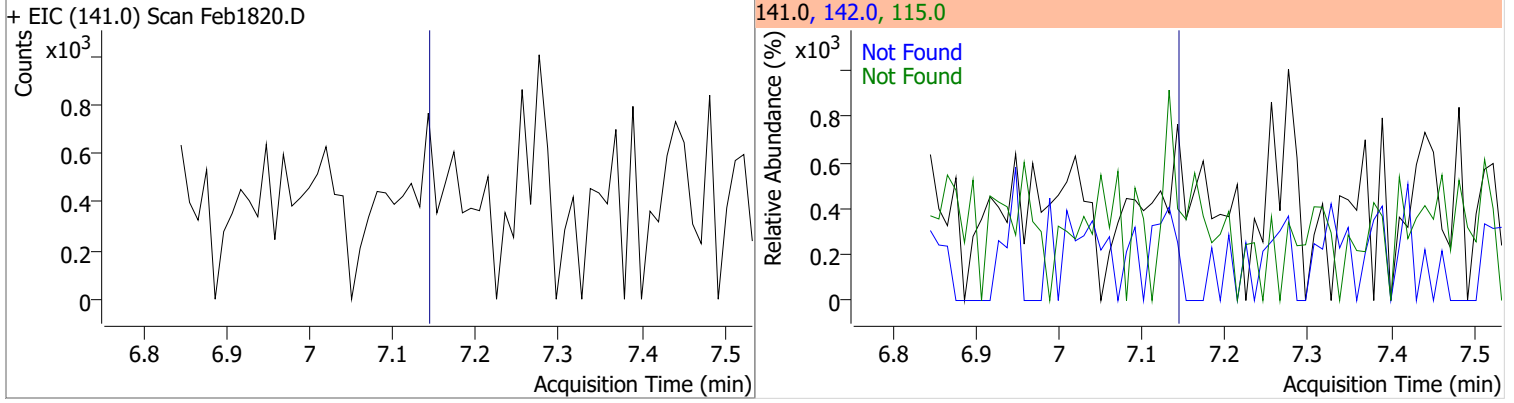


Compound	Conc.	Exp RT	QIon	Exp Ratio
4-Chloro-3-Methylphenol	N.D.	7.07	144.0	27.3

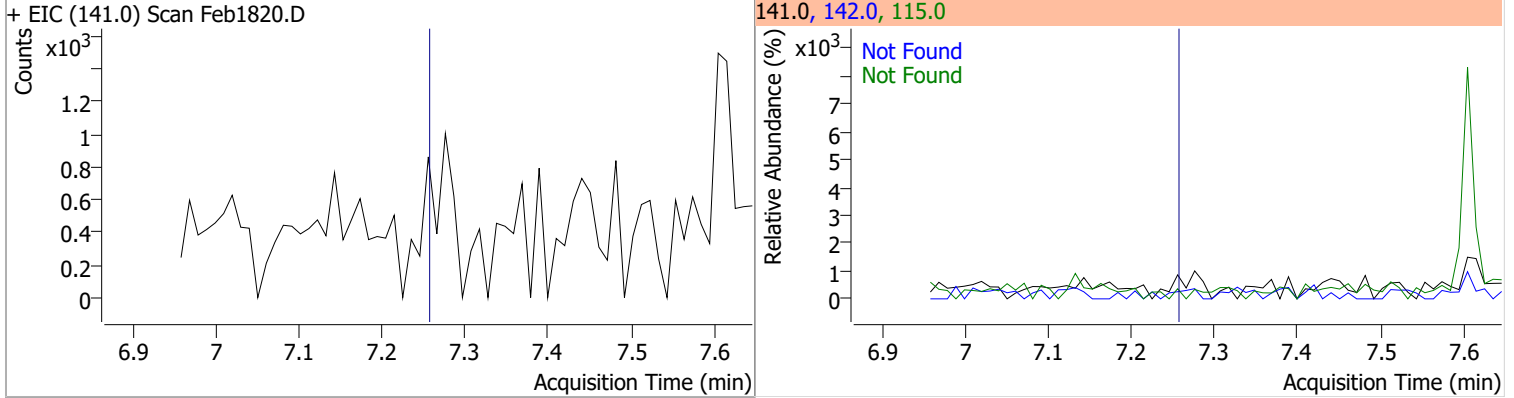


Quantitation Results Report (QT Reviewed)

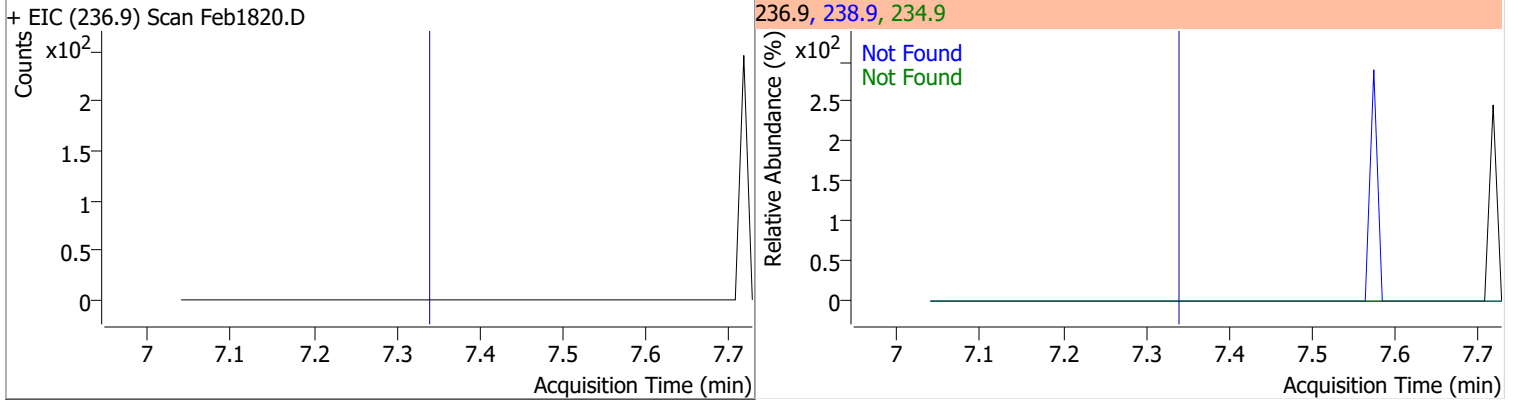
Compound	Conc.	Exp RT	QIon	Exp Ratio	QIon	Exp Ratio
2-Methylnaphthalene	N.D.	7.14	142.0	119.8	115.0	41.7



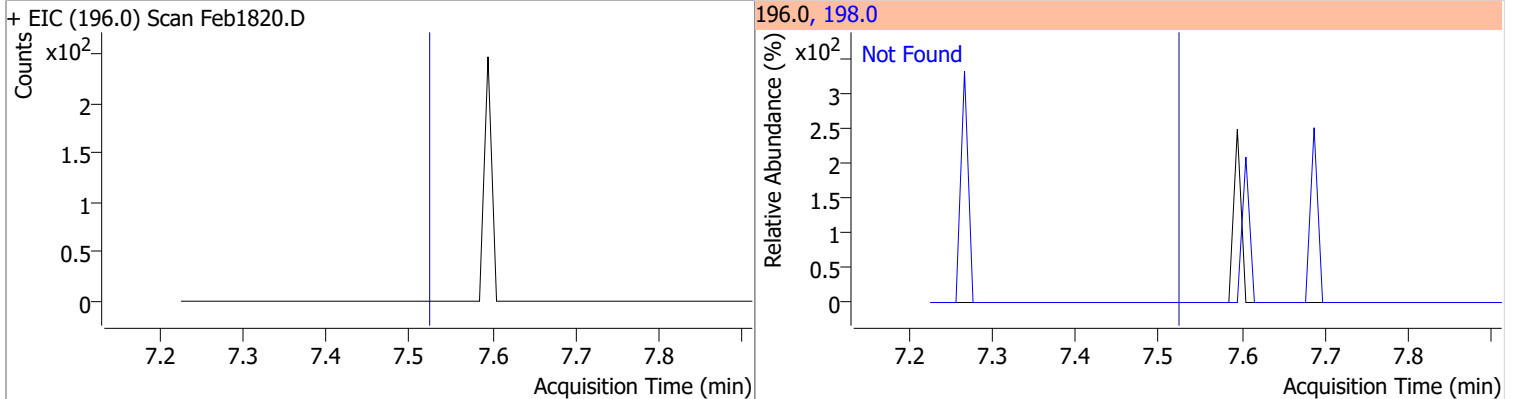
Compound	Conc.	Exp RT	QIon	Exp Ratio	QIon	Exp Ratio
1-Methylnaphthalene	N.D.	7.26	142.0	114.0	115.0	41.3



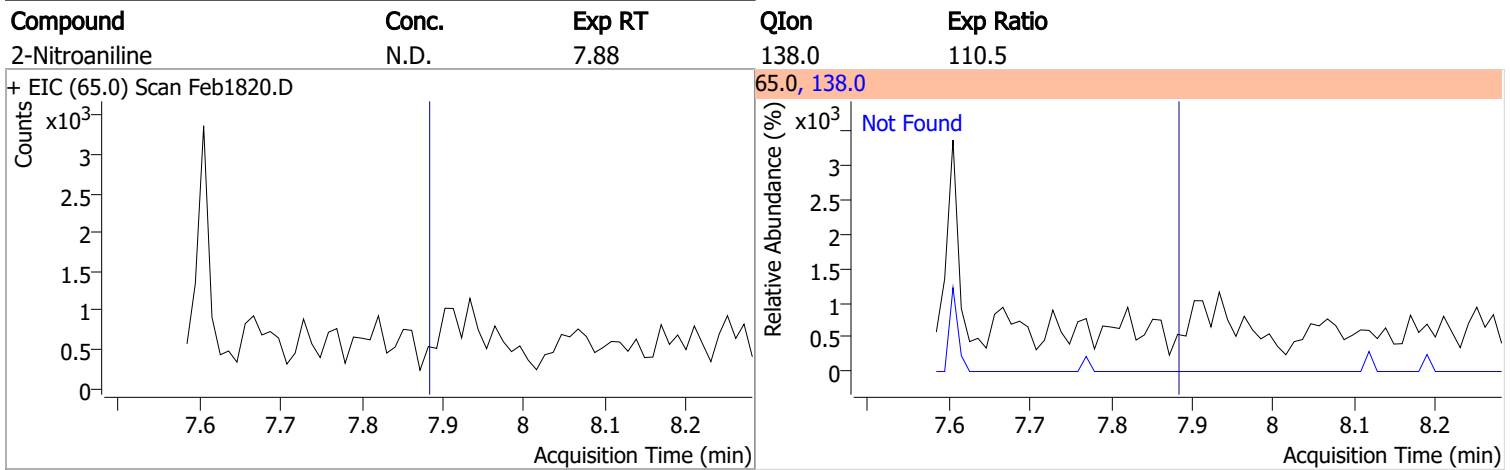
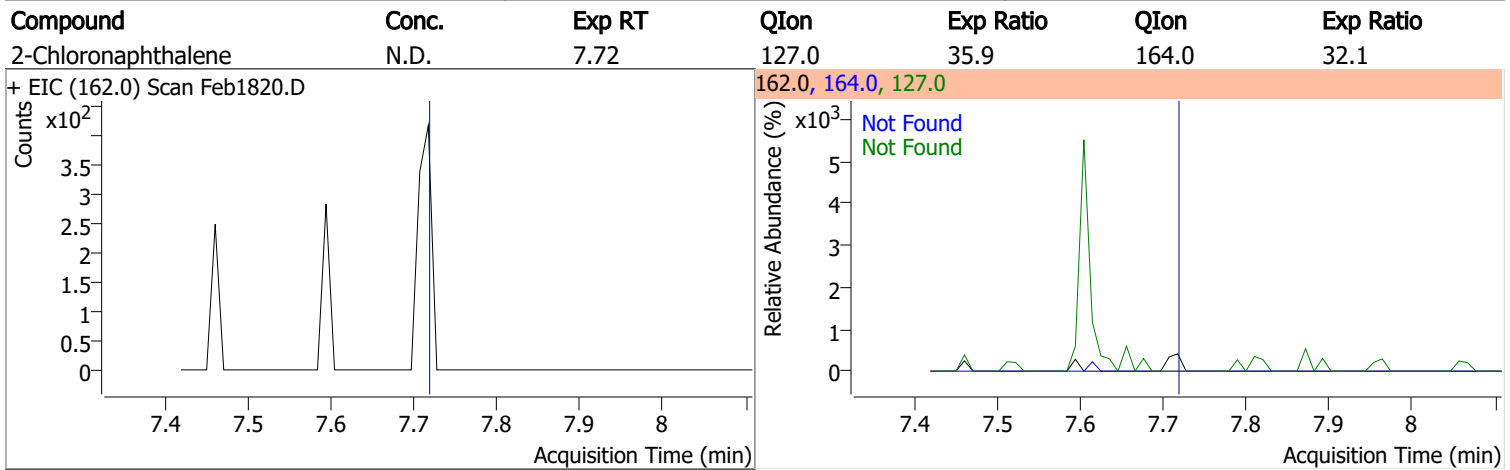
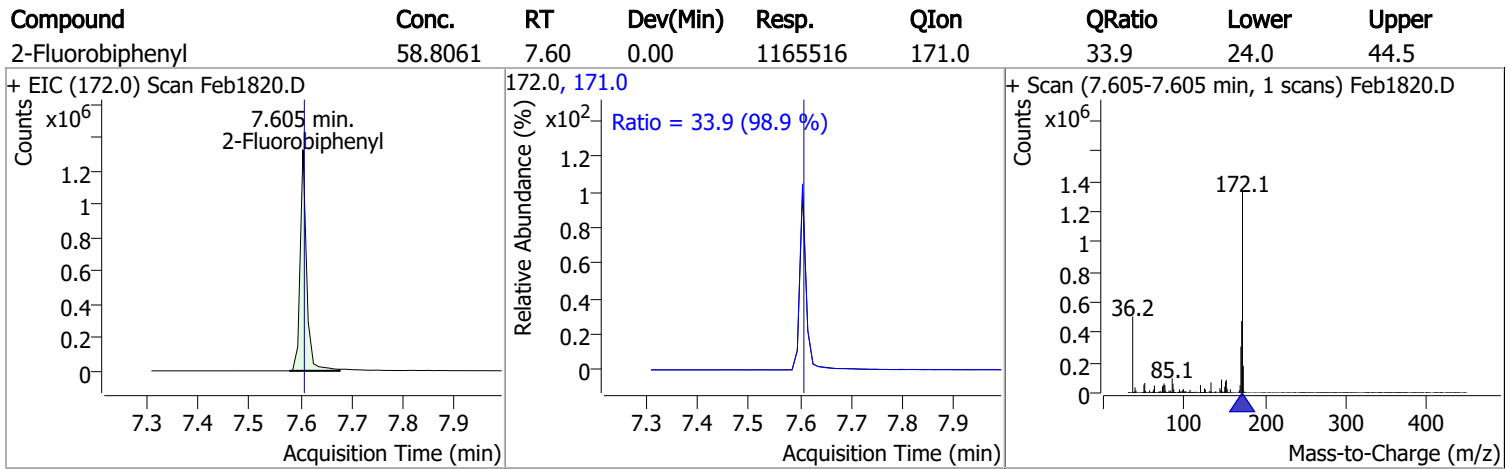
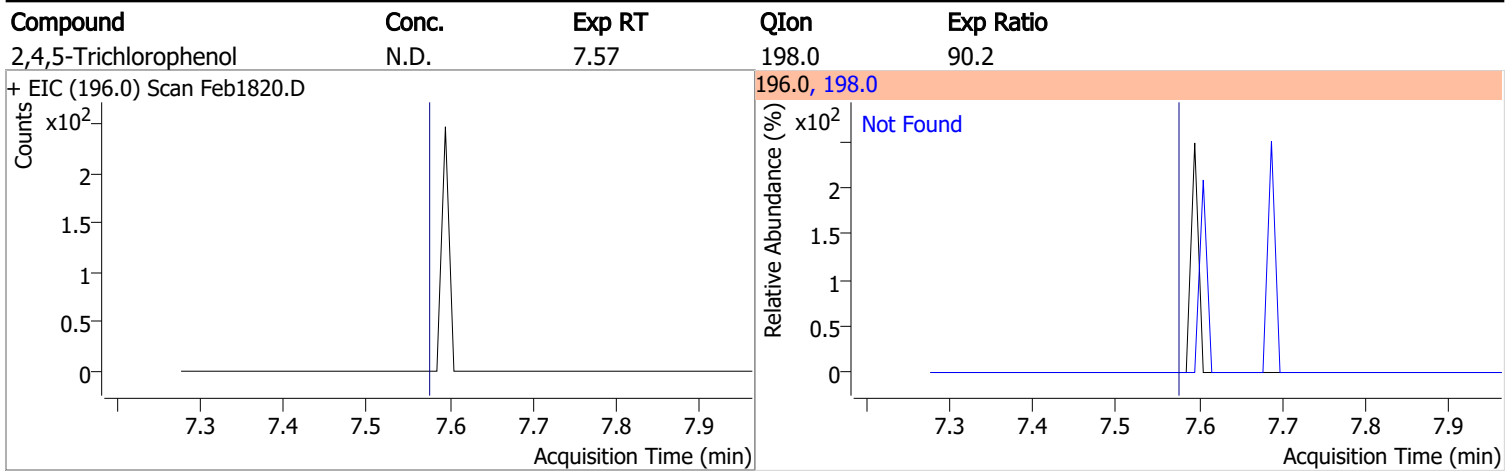
Compound	Conc.	Exp RT	QIon	Exp Ratio	QIon	Exp Ratio
Hexachlorocyclopentadiene	N.D.	7.34	234.9	64.6	238.9	63.8



Compound	Conc.	Exp RT	QIon	Exp Ratio
2,4,6-Trichlorophenol	N.D.	7.52	198.0	96.5

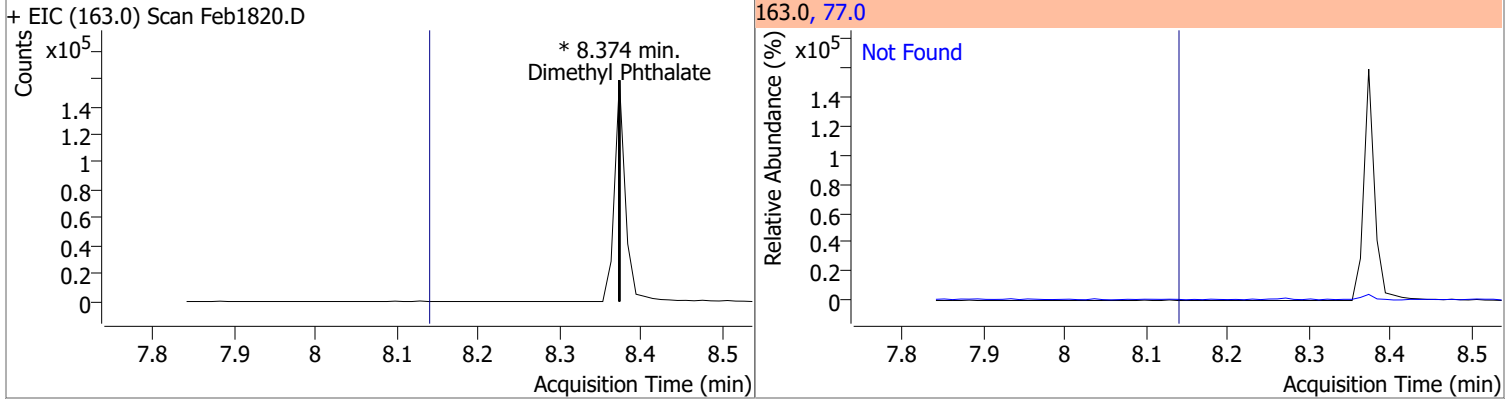


Quantitation Results Report (QT Reviewed)

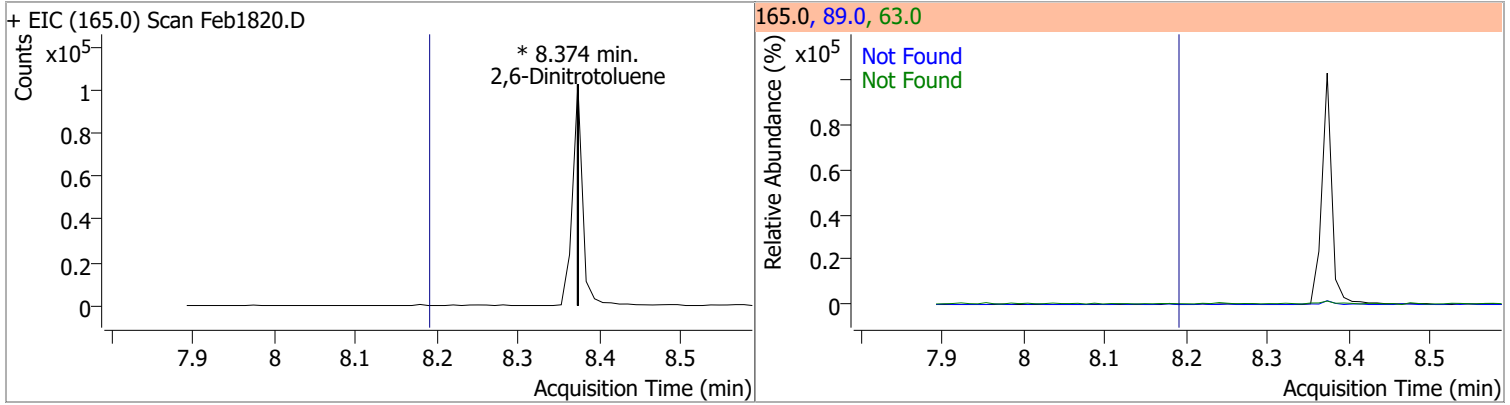


Quantitation Results Report (QT Reviewed)

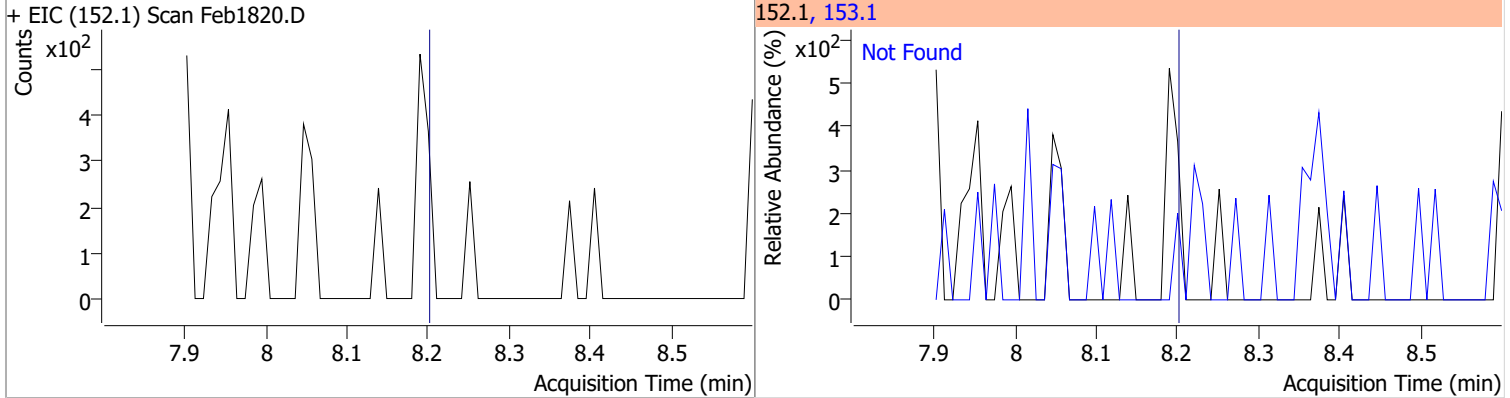
Compound	Conc.	RT	Dev(Min)	Resp.	QIon	QRatio	Lower	Upper
Dimethyl Phthalate	0	0		0	77.0		13.8	25.7



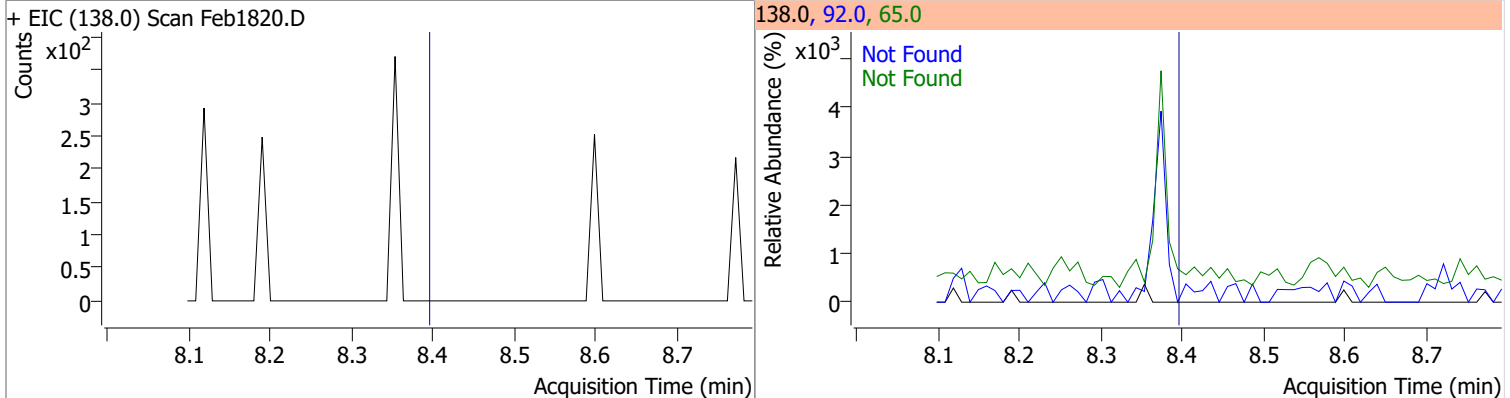
Compound	Conc.	RT	Dev(Min)	Resp.	QIon	QRatio	Lower	Upper
2,6-Dinitrotoluene	0	0		0	63.0 89.0		99.5 43.3	184.8 80.3



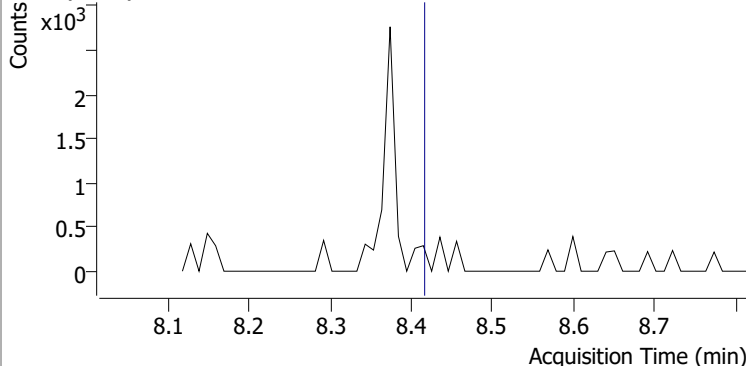
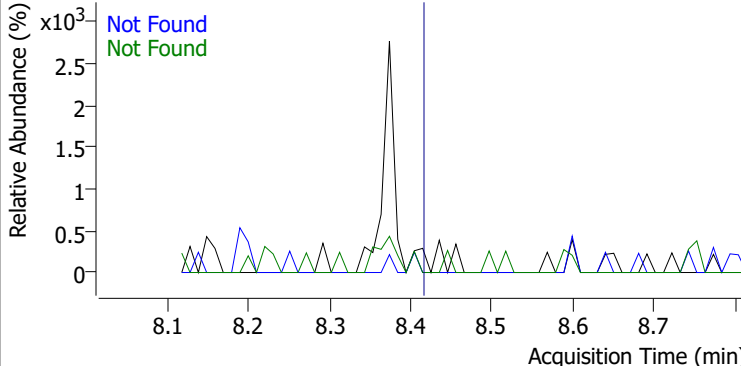
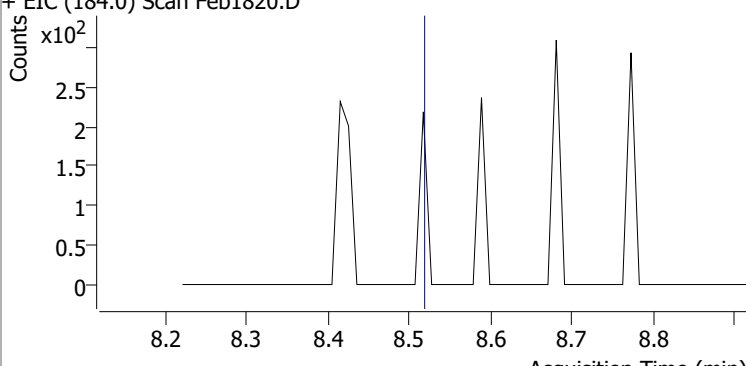
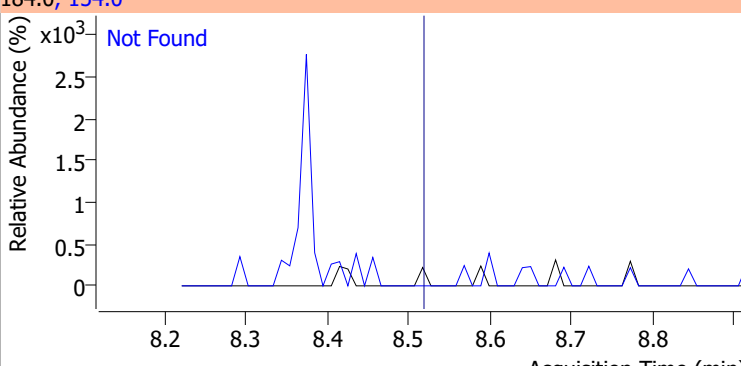
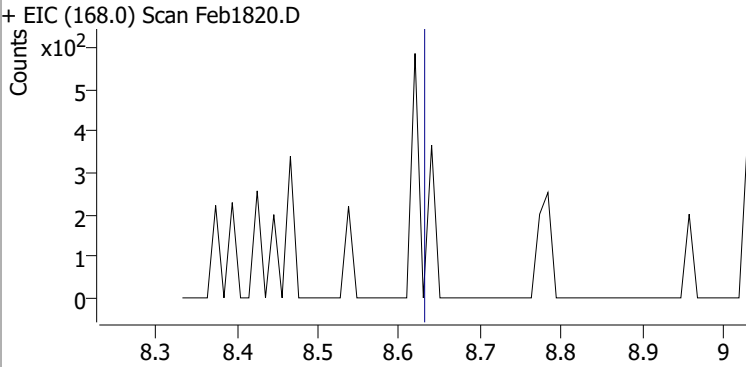
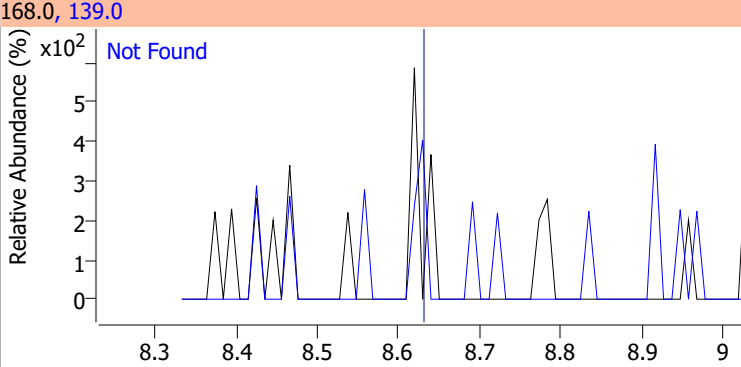
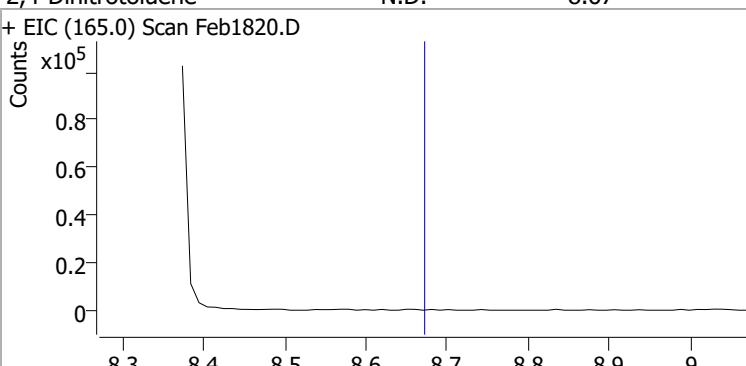
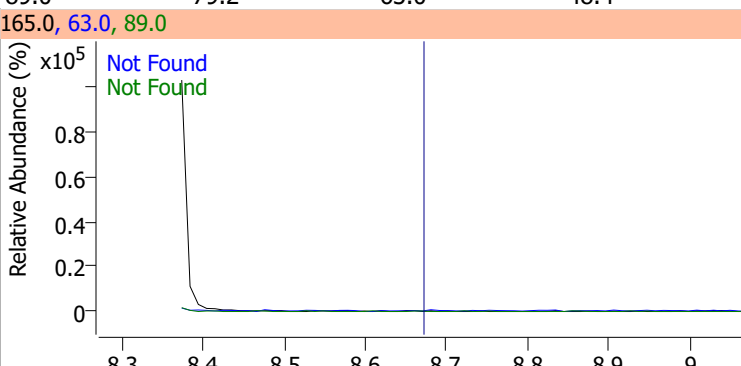
Compound	Conc.	Exp RT	QIon	Exp Ratio
Acenaphthylene	N.D.	8.20	153.1	13.6



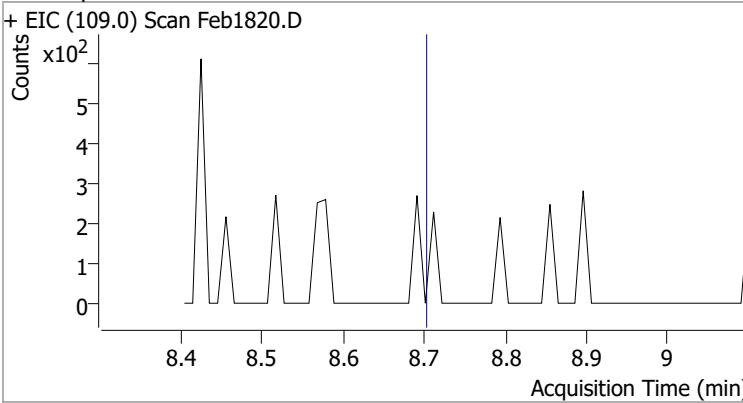
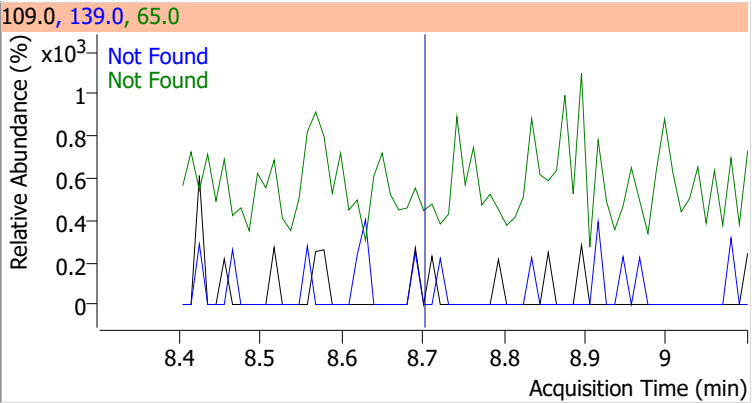
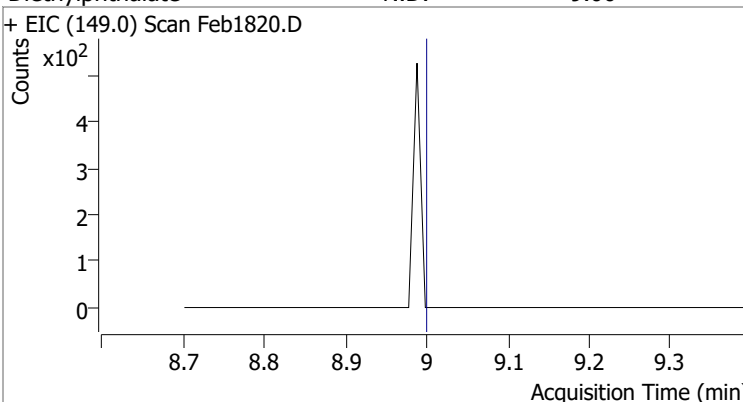
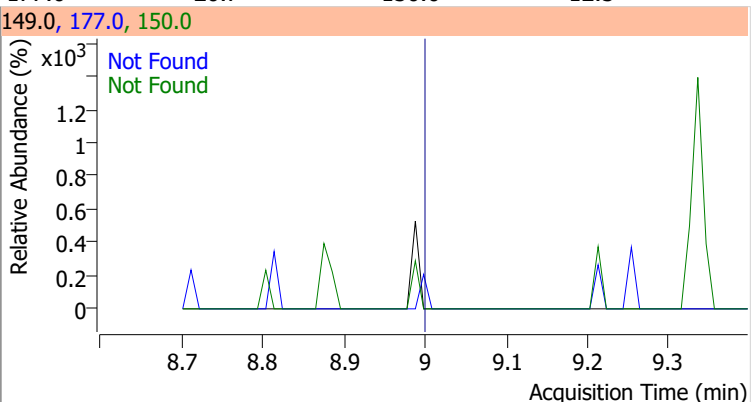
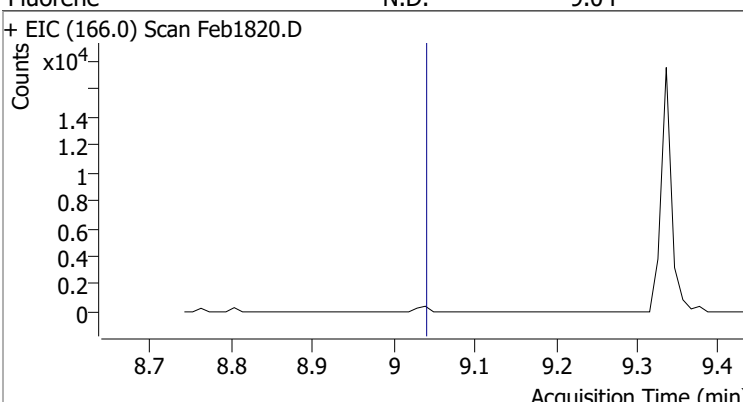
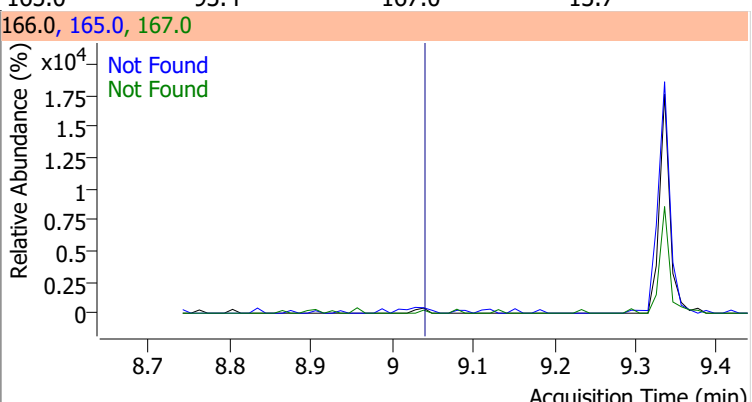
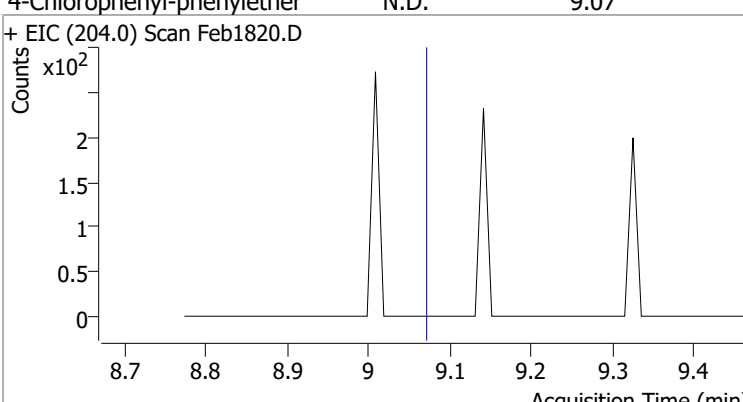
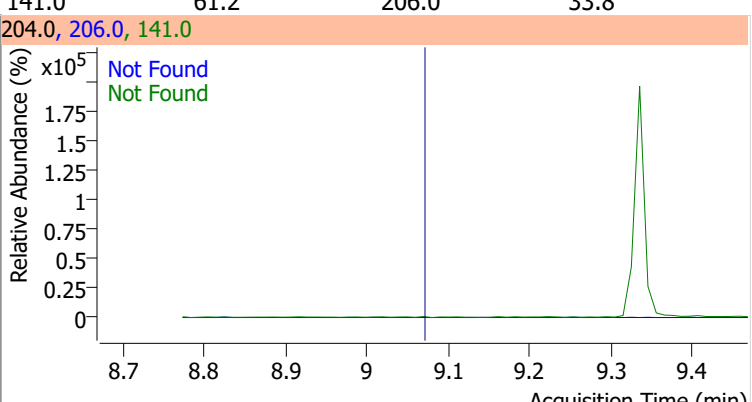
Compound	Conc.	Exp RT	QIon	Exp Ratio	QIon	Exp Ratio
3-Nitroaniline	N.D.	8.39	65.0	129.1	92.0	106.7



Quantitation Results Report (QT Reviewed)

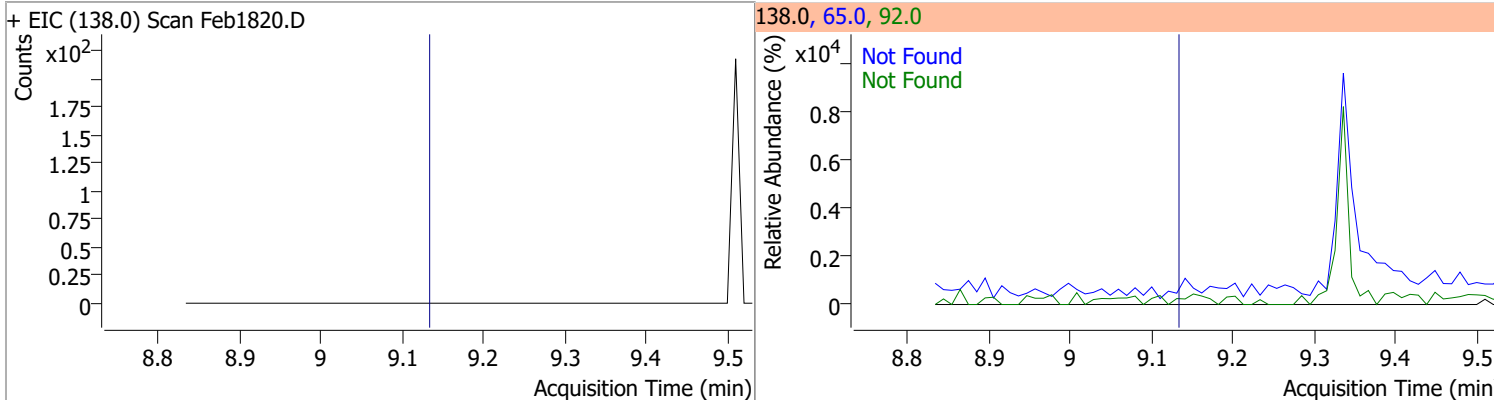
Compound	Conc.	Exp RT	QIon	Exp Ratio	QIon	Exp Ratio
Acenaphthene	N.D.	8.41	153.0	106.5	152.0	51.8
+ EIC (154.0) Scan Feb1820.D			154.0, 152.0, 153.0			
						
2,4-Dinitrophenol	N.D.	8.52	154.0	62.7		
+ EIC (184.0) Scan Feb1820.D			184.0, 154.0			
						
Dibenzofuran	N.D.	8.63	139.0	37.5		
+ EIC (168.0) Scan Feb1820.D			168.0, 139.0			
						
2,4-Dinitrotoluene	N.D.	8.67	89.0	79.2	63.0	48.4
+ EIC (165.0) Scan Feb1820.D			165.0, 63.0, 89.0			
						

Quantitation Results Report (QT Reviewed)

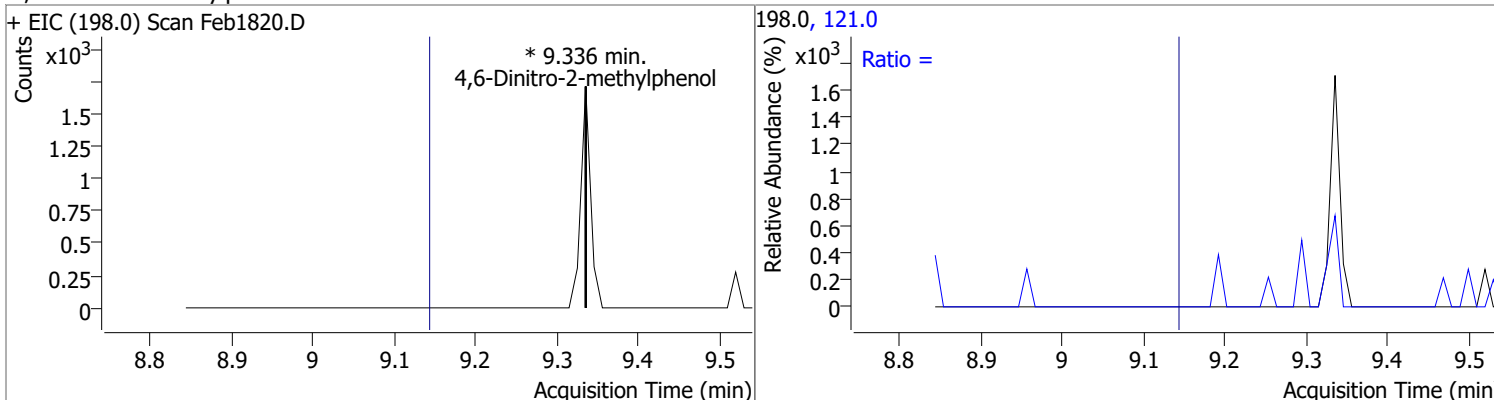
Compound	Conc.	Exp RT	QIon	Exp Ratio	QIon	Exp Ratio
4-Nitrophenol	N.D.	8.70	65.0	72.0	139.0	71.1
+ EIC (109.0) Scan Feb1820.D			109.0, 139.0, 65.0			
						
Diethylphthalate	N.D.	9.00	177.0	20.7	150.0	12.5
+ EIC (149.0) Scan Feb1820.D			149.0, 177.0, 150.0			
						
Fluorene	N.D.	9.04	165.0	93.4	167.0	13.7
+ EIC (166.0) Scan Feb1820.D			166.0, 165.0, 167.0			
						
4-Chlorophenyl-phenylether	N.D.	9.07	141.0	61.2	206.0	33.8
+ EIC (204.0) Scan Feb1820.D			204.0, 206.0, 141.0			
						

Quantitation Results Report (QT Reviewed)

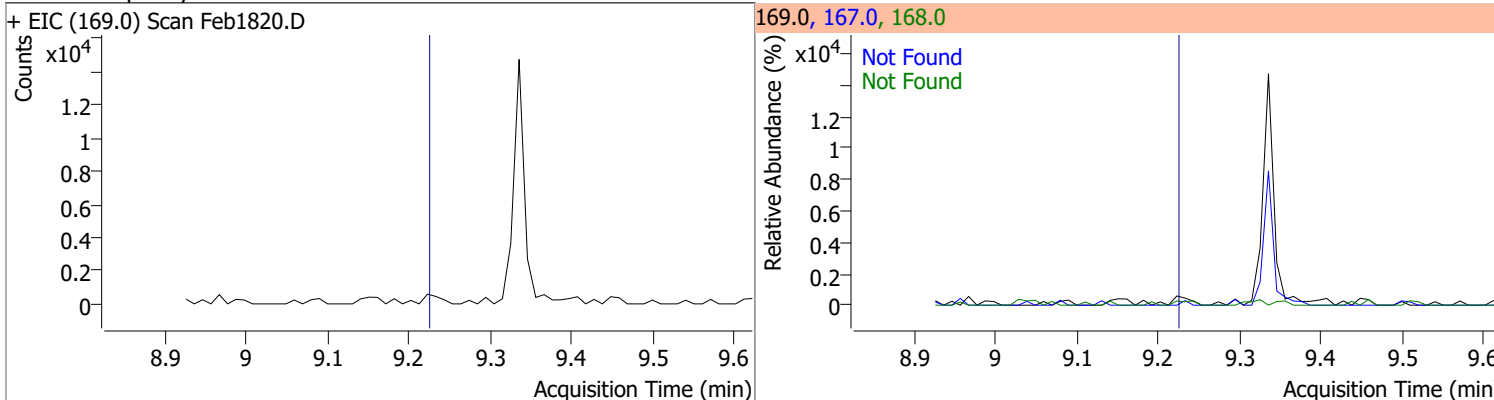
Compound	Conc.	Exp RT	QIon	Exp Ratio	QIon	Exp Ratio
4-Nitroaniline	N.D.	9.14	65.0	112.7	92.0	49.3



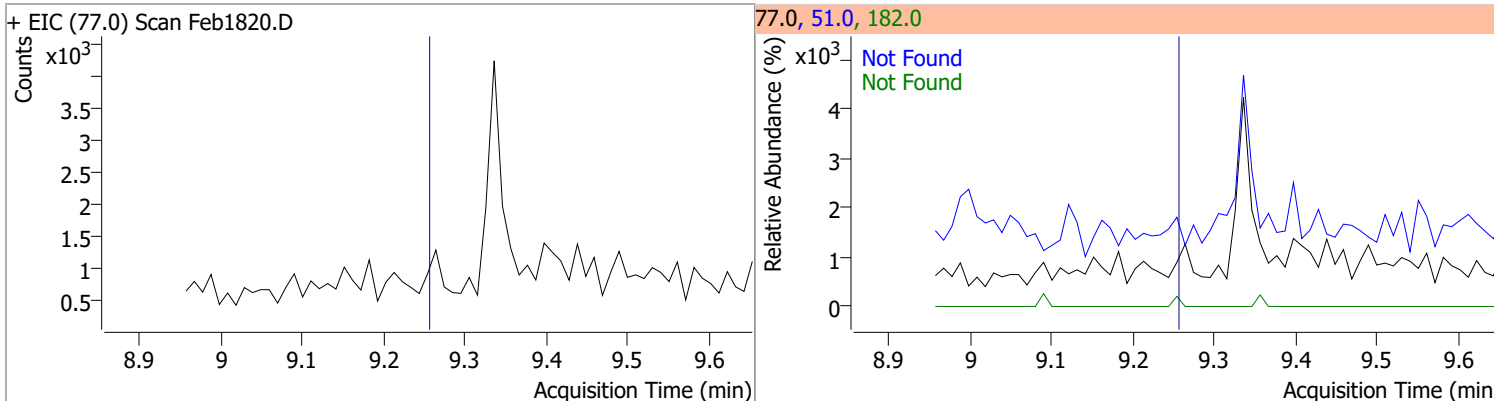
Compound	Conc.	RT	Dev(Min)	Resp.	QIon	QRatio	Lower	Upper
4,6-Dinitro-2-methylphenol	0	9.336		0	121.0		35.1	65.3



Compound	Conc.	Exp RT	QIon	Exp Ratio	QIon	Exp Ratio
N-nitrosodiphenylamine	N.D.	9.23	168.0	62.8	167.0	34.1

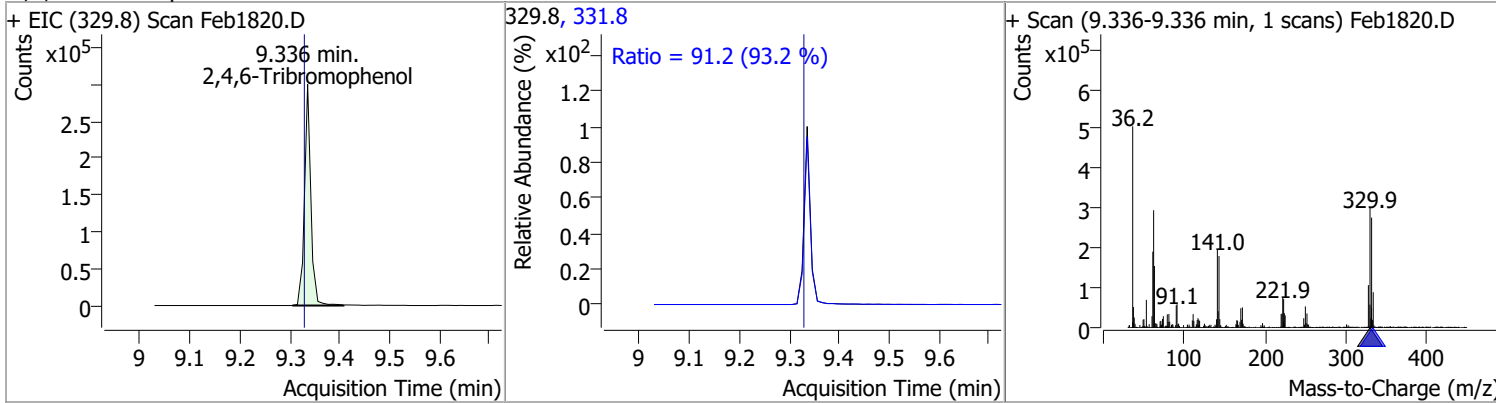


Compound	Conc.	Exp RT	QIon	Exp Ratio	QIon	Exp Ratio
Azobenzene	N.D.	9.26	51.0	45.2	182.0	24.1

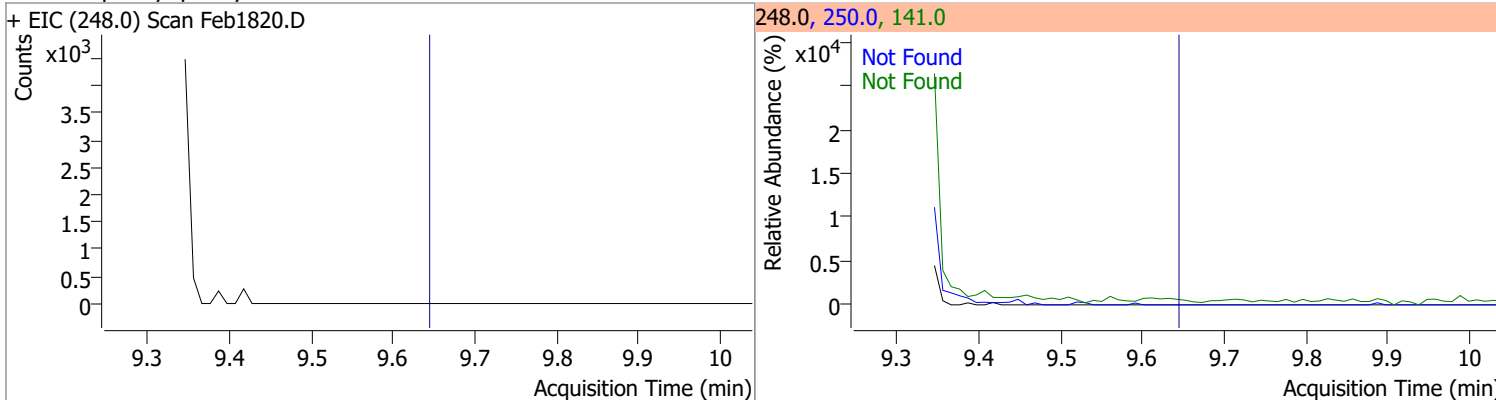


Quantitation Results Report (QT Reviewed)

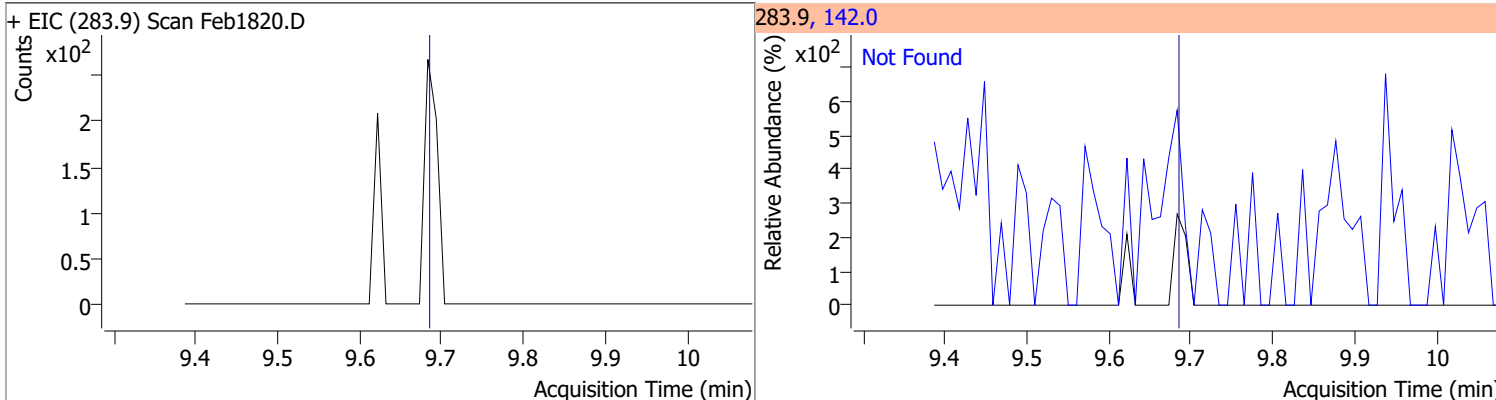
Compound	Conc.	RT	Dev(Min)	Resp.	QIon	QRatio	Lower	Upper
2,4,6-Tribromophenol	147.8680	9.34	0.00	265856	331.8	91.2	68.5	127.2



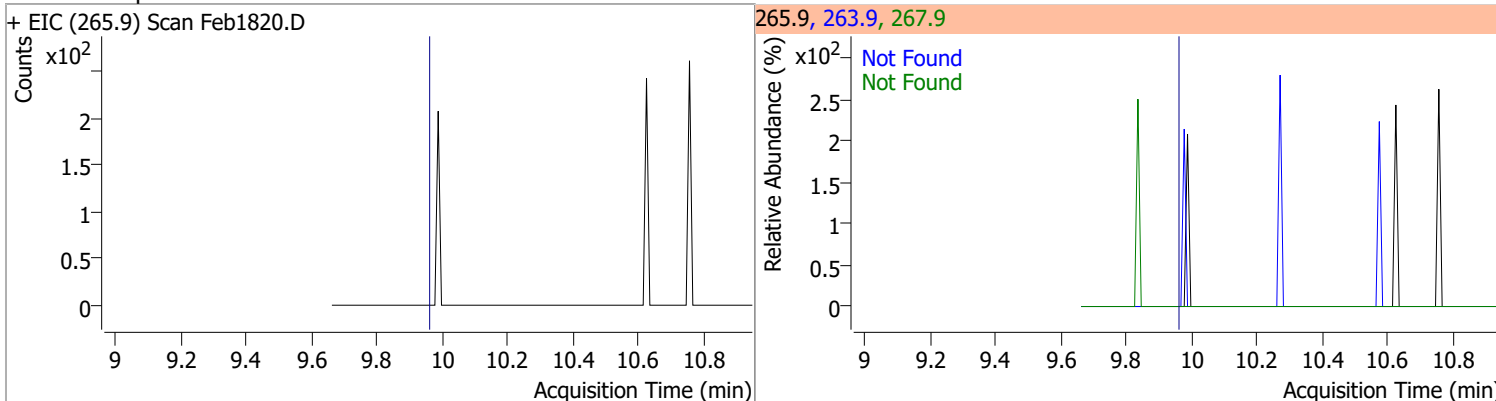
Compound	Conc.	Exp RT	QIon	Exp Ratio	QIon	Exp Ratio
4-Bromophenyl-phenylether	N.D.	9.65	141.0	98.8	250.0	98.2



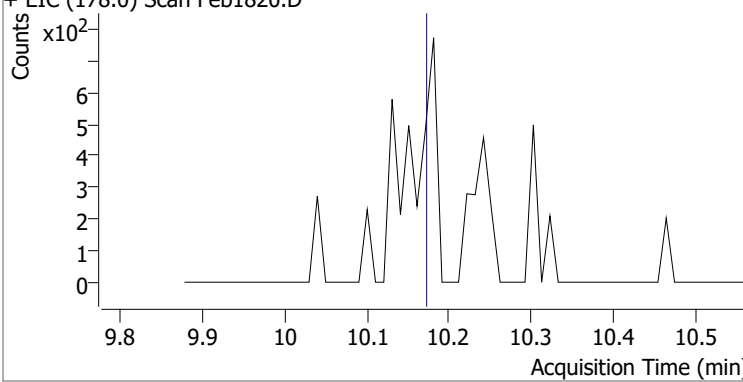
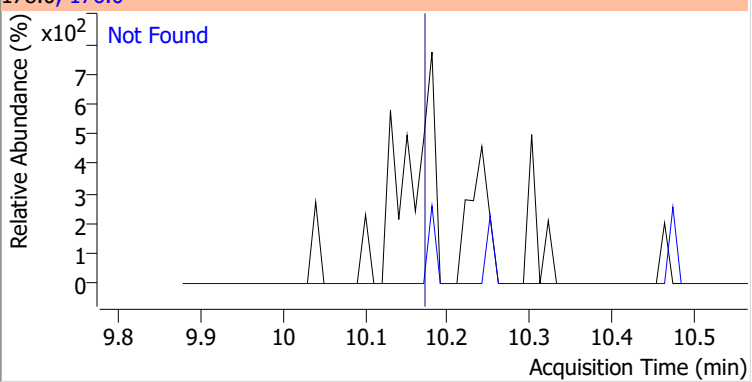
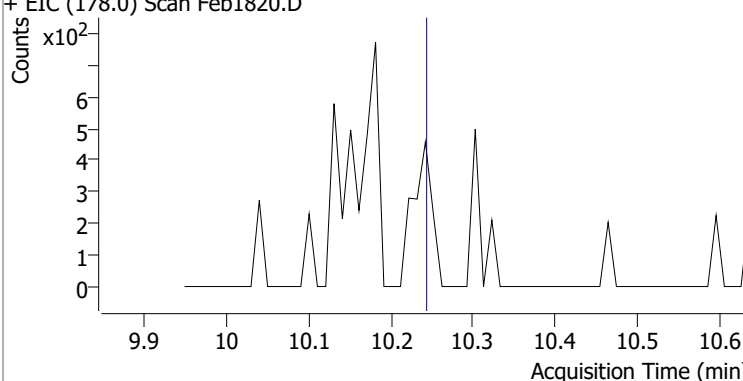
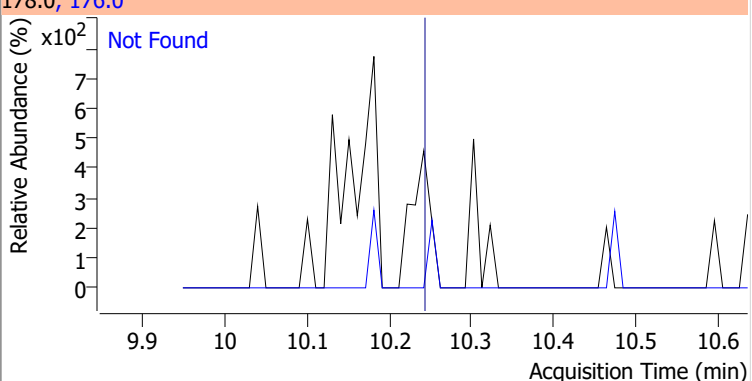
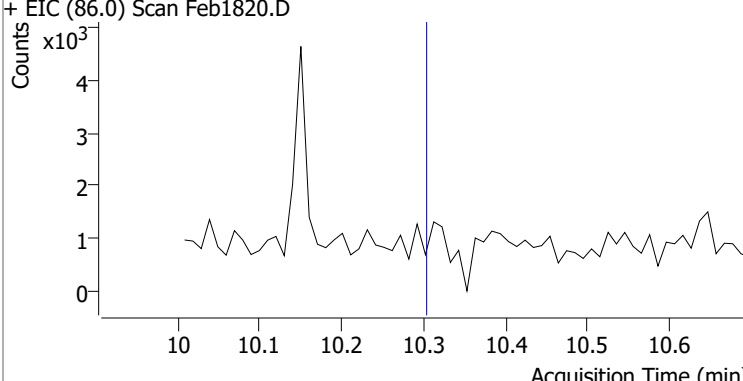
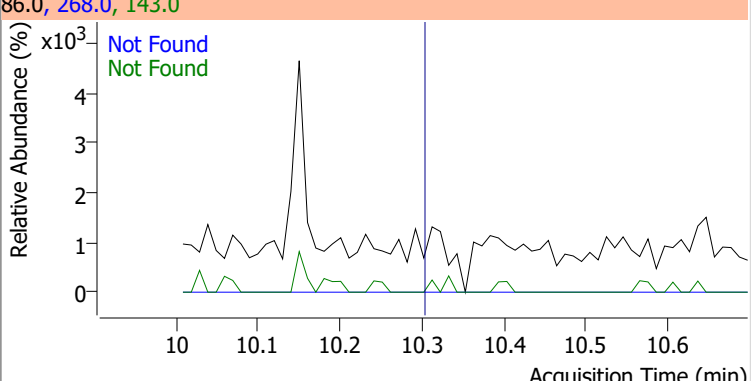
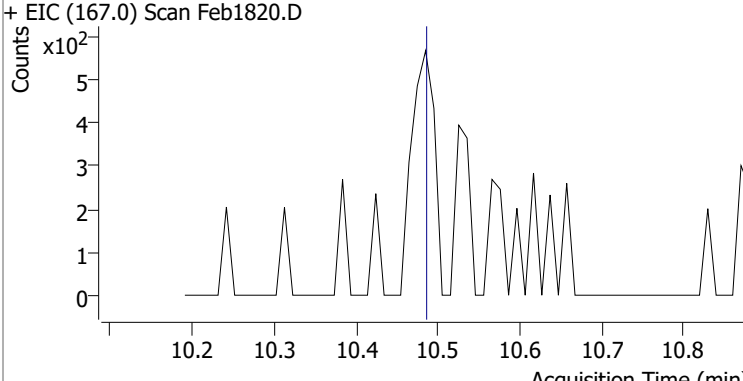
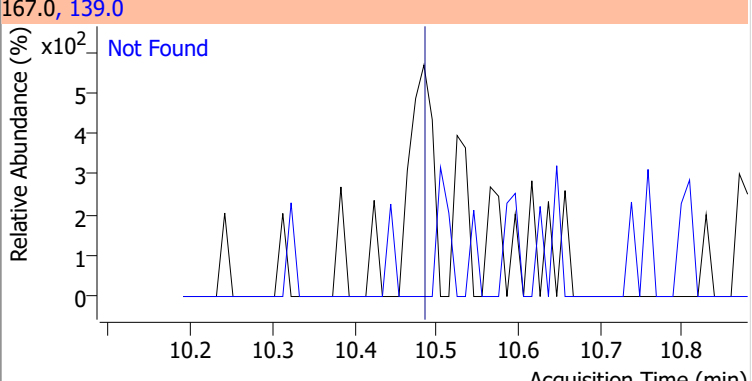
Compound	Conc.	Exp RT	QIon	Exp Ratio
Hexachlorobenzene	N.D.	9.69	142.0	53.8



Compound	Conc.	Exp RT	QIon	Exp Ratio	QIon	Exp Ratio
Pentachlorophenol	N.D.	9.97	267.9	59.4	263.9	58.9

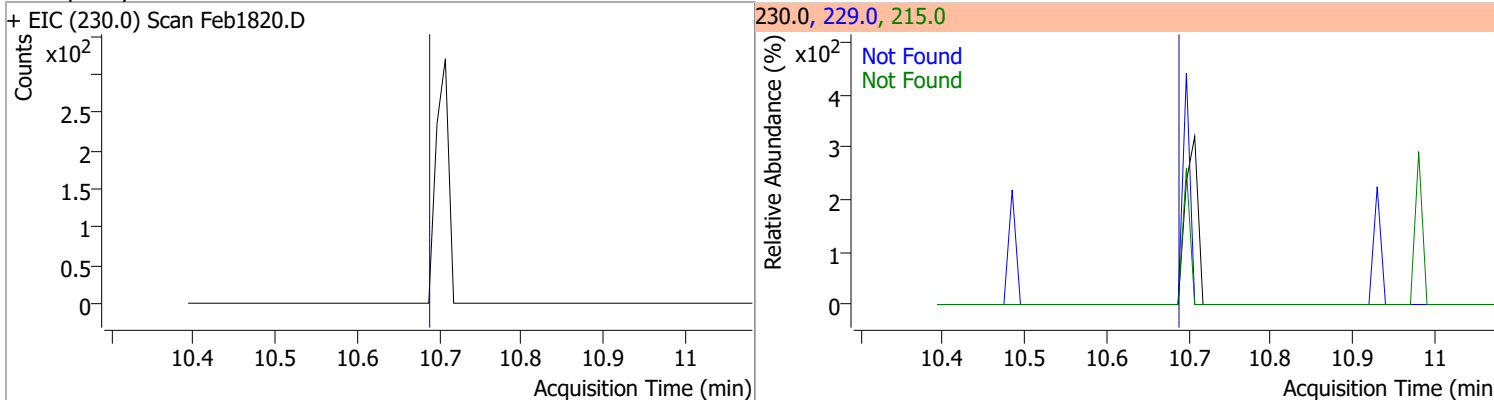


Quantitation Results Report (QT Reviewed)

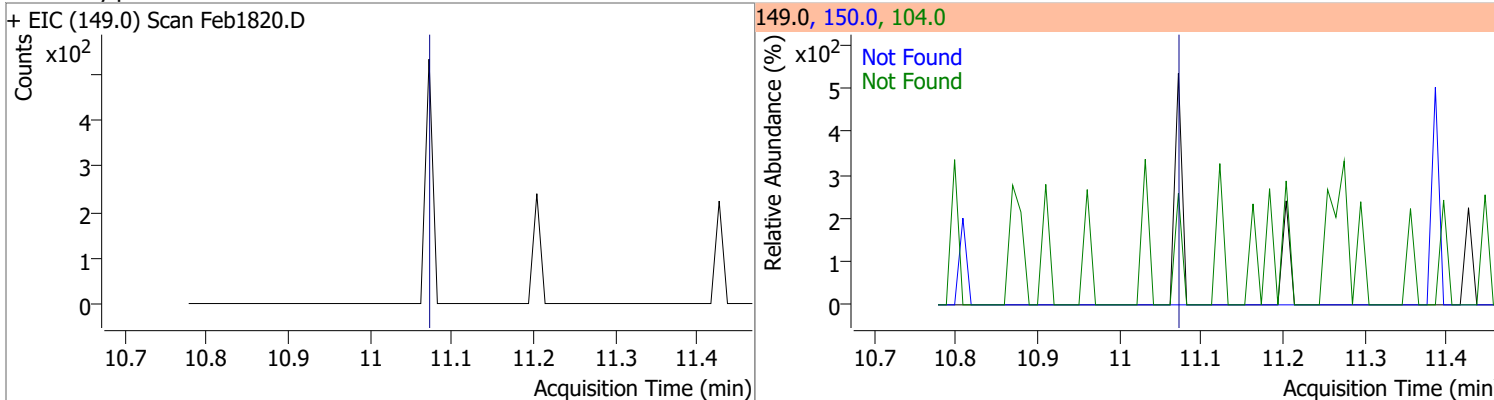
Compound	Conc.	Exp RT	QIon	Exp Ratio		
Phenanthrene	N.D.	10.18	176.0	18.5		
+ EIC (178.0) Scan Feb1820.D			178.0, 176.0			
						
Anthracene	N.D.	10.25	176.0	18.4		
+ EIC (178.0) Scan Feb1820.D			178.0, 176.0			
						
Triallate	N.D.	10.31	268.0	24.1	QIon	Exp Ratio
			143.0	22.5		
+ EIC (86.0) Scan Feb1820.D			86.0, 268.0, 143.0			
						
Carbazole	N.D.	10.49	139.0	12.8		
+ EIC (167.0) Scan Feb1820.D			167.0, 139.0			
						

Quantitation Results Report (QT Reviewed)

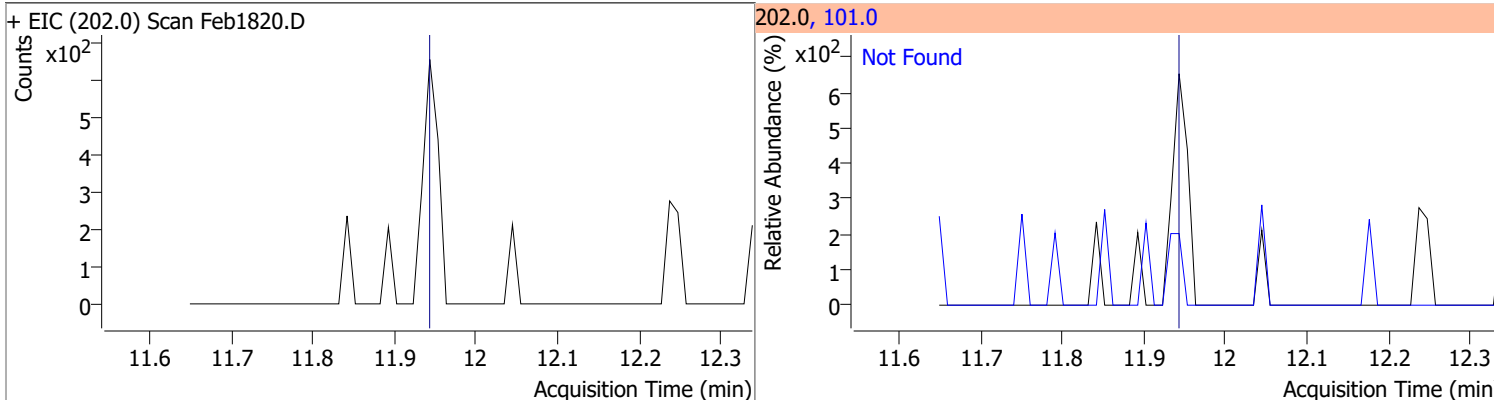
Compound	Conc.	Exp RT	QIon	Exp Ratio	QIon	Exp Ratio
o-Terphenyl	N.D.	10.70	229.0	64.9	215.0	37.0



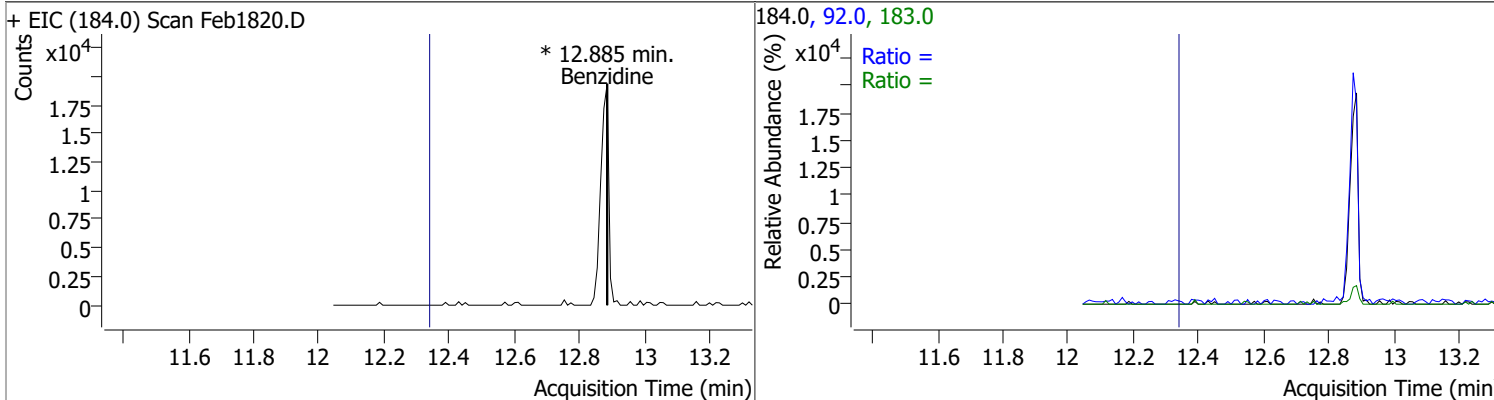
Compound	Conc.	Exp RT	QIon	Exp Ratio	QIon	Exp Ratio
Di-n-Butylphthalate	N.D.	11.08	150.0	9.1	104.0	6.4



Compound	Conc.	Exp RT	QIon	Exp Ratio
Fluoranthene	N.D.	11.95	101.0	13.4

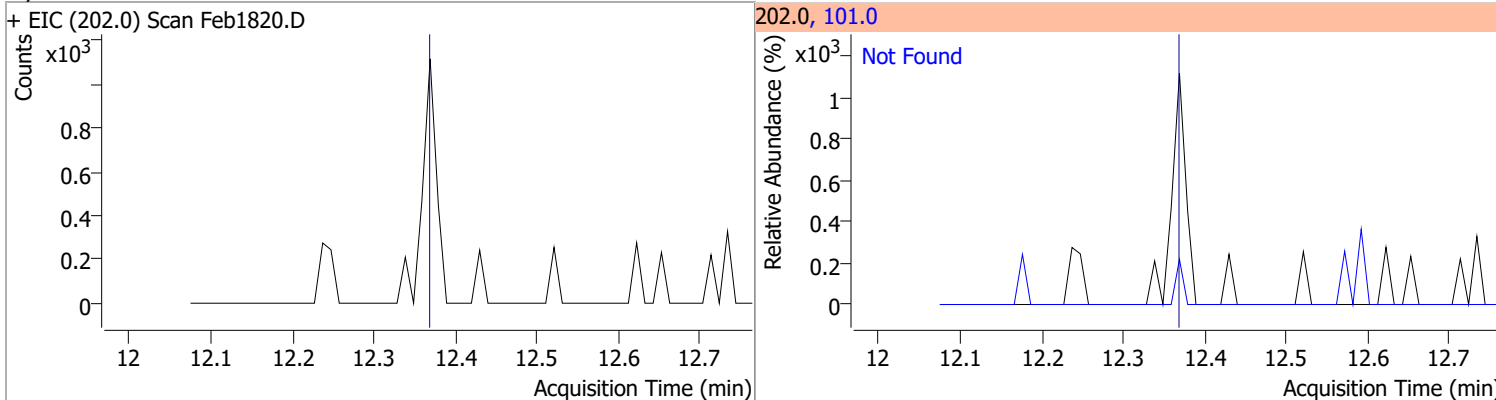


Compound	Conc.	RT	Dev(Min)	Resp.	QIon	QRatio	Lower	Upper
Benzidine		0		0	183.0		8.3	15.4
					92.0		5.8	10.8

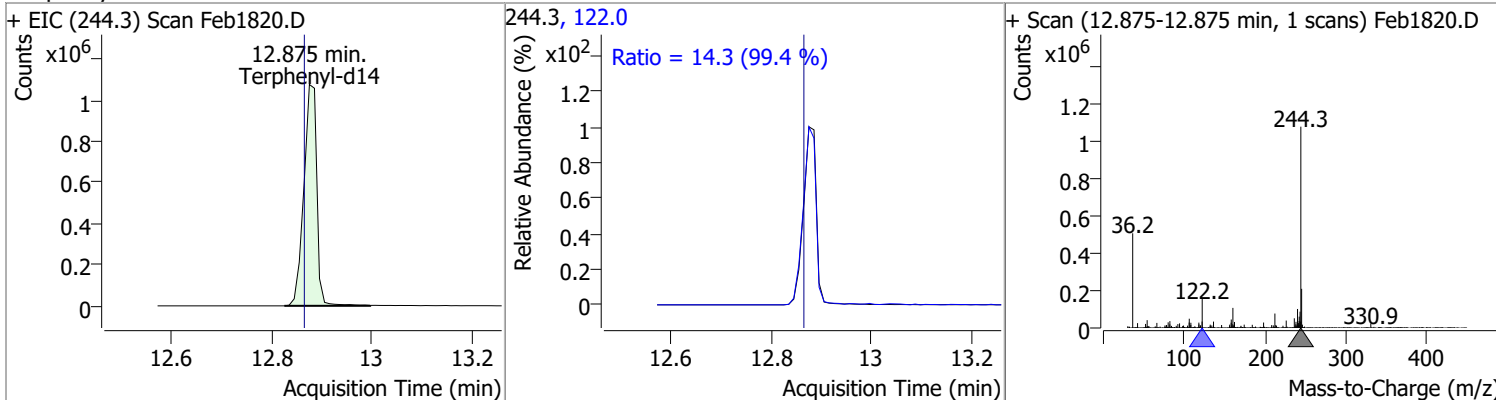


Quantitation Results Report (QT Reviewed)

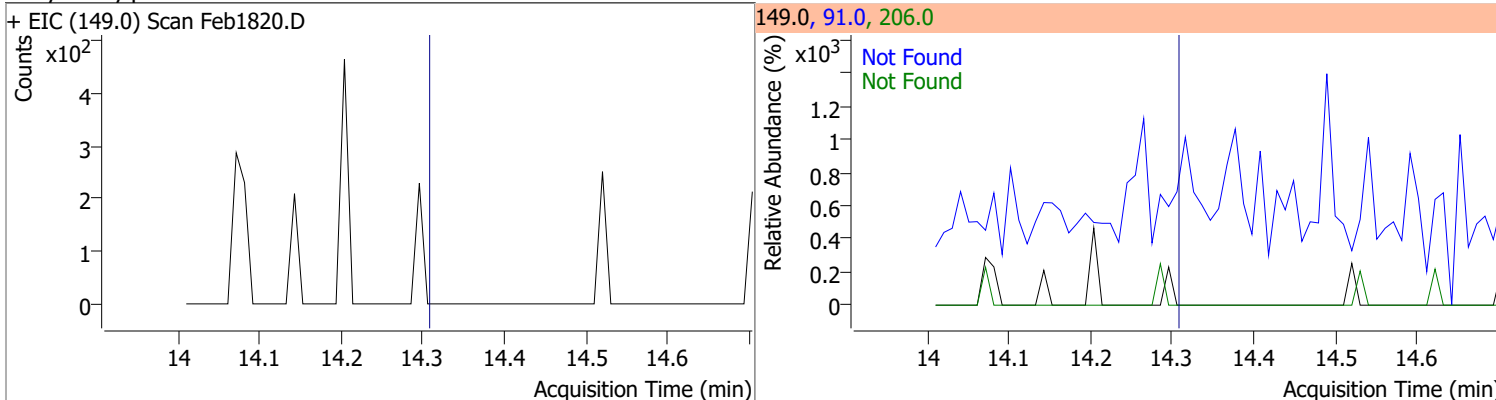
Compound	Conc.	Exp RT	QIon	Exp Ratio
Pyrene	N.D.	12.38	101.0	15.9



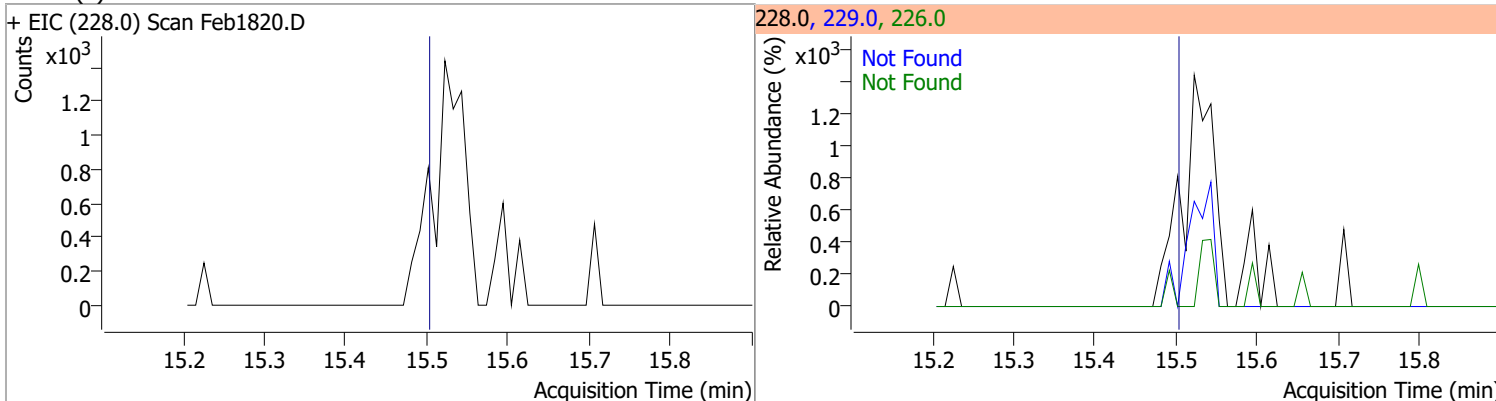
Compound	Conc.	RT	Dev(Min)	Resp.	QIon	QRatio	Lower	Upper
Terphenyl-d14	100.1463	12.88	0.00	1939019	122.0	14.3	10.1	18.7



Compound	Conc.	Exp RT	QIon	Exp Ratio	QIon	Exp Ratio
Butylbenzylphthalate	N.D.	14.32	91.0	85.1	206.0	17.5

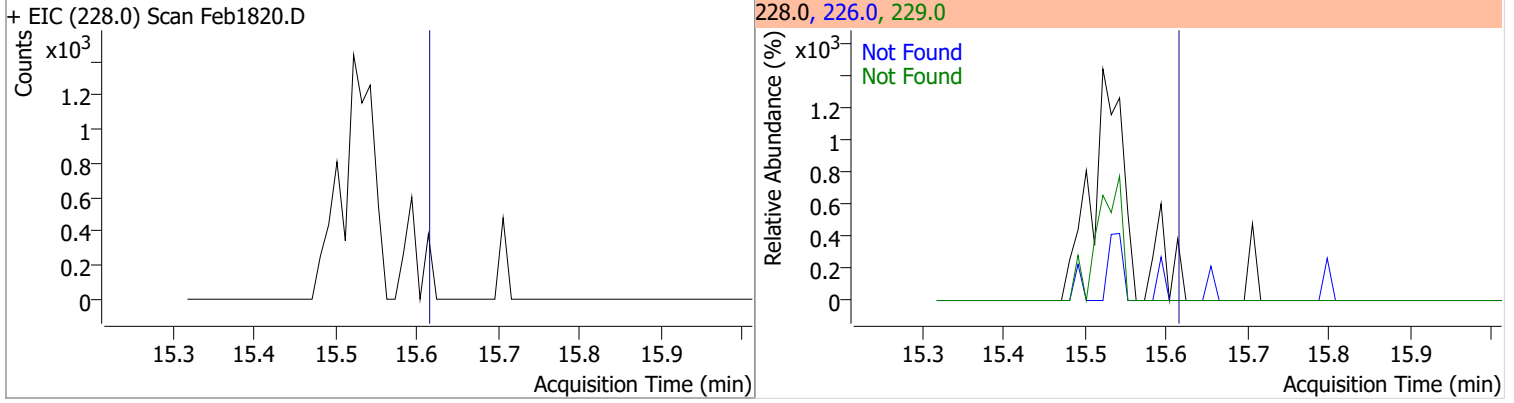


Compound	Conc.	Exp RT	QIon	Exp Ratio	QIon	Exp Ratio
Benzo(a)Anthracene	N.D.	15.51	226.0	26.8	229.0	21.1

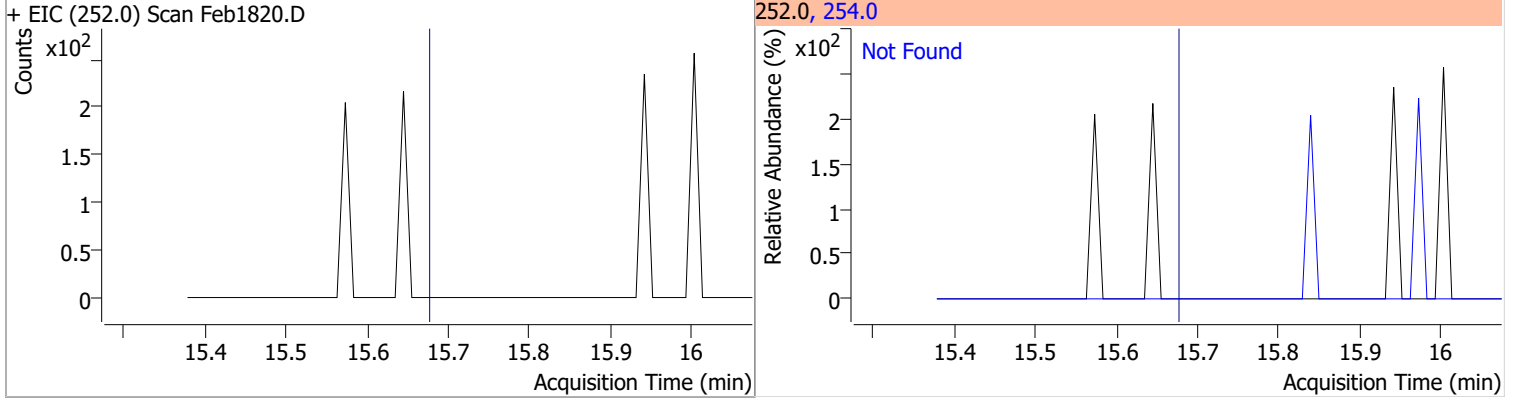


Quantitation Results Report (QT Reviewed)

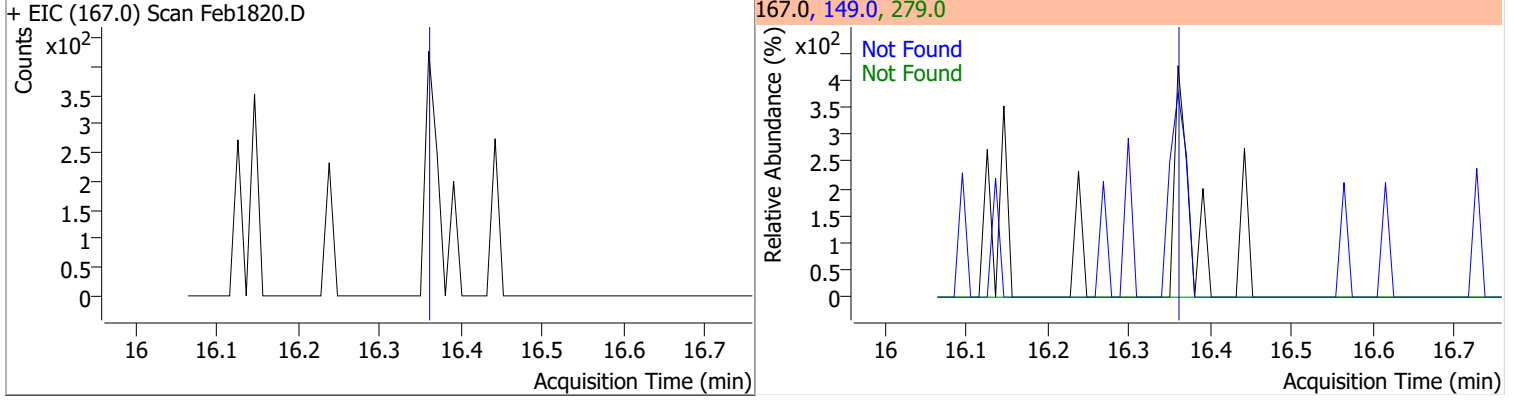
Compound	Conc.	Exp RT	QIon	Exp Ratio	QIon	Exp Ratio
Chrysene	N.D.	15.62	226.0	28.4	229.0	19.7



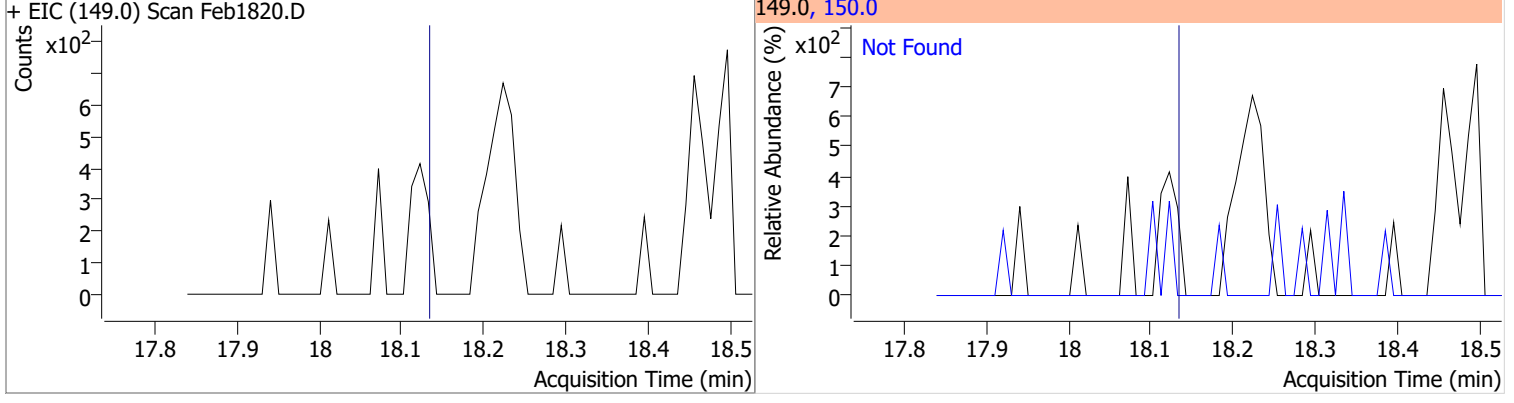
Compound	Conc.	Exp RT	QIon	Exp Ratio
3,3-Dichlorobenzidine	N.D.	15.69	254.0	64.2



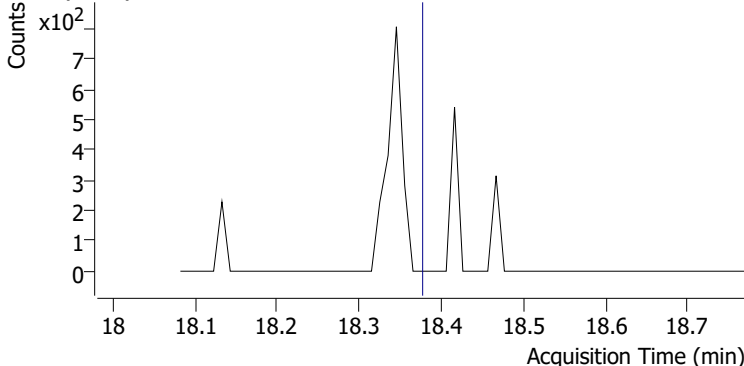
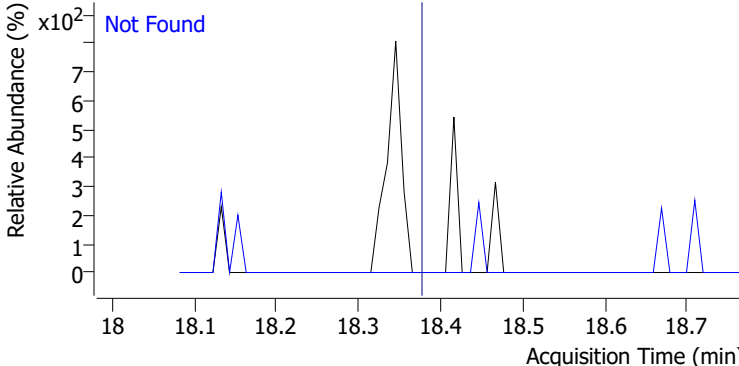
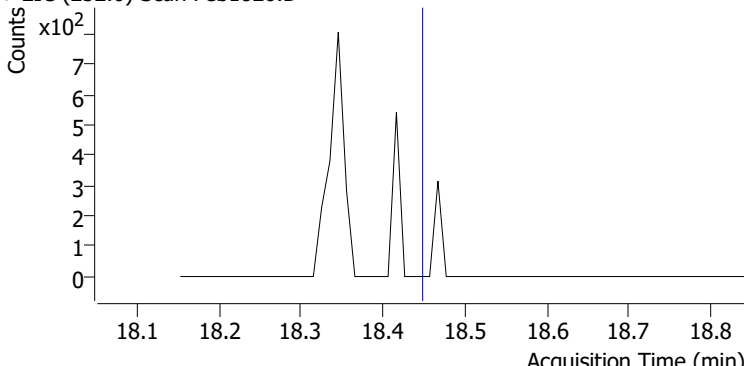
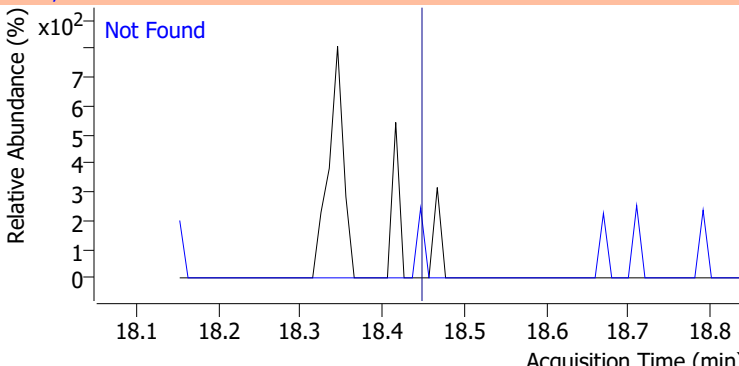
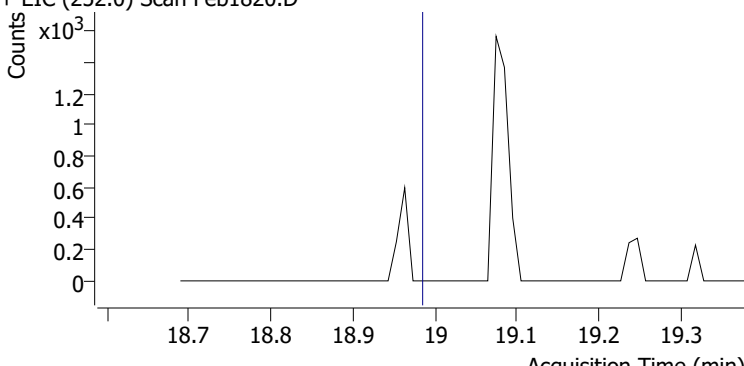
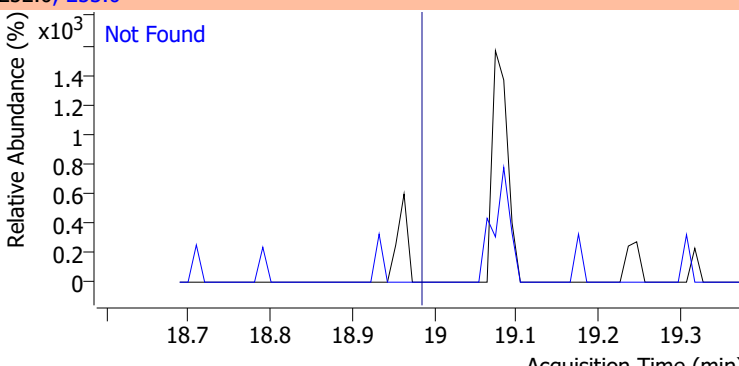
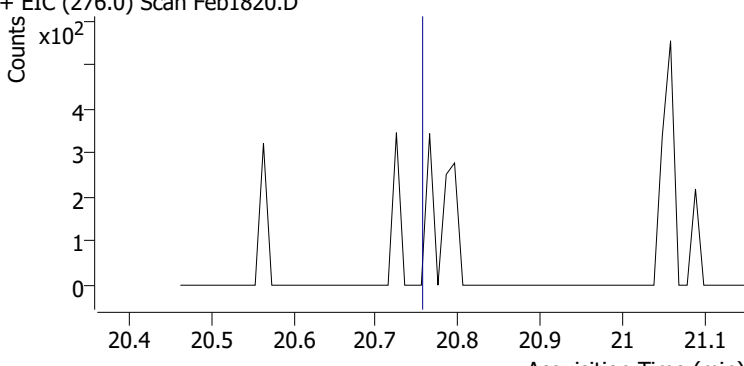
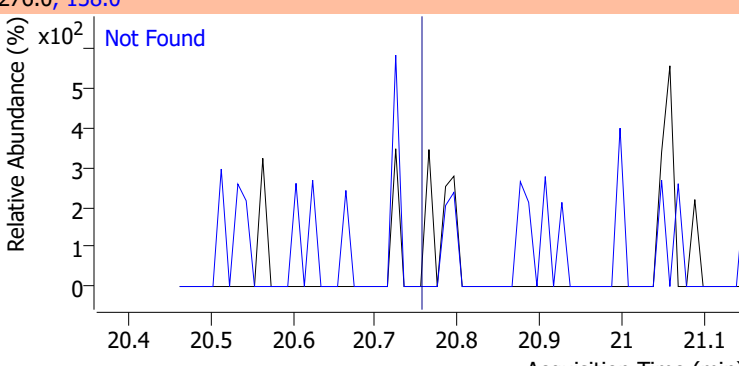
Compound	Conc.	Exp RT	QIon	Exp Ratio	QIon	Exp Ratio
bis(2-ethylhexyl)Phthalate	N.D.	16.37	149.0	390.8	279.0	15.0



Compound	Conc.	Exp RT	QIon	Exp Ratio
Di-n-octyl Phthalate	N.D.	18.13	150.0	10.0

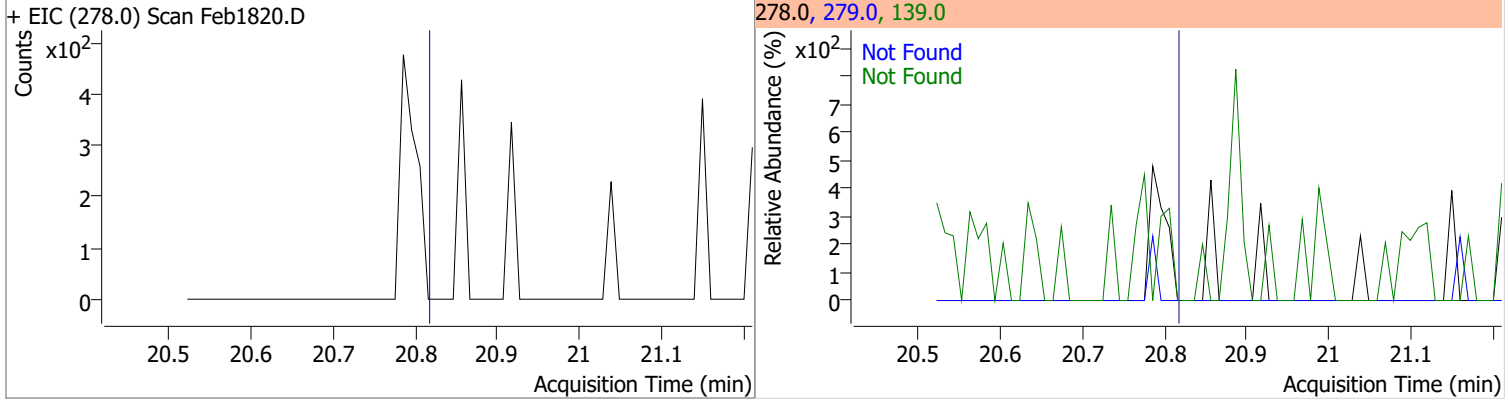


Quantitation Results Report (QT Reviewed)

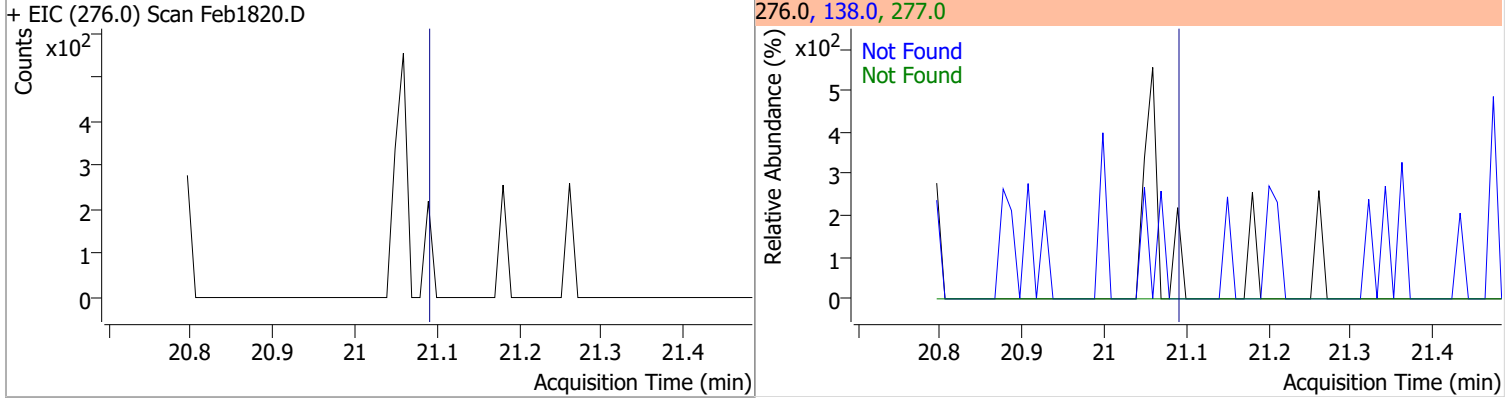
Compound	Conc.	Exp RT	QIon	Exp Ratio
Benzo(b)fluoranthene	N.D.	18.38	253.0	22.3
+ EIC (252.0) Scan Feb1820.D			252.0, 253.0	
				
Benzo(k)fluoranthene	N.D.	18.45	253.0	22.0
+ EIC (252.0) Scan Feb1820.D			252.0, 253.0	
				
Benzo(a)pyrene	N.D.	18.98	253.0	21.5
+ EIC (252.0) Scan Feb1820.D			252.0, 253.0	
				
Indeno(1,2,3-c,d)pyrene	N.D.	20.76	138.0	29.6
+ EIC (276.0) Scan Feb1820.D			276.0, 138.0	
				

Quantitation Results Report (QT Reviewed)

Compound	Conc.	Exp RT	QIon	Exp Ratio	QIon	Exp Ratio
Dibenzo(a,h)anthracene	N.D.	20.82	139.0	25.2	279.0	24.1

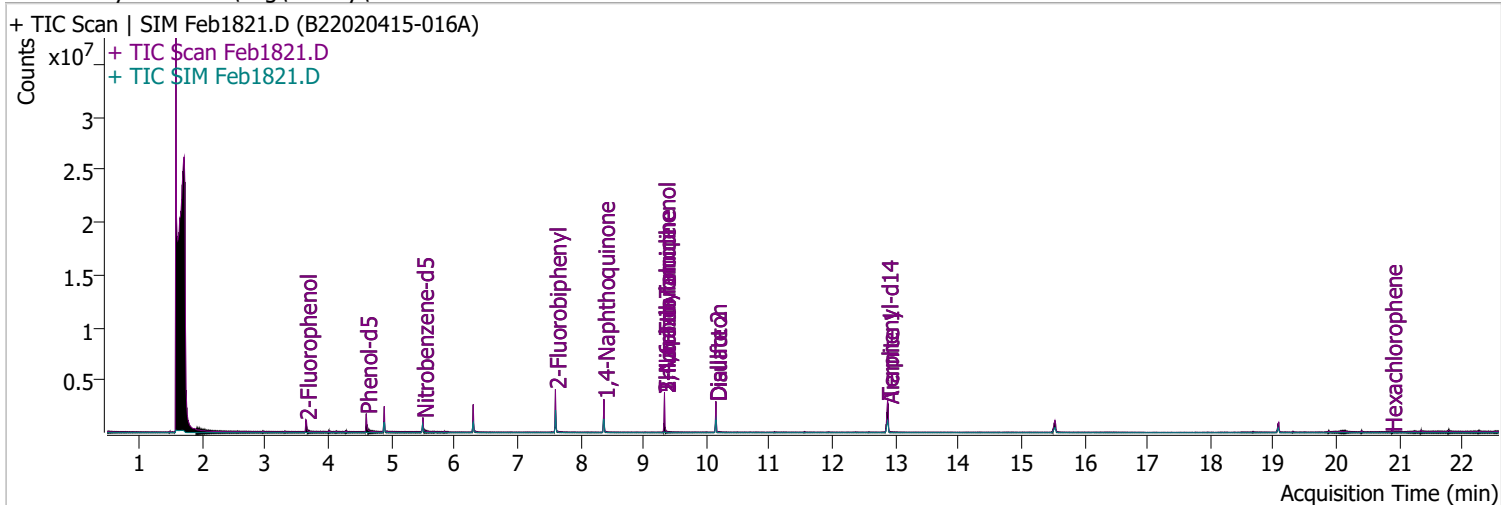


Compound	Conc.	Exp RT	QIon	Exp Ratio	QIon	Exp Ratio
Benzo(g,h,i)perylene	N.D.	21.09	138.0	33.0	277.0	23.2



Quantitation Results Report (QT Reviewed)

Data File	Feb1821.D	Operator	LIMS import
Acq. Method	BNA+SIM.M	Acq. Date-Time	2/19/2022 6:47:44 PM
Sample Name	B22020415-016A	Instrument	Instrument #1
Vial	21	Multiplier	1.00
DA Method File		Comment	SVOC-8270-W-LARGO
Tune File	dftppdsm.u	Tune Date	2/18/2022 9:25:00 PM
Batch Name	021822 DoD BNA cal.batch.bin	Last Calib Update	2/19/2022 1:06:17 PM
Ref Library	D:\Org\Library\NIST129K.l		



Compound	RT	QIon	Resp.	Conc.	Units	Dev(Min)
----------	----	------	-------	-------	-------	----------

Internal Standards

System Monitoring Compounds

S 2-Fluorophenol	3.643	112.0	470810	51.4928	µg/L	-0.010
Spiked Amount: 200.000	Range: 10.0 - 75.0%			Recovery = 25.75%		
S Phenol-d5	4.603	99.0	621352	51.9424	µg/L	-0.010
Spiked Amount: 200.000	Range: 10.0 - 65.0%			Recovery = 25.97%		
S Nitrobenzene-d5	5.502	82.0	367102	55.6184	µg/L	0.000
Spiked Amount: 100.000	Range: 32.0 - 94.0%			Recovery = 55.62%		
S 2-Fluorobiphenyl	7.605	172.0	1196424	62.0074	µg/L	0.000
Spiked Amount: 100.000	Range: 28.0 - 107.0%			Recovery = 62.01%		
S 2,4,6-Tribromophenol	9.336	329.8	280413	162.6494	µg/L	0.000
Spiked Amount: 200.000	Range: 25.0 - 140.0%			Recovery = 81.32%		
S Terphenyl-d14	12.875	244.3	1865090	103.5335	µg/L	0.000
Spiked Amount: 100.000	Range: 32.0 - 122.0%			Recovery = 103.53%		

Target Compounds

Compound	RT	QIon	Resp.	Conc.	Units	Dev(Min)	QValue
T N-Nitrosodimethylamine	0.000		0	N.D.			
T Pyridine	0.000		0	N.D.			
T Aniline	0.000		0	N.D.			
T Phenol	0.000		0	N.D.			
T bis(-2-Chloroethyl)Ether	0.000		0	N.D.			
T 2-Chlorophenol	0.000		0	N.D.			
T 1,3-Dichlorobenzene	0.000		0	N.D.			
T 1,4-Dichlorobenzene	0.000		0	N.D.			
T 1,2-Dichlorobenzene	0.000		0	N.D.			
T Benzyl Alcohol	0.000		0	N.D.			
T bis(2-chloroisopropyl)Ether	0.000		0	N.D.			
T 2-Methylphenol	0.000		0	N.D.			
T N-nitroso-Di-n-propylamine	5.502	70.0	0		µg/L	md	1
T 4Methylphenol/3Methylphenol	0.000		0	N.D.			
T Hexachloroethane	0.000		0	N.D.			

Quantitation Results Report (QT Reviewed)

Compound	RT	QIon	Resp.	Conc.	Units	Dev(Min)
T Nitrobenzene	0.000		0	N.D.		
T Isophorone	0.000		0	N.D.		
T 2-Nitrophenol	0.000		0	N.D.		
T 2,4-Dimethylphenol	0.000		0	N.D.		
T bis(-2-Chloroethoxy)Methane	0.000		0	N.D.		
T 2,4-Dichlorophenol	0.000		0	N.D.		
T Benzoic Acid	0.000		0	N.D.		
T 1,2,4-Trichlorobenzene	0.000		0	N.D.		
T Naphthalene	0.000		0	N.D.		
T 4-Chlorophenol	6.300	130.0	0		µg/L md	1
T p-Chloroaniline	0.000		0	N.D.		
T Hexachlorobutadiene	0.000		0	N.D.		
T 4-Chloro-2-Methylphenol	0.000		0	N.D.		
T 4-Chloro-3-Methylphenol	0.000		0	N.D.		
T 2-Methylnaphthalene	0.000		0	N.D.		
T 1-Methylnaphthalene	0.000		0	N.D.		
T Hexachlorocyclopentadiene	0.000		0	N.D.		
T 2,4,6-Trichlorophenol	0.000		0	N.D.		
T 2,4,5-Trichlorophenol	0.000		0	N.D.		
T 2-Chloronaphthalene	0.000		0	N.D.		
T 2-Nitroaniline	0.000		0	N.D.		
T Dimethyl Phthalate	8.374	163.0	0		µg/L md	1
T 2,6-Dinitrotoluene	8.374	165.0	0		µg/L md	1
T Acenaphthylene	0.000		0	N.D.		
T 3-Nitroaniline	0.000		0	N.D.		
T Acenaphthene	0.000		0	N.D.		
T 2,4-Dinitrophenol	0.000		0	N.D.		
T Dibenzofuran	0.000		0	N.D.		
T 2,4-Dinitrotoluene	0.000		0	N.D.		
T 4-Nitrophenol	0.000		0	N.D.		
T Diethylphthalate	0.000		0	N.D.		
T Fluorene	0.000		0	N.D.		
T 4-Chlorophenyl-phenylether	0.000		0	N.D.		
T 4-Nitroaniline	0.000		0	N.D.		
T 4,6-Dinitro-2-methylphenol	9.336	198.0	0		µg/L md	1
T N-nitrosodiphenylamine	0.000		0	N.D.		
T Azobenzene	0.000		0	N.D.		
T 4-Bromophenyl-phenylether	0.000		0	N.D.		
T Hexachlorobenzene	0.000		0	N.D.		
T Pentachlorophenol	0.000		0	N.D.		
T Phenanthrene	0.000		0	N.D.		
T Anthracene	0.000		0	N.D.		
T Triallate	0.000		0	N.D.		
T Carbazole	0.000		0	N.D.		
T o-Terphenyl	0.000		0	N.D.		
T Di-n-Butylphthalate	0.000		0	N.D.		
T Fluoranthene	0.000		0	N.D.		
T Benzidine	12.875	184.0	0		µg/L md	1
T Pyrene	0.000		0	N.D.		
T Butylbenzylphthalate	0.000		0	N.D.		
T Benzo(a)Anthracene	0.000		0	N.D.		
T Chrysene	0.000		0	N.D.		
T 3,3-Dichlorobenzidine	0.000		0	N.D.		
T bis(2-ethylhexyl)Phthalate	0.000		0	N.D.		
T Di-n-octyl Phthalate	0.000		0	N.D.		

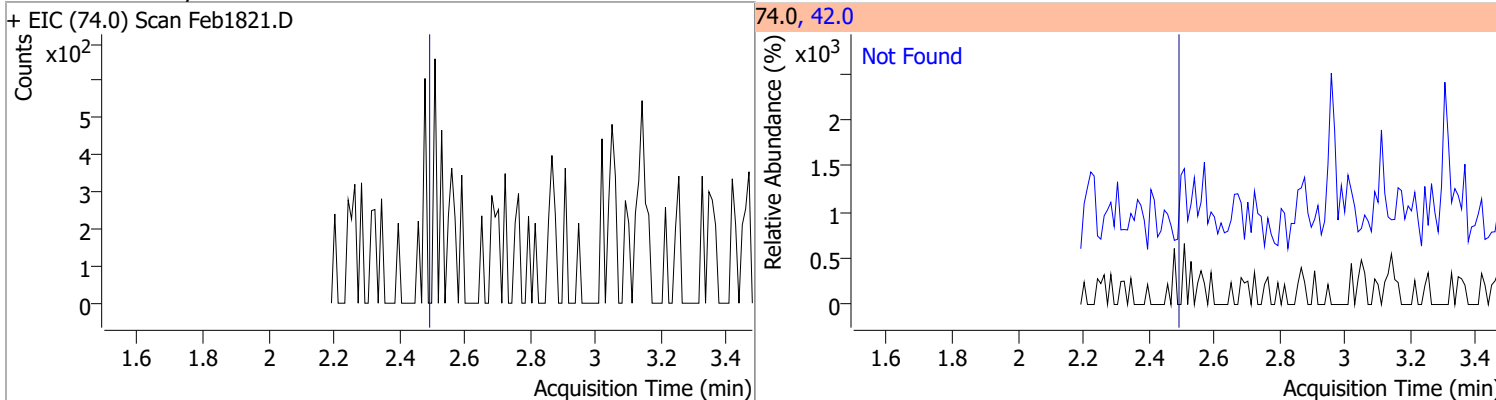
Quantitation Results Report (QT Reviewed)

Compound	RT	QIon	Resp.	Conc.	Units	Dev(Min)
T Benzo(b)fluoranthene	0.000		0	N.D.		
T Benzo(k)fluoranthene	0.000		0	N.D.		
T Benzo(a)pyrene	0.000		0	N.D.		
T Indeno(1,2,3-c,d)pyrene	0.000		0	N.D.		
T Dibenzo(a,h)anthracene	0.000		0	N.D.		
T Benzo(g,h,i)perylene	0.000		0	N.D.		

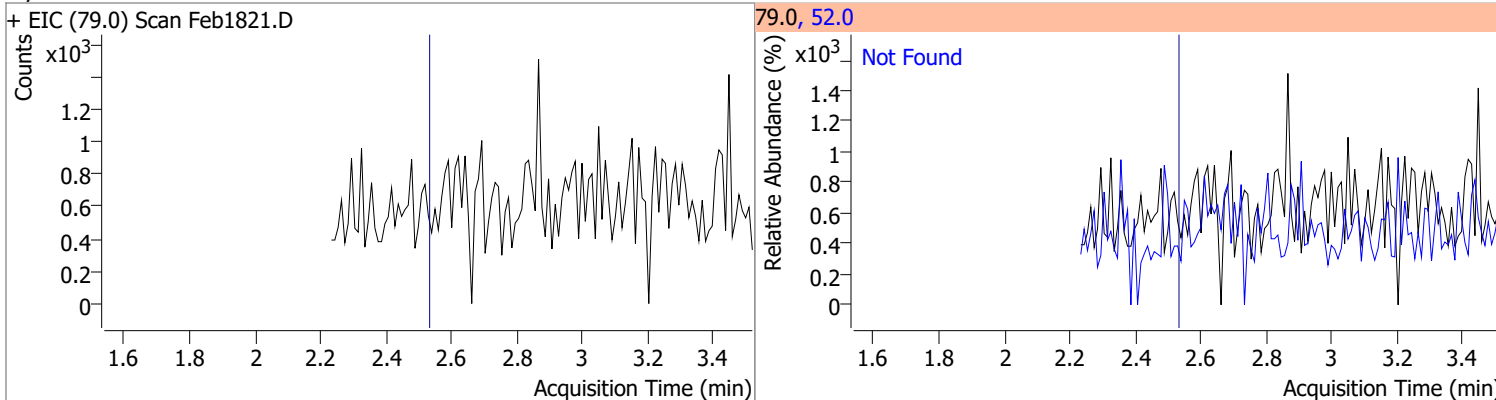
(#) = Qualifier Out of Range; (m) = Manual Integration; (+) = Area Summed; (*) = Surrogate Percent Recovery Out of Range; (d): Zeroed Peak

Quantitation Results Report (QT Reviewed)

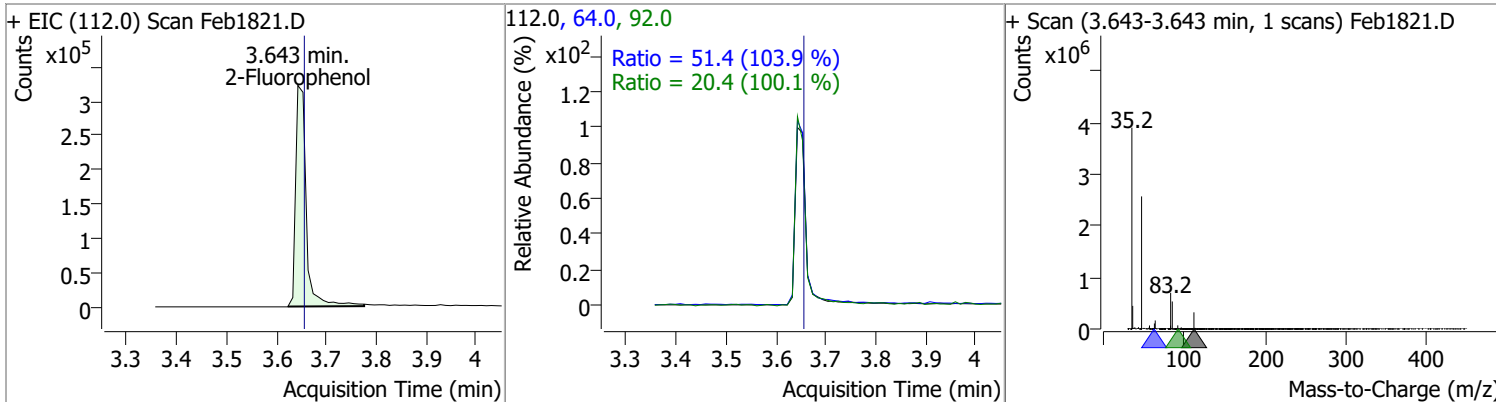
Compound	Conc.	Exp RT	QIon	Exp Ratio
N-Nitrosodimethylamine	N.D.	2.49	42.0	135.8



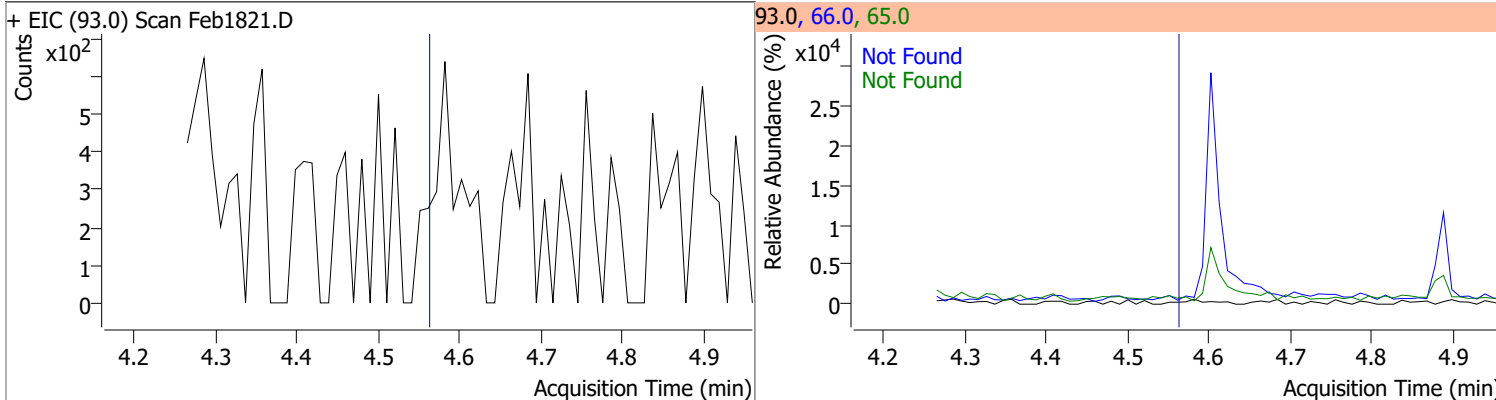
Compound	Conc.	Exp RT	QIon	Exp Ratio
Pyridine	N.D.	2.53	52.0	82.7



Compound	Conc.	RT	Dev(Min)	Resp.	QIon	QRatio	Lower	Upper
2-Fluorophenol	51.4928	3.64	-0.01	470810	64.0	51.4	34.6	64.3
					92.0	20.4	14.2	26.5

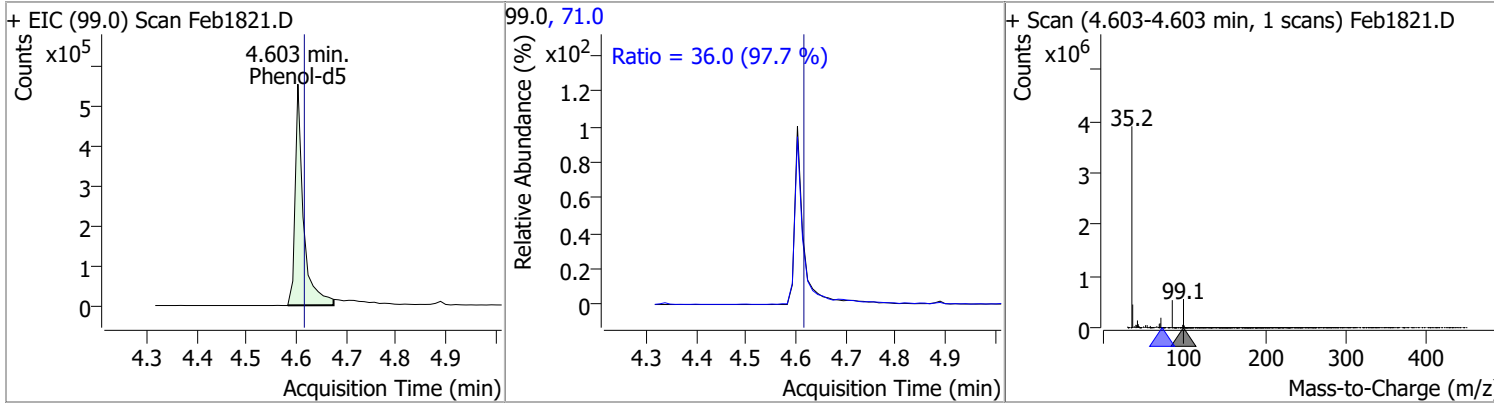


Compound	Conc.	Exp RT	QIon	Exp Ratio	QIon	Exp Ratio
Aniline	N.D.	4.56	66.0	36.7	65.0	18.7

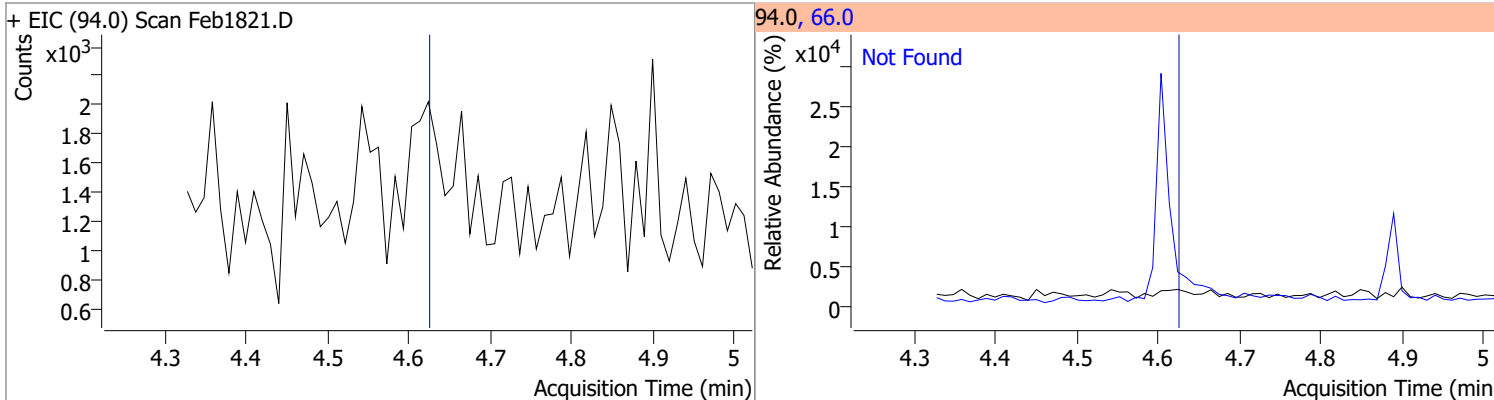


Quantitation Results Report (QT Reviewed)

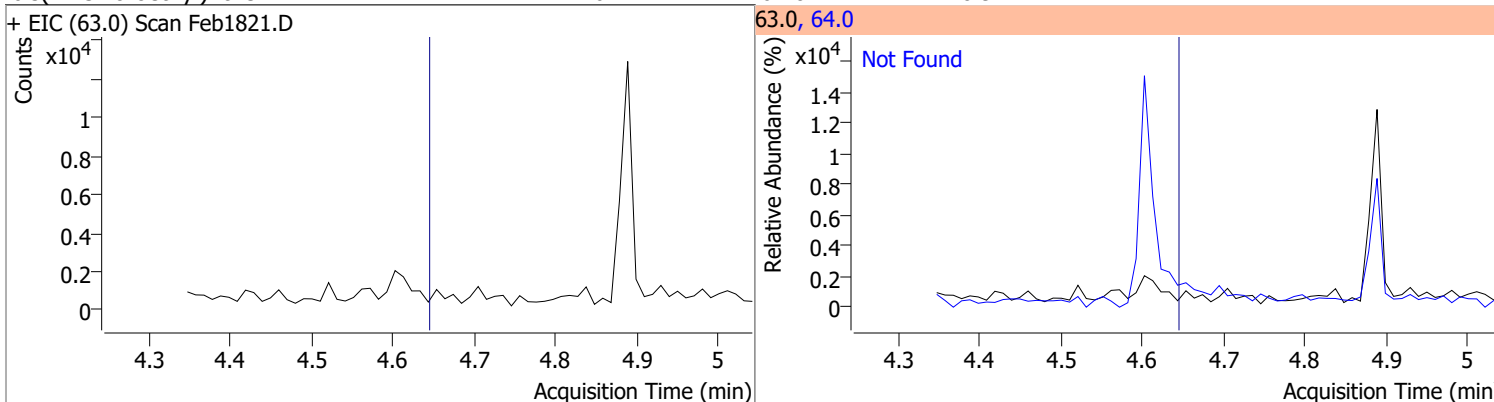
Compound	Conc.	RT	Dev(Min)	Resp.	QIon	QRatio	Lower	Upper
Phenol-d5	51.9424	4.60	-0.01	621352	71.0	36.0	25.8	47.9



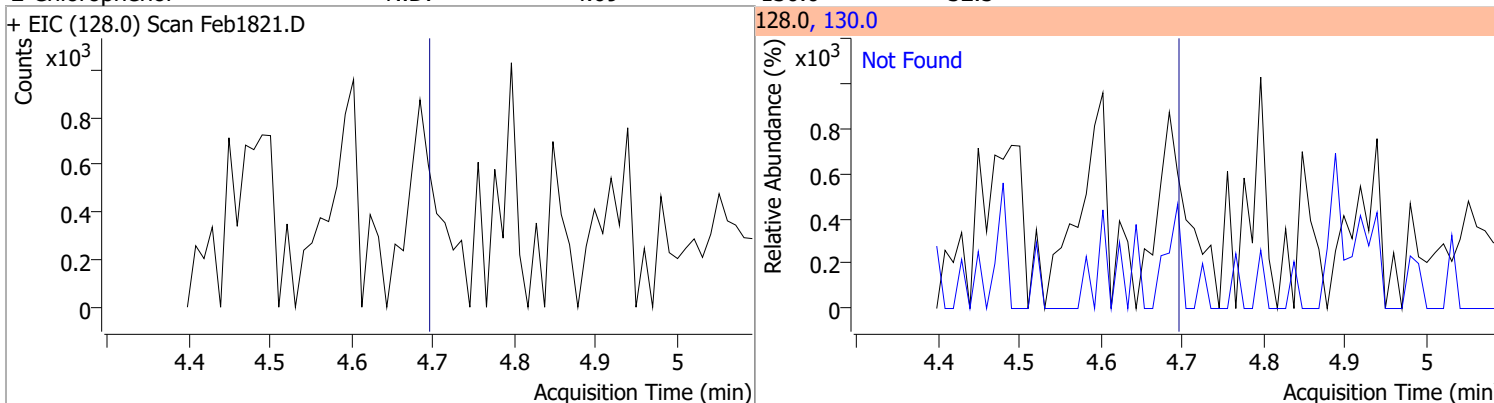
Compound	Conc.	Exp RT	QIon	Exp Ratio
Phenol	N.D.	4.62	66.0	45.3



Compound	Conc.	Exp RT	QIon	Exp Ratio
bis(-2-Chloroethyl)Ether	N.D.	4.64	64.0	10.9



Compound	Conc.	Exp RT	QIon	Exp Ratio
2-Chlorophenol	N.D.	4.69	130.0	32.5

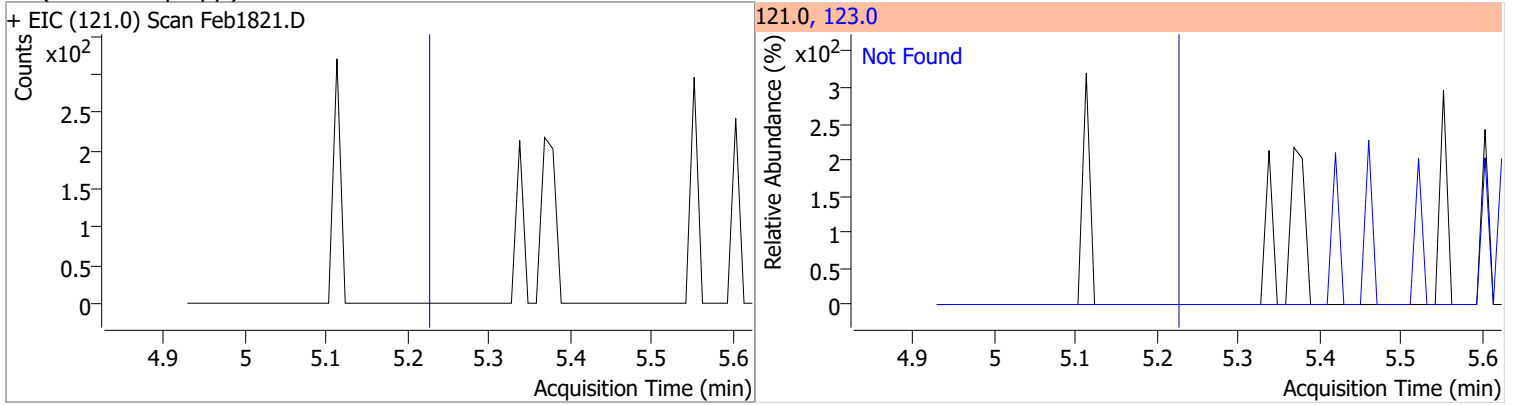


Quantitation Results Report (QT Reviewed)

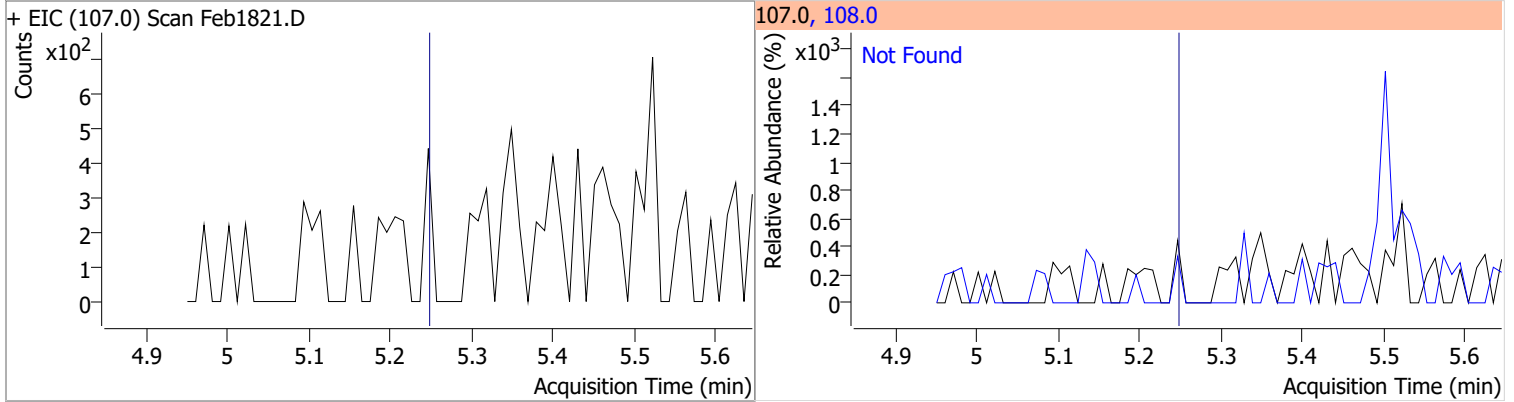
Compound	Conc.	Exp RT	QIon	Exp Ratio	QIon	Exp Ratio
1,3-Dichlorobenzene	N.D.	4.83	148.0	63.7	111.0	36.1
+ EIC (146.0) Scan Feb1821.D			146.0, 148.0, 111.0			
1,4-Dichlorobenzene	N.D.	4.91	148.0	65.2	111.0	36.0
+ EIC (146.0) Scan Feb1821.D			146.0, 148.0, 111.0			
1,2-Dichlorobenzene	N.D.	5.06	148.0	64.4	111.0	37.3
+ EIC (146.0) Scan Feb1821.D			146.0, 148.0, 111.0			
Benzyl Alcohol	N.D.	5.08	79.0	119.3	107.0	70.5
+ EIC (108.0) Scan Feb1821.D			108.0, 79.0, 107.0			

Quantitation Results Report (QT Reviewed)

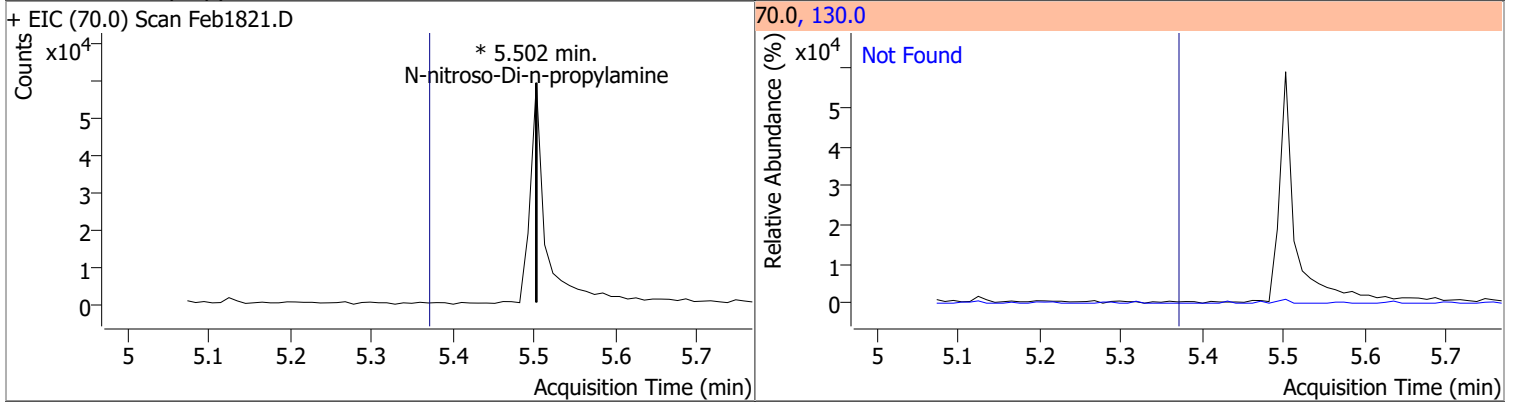
Compound	Conc.	Exp RT	QIon	Exp Ratio
bis(2-chloroisopropyl)Ether	N.D.	5.23	123.0	32.1



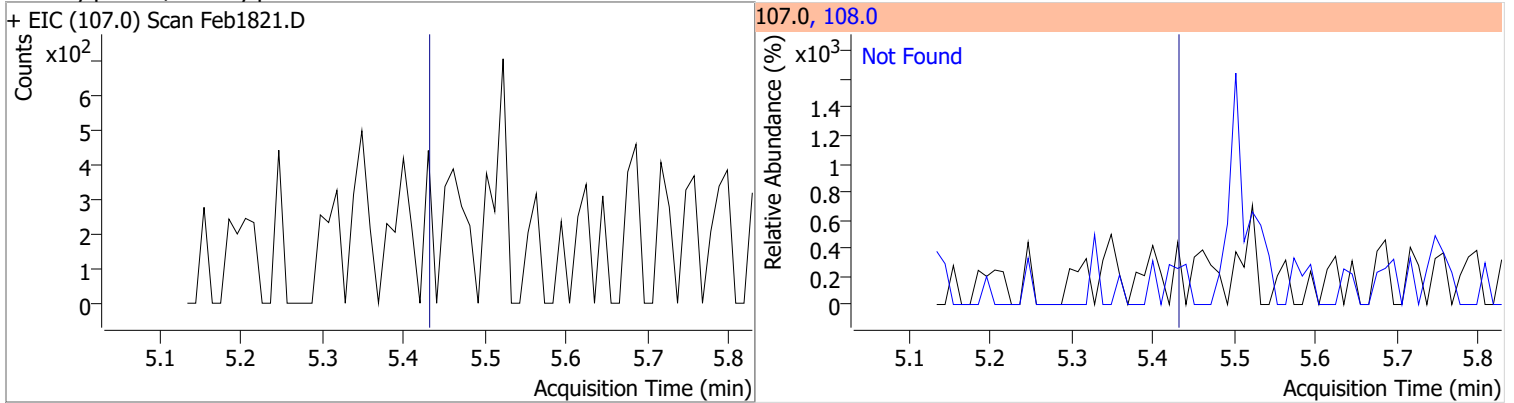
Compound	Conc.	Exp RT	QIon	Exp Ratio
2-Methylphenol	N.D.	5.25	108.0	116.5



Compound	Conc.	RT	Dev(Min)	Resp.	QIon	QRatio	Lower	Upper
N-nitroso-Di-n-propylamine		0		0	130.0		0.0	38.8

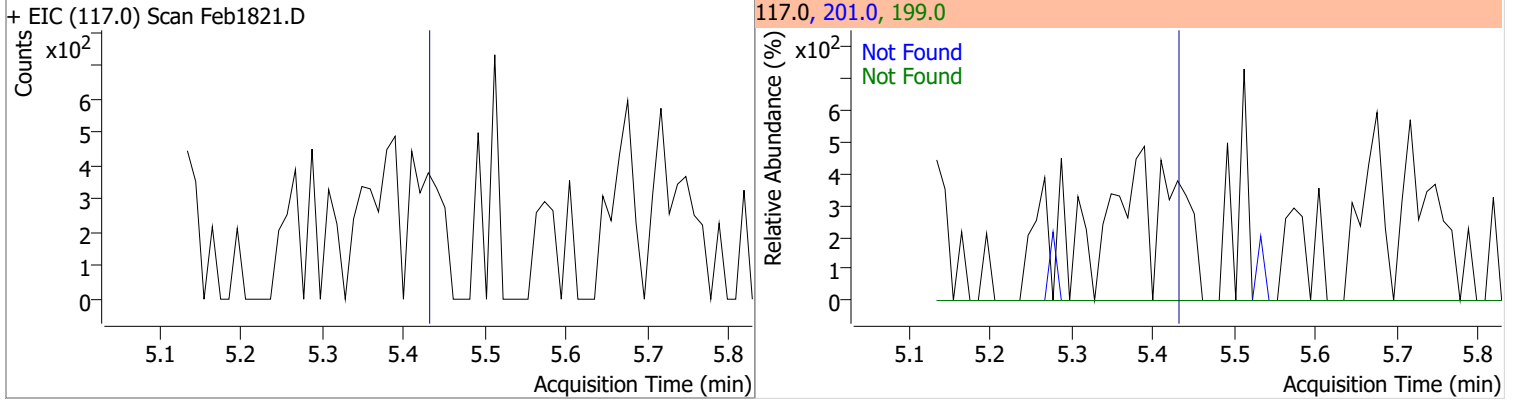


Compound	Conc.	Exp RT	QIon	Exp Ratio
4Methylphenol/3Methylphenol	N.D.	5.43	108.0	83.9

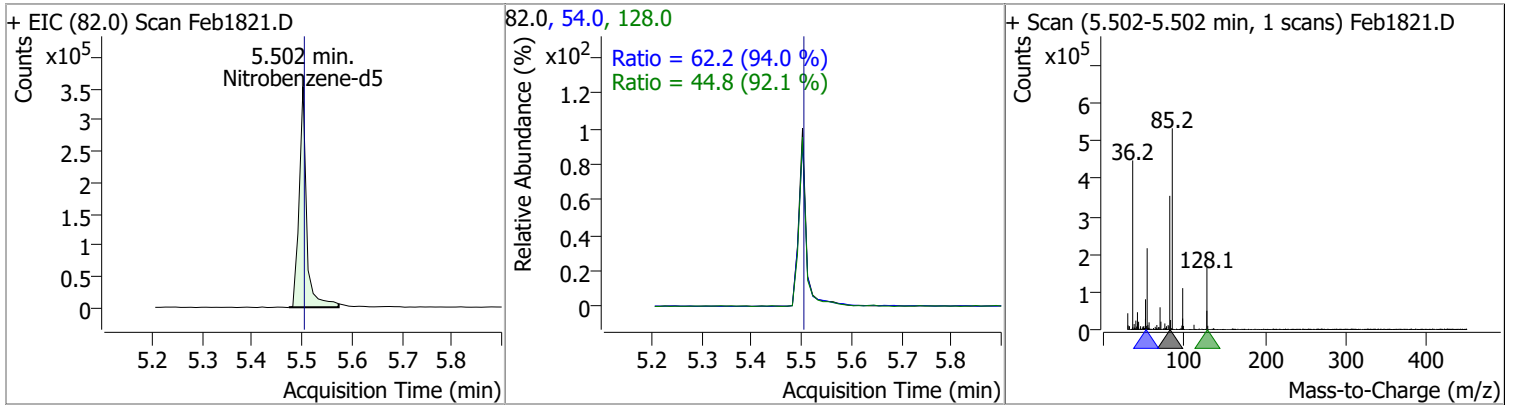


Quantitation Results Report (QT Reviewed)

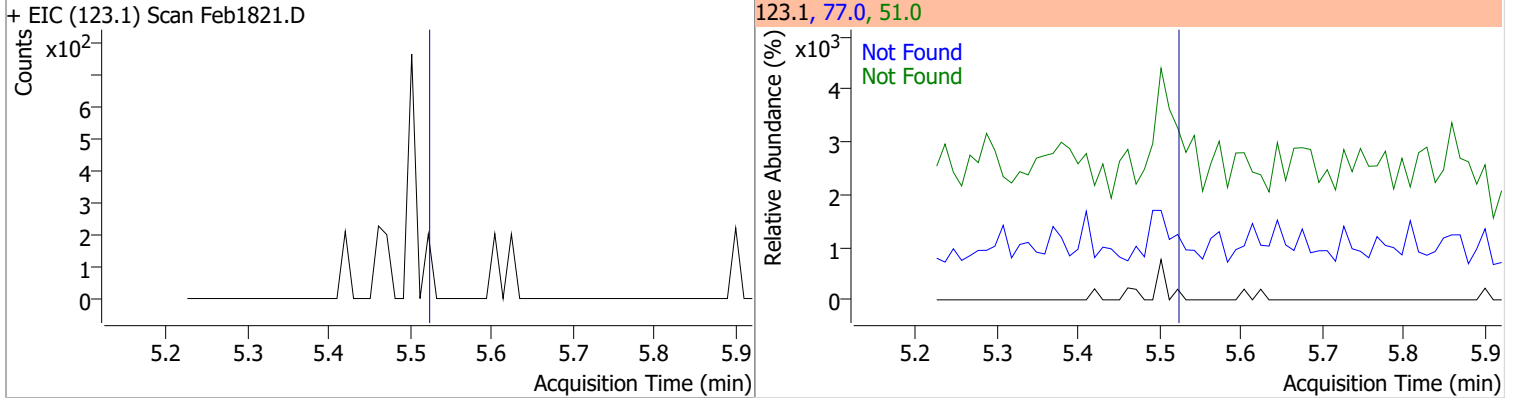
Compound	Conc.	Exp RT	QIon	Exp Ratio	QIon	Exp Ratio
Hexachloroethane	N.D.	5.43	201.0	90.8	199.0	56.9



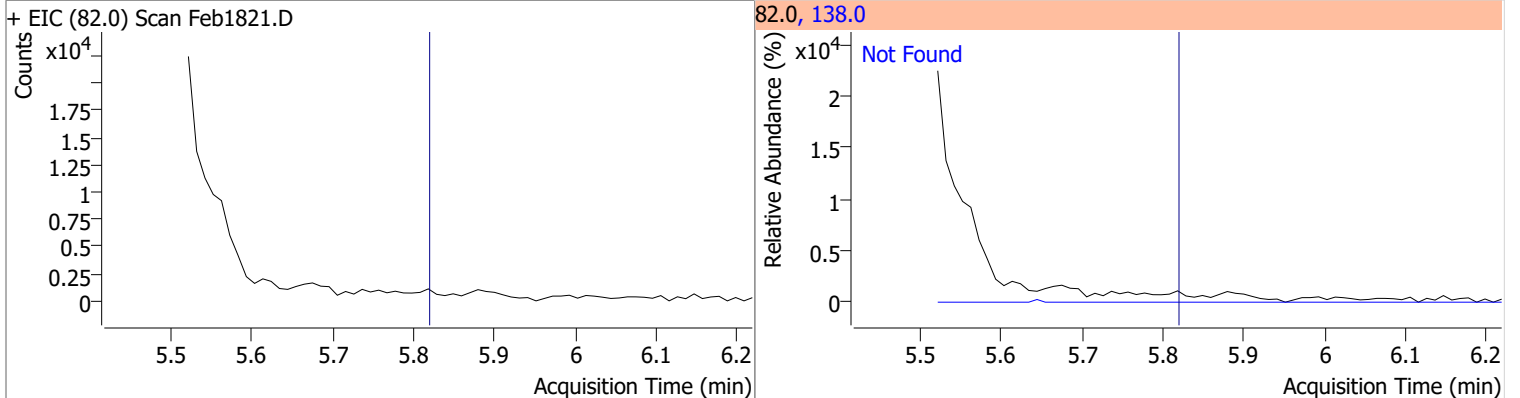
Compound	Conc.	RT	Dev(Min)	Resp.	QIon	QRatio	Lower	Upper
Nitrobenzene-d5	55.6184	5.50	0.00	367102	54.0	62.2	46.3	86.0
					128.0	44.8	34.1	63.3



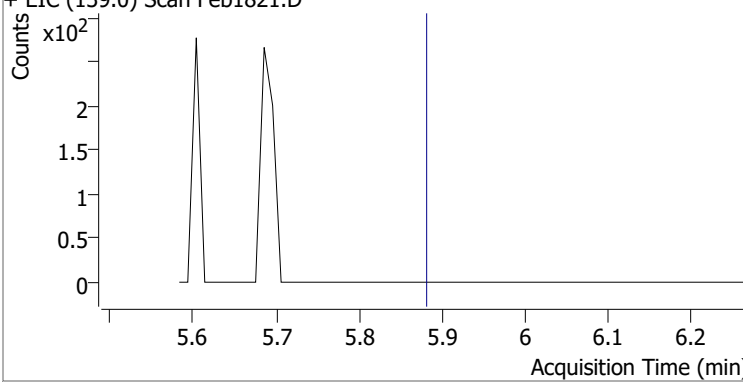
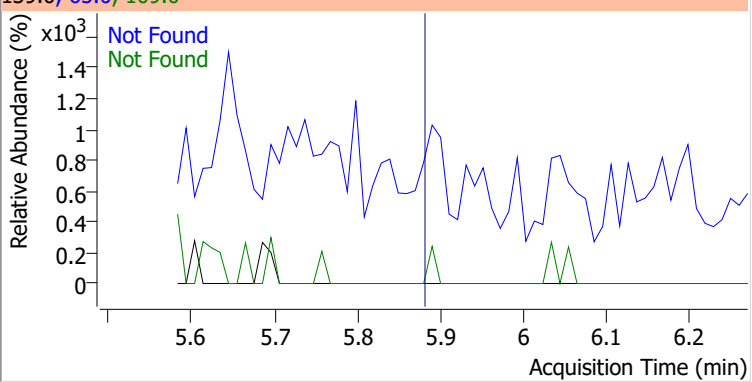
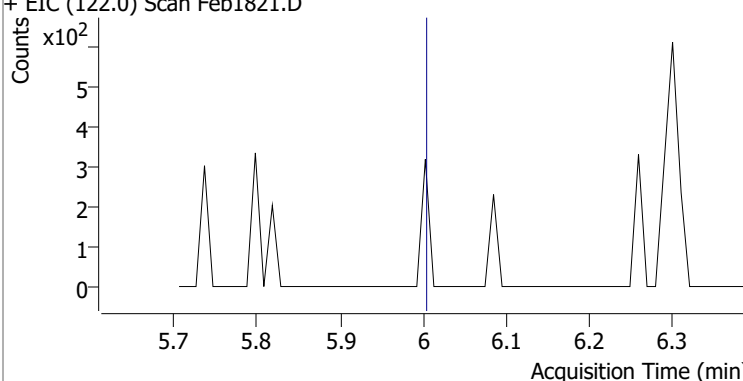
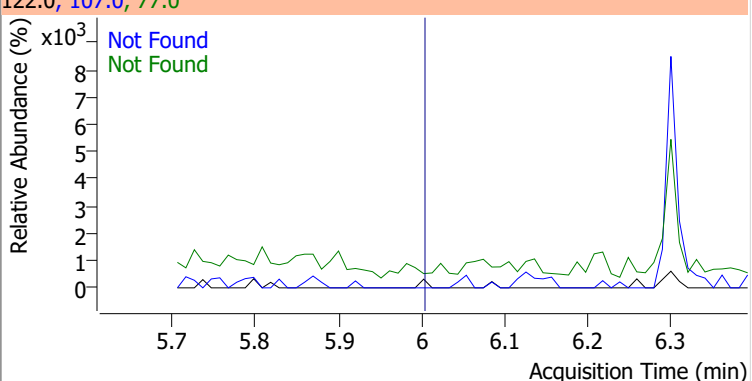
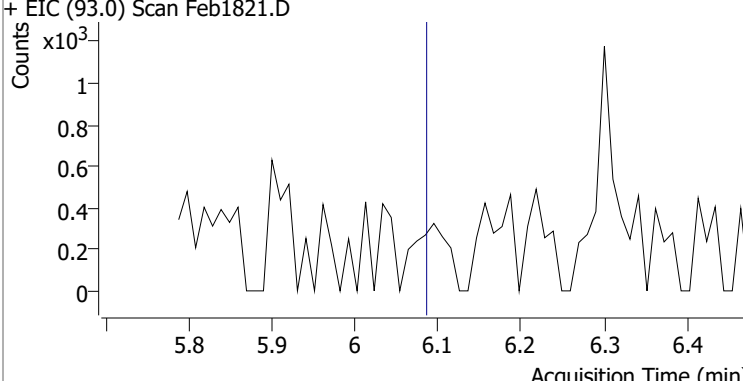
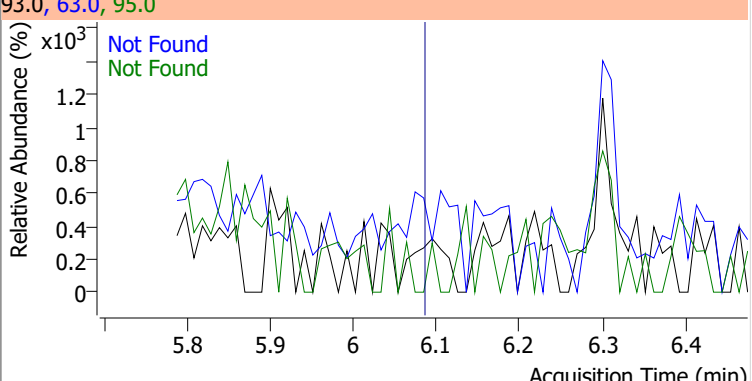
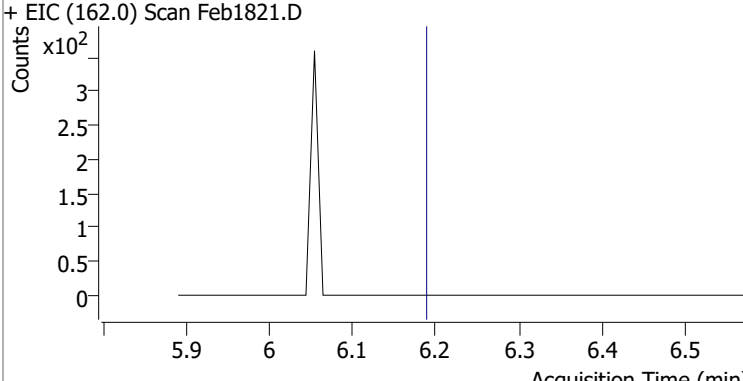
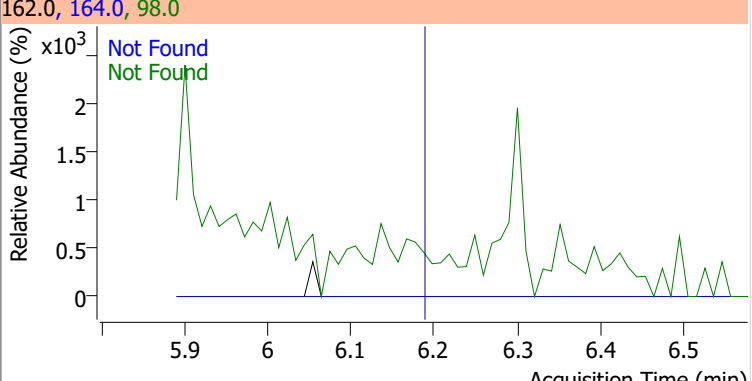
Compound	Conc.	Exp RT	QIon	Exp Ratio	QIon	Exp Ratio
Nitrobenzene	N.D.	5.52	77.0	212.7	51.0	131.0



Compound	Conc.	Exp RT	QIon	Exp Ratio
Isophorone	N.D.	5.82	138.0	21.1

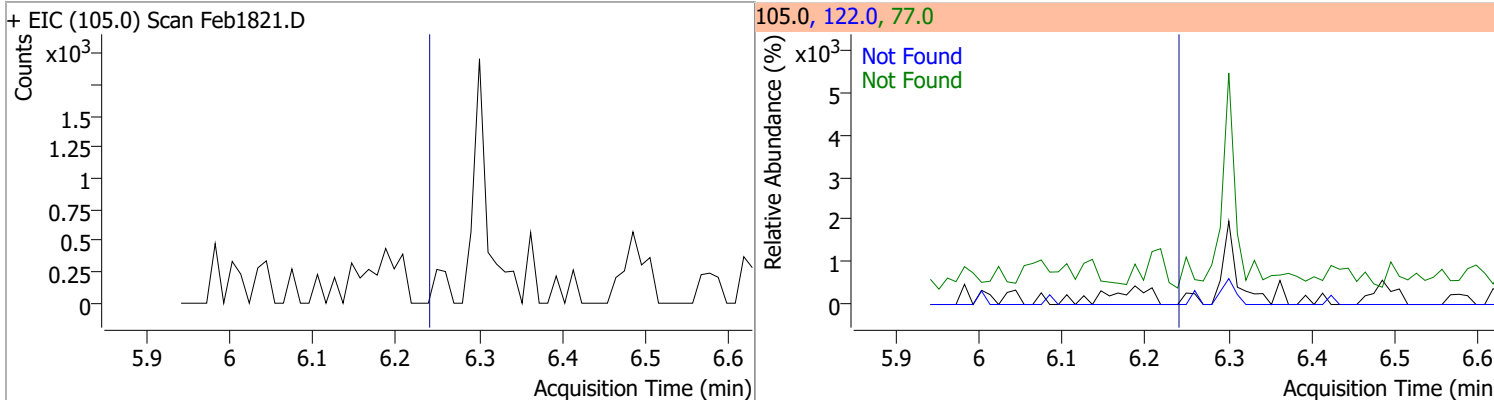


Quantitation Results Report (QT Reviewed)

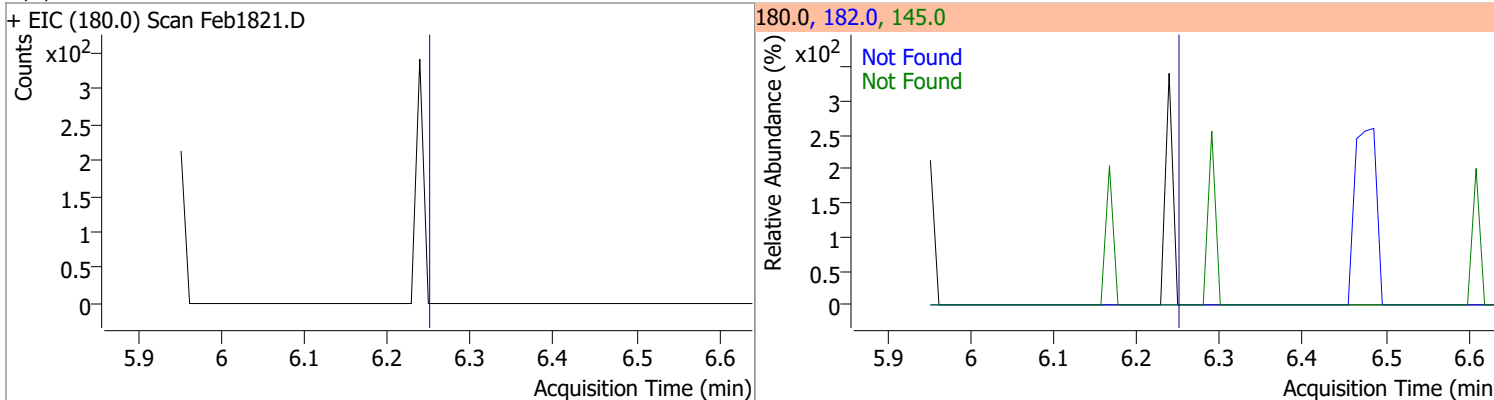
Compound	Conc.	Exp RT	QIon	Exp Ratio	QIon	Exp Ratio
2-Nitrophenol	N.D.	5.88	65.0	48.8	109.0	35.2
+ EIC (139.0) Scan Feb1821.D			139.0, 65.0, 109.0			
						
2,4-Dimethylphenol	N.D.	6.00	107.0	109.4	77.0	34.0
+ EIC (122.0) Scan Feb1821.D			122.0, 107.0, 77.0			
						
bis(-2-Chloroethoxy)Methane	N.D.	6.08	63.0	68.1	95.0	31.9
+ EIC (93.0) Scan Feb1821.D			93.0, 63.0, 95.0			
						
2,4-Dichlorophenol	N.D.	6.19	164.0	65.0	98.0	28.6
+ EIC (162.0) Scan Feb1821.D			162.0, 164.0, 98.0			
						

Quantitation Results Report (QT Reviewed)

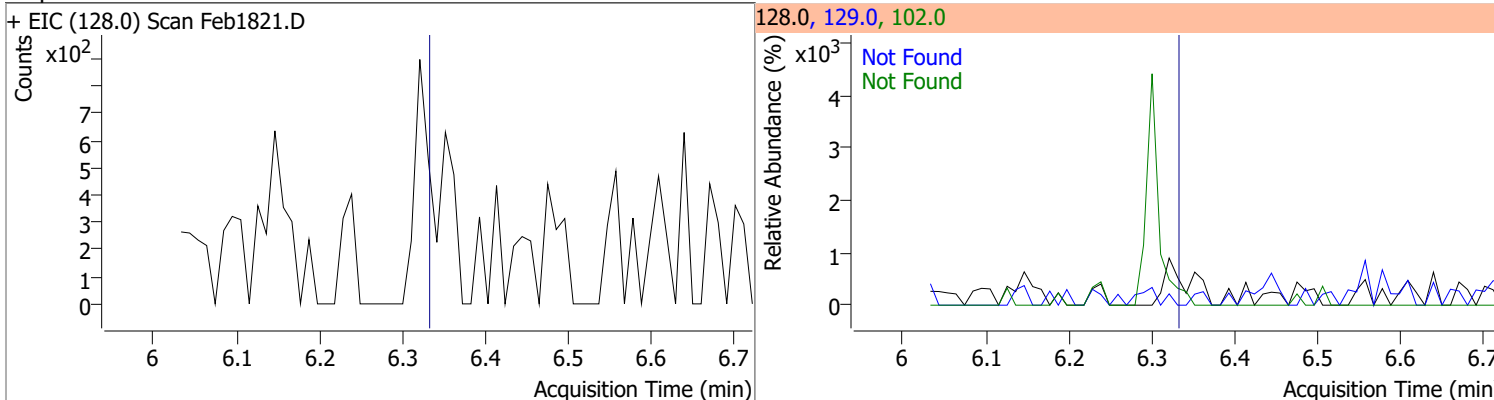
Compound	Conc.	Exp RT	QIon	Exp Ratio	QIon	Exp Ratio
Benzoic Acid	N.D.	6.24	122.0	85.5	77.0	60.4



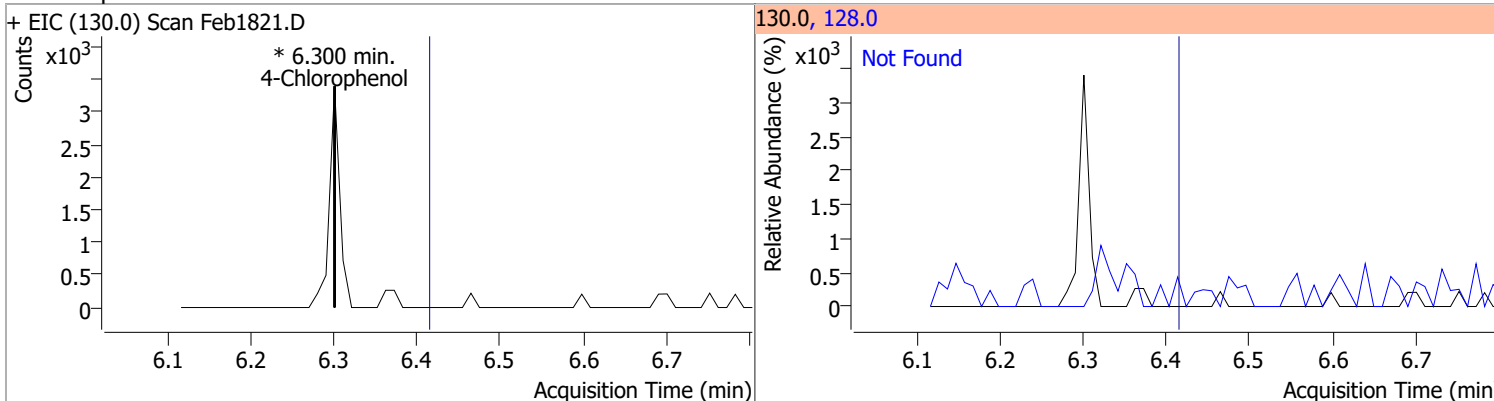
Compound	Conc.	Exp RT	QIon	Exp Ratio	QIon	Exp Ratio
1,2,4-Trichlorobenzene	N.D.	6.25	182.0	94.6	145.0	28.7



Compound	Conc.	Exp RT	QIon	Exp Ratio	QIon	Exp Ratio
Naphthalene	N.D.	6.33	129.0	11.5	102.0	9.9

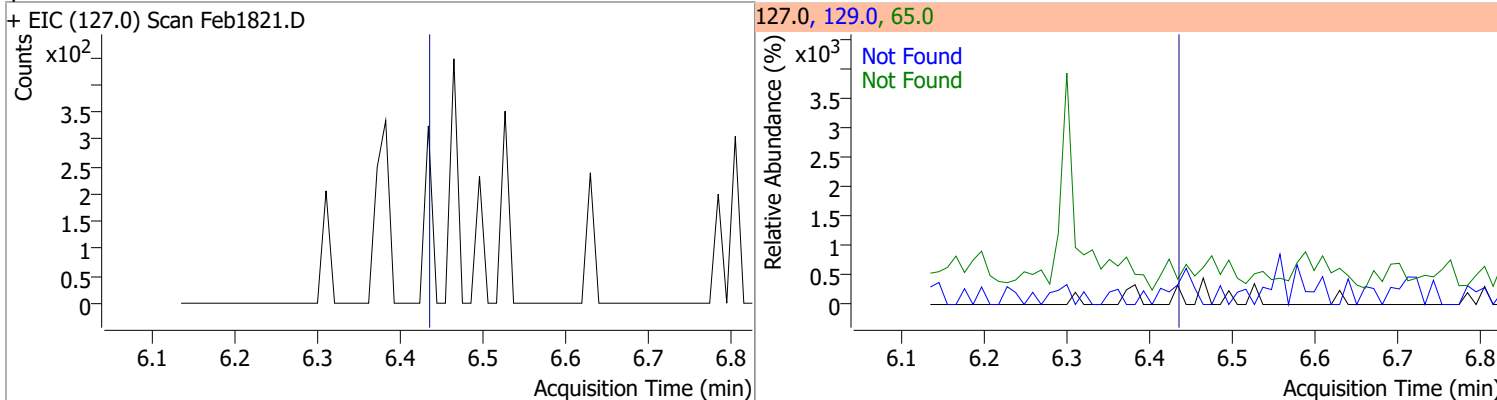


Compound	Conc.	RT	Dev(Min)	Resp.	QIon	QRatio	Lower	Upper
4-Chlorophenol		0		0	128.0		221.4	411.2

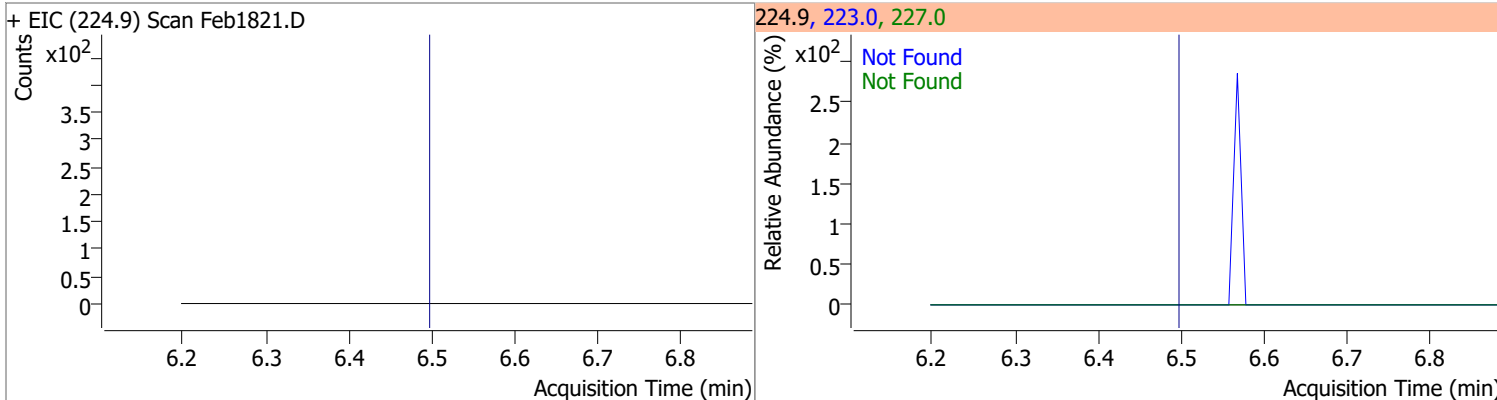


Quantitation Results Report (QT Reviewed)

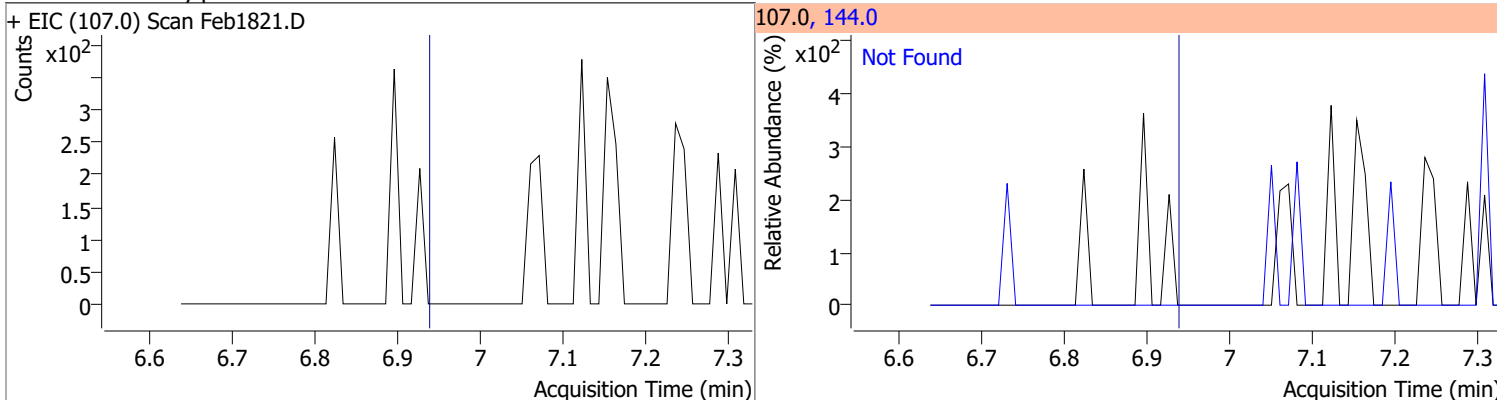
Compound	Conc.	Exp RT	QIon	Exp Ratio	QIon	Exp Ratio
p-Chloroaniline	N.D.	6.43	65.0	60.1	129.0	37.6



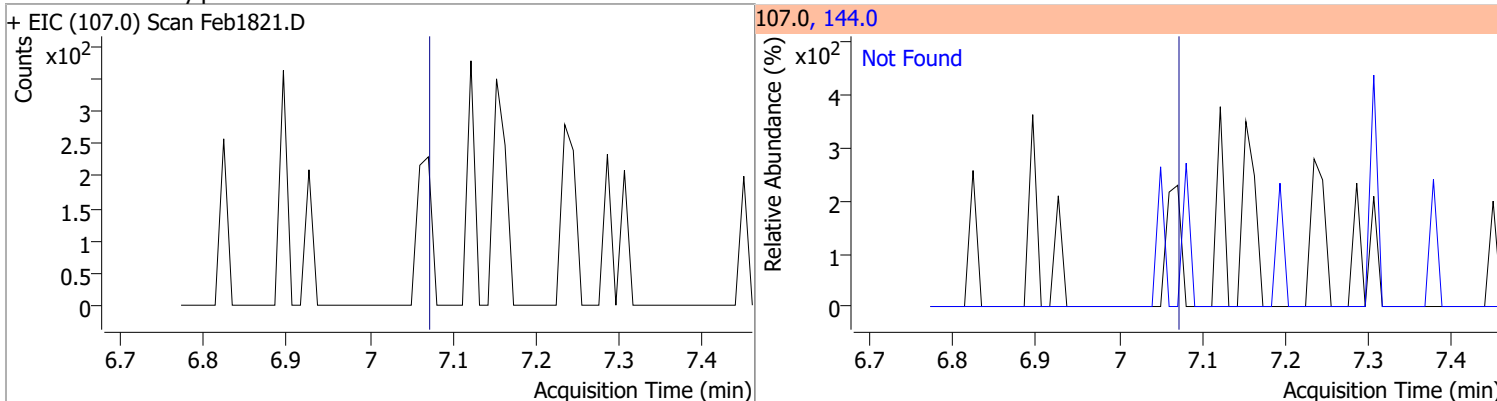
Compound	Conc.	Exp RT	QIon	Exp Ratio	QIon	Exp Ratio
Hexachlorobutadiene	N.D.	6.50	227.0	65.7	223.0	64.3



Compound	Conc.	Exp RT	QIon	Exp Ratio
4-Chloro-2-Methylphenol	N.D.	6.94	144.0	27.8

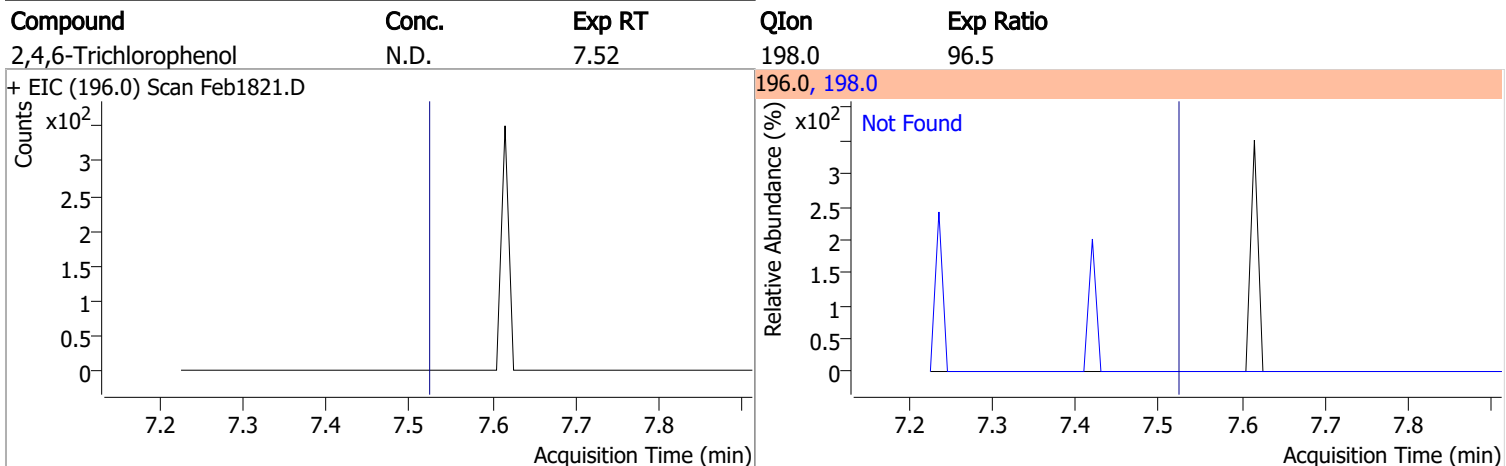
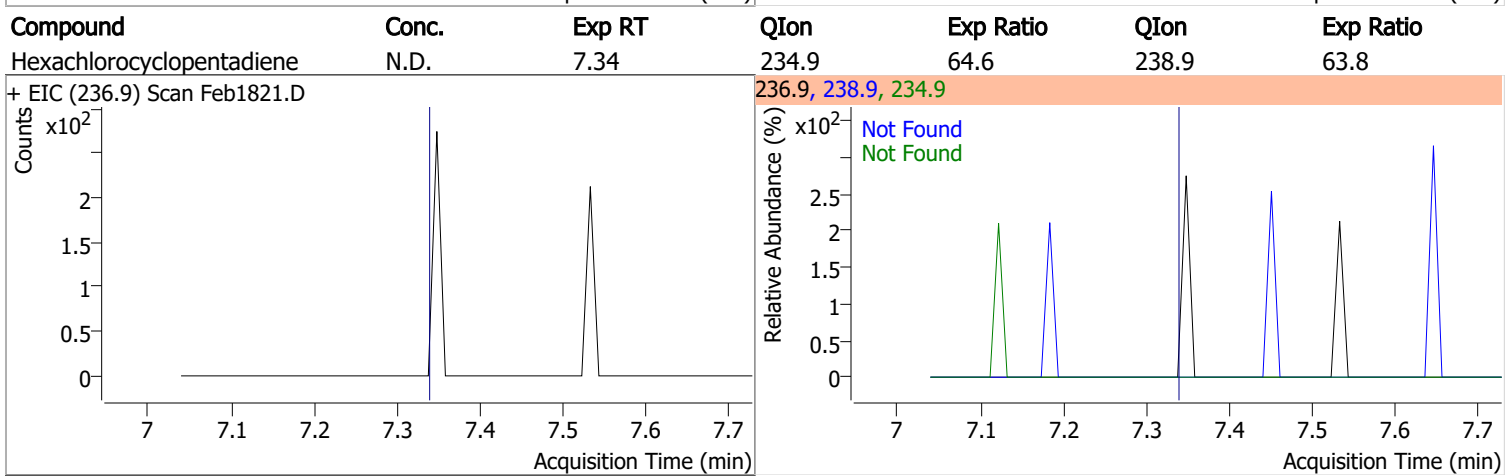
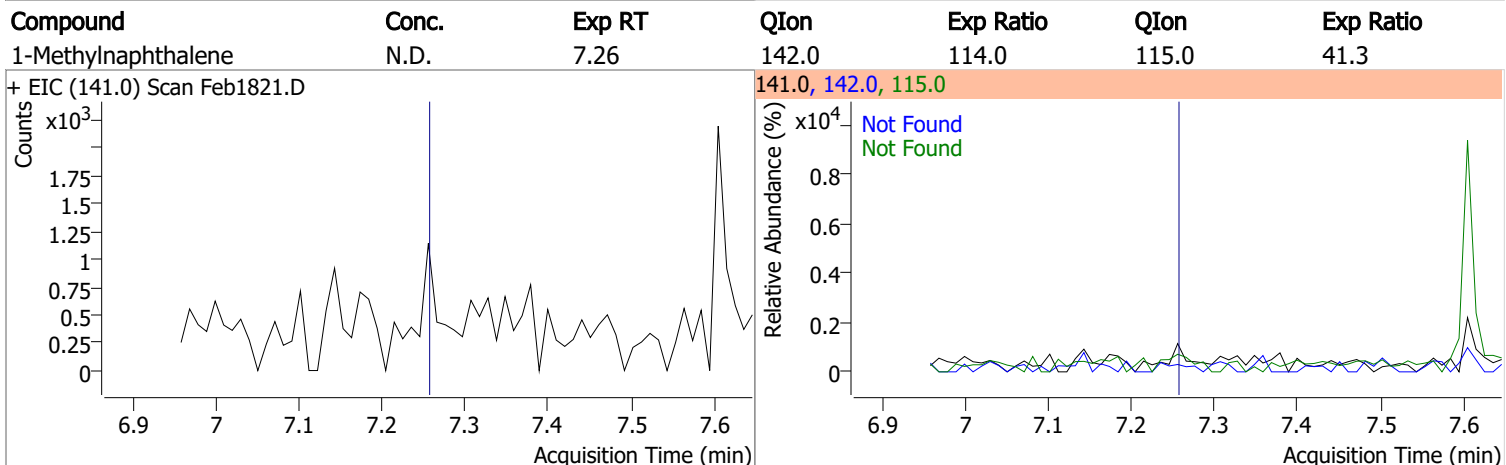
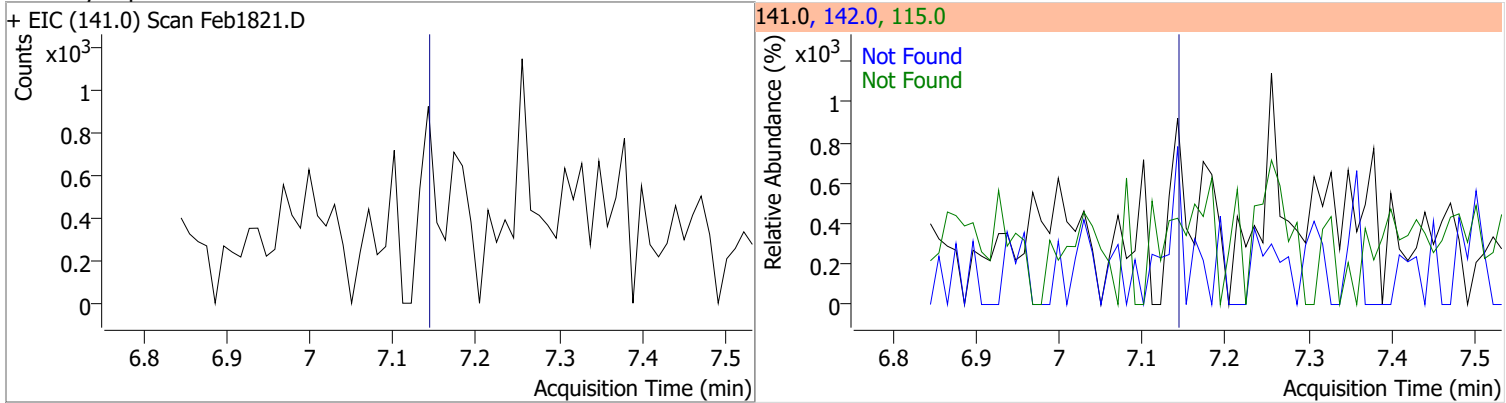


Compound	Conc.	Exp RT	QIon	Exp Ratio
4-Chloro-3-Methylphenol	N.D.	7.07	144.0	27.3

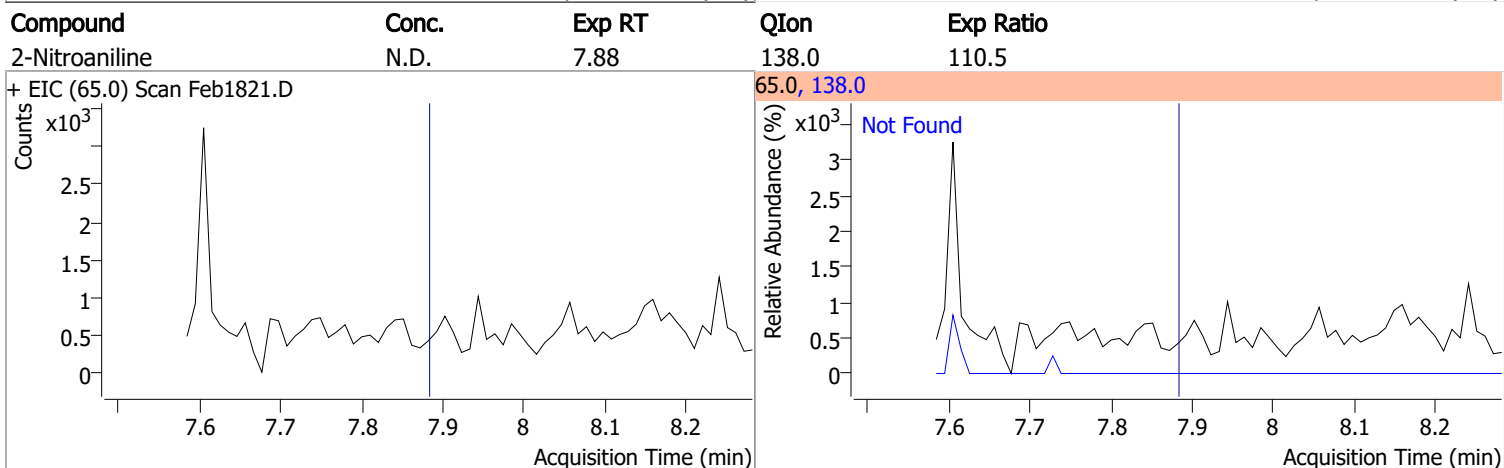
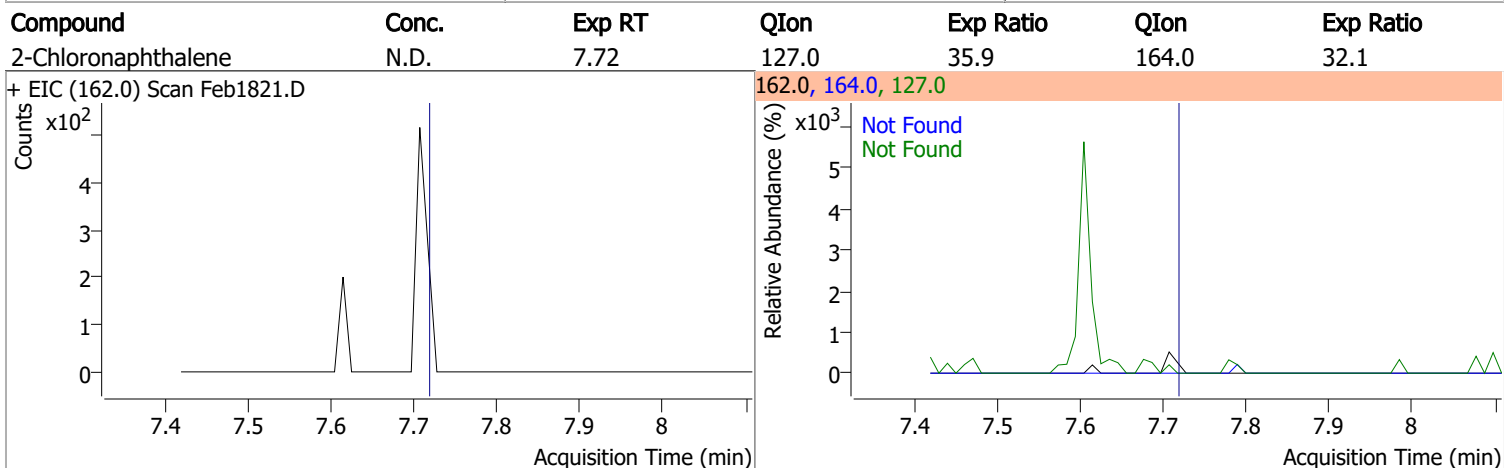
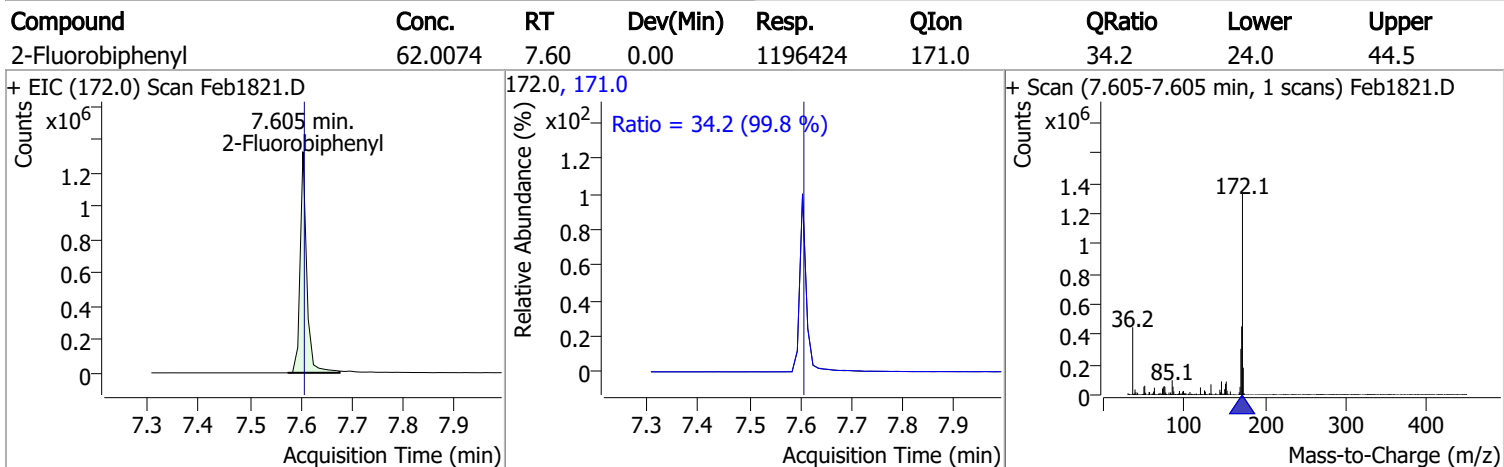
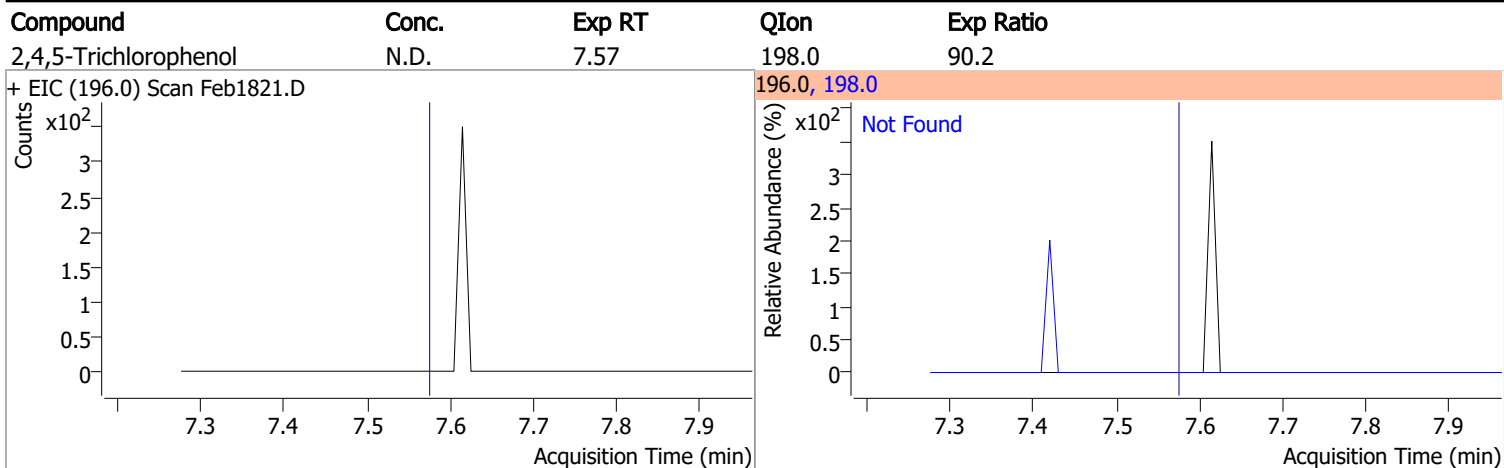


Quantitation Results Report (QT Reviewed)

Compound	Conc.	Exp RT	QIon	Exp Ratio	QIon	Exp Ratio
----------	-------	--------	------	-----------	------	-----------

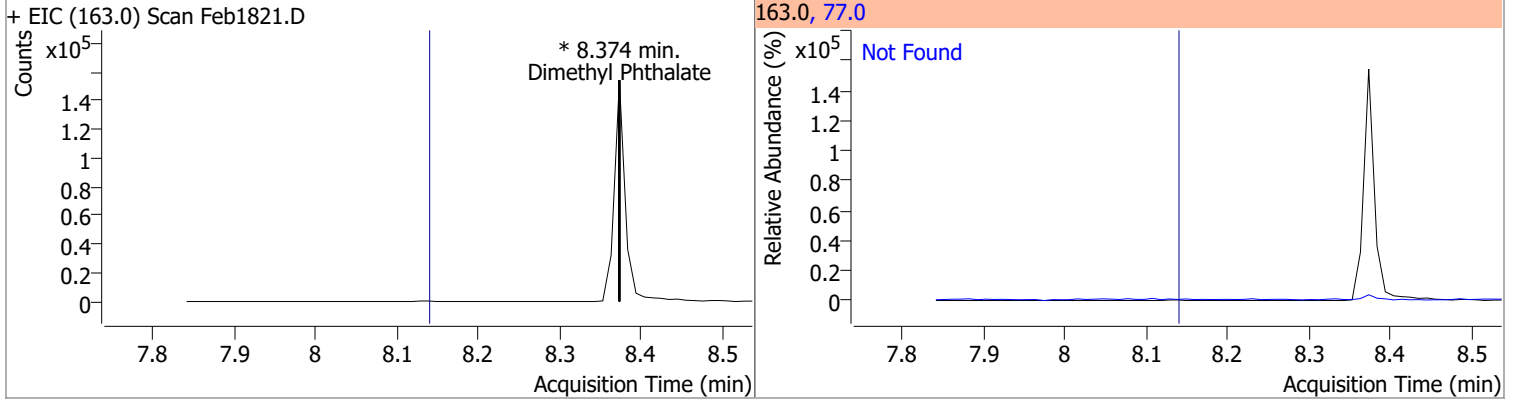


Quantitation Results Report (QT Reviewed)

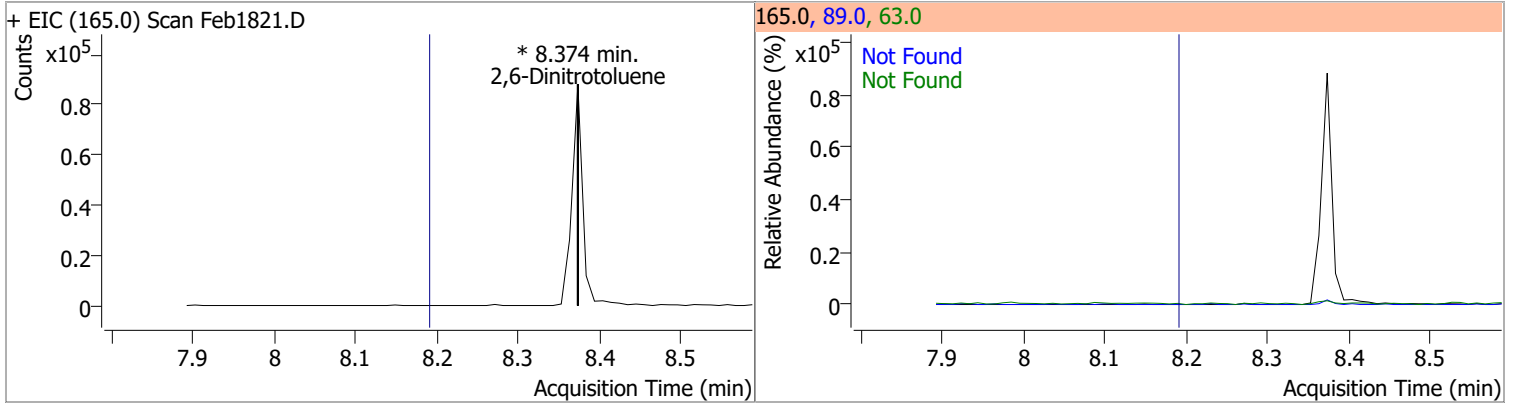


Quantitation Results Report (QT Reviewed)

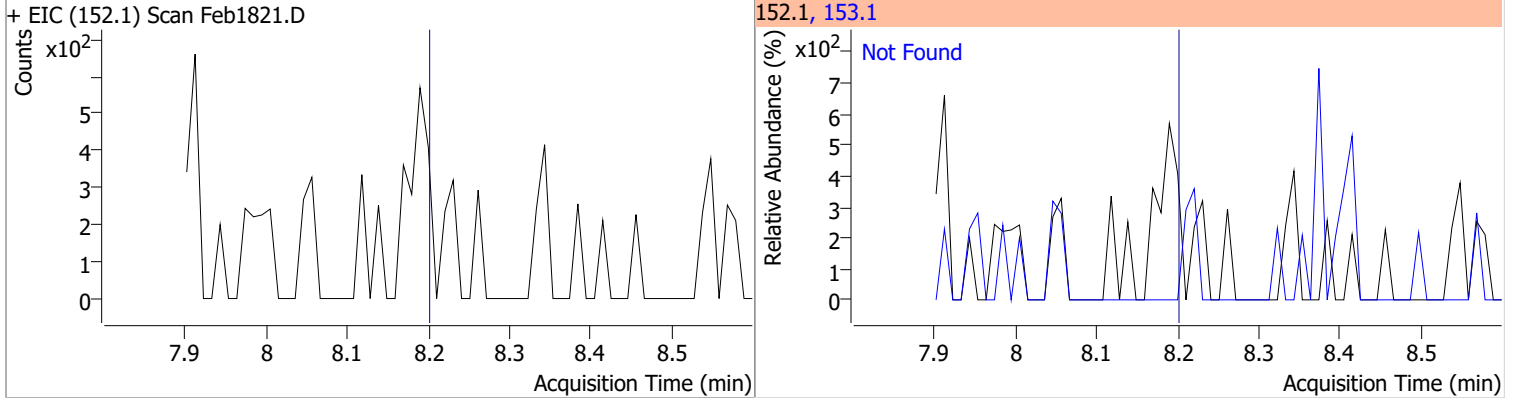
Compound	Conc.	RT	Dev(Min)	Resp.	QIon	QRatio	Lower	Upper
Dimethyl Phthalate	0	0		0	77.0		13.8	25.7



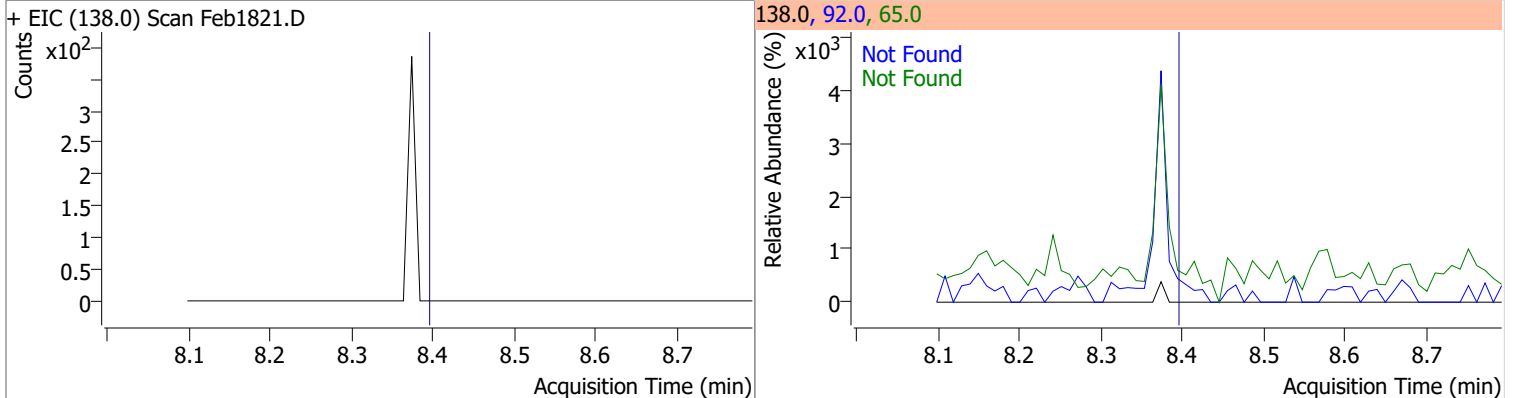
Compound	Conc.	RT	Dev(Min)	Resp.	QIon	QRatio	Lower	Upper
2,6-Dinitrotoluene	0	0		0	63.0		99.5	184.8
					89.0		43.3	80.3



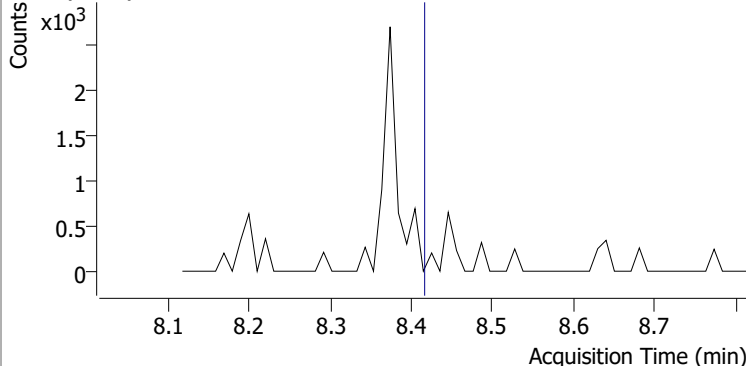
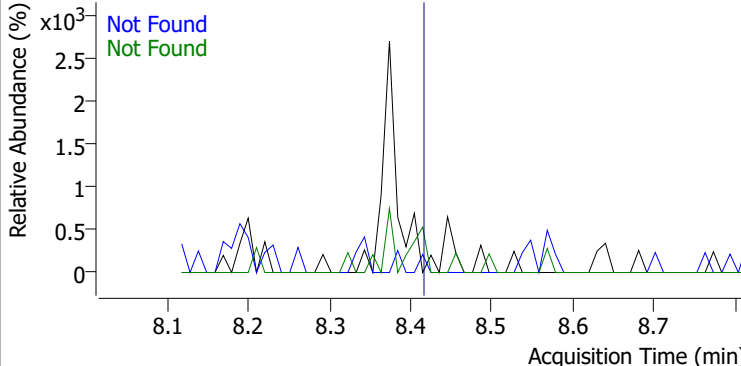
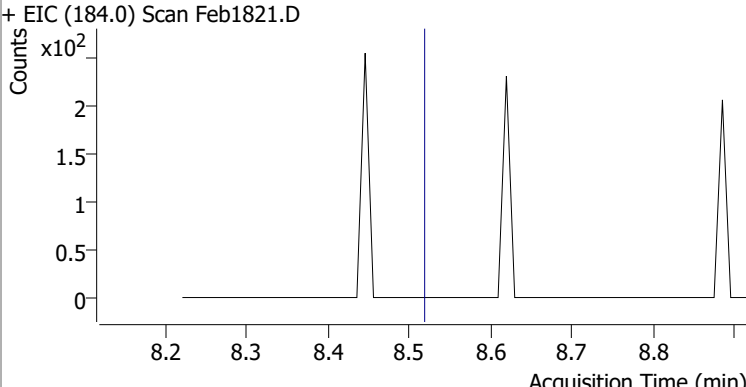
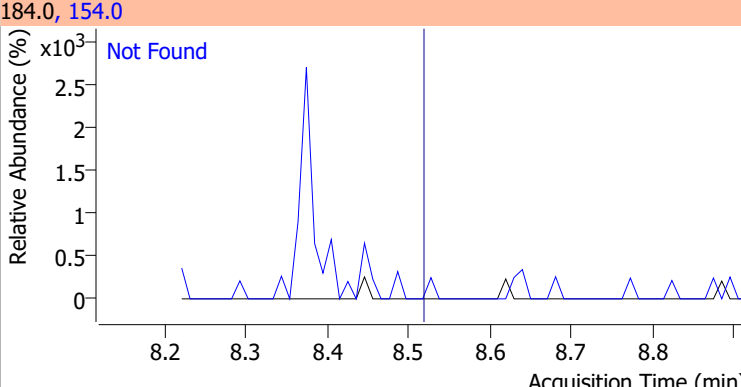
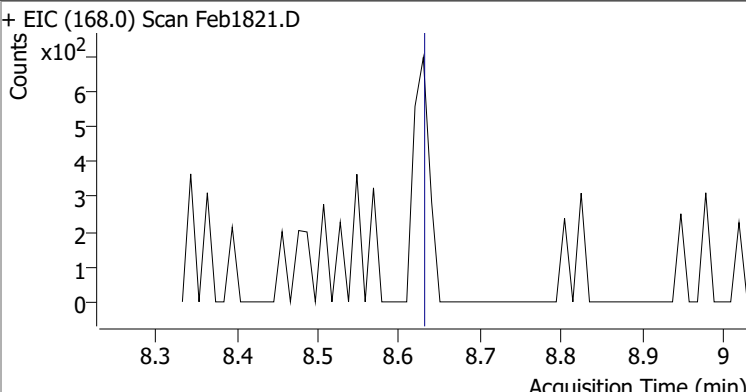
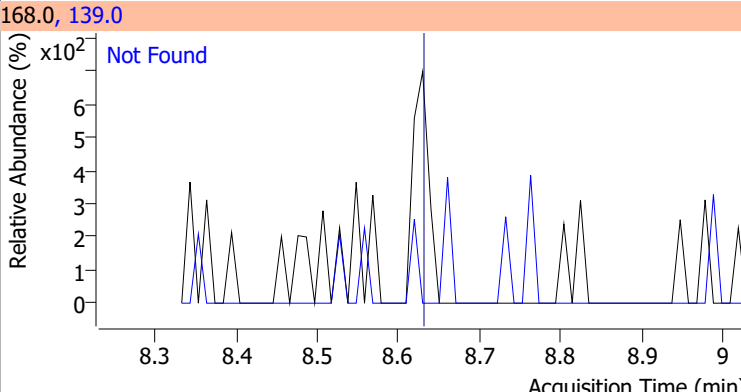
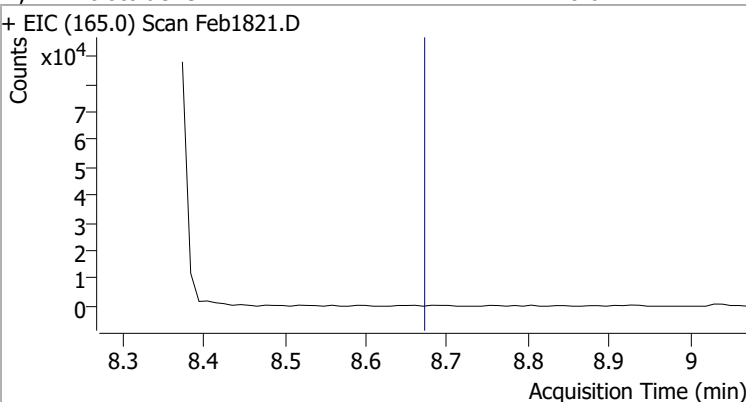
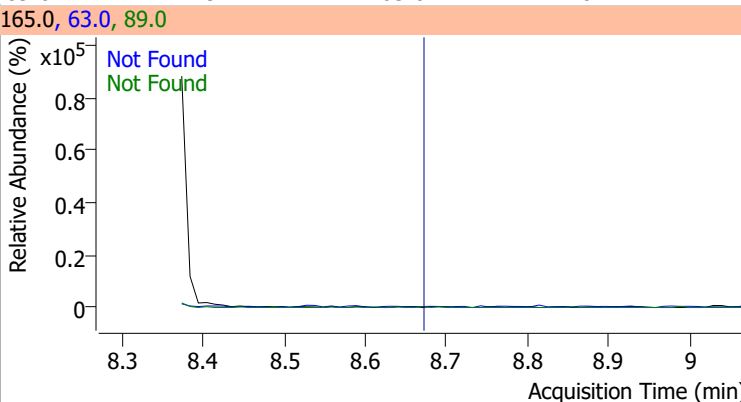
Compound	Conc.	Exp RT	QIon	Exp Ratio
Acenaphthylene	N.D.	8.20	153.1	13.6



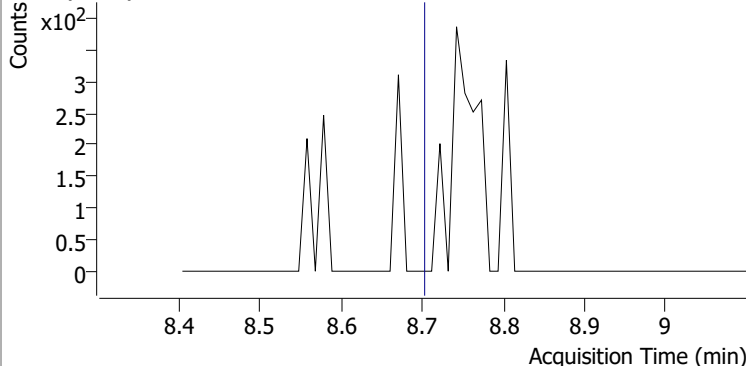
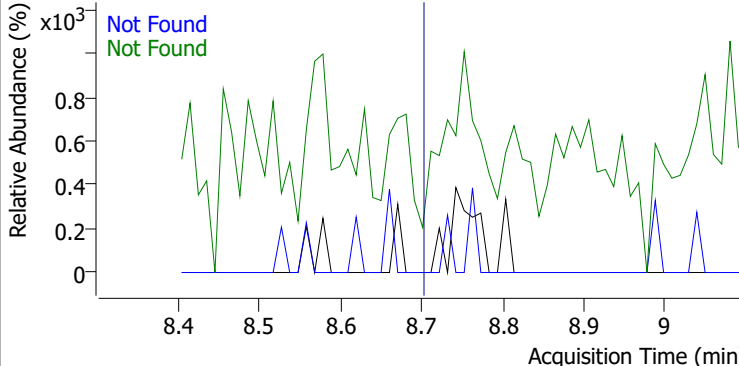
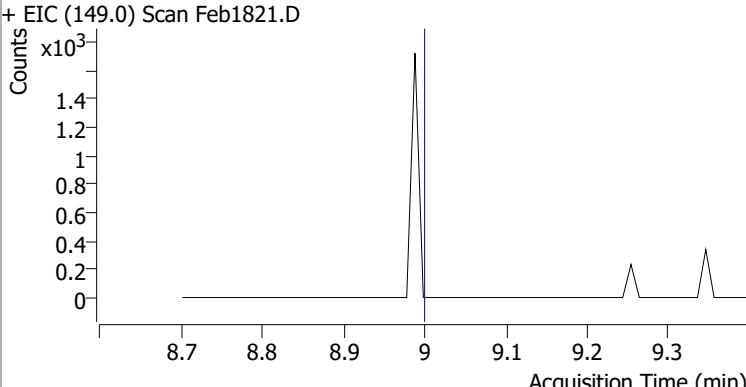
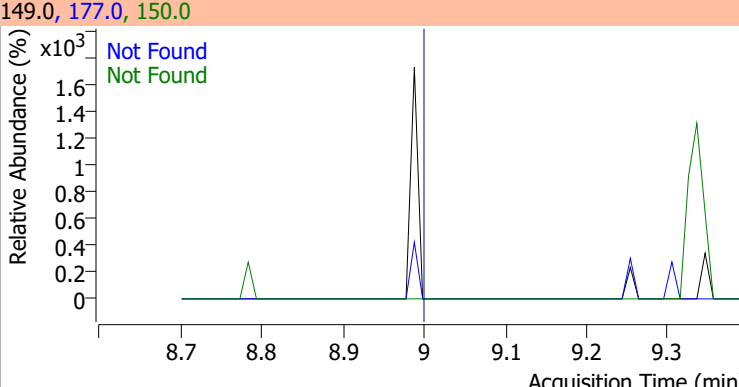
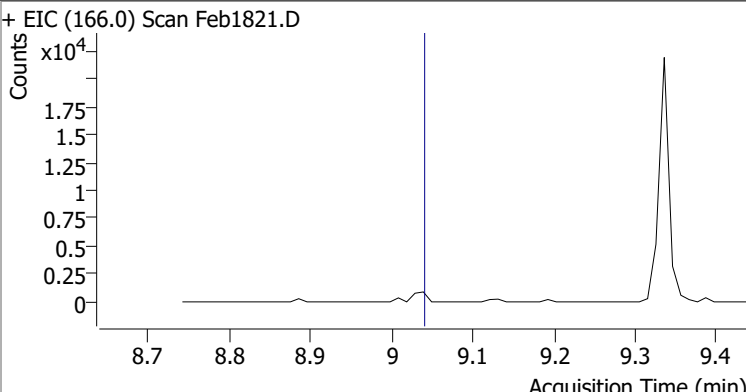
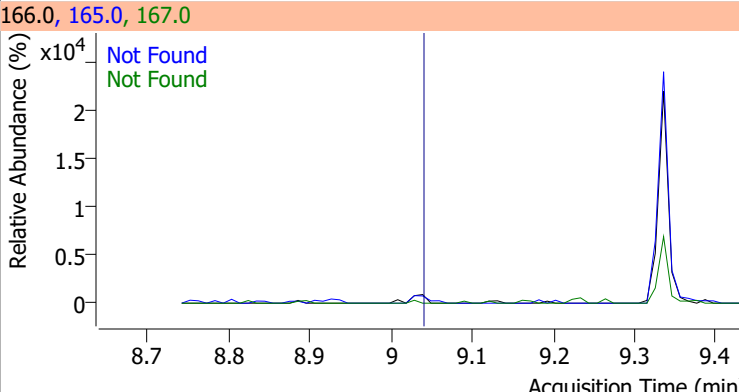
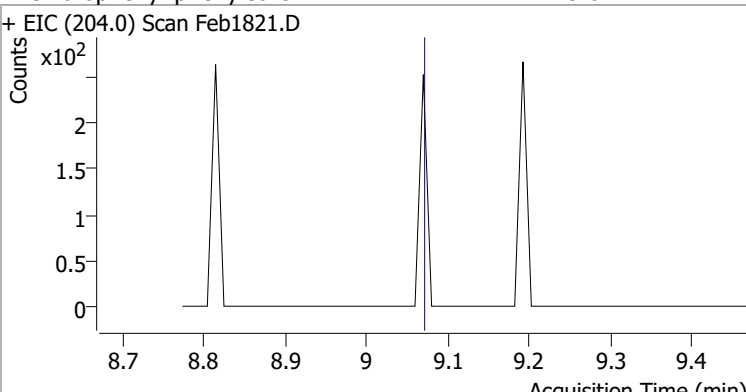
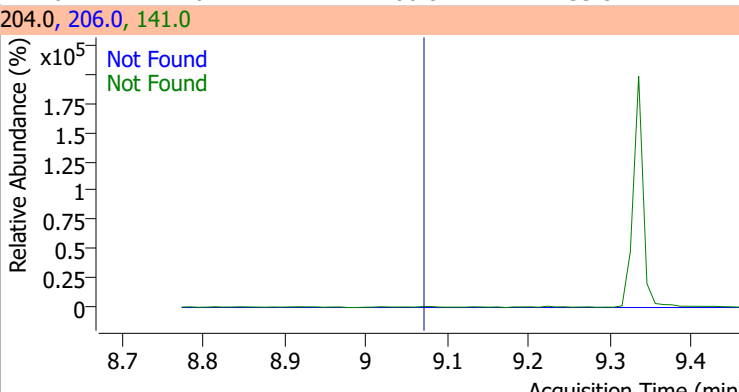
Compound	Conc.	Exp RT	QIon	Exp Ratio	QIon	Exp Ratio
3-Nitroaniline	N.D.	8.39	65.0	129.1	92.0	106.7



Quantitation Results Report (QT Reviewed)

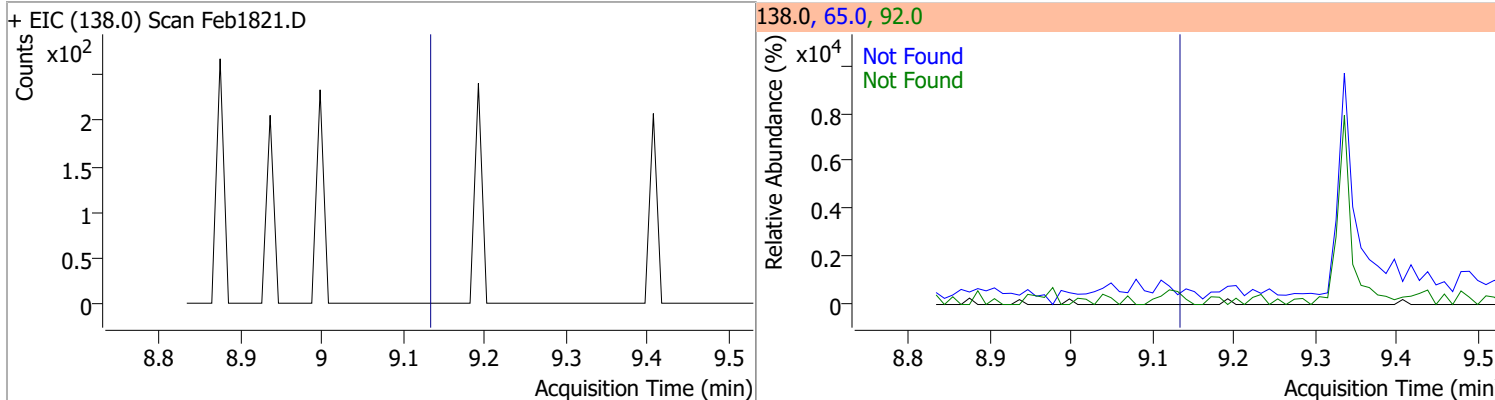
Compound	Conc.	Exp RT	QIon	Exp Ratio	QIon	Exp Ratio
Acenaphthene	N.D.	8.41	153.0	106.5	152.0	51.8
+ EIC (154.0) Scan Feb1821.D			154.0, 152.0, 153.0			
						
2,4-Dinitrophenol	N.D.	8.52	154.0	62.7		
+ EIC (184.0) Scan Feb1821.D			184.0, 154.0			
						
Dibenzofuran	N.D.	8.63	139.0	37.5		
+ EIC (168.0) Scan Feb1821.D			168.0, 139.0			
						
2,4-Dinitrotoluene	N.D.	8.67	89.0	79.2	63.0	48.4
+ EIC (165.0) Scan Feb1821.D			165.0, 63.0, 89.0			
						

Quantitation Results Report (QT Reviewed)

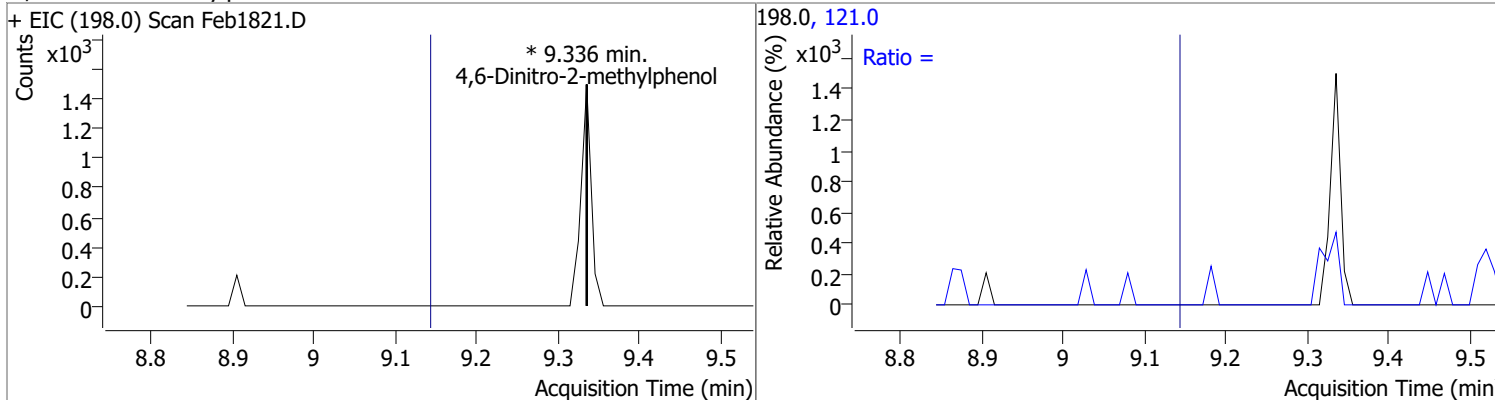
Compound	Conc.	Exp RT	QIon	Exp Ratio	QIon	Exp Ratio
4-Nitrophenol	N.D.	8.70	65.0	72.0	139.0	71.1
+ EIC (109.0) Scan Feb1821.D			109.0, 139.0, 65.0			
						
Diethylphthalate	N.D.	9.00	177.0	20.7	150.0	12.5
+ EIC (149.0) Scan Feb1821.D			149.0, 177.0, 150.0			
						
Fluorene	N.D.	9.04	165.0	93.4	167.0	13.7
+ EIC (166.0) Scan Feb1821.D			166.0, 165.0, 167.0			
						
4-Chlorophenyl-phenylether	N.D.	9.07	141.0	61.2	206.0	33.8
+ EIC (204.0) Scan Feb1821.D			204.0, 206.0, 141.0			
						

Quantitation Results Report (QT Reviewed)

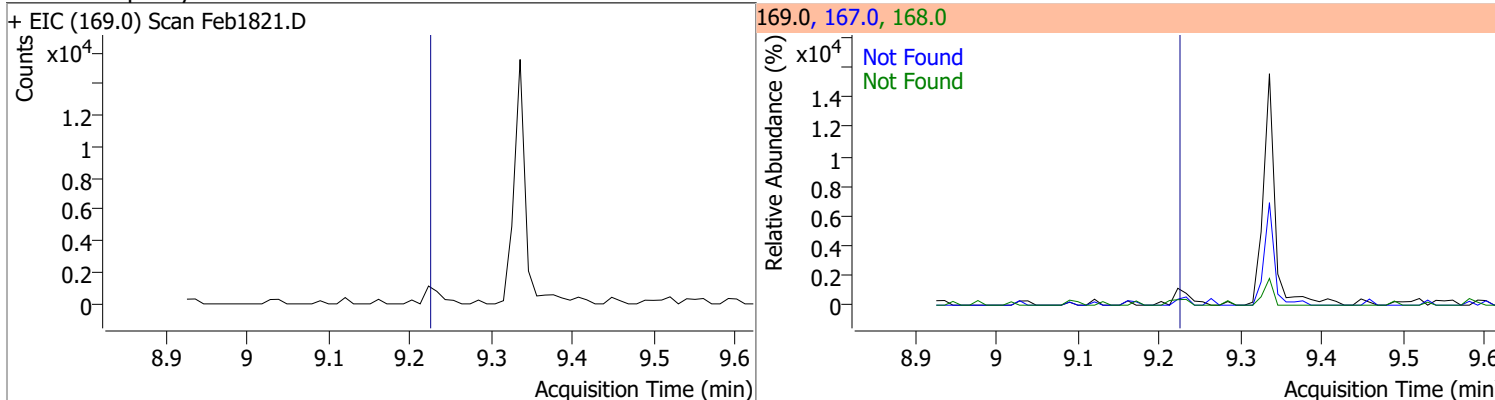
Compound	Conc.	Exp RT	QIon	Exp Ratio	QIon	Exp Ratio
4-Nitroaniline	N.D.	9.14	65.0	112.7	92.0	49.3



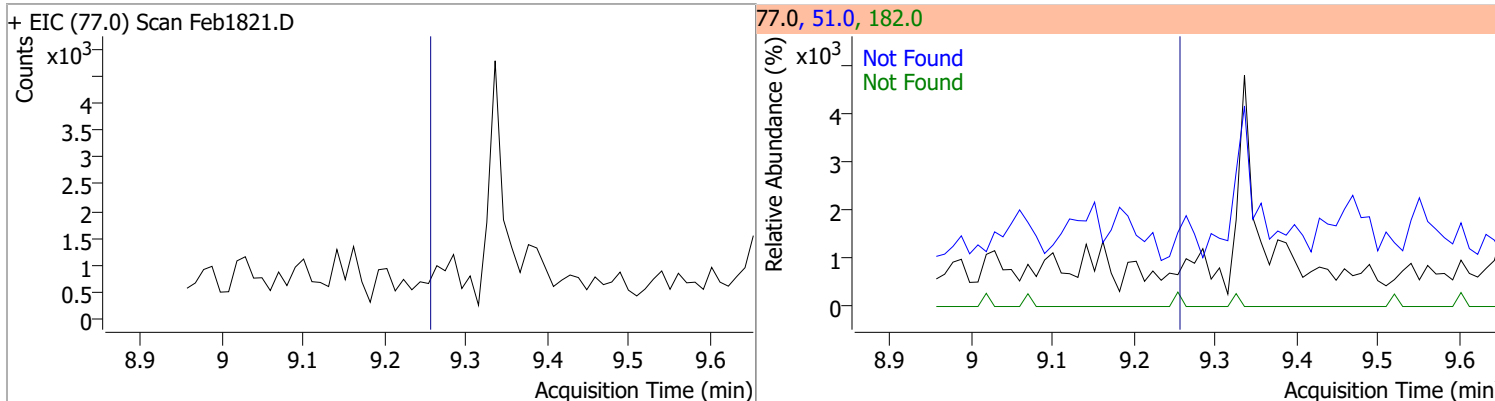
Compound	Conc.	RT	Dev(Min)	Resp.	QIon	QRatio	Lower	Upper
4,6-Dinitro-2-methylphenol		0		0	121.0		35.1	65.3



Compound	Conc.	Exp RT	QIon	Exp Ratio	QIon	Exp Ratio
N-nitrosodiphenylamine	N.D.	9.23	168.0	62.8	167.0	34.1

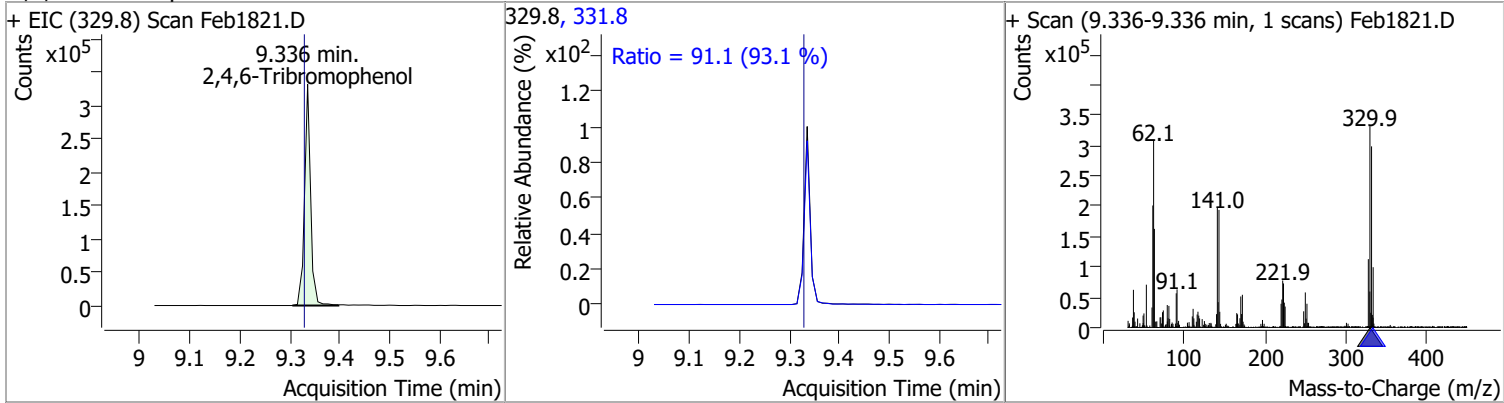


Compound	Conc.	Exp RT	QIon	Exp Ratio	QIon	Exp Ratio
Azobenzene	N.D.	9.26	51.0	45.2	182.0	24.1

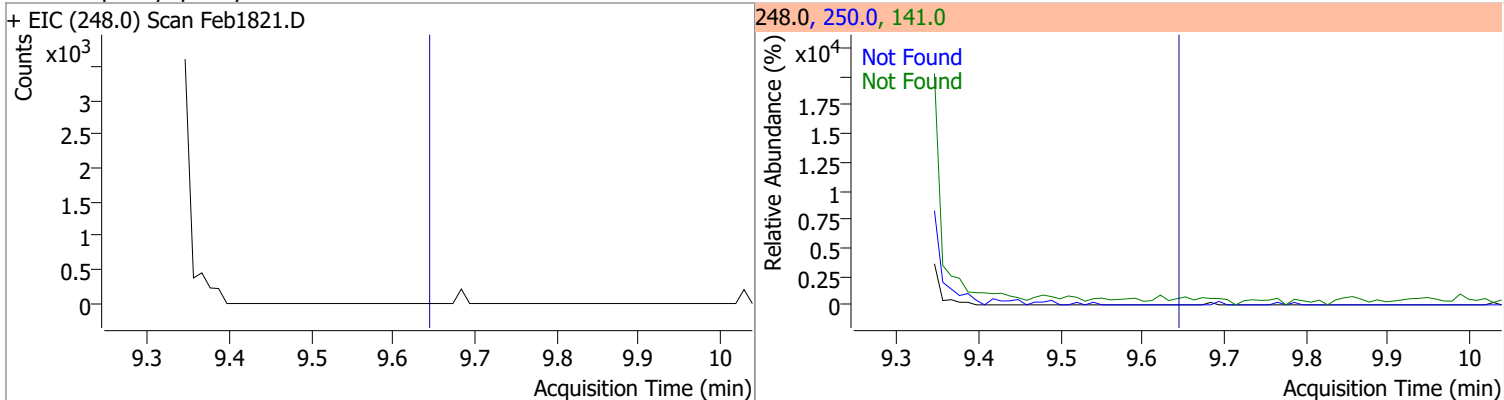


Quantitation Results Report (QT Reviewed)

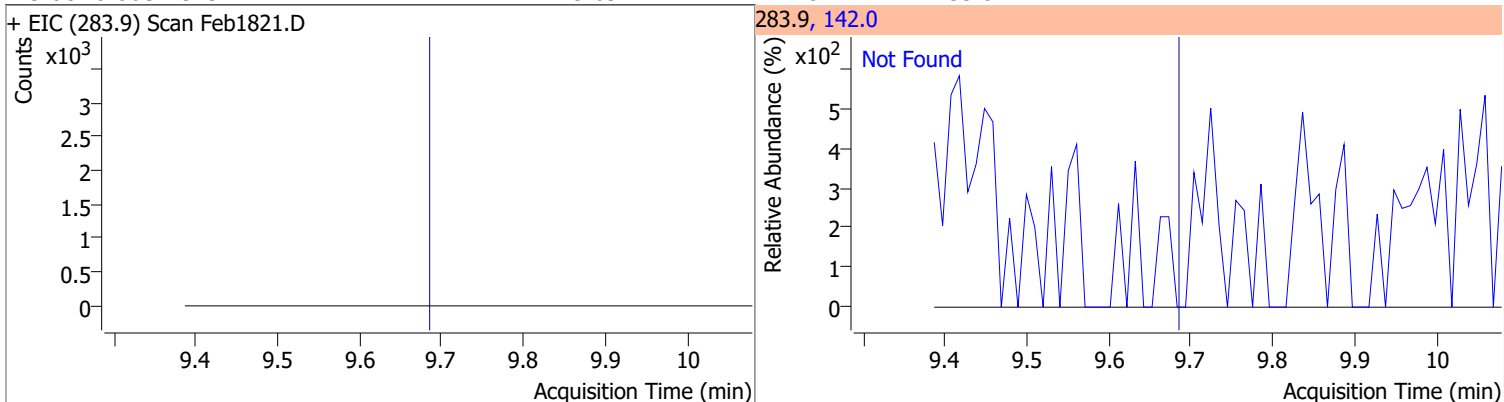
Compound	Conc.	RT	Dev(Min)	Resp.	QIon	QRatio	Lower	Upper
2,4,6-Tribromophenol	162.6494	9.34	0.00	280413	331.8	91.1	68.5	127.2



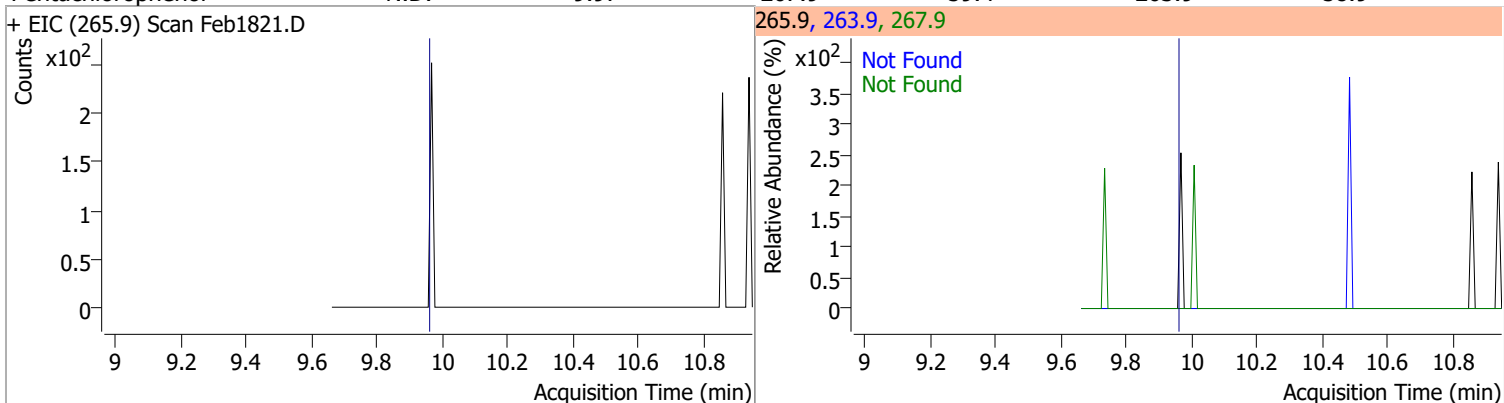
Compound	Conc.	Exp RT	QIon	Exp Ratio	QIon	Exp Ratio
4-Bromophenyl-phenylether	N.D.	9.65	141.0	98.8	250.0	98.2



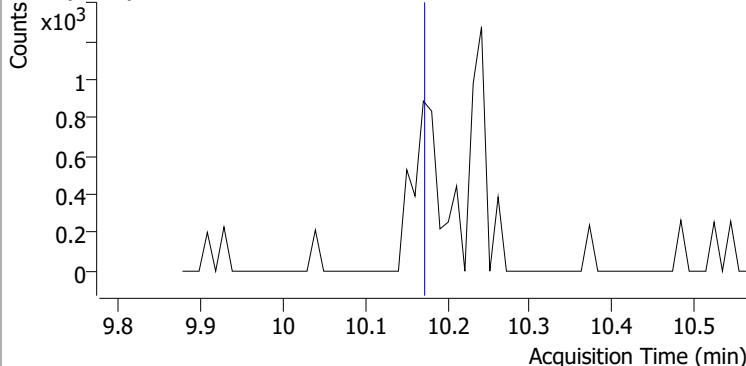
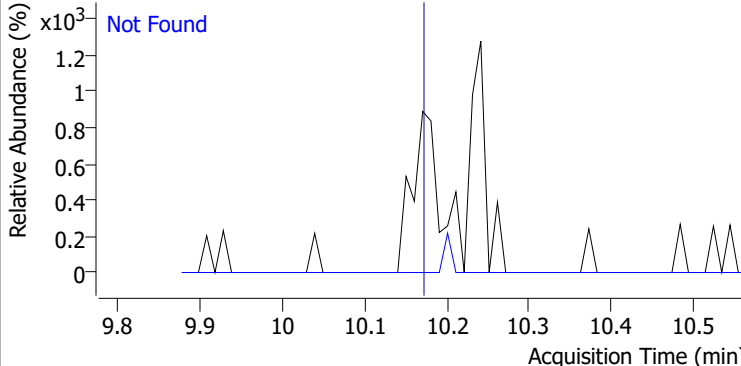
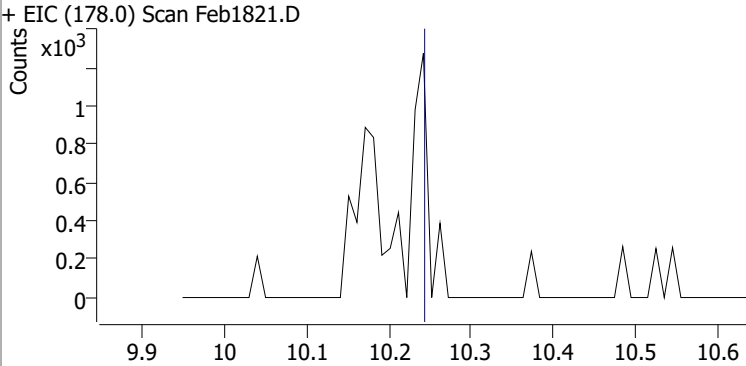
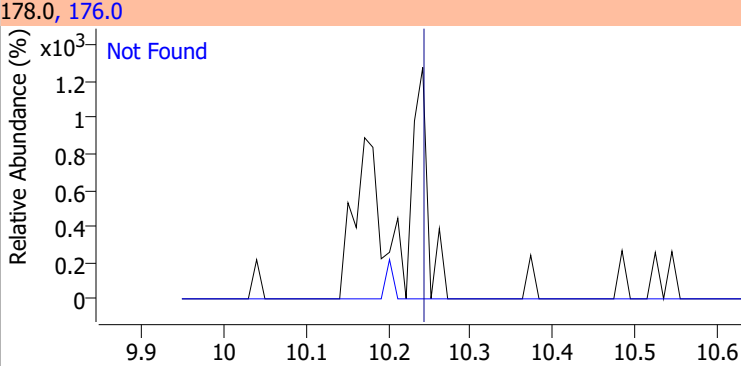
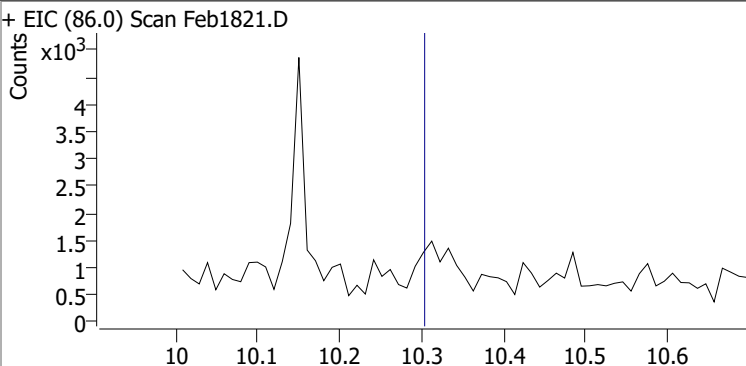
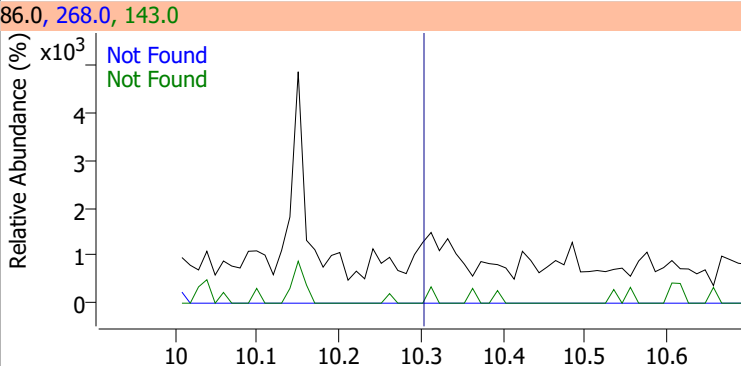
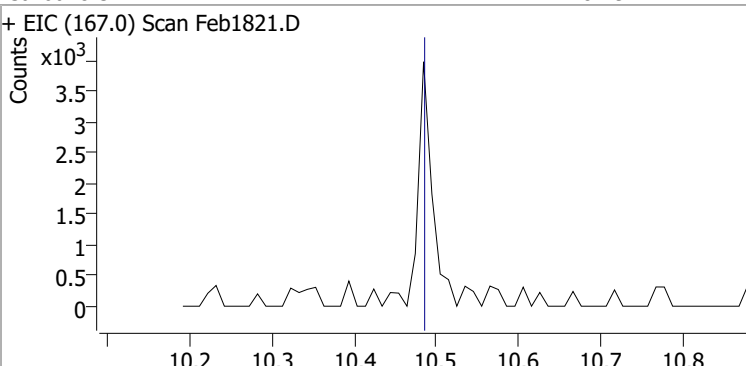
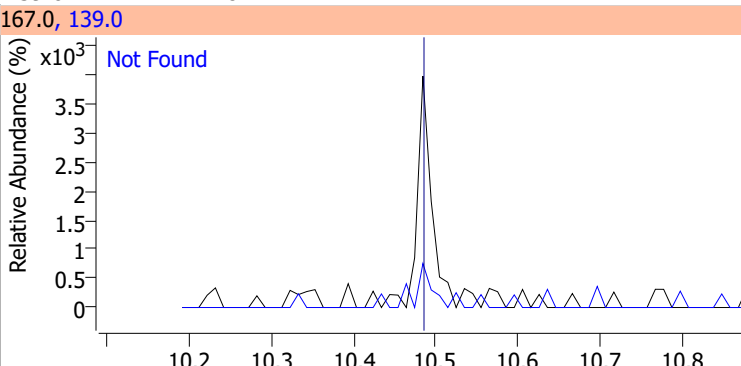
Compound	Conc.	Exp RT	QIon	Exp Ratio
Hexachlorobenzene	N.D.	9.69	142.0	53.8



Compound	Conc.	Exp RT	QIon	Exp Ratio	QIon	Exp Ratio
Pentachlorophenol	N.D.	9.97	267.9	59.4	263.9	58.9

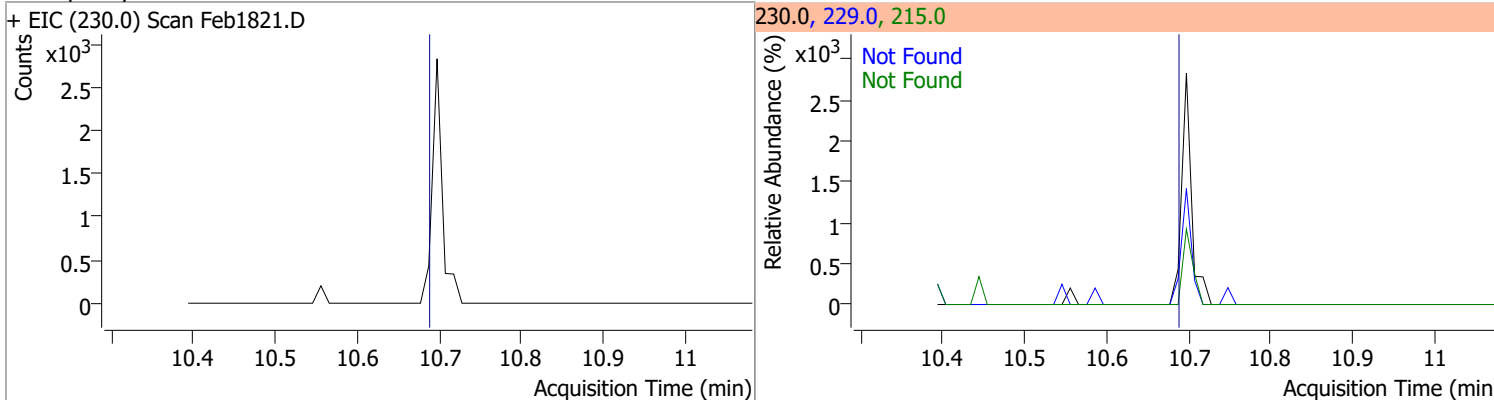


Quantitation Results Report (QT Reviewed)

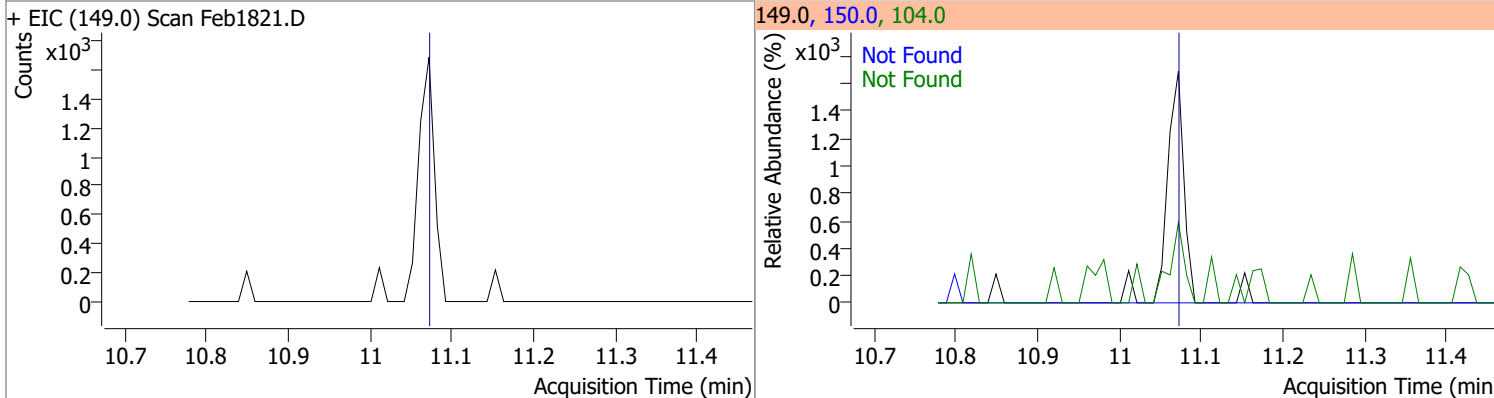
Compound	Conc.	Exp RT	QIon	Exp Ratio		
Phenanthrene	N.D.	10.18	176.0	18.5		
+ EIC (178.0) Scan Feb1821.D			178.0, 176.0			
						
Anthracene	N.D.	10.25	176.0	18.4		
+ EIC (178.0) Scan Feb1821.D			178.0, 176.0			
						
Triallate	N.D.	10.31	268.0	24.1	QIon	Exp Ratio
			143.0	22.5		
+ EIC (86.0) Scan Feb1821.D			86.0, 268.0, 143.0			
						
Carbazole	N.D.	10.49	139.0	12.8		
+ EIC (167.0) Scan Feb1821.D			167.0, 139.0			
						

Quantitation Results Report (QT Reviewed)

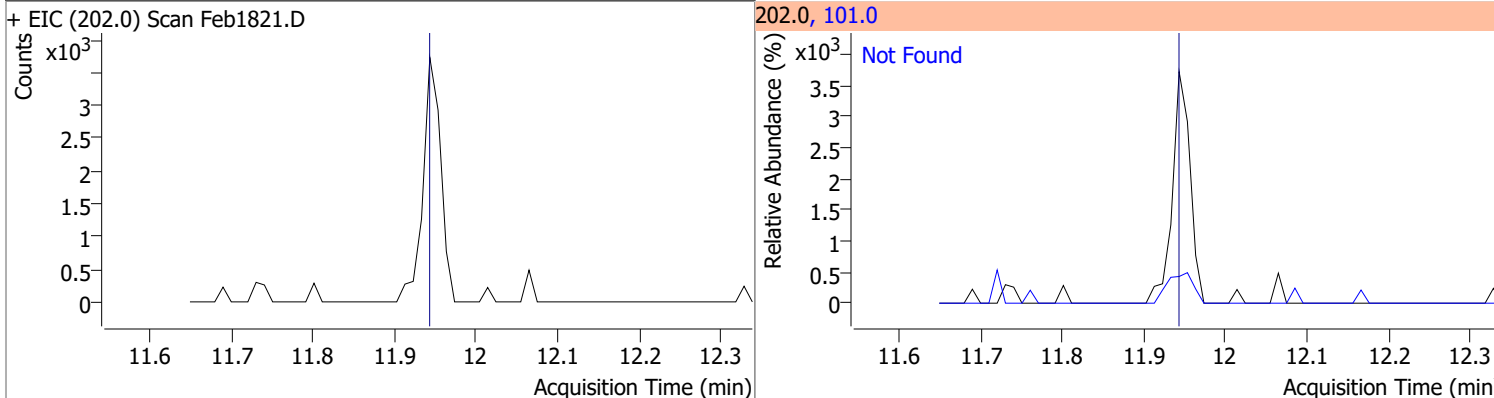
Compound	Conc.	Exp RT	QIon	Exp Ratio	QIon	Exp Ratio
o-Terphenyl	N.D.	10.70	229.0	64.9	215.0	37.0



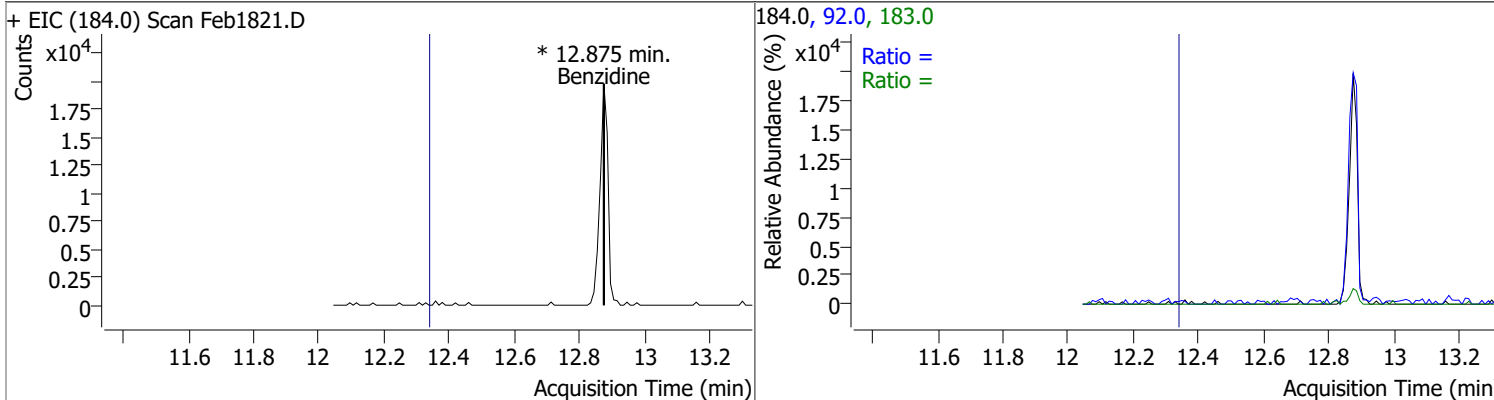
Compound	Conc.	Exp RT	QIon	Exp Ratio	QIon	Exp Ratio
Di-n-Butylphthalate	N.D.	11.08	150.0	9.1	104.0	6.4



Compound	Conc.	Exp RT	QIon	Exp Ratio
Fluoranthene	N.D.	11.95	101.0	13.4

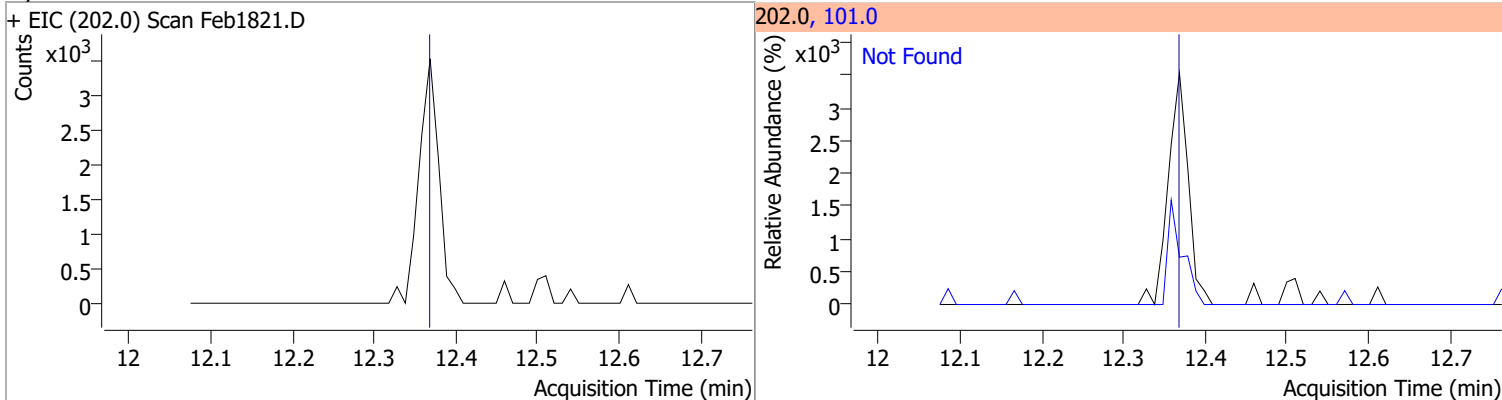


Compound	Conc.	RT	Dev(Min)	Resp.	QIon	QRatio	Lower	Upper
Benzidine		0		0	183.0		8.3	15.4
					92.0		5.8	10.8

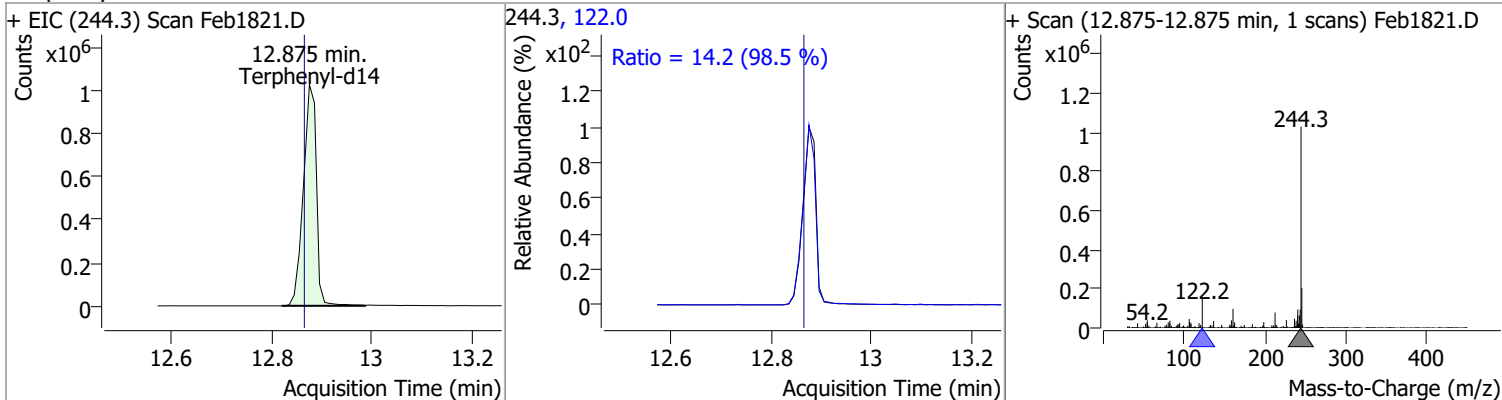


Quantitation Results Report (QT Reviewed)

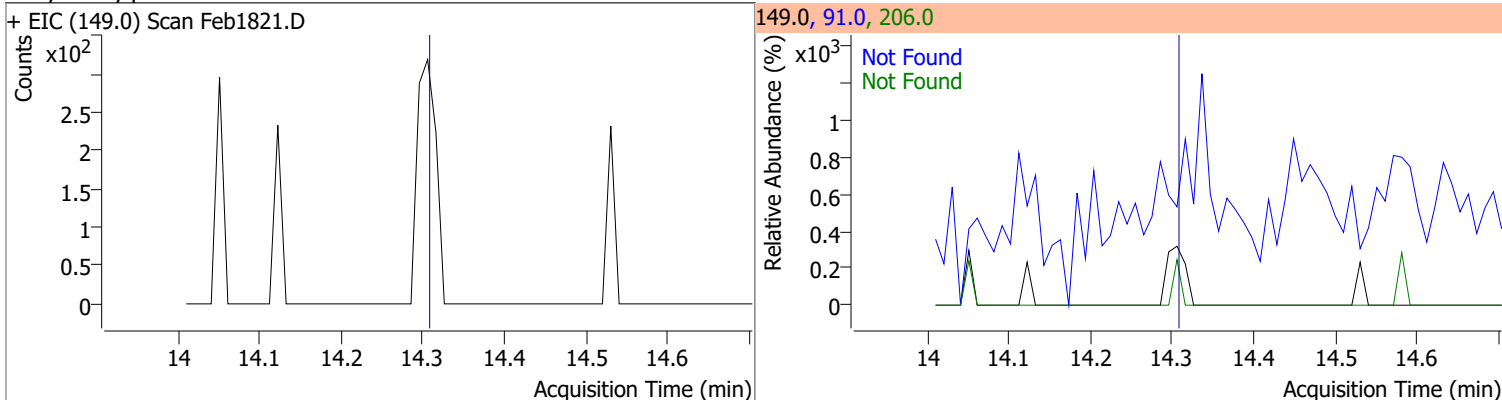
Compound	Conc.	Exp RT	QIon	Exp Ratio
Pyrene	N.D.	12.38	101.0	15.9



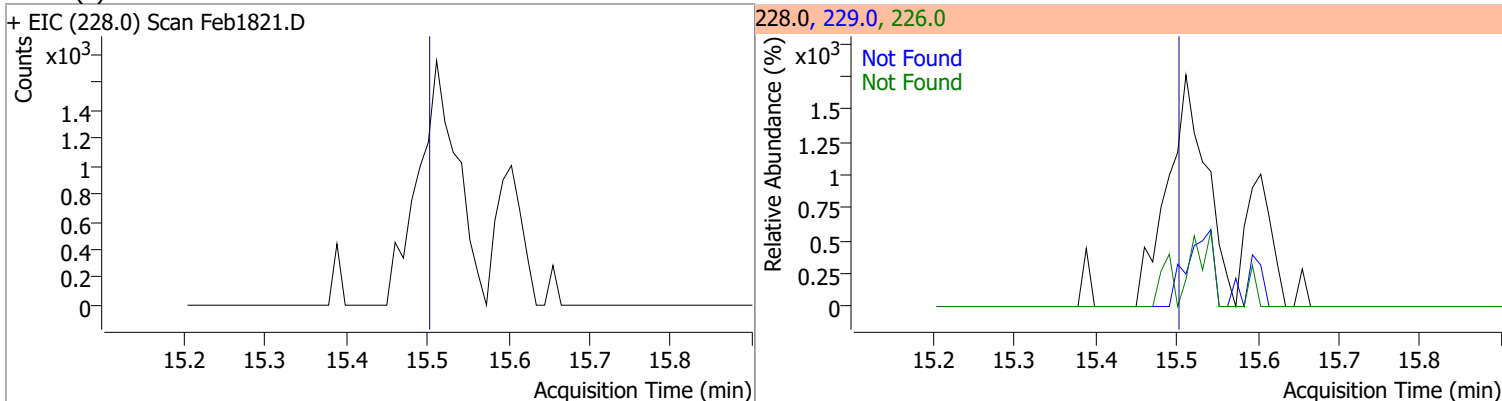
Compound	Conc.	RT	Dev(Min)	Resp.	QIon	QRatio	Lower	Upper
Terphenyl-d14	103.5335	12.88	0.00	1865090	122.0	14.2	10.1	18.7



Compound	Conc.	Exp RT	QIon	Exp Ratio	QIon	Exp Ratio
Butylbenzylphthalate	N.D.	14.32	91.0	85.1	206.0	17.5

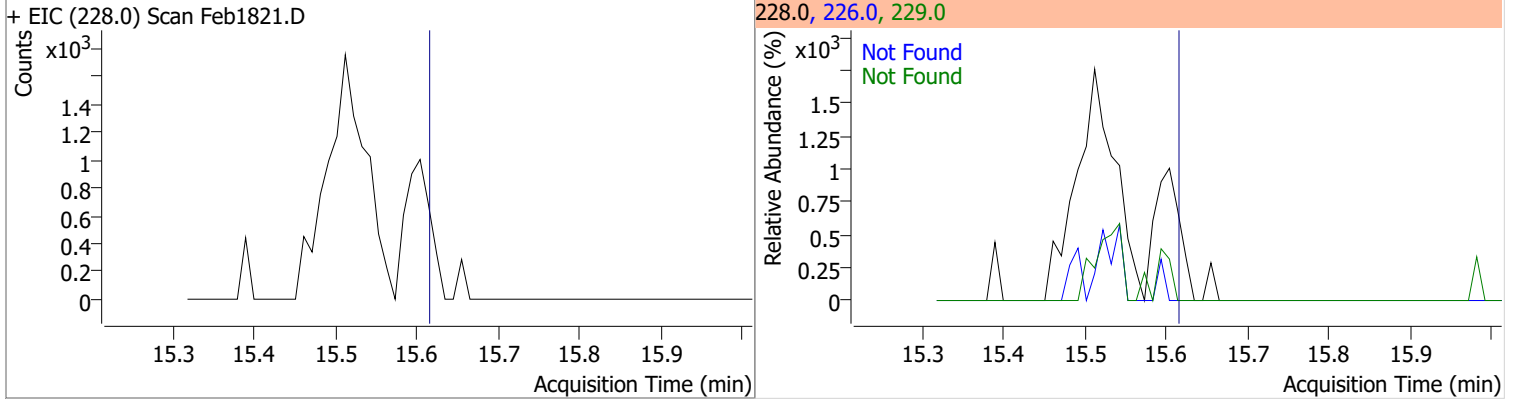


Compound	Conc.	Exp RT	QIon	Exp Ratio	QIon	Exp Ratio
Benzo(a)Anthracene	N.D.	15.51	226.0	26.8	229.0	21.1

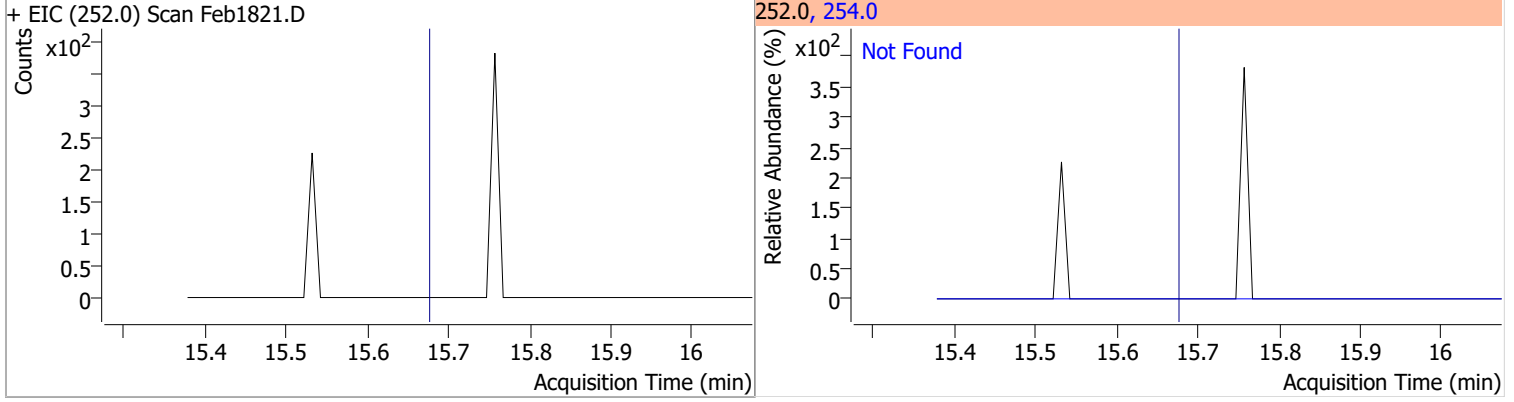


Quantitation Results Report (QT Reviewed)

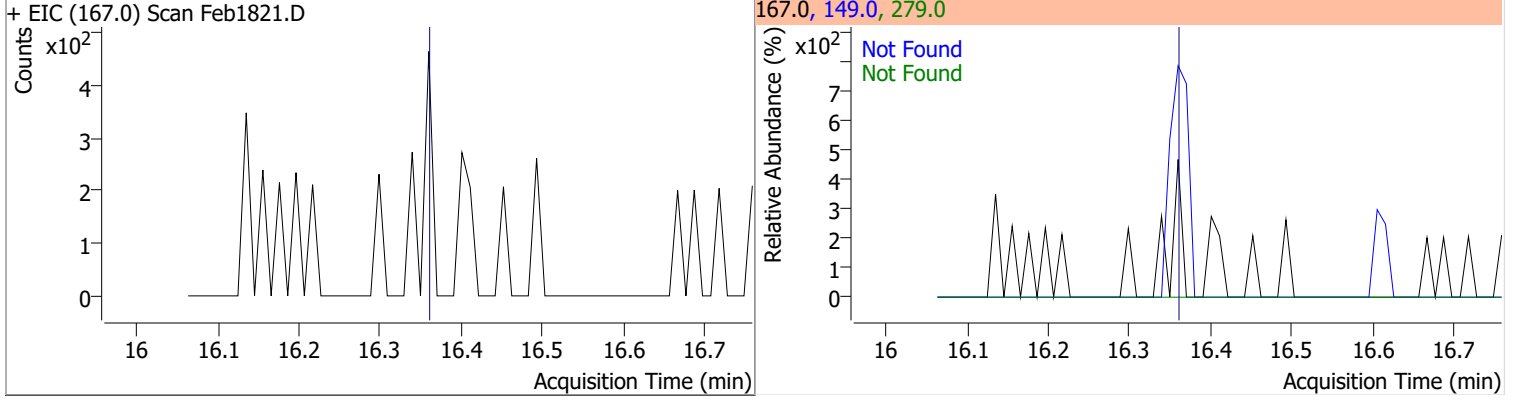
Compound	Conc.	Exp RT	QIon	Exp Ratio	QIon	Exp Ratio
Chrysene	N.D.	15.62	226.0	28.4	229.0	19.7



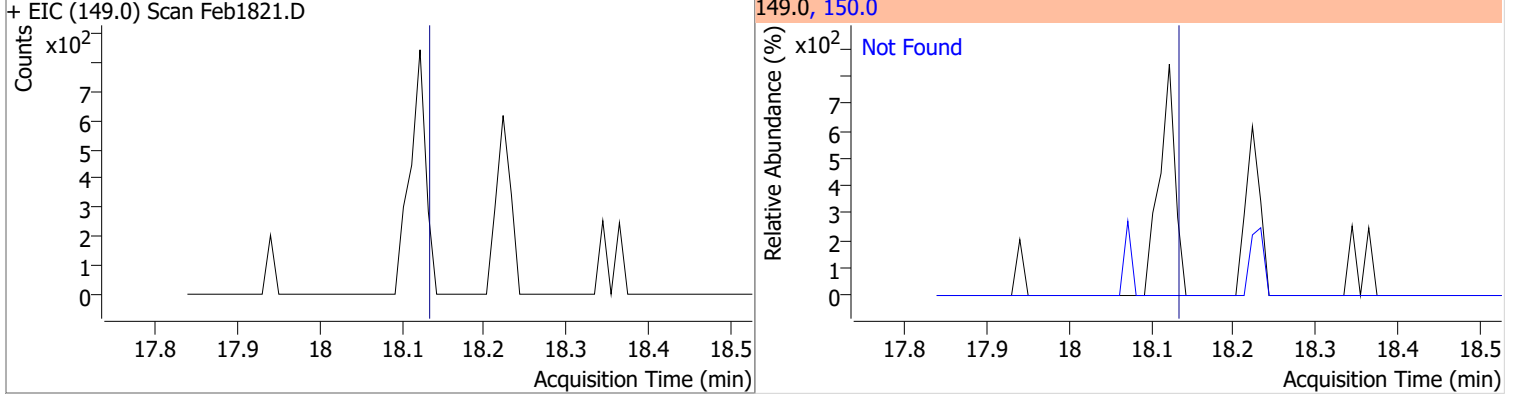
Compound	Conc.	Exp RT	QIon	Exp Ratio
3,3-Dichlorobenzidine	N.D.	15.69	254.0	64.2



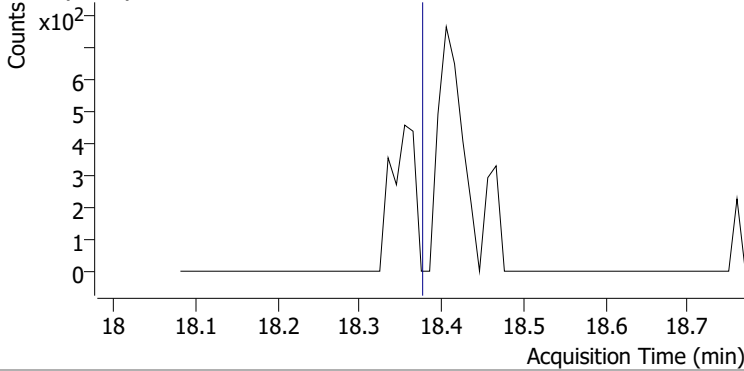
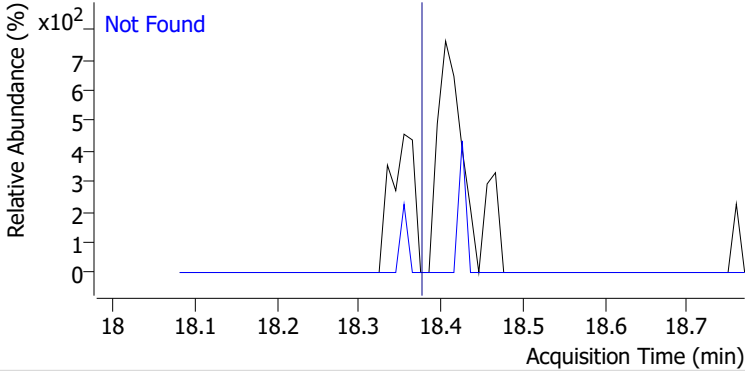
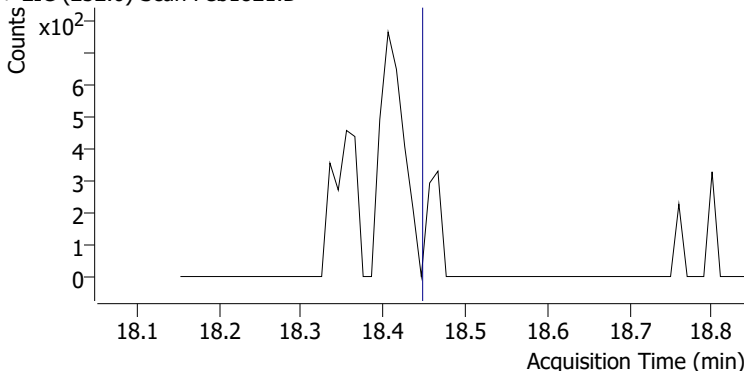
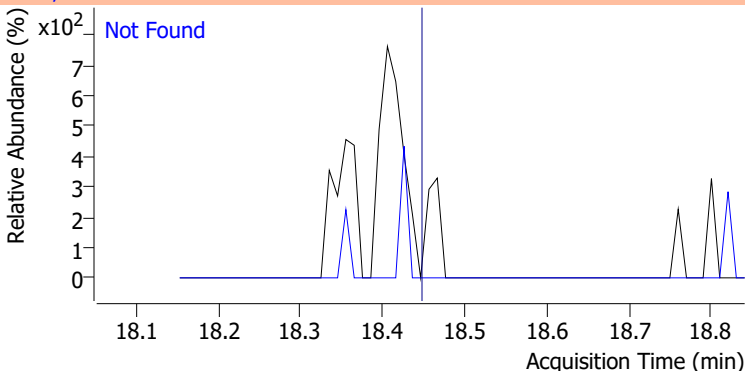
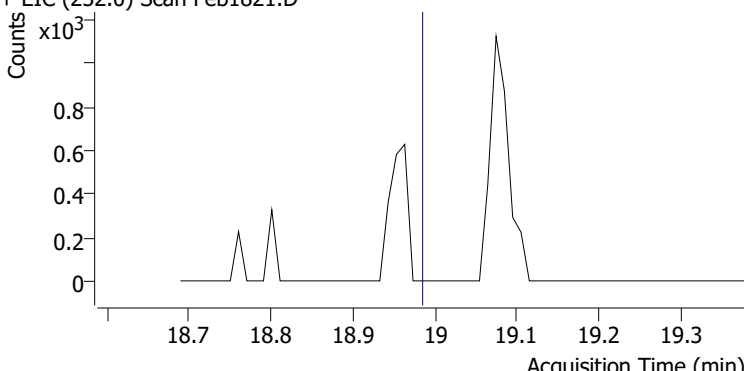
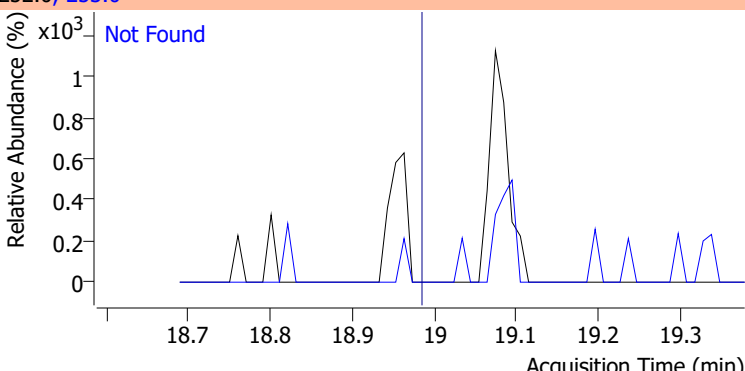
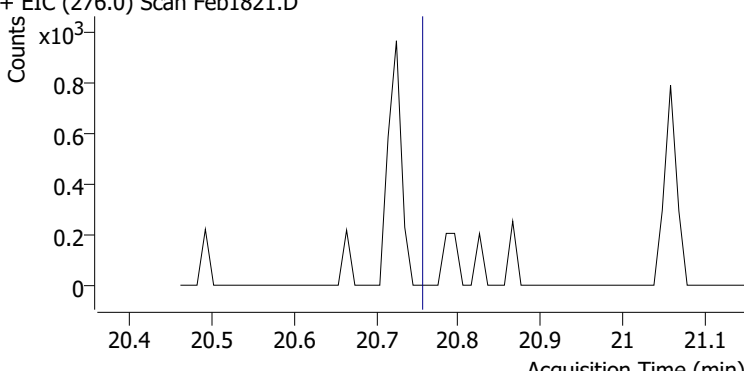
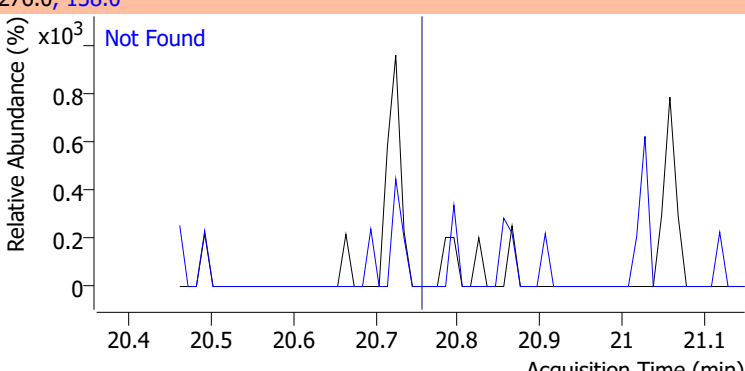
Compound	Conc.	Exp RT	QIon	Exp Ratio	QIon	Exp Ratio
bis(2-ethylhexyl)Phthalate	N.D.	16.37	149.0	390.8	279.0	15.0



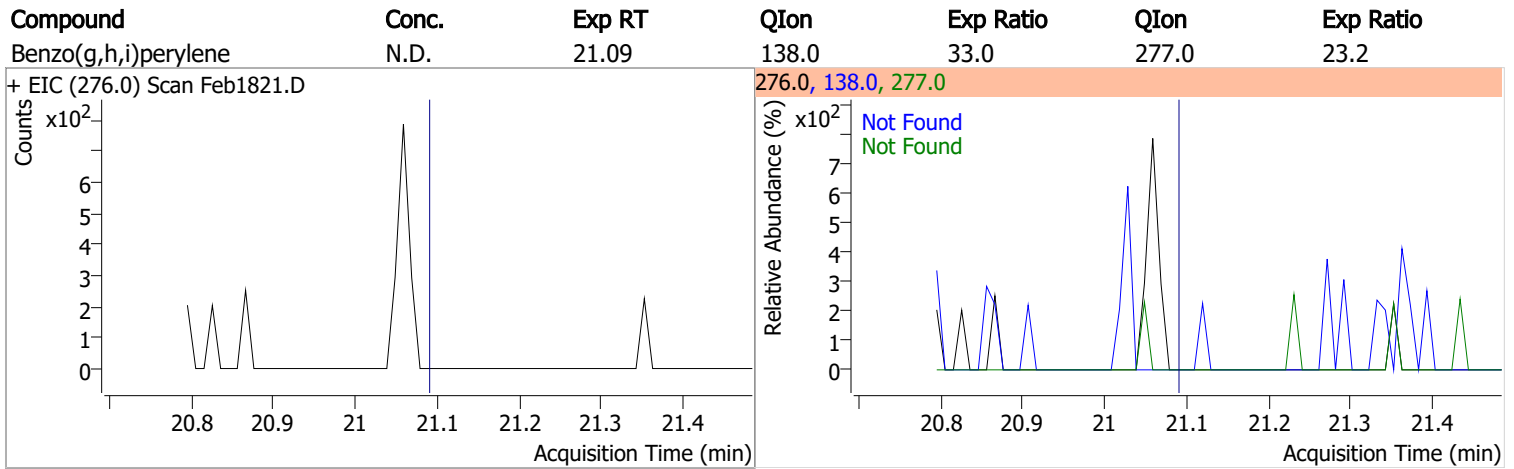
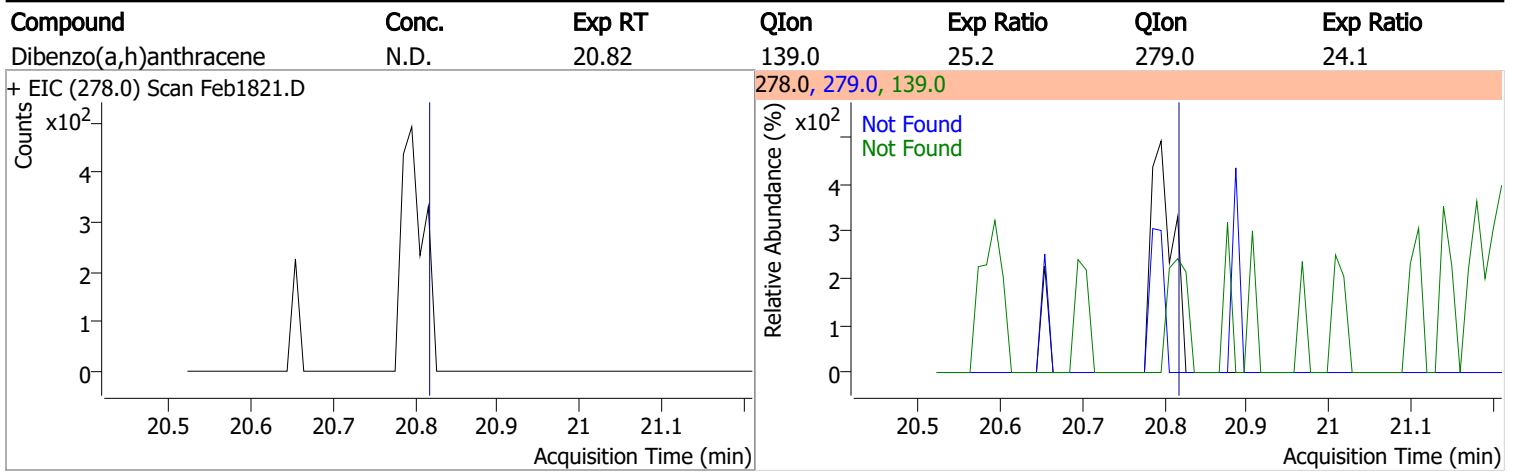
Compound	Conc.	Exp RT	QIon	Exp Ratio
Di-n-octyl Phthalate	N.D.	18.13	150.0	10.0



Quantitation Results Report (QT Reviewed)

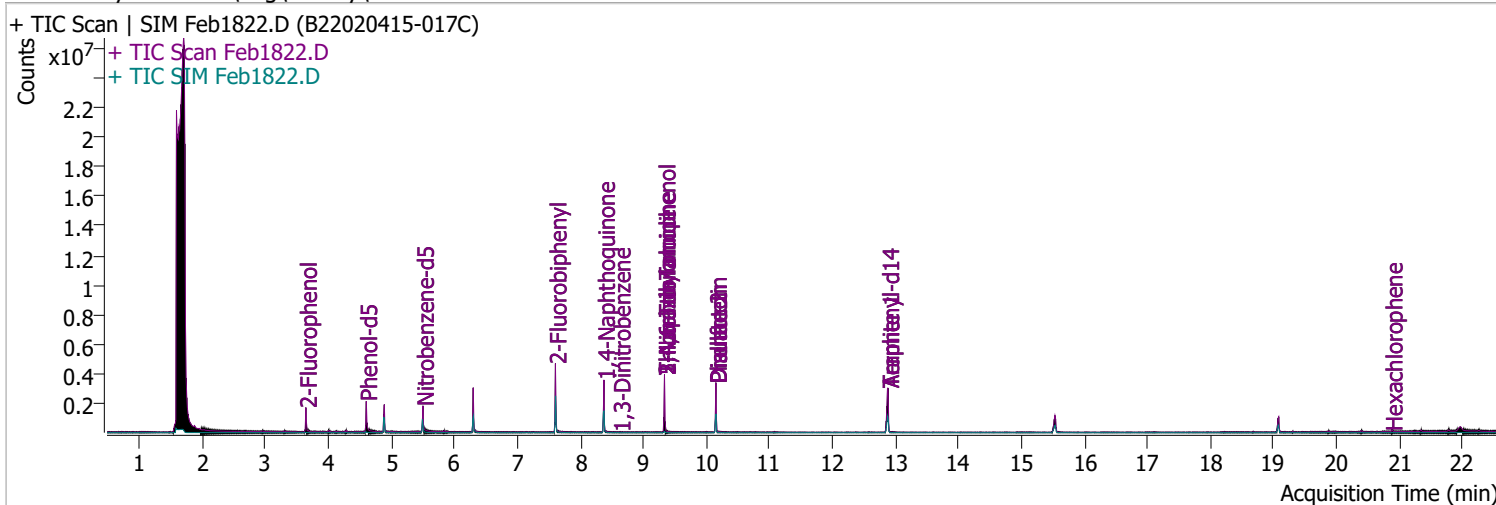
Compound	Conc.	Exp RT	QIon	Exp Ratio
Benzo(b)fluoranthene	N.D.	18.38	253.0	22.3
+ EIC (252.0) Scan Feb1821.D			252.0, 253.0	
				
Benzo(k)fluoranthene	N.D.	18.45	253.0	22.0
+ EIC (252.0) Scan Feb1821.D			252.0, 253.0	
				
Benzo(a)pyrene	N.D.	18.98	253.0	21.5
+ EIC (252.0) Scan Feb1821.D			252.0, 253.0	
				
Indeno(1,2,3-c,d)pyrene	N.D.	20.76	138.0	29.6
+ EIC (276.0) Scan Feb1821.D			276.0, 138.0	
				

Quantitation Results Report (QT Reviewed)



Quantitation Results Report (QT Reviewed)

Data File	Feb1822.D	Operator	LIMS import
Acq. Method	BNA+SIM.M	Acq. Date-Time	2/19/2022 7:20:06 PM
Sample Name	B22020415-017C	Instrument	Instrument #1
Vial	22	Multiplier	1.00
DA Method File		Comment	SVOC-8270-W-LARGO
Tune File	dftppdsm.u	Tune Date	2/18/2022 9:25:00 PM
Batch Name	021822 DoD BNA cal.batch.bin	Last Calib Update	2/19/2022 1:06:17 PM
Ref Library	D:\Org\Library\NIST129K.l		



Compound	RT	QIon	Resp.	Conc.	Units	Dev(Min)
----------	----	------	-------	-------	-------	----------

Internal Standards

System Monitoring Compounds

S 2-Fluorophenol	3.643	112.0	460221	57.7143	µg/L	-0.010
Spiked Amount: 200.000	Range: 10.0 - 75.0%			Recovery = 28.86%		
S Phenol-d5	4.603	99.0	714942	68.8146	µg/L	-0.010
Spiked Amount: 200.000	Range: 10.0 - 65.0%			Recovery = 34.41%		
S Nitrobenzene-d5	5.502	82.0	459272	79.2676	µg/L	0.000
Spiked Amount: 100.000	Range: 32.0 - 94.0%			Recovery = 79.27%		
S 2-Fluorobiphenyl	7.605	172.0	1380011	64.2001	µg/L	0.000
Spiked Amount: 100.000	Range: 28.0 - 107.0%			Recovery = 64.20%		
S 2,4,6-Tribromophenol	9.336	329.8	304757	156.3387	µg/L	0.000
Spiked Amount: 200.000	Range: 25.0 - 140.0%			Recovery = 78.17%		
S Terphenyl-d14	12.885	244.3	1945517	94.3049	µg/L	0.010
Spiked Amount: 100.000	Range: 32.0 - 122.0%			Recovery = 94.30%		

Target Compounds

Compound	RT	QIon	Resp.	Conc.	Units	Dev(Min)	QValue
T N-Nitrosodimethylamine	0.000		0	N.D.			
T Pyridine	0.000		0	N.D.			
T Aniline	0.000		0	N.D.			
T Phenol	0.000		0	N.D.			
T bis(-2-Chloroethyl)Ether	0.000		0	N.D.			
T 2-Chlorophenol	0.000		0	N.D.			
T 1,3-Dichlorobenzene	0.000		0	N.D.			
T 1,4-Dichlorobenzene	0.000		0	N.D.			
T 1,2-Dichlorobenzene	0.000		0	N.D.			
T Benzyl Alcohol	0.000		0	N.D.			
T bis(2-chloroisopropyl)Ether	0.000		0	N.D.			
T 2-Methylphenol	0.000		0	N.D.			
T N-nitroso-Di-n-propylamine	5.502	70.0	0		µg/L	md	1
T 4Methylphenol/3Methylphenol	0.000		0	N.D.			
T Hexachloroethane	0.000		0	N.D.			

Quantitation Results Report (QT Reviewed)

Compound	RT	QIon	Resp.	Conc.	Units	Dev(Min)
T Nitrobenzene	0.000		0	N.D.		
T Isophorone	0.000		0	N.D.		
T 2-Nitrophenol	0.000		0	N.D.		
T 2,4-Dimethylphenol	0.000		0	N.D.		
T bis(-2-Chloroethoxy)Methane	0.000		0	N.D.		
T 2,4-Dichlorophenol	0.000		0	N.D.		
T Benzoic Acid	0.000		0	N.D.		
T 1,2,4-Trichlorobenzene	0.000		0	N.D.		
T Naphthalene	0.000		0	N.D.		
T 4-Chlorophenol	6.301	130.0	0		µg/L md	1
T p-Chloroaniline	0.000		0	N.D.		
T Hexachlorobutadiene	0.000		0	N.D.		
T 4-Chloro-2-Methylphenol	0.000		0	N.D.		
T 4-Chloro-3-Methylphenol	0.000		0	N.D.		
T 2-Methylnaphthalene	0.000		0	N.D.		
T 1-Methylnaphthalene	0.000		0	N.D.		
T Hexachlorocyclopentadiene	0.000		0	N.D.		
T 2,4,6-Trichlorophenol	0.000		0	N.D.		
T 2,4,5-Trichlorophenol	0.000		0	N.D.		
T 2-Chloronaphthalene	0.000		0	N.D.		
T 2-Nitroaniline	0.000		0	N.D.		
T Dimethyl Phthalate	8.374	163.0	0		µg/L md	1
T 2,6-Dinitrotoluene	8.374	165.0	0		µg/L md	1
T Acenaphthylene	0.000		0	N.D.		
T 3-Nitroaniline	0.000		0	N.D.		
T Acenaphthene	0.000		0	N.D.		
T 2,4-Dinitrophenol	0.000		0	N.D.		
T Dibenzofuran	0.000		0	N.D.		
T 2,4-Dinitrotoluene	9.039	165.0	0		µg/L md	1
T 4-Nitrophenol	0.000		0	N.D.		
T Diethylphthalate	0.000		0	N.D.		
T Fluorene	0.000		0	N.D.		
T 4-Chlorophenyl-phenylether	0.000		0	N.D.		
T 4-Nitroaniline	0.000		0	N.D.		
T 4,6-Dinitro-2-methylphenol	9.336	198.0	0		µg/L md	1
T N-nitrosodiphenylamine	0.000		0	N.D.		
T Azobenzene	0.000		0	N.D.		
T 4-Bromophenyl-phenylether	0.000		0	N.D.		
T Hexachlorobenzene	0.000		0	N.D.		
T Pentachlorophenol	0.000		0	N.D.		
T Phenanthrene	0.000		0	N.D.		
T Anthracene	0.000		0	N.D.		
T Triallate	0.000		0	N.D.		
T Carbazole	0.000		0	N.D.		
T o-Terphenyl	0.000		0	N.D.		
T Di-n-Butylphthalate	0.000		0	N.D.		
T Fluoranthene	0.000		0	N.D.		
T Benzidine	12.885	184.0	0		µg/L md	1
T Pyrene	0.000		0	N.D.		
T Butylbenzylphthalate	0.000		0	N.D.		
T Benzo(a)Anthracene	0.000		0	N.D.		
T Chrysene	0.000		0	N.D.		
T 3,3-Dichlorobenzidine	0.000		0	N.D.		
T bis(2-ethylhexyl)Phthalate	0.000		0	N.D.		
T Di-n-octyl Phthalate	0.000		0	N.D.		

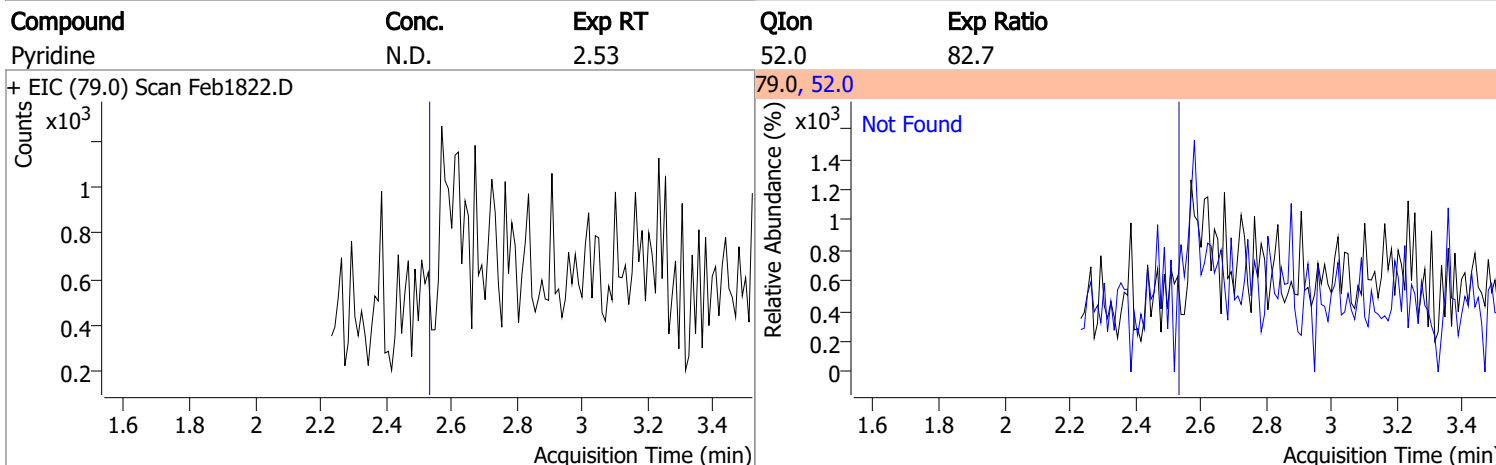
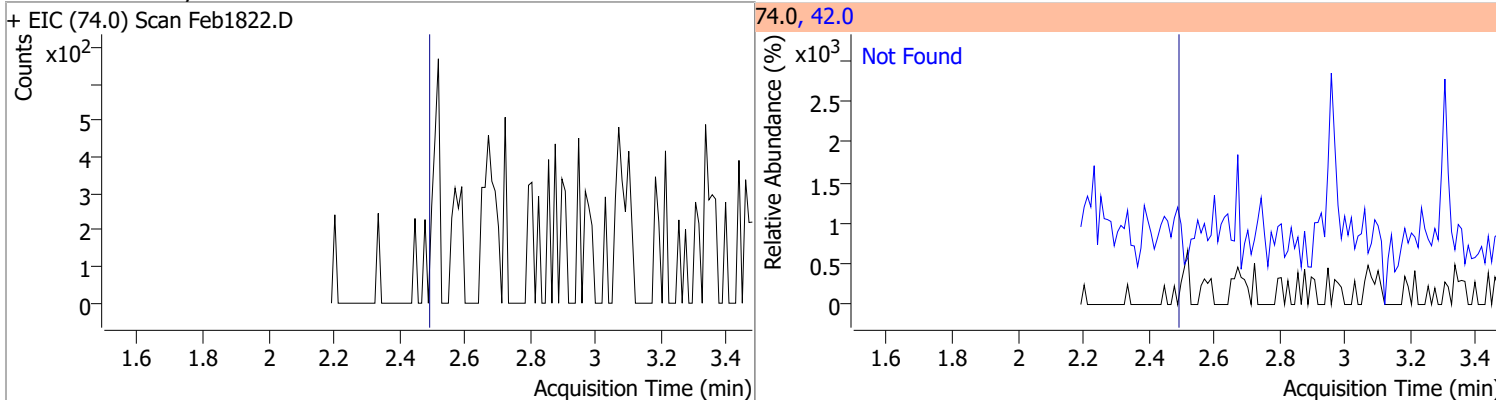
Quantitation Results Report (QT Reviewed)

Compound	RT	QIon	Resp.	Conc.	Units	Dev(Min)
T Benzo(b)fluoranthene	0.000		0	N.D.		
T Benzo(k)fluoranthene	0.000		0	N.D.		
T Benzo(a)pyrene	0.000		0	N.D.		
T Indeno(1,2,3-c,d)pyrene	0.000		0	N.D.		
T Dibenzo(a,h)anthracene	0.000		0	N.D.		
T Benzo(g,h,i)perylene	0.000		0	N.D.		

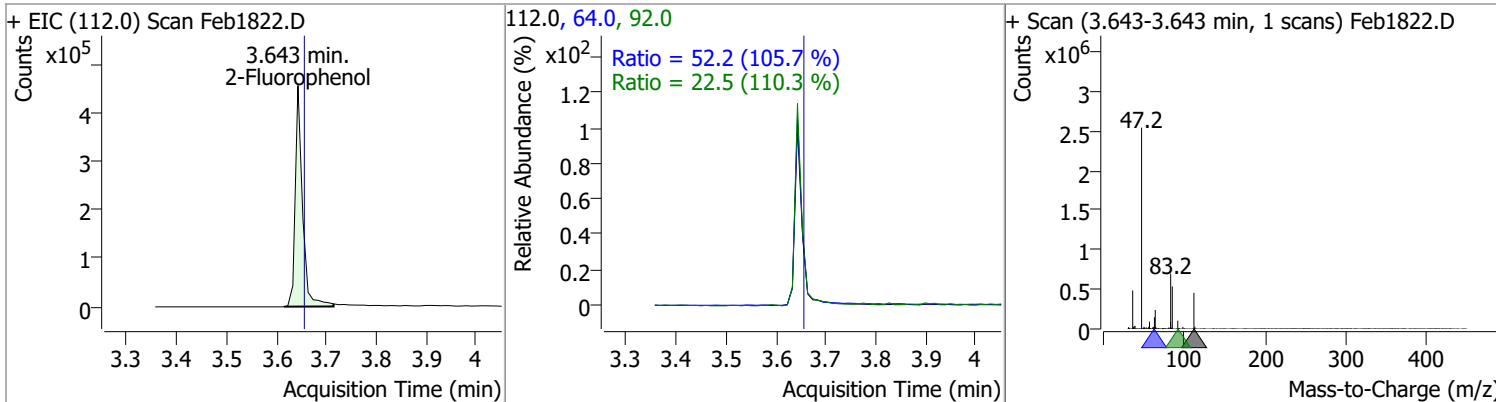
(#) = Qualifier Out of Range; (m) = Manual Integration; (+) = Area Summed; (*) = Surrogate Percent Recovery Out of Range; (d): Zeroed Peak

Quantitation Results Report (QT Reviewed)

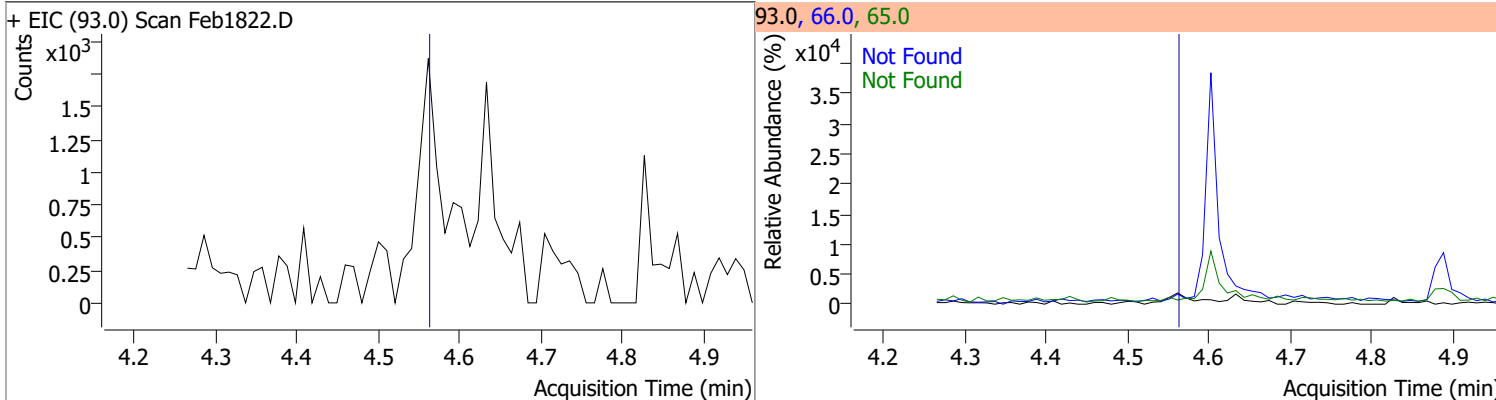
Compound	Conc.	Exp RT	QIon	Exp Ratio
N-Nitrosodimethylamine	N.D.	2.49	42.0	135.8



Compound	Conc.	RT	Dev(Min)	Resp.	QIon	QRatio	Lower	Upper
2-Fluorophenol	57.7143	3.64	-0.01	460221	64.0	52.2	34.6	64.3
					92.0	22.5	14.2	26.5

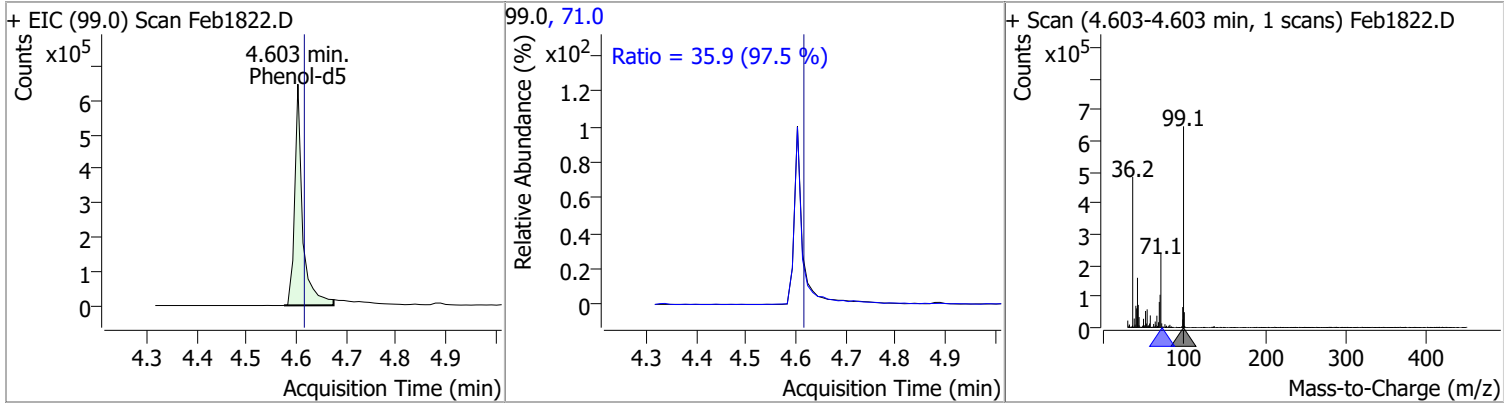


Compound	Conc.	Exp RT	QIon	Exp Ratio	QIon	Exp Ratio
Aniline	N.D.	4.56	66.0	36.7	65.0	18.7

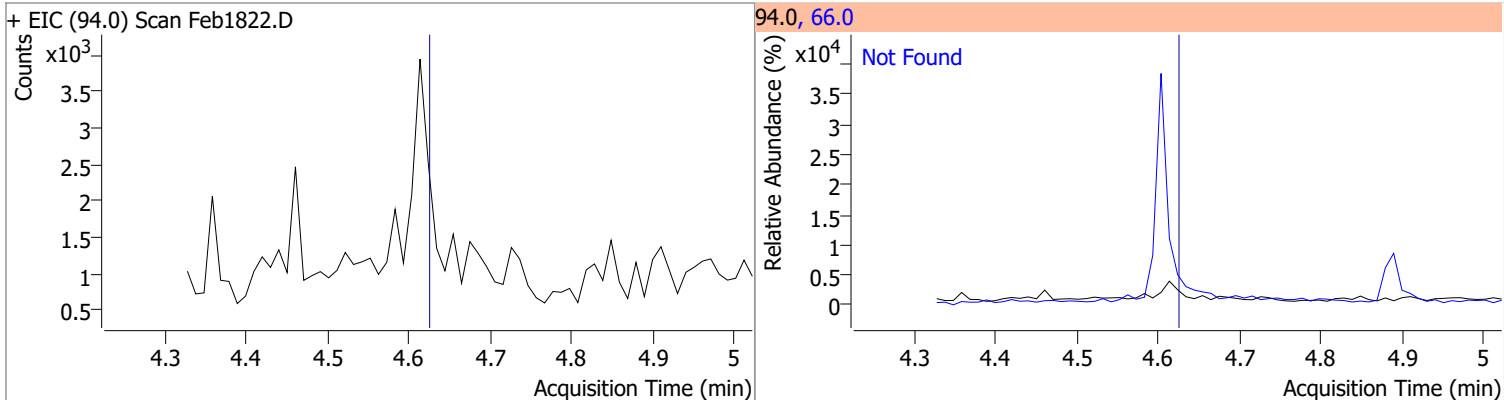


Quantitation Results Report (QT Reviewed)

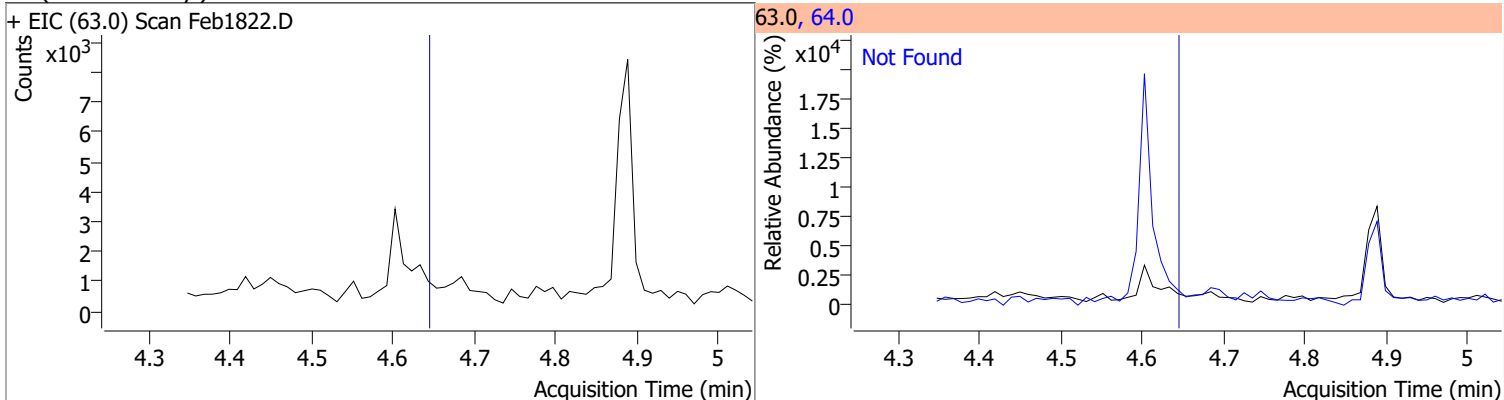
Compound	Conc.	RT	Dev(Min)	Resp.	QIon	QRatio	Lower	Upper
Phenol-d5	68.8146	4.60	-0.01	714942	71.0	35.9	25.8	47.9



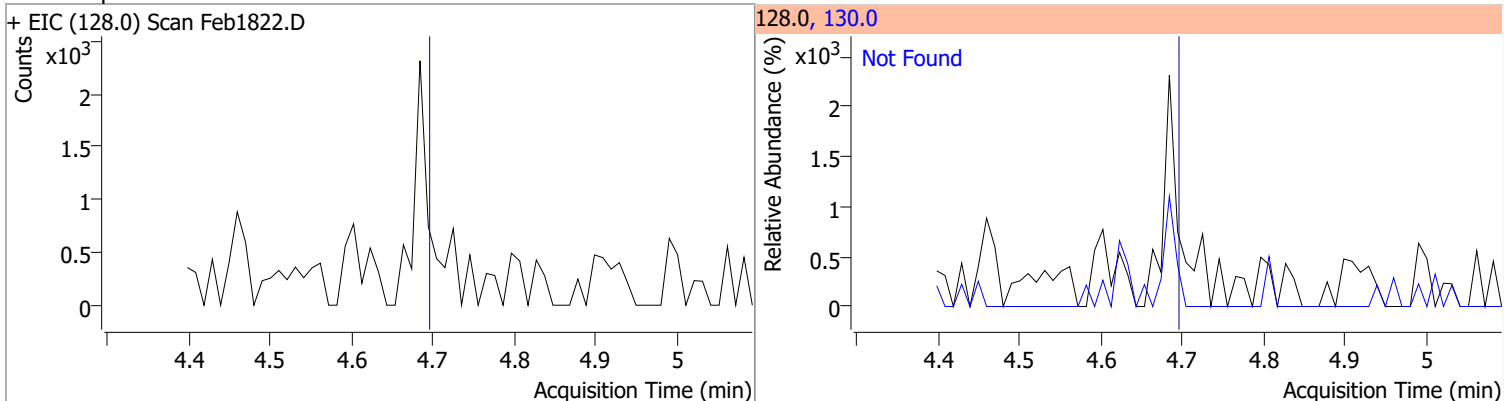
Compound	Conc.	Exp RT	QIon	Exp Ratio
Phenol	N.D.	4.62	66.0	45.3



Compound	Conc.	Exp RT	QIon	Exp Ratio
bis(-2-Chloroethyl)Ether	N.D.	4.64	64.0	10.9

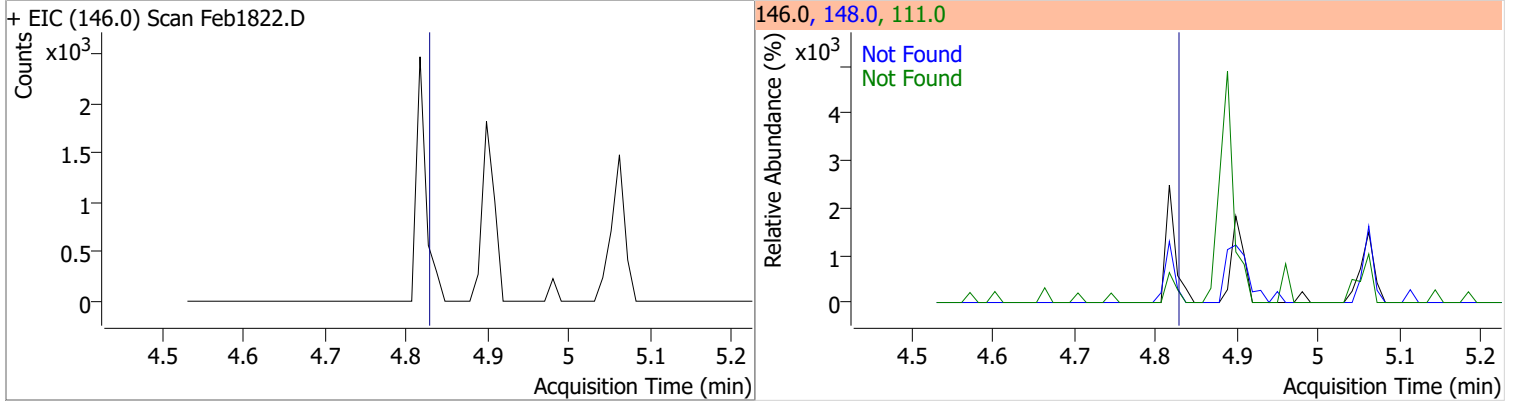


Compound	Conc.	Exp RT	QIon	Exp Ratio
2-Chlorophenol	N.D.	4.69	130.0	32.5

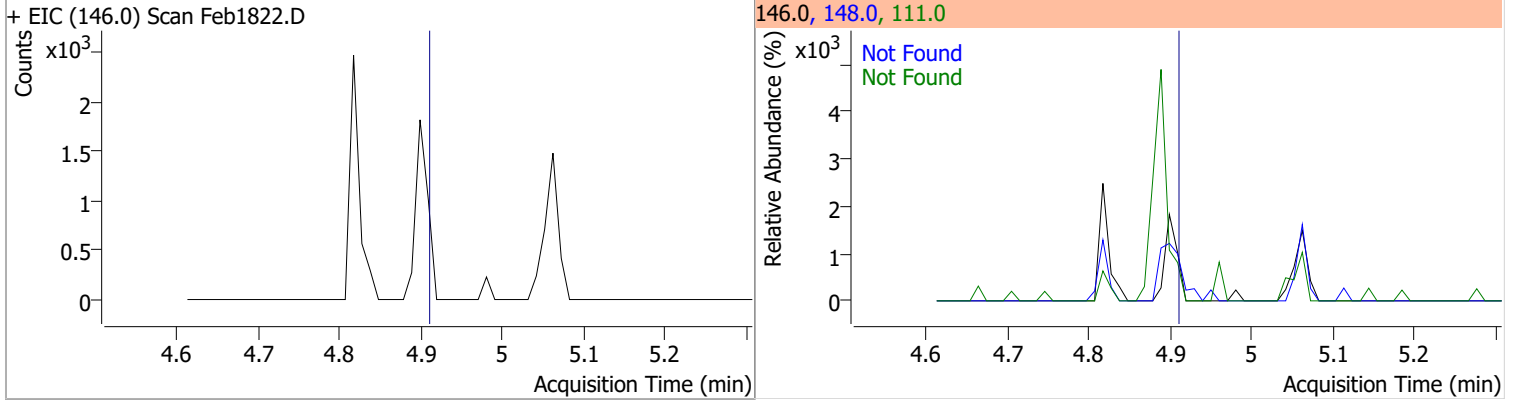


Quantitation Results Report (QT Reviewed)

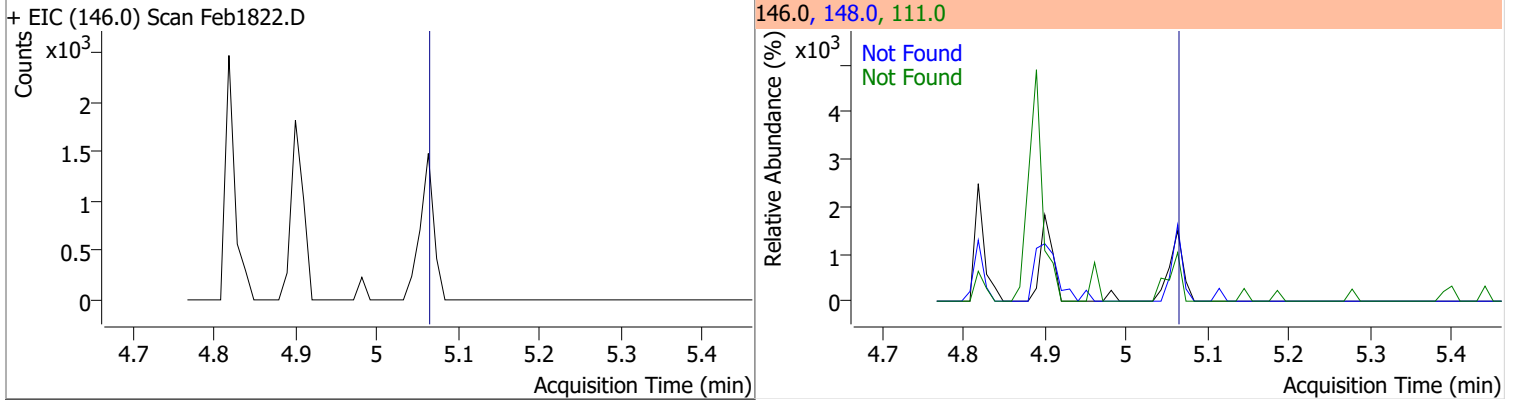
Compound	Conc.	Exp RT	QIon	Exp Ratio	QIon	Exp Ratio
1,3-Dichlorobenzene	N.D.	4.83	148.0	63.7	111.0	36.1



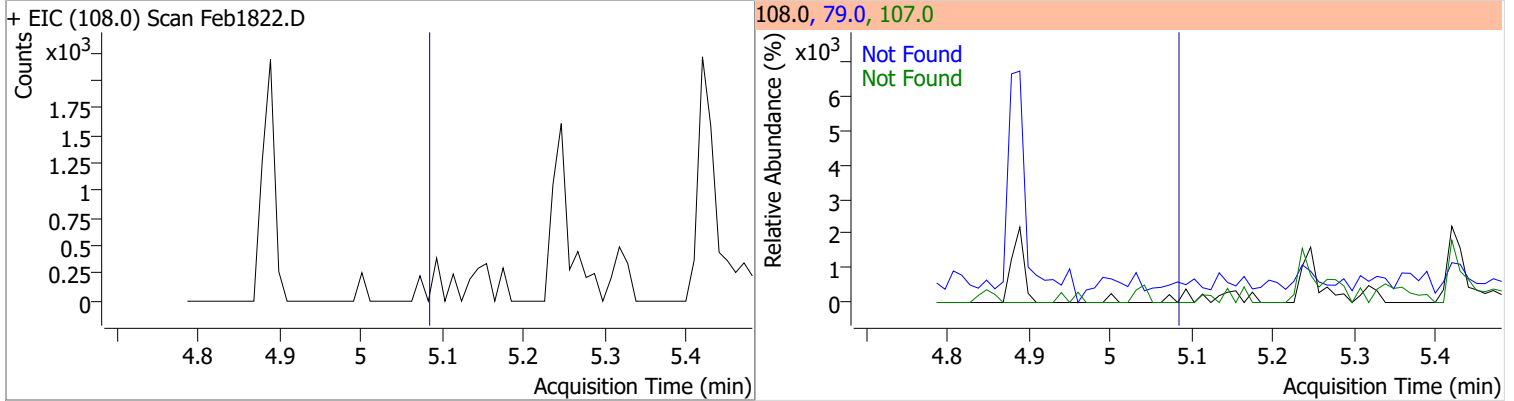
Compound	Conc.	Exp RT	QIon	Exp Ratio	QIon	Exp Ratio
1,4-Dichlorobenzene	N.D.	4.91	148.0	65.2	111.0	36.0



Compound	Conc.	Exp RT	QIon	Exp Ratio	QIon	Exp Ratio
1,2-Dichlorobenzene	N.D.	5.06	148.0	64.4	111.0	37.3

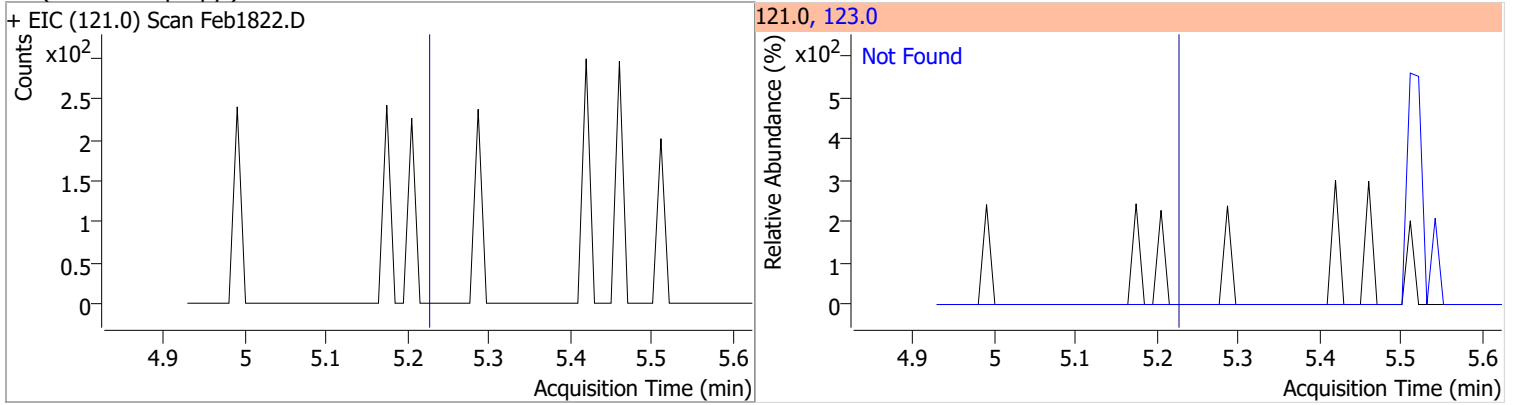


Compound	Conc.	Exp RT	QIon	Exp Ratio	QIon	Exp Ratio
Benzyl Alcohol	N.D.	5.08	79.0	119.3	107.0	70.5

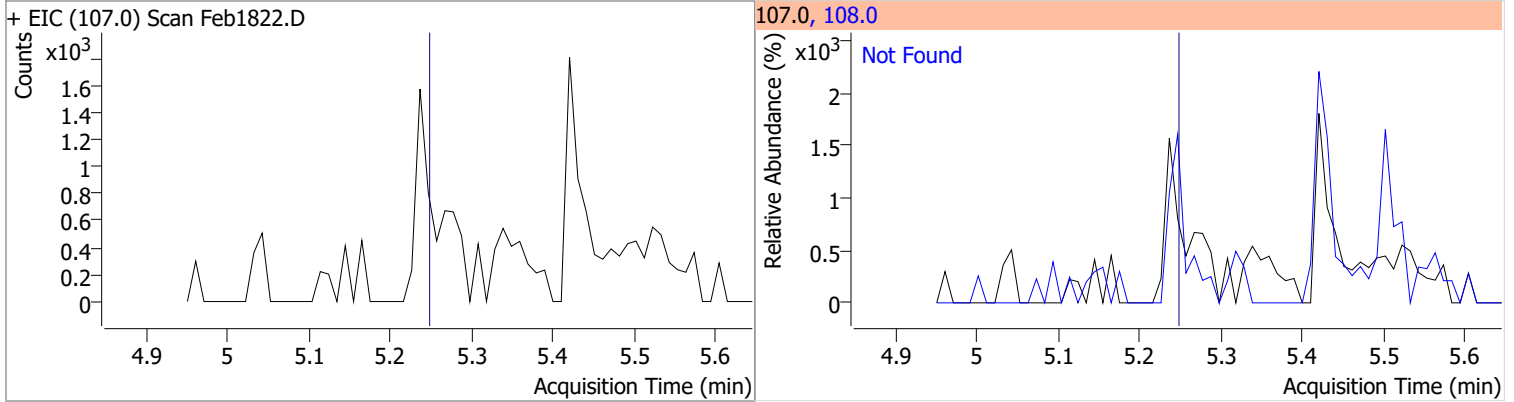


Quantitation Results Report (QT Reviewed)

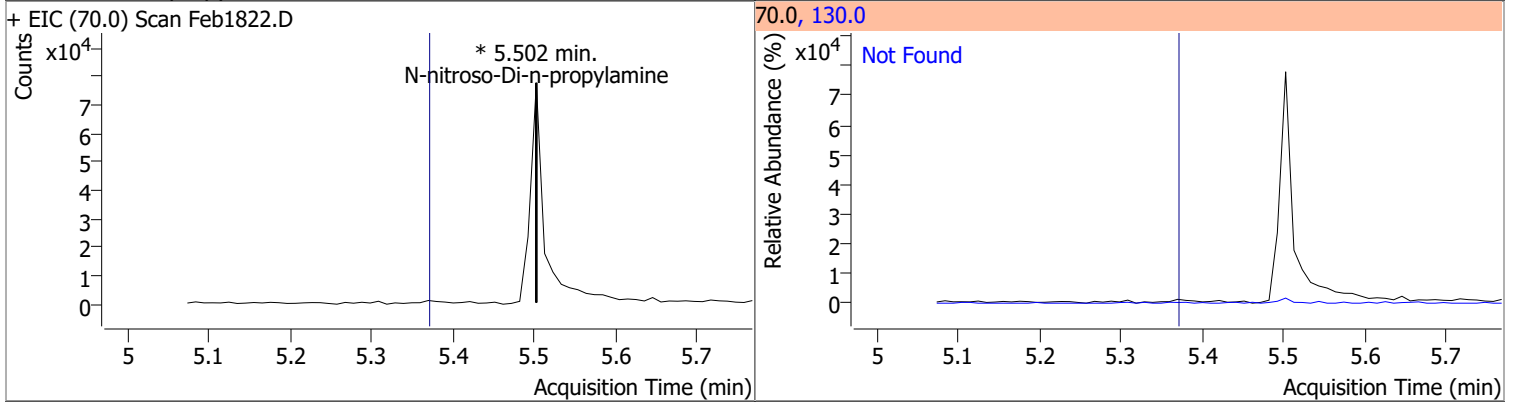
Compound	Conc.	Exp RT	QIon	Exp Ratio
bis(2-chloroisopropyl)Ether	N.D.	5.23	123.0	32.1



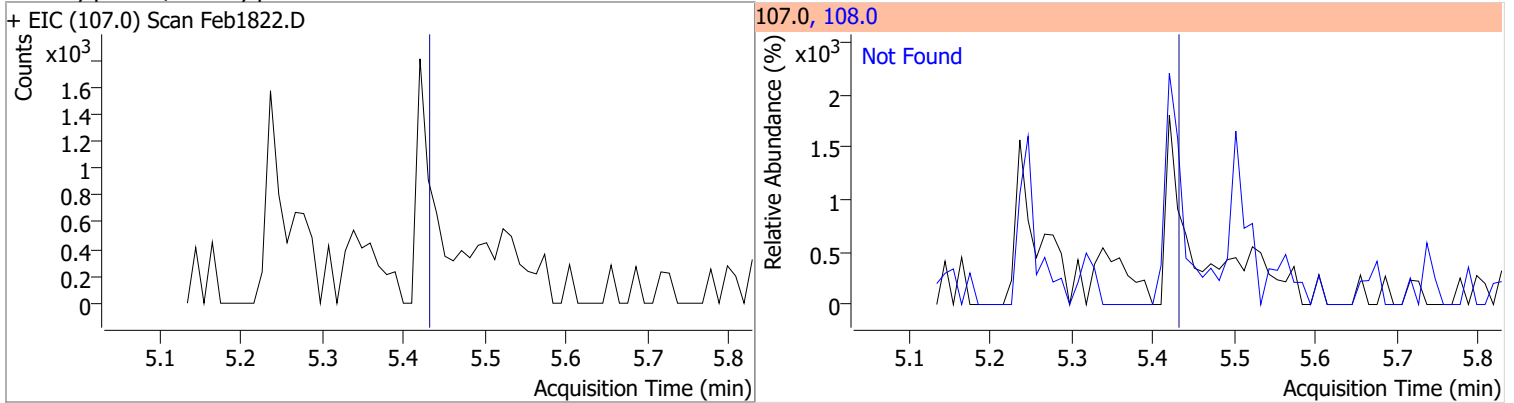
Compound	Conc.	Exp RT	QIon	Exp Ratio
2-Methylphenol	N.D.	5.25	108.0	116.5



Compound	Conc.	RT	Dev(Min)	Resp.	QIon	QRatio	Lower	Upper
N-nitroso-Di-n-propylamine		0		0	130.0		0.0	38.8

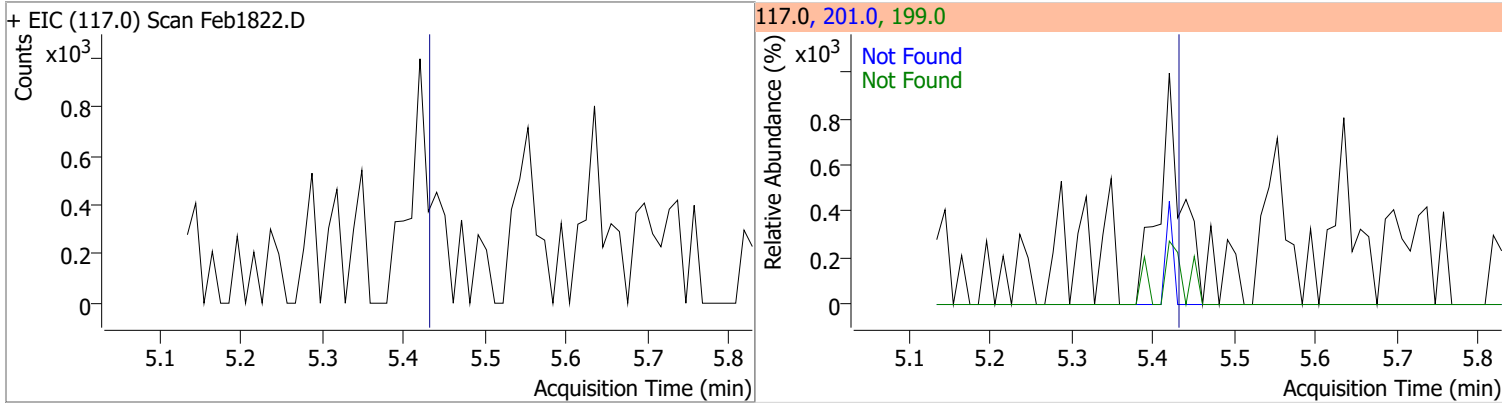


Compound	Conc.	Exp RT	QIon	Exp Ratio
4Methylphenol/3Methylphenol	N.D.	5.43	108.0	83.9

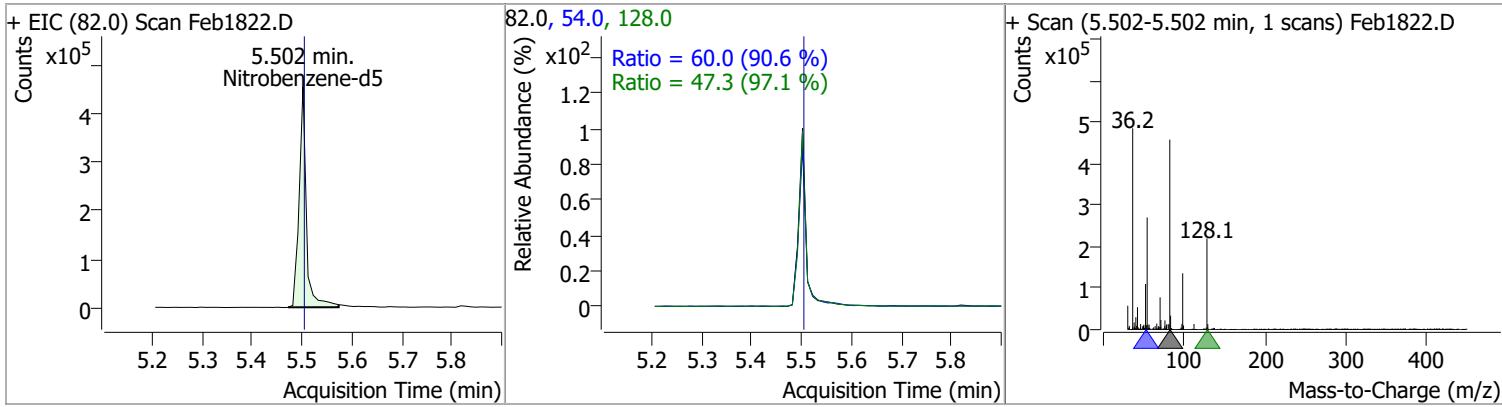


Quantitation Results Report (QT Reviewed)

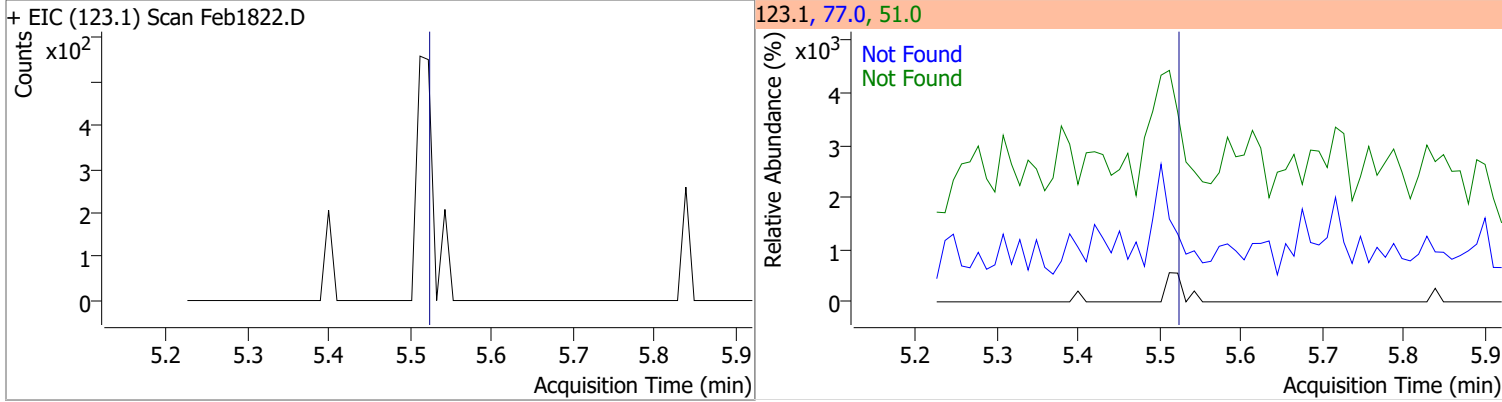
Compound	Conc.	Exp RT	QIon	Exp Ratio	QIon	Exp Ratio
Hexachloroethane	N.D.	5.43	201.0	90.8	199.0	56.9



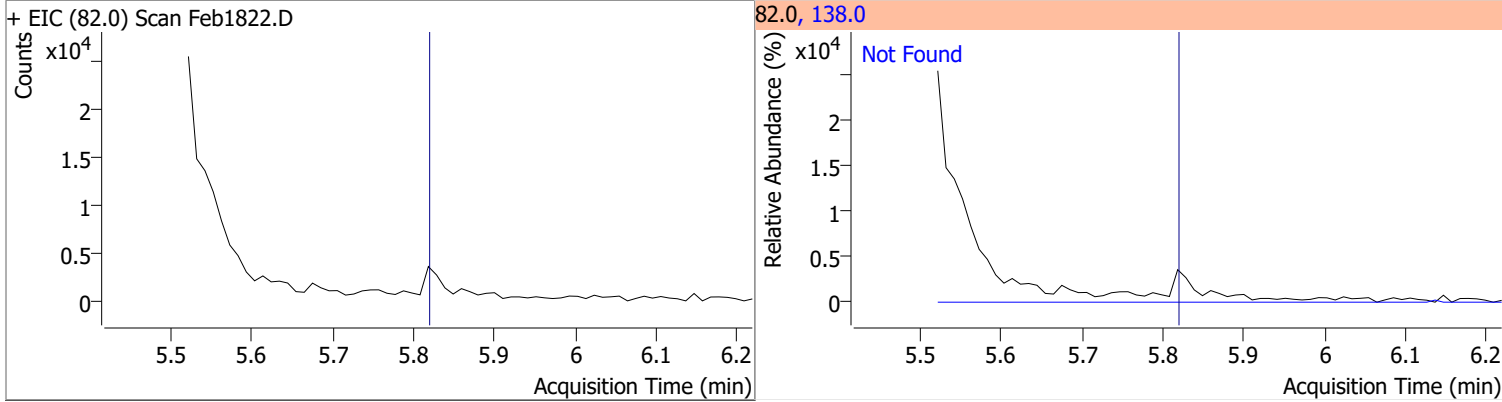
Compound	Conc.	RT	Dev(Min)	Resp.	QIon	QRatio	Lower	Upper
Nitrobenzene-d5	79.2676	5.50	0.00	459272	54.0	60.0	46.3	86.0
					128.0	47.3	34.1	63.3



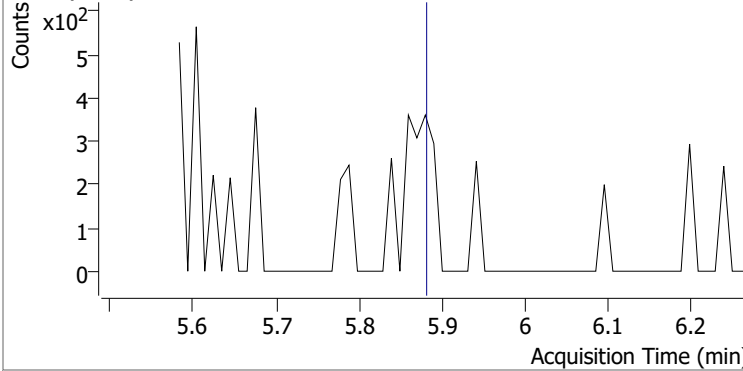
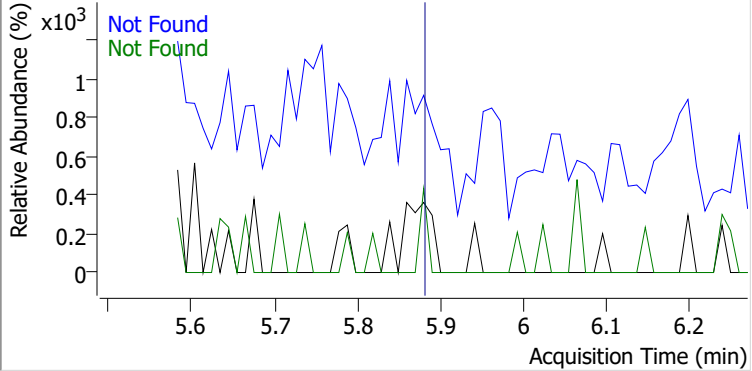
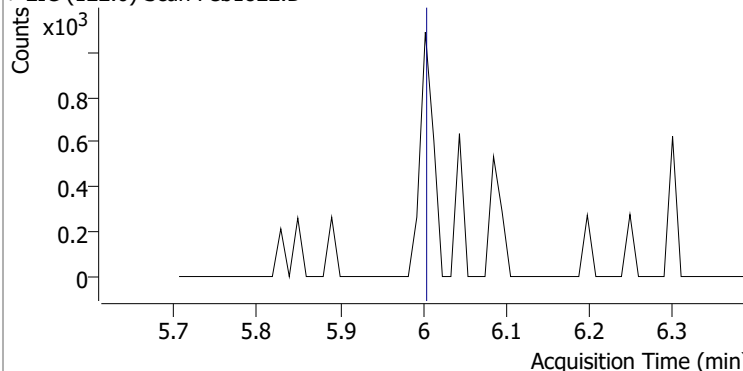
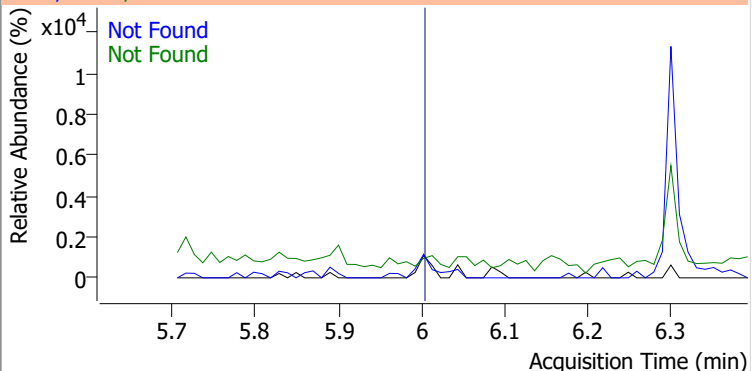
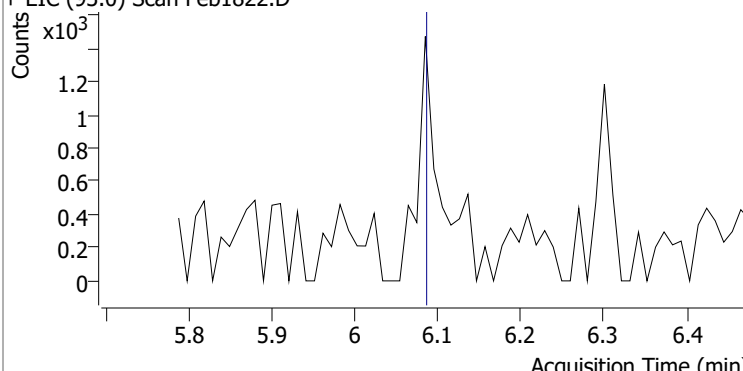
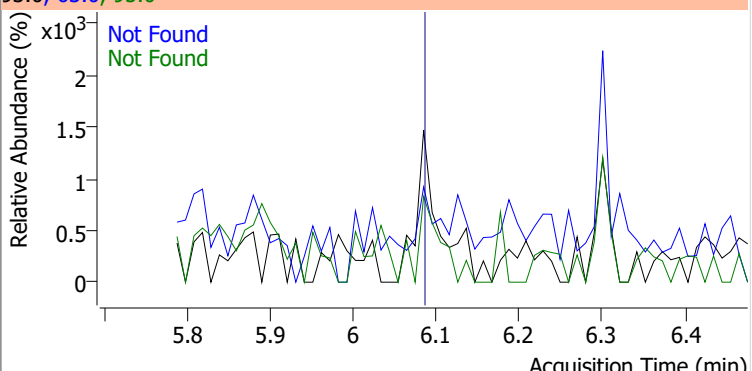
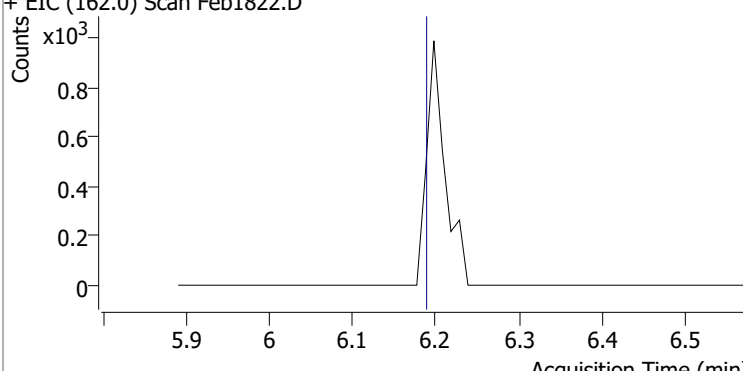
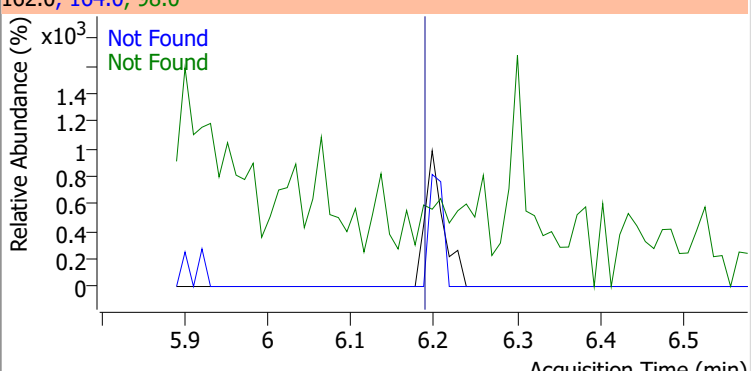
Compound	Conc.	Exp RT	QIon	Exp Ratio	QIon	Exp Ratio
Nitrobenzene	N.D.	5.52	77.0	212.7	51.0	131.0



Compound	Conc.	Exp RT	QIon	Exp Ratio
Isophorone	N.D.	5.82	138.0	21.1

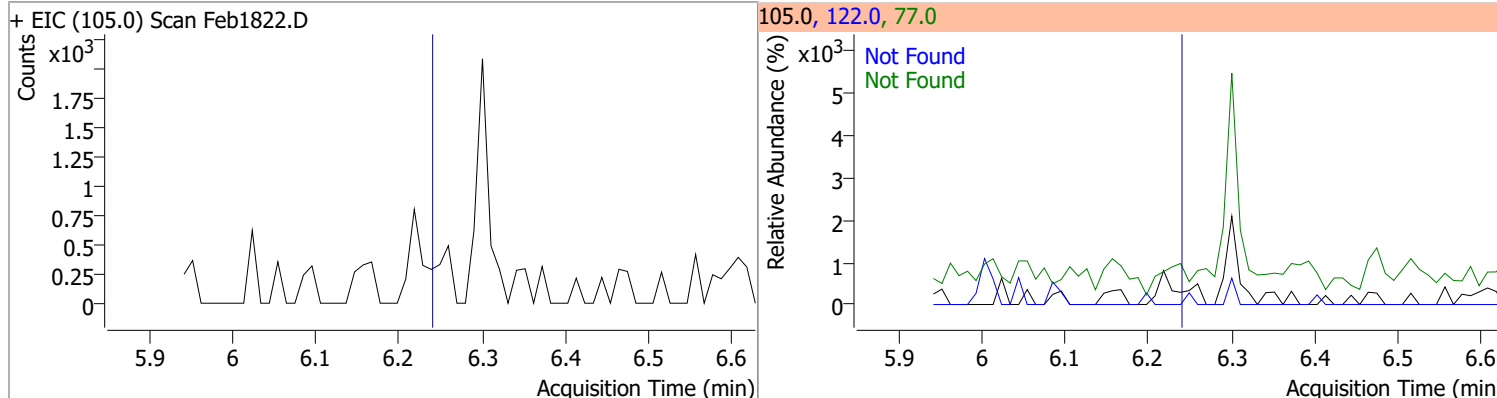


Quantitation Results Report (QT Reviewed)

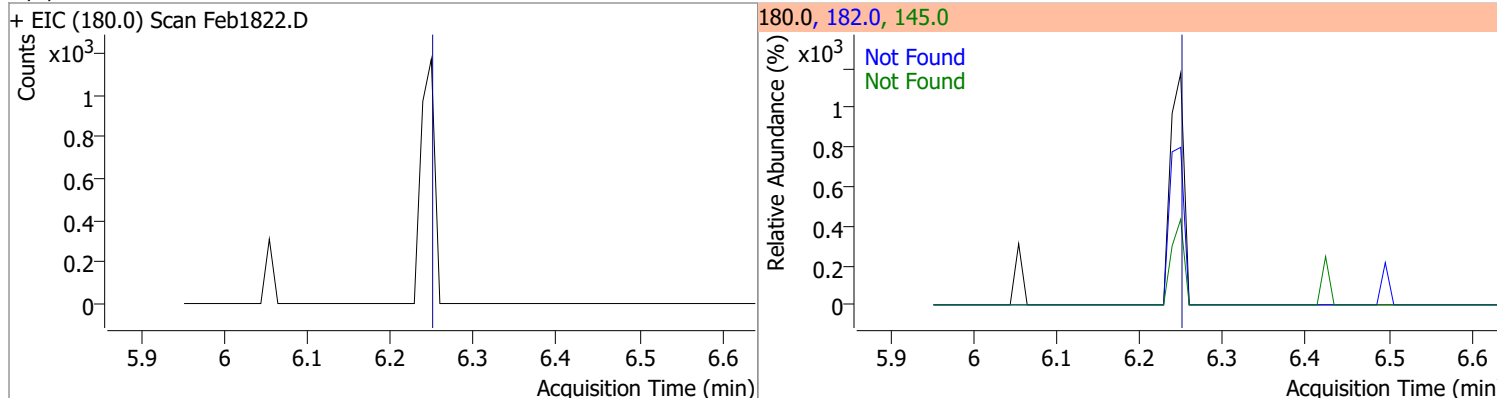
Compound	Conc.	Exp RT	QIon	Exp Ratio	QIon	Exp Ratio
2-Nitrophenol	N.D.	5.88	65.0	48.8	109.0	35.2
+ EIC (139.0) Scan Feb1822.D			139.0, 65.0, 109.0			
						
2,4-Dimethylphenol	N.D.	6.00	107.0	109.4	77.0	34.0
+ EIC (122.0) Scan Feb1822.D			122.0, 107.0, 77.0			
						
bis(-2-Chloroethoxy)Methane	N.D.	6.08	63.0	68.1	95.0	31.9
+ EIC (93.0) Scan Feb1822.D			93.0, 63.0, 95.0			
						
2,4-Dichlorophenol	N.D.	6.19	164.0	65.0	98.0	28.6
+ EIC (162.0) Scan Feb1822.D			162.0, 164.0, 98.0			
						

Quantitation Results Report (QT Reviewed)

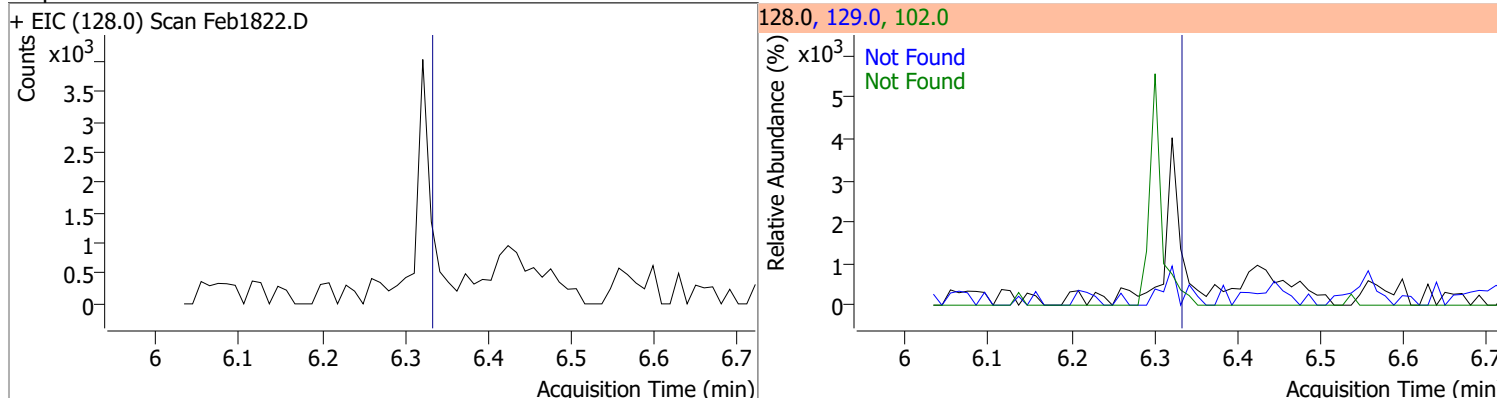
Compound	Conc.	Exp RT	QIon	Exp Ratio	QIon	Exp Ratio
Benzoic Acid	N.D.	6.24	122.0	85.5	77.0	60.4



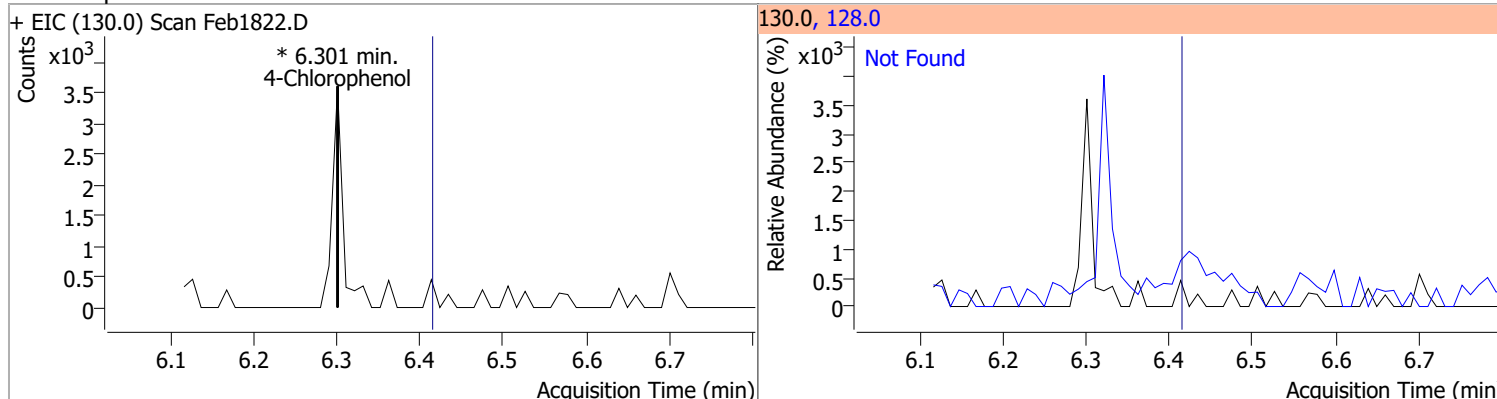
Compound	Conc.	Exp RT	QIon	Exp Ratio	QIon	Exp Ratio
1,2,4-Trichlorobenzene	N.D.	6.25	182.0	94.6	145.0	28.7



Compound	Conc.	Exp RT	QIon	Exp Ratio	QIon	Exp Ratio
Naphthalene	N.D.	6.33	129.0	11.5	102.0	9.9

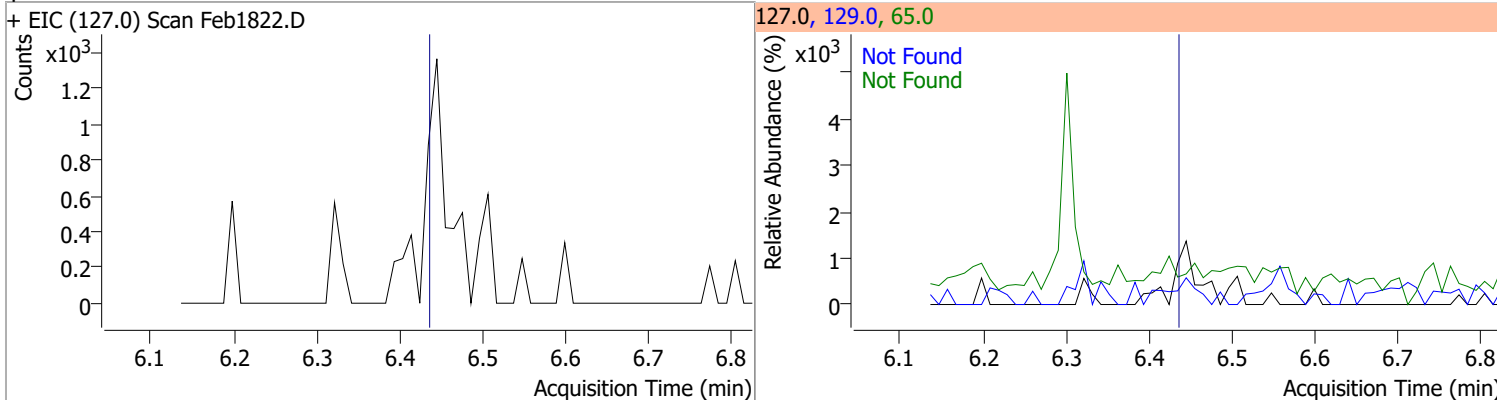


Compound	Conc.	RT	Dev(Min)	Resp.	QIon	QRatio	Lower	Upper
4-Chlorophenol		0		0	128.0		221.4	411.2

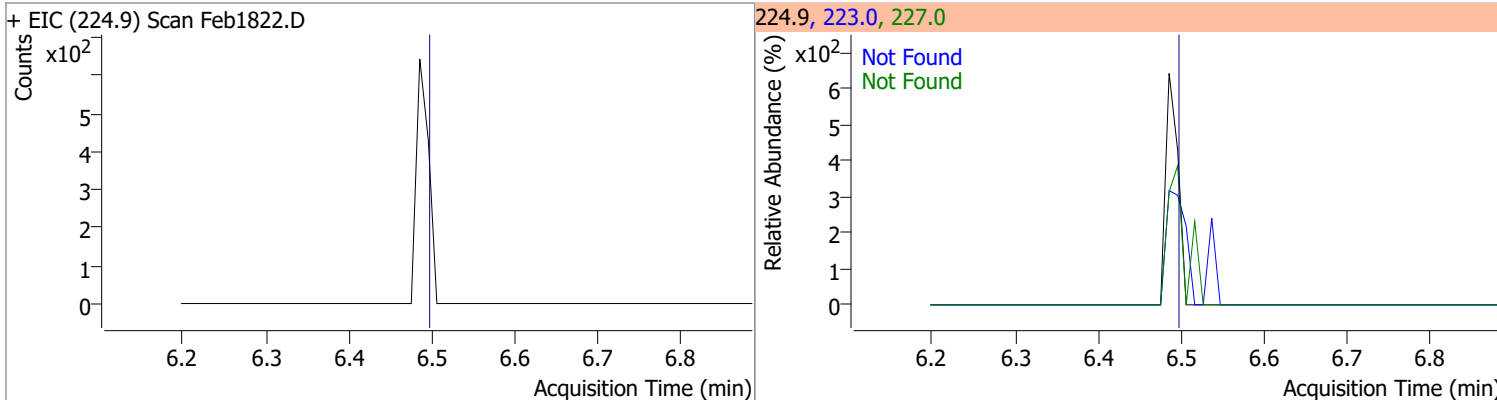


Quantitation Results Report (QT Reviewed)

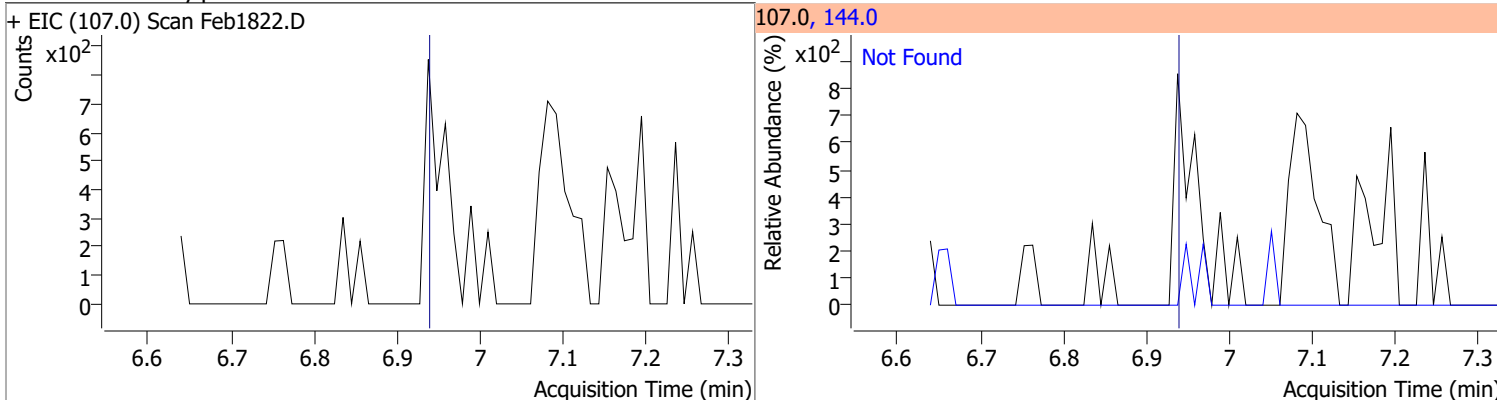
Compound	Conc.	Exp RT	QIon	Exp Ratio	QIon	Exp Ratio
p-Chloroaniline	N.D.	6.43	65.0	60.1	129.0	37.6



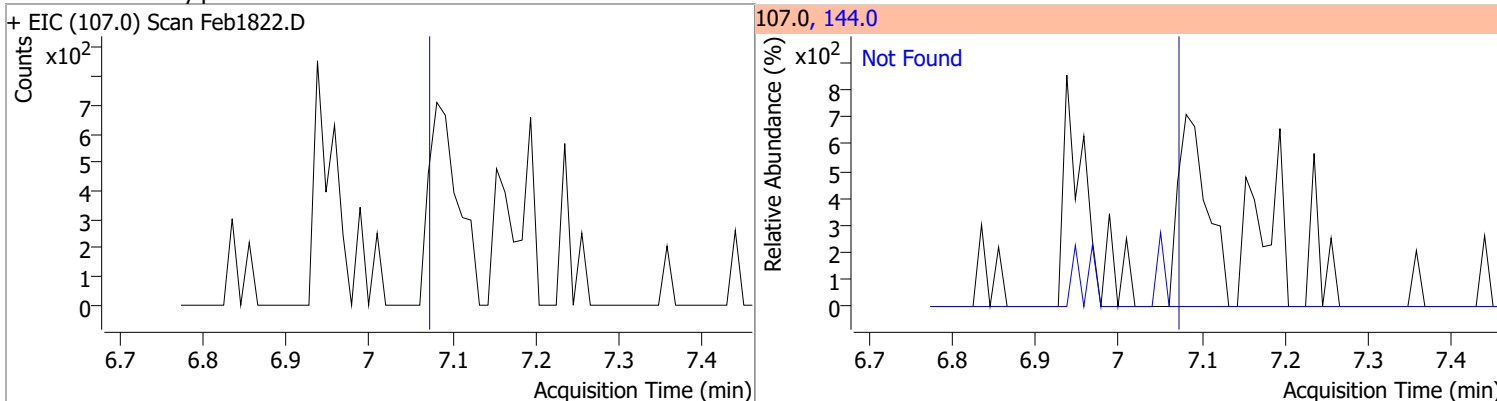
Compound	Conc.	Exp RT	QIon	Exp Ratio	QIon	Exp Ratio
Hexachlorobutadiene	N.D.	6.50	227.0	65.7	223.0	64.3



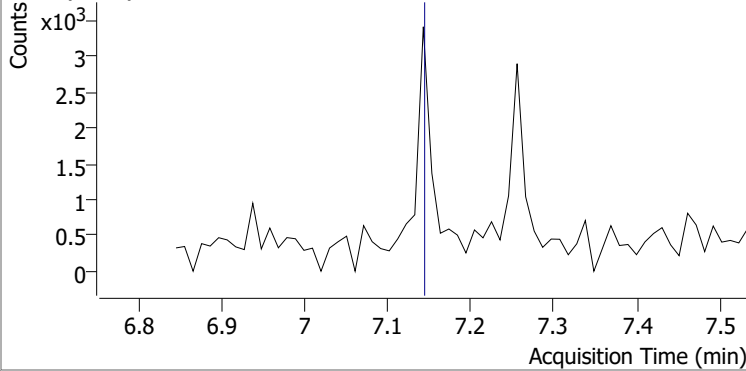
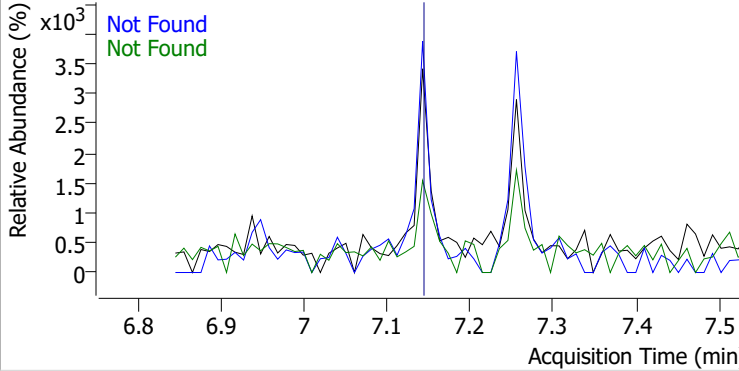
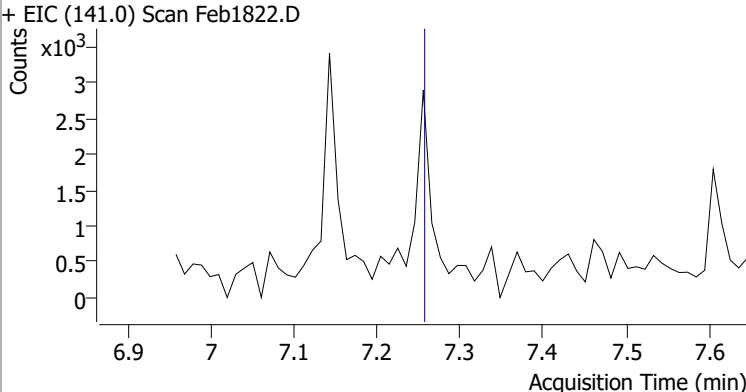
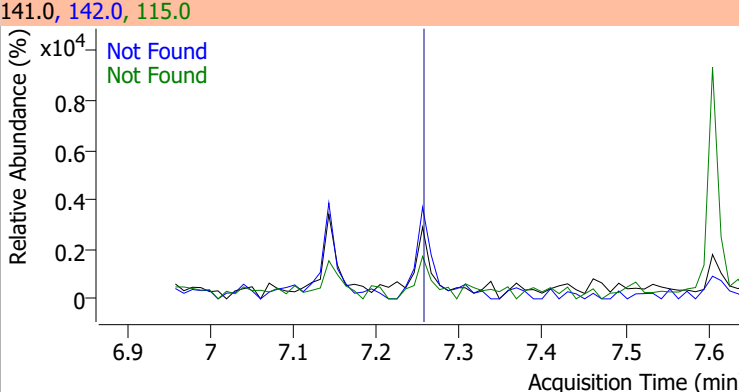
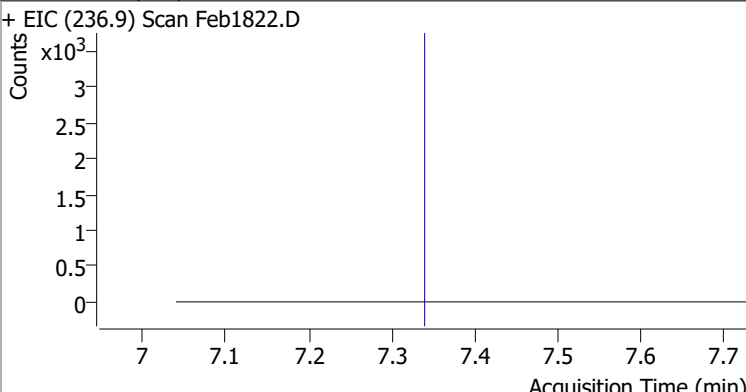
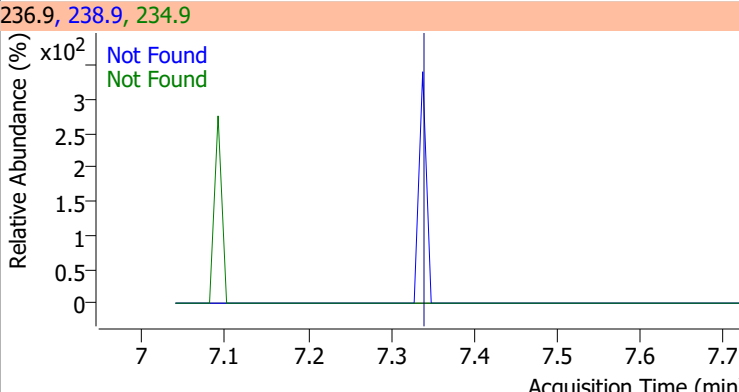
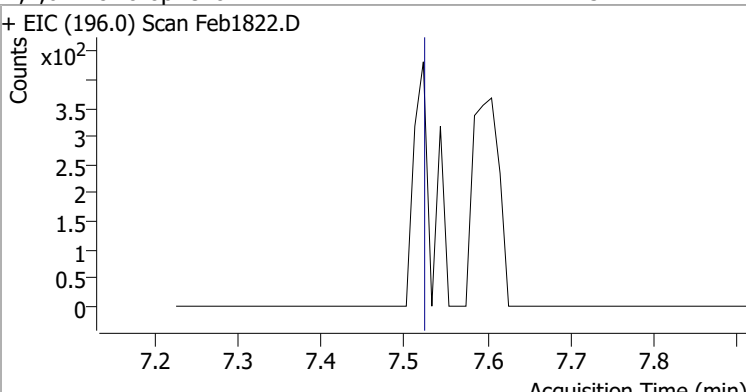
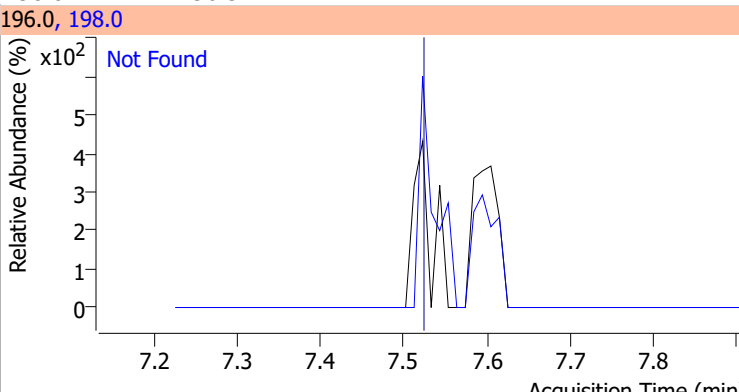
Compound	Conc.	Exp RT	QIon	Exp Ratio
4-Chloro-2-Methylphenol	N.D.	6.94	144.0	27.8



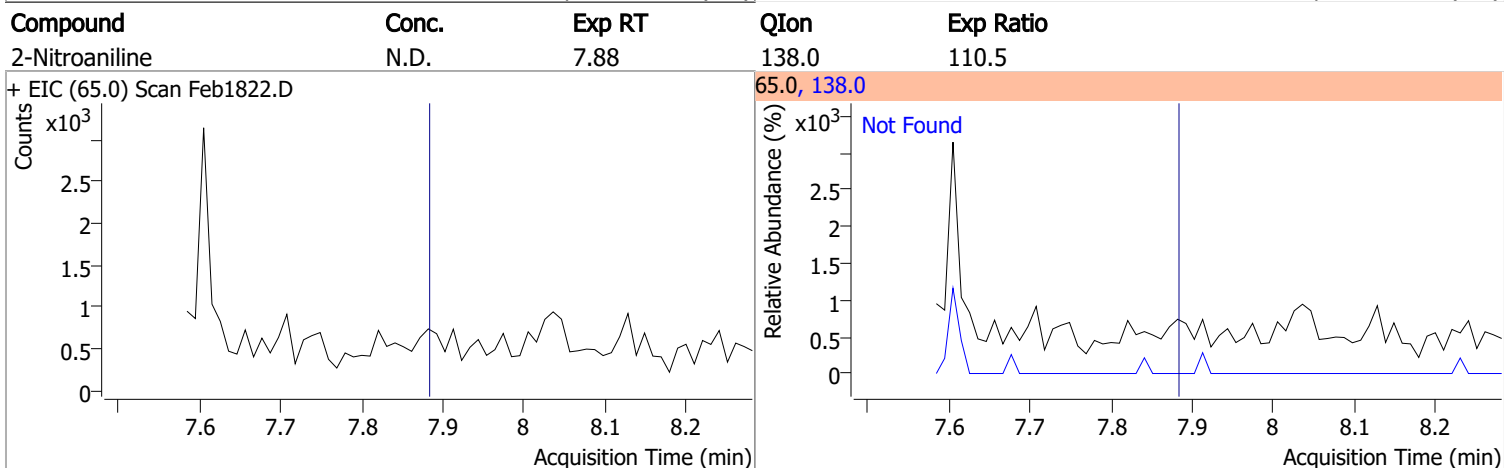
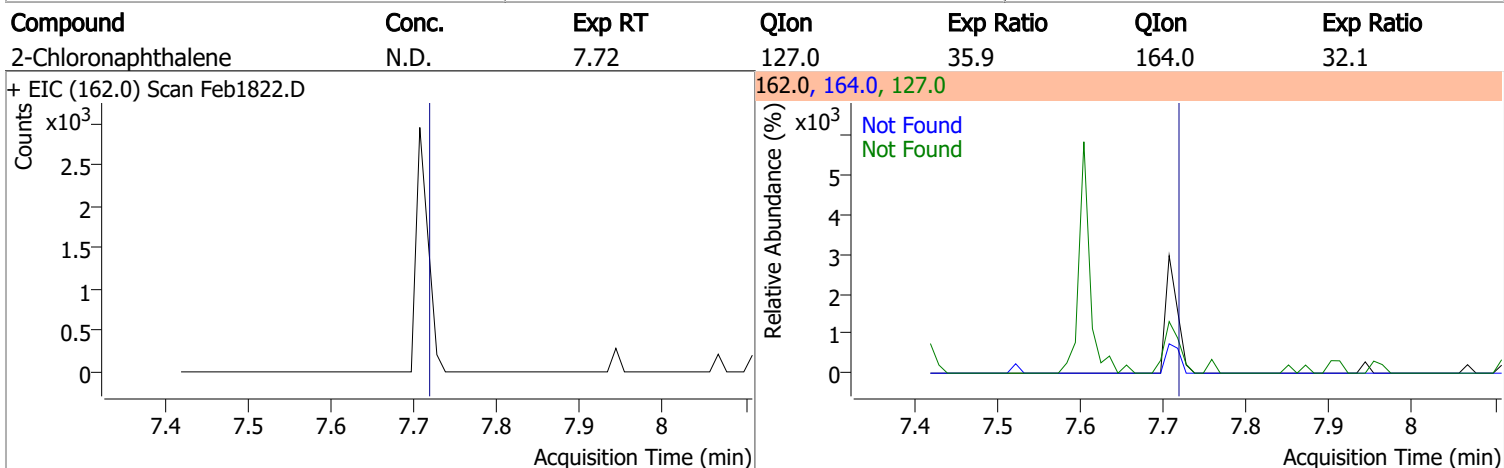
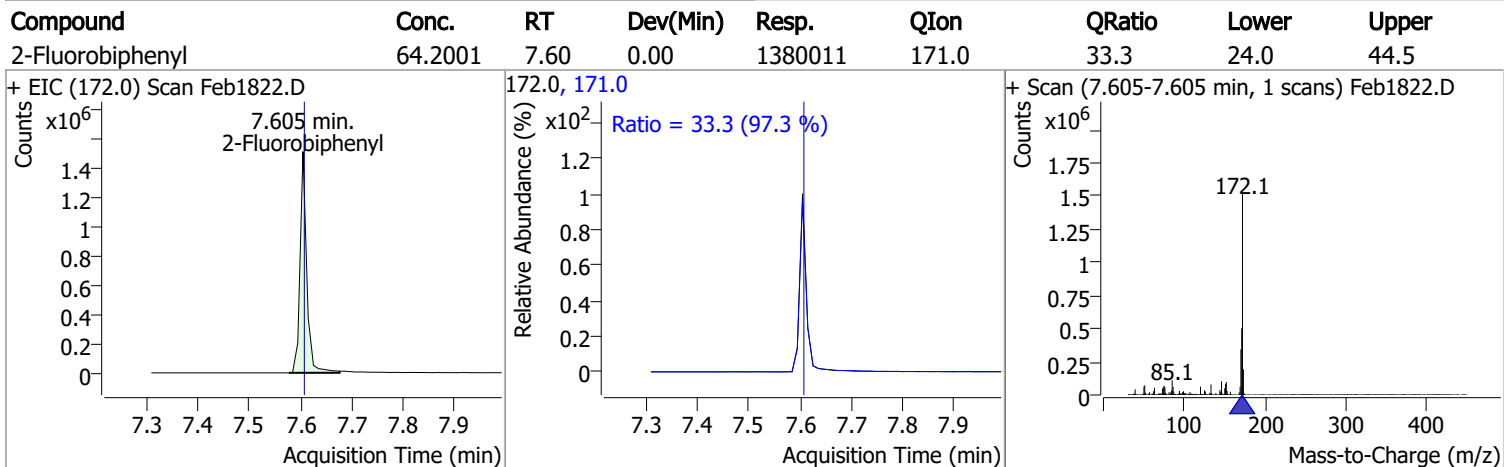
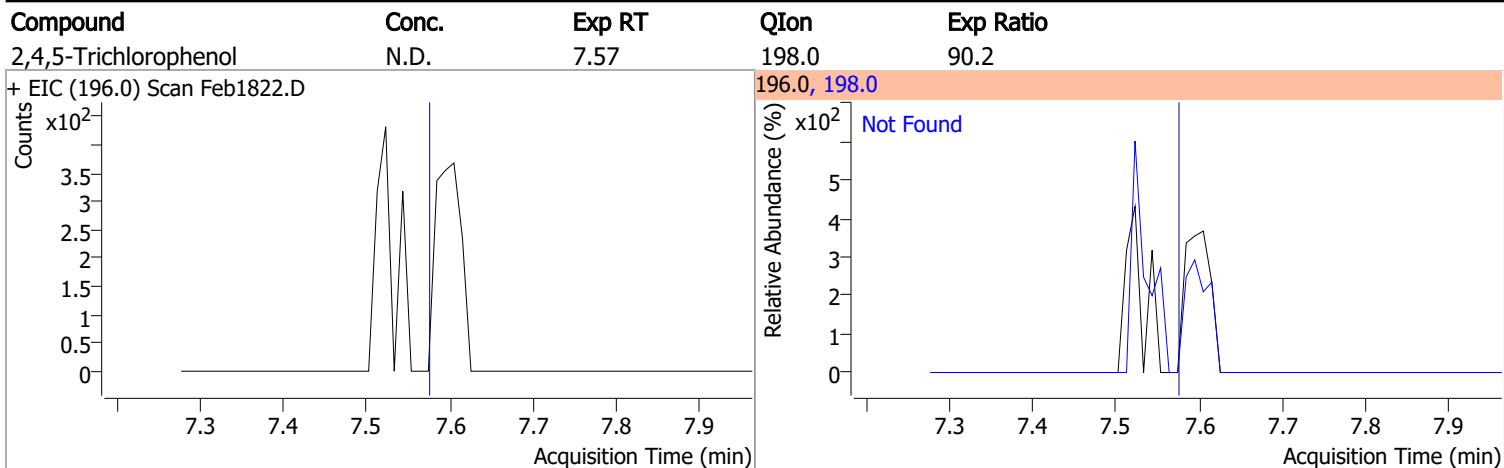
Compound	Conc.	Exp RT	QIon	Exp Ratio
4-Chloro-3-Methylphenol	N.D.	7.07	144.0	27.3



Quantitation Results Report (QT Reviewed)

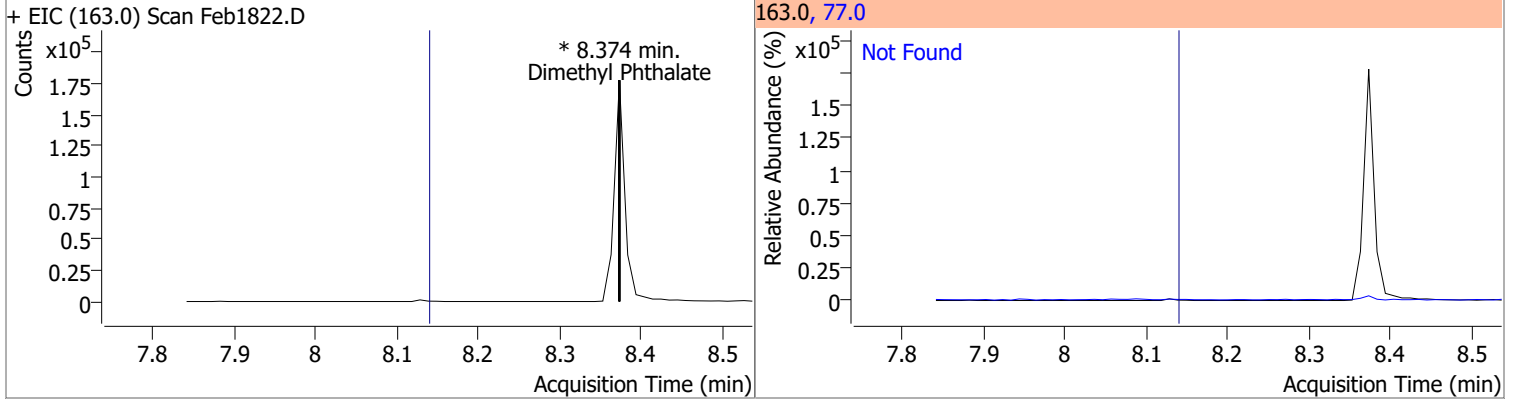
Compound	Conc.	Exp RT	QIon	Exp Ratio	QIon	Exp Ratio
2-Methylnaphthalene	N.D.	7.14	142.0	119.8	115.0	41.7
+ EIC (141.0) Scan Feb1822.D			141.0, 142.0, 115.0			
						
1-Methylnaphthalene	N.D.	7.26	142.0	114.0	115.0	41.3
+ EIC (141.0) Scan Feb1822.D			141.0, 142.0, 115.0			
						
Hexachlorocyclopentadiene	N.D.	7.34	234.9	64.6	238.9	63.8
+ EIC (236.9) Scan Feb1822.D			236.9, 238.9, 234.9			
						
2,4,6-Trichlorophenol	N.D.	7.52	198.0	96.5		
+ EIC (196.0) Scan Feb1822.D			196.0, 198.0			
						

Quantitation Results Report (QT Reviewed)

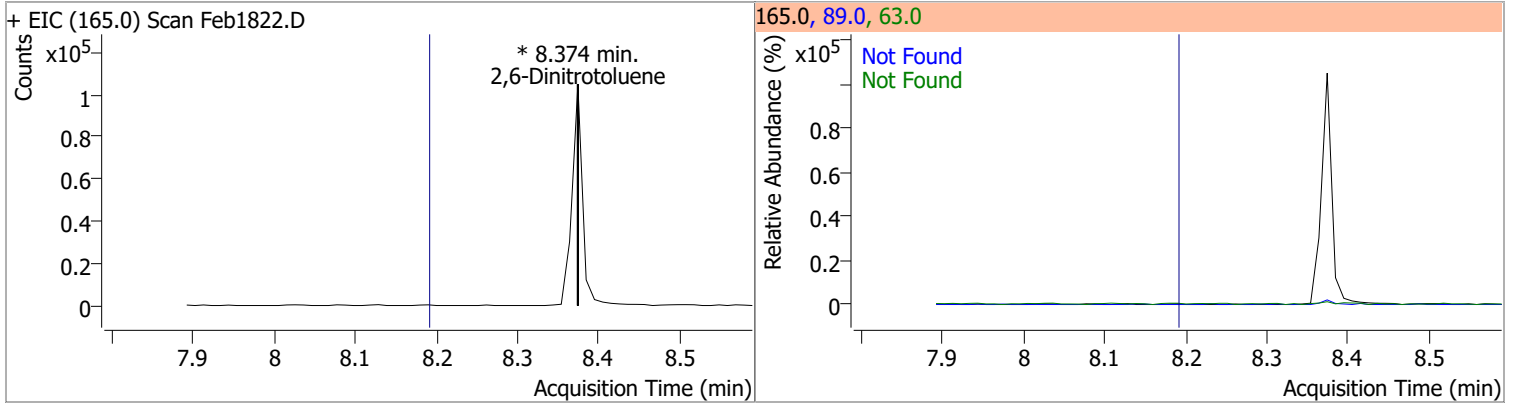


Quantitation Results Report (QT Reviewed)

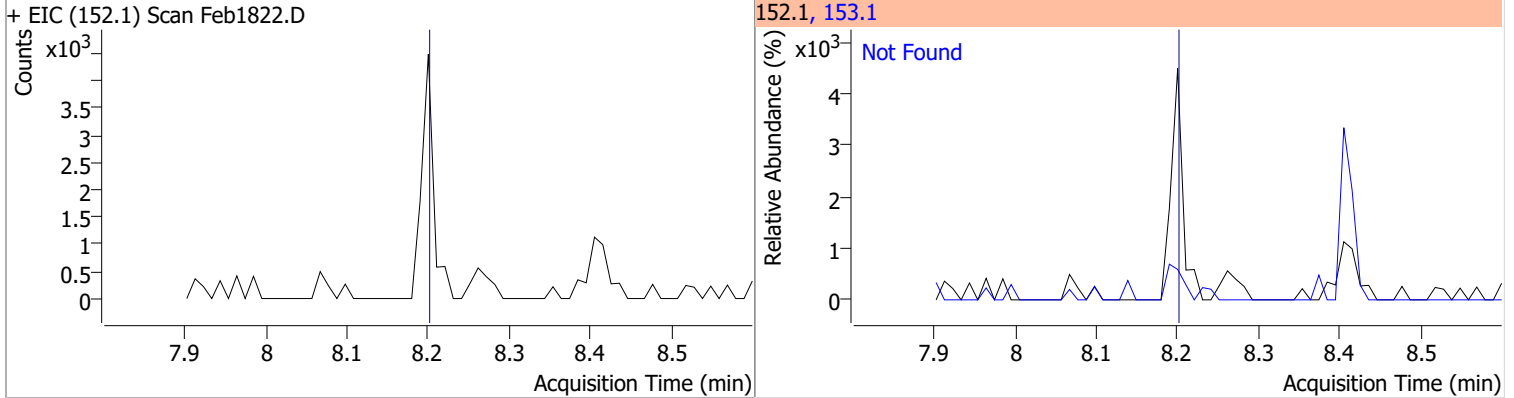
Compound	Conc.	RT	Dev(Min)	Resp.	QIon	QRatio	Lower	Upper
Dimethyl Phthalate	0	0		0	77.0		13.8	25.7



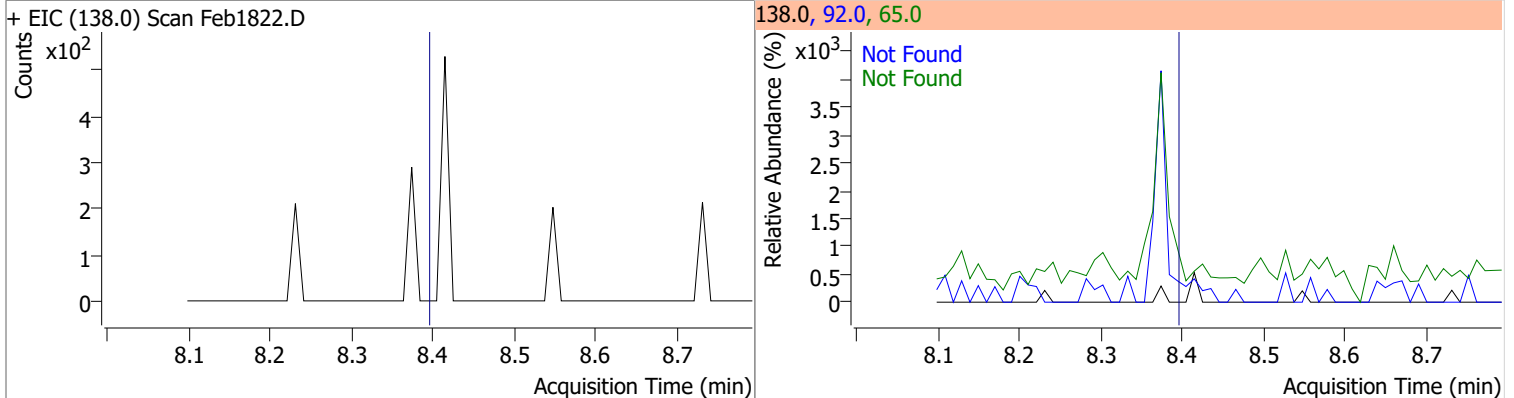
Compound	Conc.	RT	Dev(Min)	Resp.	QIon	QRatio	Lower	Upper
2,6-Dinitrotoluene	0	0		0	63.0 89.0		99.5 43.3	184.8 80.3



Compound	Conc.	Exp RT	QIon	Exp Ratio
Acenaphthylene	N.D.	8.20	153.1	13.6

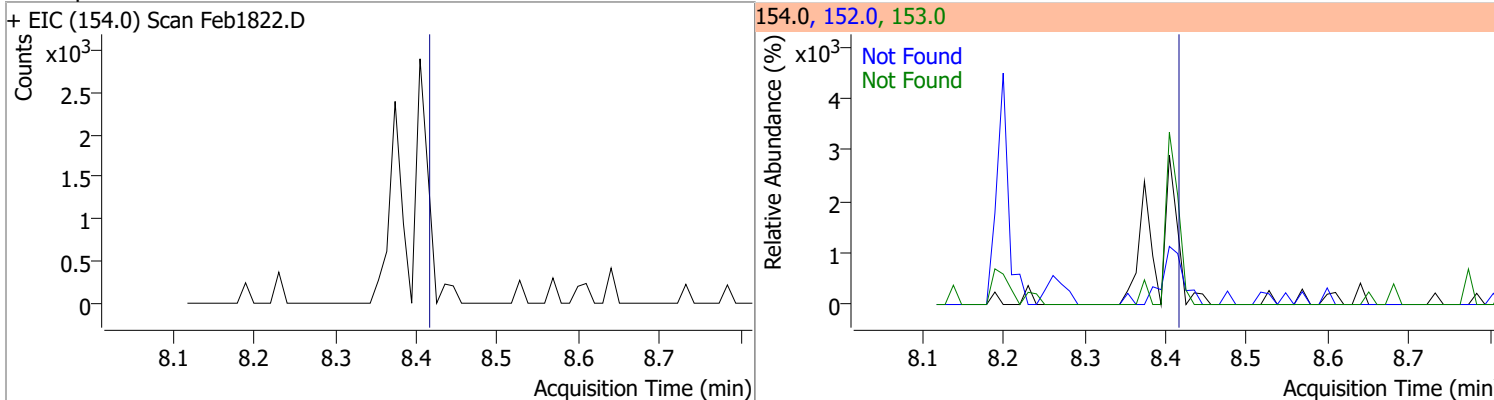


Compound	Conc.	Exp RT	QIon	Exp Ratio	QIon	Exp Ratio
3-Nitroaniline	N.D.	8.39	65.0	129.1	92.0	106.7

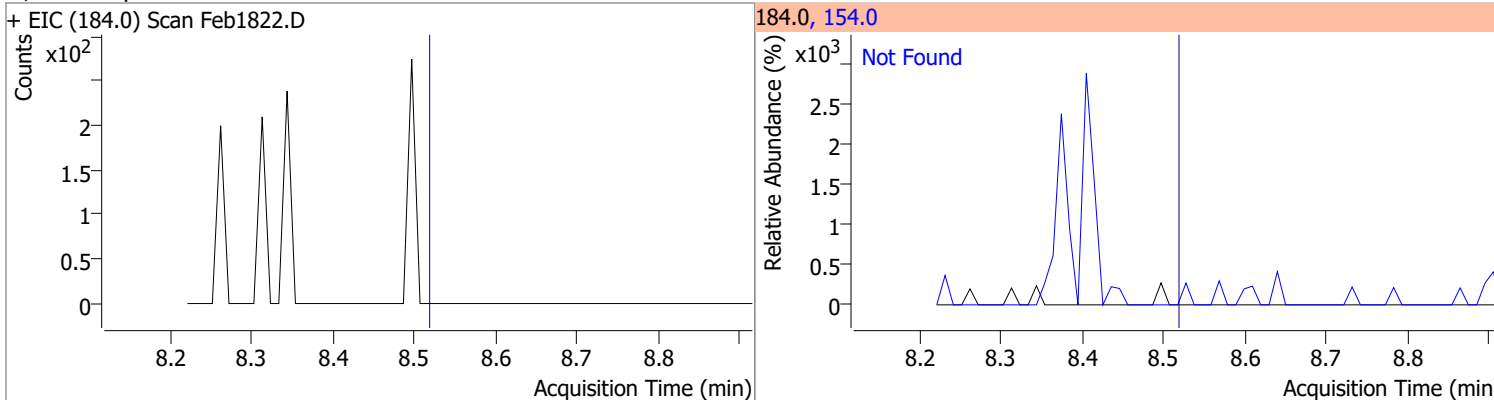


Quantitation Results Report (QT Reviewed)

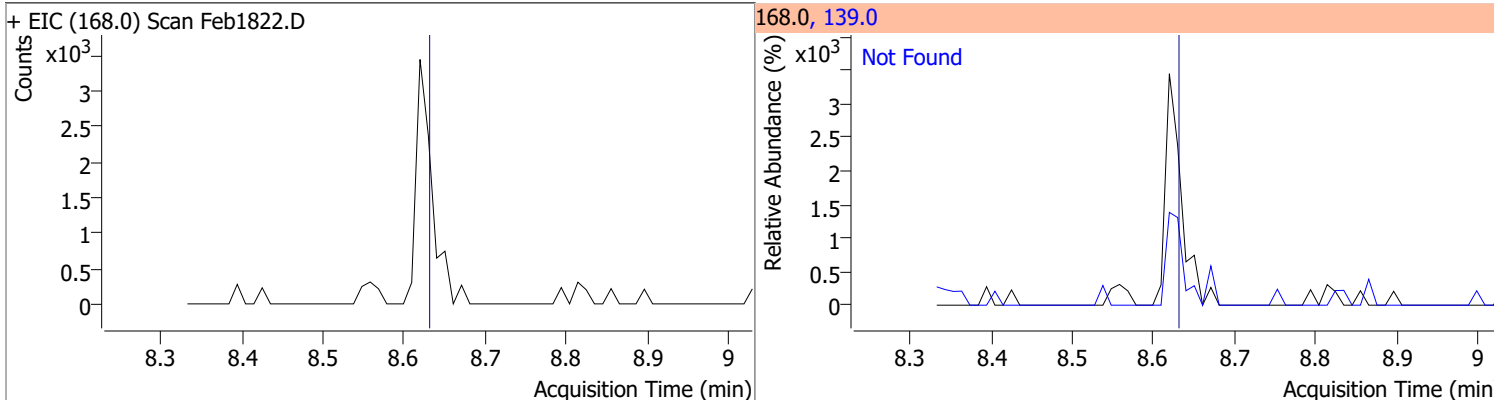
Compound	Conc.	Exp RT	QIon	Exp Ratio	QIon	Exp Ratio
Acenaphthene	N.D.	8.41	153.0	106.5	152.0	51.8



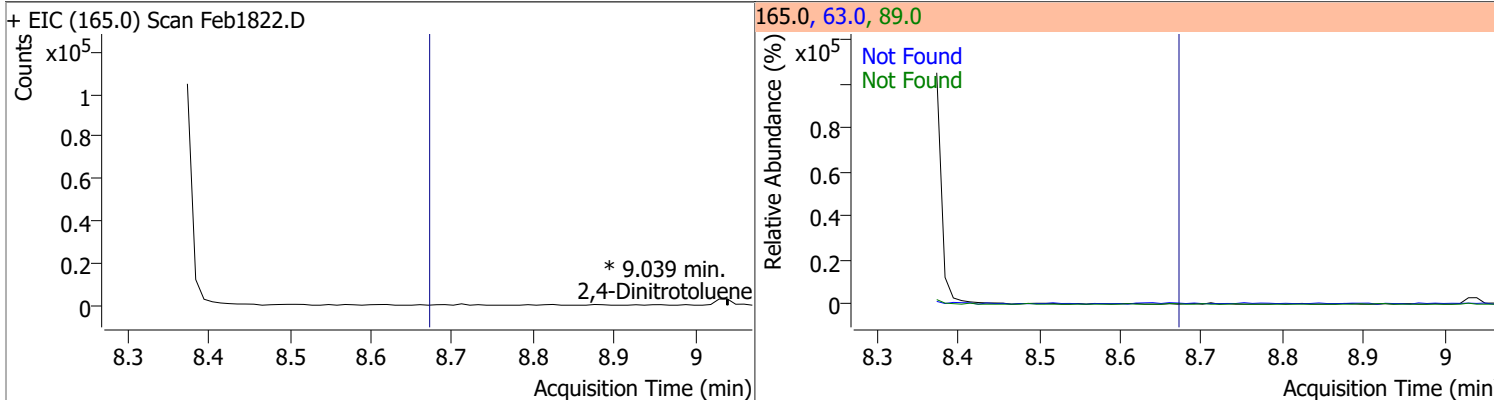
Compound	Conc.	Exp RT	QIon	Exp Ratio
2,4-Dinitrophenol	N.D.	8.52	154.0	62.7



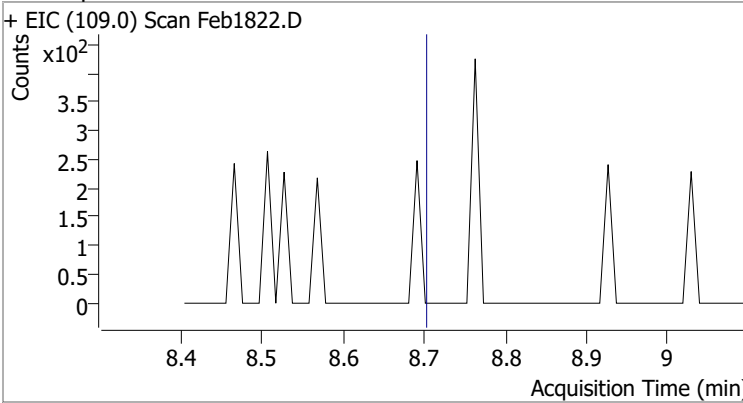
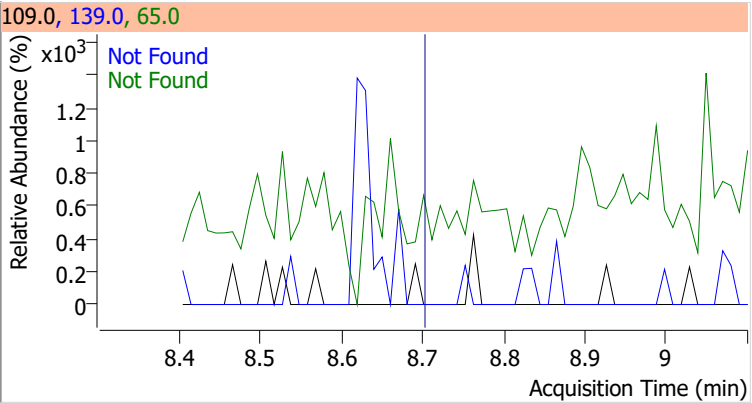
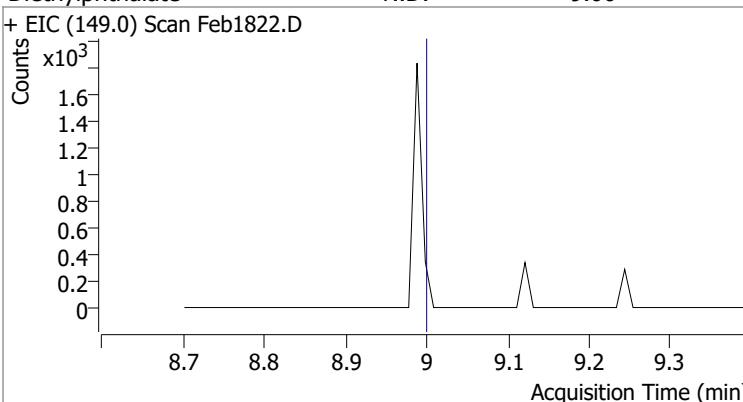
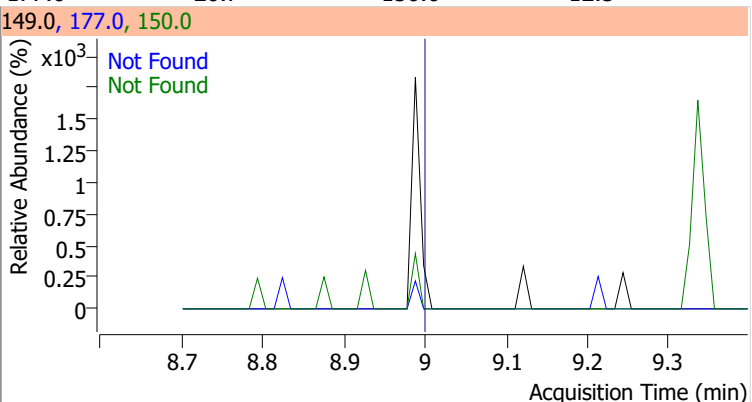
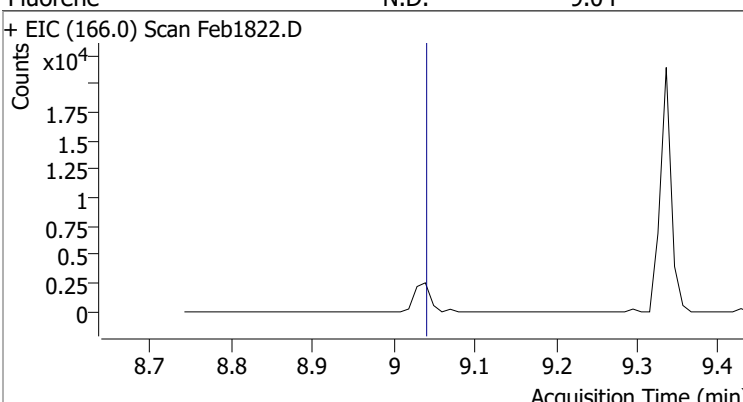
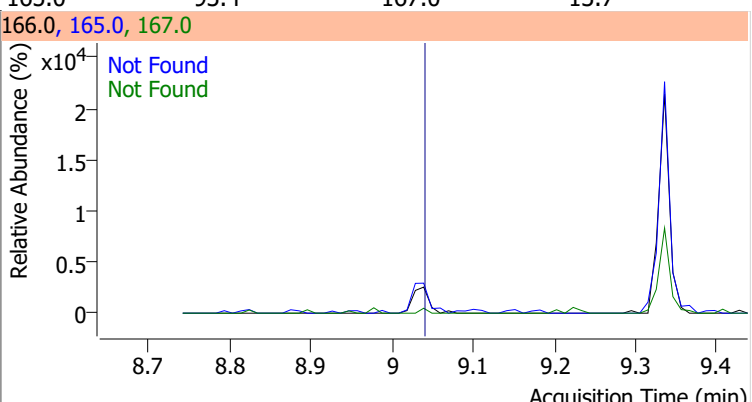
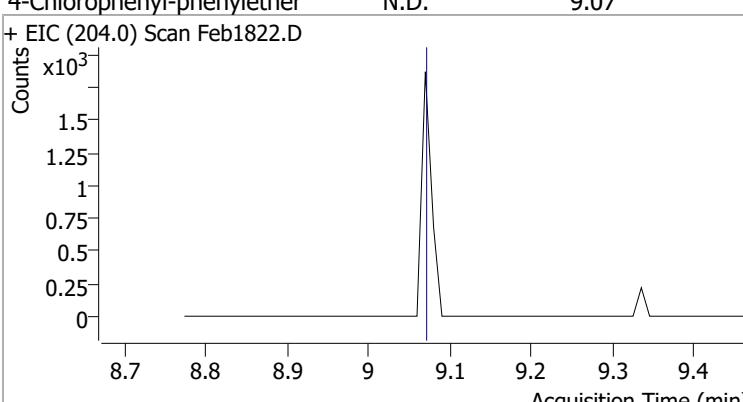
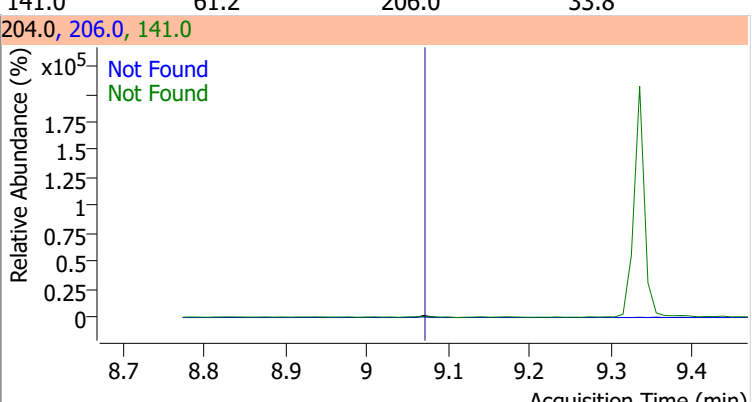
Compound	Conc.	Exp RT	QIon	Exp Ratio
Dibenzofuran	N.D.	8.63	139.0	37.5



Compound	Conc.	RT	Dev(Min)	Resp.	QIon	QRatio	Lower	Upper
2,4-Dinitrotoluene		0		0	89.0		55.4	102.9
					63.0		33.9	62.9

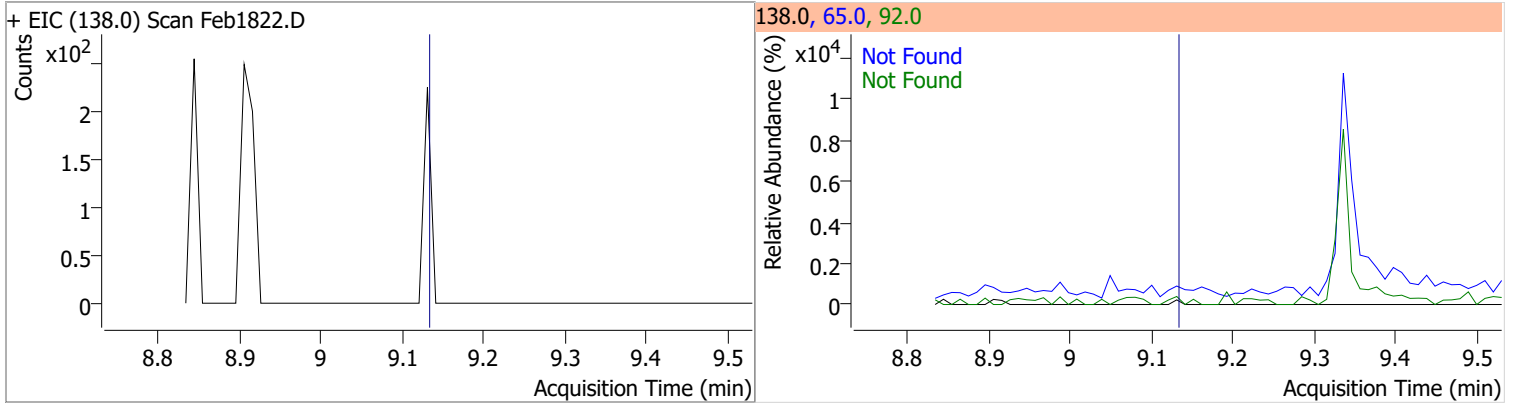


Quantitation Results Report (QT Reviewed)

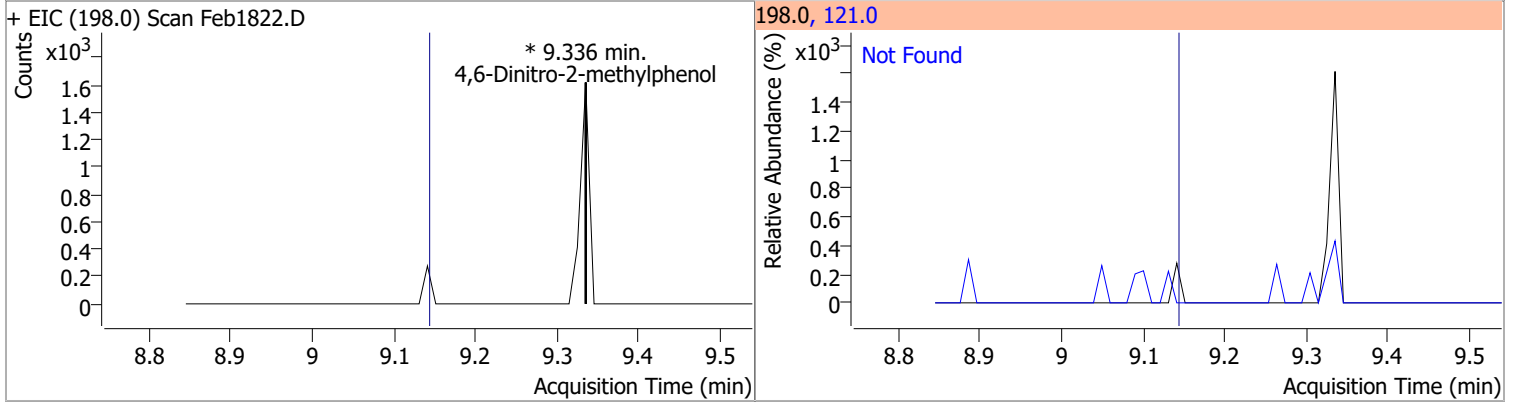
Compound	Conc.	Exp RT	QIon	Exp Ratio	QIon	Exp Ratio
4-Nitrophenol	N.D.	8.70	65.0	72.0	139.0	71.1
+ EIC (109.0) Scan Feb1822.D			109.0, 139.0, 65.0			
						
Diethylphthalate	N.D.	9.00	177.0	20.7	150.0	12.5
+ EIC (149.0) Scan Feb1822.D			149.0, 177.0, 150.0			
						
Fluorene	N.D.	9.04	165.0	93.4	167.0	13.7
+ EIC (166.0) Scan Feb1822.D			166.0, 165.0, 167.0			
						
4-Chlorophenyl-phenylether	N.D.	9.07	141.0	61.2	206.0	33.8
+ EIC (204.0) Scan Feb1822.D			204.0, 206.0, 141.0			
						

Quantitation Results Report (QT Reviewed)

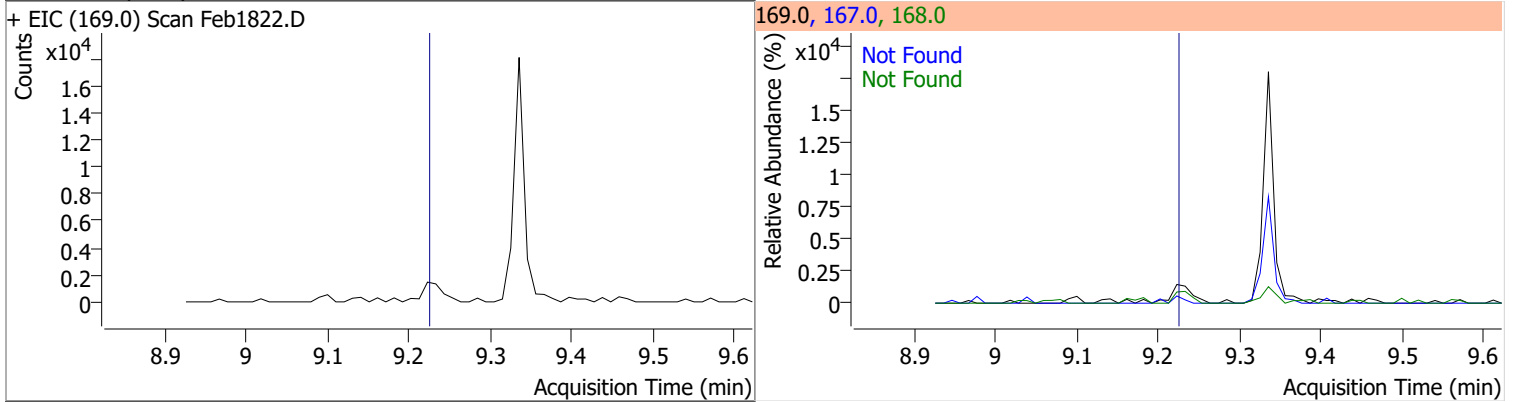
Compound	Conc.	Exp RT	QIon	Exp Ratio	QIon	Exp Ratio
4-Nitroaniline	N.D.	9.14	65.0	112.7	92.0	49.3



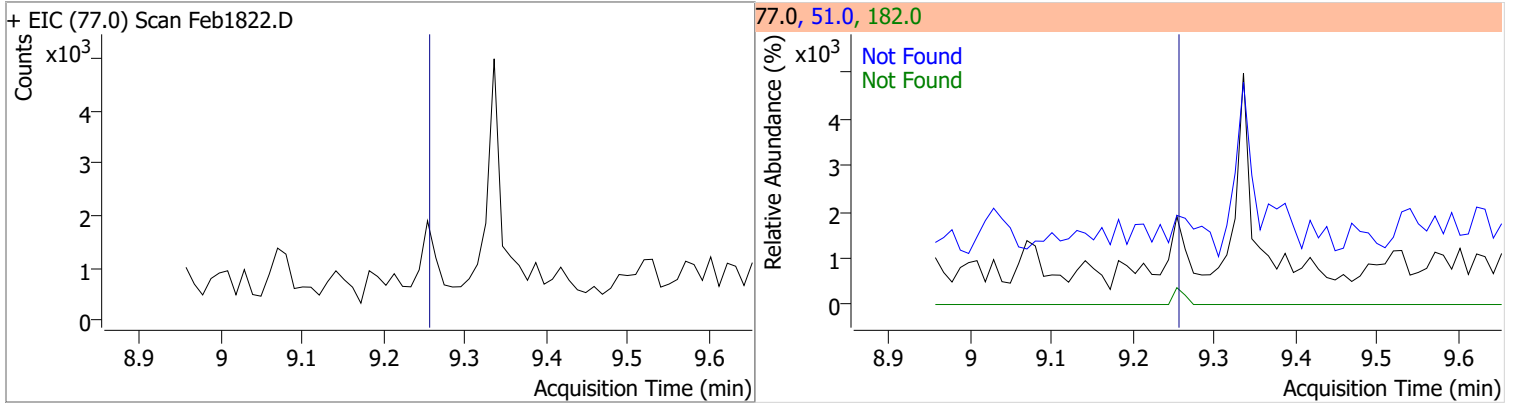
Compound	Conc.	RT	Dev(Min)	Resp.	QIon	QRatio	Lower	Upper
4,6-Dinitro-2-methylphenol	0	9.336		0	121.0		35.1	65.3



Compound	Conc.	Exp RT	QIon	Exp Ratio	QIon	Exp Ratio
N-nitrosodiphenylamine	N.D.	9.23	168.0	62.8	167.0	34.1

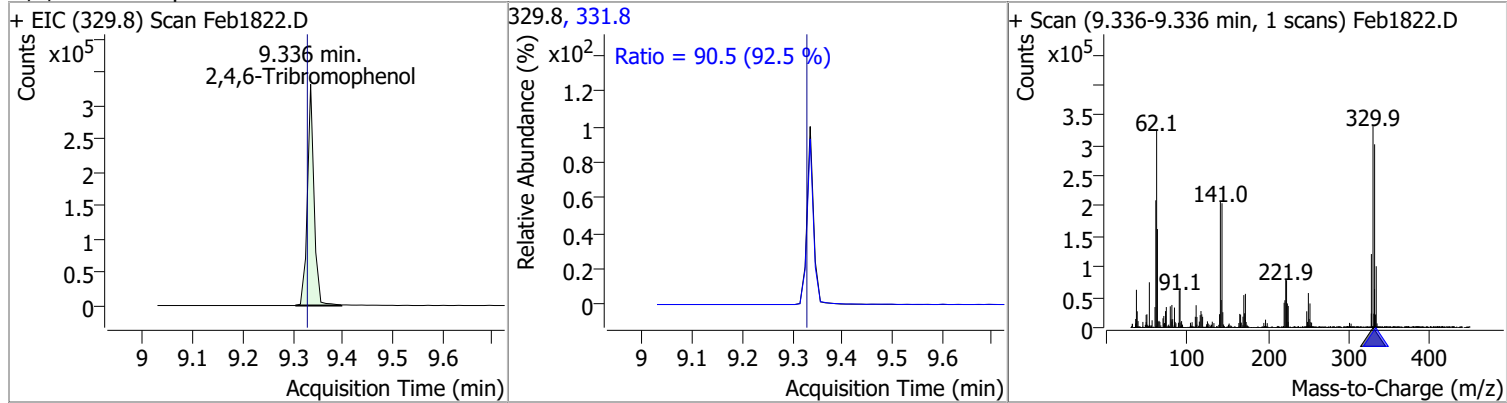


Compound	Conc.	Exp RT	QIon	Exp Ratio	QIon	Exp Ratio
Azobenzene	N.D.	9.26	51.0	45.2	182.0	24.1

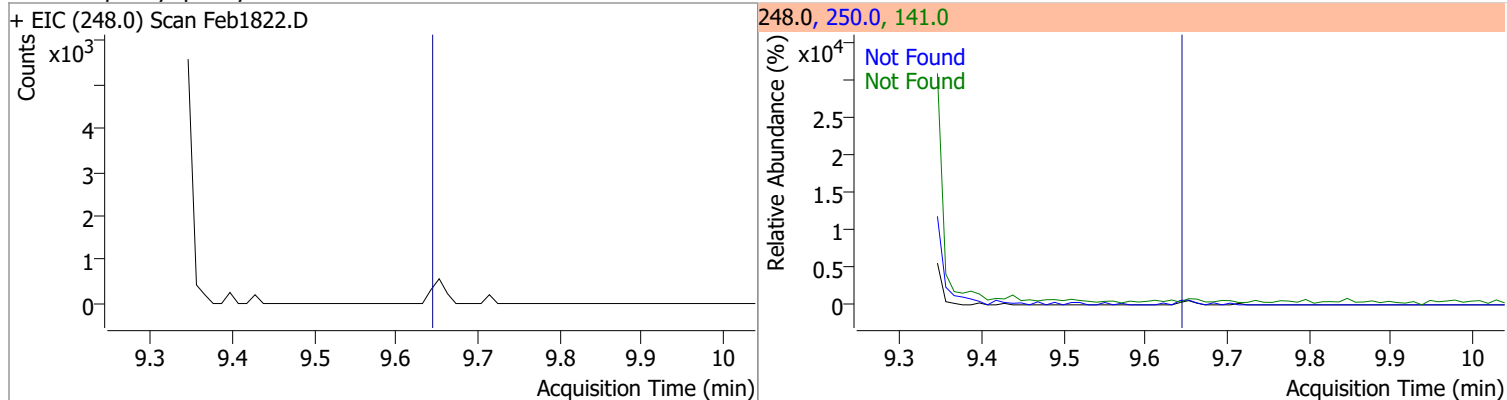


Quantitation Results Report (QT Reviewed)

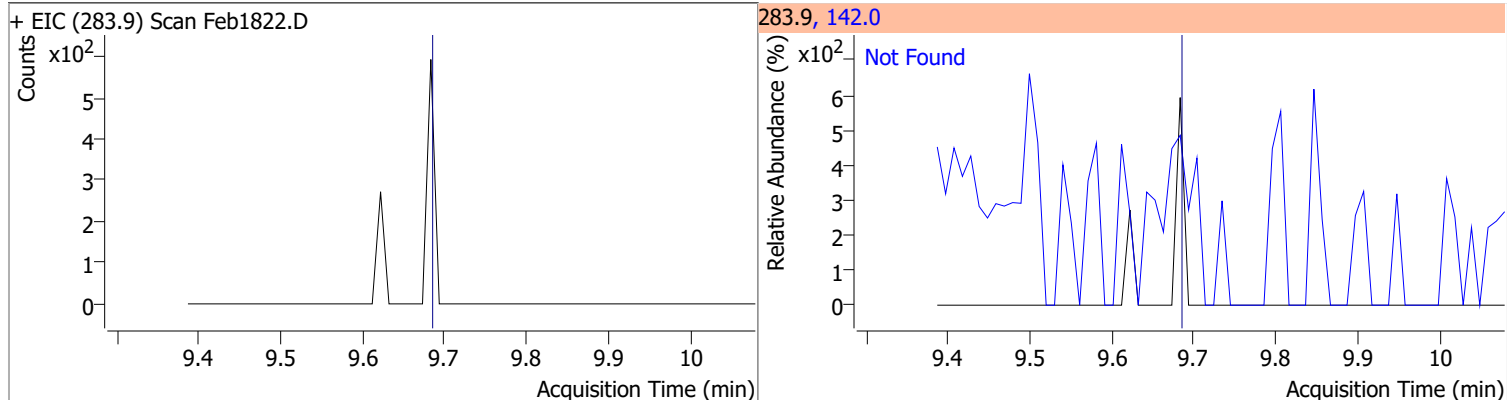
Compound	Conc.	RT	Dev(Min)	Resp.	QIon	QRatio	Lower	Upper
2,4,6-Tribromophenol	156.3387	9.34	0.00	304757	331.8	90.5	68.5	127.2



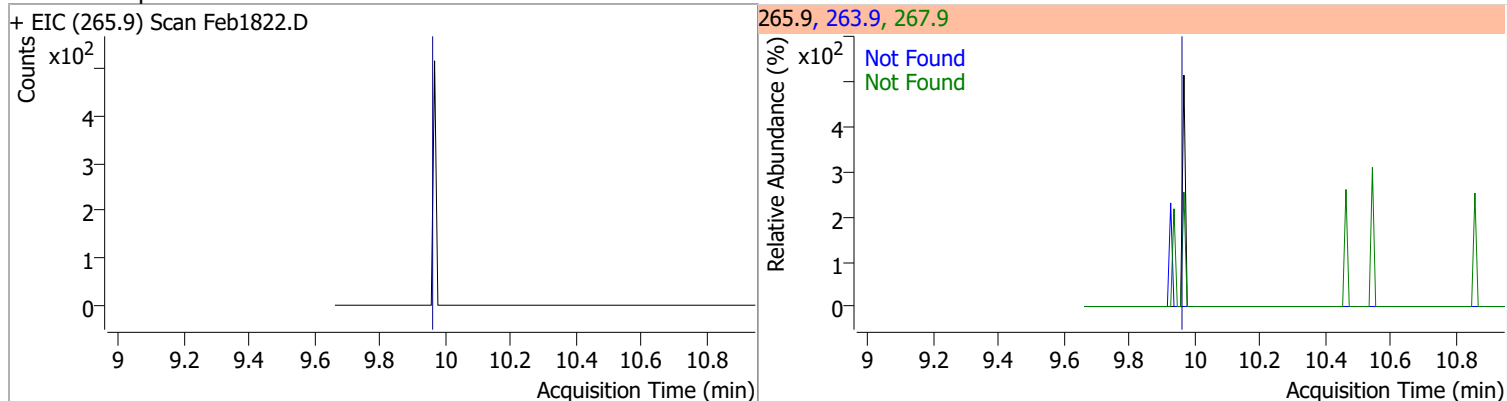
Compound	Conc.	Exp RT	QIon	Exp Ratio	QIon	Exp Ratio
4-Bromophenyl-phenylether	N.D.	9.65	141.0	98.8	250.0	98.2



Compound	Conc.	Exp RT	QIon	Exp Ratio
Hexachlorobenzene	N.D.	9.69	142.0	53.8

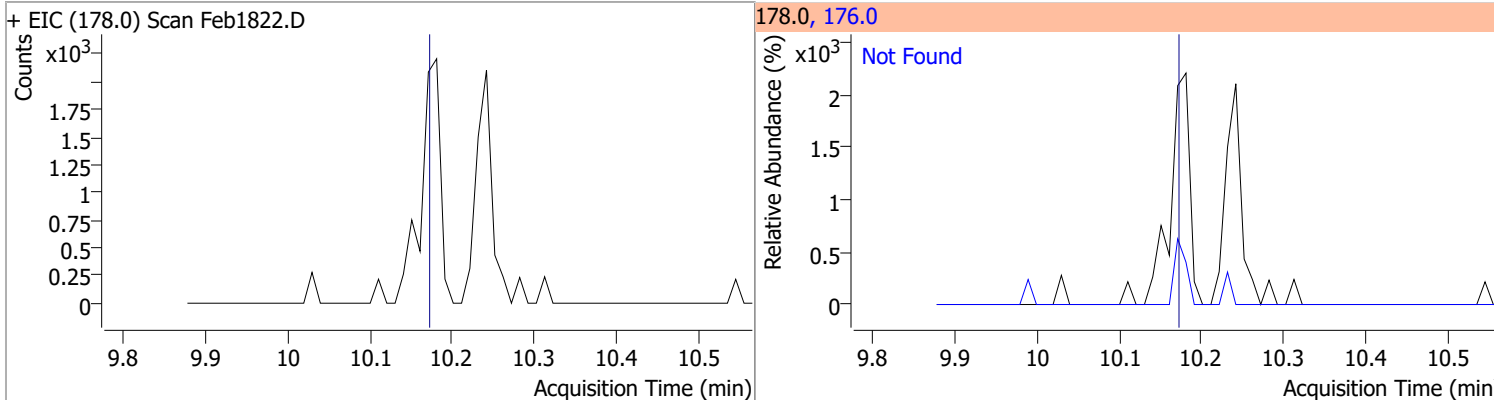


Compound	Conc.	Exp RT	QIon	Exp Ratio	QIon	Exp Ratio
Pentachlorophenol	N.D.	9.97	267.9	59.4	263.9	58.9

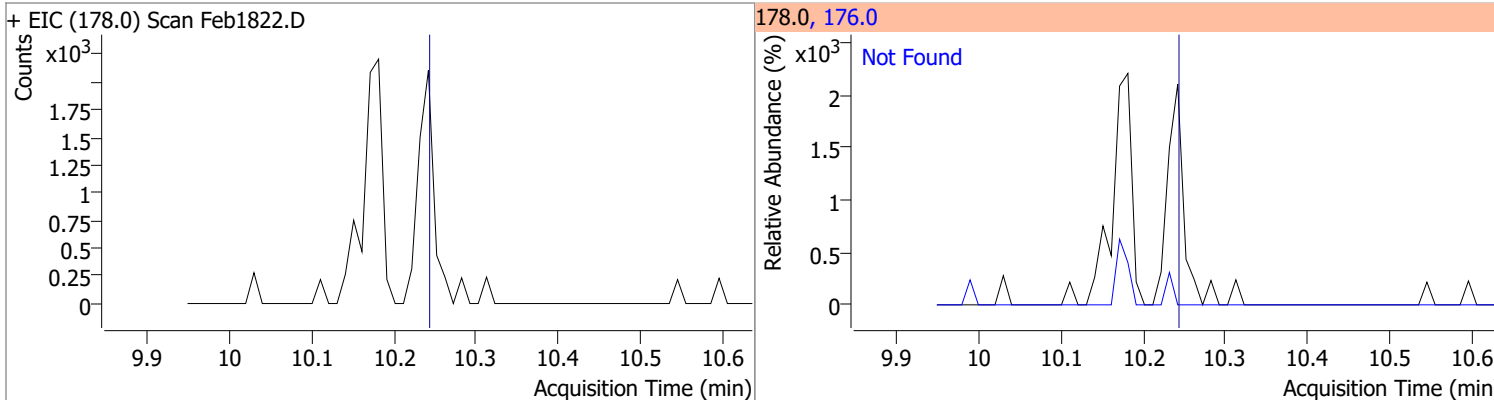


Quantitation Results Report (QT Reviewed)

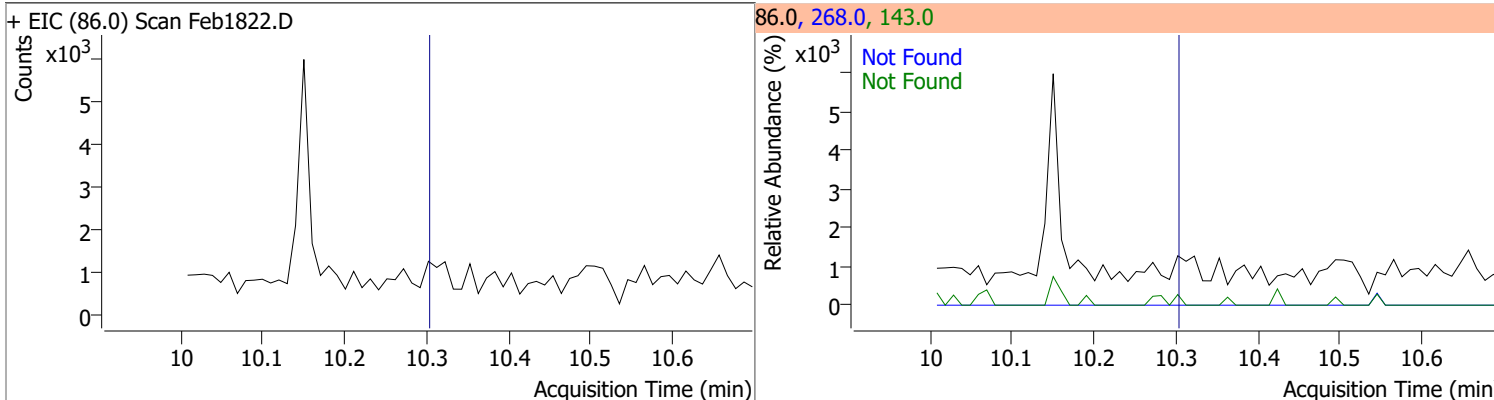
Compound	Conc.	Exp RT	QIon	Exp Ratio
Phenanthrene	N.D.	10.18	176.0	18.5



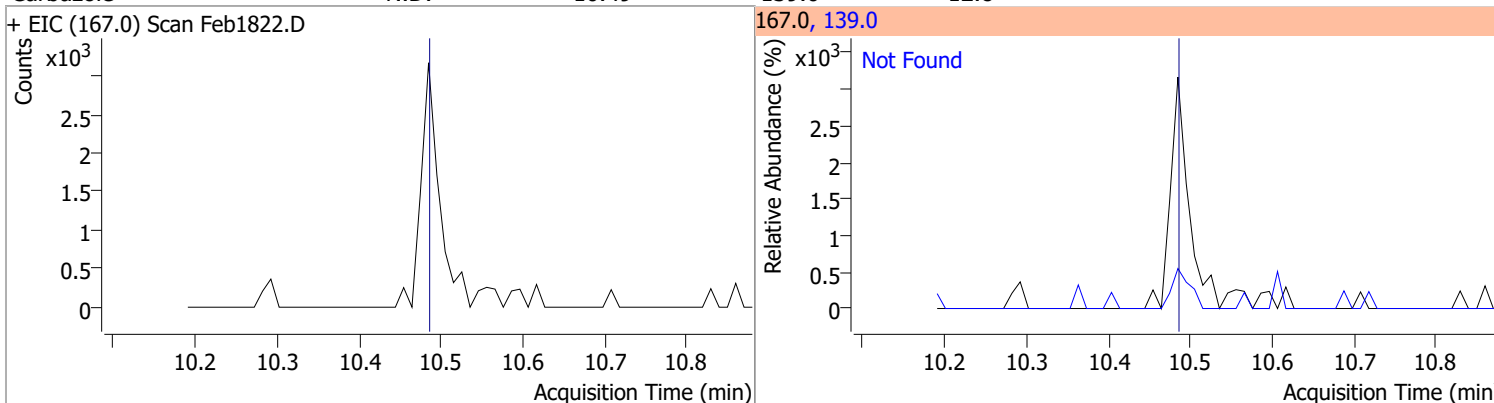
Compound	Conc.	Exp RT	QIon	Exp Ratio
Anthracene	N.D.	10.25	176.0	18.4



Compound	Conc.	Exp RT	QIon	Exp Ratio	QIon	Exp Ratio
Triallate	N.D.	10.31	268.0	24.1	143.0	22.5

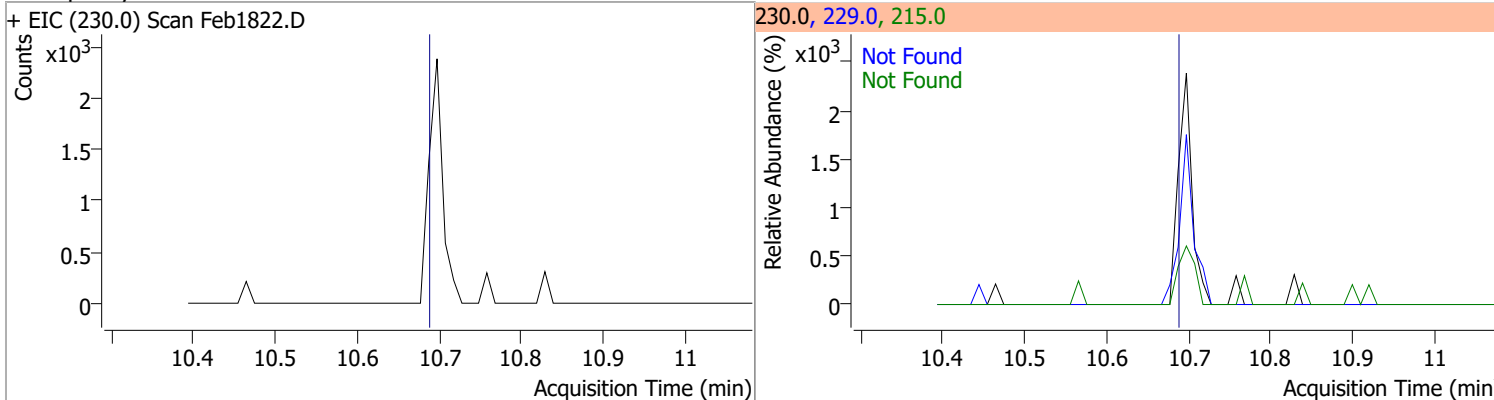


Compound	Conc.	Exp RT	QIon	Exp Ratio
Carbazole	N.D.	10.49	139.0	12.8

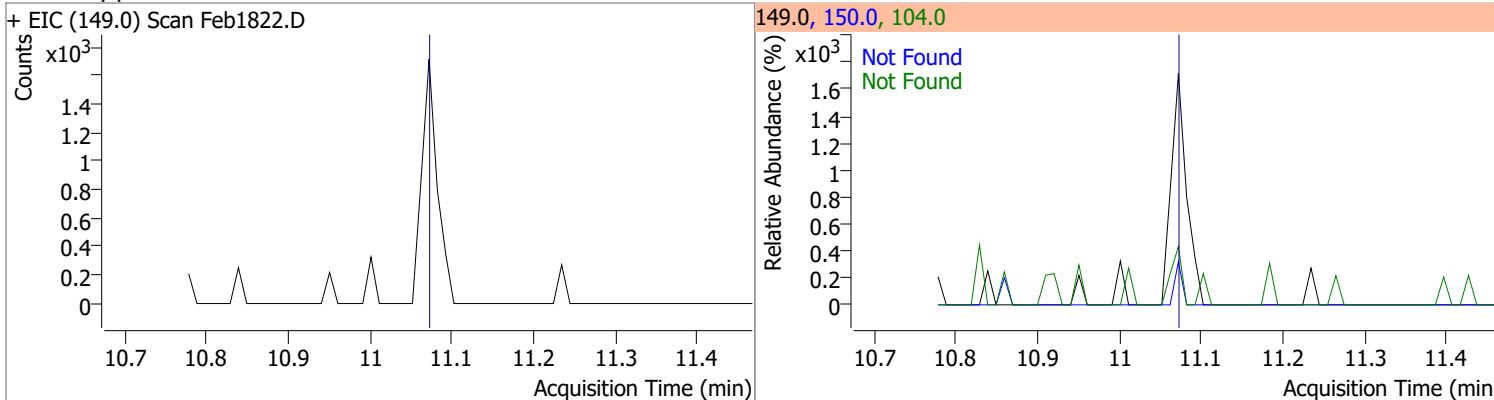


Quantitation Results Report (QT Reviewed)

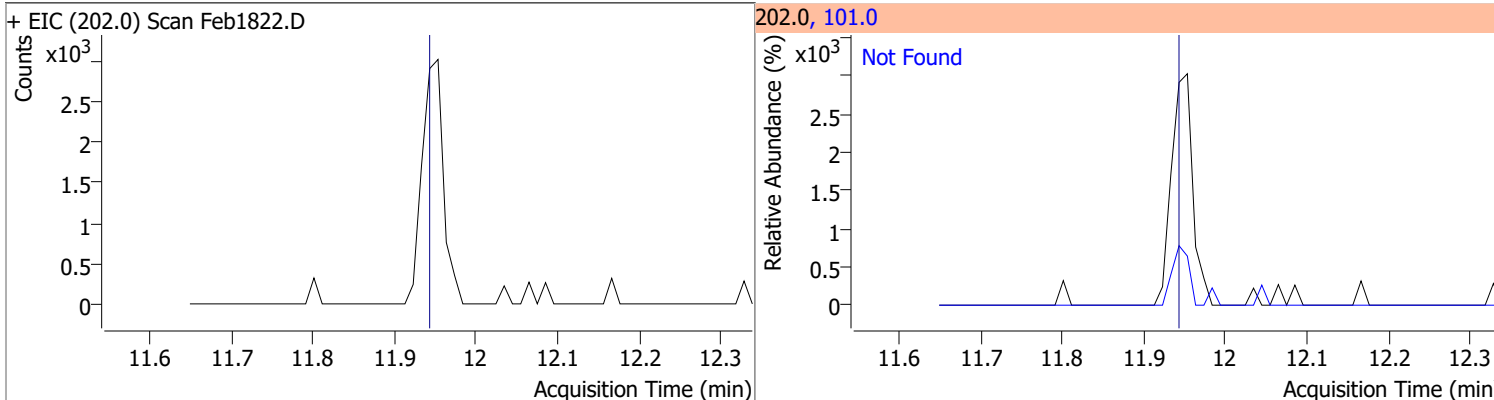
Compound	Conc.	Exp RT	QIon	Exp Ratio	QIon	Exp Ratio
o-Terphenyl	N.D.	10.70	229.0	64.9	215.0	37.0



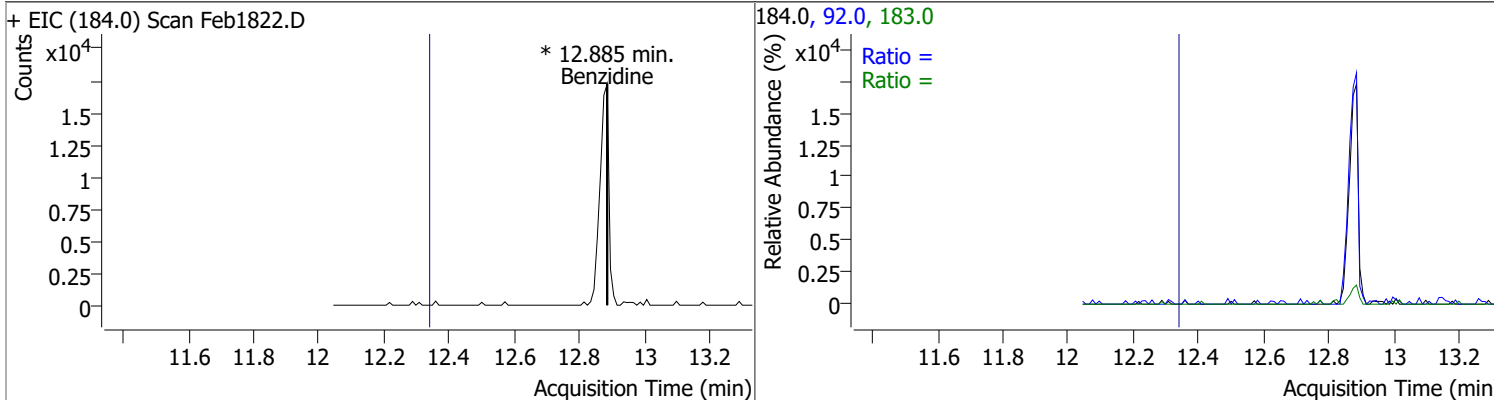
Compound	Conc.	Exp RT	QIon	Exp Ratio	QIon	Exp Ratio
Di-n-Butylphthalate	N.D.	11.08	150.0	9.1	104.0	6.4



Compound	Conc.	Exp RT	QIon	Exp Ratio
Fluoranthene	N.D.	11.95	101.0	13.4

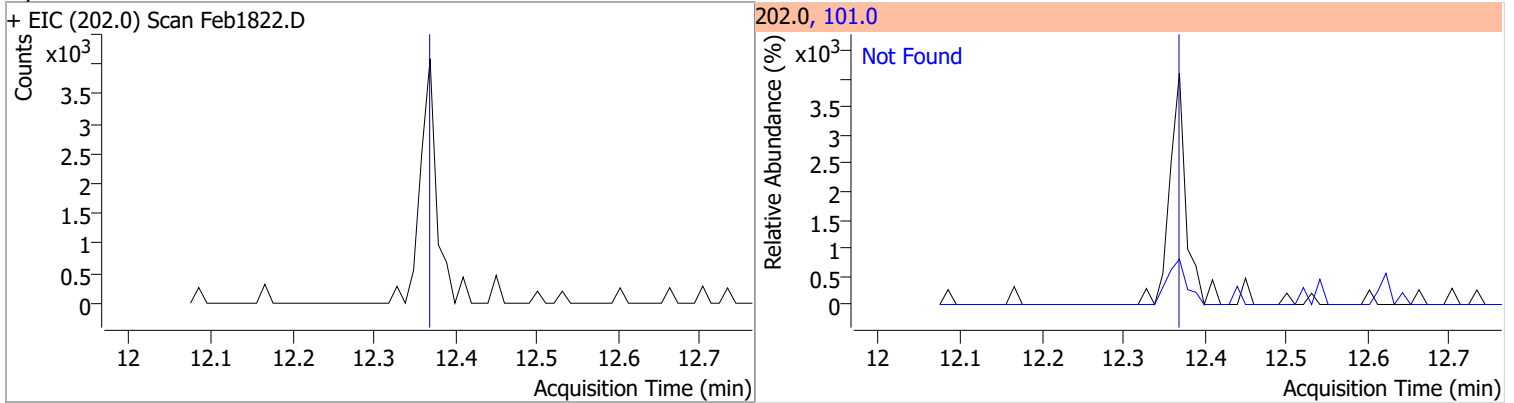


Compound	Conc.	RT	Dev(Min)	Resp.	QIon	QRatio	Lower	Upper
Benzidine		0		0	183.0		8.3	15.4
					92.0		5.8	10.8

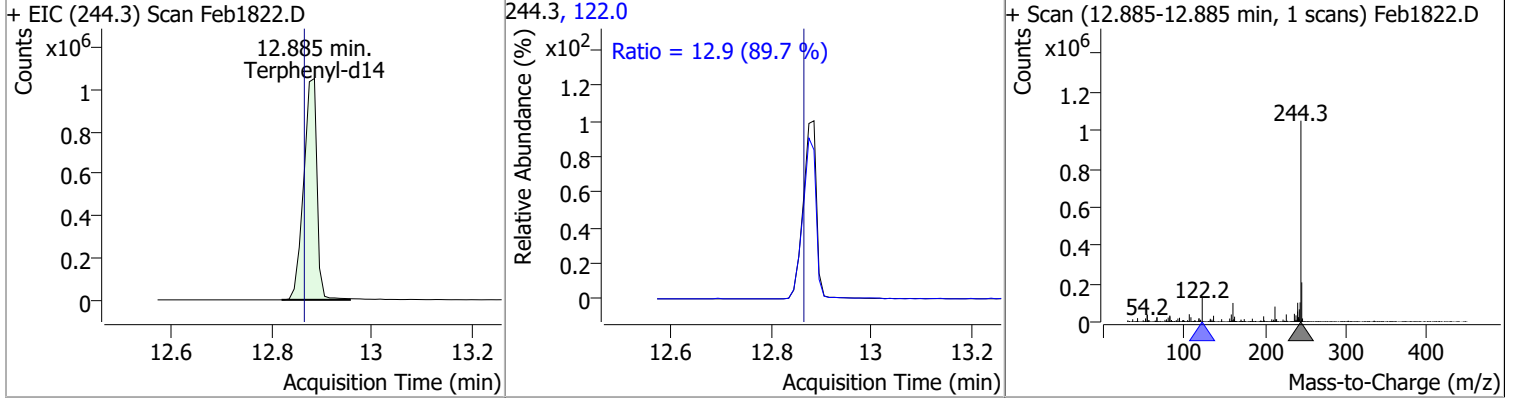


Quantitation Results Report (QT Reviewed)

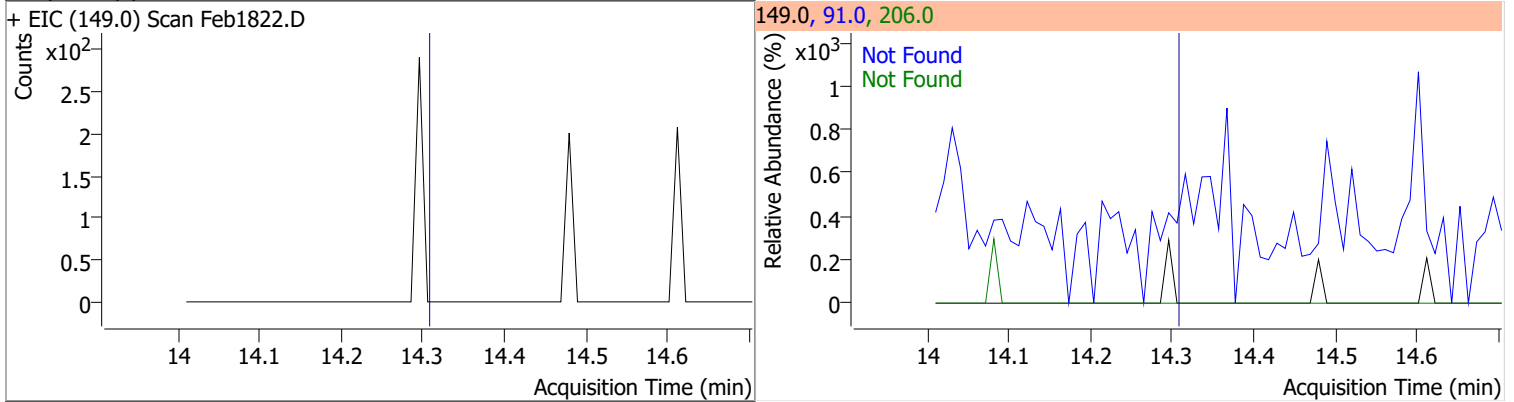
Compound	Conc.	Exp RT	QIon	Exp Ratio
Pyrene	N.D.	12.38	101.0	15.9



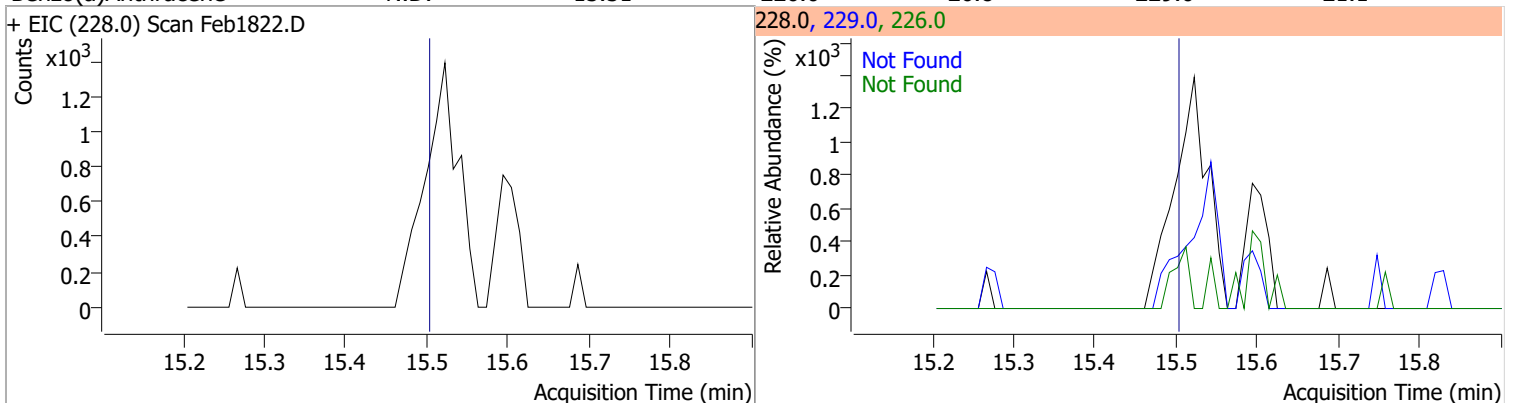
Compound	Conc.	RT	Dev(Min)	Resp.	QIon	QRatio	Lower	Upper
Terphenyl-d14	94.3049	12.89	0.01	1945517	122.0	12.9	10.1	18.7



Compound	Conc.	Exp RT	QIon	Exp Ratio	QIon	Exp Ratio
Butylbenzylphthalate	N.D.	14.32	91.0	85.1	206.0	17.5

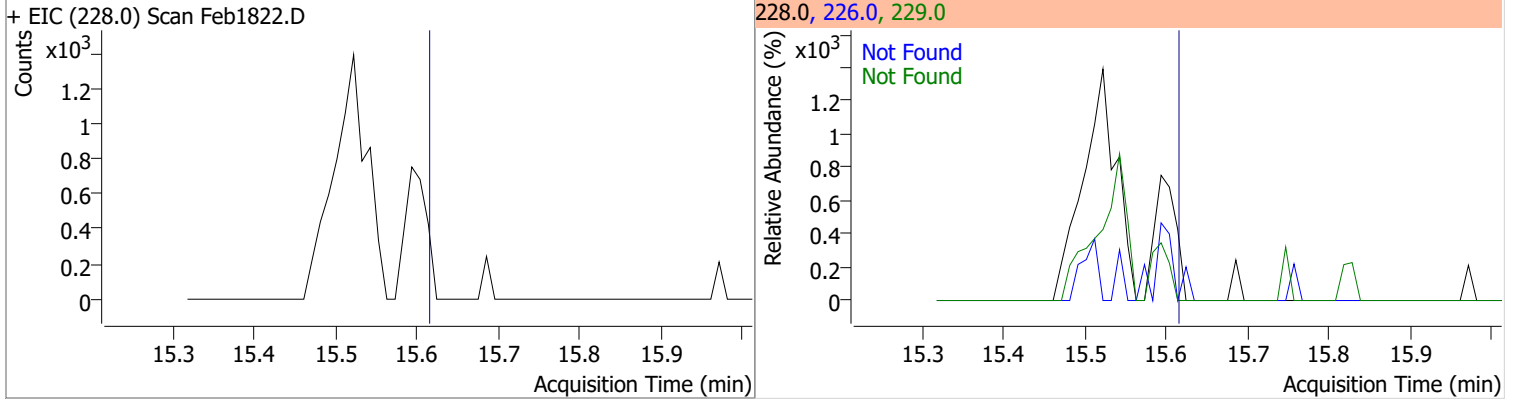


Compound	Conc.	Exp RT	QIon	Exp Ratio	QIon	Exp Ratio
Benzo(a)Anthracene	N.D.	15.51	226.0	26.8	229.0	21.1

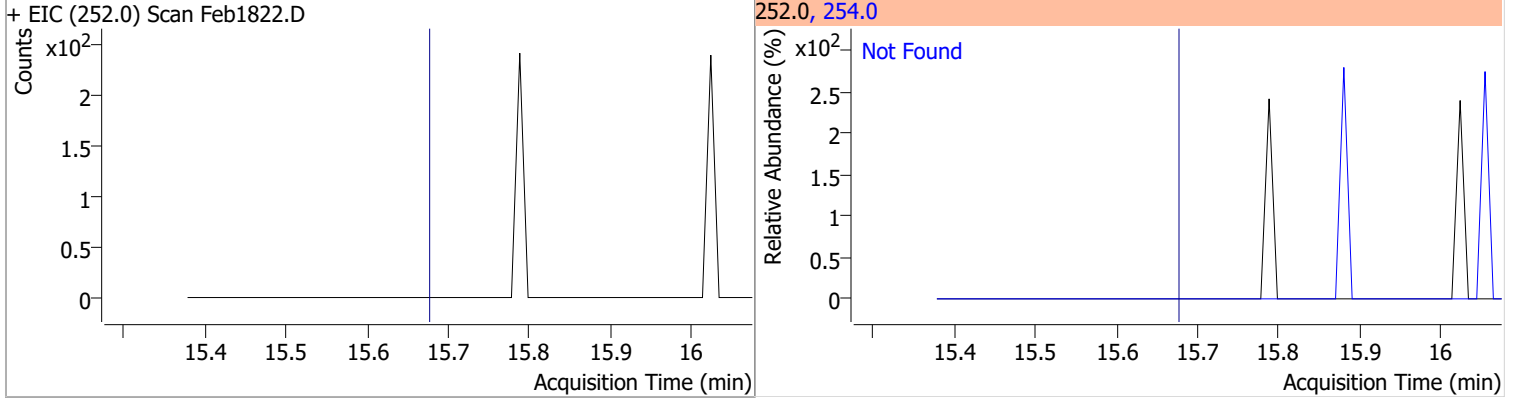


Quantitation Results Report (QT Reviewed)

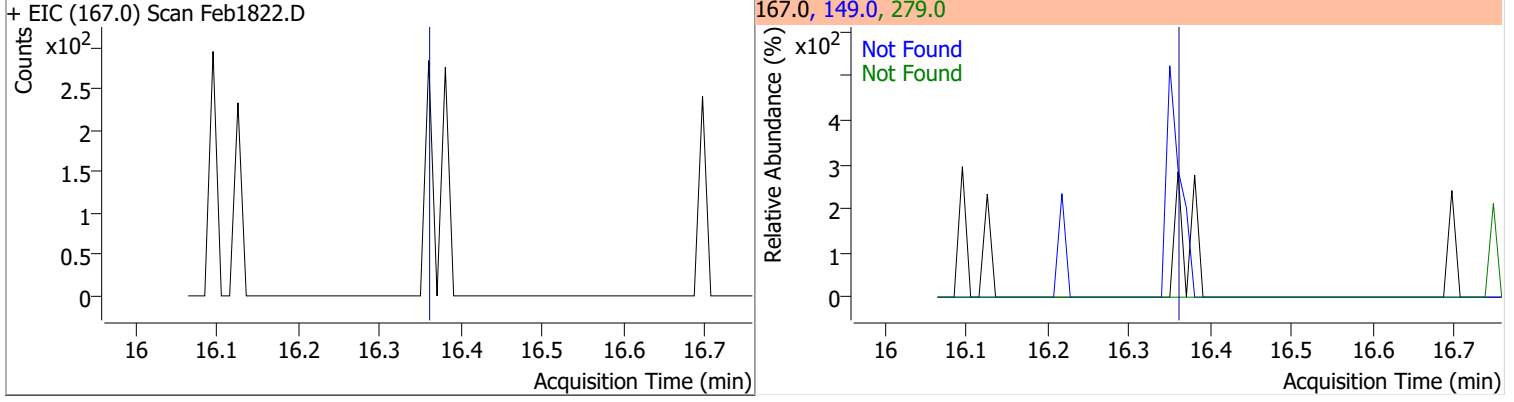
Compound	Conc.	Exp RT	QIon	Exp Ratio	QIon	Exp Ratio
Chrysene	N.D.	15.62	226.0	28.4	229.0	19.7



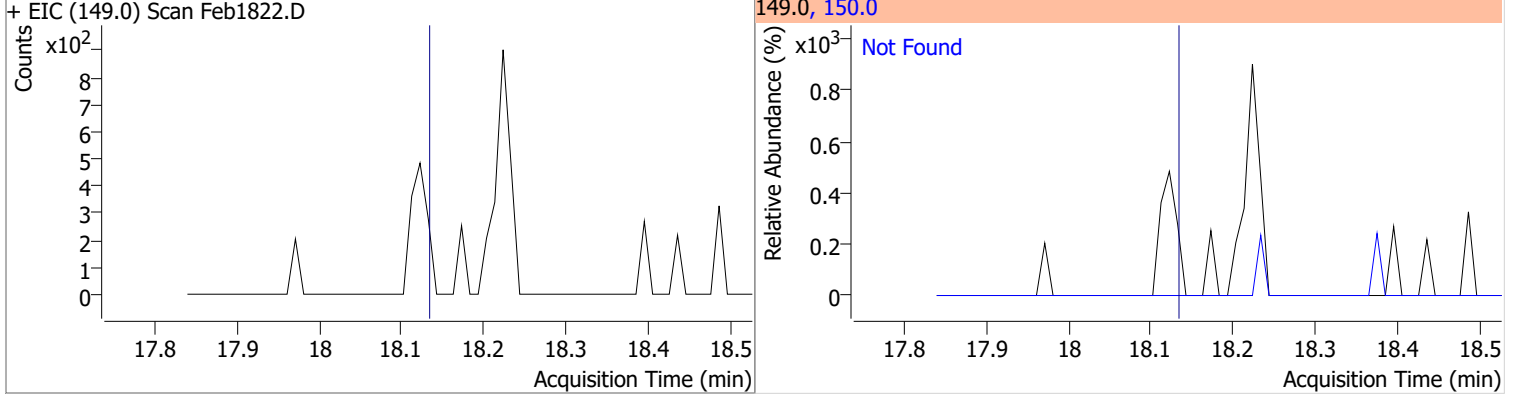
Compound	Conc.	Exp RT	QIon	Exp Ratio
3,3-Dichlorobenzidine	N.D.	15.69	254.0	64.2



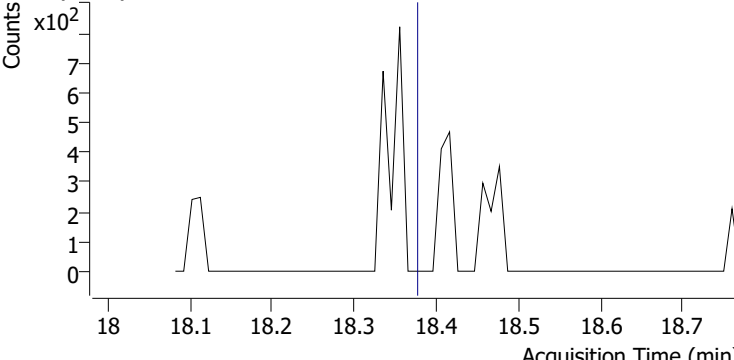
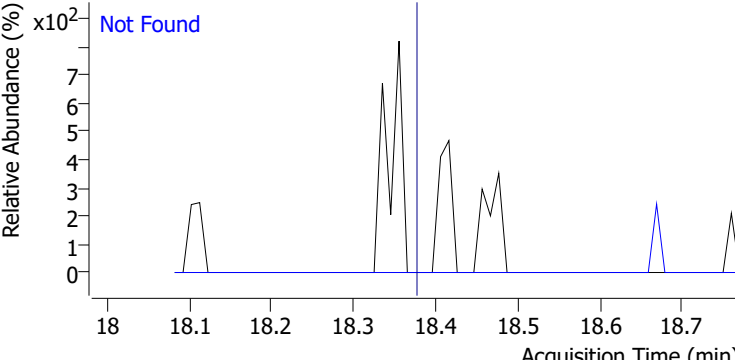
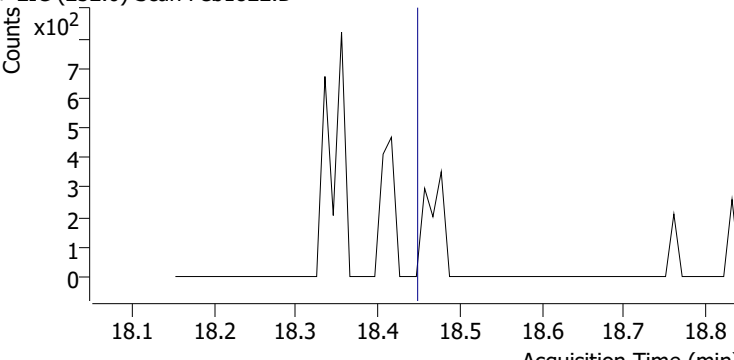
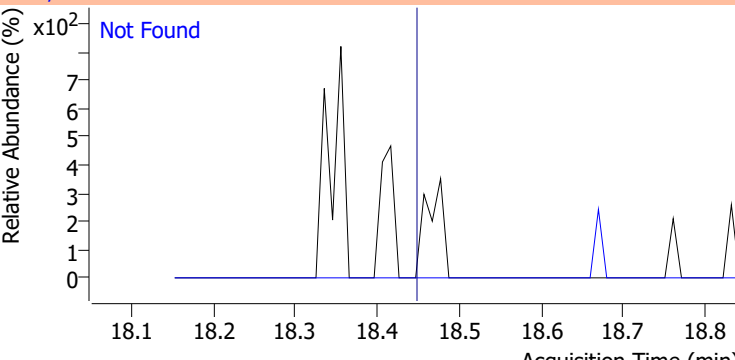
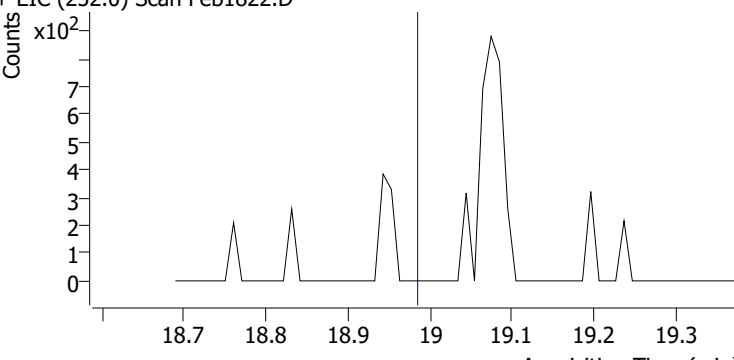
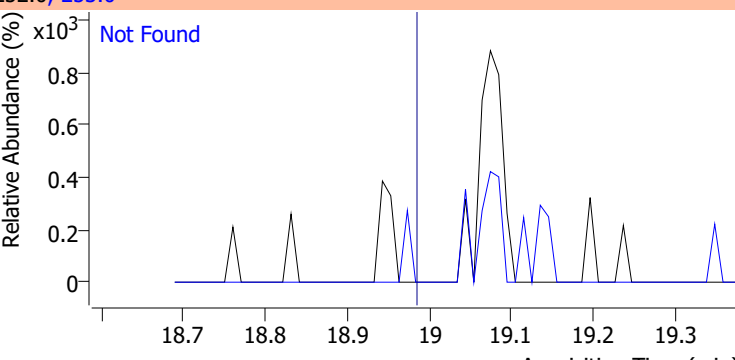
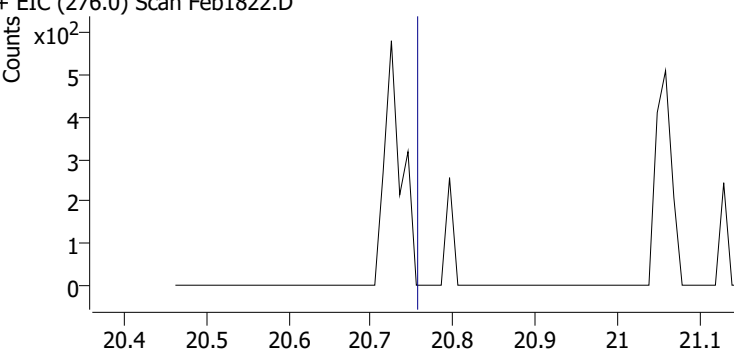
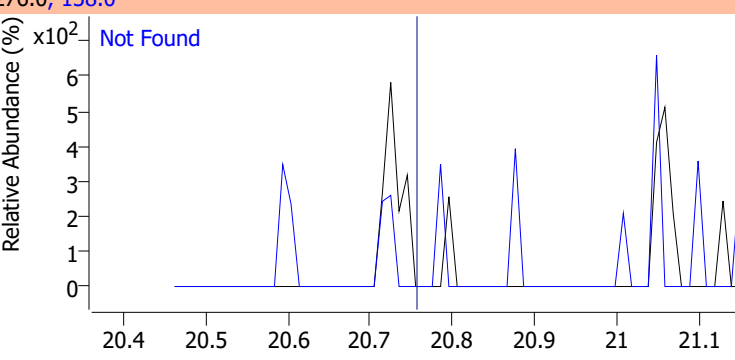
Compound	Conc.	Exp RT	QIon	Exp Ratio	QIon	Exp Ratio
bis(2-ethylhexyl)Phthalate	N.D.	16.37	149.0	390.8	279.0	15.0



Compound	Conc.	Exp RT	QIon	Exp Ratio
Di-n-octyl Phthalate	N.D.	18.13	150.0	10.0

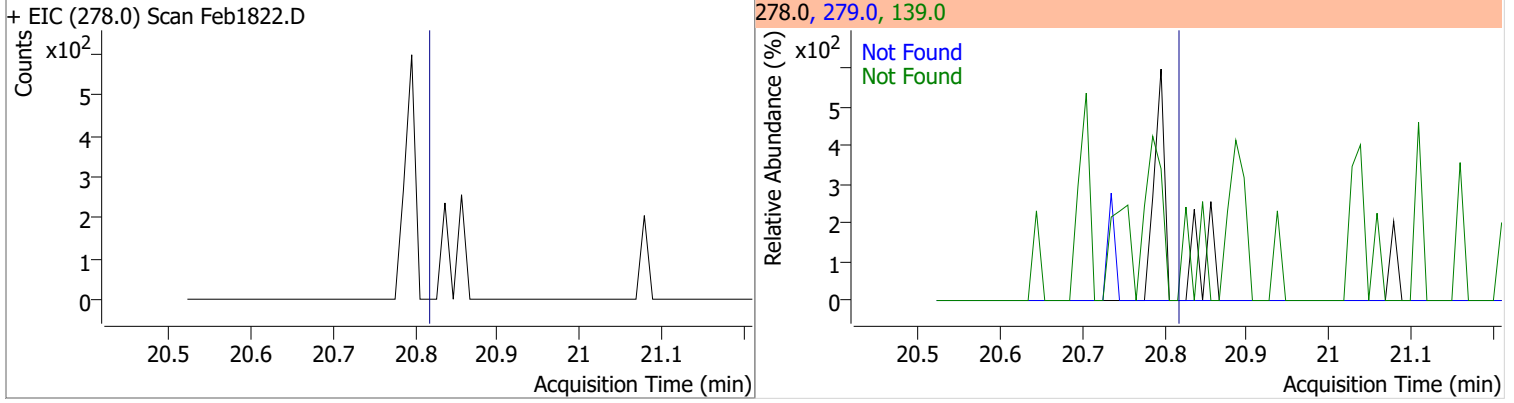


Quantitation Results Report (QT Reviewed)

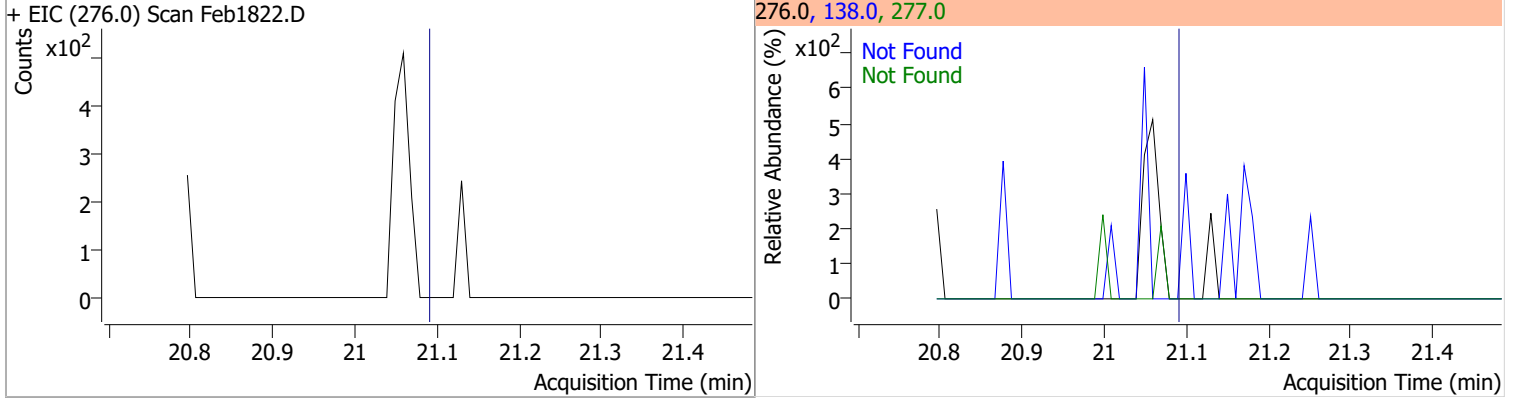
Compound	Conc.	Exp RT	QIon	Exp Ratio
Benzo(b)fluoranthene	N.D.	18.38	253.0	22.3
+ EIC (252.0) Scan Feb1822.D			252.0, 253.0	
				
Benzo(k)fluoranthene	N.D.	18.45	253.0	22.0
+ EIC (252.0) Scan Feb1822.D			252.0, 253.0	
				
Benzo(a)pyrene	N.D.	18.98	253.0	21.5
+ EIC (252.0) Scan Feb1822.D			252.0, 253.0	
				
Indeno(1,2,3-c,d)pyrene	N.D.	20.76	138.0	29.6
+ EIC (276.0) Scan Feb1822.D			276.0, 138.0	
				

Quantitation Results Report (QT Reviewed)

Compound	Conc.	Exp RT	QIon	Exp Ratio	QIon	Exp Ratio
Dibenzo(a,h)anthracene	N.D.	20.82	139.0	25.2	279.0	24.1

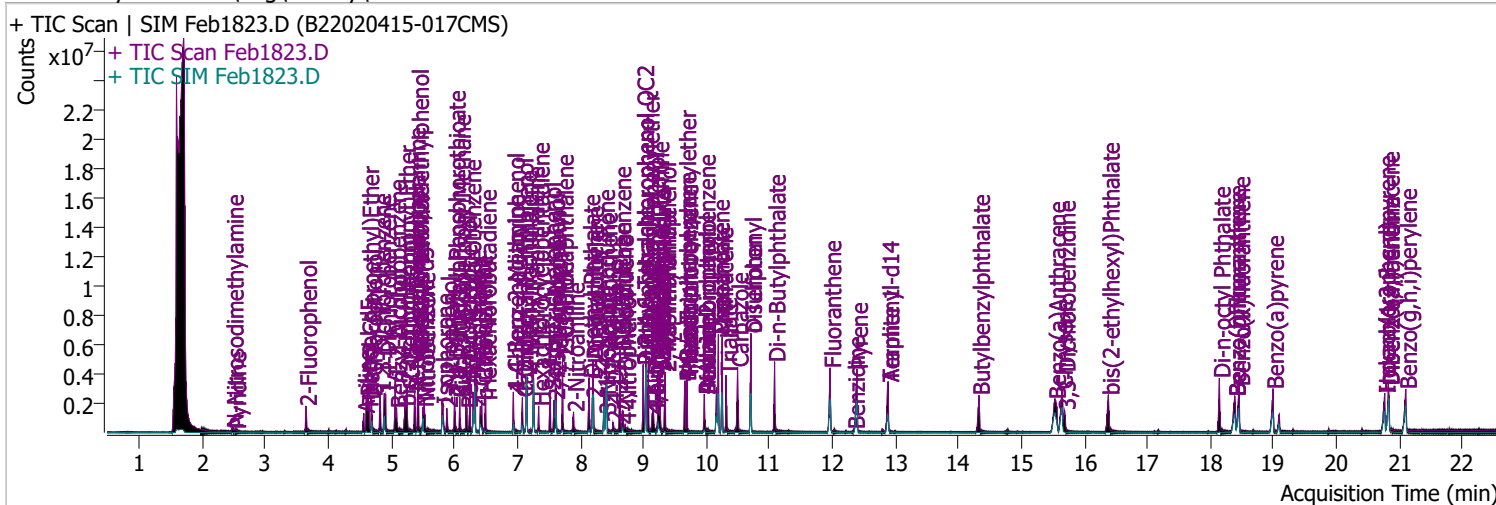


Compound	Conc.	Exp RT	QIon	Exp Ratio	QIon	Exp Ratio
Benzo(g,h,i)perylene	N.D.	21.09	138.0	33.0	277.0	23.2



Quantitation Results Report (QT Reviewed)

Data File	Feb1823.D	Operator	LIMS import
Acq. Method	BNA+SIM.M	Acq. Date-Time	2/19/2022 7:52:27 PM
Sample Name	B22020415-017CMS	Instrument	Instrument #1
Vial	23	Multiplier	1.00
DA Method File		Comment	SVOC-8270-W-LARGO
Tune File	dftppdsm.u	Tune Date	2/18/2022 9:25:00 PM
Batch Name	021822 DoD BNA cal.batch.bin	Last Calib Update	2/19/2022 1:06:17 PM
Ref Library	D:\Org\Library\NIST129K.I		



Compound	RT	QIon	Resp.	Conc.	Units	Dev(Min)
----------	----	------	-------	-------	-------	----------

Internal Standards

System Monitoring Compounds

S 2-Fluorophenol	3.643	112.0	620174	65.2707	µg/L	-0.010
Spiked Amount: 200.000	Range: 10.0 - 75.0%			Recovery = 32.64%		
S Phenol-d5	4.603	99.0	928300	75.4135	µg/L	-0.010
Spiked Amount: 200.000	Range: 10.0 - 65.0%			Recovery = 37.71%		
S Nitrobenzene-d5	5.502	82.0	457918	67.0098	µg/L	0.000
Spiked Amount: 100.000	Range: 32.0 - 94.0%			Recovery = 67.01%		
S 2-Fluorobiphenyl	7.605	172.0	1433935	74.6130	µg/L	0.000
Spiked Amount: 100.000	Range: 28.0 - 107.0%			Recovery = 74.61%		
S 2,4,6-Tribromophenol	9.346	329.8	365804	180.4475	µg/L	0.010
Spiked Amount: 200.000	Range: 25.0 - 140.0%			Recovery = 90.22%		
S Terphenyl-d14	12.885	244.3	2024497	98.9855	µg/L	0.010
Spiked Amount: 100.000	Range: 32.0 - 122.0%			Recovery = 98.99%		

Target Compounds

Compound	RT	QIon	Resp.	Conc.	Units	Dev(Min)	QValue
T N-Nitrosodimethylamine	2.479	74.0	112984	41.3000	µg/L		92
T Pyridine	2.520	79.0	137739	19.9132	µg/L		99
T Aniline	4.562	93.0	557222	31.7511	µg/L		97
T Phenol	4.623	94.0	537937	39.7329	µg/L		90
T bis(-2-Chloroethyl)Ether	4.634	63.0	626271	67.5152	µg/L		97
T 2-Chlorophenol	4.685	128.0	661033	60.0214	µg/L		99
T 1,3-Dichlorobenzene	4.817	146.0	778082	54.3915	µg/L		99
T 1,4-Dichlorobenzene	4.909	146.0	807431	55.7256	µg/L		98
T 1,2-Dichlorobenzene	5.063	146.0	799581	57.5480	µg/L	m	100
T Benzyl Alcohol	5.083	108.0	317983	59.9899	µg/L	m	98
T bis(2-chloroisopropyl)Ether	5.216	121.0	230223	61.9803	µg/L		99
T 2-Methylphenol	5.246	107.0	640512	67.1669	µg/L		95
T N-nitroso-Di-n-propylamine	5.369	70.0	578887	87.4632	µg/L		98
T 4Methylphenol/3Methylphenol	5.420	107.0	831924	63.7239	µg/L		97
T Hexachloroethane	5.420	117.0	225074	54.1510	µg/L		98

Quantitation Results Report (QT Reviewed)

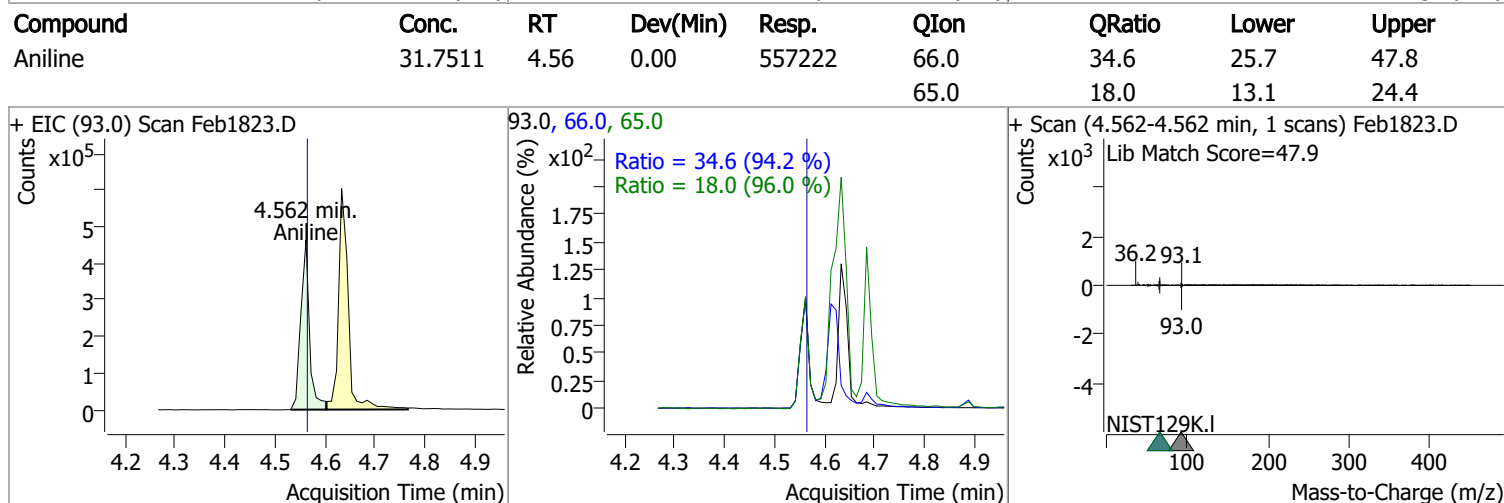
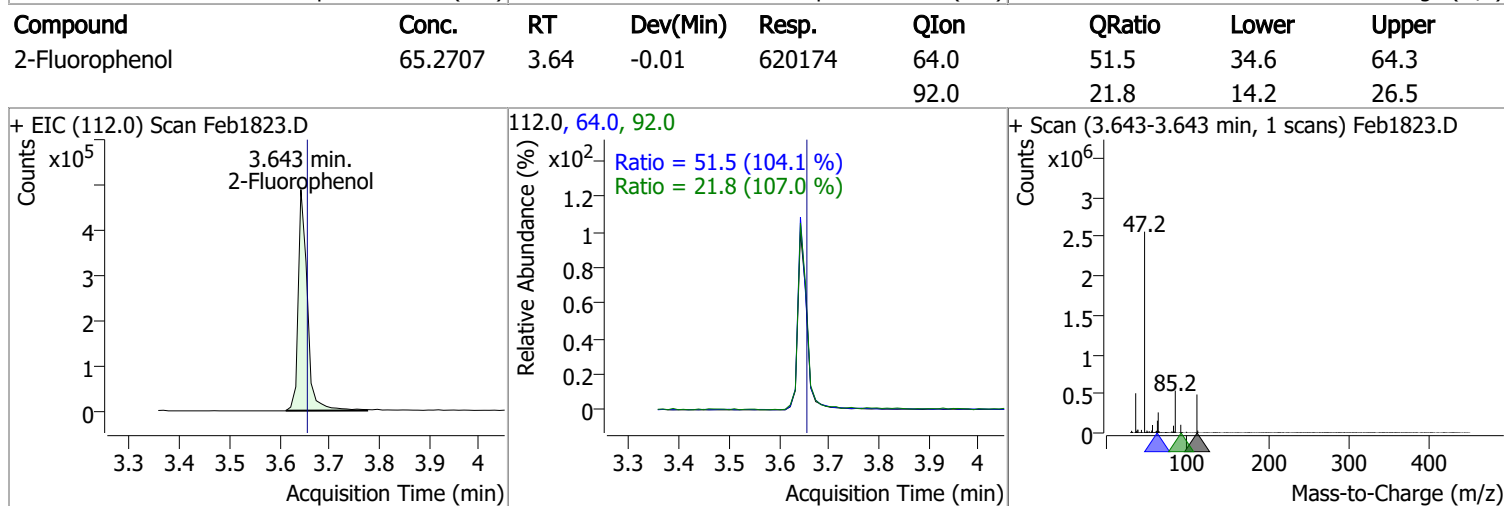
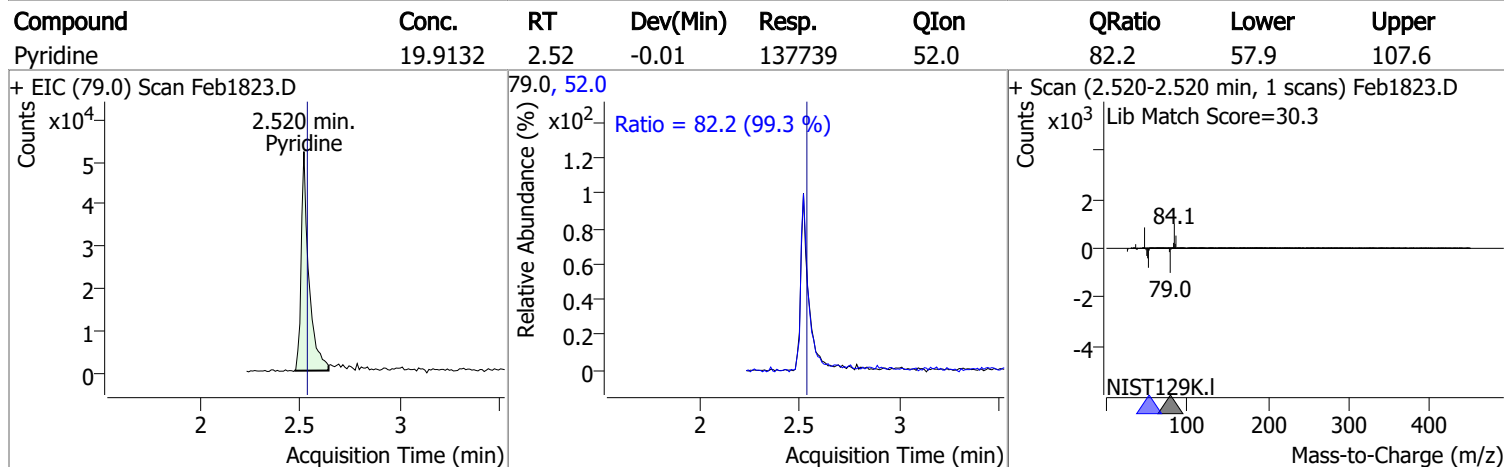
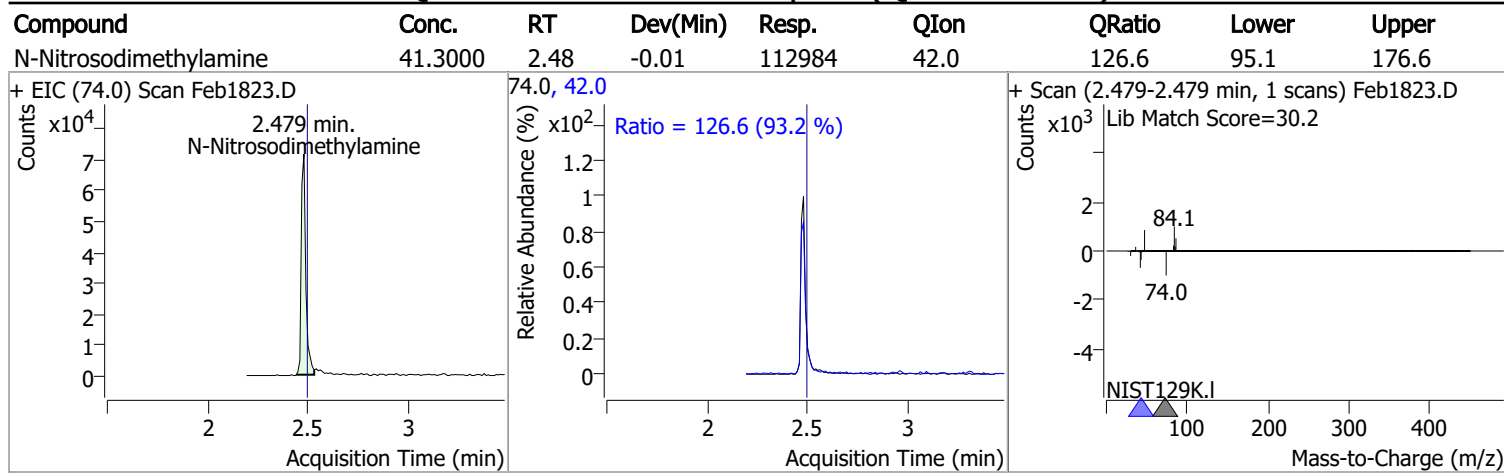
Compound	RT	QIon	Resp.	Conc.	Units	Dev(Min)
T Nitrobenzene	5.522	123.1	239057	68.6000	µg/L	98
T Isophorone	5.808	82.0	1248345	77.3431	µg/L	99
T 2-Nitrophenol	5.880	139.0	295471	81.2303	µg/L	97
T 2,4-Dimethylphenol	6.003	122.0	529818	70.1150	µg/L	99
T bis(-2-Chloroethoxy)Methane	6.085	93.0	694597	73.9926	µg/L	98
T 2,4-Dichlorophenol	6.187	162.0	526530	73.3411	µg/L	96
T Benzoic Acid	6.198	105.0	104440	31.7123	µg/L	# 86
T 1,2,4-Trichlorobenzene	6.249	180.0	580133	66.7328	µg/L	100
T Naphthalene	6.331	128.0	1954869	76.0449	µg/L	99
T 4-Chlorophenol	6.413	130.0	169807	63.0899	µg/L	86
T p-Chloroaniline	6.434	127.0	569012	56.1898	µg/L	90
T Hexachlorobutadiene	6.496	224.9	279479	62.6887	µg/L	98
T 4-Chloro-2-Methylphenol	6.937	107.0	474156	70.8958	µg/L	98
T 4-Chloro-3-Methylphenol	7.081	107.0	582254	83.7140	µg/L	99
T 2-Methylnaphthalene	7.143	141.0	1153139	79.3988	µg/L	99
T 1-Methylnaphthalene	7.256	141.0	1022455	72.2254	µg/L	98
T Hexachlorocyclopentadiene	7.338	236.9	166661	62.3380	µg/L	97
T 2,4,6-Trichlorophenol	7.523	196.0	418844	87.9881	µg/L	98
T 2,4,5-Trichlorophenol	7.584	196.0	437278	82.4166	µg/L	m 99
T 2-Chloronaphthalene	7.718	162.0	1345867	83.3833	µg/L	98
T 2-Nitroaniline	7.892	65.0	256217	88.5282	µg/L	94
T Dimethyl Phthalate	8.139	163.0	1697417	102.3679	µg/L	100
T 2,6-Dinitrotoluene	8.190	165.0	187583	84.0003	µg/L	92
T Acenaphthylene	8.200	152.1	2021184	78.3103	µg/L	99
T 3-Nitroaniline	8.394	138.0	183504	72.9638	µg/L	93
T Acenaphthene	8.415	154.0	1246477	84.4732	µg/L	99
T 2,4-Dinitrophenol	8.517	184.0	110981	94.2882	µg/L	99
T Dibenzofuran	8.630	168.0	2054456	85.1894	µg/L	96
T 2,4-Dinitrotoluene	8.671	165.0	280137	97.4598	µg/L	94
T 4-Nitrophenol	8.711	109.0	107273	41.6721	µg/L	93
T Diethylphthalate	8.998	149.0	1683338	97.9952	µg/L	100
T Fluorene	9.039	166.0	1612148	83.0893	µg/L	98
T 4-Chlorophenyl-phenylether	9.080	204.0	864840	97.9860	µg/L	99
T 4-Nitroaniline	9.141	138.0	256794	89.3712	µg/L	97
T 4,6-Dinitro-2-methylphenol	9.162	198.0	162211	91.1597	µg/L	100
T N-nitrosodiphenylamine	9.233	169.0	1258314	93.7845	µg/L	99
T Azobenzene	9.264	77.0	1394027	78.9061	µg/L	92
T 4-Bromophenyl-phenylether	9.663	248.0	465172	90.6294	µg/L	100
T Hexachlorobenzene	9.694	283.9	445774	86.6372	µg/L	84
T Pentachlorophenol	9.968	265.9	258808	102.1712	µg/L	91
T Phenanthrene	10.191	178.0	2476787	89.7730	µg/L	100
T Anthracene	10.252	178.0	2424090	92.4033	µg/L	m 98
T Triallate	10.313	86.0	594337	92.9791	µg/L	99
T Carbazole	10.495	167.0	2440073	91.5270	µg/L	98
T o-Terphenyl	10.708	230.0	1341460	91.1958	µg/L	99
T Di-n-Butylphthalate	11.082	149.0	2672327	101.6488	µg/L	99
T Fluoranthene	11.964	202.0	2620857	93.9736	µg/L	99
T Benzidine	12.338	184.0	145874	14.8544	µg/L	99
T Pyrene	12.389	202.0	2790299	91.9585	µg/L	99
T Butylbenzylphthalate	14.326	149.0	958563	104.3801	µg/L	97
T Benzo(a)Anthracene	15.532	228.0	2309881	102.5673	µg/L	99
T Chrysene	15.645	228.0	2416068	96.5811	µg/L	98
T 3,3-Dichlorobenzidine	15.686	252.0	606689	76.4222	µg/L	99
T bis(2-ethylhexyl)Phthalate	16.380	167.0	347027	108.0315	µg/L	94
T Di-n-octyl Phthalate	18.143	149.0	2259698	100.6404	µg/L	99

Quantitation Results Report (QT Reviewed)

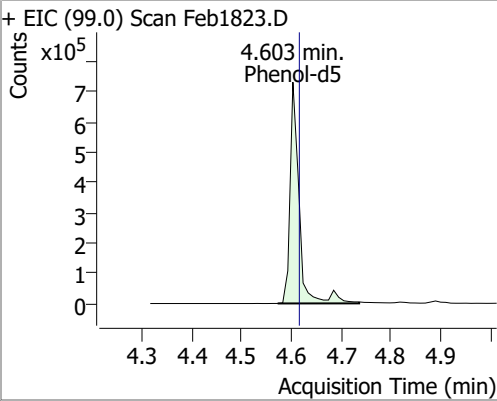
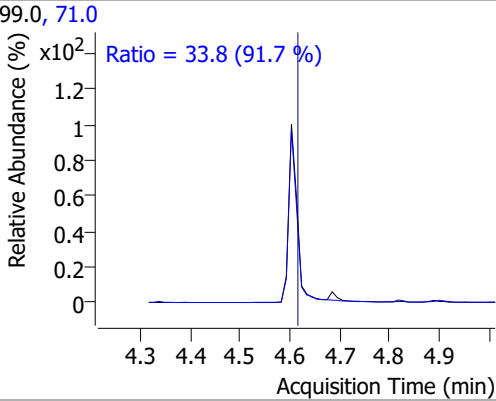
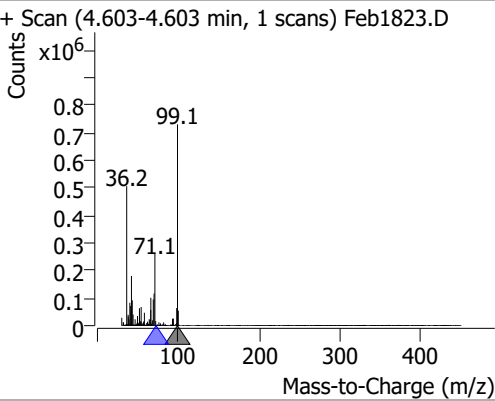
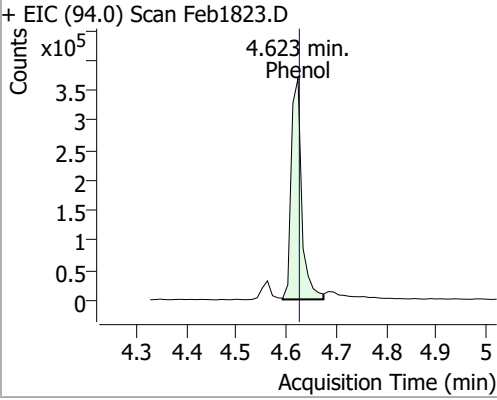
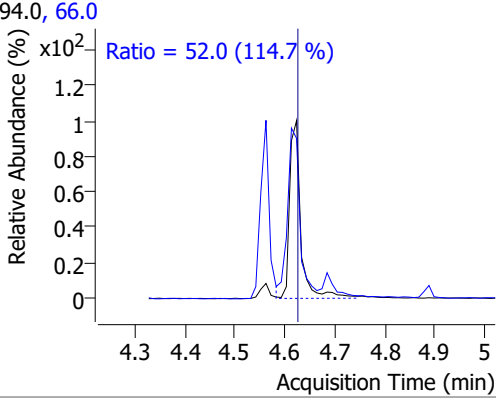
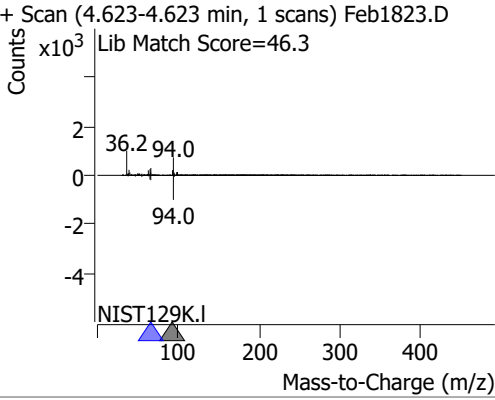
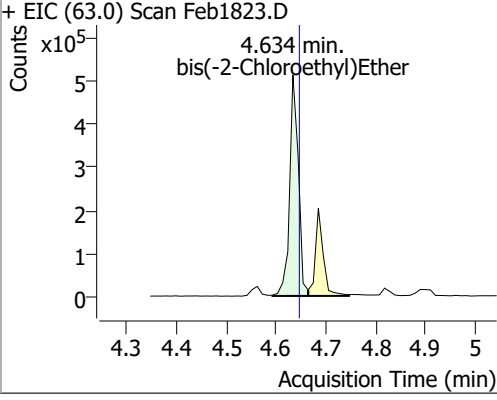
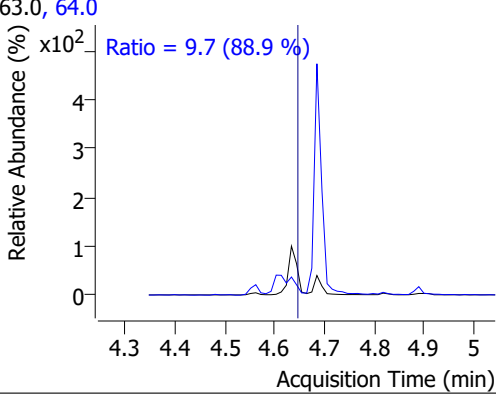
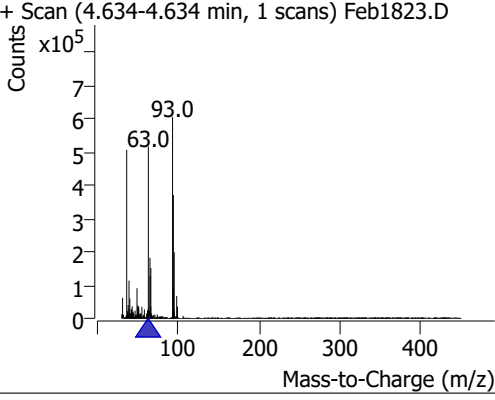
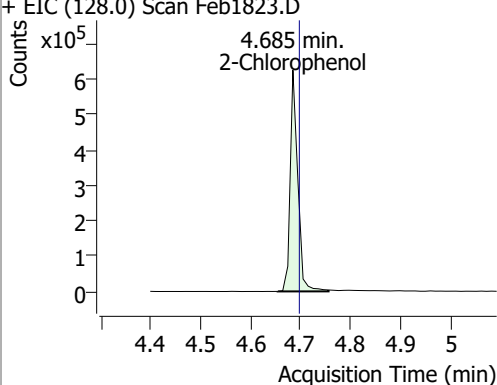
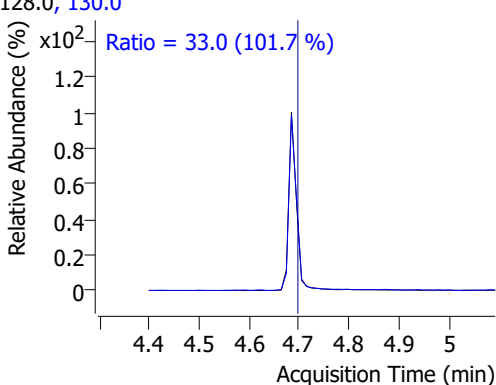
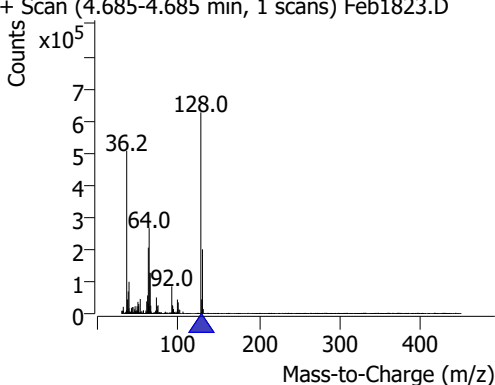
Compound	RT	QIon	Resp.	Conc.	Units	Dev(Min)
T Benzo(b)fluoranthene	18.386	252.0	2187967	94.7083	µg/L	100
T Benzo(k)fluoranthene	18.457	252.0	2091061	85.3313	µg/L	98
T Benzo(a)pyrene	18.993	252.0	1928088	87.4435	µg/L	97
T Indeno(1,2,3-c,d)pyrene	20.765	276.0	1636496	88.5361	µg/L	97
T Dibenzo(a,h)anthracene	20.826	278.0	1980219	98.3189	µg/L	98
T Benzo(g,h,i)perylene	21.099	276.0	1946027	91.2970	µg/L	98

(#) = Qualifier Out of Range; (m) = Manual Integration; (+) = Area Summed; (*) = Surrogate Percent Recovery Out of Range; (d): Zeroed Peak

Quantitation Results Report (QT Reviewed)

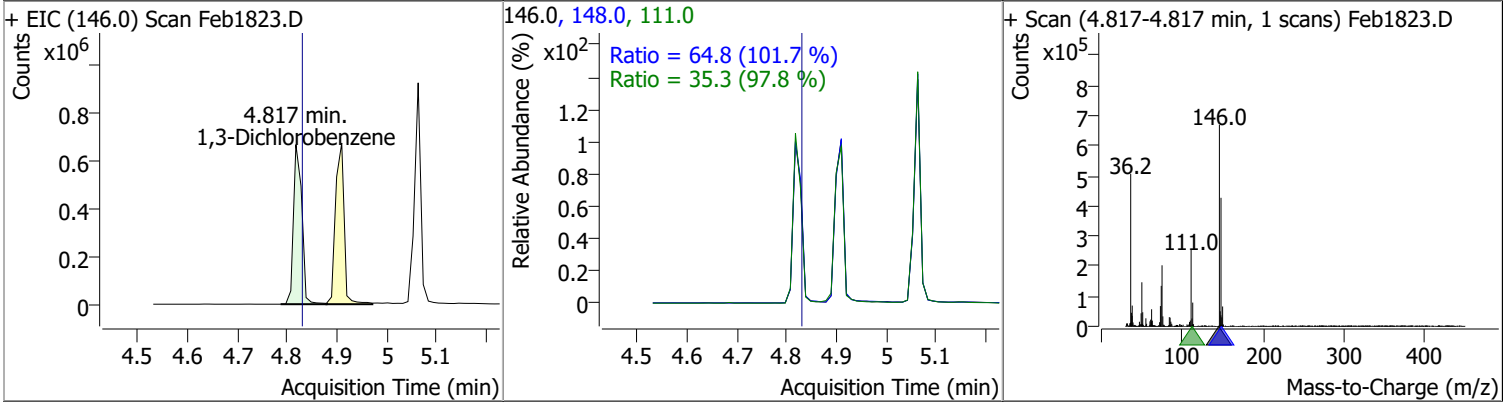


Quantitation Results Report (QT Reviewed)

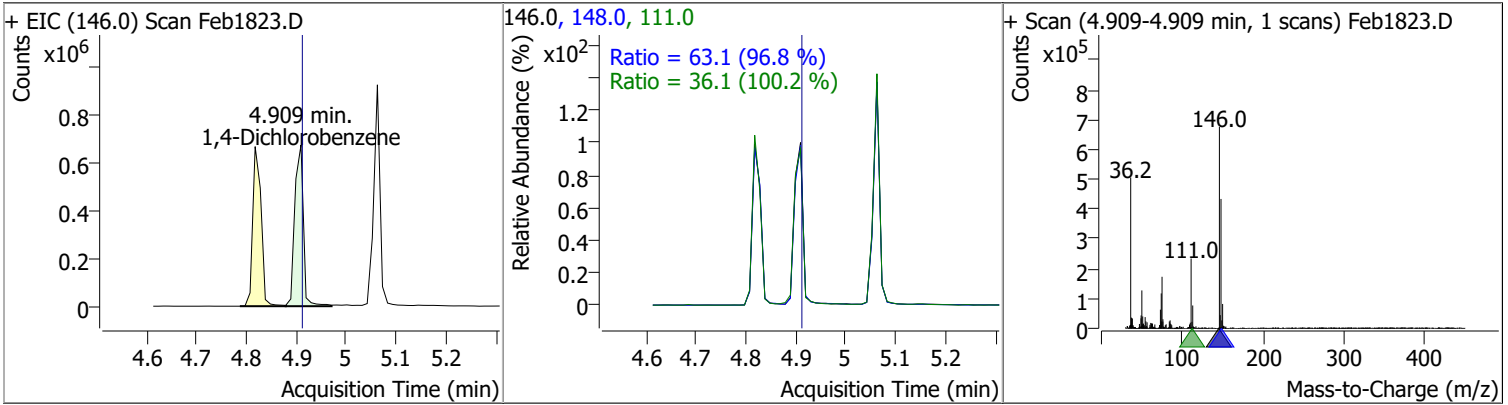
Compound	Conc.	RT	Dev(Min)	Resp.	QIon	QRatio	Lower	Upper
Phenol-d5	75.4135	4.60	-0.01	928300	71.0	33.8	25.8	47.9
+ EIC (99.0) Scan Feb1823.D			99.0, 71.0			+ Scan (4.603-4.603 min, 1 scans) Feb1823.D		
			Ratio = 33.8 (91.7 %)					
Phenol	39.7329	4.62	0.00	537937	66.0	52.0	31.7	58.9
+ EIC (94.0) Scan Feb1823.D			94.0, 66.0			+ Scan (4.623-4.623 min, 1 scans) Feb1823.D		
			Ratio = 52.0 (114.7 %)					
bis(-2-Chloroethyl)Ether	67.5152	4.63	-0.01	626271	64.0	9.7	7.6	14.1
+ EIC (63.0) Scan Feb1823.D			63.0, 64.0			+ Scan (4.634-4.634 min, 1 scans) Feb1823.D		
			Ratio = 9.7 (88.9 %)					
2-Chlorophenol	60.0214	4.68	-0.01	661033	130.0	33.0	22.7	42.2
+ EIC (128.0) Scan Feb1823.D			128.0, 130.0			+ Scan (4.685-4.685 min, 1 scans) Feb1823.D		
			Ratio = 33.0 (101.7 %)					

Quantitation Results Report (QT Reviewed)

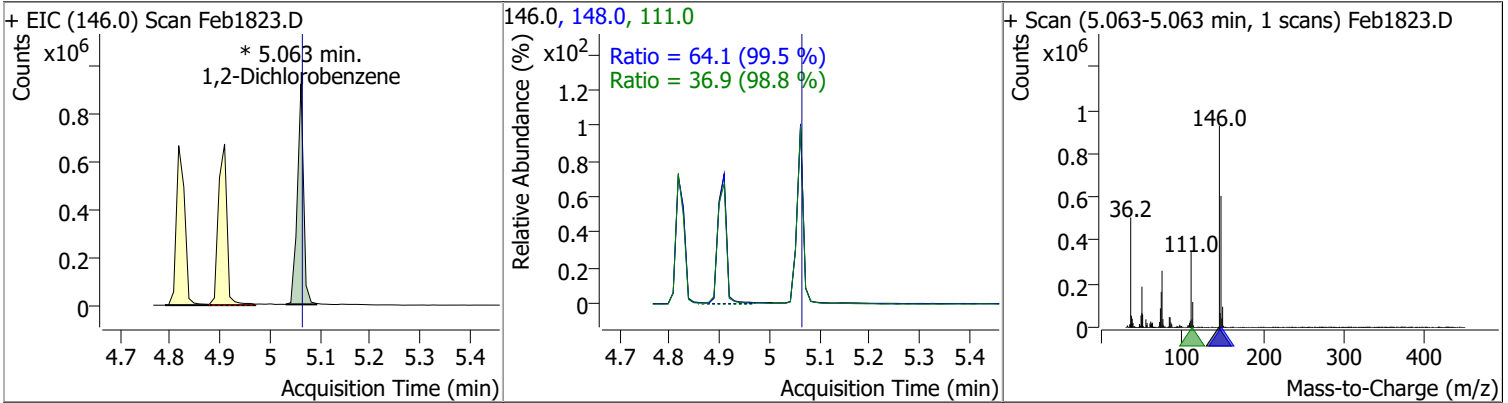
Compound	Conc.	RT	Dev(Min)	Resp.	QIon	QRatio	Lower	Upper
1,3-Dichlorobenzene	54.3915	4.82	-0.01	778082	148.0	64.8	44.6	82.8
					111.0	35.3	25.3	47.0



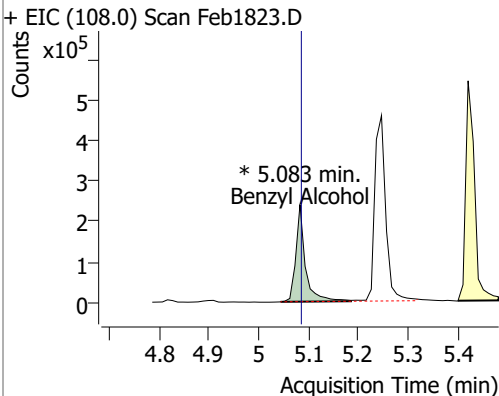
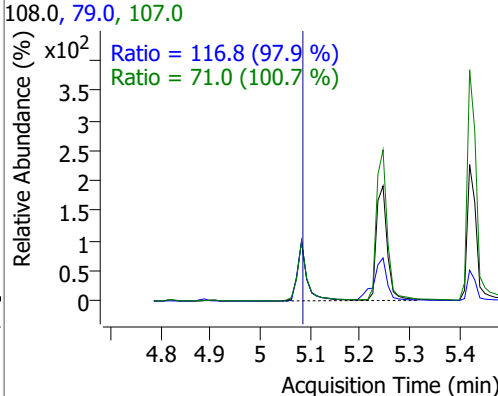
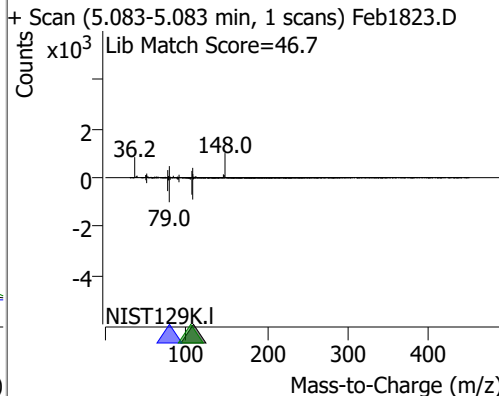
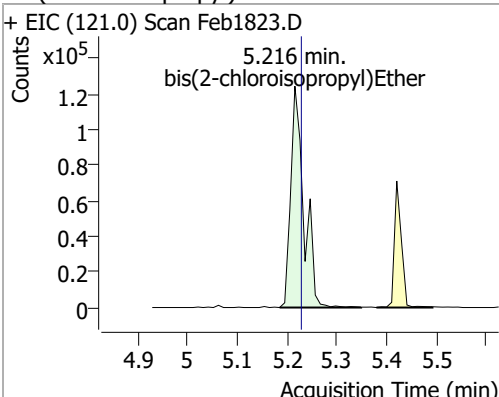
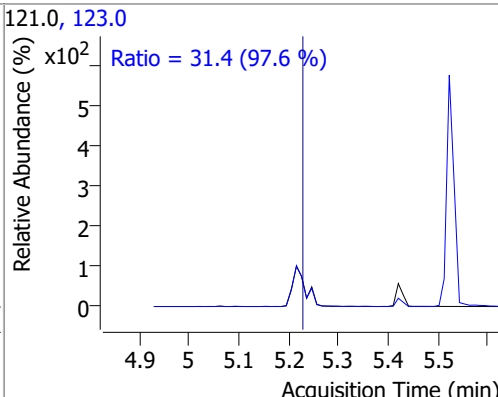
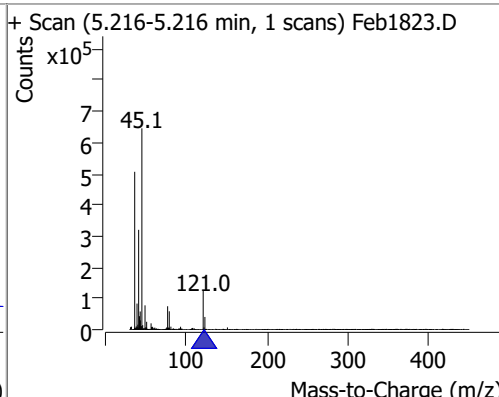
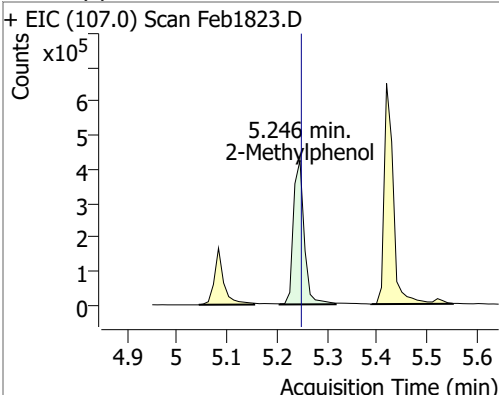
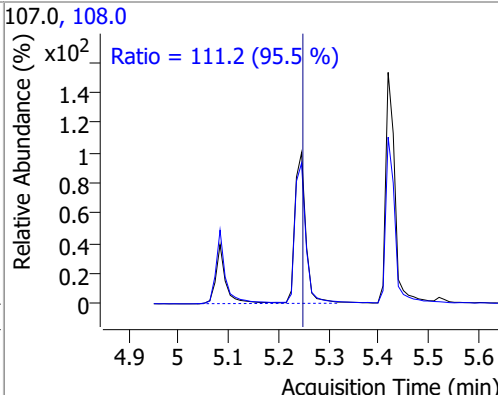
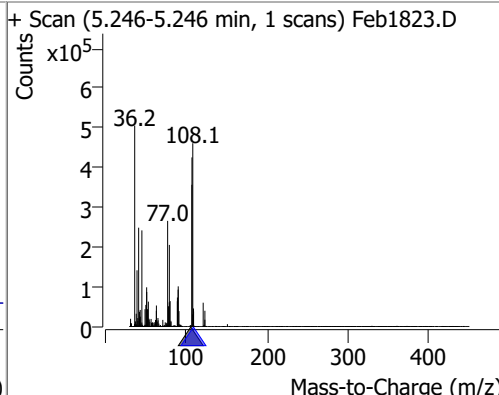
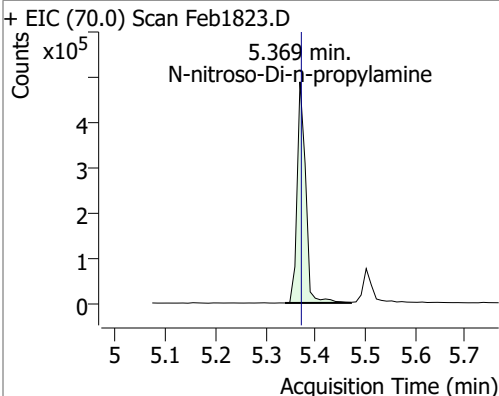
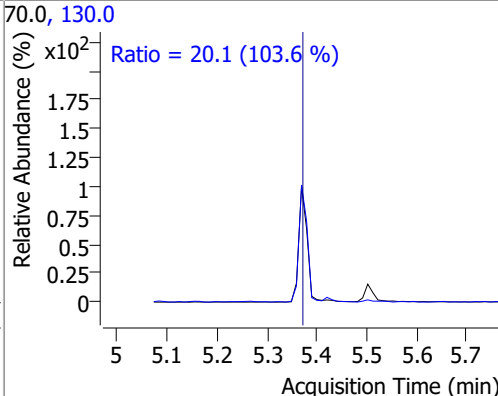
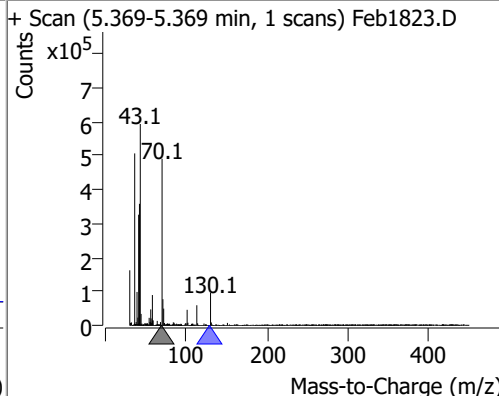
Compound	Conc.	RT	Dev(Min)	Resp.	QIon	QRatio	Lower	Upper
1,4-Dichlorobenzene	55.7256	4.91	0.00	807431	148.0	63.1	45.6	84.8
					111.0	36.1	25.2	46.8



Compound	Conc.	RT	Dev(Min)	Resp.	QIon	QRatio	Lower	Upper
1,2-Dichlorobenzene	57.5480	5.06	0.00	799581 (m)	148.0	64.1	45.1	83.8
					111.0	36.9	26.1	48.5

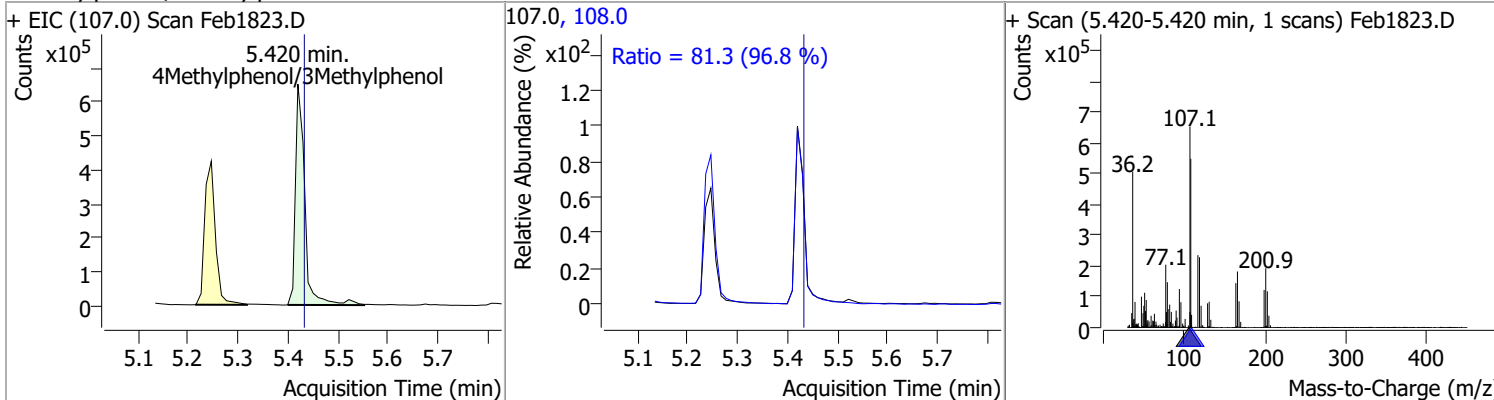


Quantitation Results Report (QT Reviewed)

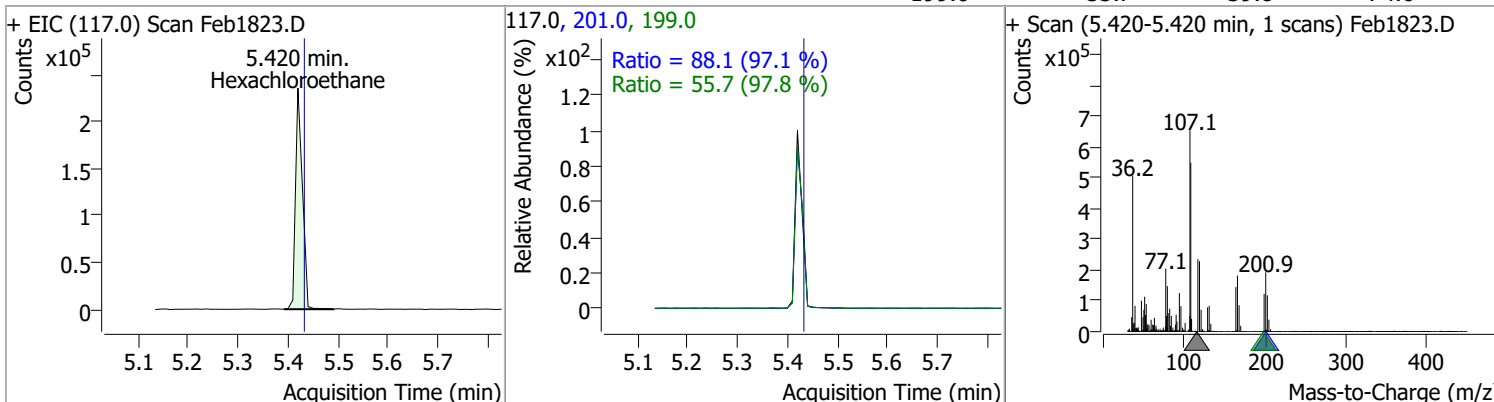
Compound	Conc.	RT	Dev(Min)	Resp.	QIon	QRatio	Lower	Upper
Benzyl Alcohol	59.9899	5.08	0.00	317983 (m)	79.0 107.0	116.8 71.0	83.5 49.3	155.1 91.6
+ EIC (108.0) Scan Feb1823.D			108.0, 79.0, 107.0			+ Scan (5.083-5.083 min, 1 scans) Feb1823.D		
								
bis(2-chloroisopropyl)Ether	61.9803	5.22	-0.01	230223	123.0	31.4	22.5	41.8
+ EIC (121.0) Scan Feb1823.D			121.0, 123.0			+ Scan (5.216-5.216 min, 1 scans) Feb1823.D		
								
2-Methylphenol	67.1669	5.25	0.00	640512	108.0	111.2	81.5	151.4
+ EIC (107.0) Scan Feb1823.D			107.0, 108.0			+ Scan (5.246-5.246 min, 1 scans) Feb1823.D		
								
N-nitroso-Di-n-propylamine	87.4632	5.37	0.00	578887	130.0	20.1	0.0	38.8
+ EIC (70.0) Scan Feb1823.D			70.0, 130.0			+ Scan (5.369-5.369 min, 1 scans) Feb1823.D		
								

Quantitation Results Report (QT Reviewed)

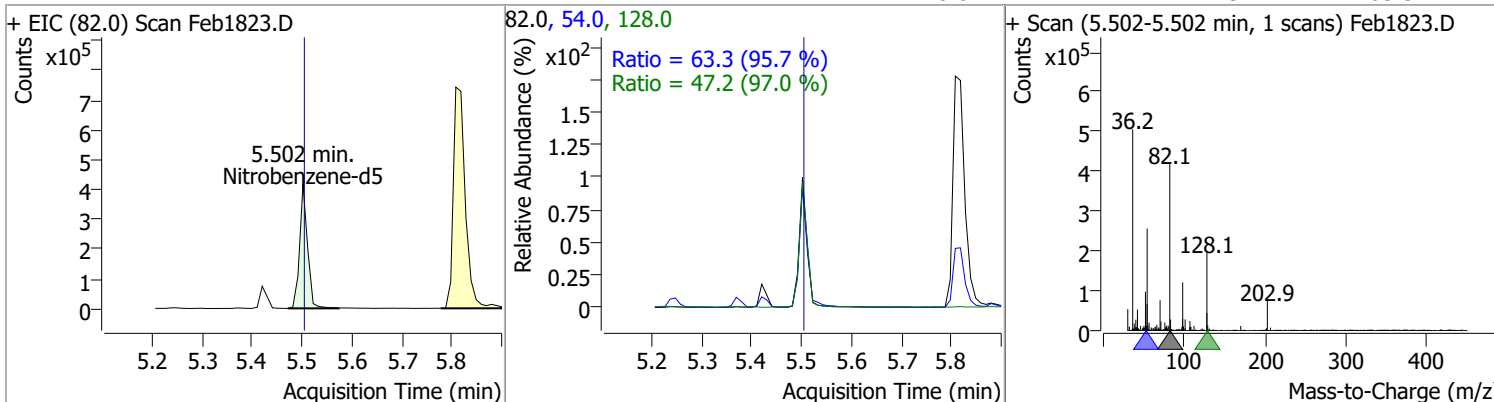
Compound	Conc.	RT	Dev(Min)	Resp.	QIon	QRatio	Lower	Upper
4Methylphenol/3Methylphenol	63.7239	5.42	-0.01	831924	108.0	81.3	58.8	109.1



Compound	Conc.	RT	Dev(Min)	Resp.	QIon	QRatio	Lower	Upper
Hexachloroethane	54.1510	5.42	-0.01	225074	201.0	88.1	63.5	118.0
					199.0	55.7	39.8	74.0

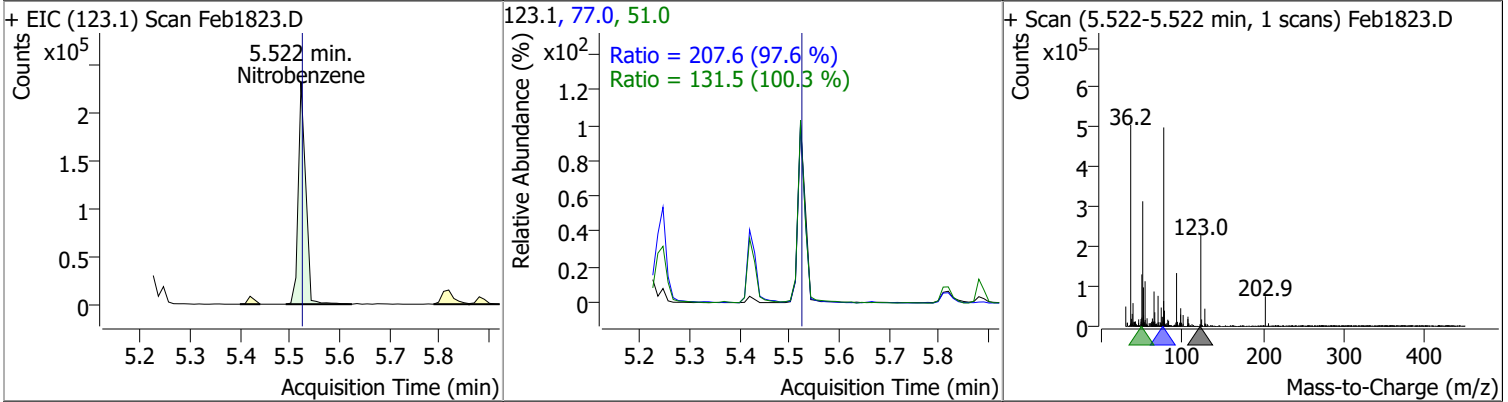


Compound	Conc.	RT	Dev(Min)	Resp.	QIon	QRatio	Lower	Upper
Nitrobenzene-d5	67.0098	5.50	0.00	457918	54.0	63.3	46.3	86.0
					128.0	47.2	34.1	63.3

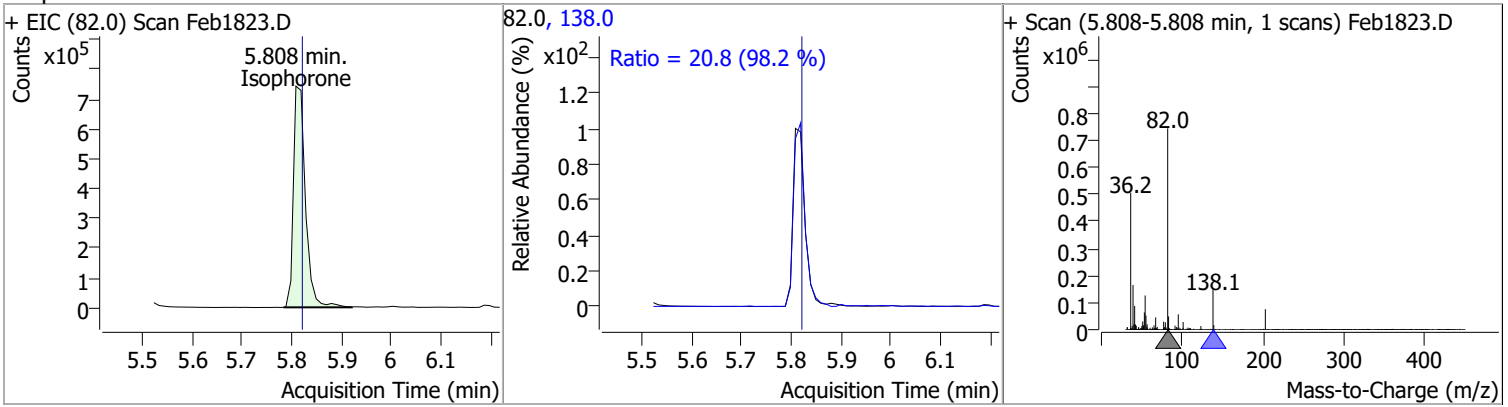


Quantitation Results Report (QT Reviewed)

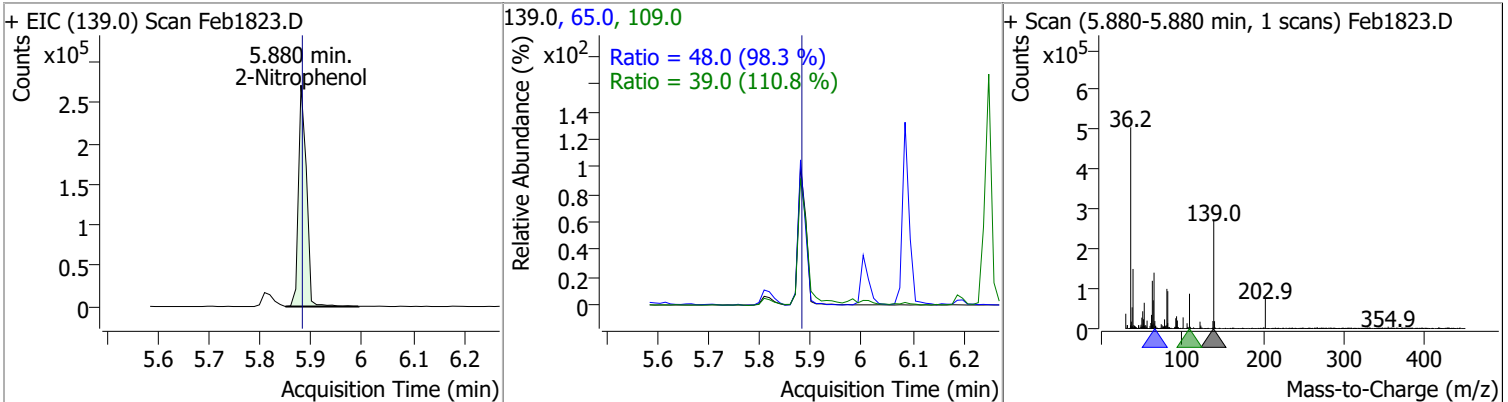
Compound	Conc.	RT	Dev(Min)	Resp.	QIon	QRatio	Lower	Upper
Nitrobenzene	68.6000	5.52	0.00	239057	77.0	207.6	148.9	276.5
					51.0	131.5	91.7	170.3



Compound	Conc.	RT	Dev(Min)	Resp.	QIon	QRatio	Lower	Upper
Isophorone	77.3431	5.81	-0.01	1248345	138.0	20.8	14.8	27.5

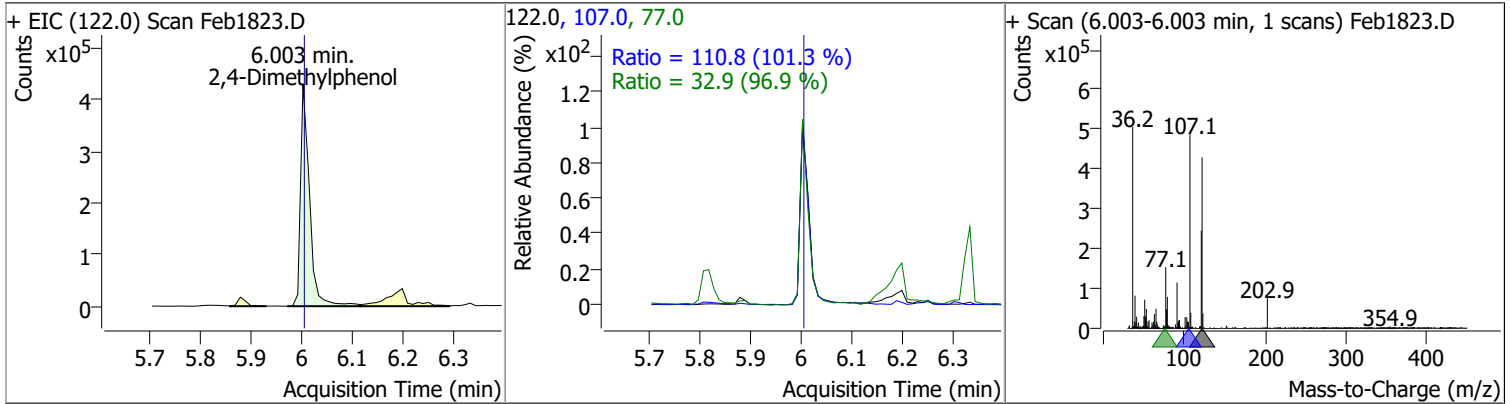


Compound	Conc.	RT	Dev(Min)	Resp.	QIon	QRatio	Lower	Upper
2-Nitrophenol	81.2303	5.88	0.00	295471	65.0	48.0	34.2	63.4
					109.0	39.0	24.6	45.8

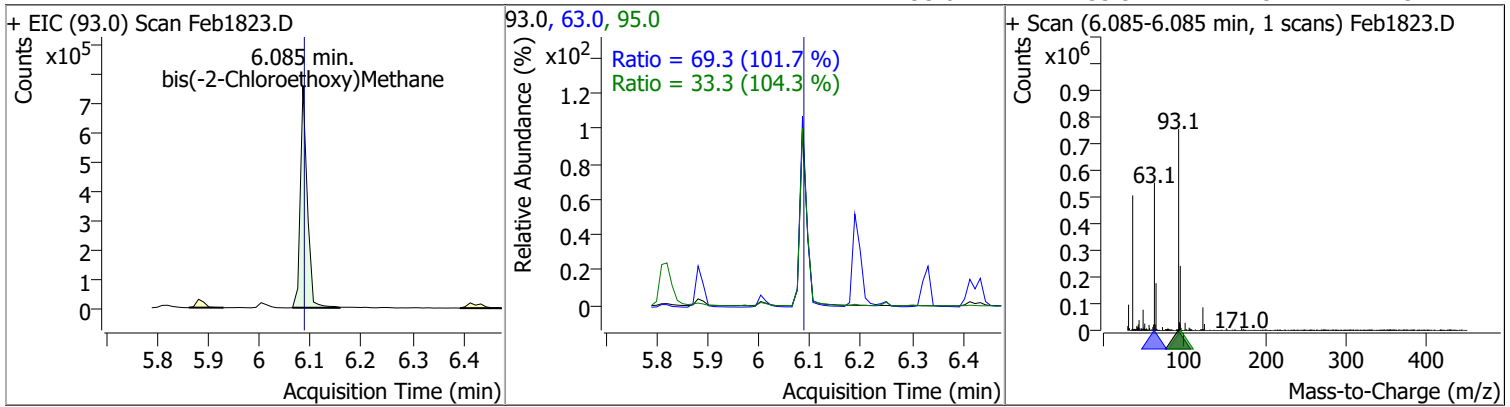


Quantitation Results Report (QT Reviewed)

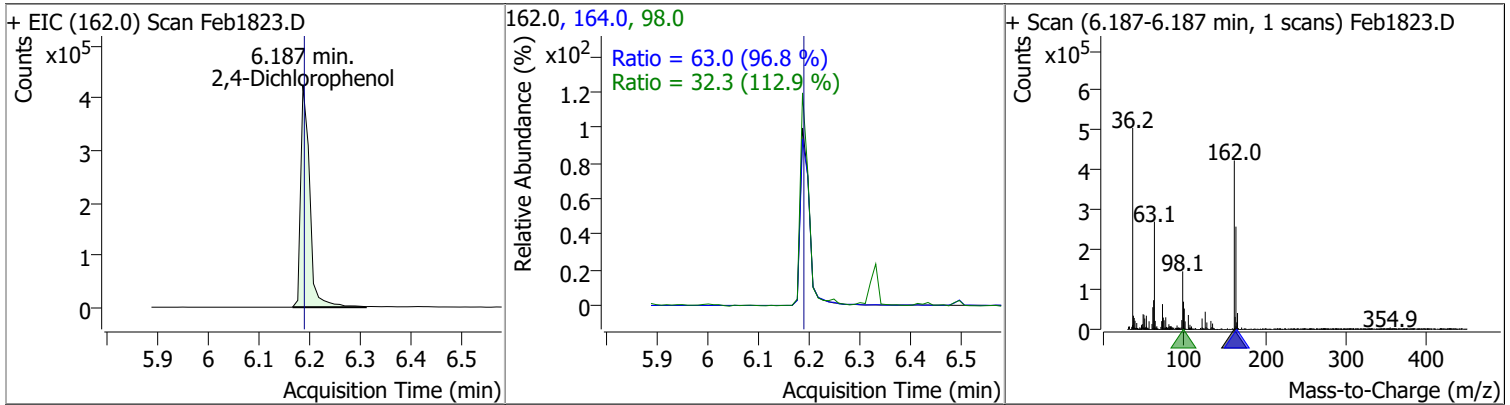
Compound	Conc.	RT	Dev(Min)	Resp.	QIon	QRatio	Lower	Upper
2,4-Dimethylphenol	70.1150	6.00	0.00	529818	107.0	110.8	76.6	142.3
					77.0	32.9	23.8	44.2



Compound	Conc.	RT	Dev(Min)	Resp.	QIon	QRatio	Lower	Upper
bis(-2-Chloroethoxy)Methane	73.9926	6.08	0.00	694597	63.0	69.3	47.7	88.6
					95.0	33.3	22.3	41.5

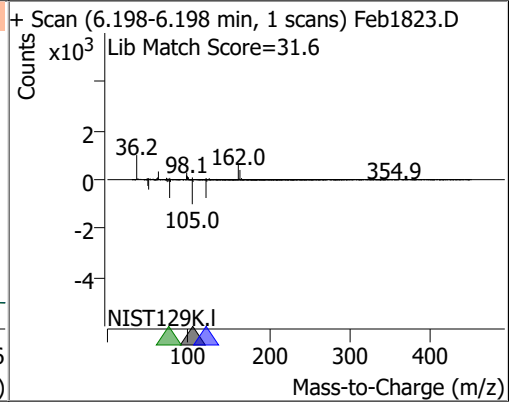
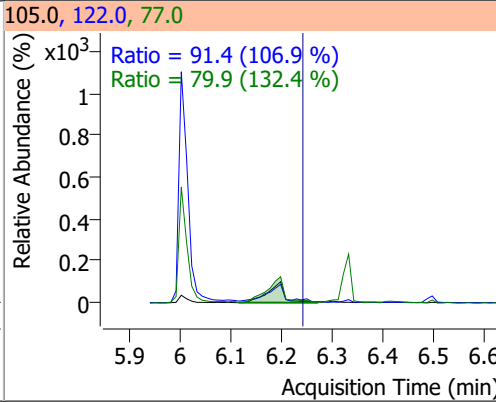
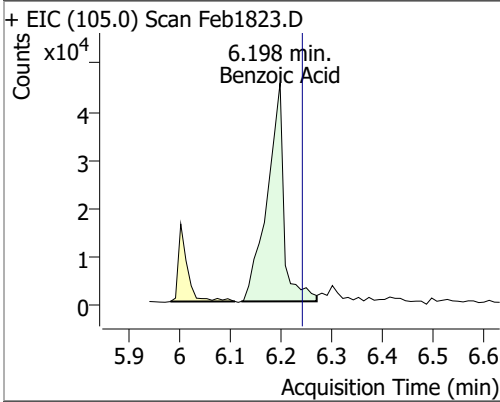


Compound	Conc.	RT	Dev(Min)	Resp.	QIon	QRatio	Lower	Upper
2,4-Dichlorophenol	73.3411	6.19	0.00	526530	164.0	63.0	45.5	84.5
					98.0	32.3	20.0	37.1

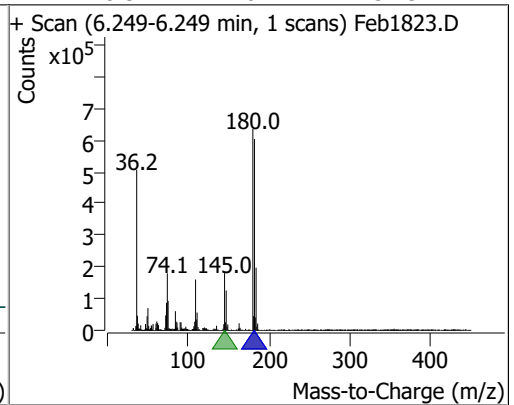
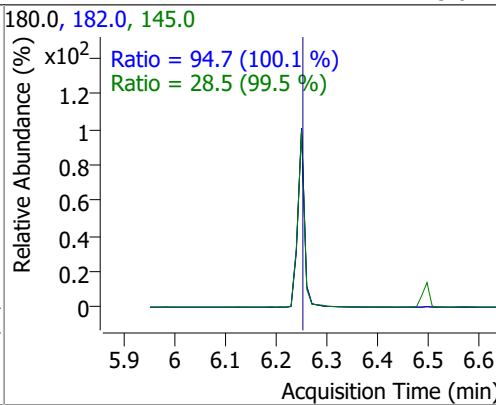
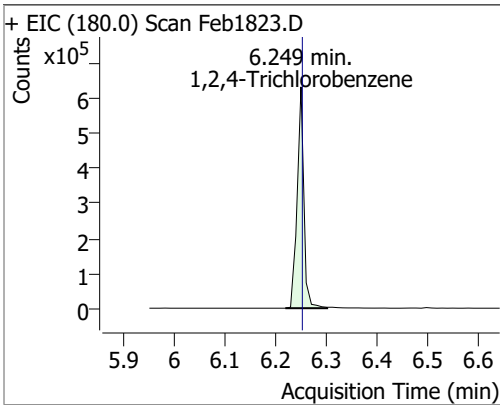


Quantitation Results Report (QT Reviewed)

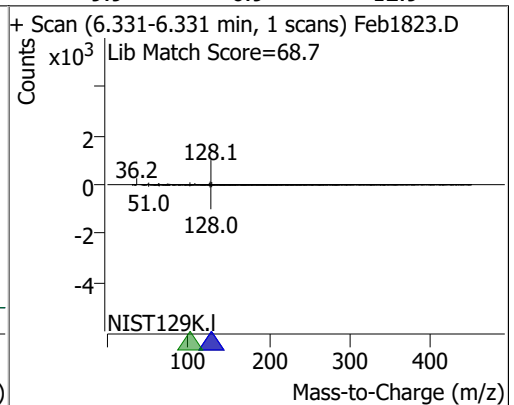
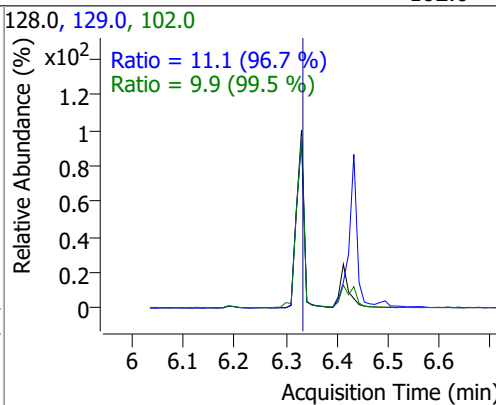
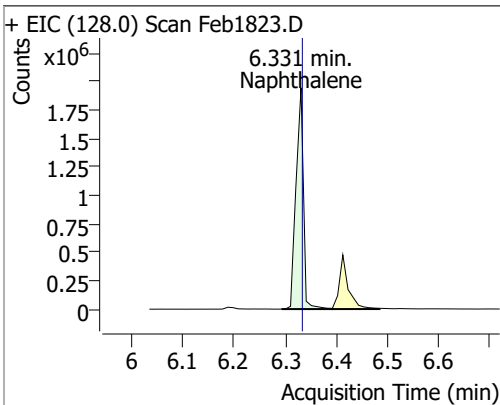
Compound	Conc.	RT	Dev(Min)	Resp.	QIon	QRatio	Lower	Upper
Benzoic Acid	31.7123	6.20	-0.04	104440	122.0	91.4	59.9	111.2
					77.0	79.9	42.3	78.5



Compound	Conc.	RT	Dev(Min)	Resp.	QIon	QRatio	Lower	Upper
1,2,4-Trichlorobenzene	66.7328	6.25	0.00	580133	182.0	94.7	66.2	122.9
					145.0	28.5	20.1	37.3

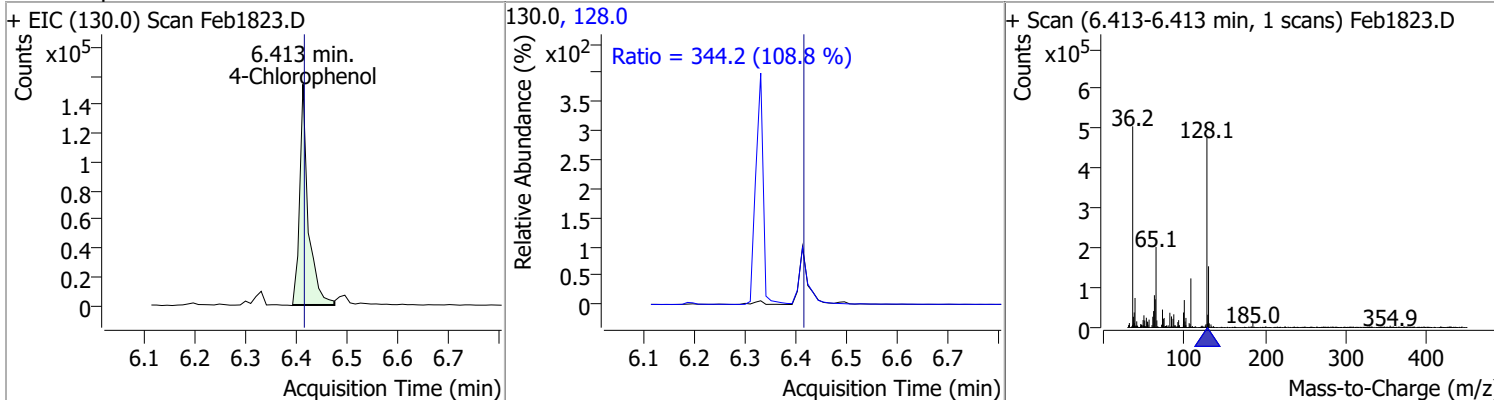


Compound	Conc.	RT	Dev(Min)	Resp.	QIon	QRatio	Lower	Upper
Naphthalene	76.0449	6.33	0.00	1954869	129.0	11.1	8.0	14.9
					102.0	9.9	6.9	12.9

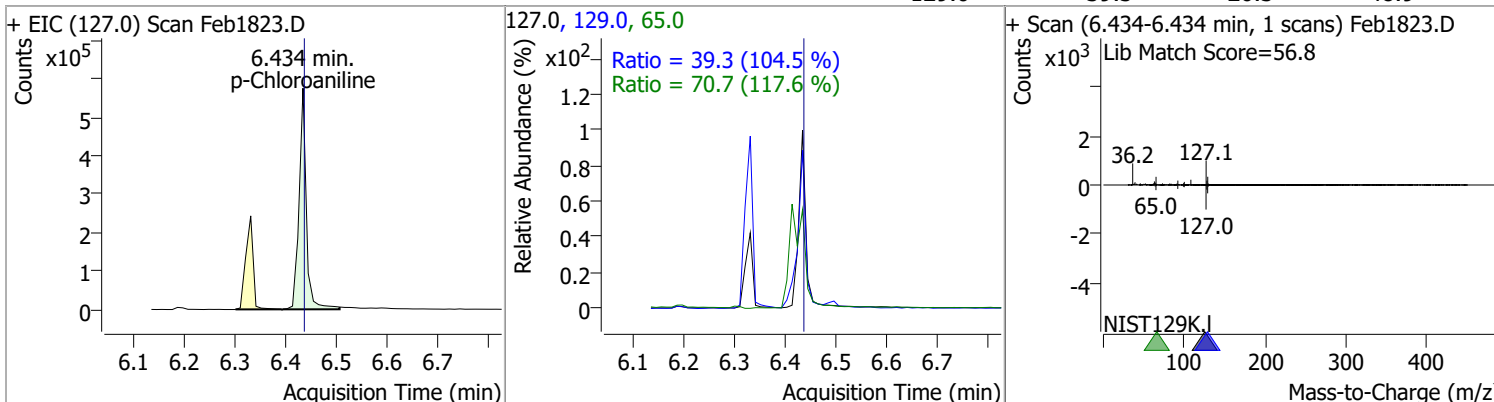


Quantitation Results Report (QT Reviewed)

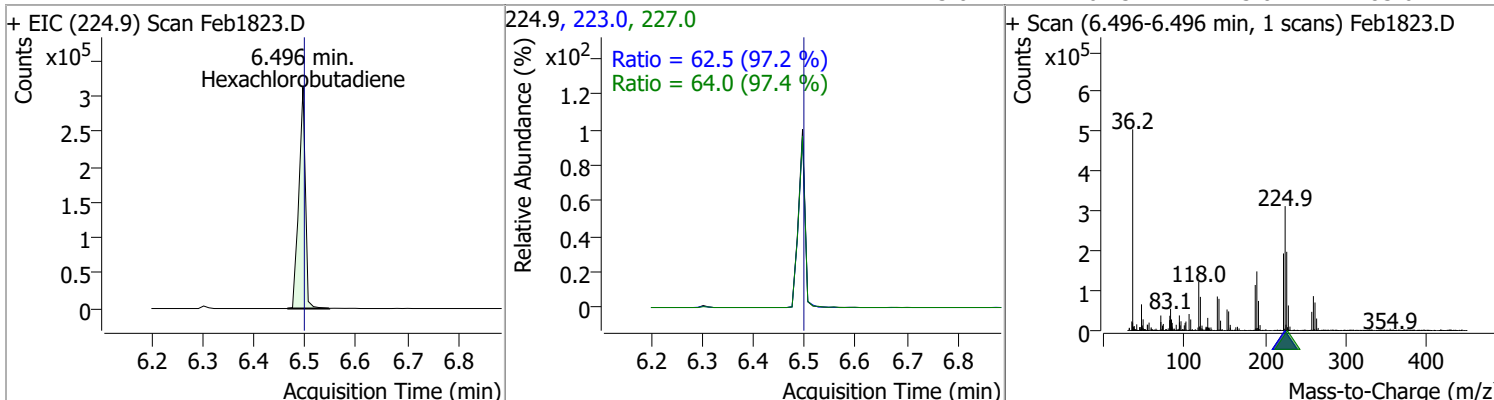
Compound	Conc.	RT	Dev(Min)	Resp.	QIon	QRatio	Lower	Upper
4-Chlorophenol	63.0899	6.41	0.00	169807	128.0	344.2	221.4	411.2



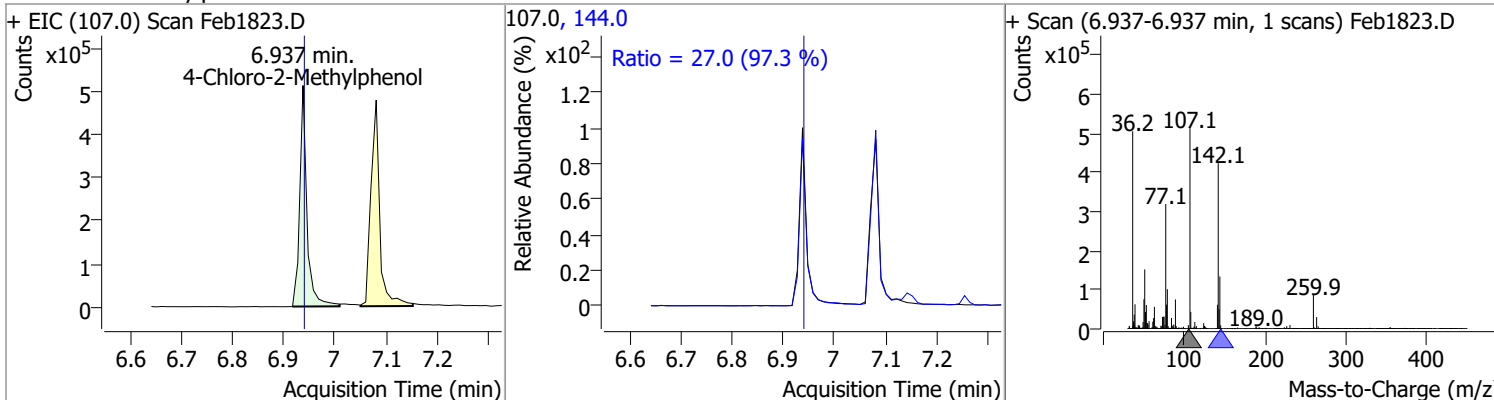
Compound	Conc.	RT	Dev(Min)	Resp.	QIon	QRatio	Lower	Upper
p-Chloroaniline	56.1898	6.43	0.00	569012	65.0	70.7	42.1	78.2
					129.0	39.3	26.3	48.9



Compound	Conc.	RT	Dev(Min)	Resp.	QIon	QRatio	Lower	Upper
Hexachlorobutadiene	62.6887	6.50	0.00	279479	227.0	64.0	46.0	85.4
					223.0	62.5	45.0	83.6

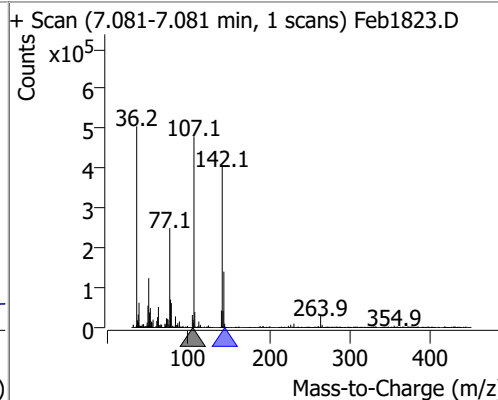
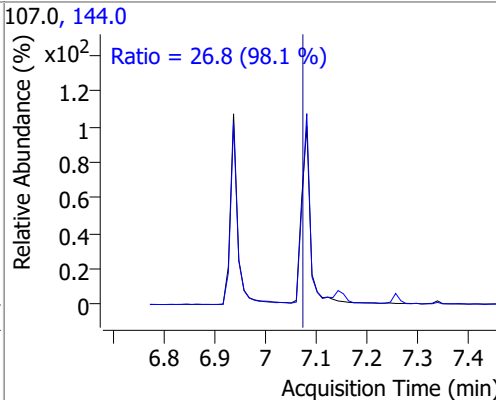
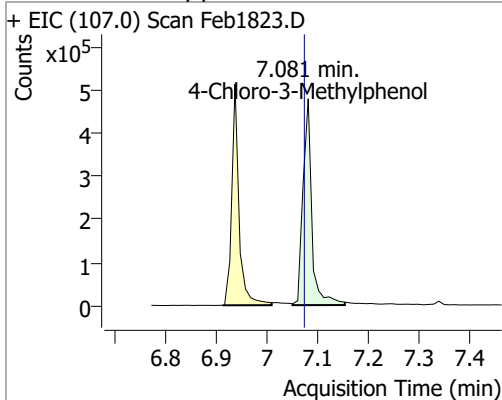


Compound	Conc.	RT	Dev(Min)	Resp.	QIon	QRatio	Lower	Upper
4-Chloro-2-Methylphenol	70.8958	6.94	0.00	474156	144.0	27.0	19.4	36.1

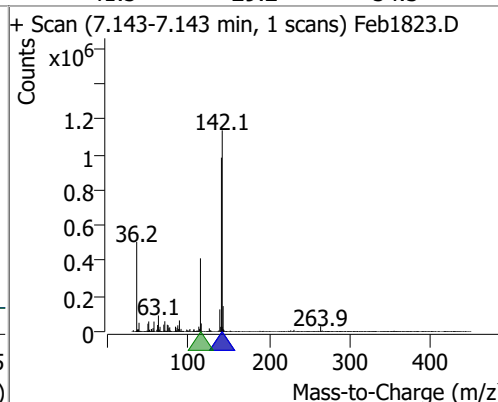
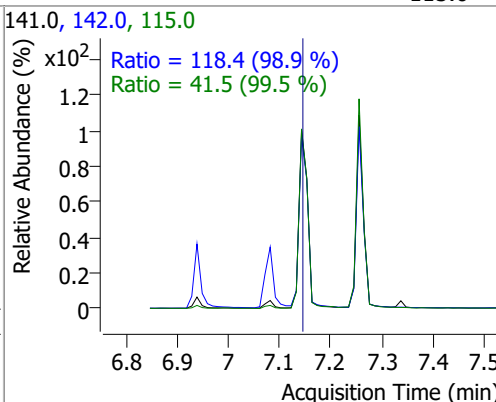
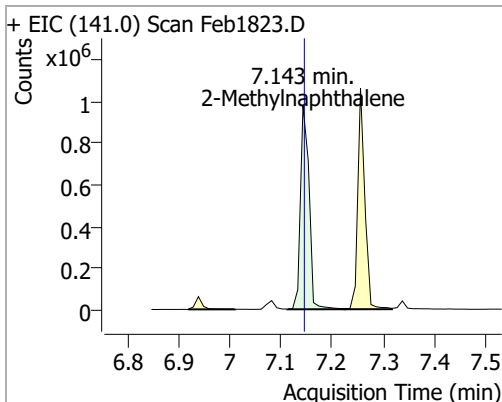


Quantitation Results Report (QT Reviewed)

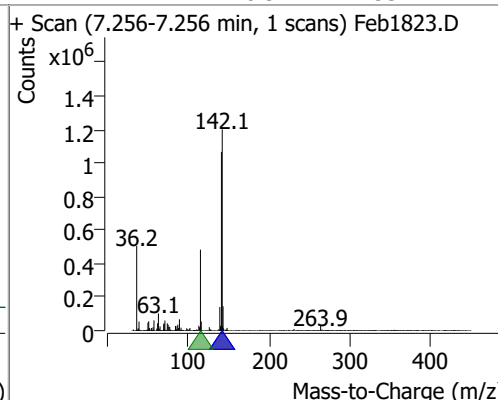
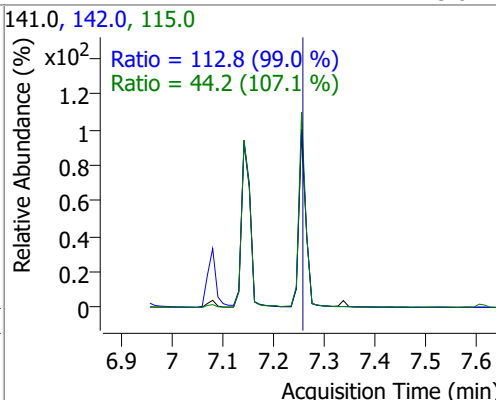
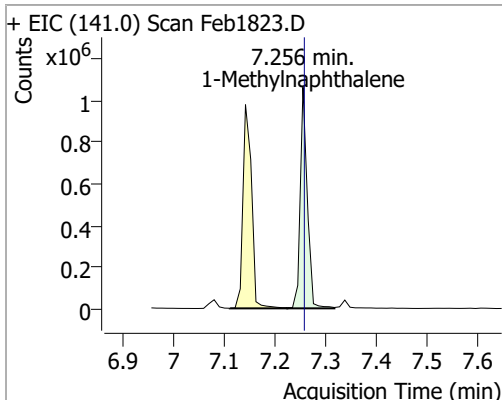
Compound	Conc.	RT	Dev(Min)	Resp.	QIon	QRatio	Lower	Upper
4-Chloro-3-Methylphenol	83.7140	7.08	0.01	582254	144.0	26.8	19.1	35.5



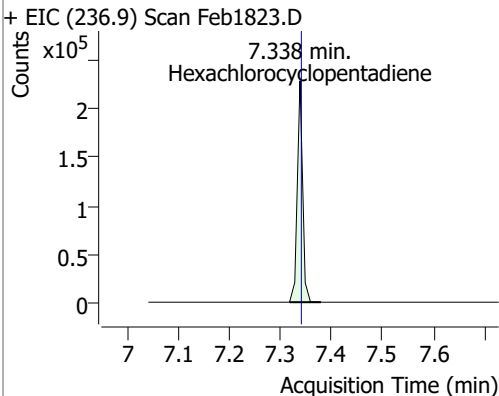
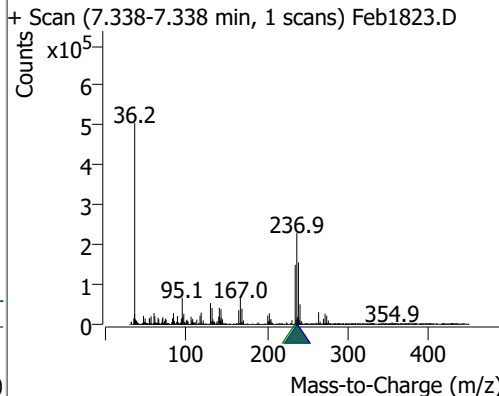
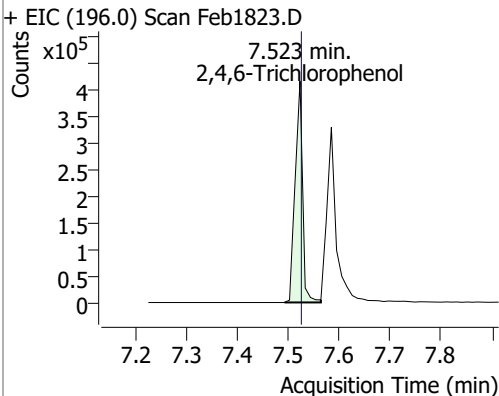
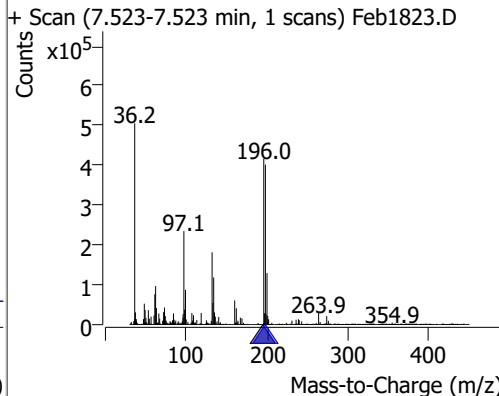
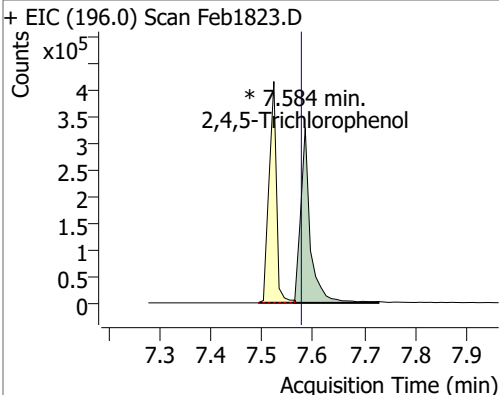
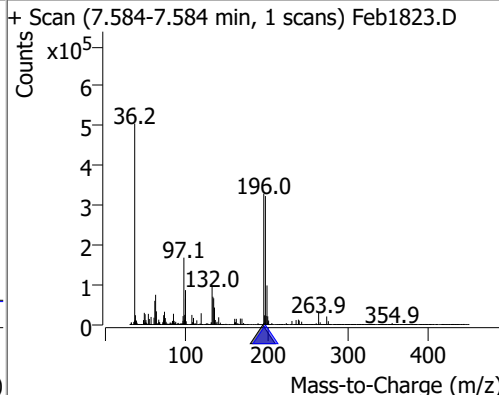
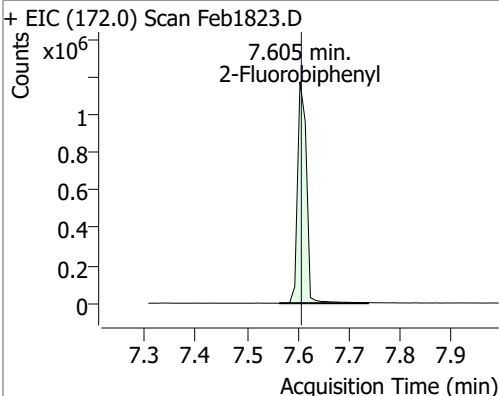
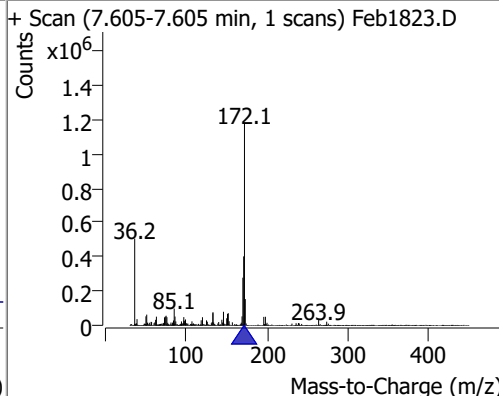
Compound	Conc.	RT	Dev(Min)	Resp.	QIon	QRatio	Lower	Upper
2-Methylnaphthalene	79.3988	7.14	0.00	1153139	142.0	118.4	83.8	155.7
					115.0	41.5	29.2	54.3



Compound	Conc.	RT	Dev(Min)	Resp.	QIon	QRatio	Lower	Upper
1-Methylnaphthalene	72.2254	7.26	0.00	1022455	142.0	112.8	79.8	148.2
					115.0	44.2	28.9	53.7

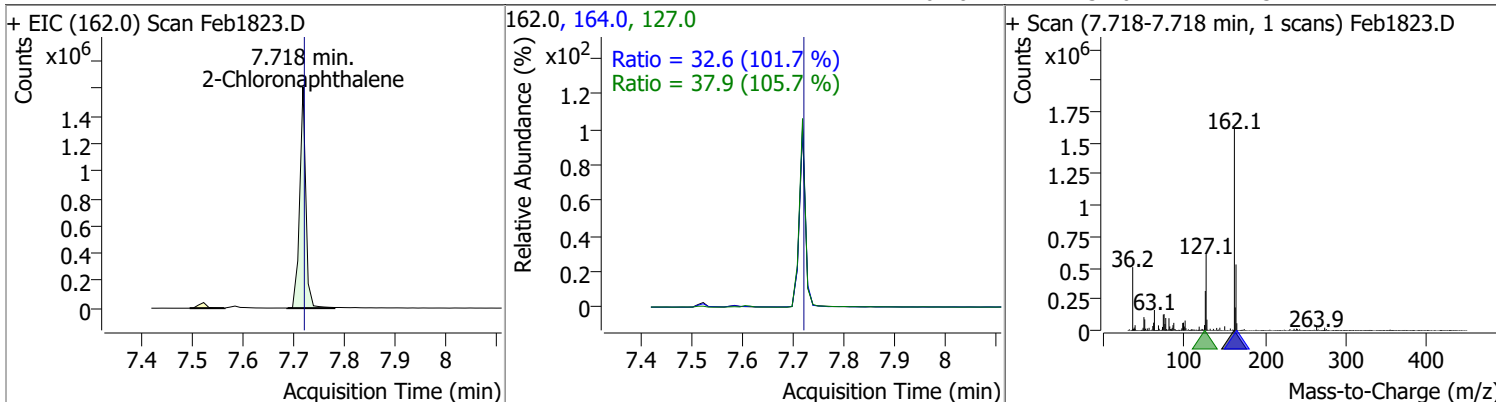


Quantitation Results Report (QT Reviewed)

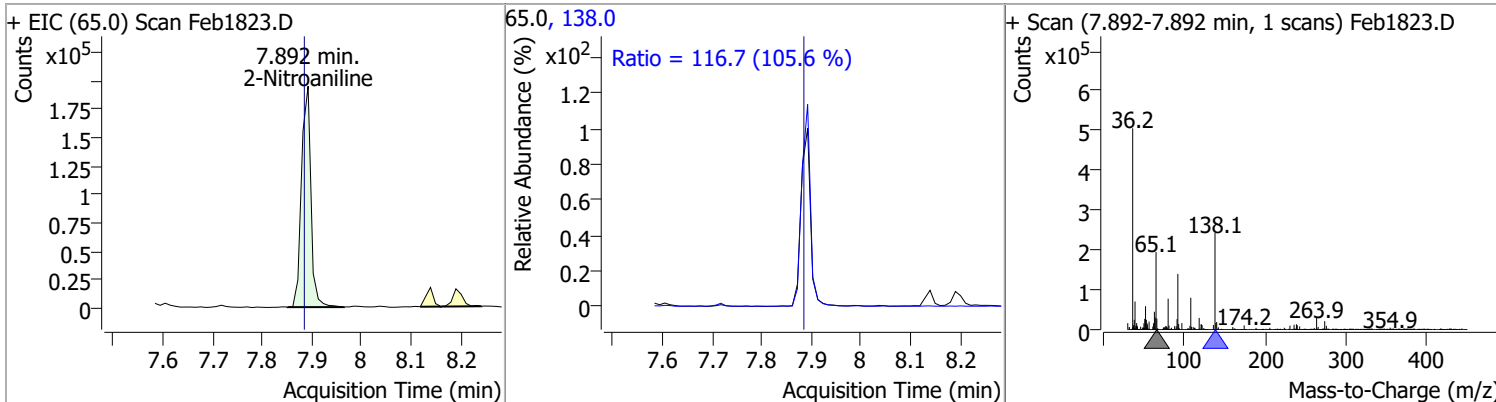
Compound	Conc.	RT	Dev(Min)	Resp.	QIon	QRatio	Lower	Upper
Hexachlorocyclopentadiene	62.3380	7.34	0.00	166661	234.9	65.6	45.2	84.0
					238.9	67.3	44.6	82.9
+ EIC (236.9) Scan Feb1823.D 			236.9, 238.9, 234.9 Ratio = 67.3 (105.6 %) Ratio = 65.6 (101.6 %)			+ Scan (7.338-7.338 min, 1 scans) Feb1823.D 		
2,4,6-Trichlorophenol	87.9881	7.52	0.00	418844	198.0	94.4	67.6	125.5
+ EIC (196.0) Scan Feb1823.D 			196.0, 198.0 Ratio = 94.4 (97.8 %)			+ Scan (7.523-7.523 min, 1 scans) Feb1823.D 		
2,4,5-Trichlorophenol	82.4166	7.58	0.01	437278 (m)	198.0	91.0	63.2	117.3
+ EIC (196.0) Scan Feb1823.D 			196.0, 198.0 Ratio = 91.0 (100.9 %)			+ Scan (7.584-7.584 min, 1 scans) Feb1823.D 		
2-Fluorobiphenyl	74.6130	7.60	0.00	1433935	171.0	34.6	24.0	44.5
+ EIC (172.0) Scan Feb1823.D 			172.0, 171.0 Ratio = 34.6 (100.9 %)			+ Scan (7.605-7.605 min, 1 scans) Feb1823.D 		

Quantitation Results Report (QT Reviewed)

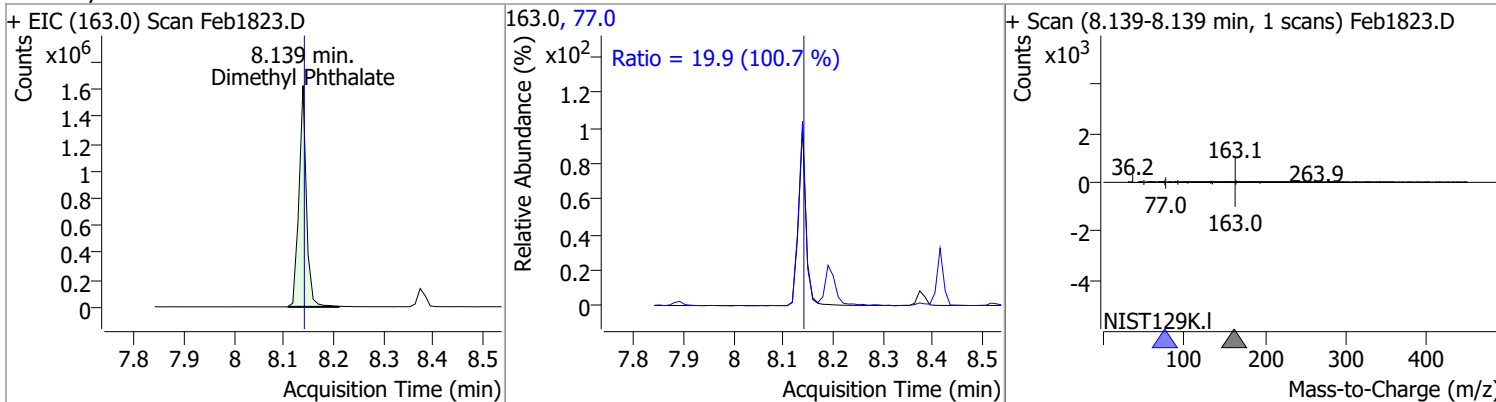
Compound	Conc.	RT	Dev(Min)	Resp.	QIon	QRatio	Lower	Upper
2-Chloronaphthalene	83.3833	7.72	0.00	1345867	127.0	37.9	25.1	46.7
					164.0	32.6	22.5	41.7



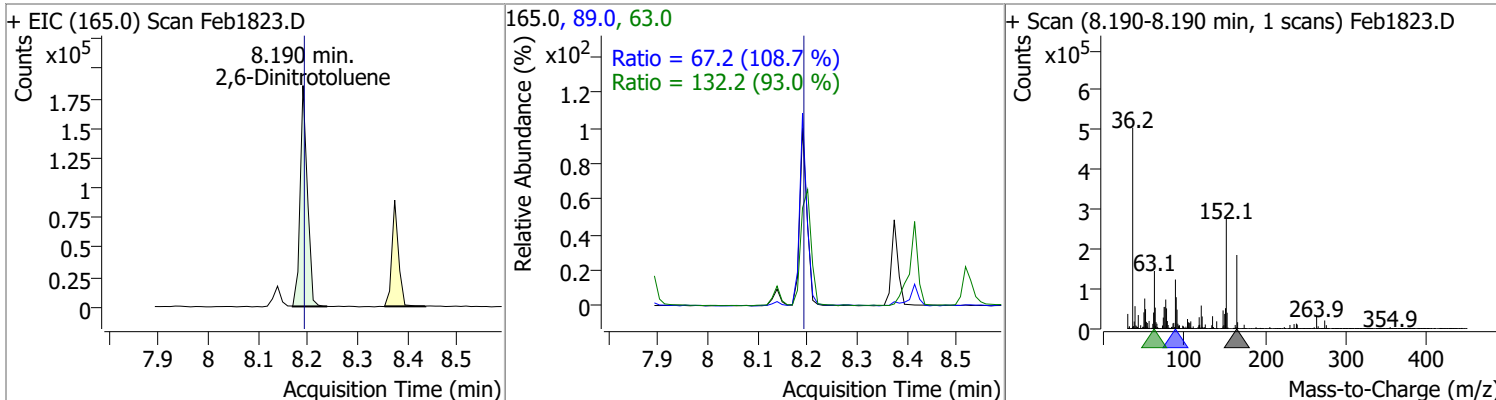
Compound	Conc.	RT	Dev(Min)	Resp.	QIon	QRatio	Lower	Upper
2-Nitroaniline	88.5282	7.89	0.01	256217	138.0	116.7	77.4	143.7
					116.7	77.4	143.7	



Compound	Conc.	RT	Dev(Min)	Resp.	QIon	QRatio	Lower	Upper
Dimethyl Phthalate	102.3679	8.14	0.00	1697417	77.0	19.9	13.8	25.7
					19.9	13.8	25.7	

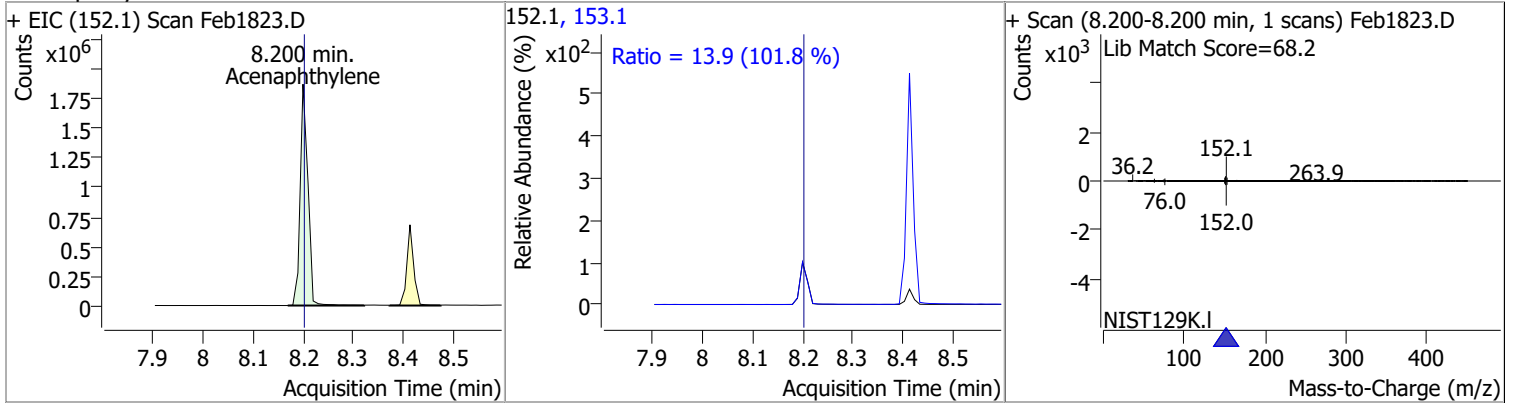


Compound	Conc.	RT	Dev(Min)	Resp.	QIon	QRatio	Lower	Upper
2,6-Dinitrotoluene	84.0003	8.19	0.00	187583	63.0	132.2	99.5	184.8
					89.0	67.2	43.3	80.3
					132.2	99.5	184.8	

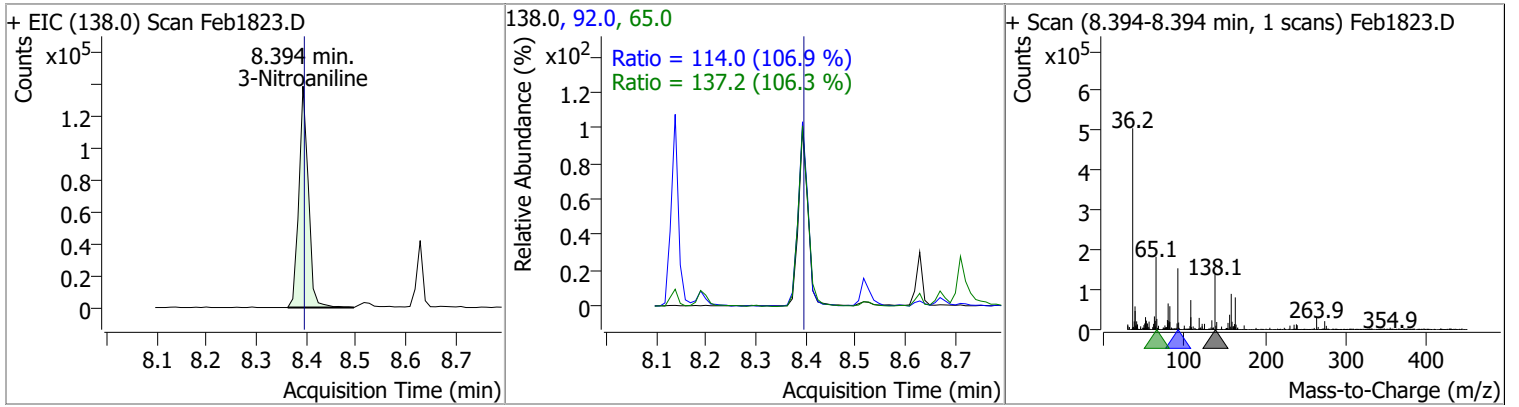


Quantitation Results Report (QT Reviewed)

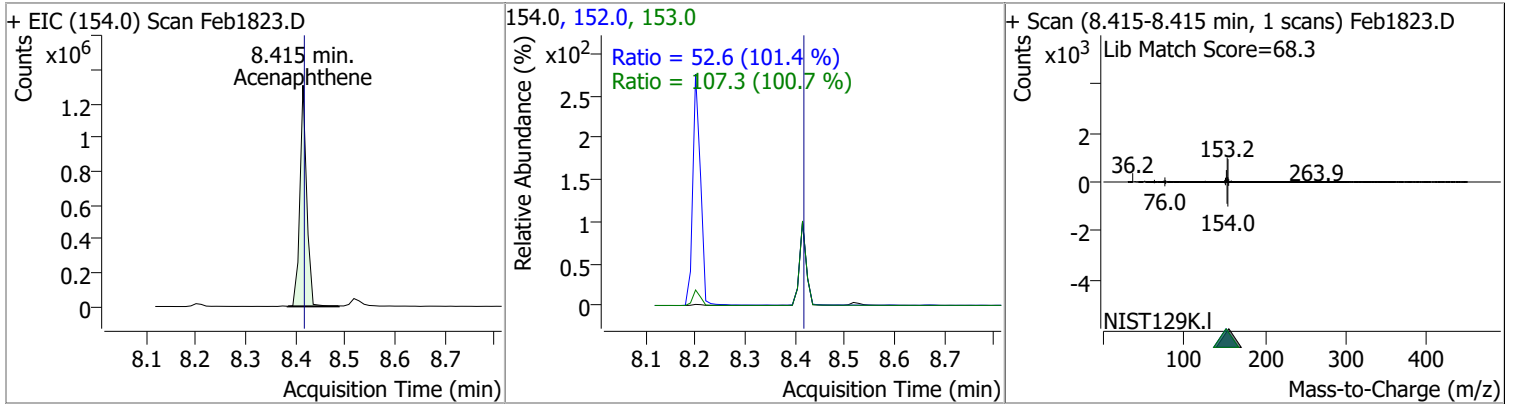
Compound	Conc.	RT	Dev(Min)	Resp.	QIon	QRatio	Lower	Upper
Acenaphthylene	78.3103	8.20	0.00	2021184	153.1	13.9	9.6	17.7



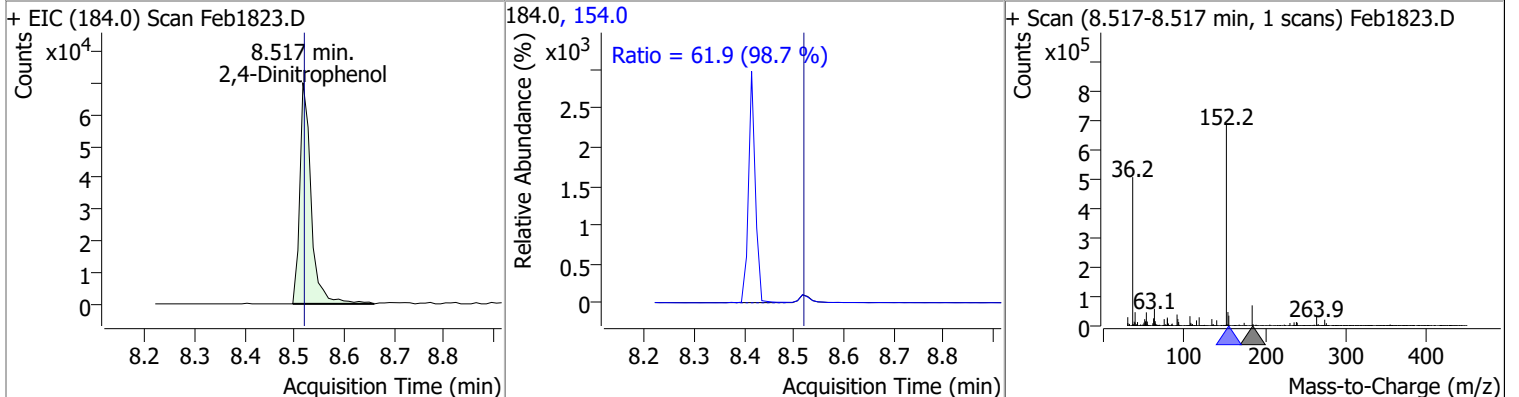
Compound	Conc.	RT	Dev(Min)	Resp.	QIon	QRatio	Lower	Upper
3-Nitroaniline	72.9638	8.39	0.00	183504	65.0	137.2	90.4	167.8
					92.0	114.0	74.7	138.7



Compound	Conc.	RT	Dev(Min)	Resp.	QIon	QRatio	Lower	Upper
Acenaphthene	84.4732	8.41	0.00	1246477	153.0	107.3	74.5	138.4
					152.0	52.6	36.3	67.4

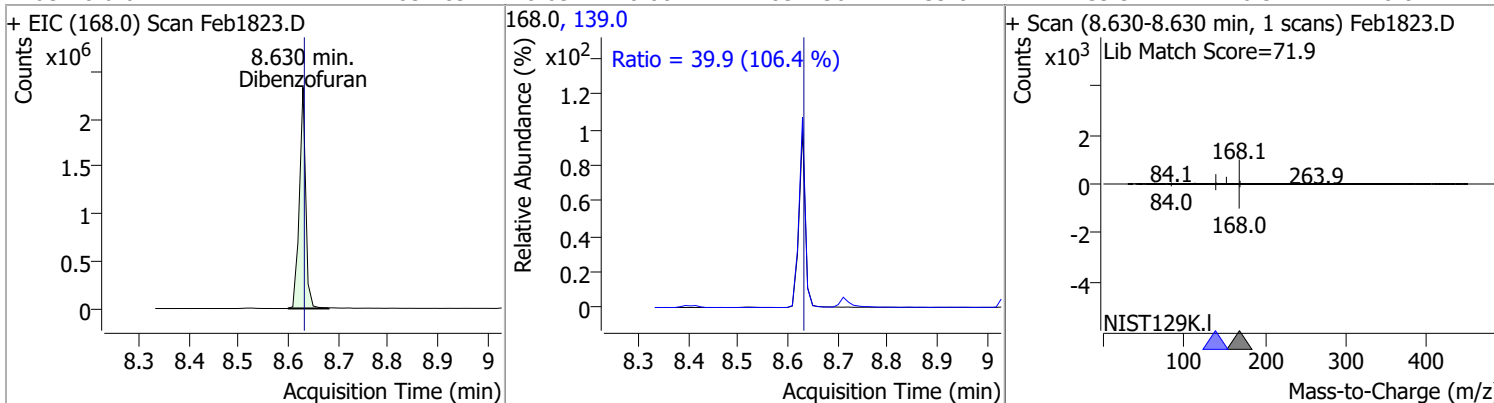


Compound	Conc.	RT	Dev(Min)	Resp.	QIon	QRatio	Lower	Upper
2,4-Dinitrophenol	94.2882	8.52	0.00	110981	154.0	61.9	43.9	81.5

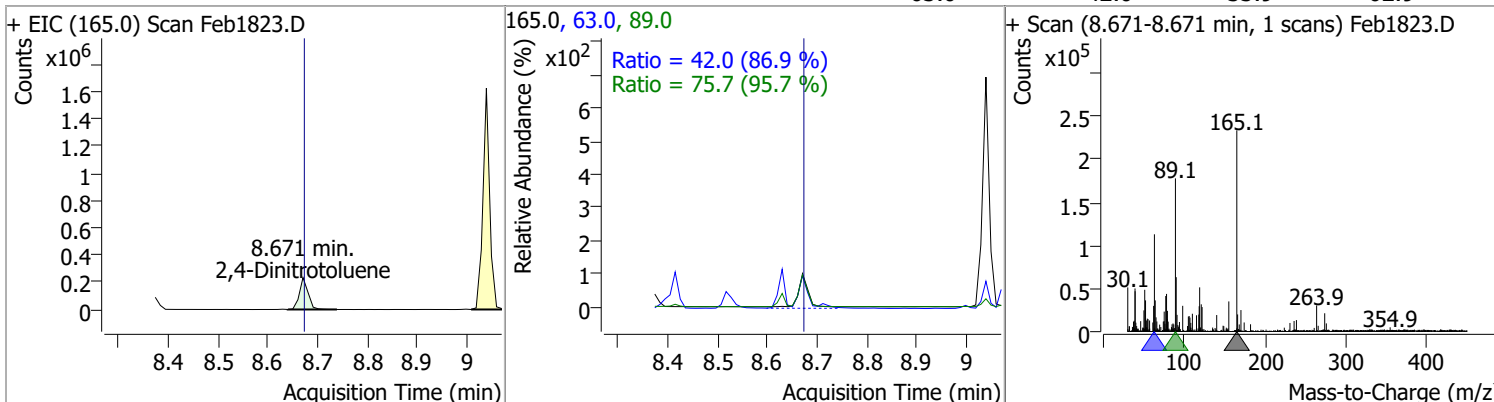


Quantitation Results Report (QT Reviewed)

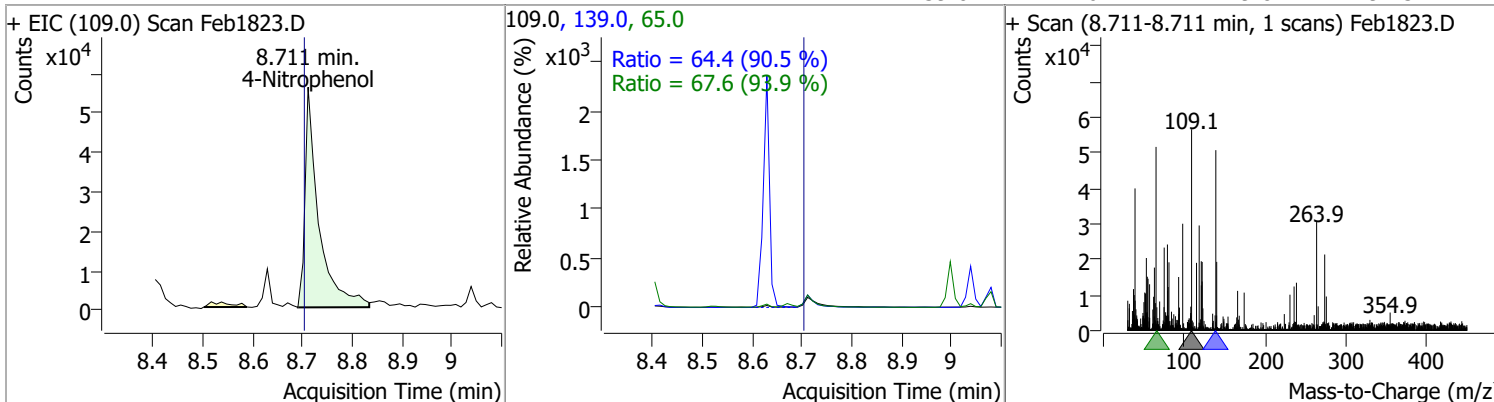
Compound	Conc.	RT	Dev(Min)	Resp.	QIon	QRatio	Lower	Upper
Dibenzofuran	85.1894	8.63	0.00	2054456	139.0	39.9	26.3	48.8



Compound	Conc.	RT	Dev(Min)	Resp.	QIon	QRatio	Lower	Upper
2,4-Dinitrotoluene	97.4598	8.67	0.00	280137	89.0	75.7	55.4	102.9
					63.0	42.0	33.9	62.9

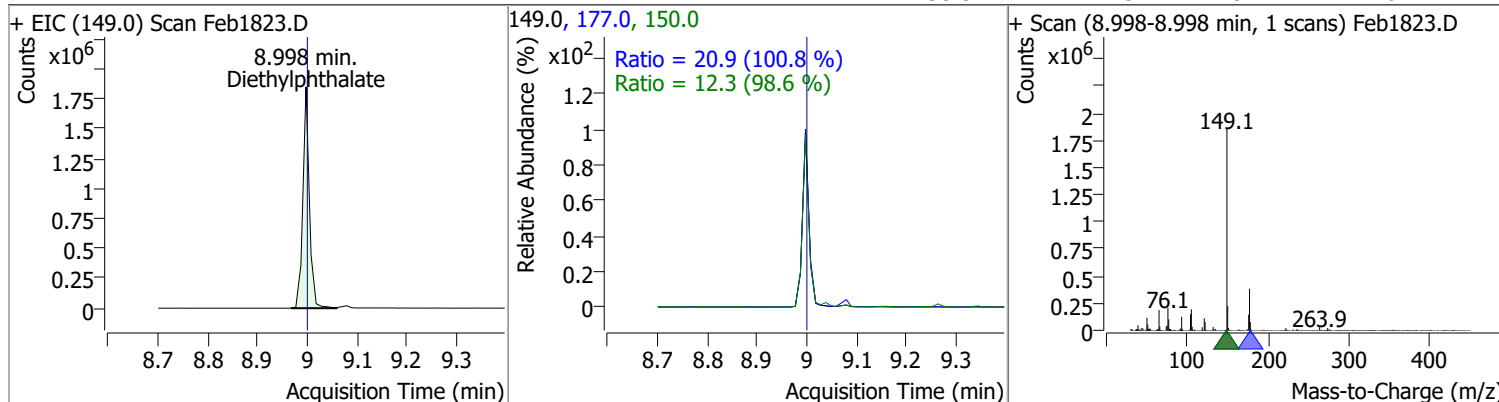


Compound	Conc.	RT	Dev(Min)	Resp.	QIon	QRatio	Lower	Upper
4-Nitrophenol	41.6721	8.71	0.01	107273	65.0	67.6	50.4	93.6
					139.0	64.4	49.8	92.5

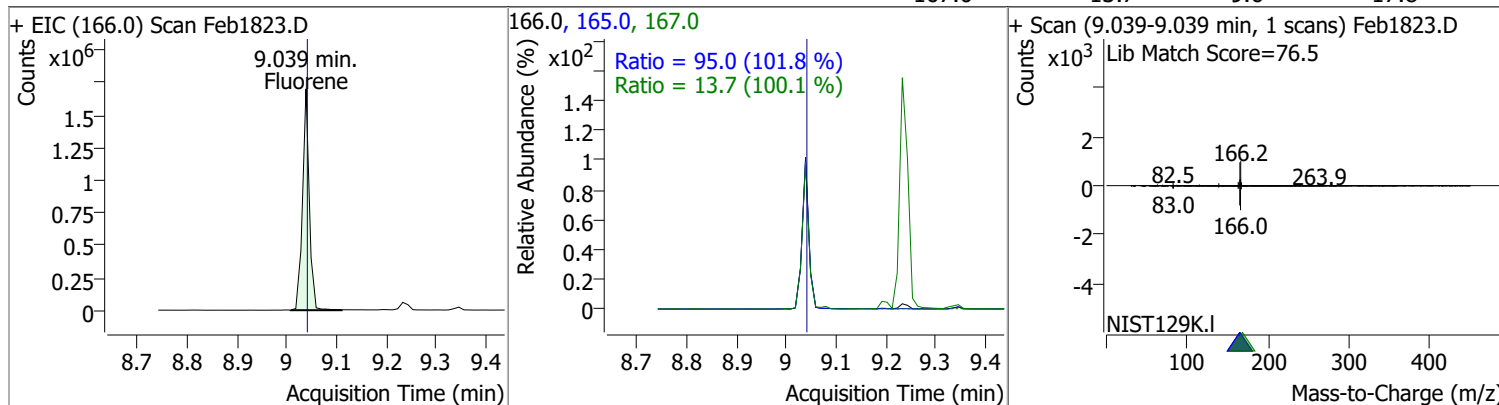


Quantitation Results Report (QT Reviewed)

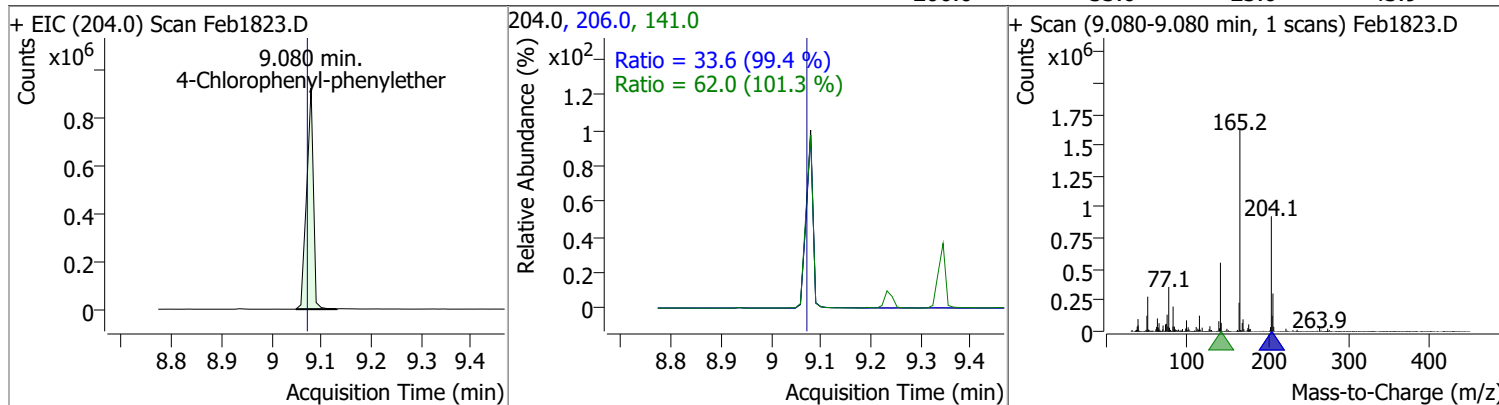
Compound	Conc.	RT	Dev(Min)	Resp.	QIon	QRatio	Lower	Upper
Diethylphthalate	97.9952	9.00	0.00	1683338	177.0	20.9	14.5	27.0
					150.0	12.3	8.7	16.2



Compound	Conc.	RT	Dev(Min)	Resp.	QIon	QRatio	Lower	Upper
Fluorene	83.0893	9.04	0.00	1612148	165.0	95.0	65.4	121.4
					167.0	13.7	9.6	17.8

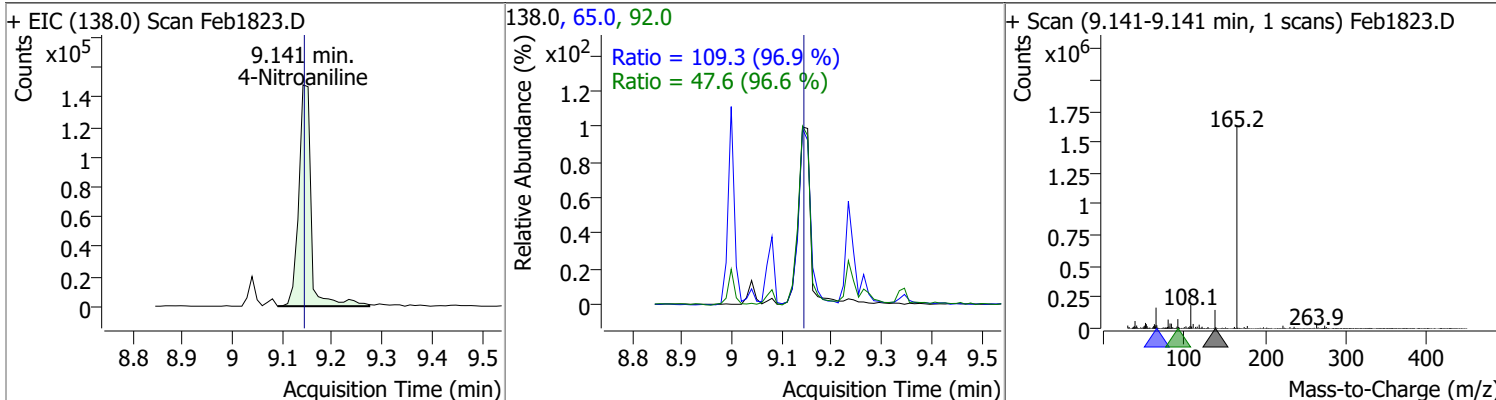


Compound	Conc.	RT	Dev(Min)	Resp.	QIon	QRatio	Lower	Upper
4-Chlorophenyl-phenylether	97.9860	9.08	0.01	864840	141.0	62.0	42.8	79.6
					206.0	33.6	23.6	43.9

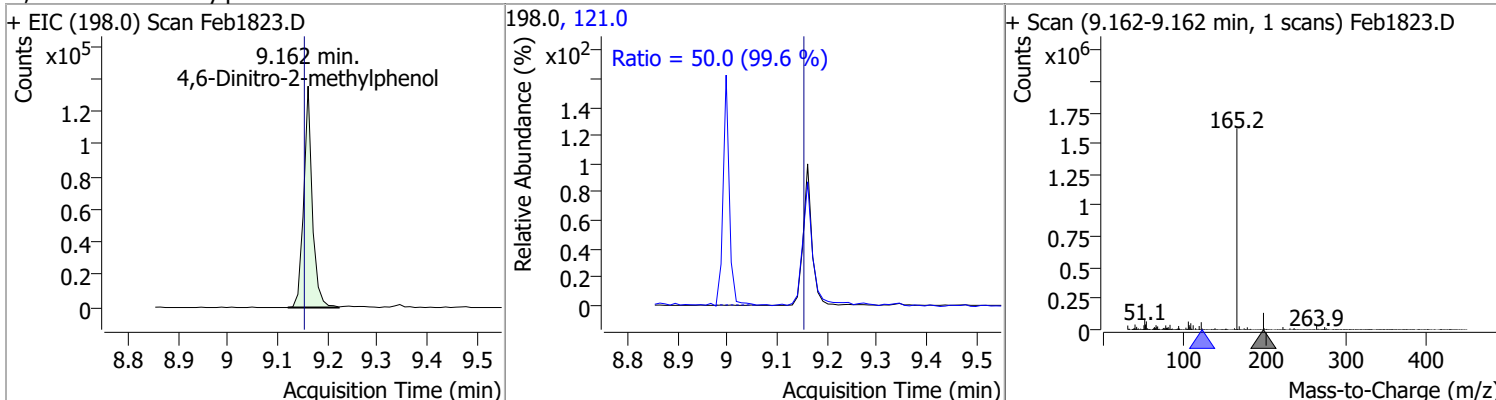


Quantitation Results Report (QT Reviewed)

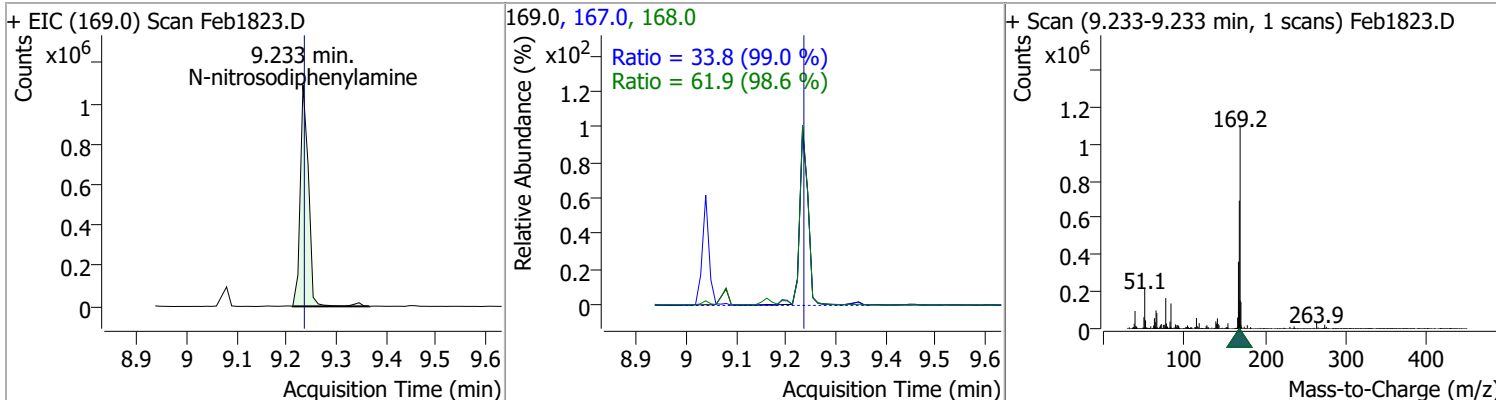
Compound	Conc.	RT	Dev(Min)	Resp.	QIon	QRatio	Lower	Upper
4-Nitroaniline	89.3712	9.14	0.00	256794	65.0	109.3	78.9	146.6
					92.0	47.6	34.5	64.1



Compound	Conc.	RT	Dev(Min)	Resp.	QIon	QRatio	Lower	Upper
4,6-Dinitro-2-methylphenol	91.1597	9.16	0.01	162211	121.0	50.0	35.1	65.3

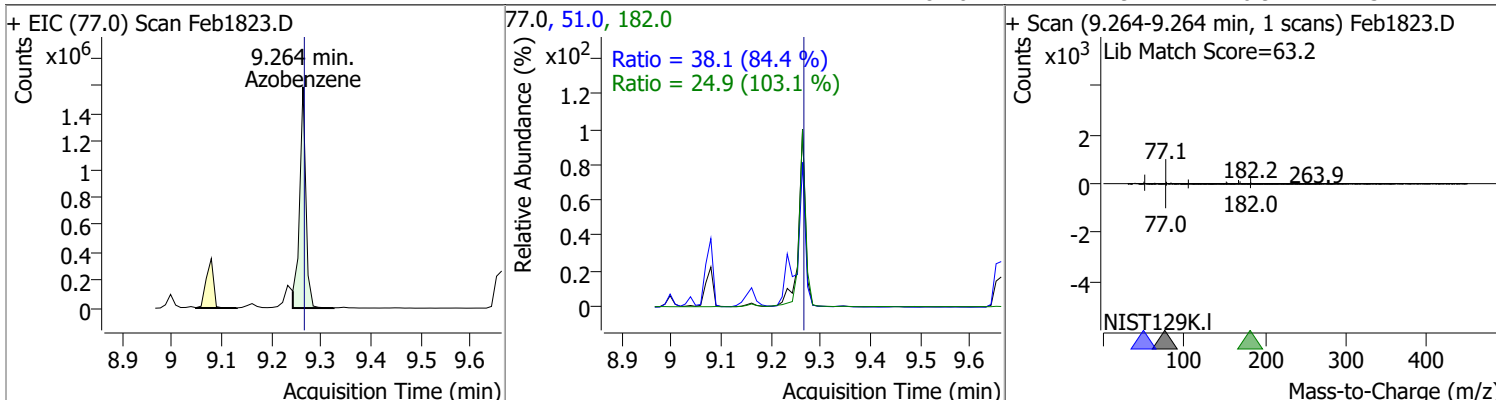


Compound	Conc.	RT	Dev(Min)	Resp.	QIon	QRatio	Lower	Upper
N-nitrosodiphenylamine	93.7845	9.23	0.00	1258314	168.0	61.9	44.0	81.7
					167.0	33.8	23.9	44.3

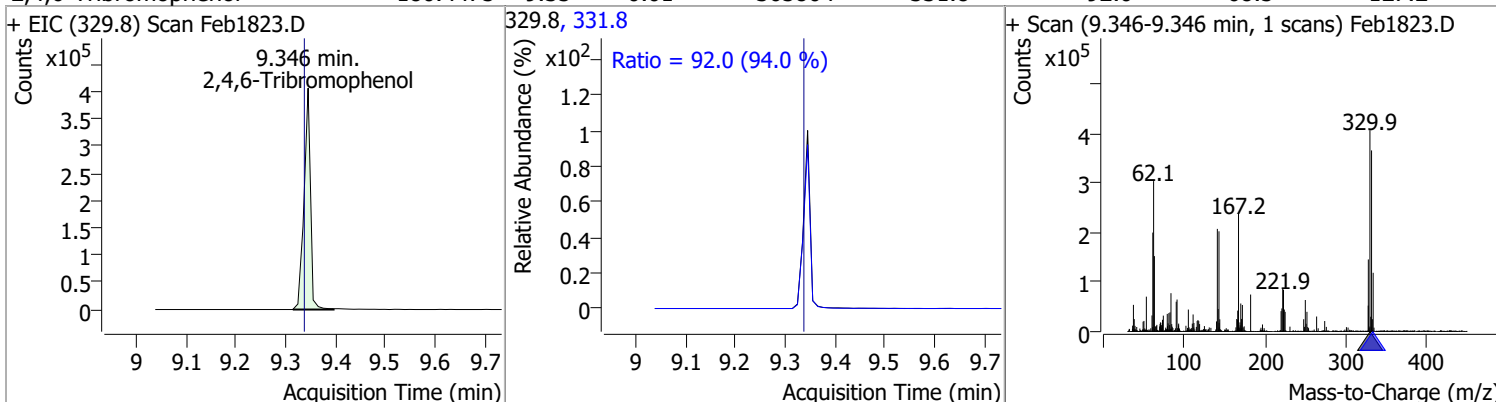


Quantitation Results Report (QT Reviewed)

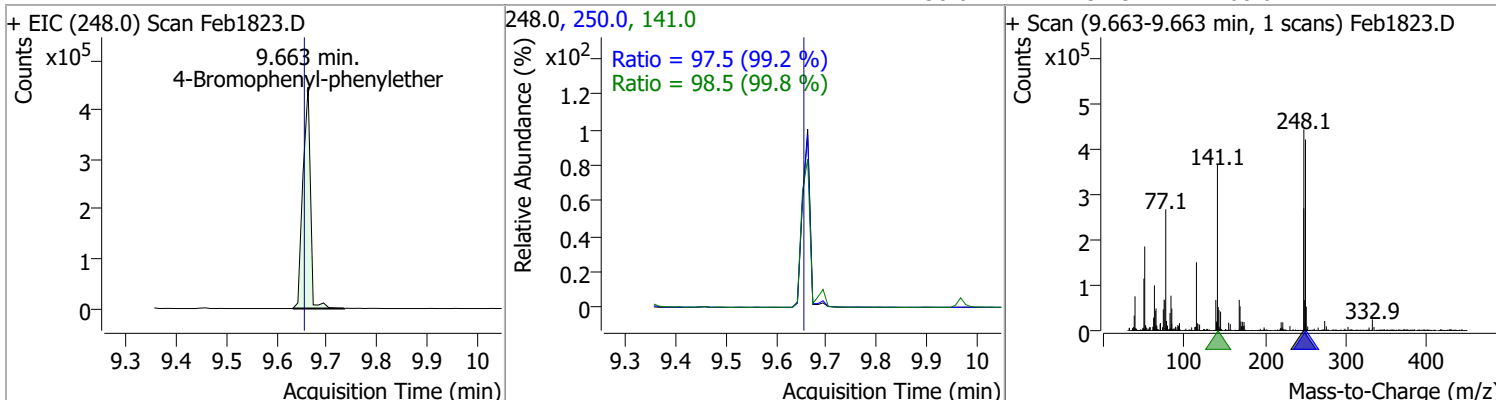
Compound	Conc.	RT	Dev(Min)	Resp.	QIon	QRatio	Lower	Upper
Azobenzene	78.9061	9.26	0.00	1394027	51.0	38.1	31.6	58.7
					182.0	24.9	16.9	31.4



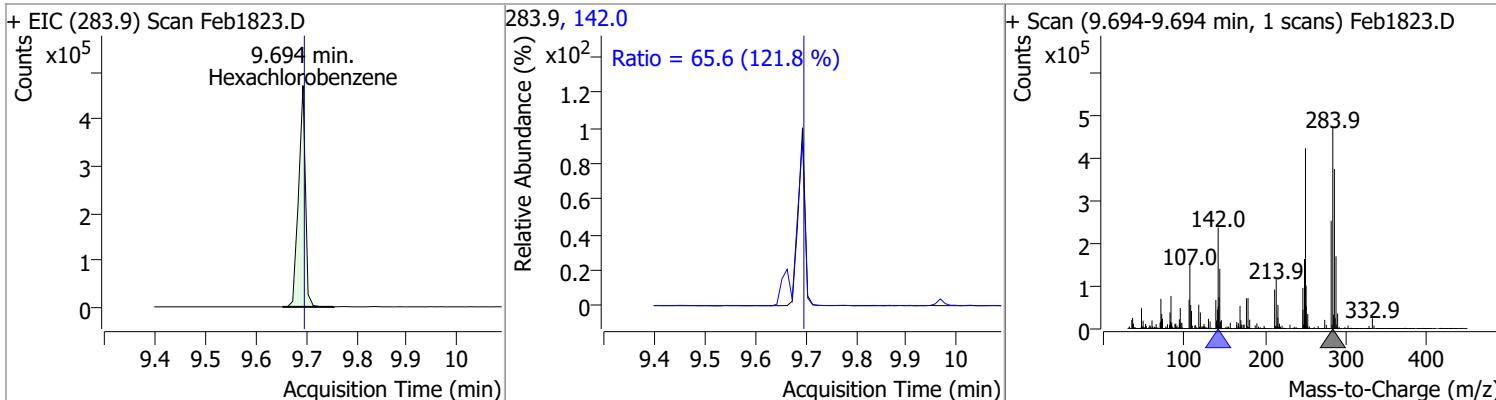
Compound	Conc.	RT	Dev(Min)	Resp.	QIon	QRatio	Lower	Upper
2,4,6-Tribromophenol	180.4475	9.35	0.01	365804	331.8	92.0	68.5	127.2



Compound	Conc.	RT	Dev(Min)	Resp.	QIon	QRatio	Lower	Upper
4-Bromophenyl-phenylether	90.6294	9.66	0.01	465172	141.0	98.5	69.1	128.4
					250.0	97.5	68.8	127.7

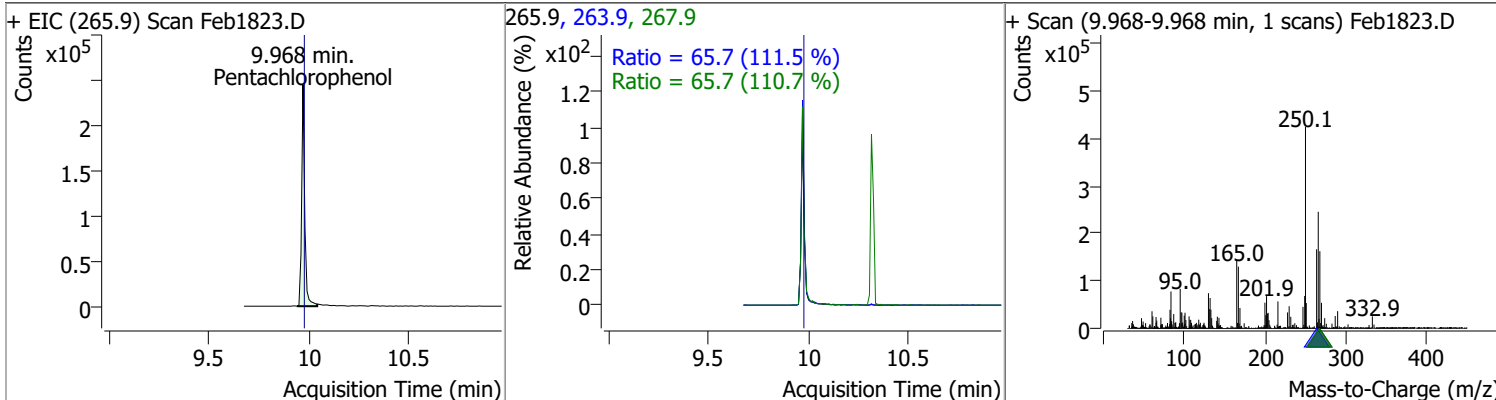


Compound	Conc.	RT	Dev(Min)	Resp.	QIon	QRatio	Lower	Upper
Hexachlorobenzene	86.6372	9.69	0.00	445774	142.0	65.6	37.7	70.0

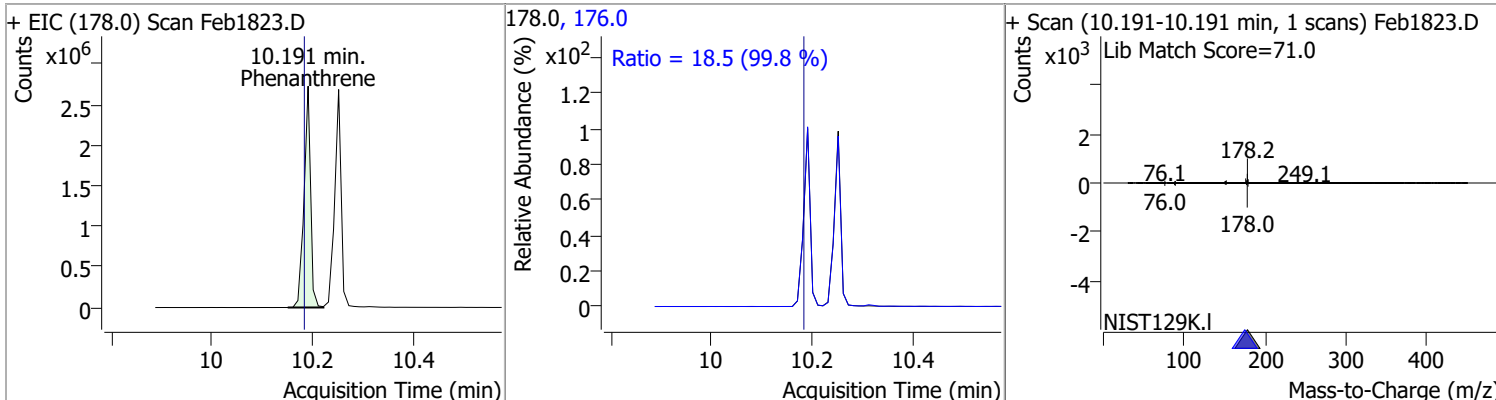


Quantitation Results Report (QT Reviewed)

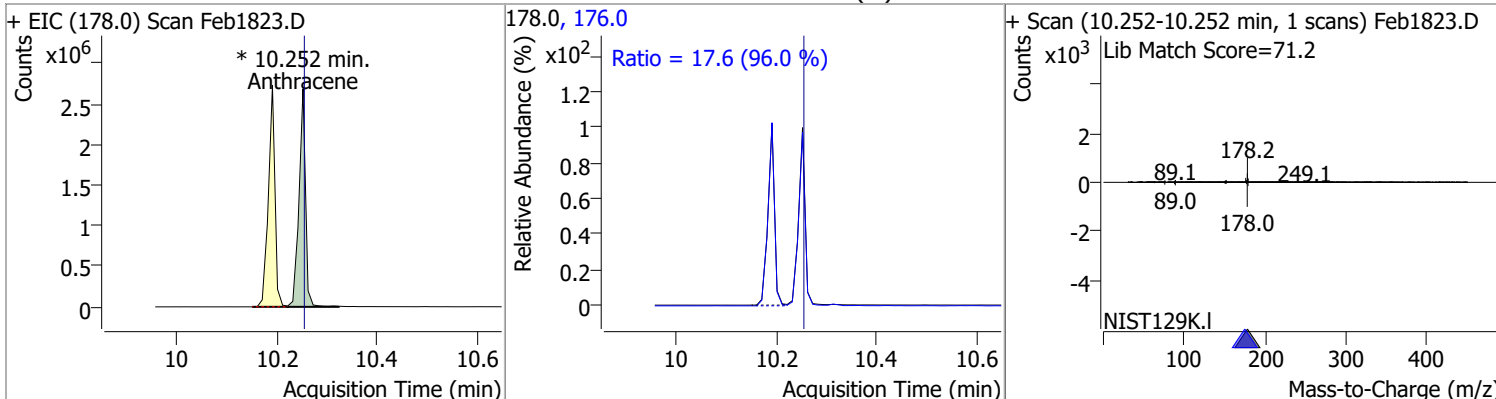
Compound	Conc.	RT	Dev(Min)	Resp.	QIon	QRatio	Lower	Upper
Pentachlorophenol	102.1712	9.97	0.00	258808	267.9	65.7	41.5	77.2
					263.9	65.7	41.2	76.6



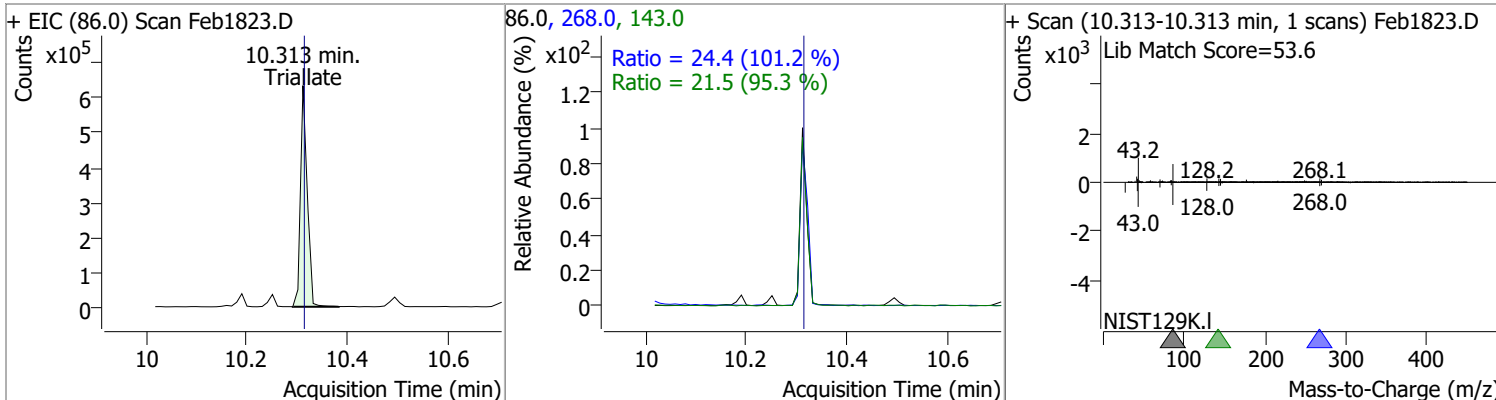
Compound	Conc.	RT	Dev(Min)	Resp.	QIon	QRatio	Lower	Upper
Phenanthrene	89.7730	10.19	0.01	2476787	176.0	18.5	13.0	24.1



Compound	Conc.	RT	Dev(Min)	Resp.	QIon	QRatio	Lower	Upper
Anthracene	92.4033	10.25	0.00	2424090 (m)	176.0	17.6	12.9	23.9

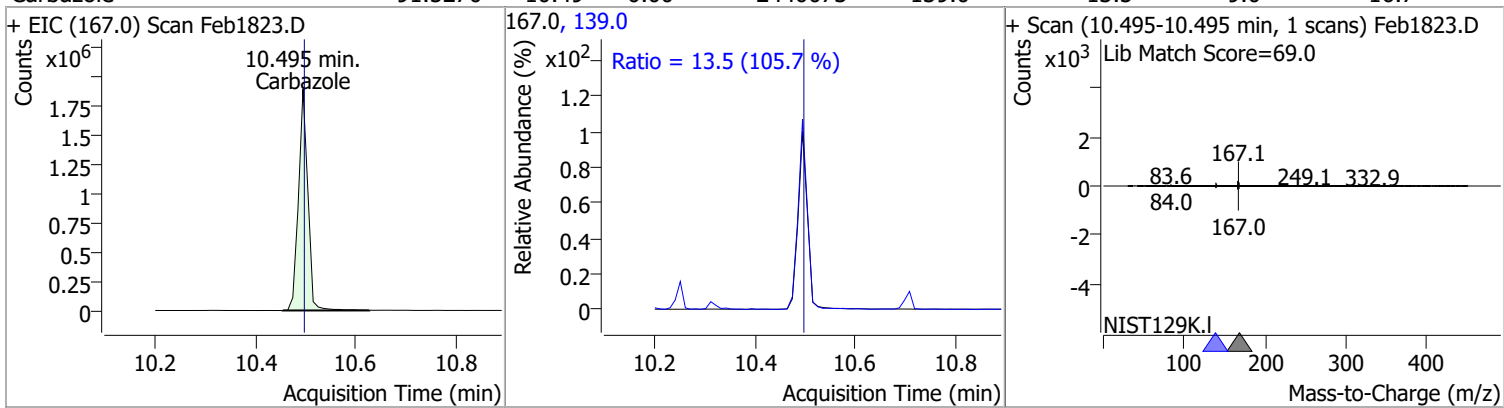


Compound	Conc.	RT	Dev(Min)	Resp.	QIon	QRatio	Lower	Upper
Triallate	92.9791	10.31	0.00	594337	268.0	24.4	16.9	31.4
					143.0	21.5	15.8	29.3

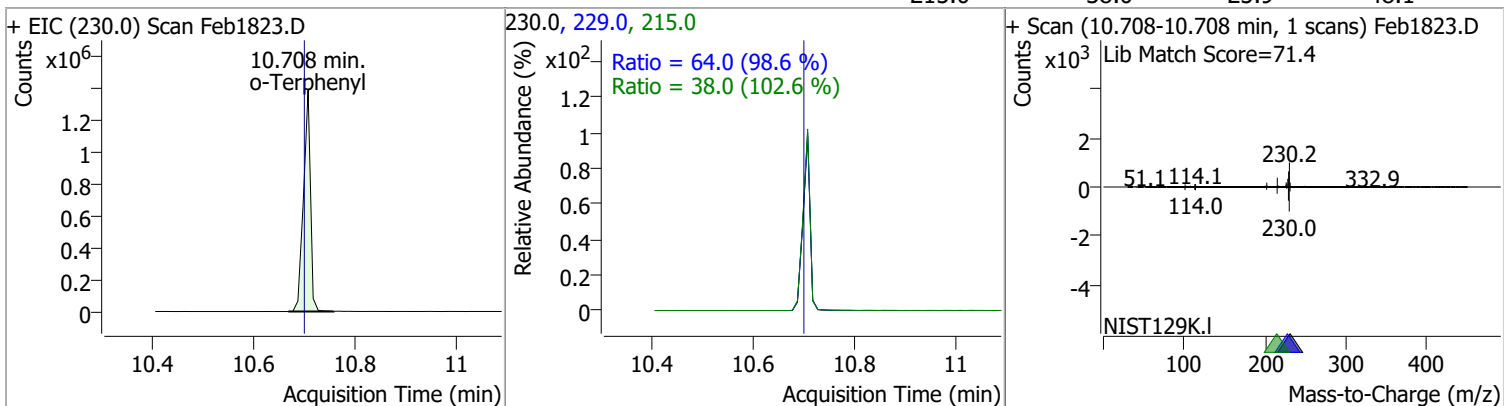


Quantitation Results Report (QT Reviewed)

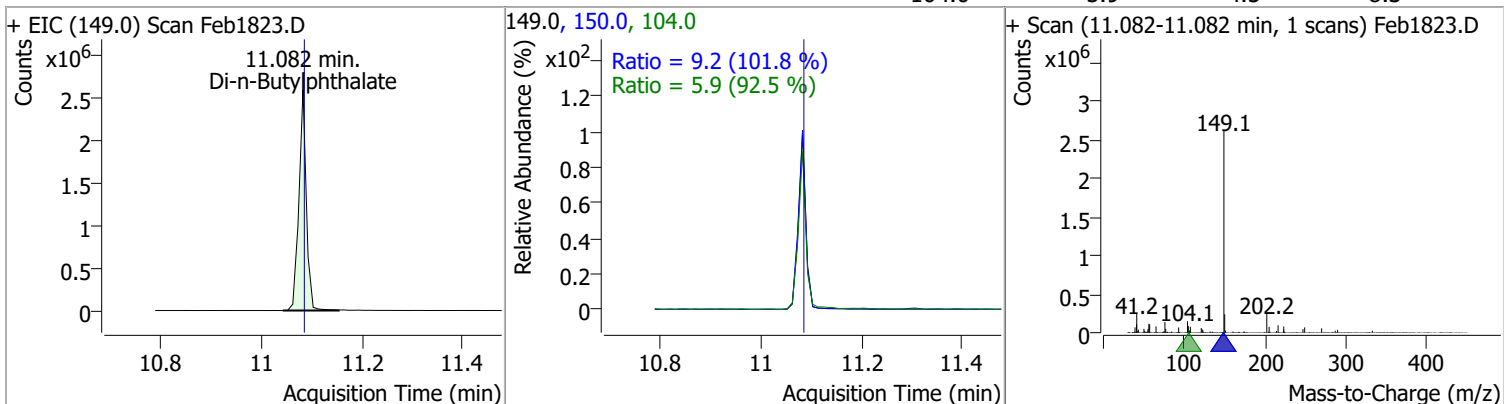
Compound	Conc.	RT	Dev(Min)	Resp.	QIon	QRatio	Lower	Upper
Carbazole	91.5270	10.49	0.00	2440073	139.0	13.5	9.0	16.7



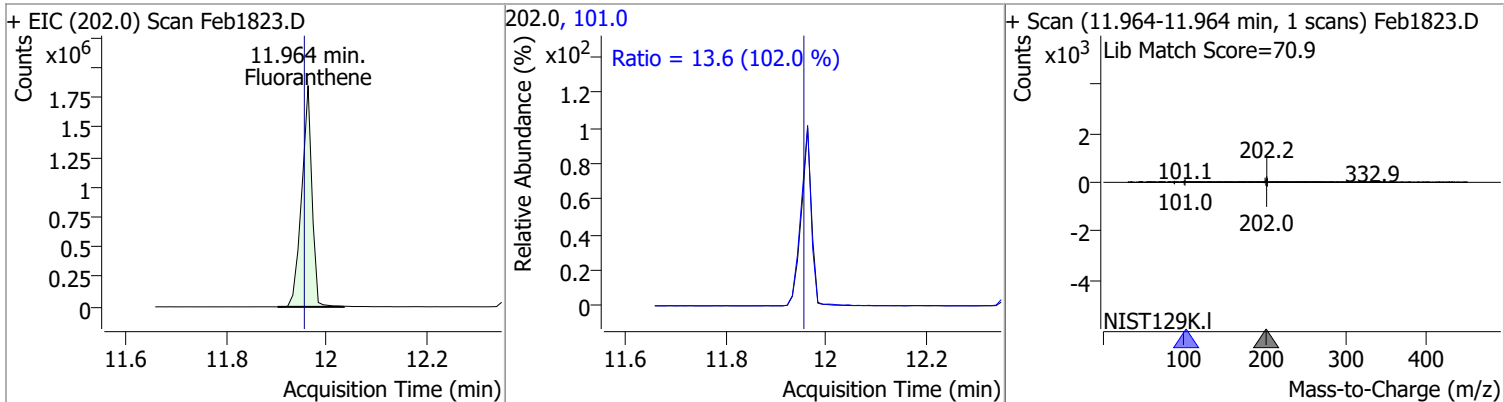
Compound	Conc.	RT	Dev(Min)	Resp.	QIon	QRatio	Lower	Upper
o-Terphenyl	91.1958	10.71	0.01	1341460	229.0	64.0	45.4	84.3
					215.0	38.0	25.9	48.1



Compound	Conc.	RT	Dev(Min)	Resp.	QIon	QRatio	Lower	Upper
Di-n-Butylphthalate	101.6488	11.08	0.00	2672327	150.0	9.2	6.3	11.8
					104.0	5.9	4.5	8.3

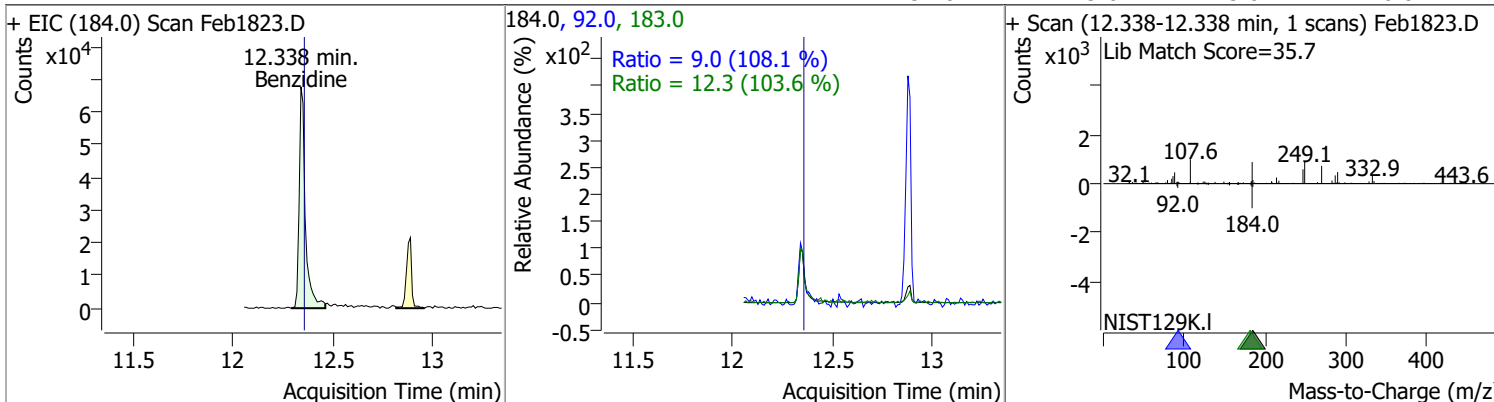


Compound	Conc.	RT	Dev(Min)	Resp.	QIon	QRatio	Lower	Upper
Fluoranthene	93.9736	11.96	0.01	2620857	101.0	13.6	9.4	17.4

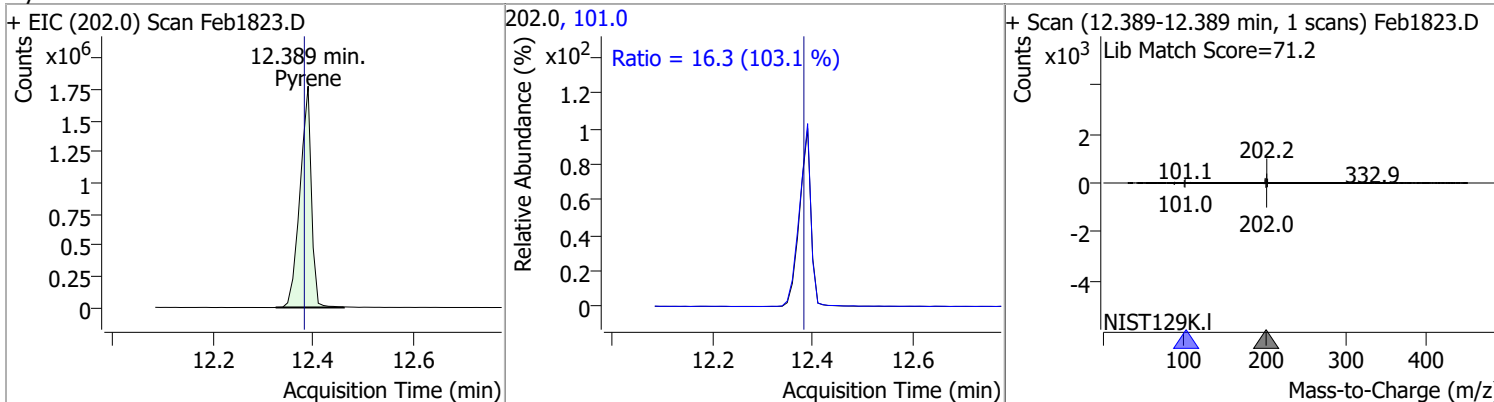


Quantitation Results Report (QT Reviewed)

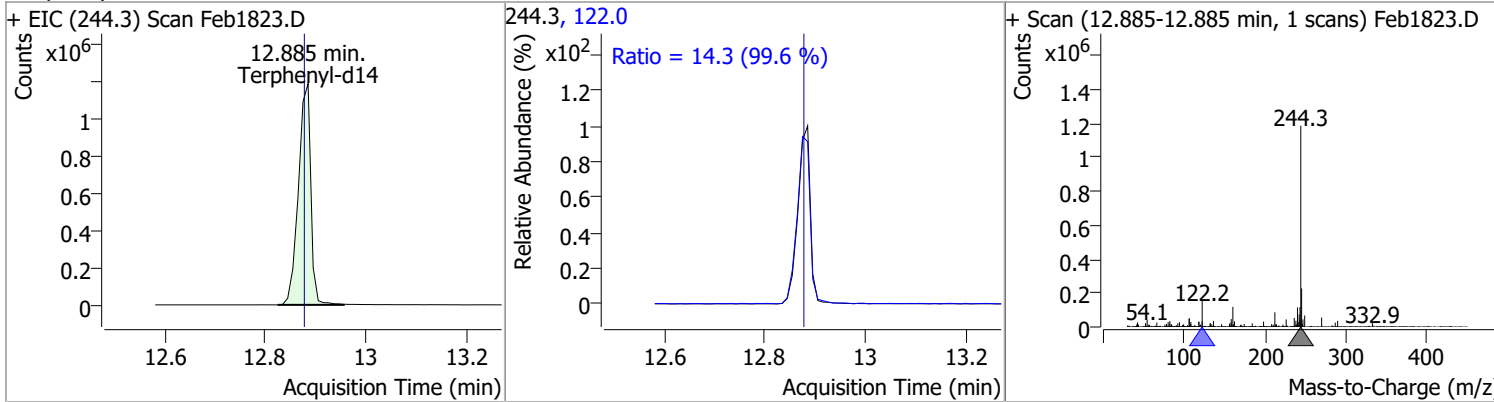
Compound	Conc.	RT	Dev(Min)	Resp.	QIon	QRatio	Lower	Upper
Benzidine	14.8544	12.34	-0.01	145874	183.0	12.3	8.3	15.4
					92.0	9.0	5.8	10.8



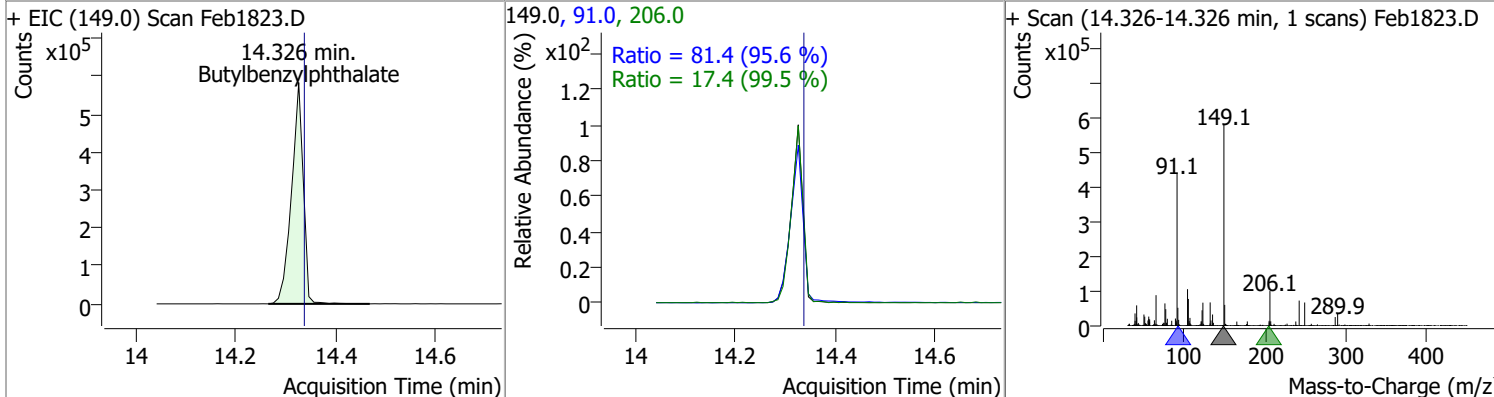
Compound	Conc.	RT	Dev(Min)	Resp.	QIon	QRatio	Lower	Upper
Pyrene	91.9585	12.39	0.01	2790299	101.0	16.3	11.1	20.6



Compound	Conc.	RT	Dev(Min)	Resp.	QIon	QRatio	Lower	Upper
Terphenyl-d14	98.9855	12.89	0.01	2024497	122.0	14.3	10.1	18.7

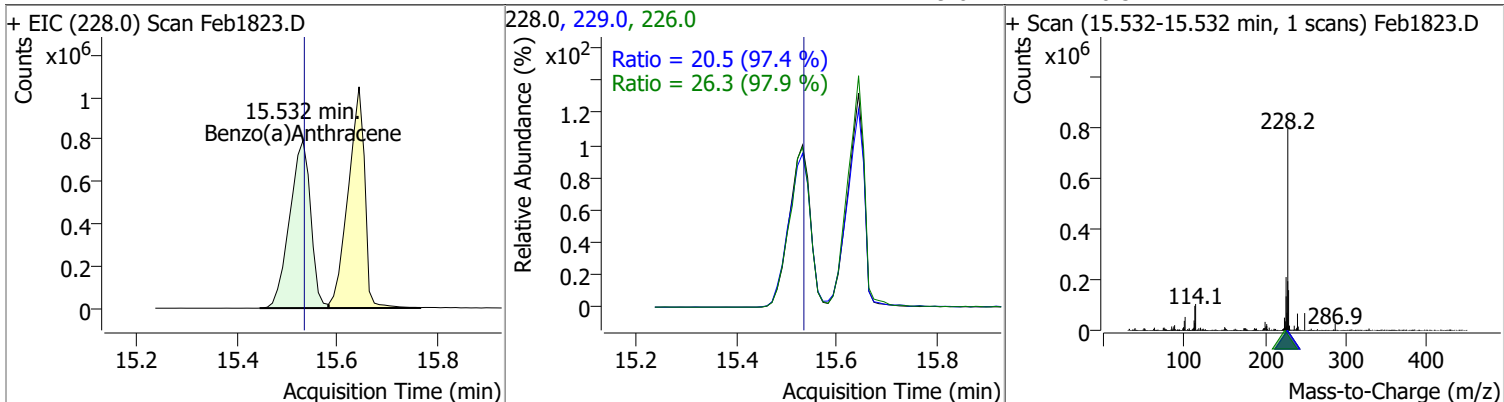


Compound	Conc.	RT	Dev(Min)	Resp.	QIon	QRatio	Lower	Upper
Butylbenzylphthalate	104.3801	14.33	0.01	958563	91.0	81.4	59.6	110.6
					206.0	17.4	12.2	22.7

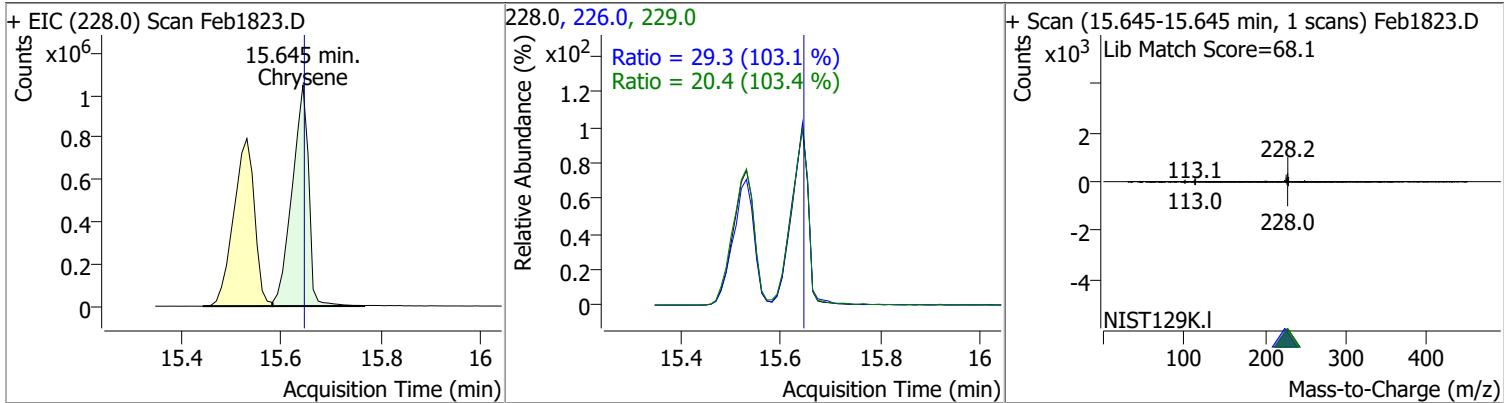


Quantitation Results Report (QT Reviewed)

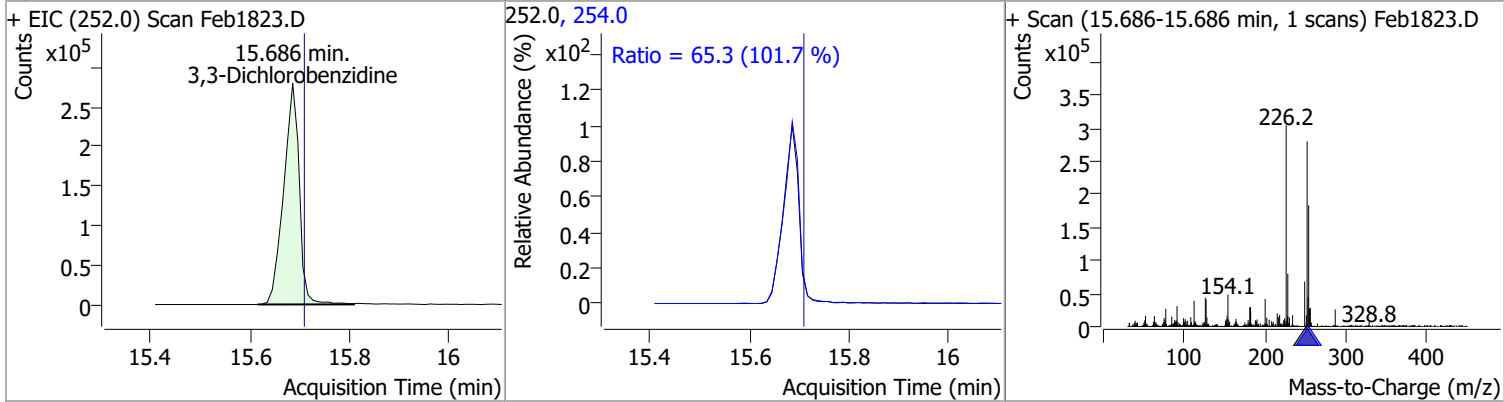
Compound	Conc.	RT	Dev(Min)	Resp.	QIon	QRatio	Lower	Upper
Benzo(a)Anthracene	102.5673	15.53	0.02	2309881	226.0	26.3	18.8	34.9
					229.0	20.5	14.7	27.4



Compound	Conc.	RT	Dev(Min)	Resp.	QIon	QRatio	Lower	Upper
Chrysene	96.5811	15.64	0.02	2416068	226.0	29.3	19.9	36.9
					229.0	20.4	13.8	25.6

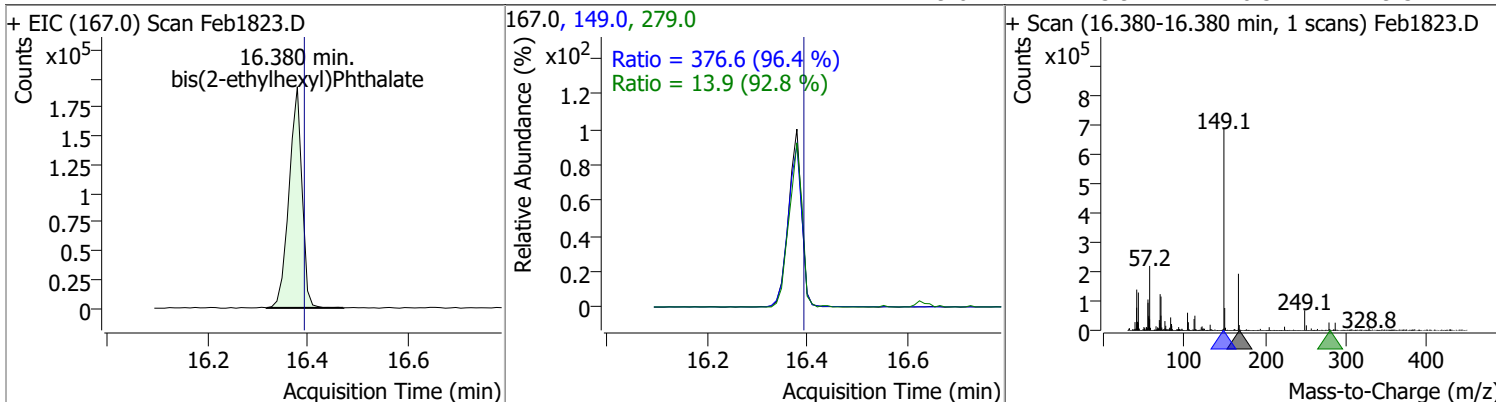


Compound	Conc.	RT	Dev(Min)	Resp.	QIon	QRatio	Lower	Upper
3,3-Dichlorobenzidine	76.4222	15.69	0.00	606689	254.0	65.3	44.9	83.4

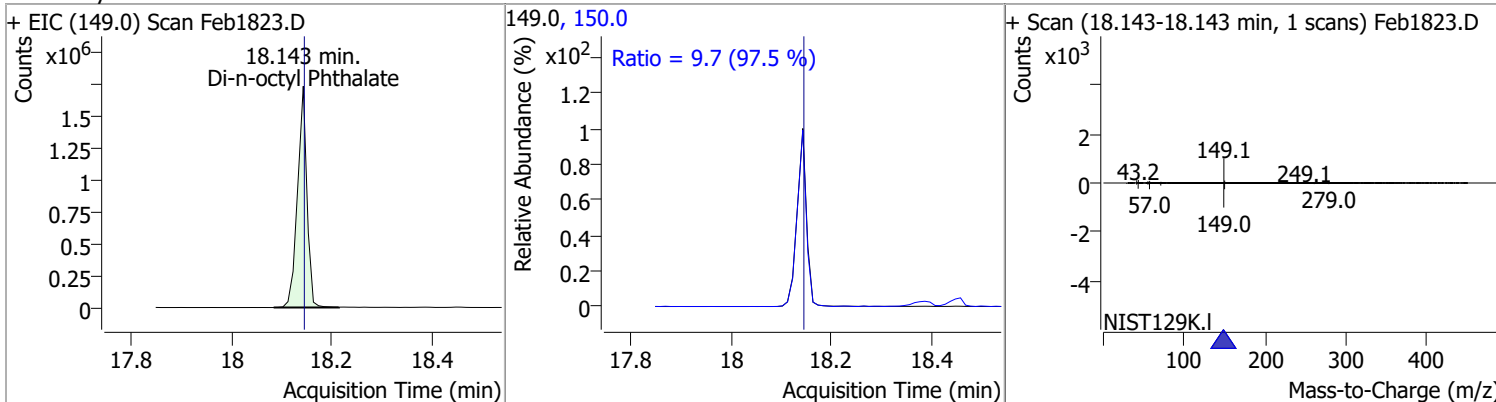


Quantitation Results Report (QT Reviewed)

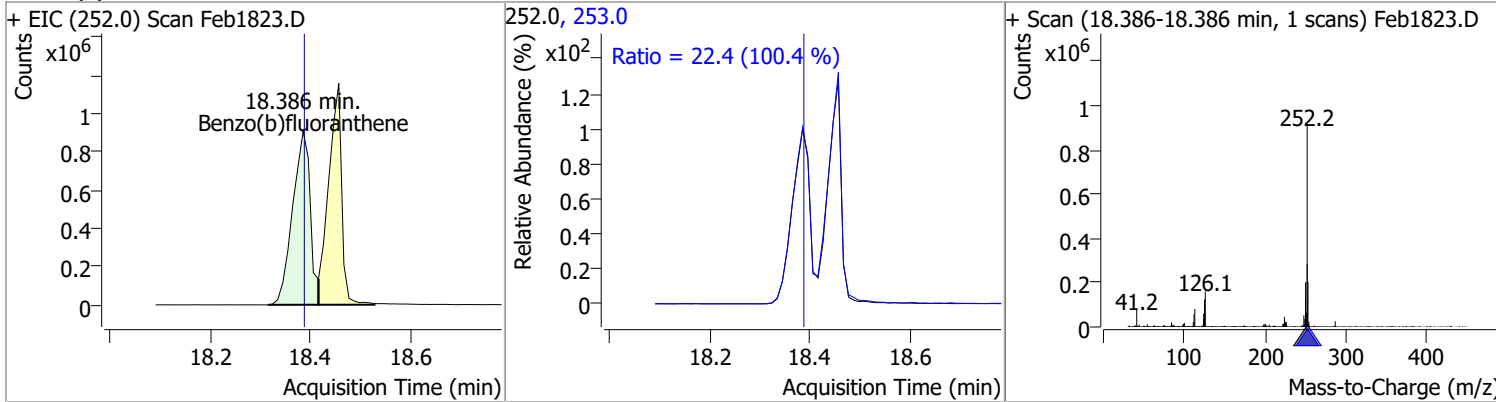
Compound	Conc.	RT	Dev(Min)	Resp.	QIon	QRatio	Lower	Upper
bis(2-ethylhexyl)Phthalate	108.0315	16.38	0.01	347027	149.0	376.6	273.6	508.0
					279.0	13.9	10.5	19.5



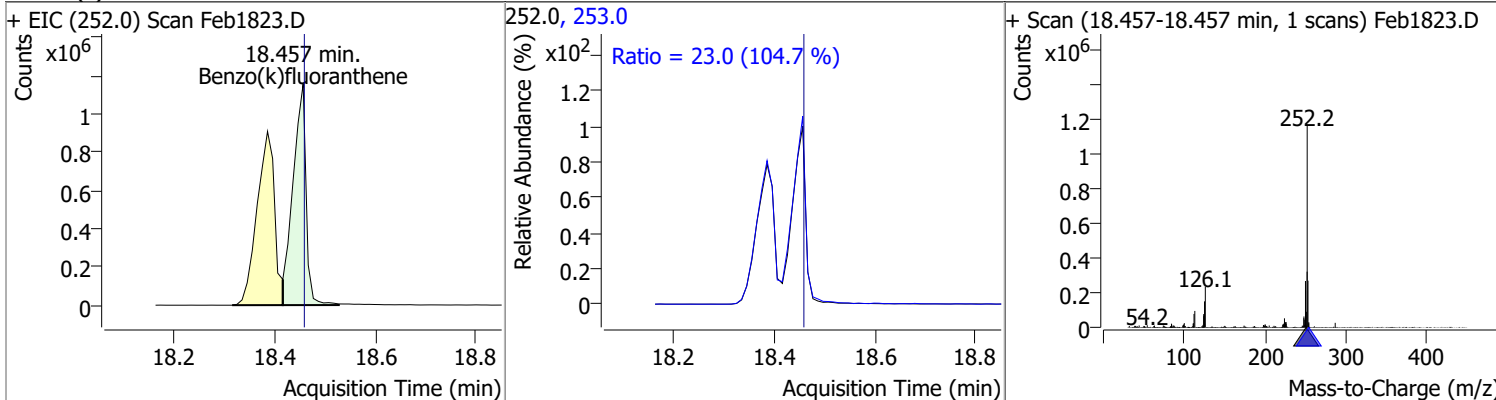
Compound	Conc.	RT	Dev(Min)	Resp.	QIon	QRatio	Lower	Upper
Di-n-octyl Phthalate	100.6404	18.14	0.01	2259698	150.0	9.7	7.0	13.0



Compound	Conc.	RT	Dev(Min)	Resp.	QIon	QRatio	Lower	Upper
Benzo(b)fluoranthene	94.7083	18.39	0.01	2187967	253.0	22.4	15.6	29.0

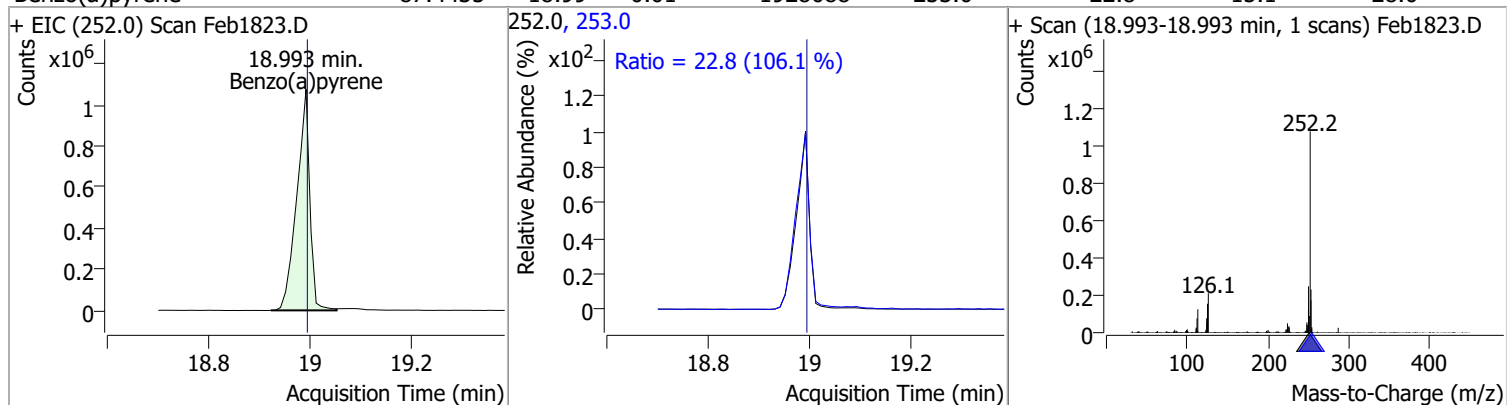


Compound	Conc.	RT	Dev(Min)	Resp.	QIon	QRatio	Lower	Upper
Benzo(k)fluoranthene	85.3313	18.46	0.01	2091061	253.0	23.0	15.4	28.6

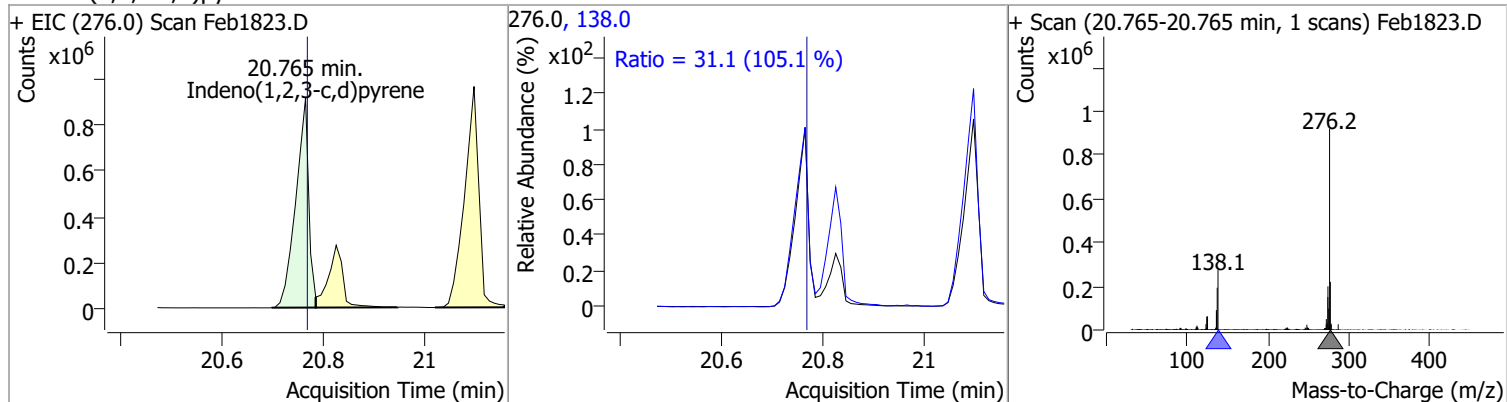


Quantitation Results Report (QT Reviewed)

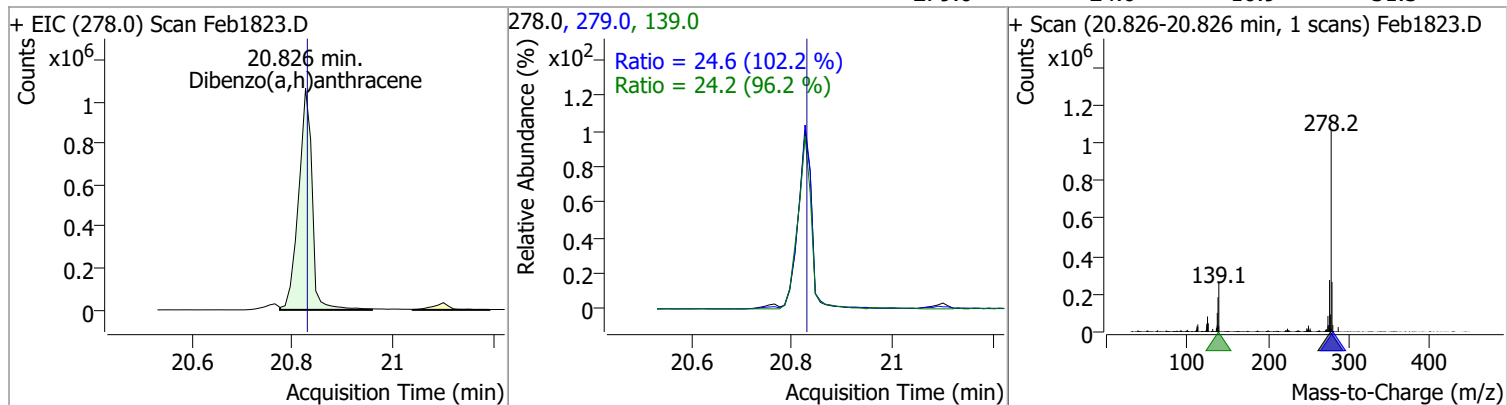
Compound	Conc.	RT	Dev(Min)	Resp.	QIon	QRatio	Lower	Upper
Benzo(a)pyrene	87.4435	18.99	0.01	1928088	253.0	22.8	15.1	28.0



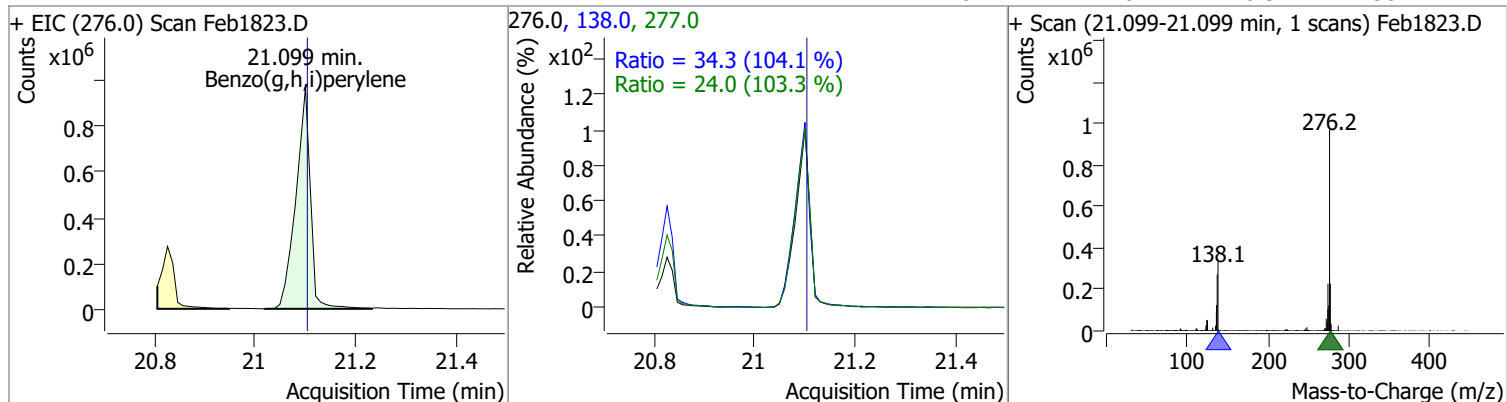
Compound	Conc.	RT	Dev(Min)	Resp.	QIon	QRatio	Lower	Upper
Indeno(1,2,3-c,d)pyrene	88.5361	20.77	0.01	1636496	138.0	31.1	20.7	38.5



Compound	Conc.	RT	Dev(Min)	Resp.	QIon	QRatio	Lower	Upper
Dibenzo(a,h)anthracene	98.3189	20.83	0.01	1980219	139.0	24.2	17.6	32.7
					279.0	24.6	16.9	31.3

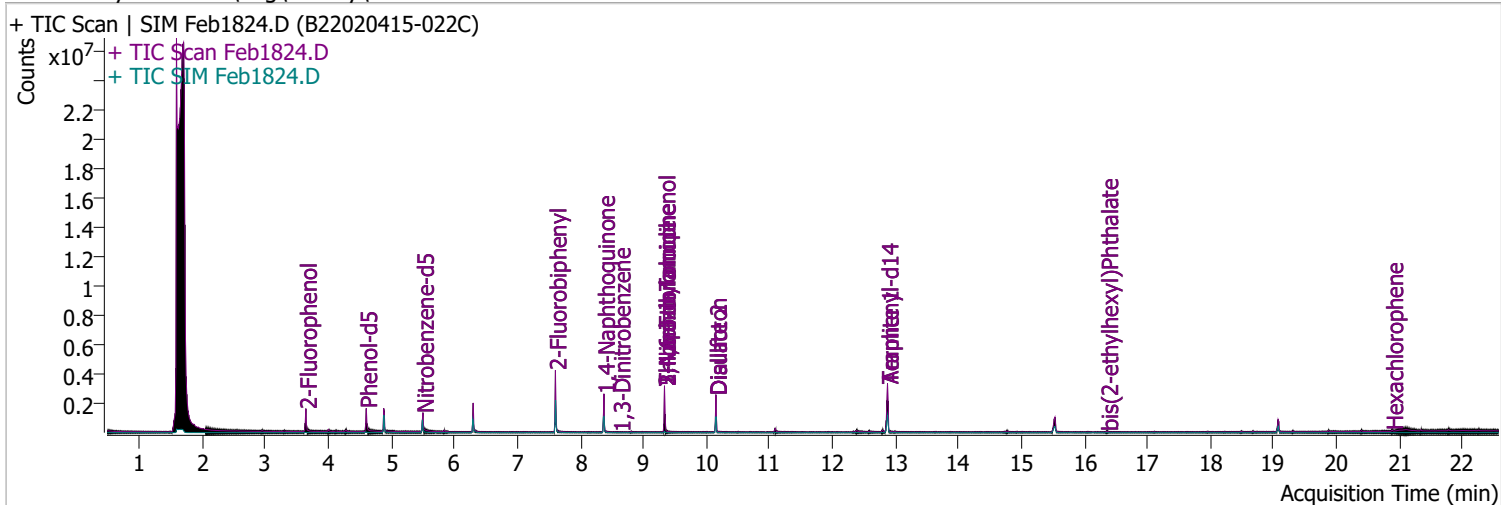


Compound	Conc.	RT	Dev(Min)	Resp.	QIon	QRatio	Lower	Upper
Benzo(g,h,i)perylene	91.2970	21.10	0.01	1946027	138.0	34.3	23.1	42.9
					277.0	24.0	16.3	30.2



Quantitation Results Report (QT Reviewed)

Data File	Feb1824.D	Operator	LIMS import
Acq. Method	BNA+SIM.M	Acq. Date-Time	2/19/2022 8:24:47 PM
Sample Name	B22020415-022C	Instrument	Instrument #1
Vial	24	Multiplier	1.00
DA Method File		Comment	SVOC-8270-W-LARGO
Tune File	dftppdsm.u	Tune Date	2/18/2022 9:25:00 PM
Batch Name	021822 DoD BNA cal.batch.bin	Last Calib Update	2/19/2022 1:06:17 PM
Ref Library	D:\Org\Library\NIST129K.l		



Compound	RT	QIon	Resp.	Conc.	Units	Dev(Min)
----------	----	------	-------	-------	-------	----------

Internal Standards

System Monitoring Compounds

S 2-Fluorophenol	3.643	112.0	522000	65.9730	µg/L	-0.010
Spiked Amount: 200.000	Range: 10.0 - 75.0%			Recovery = 32.99%		
S Phenol-d5	4.603	99.0	624285	60.8729	µg/L	-0.010
Spiked Amount: 200.000	Range: 10.0 - 65.0%			Recovery = 30.44%		
S Nitrobenzene-d5	5.502	82.0	399403	70.1198	µg/L	0.000
Spiked Amount: 100.000	Range: 32.0 - 94.0%			Recovery = 70.12%		
S 2-Fluorobiphenyl	7.605	172.0	1295160	77.0531	µg/L	0.000
Spiked Amount: 100.000	Range: 28.0 - 107.0%			Recovery = 77.05%		
S 2,4,6-Tribromophenol	9.336	329.8	276292	172.6317	µg/L	0.000
Spiked Amount: 200.000	Range: 25.0 - 140.0%			Recovery = 86.32%		
S Terphenyl-d14	12.875	244.3	1817841	110.8779	µg/L	0.000
Spiked Amount: 100.000	Range: 32.0 - 122.0%			Recovery = 110.88%		

Target Compounds

Compound	RT	QIon	Resp.	Conc.	Units	Dev(Min)	QValue
T N-Nitrosodimethylamine	0.000		0	N.D.			
T Pyridine	0.000		0	N.D.			
T Aniline	0.000		0	N.D.			
T Phenol	0.000		0	N.D.			
T bis(-2-Chloroethyl)Ether	0.000		0	N.D.			
T 2-Chlorophenol	0.000		0	N.D.			
T 1,3-Dichlorobenzene	0.000		0	N.D.			
T 1,4-Dichlorobenzene	0.000		0	N.D.			
T 1,2-Dichlorobenzene	0.000		0	N.D.			
T Benzyl Alcohol	0.000		0	N.D.			
T bis(2-chloroisopropyl)Ether	0.000		0	N.D.			
T 2-Methylphenol	0.000		0	N.D.			
T N-nitroso-Di-n-propylamine	5.502	70.0	0		µg/L	md	1
T 4Methylphenol/3Methylphenol	0.000		0	N.D.			
T Hexachloroethane	0.000		0	N.D.			

Quantitation Results Report (QT Reviewed)

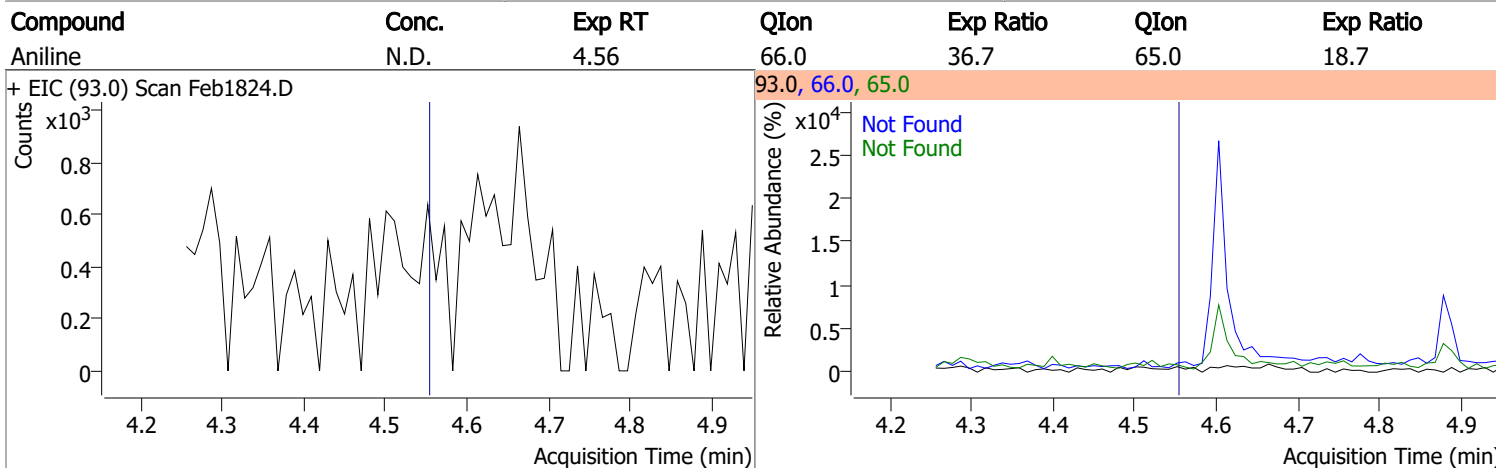
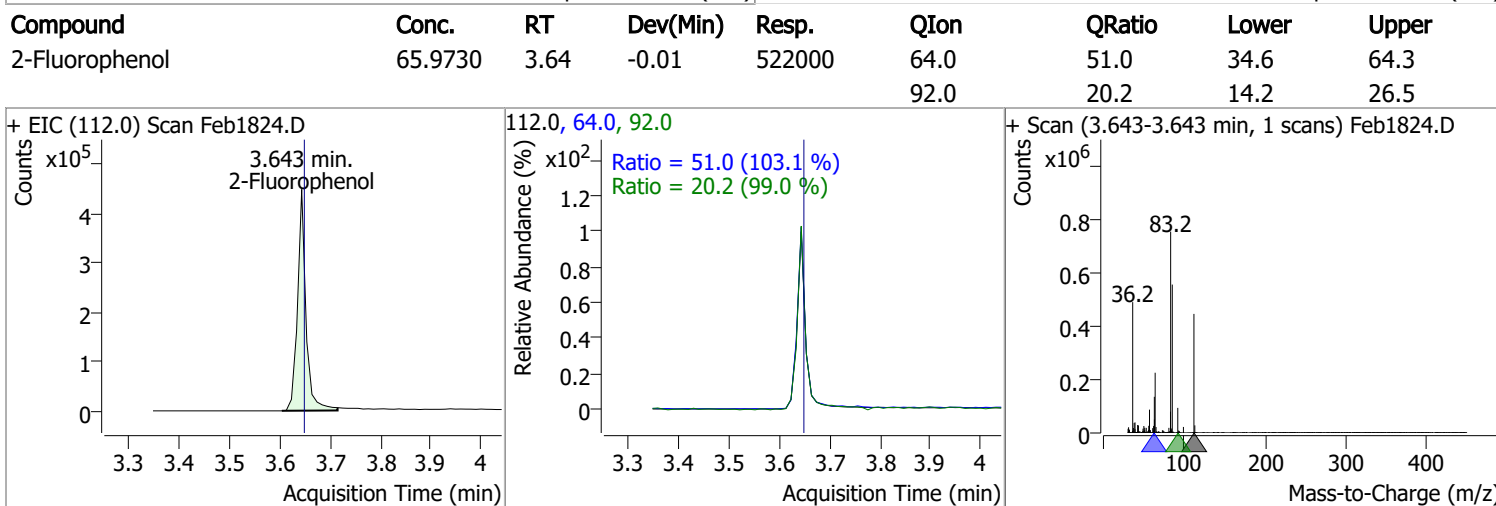
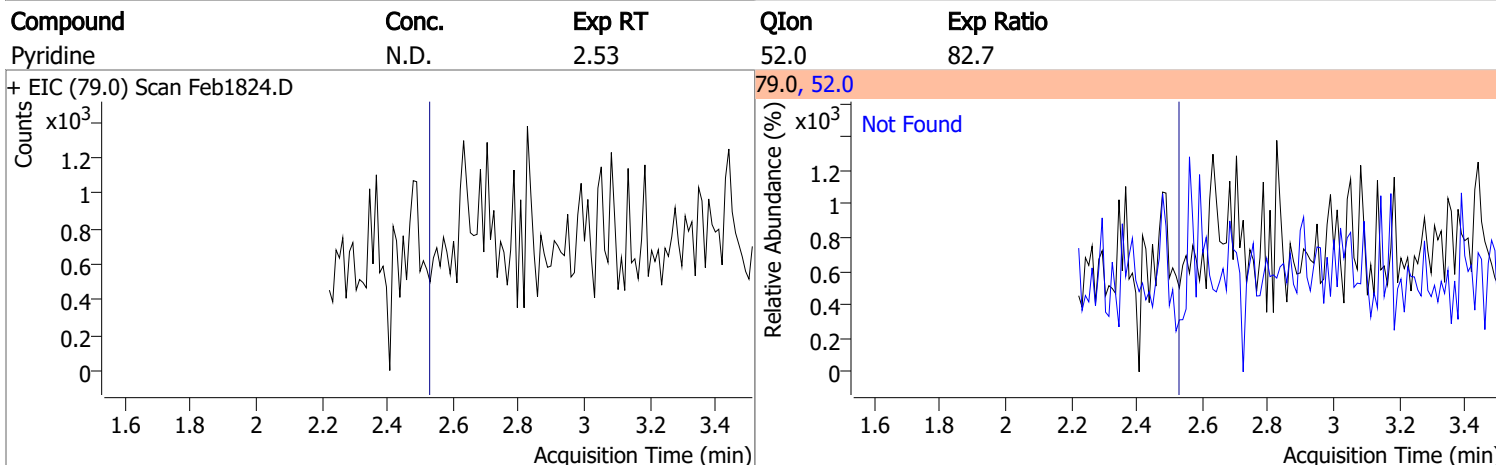
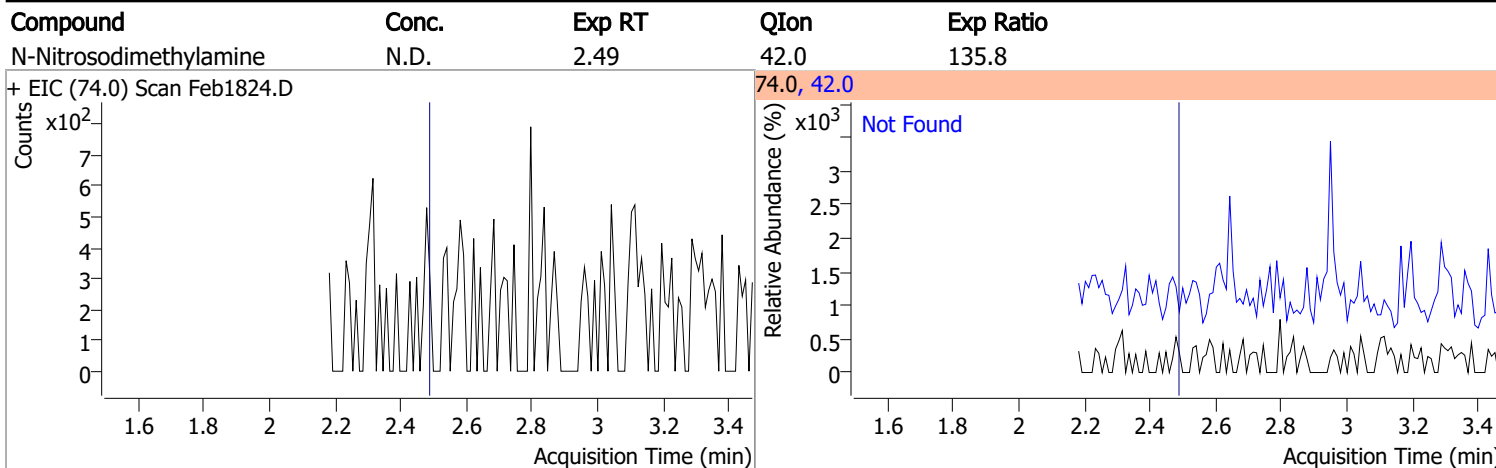
Compound	RT	QIon	Resp.	Conc.	Units	Dev(Min)
T Nitrobenzene	0.000		0	N.D.		
T Isophorone	0.000		0	N.D.		
T 2-Nitrophenol	0.000		0	N.D.		
T 2,4-Dimethylphenol	0.000		0	N.D.		
T bis(-2-Chloroethoxy)Methane	0.000		0	N.D.		
T 2,4-Dichlorophenol	0.000		0	N.D.		
T Benzoic Acid	0.000		0	N.D.		
T 1,2,4-Trichlorobenzene	0.000		0	N.D.		
T Naphthalene	0.000		0	N.D.		
T 4-Chlorophenol	0.000		0	N.D.		
T p-Chloroaniline	0.000		0	N.D.		
T Hexachlorobutadiene	0.000		0	N.D.		
T 4-Chloro-2-Methylphenol	0.000		0	N.D.		
T 4-Chloro-3-Methylphenol	0.000		0	N.D.		
T 2-Methylnaphthalene	0.000		0	N.D.		
T 1-Methylnaphthalene	0.000		0	N.D.		
T Hexachlorocyclopentadiene	0.000		0	N.D.		
T 2,4,6-Trichlorophenol	0.000		0	N.D.		
T 2,4,5-Trichlorophenol	0.000		0	N.D.		
T 2-Chloronaphthalene	0.000		0	N.D.		
T 2-Nitroaniline	0.000		0	N.D.		
T Dimethyl Phthalate	8.374	163.0	0		µg/L md	1
T 2,6-Dinitrotoluene	8.374	165.0	0		µg/L md	1
T Acenaphthylene	0.000		0	N.D.		
T 3-Nitroaniline	0.000		0	N.D.		
T Acenaphthene	0.000		0	N.D.		
T 2,4-Dinitrophenol	0.000		0	N.D.		
T Dibenzofuran	0.000		0	N.D.		
T 2,4-Dinitrotoluene	0.000		0	N.D.		
T 4-Nitrophenol	0.000		0	N.D.		
T Diethylphthalate	0.000		0	N.D.		
T Fluorene	0.000		0	N.D.		
T 4-Chlorophenyl-phenylether	0.000		0	N.D.		
T 4-Nitroaniline	0.000		0	N.D.		
T 4,6-Dinitro-2-methylphenol	9.336	198.0	0		µg/L md	1
T N-nitrosodiphenylamine	0.000		0	N.D.		
T Azobenzene	0.000		0	N.D.		
T 4-Bromophenyl-phenylether	0.000		0	N.D.		
T Hexachlorobenzene	0.000		0	N.D.		
T Pentachlorophenol	0.000		0	N.D.		
T Phenanthrene	0.000		0	N.D.		
T Anthracene	0.000		0	N.D.		
T Triallate	0.000		0	N.D.		
T Carbazole	0.000		0	N.D.		
T o-Terphenyl	0.000		0	N.D.		
T Di-n-Butylphthalate	0.000		0	N.D.		
T Fluoranthene	0.000		0	N.D.		
T Benzidine	12.875	184.0	0		µg/L md	1
T Pyrene	0.000		0	N.D.		
T Butylbenzylphthalate	0.000		0	N.D.		
T Benzo(a)Anthracene	0.000		0	N.D.		
T Chrysene	0.000		0	N.D.		
T 3,3-Dichlorobenzidine	0.000		0	N.D.		
T bis(2-ethylhexyl)Phthalate	16.360	167.0	5177	3.5303	µg/L	98
T Di-n-octyl Phthalate	0.000		0	N.D.		

Quantitation Results Report (QT Reviewed)

Compound	RT	QIon	Resp.	Conc.	Units	Dev(Min)
T Benzo(b)fluoranthene	0.000		0	N.D.		
T Benzo(k)fluoranthene	0.000		0	N.D.		
T Benzo(a)pyrene	0.000		0	N.D.		
T Indeno(1,2,3-c,d)pyrene	0.000		0	N.D.		
T Dibenzo(a,h)anthracene	0.000		0	N.D.		
T Benzo(g,h,i)perylene	0.000		0	N.D.		

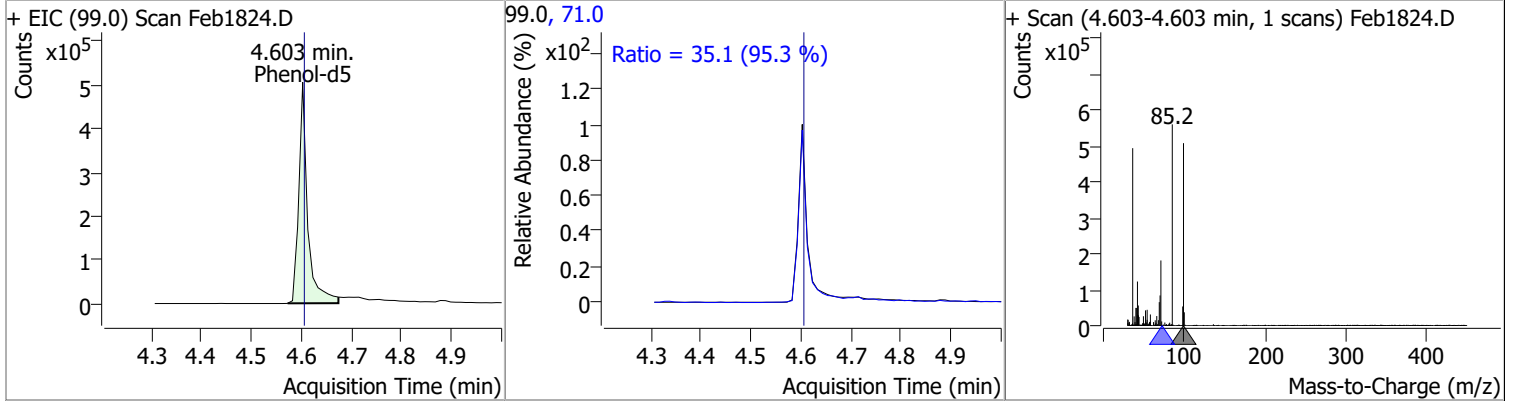
(#) = Qualifier Out of Range; (m) = Manual Integration; (+) = Area Summed; (*) = Surrogate Percent Recovery Out of Range; (d): Zeroed Peak

Quantitation Results Report (QT Reviewed)

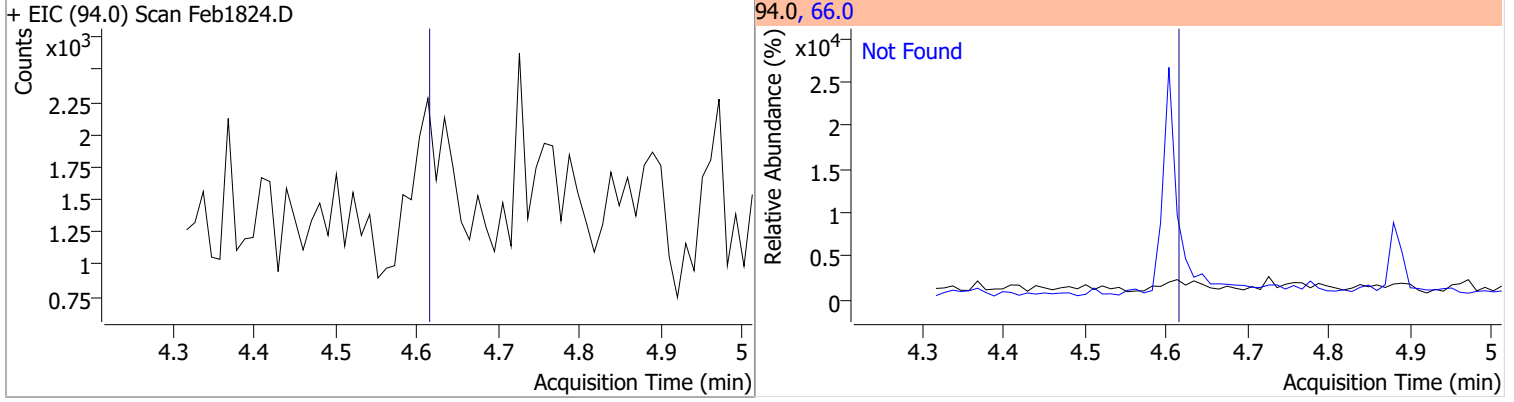


Quantitation Results Report (QT Reviewed)

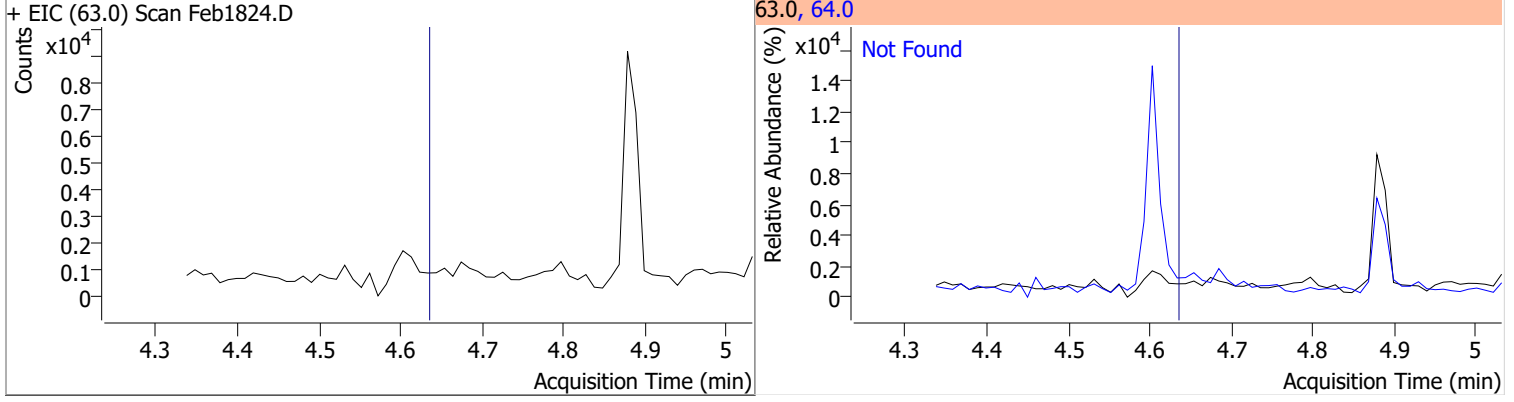
Compound	Conc.	RT	Dev(Min)	Resp.	QIon	QRatio	Lower	Upper
Phenol-d5	60.8729	4.60	-0.01	624285	71.0	35.1	25.8	47.9



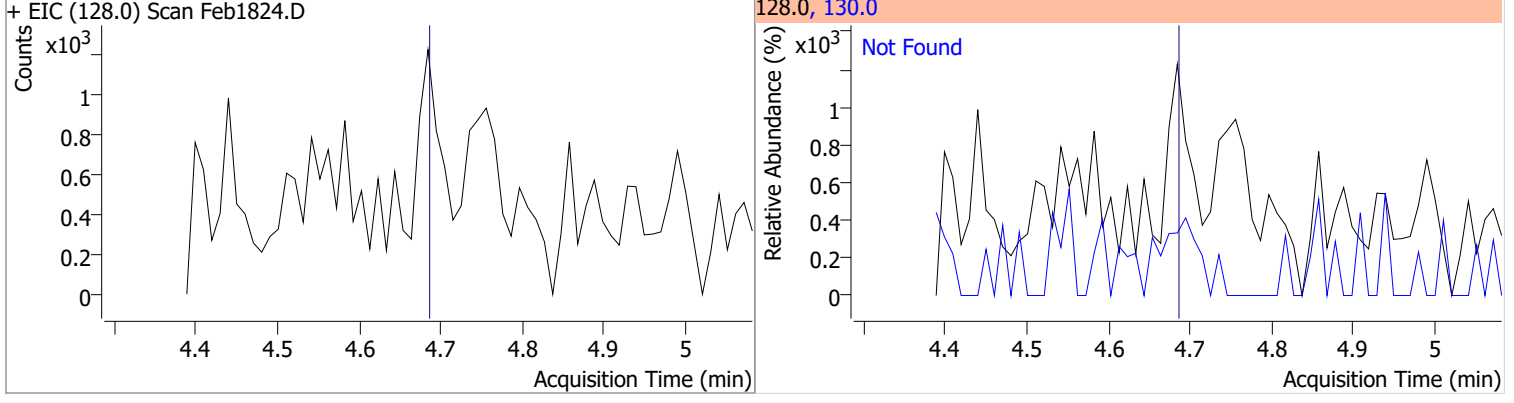
Compound	Conc.	Exp RT	QIon	Exp Ratio
Phenol	N.D.	4.62	66.0	45.3



Compound	Conc.	Exp RT	QIon	Exp Ratio
bis(-2-Chloroethyl)Ether	N.D.	4.64	64.0	10.9



Compound	Conc.	Exp RT	QIon	Exp Ratio
2-Chlorophenol	N.D.	4.69	130.0	32.5

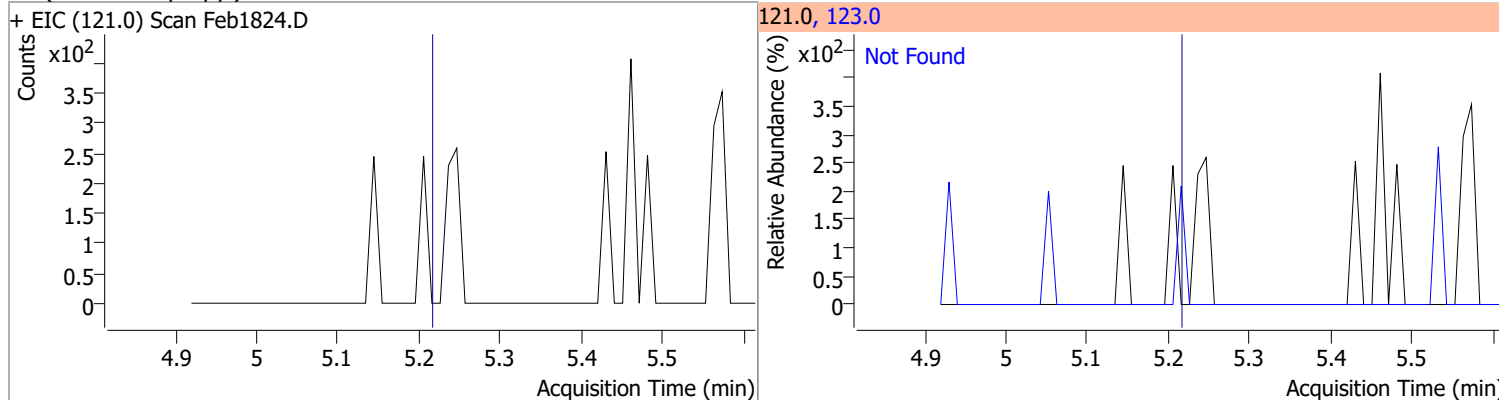


Quantitation Results Report (QT Reviewed)

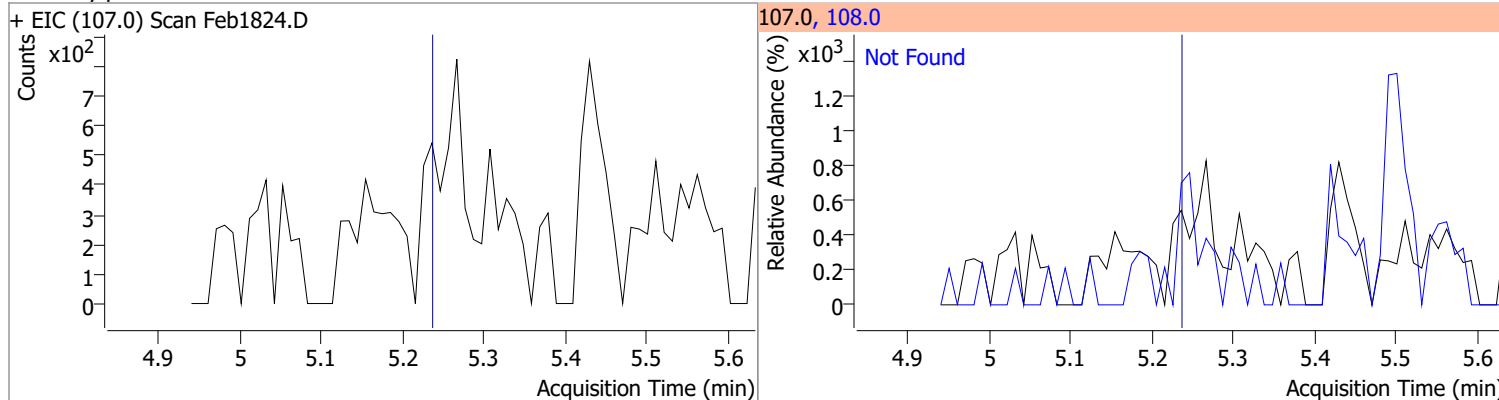
Compound	Conc.	Exp RT	QIon	Exp Ratio	QIon	Exp Ratio
1,3-Dichlorobenzene	N.D.	4.83	148.0	63.7	111.0	36.1
+ EIC (146.0) Scan Feb1824.D			146.0, 148.0, 111.0			
1,4-Dichlorobenzene	N.D.	4.91	148.0	65.2	111.0	36.0
+ EIC (146.0) Scan Feb1824.D			146.0, 148.0, 111.0			
1,2-Dichlorobenzene	N.D.	5.06	148.0	64.4	111.0	37.3
+ EIC (146.0) Scan Feb1824.D			146.0, 148.0, 111.0			
Benzyl Alcohol	N.D.	5.08	79.0	119.3	107.0	70.5
+ EIC (108.0) Scan Feb1824.D			108.0, 79.0, 107.0			

Quantitation Results Report (QT Reviewed)

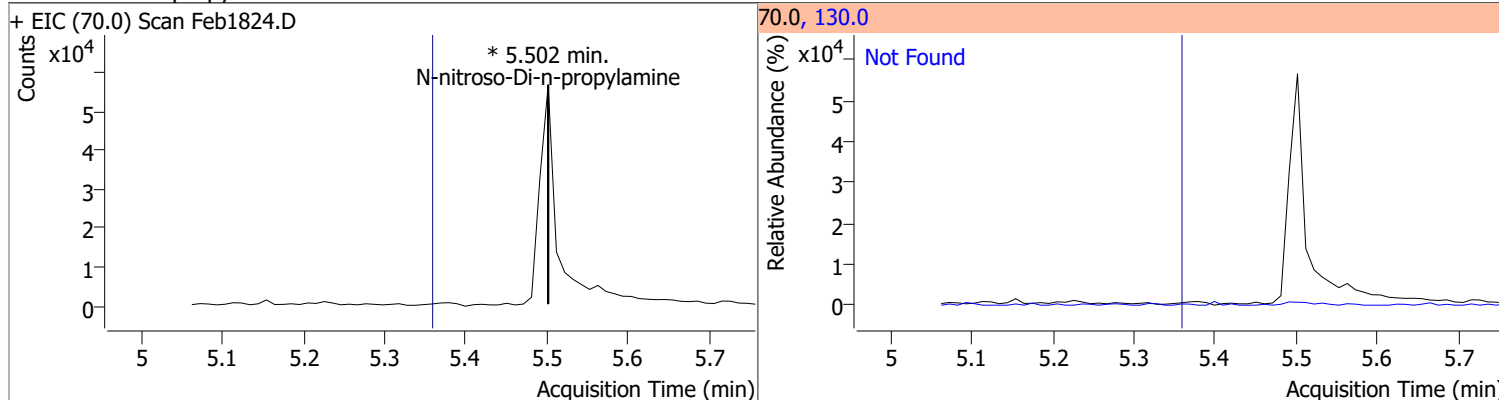
Compound	Conc.	Exp RT	QIon	Exp Ratio
bis(2-chloroisopropyl)Ether	N.D.	5.23	123.0	32.1



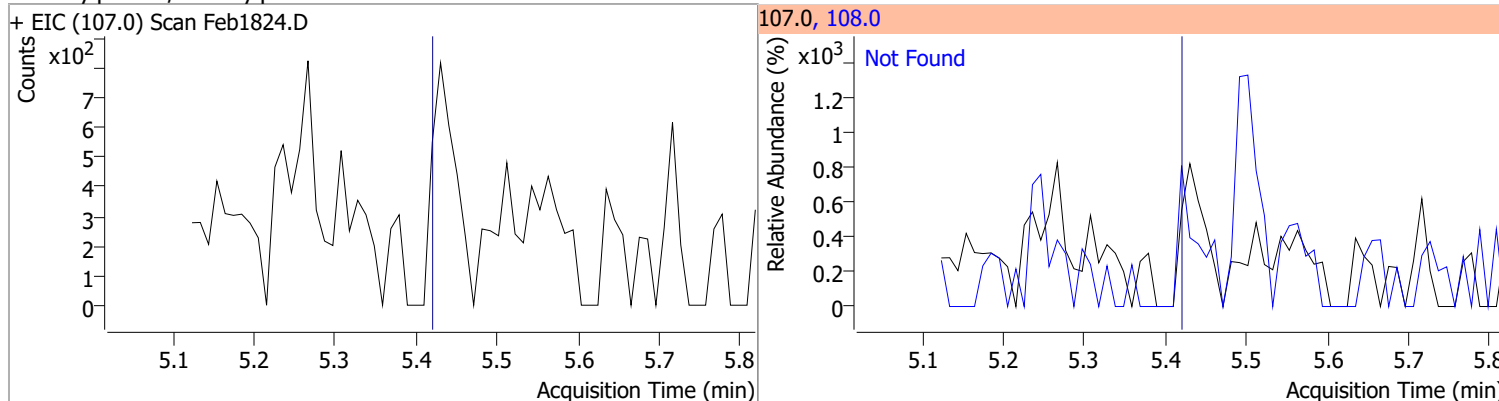
Compound	Conc.	Exp RT	QIon	Exp Ratio
2-Methylphenol	N.D.	5.25	108.0	116.5



Compound	Conc.	RT	Dev(Min)	Resp.	QIon	QRatio	Lower	Upper
N-nitroso-Di-n-propylamine		0		0	130.0		0.0	38.8

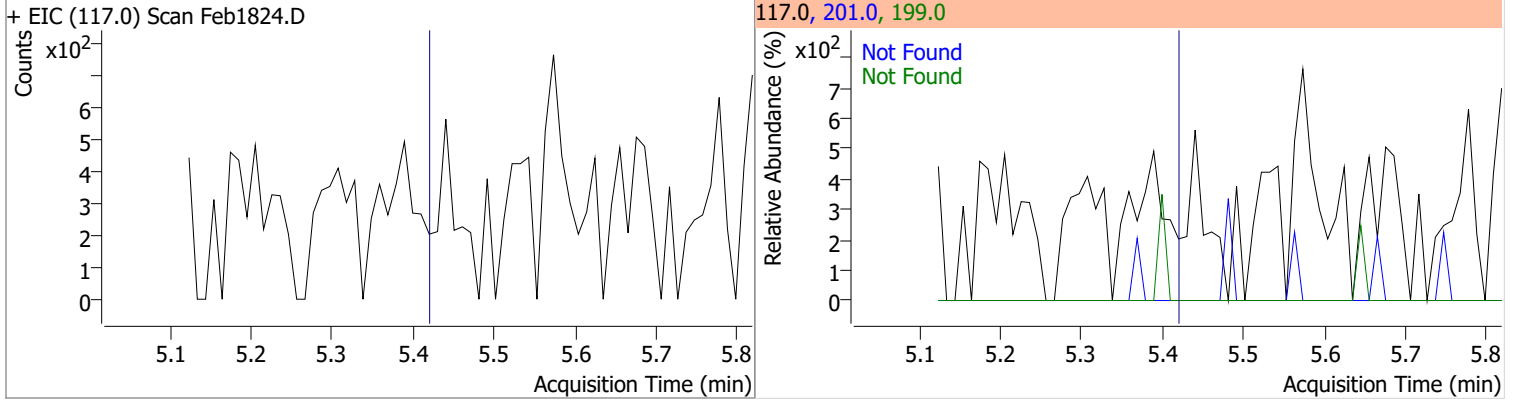


Compound	Conc.	Exp RT	QIon	Exp Ratio
4Methylphenol/3Methylphenol	N.D.	5.43	108.0	83.9

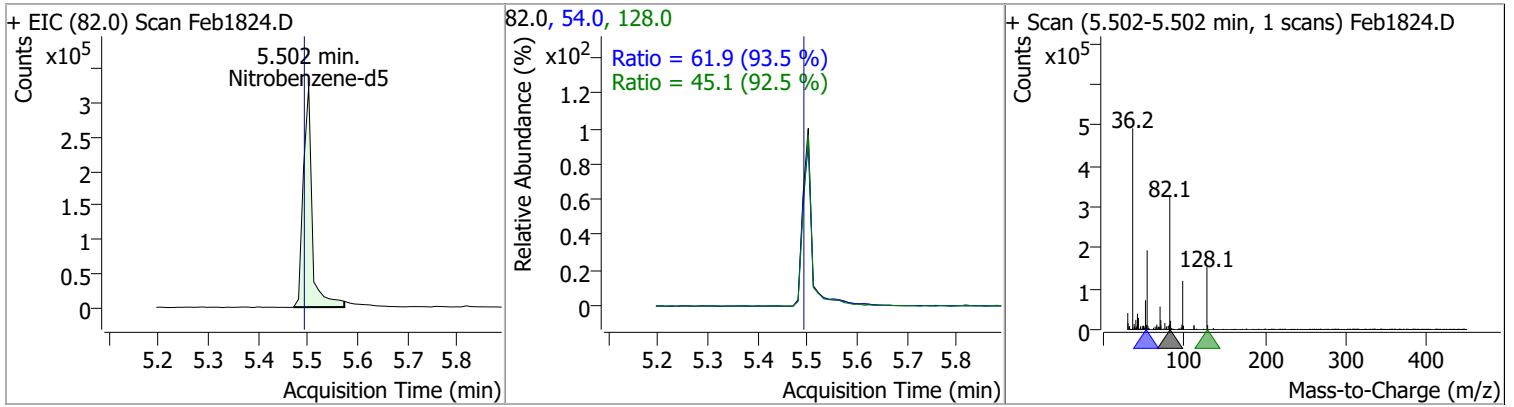


Quantitation Results Report (QT Reviewed)

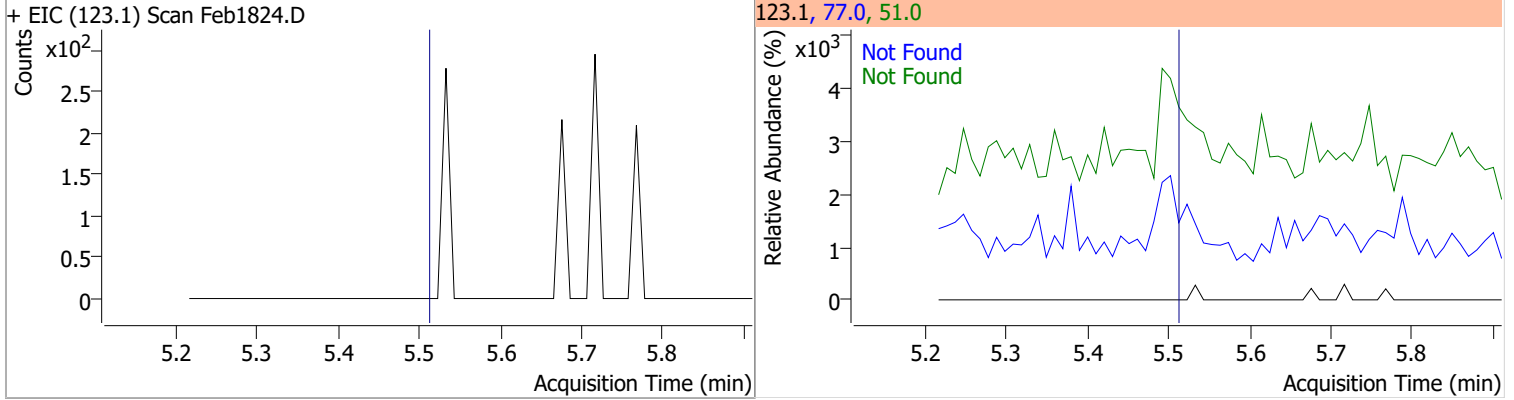
Compound	Conc.	Exp RT	QIon	Exp Ratio	QIon	Exp Ratio
Hexachloroethane	N.D.	5.43	201.0	90.8	199.0	56.9



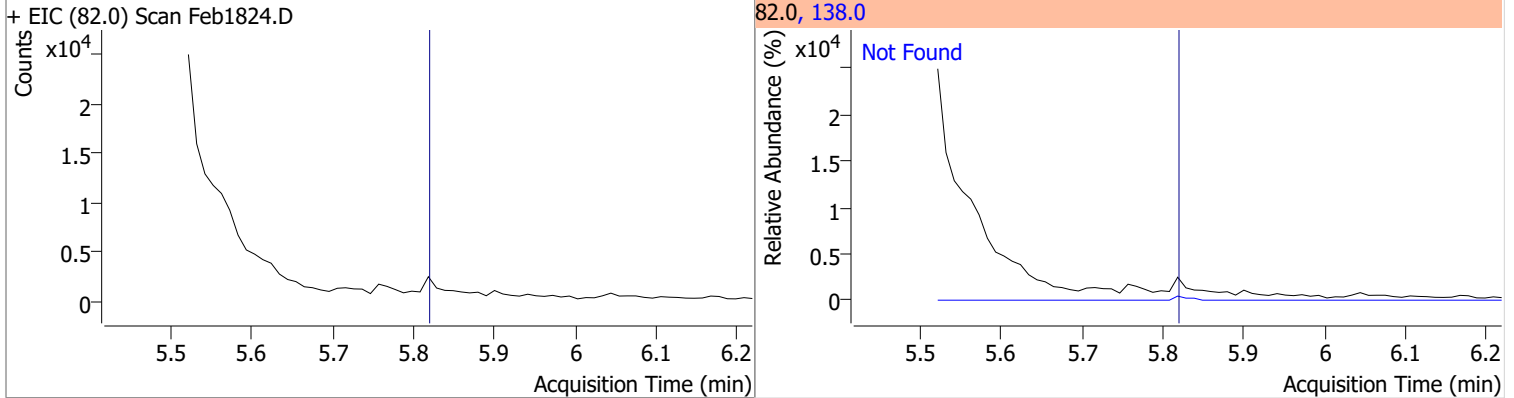
Compound	Conc.	RT	Dev(Min)	Resp.	QIon	QRatio	Lower	Upper
Nitrobenzene-d5	70.1198	5.50	0.00	399403	54.0	61.9	46.3	86.0
					128.0	45.1	34.1	63.3



Compound	Conc.	Exp RT	QIon	Exp Ratio	QIon	Exp Ratio
Nitrobenzene	N.D.	5.52	77.0	212.7	51.0	131.0



Compound	Conc.	Exp RT	QIon	Exp Ratio
Isophorone	N.D.	5.82	138.0	21.1

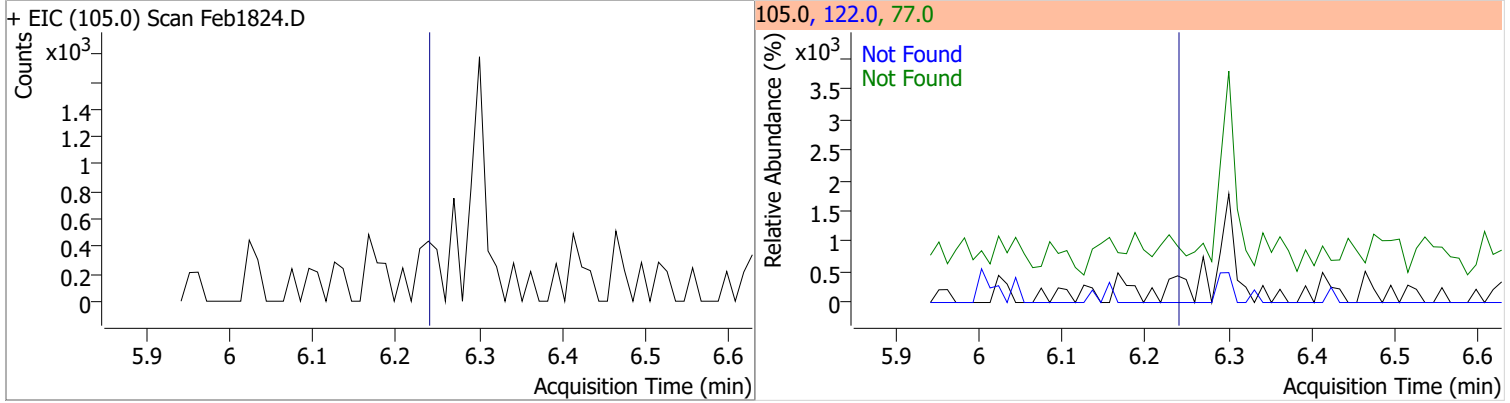


Quantitation Results Report (QT Reviewed)

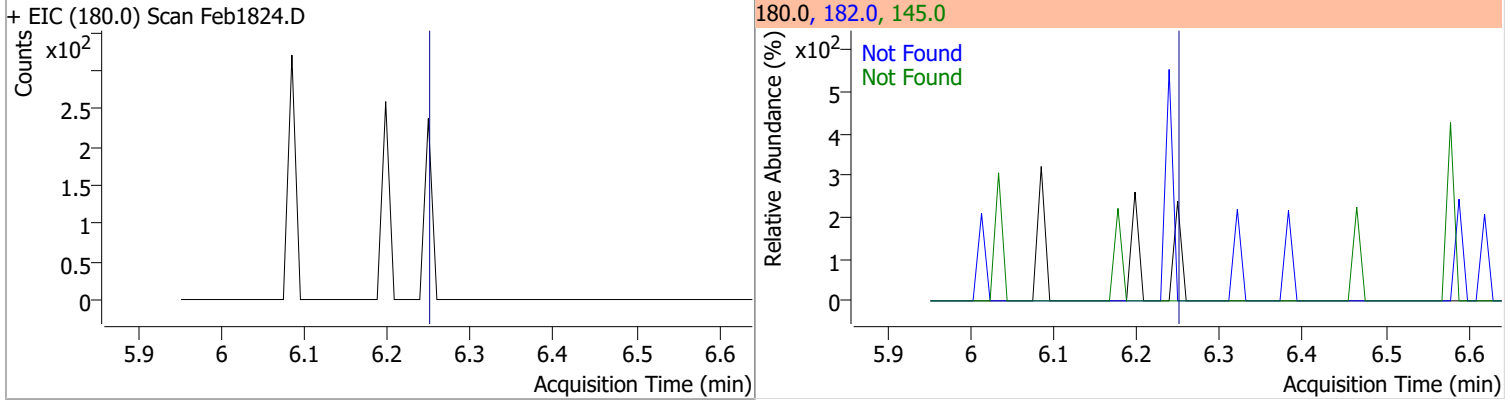
Compound	Conc.	Exp RT	QIon	Exp Ratio	QIon	Exp Ratio
2-Nitrophenol	N.D.	5.88	65.0	48.8	109.0	35.2
+ EIC (139.0) Scan Feb1824.D			139.0, 65.0, 109.0			
2,4-Dimethylphenol	N.D.	6.00	107.0	109.4	77.0	34.0
+ EIC (122.0) Scan Feb1824.D			122.0, 107.0, 77.0			
bis(-2-Chloroethoxy)Methane	N.D.	6.08	63.0	68.1	95.0	31.9
+ EIC (93.0) Scan Feb1824.D			93.0, 63.0, 95.0			
2,4-Dichlorophenol	N.D.	6.19	164.0	65.0	98.0	28.6
+ EIC (162.0) Scan Feb1824.D			162.0, 164.0, 98.0			

Quantitation Results Report (QT Reviewed)

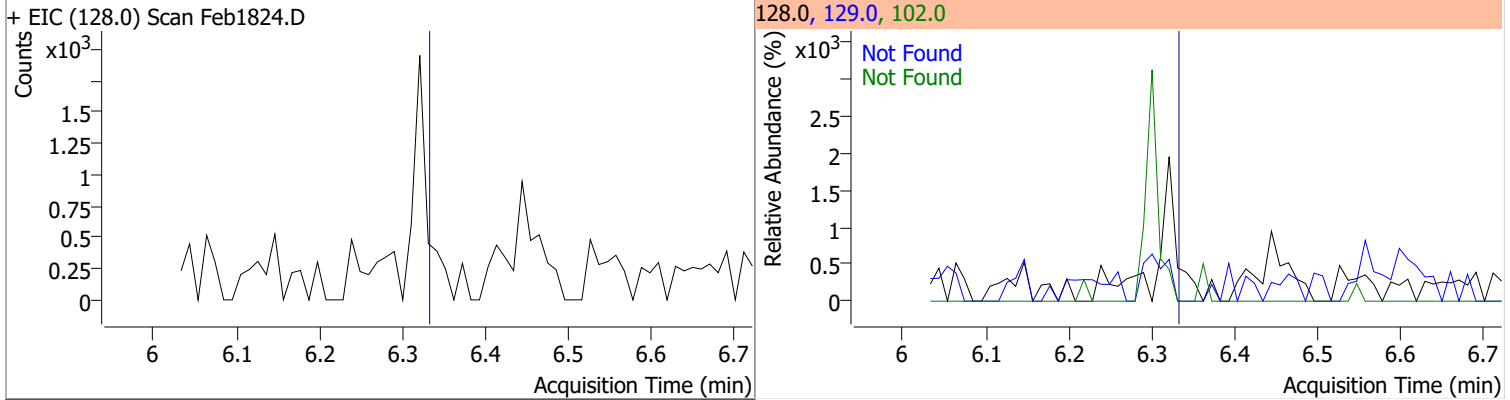
Compound	Conc.	Exp RT	QIon	Exp Ratio	QIon	Exp Ratio
Benzoic Acid	N.D.	6.24	122.0	85.5	77.0	60.4



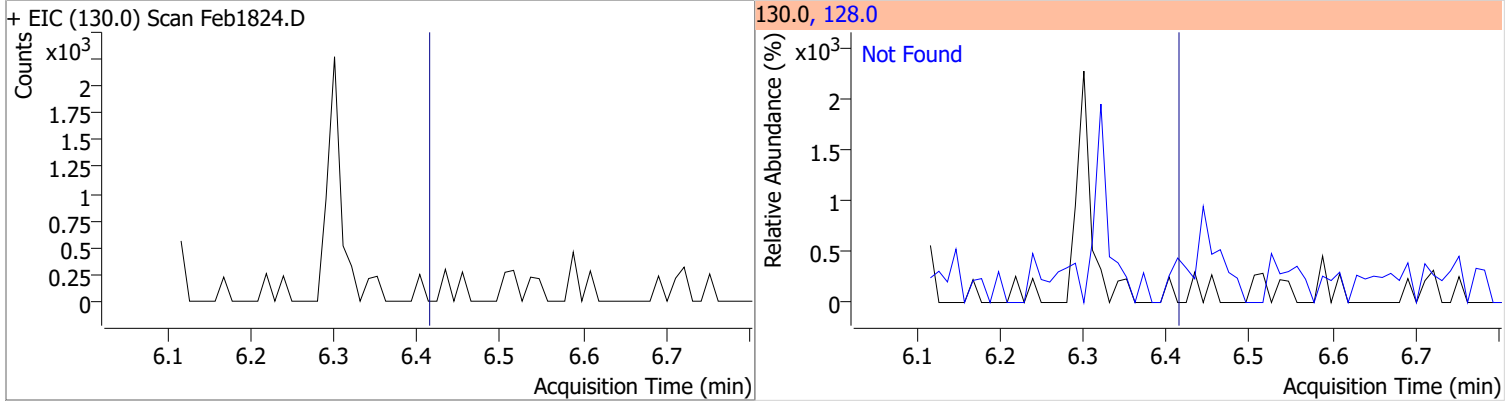
Compound	Conc.	Exp RT	QIon	Exp Ratio	QIon	Exp Ratio
1,2,4-Trichlorobenzene	N.D.	6.25	182.0	94.6	145.0	28.7



Compound	Conc.	Exp RT	QIon	Exp Ratio	QIon	Exp Ratio
Naphthalene	N.D.	6.33	129.0	11.5	102.0	9.9

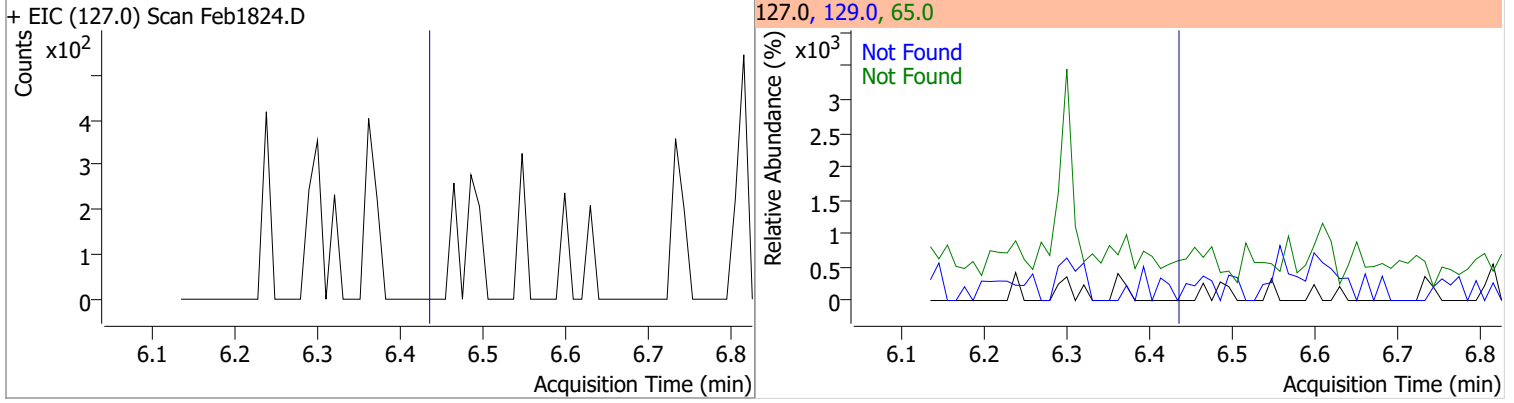


Compound	Conc.	Exp RT	QIon	Exp Ratio
4-Chlorophenol	N.D.	6.41	128.0	316.3

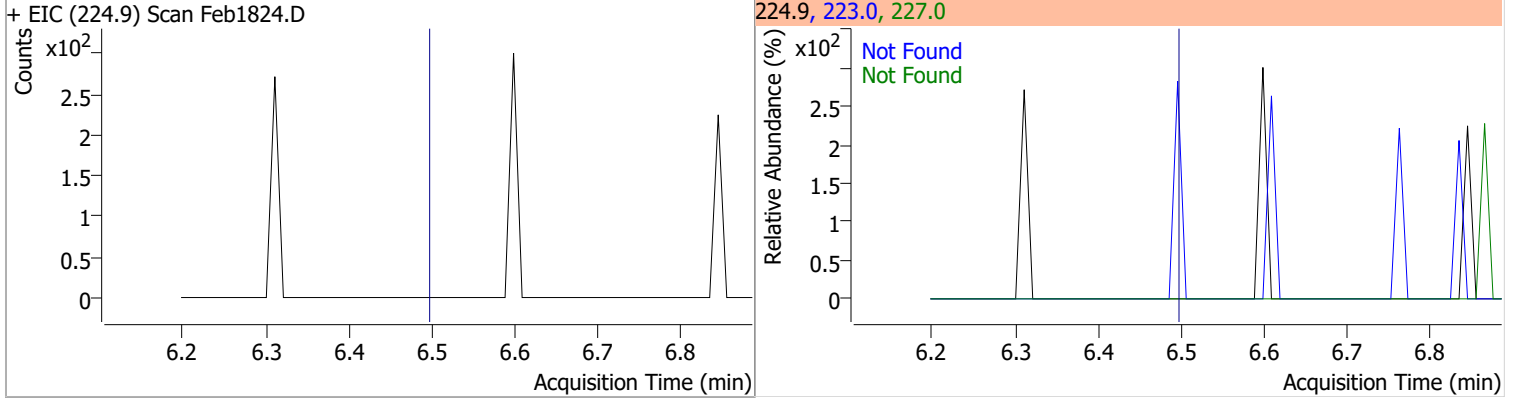


Quantitation Results Report (QT Reviewed)

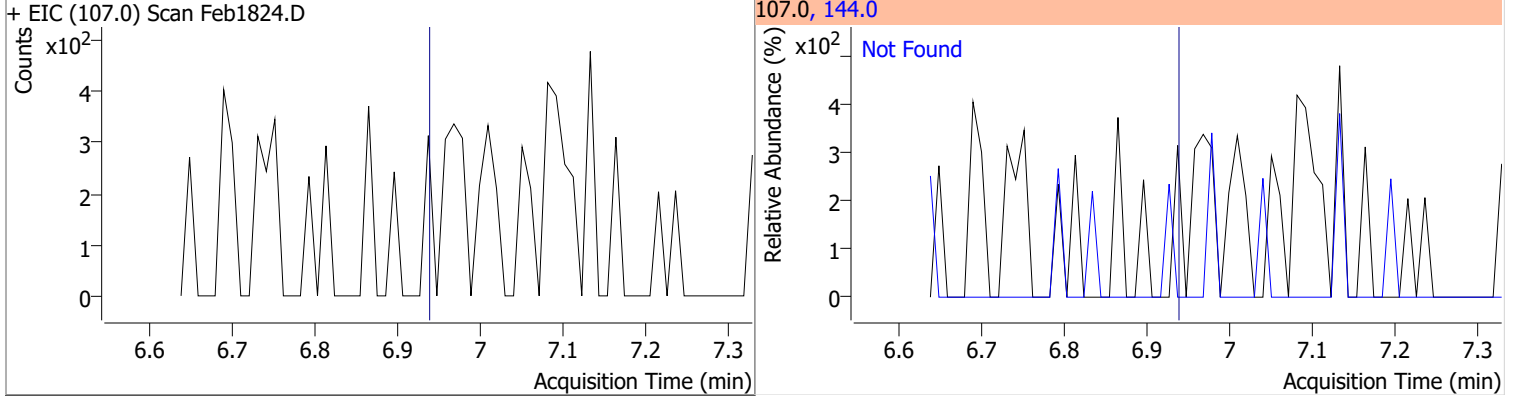
Compound	Conc.	Exp RT	QIon	Exp Ratio	QIon	Exp Ratio
p-Chloroaniline	N.D.	6.43	65.0	60.1	129.0	37.6



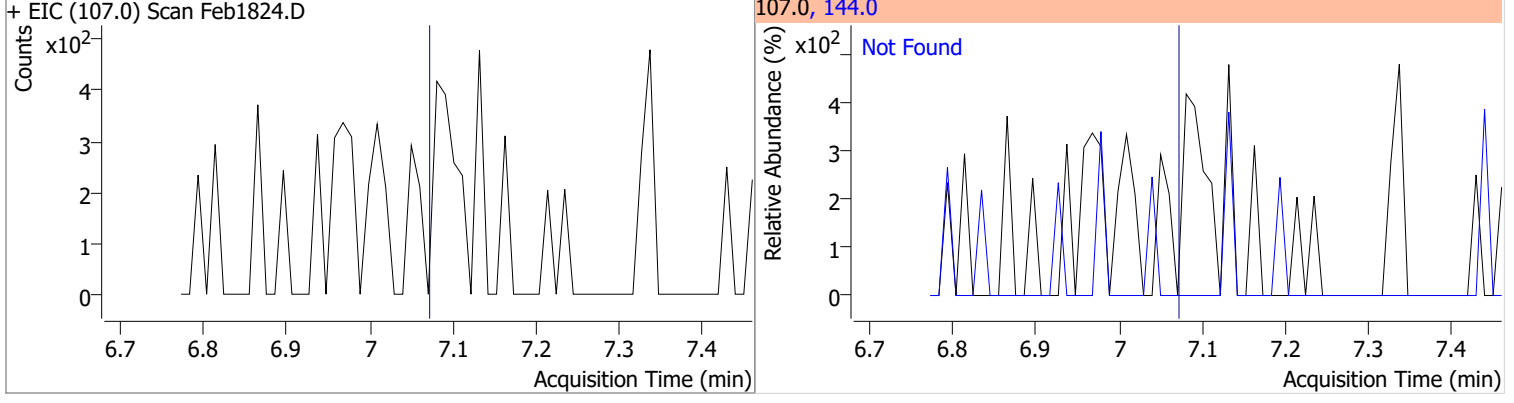
Compound	Conc.	Exp RT	QIon	Exp Ratio	QIon	Exp Ratio
Hexachlorobutadiene	N.D.	6.50	227.0	65.7	223.0	64.3



Compound	Conc.	Exp RT	QIon	Exp Ratio
4-Chloro-2-Methylphenol	N.D.	6.94	144.0	27.8

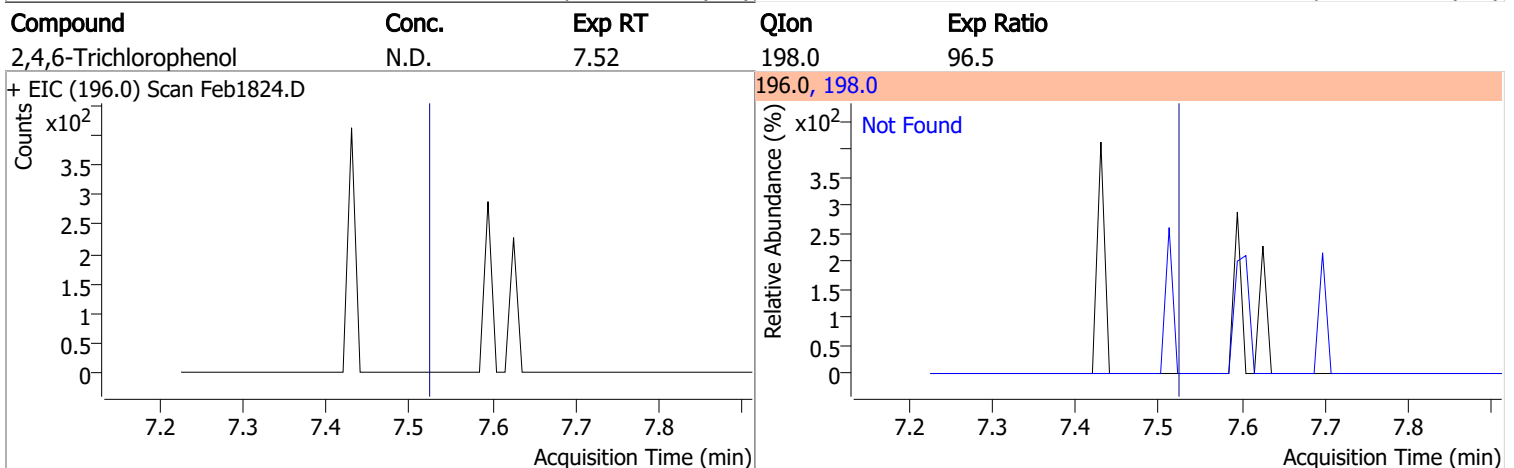
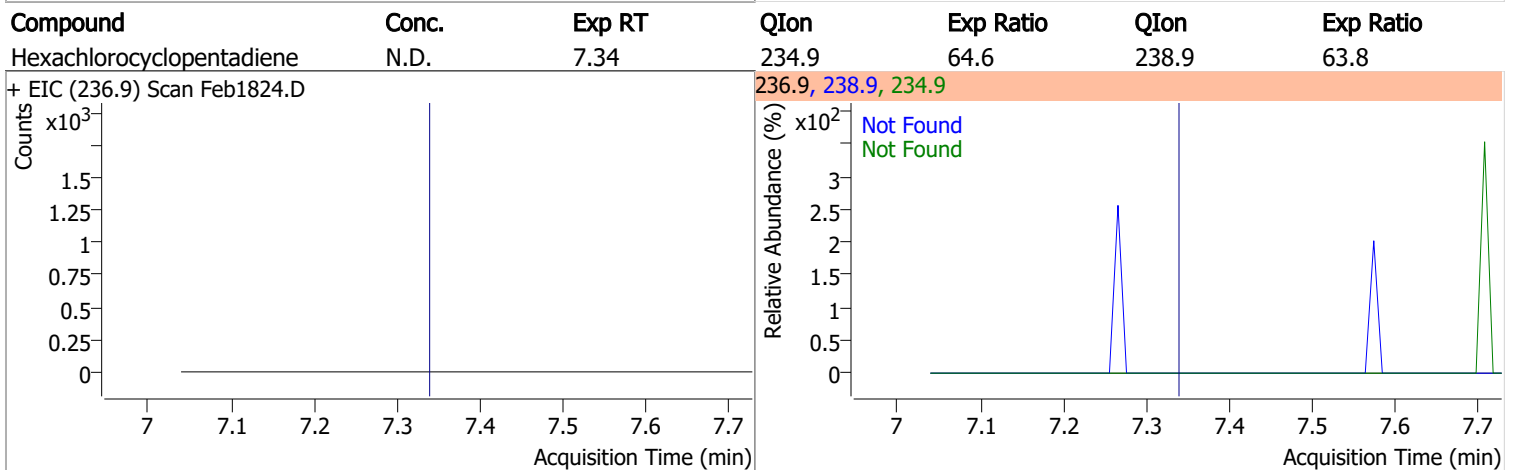
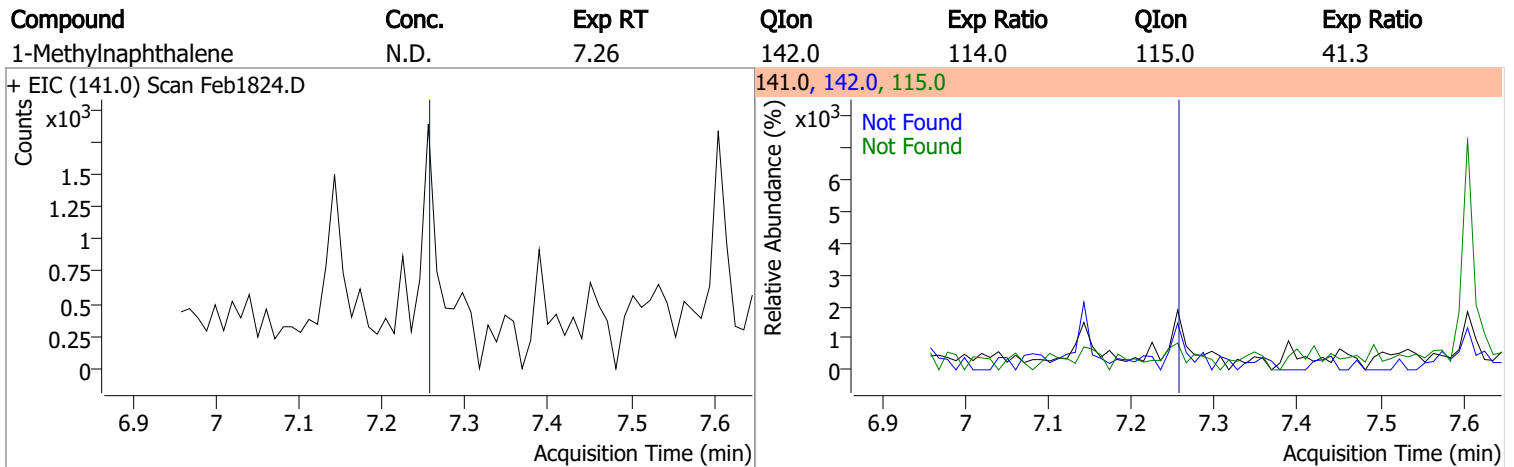
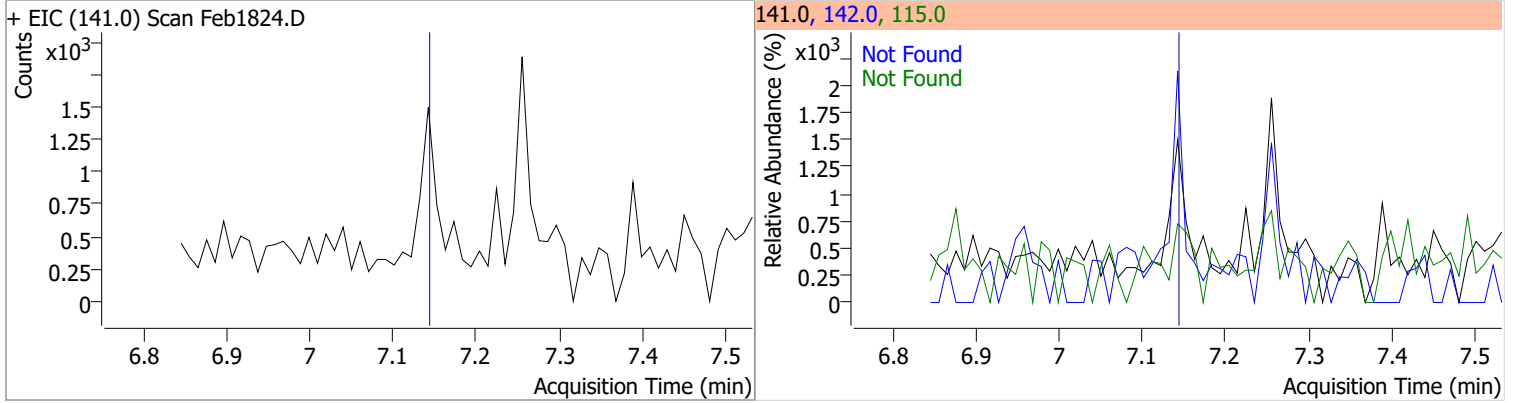


Compound	Conc.	Exp RT	QIon	Exp Ratio
4-Chloro-3-Methylphenol	N.D.	7.07	144.0	27.3



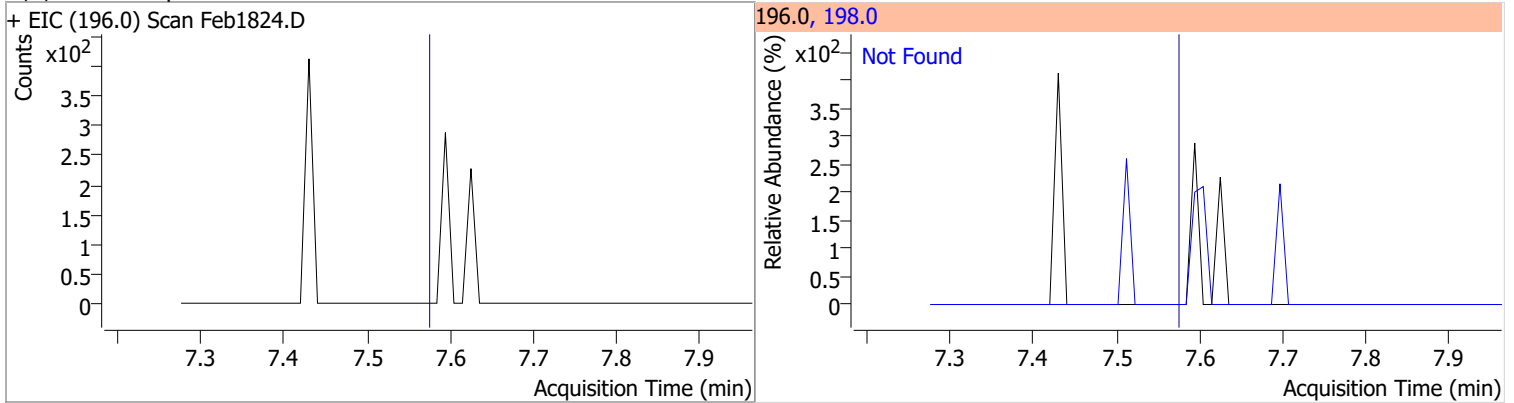
Quantitation Results Report (QT Reviewed)

Compound	Conc.	Exp RT	QIon	Exp Ratio	QIon	Exp Ratio
----------	-------	--------	------	-----------	------	-----------

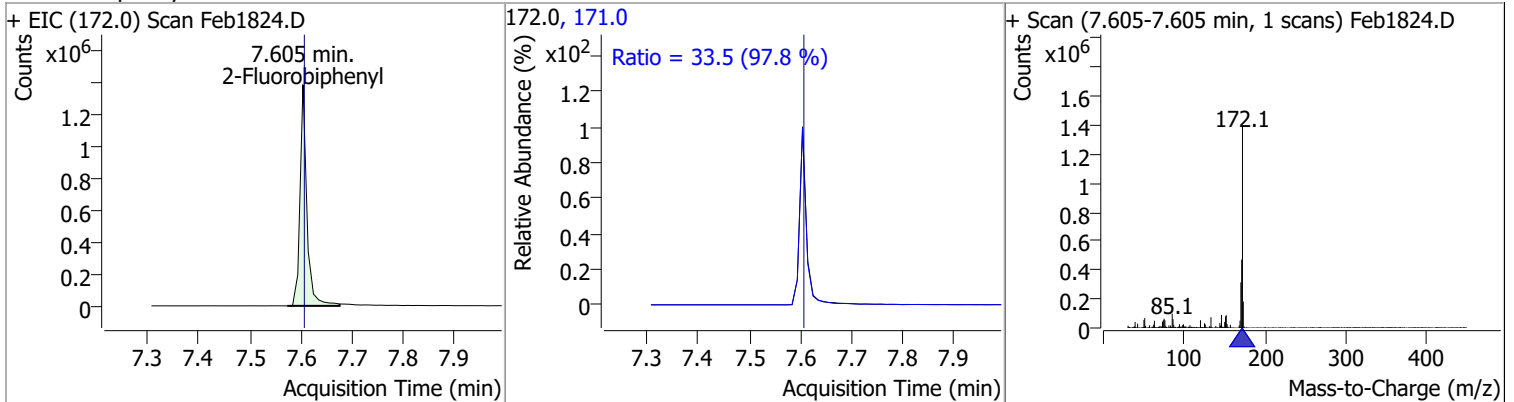


Quantitation Results Report (QT Reviewed)

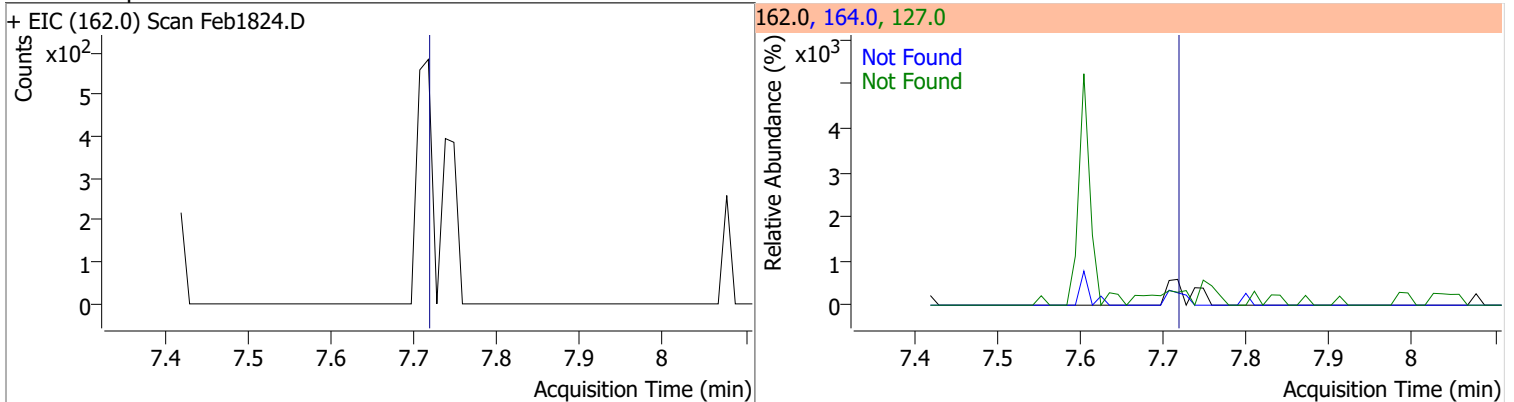
Compound	Conc.	Exp RT	QIon	Exp Ratio
2,4,5-Trichlorophenol	N.D.	7.57	198.0	90.2



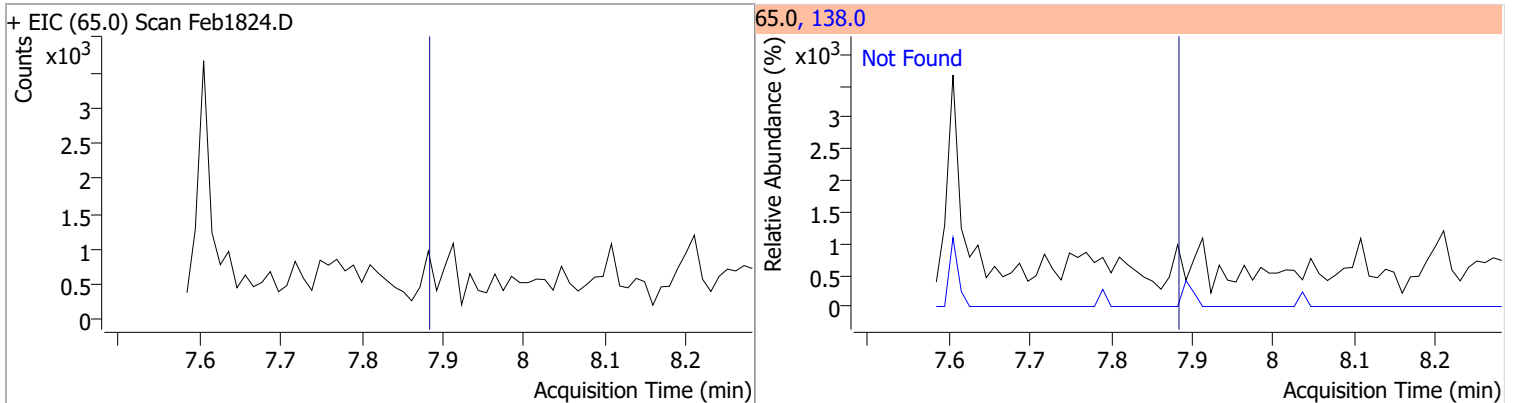
Compound	Conc.	RT	Dev(Min)	Resp.	QIon	QRatio	Lower	Upper
2-Fluorobiphenyl	77.0531	7.60	0.00	1295160	171.0	33.5	24.0	44.5



Compound	Conc.	Exp RT	QIon	Exp Ratio	QIon	Exp Ratio
2-Chloronaphthalene	N.D.	7.72	127.0	35.9	164.0	32.1

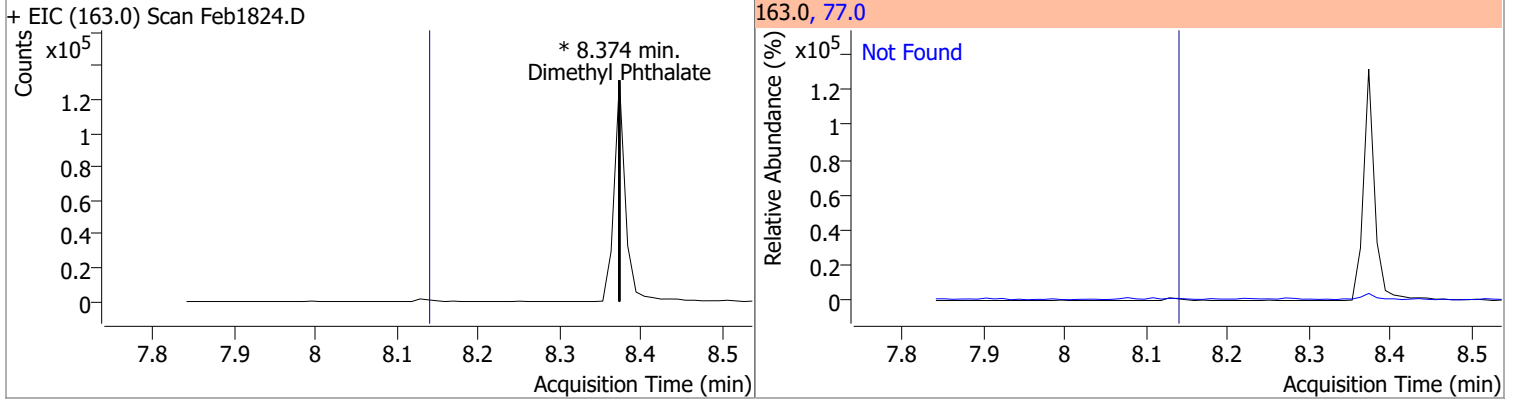


Compound	Conc.	Exp RT	QIon	Exp Ratio
2-Nitroaniline	N.D.	7.88	138.0	110.5

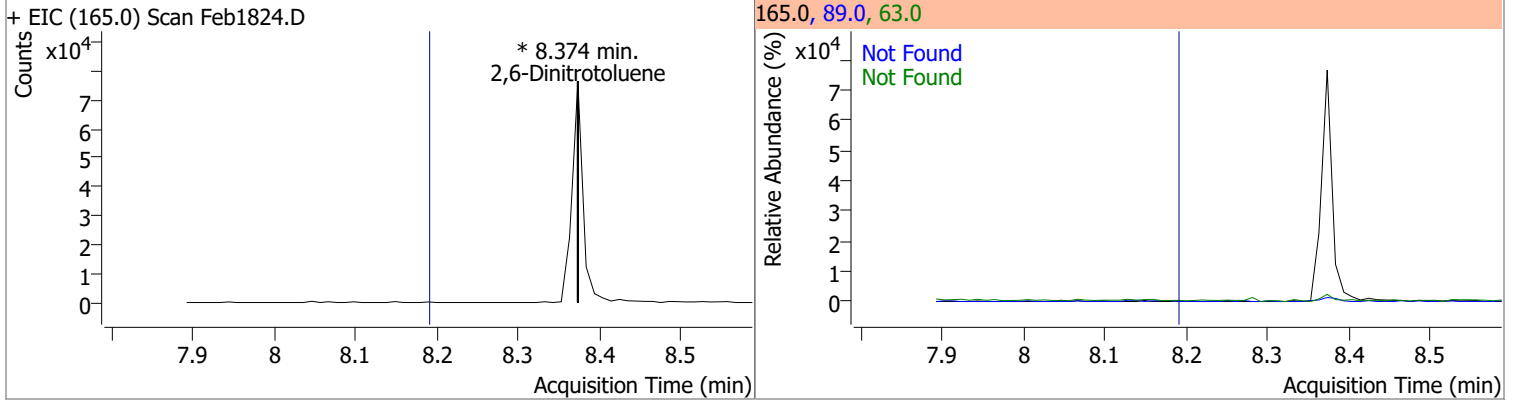


Quantitation Results Report (QT Reviewed)

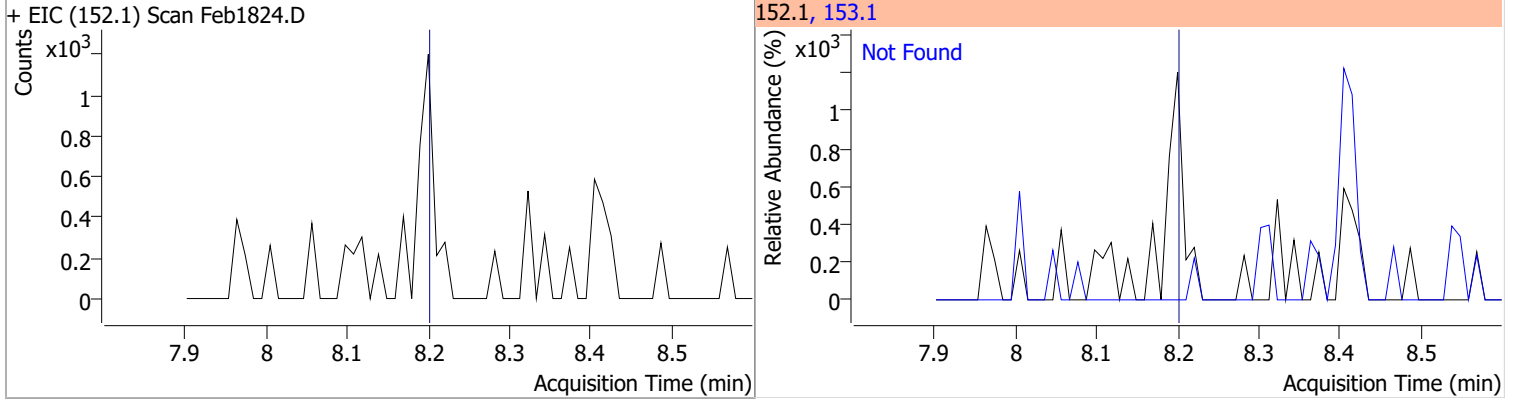
Compound	Conc.	RT	Dev(Min)	Resp.	QIon	QRatio	Lower	Upper
Dimethyl Phthalate	0	0		0	77.0		13.8	25.7



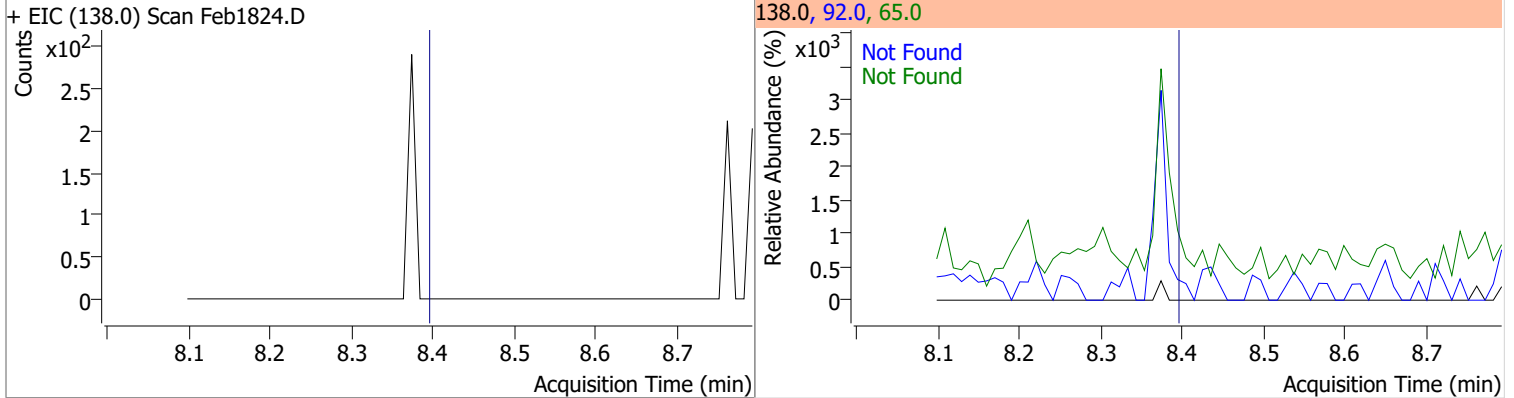
Compound	Conc.	RT	Dev(Min)	Resp.	QIon	QRatio	Lower	Upper
2,6-Dinitrotoluene	0	0		0	63.0 89.0		99.5 43.3	184.8 80.3



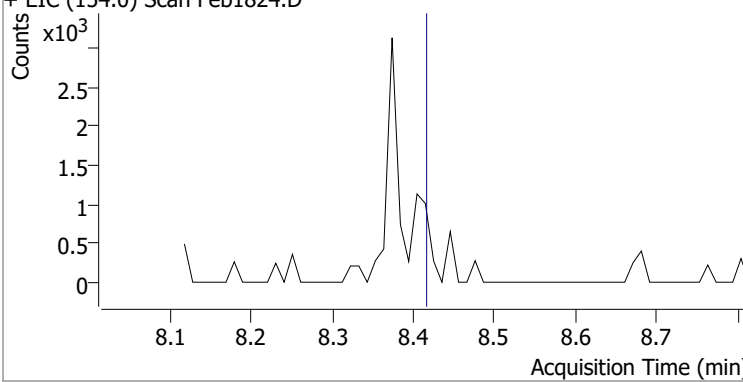
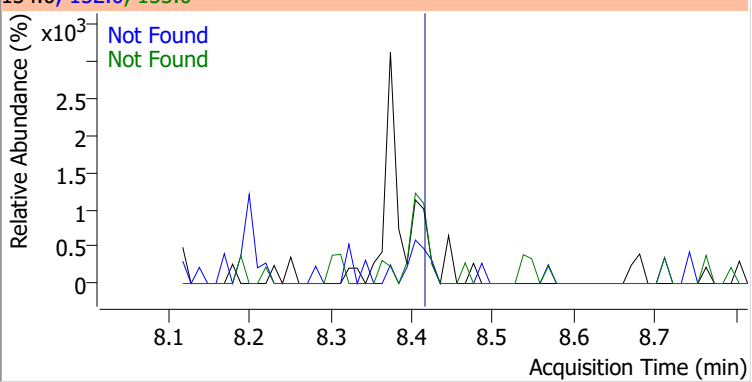
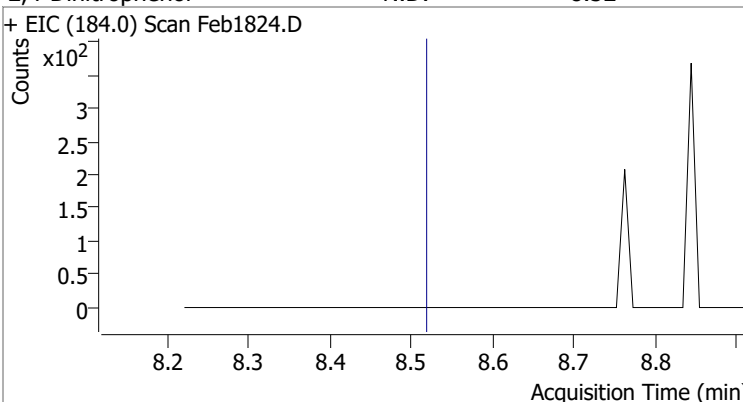
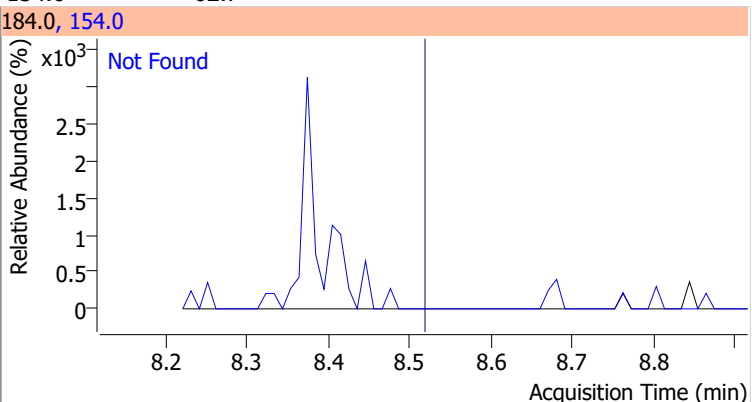
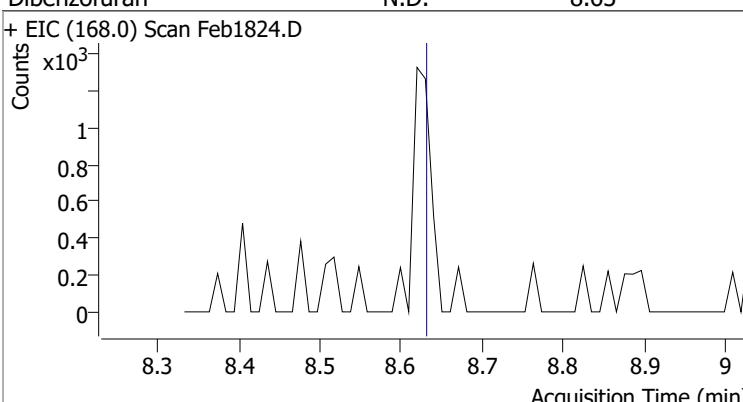
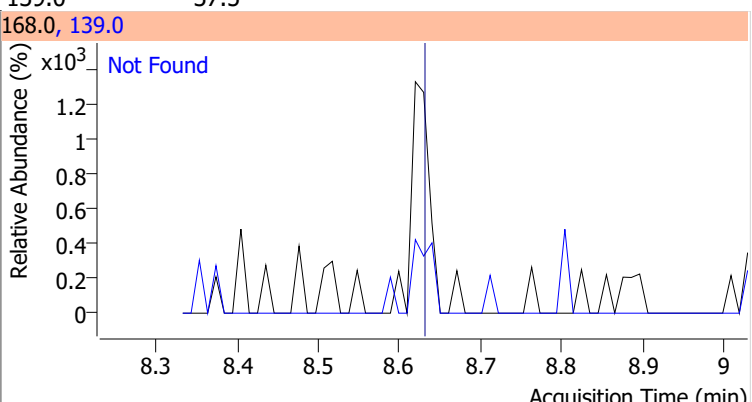
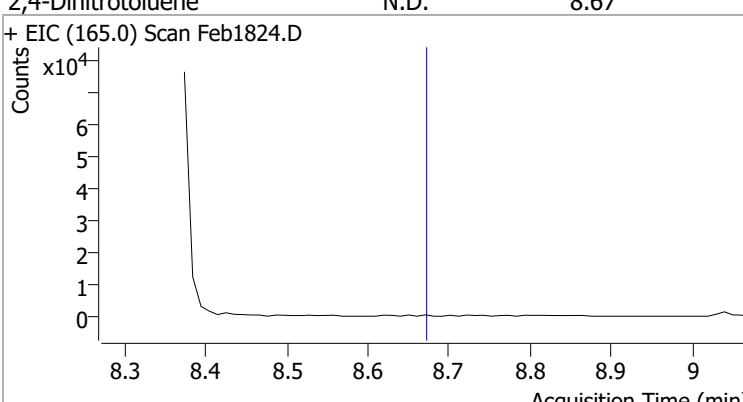
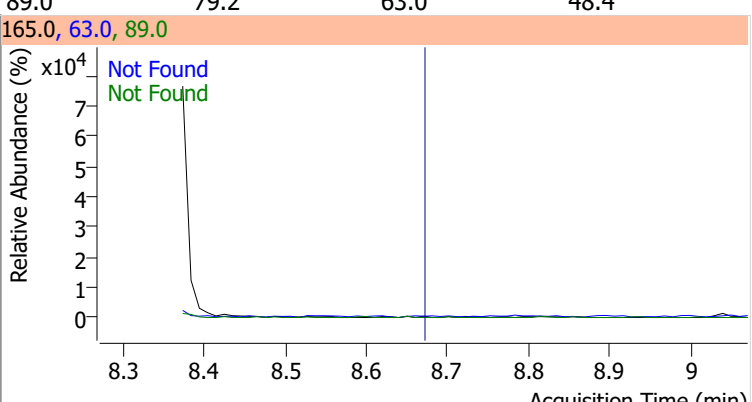
Compound	Conc.	Exp RT	QIon	Exp Ratio
Acenaphthylene	N.D.	8.20	153.1	13.6



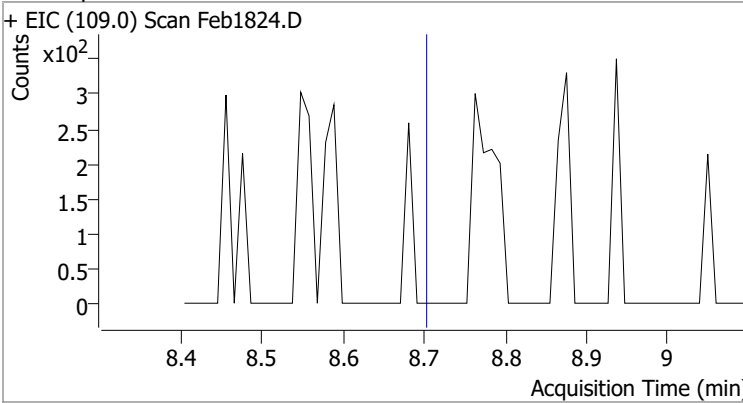
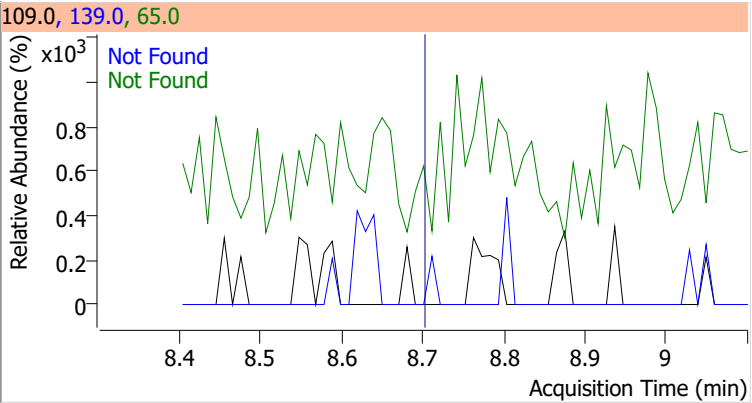
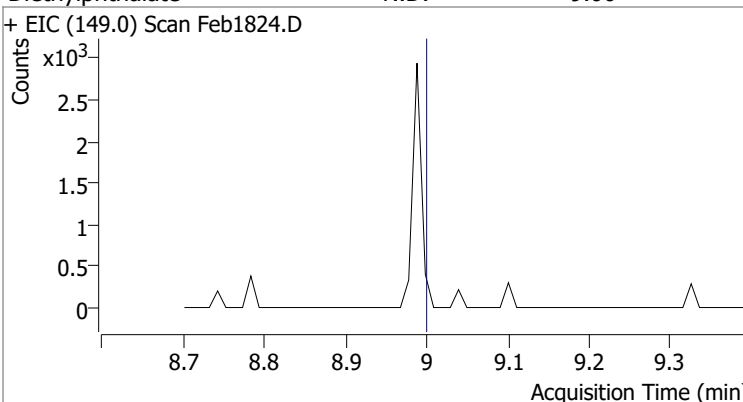
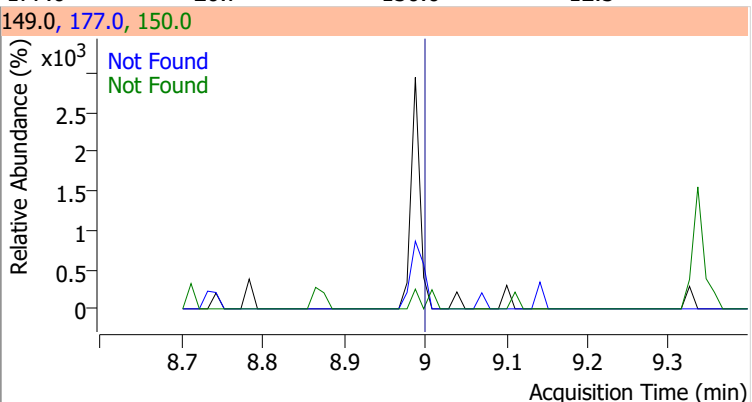
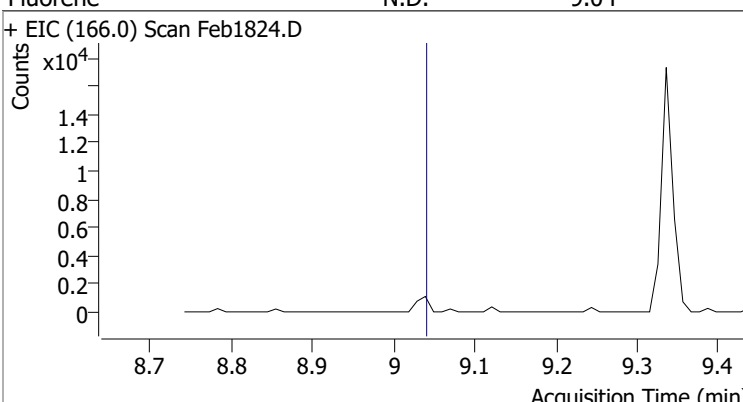
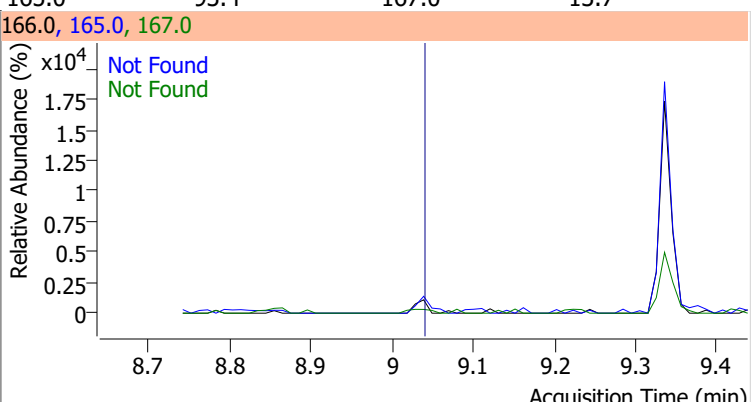
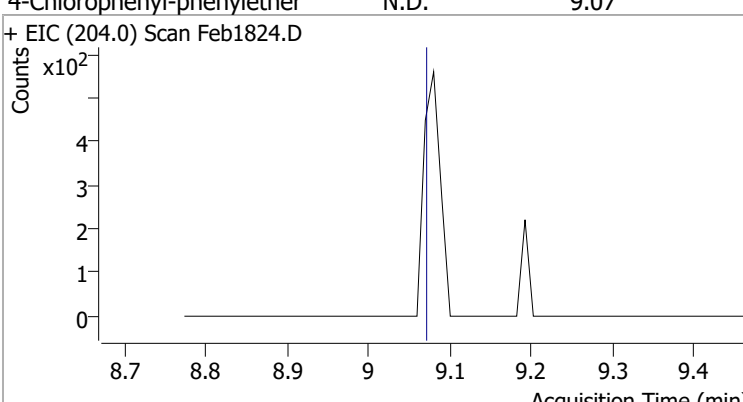
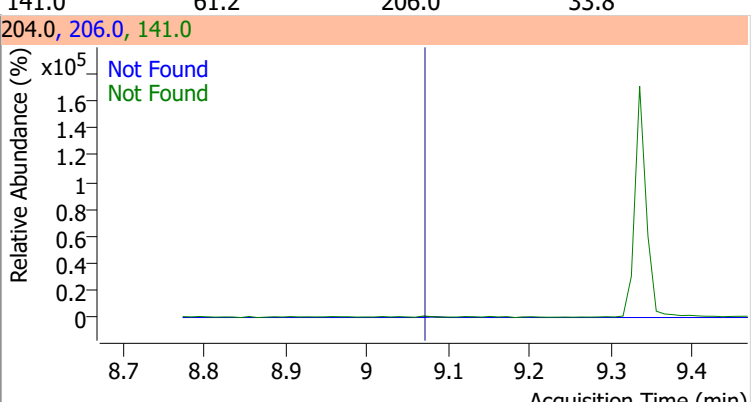
Compound	Conc.	Exp RT	QIon	Exp Ratio	QIon	Exp Ratio
3-Nitroaniline	N.D.	8.39	65.0	129.1	92.0	106.7



Quantitation Results Report (QT Reviewed)

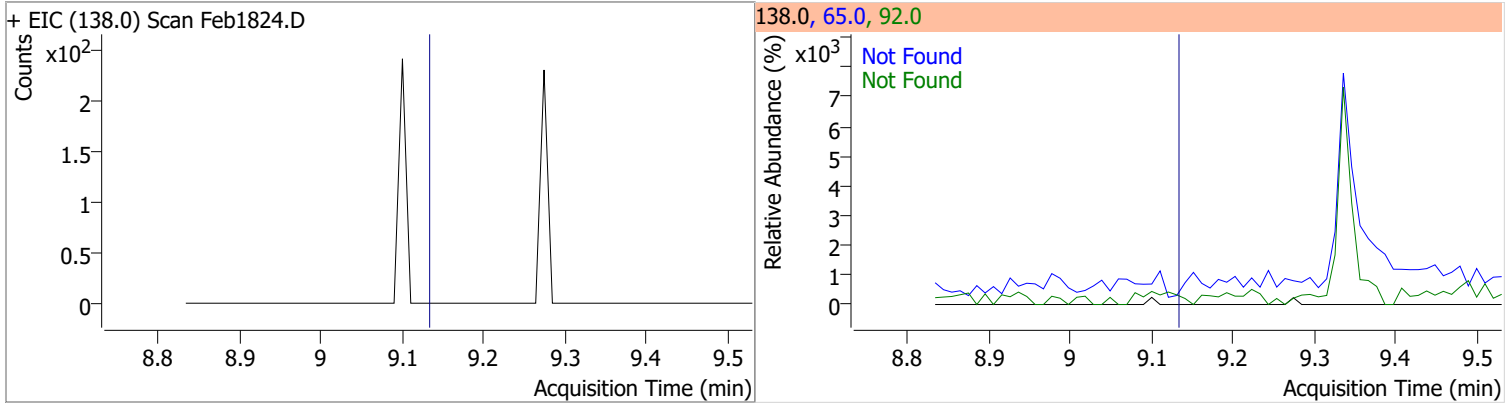
Compound	Conc.	Exp RT	QIon	Exp Ratio	QIon	Exp Ratio
Acenaphthene	N.D.	8.41	153.0	106.5	152.0	51.8
+ EIC (154.0) Scan Feb1824.D			154.0, 152.0, 153.0			
						
2,4-Dinitrophenol	N.D.	8.52	154.0	62.7		
+ EIC (184.0) Scan Feb1824.D			184.0, 154.0			
						
Dibenzofuran	N.D.	8.63	139.0	37.5		
+ EIC (168.0) Scan Feb1824.D			168.0, 139.0			
						
2,4-Dinitrotoluene	N.D.	8.67	89.0	79.2	63.0	48.4
+ EIC (165.0) Scan Feb1824.D			165.0, 63.0, 89.0			
						

Quantitation Results Report (QT Reviewed)

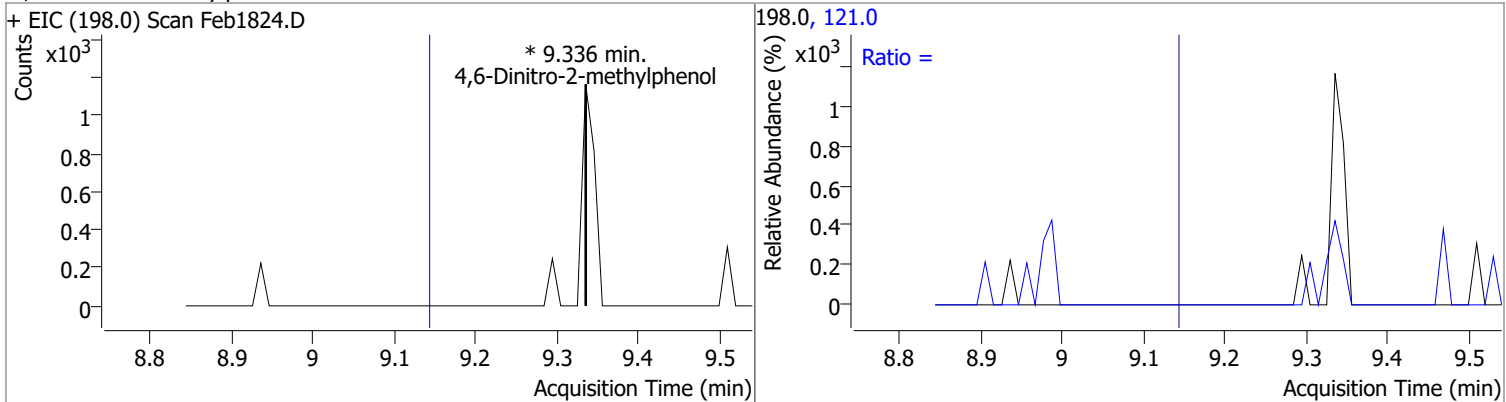
Compound	Conc.	Exp RT	QIon	Exp Ratio	QIon	Exp Ratio
4-Nitrophenol	N.D.	8.70	65.0	72.0	139.0	71.1
+ EIC (109.0) Scan Feb1824.D			109.0, 139.0, 65.0			
						
Diethylphthalate	N.D.	9.00	177.0	20.7	150.0	12.5
+ EIC (149.0) Scan Feb1824.D			149.0, 177.0, 150.0			
						
Fluorene	N.D.	9.04	165.0	93.4	167.0	13.7
+ EIC (166.0) Scan Feb1824.D			166.0, 165.0, 167.0			
						
4-Chlorophenyl-phenylether	N.D.	9.07	141.0	61.2	206.0	33.8
+ EIC (204.0) Scan Feb1824.D			204.0, 206.0, 141.0			
						

Quantitation Results Report (QT Reviewed)

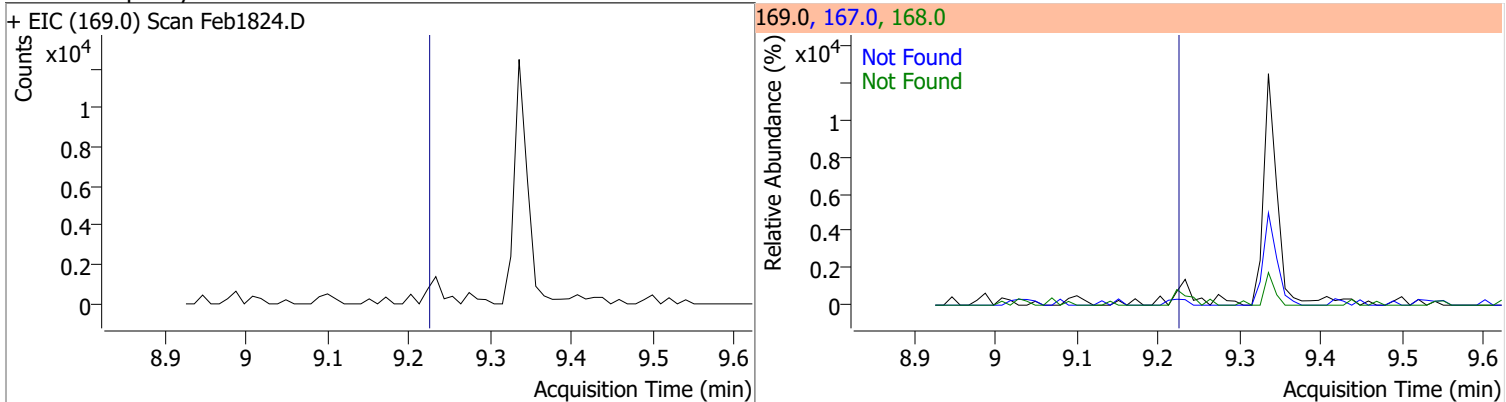
Compound	Conc.	Exp RT	QIon	Exp Ratio	QIon	Exp Ratio
4-Nitroaniline	N.D.	9.14	65.0	112.7	92.0	49.3



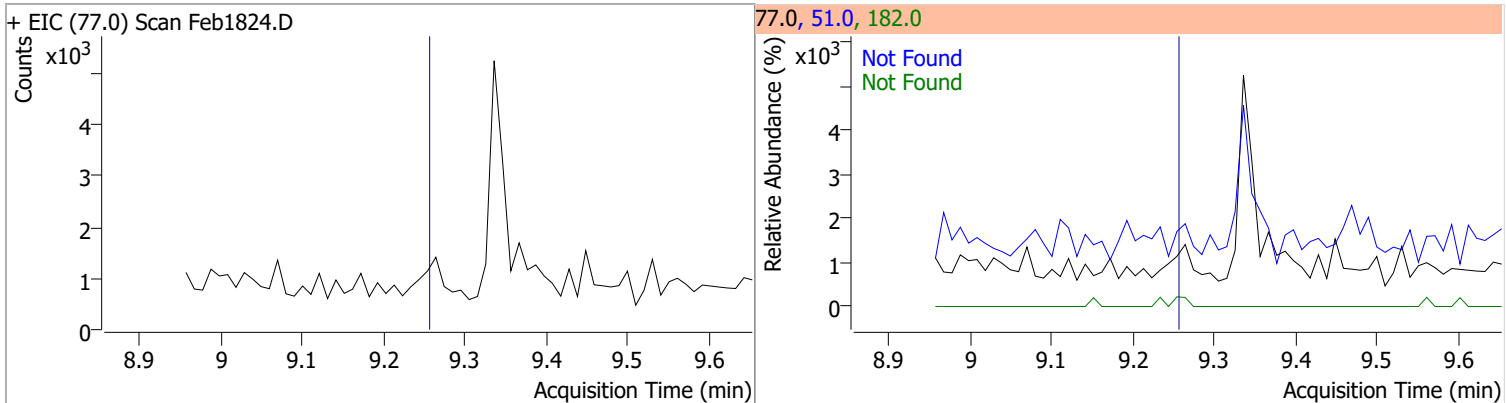
Compound	Conc.	RT	Dev(Min)	Resp.	QIon	QRatio	Lower	Upper
4,6-Dinitro-2-methylphenol	0	9.336		0	121.0		35.1	65.3



Compound	Conc.	Exp RT	QIon	Exp Ratio	QIon	Exp Ratio
N-nitrosodiphenylamine	N.D.	9.23	168.0	62.8	167.0	34.1

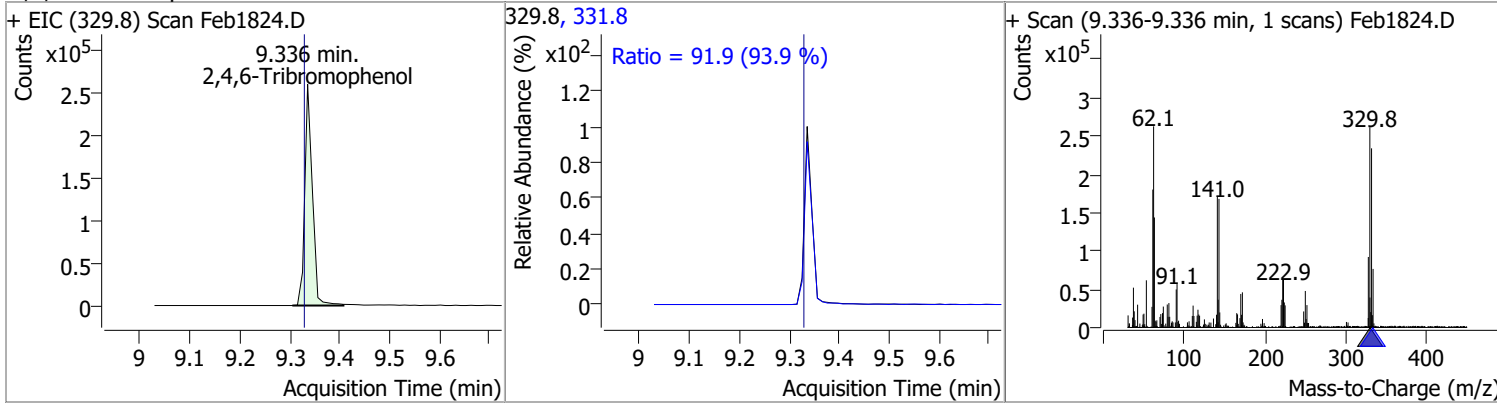


Compound	Conc.	Exp RT	QIon	Exp Ratio	QIon	Exp Ratio
Azobenzene	N.D.	9.26	51.0	45.2	182.0	24.1

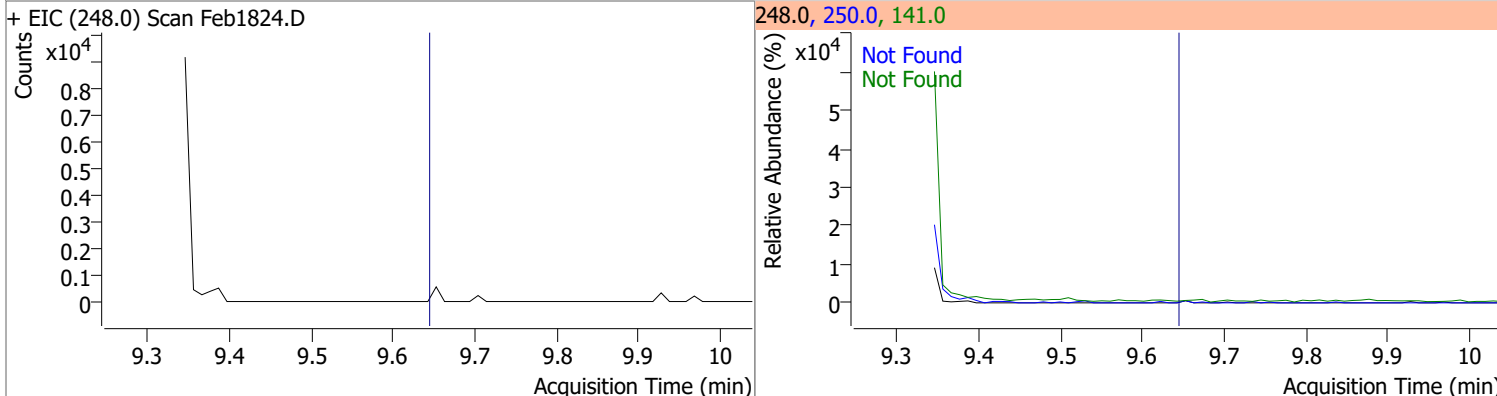


Quantitation Results Report (QT Reviewed)

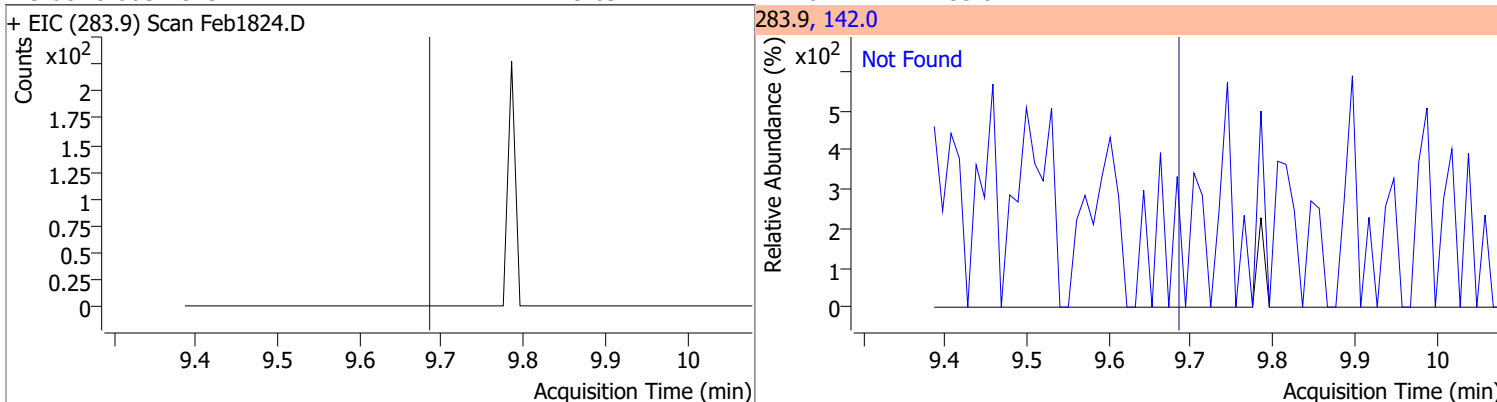
Compound	Conc.	RT	Dev(Min)	Resp.	QIon	QRatio	Lower	Upper
2,4,6-Tribromophenol	172.6317	9.34	0.00	276292	331.8	91.9	68.5	127.2



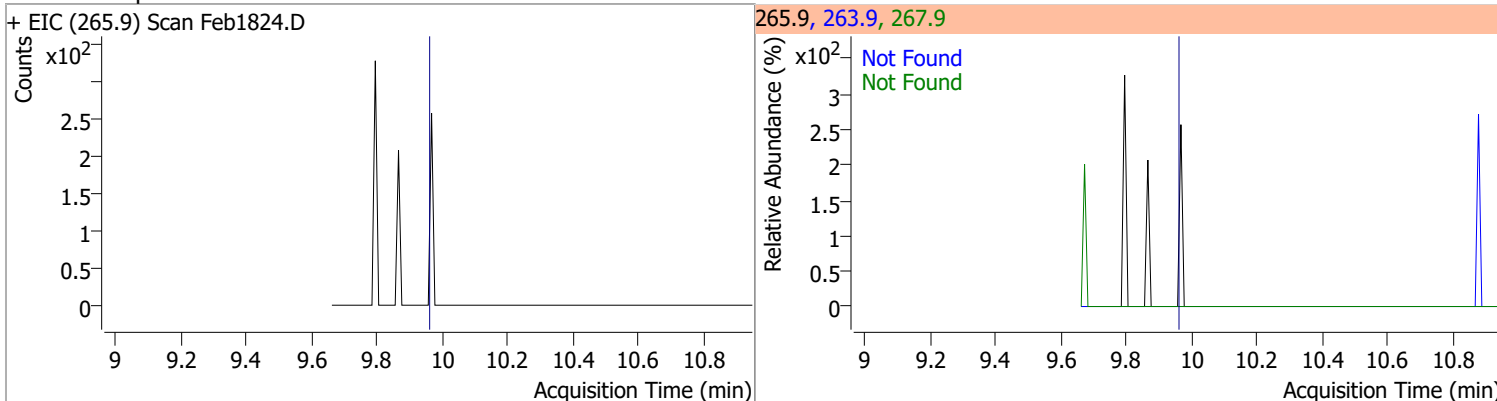
Compound	Conc.	Exp RT	QIon	Exp Ratio	QIon	Exp Ratio
4-Bromophenyl-phenylether	N.D.	9.65	141.0	98.8	250.0	98.2



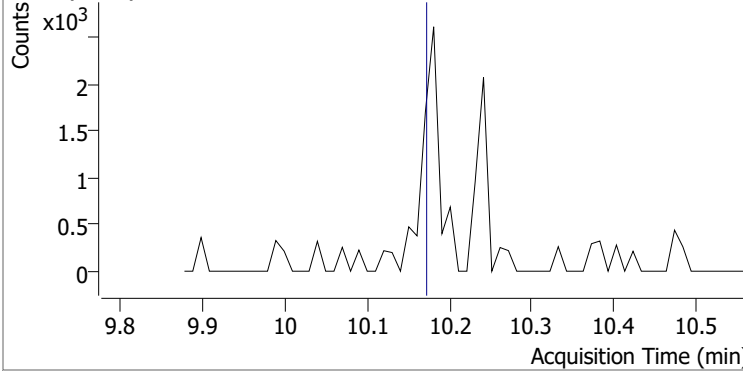
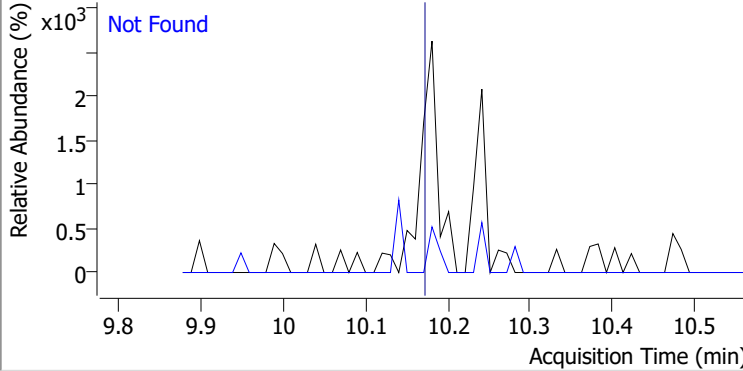
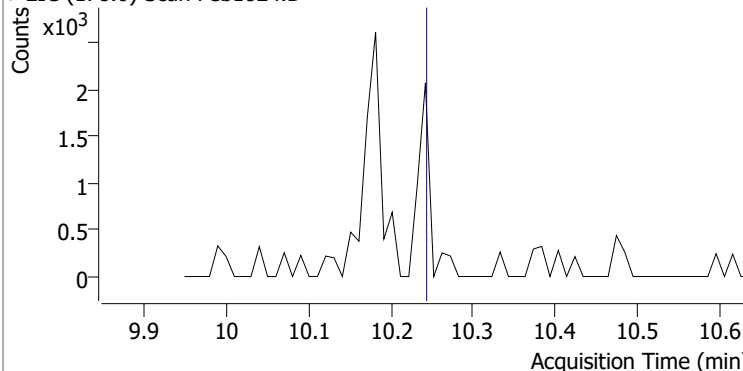
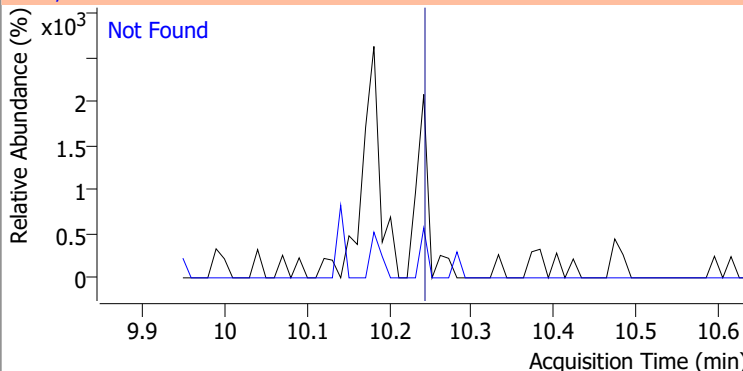
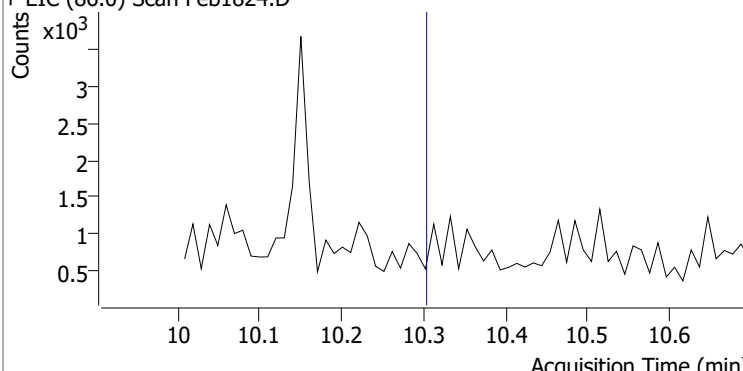
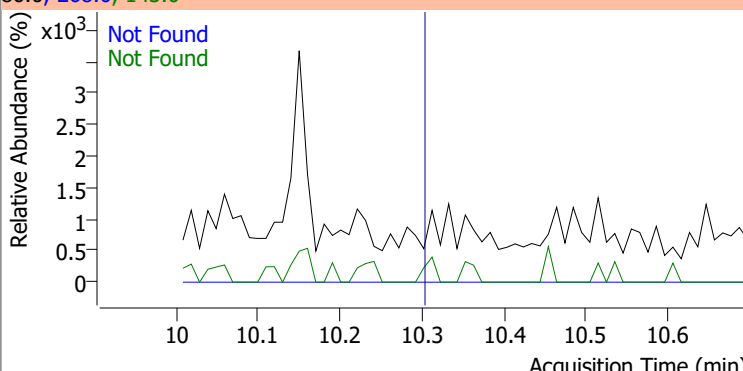
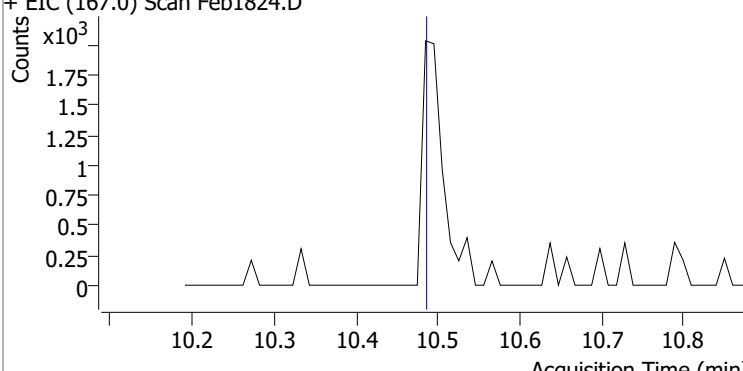
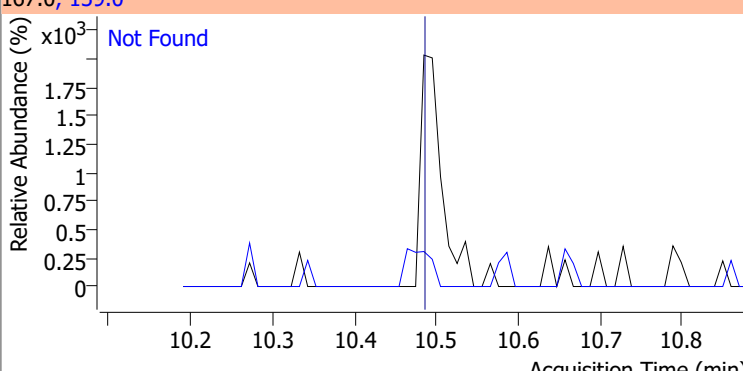
Compound	Conc.	Exp RT	QIon	Exp Ratio	QIon	Exp Ratio
Hexachlorobenzene	N.D.	9.69	142.0	53.8		



Compound	Conc.	Exp RT	QIon	Exp Ratio	QIon	Exp Ratio
Pentachlorophenol	N.D.	9.97	267.9	59.4	263.9	58.9

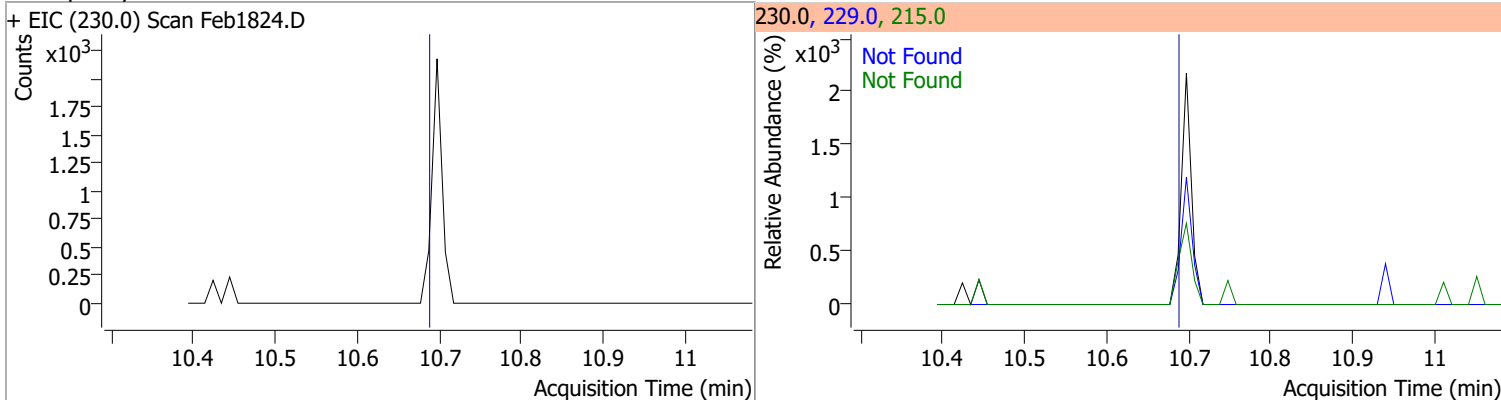


Quantitation Results Report (QT Reviewed)

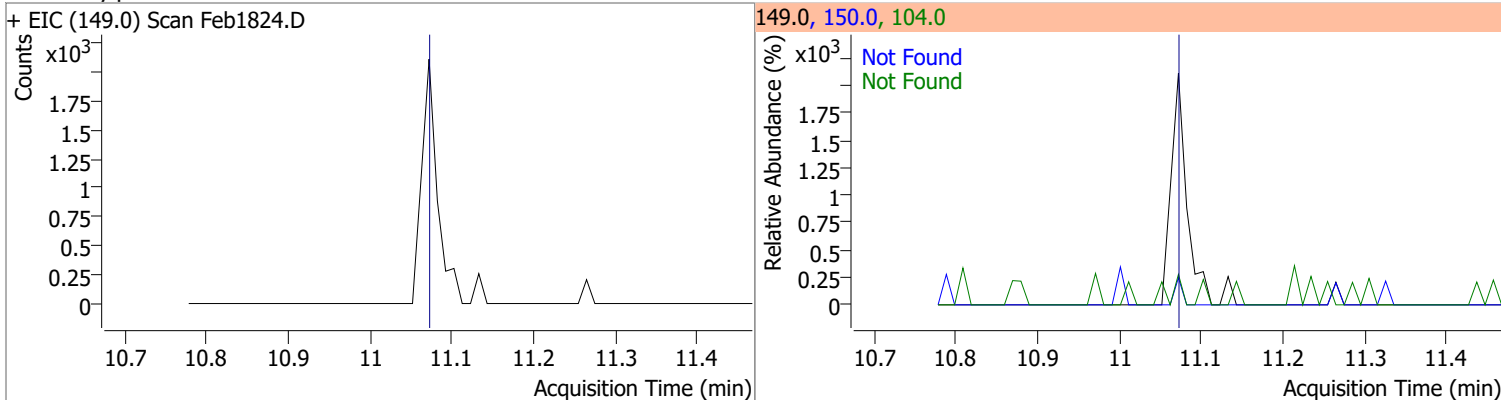
Compound	Conc.	Exp RT	QIon	Exp Ratio		
Phenanthrene	N.D.	10.18	176.0	18.5		
+ EIC (178.0) Scan Feb1824.D			178.0, 176.0			
						
Relative Abundance (%) Not Found						
Anthracene	N.D.	10.25	176.0	18.4		
+ EIC (178.0) Scan Feb1824.D			178.0, 176.0			
						
Relative Abundance (%) Not Found						
Triallate	N.D.	10.31	268.0	24.1	QIon	Exp Ratio
			143.0	22.5		
+ EIC (86.0) Scan Feb1824.D			86.0, 268.0, 143.0			
						
Relative Abundance (%) Not Found Not Found						
Carbazole	N.D.	10.49	139.0	12.8		
+ EIC (167.0) Scan Feb1824.D			167.0, 139.0			
						
Relative Abundance (%) Not Found						

Quantitation Results Report (QT Reviewed)

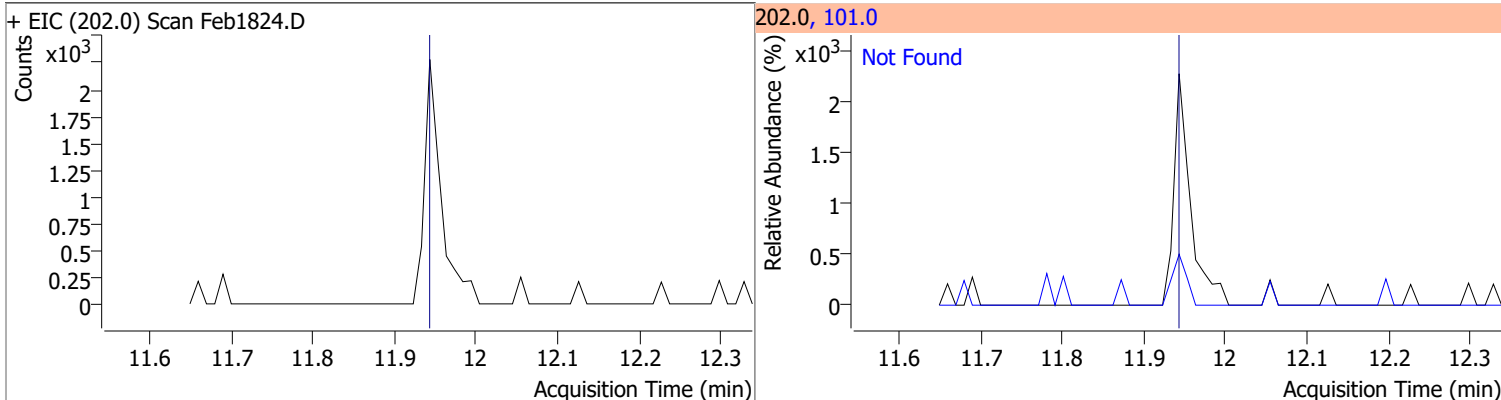
Compound	Conc.	Exp RT	QIon	Exp Ratio	QIon	Exp Ratio
o-Terphenyl	N.D.	10.70	229.0	64.9	215.0	37.0



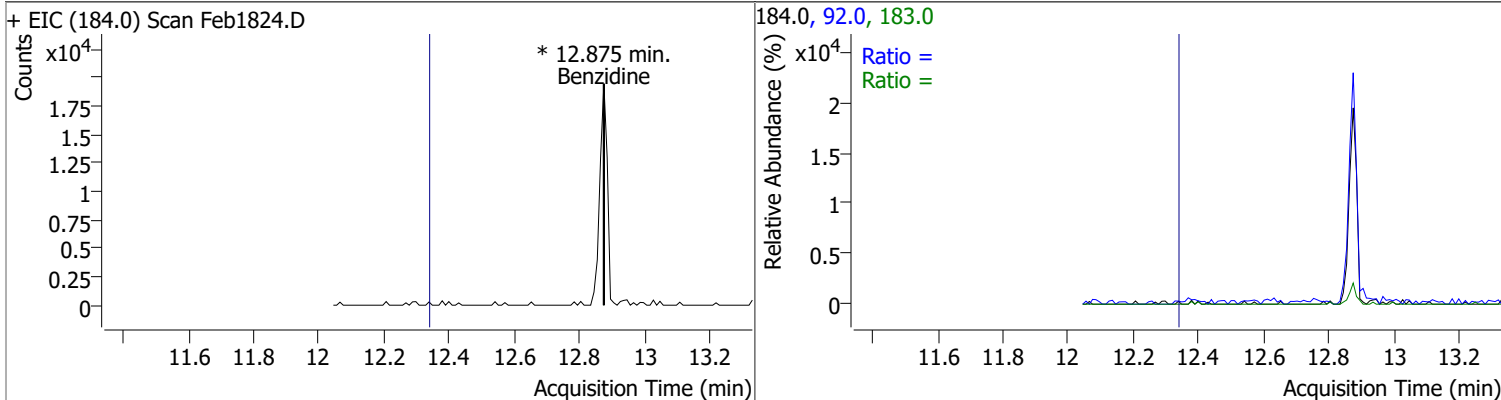
Compound	Conc.	Exp RT	QIon	Exp Ratio	QIon	Exp Ratio
Di-n-Butylphthalate	N.D.	11.08	150.0	9.1	104.0	6.4



Compound	Conc.	Exp RT	QIon	Exp Ratio
Fluoranthene	N.D.	11.95	101.0	13.4

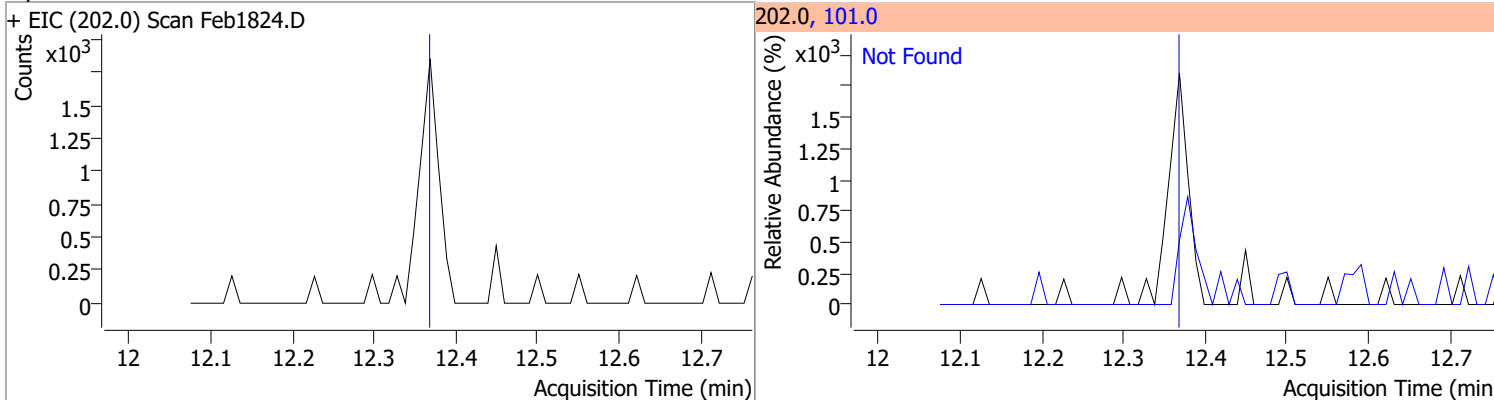


Compound	Conc.	RT	Dev(Min)	Resp.	QIon	QRatio	Lower	Upper
Benzidine		0		0	183.0		8.3	15.4
					92.0		5.8	10.8

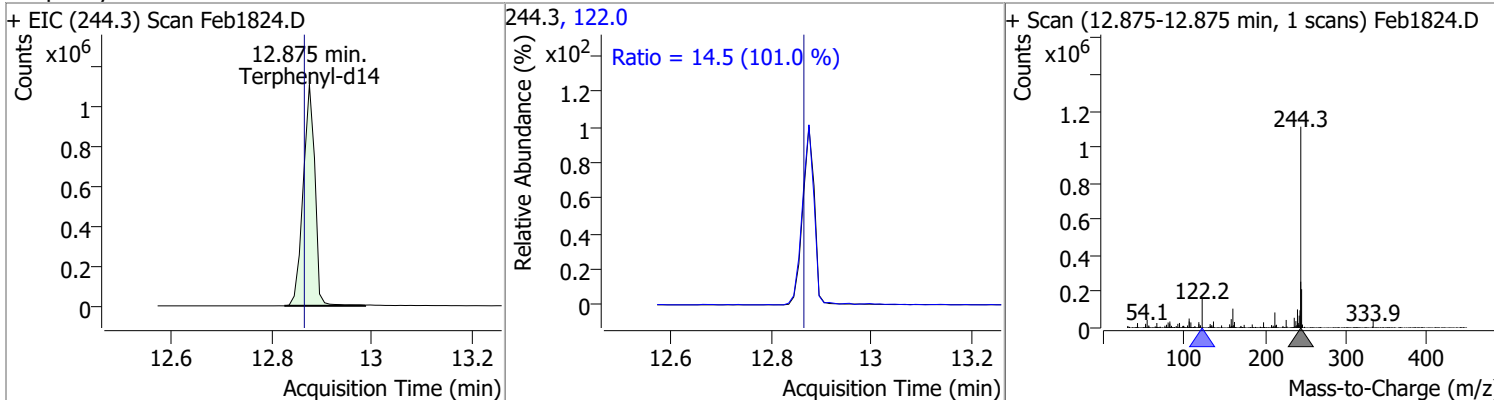


Quantitation Results Report (QT Reviewed)

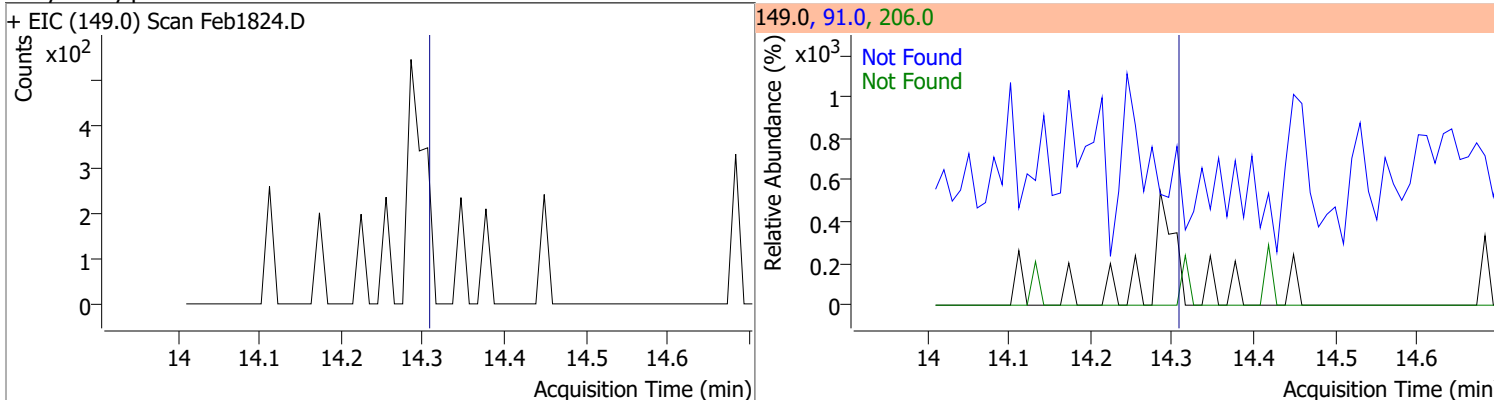
Compound	Conc.	Exp RT	QIon	Exp Ratio
Pyrene	N.D.	12.38	101.0	15.9



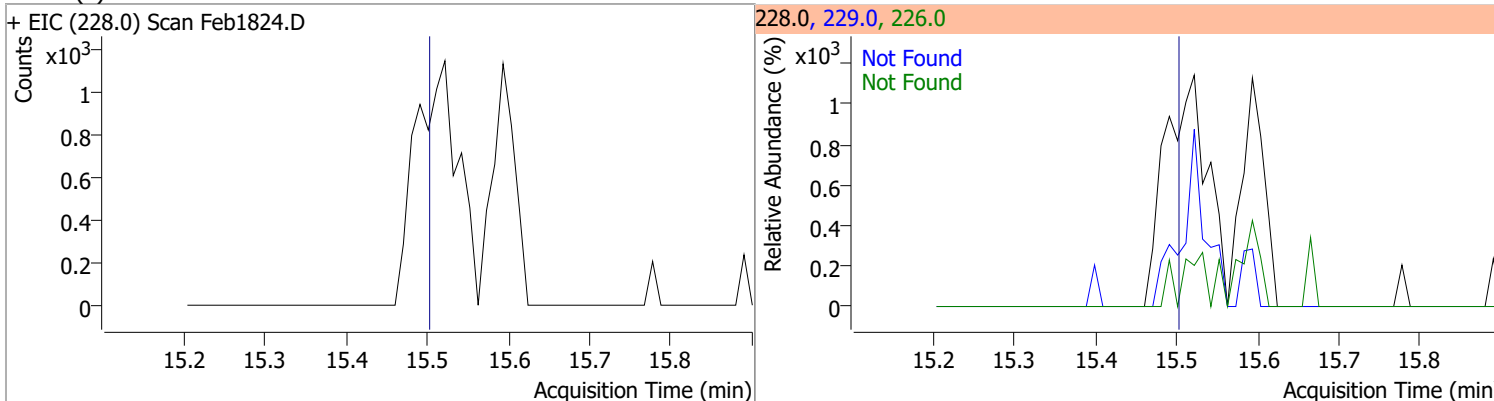
Compound	Conc.	RT	Dev(Min)	Resp.	QIon	QRatio	Lower	Upper
Terphenyl-d14	110.8779	12.88	0.00	1817841	122.0	14.5	10.1	18.7



Compound	Conc.	Exp RT	QIon	Exp Ratio	QIon	Exp Ratio
Butylbenzylphthalate	N.D.	14.32	91.0	85.1	206.0	17.5

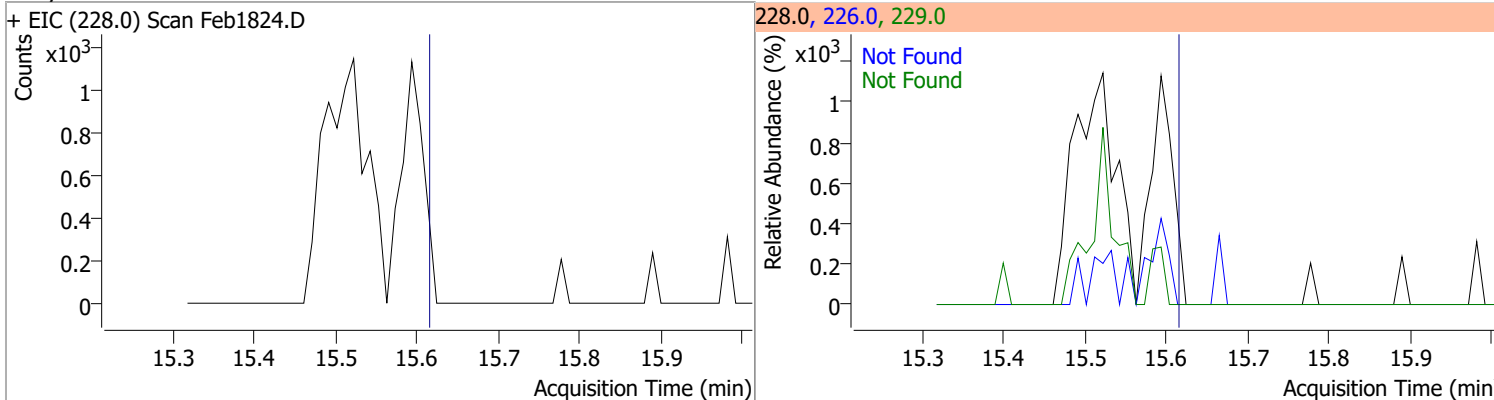


Compound	Conc.	Exp RT	QIon	Exp Ratio	QIon	Exp Ratio
Benzo(a)Anthracene	N.D.	15.51	226.0	26.8	229.0	21.1

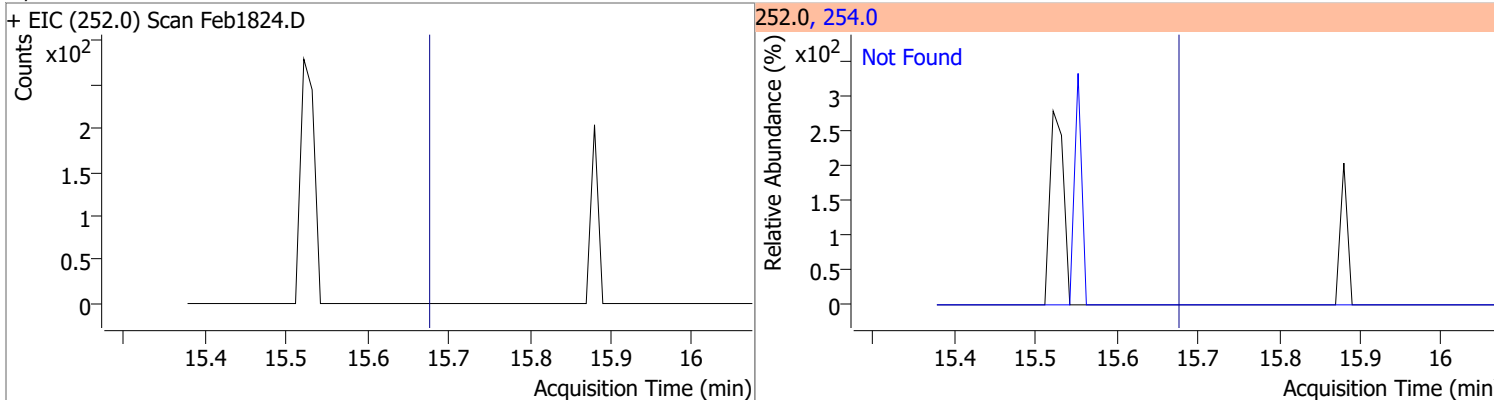


Quantitation Results Report (QT Reviewed)

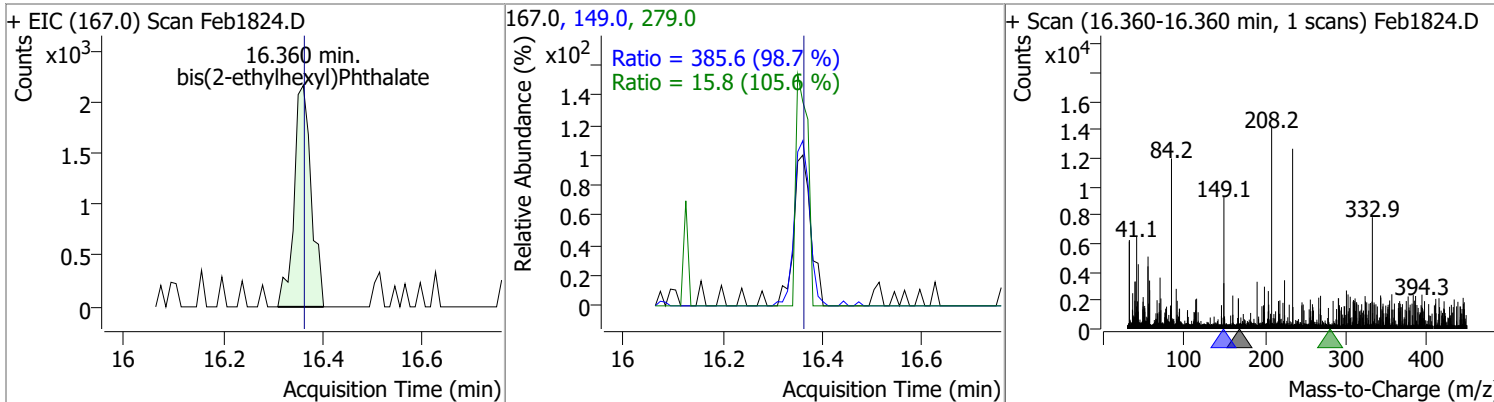
Compound	Conc.	Exp RT	QIon	Exp Ratio	QIon	Exp Ratio
Chrysene	N.D.	15.62	226.0	28.4	229.0	19.7



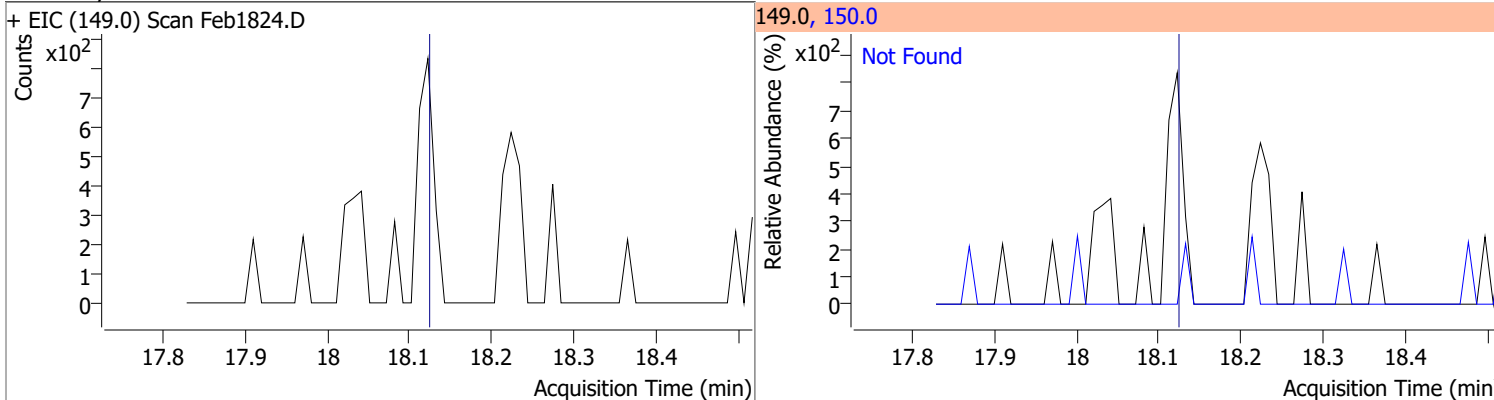
Compound	Conc.	Exp RT	QIon	Exp Ratio
3,3-Dichlorobenzidine	N.D.	15.69	254.0	64.2



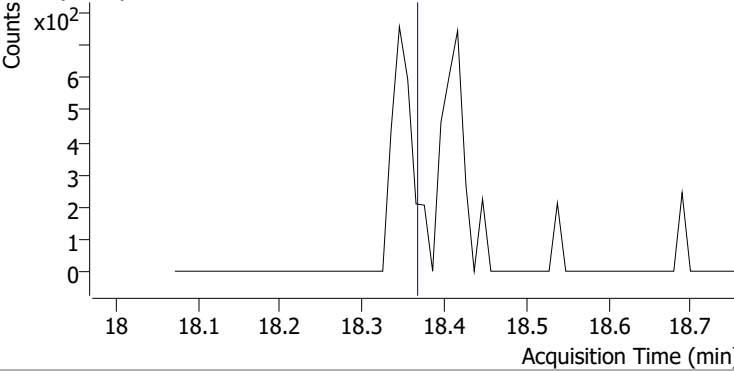
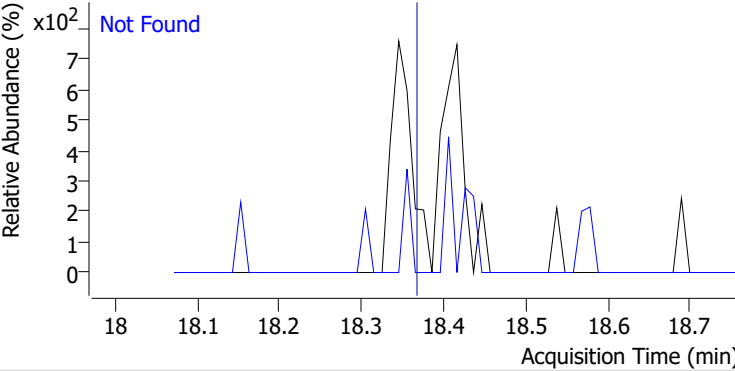
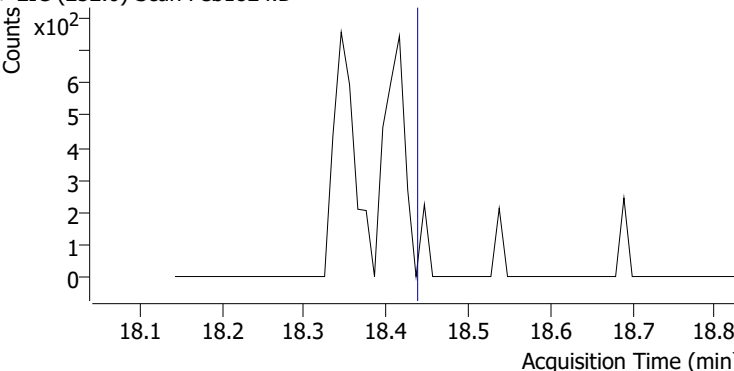
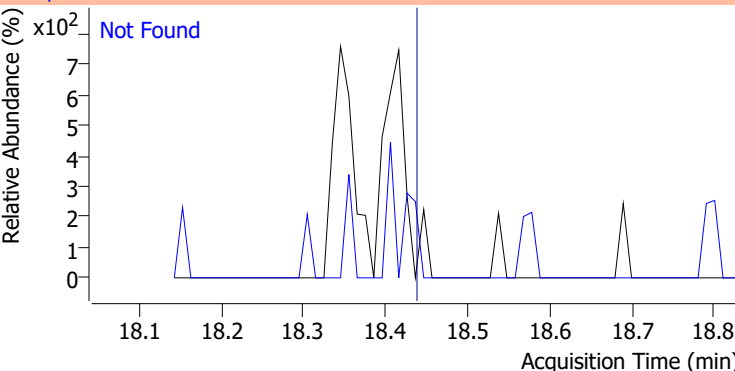
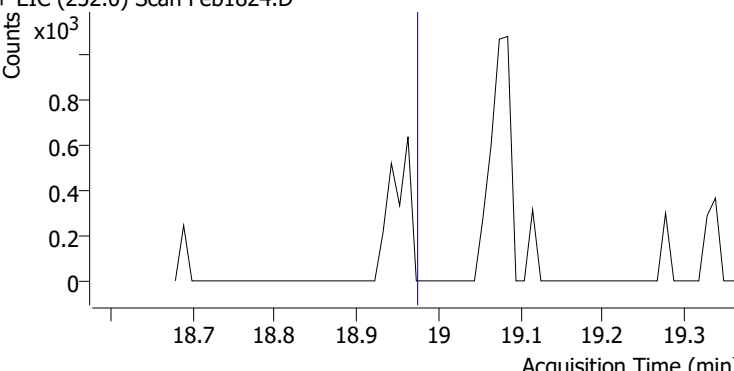
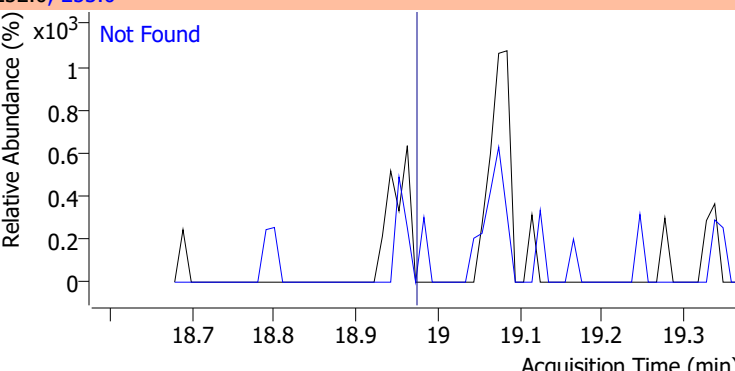
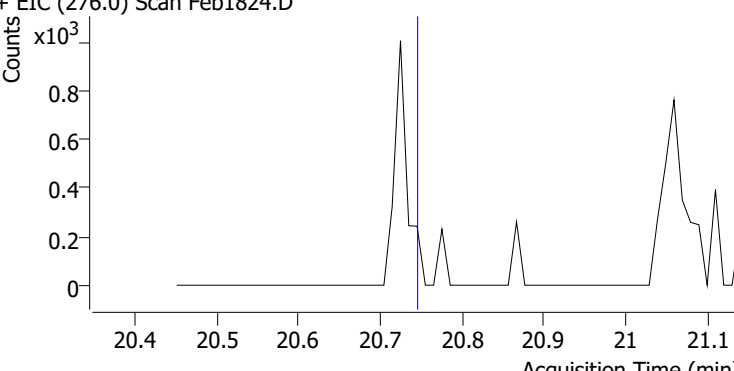
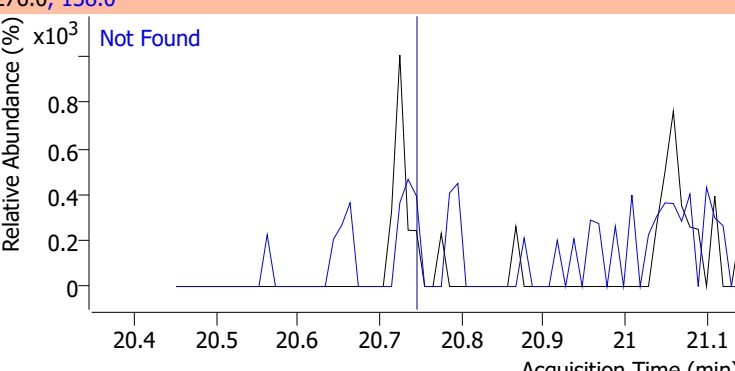
Compound	Conc.	RT	Dev(Min)	Resp.	QIon	QRatio	Lower	Upper
bis(2-ethylhexyl)Phthalate	3.5303	16.36	-0.01	5177	149.0	385.6	273.6	508.0
					279.0	15.8	10.5	19.5



Compound	Conc.	Exp RT	QIon	Exp Ratio
Di-n-octyl Phthalate	N.D.	18.13	150.0	10.0

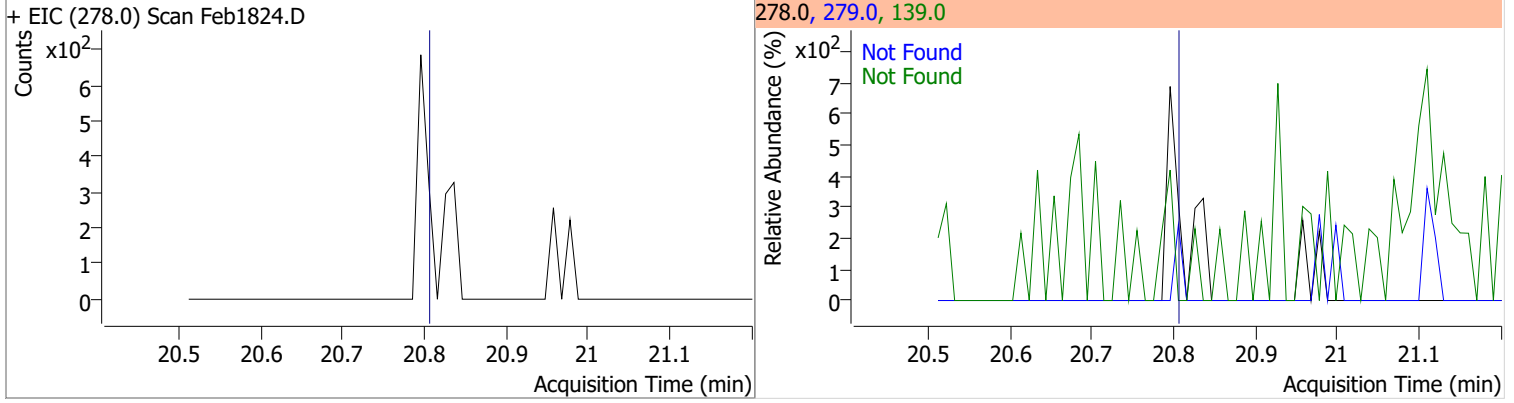


Quantitation Results Report (QT Reviewed)

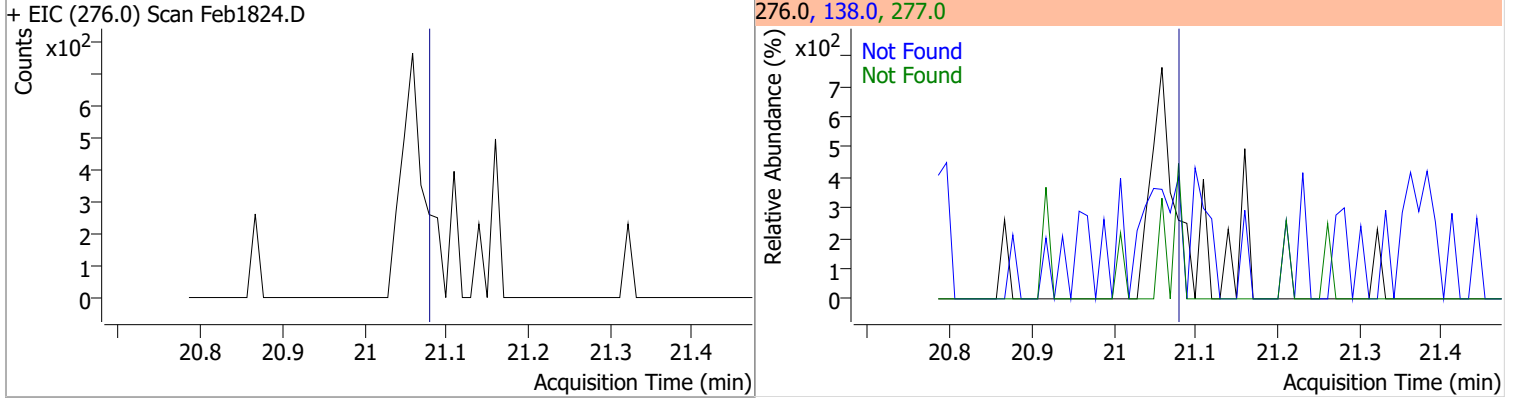
Compound	Conc.	Exp RT	QIon	Exp Ratio
Benzo(b)fluoranthene	N.D.	18.38	253.0	22.3
+ EIC (252.0) Scan Feb1824.D			252.0, 253.0	
				
Benzo(k)fluoranthene	N.D.	18.45	253.0	22.0
+ EIC (252.0) Scan Feb1824.D			252.0, 253.0	
				
Benzo(a)pyrene	N.D.	18.98	253.0	21.5
+ EIC (252.0) Scan Feb1824.D			252.0, 253.0	
				
Indeno(1,2,3-c,d)pyrene	N.D.	20.76	138.0	29.6
+ EIC (276.0) Scan Feb1824.D			276.0, 138.0	
				

Quantitation Results Report (QT Reviewed)

Compound	Conc.	Exp RT	QIon	Exp Ratio	QIon	Exp Ratio
Dibenzo(a,h)anthracene	N.D.	20.82	139.0	25.2	279.0	24.1

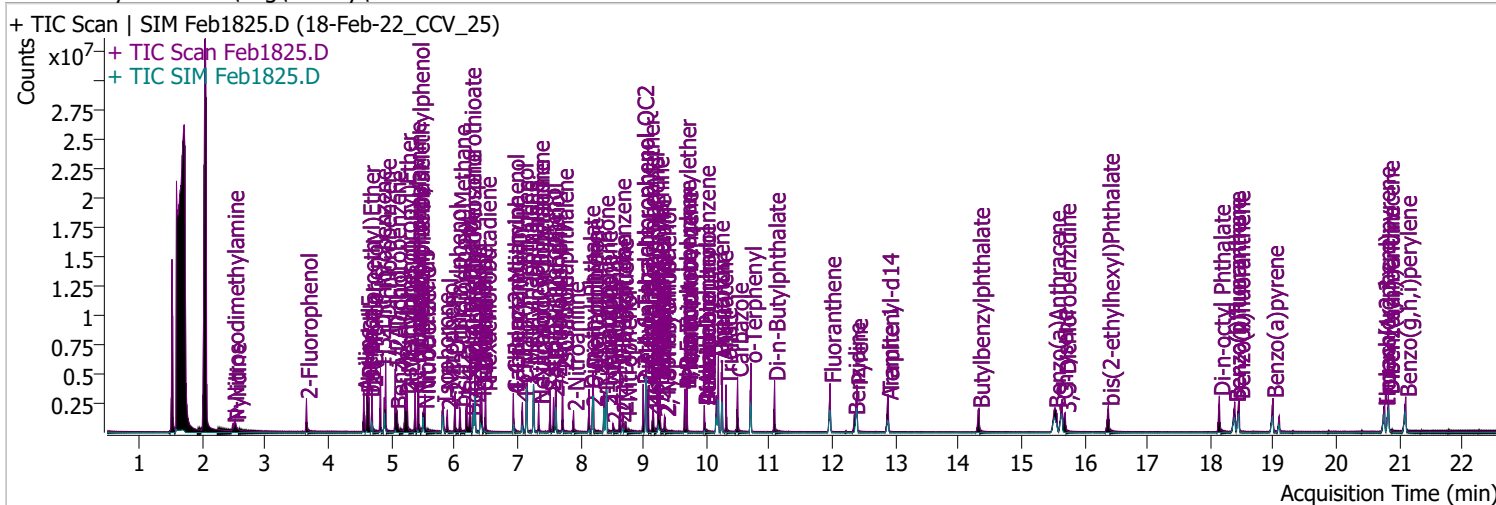


Compound	Conc.	Exp RT	QIon	Exp Ratio	QIon	Exp Ratio
Benzo(g,h,i)perylene	N.D.	21.09	138.0	33.0	277.0	23.2



Quantitation Results Report (QT Reviewed)

Data File	Feb1825.D	Operator	LIMS import
Acq. Method	BNA+SIM.M	Acq. Date-Time	2/19/2022 8:57:03 PM
Sample Name	18-Feb-22_CCV_25	Instrument	Instrument #1
Vial	25	Multiplier	1.00
DA Method File		Comment	SVOC-8270-W-LARGO
Tune File	dftppdsm.u	Tune Date	2/18/2022 9:25:00 PM
Batch Name	021822 DoD BNA cal.batch.bin	Last Calib Update	2/19/2022 1:06:17 PM
Ref Library	D:\Org\Library\NIST129K.I		



Compound	RT	QIon	Resp.	Conc.	Units	Dev(Min)
----------	----	------	-------	-------	-------	----------

Internal Standards

System Monitoring Compounds

S 2-Fluorophenol	3.653	112.0	832539	79.3295	µg/L	0.000
Spiked Amount: 200.000	Range: 10.0 - 75.0%			Recovery = 39.66%		
S Phenol-d5	4.613	99.0	1072668	79.6174	µg/L	0.000
Spiked Amount: 200.000	Range: 10.0 - 65.0%			Recovery = 39.81%		
S Nitrobenzene-d5	5.512	82.0	601600	79.9515	µg/L	0.010
Spiked Amount: 100.000	Range: 32.0 - 94.0%			Recovery = 79.95%		
S 2-Fluorobiphenyl	7.615	172.0	1752432	81.8452	µg/L	0.010
Spiked Amount: 100.000	Range: 28.0 - 107.0%			Recovery = 81.85%		
S 2,4,6-Tribromophenol	9.346	329.8	148179	83.7831	µg/L	0.010
Spiked Amount: 200.000	Range: 25.0 - 140.0%			Recovery = 41.89%		
S Terphenyl-d14	12.885	244.3	1739964	79.0420	µg/L	0.010
Spiked Amount: 100.000	Range: 32.0 - 122.0%			Recovery = 79.04%		

Target Compounds

Compound	RT	QIon	Resp.	Conc.	Units	QValue
T N-Nitrosodimethylamine	2.489	74.0	246152	77.2010	µg/L	97
T Pyridine	2.520	79.0	589943	73.6896	µg/L	90
T Aniline	4.562	93.0	1472122	76.7624	µg/L m	98
T Phenol	4.623	94.0	1166562	77.6949	µg/L	99
T bis(-2-Chloroethyl)Ether	4.644	63.0	816449	80.5584	µg/L m	99
T 2-Chlorophenol	4.695	128.0	987937	82.7223	µg/L	100
T 1,3-Dichlorobenzene	4.828	146.0	1261148	82.8469	µg/L m	99
T 1,4-Dichlorobenzene	4.909	146.0	1299176	85.4357	µg/L m	96
T 1,2-Dichlorobenzene	5.063	146.0	1172868	78.7329	µg/L m	98
T Benzyl Alcohol	5.083	108.0	496876	81.4994	µg/L	99
T bis(2-chloroisopropyl)Ether	5.226	121.0	327895	81.5776	µg/L	99
T 2-Methylphenol	5.246	107.0	827847	79.4592	µg/L	100
T N-nitroso-Di-n-propylamine	5.379	70.0	648310	89.2829	µg/L	97
T 4Methylphenol/3Methylphenol	5.430	107.0	1238108	87.7106	µg/L	99
T Hexachloroethane	5.430	117.0	360483	78.5036	µg/L	100

Quantitation Results Report (QT Reviewed)

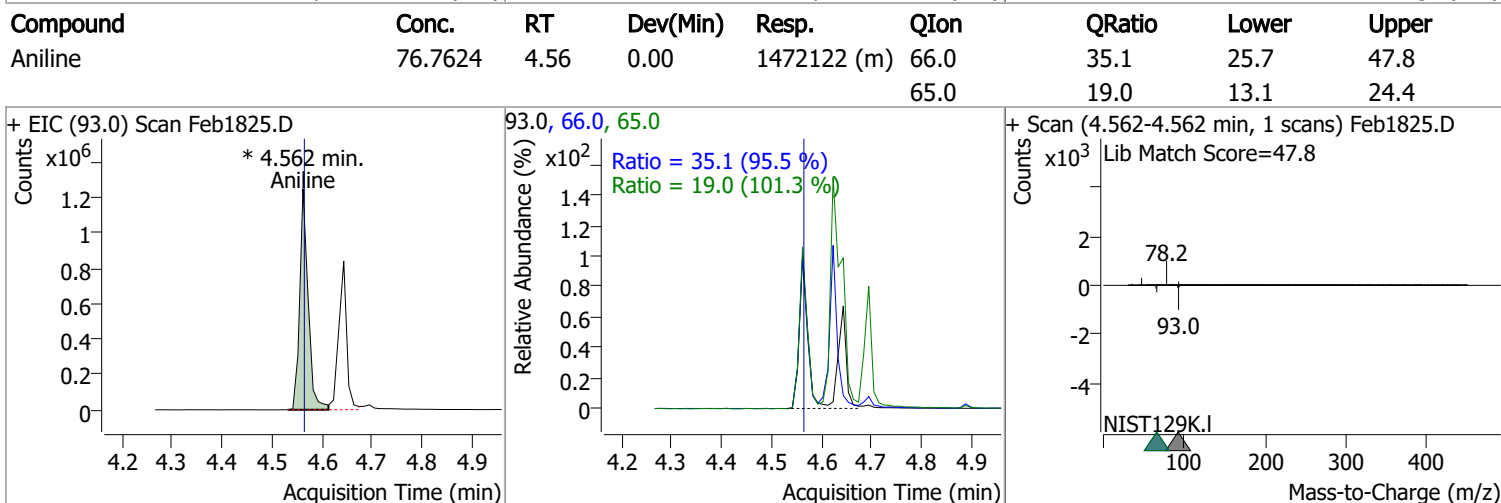
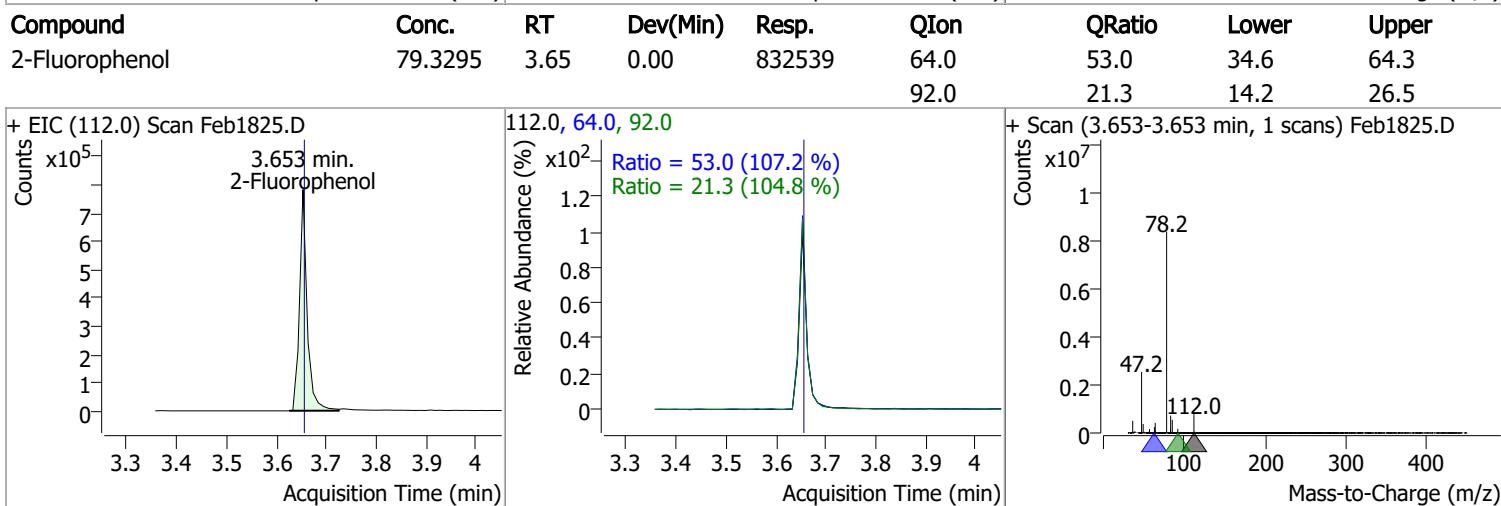
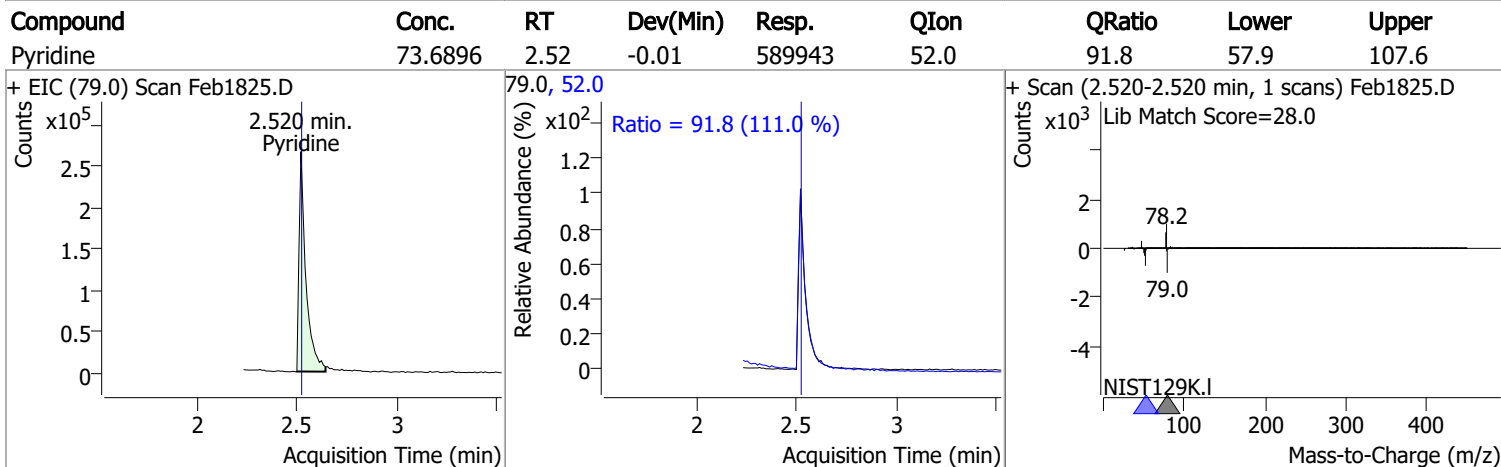
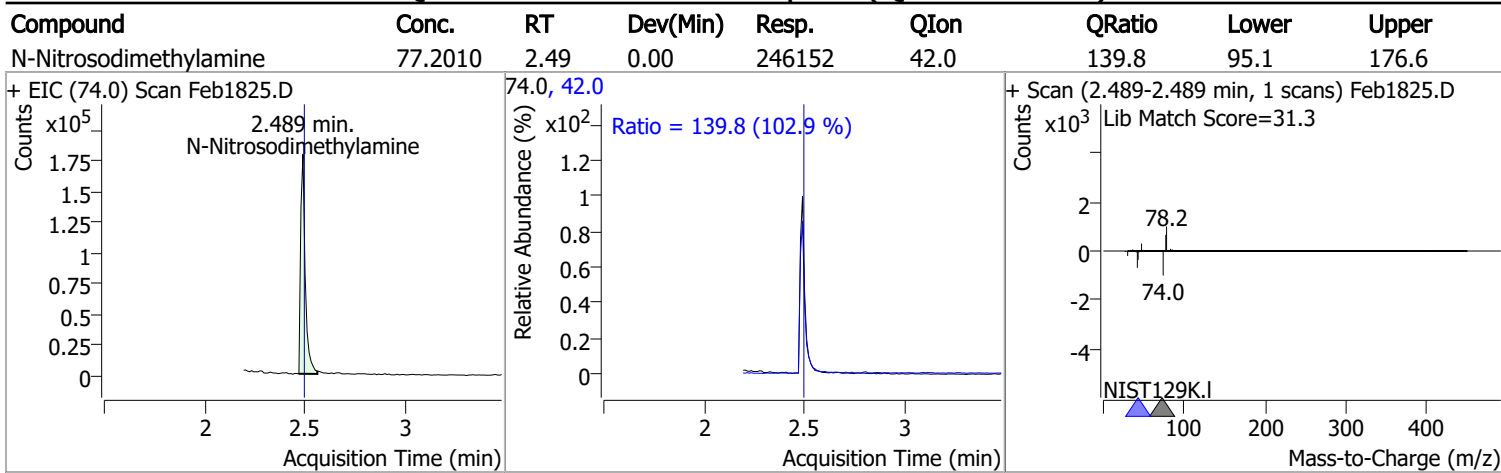
Compound	RT	QIon	Resp.	Conc.	Units	Dev(Min)
T Nitrobenzene	5.532	123.1	340999	90.7017	µg/L	97
T Isophorone	5.818	82.0	1495335	83.1256	µg/L	99
T 2-Nitrophenol	5.890	139.0	351253	85.9449	µg/L	99
T 2,4-Dimethylphenol	6.013	122.0	648663	77.5048	µg/L	96
T bis(-2-Chloroethoxy)Methane	6.085	93.0	827058	78.9347	µg/L	94
T 2,4-Dichlorophenol	6.198	162.0	639351	79.9044	µg/L	97
T Benzoic Acid	6.259	105.0	409805	91.3224	µg/L	89
T 1,2,4-Trichlorobenzene	6.249	180.0	744212	77.7109	µg/L	98
T Naphthalene	6.331	128.0	2351615	82.9533	µg/L	99
T 4-Chlorophenol	6.413	130.0	254446	84.7668	µg/L	96
T p-Chloroaniline	6.434	127.0	872484	78.3988	µg/L	96
T Hexachlorobutadiene	6.496	224.9	411019	82.5099	µg/L	99
T 4-Chloro-2-Methylphenol	6.937	107.0	571111	76.9764	µg/L	100
T 4-Chloro-3-Methylphenol	7.081	107.0	639378	82.6279	µg/L	99
T 2-Methylnaphthalene	7.153	141.0	1317607	81.4928	µg/L	98
T 1-Methylnaphthalene	7.256	141.0	1236329	78.5037	µg/L	m 98
T Hexachlorocyclopentadiene	7.338	236.9	236779	78.3658	µg/L	99
T 2,4,6-Trichlorophenol	7.523	196.0	443943	83.8983	µg/L	m 97
T 2,4,5-Trichlorophenol	7.574	196.0	482884	81.7351	µg/L	m 95
T 2-Chloronaphthalene	7.718	162.0	1415405	78.7346	µg/L	98
T 2-Nitroaniline	7.892	65.0	281563	87.3957	µg/L	98
T Dimethyl Phthalate	8.139	163.0	1486935	82.0814	µg/L	99
T 2,6-Dinitrotoluene	8.190	165.0	186137	75.0361	µg/L	95
T Acenaphthylene	8.200	152.1	2246215	78.1389	µg/L	99
T 3-Nitroaniline	8.405	138.0	236751	83.5436	µg/L	99
T Acenaphthene	8.415	154.0	1221307	73.6642	µg/L	99
T 2,4-Dinitrophenol	8.517	184.0	107509	84.5041	µg/L	91
T Dibenzofuran	8.630	168.0	2113432	77.9726	µg/L	97
T 2,4-Dinitrotoluene	8.671	165.0	246962	79.6333	µg/L	98
T 4-Nitrophenol	8.722	109.0	245597	80.2049	µg/L	96
T Diethylphthalate	8.998	149.0	1474023	78.6490	µg/L	99
T Fluorene	9.039	166.0	1619598	74.6154	µg/L	99
T 4-Chlorophenyl-phenylether	9.080	204.0	801375	82.0944	µg/L	99
T 4-Nitroaniline	9.151	138.0	268516	87.0446	µg/L	98
T 4,6-Dinitro-2-methylphenol	9.162	198.0	160172	84.9611	µg/L	97
T N-nitrosodiphenylamine	9.233	169.0	1183253	82.1880	µg/L	99
T Azobenzene	9.264	77.0	1474038	77.6459	µg/L	95
T 4-Bromophenyl-phenylether	9.663	248.0	459431	83.9737	µg/L	98
T Hexachlorobenzene	9.694	283.9	476701	86.0750	µg/L	97
T Pentachlorophenol	9.968	265.9	223802	85.7198	µg/L	93
T Phenanthrene	10.191	178.0	2396277	80.0606	µg/L	99
T Anthracene	10.252	178.0	2307793	81.7333	µg/L	m 100
T Triallate	10.313	86.0	544590	80.7935	µg/L	100
T Carbazole	10.495	167.0	2167797	75.7167	µg/L	100
T o-Terphenyl	10.708	230.0	1261539	79.4148	µg/L	99
T Di-n-Butylphthalate	11.082	149.0	2375148	86.6145	µg/L	100
T Fluoranthene	11.964	202.0	2395113	79.8760	µg/L	99
T Benzidine	12.348	184.0	792292	74.6477	µg/L	99
T Pyrene	12.389	202.0	2594483	79.3038	µg/L	99
T Butylbenzylphthalate	14.326	149.0	818810	84.6100	µg/L	98
T Benzo(a)Anthracene	15.532	228.0	2024476	80.3136	µg/L	98
T Chrysene	15.645	228.0	2152138	76.1388	µg/L	99
T 3,3-Dichlorobenzidine	15.696	252.0	706232	79.0940	µg/L	99
T bis(2-ethylhexyl)Phthalate	16.381	167.0	287757	85.9649	µg/L	98
T Di-n-octyl Phthalate	18.143	149.0	1972760	82.4284	µg/L	99

Quantitation Results Report (QT Reviewed)

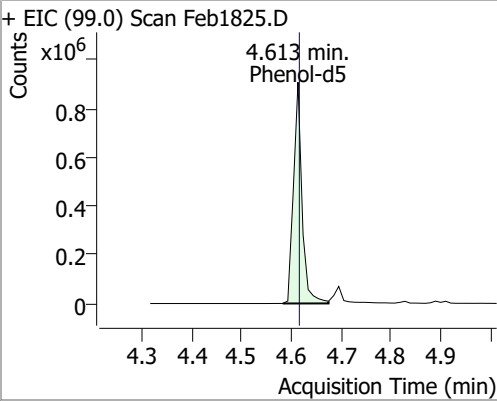
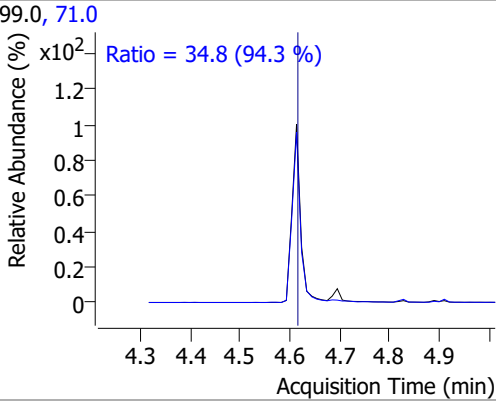
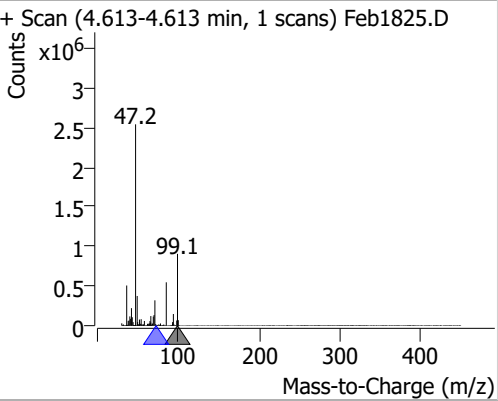
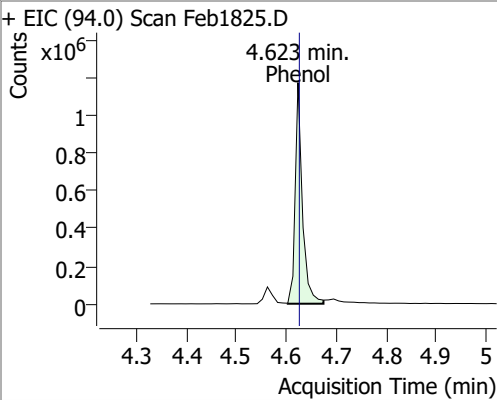
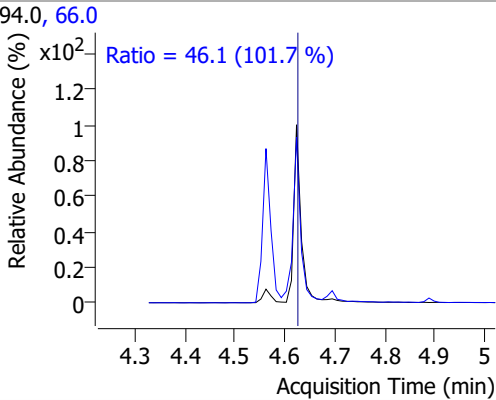
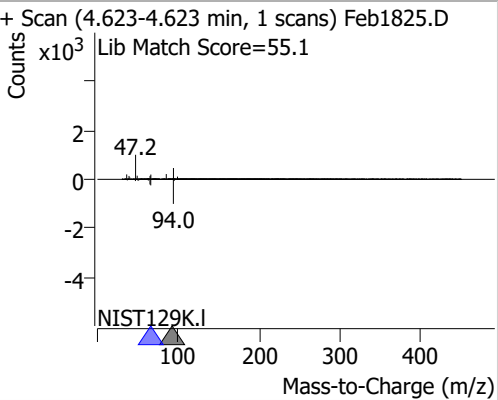
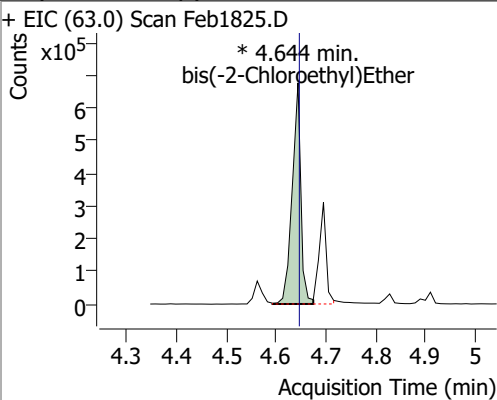
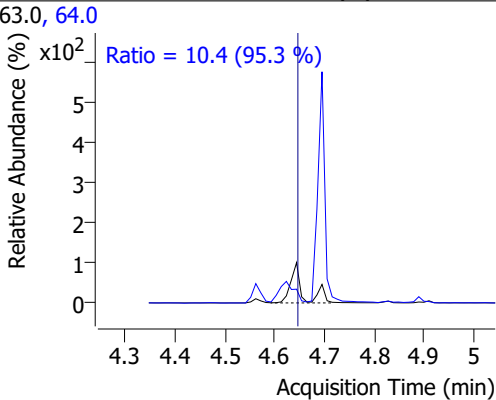
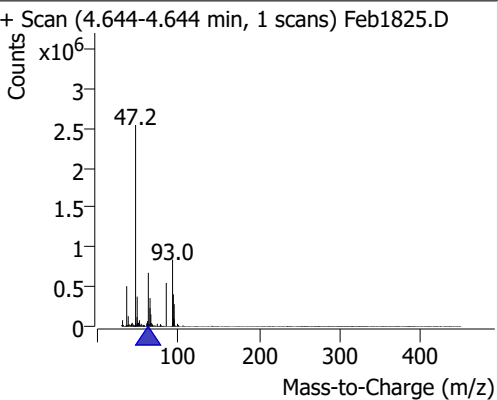
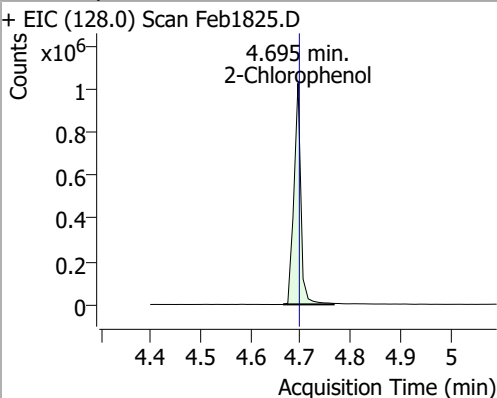
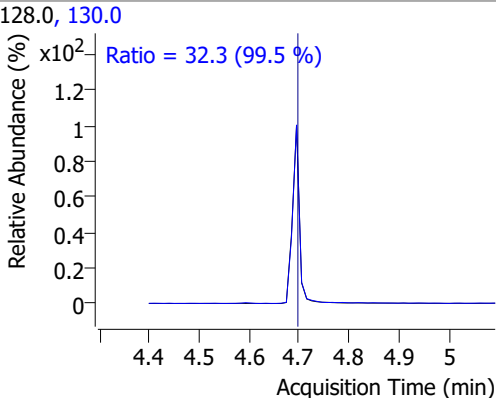
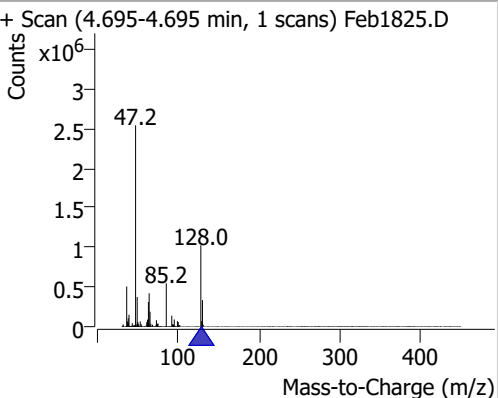
Compound	RT	QIon	Resp.	Conc.	Units	Dev(Min)
T Benzo(b)fluoranthene	18.386	252.0	1865269	71.0289	µg/L	99
T Benzo(k)fluoranthene	18.457	252.0	2052306	74.5492	µg/L	99
T Benzo(a)pyrene	18.993	252.0	1838842	74.1962	µg/L	98
T Indeno(1,2,3-c,d)pyrene	20.765	276.0	1549497	74.4928	µg/L	96
T Dibenzo(a,h)anthracene	20.826	278.0	1627250	71.8896	µg/L	98
T Benzo(g,h,i)perylene	21.100	276.0	1802572	75.1899	µg/L	98

(#) = Qualifier Out of Range; (m) = Manual Integration; (+) = Area Summed; (*) = Surrogate Percent Recovery Out of Range; (d): Zeroed Peak

Quantitation Results Report (QT Reviewed)

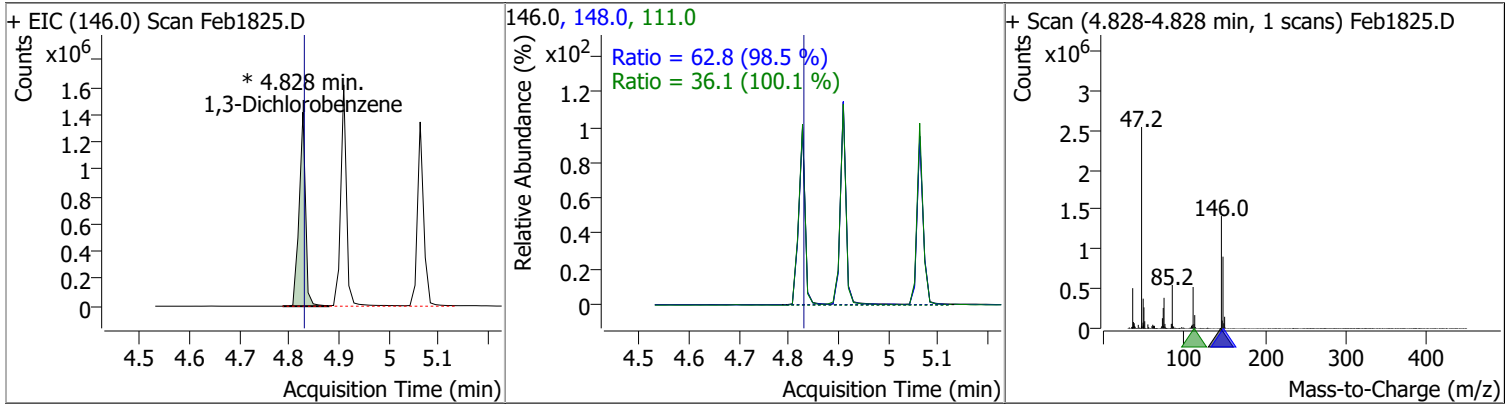


Quantitation Results Report (QT Reviewed)

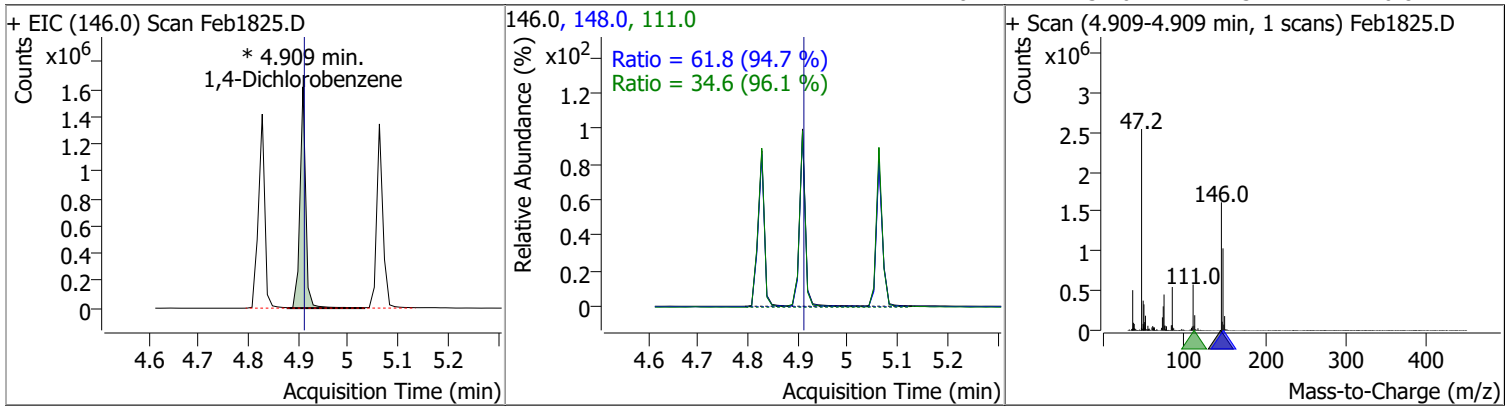
Compound	Conc.	RT	Dev(Min)	Resp.	QIon	QRatio	Lower	Upper
Phenol-d5	79.6174	4.61	0.00	1072668	71.0	34.8	25.8	47.9
+ EIC (99.0) Scan Feb1825.D 			99.0, 71.0 			+ Scan (4.613-4.613 min, 1 scans) Feb1825.D 		
Phenol	77.6949	4.62	0.00	1166562	66.0	46.1	31.7	58.9
+ EIC (94.0) Scan Feb1825.D 			94.0, 66.0 			+ Scan (4.623-4.623 min, 1 scans) Feb1825.D Lib Match Score=55.1 		
bis(-2-Chloroethyl)Ether	80.5584	4.64	0.00	816449 (m)	64.0	10.4	7.6	14.1
+ EIC (63.0) Scan Feb1825.D 			63.0, 64.0 			+ Scan (4.644-4.644 min, 1 scans) Feb1825.D 		
2-Chlorophenol	82.7223	4.69	0.00	987937	130.0	32.3	22.7	42.2
+ EIC (128.0) Scan Feb1825.D 			128.0, 130.0 			+ Scan (4.695-4.695 min, 1 scans) Feb1825.D 		

Quantitation Results Report (QT Reviewed)

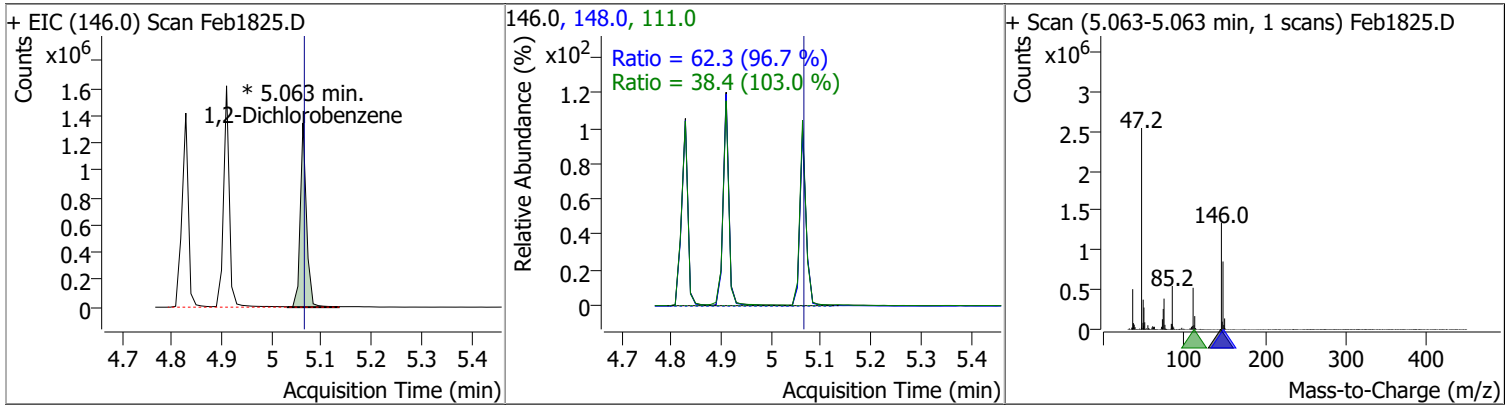
Compound	Conc.	RT	Dev(Min)	Resp.	QIon	QRatio	Lower	Upper
1,3-Dichlorobenzene	82.8469	4.83	0.00	1261148 (m)	148.0	62.8	44.6	82.8
					111.0	36.1	25.3	47.0



Compound	Conc.	RT	Dev(Min)	Resp.	QIon	QRatio	Lower	Upper
1,4-Dichlorobenzene	85.4357	4.91	0.00	1299176 (m)	148.0	61.8	45.6	84.8
					111.0	34.6	25.2	46.8

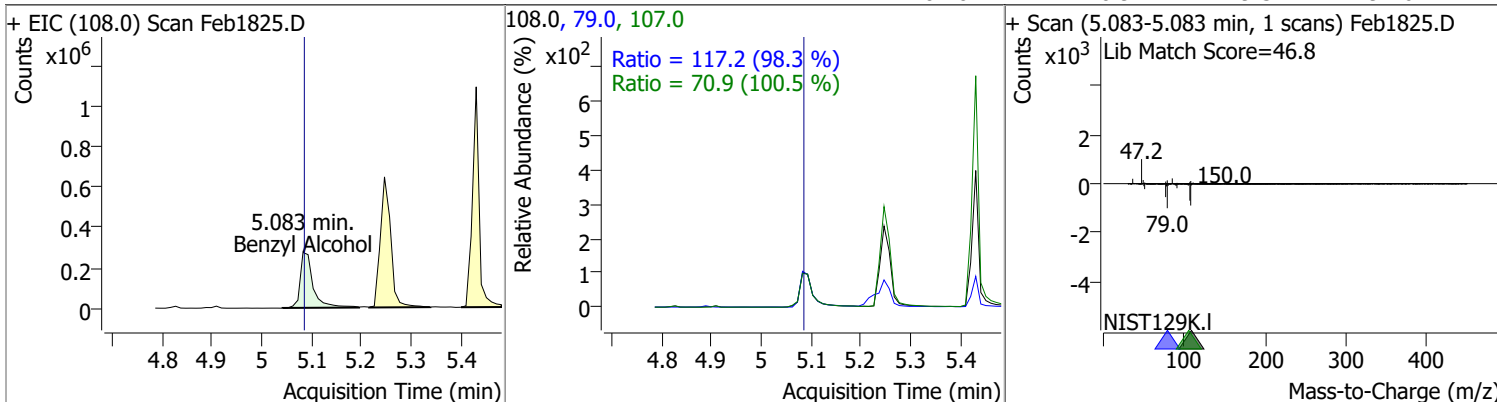


Compound	Conc.	RT	Dev(Min)	Resp.	QIon	QRatio	Lower	Upper
1,2-Dichlorobenzene	78.7329	5.06	0.00	1172868 (m)	148.0	62.3	45.1	83.8
					111.0	38.4	26.1	48.5

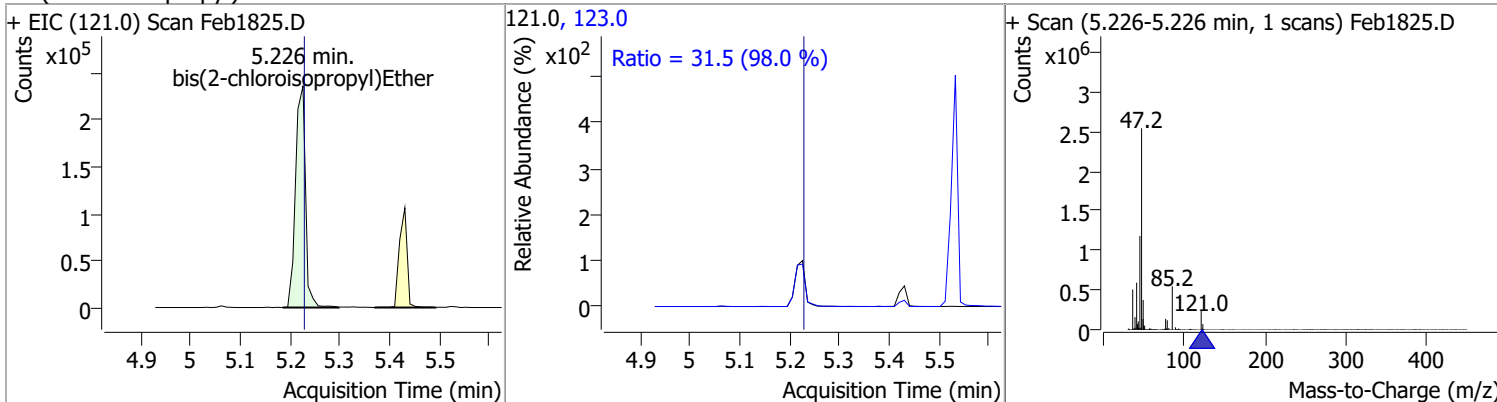


Quantitation Results Report (QT Reviewed)

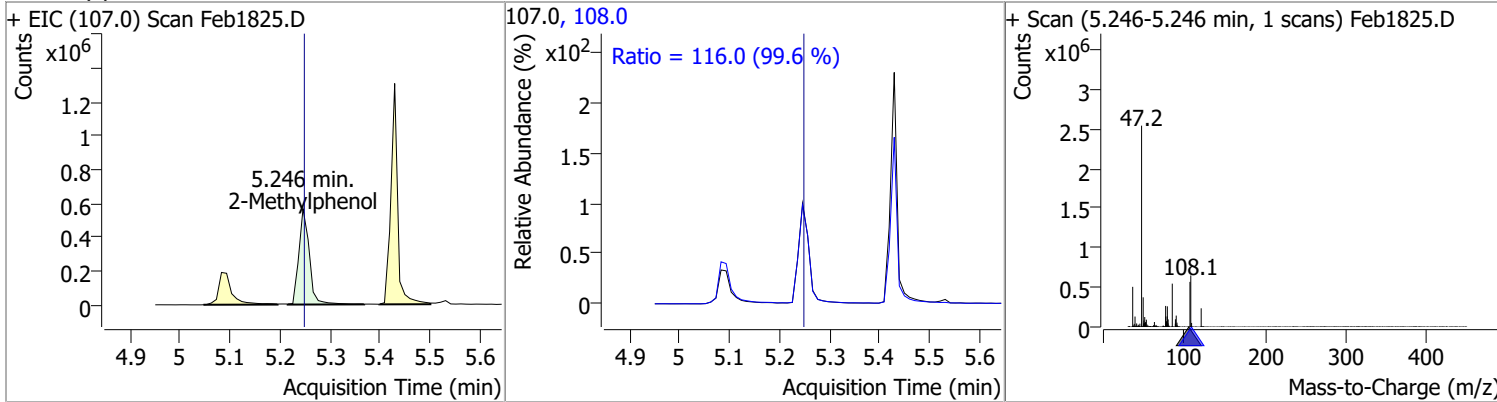
Compound	Conc.	RT	Dev(Min)	Resp.	QIon	QRatio	Lower	Upper
Benzyl Alcohol	81.4994	5.08	0.00	496876	79.0	117.2	83.5	155.1
					107.0	70.9	49.3	91.6



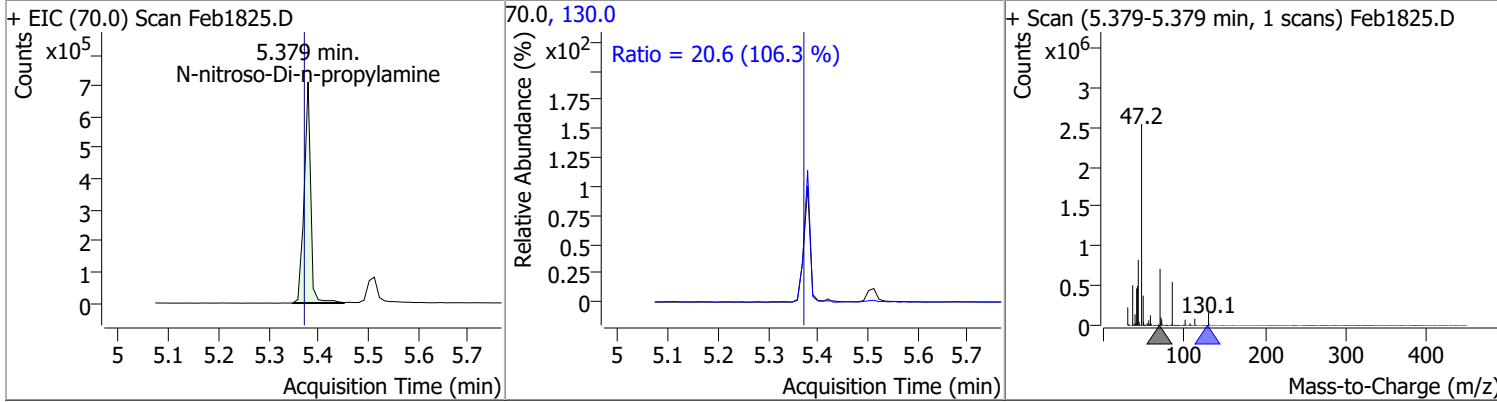
Compound	Conc.	RT	Dev(Min)	Resp.	QIon	QRatio	Lower	Upper
bis(2-chloroisopropyl)Ether	81.5776	5.23	0.00	327895	123.0	31.5	22.5	41.8



Compound	Conc.	RT	Dev(Min)	Resp.	QIon	QRatio	Lower	Upper
2-Methylphenol	79.4592	5.25	0.00	827847	108.0	116.0	81.5	151.4

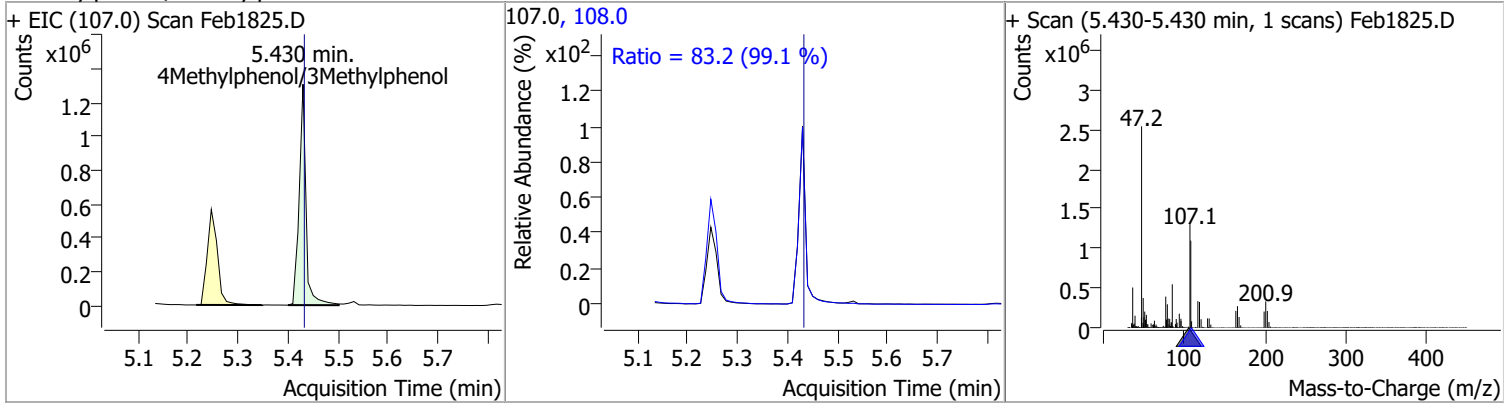


Compound	Conc.	RT	Dev(Min)	Resp.	QIon	QRatio	Lower	Upper
N-nitroso-Di-n-propylamine	89.2829	5.38	0.01	648310	130.0	20.6	0.0	38.8

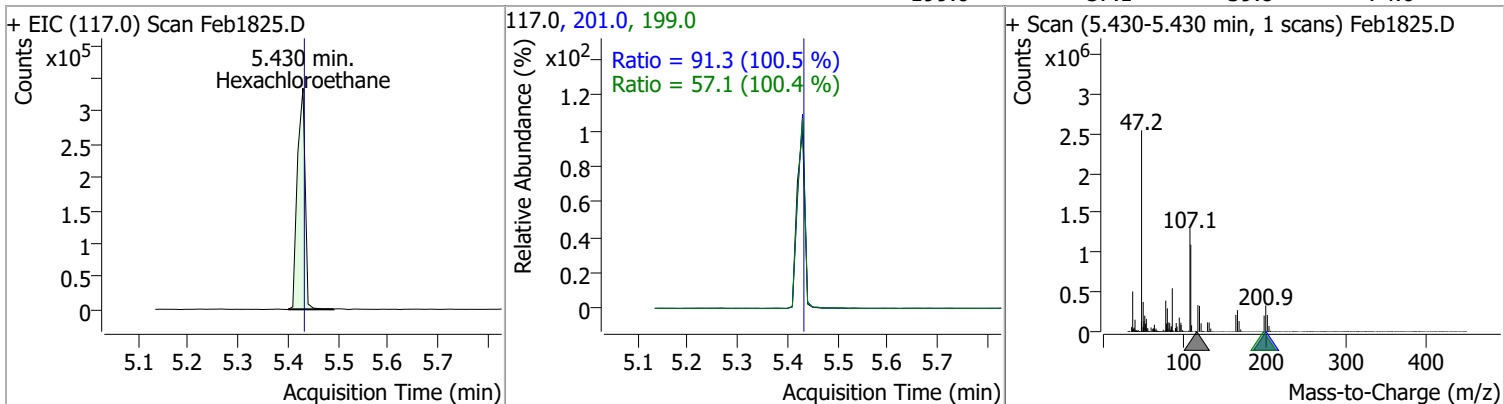


Quantitation Results Report (QT Reviewed)

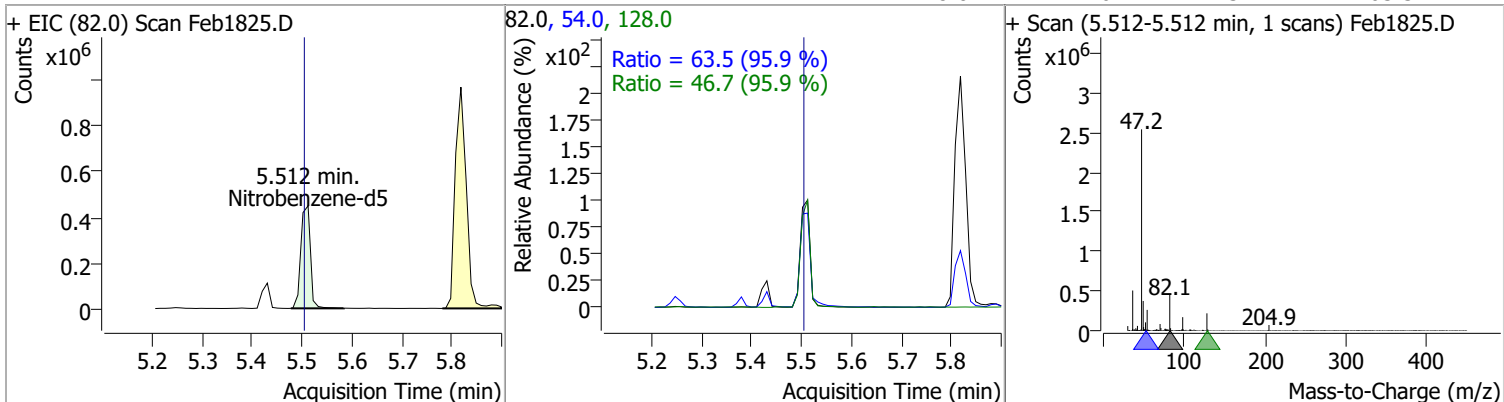
Compound	Conc.	RT	Dev(Min)	Resp.	QIon	QRatio	Lower	Upper
4Methylphenol/3Methylphenol	87.7106	5.43	0.00	1238108	108.0	83.2	58.8	109.1



Compound	Conc.	RT	Dev(Min)	Resp.	QIon	QRatio	Lower	Upper
Hexachloroethane	78.5036	5.43	0.00	360483	201.0	91.3	63.5	118.0
					199.0	57.1	39.8	74.0

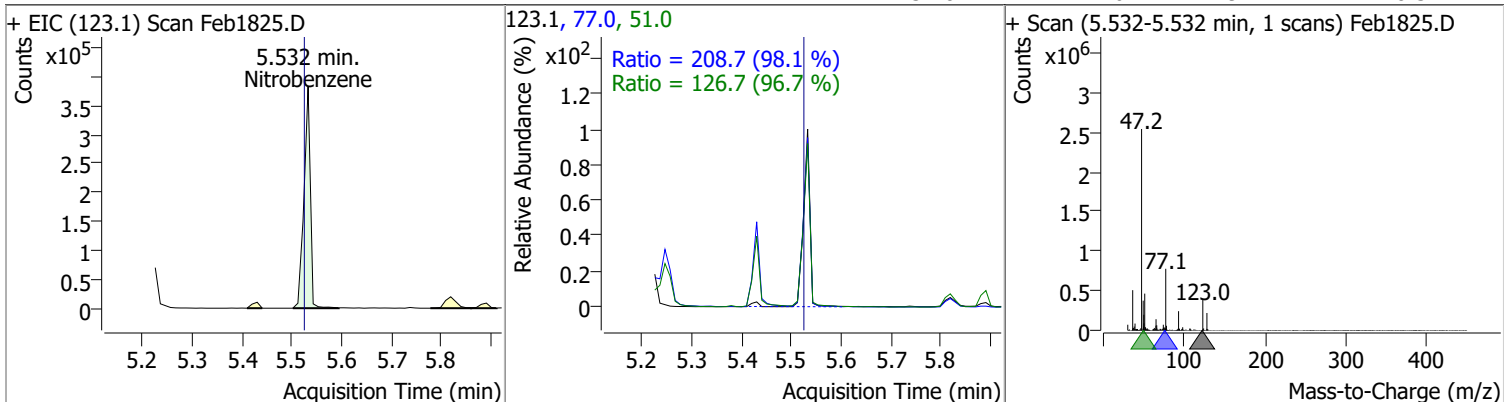


Compound	Conc.	RT	Dev(Min)	Resp.	QIon	QRatio	Lower	Upper
Nitrobenzene-d5	79.9515	5.51	0.01	601600	54.0	63.5	46.3	86.0
					128.0	46.7	34.1	63.3

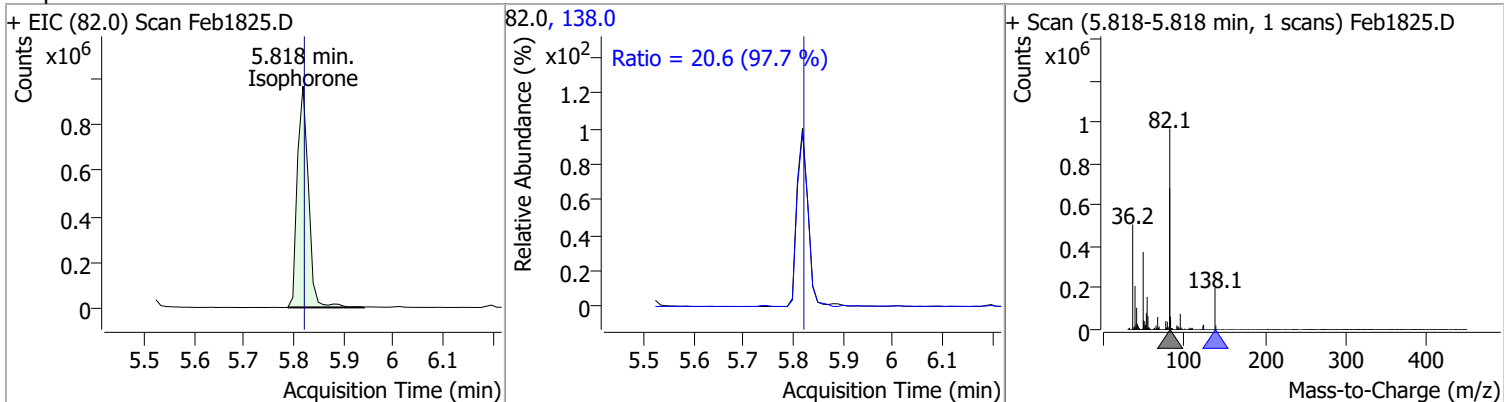


Quantitation Results Report (QT Reviewed)

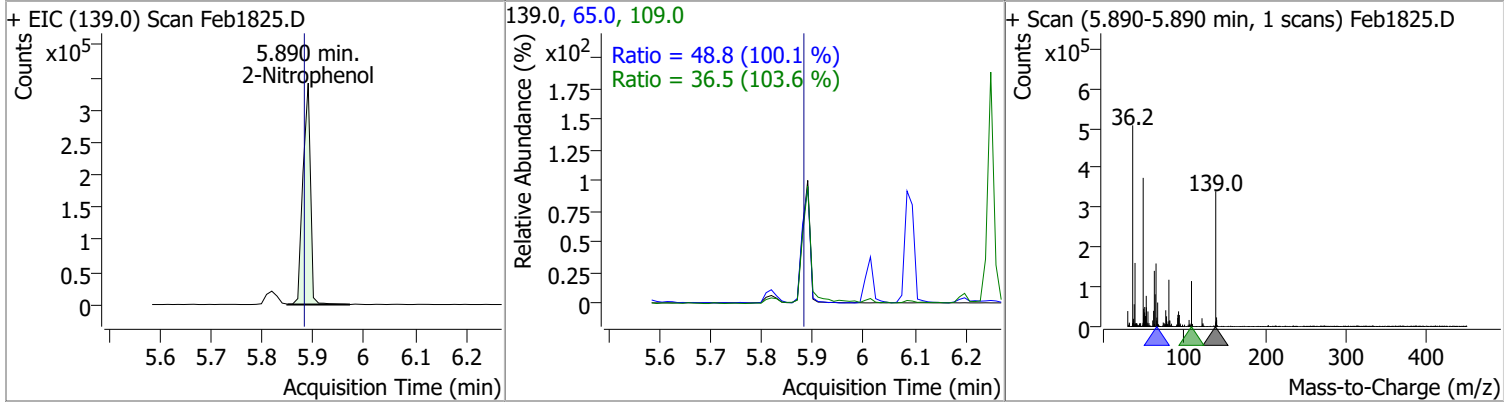
Compound	Conc.	RT	Dev(Min)	Resp.	QIon	QRatio	Lower	Upper
Nitrobenzene	90.7017	5.53	0.01	340999	77.0	208.7	148.9	276.5
					51.0	126.7	91.7	170.3



Compound	Conc.	RT	Dev(Min)	Resp.	QIon	QRatio	Lower	Upper
Isophorone	83.1256	5.82	0.00	1495335	138.0	20.6	14.8	27.5

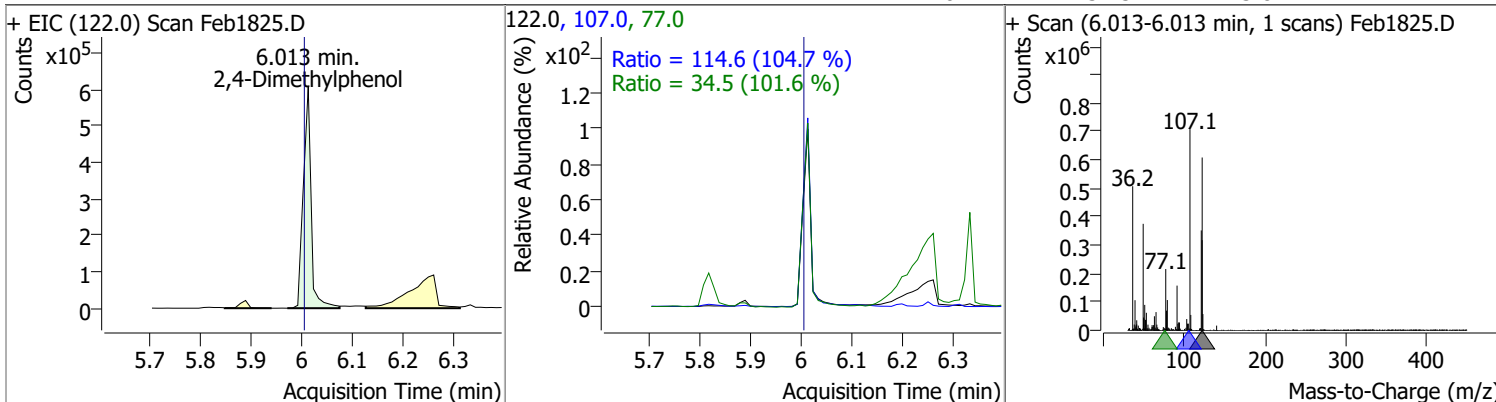


Compound	Conc.	RT	Dev(Min)	Resp.	QIon	QRatio	Lower	Upper
2-Nitrophenol	85.9449	5.89	0.01	351253	65.0	48.8	34.2	63.4
					109.0	36.5	24.6	45.8

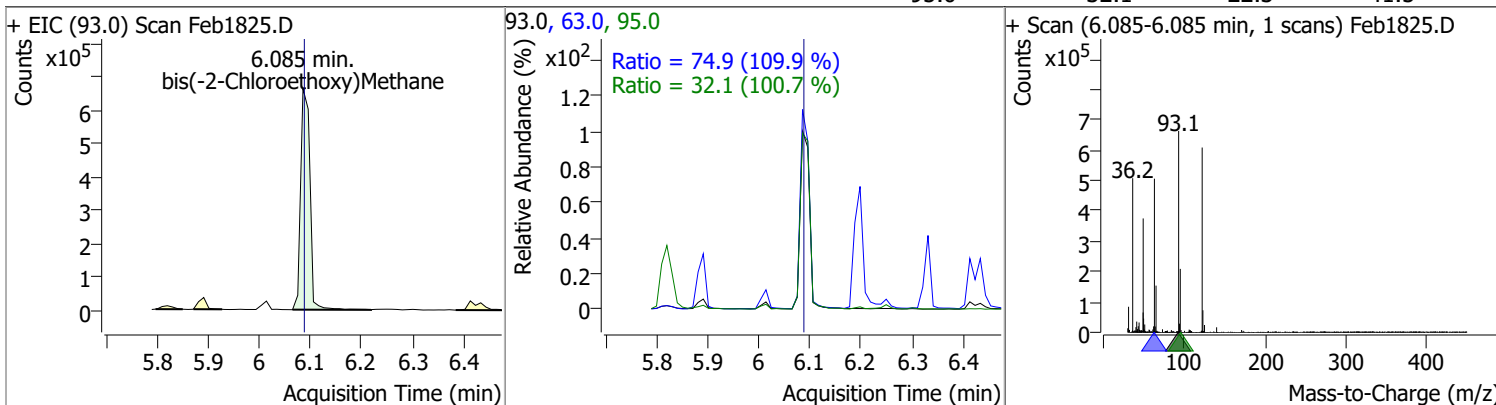


Quantitation Results Report (QT Reviewed)

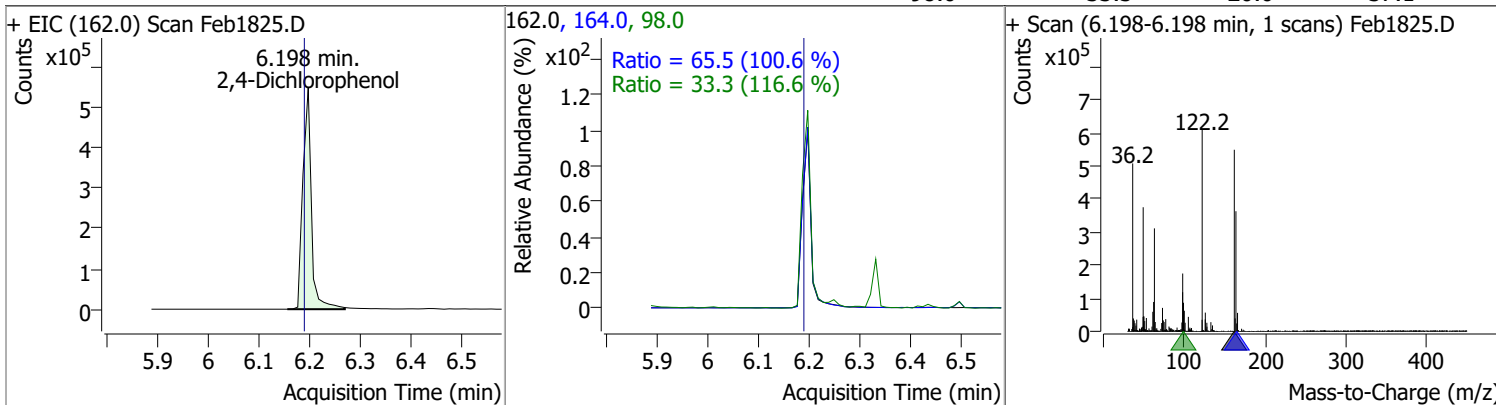
Compound	Conc.	RT	Dev(Min)	Resp.	QIon	QRatio	Lower	Upper
2,4-Dimethylphenol	77.5048	6.01	0.01	648663	107.0	114.6	76.6	142.3
					77.0	34.5	23.8	44.2



Compound	Conc.	RT	Dev(Min)	Resp.	QIon	QRatio	Lower	Upper
bis(-2-Chloroethoxy)Methane	78.9347	6.08	0.00	827058	63.0	74.9	47.7	88.6
					95.0	32.1	22.3	41.5

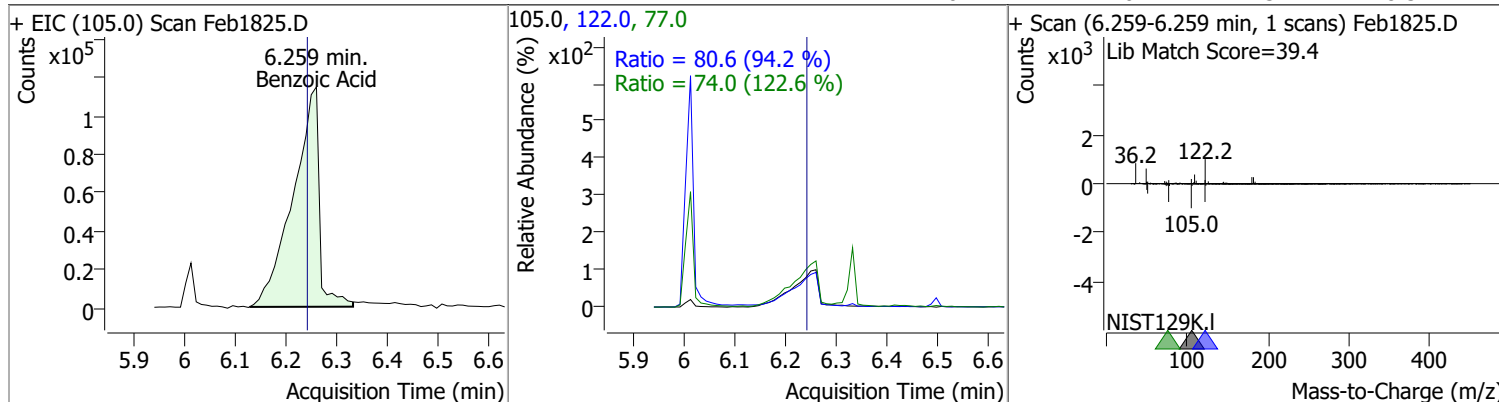


Compound	Conc.	RT	Dev(Min)	Resp.	QIon	QRatio	Lower	Upper
2,4-Dichlorophenol	79.9044	6.20	0.01	639351	164.0	65.5	45.5	84.5
					98.0	33.3	20.0	37.1

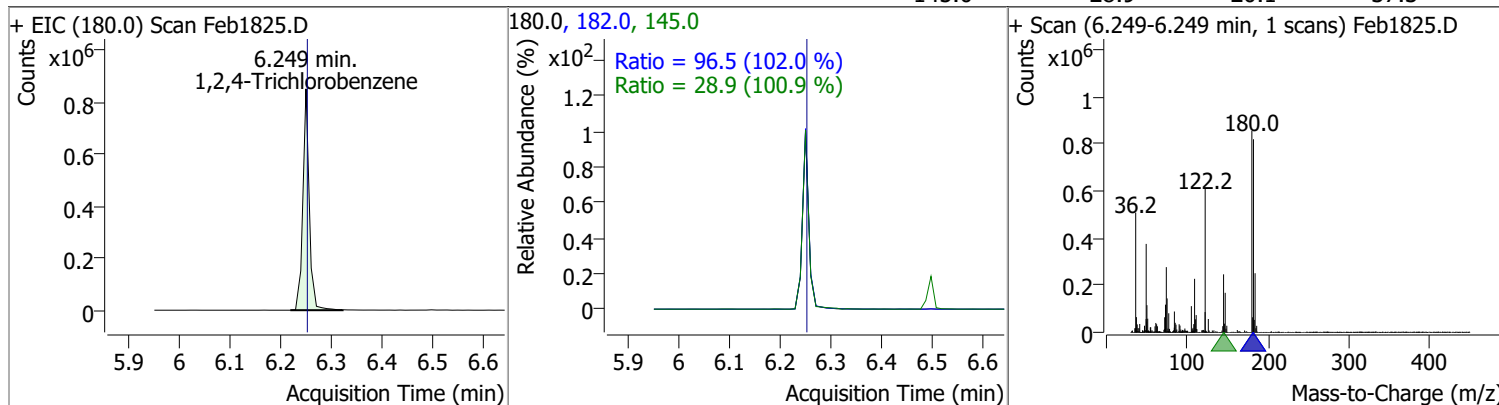


Quantitation Results Report (QT Reviewed)

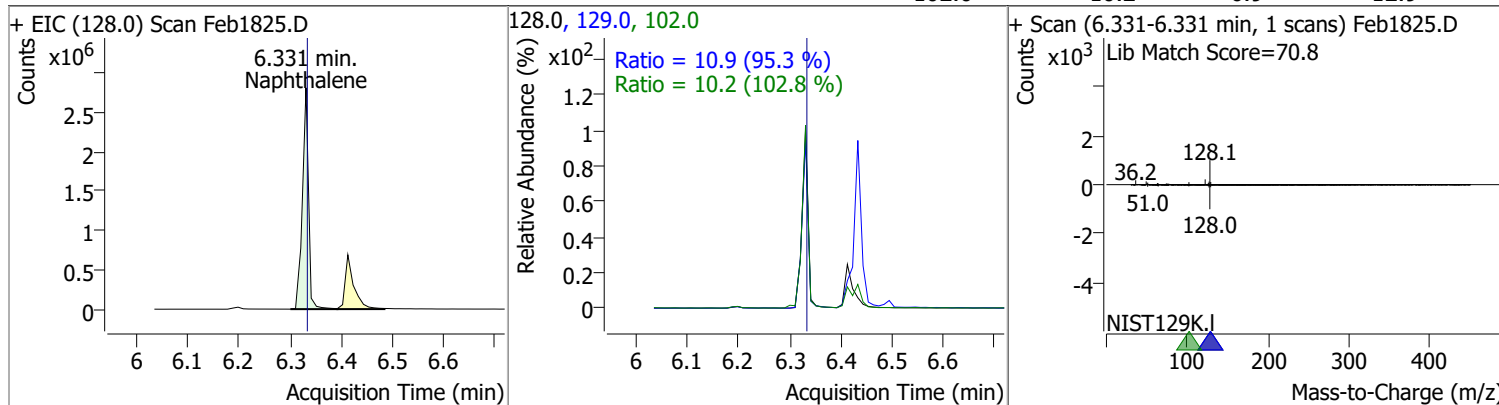
Compound	Conc.	RT	Dev(Min)	Resp.	QIon	QRatio	Lower	Upper
Benzoic Acid	91.3224	6.26	0.02	409805	122.0	80.6	59.9	111.2
					77.0	74.0	42.3	78.5



Compound	Conc.	RT	Dev(Min)	Resp.	QIon	QRatio	Lower	Upper
1,2,4-Trichlorobenzene	77.7109	6.25	0.00	744212	182.0	96.5	66.2	122.9
					145.0	28.9	20.1	37.3

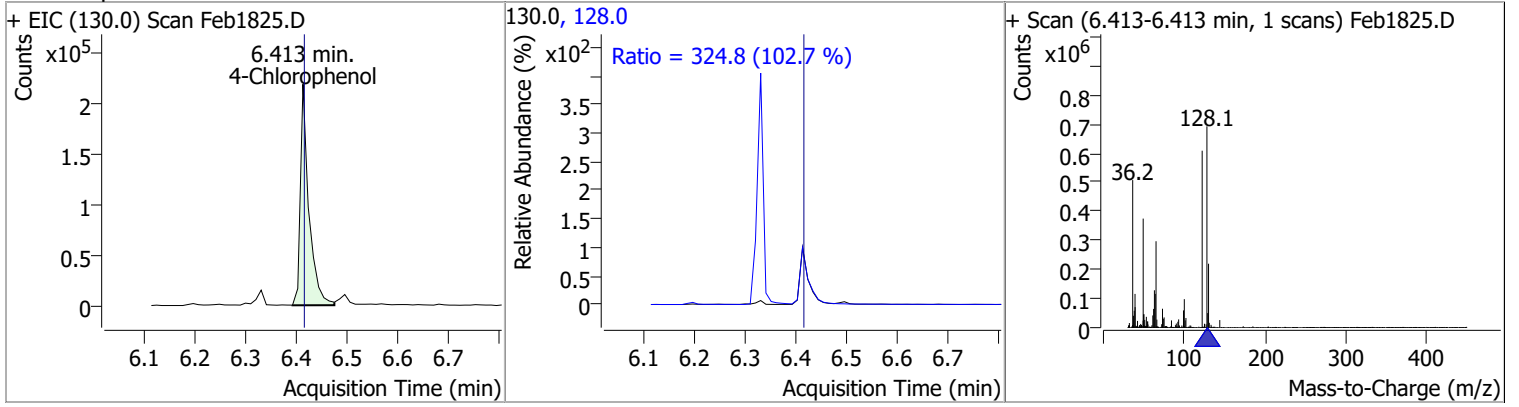


Compound	Conc.	RT	Dev(Min)	Resp.	QIon	QRatio	Lower	Upper
Naphthalene	82.9533	6.33	0.00	2351615	129.0	10.9	8.0	14.9
					102.0	10.2	6.9	12.9

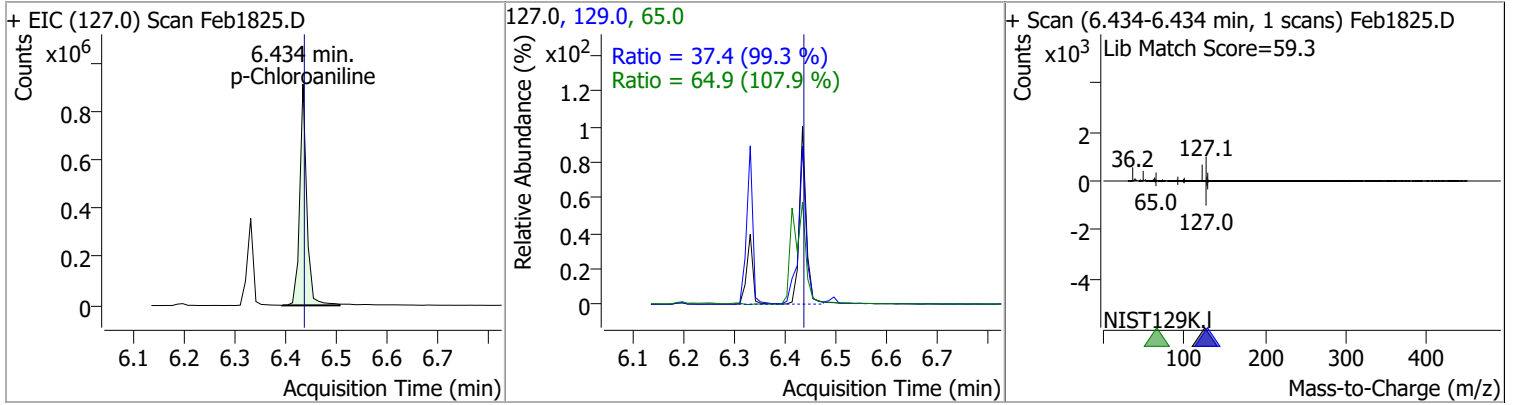


Quantitation Results Report (QT Reviewed)

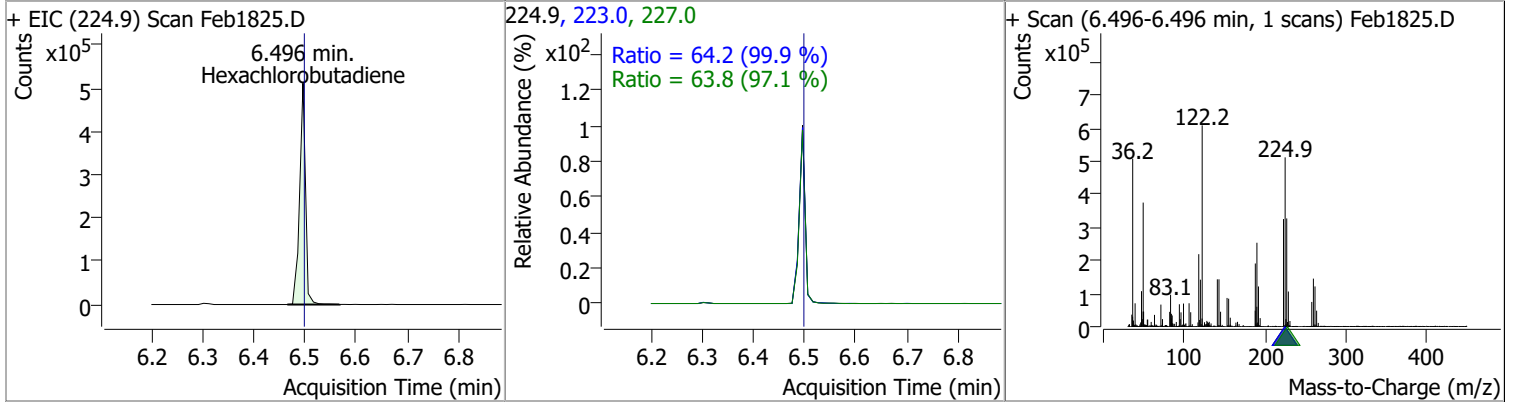
Compound	Conc.	RT	Dev(Min)	Resp.	QIon	QRatio	Lower	Upper
4-Chlorophenol	84.7668	6.41	0.00	254446	128.0	324.8	221.4	411.2



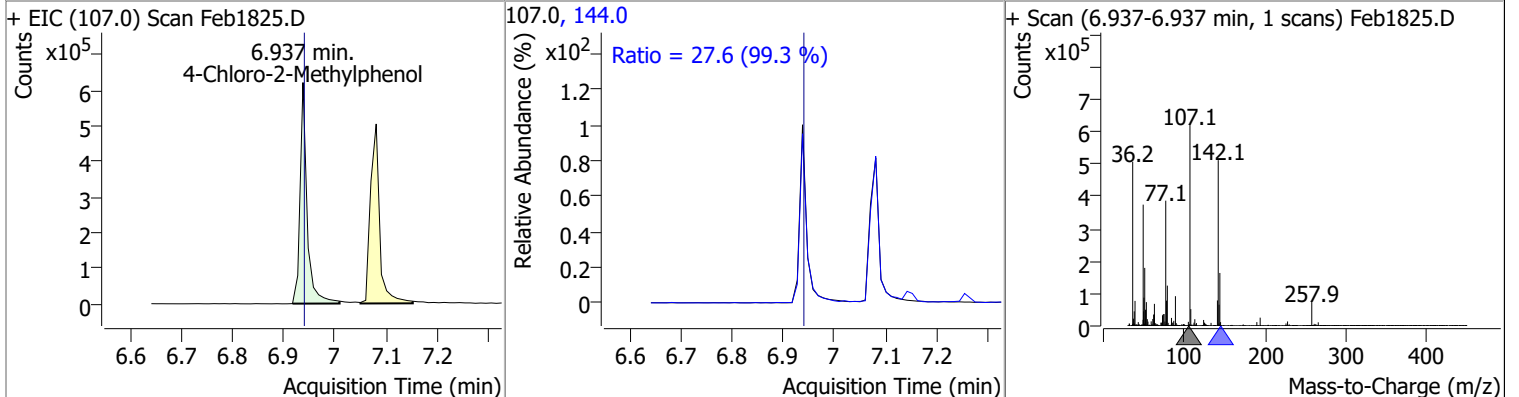
Compound	Conc.	RT	Dev(Min)	Resp.	QIon	QRatio	Lower	Upper
p-Chloroaniline	78.3988	6.43	0.00	872484	65.0	64.9	42.1	78.2
					129.0	37.4	26.3	48.9



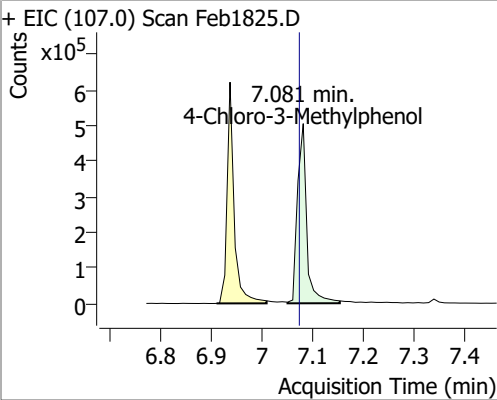
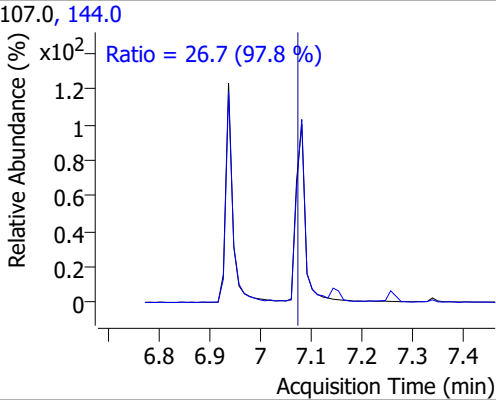
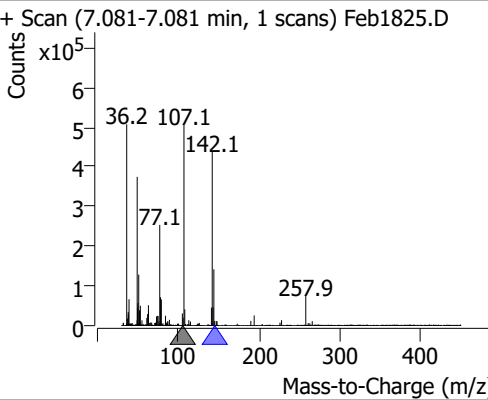
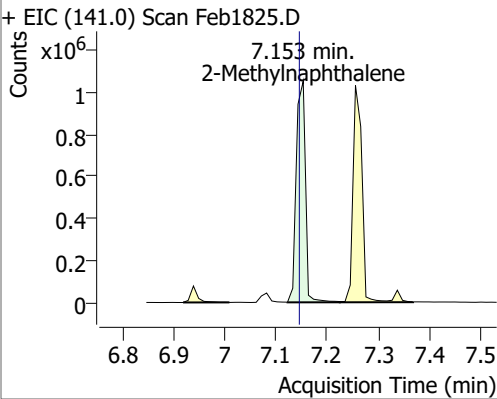
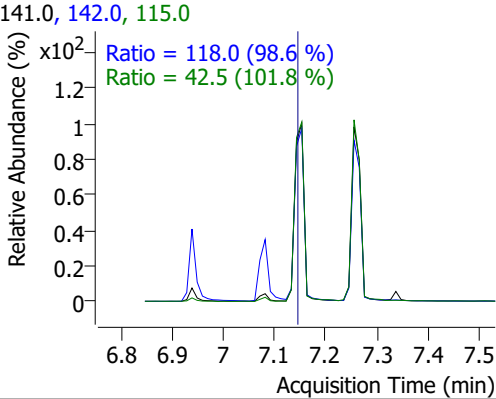
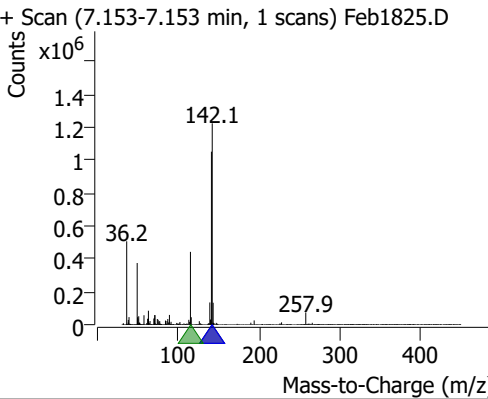
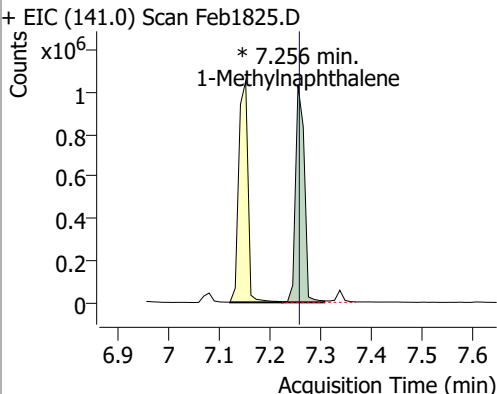
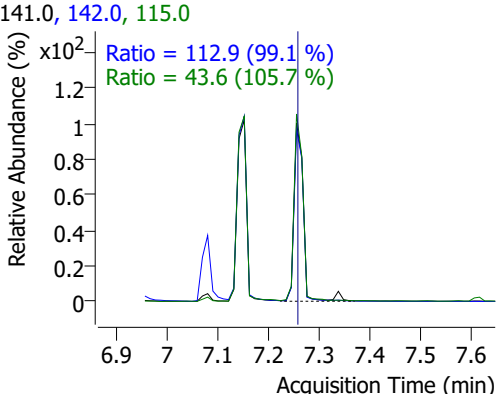
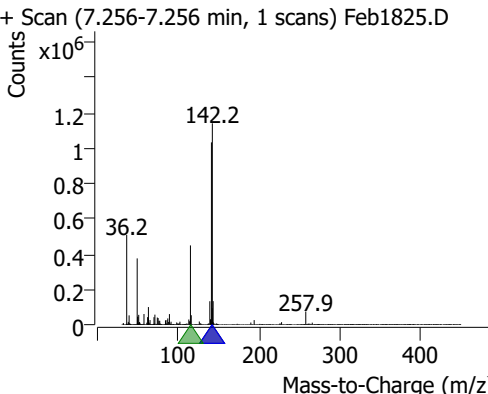
Compound	Conc.	RT	Dev(Min)	Resp.	QIon	QRatio	Lower	Upper
Hexachlorobutadiene	82.5099	6.50	0.00	411019	227.0	63.8	46.0	85.4
					223.0	64.2	45.0	83.6



Compound	Conc.	RT	Dev(Min)	Resp.	QIon	QRatio	Lower	Upper
4-Chloro-2-Methylphenol	76.9764	6.94	0.00	571111	144.0	27.6	19.4	36.1

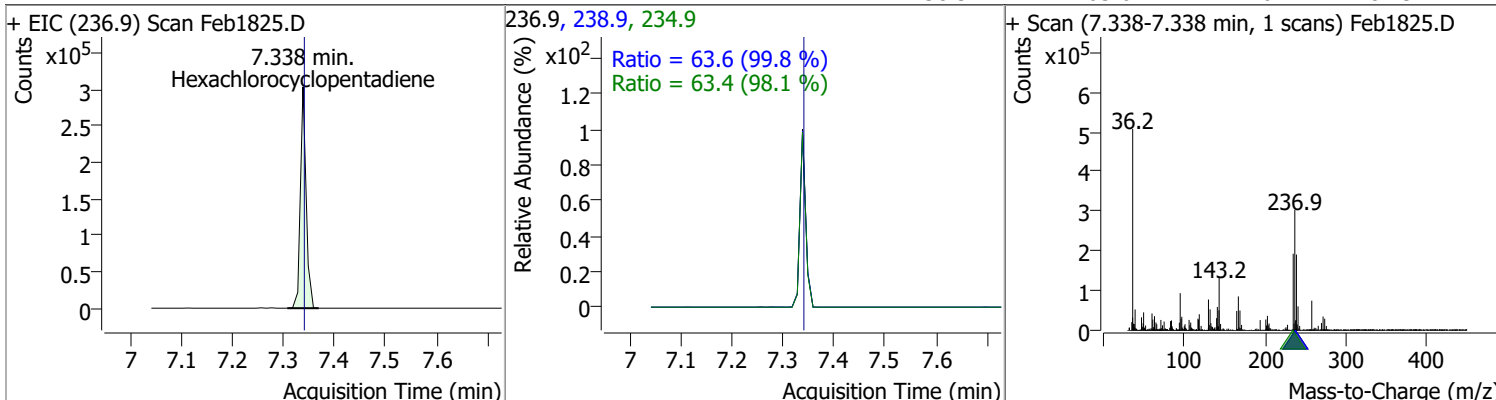


Quantitation Results Report (QT Reviewed)

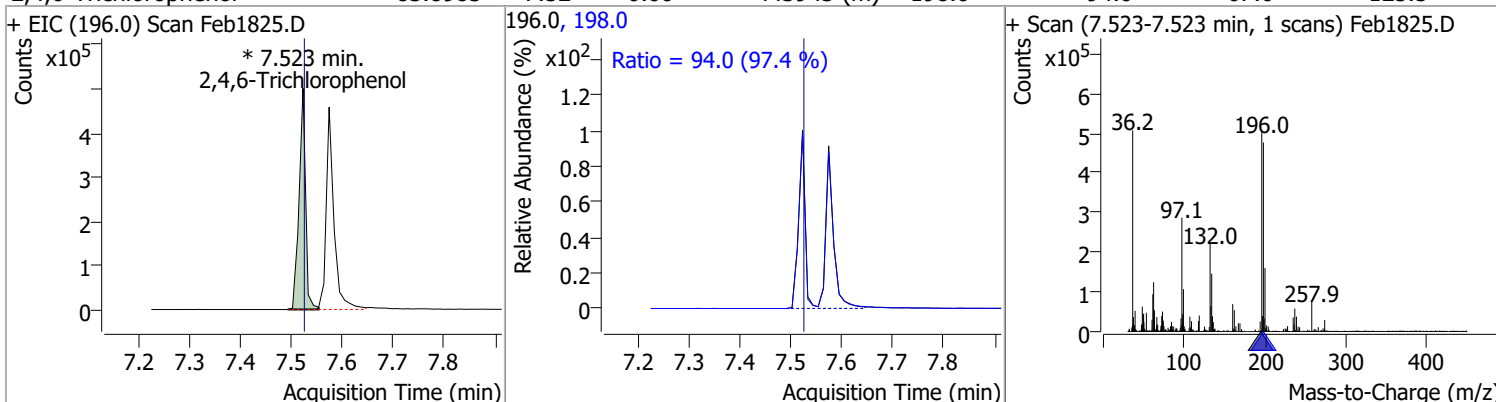
Compound	Conc.	RT	Dev(Min)	Resp.	QIon	QRatio	Lower	Upper
4-Chloro-3-Methylphenol	82.6279	7.08	0.01	639378	144.0	26.7	19.1	35.5
<div style="display: flex; justify-content: space-between;"> <div style="width: 30%;"> <p>+ EIC (107.0) Scan Feb1825.D</p>  </div> <div style="width: 30%;"> <p>107.0, 144.0</p>  </div> <div style="width: 30%;"> <p>+ Scan (7.081-7.081 min, 1 scans) Feb1825.D</p>  </div> </div>								
2-Methylnaphthalene	81.4928	7.15	0.01	1317607	142.0	118.0	83.8	155.7
<div style="display: flex; justify-content: space-between;"> <div style="width: 30%;"> <p>+ EIC (141.0) Scan Feb1825.D</p>  </div> <div style="width: 30%;"> <p>141.0, 142.0, 115.0</p>  </div> <div style="width: 30%;"> <p>+ Scan (7.153-7.153 min, 1 scans) Feb1825.D</p>  </div> </div>								
1-Methylnaphthalene	78.5037	7.26	0.00	1236329 (m)	142.0	112.9	79.8	148.2
<div style="display: flex; justify-content: space-between;"> <div style="width: 30%;"> <p>+ EIC (141.0) Scan Feb1825.D</p>  </div> <div style="width: 30%;"> <p>141.0, 142.0, 115.0</p>  </div> <div style="width: 30%;"> <p>+ Scan (7.256-7.256 min, 1 scans) Feb1825.D</p>  </div> </div>								

Quantitation Results Report (QT Reviewed)

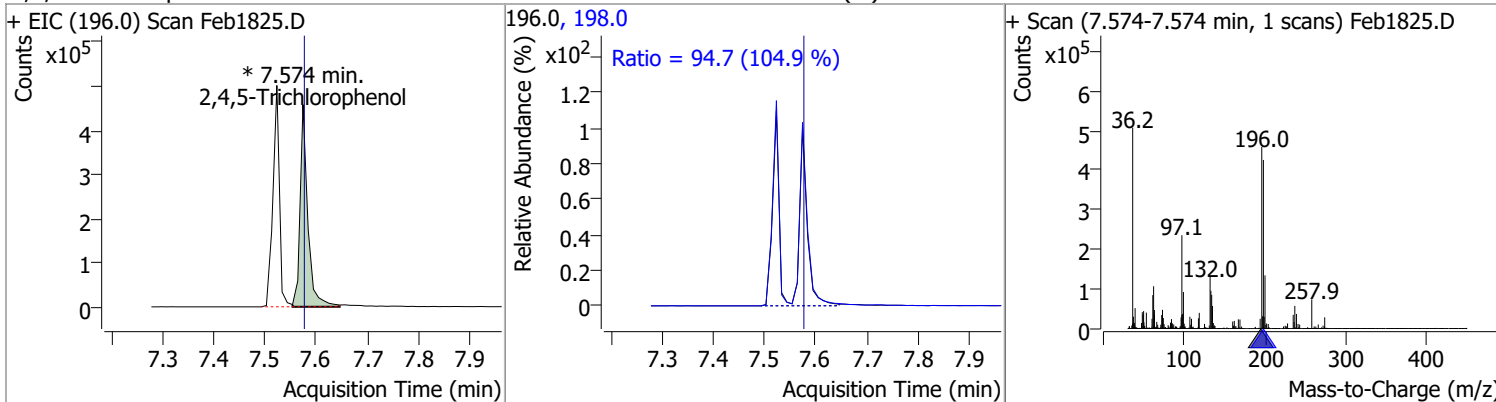
Compound	Conc.	RT	Dev(Min)	Resp.	QIon	QRatio	Lower	Upper
Hexachlorocyclopentadiene	78.3658	7.34	0.00	236779	234.9	63.4	45.2	84.0
					238.9	63.6	44.6	82.9



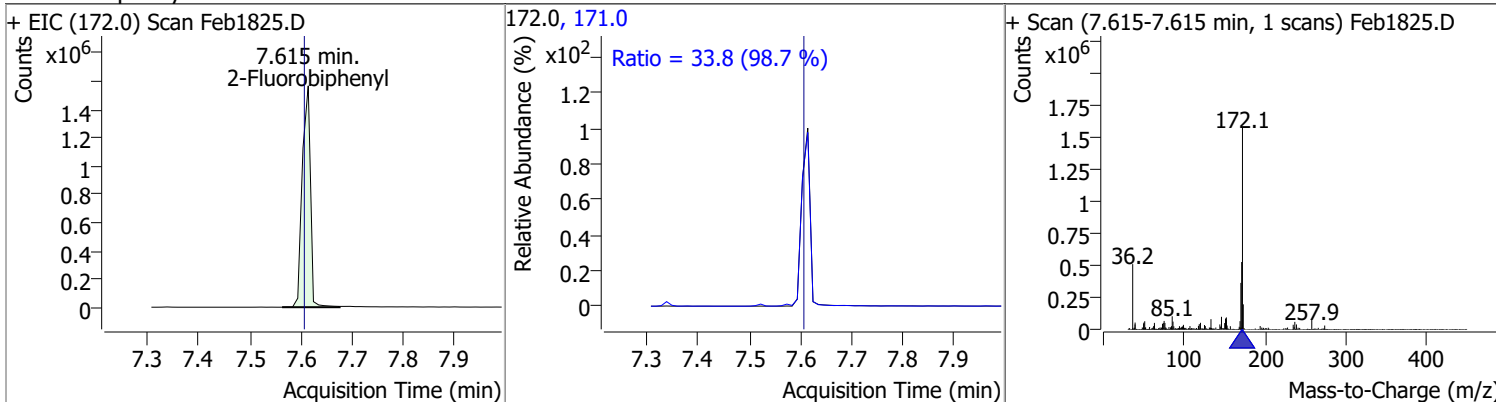
Compound	Conc.	RT	Dev(Min)	Resp.	QIon	QRatio	Lower	Upper
2,4,6-Trichlorophenol	83.8983	7.52	0.00	443943 (m)	198.0	94.0	67.6	125.5



Compound	Conc.	RT	Dev(Min)	Resp.	QIon	QRatio	Lower	Upper
2,4,5-Trichlorophenol	81.7351	7.57	0.00	482884 (m)	198.0	94.7	63.2	117.3

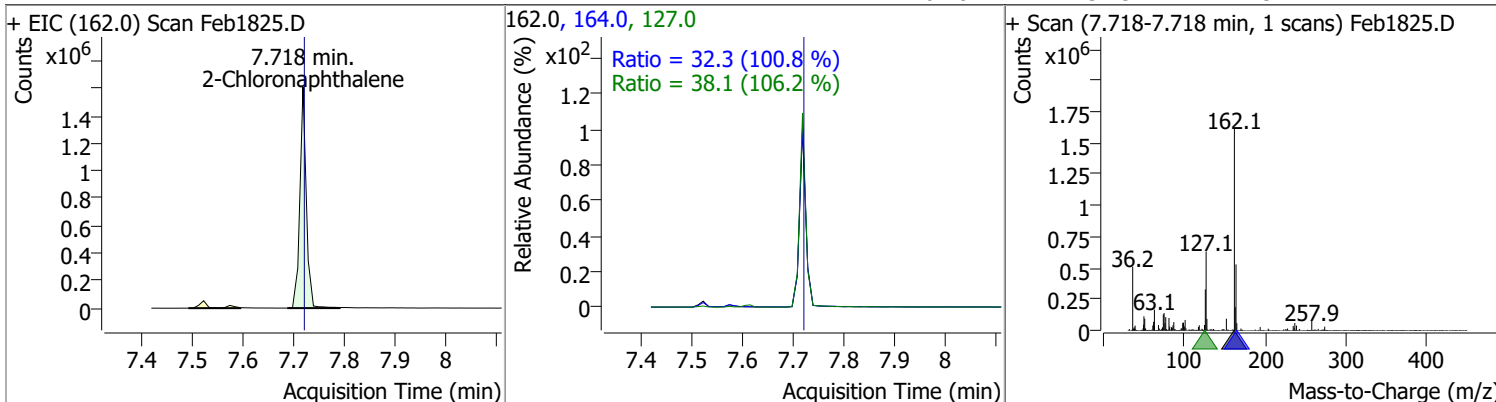


Compound	Conc.	RT	Dev(Min)	Resp.	QIon	QRatio	Lower	Upper
2-Fluorobiphenyl	81.8452	7.62	0.01	1752432	171.0	33.8	24.0	44.5

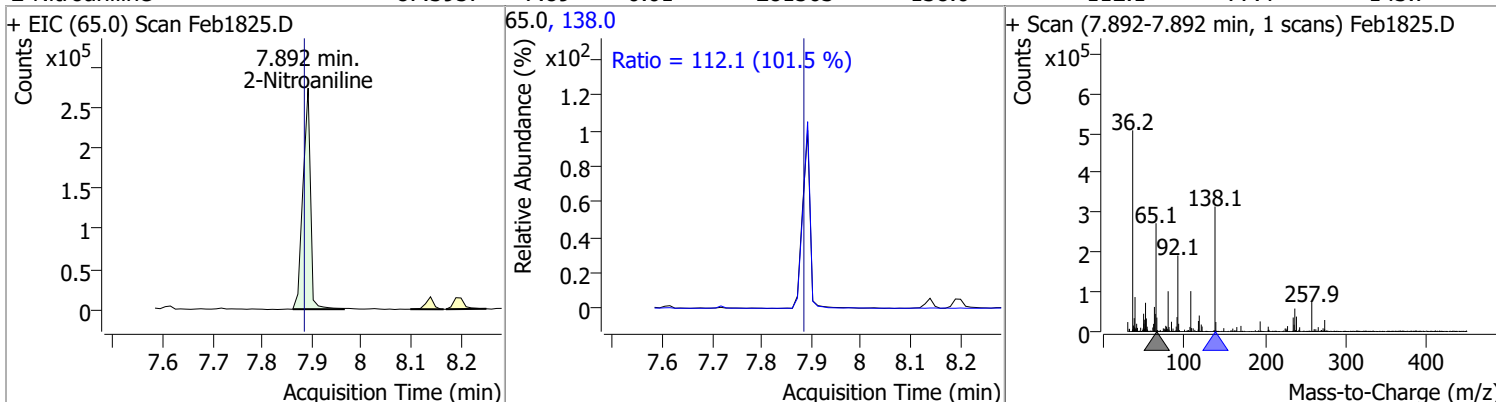


Quantitation Results Report (QT Reviewed)

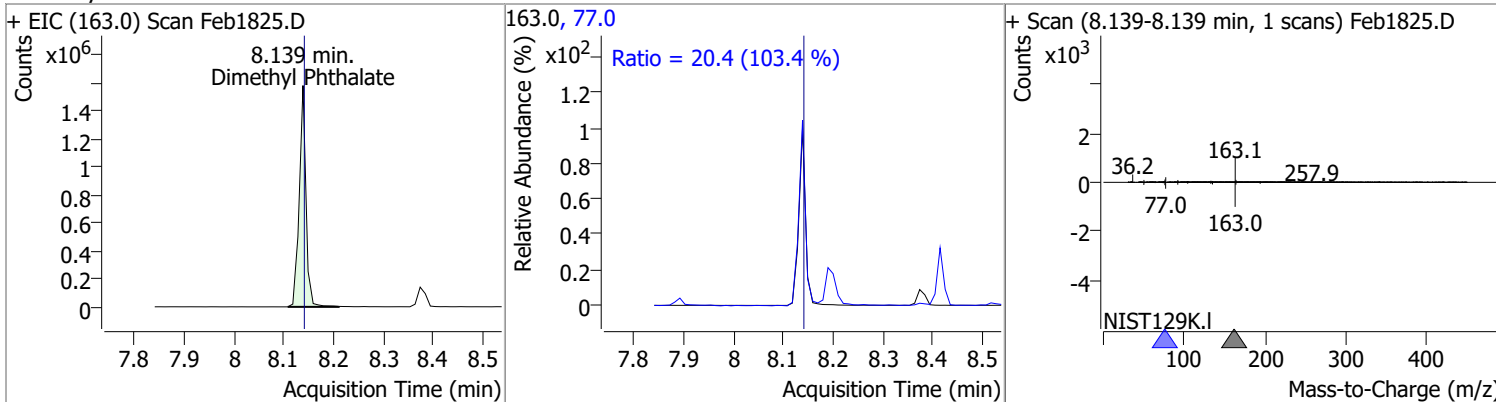
Compound	Conc.	RT	Dev(Min)	Resp.	QIon	QRatio	Lower	Upper
2-Chloronaphthalene	78.7346	7.72	0.00	1415405	127.0	38.1	25.1	46.7
					164.0	32.3	22.5	41.7



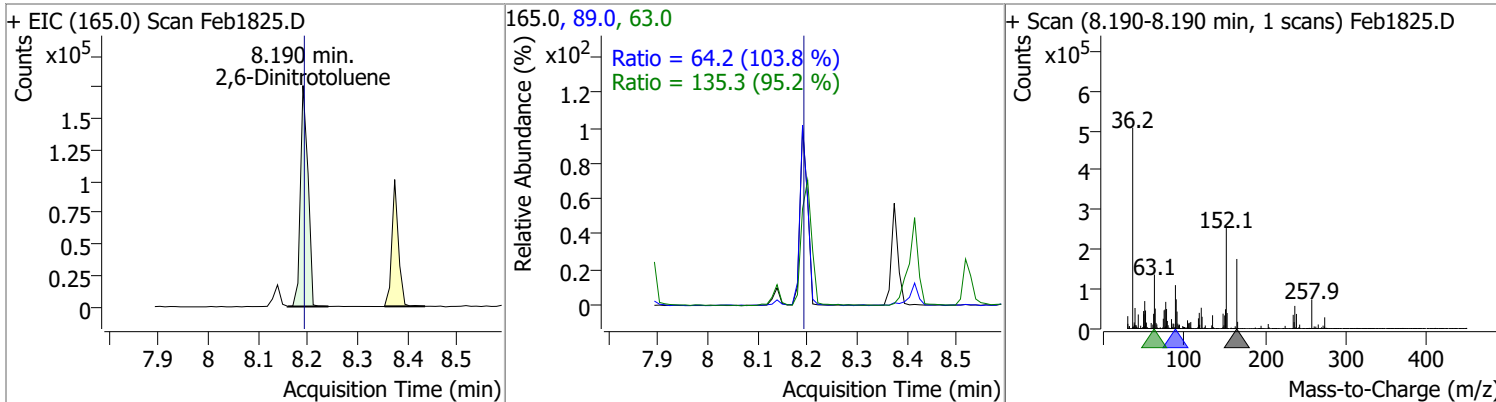
Compound	Conc.	RT	Dev(Min)	Resp.	QIon	QRatio	Lower	Upper
2-Nitroaniline	87.3957	7.89	0.01	281563	138.0	112.1	77.4	143.7



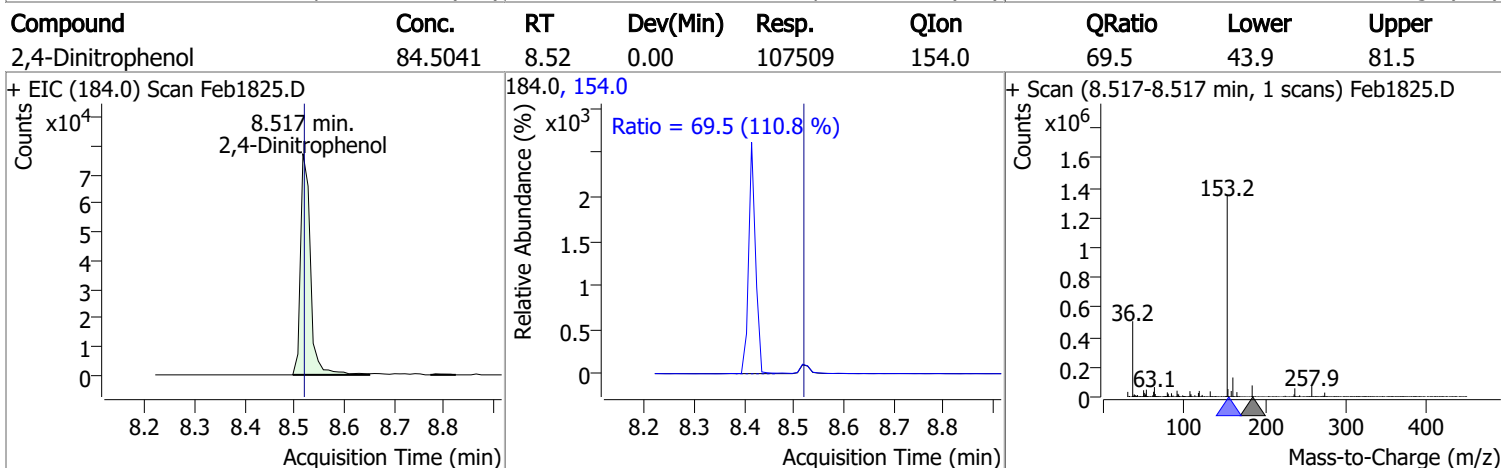
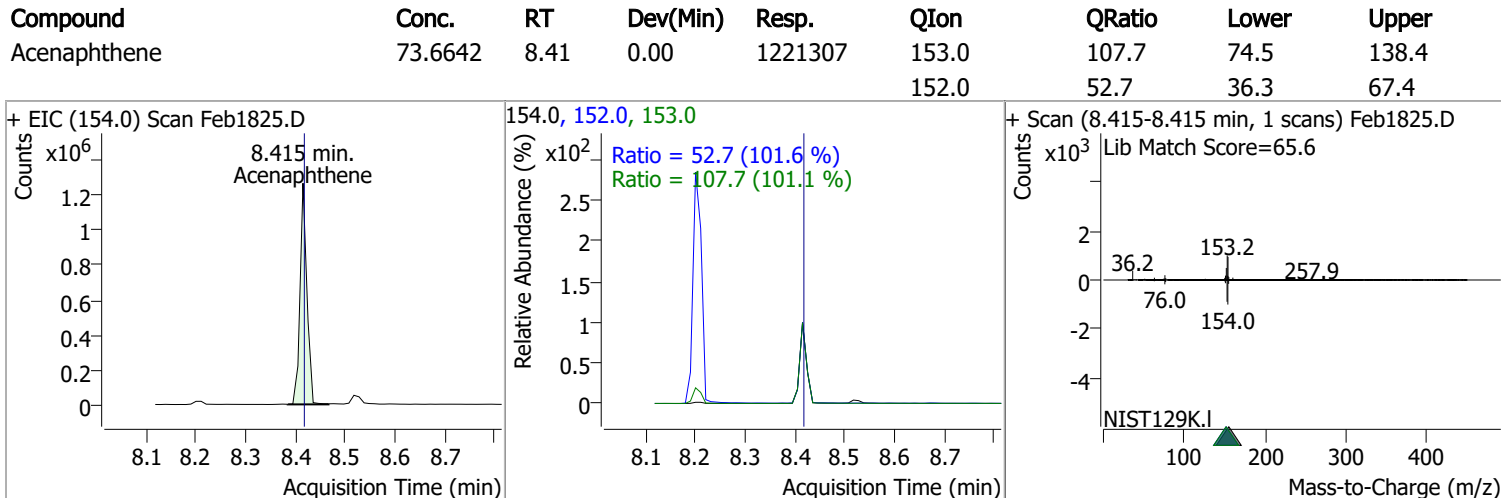
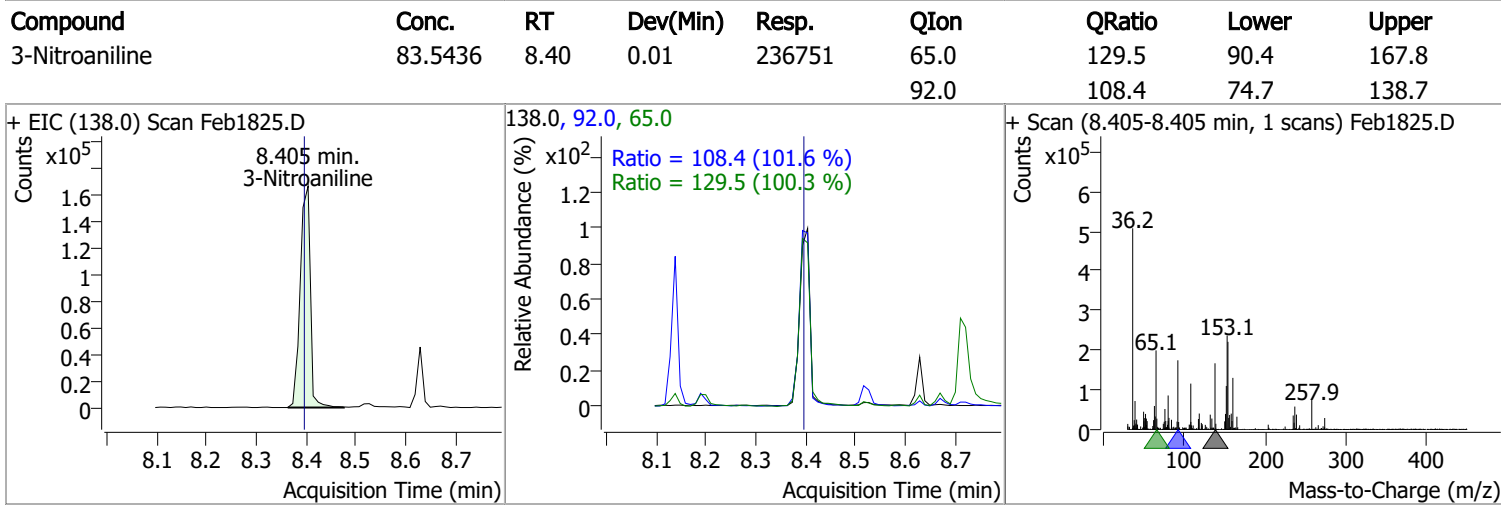
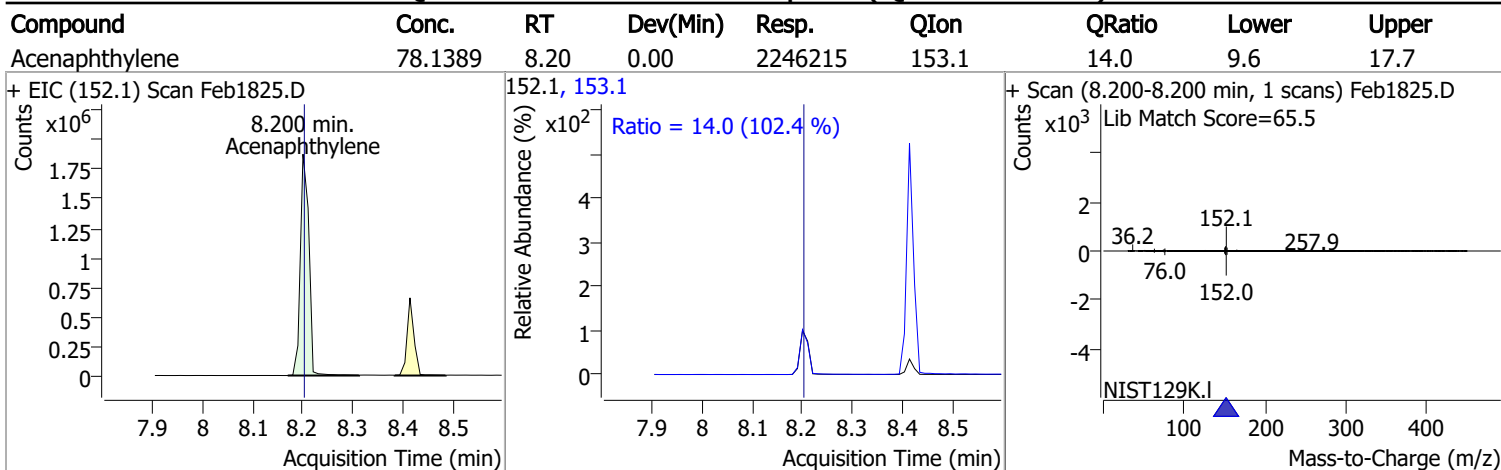
Compound	Conc.	RT	Dev(Min)	Resp.	QIon	QRatio	Lower	Upper
Dimethyl Phthalate	82.0814	8.14	0.00	1486935	77.0	20.4	13.8	25.7



Compound	Conc.	RT	Dev(Min)	Resp.	QIon	QRatio	Lower	Upper
2,6-Dinitrotoluene	75.0361	8.19	0.00	186137	63.0	135.3	99.5	184.8
					89.0	64.2	43.3	80.3

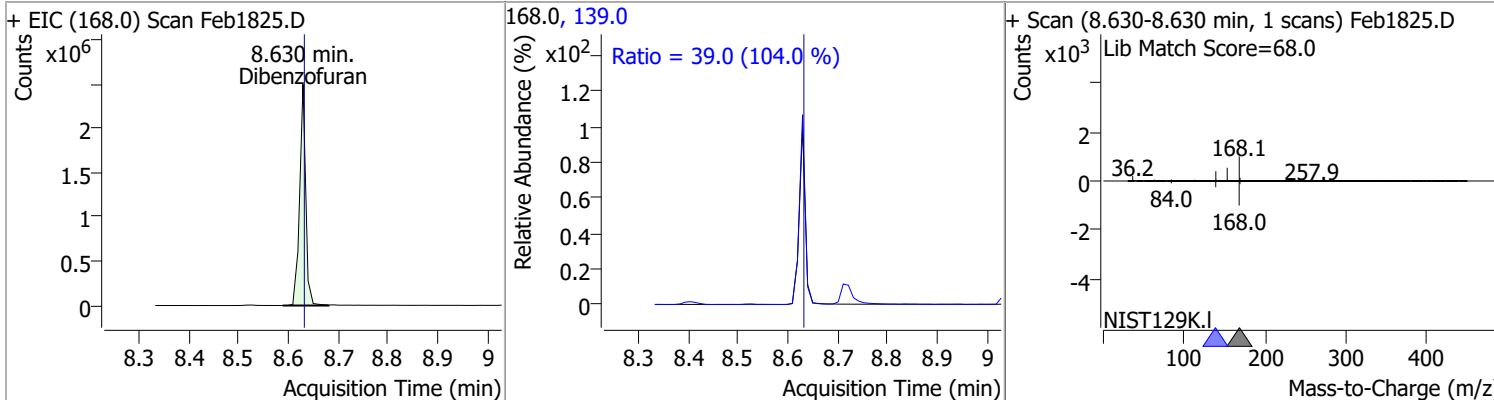


Quantitation Results Report (QT Reviewed)

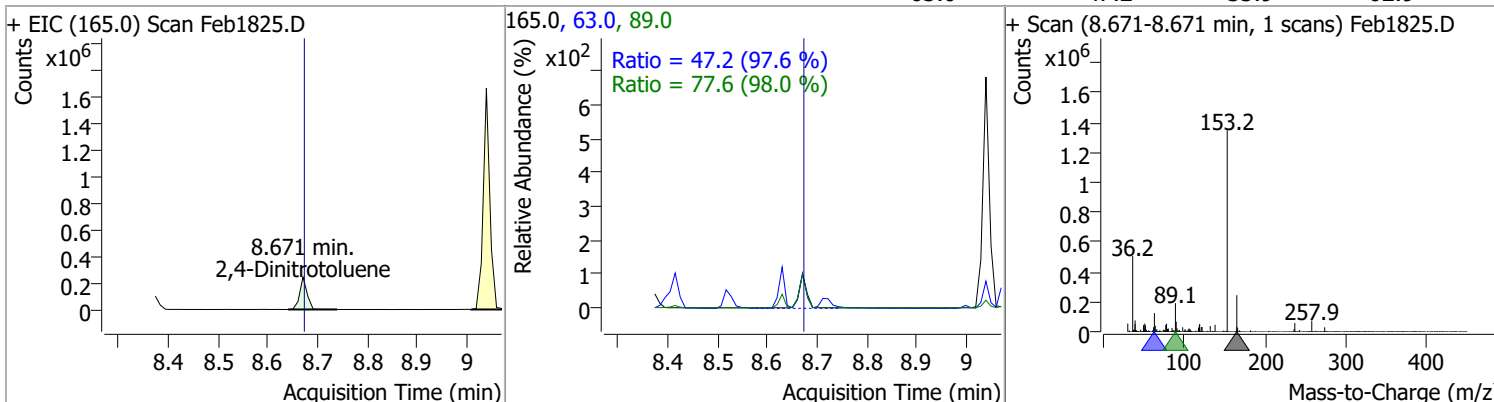


Quantitation Results Report (QT Reviewed)

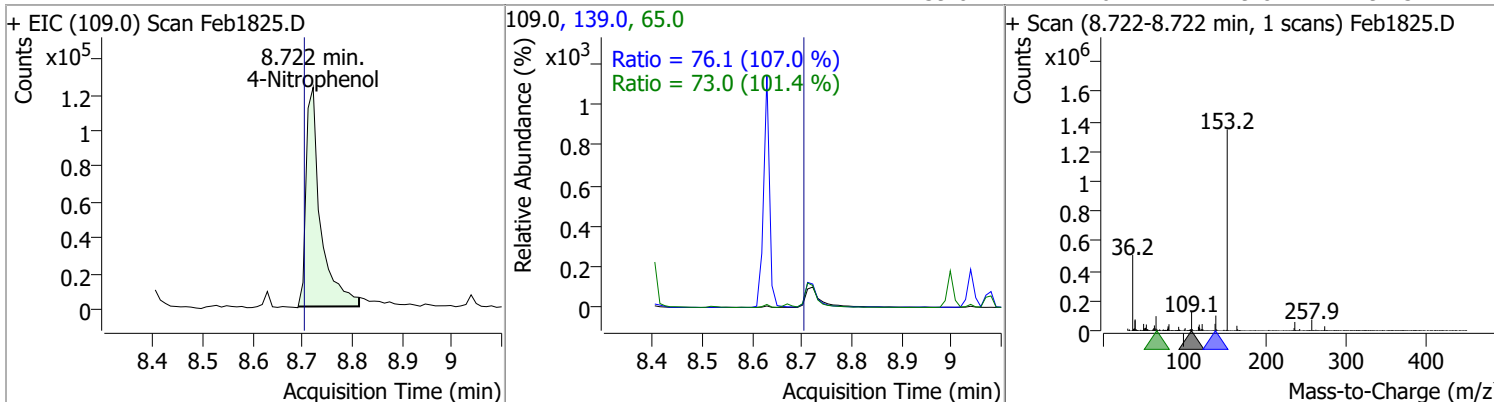
Compound	Conc.	RT	Dev(Min)	Resp.	QIon	QRatio	Lower	Upper
Dibenzofuran	77.9726	8.63	0.00	2113432	139.0	39.0	26.3	48.8



Compound	Conc.	RT	Dev(Min)	Resp.	QIon	QRatio	Lower	Upper
2,4-Dinitrotoluene	79.6333	8.67	0.00	246962	89.0	77.6	55.4	102.9
					63.0	47.2	33.9	62.9

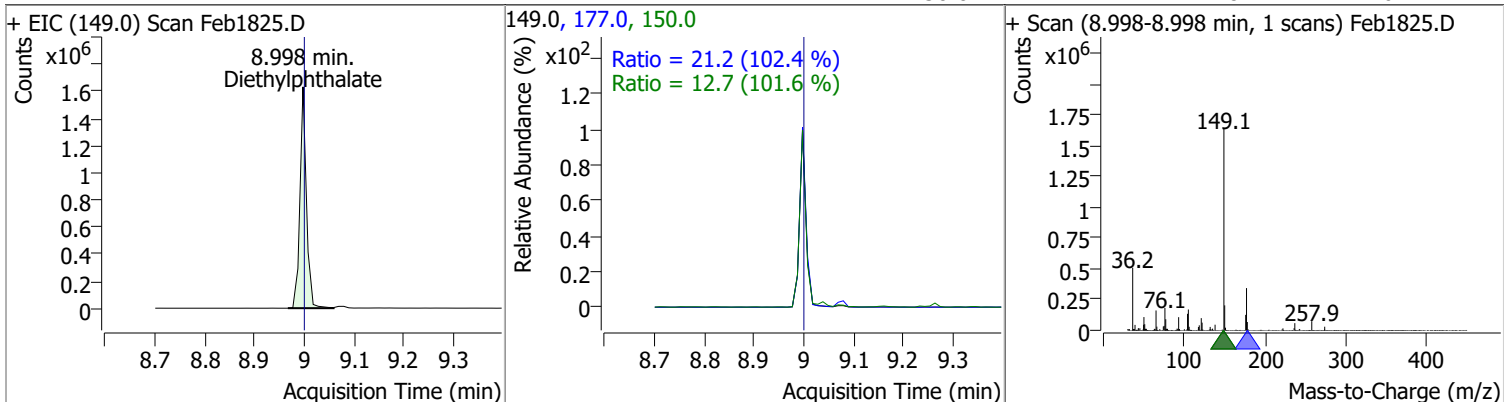


Compound	Conc.	RT	Dev(Min)	Resp.	QIon	QRatio	Lower	Upper
4-Nitrophenol	80.2049	8.72	0.02	245597	65.0	73.0	50.4	93.6
					139.0	76.1	49.8	92.5

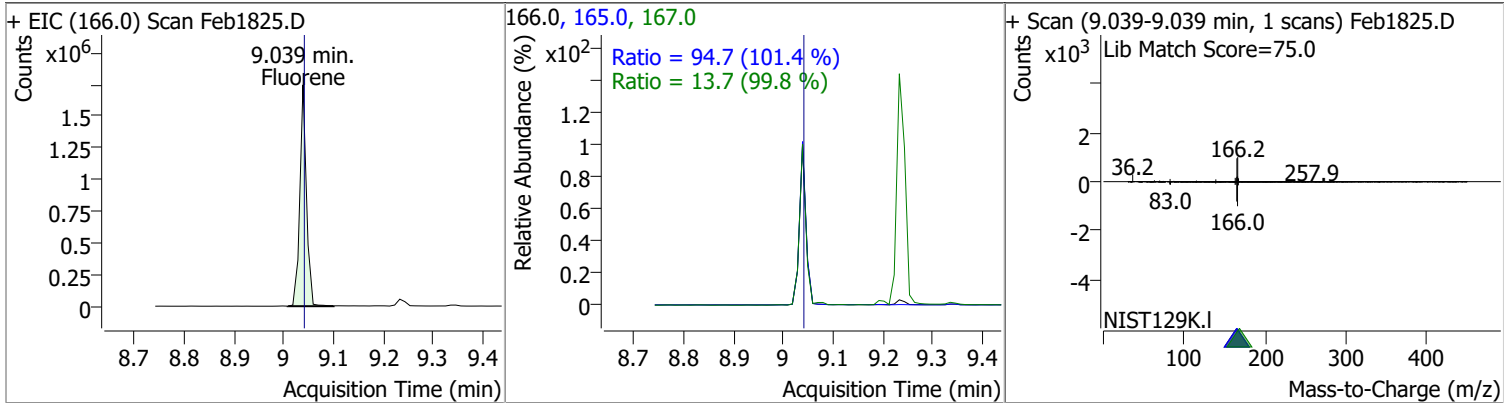


Quantitation Results Report (QT Reviewed)

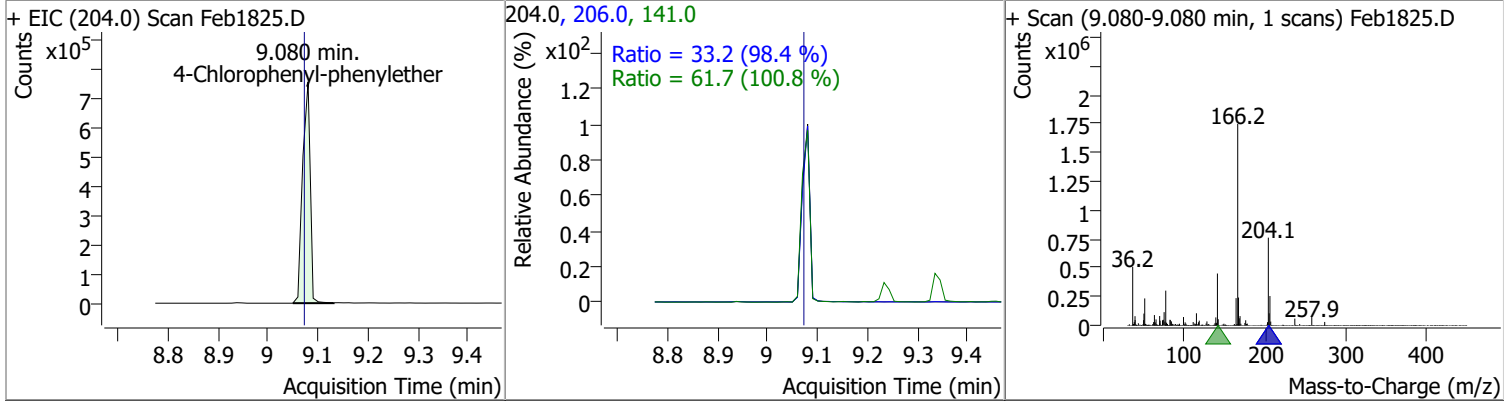
Compound	Conc.	RT	Dev(Min)	Resp.	QIon	QRatio	Lower	Upper
Diethylphthalate	78.6490	9.00	0.00	1474023	177.0	21.2	14.5	27.0
					150.0	12.7	8.7	16.2



Compound	Conc.	RT	Dev(Min)	Resp.	QIon	QRatio	Lower	Upper
Fluorene	74.6154	9.04	0.00	1619598	165.0	94.7	65.4	121.4
					167.0	13.7	9.6	17.8

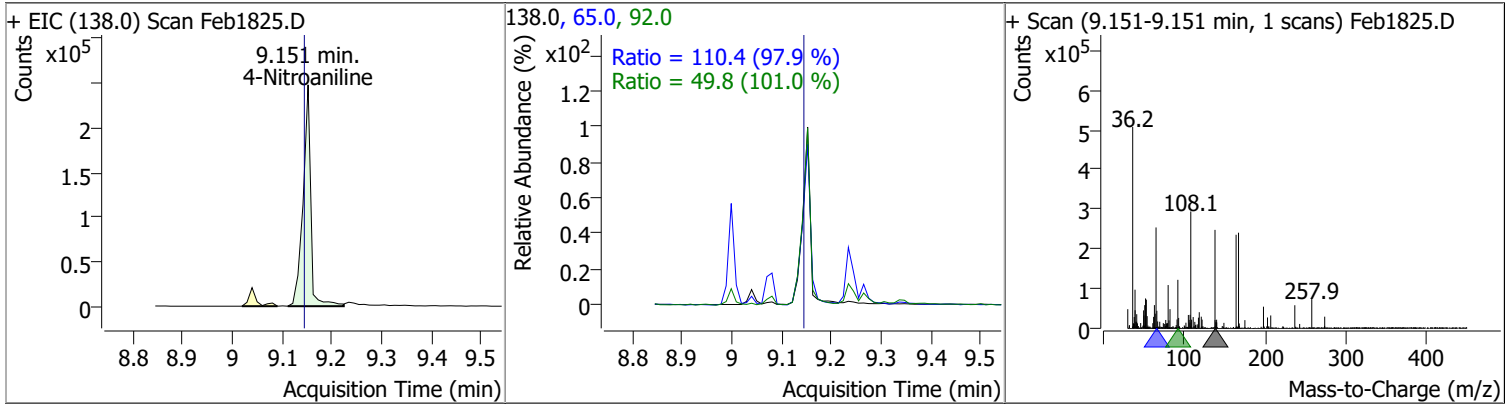


Compound	Conc.	RT	Dev(Min)	Resp.	QIon	QRatio	Lower	Upper
4-Chlorophenyl-phenylether	82.0944	9.08	0.01	801375	141.0	61.7	42.8	79.6
					206.0	33.2	23.6	43.9

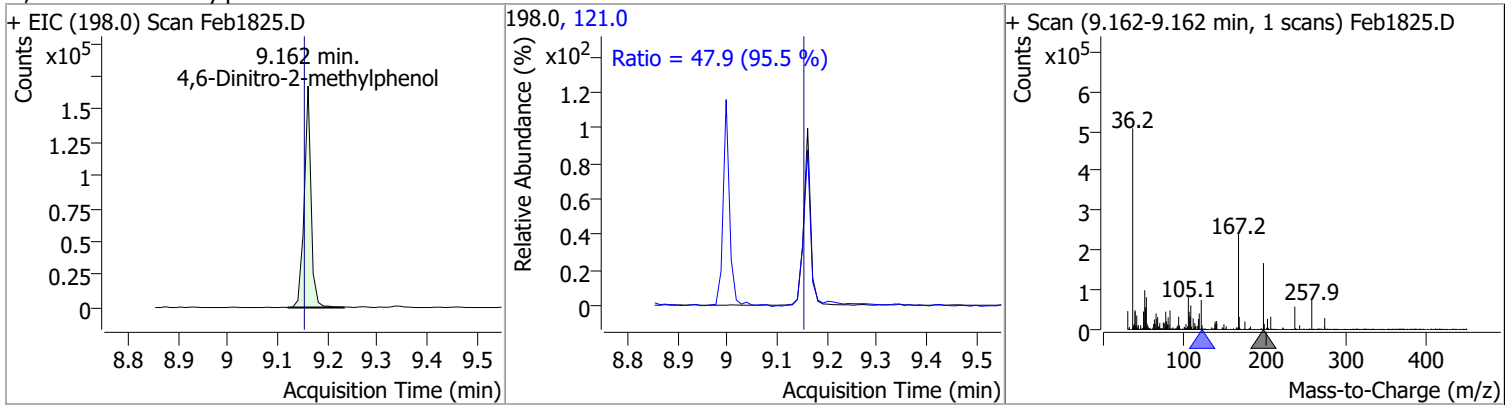


Quantitation Results Report (QT Reviewed)

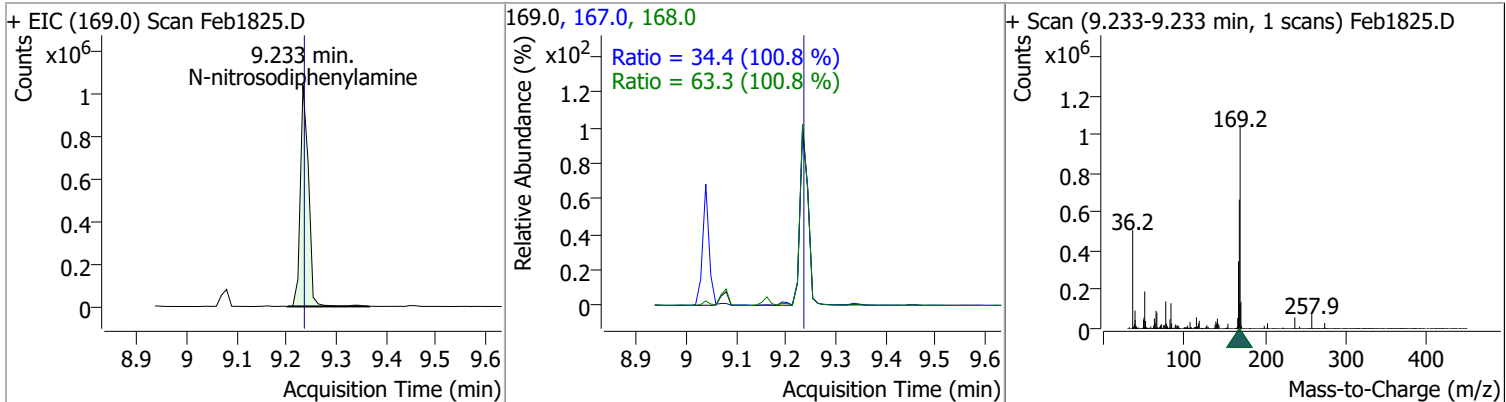
Compound	Conc.	RT	Dev(Min)	Resp.	QIon	QRatio	Lower	Upper
4-Nitroaniline	87.0446	9.15	0.01	268516	65.0	110.4	78.9	146.6
					92.0	49.8	34.5	64.1



Compound	Conc.	RT	Dev(Min)	Resp.	QIon	QRatio	Lower	Upper
4,6-Dinitro-2-methylphenol	84.9611	9.16	0.01	160172	121.0	47.9	35.1	65.3

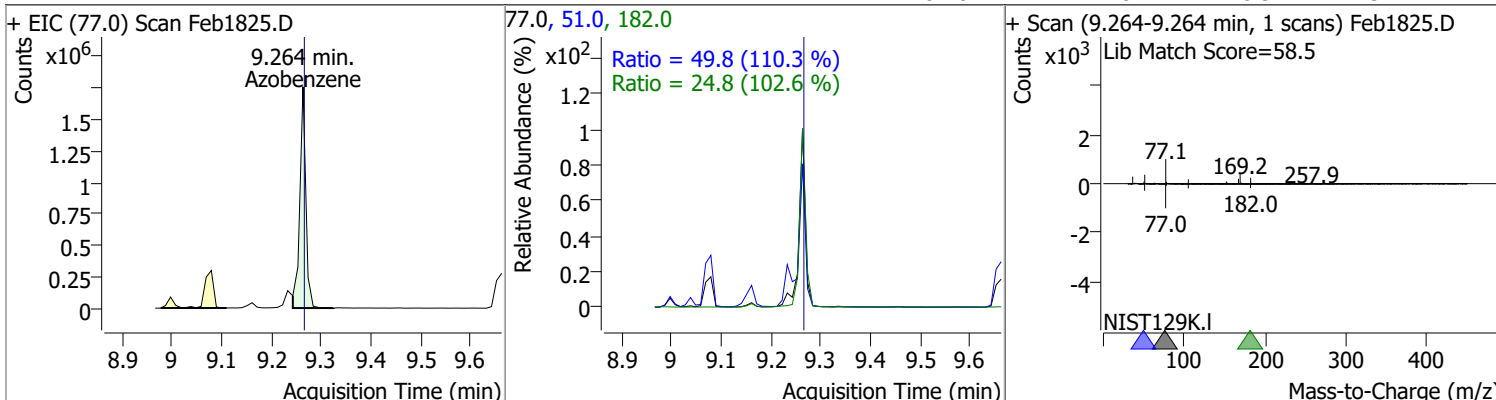


Compound	Conc.	RT	Dev(Min)	Resp.	QIon	QRatio	Lower	Upper
N-nitrosodiphenylamine	82.1880	9.23	0.00	1183253	168.0	63.3	44.0	81.7
					167.0	34.4	23.9	44.3

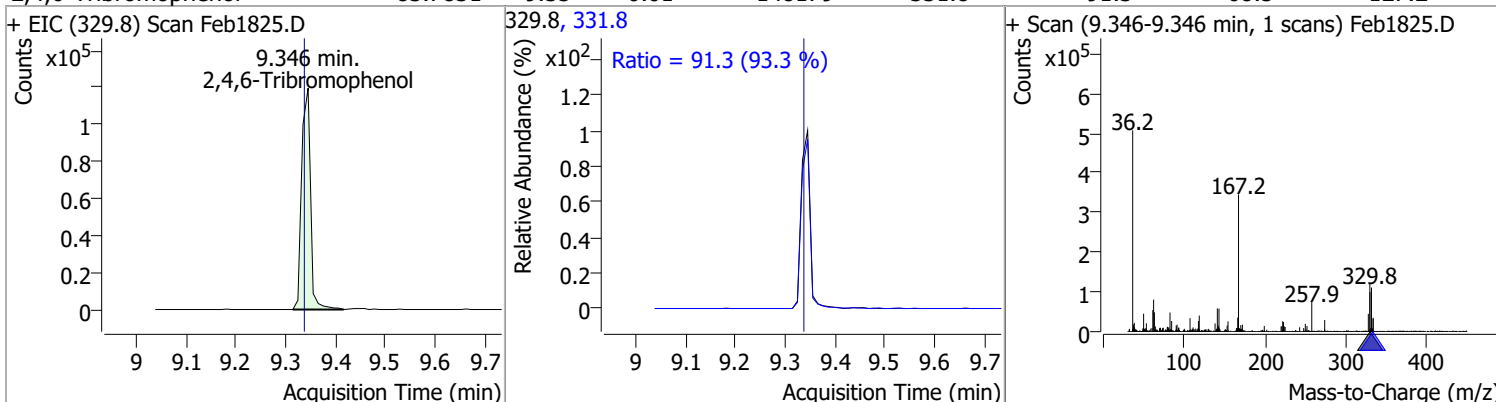


Quantitation Results Report (QT Reviewed)

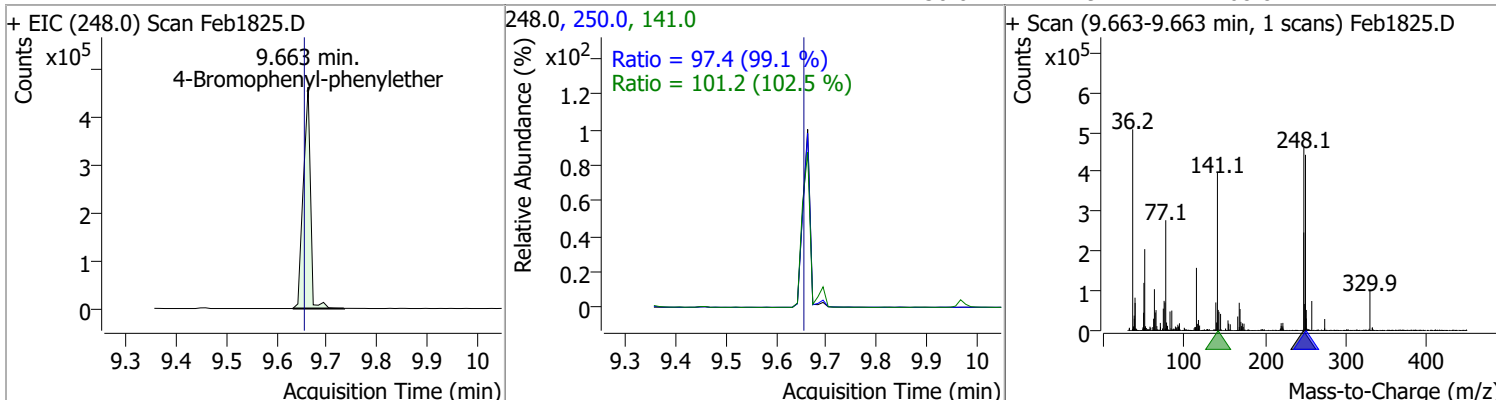
Compound	Conc.	RT	Dev(Min)	Resp.	QIon	QRatio	Lower	Upper
Azobenzene	77.6459	9.26	0.00	1474038	51.0	49.8	31.6	58.7
					182.0	24.8	16.9	31.4



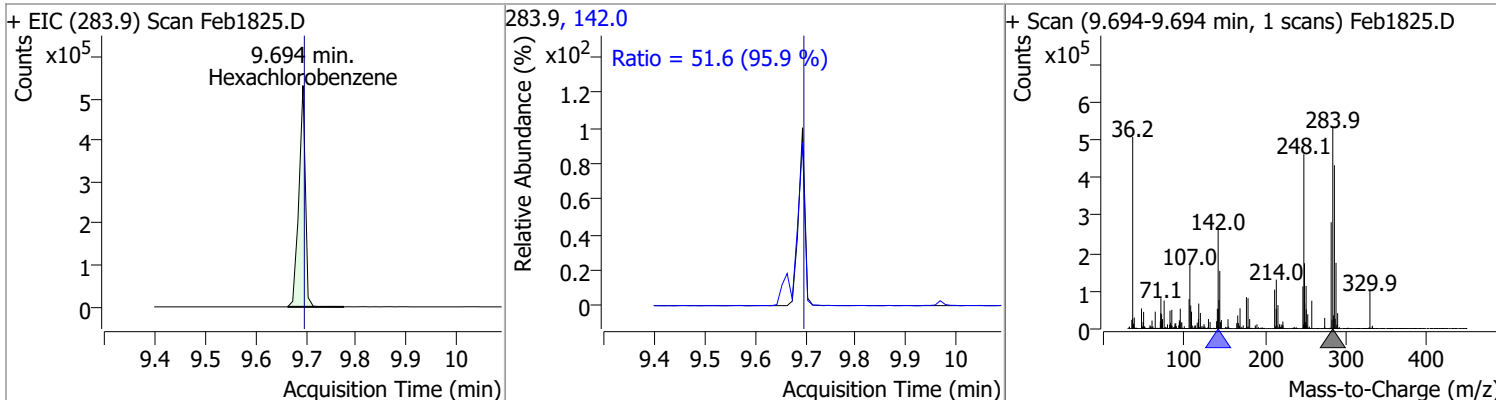
Compound	Conc.	RT	Dev(Min)	Resp.	QIon	QRatio	Lower	Upper
2,4,6-Tribromophenol	83.7831	9.35	0.01	148179	331.8	91.3	68.5	127.2



Compound	Conc.	RT	Dev(Min)	Resp.	QIon	QRatio	Lower	Upper
4-Bromophenyl-phenylether	83.9737	9.66	0.01	459431	141.0	101.2	69.1	128.4
					250.0	97.4	68.8	127.7

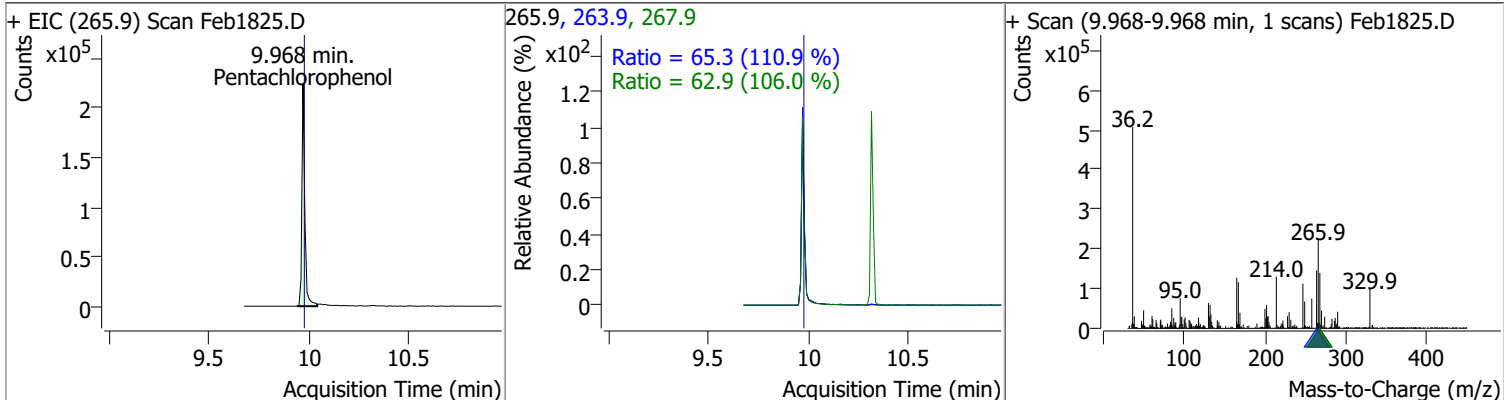


Compound	Conc.	RT	Dev(Min)	Resp.	QIon	QRatio	Lower	Upper
Hexachlorobenzene	86.0750	9.69	0.00	476701	142.0	51.6	37.7	70.0

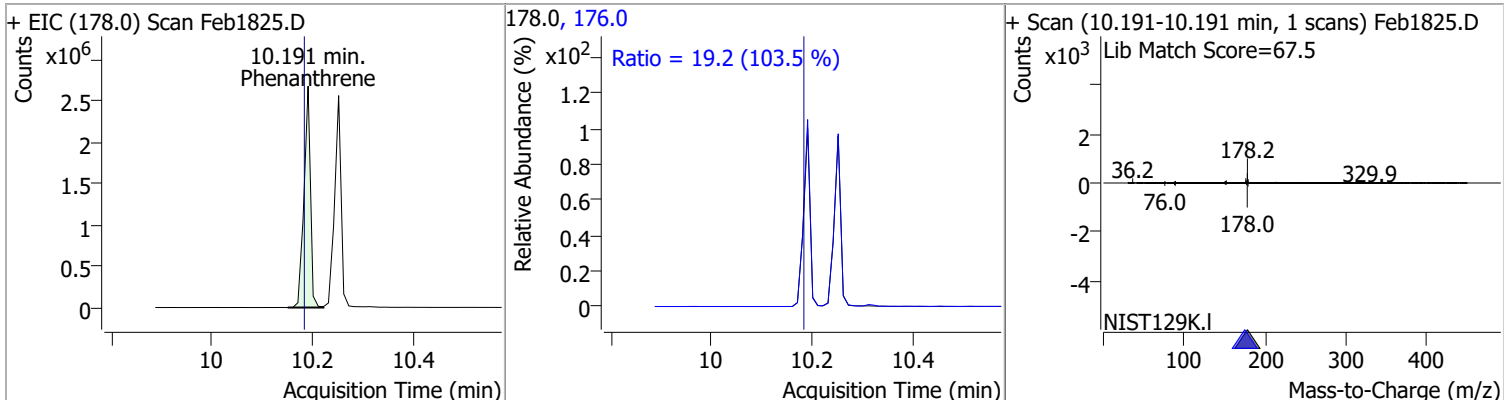


Quantitation Results Report (QT Reviewed)

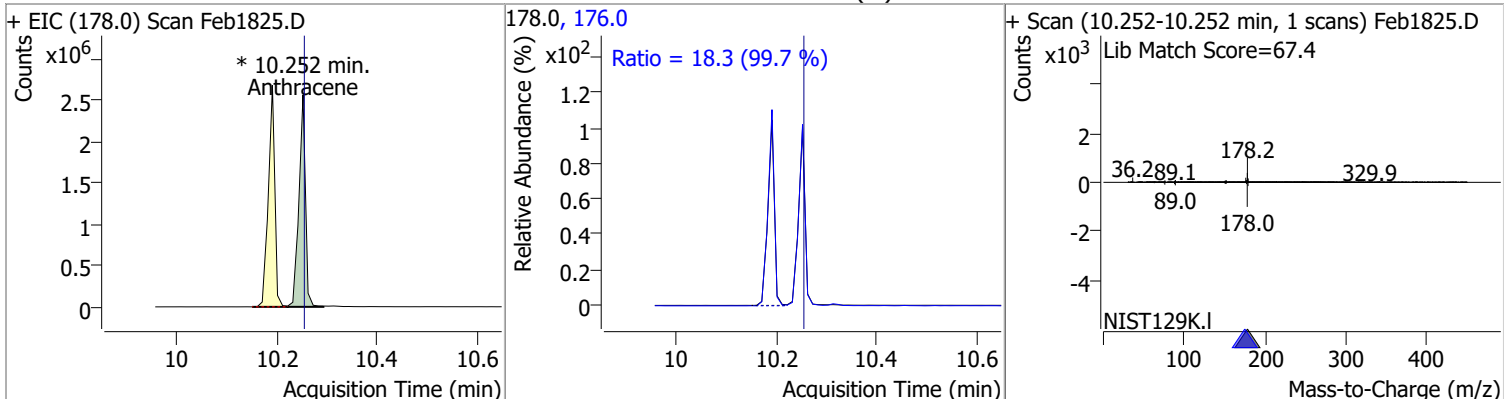
Compound	Conc.	RT	Dev(Min)	Resp.	QIon	QRatio	Lower	Upper
Pentachlorophenol	85.7198	9.97	0.00	223802	267.9	62.9	41.5	77.2
					263.9	65.3	41.2	76.6



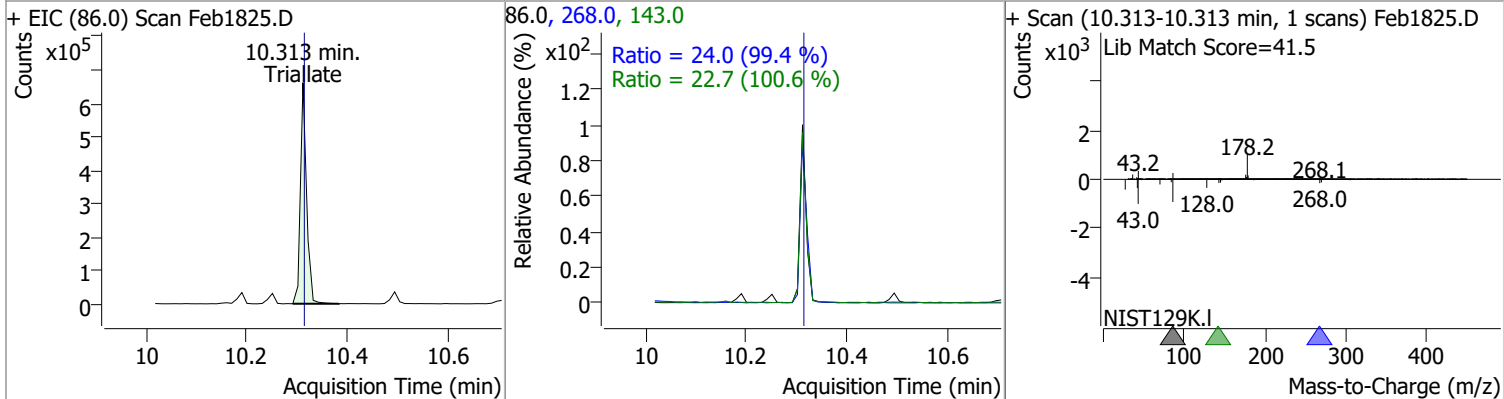
Compound	Conc.	RT	Dev(Min)	Resp.	QIon	QRatio	Lower	Upper
Phenanthrene	80.0606	10.19	0.01	2396277	176.0	19.2	13.0	24.1



Compound	Conc.	RT	Dev(Min)	Resp.	QIon	QRatio	Lower	Upper
Anthracene	81.7333	10.25	0.00	2307793 (m)	176.0	18.3	12.9	23.9

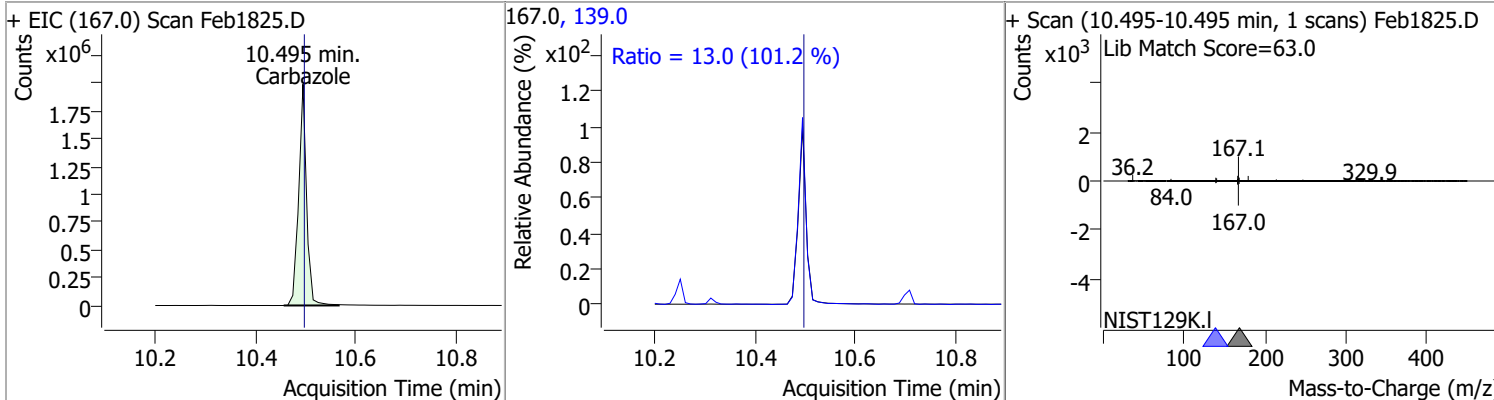


Compound	Conc.	RT	Dev(Min)	Resp.	QIon	QRatio	Lower	Upper
Triallate	80.7935	10.31	0.00	544590	268.0	24.0	16.9	31.4
					143.0	22.7	15.8	29.3

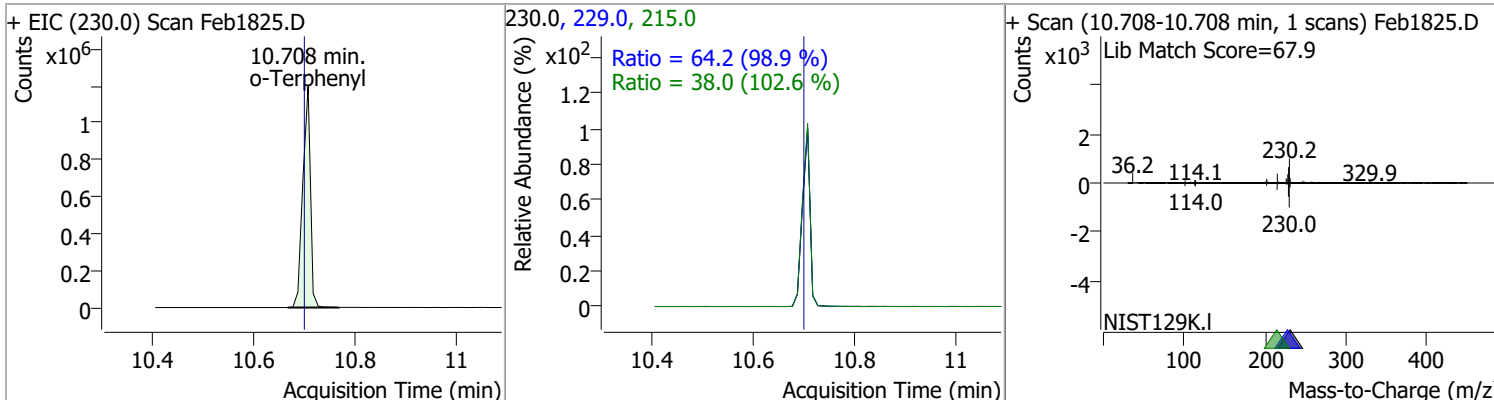


Quantitation Results Report (QT Reviewed)

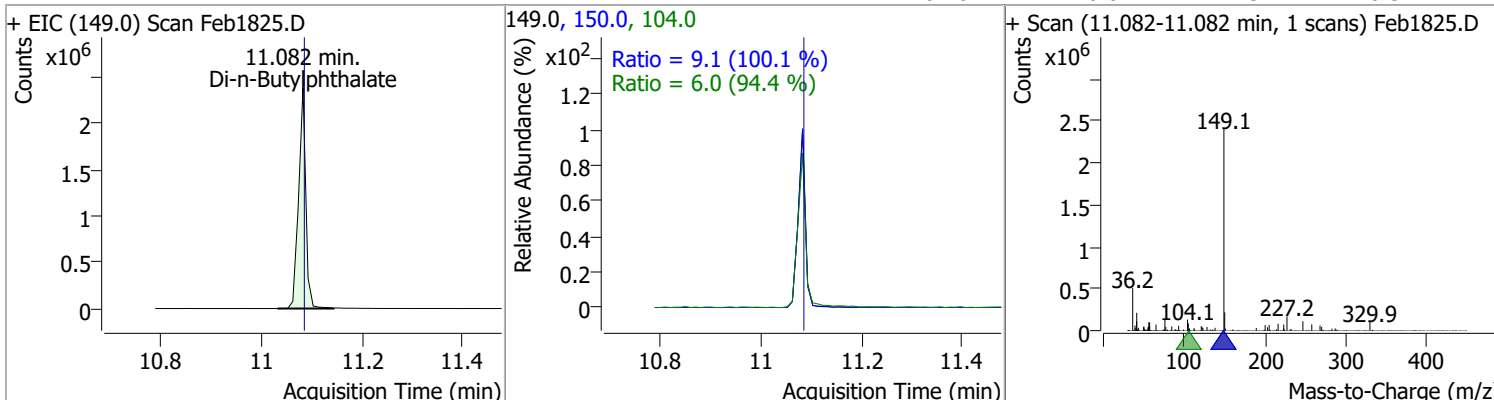
Compound	Conc.	RT	Dev(Min)	Resp.	QIon	QRatio	Lower	Upper
Carbazole	75.7167	10.49	0.00	2167797	139.0	13.0	9.0	16.7



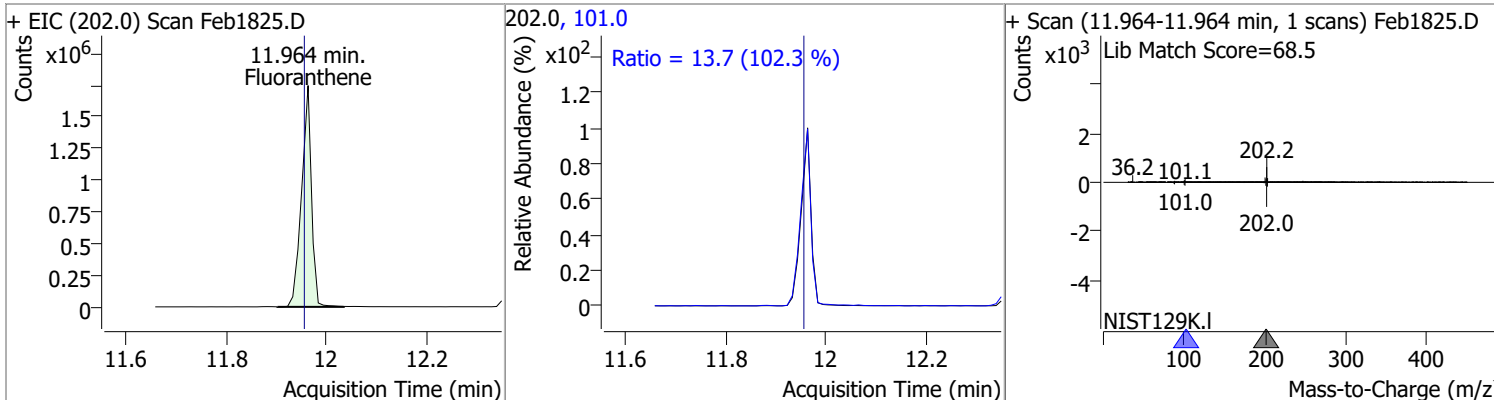
Compound	Conc.	RT	Dev(Min)	Resp.	QIon	QRatio	Lower	Upper
o-Terphenyl	79.4148	10.71	0.01	1261539	229.0	64.2	45.4	84.3
					215.0	38.0	25.9	48.1



Compound	Conc.	RT	Dev(Min)	Resp.	QIon	QRatio	Lower	Upper
Di-n-Butylphthalate	86.6145	11.08	0.00	2375148	150.0	9.1	6.3	11.8
					104.0	6.0	4.5	8.3

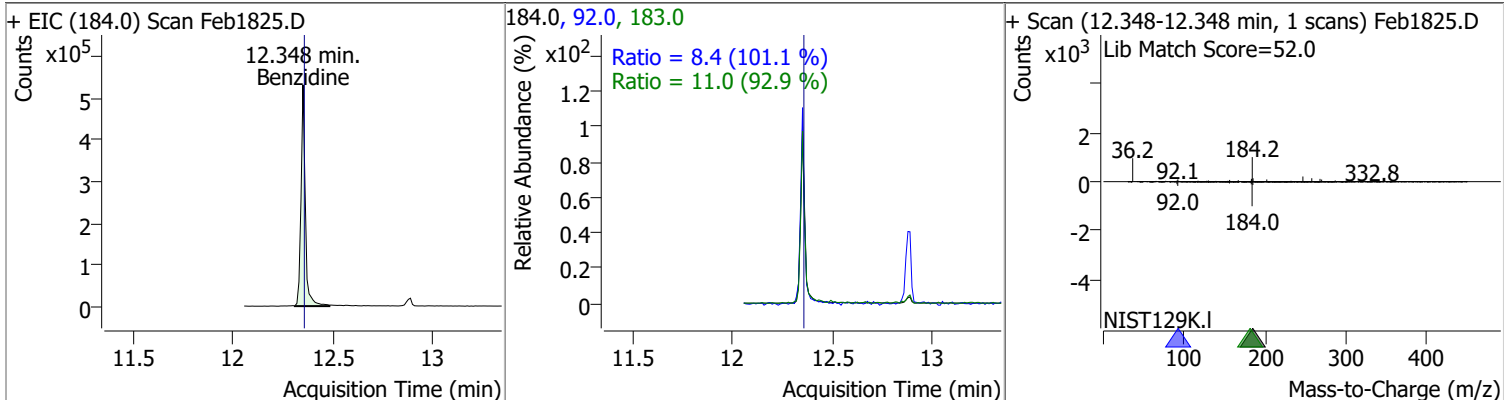


Compound	Conc.	RT	Dev(Min)	Resp.	QIon	QRatio	Lower	Upper
Fluoranthene	79.8760	11.96	0.01	2395113	101.0	13.7	9.4	17.4

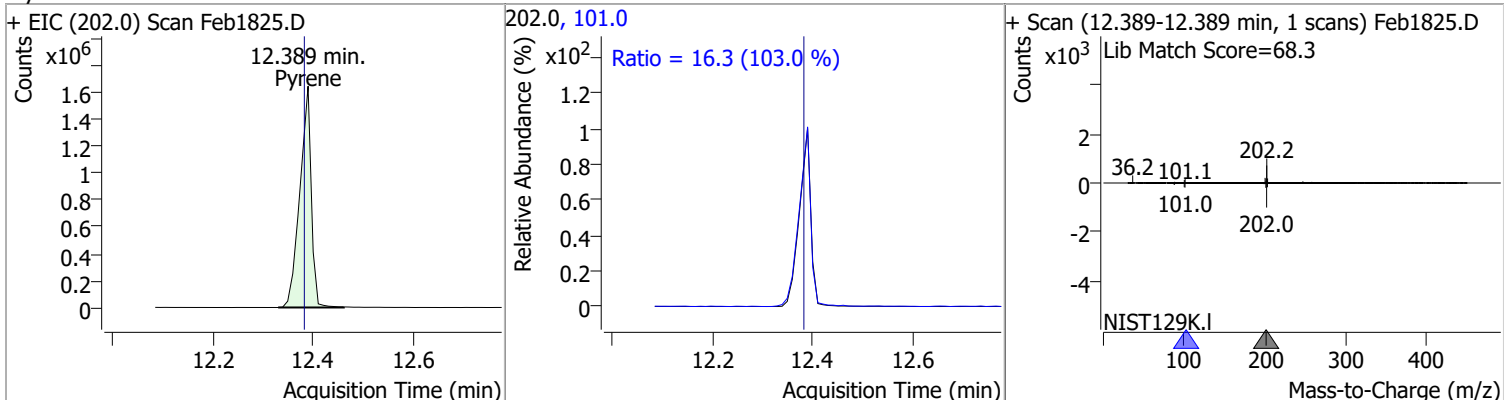


Quantitation Results Report (QT Reviewed)

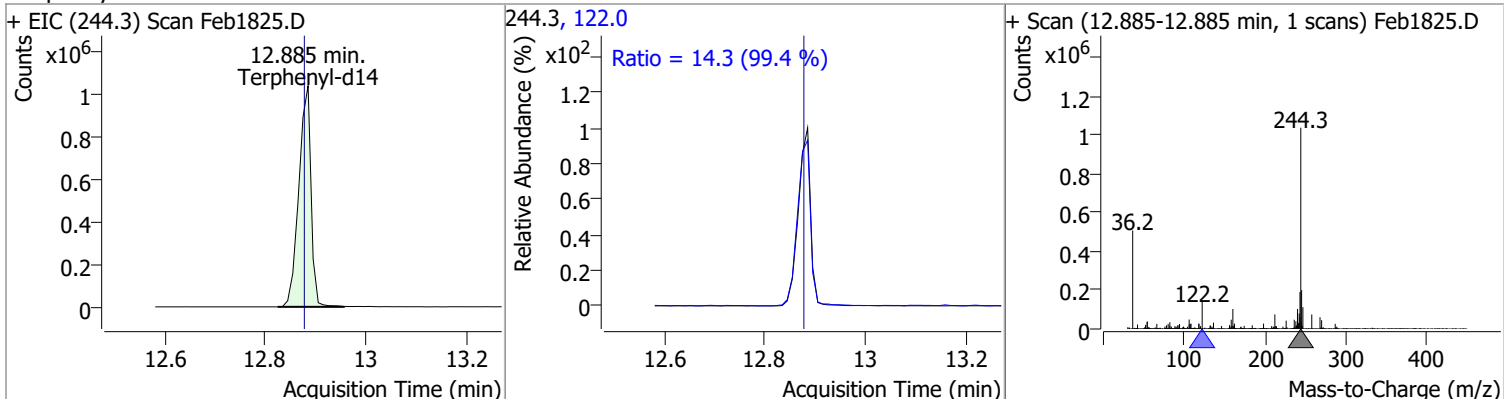
Compound	Conc.	RT	Dev(Min)	Resp.	QIon	QRatio	Lower	Upper
Benzidine	74.6477	12.35	0.00	792292	183.0	11.0	8.3	15.4
					92.0	8.4	5.8	10.8



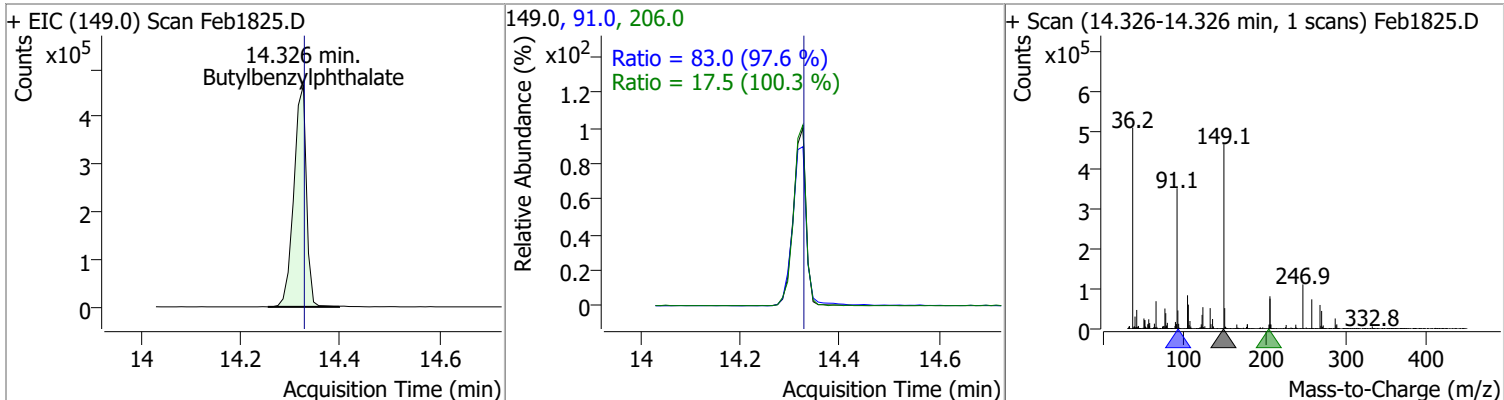
Compound	Conc.	RT	Dev(Min)	Resp.	QIon	QRatio	Lower	Upper
Pyrene	79.3038	12.39	0.01	2594483	101.0	16.3	11.1	20.6



Compound	Conc.	RT	Dev(Min)	Resp.	QIon	QRatio	Lower	Upper
Terphenyl-d14	79.0420	12.89	0.01	1739964	122.0	14.3	10.1	18.7

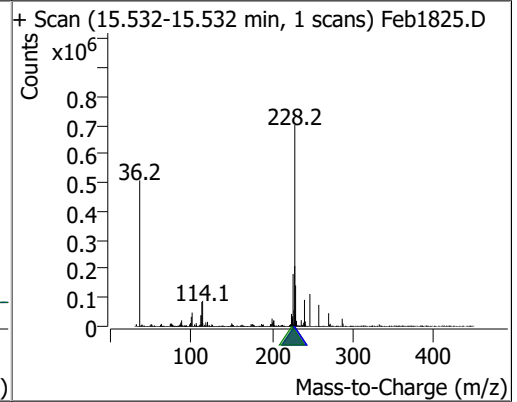
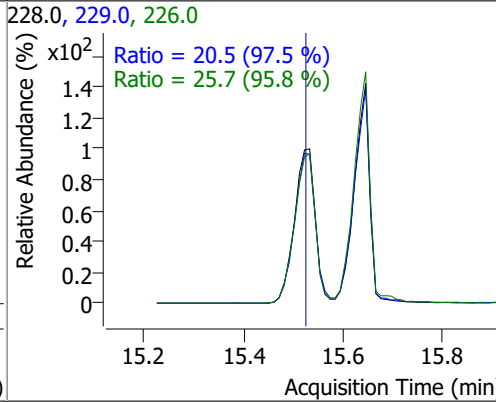
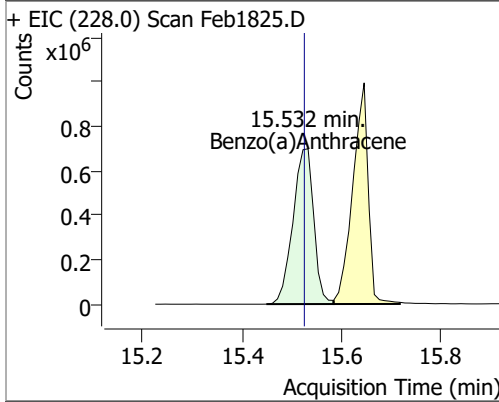


Compound	Conc.	RT	Dev(Min)	Resp.	QIon	QRatio	Lower	Upper
Butylbenzylphthalate	84.6100	14.33	0.01	818810	91.0	83.0	59.6	110.6
					206.0	17.5	12.2	22.7

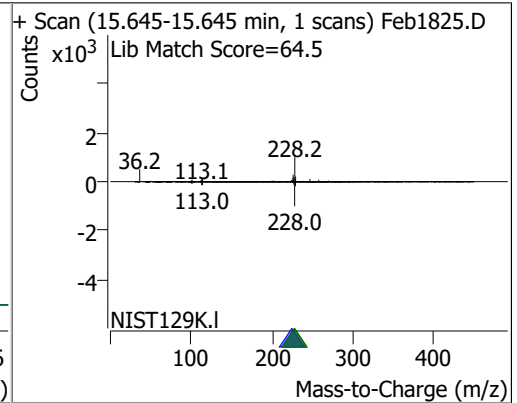
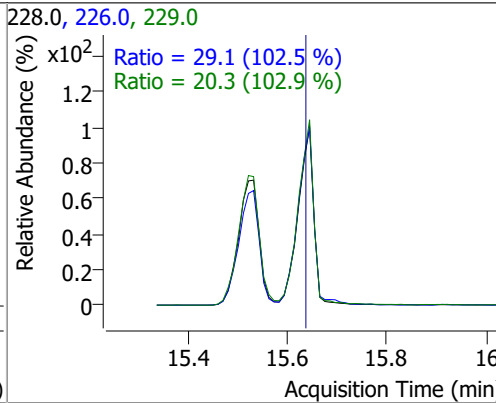
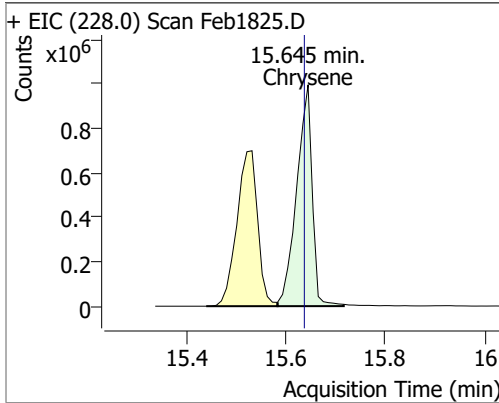


Quantitation Results Report (QT Reviewed)

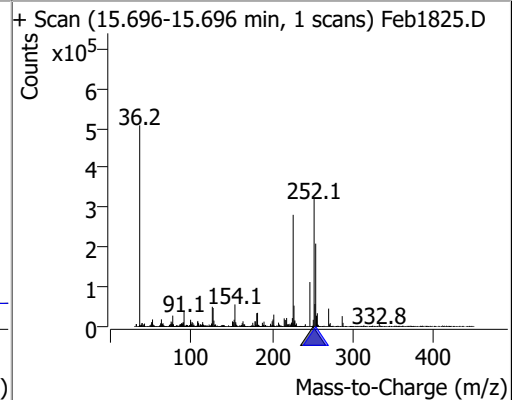
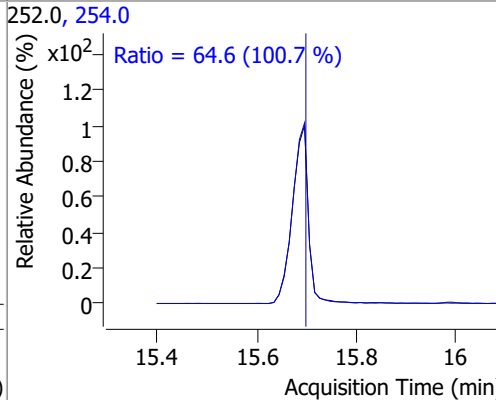
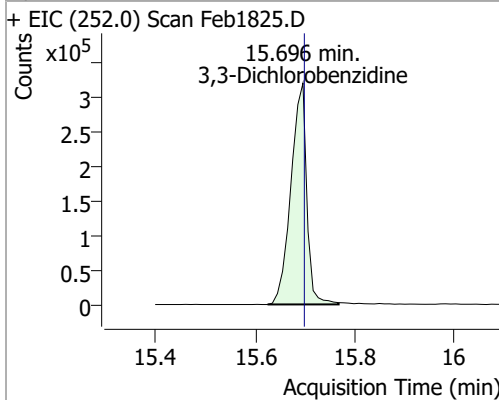
Compound	Conc.	RT	Dev(Min)	Resp.	QIon	QRatio	Lower	Upper
Benzo(a)Anthracene	80.3136	15.53	0.02	2024476	226.0	25.7	18.8	34.9
					229.0	20.5	14.7	27.4



Compound	Conc.	RT	Dev(Min)	Resp.	QIon	QRatio	Lower	Upper
Chrysene	76.1388	15.64	0.02	2152138	226.0	29.1	19.9	36.9
					229.0	20.3	13.8	25.6

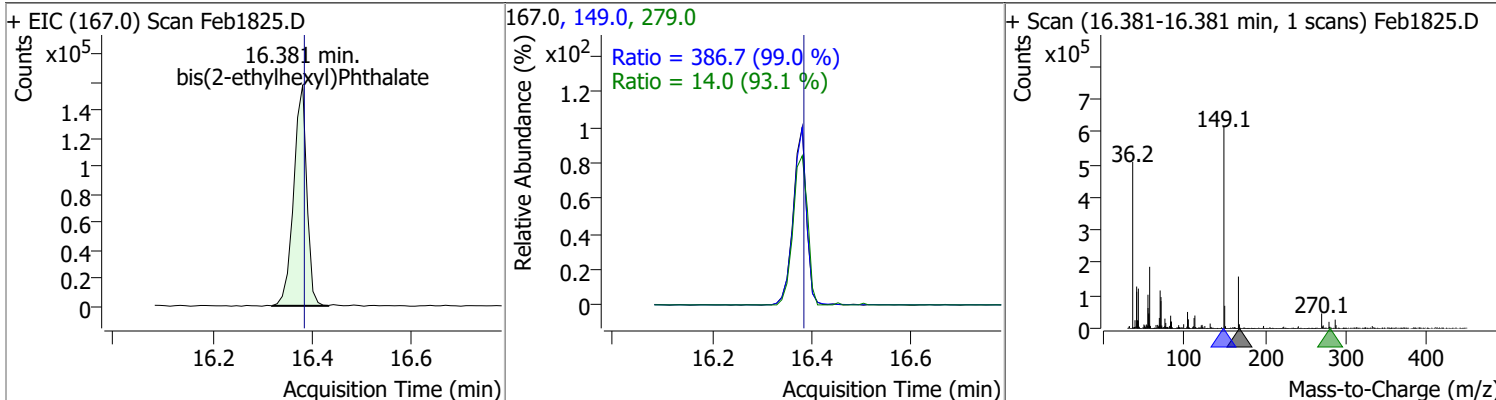


Compound	Conc.	RT	Dev(Min)	Resp.	QIon	QRatio	Lower	Upper
3,3-Dichlorobenzidine	79.0940	15.70	0.01	706232	254.0	64.6	44.9	83.4

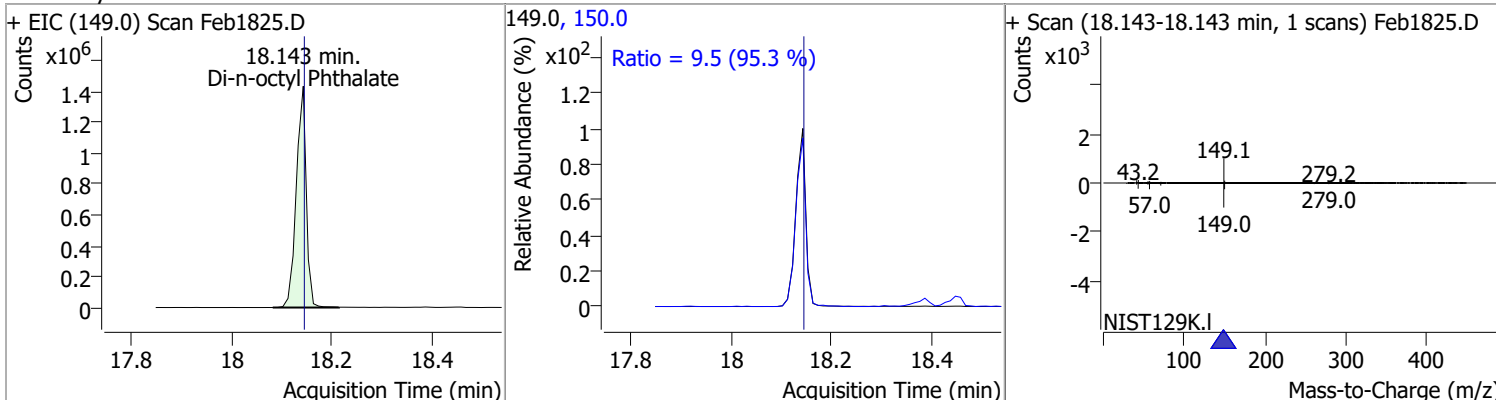


Quantitation Results Report (QT Reviewed)

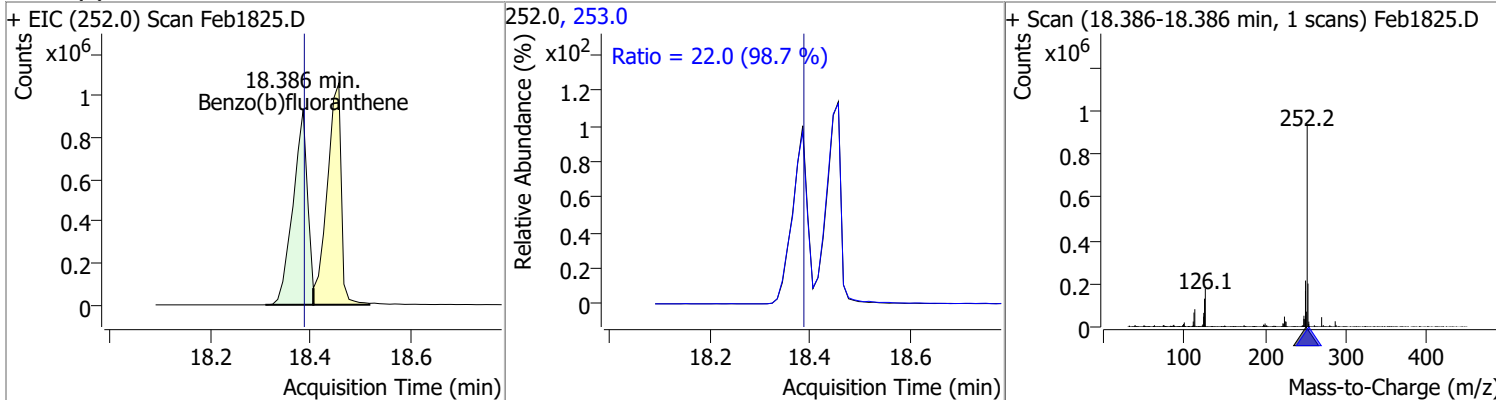
Compound	Conc.	RT	Dev(Min)	Resp.	QIon	QRatio	Lower	Upper
bis(2-ethylhexyl)Phthalate	85.9649	16.38	0.01	287757	149.0	386.7	273.6	508.0
					279.0	14.0	10.5	19.5



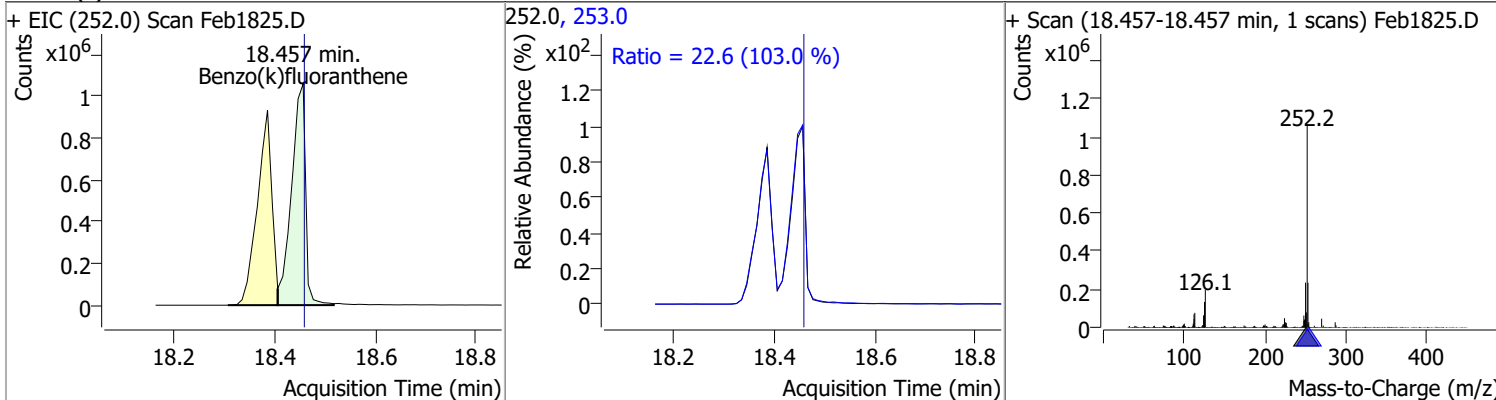
Compound	Conc.	RT	Dev(Min)	Resp.	QIon	QRatio	Lower	Upper
Di-n-octyl Phthalate	82.4284	18.14	0.01	1972760	150.0	9.5	7.0	13.0
					149.0	9.5	7.0	13.0



Compound	Conc.	RT	Dev(Min)	Resp.	QIon	QRatio	Lower	Upper
Benzo(b)fluoranthene	71.0289	18.39	0.01	1865269	253.0	22.0	15.6	29.0
					252.0	22.0	15.6	29.0

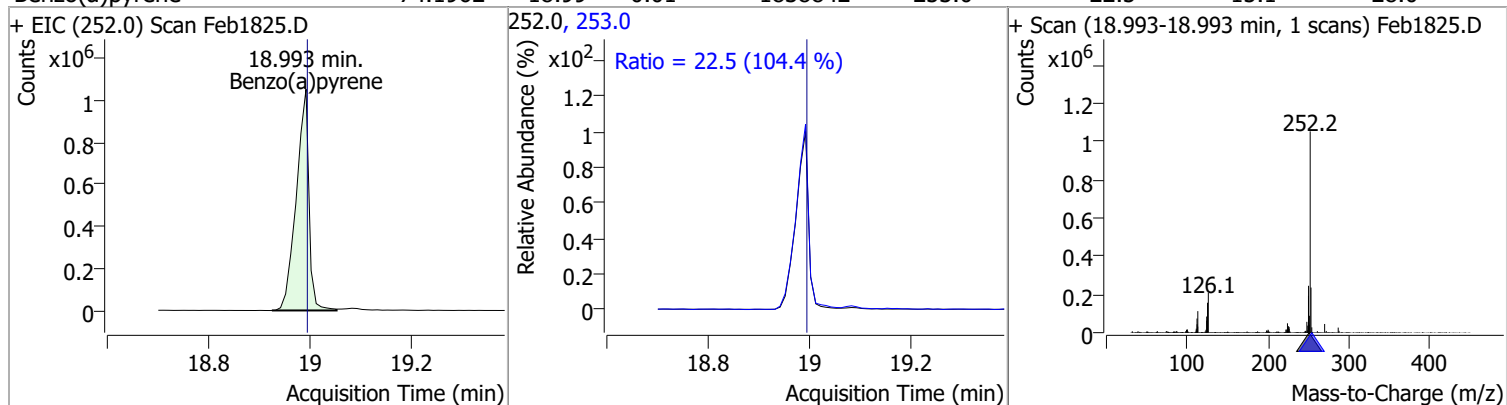


Compound	Conc.	RT	Dev(Min)	Resp.	QIon	QRatio	Lower	Upper
Benzo(k)fluoranthene	74.5492	18.46	0.01	2052306	253.0	22.6	15.4	28.6
					252.0	22.6	15.4	28.6

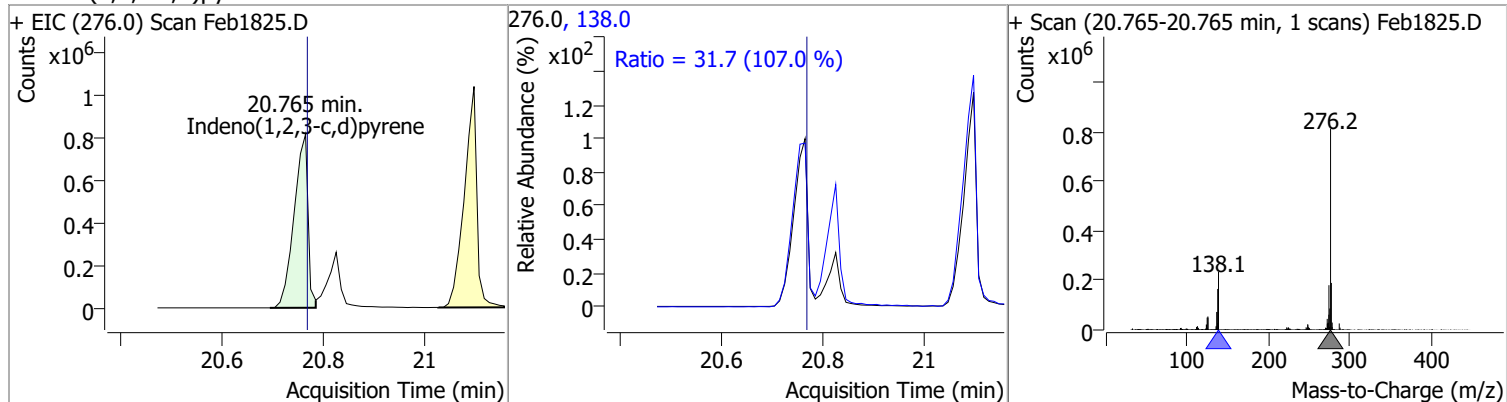


Quantitation Results Report (QT Reviewed)

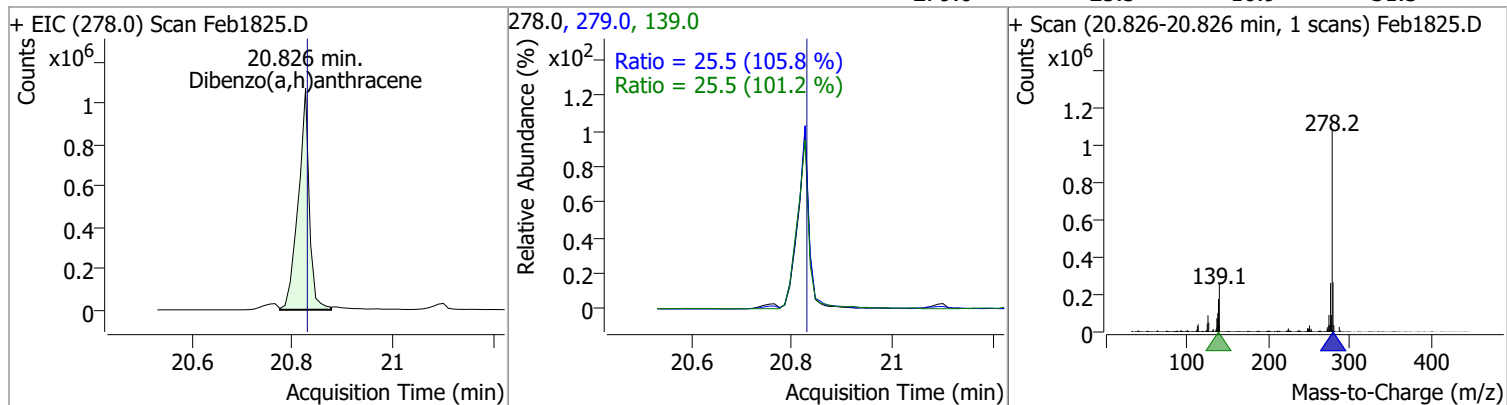
Compound	Conc.	RT	Dev(Min)	Resp.	QIon	QRatio	Lower	Upper
Benzo(a)pyrene	74.1962	18.99	0.01	1838842	253.0	22.5	15.1	28.0



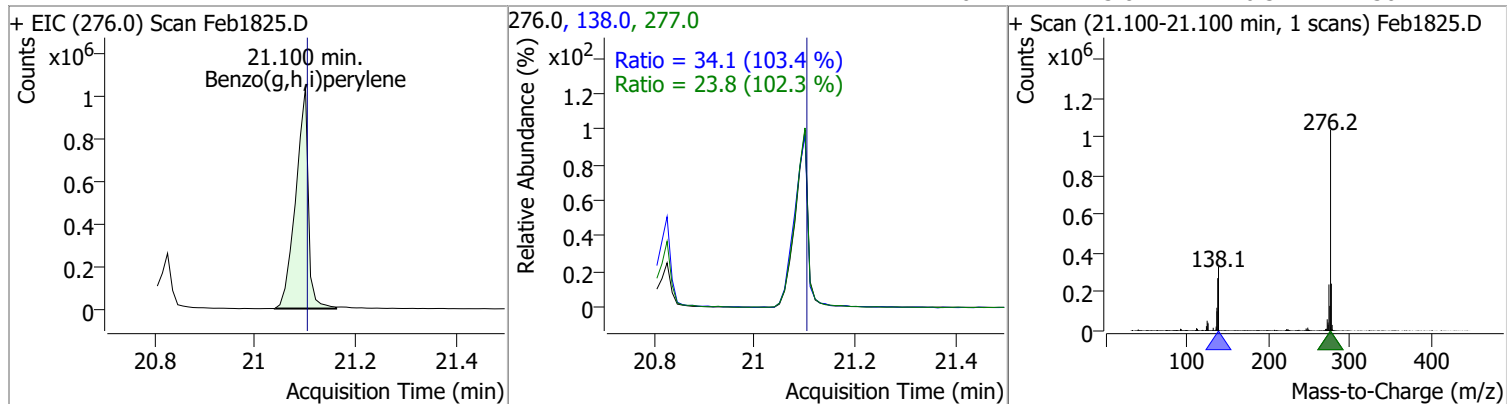
Compound	Conc.	RT	Dev(Min)	Resp.	QIon	QRatio	Lower	Upper
Indeno(1,2,3-c,d)pyrene	74.4928	20.77	0.01	1549497	138.0	31.7	20.7	38.5



Compound	Conc.	RT	Dev(Min)	Resp.	QIon	QRatio	Lower	Upper
Dibenzo(a,h)anthracene	71.8896	20.83	0.01	1627250	139.0	25.5	17.6	32.7
					279.0	25.5	16.9	31.3



Compound	Conc.	RT	Dev(Min)	Resp.	QIon	QRatio	Lower	Upper
Benzo(g,h,i)perylene	75.1899	21.10	0.01	1802572	138.0	34.1	23.1	42.9
					277.0	23.8	16.3	30.2



Audit Trail report

Batch name and path: D:\Org\Data\SV5973N.I\sd021822\DoD BNA cal 1\QuantResults\021822 DoD BNA cal.batch.bin
Quant batch version: 10.0
Quant reporting version: 10.0

Name	User	Time	Action	Reason	Comment	Succeed	Exception
CmdNewBatchTable	BL2000\sean	2/19/2022 8:17:39 AM	Create new batch \\MASSHUNTER\Org\Data\SV5973N.I\sd021822\DoD BNA cal 1\021822 DoD BNA cal.batch.bin			✓	
CmdImportSamplesFromWorklist	BL2000\sean	2/19/2022 8:17:54 AM	Add samples from worklist: \\MASSHUNTER\Org\Data\SV5973N.I\sd021822\DoD BNA cal 1\Feb1801.D			✓	
CmdSetSampleAttribute	BL2000\sean	2/19/2022 8:18:06 AM	Set SampleType = TuneCheck for sample Feb1801.D; previous value = Sample			✓	
CmdSaveBatchTable	BL2000\sean	2/19/2022 8:19:13 AM	Save batch \\MASSHUNTER\Org\Data\SV5973N.I\sd021822\DoD BNA cal 1\QuantResults\021822 DoD BNA cal.batch.bin			✓	
CmdSaveBatchTable	BL2000\sean	2/19/2022 8:36:46 AM	Save batch \\MASSHUNTER\Org\Data\SV5973N.I\sd021822\DoD BNA cal 1\QuantResults\021822 DoD BNA cal.batch.bin			✓	
CmdImportSamplesFromWorklist	BL2000\sean	2/19/2022 9:30:13 AM	Add samples from worklist: \\MASSHUNTER\Org\Data\SV5973N.I\sd021822\DoD BNA cal 1\Feb1803.D, \\MASSHUNTER\Org\Data\SV5973N.I\sd021822\DoD BNA cal 1\Feb1802.D			✓	
CmdOpenAndApplyMethodFromBatch	BL2000\sean	2/19/2022 9:30:41 AM	Open and apply method from batch: \\MASSHUNTER\Org\Data\SV5973N.I\sd021722\DoD BNA cal 1\021722 DoD BNA cal.batch.bin			✓	
CmdSetSampleAttribute	BL2000\sean	2/19/2022 9:30:47 AM	Set SampleType = Calibration for sample Feb1802.D; previous value = Sample			✓	
CmdSetSampleAttribute	BL2000\sean	2/19/2022 9:30:50 AM	Set LevelName = 7 for sample Feb1802.D; previous value =			✓	
CmdSetSampleAttribute	BL2000\sean	2/19/2022 9:30:52 AM	Set SampleType = Calibration for sample Feb1803.D; previous value = Sample			✓	
CmdSetSampleAttribute	BL2000\sean	2/19/2022 9:30:55 AM	Set LevelName = 6 for sample Feb1803.D; previous value =			✓	
CmdQuantitate	BL2000\sean	2/19/2022 9:31:03 AM	Quantitate all compounds in all samples			✓	
CmdQuantitate	BL2000\sean	2/19/2022 9:33:13 AM	Quantitate all compounds in all samples			✓	
CmdSelectPeak	BL2000\sean	2/19/2022 9:33:22 AM	Select peak for compound N-Nitrosodimethylamine in sample Feb1802.D			✓	

Audit Trail report

Name	User	Time	Action	Reason	Comment	Succeed	Exception
CmdManuallyIntegrateSplit	BL2000\sean	2/19/2022 9:33:30 AM	Split qualifier 77.0 of compound Benzoic Acid in sample Feb1802.D and keep left peak, new integration is from x, y = 6.116, 2524.60962701942 to 6.311, 2597.82704650697 and new response = 432826, previous integration is from x, y = 6.116, 2525 to 6.383, 2625 and previous response = 551103.			✓	
CmdManuallyIntegrateApplyTargetRtToQualifier	BL2000\sean	2/19/2022 9:33:39 AM	Apply target integration range 4.603-4.675 to qualifier 66.0 for compound Phenol in sample Feb1802.D, new integration is from x, y = 4.603, 32776 to 4.675, 11906 and new response = 743667; previous integration is from x, y = 4.532, 888 to 4.603, 991 and previous response = 782346.			✓	
CmdManuallyIntegrateDropBaseline	BL2000\sean	2/19/2022 9:33:40 AM	Drop baseline for qualifier 66.0 of compound Phenol in sample Feb1802.D to y = 11906, new integration is from x, y = 4.603, 11906 to 4.675, 11906 and new response = 788434; previous integration is from x, y = 4.603, 32776 to 4.675, 11906 and previous response = 743667.			✓	
CmdManuallyIntegrateSplit	BL2000\sean	2/19/2022 9:33:53 AM	Split peak for compound Benzyl Alcohol in sample Feb1802.D and keep left peak, new integration is from x, y = 5.045, 479.3010087414 to 5.216, 2705.17792970199 and new response = 796543, previous integration is from x, y = 5.045, 479 to 5.349, 4437 and previous response = 2153143.			✓	
CmdManuallyIntegrateDropBaseline	BL2000\sean	2/19/2022 9:33:55 AM	Drop baseline for compound Benzyl Alcohol in sample Feb1802.D to y = 479, new integration is from x, y = 5.045, 479 to 5.216, 479 and new response = 807931; previous integration is from x, y = 5.045, 479 to 5.216, 2705 and previous response = 796543.			✓	
CmdManuallyIntegrateApplyTargetRtToQualifier	BL2000\sean	2/19/2022 9:33:57 AM	Apply target integration range 5.045-5.216 to qualifier 107.0 for compound Benzyl Alcohol in sample Feb1802.D, new integration is from x, y = 5.045, 514 to 5.216, 4869 and new response = 534868; previously no peak.			✓	
CmdManuallyIntegrateDropBaseline	BL2000\sean	2/19/2022 9:33:58 AM	Drop baseline for qualifier 107.0 of compound Benzyl Alcohol in sample Feb1802.D to y = 514, new integration is from x, y = 5.045, 514 to 5.216, 514 and new response = 557149; previous integration is from x, y = 5.045, 514 to 5.216, 4869 and previous response = 534868.			✓	

Audit Trail report

Name	User	Time	Action	Reason	Comment	Succeed	Exception
CmdManuallyIntegrateSplit	BL2000\sean	2/19/2022 9:34:03 AM	Split qualifier 108.0 of compound 2-Methylphenol in sample Feb1802.D and keep right peak, new integration is from x, y = 5.216, 1472.42768532551 to 5.349, 2230.74196016335 and new response = 1370400, previous integration is from x, y = 5.046, 499 to 5.349, 2231 and previous response = 2173052.			✓	
CmdManuallyIntegrateApplyTargetRtToQualifier	BL2000\sean	2/19/2022 9:34:21 AM	Apply target integration range 6.301-6.393 to qualifier 129.0 for compound Naphthalene in sample Feb1802.D, new integration is from x, y = 6.301, 606 to 6.393, 1662 and new response = 323872; previously no peak.			✓	
CmdManuallyIntegrateDropBaseline	BL2000\sean	2/19/2022 9:34:22 AM	Drop baseline for qualifier 129.0 of compound Naphthalene in sample Feb1802.D to y = 606, new integration is from x, y = 6.301, 606 to 6.393, 606 and new response = 326785; previous integration is from x, y = 6.301, 606 to 6.393, 1662 and previous response = 323872.			✓	
CmdManuallyIntegrateSplit	BL2000\sean	2/19/2022 9:34:28 AM	Split qualifier 129.0 of compound p-Chloroaniline in sample Feb1802.D and keep right peak, new integration is from x, y = 6.393, 174.364641877929 to 6.547, 188.988005483419 and new response = 499539, previous integration is from x, y = 6.218, 158 to 6.547, 189 and previous response = 830757.			✓	
CmdManuallyIntegrateSplit	BL2000\sean	2/19/2022 9:34:30 AM	Split qualifier 129.0 of compound p-Chloroaniline in sample Feb1802.D and keep left peak, new integration is from x, y = 6.393, 174.364641877929 to 6.465, 181.188983712 and new response = 468881, previous integration is from x, y = 6.393, 174 to 6.547, 189 and previous response = 499539.			✓	
CmdManuallyIntegratePeak	BL2000\sean	2/19/2022 9:34:41 AM	Manually integrate compound 4-Chloro-3-Methylphenol in sample Feb1802.D, from x, y = 7.040, 299978 to 7.184, 346408, result = -1875289; previous integration is from x, y = 6.900, 712 to 7.009, 918 and previous response = 813393.			✓	
CmdManuallyIntegrateSnapBaseline	BL2000\sean	2/19/2022 9:34:42 AM	Snap baseline for compound 4-Chloro-3-Methylphenol in sample Feb1802.D, from x = 7.040 to x = 7.184, new integration is from x, y = 7.040, 5191 to 7.184, 5033 and new response = 868477; previous integration is from x, y = 7.040, 299978 to 7.184, 346408 and previous response = -1875289.			✓	

Audit Trail report

Name	User	Time	Action	Reason	Comment	Succeed	Exception
CmdManuallyIntegrateDropBaseline	BL2000\sean	2/19/2022 9:34:43 AM	Drop baseline for compound 4-Chloro-3-Methylphenol in sample Feb1802.D to y = 5033, new integration is from x, y = 7.040, 5033 to 7.184, 5033 and new response = 869158; previous integration is from x, y = 7.040, 5191 to 7.184, 5033 and previous response = 868477.			✓	
CmdSetTargetCompoundAttribute	BL2000\sean	2/19/2022 9:34:47 AM	Set UserAnnotation = CO for compound 4-Chloro-3-Methylphenol in sample Feb1802.D; previous value =			✓	
CmdManuallyIntegrateApplyTargetRtToQualifier	BL2000\sean	2/19/2022 9:34:49 AM	Apply target integration range 7.040-7.184 to qualifier 144.0 for compound 4-Chloro-3-Methylphenol in sample Feb1802.D, new integration is from x, y = 7.040, 1130 to 7.184, 1465 and new response = 242902; previous integration is from x, y = 7.235, 367 to 7.317, 442 and previous response = 15166.			✓	
CmdManuallyIntegrateSplit	BL2000\sean	2/19/2022 9:34:50 AM	Split qualifier 144.0 of compound 4-Chloro-3-Methylphenol in sample Feb1802.D and keep left peak, new integration is from x, y = 7.040, 1130 to 7.122, 1321.42302341757 and new response = 223880, previous integration is from x, y = 7.040, 1130 to 7.184, 1465 and previous response = 242902.			✓	
CmdManuallyIntegrateApplyTargetRtToQualifier	BL2000\sean	2/19/2022 9:34:58 AM	Apply target integration range 7.235-7.317 to qualifier 115.0 for compound 1-Methylnaphthalene in sample Feb1802.D, new integration is from x, y = 7.235, 5554 to 7.317, 4228 and new response = 806955; previously no peak.			✓	
CmdManuallyIntegrateDropBaseline	BL2000\sean	2/19/2022 9:34:59 AM	Drop baseline for qualifier 115.0 of compound 1-Methylnaphthalene in sample Feb1802.D to y = 4228, new integration is from x, y = 7.235, 4228 to 7.317, 4228 and new response = 810223; previous integration is from x, y = 7.235, 5554 to 7.317, 4228 and previous response = 806955.			✓	
CmdManuallyIntegrateSplit	BL2000\sean	2/19/2022 9:35:09 AM	Split peak for compound 2,4,6-Trichlorophenol in sample Feb1802.D and keep left peak, new integration is from x, y = 7.493, 221.798260292395 to 7.554, 312.495353176613 and new response = 593283, previous integration is from x, y = 7.493, 222 to 7.656, 466 and previous response = 1277163.			✓	
CmdSetTargetCompoundAttribute	BL2000\sean	2/19/2022 9:35:10 AM	Set UserAnnotation = CO for compound 2,4,6-Trichlorophenol in sample Feb1802.D; previous value =			✓	

Audit Trail report

Name	User	Time	Action	Reason	Comment	Succeed	Exception
CmdManuallyIntegrateSplit	BL2000\sean	2/19/2022 9:35:12 AM	Split qualifier 198.0 of compound 2,4,6-Trichlorophenol in sample Feb1802.D and keep left peak, new integration is from x, y = 7.492, 0 to 7.554, 0 and new response = 567862, previous integration is from x, y = 7.492, 0 to 7.656, 0 and previous response = 1227652.			✓	
CmdManuallyIntegrateSplit	BL2000\sean	2/19/2022 9:35:15 AM	Split peak for compound 2,4,5-Trichlorophenol in sample Feb1802.D and keep right peak, new integration is from x, y = 7.554, 216.399265256548 to 7.656, 344.75946995671 and new response = 685262, previous integration is from x, y = 7.492, 140 to 7.656, 345 and previous response = 1278109.			✓	
CmdSetTargetCompoundAttribute	BL2000\sean	2/19/2022 9:35:16 AM	Set UserAnnotation = CO for compound 2,4,5-Trichlorophenol in sample Feb1802.D; previous value =			✓	
CmdManuallyIntegrateSplit	BL2000\sean	2/19/2022 9:35:18 AM	Split qualifier 198.0 of compound 2,4,5-Trichlorophenol in sample Feb1802.D and keep right peak, new integration is from x, y = 7.554, 0 to 7.656, 0 and new response = 659790, previous integration is from x, y = 7.492, 0 to 7.656, 0 and previous response = 1227652.			✓	
CmdManuallyIntegrateSplit	BL2000\sean	2/19/2022 9:35:24 AM	Split qualifier 77.0 of compound Dimethyl Phthalate in sample Feb1802.D and keep left peak, new integration is from x, y = 8.109, 1878.17185551185 to 8.180, 1999.65480571954 and new response = 457675, previous integration is from x, y = 8.109, 1878 to 8.272, 2158 and previous response = 604104.			✓	
CmdManuallyIntegrateApplyTargetRtToQualifier	BL2000\sean	2/19/2022 9:35:36 AM	Apply target integration range 8.497-8.599 to qualifier 154.0 for compound 2,4-Dinitrophenol in sample Feb1802.D, new integration is from x, y = 8.497, 4139 to 8.599, 3163 and new response = 100153; previous integration is from x, y = 8.385, 1147 to 8.476, 1199 and previous response = 1841188.			✓	
CmdManuallyIntegrateDropBaseline	BL2000\sean	2/19/2022 9:35:37 AM	Drop baseline for qualifier 154.0 of compound 2,4-Dinitrophenol in sample Feb1802.D to y = 3163, new integration is from x, y = 8.497, 3163 to 8.599, 3163 and new response = 103148; previous integration is from x, y = 8.497, 4139 to 8.599, 3163 and previous response = 100153.			✓	

Audit Trail report

Name	User	Time	Action	Reason	Comment	Succeed	Exception
CmdManuallyIntegrateSplit	BL2000\sean	2/19/2022 9:35:41 AM	Split qualifier 139.0 of compound Dibenzofuran in sample Feb1802.D and keep left peak, new integration is from x, y = 8.589, 397.883022093214 to 8.691, 601.239401313307 and new response = 1109842, previous integration is from x, y = 8.589, 398 to 8.763, 744 and previous response = 1382227.			✓	
CmdManuallyIntegrateSplit	BL2000\sean	2/19/2022 9:35:46 AM	Split qualifier 139.0 of compound 4-Nitrophenol in sample Feb1802.D and keep right peak, new integration is from x, y = 8.691, 424.9894512041 to 8.763, 603.252474185385 and new response = 273065, previous integration is from x, y = 8.592, 178 to 8.763, 603 and previous response = 1384076.			✓	
CmdManuallyIntegrateSplit	BL2000\sean	2/19/2022 9:35:58 AM	Split qualifier 65.0 of compound 4-Nitroaniline in sample Feb1802.D and keep right peak, new integration is from x, y = 9.111, 1814.19794619212 to 9.213, 1803.6223283918 and new response = 417398, previous integration is from x, y = 8.973, 1828 to 9.213, 1804 and previous response = 739870.			✓	
CmdSaveBatchTable	BL2000\sean	2/19/2022 9:36:38 AM	Save batch \\MASSHUNTER\Org\Data\SV5973N.I\sd021822\DoD BNA cal 1\QuantResults\021822 DoD BNA cal.batch.bin			✓	

Audit Trail report

Name	User	Time	Action	Reason	Comment	Succeed	Exception
CmdUpdateRetentionTimes	BL2000\sean	2/19/2022 9:37:05 AM	Update retention time for compound Perylene-d12; Chrysene-d12; Phenanthrene-d10; Acenaphthene-d10; Naphthalene-d8; Terphenyl-d14; 2,4,6-Tribromophenol; 2-Fluorobiphenyl; Nitrobenzene-d5; Phenol-d5; 2-Fluorophenol; Benzo(g,h,i)perylene; Dibenzo(a,h)anthracene; Indeno(1,2,3-c,d)pyrene; Benzo(a)pyrene; Benzo(k)fluoranthene; Benzo(b)fluoranthene; Di-n-octyl Phthalate; bis(2-ethylhexyl)Phthalate; 3,3-Dichlorobenzidine; Chrysene; Benzo(a)Anthracene; Butylbenzylphthalate; Pyrene; Benzidine; Fluoranthene; Di-n-Butylphthalate; Triallate; Anthracene; Phenanthrene; Pentachlorophenol; Hexachlorobenzene; 4-Bromophenylphenylether; Azobenzene; N-nitrosodiphenylamine; 4,6-Dinitro-2-methylphenol; 4-Nitroaniline; Diethylphthalate; 4-Chlorophenylphenylether; Fluorene; 2,4-Dinitrotoluene; 4-Nitrophenol; Dibenzofuran; 2,4-Dinitrophenol; 3-Nitroaniline; Acenaphthene; 2,6-Dinitrotoluene; Acenaphthylene; Dimethyl Phthalate; 2-Nitroaniline; 2-Chloronaphthalene; 2,4,5-Trichlorophenol; 2,4,6-Trichlorophenol; Hexachlorocyclopentadiene; 4-Chloro-2-Methylphenol; 1-Methylnaphthalene; 2-Methylnaphthalene; 4-Chloro-3-Methylphenol; Hexachlorobutadiene; p-Chloroaniline; 4-Chlorophenol; Naphthalene; 1,2,4-Trichlorobenzene; 2,4-Dichlorophenol; bis(-2-Chloroethoxy)Methane; 2,4-Dimethylphenol; 2-Nitrophenol; Isophorone; Nitrobenzene; N-nitroso-Di-n-propylamine; Hexachloroethane; 4Methylphenol/3Methylphenol; 2-Methylphenol; bis(2-chloroisopropyl)Ether; Benzyl Alcohol; 1,2-Dichlorobenzene; 1,4-Dichlorobenzene; 1,3-Dichlorobenzene; 2-Chlorophenol; bis(-2-Chloroethyl)Ether; Phenol; Aniline; Pyridine; Carbazole; Benzoic Acid; o-Terphenyl; N-Nitrosodimethylamine; 1,4-Dichlorobenzene-d4;			✓	
CmdQuantitate	BL2000\sean	2/19/2022 9:37:13 AM	Quantitate all compounds in all samples			✓	

Audit Trail report

Name	User	Time	Action	Reason	Comment	Succeed	Exception
CmdManuallyIntegrateSplit	BL2000\sean	2/19/2022 9:38:37 AM	Split qualifier 77.0 of compound Benzoic Acid in sample Feb1803.D and keep left peak, new integration is from x, y = 6.140, 3689.90962302243 to 6.311, 3123.58842127441 and new response = 367686, previous integration is from x, y = 6.140, 3690 to 6.383, 2885 and previous response = 475679.			✓	
CmdSelectPeak	BL2000\sean	2/19/2022 9:38:44 AM	Select peak for compound Pyridine in sample Feb1803.D			✓	
CmdUpdateRetentionTimes	BL2000\sean	2/19/2022 9:38:53 AM	Update retention time for compound Pyridine;			✓	
CmdQuantitate	BL2000\sean	2/19/2022 9:39:04 AM	Quantitate all compounds in all samples			✓	
CmdManuallyIntegrateApplyTargetRtToQualifier	BL2000\sean	2/19/2022 9:39:18 AM	Apply target integration range 4.787-4.889 to qualifier 111.0 for compound 1,3-Dichlorobenzene in sample Feb1803.D, new integration is from x, y = 4.787, 249 to 4.889, 5324 and new response = 548356; previously no peak.			✓	
CmdManuallyIntegrateDropBaseline	BL2000\sean	2/19/2022 9:39:18 AM	Drop baseline for qualifier 111.0 of compound 1,3-Dichlorobenzene in sample Feb1803.D to y = 249, new integration is from x, y = 4.787, 249 to 4.889, 249 and new response = 563906; previous integration is from x, y = 4.787, 249 to 4.889, 5324 and previous response = 548356.			✓	
CmdManuallyIntegrateSplit	BL2000\sean	2/19/2022 9:39:23 AM	Split qualifier 111.0 of compound 1,4-Dichlorobenzene in sample Feb1803.D and keep right peak, new integration is from x, y = 4.879, 0 to 4.981, 0 and new response = 526725, previous integration is from x, y = 4.797, 0 to 4.981, 0 and previous response = 1089932.			✓	
CmdManuallyIntegratePeak	BL2000\sean	2/19/2022 9:39:30 AM	Manually integrate compound Benzyl Alcohol in sample Feb1803.D, from x, y = 5.022, 786632 to 5.206, 975101, result = -9026710; previous integration is from x, y = 5.216, 3390 to 5.349, 5138 and previous response = 1211519.			✓	
CmdManuallyIntegrateSnapBaseline	BL2000\sean	2/19/2022 9:39:31 AM	Snap baseline for compound Benzyl Alcohol in sample Feb1803.D, from x = 5.022 to x = 5.206, new integration is from x, y = 5.022, 440 to 5.206, 6608 and new response = 650373; previous integration is from x, y = 5.022, 786632 to 5.206, 975101 and previous response = -9026710.			✓	

Audit Trail report

Name	User	Time	Action	Reason	Comment	Succeed	Exception
CmdManuallyIntegrateDropBaseline	BL2000\sean	2/19/2022 9:39:32 AM	Drop baseline for compound Benzyl Alcohol in sample Feb1803.D to y = 440, new integration is from x, y = 5.022, 440 to 5.206, 440 and new response = 684389; previous integration is from x, y = 5.022, 440 to 5.206, 6608 and previous response = 650373.			✓	
CmdSetTargetCompoundAttribute	BL2000\sean	2/19/2022 9:39:33 AM	Set UserAnnotation = CO for compound Benzyl Alcohol in sample Feb1803.D; previous value =			✓	
CmdManuallyIntegrateApplyTargetRtToQualifier	BL2000\sean	2/19/2022 9:39:34 AM	Apply target integration range 5.022-5.206 to qualifier 107.0 for compound Benzyl Alcohol in sample Feb1803.D, new integration is from x, y = 5.022, 431 to 5.206, 4595 and new response = 461611; previously no peak.			✓	
CmdManuallyIntegrateDropBaseline	BL2000\sean	2/19/2022 9:39:35 AM	Drop baseline for qualifier 107.0 of compound Benzyl Alcohol in sample Feb1803.D to y = 431, new integration is from x, y = 5.022, 431 to 5.206, 431 and new response = 484575; previous integration is from x, y = 5.022, 431 to 5.206, 4595 and previous response = 461611.			✓	
CmdManuallyIntegrateApplyTargetRtToQualifier	BL2000\sean	2/19/2022 9:39:46 AM	Apply target integration range 5.859-5.962 to qualifier 65.0 for compound 2-Nitrophenol in sample Feb1803.D, new integration is from x, y = 5.859, 2346 to 5.962, 2082 and new response = 224684; previous integration is from x, y = 5.974, 2043 to 6.155, 2354 and previous response = 343094.			✓	
CmdManuallyIntegrateDropBaseline	BL2000\sean	2/19/2022 9:39:46 AM	Drop baseline for qualifier 65.0 of compound 2-Nitrophenol in sample Feb1803.D to y = 2082, new integration is from x, y = 5.859, 2082 to 5.962, 2082 and new response = 225495; previous integration is from x, y = 5.859, 2346 to 5.962, 2082 and previous response = 224684.			✓	
CmdManuallyIntegrateApplyTargetRtToQualifier	BL2000\sean	2/19/2022 9:39:54 AM	Apply target integration range 6.292-6.393 to qualifier 129.0 for compound Naphthalene in sample Feb1803.D, new integration is from x, y = 6.292, 292 to 6.393, 794 and new response = 305338; previously no peak.			✓	
CmdManuallyIntegrateDropBaseline	BL2000\sean	2/19/2022 9:39:55 AM	Drop baseline for qualifier 129.0 of compound Naphthalene in sample Feb1803.D to y = 292, new integration is from x, y = 6.292, 292 to 6.393, 292 and new response = 306864; previous integration is from x, y = 6.292, 292 to 6.393, 794 and previous response = 305338.			✓	

Audit Trail report

Name	User	Time	Action	Reason	Comment	Succeed	Exception
CmdManuallyIntegrateSplit	BL2000\sean	2/19/2022 9:40:00 AM	Split qualifier 129.0 of compound p-Chloroaniline in sample Feb1803.D and keep right peak, new integration is from x, y = 6.393, 488.129841819697 to 6.557, 529.136728729636 and new response = 412908, previous integration is from x, y = 6.296, 464 to 6.557, 529 and previous response = 718652.			✓	
CmdManuallyIntegrateSplit	BL2000\sean	2/19/2022 9:40:01 AM	Split qualifier 129.0 of compound p-Chloroaniline in sample Feb1803.D and keep left peak, new integration is from x, y = 6.393, 488.129841819697 to 6.475, 508.631205607007 and new response = 389273, previous integration is from x, y = 6.393, 488 to 6.557, 529 and previous response = 412908.			✓	
CmdStartMethodEditing	BL2000\sean	2/19/2022 9:40:05 AM	Start method editing			✓	
CmdImportMethodFromSample	BL2000\sean	2/19/2022 9:40:05 AM	Import method from sample Feb1803.D			✓	
CmdSetMethodTargetCompoundAttribute	BL2000\sean	2/19/2022 9:40:12 AM	Set RightRetentionTimeDelta = 0.4 for compound p-Chloroaniline; previous value = 1			✓	
CmdApplyMethodToAllSamples	BL2000\sean	2/19/2022 9:40:30 AM	Apply method to all samples			✓	
CmdMethodClear	BL2000\sean	2/19/2022 9:40:30 AM	Clear method			✓	
CmdEndMethodEditing	BL2000\sean	2/19/2022 9:40:31 AM	End method editing			✓	
CmdQuantitate	BL2000\sean	2/19/2022 9:40:41 AM	Quantitate all compounds in all samples			✓	
CmdManuallyIntegratePeak	BL2000\sean	2/19/2022 9:41:23 AM	Manually integrate compound 4-Chloro-3-Methylphenol in sample Feb1803.D, from x, y = 7.050, 510073 to 7.184, 573374, result = -3530465; previous integration is from x, y = 6.911, 762 to 7.009, 1029 and previous response = 742718.			✓	
CmdManuallyIntegrateSnapBaseline	BL2000\sean	2/19/2022 9:41:24 AM	Snap baseline for compound 4-Chloro-3-Methylphenol in sample Feb1803.D, from x = 7.050 to x = 7.184, new integration is from x, y = 7.050, 3405 to 7.184, 6174 and new response = 770915; previous integration is from x, y = 7.050, 510073 to 7.184, 573374 and previous response = -3530465.			✓	
CmdManuallyIntegrateDropBaseline	BL2000\sean	2/19/2022 9:41:24 AM	Drop baseline for compound 4-Chloro-3-Methylphenol in sample Feb1803.D to y = 3405, new integration is from x, y = 7.050, 3405 to 7.184, 3405 and new response = 782006; previous integration is from x, y = 7.050, 3405 to 7.184, 6174 and previous response = 770915.			✓	

Audit Trail report

Name	User	Time	Action	Reason	Comment	Succeed	Exception
CmdSetTargetCompoundAttribute	BL2000\sean	2/19/2022 9:41:26 AM	Set UserAnnotation = CO for compound 4-Chloro-3-Methylphenol in sample Feb1803.D; previous value =			✓	
CmdManuallyIntegrateApplyTargetRtToQualifier	BL2000\sean	2/19/2022 9:41:28 AM	Apply target integration range 7.050-7.184 to qualifier 144.0 for compound 4-Chloro-3-Methylphenol in sample Feb1803.D, new integration is from x, y = 7.050, 713 to 7.184, 1448 and new response = 217086; previously no peak.			✓	
CmdManuallyIntegrateSplit	BL2000\sean	2/19/2022 9:41:29 AM	Split qualifier 144.0 of compound 4-Chloro-3-Methylphenol in sample Feb1803.D and keep left peak, new integration is from x, y = 7.050, 713 to 7.122, 1108.80451878667 and new response = 200128, previous integration is from x, y = 7.050, 713 to 7.184, 1448 and previous response = 217086.			✓	
CmdManuallyIntegrateSplit	BL2000\sean	2/19/2022 9:41:41 AM	Split peak for compound 2,4,6-Trichlorophenol in sample Feb1803.D and keep left peak, new integration is from x, y = 7.492, 170.743044385374 to 7.553, 242.655503850916 and new response = 545615, previous integration is from x, y = 7.492, 171 to 7.697, 410 and previous response = 1132628.			✓	
CmdSetTargetCompoundAttribute	BL2000\sean	2/19/2022 9:41:42 AM	Set UserAnnotation = CO for compound 2,4,6-Trichlorophenol in sample Feb1803.D; previous value =			✓	
CmdManuallyIntegrateSplit	BL2000\sean	2/19/2022 9:41:43 AM	Split qualifier 198.0 of compound 2,4,6-Trichlorophenol in sample Feb1803.D and keep left peak, new integration is from x, y = 7.492, 130.054654208066 to 7.553, 194.794787814617 and new response = 515679, previous integration is from x, y = 7.492, 130 to 7.687, 336 and previous response = 1072091.			✓	
CmdManuallyIntegrateSplit	BL2000\sean	2/19/2022 9:41:46 AM	Split peak for compound 2,4,5-Trichlorophenol in sample Feb1803.D and keep right peak, new integration is from x, y = 7.553, 191.954761221889 to 7.697, 340.650171302478 and new response = 587533, previous integration is from x, y = 7.477, 113 to 7.697, 341 and previous response = 1133380.			✓	
CmdSetTargetCompoundAttribute	BL2000\sean	2/19/2022 9:41:48 AM	Set UserAnnotation = CO for compound 2,4,5-Trichlorophenol in sample Feb1803.D; previous value =			✓	

Audit Trail report

Name	User	Time	Action	Reason	Comment	Succeed	Exception
CmdManuallyIntegrateSplit	BL2000\sean	2/19/2022 9:41:49 AM	Split qualifier 198.0 of compound 2,4,5-Trichlorophenol in sample Feb1803.D and keep right peak, new integration is from x, y = 7.553, 134.055400057014 to 7.687, 238.512272938869 and new response = 558312, previous integration is from x, y = 7.492, 86 to 7.687, 239 and previous response = 1072889.			✓	
CmdManuallyIntegrateApplyTargetRtToQualifier	BL2000\sean	2/19/2022 9:42:04 AM	Apply target integration range 8.497-8.568 to qualifier 154.0 for compound 2,4-Dinitrophenol in sample Feb1803.D, new integration is from x, y = 8.497, 2858 to 8.568, 4228 and new response = 84389; previous integration is from x, y = 8.384, 793 to 8.487, 871 and previous response = 1502587.			✓	
CmdManuallyIntegrateDropBaseline	BL2000\sean	2/19/2022 9:42:05 AM	Drop baseline for qualifier 154.0 of compound 2,4-Dinitrophenol in sample Feb1803.D to y = 2858, new integration is from x, y = 8.497, 2858 to 8.568, 2858 and new response = 87332; previous integration is from x, y = 8.497, 2858 to 8.568, 4228 and previous response = 84389.			✓	
CmdManuallyIntegrateSplit	BL2000\sean	2/19/2022 9:42:12 AM	Split qualifier 63.0 of compound 2,4-Dinitrotoluene in sample Feb1803.D and keep right peak, new integration is from x, y = 8.650, 1949.34618217012 to 8.691, 1909.2458869976 and new response = 158612, previous integration is from x, y = 8.601, 1998 to 8.691, 1909 and previous response = 298617.			✓	
CmdManuallyIntegratePeak	BL2000\sean	2/19/2022 9:42:59 AM	Manually integrate compound Anthracene in sample Feb1803.D, from x, y = 10.151, 1753768 to 10.394, 2008118, result = -21921309; previous integration is from x, y = 10.151, 453 to 10.222, 598 and previous response = 2790032.			✓	
CmdManuallyIntegrateSnapBaseline	BL2000\sean	2/19/2022 9:43:00 AM	Snap baseline for compound Anthracene in sample Feb1803.D, from x = 10.151 to x = 10.394, new integration is from x, y = 10.151, 679 to 10.394, 2975 and new response = 5485603; previous integration is from x, y = 10.151, 1753768 to 10.394, 2008118 and previous response = -21921309.			✓	

Audit Trail report

Name	User	Time	Action	Reason	Comment	Succeed	Exception
CmdManuallyIntegrateDropBaseline	BL2000\sean	2/19/2022 9:43:00 AM	Drop baseline for compound Anthracene in sample Feb1803.D to y = 679, new integration is from x, y = 10.151, 679 to 10.394, 679 and new response = 5502346; previous integration is from x, y = 10.151, 679 to 10.394, 2975 and previous response = 5485603.			✓	
CmdManuallyIntegrateSplit	BL2000\sean	2/19/2022 9:43:01 AM	Split peak for compound Anthracene in sample Feb1803.D and keep right peak, new integration is from x, y = 10.222, 679 to 10.394, 679 and new response = 2712966, previous integration is from x, y = 10.151, 679 to 10.394, 679 and previous response = 5502346.			✓	
CmdManuallyIntegrateApplyTargetRtToQualifier	BL2000\sean	2/19/2022 9:43:03 AM	Apply target integration range 10.222-10.394 to qualifier 176.0 for compound Anthracene in sample Feb1803.D, new integration is from x, y = 10.222, 2178 to 10.394, 518 and new response = 490504; previously no peak.			✓	
CmdManuallyIntegrateDropBaseline	BL2000\sean	2/19/2022 9:43:03 AM	Drop baseline for qualifier 176.0 of compound Anthracene in sample Feb1803.D to y = 518, new integration is from x, y = 10.222, 518 to 10.394, 518 and new response = 499079; previous integration is from x, y = 10.222, 2178 to 10.394, 518 and previous response = 490504.			✓	
CmdManuallyIntegrateSplit	BL2000\sean	2/19/2022 9:43:04 AM	Split qualifier 176.0 of compound Anthracene in sample Feb1803.D and keep left peak, new integration is from x, y = 10.222, 518 to 10.292, 518 and new response = 490589, previous integration is from x, y = 10.222, 518 to 10.394, 518 and previous response = 499079.			✓	
CmdManuallyIntegrateSplit	BL2000\sean	2/19/2022 9:43:32 AM	Split peak for compound Phenol-d5 in sample Feb1803.D and keep left peak, new integration is from x, y = 4.583, 113.898319158132 to 4.675, 173.489758179 and new response = 1344284, previous integration is from x, y = 4.583, 114 to 4.736, 214 and previous response = 1429615.			✓	
CmdSetTargetCompoundAttribute	BL2000\sean	2/19/2022 9:43:33 AM	Set UserAnnotation = CO for compound Phenol-d5 in sample Feb1803.D; previous value =			✓	
CmdSaveBatchTable	BL2000\sean	2/19/2022 9:43:40 AM	Save batch \\MASSHUNTER\Org\Data\SV5973N.I\sd021822\DoD BNA cal 1\QuantResults\021822 DoD BNA cal.batch.bin			✓	

Audit Trail report

Name	User	Time	Action	Reason	Comment	Succeed	Exception
CmdCalibrate	BL2000\sean	2/19/2022 9:43:56 AM	Replace level 6 with Calibration sample Feb1803.D for compounds {Terphenyl-d14, 2,4,6-Tribromophenol, 2-Fluorobiphenyl, Nitrobenzene-d5, Phenol-d5, 2-Fluorophenol, Benzo(g,h,i)perylene, Dibenzo(a,h)anthracene, Indeno(1,2,3-c,d)pyrene, Benzo(a)pyrene, Benzo(k)fluoranthene, Benzo(b)fluoranthene, Di-n-octyl Phthalate, bis(2-ethylhexyl)Phthalate, 3,3-Dichlorobenzidine, Chrysene, Benzo(a)Anthracene, Butylbenzylphthalate, Pyrene, Benzidine, Fluoranthene, Di-n-Butylphthalate, Triallate, Anthracene, Phenanthrene, Pentachlorophenol, Hexachlorobenzene, 4-Bromophenylphenylether, Azobenzene, N-nitrosodiphenylamine, 4,6-Dinitro-2-methylphenol, 4-Nitroaniline, Diethylphthalate, 4-Chlorophenylphenylether, Fluorene, 2,4-Dinitrotoluene, 4-Nitrophenol, Dibenzofuran, 2,4-Dinitrophenol, 3-Nitroaniline, Acenaphthene, 2,6-Dinitrotoluene, Acenaphthylene, Dimethyl Phthalate, 2-Nitroaniline, 2-Chloronaphthalene, 2,4,5-Trichlorophenol, 2,4,6-Trichlorophenol, Hexachlorocyclopentadiene, 4-Chloro-2-Methylphenol, 1-Methylnaphthalene, 2-Methylnaphthalene, 4-Chloro-3-Methylphenol, Hexachlorobutadiene, p-Chloroaniline, 4-Chlorophenol, Naphthalene, 1,2,4-Trichlorobenzene, 2,4-Dichlorophenol, bis(-2-Chloroethoxy)Methane, 2,4-Dimethylphenol, 2-Nitrophenol, Isophorone, Nitrobenzene, N-nitroso-Di-n-propylamine, Hexachloroethane, 4Methylphenol/3Methylphenol, 2-Methylphenol, bis(2-chloroisopropyl)Ether, Benzyl Alcohol, 1,2-Dichlorobenzene, 1,4-Dichlorobenzene, 1,3-Dichlorobenzene, 2-Chlorophenol, bis(-2-Chloroethyl)Ether, Phenol, Aniline, Pyridine, Carbazole, Benzoic Acid, o-Terphenyl, N-Nitrosodimethylamine}; Replace level 7 with Calibration sample Feb1802.D for compounds {Terphenyl-d14, 2,4,6-Tribromophenol, 2-Fluorobiphenyl, Nitrobenzene-d5, Phenol-d5, 2-Fluorophenol, Benzo(g,h,i)perylene, Dibenzo(a,h)anthracene, Indeno(1,2,3-c,d)pyrene,			✓	

Audit Trail report

Name	User	Time	Action	Reason	Comment	Succeed	Exception
			Benzo(a)pyrene, Benzo(k)fluoranthene, Benzo(b)fluoranthene, Di-n-octyl Phthalate, bis(2-ethylhexyl)Phthalate, 3,3-Dichlorobenzidine, Chrysene, Benzo(a)Anthracene, Butylbenzylphthalate, Pyrene, Benzidine, Fluoranthene, Di-n- Butylphthalate, Triallate, Anthracene, Phenanthrene, Pentachlorophenol, Hexachlorobenzene, 4-Bromophenyl- phenylether, Azobenzene, N- nitrosodiphenylamine, 4,6-Dinitro-2- methylphenol, 4-Nitroaniline, Diethylphthalate, 4-Chlorophenyl- phenylether, Fluorene, 2,4- Dinitrotoluene, 4-Nitrophenol, Dibenzofuran, 2,4-Dinitrophenol, 3- Nitroaniline, Acenaphthene, 2,6- Dinitrotoluene, Acenaphthylene, Dimethyl Phthalate, 2-Nitroaniline, 2- Chloronaphthalene, 2,4,5- Trichlorophenol, 2,4,6-Trichlorophenol, Hexachlorocyclopentadiene, 4-Chloro- 2-Methylphenol, 1-Methylnaphthalene, 2-Methylnaphthalene, 4-Chloro-3- Methylphenol, Hexachlorobutadiene, p- Chloroaniline, 4-Chlorophenol, Naphthalene, 1,2,4-Trichlorobenzene, 2,4-Dichlorophenol, bis(-2- Chloroethoxy)Methane, 2,4- Dimethylphenol, 2-Nitrophenol, Isophorone, Nitrobenzene, N-nitroso- Di-n-propylamine, Hexachloroethane, 4Methylphenol/3Methylphenol, 2- Methylphenol, bis(2- chloroisopropyl)Ether, Benzyl Alcohol, 1,2-Dichlorobenzene, 1,4- Dichlorobenzene, 1,3-Dichlorobenzene, 2-Chlorophenol, bis(-2- Chloroethyl)Ether, Phenol, Aniline, Pyridine, Carbazole, Benzoic Acid, o- Terphenyl, N-Nitrosodimethylamine};				
CmdQuantitate	BL2000\sean	2/19/2022 9:44:02 AM	Quantitate all compounds in all samples			✓	
CmdSaveBatchTable	BL2000\sean	2/19/2022 9:44:04 AM	Save batch \\MASSHUNTER\Org\Data\SV5973N.I\ sd021822\DoD BNA cal 1\QuantResults\021822 DoD BNA cal.batch.bin			✓	
CmdSetLevelEnable	BL2000\sean	2/19/2022 9:44:18 AM	Set LevelEnable = True for calibration level 7, levelId = 423 of compound 2,4,6-Tribromophenol in sample Feb1803.D; previous value = False			✓	

Audit Trail report

Name	User	Time	Action	Reason	Comment	Succeed	Exception
CmdSetLevelEnable	BL2000\sean	2/19/2022 9:44:30 AM	Set LevelEnable = True for calibration level 7, levelId = 423 of compound Indeno(1,2,3-c,d)pyrene in sample Feb1803.D; previous value = False			✓	
CmdSetLevelEnable	BL2000\sean	2/19/2022 9:44:43 AM	Set LevelEnable = True for calibration level 7, levelId = 423 of compound Butylbenzylphthalate in sample Feb1803.D; previous value = False			✓	
CmdSetLevelEnable	BL2000\sean	2/19/2022 9:44:46 AM	Set LevelEnable = True for calibration level 7, levelId = 423 of compound Pyrene in sample Feb1803.D; previous value = False			✓	
CmdSetLevelEnable	BL2000\sean	2/19/2022 9:44:54 AM	Set LevelEnable = True for calibration level 7, levelId = 423 of compound Di-n-Butylphthalate in sample Feb1803.D; previous value = False			✓	
CmdSetLevelEnable	BL2000\sean	2/19/2022 9:45:05 AM	Set LevelEnable = True for calibration level 7, levelId = 423 of compound Hexachlorobenzene in sample Feb1803.D; previous value = False			✓	
CmdSetLevelEnable	BL2000\sean	2/19/2022 9:45:08 AM	Set LevelEnable = True for calibration level 7, levelId = 423 of compound 4-Bromophenyl-phenylether in sample Feb1803.D; previous value = False			✓	
CmdSetLevelEnable	BL2000\sean	2/19/2022 9:45:16 AM	Set LevelEnable = True for calibration level 7, levelId = 423 of compound 4,6-Dinitro-2-methylphenol in sample Feb1803.D; previous value = False			✓	
CmdSetLevelEnable	BL2000\sean	2/19/2022 9:45:18 AM	Set LevelEnable = True for calibration level 7, levelId = 423 of compound 4-Nitroaniline in sample Feb1803.D; previous value = False			✓	
CmdSetLevelEnable	BL2000\sean	2/19/2022 9:45:22 AM	Set LevelEnable = True for calibration level 7, levelId = 423 of compound Diethylphthalate in sample Feb1803.D; previous value = False			✓	
CmdSetLevelEnable	BL2000\sean	2/19/2022 9:45:27 AM	Set LevelEnable = True for calibration level 7, levelId = 423 of compound Fluorene in sample Feb1803.D; previous value = False			✓	
CmdSetLevelEnable	BL2000\sean	2/19/2022 9:45:31 AM	Set LevelEnable = True for calibration level 7, levelId = 423 of compound 2,4-Dinitrotoluene in sample Feb1803.D; previous value = False			✓	
CmdSetLevelEnable	BL2000\sean	2/19/2022 9:45:37 AM	Set LevelEnable = True for calibration level 7, levelId = 423 of compound Dibenzofuran in sample Feb1803.D; previous value = False			✓	
CmdSetLevelEnable	BL2000\sean	2/19/2022 9:45:41 AM	Set LevelEnable = True for calibration level 7, levelId = 423 of compound 2,4-Dinitrophenol in sample Feb1803.D; previous value = False			✓	

Audit Trail report

Name	User	Time	Action	Reason	Comment	Succeed	Exception
CmdSetLevelEnable	BL2000\sean	2/19/2022 9:45:46 AM	Set LevelEnable = True for calibration level 7, levelId = 423 of compound Acenaphthene in sample Feb1803.D; previous value = False			✓	
CmdSetLevelEnable	BL2000\sean	2/19/2022 9:45:50 AM	Set LevelEnable = True for calibration level 7, levelId = 423 of compound 2,6-Dinitrotoluene in sample Feb1803.D; previous value = False			✓	
CmdSetLevelEnable	BL2000\sean	2/19/2022 9:45:56 AM	Set LevelEnable = True for calibration level 7, levelId = 423 of compound Dimethyl Phthalate in sample Feb1803.D; previous value = False			✓	
CmdSetLevelEnable	BL2000\sean	2/19/2022 9:46:00 AM	Set LevelEnable = True for calibration level 7, levelId = 423 of compound 2-Nitroaniline in sample Feb1803.D; previous value = False			✓	
CmdSetLevelEnable	BL2000\sean	2/19/2022 9:46:04 AM	Set LevelEnable = True for calibration level 7, levelId = 423 of compound 2-Chloronaphthalene in sample Feb1803.D; previous value = False			✓	
CmdSetLevelEnable	BL2000\sean	2/19/2022 9:46:07 AM	Set LevelEnable = True for calibration level 7, levelId = 423 of compound 2,4,5-Trichlorophenol in sample Feb1803.D; previous value = False			✓	
CmdSetLevelEnable	BL2000\sean	2/19/2022 9:46:12 AM	Set LevelEnable = True for calibration level 7, levelId = 423 of compound 2,4,6-Trichlorophenol in sample Feb1803.D; previous value = False			✓	
CmdSetLevelEnable	BL2000\sean	2/19/2022 9:46:15 AM	Set LevelEnable = True for calibration level 7, levelId = 423 of compound Hexachlorocyclopentadiene in sample Feb1803.D; previous value = False			✓	
CmdSetLevelEnable	BL2000\sean	2/19/2022 9:46:42 AM	Set LevelEnable = True for calibration level 7, levelId = 423 of compound Nitrobenzene in sample Feb1803.D; previous value = False			✓	
CmdSaveBatchTable	BL2000\sean	2/19/2022 9:47:11 AM	Save batch \\MASSHUNTER\Org\Data\SV5973N.I\sd021822\DoD BNA cal 1\QuantResults\021822 DoD BNA cal.batch.bin			✓	
CmdImportSamplesFromWorklist	BL2000\sean	2/19/2022 9:49:05 AM	Add samples from worklist: \\MASSHUNTER\Org\Data\SV5973N.I\sd021822\DoD BNA cal 1\Feb1804.D			✓	
CmdSetSampleAttribute	BL2000\sean	2/19/2022 9:49:11 AM	Set SampleType = Calibration for sample Feb1804.D; previous value = Sample			✓	
CmdSetSampleAttribute	BL2000\sean	2/19/2022 9:49:16 AM	Set LevelName = 5 for sample Feb1804.D; previous value =			✓	
CmdQuantitate	BL2000\sean	2/19/2022 9:49:27 AM	Quantitate all compounds in all samples			✓	

Audit Trail report

Name	User	Time	Action	Reason	Comment	Succeed	Exception
CmdManuallyIntegrateSplit	BL2000\sean	2/19/2022 9:49:42 AM	Split peak for compound 1,3-Dichlorobenzene in sample Feb1804.D and keep left peak, new integration is from x, y = 4.787, 0 to 4.879, 0 and new response = 1267074, previous integration is from x, y = 4.787, 0 to 4.981, 0 and previous response = 2537294.			✓	
CmdSetTargetCompoundAttribute	BL2000\sean	2/19/2022 9:49:43 AM	Set UserAnnotation = CO for compound 1,3-Dichlorobenzene in sample Feb1804.D; previous value =			✓	
CmdManuallyIntegrateSplit	BL2000\sean	2/19/2022 9:49:45 AM	Split qualifier 148.0 of compound 1,3-Dichlorobenzene in sample Feb1804.D and keep left peak, new integration is from x, y = 4.798, 275.778362579782 to 4.879, 427.794867689872 and new response = 804183, previous integration is from x, y = 4.798, 276 to 4.961, 582 and previous response = 1608501.			✓	
CmdManuallyIntegrateSplit	BL2000\sean	2/19/2022 9:49:46 AM	Split qualifier 111.0 of compound 1,3-Dichlorobenzene in sample Feb1804.D and keep left peak, new integration is from x, y = 4.797, 0 to 4.869, 0 and new response = 469281, previous integration is from x, y = 4.797, 0 to 4.981, 0 and previous response = 929544.			✓	
CmdManuallyIntegrateSplit	BL2000\sean	2/19/2022 9:49:51 AM	Split peak for compound 1,4-Dichlorobenzene in sample Feb1804.D and keep right peak, new integration is from x, y = 4.879, 0 to 4.981, 0 and new response = 1270219, previous integration is from x, y = 4.787, 0 to 4.981, 0 and previous response = 2537294.			✓	
CmdSetTargetCompoundAttribute	BL2000\sean	2/19/2022 9:49:52 AM	Set UserAnnotation = CO for compound 1,4-Dichlorobenzene in sample Feb1804.D; previous value =			✓	
CmdManuallyIntegrateSplit	BL2000\sean	2/19/2022 9:49:54 AM	Split qualifier 148.0 of compound 1,4-Dichlorobenzene in sample Feb1804.D and keep right peak, new integration is from x, y = 4.879, 187.466466976189 to 4.961, 269.971519538803 and new response = 806251, previous integration is from x, y = 4.798, 105 to 4.961, 270 and previous response = 1610751.			✓	
CmdManuallyIntegrateSplit	BL2000\sean	2/19/2022 9:49:55 AM	Split qualifier 111.0 of compound 1,4-Dichlorobenzene in sample Feb1804.D and keep right peak, new integration is from x, y = 4.869, 0 to 4.981, 0 and new response = 460263, previous integration is from x, y = 4.797, 0 to 4.981, 0 and previous response = 929544.			✓	

Audit Trail report

Name	User	Time	Action	Reason	Comment	Succeed	Exception
CmdManuallyIntegratePeak	BL2000\sean	2/19/2022 9:50:01 AM	Manually integrate compound Benzyl Alcohol in sample Feb1804.D, from x, y = 5.053, 662943 to 5.196, 756730, result = -5531798; previous integration is from x, y = 4.866, 189 to 4.953, 212 and previous response = 11113.			✓	
CmdManuallyIntegrateSnapBaseline	BL2000\sean	2/19/2022 9:50:04 AM	Snap baseline for compound Benzyl Alcohol in sample Feb1804.D, from x = 5.053 to x = 5.196, new integration is from x, y = 5.053, 1015 to 5.196, 5822 and new response = 528562; previous integration is from x, y = 5.053, 662943 to 5.196, 756730 and previous response = -5531798.			✓	
CmdManuallyIntegrateDropBaseline	BL2000\sean	2/19/2022 9:50:05 AM	Drop baseline for compound Benzyl Alcohol in sample Feb1804.D to y = 1015, new integration is from x, y = 5.053, 1015 to 5.196, 1015 and new response = 549182; previous integration is from x, y = 5.053, 1015 to 5.196, 5822 and previous response = 528562.			✓	
CmdSetTargetCompoundAttribute	BL2000\sean	2/19/2022 9:50:06 AM	Set UserAnnotation = CO for compound Benzyl Alcohol in sample Feb1804.D; previous value =			✓	
CmdManuallyIntegrateApplyTargetRtToQualifier	BL2000\sean	2/19/2022 9:50:08 AM	Apply target integration range 5.053-5.196 to qualifier 107.0 for compound Benzyl Alcohol in sample Feb1804.D, new integration is from x, y = 5.053, 856 to 5.196, 4204 and new response = 370390; previously no peak.			✓	
CmdManuallyIntegrateDropBaseline	BL2000\sean	2/19/2022 9:50:08 AM	Drop baseline for qualifier 107.0 of compound Benzyl Alcohol in sample Feb1804.D to y = 856, new integration is from x, y = 5.053, 856 to 5.196, 856 and new response = 384752; previous integration is from x, y = 5.053, 856 to 5.196, 4204 and previous response = 370390.			✓	
CmdManuallyIntegrateApplyTargetRtToQualifier	BL2000\sean	2/19/2022 9:50:16 AM	Apply target integration range 5.402-5.502 to qualifier 108.0 for compound 4Methylphenol/3Methylphenol in sample Feb1804.D, new integration is from x, y = 5.402, 3968 to 5.502, 9494 and new response = 987546; previously no peak.			✓	
CmdManuallyIntegrateDropBaseline	BL2000\sean	2/19/2022 9:50:17 AM	Drop baseline for qualifier 108.0 of compound 4Methylphenol/3Methylphenol in sample Feb1804.D to y = 3968, new integration is from x, y = 5.402, 3968 to 5.502, 3968 and new response = 1004073; previous integration is from x, y = 5.402, 3968 to 5.502, 9494 and previous response = 987546.			✓	

Audit Trail report

Name	User	Time	Action	Reason	Comment	Succeed	Exception
CmdManuallyIntegrateApplyTargetRtToQualifier	BL2000\sean	2/19/2022 9:50:27 AM	Apply target integration range 5.859-5.951 to qualifier 65.0 for compound 2-Nitrophenol in sample Feb1804.D, new integration is from x, y = 5.859, 2546 to 5.951, 2456 and new response = 173572; previous integration is from x, y = 6.065, 2467 to 6.143, 2551 and previous response = 198543.			✓	
CmdManuallyIntegrateDropBaseline	BL2000\sean	2/19/2022 9:50:28 AM	Drop baseline for qualifier 65.0 of compound 2-Nitrophenol in sample Feb1804.D to y = 2456, new integration is from x, y = 5.859, 2456 to 5.951, 2456 and new response = 173821; previous integration is from x, y = 5.859, 2546 to 5.951, 2456 and previous response = 173572.			✓	
CmdManuallyIntegrateApplyTargetRtToQualifier	BL2000\sean	2/19/2022 9:50:36 AM	Apply target integration range 6.301-6.393 to qualifier 129.0 for compound Naphthalene in sample Feb1804.D, new integration is from x, y = 6.301, 643 to 6.393, 1105 and new response = 263268; previously no peak.			✓	
CmdManuallyIntegrateDropBaseline	BL2000\sean	2/19/2022 9:50:36 AM	Drop baseline for qualifier 129.0 of compound Naphthalene in sample Feb1804.D to y = 643, new integration is from x, y = 6.301, 643 to 6.393, 643 and new response = 264544; previous integration is from x, y = 6.301, 643 to 6.393, 1105 and previous response = 263268.			✓	
CmdManuallyIntegrateSplit	BL2000\sean	2/19/2022 9:50:43 AM	Split qualifier 129.0 of compound p-Chloroaniline in sample Feb1804.D and keep right peak, new integration is from x, y = 6.393, 619.88809057818 to 6.465, 672.53611765944 and new response = 341510, previous integration is from x, y = 6.298, 550 to 6.465, 673 and previous response = 606321.			✓	
CmdManuallyIntegrateSplit	BL2000\sean	2/19/2022 9:50:49 AM	Split peak for compound 4-Chloro-3-Methylphenol in sample Feb1804.D and keep right peak, new integration is from x, y = 7.050, 865.359635737729 to 7.153, 1017.71030060311 and new response = 646645, previous integration is from x, y = 6.907, 653 to 7.153, 1018 and previous response = 1285509.			✓	
CmdSetTargetCompoundAttribute	BL2000\sean	2/19/2022 9:50:50 AM	Set UserAnnotation = CO for compound 4-Chloro-3-Methylphenol in sample Feb1804.D; previous value =			✓	

Audit Trail report

Name	User	Time	Action	Reason	Comment	Succeed	Exception
CmdManuallyIntegrateSplit	BL2000\sean	2/19/2022 9:50:52 AM	Split qualifier 144.0 of compound 4-Chloro-3-Methylphenol in sample Feb1804.D and keep right peak, new integration is from x, y = 7.050, 0 to 7.122, 0 and new response = 170458, previous integration is from x, y = 6.917, 0 to 7.122, 0 and previous response = 334282.			✓	
CmdManuallyIntegrateSplit	BL2000\sean	2/19/2022 9:50:59 AM	Split peak for compound 1-Methylnaphthalene in sample Feb1804.D and keep left peak, new integration is from x, y = 7.235, 1388.57631811832 to 7.317, 1438.13249566859 and new response = 1279557, previous integration is from x, y = 7.235, 1389 to 7.389, 1482 and previous response = 1339883.			✓	
CmdSetTargetCompoundAttribute	BL2000\sean	2/19/2022 9:51:00 AM	Set UserAnnotation = CO for compound 1-Methylnaphthalene in sample Feb1804.D; previous value =			✓	
CmdManuallyIntegrateSplit	BL2000\sean	2/19/2022 9:51:06 AM	Split peak for compound 4-Chloro-2-Methylphenol in sample Feb1804.D and keep left peak, new integration is from x, y = 6.913, 930.74197447722 to 7.050, 1547.31727011812 and new response = 635015, previous integration is from x, y = 6.913, 931 to 7.153, 2009 and previous response = 1276504.			✓	
CmdSetTargetCompoundAttribute	BL2000\sean	2/19/2022 9:51:08 AM	Set UserAnnotation = CO for compound 4-Chloro-2-Methylphenol in sample Feb1804.D; previous value =			✓	
CmdManuallyIntegrateSplit	BL2000\sean	2/19/2022 9:51:09 AM	Split qualifier 144.0 of compound 4-Chloro-2-Methylphenol in sample Feb1804.D and keep left peak, new integration is from x, y = 6.917, 0 to 7.050, 0 and new response = 163824, previous integration is from x, y = 6.917, 0 to 7.122, 0 and previous response = 334282.			✓	
CmdManuallyIntegrateSplit	BL2000\sean	2/19/2022 9:51:15 AM	Split peak for compound 2,4,6-Trichlorophenol in sample Feb1804.D and keep left peak, new integration is from x, y = 7.492, 147.616935798609 to 7.553, 241.780483233491 and new response = 467130, previous integration is from x, y = 7.492, 148 to 7.646, 384 and previous response = 947280.			✓	
CmdSetTargetCompoundAttribute	BL2000\sean	2/19/2022 9:51:16 AM	Set UserAnnotation = CO for compound 2,4,6-Trichlorophenol in sample Feb1804.D; previous value =			✓	

Audit Trail report

Name	User	Time	Action	Reason	Comment	Succeed	Exception
CmdManuallyIntegrateSplit	BL2000\sean	2/19/2022 9:51:17 AM	Split qualifier 198.0 of compound 2,4,6-Trichlorophenol in sample Feb1804.D and keep left peak, new integration is from x, y = 7.492, 130.900434313686 to 7.553, 183.172825324478 and new response = 434135, previous integration is from x, y = 7.492, 131 to 7.646, 262 and previous response = 891094.			✓	
CmdManuallyIntegratePeak	BL2000\sean	2/19/2022 9:51:18 AM	Manually integrate compound 2,4,6-Trichlorophenol in sample Feb1804.D, from x, y = 7.759, 507205 to 7.779, 501652, result = -620179; previous integration is from x, y = 7.492, 148 to 7.553, 242 and previous response = 467130.			✓	
CmdManuallyIntegrateSplit	BL2000\sean	2/19/2022 9:51:21 AM	Split peak for compound 2,4,5-Trichlorophenol in sample Feb1804.D and keep right peak, new integration is from x, y = 7.553, 195.34337104153 to 7.646, 300.702598915578 and new response = 481776, previous integration is from x, y = 7.492, 125 to 7.646, 301 and previous response = 947751.			✓	
CmdSetTargetCompoundAttribute	BL2000\sean	2/19/2022 9:51:23 AM	Set UserAnnotation = CO for compound 2,4,5-Trichlorophenol in sample Feb1804.D; previous value =			✓	
CmdManuallyIntegrateSplit	BL2000\sean	2/19/2022 9:51:24 AM	Split qualifier 198.0 of compound 2,4,5-Trichlorophenol in sample Feb1804.D and keep right peak, new integration is from x, y = 7.553, 154.189101207344 to 7.646, 227.320704181375 and new response = 458154, previous integration is from x, y = 7.492, 106 to 7.646, 227 and previous response = 891355.			✓	
CmdClearManualIntegration	BL2000\sean	2/19/2022 9:51:28 AM	Clear manual integration of qualifier 198.0 for compound 2,4,6-Trichlorophenol in sample Feb1804.D			✓	
CmdManuallyIntegrateSplit	BL2000\sean	2/19/2022 9:51:29 AM	Split qualifier 0 of compound 77 in sample 3, keep left peak.			✓	
CmdClearManualIntegration	BL2000\sean	2/19/2022 9:51:32 AM	Clear manual integration of target signal for compound 2,4,6-Trichlorophenol in sample Feb1804.D			✓	
CmdSetTargetCompoundAttribute	BL2000\sean	2/19/2022 9:51:32 AM	Set UserAnnotation = for compound 2,4,6-Trichlorophenol in sample Feb1804.D; previous value = CO			✓	

Audit Trail report

Name	User	Time	Action	Reason	Comment	Succeed	Exception
CmdManuallyIntegrateSplit	BL2000\sean	2/19/2022 9:51:33 AM	Split peak for compound 2,4,6-Trichlorophenol in sample Feb1804.D and keep left peak, new integration is from x, y = 7.492, 147.616935798609 to 7.553, 241.780483233491 and new response = 467130, previous integration is from x, y = 7.492, 148 to 7.646, 384 and previous response = 947280.			✓	
CmdSetTargetCompoundAttribute	BL2000\sean	2/19/2022 9:51:35 AM	Set UserAnnotation = CO for compound 2,4,6-Trichlorophenol in sample Feb1804.D; previous value =			✓	
CmdManuallyIntegrateSplit	BL2000\sean	2/19/2022 9:51:36 AM	Split qualifier 198.0 of compound 2,4,6-Trichlorophenol in sample Feb1804.D and keep left peak, new integration is from x, y = 7.492, 130.900434313686 to 7.553, 183.172825324478 and new response = 434135, previous integration is from x, y = 7.492, 131 to 7.646, 262 and previous response = 891094.			✓	
CmdManuallyIntegrateApplyTargetRtToQualifier	BL2000\sean	2/19/2022 9:51:46 AM	Apply target integration range 8.169-8.313 to qualifier 153.1 for compound Acenaphthylene in sample Feb1804.D, new integration is from x, y = 8.169, 0 to 8.313, 1261 and new response = 319370; previously no peak.			✓	
CmdManuallyIntegrateDropBaseline	BL2000\sean	2/19/2022 9:51:47 AM	Drop baseline for qualifier 153.1 of compound Acenaphthylene in sample Feb1804.D to y = 0, new integration is from x, y = 8.169, 0 to 8.313, 0 and new response = 324788; previous integration is from x, y = 8.169, 0 to 8.313, 1261 and previous response = 319370.			✓	
CmdManuallyIntegrateApplyTargetRtToQualifier	BL2000\sean	2/19/2022 9:51:54 AM	Apply target integration range 8.497-8.640 to qualifier 154.0 for compound 2,4-Dinitrophenol in sample Feb1804.D, new integration is from x, y = 8.497, 3474 to 8.640, 1940 and new response = 67019; previous integration is from x, y = 8.384, 805 to 8.487, 887 and previous response = 1278661.			✓	
CmdManuallyIntegrateDropBaseline	BL2000\sean	2/19/2022 9:51:55 AM	Drop baseline for qualifier 154.0 of compound 2,4-Dinitrophenol in sample Feb1804.D to y = 1940, new integration is from x, y = 8.497, 1940 to 8.640, 1940 and new response = 73611; previous integration is from x, y = 8.497, 3474 to 8.640, 1940 and previous response = 67019.			✓	

Audit Trail report

Name	User	Time	Action	Reason	Comment	Succeed	Exception
CmdManuallyIntegrateApplyTargetRtToQualifier	BL2000\sean	2/19/2022 9:52:01 AM	Apply target integration range 8.681-8.783 to qualifier 139.0 for compound 4-Nitrophenol in sample Feb1804.D, new integration is from x, y = 8.681, 2670 to 8.783, 3517 and new response = 181047; previous integration is from x, y = 8.600, 334 to 8.681, 483 and previous response = 856445.			✓	
CmdManuallyIntegrateDropBaseline	BL2000\sean	2/19/2022 9:52:02 AM	Drop baseline for qualifier 139.0 of compound 4-Nitrophenol in sample Feb1804.D to y = 2670, new integration is from x, y = 8.681, 2670 to 8.783, 2670 and new response = 183647; previous integration is from x, y = 8.681, 2670 to 8.783, 3517 and previous response = 181047.			✓	
CmdManuallyIntegrateSplit	BL2000\sean	2/19/2022 9:52:07 AM	Split qualifier 63.0 of compound 2,4-Dinitrotoluene in sample Feb1804.D and keep right peak, new integration is from x, y = 8.650, 1766.9562761602 to 8.691, 1719.46118770451 and new response = 128093, previous integration is from x, y = 8.589, 1838 to 8.691, 1719 and previous response = 253803.			✓	
CmdManuallyIntegrateApplyTargetRtToQualifier	BL2000\sean	2/19/2022 9:52:11 AM	Apply target integration range 9.008-9.111 to qualifier 167.0 for compound Fluorene in sample Feb1804.D, new integration is from x, y = 9.008, 603 to 9.111, 536 and new response = 231381; previous integration is from x, y = 9.131, 456 to 9.356, 641 and previous response = 415674.			✓	
CmdManuallyIntegrateDropBaseline	BL2000\sean	2/19/2022 9:52:12 AM	Drop baseline for qualifier 167.0 of compound Fluorene in sample Feb1804.D to y = 536, new integration is from x, y = 9.008, 536 to 9.111, 536 and new response = 231586; previous integration is from x, y = 9.008, 603 to 9.111, 536 and previous response = 231381.			✓	
CmdManuallyIntegrateApplyTargetRtToQualifier	BL2000\sean	2/19/2022 9:52:24 AM	Apply target integration range 9.203-9.366 to qualifier 167.0 for compound N-nitrosodiphenylamine in sample Feb1804.D, new integration is from x, y = 9.203, 4959 to 9.366, 1124 and new response = 384649; previous integration is from x, y = 9.131, 465 to 9.356, 515 and previous response = 416466.			✓	

Audit Trail report

Name	User	Time	Action	Reason	Comment	Succeed	Exception
CmdManuallyIntegrateDropBaseline	BL2000\sean	2/19/2022 9:52:25 AM	Drop baseline for qualifier 167.0 of compound N-nitrosodiphenylamine in sample Feb1804.D to y = 1124, new integration is from x, y = 9.203, 1124 to 9.366, 1124 and new response = 403481; previous integration is from x, y = 9.203, 4959 to 9.366, 1124 and previous response = 384649.			✓	
CmdManuallyIntegratePeak	BL2000\sean	2/19/2022 9:52:38 AM	Manually integrate compound Anthracene in sample Feb1804.D, from x, y = 10.130, 2075573 to 10.333, 2131350, result = -20506321; previous integration is from x, y = 10.151, 384 to 10.222, 543 and previous response = 2583019.			✓	
CmdManuallyIntegrateSnapBaseline	BL2000\sean	2/19/2022 9:52:39 AM	Snap baseline for compound Anthracene in sample Feb1804.D, from x = 10.130 to x = 10.333, new integration is from x, y = 10.130, 314 to 10.333, 4758 and new response = 5028325; previous integration is from x, y = 10.130, 2075573 to 10.333, 2131350 and previous response = -20506321.			✓	
CmdManuallyIntegrateDropBaseline	BL2000\sean	2/19/2022 9:52:40 AM	Drop baseline for compound Anthracene in sample Feb1804.D to y = 314, new integration is from x, y = 10.130, 314 to 10.333, 314 and new response = 5055331; previous integration is from x, y = 10.130, 314 to 10.333, 4758 and previous response = 5028325.			✓	
CmdManuallyIntegrateSplit	BL2000\sean	2/19/2022 9:52:41 AM	Split peak for compound Anthracene in sample Feb1804.D and keep right peak, new integration is from x, y = 10.222, 314 to 10.333, 314 and new response = 2471452, previous integration is from x, y = 10.130, 314 to 10.333, 314 and previous response = 5055331.			✓	
CmdSetTargetCompoundAttribute	BL2000\sean	2/19/2022 9:52:42 AM	Set UserAnnotation = CO for compound Anthracene in sample Feb1804.D; previous value =			✓	
CmdManuallyIntegrateApplyTargetRtToQualifier	BL2000\sean	2/19/2022 9:52:43 AM	Apply target integration range 10.222-10.333 to qualifier 176.0 for compound Anthracene in sample Feb1804.D, new integration is from x, y = 10.222, 1526 to 10.333, 705 and new response = 455520; previously no peak.			✓	

Audit Trail report

Name	User	Time	Action	Reason	Comment	Succeed	Exception
CmdManuallyIntegrateDropBaseline	BL2000\sean	2/19/2022 9:52:44 AM	Drop baseline for qualifier 176.0 of compound Anthracene in sample Feb1804.D to y = 705, new integration is from x, y = 10.222, 705 to 10.333, 705 and new response = 458264; previous integration is from x, y = 10.222, 1526 to 10.333, 705 and previous response = 455520.			✓	
CmdManuallyIntegrateSnapBaseline	BL2000\sean	2/19/2022 9:52:45 AM	Snap baseline for qualifier 176.0 of compound Anthracene in sample Feb1804.D from x = 10.222 to x = 10.333, new integration is from x, y = 10.222, 1526 to 10.333, 705 and new response = 455520; previous integration is from x, y = 10.222, 705 to 10.333, 705 and previous response = 458264.			✓	
CmdManuallyIntegrateSplit	BL2000\sean	2/19/2022 9:53:13 AM	Split peak for compound Phenol-d5 in sample Feb1804.D and keep left peak, new integration is from x, y = 4.583, 71.8751648053908 to 4.675, 123.700174534308 and new response = 1136511, previous integration is from x, y = 4.583, 72 to 4.746, 164 and previous response = 1216806.			✓	
CmdSetTargetCompoundAttribute	BL2000\sean	2/19/2022 9:53:14 AM	Set UserAnnotation = CO for compound Phenol-d5 in sample Feb1804.D; previous value =			✓	
CmdSaveBatchTable	BL2000\sean	2/19/2022 9:53:25 AM	Save batch \\MASSHUNTER\Org\Data\SV5973N.I\sd021822\DoD BNA cal 1\QuantResults\021822 DoD BNA cal.batch.bin			✓	
CmdStartMethodEditing	BL2000\sean	2/19/2022 9:53:29 AM	Start method editing			✓	
CmdImportMethodFromSample	BL2000\sean	2/19/2022 9:53:29 AM	Import method from sample Feb1804.D			✓	
CmdSetMethodTargetCompoundAttribute	BL2000\sean	2/19/2022 9:53:53 AM	Set RightRetentionTimeDelta = 0.4 for compound 2-Fluorophenol; previous value = 1			✓	
CmdSetMethodTargetCompoundAttribute	BL2000\sean	2/19/2022 9:53:55 AM	Set RightRetentionTimeDelta = 0.4 for compound Phenol-d5; previous value = 1			✓	
CmdApplyMethodToAllSamples	BL2000\sean	2/19/2022 9:54:01 AM	Apply method to all samples			✓	
CmdMethodClear	BL2000\sean	2/19/2022 9:54:01 AM	Clear method			✓	
CmdEndMethodEditing	BL2000\sean	2/19/2022 9:54:02 AM	End method editing			✓	
CmdQuantitate	BL2000\sean	2/19/2022 9:54:15 AM	Quantitate all compounds in all samples			✓	

Audit Trail report

Name	User	Time	Action	Reason	Comment	Succeed	Exception
CmdCalibrate	BL2000\sean	2/19/2022 9:54:44 AM	Replace level 5 with Calibration sample Feb1804.D for compounds {Terphenyl-d14, 2,4,6-Tribromophenol, 2-Fluorobiphenyl, Nitrobenzene-d5, Phenol-d5, 2-Fluorophenol, Benzo(g,h,i)perylene, Dibenzo(a,h)anthracene, Indeno(1,2,3-c,d)pyrene, Benzo(a)pyrene, Benzo(k)fluoranthene, Benzo(b)fluoranthene, Di-n-octyl Phthalate, bis(2-ethylhexyl)Phthalate, 3,3-Dichlorobenzidine, Chrysene, Benzo(a)Anthracene, Butylbenzylphthalate, Pyrene, Benzidine, Fluoranthene, Di-n-Butylphthalate, Triallate, Anthracene, Phenanthrene, Pentachlorophenol, Hexachlorobenzene, 4-Bromophenylphenylether, Azobenzene, N-nitrosodiphenylamine, 4,6-Dinitro-2-methylphenol, 4-Nitroaniline, Diethylphthalate, 4-Chlorophenylphenylether, Fluorene, 2,4-Dinitrotoluene, 4-Nitrophenol, Dibenzofuran, 2,4-Dinitrophenol, 3-Nitroaniline, Acenaphthene, 2,6-Dinitrotoluene, Acenaphthylene, Dimethyl Phthalate, 2-Nitroaniline, 2-Chloronaphthalene, 2,4,5-Trichlorophenol, 2,4,6-Trichlorophenol, Hexachlorocyclopentadiene, 4-Chloro-2-Methylphenol, 1-Methylnaphthalene, 2-Methylnaphthalene, 4-Chloro-3-Methylphenol, Hexachlorobutadiene, p-Chloroaniline, 4-Chlorophenol, Naphthalene, 1,2,4-Trichlorobenzene, 2,4-Dichlorophenol, bis(-2-Chloroethoxy)Methane, 2,4-Dimethylphenol, 2-Nitrophenol, Isophorone, Nitrobenzene, N-nitroso-Di-n-propylamine, Hexachloroethane, 4Methylphenol/3Methylphenol, 2-Methylphenol, bis(2-chloroisopropyl)Ether, Benzyl Alcohol, 1,2-Dichlorobenzene, 1,4-Dichlorobenzene, 1,3-Dichlorobenzene, 2-Chlorophenol, bis(-2-Chloroethyl)Ether, Phenol, Aniline, Pyridine, Carbazole, Benzoic Acid, o-Terphenyl, N-Nitrosodimethylamine}; Replace level 6 with Calibration sample Feb1803.D for compounds {Terphenyl-d14, 2,4,6-Tribromophenol, 2-Fluorobiphenyl, Nitrobenzene-d5, Phenol-d5, 2-Fluorophenol, Benzo(g,h,i)perylene, Dibenzo(a,h)anthracene, Indeno(1,2,3-c,d)pyrene,			✓	

Audit Trail report

Name	User	Time	Action	Reason	Comment	Succeed	Exception
			Benzo(a)pyrene, Benzo(k)fluoranthene, Benzo(b)fluoranthene, Di-n-octyl Phthalate, bis(2-ethylhexyl)Phthalate, 3,3-Dichlorobenzidine, Chrysene, Benzo(a)Anthracene, Butylbenzylphthalate, Pyrene, Benzidine, Fluoranthene, Di-n- Butylphthalate, Triallate, Anthracene, Phenanthrene, Pentachlorophenol, Hexachlorobenzene, 4-Bromophenyl- phenylether, Azobenzene, N- nitrosodiphenylamine, 4,6-Dinitro-2- methylphenol, 4-Nitroaniline, Diethylphthalate, 4-Chlorophenyl- phenylether, Fluorene, 2,4- Dinitrotoluene, 4-Nitrophenol, Dibenzofuran, 2,4-Dinitrophenol, 3- Nitroaniline, Acenaphthene, 2,6- Dinitrotoluene, Acenaphthylene, Dimethyl Phthalate, 2-Nitroaniline, 2- Chloronaphthalene, 2,4,5- Trichlorophenol, 2,4,6-Trichlorophenol, Hexachlorocyclopentadiene, 4-Chloro- 2-Methylphenol, 1-Methylnaphthalene, 2-Methylnaphthalene, 4-Chloro-3- Methylphenol, Hexachlorobutadiene, p- Chloroaniline, 4-Chlorophenol, Naphthalene, 1,2,4-Trichlorobenzene, 2,4-Dichlorophenol, bis(-2- Chloroethoxy)Methane, 2,4- Dimethylphenol, 2-Nitrophenol, Isophorone, Nitrobenzene, N-nitroso- Di-n-propylamine, Hexachloroethane, 4Methylphenol/3Methylphenol, 2- Methylphenol, bis(2- chloroisopropyl)Ether, Benzyl Alcohol, 1,2-Dichlorobenzene, 1,4- Dichlorobenzene, 1,3-Dichlorobenzene, 2-Chlorophenol, bis(-2- Chloroethyl)Ether, Phenol, Aniline, Pyridine, Carbazole, Benzoic Acid, o- Terphenyl, N-Nitrosodimethylamine}; Replace level 7 with Calibration sample Feb1802.D for compounds {Terphenyl- d14, 2,4,6-Tribromophenol, 2- Fluorobiphenyl, Nitrobenzene-d5, Phenol-d5, 2-Fluorophenol, Benzo(g,h,i)perylene, Dibenzo(a,h)anthracene, Indeno(1,2,3-c,d)pyrene, Benzo(a)pyrene, Benzo(k)fluoranthene, Benzo(b)fluoranthene, Di-n-octyl Phthalate, bis(2-ethylhexyl)Phthalate, 3,3-Dichlorobenzidine, Chrysene, Benzo(a)Anthracene, Butylbenzylphthalate, Pyrene, Benzidine, Fluoranthene, Di-n-				

Audit Trail report

Name	User	Time	Action	Reason	Comment	Succeed	Exception
			Butylphthalate, Triallate, Anthracene, Phenanthrene, Pentachlorophenol, Hexachlorobenzene, 4-Bromophenylphenylether, Azobenzene, N-nitrosodiphenylamine, 4,6-Dinitro-2-methylphenol, 4-Nitroaniline, Diethylphthalate, 4-Chlorophenylphenylether, Fluorene, 2,4-Dinitrotoluene, 4-Nitrophenol, Dibenzofuran, 2,4-Dinitrophenol, 3-Nitroaniline, Acenaphthene, 2,6-Dinitrotoluene, Acenaphthylene, Dimethyl Phthalate, 2-Nitroaniline, 2-Chloronaphthalene, 2,4,5-Trichlorophenol, 2,4,6-Trichlorophenol, Hexachlorocyclopentadiene, 4-Chloro-2-Methylphenol, 1-Methylnaphthalene, 2-Methylnaphthalene, 4-Chloro-3-Methylphenol, Hexachlorobutadiene, p-Chloroaniline, 4-Chlorophenol, Naphthalene, 1,2,4-Trichlorobenzene, 2,4-Dichlorophenol, bis(-2-Chloroethoxy)Methane, 2,4-Dimethylphenol, 2-Nitrophenol, Isophorone, Nitrobenzene, N-nitroso-Di-n-propylamine, Hexachloroethane, 4Methylphenol/3Methylphenol, 2-Methylphenol, bis(2-chloroisopropyl)Ether, Benzyl Alcohol, 1,2-Dichlorobenzene, 1,4-Dichlorobenzene, 1,3-Dichlorobenzene, 2-Chlorophenol, bis(-2-Chloroethyl)Ether, Phenol, Aniline, Pyridine, Carbazole, Benzoic Acid, o-Terphenyl, N-Nitrosodimethylamine};				
CmdQuantitate	BL2000\sean	2/19/2022 9:54:53 AM	Quantitate all compounds in all samples			✓	
CmdSaveBatchTable	BL2000\sean	2/19/2022 9:54:58 AM	Save batch \\MASSHUNTER\Org\Data\SV5973N.I\sd021822\DoD BNA cal 1\QuantResults\021822 DoD BNA cal.batch.bin			✓	
CmdSaveBatchTable	BL2000\sean	2/19/2022 9:55:46 AM	Save batch \\MASSHUNTER\Org\Data\SV5973N.I\sd021822\DoD BNA cal 1\QuantResults\021822 DoD BNA cal.batch.bin			✓	
CmdImportSamplesFromWorklist	BL2000\sean	2/19/2022 10:30:29 AM	Add samples from worklist: \\MASSHUNTER\Org\Data\SV5973N.I\sd021822\DoD BNA cal 1\Feb1805.D			✓	
CmdSetSampleAttribute	BL2000\sean	2/19/2022 10:30:40 AM	Set SampleType = Calibration for sample Feb1805.D; previous value = Sample			✓	
CmdSetSampleAttribute	BL2000\sean	2/19/2022 10:30:44 AM	Set LevelName = 4 for sample Feb1805.D; previous value =			✓	

Audit Trail report

Name	User	Time	Action	Reason	Comment	Succeed	Exception
CmdQuantitate	BL2000\sean	2/19/2022 10:30:58 AM	Quantitate all compounds in all samples			✓	
CmdManuallyIntegrateSplit	BL2000\sean	2/19/2022 10:33:41 AM	Split peak for compound Aniline in sample Feb1805.D and keep left peak, new integration is from x, y = 4.533, 594.920040545006 to 4.613, 696.178973724675 and new response = 1113327, previous integration is from x, y = 4.533, 595 to 4.674, 773 and previous response = 1816940.			✓	
CmdManuallyIntegrateSplit	BL2000\sean	2/19/2022 10:33:46 AM	Split peak for compound bis(-2-Chloroethyl)Ether in sample Feb1805.D and keep left peak, new integration is from x, y = 4.593, 694.571679468118 to 4.674, 743.685420572998 and new response = 606109, previous integration is from x, y = 4.593, 695 to 4.715, 768 and previous response = 823209.			✓	
CmdSetTargetCompoundAttribute	BL2000\sean	2/19/2022 10:33:47 AM	Set UserAnnotation = CO for compound bis(-2-Chloroethyl)Ether in sample Feb1805.D; previous value =			✓	
CmdManuallyIntegrateSplit	BL2000\sean	2/19/2022 10:33:54 AM	Split peak for compound 1,3-Dichlorobenzene in sample Feb1805.D and keep left peak, new integration is from x, y = 4.797, 0 to 5.032, 0 and new response = 1845264, previous integration is from x, y = 4.797, 0 to 5.134, 0 and previous response = 2736247.			✓	
CmdSetTargetCompoundAttribute	BL2000\sean	2/19/2022 10:33:56 AM	Set UserAnnotation = CO for compound 1,3-Dichlorobenzene in sample Feb1805.D; previous value =			✓	
CmdManuallyIntegrateSplit	BL2000\sean	2/19/2022 10:33:57 AM	Split qualifier 148.0 of compound 1,3-Dichlorobenzene in sample Feb1805.D and keep left peak, new integration is from x, y = 4.798, 215.864058254305 to 5.022, 558.867736538114 and new response = 1173269, previous integration is from x, y = 4.798, 216 to 5.134, 731 and previous response = 1741287.			✓	
CmdManuallyIntegrateSplit	BL2000\sean	2/19/2022 10:34:00 AM	Split peak for compound 1,3-Dichlorobenzene in sample Feb1805.D and keep left peak, new integration is from x, y = 4.797, 0 to 4.879, 0 and new response = 915843, previous integration is from x, y = 4.797, 0 to 5.032, 0 and previous response = 1845264.			✓	
CmdSetTargetCompoundAttribute	BL2000\sean	2/19/2022 10:34:00 AM	Set UserAnnotation = CO for compound 1,3-Dichlorobenzene in sample Feb1805.D; previous value = CO			✓	

Audit Trail report

Name	User	Time	Action	Reason	Comment	Succeed	Exception
CmdManuallyIntegrateApplyTargetRtToQualifier	BL2000\sean	2/19/2022 10:34:04 AM	Apply target integration range 4.797-4.879 to qualifier 148.0 for compound 1,3-Dichlorobenzene in sample Feb1805.D, new integration is from x, y = 4.797, 0 to 4.879, 2267 and new response = 580907; previous integration is from x, y = 4.798, 216 to 5.022, 559 and previous response = 1173269.			✓	
CmdManuallyIntegrateApplyTargetRtToQualifier	BL2000\sean	2/19/2022 10:34:05 AM	Apply target integration range 4.797-4.879 to qualifier 111.0 for compound 1,3-Dichlorobenzene in sample Feb1805.D, new integration is from x, y = 4.797, 0 to 4.879, 1777 and new response = 340280; previous integration is from x, y = 4.797, 0 to 5.134, 0 and previous response = 1017683.			✓	
CmdManuallyIntegrateSplit	BL2000\sean	2/19/2022 10:34:10 AM	Split peak for compound 1,4-Dichlorobenzene in sample Feb1805.D and keep left peak, new integration is from x, y = 4.797, 0 to 5.032, 0 and new response = 1845264, previous integration is from x, y = 4.797, 0 to 5.134, 0 and previous response = 2736247.			✓	
CmdManuallyIntegrateSplit	BL2000\sean	2/19/2022 10:34:12 AM	Split peak for compound 1,4-Dichlorobenzene in sample Feb1805.D and keep right peak, new integration is from x, y = 4.879, 0 to 5.032, 0 and new response = 929421, previous integration is from x, y = 4.797, 0 to 5.032, 0 and previous response = 1845264.			✓	
CmdSetTargetCompoundAttribute	BL2000\sean	2/19/2022 10:34:14 AM	Set UserAnnotation = CO for compound 1,4-Dichlorobenzene in sample Feb1805.D; previous value =			✓	
CmdManuallyIntegrateApplyTargetRtToQualifier	BL2000\sean	2/19/2022 10:34:15 AM	Apply target integration range 4.879-5.032 to qualifier 148.0 for compound 1,4-Dichlorobenzene in sample Feb1805.D, new integration is from x, y = 4.879, 2267 to 5.032, 1180 and new response = 576897; previous integration is from x, y = 4.797, 80 to 5.134, 350 and previous response = 1746427.			✓	
CmdManuallyIntegrateApplyTargetRtToQualifier	BL2000\sean	2/19/2022 10:34:17 AM	Apply target integration range 4.879-5.032 to qualifier 111.0 for compound 1,4-Dichlorobenzene in sample Feb1805.D, new integration is from x, y = 4.879, 1777 to 5.032, 1183 and new response = 321690; previous integration is from x, y = 4.797, 0 to 5.134, 0 and previous response = 1017683.			✓	

Audit Trail report

Name	User	Time	Action	Reason	Comment	Succeed	Exception
CmdManuallyIntegrateSplit	BL2000\sean	2/19/2022 10:34:22 AM	Split peak for compound 1,2-Dichlorobenzene in sample Feb1805.D and keep right peak, new integration is from x, y = 5.032, 352.047619047619 to 5.134, 352.047619047619 and new response = 888825, previous integration is from x, y = 4.798, 352 to 5.134, 352 and previous response = 2727860.			✓	
CmdSetTargetCompoundAttribute	BL2000\sean	2/19/2022 10:34:23 AM	Set UserAnnotation = CO for compound 1,2-Dichlorobenzene in sample Feb1805.D; previous value =			✓	
CmdManuallyIntegrateApplyTargetRtToQualifier	BL2000\sean	2/19/2022 10:34:25 AM	Apply target integration range 5.032-5.134 to qualifier 148.0 for compound 1,2-Dichlorobenzene in sample Feb1805.D, new integration is from x, y = 5.032, 1180 to 5.134, 1450 and new response = 564307; previous integration is from x, y = 4.797, 52 to 5.134, 215 and previous response = 1748047.			✓	
CmdManuallyIntegrateApplyTargetRtToQualifier	BL2000\sean	2/19/2022 10:34:51 AM	Apply target integration range 6.393-6.506 to qualifier 129.0 for compound p-Chloroaniline in sample Feb1805.D, new integration is from x, y = 6.393, 1460 to 6.506, 2099 and new response = 249660; previously no peak.			✓	
CmdManuallyIntegrateDropBaseline	BL2000\sean	2/19/2022 10:34:51 AM	Drop baseline for qualifier 129.0 of compound p-Chloroaniline in sample Feb1805.D to y = 1460, new integration is from x, y = 6.393, 1460 to 6.506, 1460 and new response = 251826; previous integration is from x, y = 6.393, 1460 to 6.506, 2099 and previous response = 249660.			✓	
CmdManuallyIntegrateSplit	BL2000\sean	2/19/2022 10:34:54 AM	Split qualifier 129.0 of compound p-Chloroaniline in sample Feb1805.D and keep left peak, new integration is from x, y = 6.393, 1460 to 6.475, 1460 and new response = 242393, previous integration is from x, y = 6.393, 1460 to 6.506, 1460 and previous response = 251826.			✓	
CmdManuallyIntegrateSplit	BL2000\sean	2/19/2022 10:35:00 AM	Split peak for compound 4-Chloro-3-Methylphenol in sample Feb1805.D and keep right peak, new integration is from x, y = 7.050, 782.387392196336 to 7.194, 1022.52073022074 and new response = 450778, previous integration is from x, y = 6.908, 546 to 7.194, 1023 and previous response = 897963.			✓	
CmdSetTargetCompoundAttribute	BL2000\sean	2/19/2022 10:35:01 AM	Set UserAnnotation = CO for compound 4-Chloro-3-Methylphenol in sample Feb1805.D; previous value =			✓	

Audit Trail report

Name	User	Time	Action	Reason	Comment	Succeed	Exception
CmdManuallyIntegrateApplyTargetRtToQualifier	BL2000\sean	2/19/2022 10:35:04 AM	Apply target integration range 7.050-7.194 to qualifier 144.0 for compound 4-Chloro-3-Methylphenol in sample Feb1805.D, new integration is from x, y = 7.050, 1012 to 7.194, 509 and new response = 128130; previous integration is from x, y = 6.900, 94 to 7.194, 309 and previous response = 251968.			✓	
CmdManuallyIntegrateDropBaseline	BL2000\sean	2/19/2022 10:35:04 AM	Drop baseline for qualifier 144.0 of compound 4-Chloro-3-Methylphenol in sample Feb1805.D to y = 509, new integration is from x, y = 7.050, 509 to 7.194, 509 and new response = 130300; previous integration is from x, y = 7.050, 1012 to 7.194, 509 and previous response = 128130.			✓	
CmdManuallyIntegrateSplit	BL2000\sean	2/19/2022 10:35:06 AM	Split qualifier 144.0 of compound 4-Chloro-3-Methylphenol in sample Feb1805.D and keep left peak, new integration is from x, y = 7.050, 509 to 7.122, 509 and new response = 118472, previous integration is from x, y = 7.050, 509 to 7.194, 509 and previous response = 130300.			✓	
CmdManuallyIntegrateSplit	BL2000\sean	2/19/2022 10:35:14 AM	Split peak for compound 4-Chloro-2-Methylphenol in sample Feb1805.D and keep left peak, new integration is from x, y = 6.913, 767.91958573565 to 7.050, 1091.73027428085 and new response = 445081, previous integration is from x, y = 6.913, 768 to 7.194, 1432 and previous response = 892705.			✓	
CmdSetTargetCompoundAttribute	BL2000\sean	2/19/2022 10:35:15 AM	Set UserAnnotation = CO for compound 4-Chloro-2-Methylphenol in sample Feb1805.D; previous value =			✓	
CmdManuallyIntegrateSplit	BL2000\sean	2/19/2022 10:35:17 AM	Split qualifier 144.0 of compound 4-Chloro-2-Methylphenol in sample Feb1805.D and keep left peak, new integration is from x, y = 6.917, 157.151961209722 to 7.030, 260.691213332602 and new response = 118049, previous integration is from x, y = 6.917, 157 to 7.194, 411 and previous response = 250603.			✓	
CmdManuallyIntegrateSplit	BL2000\sean	2/19/2022 10:35:23 AM	Split peak for compound 2,4,6-Trichlorophenol in sample Feb1805.D and keep left peak, new integration is from x, y = 7.492, 90.6977489503652 to 7.553, 130.42469528648 and new response = 298561, previous integration is from x, y = 7.492, 91 to 7.594, 157 and previous response = 611950.			✓	

Audit Trail report

Name	User	Time	Action	Reason	Comment	Succeed	Exception
CmdSetTargetCompoundAttribute	BL2000\sean	2/19/2022 10:35:24 AM	Set UserAnnotation = CO for compound 2,4,6-Trichlorophenol in sample Feb1805.D; previous value =			✓	
CmdManuallyIntegrateApplyTargetRtToQualifier	BL2000\sean	2/19/2022 10:35:26 AM	Apply target integration range 7.492-7.553 to qualifier 198.0 for compound 2,4,6-Trichlorophenol in sample Feb1805.D, new integration is from x, y = 7.492, 0 to 7.553, 3195 and new response = 278217; previous integration is from x, y = 7.492, 76 to 7.594, 131 and previous response = 582852.			✓	
CmdManuallyIntegrateDropBaseline	BL2000\sean	2/19/2022 10:35:26 AM	Drop baseline for qualifier 198.0 of compound 2,4,6-Trichlorophenol in sample Feb1805.D to y = 0, new integration is from x, y = 7.492, 0 to 7.553, 0 and new response = 284107; previous integration is from x, y = 7.492, 0 to 7.553, 3195 and previous response = 278217.			✓	
CmdManuallyIntegratePeak	BL2000\sean	2/19/2022 10:35:31 AM	Manually integrate compound 2,4,5-Trichlorophenol in sample Feb1805.D, from x, y = 7.451, 266473 to 7.748, 266473, result = -4111437; previous integration is from x, y = 7.492, 77 to 7.594, 150 and previous response = 612006.			✓	
CmdManuallyIntegrateSnapBaseline	BL2000\sean	2/19/2022 10:35:32 AM	Snap baseline for compound 2,4,5-Trichlorophenol in sample Feb1805.D, from x = 7.451 to x = 7.748, new integration is from x, y = 7.451, 0 to 7.748, 812 and new response = 642919; previous integration is from x, y = 7.451, 266473 to 7.748, 266473 and previous response = -4111437.			✓	
CmdManuallyIntegrateDropBaseline	BL2000\sean	2/19/2022 10:35:32 AM	Drop baseline for compound 2,4,5-Trichlorophenol in sample Feb1805.D to y = 0, new integration is from x, y = 7.451, 0 to 7.748, 0 and new response = 650174; previous integration is from x, y = 7.451, 0 to 7.748, 812 and previous response = 642919.			✓	
CmdManuallyIntegrateSplit	BL2000\sean	2/19/2022 10:35:34 AM	Split peak for compound 2,4,5-Trichlorophenol in sample Feb1805.D and keep right peak, new integration is from x, y = 7.553, 0 to 7.748, 0 and new response = 351204, previous integration is from x, y = 7.451, 0 to 7.748, 0 and previous response = 650174.			✓	
CmdSetTargetCompoundAttribute	BL2000\sean	2/19/2022 10:35:36 AM	Set UserAnnotation = CO for compound 2,4,5-Trichlorophenol in sample Feb1805.D; previous value =			✓	

Audit Trail report

Name	User	Time	Action	Reason	Comment	Succeed	Exception
CmdManuallyIntegrateApplyTargetRtToQualifier	BL2000\sean	2/19/2022 10:35:37 AM	Apply target integration range 7.553-7.748 to qualifier 198.0 for compound 2,4,5-Trichlorophenol in sample Feb1805.D, new integration is from x, y = 7.553, 3195 to 7.748, 715 and new response = 311753; previous integration is from x, y = 7.492, 68 to 7.594, 135 and previous response = 582862.			✓	
CmdManuallyIntegrateDropBaseline	BL2000\sean	2/19/2022 10:35:38 AM	Drop baseline for qualifier 198.0 of compound 2,4,5-Trichlorophenol in sample Feb1805.D to y = 715, new integration is from x, y = 7.553, 715 to 7.748, 715 and new response = 326270; previous integration is from x, y = 7.553, 3195 to 7.748, 715 and previous response = 311753.			✓	
CmdManuallyIntegrateApplyTargetRtToQualifier	BL2000\sean	2/19/2022 10:35:50 AM	Apply target integration range 8.384-8.486 to qualifier 152.0 for compound Acenaphthene in sample Feb1805.D, new integration is from x, y = 8.384, 1795 to 8.486, 3099 and new response = 512255; previously no peak.			✓	
CmdManuallyIntegrateDropBaseline	BL2000\sean	2/19/2022 10:35:51 AM	Drop baseline for qualifier 152.0 of compound Acenaphthene in sample Feb1805.D to y = 1795, new integration is from x, y = 8.384, 1795 to 8.486, 1795 and new response = 516257; previous integration is from x, y = 8.384, 1795 to 8.486, 3099 and previous response = 512255.			✓	
CmdManuallyIntegrateApplyTargetRtToQualifier	BL2000\sean	2/19/2022 10:35:58 AM	Apply target integration range 8.486-8.578 to qualifier 154.0 for compound 2,4-Dinitrophenol in sample Feb1805.D, new integration is from x, y = 8.486, 3031 to 8.578, 2107 and new response = 40420; previous integration is from x, y = 8.384, 582 to 8.486, 652 and previous response = 971683.			✓	
CmdManuallyIntegrateDropBaseline	BL2000\sean	2/19/2022 10:35:59 AM	Drop baseline for qualifier 154.0 of compound 2,4-Dinitrophenol in sample Feb1805.D to y = 2107, new integration is from x, y = 8.486, 2107 to 8.578, 2107 and new response = 42972; previous integration is from x, y = 8.486, 3031 to 8.578, 2107 and previous response = 40420.			✓	

Audit Trail report

Name	User	Time	Action	Reason	Comment	Succeed	Exception
CmdManuallyIntegrateApplyTargetRtToQualifier	BL2000\sean	2/19/2022 10:36:04 AM	Apply target integration range 8.671-8.834 to qualifier 139.0 for compound 4-Nitrophenol in sample Feb1805.D, new integration is from x, y = 8.671, 1930 to 8.834, 1299 and new response = 114587; previous integration is from x, y = 8.599, 332 to 8.671, 382 and previous response = 649705.			✓	
CmdManuallyIntegrateDropBaseline	BL2000\sean	2/19/2022 10:36:05 AM	Drop baseline for qualifier 139.0 of compound 4-Nitrophenol in sample Feb1805.D to y = 1299, new integration is from x, y = 8.671, 1299 to 8.834, 1299 and new response = 117685; previous integration is from x, y = 8.671, 1930 to 8.834, 1299 and previous response = 114587.			✓	
CmdManuallyIntegrateApplyTargetRtToQualifier	BL2000\sean	2/19/2022 10:36:12 AM	Apply target integration range 9.008-9.100 to qualifier 167.0 for compound Fluorene in sample Feb1805.D, new integration is from x, y = 9.008, 245 to 9.100, 687 and new response = 171997; previous integration is from x, y = 9.182, 730 to 9.295, 910 and previous response = 289013.			✓	
CmdManuallyIntegrateDropBaseline	BL2000\sean	2/19/2022 10:36:13 AM	Drop baseline for qualifier 167.0 of compound Fluorene in sample Feb1805.D to y = 245, new integration is from x, y = 9.008, 245 to 9.100, 245 and new response = 173217; previous integration is from x, y = 9.008, 245 to 9.100, 687 and previous response = 171997.			✓	
CmdSaveBatchTable	BL2000\sean	2/19/2022 10:37:09 AM	Save batch \\MASSHUNTER\Org\Data\SV5973N.I\sd021822\DoD BNA cal 1\QuantResults\021822 DoD BNA cal.batch.bin			✓	

Audit Trail report

Name	User	Time	Action	Reason	Comment	Succeed	Exception
CmdUpdateRetentionTimes	BL2000\sean	2/19/2022 10:37:32 AM	Update retention time for compound Perylene-d12; Chrysene-d12; Phenanthrene-d10; Acenaphthene-d10; Naphthalene-d8; Terphenyl-d14; 2,4,6-Tribromophenol; 2-Fluorobiphenyl; Nitrobenzene-d5; Phenol-d5; 2-Fluorophenol; Benzo(g,h,i)perylene; Dibenzo(a,h)anthracene; Indeno(1,2,3-c,d)pyrene; Benzo(a)pyrene; Benzo(k)fluoranthene; Benzo(b)fluoranthene; Di-n-octyl Phthalate; bis(2-ethylhexyl)Phthalate; 3,3-Dichlorobenzidine; Chrysene; Benzo(a)Anthracene; Butylbenzylphthalate; Pyrene; Benzidine; Fluoranthene; Di-n-Butylphthalate; Triallate; Anthracene; Phenanthrene; Pentachlorophenol; Hexachlorobenzene; 4-Bromophenylphenylether; Azobenzene; N-nitrosodiphenylamine; 4,6-Dinitro-2-methylphenol; 4-Nitroaniline; Diethylphthalate; 4-Chlorophenylphenylether; Fluorene; 2,4-Dinitrotoluene; 4-Nitrophenol; Dibenzofuran; 2,4-Dinitrophenol; 3-Nitroaniline; Acenaphthene; 2,6-Dinitrotoluene; Acenaphthylene; Dimethyl Phthalate; 2-Nitroaniline; 2-Chloronaphthalene; 2,4,5-Trichlorophenol; 2,4,6-Trichlorophenol; Hexachlorocyclopentadiene; 4-Chloro-2-Methylphenol; 1-Methylnaphthalene; 2-Methylnaphthalene; 4-Chloro-3-Methylphenol; Hexachlorobutadiene; p-Chloroaniline; 4-Chlorophenol; Naphthalene; 1,2,4-Trichlorobenzene; 2,4-Dichlorophenol; bis(-2-Chloroethoxy)Methane; 2,4-Dimethylphenol; 2-Nitrophenol; Isophorone; Nitrobenzene; N-nitroso-Di-n-propylamine; Hexachloroethane; 4Methylphenol/3Methylphenol; 2-Methylphenol; bis(2-chloroisopropyl)Ether; Benzyl Alcohol; 1,2-Dichlorobenzene; 1,4-Dichlorobenzene; 1,3-Dichlorobenzene; 2-Chlorophenol; bis(-2-Chloroethyl)Ether; Phenol; Aniline; Pyridine; Carbazole; Benzoic Acid; o-Terphenyl; N-Nitrosodimethylamine; 1,4-Dichlorobenzene-d4;			✓	
CmdQuantitate	BL2000\sean	2/19/2022 10:37:45 AM	Quantitate all compounds in all samples			✓	
CmdQuantitate	BL2000\sean	2/19/2022 10:38:06 AM	Quantitate all compounds in all samples			✓	

Audit Trail report

Name	User	Time	Action	Reason	Comment	Succeed	Exception
CmdManuallyIntegratePeak	BL2000\sean	2/19/2022 10:40:13 AM	Manually integrate compound 1,4-Dichlorobenzene-d4 in sample Feb1805.D, from x, y = 4.838, -999 to 5.246, -584, result = 368799; previous integration is from x, y = 4.848, 0 to 4.950, 0 and previous response = 340609.			✓	
CmdManuallyIntegrateSnapBaseline	BL2000\sean	2/19/2022 10:40:15 AM	Snap baseline for compound 1,4-Dichlorobenzene-d4 in sample Feb1805.D, from x = 4.838 to x = 5.246, new integration is from x, y = 4.838, 0 to 5.246, 0 and new response = 349403; previous integration is from x, y = 4.838, -999 to 5.246, -584 and previous response = 368799.			✓	
CmdManuallyIntegrateDropBaseline	BL2000\sean	2/19/2022 10:40:17 AM	Drop baseline for compound 1,4-Dichlorobenzene-d4 in sample Feb1805.D to y = 0, new integration is from x, y = 4.838, 0 to 5.246, 0 and new response = 349403; previous integration is from x, y = 4.838, 0 to 5.246, 0 and previous response = 349403.			✓	

Audit Trail report

Name	User	Time	Action	Reason	Comment	Succeed	Exception
CmdCalibrate	BL2000\sean	2/19/2022 10:40:42 AM	Replace level 4 with Calibration sample Feb1805.D for compounds {Terphenyl-d14, 2,4,6-Tribromophenol, 2-Fluorobiphenyl, Nitrobenzene-d5, Phenol-d5, 2-Fluorophenol, Benzo(g,h,i)perylene, Dibenzo(a,h)anthracene, Indeno(1,2,3-c,d)pyrene, Benzo(a)pyrene, Benzo(k)fluoranthene, Benzo(b)fluoranthene, Di-n-octyl Phthalate, bis(2-ethylhexyl)Phthalate, 3,3-Dichlorobenzidine, Chrysene, Benzo(a)Anthracene, Butylbenzylphthalate, Pyrene, Benzidine, Fluoranthene, Di-n-Butylphthalate, Triallate, Anthracene, Phenanthrene, Pentachlorophenol, Hexachlorobenzene, 4-Bromophenylphenylether, Azobenzene, N-nitrosodiphenylamine, 4,6-Dinitro-2-methylphenol, 4-Nitroaniline, Diethylphthalate, 4-Chlorophenylphenylether, Fluorene, 2,4-Dinitrotoluene, 4-Nitrophenol, Dibenzofuran, 2,4-Dinitrophenol, 3-Nitroaniline, Acenaphthene, 2,6-Dinitrotoluene, Acenaphthylene, Dimethyl Phthalate, 2-Nitroaniline, 2-Chloronaphthalene, 2,4,5-Trichlorophenol, 2,4,6-Trichlorophenol, Hexachlorocyclopentadiene, 4-Chloro-2-Methylphenol, 1-Methylnaphthalene, 2-Methylnaphthalene, 4-Chloro-3-Methylphenol, Hexachlorobutadiene, p-Chloroaniline, 4-Chlorophenol, Naphthalene, 1,2,4-Trichlorobenzene, 2,4-Dichlorophenol, bis(-2-Chloroethoxy)Methane, 2,4-Dimethylphenol, 2-Nitrophenol, Isophorone, Nitrobenzene, N-nitroso-Di-n-propylamine, Hexachloroethane, 4Methylphenol/3Methylphenol, 2-Methylphenol, bis(2-chloroisopropyl)Ether, Benzyl Alcohol, 1,2-Dichlorobenzene, 1,4-Dichlorobenzene, 1,3-Dichlorobenzene, 2-Chlorophenol, bis(-2-Chloroethyl)Ether, Phenol, Aniline, Pyridine, Carbazole, Benzoic Acid, o-Terphenyl, N-Nitrosodimethylamine}; Replace level 5 with Calibration sample Feb1804.D for compounds {Terphenyl-d14, 2,4,6-Tribromophenol, 2-Fluorobiphenyl, Nitrobenzene-d5, Phenol-d5, 2-Fluorophenol, Benzo(g,h,i)perylene, Dibenzo(a,h)anthracene, Indeno(1,2,3-c,d)pyrene,			✓	

Audit Trail report

Name	User	Time	Action	Reason	Comment	Succeed	Exception
			Benzo(a)pyrene, Benzo(k)fluoranthene, Benzo(b)fluoranthene, Di-n-octyl Phthalate, bis(2-ethylhexyl)Phthalate, 3,3-Dichlorobenzidine, Chrysene, Benzo(a)Anthracene, Butylbenzylphthalate, Pyrene, Benzidine, Fluoranthene, Di-n- Butylphthalate, Triallate, Anthracene, Phenanthrene, Pentachlorophenol, Hexachlorobenzene, 4-Bromophenyl- phenylether, Azobenzene, N- nitrosodiphenylamine, 4,6-Dinitro-2- methylphenol, 4-Nitroaniline, Diethylphthalate, 4-Chlorophenyl- phenylether, Fluorene, 2,4- Dinitrotoluene, 4-Nitrophenol, Dibenzofuran, 2,4-Dinitrophenol, 3- Nitroaniline, Acenaphthene, 2,6- Dinitrotoluene, Acenaphthylene, Dimethyl Phthalate, 2-Nitroaniline, 2- Chloronaphthalene, 2,4,5- Trichlorophenol, 2,4,6-Trichlorophenol, Hexachlorocyclopentadiene, 4-Chloro- 2-Methylphenol, 1-Methylnaphthalene, 2-Methylnaphthalene, 4-Chloro-3- Methylphenol, Hexachlorobutadiene, p- Chloroaniline, 4-Chlorophenol, Naphthalene, 1,2,4-Trichlorobenzene, 2,4-Dichlorophenol, bis(-2- Chloroethoxy)Methane, 2,4- Dimethylphenol, 2-Nitrophenol, Isophorone, Nitrobenzene, N-nitroso- Di-n-propylamine, Hexachloroethane, 4Methylphenol/3Methylphenol, 2- Methylphenol, bis(2- chloroisopropyl)Ether, Benzyl Alcohol, 1,2-Dichlorobenzene, 1,4- Dichlorobenzene, 1,3-Dichlorobenzene, 2-Chlorophenol, bis(-2- Chloroethyl)Ether, Phenol, Aniline, Pyridine, Carbazole, Benzoic Acid, o- Terphenyl, N-Nitrosodimethylamine}; Replace level 6 with Calibration sample Feb1803.D for compounds {Terphenyl- d14, 2,4,6-Tribromophenol, 2- Fluorobiphenyl, Nitrobenzene-d5, Phenol-d5, 2-Fluorophenol, Benzo(g,h,i)perylene, Dibenzo(a,h)anthracene, Indeno(1,2,3-c,d)pyrene, Benzo(a)pyrene, Benzo(k)fluoranthene, Benzo(b)fluoranthene, Di-n-octyl Phthalate, bis(2-ethylhexyl)Phthalate, 3,3-Dichlorobenzidine, Chrysene, Benzo(a)Anthracene, Butylbenzylphthalate, Pyrene, Benzidine, Fluoranthene, Di-n-				

Audit Trail report

Name	User	Time	Action	Reason	Comment	Succeed	Exception
			Butylphthalate, Triallate, Anthracene, Phenanthrene, Pentachlorophenol, Hexachlorobenzene, 4-Bromophenylphenylether, Azobenzene, N-nitrosodiphenylamine, 4,6-Dinitro-2-methylphenol, 4-Nitroaniline, Diethylphthalate, 4-Chlorophenylphenylether, Fluorene, 2,4-Dinitrotoluene, 4-Nitrophenol, Dibenzofuran, 2,4-Dinitrophenol, 3-Nitroaniline, Acenaphthene, 2,6-Dinitrotoluene, Acenaphthylene, Dimethyl Phthalate, 2-Nitroaniline, 2-Chloronaphthalene, 2,4,5-Trichlorophenol, 2,4,6-Trichlorophenol, Hexachlorocyclopentadiene, 4-Chloro-2-Methylphenol, 1-Methylnaphthalene, 2-Methylnaphthalene, 4-Chloro-3-Methylphenol, Hexachlorobutadiene, p-Chloroaniline, 4-Chlorophenol, Naphthalene, 1,2,4-Trichlorobenzene, 2,4-Dichlorophenol, bis(-2-Chloroethoxy)Methane, 2,4-Dimethylphenol, 2-Nitrophenol, Isophorone, Nitrobenzene, N-nitroso-Di-n-propylamine, Hexachloroethane, 4Methylphenol/3Methylphenol, 2-Methylphenol, bis(2-chloroisopropyl)Ether, Benzyl Alcohol, 1,2-Dichlorobenzene, 1,4-Dichlorobenzene, 1,3-Dichlorobenzene, 2-Chlorophenol, bis(-2-Chloroethyl)Ether, Phenol, Aniline, Pyridine, Carbazole, Benzoic Acid, o-Terphenyl, N-Nitrosodimethylamine}; Replace level 7 with Calibration sample Feb1802.D for compounds {Terphenyl-d14, 2,4,6-Tribromophenol, 2-Fluorobiphenyl, Nitrobenzene-d5, Phenol-d5, 2-Fluorophenol, Benzo(g,h,i)perylene, Dibenzo(a,h)anthracene, Indeno(1,2,3-c,d)pyrene, Benzo(a)pyrene, Benzo(k)fluoranthene, Benzo(b)fluoranthene, Di-n-octyl Phthalate, bis(2-ethylhexyl)Phthalate, 3,3-Dichlorobenzidine, Chrysene, Benzo(a)Anthracene, Butylbenzylphthalate, Pyrene, Benzidine, Fluoranthene, Di-n-Butylphthalate, Triallate, Anthracene, Phenanthrene, Pentachlorophenol, Hexachlorobenzene, 4-Bromophenylphenylether, Azobenzene, N-nitrosodiphenylamine, 4,6-Dinitro-2-methylphenol, 4-Nitroaniline, Diethylphthalate, 4-Chlorophenylphenylether, Fluorene, 2,4-				

Audit Trail report

Name	User	Time	Action	Reason	Comment	Succeed	Exception
			Dinitrotoluene, 4-Nitrophenol, Dibenzofuran, 2,4-Dinitrophenol, 3-Nitroaniline, Acenaphthene, 2,6-Dinitrotoluene, Acenaphthylene, Dimethyl Phthalate, 2-Nitroaniline, 2-Chloronaphthalene, 2,4,5-Trichlorophenol, 2,4,6-Trichlorophenol, Hexachlorocyclopentadiene, 4-Chloro-2-Methylphenol, 1-Methylnaphthalene, 2-Methylnaphthalene, 4-Chloro-3-Methylphenol, Hexachlorobutadiene, p-Chloroaniline, 4-Chlorophenol, Naphthalene, 1,2,4-Trichlorobenzene, 2,4-Dichlorophenol, bis(-2-Chloroethoxy)Methane, 2,4-Dimethylphenol, 2-Nitrophenol, Isophorone, Nitrobenzene, N-nitroso-Di-n-propylamine, Hexachloroethane, 4Methylphenol/3Methylphenol, 2-Methylphenol, bis(2-chloroisopropyl)Ether, Benzyl Alcohol, 1,2-Dichlorobenzene, 1,4-Dichlorobenzene, 1,3-Dichlorobenzene, 2-Chlorophenol, bis(-2-Chloroethyl)Ether, Phenol, Aniline, Pyridine, Carbazole, Benzoic Acid, o-Terphenyl, N-Nitrosodimethylamine};				
CmdQuantitate	BL2000\sean	2/19/2022 10:40:51 AM	Quantitate all compounds in all samples			✓	
CmdQuantitate	BL2000\sean	2/19/2022 10:41:07 AM	Quantitate all compounds in all samples			✓	
CmdSetTargetCompoundAttribute	BL2000\sean	2/19/2022 10:41:21 AM	Set UserAnnotation = BA for compound 1,4-Dichlorobenzene-d4 in sample Feb1805.D; previous value =			✓	
CmdSaveBatchTable	BL2000\sean	2/19/2022 10:41:24 AM	Save batch \\MASSHUNTER\Org\Data\SV5973N.I\sd021822\DoD BNA cal 1\QuantResults\021822 DoD BNA cal.batch.bin			✓	
CmdImportSamplesFromWorklist	BL2000\sean	2/19/2022 12:27:39 PM	Add samples from worklist: \\MASSHUNTER\Org\Data\SV5973N.I\sd021822\DoD BNA cal 1\Feb1808.D, \\MASSHUNTER\Org\Data\SV5973N.I\sd021822\DoD BNA cal 1\Feb1807.D, \\MASSHUNTER\Org\Data\SV5973N.I\sd021822\DoD BNA cal 1\Feb1806.D			✓	
CmdSetSampleAttribute	BL2000\sean	2/19/2022 12:31:15 PM	Set SampleType = Calibration for sample Feb1806.D; previous value = Sample			✓	
CmdSetSampleAttribute	BL2000\sean	2/19/2022 12:31:19 PM	Set SampleType = Calibration for sample Feb1807.D; previous value = Sample			✓	
CmdSetSampleAttribute	BL2000\sean	2/19/2022 12:31:25 PM	Set SampleType = Calibration for sample Feb1808.D; previous value = Sample			✓	

Audit Trail report

Name	User	Time	Action	Reason	Comment	Succeed	Exception
CmdSetSampleAttribute	BL2000\sean	2/19/2022 12:31:30 PM	Set LevelName = 1 for sample Feb1808.D; previous value =			✓	
CmdSetSampleAttribute	BL2000\sean	2/19/2022 12:31:37 PM	Set LevelName = 2 for sample Feb1807.D; previous value =			✓	
CmdSetSampleAttribute	BL2000\sean	2/19/2022 12:31:43 PM	Set LevelName = 3 for sample Feb1806.D; previous value =			✓	
CmdQuantitate	BL2000\sean	2/19/2022 12:32:08 PM	Quantitate all compounds in all samples			✓	
CmdSelectPeak	BL2000\sean	2/19/2022 12:33:06 PM	Select peak for qualifier 66.0 of compound Aniline in sample Feb1806.D				Agilent.MassSpectrometry.DataAnalysis.Quantitative.ApplicationCommandException: Manual peak selection failed ---> System.ApplicationException: Cannot find qualifier peak with id=0 in target qualifier : QualifierIon[batchId = 0, sampleId = 5, compoundId = 35, qualifierId = 0, MZ = 66] at Agilent.MassSpectrometry.DataAnalysis.Quantitative.Analysis.QualifierIon.SelectPeak(Int16 peakId) at Agilent.MassSpectrometry.DataAnalysis.Quantitative.CmdSelectPeak.Do() --- End of inner exception stack trace --- at Agilent.MassSpectrometry.DataAnalysis.Quantitative.CmdSelectPeak.Do() at Agilent.MassSpectrometry.CommandModel.CommandHistory.Invoke(ICommand cmd) at Agilent.MassSpectrometry.DataAnalysis.Quantitative.AppCommandContext.Invoke(ICommand cmd)
CmdManuallyIntegrateApplyTargetRtToQualifier	BL2000\sean	2/19/2022 12:33:09 PM	Apply target integration range 4.532-4.603 to qualifier 66.0 for compound Aniline in sample Feb1806.D, new integration is from x, y = 4.532, 580 to 4.603, 30368 and new response = 215315; previously no peak.			✓	
CmdManuallyIntegrateApplyTargetRtToQualifier	BL2000\sean	2/19/2022 12:33:10 PM	Apply target integration range 4.532-4.603 to qualifier 65.0 for compound Aniline in sample Feb1806.D, new integration is from x, y = 4.532, 1020 to 4.603, 11290 and new response = 122946; previously no peak.			✓	
CmdManuallyIntegrateDropBaseline	BL2000\sean	2/19/2022 12:33:12 PM	Drop baseline for qualifier 65.0 of compound Aniline in sample Feb1806.D to y = 1020, new integration is from x, y = 4.532, 1020 to 4.603, 1020 and new response = 144780; previous integration is from x, y = 4.532, 1020 to 4.603, 11290 and previous response = 122946.			✓	

Audit Trail report

Name	User	Time	Action	Reason	Comment	Succeed	Exception
CmdManuallyIntegrateDropBaseline	BL2000\sean	2/19/2022 12:33:13 PM	Drop baseline for qualifier 66.0 of compound Aniline in sample Feb1806.D to y = 580, new integration is from x, y = 4.532, 580 to 4.603, 580 and new response = 278644; previous integration is from x, y = 4.532, 580 to 4.603, 30368 and previous response = 215315.			✓	
CmdManuallyIntegrateSplit	BL2000\sean	2/19/2022 12:33:17 PM	Split qualifier 66.0 of compound Phenol in sample Feb1806.D and keep right peak, new integration is from x, y = 4.593, 939.841640939988 to 4.675, 1021.9749100942 and new response = 268965, previous integration is from x, y = 4.533, 880 to 4.675, 1022 and previous response = 533976.			✓	
CmdManuallyIntegrateSplit	BL2000\sean	2/19/2022 12:33:21 PM	Split qualifier 64.0 of compound bis(-2-Chloroethyl)Ether in sample Feb1806.D and keep right peak, new integration is from x, y = 4.593, 338.278279970326 to 4.664, 367.815472674779 and new response = 42389, previous integration is from x, y = 4.533, 313 to 4.664, 368 and previous response = 60943.			✓	
CmdManuallyIntegratePeak	BL2000\sean	2/19/2022 12:33:30 PM	Manually integrate compound 1,2-Dichlorobenzene in sample Feb1806.D, from x, y = 5.022, 234427 to 5.124, 299513, result = -1015907; previous integration is from x, y = 4.879, 80 to 4.981, 147 and previous response = 621178.			✓	
CmdManuallyIntegrateSnapBaseline	BL2000\sean	2/19/2022 12:33:31 PM	Snap baseline for compound 1,2-Dichlorobenzene in sample Feb1806.D, from x = 5.022 to x = 5.124, new integration is from x, y = 5.022, 865 to 5.124, 1891 and new response = 611643; previous integration is from x, y = 5.022, 234427 to 5.124, 299513 and previous response = -1015907.			✓	
CmdSetTargetCompoundAttribute	BL2000\sean	2/19/2022 12:33:33 PM	Set UserAnnotation = CO for compound 1,2-Dichlorobenzene in sample Feb1806.D; previous value =			✓	
CmdManuallyIntegrateApplyTargetRtToQualifier	BL2000\sean	2/19/2022 12:33:35 PM	Apply target integration range 5.022-5.124 to qualifier 148.0 for compound 1,2-Dichlorobenzene in sample Feb1806.D, new integration is from x, y = 5.022, 883 to 5.124, 1064 and new response = 387367; previously no peak.			✓	

Audit Trail report

Name	User	Time	Action	Reason	Comment	Succeed	Exception
CmdManuallyIntegrateApplyTargetRtToQualifier	BL2000\sean	2/19/2022 12:33:36 PM	Apply target integration range 5.022-5.124 to qualifier 111.0 for compound 1,2-Dichlorobenzene in sample Feb1806.D, new integration is from x, y = 5.022, 0 to 5.124, 698 and new response = 231016; previously no peak.			✓	
CmdManuallyIntegrateApplyTargetRtToQualifier	BL2000\sean	2/19/2022 12:33:47 PM	Apply target integration range 5.492-5.604 to qualifier 77.0 for compound Nitrobenzene in sample Feb1806.D, new integration is from x, y = 5.492, 4787 to 5.604, 3446 and new response = 318119; previously no peak.			✓	
CmdManuallyIntegrateApplyTargetRtToQualifier	BL2000\sean	2/19/2022 12:33:48 PM	Apply target integration range 5.492-5.604 to qualifier 51.0 for compound Nitrobenzene in sample Feb1806.D, new integration is from x, y = 5.492, 4324 to 5.604, 3498 and new response = 200043; previously no peak.			✓	
CmdManuallyIntegrateApplyTargetRtToQualifier	BL2000\sean	2/19/2022 12:33:55 PM	Apply target integration range 6.054-6.157 to qualifier 63.0 for compound bis(-2-Chloroethoxy)Methane in sample Feb1806.D, new integration is from x, y = 6.054, 972 to 6.157, 1996 and new response = 309380; previous integration is from x, y = 5.982, 1018 to 6.033, 1051 and previous response = 23296.			✓	
CmdManuallyIntegrateDropBaseline	BL2000\sean	2/19/2022 12:33:55 PM	Drop baseline for qualifier 63.0 of compound bis(-2-Chloroethoxy)Methane in sample Feb1806.D to y = 972, new integration is from x, y = 6.054, 972 to 6.157, 972 and new response = 312535; previous integration is from x, y = 6.054, 972 to 6.157, 1996 and previous response = 309380.			✓	
CmdManuallyIntegrateApplyTargetRtToQualifier	BL2000\sean	2/19/2022 12:34:03 PM	Apply target integration range 6.384-6.465 to qualifier 128.0 for compound 4-Chlorophenol in sample Feb1806.D, new integration is from x, y = 6.384, 5100 to 6.465, 8666 and new response = 348612; previously no peak.			✓	
CmdManuallyIntegrateDropBaseline	BL2000\sean	2/19/2022 12:34:03 PM	Drop baseline for qualifier 128.0 of compound 4-Chlorophenol in sample Feb1806.D to y = 5100, new integration is from x, y = 6.384, 5100 to 6.465, 5100 and new response = 357269; previous integration is from x, y = 6.384, 5100 to 6.465, 8666 and previous response = 348612.			✓	

Audit Trail report

Name	User	Time	Action	Reason	Comment	Succeed	Exception
CmdManuallyIntegrateSplit	BL2000\sean	2/19/2022 12:34:43 PM	Split peak for compound 2-Methylnaphthalene in sample Feb1806.D and keep left peak, new integration is from x, y = 7.052, 763.158923066174 to 7.225, 1045.32911871815 and new response = 694481, previous integration is from x, y = 7.052, 763 to 7.307, 1179 and previous response = 1366454.			✓	
CmdManuallyIntegrateSplit	BL2000\sean	2/19/2022 12:34:44 PM	Split peak for compound 2-Methylnaphthalene in sample Feb1806.D and keep right peak, new integration is from x, y = 7.112, 861.179721571893 to 7.225, 1045.32911871815 and new response = 670695, previous integration is from x, y = 7.052, 763 to 7.225, 1045 and previous response = 694481.			✓	
CmdSetTargetCompoundAttribute	BL2000\sean	2/19/2022 12:34:45 PM	Set UserAnnotation = CO for compound 2-Methylnaphthalene in sample Feb1806.D; previous value =			✓	
CmdManuallyIntegrateApplyTargetRtToQualifier	BL2000\sean	2/19/2022 12:34:47 PM	Apply target integration range 7.112-7.225 to qualifier 142.0 for compound 2-Methylnaphthalene in sample Feb1806.D, new integration is from x, y = 7.112, 8010 to 7.225, 4166 and new response = 774242; previous integration is from x, y = 7.040, 532 to 7.122, 717 and previous response = 250772.			✓	
CmdManuallyIntegrateDropBaseline	BL2000\sean	2/19/2022 12:34:48 PM	Drop baseline for qualifier 142.0 of compound 2-Methylnaphthalene in sample Feb1806.D to y = 4166, new integration is from x, y = 7.112, 4166 to 7.225, 4166 and new response = 787269; previous integration is from x, y = 7.112, 8010 to 7.225, 4166 and previous response = 774242.			✓	
CmdManuallyIntegrateApplyTargetRtToQualifier	BL2000\sean	2/19/2022 12:34:50 PM	Apply target integration range 7.112-7.225 to qualifier 115.0 for compound 2-Methylnaphthalene in sample Feb1806.D, new integration is from x, y = 7.112, 671 to 7.225, 1422 and new response = 284004; previously no peak.			✓	
CmdManuallyIntegrateDropBaseline	BL2000\sean	2/19/2022 12:34:51 PM	Drop baseline for qualifier 115.0 of compound 2-Methylnaphthalene in sample Feb1806.D to y = 671, new integration is from x, y = 7.112, 671 to 7.225, 671 and new response = 286549; previous integration is from x, y = 7.112, 671 to 7.225, 1422 and previous response = 284004.			✓	

Audit Trail report

Name	User	Time	Action	Reason	Comment	Succeed	Exception
CmdManuallyIntegrateSplit	BL2000\sean	2/19/2022 12:34:57 PM	Split peak for compound 1-Methylnaphthalene in sample Feb1806.D and keep right peak, new integration is from x, y = 7.225, 1148.67897900874 to 7.307, 1180.84795391575 and new response = 672135, previous integration is from x, y = 7.053, 1082 to 7.307, 1181 and previous response = 1364174.			✓	
CmdManuallyIntegrateSplit	BL2000\sean	2/19/2022 12:35:01 PM	Split qualifier 115.0 of compound 1-Methylnaphthalene in sample Feb1806.D and keep right peak, new integration is from x, y = 7.225, 739.646942764334 to 7.328, 813.820086337136 and new response = 285940, previous integration is from x, y = 7.122, 665 to 7.328, 814 and previous response = 555169.			✓	
CmdManuallyIntegrateApplyTargetRtToQualifier	BL2000\sean	2/19/2022 12:35:13 PM	Apply target integration range 7.543-7.646 to qualifier 198.0 for compound 2,4,5-Trichlorophenol in sample Feb1806.D, new integration is from x, y = 7.543, 2851 to 7.646, 2415 and new response = 196233; previously no peak.			✓	
CmdManuallyIntegrateDropBaseline	BL2000\sean	2/19/2022 12:35:14 PM	Drop baseline for qualifier 198.0 of compound 2,4,5-Trichlorophenol in sample Feb1806.D to y = 2415, new integration is from x, y = 7.543, 2415 to 7.646, 2415 and new response = 197577; previous integration is from x, y = 7.543, 2851 to 7.646, 2415 and previous response = 196233.			✓	
CmdManuallyIntegrateApplyTargetRtToQualifier	BL2000\sean	2/19/2022 12:35:24 PM	Apply target integration range 8.169-8.272 to qualifier 153.1 for compound Acenaphthylene in sample Feb1806.D, new integration is from x, y = 8.169, 0 to 8.272, 1146 and new response = 170863; previously no peak.			✓	
CmdManuallyIntegrateDropBaseline	BL2000\sean	2/19/2022 12:35:25 PM	Drop baseline for qualifier 153.1 of compound Acenaphthylene in sample Feb1806.D to y = 0, new integration is from x, y = 8.169, 0 to 8.272, 0 and new response = 174380; previous integration is from x, y = 8.169, 0 to 8.272, 1146 and previous response = 170863.			✓	
CmdManuallyIntegrateApplyTargetRtToQualifier	BL2000\sean	2/19/2022 12:35:36 PM	Apply target integration range 8.487-8.599 to qualifier 154.0 for compound 2,4-Dinitrophenol in sample Feb1806.D, new integration is from x, y = 8.487, 1753 to 8.599, 1084 and new response = 24409; previous integration is from x, y = 8.384, 587 to 8.487, 593 and previous response = 693298.			✓	

Audit Trail report

Name	User	Time	Action	Reason	Comment	Succeed	Exception
CmdManuallyIntegrateDropBaseline	BL2000\sean	2/19/2022 12:35:36 PM	Drop baseline for qualifier 154.0 of compound 2,4-Dinitrophenol in sample Feb1806.D to y = 1084, new integration is from x, y = 8.487, 1084 to 8.599, 1084 and new response = 26667; previous integration is from x, y = 8.487, 1753 to 8.599, 1084 and previous response = 24409.			✓	
CmdManuallyIntegrateSplit	BL2000\sean	2/19/2022 12:35:40 PM	Split qualifier 139.0 of compound Dibenzofuran in sample Feb1806.D and keep left peak, new integration is from x, y = 8.599, 99.205938159128 to 8.681, 189.24676988196 and new response = 393663, previous integration is from x, y = 8.599, 99 to 8.753, 268 and previous response = 460292.			✓	
CmdManuallyIntegrateSplit	BL2000\sean	2/19/2022 12:35:45 PM	Split qualifier 139.0 of compound 4-Nitrophenol in sample Feb1806.D and keep right peak, new integration is from x, y = 8.681, 189.24676988196 to 8.753, 268.078361958777 and new response = 72202, previous integration is from x, y = 8.599, 99 to 8.753, 268 and previous response = 460292.			✓	
CmdManuallyIntegrateSplit	BL2000\sean	2/19/2022 12:35:51 PM	Split qualifier 63.0 of compound 2,4-Dinitrotoluene in sample Feb1806.D and keep left peak, new integration is from x, y = 8.640, 1283.28809779216 to 8.681, 1249.20730724621 and new response = 59132, previous integration is from x, y = 8.640, 1283 to 8.732, 1207 and previous response = 82680.			✓	
CmdManuallyIntegrateSplit	BL2000\sean	2/19/2022 12:36:40 PM	Split peak for compound Phenol-d5 in sample Feb1806.D and keep left peak, new integration is from x, y = 4.583, 0 to 4.675, 0 and new response = 540696, previous integration is from x, y = 4.583, 0 to 4.736, 0 and previous response = 582542.			✓	
CmdSetTargetCompoundAttribute	BL2000\sean	2/19/2022 12:36:41 PM	Set UserAnnotation = CO for compound Phenol-d5 in sample Feb1806.D; previous value =			✓	
CmdSaveBatchTable	BL2000\sean	2/19/2022 12:36:56 PM	Save batch \\MASSHUNTER\Org\Data\SV5973N.I\sd021822\DoD BNA cal 1\QuantResults\021822 DoD BNA cal.batch.bin			✓	

Audit Trail report

Name	User	Time	Action	Reason	Comment	Succeed	Exception
CmdManuallyIntegratePeak	BL2000\sean	2/19/2022 12:37:02 PM	Manually integrate compound N-Nitrosodimethylamine in sample Feb1807.D, from x, y = 2.469, -50 to 2.622, -20, result = 21913; previous integration is from x, y = 2.479, 367 to 2.622, 313 and previous response = 15309.			✓	
CmdManuallyIntegrateDropBaseline	BL2000\sean	2/19/2022 12:37:05 PM	Drop baseline for compound N-Nitrosodimethylamine in sample Feb1807.D to y = -50, new integration is from x, y = 2.469, -50 to 2.622, -50 and new response = 22053; previous integration is from x, y = 2.469, -50 to 2.622, -20 and previous response = 21913.			✓	
CmdSetTargetCompoundAttribute	BL2000\sean	2/19/2022 12:37:06 PM	Set UserAnnotation = BA for compound N-Nitrosodimethylamine in sample Feb1807.D; previous value =			✓	
CmdManuallyIntegratePeak	BL2000\sean	2/19/2022 12:37:15 PM	Manually integrate compound Benzoic Acid in sample Feb1807.D, from x, y = 6.075, 0 to 6.270, 65, result = 18285; previous integration is from x, y = 6.120, 379 to 6.270, 322 and previous response = 14691.			✓	
CmdManuallyIntegrateDropBaseline	BL2000\sean	2/19/2022 12:37:16 PM	Drop baseline for compound Benzoic Acid in sample Feb1807.D to y = 0, new integration is from x, y = 6.075, 0 to 6.270, 0 and new response = 18665; previous integration is from x, y = 6.075, 0 to 6.270, 65 and previous response = 18285.			✓	
CmdSetTargetCompoundAttribute	BL2000\sean	2/19/2022 12:37:17 PM	Set UserAnnotation = BA for compound Benzoic Acid in sample Feb1807.D; previous value =			✓	
CmdManuallyIntegrateApplyTargetRtToQualifier	BL2000\sean	2/19/2022 12:37:18 PM	Apply target integration range 6.075-6.270 to qualifier 122.0 for compound Benzoic Acid in sample Feb1807.D, new integration is from x, y = 6.075, 1381 to 6.270, 503 and new response = 6096; previous integration is from x, y = 5.982, 0 to 6.054, 0 and previous response = 52824.			✓	
CmdManuallyIntegrateDropBaseline	BL2000\sean	2/19/2022 12:37:19 PM	Drop baseline for qualifier 122.0 of compound Benzoic Acid in sample Feb1807.D to y = 503, new integration is from x, y = 6.075, 503 to 6.270, 503 and new response = 11236; previous integration is from x, y = 6.075, 1381 to 6.270, 503 and previous response = 6096.			✓	

Audit Trail report

Name	User	Time	Action	Reason	Comment	Succeed	Exception
CmdManuallyIntegrateQualifierPeak	BL2000\sean	2/19/2022 12:37:20 PM	Manually integrate qualifier 77.0 of compound Benzoic Acid in sample Feb1807.D, from x, y = 5.941, 17198 to 5.941, 17198, result = 13581; previous integration is from x, y = 6.280, 1049 to 6.373, 1033 and previous response = 13581.			✓	
CmdManuallyIntegrateApplyTargetRtToQualifier	BL2000\sean	2/19/2022 12:37:20 PM	Apply target integration range 6.075-6.270 to qualifier 77.0 for compound Benzoic Acid in sample Feb1807.D, new integration is from x, y = 6.075, 767 to 6.270, 1689 and new response = 12318; previous integration is from x, y = 6.280, 1049 to 6.373, 1033 and previous response = 13581.			✓	
CmdManuallyIntegrateDropBaseline	BL2000\sean	2/19/2022 12:37:21 PM	Drop baseline for qualifier 77.0 of compound Benzoic Acid in sample Feb1807.D to y = 767, new integration is from x, y = 6.075, 767 to 6.270, 767 and new response = 17715; previous integration is from x, y = 6.075, 767 to 6.270, 1689 and previous response = 12318.			✓	
CmdManuallyIntegrateQualifierPeak	BL2000\sean	2/19/2022 12:37:26 PM	Manually integrate qualifier 77.0 of compound Benzoic Acid in sample Feb1807.D, from x, y = 6.116, 1079 to 6.229, 1373, result = 10680; previous integration is from x, y = 6.075, 767 to 6.270, 767 and previous response = 17715.			✓	
CmdManuallyIntegrateApplyTargetRtToQualifier	BL2000\sean	2/19/2022 12:37:34 PM	Apply target integration range 4.542-4.613 to qualifier 65.0 for compound Aniline in sample Feb1807.D, new integration is from x, y = 4.542, 772 to 4.613, 13160 and new response = 1332; previously no peak.			✓	
CmdManuallyIntegrateDropBaseline	BL2000\sean	2/19/2022 12:37:35 PM	Drop baseline for qualifier 65.0 of compound Aniline in sample Feb1807.D to y = 772, new integration is from x, y = 4.542, 772 to 4.613, 772 and new response = 27885; previous integration is from x, y = 4.542, 772 to 4.613, 13160 and previous response = 1332.			✓	
CmdManuallyIntegrateSplit	BL2000\sean	2/19/2022 12:37:41 PM	Split qualifier 64.0 of compound bis(-2-Chloroethyl)Ether in sample Feb1807.D and keep right peak, new integration is from x, y = 4.583, 0 to 4.654, 0 and new response = 7321, previous integration is from x, y = 4.542, 0 to 4.654, 0 and previous response = 11135.			✓	

Audit Trail report

Name	User	Time	Action	Reason	Comment	Succeed	Exception
CmdManuallyIntegratePeak	BL2000\sean	2/19/2022 12:37:49 PM	Manually integrate compound 1,2-Dichlorobenzene in sample Feb1807.D, from x, y = 5.022, 44478 to 5.144, 50372, result = -234187; previous integration is from x, y = 4.879, 0 to 4.981, 0 and previous response = 113963.			✓	
CmdManuallyIntegrateSnapBaseline	BL2000\sean	2/19/2022 12:37:51 PM	Snap baseline for compound 1,2-Dichlorobenzene in sample Feb1807.D, from x = 5.022 to x = 5.144, new integration is from x, y = 5.022, 556 to 5.144, 976 and new response = 108899; previous integration is from x, y = 5.022, 44478 to 5.144, 50372 and previous response = -234187.			✓	
CmdManuallyIntegrateDropBaseline	BL2000\sean	2/19/2022 12:37:51 PM	Drop baseline for compound 1,2-Dichlorobenzene in sample Feb1807.D to y = 556, new integration is from x, y = 5.022, 556 to 5.144, 556 and new response = 110443; previous integration is from x, y = 5.022, 556 to 5.144, 976 and previous response = 108899.			✓	
CmdManuallyIntegrateApplyTargetRtToQualifier	BL2000\sean	2/19/2022 12:37:52 PM	Apply target integration range 5.022-5.144 to qualifier 148.0 for compound 1,2-Dichlorobenzene in sample Feb1807.D, new integration is from x, y = 5.022, 1048 to 5.144, 600 and new response = 66829; previously no peak.			✓	
CmdManuallyIntegrateApplyTargetRtToQualifier	BL2000\sean	2/19/2022 12:37:54 PM	Apply target integration range 5.022-5.144 to qualifier 111.0 for compound 1,2-Dichlorobenzene in sample Feb1807.D, new integration is from x, y = 5.022, 0 to 5.144, 462 and new response = 41554; previously no peak.			✓	
CmdManuallyIntegratePeak	BL2000\sean	2/19/2022 12:38:00 PM	Manually integrate compound Benzyl Alcohol in sample Feb1807.D, from x, y = 5.032, 53236 to 5.196, 71009, result = -578425; previous integration is from x, y = 5.216, 0 to 5.349, 0 and previous response = 88224.			✓	
CmdManuallyIntegrateSnapBaseline	BL2000\sean	2/19/2022 12:38:01 PM	Snap baseline for compound Benzyl Alcohol in sample Feb1807.D, from x = 5.032 to x = 5.196, new integration is from x, y = 5.032, 315 to 5.196, 987 and new response = 24301; previous integration is from x, y = 5.032, 53236 to 5.196, 71009 and previous response = -578425.			✓	

Audit Trail report

Name	User	Time	Action	Reason	Comment	Succeed	Exception
CmdManuallyIntegrateDropBaseline	BL2000\sean	2/19/2022 12:38:01 PM	Drop baseline for compound Benzyl Alcohol in sample Feb1807.D to y = 315, new integration is from x, y = 5.032, 315 to 5.196, 315 and new response = 27595; previous integration is from x, y = 5.032, 315 to 5.196, 987 and previous response = 24301.			✓	
CmdSetTargetCompoundAttribute	BL2000\sean	2/19/2022 12:38:05 PM	Set UserAnnotation = CO for compound Benzyl Alcohol in sample Feb1807.D; previous value =			✓	
CmdManuallyIntegratePeak	BL2000\sean	2/19/2022 12:38:11 PM	Manually integrate compound Benzyl Alcohol in sample Feb1807.D, from x, y = 4.991, 0 to 5.196, 129, result = 30362; previous integration is from x, y = 5.032, 315 to 5.196, 315 and previous response = 27595.			✓	
CmdManuallyIntegrateDropBaseline	BL2000\sean	2/19/2022 12:38:13 PM	Drop baseline for compound Benzyl Alcohol in sample Feb1807.D to y = 0, new integration is from x, y = 4.991, 0 to 5.196, 0 and new response = 31154; previous integration is from x, y = 4.991, 0 to 5.196, 129 and previous response = 30362.			✓	
CmdSetTargetCompoundAttribute	BL2000\sean	2/19/2022 12:38:14 PM	Set UserAnnotation = CO for compound Benzyl Alcohol in sample Feb1807.D; previous value = CO			✓	
CmdManuallyIntegrateDropBaseline	BL2000\sean	2/19/2022 12:38:16 PM	Drop baseline for qualifier 79.0 of compound Benzyl Alcohol in sample Feb1807.D to y = 1007, new integration is from x, y = 5.064, 1007 to 5.185, 1007 and new response = 28788; previous integration is from x, y = 5.064, 1007 to 5.185, 1281 and previous response = 27043.			✓	
CmdManuallyIntegrateQualifierPeak	BL2000\sean	2/19/2022 12:38:33 PM	Manually integrate qualifier 109.0 of compound 2-Nitrophenol in sample Feb1807.D, from x, y = 5.859, 149 to 5.910, 149, result = 6954; previous integration is from x, y = 5.839, 0 to 5.951, 0 and previous response = 8891.			✓	
CmdManuallyIntegrateApplyTargetRtToQualifier	BL2000\sean	2/19/2022 12:38:42 PM	Apply target integration range 6.393-6.547 to qualifier 128.0 for compound 4-Chlorophenol in sample Feb1807.D, new integration is from x, y = 6.393, 1902 to 6.547, 826 and new response = 63062; previously no peak.			✓	

Audit Trail report

Name	User	Time	Action	Reason	Comment	Succeed	Exception
CmdManuallyIntegrateDropBaseline	BL2000\sean	2/19/2022 12:38:43 PM	Drop baseline for qualifier 128.0 of compound 4-Chlorophenol in sample Feb1807.D to y = 826, new integration is from x, y = 6.393, 826 to 6.547, 826 and new response = 68034; previous integration is from x, y = 6.393, 1902 to 6.547, 826 and previous response = 63062.			✓	
CmdManuallyIntegratePeak	BL2000\sean	2/19/2022 12:38:44 PM	Manually integrate compound 4-Chlorophenol in sample Feb1807.D, from x, y = 6.629, 13623 to 6.722, 13550, result = -74221; previous integration is from x, y = 6.393, 0 to 6.547, 0 and previous response = 23297.			✓	
CmdClearManualIntegration	BL2000\sean	2/19/2022 12:38:47 PM	Clear manual integration of target signal for compound 4-Chlorophenol in sample Feb1807.D			✓	
CmdManuallyIntegrateApplyTargetRtToQualifier	BL2000\sean	2/19/2022 12:38:52 PM	Apply target integration range 6.414-6.496 to qualifier 129.0 for compound p-Chloroaniline in sample Feb1807.D, new integration is from x, y = 6.414, 3218 to 6.496, 1214 and new response = 16903; previously no peak.			✓	
CmdManuallyIntegrateDropBaseline	BL2000\sean	2/19/2022 12:38:53 PM	Drop baseline for qualifier 129.0 of compound p-Chloroaniline in sample Feb1807.D to y = 1214, new integration is from x, y = 6.414, 1214 to 6.496, 1214 and new response = 21842; previous integration is from x, y = 6.414, 3218 to 6.496, 1214 and previous response = 16903.			✓	
CmdManuallyIntegrateQualifierPeak	BL2000\sean	2/19/2022 12:39:04 PM	Manually integrate qualifier 129.0 of compound p-Chloroaniline in sample Feb1807.D, from x, y = 6.393, 135 to 6.527, 96, result = 29752; previous integration is from x, y = 6.414, 1214 to 6.496, 1214 and previous response = 21842.			✓	
CmdManuallyIntegrateSplit	BL2000\sean	2/19/2022 12:39:20 PM	Split peak for compound 4-Chloro-3-Methylphenol in sample Feb1807.D and keep right peak, new integration is from x, y = 7.030, 240.551420300009 to 7.143, 304.641092938784 and new response = 51113, previous integration is from x, y = 6.903, 169 to 7.143, 305 and previous response = 103721.			✓	

Audit Trail report

Name	User	Time	Action	Reason	Comment	Succeed	Exception
CmdManuallyIntegrateSplit	BL2000\sean	2/19/2022 12:39:24 PM	Split peak for compound 2-Methylnaphthalene in sample Feb1807.D and keep left peak, new integration is from x, y = 7.120, 659.364195008434 to 7.225, 706.959429757238 and new response = 129837, previous integration is from x, y = 7.120, 659 to 7.297, 740 and previous response = 255737.			✓	
CmdSetTargetCompoundAttribute	BL2000\sean	2/19/2022 12:39:26 PM	Set UserAnnotation = CO for compound 2-Methylnaphthalene in sample Feb1807.D; previous value =			✓	
CmdManuallyIntegrateSplit	BL2000\sean	2/19/2022 12:39:29 PM	Split qualifier 142.0 of compound 2-Methylnaphthalene in sample Feb1807.D and keep right peak, new integration is from x, y = 7.122, 456.400349377071 to 7.204, 543.011240470171 and new response = 150089, previous integration is from x, y = 7.040, 370 to 7.204, 543 and previous response = 187698.			✓	
CmdManuallyIntegrateApplyTargetRtToQualifier	BL2000\sean	2/19/2022 12:39:30 PM	Apply target integration range 7.120-7.225 to qualifier 115.0 for compound 2-Methylnaphthalene in sample Feb1807.D, new integration is from x, y = 7.120, 577 to 7.225, 802 and new response = 51321; previously no peak.			✓	
CmdManuallyIntegrateDropBaseline	BL2000\sean	2/19/2022 12:39:31 PM	Drop baseline for qualifier 115.0 of compound 2-Methylnaphthalene in sample Feb1807.D to y = 577, new integration is from x, y = 7.120, 577 to 7.225, 577 and new response = 52027; previous integration is from x, y = 7.120, 577 to 7.225, 802 and previous response = 51321.			✓	
CmdManuallyIntegrateSplit	BL2000\sean	2/19/2022 12:39:35 PM	Split peak for compound 1-Methylnaphthalene in sample Feb1807.D and keep right peak, new integration is from x, y = 7.225, 531.581340710045 to 7.297, 548.37216164789 and new response = 126738, previous integration is from x, y = 7.114, 506 to 7.297, 548 and previous response = 257587.			✓	
CmdManuallyIntegrateSplit	BL2000\sean	2/19/2022 12:39:37 PM	Split qualifier 115.0 of compound 1-Methylnaphthalene in sample Feb1807.D and keep right peak, new integration is from x, y = 7.215, 405.26930951501 to 7.307, 416.137621017525 and new response = 54691, previous integration is from x, y = 7.111, 393 to 7.307, 416 and previous response = 107597.			✓	

Audit Trail report

Name	User	Time	Action	Reason	Comment	Succeed	Exception
CmdManuallyIntegrateSplit	BL2000\sean	2/19/2022 12:39:42 PM	Split peak for compound 4-Chloro-2-Methylphenol in sample Feb1807.D and keep left peak, new integration is from x, y = 6.917, 225.779777609558 to 7.030, 371.669477477859 and new response = 51949, previous integration is from x, y = 6.917, 226 to 7.143, 518 and previous response = 101897.			✓	
CmdManuallyIntegrateSnapBaseline	BL2000\sean	2/19/2022 12:39:45 PM	Snap baseline for compound 4-Chloro-2-Methylphenol in sample Feb1807.D, from x = 6.917 to x = 7.030, new integration is from x, y = 6.917, 322 to 7.030, 784 and new response = 50226; previous integration is from x, y = 6.917, 226 to 7.030, 372 and previous response = 51949.			✓	
CmdManuallyIntegrateDropBaseline	BL2000\sean	2/19/2022 12:39:46 PM	Drop baseline for compound 4-Chloro-2-Methylphenol in sample Feb1807.D to y = 322, new integration is from x, y = 6.917, 322 to 7.030, 322 and new response = 51791; previous integration is from x, y = 6.917, 322 to 7.030, 784 and previous response = 50226.			✓	
CmdManuallyIntegrateSplit	BL2000\sean	2/19/2022 12:39:57 PM	Split qualifier 77.0 of compound Dimethyl Phthalate in sample Feb1807.D and keep left peak, new integration is from x, y = 8.108, 1044.07808654677 to 8.190, 1034.76630980899 and new response = 26706, previous integration is from x, y = 8.108, 1044 to 8.190, 1035 and previous response = 26706.			✓	
CmdManuallyIntegrateSplit	BL2000\sean	2/19/2022 12:40:02 PM	Split qualifier 77.0 of compound Dimethyl Phthalate in sample Feb1807.D and keep left peak, new integration is from x, y = 8.108, 1044.07808654677 to 8.190, 1034.76630980899 and new response = 26706, previous integration is from x, y = 8.108, 1044 to 8.190, 1035 and previous response = 26706.			✓	
CmdManuallyIntegrateApplyTargetRtToQualifier	BL2000\sean	2/19/2022 12:40:05 PM	Apply target integration range 8.098-8.190 to qualifier 77.0 for compound Dimethyl Phthalate in sample Feb1807.D, new integration is from x, y = 8.098, 822 to 8.190, 3233 and new response = 22878; previous integration is from x, y = 8.108, 1044 to 8.190, 1035 and previous response = 26706.			✓	

Audit Trail report

Name	User	Time	Action	Reason	Comment	Succeed	Exception
CmdManuallyIntegrateDropBaseline	BL2000\sean	2/19/2022 12:40:07 PM	Drop baseline for qualifier 77.0 of compound Dimethyl Phthalate in sample Feb1807.D to y = 822, new integration is from x, y = 8.098, 822 to 8.190, 822 and new response = 29541; previous integration is from x, y = 8.098, 822 to 8.190, 3233 and previous response = 22878.			✓	
CmdManuallyIntegrateSplit	BL2000\sean	2/19/2022 12:40:09 PM	Split qualifier 77.0 of compound Dimethyl Phthalate in sample Feb1807.D and keep left peak, new integration is from x, y = 8.098, 822 to 8.190, 822 and new response = 29541, previous integration is from x, y = 8.098, 822 to 8.190, 822 and previous response = 29541.			✓	
CmdManuallyIntegrateQualifierPeak	BL2000\sean	2/19/2022 12:40:11 PM	Manually integrate qualifier 77.0 of compound Dimethyl Phthalate in sample Feb1807.D, from x, y = 8.098, 822 to 8.149, 988, result = 22254; previous integration is from x, y = 8.098, 822 to 8.190, 822 and previous response = 29541.			✓	
CmdManuallyIntegrateDropBaseline	BL2000\sean	2/19/2022 12:40:13 PM	Drop baseline for qualifier 77.0 of compound Dimethyl Phthalate in sample Feb1807.D to y = 822, new integration is from x, y = 8.098, 822 to 8.149, 822 and new response = 22509; previous integration is from x, y = 8.098, 822 to 8.149, 988 and previous response = 22254.			✓	
CmdManuallyIntegrateQualifierPeak	BL2000\sean	2/19/2022 12:40:23 PM	Manually integrate qualifier 77.0 of compound Dimethyl Phthalate in sample Feb1807.D, from x, y = 8.108, 1293 to 8.149, 1517, result = 21013; previous integration is from x, y = 8.098, 822 to 8.149, 822 and previous response = 22509.			✓	
CmdManuallyIntegrateApplyTargetRtToQualifier	BL2000\sean	2/19/2022 12:40:29 PM	Apply target integration range 8.164-8.272 to qualifier 153.1 for compound Acenaphthylene in sample Feb1807.D, new integration is from x, y = 8.164, 0 to 8.272, 542 and new response = 30721; previously no peak.			✓	
CmdManuallyIntegrateDropBaseline	BL2000\sean	2/19/2022 12:40:30 PM	Drop baseline for qualifier 153.1 of compound Acenaphthylene in sample Feb1807.D to y = 0, new integration is from x, y = 8.164, 0 to 8.272, 0 and new response = 32472; previous integration is from x, y = 8.164, 0 to 8.272, 542 and previous response = 30721.			✓	

Audit Trail report

Name	User	Time	Action	Reason	Comment	Succeed	Exception
CmdManuallyIntegrateQualifierPeak	BL2000\sean	2/19/2022 12:40:41 PM	Manually integrate qualifier 89.0 of compound 2,6-Dinitrotoluene in sample Feb1807.D, from x, y = 8.159, 208 to 8.200, 208, result = 9710; previous integration is from x, y = 8.159, 0 to 8.231, 0 and previous response = 10773.			✓	
CmdManuallyIntegrateQualifierPeak	BL2000\sean	2/19/2022 12:40:55 PM	Manually integrate qualifier 65.0 of compound 3-Nitroaniline in sample Feb1807.D, from x, y = 8.364, 835 to 8.405, 1166, result = 19626; previous integration is from x, y = 8.348, 755 to 8.435, 768 and previous response = 21791.			✓	
CmdManuallyIntegrateApplyTargetRtToQualifier	BL2000\sean	2/19/2022 12:41:00 PM	Apply target integration range 8.497-8.589 to qualifier 154.0 for compound 2,4-Dinitrophenol in sample Feb1807.D, new integration is from x, y = 8.497, 918 to 8.589, 646 and new response = -9; previous integration is from x, y = 8.384, 0 to 8.466, 0 and previous response = 125792.			✓	
CmdManuallyIntegrateDropBaseline	BL2000\sean	2/19/2022 12:41:01 PM	Drop baseline for qualifier 154.0 of compound 2,4-Dinitrophenol in sample Feb1807.D to y = 646, new integration is from x, y = 8.497, 646 to 8.589, 646 and new response = 742; previous integration is from x, y = 8.497, 918 to 8.589, 646 and previous response = -9.			✓	
CmdManuallyIntegrateQualifierPeak	BL2000\sean	2/19/2022 12:41:07 PM	Manually integrate qualifier 154.0 of compound 2,4-Dinitrophenol in sample Feb1807.D, from x, y = 8.487, 381 to 8.558, 348, result = 2420; previous integration is from x, y = 8.497, 646 to 8.589, 646 and previous response = 742.			✓	
CmdManuallyIntegrateApplyTargetRtToQualifier	BL2000\sean	2/19/2022 12:41:15 PM	Apply target integration range 8.671-8.896 to qualifier 139.0 for compound 4-Nitrophenol in sample Feb1807.D, new integration is from x, y = 8.671, 905 to 8.896, 356 and new response = 4399; previous integration is from x, y = 8.599, 0 to 8.671, 0 and previous response = 74327.			✓	
CmdManuallyIntegrateDropBaseline	BL2000\sean	2/19/2022 12:41:16 PM	Drop baseline for qualifier 139.0 of compound 4-Nitrophenol in sample Feb1807.D to y = 356, new integration is from x, y = 8.671, 356 to 8.896, 356 and new response = 8106; previous integration is from x, y = 8.671, 905 to 8.896, 356 and previous response = 4399.			✓	

Audit Trail report

Name	User	Time	Action	Reason	Comment	Succeed	Exception
CmdManuallyIntegrateSplit	BL2000\sean	2/19/2022 12:41:22 PM	Split qualifier 63.0 of compound 2,4-Dinitrotoluene in sample Feb1807.D and keep right peak, new integration is from x, y = 8.640, 660.423055530988 to 8.680, 654.270978805062 and new response = 7723, previous integration is from x, y = 8.602, 666 to 8.680, 654 and previous response = 18767.			✓	
CmdManuallyIntegrateSplit	BL2000\sean	2/19/2022 12:41:25 PM	Split qualifier 89.0 of compound 2,4-Dinitrotoluene in sample Feb1807.D and keep right peak, new integration is from x, y = 8.681, 0 to 8.742, 0 and new response = 1212, previous integration is from x, y = 8.579, 0 to 8.742, 0 and previous response = 20685.			✓	
CmdManuallyIntegrateQualifierPeak	BL2000\sean	2/19/2022 12:41:31 PM	Manually integrate qualifier 89.0 of compound 2,4-Dinitrotoluene in sample Feb1807.D, from x, y = 8.640, 300 to 8.681, 206, result = 11953; previous integration is from x, y = 8.681, 0 to 8.742, 0 and previous response = 1212.			✓	
CmdManuallyIntegrateQualifierPeak	BL2000\sean	2/19/2022 12:41:47 PM	Manually integrate qualifier 142.0 of compound Hexachlorobenzene in sample Feb1807.D, from x, y = 9.663, 672 to 9.755, 0, result = 18886; previous integration is from x, y = 9.632, 0 to 9.755, 0 and previous response = 27831.			✓	
CmdManuallyIntegrateDropBaseline	BL2000\sean	2/19/2022 12:41:48 PM	Drop baseline for qualifier 142.0 of compound Hexachlorobenzene in sample Feb1807.D to y = 0, new integration is from x, y = 9.663, 0 to 9.755, 0 and new response = 20742; previous integration is from x, y = 9.663, 672 to 9.755, 0 and previous response = 18886.			✓	
CmdManuallyIntegrateQualifierPeak	BL2000\sean	2/19/2022 12:42:00 PM	Manually integrate qualifier 104.0 of compound Di-n-Butylphthalate in sample Feb1807.D, from x, y = 11.052, 56 to 11.093, -56, result = 7969; previous integration is from x, y = 11.032, 0 to 11.143, 0 and previous response = 9665.			✓	
CmdManuallyIntegratePeak	BL2000\sean	2/19/2022 12:42:08 PM	Manually integrate compound Benzidine in sample Feb1807.D, from x, y = 12.227, 9583 to 12.592, 8209, result = -129564; previous integration is from x, y = 12.298, 0 to 12.399, 0 and previous response = 55853.			✓	

Audit Trail report

Name	User	Time	Action	Reason	Comment	Succeed	Exception
CmdManuallyIntegrateSnapBaseline	BL2000\sean	2/19/2022 12:42:09 PM	Snap baseline for compound Benzidine in sample Feb1807.D, from x = 12.227 to x = 12.592, new integration is from x, y = 12.227, 0 to 12.592, 329 and new response = 61446; previous integration is from x, y = 12.227, 9583 to 12.592, 8209 and previous response = -129564.			✓	
CmdManuallyIntegrateDropBaseline	BL2000\sean	2/19/2022 12:42:10 PM	Drop baseline for compound Benzidine in sample Feb1807.D to y = 0, new integration is from x, y = 12.227, 0 to 12.592, 0 and new response = 65045; previous integration is from x, y = 12.227, 0 to 12.592, 329 and previous response = 61446.			✓	
CmdManuallyIntegrateSplit	BL2000\sean	2/19/2022 12:42:34 PM	Split peak for compound Indeno(1,2,3-c,d)pyrene in sample Feb1807.D and keep left peak, new integration is from x, y = 20.687, 114.976309598369 to 20.765, 183.929041879002 and new response = 105841, previous integration is from x, y = 20.687, 115 to 20.847, 256 and previous response = 139461.			✓	
CmdManuallyIntegrateSplit	BL2000\sean	2/19/2022 12:42:44 PM	Split peak for compound Phenol-d5 in sample Feb1807.D and keep left peak, new integration is from x, y = 4.583, 113.722549140515 to 4.664, 176.671025680574 and new response = 82773, previous integration is from x, y = 4.583, 114 to 4.726, 224 and previous response = 93779.			✓	
CmdSetTargetCompoundAttribute	BL2000\sean	2/19/2022 12:42:45 PM	Set UserAnnotation = CO for compound Phenol-d5 in sample Feb1807.D; previous value =			✓	
CmdSaveBatchTable	BL2000\sean	2/19/2022 12:43:17 PM	Save batch \\MASSHUNTER\Org\Data\SV5973N.I\sd021822\DoD BNA cal 1\QuantResults\021822 DoD BNA cal.batch.bin			✓	
CmdManuallyIntegratePeak	BL2000\sean	2/19/2022 12:43:28 PM	Manually integrate compound Benzoic Acid in sample Feb1808.D, from x, y = 6.085, 0 to 6.280, 332, result = 7162; previous integration is from x, y = 6.085, 0 to 6.444, 0 and previous response = 14190.			✓	
CmdManuallyIntegrateDropBaseline	BL2000\sean	2/19/2022 12:43:29 PM	Drop baseline for compound Benzoic Acid in sample Feb1808.D to y = 0, new integration is from x, y = 6.085, 0 to 6.280, 0 and new response = 9103; previous integration is from x, y = 6.085, 0 to 6.280, 332 and previous response = 7162.			✓	

Audit Trail report

Name	User	Time	Action	Reason	Comment	Succeed	Exception
CmdManuallyIntegrateApplyTargetRtToQualifier	BL2000\sean	2/19/2022 12:43:34 PM	Apply target integration range 6.085-6.280 to qualifier 122.0 for compound Benzoic Acid in sample Feb1808.D, new integration is from x, y = 6.085, 799 to 6.280, 295 and new response = 2471; previous integration is from x, y = 5.982, 0 to 6.126, 0 and previous response = 23276.			✓	
CmdManuallyIntegrateDropBaseline	BL2000\sean	2/19/2022 12:43:35 PM	Drop baseline for qualifier 122.0 of compound Benzoic Acid in sample Feb1808.D to y = 295, new integration is from x, y = 6.085, 295 to 6.280, 295 and new response = 5421; previous integration is from x, y = 6.085, 799 to 6.280, 295 and previous response = 2471.			✓	
CmdManuallyIntegrateQualifierPeak	BL2000\sean	2/19/2022 12:43:41 PM	Manually integrate qualifier 122.0 of compound Benzoic Acid in sample Feb1808.D, from x, y = 6.085, 79 to 6.290, -22, result = 8729; previous integration is from x, y = 6.085, 295 to 6.280, 295 and previous response = 5421.			✓	
CmdManuallyIntegrateQualifierPeak	BL2000\sean	2/19/2022 12:43:45 PM	Manually integrate qualifier 122.0 of compound Benzoic Acid in sample Feb1808.D, from x, y = 6.085, 79 to 6.290, 97, result = 7990; previous integration is from x, y = 6.085, 79 to 6.290, -22 and previous response = 8729.			✓	
CmdManuallyIntegrateQualifierPeak	BL2000\sean	2/19/2022 12:43:48 PM	Manually integrate qualifier 77.0 of compound Benzoic Acid in sample Feb1808.D, from x, y = 6.116, 716 to 6.270, 687, result = 7794; previous integration is from x, y = 5.988, 964 to 6.071, 953 and previous response = 6766.			✓	
CmdManuallyIntegrateQualifierPeak	BL2000\sean	2/19/2022 12:43:51 PM	Manually integrate qualifier 77.0 of compound Benzoic Acid in sample Feb1808.D, from x, y = 6.116, 716 to 6.239, 831, result = 5360; previous integration is from x, y = 6.116, 716 to 6.270, 687 and previous response = 7794.			✓	
CmdManuallyIntegratePeak	BL2000\sean	2/19/2022 12:44:05 PM	Manually integrate compound Pyridine in sample Feb1808.D, from x, y = 2.520, 461 to 2.765, 516, result = 22103; previous integration is from x, y = 2.522, 687 to 2.744, 701 and previous response = 18297.			✓	

Audit Trail report

Name	User	Time	Action	Reason	Comment	Succeed	Exception
CmdManuallyIntegrateDropBaseline	BL2000\sean	2/19/2022 12:44:06 PM	Drop baseline for compound Pyridine in sample Feb1808.D to y = 461, new integration is from x, y = 2.520, 461 to 2.765, 461 and new response = 22506; previous integration is from x, y = 2.520, 461 to 2.765, 516 and previous response = 22103.			✓	
CmdManuallyIntegrateQualifierPeak	BL2000\sean	2/19/2022 12:44:09 PM	Manually integrate qualifier 52.0 of compound Pyridine in sample Feb1808.D from x, y = 2.499, 452 to 2.734, 462; result = 16513			✓	
CmdManuallyIntegrateSplit	BL2000\sean	2/19/2022 12:44:15 PM	Split peak for compound Phenol in sample Feb1808.D and keep left peak, new integration is from x, y = 4.583, 1373.46975544814 to 4.664, 1402.11510453535 and new response = 31700, previous integration is from x, y = 4.583, 1373 to 4.756, 1434 and previous response = 45014.			✓	
CmdManuallyIntegrateSplit	BL2000\sean	2/19/2022 12:44:18 PM	Split qualifier 66.0 of compound Phenol in sample Feb1808.D and keep left peak, new integration is from x, y = 4.593, 822.247686567304 to 4.664, 865.244660474035 and new response = 17415, previous integration is from x, y = 4.593, 822 to 4.726, 902 and previous response = 23254.			✓	
CmdManuallyIntegrateQualifierPeak	BL2000\sean	2/19/2022 12:44:30 PM	Manually integrate qualifier 64.0 of compound bis(-2-Chloroethyl)Ether in sample Feb1808.D from x, y = 4.613, 380 to 4.654, 664; result = 1146			✓	
CmdManuallyIntegrateQualifierPeak	BL2000\sean	2/19/2022 12:44:35 PM	Manually integrate qualifier 64.0 of compound bis(-2-Chloroethyl)Ether in sample Feb1808.D, from x, y = 4.603, -33 to 4.664, -125, result = 3556; previous integration is from x, y = 4.613, 380 to 4.654, 664 and previous response = 1146.			✓	
CmdManuallyIntegrateQualifierPeak	BL2000\sean	2/19/2022 12:44:43 PM	Manually integrate qualifier 64.0 of compound bis(-2-Chloroethyl)Ether in sample Feb1808.D, from x, y = 4.613, 197 to 4.664, 167, result = 2230; previous integration is from x, y = 4.603, -33 to 4.664, -125 and previous response = 3556.			✓	
CmdManuallyIntegratePeak	BL2000\sean	2/19/2022 12:44:51 PM	Manually integrate compound 1,2-Dichlorobenzene in sample Feb1808.D, from x, y = 5.032, 12090 to 5.134, 16358, result = -41127; previous integration is from x, y = 4.879, 0 to 4.971, 0 and previous response = 50173.			✓	

Audit Trail report

Name	User	Time	Action	Reason	Comment	Succeed	Exception
CmdManuallyIntegrateSnapBaseline	BL2000\sean	2/19/2022 12:44:52 PM	Snap baseline for compound 1,2-Dichlorobenzene in sample Feb1808.D, from x = 5.032 to x = 5.134, new integration is from x, y = 5.032, 465 to 5.134, 643 and new response = 42629; previous integration is from x, y = 5.032, 12090 to 5.134, 16358 and previous response = -41127.			✓	
CmdManuallyIntegrateDropBaseline	BL2000\sean	2/19/2022 12:44:53 PM	Drop baseline for compound 1,2-Dichlorobenzene in sample Feb1808.D to y = 465, new integration is from x, y = 5.032, 465 to 5.134, 465 and new response = 43175; previous integration is from x, y = 5.032, 465 to 5.134, 643 and previous response = 42629.			✓	
CmdSetTargetCompoundAttribute	BL2000\sean	2/19/2022 12:44:53 PM	Set UserAnnotation = CO for compound 1,2-Dichlorobenzene in sample Feb1808.D; previous value =			✓	
CmdManuallyIntegrateApplyTargetRtToQualifier	BL2000\sean	2/19/2022 12:44:55 PM	Apply target integration range 5.032-5.134 to qualifier 148.0 for compound 1,2-Dichlorobenzene in sample Feb1808.D, new integration is from x, y = 5.032, 201 to 5.134, 533 and new response = 28268; previously no peak.			✓	
CmdManuallyIntegratePeak	BL2000\sean	2/19/2022 12:45:02 PM	Manually integrate compound Benzyl Alcohol in sample Feb1808.D, from x, y = 5.012, 0 to 5.216, 69, result = 12101; previous integration is from x, y = 5.216, 0 to 5.318, 0 and previous response = 32730.			✓	
CmdManuallyIntegrateDropBaseline	BL2000\sean	2/19/2022 12:45:03 PM	Drop baseline for compound Benzyl Alcohol in sample Feb1808.D to y = 0, new integration is from x, y = 5.012, 0 to 5.216, 0 and new response = 12526; previous integration is from x, y = 5.012, 0 to 5.216, 69 and previous response = 12101.			✓	
CmdSetTargetCompoundAttribute	BL2000\sean	2/19/2022 12:45:05 PM	Set UserAnnotation = CO for compound Benzyl Alcohol in sample Feb1808.D; previous value =			✓	
CmdManuallyIntegrateApplyTargetRtToQualifier	BL2000\sean	2/19/2022 12:45:06 PM	Apply target integration range 5.012-5.216 to qualifier 79.0 for compound Benzyl Alcohol in sample Feb1808.D, new integration is from x, y = 5.012, 365 to 5.216, 3543 and new response = -2922; previously no peak.			✓	
CmdManuallyIntegrateDropBaseline	BL2000\sean	2/19/2022 12:45:07 PM	Drop baseline for qualifier 79.0 of compound Benzyl Alcohol in sample Feb1808.D to y = 365, new integration is from x, y = 5.012, 365 to 5.216, 365 and new response = 16553; previous integration is from x, y = 5.012, 365 to 5.216, 3543 and previous response = -2922.			✓	

Audit Trail report

Name	User	Time	Action	Reason	Comment	Succeed	Exception
CmdManuallyIntegrateSplit	BL2000\sean	2/19/2022 12:45:11 PM	Split qualifier 79.0 of compound Benzyl Alcohol in sample Feb1808.D and keep left peak, new integration is from x, y = 5.012, 365 to 5.134, 365 and new response = 10027, previous integration is from x, y = 5.012, 365 to 5.216, 365 and previous response = 16553.			✓	
CmdManuallyIntegrateQualifierPeak	BL2000\sean	2/19/2022 12:45:16 PM	Manually integrate qualifier 79.0 of compound Benzyl Alcohol in sample Feb1808.D, from x, y = 5.012, 365 to 5.185, 580, result = 12396; previous integration is from x, y = 5.012, 365 to 5.134, 365 and previous response = 10027.			✓	
CmdManuallyIntegrateDropBaseline	BL2000\sean	2/19/2022 12:45:17 PM	Drop baseline for qualifier 79.0 of compound Benzyl Alcohol in sample Feb1808.D to y = 365, new integration is from x, y = 5.012, 365 to 5.185, 365 and new response = 13517; previous integration is from x, y = 5.012, 365 to 5.185, 580 and previous response = 12396.			✓	
CmdManuallyIntegrateApplyTargetRtToQualifier	BL2000\sean	2/19/2022 12:45:19 PM	Apply target integration range 5.012-5.216 to qualifier 107.0 for compound Benzyl Alcohol in sample Feb1808.D, new integration is from x, y = 5.012, 0 to 5.216, 575 and new response = 6334; previously no peak.			✓	
CmdManuallyIntegrateDropBaseline	BL2000\sean	2/19/2022 12:45:20 PM	Drop baseline for qualifier 107.0 of compound Benzyl Alcohol in sample Feb1808.D to y = 0, new integration is from x, y = 5.012, 0 to 5.216, 0 and new response = 9858; previous integration is from x, y = 5.012, 0 to 5.216, 575 and previous response = 6334.			✓	
CmdManuallyIntegrateQualifierPeak	BL2000\sean	2/19/2022 12:45:40 PM	Manually integrate qualifier 109.0 of compound 2-Nitrophenol in sample Feb1808.D, from x, y = 5.849, 38 to 5.910, 0, result = 3444; previous integration is from x, y = 5.798, 0 to 5.910, 0 and previous response = 4824.			✓	
CmdManuallyIntegrateDropBaseline	BL2000\sean	2/19/2022 12:45:41 PM	Drop baseline for qualifier 109.0 of compound 2-Nitrophenol in sample Feb1808.D to y = 0, new integration is from x, y = 5.849, 0 to 5.910, 0 and new response = 3515; previous integration is from x, y = 5.849, 38 to 5.910, 0 and previous response = 3444.			✓	

Audit Trail report

Name	User	Time	Action	Reason	Comment	Succeed	Exception
CmdManuallyIntegrateQualifierPeak	BL2000\sean	2/19/2022 12:45:49 PM	Manually integrate qualifier 77.0 of compound 2,4-Dimethylphenol in sample Feb1808.D, from x, y = 5.982, 627 to 6.075, 683, result = 8476; previous integration is from x, y = 6.270, 1010 to 6.342, 951 and previous response = 6463.			✓	
CmdManuallyIntegrateDropBaseline	BL2000\sean	2/19/2022 12:45:50 PM	Drop baseline for qualifier 77.0 of compound 2,4-Dimethylphenol in sample Feb1808.D to y = 627, new integration is from x, y = 5.982, 627 to 6.075, 627 and new response = 8631; previous integration is from x, y = 5.982, 627 to 6.075, 683 and previous response = 8476.			✓	
CmdManuallyIntegratePeak	BL2000\sean	2/19/2022 12:46:07 PM	Manually integrate compound 4-Chlorophenol in sample Feb1808.D, from x, y = 6.393, 0 to 6.516, 0, result = 9877; previous integration is from x, y = 6.393, 0 to 6.475, 0 and previous response = 8291.			✓	
CmdManuallyIntegrateApplyTargetRtToQualifier	BL2000\sean	2/19/2022 12:46:09 PM	Apply target integration range 6.393-6.516 to qualifier 128.0 for compound 4-Chlorophenol in sample Feb1808.D, new integration is from x, y = 6.393, 1338 to 6.516, 765 and new response = 23060; previous integration is from x, y = 6.301, 361 to 6.393, 383 and previous response = 93621.			✓	
CmdManuallyIntegrateDropBaseline	BL2000\sean	2/19/2022 12:46:09 PM	Drop baseline for qualifier 128.0 of compound 4-Chlorophenol in sample Feb1808.D to y = 765, new integration is from x, y = 6.393, 765 to 6.516, 765 and new response = 25179; previous integration is from x, y = 6.393, 1338 to 6.516, 765 and previous response = 23060.			✓	
CmdManuallyIntegratePeak	BL2000\sean	2/19/2022 12:46:20 PM	Manually integrate compound 1-Methylnaphthalene in sample Feb1808.D, from x, y = 7.235, 13105 to 7.266, 16288, result = 23220; previous integration is from x, y = 7.122, 499 to 7.194, 488 and previous response = 55956.			✓	
CmdManuallyIntegratePeak	BL2000\sean	2/19/2022 12:46:21 PM	Manually integrate compound 1-Methylnaphthalene in sample Feb1808.D, from x, y = 7.225, 8033 to 7.389, 17559, result = -61491; previous integration is from x, y = 7.235, 13105 to 7.266, 16288 and previous response = 23220.			✓	

Audit Trail report

Name	User	Time	Action	Reason	Comment	Succeed	Exception
CmdManuallyIntegrateSnapBaseline	BL2000\sean	2/19/2022 12:46:23 PM	Snap baseline for compound 1-Methylnaphthalene in sample Feb1808.D, from x = 7.225 to x = 7.389, new integration is from x, y = 7.225, 924 to 7.389, 858 and new response = 55880; previous integration is from x, y = 7.225, 8033 to 7.389, 17559 and previous response = -61491.			✓	
CmdManuallyIntegrateDropBaseline	BL2000\sean	2/19/2022 12:46:23 PM	Drop baseline for compound 1-Methylnaphthalene in sample Feb1808.D to y = 858, new integration is from x, y = 7.225, 858 to 7.389, 858 and new response = 56205; previous integration is from x, y = 7.225, 924 to 7.389, 858 and previous response = 55880.			✓	
CmdSetTargetCompoundAttribute	BL2000\sean	2/19/2022 12:46:25 PM	Set UserAnnotation = CO for compound 1-Methylnaphthalene in sample Feb1808.D; previous value =			✓	
CmdManuallyIntegrateApplyTargetRtToQualifier	BL2000\sean	2/19/2022 12:46:26 PM	Apply target integration range 7.225-7.389 to qualifier 142.0 for compound 1-Methylnaphthalene in sample Feb1808.D, new integration is from x, y = 7.225, 1176 to 7.389, 989 and new response = 60201; previously no peak.			✓	
CmdManuallyIntegrateDropBaseline	BL2000\sean	2/19/2022 12:46:27 PM	Drop baseline for qualifier 142.0 of compound 1-Methylnaphthalene in sample Feb1808.D to y = 989, new integration is from x, y = 7.225, 989 to 7.389, 989 and new response = 61122; previous integration is from x, y = 7.225, 1176 to 7.389, 989 and previous response = 60201.			✓	
CmdManuallyIntegrateApplyTargetRtToQualifier	BL2000\sean	2/19/2022 12:46:29 PM	Apply target integration range 7.225-7.389 to qualifier 115.0 for compound 1-Methylnaphthalene in sample Feb1808.D, new integration is from x, y = 7.225, 659 to 7.389, 814 and new response = 19885; previously no peak.			✓	
CmdManuallyIntegrateDropBaseline	BL2000\sean	2/19/2022 12:46:30 PM	Drop baseline for qualifier 115.0 of compound 1-Methylnaphthalene in sample Feb1808.D to y = 659, new integration is from x, y = 7.225, 659 to 7.389, 659 and new response = 20649; previous integration is from x, y = 7.225, 659 to 7.389, 814 and previous response = 19885.			✓	

Audit Trail report

Name	User	Time	Action	Reason	Comment	Succeed	Exception
CmdManuallyIntegrateDropBaseline	BL2000\sean	2/19/2022 12:46:31 PM	Drop baseline for qualifier 115.0 of compound 1-Methylnaphthalene in sample Feb1808.D to y = 659, new integration is from x, y = 7.225, 659 to 7.389, 659 and new response = 20649; previous integration is from x, y = 7.225, 659 to 7.389, 659 and previous response = 20649.			✓	
CmdManuallyIntegratePeak	BL2000\sean	2/19/2022 12:46:45 PM	Manually integrate compound 2,4,6-Trichlorophenol in sample Feb1808.D, from x, y = 7.482, 1901 to 7.759, 1805, result = -7706; previous integration is from x, y = 7.554, 0 to 7.718, 0 and previous response = 13593.			✓	
CmdManuallyIntegrateSnapBaseline	BL2000\sean	2/19/2022 12:46:46 PM	Snap baseline for compound 2,4,6-Trichlorophenol in sample Feb1808.D, from x = 7.482 to x = 7.759, new integration is from x, y = 7.482, 0 to 7.759, 0 and new response = 23115; previous integration is from x, y = 7.482, 1901 to 7.759, 1805 and previous response = -7706.			✓	
CmdManuallyIntegrateDropBaseline	BL2000\sean	2/19/2022 12:46:47 PM	Drop baseline for compound 2,4,6-Trichlorophenol in sample Feb1808.D to y = 0, new integration is from x, y = 7.482, 0 to 7.759, 0 and new response = 23115; previous integration is from x, y = 7.482, 0 to 7.759, 0 and previous response = 23115.			✓	
CmdManuallyIntegrateSplit	BL2000\sean	2/19/2022 12:46:48 PM	Split peak for compound 2,4,6-Trichlorophenol in sample Feb1808.D and keep left peak, new integration is from x, y = 7.482, 0 to 7.554, 0 and new response = 9233, previous integration is from x, y = 7.482, 0 to 7.759, 0 and previous response = 23115.			✓	
CmdSetTargetCompoundAttribute	BL2000\sean	2/19/2022 12:46:50 PM	Set UserAnnotation = CO for compound 2,4,6-Trichlorophenol in sample Feb1808.D; previous value =			✓	
CmdManuallyIntegrateApplyTargetRtToQualifier	BL2000\sean	2/19/2022 12:46:51 PM	Apply target integration range 7.482-7.554 to qualifier 198.0 for compound 2,4,6-Trichlorophenol in sample Feb1808.D, new integration is from x, y = 7.482, 0 to 7.554, 579 and new response = 8105; previously no peak.			✓	
CmdManuallyIntegrateDropBaseline	BL2000\sean	2/19/2022 12:46:52 PM	Drop baseline for qualifier 198.0 of compound 2,4,6-Trichlorophenol in sample Feb1808.D to y = 0, new integration is from x, y = 7.482, 0 to 7.554, 0 and new response = 9354; previous integration is from x, y = 7.482, 0 to 7.554, 579 and previous response = 8105.			✓	

Audit Trail report

Name	User	Time	Action	Reason	Comment	Succeed	Exception
CmdManuallyIntegrateSplit	BL2000\sean	2/19/2022 12:47:01 PM	Split qualifier 77.0 of compound Dimethyl Phthalate in sample Feb1808.D and keep left peak, new integration is from x, y = 8.108, 779.877526682585 to 8.190, 770.77923020108 and new response = 11428, previous integration is from x, y = 8.108, 780 to 8.190, 771 and previous response = 11428.			✓	
CmdManuallyIntegrateQualifierPeak	BL2000\sean	2/19/2022 12:47:05 PM	Manually integrate qualifier 77.0 of compound Dimethyl Phthalate in sample Feb1808.D, from x, y = 8.108, 780 to 8.159, 1100, result = 8687; previous integration is from x, y = 8.108, 780 to 8.190, 771 and previous response = 11428.			✓	
CmdManuallyIntegrateDropBaseline	BL2000\sean	2/19/2022 12:47:06 PM	Drop baseline for qualifier 77.0 of compound Dimethyl Phthalate in sample Feb1808.D to y = 780, new integration is from x, y = 8.108, 780 to 8.159, 780 and new response = 9178; previous integration is from x, y = 8.108, 780 to 8.159, 1100 and previous response = 8687.			✓	
CmdManuallyIntegratePeak	BL2000\sean	2/19/2022 12:47:18 PM	Manually integrate compound 2,4-Dinitrophenol in sample Feb1808.D, from x, y = 8.507, 0 to 8.568, 0, result = 616; previous integration is from x, y = 8.630, 0 to 8.661, 0 and previous response = 370.			✓	
CmdManuallyIntegrateApplyTargetRtToQualifier	BL2000\sean	2/19/2022 12:47:21 PM	Apply target integration range 8.507-8.568 to qualifier 154.0 for compound 2,4-Dinitrophenol in sample Feb1808.D, new integration is from x, y = 8.507, 707 to 8.568, 512 and new response = -485; previous integration is from x, y = 8.384, 0 to 8.517, 0 and previous response = 55213.			✓	
CmdManuallyIntegrateDropBaseline	BL2000\sean	2/19/2022 12:47:21 PM	Drop baseline for qualifier 154.0 of compound 2,4-Dinitrophenol in sample Feb1808.D to y = 512, new integration is from x, y = 8.507, 512 to 8.568, 512 and new response = -125; previous integration is from x, y = 8.507, 707 to 8.568, 512 and previous response = -485.			✓	
CmdManuallyIntegrateQualifierPeak	BL2000\sean	2/19/2022 12:47:26 PM	Manually integrate qualifier 154.0 of compound 2,4-Dinitrophenol in sample Feb1808.D, from x, y = 8.497, 226 to 8.579, 242, result = 1169; previous integration is from x, y = 8.507, 512 to 8.568, 512 and previous response = -125.			✓	

Audit Trail report

Name	User	Time	Action	Reason	Comment	Succeed	Exception
CmdManuallyIntegrateSplit	BL2000\sean	2/19/2022 12:47:32 PM	Split qualifier 139.0 of compound 4-Nitrophenol in sample Feb1808.D and keep right peak, new integration is from x, y = 8.691, 0 to 8.753, 0 and new response = 3060, previous integration is from x, y = 8.599, 0 to 8.753, 0 and previous response = 37216.			✓	
CmdManuallyIntegrateQualifierPeak	BL2000\sean	2/19/2022 12:47:34 PM	Manually integrate qualifier 65.0 of compound 4-Nitrophenol in sample Feb1808.D, from x, y = 8.691, 334 to 8.763, 439, result = 3968; previous integration is from x, y = 9.011, 517 to 9.089, 522 and previous response = 4292.			✓	
CmdManuallyIntegratePeak	BL2000\sean	2/19/2022 12:47:38 PM	Manually integrate compound 4-Nitrophenol in sample Feb1808.D, from x, y = 8.681, 0 to 8.783, 43, result = 3794; previous integration is from x, y = 8.681, 0 to 8.855, 0 and previous response = 5273.			✓	
CmdManuallyIntegrateDropBaseline	BL2000\sean	2/19/2022 12:47:39 PM	Drop baseline for compound 4-Nitrophenol in sample Feb1808.D to y = 0, new integration is from x, y = 8.681, 0 to 8.783, 0 and new response = 3924; previous integration is from x, y = 8.681, 0 to 8.783, 43 and previous response = 3794.			✓	
CmdManuallyIntegrateSplit	BL2000\sean	2/19/2022 12:47:44 PM	Split qualifier 63.0 of compound 2,4-Dinitrotoluene in sample Feb1808.D and keep right peak, new integration is from x, y = 8.600, 533.195714178798 to 8.682, 521.125139161125 and new response = 6502, previous integration is from x, y = 8.600, 533 to 8.682, 521 and previous response = 6502.			✓	
CmdManuallyIntegrateQualifierPeak	BL2000\sean	2/19/2022 12:47:45 PM	Manually integrate qualifier 89.0 of compound 2,4-Dinitrotoluene in sample Feb1808.D, from x, y = 8.384, 4113 to 8.405, 4082, result = 8357; previous integration is from x, y = 8.609, 0 to 8.701, 0 and previous response = 8357.			✓	
CmdManuallyIntegrateSplit	BL2000\sean	2/19/2022 12:47:46 PM	Split qualifier 89.0 of compound 2,4-Dinitrotoluene in sample Feb1808.D and keep right peak, new integration is from x, y = 8.640, 0 to 8.701, 0 and new response = 5529, previous integration is from x, y = 8.609, 0 to 8.701, 0 and previous response = 8357.			✓	

Audit Trail report

Name	User	Time	Action	Reason	Comment	Succeed	Exception
CmdManuallyIntegrateQualifierPeak	BL2000\sean	2/19/2022 12:47:48 PM	Manually integrate qualifier 63.0 of compound 2,4-Dinitrotoluene in sample Feb1808.D, from x, y = 8.640, 648 to 8.682, 521, result = 2595; previous integration is from x, y = 8.600, 533 to 8.682, 521 and previous response = 6502.			✓	
CmdManuallyIntegrateDropBaseline	BL2000\sean	2/19/2022 12:47:49 PM	Drop baseline for qualifier 63.0 of compound 2,4-Dinitrotoluene in sample Feb1808.D to y = 521, new integration is from x, y = 8.640, 521 to 8.682, 521 and new response = 2756; previous integration is from x, y = 8.640, 648 to 8.682, 521 and previous response = 2595.			✓	
CmdManuallyIntegrateQualifierPeak	BL2000\sean	2/19/2022 12:48:00 PM	Manually integrate qualifier 65.0 of compound 4-Nitroaniline in sample Feb1808.D, from x, y = 9.090, 364 to 9.162, 362, result = 6042; previous integration is from x, y = 9.100, 663 to 9.191, 663 and previous response = 5417.			✓	
CmdManuallyIntegrateQualifierPeak	BL2000\sean	2/19/2022 12:48:06 PM	Manually integrate qualifier 121.0 of compound 4,6-Dinitro-2-methylphenol in sample Feb1808.D, from x, y = 9.121, 0 to 9.182, 0, result = 1205; previous integration is from x, y = 8.967, 0 to 8.998, 0 and previous response = 1868.			✓	
CmdManuallyIntegrateQualifierPeak	BL2000\sean	2/19/2022 12:48:24 PM	Manually integrate qualifier 92.0 of compound Benzidine in sample Feb1808.D, from x, y = 12.268, 0 to 12.399, 12, result = 3622; previous integration is from x, y = 12.834, 244 to 12.886, 244 and previous response = 1694.			✓	
CmdManuallyIntegrateDropBaseline	BL2000\sean	2/19/2022 12:48:25 PM	Drop baseline for qualifier 92.0 of compound Benzidine in sample Feb1808.D to y = 0, new integration is from x, y = 12.268, 0 to 12.399, 0 and new response = 3668; previous integration is from x, y = 12.268, 0 to 12.399, 12 and previous response = 3622.			✓	
CmdManuallyIntegrateApplyTargetRtToQualifier	BL2000\sean	2/19/2022 12:48:35 PM	Apply target integration range 16.309-16.411 to qualifier 279.0 for compound bis(2-ethylhexyl)Phthalate in sample Feb1808.D, new integration is from x, y = 16.309, 0 to 16.411, 0 and new response = 750; previously no peak.			✓	

Audit Trail report

Name	User	Time	Action	Reason	Comment	Succeed	Exception
CmdManuallyIntegrate DropBaseline	BL2000\sean	2/19/2022 12:48:36 PM	Drop baseline for qualifier 279.0 of compound bis(2-ethylhexyl)Phthalate in sample Feb1808.D to y = 0, new integration is from x, y = 16.309, 0 to 16.411, 0 and new response = 750; previous integration is from x, y = 16.309, 0 to 16.411, 0 and previous response = 750.			✓	
CmdSaveBatchTable	BL2000\sean	2/19/2022 12:48:53 PM	Save batch \\MASSHUNTER\Org\Data\SV5973N.I\sd021822\DoD BNA cal 1\QuantResults\021822 DoD BNA cal.batch.bin			✓	

Audit Trail report

Name	User	Time	Action	Reason	Comment	Succeed	Exception
CmdCalibrate	BL2000\sean	2/19/2022 12:49:15 PM	Replace level 1 with Calibration sample Feb1808.D for compounds {Terphenyl-d14, 2,4,6-Tribromophenol, 2-Fluorobiphenyl, Nitrobenzene-d5, Phenol-d5, 2-Fluorophenol, Benzo(g,h,i)perylene, Dibenzo(a,h)anthracene, Indeno(1,2,3-c,d)pyrene, Benzo(a)pyrene, Benzo(k)fluoranthene, Benzo(b)fluoranthene, Di-n-octyl Phthalate, bis(2-ethylhexyl)Phthalate, 3,3-Dichlorobenzidine, Chrysene, Benzo(a)Anthracene, Butylbenzylphthalate, Pyrene, Benzidine, Fluoranthene, Di-n-Butylphthalate, Triallate, Anthracene, Phenanthrene, Pentachlorophenol, Hexachlorobenzene, 4-Bromophenylphenylether, Azobenzene, N-nitrosodiphenylamine, 4,6-Dinitro-2-methylphenol, 4-Nitroaniline, Diethylphthalate, 4-Chlorophenylphenylether, Fluorene, 2,4-Dinitrotoluene, 4-Nitrophenol, Dibenzofuran, 2,4-Dinitrophenol, 3-Nitroaniline, Acenaphthene, 2,6-Dinitrotoluene, Acenaphthylene, Dimethyl Phthalate, 2-Nitroaniline, 2-Chloronaphthalene, 2,4,5-Trichlorophenol, 2,4,6-Trichlorophenol, Hexachlorocyclopentadiene, 4-Chloro-2-Methylphenol, 1-Methylnaphthalene, 2-Methylnaphthalene, 4-Chloro-3-Methylphenol, Hexachlorobutadiene, p-Chloroaniline, 4-Chlorophenol, Naphthalene, 1,2,4-Trichlorobenzene, 2,4-Dichlorophenol, bis(-2-Chloroethoxy)Methane, 2,4-Dimethylphenol, 2-Nitrophenol, Isophorone, Nitrobenzene, N-nitroso-Di-n-propylamine, Hexachloroethane, 4Methylphenol/3Methylphenol, 2-Methylphenol, bis(2-chloroisopropyl)Ether, Benzyl Alcohol, 1,2-Dichlorobenzene, 1,4-Dichlorobenzene, 1,3-Dichlorobenzene, 2-Chlorophenol, bis(-2-Chloroethyl)Ether, Phenol, Aniline, Pyridine, Carbazole, Benzoic Acid, o-Terphenyl, N-Nitrosodimethylamine}; Replace level 2 with Calibration sample Feb1807.D for compounds {Terphenyl-d14, 2,4,6-Tribromophenol, 2-Fluorobiphenyl, Nitrobenzene-d5, Phenol-d5, 2-Fluorophenol, Benzo(g,h,i)perylene, Dibenzo(a,h)anthracene, Indeno(1,2,3-c,d)pyrene,			✓	

Audit Trail report

Name	User	Time	Action	Reason	Comment	Succeed	Exception
			Benzo(a)pyrene, Benzo(k)fluoranthene, Benzo(b)fluoranthene, Di-n-octyl Phthalate, bis(2-ethylhexyl)Phthalate, 3,3-Dichlorobenzidine, Chrysene, Benzo(a)Anthracene, Butylbenzylphthalate, Pyrene, Benzidine, Fluoranthene, Di-n- Butylphthalate, Triallate, Anthracene, Phenanthrene, Pentachlorophenol, Hexachlorobenzene, 4-Bromophenyl- phenylether, Azobenzene, N- nitrosodiphenylamine, 4,6-Dinitro-2- methylphenol, 4-Nitroaniline, Diethylphthalate, 4-Chlorophenyl- phenylether, Fluorene, 2,4- Dinitrotoluene, 4-Nitrophenol, Dibenzofuran, 2,4-Dinitrophenol, 3- Nitroaniline, Acenaphthene, 2,6- Dinitrotoluene, Acenaphthylene, Dimethyl Phthalate, 2-Nitroaniline, 2- Chloronaphthalene, 2,4,5- Trichlorophenol, 2,4,6-Trichlorophenol, Hexachlorocyclopentadiene, 4-Chloro- 2-Methylphenol, 1-Methylnaphthalene, 2-Methylnaphthalene, 4-Chloro-3- Methylphenol, Hexachlorobutadiene, p- Chloroaniline, 4-Chlorophenol, Naphthalene, 1,2,4-Trichlorobenzene, 2,4-Dichlorophenol, bis(-2- Chloroethoxy)Methane, 2,4- Dimethylphenol, 2-Nitrophenol, Isophorone, Nitrobenzene, N-nitroso- Di-n-propylamine, Hexachloroethane, 4Methylphenol/3Methylphenol, 2- Methylphenol, bis(2- chloroisopropyl)Ether, Benzyl Alcohol, 1,2-Dichlorobenzene, 1,4- Dichlorobenzene, 1,3-Dichlorobenzene, 2-Chlorophenol, bis(-2- Chloroethyl)Ether, Phenol, Aniline, Pyridine, Carbazole, Benzoic Acid, o- Terphenyl, N-Nitrosodimethylamine}; Replace level 3 with Calibration sample Feb1806.D for compounds {Terphenyl- d14, 2,4,6-Tribromophenol, 2- Fluorobiphenyl, Nitrobenzene-d5, Phenol-d5, 2-Fluorophenol, Benzo(g,h,i)perylene, Dibenzo(a,h)anthracene, Indeno(1,2,3-c,d)pyrene, Benzo(a)pyrene, Benzo(k)fluoranthene, Benzo(b)fluoranthene, Di-n-octyl Phthalate, bis(2-ethylhexyl)Phthalate, 3,3-Dichlorobenzidine, Chrysene, Benzo(a)Anthracene, Butylbenzylphthalate, Pyrene, Benzidine, Fluoranthene, Di-n-				

Audit Trail report

Name	User	Time	Action	Reason	Comment	Succeed	Exception
			Butylphthalate, Triallate, Anthracene, Phenanthrene, Pentachlorophenol, Hexachlorobenzene, 4-Bromophenylphenylether, Azobenzene, N-nitrosodiphenylamine, 4,6-Dinitro-2-methylphenol, 4-Nitroaniline, Diethylphthalate, 4-Chlorophenylphenylether, Fluorene, 2,4-Dinitrotoluene, 4-Nitrophenol, Dibenzofuran, 2,4-Dinitrophenol, 3-Nitroaniline, Acenaphthene, 2,6-Dinitrotoluene, Acenaphthylene, Dimethyl Phthalate, 2-Nitroaniline, 2-Chloronaphthalene, 2,4,5-Trichlorophenol, 2,4,6-Trichlorophenol, Hexachlorocyclopentadiene, 4-Chloro-2-Methylphenol, 1-Methylnaphthalene, 2-Methylnaphthalene, 4-Chloro-3-Methylphenol, Hexachlorobutadiene, p-Chloroaniline, 4-Chlorophenol, Naphthalene, 1,2,4-Trichlorobenzene, 2,4-Dichlorophenol, bis(-2-Chloroethoxy)Methane, 2,4-Dimethylphenol, 2-Nitrophenol, Isophorone, Nitrobenzene, N-nitroso-Di-n-propylamine, Hexachloroethane, 4Methylphenol/3Methylphenol, 2-Methylphenol, bis(2-chloroisopropyl)Ether, Benzyl Alcohol, 1,2-Dichlorobenzene, 1,4-Dichlorobenzene, 1,3-Dichlorobenzene, 2-Chlorophenol, bis(-2-Chloroethyl)Ether, Phenol, Aniline, Pyridine, Carbazole, Benzoic Acid, o-Terphenyl, N-Nitrosodimethylamine}; Replace level 4 with Calibration sample Feb1805.D for compounds {Terphenyl-d14, 2,4,6-Tribromophenol, 2-Fluorobiphenyl, Nitrobenzene-d5, Phenol-d5, 2-Fluorophenol, Benzo(g,h,i)perylene, Dibenzo(a,h)anthracene, Indeno(1,2,3-c,d)pyrene, Benzo(a)pyrene, Benzo(k)fluoranthene, Benzo(b)fluoranthene, Di-n-octyl Phthalate, bis(2-ethylhexyl)Phthalate, 3,3-Dichlorobenzidine, Chrysene, Benzo(a)Anthracene, Butylbenzylphthalate, Pyrene, Benzidine, Fluoranthene, Di-n-Butylphthalate, Triallate, Anthracene, Phenanthrene, Pentachlorophenol, Hexachlorobenzene, 4-Bromophenylphenylether, Azobenzene, N-nitrosodiphenylamine, 4,6-Dinitro-2-methylphenol, 4-Nitroaniline, Diethylphthalate, 4-Chlorophenylphenylether, Fluorene, 2,4-				

Audit Trail report

Name	User	Time	Action	Reason	Comment	Succeed	Exception
			Dinitrotoluene, 4-Nitrophenol, Dibenzofuran, 2,4-Dinitrophenol, 3-Nitroaniline, Acenaphthene, 2,6-Dinitrotoluene, Acenaphthylene, Dimethyl Phthalate, 2-Nitroaniline, 2-Chloronaphthalene, 2,4,5-Trichlorophenol, 2,4,6-Trichlorophenol, Hexachlorocyclopentadiene, 4-Chloro-2-Methylphenol, 1-Methylnaphthalene, 2-Methylnaphthalene, 4-Chloro-3-Methylphenol, Hexachlorobutadiene, p-Chloroaniline, 4-Chlorophenol, Naphthalene, 1,2,4-Trichlorobenzene, 2,4-Dichlorophenol, bis(-2-Chloroethoxy)Methane, 2,4-Dimethylphenol, 2-Nitrophenol, Isophorone, Nitrobenzene, N-nitroso-Di-n-propylamine, Hexachloroethane, 4Methylphenol/3Methylphenol, 2-Methylphenol, bis(2-chloroisopropyl)Ether, Benzyl Alcohol, 1,2-Dichlorobenzene, 1,4-Dichlorobenzene, 1,3-Dichlorobenzene, 2-Chlorophenol, bis(-2-Chloroethyl)Ether, Phenol, Aniline, Pyridine, Carbazole, Benzoic Acid, o-Terphenyl, N-Nitrosodimethylamine}; Replace level 5 with Calibration sample Feb1804.D for compounds {Terphenyl-d14, 2,4,6-Tribromophenol, 2-Fluorobiphenyl, Nitrobenzene-d5, Phenol-d5, 2-Fluorophenol, Benzo(g,h,i)perylene, Dibenzo(a,h)anthracene, Indeno(1,2,3-c,d)pyrene, Benzo(a)pyrene, Benzo(k)fluoranthene, Benzo(b)fluoranthene, Di-n-octyl Phthalate, bis(2-ethylhexyl)Phthalate, 3,3-Dichlorobenzidine, Chrysene, Benzo(a)Anthracene, Butylbenzylphthalate, Pyrene, Benzidine, Fluoranthene, Di-n-Butylphthalate, Triallate, Anthracene, Phenanthrene, Pentachlorophenol, Hexachlorobenzene, 4-Bromophenylphenylether, Azobenzene, N-nitrosodiphenylamine, 4,6-Dinitro-2-methylphenol, 4-Nitroaniline, Diethylphthalate, 4-Chlorophenylphenylether, Fluorene, 2,4-Dinitrotoluene, 4-Nitrophenol, Dibenzofuran, 2,4-Dinitrophenol, 3-Nitroaniline, Acenaphthene, 2,6-Dinitrotoluene, Acenaphthylene, Dimethyl Phthalate, 2-Nitroaniline, 2-Chloronaphthalene, 2,4,5-Trichlorophenol, 2,4,6-Trichlorophenol, Hexachlorocyclopentadiene, 4-Chloro-				

Audit Trail report

Name	User	Time	Action	Reason	Comment	Succeed	Exception
			2-Methylphenol, 1-Methylnaphthalene, 2-Methylnaphthalene, 4-Chloro-3-Methylphenol, Hexachlorobutadiene, p-Chloroaniline, 4-Chlorophenol, Naphthalene, 1,2,4-Trichlorobenzene, 2,4-Dichlorophenol, bis(-2-Chloroethoxy)Methane, 2,4-Dimethylphenol, 2-Nitrophenol, Isophorone, Nitrobenzene, N-nitroso-Di-n-propylamine, Hexachloroethane, 4Methylphenol/3Methylphenol, 2-Methylphenol, bis(2-chloroisopropyl)Ether, Benzyl Alcohol, 1,2-Dichlorobenzene, 1,4-Dichlorobenzene, 1,3-Dichlorobenzene, 2-Chlorophenol, bis(-2-Chloroethyl)Ether, Phenol, Aniline, Pyridine, Carbazole, Benzoic Acid, o-Terphenyl, N-Nitrosodimethylamine}; Replace level 6 with Calibration sample Feb1803.D for compounds {Terphenyl-d14, 2,4,6-Tribromophenol, 2-Fluorobiphenyl, Nitrobenzene-d5, Phenol-d5, 2-Fluorophenol, Benzo(g,h,i)perylene, Dibenzo(a,h)anthracene, Indeno(1,2,3-c,d)pyrene, Benzo(a)pyrene, Benzo(k)fluoranthene, Benzo(b)fluoranthene, Di-n-octyl Phthalate, bis(2-ethylhexyl)Phthalate, 3,3-Dichlorobenzidine, Chrysene, Benzo(a)Anthracene, Butylbenzylphthalate, Pyrene, Benzidine, Fluoranthene, Di-n-Butylphthalate, Triallate, Anthracene, Phenanthrene, Pentachlorophenol, Hexachlorobenzene, 4-Bromophenylphenylether, Azobenzene, N-nitrosodiphenylamine, 4,6-Dinitro-2-methylphenol, 4-Nitroaniline, Diethylphthalate, 4-Chlorophenylphenylether, Fluorene, 2,4-Dinitrotoluene, 4-Nitrophenol, Dibenzofuran, 2,4-Dinitrophenol, 3-Nitroaniline, Acenaphthene, 2,6-Dinitrotoluene, Acenaphthylene, Dimethyl Phthalate, 2-Nitroaniline, 2-Chloronaphthalene, 2,4,5-Trichlorophenol, 2,4,6-Trichlorophenol, Hexachlorocyclopentadiene, 4-Chloro-2-Methylphenol, 1-Methylnaphthalene, 2-Methylnaphthalene, 4-Chloro-3-Methylphenol, Hexachlorobutadiene, p-Chloroaniline, 4-Chlorophenol, Naphthalene, 1,2,4-Trichlorobenzene, 2,4-Dichlorophenol, bis(-2-Chloroethoxy)Methane, 2,4-Dimethylphenol, 2-Nitrophenol,				

Audit Trail report

Name	User	Time	Action	Reason	Comment	Succeed	Exception
			Isophorone, Nitrobenzene, N-nitroso-Di-n-propylamine, Hexachloroethane, 4Methylphenol/3Methylphenol, 2-Methylphenol, bis(2-chloroisopropyl)Ether, Benzyl Alcohol, 1,2-Dichlorobenzene, 1,4-Dichlorobenzene, 1,3-Dichlorobenzene, 2-Chlorophenol, bis(-2-Chloroethyl)Ether, Phenol, Aniline, Pyridine, Carbazole, Benzoic Acid, o-Terphenyl, N-Nitrosodimethylamine}; Replace level 7 with Calibration sample Feb1802.D for compounds {Terphenyl-d14, 2,4,6-Tribromophenol, 2-Fluorobiphenyl, Nitrobenzene-d5, Phenol-d5, 2-Fluorophenol, Benzo(g,h,i)perylene, Dibenzo(a,h)anthracene, Indeno(1,2,3-c,d)pyrene, Benzo(a)pyrene, Benzo(k)fluoranthene, Benzo(b)fluoranthene, Di-n-octyl Phthalate, bis(2-ethylhexyl)Phthalate, 3,3-Dichlorobenzidine, Chrysene, Benzo(a)Anthracene, Butylbenzylphthalate, Pyrene, Benzidine, Fluoranthene, Di-n-Butylphthalate, Triallate, Anthracene, Phenanthrene, Pentachlorophenol, Hexachlorobenzene, 4-Bromophenylphenylether, Azobenzene, N-nitrosodiphenylamine, 4,6-Dinitro-2-methylphenol, 4-Nitroaniline, Diethylphthalate, 4-Chlorophenylphenylether, Fluorene, 2,4-Dinitrotoluene, 4-Nitrophenol, Dibenzofuran, 2,4-Dinitrophenol, 3-Nitroaniline, Acenaphthene, 2,6-Dinitrotoluene, Acenaphthylene, Dimethyl Phthalate, 2-Nitroaniline, 2-Chloronaphthalene, 2,4,5-Trichlorophenol, 2,4,6-Trichlorophenol, Hexachlorocyclopentadiene, 4-Chloro-2-Methylphenol, 1-Methylnaphthalene, 2-Methylnaphthalene, 4-Chloro-3-Methylphenol, Hexachlorobutadiene, p-Chloroaniline, 4-Chlorophenol, Naphthalene, 1,2,4-Trichlorobenzene, 2,4-Dichlorophenol, bis(-2-Chloroethoxy)Methane, 2,4-Dimethylphenol, 2-Nitrophenol, Isophorone, Nitrobenzene, N-nitroso-Di-n-propylamine, Hexachloroethane, 4Methylphenol/3Methylphenol, 2-Methylphenol, bis(2-chloroisopropyl)Ether, Benzyl Alcohol, 1,2-Dichlorobenzene, 1,4-Dichlorobenzene, 1,3-Dichlorobenzene, 2-Chlorophenol, bis(-2-				

Audit Trail report

Name	User	Time	Action	Reason	Comment	Succeed	Exception
			Chloroethyl)Ether, Phenol, Aniline, Pyridine, Carbazole, Benzoic Acid, o-Terphenyl, N-Nitrosodimethylamine};				
CmdQuantitate	BL2000\sean	2/19/2022 12:49:31 PM	Quantitate all compounds in all samples			✓	
CmdSaveBatchTable	BL2000\sean	2/19/2022 12:49:37 PM	Save batch \\MASSHUNTER\Org\Data\SV5973N.I\sd021822\DoD BNA cal 1\QuantResults\021822 DoD BNA cal.batch.bin			✓	
CmdSetTargetCompoundAttribute	BL2000\sean	2/19/2022 12:50:32 PM	Set CurveFit = fitQuadratic for compound N-Nitrosodimethylamine in all samples; previous value = fitAverageOfResponseFactors			✓	
CmdSetTargetCompoundAttribute	BL2000\sean	2/19/2022 12:50:34 PM	Set CurveFitOrigin = originInclude for compound N-Nitrosodimethylamine in all samples; previous value = originIgnore			✓	
CmdSetTargetCompoundAttribute	BL2000\sean	2/19/2022 12:50:36 PM	Set CurveFitWeight = weightOneOverX for compound N-Nitrosodimethylamine in all samples; previous value = weightEqual			✓	
CmdSetTargetCompoundAttribute	BL2000\sean	2/19/2022 12:50:43 PM	Set CurveFit = fitQuadratic for compound Pyridine in all samples; previous value = fitAverageOfResponseFactors			✓	
CmdSetTargetCompoundAttribute	BL2000\sean	2/19/2022 12:50:44 PM	Set CurveFitOrigin = originInclude for compound Pyridine in all samples; previous value = originIgnore			✓	
CmdSetTargetCompoundAttribute	BL2000\sean	2/19/2022 12:50:47 PM	Set CurveFitWeight = weightOneOverX for compound Pyridine in all samples; previous value = weightEqual			✓	
CmdQuantitate	BL2000\sean	2/19/2022 12:51:06 PM	Quantitate all compounds in all samples			✓	
CmdSetTargetCompoundAttribute	BL2000\sean	2/19/2022 12:53:05 PM	Set CurveFit = fitQuadratic for compound Aniline in all samples; previous value = fitAverageOfResponseFactors			✓	
CmdSetTargetCompoundAttribute	BL2000\sean	2/19/2022 12:53:07 PM	Set CurveFitOrigin = originInclude for compound Aniline in all samples; previous value = originIgnore			✓	
CmdSetTargetCompoundAttribute	BL2000\sean	2/19/2022 12:53:11 PM	Set CurveFitWeight = weightOneOverX for compound Aniline in all samples; previous value = weightEqual			✓	
CmdSetTargetCompoundAttribute	BL2000\sean	2/19/2022 12:53:27 PM	Set CurveFitWeight = weightOneOverX for compound Phenol-d5 in all samples; previous value = weightEqual			✓	
CmdSetTargetCompoundAttribute	BL2000\sean	2/19/2022 12:53:37 PM	Set CurveFit = fitQuadratic for compound bis(-2-Chloroethyl)Ether in all samples; previous value = fitAverageOfResponseFactors			✓	

Audit Trail report

Name	User	Time	Action	Reason	Comment	Succeed	Exception
CmdSetTargetCompoundAttribute	BL2000\sean	2/19/2022 12:53:39 PM	Set CurveFitOrigin = originInclude for compound bis(-2-Chloroethyl)Ether in all samples; previous value = originIgnore			✓	
CmdSetTargetCompoundAttribute	BL2000\sean	2/19/2022 12:53:41 PM	Set CurveFitWeight = weightOneOverX for compound bis(-2-Chloroethyl)Ether in all samples; previous value = weightEqual			✓	
CmdSetTargetCompoundAttribute	BL2000\sean	2/19/2022 12:53:45 PM	Set CurveFit = fitQuadratic for compound 2-Chlorophenol in all samples; previous value = fitAverageOfResponseFactors			✓	
CmdSetTargetCompoundAttribute	BL2000\sean	2/19/2022 12:53:47 PM	Set CurveFitOrigin = originForce for compound 2-Chlorophenol in all samples; previous value = originIgnore			✓	
CmdSetTargetCompoundAttribute	BL2000\sean	2/19/2022 12:53:48 PM	Set CurveFitWeight = weightOneOverX for compound 2-Chlorophenol in all samples; previous value = weightEqual			✓	
CmdQuantitate	BL2000\sean	2/19/2022 12:54:07 PM	Quantitate all compounds in all samples			✓	
CmdSetTargetCompoundAttribute	BL2000\sean	2/19/2022 12:54:35 PM	Set CurveFitOrigin = originInclude for compound 2-Chlorophenol in all samples; previous value = originIgnore			✓	
CmdQuantitate	BL2000\sean	2/19/2022 12:54:53 PM	Quantitate all compounds in all samples			✓	
CmdSetTargetCompoundAttribute	BL2000\sean	2/19/2022 12:55:09 PM	Set CurveFit = fitQuadratic for compound 1,3-Dichlorobenzene in all samples; previous value = fitAverageOfResponseFactors			✓	
CmdSetTargetCompoundAttribute	BL2000\sean	2/19/2022 12:55:10 PM	Set CurveFitOrigin = originInclude for compound 1,3-Dichlorobenzene in all samples; previous value = originIgnore			✓	
CmdSetTargetCompoundAttribute	BL2000\sean	2/19/2022 12:55:13 PM	Set CurveFitWeight = weightOneOverX for compound 1,3-Dichlorobenzene in all samples; previous value = weightEqual			✓	
CmdSetTargetCompoundAttribute	BL2000\sean	2/19/2022 12:55:27 PM	Set CurveFit = fitAverageOfResponseFactors for compound 1,2-Dichlorobenzene in all samples; previous value = fitQuadratic			✓	
CmdSetTargetCompoundAttribute	BL2000\sean	2/19/2022 12:55:28 PM	Set CurveFitOrigin = originIgnore for compound 1,2-Dichlorobenzene in all samples; previous value = originInclude			✓	
CmdSetTargetCompoundAttribute	BL2000\sean	2/19/2022 12:55:30 PM	Set CurveFitWeight = weightEqual for compound 1,2-Dichlorobenzene in all samples; previous value = weightOneOverX			✓	

Audit Trail report

Name	User	Time	Action	Reason	Comment	Succeed	Exception
CmdSetTargetCompoundAttribute	BL2000\sean	2/19/2022 12:55:33 PM	Set CurveFit = fitQuadratic for compound 1,2-Dichlorobenzene in all samples; previous value = fitQuadratic			✓	
CmdSetTargetCompoundAttribute	BL2000\sean	2/19/2022 12:55:35 PM	Set CurveFitOrigin = originInclude for compound 1,2-Dichlorobenzene in all samples; previous value = originInclude			✓	
CmdSetTargetCompoundAttribute	BL2000\sean	2/19/2022 12:55:36 PM	Set CurveFitWeight = weightOneOverX for compound 1,2-Dichlorobenzene in all samples; previous value = weightOneOverX			✓	
CmdSetTargetCompoundAttribute	BL2000\sean	2/19/2022 12:55:47 PM	Set CurveFit = fitQuadratic for compound 2-Methylphenol in all samples; previous value = fitAverageOfResponseFactors			✓	
CmdSetTargetCompoundAttribute	BL2000\sean	2/19/2022 12:55:49 PM	Set CurveFitOrigin = originInclude for compound 2-Methylphenol in all samples; previous value = originIgnore			✓	
CmdSetTargetCompoundAttribute	BL2000\sean	2/19/2022 12:55:53 PM	Set CurveFitWeight = weightOneOverX for compound 2-Methylphenol in all samples; previous value = weightEqual			✓	
CmdSetTargetCompoundAttribute	BL2000\sean	2/19/2022 12:56:05 PM	Set CurveFit = fitQuadratic for compound Hexachloroethane in all samples; previous value = fitAverageOfResponseFactors			✓	
CmdSetTargetCompoundAttribute	BL2000\sean	2/19/2022 12:56:07 PM	Set CurveFitOrigin = originInclude for compound Hexachloroethane in all samples; previous value = originIgnore			✓	
CmdSetTargetCompoundAttribute	BL2000\sean	2/19/2022 12:56:10 PM	Set CurveFitWeight = weightOneOverX for compound Hexachloroethane in all samples; previous value = weightEqual			✓	
CmdSetTargetCompoundAttribute	BL2000\sean	2/19/2022 12:56:14 PM	Set CurveFit = fitQuadratic for compound Nitrobenzene-d5 in all samples; previous value = fitAverageOfResponseFactors			✓	
CmdSetTargetCompoundAttribute	BL2000\sean	2/19/2022 12:56:16 PM	Set CurveFitOrigin = originInclude for compound Nitrobenzene-d5 in all samples; previous value = originIgnore			✓	
CmdSetTargetCompoundAttribute	BL2000\sean	2/19/2022 12:56:18 PM	Set CurveFitWeight = weightOneOverX for compound Nitrobenzene-d5 in all samples; previous value = weightEqual			✓	
CmdSetTargetCompoundAttribute	BL2000\sean	2/19/2022 12:56:31 PM	Set CurveFit = fitQuadratic for compound 2,4-Dimethylphenol in all samples; previous value = fitAverageOfResponseFactors			✓	

Audit Trail report

Name	User	Time	Action	Reason	Comment	Succeed	Exception
CmdSetTargetCompoundAttribute	BL2000\sean	2/19/2022 12:56:32 PM	Set CurveFitOrigin = originInclude for compound 2,4-Dimethylphenol in all samples; previous value = originIgnore			✓	
CmdSetTargetCompoundAttribute	BL2000\sean	2/19/2022 12:56:34 PM	Set CurveFitWeight = weightOneOverX for compound 2,4-Dimethylphenol in all samples; previous value = weightEqual			✓	
CmdQuantitate	BL2000\sean	2/19/2022 12:56:51 PM	Quantitate all compounds in all samples			✓	
CmdSetTargetCompoundAttribute	BL2000\sean	2/19/2022 12:57:00 PM	Set CurveFit = fitQuadratic for compound 2,4-Dichlorophenol in all samples; previous value = fitAverageOfResponseFactors			✓	
CmdSetTargetCompoundAttribute	BL2000\sean	2/19/2022 12:57:01 PM	Set CurveFitOrigin = originInclude for compound 2,4-Dichlorophenol in all samples; previous value = originIgnore			✓	
CmdSetTargetCompoundAttribute	BL2000\sean	2/19/2022 12:57:03 PM	Set CurveFitWeight = weightOneOverX for compound 2,4-Dichlorophenol in all samples; previous value = weightEqual			✓	
CmdQuantitate	BL2000\sean	2/19/2022 12:57:20 PM	Quantitate all compounds in all samples			✓	
CmdSetTargetCompoundAttribute	BL2000\sean	2/19/2022 12:57:55 PM	Set CurveFit = fitQuadratic for compound p-Chloroaniline in all samples; previous value = fitAverageOfResponseFactors			✓	
CmdSetTargetCompoundAttribute	BL2000\sean	2/19/2022 12:57:57 PM	Set CurveFitOrigin = originInclude for compound p-Chloroaniline in all samples; previous value = originIgnore			✓	
CmdSetTargetCompoundAttribute	BL2000\sean	2/19/2022 12:57:58 PM	Set CurveFitWeight = weightOneOverX for compound p-Chloroaniline in all samples; previous value = weightEqual			✓	
CmdSetTargetCompoundAttribute	BL2000\sean	2/19/2022 12:58:12 PM	Set CurveFit = fitQuadratic for compound 2-Methylnaphthalene in all samples; previous value = fitAverageOfResponseFactors			✓	
CmdSetTargetCompoundAttribute	BL2000\sean	2/19/2022 12:58:13 PM	Set CurveFitOrigin = originInclude for compound 2-Methylnaphthalene in all samples; previous value = originIgnore			✓	
CmdSetTargetCompoundAttribute	BL2000\sean	2/19/2022 12:58:15 PM	Set CurveFitWeight = weightOneOverX for compound 2-Methylnaphthalene in all samples; previous value = weightEqual			✓	
CmdSetTargetCompoundAttribute	BL2000\sean	2/19/2022 12:58:19 PM	Set CurveFit = fitQuadratic for compound 1-Methylnaphthalene in all samples; previous value = fitAverageOfResponseFactors			✓	

Audit Trail report

Name	User	Time	Action	Reason	Comment	Succeed	Exception
CmdSetTargetCompoundAttribute	BL2000\sean	2/19/2022 12:58:21 PM	Set CurveFitOrigin = originInclude for compound 1-Methylnaphthalene in all samples; previous value = originIgnore			✓	
CmdSetTargetCompoundAttribute	BL2000\sean	2/19/2022 12:58:22 PM	Set CurveFitWeight = weightOneOverX for compound 1-Methylnaphthalene in all samples; previous value = weightEqual			✓	
CmdSetTargetCompoundAttribute	BL2000\sean	2/19/2022 12:58:34 PM	Set CurveFit = fitAverageOfResponseFactors for compound 2-Chloronaphthalene in all samples; previous value = fitQuadratic			✓	
CmdSetTargetCompoundAttribute	BL2000\sean	2/19/2022 12:58:35 PM	Set CurveFitOrigin = originIgnore for compound 2-Chloronaphthalene in all samples; previous value = originInclude			✓	
CmdSetTargetCompoundAttribute	BL2000\sean	2/19/2022 12:58:37 PM	Set CurveFitWeight = weightEqual for compound 2-Chloronaphthalene in all samples; previous value = weightOneOverX			✓	
CmdSaveBatchTable	BL2000\sean	2/19/2022 1:00:18 PM	Save batch \\MASSHUNTER\Org\Data\SV5973N.I\sd021822\DoD BNA cal 1\QuantResults\021822 DoD BNA cal.batch.bin			✓	
CmdImportSamplesFromWorklist	BL2000\sean	2/19/2022 1:00:40 PM	Add samples from worklist: \\MASSHUNTER\Org\Data\SV5973N.I\sd021822\DoD BNA cal 1\Feb1809.D			✓	
CmdSetSampleAttribute	BL2000\sean	2/19/2022 1:00:57 PM	Set SampleType = QC for sample Feb1809.D; previous value = Sample			✓	
CmdSetSampleAttribute	BL2000\sean	2/19/2022 1:01:04 PM	Set LevelName = ICV for sample Feb1809.D; previous value =			✓	
CmdQuantitate	BL2000\sean	2/19/2022 1:01:34 PM	Quantitate all compounds in all samples			✓	
CmdManuallyIntegratePeak	BL2000\sean	2/19/2022 1:02:27 PM	Manually integrate compound 2-Methylphenol in sample Feb1809.D, from x, y = 5.206, 238052 to 5.349, 359944, result = -1925634; previous integration is from x, y = 5.043, 504 to 5.206, 1463 and previous response = 235098.			✓	
CmdManuallyIntegrateSnapBaseline	BL2000\sean	2/19/2022 1:02:28 PM	Snap baseline for compound 2-Methylphenol in sample Feb1809.D, from x = 5.206 to x = 5.349, new integration is from x, y = 5.206, 3189 to 5.349, 3583 and new response = 610425; previous integration is from x, y = 5.206, 238052 to 5.349, 359944 and previous response = -1925634.			✓	

Audit Trail report

Name	User	Time	Action	Reason	Comment	Succeed	Exception
CmdManuallyIntegrateDropBaseline	BL2000\sean	2/19/2022 1:02:28 PM	Drop baseline for compound 2-Methylphenol in sample Feb1809.D to y = 3189, new integration is from x, y = 5.206, 3189 to 5.349, 3189 and new response = 612115; previous integration is from x, y = 5.206, 3189 to 5.349, 3583 and previous response = 610425.			✓	
CmdSetTargetCompoundAttribute	BL2000\sean	2/19/2022 1:02:33 PM	Set UserAnnotation = CO for compound 2-Methylphenol in sample Feb1809.D; previous value =			✓	
CmdManuallyIntegrateApplyTargetRtToQualifier	BL2000\sean	2/19/2022 1:02:35 PM	Apply target integration range 5.206-5.349 to qualifier 108.0 for compound 2-Methylphenol in sample Feb1809.D, new integration is from x, y = 5.206, 4224 to 5.349, 4943 and new response = 677486; previously no peak.			✓	
CmdManuallyIntegrateDropBaseline	BL2000\sean	2/19/2022 1:02:35 PM	Drop baseline for qualifier 108.0 of compound 2-Methylphenol in sample Feb1809.D to y = 4224, new integration is from x, y = 5.206, 4224 to 5.349, 4224 and new response = 680570; previous integration is from x, y = 5.206, 4224 to 5.349, 4943 and previous response = 677486.			✓	
CmdManuallyIntegrateApplyTargetRtToQualifier	BL2000\sean	2/19/2022 1:03:03 PM	Apply target integration range 8.486-8.579 to qualifier 154.0 for compound 2,4-Dinitrophenol in sample Feb1809.D, new integration is from x, y = 8.486, 3877 to 8.579, 1872 and new response = 36107; previous integration is from x, y = 8.384, 751 to 8.476, 775 and previous response = 1010181.			✓	
CmdManuallyIntegrateDropBaseline	BL2000\sean	2/19/2022 1:03:04 PM	Drop baseline for qualifier 154.0 of compound 2,4-Dinitrophenol in sample Feb1809.D to y = 1872, new integration is from x, y = 8.486, 1872 to 8.579, 1872 and new response = 41645; previous integration is from x, y = 8.486, 3877 to 8.579, 1872 and previous response = 36107.			✓	
CmdManuallyIntegrateApplyTargetRtToQualifier	BL2000\sean	2/19/2022 1:03:13 PM	Apply target integration range 6.393-6.506 to qualifier 129.0 for compound p-Chloroaniline in sample Feb1809.D, new integration is from x, y = 6.393, 955 to 6.506, 2471 and new response = 222435; previously no peak.			✓	

Audit Trail report

Name	User	Time	Action	Reason	Comment	Succeed	Exception
CmdManuallyIntegrateDropBaseline	BL2000\sean	2/19/2022 1:03:14 PM	Drop baseline for qualifier 129.0 of compound p-Chloroaniline in sample Feb1809.D to y = 955, new integration is from x, y = 6.393, 955 to 6.506, 955 and new response = 227573; previous integration is from x, y = 6.393, 955 to 6.506, 2471 and previous response = 222435.			✓	
CmdManuallyIntegrateSplit	BL2000\sean	2/19/2022 1:03:15 PM	Split qualifier 129.0 of compound p-Chloroaniline in sample Feb1809.D and keep left peak, new integration is from x, y = 6.393, 955 to 6.475, 955 and new response = 217002, previous integration is from x, y = 6.393, 955 to 6.506, 955 and previous response = 227573.			✓	
CmdManuallyIntegrateSplit	BL2000\sean	2/19/2022 1:03:39 PM	Split qualifier 167.0 of compound Fluorene in sample Feb1809.D and keep left peak, new integration is from x, y = 8.967, 0 to 9.141, 0 and new response = 177695, previous integration is from x, y = 8.967, 0 to 9.295, 0 and previous response = 490451.			✓	
CmdManuallyIntegrateApplyTargetRtToQualifier	BL2000\sean	2/19/2022 1:03:49 PM	Apply target integration range 8.681-8.834 to qualifier 139.0 for compound 4-Nitrophenol in sample Feb1809.D, new integration is from x, y = 8.681, 2782 to 8.834, 1466 and new response = 118139; previous integration is from x, y = 8.599, 262 to 8.671, 351 and previous response = 636011.			✓	
CmdManuallyIntegrateDropBaseline	BL2000\sean	2/19/2022 1:03:50 PM	Drop baseline for qualifier 139.0 of compound 4-Nitrophenol in sample Feb1809.D to y = 1466, new integration is from x, y = 8.681, 1466 to 8.834, 1466 and new response = 124218; previous integration is from x, y = 8.681, 2782 to 8.834, 1466 and previous response = 118139.			✓	
CmdManuallyIntegrateApplyTargetRtToQualifier	BL2000\sean	2/19/2022 1:04:30 PM	Apply target integration range 8.384-8.476 to qualifier 152.0 for compound Acenaphthene in sample Feb1809.D, new integration is from x, y = 8.384, 1674 to 8.476, 2454 and new response = 521181; previously no peak.			✓	
CmdManuallyIntegrateDropBaseline	BL2000\sean	2/19/2022 1:04:31 PM	Drop baseline for qualifier 152.0 of compound Acenaphthene in sample Feb1809.D to y = 1674, new integration is from x, y = 8.384, 1674 to 8.476, 1674 and new response = 523336; previous integration is from x, y = 8.384, 1674 to 8.476, 2454 and previous response = 521181.			✓	

Audit Trail report

Name	User	Time	Action	Reason	Comment	Succeed	Exception
CmdManuallyIntegratePeak	BL2000\sean	2/19/2022 1:04:40 PM	Manually integrate compound 1,4-Dichlorobenzene in sample Feb1809.D, from x, y = 4.879, 545744 to 4.971, 645791, result = -2362378; previous integration is from x, y = 4.797, 0 to 4.879, 0 and previous response = 912914.			✓	
CmdManuallyIntegrateSnapBaseline	BL2000\sean	2/19/2022 1:04:41 PM	Snap baseline for compound 1,4-Dichlorobenzene in sample Feb1809.D, from x = 4.879 to x = 4.971, new integration is from x, y = 4.879, 2332 to 4.971, 3474 and new response = 907269; previous integration is from x, y = 4.879, 545744 to 4.971, 645791 and previous response = -2362378.			✓	
CmdManuallyIntegrateDropBaseline	BL2000\sean	2/19/2022 1:04:42 PM	Drop baseline for compound 1,4-Dichlorobenzene in sample Feb1809.D to y = 2332, new integration is from x, y = 4.879, 2332 to 4.971, 2332 and new response = 910418; previous integration is from x, y = 4.879, 2332 to 4.971, 3474 and previous response = 907269.			✓	
CmdSetTargetCompoundAttribute	BL2000\sean	2/19/2022 1:04:44 PM	Set UserAnnotation = CO for compound 1,4-Dichlorobenzene in sample Feb1809.D; previous value =			✓	
CmdManuallyIntegrateApplyTargetRtToQualifier	BL2000\sean	2/19/2022 1:04:46 PM	Apply target integration range 4.879-4.971 to qualifier 148.0 for compound 1,4-Dichlorobenzene in sample Feb1809.D, new integration is from x, y = 4.879, 1400 to 4.971, 2081 and new response = 576513; previously no peak.			✓	
CmdManuallyIntegrateApplyTargetRtToQualifier	BL2000\sean	2/19/2022 1:04:47 PM	Apply target integration range 4.879-4.971 to qualifier 111.0 for compound 1,4-Dichlorobenzene in sample Feb1809.D, new integration is from x, y = 4.879, 2110 to 4.971, 1580 and new response = 318039; previously no peak.			✓	
CmdManuallyIntegratePeak	BL2000\sean	2/19/2022 1:05:19 PM	Manually integrate compound 2,4,5-Trichlorophenol in sample Feb1809.D, from x, y = 7.451, 242620 to 7.748, 267926, result = -3946208; previous integration is from x, y = 7.492, 73 to 7.594, 139 and previous response = 577196.			✓	
CmdManuallyIntegrateSnapBaseline	BL2000\sean	2/19/2022 1:05:20 PM	Snap baseline for compound 2,4,5-Trichlorophenol in sample Feb1809.D, from x = 7.451 to x = 7.748, new integration is from x, y = 7.451, 0 to 7.748, 761 and new response = 608466; previous integration is from x, y = 7.451, 242620 to 7.748, 267926 and previous response = -3946208.			✓	

Audit Trail report

Name	User	Time	Action	Reason	Comment	Succeed	Exception
CmdManuallyIntegrateDropBaseline	BL2000\sean	2/19/2022 1:05:20 PM	Drop baseline for compound 2,4,5-Trichlorophenol in sample Feb1809.D to y = 0, new integration is from x, y = 7.451, 0 to 7.748, 0 and new response = 615265; previous integration is from x, y = 7.451, 0 to 7.748, 761 and previous response = 608466.			✓	
CmdManuallyIntegrateSplit	BL2000\sean	2/19/2022 1:05:21 PM	Split peak for compound 2,4,5-Trichlorophenol in sample Feb1809.D and keep right peak, new integration is from x, y = 7.553, 0 to 7.748, 0 and new response = 325852, previous integration is from x, y = 7.451, 0 to 7.748, 0 and previous response = 615265.			✓	
CmdSetTargetCompoundAttribute	BL2000\sean	2/19/2022 1:05:22 PM	Set UserAnnotation = CO for compound 2,4,5-Trichlorophenol in sample Feb1809.D; previous value =			✓	
CmdManuallyIntegrateApplyTargetRtToQualifier	BL2000\sean	2/19/2022 1:05:24 PM	Apply target integration range 7.553-7.748 to qualifier 198.0 for compound 2,4,5-Trichlorophenol in sample Feb1809.D, new integration is from x, y = 7.553, 3430 to 7.748, 891 and new response = 289520; previous integration is from x, y = 7.492, 87 to 7.594, 165 and previous response = 560211.			✓	
CmdManuallyIntegrateDropBaseline	BL2000\sean	2/19/2022 1:05:25 PM	Drop baseline for qualifier 198.0 of compound 2,4,5-Trichlorophenol in sample Feb1809.D to y = 891, new integration is from x, y = 7.553, 891 to 7.748, 891 and new response = 304382; previous integration is from x, y = 7.553, 3430 to 7.748, 891 and previous response = 289520.			✓	
CmdManuallyIntegrateSplit	BL2000\sean	2/19/2022 1:05:29 PM	Split peak for compound 2,4,6-Trichlorophenol in sample Feb1809.D and keep left peak, new integration is from x, y = 7.492, 76.7208949890382 to 7.553, 110.414519853646 and new response = 289067, previous integration is from x, y = 7.492, 77 to 7.594, 133 and previous response = 577207.			✓	
CmdSetTargetCompoundAttribute	BL2000\sean	2/19/2022 1:05:30 PM	Set UserAnnotation = CO for compound 2,4,6-Trichlorophenol in sample Feb1809.D; previous value =			✓	

Audit Trail report

Name	User	Time	Action	Reason	Comment	Succeed	Exception
CmdManuallyIntegrateSplit	BL2000\sean	2/19/2022 1:05:32 PM	Split qualifier 198.0 of compound 2,4,6-Trichlorophenol in sample Feb1809.D and keep left peak, new integration is from x, y = 7.492, 99.0090642709793 to 7.553, 148.220955086586 and new response = 281328, previous integration is from x, y = 7.492, 99 to 7.594, 181 and previous response = 560133.			✓	
CmdManuallyIntegrateSplit	BL2000\sean	2/19/2022 1:05:36 PM	Split peak for compound 4-Chloro-3-Methylphenol in sample Feb1809.D and keep right peak, new integration is from x, y = 7.030, 691.395300142629 to 7.143, 840.270460467867 and new response = 449625, previous integration is from x, y = 6.908, 531 to 7.143, 840 and previous response = 853862.			✓	
CmdSetTargetCompoundAttribute	BL2000\sean	2/19/2022 1:05:37 PM	Set UserAnnotation = CO for compound 4-Chloro-3-Methylphenol in sample Feb1809.D; previous value =			✓	
CmdManuallyIntegrateSplit	BL2000\sean	2/19/2022 1:05:39 PM	Split qualifier 144.0 of compound 4-Chloro-3-Methylphenol in sample Feb1809.D and keep right peak, new integration is from x, y = 7.050, 120.975524586593 to 7.194, 196.662619641078 and new response = 133299, previous integration is from x, y = 6.917, 51 to 7.194, 197 and previous response = 229723.			✓	
CmdManuallyIntegrateSplit	BL2000\sean	2/19/2022 1:05:40 PM	Split qualifier 144.0 of compound 4-Chloro-3-Methylphenol in sample Feb1809.D and keep left peak, new integration is from x, y = 7.050, 120.975524586593 to 7.122, 158.814685473343 and new response = 119448, previous integration is from x, y = 7.050, 121 to 7.194, 197 and previous response = 133299.			✓	
CmdManuallyIntegrateSplit	BL2000\sean	2/19/2022 1:05:45 PM	Split peak for compound 4-Chloro-2-Methylphenol in sample Feb1809.D and keep left peak, new integration is from x, y = 6.914, 728.963501121918 to 7.030, 1121.19926199785 and new response = 402121, previous integration is from x, y = 6.914, 729 to 7.143, 1505 and previous response = 847986.			✓	
CmdSetTargetCompoundAttribute	BL2000\sean	2/19/2022 1:05:46 PM	Set UserAnnotation = CO for compound 4-Chloro-2-Methylphenol in sample Feb1809.D; previous value =			✓	

Audit Trail report

Name	User	Time	Action	Reason	Comment	Succeed	Exception
CmdManuallyIntegrateSplit	BL2000\sean	2/19/2022 1:05:47 PM	Split qualifier 144.0 of compound 4-Chloro-2-Methylphenol in sample Feb1809.D and keep left peak, new integration is from x, y = 6.917, 117.142370848144 to 7.050, 224.26002736048 and new response = 104091, previous integration is from x, y = 6.917, 117 to 7.194, 340 and previous response = 228022.			✓	
CmdSaveBatchTable	BL2000\sean	2/19/2022 1:05:51 PM	Save batch \\MASSHUNTER\Org\Data\SV5973N.I\sd021822\DoD BNA cal 1\QuantResults\021822 DoD BNA cal.batch.bin			✓	

Audit Trail report

Name	User	Time	Action	Reason	Comment	Succeed	Exception
CmdCalibrate	BL2000\sean	2/19/2022 1:06:18 PM	Replace level ICV with QC sample Feb1809.D for compounds {Terphenyl-d14, 2,4,6-Tribromophenol, 2-Fluorobiphenyl, Nitrobenzene-d5, Phenol-d5, 2-Fluorophenol, Benzo(g,h,i)perylene, Dibenzo(a,h)anthracene, Indeno(1,2,3-c,d)pyrene, Benzo(a)pyrene, Benzo(k)fluoranthene, Benzo(b)fluoranthene, Di-n-octyl Phthalate, bis(2-ethylhexyl)Phthalate, 3,3-Dichlorobenzidine, Chrysene, Benzo(a)Anthracene, Butylbenzylphthalate, Pyrene, Benzidine, Fluoranthene, Di-n-Butylphthalate, Triallate, Anthracene, Phenanthrene, Pentachlorophenol, Hexachlorobenzene, 4-Bromophenylphenylether, Azobenzene, N-nitrosodiphenylamine, 4,6-Dinitro-2-methylphenol, 4-Nitroaniline, Diethylphthalate, 4-Chlorophenylphenylether, Fluorene, 2,4-Dinitrotoluene, 4-Nitrophenol, Dibenzofuran, 2,4-Dinitrophenol, 3-Nitroaniline, Acenaphthene, 2,6-Dinitrotoluene, Acenaphthylene, Dimethyl Phthalate, 2-Nitroaniline, 2-Chloronaphthalene, 2,4,5-Trichlorophenol, 2,4,6-Trichlorophenol, Hexachlorocyclopentadiene, 4-Chloro-2-Methylphenol, 1-Methylnaphthalene, 2-Methylnaphthalene, 4-Chloro-3-Methylphenol, Hexachlorobutadiene, p-Chloroaniline, 4-Chlorophenol, Naphthalene, 1,2,4-Trichlorobenzene, 2,4-Dichlorophenol, bis(-2-Chloroethoxy)Methane, 2,4-Dimethylphenol, 2-Nitrophenol, Isophorone, Nitrobenzene, N-nitroso-Di-n-propylamine, Hexachloroethane, 4Methylphenol/3Methylphenol, 2-Methylphenol, bis(2-chloroisopropyl)Ether, Benzyl Alcohol, 1,2-Dichlorobenzene, 1,4-Dichlorobenzene, 1,3-Dichlorobenzene, 2-Chlorophenol, bis(-2-Chloroethyl)Ether, Phenol, Aniline, Pyridine, Carbazole, Benzoic Acid, o-Terphenyl, N-Nitrosodimethylamine}; Replace level 1 with Calibration sample Feb1808.D for compounds {Terphenyl-d14, 2,4,6-Tribromophenol, 2-Fluorobiphenyl, Nitrobenzene-d5, Phenol-d5, 2-Fluorophenol, Benzo(g,h,i)perylene, Dibenzo(a,h)anthracene, Indeno(1,2,3-c,d)pyrene,			✓	

Audit Trail report

Name	User	Time	Action	Reason	Comment	Succeed	Exception
			Benzo(a)pyrene, Benzo(k)fluoranthene, Benzo(b)fluoranthene, Di-n-octyl Phthalate, bis(2-ethylhexyl)Phthalate, 3,3-Dichlorobenzidine, Chrysene, Benzo(a)Anthracene, Butylbenzylphthalate, Pyrene, Benzidine, Fluoranthene, Di-n- Butylphthalate, Triallate, Anthracene, Phenanthrene, Pentachlorophenol, Hexachlorobenzene, 4-Bromophenyl- phenylether, Azobenzene, N- nitrosodiphenylamine, 4,6-Dinitro-2- methylphenol, 4-Nitroaniline, Diethylphthalate, 4-Chlorophenyl- phenylether, Fluorene, 2,4- Dinitrotoluene, 4-Nitrophenol, Dibenzofuran, 2,4-Dinitrophenol, 3- Nitroaniline, Acenaphthene, 2,6- Dinitrotoluene, Acenaphthylene, Dimethyl Phthalate, 2-Nitroaniline, 2- Chloronaphthalene, 2,4,5- Trichlorophenol, 2,4,6-Trichlorophenol, Hexachlorocyclopentadiene, 4-Chloro- 2-Methylphenol, 1-Methylnaphthalene, 2-Methylnaphthalene, 4-Chloro-3- Methylphenol, Hexachlorobutadiene, p- Chloroaniline, 4-Chlorophenol, Naphthalene, 1,2,4-Trichlorobenzene, 2,4-Dichlorophenol, bis(-2- Chloroethoxy)Methane, 2,4- Dimethylphenol, 2-Nitrophenol, Isophorone, Nitrobenzene, N-nitroso- Di-n-propylamine, Hexachloroethane, 4Methylphenol/3Methylphenol, 2- Methylphenol, bis(2- chloroisopropyl)Ether, Benzyl Alcohol, 1,2-Dichlorobenzene, 1,4- Dichlorobenzene, 1,3-Dichlorobenzene, 2-Chlorophenol, bis(-2- Chloroethyl)Ether, Phenol, Aniline, Pyridine, Carbazole, Benzoic Acid, o- Terphenyl, N-Nitrosodimethylamine}; Replace level 2 with Calibration sample Feb1807.D for compounds {Terphenyl- d14, 2,4,6-Tribromophenol, 2- Fluorobiphenyl, Nitrobenzene-d5, Phenol-d5, 2-Fluorophenol, Benzo(g,h,i)perylene, Dibenzo(a,h)anthracene, Indeno(1,2,3-c,d)pyrene, Benzo(a)pyrene, Benzo(k)fluoranthene, Benzo(b)fluoranthene, Di-n-octyl Phthalate, bis(2-ethylhexyl)Phthalate, 3,3-Dichlorobenzidine, Chrysene, Benzo(a)Anthracene, Butylbenzylphthalate, Pyrene, Benzidine, Fluoranthene, Di-n-				

Audit Trail report

Name	User	Time	Action	Reason	Comment	Succeed	Exception
			Butylphthalate, Triallate, Anthracene, Phenanthrene, Pentachlorophenol, Hexachlorobenzene, 4-Bromophenylphenylether, Azobenzene, N-nitrosodiphenylamine, 4,6-Dinitro-2-methylphenol, 4-Nitroaniline, Diethylphthalate, 4-Chlorophenylphenylether, Fluorene, 2,4-Dinitrotoluene, 4-Nitrophenol, Dibenzofuran, 2,4-Dinitrophenol, 3-Nitroaniline, Acenaphthene, 2,6-Dinitrotoluene, Acenaphthylene, Dimethyl Phthalate, 2-Nitroaniline, 2-Chloronaphthalene, 2,4,5-Trichlorophenol, 2,4,6-Trichlorophenol, Hexachlorocyclopentadiene, 4-Chloro-2-Methylphenol, 1-Methylnaphthalene, 2-Methylnaphthalene, 4-Chloro-3-Methylphenol, Hexachlorobutadiene, p-Chloroaniline, 4-Chlorophenol, Naphthalene, 1,2,4-Trichlorobenzene, 2,4-Dichlorophenol, bis(-2-Chloroethoxy)Methane, 2,4-Dimethylphenol, 2-Nitrophenol, Isophorone, Nitrobenzene, N-nitroso-Di-n-propylamine, Hexachloroethane, 4Methylphenol/3Methylphenol, 2-Methylphenol, bis(2-chloroisopropyl)Ether, Benzyl Alcohol, 1,2-Dichlorobenzene, 1,4-Dichlorobenzene, 1,3-Dichlorobenzene, 2-Chlorophenol, bis(-2-Chloroethyl)Ether, Phenol, Aniline, Pyridine, Carbazole, Benzoic Acid, o-Terphenyl, N-Nitrosodimethylamine}; Replace level 3 with Calibration sample Feb1806.D for compounds {Terphenyl-d14, 2,4,6-Tribromophenol, 2-Fluorobiphenyl, Nitrobenzene-d5, Phenol-d5, 2-Fluorophenol, Benzo(g,h,i)perylene, Dibenzo(a,h)anthracene, Indeno(1,2,3-c,d)pyrene, Benzo(a)pyrene, Benzo(k)fluoranthene, Benzo(b)fluoranthene, Di-n-octyl Phthalate, bis(2-ethylhexyl)Phthalate, 3,3-Dichlorobenzidine, Chrysene, Benzo(a)Anthracene, Butylbenzylphthalate, Pyrene, Benzidine, Fluoranthene, Di-n-Butylphthalate, Triallate, Anthracene, Phenanthrene, Pentachlorophenol, Hexachlorobenzene, 4-Bromophenylphenylether, Azobenzene, N-nitrosodiphenylamine, 4,6-Dinitro-2-methylphenol, 4-Nitroaniline, Diethylphthalate, 4-Chlorophenylphenylether, Fluorene, 2,4-				

Audit Trail report

Name	User	Time	Action	Reason	Comment	Succeed	Exception
			Dinitrotoluene, 4-Nitrophenol, Dibenzofuran, 2,4-Dinitrophenol, 3-Nitroaniline, Acenaphthene, 2,6-Dinitrotoluene, Acenaphthylene, Dimethyl Phthalate, 2-Nitroaniline, 2-Chloronaphthalene, 2,4,5-Trichlorophenol, 2,4,6-Trichlorophenol, Hexachlorocyclopentadiene, 4-Chloro-2-Methylphenol, 1-Methylnaphthalene, 2-Methylnaphthalene, 4-Chloro-3-Methylphenol, Hexachlorobutadiene, p-Chloroaniline, 4-Chlorophenol, Naphthalene, 1,2,4-Trichlorobenzene, 2,4-Dichlorophenol, bis(-2-Chloroethoxy)Methane, 2,4-Dimethylphenol, 2-Nitrophenol, Isophorone, Nitrobenzene, N-nitroso-Di-n-propylamine, Hexachloroethane, 4Methylphenol/3Methylphenol, 2-Methylphenol, bis(2-chloroisopropyl)Ether, Benzyl Alcohol, 1,2-Dichlorobenzene, 1,4-Dichlorobenzene, 1,3-Dichlorobenzene, 2-Chlorophenol, bis(-2-Chloroethyl)Ether, Phenol, Aniline, Pyridine, Carbazole, Benzoic Acid, o-Terphenyl, N-Nitrosodimethylamine}; Replace level 4 with Calibration sample Feb1805.D for compounds {Terphenyl-d14, 2,4,6-Tribromophenol, 2-Fluorobiphenyl, Nitrobenzene-d5, Phenol-d5, 2-Fluorophenol, Benzo(g,h,i)perylene, Dibenzo(a,h)anthracene, Indeno(1,2,3-c,d)pyrene, Benzo(a)pyrene, Benzo(k)fluoranthene, Benzo(b)fluoranthene, Di-n-octyl Phthalate, bis(2-ethylhexyl)Phthalate, 3,3-Dichlorobenzidine, Chrysene, Benzo(a)Anthracene, Butylbenzylphthalate, Pyrene, Benzidine, Fluoranthene, Di-n-Butylphthalate, Triallate, Anthracene, Phenanthrene, Pentachlorophenol, Hexachlorobenzene, 4-Bromophenylphenylether, Azobenzene, N-nitrosodiphenylamine, 4,6-Dinitro-2-methylphenol, 4-Nitroaniline, Diethylphthalate, 4-Chlorophenylphenylether, Fluorene, 2,4-Dinitrotoluene, 4-Nitrophenol, Dibenzofuran, 2,4-Dinitrophenol, 3-Nitroaniline, Acenaphthene, 2,6-Dinitrotoluene, Acenaphthylene, Dimethyl Phthalate, 2-Nitroaniline, 2-Chloronaphthalene, 2,4,5-Trichlorophenol, 2,4,6-Trichlorophenol, Hexachlorocyclopentadiene, 4-Chloro-				

Audit Trail report

Name	User	Time	Action	Reason	Comment	Succeed	Exception
			2-Methylphenol, 1-Methylnaphthalene, 2-Methylnaphthalene, 4-Chloro-3- Methylphenol, Hexachlorobutadiene, p- Chloroaniline, 4-Chlorophenol, Naphthalene, 1,2,4-Trichlorobenzene, 2,4-Dichlorophenol, bis(-2- Chloroethoxy)Methane, 2,4- Dimethylphenol, 2-Nitrophenol, Isophorone, Nitrobenzene, N-nitroso- Di-n-propylamine, Hexachloroethane, 4Methylphenol/3Methylphenol, 2- Methylphenol, bis(2- chloroisopropyl)Ether, Benzyl Alcohol, 1,2-Dichlorobenzene, 1,4- Dichlorobenzene, 1,3-Dichlorobenzene, 2-Chlorophenol, bis(-2- Chloroethyl)Ether, Phenol, Aniline, Pyridine, Carbazole, Benzoic Acid, o- Terphenyl, N-Nitrosodimethylamine}; Replace level 5 with Calibration sample Feb1804.D for compounds {Terphenyl- d14, 2,4,6-Tribromophenol, 2- Fluorobiphenyl, Nitrobenzene-d5, Phenol-d5, 2-Fluorophenol, Benzo(g,h,i)perylene, Dibenzo(a,h)anthracene, Indeno(1,2,3-c,d)pyrene, Benzo(a)pyrene, Benzo(k)fluoranthene, Benzo(b)fluoranthene, Di-n-octyl Phthalate, bis(2-ethylhexyl)Phthalate, 3,3-Dichlorobenzidine, Chrysene, Benzo(a)Anthracene, Butylbenzylphthalate, Pyrene, Benzidine, Fluoranthene, Di-n- Butylphthalate, Triallate, Anthracene, Phenanthrene, Pentachlorophenol, Hexachlorobenzene, 4-Bromophenyl- phenylether, Azobenzene, N- nitrosodiphenylamine, 4,6-Dinitro-2- methylphenol, 4-Nitroaniline, Diethylphthalate, 4-Chlorophenyl- phenylether, Fluorene, 2,4- Dinitrotoluene, 4-Nitrophenol, Dibenzofuran, 2,4-Dinitrophenol, 3- Nitroaniline, Acenaphthene, 2,6- Dinitrotoluene, Acenaphthylene, Dimethyl Phthalate, 2-Nitroaniline, 2- Chloronaphthalene, 2,4,5- Trichlorophenol, 2,4,6-Trichlorophenol, Hexachlorocyclopentadiene, 4-Chloro- 2-Methylphenol, 1-Methylnaphthalene, 2-Methylnaphthalene, 4-Chloro-3- Methylphenol, Hexachlorobutadiene, p- Chloroaniline, 4-Chlorophenol, Naphthalene, 1,2,4-Trichlorobenzene, 2,4-Dichlorophenol, bis(-2- Chloroethoxy)Methane, 2,4- Dimethylphenol, 2-Nitrophenol,				

Audit Trail report

Name	User	Time	Action	Reason	Comment	Succeed	Exception
			Isophorone, Nitrobenzene, N-nitroso-Di-n-propylamine, Hexachloroethane, 4Methylphenol/3Methylphenol, 2-Methylphenol, bis(2-chloroisopropyl)Ether, Benzyl Alcohol, 1,2-Dichlorobenzene, 1,4-Dichlorobenzene, 1,3-Dichlorobenzene, 2-Chlorophenol, bis(-2-Chloroethyl)Ether, Phenol, Aniline, Pyridine, Carbazole, Benzoic Acid, o-Terphenyl, N-Nitrosodimethylamine}; Replace level 6 with Calibration sample Feb1803.D for compounds {Terphenyl-d14, 2,4,6-Tribromophenol, 2-Fluorobiphenyl, Nitrobenzene-d5, Phenol-d5, 2-Fluorophenol, Benzo(g,h,i)perylene, Dibenzo(a,h)anthracene, Indeno(1,2,3-c,d)pyrene, Benzo(a)pyrene, Benzo(k)fluoranthene, Benzo(b)fluoranthene, Di-n-octyl Phthalate, bis(2-ethylhexyl)Phthalate, 3,3-Dichlorobenzidine, Chrysene, Benzo(a)Anthracene, Butylbenzylphthalate, Pyrene, Benzidine, Fluoranthene, Di-n-Butylphthalate, Triallate, Anthracene, Phenanthrene, Pentachlorophenol, Hexachlorobenzene, 4-Bromophenylphenylether, Azobenzene, N-nitrosodiphenylamine, 4,6-Dinitro-2-methylphenol, 4-Nitroaniline, Diethylphthalate, 4-Chlorophenylphenylether, Fluorene, 2,4-Dinitrotoluene, 4-Nitrophenol, Dibenzofuran, 2,4-Dinitrophenol, 3-Nitroaniline, Acenaphthene, 2,6-Dinitrotoluene, Acenaphthylene, Dimethyl Phthalate, 2-Nitroaniline, 2-Chloronaphthalene, 2,4,5-Trichlorophenol, 2,4,6-Trichlorophenol, Hexachlorocyclopentadiene, 4-Chloro-2-Methylphenol, 1-Methylnaphthalene, 2-Methylnaphthalene, 4-Chloro-3-Methylphenol, Hexachlorobutadiene, p-Chloroaniline, 4-Chlorophenol, Naphthalene, 1,2,4-Trichlorobenzene, 2,4-Dichlorophenol, bis(-2-Chloroethoxy)Methane, 2,4-Dimethylphenol, 2-Nitrophenol, Isophorone, Nitrobenzene, N-nitroso-Di-n-propylamine, Hexachloroethane, 4Methylphenol/3Methylphenol, 2-Methylphenol, bis(2-chloroisopropyl)Ether, Benzyl Alcohol, 1,2-Dichlorobenzene, 1,4-Dichlorobenzene, 1,3-Dichlorobenzene, 2-Chlorophenol, bis(-2-				

Audit Trail report

Name	User	Time	Action	Reason	Comment	Succeed	Exception
			Chloroethyl)Ether, Phenol, Aniline, Pyridine, Carbazole, Benzoic Acid, o-Terphenyl, N-Nitrosodimethylamine}; Replace level 7 with Calibration sample Feb1802.D for compounds {Terphenyl-d14, 2,4,6-Tribromophenol, 2-Fluorobiphenyl, Nitrobenzene-d5, Phenol-d5, 2-Fluorophenol, Benzo(g,h,i)perylene, Dibenzo(a,h)anthracene, Indeno(1,2,3-c,d)pyrene, Benzo(a)pyrene, Benzo(k)fluoranthene, Benzo(b)fluoranthene, Di-n-octyl Phthalate, bis(2-ethylhexyl)Phthalate, 3,3-Dichlorobenzidine, Chrysene, Benzo(a)Anthracene, Butylbenzylphthalate, Pyrene, Benzidine, Fluoranthene, Di-n-Butylphthalate, Triallate, Anthracene, Phenanthrene, Pentachlorophenol, Hexachlorobenzene, 4-Bromophenylphenylether, Azobenzene, N-nitrosodiphenylamine, 4,6-Dinitro-2-methylphenol, 4-Nitroaniline, Diethylphthalate, 4-Chlorophenylphenylether, Fluorene, 2,4-Dinitrotoluene, 4-Nitrophenol, Dibenzofuran, 2,4-Dinitrophenol, 3-Nitroaniline, Acenaphthene, 2,6-Dinitrotoluene, Acenaphthylene, Dimethyl Phthalate, 2-Nitroaniline, 2-Chloronaphthalene, 2,4,5-Trichlorophenol, 2,4,6-Trichlorophenol, Hexachlorocyclopentadiene, 4-Chloro-2-Methylphenol, 1-Methylnaphthalene, 2-Methylnaphthalene, 4-Chloro-3-Methylphenol, Hexachlorobutadiene, p-Chloroaniline, 4-Chlorophenol, Naphthalene, 1,2,4-Trichlorobenzene, 2,4-Dichlorophenol, bis(-2-Chloroethoxy)Methane, 2,4-Dimethylphenol, 2-Nitrophenol, Isophorone, Nitrobenzene, N-nitroso-Di-n-propylamine, Hexachloroethane, 4Methylphenol/3Methylphenol, 2-Methylphenol, bis(2-chloroisopropyl)Ether, Benzyl Alcohol, 1,2-Dichlorobenzene, 1,4-Dichlorobenzene, 1,3-Dichlorobenzene, 2-Chlorophenol, bis(-2-Chloroethyl)Ether, Phenol, Aniline, Pyridine, Carbazole, Benzoic Acid, o-Terphenyl, N-Nitrosodimethylamine};				
CmdQuantitate	BL2000\sean	2/19/2022 1:06:39 PM	Quantitate all compounds in all samples			✓	

Audit Trail report

Name	User	Time	Action	Reason	Comment	Succeed	Exception
CmdSaveBatchTable	BL2000\sean	2/19/2022 1:06:54 PM	Save batch \\MASSHUNTER\Org\Data\SV5973N.I\sd021822\DoD BNA cal 1\QuantResults\021822 DoD BNA cal.batch.bin			✓	
GenerateReport	BL2000\sean	2/19/2022 1:07:27 PM	Generates report - Method: \\MASSHUNTER\Org\reports\LevelIV_Reports\Calibration\01_Init_Cal+Gen_Calibration+Gen_ResultsSummary.m, Output Path: \\MASSHUNTER\Org\Data\SV5973N.I\sd021822\DoD BNA cal 1\QuantReports\021822 DoD BNA cal				Agilent.MassSpectrometry.DataAnalysis.Quantitative.ApplicationCommandCancelledException: Generating report(s) was canceled by user. at Agilent.MassSpectrometry.DataAnalysis.Quantitative.GenerateReport.RunReportMethod(ICollection compliance, String user, String batchFolder, String batchFile, String method, String outputPath, String applicationType, String cancelEventName, Int16[] samples, Int16[] compounds, String logonXml, Action `1 progress) at Agilent.MassSpectrometry.DataAnalysis.Quantitative.GenerateReport.Do() at Agilent.MassSpectrometry.CommandModel.CommandHistory.Invoke(ICollection cmd) at Agilent.MassSpectrometry.DataAnalysis.Quantitative.AppCommandContext.Invoke(ICollection cmd)
CmdSetSampleAttribute	BL2000\sean	2/19/2022 1:07:36 PM	Set SampleApproved = True for sample Feb1801.D; previous value = False			✓	
CmdSetSampleAttribute	BL2000\sean	2/19/2022 1:07:37 PM	Set SampleApproved = True for sample Feb1802.D; previous value = False			✓	
CmdSetSampleAttribute	BL2000\sean	2/19/2022 1:07:38 PM	Set SampleApproved = True for sample Feb1803.D; previous value = False			✓	
CmdSetSampleAttribute	BL2000\sean	2/19/2022 1:07:39 PM	Set SampleApproved = True for sample Feb1804.D; previous value = False			✓	
CmdSetSampleAttribute	BL2000\sean	2/19/2022 1:07:40 PM	Set SampleApproved = True for sample Feb1805.D; previous value = False			✓	
CmdSetSampleAttribute	BL2000\sean	2/19/2022 1:07:40 PM	Set SampleApproved = True for sample Feb1806.D; previous value = False			✓	
CmdSetSampleAttribute	BL2000\sean	2/19/2022 1:07:41 PM	Set SampleApproved = True for sample Feb1807.D; previous value = False			✓	
CmdSetSampleAttribute	BL2000\sean	2/19/2022 1:07:42 PM	Set SampleApproved = True for sample Feb1808.D; previous value = False			✓	

Audit Trail report

Name	User	Time	Action	Reason	Comment	Succeed	Exception
CmdSetSampleAttribute	BL2000\sean	2/19/2022 1:07:43 PM	Set SampleApproved = True for sample Feb1809.D; previous value = False			✓	
CmdQuantitate	BL2000\sean	2/19/2022 1:08:03 PM	Quantitate all compounds in all samples			✓	
CmdSaveBatchTable	BL2000\sean	2/19/2022 1:08:11 PM	Save batch \\MASSHUNTER\Org\Data\SV5973N.I\sd021822\DoD BNA cal 1\QuantResults\021822 DoD BNA cal.batch.bin			✓	
GenerateReport	BL2000\sean	2/19/2022 1:09:47 PM	Generates report - Method: \\MASSHUNTER\Org\reports\LevelIV_Reports\Calibration\01_Init_Cal+Gen_Calibration+Gen_ResultsSummary.m, Output Path: \\MASSHUNTER\Org\Data\SV5973N.I\sd021822\DoD BNA cal 1\QuantReports\021822 DoD BNA cal			✓	
CmdSaveBatchTable	BL2000\sean	2/19/2022 1:10:13 PM	Save batch \\MASSHUNTER\Org\Data\SV5973N.I\sd021822\DoD BNA cal 1\QuantResults\021822 DoD BNA cal.batch.bin			✓	
CmdImportSamplesFromWorklist	BL2000\sean	2/19/2022 1:18:14 PM	Add samples from worklist: \\MASSHUNTER\Org\Data\SV5973N.I\sd021822\DoD BNA cal 1\Feb1810.D			✓	
CmdQuantitate	BL2000\sean	2/19/2022 1:18:51 PM	Quantitate all compounds in all samples			✓	
CmdZeroOutPeak	BL2000\sean	2/19/2022 1:19:19 PM	Zero out primary peak of compound 2,6-Dinitrotoluene in sample Feb1810.D			✓	
CmdZeroOutPeak	BL2000\sean	2/19/2022 1:19:21 PM	Zero out primary peak of compound Dimethyl Phthalate in sample Feb1810.D			✓	
CmdZeroOutPeak	BL2000\sean	2/19/2022 1:19:23 PM	Zero out primary peak of compound bis(-2-Chloroethyl)Ether in sample Feb1810.D			✓	
CmdZeroOutPeak	BL2000\sean	2/19/2022 1:19:24 PM	Zero out primary peak of compound Phenol in sample Feb1810.D			✓	
CmdZeroOutPeak	BL2000\sean	2/19/2022 1:19:26 PM	Zero out primary peak of compound 4-Chlorophenol in sample Feb1810.D			✓	
CmdZeroOutPeak	BL2000\sean	2/19/2022 1:19:26 PM	Zero out primary peak of compound bis(-2-Chloroethoxy)Methane in sample Feb1810.D			✓	
CmdZeroOutPeak	BL2000\sean	2/19/2022 1:19:27 PM	Zero out primary peak of compound bis(-2-Chloroethoxy)Methane in sample Feb1810.D			✓	
CmdZeroOutPeak	BL2000\sean	2/19/2022 1:19:29 PM	Zero out primary peak of compound Naphthalene in sample Feb1810.D			✓	
CmdSetTargetCompoundAttribute	BL2000\sean	2/19/2022 1:19:31 PM	Set UserAnnotation = INT for compound Naphthalene in sample Feb1810.D; previous value =			✓	

Audit Trail report

Name	User	Time	Action	Reason	Comment	Succeed	Exception
CmdSetTargetCompoundAttribute	BL2000\sean	2/19/2022 1:19:34 PM	Set UserAnnotation = INT for compound bis(-2-Chloroethoxy)Methane in sample Feb1810.D; previous value =			✓	
CmdSetTargetCompoundAttribute	BL2000\sean	2/19/2022 1:19:36 PM	Set UserAnnotation = INT for compound 4-Chlorophenol in sample Feb1810.D; previous value =			✓	
CmdSetTargetCompoundAttribute	BL2000\sean	2/19/2022 1:19:38 PM	Set UserAnnotation = INT for compound Phenol in sample Feb1810.D; previous value =			✓	
CmdSetTargetCompoundAttribute	BL2000\sean	2/19/2022 1:19:41 PM	Set UserAnnotation = INT for compound bis(-2-Chloroethyl)Ether in sample Feb1810.D; previous value =			✓	
CmdSetTargetCompoundAttribute	BL2000\sean	2/19/2022 1:19:43 PM	Set UserAnnotation = INT for compound Dimethyl Phthalate in sample Feb1810.D; previous value =			✓	
CmdSetTargetCompoundAttribute	BL2000\sean	2/19/2022 1:19:46 PM	Set UserAnnotation = INT for compound 2,6-Dinitrotoluene in sample Feb1810.D; previous value =			✓	
CmdSaveBatchTable	BL2000\sean	2/19/2022 1:19:50 PM	Save batch \\MASSHUNTER\Org\Data\SV5973N.I\sd021822\DoD BNA cal 1\QuantResults\021822 DoD BNA cal.batch.bin			✓	
CmdSaveBatchTable	BL2000\sean	2/19/2022 1:20:31 PM	Save batch \\MASSHUNTER\Org\Data\SV5973N.I\sd021822\DoD BNA cal 1\QuantResults\021822 DoD BNA cal.batch.bin			✓	
CmdOpenBatchTable	BL2000\sean	2/20/2022 7:38:44 AM	Open batch \\MASSHUNTER\Org\Data\SV5973N.I\sd021822\DoD BNA cal 1\021822 DoD BNA cal.batch.bin			✓	

Audit Trail report

Name	User	Time	Action	Reason	Comment	Succeed	Exception
CmdImportSamplesFromWorklist	BL2000\sean	2/20/2022 7:41:49 AM	Add samples from worklist: \\MASSHUNTER\Org\Data\SV5973N.I\sd021822\DoD BNA cal 1\Feb1825.D, \\MASSHUNTER\Org\Data\SV5973N.I\sd021822\DoD BNA cal 1\Feb1824.D, \\MASSHUNTER\Org\Data\SV5973N.I\sd021822\DoD BNA cal 1\Feb1823.D, \\MASSHUNTER\Org\Data\SV5973N.I\sd021822\DoD BNA cal 1\Feb1822.D, \\MASSHUNTER\Org\Data\SV5973N.I\sd021822\DoD BNA cal 1\Feb1821.D, \\MASSHUNTER\Org\Data\SV5973N.I\sd021822\DoD BNA cal 1\Feb1820.D, \\MASSHUNTER\Org\Data\SV5973N.I\sd021822\DoD BNA cal 1\Feb1819.D, \\MASSHUNTER\Org\Data\SV5973N.I\sd021822\DoD BNA cal 1\Feb1818.D, \\MASSHUNTER\Org\Data\SV5973N.I\sd021822\DoD BNA cal 1\Feb1817.D, \\MASSHUNTER\Org\Data\SV5973N.I\sd021822\DoD BNA cal 1\Feb1816.D, \\MASSHUNTER\Org\Data\SV5973N.I\sd021822\DoD BNA cal 1\Feb1815.D, \\MASSHUNTER\Org\Data\SV5973N.I\sd021822\DoD BNA cal 1\Feb1814.D, \\MASSHUNTER\Org\Data\SV5973N.I\sd021822\DoD BNA cal 1\Feb1813.D, \\MASSHUNTER\Org\Data\SV5973N.I\sd021822\DoD BNA cal 1\Feb1812.D, \\MASSHUNTER\Org\Data\SV5973N.I\sd021822\DoD BNA cal 1\Feb1811.D			✓	
CmdSetSampleAttribute	BL2000\sean	2/20/2022 7:52:04 AM	Set SampleType = Blank for sample Feb1812.D; previous value = Sample			✓	
CmdSetSampleAttribute	BL2000\sean	2/20/2022 7:52:30 AM	Set SampleInformation = MatrixA for sample Feb1813.D; previous value =			✓	
CmdSetSampleAttribute	BL2000\sean	2/20/2022 7:52:35 AM	Set SampleInformation = MatrixA for sample Feb1814.D; previous value =			✓	
CmdSetSampleAttribute	BL2000\sean	2/20/2022 7:52:36 AM	Set SampleInformation = MatrixA for sample Feb1816.D; previous value =			✓	
CmdSetSampleAttribute	BL2000\sean	2/20/2022 7:52:37 AM	Set SampleInformation = MatrixA for sample Feb1817.D; previous value =			✓	
CmdSetSampleAttribute	BL2000\sean	2/20/2022 7:52:38 AM	Set SampleInformation = MatrixA for sample Feb1823.D; previous value =			✓	
CmdSetSampleAttribute	BL2000\sean	2/20/2022 7:52:41 AM	Set MatrixSpikeGroup = B22020415-017C for sample Feb1822.D; previous value =			✓	
CmdSetSampleAttribute	BL2000\sean	2/20/2022 7:52:42 AM	Set MatrixSpikeGroup = B22020415-017C for sample Feb1823.D; previous value =			✓	
CmdSetSampleAttribute	BL2000\sean	2/20/2022 7:52:44 AM	Set MatrixSpikeGroup = MB-163724 for sample Feb1815.D; previous value =			✓	
CmdSetSampleAttribute	BL2000\sean	2/20/2022 7:52:46 AM	Set MatrixSpikeGroup = MB-163724 for sample Feb1816.D; previous value =			✓	

Audit Trail report

Name	User	Time	Action	Reason	Comment	Succeed	Exception
CmdSetSampleAttribute	BL2000\sean	2/20/2022 7:52:46 AM	Set MatrixSpikeGroup = MB-163724 for sample Feb1817.D; previous value =			✓	
CmdSetSampleAttribute	BL2000\sean	2/20/2022 7:52:48 AM	Set MatrixSpikeGroup = MB-163621 for sample Feb1812.D; previous value =			✓	
CmdSetSampleAttribute	BL2000\sean	2/20/2022 7:52:49 AM	Set MatrixSpikeGroup = MB-163621 for sample Feb1813.D; previous value =			✓	
CmdSetSampleAttribute	BL2000\sean	2/20/2022 7:52:50 AM	Set MatrixSpikeGroup = MB-163621 for sample Feb1814.D; previous value =			✓	
CmdSetSampleAttribute	BL2000\sean	2/20/2022 7:53:09 AM	Set SampleType = Matrix for sample Feb1813.D; previous value = Sample			✓	
CmdSetSampleAttribute	BL2000\sean	2/20/2022 7:53:20 AM	Set SampleType = MatrixDup for sample Feb1814.D; previous value = Sample			✓	
CmdSetSampleAttribute	BL2000\sean	2/20/2022 7:53:38 AM	Set SampleType = Blank for sample Feb1815.D; previous value = Sample			✓	
CmdSetSampleAttribute	BL2000\sean	2/20/2022 7:53:51 AM	Set SampleType = Matrix for sample Feb1816.D; previous value = Sample			✓	
CmdSetSampleAttribute	BL2000\sean	2/20/2022 7:54:05 AM	Set SampleType = MatrixDup for sample Feb1817.D; previous value = Sample			✓	
CmdSetSampleAttribute	BL2000\sean	2/20/2022 7:54:21 AM	Set SampleType = Matrix for sample Feb1823.D; previous value = Sample			✓	
CmdSetSampleAttribute	BL2000\sean	2/20/2022 7:54:36 AM	Set SampleType = CC for sample Feb1825.D; previous value = Sample			✓	
CmdQuantitate	BL2000\sean	2/20/2022 7:57:33 AM	Quantitate all compounds in all samples			✓	
CmdSetSampleAttribute	BL2000\sean	2/20/2022 7:59:22 AM	Set LevelName = CCV for sample Feb1825.D; previous value =			✓	
CmdSaveBatchTable	BL2000\sean	2/20/2022 7:59:34 AM	Save batch \\MASSHUNTER\Org\Data\SV5973N.I\sd021822\DoD BNA cal 1\QuantResults\021822 DoD BNA cal.batch.bin			✓	
CmdZeroOutPeak	BL2000\sean	2/20/2022 7:59:54 AM	Zero out primary peak of compound 2,6-Dinitrotoluene in sample Feb1811.D			✓	
CmdSetTargetCompoundAttribute	BL2000\sean	2/20/2022 7:59:55 AM	Set UserAnnotation = INT for compound 2,6-Dinitrotoluene in sample Feb1811.D; previous value =			✓	
CmdZeroOutPeak	BL2000\sean	2/20/2022 7:59:57 AM	Zero out primary peak of compound Dimethyl Phthalate in sample Feb1811.D			✓	
CmdSetTargetCompoundAttribute	BL2000\sean	2/20/2022 7:59:58 AM	Set UserAnnotation = INT for compound Dimethyl Phthalate in sample Feb1811.D; previous value =			✓	
CmdZeroOutPeak	BL2000\sean	2/20/2022 8:00:00 AM	Zero out primary peak of compound 4-Chlorophenol in sample Feb1811.D			✓	

Audit Trail report

Name	User	Time	Action	Reason	Comment	Succeed	Exception
CmdSetTargetCompoundAttribute	BL2000\sean	2/20/2022 8:00:01 AM	Set UserAnnotation = INT for compound 4-Chlorophenol in sample Feb1811.D; previous value =			✓	
CmdZeroOutPeak	BL2000\sean	2/20/2022 8:00:13 AM	Zero out primary peak of compound 2,6-Dinitrotoluene in sample Feb1812.D			✓	
CmdSetTargetCompoundAttribute	BL2000\sean	2/20/2022 8:00:15 AM	Set UserAnnotation = INT for compound 2,6-Dinitrotoluene in sample Feb1812.D; previous value =			✓	
CmdZeroOutPeak	BL2000\sean	2/20/2022 8:00:17 AM	Zero out primary peak of compound N-nitroso-Di-n-propylamine in sample Feb1812.D			✓	
CmdZeroOutPeak	BL2000\sean	2/20/2022 8:00:20 AM	Zero out primary peak of compound Dimethyl Phthalate in sample Feb1812.D			✓	
CmdSetTargetCompoundAttribute	BL2000\sean	2/20/2022 8:00:20 AM	Set UserAnnotation = INT for compound Dimethyl Phthalate in sample Feb1812.D; previous value =			✓	
CmdZeroOutPeak	BL2000\sean	2/20/2022 8:00:23 AM	Zero out primary peak of compound Benzidine in sample Feb1812.D			✓	
CmdSetTargetCompoundAttribute	BL2000\sean	2/20/2022 8:00:24 AM	Set UserAnnotation = INT for compound Benzidine in sample Feb1812.D; previous value =			✓	
CmdZeroOutPeak	BL2000\sean	2/20/2022 8:00:25 AM	Zero out primary peak of compound 4,6-Dinitro-2-methylphenol in sample Feb1812.D			✓	
CmdSetTargetCompoundAttribute	BL2000\sean	2/20/2022 8:00:27 AM	Set UserAnnotation = INT for compound 4,6-Dinitro-2-methylphenol in sample Feb1812.D; previous value =			✓	
CmdZeroOutPeak	BL2000\sean	2/20/2022 8:00:29 AM	Zero out primary peak of compound bis(-2-Chloroethyl)Ether in sample Feb1812.D			✓	
CmdSetTargetCompoundAttribute	BL2000\sean	2/20/2022 8:00:30 AM	Set UserAnnotation = INT for compound bis(-2-Chloroethyl)Ether in sample Feb1812.D; previous value =			✓	
CmdZeroOutPeak	BL2000\sean	2/20/2022 8:00:32 AM	Zero out primary peak of compound 4-Chlorophenol in sample Feb1812.D			✓	
CmdSetTargetCompoundAttribute	BL2000\sean	2/20/2022 8:00:32 AM	Set UserAnnotation = INT for compound 4-Chlorophenol in sample Feb1812.D; previous value =			✓	
CmdManuallyIntegrateSplit	BL2000\sean	2/20/2022 8:01:06 AM	Split peak for compound Aniline in sample Feb1813.D and keep left peak, new integration is from x, y = 4.535, 606.796154690264 to 4.613, 757.465333843064 and new response = 801104, previous integration is from x, y = 4.535, 607 to 4.685, 896 and previous response = 1689695.			✓	
CmdSetTargetCompoundAttribute	BL2000\sean	2/20/2022 8:01:07 AM	Set UserAnnotation = CO for compound Aniline in sample Feb1813.D; previous value =			✓	

Audit Trail report

Name	User	Time	Action	Reason	Comment	Succeed	Exception
CmdManuallyIntegrateSplit	BL2000\sean	2/20/2022 8:01:10 AM	Split qualifier 66.0 of compound Aniline in sample Feb1813.D and keep left peak, new integration is from x, y = 4.540, 951.685658056772 to 4.593, 1023.40782819457 and new response = 273513, previous integration is from x, y = 4.540, 952 to 4.674, 1134 and previous response = 634511.			✓	
CmdManuallyIntegrateSplit	BL2000\sean	2/20/2022 8:01:16 AM	Split qualifier 66.0 of compound Phenol in sample Feb1813.D and keep right peak, new integration is from x, y = 4.593, 903.033382099744 to 4.674, 1010.10986432732 and new response = 361623, previous integration is from x, y = 4.531, 823 to 4.674, 1010 and previous response = 635547.			✓	
CmdManuallyIntegrateSplit	BL2000\sean	2/20/2022 8:01:20 AM	Split peak for compound bis(-2-Chloroethyl)Ether in sample Feb1813.D and keep left peak, new integration is from x, y = 4.593, 834.614087040505 to 4.674, 884.974547986752 and new response = 724305, previous integration is from x, y = 4.593, 835 to 4.715, 910 and previous response = 976468.			✓	
CmdSetTargetCompoundAttribute	BL2000\sean	2/20/2022 8:01:21 AM	Set UserAnnotation = CO for compound bis(-2-Chloroethyl)Ether in sample Feb1813.D; previous value =			✓	
CmdManuallyIntegrateApplyTargetRtToQualifier	BL2000\sean	2/20/2022 8:01:25 AM	Apply target integration range 4.593-4.674 to qualifier 64.0 for compound bis(-2-Chloroethyl)Ether in sample Feb1813.D, new integration is from x, y = 4.593, 1754 to 4.674, 3206 and new response = 63022; previous integration is from x, y = 4.664, 329 to 4.766, 387 and previous response = 324282.			✓	
CmdManuallyIntegrateDropBaseline	BL2000\sean	2/20/2022 8:01:26 AM	Drop baseline for qualifier 64.0 of compound bis(-2-Chloroethyl)Ether in sample Feb1813.D to y = 1754, new integration is from x, y = 4.593, 1754 to 4.674, 1754 and new response = 66580; previous integration is from x, y = 4.593, 1754 to 4.674, 3206 and previous response = 63022.			✓	
CmdManuallyIntegrateSplit	BL2000\sean	2/20/2022 8:01:35 AM	Split peak for compound 1,3-Dichlorobenzene in sample Feb1813.D and keep left peak, new integration is from x, y = 4.797, 0 to 4.879, 0 and new response = 1007455, previous integration is from x, y = 4.797, 0 to 5.134, 0 and previous response = 2976080.			✓	
CmdSetTargetCompoundAttribute	BL2000\sean	2/20/2022 8:01:37 AM	Set UserAnnotation = CO for compound 1,3-Dichlorobenzene in sample Feb1813.D; previous value =			✓	

Audit Trail report

Name	User	Time	Action	Reason	Comment	Succeed	Exception
CmdManuallyIntegrateSplit	BL2000\sean	2/20/2022 8:01:39 AM	Split qualifier 148.0 of compound 1,3-Dichlorobenzene in sample Feb1813.D and keep left peak, new integration is from x, y = 4.797, 115.81862396934 to 4.879, 180.695910715798 and new response = 638263, previous integration is from x, y = 4.797, 116 to 4.981, 262 and previous response = 1269167.			✓	
CmdManuallyIntegrateApplyTargetRtToQualifier	BL2000\sean	2/20/2022 8:01:42 AM	Apply target integration range 4.797-4.879 to qualifier 111.0 for compound 1,3-Dichlorobenzene in sample Feb1813.D, new integration is from x, y = 4.797, 0 to 4.879, 1884 and new response = 365188; previously no peak.			✓	
CmdManuallyIntegrateSplit	BL2000\sean	2/20/2022 8:01:47 AM	Split peak for compound 1,4-Dichlorobenzene in sample Feb1813.D and keep left peak, new integration is from x, y = 4.797, 188.287294062999 to 4.879, 276.215458606094 and new response = 1006318, previous integration is from x, y = 4.797, 188 to 5.134, 553 and previous response = 2967503.			✓	
CmdClearManualIntegration	BL2000\sean	2/20/2022 8:01:50 AM	Clear manual integration of target signal for compound 1,4-Dichlorobenzene in sample Feb1813.D			✓	
CmdManuallyIntegrateSplit	BL2000\sean	2/20/2022 8:01:52 AM	Split peak for compound 1,4-Dichlorobenzene in sample Feb1813.D and keep right peak, new integration is from x, y = 4.879, 276.215458606094 to 5.134, 552.663358307061 and new response = 1962276, previous integration is from x, y = 4.797, 188 to 5.134, 553 and previous response = 2967503.			✓	
CmdManuallyIntegrateSplit	BL2000\sean	2/20/2022 8:01:54 AM	Split peak for compound 1,4-Dichlorobenzene in sample Feb1813.D and keep left peak, new integration is from x, y = 4.879, 276.215458606094 to 5.032, 442.084198426674 and new response = 995784, previous integration is from x, y = 4.879, 276 to 5.134, 553 and previous response = 1962276.			✓	
CmdSetTargetCompoundAttribute	BL2000\sean	2/20/2022 8:01:57 AM	Set UserAnnotation = CO for compound 1,4-Dichlorobenzene in sample Feb1813.D; previous value =			✓	

Audit Trail report

Name	User	Time	Action	Reason	Comment	Succeed	Exception
CmdManuallyIntegrateSplit	BL2000\sean	2/20/2022 8:01:59 AM	Split qualifier 148.0 of compound 1,4-Dichlorobenzene in sample Feb1813.D and keep right peak, new integration is from x, y = 4.879, 109.37291358533 to 4.981, 172.682693744633 and new response = 632269, previous integration is from x, y = 4.797, 59 to 4.981, 173 and previous response = 1269939.			✓	
CmdManuallyIntegrateApplyTargetRtToQualifier	BL2000\sean	2/20/2022 8:02:02 AM	Apply target integration range 4.879-5.032 to qualifier 111.0 for compound 1,4-Dichlorobenzene in sample Feb1813.D, new integration is from x, y = 4.879, 1884 to 5.032, 811 and new response = 349186; previously no peak.			✓	
CmdManuallyIntegrateSplit	BL2000\sean	2/20/2022 8:02:07 AM	Split peak for compound 1,2-Dichlorobenzene in sample Feb1813.D and keep right peak, new integration is from x, y = 4.879, 89.9445015250027 to 5.134, 254.781247475939 and new response = 1965984, previous integration is from x, y = 4.797, 37 to 5.134, 255 and previous response = 2971944.			✓	
CmdManuallyIntegrateSplit	BL2000\sean	2/20/2022 8:02:09 AM	Split peak for compound 1,2-Dichlorobenzene in sample Feb1813.D and keep right peak, new integration is from x, y = 5.032, 188.846549095564 to 5.134, 254.781247475939 and new response = 968181, previous integration is from x, y = 4.879, 90 to 5.134, 255 and previous response = 1965984.			✓	
CmdSetTargetCompoundAttribute	BL2000\sean	2/20/2022 8:02:10 AM	Set UserAnnotation = CO for compound 1,2-Dichlorobenzene in sample Feb1813.D; previous value =			✓	
CmdManuallyIntegrateSplit	BL2000\sean	2/20/2022 8:02:13 AM	Split qualifier 1 of compound 41 in sample 12, keep right peak.			✓	
CmdManuallyIntegrateApplyTargetRtToQualifier	BL2000\sean	2/20/2022 8:02:17 AM	Apply target integration range 5.032-5.134 to qualifier 111.0 for compound 1,2-Dichlorobenzene in sample Feb1813.D, new integration is from x, y = 5.032, 811 to 5.134, 1746 and new response = 359123; previously no peak.			✓	
CmdManuallyIntegrateDropBaseline	BL2000\sean	2/20/2022 8:02:19 AM	Drop baseline for qualifier 111.0 of compound 1,2-Dichlorobenzene in sample Feb1813.D to y = 811, new integration is from x, y = 5.032, 811 to 5.134, 811 and new response = 361987; previous integration is from x, y = 5.032, 811 to 5.134, 1746 and previous response = 359123.			✓	

Audit Trail report

Name	User	Time	Action	Reason	Comment	Succeed	Exception
CmdManuallyIntegrateApplyTargetRtToQualifier	BL2000\sean	2/20/2022 8:02:24 AM	Apply target integration range 5.042-5.216 to qualifier 107.0 for compound Benzyl Alcohol in sample Feb1813.D, new integration is from x, y = 5.042, 640 to 5.216, 2454 and new response = 265234; previously no peak.			✓	
CmdManuallyIntegrateDropBaseline	BL2000\sean	2/20/2022 8:02:25 AM	Drop baseline for qualifier 107.0 of compound Benzyl Alcohol in sample Feb1813.D to y = 640, new integration is from x, y = 5.042, 640 to 5.216, 640 and new response = 274683; previous integration is from x, y = 5.042, 640 to 5.216, 2454 and previous response = 265234.			✓	
CmdManuallyIntegrateApplyTargetRtToQualifier	BL2000\sean	2/20/2022 8:02:47 AM	Apply target integration range 6.372-6.475 to qualifier 128.0 for compound 4-Chlorophenol in sample Feb1813.D, new integration is from x, y = 6.372, 14083 to 6.475, 10666 and new response = 610983; previous integration is from x, y = 6.290, 558 to 6.393, 673 and previous response = 2247543.			✓	
CmdManuallyIntegrateDropBaseline	BL2000\sean	2/20/2022 8:02:47 AM	Drop baseline for qualifier 128.0 of compound 4-Chlorophenol in sample Feb1813.D to y = 10666, new integration is from x, y = 6.372, 10666 to 6.475, 10666 and new response = 621511; previous integration is from x, y = 6.372, 14083 to 6.475, 10666 and previous response = 610983.			✓	
CmdManuallyIntegrateApplyTargetRtToQualifier	BL2000\sean	2/20/2022 8:02:54 AM	Apply target integration range 6.393-6.506 to qualifier 129.0 for compound p-Chloroaniline in sample Feb1813.D, new integration is from x, y = 6.393, 1242 to 6.506, 3478 and new response = 283123; previous integration is from x, y = 6.290, 276 to 6.393, 346 and previous response = 253494.			✓	
CmdManuallyIntegrateDropBaseline	BL2000\sean	2/20/2022 8:02:55 AM	Drop baseline for qualifier 129.0 of compound p-Chloroaniline in sample Feb1813.D to y = 1242, new integration is from x, y = 6.393, 1242 to 6.506, 1242 and new response = 290701; previous integration is from x, y = 6.393, 1242 to 6.506, 3478 and previous response = 283123.			✓	
CmdManuallyIntegrateSplit	BL2000\sean	2/20/2022 8:02:57 AM	Split qualifier 129.0 of compound p-Chloroaniline in sample Feb1813.D and keep left peak, new integration is from x, y = 6.393, 1242 to 6.506, 1242 and new response = 290701, previous integration is from x, y = 6.393, 1242 to 6.506, 1242 and previous response = 290701.			✓	

Audit Trail report

Name	User	Time	Action	Reason	Comment	Succeed	Exception
CmdManuallyIntegrateSplit	BL2000\sean	2/20/2022 8:03:06 AM	Split peak for compound 4-Chloro-3-Methylphenol in sample Feb1813.D and keep right peak, new integration is from x, y = 7.050, 983.099394601591 to 7.132, 1174.52600714013 and new response = 603491, previous integration is from x, y = 6.907, 650 to 7.132, 1175 and previous response = 1191595.			✓	
CmdSetTargetCompoundAttribute	BL2000\sean	2/20/2022 8:03:07 AM	Set UserAnnotation = CO for compound 4-Chloro-3-Methylphenol in sample Feb1813.D; previous value =			✓	
CmdManuallyIntegrateSplit	BL2000\sean	2/20/2022 8:03:09 AM	Split qualifier 144.0 of compound 4-Chloro-3-Methylphenol in sample Feb1813.D and keep right peak, new integration is from x, y = 7.050, 0 to 7.194, 0 and new response = 178574, previous integration is from x, y = 6.906, 0 to 7.194, 0 and previous response = 327018.			✓	
CmdManuallyIntegrateSplit	BL2000\sean	2/20/2022 8:03:10 AM	Split qualifier 144.0 of compound 4-Chloro-3-Methylphenol in sample Feb1813.D and keep left peak, new integration is from x, y = 7.050, 0 to 7.122, 0 and new response = 161005, previous integration is from x, y = 7.050, 0 to 7.194, 0 and previous response = 178574.			✓	
CmdManuallyIntegrateSplit	BL2000\sean	2/20/2022 8:03:16 AM	Split peak for compound 1-Methylnaphthalene in sample Feb1813.D and keep left peak, new integration is from x, y = 7.235, 1317.4532733854 to 7.307, 1339.24163762859 and new response = 1135357, previous integration is from x, y = 7.235, 1317 to 7.389, 1364 and previous response = 1187236.			✓	
CmdSetTargetCompoundAttribute	BL2000\sean	2/20/2022 8:03:17 AM	Set UserAnnotation = CO for compound 1-Methylnaphthalene in sample Feb1813.D; previous value =			✓	
CmdManuallyIntegrateSplit	BL2000\sean	2/20/2022 8:03:23 AM	Split peak for compound 4-Chloro-2-Methylphenol in sample Feb1813.D and keep left peak, new integration is from x, y = 6.909, 932.381651065141 to 7.050, 1425.13973837322 and new response = 585421, previous integration is from x, y = 6.909, 932 to 7.132, 1712 and previous response = 1186260.			✓	
CmdSetTargetCompoundAttribute	BL2000\sean	2/20/2022 8:03:24 AM	Set UserAnnotation = CO for compound 4-Chloro-2-Methylphenol in sample Feb1813.D; previous value =			✓	

Audit Trail report

Name	User	Time	Action	Reason	Comment	Succeed	Exception
CmdManuallyIntegrateSplit	BL2000\sean	2/20/2022 8:03:26 AM	Split qualifier 144.0 of compound 4-Chloro-2-Methylphenol in sample Feb1813.D and keep left peak, new integration is from x, y = 6.906, 0 to 7.050, 0 and new response = 148444, previous integration is from x, y = 6.906, 0 to 7.194, 0 and previous response = 327018.			✓	
CmdManuallyIntegrateApplyTargetRtToQualifier	BL2000\sean	2/20/2022 8:03:44 AM	Apply target integration range 8.497-8.650 to qualifier 154.0 for compound 2,4-Dinitrophenol in sample Feb1813.D, new integration is from x, y = 8.497, 4420 to 8.650, 2408 and new response = 57466; previous integration is from x, y = 8.384, 873 to 8.486, 901 and previous response = 1377205.			✓	
CmdManuallyIntegrateDropBaseline	BL2000\sean	2/20/2022 8:03:46 AM	Drop baseline for qualifier 154.0 of compound 2,4-Dinitrophenol in sample Feb1813.D to y = 2408, new integration is from x, y = 8.497, 2408 to 8.650, 2408 and new response = 66728; previous integration is from x, y = 8.497, 4420 to 8.650, 2408 and previous response = 57466.			✓	
CmdManuallyIntegrateApplyTargetRtToQualifier	BL2000\sean	2/20/2022 8:03:52 AM	Apply target integration range 8.681-8.834 to qualifier 139.0 for compound 4-Nitrophenol in sample Feb1813.D, new integration is from x, y = 8.681, 2824 to 8.834, 1506 and new response = 64316; previous integration is from x, y = 8.589, 350 to 8.681, 470 and previous response = 898148.			✓	
CmdManuallyIntegrateDropBaseline	BL2000\sean	2/20/2022 8:03:53 AM	Drop baseline for qualifier 139.0 of compound 4-Nitrophenol in sample Feb1813.D to y = 1506, new integration is from x, y = 8.681, 1506 to 8.834, 1506 and new response = 70384; previous integration is from x, y = 8.681, 2824 to 8.834, 1506 and previous response = 64316.			✓	
CmdManuallyIntegrateSplit	BL2000\sean	2/20/2022 8:03:58 AM	Split qualifier 63.0 of compound 2,4-Dinitrotoluene in sample Feb1813.D and keep right peak, new integration is from x, y = 8.650, 2020.87537035911 to 8.691, 1941.56512801654 and new response = 130775, previous integration is from x, y = 8.599, 2120 to 8.691, 1942 and previous response = 263818.			✓	

Audit Trail report

Name	User	Time	Action	Reason	Comment	Succeed	Exception
CmdManuallyIntegrateSplit	BL2000\sean	2/20/2022 8:04:03 AM	Split qualifier 167.0 of compound Fluorene in sample Feb1813.D and keep left peak, new integration is from x, y = 8.977, 0 to 9.100, 0 and new response = 240703, previous integration is from x, y = 8.977, 0 to 9.295, 0 and previous response = 680842.			✓	
CmdManuallyIntegrateApplyTargetRtToQualifier	BL2000\sean	2/20/2022 8:04:16 AM	Apply target integration range 9.131-9.213 to qualifier 121.0 for compound 4,6-Dinitro-2-methylphenol in sample Feb1813.D, new integration is from x, y = 9.131, 1304 to 9.213, 2651 and new response = 76081; previous integration is from x, y = 8.978, 1295 to 9.058, 1214 and previous response = 86170.			✓	
CmdManuallyIntegrateDropBaseline	BL2000\sean	2/20/2022 8:04:17 AM	Drop baseline for qualifier 121.0 of compound 4,6-Dinitro-2-methylphenol in sample Feb1813.D to y = 1304, new integration is from x, y = 9.131, 1304 to 9.213, 1304 and new response = 79388; previous integration is from x, y = 9.131, 1304 to 9.213, 2651 and previous response = 76081.			✓	
CmdManuallyIntegrateApplyTargetRtToQualifier	BL2000\sean	2/20/2022 8:04:28 AM	Apply target integration range 9.938-10.039 to qualifier 267.9 for compound Pentachlorophenol in sample Feb1813.D, new integration is from x, y = 9.938, 0 to 10.039, 1138 and new response = 158899; previous integration is from x, y = 10.282, 0 to 10.373, 0 and previous response = 132424.			✓	
CmdManuallyIntegrateDropBaseline	BL2000\sean	2/20/2022 8:04:29 AM	Drop baseline for qualifier 267.9 of compound Pentachlorophenol in sample Feb1813.D to y = 0, new integration is from x, y = 9.938, 0 to 10.039, 0 and new response = 162357; previous integration is from x, y = 9.938, 0 to 10.039, 1138 and previous response = 158899.			✓	
CmdManuallyIntegratePeak	BL2000\sean	2/20/2022 8:04:35 AM	Manually integrate compound Anthracene in sample Feb1813.D, from x, y = 10.140, 904559 to 10.292, 1056470, result = -3801056; previous integration is from x, y = 10.151, 351 to 10.221, 494 and previous response = 2693883.			✓	

Audit Trail report

Name	User	Time	Action	Reason	Comment	Succeed	Exception
CmdManuallyIntegrateSnapBaseline	BL2000\sean	2/20/2022 8:04:36 AM	Snap baseline for compound Anthracene in sample Feb1813.D, from x = 10.140 to x = 10.292, new integration is from x, y = 10.140, 554 to 10.292, 10965 and new response = 5083836; previous integration is from x, y = 10.140, 904559 to 10.292, 1056470 and previous response = -3801056.			✓	
CmdManuallyIntegrateDropBaseline	BL2000\sean	2/20/2022 8:04:37 AM	Drop baseline for compound Anthracene in sample Feb1813.D to y = 554, new integration is from x, y = 10.140, 554 to 10.292, 554 and new response = 5131284; previous integration is from x, y = 10.140, 554 to 10.292, 10965 and previous response = 5083836.			✓	
CmdManuallyIntegrateSplit	BL2000\sean	2/20/2022 8:04:38 AM	Split peak for compound Anthracene in sample Feb1813.D and keep right peak, new integration is from x, y = 10.221, 554 to 10.292, 554 and new response = 2437792, previous integration is from x, y = 10.140, 554 to 10.292, 554 and previous response = 5131284.			✓	
CmdSetTargetCompoundAttribute	BL2000\sean	2/20/2022 8:04:40 AM	Set UserAnnotation = CO for compound Anthracene in sample Feb1813.D; previous value =			✓	
CmdManuallyIntegrateApplyTargetRtToQualifier	BL2000\sean	2/20/2022 8:04:42 AM	Apply target integration range 10.221-10.292 to qualifier 176.0 for compound Anthracene in sample Feb1813.D, new integration is from x, y = 10.221, 1798 to 10.292, 1638 and new response = 438142; previously no peak.			✓	
CmdManuallyIntegrateDropBaseline	BL2000\sean	2/20/2022 8:04:43 AM	Drop baseline for qualifier 176.0 of compound Anthracene in sample Feb1813.D to y = 1638, new integration is from x, y = 10.221, 1638 to 10.292, 1638 and new response = 438482; previous integration is from x, y = 10.221, 1798 to 10.292, 1638 and previous response = 438142.			✓	
CmdSaveBatchTable	BL2000\sean	2/20/2022 8:06:46 AM	Save batch \\MASSHUNTER\Org\Data\SV5973N.I\sd021822\DoD BNA cal 1\QuantResults\021822 DoD BNA cal.batch.bin			✓	
CmdManuallyIntegrateApplyTargetRtToQualifier	BL2000\sean	2/20/2022 8:06:56 AM	Apply target integration range 6.126-6.270 to qualifier 122.0 for compound Benzoic Acid in sample Feb1814.D, new integration is from x, y = 6.126, 4646 to 6.270, 1985 and new response = 66267; previously no peak.			✓	

Audit Trail report

Name	User	Time	Action	Reason	Comment	Succeed	Exception
CmdManuallyIntegrateDropBaseline	BL2000\sean	2/20/2022 8:06:57 AM	Drop baseline for qualifier 122.0 of compound Benzoic Acid in sample Feb1814.D to y = 1985, new integration is from x, y = 6.126, 1985 to 6.270, 1985 and new response = 77779; previous integration is from x, y = 6.126, 4646 to 6.270, 1985 and previous response = 66267.			✓	
CmdManuallyIntegrateApplyTargetRtToQualifier	BL2000\sean	2/20/2022 8:07:01 AM	Apply target integration range 6.126-6.270 to qualifier 77.0 for compound Benzoic Acid in sample Feb1814.D, new integration is from x, y = 6.126, 3087 to 6.270, 3207 and new response = 69023; previously no peak.			✓	
CmdManuallyIntegrateDropBaseline	BL2000\sean	2/20/2022 8:07:02 AM	Drop baseline for qualifier 77.0 of compound Benzoic Acid in sample Feb1814.D to y = 3087, new integration is from x, y = 6.126, 3087 to 6.270, 3087 and new response = 69539; previous integration is from x, y = 6.126, 3087 to 6.270, 3207 and previous response = 69023.			✓	
CmdManuallyIntegrateSplit	BL2000\sean	2/20/2022 8:07:10 AM	Split peak for compound Aniline in sample Feb1814.D and keep left peak, new integration is from x, y = 4.537, 702.726103948613 to 4.613, 938.313359982366 and new response = 742767, previous integration is from x, y = 4.537, 703 to 4.685, 1158 and previous response = 1641221.			✓	
CmdSetTargetCompoundAttribute	BL2000\sean	2/20/2022 8:07:11 AM	Set UserAnnotation = CO for compound Aniline in sample Feb1814.D; previous value =			✓	
CmdManuallyIntegrateSplit	BL2000\sean	2/20/2022 8:07:13 AM	Split qualifier 66.0 of compound Aniline in sample Feb1814.D and keep left peak, new integration is from x, y = 4.537, 910.01134887833 to 4.593, 986.310454345922 and new response = 245397, previous integration is from x, y = 4.537, 910 to 4.675, 1099 and previous response = 599990.			✓	
CmdManuallyIntegrateSplit	BL2000\sean	2/20/2022 8:07:18 AM	Split qualifier 66.0 of compound Phenol in sample Feb1814.D and keep right peak, new integration is from x, y = 4.593, 937.637495499408 to 4.675, 1058.16303218324 and new response = 354812, previous integration is from x, y = 4.536, 854 to 4.675, 1058 and previous response = 600365.			✓	

Audit Trail report

Name	User	Time	Action	Reason	Comment	Succeed	Exception
CmdManuallyIntegrateSplit	BL2000\sean	2/20/2022 8:07:21 AM	Split qualifier 64.0 of compound bis(-2-Chloroethyl)Ether in sample Feb1814.D and keep left peak, new integration is from x, y = 4.664, 393.187541259475 to 4.766, 470.84588117182 and new response = 312940, previous integration is from x, y = 4.664, 393 to 4.766, 471 and previous response = 312940.			✓	
CmdManuallyIntegrateSplit	BL2000\sean	2/20/2022 8:07:26 AM	Split peak for compound bis(-2-Chloroethyl)Ether in sample Feb1814.D and keep left peak, new integration is from x, y = 4.593, 821.0741919406 to 4.675, 903.580653052772 and new response = 716277, previous integration is from x, y = 4.593, 821 to 4.715, 945 and previous response = 951023.			✓	
CmdSetTargetCompoundAttribute	BL2000\sean	2/20/2022 8:07:27 AM	Set UserAnnotation = CO for compound bis(-2-Chloroethyl)Ether in sample Feb1814.D; previous value =			✓	
CmdManuallyIntegrateApplyTargetRtToQualifier	BL2000\sean	2/20/2022 8:07:29 AM	Apply target integration range 4.593-4.675 to qualifier 64.0 for compound bis(-2-Chloroethyl)Ether in sample Feb1814.D, new integration is from x, y = 4.593, 1740 to 4.675, 2297 and new response = 66226; previous integration is from x, y = 4.664, 393 to 4.766, 471 and previous response = 312940.			✓	
CmdManuallyIntegrateDropBaseline	BL2000\sean	2/20/2022 8:07:30 AM	Drop baseline for qualifier 64.0 of compound bis(-2-Chloroethyl)Ether in sample Feb1814.D to y = 1740, new integration is from x, y = 4.593, 1740 to 4.675, 1740 and new response = 67591; previous integration is from x, y = 4.593, 1740 to 4.675, 2297 and previous response = 66226.			✓	
CmdManuallyIntegrateSplit	BL2000\sean	2/20/2022 8:07:37 AM	Split peak for compound 1,3-Dichlorobenzene in sample Feb1814.D and keep left peak, new integration is from x, y = 4.797, 0 to 4.889, 0 and new response = 931738, previous integration is from x, y = 4.797, 0 to 5.134, 0 and previous response = 2773120.			✓	
CmdSetTargetCompoundAttribute	BL2000\sean	2/20/2022 8:07:40 AM	Set UserAnnotation = CO for compound 1,3-Dichlorobenzene in sample Feb1814.D; previous value =			✓	

Audit Trail report

Name	User	Time	Action	Reason	Comment	Succeed	Exception
CmdManuallyIntegrateApplyTargetRtToQualifier	BL2000\sean	2/20/2022 8:07:42 AM	Apply target integration range 4.797-4.889 to qualifier 148.0 for compound 1,3-Dichlorobenzene in sample Feb1814.D, new integration is from x, y = 4.797, 0 to 4.889, 3052 and new response = 586448; previous integration is from x, y = 4.799, 316 to 5.134, 1032 and previous response = 1761128.			✓	
CmdManuallyIntegrateApplyTargetRtToQualifier	BL2000\sean	2/20/2022 8:07:43 AM	Apply target integration range 4.797-4.889 to qualifier 111.0 for compound 1,3-Dichlorobenzene in sample Feb1814.D, new integration is from x, y = 4.797, 0 to 4.889, 7165 and new response = 324506; previous integration is from x, y = 4.797, 0 to 5.134, 0 and previous response = 1018852.			✓	
CmdManuallyIntegrateSplit	BL2000\sean	2/20/2022 8:07:48 AM	Split peak for compound 1,4-Dichlorobenzene in sample Feb1814.D and keep right peak, new integration is from x, y = 4.889, 0 to 5.134, 0 and new response = 1841382, previous integration is from x, y = 4.797, 0 to 5.134, 0 and previous response = 2773120.			✓	
CmdManuallyIntegrateSplit	BL2000\sean	2/20/2022 8:07:51 AM	Split peak for compound 1,4-Dichlorobenzene in sample Feb1814.D and keep left peak, new integration is from x, y = 4.889, 0 to 5.032, 0 and new response = 942538, previous integration is from x, y = 4.889, 0 to 5.134, 0 and previous response = 1841382.			✓	
CmdSetTargetCompoundAttribute	BL2000\sean	2/20/2022 8:07:52 AM	Set UserAnnotation = CO for compound 1,4-Dichlorobenzene in sample Feb1814.D; previous value =			✓	
CmdManuallyIntegrateApplyTargetRtToQualifier	BL2000\sean	2/20/2022 8:07:54 AM	Apply target integration range 4.889-5.032 to qualifier 148.0 for compound 1,4-Dichlorobenzene in sample Feb1814.D, new integration is from x, y = 4.889, 3052 to 5.032, 1727 and new response = 580212; previous integration is from x, y = 4.798, 160 to 5.134, 591 and previous response = 1767039.			✓	
CmdManuallyIntegrateApplyTargetRtToQualifier	BL2000\sean	2/20/2022 8:07:55 AM	Apply target integration range 4.889-5.032 to qualifier 111.0 for compound 1,4-Dichlorobenzene in sample Feb1814.D, new integration is from x, y = 4.889, 7165 to 5.032, 654 and new response = 302505; previous integration is from x, y = 4.797, 0 to 5.134, 0 and previous response = 1018852.			✓	

Audit Trail report

Name	User	Time	Action	Reason	Comment	Succeed	Exception
CmdManuallyIntegrateSplit	BL2000\sean	2/20/2022 8:08:01 AM	Split peak for compound 1,2-Dichlorobenzene in sample Feb1814.D and keep right peak, new integration is from x, y = 4.889, 124.684786635269 to 5.134, 293.674356780488 and new response = 1838305, previous integration is from x, y = 4.797, 61 to 5.134, 294 and previous response = 2768769.			✓	
CmdManuallyIntegrateSplit	BL2000\sean	2/20/2022 8:08:03 AM	Split peak for compound 1,2-Dichlorobenzene in sample Feb1814.D and keep right peak, new integration is from x, y = 5.032, 223.261078351855 to 5.134, 293.674356780488 and new response = 897260, previous integration is from x, y = 4.889, 125 to 5.134, 294 and previous response = 1838305.			✓	
CmdSetTargetCompoundAttribute	BL2000\sean	2/20/2022 8:08:04 AM	Set UserAnnotation = CO for compound 1,2-Dichlorobenzene in sample Feb1814.D; previous value =			✓	
CmdManuallyIntegrateApplyTargetRtToQualifier	BL2000\sean	2/20/2022 8:08:06 AM	Apply target integration range 5.032-5.134 to qualifier 148.0 for compound 1,2-Dichlorobenzene in sample Feb1814.D, new integration is from x, y = 5.032, 1727 to 5.134, 1507 and new response = 569650; previous integration is from x, y = 4.797, 4 to 5.134, 55 and previous response = 1773932.			✓	
CmdManuallyIntegrateApplyTargetRtToQualifier	BL2000\sean	2/20/2022 8:08:08 AM	Apply target integration range 5.032-5.134 to qualifier 111.0 for compound 1,2-Dichlorobenzene in sample Feb1814.D, new integration is from x, y = 5.032, 654 to 5.134, 863 and new response = 333895; previous integration is from x, y = 4.797, 0 to 5.134, 0 and previous response = 1018852.			✓	
CmdManuallyIntegrateApplyTargetRtToQualifier	BL2000\sean	2/20/2022 8:08:31 AM	Apply target integration range 6.393-6.475 to qualifier 128.0 for compound 4-Chlorophenol in sample Feb1814.D, new integration is from x, y = 6.393, 7168 to 6.475, 10141 and new response = 620404; previous integration is from x, y = 6.301, 631 to 6.393, 788 and previous response = 2242557.			✓	
CmdManuallyIntegrateDropBaseline	BL2000\sean	2/20/2022 8:08:32 AM	Drop baseline for qualifier 128.0 of compound 4-Chlorophenol in sample Feb1814.D to y = 7168, new integration is from x, y = 6.393, 7168 to 6.475, 7168 and new response = 627731; previous integration is from x, y = 6.393, 7168 to 6.475, 10141 and previous response = 620404.			✓	

Audit Trail report

Name	User	Time	Action	Reason	Comment	Succeed	Exception
CmdManuallyIntegrateApplyTargetRtToQualifier	BL2000\sean	2/20/2022 8:08:40 AM	Apply target integration range 6.393-6.506 to qualifier 129.0 for compound p-Chloroaniline in sample Feb1814.D, new integration is from x, y = 6.393, 1008 to 6.506, 2757 and new response = 274667; previous integration is from x, y = 6.290, 488 to 6.393, 523 and previous response = 250033.			✓	
CmdManuallyIntegrateDropBaseline	BL2000\sean	2/20/2022 8:08:41 AM	Drop baseline for qualifier 129.0 of compound p-Chloroaniline in sample Feb1814.D to y = 1008, new integration is from x, y = 6.393, 1008 to 6.506, 1008 and new response = 280595; previous integration is from x, y = 6.393, 1008 to 6.506, 2757 and previous response = 274667.			✓	
CmdManuallyIntegrateSplit	BL2000\sean	2/20/2022 8:08:49 AM	Split peak for compound 4-Chloro-3-Methylphenol in sample Feb1814.D and keep right peak, new integration is from x, y = 7.040, 926.337783185568 to 7.143, 1088.0539708203 and new response = 605670, previous integration is from x, y = 6.907, 717 to 7.143, 1088 and previous response = 1153180.			✓	
CmdSetTargetCompoundAttribute	BL2000\sean	2/20/2022 8:08:50 AM	Set UserAnnotation = CO for compound 4-Chloro-3-Methylphenol in sample Feb1814.D; previous value =			✓	
CmdManuallyIntegrateSplit	BL2000\sean	2/20/2022 8:08:52 AM	Split qualifier 144.0 of compound 4-Chloro-3-Methylphenol in sample Feb1814.D and keep right peak, new integration is from x, y = 7.050, 202.18595682137 to 7.122, 265.004263357048 and new response = 158824, previous integration is from x, y = 6.908, 78 to 7.122, 265 and previous response = 302040.			✓	
CmdManuallyIntegrateSplit	BL2000\sean	2/20/2022 8:08:59 AM	Split peak for compound 4-Chloro-2-Methylphenol in sample Feb1814.D and keep left peak, new integration is from x, y = 6.908, 967.48535499227 to 7.040, 1394.8368102735 and new response = 545135, previous integration is from x, y = 6.908, 967 to 7.143, 1728 and previous response = 1147062.			✓	
CmdSetTargetCompoundAttribute	BL2000\sean	2/20/2022 8:09:00 AM	Set UserAnnotation = CO for compound 4-Chloro-2-Methylphenol in sample Feb1814.D; previous value =			✓	

Audit Trail report

Name	User	Time	Action	Reason	Comment	Succeed	Exception
CmdManuallyIntegrateSplit	BL2000\sean	2/20/2022 8:09:02 AM	Split qualifier 144.0 of compound 4-Chloro-2-Methylphenol in sample Feb1814.D and keep left peak, new integration is from x, y = 6.906, 0.529107969690813 to 7.050, 279.498312033319 and new response = 143337, previous integration is from x, y = 6.906, 1 to 7.122, 419 and previous response = 301493.			✓	
CmdManuallyIntegrateApplyTargetRtToQualifier	BL2000\sean	2/20/2022 8:09:16 AM	Apply target integration range 8.159-8.302 to qualifier 153.1 for compound Acenaphthylene in sample Feb1814.D, new integration is from x, y = 8.159, 0 to 8.302, 1561 and new response = 298637; previously no peak.			✓	
CmdManuallyIntegrateDropBaseline	BL2000\sean	2/20/2022 8:09:17 AM	Drop baseline for qualifier 153.1 of compound Acenaphthylene in sample Feb1814.D to y = 0, new integration is from x, y = 8.159, 0 to 8.302, 0 and new response = 305344; previous integration is from x, y = 8.159, 0 to 8.302, 1561 and previous response = 298637.			✓	
CmdManuallyIntegrateApplyTargetRtToQualifier	BL2000\sean	2/20/2022 8:09:24 AM	Apply target integration range 8.497-8.589 to qualifier 154.0 for compound 2,4-Dinitrophenol in sample Feb1814.D, new integration is from x, y = 8.497, 3140 to 8.589, 1817 and new response = 58901; previous integration is from x, y = 8.384, 752 to 8.476, 831 and previous response = 1357916.			✓	
CmdManuallyIntegrateDropBaseline	BL2000\sean	2/20/2022 8:09:25 AM	Drop baseline for qualifier 154.0 of compound 2,4-Dinitrophenol in sample Feb1814.D to y = 1817, new integration is from x, y = 8.497, 1817 to 8.589, 1817 and new response = 62556; previous integration is from x, y = 8.497, 3140 to 8.589, 1817 and previous response = 58901.			✓	
CmdManuallyIntegrateApplyTargetRtToQualifier	BL2000\sean	2/20/2022 8:09:48 AM	Apply target integration range 8.681-8.773 to qualifier 139.0 for compound 4-Nitrophenol in sample Feb1814.D, new integration is from x, y = 8.681, 2913 to 8.773, 2379 and new response = 56096; previous integration is from x, y = 8.599, 179 to 8.681, 337 and previous response = 881255.			✓	

Audit Trail report

Name	User	Time	Action	Reason	Comment	Succeed	Exception
CmdManuallyIntegrateDropBaseline	BL2000\sean	2/20/2022 8:09:49 AM	Drop baseline for qualifier 139.0 of compound 4-Nitrophenol in sample Feb1814.D to y = 2379, new integration is from x, y = 8.681, 2379 to 8.773, 2379 and new response = 57571; previous integration is from x, y = 8.681, 2913 to 8.773, 2379 and previous response = 56096.			✓	
CmdManuallyIntegrateSplit	BL2000\sean	2/20/2022 8:10:01 AM	Split qualifier 63.0 of compound 2,4-Dinitrotoluene in sample Feb1814.D and keep right peak, new integration is from x, y = 8.650, 1740.5938769002 to 8.691, 1714.33065713944 and new response = 124191, previous integration is from x, y = 8.600, 1773 to 8.691, 1714 and previous response = 256681.			✓	
CmdManuallyIntegrateApplyTargetRtToQualifier	BL2000\sean	2/20/2022 8:10:06 AM	Apply target integration range 9.008-9.111 to qualifier 167.0 for compound Fluorene in sample Feb1814.D, new integration is from x, y = 9.008, 234 to 9.111, 684 and new response = 229798; previous integration is from x, y = 9.175, 629 to 9.356, 876 and previous response = 436648.			✓	
CmdManuallyIntegrateDropBaseline	BL2000\sean	2/20/2022 8:10:07 AM	Drop baseline for qualifier 167.0 of compound Fluorene in sample Feb1814.D to y = 234, new integration is from x, y = 9.008, 234 to 9.111, 234 and new response = 231179; previous integration is from x, y = 9.008, 234 to 9.111, 684 and previous response = 229798.			✓	
CmdManuallyIntegrateSplit	BL2000\sean	2/20/2022 8:10:17 AM	Split qualifier 92.0 of compound 4-Nitroaniline in sample Feb1814.D and keep left peak, new integration is from x, y = 9.111, 955.934445068775 to 9.203, 1007.98147814414 and new response = 125922, previous integration is from x, y = 9.111, 956 to 9.254, 1037 and previous response = 144396.			✓	
CmdManuallyIntegrateApplyTargetRtToQualifier	BL2000\sean	2/20/2022 8:10:24 AM	Apply target integration range 9.111-9.244 to qualifier 121.0 for compound 4,6-Dinitro-2-methylphenol in sample Feb1814.D, new integration is from x, y = 9.111, 1090 to 9.244, 1460 and new response = 75058; previous integration is from x, y = 8.978, 1163 to 9.048, 1098 and previous response = 90206.			✓	

Audit Trail report

Name	User	Time	Action	Reason	Comment	Succeed	Exception
CmdManuallyIntegrateDropBaseline	BL2000\sean	2/20/2022 8:10:24 AM	Drop baseline for qualifier 121.0 of compound 4,6-Dinitro-2-methylphenol in sample Feb1814.D to y = 1090, new integration is from x, y = 9.111, 1090 to 9.244, 1090 and new response = 76534; previous integration is from x, y = 9.111, 1090 to 9.244, 1460 and previous response = 75058.			✓	
CmdManuallyIntegratePeak	BL2000\sean	2/20/2022 8:10:35 AM	Manually integrate compound Anthracene in sample Feb1814.D, from x, y = 10.120, 2562780 to 10.343, 2433380, result = -28318276; previous integration is from x, y = 10.151, 394 to 10.221, 558 and previous response = 2569196.			✓	
CmdManuallyIntegrateSnapBaseline	BL2000\sean	2/20/2022 8:10:36 AM	Snap baseline for compound Anthracene in sample Feb1814.D, from x = 10.120 to x = 10.343, new integration is from x, y = 10.120, 0 to 10.343, 5022 and new response = 5047481; previous integration is from x, y = 10.120, 2562780 to 10.343, 2433380 and previous response = -28318276.			✓	
CmdManuallyIntegrateDropBaseline	BL2000\sean	2/20/2022 8:10:38 AM	Drop baseline for compound Anthracene in sample Feb1814.D to y = 0, new integration is from x, y = 10.120, 0 to 10.343, 0 and new response = 5081054; previous integration is from x, y = 10.120, 0 to 10.343, 5022 and previous response = 5047481.			✓	
CmdManuallyIntegrateSplit	BL2000\sean	2/20/2022 8:10:40 AM	Split peak for compound Anthracene in sample Feb1814.D and keep right peak, new integration is from x, y = 10.221, 0 to 10.343, 0 and new response = 2509281, previous integration is from x, y = 10.120, 0 to 10.343, 0 and previous response = 5081054.			✓	
CmdSetTargetCompoundAttribute	BL2000\sean	2/20/2022 8:10:42 AM	Set UserAnnotation = CO for compound Anthracene in sample Feb1814.D; previous value =			✓	
CmdManuallyIntegrateApplyTargetRtToQualifier	BL2000\sean	2/20/2022 8:10:44 AM	Apply target integration range 10.221-10.343 to qualifier 176.0 for compound Anthracene in sample Feb1814.D, new integration is from x, y = 10.221, 1968 to 10.343, 666 and new response = 455594; previously no peak.			✓	

Audit Trail report

Name	User	Time	Action	Reason	Comment	Succeed	Exception
CmdManuallyIntegrateDropBaseline	BL2000\sean	2/20/2022 8:10:46 AM	Drop baseline for qualifier 176.0 of compound Anthracene in sample Feb1814.D to y = 666, new integration is from x, y = 10.221, 666 to 10.343, 666 and new response = 460342; previous integration is from x, y = 10.221, 1968 to 10.343, 666 and previous response = 455594.			✓	
CmdSaveBatchTable	BL2000\sean	2/20/2022 8:11:20 AM	Save batch \\MASSHUNTER\Org\Data\SV5973N.I\sd021822\DoD BNA cal 1\QuantResults\021822 DoD BNA cal.batch.bin			✓	
CmdZeroOutPeak	BL2000\sean	2/20/2022 8:11:34 AM	Zero out primary peak of compound 2,6-Dinitrotoluene in sample Feb1815.D			✓	
CmdSetTargetCompoundAttribute	BL2000\sean	2/20/2022 8:11:35 AM	Set UserAnnotation = INT for compound 2,6-Dinitrotoluene in sample Feb1815.D; previous value =			✓	
CmdZeroOutPeak	BL2000\sean	2/20/2022 8:11:37 AM	Zero out primary peak of compound N-nitroso-Di-n-propylamine in sample Feb1815.D			✓	
CmdSetTargetCompoundAttribute	BL2000\sean	2/20/2022 8:11:38 AM	Set UserAnnotation = INT for compound N-nitroso-Di-n-propylamine in sample Feb1815.D; previous value =			✓	
CmdZeroOutPeak	BL2000\sean	2/20/2022 8:11:40 AM	Zero out primary peak of compound Dimethyl Phthalate in sample Feb1815.D			✓	
CmdSetTargetCompoundAttribute	BL2000\sean	2/20/2022 8:11:41 AM	Set UserAnnotation = INT for compound Dimethyl Phthalate in sample Feb1815.D; previous value =			✓	
CmdZeroOutPeak	BL2000\sean	2/20/2022 8:11:43 AM	Zero out primary peak of compound Benzidine in sample Feb1815.D			✓	
CmdSetTargetCompoundAttribute	BL2000\sean	2/20/2022 8:11:44 AM	Set UserAnnotation = INT for compound Benzidine in sample Feb1815.D; previous value =			✓	
CmdZeroOutPeak	BL2000\sean	2/20/2022 8:11:51 AM	Zero out primary peak of compound 4,6-Dinitro-2-methylphenol in sample Feb1815.D			✓	
CmdSetTargetCompoundAttribute	BL2000\sean	2/20/2022 8:11:52 AM	Set UserAnnotation = INT for compound 4,6-Dinitro-2-methylphenol in sample Feb1815.D; previous value =			✓	
CmdZeroOutPeak	BL2000\sean	2/20/2022 8:11:55 AM	Zero out primary peak of compound 4-Chlorophenol in sample Feb1815.D			✓	
CmdSetTargetCompoundAttribute	BL2000\sean	2/20/2022 8:11:56 AM	Set UserAnnotation = INT for compound 4-Chlorophenol in sample Feb1815.D; previous value =			✓	

Audit Trail report

Name	User	Time	Action	Reason	Comment	Succeed	Exception
CmdManuallyIntegrateApplyTargetRtToQualifier	BL2000\sean	2/20/2022 8:12:19 AM	Apply target integration range 6.127-6.259 to qualifier 122.0 for compound Benzoic Acid in sample Feb1816.D, new integration is from x, y = 6.127, 3326 to 6.259, 2854 and new response = 68512; previously no peak.			✓	
CmdManuallyIntegrateDropBaseline	BL2000\sean	2/20/2022 8:12:20 AM	Drop baseline for qualifier 122.0 of compound Benzoic Acid in sample Feb1816.D to y = 2854, new integration is from x, y = 6.127, 2854 to 6.259, 2854 and new response = 70416; previous integration is from x, y = 6.127, 3326 to 6.259, 2854 and previous response = 68512.			✓	
CmdManuallyIntegrateApplyTargetRtToQualifier	BL2000\sean	2/20/2022 8:12:24 AM	Apply target integration range 6.127-6.259 to qualifier 77.0 for compound Benzoic Acid in sample Feb1816.D, new integration is from x, y = 6.127, 3564 to 6.259, 3323 and new response = 68640; previous integration is from x, y = 6.362, 1310 to 6.596, 1176 and previous response = 16251.			✓	
CmdManuallyIntegrateDropBaseline	BL2000\sean	2/20/2022 8:12:25 AM	Drop baseline for qualifier 77.0 of compound Benzoic Acid in sample Feb1816.D to y = 3323, new integration is from x, y = 6.127, 3323 to 6.259, 3323 and new response = 69612; previous integration is from x, y = 6.127, 3564 to 6.259, 3323 and previous response = 68640.			✓	
CmdManuallyIntegrateSplit	BL2000\sean	2/20/2022 8:12:33 AM	Split peak for compound Aniline in sample Feb1816.D and keep left peak, new integration is from x, y = 4.542, 562.246244262822 to 4.613, 710.138071246774 and new response = 718666, previous integration is from x, y = 4.542, 562 to 4.685, 858 and previous response = 1545797.			✓	
CmdSetTargetCompoundAttribute	BL2000\sean	2/20/2022 8:12:35 AM	Set UserAnnotation = CO for compound Aniline in sample Feb1816.D; previous value =			✓	
CmdManuallyIntegrateSplit	BL2000\sean	2/20/2022 8:12:37 AM	Split qualifier 66.0 of compound Aniline in sample Feb1816.D and keep left peak, new integration is from x, y = 4.542, 908.460251802594 to 4.593, 977.166020505821 and new response = 241896, previous integration is from x, y = 4.542, 908 to 4.675, 1087 and previous response = 554534.			✓	

Audit Trail report

Name	User	Time	Action	Reason	Comment	Succeed	Exception
CmdManuallyIntegrateSplit	BL2000\sean	2/20/2022 8:12:41 AM	Split qualifier 66.0 of compound Phenol in sample Feb1816.D and keep right peak, new integration is from x, y = 4.593, 881.470052620352 to 4.675, 985.545034653547 and new response = 322980, previous integration is from x, y = 4.542, 816 to 4.675, 986 and previous response = 555248.			✓	
CmdManuallyIntegrateSplit	BL2000\sean	2/20/2022 8:12:50 AM	Split peak for compound bis(-2-Chloroethyl)Ether in sample Feb1816.D and keep left peak, new integration is from x, y = 4.603, 767.6000884179 to 4.675, 803.031130511276 and new response = 673446, previous integration is from x, y = 4.603, 768 to 4.715, 823 and previous response = 895912.			✓	
CmdSetTargetCompoundAttribute	BL2000\sean	2/20/2022 8:12:51 AM	Set UserAnnotation = CO for compound bis(-2-Chloroethyl)Ether in sample Feb1816.D; previous value =			✓	
CmdManuallyIntegrateSplit	BL2000\sean	2/20/2022 8:13:10 AM	Split peak for compound 1,3-Dichlorobenzene in sample Feb1816.D and keep left peak, new integration is from x, y = 4.797, 7.41703124111518 to 4.879, 181.099767057415 and new response = 950762, previous integration is from x, y = 4.797, 7 to 4.981, 398 and previous response = 1874485.			✓	
CmdSetTargetCompoundAttribute	BL2000\sean	2/20/2022 8:13:12 AM	Set UserAnnotation = CO for compound 1,3-Dichlorobenzene in sample Feb1816.D; previous value =			✓	
CmdManuallyIntegrateSplit	BL2000\sean	2/20/2022 8:13:15 AM	Split qualifier 148.0 of compound 1,3-Dichlorobenzene in sample Feb1816.D and keep left peak, new integration is from x, y = 4.798, 135.906725909192 to 4.879, 211.250254366495 and new response = 592225, previous integration is from x, y = 4.798, 136 to 4.981, 306 and previous response = 1189683.			✓	
CmdManuallyIntegrateApplyTargetRtToQualifier	BL2000\sean	2/20/2022 8:13:17 AM	Apply target integration range 4.797-4.879 to qualifier 111.0 for compound 1,3-Dichlorobenzene in sample Feb1816.D, new integration is from x, y = 4.797, 419 to 4.879, 1586 and new response = 347664; previously no peak.			✓	
CmdManuallyIntegrateDropBaseline	BL2000\sean	2/20/2022 8:13:18 AM	Drop baseline for qualifier 111.0 of compound 1,3-Dichlorobenzene in sample Feb1816.D to y = 419, new integration is from x, y = 4.797, 419 to 4.879, 419 and new response = 350523; previous integration is from x, y = 4.797, 419 to 4.879, 1586 and previous response = 347664.			✓	

Audit Trail report

Name	User	Time	Action	Reason	Comment	Succeed	Exception
CmdManuallyIntegrateSplit	BL2000\sean	2/20/2022 8:13:23 AM	Split peak for compound 1,4-Dichlorobenzene in sample Feb1816.D and keep right peak, new integration is from x, y = 4.879, 262.808583686012 to 4.981, 404.673543485436 and new response = 924293, previous integration is from x, y = 4.798, 150 to 4.981, 405 and previous response = 1873752.			✓	
CmdSetTargetCompoundAttribute	BL2000\sean	2/20/2022 8:13:24 AM	Set UserAnnotation = CO for compound 1,4-Dichlorobenzene in sample Feb1816.D; previous value =			✓	
CmdManuallyIntegrateApplyTargetRtToQualifier	BL2000\sean	2/20/2022 8:13:26 AM	Apply target integration range 4.879-4.981 to qualifier 148.0 for compound 1,4-Dichlorobenzene in sample Feb1816.D, new integration is from x, y = 4.879, 2211 to 4.981, 1583 and new response = 587827; previous integration is from x, y = 4.798, 74 to 4.981, 192 and previous response = 1190611.			✓	
CmdManuallyIntegrateApplyTargetRtToQualifier	BL2000\sean	2/20/2022 8:13:28 AM	Apply target integration range 4.879-4.981 to qualifier 111.0 for compound 1,4-Dichlorobenzene in sample Feb1816.D, new integration is from x, y = 4.879, 1586 to 4.981, 1190 and new response = 334744; previously no peak.			✓	
CmdManuallyIntegrateApplyTargetRtToQualifier	BL2000\sean	2/20/2022 8:13:43 AM	Apply target integration range 5.032-5.134 to qualifier 111.0 for compound 1,2-Dichlorobenzene in sample Feb1816.D, new integration is from x, y = 5.032, 651 to 5.134, 959 and new response = 342078; previous integration is from x, y = 4.787, 0 to 5.134, 0 and previous response = 1045419.			✓	
CmdManuallyIntegrateDropBaseline	BL2000\sean	2/20/2022 8:13:45 AM	Drop baseline for qualifier 111.0 of compound 1,2-Dichlorobenzene in sample Feb1816.D to y = 651, new integration is from x, y = 5.032, 651 to 5.134, 651 and new response = 343021; previous integration is from x, y = 5.032, 651 to 5.134, 959 and previous response = 342078.			✓	
CmdManuallyIntegrateApplyTargetRtToQualifier	BL2000\sean	2/20/2022 8:14:09 AM	Apply target integration range 6.383-6.475 to qualifier 128.0 for compound 4-Chlorophenol in sample Feb1816.D, new integration is from x, y = 6.383, 8666 to 6.475, 9272 and new response = 550684; previous integration is from x, y = 6.290, 750 to 6.393, 881 and previous response = 2092577.			✓	

Audit Trail report

Name	User	Time	Action	Reason	Comment	Succeed	Exception
CmdManuallyIntegrateSnapBaseline	BL2000\sean	2/20/2022 8:14:10 AM	Snap baseline for qualifier 128.0 of compound 4-Chlorophenol in sample Feb1816.D from x = 6.383 to x = 6.475, new integration is from x, y = 6.383, 8666 to 6.475, 9272 and new response = 550684; previous integration is from x, y = 6.383, 8666 to 6.475, 9272 and previous response = 550684.			✓	
CmdManuallyIntegrateApplyTargetRtToQualifier	BL2000\sean	2/20/2022 8:14:41 AM	Apply target integration range 6.393-6.506 to qualifier 129.0 for compound p-Chloroaniline in sample Feb1816.D, new integration is from x, y = 6.393, 1005 to 6.506, 2256 and new response = 230348; previous integration is from x, y = 6.290, 478 to 6.393, 528 and previous response = 230222.			✓	
CmdManuallyIntegrateDropBaseline	BL2000\sean	2/20/2022 8:14:42 AM	Drop baseline for qualifier 129.0 of compound p-Chloroaniline in sample Feb1816.D to y = 1005, new integration is from x, y = 6.393, 1005 to 6.506, 1005 and new response = 234588; previous integration is from x, y = 6.393, 1005 to 6.506, 2256 and previous response = 230348.			✓	
CmdManuallyIntegrateSplit	BL2000\sean	2/20/2022 8:14:51 AM	Split peak for compound 4-Chloro-3-Methylphenol in sample Feb1816.D and keep right peak, new integration is from x, y = 7.030, 858.072905375134 to 7.204, 1188.84208316093 and new response = 585346, previous integration is from x, y = 6.910, 632 to 7.204, 1189 and previous response = 1129171.			✓	
CmdSetTargetCompoundAttribute	BL2000\sean	2/20/2022 8:14:53 AM	Set UserAnnotation = CO for compound 4-Chloro-3-Methylphenol in sample Feb1816.D; previous value =			✓	
CmdManuallyIntegrateApplyTargetRtToQualifier	BL2000\sean	2/20/2022 8:14:55 AM	Apply target integration range 7.030-7.204 to qualifier 144.0 for compound 4-Chloro-3-Methylphenol in sample Feb1816.D, new integration is from x, y = 7.030, 1012 to 7.204, 969 and new response = 160137; previous integration is from x, y = 6.906, 0 to 7.194, 0 and previous response = 309240.			✓	
CmdManuallyIntegrateDropBaseline	BL2000\sean	2/20/2022 8:14:56 AM	Drop baseline for qualifier 144.0 of compound 4-Chloro-3-Methylphenol in sample Feb1816.D to y = 969, new integration is from x, y = 7.030, 969 to 7.204, 969 and new response = 160362; previous integration is from x, y = 7.030, 1012 to 7.204, 969 and previous response = 160137.			✓	

Audit Trail report

Name	User	Time	Action	Reason	Comment	Succeed	Exception
CmdManuallyIntegrateSplit	BL2000\sean	2/20/2022 8:14:59 AM	Split qualifier 144.0 of compound 4-Chloro-3-Methylphenol in sample Feb1816.D and keep left peak, new integration is from x, y = 7.030, 969 to 7.132, 969 and new response = 149250, previous integration is from x, y = 7.030, 969 to 7.204, 969 and previous response = 160362.			✓	
CmdManuallyIntegrateSplit	BL2000\sean	2/20/2022 8:15:06 AM	Split peak for compound 1-Methylnaphthalene in sample Feb1816.D and keep left peak, new integration is from x, y = 7.225, 1340.6299673866 to 7.307, 1421.65113563999 and new response = 1067616, previous integration is from x, y = 7.225, 1341 to 7.369, 1482 and previous response = 1114062.			✓	
CmdSetTargetCompoundAttribute	BL2000\sean	2/20/2022 8:15:07 AM	Set UserAnnotation = CO for compound 1-Methylnaphthalene in sample Feb1816.D; previous value =			✓	
CmdManuallyIntegrateSplit	BL2000\sean	2/20/2022 8:15:13 AM	Split peak for compound 4-Chloro-2-Methylphenol in sample Feb1816.D and keep left peak, new integration is from x, y = 6.913, 864.656257155675 to 7.030, 1369.55812097422 and new response = 541291, previous integration is from x, y = 6.913, 865 to 7.204, 2126 and previous response = 1119052.			✓	
CmdSetTargetCompoundAttribute	BL2000\sean	2/20/2022 8:15:14 AM	Set UserAnnotation = CO for compound 4-Chloro-2-Methylphenol in sample Feb1816.D; previous value =			✓	
CmdManuallyIntegrateSplit	BL2000\sean	2/20/2022 8:15:16 AM	Split qualifier 144.0 of compound 4-Chloro-2-Methylphenol in sample Feb1816.D and keep left peak, new integration is from x, y = 6.906, 0 to 7.040, 0 and new response = 139820, previous integration is from x, y = 6.906, 0 to 7.194, 0 and previous response = 309240.			✓	
CmdManuallyIntegrateSplit	BL2000\sean	2/20/2022 8:15:23 AM	Split peak for compound 2,4,6-Trichlorophenol in sample Feb1816.D and keep left peak, new integration is from x, y = 7.492, 97.4827184916758 to 7.553, 139.739411974188 and new response = 416677, previous integration is from x, y = 7.492, 97 to 7.646, 203 and previous response = 839417.			✓	
CmdSetTargetCompoundAttribute	BL2000\sean	2/20/2022 8:15:24 AM	Set UserAnnotation = CO for compound 2,4,6-Trichlorophenol in sample Feb1816.D; previous value =			✓	

Audit Trail report

Name	User	Time	Action	Reason	Comment	Succeed	Exception
CmdManuallyIntegrateSplit	BL2000\sean	2/20/2022 8:15:27 AM	Split qualifier 198.0 of compound 2,4,6-Trichlorophenol in sample Feb1816.D and keep left peak, new integration is from x, y = 7.492, 124.698110509121 to 7.553, 189.648178724791 and new response = 387646, previous integration is from x, y = 7.492, 125 to 7.646, 288 and previous response = 787188.			✓	
CmdManuallyIntegrateSplit	BL2000\sean	2/20/2022 8:15:31 AM	Split peak for compound 2,4,5-Trichlorophenol in sample Feb1816.D and keep right peak, new integration is from x, y = 7.553, 157.176911877619 to 7.646, 242.077048517593 and new response = 423746, previous integration is from x, y = 7.492, 101 to 7.646, 242 and previous response = 839225.			✓	
CmdSetTargetCompoundAttribute	BL2000\sean	2/20/2022 8:15:32 AM	Set UserAnnotation = CO for compound 2,4,5-Trichlorophenol in sample Feb1816.D; previous value =			✓	
CmdManuallyIntegrateSplit	BL2000\sean	2/20/2022 8:15:35 AM	Split qualifier 198.0 of compound 2,4,5-Trichlorophenol in sample Feb1816.D and keep right peak, new integration is from x, y = 7.553, 154.124949081194 to 7.646, 236.314969910038 and new response = 401000, previous integration is from x, y = 7.492, 100 to 7.646, 236 and previous response = 787524.			✓	
CmdManuallyIntegrateApplyTargetRtToQualifier	BL2000\sean	2/20/2022 8:15:47 AM	Apply target integration range 8.159-8.313 to qualifier 153.1 for compound Acenaphthylene in sample Feb1816.D, new integration is from x, y = 8.159, 0 to 8.313, 1399 and new response = 292380; previously no peak.			✓	
CmdManuallyIntegrateDropBaseline	BL2000\sean	2/20/2022 8:15:48 AM	Drop baseline for qualifier 153.1 of compound Acenaphthylene in sample Feb1816.D to y = 0, new integration is from x, y = 8.159, 0 to 8.313, 0 and new response = 298821; previous integration is from x, y = 8.159, 0 to 8.313, 1399 and previous response = 292380.			✓	
CmdManuallyIntegrateApplyTargetRtToQualifier	BL2000\sean	2/20/2022 8:16:09 AM	Apply target integration range 8.486-8.640 to qualifier 154.0 for compound 2,4-Dinitrophenol in sample Feb1816.D, new integration is from x, y = 8.486, 3685 to 8.640, 1877 and new response = 55942; previous integration is from x, y = 8.384, 805 to 8.486, 854 and previous response = 1282555.			✓	

Audit Trail report

Name	User	Time	Action	Reason	Comment	Succeed	Exception
CmdManuallyIntegrateDropBaseline	BL2000\sean	2/20/2022 8:16:10 AM	Drop baseline for qualifier 154.0 of compound 2,4-Dinitrophenol in sample Feb1816.D to y = 1877, new integration is from x, y = 8.486, 1877 to 8.640, 1877 and new response = 64266; previous integration is from x, y = 8.486, 3685 to 8.640, 1877 and previous response = 55942.			✓	
CmdManuallyIntegrateApplyTargetRtToQualifier	BL2000\sean	2/20/2022 8:16:16 AM	Apply target integration range 8.681-8.783 to qualifier 139.0 for compound 4-Nitrophenol in sample Feb1816.D, new integration is from x, y = 8.681, 2855 to 8.783, 1736 and new response = 56134; previous integration is from x, y = 8.600, 496 to 8.681, 657 and previous response = 825771.			✓	
CmdManuallyIntegrateDropBaseline	BL2000\sean	2/20/2022 8:16:17 AM	Drop baseline for qualifier 139.0 of compound 4-Nitrophenol in sample Feb1816.D to y = 1736, new integration is from x, y = 8.681, 1736 to 8.783, 1736 and new response = 59569; previous integration is from x, y = 8.681, 2855 to 8.783, 1736 and previous response = 56134.			✓	
CmdManuallyIntegrateSplit	BL2000\sean	2/20/2022 8:16:22 AM	Split qualifier 63.0 of compound 2,4-Dinitrotoluene in sample Feb1816.D and keep right peak, new integration is from x, y = 8.650, 1297.72298541508 to 8.691, 1227.60781400793 and new response = 116034, previous integration is from x, y = 8.599, 1385 to 8.691, 1228 and previous response = 236402.			✓	
CmdManuallyIntegrateApplyTargetRtToQualifier	BL2000\sean	2/20/2022 8:16:28 AM	Apply target integration range 9.008-9.111 to qualifier 167.0 for compound Fluorene in sample Feb1816.D, new integration is from x, y = 9.008, 641 to 9.111, 765 and new response = 217193; previous integration is from x, y = 9.162, 0 to 9.366, 0 and previous response = 435003.			✓	
CmdManuallyIntegrateDropBaseline	BL2000\sean	2/20/2022 8:16:29 AM	Drop baseline for qualifier 167.0 of compound Fluorene in sample Feb1816.D to y = 641, new integration is from x, y = 9.008, 641 to 9.111, 641 and new response = 217574; previous integration is from x, y = 9.008, 641 to 9.111, 765 and previous response = 217193.			✓	

Audit Trail report

Name	User	Time	Action	Reason	Comment	Succeed	Exception
CmdManuallyIntegrateApplyTargetRtToQualifier	BL2000\sean	2/20/2022 8:16:40 AM	Apply target integration range 9.244-9.315 to qualifier 51.0 for compound Azobenzene in sample Feb1816.D, new integration is from x, y = 9.244, 128352 to 9.315, 4185 and new response = 266235; previously no peak.			✓	
CmdManuallyIntegrateDropBaseline	BL2000\sean	2/20/2022 8:16:42 AM	Drop baseline for qualifier 51.0 of compound Azobenzene in sample Feb1816.D to y = 4185, new integration is from x, y = 9.244, 4185 to 9.315, 4185 and new response = 533008; previous integration is from x, y = 9.244, 128352 to 9.315, 4185 and previous response = 266235.			✓	
CmdManuallyIntegratePeak	BL2000\sean	2/20/2022 8:16:54 AM	Manually integrate compound Anthracene in sample Feb1816.D, from x, y = 10.171, 1112949 to 10.302, 1357797, result = -4978786; previous integration is from x, y = 10.151, 291 to 10.221, 451 and previous response = 2456977.			✓	
CmdManuallyIntegratePeak	BL2000\sean	2/20/2022 8:16:56 AM	Manually integrate compound Anthracene in sample Feb1816.D, from x, y = 10.110, 962426 to 10.302, 977082, result = -6393765; previous integration is from x, y = 10.171, 1112949 to 10.302, 1357797 and previous response = -4978786.			✓	
CmdManuallyIntegrateSnapBaseline	BL2000\sean	2/20/2022 8:16:59 AM	Snap baseline for compound Anthracene in sample Feb1816.D, from x = 10.110 to x = 10.302, new integration is from x, y = 10.110, 0 to 10.302, 8942 and new response = 4751393; previous integration is from x, y = 10.110, 962426 to 10.302, 977082 and previous response = -6393765.			✓	
CmdManuallyIntegrateDropBaseline	BL2000\sean	2/20/2022 8:17:00 AM	Drop baseline for compound Anthracene in sample Feb1816.D to y = 0, new integration is from x, y = 10.110, 0 to 10.302, 0 and new response = 4803015; previous integration is from x, y = 10.110, 0 to 10.302, 8942 and previous response = 4751393.			✓	
CmdManuallyIntegrateSplit	BL2000\sean	2/20/2022 8:17:04 AM	Split peak for compound Anthracene in sample Feb1816.D and keep right peak, new integration is from x, y = 10.221, 0 to 10.302, 0 and new response = 2343786, previous integration is from x, y = 10.110, 0 to 10.302, 0 and previous response = 4803015.			✓	

Audit Trail report

Name	User	Time	Action	Reason	Comment	Succeed	Exception
CmdSetTargetCompoundAttribute	BL2000\sean	2/20/2022 8:17:05 AM	Set UserAnnotation = CO for compound Anthracene in sample Feb1816.D; previous value =			✓	
CmdManuallyIntegrateApplyTargetRtToQualifier	BL2000\sean	2/20/2022 8:17:08 AM	Apply target integration range 10.221-10.302 to qualifier 176.0 for compound Anthracene in sample Feb1816.D, new integration is from x, y = 10.221, 1779 to 10.302, 2065 and new response = 414317; previously no peak.			✓	
CmdManuallyIntegrateDropBaseline	BL2000\sean	2/20/2022 8:17:09 AM	Drop baseline for qualifier 176.0 of compound Anthracene in sample Feb1816.D to y = 1779, new integration is from x, y = 10.221, 1779 to 10.302, 1779 and new response = 415012; previous integration is from x, y = 10.221, 1779 to 10.302, 2065 and previous response = 414317.			✓	
CmdManuallyIntegrateSplit	BL2000\sean	2/20/2022 8:18:10 AM	Split peak for compound Aniline in sample Feb1817.D and keep left peak, new integration is from x, y = 4.535, 537.273864769506 to 4.613, 712.690282694734 and new response = 856490, previous integration is from x, y = 4.535, 537 to 4.685, 872 and previous response = 1731938.			✓	
CmdSetTargetCompoundAttribute	BL2000\sean	2/20/2022 8:18:11 AM	Set UserAnnotation = CO for compound Aniline in sample Feb1817.D; previous value =			✓	
CmdManuallyIntegrateSplit	BL2000\sean	2/20/2022 8:18:13 AM	Split qualifier 66.0 of compound Aniline in sample Feb1817.D and keep left peak, new integration is from x, y = 4.532, 556.273539422227 to 4.593, 629.369220682137 and new response = 295284, previous integration is from x, y = 4.532, 556 to 4.674, 728 and previous response = 642663.			✓	
CmdManuallyIntegrateSplit	BL2000\sean	2/20/2022 8:18:17 AM	Split qualifier 66.0 of compound Phenol in sample Feb1817.D and keep right peak, new integration is from x, y = 4.593, 629.369220682137 to 4.674, 728.214746071399 and new response = 347597, previous integration is from x, y = 4.532, 556 to 4.674, 728 and previous response = 642663.			✓	
CmdManuallyIntegrateSplit	BL2000\sean	2/20/2022 8:18:23 AM	Split peak for compound bis(-2-Chloroethyl)Ether in sample Feb1817.D and keep left peak, new integration is from x, y = 4.593, 837.381142486636 to 4.674, 878.735814636096 and new response = 706215, previous integration is from x, y = 4.593, 837 to 4.715, 899 and previous response = 945289.			✓	

Audit Trail report

Name	User	Time	Action	Reason	Comment	Succeed	Exception
CmdSetTargetCompoundAttribute	BL2000\sean	2/20/2022 8:18:24 AM	Set UserAnnotation = CO for compound bis(-2-Chloroethyl)Ether in sample Feb1817.D; previous value =			✓	
CmdManuallyIntegrateSplit	BL2000\sean	2/20/2022 8:18:31 AM	Split peak for compound 1,3-Dichlorobenzene in sample Feb1817.D and keep left peak, new integration is from x, y = 4.797, 0 to 4.879, 0 and new response = 921522, previous integration is from x, y = 4.797, 0 to 4.981, 0 and previous response = 1852568.			✓	
CmdSetTargetCompoundAttribute	BL2000\sean	2/20/2022 8:18:33 AM	Set UserAnnotation = CO for compound 1,3-Dichlorobenzene in sample Feb1817.D; previous value =			✓	
CmdManuallyIntegrateSplit	BL2000\sean	2/20/2022 8:18:35 AM	Split qualifier 148.0 of compound 1,3-Dichlorobenzene in sample Feb1817.D and keep left peak, new integration is from x, y = 4.799, 293.642373473793 to 4.879, 452.223331550773 and new response = 590778, previous integration is from x, y = 4.799, 294 to 4.971, 635 and previous response = 1178021.			✓	
CmdManuallyIntegrateQualifierPeak	BL2000\sean	2/20/2022 8:18:37 AM	Manually integrate qualifier 111.0 of compound 1,3-Dichlorobenzene in sample Feb1817.D, from x, y = 4.664, 321744 to 4.685, 321744, result = 671159; previous integration is from x, y = 4.799, 262 to 4.971, 466 and previous response = 671159.			✓	
CmdManuallyIntegrateSplit	BL2000\sean	2/20/2022 8:18:38 AM	Split qualifier 111.0 of compound 1,3-Dichlorobenzene in sample Feb1817.D and keep left peak, new integration is from x, y = 4.799, 262.416487236225 to 4.868, 344.551159345826 and new response = 336996, previous integration is from x, y = 4.799, 262 to 4.971, 466 and previous response = 671159.			✓	
CmdManuallyIntegrateSplit	BL2000\sean	2/20/2022 8:18:42 AM	Split peak for compound 1,4-Dichlorobenzene in sample Feb1817.D and keep right peak, new integration is from x, y = 4.879, 0 to 4.981, 0 and new response = 931046, previous integration is from x, y = 4.797, 0 to 4.981, 0 and previous response = 1852568.			✓	
CmdSetTargetCompoundAttribute	BL2000\sean	2/20/2022 8:18:43 AM	Set UserAnnotation = CO for compound 1,4-Dichlorobenzene in sample Feb1817.D; previous value =			✓	

Audit Trail report

Name	User	Time	Action	Reason	Comment	Succeed	Exception
CmdManuallyIntegrateSplit	BL2000\sean	2/20/2022 8:18:45 AM	Split qualifier 148.0 of compound 1,4-Dichlorobenzene in sample Feb1817.D and keep right peak, new integration is from x, y = 4.879, 0 to 4.971, 0 and new response = 590485, previous integration is from x, y = 4.797, 0 to 4.971, 0 and previous response = 1183081.			✓	
CmdManuallyIntegrateSplit	BL2000\sean	2/20/2022 8:18:47 AM	Split qualifier 111.0 of compound 1,4-Dichlorobenzene in sample Feb1817.D and keep right peak, new integration is from x, y = 4.868, 308.34900909994 to 4.971, 399.994118548128 and new response = 334647, previous integration is from x, y = 4.799, 246 to 4.971, 400 and previous response = 671572.			✓	
CmdManuallyIntegrateApplyTargetRtToQualifier	BL2000\sean	2/20/2022 8:19:43 AM	Apply target integration range 6.392-6.485 to qualifier 128.0 for compound 4-Chlorophenol in sample Feb1817.D, new integration is from x, y = 6.392, 7675 to 6.485, 8357 and new response = 628651; previous integration is from x, y = 6.300, 655 to 6.393, 769 and previous response = 2192240.			✓	
CmdManuallyIntegrateDropBaseline	BL2000\sean	2/20/2022 8:19:44 AM	Drop baseline for qualifier 128.0 of compound 4-Chlorophenol in sample Feb1817.D to y = 7675, new integration is from x, y = 6.392, 7675 to 6.485, 7675 and new response = 630552; previous integration is from x, y = 6.392, 7675 to 6.485, 8357 and previous response = 628651.			✓	
CmdManuallyIntegrateApplyTargetRtToQualifier	BL2000\sean	2/20/2022 8:19:49 AM	Apply target integration range 6.393-6.485 to qualifier 129.0 for compound p-Chloroaniline in sample Feb1817.D, new integration is from x, y = 6.393, 882 to 6.485, 6336 and new response = 258847; previous integration is from x, y = 6.295, 371 to 6.393, 419 and previous response = 240954.			✓	
CmdManuallyIntegrateDropBaseline	BL2000\sean	2/20/2022 8:19:50 AM	Drop baseline for qualifier 129.0 of compound p-Chloroaniline in sample Feb1817.D to y = 882, new integration is from x, y = 6.393, 882 to 6.485, 882 and new response = 273968; previous integration is from x, y = 6.393, 882 to 6.485, 6336 and previous response = 258847.			✓	

Audit Trail report

Name	User	Time	Action	Reason	Comment	Succeed	Exception
CmdManuallyIntegrateSplit	BL2000\sean	2/20/2022 8:19:57 AM	Split peak for compound 4-Chloro-3-Methylphenol in sample Feb1817.D and keep right peak, new integration is from x, y = 7.040, 595.761789206531 to 7.204, 809.677110955985 and new response = 636364, previous integration is from x, y = 6.899, 413 to 7.204, 810 and previous response = 1237625.			✓	
CmdSetTargetCompoundAttribute	BL2000\sean	2/20/2022 8:19:58 AM	Set UserAnnotation = CO for compound 4-Chloro-3-Methylphenol in sample Feb1817.D; previous value =			✓	
CmdManuallyIntegrateSplit	BL2000\sean	2/20/2022 8:20:01 AM	Split qualifier 144.0 of compound 4-Chloro-3-Methylphenol in sample Feb1817.D and keep right peak, new integration is from x, y = 7.030, 210.676134386455 to 7.204, 373.252106428598 and new response = 178411, previous integration is from x, y = 6.917, 105 to 7.204, 373 and previous response = 313851.			✓	
CmdManuallyIntegrateSplit	BL2000\sean	2/20/2022 8:20:02 AM	Split qualifier 144.0 of compound 4-Chloro-3-Methylphenol in sample Feb1817.D and keep left peak, new integration is from x, y = 7.030, 210.676134386455 to 7.132, 306.312710971055 and new response = 162506, previous integration is from x, y = 7.030, 211 to 7.204, 373 and previous response = 178411.			✓	
CmdManuallyIntegrateSplit	BL2000\sean	2/20/2022 8:20:10 AM	Split peak for compound 1-Methylnaphthalene in sample Feb1817.D and keep left peak, new integration is from x, y = 7.225, 1132.92840981687 to 7.307, 1119.55229148473 and new response = 1169318, previous integration is from x, y = 7.225, 1133 to 7.379, 1108 and previous response = 1222718.			✓	
CmdSetTargetCompoundAttribute	BL2000\sean	2/20/2022 8:20:11 AM	Set UserAnnotation = CO for compound 1-Methylnaphthalene in sample Feb1817.D; previous value =			✓	
CmdManuallyIntegrateSplit	BL2000\sean	2/20/2022 8:20:16 AM	Split peak for compound 4-Chloro-2-Methylphenol in sample Feb1817.D and keep left peak, new integration is from x, y = 6.907, 845.387459876703 to 7.040, 1449.29087091686 and new response = 596161, previous integration is from x, y = 6.907, 845 to 7.204, 2197 and previous response = 1221194.			✓	
CmdSetTargetCompoundAttribute	BL2000\sean	2/20/2022 8:20:18 AM	Set UserAnnotation = CO for compound 4-Chloro-2-Methylphenol in sample Feb1817.D; previous value =			✓	

Audit Trail report

Name	User	Time	Action	Reason	Comment	Succeed	Exception
CmdManuallyIntegrateSplit	BL2000\sean	2/20/2022 8:20:21 AM	Split qualifier 144.0 of compound 4-Chloro-2-Methylphenol in sample Feb1817.D and keep left peak, new integration is from x, y = 6.917, 169.646929960382 to 7.030, 294.412148464733 and new response = 150517, previous integration is from x, y = 6.917, 170 to 7.204, 487 and previous response = 312354.			✓	
CmdManuallyIntegrateSplit	BL2000\sean	2/20/2022 8:20:27 AM	Split peak for compound 2,4,6-Trichlorophenol in sample Feb1817.D and keep left peak, new integration is from x, y = 7.492, 146.484346869916 to 7.553, 230.95046238961 and new response = 452699, previous integration is from x, y = 7.492, 146 to 7.646, 358 and previous response = 897013.			✓	
CmdSetTargetCompoundAttribute	BL2000\sean	2/20/2022 8:20:28 AM	Set UserAnnotation = CO for compound 2,4,6-Trichlorophenol in sample Feb1817.D; previous value =			✓	
CmdManuallyIntegrateSplit	BL2000\sean	2/20/2022 8:20:30 AM	Split qualifier 198.0 of compound 2,4,6-Trichlorophenol in sample Feb1817.D and keep left peak, new integration is from x, y = 7.492, 130.811405715778 to 7.553, 202.38233521378 and new response = 436419, previous integration is from x, y = 7.492, 131 to 7.646, 310 and previous response = 864142.			✓	
CmdManuallyIntegrateSplit	BL2000\sean	2/20/2022 8:20:35 AM	Split peak for compound 2,4,5-Trichlorophenol in sample Feb1817.D and keep right peak, new integration is from x, y = 7.553, 159.055444907107 to 7.646, 242.676040630622 and new response = 446352, previous integration is from x, y = 7.492, 103 to 7.646, 243 and previous response = 897717.			✓	
CmdSetTargetCompoundAttribute	BL2000\sean	2/20/2022 8:20:36 AM	Set UserAnnotation = CO for compound 2,4,5-Trichlorophenol in sample Feb1817.D; previous value =			✓	
CmdManuallyIntegrateSplit	BL2000\sean	2/20/2022 8:20:39 AM	Split qualifier 198.0 of compound 2,4,5-Trichlorophenol in sample Feb1817.D and keep right peak, new integration is from x, y = 7.553, 174.654191208991 to 7.646, 282.473609126646 and new response = 429093, previous integration is from x, y = 7.492, 103 to 7.646, 282 and previous response = 864382.			✓	

Audit Trail report

Name	User	Time	Action	Reason	Comment	Succeed	Exception
CmdManuallyIntegrateApplyTargetRtToQualifier	BL2000\sean	2/20/2022 8:20:47 AM	Apply target integration range 8.169-8.312 to qualifier 153.1 for compound Acenaphthylene in sample Feb1817.D, new integration is from x, y = 8.169, 0 to 8.312, 1156 and new response = 319409; previously no peak.			✓	
CmdManuallyIntegrateDropBaseline	BL2000\sean	2/20/2022 8:20:48 AM	Drop baseline for qualifier 153.1 of compound Acenaphthylene in sample Feb1817.D to y = 0, new integration is from x, y = 8.169, 0 to 8.312, 0 and new response = 324377; previous integration is from x, y = 8.169, 0 to 8.312, 1156 and previous response = 319409.			✓	
CmdManuallyIntegrateSplit	BL2000\sean	2/20/2022 8:20:56 AM	Split qualifier 154.0 of compound 2,4-Dinitrophenol in sample Feb1817.D and keep right peak, new integration is from x, y = 8.476, 902.230707341826 to 8.548, 973.072413502794 and new response = 76208, previous integration is from x, y = 8.384, 811 to 8.548, 973 and previous response = 1444207.			✓	
CmdManuallyIntegrateApplyTargetRtToQualifier	BL2000\sean	2/20/2022 8:21:02 AM	Apply target integration range 8.673-8.793 to qualifier 139.0 for compound 4-Nitrophenol in sample Feb1817.D, new integration is from x, y = 8.673, 2940 to 8.793, 1744 and new response = 66091; previous integration is from x, y = 8.600, 602 to 8.691, 805 and previous response = 866234.			✓	
CmdManuallyIntegrateDropBaseline	BL2000\sean	2/20/2022 8:21:03 AM	Drop baseline for qualifier 139.0 of compound 4-Nitrophenol in sample Feb1817.D to y = 1744, new integration is from x, y = 8.673, 1744 to 8.793, 1744 and new response = 70579; previous integration is from x, y = 8.673, 2940 to 8.793, 1744 and previous response = 66091.			✓	
CmdManuallyIntegrateApplyTargetRtToQualifier	BL2000\sean	2/20/2022 8:21:09 AM	Apply target integration range 8.630-8.722 to qualifier 63.0 for compound 2,4-Dinitrotoluene in sample Feb1817.D, new integration is from x, y = 8.630, 156096 to 8.722, 7882 and new response = -237745; previous integration is from x, y = 8.599, 1937 to 8.742, 1695 and previous response = 281659.			✓	
CmdManuallyIntegrateQualifierPeak	BL2000\sean	2/20/2022 8:21:14 AM	Manually integrate qualifier 63.0 of compound 2,4-Dinitrotoluene in sample Feb1817.D, from x, y = 8.650, 4473 to 8.691, 3410, result = 125000; previous integration is from x, y = 8.630, 156096 to 8.722, 7882 and previous response = -237745.			✓	

Audit Trail report

Name	User	Time	Action	Reason	Comment	Succeed	Exception
CmdManuallyIntegrateDropBaseline	BL2000\sean	2/20/2022 8:21:15 AM	Drop baseline for qualifier 63.0 of compound 2,4-Dinitrotoluene in sample Feb1817.D to y = 3410, new integration is from x, y = 8.650, 3410 to 8.691, 3410 and new response = 126305; previous integration is from x, y = 8.650, 4473 to 8.691, 3410 and previous response = 125000.			✓	
CmdManuallyIntegrateApplyTargetRtToQualifier	BL2000\sean	2/20/2022 8:21:27 AM	Apply target integration range 9.131-9.203 to qualifier 121.0 for compound 4,6-Dinitro-2-methylphenol in sample Feb1817.D, new integration is from x, y = 9.131, 1667 to 9.203, 1897 and new response = 72788; previous integration is from x, y = 8.978, 1147 to 9.059, 1091 and previous response = 89986.			✓	
CmdManuallyIntegrateDropBaseline	BL2000\sean	2/20/2022 8:21:28 AM	Drop baseline for qualifier 121.0 of compound 4,6-Dinitro-2-methylphenol in sample Feb1817.D to y = 1667, new integration is from x, y = 9.131, 1667 to 9.203, 1667 and new response = 73282; previous integration is from x, y = 9.131, 1667 to 9.203, 1897 and previous response = 72788.			✓	
CmdManuallyIntegratePeak	BL2000\sean	2/20/2022 8:21:51 AM	Manually integrate compound Anthracene in sample Feb1817.D, from x, y = 10.120, 2168701 to 10.343, 2297751, result = -24831555; previous integration is from x, y = 10.150, 432 to 10.221, 596 and previous response = 2554889.			✓	
CmdManuallyIntegrateSnapBaseline	BL2000\sean	2/20/2022 8:21:52 AM	Snap baseline for compound Anthracene in sample Feb1817.D, from x = 10.120 to x = 10.343, new integration is from x, y = 10.120, 0 to 10.343, 4205 and new response = 4996333; previous integration is from x, y = 10.120, 2168701 to 10.343, 2297751 and previous response = -24831555.			✓	
CmdManuallyIntegrateDropBaseline	BL2000\sean	2/20/2022 8:21:53 AM	Drop baseline for compound Anthracene in sample Feb1817.D to y = 0, new integration is from x, y = 10.120, 0 to 10.343, 0 and new response = 5024442; previous integration is from x, y = 10.120, 0 to 10.343, 4205 and previous response = 4996333.			✓	

Audit Trail report

Name	User	Time	Action	Reason	Comment	Succeed	Exception
CmdManuallyIntegrateSplit	BL2000\sean	2/20/2022 8:21:55 AM	Split peak for compound Anthracene in sample Feb1817.D and keep right peak, new integration is from x, y = 10.221, 0 to 10.343, 0 and new response = 2466442, previous integration is from x, y = 10.120, 0 to 10.343, 0 and previous response = 5024442.			✓	
CmdSetTargetCompoundAttribute	BL2000\sean	2/20/2022 8:21:56 AM	Set UserAnnotation = CO for compound Anthracene in sample Feb1817.D; previous value =			✓	
CmdManuallyIntegrateApplyTargetRtToQualifier	BL2000\sean	2/20/2022 8:21:59 AM	Apply target integration range 10.221-10.343 to qualifier 176.0 for compound Anthracene in sample Feb1817.D, new integration is from x, y = 10.221, 1952 to 10.343, 1306 and new response = 441665; previously no peak.			✓	
CmdManuallyIntegrateDropBaseline	BL2000\sean	2/20/2022 8:22:00 AM	Drop baseline for qualifier 176.0 of compound Anthracene in sample Feb1817.D to y = 1306, new integration is from x, y = 10.221, 1306 to 10.343, 1306 and new response = 444020; previous integration is from x, y = 10.221, 1952 to 10.343, 1306 and previous response = 441665.			✓	
CmdSaveBatchTable	BL2000\sean	2/20/2022 8:22:34 AM	Save batch \\MASSHUNTER\Org\Data\SV5973N.I\sd021822\DoD BNA cal 1\QuantResults\021822 DoD BNA cal.batch.bin			✓	
CmdZeroOutPeak	BL2000\sean	2/20/2022 8:24:07 AM	Zero out primary peak of compound 2,6-Dinitrotoluene in sample Feb1818.D			✓	
CmdSetTargetCompoundAttribute	BL2000\sean	2/20/2022 8:24:09 AM	Set UserAnnotation = INT for compound 2,6-Dinitrotoluene in sample Feb1818.D; previous value =			✓	
CmdZeroOutPeak	BL2000\sean	2/20/2022 8:24:11 AM	Zero out primary peak of compound N-nitroso-Di-n-propylamine in sample Feb1818.D			✓	
CmdSetTargetCompoundAttribute	BL2000\sean	2/20/2022 8:24:12 AM	Set UserAnnotation = INT for compound N-nitroso-Di-n-propylamine in sample Feb1818.D; previous value =			✓	
CmdZeroOutPeak	BL2000\sean	2/20/2022 8:24:14 AM	Zero out primary peak of compound Dimethyl Phthalate in sample Feb1818.D			✓	
CmdSetTargetCompoundAttribute	BL2000\sean	2/20/2022 8:24:16 AM	Set UserAnnotation = INT for compound Dimethyl Phthalate in sample Feb1818.D; previous value =			✓	
CmdZeroOutPeak	BL2000\sean	2/20/2022 8:24:18 AM	Zero out primary peak of compound Benzidine in sample Feb1818.D			✓	

Audit Trail report

Name	User	Time	Action	Reason	Comment	Succeed	Exception
CmdSetTargetCompoundAttribute	BL2000\sean	2/20/2022 8:24:19 AM	Set UserAnnotation = INT for compound Benzidine in sample Feb1818.D; previous value =			✓	
CmdZeroOutPeak	BL2000\sean	2/20/2022 8:24:21 AM	Zero out primary peak of compound 2,4-Dinitrophenol in sample Feb1818.D			✓	
CmdSetTargetCompoundAttribute	BL2000\sean	2/20/2022 8:24:23 AM	Set UserAnnotation = INT for compound 2,4-Dinitrophenol in sample Feb1818.D; previous value =			✓	
CmdZeroOutPeak	BL2000\sean	2/20/2022 8:24:25 AM	Zero out primary peak of compound 2-Nitroaniline in sample Feb1818.D			✓	
CmdSetTargetCompoundAttribute	BL2000\sean	2/20/2022 8:24:26 AM	Set UserAnnotation = INT for compound 2-Nitroaniline in sample Feb1818.D; previous value =			✓	
CmdZeroOutPeak	BL2000\sean	2/20/2022 8:24:29 AM	Zero out primary peak of compound 4,6-Dinitro-2-methylphenol in sample Feb1818.D			✓	
CmdSetTargetCompoundAttribute	BL2000\sean	2/20/2022 8:24:29 AM	Set UserAnnotation = INT for compound 4,6-Dinitro-2-methylphenol in sample Feb1818.D; previous value =			✓	
CmdZeroOutPeak	BL2000\sean	2/20/2022 8:24:32 AM	Zero out primary peak of compound bis(-2-Chloroethyl)Ether in sample Feb1818.D			✓	
CmdSetTargetCompoundAttribute	BL2000\sean	2/20/2022 8:24:33 AM	Set UserAnnotation = INT for compound bis(-2-Chloroethyl)Ether in sample Feb1818.D; previous value =			✓	
CmdZeroOutPeak	BL2000\sean	2/20/2022 8:24:35 AM	Zero out primary peak of compound 4-Chlorophenol in sample Feb1818.D			✓	
CmdSetTargetCompoundAttribute	BL2000\sean	2/20/2022 8:24:36 AM	Set UserAnnotation = INT for compound 4-Chlorophenol in sample Feb1818.D; previous value =			✓	
CmdZeroOutPeak	BL2000\sean	2/20/2022 8:25:06 AM	Zero out primary peak of compound 2,6-Dinitrotoluene in sample Feb1819.D			✓	
CmdSetTargetCompoundAttribute	BL2000\sean	2/20/2022 8:25:07 AM	Set UserAnnotation = INT for compound 2,6-Dinitrotoluene in sample Feb1819.D; previous value =			✓	
CmdZeroOutPeak	BL2000\sean	2/20/2022 8:25:17 AM	Zero out primary peak of compound N-nitroso-Di-n-propylamine in sample Feb1819.D			✓	
CmdSetTargetCompoundAttribute	BL2000\sean	2/20/2022 8:25:18 AM	Set UserAnnotation = INT for compound N-nitroso-Di-n-propylamine in sample Feb1819.D; previous value =			✓	
CmdZeroOutPeak	BL2000\sean	2/20/2022 8:25:20 AM	Zero out primary peak of compound Dimethyl Phthalate in sample Feb1819.D			✓	
CmdSetTargetCompoundAttribute	BL2000\sean	2/20/2022 8:25:21 AM	Set UserAnnotation = INT for compound Dimethyl Phthalate in sample Feb1819.D; previous value =			✓	

Audit Trail report

Name	User	Time	Action	Reason	Comment	Succeed	Exception
CmdZeroOutPeak	BL2000\sean	2/20/2022 8:25:23 AM	Zero out primary peak of compound Benzidine in sample Feb1819.D			✓	
CmdSetTargetCompoundAttribute	BL2000\sean	2/20/2022 8:25:24 AM	Set UserAnnotation = INT for compound Benzidine in sample Feb1819.D; previous value =			✓	
CmdZeroOutPeak	BL2000\sean	2/20/2022 8:25:27 AM	Zero out primary peak of compound 4,6-Dinitro-2-methylphenol in sample Feb1819.D			✓	
CmdSetTargetCompoundAttribute	BL2000\sean	2/20/2022 8:25:28 AM	Set UserAnnotation = INT for compound 4,6-Dinitro-2-methylphenol in sample Feb1819.D; previous value =			✓	
CmdZeroOutPeak	BL2000\sean	2/20/2022 8:25:30 AM	Zero out primary peak of compound bis(2-ethylhexyl)Phthalate in sample Feb1819.D			✓	
CmdSetTargetCompoundAttribute	BL2000\sean	2/20/2022 8:25:31 AM	Set UserAnnotation = INT for compound bis(2-ethylhexyl)Phthalate in sample Feb1819.D; previous value =			✓	
CmdClearManualIntegration	BL2000\sean	2/20/2022 8:25:33 AM	Clear manual integration of target signal for compound bis(2-ethylhexyl)Phthalate in sample Feb1819.D			✓	
CmdSetTargetCompoundAttribute	BL2000\sean	2/20/2022 8:25:33 AM	Set UserAnnotation = for compound bis(2-ethylhexyl)Phthalate in sample Feb1819.D; previous value = INT			✓	
CmdManuallyIntegrateQualifierPeak	BL2000\sean	2/20/2022 8:25:36 AM	Manually integrate qualifier 279.0 of compound bis(2-ethylhexyl)Phthalate in sample Feb1819.D from x, y = 16.340, 0 to 16.381, 0; result = 524			✓	
CmdZeroOutPeak	BL2000\sean	2/20/2022 8:25:40 AM	Zero out primary peak of compound 2,4-Dinitrotoluene in sample Feb1819.D			✓	
CmdSetTargetCompoundAttribute	BL2000\sean	2/20/2022 8:25:41 AM	Set UserAnnotation = INT for compound 2,4-Dinitrotoluene in sample Feb1819.D; previous value =			✓	
CmdZeroOutPeak	BL2000\sean	2/20/2022 8:25:43 AM	Zero out primary peak of compound 4-Chlorophenol in sample Feb1819.D			✓	
CmdSetTargetCompoundAttribute	BL2000\sean	2/20/2022 8:25:44 AM	Set UserAnnotation = INT for compound 4-Chlorophenol in sample Feb1819.D; previous value =			✓	
CmdZeroOutPeak	BL2000\sean	2/20/2022 8:25:59 AM	Zero out primary peak of compound 2,6-Dinitrotoluene in sample Feb1820.D			✓	
CmdSetTargetCompoundAttribute	BL2000\sean	2/20/2022 8:26:00 AM	Set UserAnnotation = INT for compound 2,6-Dinitrotoluene in sample Feb1820.D; previous value =			✓	
CmdZeroOutPeak	BL2000\sean	2/20/2022 8:26:02 AM	Zero out primary peak of compound N-nitroso-Di-n-propylamine in sample Feb1820.D			✓	

Audit Trail report

Name	User	Time	Action	Reason	Comment	Succeed	Exception
CmdSetTargetCompoundAttribute	BL2000\sean	2/20/2022 8:26:03 AM	Set UserAnnotation = INT for compound N-nitroso-Di-n-propylamine in sample Feb1820.D; previous value =			✓	
CmdZeroOutPeak	BL2000\sean	2/20/2022 8:26:06 AM	Zero out primary peak of compound Dimethyl Phthalate in sample Feb1820.D			✓	
CmdSetTargetCompoundAttribute	BL2000\sean	2/20/2022 8:26:07 AM	Set UserAnnotation = INT for compound Dimethyl Phthalate in sample Feb1820.D; previous value =			✓	
CmdZeroOutPeak	BL2000\sean	2/20/2022 8:26:08 AM	Zero out primary peak of compound Benzidine in sample Feb1820.D			✓	
CmdSetTargetCompoundAttribute	BL2000\sean	2/20/2022 8:26:10 AM	Set UserAnnotation = INT for compound Benzidine in sample Feb1820.D; previous value =			✓	
CmdZeroOutPeak	BL2000\sean	2/20/2022 8:26:12 AM	Zero out primary peak of compound 4,6-Dinitro-2-methylphenol in sample Feb1820.D			✓	
CmdSetTargetCompoundAttribute	BL2000\sean	2/20/2022 8:26:13 AM	Set UserAnnotation = INT for compound 4,6-Dinitro-2-methylphenol in sample Feb1820.D; previous value =			✓	
CmdZeroOutPeak	BL2000\sean	2/20/2022 8:26:15 AM	Zero out primary peak of compound bis(-2-Chloroethyl)Ether in sample Feb1820.D			✓	
CmdSetTargetCompoundAttribute	BL2000\sean	2/20/2022 8:26:16 AM	Set UserAnnotation = INT for compound bis(-2-Chloroethyl)Ether in sample Feb1820.D; previous value =			✓	
CmdZeroOutPeak	BL2000\sean	2/20/2022 8:26:18 AM	Zero out primary peak of compound 4-Chlorophenol in sample Feb1820.D			✓	
CmdSetTargetCompoundAttribute	BL2000\sean	2/20/2022 8:26:19 AM	Set UserAnnotation = INT for compound 4-Chlorophenol in sample Feb1820.D; previous value =			✓	
CmdZeroOutPeak	BL2000\sean	2/20/2022 8:26:26 AM	Zero out primary peak of compound 4-Chlorophenol in sample Feb1821.D			✓	
CmdSetTargetCompoundAttribute	BL2000\sean	2/20/2022 8:26:27 AM	Set UserAnnotation = INT for compound 4-Chlorophenol in sample Feb1821.D; previous value =			✓	
CmdZeroOutPeak	BL2000\sean	2/20/2022 8:26:30 AM	Zero out primary peak of compound 4,6-Dinitro-2-methylphenol in sample Feb1821.D			✓	
CmdSetTargetCompoundAttribute	BL2000\sean	2/20/2022 8:26:31 AM	Set UserAnnotation = INT for compound 4,6-Dinitro-2-methylphenol in sample Feb1821.D; previous value =			✓	
CmdZeroOutPeak	BL2000\sean	2/20/2022 8:26:33 AM	Zero out primary peak of compound Benzidine in sample Feb1821.D			✓	
CmdSetTargetCompoundAttribute	BL2000\sean	2/20/2022 8:26:35 AM	Set UserAnnotation = INT for compound Benzidine in sample Feb1821.D; previous value =			✓	

Audit Trail report

Name	User	Time	Action	Reason	Comment	Succeed	Exception
CmdZeroOutPeak	BL2000\sean	2/20/2022 8:26:37 AM	Zero out primary peak of compound Dimethyl Phthalate in sample Feb1821.D			✓	
CmdSetTargetCompoundAttribute	BL2000\sean	2/20/2022 8:26:38 AM	Set UserAnnotation = INT for compound Dimethyl Phthalate in sample Feb1821.D; previous value =			✓	
CmdZeroOutPeak	BL2000\sean	2/20/2022 8:26:40 AM	Zero out primary peak of compound N-nitroso-Di-n-propylamine in sample Feb1821.D			✓	
CmdSetTargetCompoundAttribute	BL2000\sean	2/20/2022 8:26:41 AM	Set UserAnnotation = INT for compound N-nitroso-Di-n-propylamine in sample Feb1821.D; previous value =			✓	
CmdZeroOutPeak	BL2000\sean	2/20/2022 8:26:43 AM	Zero out primary peak of compound 2,6-Dinitrotoluene in sample Feb1821.D			✓	
CmdSetTargetCompoundAttribute	BL2000\sean	2/20/2022 8:26:44 AM	Set UserAnnotation = INT for compound 2,6-Dinitrotoluene in sample Feb1821.D; previous value =			✓	
CmdZeroOutPeak	BL2000\sean	2/20/2022 8:26:59 AM	Zero out primary peak of compound 2,6-Dinitrotoluene in sample Feb1822.D			✓	
CmdSetTargetCompoundAttribute	BL2000\sean	2/20/2022 8:27:00 AM	Set UserAnnotation = INT for compound 2,6-Dinitrotoluene in sample Feb1822.D; previous value =			✓	
CmdZeroOutPeak	BL2000\sean	2/20/2022 8:27:02 AM	Zero out primary peak of compound N-nitroso-Di-n-propylamine in sample Feb1822.D			✓	
CmdSetTargetCompoundAttribute	BL2000\sean	2/20/2022 8:27:03 AM	Set UserAnnotation = INT for compound N-nitroso-Di-n-propylamine in sample Feb1822.D; previous value =			✓	
CmdZeroOutPeak	BL2000\sean	2/20/2022 8:27:05 AM	Zero out primary peak of compound Dimethyl Phthalate in sample Feb1822.D			✓	
CmdSetTargetCompoundAttribute	BL2000\sean	2/20/2022 8:27:06 AM	Set UserAnnotation = INT for compound Dimethyl Phthalate in sample Feb1822.D; previous value =			✓	
CmdZeroOutPeak	BL2000\sean	2/20/2022 8:27:08 AM	Zero out primary peak of compound Benzidine in sample Feb1822.D			✓	
CmdSetTargetCompoundAttribute	BL2000\sean	2/20/2022 8:27:09 AM	Set UserAnnotation = INT for compound Benzidine in sample Feb1822.D; previous value =			✓	
CmdZeroOutPeak	BL2000\sean	2/20/2022 8:27:11 AM	Zero out primary peak of compound 4,6-Dinitro-2-methylphenol in sample Feb1822.D			✓	
CmdSetTargetCompoundAttribute	BL2000\sean	2/20/2022 8:27:12 AM	Set UserAnnotation = INT for compound 4,6-Dinitro-2-methylphenol in sample Feb1822.D; previous value =			✓	

Audit Trail report

Name	User	Time	Action	Reason	Comment	Succeed	Exception
CmdZeroOutPeak	BL2000\sean	2/20/2022 8:27:14 AM	Zero out primary peak of compound 2,4-Dinitrotoluene in sample Feb1822.D			✓	
CmdSetTargetCompoundAttribute	BL2000\sean	2/20/2022 8:27:16 AM	Set UserAnnotation = INT for compound 2,4-Dinitrotoluene in sample Feb1822.D; previous value =			✓	
CmdZeroOutPeak	BL2000\sean	2/20/2022 8:27:18 AM	Zero out primary peak of compound 4-Chlorophenol in sample Feb1822.D			✓	
CmdSetTargetCompoundAttribute	BL2000\sean	2/20/2022 8:27:19 AM	Set UserAnnotation = INT for compound 4-Chlorophenol in sample Feb1822.D; previous value =			✓	
CmdManuallyIntegrateSplit	BL2000\sean	2/20/2022 8:27:41 AM	Split qualifier 66.0 of compound Phenol in sample Feb1823.D and keep left peak, new integration is from x, y = 4.583, 787.955061568876 to 4.664, 902.949357111904 and new response = 279652, previous integration is from x, y = 4.583, 788 to 4.746, 1018 and previous response = 321839.			✓	
CmdManuallyIntegratePeak	BL2000\sean	2/20/2022 8:27:52 AM	Manually integrate compound 1,2-Dichlorobenzene in sample Feb1823.D, from x, y = 5.032, 470000 to 5.093, 528894, result = -1023722; previous integration is from x, y = 4.879, 191 to 4.971, 227 and previous response = 806277.			✓	
CmdManuallyIntegrateSnapBaseline	BL2000\sean	2/20/2022 8:27:53 AM	Snap baseline for compound 1,2-Dichlorobenzene in sample Feb1823.D, from x = 5.032 to x = 5.093, new integration is from x, y = 5.032, 3445 to 5.093, 7494 and new response = 792139; previous integration is from x, y = 5.032, 470000 to 5.093, 528894 and previous response = -1023722.			✓	
CmdManuallyIntegrateDropBaseline	BL2000\sean	2/20/2022 8:27:54 AM	Drop baseline for compound 1,2-Dichlorobenzene in sample Feb1823.D to y = 3445, new integration is from x, y = 5.032, 3445 to 5.093, 3445 and new response = 799581; previous integration is from x, y = 5.032, 3445 to 5.093, 7494 and previous response = 792139.			✓	
CmdSetTargetCompoundAttribute	BL2000\sean	2/20/2022 8:27:55 AM	Set UserAnnotation = CO for compound 1,2-Dichlorobenzene in sample Feb1823.D; previous value =			✓	
CmdManuallyIntegrateApplyTargetRtToQualifier	BL2000\sean	2/20/2022 8:27:57 AM	Apply target integration range 5.032-5.093 to qualifier 148.0 for compound 1,2-Dichlorobenzene in sample Feb1823.D, new integration is from x, y = 5.032, 1863 to 5.093, 5215 and new response = 512661; previously no peak.			✓	

Audit Trail report

Name	User	Time	Action	Reason	Comment	Succeed	Exception
CmdManuallyIntegrateApplyTargetRtToQualifier	BL2000\sean	2/20/2022 8:28:01 AM	Apply target integration range 5.032-5.093 to qualifier 111.0 for compound 1,2-Dichlorobenzene in sample Feb1823.D, new integration is from x, y = 5.032, 1616 to 5.093, 3431 and new response = 295033; previously no peak.			✓	
CmdManuallyIntegrateSplit	BL2000\sean	2/20/2022 8:28:07 AM	Split peak for compound Benzyl Alcohol in sample Feb1823.D and keep left peak, new integration is from x, y = 5.044, 941.364351010488 to 5.185, 2346.49596638186 and new response = 317983, previous integration is from x, y = 5.044, 941 to 5.318, 3668 and previous response = 1018362.			✓	
CmdSetTargetCompoundAttribute	BL2000\sean	2/20/2022 8:28:10 AM	Set UserAnnotation = CO for compound Benzyl Alcohol in sample Feb1823.D; previous value =			✓	
CmdManuallyIntegrateSplit	BL2000\sean	2/20/2022 8:28:17 AM	Split qualifier 108.0 of compound 2-Methylphenol in sample Feb1823.D and keep right peak, new integration is from x, y = 5.185, 1228.91666909288 to 5.318, 1952.18638140104 and new response = 711999, previous integration is from x, y = 5.037, 422 to 5.318, 1952 and previous response = 1036805.			✓	
CmdManuallyIntegrateApplyTargetRtToQualifier	BL2000\sean	2/20/2022 8:28:35 AM	Apply target integration range 6.393-6.506 to qualifier 129.0 for compound p-Chloroaniline in sample Feb1823.D, new integration is from x, y = 6.393, 873 to 6.506, 2745 and new response = 217456; previously no peak.			✓	
CmdManuallyIntegrateDropBaseline	BL2000\sean	2/20/2022 8:28:36 AM	Drop baseline for qualifier 129.0 of compound p-Chloroaniline in sample Feb1823.D to y = 873, new integration is from x, y = 6.393, 873 to 6.506, 873 and new response = 223800; previous integration is from x, y = 6.393, 873 to 6.506, 2745 and previous response = 217456.			✓	
CmdManuallyIntegratePeak	BL2000\sean	2/20/2022 8:28:49 AM	Manually integrate compound 2,4,5-Trichlorophenol in sample Feb1823.D, from x, y = 7.461, 259591 to 7.728, 292164, result = -3561661; previous integration is from x, y = 7.492, 104 to 7.564, 169 and previous response = 418967.			✓	
CmdManuallyIntegrateSnapBaseline	BL2000\sean	2/20/2022 8:28:50 AM	Snap baseline for compound 2,4,5-Trichlorophenol in sample Feb1823.D, from x = 7.461 to x = 7.728, new integration is from x, y = 7.461, 0 to 7.728, 2446 and new response = 838577; previous integration is from x, y = 7.461, 259591 to 7.728, 292164 and previous response = -3561661.			✓	

Audit Trail report

Name	User	Time	Action	Reason	Comment	Succeed	Exception
CmdManuallyIntegrateDropBaseline	BL2000\sean	2/20/2022 8:28:51 AM	Drop baseline for compound 2,4,5-Trichlorophenol in sample Feb1823.D to y = 0, new integration is from x, y = 7.461, 0 to 7.728, 0 and new response = 858171; previous integration is from x, y = 7.461, 0 to 7.728, 2446 and previous response = 838577.			✓	
CmdManuallyIntegrateSplit	BL2000\sean	2/20/2022 8:28:52 AM	Split peak for compound 2,4,5-Trichlorophenol in sample Feb1823.D and keep right peak, new integration is from x, y = 7.564, 0 to 7.728, 0 and new response = 437278, previous integration is from x, y = 7.461, 0 to 7.728, 0 and previous response = 858171.			✓	
CmdSetTargetCompoundAttribute	BL2000\sean	2/20/2022 8:28:54 AM	Set UserAnnotation = CO for compound 2,4,5-Trichlorophenol in sample Feb1823.D; previous value =			✓	
CmdManuallyIntegrateApplyTargetRtToQualifier	BL2000\sean	2/20/2022 8:28:56 AM	Apply target integration range 7.564-7.728 to qualifier 198.0 for compound 2,4,5-Trichlorophenol in sample Feb1823.D, new integration is from x, y = 7.564, 5823 to 7.728, 2426 and new response = 381249; previously no peak.			✓	
CmdManuallyIntegrateDropBaseline	BL2000\sean	2/20/2022 8:28:57 AM	Drop baseline for qualifier 198.0 of compound 2,4,5-Trichlorophenol in sample Feb1823.D to y = 2426, new integration is from x, y = 7.564, 2426 to 7.728, 2426 and new response = 397995; previous integration is from x, y = 7.564, 5823 to 7.728, 2426 and previous response = 381249.			✓	
CmdManuallyIntegrateApplyTargetRtToQualifier	BL2000\sean	2/20/2022 8:29:05 AM	Apply target integration range 8.169-8.323 to qualifier 153.1 for compound Acenaphthylene in sample Feb1823.D, new integration is from x, y = 8.169, 279 to 8.323, 1205 and new response = 276362; previously no peak.			✓	
CmdManuallyIntegrateDropBaseline	BL2000\sean	2/20/2022 8:29:07 AM	Drop baseline for qualifier 153.1 of compound Acenaphthylene in sample Feb1823.D to y = 279, new integration is from x, y = 8.169, 279 to 8.323, 279 and new response = 280625; previous integration is from x, y = 8.169, 279 to 8.323, 1205 and previous response = 276362.			✓	

Audit Trail report

Name	User	Time	Action	Reason	Comment	Succeed	Exception
CmdManuallyIntegrateApplyTargetRtToQualifier	BL2000\sean	2/20/2022 8:29:16 AM	Apply target integration range 8.497-8.660 to qualifier 154.0 for compound 2,4-Dinitrophenol in sample Feb1823.D, new integration is from x, y = 8.497, 3453 to 8.660, 1809 and new response = 60575; previous integration is from x, y = 8.384, 922 to 8.486, 937 and previous response = 1246308.			✓	
CmdManuallyIntegrateDropBaseline	BL2000\sean	2/20/2022 8:29:17 AM	Drop baseline for qualifier 154.0 of compound 2,4-Dinitrophenol in sample Feb1823.D to y = 1809, new integration is from x, y = 8.497, 1809 to 8.660, 1809 and new response = 68648; previous integration is from x, y = 8.497, 3453 to 8.660, 1809 and previous response = 60575.			✓	
CmdManuallyIntegrateApplyTargetRtToQualifier	BL2000\sean	2/20/2022 8:29:22 AM	Apply target integration range 8.691-8.834 to qualifier 139.0 for compound 4-Nitrophenol in sample Feb1823.D, new integration is from x, y = 8.691, 1990 to 8.834, 1299 and new response = 66087; previous integration is from x, y = 8.599, 313 to 8.691, 490 and previous response = 819975.			✓	
CmdManuallyIntegrateDropBaseline	BL2000\sean	2/20/2022 8:29:23 AM	Drop baseline for qualifier 139.0 of compound 4-Nitrophenol in sample Feb1823.D to y = 1299, new integration is from x, y = 8.691, 1299 to 8.834, 1299 and new response = 69056; previous integration is from x, y = 8.691, 1990 to 8.834, 1299 and previous response = 66087.			✓	
CmdManuallyIntegrateQualifierPeak	BL2000\sean	2/20/2022 8:29:30 AM	Manually integrate qualifier 63.0 of compound 2,4-Dinitrotoluene in sample Feb1823.D, from x, y = 8.650, 6352 to 8.701, 8246, result = 117776; previous integration is from x, y = 8.599, 1803 to 8.742, 1572 and previous response = 275305.			✓	
CmdManuallyIntegrateApplyTargetRtToQualifier	BL2000\sean	2/20/2022 8:29:35 AM	Apply target integration range 9.008-9.110 to qualifier 167.0 for compound Fluorene in sample Feb1823.D, new integration is from x, y = 9.008, 361 to 9.110, 253 and new response = 220984; previous integration is from x, y = 9.182, 531 to 9.366, 704 and previous response = 441360.			✓	

Audit Trail report

Name	User	Time	Action	Reason	Comment	Succeed	Exception
CmdManuallyIntegrateDropBaseline	BL2000\sean	2/20/2022 8:29:36 AM	Drop baseline for qualifier 167.0 of compound Fluorene in sample Feb1823.D to y = 253, new integration is from x, y = 9.008, 253 to 9.110, 253 and new response = 221315; previous integration is from x, y = 9.008, 361 to 9.110, 253 and previous response = 220984.			✓	
CmdManuallyIntegrateApplyTargetRtToQualifier	BL2000\sean	2/20/2022 8:29:47 AM	Apply target integration range 9.121-9.223 to qualifier 121.0 for compound 4,6-Dinitro-2-methylphenol in sample Feb1823.D, new integration is from x, y = 9.121, 915 to 9.223, 2254 and new response = 76997; previous integration is from x, y = 8.978, 1144 to 9.059, 1075 and previous response = 88748.			✓	
CmdManuallyIntegrateDropBaseline	BL2000\sean	2/20/2022 8:29:48 AM	Drop baseline for qualifier 121.0 of compound 4,6-Dinitro-2-methylphenol in sample Feb1823.D to y = 915, new integration is from x, y = 9.121, 915 to 9.223, 915 and new response = 81107; previous integration is from x, y = 9.121, 915 to 9.223, 2254 and previous response = 76997.			✓	
CmdManuallyIntegrateQualifierPeak	BL2000\sean	2/20/2022 8:29:54 AM	Manually integrate qualifier 167.0 of compound N-nitrosodiphenylamine in sample Feb1823.D, from x, y = 9.172, 72571 to 9.284, 103277, result = -158877; previous integration is from x, y = 8.990, 143 to 9.366, 308 and previous response = 668960.			✓	
CmdManuallyIntegrateSnapBaseline	BL2000\sean	2/20/2022 8:29:55 AM	Snap baseline for qualifier 167.0 of compound N-nitrosodiphenylamine in sample Feb1823.D from x = 9.172 to x = 9.284, new integration is from x, y = 9.172, 763 to 9.284, 2165 and new response = 424903; previous integration is from x, y = 9.172, 72571 to 9.284, 103277 and previous response = -158877.			✓	
CmdManuallyIntegrateApplyTargetRtToQualifier	BL2000\sean	2/20/2022 8:30:00 AM	Apply target integration range 9.243-9.325 to qualifier 51.0 for compound Azobenzene in sample Feb1823.D, new integration is from x, y = 9.243, 125704 to 9.325, 3967 and new response = 232937; previously no peak.			✓	
CmdManuallyIntegrateDropBaseline	BL2000\sean	2/20/2022 8:30:01 AM	Drop baseline for qualifier 51.0 of compound Azobenzene in sample Feb1823.D to y = 3967, new integration is from x, y = 9.243, 3967 to 9.325, 3967 and new response = 531801; previous integration is from x, y = 9.243, 125704 to 9.325, 3967 and previous response = 232937.			✓	

Audit Trail report

Name	User	Time	Action	Reason	Comment	Succeed	Exception
CmdManuallyIntegratePeak	BL2000\sean	2/20/2022 8:30:08 AM	Manually integrate compound Anthracene in sample Feb1823.D, from x, y = 10.140, 1928563 to 10.323, 1964068, result = -16386122; previous integration is from x, y = 10.151, 337 to 10.221, 501 and previous response = 2476903.			✓	
CmdManuallyIntegrateSnapBaseline	BL2000\sean	2/20/2022 8:30:09 AM	Snap baseline for compound Anthracene in sample Feb1823.D, from x = 10.140 to x = 10.323, new integration is from x, y = 10.140, 270 to 10.323, 8075 and new response = 4858982; previous integration is from x, y = 10.140, 1928563 to 10.323, 1964068 and previous response = -16386122.			✓	
CmdManuallyIntegrateDropBaseline	BL2000\sean	2/20/2022 8:30:10 AM	Drop baseline for compound Anthracene in sample Feb1823.D to y = 270, new integration is from x, y = 10.140, 270 to 10.323, 270 and new response = 4901671; previous integration is from x, y = 10.140, 270 to 10.323, 8075 and previous response = 4858982.			✓	
CmdManuallyIntegrateSplit	BL2000\sean	2/20/2022 8:30:11 AM	Split peak for compound Anthracene in sample Feb1823.D and keep right peak, new integration is from x, y = 10.221, 270 to 10.323, 270 and new response = 2424090, previous integration is from x, y = 10.140, 270 to 10.323, 270 and previous response = 4901671.			✓	
CmdManuallyIntegrateApplyTargetRtToQualifier	BL2000\sean	2/20/2022 8:30:13 AM	Apply target integration range 10.221-10.323 to qualifier 176.0 for compound Anthracene in sample Feb1823.D, new integration is from x, y = 10.221, 2038 to 10.323, 3062 and new response = 424535; previously no peak.			✓	
CmdManuallyIntegrateDropBaseline	BL2000\sean	2/20/2022 8:30:14 AM	Drop baseline for qualifier 176.0 of compound Anthracene in sample Feb1823.D to y = 2038, new integration is from x, y = 10.221, 2038 to 10.323, 2038 and new response = 427647; previous integration is from x, y = 10.221, 2038 to 10.323, 3062 and previous response = 424535.			✓	
CmdZeroOutPeak	BL2000\sean	2/20/2022 8:30:50 AM	Zero out primary peak of compound 2,6-Dinitrotoluene in sample Feb1824.D			✓	
CmdSetTargetCompoundAttribute	BL2000\sean	2/20/2022 8:30:51 AM	Set UserAnnotation = INT for compound 2,6-Dinitrotoluene in sample Feb1824.D; previous value =			✓	

Audit Trail report

Name	User	Time	Action	Reason	Comment	Succeed	Exception
CmdZeroOutPeak	BL2000\sean	2/20/2022 8:30:53 AM	Zero out primary peak of compound N-nitroso-Di-n-propylamine in sample Feb1824.D			✓	
CmdSetTargetCompoundAttribute	BL2000\sean	2/20/2022 8:30:54 AM	Set UserAnnotation = INT for compound N-nitroso-Di-n-propylamine in sample Feb1824.D; previous value =			✓	
CmdZeroOutPeak	BL2000\sean	2/20/2022 8:30:57 AM	Zero out primary peak of compound Dimethyl Phthalate in sample Feb1824.D			✓	
CmdSetTargetCompoundAttribute	BL2000\sean	2/20/2022 8:30:58 AM	Set UserAnnotation = INT for compound Dimethyl Phthalate in sample Feb1824.D; previous value =			✓	
CmdZeroOutPeak	BL2000\sean	2/20/2022 8:31:00 AM	Zero out primary peak of compound Benzidine in sample Feb1824.D			✓	
CmdSetTargetCompoundAttribute	BL2000\sean	2/20/2022 8:31:01 AM	Set UserAnnotation = INT for compound Benzidine in sample Feb1824.D; previous value =			✓	
CmdZeroOutPeak	BL2000\sean	2/20/2022 8:31:03 AM	Zero out primary peak of compound bis(2-ethylhexyl)Phthalate in sample Feb1824.D			✓	
CmdClearManualIntegration	BL2000\sean	2/20/2022 8:31:06 AM	Clear manual integration of target signal for compound bis(2-ethylhexyl)Phthalate in sample Feb1824.D			✓	
CmdZeroOutPeak	BL2000\sean	2/20/2022 8:31:08 AM	Zero out primary peak of compound 4,6-Dinitro-2-methylphenol in sample Feb1824.D			✓	
CmdSetTargetCompoundAttribute	BL2000\sean	2/20/2022 8:31:09 AM	Set UserAnnotation = INT for compound 4,6-Dinitro-2-methylphenol in sample Feb1824.D; previous value =			✓	
CmdManuallyIntegrateSplit	BL2000\sean	2/20/2022 8:31:28 AM	Split peak for compound Aniline in sample Feb1825.D and keep left peak, new integration is from x, y = 4.532, 381.783827383857 to 4.613, 742.24665443615 and new response = 1472122, previous integration is from x, y = 4.532, 382 to 4.675, 1013 and previous response = 2405967.			✓	
CmdSetTargetCompoundAttribute	BL2000\sean	2/20/2022 8:31:29 AM	Set UserAnnotation = CO for compound Aniline in sample Feb1825.D; previous value =			✓	
CmdManuallyIntegrateSplit	BL2000\sean	2/20/2022 8:31:35 AM	Split peak for compound bis(-2-Chloroethyl)Ether in sample Feb1825.D and keep left peak, new integration is from x, y = 4.593, 817.908389296546 to 4.675, 909.046188105366 and new response = 816449, previous integration is from x, y = 4.593, 818 to 4.715, 955 and previous response = 1118099.			✓	

Audit Trail report

Name	User	Time	Action	Reason	Comment	Succeed	Exception
CmdSetTargetCompoundAttribute	BL2000\sean	2/20/2022 8:31:36 AM	Set UserAnnotation = CO for compound bis(-2-Chloroethyl)Ether in sample Feb1825.D; previous value =			✓	
CmdManuallyIntegrateSplit	BL2000\sean	2/20/2022 8:31:45 AM	Split peak for compound 1,3-Dichlorobenzene in sample Feb1825.D and keep left peak, new integration is from x, y = 4.787, 0 to 4.879, 0 and new response = 1261148, previous integration is from x, y = 4.787, 0 to 5.134, 0 and previous response = 3741179.			✓	
CmdSetTargetCompoundAttribute	BL2000\sean	2/20/2022 8:31:47 AM	Set UserAnnotation = CO for compound 1,3-Dichlorobenzene in sample Feb1825.D; previous value =			✓	
CmdManuallyIntegrateApplyTargetRtToQualifier	BL2000\sean	2/20/2022 8:31:49 AM	Apply target integration range 4.787-4.879 to qualifier 148.0 for compound 1,3-Dichlorobenzene in sample Feb1825.D, new integration is from x, y = 4.787, 0 to 4.879, 3401 and new response = 791485; previous integration is from x, y = 4.797, 10 to 5.124, 919 and previous response = 2364953.			✓	
CmdManuallyIntegrateApplyTargetRtToQualifier	BL2000\sean	2/20/2022 8:31:50 AM	Apply target integration range 4.787-4.879 to qualifier 111.0 for compound 1,3-Dichlorobenzene in sample Feb1825.D, new integration is from x, y = 4.787, 0 to 4.879, 3595 and new response = 455837; previous integration is from x, y = 4.797, 0 to 5.124, 0 and previous response = 1390538.			✓	
CmdManuallyIntegrateSplit	BL2000\sean	2/20/2022 8:31:55 AM	Split peak for compound 1,4-Dichlorobenzene in sample Feb1825.D and keep left peak, new integration is from x, y = 4.795, 305.369663491441 to 4.879, 477.247640543239 and new response = 1259093, previous integration is from x, y = 4.795, 305 to 5.134, 998 and previous response = 3727760.			✓	
CmdClearManualIntegration	BL2000\sean	2/20/2022 8:31:58 AM	Clear manual integration of target signal for compound 1,4-Dichlorobenzene in sample Feb1825.D			✓	
CmdManuallyIntegrateSplit	BL2000\sean	2/20/2022 8:32:00 AM	Split peak for compound 1,4-Dichlorobenzene in sample Feb1825.D and keep right peak, new integration is from x, y = 4.879, 477.247640543239 to 5.134, 998.496794945521 and new response = 2468727, previous integration is from x, y = 4.795, 305 to 5.134, 998 and previous response = 3727760.			✓	

Audit Trail report

Name	User	Time	Action	Reason	Comment	Succeed	Exception
CmdManuallyIntegrateSplit	BL2000\sean	2/20/2022 8:32:01 AM	Split peak for compound 1,4-Dichlorobenzene in sample Feb1825.D and keep left peak, new integration is from x, y = 4.879, 477.247640543239 to 5.032, 789.997133184608 and new response = 1299176, previous integration is from x, y = 4.879, 477 to 5.134, 998 and previous response = 2468727.			✓	
CmdSetTargetCompoundAttribute	BL2000\sean	2/20/2022 8:32:03 AM	Set UserAnnotation = CO for compound 1,4-Dichlorobenzene in sample Feb1825.D; previous value =			✓	
CmdManuallyIntegrateApplyTargetRtToQualifier	BL2000\sean	2/20/2022 8:32:05 AM	Apply target integration range 4.879-5.032 to qualifier 148.0 for compound 1,4-Dichlorobenzene in sample Feb1825.D, new integration is from x, y = 4.879, 3401 to 5.032, 2402 and new response = 802398; previous integration is from x, y = 4.797, 83 to 5.124, 372 and previous response = 2369645.			✓	
CmdManuallyIntegrateApplyTargetRtToQualifier	BL2000\sean	2/20/2022 8:32:06 AM	Apply target integration range 4.879-5.032 to qualifier 111.0 for compound 1,4-Dichlorobenzene in sample Feb1825.D, new integration is from x, y = 4.879, 3595 to 5.032, 1453 and new response = 449921; previous integration is from x, y = 4.797, 0 to 5.124, 0 and previous response = 1390538.			✓	
CmdManuallyIntegrateSplit	BL2000\sean	2/20/2022 8:32:11 AM	Split qualifier 111.0 of compound 1,2-Dichlorobenzene in sample Feb1825.D and keep right peak, new integration is from x, y = 5.042, 0 to 5.124, 0 and new response = 450854, previous integration is from x, y = 4.797, 0 to 5.124, 0 and previous response = 1390538.			✓	
CmdManuallyIntegrateSplit	BL2000\sean	2/20/2022 8:32:14 AM	Split peak for compound 1,2-Dichlorobenzene in sample Feb1825.D and keep right peak, new integration is from x, y = 4.879, 239.993824773104 to 5.134, 381.444330417954 and new response = 2475271, previous integration is from x, y = 4.792, 192 to 5.134, 381 and previous response = 3735230.			✓	
CmdManuallyIntegrateSplit	BL2000\sean	2/20/2022 8:32:16 AM	Split peak for compound 1,2-Dichlorobenzene in sample Feb1825.D and keep right peak, new integration is from x, y = 5.032, 324.864128160014 to 5.134, 381.444330417954 and new response = 1172868, previous integration is from x, y = 4.879, 240 to 5.134, 381 and previous response = 2475271.			✓	

Audit Trail report

Name	User	Time	Action	Reason	Comment	Succeed	Exception
CmdSetTargetCompoundAttribute	BL2000\sean	2/20/2022 8:32:18 AM	Set UserAnnotation = CO for compound 1,2-Dichlorobenzene in sample Feb1825.D; previous value =			✓	
CmdManuallyIntegrateApplyTargetRtToQualifier	BL2000\sean	2/20/2022 8:32:20 AM	Apply target integration range 5.032-5.134 to qualifier 148.0 for compound 1,2-Dichlorobenzene in sample Feb1825.D, new integration is from x, y = 5.032, 2402 to 5.134, 2914 and new response = 730663; previous integration is from x, y = 4.797, 40 to 5.124, 252 and previous response = 2371208.			✓	
CmdManuallyIntegrateSplit	BL2000\sean	2/20/2022 8:32:33 AM	Split qualifier 77.0 of compound Nitrobenzene in sample Feb1825.D and keep right peak, new integration is from x, y = 5.502, 4247.61192418989 to 5.604, 3475.9212858608 and new response = 711655, previous integration is from x, y = 5.407, 4968 to 5.604, 3476 and previous response = 1069574.			✓	
CmdManuallyIntegrateApplyTargetRtToQualifier	BL2000\sean	2/20/2022 8:32:50 AM	Apply target integration range 6.301-6.393 to qualifier 129.0 for compound Naphthalene in sample Feb1825.D, new integration is from x, y = 6.301, 440 to 6.393, 1073 and new response = 255525; previously no peak.			✓	
CmdManuallyIntegrateDropBaseline	BL2000\sean	2/20/2022 8:32:51 AM	Drop baseline for qualifier 129.0 of compound Naphthalene in sample Feb1825.D to y = 440, new integration is from x, y = 6.301, 440 to 6.393, 440 and new response = 257277; previous integration is from x, y = 6.301, 440 to 6.393, 1073 and previous response = 255525.			✓	
CmdManuallyIntegrateSplit	BL2000\sean	2/20/2022 8:32:57 AM	Split qualifier 129.0 of compound p-Chloroaniline in sample Feb1825.D and keep right peak, new integration is from x, y = 6.393, 510.885793561922 to 6.475, 544.774800951207 and new response = 326150, previous integration is from x, y = 6.301, 473 to 6.475, 545 and previous response = 582765.			✓	
CmdManuallyIntegrateSplit	BL2000\sean	2/20/2022 8:33:04 AM	Split peak for compound 1-Methylnaphthalene in sample Feb1825.D and keep left peak, new integration is from x, y = 7.225, 1375.73817319471 to 7.307, 1414.39420051885 and new response = 1236329, previous integration is from x, y = 7.225, 1376 to 7.369, 1443 and previous response = 1292334.			✓	

Audit Trail report

Name	User	Time	Action	Reason	Comment	Succeed	Exception
CmdManuallyIntegrateSplit	BL2000\sean	2/20/2022 8:33:13 AM	Split peak for compound 2,4,6-Trichlorophenol in sample Feb1825.D and keep left peak, new integration is from x, y = 7.492, 131.993592704705 to 7.553, 185.212660286643 and new response = 443943, previous integration is from x, y = 7.492, 132 to 7.646, 266 and previous response = 925848.			✓	
CmdSetTargetCompoundAttribute	BL2000\sean	2/20/2022 8:33:14 AM	Set UserAnnotation = CO for compound 2,4,6-Trichlorophenol in sample Feb1825.D; previous value =			✓	
CmdManuallyIntegrateSplit	BL2000\sean	2/20/2022 8:33:16 AM	Split qualifier 198.0 of compound 2,4,6-Trichlorophenol in sample Feb1825.D and keep left peak, new integration is from x, y = 7.492, 123.840079886302 to 7.553, 177.752218750565 and new response = 417228, previous integration is from x, y = 7.492, 124 to 7.646, 259 and previous response = 873499.			✓	
CmdManuallyIntegrateSplit	BL2000\sean	2/20/2022 8:33:20 AM	Split peak for compound 2,4,5-Trichlorophenol in sample Feb1825.D and keep left peak, new integration is from x, y = 7.492, 109.780101262567 to 7.553, 162.208597285383 and new response = 444026, previous integration is from x, y = 7.492, 110 to 7.646, 241 and previous response = 926049.			✓	
CmdClearManualIntegration	BL2000\sean	2/20/2022 8:33:21 AM	Clear manual integration of target signal for compound 2,4,5-Trichlorophenol in sample Feb1825.D			✓	
CmdManuallyIntegrateSplit	BL2000\sean	2/20/2022 8:33:23 AM	Split peak for compound 2,4,5-Trichlorophenol in sample Feb1825.D and keep right peak, new integration is from x, y = 7.553, 162.208597285383 to 7.646, 241.336909380805 and new response = 482884, previous integration is from x, y = 7.492, 110 to 7.646, 241 and previous response = 926049.			✓	
CmdSetTargetCompoundAttribute	BL2000\sean	2/20/2022 8:33:24 AM	Set UserAnnotation = CO for compound 2,4,5-Trichlorophenol in sample Feb1825.D; previous value =			✓	
CmdManuallyIntegrateSplit	BL2000\sean	2/20/2022 8:33:26 AM	Split qualifier 198.0 of compound 2,4,5-Trichlorophenol in sample Feb1825.D and keep right peak, new integration is from x, y = 7.553, 166.378328046637 to 7.646, 255.31776562901 and new response = 457139, previous integration is from x, y = 7.492, 107 to 7.646, 255 and previous response = 873583.			✓	

Audit Trail report

Name	User	Time	Action	Reason	Comment	Succeed	Exception
CmdManuallyIntegrateApplyTargetRtToQualifier	BL2000\sean	2/20/2022 8:33:33 AM	Apply target integration range 8.169-8.313 to qualifier 153.1 for compound Acenaphthylene in sample Feb1825.D, new integration is from x, y = 8.169, 0 to 8.313, 1264 and new response = 308306; previously no peak.			✓	
CmdManuallyIntegrateDropBaseline	BL2000\sean	2/20/2022 8:33:34 AM	Drop baseline for qualifier 153.1 of compound Acenaphthylene in sample Feb1825.D to y = 0, new integration is from x, y = 8.169, 0 to 8.313, 0 and new response = 313737; previous integration is from x, y = 8.169, 0 to 8.313, 1264 and previous response = 308306.			✓	
CmdManuallyIntegrateApplyTargetRtToQualifier	BL2000\sean	2/20/2022 8:33:42 AM	Apply target integration range 8.497-8.650 to qualifier 154.0 for compound 2,4-Dinitrophenol in sample Feb1825.D, new integration is from x, y = 8.497, 2831 to 8.650, 1601 and new response = 69007; previous integration is from x, y = 8.384, 733 to 8.466, 789 and previous response = 1221573.			✓	
CmdManuallyIntegrateDropBaseline	BL2000\sean	2/20/2022 8:33:42 AM	Drop baseline for qualifier 154.0 of compound 2,4-Dinitrophenol in sample Feb1825.D to y = 1601, new integration is from x, y = 8.497, 1601 to 8.650, 1601 and new response = 74670; previous integration is from x, y = 8.497, 2831 to 8.650, 1601 and previous response = 69007.			✓	
CmdManuallyIntegrateQualifierPeak	BL2000\sean	2/20/2022 8:33:50 AM	Manually integrate qualifier 63.0 of compound 2,4-Dinitrotoluene in sample Feb1825.D, from x, y = 8.650, 3554 to 8.701, 3112, result = 116589; previous integration is from x, y = 8.568, 1726 to 8.742, 1605 and previous response = 293783.			✓	
CmdManuallyIntegratePeak	BL2000\sean	2/20/2022 8:34:07 AM	Manually integrate compound Anthracene in sample Feb1825.D, from x, y = 10.130, 620639 to 10.292, 603223, result = -1244371; previous integration is from x, y = 10.151, 0 to 10.221, 0 and previous response = 2396277.			✓	
CmdManuallyIntegrateSnapBaseline	BL2000\sean	2/20/2022 8:34:08 AM	Snap baseline for compound Anthracene in sample Feb1825.D, from x = 10.130 to x = 10.292, new integration is from x, y = 10.130, 233 to 10.292, 9802 and new response = 4656645; previous integration is from x, y = 10.130, 620639 to 10.292, 603223 and previous response = -1244371.			✓	

Audit Trail report

Name	User	Time	Action	Reason	Comment	Succeed	Exception
CmdManuallyIntegrateDropBaseline	BL2000\sean	2/20/2022 8:34:09 AM	Drop baseline for compound Anthracene in sample Feb1825.D to y = 233, new integration is from x, y = 10.130, 233 to 10.292, 233 and new response = 4703165; previous integration is from x, y = 10.130, 233 to 10.292, 9802 and previous response = 4656645.			✓	
CmdSetTargetCompoundAttribute	BL2000\sean	2/20/2022 8:34:10 AM	Set UserAnnotation = CO for compound Anthracene in sample Feb1825.D; previous value =			✓	
CmdManuallyIntegrateSplit	BL2000\sean	2/20/2022 8:34:12 AM	Split peak for compound Anthracene in sample Feb1825.D and keep right peak, new integration is from x, y = 10.221, 233 to 10.292, 233 and new response = 2307793, previous integration is from x, y = 10.130, 233 to 10.292, 233 and previous response = 4703165.			✓	
CmdManuallyIntegrateApplyTargetRtToQualifier	BL2000\sean	2/20/2022 8:34:16 AM	Apply target integration range 10.221-10.292 to qualifier 176.0 for compound Anthracene in sample Feb1825.D, new integration is from x, y = 10.221, 2261 to 10.292, 1274 and new response = 420629; previously no peak.			✓	
CmdManuallyIntegrateDropBaseline	BL2000\sean	2/20/2022 8:34:17 AM	Drop baseline for qualifier 176.0 of compound Anthracene in sample Feb1825.D to y = 1274, new integration is from x, y = 10.221, 1274 to 10.292, 1274 and new response = 422728; previous integration is from x, y = 10.221, 2261 to 10.292, 1274 and previous response = 420629.			✓	
CmdSaveBatchTable	BL2000\sean	2/20/2022 8:34:47 AM	Save batch \\MASSHUNTER\Org\Data\SV5973N.I\sd021822\DoD BNA cal 1\QuantResults\021822 DoD BNA cal.batch.bin			✓	
CmdSetSampleAttribute	BL2000\sean	2/20/2022 8:36:02 AM	Set SampleApproved = True for sample Feb1825.D; previous value = False			✓	
CmdSetSampleAttribute	BL2000\sean	2/20/2022 8:36:04 AM	Set SampleApproved = True for sample Feb1824.D; previous value = False			✓	
CmdSetSampleAttribute	BL2000\sean	2/20/2022 8:36:05 AM	Set SampleApproved = True for sample Feb1823.D; previous value = False			✓	
CmdSetSampleAttribute	BL2000\sean	2/20/2022 8:36:06 AM	Set SampleApproved = True for sample Feb1822.D; previous value = False			✓	
CmdSetSampleAttribute	BL2000\sean	2/20/2022 8:36:07 AM	Set SampleApproved = True for sample Feb1821.D; previous value = False			✓	

Audit Trail report

Name	User	Time	Action	Reason	Comment	Succeed	Exception
CmdSetSampleAttribute	BL2000\sean	2/20/2022 8:36:08 AM	Set SampleApproved = True for sample Feb1820.D; previous value = False			✓	
CmdSetSampleAttribute	BL2000\sean	2/20/2022 8:36:09 AM	Set SampleApproved = True for sample Feb1819.D; previous value = False			✓	
CmdSetSampleAttribute	BL2000\sean	2/20/2022 8:36:10 AM	Set SampleApproved = True for sample Feb1817.D; previous value = False			✓	
CmdSetSampleAttribute	BL2000\sean	2/20/2022 8:36:11 AM	Set SampleApproved = True for sample Feb1816.D; previous value = False			✓	
CmdSetSampleAttribute	BL2000\sean	2/20/2022 8:36:13 AM	Set SampleApproved = True for sample Feb1815.D; previous value = False			✓	
CmdSetSampleAttribute	BL2000\sean	2/20/2022 8:36:15 AM	Set SampleApproved = True for sample Feb1814.D; previous value = False			✓	
CmdSetSampleAttribute	BL2000\sean	2/20/2022 8:36:15 AM	Set SampleApproved = True for sample Feb1813.D; previous value = False			✓	
CmdSetSampleAttribute	BL2000\sean	2/20/2022 8:36:16 AM	Set SampleApproved = True for sample Feb1812.D; previous value = False			✓	
CmdSetSampleAttribute	BL2000\sean	2/20/2022 8:36:17 AM	Set SampleApproved = True for sample Feb1811.D; previous value = False			✓	
CmdSetSampleAttribute	BL2000\sean	2/20/2022 8:36:18 AM	Set SampleApproved = True for sample Feb1810.D; previous value = False			✓	
CmdSetSampleAttribute	BL2000\sean	2/20/2022 8:36:19 AM	Set SampleApproved = True for sample Feb1818.D; previous value = False			✓	
CmdQuantitate	BL2000\sean	2/20/2022 8:38:54 AM	Quantitate all compounds in all samples			✓	
CmdSaveBatchTable	BL2000\sean	2/20/2022 8:40:49 AM	Save batch \\MASSHUNTER\Org\Data\SV5973N.I\sd021822\DoD BNA cal 1\QuantResults\021822 DoD BNA cal.batch.bin			✓	
CmdOpenBatchTable	BL2000\sean	2/20/2022 10:57:46 AM	Open batch D:\Org\Data\SV5973N.I\sd021822\DoD BNA cal 1\021822 DoD BNA cal.batch.bin			✓	
CmdQuantitate	BL2000\sean	2/20/2022 11:00:49 AM	Quantitate all compounds in all samples			✓	
CmdSaveBatchTable	BL2000\sean	2/20/2022 11:09:58 AM	Save batch D:\Org\Data\SV5973N.I\sd021822\DoD BNA cal 1\QuantResults\021822 DoD BNA cal.batch.bin			✓	

Audit Trail report

Name	User	Time	Action	Reason	Comment	Succeed	Exception
GenerateReport	BL2000\sean	2/20/2022 11:10:49 AM	Generates report - Method: D:\Org\reports\LevelIV_Reports\Tests_for_LevelIV\CC_mid_rpt.m, Output Path: D:\Org\Data\SV5973N.I\sd021822\DoD BNA cal 1\QuantReports\021822 DoD BNA cal-1			✓	
CmdSaveBatchTable	BL2000\sean	2/20/2022 11:12:00 AM	Save batch D:\Org\Data\SV5973N.I\sd021822\DoD BNA cal 1\QuantResults\021822 DoD BNA cal.batch.bin			✓	

Continuing Calibration Report

Batch Name D:\Org\Data\SV5973N.I\sd021822\DoD BNA cal 1\QuantResults\021822 DoD BNA cal.batch.bin
Method File
Daily CC \\MASSHUNTER\Org\Data\SV5973N.I\sd021822\DoD BNA cal 1Feb1825.D

Level name	Injection Time	Calibration Files
1	2/19/2022 11:48:03 AM	\\MASSHUNTER\Org\Data\SV5973N.I\sd021822\DoD BNA cal 1\Feb1808.D
2	2/19/2022 11:15:42 AM	\\MASSHUNTER\Org\Data\SV5973N.I\sd021822\DoD BNA cal 1\Feb1807.D
3	2/19/2022 10:43:35 AM	\\MASSHUNTER\Org\Data\SV5973N.I\sd021822\DoD BNA cal 1\Feb1806.D
4	2/19/2022 9:57:53 AM	\\MASSHUNTER\Org\Data\SV5973N.I\sd021822\DoD BNA cal 1\Feb1805.D
5	2/19/2022 9:25:44 AM	\\MASSHUNTER\Org\Data\SV5973N.I\sd021822\DoD BNA cal 1\Feb1804.D
6	2/19/2022 8:53:27 AM	\\MASSHUNTER\Org\Data\SV5973N.I\sd021822\DoD BNA cal 1\Feb1803.D
7	2/19/2022 8:21:26 AM	\\MASSHUNTER\Org\Data\SV5973N.I\sd021822\DoD BNA cal 1\Feb1802.D
CCV	2/4/2022 2:54:08 PM	\\MASSHUNTER\Org\Data\SV5973N.I\sd030422\BNA 1\Feb0402.D <=====

ISTD Compound:	Avg Resp	Mid Resp	CC Resp	Area%	A/M
1,4-Dichlorobenzene-d4	349222	362851	444944	122.62	M
Naphthalene-d8	1013729	1062572	1299580	122.31	M
Acenaphthene-d10	558272	582178	717344	123.22	M
Phenanthrene-d10	990554	1023524	1290843	126.12	M
Chrysene-d12	720048	738511	980674	132.79	M
Perylene-d12	459625	469307	658950	140.41	M

Target Compound	AvgRF/R2	CC RF	Exp. Conc	Calc. Conc	%Dev	Area%	Curve Fit
1,4-Dichlorobenzene-d4	-----ISTD-----						
N-Nitrosodimethylamine	0.9982	0.2951	75.00	77.20	-2.93	208.87	Quadratic
Pyridine	0.9984	0.7071	75.00	73.69	1.75	187.04	Quadratic
2-Fluorophenol	0.9992	0.9979	75.00	79.33	-5.77	200.63	Quadratic
Aniline	0.9988	1.7646	75.00	76.76	-2.35	191.90	Quadratic
Phenol-d5	0.9995	1.2858	75.00	79.62	-6.16	198.39	Quadratic
Phenol	0.9987	1.3983	75.00	77.69	-3.59	197.55	Quadratic
bis(-2-Chloroethyl)Ether	0.9996	0.9786	75.00	80.56	-7.41	202.96	Quadratic
2-Chlorophenol	0.9991	1.1842	75.00	82.72	-10.30	209.21	Quadratic
1,3-Dichlorobenzene	0.9991	1.5117	75.00	82.85	-10.46	205.69	Quadratic
1,4-Dichlorobenzene	0.9990	1.5573	75.00	85.44	-13.91	208.91	Quadratic
1,2-Dichlorobenzene	0.9998	1.4059	75.00	78.73	-4.98	191.76	Quadratic
Benzyl Alcohol	0.9973	0.5956	75.00	81.50	-8.67	233.14	Quadratic
bis(2-chloroisopropyl)Ether	0.9984	0.3930	75.00	81.58	-8.77	204.10	Quadratic
2-Methylphenol	0.9983	0.9923	75.00	79.46	-5.95	198.91	Quadratic
N-nitroso-Di-n-propylamine	0.9994	0.7771	75.00	89.28	-19.04	219.43	Quadratic
4Methylphenol/3Methylphenol	0.9990	1.4841	75.00	87.71	-16.95	219.50	Quadratic
Hexachloroethane	0.9987	0.4321	75.00	78.50	-4.67	203.75	Quadratic
Nitrobenzene-d5	0.9990	0.7211	75.00	79.95	-6.60	207.73	Quadratic
Nitrobenzene	0.9943	0.4087	75.00	90.70	-20.94	222.40	Quadratic
Naphthalene-d8	-----ISTD-----						
Isophorone	0.9986	0.6137	75.00	83.13	-10.83	216.88	Quadratic
2-Nitrophenol	0.9966	0.1442	75.00	85.94	-14.59	240.81	Quadratic
2,4-Dimethylphenol	0.9946	0.2662	75.00	77.50	-3.34	208.58	Quadratic
bis(-2-Chloroethoxy)Methane	0.9977	0.3394	75.00	78.93	-5.25	195.14	Quadratic
2,4-Dichlorophenol	0.9975	0.2624	75.00	79.90	-6.54	211.22	Quadratic
Benzoic Acid	0.9948	0.1682	75.00	91.32	-21.76	271.59	Quadratic
1,2,4-Trichlorobenzene	0.9993	0.3054	75.00	77.71	-3.61	195.00	Quadratic
Naphthalene	0.9979	0.9651	75.00	82.95	-10.60	211.82	Quadratic
4-Chlorophenol	0.9994	0.1044	75.00	84.77	-13.02	217.67	Quadratic
p-Chloroaniline	0.9987	0.3581	75.00	78.40	-4.53	192.51	Quadratic
Hexachlorobutadiene	0.9987	0.1687	75.00	82.51	-10.01	218.58	Quadratic
4-Chloro-2-Methylphenol	0.9965	0.2344	75.00	76.98	-2.64	208.43	Quadratic

Continuing Calibration Report

Target Compound	AvgRF/R2	CC RF	Exp. Conc	Calc. Conc	%Dev	Area%	Curve Fit
4-Chloro-3-Methylphenol	0.2382	0.2624	75.00	82.63	-10.17	205.00	Avg RF
2-Methylnaphthalene	0.9998	0.5407	75.00	81.49	-8.66	196.45	Quadratic
1-Methylnaphthalene	0.9993	0.5074	75.00	78.50	-4.67	183.94	Quadratic
Acenaphthene-d10	-----ISTD-----						
Hexachlorocyclopentadiene	0.9982	0.1760	75.00	78.37	-4.49	209.54	Quadratic
2,4,6-Trichlorophenol	0.9939	0.3301	75.00	83.90	-11.86	238.27	Quadratic
2,4,5-Trichlorophenol	0.9986	0.3590	75.00	81.74	-8.98	216.23	Quadratic
2-Fluorobiphenyl	0.9986	1.3029	75.00	81.85	-9.13	208.50	Quadratic
2-Chloronaphthalene	1.0024	1.0523	75.00	78.73	-4.98	194.83	Avg RF
2-Nitroaniline	0.9911	0.2093	75.00	87.40	-16.53	231.77	Quadratic
Dimethyl Phthalate	0.9976	1.1055	75.00	82.08	-9.44	225.82	Quadratic
2,6-Dinitrotoluene	0.9930	0.1384	75.00	75.04	-0.05	200.84	Quadratic
Acenaphthylene	0.9997	1.6700	75.00	78.14	-4.19	187.88	Quadratic
3-Nitroaniline	0.9942	0.1760	75.00	83.54	-11.39	238.38	Quadratic
Acenaphthene	0.9995	0.9080	75.00	73.66	1.78	175.82	Quadratic
2,4-Dinitrophenol	0.9987	0.0799	75.00	84.50	-12.67	245.33	Quadratic
Dibenzofuran	0.9969	1.5713	75.00	77.97	-3.96	204.22	Quadratic
2,4-Dinitrotoluene	0.9989	0.1836	75.00	79.63	-6.18	213.11	Quadratic
4-Nitrophenol	0.9972	0.1826	75.00	80.20	-6.94	225.93	Quadratic
Diethylphthalate	0.9968	1.0959	75.00	78.65	-4.87	219.94	Quadratic
Fluorene	0.9988	1.2041	75.00	74.62	0.51	181.64	Quadratic
4-Chlorophenyl-phenylether	0.9957	0.5958	75.00	82.09	-9.46	222.70	Quadratic
Phenanthrene-d10	-----ISTD-----						
4-Nitroaniline	0.9926	0.1109	75.00	87.04	-16.06	259.68	Quadratic
4,6-Dinitro-2-methylphenol	0.9985	0.0662	75.00	84.96	-13.28	235.50	Quadratic
N-nitrosodiphenylamine	0.9998	0.4889	75.00	82.19	-9.58	209.98	Quadratic
Azobenzene	0.9991	0.6090	75.00	77.65	-3.53	194.57	Quadratic
2,4,6-Tribromophenol	0.9995	0.0612	75.00	83.78	-11.71	237.64	Quadratic
4-Bromophenyl-phenylether	0.9969	0.1898	75.00	83.97	-11.96	213.52	Quadratic
Hexachlorobenzene	0.9959	0.1970	75.00	86.08	-14.77	229.13	Quadratic
Pentachlorophenol	0.9986	0.0925	75.00	85.72	-14.29	243.90	Quadratic
Phenanthrene	0.9974	0.9901	75.00	80.06	-6.75	206.23	Quadratic
Anthracene	0.8750	0.9535	75.00	81.73	-8.98	211.22	Avg RF
Triallate	0.9997	0.2250	75.00	80.79	-7.72	213.21	Quadratic
Carbazole	1.0000	0.8957	75.00	75.72	-0.96	192.87	Quadratic
o-Terphenyl	0.9973	0.5212	75.00	79.41	-5.89	206.97	Quadratic
Di-n-Butylphthalate	0.9987	0.9813	75.00	86.61	-15.49	244.67	Quadratic
Fluoranthene	0.9997	0.9896	75.00	79.88	-6.50	203.74	Quadratic
Benzdine	0.9992	0.3273	75.00	74.65	0.47	184.21	Quadratic
Pyrene	0.9996	1.0720	75.00	79.30	-5.74	198.34	Quadratic
Terphenyl-d14	0.6821	0.7189	75.00	79.04	-5.39	204.43	Avg RF
Chrysene-d12	-----ISTD-----						
Butylbenzylphthalate	0.9985	0.4453	75.00	84.61	-12.81	268.36	Quadratic
Benzo(a)Anthracene	1.0282	1.1010	75.00	80.31	-7.08	214.38	Avg RF
Chrysene	0.9996	1.1704	75.00	76.14	-1.52	204.93	Quadratic
3,3-Dichlorobenzidine	0.9980	0.3841	75.00	79.09	-5.46	235.58	Quadratic
bis(2-ethylhexyl)Phthalate	0.9986	0.1565	75.00	85.96	-14.62	275.27	Quadratic
Perylene-d12	-----ISTD-----						
Di-n-octyl Phthalate	0.9982	1.5967	75.00	82.43	-9.90	279.06	Quadratic
Benzo(b)fluoranthene	0.9994	1.5097	75.00	71.03	5.29	205.37	Quadratic
Benzo(k)fluoranthene	0.9991	1.6611	75.00	74.55	0.60	214.63	Quadratic
Benzo(a)pyrene	0.9994	1.4883	75.00	74.20	1.07	210.60	Quadratic
Indeno(1,2,3-c,d)pyrene	0.9983	1.2541	75.00	74.49	0.68	217.66	Quadratic
Dibenzo(a,h)anthracene	0.9990	1.3170	75.00	71.89	4.15	212.04	Quadratic
Benzo(g,h,i)perylene	0.9993	1.4589	75.00	75.19	-0.25	219.06	Quadratic

A -- against Average; M -- against Mid Point; P -- against Previous CC in the Method;



Analytical RunID SV5973N.I_220218A Standards Traceability Report

Spike ID: sv100507

Spike Name: BNA mix

Prep Date: 6/9/2021

Exp Date: 3/31/2022

Department: GCMSSEMI

Vendor:

Lot Number:

Balance ID:

Comments: 200 ug/mL

Type: Secondary

Prep By: Sean McGrew

Status: New

Final Volume: 1.5 mL

Chemical/Solvent Used	Bottle No	Amt	Units	Expires
Dichloromethane EA342	13510	0.51	mL	3/31/2022

Stock Source	Base Units	Amount Added
sv82908	ug/mL	0.03 mL
sv83301	ug/mL	0.15 mL
sv83406	ug/mL	0.15 mL
sv83419	ug/mL	0.15 mL
sv82913	ug/mL	0.15 mL
sv83410	ug/mL	0.15 mL
sv83407	ug/mL	0.06 mL
sv83201	ug/mL	0.15 mL



Analytical RunID SV5973N.I_220218A Standards Traceability Report

Spike ID: sv100516

Spike Name: BNA Internals 2000 ug/mL

Prep Date: 7/25/2021

Exp Date: 6/30/2023

Department: GCMSSEMI

Vendor: Chemservice

Lot Number: 8443500

Balance ID:

Comments:

Type: Secondary

Prep By: John P. Heine

Status: New

Final Volume: 2.12 mL

Chemical/Solvent Used	Bottle No	Amt	Units	Expires
Dichloromethane EA342	13510	1.06	mL	6/30/2023

Stock Source	Base Units	Amount Added
sv83506	ug/mL	1.06 mL



Analytical RunID SV5973N.I_220218A Standards Traceability Report

Spike ID: sv100610
Spike Name: QC2/TEL
Prep Date: 8/3/2021
Exp Date: 8/3/2022
Department: GCMSSEMI
Vendor:
Lot Number:
Balance ID:
Comments:

Type: Secondary
Prep By: Sean McGrew
Status: New

Final Volume: 1.5 mL

Chemical/Solvent Used	Bottle No	Amt	Units	Expires
Dichloromethane EA342	13510	1.2	mL	8/3/2022

Stock Source	Base Units	Amount Added
sv83015	ug/mL	0.15 mL
sv83509	ug/mL	0.15 mL



Analytical RunID SV5973N.I_220218A Standards Traceability Report

Spike ID: sv100714

Spike Name: BNA 2nd source

Prep Date: 12/20/2021

Exp Date: 10/1/2022

Department: GCMSSEMI

Vendor:

Lot Number:

Balance ID:

Comments: 200 ug/mL

Type: Secondary

Prep By: Sean McGrew

Status: New

Final Volume: 1 mL

Chemical/Solvent Used	Bottle No	Amt	Units	Expires
Dichloromethane EA342	13510	0.54	mL	10/1/2022

Stock Source	Base Units	Amount Added
sv83514	ug/mL	0.1 mL
sv82702	ug/mL	0.02 mL
sv83218	ug/mL	0.1 mL
sv83408	ug/mL	0.2 mL
sv83411	ug/mL	0.04 mL



Analytical RunID SV5973N.I_220218A Standards Traceability Report

Standard ID: sv82702

Standard Name: AE Surr

Prep Date: 8/28/2018

Exp Date: 4/30/2023

Department: GCMSPR

Vendor: Restek

Lot Number: A0137474

Balance ID:

Comments:

Type: Primary

Prep By: Craig A. Bardelli

Status: New

Final Volume: mL

Chemical/Solvent Used	Bottle No	Amt	Units	Expires
Acid Surrogate Standard Mix (4/89)	10707	1	mL	4/30/2023
Stock Source	Base Units	Amount Added		



Analytical RunID SV5973N.I_220218A Standards Traceability Report

Spike ID: sv82908

Spike Name: AE surr

Prep Date: 4/10/2019

Exp Date: 3/31/2022

Department: GCMSSEMI

Vendor: Sigma-Aldrich

Lot Number: LRAC2239

Balance ID:

Comments:

Type: Primary

Prep By: Sean McGrew

Status: New

Final Volume: mL

Chemical/Solvent Used	Bottle No	Amt	Units	Expires
EPA 8270 Acids Surrogate Spike Mix HC	11383		mL	3/31/2022
Stock Source	Base Units	Amount Added		



Analytical RunID SV5973N.I_220218A Standards Traceability Report

Spike ID: sv82913

Spike Name: BNA Custom for cal

Prep Date: 5/2/2019

Exp Date: 5/28/2023

Department: GCMSSEMI

Vendor: AccuStandard

Lot Number: 219041483

Balance ID:

Comments:

Type: Primary

Prep By: Sean McGrew

Status: New

Final Volume: 1 mL

Chemical/Solvent Used	Bottle No	Amt	Units	Expires
Custom BNA Mix	11451		mL	5/28/2023
Stock Source	Base Units	Amount Added		



Analytical RunID SV5973N.I_220218A Standards Traceability Report

Spike ID: sv83015

Spike Name: TEL

Prep Date: 9/27/2019

Exp Date: 5/8/2023

Department: GCMSSEMI

Vendor: Absolute Standards

Lot Number: 050818

Balance ID:

Comments:

Type: Primary

Prep By: Sean McGrew

Status: New

Final Volume: mL

Chemical/Solvent Used	Bottle No	Amt	Units	Expires
Tetraethyllead	11760		mL	5/8/2023
Stock Source	Base Units	Amount Added		



Analytical RunID SV5973N.I_220218A Standards Traceability Report

Spike ID: sv83201

Spike Name: Phenols mix

Prep Date: 3/17/2020

Exp Date: 1/31/2028

Department: GCMSSEMI

Vendor: Restek

Lot Number: A0157111

Balance ID:

Comments:

Type: Primary

Prep By: Sean McGrew

Status: New

Final Volume: 1 mL

Chemical/Solvent Used	Bottle No	Amt	Units	Expires
604 Phenols Calibration Mix	12512		mL	1/31/2028
Stock Source	Base Units	Amount Added		



Analytical RunID SV5973N.I_220218A Standards Traceability Report

Spike ID: SV83202

Spike Name: BNA 2nd source short

Prep Date: 3/24/2020

Exp Date: 3/16/2023

Department: GCMSSEMI

Vendor: Absolute Standards

Lot Number: 031620

Balance ID:

Comments:

Type: Primary

Prep By: Sean McGrew

Status: New

Final Volume: 1 mL

Chemical/Solvent Used	Bottle No	Amt	Units	Expires
BNA 2nd Source Standard Rev 1	12532		mL	3/16/2023
Stock Source	Base Units	Amount Added		



Analytical RunID SV5973N.I_220218A Standards Traceability Report

Spike ID: sv83218

Spike Name: Benzidines

Prep Date: 7/7/2020

Exp Date: 5/1/2024

Department: GCMSSEMI

Vendor: AccuStandard

Lot Number: 220041353

Balance ID:

Comments: 2000 ug/mL 12839

Type: Primary

Prep By: John P. Heine

Status: New

Final Volume: 1 mL

Chemical/Solvent Used	Bottle No	Amt	Units	Expires
Benzidine & 3,3'-Dichlorobenzidine	12839	1	mL	5/1/2024

Stock Source	Base Units	Amount Added
--------------	------------	--------------



Analytical RunID SV5973N.I_220218A Standards Traceability Report

Spike ID: sv83301

Spike Name: PAH Mix

Prep Date: 7/13/2020

Exp Date: 9/30/2022

Department: GCMSSEMI

Vendor: Sigma-Aldrich

Lot Number: LRAC3877

Balance ID:

Comments: 4 x 1mL

Type: Primary

Prep By: John P. Heine

Status: New

Final Volume: 6 mL

Chemical/Solvent Used	Bottle No	Amt	Units	Expires
TCL PAH Mix	12846	6	mL	9/30/2022
Stock Source	Base Units	Amount Added		



Analytical RunID SV5973N.I_220218A Standards Traceability Report

Spike ID: sv83406

Spike Name: BN mix 2000ug/mL

Prep Date: 1/20/2021

Exp Date: 1/31/2023

Department: GCMSSEMI

Vendor: Sigma-Aldrich

Lot Number: LRAC4915

Balance ID:

Comments:

Type: Primary

Prep By: Sean McGrew

Status: New

Final Volume: 1 mL

Chemical/Solvent Used	Bottle No	Amt	Units	Expires
TCL Base-Neutrals Mix	13494	1	mL	1/31/2023

Stock Source	Base Units	Amount Added
--------------	------------	--------------



Analytical RunID SV5973N.I_220218A Standards Traceability Report

Standard ID: sv83407

Standard Name: BN Surr 5000 ug/mL

Prep Date: 12/14/2020

Exp Date: 10/31/2026

Department: GCMSSEMI

Vendor: Restek

Lot Number: A0166081

Balance ID:

Comments:

Type: Primary

Prep By: John P. Heine

Status: New

Final Volume: 5 mL

Chemical/Solvent Used	Bottle No	Amt	Units	Expires
B/N Surrogate Mix (4/89 SOW)	13328	1	mL	10/31/2026
Stock Source	Base Units	Amount Added		



Analytical RunID SV5973N.I_220218A Standards Traceability Report

Spike ID: sv83408

Spike Name: 625 LCS Spk

Prep Date: 2/9/2021

Exp Date: 2/2/2026

Department: GCMSPR

Vendor: Absolute Standards

Lot Number: 050120

Balance ID:

Comments: 12x1mL ampules

Type: Primary

Prep By: Ryan F. Bengel

Status: Open

Final Volume: 1 mL

Chemical/Solvent Used	Bottle No	Amt	Units	Expires
CLP Semi-Volatiel Calibration Standard	13539	1	mL	2/2/2026
Stock Source	Base Units	Amount Added		



Analytical RunID SV5973N.I_220218A Standards Traceability Report

Spike ID: sv83410

Spike Name: H.S. Mix

Prep Date: 4/7/2021

Exp Date: 2/28/2024

Department: GCMSSEMI

Vendor: Sigma-Aldrich

Lot Number: LRAC9004

Balance ID:

Comments: 2000 ug/mL

Type: Primary

Prep By: Sean McGrew

Status: New

Final Volume: mL

Chemical/Solvent Used	Bottle No	Amt	Units	Expires
EPA TCL Hazardous Substances Mix (12 cmpds)	13691		mL	2/28/2024
Stock Source	Base Units	Amount Added		



Analytical RunID SV5973N.I_220218A Standards Traceability Report

Spike ID: sv83411

Spike Name: BN surr

Prep Date: 4/7/2021

Exp Date: 11/20/2026

Department: GCMSSEMI

Vendor: Restek

Lot Number: A6167670

Balance ID:

Comments: 5000 ug/mL

Type: Primary

Prep By: Sean McGrew

Status: New

Final Volume: mL

Chemical/Solvent Used	Bottle No	Amt	Units	Expires
B/N Surrogate Mix (4/89 SOW)	13666		mL	11/20/2026
Stock Source	Base Units	Amount Added		



Analytical RunID SV5973N.I_220218A Standards Traceability Report

Spike ID: sv83419

Spike Name: Benzidines CAL 2000ug/mL

Prep Date: 5/18/2021

Exp Date: 4/30/2023

Department: GCMSSEMI

Vendor: Agilent

Lot Number: 0006592783

Balance ID:

Comments: 2000 ug/mL

Type: Primary

Prep By: John P. Heine

Status: New

Final Volume: 1 mL

Chemical/Solvent Used	Bottle No	Amt	Units	Expires
Benzidines Standard	13854	1	mL	4/30/2023
Stock Source	Base Units	Amount Added		



Analytical RunID SV5973N.I_220218A Standards Traceability Report

Standard ID: sv83506

Standard Name: BNA Internals 4000 ug/mL

Prep Date: 6/18/2021

Exp Date: 6/30/2023

Department: GCMSSEMI

Vendor: Chemservice

Lot Number: 8443500

Balance ID:

Comments:

Type: Secondary

Prep By: John P. Heine

Status: New

Final Volume: 8 mL

Chemical/Solvent Used	Bottle No	Amt	Units	Expires
Mixture #8-Internal Standards	13968	8	mL	6/30/2023
Stock Source	Base Units	Amount Added		



Analytical RunID SV5973N.I_220218A Standards Traceability Report

Spike ID: sv83509

Spike Name: QC2 2nd source

Prep Date: 7/12/2021

Exp Date: 5/7/2026

Department: GCMSSEMI

Vendor: Absolute Standards

Lot Number: 050721

Balance ID:

Comments:

Type: Primary

Prep By: John P. Heine

Status: New

Final Volume: mL

Chemical/Solvent Used	Bottle No	Amt	Units	Expires
Semi-Volatile Mix	13964	6	mL	5/7/2026
Stock Source	Base Units	Amount Added		



Analytical RunID SV5973N.I_220218A Standards Traceability Report

Spike ID: sv83514

Spike Name: Additional

Prep Date: 9/22/2021

Exp Date: 10/1/2022

Department: GCMSPR

Vendor: AccuStandard

Lot Number: 22002155-02

Balance ID:

Comments: 12x1mL ampules

Type: Primary

Prep By: Ryan F. Bengel

Status: Open

Final Volume: 1 mL

Chemical/Solvent Used	Bottle No	Amt	Units	Expires
Custom Semi-Volatile Standard	14279	1	mL	10/1/2022

Stock Source	Base Units	Amount Added
--------------	------------	--------------



Analytical RunID SV5973N.I_220218A Standards Traceability Report

Spike ID: sv90820

Spike Name: BNA 2nd source short (new)

Prep Date: 3/24/2020

Exp Date: 3/16/2023

Department: GCMSSEMI

Vendor:

Lot Number:

Balance ID:

Comments: 200 ug/mL

Type: Secondary

Prep By: Sean McGrew

Status: New

Final Volume: 1.5 mL

Chemical/Solvent Used	Bottle No	Amt	Units	Expires
Dichloromethane DX975	12485	1.35	mL	3/16/2023

Stock Source	Base Units	Amount Added
sv83202	ug/mL	0.15 mL

RESTEK CERTIFIED REFERENCE MATERIAL

110 Benner Circle
 Bellefonte, PA 16823-8812
 Tel: (800)356-1688
 Fax: (814)353-1309

www.restek.com

Certificate of Analysis



FOR LABORATORY USE ONLY-READ SDS PRIOR TO USE.

This Reference Material is intended for Laboratory Use Only as a standard for the qualitative and/or quantitative determination of the analyte(s) listed.

Catalog No. : 31063 Lot No.: A0137474
 Description : Acid Surrogate Standard Mix (4/89)
 Acid Surrogate Standard Mix (4/89) 10,000 µg/mL, Methanol, 1mL/ampul
 Container Size : 2 mL Pkg Amt: > 1 mL
 Expiration Date : April 30, 2023 Storage: 10°C or colder

CERTIFIED VALUES

Elution Order	Compound	Grav. Conc. (weight/volume)	Expanded Uncertainty (35 % C.L.; K=2)			
1	2-Fluorophenol	10,046.4 µg/mL (Lot STBD7945V)	+/-	58.8239	µg/mL	Gravimetric
	CAS # 367-12-4		+/-	293.2702	µg/mL	Unstressed
	Purity 99%		+/-	355.8400	µg/mL	Stressed
2	Phenol-d6	10,023.6 µg/mL (Lot PR-27801)	+/-	58.6904	µg/mL	Gravimetric
	CAS # 13127-88-3		+/-	292.6047	µg/mL	Unstressed
	Purity 99%		+/-	355.0324	µg/mL	Stressed
3	2,4,6-Tribromophenol	10,057.2 µg/mL (Lot 29699MJV)	+/-	58.8871	µg/mL	Gravimetric
	CAS # 118-79-6		+/-	293.5855	µg/mL	Unstressed
	Purity 99%		+/-	356.2225	µg/mL	Stressed

Solvent: Methanol
 CAS # 67-56-1
 Purity 99%

ID #: 10707
 Opened:
 Acid Surrogate Standard Mix (4/89)
 Expires: 4/30/2023
 Rec'd: 8/24/2018
 Energy Laboratories Inc 1120 So 27th Street
 Billings MT 59107

Certificate of Analysis

EPA 8270 ACIDS SURROGATE SPIKE MIX
HC, 1X1ML, 10MG/ML, METHANOL

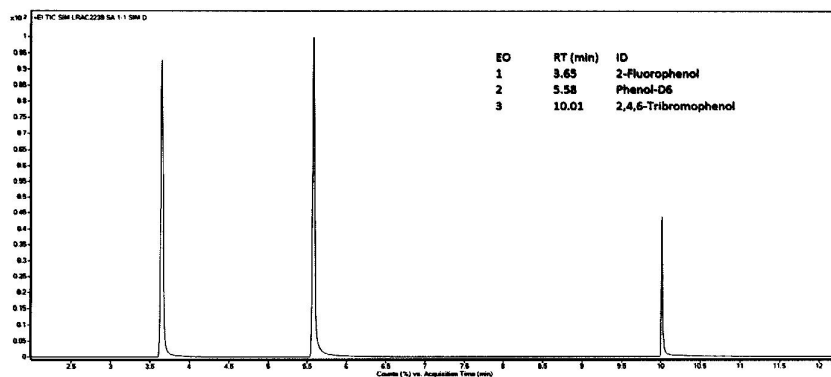
*Certified
Reference
Material*

Description

Product ID 47260-U
Lot LRAC2239
Expiration Date March 2022
Manufacturing Date March 2019
Storage Conditions Room Temperature
Solvent/Matrix METHANOL

Certified Values

Analyte	Units	Certified Value ^{1,4}	Raw Material Purity, %	Analytical Value	Elution order	Raw Material Lot	CAS
2-FLUOROPHENOL	µg/mL	9930 ± 288	99.9	10037	1	LB92543	367-12-4
PHENOL-D6	µg/mL	9930 ± 290	99.4	9900	2	LB91168	13127-88-3
2,4,6-TRIBROMOPHENOL	µg/mL	9930 ± 318	99.7	9900	3	LB81262	118-79-6



Additional Information:

Analytical Method Parameters:

Column: SLB-5MS, 30 m x 0.25 mm x 0.25 µm df, Flow: 1.0 ml/min
Inlet: 200 °C, Injection Mode: Split, 60:1
80 °C (5 min) to 250 °C (3 min) at 40 °C/min
Detector: MSD, SIM, Transfer line: 250 °C
Injection Volume: 0.5 µL

ID #: 11383

Opened:

EPA 8270 Acids Surrogate Spike Mix HC

Expires: 3/31/2022

Rec'd: 4/10/2019

Energry Laboratories Inc 1120 So. 27th Street
Billings MT 59107



SIGMA-ALDRICH
2601 Soldier Springs Rd. Laramie, Wyoming 82070 USA
307.745.5432
rntechgroup@sigma.com www.sigma-aldrich.com

125 Market Street
New Haven, CT 06513
USA



Tel (203)786-5290
Fax (203)786-5287
www.AccuStandard.com


CERTIFICATE OF ANALYSIS

Catalog No: S-6237A-R1
Description: Custom BNA Mix
Lot: 219041483
Solvent: Dichloromethane
Hazards: Refer to SDS for complete safety information

Date Certified: Apr 24, 2019
Expiration: May 24, 2021
Sample Size: 1 mL
Components: 6
Storage Condition: Ambient (>5 °C)



Signal Word: Warning



Component	CAS #	Purity % (GC/MS)	Prepared Concentration ² (µg/mL)	Certified Analyte Concentration ¹ (µg/mL)
4-Chloro-2-methylphenol	1570-64-5	97.0	2068*	2006
4-Chlorophenol	106-48-9	98.6	2000	1972
1-Methylnaphthalene	90-12-0	98.4	2000	1968
Pyridine	110-86-1	98.7	2008	1982
o-Terphenyl	84-15-1	99.9	2000	1998
Triallate	2303-17-5	99.6	2004	2002

ID #: 11451

Opened:

Custom BNA Mix

Expires: 5/24/2021

Rec'd: 5/2/2019

Enerov Laboratories, Inc. 1120 So. 27th Street
Billings MT 59107

* Weight compensated to 100% purity.

A product with a suffix (-1A, -2B, etc. or -01, -02, etc.) on its lot number has had its expiration date extended and is identical to the same lot number without the suffix.

² All weights are traceable through NIST, Test No. 684/289871-17

¹ Certified Analyte Concentration = Purity x Prepared Concentration.

The Uncertainty associated with the certified concentration reported on this certificate is ±2.4%. This value is the combined expanded uncertainty and represents an estimated standard deviation equal to the positive square root of the total variation of the uncertainty of components. A normal distribution is assumed and a coverage factor of K=2 is chosen using approximately a 95% confidence level.

Labels and certificates follow U.S. Conventions in reporting numerical values: A comma (,) is used to separate units of one-thousand or greater. A period (.) is used as a decimal place marker.

The information on this certificate may not be reproduced without the express permission of the manufacturer. See reverse side for additional information

Certified By:

Larry Decker, Organic QC Manager

Page 1 of 1

For use in routine laboratory analysis.

AccuStandard is accredited to ISO 17034, ISO/IEC 17025 and certified to ISO 9001:2015

QR-ORG/NO-001
Rev. 5/18



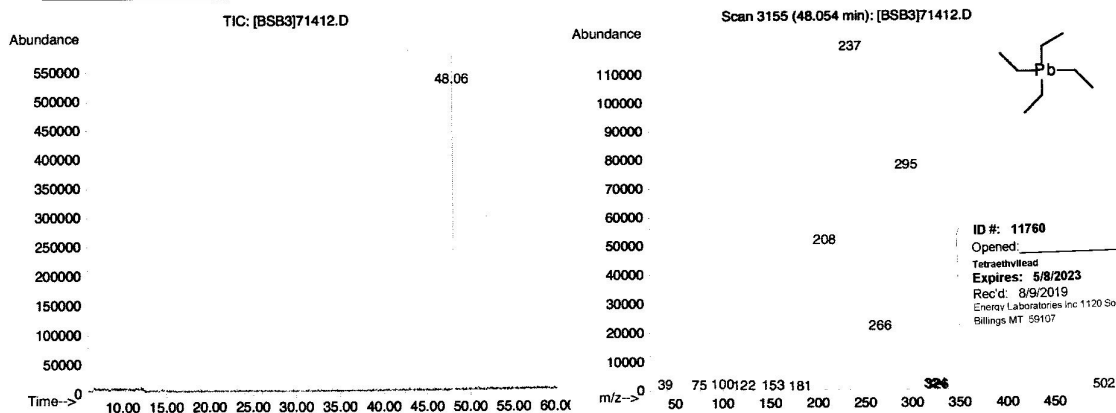
CERTIFIED WEIGHT REPORT

Part Number: **93726** Solvent(s): Lot#
 Lot Number: **050818** Methylene chloride 76782
 Description: **Tetraethyllead**
 Expiration Date: 050823
 Recommended Storage: Refrigerate (4 °C)
 Nominal Concentration (µg/mL): 2000
 NIST Test ID#: 2684186 5E-06 Balance Uncertainty
 Weight(s) shown below were combined and diluted to (mL): 50.0 0.010 Flask Uncertainty

<i>Justin Dippold</i>		050818
Formulated By:	Justin Dippold	DATE
<i>Pedro L. Rentas</i>		050818
Reviewed By:	Pedro L. Rentas	DATE

Compound	RM#	Lot Number	Nominal Conc (µg/mL)	Purity (%)	Uncertainty Purity	Target Weight (g)	Actual Weight (g)	Actual Conc (µg/mL)	Expanded Uncertainty (-) (µg/mL)	SDS Information (Solvent Safety Info. On Attached pg.)		
										CASE	OSHA PEL (TWA)	LD50
1. Tetraethyllead	1412	15308DO	2000	99.99	0.2	0.10001	0.10025	2004.7	8.3	78-00-2	0.075mg/m ³ (skin)	ori-rat 12300ug/kg

Method GC6MSD-1: Column: Vocol (60m X 0.25mm ID X 1.5µm film thickness). Temp. 1 = 35°C (10min.), Temp. 2 = 200°C (8.75 min.), Rate = 4°C/min., Injector Temp = 200°C, Detector Temp. = 220°C. Analysis performed by Candice Warren.



ID #: 11760
 Opened: _____
 Tetraethyllead
 Expires: 5/8/2023
 Rec'd: 8/9/2019
 Energy Laboratories Inc 1120 So. 27th Street
 Billings MT 59107

* The certified value is the concentration calculated from gravimetric and volumetric measurements unless otherwise stated.
 * Standards are prepared gravimetrically using balances that are calibrated with weights traceable to NIST (see above).
 * Standards are certified (+/-) 0.5% of the stated value, unless otherwise stated.
 * All Standards, after opening sample, should be stored with caps tight and under appropriate laboratory conditions.
 * Uncertainty Reference: Taylor, B.N. and Kuyat, C.E., "Guidelines for Evaluating and Expressing the Uncertainty of NIST Measurement Result," NIST Technical Note 1297, U.S. Government Printing Office, Washington, DC, (1994).

2

Honeywell

CERTIFICATE OF ANALYSIS

Honeywell Burdick & Jackson®
1953 South Harvey Street
Muskegon, MI 49442
Phone: (800) 368-0050
Fax: (231) 728-8226
www.lab-honeywell.com

Brand: Research Chemicals - B&J
Product: CS299AA-200
Lot No.: DX975
Production Date: 16-Dec-2019
Best Before: 15-Dec-2021

Dichloromethane, Custom, Contains Amylene Preservative, >99.9%
for pesticide residue analysis

Parameter	Specification		Result	Units
	Min.	Max.		
Water by Karl Fischer Titration		0.010	0.0014	%
UV Cutoff		233	230	nm
Refractive Index (20°C)	1.4236	1.4246	1.4243	
Residue		1	<0.5	mg/L
GC Analysis	99.9		>99.99	%
Acidity (as HCl)		1	<1	mg/L
Chloride		10	<10	mg/L
Electron Capture GC		10	<10	ng/L
Flame Ionization GC		5	<5	ppb
UV Absorbance @ 240 nm		0.100	0.0898	AU
UV Absorbance @ 250 nm		0.010	0.0097	AU
UV Absorbance @ 300 nm		0.005	0.0004	AU
UV Absorbance @ 400 nm		0.005	0.0020	AU

ID #: 12485
Opened:
Dichloromethane DX975
Expires: 12/15/2021
Rec'd: 3/10/2020
Energy Laboratories Inc 1120 So. 27th Street
Billings MT 59107

Honeywell
Quality Control Approval

Muskegon 12/16/2019 LIMS Sample No.: AK03676

RESTEK® CERTIFIED REFERENCE MATERIAL

110 Benner Circle
 Bellefonte, PA 16823-8812
 Tel: (800)356-1688
 Fax: (814)353-1309

www.restek.com

Certificate of Analysis



FOR LABORATORY USE ONLY-READ SDS PRIOR TO USE.

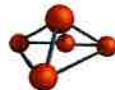
This Reference Material is intended for Laboratory Use Only as a standard for the qualitative and/or quantitative determination of the analyte(s) listed.

Catalog No.: 31029 Lot No.: A0157111
 Description: 604 Phenols Calibration Mix
 604 Calibration Std Phenols 2000µg/mL, Methanol, 1mL/ampul
 Container Size: 2 mL Pkg Amt: > 1 mL
 Expiration Date: January 31, 2028 Storage: 10°C or colder

ID #: 12512
 Opened: _____
 604 Phenols Calibration Mix
 Expires: 1/31/2028
 Rec'd: 3/17/2020
 Energy Laboratories Inc 1120 So. 27th Street
 Billings MT 59107

CERTIFIED VALUES

Elution Order	Compound	Grav. Conc. (weight/volume)	Expanded Uncertainty (95% C.L., K=2)		
1	Phenol CAS # 108-95-2 Purity 99% (Lot SHBF9719V)	2,004.0 µg/mL	+/-	11.9032 µg/mL	Gravimetric
			+/-	58.5341 µg/mL	Unstressed
			+/-	71.0092 µg/mL	Stressed
2	2-Chlorophenol CAS # 95-57-8 Purity 99% (Lot STBH7290)	2,000.0 µg/mL	+/-	11.8794 µg/mL	Gravimetric
			+/-	58.4173 µg/mL	Unstressed
			+/-	70.8674 µg/mL	Stressed
3	2-Nitrophenol CAS # 88-75-5 Purity 99% (Lot BCBH7602V)	2,000.0 µg/mL	+/-	11.8794 µg/mL	Gravimetric
			+/-	58.4173 µg/mL	Unstressed
			+/-	70.8674 µg/mL	Stressed
4	2,4-Dimethylphenol CAS # 105-67-9 Purity 99% (Lot 10165155)	2,000.0 µg/mL	+/-	11.8794 µg/mL	Gravimetric
			+/-	58.4173 µg/mL	Unstressed
			+/-	70.8674 µg/mL	Stressed
5	2,4-Dichlorophenol CAS # 120-83-2 Purity 99% (Lot BCBJ8113V)	2,004.0 µg/mL	+/-	11.9032 µg/mL	Gravimetric
			+/-	58.5341 µg/mL	Unstressed
			+/-	71.0092 µg/mL	Stressed
6	4-Chloro-3-methylphenol CAS # 59-50-7 Purity 99% (Lot STBC7309V)	2,004.0 µg/mL	+/-	11.9032 µg/mL	Gravimetric
			+/-	58.5341 µg/mL	Unstressed
			+/-	71.0092 µg/mL	Stressed
7	2,4,6-Trichlorophenol CAS # 88-06-2 Purity 99% (Lot STBH7520)	2,002.0 µg/mL	+/-	11.8913 µg/mL	Gravimetric
			+/-	58.4757 µg/mL	Unstressed
			+/-	70.9383 µg/mL	Stressed



CERTIFIED WEIGHT REPORT

Part Number: 64480
Lot Number: 031620
Description: BNA 2nd Source Standard Rev 1
5 components
Expiration Date: 031623
Recommended Storage: Refrigerate (4 °C)
Nominal Concentration (µg/mL): 2000
NIST Test ID#: 6UTB

Solvent: Methylene chloride
Lot# 104929

<i>Gabriel Helland</i>		031620
Formulated By:	Gabriel Helland	DATE
<i>Pedro L. Rentas</i>		031620
Reviewed By:	Pedro L. Rentas	DATE

Weight(s) shown below were combined and diluted to (mL): 20.0 0.003
5E-05 Balance Uncertainty
0.003 Flask Uncertainty

Compound	RM#	Lot Number	Nominal Conc (µg/mL)	Purity (%)	Uncertainty Purity	Target Weight(g)	Actual Weight(g)	Actual Conc (µg/mL)	Expanded Uncertainty (+/-) (µg/mL)	SDS Information (Solvent Safety Info. On Attached pg.)		
										CAS#	OSHA PEL (TWA)	LD50
1. Aniline	11	03929TV	2000	99	0.2	0.04043	0.04075	2015.9	9.6	62-53-3	5 ppm (8H)	ori-rat 250mg/kg
2. Benzidine	27	SLBH5327V	2000	98	0.2	0.04084	0.04088	2001.9	9.5	92-87-5	N/A	ori-rat 309mg/kg
3. 4-Chloroaniline	67	052597	2000	98	0.2	0.04084	0.04094	2004.9	9.6	106-47-8	N/A	ori-rat 310mg/kg
4. 3,3'-Dichlorobenzidine	130	040919	2000	98	0.2	0.04084	0.04087	2001.5	9.5	91-94-1	Cancer Suspect Agent	ori-rat 3.82g/kg
5. Pyridine	260	SHBG3194V	2000	99.8	0.2	0.04010	0.04030	2009.8	9.5	110-86-1	5 ppm (15mg/m3/8H)	ori-rat 891mg/kg

ID #: 12532

Opened: _____

BNA 2nd Source Standard Rev 1

Expires: 3/16/2023

Rec'd: 3/23/2020

Energy Laboratories Inc 1120 So 27th Street
Billings MT 59107

- The certified value is the concentration calculated from gravimetric and volumetric measurements unless otherwise stated.
- Standards are prepared gravimetrically using balances that are calibrated with weights traceable to NIST (see above).
- Standards are certified (+/-) 0.5% of the stated value, unless otherwise stated.
- All Standards, after opening ampule, should be stored with caps tight and under appropriate laboratory conditions.
- Uncertainty Reference: Taylor, B.N. and Kuyat, C.E., "Guidelines for Evaluating and Expressing the Uncertainty of NIST Measurement Result," NIST Technical Note 1297, U.S. Government Printing Office, Washington, DC, (1994).

Certificate of Analysis

Certified
Reference
Material

TCL PAH

MIX,1X1ML,2000UG/ML,BENZENE:DICHLOROMETHANE

Description

Product ID CRM48905
Lot LRAC3877
Expiration Date September 2022
Manufacturing Date September 2019
Storage Conditions Refrigerate
Solvent/Matrix methylene chloride: benzene (1:1)

Certified Values

Analyte	Certified Value ^{1,4}	Units	Raw Material Purity,%	Analytical Value ⁶	Elution order	Raw Material Lot	CAS
NAPHTHALENE	2000 ± 32	µg/mL	100.0	2022	01	01112017-5	91-20-
ACENAPHTHYLENE	2000 ± 66	µg/mL	99.8	2005	02	LC21494	208-96-
ACENAPHTHENE	2000 ± 63	µg/mL	99.9	2031	03	MKCC8329	83-32-'
FLUORENE	2000 ± 90	µg/mL	99.4	2009	04	LC19126	86-73-'
PHENANTHRENE	2000 ± 56	µg/mL	99.6	2043	05	MKCD3760	85-01-i
ANTHRACENE	2000 ± 39	µg/mL	99.9	2005	06	LC14310	120-12-
FLUORANTHENE	2000 ± 69	µg/mL	98.5	2031	07	LB99099	206-44-
PYRENE	2000 ± 68	µg/mL	91.6	2078	08	LB70761	129-00-
BENZO (A) ANTHRACENE	2000 ± 63	µg/mL	99.9	2002	09	LC19271	56-55-;
CHRYSENE	2000 ± 59	µg/mL	99.0	2026	10	21L74	218-01-
BENZO (B) FLUORANTHENE	2000 ± 62	µg/mL	99.5	1998	11	LB95773	205-99-
BENZO (K) FLUORANTHENE	2000 ± 62	µg/mL	99.9	2043	12	0000029501	207-08-
BENZO(A)PYRENE	2002 ± 64	µg/mL	99.6	2037	13	LB73826	50-32-i
DIBENZ (A,H) ANTHRACENE	2000 ± 64	µg/mL	99.0	2050	14	0012014	53-70-
BENZO (G,I,I) PERYLENE	2000 ± 67	µg/mL	98.5	2059	15	LC19498	191-24-
INDENO (1,2,3-CD) PYRENE	2000 ± 64	µg/mL	99.5	1995	16	ER082107-02	193-39-

ID #: 12846

Opened: _____

TCL PAH

Expires: 9/30/2022

Rec'd: 7/13/2020

Eneray Laboratories Inc 1120 So. 27th Street
Billings MT 59107

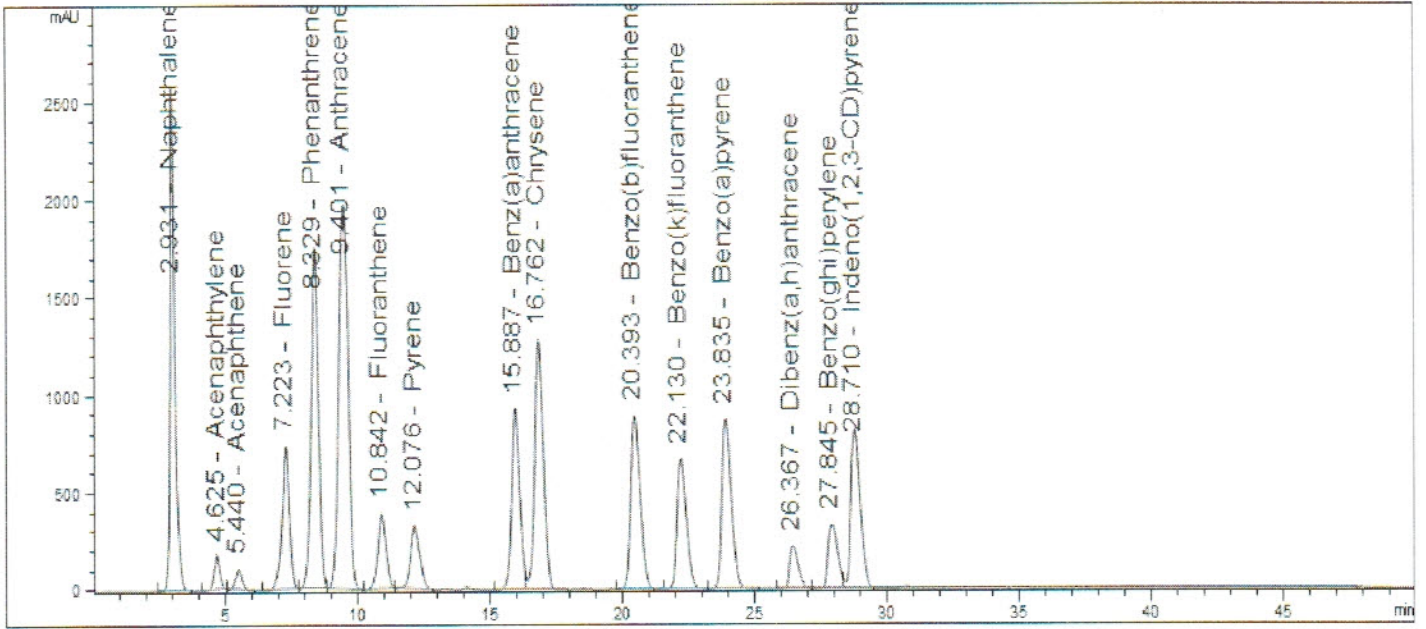


SIGMA-ALDRICH
2931 Soldier Springs Rd. Laramie, Wyoming 82070 USA
307-742-5452
rtctechgroup@sial.com www.sigma-aldrich.com

Description

Lot LRAC3877
 Expiration Date September 2022
 Manufacturing Date September 2019
 Storage Conditions Refrigerate
 Solvent/Matrix methylene chloride: benzene (1:1)

Informational Values



Additional Information:

Analytical Method Parameters:
 Column: Supelco LC-PAH, 250 mm x 4.6mm, 5µm particle size
 Mobile Phase A: Water
 Mobile Phase B: Acetonitrile
 Detector: UV/DAD/VWD, Wavelength: 254 nm
 Flow Rate: 1.7 mL/min
 Column Temperature: 30 °C
 Injection Volume: 2 µL

Gradient

TIME (min)	A%	B%
0	40	60
5	40	60
30	0	100
45	0	100
50	40	60

Certificate of Analysis

Certified
Reference
Material

TCL PAH

MIX,1X1ML,2000UG/ML,BENZENE:DICHLOROMETHANE

Description

Product ID CRM48905
Lot LRAC3877
Expiration Date September 2022
Manufacturing Date September 2019
Storage Conditions Refrigerate
Solvent/Matrix methylene chloride: benzene (1:1)

1 Metrological traceability: Traceable to the SI and higher order standards from NIST through an unbroken chain of comparisons. The balance used to weigh raw materials is accurate to +/-0.0001 g and calibrated regularly using mass standards traceable to NIST. All dilutions were performed gravimetrically. Additionally, individual analytes are traceable to NIST SRMs where available and specified above.
4 Ucrm - Uncertainty values in this document are expressed as Expanded Uncertainty (Ucrm) corresponding to the 95% confidence interval. Ucrm is derived from the combined standard uncertainty multiplied by the coverage factor k, which is obtained from a t-distribution and degrees of freedom. The components of combined standard uncertainty include the uncertainties due to characterization, homogeneity, long term stability, and short term stability (transport). The components due to stability are generally considered to be negligible unless otherwise indicated by stability studies. The mathematical representation of the Ucrm calculation is as follows:

$$u_{CRM} = \sqrt{u_{char}^2 + u_{homogeneity}^2 + u_{stability}^2}$$

k: Coverage factor derived from a t-distribution table, based on the degrees of freedom of the data set. Assume 2.0 for a **Confidence interval = 95%**

6 Analytical Value- For QC verification of the certified value only- not to be used in calculations. Represents the analytical data obtained by comparison to a standard as analyzed by the method described in the CoA or another acceptable method. The result may differ from the certified value and UCRM based on method uncertainty as well as the uncertainty associated with the standard used for comparison.

Traceability: The standard was manufactured under an ISO/IEC 17025:2017 certified quality system. The balance used to weigh raw materials is accurate to +/- 0.0001g and calibrated regularly using mass standards traceable to NIST. All dilutions were performed gravimetrically. Additionally, individual analytes are traceable to NIST SRMs where available and specified above.

Homogeneity: Homogeneity was assessed in accordance with ISO 17034:2016. Completed units were sampled using a random stratified sampling protocol. The results of chemical analysis were then compared using a one-way analysis of variance approach as described by TNI EL-V3-2009 Appendix A.2. See Instructions for minimum sub-sample size.

Expiration is at end of month given on certificate and label.

THIS PRODUCT WAS DESIGNED, PRODUCED AND VERIFIED FOR ACCURACY AND STABILITY IN ACCORDANCE WITH **ISO/IEC 17025:2017 (ANAB Cert AT-1467)** and **ISO 17034:2016 (ANAB Cert AR-1470)**.

MSDS reports for components comprising greater than 1.0% of the solution or 0.1% for components known to be carcinogens are available upon request.



Andy Ommen - QC Manager



Mark Pooler - QA Supervisor

Certification Date October 17, 2019
Version 0-10172019



SIGMA-ALDRICH

2931 Soldier Springs Rd. Laramie, Wyoming 82070 USA
307-742-5452
rtctechgroup@sial.com www.sigma-aldrich.com



CERTIFIED REFERENCE MATERIAL

110 Benner Circle
 Bellefonte, PA 16823-8812
 Tel: (800)356-1688
 Fax: (814)353-1309

www.restek.com

Certificate of Analysis



FOR LABORATORY USE ONLY-READ SDS PRIOR TO USE.

This Reference Material is intended for Laboratory Use Only as a standard for the qualitative and/or quantitative determination of the analyte(s) listed.

Catalog No. : 31086 **Lot No.:** A0166081
Description : B/N Surrogate Mix (4/89 SOW)
Base Neutral Surrogate 5000µg/mL, Methylene Chloride, 5mL/ampul
Container Size : 5 mL **Pkg Amt:** > 5 mL
Expiration Date : October 31, 2026 **Storage:** 10°C or colder
Handling: Sonicate prior to use. **Ship:** Ambient

ID #: 13328
Opened: _____
B/N Surrogate Mix (4/89 SOW)
Expires: 10/31/2026
Rec'd: 12/14/2020
 Enerav Laboratories Inc 1120 So. 27th Street
 Billings MT 59107

CERTIFIED VALUES

Elution Order	Compound	Grav. Conc. (weight/volume)	Expanded Uncertainty (95% C.L.; K=2)			
1	Nitrobenzene-d5 CAS # 4165-60-0 (Lot PR-29940B) Purity 99%	5,017.7 µg/mL	+/-	29.1731	µg/mL	Gravimetric
			+/-	225.9987	µg/mL	Unstressed
			+/-	250.7735	µg/mL	Stressed
2	2-Fluorobiphenyl CAS # 321-60-8 (Lot 00019169) Purity 99%	5,049.7 µg/mL	+/-	29.3592	µg/mL	Gravimetric
			+/-	227.4400	µg/mL	Unstressed
			+/-	252.3728	µg/mL	Stressed
3	p-Terphenyl-d14 CAS # 1718-51-0 (Lot PR-27278) Purity 99%	5,029.9 µg/mL	+/-	29.2444	µg/mL	Gravimetric
			+/-	226.5505	µg/mL	Unstressed
			+/-	251.3857	µg/mL	Stressed

Solvent: Methylene chloride
 CAS # 75-09-2
 Purity 99%

Tech Tips:

Due to the limited solubility of p-terphenyl-d14 in methanol, we do not recommend that this mixture be diluted in methanol.

Column:

30m x 0.25mm x 0.25µm
Rtx-5 (cat.#10223)

Carrier Gas:

hydrogen-constant pressure 10 psi.

Temp. Program:

40°C (hold 2 min.) to 330°C
@ 10°C/min. (hold 10 min.)

Inj. Temp:

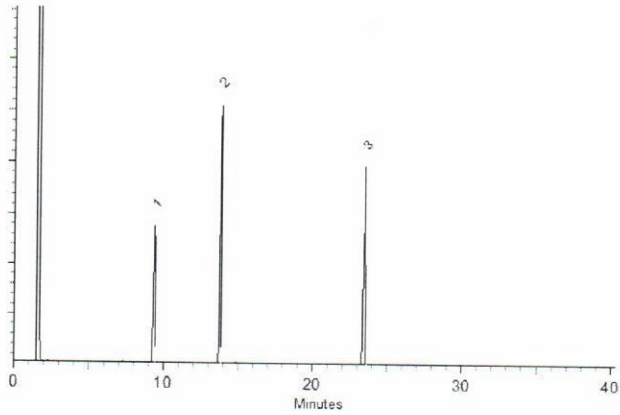
250°C

Det. Temp:

330°C

Det. Type:

FID



This chromatogram represents a general set of testing conditions chosen for product acceptance. For optimal results in your lab, conditions should be adjusted for your specific instrument, method, and application.

Dalton Stover - Operations Technician I

Date Mixed: 04-Nov-2020

Balance: 1128353505

Justine Albertson - Operations Tech-ARM QC

Date Passed: 06-Nov-2020

Manufactured under Restek's ISO 9001:2015
Registered Quality System
Certificate #FM 80397

General Certified Reference Material Notes

Expiration Notes:

- Expiration date valid for unopened ampul stored in compliance with the recommended conditions.
- Uncertainty, concentration, and expiration of the CRM are based on the unopened product being stored according to the recommended condition found in the storage field.

Purity Notes:

- Purity and/or chemical identity are determined by one or more of the following techniques: GC/FID, HPLC, GC/μECD, GC/MS, LC/MS, RI, and/or melting point.
- Compounds with a listed purity of less than 99% have been weight corrected to compensate for impurities and/or salts. A correction factor is used to calculate the amount of compound necessary to achieve the desired concentration of the parent compound in solution.
- Purity of isomeric compounds is reported as the sum of the isomers.
- Purity values are rounded to the nearest whole number.

Certified Uncertainty Value Notes:

- The uncertainties are determined in accordance with ISO 17034 and Guide 35. The certified combined stressed uncertainty value (includes gravimetric uncertainty, homogeneity between-ampul uncertainty, storage stability uncertainty and shipping stability uncertainty and were combined using the following formula:

$$U_{combined\ stressed} = k \sqrt{U_{gravimetric}^2 + U_{homogeneity}^2 + U_{storage\ stability}^2 + U_{shipping\ stability}^2}$$

k is a coverage factor of 2, which gives a level of confidence of approximately 95%.

- It is important to note that the shipping stability uncertainty was obtained under temperature extremes for specific time intervals; therefore, the certified combined stressed uncertainty value should only be applied to the product if it was stored at non-standard temperature conditions up to and including 7 days. Contact Restek Technical Service at www.restek.com/Contact-Us for use recommendations if your shipment was in-transit for more than 7 days at non-standard temperature conditions.
- Apply the certified combined unstressed uncertainty value if the product was received under standard shipping conditions. Apply the certified combined stressed uncertainty value if the product was received under non-standard conditions as specified below.

Label Conditions	Standard Conditions	Non-Standard Conditions
25°C Nominal (Room Temperature)	< 60°C	≥ 60°C up to 7 days
10°C or colder (Refrigerate)	< 40°C	≥ 40°C up to 7 days
0°C or colder (Freezer) -20°C or colder (Deep Freezer)	< 25°C	≥ 25°C up to 7 days

- Separate (not combined) uncertainty values for gravimetric uncertainty are also displayed on the certificate, if needed, separate homogeneity between-ampul uncertainty, storage stability uncertainty and shipping stability uncertainty values are available by contacting Restek Technical Service at www.restek.com/Contact-Us.
- The packaged amount is the minimum sample size for which uncertainty is valid. The ampules are over-filled to ensure that the minimum packaged amount can be sufficiently transferred.

Manufacturing Notes:

- Concentration is based upon gravimetric preparation using either a balance whose calibration has been verified daily using NIST traceable weights, and/or dilutions with Class A glassware.

Handling Notes:

- Stability of the unopened product, when stored in compliance with the recommended conditions, is guaranteed through the expiration displayed on the product label and certificate. Contact Restek for additional opened product stability information, with the knowledge/understanding that open product stability is subject to the specific handling and environmental conditions to which the product is exposed. For your convenience Restek supplies deactivated vials with most standards packed in 2mL ampules. Larger volume deactivated vials are available through Restek as a custom ordered item. Additionally, Restek sells DMDCS for the purpose of glassware deactivation as catalog number 31861, which includes complete instructions.

Certificate of Analysis

TCL BASE-NEUTRALS
MIX, 1X1ML, 2000UG/ML, DICHLOROMETHANE

Certified
Reference
Material

Description

Product ID 47991-U
Lot LRAC4915
Expiration Date January 2023
Manufacturing Date January 2020
Storage Conditions Refrigerate
Solvent/Matrix DICHLOROMETHANE

ID #: 13494

Opened: _____

TCL Base-Neutrals Mix

Expires: 1/31/2023

Rec'd: 1/20/2021

Energy Laboratories Inc 1120 So. 27th Street
Billings MT 59107

Certified Values

Analyte	Certified Value ^{1,4}	Units	Raw Material Purity, %	Elution order	Raw Material Lot	CAS
N-NITROSODIMETHYLAMINE	1999 ± 39	µg/mL	98.1	1	11-RFS-142-1	62-75-9
BIS (2-CHLOROETHYL) ETHER	2003 ± 42	µg/mL	99.4	2	06413MS	111-44-4
1,3-DICHLOROBENZENE	2001 ± 47	µg/mL	99.6	3	11221HC	541-73-1
1,4-DICHLOROBENZENE	2000 ± 66	µg/mL	99.9	4	MKBG7690V	106-46-7
1,2-DICHLOROBENZENE	2005 ± 65	µg/mL	99.4	5	LB58923	95-50-1
BIS (2-CHLOROISOPROPYL) ETHER	2000 ± 45	µg/mL	96.7	6	LC19632	108-60-1
N-NITROSODI-N-PROPYLAMINE	2001 ± 36	µg/mL	100.0	7	2D5VJ-PB	621-64-7
HEXACHLOROETHANE	2000 ± 125	µg/mL	99.9	8	12719A0	67-72-1
NITROBENZENE	2000 ± 53	µg/mL	99.9	9	LB47070	98-95-3
ISOPHORONE	1999 ± 34	µg/mL	99.5	10	LC14006	78-59-1
BIS (2-CHLOROETHOXY) METHANE	2000 ± 33	µg/mL	98.7	11	LB46081	111-91-1
1,2,4-TRICHLOROBENZENE	2003 ± 91	µg/mL	99.9	12	447	120-82-1
HEXACHLOROBUTADIENE	1999 ± 97	µg/mL	97.2	13	MKCG6212	87-68-3
HEXACHLOROCYCLOPENTADIENE	2001 ± 111	µg/mL	96.0	14	LB95525	77-47-4
2-CHLORONAPHTHALENE	2000 ± 120	µg/mL	99.9	15	LC11403	91-58-7
DIMETHYL PHTHALATE	2006 ± 44	µg/mL	99.9	16	LB30494	131-11-3
2,6-DINITROTOLUENE	2000 ± 91	µg/mL	99.2	17	11231AN	606-20-2
2,4-DINITROTOLUENE	2000 ± 71	µg/mL	98.9	18	12316HF	121-14-2
DIETHYL PHTHALATE	1998 ± 51	µg/mL	99.9	19	207	84-66-2
4-CHLOROPHENYLPHENYL ETHER	2006 ± 52	µg/mL	99.3	20	JS00081	7005-72-3
N-NITROSODIPHENYLAMINE	2000 ± 72	µg/mL	95.5	21	LC07185	86-30-6
AZOBENZENE	2000 ± 48	µg/mL	98.2	22	BCBS6535V	103-33-3
4-BROMOPHENYLPHENYL ETHER	2006 ± 48	µg/mL	99.0	23	05916LS	101-55-3



SIGMA-ALDRICH

2931 Soldier Springs Rd. Laramie, Wyoming 82070 USA
800-325-5832
TechService@milliporesigma.com www.sigma-aldrich.com

Description

Lot **LRAC4915**

Expiration Date January 2023

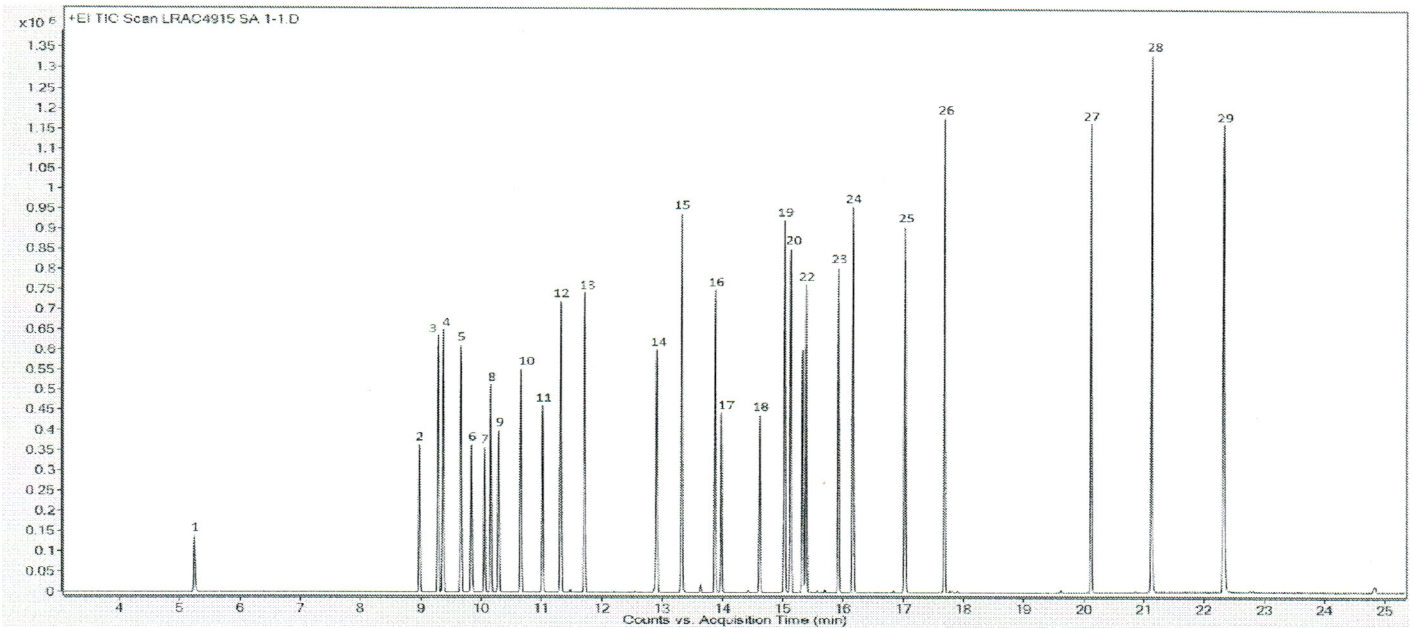
Manufacturing Date January 2020

Storage Conditions Refrigerate

Solvent/Matrix DICHLOROMETHANE

HEXACHLOROBENZENE	2000 ± 116	µg/mL	98.0	24	1-AWT-44-1	118-74-1
CARBAZOLE	2000 ± 117	µg/mL	98.1	25	LC13236	86-74-8
DI-N-BUTYL PHTHALATE	1999 ± 81	µg/mL	99.9	26	10202KN	84-74-2
BENZYL BUTYL PHTHALATE	2001 ± 40	µg/mL	99.0	27	1628	85-68-7
BIS (2-ETHYLHEXYL) PHTHALATE	1999 ± 51	µg/mL	99.7	28	LB39572	117-81-7
DI-N-OCTYL PHTHALATE	2004 ± 51	µg/mL	98.3	29	BCBR9722V	117-84-0

Informational Values



Certificate of Analysis

TCL BASE-NEUTRALS

MIX,1X1ML,2000UG/ML,DICHLOROMETHANE

Certified
Reference
Material

Description

Product ID 47991-U

Lot LRAC4915

Expiration Date January 2023

Manufacturing Date January 2020

Storage Conditions Refrigerate

Solvent/Matrix DICHLOROMETHANE

ELUTION DETAILS

EO	RT(MIN)	ANALYTE
1	5.25	N-nitrosodimethylamine
2	8.98	Bis-(2-chloroethyl) ether
3	9.29	1,3-dichlorobenzene
4	9.37	1,4-dichlorobenzene
5	9.67	1,2-dichlorobenzene
6	9.84	Bis-(2-chloroisopropyl) ether
7	10.06	N-nitrosodipropylamine
8	10.16	Hexachloroethane
9	10.29	Nitrobenzene
10	10.66	Isophorone
11	11.02	Bis-(2-chloroethoxy) methane
12	11.32	1,2,4-trichlorobenzene
13	11.72	Hexachlorobutadiene
14	12.91	Hexachlorocyclopentadiene
15	13.33	2-chloronaphthalene
16	13.88	Dimethyl phthalate
17	13.99	2,6-dinitrotoluene
18	14.62	2,4-dinitrotoluene
19	15.03	Diethyl Phthalate
20	15.13	4-chlorodiphenylether
21	15.33	N-nitrosodipheylamine
22	15.39	Azobenzene
23	15.93	4-bromodiphenylether
24	16.17	Hexachlorobenzene
25	17.04	Carbazole
26	17.69	Dibutyl phthalate
27	20.12	Benzyl butyl phthalate
28	21.13	Bis-(2-ethylhexyl) phthalate
29	22.33	Di-n-octyl phthalate

Additional Information:

Analytical Method Parameters:

Column: SPB-5, 30 m x 0.25 mm I.D., 0.25 µm film thickness (Column #230)

Carrier Gas: He, Flow: 0.8 mL/min

Inlet Temperature: 240 °C, Injection Volume: 0.5 µL

Injection Mode: Split with Split Ratio 70:1

Temperature Program: 40 °C (Hold 3 min) @ 15 °C/min to 300 °C (Hold 5 min)

Detector: MSD, Mode: FS, Mass Range: 40-400 m/z, Scan Rate: 4 scans/sec Solvent delay: 3.0 min

Detector Temperature: Transfer line: 300 °C, Ion Source: 230 °C, and Quadrupole: 150 °C



SIGMA-ALDRICH®

2931 Soldier Springs Rd. Laramie, Wyoming 82070 USA

800-325-5832

TechService@milliporesigma.com www.sigma-aldrich.com

Description

Lot **LRAC4915**
Expiration Date January 2023
Manufacturing Date January 2020
Storage Conditions Refrigerate
Solvent/Matrix DICHLOROMETHANE

1 Metrological traceability: Traceable to the SI and higher order standards from NIST through an unbroken chain of comparisons. The balance used to weigh raw materials is accurate to +/-0.0001 g and calibrated regularly using mass standards traceable to NIST. All dilutions were performed gravimetrically. Additionally, individual analytes are traceable to NIST SRMs where available and specified above.
4 Ucrm - Uncertainty values in this document are expressed as Expanded Uncertainty (Ucrm) corresponding to the 95% confidence interval. Ucrm is derived from the combined standard uncertainty multiplied by the coverage factor k, which is obtained from a t-distribution and degrees of freedom. The components of combined standard uncertainty include the uncertainties due to characterization, homogeneity, long term stability, and short term stability (transport). The components due to stability are generally considered to be negligible unless otherwise indicated by stability studies. The mathematical representation of the Ucrm calculation is as follows:

$$U_{CRM} = \sqrt{U_{char}^2 + U_{homogeneity}^2 + U_{stability}^2}$$

k: Coverage factor derived from a t-distribution table, based on the degrees of freedom of the data set. Assume 2.0 for a **Confidence Interval = 95%**

6 Analytical Value- For QC verification of the certified value only- not to be used in calculations. Represents the analytical data obtained by comparison to a standard as analyzed by the method described in the CoA or another acceptable method. The result may differ from the certified value and UCRM based on method uncertainty as well as the uncertainty associated with the standard used for comparison.


Traceability: The standard was manufactured under an ISO/IEC 17025:2017 certified quality system. The balance used to weigh raw materials is accurate to +/- 0.0001g and calibrated regularly using mass standards traceable to NIST. All dilutions were performed gravimetrically. Additionally, individual analytes are traceable to NIST SRMs where available and specified above.

Homogeneity: Homogeneity was assessed in accordance with ISO 17034:2016. Completed units were sampled using a random stratified sampling protocol. The results of chemical analysis were then compared using a one-way analysis of variance approach as described by TNI EL-V3-2009 Appendix A.2. See Instructions for minimum sub-sample size.

Expiration is at end of month given on certificate and label.

MSDS reports for components comprising greater than 1.0% of the solution or 0.1% for components known to be carcinogens are available upon request.

THIS PRODUCT WAS DESIGNED, PRODUCED AND VERIFIED FOR ACCURACY AND STABILITY IN ACCORDANCE WITH **ISO/IEC 17025:2017 (ANAB Cert AT-1467)** and **ISO 17034:2016 (ANAB Cert AR-1470)**.



Andy Ommen - QC Manager



Mark Pooler - QA Supervisor

Certification Date February 28, 2020

Version 0-2282020



ID #: 13510

Opened: _____

Dichloromethane EA342

Expires: 11/17/2022

Rec'd: 1/26/2021

Energy Laboratories Inc 1120 So 27th Street
Billings MT 59107

Honeywell

CERTIFICATE OF ANALYSIS

Honeywell Burdick & Jackson®

1953 South Harvey Street
Muskegon, MI 49442
Phone: (800) 368-0050
Fax: (231) 728-8226
lab.honeywell.com

Brand: Research Chemicals - B&J
Product: CS299AA-200
Lot No.: EA342
Production Date: 17-Nov-2020
Best Before: 17-Nov-2022

Dichloromethane, Custom, Contains Amylene Preservative, >99.9%
for pesticide residue analysis

Parameter	Specification		Result	Units
	Min.	Max.		
Water by Karl Fischer Titration		0.010	0.0016	%
UV Cutoff		233	230	nm
Refractive Index (20°C)	1.4236	1.4246	1.4241	
Residue		1	<0.5	mg/L
GC Analysis	99.9		>99.99	%
Acidity (as HCl)		1	<1	mg/L
Chloride		10	<10	mg/L
Electron Capture GC		10	<10	ng/L
Flame Ionization GC		5	<5	ppb
UV Absorbance @ 240 nm		0.100	0.0920	AU
UV Absorbance @ 250 nm		0.010	0.0099	AU
UV Absorbance @ 300 nm		0.005	0.0008	AU
UV Absorbance @ 400 nm		0.005	0.0028	AU

Honeywell
Quality Control Approval

Muskegon 11/17/2020 LIMS Sample No.: AL03611



CERTIFIED WEIGHT REPORT

Part Number: 92180
Lot Number: 020221
Description: CLP Semi-Volatile Calibration Standard
64 components
Expiration Date: 020228
Recommended Storage: Freezer (0 °C)
Nominal Concentration (µg/mL): 1000
NIST Test ID#: 23060

Solvent: Methylene chloride
Lot#: 104929

Eli Aliaga 020221
Formulated By: **Eli Aliaga** DATE
Pedro L. Rentas 020221
Reviewed By: **Pedro L. Rentas** DATE

Weight(s) shown below were combined and diluted to (mL): 100.0 0.003 Balance Uncertainty 5E-05 Flask Uncertainty

Compound	(RM#)	Lot Part Number	Dil. Factor	Initial Vol. (mL)	Initial Conc. (µg/mL)	Nominal Conc. (µg/mL)	Purity (%)	Uncertainty Purity (%)	Uncertainty Pipette (mL)	Target Weight (g)	Actual Weight (g)	Actual Conc. (µg/mL)	Expanded Uncertainty (Solvent Safety Info. On Attached pg.)			
													(+/-) (µg/mL)	CAS#	OSHA PEL (TWA)	LD50
1. 2,2'-Oxybis(1-chloropropane)	(0078)	012016AR	NA	NA	NA	1000	98.9	0.2	NA	0.10112	0.10135	1002.3	4.2	108-60-1	N/A	ori-rat 240mg/kg
2. Hexachlorobenzene	(0195)	051897	NA	NA	NA	1000	99	0.2	NA	0.10102	0.10121	1001.9	4.2	118-74-1	N/A	ori-rat 10g/kg
3. bis(2-Chloroethoxy) methane	10111	011214	0.05	5.00	20018.4	1000	NA	NA	0.017	NA	NA	1000.8	8.0	111-91-1	N/A	N/A
4. bis(2-Chloroethyl) ether	10111	011214	0.05	5.00	20012.4	1000	NA	NA	0.017	NA	NA	1000.5	8.0	111-44-4	15 ppm (80mg/m3/8H)(skin)	ori-rat 75mg/kg
5. bis(2-Ethylhexyl) phthalate	10111	011214	0.05	5.00	20014.3	1000	NA	NA	0.017	NA	NA	1000.6	8.0	117-81-7	5mg/m3/8H	ori-rat 3060mg/kg
6. 4-Bromophenyl phenyl ether	10111	011214	0.05	5.00	20008.8	1000	NA	NA	0.017	NA	NA	1000.3	8.0	101-55-3	N/A	N/A
7. Benzyl butyl phthalate	10111	011214	0.05	5.00	20011.3	1000	NA	NA	0.017	NA	NA	1000.5	8.0	85-68-7	N/A	ori-rat 2330mg/kg
8. 4-Chlorophenyl phenyl ether	10111	011214	0.05	5.00	20009.5	1000	NA	NA	0.017	NA	NA	1000.4	8.0	7005-72-3	N/A	N/A
9. Diethyl phthalate	10111	011214	0.05	5.00	20013.6	1000	NA	NA	0.017	NA	NA	1000.6	8.0	84-66-2	5mg/m3/8H	ori-rat 8600mg/kg
10. Dimethyl phthalate	10111	011214	0.05	5.00	20015.7	1000	NA	NA	0.017	NA	NA	1000.7	8.0	131-11-3	5mg/m3/8H	ori-rat 6800mg/kg
11. Di-n-butyl phthalate	10111	011214	0.05	5.00	20011.6	1000	NA	NA	0.017	NA	NA	1000.5	8.0	84-74-2	5mg/m3/8H	ori-rat 8000mg/kg
12. Di-n-octyl phthalate	10111	011214	0.05	5.00	20012.2	1000	NA	NA	0.017	NA	NA	1000.5	8.0	117-84-0	N/A	ori-rat 4700mg/kg
13. N-Nitrosodimethylamine	10111	011214	0.05	5.00	20010.0	1000	NA	NA	0.017	NA	NA	1000.4	8.0	62-75-9	N/A	ori-rat 58mg/kg
14. N-Nitrosodi-n-propylamine	10111	011214	0.05	5.00	20010.5	1000	NA	NA	0.017	NA	NA	1000.4	8.0	621-64-7	N/A	ori-rat 460mg/kg
15. 1,2-Diphenylhydrazine (as Azobenzene)	10112	042820	0.05	5.00	20003.9	1000	NA	NA	0.017	NA	NA	1000.1	8.1	103-33-3	N/A	ori-rat 1000mg/kg
16. 2-Chloronaphthalene	10112	042820	0.05	5.00	20002.3	1000	NA	NA	0.017	NA	NA	1000.0	8.0	91-58-7	N/A	ori-rat 2078mg/kg
17. 1,2-Dichlorobenzene	10112	042820	0.05	5.00	20005.4	1000	NA	NA	0.017	NA	NA	1000.2	8.0	95-50-1	50 ppm (300mg/m3) (CL)	ori-rat 500mg/kg
18. 1,3-Dichlorobenzene	10112	042820	0.05	5.00	20009.7	1000	NA	NA	0.017	NA	NA	1000.1	8.0	541-73-1	N/A	ipr-mus 1062mg/kg
19. 1,4-Dichlorobenzene	10112	042820	0.05	5.00	20005.4	1000	NA	NA	0.017	NA	NA	1000.2	8.0	108-46-7	75 ppm (450mg/m3/8H)	ori-rat 500mg/kg
20. 2,4-Dinitrotoluene	10112	042820	0.05	5.00	20003.3	1000	NA	NA	0.017	NA	NA	1000.1	8.1	121-14-2	1.5mg/m3/8H (skin)	ori-rat 268mg/kg
21. 2,6-Dinitrotoluene	10112	042820	0.05	5.00	20002.4	1000	NA	NA	0.017	NA	NA	1000.0	8.0	606-20-2	1.5mg/m3/8H (skin)	ori-rat 177mg/kg
22. Hexachloro-1,3-butadiene	10112	042820	0.05	5.00	20009.4	1000	NA	NA	0.017	NA	NA	1000.4	12.4	87-68-3	0.02 ppm (0.24mg/m3/8H)	ori-rat 82mg/kg
23. Hexachlorocyclopentadiene	10112	042820	0.05	5.00	20001.8	1000	NA	NA	0.017	NA	NA	1000.0	8.0	77-47-4	0.01 ppm (0.1mg/m3/8H)	ori-rat 1300mg/kg
24. Hexachloroethane	10112	042820	0.05	5.00	20002.4	1000	NA	NA	0.017	NA	NA	1000.0	8.0	67-72-1	1 ppm (10mg/m3/8H)(skin)	ori-ggq 4070mg/kg
25. Isophorone	10112	042820	0.05	5.00	20003.8	1000	NA	NA	0.017	NA	NA	1000.1	8.1	78-59-1	25 ppm	ori-rat 2330mg/kg
26. Nitrobenzene	10112	042820	0.05	5.00	20004.9	1000	NA	NA	0.017	NA	NA	1000.1	8.0	98-95-3	1 ppm (8mg/m3/8H)(skin)	ori-rat 780mg/kg
27. 1,2,4-Trichlorobenzene	10112	042820	0.05	5.00	20002.0	1000	NA	NA	0.017	NA	NA	1000.0	8.0	120-82-1	5 ppm (CL) (40mg/m3)	ori-rat 758mg/kg
28. o-Cresol (2-Methylphenol)	10114	081919	0.05	5.00	20010.2	1000	NA	NA	0.017	NA	NA	1000.4	8.0	95-48-7	5 ppm (22mg/m3/8H)(skin)	ori-rat 121mg/kg
29. p-Cresol (4-Methylphenol)	10114	081919	0.05	5.00	20061.2	1000	NA	NA	0.017	NA	NA	1003.0	8.0	106-44-5	5 ppm (22mg/m3/8H)(skin)	ori-rat 207mg/kg
30. 2,4,5-Trichlorophenol	10114	081919	0.05	5.00	20023.2	1000	NA	NA	0.017	NA	NA	1001.1	8.0	95-95-4	N/A	ori-rat 820mg/kg
31. 4-Chloroaniline	10115	080512	0.05	5.00	20009.6	1000	NA	NA	0.017	NA	NA	1000.4	8.0	106-47-8	N/A	ori-rat 310mg/kg
32. Dibenzofuran	10115	080512	0.05	5.00	20020.2	1000	NA	NA	0.017	NA	NA	1000.9	8.0	132-64-9	N/A	N/A
33. 2-Methylnaphthalene	10115	080512	0.05	5.00	20012.9	1000	NA	NA	0.017	NA	NA	1000.5	8.1	91-57-6	N/A	ori-rat 1630mg/kg
34. 2-Nitroaniline	10115	080512	0.05	5.00	20011.8	1000	NA	NA	0.017	NA	NA	1000.5	8.0	88-74-4	N/A	ori-rat 1600mg/kg
35. 3-Nitroaniline	10115	080512	0.05	5.00	20018.6	1000	NA	NA	0.017	NA	NA	1000.8	8.0	99-09-2	N/A	ori-rat 535mg/kg
36. 4-Nitroaniline	10115	080512	0.05	5.00	20014.9	1000	NA	NA	0.017	NA	NA	1000.6	8.0	100-01-6	1 ppm (8mg/m3/8H)(skin)	ori-rat 750mg/kg
37. 4-Chloro-3-methylphenol	10118	072120	0.05	5.00	20003.9	1000	NA	NA	0.017	NA	NA	1000.1	8.0	59-50-7	N/A	ori-rat 1830mg/kg
38. 2-Chlorophenol	10118	072120	0.05	5.00	20002.9	1000	NA	NA	0.017	NA	NA	1000.0	8.0	95-57-8	N/A	ori-rat 670mg/kg
39. 2,4-Dichlorophenol	10118	072120	0.05	5.00	20003.1	1000	NA	NA	0.017	NA	NA	1000.1	8.0	120-83-2	N/A	ori-rat 590mg/kg
40. 2,4-Dimethylphenol	10118	072120	0.05	5.00	20003.3	1000	NA	NA	0.017	NA	NA	1000.1	8.1	105-67-9	N/A	ori-rat 3200mg/kg
41. 2,4-Dinitrophenol	10118	072120	0.05	5.00	20001.8	1000	NA	NA	0.017	NA	NA	1000.0	8.0	51-28-5	N/A	ori-rat 30mg/kg
42. 4,6-Dinitro-2-methylphenol	10118	072120	0.05	5.00	20002.5	1000	NA	NA	0.017	NA	NA	1000.0	8.0	534-52-1	N/A	N/A
43. 2-Nitrophenol	10118	072120	0.05	5.00	20003.7	1000	NA	NA	0.017	NA	NA	1000.1	8.0	88-75-5	N/A	ori-rat 334mg/kg
44. 4-Nitrophenol	10118	072120	0.05	5.00	20002.0	1000	NA	NA	0.017	NA	NA	1000.0	8.0	100-02-7	N/A	ori-rat 250mg/kg
45. Pentachlorophenol	10118	072120	0.05	5.00	20002.8	1000	NA	NA	0.017	NA	NA	1000.0	8.0	87-86-5	0.5mg/m3/8H (skin)	ori-rat 27mg/kg
46. Phenol	10118	072120	0.05	5.00	20003.9	1000	NA	NA	0.017	NA	NA	1000.1	8.0	108-95-2	5 ppm (18mg/m3/8H)(skin)	ori-rat 317mg/kg
47. 2,4,6-Trichlorophenol	10118	072120	0.05	5.00	20004.2	1000	NA	NA	0.017	NA	NA	1000.1	8.0	88-06-2	N/A	ori-rat 820mg/kg
48. Acenaphthene	10007	042420	0.50	50.00	2001.2	1000	NA	NA	0.018	NA	NA	1000.5	4.1	83-32-9	N/A	ipr-rat 600mg/kg
49. Acenaphthylene	10007	042420	0.50	50.00	2000.2	1000	NA	NA	0.018	NA	NA	1000.0	4.2	208-96-8	N/A	N/A
50. Anthracene	10007	042420	0.50	50.00	2000.3	1000	NA	NA	0.018	NA	NA	1000.1	4.1	120-12-7	0.2mg/m3 (8H)	ipr-mus 430mg/kg
51. Benzo(a)anthracene	10007	042420	0.50	50.00	2001.3	1000	NA	NA	0.018	NA	NA	1000.6	4.2	56-55-3	N/A	N/A
52. Benzo(a)pyrene	10007	042420	0.50	50.00	2000.0	1000	NA	NA	0.018	NA	NA	999.9	4.1	50-32-8	0.2mg/m3 (8H)	scu-rat 50mg/kg
53. Benzo(b)fluoranthene	10007	042420	0.50	50.00	2000.9	1000	NA	NA	0.018	NA	NA	1000.4	4.1	205-99-2	N/A	N/A
54. Benzo(k)fluoranthene	10007	042420	0.50	50.00	2001.2	1000	NA	NA	0.018	NA	NA	1000.5	4.1	207-08-9	N/A	N/A
55. Benzo(g,h,i)perylene	10007	042420	0.50	50.00	2000.0	1000	NA	NA	0.018	NA	NA	999.9	4.1	191-24-2	N/A	N/A
56. Carbazole	10007	042420	0.50	50.00	2000.3	1000	NA	NA	0.018	NA	NA	1000.0	4.2	86-74-8	N/A	ipr-mus 200mg/kg
57. Chrysene	10007	042420	0.50	50.00	2000.8	1000	NA	NA	0.018	NA	NA	1000.3	4.2	218-01-9	0.2mg/m3	N/A
58. Dibenzo(a,h)anthracene	10007	042420	0.50	50.00	2000.8	1000	NA	NA	0.018	NA	NA	1000.3	4.2	53-70-3	0.2mg/m3	N/A
59. Fluoranthene	10007	042420	0.50	50.00	2000.3	1000	NA	NA	0.018	NA	NA	1000.1	4.2	206-44-0	N/A	ori-rat 2000mg/kg
60. Fluorene	10007	042420	0.50	50.00	2000.9	1000	NA	NA	0.018	NA	NA	1000.3	4.2	86-73-7	N/A	ipr-mus 2 µg/kg
61. Indeno(1,2,3-cd)pyrene	10007	042420	0.50	50.00	2000.1	1000	NA	NA	0.018	NA	NA	1000.0	4.1	193-39-5	N/A	N/A
62. Naphthalene	10007	042420	0.50	50.00	2000.9	1000	NA	NA	0.018	NA	NA	1000.4	4.1	91-20-3	10 ppm (50mg/m3/8H)	ori-rat 490mg/kg
63. Phenanthrene	10007	042420	0.50	50.00	2000.9	1000	NA	NA	0.018	NA	NA	1000.4	4.1	85-01-8	0.2mg/m3/8H	ori-mus 700mg/kg
64. Pyrene	10007	042420	0.50	50.00	2001.0	1000	NA	NA	0.018	NA	NA	1000.4	4.2	129-00-0	0.2mg/m3/8H	ori-rat 2700mg/kg

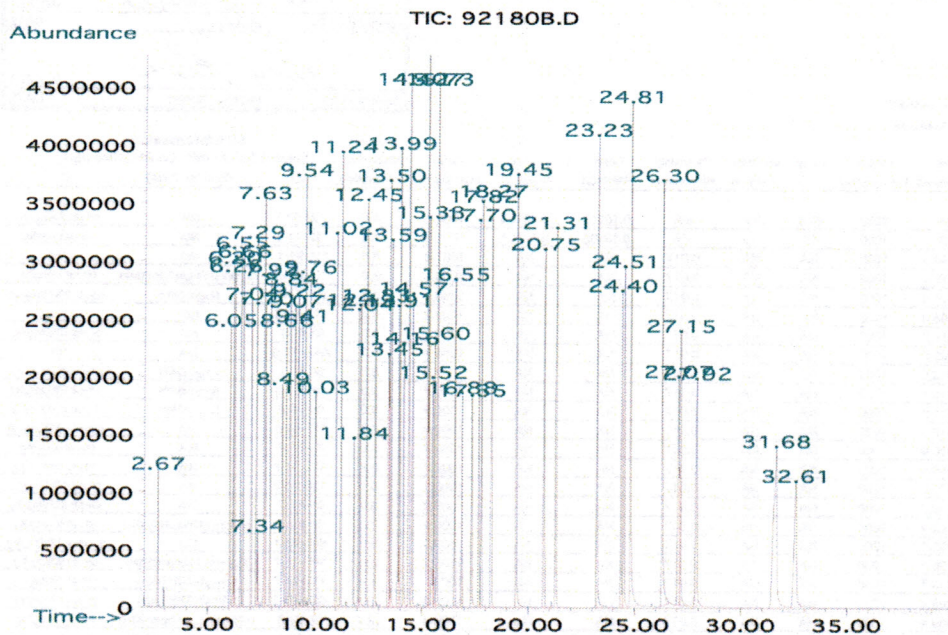
* The certified value is the concentration calculated from gravimetric and volumetric measurements unless otherwise stated.
* Standards are prepared gravimetrically using balances that are calibrated with weights traceable to NIST (see above).
* Standards are certified (±) 0.5% of the stated value, unless otherwise stated.
* All Standards, after opening ampule, should be stored with caps tight and under appropriate laboratory conditions.
* Uncertainty Reference: Taylor, B.N. and Kuyat, C.E., "Guidelines for Evaluating and Expressing the Uncertainty of NIST Measurement Result," NIST Technical Note 1297, U.S. Government Printing Office, Washington, DC, (1994).

ID #: 13539

Opened: _____
CLP Semi-Volatile Calibration Standard
Expires: 2/2/2026
Rec'd: 2/5/2021
Energy Laboratories Inc 1120 So. 27th Street
Billings MT 59107



Method GC8MSD-2.M: Column:SBB-5 (30m X 0.25mm ID X 0.25µm film thickness) Temp 1 = 50°C (1min.), Temp 2 = 300°C (14 min.), Rate = 10°C/min., Injector B= 250°C, Detector B = 290°C, Split Ratio = 100:1, Scan Rate = 2. Analysis performed by Melissa Stonier.



Peak No	Name	MSD RT (min.)
1	N-nitrosodimethylamine	2.67
2	Phenol	6.05
3	bis(2-Chloroethyl)ether	6.20
4	2-Chlorophenol	6.26
5	1,3-Dichlorobenzene	6.55
6	1,4-Dichlorobenzene	6.63
7	1,2-Dichlorobenzene	7.04
8	o-Cresol (2-methylphenol)	7.29
9	bis(2-Chloroisopropyl)ether	7.34
10	p-Cresol (4-methylphenol)/N-nitrosodi-n-propylamine	7.63
11	Hexachloroethane	7.70
12	Nitrobenzene	7.92
13	Isophorone	8.49
14	2-Nitrophenol	8.66
15	2,4-Dimethylphenol	8.84
16	bis(2-Chloroethoxy)methane	9.07
17	2,4-Dichlorophenol	9.22
18	1,2,4-Trichlorobenzene	9.41
19	Naphthalene	9.54
20	4-Chloroaniline	9.76
21	Hexachloro-1,3-butadiene	10.03
22	4-Chloro-3-methylphenol	11.02
23	2-Methylnaphthalene	11.24
24	Hexachlorocyclopentadiene	11.84
25	2,4,6-Trichlorophenol	12.04
26	2,4,5-Trichlorophenol	12.13
27	2-Chloronaphthalene	12.45
28	2-Nitroaniline	12.84
29	Dimethyl phthalate	13.45
30	Acenaphthylene	13.50
31	2,6-Dinitrotoluene	13.59
32	3-Nitroaniline	13.91
33	Acenaphthene	13.99
34	2,4-Dinitrophenol	14.16
35	Dibenzofuran/4-Nitrophenol	14.40
36	2,4-Dinitrotoluene	14.57
37	Diethyl phthalate/Fluorene	15.27
38	4-Chlorophenyl phenyl ether	15.33
39	4-Nitroaniline	15.52
40	4,6-Dinitro-2-methylphenol	15.60
41	Azobenzene	15.73
42	4-Bromophenyl phenyl ether	16.56
43	Hexachlorobenzene	16.89
44	Pentachlorophenol	13.35
45	Phenanthrene	17.70
46	Anthracene	17.82
47	Carbazole	18.27
48	Di-n-butyl phthalate	19.45
49	Fluoranthene	20.75
50	Pyrene	21.31
51	Benzyl butyl phthalate	23.23
52	Benzo(a)anthracene	24.40
53	Chrysene	24.51
54	bis(2-Ethylhexyl)phthalate	24.82
55	Di-n-octyl phthalate	26.30
56	Benzo(b)fluoranthene	27.07
57	Benzo(k)fluoranthene	27.15
58	Benzo(a)pyrene	27.92
59	Indeno(1,2,3-cd)pyrene/Dibenzo(a,h)anthracene	31.68
60	Benzo(g,h,i)perylene	32.61



CERTIFIED REFERENCE MATERIAL

110 Benner Circle
Bellefonte, PA 16823-8812
Tel: (800)356-1688
Fax: (814)353-1309

www.restek.com

Certificate of Analysis



FOR LABORATORY USE ONLY-READ SDS PRIOR TO USE.

This Reference Material is intended for Laboratory Use Only as a standard for the qualitative and/or quantitative determination of the analyte(s) listed.

Catalog No. : 31062 **Lot No.:** A0167670

Description : B/N Surrogate Mix (4/89 SOW)
Base Neutral Surrogate 4/89(SOW) 5000µg/mL, Methylene Chloride, 1mL/ampul

Container Size : 2 mL **Pkg Amt:** > 1 mL

Expiration Date : November 30, 2026 **Storage:** 10°C or colder

Handling: Sonicate prior to use. **Ship:** Ambient

CERTIFIED VALUES

Elution Order	Compound	Grav. Conc. (weight/volume)	Expanded Uncertainty (95% C.L.; K=2)			
1	Nitrobenzene-d5 CAS # 4165-60-0 Purity 99% (Lot PR-29940B)	5,014.0 µg/mL	+/-	29.3583	µg/mL	Gravimetric
			+/-	225.8621	µg/mL	Unstressed
			+/-	250.6163	µg/mL	Stressed
2	2-Fluorobiphenyl CAS # 321-60-8 Purity 99% (Lot 00019169)	5,019.6 µg/mL	+/-	29.3911	µg/mL	Gravimetric
			+/-	226.1143	µg/mL	Unstressed
			+/-	250.8962	µg/mL	Stressed
3	p-Terphenyl-d14 CAS # 1718-51-0 Purity 99% (Lot PR-27278)	5,020.6 µg/mL	+/-	29.3967	µg/mL	Gravimetric
			+/-	226.1576	µg/mL	Unstressed
			+/-	250.9442	µg/mL	Stressed

Solvent: Methylene chloride
CAS # 75-09-2
Purity 99%

ID #: 13666

Opened: _____

B/N Surrogate Mix (4/89 SOW)

Expires: 11/30/2026

Rec'd: 3/19/2021

Energry Laboratories Inc 1120 So. 27th Street
Billings MT 59107

Tech Tips:

Due to the limited solubility of p-terphenyl-d14 in methanol, we do not recommend that this mixture be diluted in methanol.

Column:

30m x 0.25mm x 0.25µm
Rtx-5 (cat.#10223)

Carrier Gas:

hydrogen-constant pressure 10 psi.

Temp. Program:

75°C (hold 1 min.) to 330°C
@ 20°C/min. (hold 10 min.)

Inj. Temp:

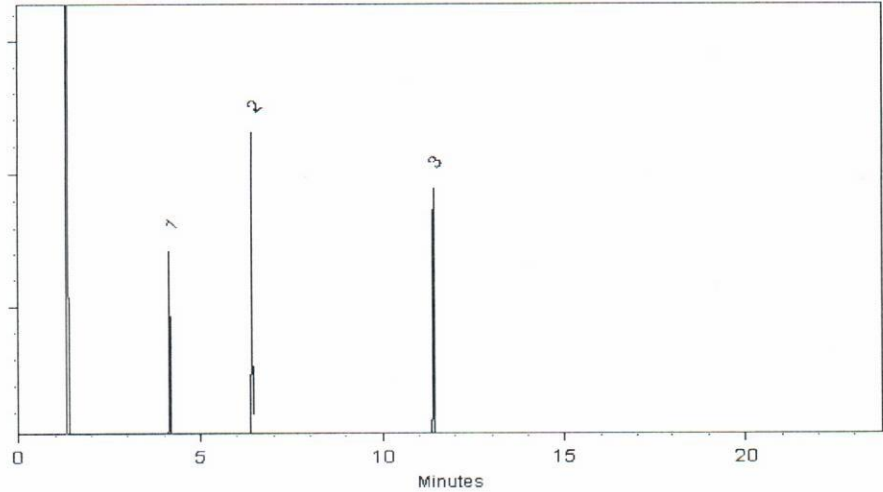
250°C

Det. Temp:

330°C

Det. Type:

FID



This chromatogram represents a general set of testing conditions chosen for product acceptance. For optimal results in your lab, conditions should be adjusted for your specific instrument, method, and application.


Katelyn McGinni - Operations Tech I

Date Mixed: 30-Dec-2020 Balance: 1128353505


Alexis Shelow - Operations Tech I

Date Passed: 06-Jan-2021

Manufactured under Restek's ISO 9001:2015
Registered Quality System
Certificate #FM 80397

General Certified Reference Material Notes

Expiration Notes:

- Expiration date valid for unopened ampul stored in compliance with the recommended conditions.
- Uncertainty, concentration, and expiration of the CRM are based on the unopened product being stored according to the recommended condition found in the storage field.

Purity Notes:

- Purity and/or chemical identity are determined by one or more of the following techniques: GC/FID, HPLC, GC/μECD, GC/MS, LC/MS, RI, and/or melting point.
- Compounds with a listed purity of less than 99% have been weight corrected to compensate for impurities and/or salts. A correction factor is used to calculate the amount of compound necessary to achieve the desired concentration of the parent compound in solution.
- Purity of isomeric compounds is reported as the sum of the isomers.
- Purity values are rounded to the nearest whole number.

Certified Uncertainty Value Notes:

- The uncertainties are determined in accordance with ISO 17034 and Guide 35. The certified combined stressed uncertainty value (includes gravimetric uncertainty, homogeneity between-ampul uncertainty, storage stability uncertainty and shipping stability uncertainty and were combined using the following formula:

$$U_{combined\ stressed} = k \sqrt{U_{gravimetric}^2 + U_{homogeneity}^2 + U_{storage\ stability}^2 + U_{shipping\ stability}^2}$$

k is a coverage factor of 2, which gives a level of confidence of approximately 95%.

- It is important to note that the shipping stability uncertainty was obtained under temperature extremes for specific time intervals; therefore, the certified combined stressed uncertainty value should only be applied to the product if it was stored at non-standard temperature conditions up to and including 7 days. Contact Restek Technical Service at www.restek.com/Contact-Us for use recommendations if your shipment was in-transit for more than 7 days at non-standard temperature conditions.
- Apply the certified combined unstressed uncertainty value if the product was received under standard shipping conditions. Apply the certified combined stressed uncertainty value if the product was received under non-standard conditions as specified below.

Label Conditions	Standard Conditions	Non-Standard Conditions
25°C Nominal (Room Temperature)	< 60°C	≥ 60°C up to 7 days
10°C or colder (Refrigerate)	< 40°C	≥ 40°C up to 7 days
0°C or colder (Freezer) -20°C or colder (Deep Freezer)	< 25°C	≥ 25°C up to 7 days

- Separate (not combined) uncertainty values for gravimetric uncertainty are also displayed on the certificate, if needed, separate homogeneity between-ampul uncertainty, storage stability uncertainty and shipping stability uncertainty values are available by contacting Restek Technical Service at www.restek.com/Contact-Us.
- The packaged amount is the minimum sample size for which uncertainty is valid. The ampules are over-filled to ensure that the minimum packaged amount can be sufficiently transferred.

Manufacturing Notes:

- Concentration is based upon gravimetric preparation using either a balance whose calibration has been verified daily using NIST traceable weights, and/or dilutions with Class A glassware.

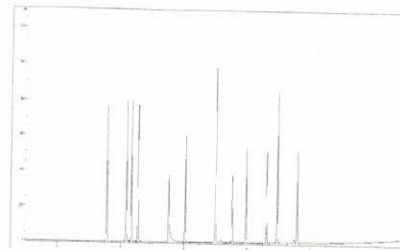
Handling Notes:

- Stability of the unopened product, when stored in compliance with the recommended conditions, is guaranteed through the expiration displayed on the product label and certificate. Contact Restek for additional opened product stability information, with the knowledge/understanding that open product stability is subject to the specific handling and environmental conditions to which the product is exposed. For your convenience Restek supplies deactivated vials with most standards packed in 2mL ampules. Larger volume deactivated vials are available through Restek as a custom ordered item. Additionally, Restek sells DMDCS for the purpose of glassware deactivation as catalog number 31861, which includes complete instructions.

Certificate of Analysis - Certified Reference Material

EPA TCL Hazardous Substances Mix (12 cmpds)

Product no.: 47990-U
Lot no.: LRAC9004
Expiry Date: February 2024
Manufacturing Date: February 2021
Storage: Refrigerate
Solvent/Matrix: Dichloromethane
Certificate version: LRAC9004.01 (Note: Certificates may be updated due to the availability of new data. Check our website at: www.sigma-aldrich.com for the most current version.)



Certified Values:

Analyte	Certified Value	Units	Raw Material Purity, %	Raw Material Elution order	Raw Material Lot
ANILINE CAS# 62-53-3	2022 ± 25	µg/mL	99.9	01	LA41596
BENZYL ALCOHOL CAS# 100-51-6	2022 ± 15	µg/mL	99.7	02	LB99705
2-METHYLPHENOL CAS# 95-48-7	2022 ± 14	µg/mL	99.9	03	LB91878
4-METHYLPHENOL CAS# 106-44-5	2022 ± 17	µg/mL	99.9	04	LB32518
BENZOIC ACID CAS# 65-85-0	2021 ± 27	µg/mL	98.8	05	442-137B
4-CHLOROANILINE CAS# 106-47-8	2022 ± 32	µg/mL	100.0	06	MKBZ6909V
2,4,5-TRICHLOROPHENOL CAS# 95-95-4	2022 ± 18	µg/mL	99.9	07	JS00008
2-METHYLNAPHTHALENE CAS# 91-57-6	2021 ± 11	µg/mL	98.2	08	LB97828
2-NITROANILINE CAS# 88-74-4	2022 ± 12	µg/mL	99.9	09	07411KN
3-NITROANILINE CAS# 99-09-2	2022 ± 15	µg/mL	99.9	10	LC09264
DIBENZOFURAN CAS# 132-64-9	2021 ± 10	µg/mL	98.8	11	LB78814
4-NITROANILINE CAS# 100-01-6	2022 ± 23	µg/mL	99.9	12	15609AA

ID #: 13691

Opened:

EPA TCL Hazardous Substances Mix (12 cmp)

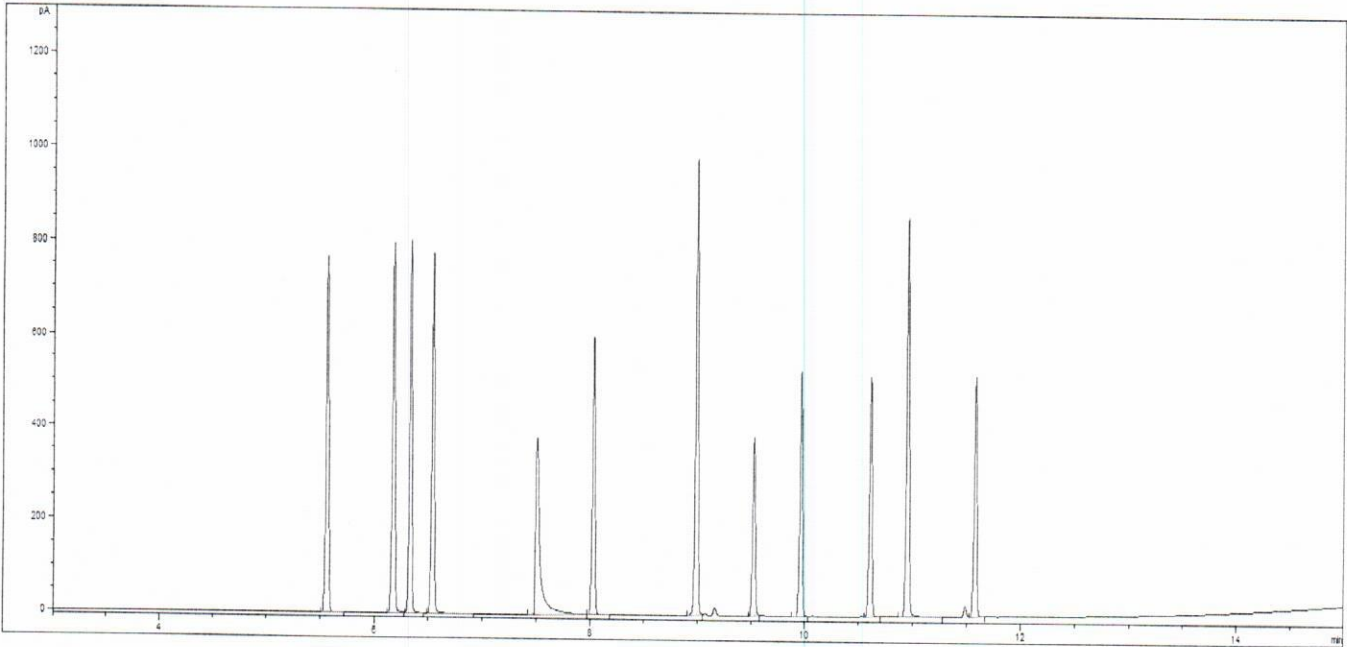
Expires: 2/28/2024

Rec'd: 3/26/2021

Energv Laboratories Inc 1120 So. 27th Street
Billings MT 59107



Informational Values:



Additional Information:

Analytical Method Parameters:
Column: SPB-5, 30 m x 0.53 mm I.D., 1.5 µm film thickness (Column #214)
Carrier Gas: H2, Flow: 4.5 mL/min
Inlet Temperature: 240 °C, Injection Volume: 1 µL
Injection Mode: Split, Split Ratio: 25:1
Temperature Program: 80 °C (Hold 2 min) @ 15 °C/min to 280 °C (Hold 2 min)
Detector: FID
Detector Temperature: 310 °C

Metrological traceability: Traceable to the SI and higher order standards from NIST through an unbroken chain of comparisons. The balance used to weigh raw materials is accurate to +/-0.0001 g and calibrated regularly using mass standards traceable to NIST. All dilutions were performed gravimetrically. Additionally, individual analytes are traceable to NIST SRMs where available and specified above.

Measurement method: Where applicable, the assigned value is based on a purity determination by mass balance and gravimetrically prepared value.

Intended use: Intended for R&D and Analytical Use only. Not for drug, household or other uses.

Minimum sample size: 1 µL

Packaging: 1 ML IN AMBER AMPULE


Instructions for handling and correct use: Use on the as is basis. The internal pressure of the container may be slightly different from the atmospheric pressure at the user`s location. Open slowly and carefully to avoid dispersion of the material.

Health and safety information: All chemical reference materials should be considered potentially hazardous and should be used only by qualified laboratory personnel. Please refer to the Safety Data Sheet for detailed information about the nature of any hazard and appropriate precautions to be taken.


Accreditation: Sigma-Aldrich RTC is accredited by the US accreditation authority ANAB as a registered reference material producer AR-1470 in accordance with ISO 17034.

Certificate issue date: 26-Feb-2021





Andy Ommen - QC Manager



Mark Pooler - QA Supervisor

Details on metrological traceability:

This standard has been gravimetrically prepared using balances that have been fully qualified and calibrated to ISO 17025 requirements. All calibrations utilize NIST traceable weights which are calibrated externally by a qualified ISO 17025 accredited calibration laboratory to NIST standards. Qualification of each balance includes the assignment of a minimum weighing by a qualified and ISO 17025 accredited calibration vendor taking into consideration the balance and installed environmental conditions to ensure compliance with USP tolerances of NMT 0.10% relative error. Fill volume to predetermined specifications is gravimetrically verified throughout the dispensing process using qualified and calibrated balances. Further traceability to a corresponding Primary Standard may be achieved through a direct comparison assay. Where a Primary Standard is available, the assay value will be included in the specified section of the COA.

Details on metrological traceability:

Ucrm - Uncertainty values in this document are expressed as Expanded Uncertainty (Ucrm) corresponding to the 95% confidence interval. Ucrm is derived from the combined standard uncertainty multiplied by the coverage factor k , which is obtained from a t -distribution and degrees of freedom. The components of combined standard uncertainty include the uncertainties due to characterization, homogeneity, long term stability, and short term stability (transport). The components due to stability are generally considered to be negligible unless otherwise indicated by stability studies. The mathematical

$$u_{CRM} = \sqrt{u_{char}^2 + u_{homogeneity}^2 + u_{stability}^2}$$

Homogeneity assessment:

Homogeneity was assessed in accordance with ISO Guide 35. Completed units were sampled using a random stratified sampling protocol. The results of chemical analysis were then compared by Single Factor Analysis of Variance (ANOVA). The uncertainty due to homogeneity was derived from the ANOVA. Heterogeneity was not detected under the conditions of the ANOVA.

Stability assessment:

Significance of the stability assessment will be demonstrated if the analytical result of the study and the range of values represented by the Expanded Uncertainty do not overlap the result of the original assay and the range of its values represented by the Expanded Uncertainty. The method employed will usually be the same method used to characterize the assay value in the initial

Certificate of analysis revision history:

Certificate version	Date	Reason for version
LRAC9004.01	26-Feb-2021	Original Release Date

Disclaimer: The purchaser is required to determine the suitability of this product for any particular application. Sigma-Aldrich RTC makes no warranty of any kind, express or implied, other than its products meet all quality control standards set by Sigma-Aldrich RTC. We do not guarantee that the product can be used for any particular application.

The vibrant M, Supelco, TraceCERT and Sigma-Aldrich are trademarks of Merck KGaA, Darmstadt, Germany or its affiliates. All other trademarks are the property of their respective owners. Detailed information on trademarks is available via publicly accessible resources. © 2018 Merck KGaA, Darmstadt, Germany and/or its affiliates. All Rights Reserved.

The life science business of Merck KGaA, Darmstadt, Germany operates as MilliporeSigma in the US and Canada.



Certificate of Analysis

Product Name: Benzidines Standard

Product Number: US-290-1

Lot Number: 0006592783

Lot Issue Date: 03-Mar-2021

Expiration Date: 30-Apr-2023

Description:

This analytical reference material (RM) was manufactured and verified in accordance with an ISO 9001 registered quality system and analyte concentrations were verified by an ISO 17025 accredited laboratory. The concentration and uncertainty value at the 95% confidence level for each analyte, determined gravimetrically, is listed below.

Analyte	CAS#	Analyte Lot	Concentration ± Uncertainty
benzidine	000092-87-5	RM10200	2004 ± 10 µg/mL
3,3'-dichlorobenzidine	000091-94-1	RM12559	2001 ± 10 µg/mL

Matrix: methylene chloride (dichloromethane)

Storage Conditions: Store at Room Temperature (15° to 30°C).

Traceability:

The balances used for these measurements are calibrated with weights traceable to NIST in compliance with ANSI/NCCL Z540.3, ISO 9001, ISO 17025, and ISO 17034. Calibrated Class A glassware is used for volumetric measurements. Thermometers are calibrated against a NIST traceable thermometer in accordance with NIST Special Publication 1088.

Homogeneity:

This RM was unitized according to an in-house procedure and is guaranteed to be homogeneous. There is no minimum sub-sample size required.

Intended Use:

This RM is intended for the preparation of working reference samples for use in routine laboratory analyses, calibration of instruments, validation of analytical methods, assessments of measurement methods, and continuing calibration verification.

Instructions for Use:

Sample aliquots for analysis should be withdrawn at 20°C to 25°C immediately after opening the container and should be processed without delay for the certified values to be valid within the stated uncertainties.

Hazards:

Refer to the Safety Data Sheet on www.agilent.com for information regarding this RM.

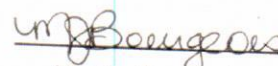
Expiration of Certification:

The certification of this RM is valid until the expiration date specified above, provided the RM is handled and stored in accordance with the instructions given in this certificate. This certification is nullified if the RM is damaged, contaminated, or otherwise modified.

Maintenance of Certification:

If substantive changes are noted that affect the certification before the expiration of this certificate, Agilent will notify the purchaser.

Sample lot approver:



Monica Bourgeois

QMS Representative

ISO 17034 Cert
No. AR-1936

RM was produced in accordance with the LRQA registered ISO 9001:2015 Quality Management System. Cert # 10303760

Page: 1 of 1

www.agilent.com/quality/
CSD-QA-015.1ISO 17025 Cert
No. AT-1937



Certified Reference Material CRM



ANAB ISO 17034 Accredited
AR-1539 Certificate Number
https://Absolutestandards.com

CERTIFIED WEIGHT REPORT

Part Number: 95230
Lot Number: 050721
Description: Semi-Volatile Mix
11 components
Expiration Date: 050726
Recommended Storage: Refrigerate (4 °C)
Nominal Concentration (µg/mL): 2000
NIST Test ID#: 6UTB

Solvent(s): Methylene chloride
Lot# 105345

Weight(s) shown below were combined and diluted to (mL): 50.0
5E-05 Balance Uncertainty
0.058 Flask Uncertainty

		050721
Formulated By:	Prashant Chauhan	DATE
		050721
Reviewed By:	Pedro L. Rentas	DATE

Compound	RM#	Lot Number	Nominal Conc (µg/mL)	Purity (%)	Uncertainty Purity	Target Weight (g)	Actual Weight (g)	Actual Conc(µg/mL)	Expanded Uncertainty (+/-) (µg/mL)	SDS Information (Solvent Safety Info. On Attached pg.)		
										CAS#	OSHA PEL (TWA)	LD50
1. Acetophenone	434	04511JX	2000	99	0.2	0.10106	0.10122	2003.1	9.6	98-86-2	N/A	ori-rat 815mg/kg
2. Atrazine	23	BCBZ3835	2000	99.1	0.2	0.10096	0.10120	2004.7	9.6	1912-24-9	5mg/m3	ori-rat 1960mg/kg
3. Benzaldehyde	1707	22496TMV	2000	99.5	0.2	0.10056	0.10073	2003.5	9.5	100-52-7	N/A	ori-rat 1300mg/kg
4. Biphenyl	556	MKBS5244V	2000	99.5	0.2	0.10056	0.10070	2002.9	9.5	92-52-4	0.2 ppm(1mg/m3/8H)	ori-rat 2400mg/kg
5. ε-Caprolactam	1695	MKBK9562V	2000	99	0.5	0.10106	0.10116	2001.9	20.8	105-60-2	1 mg/m3	ori-rat 1210 mg/kg
6. n-Decane	106	00936AA	2000	99	0.2	0.10106	0.10116	2001.9	9.6	124-18-5	N/A	N/A
7. 2,3-Dichloroaniline	1131	05612AI	2000	99	0.2	0.10106	0.10121	2002.9	9.6	608-27-5	N/A	N/A
8. n-Octadecane	971	MKCG6046	2000	100	0.2	0.10005	0.10015	2002.0	9.5	593-45-3	N/A	N/A
9. alpha-Terpineol	1752	GG01	2000	95	0.2	0.10532	0.10545	2002.5	9.8	96-55-5	N/A	N/A
10. 1,2,4,5-Tetrachlorobenzene	274	10408AS	2000	98	0.2	0.10209	0.10220	2002.1	9.6	95-94-3	N/A	ori-rat 1500mg/kg
11. 2,3,4,6-Tetrachlorophenol	477	100317	2000	99.3	0.2	0.10076	0.10095	2003.8	9.5	58-90-2	N/A	ori-rat 140mg/kg

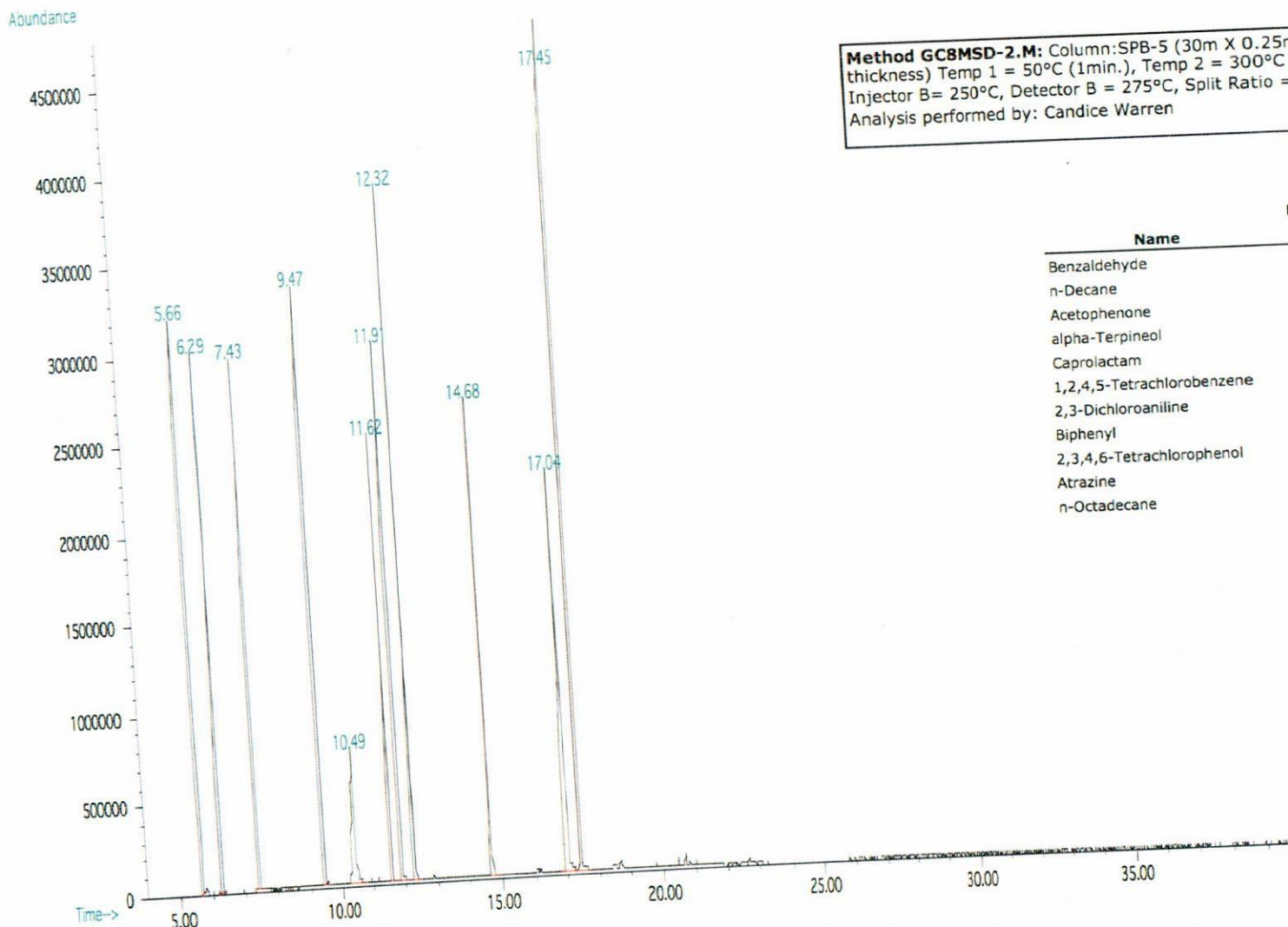
ID #: 13964

Opened: _____
Semi-Volatile Mix
Expires: 5/7/2026
Rec'd: 6/17/2021
Energy Laboratories Inc 1120 So. 27th Street
Billings MT 59107

- The certified value is the concentration calculated from gravimetric and volumetric measurements unless otherwise stated.
- Standards are prepared gravimetrically using balances that are calibrated with weights traceable to NIST (see above).
- Standards are certified (+/-) 0.5% of the stated value, unless otherwise stated.
- All Standards, after opening ampule, should be stored with caps tight and under appropriate laboratory conditions.
- Uncertainty Reference: Taylor, B.N. and Kuyat, C.E., "Guidelines for Evaluating and Expressing the Uncertainty of NIST Measurement Result," NIST Technical Note 1297, U.S. Government Printing Office, Washington, DC, (1994).



TIC: 95230.D



Method GC8MSD-2.M: Column:SPB-5 (30m X 0.25mm ID X 0.25µm film thickness) Temp 1 = 50°C (1min.), Temp 2 = 300°C (14min.), Rate = 10°C/min., Injector B= 250°C, Detector B = 275°C, Split Ratio = 100:1, Scan Rate = 2.
Analysis performed by: Candice Warren

Name	MSD RT (min.)
Benzaldehyde	5.66
n-Decane	6.29
Acetophenone	7.43
alpha-Terpineol	9.47
Caprolactam	10.49
1,2,4,5-Tetrachlorobenzene	11.62
2,3-Dichloroaniline	11.91
Biphenyl	12.32
2,3,4,6-Tetrachlorophenol	14.68
Atrazine	17.04
n-Octadecane	17.45

John

660 Tower Lane • P.O. Box 599 • West Chester, PA 19381-0599
1-800-452-9994 • 1-610-692-3026 • Fax 1-610-692-8729
info@chemservice.com • www.chemservice.com

CERTIFICATE OF ANALYSIS

Mixture #8-Internal Standards

CONCENTRATION 4000ug/ml in Methylene chloride
CATALOG NUMBER M-PPHC8X12-1ML
LOT NUMBER 11925100
DATE CERTIFIED 06/09/21
EXPIRATION DATE 06/30/23
STORAGE Store at room temperature (20 - 25 °C).
HANDLING See Safety Data Sheet
INTENDED USE For laboratory use only.
ISO 17034:2016 CERTIFIED [X]

ID	Analyte	CAS	Weight Analyte (mg)	Lot	Purity	Certified Concentration (ug/mL)
N-11000	Acenaphthene-d10	15067-26-2	804.000	00026778	99.5	3999.9
N-11467	Chrysene-d12	1719-03-5	809.700	00025144	99.5	4028.3
N-10217	1,4-Dichlorobenzene-d4	3855-82-1	804.000	00027328	99.5	3999.9
N-12645	Naphthalene-d8	1146-65-2	807.500	00029881	99.3	4009.2
N-12851	Perylene-d12	1520-96-3	805.100	00024295	99.5	4005.4
N-12856	Phenanthrene-d10	1517-22-2	808.700	00027331	99.0	4003.1

Analytical Test	Value
CONCENTRATION (GC/FID)	VERIFIED

ID #: 13968
Opened: _____
Mixture #8-Internal Standards
Expires: 6/30/2023
Rec'd: 6/18/2021
Enerqa Laboratories Inc 1120 So. 27th Street
Billings MT 59107

COA Form
Revision 3 (3/2015)



Print Date: 06/14/21

CHEM SERVICE INC.

660 Tower Lane • P.O. Box 599 • West Chester, PA 19381-0599
1-800-452-9994 • 1-610-692-3026 • Fax 1-610-692-8729
info@chemservice.com • www.chemservice.com

Instructions for Use:

Shake mixture prior to use. If particles are present, sonicate for homogeneity. If sample is diluted to lower concentrations, Class A volumetric glassware must be used.

Minimum Sample Size- 0.2 uL for Direct Injection.

Chem Service Inc. guarantees the expanded uncertainty of the above analytes to be +/- 2.0% of the certified concentrations based on gravimetric preparation. The test results published in this report were obtained using equipment capable of producing results that are traceable to NIST and through NIST to the International System of Units (SI). The reported expanded uncertainty of measurement is stated as the combined standard uncertainty of measurement multiplied by the coverage factor k ($k=2$) such that the coverage probability corresponds to approximately 95%. For certified reference materials, homogeneity and thermal stability testing are available upon request.

Certified By:

Mary Beth O'Donnell

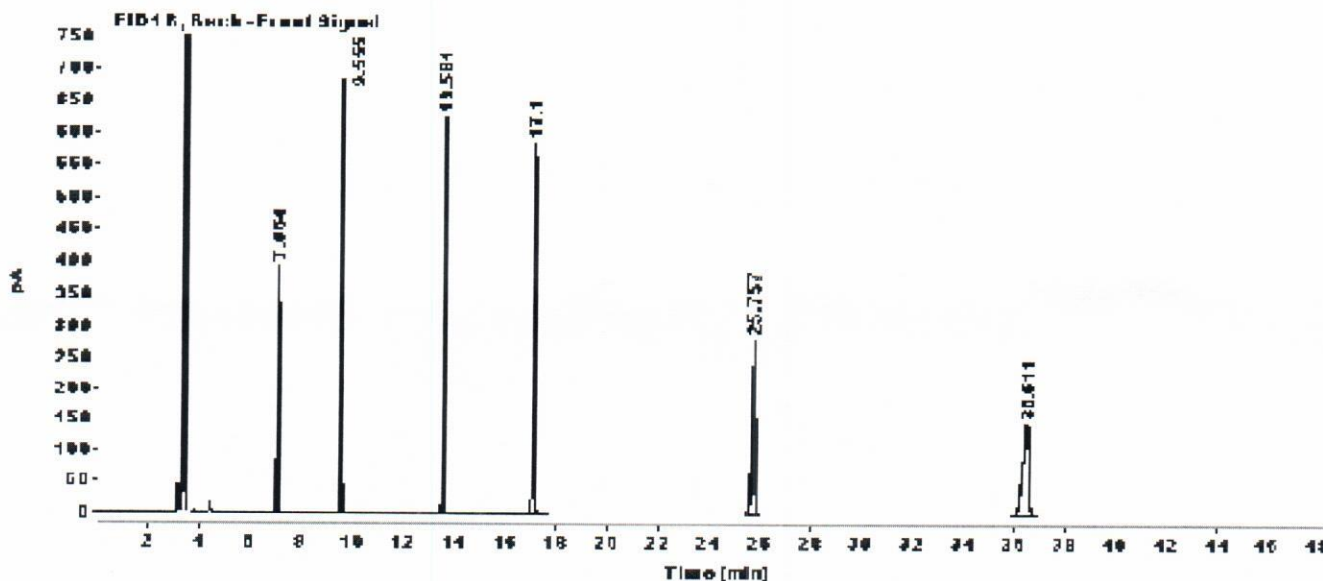
Mary Beth O'Donnell
CSM/TC



CERTIFICATE OF ANALYSIS


Gas Chromatography / Flame Ionization Detector (GC/FID)

Data file: C:\CHEM32\1\DATA\2021 DATA\0621\1\M-PPHC8X12.D
 Sample name: M-PPHC8X12
 Acq. method: SCREEN-BACK.M
 Instrument: GC3
 Injection date: 6/9/2021 11:58:12 AM
 Column name: RTX-5MS (30m x 0.25mm x 0.5µm)
 Location: 201
 Injection Vol: 1.000
 # Of Injections: 1



Signal: FID1 B, Back - Front Signal

RT [min]	Type	Width [min]	Area	Height	Area%
7.064	BB	0.0442	1119.2875	393.3396	8.4245
9.555	BV R	0.0512	2239.5649	684.7053	16.8565
13.581	BB	0.0598	2394.9761	624.3607	18.0262
17.100	BB	0.0685	2531.9221	584.9907	19.0569
25.757	BB	0.1314	2450.2429	284.7773	18.4422
36.511	BB	0.2375	2550.0964	149.1623	19.1937
Sum			13286.0900		



CERTIFICATE OF ANALYSIS

Catalog No: S-14500-R2
Description: Custom Semi-Volatile Standard
Lot: 220021255-02
Solvent: Dichloromethane
Hazards: Refer to SDS for complete safety information

Date Certified: Aug 31, 2021
Expiration: Oct 1, 2022
Sample Size: 1 mL
Components: 10
Storage Condition: Freeze (<-10 °C)/Sonicate



Signal Word: Warning

Certified Reference Material



AR-1463

Component	CAS #	Purity % (GC/MS)	Prepared Concentration ² (µg/mL)	Certified Analyte Concentration ¹ (µg/mL)
Pyridine				
4-Chlorophenol	110-86-1	98.7	2026	2000
1-Methylnaphthalene	106-48-9	100.0	2019	2019
N-Nitrosodiphenylamine	90-12-0	98.5	2003	1973
4-Chloro-2-methylphenol	86-30-6	100.0	2022	2022
Benzoic acid	1570-64-5	97.0	2069*	2007
Aniline	65-85-0	99.5	2010	2000
Benzyl alcohol	62-53-3	98.0	2002	1962
Triallate	100-51-6	99.9	2011	2009
o-Terphenyl	2303-17-5	99.9	2013	2011
	84-15-1	99.9	2019	2017

ID #: 14279
Opened: _____
Custom Semi-Volatile Standard
Expires: 10/1/2022
Rec'd: 9/16/2021
Enerav Laboratories Inc 1120 So. 27th Street
Billings MT 59107

This Certified Reference Material was verified in accordance with ISO/IEC 17025

* Weight compensated to 100% purity.

A product with a suffix (-1A, -2B, etc. or -01, -02, etc.) on its lot number has had its expiration date extended and is identical to the same lot number without the suffix.

² All weights are traceable through NIST, Test No. 684/289871-17

¹ Certified Analyte Concentration = Purity x Prepared Concentration.


The Uncertainty associated with the certified concentration reported on this certificate is ±2.4%. This value is the combined expanded uncertainty and represents an estimated standard deviation equal to the positive square root of the total variation of the uncertainty of components. A normal distribution is assumed and a coverage factor of K=2 is chosen using approximately a 95% confidence level.

Labels and certificates follow U.S. Conventions in reporting numerical values: A comma (,) is used to separate units of one-thousand or greater. A period (.) is used as a decimal place marker.

The information on this certificate may not be reproduced without the express permission of the manufacturer. See reverse side for additional information

Hazard Information: Please refer to the SDS for information regarding the hazards associated with using this material.

This product was prepared according to in-house procedures and is guaranteed to be homogeneous.

Certified By: 
Larry Decker, Organic QC Manager

For use in routine laboratory analysis.

CERTIFICATE OF ANALYSIS

Catalog No: Z-014F
Description: Benzidine & 3,3'-Dichlorobenzidine
Lot: 220041353
Solvent: Methanol
Hazards: Refer to SDS for complete safety information

Date Certified: May 1, 2020
Expiration: May 1, 2024
Sample Size: 1 mL
Components: 2
Storage Condition: Ambient (>5 °C)



Signal Word: Danger

Certified Reference Material



Component	CAS #	Purity % (GC/MS)	Prepared Concentration ² (µg/mL)	Certified Analyte Concentration ¹ (µg/mL)
Benzidine **	92-87-5	99.9	2004	2002
3,3'-Dichlorobenzidine **	91-94-1	100.0	2001	2001

ID #: 12839

Opened: _____

Benzidine & 3,3'-Dichlorobenzidine

Expires: 5/1/2024

Rec'd: 7/7/2020

Energy Laboratories Inc 1120 So. 27th Street
Billings MT 59107

**Benzidine and 3,3'-Dichlorobenzidine are subject to oxidative degradation

**Benzidine and 3,3'-Dichlorobenzidine are subject to oxidative degradation

A product with a suffix (-1A, -2B, etc. or -01, -02, etc.) on its lot number has had its expiration date extended and is identical to the same lot number without the suffix.

² All weights are traceable through NIST, Test No. 684/289871-17

¹ Certified Analyte Concentration = Purity x Prepared Concentration.

The Uncertainty associated with the certified concentration reported on this certificate is $\pm 2.4\%$. This value is the combined expanded uncertainty and represents an estimated standard deviation equal to the positive square root of the total variation of the uncertainty of components. A normal distribution is assumed and a coverage factor of K=2 is chosen using approximately a 95% confidence level.

Labels and certificates follow U.S. Conventions in reporting numerical values: A comma (,) is used to separate units of one-thousand or greater. A period (.) is used as a decimal place marker.

The information on this certificate may not be reproduced without the express permission of the manufacturer. See reverse side for additional information

Certified By: _____

Larry Decker, Organic QC Manager

CERTIFICATE OF ANALYSIS

Catalog No: Z-014F
Description: Benzidine & 3,3'-Dichlorobenzidine
Lot: 220041353
Solvent: Methanol

Date Certified: May 1, 2020
Expiration: May 1, 2024
Sample Size: 1 mL
Components: 2

I-TEST

AccuStandard, Inc.
 Statistical Report for CLP (SOW 1997)
 1-May-2020

QR-OCO-003 rev. 3/16

Z-014F 220041353		Z-014F 220031213										NOTES:									
Peak	Run #1	Run #2	Run #3	Run #4	Mean	Std Dev	% RSD	Run #1	Run #2	Run #3	Run #4	Mean	Std Dev	% RSD	L029 test	CI 220041353	CI 220031213	# of Runs	10 % error check of Conc. means		
1 Benzidine (92-87-5)	90	83	79	78	83	5.45	6.60%	84	84	80	76	81	3.83	4.73%	0.45	23.7	Benzidine (92-87-5)	21.3	4	2000	2 %
2 3,3'-Dichlorobenzidine (91-94-1)	104	96	93	91	96	5.72	5.95%	98	99	94	89	95	4.27	4.51%	0.35	20.9	3,3'-Dichlorobenzidine (91-94-1)	15.8	4	2000	1 %

AccuStandard


CERTIFICATE OF ANALYSIS

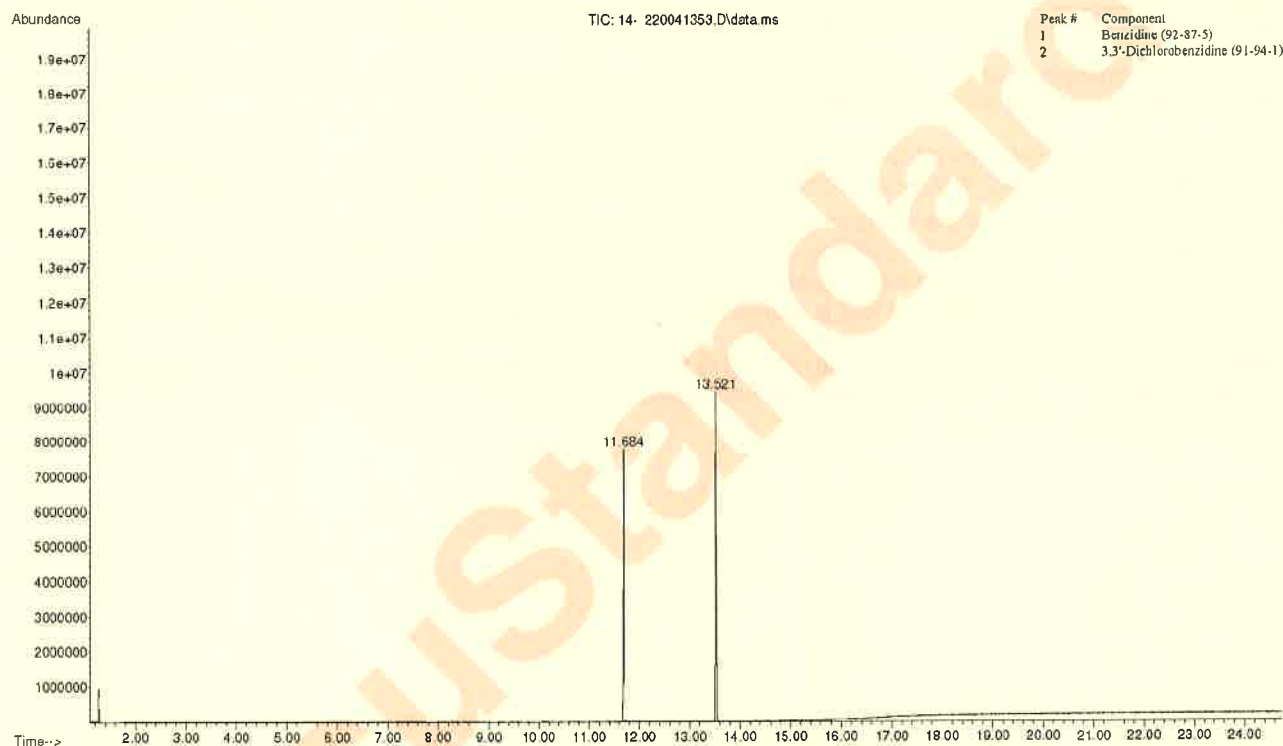
Catalog No: Z-014F
Description: Benzidine & 3,3'-Dichlorobenzidine
Lot: 220041353
Solvent: Methanol

Date Certified: May 1, 2020
Expiration: May 1, 2024
Sample Size: 1 mL
Components: 2

Chromatogram

File :D:\MassHunter\GCMS\1\DATA\043020\14- 220041353.D
Operator : Organic QC Lab
Acquired : 30 Apr 2020 17:16 using AcqMethod CHICK_2019_S100.M
Instrument : GCMS 6
Sample Name: Z-014F (220041353)
Misc Info : Z-014F @2000ug/mL in Methanol
Vial Number: 138

 **AccuStandard®**
Leader in Analytical Reference Standards
Column: DB-5MS, 30m, 0.25 ID, 0.25 um
Oven Program: 80c 17c/min to 340c, 8min
GC Parameters: Cons. Split, 12psi constant flow
Split 100:1, 1uL inj.; GC/MS; INJ 270c



CERTIFICATE OF ANALYSIS

Catalog No: Z-014F
Description: Benzidine & 3,3'-Dichlorobenzidine
Lot: 220041353
Solvent: Methanol

Date Certified: May 1, 2020
Expiration: May 1, 2024
Sample Size: 1 mL
Components: 2

RAW DATA

Data Path : D:\MassHunter\GCMS\1\DATA\043020\
Data File : 14- 220041353.D
Acq On : 30 Apr 20 05:16 pm
Operator : Organic QC Lab
Sample : Z-014F (220041353)
Misc : Z-014F @2000ug/mL in Methanol
ALS Vial : 138 Sample Multiplier: 1

Integration Parameters: events.e
Integrator: ChemStation

Method : D:\MassHunter\GCMS\1\methods\CHICK_2019.M
Title :

Signal : TIC: 14- 220041353.D\data.ms

peak #	R.T. min	first scan	max scan	last scan	PK TY	peak height	corr. area	corr. % max.	% of total
1	11.684	2371	2386	2399	PV	7555441	90932217	86.94%	46.506%
2	13.521	2790	2799	2825	BB	9071921	104594086	100.00%	53.494%

Energy Laboratories Inc

ANALYTICAL RUN Summary

01-Mar-22

Run ID SV5973N.I_220224A

Run Start Date: 2/24/2022
Analyst: Sean McGrew
Ical: 0
Column ID: XT1-5
Comments:

Std ID	Std Name	Std Amount	Std Units	Samp Amount	Samp Units	SampType	Expiration Date
dcmvoc13	DCM						11/17/2022
sv100507	BNA mix	37.5	ul	62.5	ul	CCV	3/31/2022
sv100516	BNA Internals 2000 ug/mL	2	ul	100	ul	all HL SVO	6/30/2023
sv100714	BNA 2nd source 200 ug/mL	37.5	ul	62.5	ul	ICV	10/1/2022
sv83311	DFTPP 1000 ug/mL	50	ul	50	ul	TUNE	10/31/2022
sv90820	BNA 2nd source short (new)	37.5	ul	62.5	ul	ICV	3/16/2023

Seq No	Lab ID	Test Code	Sample Typ	File ID	Analysis Date	DF	Batch ID	Prep Date	SPKref	RPDref	pmoist					
15055074	Feb2401_D_TU	SVOC-8270-DF	TUNE	SV5973N.I	sd0222/24/2022 3:50:0	1	R375205		0	0						
Analyte	T	Units	RAW	Final	Text	Spike	SPKref	RPDref	MDL	PQL	UQL	%REC	LOW	HIGH	%RPD	Q
127, % of mass 198	A	%	53	53		100	0	0	0	0.01	0	53%	40	60	0%	
197, % of mass 198	A	%	0.2	0.2		100	0	0	0	0.01	0	0%	0	0.99	0%	
198, Base Peak	A	%	100	100		100	0	0	0	0.01	0	100%	100	100	0%	
199, % of mass 198	A	%	6.9	6.9		100	0	0	0	0.01	0	7%	5	9	0%	
275, % of mass 198	A	%	28.7	28.7		100	0	0	0	0.01	0	29%	10	30	0%	
365, % of mass 198	A	%	3.7	3.7		100	0	0	0	0.01	0	4%	1	99.99	0%	
441, % of mass 443	A	%	80.9	80.9		100	0	0	0	0.01	0	81%	0.01	150	0%	
442, % of mass 198	A	%	64.6	64.6		100	0	0	0	0.01	0	65%	40	100	0%	
443, % of mass 442	A	%	18.9	18.9		100	0	0	0	0.01	0	19%	17	23	0%	
51, % of mass 198	A	%	41.3	41.3		100	0	0	0	0.01	0	41%	30	60	0%	
68, % of mass 69	A	%	0.7	0.7		100	0	0	0	0.01	0	1%	0	1.99	0%	
70, % of mass 69	A	%	0.7	0.7		100	0	0	0	0.01	0	1%	0	1.99	0%	

Seq No	Lab ID	Test Code	Sample Typ	File ID	Analysis Date	DF	Batch ID	Prep Date	SPKref	RPDref	pmoist					
15055075	24-Feb-22_CCV	SVOC-8270-W-	CCV	SV5973N.I	sd0222/24/2022 4:11:3	1	R375205		0	0						
Analyte	T	Units	RAW	Final	Text	Spike	SPKref	RPDref	MDL	PQL	UQL	%REC	LOW	HIGH	%RPD	Q
1,2,4-Trichlorobenzene	A	ug/L	67.35201	67.35201		75	0	0	1.9	10	150	90%	80	120	0%	
1,2-Dichlorobenzene	A	ug/L	70.44876	70.44876		75	0	0	1.97	10	150	94%	80	120	0%	
1,3-Dichlorobenzene	A	ug/L	70.20538	70.20538		75	0	0	2.13	10	150	94%	80	120	0%	
1,4-Dichlorobenzene	A	ug/L	68.5524	68.5524		75	0	0	2.02	10	150	91%	80	120	0%	
1-Methylnaphthalene	A	ug/L	67.11631	67.11631		75	0	0	2.39	10	150	89%	80	120	0%	
2,2'-Oxybis(1-Chloropropane)	A	ug/L	68.32234	68.32234		75	0	0	1.45	10	150	91%	80	120	0%	
2,4,5-Trichlorophenol	A	ug/L	61.70226	61.70226		75	0	0	2.23	10	150	82%	80	120	0%	
2,4,6-Trichlorophenol	A	ug/L	65.01341	65.01341		75	0	0	2.64	10	150	87%	80	120	0%	
2,4-Dichlorophenol	A	ug/L	62.01103	62.01103		75	0	0	1.69	10	150	83%	80	120	0%	
2,4-Dimethylphenol	A	ug/L	73.54303	73.54303		75	0	0	1.69	10	150	98%	80	120	0%	
2,4-Dinitrophenol	A	ug/L	78.13665	78.13665		75	0	0	4.26	10	150	104%	80	120	0%	
2,4-Dinitrotoluene	A	ug/L	75.86001	75.86001		75	0	0	3.04	10	150	101%	80	120	0%	
2,6-Dinitrotoluene	A	ug/L	73.23268	73.23268		75	0	0	3.2	10	150	98%	80	120	0%	
2-Chloronaphthalene	A	ug/L	68.91554	68.91554		75	0	0	2.14	10	150	92%	80	120	0%	
2-Chlorophenol	A	ug/L	62.97037	62.97037		75	0	0	2.48	10	150	84%	80	120	0%	
2-Methylnaphthalene	A	ug/L	66.4697	66.4697		75	0	0	1.92	10	150	89%	80	120	0%	
2-Nitroaniline	A	ug/L	66.95813	66.95813		75	0	0	2.4	10	150	89%	80	120	0%	
2-Nitrophenol	A	ug/L	73.66773	73.66773		75	0	0	2.36	10	150	98%	80	120	0%	
3,3'-Dichlorobenzidine	A	ug/L	63.12477	63.12477		75	0	0	2.11	10	150	84%	80	120	0%	
3-Nitroaniline	A	ug/L	71.48493	71.48493		75	0	0	2.77	10	150	95%	80	120	0%	
4,6-Dinitro-2-methylphenol	A	ug/L	76.00554	76.00554		75	0	0	2.33	10	150	101%	80	120	0%	
4-Bromophenyl phenyl ether	A	ug/L	71.88877	71.88877		75	0	0	1.74	10	150	96%	80	120	0%	
4-Chloro-2-methylphenol	A	ug/L	67.20015	67.20015		75	0	0	1.6	10	150	90%	80	120	0%	
4-Chloro-3-methylphenol	A	ug/L	67.50451	67.50451		75	0	0	1.46	10	150	90%	80	120	0%	
4-Chlorophenol	A	ug/L	67.17804	67.17804		75	0	0	2.64	10	150	90%	80	120	0%	
4-Chlorophenyl phenyl ether	A	ug/L	72.09332	72.09332		75	0	0	2.03	10	150	96%	80	120	0%	
4-Nitroaniline	A	ug/L	62.51847	62.51847		75	0	0	1.63	10	150	83%	80	120	0%	
4-Nitrophenol	A	ug/L	67.96959	67.96959		75	0	0	2.5	10	150	91%	80	120	0%	
Acenaphthene	A	ug/L	67.5663	67.5663		75	0	0	1.89	10	150	90%	80	120	0%	
Acenaphthylene	A	ug/L	69.95913	69.95913		75	0	0	1.57	10	150	93%	80	120	0%	
Aniline	A	ug/L	70.23099	70.23099		75	0	0	3.74	10	150	94%	80	120	0%	
Anthracene	A	ug/L	75.07602	75.07602		75	0	0	1.23	10	150	100%	80	120	0%	
Azobenzene	A	ug/L	65.91649	65.91649		75	0	0	1.09	10	150	88%	80	120	0%	
Benzidine	A	ug/L	66.39191	66.39191		75	0	0	6.72	10	150	89%	80	120	0%	
Benzo(a)anthracene	A	ug/L	73.5203	73.5203		75	0	0	0.856	10	150	98%	80	120	0%	

Seq No	Lab ID	Test Code	Sample Typ	File ID	Analysis Date	DF	Batch ID	Prep Date	SPKref	RPDref	pmoist					
15055075	24-Feb-22_CCV	SVOC-8270-W-	CCV	SV5973N.I	sd0222/24/2022 4:11:3	1	R375205		0	0						
Analyte	T	Units	RAW	Final	Text	Spike	SPKref	RPDref	MDL	PQL	UQL	%REC	LOW	HIGH	%RPD	Q
Benzo(a)pyrene	A	ug/L	67.39605	67.39605		75	0	0	1.24	10	150	90%	80	120	0%	
Benzo(b)fluoranthene	A	ug/L	67.63139	67.63139		75	0	0	0.903	10	150	90%	80	120	0%	
Benzo(g,h,i)perylene	A	ug/L	66.21426	66.21426		75	0	0	1.01	10	150	88%	80	120	0%	
Benzo(k)fluoranthene	A	ug/L	67.78492	67.78492		75	0	0	0.97	10	150	90%	80	120	0%	
Benzoic acid	A	ug/L	62.21347	62.21347		75	0	0	1.51	10	150	83%	80	120	0%	
Benzyl alcohol	A	ug/L	75.71599	75.71599		75	0	0	3.13	10	150	101%	80	120	0%	
bis(-2-chloroethoxy)Methane	A	ug/L	72.12124	72.12124		75	0	0	1.36	10	150	96%	80	120	0%	
bis(-2-chloroethyl)Ether	A	ug/L	69.67492	69.67492		75	0	0	2.57	10	150	93%	80	120	0%	
bis(2-chloroisopropyl)Ether	A	ug/L	68.32234	68.32234		75	0	0	1.49	10	150	91%	80	120	0%	
bis(2-ethylhexyl)Phthalate	A	ug/L	74.85348	74.85348		75	0	0	1.91	10	150	100%	80	120	0%	
Butylbenzylphthalate	A	ug/L	74.56841	74.56841		75	0	0	1.57	10	150	99%	80	120	0%	
Carbazole	A	ug/L	68.40254	68.40254		75	0	0	0.842	10	150	91%	80	120	0%	
Chrysene	A	ug/L	69.481	69.481		75	0	0	1.17	10	150	93%	80	120	0%	
Di-n-butyl phthalate	A	ug/L	69.38481	69.38481		75	0	0	0.932	10	150	93%	80	120	0%	
Di-n-octyl phthalate	A	ug/L	72.04012	72.04012		75	0	0	1.34	10	150	96%	80	120	0%	
Dibenzo(a,h)anthracene	A	ug/L	64.48202	64.48202		75	0	0	1.17	10	150	86%	80	120	0%	
Dibenzofuran	A	ug/L	67.37964	67.37964		75	0	0	1.74	10	150	90%	80	120	0%	
Diethyl phthalate	A	ug/L	70.60813	70.60813		75	0	0	2.18	10	150	94%	80	120	0%	
Dimethyl phthalate	A	ug/L	72.38614	72.38614		75	0	0	1.72	10	150	97%	80	120	0%	
Fluoranthene	A	ug/L	72.69366	72.69366		75	0	0	0.883	10	150	97%	80	120	0%	
Fluorene	A	ug/L	68.12706	68.12706		75	0	0	1.82	10	150	91%	80	120	0%	
Hexachlorobenzene	A	ug/L	68.54863	68.54863		75	0	0	1.33	10	150	91%	80	120	0%	
Hexachlorobutadiene	A	ug/L	66.44755	66.44755		75	0	0	2.32	10	150	89%	80	120	0%	
Hexachlorocyclopentadiene	A	ug/L	73.65638	73.65638		75	0	0	2.97	10	150	98%	80	120	0%	
Hexachloroethane	A	ug/L	70.16551	70.16551		75	0	0	1.79	10	150	94%	80	120	0%	
Indeno(1,2,3-cd)pyrene	A	ug/L	66.25065	66.25065		75	0	0	1.25	10	150	88%	80	120	0%	
Isophorone	A	ug/L	76.26201	76.26201		75	0	0	1.67	10	150	102%	80	120	0%	
m+p-Cresols	A	ug/L	71.81768	71.81768		75	0	0	1.78	10	150	96%	80	120	0%	
n-Nitroso-di-n-propylamine	A	ug/L	73.94393	73.94393		75	0	0	1.54	10	150	99%	80	120	0%	
n-Nitrosodimethylamine	A	ug/L	83.03778	83.03778		75	0	0	1.53	10	150	111%	80	120	0%	
n-Nitrosodiphenylamine	A	ug/L	69.91568	69.91568		75	0	0	1.16	10	150	93%	80	120	0%	
Naphthalene	A	ug/L	68.27732	68.27732		75	0	0	1.74	10	150	91%	80	120	0%	
Nitrobenzene	A	ug/L	65.4992	65.4992		75	0	0	2.31	10	150	87%	80	120	0%	
o-Cresol	A	ug/L	67.32	67.32		75	0	0	1.83	10	150	90%	80	120	0%	
o-Terphenyl	A	ug/L	69.69433	69.69433		75	0	0	1.27	10	150	93%	80	120	0%	

Seq No	Lab ID	Test Code	Sample Typ	File ID	Analysis Date	DF	Batch ID	Prep Date	SPKref	RPDref	pmoist					
15055075	24-Feb-22_CCV	SVOC-8270-W-	CCV	SV5973N.I	sd0222/24/2022 4:11:3	1	R375205		0	0						
Analyte	T	Units	RAW	Final	Text	Spike	SPKref	RPDref	MDL	PQL	UQL	%REC	LOW	HIGH	%RPD	Q
p-Chloroaniline	A	ug/L	71.11024	71.11024		75	0	0	1.52	10	150	95%	80	120	0%	
Pentachlorophenol	A	ug/L	64.77246	64.77246		75	0	0	4.24	10	150	86%	80	120	0%	
Phenanthrene	A	ug/L	70.75167	70.75167		75	0	0	0.784	10	150	94%	80	120	0%	
Phenol	A	ug/L	69.54045	69.54045		75	0	0	1.46	10	150	93%	80	120	0%	
Pyrene	A	ug/L	70.64878	70.64878		75	0	0	0.921	10	150	94%	80	120	0%	
Pyridine	A	ug/L	79.56254	79.56254		75	0	0	3.22	10	150	106%	80	120	0%	
Triallate	A	ug/L	67.02722	67.02722		75	0	0	1.51	10	150	89%	80	120	0%	
1,4-Dichlorobenzene-d4	I	ug/L	40	40		0	0	0	0	10	150	0%	80	120	0%	
Acenaphthene-d10	I	ug/L	40	40		0	0	0	0	10	150	0%	80	120	0%	
Chrysene-d12	I	ug/L	40	40		0	0	0	0	10	150	0%	80	120	0%	
Naphthalene-d8	I	ug/L	40	40		0	0	0	0	10	150	0%	80	120	0%	
Perylene-d12	I	ug/L	40	40		0	0	0	0	10	150	0%	80	120	0%	
Phenanthrene-d10	I	ug/L	40	40		0	0	0	0	10	150	0%	80	120	0%	
2,4,6-Tribromophenol	S	ug/L	68.80352	68.80352		75	0	0	2.88	10	0	92%	80	120	0%	
2-Fluorobiphenyl	S	ug/L	68.2643	68.2643		75	0	0	0.724	10	0	91%	80	120	0%	
2-Fluorophenol	S	ug/L	69.44392	69.44392		75	0	0	3.52	10	0	93%	80	120	0%	
Nitrobenzene-d5	S	ug/L	70.27111	70.27111		75	0	0	2.34	10	0	94%	80	120	0%	
Phenol-d5	S	ug/L	72.50332	72.50332		75	0	0	2.06	10	0	97%	80	120	0%	
Terphenyl-d14	S	ug/L	70.25712	70.25712		75	0	0	1.17	10	0	94%	80	120	0%	
4-Chloroaniline	X	ug/L	71.11024	71.11024		75	0	0	1.61	10	150	95%	80	120	0%	

Seq No	Lab ID	Test Code	Sample Typ	File ID	Analysis Date	DF	Batch ID	Prep Date	SPKref	RPDref	pmoist					
15055076	24-Feb-22_ISTB	SVOC-8270-W-	SAMP	SV5973N.I	sd0222/24/2022 4:43:5	1	R375205		0	0						
Analyte	T	Units	RAW	Final	Text	Spike	SPKref	RPDref	MDL	PQL	UQL	%REC	LOW	HIGH	%RPD	Q
1,2,4-Trichlorobenzene	A	ug/L	0	0		0	0	0	1.9	10	150	0%	0	0	0%	
1,2-Dichlorobenzene	A	ug/L	0	0		0	0	0	1.97	10	150	0%	0	0	0%	
1,3-Dichlorobenzene	A	ug/L	0	0		0	0	0	2.13	10	150	0%	0	0	0%	
1,4-Dichlorobenzene	A	ug/L	0	0		0	0	0	2.02	10	150	0%	0	0	0%	
1-Methylnaphthalene	A	ug/L	0	0		0	0	0	2.39	10	150	0%	0	0	0%	
2,2'-Oxybis(1-Chloropropane)	A	ug/L	0	0		0	0	0	1.45	10	150	0%	0	0	0%	
2,4,5-Trichlorophenol	A	ug/L	0	0		0	0	0	2.23	10	150	0%	0	0	0%	
2,4,6-Trichlorophenol	A	ug/L	0	0		0	0	0	2.64	10	150	0%	0	0	0%	
2,4-Dichlorophenol	A	ug/L	0	0		0	0	0	1.69	10	150	0%	0	0	0%	
2,4-Dimethylphenol	A	ug/L	0	0		0	0	0	1.69	10	150	0%	0	0	0%	

Seq No	Lab ID	Test Code	Sample Typ	File ID	Analysis Date	DF	Batch ID	Prep Date	SPKref	RPDref	pmoist					
15055076	24-Feb-22_ISTB	SVOC-8270-W-	SAMP	SV5973N.I	sd0222/24/2022 4:43:5	1	R375205		0	0						
Analyte	T	Units	RAW	Final	Text	Spike	SPKref	RPDref	MDL	PQL	UQL	%REC	LOW	HIGH	%RPD	Q
2,4-Dinitrophenol	A	ug/L	0	0		0	0	0	4.26	10	150	0%	0	0	0%	
2,4-Dinitrotoluene	A	ug/L	0	0		0	0	0	3.04	10	150	0%	0	0	0%	
2,6-Dinitrotoluene	A	ug/L	0	0		0	0	0	3.2	10	150	0%	0	0	0%	
2-Chloronaphthalene	A	ug/L	0	0		0	0	0	2.14	10	150	0%	0	0	0%	
2-Chlorophenol	A	ug/L	0	0		0	0	0	2.48	10	150	0%	0	0	0%	
2-Methylnaphthalene	A	ug/L	0	0		0	0	0	1.92	10	150	0%	0	0	0%	
2-Nitroaniline	A	ug/L	0	0		0	0	0	2.4	10	150	0%	0	0	0%	
2-Nitrophenol	A	ug/L	0	0		0	0	0	2.36	10	150	0%	0	0	0%	
3,3'-Dichlorobenzidine	A	ug/L	0	0		0	0	0	2.11	10	150	0%	0	0	0%	
3-Nitroaniline	A	ug/L	0	0		0	0	0	2.77	10	150	0%	0	0	0%	
4,6-Dinitro-2-methylphenol	A	ug/L	0	0		0	0	0	2.33	10	150	0%	0	0	0%	
4-Bromophenyl phenyl ether	A	ug/L	0	0		0	0	0	1.74	10	150	0%	0	0	0%	
4-Chloro-2-methylphenol	A	ug/L	0	0		0	0	0	1.6	10	150	0%	0	0	0%	
4-Chloro-3-methylphenol	A	ug/L	0	0		0	0	0	1.46	10	150	0%	0	0	0%	
4-Chlorophenol	A	ug/L	0	0		0	0	0	2.64	10	150	0%	0	0	0%	
4-Chlorophenyl phenyl ether	A	ug/L	0	0		0	0	0	2.03	10	150	0%	0	0	0%	
4-Nitroaniline	A	ug/L	0	0		0	0	0	1.63	10	150	0%	0	0	0%	
4-Nitrophenol	A	ug/L	0	0		0	0	0	2.5	10	150	0%	0	0	0%	
Acenaphthene	A	ug/L	0	0		0	0	0	1.89	10	150	0%	0	0	0%	
Acenaphthylene	A	ug/L	0	0		0	0	0	1.57	10	150	0%	0	0	0%	
Aniline	A	ug/L	0	0		0	0	0	3.74	10	150	0%	0	0	0%	
Anthracene	A	ug/L	0	0		0	0	0	1.23	10	150	0%	0	0	0%	
Azobenzene	A	ug/L	0	0		0	0	0	1.09	10	150	0%	0	0	0%	
Benzidine	A	ug/L	0	0		0	0	0	6.72	10	150	0%	0	0	0%	
Benzo(a)anthracene	A	ug/L	0	0		0	0	0	0.856	10	150	0%	0	0	0%	
Benzo(a)pyrene	A	ug/L	0	0		0	0	0	1.24	10	150	0%	0	0	0%	
Benzo(b)fluoranthene	A	ug/L	0	0		0	0	0	0.903	10	150	0%	0	0	0%	
Benzo(g,h,i)perylene	A	ug/L	0	0		0	0	0	1.01	10	150	0%	0	0	0%	
Benzo(k)fluoranthene	A	ug/L	0	0		0	0	0	0.97	10	150	0%	0	0	0%	
Benzoic acid	A	ug/L	0	0		0	0	0	1.51	10	150	0%	0	0	0%	
Benzyl alcohol	A	ug/L	0	0		0	0	0	3.13	10	150	0%	0	0	0%	
bis(-2-chloroethoxy)Methane	A	ug/L	0	0		0	0	0	1.36	10	150	0%	0	0	0%	
bis(-2-chloroethyl)Ether	A	ug/L	0	0		0	0	0	2.57	10	150	0%	0	0	0%	
bis(2-chloroisopropyl)Ether	A	ug/L	0	0		0	0	0	1.49	10	150	0%	0	0	0%	
bis(2-ethylhexyl)Phthalate	A	ug/L	0	0		0	0	0	1.91	10	150	0%	0	0	0%	

Seq No	Lab ID	Test Code	Sample Typ	File ID	Analysis Date	DF	Batch ID	Prep Date	SPKref	RPDref	pmoist					
15055076	24-Feb-22_ISTB	SVOC-8270-W-	SAMP	SV5973N.I	sd0222/24/2022 4:43:5	1	R375205		0	0						
Analyte	T	Units	RAW	Final	Text	Spike	SPKref	RPDref	MDL	PQL	UQL	%REC	LOW	HIGH	%RPD	Q
Butylbenzylphthalate	A	ug/L	0	0		0	0	0	1.57	10	150	0%	0	0	0%	
Carbazole	A	ug/L	0	0		0	0	0	0.842	10	150	0%	0	0	0%	
Chrysene	A	ug/L	0	0		0	0	0	1.17	10	150	0%	0	0	0%	
Di-n-butyl phthalate	A	ug/L	0	0		0	0	0	0.932	10	150	0%	0	0	0%	
Di-n-octyl phthalate	A	ug/L	0	0		0	0	0	1.34	10	150	0%	0	0	0%	
Dibenzo(a,h)anthracene	A	ug/L	0	0		0	0	0	1.17	10	150	0%	0	0	0%	
Dibenzofuran	A	ug/L	0	0		0	0	0	1.74	10	150	0%	0	0	0%	
Diethyl phthalate	A	ug/L	0	0		0	0	0	2.18	10	150	0%	0	0	0%	
Dimethyl phthalate	A	ug/L	0	0		0	0	0	1.72	10	150	0%	0	0	0%	
Fluoranthene	A	ug/L	0	0		0	0	0	0.883	10	150	0%	0	0	0%	
Fluorene	A	ug/L	0	0		0	0	0	1.82	10	150	0%	0	0	0%	
Hexachlorobenzene	A	ug/L	0	0		0	0	0	1.33	10	150	0%	0	0	0%	
Hexachlorobutadiene	A	ug/L	0	0		0	0	0	2.32	10	150	0%	0	0	0%	
Hexachlorocyclopentadiene	A	ug/L	0	0		0	0	0	2.97	10	150	0%	0	0	0%	
Hexachloroethane	A	ug/L	0	0		0	0	0	1.79	10	150	0%	0	0	0%	
Indeno(1,2,3-cd)pyrene	A	ug/L	0	0		0	0	0	1.25	10	150	0%	0	0	0%	
Isophorone	A	ug/L	0	0		0	0	0	1.67	10	150	0%	0	0	0%	
m+p-Cresols	A	ug/L	0	0		0	0	0	1.78	10	150	0%	0	0	0%	
n-Nitroso-di-n-propylamine	A	ug/L	0	0		0	0	0	1.54	10	150	0%	0	0	0%	
n-Nitrosodimethylamine	A	ug/L	0	0		0	0	0	1.53	10	150	0%	0	0	0%	
n-Nitrosodiphenylamine	A	ug/L	0	0		0	0	0	1.16	10	150	0%	0	0	0%	
Naphthalene	A	ug/L	0	0		0	0	0	1.74	10	150	0%	0	0	0%	
Nitrobenzene	A	ug/L	0	0		0	0	0	2.31	10	150	0%	0	0	0%	
o-Cresol	A	ug/L	0	0		0	0	0	1.83	10	150	0%	0	0	0%	
p-Chloroaniline	A	ug/L	0	0		0	0	0	1.52	10	150	0%	0	0	0%	
Pentachlorophenol	A	ug/L	0	0		0	0	0	4.24	10	150	0%	0	0	0%	
Phenanthrene	A	ug/L	0	0		0	0	0	0.784	10	150	0%	0	0	0%	
Phenol	A	ug/L	0	0		0	0	0	1.46	10	150	0%	0	0	0%	
Pyrene	A	ug/L	0	0		0	0	0	0.921	10	150	0%	0	0	0%	
Pyridine	A	ug/L	0	0		0	0	0	3.22	10	150	0%	0	0	0%	
Triallate	A	ug/L	0	0		0	0	0	1.51	10	150	0%	0	0	0%	
1,4-Dichlorobenzene-d4	I	ug/L	40	40		0	0	0	0	10	150	0%	0	0	0%	
Acenaphthene-d10	I	ug/L	40	40		0	0	0	0	10	150	0%	0	0	0%	
Chrysene-d12	I	ug/L	40	40		0	0	0	0	10	150	0%	0	0	0%	
Naphthalene-d8	I	ug/L	40	40		0	0	0	0	10	150	0%	0	0	0%	

Seq No	Lab ID	Test Code	Sample Typ	File ID	Analysis Date	DF	Batch ID	Prep Date	SPKref	RPDref	pmoist					
15055076	24-Feb-22_ISTB	SVOC-8270-W-	SAMP	SV5973N.I	sd0222/24/2022 4:43:5	1	R375205		0	0						
Analyte	T	Units	RAW	Final	Text	Spike	SPKref	RPDref	MDL	PQL	UQL	%REC	LOW	HIGH	%RPD	Q
Perylene-d12	I	ug/L	40	40		0	0	0	0	10	150	0%	0	0	0%	
Phenanthrene-d10	I	ug/L	40	40		0	0	0	0	10	150	0%	0	0	0%	
2,4,6-Tribromophenol	S	ug/L	0	0		200	0	0	2.88	10	0	0%	25	140	0%	S
2-Fluorobiphenyl	S	ug/L	0	0		100	0	0	0.724	10	0	0%	28	107	0%	S
2-Fluorophenol	S	ug/L	0	0		200	0	0	3.52	10	0	0%	10	75	0%	S
Nitrobenzene-d5	S	ug/L	0	0		100	0	0	2.34	10	0	0%	32	94	0%	S
Phenol-d5	S	ug/L	0	0		200	0	0	2.06	10	0	0%	10	65	0%	S
Terphenyl-d14	S	ug/L	0	0		100	0	0	1.17	10	0	0%	32	122	0%	S
4-Chloroaniline	X	ug/L	0	0		0	0	0	1.61	10	150	0%	0	0	0%	
o-Terphenyl	X	ug/L	0	0		0	0	0	1.27	10	150	0%	0	0	0%	

Seq No	Lab ID	Test Code	Sample Typ	File ID	Analysis Date	DF	Batch ID	Prep Date	SPKref	RPDref	pmoist					
15055077	MB-163957	SVOC-8270-W-	MBLK	SV5973N.I	sd0222/24/2022 5:15:5	1	163957	2/23/2022 9:	0	0						
Analyte	T	Units	RAW	Final	Text	Spike	SPKref	RPDref	MDL	PQL	UQL	%REC	LOW	HIGH	%RPD	Q
1,2,4-Trichlorobenzene	A	ug/L	0	0		0	0	0	1.9	5	150	0%	0	0	0%	
1,2-Dichlorobenzene	A	ug/L	0	0		0	0	0	1.97	5	150	0%	0	0	0%	
1,3-Dichlorobenzene	A	ug/L	0	0		0	0	0	2.13	5	150	0%	0	0	0%	
1,4-Dichlorobenzene	A	ug/L	0	0		0	0	0	2.02	5	150	0%	0	0	0%	
1-Methylnaphthalene	A	ug/L	0	0		0	0	0	2.39	5	150	0%	0	0	0%	
2,2'-Oxybis(1-Chloropropane)	A	ug/L	0	0		0	0	0	1.45	5	150	0%	0	0	0%	
2,4,5-Trichlorophenol	A	ug/L	0	0		0	0	0	2.23	5	150	0%	0	0	0%	
2,4,6-Trichlorophenol	A	ug/L	0	0		0	0	0	2.64	5	150	0%	0	0	0%	
2,4-Dichlorophenol	A	ug/L	0	0		0	0	0	1.69	5	150	0%	0	0	0%	
2,4-Dimethylphenol	A	ug/L	0	0		0	0	0	1.69	5	150	0%	0	0	0%	
2,4-Dinitrophenol	A	ug/L	0	0		0	0	0	4.26	10	150	0%	0	0	0%	
2,4-Dinitrotoluene	A	ug/L	0	0		0	0	0	3.04	5	150	0%	0	0	0%	
2,6-Dinitrotoluene	A	ug/L	0	0		0	0	0	3.2	5	150	0%	0	0	0%	
2-Chloronaphthalene	A	ug/L	0	0		0	0	0	2.14	5	150	0%	0	0	0%	
2-Chlorophenol	A	ug/L	0	0		0	0	0	2.48	5	150	0%	0	0	0%	
2-Methylnaphthalene	A	ug/L	0	0		0	0	0	1.92	5	150	0%	0	0	0%	
2-Nitroaniline	A	ug/L	0	0		0	0	0	2.4	5	150	0%	0	0	0%	
2-Nitrophenol	A	ug/L	0	0		0	0	0	2.36	5	150	0%	0	0	0%	
3,3'-Dichlorobenzidine	A	ug/L	0	0		0	0	0	2.11	10	150	0%	0	0	0%	
3-Nitroaniline	A	ug/L	0	0		0	0	0	2.77	5	150	0%	0	0	0%	

Seq No	Lab ID	Test Code	Sample Typ	File ID	Analysis Date	DF	Batch ID	Prep Date	SPKref	RPDref	pmoist					
15055077	MB-163957	SVOC-8270-W-	MBLK	SV5973N.I	sd0222/24/2022 5:15:5	1	163957	2/23/2022 9:	0	0						
Analyte	T	Units	RAW	Final	Text	Spike	SPKref	RPDref	MDL	PQL	UQL	%REC	LOW	HIGH	%RPD	Q
4,6-Dinitro-2-methylphenol	A	ug/L	0	0		0	0	0	2.33	10	150	0%	0	0	0%	
4-Bromophenyl phenyl ether	A	ug/L	0	0		0	0	0	1.74	5	150	0%	0	0	0%	
4-Chloro-2-methylphenol	A	ug/L	0	0		0	0	0	1.6	5	150	0%	0	0	0%	
4-Chloro-3-methylphenol	A	ug/L	0	0		0	0	0	1.46	5	150	0%	0	0	0%	
4-Chlorophenol	A	ug/L	0	0		0	0	0	2.64	5	150	0%	0	0	0%	
4-Chlorophenyl phenyl ether	A	ug/L	0	0		0	0	0	2.03	5	150	0%	0	0	0%	
4-Nitroaniline	A	ug/L	0	0		0	0	0	1.63	5	150	0%	0	0	0%	
4-Nitrophenol	A	ug/L	0	0		0	0	0	2.5	10	150	0%	0	0	0%	
Acenaphthene	A	ug/L	0	0		0	0	0	1.89	5	150	0%	0	0	0%	
Acenaphthylene	A	ug/L	0	0		0	0	0	1.57	5	150	0%	0	0	0%	
Aniline	A	ug/L	0	0		0	0	0	3.74	5	150	0%	0	0	0%	
Anthracene	A	ug/L	0	0		0	0	0	1.23	5	150	0%	0	0	0%	
Azobenzene	A	ug/L	0	0		0	0	0	1.09	5	150	0%	0	0	0%	
Benzidine	A	ug/L	0	0		0	0	0	6.72	10	150	0%	0	0	0%	
Benzo(a)anthracene	A	ug/L	0	0		0	0	0	0.856	5	150	0%	0	0	0%	
Benzo(a)pyrene	A	ug/L	0	0		0	0	0	1.24	5	150	0%	0	0	0%	
Benzo(b)fluoranthene	A	ug/L	0	0		0	0	0	0.903	5	150	0%	0	0	0%	
Benzo(g,h,i)perylene	A	ug/L	0	0		0	0	0	1.01	5	150	0%	0	0	0%	
Benzo(k)fluoranthene	A	ug/L	0	0		0	0	0	0.97	5	150	0%	0	0	0%	
Benzoic acid	A	ug/L	0	0		0	0	0	1.51	5	150	0%	0	0	0%	
Benzyl alcohol	A	ug/L	0	0		0	0	0	3.13	5	150	0%	0	0	0%	
bis(-2-chloroethoxy)Methane	A	ug/L	0	0		0	0	0	1.36	5	150	0%	0	0	0%	
bis(-2-chloroethyl)Ether	A	ug/L	0	0		0	0	0	2.57	5	150	0%	0	0	0%	
bis(2-chloroisopropyl)Ether	A	ug/L	0	0		0	0	0	1.49	5	150	0%	0	0	0%	
bis(2-ethylhexyl)Phthalate	A	ug/L	0	0		0	0	0	1.91	5	150	0%	0	0	0%	
Butylbenzylphthalate	A	ug/L	0	0		0	0	0	1.57	5	150	0%	0	0	0%	
Carbazole	A	ug/L	0	0		0	0	0	0.842	5	150	0%	0	0	0%	
Chrysene	A	ug/L	0	0		0	0	0	1.17	5	150	0%	0	0	0%	
Di-n-butyl phthalate	A	ug/L	0	0		0	0	0	0.932	5	150	0%	0	0	0%	
Di-n-octyl phthalate	A	ug/L	0	0		0	0	0	1.34	5	150	0%	0	0	0%	
Dibenzo(a,h)anthracene	A	ug/L	0	0		0	0	0	1.17	5	150	0%	0	0	0%	
Dibenzofuran	A	ug/L	0	0		0	0	0	1.74	5	150	0%	0	0	0%	
Diethyl phthalate	A	ug/L	0	0		0	0	0	2.18	5	150	0%	0	0	0%	
Dimethyl phthalate	A	ug/L	0	0		0	0	0	1.72	5	150	0%	0	0	0%	
Fluoranthene	A	ug/L	0	0		0	0	0	0.883	5	150	0%	0	0	0%	

Seq No	Lab ID	Test Code	Sample Typ	File ID	Analysis Date	DF	Batch ID	Prep Date	SPKref	RPDref	pmoist					
15055077	MB-163957	SVOC-8270-W-	MBLK	SV5973N.I	0222/24/2022 5:15:5	1	163957	2/23/2022 9:	0	0						
Analyte	T	Units	RAW	Final	Text	Spike	SPKref	RPDref	MDL	PQL	UQL	%REC	LOW	HIGH	%RPD	Q
Fluorene	A	ug/L	0	0		0	0	0	1.82	5	150	0%	0	0	0%	
Hexachlorobenzene	A	ug/L	0	0		0	0	0	1.33	5	150	0%	0	0	0%	
Hexachlorobutadiene	A	ug/L	0	0		0	0	0	2.32	5	150	0%	0	0	0%	
Hexachlorocyclopentadiene	A	ug/L	0	0		0	0	0	2.97	5	150	0%	0	0	0%	
Hexachloroethane	A	ug/L	0	0		0	0	0	1.79	5	150	0%	0	0	0%	
Indeno(1,2,3-cd)pyrene	A	ug/L	0	0		0	0	0	1.25	5	150	0%	0	0	0%	
Isophorone	A	ug/L	0	0		0	0	0	1.67	5	150	0%	0	0	0%	
m+p-Cresols	A	ug/L	0	0		0	0	0	1.78	5	150	0%	0	0	0%	
n-Nitroso-di-n-propylamine	A	ug/L	0	0		0	0	0	1.54	5	150	0%	0	0	0%	
n-Nitrosodimethylamine	A	ug/L	0	0		0	0	0	1.53	5	150	0%	0	0	0%	
n-Nitrosodiphenylamine	A	ug/L	0	0		0	0	0	1.16	10	150	0%	0	0	0%	
Naphthalene	A	ug/L	0	0		0	0	0	1.74	5	150	0%	0	0	0%	
Nitrobenzene	A	ug/L	0	0		0	0	0	2.31	5	150	0%	0	0	0%	
o-Cresol	A	ug/L	0	0		0	0	0	1.83	5	150	0%	0	0	0%	
p-Chloroaniline	A	ug/L	0	0		0	0	0	1.52	5	150	0%	0	0	0%	
Pentachlorophenol	A	ug/L	0	0		0	0	0	4.24	10	150	0%	0	0	0%	
Phenanthrene	A	ug/L	0	0		0	0	0	0.784	5	150	0%	0	0	0%	
Phenol	A	ug/L	0	0		0	0	0	1.46	5	150	0%	0	0	0%	
Pyrene	A	ug/L	0	0		0	0	0	0.921	5	150	0%	0	0	0%	
Pyridine	A	ug/L	0	0		0	0	0	3.22	5	150	0%	0	0	0%	
Triallate	A	ug/L	0	0		0	0	0	1.51	5	150	0%	0	0	0%	
1,4-Dichlorobenzene-d4	I	ug/L	40	40		0	0	0	0	5	150	0%	0	0	0%	
Acenaphthene-d10	I	ug/L	40	40		0	0	0	0	5	150	0%	0	0	0%	
Chrysene-d12	I	ug/L	40	40		0	0	0	0	5	150	0%	0	0	0%	
Naphthalene-d8	I	ug/L	40	40		0	0	0	0	5	150	0%	0	0	0%	
Perylene-d12	I	ug/L	40	40		0	0	0	0	5	150	0%	0	0	0%	
Phenanthrene-d10	I	ug/L	40	40		0	0	0	0	5	150	0%	0	0	0%	
2,4,6-Tribromophenol	S	ug/L	133.99023	133.99023		200	0	0	2.88	5	0	67%	43	140	0%	
2-Fluorobiphenyl	S	ug/L	63.65447	63.65447		100	0	0	0.724	5	0	64%	44	119	0%	
2-Fluorophenol	S	ug/L	61.99136	61.99136		200	0	0	3.52	5	0	31%	19	119	0%	
Nitrobenzene-d5	S	ug/L	61.12362	61.12362		100	0	0	2.34	5	0	61%	44	120	0%	
Phenol-d5	S	ug/L	56.40254	56.40254		200	0	0	2.06	5	0	28%	10	65	0%	
Terphenyl-d14	S	ug/L	100.27392	100.27392		100	0	0	1.17	5	0	100%	50	134	0%	
4-Chloroaniline	X	ug/L	0	0		0	0	0	1.61	5	150	0%	0	0	0%	
o-Terphenyl	X	ug/L	0	0		0	0	0	1.27	5	150	0%	0	0	0%	

Seq No	Lab ID	Test Code	Sample Typ	File ID	Analysis Date	DF	Batch ID	Prep Date	SPKref	RPDref	pmoist					
15055078	LCS-163957	SVOC-8270-W-	LCS-DOD	SV5973N.I	sd0222/24/2022 5:48:1	1	163957	2/23/2022 9:	0	0						
Analyte	T	Units	RAW	Final	Text	Spike	SPKref	RPDref	MDL	PQL	UQL	%REC	LOW	HIGH	%RPD	Q
1,2,4-Trichlorobenzene	A	ug/L	60.23188	60.23188		100	0	0	1.9	10	150	60%	29	116	0%	
1,2-Dichlorobenzene	A	ug/L	57.35905	57.35905		100	0	0	1.97	10	150	57%	32	111	0%	
1,3-Dichlorobenzene	A	ug/L	55.45073	55.45073		100	0	0	2.13	10	150	55%	28	110	0%	
1,4-Dichlorobenzene	A	ug/L	52.07437	52.07437		100	0	0	2.02	10	150	52%	29	112	0%	
1-Methylnaphthalene	A	ug/L	66.30498	66.30498		100	0	0	2.39	10	150	66%	41	119	0%	
2,2'-Oxybis(1-Chloropropane)	A	ug/L	58.39553	58.39553		100	0	0	1.45	10	150	58%	37	130	0%	
2,4,5-Trichlorophenol	A	ug/L	72.72849	72.72849		100	0	0	2.23	10	150	73%	53	123	0%	
2,4,6-Trichlorophenol	A	ug/L	74.61079	74.61079		100	0	0	2.64	10	150	75%	50	125	0%	
2,4-Dichlorophenol	A	ug/L	65.68636	65.68636		100	0	0	1.69	10	150	66%	47	121	0%	
2,4-Dimethylphenol	A	ug/L	75.53705	75.53705		100	0	0	1.69	10	150	76%	31	124	0%	
2,4-Dinitrophenol	A	ug/L	70.68428	70.68428		100	0	0	4.26	10	150	71%	23	142	0%	
2,4-Dinitrotoluene	A	ug/L	91.17642	91.17642		100	0	0	3.04	10	150	91%	57	128	0%	
2,6-Dinitrotoluene	A	ug/L	83.07136	83.07136		100	0	0	3.2	10	150	83%	50	118	0%	
2-Chloronaphthalene	A	ug/L	76.67381	76.67381		100	0	0	2.14	10	150	77%	40	116	0%	
2-Chlorophenol	A	ug/L	57.07418	57.07418		100	0	0	2.48	10	150	57%	38	117	0%	
2-Methylnaphthalene	A	ug/L	71.09343	71.09343		100	0	0	1.92	10	150	71%	40	121	0%	
2-Nitroaniline	A	ug/L	77.69048	77.69048		100	0	0	2.4	10	150	78%	55	127	0%	
2-Nitrophenol	A	ug/L	75.70925	75.70925		100	0	0	2.36	10	150	76%	47	123	0%	
3,3'-Dichlorobenzidine	A	ug/L	59.91826	59.91826		100	0	0	2.11	10	150	60%	27	129	0%	
3-Nitroaniline	A	ug/L	71.10763	71.10763		100	0	0	2.77	10	150	71%	41	128	0%	
4,6-Dinitro-2-methylphenol	A	ug/L	83.26193	83.26193		100	0	0	2.33	10	150	83%	44	137	0%	
4-Bromophenyl phenyl ether	A	ug/L	83.48719	83.48719		100	0	0	1.74	10	150	83%	55	124	0%	
4-Chloro-2-methylphenol	A	ug/L	68.92374	68.92374		100	0	0	1.6	10	150	69%	49	89	0%	
4-Chloro-3-methylphenol	A	ug/L	70.92076	70.92076		100	0	0	1.46	10	150	71%	52	119	0%	
4-Chlorophenol	A	ug/L	59.0634	59.0634		100	0	0	2.64	10	150	59%	41	81	0%	
4-Chlorophenyl phenyl ether	A	ug/L	85.32081	85.32081		100	0	0	2.03	10	150	85%	53	121	0%	
4-Nitroaniline	A	ug/L	73.09764	73.09764		100	0	0	1.63	10	150	73%	57	101	0%	
4-Nitrophenol	A	ug/L	38.30797	38.30797		100	0	0	2.5	10	150	38%	15	36	0%	S
Acenaphthene	A	ug/L	80.01036	80.01036		100	0	0	1.89	10	150	80%	47	122	0%	
Acenaphthylene	A	ug/L	75.22474	75.22474		100	0	0	1.57	10	150	75%	41	130	0%	
Aniline	A	ug/L	33.5951	33.5951		100	0	0	3.74	10	150	34%	24	60	0%	
Anthracene	A	ug/L	87.54301	87.54301		100	0	0	1.23	10	150	88%	57	123	0%	
Azobenzene	A	ug/L	73.42637	73.42637		100	0	0	1.09	10	150	73%	61	116	0%	
Benzidine	A	ug/L	15.726	15.726		100	0	0	6.72	10	150	16%	10	100	0%	
Benzo(a)anthracene	A	ug/L	90.29774	90.29774		100	0	0	0.856	10	150	90%	58	125	0%	

Seq No	Lab ID	Test Code	Sample Typ	File ID	Analysis Date	DF	Batch ID	Prep Date	SPKref	RPDref	pmoist					
15055078	LCS-163957	SVOC-8270-W-	LCS-DOD	SV5973N.I	sd0222/24/2022 5:48:1	1	163957	2/23/2022 9:	0	0						
Analyte	T	Units	RAW	Final	Text	Spike	SPKref	RPDref	MDL	PQL	UQL	%REC	LOW	HIGH	%RPD	Q
Benzo(a)pyrene	A	ug/L	75.93932	75.93932		100	0	0	1.24	10	150	76%	54	128	0%	
Benzo(b)fluoranthene	A	ug/L	83.29198	83.29198		100	0	0	0.903	10	150	83%	53	131	0%	
Benzo(g,h,i)perylene	A	ug/L	78.14991	78.14991		100	0	0	1.01	10	150	78%	50	134	0%	
Benzo(k)fluoranthene	A	ug/L	82.44355	82.44355		100	0	0	0.97	10	150	82%	57	129	0%	
Benzoic acid	A	ug/L	16.202	16.202		100	0	0	1.51	10	150	16%	10	30	0%	
Benzyl alcohol	A	ug/L	62.46376	62.46376		100	0	0	3.13	10	150	62%	31	112	0%	
bis(-2-chloroethoxy)Methane	A	ug/L	74.45048	74.45048		100	0	0	1.36	10	150	74%	48	120	0%	
bis(-2-chloroethyl)Ether	A	ug/L	63.8945	63.8945		100	0	0	2.57	10	150	64%	43	118	0%	
bis(2-chloroisopropyl)Ether	A	ug/L	58.39553	58.39553		100	0	0	1.49	10	150	58%	37	130	0%	
bis(2-ethylhexyl)Phthalate	A	ug/L	92.27243	92.27243		100	0	0	1.91	10	150	92%	55	135	0%	
Butylbenzylphthalate	A	ug/L	88.76422	88.76422		100	0	0	1.57	10	150	89%	53	134	0%	
Carbazole	A	ug/L	80.51791	80.51791		100	0	0	0.842	10	150	81%	60	122	0%	
Chrysene	A	ug/L	85.25814	85.25814		100	0	0	1.17	10	150	85%	59	123	0%	
Di-n-butyl phthalate	A	ug/L	92.53151	92.53151		100	0	0	0.932	10	150	93%	59	127	0%	
Di-n-octyl phthalate	A	ug/L	92.86248	92.86248		100	0	0	1.34	10	150	93%	51	140	0%	
Dibenzo(a,h)anthracene	A	ug/L	74.97877	74.97877		100	0	0	1.17	10	150	75%	51	134	0%	
Dibenzofuran	A	ug/L	78.10047	78.10047		100	0	0	1.74	10	150	78%	53	118	0%	
Diethyl phthalate	A	ug/L	91.20156	91.20156		100	0	0	2.18	10	150	91%	56	125	0%	
Dimethyl phthalate	A	ug/L	91.17677	91.17677		100	0	0	1.72	10	150	91%	45	127	0%	
Fluoranthene	A	ug/L	84.68918	84.68918		100	0	0	0.883	10	150	85%	57	128	0%	
Fluorene	A	ug/L	76.93825	76.93825		100	0	0	1.82	10	150	77%	52	124	0%	
Hexachlorobenzene	A	ug/L	80.2652	80.2652		100	0	0	1.33	10	150	80%	53	125	0%	
Hexachlorobutadiene	A	ug/L	55.09185	55.09185		100	0	0	2.32	10	150	55%	22	124	0%	
Hexachlorocyclopentadiene	A	ug/L	66.81241	66.81241		100	0	0	2.97	10	150	67%	39	91	0%	
Hexachloroethane	A	ug/L	56.11718	56.11718		100	0	0	1.79	10	150	56%	21	115	0%	
Indeno(1,2,3-cd)pyrene	A	ug/L	74.98792	74.98792		100	0	0	1.25	10	150	75%	52	134	0%	
Isophorone	A	ug/L	75.80275	75.80275		100	0	0	1.67	10	150	76%	42	124	0%	
m+p-Cresols	A	ug/L	65.56748	65.56748		100	0	0	1.78	10	150	66%	29	110	0%	
n-Nitroso-di-n-propylamine	A	ug/L	82.78655	82.78655		100	0	0	1.54	10	150	83%	49	119	0%	
n-Nitrosodimethylamine	A	ug/L	45.92219	45.92219		100	0	0	1.53	10	150	46%	20	45	0%	S
n-Nitrosodiphenylamine	A	ug/L	82.82979	82.82979		100	0	0	1.16	10	150	83%	51	123	0%	
Naphthalene	A	ug/L	67.18139	67.18139		100	0	0	1.74	10	150	67%	40	121	0%	
Nitrobenzene	A	ug/L	69.94425	69.94425		100	0	0	2.31	10	150	70%	45	121	0%	
o-Cresol	A	ug/L	64.21039	64.21039		100	0	0	1.83	10	150	64%	30	117	0%	
p-Chloroaniline	A	ug/L	54.68331	54.68331		100	0	0	1.52	10	150	55%	33	117	0%	

Seq No	Lab ID	Test Code	Sample Typ	File ID	Analysis Date	DF	Batch ID	Prep Date	SPKref	RPDref	pmoist					
15055078	LCS-163957	SVOC-8270-W-	LCS-DOD	SV5973N.I	sd0222/24/2022 5:48:1	1	163957	2/23/2022 9:	0	0						
Analyte	T	Units	RAW	Final	Text	Spike	SPKref	RPDref	MDL	PQL	UQL	%REC	LOW	HIGH	%RPD	Q
Pentachlorophenol	A	ug/L	81.64885	81.64885		100	0	0	4.24	10	150	82%	35	138	0%	
Phenanthrene	A	ug/L	87.42406	87.42406		100	0	0	0.784	10	150	87%	59	120	0%	
Phenol	A	ug/L	40.60644	40.60644		100	0	0	1.46	10	150	41%	37	75	0%	
Pyrene	A	ug/L	80.965	80.965		100	0	0	0.921	10	150	81%	57	126	0%	
Pyridine	A	ug/L	28.62174	28.62174		100	0	0	3.22	10	150	29%	16	45	0%	
Triallate	A	ug/L	80.21727	80.21727		100	0	0	1.51	10	150	80%	59	105	0%	
1,4-Dichlorobenzene-d4	I	ug/L	40	40		0	0	0	0	10	150	0%			0%	
Acenaphthene-d10	I	ug/L	40	40		0	0	0	0	10	150	0%			0%	
Chrysene-d12	I	ug/L	40	40		0	0	0	0	10	150	0%			0%	
Naphthalene-d8	I	ug/L	40	40		0	0	0	0	10	150	0%			0%	
Perylene-d12	I	ug/L	40	40		0	0	0	0	10	150	0%			0%	
Phenanthrene-d10	I	ug/L	40	40		0	0	0	0	10	150	0%			0%	
2,4,6-Tribromophenol	S	ug/L	160.59173	160.59173		200	0	0	2.88	10	0	80%	43	140	0%	
2-Fluorobiphenyl	S	ug/L	71.12798	71.12798		100	0	0	0.724	10	0	71%	44	119	0%	
2-Fluorophenol	S	ug/L	77.51247	77.51247		200	0	0	3.52	10	0	39%	19	119	0%	
Nitrobenzene-d5	S	ug/L	73.09897	73.09897		100	0	0	2.34	10	0	73%	44	120	0%	
Phenol-d5	S	ug/L	72.60003	72.60003		200	0	0	2.06	10	0	36%	10	65	0%	
Terphenyl-d14	S	ug/L	91.17251	91.17251		100	0	0	1.17	10	0	91%	50	134	0%	
4-Chloroaniline	X	ug/L	54.68331	54.68331		100	0	0	1.61	10	150	55%	33	117	0%	
o-Terphenyl	X	ug/L	79.94341	79.94341		100	0	0	1.27	10	150	80%	40	140	0%	

Seq No	Lab ID	Test Code	Sample Typ	File ID	Analysis Date	DF	Batch ID	Prep Date	SPKref	RPDref	pmoist					
15055079	LCSD-163957	SVOC-8270-W-	LCSD-DOD	SV5973N.I	sd0222/24/2022 6:20:2	1	163957	2/23/2022 9:	0	2E+07						
Analyte	T	Units	RAW	Final	Text	Spike	SPKref	RPDref	MDL	PQL	UQL	%REC	LOW	HIGH	%RPD	Q
1,2,4-Trichlorobenzene	A	ug/L	63.36519	63.36519		100	0	60.23188	1.9	10	150	63%	29	116	5%	
1,2-Dichlorobenzene	A	ug/L	76.44726	76.44726		100	0	57.35905	1.97	10	150	76%	32	111	29%	R
1,3-Dichlorobenzene	A	ug/L	64.39621	64.39621		100	0	55.45073	2.13	10	150	64%	28	110	15%	
1,4-Dichlorobenzene	A	ug/L	60.70254	60.70254		100	0	52.07437	2.02	10	150	61%	29	112	15%	
1-Methylnaphthalene	A	ug/L	80.94857	80.94857		100	0	66.30498	2.39	10	150	81%	41	119	20%	
2,2'-Oxybis(1-Chloropropane)	A	ug/L	70.07467	70.07467		100	0	58.39553	1.45	10	150	70%	37	130	18%	
2,4,5-Trichlorophenol	A	ug/L	81.47308	81.47308		100	0	72.72849	2.23	10	150	81%	53	123	11%	
2,4,6-Trichlorophenol	A	ug/L	90.89681	90.89681		100	0	74.61079	2.64	10	150	91%	50	125	20%	
2,4-Dichlorophenol	A	ug/L	67.399	67.399		100	0	65.68636	1.69	10	150	67%	47	121	3%	
2,4-Dimethylphenol	A	ug/L	72.13731	72.13731		100	0	75.53705	1.69	10	150	72%	31	124	5%	

Seq No	Lab ID	Test Code	Sample Typ	File ID	Analysis Date	DF	Batch ID	Prep Date	SPKref	RPDref	pmoist					
15055079	LCSD-163957	SVOC-8270-W-	LCSD-DOD	SV5973N.I	0222/24/2022 6:20:2	1	163957	2/23/2022 9:	0	2E+07						
Analyte	T	Units	RAW	Final	Text	Spike	SPKref	RPDref	MDL	PQL	UQL	%REC	LOW	HIGH	%RPD	Q
2,4-Dinitrophenol	A	ug/L	73.80672	73.80672		100	0	70.68428	4.26	10	150	74%	23	142	4%	
2,4-Dinitrotoluene	A	ug/L	107.79725	107.79725		100	0	91.17642	3.04	10	150	108%	57	128	17%	
2,6-Dinitrotoluene	A	ug/L	99.60574	99.60574		100	0	83.07136	3.2	10	150	100%	50	118	18%	
2-Chloronaphthalene	A	ug/L	91.7866	91.7866		100	0	76.67381	2.14	10	150	92%	40	116	18%	
2-Chlorophenol	A	ug/L	65.78219	65.78219		100	0	57.07418	2.48	10	150	66%	38	117	14%	
2-Methylnaphthalene	A	ug/L	80.27578	80.27578		100	0	71.09343	1.92	10	150	80%	40	121	12%	
2-Nitroaniline	A	ug/L	93.04284	93.04284		100	0	77.69048	2.4	10	150	93%	55	127	18%	
2-Nitrophenol	A	ug/L	79.44732	79.44732		100	0	75.70925	2.36	10	150	79%	47	123	5%	
3,3'-Dichlorobenzidine	A	ug/L	67.1928	67.1928		100	0	59.91826	2.11	10	150	67%	27	129	11%	
3-Nitroaniline	A	ug/L	85.42751	85.42751		100	0	71.10763	2.77	10	150	85%	41	128	18%	
4,6-Dinitro-2-methylphenol	A	ug/L	82.07442	82.07442		100	0	83.26193	2.33	10	150	82%	44	137	1%	
4-Bromophenyl phenyl ether	A	ug/L	93.12642	93.12642		100	0	83.48719	1.74	10	150	93%	55	124	11%	
4-Chloro-2-methylphenol	A	ug/L	63.51459	63.51459		100	0	68.92374	1.6	10	150	64%	49	89	8%	
4-Chloro-3-methylphenol	A	ug/L	75.33431	75.33431		100	0	70.92076	1.46	10	150	75%	52	119	6%	
4-Chlorophenol	A	ug/L	62.67818	62.67818		100	0	59.0634	2.64	10	150	63%	41	81	6%	
4-Chlorophenyl phenyl ether	A	ug/L	104.95185	104.95185		100	0	85.32081	2.03	10	150	105%	53	121	21%	R
4-Nitroaniline	A	ug/L	75.89512	75.89512		100	0	73.09764	1.63	10	150	76%	57	101	4%	
4-Nitrophenol	A	ug/L	42.00353	42.00353		100	0	38.30797	2.5	10	150	42%	15	36	9%	S
Acenaphthene	A	ug/L	103.69776	103.69776		100	0	80.01036	1.89	10	150	104%	47	122	26%	R
Acenaphthylene	A	ug/L	93.64687	93.64687		100	0	75.22474	1.57	10	150	94%	41	130	22%	R
Aniline	A	ug/L	35.38314	35.38314		100	0	33.5951	3.74	10	150	35%	24	60	5%	
Anthracene	A	ug/L	98.2157	98.2157		100	0	87.54301	1.23	10	150	98%	57	123	11%	
Azobenzene	A	ug/L	79.96441	79.96441		100	0	73.42637	1.09	10	150	80%	61	116	9%	
Benzidine	A	ug/L	15.76763	15.76763		100	0	15.726	6.72	10	150	16%	10	100	0%	
Benzo(a)anthracene	A	ug/L	104.29146	104.29146		100	0	90.29774	0.856	10	150	104%	58	125	14%	
Benzo(a)pyrene	A	ug/L	92.40354	92.40354		100	0	75.93932	1.24	10	150	92%	54	128	20%	
Benzo(b)fluoranthene	A	ug/L	84.2625	84.2625		100	0	83.29198	0.903	10	150	84%	53	131	1%	
Benzo(g,h,i)perylene	A	ug/L	96.36283	96.36283		100	0	78.14991	1.01	10	150	96%	50	134	21%	R
Benzo(k)fluoranthene	A	ug/L	81.42758	81.42758		100	0	82.44355	0.97	10	150	81%	57	129	1%	
Benzoic acid	A	ug/L	16.14056	16.14056		100	0	16.202	1.51	10	150	16%	10	30	0%	
Benzyl alcohol	A	ug/L	79.36132	79.36132		100	0	62.46376	3.13	10	150	79%	31	112	24%	R
bis(-2-chloroethoxy)Methane	A	ug/L	75.42234	75.42234		100	0	74.45048	1.36	10	150	75%	48	120	1%	
bis(-2-chloroethyl)Ether	A	ug/L	74.81756	74.81756		100	0	63.8945	2.57	10	150	75%	43	118	16%	
bis(2-chloroisopropyl)Ether	A	ug/L	70.07467	70.07467		100	0	58.39553	1.49	10	150	70%	37	130	18%	
bis(2-ethylhexyl)Phthalate	A	ug/L	106.96718	106.96718		100	0	92.27243	1.91	10	150	107%	55	135	15%	

Seq No	Lab ID	Test Code	Sample Typ	File ID	Analysis Date	DF	Batch ID	Prep Date	SPKref	RPDref	pmoist					
15055079	LCSD-163957	SVOC-8270-W-	LCSD-DOD	SV5973N.I	0222/24/2022 6:20:2	1	163957	2/23/2022 9:	0	2E+07						
Analyte	T	Units	RAW	Final	Text	Spike	SPKref	RPDref	MDL	PQL	UQL	%REC	LOW	HIGH	%RPD	Q
Butylbenzylphthalate	A	ug/L	104.6829	104.6829		100	0	88.76422	1.57	10	150	105%	53	134	16%	
Carbazole	A	ug/L	88.49467	88.49467		100	0	80.51791	0.842	10	150	88%	60	122	9%	
Chrysene	A	ug/L	104.18844	104.18844		100	0	85.25814	1.17	10	150	104%	59	123	20%	
Di-n-butyl phthalate	A	ug/L	105.36744	105.36744		100	0	92.53151	0.932	10	150	105%	59	127	13%	
Di-n-octyl phthalate	A	ug/L	94.2808	94.2808		100	0	92.86248	1.34	10	150	94%	51	140	2%	
Dibenzo(a,h)anthracene	A	ug/L	91.9361	91.9361		100	0	74.97877	1.17	10	150	92%	51	134	20%	R
Dibenzofuran	A	ug/L	95.88554	95.88554		100	0	78.10047	1.74	10	150	96%	53	118	20%	R
Diethyl phthalate	A	ug/L	115.52962	115.52962		100	0	91.20156	2.18	10	150	116%	56	125	24%	R
Dimethyl phthalate	A	ug/L	108.06113	108.06113		100	0	91.17677	1.72	10	150	108%	45	127	17%	
Fluoranthene	A	ug/L	95.14543	95.14543		100	0	84.68918	0.883	10	150	95%	57	128	12%	
Fluorene	A	ug/L	91.88654	91.88654		100	0	76.93825	1.82	10	150	92%	52	124	18%	
Hexachlorobenzene	A	ug/L	86.36145	86.36145		100	0	80.2652	1.33	10	150	86%	53	125	7%	
Hexachlorobutadiene	A	ug/L	59.96473	59.96473		100	0	55.09185	2.32	10	150	60%	22	124	8%	
Hexachlorocyclopentadiene	A	ug/L	77.59725	77.59725		100	0	66.81241	2.97	10	150	78%	39	91	15%	
Hexachloroethane	A	ug/L	62.98033	62.98033		100	0	56.11718	1.79	10	150	63%	21	115	12%	
Indeno(1,2,3-cd)pyrene	A	ug/L	89.87951	89.87951		100	0	74.98792	1.25	10	150	90%	52	134	18%	
Isophorone	A	ug/L	78.26669	78.26669		100	0	75.80275	1.67	10	150	78%	42	124	3%	
m+p-Cresols	A	ug/L	74.15811	74.15811		100	0	65.56748	1.78	10	150	74%	29	110	12%	
n-Nitroso-di-n-propylamine	A	ug/L	95.32681	95.32681		100	0	82.78655	1.54	10	150	95%	49	119	14%	
n-Nitrosodimethylamine	A	ug/L	62.33591	62.33591		100	0	45.92219	1.53	10	150	62%	20	45	30%	SR
n-Nitrosodiphenylamine	A	ug/L	94.85699	94.85699		100	0	82.82979	1.16	10	150	95%	51	123	14%	
Naphthalene	A	ug/L	72.85852	72.85852		100	0	67.18139	1.74	10	150	73%	40	121	8%	
Nitrobenzene	A	ug/L	87.81724	87.81724		100	0	69.94425	2.31	10	150	88%	45	121	23%	R
o-Cresol	A	ug/L	71.5336	71.5336		100	0	64.21039	1.83	10	150	72%	30	117	11%	
p-Chloroaniline	A	ug/L	56.18918	56.18918		100	0	54.68331	1.52	10	150	56%	33	117	3%	
Pentachlorophenol	A	ug/L	92.12704	92.12704		100	0	81.64885	4.24	10	150	92%	35	138	12%	
Phenanthrene	A	ug/L	99.62263	99.62263		100	0	87.42406	0.784	10	150	100%	59	120	13%	
Phenol	A	ug/L	47.19533	47.19533		100	0	40.60644	1.46	10	150	47%	37	75	15%	
Pyrene	A	ug/L	90.42752	90.42752		100	0	80.965	0.921	10	150	90%	57	126	11%	
Pyridine	A	ug/L	36.9585	36.9585		100	0	28.62174	3.22	10	150	37%	16	45	25%	R
Triallate	A	ug/L	89.60016	89.60016		100	0	80.21727	1.51	10	150	90%	59	105	11%	
1,4-Dichlorobenzene-d4	I	ug/L	40	40		0	0	0	0	10	150	0%			0%	
Acenaphthene-d10	I	ug/L	40	40		0	0	0	0	10	150	0%			0%	
Chrysene-d12	I	ug/L	40	40		0	0	0	0	10	150	0%			0%	
Naphthalene-d8	I	ug/L	40	40		0	0	0	0	10	150	0%			0%	

Seq No	Lab ID	Test Code	Sample Typ	File ID	Analysis Date	DF	Batch ID	Prep Date	SPKref	RPDref	pmoist					
15055079	LCSD-163957	SVOC-8270-W-	LCSD-DOD	SV5973N.I	sd0222/24/2022 6:20:2	1	163957	2/23/2022 9:	0	2E+07						
Analyte	T	Units	RAW	Final	Text	Spike	SPKref	RPDref	MDL	PQL	UQL	%REC	LOW	HIGH	%RPD	Q
Perylene-d12	I	ug/L	40	40		0	0	0	0	10	150	0%			0%	
Phenanthrene-d10	I	ug/L	40	40		0	0	0	0	10	150	0%			0%	
2,4,6-Tribromophenol	S	ug/L	171.02991	171.02991		200	0	0	2.88	10	0	86%	43	140	0%	
2-Fluorobiphenyl	S	ug/L	87.7807	87.7807		100	0	0	0.724	10	0	88%	44	119	0%	
2-Fluorophenol	S	ug/L	86.74554	86.74554		200	0	0	3.52	10	0	43%	19	119	0%	
Nitrobenzene-d5	S	ug/L	83.89526	83.89526		100	0	0	2.34	10	0	84%	44	120	0%	
Phenol-d5	S	ug/L	90.26344	90.26344		200	0	0	2.06	10	0	45%	10	65	0%	
Terphenyl-d14	S	ug/L	91.856	91.856		100	0	0	1.17	10	0	92%	50	134	0%	
4-Chloroaniline	X	ug/L	56.18918	56.18918		100	0	54.68331	1.61	10	150	56%	33	117	3%	
o-Terphenyl	X	ug/L	91.76929	91.76929		100	0	79.94341	1.27	10	150	92%	40	140	14%	

Seq No	Lab ID	Test Code	Sample Typ	File ID	Analysis Date	DF	Batch ID	Prep Date	SPKref	RPDref	pmoist					
15055080	B22021435-001	SVOC-8270-W-	SAMP	SV5973N.I	sd0222/24/2022 6:52:3	1	163957	2/23/2022 9:	0	0						
Analyte	T	Units	RAW	Final	Text	Spike	SPKref	RPDref	MDL	PQL	UQL	%REC	LOW	HIGH	%RPD	Q
1,2,4-Trichlorobenzene	A	ug/L	0	0		0	0	0	1.9	10	150	0%	0	0	0%	U
1,2-Dichlorobenzene	A	ug/L	0	0		0	0	0	1.97	10	150	0%	0	0	0%	U
1,3-Dichlorobenzene	A	ug/L	0	0		0	0	0	2.13	10	150	0%	0	0	0%	U
1,4-Dichlorobenzene	A	ug/L	0	0		0	0	0	2.02	10	150	0%	0	0	0%	U
1-Methylnaphthalene	A	ug/L	0	0		0	0	0	2.39	5	150	0%	0	0	0%	U
2,2'-Oxybis(1-Chloropropane)	A	ug/L	0	0		0	0	0	1.45	10	150	0%	0	0	0%	U
2,4,5-Trichlorophenol	A	ug/L	0	0		0	0	0	2.23	10	150	0%	0	0	0%	U
2,4,6-Trichlorophenol	A	ug/L	0	0		0	0	0	2.64	10	150	0%	0	0	0%	U
2,4-Dichlorophenol	A	ug/L	0	0		0	0	0	1.69	10	150	0%	0	0	0%	U
2,4-Dimethylphenol	A	ug/L	0	0		0	0	0	1.69	10	150	0%	0	0	0%	U
2,4-Dinitrophenol	A	ug/L	0	0		0	0	0	4.26	10	150	0%	0	0	0%	U
2,4-Dinitrotoluene	A	ug/L	0	0		0	0	0	3.04	10	150	0%	0	0	0%	U
2,6-Dinitrotoluene	A	ug/L	0	0		0	0	0	3.2	10	150	0%	0	0	0%	U
2-Chloronaphthalene	A	ug/L	0	0		0	0	0	2.14	10	150	0%	0	0	0%	U
2-Chlorophenol	A	ug/L	0	0		0	0	0	2.48	10	150	0%	0	0	0%	U
2-Methylnaphthalene	A	ug/L	0	0		0	0	0	1.92	5	150	0%	0	0	0%	U
2-Nitroaniline	A	ug/L	0	0		0	0	0	2.4	10	150	0%	0	0	0%	U
2-Nitrophenol	A	ug/L	0	0		0	0	0	2.36	10	150	0%	0	0	0%	U
3,3'-Dichlorobenzidine	A	ug/L	0	0		0	0	0	2.11	10	150	0%	0	0	0%	U
3-Nitroaniline	A	ug/L	0	0		0	0	0	2.77	10	150	0%	0	0	0%	U

Seq No	Lab ID	Test Code	Sample Typ	File ID	Analysis Date	DF	Batch ID	Prep Date	SPKref	RPDref	pmoist					
15055080	B22021435-001	SVOC-8270-W-	SAMP	SV5973N.I	sd0222/24/2022 6:52:3	1	163957	2/23/2022 9:	0	0						
Analyte	T	Units	RAW	Final	Text	Spike	SPKref	RPDref	MDL	PQL	UQL	%REC	LOW	HIGH	%RPD	Q
4,6-Dinitro-2-methylphenol	A	ug/L	0	0		0	0	0	2.33	10	150	0%	0	0	0%	U
4-Bromophenyl phenyl ether	A	ug/L	0	0		0	0	0	1.74	10	150	0%	0	0	0%	U
4-Chloro-2-methylphenol	A	ug/L	0	0		0	0	0	1.6	10	150	0%	0	0	0%	U
4-Chloro-3-methylphenol	A	ug/L	0	0		0	0	0	1.46	10	150	0%	0	0	0%	U
4-Chlorophenol	A	ug/L	0	0		0	0	0	2.64	10	150	0%	0	0	0%	U
4-Chlorophenyl phenyl ether	A	ug/L	0	0		0	0	0	2.03	10	150	0%	0	0	0%	U
4-Nitroaniline	A	ug/L	0	0		0	0	0	1.63	10	150	0%	0	0	0%	U
4-Nitrophenol	A	ug/L	0	0		0	0	0	2.5	10	150	0%	0	0	0%	U
Acenaphthene	A	ug/L	0	0		0	0	0	1.89	5	150	0%	0	0	0%	U
Acenaphthylene	A	ug/L	0	0		0	0	0	1.57	5	150	0%	0	0	0%	U
Aniline	A	ug/L	0	0		0	0	0	3.74	10	150	0%	0	0	0%	U
Anthracene	A	ug/L	0	0		0	0	0	1.23	5	150	0%	0	0	0%	U
Azobenzene	A	ug/L	0	0		0	0	0	1.09	10	150	0%	0	0	0%	U
Benzidine	A	ug/L	0	0		0	0	0	6.72	10	150	0%	0	0	0%	U
Benzo(a)anthracene	A	ug/L	0	0		0	0	0	0.856	5	150	0%	0	0	0%	U
Benzo(a)pyrene	A	ug/L	0	0		0	0	0	1.24	5	150	0%	0	0	0%	U
Benzo(b)fluoranthene	A	ug/L	0	0		0	0	0	0.903	5	150	0%	0	0	0%	U
Benzo(g,h,i)perylene	A	ug/L	0	0		0	0	0	1.01	5	150	0%	0	0	0%	U
Benzo(k)fluoranthene	A	ug/L	0	0		0	0	0	0.97	5	150	0%	0	0	0%	U
Benzoic acid	A	ug/L	0	0		0	0	0	1.51	10	150	0%	0	0	0%	U
Benzyl alcohol	A	ug/L	0	0		0	0	0	3.13	10	150	0%	0	0	0%	U
bis(-2-chloroethoxy)Methane	A	ug/L	0	0		0	0	0	1.36	10	150	0%	0	0	0%	U
bis(-2-chloroethyl)Ether	A	ug/L	0	0		0	0	0	2.57	10	150	0%	0	0	0%	U
bis(2-chloroisopropyl)Ether	A	ug/L	0	0		0	0	0	1.49	10	150	0%	0	0	0%	U
bis(2-ethylhexyl)Phthalate	A	ug/L	0	0		0	0	0	1.91	10	150	0%	0	0	0%	U
Butylbenzylphthalate	A	ug/L	0	0		0	0	0	1.57	10	150	0%	0	0	0%	U
Carbazole	A	ug/L	0	0		0	0	0	0.842	10	150	0%	0	0	0%	U
Chrysene	A	ug/L	0	0		0	0	0	1.17	5	150	0%	0	0	0%	U
Di-n-butyl phthalate	A	ug/L	0	0		0	0	0	0.932	10	150	0%	0	0	0%	U
Di-n-octyl phthalate	A	ug/L	0	0		0	0	0	1.34	10	150	0%	0	0	0%	U
Dibenzo(a,h)anthracene	A	ug/L	0	0		0	0	0	1.17	5	150	0%	0	0	0%	U
Dibenzofuran	A	ug/L	0	0		0	0	0	1.74	10	150	0%	0	0	0%	U
Diethyl phthalate	A	ug/L	0	0		0	0	0	2.18	10	150	0%	0	0	0%	U
Dimethyl phthalate	A	ug/L	0	0		0	0	0	1.72	10	150	0%	0	0	0%	U
Fluoranthene	A	ug/L	0	0		0	0	0	0.883	5	150	0%	0	0	0%	U

Seq No	Lab ID	Test Code	Sample Typ	File ID	Analysis Date	DF	Batch ID	Prep Date	SPKref	RPDref	pmoist					
15055080	B22021435-001	SVOC-8270-W-	SAMP	SV5973N.I	sd0222/24/2022 6:52:3	1	163957	2/23/2022 9:	0	0						
Analyte	T	Units	RAW	Final	Text	Spike	SPKref	RPDref	MDL	PQL	UQL	%REC	LOW	HIGH	%RPD	Q
Fluorene	A	ug/L	0	0		0	0	0	1.82	5	150	0%	0	0	0%	U
Hexachlorobenzene	A	ug/L	0	0		0	0	0	1.33	10	150	0%	0	0	0%	U
Hexachlorobutadiene	A	ug/L	0	0		0	0	0	2.32	10	150	0%	0	0	0%	U
Hexachlorocyclopentadiene	A	ug/L	0	0		0	0	0	2.97	10	150	0%	0	0	0%	U
Hexachloroethane	A	ug/L	0	0		0	0	0	1.79	10	150	0%	0	0	0%	U
Indeno(1,2,3-cd)pyrene	A	ug/L	0	0		0	0	0	1.25	5	150	0%	0	0	0%	U
Isophorone	A	ug/L	0	0		0	0	0	1.67	10	150	0%	0	0	0%	U
m+p-Cresols	A	ug/L	0	0		0	0	0	1.78	10	150	0%	0	0	0%	U
n-Nitroso-di-n-propylamine	A	ug/L	0	0		0	0	0	1.54	10	150	0%	0	0	0%	U
n-Nitrosodimethylamine	A	ug/L	0	0		0	0	0	1.53	10	150	0%	0	0	0%	U
n-Nitrosodiphenylamine	A	ug/L	0	0		0	0	0	1.16	10	150	0%	0	0	0%	U
Naphthalene	A	ug/L	0	0		0	0	0	1.74	5	150	0%	0	0	0%	U
Nitrobenzene	A	ug/L	0	0		0	0	0	2.31	10	150	0%	0	0	0%	U
o-Cresol	A	ug/L	0	0		0	0	0	1.83	10	150	0%	0	0	0%	U
p-Chloroaniline	A	ug/L	0	0		0	0	0	1.52	10	150	0%	0	0	0%	U
Pentachlorophenol	A	ug/L	0	0		0	0	0	4.24	10	150	0%	0	0	0%	U
Phenanthrene	A	ug/L	0	0		0	0	0	0.784	5	150	0%	0	0	0%	U
Phenol	A	ug/L	0	0		0	0	0	1.46	10	150	0%	0	0	0%	U
Pyrene	A	ug/L	0	0		0	0	0	0.921	5	150	0%	0	0	0%	U
Pyridine	A	ug/L	0	0		0	0	0	3.22	10	150	0%	0	0	0%	U
Triallate	A	ug/L	0	0		0	0	0	1.51	10	150	0%	0	0	0%	U
1,4-Dichlorobenzene-d4	I	ug/L	40	40		0	0	0	0	10	150	0%	0	0	0%	
Acenaphthene-d10	I	ug/L	40	40		0	0	0	0	10	150	0%	0	0	0%	
Chrysene-d12	I	ug/L	40	40		0	0	0	0	10	150	0%	0	0	0%	
Naphthalene-d8	I	ug/L	40	40		0	0	0	0	10	150	0%	0	0	0%	
Perylene-d12	I	ug/L	40	40		0	0	0	0	10	150	0%	0	0	0%	
Phenanthrene-d10	I	ug/L	40	40		0	0	0	0	10	150	0%	0	0	0%	
2,4,6-Tribromophenol	S	ug/L	155.8813	155.8813		200	0	0	2.88	10	0	78%	43	140	0%	
2-Fluorobiphenyl	S	ug/L	68.63143	68.63143		100	0	0	0.724	10	0	69%	44	119	0%	
2-Fluorophenol	S	ug/L	62.83346	62.83346		200	0	0	3.52	10	0	31%	19	119	0%	
Nitrobenzene-d5	S	ug/L	69.31854	69.31854		100	0	0	2.34	10	0	69%	44	120	0%	
Phenol-d5	S	ug/L	61.55679	61.55679		200	0	0	2.06	10	0	31%	10	65	0%	
Terphenyl-d14	S	ug/L	109.39691	109.39691		100	0	0	1.17	10	0	109%	50	134	0%	
4-Chloroaniline	X	ug/L	0	0		0	0	0	1.61	10	150	0%	0	0	0%	U
o-Terphenyl	X	ug/L	0	0		0	0	0	1.27	10	150	0%	0	0	0%	U

Seq No	Lab ID	Test Code	Sample Typ	File ID	Analysis Date	DF	Batch ID	Prep Date	SPKref	RPDref	pmoist					
15055081	B22021435-001	SVOC-8270-W-	MS	SV5973N.I	0222/24/2022 7:24:4	1	163957	2/23/2022 9:	2E+07	0						
Analyte	T	Units	RAW	Final	Text	Spike	SPKref	RPDref	MDL	PQL	UQL	%REC	LOW	HIGH	%RPD	Q
1,2,4-Trichlorobenzene	A	ug/L	62.05991	62.05991		100	0	0	1.9	10	150	62%	48	98	0%	
1,2-Dichlorobenzene	A	ug/L	61.51386	61.51386		100	0	0	1.97	10	150	62%	48	91	0%	
1,3-Dichlorobenzene	A	ug/L	59.14425	59.14425		100	0	0	2.13	10	150	59%	46	89	0%	
1,4-Dichlorobenzene	A	ug/L	55.79037	55.79037		100	0	0	2.02	10	150	56%	46	90	0%	
1-Methylnaphthalene	A	ug/L	68.38394	68.38394		100	0	0	2.39	10	150	68%	52	97	0%	
2,2'-Oxybis(1-Chloropropane)	A	ug/L	59.14476	59.14476		100	0	0	1.45	10	150	59%	43	85	0%	
2,4,5-Trichlorophenol	A	ug/L	67.49022	67.49022		100	0	0	2.23	10	150	67%	27	123	0%	
2,4,6-Trichlorophenol	A	ug/L	69.86765	69.86765		100	0	0	2.64	10	150	70%	24	120	0%	
2,4-Dichlorophenol	A	ug/L	63.665	63.665		100	0	0	1.69	10	150	64%	24	107	0%	
2,4-Dimethylphenol	A	ug/L	75.50164	75.50164		100	0	0	1.69	10	150	76%	39	96	0%	
2,4-Dinitrophenol	A	ug/L	67.35707	67.35707		100	0	0	4.26	10	150	67%	16	105	0%	
2,4-Dinitrotoluene	A	ug/L	89.18157	89.18157		100	0	0	3.04	10	150	89%	64	116	0%	
2,6-Dinitrotoluene	A	ug/L	80.08181	80.08181		100	0	0	3.2	10	150	80%	56	116	0%	
2-Chloronaphthalene	A	ug/L	77.60534	77.60534		100	0	0	2.14	10	150	78%	55	104	0%	
2-Chlorophenol	A	ug/L	58.32139	58.32139		100	0	0	2.48	10	150	58%	22	97	0%	
2-Methylnaphthalene	A	ug/L	74.5252	74.5252		100	0	0	1.92	10	150	75%	55	103	0%	
2-Nitroaniline	A	ug/L	77.48591	77.48591		100	0	0	2.4	10	150	77%	50	124	0%	
2-Nitrophenol	A	ug/L	73.91507	73.91507		100	0	0	2.36	10	150	74%	30	105	0%	
3,3'-Dichlorobenzidine	A	ug/L	58.96224	58.96224		100	0	0	2.11	10	150	59%	36	120	0%	
3-Nitroaniline	A	ug/L	68.47644	68.47644		100	0	0	2.77	10	150	68%	49	106	0%	
4,6-Dinitro-2-methylphenol	A	ug/L	81.10838	81.10838		100	0	0	2.33	10	150	81%	19	128	0%	
4-Bromophenyl phenyl ether	A	ug/L	87.83684	87.83684		100	0	0	1.74	10	150	88%	60	113	0%	
4-Chloro-2-methylphenol	A	ug/L	72.98882	72.98882		100	0	0	1.6	10	150	73%	37	99	0%	
4-Chloro-3-methylphenol	A	ug/L	77.32878	77.32878		100	0	0	1.46	10	150	77%	35	101	0%	
4-Chlorophenol	A	ug/L	62.28145	62.28145		100	0	0	2.64	10	150	62%	16	98	0%	
4-Chlorophenyl phenyl ether	A	ug/L	89.44965	89.44965		100	0	0	2.03	10	150	89%	60	108	0%	
4-Nitroaniline	A	ug/L	71.50647	71.50647		100	0	0	1.63	10	150	72%	48	117	0%	
4-Nitrophenol	A	ug/L	36.5927	36.5927		100	0	0	2.5	10	150	37%	10	77	0%	
Acenaphthene	A	ug/L	79.24385	79.24385		100	0	0	1.89	10	150	79%	62	105	0%	
Acenaphthylene	A	ug/L	78.58832	78.58832		100	0	0	1.57	10	150	79%	58	97	0%	
Aniline	A	ug/L	31.50659	31.50659		100	0	0	3.74	10	150	32%	12	54	0%	
Anthracene	A	ug/L	93.62028	93.62028		100	0	0	1.23	10	150	94%	61	108	0%	
Azobenzene	A	ug/L	74.97539	74.97539		100	0	0	1.09	10	150	75%	58	107	0%	
Benzidine	A	ug/L	28.02752	28.02752		100	0	0	6.72	10	150	28%	10	121	0%	
Benzo(a)anthracene	A	ug/L	96.216	96.216		100	0	0	0.856	10	150	96%	62	111	0%	

Seq No	Lab ID	Test Code	Sample Typ	File ID	Analysis Date	DF	Batch ID	Prep Date	SPKref	RPDref	pmoist					
15055081	B22021435-001	SVOC-8270-W-	MS	SV5973N.I	sd0222/24/2022 7:24:4	1	163957	2/23/2022 9:	2E+07	0						
Analyte	T	Units	RAW	Final	Text	Spike	SPKref	RPDref	MDL	PQL	UQL	%REC	LOW	HIGH	%RPD	Q
Benzo(a)pyrene	A	ug/L	84.51036	84.51036		100	0	0	1.24	10	150	85%	56	109	0%	
Benzo(b)fluoranthene	A	ug/L	86.20831	86.20831		100	0	0	0.903	10	150	86%	53	123	0%	
Benzo(g,h,i)perylene	A	ug/L	84.58734	84.58734		100	0	0	1.01	10	150	85%	62	122	0%	
Benzo(k)fluoranthene	A	ug/L	84.9867	84.9867		100	0	0	0.97	10	150	85%	55	116	0%	
Benzoic acid	A	ug/L	14.4411	14.4411		100	0	0	1.51	10	150	14%	10	39	0%	
Benzyl alcohol	A	ug/L	65.80431	65.80431		100	0	0	3.13	10	150	66%	37	78	0%	
bis(-2-chloroethoxy)Methane	A	ug/L	75.57932	75.57932		100	0	0	1.36	10	150	76%	54	102	0%	
bis(-2-chloroethyl)Ether	A	ug/L	64.34313	64.34313		100	0	0	2.57	10	150	64%	45	92	0%	
bis(2-chloroisopropyl)Ether	A	ug/L	59.14476	59.14476		100	0	0	1.49	10	150	59%	43	85	0%	
bis(2-ethylhexyl)Phthalate	A	ug/L	90.41628	90.41628		100	0	0	1.91	10	150	90%	44	128	0%	
Butylbenzylphthalate	A	ug/L	93.39542	93.39542		100	0	0	1.57	10	150	93%	57	121	0%	
Carbazole	A	ug/L	87.81965	87.81965		100	0	0	0.842	10	150	88%	62	111	0%	
Chrysene	A	ug/L	90.87364	90.87364		100	0	0	1.17	10	150	91%	66	107	0%	
Di-n-butyl phthalate	A	ug/L	98.65736	98.65736		100	0	0	0.932	10	150	99%	57	121	0%	
Di-n-octyl phthalate	A	ug/L	91.24409	91.24409		100	0	0	1.34	10	150	91%	45	106	0%	
Dibenzo(a,h)anthracene	A	ug/L	85.6969	85.6969		100	0	0	1.17	10	150	86%	61	115	0%	
Dibenzofuran	A	ug/L	79.89754	79.89754		100	0	0	1.74	10	150	80%	59	106	0%	
Diethyl phthalate	A	ug/L	96.65571	96.65571		100	0	0	2.18	10	150	97%	56	115	0%	
Dimethyl phthalate	A	ug/L	94.26519	94.26519		100	0	0	1.72	10	150	94%	46	115	0%	
Fluoranthene	A	ug/L	89.58893	89.58893		100	0	0	0.883	10	150	90%	60	111	0%	
Fluorene	A	ug/L	79.44272	79.44272		100	0	0	1.82	10	150	79%	60	106	0%	
Hexachlorobenzene	A	ug/L	81.66709	81.66709		100	0	0	1.33	10	150	82%	57	106	0%	
Hexachlorobutadiene	A	ug/L	57.11756	57.11756		100	0	0	2.32	10	150	57%	38	95	0%	
Hexachlorocyclopentadiene	A	ug/L	62.22614	62.22614		100	0	0	2.97	10	150	62%	44	95	0%	
Hexachloroethane	A	ug/L	57.43686	57.43686		100	0	0	1.79	10	150	57%	39	98	0%	
Indeno(1,2,3-cd)pyrene	A	ug/L	81.30592	81.30592		100	0	0	1.25	10	150	81%	50	109	0%	
Isophorone	A	ug/L	76.73443	76.73443		100	0	0	1.67	10	150	77%	51	97	0%	
m+p-Cresols	A	ug/L	67.62588	67.62588		100	0	0	1.78	10	150	68%	25	98	0%	
n-Nitroso-di-n-propylamine	A	ug/L	84.77054	84.77054		100	0	0	1.54	10	150	85%	55	106	0%	
n-Nitrosodimethylamine	A	ug/L	54.25114	54.25114		100	0	0	1.53	10	150	54%	21	65	0%	
n-Nitrosodiphenylamine	A	ug/L	83.00625	83.00625		100	0	0	1.16	10	150	83%	58	117	0%	
Naphthalene	A	ug/L	66.97323	66.97323		100	0	0	1.74	10	150	67%	50	99	0%	
Nitrobenzene	A	ug/L	69.27867	69.27867		100	0	0	2.31	10	150	69%	49	110	0%	
o-Cresol	A	ug/L	66.54705	66.54705		100	0	0	1.83	10	150	67%	34	98	0%	
p-Chloroaniline	A	ug/L	54.00189	54.00189		100	0	0	1.52	10	150	54%	35	86	0%	

Seq No	Lab ID	Test Code	Sample Typ	File ID	Analysis Date	DF	Batch ID	Prep Date	SPKref	RPDref	pmoist					
15055081	B22021435-001	SVOC-8270-W-	MS	SV5973N.I	sd0222/24/2022 7:24:4	1	163957	2/23/2022 9:	2E+07	0						
Analyte	T	Units	RAW	Final	Text	Spike	SPKref	RPDref	MDL	PQL	UQL	%REC	LOW	HIGH	%RPD	Q
Pentachlorophenol	A	ug/L	88.00027	88.00027		100	0	0	4.24	10	150	88%	24	130	0%	
Phenanthrene	A	ug/L	93.23153	93.23153		100	0	0	0.784	10	150	93%	60	107	0%	
Phenol	A	ug/L	43.64755	43.64755		100	0	0	1.46	10	150	44%	37	75	0%	
Pyrene	A	ug/L	89.02954	89.02954		100	0	0	0.921	10	150	89%	61	113	0%	
Pyridine	A	ug/L	32.0836	32.0836		100	0	0	3.22	10	150	32%	10	65	0%	
Triallate	A	ug/L	86.04577	86.04577		100	0	0	1.51	10	150	86%	53	113	0%	
1,4-Dichlorobenzene-d4	I	ug/L	40	40		0	0	0	0	10	150	0%	0	0	0%	
Acenaphthene-d10	I	ug/L	40	40		0	0	0	0	10	150	0%	0	0	0%	
Chrysene-d12	I	ug/L	40	40		0	0	0	0	10	150	0%	0	0	0%	
Naphthalene-d8	I	ug/L	40	40		0	0	0	0	10	150	0%	0	0	0%	
Perylene-d12	I	ug/L	40	40		0	0	0	0	10	150	0%	0	0	0%	
Phenanthrene-d10	I	ug/L	40	40		0	0	0	0	10	150	0%	0	0	0%	
2,4,6-Tribromophenol	S	ug/L	157.85335	157.85335		200	0	0	2.88	10	0	79%	25	140	0%	
2-Fluorobiphenyl	S	ug/L	71.6224	71.6224		100	0	0	0.724	10	0	72%	28	107	0%	
2-Fluorophenol	S	ug/L	70.60875	70.60875		200	0	0	3.52	10	0	35%	10	75	0%	
Nitrobenzene-d5	S	ug/L	68.86236	68.86236		100	0	0	2.34	10	0	69%	32	94	0%	
Phenol-d5	S	ug/L	74.91183	74.91183		200	0	0	2.06	10	0	37%	10	65	0%	
Terphenyl-d14	S	ug/L	91.81597	91.81597		100	0	0	1.17	10	0	92%	32	122	0%	
4-Chloroaniline	X	ug/L	54.00189	54.00189		100	0	0	1.61	10	150	54%	35	86	0%	
o-Terphenyl	X	ug/L	85.79808	85.79808		100	0	0	1.27	10	150	86%	54	105	0%	

Seq No	Lab ID	Test Code	Sample Typ	File ID	Analysis Date	DF	Batch ID	Prep Date	SPKref	RPDref	pmoist					
15055082	B22021435-006	SVOC-8270-W-	SAMP	SV5973N.I	sd0222/24/2022 7:57:0	1	163957	2/23/2022 9:	0	0						
Analyte	T	Units	RAW	Final	Text	Spike	SPKref	RPDref	MDL	PQL	UQL	%REC	LOW	HIGH	%RPD	Q
1,2,4-Trichlorobenzene	A	ug/L	0	0		0	0	0	1.9	10	150	0%	0	0	0%	U
1,2-Dichlorobenzene	A	ug/L	0	0		0	0	0	1.97	10	150	0%	0	0	0%	U
1,3-Dichlorobenzene	A	ug/L	0	0		0	0	0	2.13	10	150	0%	0	0	0%	U
1,4-Dichlorobenzene	A	ug/L	0	0		0	0	0	2.02	10	150	0%	0	0	0%	U
1-Methylnaphthalene	A	ug/L	0	0		0	0	0	2.39	5	150	0%	0	0	0%	U
2,2'-Oxybis(1-Chloropropane)	A	ug/L	0	0		0	0	0	1.45	10	150	0%	0	0	0%	U
2,4,5-Trichlorophenol	A	ug/L	0	0		0	0	0	2.23	10	150	0%	0	0	0%	U
2,4,6-Trichlorophenol	A	ug/L	0	0		0	0	0	2.64	10	150	0%	0	0	0%	U
2,4-Dichlorophenol	A	ug/L	0	0		0	0	0	1.69	10	150	0%	0	0	0%	U
2,4-Dimethylphenol	A	ug/L	0	0		0	0	0	1.69	10	150	0%	0	0	0%	U

Seq No	Lab ID	Test Code	Sample Typ	File ID	Analysis Date	DF	Batch ID	Prep Date	SPKref	RPDref	pmoist					
15055082	B22021435-006	SVOC-8270-W-	SAMP	SV5973N.I	sd0222/24/2022 7:57:0	1	163957	2/23/2022 9:	0	0						
Analyte	T	Units	RAW	Final	Text	Spike	SPKref	RPDref	MDL	PQL	UQL	%REC	LOW	HIGH	%RPD	Q
2,4-Dinitrophenol	A	ug/L	0	0		0	0	0	4.26	10	150	0%	0	0	0%	U
2,4-Dinitrotoluene	A	ug/L	0	0		0	0	0	3.04	10	150	0%	0	0	0%	U
2,6-Dinitrotoluene	A	ug/L	0	0		0	0	0	3.2	10	150	0%	0	0	0%	U
2-Chloronaphthalene	A	ug/L	0	0		0	0	0	2.14	10	150	0%	0	0	0%	U
2-Chlorophenol	A	ug/L	0	0		0	0	0	2.48	10	150	0%	0	0	0%	U
2-Methylnaphthalene	A	ug/L	0	0		0	0	0	1.92	5	150	0%	0	0	0%	U
2-Nitroaniline	A	ug/L	0	0		0	0	0	2.4	10	150	0%	0	0	0%	U
2-Nitrophenol	A	ug/L	0	0		0	0	0	2.36	10	150	0%	0	0	0%	U
3,3'-Dichlorobenzidine	A	ug/L	0	0		0	0	0	2.11	10	150	0%	0	0	0%	U
3-Nitroaniline	A	ug/L	0	0		0	0	0	2.77	10	150	0%	0	0	0%	U
4,6-Dinitro-2-methylphenol	A	ug/L	0	0		0	0	0	2.33	10	150	0%	0	0	0%	U
4-Bromophenyl phenyl ether	A	ug/L	0	0		0	0	0	1.74	10	150	0%	0	0	0%	U
4-Chloro-2-methylphenol	A	ug/L	0	0		0	0	0	1.6	10	150	0%	0	0	0%	U
4-Chloro-3-methylphenol	A	ug/L	0	0		0	0	0	1.46	10	150	0%	0	0	0%	U
4-Chlorophenol	A	ug/L	0	0		0	0	0	2.64	10	150	0%	0	0	0%	U
4-Chlorophenyl phenyl ether	A	ug/L	0	0		0	0	0	2.03	10	150	0%	0	0	0%	U
4-Nitroaniline	A	ug/L	0	0		0	0	0	1.63	10	150	0%	0	0	0%	U
4-Nitrophenol	A	ug/L	0	0		0	0	0	2.5	10	150	0%	0	0	0%	U
Acenaphthene	A	ug/L	0	0		0	0	0	1.89	5	150	0%	0	0	0%	U
Acenaphthylene	A	ug/L	0	0		0	0	0	1.57	5	150	0%	0	0	0%	U
Aniline	A	ug/L	0	0		0	0	0	3.74	10	150	0%	0	0	0%	U
Anthracene	A	ug/L	0	0		0	0	0	1.23	5	150	0%	0	0	0%	U
Azobenzene	A	ug/L	0	0		0	0	0	1.09	10	150	0%	0	0	0%	U
Benzidine	A	ug/L	0	0		0	0	0	6.72	10	150	0%	0	0	0%	U
Benzo(a)anthracene	A	ug/L	0	0		0	0	0	0.856	5	150	0%	0	0	0%	U
Benzo(a)pyrene	A	ug/L	0	0		0	0	0	1.24	5	150	0%	0	0	0%	U
Benzo(b)fluoranthene	A	ug/L	0	0		0	0	0	0.903	5	150	0%	0	0	0%	U
Benzo(g,h,i)perylene	A	ug/L	0	0		0	0	0	1.01	5	150	0%	0	0	0%	U
Benzo(k)fluoranthene	A	ug/L	0	0		0	0	0	0.97	5	150	0%	0	0	0%	U
Benzoic acid	A	ug/L	0	0		0	0	0	1.51	10	150	0%	0	0	0%	U
Benzyl alcohol	A	ug/L	0	0		0	0	0	3.13	10	150	0%	0	0	0%	U
bis(-2-chloroethoxy)Methane	A	ug/L	0	0		0	0	0	1.36	10	150	0%	0	0	0%	U
bis(-2-chloroethyl)Ether	A	ug/L	0	0		0	0	0	2.57	10	150	0%	0	0	0%	U
bis(2-chloroisopropyl)Ether	A	ug/L	0	0		0	0	0	1.49	10	150	0%	0	0	0%	U
bis(2-ethylhexyl)Phthalate	A	ug/L	0	0		0	0	0	1.91	10	150	0%	0	0	0%	U

Seq No	Lab ID	Test Code	Sample Typ	File ID	Analysis Date	DF	Batch ID	Prep Date	SPKref	RPDref	pmoist					
15055082	B22021435-006	SVOC-8270-W-	SAMP	SV5973N.I	sd0222/24/2022 7:57:0	1	163957	2/23/2022 9:	0	0						
Analyte	T	Units	RAW	Final	Text	Spike	SPKref	RPDref	MDL	PQL	UQL	%REC	LOW	HIGH	%RPD	Q
Butylbenzylphthalate	A	ug/L	0	0		0	0	0	1.57	10	150	0%	0	0	0%	U
Carbazole	A	ug/L	0	0		0	0	0	0.842	10	150	0%	0	0	0%	U
Chrysene	A	ug/L	0	0		0	0	0	1.17	5	150	0%	0	0	0%	U
Di-n-butyl phthalate	A	ug/L	0	0		0	0	0	0.932	10	150	0%	0	0	0%	U
Di-n-octyl phthalate	A	ug/L	0	0		0	0	0	1.34	10	150	0%	0	0	0%	U
Dibenzo(a,h)anthracene	A	ug/L	0	0		0	0	0	1.17	5	150	0%	0	0	0%	U
Dibenzofuran	A	ug/L	0	0		0	0	0	1.74	10	150	0%	0	0	0%	U
Diethyl phthalate	A	ug/L	0	0		0	0	0	2.18	10	150	0%	0	0	0%	U
Dimethyl phthalate	A	ug/L	0	0		0	0	0	1.72	10	150	0%	0	0	0%	U
Fluoranthene	A	ug/L	0	0		0	0	0	0.883	5	150	0%	0	0	0%	U
Fluorene	A	ug/L	0	0		0	0	0	1.82	5	150	0%	0	0	0%	U
Hexachlorobenzene	A	ug/L	0	0		0	0	0	1.33	10	150	0%	0	0	0%	U
Hexachlorobutadiene	A	ug/L	0	0		0	0	0	2.32	10	150	0%	0	0	0%	U
Hexachlorocyclopentadiene	A	ug/L	0	0		0	0	0	2.97	10	150	0%	0	0	0%	U
Hexachloroethane	A	ug/L	0	0		0	0	0	1.79	10	150	0%	0	0	0%	U
Indeno(1,2,3-cd)pyrene	A	ug/L	0	0		0	0	0	1.25	5	150	0%	0	0	0%	U
Isophorone	A	ug/L	0	0		0	0	0	1.67	10	150	0%	0	0	0%	U
m+p-Cresols	A	ug/L	0	0		0	0	0	1.78	10	150	0%	0	0	0%	U
n-Nitroso-di-n-propylamine	A	ug/L	0	0		0	0	0	1.54	10	150	0%	0	0	0%	U
n-Nitrosodimethylamine	A	ug/L	0	0		0	0	0	1.53	10	150	0%	0	0	0%	U
n-Nitrosodiphenylamine	A	ug/L	0	0		0	0	0	1.16	10	150	0%	0	0	0%	U
Naphthalene	A	ug/L	0	0		0	0	0	1.74	5	150	0%	0	0	0%	U
Nitrobenzene	A	ug/L	0	0		0	0	0	2.31	10	150	0%	0	0	0%	U
o-Cresol	A	ug/L	0	0		0	0	0	1.83	10	150	0%	0	0	0%	U
p-Chloroaniline	A	ug/L	0	0		0	0	0	1.52	10	150	0%	0	0	0%	U
Pentachlorophenol	A	ug/L	0	0		0	0	0	4.24	10	150	0%	0	0	0%	U
Phenanthrene	A	ug/L	0	0		0	0	0	0.784	5	150	0%	0	0	0%	U
Phenol	A	ug/L	0	0		0	0	0	1.46	10	150	0%	0	0	0%	U
Pyrene	A	ug/L	0	0		0	0	0	0.921	5	150	0%	0	0	0%	U
Pyridine	A	ug/L	0	0		0	0	0	3.22	10	150	0%	0	0	0%	U
Triallate	A	ug/L	0	0		0	0	0	1.51	10	150	0%	0	0	0%	U
1,4-Dichlorobenzene-d4	l	ug/L	40	40		0	0	0	0	10	150	0%	0	0	0%	
Acenaphthene-d10	l	ug/L	40	40		0	0	0	0	10	150	0%	0	0	0%	
Chrysene-d12	l	ug/L	40	40		0	0	0	0	10	150	0%	0	0	0%	
Naphthalene-d8	l	ug/L	40	40		0	0	0	0	10	150	0%	0	0	0%	

Seq No	Lab ID	Test Code	Sample Typ	File ID	Analysis Date	DF	Batch ID	Prep Date	SPKref	RPDref	pmoist					
15055082	B22021435-006	SVOC-8270-W-	SAMP	SV5973N.I	sd0222/24/2022 7:57:0	1	163957	2/23/2022 9:	0	0						
Analyte	T	Units	RAW	Final	Text	Spike	SPKref	RPDref	MDL	PQL	UQL	%REC	LOW	HIGH	%RPD	Q
Perylene-d12	I	ug/L	40	40		0	0	0	0	10	150	0%	0	0	0%	
Phenanthrene-d10	I	ug/L	40	40		0	0	0	0	10	150	0%	0	0	0%	
2,4,6-Tribromophenol	S	ug/L	133.08116	133.08116		200	0	0	2.88	10	0	67%	43	140	0%	
2-Fluorobiphenyl	S	ug/L	52.49091	52.49091		100	0	0	0.724	10	0	52%	44	119	0%	
2-Fluorophenol	S	ug/L	51.52297	51.52297		200	0	0	3.52	10	0	26%	19	119	0%	
Nitrobenzene-d5	S	ug/L	52.90298	52.90298		100	0	0	2.34	10	0	53%	44	120	0%	
Phenol-d5	S	ug/L	50.65543	50.65543		200	0	0	2.06	10	0	25%	10	65	0%	
Terphenyl-d14	S	ug/L	90.29822	90.29822		100	0	0	1.17	10	0	90%	50	134	0%	
4-Chloroaniline	X	ug/L	0	0		0	0	0	1.61	10	150	0%	0	0	0%	U
o-Terphenyl	X	ug/L	0	0		0	0	0	1.27	10	150	0%	0	0	0%	U

Seq No	Lab ID	Test Code	Sample Typ	File ID	Analysis Date	DF	Batch ID	Prep Date	SPKref	RPDref	pmoist					
15055083	B22021435-006	SVOC-8270-W-	MS	SV5973N.I	sd0222/24/2022 8:29:1	1	163957	2/23/2022 9:	2E+07	0						
Analyte	T	Units	RAW	Final	Text	Spike	SPKref	RPDref	MDL	PQL	UQL	%REC	LOW	HIGH	%RPD	Q
1,2,4-Trichlorobenzene	A	ug/L	61.38074	61.38074		100	0	0	1.9	10	150	61%	48	98	0%	
1,2-Dichlorobenzene	A	ug/L	58.39079	58.39079		100	0	0	1.97	10	150	58%	48	91	0%	
1,3-Dichlorobenzene	A	ug/L	55.77913	55.77913		100	0	0	2.13	10	150	56%	46	89	0%	
1,4-Dichlorobenzene	A	ug/L	51.85391	51.85391		100	0	0	2.02	10	150	52%	46	90	0%	
1-Methylnaphthalene	A	ug/L	70.70356	70.70356		100	0	0	2.39	10	150	71%	52	97	0%	
2,2'-Oxybis(1-Chloropropane)	A	ug/L	55.52705	55.52705		100	0	0	1.45	10	150	56%	43	85	0%	
2,4,5-Trichlorophenol	A	ug/L	64.17208	64.17208		100	0	0	2.23	10	150	64%	27	123	0%	
2,4,6-Trichlorophenol	A	ug/L	67.77152	67.77152		100	0	0	2.64	10	150	68%	24	120	0%	
2,4-Dichlorophenol	A	ug/L	55.59045	55.59045		100	0	0	1.69	10	150	56%	24	107	0%	
2,4-Dimethylphenol	A	ug/L	67.5669	67.5669		100	0	0	1.69	10	150	68%	39	96	0%	
2,4-Dinitrophenol	A	ug/L	66.53818	66.53818		100	0	0	4.26	10	150	67%	16	105	0%	
2,4-Dinitrotoluene	A	ug/L	100.09658	100.09658		100	0	0	3.04	10	150	100%	64	116	0%	
2,6-Dinitrotoluene	A	ug/L	87.85012	87.85012		100	0	0	3.2	10	150	88%	56	116	0%	
2-Chloronaphthalene	A	ug/L	80.92218	80.92218		100	0	0	2.14	10	150	81%	55	104	0%	
2-Chlorophenol	A	ug/L	51.9475	51.9475		100	0	0	2.48	10	150	52%	22	97	0%	
2-Methylnaphthalene	A	ug/L	73.5183	73.5183		100	0	0	1.92	10	150	74%	55	103	0%	
2-Nitroaniline	A	ug/L	74.51272	74.51272		100	0	0	2.4	10	150	75%	50	124	0%	
2-Nitrophenol	A	ug/L	67.89979	67.89979		100	0	0	2.36	10	150	68%	30	105	0%	
3,3'-Dichlorobenzidine	A	ug/L	62.9888	62.9888		100	0	0	2.11	10	150	63%	36	120	0%	
3-Nitroaniline	A	ug/L	62.66118	62.66118		100	0	0	2.77	10	150	63%	49	106	0%	

Seq No	Lab ID	Test Code	Sample Typ	File ID	Analysis Date	DF	Batch ID	Prep Date	SPKref	RPDref	pmoist					
15055083	B22021435-006	SVOC-8270-W-	MS	SV5973N.I	sd0222/24/2022 8:29:1	1	163957	2/23/2022 9:	2E+07	0						
Analyte	T	Units	RAW	Final	Text	Spike	SPKref	RPDref	MDL	PQL	UQL	%REC	LOW	HIGH	%RPD	Q
4,6-Dinitro-2-methylphenol	A	ug/L	73.66746	73.66746		100	0	0	2.33	10	150	74%	19	128	0%	
4-Bromophenyl phenyl ether	A	ug/L	86.46312	86.46312		100	0	0	1.74	10	150	86%	60	113	0%	
4-Chloro-2-methylphenol	A	ug/L	62.78956	62.78956		100	0	0	1.6	10	150	63%	37	99	0%	
4-Chloro-3-methylphenol	A	ug/L	71.33865	71.33865		100	0	0	1.46	10	150	71%	35	101	0%	
4-Chlorophenol	A	ug/L	57.41023	57.41023		100	0	0	2.64	10	150	57%	16	98	0%	
4-Chlorophenyl phenyl ether	A	ug/L	86.25307	86.25307		100	0	0	2.03	10	150	86%	60	108	0%	
4-Nitroaniline	A	ug/L	65.71826	65.71826		100	0	0	1.63	10	150	66%	48	117	0%	
4-Nitrophenol	A	ug/L	36.16775	36.16775		100	0	0	2.5	10	150	36%	10	77	0%	
Acenaphthene	A	ug/L	83.38845	83.38845		100	0	0	1.89	10	150	83%	62	105	0%	
Acenaphthylene	A	ug/L	74.88295	74.88295		100	0	0	1.57	10	150	75%	58	97	0%	
Aniline	A	ug/L	28.36978	28.36978		100	0	0	3.74	10	150	28%	12	54	0%	
Anthracene	A	ug/L	93.86683	93.86683		100	0	0	1.23	10	150	94%	61	108	0%	
Azobenzene	A	ug/L	78.64126	78.64126		100	0	0	1.09	10	150	79%	58	107	0%	
Benzidine	A	ug/L	25.69726	25.69726		100	0	0	6.72	10	150	26%	10	121	0%	
Benzo(a)anthracene	A	ug/L	97.72529	97.72529		100	0	0	0.856	10	150	98%	62	111	0%	
Benzo(a)pyrene	A	ug/L	83.7315	83.7315		100	0	0	1.24	10	150	84%	56	109	0%	
Benzo(b)fluoranthene	A	ug/L	88.12017	88.12017		100	0	0	0.903	10	150	88%	53	123	0%	
Benzo(g,h,i)perylene	A	ug/L	86.0756	86.0756		100	0	0	1.01	10	150	86%	62	122	0%	
Benzo(k)fluoranthene	A	ug/L	85.52344	85.52344		100	0	0	0.97	10	150	86%	55	116	0%	
Benzoic acid	A	ug/L	14.9203	14.9203		100	0	0	1.51	10	150	15%	10	39	0%	
Benzyl alcohol	A	ug/L	59.23272	59.23272		100	0	0	3.13	10	150	59%	37	78	0%	
bis(-2-chloroethoxy)Methane	A	ug/L	72.78534	72.78534		100	0	0	1.36	10	150	73%	54	102	0%	
bis(-2-chloroethyl)Ether	A	ug/L	62.33451	62.33451		100	0	0	2.57	10	150	62%	45	92	0%	
bis(2-chloroisopropyl)Ether	A	ug/L	55.52705	55.52705		100	0	0	1.49	10	150	56%	43	85	0%	
bis(2-ethylhexyl)Phthalate	A	ug/L	85.65119	85.65119		100	0	0	1.91	10	150	86%	44	128	0%	
Butylbenzylphthalate	A	ug/L	95.27173	95.27173		100	0	0	1.57	10	150	95%	57	121	0%	
Carbazole	A	ug/L	89.31984	89.31984		100	0	0	0.842	10	150	89%	62	111	0%	
Chrysene	A	ug/L	91.89309	91.89309		100	0	0	1.17	10	150	92%	66	107	0%	
Di-n-butyl phthalate	A	ug/L	95.92222	95.92222		100	0	0	0.932	10	150	96%	57	121	0%	
Di-n-octyl phthalate	A	ug/L	84.18113	84.18113		100	0	0	1.34	10	150	84%	45	106	0%	
Dibenzo(a,h)anthracene	A	ug/L	85.95396	85.95396		100	0	0	1.17	10	150	86%	61	115	0%	
Dibenzofuran	A	ug/L	80.31482	80.31482		100	0	0	1.74	10	150	80%	59	106	0%	
Diethyl phthalate	A	ug/L	97.13931	97.13931		100	0	0	2.18	10	150	97%	56	115	0%	
Dimethyl phthalate	A	ug/L	89.35354	89.35354		100	0	0	1.72	10	150	89%	46	115	0%	
Fluoranthene	A	ug/L	90.14639	90.14639		100	0	0	0.883	10	150	90%	60	111	0%	

Seq No	Lab ID	Test Code	Sample Typ	File ID	Analysis Date	DF	Batch ID	Prep Date	SPKref	RPDref	pmoist					
15055083	B22021435-006	SVOC-8270-W-	MS	SV5973N.I	sd0222/24/2022 8:29:1	1	163957	2/23/2022 9:	2E+07	0						
Analyte	T	Units	RAW	Final	Text	Spike	SPKref	RPDref	MDL	PQL	UQL	%REC	LOW	HIGH	%RPD	Q
Fluorene	A	ug/L	78.86625	78.86625		100	0	0	1.82	10	150	79%	60	106	0%	
Hexachlorobenzene	A	ug/L	84.02988	84.02988		100	0	0	1.33	10	150	84%	57	106	0%	
Hexachlorobutadiene	A	ug/L	55.07963	55.07963		100	0	0	2.32	10	150	55%	38	95	0%	
Hexachlorocyclopentadiene	A	ug/L	62.36782	62.36782		100	0	0	2.97	10	150	62%	44	95	0%	
Hexachloroethane	A	ug/L	54.54031	54.54031		100	0	0	1.79	10	150	55%	39	98	0%	
Indeno(1,2,3-cd)pyrene	A	ug/L	82.98378	82.98378		100	0	0	1.25	10	150	83%	50	109	0%	
Isophorone	A	ug/L	72.09329	72.09329		100	0	0	1.67	10	150	72%	51	97	0%	
m+p-Cresols	A	ug/L	60.45148	60.45148		100	0	0	1.78	10	150	60%	25	98	0%	
n-Nitroso-di-n-propylamine	A	ug/L	78.58771	78.58771		100	0	0	1.54	10	150	79%	55	106	0%	
n-Nitrosodimethylamine	A	ug/L	49.13814	49.13814		100	0	0	1.53	10	150	49%	21	65	0%	
n-Nitrosodiphenylamine	A	ug/L	88.3796	88.3796		100	0	0	1.16	10	150	88%	58	117	0%	
Naphthalene	A	ug/L	67.62356	67.62356		100	0	0	1.74	10	150	68%	50	99	0%	
Nitrobenzene	A	ug/L	68.73968	68.73968		100	0	0	2.31	10	150	69%	49	110	0%	
o-Cresol	A	ug/L	61.13302	61.13302		100	0	0	1.83	10	150	61%	34	98	0%	
p-Chloroaniline	A	ug/L	45.71775	45.71775		100	0	0	1.52	10	150	46%	35	86	0%	
Pentachlorophenol	A	ug/L	89.4357	89.4357		100	0	0	4.24	10	150	89%	24	130	0%	
Phenanthrene	A	ug/L	91.2954	91.2954		100	0	0	0.784	10	150	91%	60	107	0%	
Phenol	A	ug/L	40.75657	40.75657		100	0	0	1.46	10	150	41%	37	75	0%	
Pyrene	A	ug/L	87.11634	87.11634		100	0	0	0.921	10	150	87%	61	113	0%	
Pyridine	A	ug/L	28.26659	28.26659		100	0	0	3.22	10	150	28%	10	65	0%	
Triallate	A	ug/L	84.31473	84.31473		100	0	0	1.51	10	150	84%	53	113	0%	
1,4-Dichlorobenzene-d4	I	ug/L	40	40		0	0	0	0	10	150	0%	0	0	0%	
Acenaphthene-d10	I	ug/L	40	40		0	0	0	0	10	150	0%	0	0	0%	
Chrysene-d12	I	ug/L	40	40		0	0	0	0	10	150	0%	0	0	0%	
Naphthalene-d8	I	ug/L	40	40		0	0	0	0	10	150	0%	0	0	0%	
Perylene-d12	I	ug/L	40	40		0	0	0	0	10	150	0%	0	0	0%	
Phenanthrene-d10	I	ug/L	40	40		0	0	0	0	10	150	0%	0	0	0%	
2,4,6-Tribromophenol	S	ug/L	150.82443	150.82443		200	0	0	2.88	10	0	75%	25	140	0%	
2-Fluorobiphenyl	S	ug/L	70.26571	70.26571		100	0	0	0.724	10	0	70%	28	107	0%	
2-Fluorophenol	S	ug/L	58.94014	58.94014		200	0	0	3.52	10	0	29%	10	75	0%	
Nitrobenzene-d5	S	ug/L	67.74289	67.74289		100	0	0	2.34	10	0	68%	32	94	0%	
Phenol-d5	S	ug/L	70.19448	70.19448		200	0	0	2.06	10	0	35%	10	65	0%	
Terphenyl-d14	S	ug/L	93.42279	93.42279		100	0	0	1.17	10	0	93%	32	122	0%	
4-Chloroaniline	X	ug/L	45.71775	45.71775		100	0	0	1.61	10	150	46%	35	86	0%	
o-Terphenyl	X	ug/L	87.57763	87.57763		100	0	0	1.27	10	150	88%	54	105	0%	

Seq No	Lab ID	Test Code	Sample Typ	File ID	Analysis Date	DF	Batch ID	Prep Date	SPKref	RPDref	pmoist					
15055084	B22021435-007	SVOC-8270-W-	SAMP	SV5973N.I	sd0222/24/2022 9:01:2	1	163957	2/23/2022 9:	0	0						
Analyte	T	Units	RAW	Final	Text	Spike	SPKref	RPDref	MDL	PQL	UQL	%REC	LOW	HIGH	%RPD	Q
1,2,4-Trichlorobenzene	A	ug/L	0	0		0	0	0	1.9	10	150	0%	0	0	0%	U
1,2-Dichlorobenzene	A	ug/L	0	0		0	0	0	1.97	10	150	0%	0	0	0%	U
1,3-Dichlorobenzene	A	ug/L	0	0		0	0	0	2.13	10	150	0%	0	0	0%	U
1,4-Dichlorobenzene	A	ug/L	0	0		0	0	0	2.02	10	150	0%	0	0	0%	U
1-Methylnaphthalene	A	ug/L	0	0		0	0	0	2.39	5	150	0%	0	0	0%	U
2,2'-Oxybis(1-Chloropropane)	A	ug/L	0	0		0	0	0	1.45	10	150	0%	0	0	0%	U
2,4,5-Trichlorophenol	A	ug/L	0	0		0	0	0	2.23	10	150	0%	0	0	0%	U
2,4,6-Trichlorophenol	A	ug/L	0	0		0	0	0	2.64	10	150	0%	0	0	0%	U
2,4-Dichlorophenol	A	ug/L	0	0		0	0	0	1.69	10	150	0%	0	0	0%	U
2,4-Dimethylphenol	A	ug/L	0	0		0	0	0	1.69	10	150	0%	0	0	0%	U
2,4-Dinitrophenol	A	ug/L	0	0		0	0	0	4.26	10	150	0%	0	0	0%	U
2,4-Dinitrotoluene	A	ug/L	0	0		0	0	0	3.04	10	150	0%	0	0	0%	U
2,6-Dinitrotoluene	A	ug/L	0	0		0	0	0	3.2	10	150	0%	0	0	0%	U
2-Chloronaphthalene	A	ug/L	0	0		0	0	0	2.14	10	150	0%	0	0	0%	U
2-Chlorophenol	A	ug/L	0	0		0	0	0	2.48	10	150	0%	0	0	0%	U
2-Methylnaphthalene	A	ug/L	0	0		0	0	0	1.92	5	150	0%	0	0	0%	U
2-Nitroaniline	A	ug/L	0	0		0	0	0	2.4	10	150	0%	0	0	0%	U
2-Nitrophenol	A	ug/L	0	0		0	0	0	2.36	10	150	0%	0	0	0%	U
3,3'-Dichlorobenzidine	A	ug/L	0	0		0	0	0	2.11	10	150	0%	0	0	0%	U
3-Nitroaniline	A	ug/L	0	0		0	0	0	2.77	10	150	0%	0	0	0%	U
4,6-Dinitro-2-methylphenol	A	ug/L	0	0		0	0	0	2.33	10	150	0%	0	0	0%	U
4-Bromophenyl phenyl ether	A	ug/L	0	0		0	0	0	1.74	10	150	0%	0	0	0%	U
4-Chloro-2-methylphenol	A	ug/L	0	0		0	0	0	1.6	10	150	0%	0	0	0%	U
4-Chloro-3-methylphenol	A	ug/L	0	0		0	0	0	1.46	10	150	0%	0	0	0%	U
4-Chlorophenol	A	ug/L	0	0		0	0	0	2.64	10	150	0%	0	0	0%	U
4-Chlorophenyl phenyl ether	A	ug/L	0	0		0	0	0	2.03	10	150	0%	0	0	0%	U
4-Nitroaniline	A	ug/L	0	0		0	0	0	1.63	10	150	0%	0	0	0%	U
4-Nitrophenol	A	ug/L	0	0		0	0	0	2.5	10	150	0%	0	0	0%	U
Acenaphthene	A	ug/L	0	0		0	0	0	1.89	5	150	0%	0	0	0%	U
Acenaphthylene	A	ug/L	0	0		0	0	0	1.57	5	150	0%	0	0	0%	U
Aniline	A	ug/L	0	0		0	0	0	3.74	10	150	0%	0	0	0%	U
Anthracene	A	ug/L	0	0		0	0	0	1.23	5	150	0%	0	0	0%	U
Azobenzene	A	ug/L	0	0		0	0	0	1.09	10	150	0%	0	0	0%	U
Benzidine	A	ug/L	0	0		0	0	0	6.72	10	150	0%	0	0	0%	U
Benzo(a)anthracene	A	ug/L	0	0		0	0	0	0.856	5	150	0%	0	0	0%	U

Seq No	Lab ID	Test Code	Sample Typ	File ID	Analysis Date	DF	Batch ID	Prep Date	SPKref	RPDref	pmoist					
15055084	B22021435-007	SVOC-8270-W-	SAMP	SV5973N.I	sd0222/24/2022 9:01:2	1	163957	2/23/2022 9:	0	0						
Analyte	T	Units	RAW	Final	Text	Spike	SPKref	RPDref	MDL	PQL	UQL	%REC	LOW	HIGH	%RPD	Q
Benzo(a)pyrene	A	ug/L	0	0		0	0	0	1.24	5	150	0%	0	0	0%	U
Benzo(b)fluoranthene	A	ug/L	0	0		0	0	0	0.903	5	150	0%	0	0	0%	U
Benzo(g,h,i)perylene	A	ug/L	0	0		0	0	0	1.01	5	150	0%	0	0	0%	U
Benzo(k)fluoranthene	A	ug/L	0	0		0	0	0	0.97	5	150	0%	0	0	0%	U
Benzoic acid	A	ug/L	0	0		0	0	0	1.51	10	150	0%	0	0	0%	U
Benzyl alcohol	A	ug/L	0	0		0	0	0	3.13	10	150	0%	0	0	0%	U
bis(-2-chloroethoxy)Methane	A	ug/L	0	0		0	0	0	1.36	10	150	0%	0	0	0%	U
bis(-2-chloroethyl)Ether	A	ug/L	0	0		0	0	0	2.57	10	150	0%	0	0	0%	U
bis(2-chloroisopropyl)Ether	A	ug/L	0	0		0	0	0	1.49	10	150	0%	0	0	0%	U
bis(2-ethylhexyl)Phthalate	A	ug/L	0	0		0	0	0	1.91	10	150	0%	0	0	0%	U
Butylbenzylphthalate	A	ug/L	0	0		0	0	0	1.57	10	150	0%	0	0	0%	U
Carbazole	A	ug/L	0	0		0	0	0	0.842	10	150	0%	0	0	0%	U
Chrysene	A	ug/L	0	0		0	0	0	1.17	5	150	0%	0	0	0%	U
Di-n-butyl phthalate	A	ug/L	0	0		0	0	0	0.932	10	150	0%	0	0	0%	U
Di-n-octyl phthalate	A	ug/L	0	0		0	0	0	1.34	10	150	0%	0	0	0%	U
Dibenzo(a,h)anthracene	A	ug/L	0	0		0	0	0	1.17	5	150	0%	0	0	0%	U
Dibenzofuran	A	ug/L	0	0		0	0	0	1.74	10	150	0%	0	0	0%	U
Diethyl phthalate	A	ug/L	0	0		0	0	0	2.18	10	150	0%	0	0	0%	U
Dimethyl phthalate	A	ug/L	0	0		0	0	0	1.72	10	150	0%	0	0	0%	U
Fluoranthene	A	ug/L	0	0		0	0	0	0.883	5	150	0%	0	0	0%	U
Fluorene	A	ug/L	0	0		0	0	0	1.82	5	150	0%	0	0	0%	U
Hexachlorobenzene	A	ug/L	0	0		0	0	0	1.33	10	150	0%	0	0	0%	U
Hexachlorobutadiene	A	ug/L	0	0		0	0	0	2.32	10	150	0%	0	0	0%	U
Hexachlorocyclopentadiene	A	ug/L	0	0		0	0	0	2.97	10	150	0%	0	0	0%	U
Hexachloroethane	A	ug/L	0	0		0	0	0	1.79	10	150	0%	0	0	0%	U
Indeno(1,2,3-cd)pyrene	A	ug/L	0	0		0	0	0	1.25	5	150	0%	0	0	0%	U
Isophorone	A	ug/L	0	0		0	0	0	1.67	10	150	0%	0	0	0%	U
m+p-Cresols	A	ug/L	0	0		0	0	0	1.78	10	150	0%	0	0	0%	U
n-Nitroso-di-n-propylamine	A	ug/L	0	0		0	0	0	1.54	10	150	0%	0	0	0%	U
n-Nitrosodimethylamine	A	ug/L	0	0		0	0	0	1.53	10	150	0%	0	0	0%	U
n-Nitrosodiphenylamine	A	ug/L	0	0		0	0	0	1.16	10	150	0%	0	0	0%	U
Naphthalene	A	ug/L	0	0		0	0	0	1.74	5	150	0%	0	0	0%	U
Nitrobenzene	A	ug/L	0	0		0	0	0	2.31	10	150	0%	0	0	0%	U
o-Cresol	A	ug/L	0	0		0	0	0	1.83	10	150	0%	0	0	0%	U
p-Chloroaniline	A	ug/L	0	0		0	0	0	1.52	10	150	0%	0	0	0%	U

Seq No	Lab ID	Test Code	Sample Typ	File ID	Analysis Date	DF	Batch ID	Prep Date	SPKref	RPDref	pmoist					
15055084	B22021435-007	SVOC-8270-W-	SAMP	SV5973N.I	sd0222/24/2022 9:01:2	1	163957	2/23/2022 9:	0	0						
Analyte	T	Units	RAW	Final	Text	Spike	SPKref	RPDref	MDL	PQL	UQL	%REC	LOW	HIGH	%RPD	Q
Pentachlorophenol	A	ug/L	0	0		0	0	0	4.24	10	150	0%	0	0	0%	U
Phenanthrene	A	ug/L	0	0		0	0	0	0.784	5	150	0%	0	0	0%	U
Phenol	A	ug/L	0	0		0	0	0	1.46	10	150	0%	0	0	0%	U
Pyrene	A	ug/L	0	0		0	0	0	0.921	5	150	0%	0	0	0%	U
Pyridine	A	ug/L	0	0		0	0	0	3.22	10	150	0%	0	0	0%	U
Triallate	A	ug/L	0	0		0	0	0	1.51	10	150	0%	0	0	0%	U
1,4-Dichlorobenzene-d4	I	ug/L	40	40		0	0	0	0	10	150	0%	0	0	0%	
Acenaphthene-d10	I	ug/L	40	40		0	0	0	0	10	150	0%	0	0	0%	
Chrysene-d12	I	ug/L	40	40		0	0	0	0	10	150	0%	0	0	0%	
Naphthalene-d8	I	ug/L	40	40		0	0	0	0	10	150	0%	0	0	0%	
Perylene-d12	I	ug/L	40	40		0	0	0	0	10	150	0%	0	0	0%	
Phenanthrene-d10	I	ug/L	40	40		0	0	0	0	10	150	0%	0	0	0%	
2,4,6-Tribromophenol	S	ug/L	144.08684	144.08684		200	0	0	2.88	10	0	72%	43	140	0%	
2-Fluorobiphenyl	S	ug/L	54.75037	54.75037		100	0	0	0.724	10	0	55%	44	119	0%	
2-Fluorophenol	S	ug/L	55.85525	55.85525		200	0	0	3.52	10	0	28%	19	119	0%	
Nitrobenzene-d5	S	ug/L	56.50079	56.50079		100	0	0	2.34	10	0	57%	44	120	0%	
Phenol-d5	S	ug/L	50.86981	50.86981		200	0	0	2.06	10	0	25%	10	65	0%	
Terphenyl-d14	S	ug/L	91.83416	91.83416		100	0	0	1.17	10	0	92%	50	134	0%	
4-Chloroaniline	X	ug/L	0	0		0	0	0	1.61	10	150	0%	0	0	0%	U
o-Terphenyl	X	ug/L	0	0		0	0	0	1.27	10	150	0%	0	0	0%	U

Seq No	Lab ID	Test Code	Sample Typ	File ID	Analysis Date	DF	Batch ID	Prep Date	SPKref	RPDref	pmoist					
15055085	B22021435-012	SVOC-8270-W-	SAMP	SV5973N.I	sd0222/24/2022 9:33:3	1	163957	2/23/2022 9:	0	0						
Analyte	T	Units	RAW	Final	Text	Spike	SPKref	RPDref	MDL	PQL	UQL	%REC	LOW	HIGH	%RPD	Q
1,2,4-Trichlorobenzene	A	ug/L	0	0		0	0	0	1.9	10	150	0%	0	0	0%	U
1,2-Dichlorobenzene	A	ug/L	0	0		0	0	0	1.97	10	150	0%	0	0	0%	U
1,3-Dichlorobenzene	A	ug/L	0	0		0	0	0	2.13	10	150	0%	0	0	0%	U
1,4-Dichlorobenzene	A	ug/L	0	0		0	0	0	2.02	10	150	0%	0	0	0%	U
1-Methylnaphthalene	A	ug/L	0	0		0	0	0	2.39	5	150	0%	0	0	0%	U
2,2'-Oxybis(1-Chloropropane)	A	ug/L	0	0		0	0	0	1.45	10	150	0%	0	0	0%	U
2,4,5-Trichlorophenol	A	ug/L	0	0		0	0	0	2.23	10	150	0%	0	0	0%	U
2,4,6-Trichlorophenol	A	ug/L	0	0		0	0	0	2.64	10	150	0%	0	0	0%	U
2,4-Dichlorophenol	A	ug/L	0	0		0	0	0	1.69	10	150	0%	0	0	0%	U
2,4-Dimethylphenol	A	ug/L	0	0		0	0	0	1.69	10	150	0%	0	0	0%	U

Seq No	Lab ID	Test Code	Sample Typ	File ID	Analysis Date	DF	Batch ID	Prep Date	SPKref	RPDref	pmoist					
15055085	B22021435-012	SVOC-8270-W-	SAMP	SV5973N.I	sd0222/24/2022 9:33:3	1	163957	2/23/2022 9:	0	0						
Analyte	T	Units	RAW	Final	Text	Spike	SPKref	RPDref	MDL	PQL	UQL	%REC	LOW	HIGH	%RPD	Q
2,4-Dinitrophenol	A	ug/L	0	0		0	0	0	4.26	10	150	0%	0	0	0%	U
2,4-Dinitrotoluene	A	ug/L	0	0		0	0	0	3.04	10	150	0%	0	0	0%	U
2,6-Dinitrotoluene	A	ug/L	0	0		0	0	0	3.2	10	150	0%	0	0	0%	U
2-Chloronaphthalene	A	ug/L	0	0		0	0	0	2.14	10	150	0%	0	0	0%	U
2-Chlorophenol	A	ug/L	0	0		0	0	0	2.48	10	150	0%	0	0	0%	U
2-Methylnaphthalene	A	ug/L	0	0		0	0	0	1.92	5	150	0%	0	0	0%	U
2-Nitroaniline	A	ug/L	0	0		0	0	0	2.4	10	150	0%	0	0	0%	U
2-Nitrophenol	A	ug/L	0	0		0	0	0	2.36	10	150	0%	0	0	0%	U
3,3'-Dichlorobenzidine	A	ug/L	0	0		0	0	0	2.11	10	150	0%	0	0	0%	U
3-Nitroaniline	A	ug/L	0	0		0	0	0	2.77	10	150	0%	0	0	0%	U
4,6-Dinitro-2-methylphenol	A	ug/L	0	0		0	0	0	2.33	10	150	0%	0	0	0%	U
4-Bromophenyl phenyl ether	A	ug/L	0	0		0	0	0	1.74	10	150	0%	0	0	0%	U
4-Chloro-2-methylphenol	A	ug/L	0	0		0	0	0	1.6	10	150	0%	0	0	0%	U
4-Chloro-3-methylphenol	A	ug/L	0	0		0	0	0	1.46	10	150	0%	0	0	0%	U
4-Chlorophenol	A	ug/L	0	0		0	0	0	2.64	10	150	0%	0	0	0%	U
4-Chlorophenyl phenyl ether	A	ug/L	0	0		0	0	0	2.03	10	150	0%	0	0	0%	U
4-Nitroaniline	A	ug/L	0	0		0	0	0	1.63	10	150	0%	0	0	0%	U
4-Nitrophenol	A	ug/L	0	0		0	0	0	2.5	10	150	0%	0	0	0%	U
Acenaphthene	A	ug/L	0	0		0	0	0	1.89	5	150	0%	0	0	0%	U
Acenaphthylene	A	ug/L	0	0		0	0	0	1.57	5	150	0%	0	0	0%	U
Aniline	A	ug/L	0	0		0	0	0	3.74	10	150	0%	0	0	0%	U
Anthracene	A	ug/L	0	0		0	0	0	1.23	5	150	0%	0	0	0%	U
Azobenzene	A	ug/L	0	0		0	0	0	1.09	10	150	0%	0	0	0%	U
Benzidine	A	ug/L	0	0		0	0	0	6.72	10	150	0%	0	0	0%	U
Benzo(a)anthracene	A	ug/L	0	0		0	0	0	0.856	5	150	0%	0	0	0%	U
Benzo(a)pyrene	A	ug/L	0	0		0	0	0	1.24	5	150	0%	0	0	0%	U
Benzo(b)fluoranthene	A	ug/L	0	0		0	0	0	0.903	5	150	0%	0	0	0%	U
Benzo(g,h,i)perylene	A	ug/L	0	0		0	0	0	1.01	5	150	0%	0	0	0%	U
Benzo(k)fluoranthene	A	ug/L	0	0		0	0	0	0.97	5	150	0%	0	0	0%	U
Benzoic acid	A	ug/L	0	0		0	0	0	1.51	10	150	0%	0	0	0%	U
Benzyl alcohol	A	ug/L	0	0		0	0	0	3.13	10	150	0%	0	0	0%	U
bis(-2-chloroethoxy)Methane	A	ug/L	0	0		0	0	0	1.36	10	150	0%	0	0	0%	U
bis(-2-chloroethyl)Ether	A	ug/L	0	0		0	0	0	2.57	10	150	0%	0	0	0%	U
bis(2-chloroisopropyl)Ether	A	ug/L	0	0		0	0	0	1.49	10	150	0%	0	0	0%	U
bis(2-ethylhexyl)Phthalate	A	ug/L	0	0		0	0	0	1.91	10	150	0%	0	0	0%	U

Seq No	Lab ID	Test Code	Sample Typ	File ID	Analysis Date	DF	Batch ID	Prep Date	SPKref	RPDref	pmoist					
15055085	B22021435-012	SVOC-8270-W-	SAMP	SV5973N.I	sd0222/24/2022 9:33:3	1	163957	2/23/2022 9:	0	0						
Analyte	T	Units	RAW	Final	Text	Spike	SPKref	RPDref	MDL	PQL	UQL	%REC	LOW	HIGH	%RPD	Q
Butylbenzylphthalate	A	ug/L	0	0		0	0	0	1.57	10	150	0%	0	0	0%	U
Carbazole	A	ug/L	0	0		0	0	0	0.842	10	150	0%	0	0	0%	U
Chrysene	A	ug/L	0	0		0	0	0	1.17	5	150	0%	0	0	0%	U
Di-n-butyl phthalate	A	ug/L	0	0		0	0	0	0.932	10	150	0%	0	0	0%	U
Di-n-octyl phthalate	A	ug/L	0	0		0	0	0	1.34	10	150	0%	0	0	0%	U
Dibenzo(a,h)anthracene	A	ug/L	0	0		0	0	0	1.17	5	150	0%	0	0	0%	U
Dibenzofuran	A	ug/L	0	0		0	0	0	1.74	10	150	0%	0	0	0%	U
Diethyl phthalate	A	ug/L	0	0		0	0	0	2.18	10	150	0%	0	0	0%	U
Dimethyl phthalate	A	ug/L	0	0		0	0	0	1.72	10	150	0%	0	0	0%	U
Fluoranthene	A	ug/L	0	0		0	0	0	0.883	5	150	0%	0	0	0%	U
Fluorene	A	ug/L	0	0		0	0	0	1.82	5	150	0%	0	0	0%	U
Hexachlorobenzene	A	ug/L	0	0		0	0	0	1.33	10	150	0%	0	0	0%	U
Hexachlorobutadiene	A	ug/L	0	0		0	0	0	2.32	10	150	0%	0	0	0%	U
Hexachlorocyclopentadiene	A	ug/L	0	0		0	0	0	2.97	10	150	0%	0	0	0%	U
Hexachloroethane	A	ug/L	0	0		0	0	0	1.79	10	150	0%	0	0	0%	U
Indeno(1,2,3-cd)pyrene	A	ug/L	0	0		0	0	0	1.25	5	150	0%	0	0	0%	U
Isophorone	A	ug/L	0	0		0	0	0	1.67	10	150	0%	0	0	0%	U
m+p-Cresols	A	ug/L	0	0		0	0	0	1.78	10	150	0%	0	0	0%	U
n-Nitroso-di-n-propylamine	A	ug/L	0	0		0	0	0	1.54	10	150	0%	0	0	0%	U
n-Nitrosodimethylamine	A	ug/L	0	0		0	0	0	1.53	10	150	0%	0	0	0%	U
n-Nitrosodiphenylamine	A	ug/L	0	0		0	0	0	1.16	10	150	0%	0	0	0%	U
Naphthalene	A	ug/L	0	0		0	0	0	1.74	5	150	0%	0	0	0%	U
Nitrobenzene	A	ug/L	0	0		0	0	0	2.31	10	150	0%	0	0	0%	U
o-Cresol	A	ug/L	0	0		0	0	0	1.83	10	150	0%	0	0	0%	U
p-Chloroaniline	A	ug/L	0	0		0	0	0	1.52	10	150	0%	0	0	0%	U
Pentachlorophenol	A	ug/L	0	0		0	0	0	4.24	10	150	0%	0	0	0%	U
Phenanthrene	A	ug/L	0	0		0	0	0	0.784	5	150	0%	0	0	0%	U
Phenol	A	ug/L	0	0		0	0	0	1.46	10	150	0%	0	0	0%	U
Pyrene	A	ug/L	0	0		0	0	0	0.921	5	150	0%	0	0	0%	U
Pyridine	A	ug/L	0	0		0	0	0	3.22	10	150	0%	0	0	0%	U
Triallate	A	ug/L	0	0		0	0	0	1.51	10	150	0%	0	0	0%	U
1,4-Dichlorobenzene-d4	I	ug/L	40	40		0	0	0	0	10	150	0%	0	0	0%	
Acenaphthene-d10	I	ug/L	40	40		0	0	0	0	10	150	0%	0	0	0%	
Chrysene-d12	I	ug/L	40	40		0	0	0	0	10	150	0%	0	0	0%	
Naphthalene-d8	I	ug/L	40	40		0	0	0	0	10	150	0%	0	0	0%	

Seq No	Lab ID	Test Code	Sample Typ	File ID	Analysis Date	DF	Batch ID	Prep Date	SPKref	RPDref	pmoist					
15055085	B22021435-012	SVOC-8270-W-	SAMP	SV5973N.I	sd0222/24/2022 9:33:3	1	163957	2/23/2022 9:	0	0						
Analyte	T	Units	RAW	Final	Text	Spike	SPKref	RPDref	MDL	PQL	UQL	%REC	LOW	HIGH	%RPD	Q
Perylene-d12	I	ug/L	40	40		0	0	0	0	10	150	0%	0	0	0%	
Phenanthrene-d10	I	ug/L	40	40		0	0	0	0	10	150	0%	0	0	0%	
2,4,6-Tribromophenol	S	ug/L	151.16186	151.16186		200	0	0	2.88	10	0	76%	43	140	0%	
2-Fluorobiphenyl	S	ug/L	58.60898	58.60898		100	0	0	0.724	10	0	59%	44	119	0%	
2-Fluorophenol	S	ug/L	55.96597	55.96597		200	0	0	3.52	10	0	28%	19	119	0%	
Nitrobenzene-d5	S	ug/L	61.33856	61.33856		100	0	0	2.34	10	0	61%	44	120	0%	
Phenol-d5	S	ug/L	49.10487	49.10487		200	0	0	2.06	10	0	25%	10	65	0%	
Terphenyl-d14	S	ug/L	92.85049	92.85049		100	0	0	1.17	10	0	93%	50	134	0%	
4-Chloroaniline	X	ug/L	0	0		0	0	0	1.61	10	150	0%	0	0	0%	U
o-Terphenyl	X	ug/L	0	0		0	0	0	1.27	10	150	0%	0	0	0%	U

Seq No	Lab ID	Test Code	Sample Typ	File ID	Analysis Date	DF	Batch ID	Prep Date	SPKref	RPDref	pmoist					
15055086	B22021435-017	SVOC-8270-W-	SAMP	SV5973N.I	sd0222/24/2022 10:05:	1	163957	2/23/2022 9:	0	0						
Analyte	T	Units	RAW	Final	Text	Spike	SPKref	RPDref	MDL	PQL	UQL	%REC	LOW	HIGH	%RPD	Q
1,2,4-Trichlorobenzene	A	ug/L	0	0		0	0	0	1.9	10	150	0%	0	0	0%	U
1,2-Dichlorobenzene	A	ug/L	0	0		0	0	0	1.97	10	150	0%	0	0	0%	U
1,3-Dichlorobenzene	A	ug/L	0	0		0	0	0	2.13	10	150	0%	0	0	0%	U
1,4-Dichlorobenzene	A	ug/L	0	0		0	0	0	2.02	10	150	0%	0	0	0%	U
1-Methylnaphthalene	A	ug/L	0	0		0	0	0	2.39	5	150	0%	0	0	0%	U
2,2'-Oxybis(1-Chloropropane)	A	ug/L	0	0		0	0	0	1.45	10	150	0%	0	0	0%	U
2,4,5-Trichlorophenol	A	ug/L	0	0		0	0	0	2.23	10	150	0%	0	0	0%	U
2,4,6-Trichlorophenol	A	ug/L	0	0		0	0	0	2.64	10	150	0%	0	0	0%	U
2,4-Dichlorophenol	A	ug/L	0	0		0	0	0	1.69	10	150	0%	0	0	0%	U
2,4-Dimethylphenol	A	ug/L	0	0		0	0	0	1.69	10	150	0%	0	0	0%	U
2,4-Dinitrophenol	A	ug/L	0	0		0	0	0	4.26	10	150	0%	0	0	0%	U
2,4-Dinitrotoluene	A	ug/L	0	0		0	0	0	3.04	10	150	0%	0	0	0%	U
2,6-Dinitrotoluene	A	ug/L	0	0		0	0	0	3.2	10	150	0%	0	0	0%	U
2-Chloronaphthalene	A	ug/L	0	0		0	0	0	2.14	10	150	0%	0	0	0%	U
2-Chlorophenol	A	ug/L	0	0		0	0	0	2.48	10	150	0%	0	0	0%	U
2-Methylnaphthalene	A	ug/L	0	0		0	0	0	1.92	5	150	0%	0	0	0%	U
2-Nitroaniline	A	ug/L	0	0		0	0	0	2.4	10	150	0%	0	0	0%	U
2-Nitrophenol	A	ug/L	0	0		0	0	0	2.36	10	150	0%	0	0	0%	U
3,3'-Dichlorobenzidine	A	ug/L	0	0		0	0	0	2.11	10	150	0%	0	0	0%	U
3-Nitroaniline	A	ug/L	0	0		0	0	0	2.77	10	150	0%	0	0	0%	U

Seq No	Lab ID	Test Code	Sample Typ	File ID	Analysis Date	DF	Batch ID	Prep Date	SPKref	RPDref	pmoist					
15055086	B22021435-017	SVOC-8270-W-	SAMP	SV5973N.I	sd0222/24/2022 10:05:	1	163957	2/23/2022 9:	0	0						
Analyte	T	Units	RAW	Final	Text	Spike	SPKref	RPDref	MDL	PQL	UQL	%REC	LOW	HIGH	%RPD	Q
4,6-Dinitro-2-methylphenol	A	ug/L	0	0		0	0	0	2.33	10	150	0%	0	0	0%	U
4-Bromophenyl phenyl ether	A	ug/L	0	0		0	0	0	1.74	10	150	0%	0	0	0%	U
4-Chloro-2-methylphenol	A	ug/L	0	0		0	0	0	1.6	10	150	0%	0	0	0%	U
4-Chloro-3-methylphenol	A	ug/L	0	0		0	0	0	1.46	10	150	0%	0	0	0%	U
4-Chlorophenol	A	ug/L	0	0		0	0	0	2.64	10	150	0%	0	0	0%	U
4-Chlorophenyl phenyl ether	A	ug/L	0	0		0	0	0	2.03	10	150	0%	0	0	0%	U
4-Nitroaniline	A	ug/L	0	0		0	0	0	1.63	10	150	0%	0	0	0%	U
4-Nitrophenol	A	ug/L	0	0		0	0	0	2.5	10	150	0%	0	0	0%	U
Acenaphthene	A	ug/L	0	0		0	0	0	1.89	5	150	0%	0	0	0%	U
Acenaphthylene	A	ug/L	0	0		0	0	0	1.57	5	150	0%	0	0	0%	U
Aniline	A	ug/L	0	0		0	0	0	3.74	10	150	0%	0	0	0%	U
Anthracene	A	ug/L	0	0		0	0	0	1.23	5	150	0%	0	0	0%	U
Azobenzene	A	ug/L	0	0		0	0	0	1.09	10	150	0%	0	0	0%	U
Benzidine	A	ug/L	0	0		0	0	0	6.72	10	150	0%	0	0	0%	U
Benzo(a)anthracene	A	ug/L	0	0		0	0	0	0.856	5	150	0%	0	0	0%	U
Benzo(a)pyrene	A	ug/L	0	0		0	0	0	1.24	5	150	0%	0	0	0%	U
Benzo(b)fluoranthene	A	ug/L	0	0		0	0	0	0.903	5	150	0%	0	0	0%	U
Benzo(g,h,i)perylene	A	ug/L	0	0		0	0	0	1.01	5	150	0%	0	0	0%	U
Benzo(k)fluoranthene	A	ug/L	0	0		0	0	0	0.97	5	150	0%	0	0	0%	U
Benzoic acid	A	ug/L	0	0		0	0	0	1.51	10	150	0%	0	0	0%	U
Benzyl alcohol	A	ug/L	0	0		0	0	0	3.13	10	150	0%	0	0	0%	U
bis(-2-chloroethoxy)Methane	A	ug/L	0	0		0	0	0	1.36	10	150	0%	0	0	0%	U
bis(-2-chloroethyl)Ether	A	ug/L	0	0		0	0	0	2.57	10	150	0%	0	0	0%	U
bis(2-chloroisopropyl)Ether	A	ug/L	0	0		0	0	0	1.49	10	150	0%	0	0	0%	U
bis(2-ethylhexyl)Phthalate	A	ug/L	0	0		0	0	0	1.91	10	150	0%	0	0	0%	U
Butylbenzylphthalate	A	ug/L	0	0		0	0	0	1.57	10	150	0%	0	0	0%	U
Carbazole	A	ug/L	0	0		0	0	0	0.842	10	150	0%	0	0	0%	U
Chrysene	A	ug/L	0	0		0	0	0	1.17	5	150	0%	0	0	0%	U
Di-n-butyl phthalate	A	ug/L	0	0		0	0	0	0.932	10	150	0%	0	0	0%	U
Di-n-octyl phthalate	A	ug/L	0	0		0	0	0	1.34	10	150	0%	0	0	0%	U
Dibenzo(a,h)anthracene	A	ug/L	0	0		0	0	0	1.17	5	150	0%	0	0	0%	U
Dibenzofuran	A	ug/L	0	0		0	0	0	1.74	10	150	0%	0	0	0%	U
Diethyl phthalate	A	ug/L	0	0		0	0	0	2.18	10	150	0%	0	0	0%	U
Dimethyl phthalate	A	ug/L	0	0		0	0	0	1.72	10	150	0%	0	0	0%	U
Fluoranthene	A	ug/L	0	0		0	0	0	0.883	5	150	0%	0	0	0%	U

Seq No	Lab ID	Test Code	Sample Typ	File ID	Analysis Date	DF	Batch ID	Prep Date	SPKref	RPDref	pmoist					
15055086	B22021435-017	SVOC-8270-W-	SAMP	SV5973N.I	sd0222/24/2022 10:05:	1	163957	2/23/2022 9:	0	0						
Analyte	T	Units	RAW	Final	Text	Spike	SPKref	RPDref	MDL	PQL	UQL	%REC	LOW	HIGH	%RPD	Q
Fluorene	A	ug/L	0	0		0	0	0	1.82	5	150	0%	0	0	0%	U
Hexachlorobenzene	A	ug/L	0	0		0	0	0	1.33	10	150	0%	0	0	0%	U
Hexachlorobutadiene	A	ug/L	0	0		0	0	0	2.32	10	150	0%	0	0	0%	U
Hexachlorocyclopentadiene	A	ug/L	0	0		0	0	0	2.97	10	150	0%	0	0	0%	U
Hexachloroethane	A	ug/L	0	0		0	0	0	1.79	10	150	0%	0	0	0%	U
Indeno(1,2,3-cd)pyrene	A	ug/L	0	0		0	0	0	1.25	5	150	0%	0	0	0%	U
Isophorone	A	ug/L	0	0		0	0	0	1.67	10	150	0%	0	0	0%	U
m+p-Cresols	A	ug/L	0	0		0	0	0	1.78	10	150	0%	0	0	0%	U
n-Nitroso-di-n-propylamine	A	ug/L	0	0		0	0	0	1.54	10	150	0%	0	0	0%	U
n-Nitrosodimethylamine	A	ug/L	0	0		0	0	0	1.53	10	150	0%	0	0	0%	U
n-Nitrosodiphenylamine	A	ug/L	0	0		0	0	0	1.16	10	150	0%	0	0	0%	U
Naphthalene	A	ug/L	0	0		0	0	0	1.74	5	150	0%	0	0	0%	U
Nitrobenzene	A	ug/L	0	0		0	0	0	2.31	10	150	0%	0	0	0%	U
o-Cresol	A	ug/L	0	0		0	0	0	1.83	10	150	0%	0	0	0%	U
p-Chloroaniline	A	ug/L	0	0		0	0	0	1.52	10	150	0%	0	0	0%	U
Pentachlorophenol	A	ug/L	0	0		0	0	0	4.24	10	150	0%	0	0	0%	U
Phenanthrene	A	ug/L	0	0		0	0	0	0.784	5	150	0%	0	0	0%	U
Phenol	A	ug/L	0	0		0	0	0	1.46	10	150	0%	0	0	0%	U
Pyrene	A	ug/L	0	0		0	0	0	0.921	5	150	0%	0	0	0%	U
Pyridine	A	ug/L	0	0		0	0	0	3.22	10	150	0%	0	0	0%	U
Triallate	A	ug/L	0	0		0	0	0	1.51	10	150	0%	0	0	0%	U
1,4-Dichlorobenzene-d4	I	ug/L	40	40		0	0	0	0	10	150	0%	0	0	0%	
Acenaphthene-d10	I	ug/L	40	40		0	0	0	0	10	150	0%	0	0	0%	
Chrysene-d12	I	ug/L	40	40		0	0	0	0	10	150	0%	0	0	0%	
Naphthalene-d8	I	ug/L	40	40		0	0	0	0	10	150	0%	0	0	0%	
Perylene-d12	I	ug/L	40	40		0	0	0	0	10	150	0%	0	0	0%	
Phenanthrene-d10	I	ug/L	40	40		0	0	0	0	10	150	0%	0	0	0%	
2,4,6-Tribromophenol	S	ug/L	122.28562	122.28562		200	0	0	2.88	10	0	61%	43	140	0%	
2-Fluorobiphenyl	S	ug/L	57.76044	57.76044		100	0	0	0.724	10	0	58%	44	119	0%	
2-Fluorophenol	S	ug/L	42.85464	42.85464		200	0	0	3.52	10	0	21%	19	119	0%	
Nitrobenzene-d5	S	ug/L	60.83967	60.83967		100	0	0	2.34	10	0	61%	44	120	0%	
Phenol-d5	S	ug/L	51.5694	51.5694		200	0	0	2.06	10	0	26%	10	65	0%	
Terphenyl-d14	S	ug/L	93.51992	93.51992		100	0	0	1.17	10	0	94%	50	134	0%	
4-Chloroaniline	X	ug/L	0	0		0	0	0	1.61	10	150	0%	0	0	0%	U
o-Terphenyl	X	ug/L	0	0		0	0	0	1.27	10	150	0%	0	0	0%	U

Seq No	Lab ID	Test Code	Sample Typ	File ID	Analysis Date	DF	Batch ID	Prep Date	SPKref	RPDref	pmoist					
15055087	B22021435-022	SVOC-8270-W-	SAMP	SV5973N.I	sd0222/24/2022 10:37:	1	163957	2/23/2022 9:	0	0						
Analyte	T	Units	RAW	Final	Text	Spike	SPKref	RPDref	MDL	PQL	UQL	%REC	LOW	HIGH	%RPD	Q
1,2,4-Trichlorobenzene	A	ug/L	0	0		0	0	0	1.9	10	150	0%	0	0	0%	U
1,2-Dichlorobenzene	A	ug/L	0	0		0	0	0	1.97	10	150	0%	0	0	0%	U
1,3-Dichlorobenzene	A	ug/L	0	0		0	0	0	2.13	10	150	0%	0	0	0%	U
1,4-Dichlorobenzene	A	ug/L	0	0		0	0	0	2.02	10	150	0%	0	0	0%	U
1-Methylnaphthalene	A	ug/L	0	0		0	0	0	2.39	5	150	0%	0	0	0%	U
2,2'-Oxybis(1-Chloropropane)	A	ug/L	0	0		0	0	0	1.45	10	150	0%	0	0	0%	U
2,4,5-Trichlorophenol	A	ug/L	0	0		0	0	0	2.23	10	150	0%	0	0	0%	U
2,4,6-Trichlorophenol	A	ug/L	0	0		0	0	0	2.64	10	150	0%	0	0	0%	U
2,4-Dichlorophenol	A	ug/L	0	0		0	0	0	1.69	10	150	0%	0	0	0%	U
2,4-Dimethylphenol	A	ug/L	0	0		0	0	0	1.69	10	150	0%	0	0	0%	U
2,4-Dinitrophenol	A	ug/L	0	0		0	0	0	4.26	10	150	0%	0	0	0%	U
2,4-Dinitrotoluene	A	ug/L	0	0		0	0	0	3.04	10	150	0%	0	0	0%	U
2,6-Dinitrotoluene	A	ug/L	0	0		0	0	0	3.2	10	150	0%	0	0	0%	U
2-Chloronaphthalene	A	ug/L	0	0		0	0	0	2.14	10	150	0%	0	0	0%	U
2-Chlorophenol	A	ug/L	0	0		0	0	0	2.48	10	150	0%	0	0	0%	U
2-Methylnaphthalene	A	ug/L	0	0		0	0	0	1.92	5	150	0%	0	0	0%	U
2-Nitroaniline	A	ug/L	0	0		0	0	0	2.4	10	150	0%	0	0	0%	U
2-Nitrophenol	A	ug/L	0	0		0	0	0	2.36	10	150	0%	0	0	0%	U
3,3'-Dichlorobenzidine	A	ug/L	0	0		0	0	0	2.11	10	150	0%	0	0	0%	U
3-Nitroaniline	A	ug/L	0	0		0	0	0	2.77	10	150	0%	0	0	0%	U
4,6-Dinitro-2-methylphenol	A	ug/L	3.7534	3.7534		0	0	0	2.33	10	150	0%	0	0	0%	J
4-Bromophenyl phenyl ether	A	ug/L	0	0		0	0	0	1.74	10	150	0%	0	0	0%	U
4-Chloro-2-methylphenol	A	ug/L	0	0		0	0	0	1.6	10	150	0%	0	0	0%	U
4-Chloro-3-methylphenol	A	ug/L	0	0		0	0	0	1.46	10	150	0%	0	0	0%	U
4-Chlorophenol	A	ug/L	0	0		0	0	0	2.64	10	150	0%	0	0	0%	U
4-Chlorophenyl phenyl ether	A	ug/L	0	0		0	0	0	2.03	10	150	0%	0	0	0%	U
4-Nitroaniline	A	ug/L	0	0		0	0	0	1.63	10	150	0%	0	0	0%	U
4-Nitrophenol	A	ug/L	0	0		0	0	0	2.5	10	150	0%	0	0	0%	U
Acenaphthene	A	ug/L	0	0		0	0	0	1.89	5	150	0%	0	0	0%	U
Acenaphthylene	A	ug/L	0	0		0	0	0	1.57	5	150	0%	0	0	0%	U
Aniline	A	ug/L	0	0		0	0	0	3.74	10	150	0%	0	0	0%	U
Anthracene	A	ug/L	0	0		0	0	0	1.23	5	150	0%	0	0	0%	U
Azobenzene	A	ug/L	0	0		0	0	0	1.09	10	150	0%	0	0	0%	U
Benzidine	A	ug/L	0	0		0	0	0	6.72	10	150	0%	0	0	0%	U
Benzo(a)anthracene	A	ug/L	0	0		0	0	0	0.856	5	150	0%	0	0	0%	U

Seq No	Lab ID	Test Code	Sample Typ	File ID	Analysis Date	DF	Batch ID	Prep Date	SPKref	RPDref	pmoist					
15055087	B22021435-022	SVOC-8270-W-	SAMP	SV5973N.I	sd0222/24/2022 10:37:	1	163957	2/23/2022 9:	0	0						
Analyte	T	Units	RAW	Final	Text	Spike	SPKref	RPDref	MDL	PQL	UQL	%REC	LOW	HIGH	%RPD	Q
Benzo(a)pyrene	A	ug/L	0	0		0	0	0	1.24	5	150	0%	0	0	0%	U
Benzo(b)fluoranthene	A	ug/L	0	0		0	0	0	0.903	5	150	0%	0	0	0%	U
Benzo(g,h,i)perylene	A	ug/L	0	0		0	0	0	1.01	5	150	0%	0	0	0%	U
Benzo(k)fluoranthene	A	ug/L	0	0		0	0	0	0.97	5	150	0%	0	0	0%	U
Benzoic acid	A	ug/L	0	0		0	0	0	1.51	10	150	0%	0	0	0%	U
Benzyl alcohol	A	ug/L	0	0		0	0	0	3.13	10	150	0%	0	0	0%	U
bis(-2-chloroethoxy)Methane	A	ug/L	0	0		0	0	0	1.36	10	150	0%	0	0	0%	U
bis(-2-chloroethyl)Ether	A	ug/L	0	0		0	0	0	2.57	10	150	0%	0	0	0%	U
bis(2-chloroisopropyl)Ether	A	ug/L	0	0		0	0	0	1.49	10	150	0%	0	0	0%	U
bis(2-ethylhexyl)Phthalate	A	ug/L	0	0		0	0	0	1.91	10	150	0%	0	0	0%	U
Butylbenzylphthalate	A	ug/L	0	0		0	0	0	1.57	10	150	0%	0	0	0%	U
Carbazole	A	ug/L	0	0		0	0	0	0.842	10	150	0%	0	0	0%	U
Chrysene	A	ug/L	0	0		0	0	0	1.17	5	150	0%	0	0	0%	U
Di-n-butyl phthalate	A	ug/L	0	0		0	0	0	0.932	10	150	0%	0	0	0%	U
Di-n-octyl phthalate	A	ug/L	0	0		0	0	0	1.34	10	150	0%	0	0	0%	U
Dibenzo(a,h)anthracene	A	ug/L	0	0		0	0	0	1.17	5	150	0%	0	0	0%	U
Dibenzofuran	A	ug/L	0	0		0	0	0	1.74	10	150	0%	0	0	0%	U
Diethyl phthalate	A	ug/L	0	0		0	0	0	2.18	10	150	0%	0	0	0%	U
Dimethyl phthalate	A	ug/L	0	0		0	0	0	1.72	10	150	0%	0	0	0%	U
Fluoranthene	A	ug/L	0	0		0	0	0	0.883	5	150	0%	0	0	0%	U
Fluorene	A	ug/L	0	0		0	0	0	1.82	5	150	0%	0	0	0%	U
Hexachlorobenzene	A	ug/L	0	0		0	0	0	1.33	10	150	0%	0	0	0%	U
Hexachlorobutadiene	A	ug/L	0	0		0	0	0	2.32	10	150	0%	0	0	0%	U
Hexachlorocyclopentadiene	A	ug/L	0	0		0	0	0	2.97	10	150	0%	0	0	0%	U
Hexachloroethane	A	ug/L	0	0		0	0	0	1.79	10	150	0%	0	0	0%	U
Indeno(1,2,3-cd)pyrene	A	ug/L	0	0		0	0	0	1.25	5	150	0%	0	0	0%	U
Isophorone	A	ug/L	0	0		0	0	0	1.67	10	150	0%	0	0	0%	U
m+p-Cresols	A	ug/L	0	0		0	0	0	1.78	10	150	0%	0	0	0%	U
n-Nitroso-di-n-propylamine	A	ug/L	0	0		0	0	0	1.54	10	150	0%	0	0	0%	U
n-Nitrosodimethylamine	A	ug/L	0	0		0	0	0	1.53	10	150	0%	0	0	0%	U
n-Nitrosodiphenylamine	A	ug/L	0	0		0	0	0	1.16	10	150	0%	0	0	0%	U
Naphthalene	A	ug/L	0	0		0	0	0	1.74	5	150	0%	0	0	0%	U
Nitrobenzene	A	ug/L	0	0		0	0	0	2.31	10	150	0%	0	0	0%	U
o-Cresol	A	ug/L	0	0		0	0	0	1.83	10	150	0%	0	0	0%	U
p-Chloroaniline	A	ug/L	0	0		0	0	0	1.52	10	150	0%	0	0	0%	U

Seq No	Lab ID	Test Code	Sample Typ	File ID	Analysis Date	DF	Batch ID	Prep Date	SPKref	RPDref	pmoist					
15055087	B22021435-022	SVOC-8270-W-	SAMP	SV5973N.I	sd0222/24/2022 10:37:	1	163957	2/23/2022 9:	0	0						
Analyte	T	Units	RAW	Final	Text	Spike	SPKref	RPDref	MDL	PQL	UQL	%REC	LOW	HIGH	%RPD	Q
Pentachlorophenol	A	ug/L	0	0		0	0	0	4.24	10	150	0%	0	0	0%	U
Phenanthrene	A	ug/L	0	0		0	0	0	0.784	5	150	0%	0	0	0%	U
Phenol	A	ug/L	0	0		0	0	0	1.46	10	150	0%	0	0	0%	U
Pyrene	A	ug/L	0	0		0	0	0	0.921	5	150	0%	0	0	0%	U
Pyridine	A	ug/L	0	0		0	0	0	3.22	10	150	0%	0	0	0%	U
Triallate	A	ug/L	0	0		0	0	0	1.51	10	150	0%	0	0	0%	U
1,4-Dichlorobenzene-d4	I	ug/L	40	40		0	0	0	0	10	150	0%	0	0	0%	
Acenaphthene-d10	I	ug/L	40	40		0	0	0	0	10	150	0%	0	0	0%	
Chrysene-d12	I	ug/L	40	40		0	0	0	0	10	150	0%	0	0	0%	
Naphthalene-d8	I	ug/L	40	40		0	0	0	0	10	150	0%	0	0	0%	
Perylene-d12	I	ug/L	40	40		0	0	0	0	10	150	0%	0	0	0%	
Phenanthrene-d10	I	ug/L	40	40		0	0	0	0	10	150	0%	0	0	0%	
2,4,6-Tribromophenol	S	ug/L	160.0108	160.0108		200	0	0	2.88	10	0	80%	43	140	0%	
2-Fluorobiphenyl	S	ug/L	63.72174	63.72174		100	0	0	0.724	10	0	64%	44	119	0%	
2-Fluorophenol	S	ug/L	69.5332	69.5332		200	0	0	3.52	10	0	35%	19	119	0%	
Nitrobenzene-d5	S	ug/L	66.05773	66.05773		100	0	0	2.34	10	0	66%	44	120	0%	
Phenol-d5	S	ug/L	54.55433	54.55433		200	0	0	2.06	10	0	27%	10	65	0%	
Terphenyl-d14	S	ug/L	102.86773	102.86773		100	0	0	1.17	10	0	103%	50	134	0%	
4-Chloroaniline	X	ug/L	0	0		0	0	0	1.61	10	150	0%	0	0	0%	U
o-Terphenyl	X	ug/L	0	0		0	0	0	1.27	10	150	0%	0	0	0%	U

Seq No	Lab ID	Test Code	Sample Typ	File ID	Analysis Date	DF	Batch ID	Prep Date	SPKref	RPDref	pmoist					
15055088	B22021435-027	SVOC-8270-W-	SAMP	SV5973N.I	sd0222/24/2022 11:10:	1	163957	2/23/2022 9:	0	0						
Analyte	T	Units	RAW	Final	Text	Spike	SPKref	RPDref	MDL	PQL	UQL	%REC	LOW	HIGH	%RPD	Q
1,2,4-Trichlorobenzene	A	ug/L	0	0		0	0	0	1.9	10	150	0%	0	0	0%	U
1,2-Dichlorobenzene	A	ug/L	0	0		0	0	0	1.97	10	150	0%	0	0	0%	U
1,3-Dichlorobenzene	A	ug/L	0	0		0	0	0	2.13	10	150	0%	0	0	0%	U
1,4-Dichlorobenzene	A	ug/L	0	0		0	0	0	2.02	10	150	0%	0	0	0%	U
1-Methylnaphthalene	A	ug/L	0	0		0	0	0	2.39	5	150	0%	0	0	0%	U
2,2'-Oxybis(1-Chloropropane)	A	ug/L	0	0		0	0	0	1.45	10	150	0%	0	0	0%	U
2,4,5-Trichlorophenol	A	ug/L	0	0		0	0	0	2.23	10	150	0%	0	0	0%	U
2,4,6-Trichlorophenol	A	ug/L	0	0		0	0	0	2.64	10	150	0%	0	0	0%	U
2,4-Dichlorophenol	A	ug/L	0	0		0	0	0	1.69	10	150	0%	0	0	0%	U
2,4-Dimethylphenol	A	ug/L	0	0		0	0	0	1.69	10	150	0%	0	0	0%	U

Seq No	Lab ID	Test Code	Sample Typ	File ID	Analysis Date	DF	Batch ID	Prep Date	SPKref	RPDref	pmoist					
15055088	B22021435-027	SVOC-8270-W-	SAMP	SV5973N.I	sd0222/24/2022 11:10:	1	163957	2/23/2022 9:	0	0						
Analyte	T	Units	RAW	Final	Text	Spike	SPKref	RPDref	MDL	PQL	UQL	%REC	LOW	HIGH	%RPD	Q
2,4-Dinitrophenol	A	ug/L	0	0		0	0	0	4.26	10	150	0%	0	0	0%	U
2,4-Dinitrotoluene	A	ug/L	0	0		0	0	0	3.04	10	150	0%	0	0	0%	U
2,6-Dinitrotoluene	A	ug/L	0	0		0	0	0	3.2	10	150	0%	0	0	0%	U
2-Chloronaphthalene	A	ug/L	0	0		0	0	0	2.14	10	150	0%	0	0	0%	U
2-Chlorophenol	A	ug/L	0	0		0	0	0	2.48	10	150	0%	0	0	0%	U
2-Methylnaphthalene	A	ug/L	0	0		0	0	0	1.92	5	150	0%	0	0	0%	U
2-Nitroaniline	A	ug/L	0	0		0	0	0	2.4	10	150	0%	0	0	0%	U
2-Nitrophenol	A	ug/L	0	0		0	0	0	2.36	10	150	0%	0	0	0%	U
3,3'-Dichlorobenzidine	A	ug/L	0	0		0	0	0	2.11	10	150	0%	0	0	0%	U
3-Nitroaniline	A	ug/L	0	0		0	0	0	2.77	10	150	0%	0	0	0%	U
4,6-Dinitro-2-methylphenol	A	ug/L	0	0		0	0	0	2.33	10	150	0%	0	0	0%	U
4-Bromophenyl phenyl ether	A	ug/L	0	0		0	0	0	1.74	10	150	0%	0	0	0%	U
4-Chloro-2-methylphenol	A	ug/L	0	0		0	0	0	1.6	10	150	0%	0	0	0%	U
4-Chloro-3-methylphenol	A	ug/L	0	0		0	0	0	1.46	10	150	0%	0	0	0%	U
4-Chlorophenol	A	ug/L	0	0		0	0	0	2.64	10	150	0%	0	0	0%	U
4-Chlorophenyl phenyl ether	A	ug/L	0	0		0	0	0	2.03	10	150	0%	0	0	0%	U
4-Nitroaniline	A	ug/L	0	0		0	0	0	1.63	10	150	0%	0	0	0%	U
4-Nitrophenol	A	ug/L	0	0		0	0	0	2.5	10	150	0%	0	0	0%	U
Acenaphthene	A	ug/L	0	0		0	0	0	1.89	5	150	0%	0	0	0%	U
Acenaphthylene	A	ug/L	0	0		0	0	0	1.57	5	150	0%	0	0	0%	U
Aniline	A	ug/L	0	0		0	0	0	3.74	10	150	0%	0	0	0%	U
Anthracene	A	ug/L	0	0		0	0	0	1.23	5	150	0%	0	0	0%	U
Azobenzene	A	ug/L	0	0		0	0	0	1.09	10	150	0%	0	0	0%	U
Benzidine	A	ug/L	0	0		0	0	0	6.72	10	150	0%	0	0	0%	U
Benzo(a)anthracene	A	ug/L	0	0		0	0	0	0.856	5	150	0%	0	0	0%	U
Benzo(a)pyrene	A	ug/L	0	0		0	0	0	1.24	5	150	0%	0	0	0%	U
Benzo(b)fluoranthene	A	ug/L	0	0		0	0	0	0.903	5	150	0%	0	0	0%	U
Benzo(g,h,i)perylene	A	ug/L	0	0		0	0	0	1.01	5	150	0%	0	0	0%	U
Benzo(k)fluoranthene	A	ug/L	0	0		0	0	0	0.97	5	150	0%	0	0	0%	U
Benzoic acid	A	ug/L	0	0		0	0	0	1.51	10	150	0%	0	0	0%	U
Benzyl alcohol	A	ug/L	0	0		0	0	0	3.13	10	150	0%	0	0	0%	U
bis(-2-chloroethoxy)Methane	A	ug/L	0	0		0	0	0	1.36	10	150	0%	0	0	0%	U
bis(-2-chloroethyl)Ether	A	ug/L	0	0		0	0	0	2.57	10	150	0%	0	0	0%	U
bis(2-chloroisopropyl)Ether	A	ug/L	0	0		0	0	0	1.49	10	150	0%	0	0	0%	U
bis(2-ethylhexyl)Phthalate	A	ug/L	0	0		0	0	0	1.91	10	150	0%	0	0	0%	U

Seq No	Lab ID	Test Code	Sample Typ	File ID	Analysis Date	DF	Batch ID	Prep Date	SPKref	RPDref	pmoist					
15055088	B22021435-027	SVOC-8270-W-	SAMP	SV5973N.I	sd0222/24/2022 11:10:	1	163957	2/23/2022 9:	0	0						
Analyte	T	Units	RAW	Final	Text	Spike	SPKref	RPDref	MDL	PQL	UQL	%REC	LOW	HIGH	%RPD	Q
Butylbenzylphthalate	A	ug/L	0	0		0	0	0	1.57	10	150	0%	0	0	0%	U
Carbazole	A	ug/L	0	0		0	0	0	0.842	10	150	0%	0	0	0%	U
Chrysene	A	ug/L	0	0		0	0	0	1.17	5	150	0%	0	0	0%	U
Di-n-butyl phthalate	A	ug/L	0	0		0	0	0	0.932	10	150	0%	0	0	0%	U
Di-n-octyl phthalate	A	ug/L	0	0		0	0	0	1.34	10	150	0%	0	0	0%	U
Dibenzo(a,h)anthracene	A	ug/L	0	0		0	0	0	1.17	5	150	0%	0	0	0%	U
Dibenzofuran	A	ug/L	0	0		0	0	0	1.74	10	150	0%	0	0	0%	U
Diethyl phthalate	A	ug/L	0	0		0	0	0	2.18	10	150	0%	0	0	0%	U
Dimethyl phthalate	A	ug/L	0	0		0	0	0	1.72	10	150	0%	0	0	0%	U
Fluoranthene	A	ug/L	0	0		0	0	0	0.883	5	150	0%	0	0	0%	U
Fluorene	A	ug/L	0	0		0	0	0	1.82	5	150	0%	0	0	0%	U
Hexachlorobenzene	A	ug/L	0	0		0	0	0	1.33	10	150	0%	0	0	0%	U
Hexachlorobutadiene	A	ug/L	0	0		0	0	0	2.32	10	150	0%	0	0	0%	U
Hexachlorocyclopentadiene	A	ug/L	0	0		0	0	0	2.97	10	150	0%	0	0	0%	U
Hexachloroethane	A	ug/L	0	0		0	0	0	1.79	10	150	0%	0	0	0%	U
Indeno(1,2,3-cd)pyrene	A	ug/L	0	0		0	0	0	1.25	5	150	0%	0	0	0%	U
Isophorone	A	ug/L	0	0		0	0	0	1.67	10	150	0%	0	0	0%	U
m+p-Cresols	A	ug/L	0	0		0	0	0	1.78	10	150	0%	0	0	0%	U
n-Nitroso-di-n-propylamine	A	ug/L	0	0		0	0	0	1.54	10	150	0%	0	0	0%	U
n-Nitrosodimethylamine	A	ug/L	0	0		0	0	0	1.53	10	150	0%	0	0	0%	U
n-Nitrosodiphenylamine	A	ug/L	0	0		0	0	0	1.16	10	150	0%	0	0	0%	U
Naphthalene	A	ug/L	0	0		0	0	0	1.74	5	150	0%	0	0	0%	U
Nitrobenzene	A	ug/L	0	0		0	0	0	2.31	10	150	0%	0	0	0%	U
o-Cresol	A	ug/L	0	0		0	0	0	1.83	10	150	0%	0	0	0%	U
p-Chloroaniline	A	ug/L	0	0		0	0	0	1.52	10	150	0%	0	0	0%	U
Pentachlorophenol	A	ug/L	0	0		0	0	0	4.24	10	150	0%	0	0	0%	U
Phenanthrene	A	ug/L	0	0		0	0	0	0.784	5	150	0%	0	0	0%	U
Phenol	A	ug/L	0	0		0	0	0	1.46	10	150	0%	0	0	0%	U
Pyrene	A	ug/L	0	0		0	0	0	0.921	5	150	0%	0	0	0%	U
Pyridine	A	ug/L	0	0		0	0	0	3.22	10	150	0%	0	0	0%	U
Triallate	A	ug/L	0	0		0	0	0	1.51	10	150	0%	0	0	0%	U
1,4-Dichlorobenzene-d4	l	ug/L	40	40		0	0	0	0	10	150	0%	0	0	0%	
Acenaphthene-d10	l	ug/L	40	40		0	0	0	0	10	150	0%	0	0	0%	
Chrysene-d12	l	ug/L	40	40		0	0	0	0	10	150	0%	0	0	0%	
Naphthalene-d8	l	ug/L	40	40		0	0	0	0	10	150	0%	0	0	0%	

Seq No	Lab ID	Test Code	Sample Typ	File ID	Analysis Date	DF	Batch ID	Prep Date	SPKref	RPDref	pmoist					
15055088	B22021435-027	SVOC-8270-W-	SAMP	SV5973N.I	sd0222/24/2022 11:10:	1	163957	2/23/2022 9:	0	0						
Analyte	T	Units	RAW	Final	Text	Spike	SPKref	RPDref	MDL	PQL	UQL	%REC	LOW	HIGH	%RPD	Q
Perylene-d12	I	ug/L	40	40		0	0	0	0	10	150	0%	0	0	0%	
Phenanthrene-d10	I	ug/L	40	40		0	0	0	0	10	150	0%	0	0	0%	
2,4,6-Tribromophenol	S	ug/L	133.52849	133.52849		200	0	0	2.88	10	0	67%	43	140	0%	
2-Fluorobiphenyl	S	ug/L	55.54563	55.54563		100	0	0	0.724	10	0	56%	44	119	0%	
2-Fluorophenol	S	ug/L	58.95193	58.95193		200	0	0	3.52	10	0	29%	19	119	0%	
Nitrobenzene-d5	S	ug/L	55.83458	55.83458		100	0	0	2.34	10	0	56%	44	120	0%	
Phenol-d5	S	ug/L	51.66806	51.66806		200	0	0	2.06	10	0	26%	10	65	0%	
Terphenyl-d14	S	ug/L	94.49561	94.49561		100	0	0	1.17	10	0	94%	50	134	0%	
4-Chloroaniline	X	ug/L	0	0		0	0	0	1.61	10	150	0%	0	0	0%	U
o-Terphenyl	X	ug/L	0	0		0	0	0	1.27	10	150	0%	0	0	0%	U

Seq No	Lab ID	Test Code	Sample Typ	File ID	Analysis Date	DF	Batch ID	Prep Date	SPKref	RPDref	pmoist					
15055089	B22021435-032	SVOC-8270-W-	SAMP	SV5973N.I	sd0222/24/2022 11:42:	1	163957	2/23/2022 9:	0	0						
Analyte	T	Units	RAW	Final	Text	Spike	SPKref	RPDref	MDL	PQL	UQL	%REC	LOW	HIGH	%RPD	Q
1,2,4-Trichlorobenzene	A	ug/L	0	0		0	0	0	1.9	10	150	0%	0	0	0%	U
1,2-Dichlorobenzene	A	ug/L	0	0		0	0	0	1.97	10	150	0%	0	0	0%	U
1,3-Dichlorobenzene	A	ug/L	0	0		0	0	0	2.13	10	150	0%	0	0	0%	U
1,4-Dichlorobenzene	A	ug/L	0	0		0	0	0	2.02	10	150	0%	0	0	0%	U
1-Methylnaphthalene	A	ug/L	0	0		0	0	0	2.39	5	150	0%	0	0	0%	U
2,2'-Oxybis(1-Chloropropane)	A	ug/L	0	0		0	0	0	1.45	10	150	0%	0	0	0%	U
2,4,5-Trichlorophenol	A	ug/L	0	0		0	0	0	2.23	10	150	0%	0	0	0%	U
2,4,6-Trichlorophenol	A	ug/L	0	0		0	0	0	2.64	10	150	0%	0	0	0%	U
2,4-Dichlorophenol	A	ug/L	0	0		0	0	0	1.69	10	150	0%	0	0	0%	U
2,4-Dimethylphenol	A	ug/L	0	0		0	0	0	1.69	10	150	0%	0	0	0%	U
2,4-Dinitrophenol	A	ug/L	0	0		0	0	0	4.26	10	150	0%	0	0	0%	U
2,4-Dinitrotoluene	A	ug/L	0	0		0	0	0	3.04	10	150	0%	0	0	0%	U
2,6-Dinitrotoluene	A	ug/L	0	0		0	0	0	3.2	10	150	0%	0	0	0%	U
2-Chloronaphthalene	A	ug/L	0	0		0	0	0	2.14	10	150	0%	0	0	0%	U
2-Chlorophenol	A	ug/L	0	0		0	0	0	2.48	10	150	0%	0	0	0%	U
2-Methylnaphthalene	A	ug/L	0	0		0	0	0	1.92	5	150	0%	0	0	0%	U
2-Nitroaniline	A	ug/L	0	0		0	0	0	2.4	10	150	0%	0	0	0%	U
2-Nitrophenol	A	ug/L	0	0		0	0	0	2.36	10	150	0%	0	0	0%	U
3,3'-Dichlorobenzidine	A	ug/L	0	0		0	0	0	2.11	10	150	0%	0	0	0%	U
3-Nitroaniline	A	ug/L	0	0		0	0	0	2.77	10	150	0%	0	0	0%	U

Seq No	Lab ID	Test Code	Sample Typ	File ID	Analysis Date	DF	Batch ID	Prep Date	SPKref	RPDref	pmoist					
15055089	B22021435-032	SVOC-8270-W-	SAMP	SV5973N.I	sd0222/24/2022 11:42:	1	163957	2/23/2022 9:	0	0						
Analyte	T	Units	RAW	Final	Text	Spike	SPKref	RPDref	MDL	PQL	UQL	%REC	LOW	HIGH	%RPD	Q
4,6-Dinitro-2-methylphenol	A	ug/L	0	0		0	0	0	2.33	10	150	0%	0	0	0%	U
4-Bromophenyl phenyl ether	A	ug/L	0	0		0	0	0	1.74	10	150	0%	0	0	0%	U
4-Chloro-2-methylphenol	A	ug/L	0	0		0	0	0	1.6	10	150	0%	0	0	0%	U
4-Chloro-3-methylphenol	A	ug/L	0	0		0	0	0	1.46	10	150	0%	0	0	0%	U
4-Chlorophenol	A	ug/L	0	0		0	0	0	2.64	10	150	0%	0	0	0%	U
4-Chlorophenyl phenyl ether	A	ug/L	0	0		0	0	0	2.03	10	150	0%	0	0	0%	U
4-Nitroaniline	A	ug/L	0	0		0	0	0	1.63	10	150	0%	0	0	0%	U
4-Nitrophenol	A	ug/L	0	0		0	0	0	2.5	10	150	0%	0	0	0%	U
Acenaphthene	A	ug/L	0	0		0	0	0	1.89	5	150	0%	0	0	0%	U
Acenaphthylene	A	ug/L	0	0		0	0	0	1.57	5	150	0%	0	0	0%	U
Aniline	A	ug/L	0	0		0	0	0	3.74	10	150	0%	0	0	0%	U
Anthracene	A	ug/L	0	0		0	0	0	1.23	5	150	0%	0	0	0%	U
Azobenzene	A	ug/L	0	0		0	0	0	1.09	10	150	0%	0	0	0%	U
Benzidine	A	ug/L	0	0		0	0	0	6.72	10	150	0%	0	0	0%	U
Benzo(a)anthracene	A	ug/L	0	0		0	0	0	0.856	5	150	0%	0	0	0%	U
Benzo(a)pyrene	A	ug/L	0	0		0	0	0	1.24	5	150	0%	0	0	0%	U
Benzo(b)fluoranthene	A	ug/L	0	0		0	0	0	0.903	5	150	0%	0	0	0%	U
Benzo(g,h,i)perylene	A	ug/L	0	0		0	0	0	1.01	5	150	0%	0	0	0%	U
Benzo(k)fluoranthene	A	ug/L	0	0		0	0	0	0.97	5	150	0%	0	0	0%	U
Benzoic acid	A	ug/L	0	0		0	0	0	1.51	10	150	0%	0	0	0%	U
Benzyl alcohol	A	ug/L	0	0		0	0	0	3.13	10	150	0%	0	0	0%	U
bis(-2-chloroethoxy)Methane	A	ug/L	0	0		0	0	0	1.36	10	150	0%	0	0	0%	U
bis(-2-chloroethyl)Ether	A	ug/L	0	0		0	0	0	2.57	10	150	0%	0	0	0%	U
bis(2-chloroisopropyl)Ether	A	ug/L	0	0		0	0	0	1.49	10	150	0%	0	0	0%	U
bis(2-ethylhexyl)Phthalate	A	ug/L	0	0		0	0	0	1.91	10	150	0%	0	0	0%	U
Butylbenzylphthalate	A	ug/L	0	0		0	0	0	1.57	10	150	0%	0	0	0%	U
Carbazole	A	ug/L	0	0		0	0	0	0.842	10	150	0%	0	0	0%	U
Chrysene	A	ug/L	0	0		0	0	0	1.17	5	150	0%	0	0	0%	U
Di-n-butyl phthalate	A	ug/L	0	0		0	0	0	0.932	10	150	0%	0	0	0%	U
Di-n-octyl phthalate	A	ug/L	0	0		0	0	0	1.34	10	150	0%	0	0	0%	U
Dibenzo(a,h)anthracene	A	ug/L	0	0		0	0	0	1.17	5	150	0%	0	0	0%	U
Dibenzofuran	A	ug/L	0	0		0	0	0	1.74	10	150	0%	0	0	0%	U
Diethyl phthalate	A	ug/L	0	0		0	0	0	2.18	10	150	0%	0	0	0%	U
Dimethyl phthalate	A	ug/L	0	0		0	0	0	1.72	10	150	0%	0	0	0%	U
Fluoranthene	A	ug/L	0	0		0	0	0	0.883	5	150	0%	0	0	0%	U

Seq No	Lab ID	Test Code	Sample Typ	File ID	Analysis Date	DF	Batch ID	Prep Date	SPKref	RPDref	pmoist					
15055089	B22021435-032	SVOC-8270-W-	SAMP	SV5973N.I	sd0222/24/2022 11:42:	1	163957	2/23/2022 9:	0	0						
Analyte	T	Units	RAW	Final	Text	Spike	SPKref	RPDref	MDL	PQL	UQL	%REC	LOW	HIGH	%RPD	Q
Fluorene	A	ug/L	0	0		0	0	0	1.82	5	150	0%	0	0	0%	U
Hexachlorobenzene	A	ug/L	0	0		0	0	0	1.33	10	150	0%	0	0	0%	U
Hexachlorobutadiene	A	ug/L	0	0		0	0	0	2.32	10	150	0%	0	0	0%	U
Hexachlorocyclopentadiene	A	ug/L	0	0		0	0	0	2.97	10	150	0%	0	0	0%	U
Hexachloroethane	A	ug/L	0	0		0	0	0	1.79	10	150	0%	0	0	0%	U
Indeno(1,2,3-cd)pyrene	A	ug/L	0	0		0	0	0	1.25	5	150	0%	0	0	0%	U
Isophorone	A	ug/L	0	0		0	0	0	1.67	10	150	0%	0	0	0%	U
m+p-Cresols	A	ug/L	0	0		0	0	0	1.78	10	150	0%	0	0	0%	U
n-Nitroso-di-n-propylamine	A	ug/L	0	0		0	0	0	1.54	10	150	0%	0	0	0%	U
n-Nitrosodimethylamine	A	ug/L	0	0		0	0	0	1.53	10	150	0%	0	0	0%	U
n-Nitrosodiphenylamine	A	ug/L	0	0		0	0	0	1.16	10	150	0%	0	0	0%	U
Naphthalene	A	ug/L	0	0		0	0	0	1.74	5	150	0%	0	0	0%	U
Nitrobenzene	A	ug/L	0	0		0	0	0	2.31	10	150	0%	0	0	0%	U
o-Cresol	A	ug/L	0	0		0	0	0	1.83	10	150	0%	0	0	0%	U
p-Chloroaniline	A	ug/L	0	0		0	0	0	1.52	10	150	0%	0	0	0%	U
Pentachlorophenol	A	ug/L	0	0		0	0	0	4.24	10	150	0%	0	0	0%	U
Phenanthrene	A	ug/L	0	0		0	0	0	0.784	5	150	0%	0	0	0%	U
Phenol	A	ug/L	0	0		0	0	0	1.46	10	150	0%	0	0	0%	U
Pyrene	A	ug/L	0	0		0	0	0	0.921	5	150	0%	0	0	0%	U
Pyridine	A	ug/L	0	0		0	0	0	3.22	10	150	0%	0	0	0%	U
Triallate	A	ug/L	0	0		0	0	0	1.51	10	150	0%	0	0	0%	U
1,4-Dichlorobenzene-d4	I	ug/L	40	40		0	0	0	0	10	150	0%	0	0	0%	
Acenaphthene-d10	I	ug/L	40	40		0	0	0	0	10	150	0%	0	0	0%	
Chrysene-d12	I	ug/L	40	40		0	0	0	0	10	150	0%	0	0	0%	
Naphthalene-d8	I	ug/L	40	40		0	0	0	0	10	150	0%	0	0	0%	
Perylene-d12	I	ug/L	40	40		0	0	0	0	10	150	0%	0	0	0%	
Phenanthrene-d10	I	ug/L	40	40		0	0	0	0	10	150	0%	0	0	0%	
2,4,6-Tribromophenol	S	ug/L	133.50971	133.50971		200	0	0	2.88	10	0	67%	43	140	0%	
2-Fluorobiphenyl	S	ug/L	56.9757	56.9757		100	0	0	0.724	10	0	57%	44	119	0%	
2-Fluorophenol	S	ug/L	56.63298	56.63298		200	0	0	3.52	10	0	28%	19	119	0%	
Nitrobenzene-d5	S	ug/L	56.91253	56.91253		100	0	0	2.34	10	0	57%	44	120	0%	
Phenol-d5	S	ug/L	51.56781	51.56781		200	0	0	2.06	10	0	26%	10	65	0%	
Terphenyl-d14	S	ug/L	90.62835	90.62835		100	0	0	1.17	10	0	91%	50	134	0%	
4-Chloroaniline	X	ug/L	0	0		0	0	0	1.61	10	150	0%	0	0	0%	U
o-Terphenyl	X	ug/L	0	0		0	0	0	1.27	10	150	0%	0	0	0%	U

Seq No	Lab ID	Test Code	Sample Typ	File ID	Analysis Date	DF	Batch ID	Prep Date	SPKref	RPDref	pmoist					
15055090	24-Feb-22_CC	SVOC-8270-W-	CCV	SV5973N.I	sd0222/25/2022 12:14:	1	R375205		0	0						
Analyte	T	Units	RAW	Final	Text	Spike	SPKref	RPDref	MDL	PQL	UQL	%REC	LOW	HIGH	%RPD	Q
1,2,4-Trichlorobenzene	A	ug/L	71.68511	71.68511		75	0	0	1.9	10	150	96%	50	150	0%	
1,2-Dichlorobenzene	A	ug/L	79.81143	79.81143		75	0	0	1.97	10	150	106%	50	150	0%	
1,3-Dichlorobenzene	A	ug/L	76.49882	76.49882		75	0	0	2.13	10	150	102%	50	150	0%	
1,4-Dichlorobenzene	A	ug/L	72.18471	72.18471		75	0	0	2.02	10	150	96%	50	150	0%	
1-Methylnaphthalene	A	ug/L	74.71764	74.71764		75	0	0	2.39	10	150	100%	50	150	0%	
2,2'-Oxybis(1-Chloropropane)	A	ug/L	77.19823	77.19823		75	0	0	1.45	10	150	103%	50	150	0%	
2,4,5-Trichlorophenol	A	ug/L	80.08523	80.08523		75	0	0	2.23	10	150	107%	50	150	0%	
2,4,6-Trichlorophenol	A	ug/L	81.27708	81.27708		75	0	0	2.64	10	150	108%	50	150	0%	
2,4-Dichlorophenol	A	ug/L	75.59047	75.59047		75	0	0	1.69	10	150	101%	50	150	0%	
2,4-Dimethylphenol	A	ug/L	78.04968	78.04968		75	0	0	1.69	10	150	104%	50	150	0%	
2,4-Dinitrophenol	A	ug/L	79.34302	79.34302		75	0	0	4.26	10	150	106%	50	150	0%	
2,4-Dinitrotoluene	A	ug/L	85.3409	85.3409		75	0	0	3.04	10	150	114%	50	150	0%	
2,6-Dinitrotoluene	A	ug/L	84.91639	84.91639		75	0	0	3.2	10	150	113%	50	150	0%	
2-Chloronaphthalene	A	ug/L	81.40429	81.40429		75	0	0	2.14	10	150	109%	50	150	0%	
2-Chlorophenol	A	ug/L	82.08195	82.08195		75	0	0	2.48	10	150	109%	50	150	0%	
2-Methylnaphthalene	A	ug/L	69.93322	69.93322		75	0	0	1.92	10	150	93%	50	150	0%	
2-Nitroaniline	A	ug/L	77.47753	77.47753		75	0	0	2.4	10	150	103%	50	150	0%	
2-Nitrophenol	A	ug/L	80.04094	80.04094		75	0	0	2.36	10	150	107%	50	150	0%	
3,3'-Dichlorobenzidine	A	ug/L	74.33529	74.33529		75	0	0	2.11	10	150	99%	50	150	0%	
3-Nitroaniline	A	ug/L	78.15855	78.15855		75	0	0	2.77	10	150	104%	50	150	0%	
4,6-Dinitro-2-methylphenol	A	ug/L	76.44911	76.44911		75	0	0	2.33	10	150	102%	50	150	0%	
4-Bromophenyl phenyl ether	A	ug/L	73.65014	73.65014		75	0	0	1.74	10	150	98%	50	150	0%	
4-Chloro-2-methylphenol	A	ug/L	76.30379	76.30379		75	0	0	1.6	10	150	102%	50	150	0%	
4-Chloro-3-methylphenol	A	ug/L	79.73908	79.73908		75	0	0	1.46	10	150	106%	50	150	0%	
4-Chlorophenol	A	ug/L	83.56636	83.56636		75	0	0	2.64	10	150	111%	50	150	0%	
4-Chlorophenyl phenyl ether	A	ug/L	80.10819	80.10819		75	0	0	2.03	10	150	107%	50	150	0%	
4-Nitroaniline	A	ug/L	72.31908	72.31908		75	0	0	1.63	10	150	96%	50	150	0%	
4-Nitrophenol	A	ug/L	81.4156	81.4156		75	0	0	2.5	10	150	109%	50	150	0%	
Acenaphthene	A	ug/L	74.81934	74.81934		75	0	0	1.89	10	150	100%	50	150	0%	
Acenaphthylene	A	ug/L	77.80434	77.80434		75	0	0	1.57	10	150	104%	50	150	0%	
Aniline	A	ug/L	76.11157	76.11157		75	0	0	3.74	10	150	101%	50	150	0%	
Anthracene	A	ug/L	81.08057	81.08057		75	0	0	1.23	10	150	108%	50	150	0%	
Azobenzene	A	ug/L	77.84185	77.84185		75	0	0	1.09	10	150	104%	50	150	0%	
Benzidine	A	ug/L	64.46474	64.46474		75	0	0	6.72	10	150	86%	50	150	0%	
Benzo(a)anthracene	A	ug/L	76.45271	76.45271		75	0	0	0.856	10	150	102%	50	150	0%	

Seq No	Lab ID	Test Code	Sample Typ	File ID	Analysis Date	DF	Batch ID	Prep Date	SPKref	RPDref	pmoist					
15055090	24-Feb-22_CC	SVOC-8270-W-	CCV	SV5973N.I	sd0222/25/2022 12:14:	1	R375205		0	0						
Analyte	T	Units	RAW	Final	Text	Spike	SPKref	RPDref	MDL	PQL	UQL	%REC	LOW	HIGH	%RPD	Q
Benzo(a)pyrene	A	ug/L	76.52315	76.52315		75	0	0	1.24	10	150	102%	50	150	0%	
Benzo(b)fluoranthene	A	ug/L	75.31795	75.31795		75	0	0	0.903	10	150	100%	50	150	0%	
Benzo(g,h,i)perylene	A	ug/L	73.89162	73.89162		75	0	0	1.01	10	150	99%	50	150	0%	
Benzo(k)fluoranthene	A	ug/L	73.37389	73.37389		75	0	0	0.97	10	150	98%	50	150	0%	
Benzoic acid	A	ug/L	66.06813	66.06813		75	0	0	1.51	10	150	88%	50	150	0%	
Benzyl alcohol	A	ug/L	88.38623	88.38623		75	0	0	3.13	10	150	118%	50	150	0%	
bis(-2-chloroethoxy)Methane	A	ug/L	77.36893	77.36893		75	0	0	1.36	10	150	103%	50	150	0%	
bis(-2-chloroethyl)Ether	A	ug/L	77.77272	77.77272		75	0	0	2.57	10	150	104%	50	150	0%	
bis(2-chloroisopropyl)Ether	A	ug/L	77.19823	77.19823		75	0	0	1.49	10	150	103%	50	150	0%	
bis(2-ethylhexyl)Phthalate	A	ug/L	79.96368	79.96368		75	0	0	1.91	10	150	107%	50	150	0%	
Butylbenzylphthalate	A	ug/L	79.83324	79.83324		75	0	0	1.57	10	150	106%	50	150	0%	
Carbazole	A	ug/L	76.79862	76.79862		75	0	0	0.842	10	150	102%	50	150	0%	
Chrysene	A	ug/L	76.5123	76.5123		75	0	0	1.17	10	150	102%	50	150	0%	
Di-n-butyl phthalate	A	ug/L	80.51714	80.51714		75	0	0	0.932	10	150	107%	50	150	0%	
Di-n-octyl phthalate	A	ug/L	79.95971	79.95971		75	0	0	1.34	10	150	107%	50	150	0%	
Dibenzo(a,h)anthracene	A	ug/L	74.4374	74.4374		75	0	0	1.17	10	150	99%	50	150	0%	
Dibenzofuran	A	ug/L	78.02032	78.02032		75	0	0	1.74	10	150	104%	50	150	0%	
Diethyl phthalate	A	ug/L	85.65945	85.65945		75	0	0	2.18	10	150	114%	50	150	0%	
Dimethyl phthalate	A	ug/L	84.56586	84.56586		75	0	0	1.72	10	150	113%	50	150	0%	
Fluoranthene	A	ug/L	77.24225	77.24225		75	0	0	0.883	10	150	103%	50	150	0%	
Fluorene	A	ug/L	74.68642	74.68642		75	0	0	1.82	10	150	100%	50	150	0%	
Hexachlorobenzene	A	ug/L	79.45358	79.45358		75	0	0	1.33	10	150	106%	50	150	0%	
Hexachlorobutadiene	A	ug/L	71.99633	71.99633		75	0	0	2.32	10	150	96%	50	150	0%	
Hexachlorocyclopentadiene	A	ug/L	82.36306	82.36306		75	0	0	2.97	10	150	110%	50	150	0%	
Hexachloroethane	A	ug/L	78.16048	78.16048		75	0	0	1.79	10	150	104%	50	150	0%	
Indeno(1,2,3-cd)pyrene	A	ug/L	74.11802	74.11802		75	0	0	1.25	10	150	99%	50	150	0%	
Isophorone	A	ug/L	80.73347	80.73347		75	0	0	1.67	10	150	108%	50	150	0%	
m+p-Cresols	A	ug/L	81.46982	81.46982		75	0	0	1.78	10	150	109%	50	150	0%	
n-Nitroso-di-n-propylamine	A	ug/L	81.60319	81.60319		75	0	0	1.54	10	150	109%	50	150	0%	
n-Nitrosodimethylamine	A	ug/L	79.96025	79.96025		75	0	0	1.53	10	150	107%	50	150	0%	
n-Nitrosodiphenylamine	A	ug/L	74.76643	74.76643		75	0	0	1.16	10	150	100%	50	150	0%	
Naphthalene	A	ug/L	75.34961	75.34961		75	0	0	1.74	10	150	100%	50	150	0%	
Nitrobenzene	A	ug/L	79.0498	79.0498		75	0	0	2.31	10	150	105%	50	150	0%	
o-Cresol	A	ug/L	78.47695	78.47695		75	0	0	1.83	10	150	105%	50	150	0%	
o-Terphenyl	A	ug/L	74.69162	74.69162		75	0	0	1.27	10	150	100%	50	150	0%	

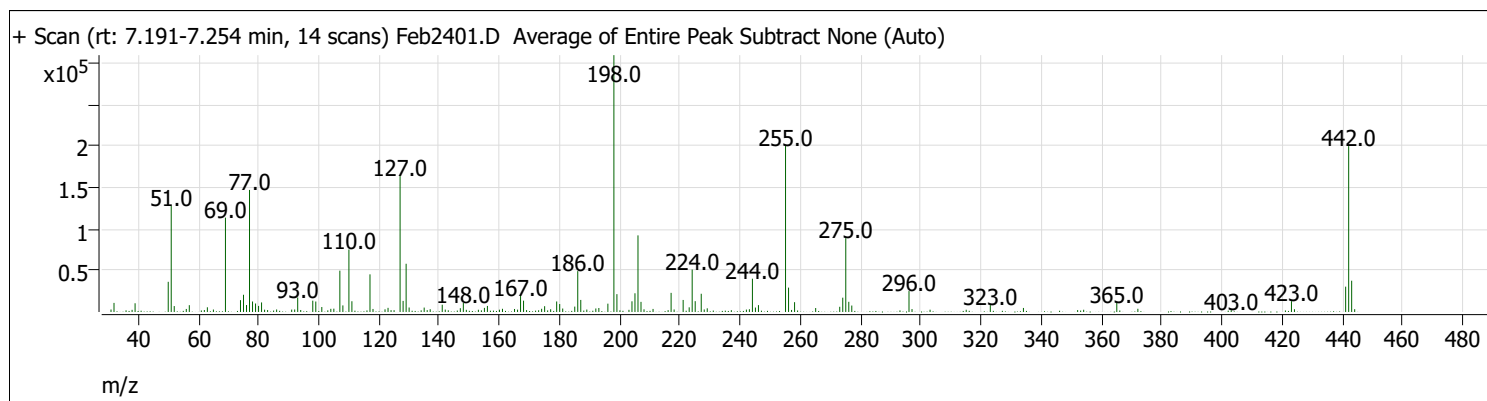
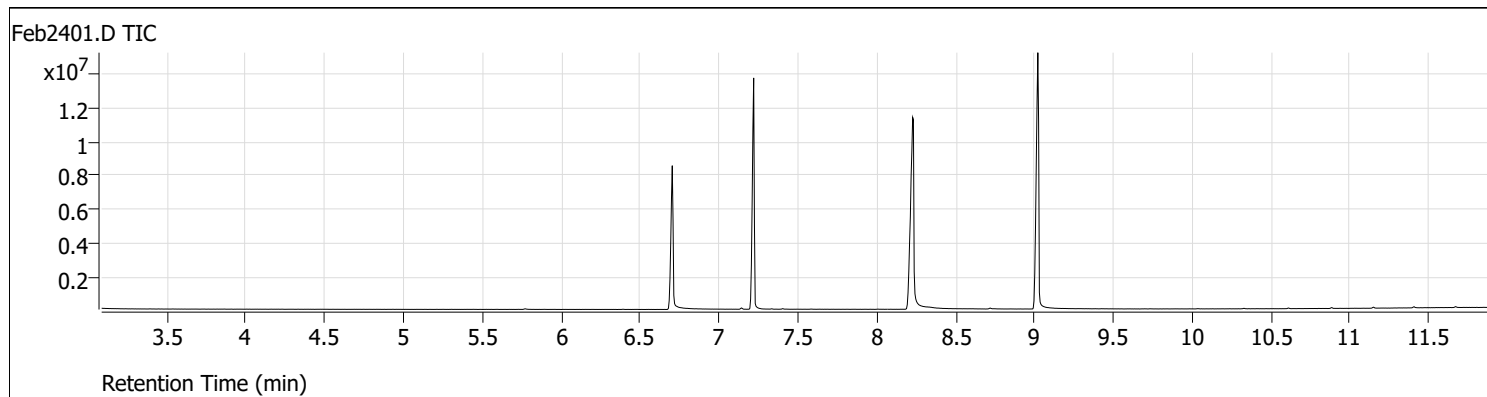
Seq No	Lab ID	Test Code	Sample Typ	File ID	Analysis Date	DF	Batch ID	Prep Date	SPKref	RPDref	pmoist					
15055090	24-Feb-22_CCV	SVOC-8270-W-	CCV	SV5973N.I	sd0222/25/2022 12:14:	1	R375205		0	0						
Analyte	T	Units	RAW	Final	Text	Spike	SPKref	RPDref	MDL	PQL	UQL	%REC	LOW	HIGH	%RPD	Q
p-Chloroaniline	A	ug/L	73.81379	73.81379		75	0	0	1.52	10	150	98%	50	150	0%	
Pentachlorophenol	A	ug/L	81.73696	81.73696		75	0	0	4.24	10	150	109%	50	150	0%	
Phenanthrene	A	ug/L	76.19418	76.19418		75	0	0	0.784	10	150	102%	50	150	0%	
Phenol	A	ug/L	75.85038	75.85038		75	0	0	1.46	10	150	101%	50	150	0%	
Pyrene	A	ug/L	76.22225	76.22225		75	0	0	0.921	10	150	102%	50	150	0%	
Pyridine	A	ug/L	84.15097	84.15097		75	0	0	3.22	10	150	112%	50	150	0%	
Triallate	A	ug/L	78.19489	78.19489		75	0	0	1.51	10	150	104%	50	150	0%	
1,4-Dichlorobenzene-d4	I	ug/L	40	40		0	0	0	0	10	150	0%	50	150	0%	
Acenaphthene-d10	I	ug/L	40	40		0	0	0	0	10	150	0%	50	150	0%	
Chrysene-d12	I	ug/L	40	40		0	0	0	0	10	150	0%	50	150	0%	
Naphthalene-d8	I	ug/L	40	40		0	0	0	0	10	150	0%	50	150	0%	
Perylene-d12	I	ug/L	40	40		0	0	0	0	10	150	0%	50	150	0%	
Phenanthrene-d10	I	ug/L	40	40		0	0	0	0	10	150	0%	50	150	0%	
2,4,6-Tribromophenol	S	ug/L	79.41995	79.41995		75	0	0	2.88	10	0	106%	50	150	0%	
2-Fluorobiphenyl	S	ug/L	74.12377	74.12377		75	0	0	0.724	10	0	99%	50	150	0%	
2-Fluorophenol	S	ug/L	79.65443	79.65443		75	0	0	3.52	10	0	106%	50	150	0%	
Nitrobenzene-d5	S	ug/L	83.31512	83.31512		75	0	0	2.34	10	0	111%	50	150	0%	
Phenol-d5	S	ug/L	80.50559	80.50559		75	0	0	2.06	10	0	107%	50	150	0%	
Terphenyl-d14	S	ug/L	76.47535	76.47535		75	0	0	1.17	10	0	102%	50	150	0%	
4-Chloroaniline	X	ug/L	73.81379	73.81379		75	0	0	1.61	10	150	98%	50	150	0%	

Write Sequence Insert Entries(Have the first cell for entries selected)

File Name	Sample Name	Line No.	Test Code	Multiplier	Divisor	Method Name
Feb2401.d	24-Feb-22_TUNE_1	1		1	1	5973NTUN.M
Feb2402.d	24-Feb-22_CCV_2	2	SVOC-8270-W-LARGO	1	1	BNA+SIM.M
Feb2403.d	24-Feb-22_ISTBLK_3	3	SVOC-8270-W-LARGO	1	1	BNA+SIM.M
Feb2404.d	MB-163957	4	SVOC-8270-W-LARGO	1	1	BNA+SIM.M
Feb2405.d	LCS-163957	5	SVOC-8270-W-LARGO	1	1	BNA+SIM.M
Feb2406.d	LCSD-163957	6	SVOC-8270-W-LARGO	1	1	BNA+SIM.M
Feb2407.d	B22021435-001C	7	SVOC-8270-W-LARGO	1	1	BNA+SIM.M
Feb2408.d	B22021435-001CMS	8	SVOC-8270-W-LARGO	1	1	BNA+SIM.M
Feb2409.d	B22021435-006C	9	SVOC-8270-W-LARGO	1	1	BNA+SIM.M
Feb2410.d	B22021435-006CMS	10	SVOC-8270-W-LARGO	1	1	BNA+SIM.M
Feb2411.d	B22021435-007A	11	SVOC-8270-W-LARGO	1	1	BNA+SIM.M
Feb2412.d	B22021435-012C	12	SVOC-8270-W-LARGO	1	1	BNA+SIM.M
Feb2413.d	B22021435-017C	13	SVOC-8270-W-LARGO	1	1	BNA+SIM.M
Feb2414.d	B22021435-022C	14	SVOC-8270-W-LARGO	1	1	BNA+SIM.M
Feb2415.d	B22021435-027C	15	SVOC-8270-W-LARGO	1	1	BNA+SIM.M
Feb2416.d	B22021435-032C	16	SVOC-8270-W-LARGO	1	1	BNA+SIM.M
Feb2417.d	24-Feb-22_CCV_17	17	SVOC-8270-W-LARGO	1	1	BNA+SIM.M
Feb2418.d	MB-163901	18	SVOC-625.1-W	1	1	BNA+SIM.M
Feb2419.d	LCS-163901	19	SVOC-625.1-W	1	1	BNA+SIM.M
Feb2420.d	B22021469-001A	20	SVOC-625.1-W	1	1	BNA+SIM.M
Feb2421.d	B22021231-002A	21	SVOC-625.1-W	1	1	BNA+SIM.M
Feb2422.d	B22021231-002AMS	22	SVOC-625.1-W	1	1	BNA+SIM.M
Feb2423.d	B22021273-002A	23	SVOC-625.1-W	1	1	BNA+SIM.M
Feb2424.d	B22021273-002AMS	24	SVOC-625.1-W	1	1	BNA+SIM.M

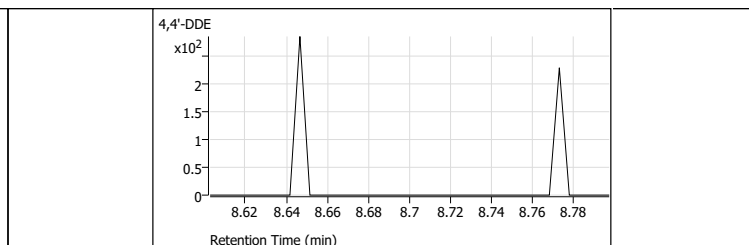
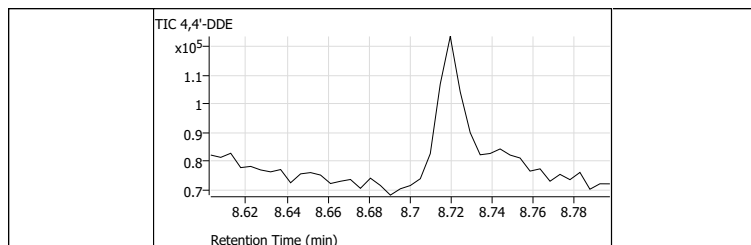
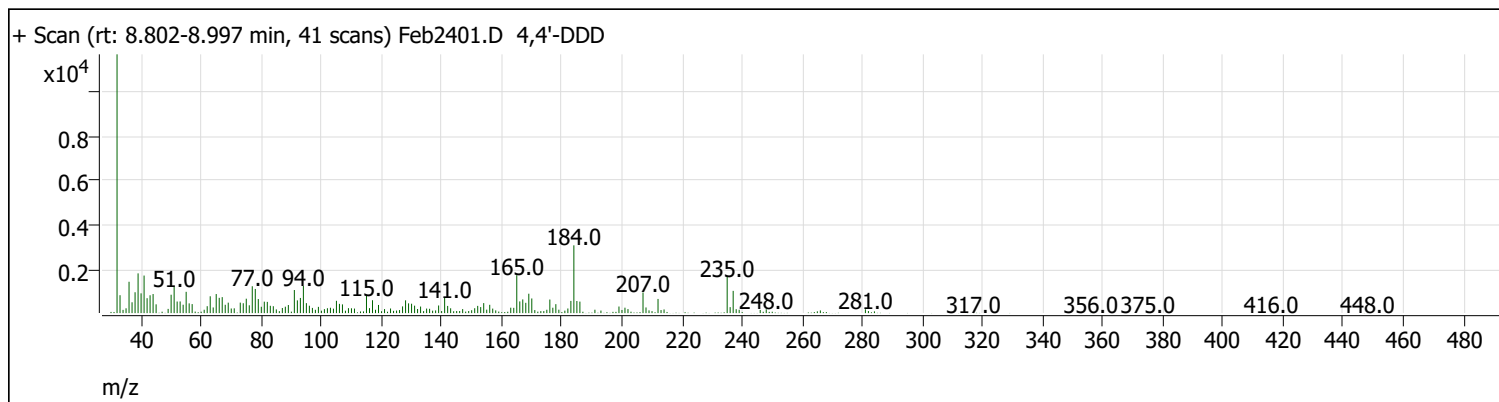
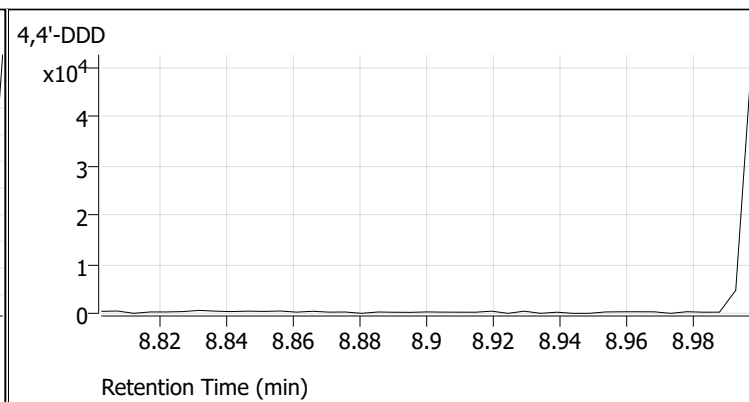
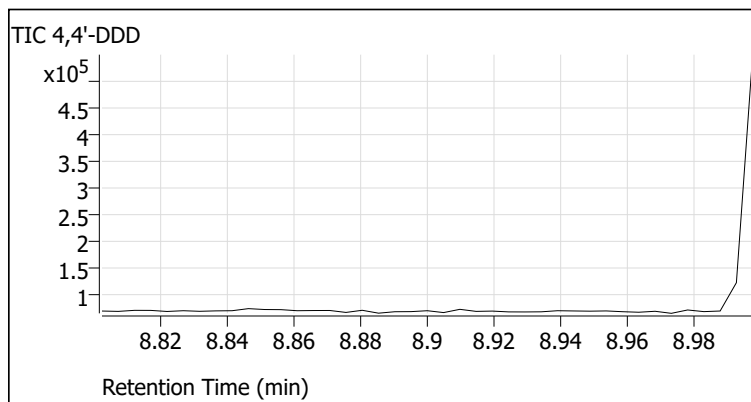
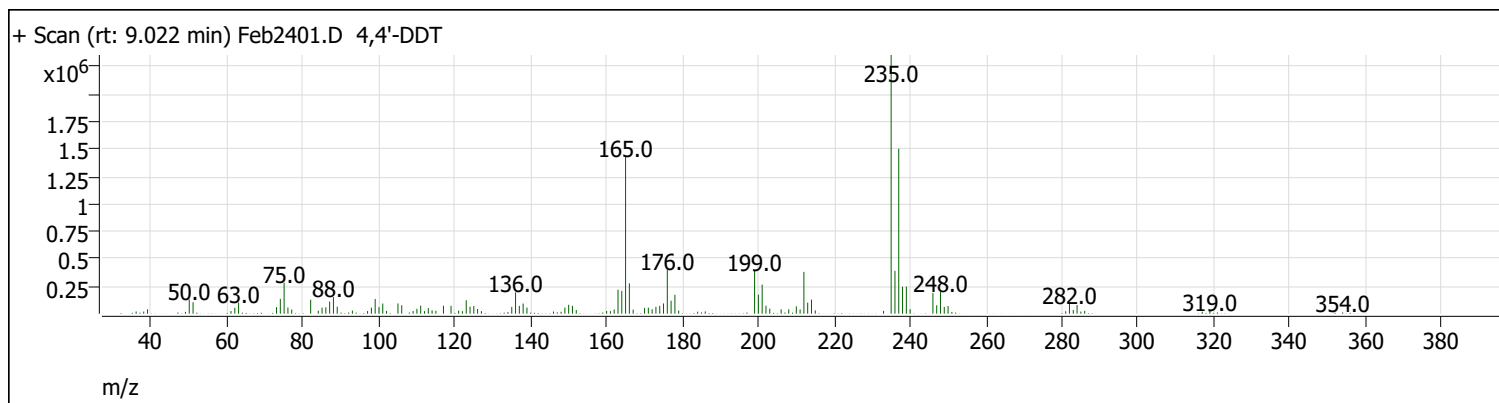
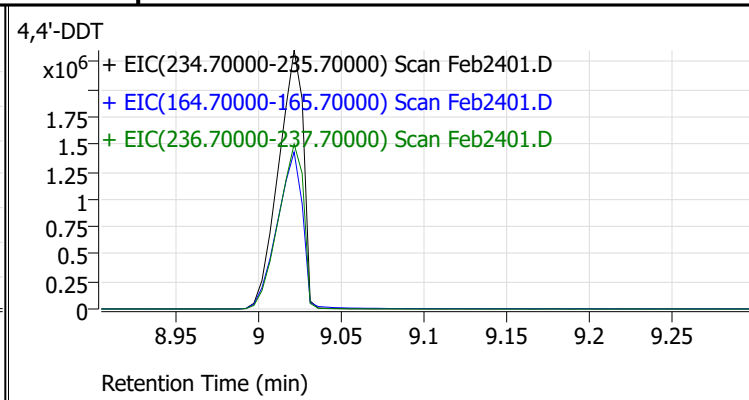
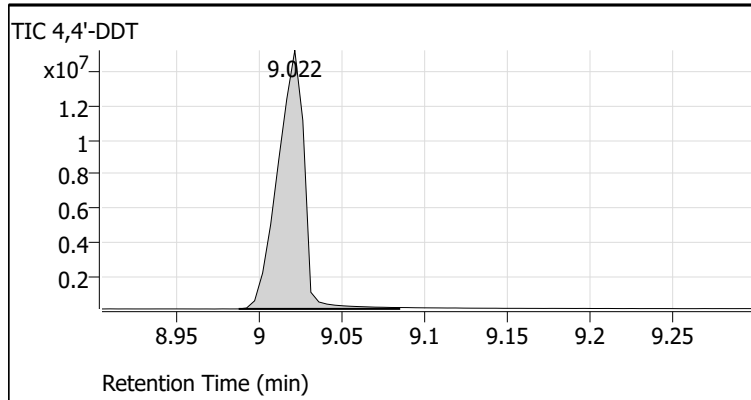
Tune Evaluation Report

Data Path: \\MASSHUNTER\Org\Data\SV5973N.I\sd022422\DoD BNA 1\Feb2401.D
 Acq on: 2/24/2022 3:50:22 PM
 Operator: LIMS import
 Sample: 24-Feb-22_TUNE_1
 Inst Name: Instrument #1
 ALS Vial: 1
 Method: \\MASSHUNTER\Org\Data\SV5973N.I\DFTPP5973N625.m



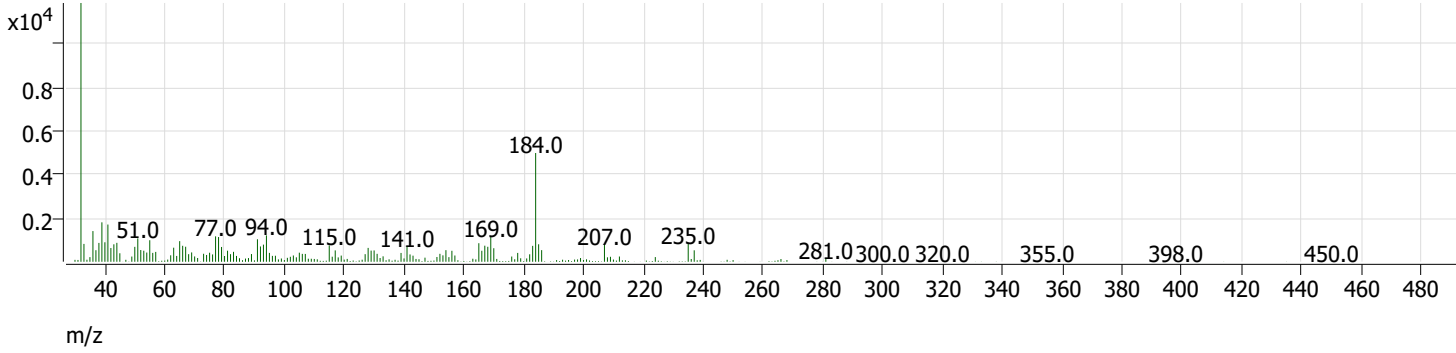
Target Mass	Rel. To Mass	Lower Limit%	Upper Limit%	Rel. Abn%	Raw Abn	Pass/Fail
51	198	30	60	41.3	127475	Pass
68	69	0	2	0.7	810	Pass
70	69	0	2	0.7	790	Pass
127	198	40	60	53.0	163755	Pass
197	198	0	1	0.2	575	Pass
198	198	100	100	100.0	308917	Pass
199	198	5	9	6.9	21459	Pass
275	198	10	30	28.7	88776	Pass
365	198	1	100	3.7	11339	Pass
441	443	1E-10	150	80.9	30456	Pass
442	198	40	100	64.6	199491	Pass
443	442	17	23	18.9	37639	Pass
69	69	100	100	100.0	113481	Pass

Tune Evaluation Report



Tune Evaluation Report

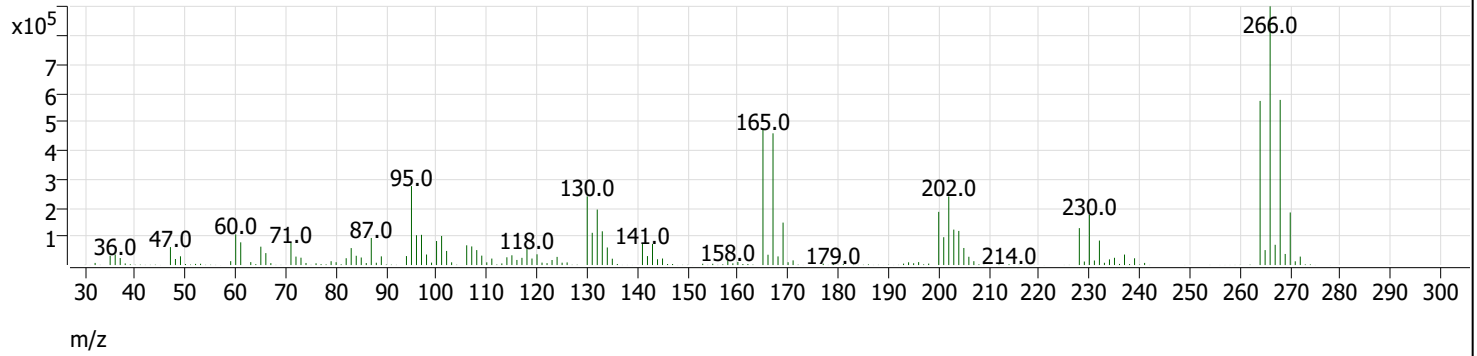
+ Scan (rt: 8.603-8.798 min, 41 scans) Feb2401.D 4,4'-DDE



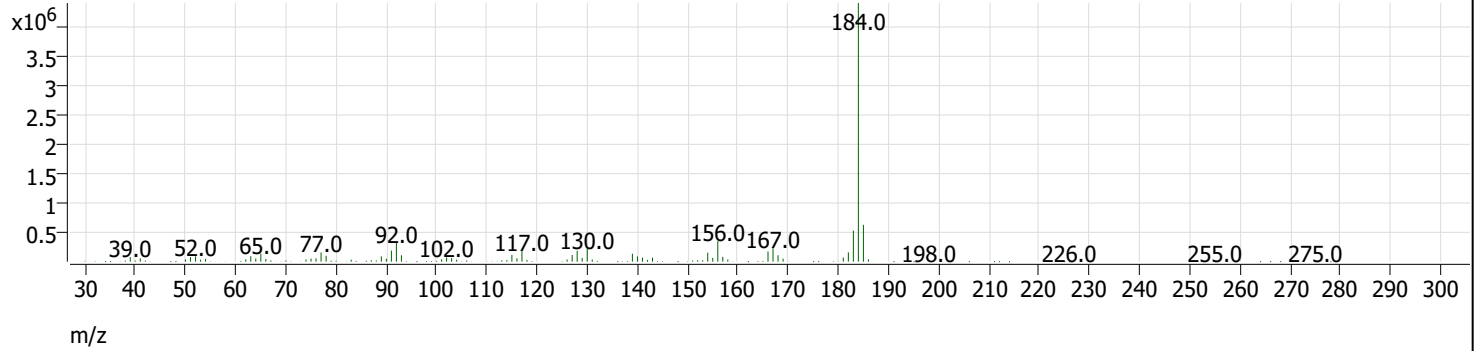
Compound Name	Expected RT	Observed RT	TIC Area	Breakdown %	Pass/Fail
4,4'-DDT	9.100	9.022	16840622	0.0	Pass
4,4'-DDD	8.900	0.000	0		
4,4'-DDE	8.700	0.000	0		

Tune Evaluation Report

+ Scan (rt: 6.704 min) Feb2401.D Pentachlorophenol



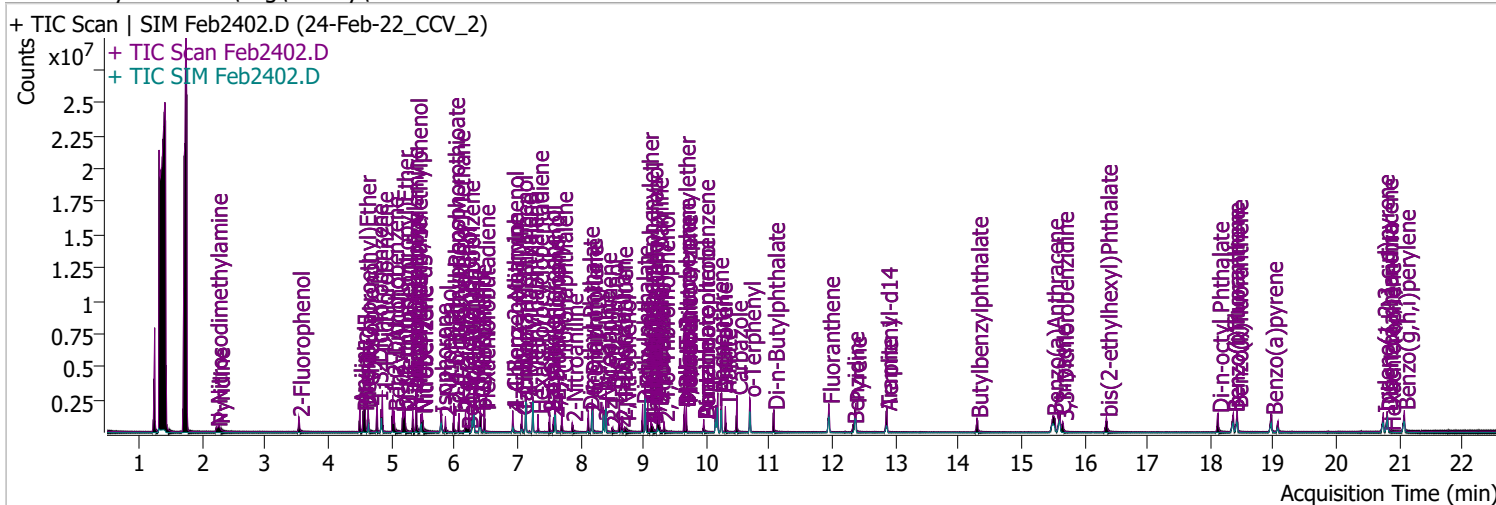
+ Scan (rt: 8.228 min) Feb2401.D Benzidine



Compound Name	Expected RT	Observed RT	Tailing Factor	PGF	Pass/Fail
Pentachlorophenol	6.900	6.704	0.5	5.3	Pass
Benzidine	8.500	8.228	0.5	3.6	Pass

Quantitation Results Report (QT Reviewed)

Data File	Feb2402.D	Operator	LIMS import
Acq. Method	BNA+SIM.M	Acq. Date-Time	2/24/2022 4:11:35 PM
Sample Name	24-Feb-22_CCV_2	Instrument	Instrument #1
Vial	2	Multiplier	1.00
DA Method File		Comment	SVOC-8270-W-LARGO
Tune File	dftppdsm.u	Tune Date	2/18/2022 9:25:00 PM
Batch Name	022422 DoD BNA.batch.bin	Last Calib Update	2/25/2022 7:56:13 AM
Ref Library	D:\Org\Library\NIST129K.l		



Compound	RT	QIon	Resp.	Conc.	Units	Dev(Min)
----------	----	------	-------	-------	-------	----------

Internal Standards

System Monitoring Compounds

S 2-Fluorophenol	3.531	112.0	453357	69.4439	µg/L	0.000
Spiked Amount: 200.000	Range: 10.0 - 75.0%			Recovery = 34.72%		
S Phenol-d5	4.552	99.0	611796	72.5033	µg/L	0.000
Spiked Amount: 200.000	Range: 10.0 - 65.0%			Recovery = 36.25%		
S Nitrobenzene-d5	5.471	82.0	329557	70.2711	µg/L	0.000
Spiked Amount: 100.000	Range: 32.0 - 94.0%			Recovery = 70.27%		
S 2-Fluorobiphenyl	7.595	172.0	905914	68.2643	µg/L	0.000
Spiked Amount: 100.000	Range: 28.0 - 107.0%			Recovery = 68.26%		
S 2,4,6-Tribromophenol	9.325	329.8	72884	68.8035	µg/L	0.000
Spiked Amount: 200.000	Range: 25.0 - 140.0%			Recovery = 34.40%		
S Terphenyl-d14	12.865	244.3	962611	70.2571	µg/L	0.000
Spiked Amount: 100.000	Range: 32.0 - 122.0%			Recovery = 70.26%		

Target Compounds

Compound	RT	QIon	Resp.	Conc.	Units	QValue
T N-Nitrosodimethylamine	2.223	74.0	167411	83.0378	µg/L	87
T Pyridine	2.264	79.0	400448	79.5625	µg/L	99
T Aniline	4.501	93.0	844703	70.2310	µg/L	99
T Phenol	4.572	94.0	652638	69.5404	µg/L	94
T bis(-2-Chloroethyl)Ether	4.583	63.0	442763	69.6749	µg/L	m 100
T 2-Chlorophenol	4.634	128.0	474783	62.9704	µg/L	99
T 1,3-Dichlorobenzene	4.777	146.0	677471	70.2054	µg/L	m 99
T 1,4-Dichlorobenzene	4.858	146.0	668498	68.5524	µg/L	100
T 1,2-Dichlorobenzene	5.022	146.0	662290	70.4488	µg/L	m 99
T Benzyl Alcohol	5.042	108.0	285206	75.7160	µg/L	98
T bis(2-chloroisopropyl)Ether	5.185	121.0	173280	68.3223	µg/L	97
T 2-Methylphenol	5.216	107.0	439921	67.3200	µg/L	100
T N-nitroso-Di-n-propylamine	5.338	70.0	330733	73.9439	µg/L	93
T Hexachloroethane	5.389	117.0	201055	70.1655	µg/L	99
T 4Methylphenol/3Methylphenol	5.400	107.0	639950	71.8177	µg/L	m 98

Quantitation Results Report (QT Reviewed)

Compound	RT	QIon	Resp.	Conc.	Units	Dev(Min)
T Nitrobenzene	5.492	123.1	156666	65.4992	µg/L	98
T Isophorone	5.788	82.0	846214	76.2620	µg/L	98
T 2-Nitrophenol	5.859	139.0	181308	73.6677	µg/L	96
T 2,4-Dimethylphenol	5.992	122.0	381405	73.5430	µg/L	97
T bis(-2-Chloroethoxy)Methane	6.075	93.0	465019	72.1212	µg/L	99
T 2,4-Dichlorophenol	6.177	162.0	304995	62.0110	µg/L	99
T Benzoic Acid	6.208	105.0	157788	62.2135	µg/L	m 88
T 1,2,4-Trichlorobenzene	6.229	180.0	402455	67.3520	µg/L	99
T Naphthalene	6.311	128.0	1218983	68.2773	µg/L	99
T 4-Chlorophenol	6.403	130.0	124388	67.1780	µg/L	85
T p-Chloroaniline	6.414	127.0	491314	71.1102	µg/L	96
T Hexachlorobutadiene	6.475	224.9	203904	66.4476	µg/L	99
T 4-Chloro-2-Methylphenol	6.927	107.0	309618	67.2002	µg/L	98
T 4-Chloro-3-Methylphenol	7.071	107.0	322895	67.5045	µg/L	m 98
T 2-Methylnaphthalene	7.132	141.0	661585	66.4697	µg/L	100
T 1-Methylnaphthalene	7.245	141.0	653577	67.1163	µg/L	99
T Hexachlorocyclopentadiene	7.327	236.9	137474	73.6564	µg/L	98
T 2,4,6-Trichlorophenol	7.512	196.0	210976	65.0134	µg/L	98
T 2,4,5-Trichlorophenol	7.574	196.0	224209	61.7023	µg/L	m 97
T 2-Chloronaphthalene	7.707	162.0	768260	68.9155	µg/L	100
T 2-Nitroaniline	7.872	65.0	132229	66.9581	µg/L	89
T Dimethyl Phthalate	8.128	163.0	804880	72.3861	µg/L	97
T 2,6-Dinitrotoluene	8.180	165.0	112583	73.2327	µg/L	93
T Acenaphthylene	8.190	152.1	1247693	69.9591	µg/L	100
T 3-Nitroaniline	8.384	138.0	123955	71.4849	µg/L	93
T Acenaphthene	8.405	154.0	698112	67.5663	µg/L	99
T 2,4-Dinitrophenol	8.507	184.0	60393	78.1366	µg/L	94
T Dibenzofuran	8.620	168.0	1147397	67.3796	µg/L	98
T 2,4-Dinitrotoluene	8.660	165.0	144865	75.8600	µg/L	97
T 4-Nitrophenol	8.712	109.0	126906	67.9696	µg/L	100
T Diethylphthalate	8.988	149.0	812721	70.6081	µg/L	100
T Fluorene	9.029	166.0	920182	68.1271	µg/L	100
T 4-Chlorophenyl-phenylether	9.070	204.0	434415	72.0933	µg/L	100
T 4-Nitroaniline	9.121	138.0	116399	62.5185	µg/L	96
T 4,6-Dinitro-2-methylphenol	9.141	198.0	87095	76.0055	µg/L	98
T N-nitrosodiphenylamine	9.223	169.0	624528	69.9157	µg/L	100
T Azobenzene	9.254	77.0	766576	65.9165	µg/L	100
T 4-Bromophenyl-phenylether	9.653	248.0	240412	71.8888	µg/L	98
T Hexachlorobenzene	9.683	283.9	236618	68.5486	µg/L	97
T Pentachlorophenol	9.958	265.9	99086	64.7725	µg/L	99
T Phenanthrene	10.181	178.0	1328163	70.7517	µg/L	100
T Anthracene	10.242	178.0	1319402	75.0760	µg/L	100
T Triallate	10.303	86.0	274316	67.0272	µg/L	98
T Carbazole	10.485	167.0	1217628	68.4025	µg/L	99
T o-Terphenyl	10.687	230.0	691030	69.6943	µg/L	98
T Di-n-Butylphthalate	11.072	149.0	1138910	69.3848	µg/L	100
T Fluoranthene	11.943	202.0	1356139	72.6937	µg/L	99
T Benzidine	12.328	184.0	443115	66.3919	µg/L	97
T Pyrene	12.369	202.0	1440490	70.6488	µg/L	100
T Butylbenzylphthalate	14.296	149.0	412576	74.5684	µg/L	98
T Benzo(a)Anthracene	15.502	228.0	1094565	73.5203	µg/L	99
T Chrysene	15.614	228.0	1163562	69.4810	µg/L	99
T 3,3-Dichlorobenzidine	15.655	252.0	322851	63.1248	µg/L	100
T bis(2-ethylhexyl)Phthalate	16.350	167.0	142435	74.8535	µg/L	97
T Di-n-octyl Phthalate	18.122	149.0	975677	72.0401	µg/L	100

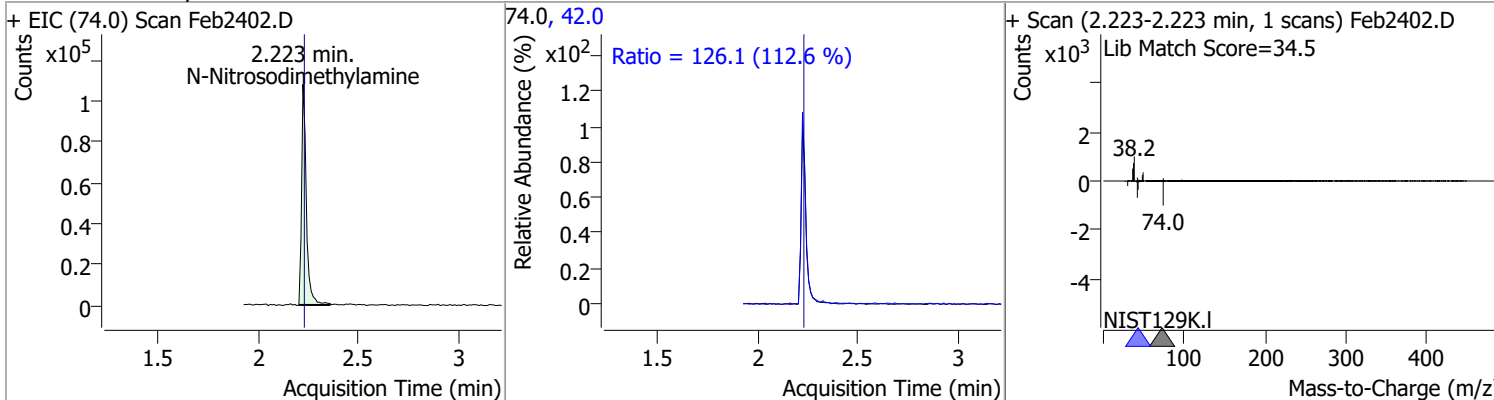
Quantitation Results Report (QT Reviewed)

Compound	RT	QIon	Resp.	Conc.	Units	Dev(Min)
T Benzo(b)fluoranthene	18.365	252.0	1038138	67.6314	µg/L	99
T Benzo(k)fluoranthene	18.426	252.0	1089710	67.7849	µg/L	99
T Benzo(a)pyrene	18.973	252.0	975196	67.3961	µg/L	100
T Indeno(1,2,3-c,d)pyrene	20.745	276.0	805078	66.2507	µg/L	100
T Dibenzo(a,h)anthracene	20.806	278.0	851492	64.4820	µg/L	99
T Benzo(g,h,i)perylene	21.079	276.0	927358	66.2143	µg/L	100

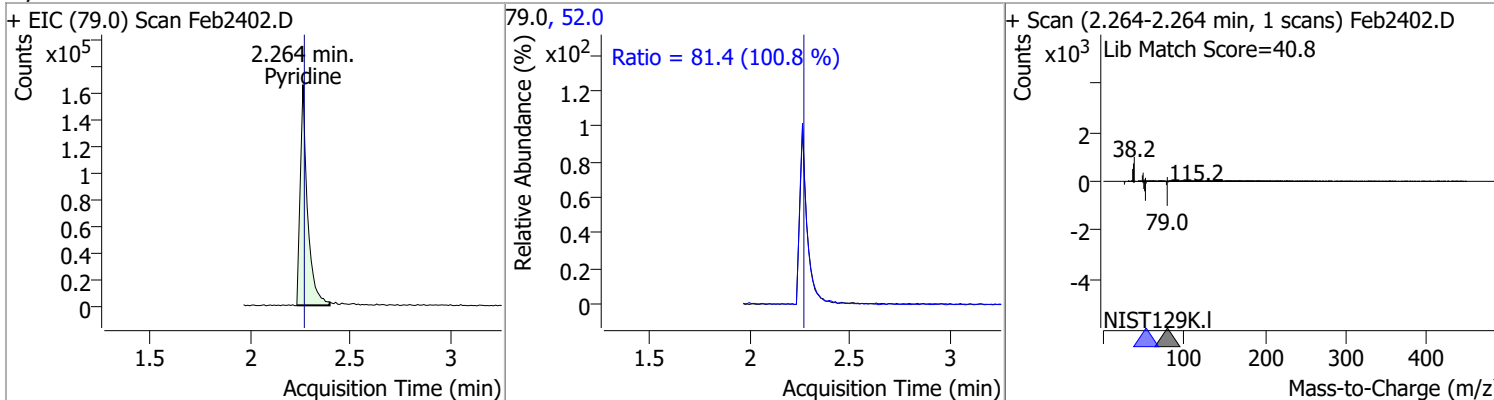
(#) = Qualifier Out of Range; (m) = Manual Integration; (+) = Area Summed; (*) = Surrogate Percent Recovery Out of Range; (d): Zeroed Peak

Quantitation Results Report (QT Reviewed)

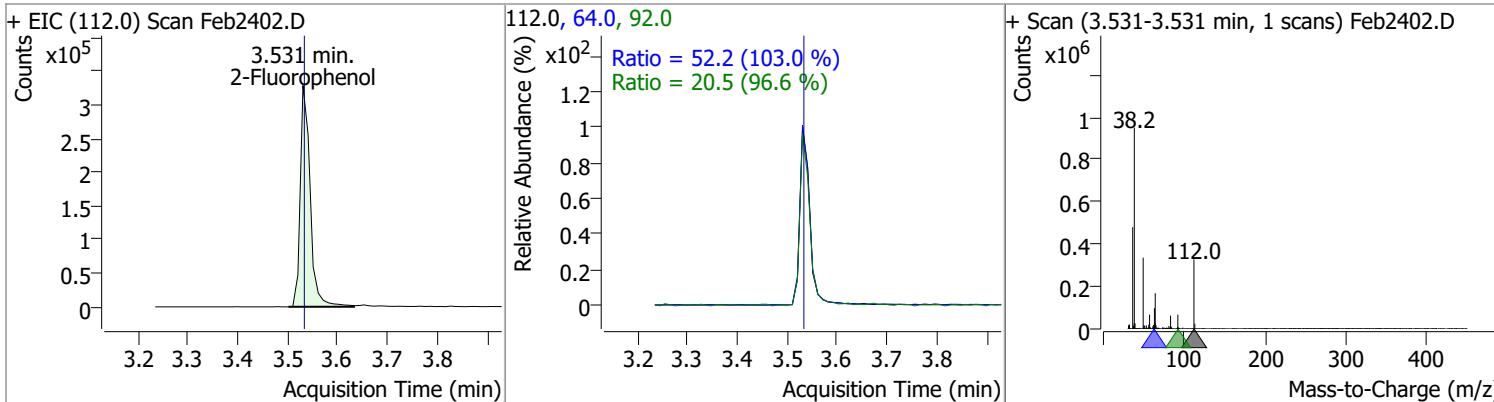
Compound	Conc.	RT	Dev(Min)	Resp.	QIon	QRatio	Lower	Upper
N-Nitrosodimethylamine	83.0378	2.22	0.00	167411	42.0	126.1	78.4	145.6



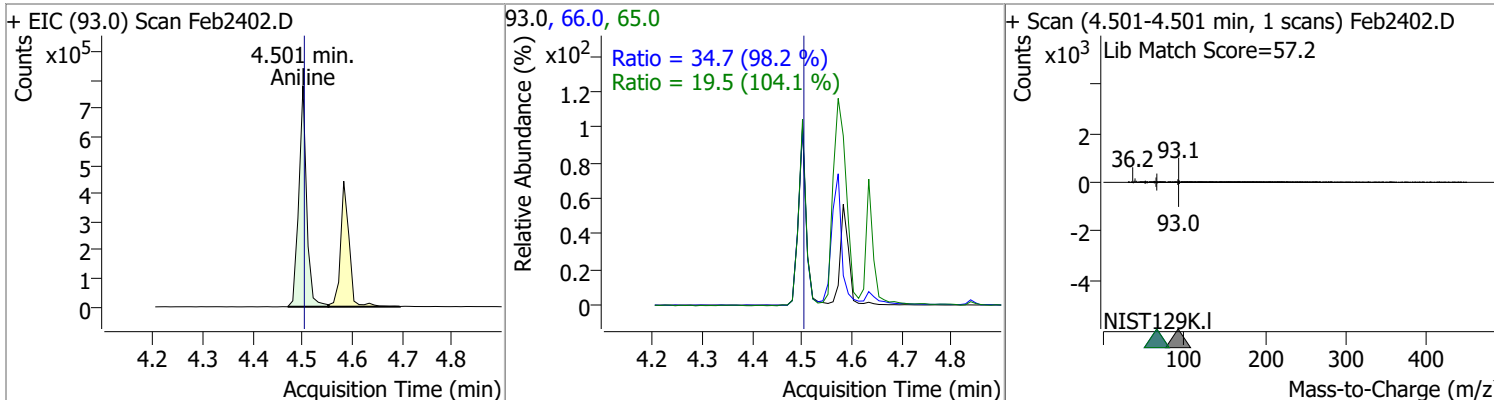
Compound	Conc.	RT	Dev(Min)	Resp.	QIon	QRatio	Lower	Upper
Pyridine	79.5625	2.26	0.00	400448	52.0	81.4	56.5	104.9



Compound	Conc.	RT	Dev(Min)	Resp.	QIon	QRatio	Lower	Upper
2-Fluorophenol	69.4439	3.53	0.00	453357	64.0	52.2	35.5	65.9
					92.0	20.5	14.8	27.5

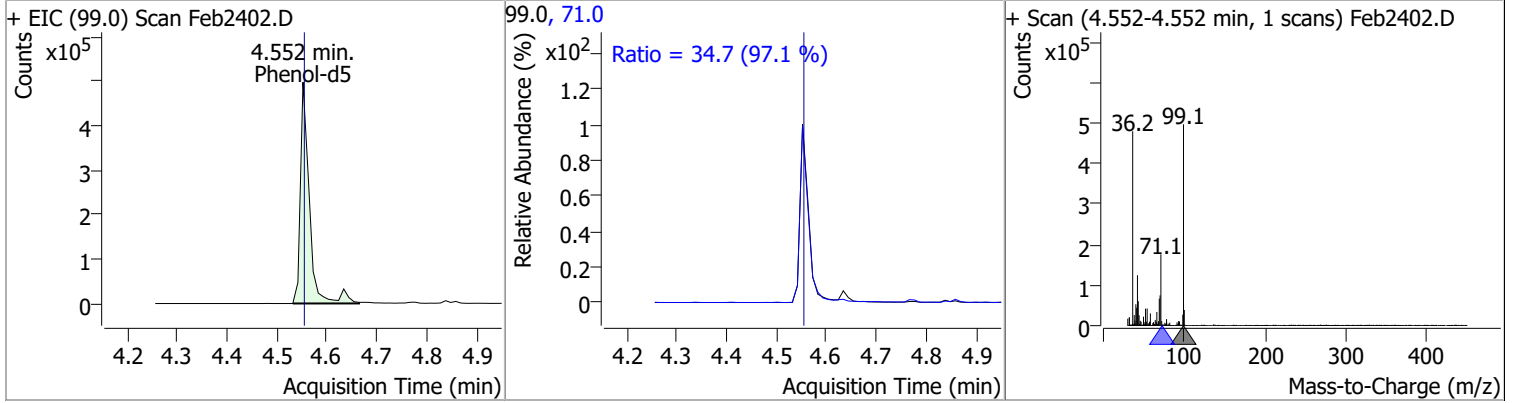


Compound	Conc.	RT	Dev(Min)	Resp.	QIon	QRatio	Lower	Upper
Aniline	70.2310	4.50	0.00	844703	66.0	34.7	24.8	46.0
					65.0	19.5	13.1	24.4

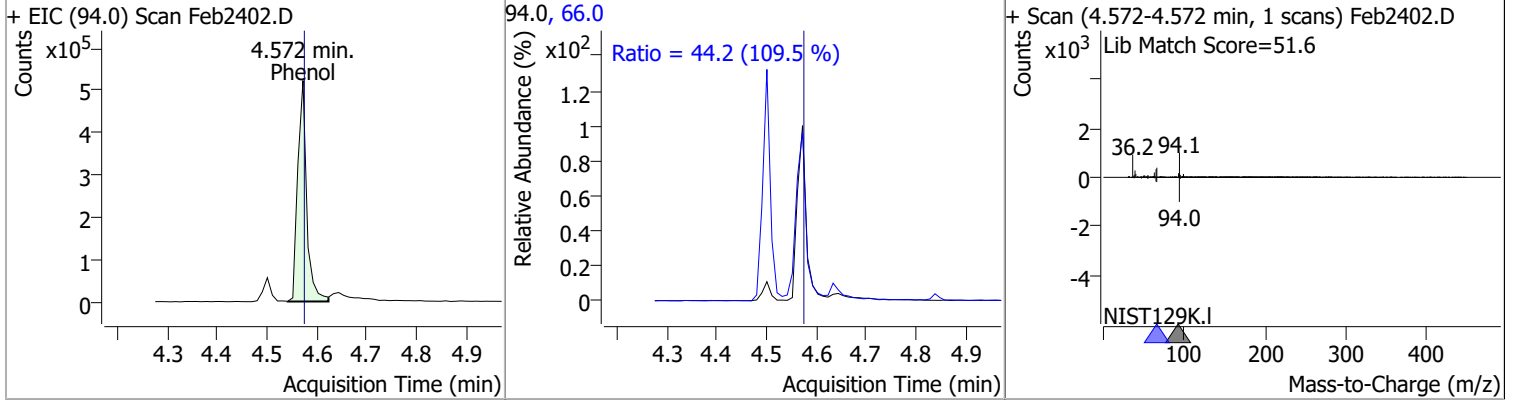


Quantitation Results Report (QT Reviewed)

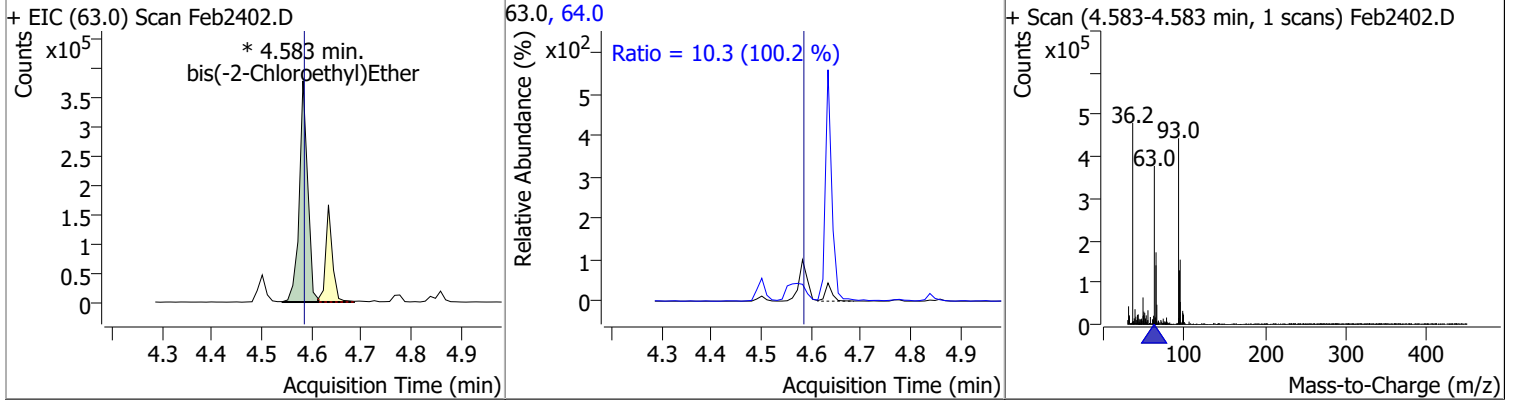
Compound	Conc.	RT	Dev(Min)	Resp.	QIon	QRatio	Lower	Upper
Phenol-d5	72.5033	4.55	0.00	611796	71.0	34.7	25.0	46.4



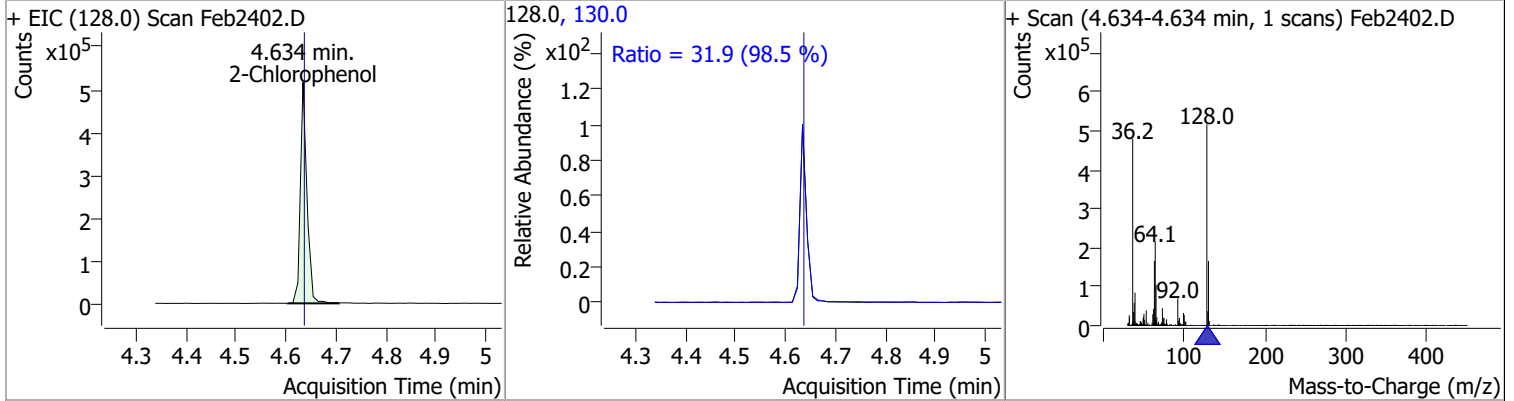
Compound	Conc.	RT	Dev(Min)	Resp.	QIon	QRatio	Lower	Upper
Phenol	69.5404	4.57	0.00	652638	66.0	44.2	28.3	52.5



Compound	Conc.	RT	Dev(Min)	Resp.	QIon	QRatio	Lower	Upper
bis(-2-Chloroethyl)Ether	69.6749	4.58	0.00	442763 (m)	64.0	10.3	7.2	13.3

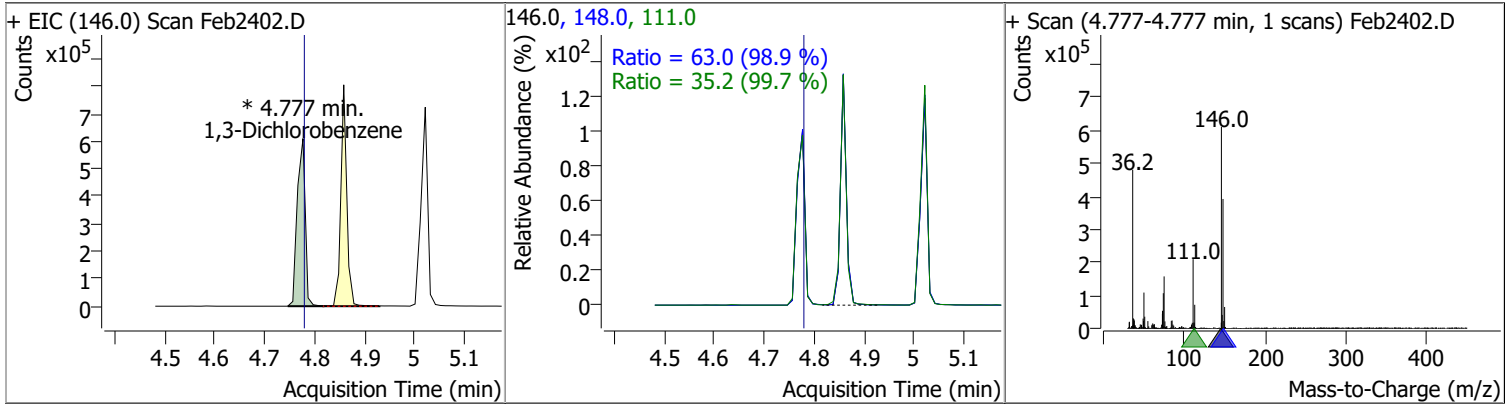


Compound	Conc.	RT	Dev(Min)	Resp.	QIon	QRatio	Lower	Upper
2-Chlorophenol	62.9704	4.63	0.00	474783	130.0	31.9	22.6	42.1

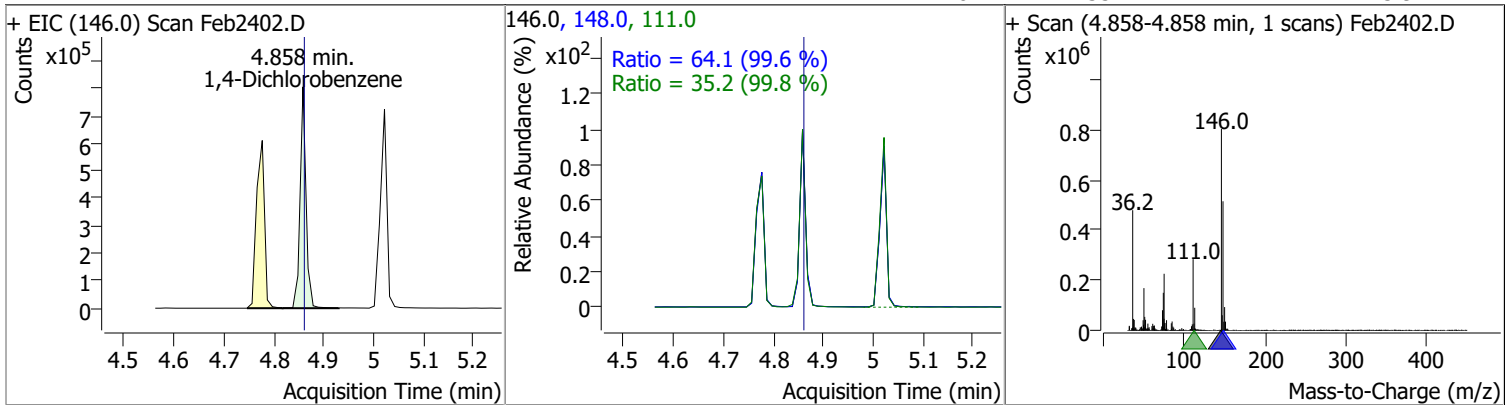


Quantitation Results Report (QT Reviewed)

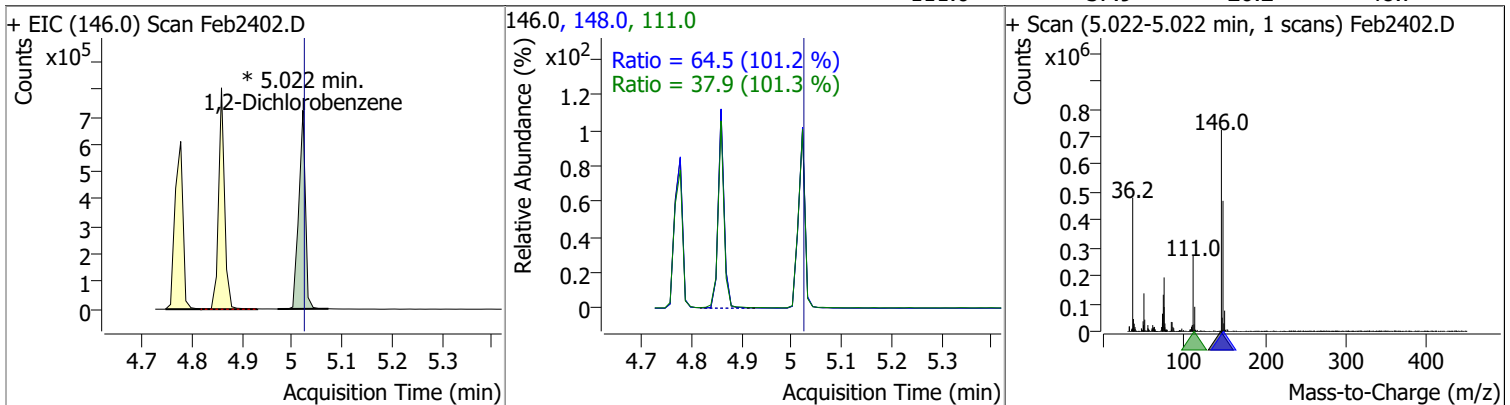
Compound	Conc.	RT	Dev(Min)	Resp.	QIon	QRatio	Lower	Upper
1,3-Dichlorobenzene	70.2054	4.78	0.00	677471 (m)	148.0	63.0	44.6	82.9
					111.0	35.2	24.7	45.9



Compound	Conc.	RT	Dev(Min)	Resp.	QIon	QRatio	Lower	Upper
1,4-Dichlorobenzene	68.5524	4.86	0.00	668498	148.0	64.1	45.0	83.7
					111.0	35.2	24.7	45.9

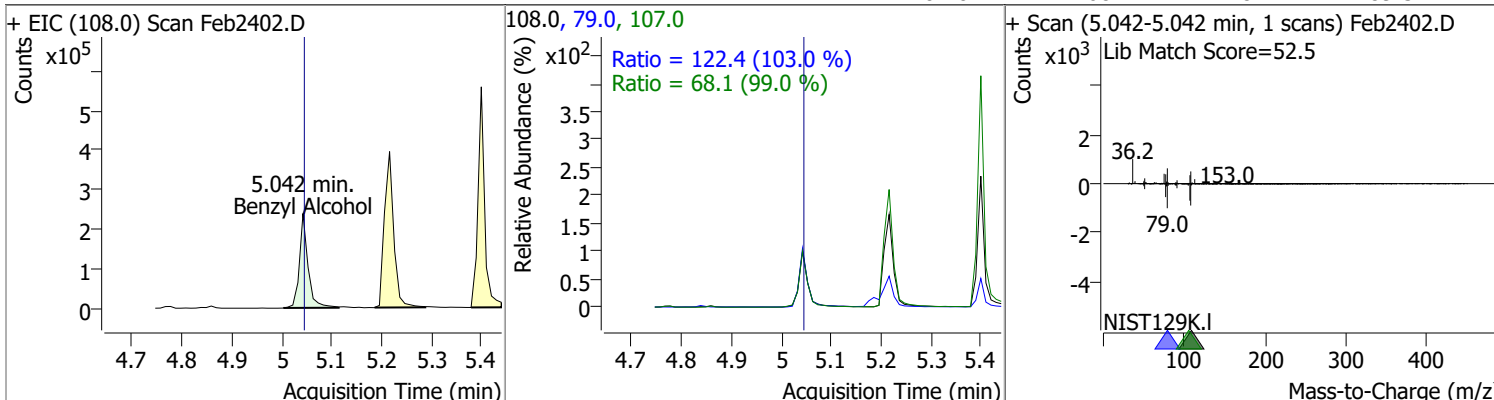


Compound	Conc.	RT	Dev(Min)	Resp.	QIon	QRatio	Lower	Upper
1,2-Dichlorobenzene	70.4488	5.02	0.00	662290 (m)	148.0	64.5	44.6	82.8
					111.0	37.9	26.2	48.7

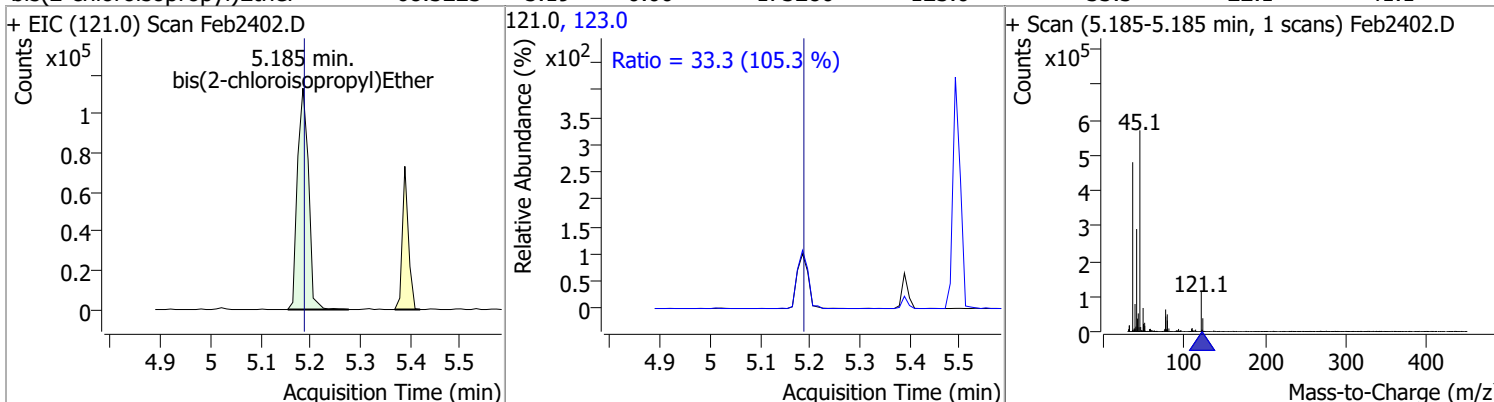


Quantitation Results Report (QT Reviewed)

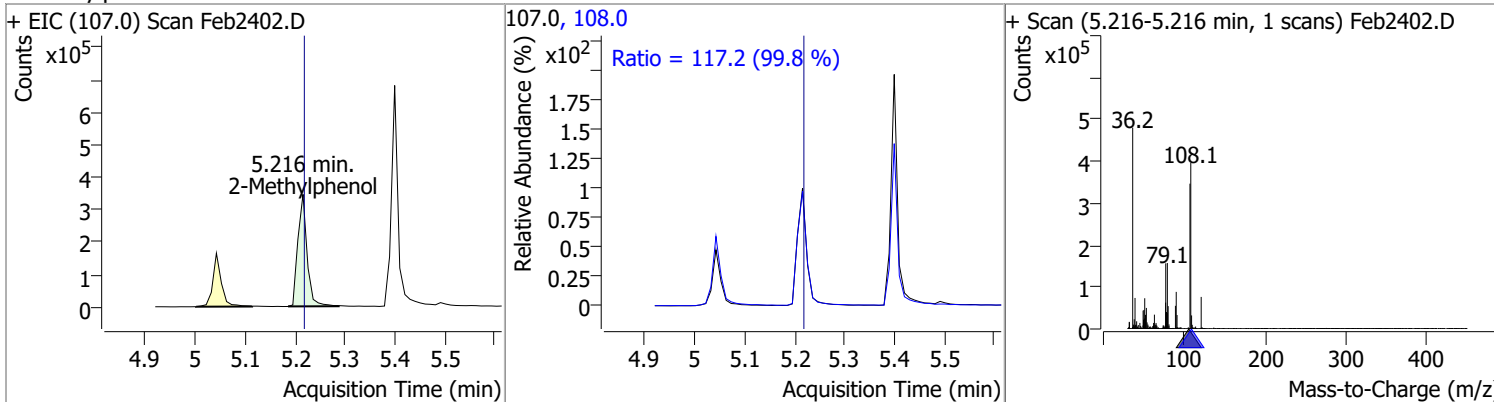
Compound	Conc.	RT	Dev(Min)	Resp.	QIon	QRatio	Lower	Upper
Benzyl Alcohol	75.7160	5.04	0.00	285206	79.0	122.4	83.2	154.5
					107.0	68.1	48.2	89.5



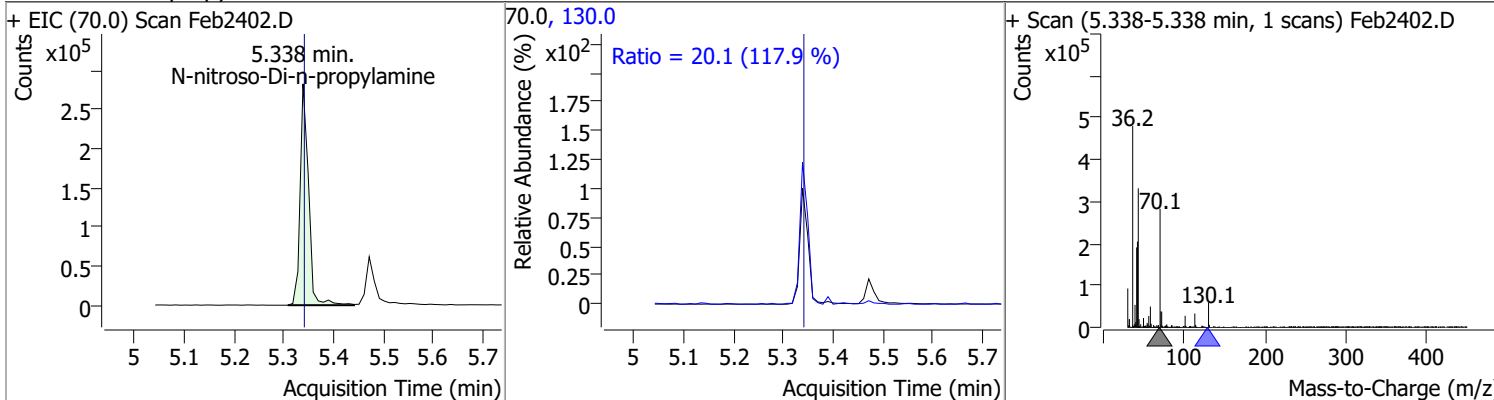
Compound	Conc.	RT	Dev(Min)	Resp.	QIon	QRatio	Lower	Upper
bis(2-chloroisopropyl)Ether	68.3223	5.19	0.00	173280	123.0	33.3	22.1	41.1



Compound	Conc.	RT	Dev(Min)	Resp.	QIon	QRatio	Lower	Upper
2-Methylphenol	67.3200	5.22	0.00	439921	108.0	117.2	82.2	152.6

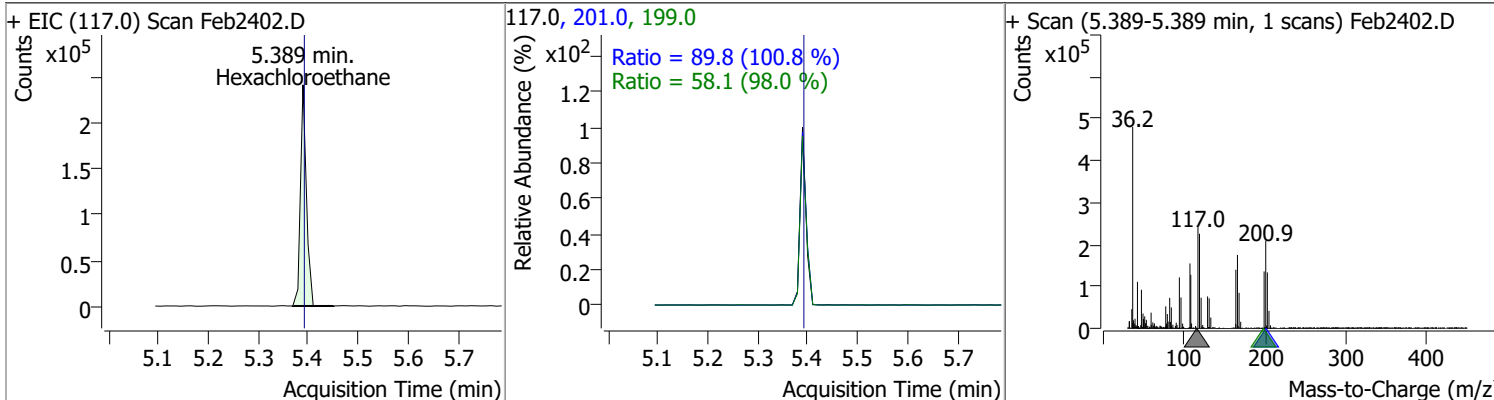


Compound	Conc.	RT	Dev(Min)	Resp.	QIon	QRatio	Lower	Upper
N-nitroso-Di-n-propylamine	73.9439	5.34	0.00	330733	130.0	20.1	0.0	34.0

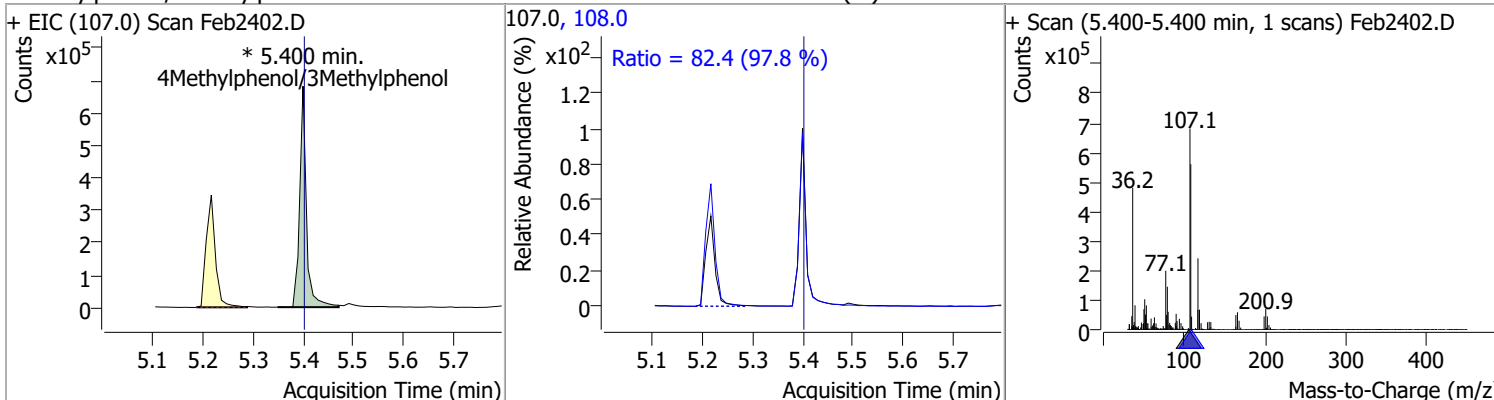


Quantitation Results Report (QT Reviewed)

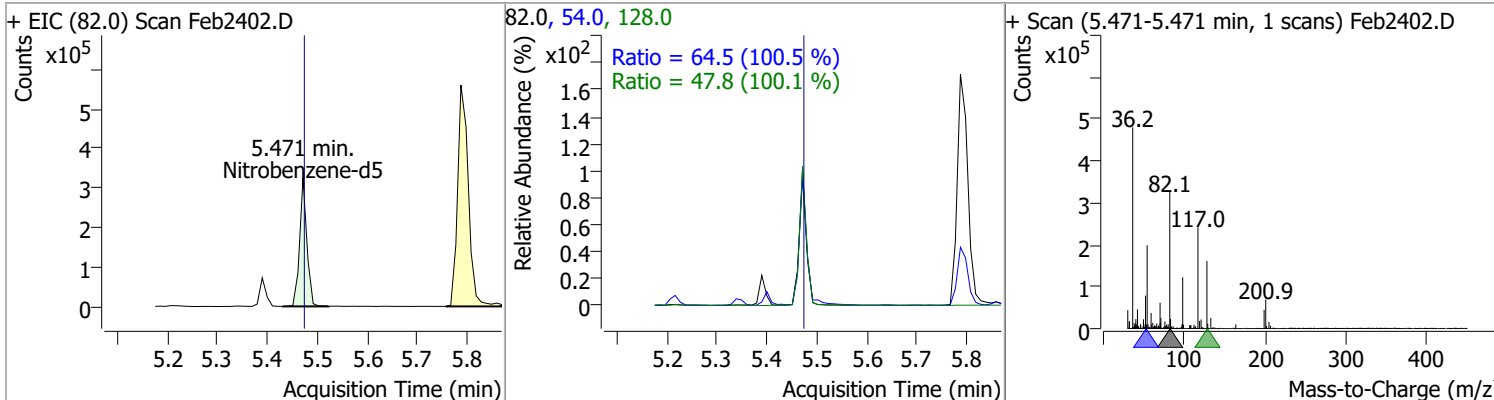
Compound	Conc.	RT	Dev(Min)	Resp.	QIon	QRatio	Lower	Upper
Hexachloroethane	70.1655	5.39	0.00	201055	201.0	89.8	62.4	115.9
					199.0	58.1	41.5	77.1



Compound	Conc.	RT	Dev(Min)	Resp.	QIon	QRatio	Lower	Upper
4Methylphenol/3Methylphenol	71.8177	5.40	0.00	639950 (m)	108.0	82.4	59.0	109.5

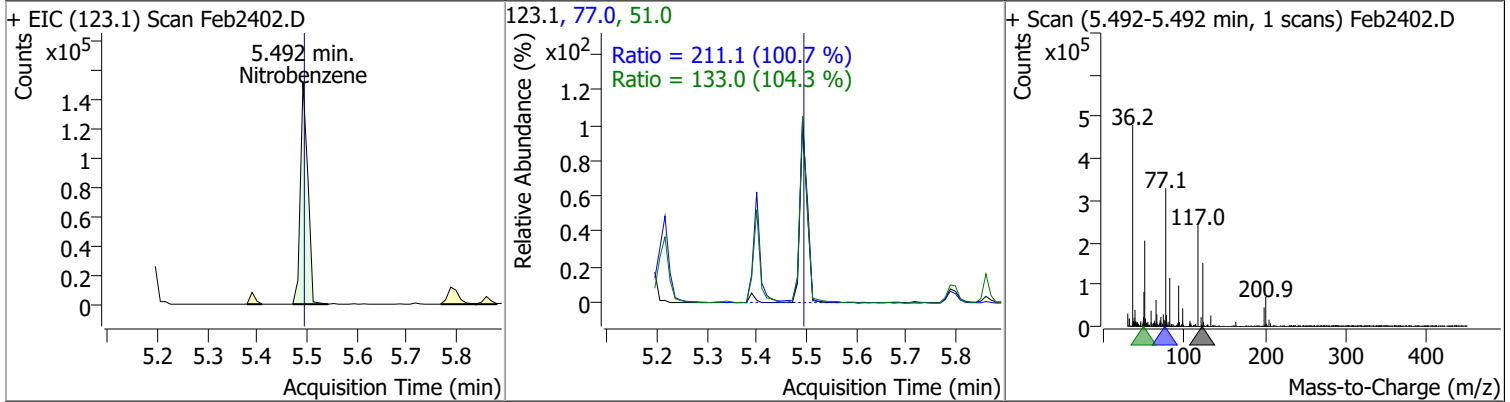


Compound	Conc.	RT	Dev(Min)	Resp.	QIon	QRatio	Lower	Upper
Nitrobenzene-d5	70.2711	5.47	0.00	329557	54.0	64.5	44.9	83.4
					128.0	47.8	33.4	62.1

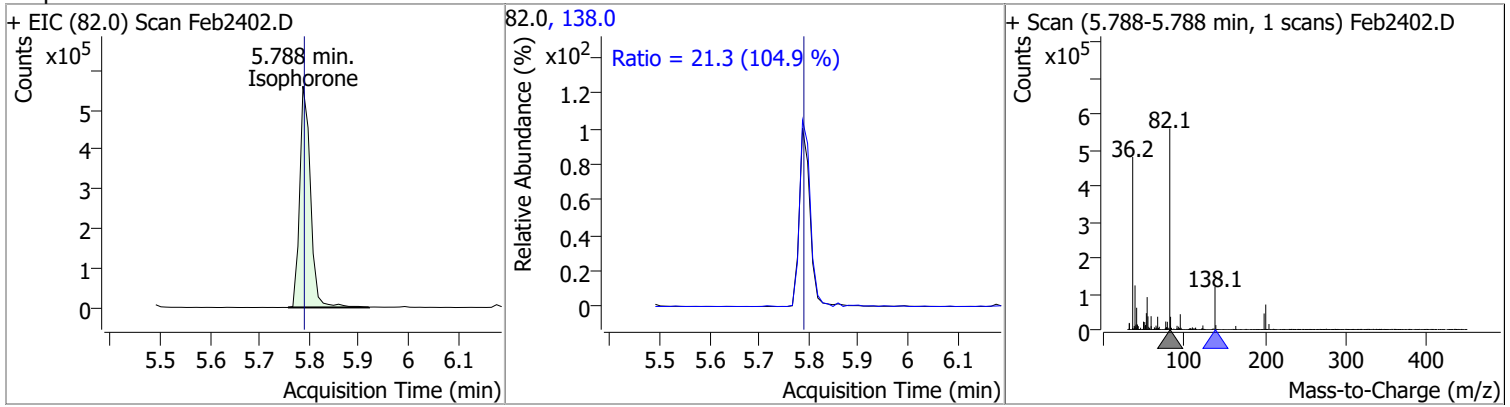


Quantitation Results Report (QT Reviewed)

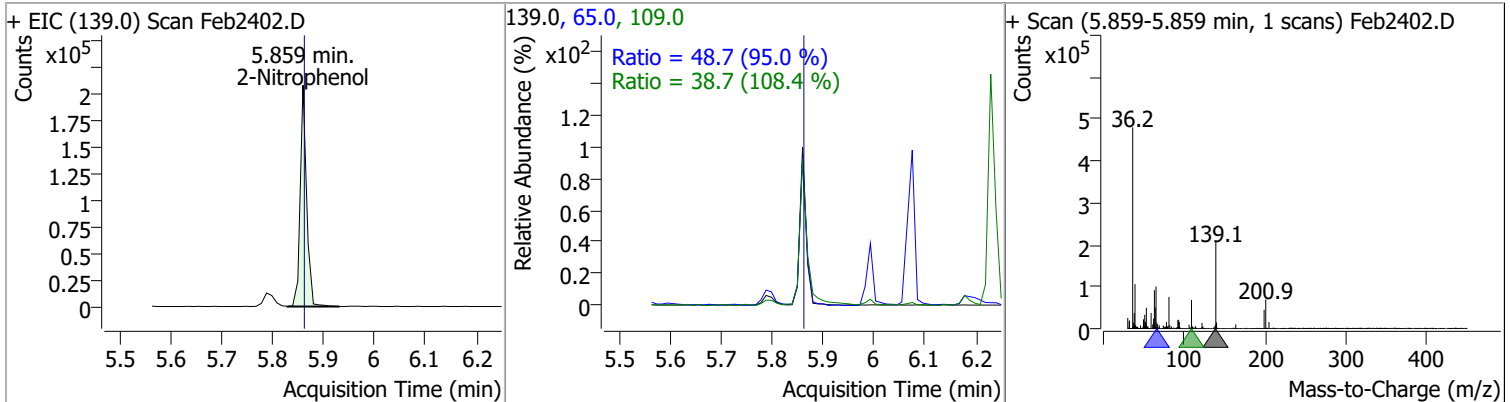
Compound	Conc.	RT	Dev(Min)	Resp.	QIon	QRatio	Lower	Upper
Nitrobenzene	65.4992	5.49	0.00	156666	77.0	211.1	146.7	272.5
					51.0	133.0	89.2	165.7



Compound	Conc.	RT	Dev(Min)	Resp.	QIon	QRatio	Lower	Upper
Isophorone	76.2620	5.79	0.00	846214	138.0	21.3	14.2	26.4

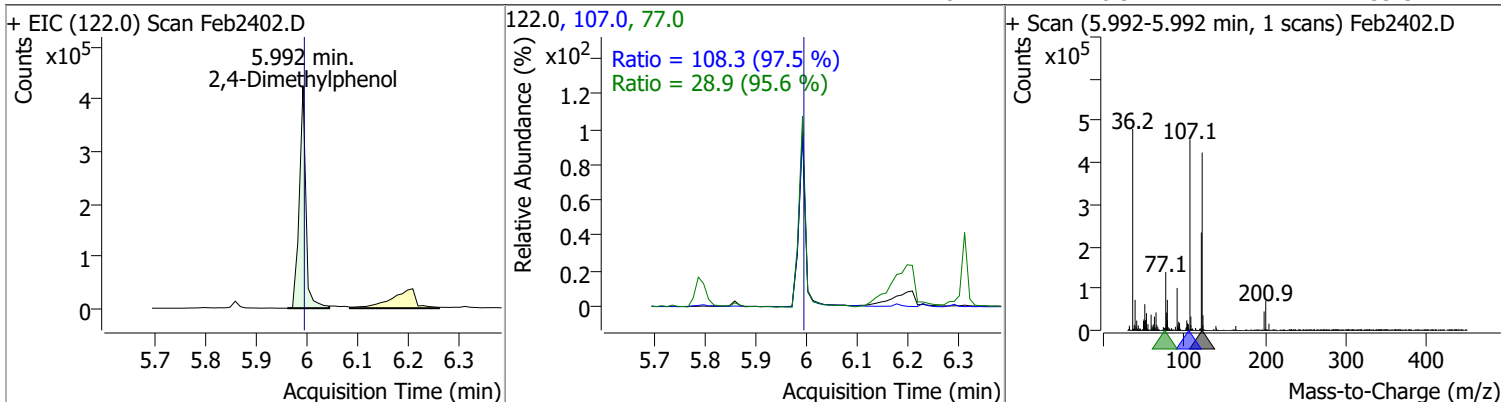


Compound	Conc.	RT	Dev(Min)	Resp.	QIon	QRatio	Lower	Upper
2-Nitrophenol	73.6677	5.86	0.00	181308	65.0	48.7	35.9	66.7
					109.0	38.7	25.0	46.4

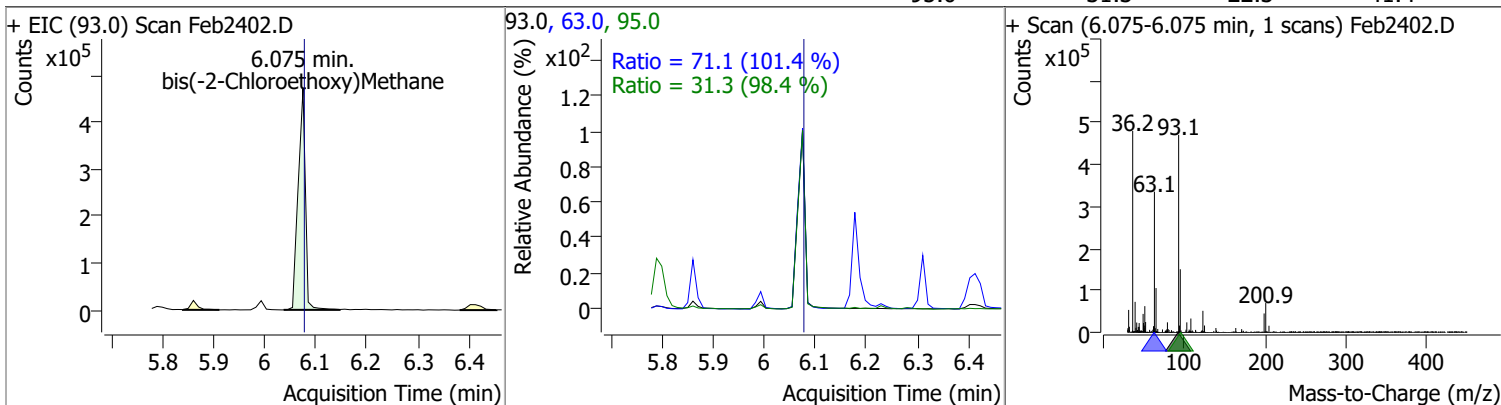


Quantitation Results Report (QT Reviewed)

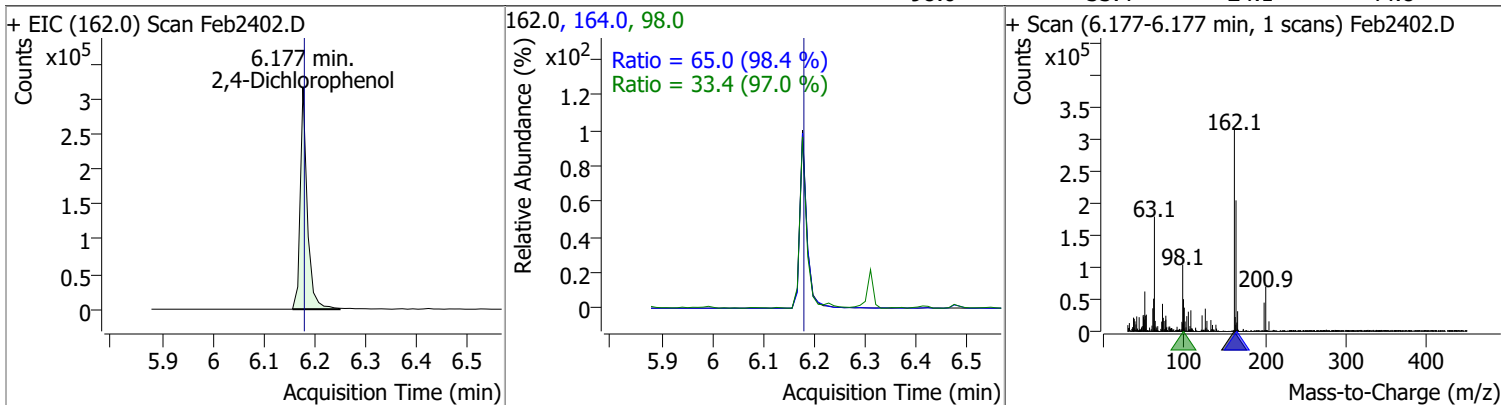
Compound	Conc.	RT	Dev(Min)	Resp.	QIon	QRatio	Lower	Upper
2,4-Dimethylphenol	73.5430	5.99	0.00	381405	107.0	108.3	77.8	144.4
					77.0	28.9	21.2	39.3



Compound	Conc.	RT	Dev(Min)	Resp.	QIon	QRatio	Lower	Upper
bis(-2-Chloroethoxy)Methane	72.1212	6.07	0.00	465019	63.0	71.1	49.1	91.2
					95.0	31.3	22.3	41.4

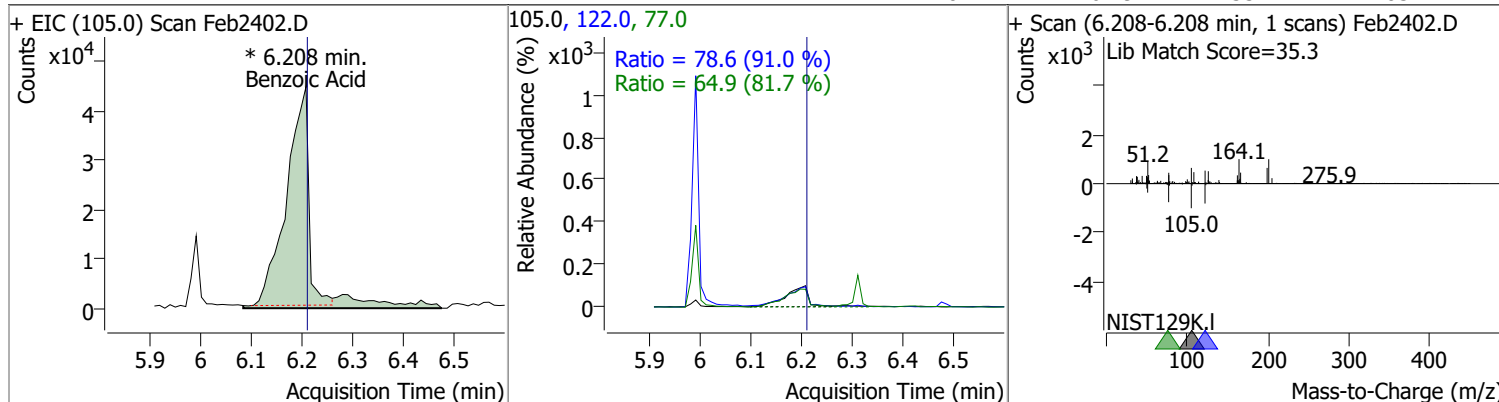


Compound	Conc.	RT	Dev(Min)	Resp.	QIon	QRatio	Lower	Upper
2,4-Dichlorophenol	62.0110	6.18	0.00	304995	164.0	65.0	46.3	86.0
					98.0	33.4	24.1	44.8

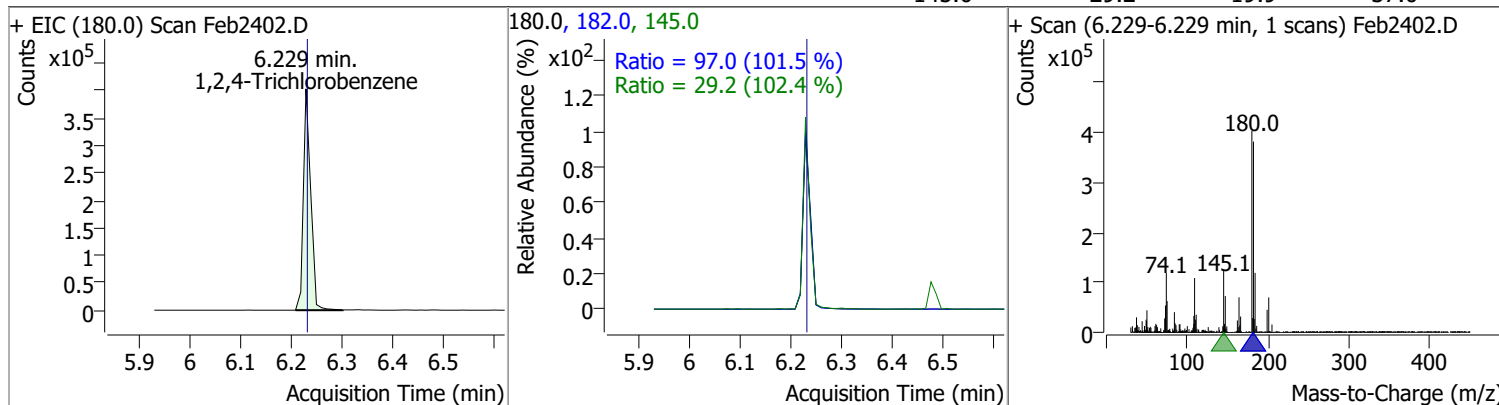


Quantitation Results Report (QT Reviewed)

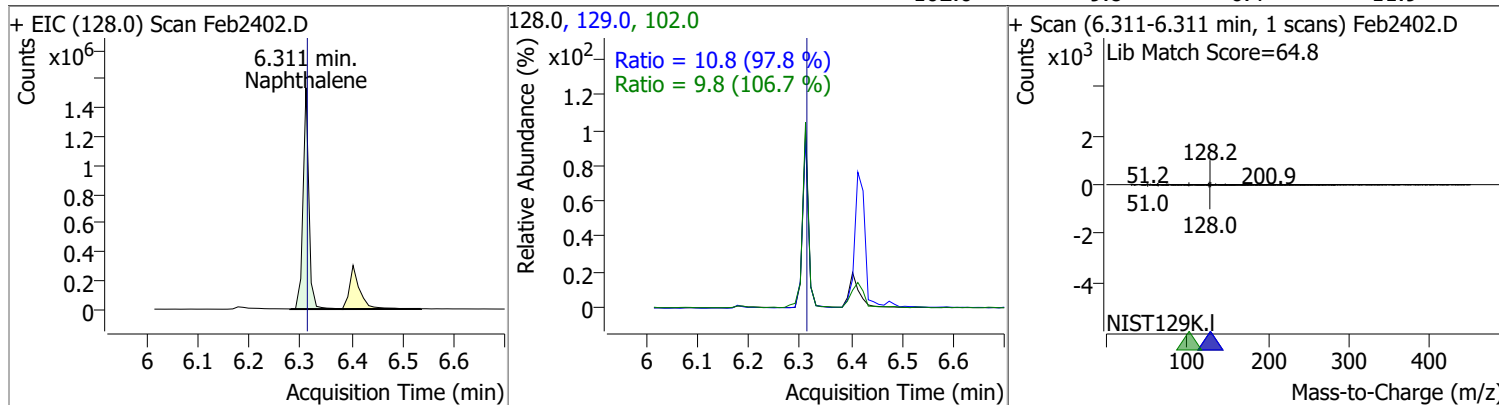
Compound	Conc.	RT	Dev(Min)	Resp.	QIon	QRatio	Lower	Upper
Benzoic Acid	62.2135	6.21	0.00	157788 (m)	122.0	78.6	60.5	112.4
					77.0	64.9	55.7	103.4



Compound	Conc.	RT	Dev(Min)	Resp.	QIon	QRatio	Lower	Upper
1,2,4-Trichlorobenzene	67.3520	6.23	0.00	402455	182.0	97.0	66.8	124.1
					145.0	29.2	19.9	37.0

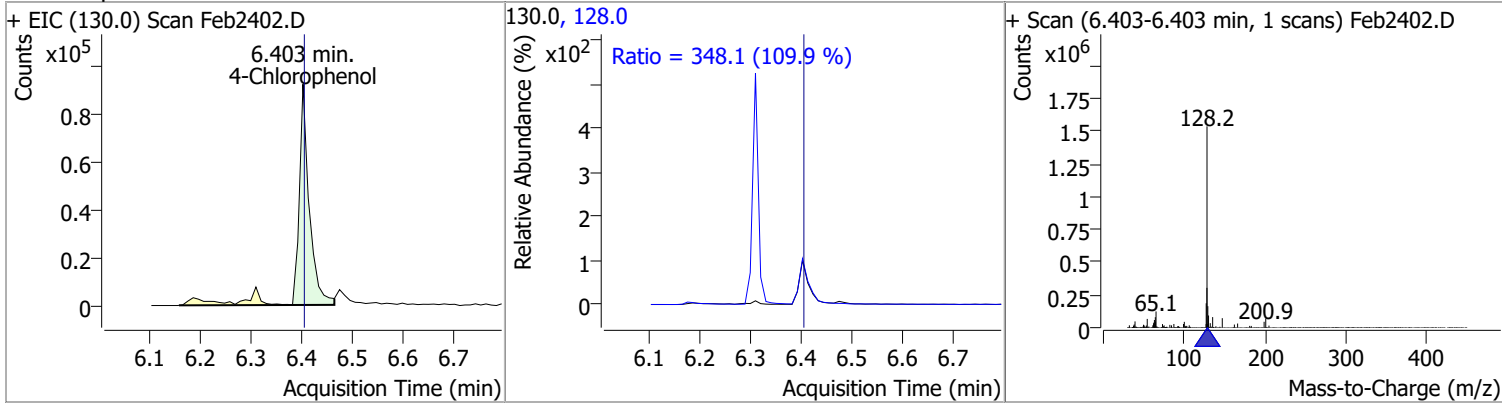


Compound	Conc.	RT	Dev(Min)	Resp.	QIon	QRatio	Lower	Upper
Naphthalene	68.2773	6.31	0.00	1218983	129.0	10.8	7.7	14.4
					102.0	9.8	6.4	11.9

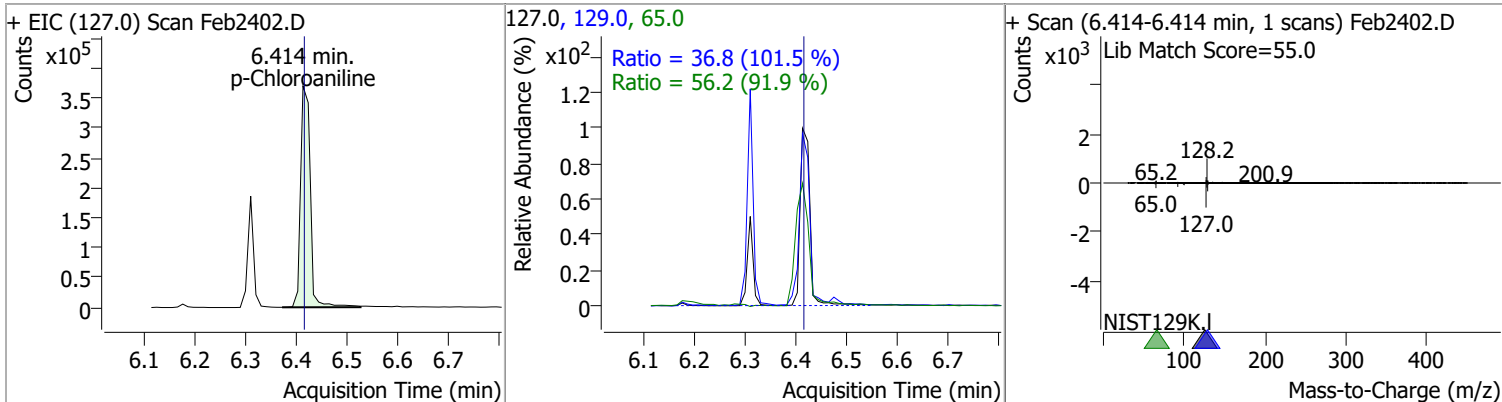


Quantitation Results Report (QT Reviewed)

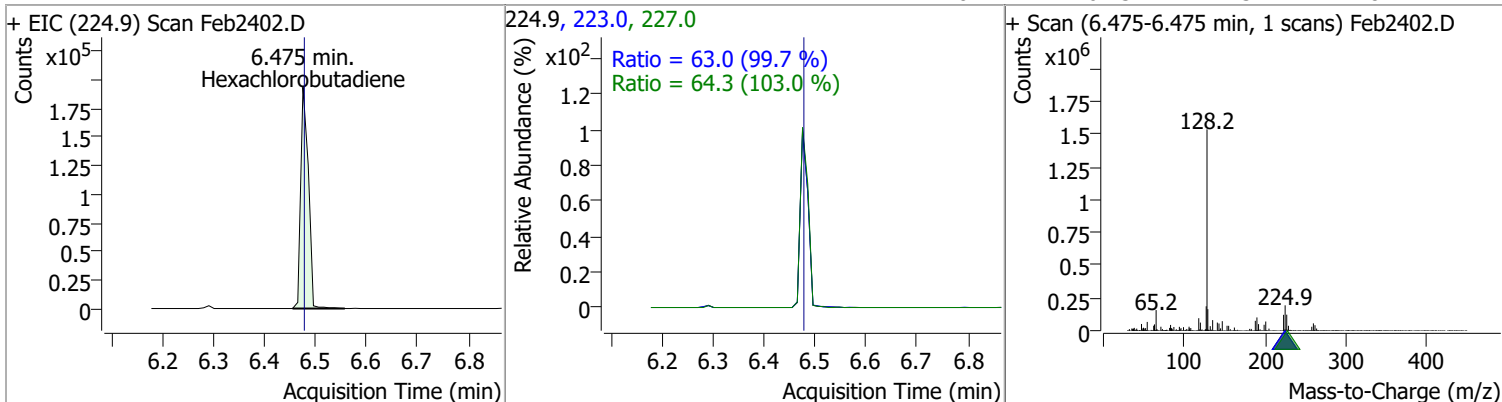
Compound	Conc.	RT	Dev(Min)	Resp.	QIon	QRatio	Lower	Upper
4-Chlorophenol	67.1780	6.40	0.00	124388	128.0	348.1	221.7	411.6



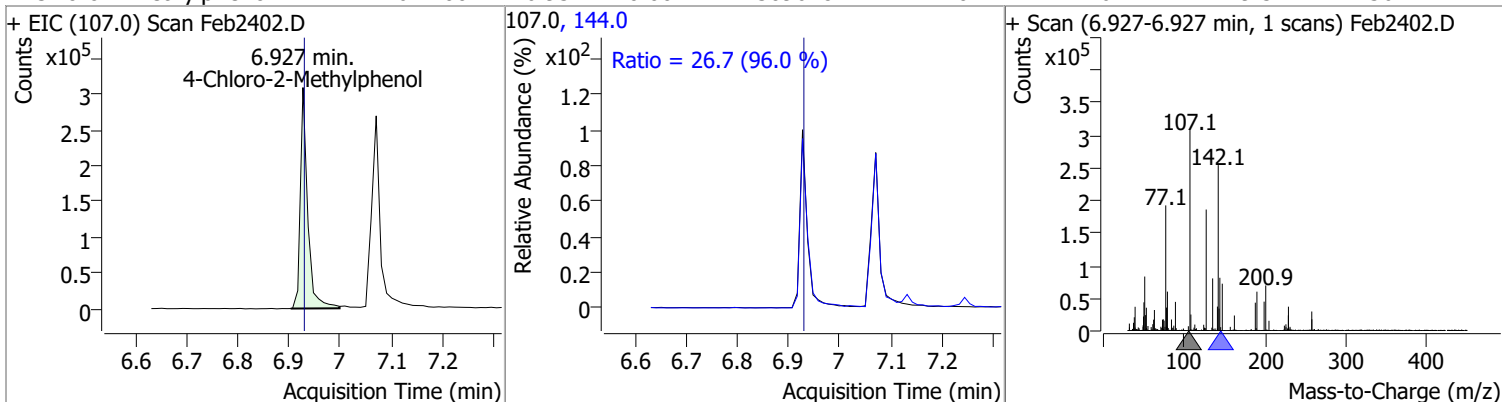
Compound	Conc.	RT	Dev(Min)	Resp.	QIon	QRatio	Lower	Upper
p-Chloroaniline	71.1102	6.41	0.00	491314	65.0	56.2	42.8	79.5
					129.0	36.8	25.3	47.1



Compound	Conc.	RT	Dev(Min)	Resp.	QIon	QRatio	Lower	Upper
Hexachlorobutadiene	66.4476	6.48	0.00	203904	223.0	63.0	44.2	82.2
					227.0	64.3	43.7	81.2

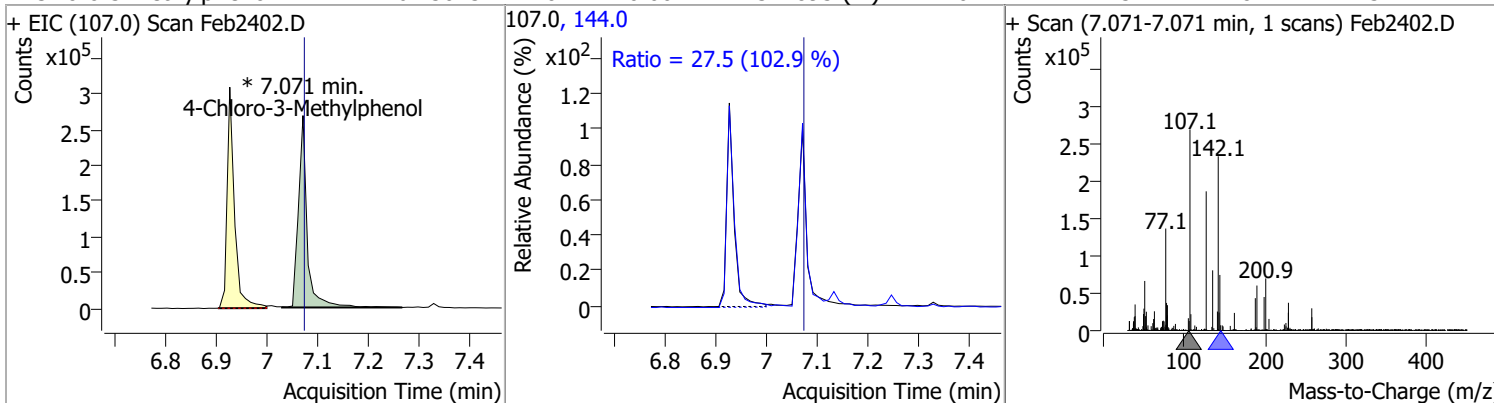


Compound	Conc.	RT	Dev(Min)	Resp.	QIon	QRatio	Lower	Upper
4-Chloro-2-Methylphenol	67.2002	6.93	0.00	309618	144.0	26.7	19.5	36.2

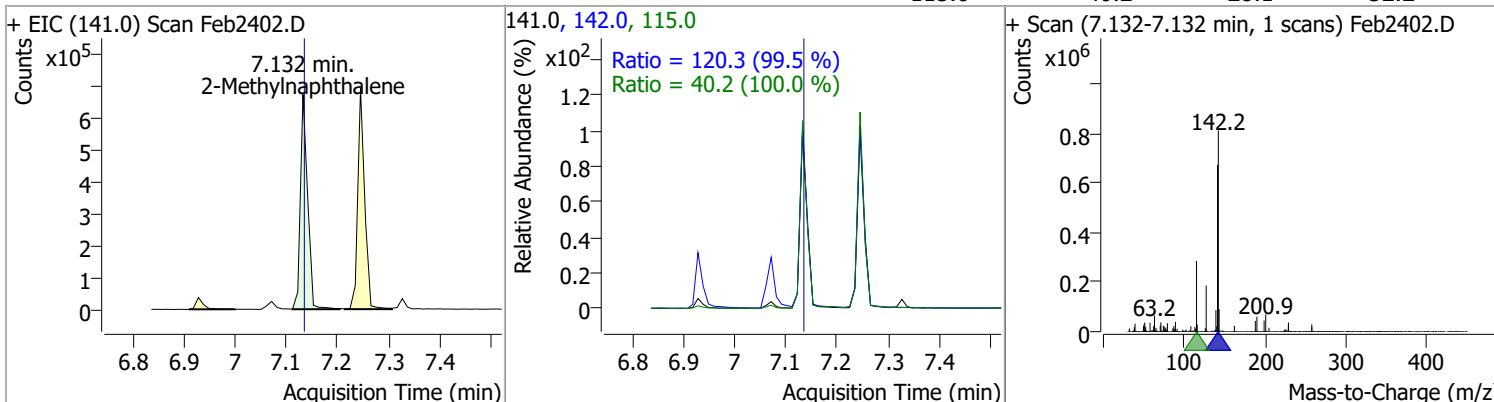


Quantitation Results Report (QT Reviewed)

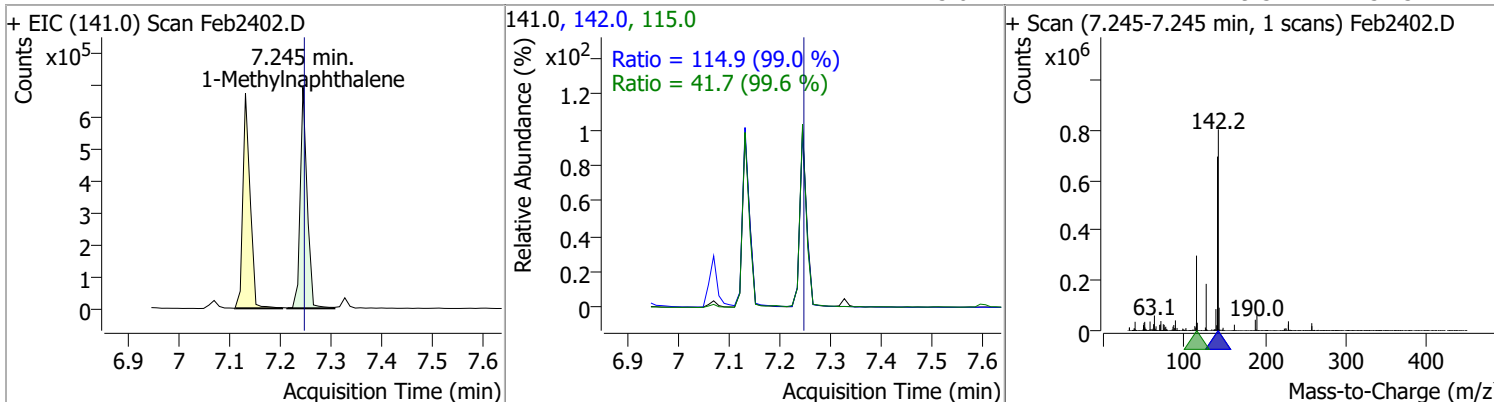
Compound	Conc.	RT	Dev(Min)	Resp.	QIon	QRatio	Lower	Upper
4-Chloro-3-Methylphenol	67.5045	7.07	0.00	322895 (m)	144.0	27.5	18.7	34.7



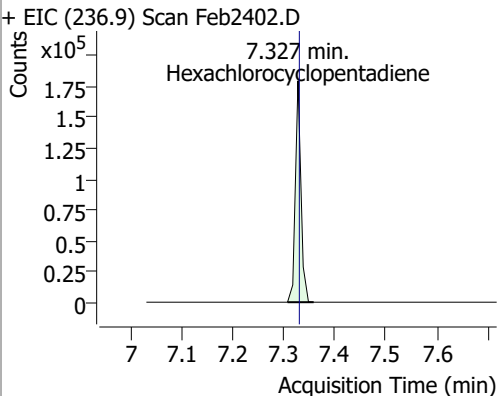
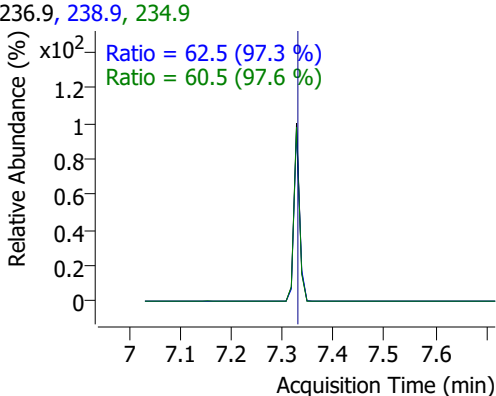
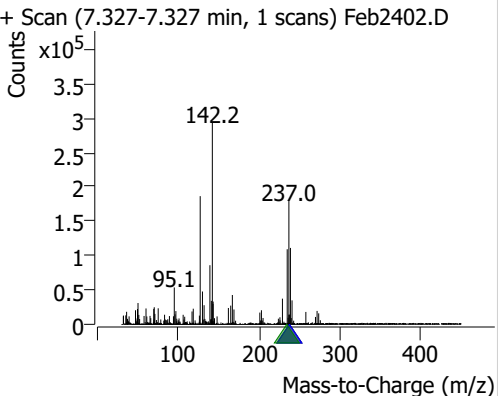
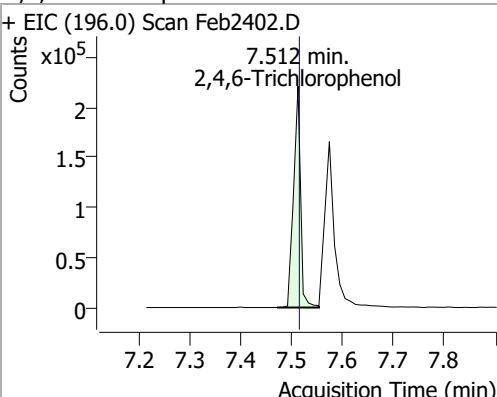
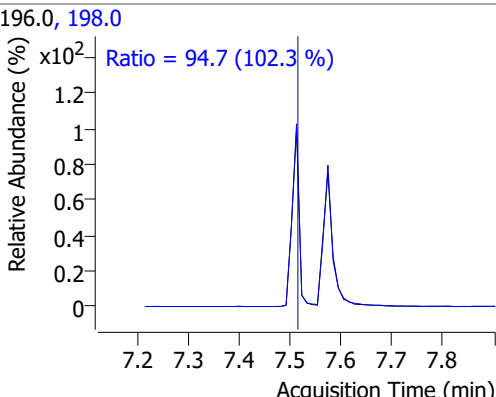
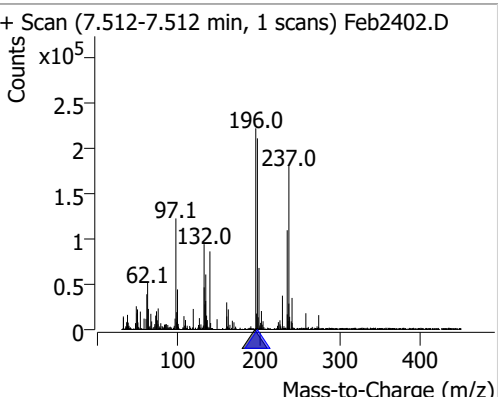
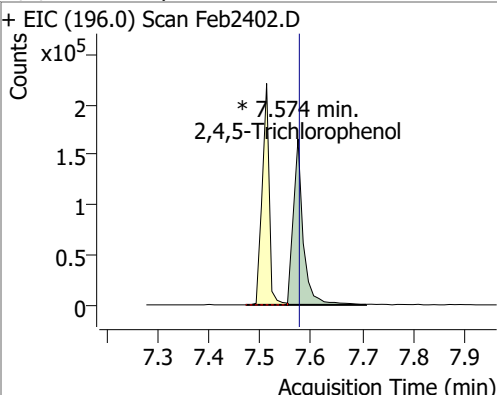
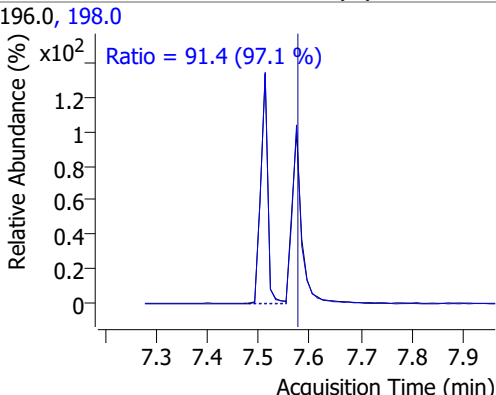
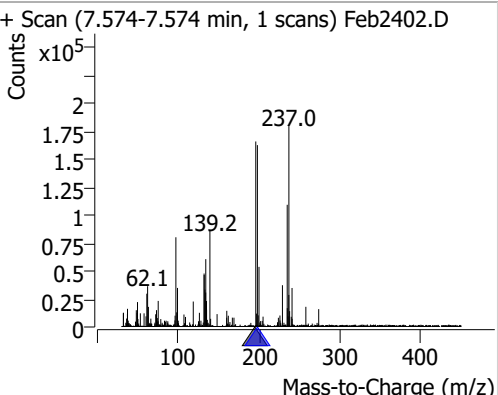
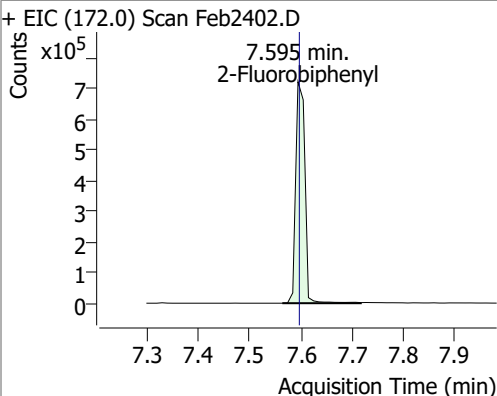
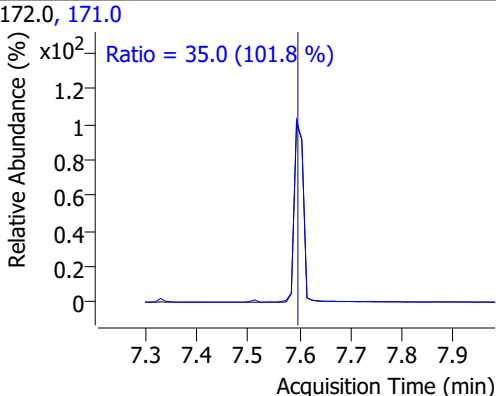
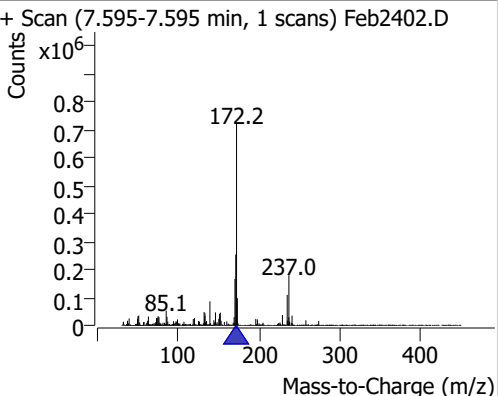
Compound	Conc.	RT	Dev(Min)	Resp.	QIon	QRatio	Lower	Upper
2-Methylnaphthalene	66.4697	7.13	0.00	661585	142.0	120.3	84.6	157.1
					115.0	40.2	28.1	52.2



Compound	Conc.	RT	Dev(Min)	Resp.	QIon	QRatio	Lower	Upper
1-Methylnaphthalene	67.1163	7.25	0.00	653577	142.0	114.9	81.2	150.8
					115.0	41.7	29.3	54.5

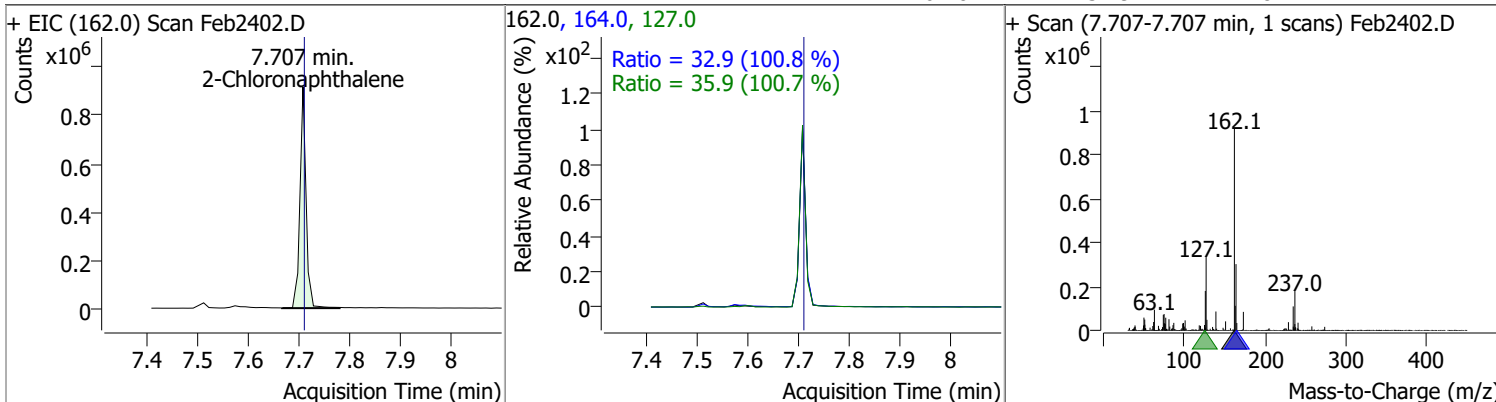


Quantitation Results Report (QT Reviewed)

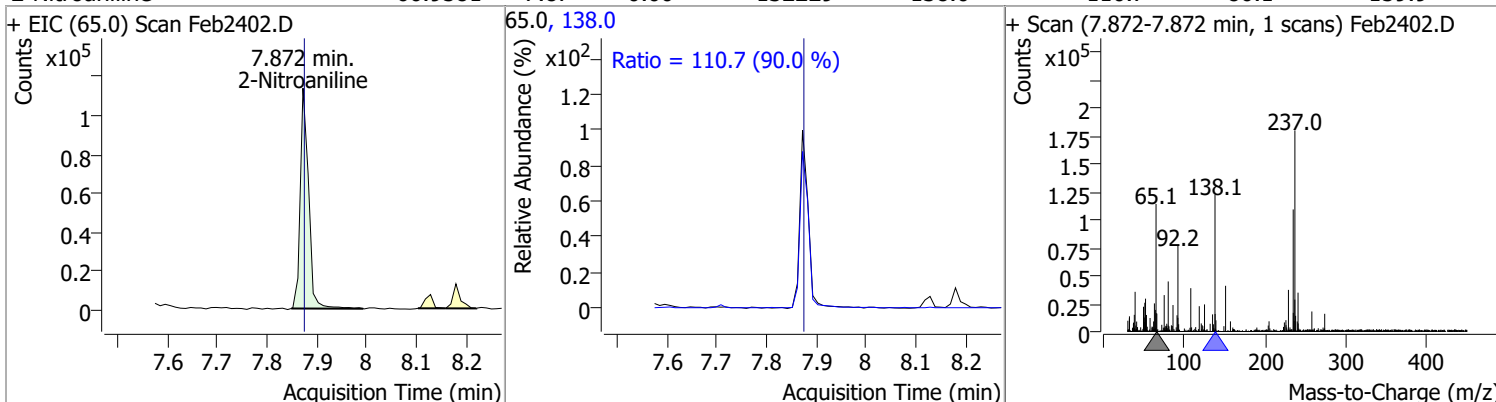
Compound	Conc.	RT	Dev(Min)	Resp.	QIon	QRatio	Lower	Upper
Hexachlorocyclopentadiene	73.6564	7.33	0.00	137474	238.9 234.9	62.5 60.5	44.9 43.4	83.5 80.7
+ EIC (236.9) Scan Feb2402.D			236.9, 238.9, 234.9			+ Scan (7.327-7.327 min, 1 scans) Feb2402.D		
								
2,4,6-Trichlorophenol	65.0134	7.51	0.00	210976	198.0	94.7	64.8	120.4
+ EIC (196.0) Scan Feb2402.D			196.0, 198.0			+ Scan (7.512-7.512 min, 1 scans) Feb2402.D		
								
2,4,5-Trichlorophenol	61.7023	7.57	0.00	224209 (m)	198.0	91.4	65.9	122.3
+ EIC (196.0) Scan Feb2402.D			196.0, 198.0			+ Scan (7.574-7.574 min, 1 scans) Feb2402.D		
								
2-Fluorobiphenyl	68.2643	7.59	0.00	905914	171.0	35.0	24.1	44.7
+ EIC (172.0) Scan Feb2402.D			172.0, 171.0			+ Scan (7.595-7.595 min, 1 scans) Feb2402.D		
								

Quantitation Results Report (QT Reviewed)

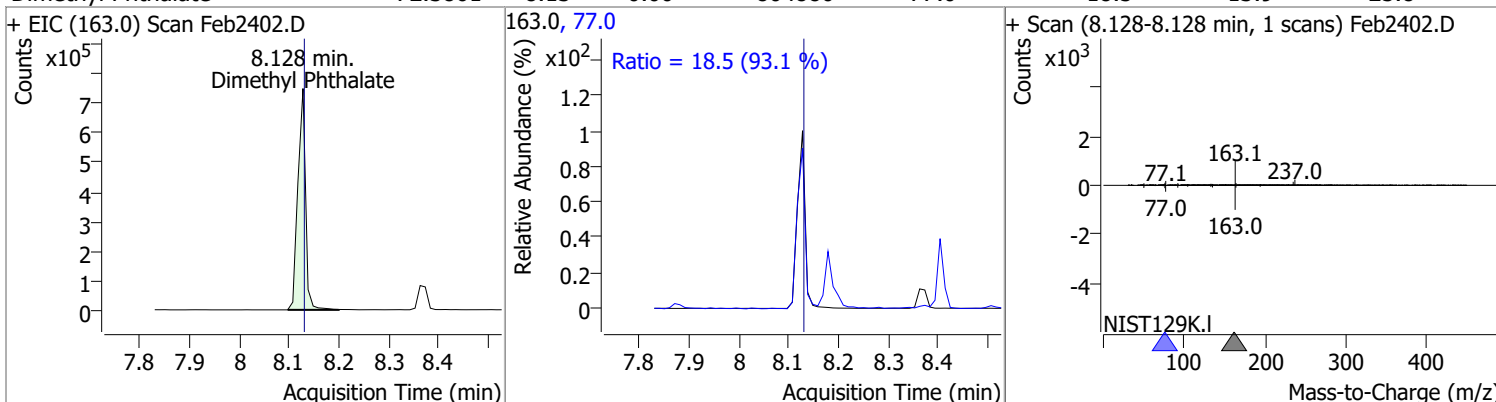
Compound	Conc.	RT	Dev(Min)	Resp.	QIon	QRatio	Lower	Upper
2-Chloronaphthalene	68.9155	7.71	0.00	768260	127.0	35.9	25.0	46.4
					164.0	32.9	22.8	42.4



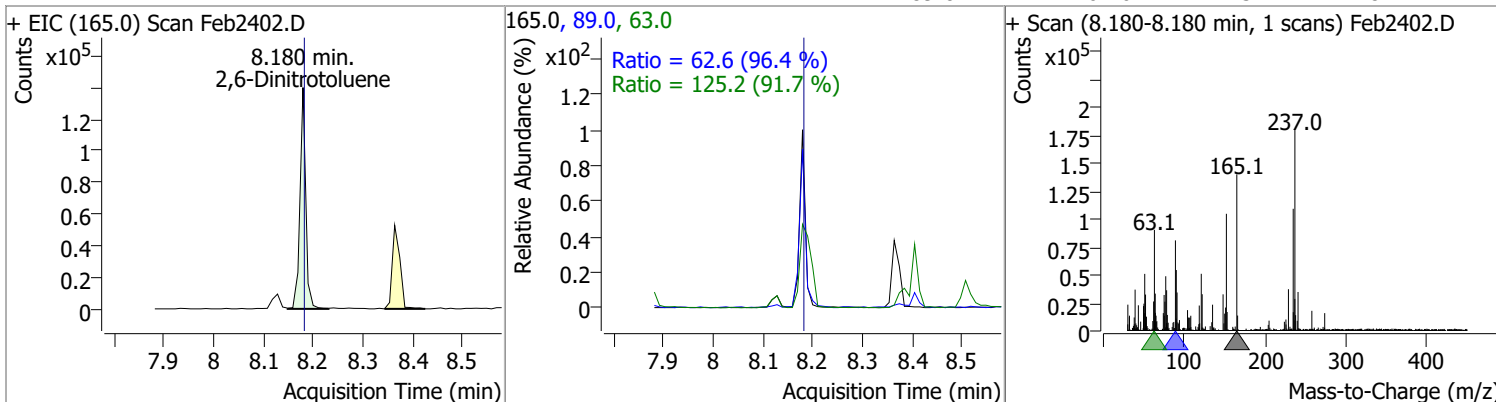
Compound	Conc.	RT	Dev(Min)	Resp.	QIon	QRatio	Lower	Upper
2-Nitroaniline	66.9581	7.87	0.00	132229	138.0	110.7	86.1	159.9



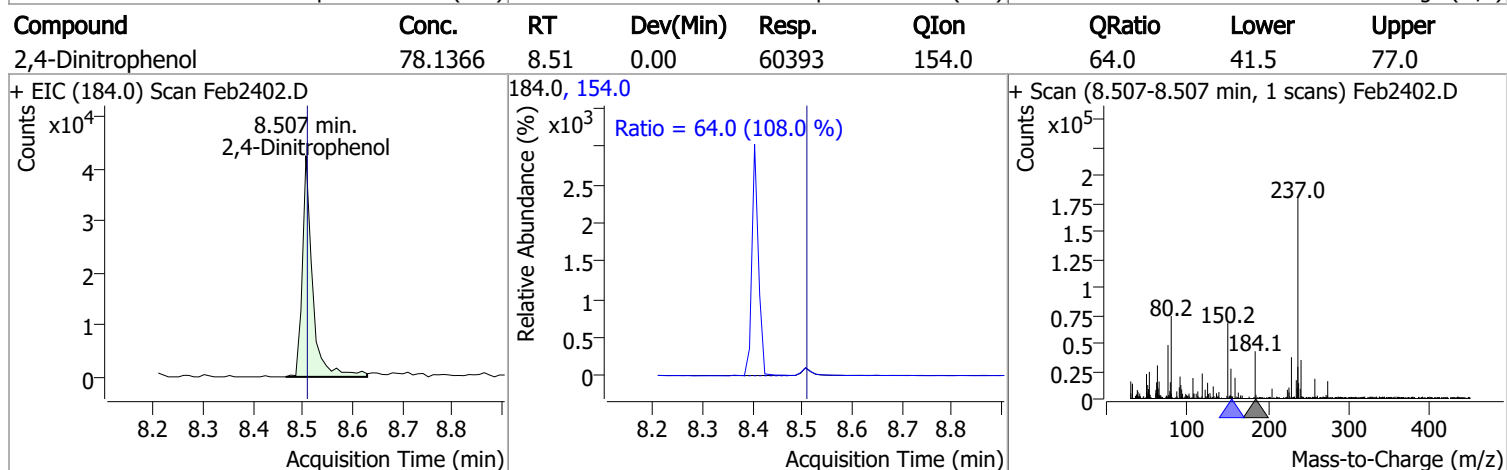
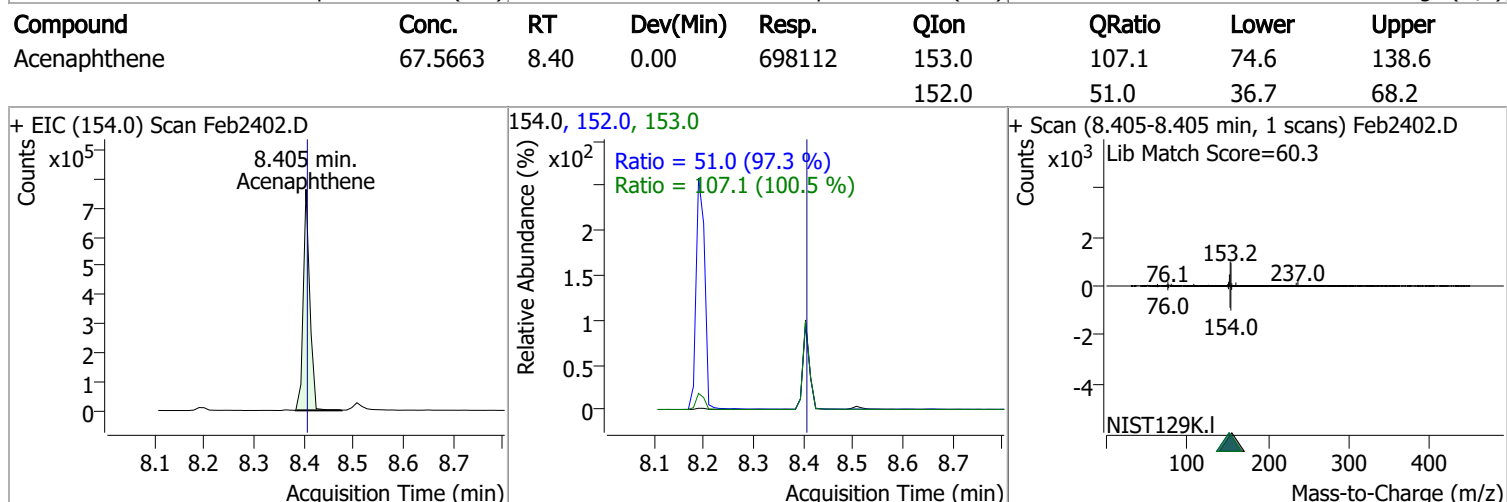
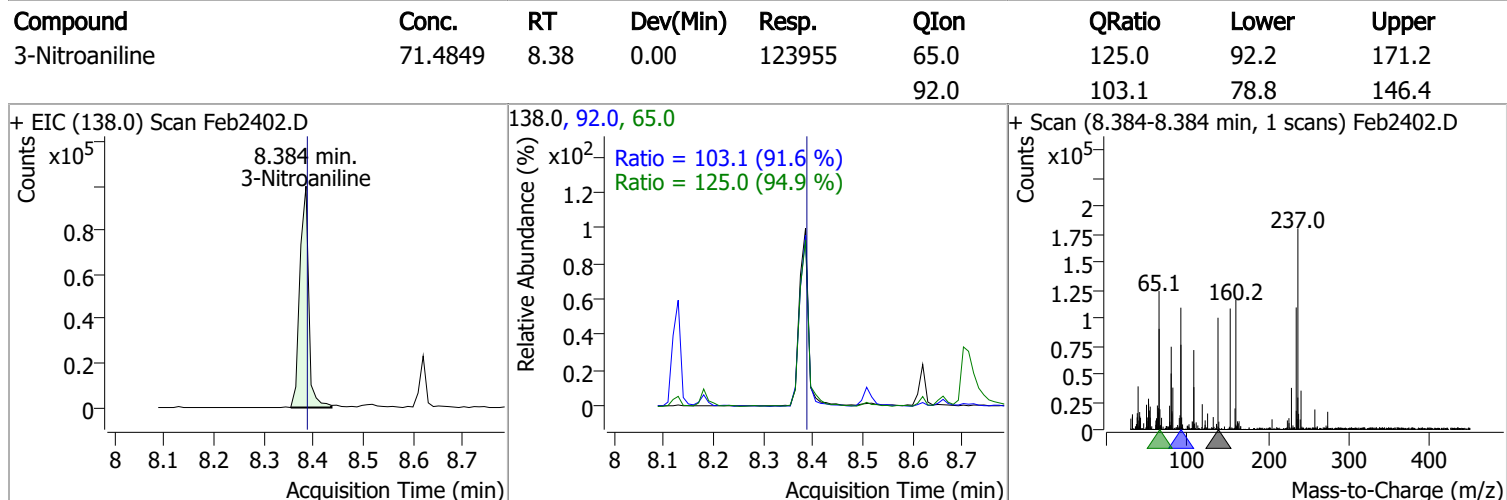
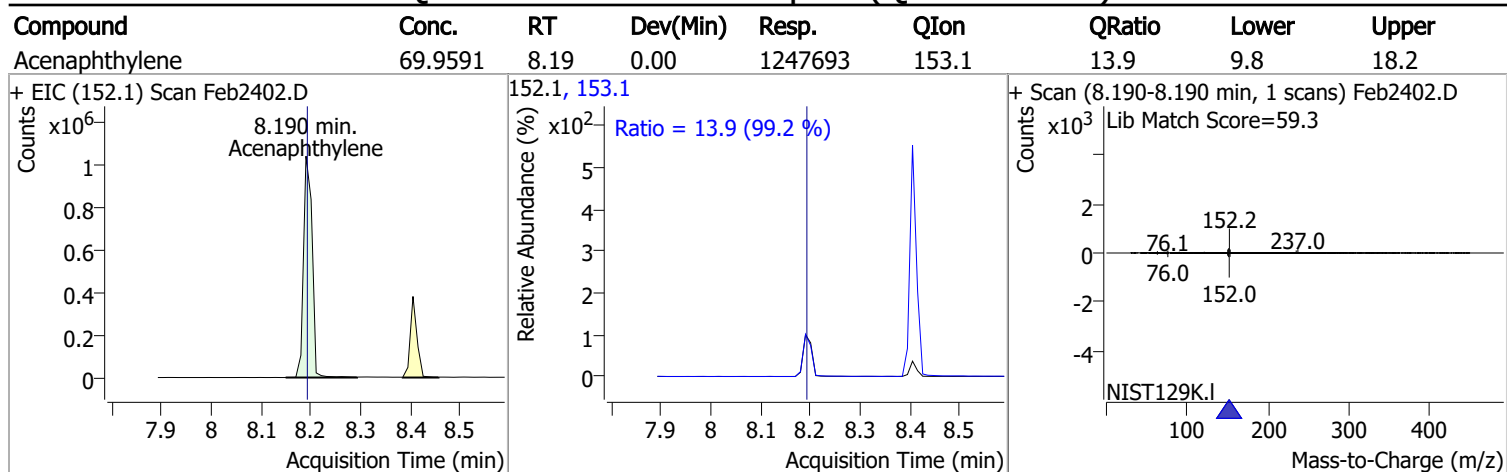
Compound	Conc.	RT	Dev(Min)	Resp.	QIon	QRatio	Lower	Upper
Dimethyl Phthalate	72.3861	8.13	0.00	804880	77.0	18.5	13.9	25.8



Compound	Conc.	RT	Dev(Min)	Resp.	QIon	QRatio	Lower	Upper
2,6-Dinitrotoluene	73.2327	8.18	0.00	112583	63.0	125.2	95.6	177.5
					89.0	62.6	45.4	84.4

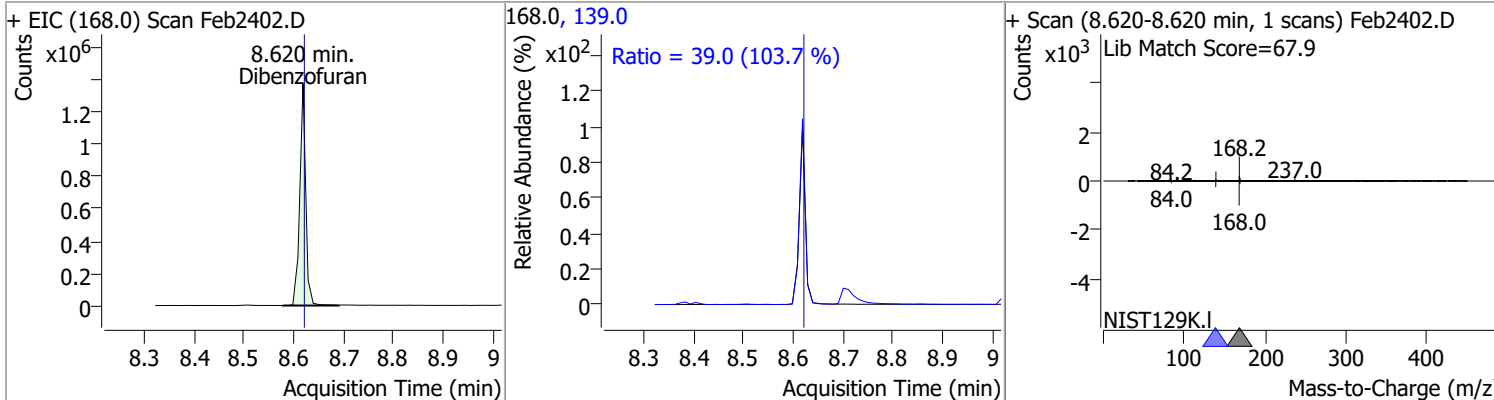


Quantitation Results Report (QT Reviewed)

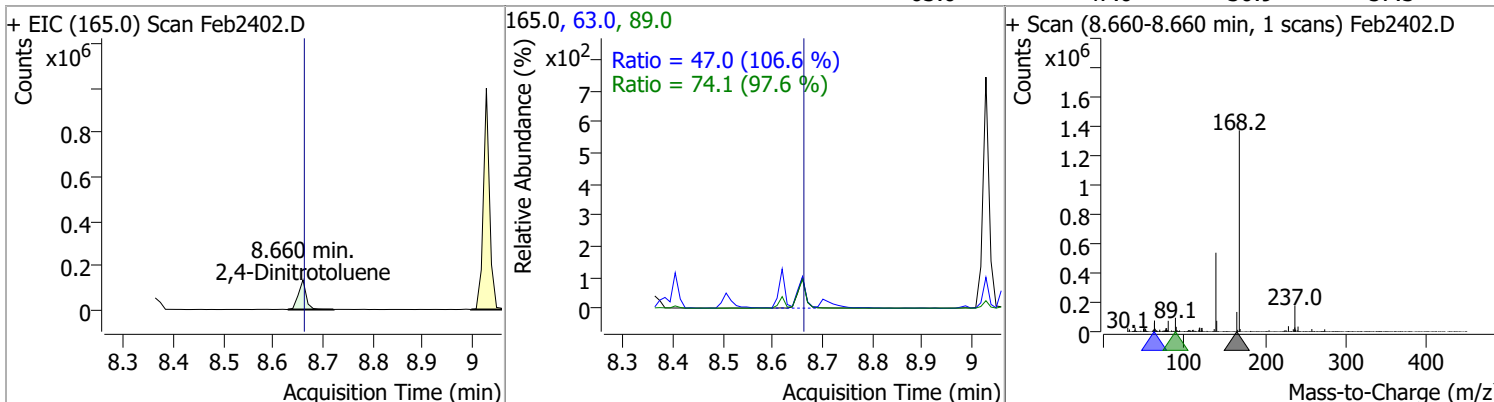


Quantitation Results Report (QT Reviewed)

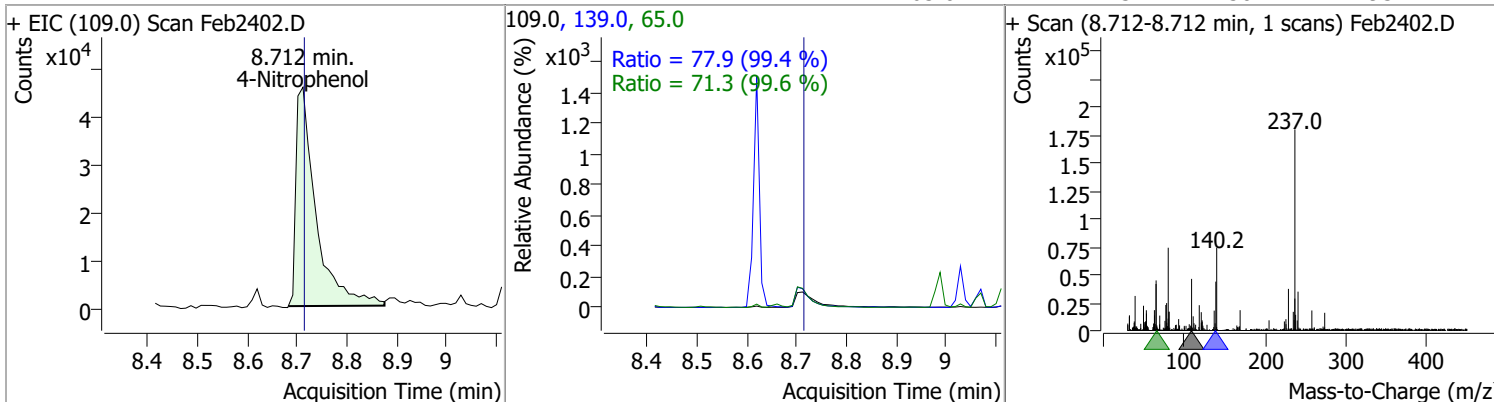
Compound	Conc.	RT	Dev(Min)	Resp.	QIon	QRatio	Lower	Upper
Dibenzofuran	67.3796	8.62	0.00	1147397	139.0	39.0	26.3	48.9



Compound	Conc.	RT	Dev(Min)	Resp.	QIon	QRatio	Lower	Upper
2,4-Dinitrotoluene	75.8600	8.66	0.00	144865	89.0	74.1	53.1	98.6
					63.0	47.0	30.9	57.3

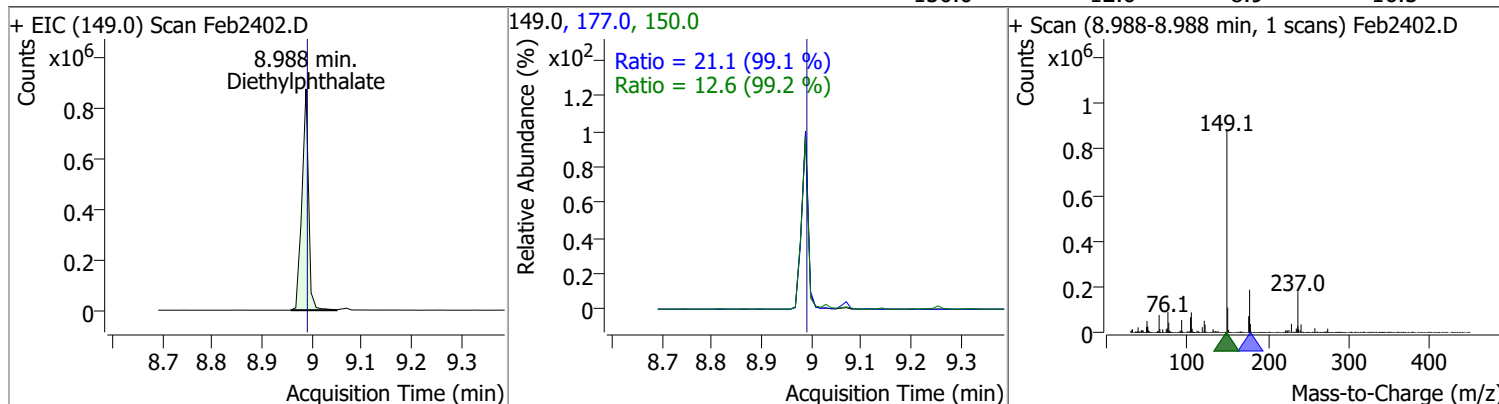


Compound	Conc.	RT	Dev(Min)	Resp.	QIon	QRatio	Lower	Upper
4-Nitrophenol	67.9696	8.71	0.00	126906	139.0	77.9	54.8	101.9
					65.0	71.3	50.1	93.1

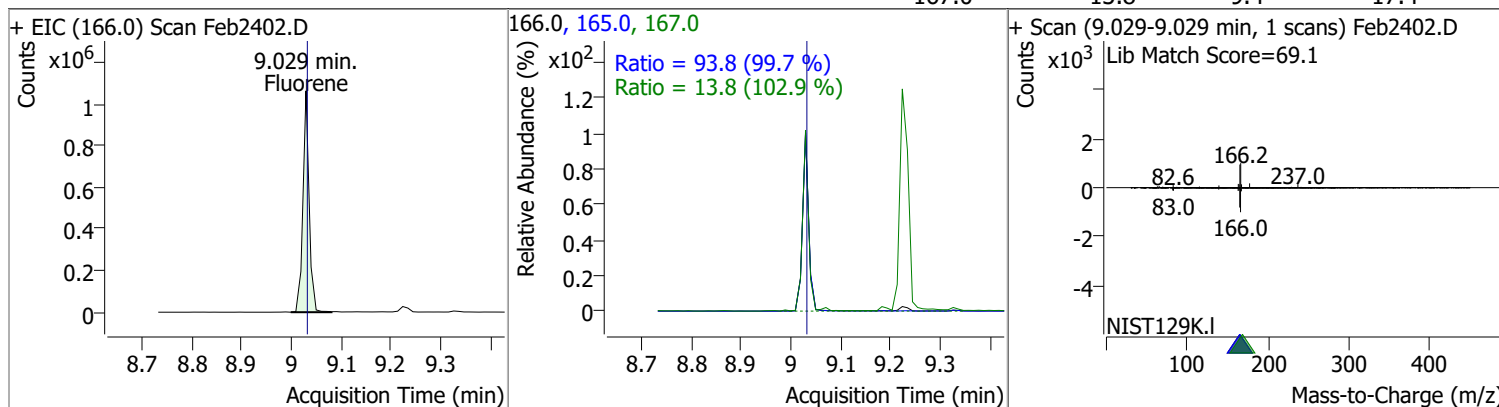


Quantitation Results Report (QT Reviewed)

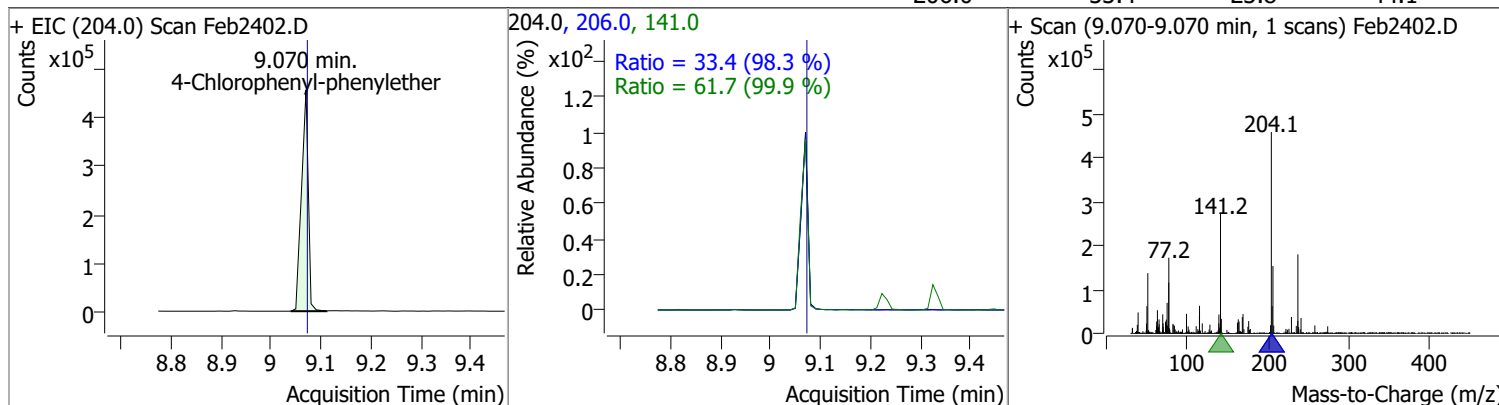
Compound	Conc.	RT	Dev(Min)	Resp.	QIon	QRatio	Lower	Upper
Diethylphthalate	70.6081	8.99	0.00	812721	177.0	21.1	14.9	27.7
					150.0	12.6	8.9	16.5



Compound	Conc.	RT	Dev(Min)	Resp.	QIon	QRatio	Lower	Upper
Fluorene	68.1271	9.03	0.00	920182	165.0	93.8	65.9	122.3
					167.0	13.8	9.4	17.4

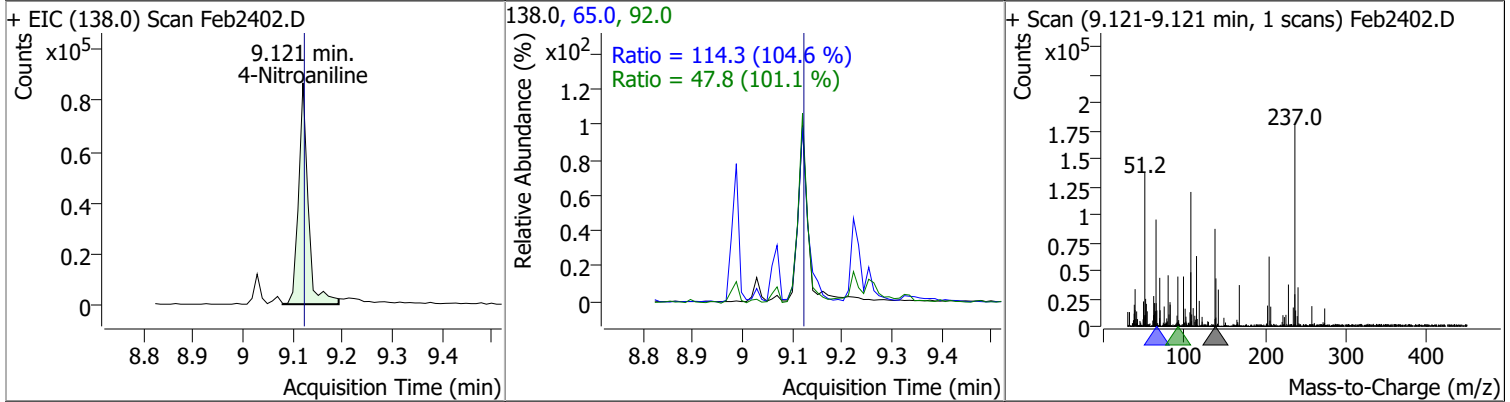


Compound	Conc.	RT	Dev(Min)	Resp.	QIon	QRatio	Lower	Upper
4-Chlorophenyl-phenylether	72.0933	9.07	0.00	434415	141.0	61.7	43.2	80.2
					206.0	33.4	23.8	44.1

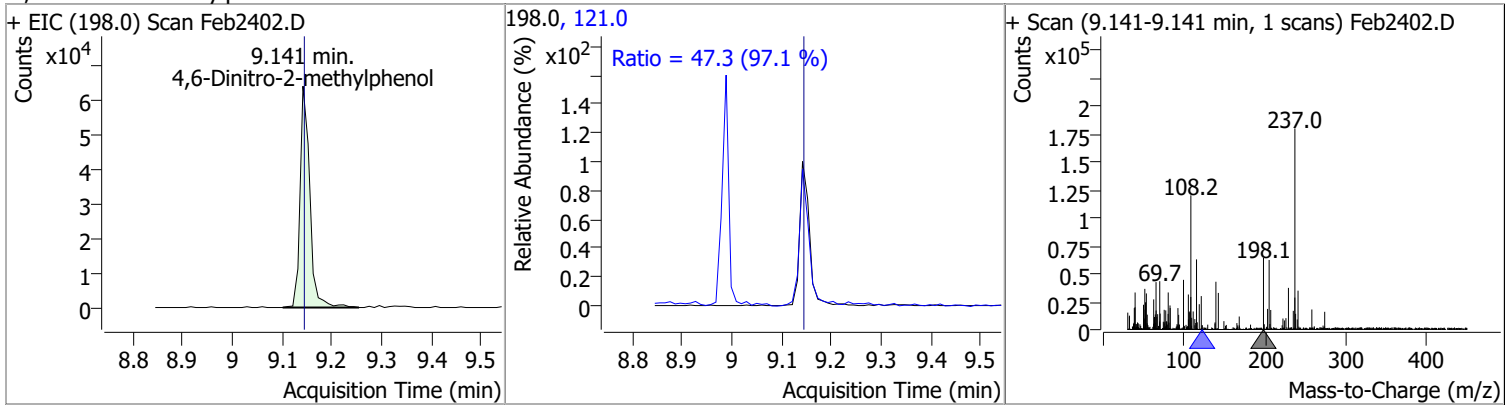


Quantitation Results Report (QT Reviewed)

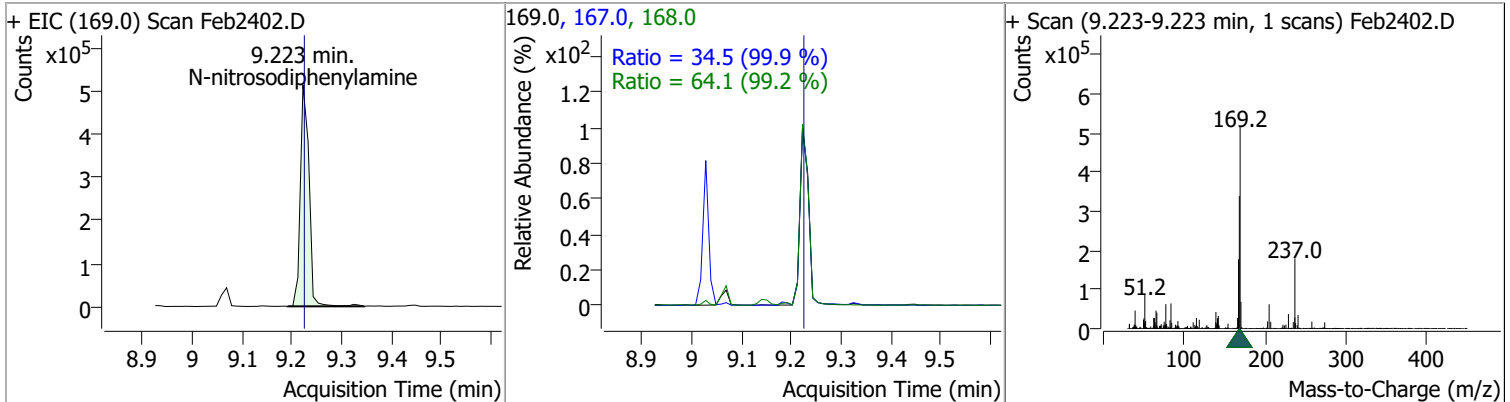
Compound	Conc.	RT	Dev(Min)	Resp.	QIon	QRatio	Lower	Upper
4-Nitroaniline	62.5185	9.12	0.00	116399	65.0	114.3	76.4	142.0
					92.0	47.8	33.1	61.4



Compound	Conc.	RT	Dev(Min)	Resp.	QIon	QRatio	Lower	Upper
4,6-Dinitro-2-methylphenol	76.0055	9.14	0.00	87095	121.0	47.3	34.1	63.3

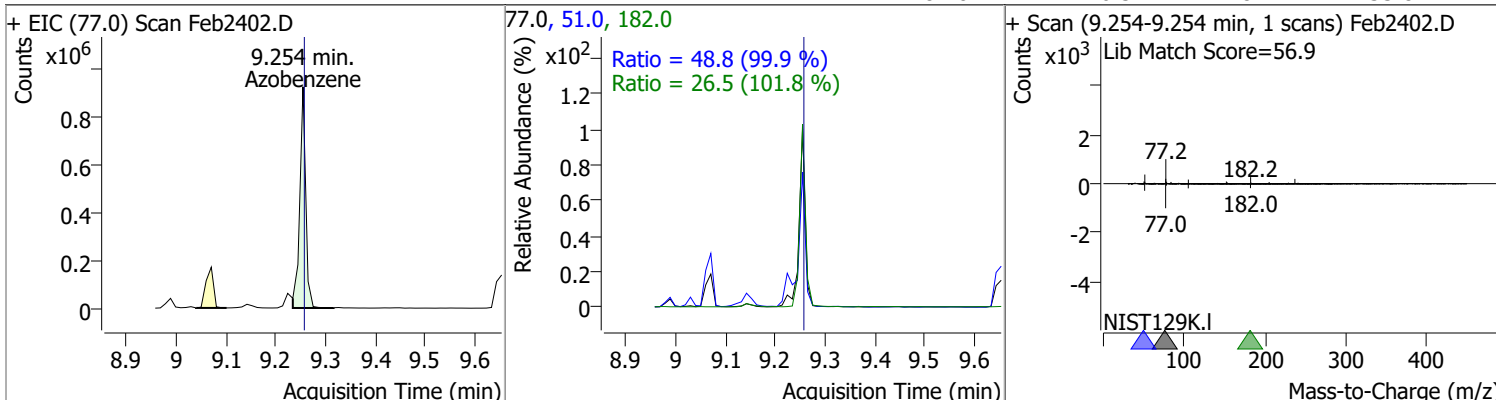


Compound	Conc.	RT	Dev(Min)	Resp.	QIon	QRatio	Lower	Upper
N-nitrosodiphenylamine	69.9157	9.22	0.00	624528	168.0	64.1	45.2	84.0
					167.0	34.5	24.2	44.9

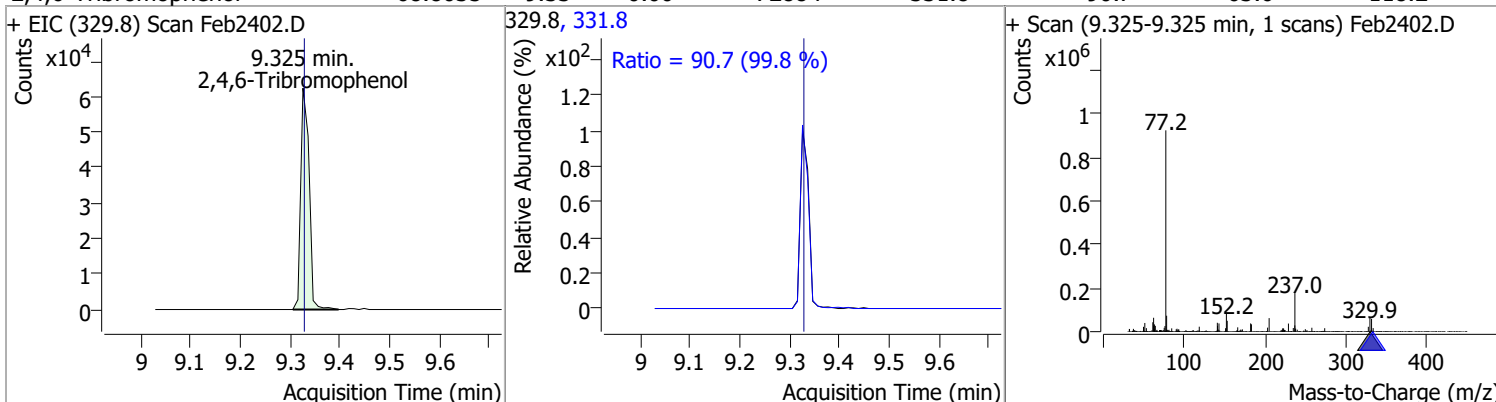


Quantitation Results Report (QT Reviewed)

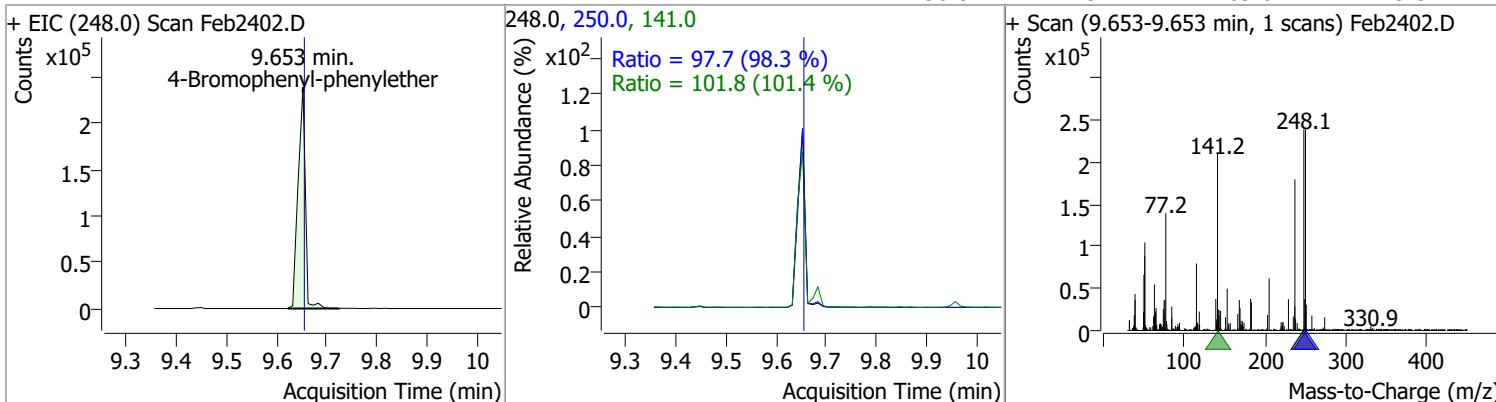
Compound	Conc.	RT	Dev(Min)	Resp.	QIon	QRatio	Lower	Upper
Azobenzene	65.9165	9.25	0.00	766576	51.0	48.8	34.2	63.5
					182.0	26.5	18.2	33.8



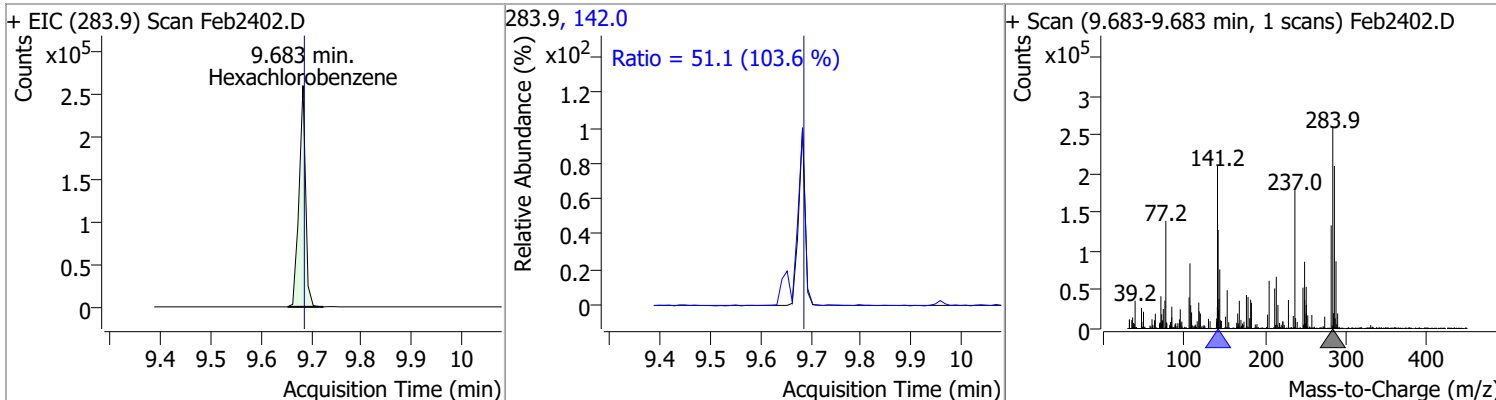
Compound	Conc.	RT	Dev(Min)	Resp.	QIon	QRatio	Lower	Upper
2,4,6-Tribromophenol	68.8035	9.33	0.00	72884	331.8	90.7	63.6	118.2



Compound	Conc.	RT	Dev(Min)	Resp.	QIon	QRatio	Lower	Upper
4-Bromophenyl-phenylether	71.8888	9.65	0.00	240412	141.0	101.8	70.3	130.5
					250.0	97.7	69.6	129.3

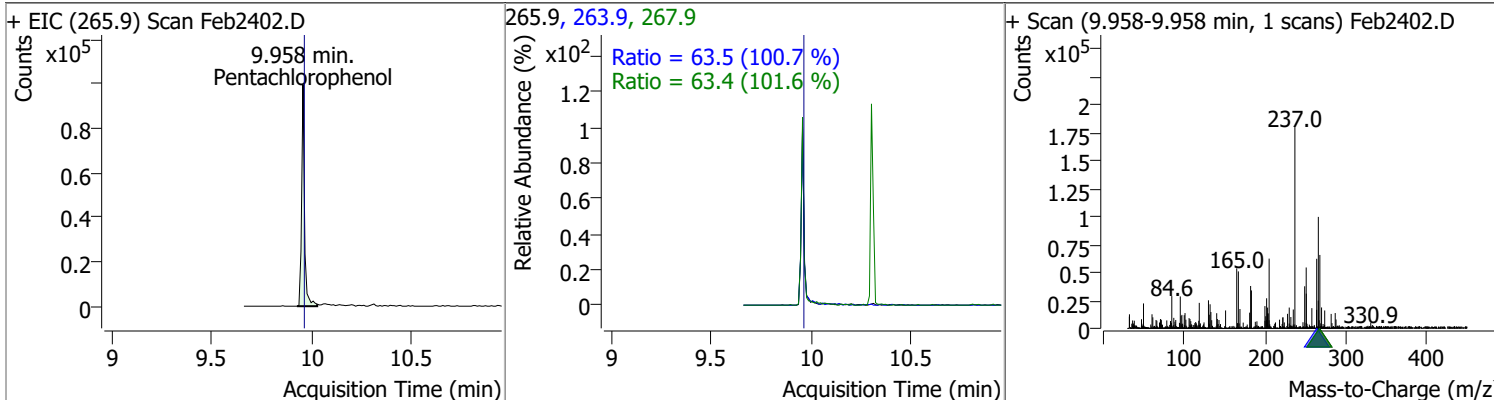


Compound	Conc.	RT	Dev(Min)	Resp.	QIon	QRatio	Lower	Upper
Hexachlorobenzene	68.5486	9.68	0.00	236618	142.0	51.1	34.5	64.1

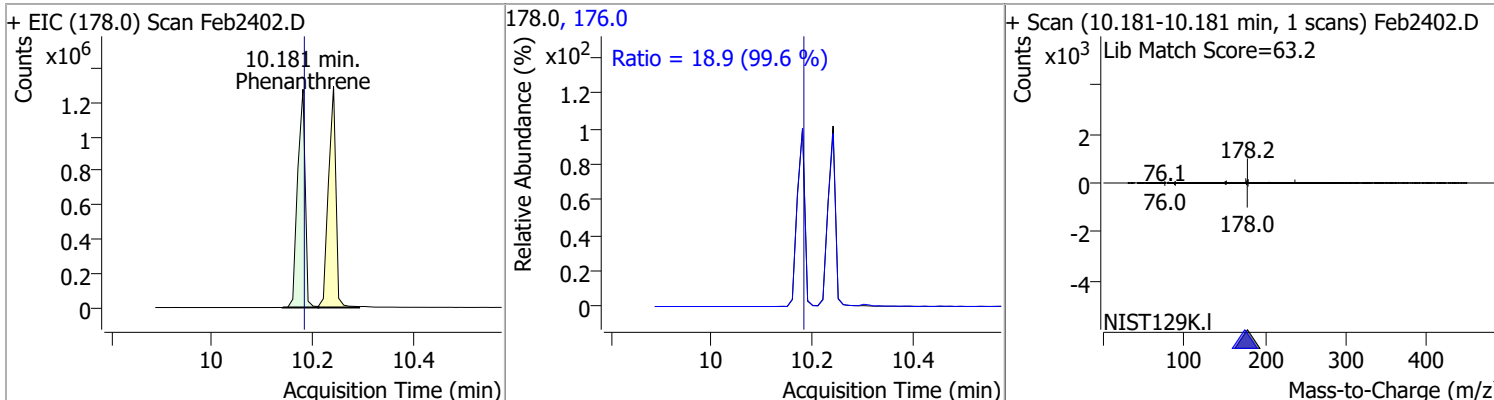


Quantitation Results Report (QT Reviewed)

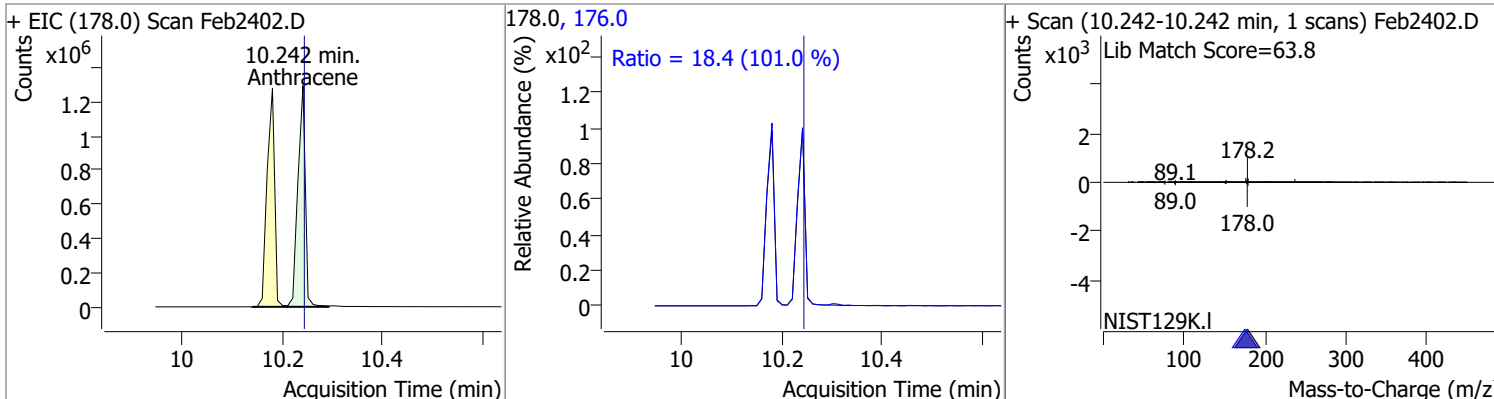
Compound	Conc.	RT	Dev(Min)	Resp.	QIon	QRatio	Lower	Upper
Pentachlorophenol	64.7725	9.96	0.00	99086	263.9	63.5	44.2	82.0
					267.9	63.4	43.7	81.1



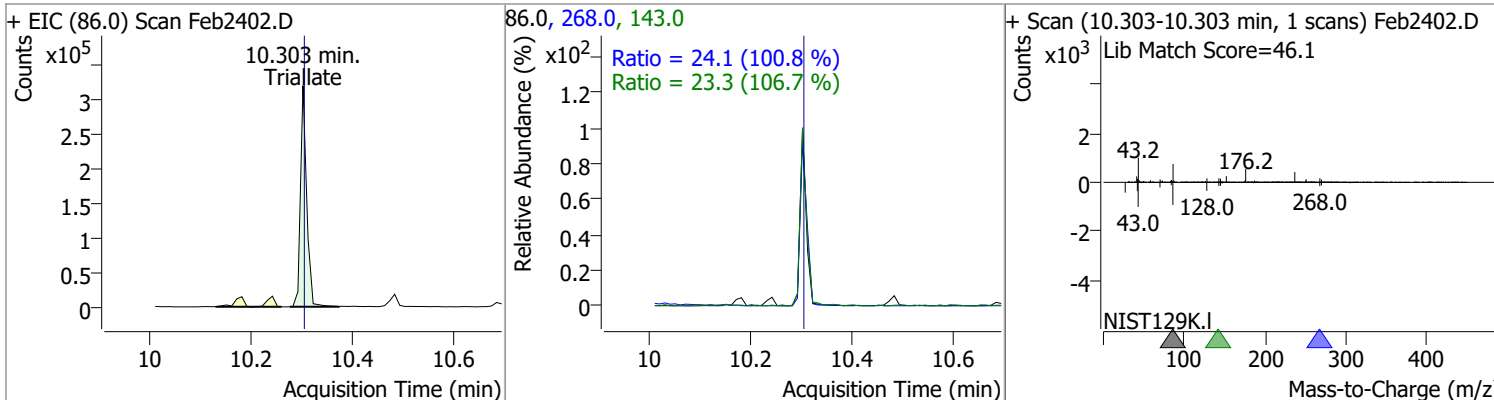
Compound	Conc.	RT	Dev(Min)	Resp.	QIon	QRatio	Lower	Upper
Phenanthrene	70.7517	10.18	0.00	1328163	176.0	18.9	13.3	24.6



Compound	Conc.	RT	Dev(Min)	Resp.	QIon	QRatio	Lower	Upper
Anthracene	75.0760	10.24	0.00	1319402	176.0	18.4	12.8	23.7

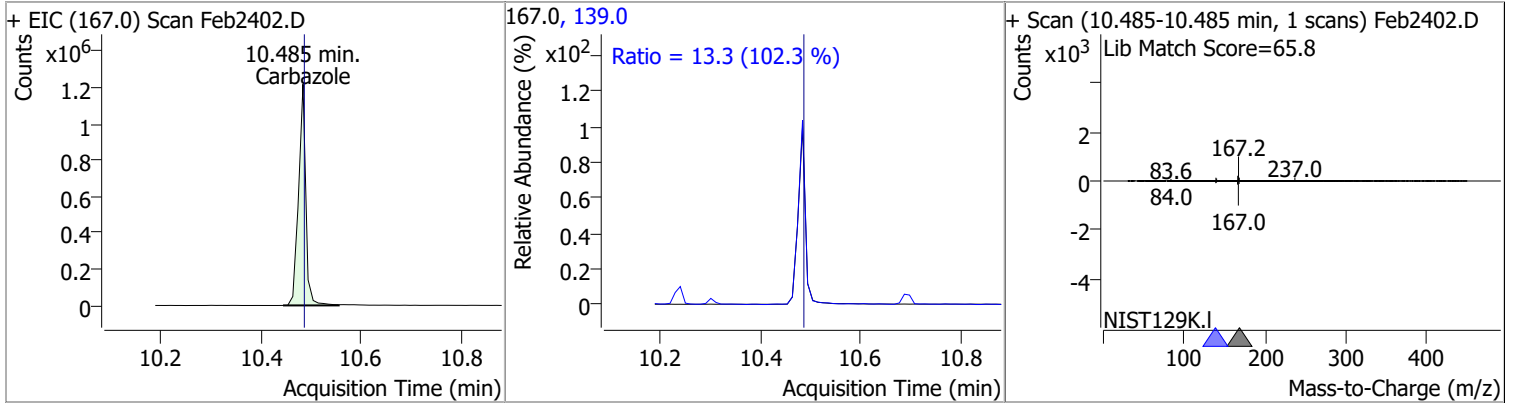


Compound	Conc.	RT	Dev(Min)	Resp.	QIon	QRatio	Lower	Upper
Triallate	67.0272	10.30	0.00	274316	268.0	24.1	16.7	31.0
					143.0	23.3	15.3	28.4

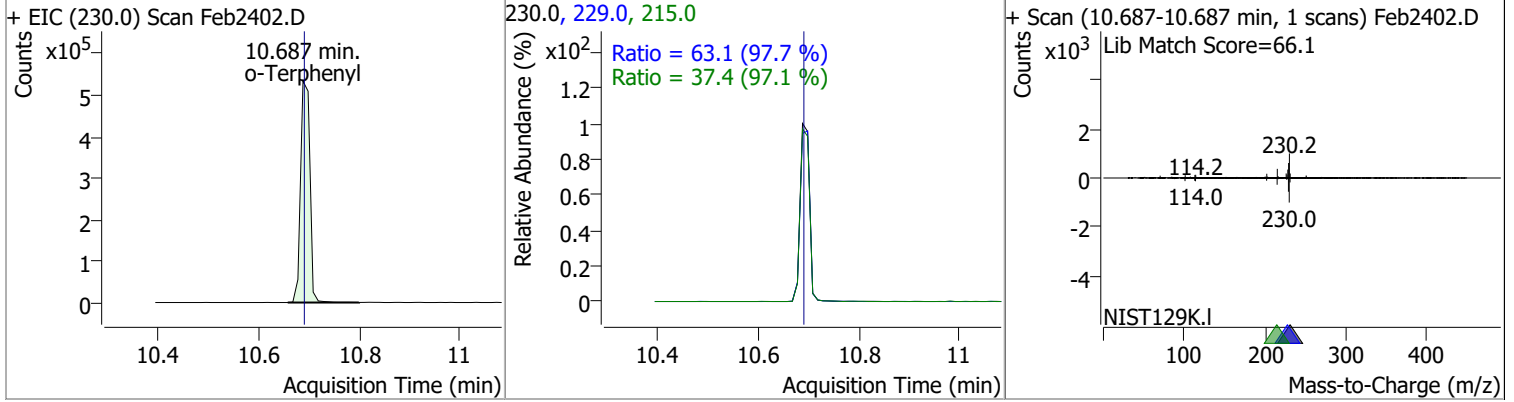


Quantitation Results Report (QT Reviewed)

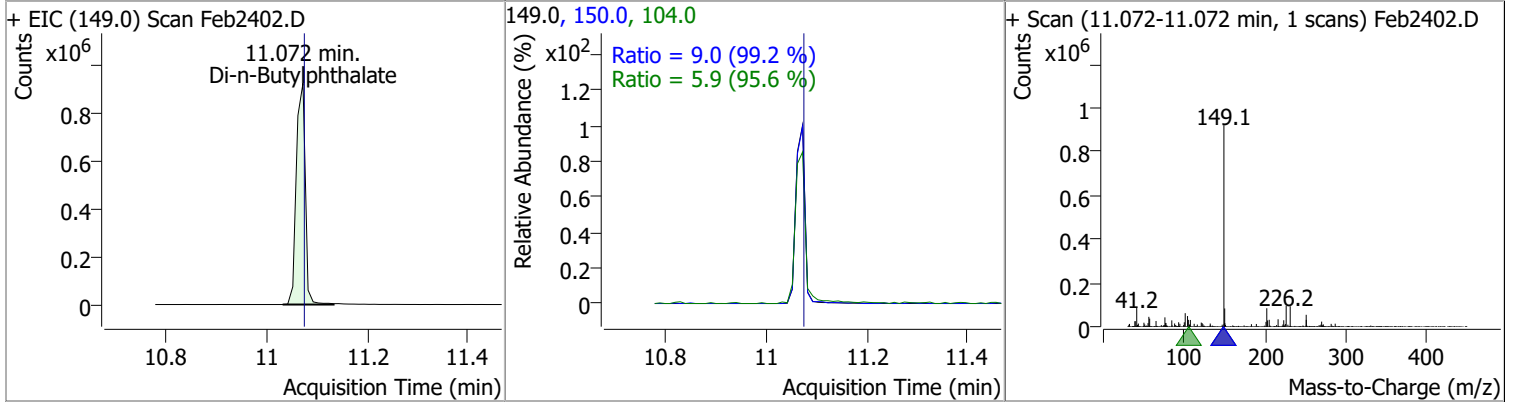
Compound	Conc.	RT	Dev(Min)	Resp.	QIon	QRatio	Lower	Upper
----------	-------	----	----------	-------	------	--------	-------	-------



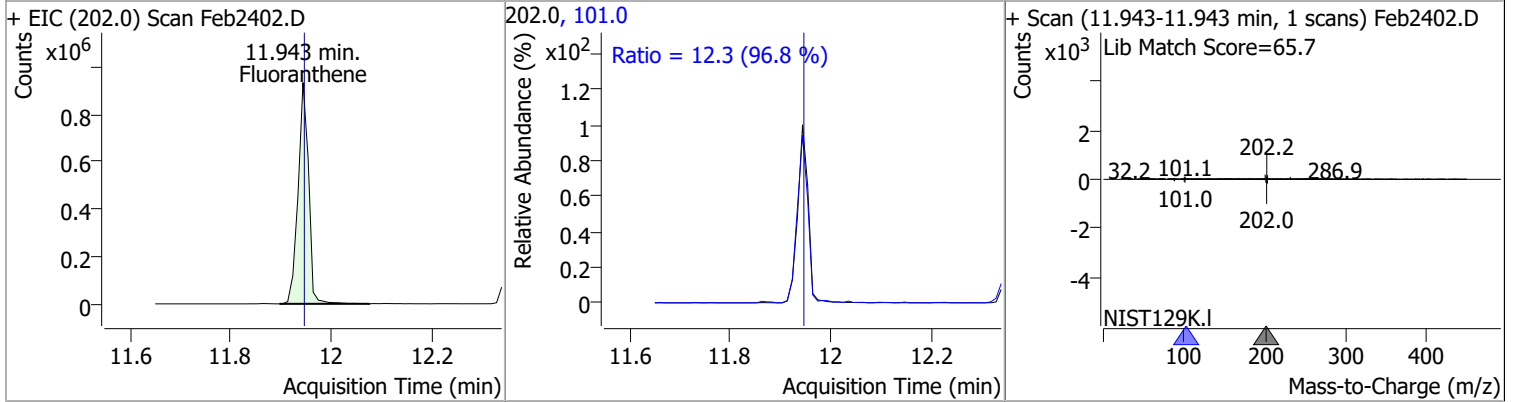
Compound	Conc.	RT	Dev(Min)	Resp.	QIon	QRatio	Lower	Upper
----------	-------	----	----------	-------	------	--------	-------	-------



Compound	Conc.	RT	Dev(Min)	Resp.	QIon	QRatio	Lower	Upper
----------	-------	----	----------	-------	------	--------	-------	-------

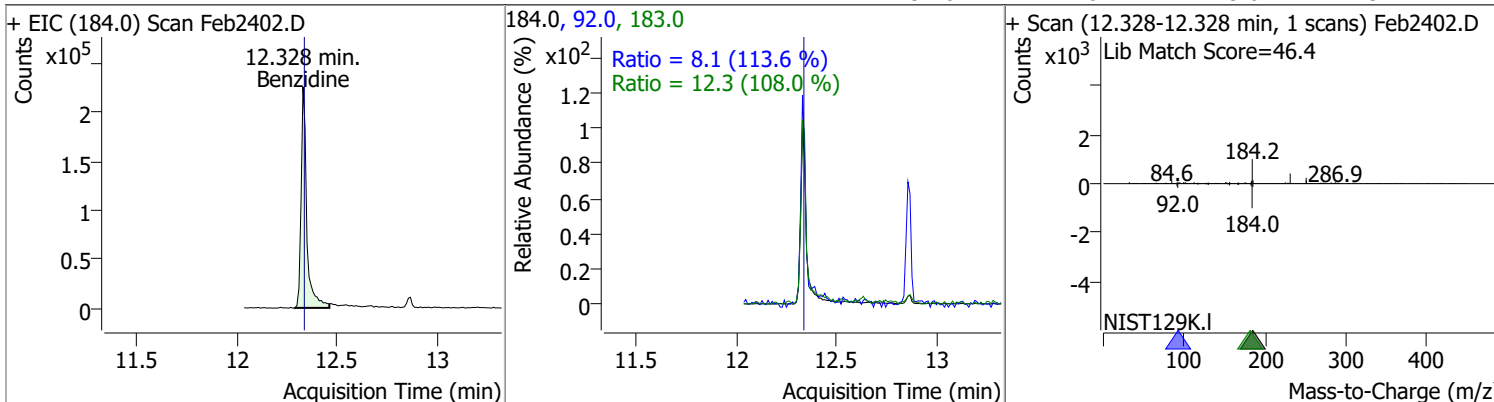


Compound	Conc.	RT	Dev(Min)	Resp.	QIon	QRatio	Lower	Upper
----------	-------	----	----------	-------	------	--------	-------	-------

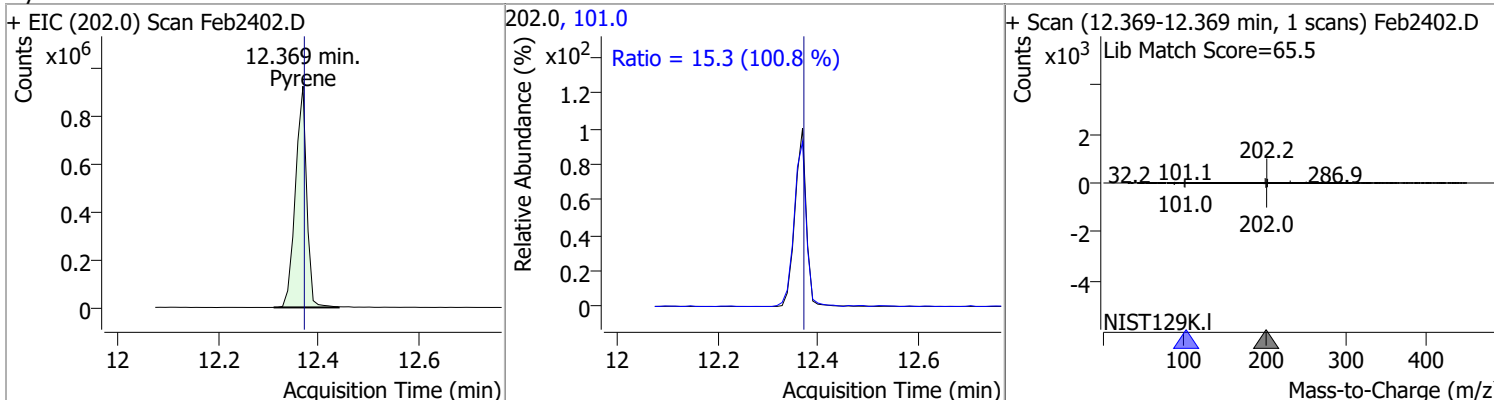


Quantitation Results Report (QT Reviewed)

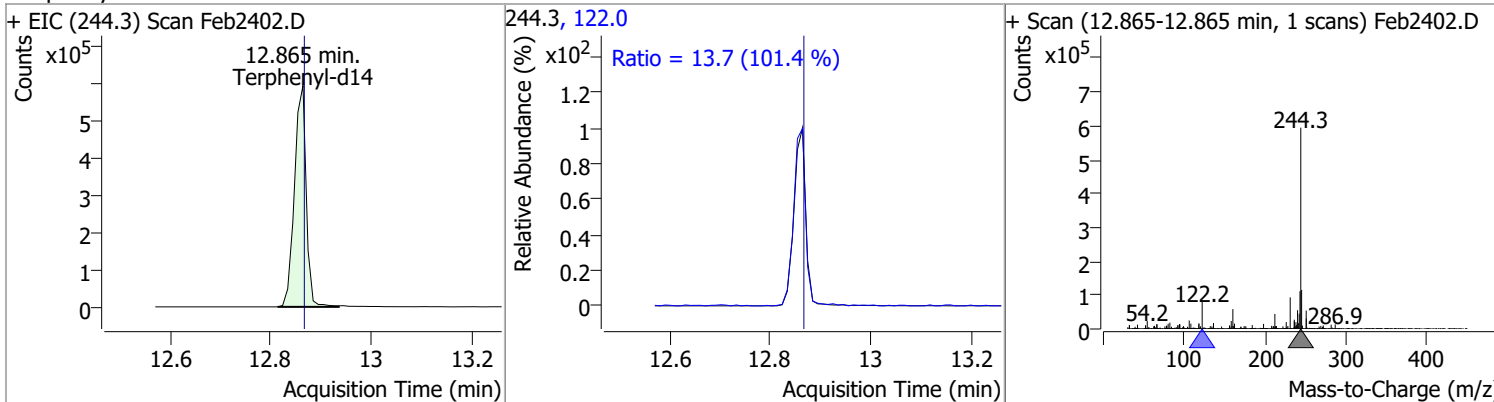
Compound	Conc.	RT	Dev(Min)	Resp.	QIon	QRatio	Lower	Upper
Benzidine	66.3919	12.33	0.00	443115	183.0	12.3	7.9	14.7
					92.0	8.1	5.0	9.2



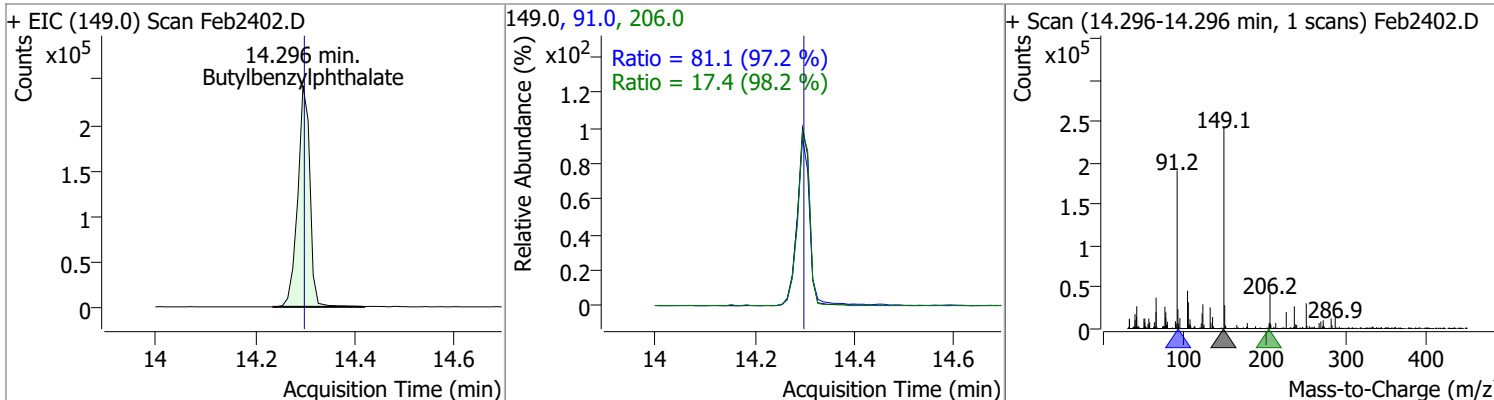
Compound	Conc.	RT	Dev(Min)	Resp.	QIon	QRatio	Lower	Upper
Pyrene	70.6488	12.37	0.00	1440490	101.0	15.3	10.6	19.7



Compound	Conc.	RT	Dev(Min)	Resp.	QIon	QRatio	Lower	Upper
Terphenyl-d14	70.2571	12.87	0.00	962611	122.0	13.7	9.5	17.6

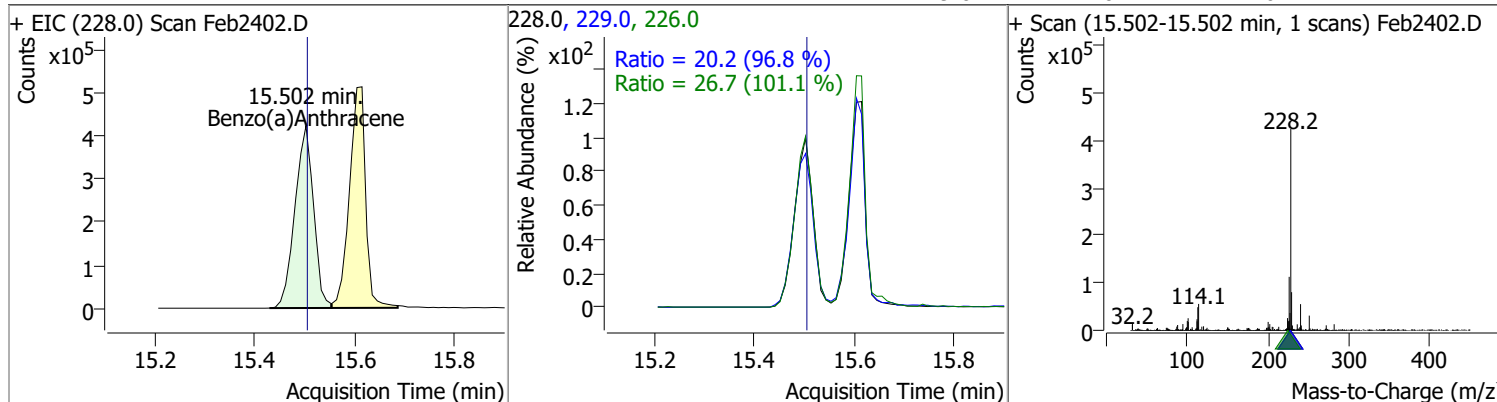


Compound	Conc.	RT	Dev(Min)	Resp.	QIon	QRatio	Lower	Upper
Butylbenzylphthalate	74.5684	14.30	0.00	412576	91.0	81.1	58.3	108.4
					206.0	17.4	12.4	23.1

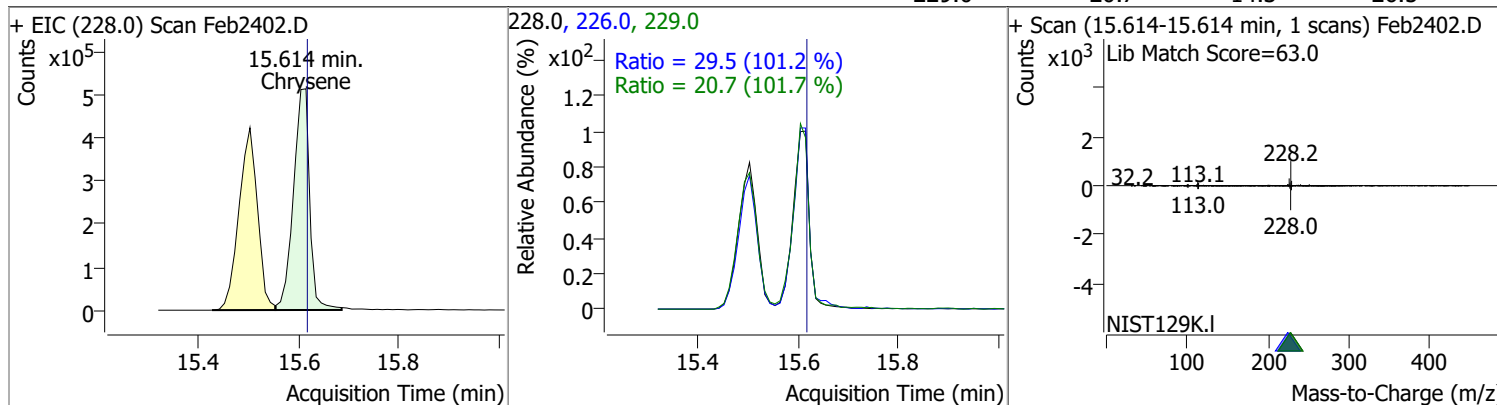


Quantitation Results Report (QT Reviewed)

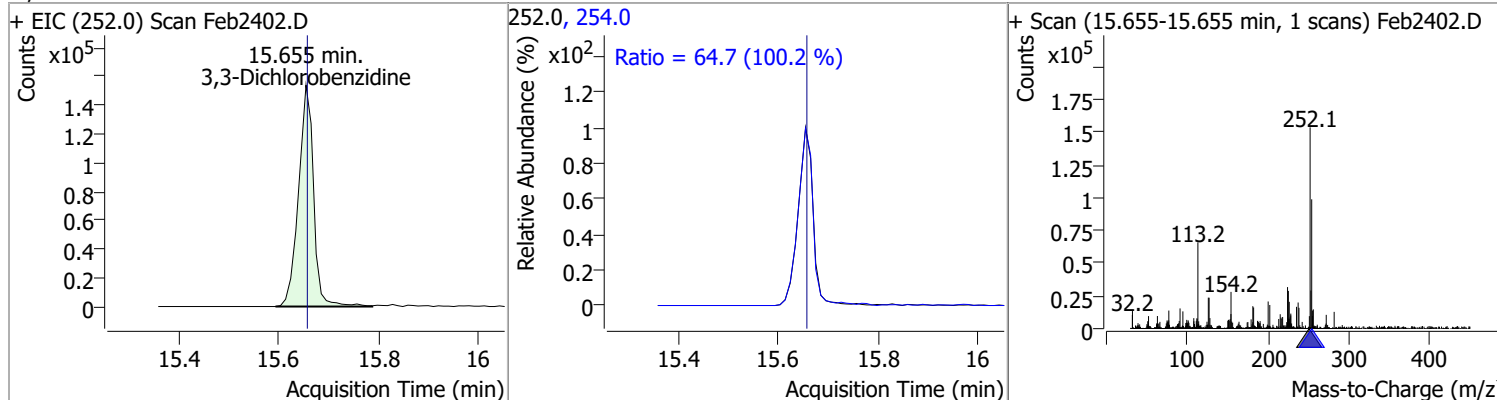
Compound	Conc.	RT	Dev(Min)	Resp.	QIon	QRatio	Lower	Upper
Benzo(a)Anthracene	73.5203	15.50	0.00	1094565	226.0	26.7	18.5	34.3
					229.0	20.2	14.6	27.2



Compound	Conc.	RT	Dev(Min)	Resp.	QIon	QRatio	Lower	Upper
Chrysene	69.4810	15.61	0.00	1163562	226.0	29.5	20.4	37.9
					229.0	20.7	14.3	26.5

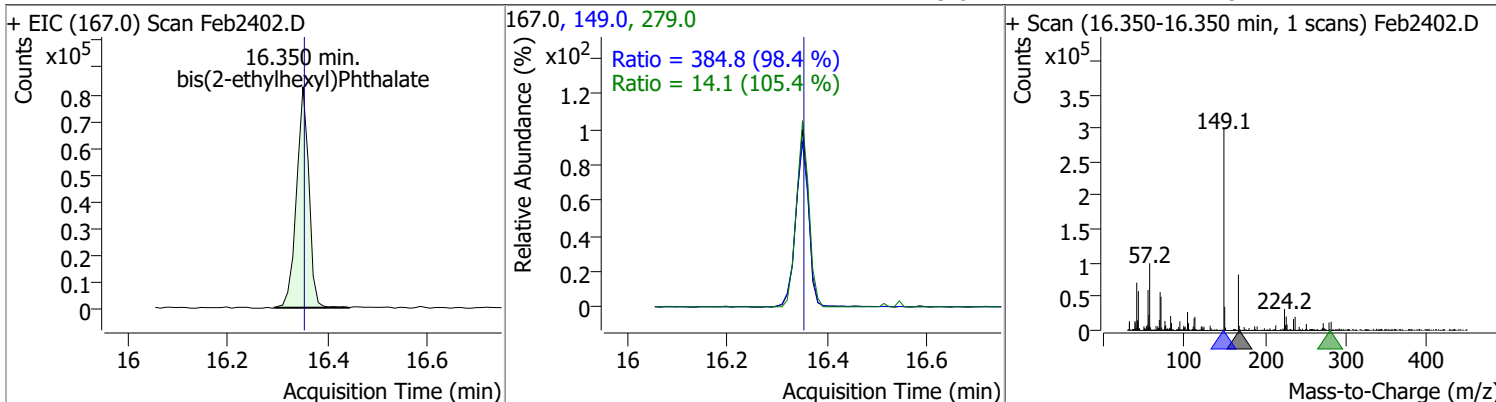


Compound	Conc.	RT	Dev(Min)	Resp.	QIon	QRatio	Lower	Upper
3,3-Dichlorobenzidine	63.1248	15.65	0.00	322851	254.0	64.7	45.2	83.9

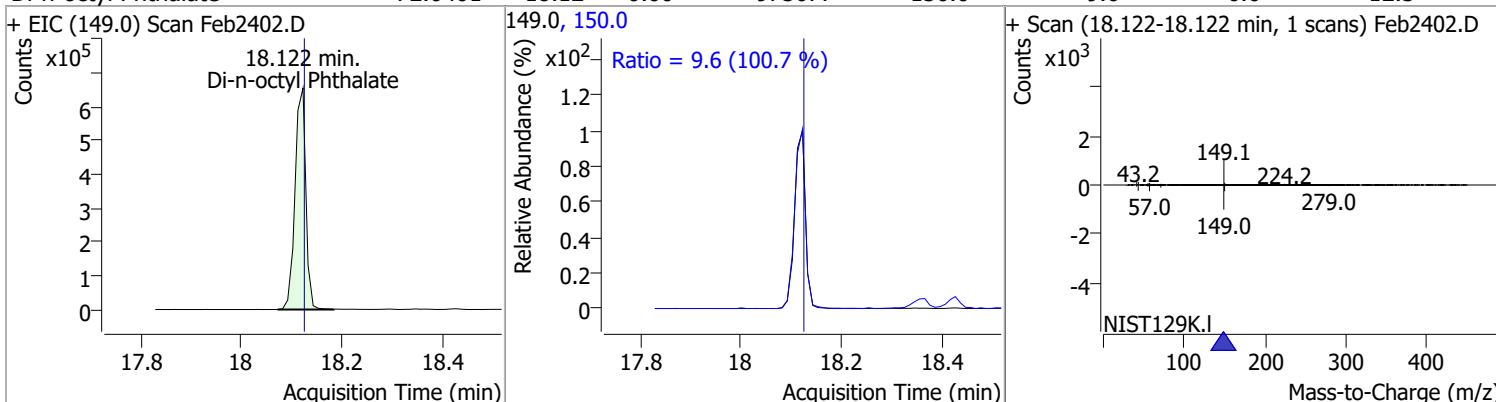


Quantitation Results Report (QT Reviewed)

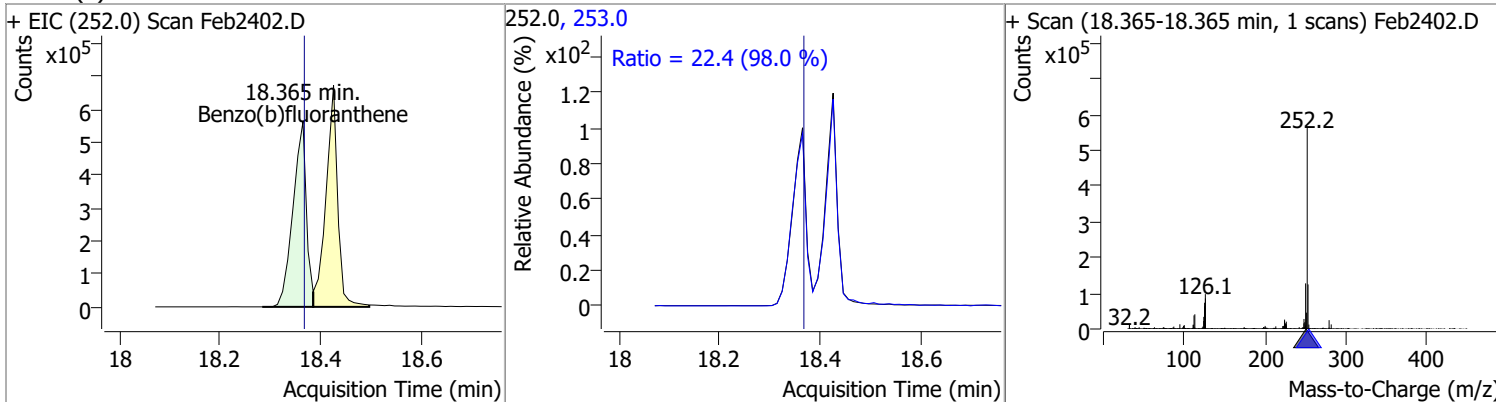
Compound	Conc.	RT	Dev(Min)	Resp.	QIon	QRatio	Lower	Upper
bis(2-ethylhexyl)Phthalate	74.8535	16.35	0.00	142435	149.0	384.8	273.7	508.3
					279.0	14.1	9.4	17.4



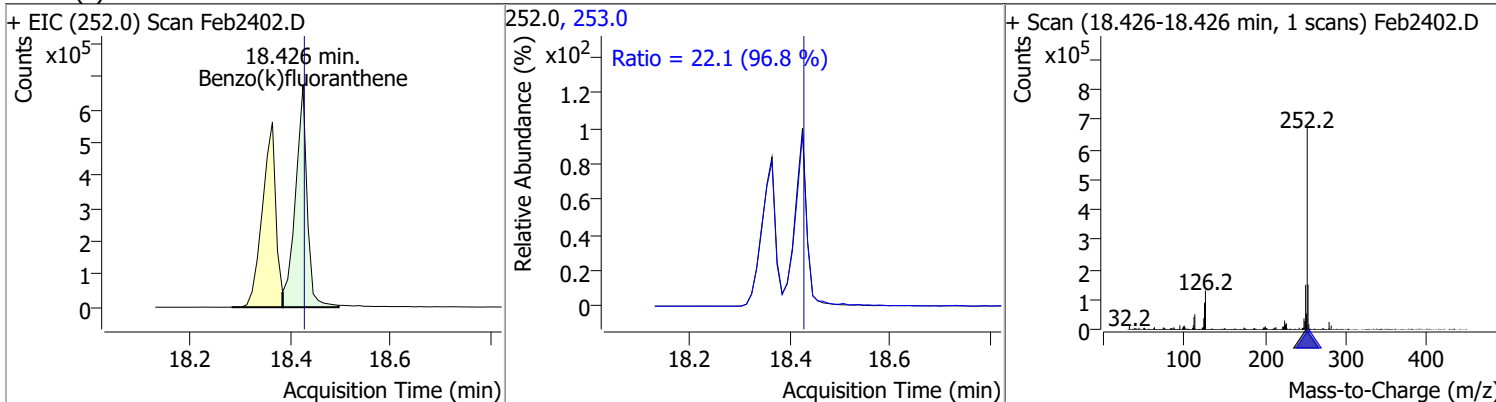
Compound	Conc.	RT	Dev(Min)	Resp.	QIon	QRatio	Lower	Upper
Di-n-octyl Phthalate	72.0401	18.12	0.00	975677	150.0	9.6	6.6	12.3



Compound	Conc.	RT	Dev(Min)	Resp.	QIon	QRatio	Lower	Upper
Benzo(b)fluoranthene	67.6314	18.37	0.00	1038138	253.0	22.4	16.0	29.7

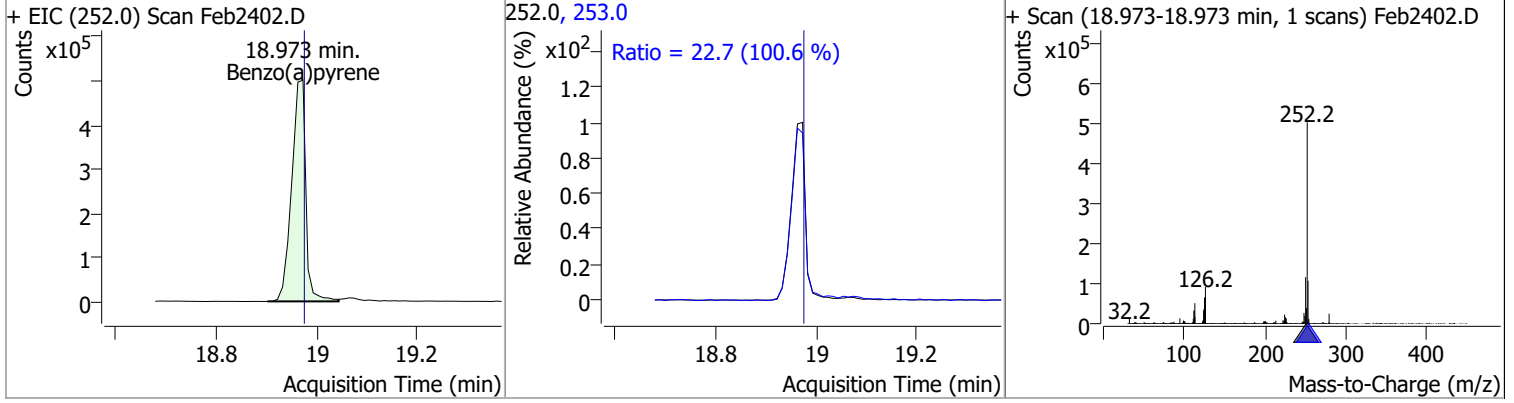


Compound	Conc.	RT	Dev(Min)	Resp.	QIon	QRatio	Lower	Upper
Benzo(k)fluoranthene	67.7849	18.43	0.00	1089710	253.0	22.1	16.0	29.7

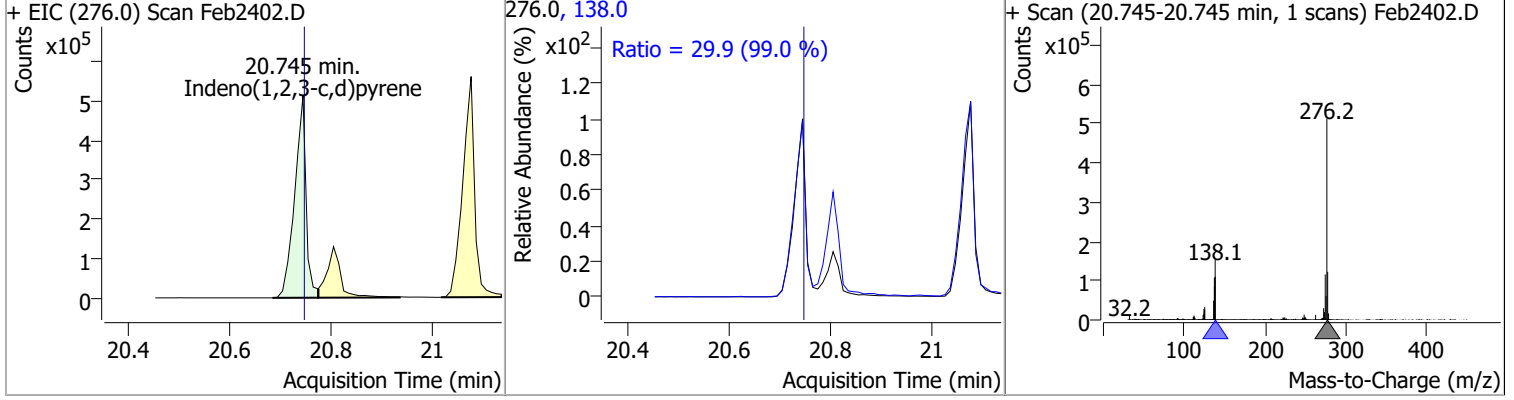


Quantitation Results Report (QT Reviewed)

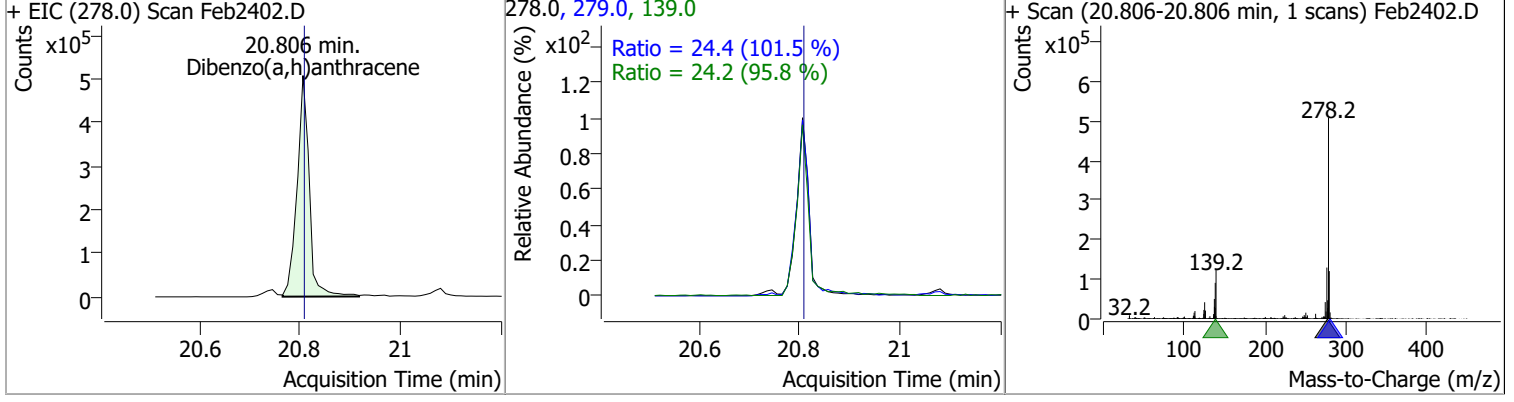
Compound	Conc.	RT	Dev(Min)	Resp.	QIon	QRatio	Lower	Upper
Benzo(a)pyrene	67.3961	18.97	0.00	975196	253.0	22.7	15.8	29.4



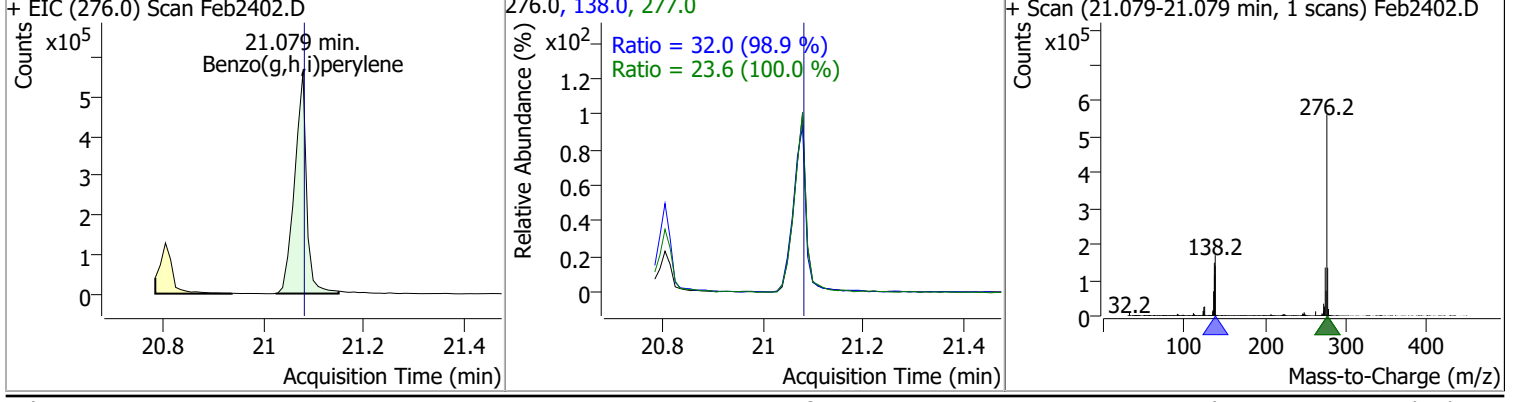
Compound	Conc.	RT	Dev(Min)	Resp.	QIon	QRatio	Lower	Upper
Indeno(1,2,3-c,d)pyrene	66.2507	20.75	0.00	805078	138.0	29.9	21.2	39.3



Compound	Conc.	RT	Dev(Min)	Resp.	QIon	QRatio	Lower	Upper
Dibenzo(a,h)anthracene	64.4820	20.81	0.00	851492	139.0	24.2	17.7	32.9
					279.0	24.4	16.8	31.3

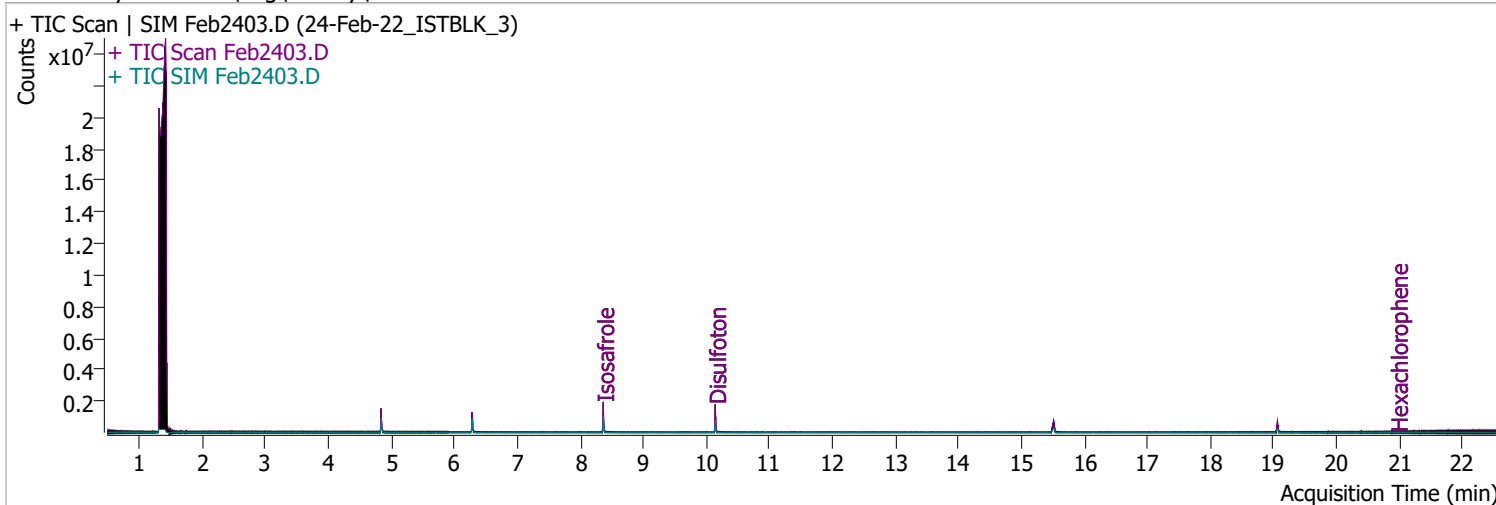


Compound	Conc.	RT	Dev(Min)	Resp.	QIon	QRatio	Lower	Upper
Benzo(g,h,i)perylene	66.2143	21.08	0.00	927358	138.0	32.0	22.6	42.1
					277.0	23.6	16.5	30.6



Quantitation Results Report (QT Reviewed)

Data File	Feb2403.D	Operator	LIMS import
Acq. Method	BNA+SIM.M	Acq. Date-Time	2/24/2022 4:43:50 PM
Sample Name	24-Feb-22_ISTBLK_3	Instrument	Instrument #1
Vial	3	Multiplier	1.00
DA Method File		Comment	SVOC-8270-W-LARGO
Tune File	dftppdsm.u	Tune Date	2/18/2022 9:25:00 PM
Batch Name	022422 DoD BNA.batch.bin	Last Calib Update	2/25/2022 7:56:13 AM
Ref Library	D:\Org\Library\NIST129K.I		



Compound	RT	QIon	Resp.	Conc.	Units	Dev(Min)
----------	----	------	-------	-------	-------	----------

Internal Standards

System Monitoring Compounds

S 2-Fluorophenol	0.000		0	N.D.		
Spiked Amount: 200.000		Range: 10.0 - 75.0%				Recovery = NA%
S Phenol-d5	0.000		0	N.D.		
Spiked Amount: 200.000		Range: 10.0 - 65.0%				Recovery = NA%
S Nitrobenzene-d5	0.000		0	N.D.		
Spiked Amount: 100.000		Range: 32.0 - 94.0%				Recovery = NA%
S 2-Fluorobiphenyl	0.000		0	N.D.		
Spiked Amount: 100.000		Range: 28.0 - 107.0%				Recovery = NA%
S 2,4,6-Tribromophenol	0.000		0	N.D.		
Spiked Amount: 200.000		Range: 25.0 - 140.0%				Recovery = NA%
S Terphenyl-d14	0.000		0	N.D.		
Spiked Amount: 100.000		Range: 32.0 - 122.0%				Recovery = NA%

Target Compounds

T N-Nitrosodimethylamine	0.000		0	N.D.		
T Pyridine	0.000		0	N.D.		
T Aniline	0.000		0	N.D.		
T Phenol	0.000		0	N.D.		
T bis(-2-Chloroethyl)Ether	0.000		0	N.D.		
T 2-Chlorophenol	0.000		0	N.D.		
T 1,3-Dichlorobenzene	0.000		0	N.D.		
T 1,4-Dichlorobenzene	0.000		0	N.D.		
T 1,2-Dichlorobenzene	0.000		0	N.D.		
T Benzyl Alcohol	0.000		0	N.D.		
T bis(2-chloroisopropyl)Ether	0.000		0	N.D.		
T 2-Methylphenol	0.000		0	N.D.		
T N-nitroso-Di-n-propylamine	0.000		0	N.D.		
T Hexachloroethane	0.000		0	N.D.		
T 4Methylphenol/3Methylphenol	0.000		0	N.D.		

QValue

Quantitation Results Report (QT Reviewed)

Compound	RT	QIon	Resp.	Conc.	Units	Dev(Min)
T Nitrobenzene	0.000		0	N.D.		
T Isophorone	0.000		0	N.D.		
T 2-Nitrophenol	0.000		0	N.D.		
T 2,4-Dimethylphenol	0.000		0	N.D.		
T bis(-2-Chloroethoxy)Methane	0.000		0	N.D.		
T 2,4-Dichlorophenol	0.000		0	N.D.		
T Benzoic Acid	0.000		0	N.D.		
T 1,2,4-Trichlorobenzene	0.000		0	N.D.		
T Naphthalene	0.000		0	N.D.		
T 4-Chlorophenol	0.000		0	N.D.		
T p-Chloroaniline	0.000		0	N.D.		
T Hexachlorobutadiene	0.000		0	N.D.		
T 4-Chloro-2-Methylphenol	0.000		0	N.D.		
T 4-Chloro-3-Methylphenol	0.000		0	N.D.		
T 2-Methylnaphthalene	0.000		0	N.D.		
T 1-Methylnaphthalene	0.000		0	N.D.		
T Hexachlorocyclopentadiene	0.000		0	N.D.		
T 2,4,6-Trichlorophenol	0.000		0	N.D.		
T 2,4,5-Trichlorophenol	0.000		0	N.D.		
T 2-Chloronaphthalene	0.000		0	N.D.		
T 2-Nitroaniline	0.000		0	N.D.		
T Dimethyl Phthalate	8.364	163.0	0		µg/L	md
T 2,6-Dinitrotoluene	8.364	165.0	0		µg/L	md
T Acenaphthylene	0.000		0	N.D.		
T 3-Nitroaniline	0.000		0	N.D.		
T Acenaphthene	0.000		0	N.D.		
T 2,4-Dinitrophenol	0.000		0	N.D.		
T Dibenzofuran	0.000		0	N.D.		
T 2,4-Dinitrotoluene	0.000		0	N.D.		
T 4-Nitrophenol	0.000		0	N.D.		
T Diethylphthalate	0.000		0	N.D.		
T Fluorene	0.000		0	N.D.		
T 4-Chlorophenyl-phenylether	0.000		0	N.D.		
T 4-Nitroaniline	0.000		0	N.D.		
T 4,6-Dinitro-2-methylphenol	0.000		0	N.D.		
T N-nitrosodiphenylamine	0.000		0	N.D.		
T Azobenzene	0.000		0	N.D.		
T 4-Bromophenyl-phenylether	0.000		0	N.D.		
T Hexachlorobenzene	0.000		0	N.D.		
T Pentachlorophenol	0.000		0	N.D.		
T Phenanthrene	0.000		0	N.D.		
T Anthracene	0.000		0	N.D.		
T Triallate	0.000		0	N.D.		
T Carbazole	0.000		0	N.D.		
T o-Terphenyl	0.000		0	N.D.		
T Di-n-Butylphthalate	0.000		0	N.D.		
T Fluoranthene	0.000		0	N.D.		
T Benzidine	0.000		0	N.D.		
T Pyrene	0.000		0	N.D.		
T Butylbenzylphthalate	0.000		0	N.D.		
T Benzo(a)Anthracene	0.000		0	N.D.		
T Chrysene	0.000		0	N.D.		
T 3,3-Dichlorobenzidine	0.000		0	N.D.		
T bis(2-ethylhexyl)Phthalate	0.000		0	N.D.		
T Di-n-octyl Phthalate	0.000		0	N.D.		

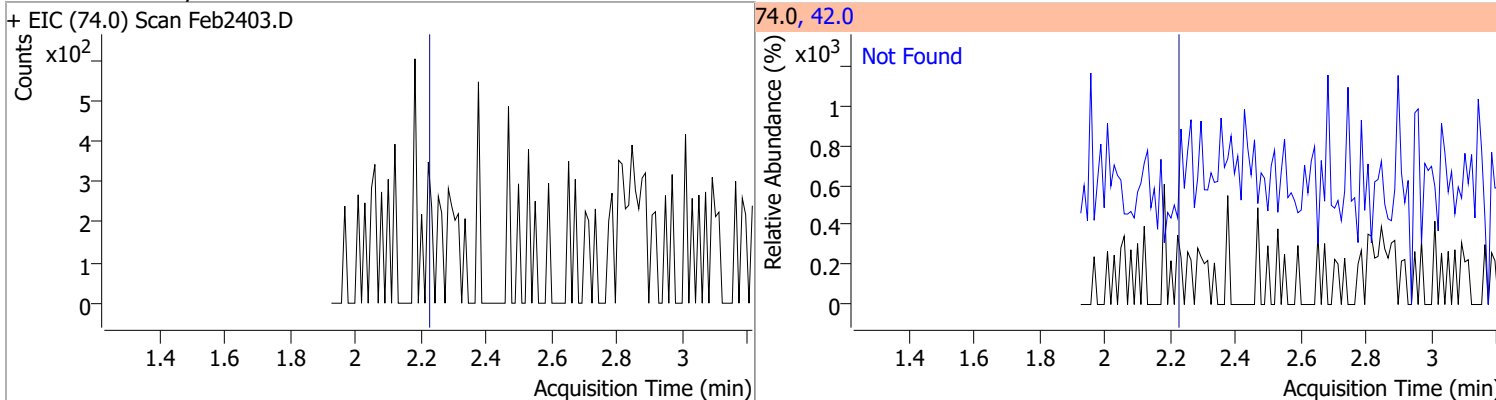
Quantitation Results Report (QT Reviewed)

Compound	RT	QIon	Resp.	Conc.	Units	Dev(Min)
T Benzo(b)fluoranthene	0.000		0	N.D.		
T Benzo(k)fluoranthene	0.000		0	N.D.		
T Benzo(a)pyrene	0.000		0	N.D.		
T Indeno(1,2,3-c,d)pyrene	0.000		0	N.D.		
T Dibenzo(a,h)anthracene	0.000		0	N.D.		
T Benzo(g,h,i)perylene	0.000		0	N.D.		

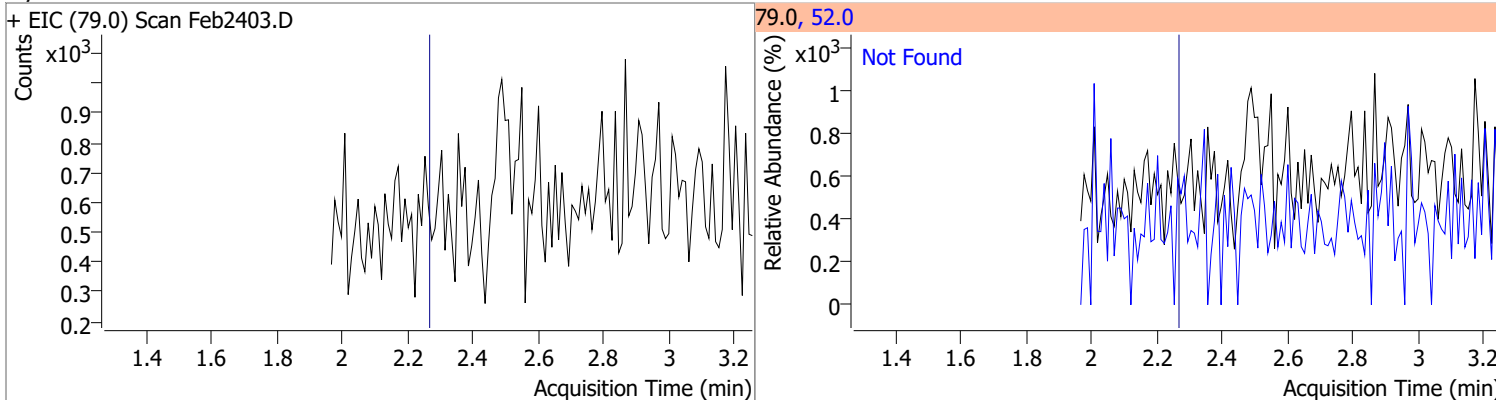
(#) = Qualifier Out of Range; (m) = Manual Integration; (+) = Area Summed; (*) = Surrogate Percent Recovery Out of Range; (d): Zeroed Peak

Quantitation Results Report (QT Reviewed)

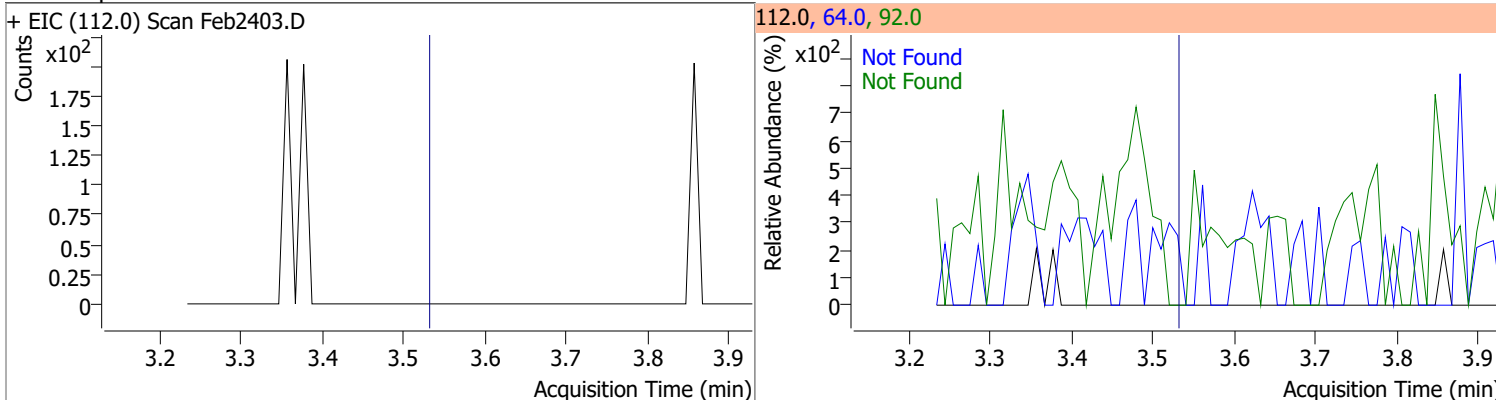
Compound	Conc.	Exp RT	QIon	Exp Ratio
N-Nitrosodimethylamine	N.D.	2.22	42.0	112.0



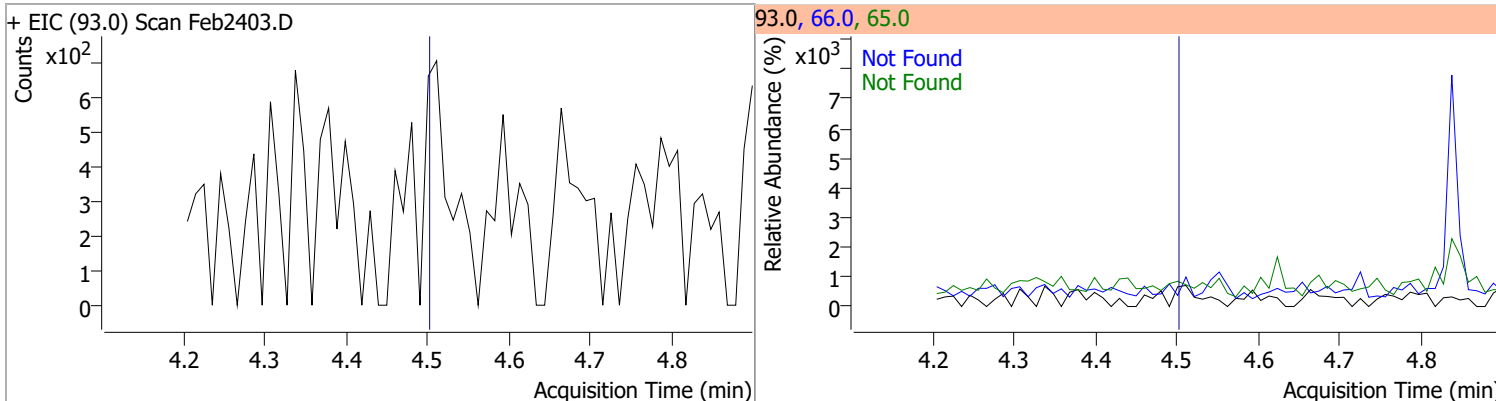
Compound	Conc.	Exp RT	QIon	Exp Ratio
Pyridine	N.D.	2.26	52.0	80.7



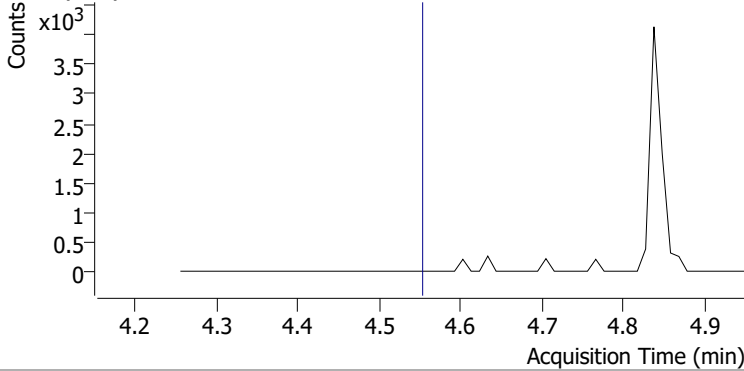
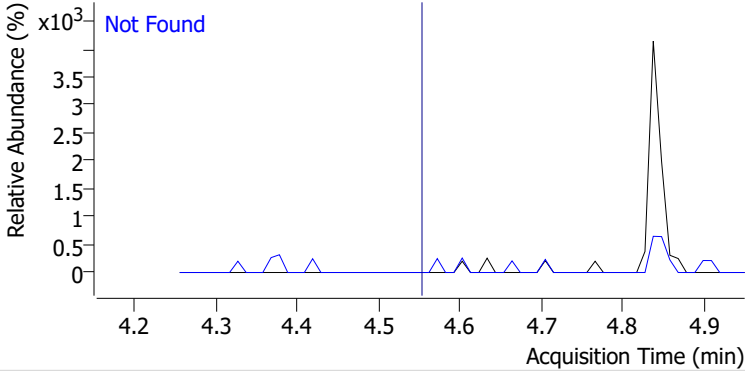
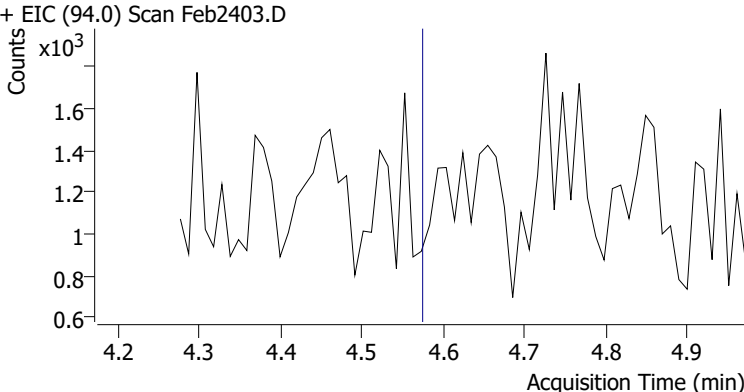
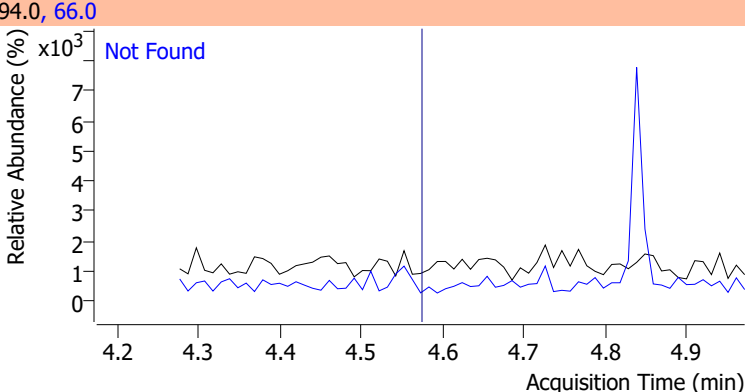
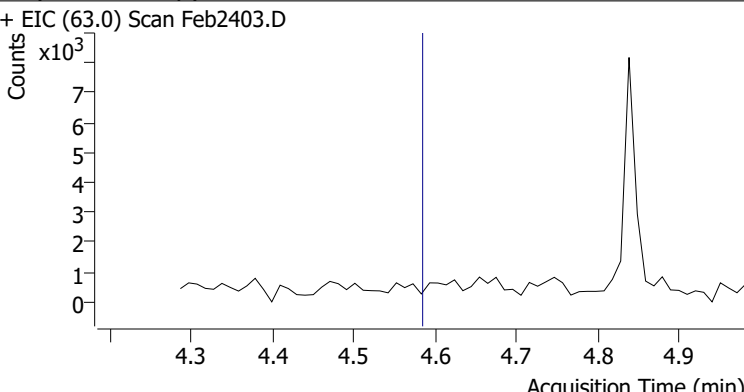
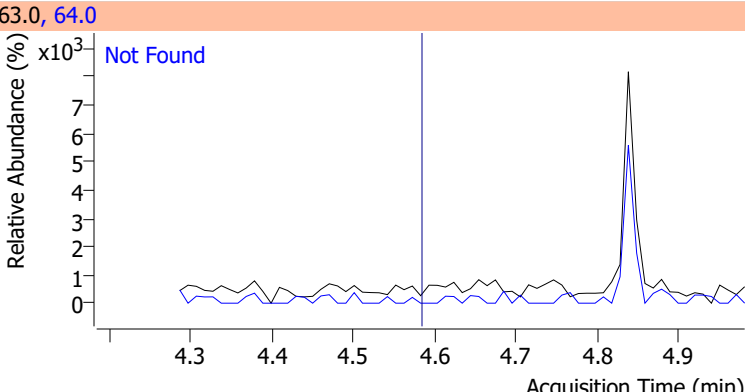
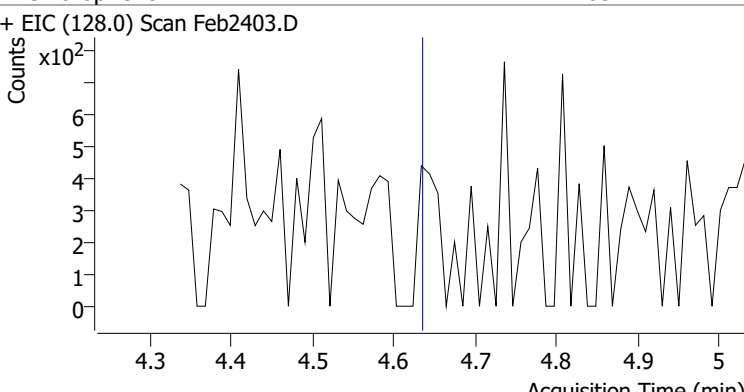
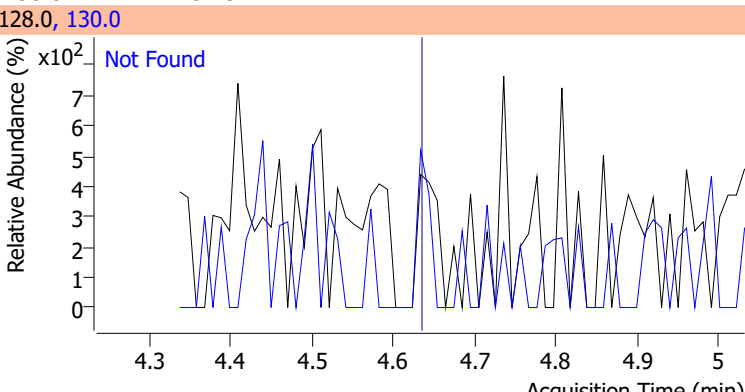
Compound	Conc.	Exp RT	QIon	Exp Ratio	QIon	Exp Ratio
2-Fluorophenol	N.D.	3.53	64.0	50.7	92.0	21.2



Compound	Conc.	Exp RT	QIon	Exp Ratio	QIon	Exp Ratio
Aniline	N.D.	4.50	66.0	35.4	65.0	18.8

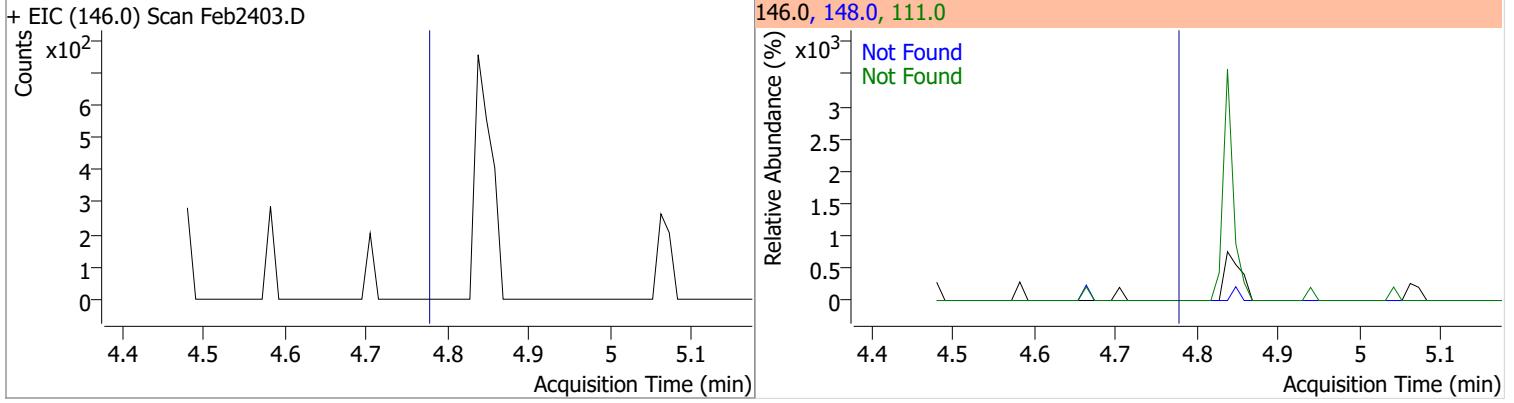


Quantitation Results Report (QT Reviewed)

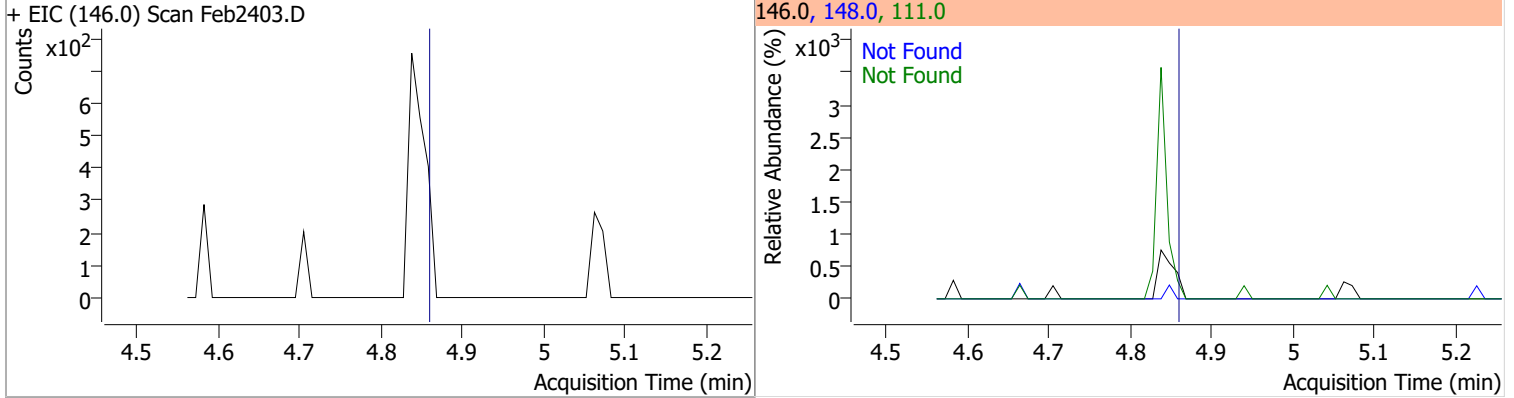
Compound	Conc.	Exp RT	QIon	Exp Ratio
Phenol-d5	N.D.	4.55	71.0	35.7
<div style="display: flex; justify-content: space-between;"> <div style="width: 48%;"> <p>+ EIC (99.0) Scan Feb2403.D</p>  </div> <div style="width: 48%;"> <p>99.0, 71.0</p>  </div> </div>				
Phenol	N.D.	4.57	66.0	40.4
<div style="display: flex; justify-content: space-between;"> <div style="width: 48%;"> <p>+ EIC (94.0) Scan Feb2403.D</p>  </div> <div style="width: 48%;"> <p>94.0, 66.0</p>  </div> </div>				
bis(-2-Chloroethyl)Ether	N.D.	4.58	64.0	10.2
<div style="display: flex; justify-content: space-between;"> <div style="width: 48%;"> <p>+ EIC (63.0) Scan Feb2403.D</p>  </div> <div style="width: 48%;"> <p>63.0, 64.0</p>  </div> </div>				
2-Chlorophenol	N.D.	4.63	130.0	32.3
<div style="display: flex; justify-content: space-between;"> <div style="width: 48%;"> <p>+ EIC (128.0) Scan Feb2403.D</p>  </div> <div style="width: 48%;"> <p>128.0, 130.0</p>  </div> </div>				

Quantitation Results Report (QT Reviewed)

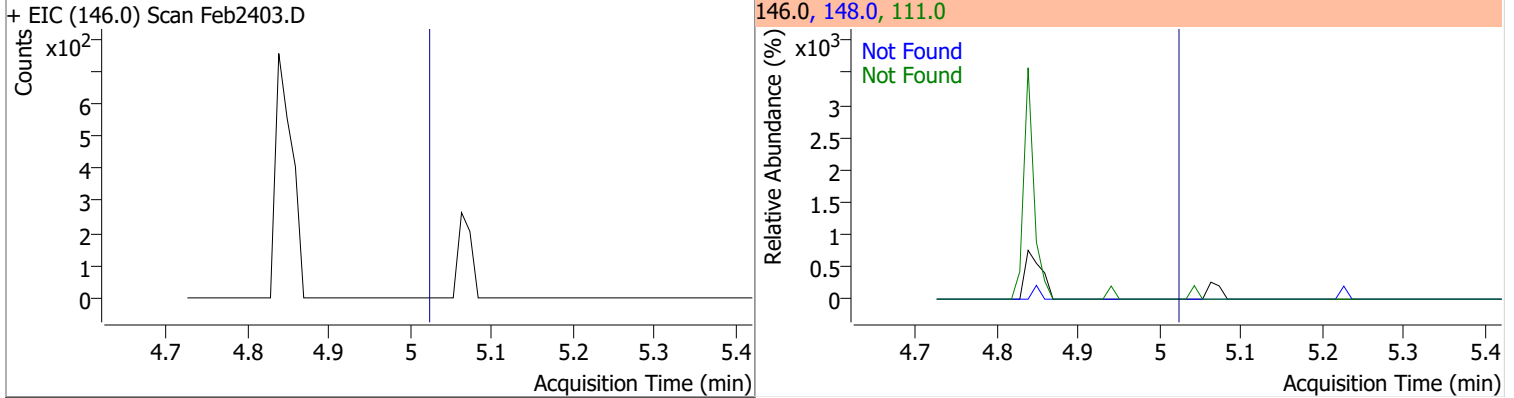
Compound	Conc.	Exp RT	QIon	Exp Ratio	QIon	Exp Ratio
1,3-Dichlorobenzene	N.D.	4.78	148.0	63.7	111.0	35.3



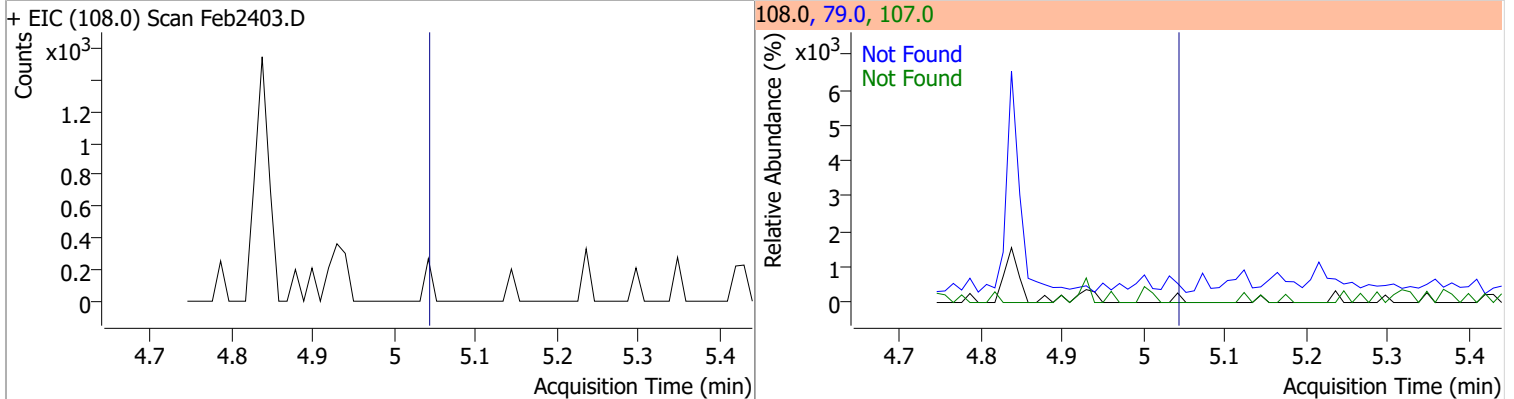
Compound	Conc.	Exp RT	QIon	Exp Ratio	QIon	Exp Ratio
1,4-Dichlorobenzene	N.D.	4.86	148.0	64.4	111.0	35.3



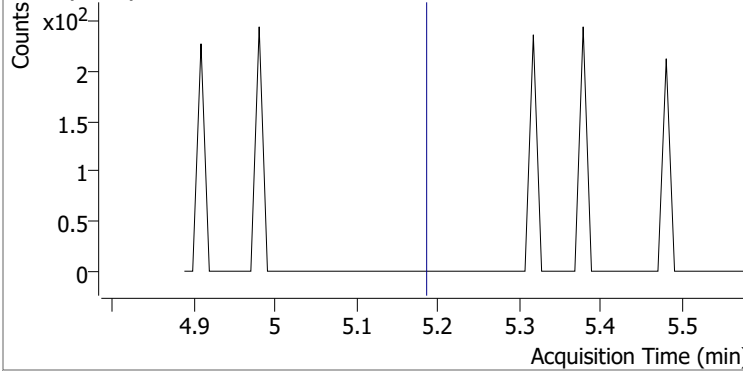
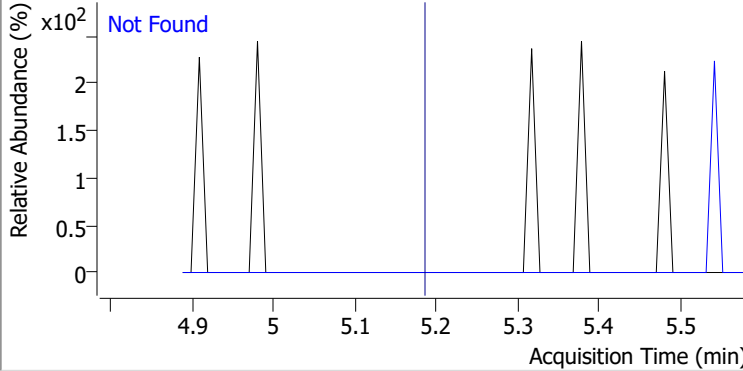
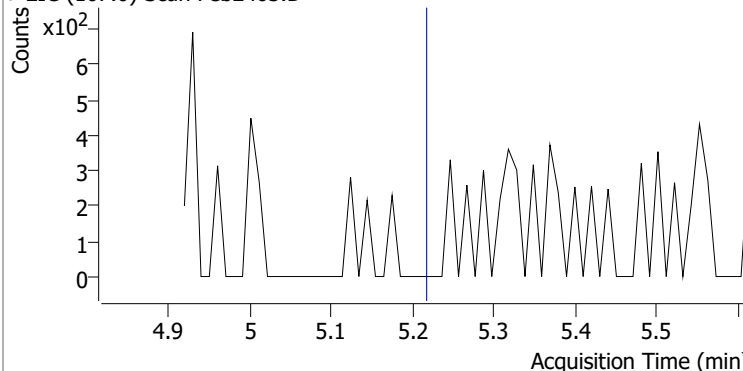
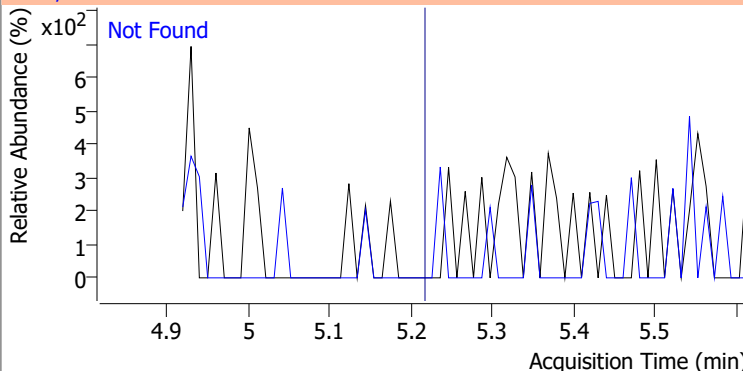
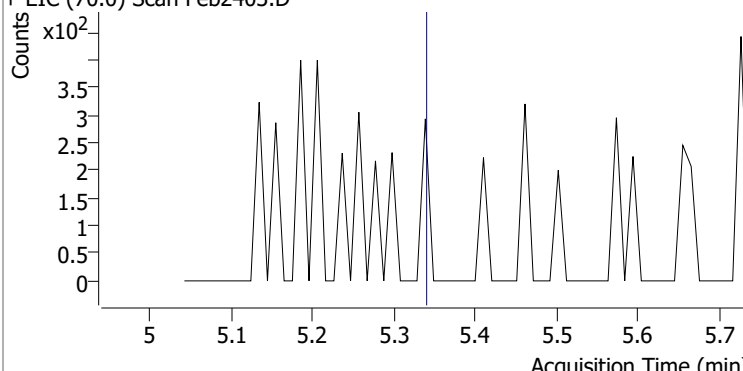
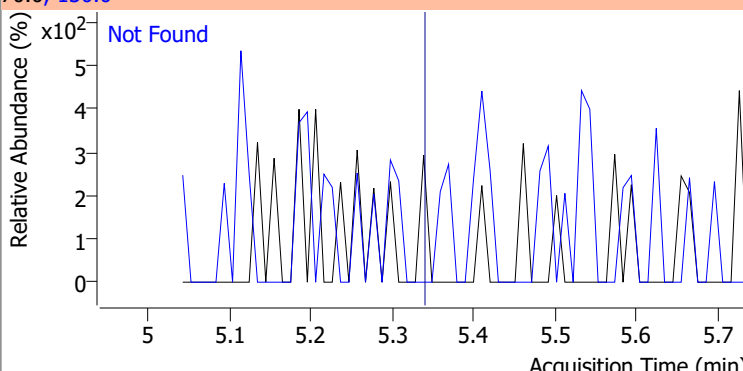
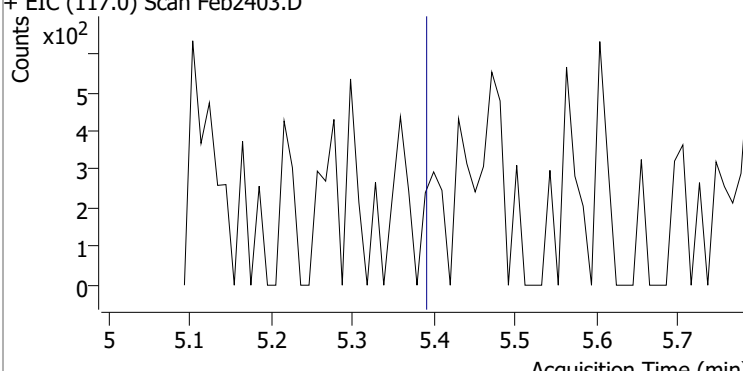
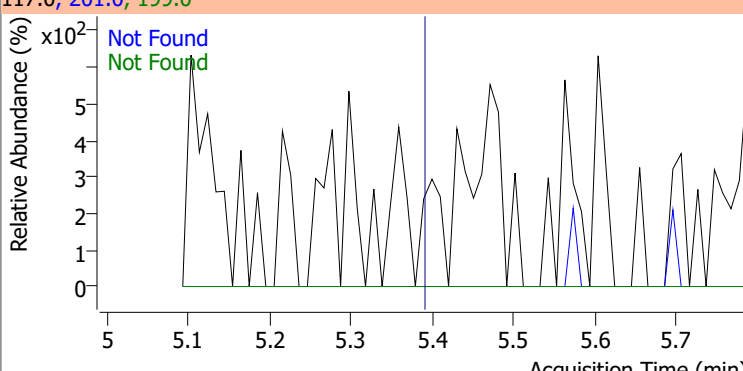
Compound	Conc.	Exp RT	QIon	Exp Ratio	QIon	Exp Ratio
1,2-Dichlorobenzene	N.D.	5.02	148.0	63.7	111.0	37.5



Compound	Conc.	Exp RT	QIon	Exp Ratio	QIon	Exp Ratio
Benzyl Alcohol	N.D.	5.04	79.0	118.8	107.0	68.8



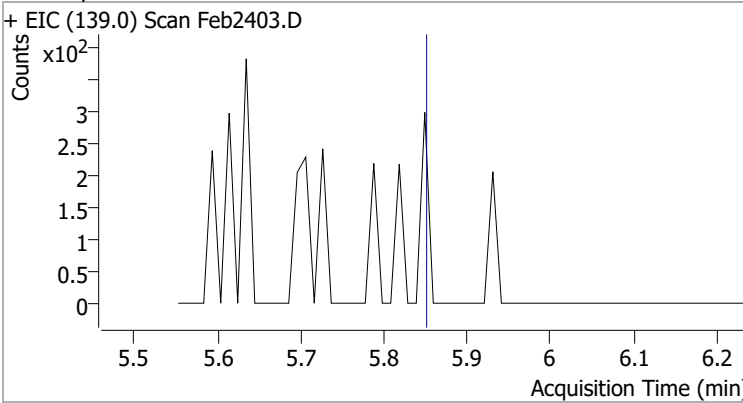
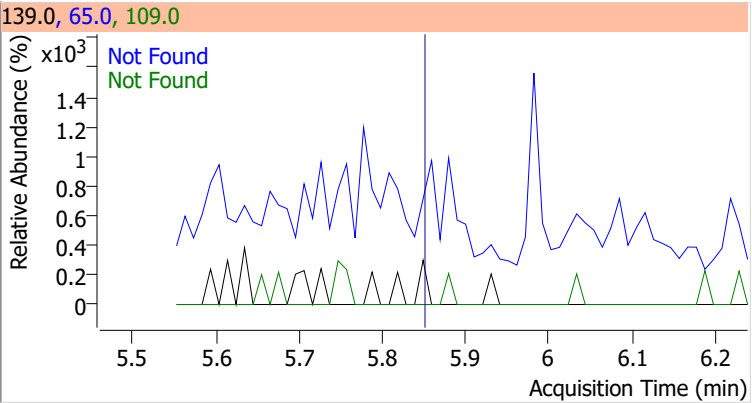
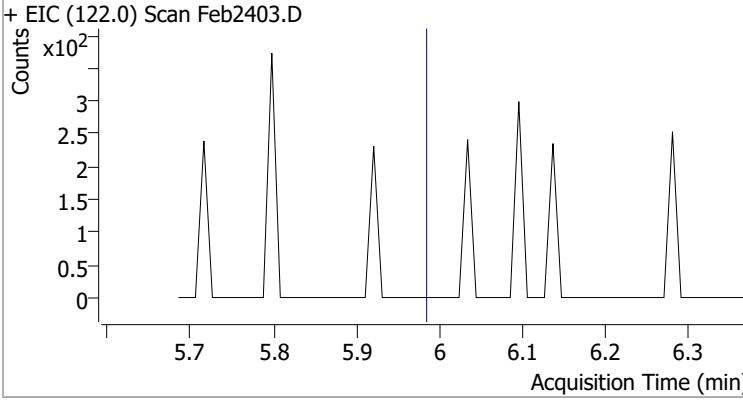
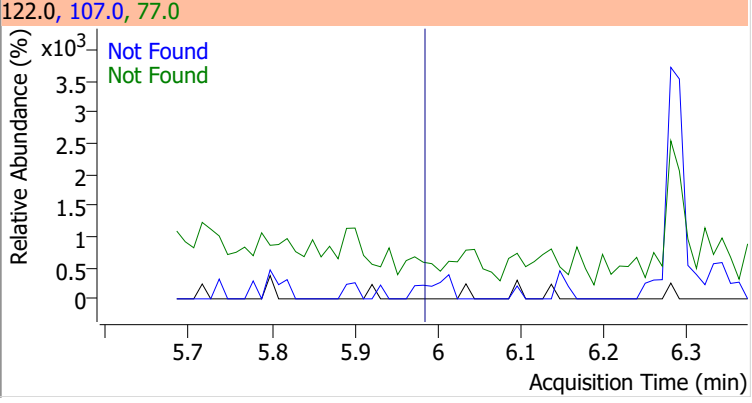
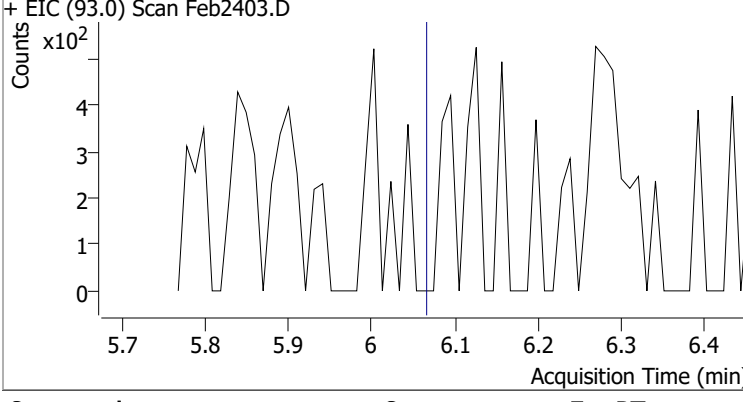
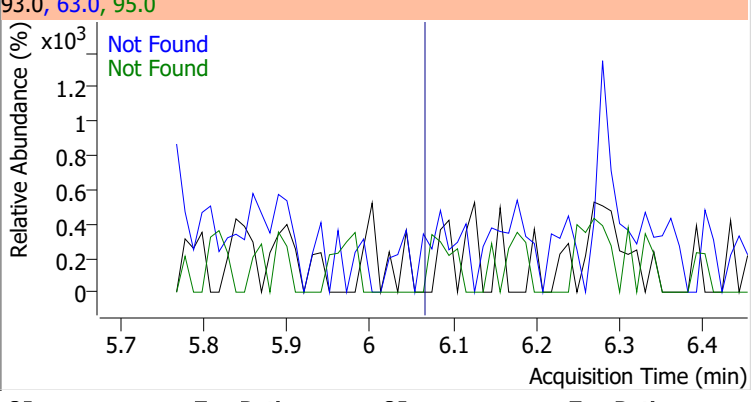
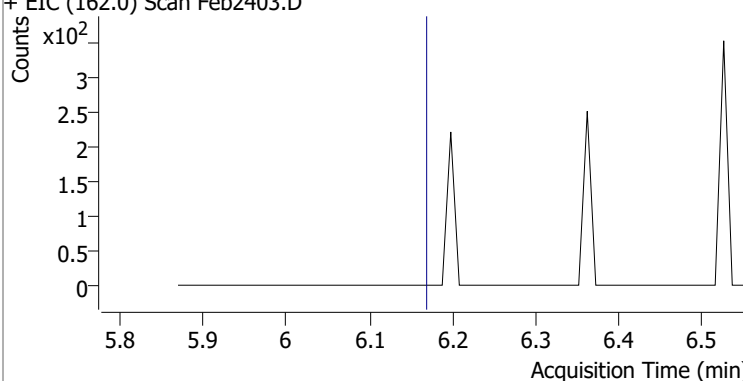
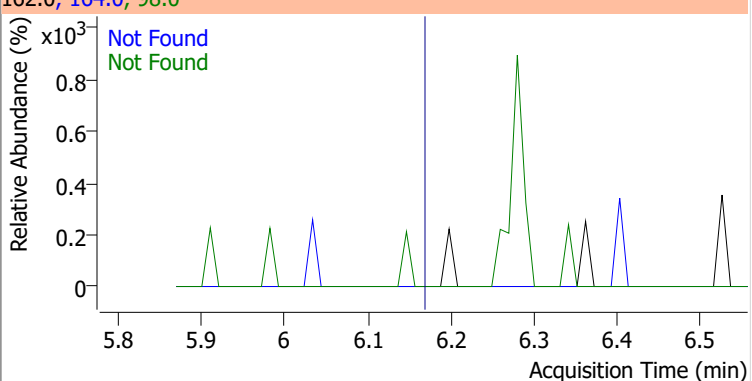
Quantitation Results Report (QT Reviewed)

Compound	Conc.	Exp RT	QIon	Exp Ratio		
bis(2-chloroisopropyl)Ether	N.D.	5.19	123.0	31.6		
+ EIC (121.0) Scan Feb2403.D			121.0, 123.0			
						
2-Methylphenol	N.D.	5.22	108.0	117.4		
+ EIC (107.0) Scan Feb2403.D			107.0, 108.0			
						
N-nitroso-Di-n-propylamine	N.D.	5.34	130.0	17.0		
+ EIC (70.0) Scan Feb2403.D			70.0, 130.0			
						
Hexachloroethane	N.D.	5.39	201.0	89.1	199.0	59.3
+ EIC (117.0) Scan Feb2403.D			117.0, 201.0, 199.0			
						

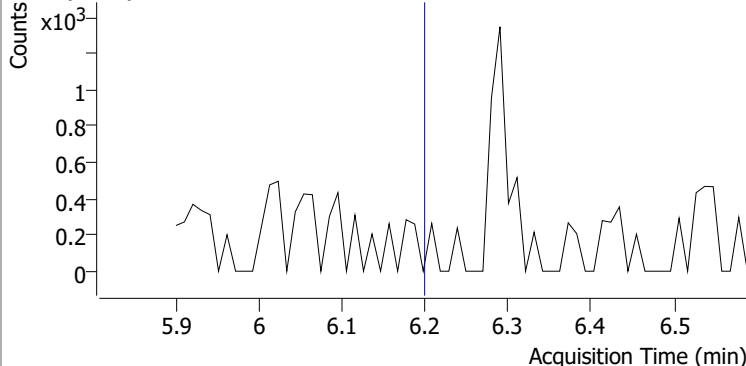
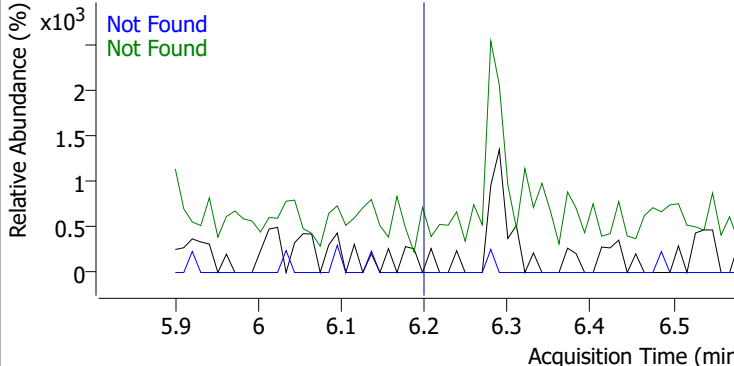
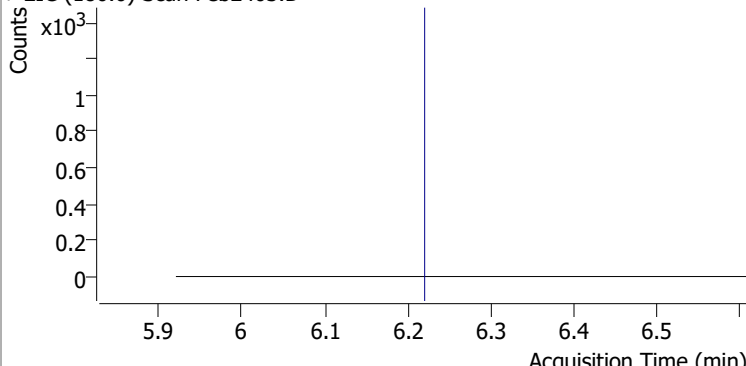
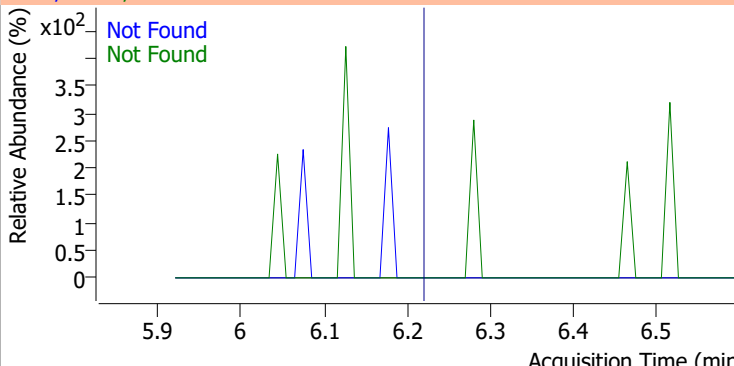
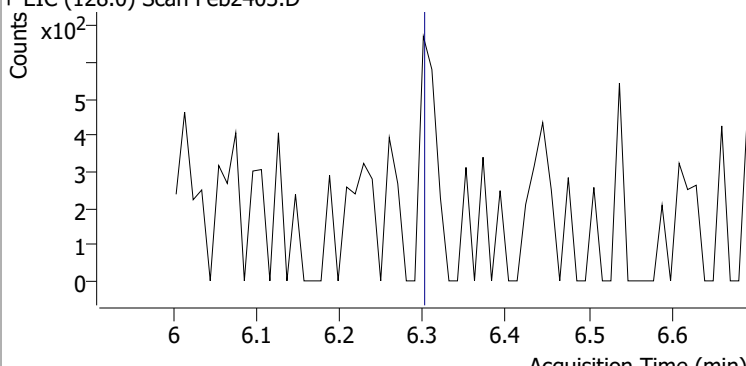
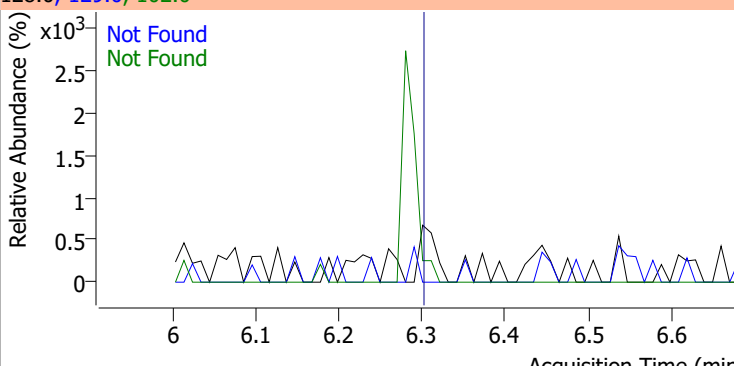
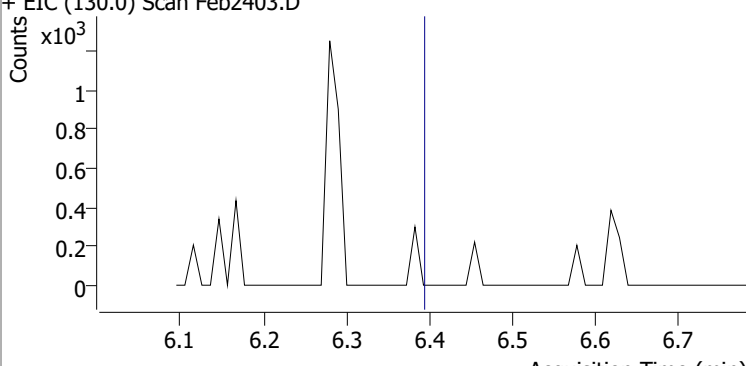
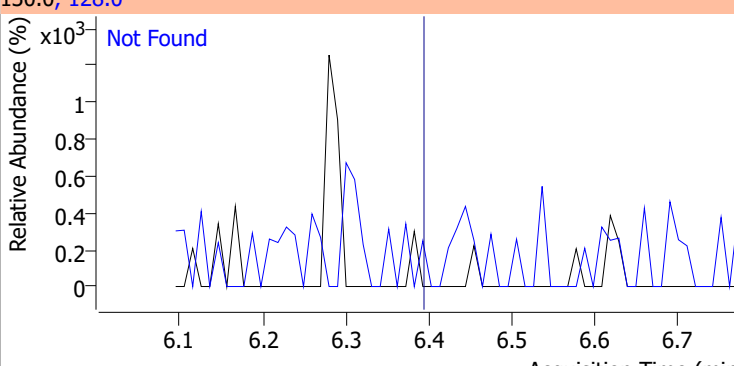
Quantitation Results Report (QT Reviewed)

Compound	Conc.	Exp RT	QIon	Exp Ratio		
4Methylphenol/3Methylphenol	N.D.	5.40	108.0	84.2		
+ EIC (107.0) Scan Feb2403.D			107.0, 108.0			
Nitrobenzene-d5	N.D.	5.47	54.0	64.2	QIon	Exp Ratio
+ EIC (82.0) Scan Feb2403.D			82.0, 54.0, 128.0			
Nitrobenzene	N.D.	5.49	77.0	209.6	QIon	Exp Ratio
+ EIC (123.1) Scan Feb2403.D			123.1, 77.0, 51.0			
Isophorone	N.D.	5.79	138.0	20.3		
+ EIC (82.0) Scan Feb2403.D			82.0, 138.0			

Quantitation Results Report (QT Reviewed)

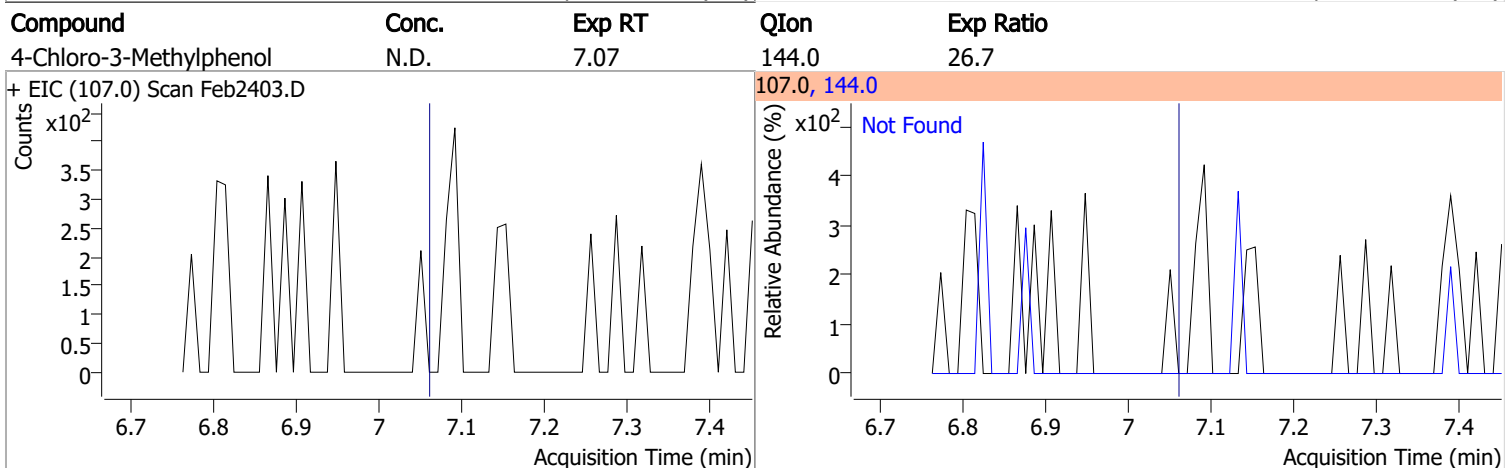
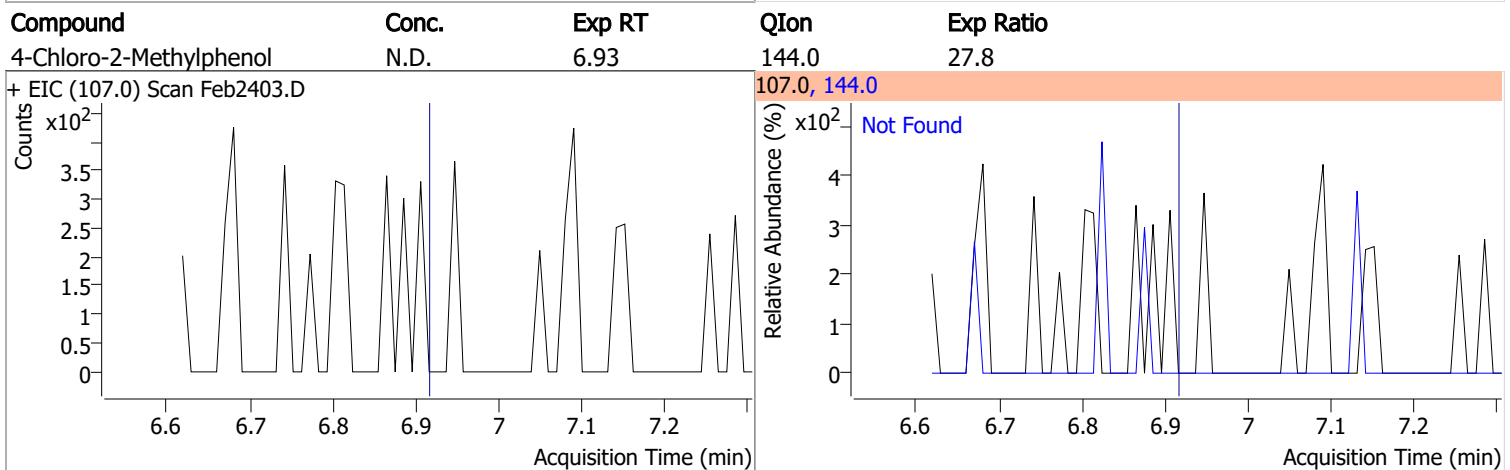
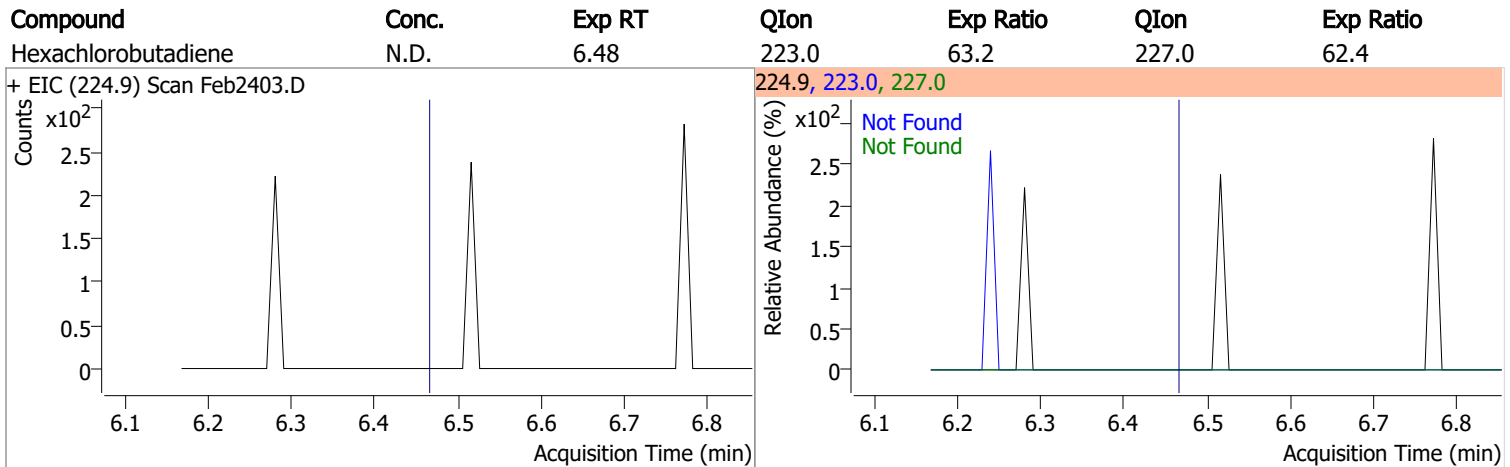
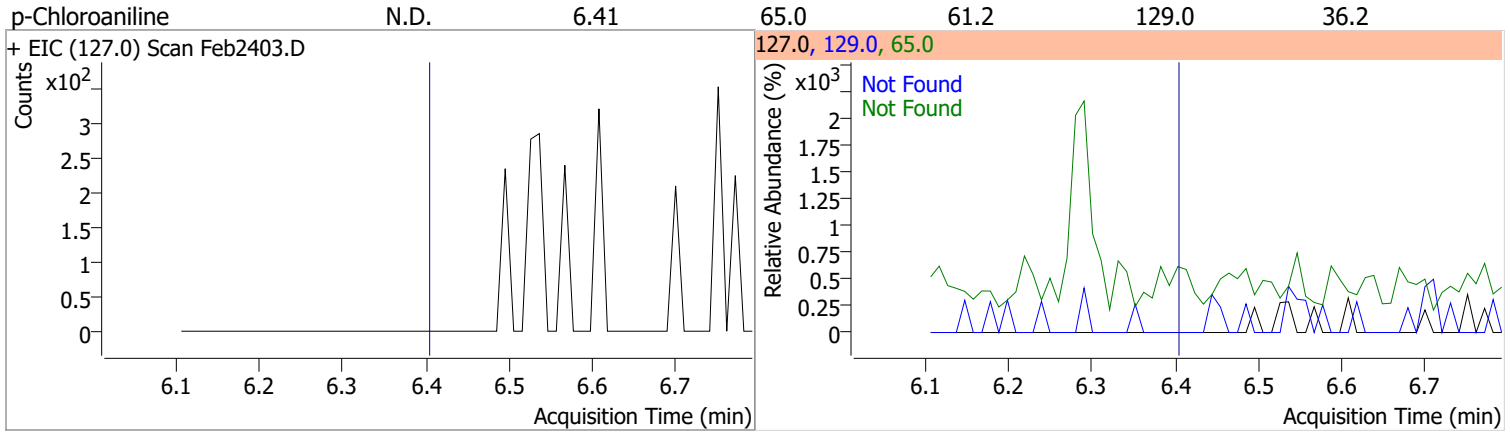
Compound	Conc.	Exp RT	QIon	Exp Ratio	QIon	Exp Ratio
2-Nitrophenol	N.D.	5.86	65.0	51.3	109.0	35.7
+ EIC (139.0) Scan Feb2403.D			139.0, 65.0, 109.0			
						
2,4-Dimethylphenol	N.D.	5.99	107.0	111.1	77.0	30.2
+ EIC (122.0) Scan Feb2403.D			122.0, 107.0, 77.0			
						
bis(-2-Chloroethoxy)Methane	N.D.	6.07	63.0	70.1	95.0	31.8
+ EIC (93.0) Scan Feb2403.D			93.0, 63.0, 95.0			
						
2,4-Dichlorophenol	N.D.	6.18	164.0	66.1	98.0	34.4
+ EIC (162.0) Scan Feb2403.D			162.0, 164.0, 98.0			
						

Quantitation Results Report (QT Reviewed)

Compound	Conc.	Exp RT	QIon	Exp Ratio	QIon	Exp Ratio
Benzoic Acid	N.D.	6.21	122.0	86.4	77.0	79.5
+ EIC (105.0) Scan Feb2403.D			105.0, 122.0, 77.0			
						
1,2,4-Trichlorobenzene	N.D.	6.23	182.0	95.5	145.0	28.5
+ EIC (180.0) Scan Feb2403.D			180.0, 182.0, 145.0			
						
Naphthalene	N.D.	6.31	129.0	11.0	102.0	9.2
+ EIC (128.0) Scan Feb2403.D			128.0, 129.0, 102.0			
						
4-Chlorophenol	N.D.	6.40	128.0	316.6		
+ EIC (130.0) Scan Feb2403.D			130.0, 128.0			
						

Quantitation Results Report (QT Reviewed)

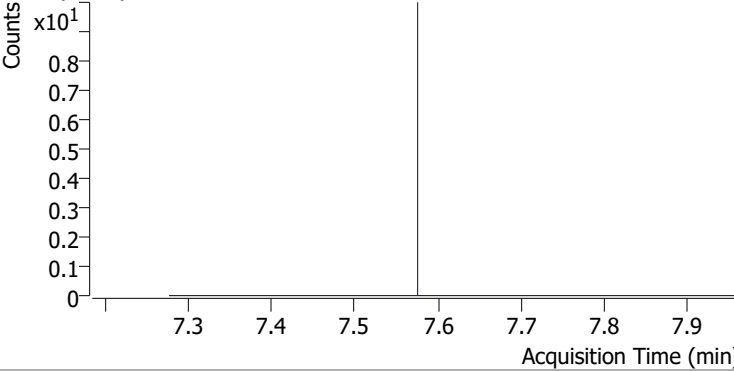
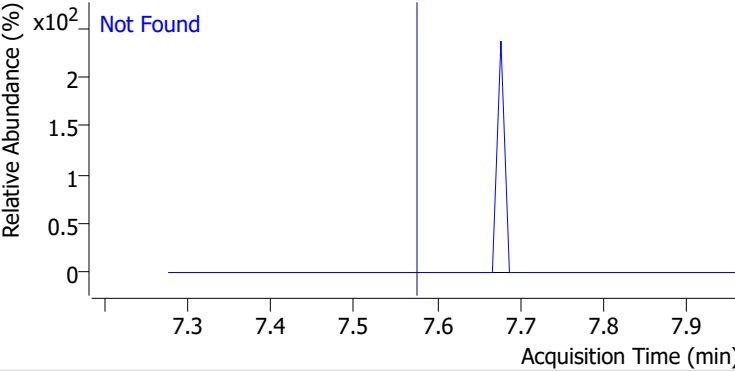
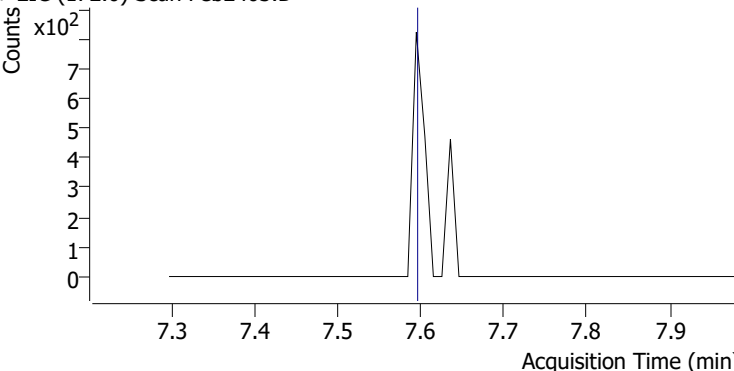
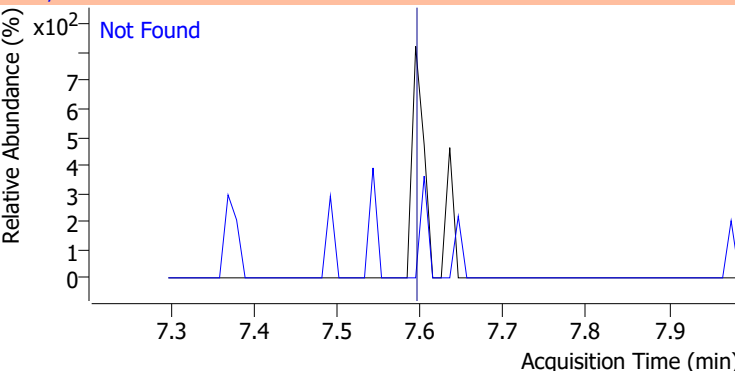
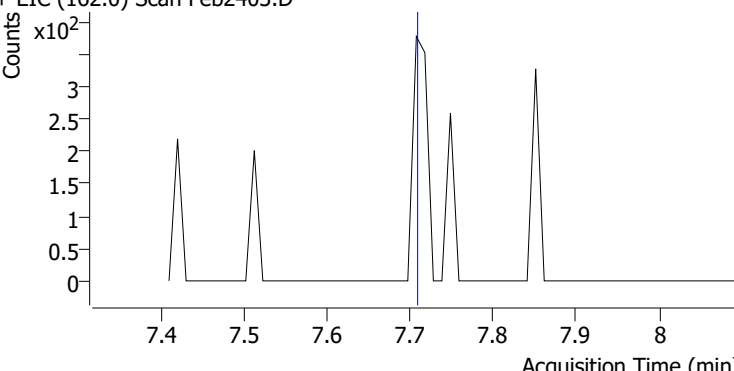
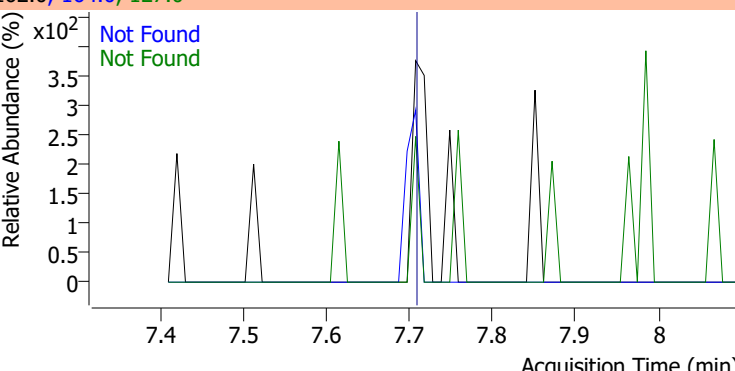
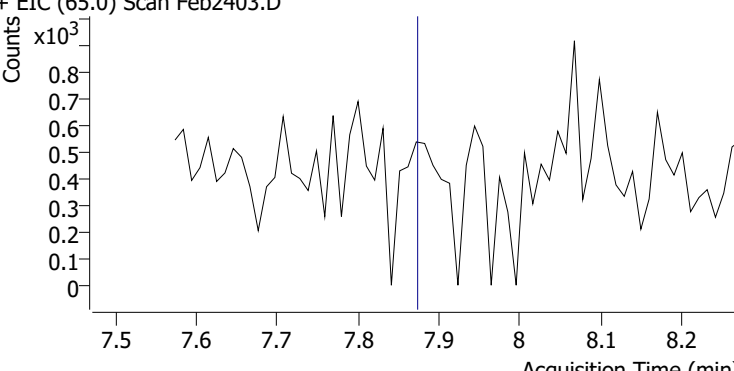
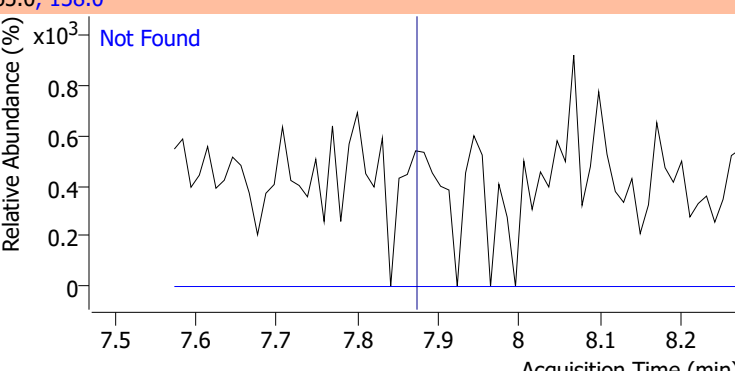
Compound	Conc.	Exp RT	QIon	Exp Ratio	QIon	Exp Ratio
----------	-------	--------	------	-----------	------	-----------



Quantitation Results Report (QT Reviewed)

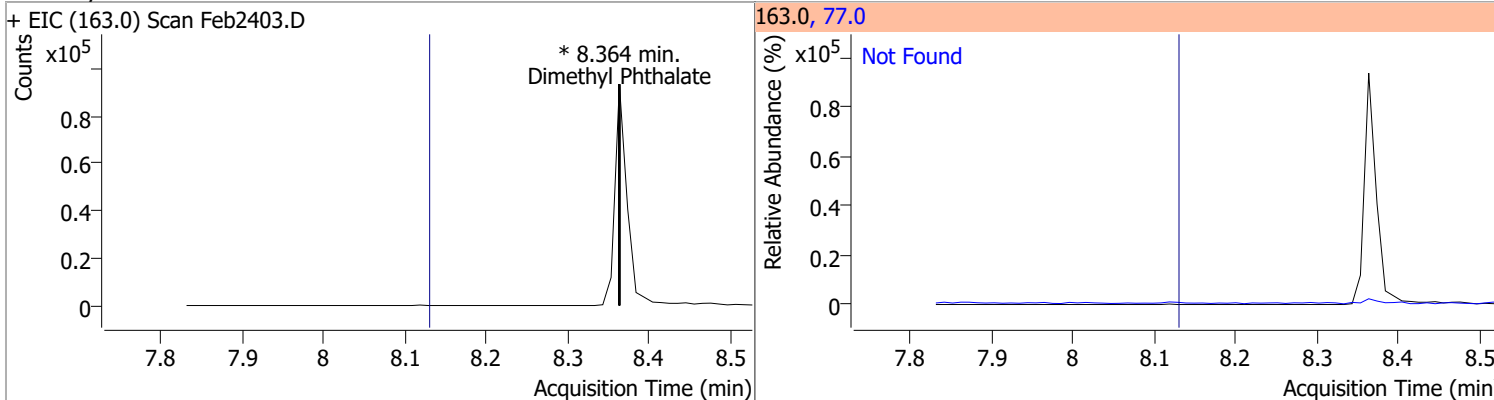
Compound	Conc.	Exp RT	QIon	Exp Ratio	QIon	Exp Ratio
2-Methylnaphthalene	N.D.	7.13	142.0	120.9	115.0	40.2
+ EIC (141.0) Scan Feb2403.D			141.0, 142.0, 115.0			
1-Methylnaphthalene	N.D.	7.25	142.0	116.0	115.0	41.9
+ EIC (141.0) Scan Feb2403.D			141.0, 142.0, 115.0			
Hexachlorocyclopentadiene	N.D.	7.33	238.9	64.2	234.9	62.1
+ EIC (236.9) Scan Feb2403.D			236.9, 238.9, 234.9			
2,4,6-Trichlorophenol	N.D.	7.51	198.0	92.6		
+ EIC (196.0) Scan Feb2403.D			196.0, 198.0			

Quantitation Results Report (QT Reviewed)

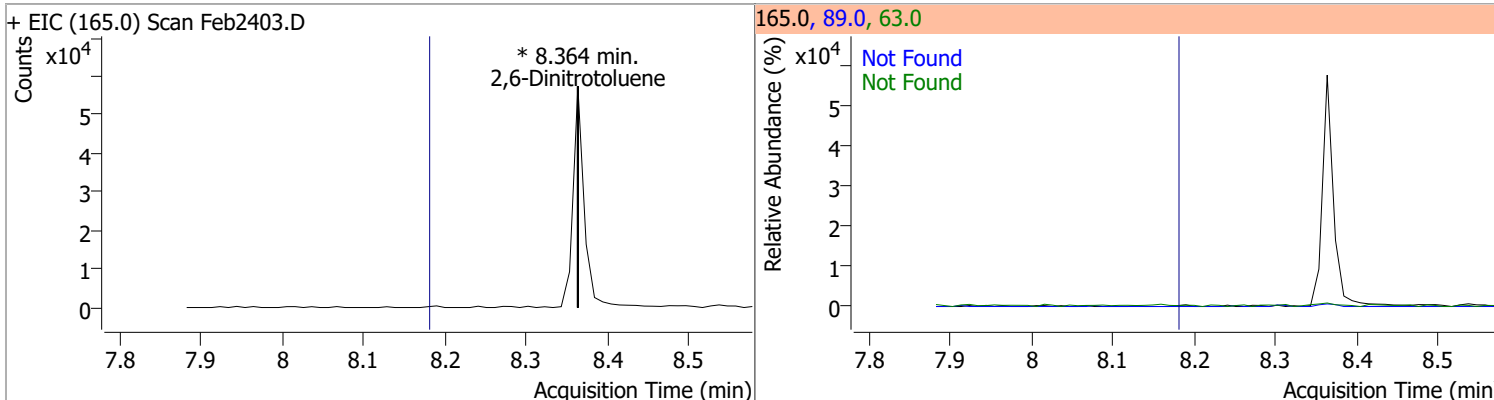
Compound	Conc.	Exp RT	QIon	Exp Ratio		
2,4,5-Trichlorophenol	N.D.	7.57	198.0	94.1		
+ EIC (196.0) Scan Feb2403.D			196.0, 198.0			
						
2-Fluorobiphenyl	N.D.	7.59	171.0	34.4		
+ EIC (172.0) Scan Feb2403.D			172.0, 171.0			
						
2-Chloronaphthalene	N.D.	7.71	127.0	35.7	QIon	Exp Ratio
					164.0	32.6
+ EIC (162.0) Scan Feb2403.D			162.0, 164.0, 127.0			
						
2-Nitroaniline	N.D.	7.87	138.0	123.0		
+ EIC (65.0) Scan Feb2403.D			65.0, 138.0			
						

Quantitation Results Report (QT Reviewed)

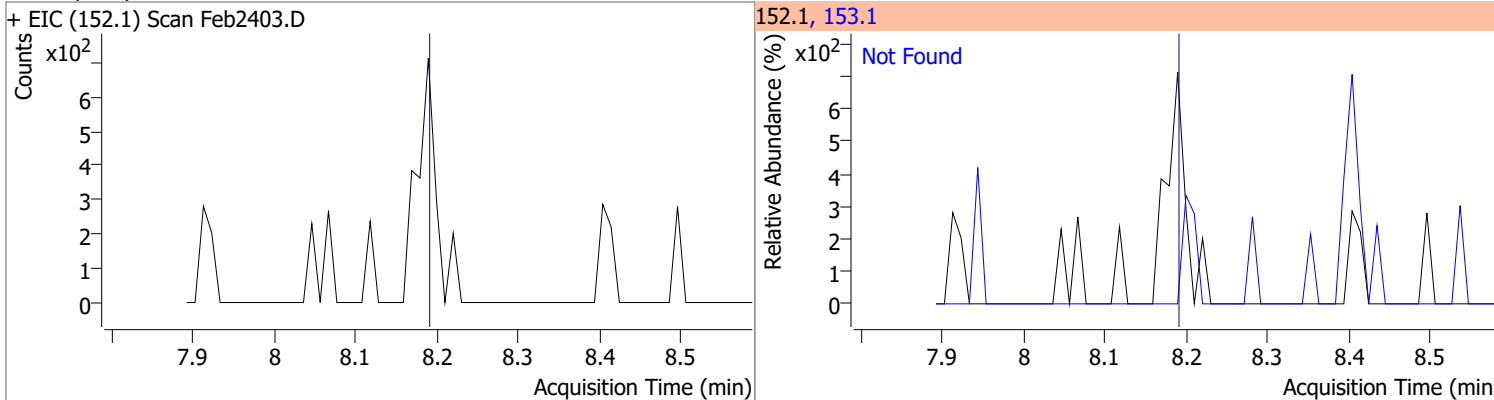
Compound	Conc.	RT	Dev(Min)	Resp.	QIon	QRatio	Lower	Upper
Dimethyl Phthalate	0	0		0	77.0		13.9	25.8



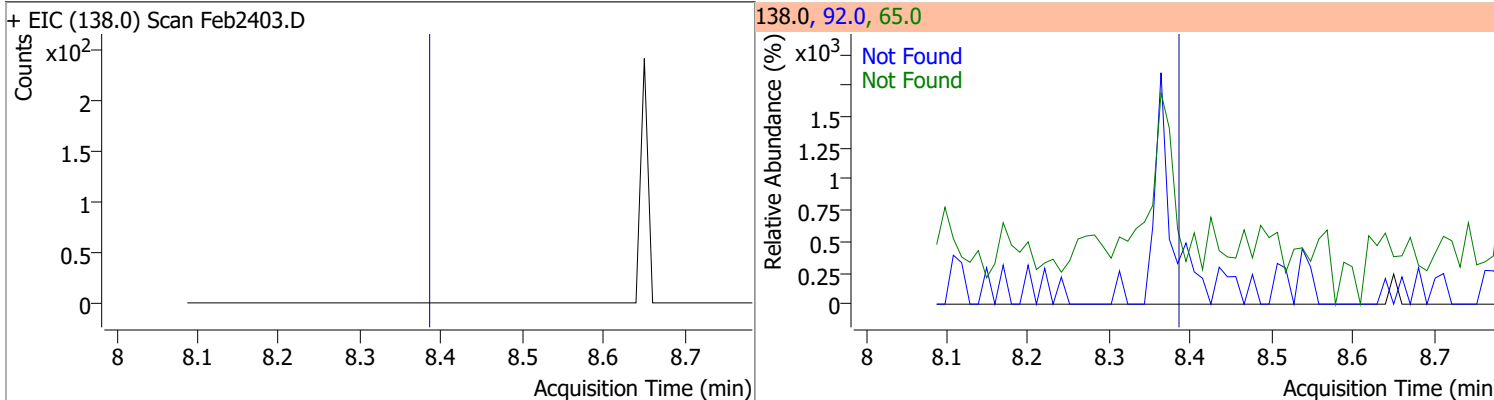
Compound	Conc.	RT	Dev(Min)	Resp.	QIon	QRatio	Lower	Upper
2,6-Dinitrotoluene	0	0		0	63.0 89.0		95.6 45.4	177.5 84.4



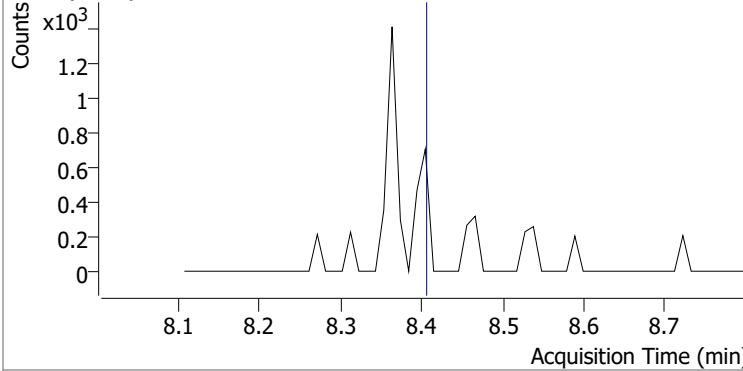
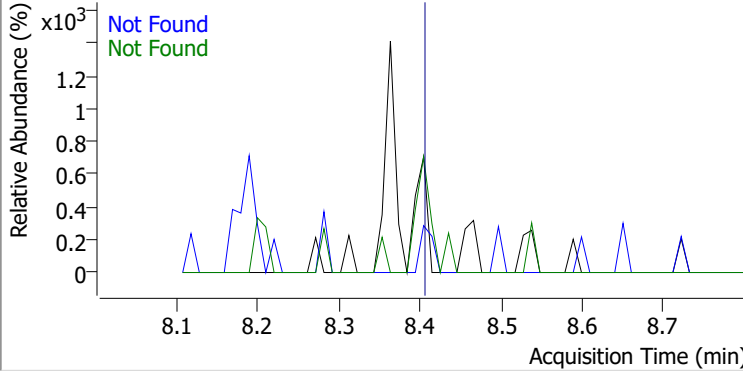
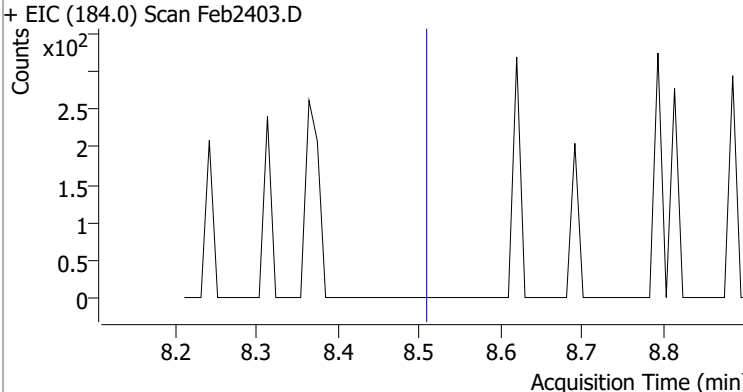
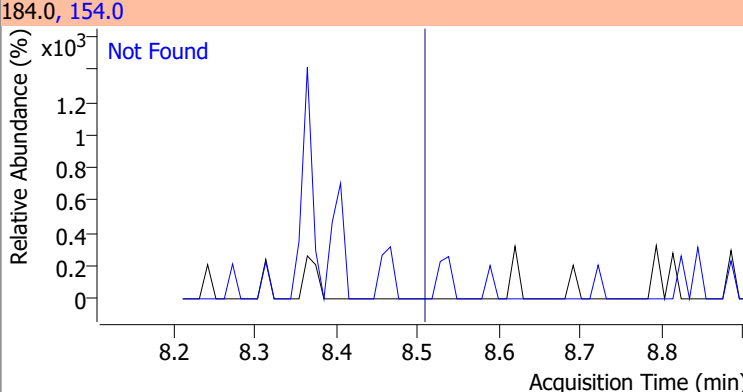
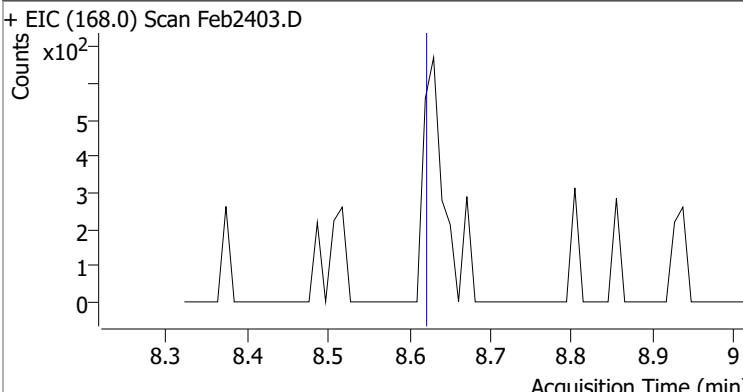
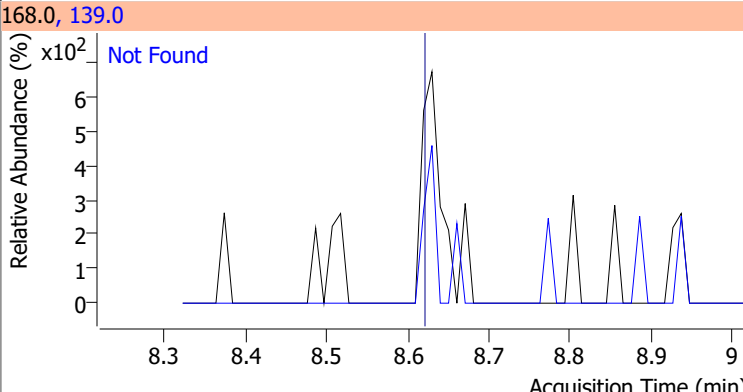
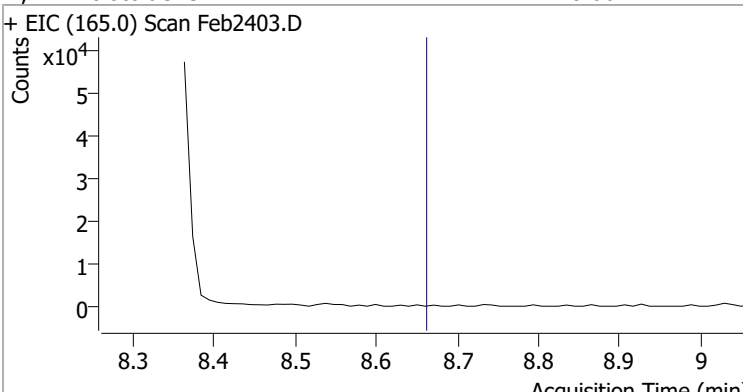
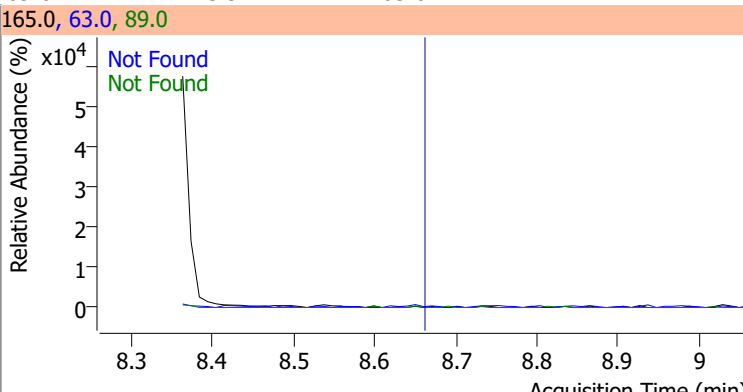
Compound	Conc.	Exp RT	QIon	Exp Ratio
Acenaphthylene	N.D.	8.19	153.1	14.0



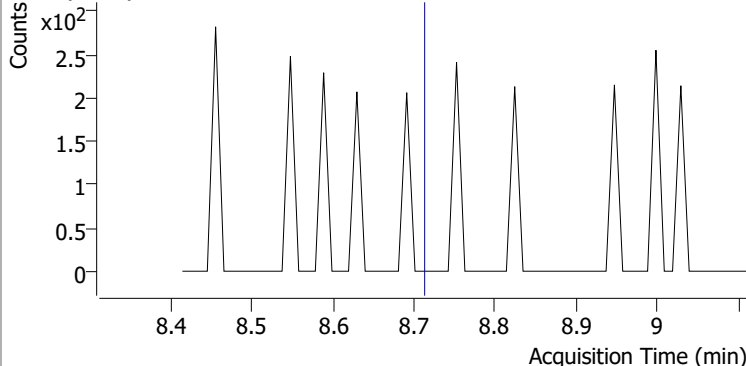
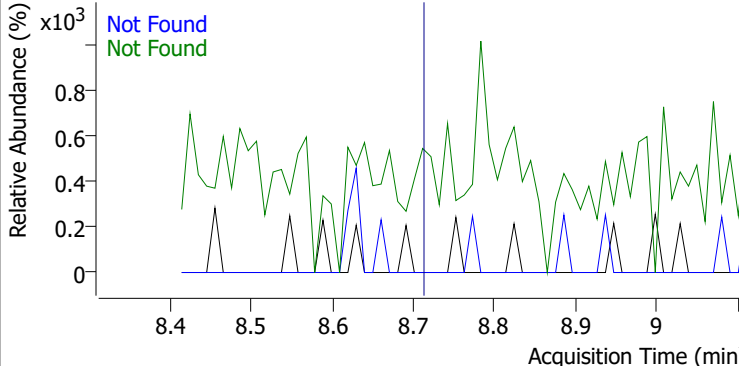
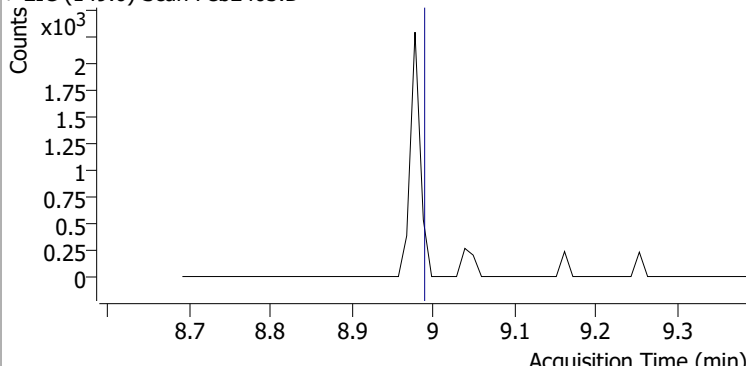
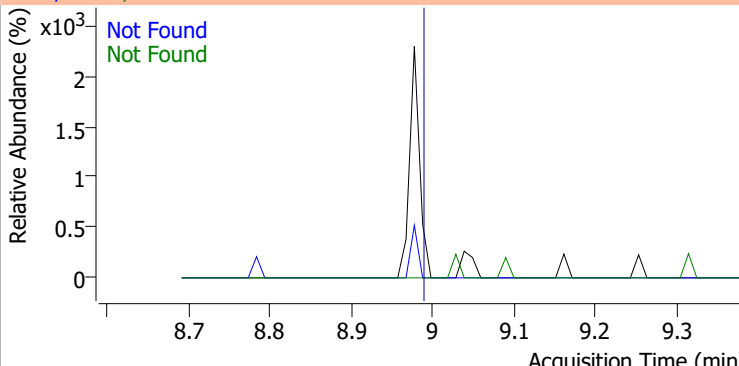
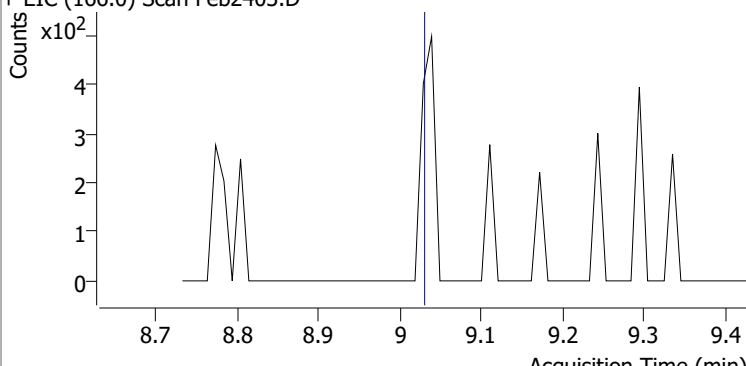
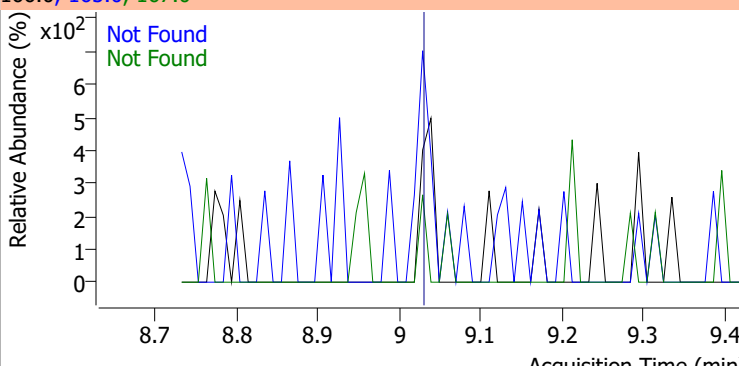
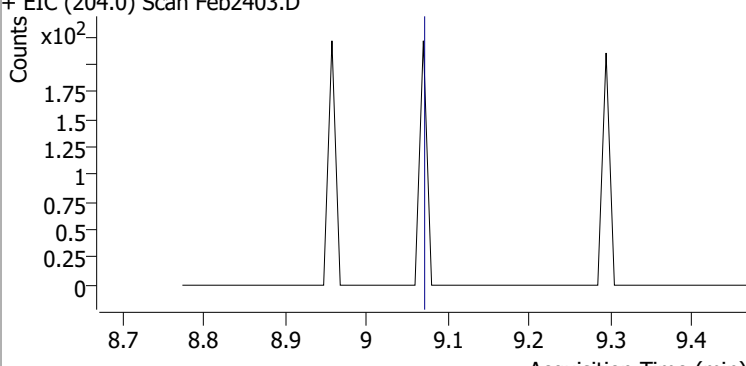
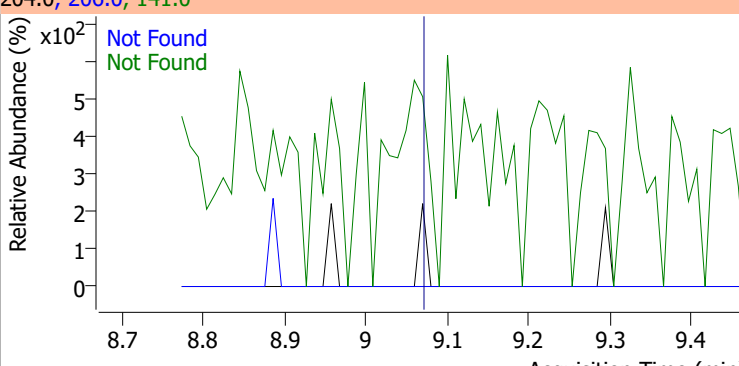
Compound	Conc.	Exp RT	QIon	Exp Ratio	QIon	Exp Ratio
3-Nitroaniline	N.D.	8.38	65.0	131.7	92.0	112.6



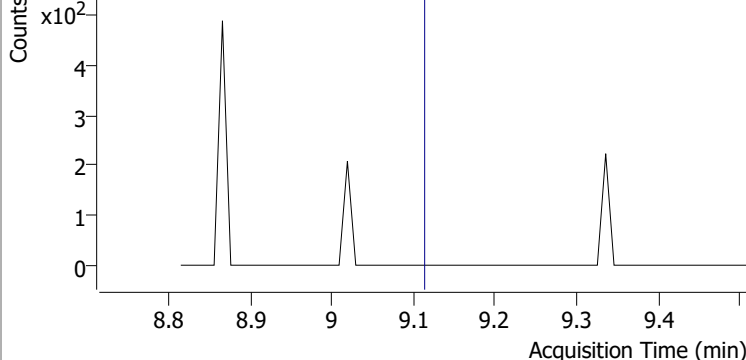
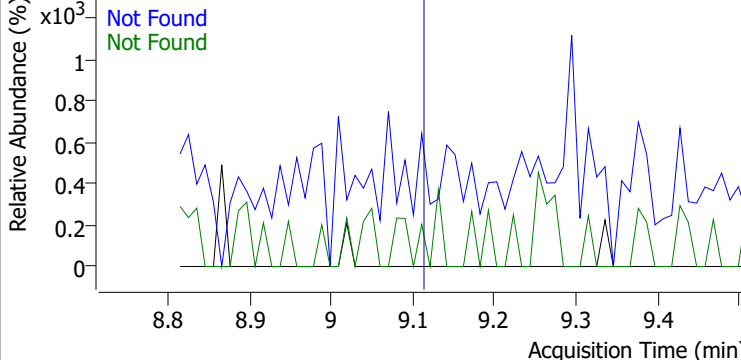
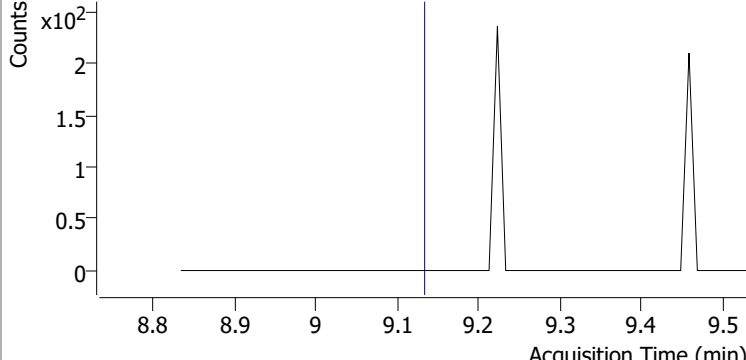
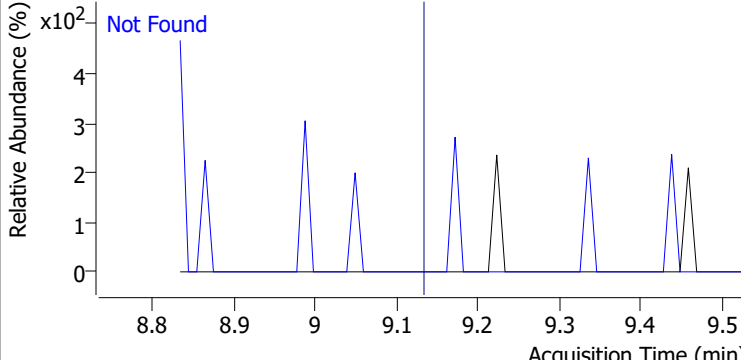
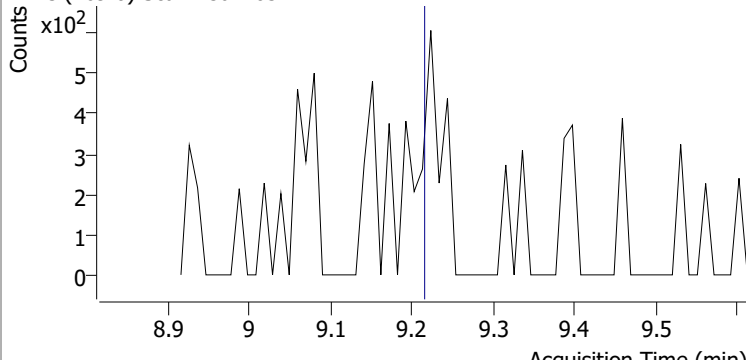
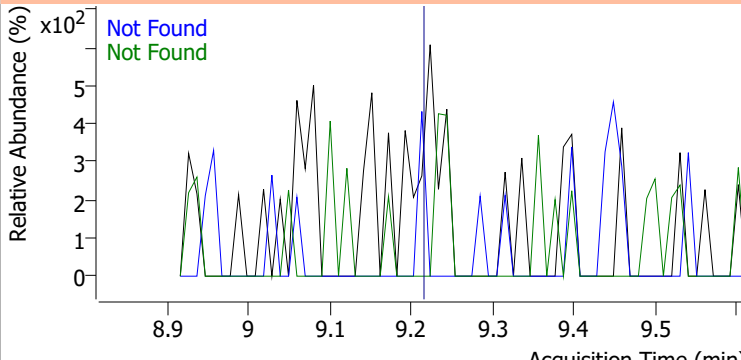
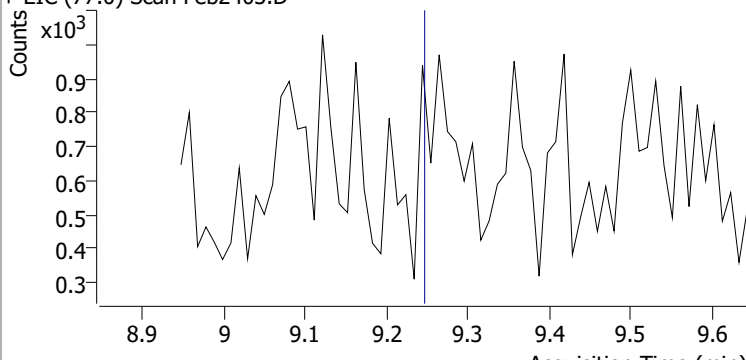
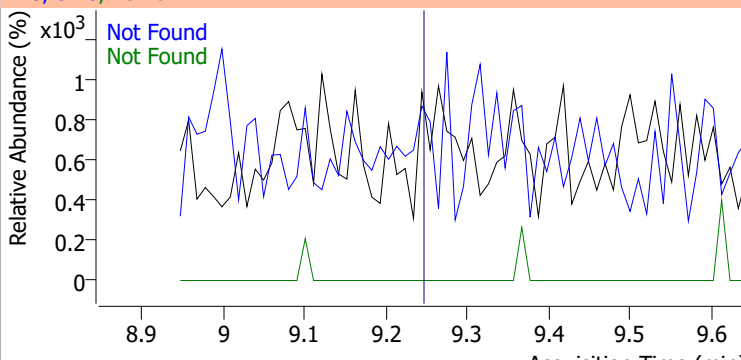
Quantitation Results Report (QT Reviewed)

Compound	Conc.	Exp RT	QIon	Exp Ratio	QIon	Exp Ratio
Acenaphthene	N.D.	8.40	153.0	106.6	152.0	52.4
+ EIC (154.0) Scan Feb2403.D			154.0, 152.0, 153.0			
						
2,4-Dinitrophenol	N.D.	8.51	154.0	59.3		
+ EIC (184.0) Scan Feb2403.D			184.0, 154.0			
						
Dibenzofuran	N.D.	8.62	139.0	37.6		
+ EIC (168.0) Scan Feb2403.D			168.0, 139.0			
						
2,4-Dinitrotoluene	N.D.	8.66	89.0	75.9	63.0	44.1
+ EIC (165.0) Scan Feb2403.D			165.0, 63.0, 89.0			
						

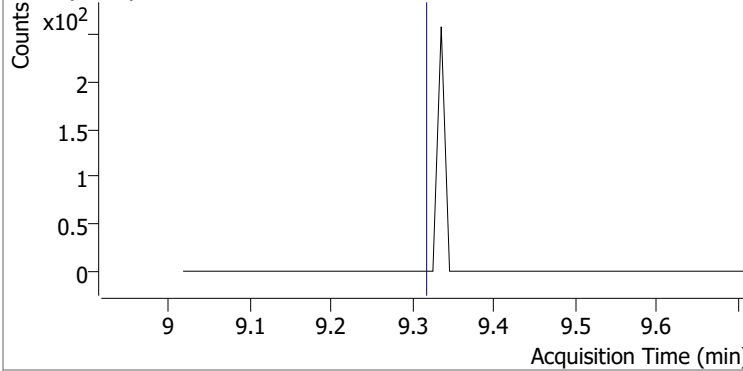
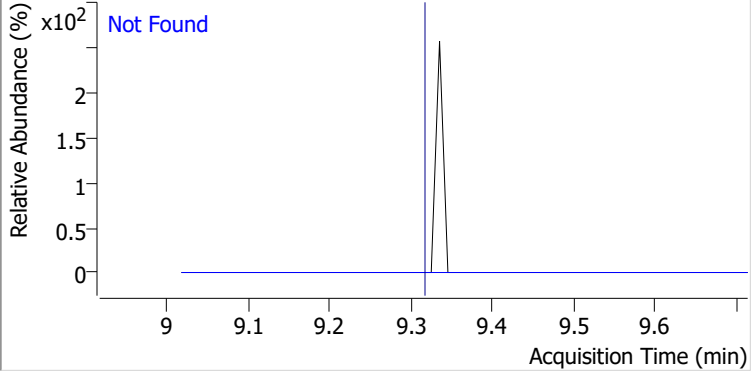
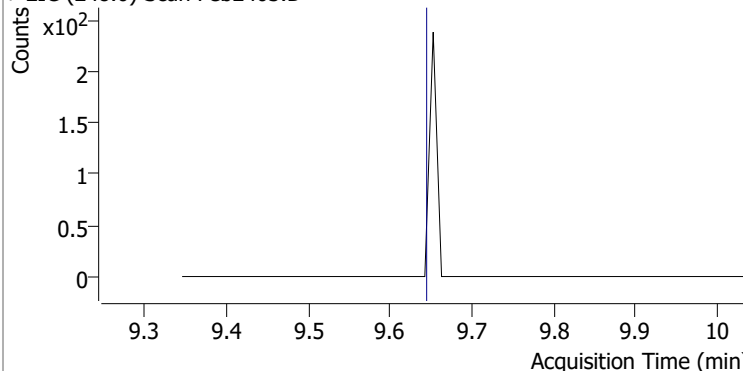
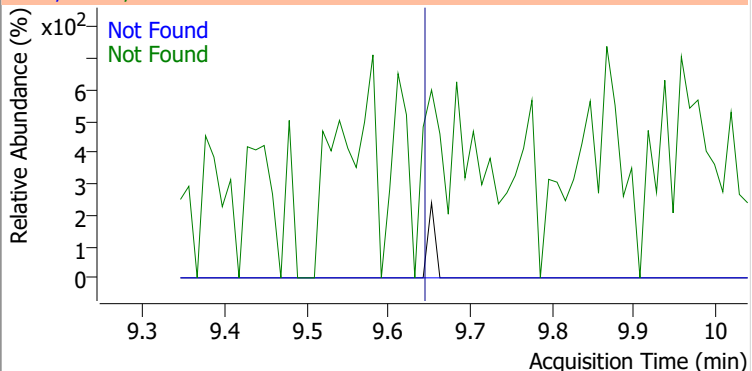
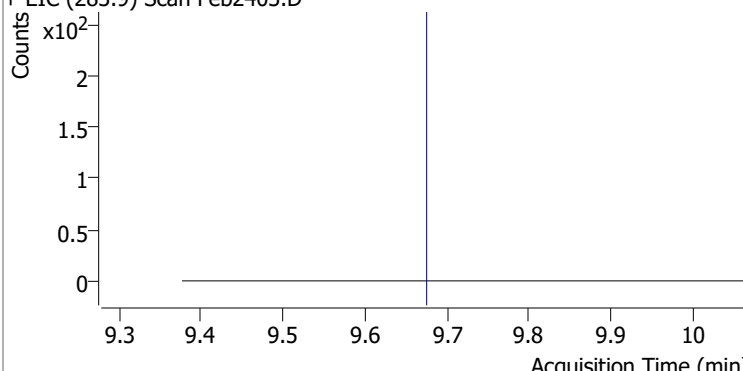
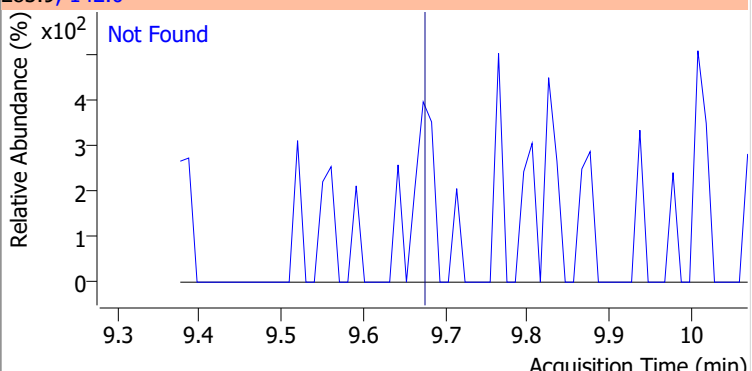
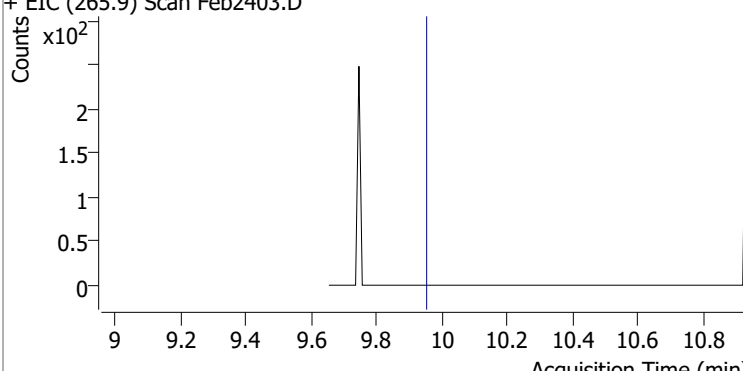
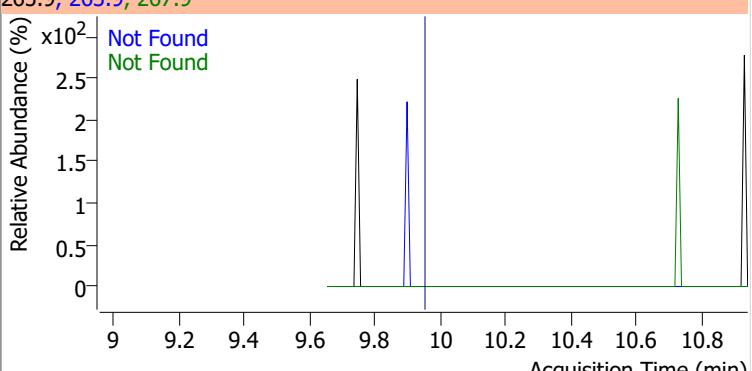
Quantitation Results Report (QT Reviewed)

Compound	Conc.	Exp RT	QIon	Exp Ratio	QIon	Exp Ratio
4-Nitrophenol	N.D.	8.71	139.0	78.4	65.0	71.6
+ EIC (109.0) Scan Feb2403.D			109.0, 139.0, 65.0			
						
Diethylphthalate	N.D.	8.99	177.0	21.3	150.0	12.7
+ EIC (149.0) Scan Feb2403.D			149.0, 177.0, 150.0			
						
Fluorene	N.D.	9.03	165.0	94.1	167.0	13.4
+ EIC (166.0) Scan Feb2403.D			166.0, 165.0, 167.0			
						
4-Chlorophenyl-phenylether	N.D.	9.07	141.0	61.7	206.0	34.0
+ EIC (204.0) Scan Feb2403.D			204.0, 206.0, 141.0			
						

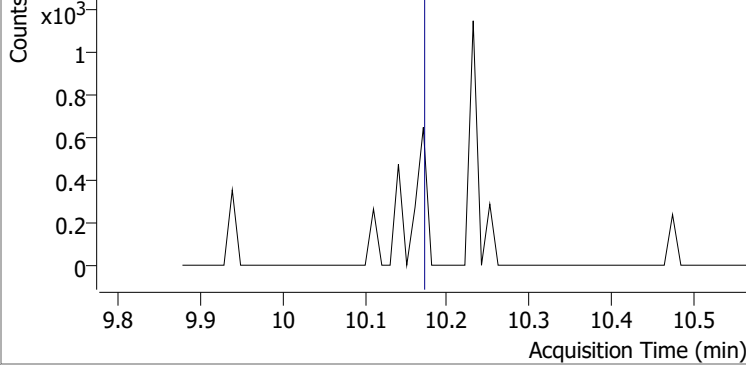
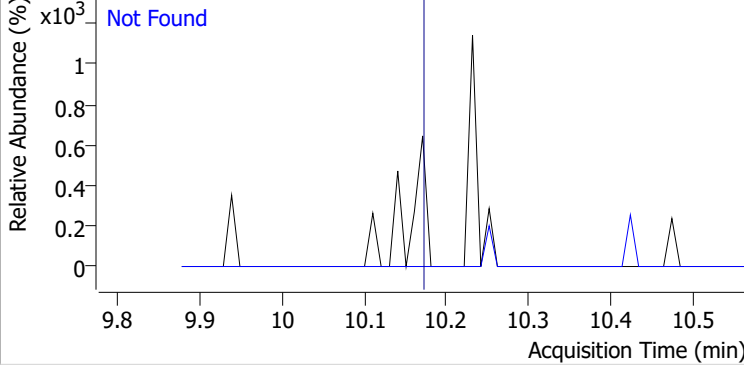
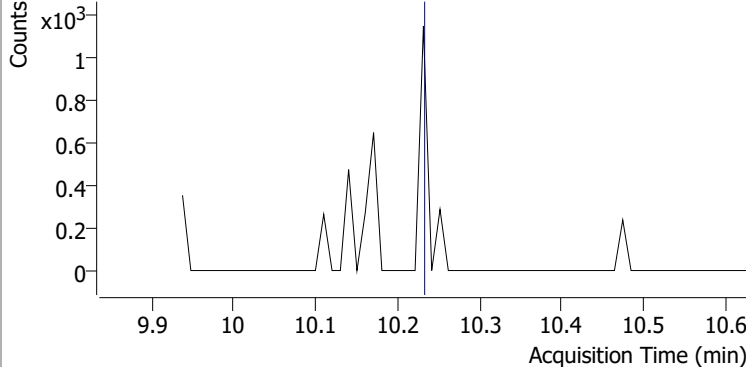
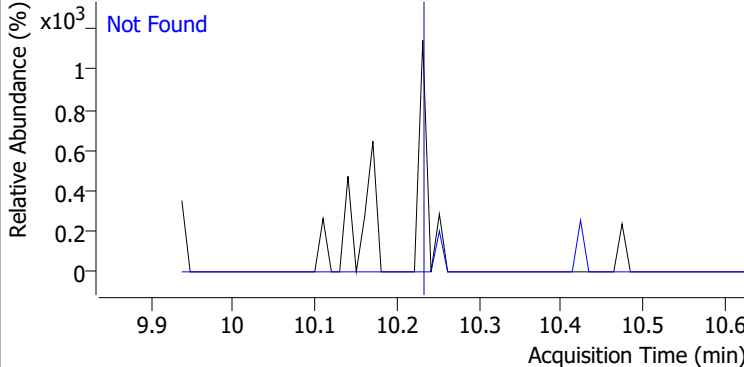
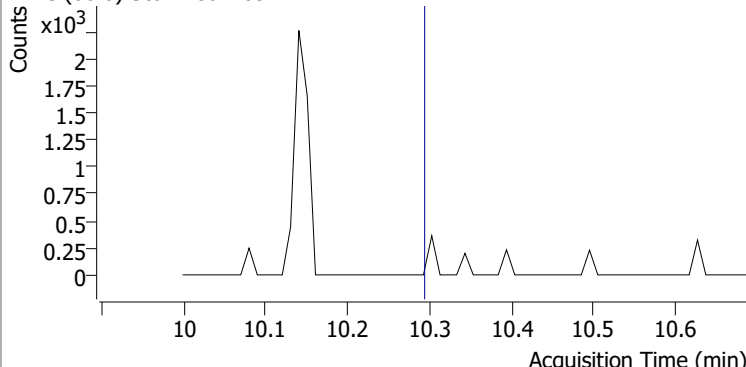
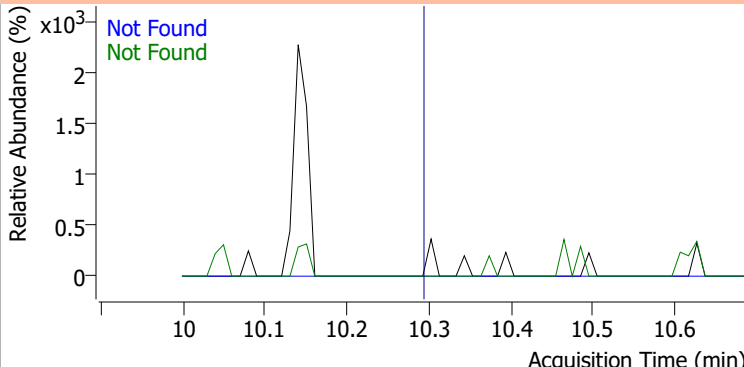
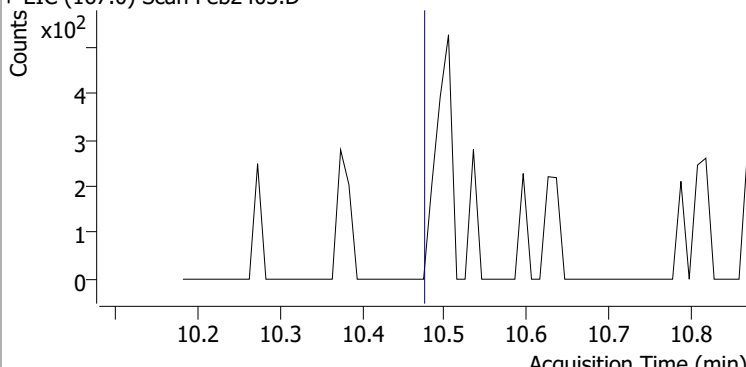
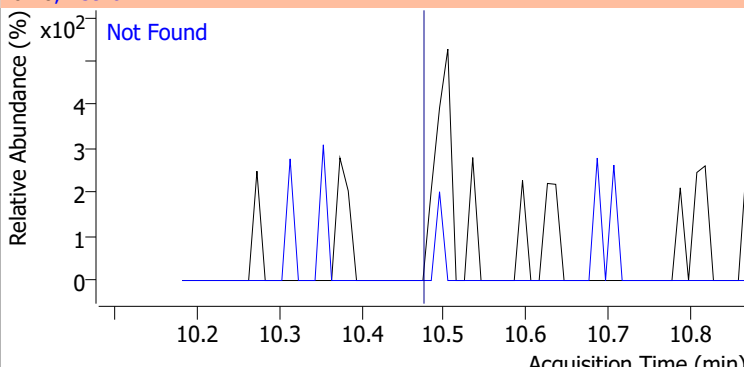
Quantitation Results Report (QT Reviewed)

Compound	Conc.	Exp RT	QIon	Exp Ratio	QIon	Exp Ratio
4-Nitroaniline	N.D.	9.12	65.0	109.2	92.0	47.3
+ EIC (138.0) Scan Feb2403.D			138.0, 65.0, 92.0			
						
4,6-Dinitro-2-methylphenol	N.D.	9.14	121.0	48.7		
+ EIC (198.0) Scan Feb2403.D			198.0, 121.0			
						
N-nitrosodiphenylamine	N.D.	9.22	168.0	64.6	167.0	34.5
+ EIC (169.0) Scan Feb2403.D			169.0, 167.0, 168.0			
						
Azobenzene	N.D.	9.25	51.0	48.8	182.0	26.0
+ EIC (77.0) Scan Feb2403.D			77.0, 51.0, 182.0			
						

Quantitation Results Report (QT Reviewed)

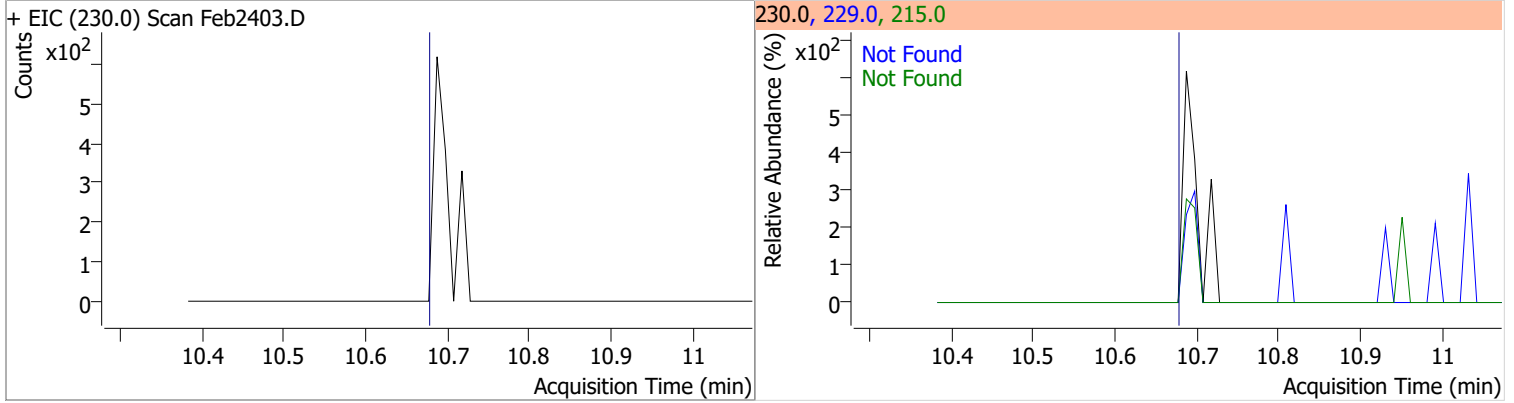
Compound	Conc.	Exp RT	QIon	Exp Ratio
2,4,6-Tribromophenol	N.D.	9.33	331.8	90.9
+ EIC (329.8) Scan Feb2403.D			329.8, 331.8	
				
4-Bromophenyl-phenylether	N.D.	9.65	141.0	100.4
+ EIC (248.0) Scan Feb2403.D			248.0, 250.0, 141.0	
				
Hexachlorobenzene	N.D.	9.68	142.0	49.3
+ EIC (283.9) Scan Feb2403.D			283.9, 142.0	
				
Pentachlorophenol	N.D.	9.96	263.9	63.1
+ EIC (265.9) Scan Feb2403.D			265.9, 263.9, 267.9	
				

Quantitation Results Report (QT Reviewed)

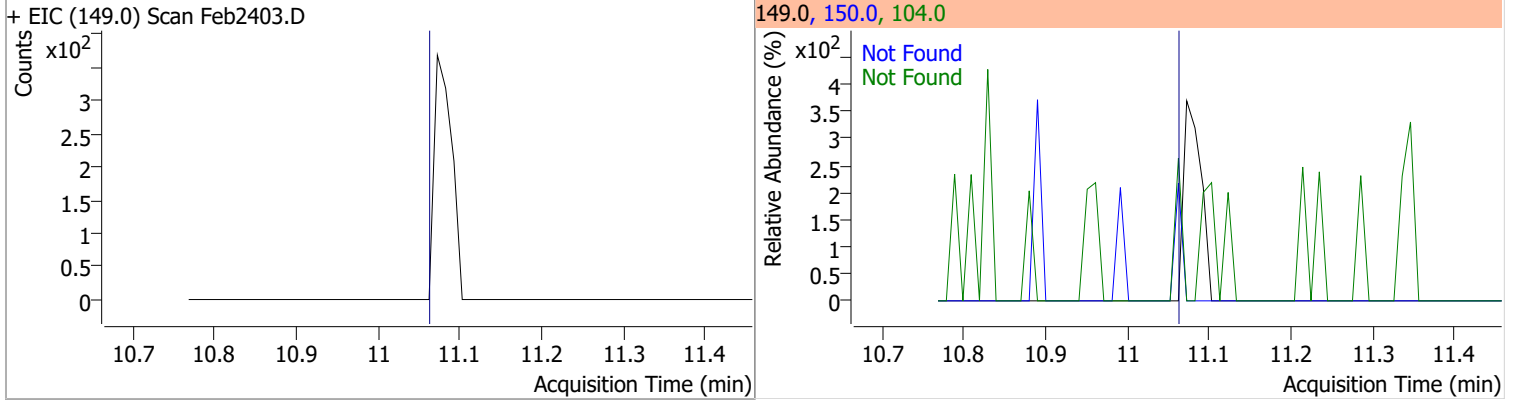
Compound	Conc.	Exp RT	QIon	Exp Ratio		
Phenanthrene	N.D.	10.18	176.0	18.9		
+ EIC (178.0) Scan Feb2403.D			178.0, 176.0			
						
Anthracene	N.D.	10.24	176.0	18.2		
+ EIC (178.0) Scan Feb2403.D			178.0, 176.0			
						
Triallate	N.D.	10.30	268.0	23.9	QIon	Exp Ratio
+ EIC (86.0) Scan Feb2403.D			86.0, 268.0, 143.0			
						
Carbazole	N.D.	10.48	139.0	13.0		
+ EIC (167.0) Scan Feb2403.D			167.0, 139.0			
						

Quantitation Results Report (QT Reviewed)

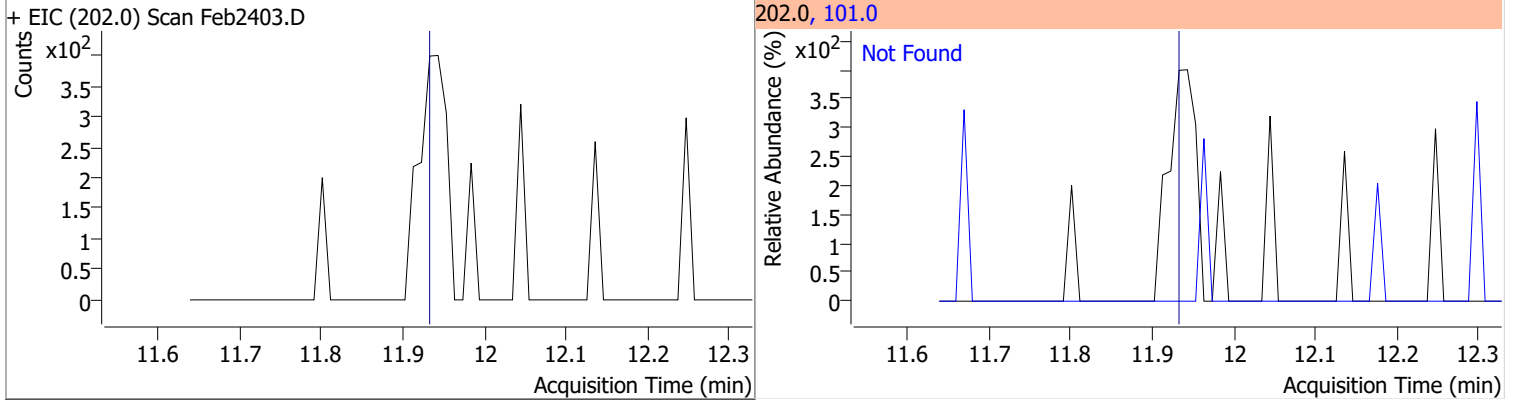
Compound	Conc.	Exp RT	QIon	Exp Ratio	QIon	Exp Ratio
o-Terphenyl	N.D.	10.69	229.0	64.7	215.0	38.5



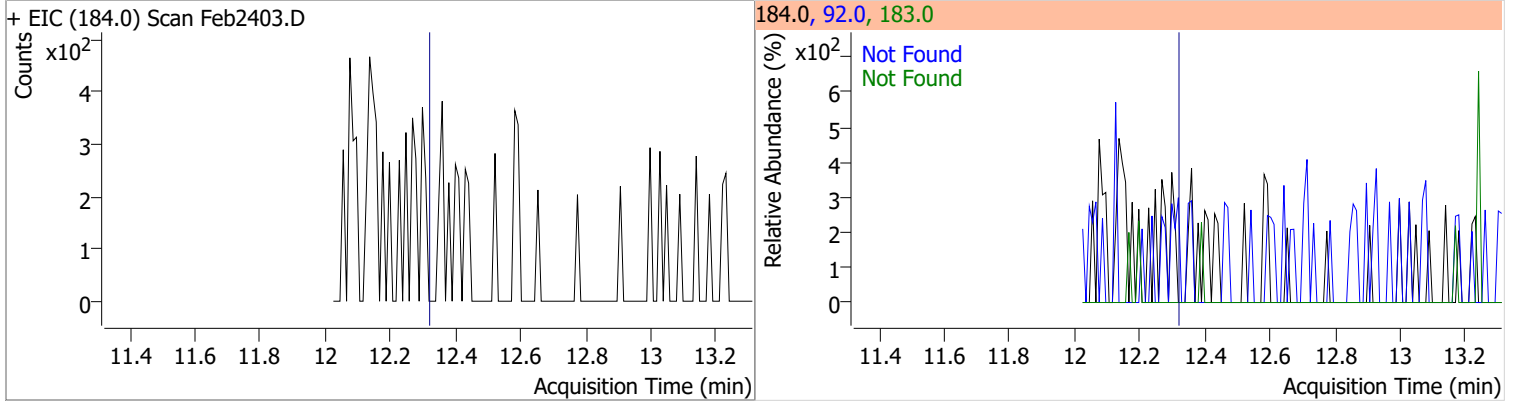
Compound	Conc.	Exp RT	QIon	Exp Ratio	QIon	Exp Ratio
Di-n-Butylphthalate	N.D.	11.07	150.0	9.1	104.0	6.2



Compound	Conc.	Exp RT	QIon	Exp Ratio
Fluoranthene	N.D.	11.94	101.0	12.7



Compound	Conc.	Exp RT	QIon	Exp Ratio	QIon	Exp Ratio
Benzidine	N.D.	12.33	183.0	11.3	92.0	7.1

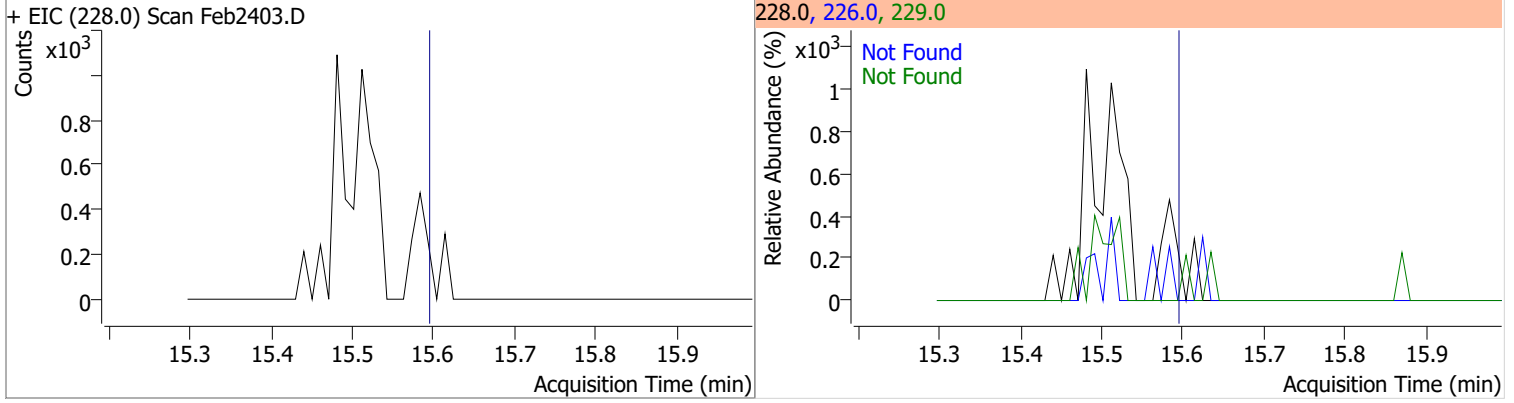


Quantitation Results Report (QT Reviewed)

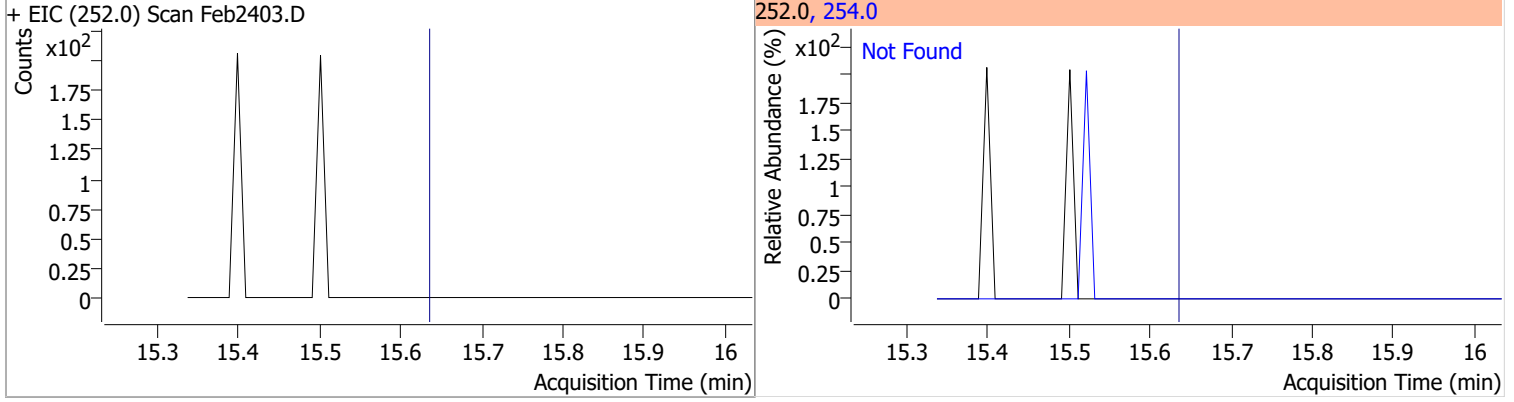
Compound	Conc.	Exp RT	QIon	Exp Ratio		
Pyrene	N.D.	12.37	101.0	15.2		
+ EIC (202.0) Scan Feb2403.D			202.0, 101.0			
Terphenyl-d14	N.D.	12.87	122.0	13.6		
+ EIC (244.3) Scan Feb2403.D			244.3, 122.0			
Butylbenzylphthalate	N.D.	14.30	91.0	83.4	QIon	Exp Ratio
					206.0	17.7
+ EIC (149.0) Scan Feb2403.D			149.0, 91.0, 206.0			
Benzo(a)Anthracene	N.D.	15.50	226.0	26.4	QIon	Exp Ratio
					229.0	20.9
+ EIC (228.0) Scan Feb2403.D			228.0, 229.0, 226.0			

Quantitation Results Report (QT Reviewed)

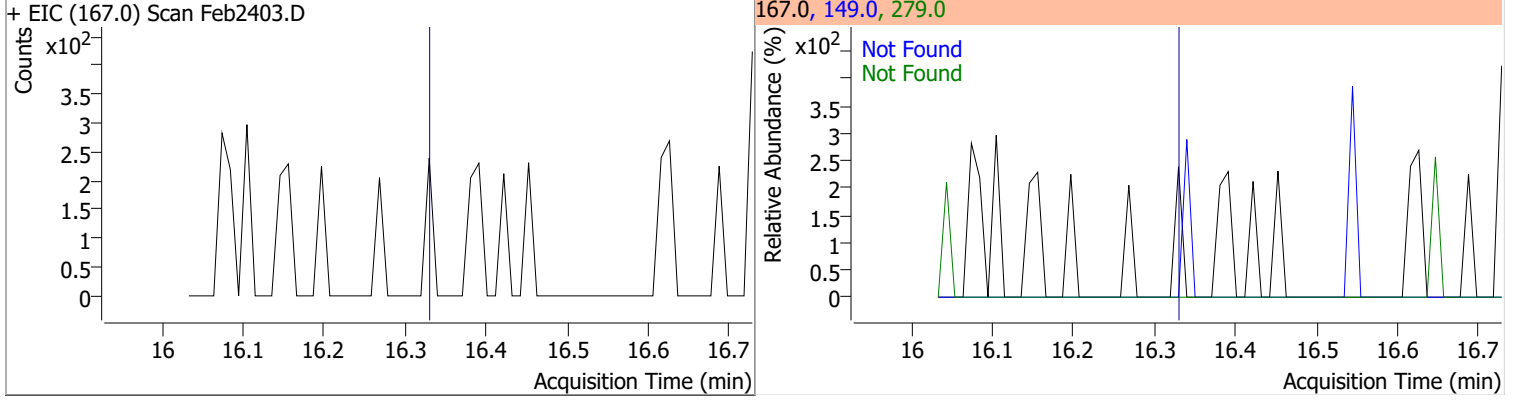
Compound	Conc.	Exp RT	QIon	Exp Ratio	QIon	Exp Ratio
Chrysene	N.D.	15.61	226.0	29.2	229.0	20.4



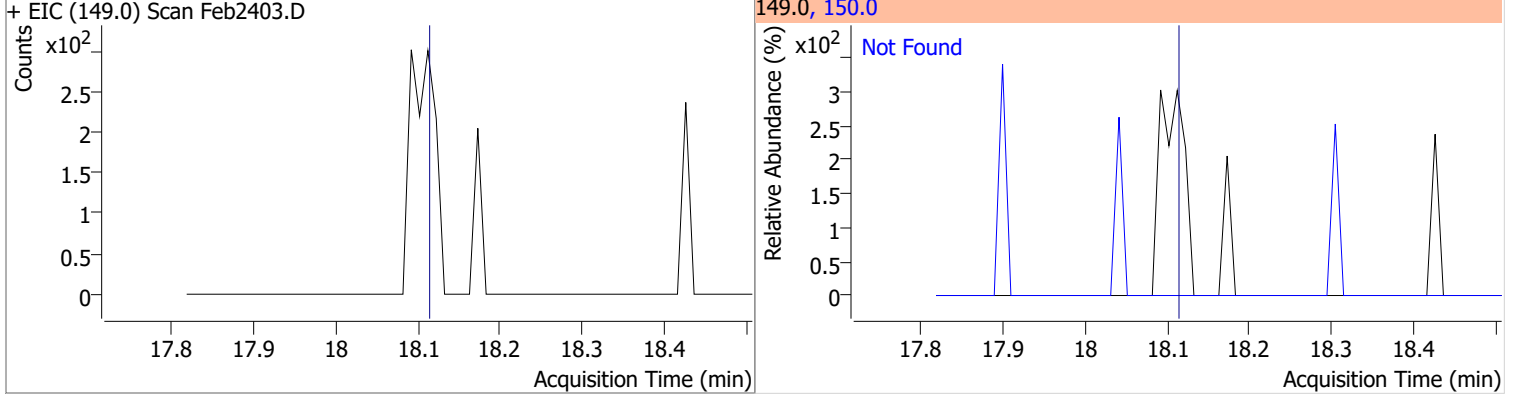
Compound	Conc.	Exp RT	QIon	Exp Ratio
3,3-Dichlorobenzidine	N.D.	15.65	254.0	64.6



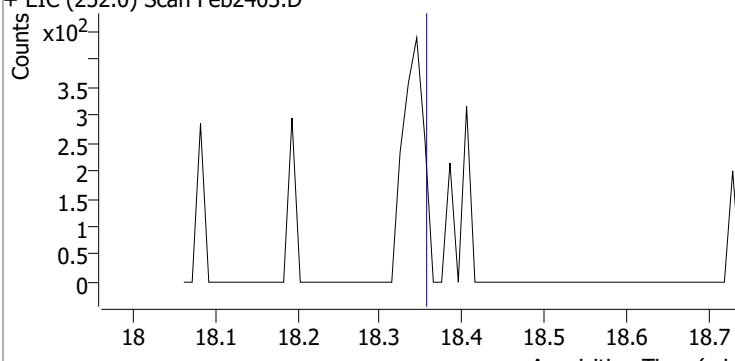
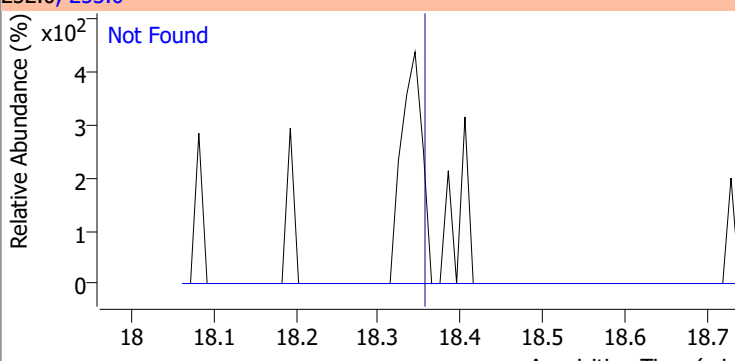
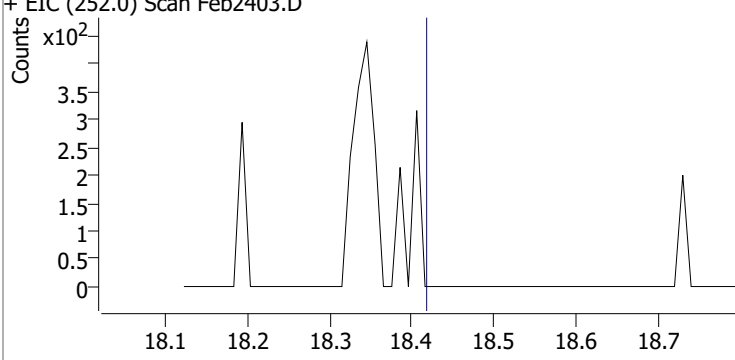
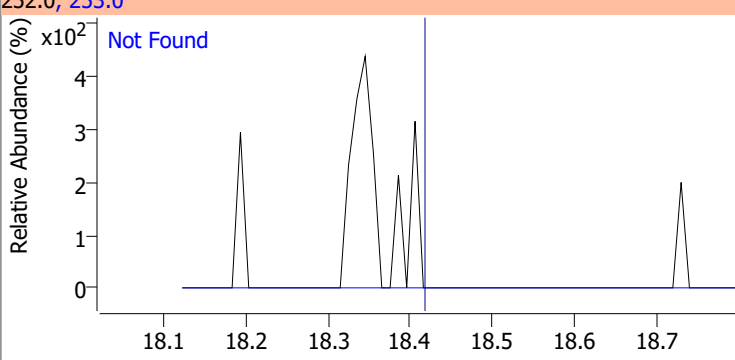
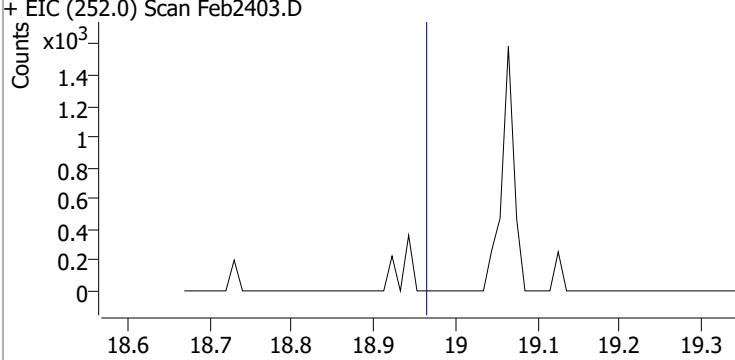
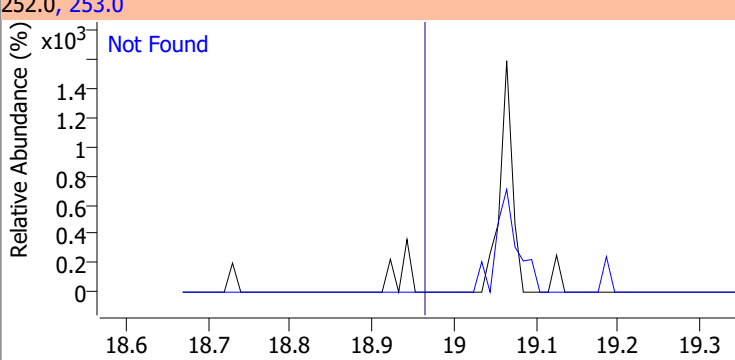
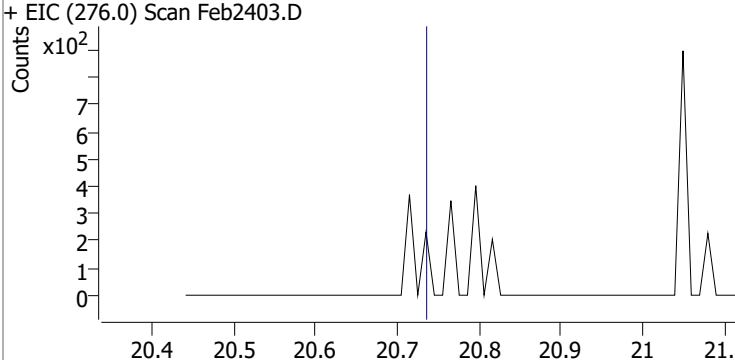
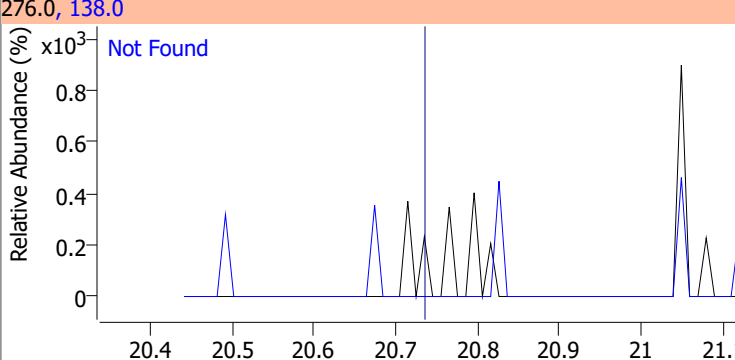
Compound	Conc.	Exp RT	QIon	Exp Ratio	QIon	Exp Ratio
bis(2-ethylhexyl)Phthalate	N.D.	16.35	149.0	391.0	279.0	13.4



Compound	Conc.	Exp RT	QIon	Exp Ratio
Di-n-octyl Phthalate	N.D.	18.12	150.0	9.5

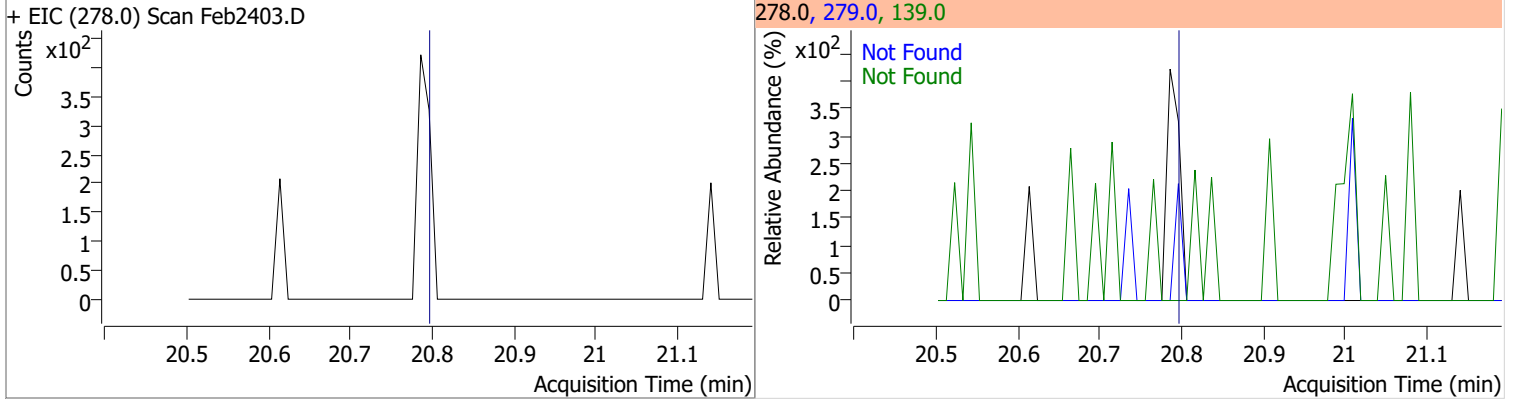


Quantitation Results Report (QT Reviewed)

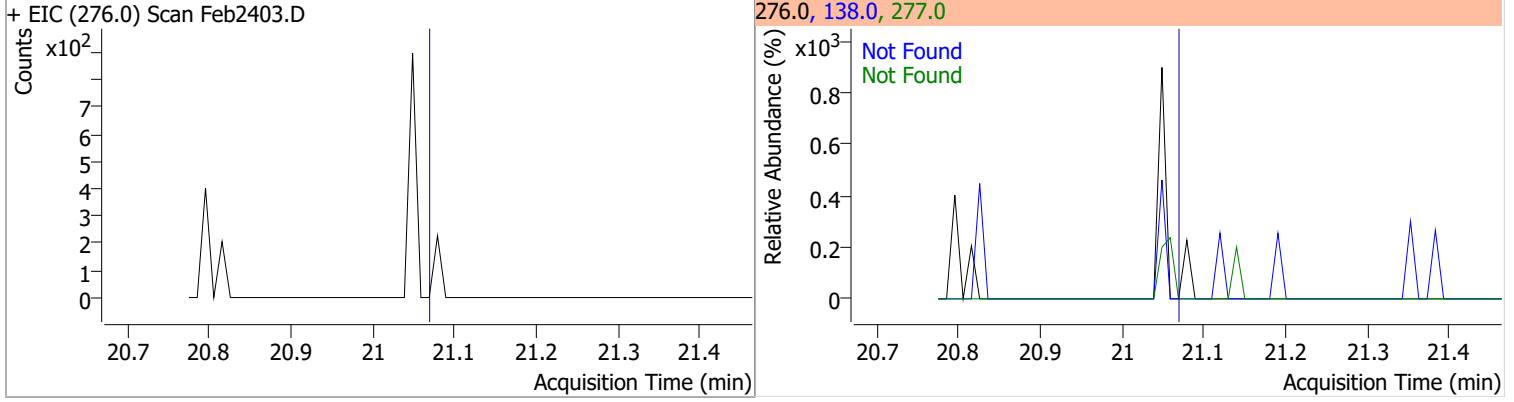
Compound	Conc.	Exp RT	QIon	Exp Ratio
Benzo(b)fluoranthene	N.D.	18.37	253.0	22.9
+ EIC (252.0) Scan Feb2403.D			252.0, 253.0	
				
Benzo(k)fluoranthene	N.D.	18.43	253.0	22.8
+ EIC (252.0) Scan Feb2403.D			252.0, 253.0	
				
Benzo(a)pyrene	N.D.	18.97	253.0	22.6
+ EIC (252.0) Scan Feb2403.D			252.0, 253.0	
				
Indeno(1,2,3-c,d)pyrene	N.D.	20.75	138.0	30.2
+ EIC (276.0) Scan Feb2403.D			276.0, 138.0	
				

Quantitation Results Report (QT Reviewed)

Compound	Conc.	Exp RT	QIon	Exp Ratio	QIon	Exp Ratio
Dibenzo(a,h)anthracene	N.D.	20.81	139.0	25.3	279.0	24.1

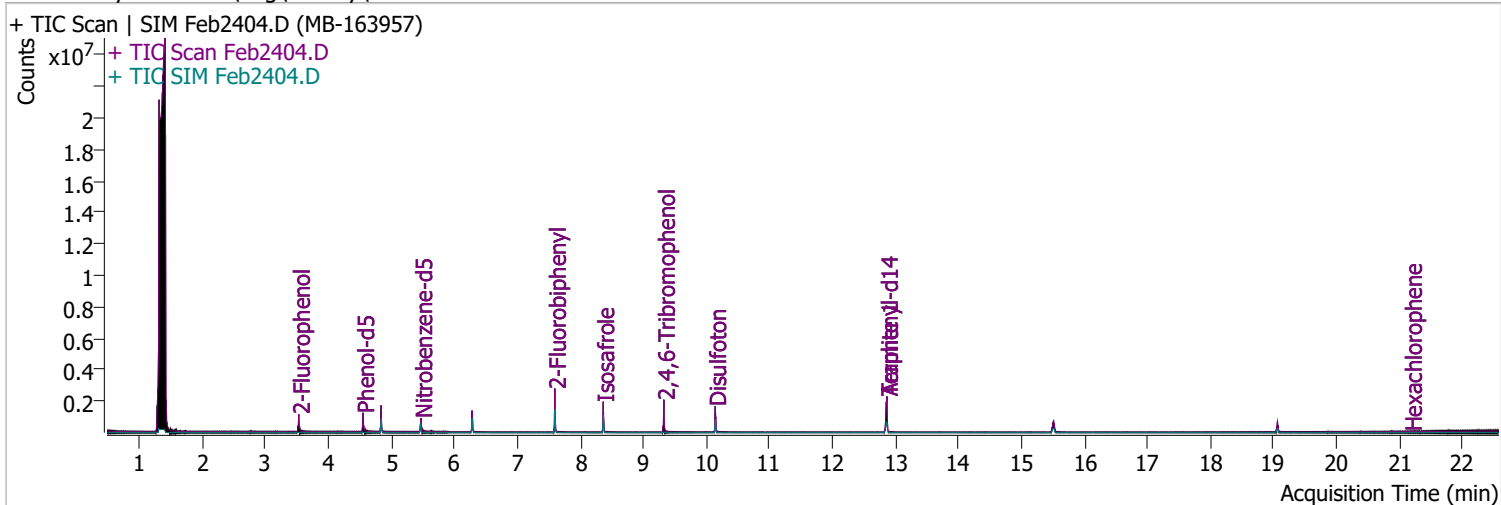


Compound	Conc.	Exp RT	QIon	Exp Ratio	QIon	Exp Ratio
Benzo(g,h,i)perylene	N.D.	21.08	138.0	32.4	277.0	23.6



Quantitation Results Report (QT Reviewed)

Data File	Feb2404.D	Operator	LIMS import
Acq. Method	BNA+SIM.M	Acq. Date-Time	2/24/2022 5:15:58 PM
Sample Name	MB-163957	Instrument	Instrument #1
Vial	4	Multiplier	1.00
DA Method File		Comment	SVOC-8270-W-LARGO
Tune File	dftppdsm.u	Tune Date	2/18/2022 9:25:00 PM
Batch Name	022422 DoD BNA.batch.bin	Last Calib Update	2/25/2022 7:56:13 AM
Ref Library	D:\Org\Library\NIST129K.l		



Compound	RT	QIon	Resp.	Conc.	Units	Dev(Min)
----------	----	------	-------	-------	-------	----------

Internal Standards

System Monitoring Compounds

S 2-Fluorophenol	3.531	112.0	367740	61.9914	µg/L	0.000
Spiked Amount: 200.000	Range: 10.0 - 75.0%			Recovery = 31.00%		
S Phenol-d5	4.552	99.0	434729	56.4025	µg/L	0.000
Spiked Amount: 200.000	Range: 10.0 - 65.0%			Recovery = 28.20%		
S Nitrobenzene-d5	5.471	82.0	260595	61.1236	µg/L	0.000
Spiked Amount: 100.000	Range: 32.0 - 94.0%			Recovery = 61.12%		
S 2-Fluorobiphenyl	7.594	172.0	764669	63.6545	µg/L	0.000
Spiked Amount: 100.000	Range: 28.0 - 107.0%			Recovery = 63.65%		
S 2,4,6-Tribromophenol	9.325	329.8	147468	133.9902	µg/L	0.000
Spiked Amount: 200.000	Range: 25.0 - 140.0%			Recovery = 67.00%		
S Terphenyl-d14	12.865	244.3	1223779	100.2739	µg/L	0.000
Spiked Amount: 100.000	Range: 32.0 - 122.0%			Recovery = 100.27%		

Target Compounds

Compound	RT	QIon	Resp.	Conc.	Units	md	QValue
T N-Nitrosodimethylamine	0.000		0	N.D.			
T Pyridine	0.000		0	N.D.			
T Aniline	0.000		0	N.D.			
T Phenol	0.000		0	N.D.			
T bis(-2-Chloroethyl)Ether	0.000		0	N.D.			
T 2-Chlorophenol	0.000		0	N.D.			
T 1,3-Dichlorobenzene	0.000		0	N.D.			
T 1,4-Dichlorobenzene	0.000		0	N.D.			
T 1,2-Dichlorobenzene	0.000		0	N.D.			
T Benzyl Alcohol	0.000		0	N.D.			
T bis(2-chloroisopropyl)Ether	0.000		0	N.D.			
T 2-Methylphenol	0.000		0	N.D.			
T N-nitroso-Di-n-propylamine	5.471	70.0	0		µg/L	md	1
T Hexachloroethane	0.000		0	N.D.			
T 4Methylphenol/3Methylphenol	0.000		0	N.D.			

Quantitation Results Report (QT Reviewed)

Compound	RT	QIon	Resp.	Conc.	Units	Dev(Min)
T Nitrobenzene	0.000		0	N.D.		
T Isophorone	0.000		0	N.D.		
T 2-Nitrophenol	0.000		0	N.D.		
T 2,4-Dimethylphenol	0.000		0	N.D.		
T bis(-2-Chloroethoxy)Methane	0.000		0	N.D.		
T 2,4-Dichlorophenol	0.000		0	N.D.		
T Benzoic Acid	0.000		0	N.D.		
T 1,2,4-Trichlorobenzene	0.000		0	N.D.		
T Naphthalene	0.000		0	N.D.		
T 4-Chlorophenol	0.000		0	N.D.		
T p-Chloroaniline	0.000		0	N.D.		
T Hexachlorobutadiene	0.000		0	N.D.		
T 4-Chloro-2-Methylphenol	0.000		0	N.D.		
T 4-Chloro-3-Methylphenol	0.000		0	N.D.		
T 2-Methylnaphthalene	0.000		0	N.D.		
T 1-Methylnaphthalene	0.000		0	N.D.		
T Hexachlorocyclopentadiene	0.000		0	N.D.		
T 2,4,6-Trichlorophenol	0.000		0	N.D.		
T 2,4,5-Trichlorophenol	0.000		0	N.D.		
T 2-Chloronaphthalene	0.000		0	N.D.		
T 2-Nitroaniline	0.000		0	N.D.		
T Dimethyl Phthalate	8.364	163.0	0		µg/L md	1
T 2,6-Dinitrotoluene	8.364	165.0	0		µg/L md	1
T Acenaphthylene	0.000		0	N.D.		
T 3-Nitroaniline	0.000		0	N.D.		
T Acenaphthene	0.000		0	N.D.		
T 2,4-Dinitrophenol	0.000		0	N.D.		
T Dibenzofuran	0.000		0	N.D.		
T 2,4-Dinitrotoluene	0.000		0	N.D.		
T 4-Nitrophenol	0.000		0	N.D.		
T Diethylphthalate	0.000		0	N.D.		
T Fluorene	0.000		0	N.D.		
T 4-Chlorophenyl-phenylether	0.000		0	N.D.		
T 4-Nitroaniline	0.000		0	N.D.		
T 4,6-Dinitro-2-methylphenol	0.000		0	N.D.		
T N-nitrosodiphenylamine	0.000		0	N.D.		
T Azobenzene	0.000		0	N.D.		
T 4-Bromophenyl-phenylether	0.000		0	N.D.		
T Hexachlorobenzene	0.000		0	N.D.		
T Pentachlorophenol	0.000		0	N.D.		
T Phenanthrene	0.000		0	N.D.		
T Anthracene	0.000		0	N.D.		
T Triallate	0.000		0	N.D.		
T Carbazole	0.000		0	N.D.		
T o-Terphenyl	0.000		0	N.D.		
T Di-n-Butylphthalate	0.000		0	N.D.		
T Fluoranthene	0.000		0	N.D.		
T Benzidine	12.865	184.0	0		µg/L md	1
T Pyrene	0.000		0	N.D.		
T Butylbenzylphthalate	0.000		0	N.D.		
T Benzo(a)Anthracene	0.000		0	N.D.		
T Chrysene	0.000		0	N.D.		
T 3,3-Dichlorobenzidine	0.000		0	N.D.		
T bis(2-ethylhexyl)Phthalate	0.000		0	N.D.		
T Di-n-octyl Phthalate	0.000		0	N.D.		

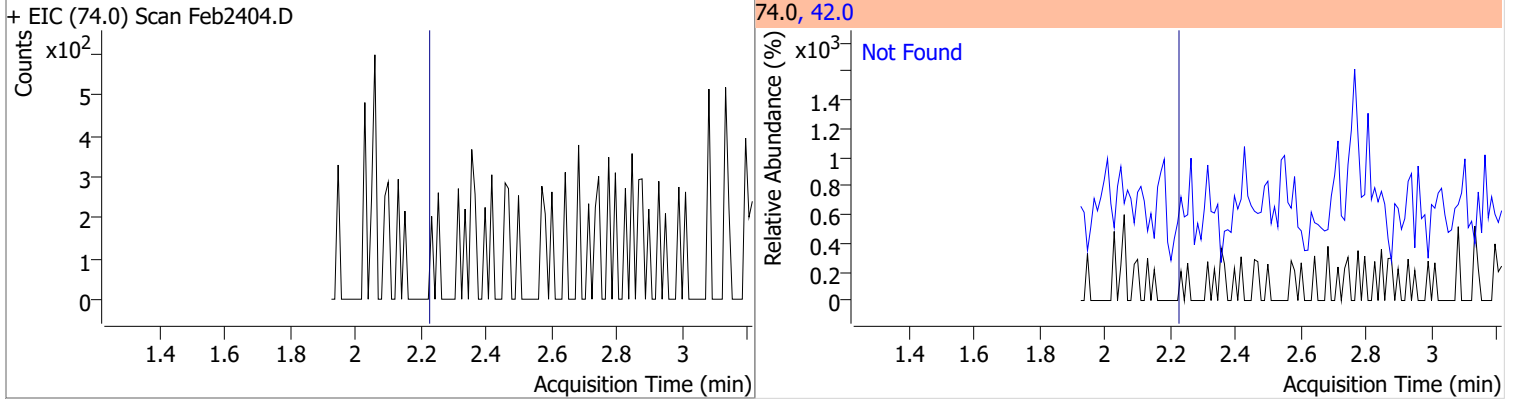
Quantitation Results Report (QT Reviewed)

Compound	RT	QIon	Resp.	Conc.	Units	Dev(Min)
T Benzo(b)fluoranthene	0.000		0	N.D.		
T Benzo(k)fluoranthene	0.000		0	N.D.		
T Benzo(a)pyrene	0.000		0	N.D.		
T Indeno(1,2,3-c,d)pyrene	0.000		0	N.D.		
T Dibenzo(a,h)anthracene	0.000		0	N.D.		
T Benzo(g,h,i)perylene	0.000		0	N.D.		

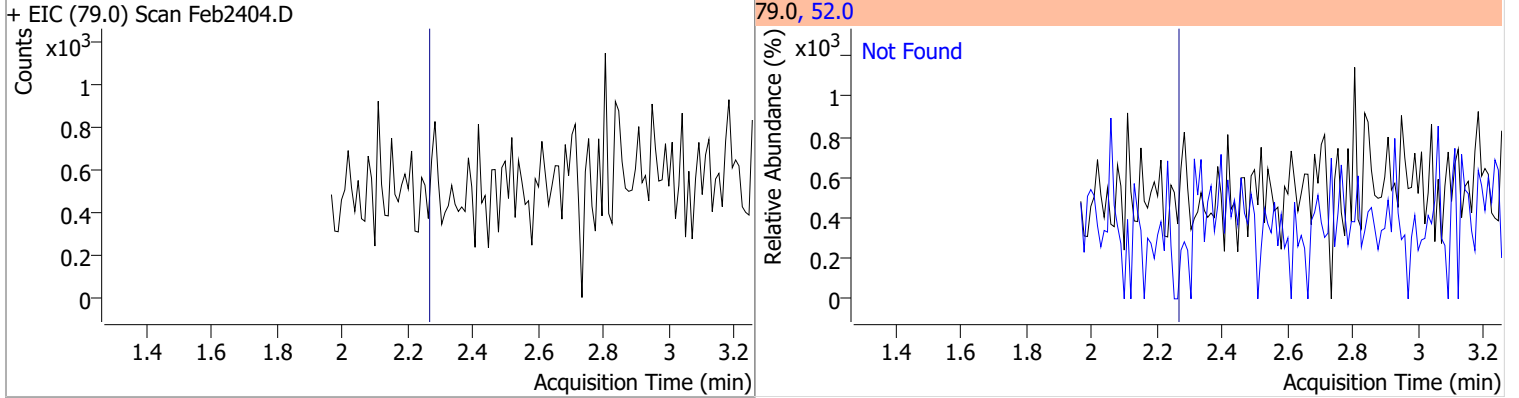
(#) = Qualifier Out of Range; (m) = Manual Integration; (+) = Area Summed; (*) = Surrogate Percent Recovery Out of Range; (d): Zeroed Peak

Quantitation Results Report (QT Reviewed)

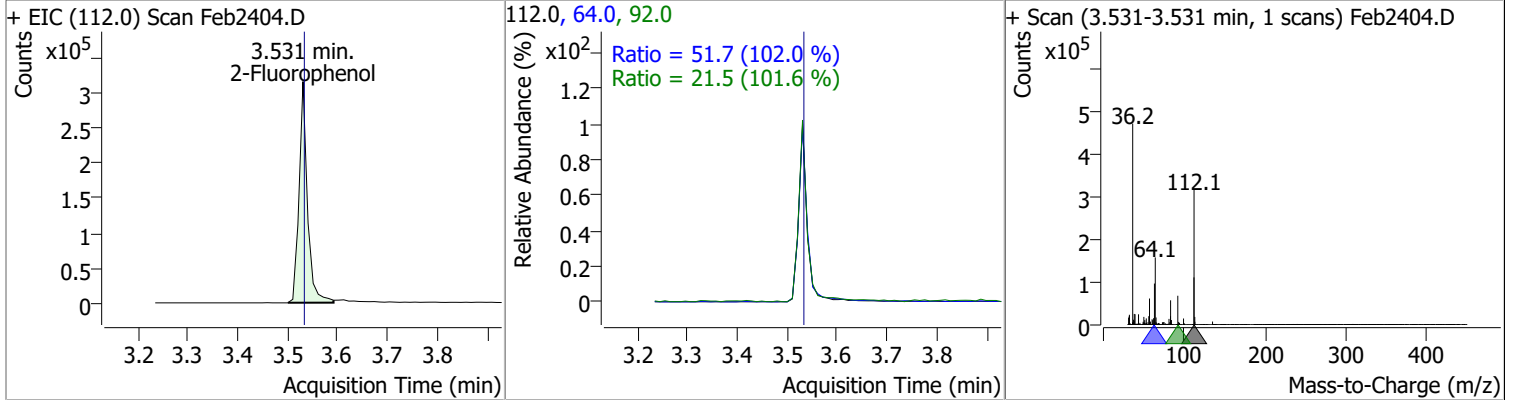
Compound	Conc.	Exp RT	QIon	Exp Ratio
N-Nitrosodimethylamine	N.D.	2.22	42.0	112.0



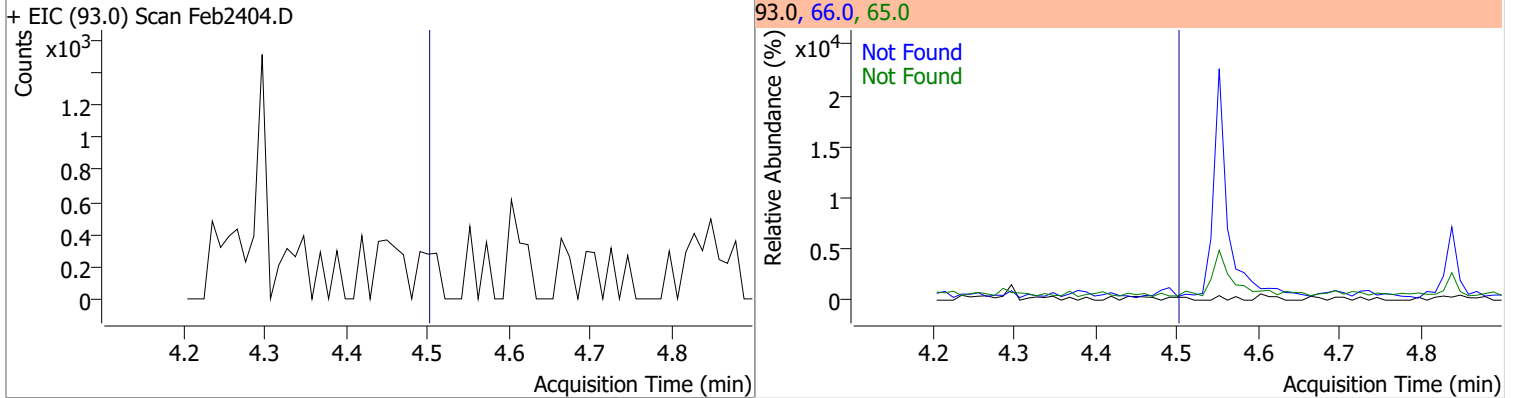
Compound	Conc.	Exp RT	QIon	Exp Ratio
Pyridine	N.D.	2.26	52.0	80.7



Compound	Conc.	RT	Dev(Min)	Resp.	QIon	QRatio	Lower	Upper
2-Fluorophenol	61.9914	3.53	0.00	367740	64.0	51.7	35.5	65.9
					92.0	21.5	14.8	27.5

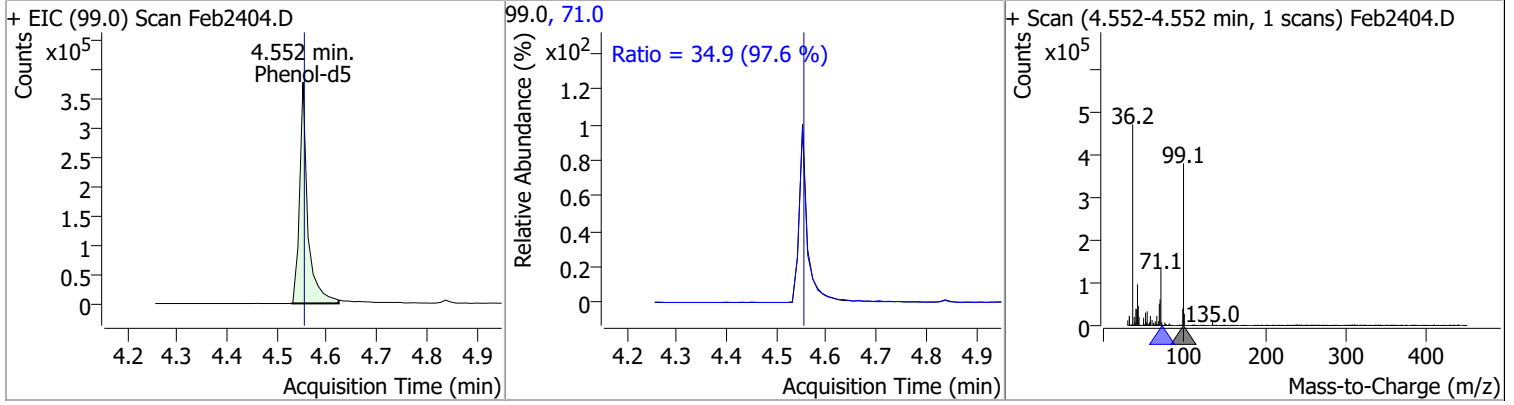


Compound	Conc.	Exp RT	QIon	Exp Ratio	QIon	Exp Ratio
Aniline	N.D.	4.50	66.0	35.4	65.0	18.8

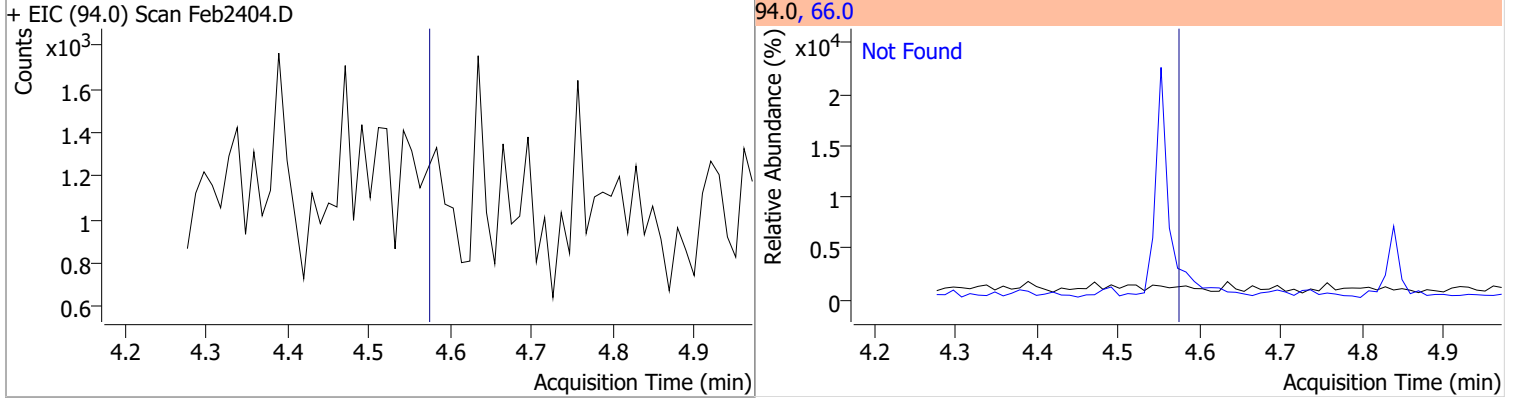


Quantitation Results Report (QT Reviewed)

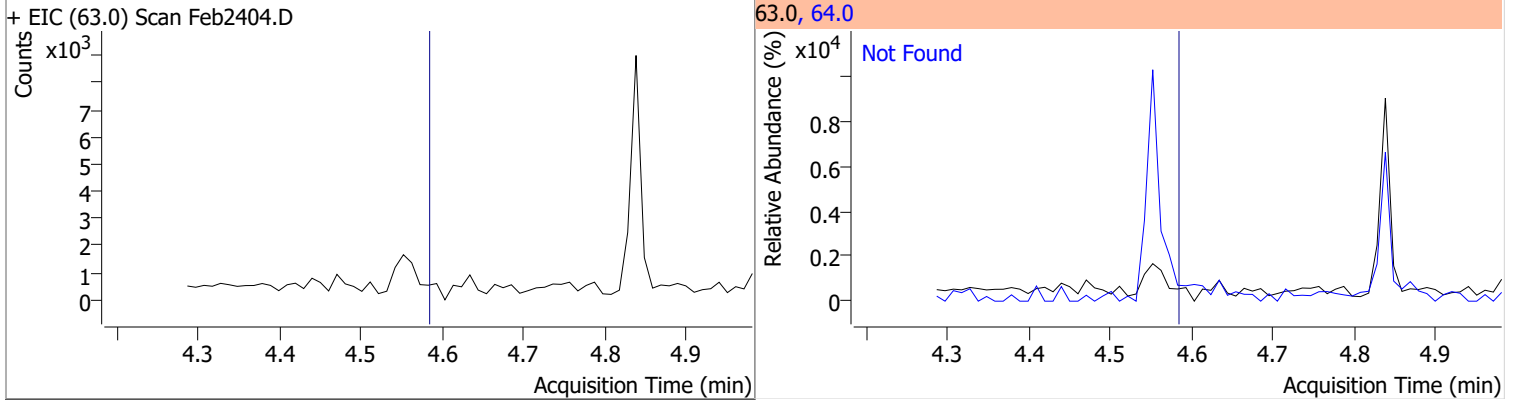
Compound	Conc.	RT	Dev(Min)	Resp.	QIon	QRatio	Lower	Upper
Phenol-d5	56.4025	4.55	0.00	434729	71.0	34.9	25.0	46.4



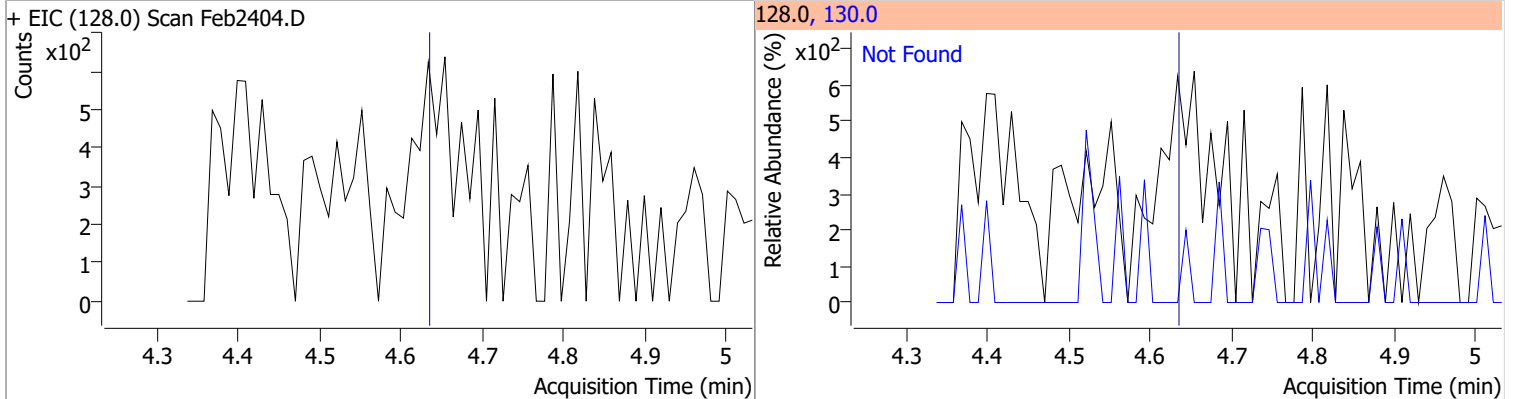
Compound	Conc.	Exp RT	QIon	Exp Ratio
Phenol	N.D.	4.57	66.0	40.4



Compound	Conc.	Exp RT	QIon	Exp Ratio
bis(-2-Chloroethyl)Ether	N.D.	4.58	64.0	10.2

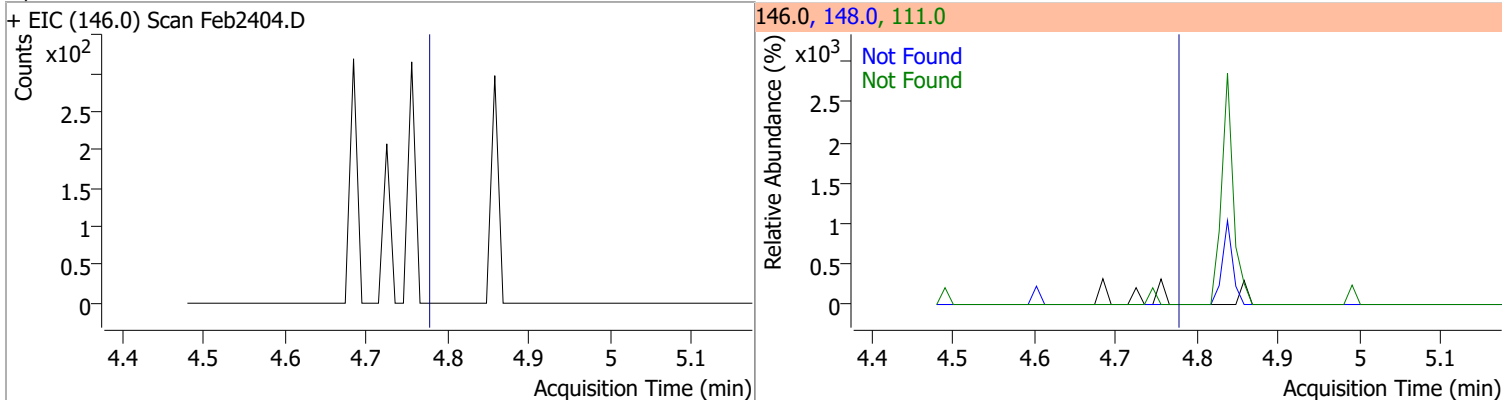


Compound	Conc.	Exp RT	QIon	Exp Ratio
2-Chlorophenol	N.D.	4.63	130.0	32.3

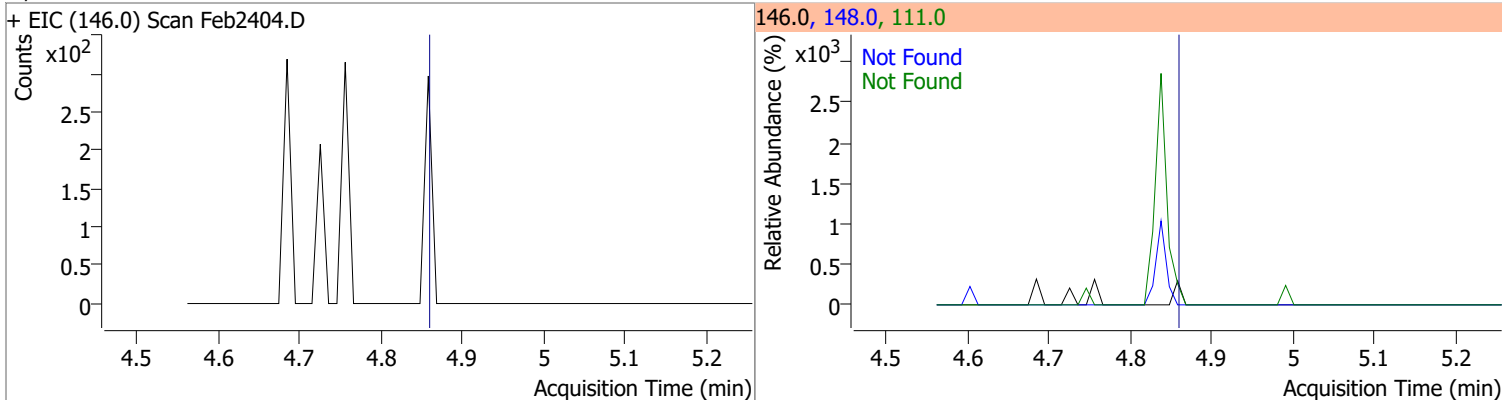


Quantitation Results Report (QT Reviewed)

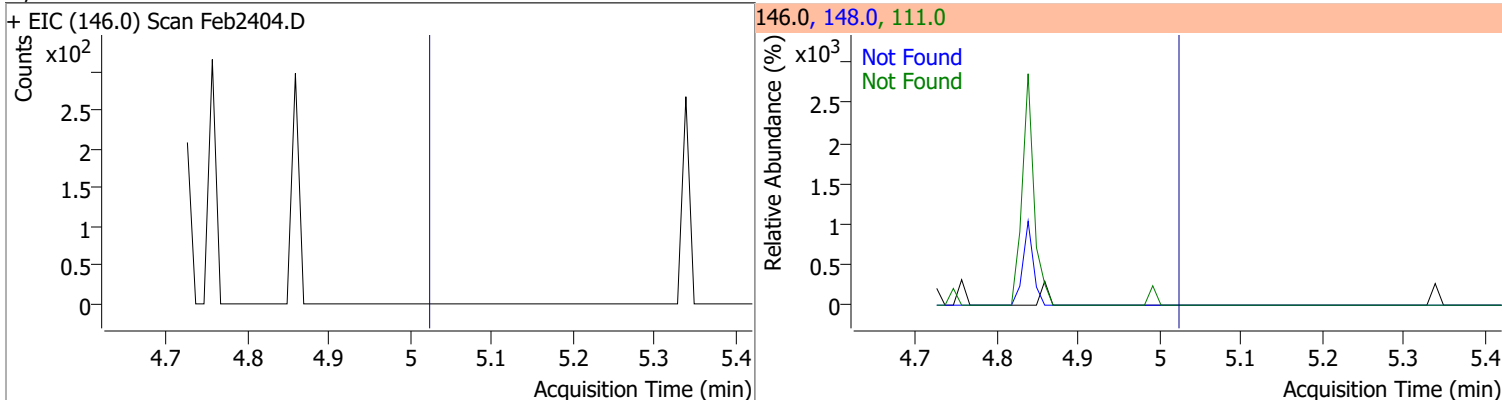
Compound	Conc.	Exp RT	QIon	Exp Ratio	QIon	Exp Ratio
1,3-Dichlorobenzene	N.D.	4.78	148.0	63.7	111.0	35.3



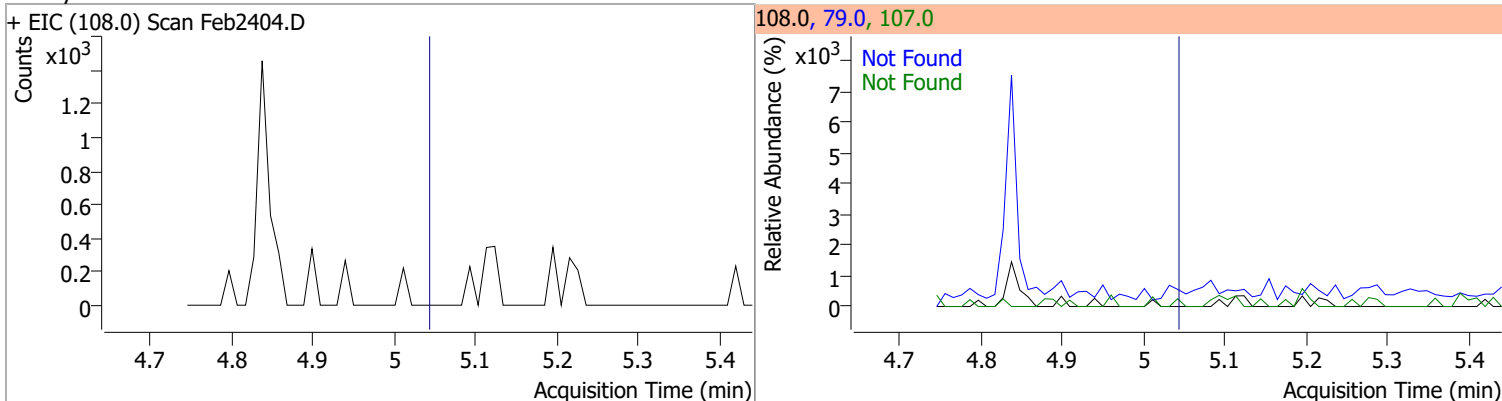
Compound	Conc.	Exp RT	QIon	Exp Ratio	QIon	Exp Ratio
1,4-Dichlorobenzene	N.D.	4.86	148.0	64.4	111.0	35.3



Compound	Conc.	Exp RT	QIon	Exp Ratio	QIon	Exp Ratio
1,2-Dichlorobenzene	N.D.	5.02	148.0	63.7	111.0	37.5

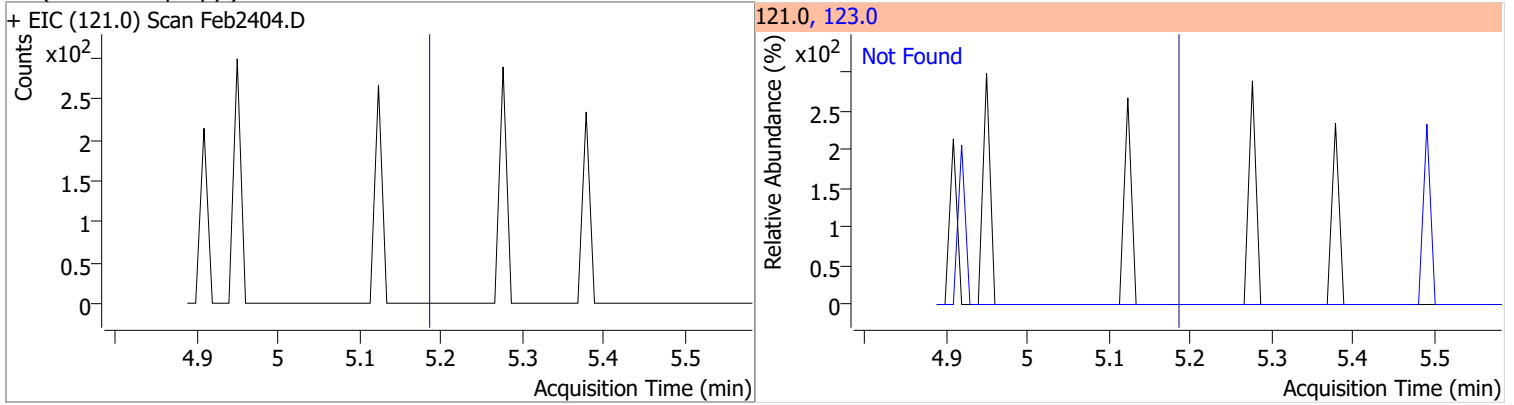


Compound	Conc.	Exp RT	QIon	Exp Ratio	QIon	Exp Ratio
Benzyl Alcohol	N.D.	5.04	79.0	118.8	107.0	68.8

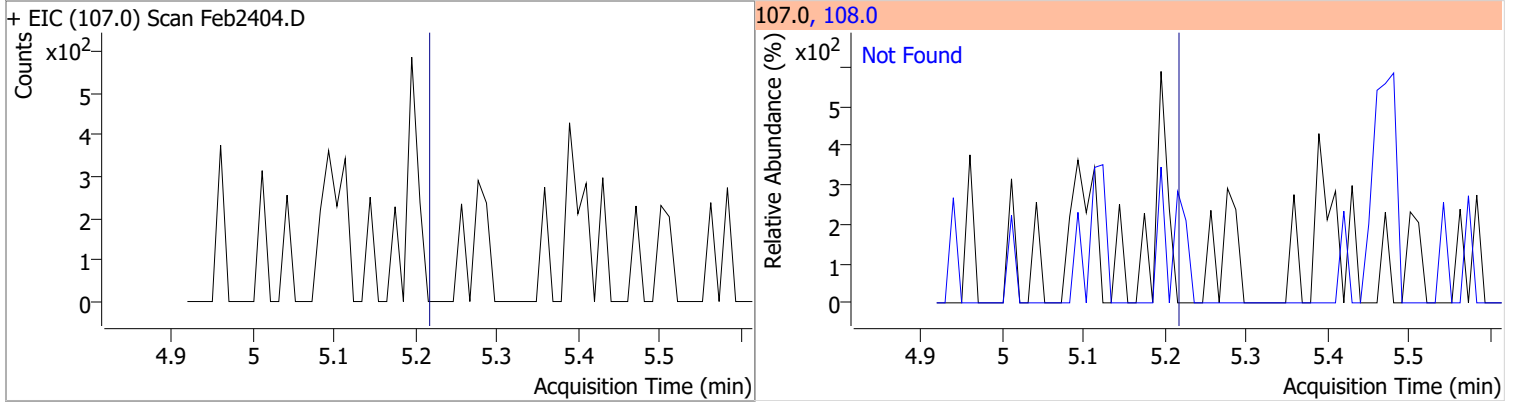


Quantitation Results Report (QT Reviewed)

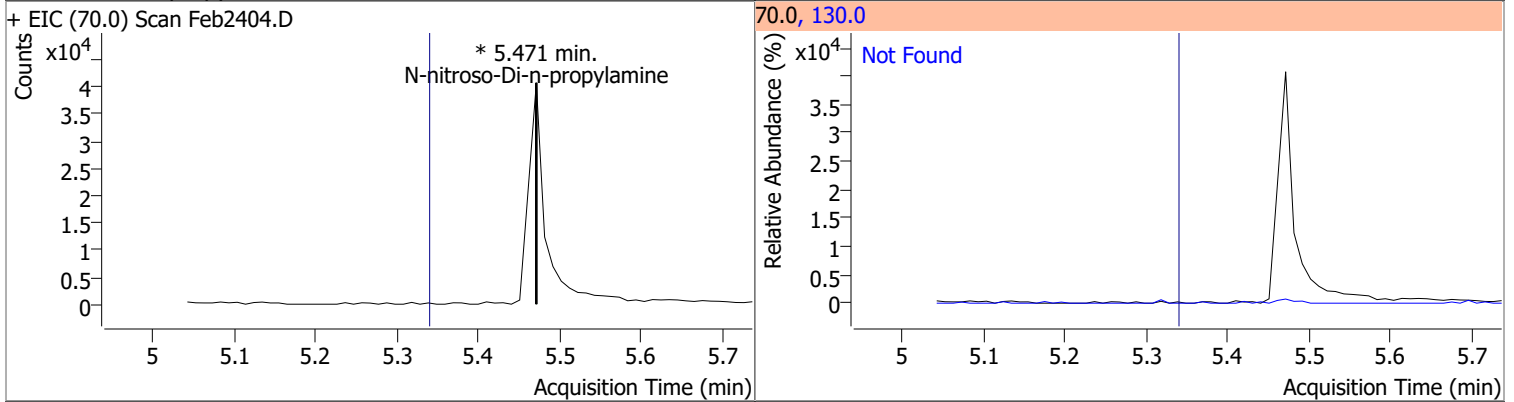
Compound	Conc.	Exp RT	QIon	Exp Ratio
bis(2-chloroisopropyl)Ether	N.D.	5.19	123.0	31.6



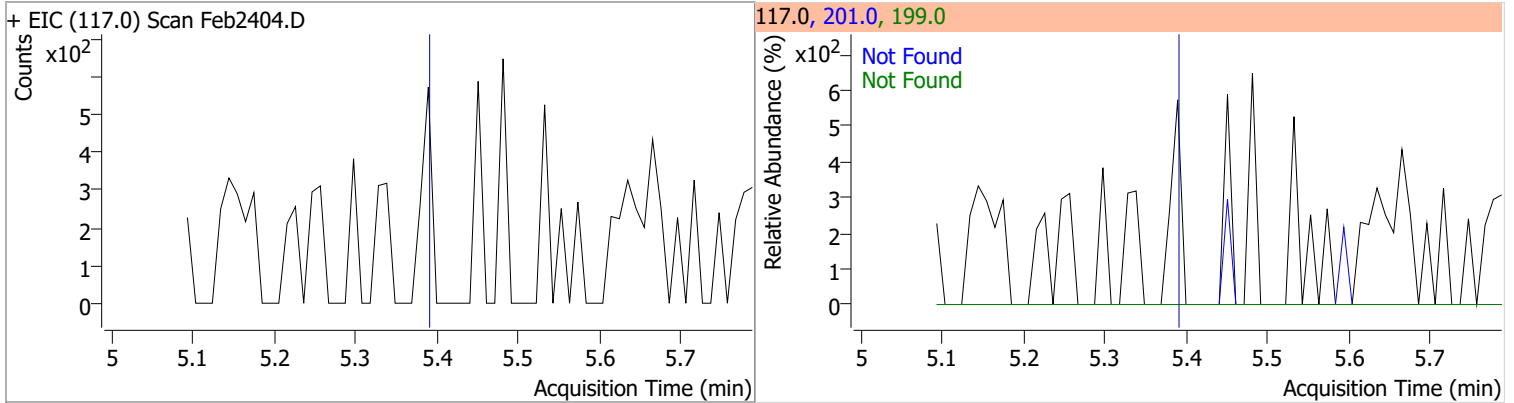
Compound	Conc.	Exp RT	QIon	Exp Ratio
2-Methylphenol	N.D.	5.22	108.0	117.4



Compound	Conc.	RT	Dev(Min)	Resp.	QIon	QRatio	Lower	Upper
N-nitroso-Di-n-propylamine		0		0	130.0		0.0	34.0

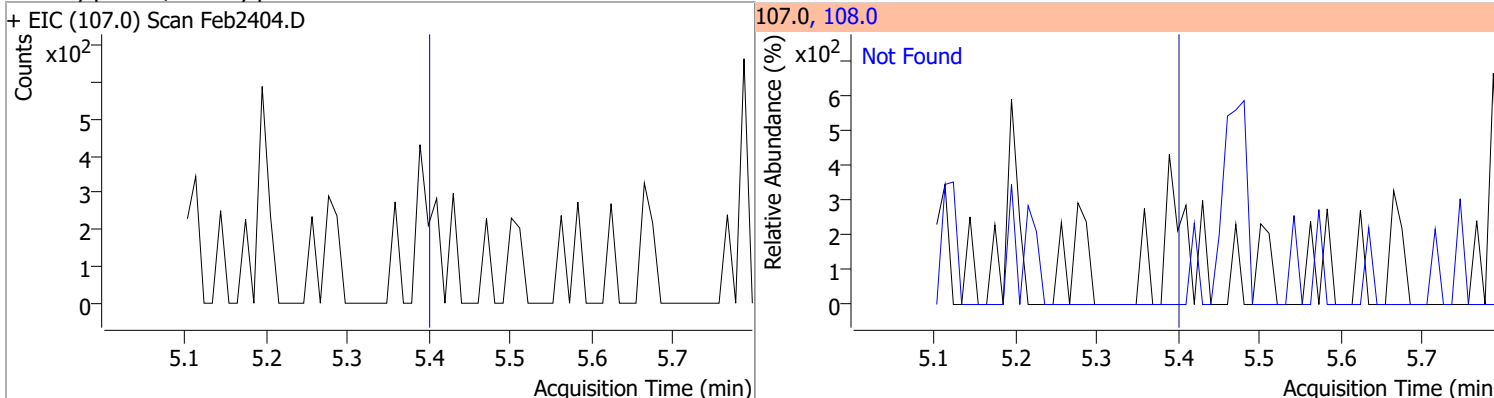


Compound	Conc.	Exp RT	QIon	Exp Ratio	QIon	Exp Ratio
Hexachloroethane	N.D.	5.39	201.0	89.1	199.0	59.3

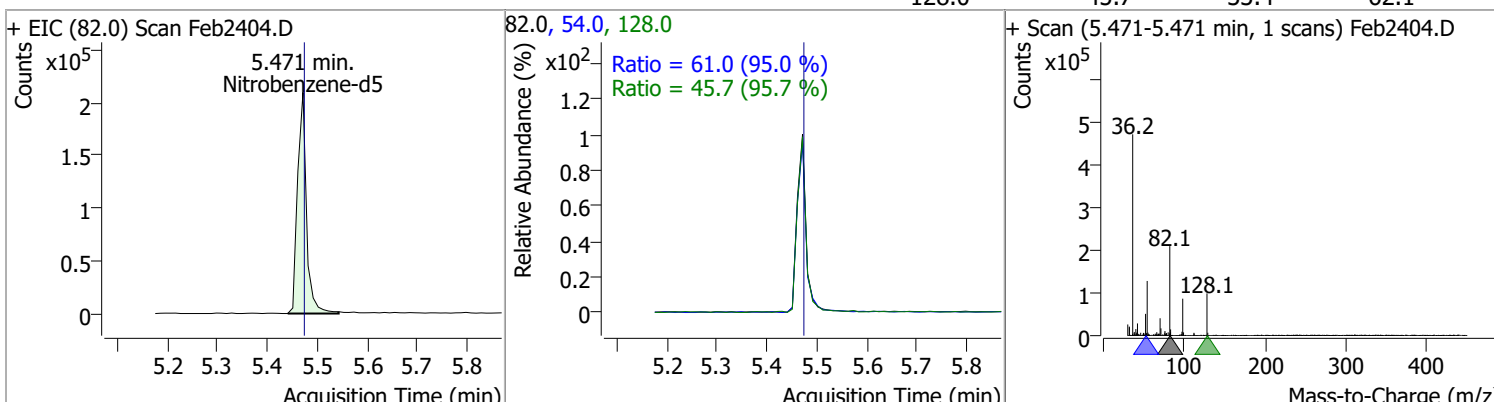


Quantitation Results Report (QT Reviewed)

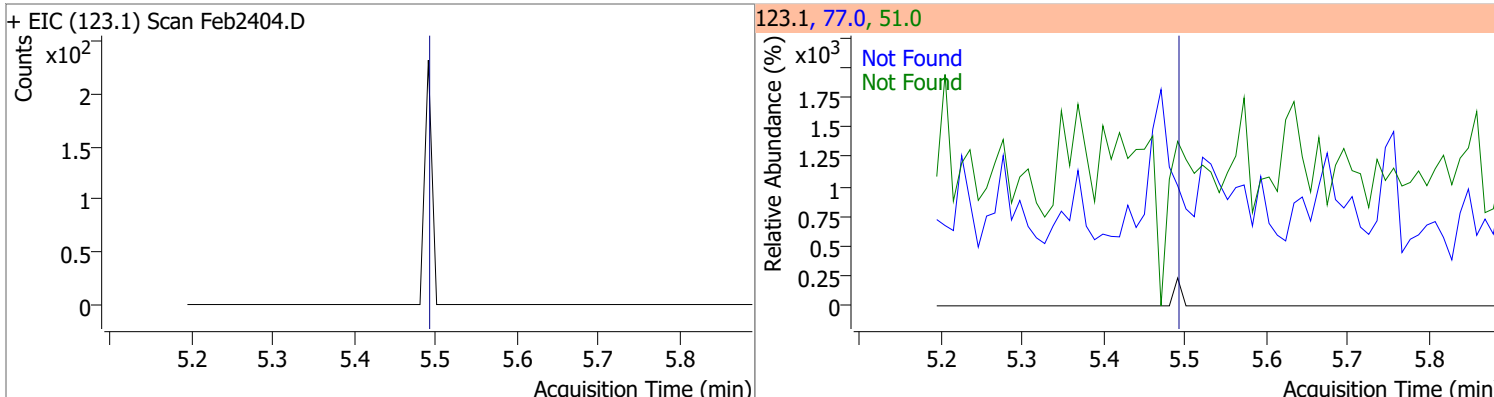
Compound	Conc.	Exp RT	QIon	Exp Ratio
4Methylphenol/3Methylphenol	N.D.	5.40	108.0	84.2



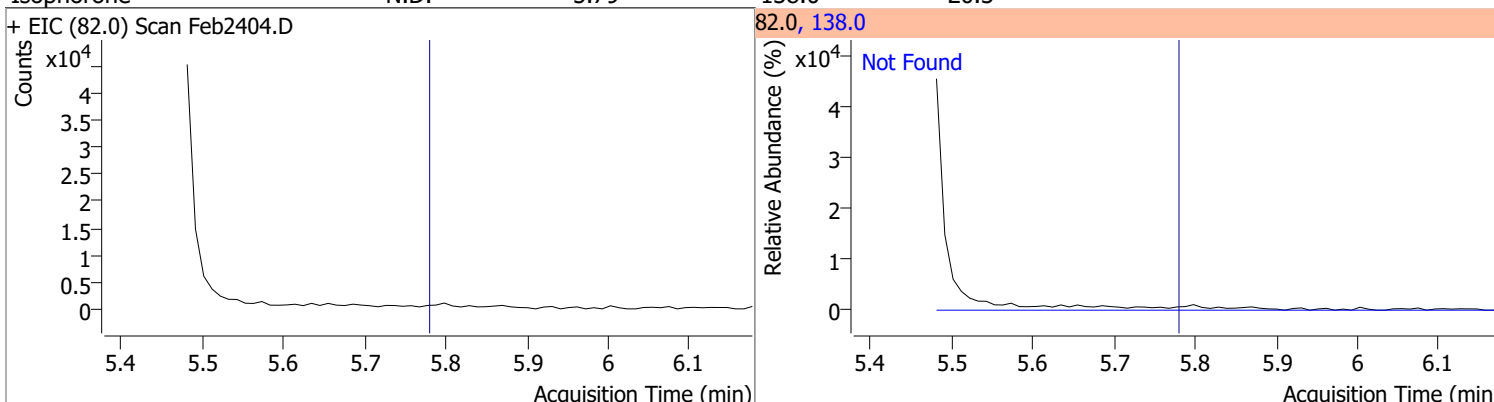
Compound	Conc.	RT	Dev(Min)	Resp.	QIon	QRatio	Lower	Upper
Nitrobenzene-d5	61.1236	5.47	0.00	260595	54.0	61.0	44.9	83.4
					128.0	45.7	33.4	62.1



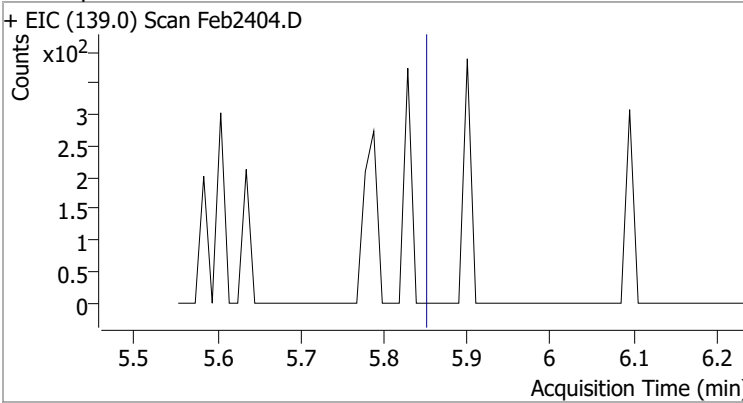
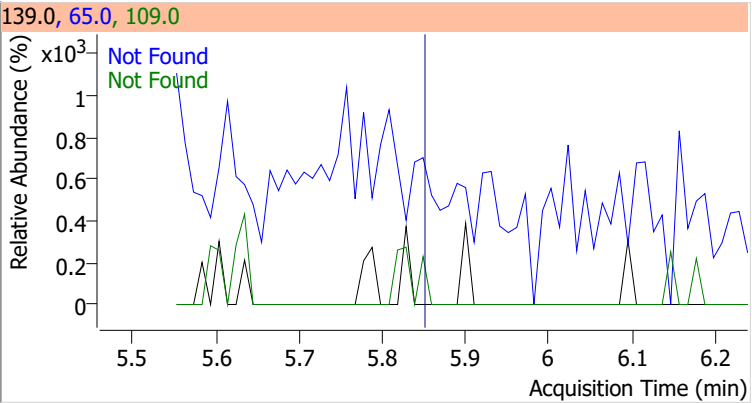
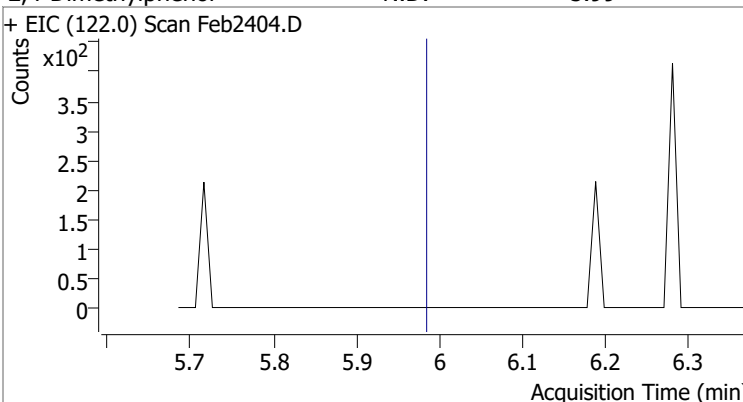
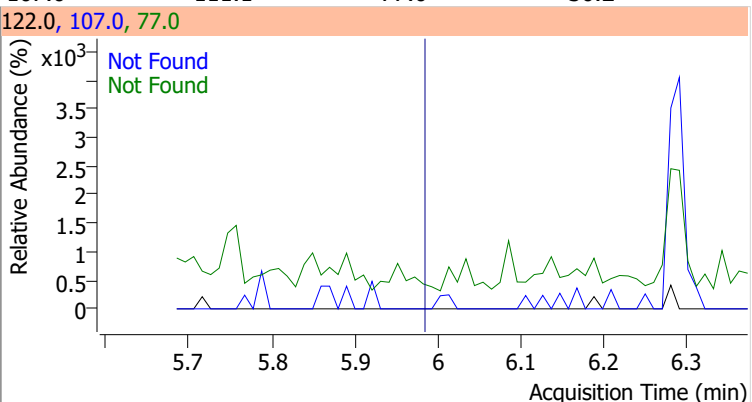
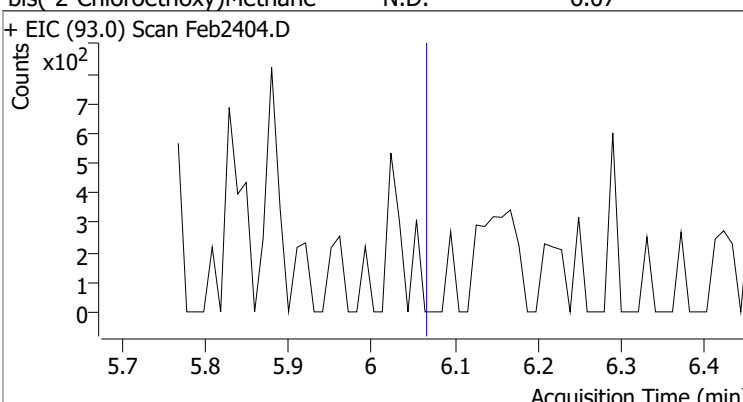
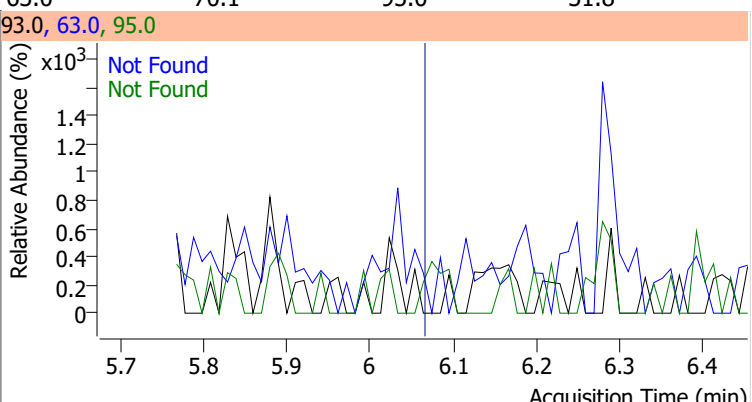
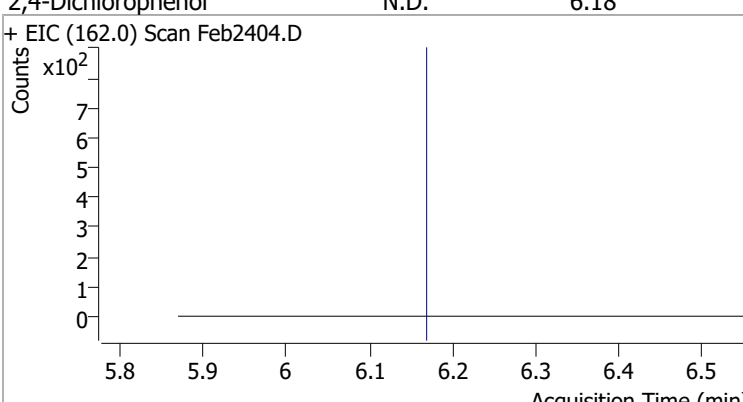
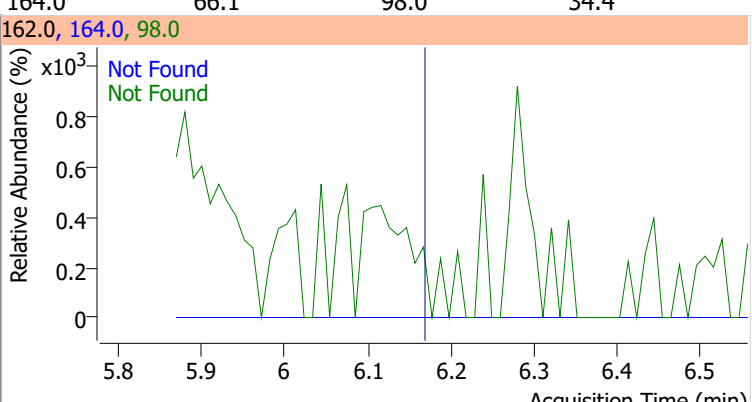
Compound	Conc.	Exp RT	QIon	Exp Ratio	QIon	Exp Ratio
Nitrobenzene	N.D.	5.49	77.0	209.6	51.0	127.5



Compound	Conc.	Exp RT	QIon	Exp Ratio
Isophorone	N.D.	5.79	138.0	20.3



Quantitation Results Report (QT Reviewed)

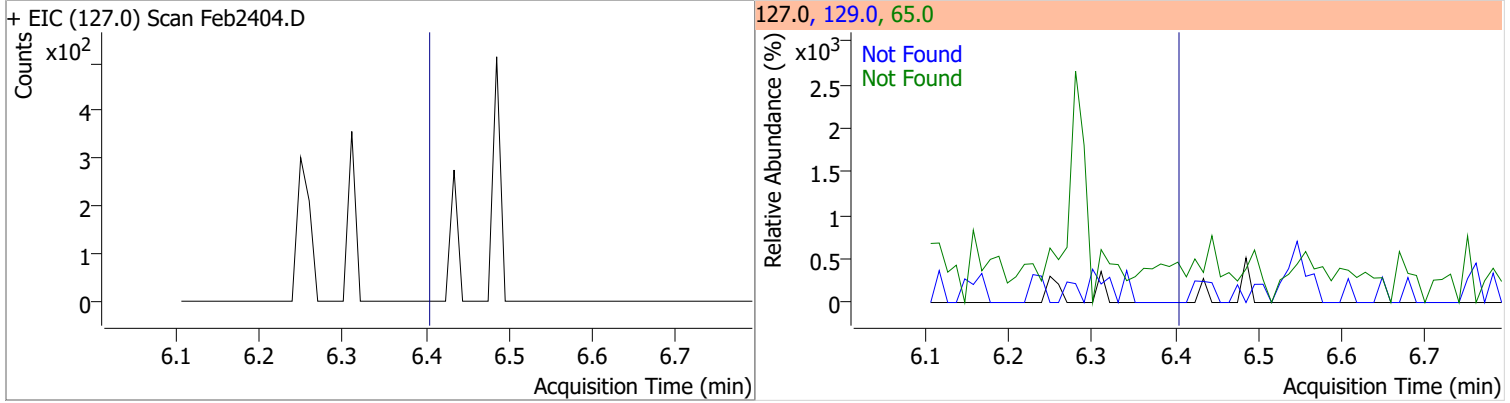
Compound	Conc.	Exp RT	QIon	Exp Ratio	QIon	Exp Ratio
2-Nitrophenol	N.D.	5.86	65.0	51.3	109.0	35.7
+ EIC (139.0) Scan Feb2404.D			139.0, 65.0, 109.0			
						
2,4-Dimethylphenol	N.D.	5.99	107.0	111.1	77.0	30.2
+ EIC (122.0) Scan Feb2404.D			122.0, 107.0, 77.0			
						
bis(-2-Chloroethoxy)Methane	N.D.	6.07	63.0	70.1	95.0	31.8
+ EIC (93.0) Scan Feb2404.D			93.0, 63.0, 95.0			
						
2,4-Dichlorophenol	N.D.	6.18	164.0	66.1	98.0	34.4
+ EIC (162.0) Scan Feb2404.D			162.0, 164.0, 98.0			
						

Quantitation Results Report (QT Reviewed)

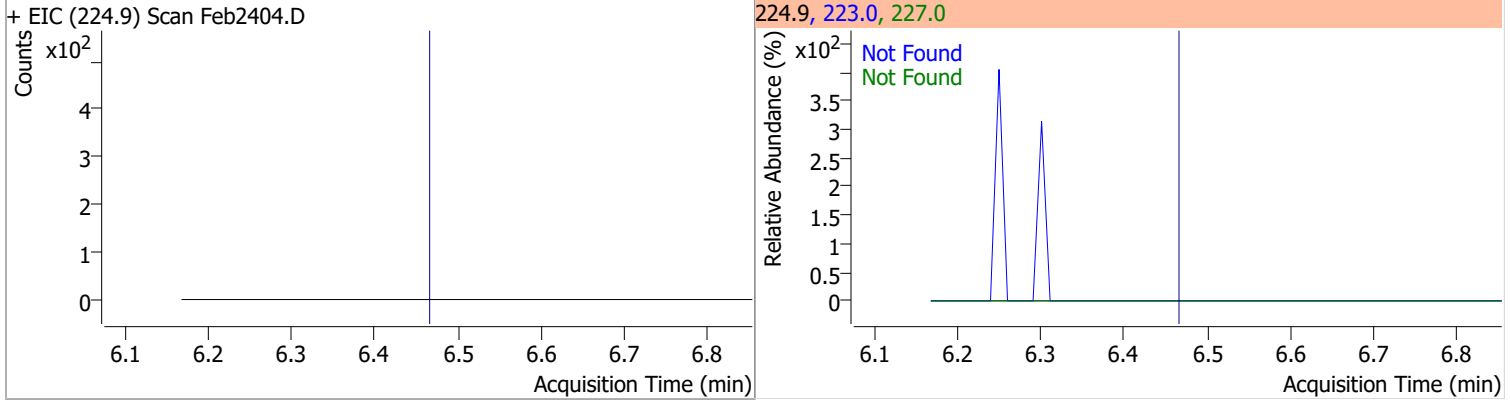
Compound	Conc.	Exp RT	QIon	Exp Ratio	QIon	Exp Ratio
Benzoic Acid	N.D.	6.21	122.0	86.4	77.0	79.5
+ EIC (105.0) Scan Feb2404.D			105.0, 122.0, 77.0			
1,2,4-Trichlorobenzene	N.D.	6.23	182.0	95.5	145.0	28.5
+ EIC (180.0) Scan Feb2404.D			180.0, 182.0, 145.0			
Naphthalene	N.D.	6.31	129.0	11.0	102.0	9.2
+ EIC (128.0) Scan Feb2404.D			128.0, 129.0, 102.0			
4-Chlorophenol	N.D.	6.40	128.0	316.6		
+ EIC (130.0) Scan Feb2404.D			130.0, 128.0			

Quantitation Results Report (QT Reviewed)

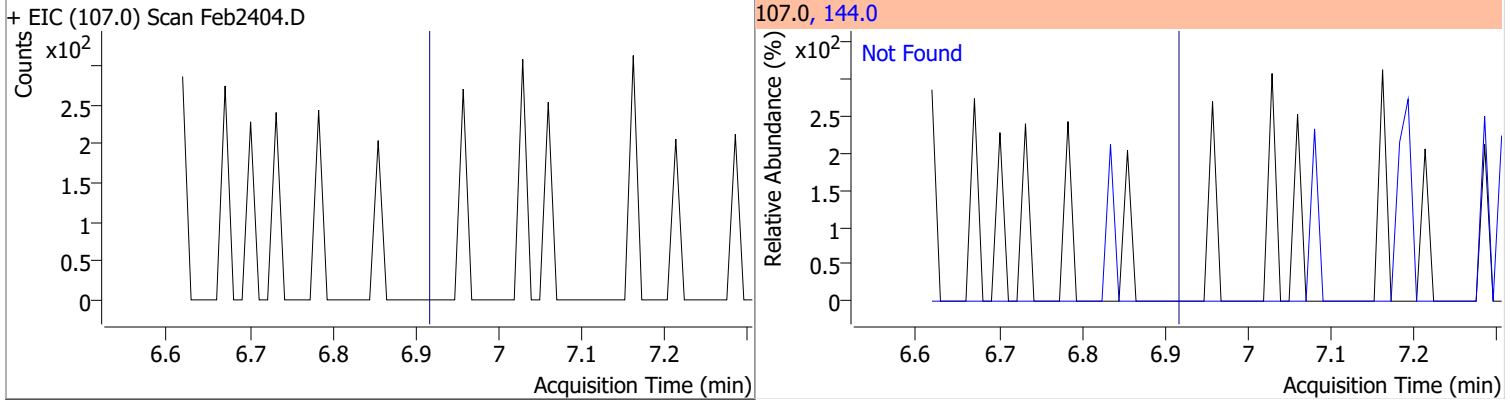
Compound	Conc.	Exp RT	QIon	Exp Ratio	QIon	Exp Ratio
p-Chloroaniline	N.D.	6.41	65.0	61.2	129.0	36.2



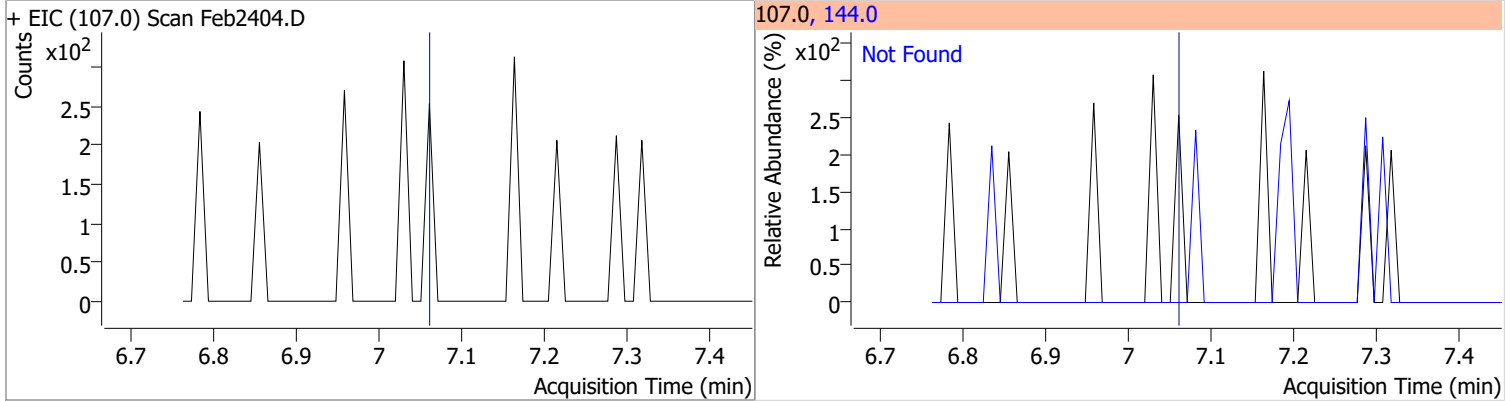
Compound	Conc.	Exp RT	QIon	Exp Ratio	QIon	Exp Ratio
Hexachlorobutadiene	N.D.	6.48	223.0	63.2	227.0	62.4



Compound	Conc.	Exp RT	QIon	Exp Ratio
4-Chloro-2-Methylphenol	N.D.	6.93	144.0	27.8



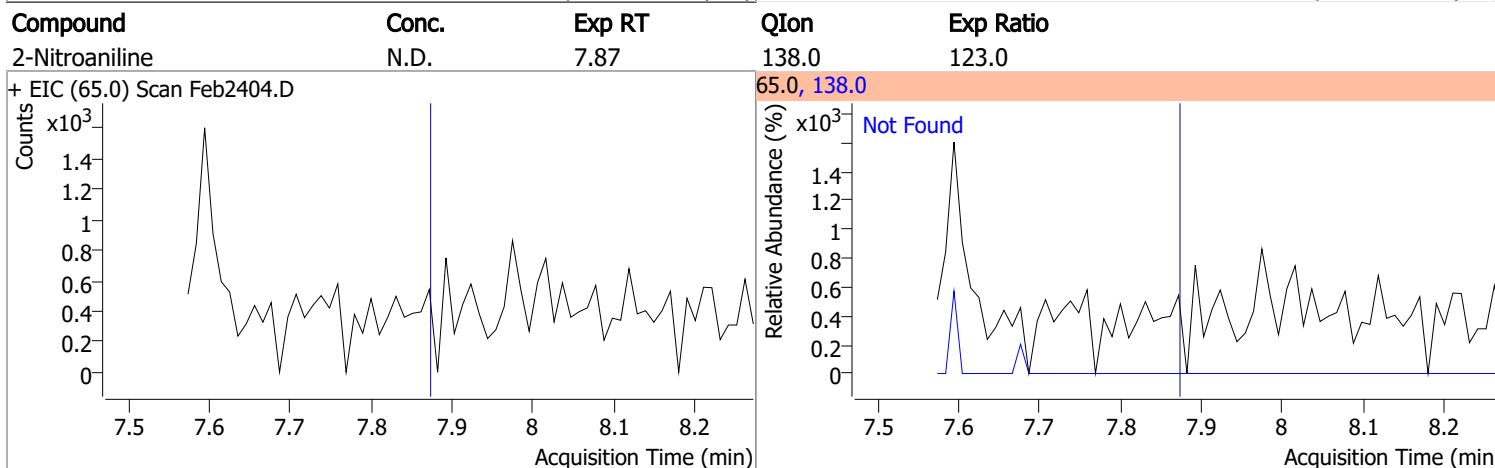
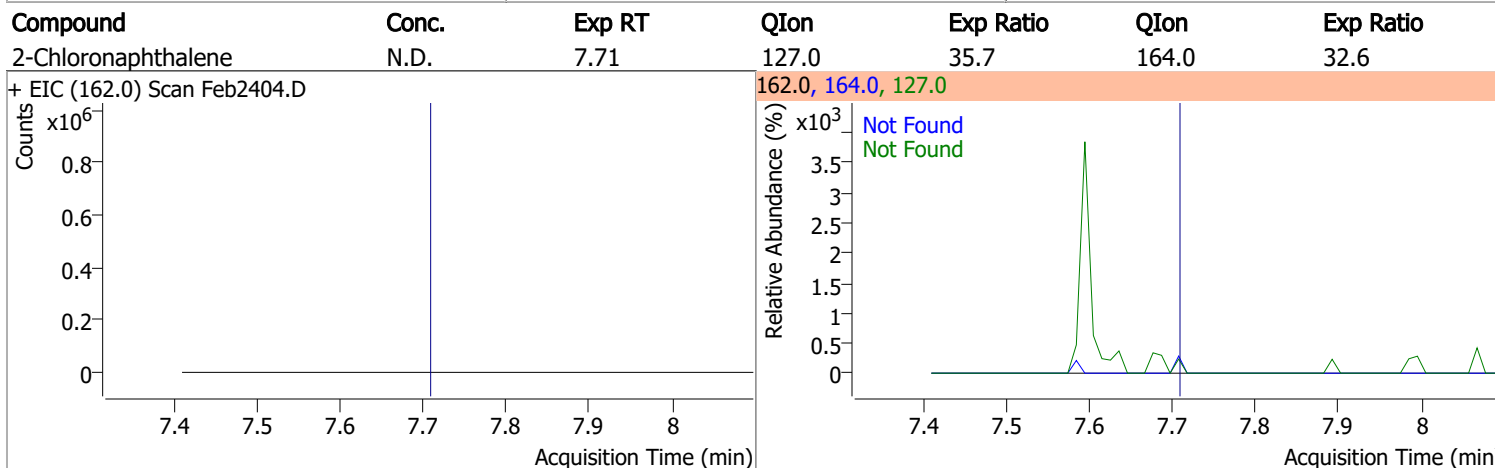
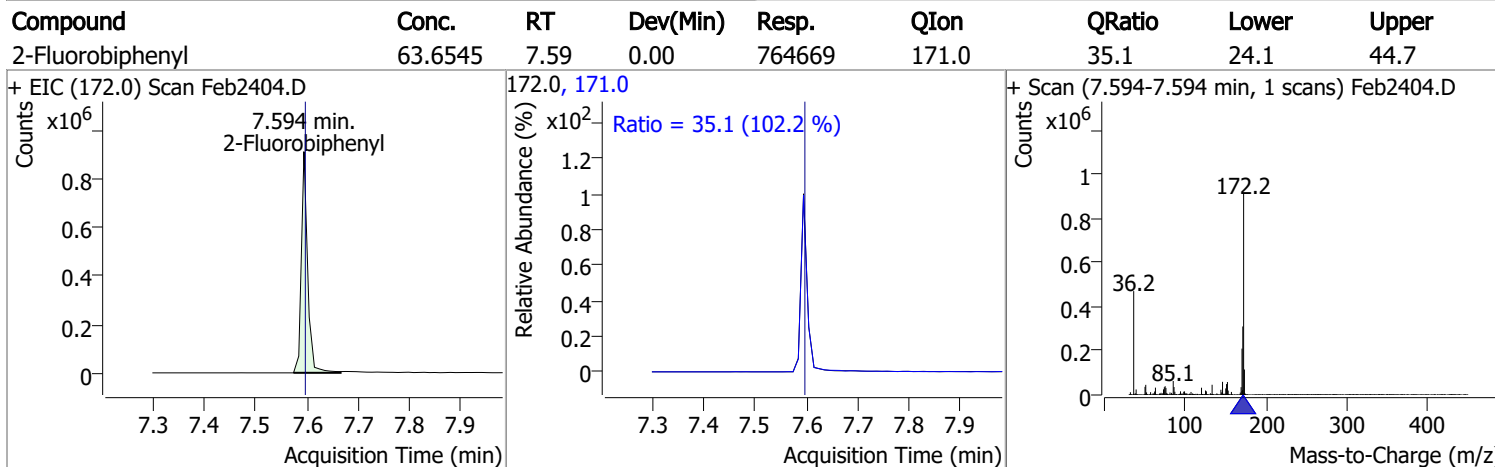
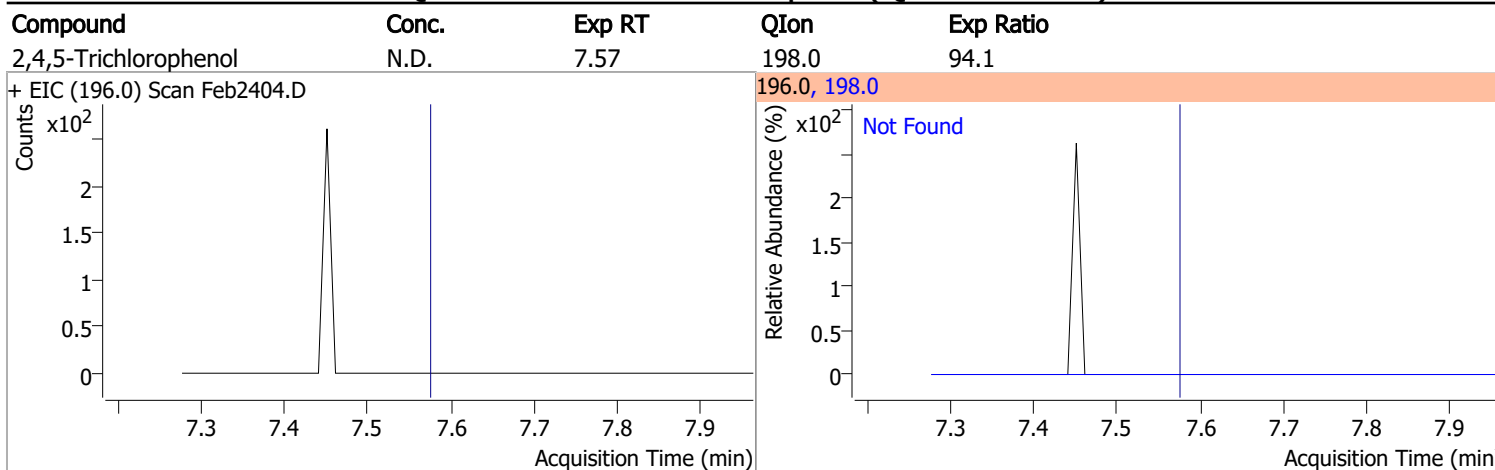
Compound	Conc.	Exp RT	QIon	Exp Ratio
4-Chloro-3-Methylphenol	N.D.	7.07	144.0	26.7



Quantitation Results Report (QT Reviewed)

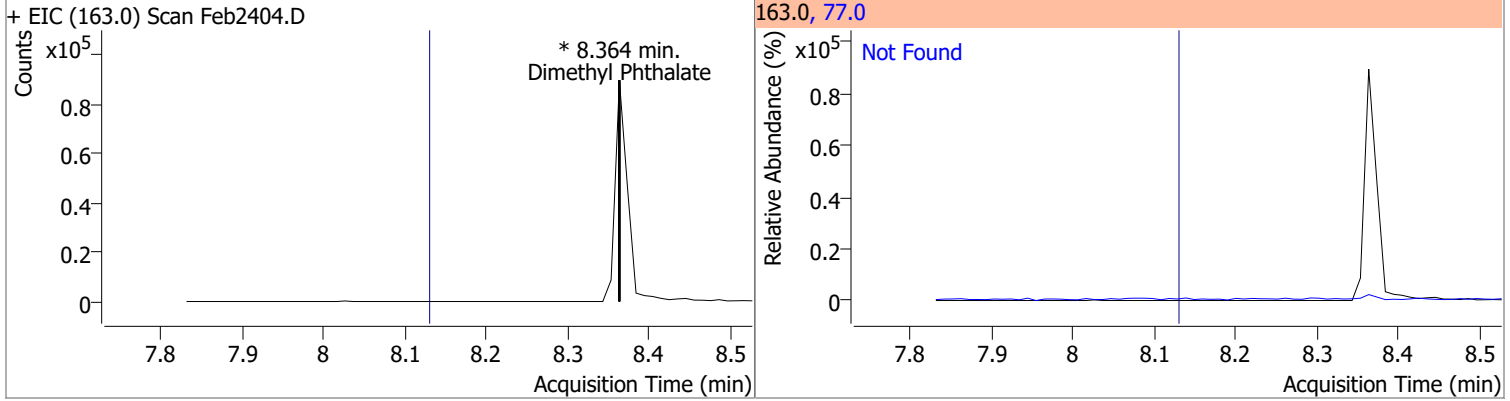
Compound	Conc.	Exp RT	QIon	Exp Ratio	QIon	Exp Ratio
2-Methylnaphthalene	N.D.	7.13	142.0	120.9	115.0	40.2
+ EIC (141.0) Scan Feb2404.D			141.0, 142.0, 115.0			
1-Methylnaphthalene	N.D.	7.25	142.0	116.0	115.0	41.9
+ EIC (141.0) Scan Feb2404.D			141.0, 142.0, 115.0			
Hexachlorocyclopentadiene	N.D.	7.33	238.9	64.2	234.9	62.1
+ EIC (236.9) Scan Feb2404.D			236.9, 238.9, 234.9			
2,4,6-Trichlorophenol	N.D.	7.51	198.0	92.6		
+ EIC (196.0) Scan Feb2404.D			196.0, 198.0			

Quantitation Results Report (QT Reviewed)

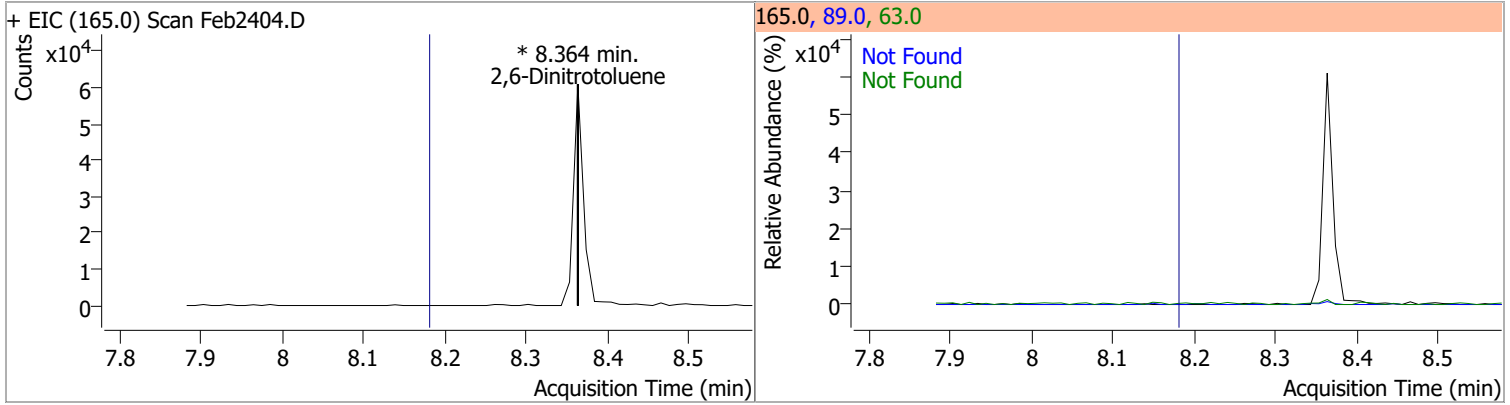


Quantitation Results Report (QT Reviewed)

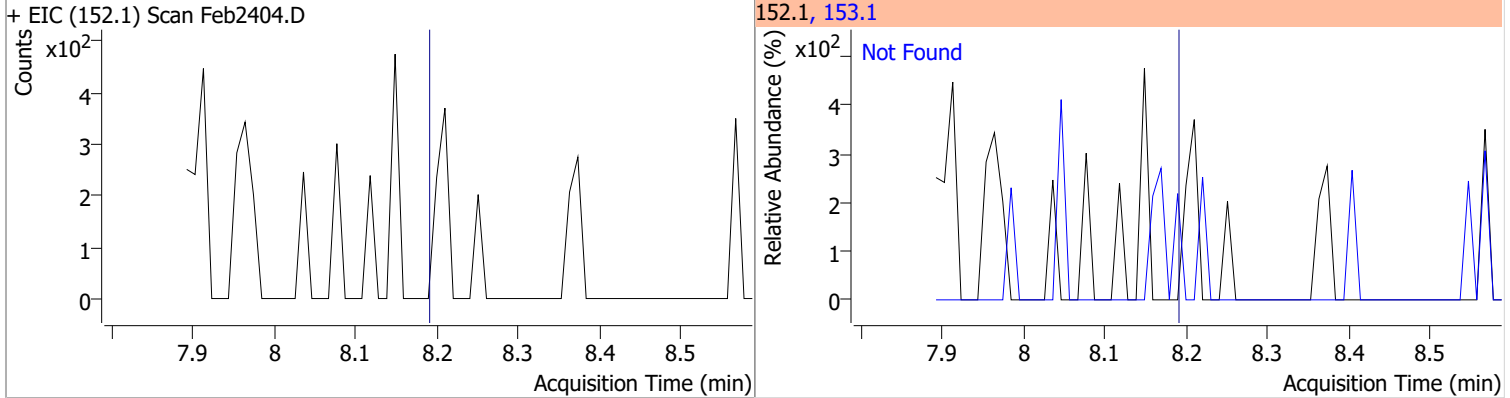
Compound	Conc.	RT	Dev(Min)	Resp.	QIon	QRatio	Lower	Upper
Dimethyl Phthalate	0	0		0	77.0		13.9	25.8



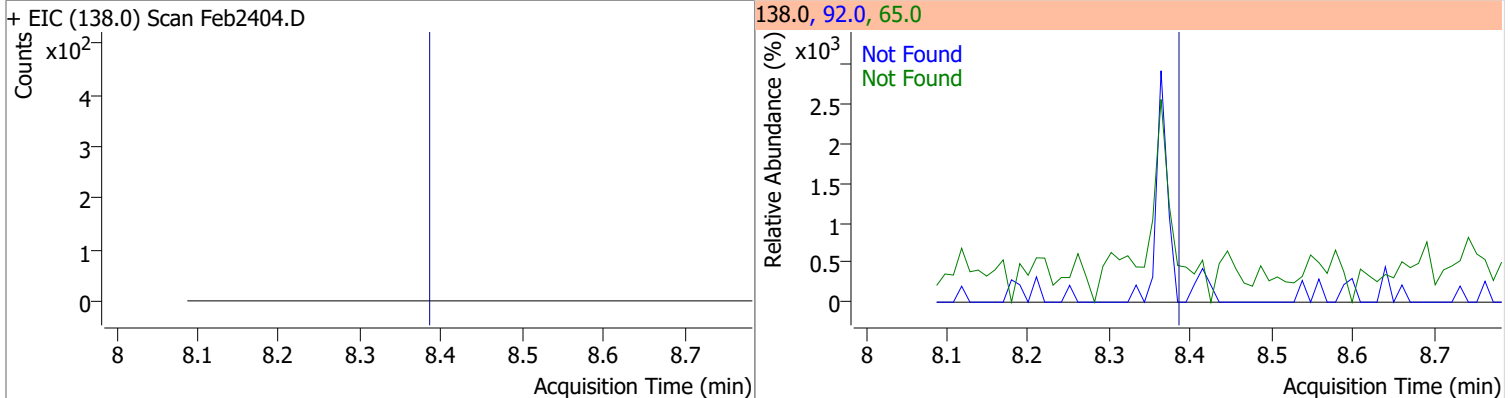
Compound	Conc.	RT	Dev(Min)	Resp.	QIon	QRatio	Lower	Upper
2,6-Dinitrotoluene	0	0		0	63.0 89.0		95.6 45.4	177.5 84.4



Compound	Conc.	Exp RT	QIon	Exp Ratio
Acenaphthylene	N.D.	8.19	153.1	14.0

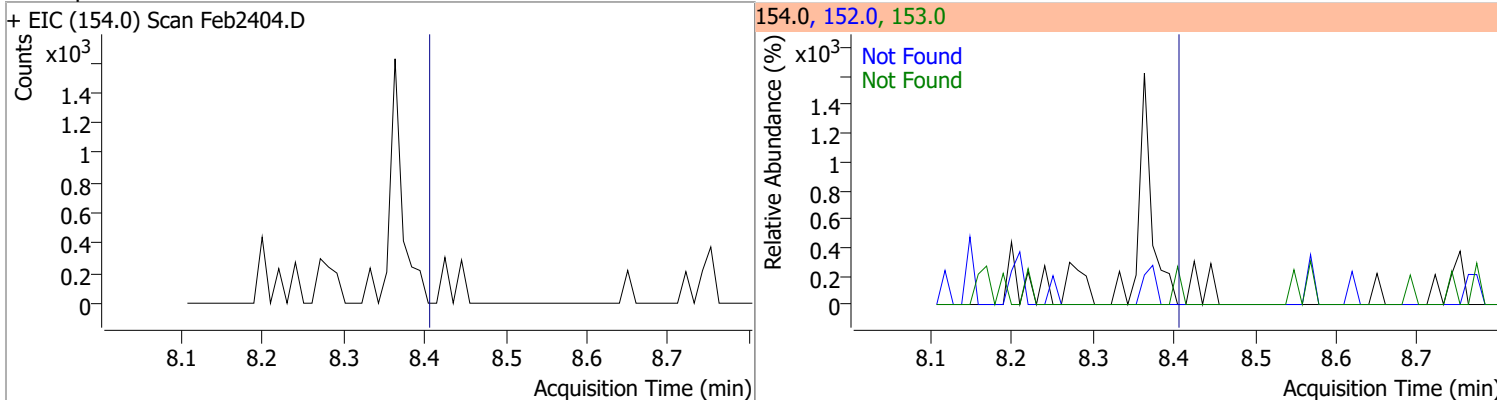


Compound	Conc.	Exp RT	QIon	Exp Ratio	QIon	Exp Ratio
3-Nitroaniline	N.D.	8.38	65.0	131.7	92.0	112.6

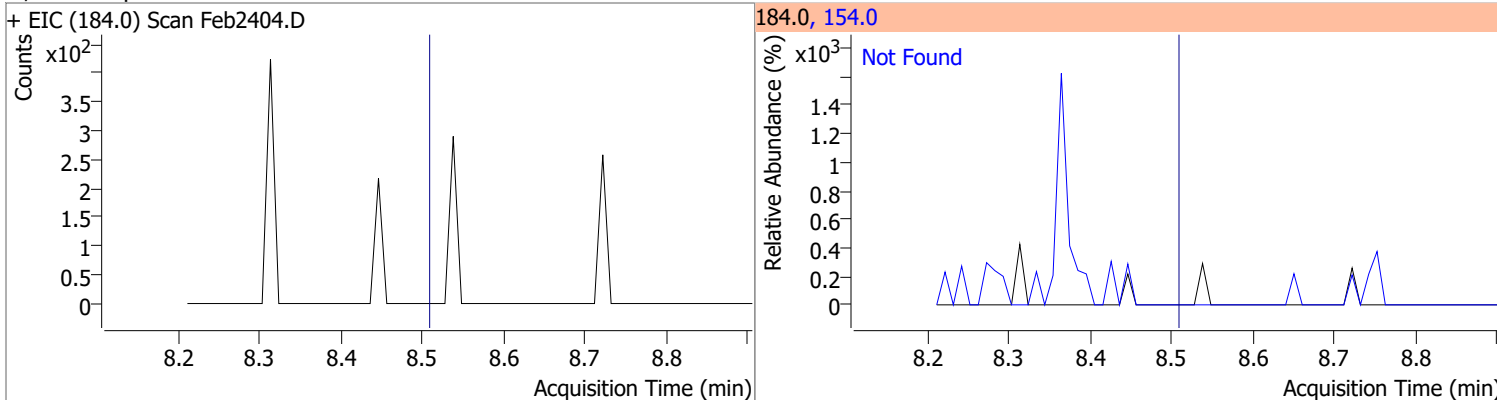


Quantitation Results Report (QT Reviewed)

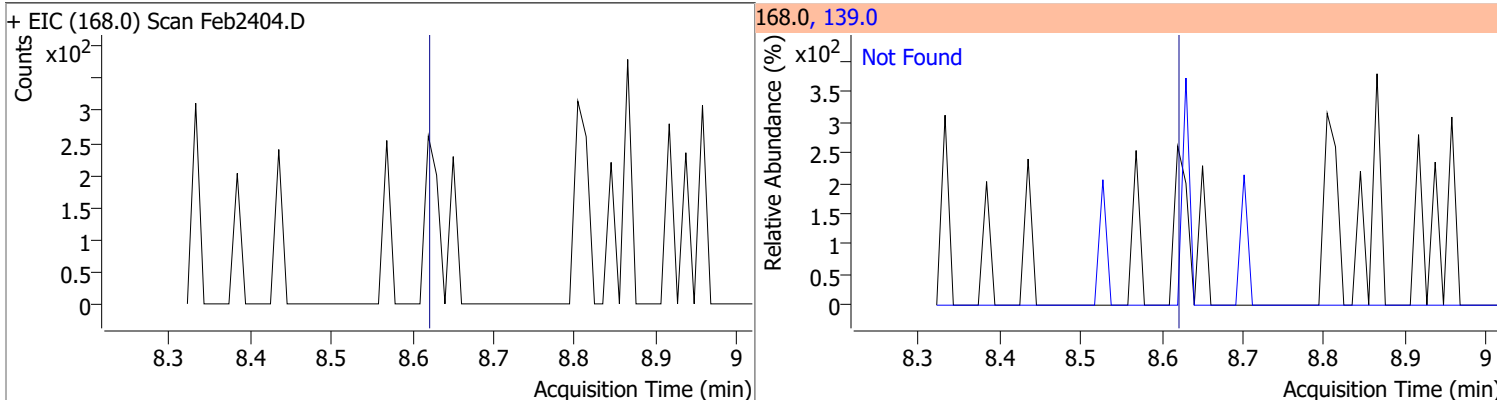
Compound	Conc.	Exp RT	QIon	Exp Ratio	QIon	Exp Ratio
Acenaphthene	N.D.	8.40	153.0	106.6	152.0	52.4



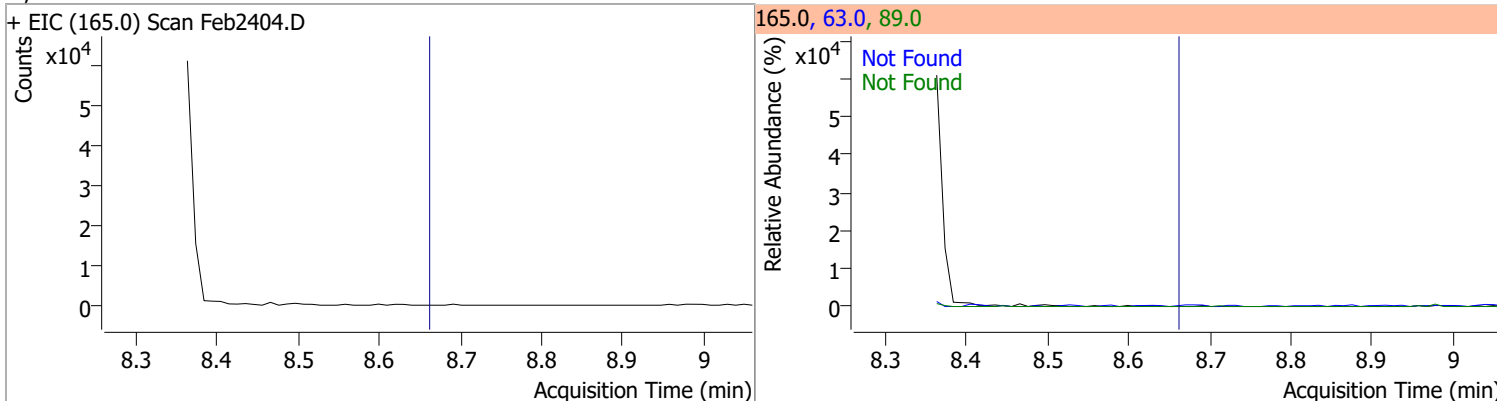
Compound	Conc.	Exp RT	QIon	Exp Ratio
2,4-Dinitrophenol	N.D.	8.51	154.0	59.3



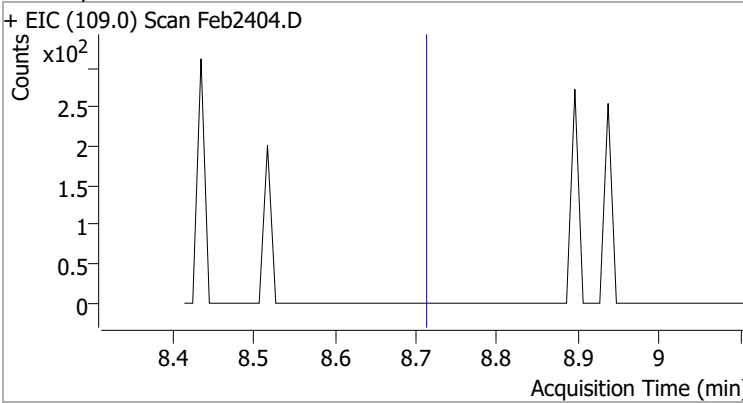
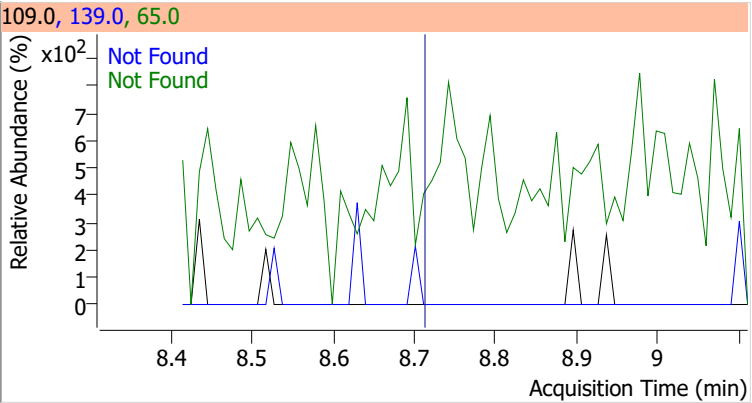
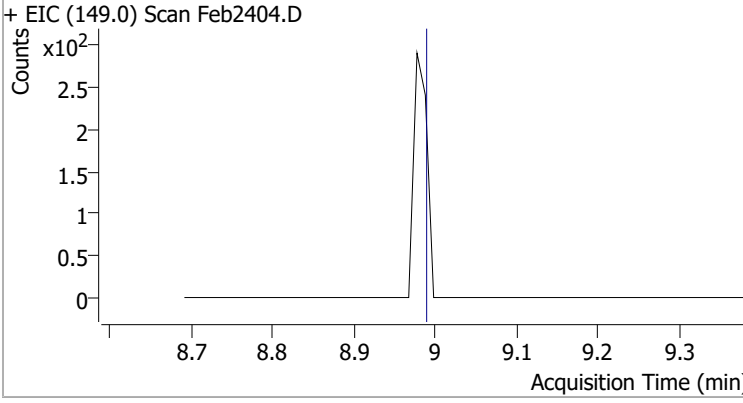
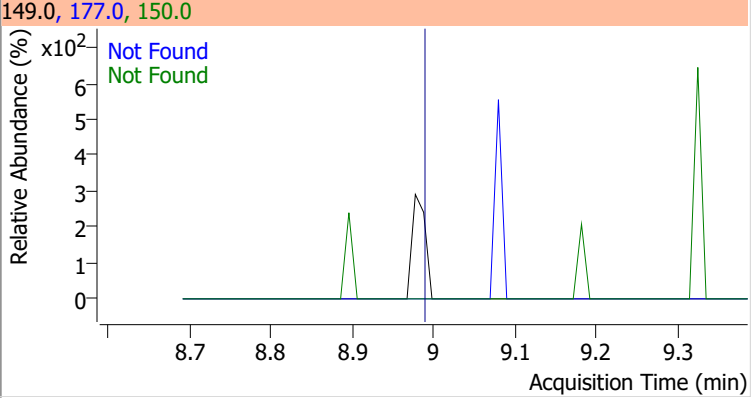
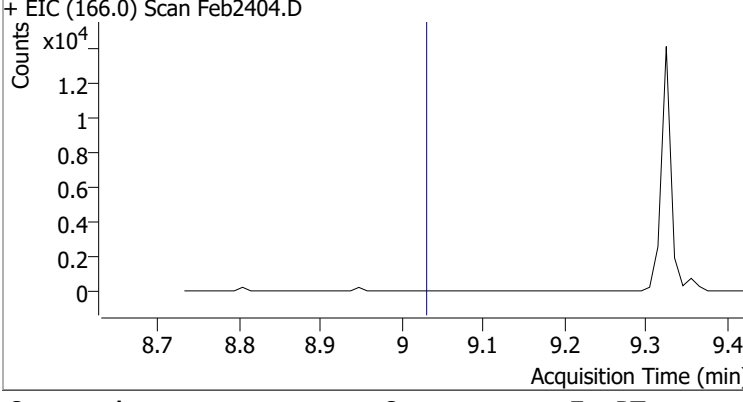
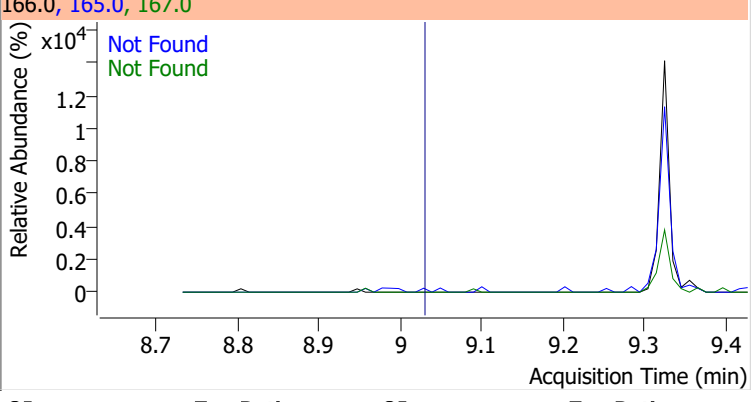
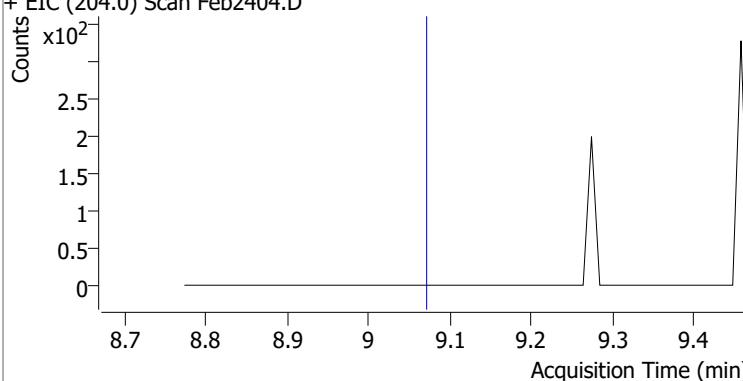
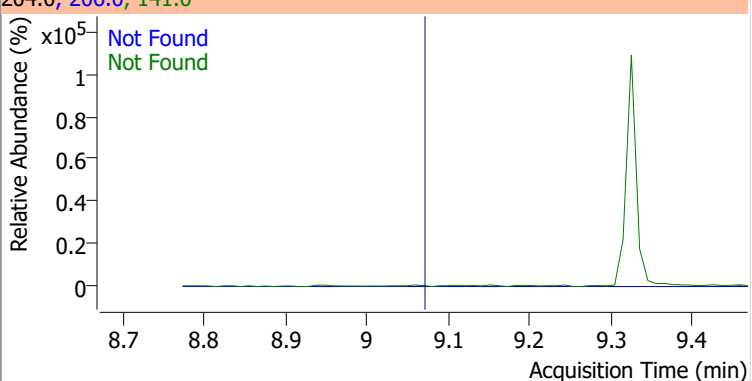
Compound	Conc.	Exp RT	QIon	Exp Ratio
Dibenzofuran	N.D.	8.62	139.0	37.6



Compound	Conc.	Exp RT	QIon	Exp Ratio	QIon	Exp Ratio
2,4-Dinitrotoluene	N.D.	8.66	89.0	75.9	63.0	44.1

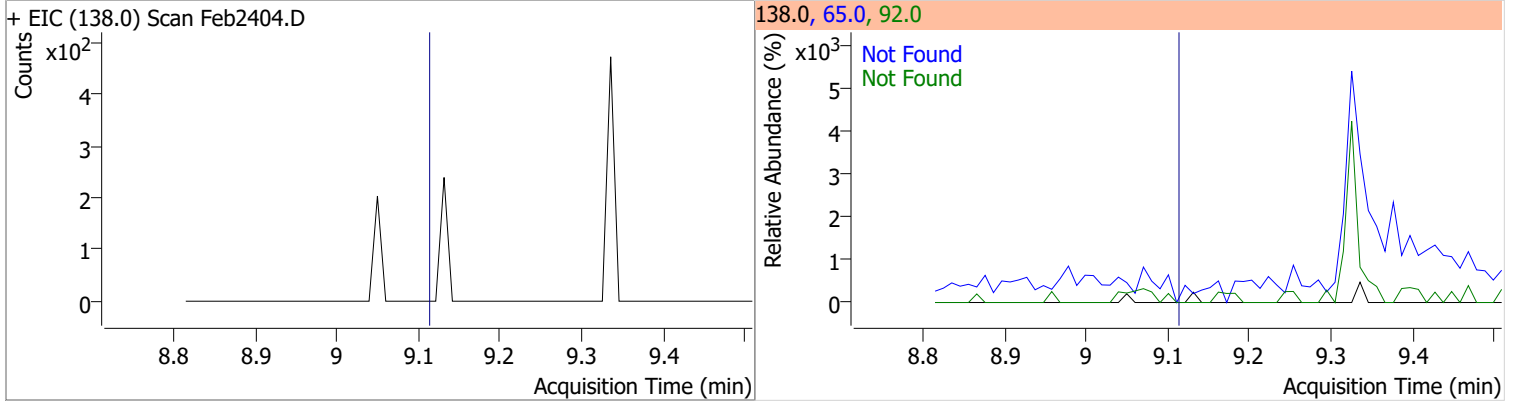


Quantitation Results Report (QT Reviewed)

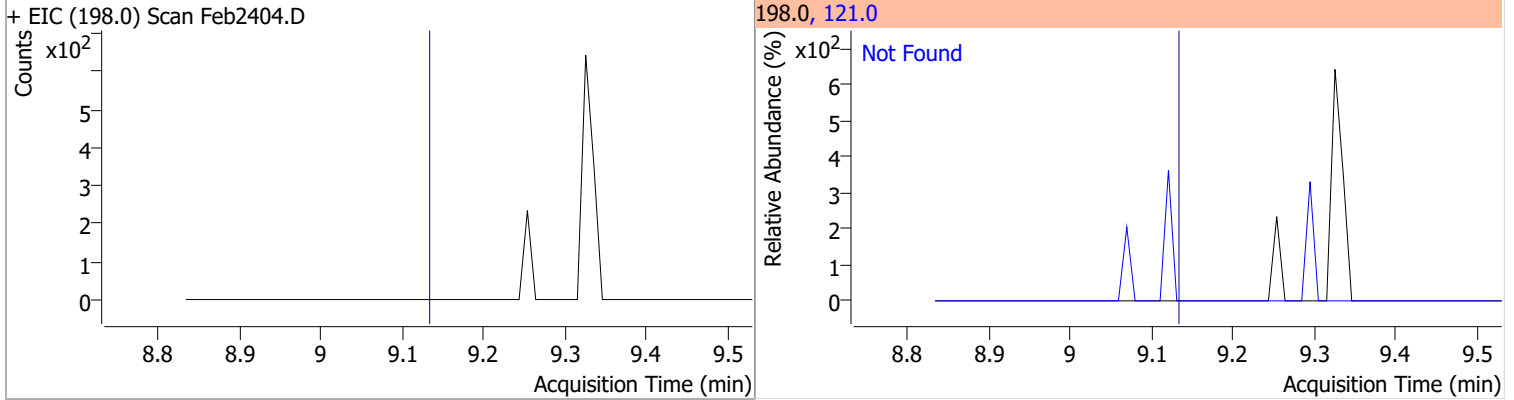
Compound	Conc.	Exp RT	QIon	Exp Ratio	QIon	Exp Ratio
4-Nitrophenol	N.D.	8.71	139.0	78.4	65.0	71.6
+ EIC (109.0) Scan Feb2404.D			109.0, 139.0, 65.0			
						
Diethylphthalate	N.D.	8.99	177.0	21.3	150.0	12.7
+ EIC (149.0) Scan Feb2404.D			149.0, 177.0, 150.0			
						
Fluorene	N.D.	9.03	165.0	94.1	167.0	13.4
+ EIC (166.0) Scan Feb2404.D			166.0, 165.0, 167.0			
						
4-Chlorophenyl-phenylether	N.D.	9.07	141.0	61.7	206.0	34.0
+ EIC (204.0) Scan Feb2404.D			204.0, 206.0, 141.0			
						

Quantitation Results Report (QT Reviewed)

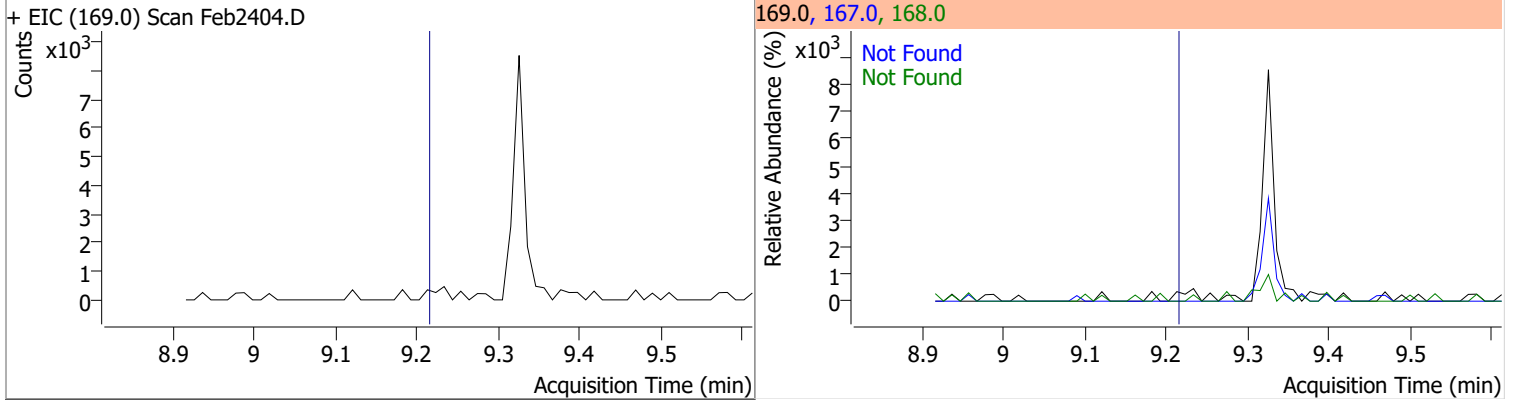
Compound	Conc.	Exp RT	QIon	Exp Ratio	QIon	Exp Ratio
4-Nitroaniline	N.D.	9.12	65.0	109.2	92.0	47.3



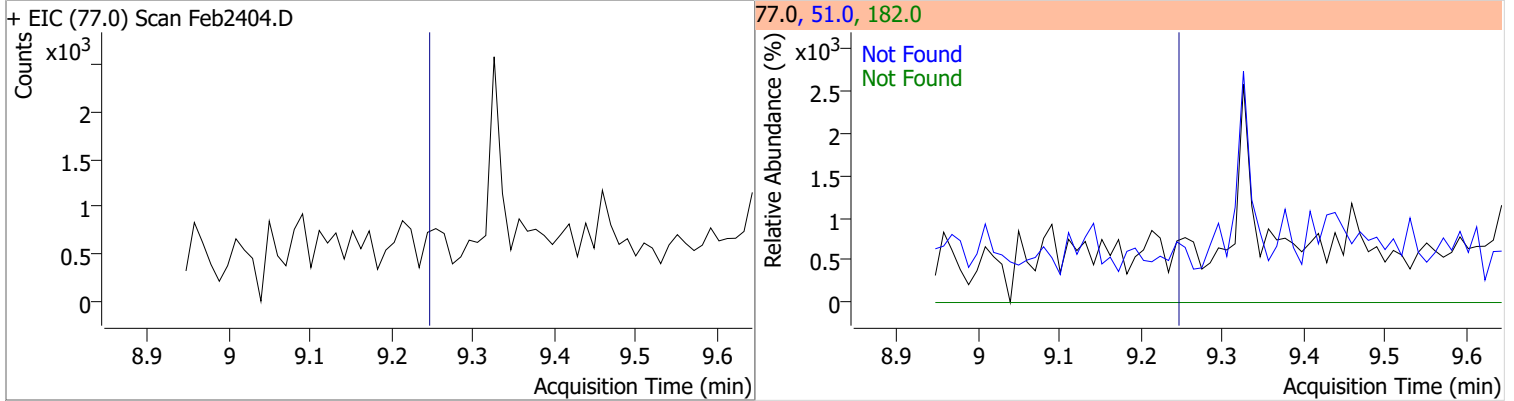
Compound	Conc.	Exp RT	QIon	Exp Ratio
4,6-Dinitro-2-methylphenol	N.D.	9.14	121.0	48.7



Compound	Conc.	Exp RT	QIon	Exp Ratio	QIon	Exp Ratio
N-nitrosodiphenylamine	N.D.	9.22	168.0	64.6	167.0	34.5

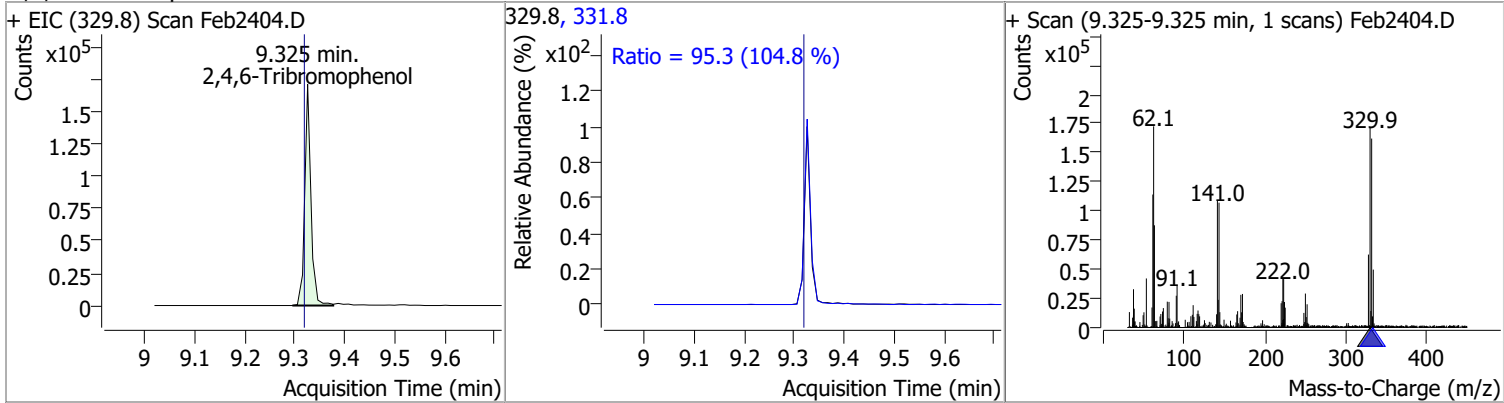


Compound	Conc.	Exp RT	QIon	Exp Ratio	QIon	Exp Ratio
Azobenzene	N.D.	9.25	51.0	48.8	182.0	26.0

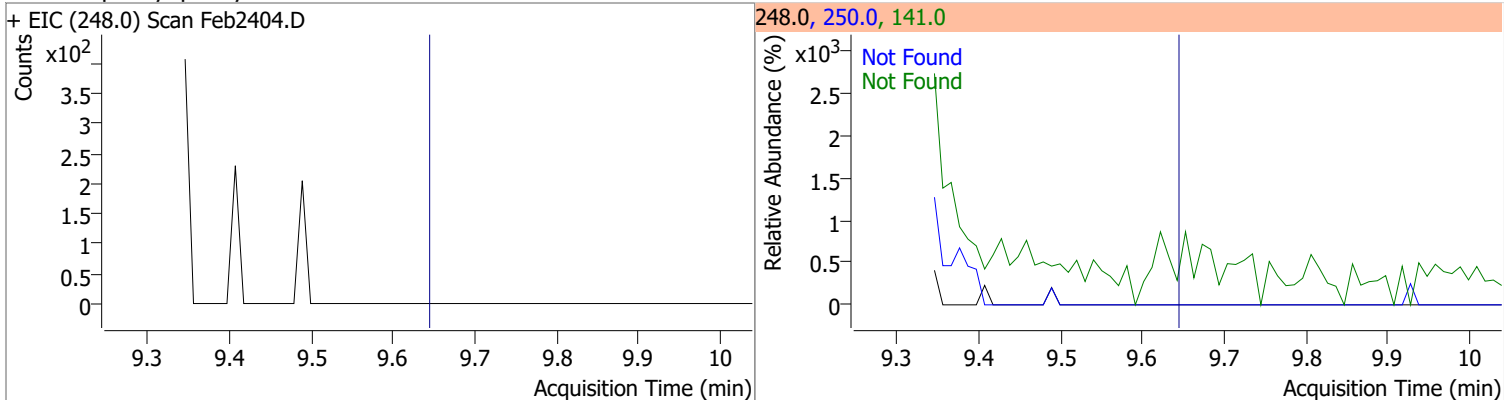


Quantitation Results Report (QT Reviewed)

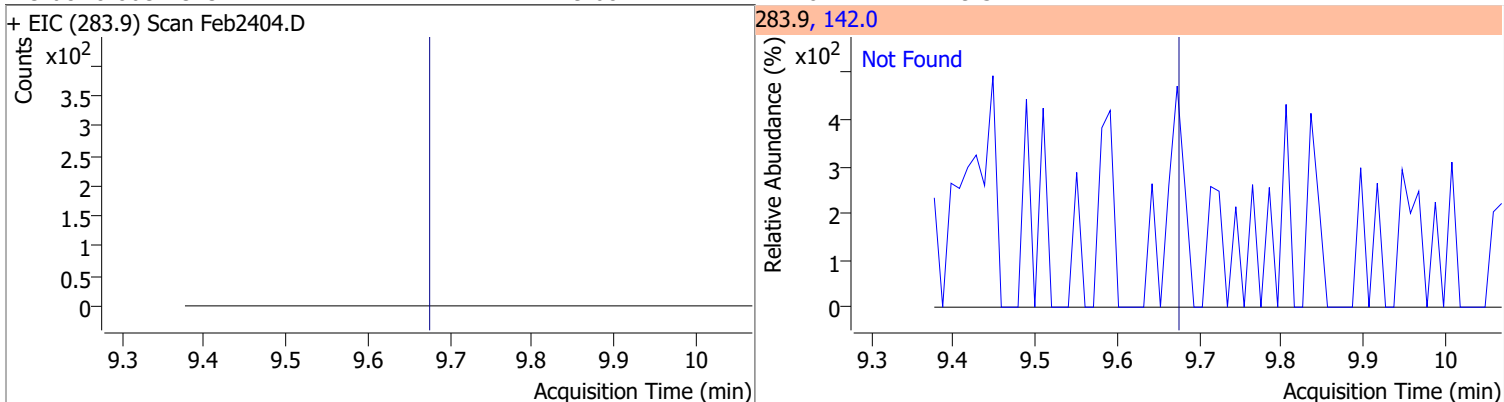
Compound	Conc.	RT	Dev(Min)	Resp.	QIon	QRatio	Lower	Upper
2,4,6-Tribromophenol	133.9902	9.33	0.00	147468	331.8	95.3	63.6	118.2



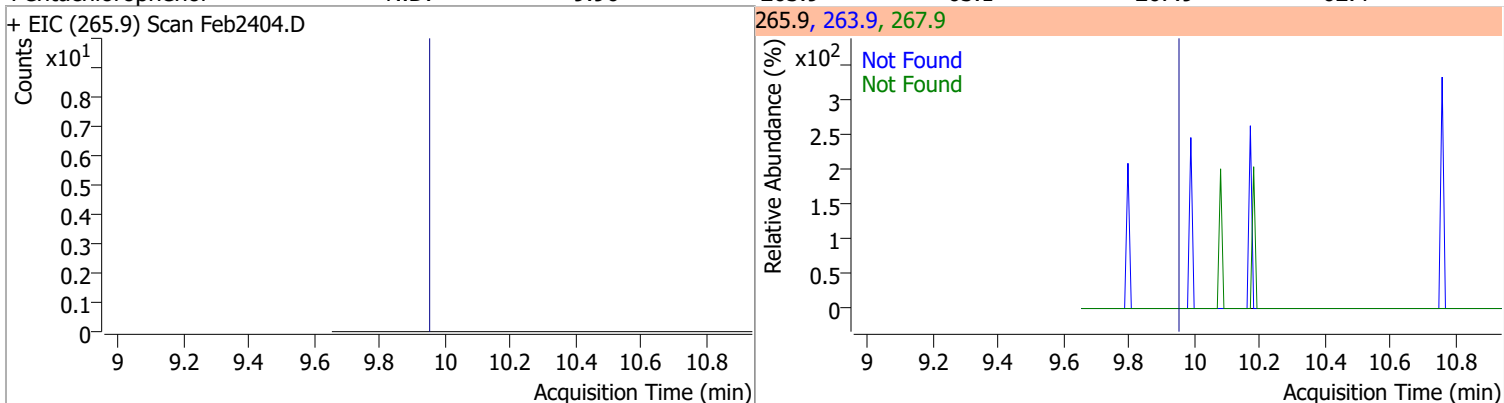
Compound	Conc.	Exp RT	QIon	Exp Ratio	QIon	Exp Ratio
4-Bromophenyl-phenylether	N.D.	9.65	141.0	100.4	250.0	99.4



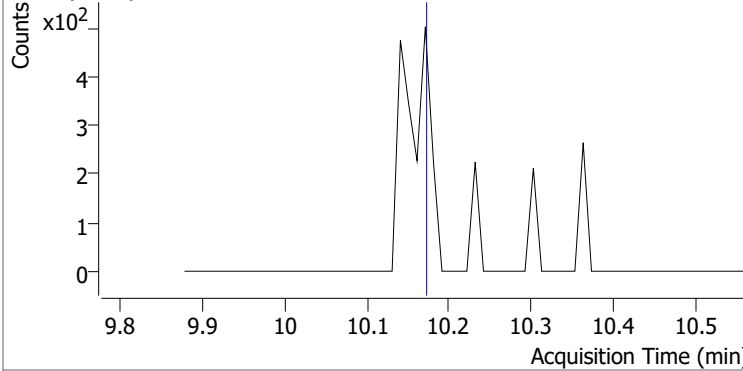
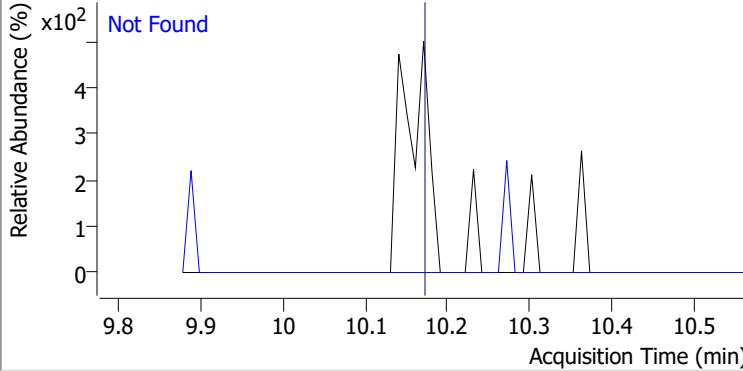
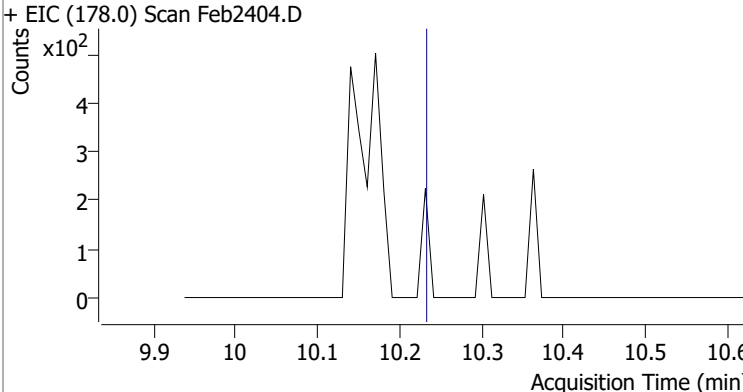
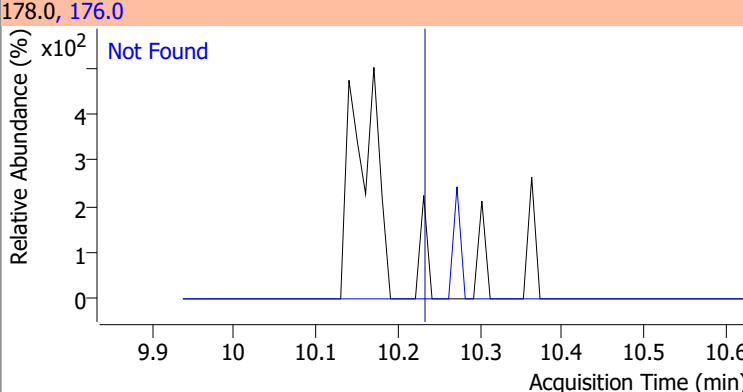
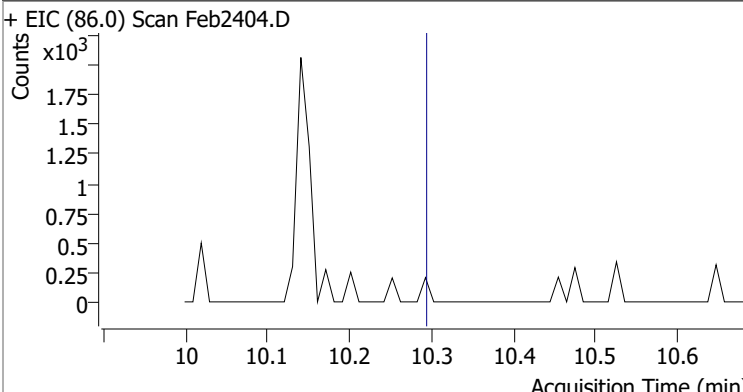
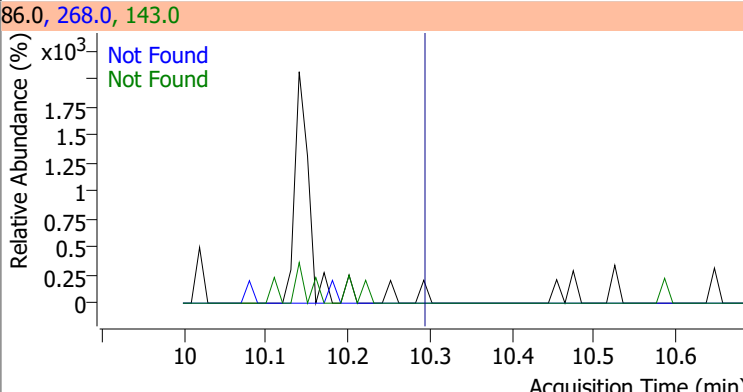
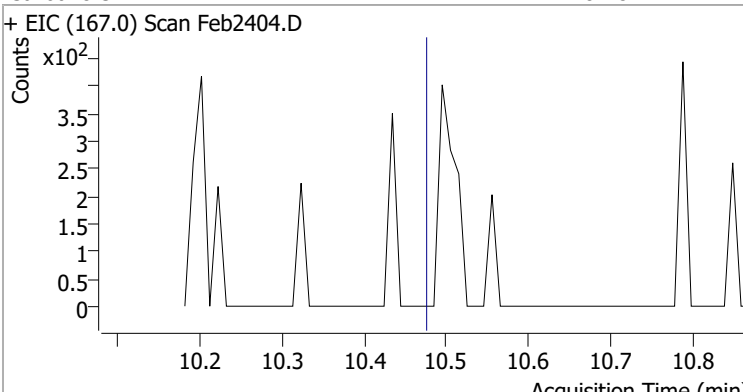
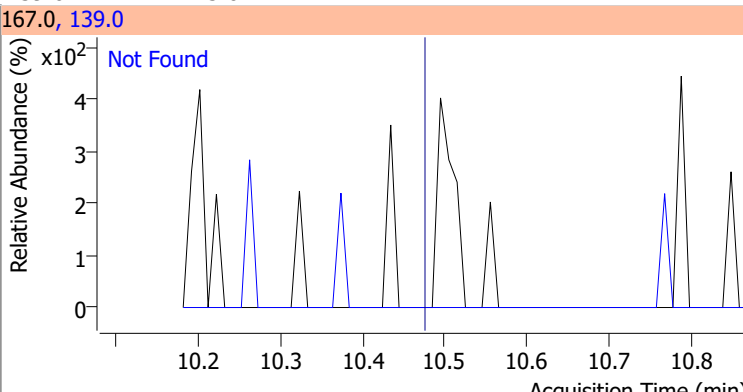
Compound	Conc.	Exp RT	QIon	Exp Ratio
Hexachlorobenzene	N.D.	9.68	142.0	49.3



Compound	Conc.	Exp RT	QIon	Exp Ratio	QIon	Exp Ratio
Pentachlorophenol	N.D.	9.96	263.9	63.1	267.9	62.4

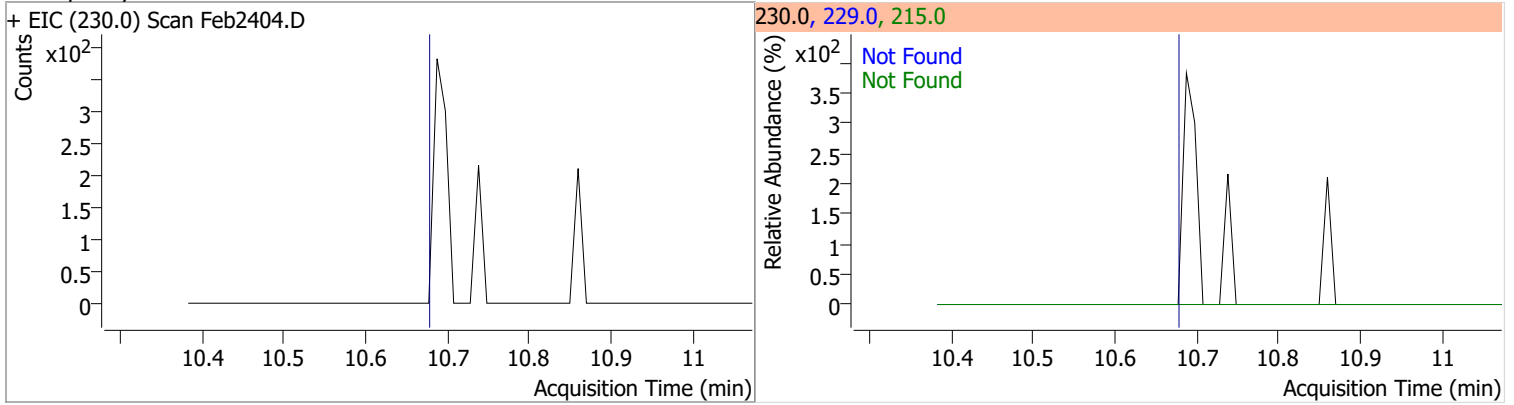


Quantitation Results Report (QT Reviewed)

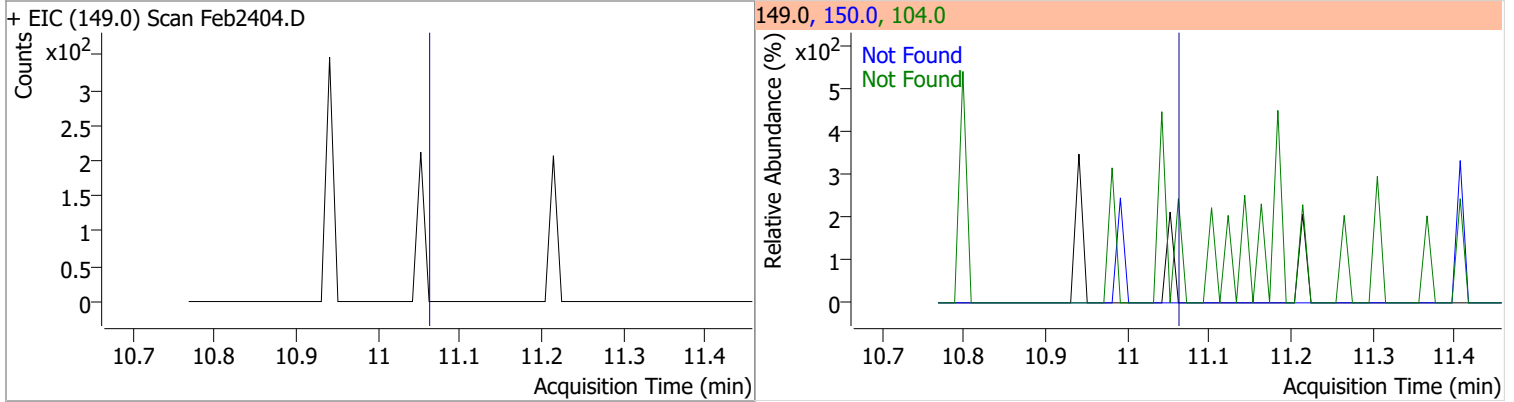
Compound	Conc.	Exp RT	QIon	Exp Ratio		
Phenanthrene	N.D.	10.18	176.0	18.9		
+ EIC (178.0) Scan Feb2404.D			178.0, 176.0			
						
Anthracene	N.D.	10.24	176.0	18.2		
+ EIC (178.0) Scan Feb2404.D			178.0, 176.0			
						
Triallate	N.D.	10.30	268.0	23.9	QIon	Exp Ratio
					143.0	21.9
+ EIC (86.0) Scan Feb2404.D			86.0, 268.0, 143.0			
						
Carbazole	N.D.	10.48	139.0	13.0		
+ EIC (167.0) Scan Feb2404.D			167.0, 139.0			
						

Quantitation Results Report (QT Reviewed)

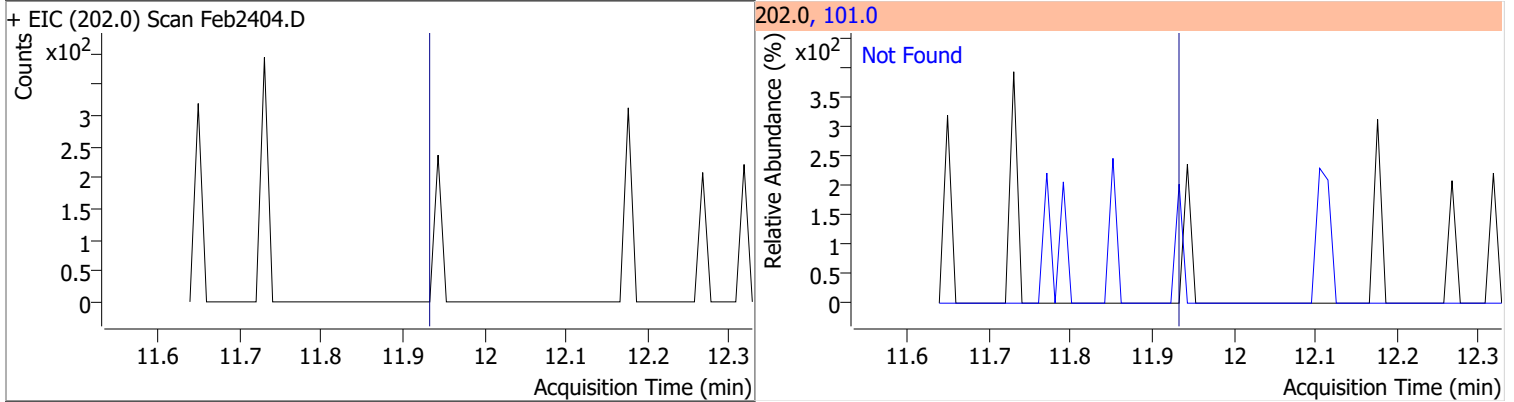
Compound	Conc.	Exp RT	QIon	Exp Ratio	QIon	Exp Ratio
o-Terphenyl	N.D.	10.69	229.0	64.7	215.0	38.5



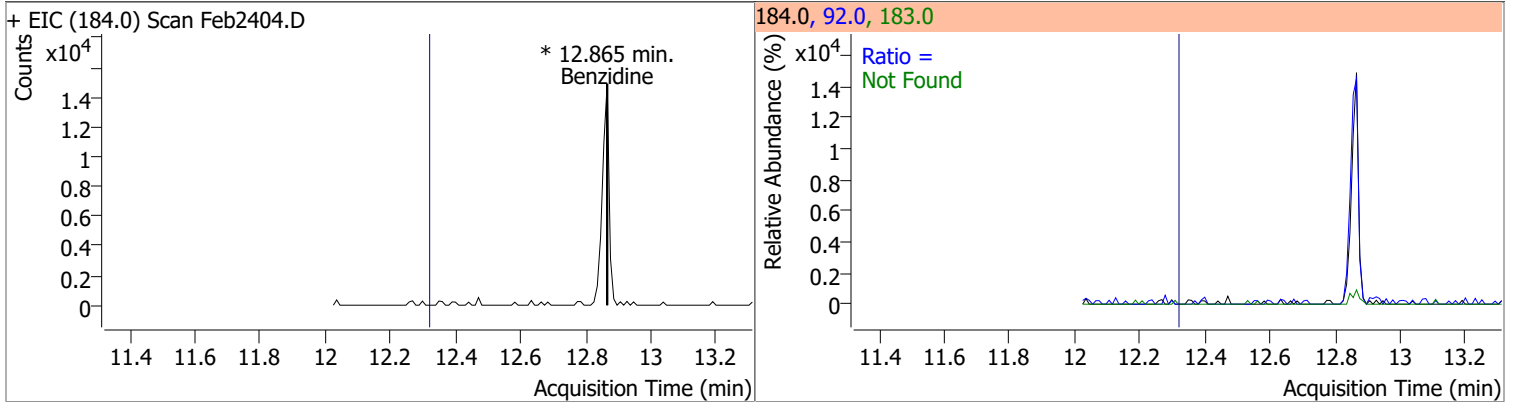
Compound	Conc.	Exp RT	QIon	Exp Ratio	QIon	Exp Ratio
Di-n-Butylphthalate	N.D.	11.07	150.0	9.1	104.0	6.2



Compound	Conc.	Exp RT	QIon	Exp Ratio
Fluoranthene	N.D.	11.94	101.0	12.7

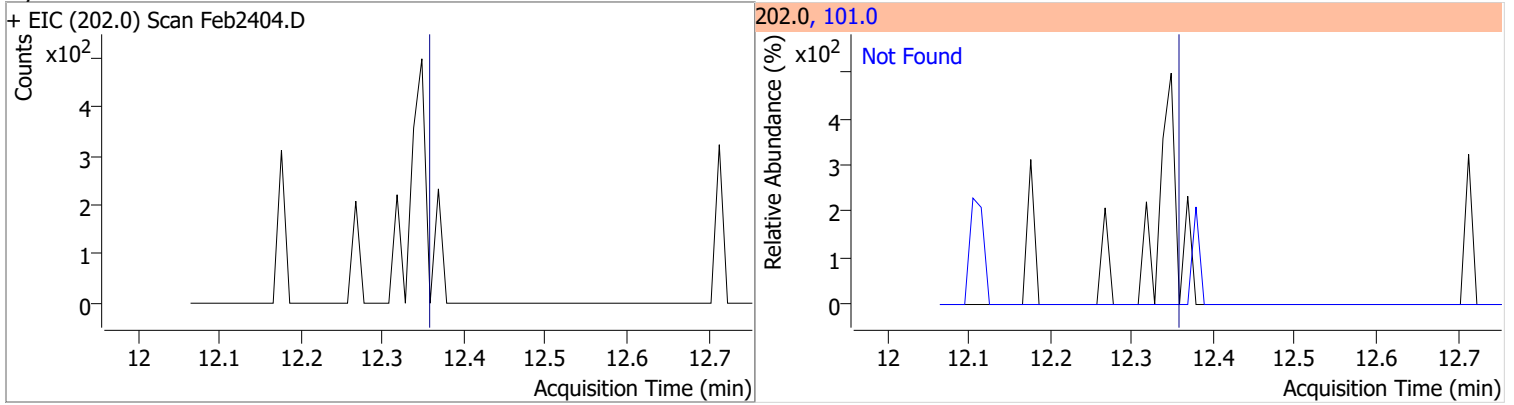


Compound	Conc.	RT	Dev(Min)	Resp.	QIon	QRatio	Lower	Upper
Benzidine		0		0	183.0		7.9	14.7
					92.0		5.0	9.2

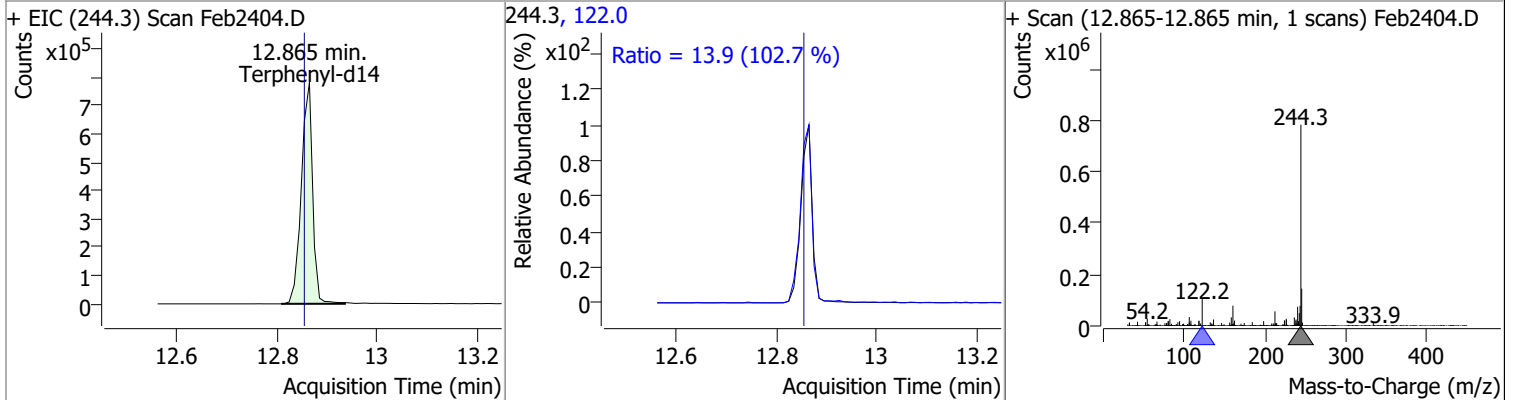


Quantitation Results Report (QT Reviewed)

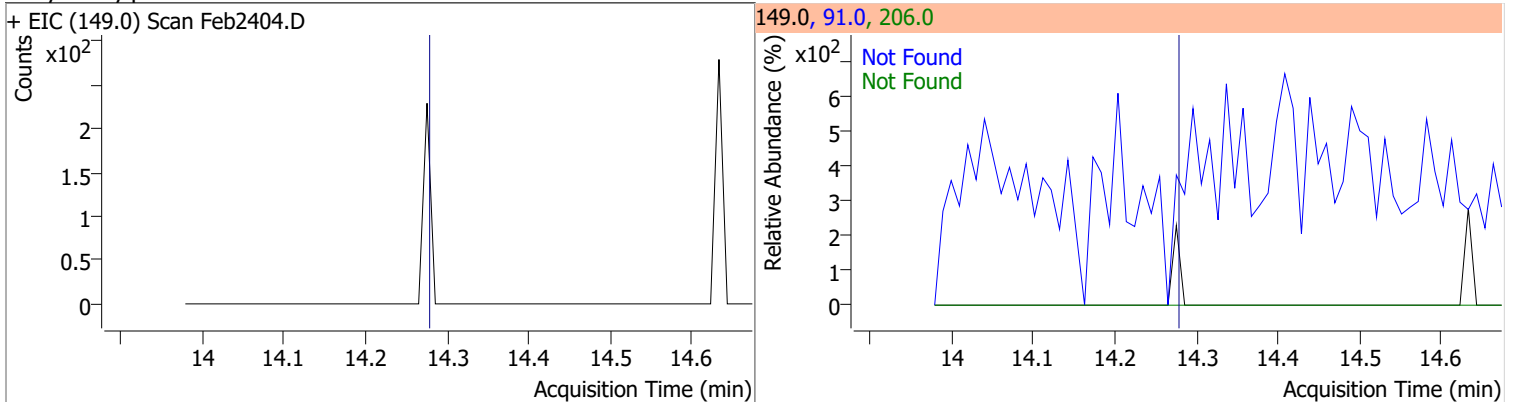
Compound	Conc.	Exp RT	QIon	Exp Ratio
Pyrene	N.D.	12.37	101.0	15.2



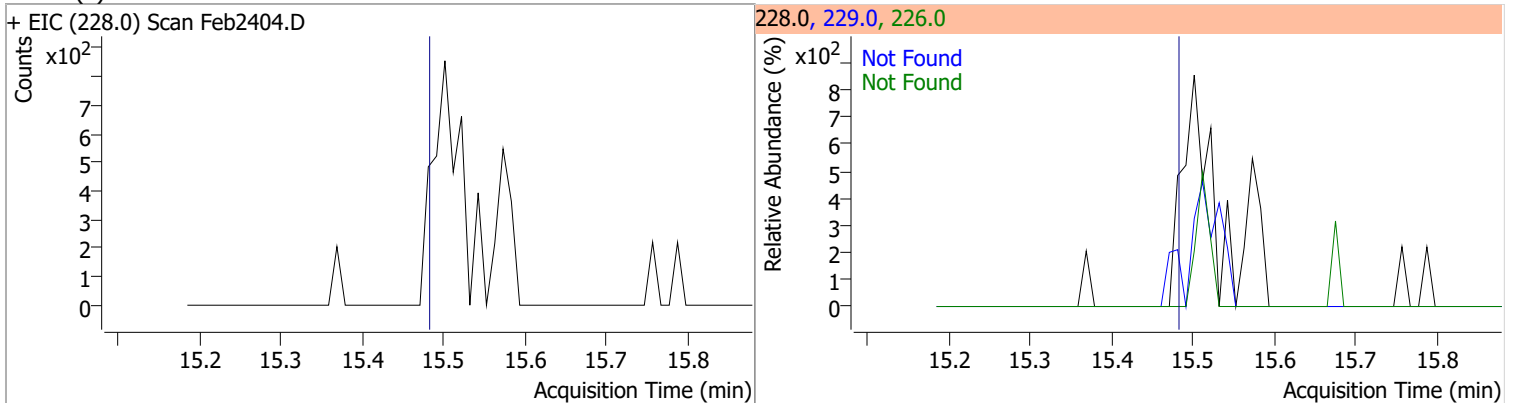
Compound	Conc.	RT	Dev(Min)	Resp.	QIon	QRatio	Lower	Upper
Terphenyl-d14	100.2739	12.87	0.00	1223779	122.0	13.9	9.5	17.6



Compound	Conc.	Exp RT	QIon	Exp Ratio	QIon	Exp Ratio
Butylbenzylphthalate	N.D.	14.30	91.0	83.4	206.0	17.7

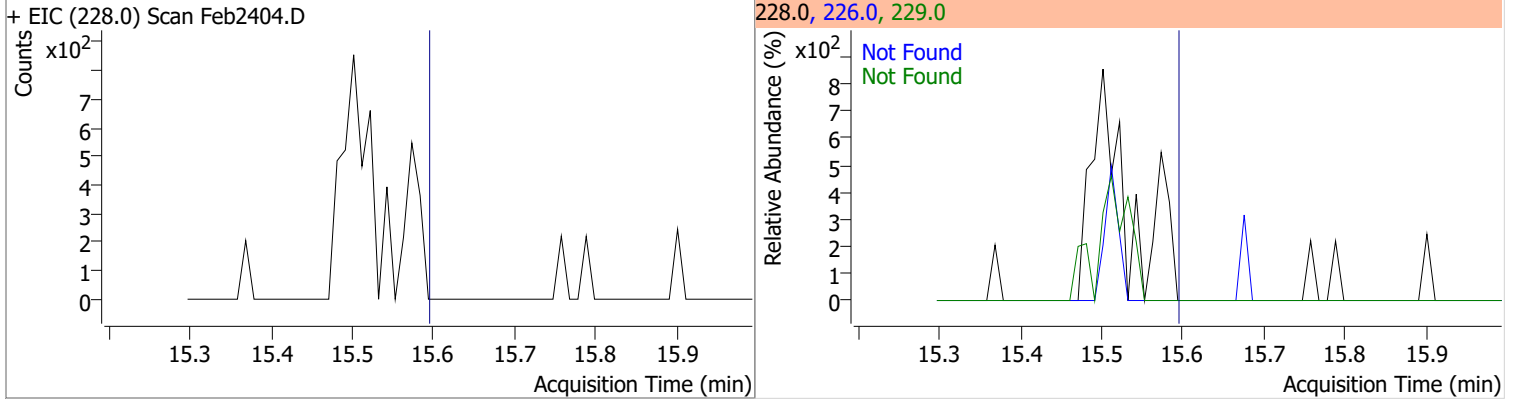


Compound	Conc.	Exp RT	QIon	Exp Ratio	QIon	Exp Ratio
Benzo(a)Anthracene	N.D.	15.50	226.0	26.4	229.0	20.9

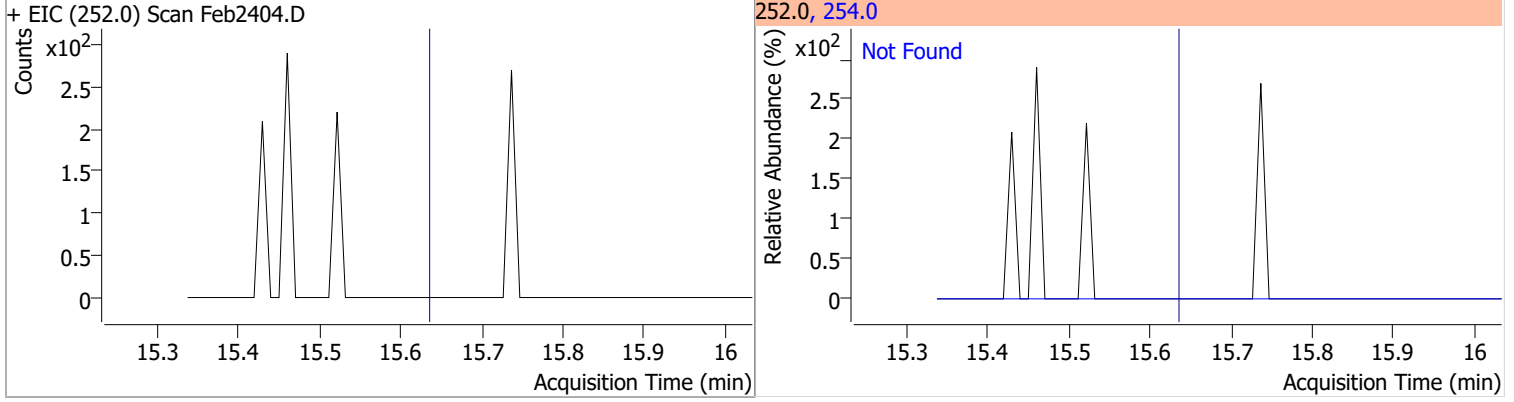


Quantitation Results Report (QT Reviewed)

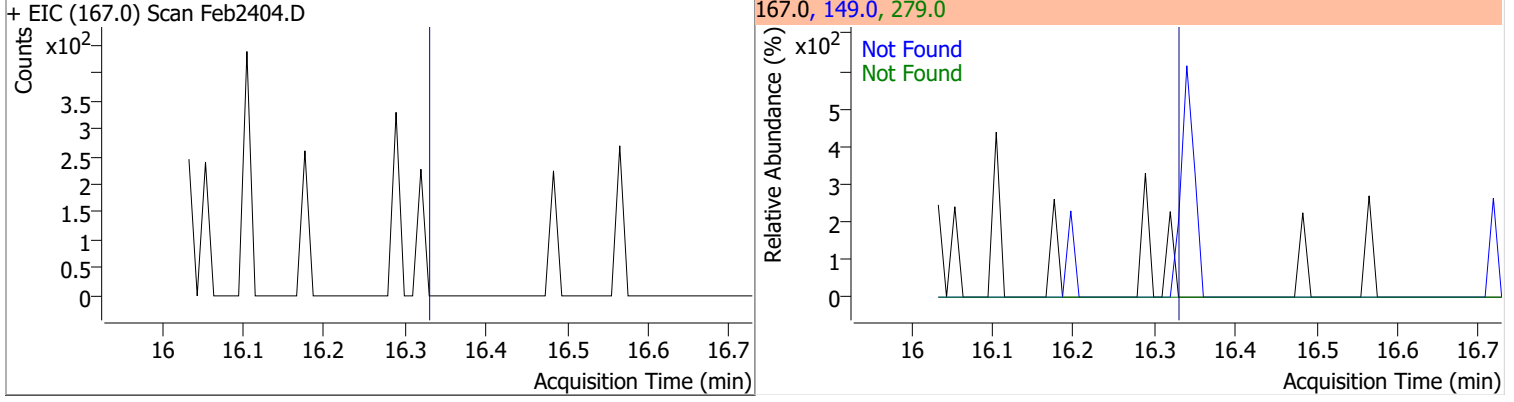
Compound	Conc.	Exp RT	QIon	Exp Ratio	QIon	Exp Ratio
Chrysene	N.D.	15.61	226.0	29.2	229.0	20.4



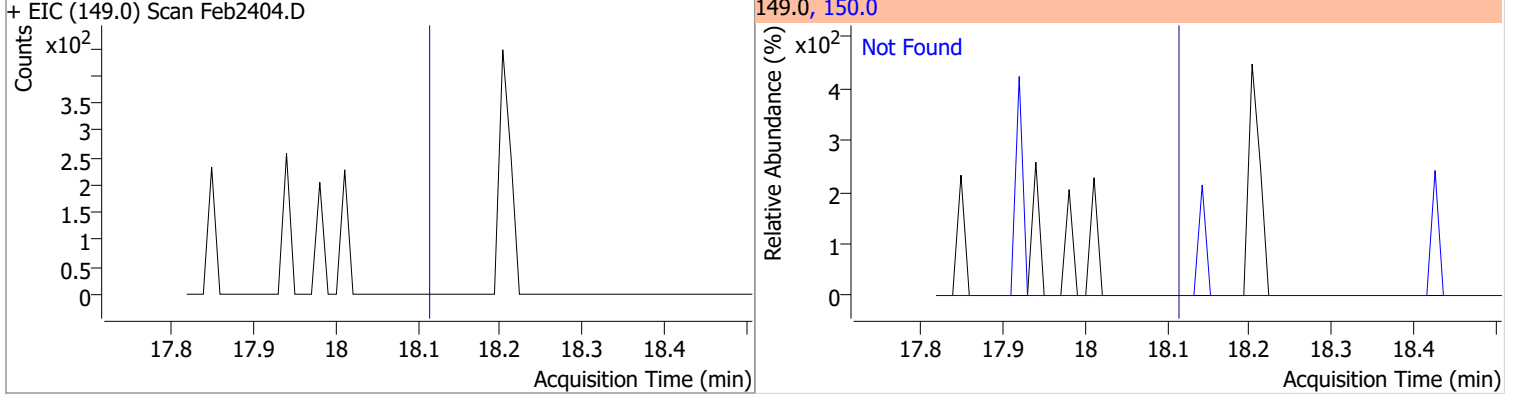
Compound	Conc.	Exp RT	QIon	Exp Ratio
3,3-Dichlorobenzidine	N.D.	15.65	254.0	64.6



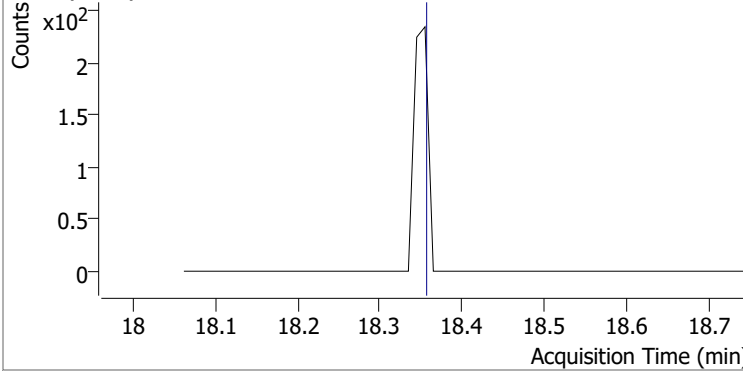
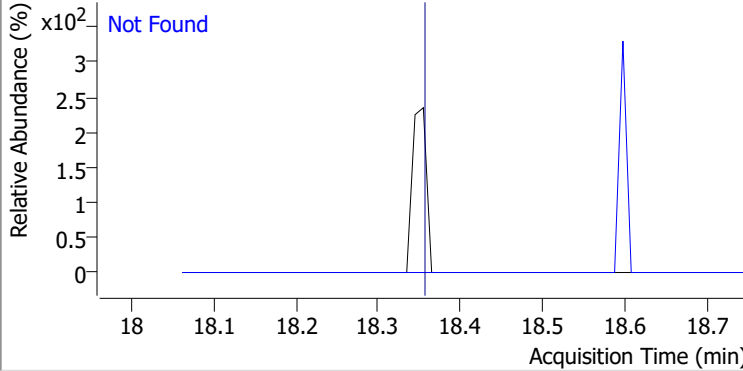
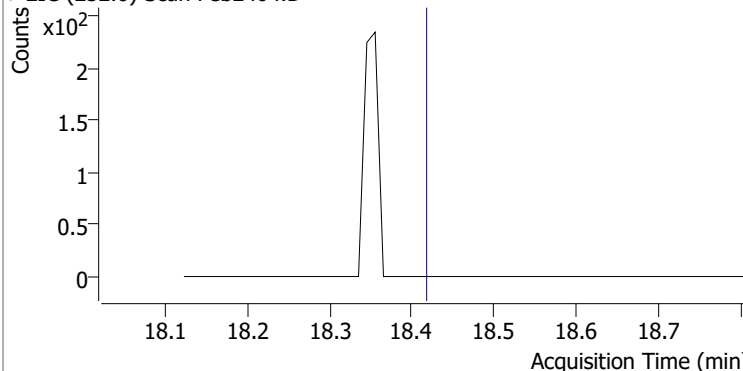
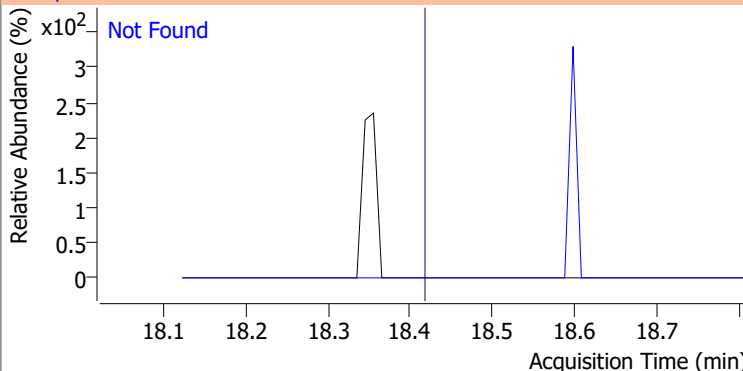
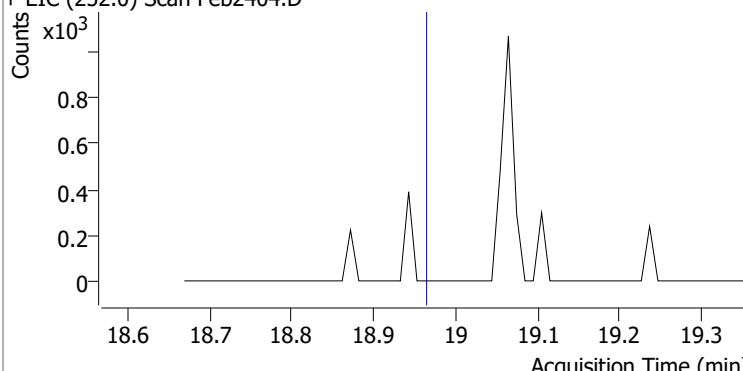
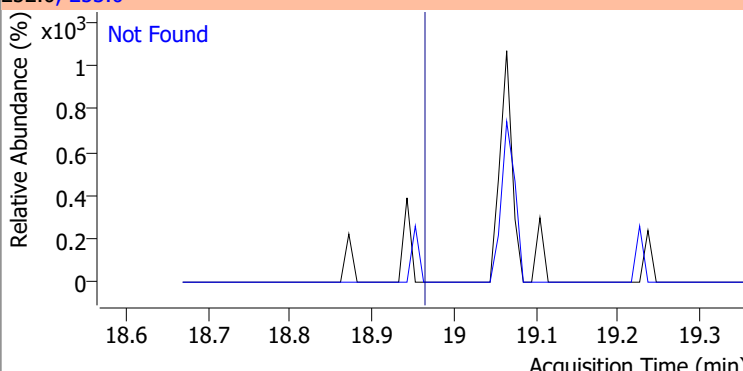
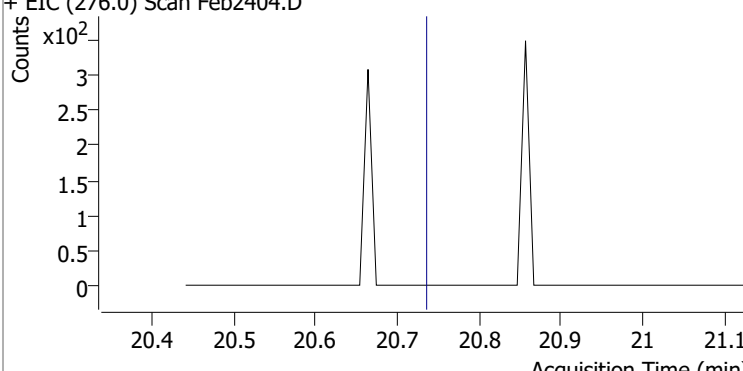
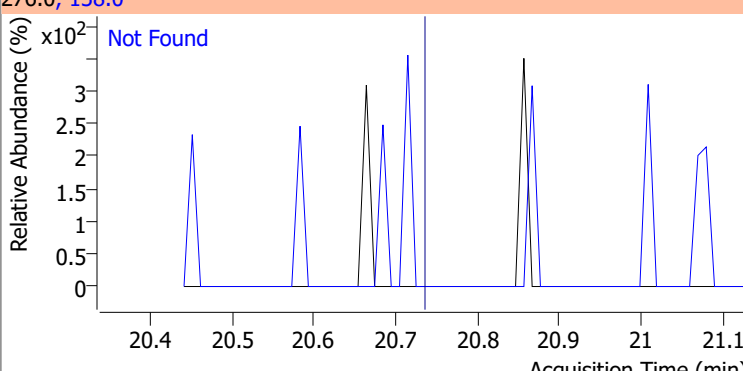
Compound	Conc.	Exp RT	QIon	Exp Ratio	QIon	Exp Ratio
bis(2-ethylhexyl)Phthalate	N.D.	16.35	149.0	391.0	279.0	13.4



Compound	Conc.	Exp RT	QIon	Exp Ratio
Di-n-octyl Phthalate	N.D.	18.12	150.0	9.5

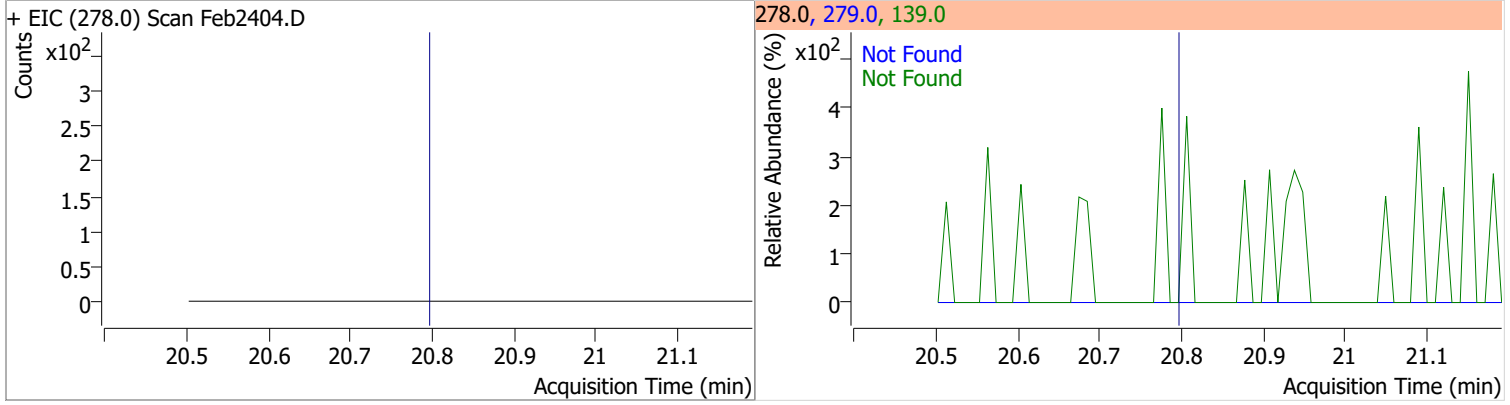


Quantitation Results Report (QT Reviewed)

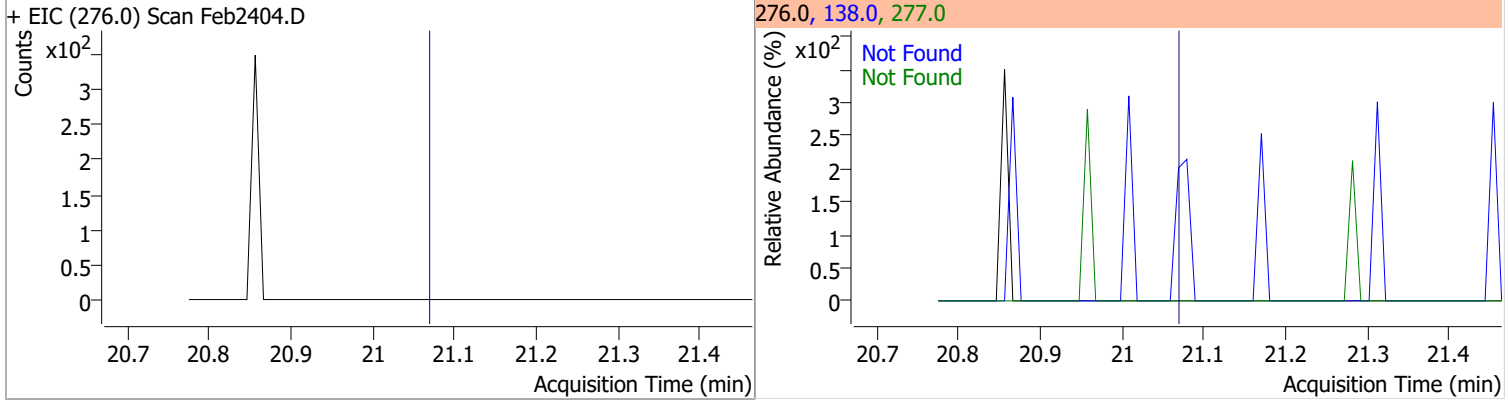
Compound	Conc.	Exp RT	QIon	Exp Ratio
Benzo(b)fluoranthene	N.D.	18.37	253.0	22.9
+ EIC (252.0) Scan Feb2404.D			252.0, 253.0	
				
Benzo(k)fluoranthene	N.D.	18.43	253.0	22.8
+ EIC (252.0) Scan Feb2404.D			252.0, 253.0	
				
Benzo(a)pyrene	N.D.	18.97	253.0	22.6
+ EIC (252.0) Scan Feb2404.D			252.0, 253.0	
				
Indeno(1,2,3-c,d)pyrene	N.D.	20.75	138.0	30.2
+ EIC (276.0) Scan Feb2404.D			276.0, 138.0	
				

Quantitation Results Report (QT Reviewed)

Compound	Conc.	Exp RT	QIon	Exp Ratio	QIon	Exp Ratio
Dibenzo(a,h)anthracene	N.D.	20.81	139.0	25.3	279.0	24.1

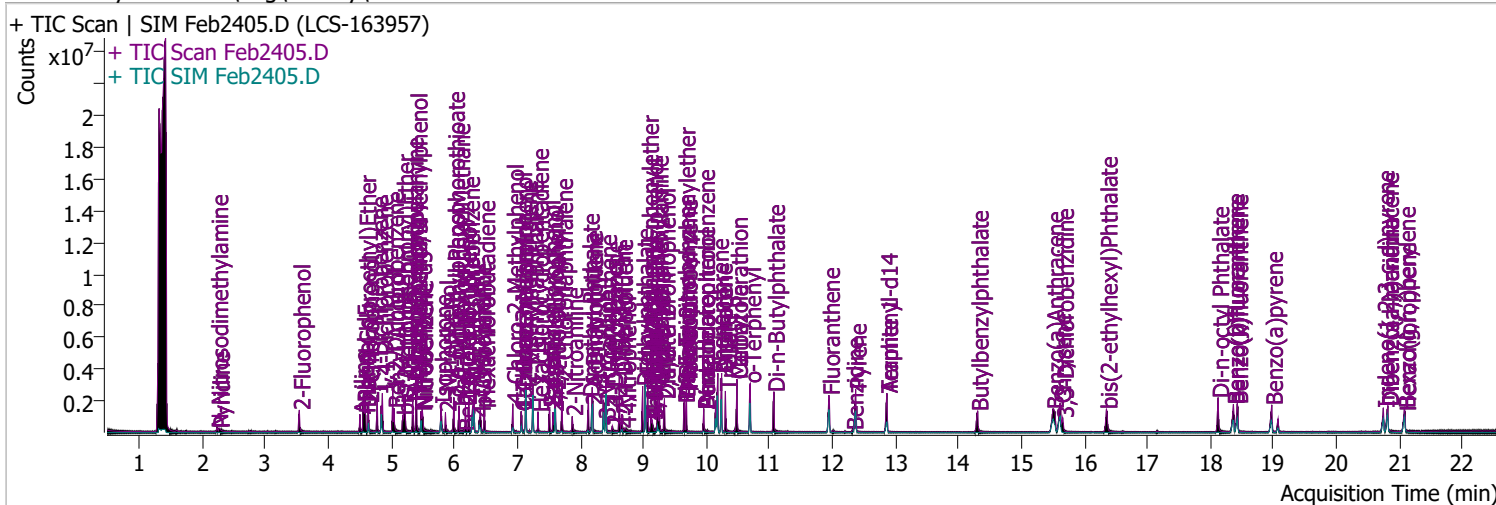


Compound	Conc.	Exp RT	QIon	Exp Ratio	QIon	Exp Ratio
Benzo(g,h,i)perylene	N.D.	21.08	138.0	32.4	277.0	23.6



Quantitation Results Report (QT Reviewed)

Data File	Feb2405.D	Operator	LIMS import
Acq. Method	BNA+SIM.M	Acq. Date-Time	2/24/2022 5:48:15 PM
Sample Name	LCS-163957	Instrument	Instrument #1
Vial	5	Multiplier	1.00
DA Method File		Comment	SVOC-8270-W-LARGO
Tune File	dftppdsm.u	Tune Date	2/18/2022 9:25:00 PM
Batch Name	022422 DoD BNA.batch.bin	Last Calib Update	2/25/2022 7:56:13 AM
Ref Library	D:\Org\Library\NIST129K.l		



Compound	RT	QIon	Resp.	Conc.	Units	Dev(Min)
----------	----	------	-------	-------	-------	----------

Internal Standards

System Monitoring Compounds

S 2-Fluorophenol	3.541	112.0	515423	77.5125	µg/L	0.010
Spiked Amount: 200.000	Range: 10.0 - 75.0%			Recovery = 38.76%		
S Phenol-d5	4.552	99.0	620948	72.6000	µg/L	0.000
Spiked Amount: 200.000	Range: 10.0 - 65.0%			Recovery = 36.30%		
S Nitrobenzene-d5	5.471	82.0	347911	73.0990	µg/L	0.000
Spiked Amount: 100.000	Range: 32.0 - 94.0%			Recovery = 73.10%		
S 2-Fluorobiphenyl	7.594	172.0	961699	71.1280	µg/L	0.000
Spiked Amount: 100.000	Range: 28.0 - 107.0%			Recovery = 71.13%		
S 2,4,6-Tribromophenol	9.336	329.8	214095	160.5917	µg/L	0.010
Spiked Amount: 200.000	Range: 25.0 - 140.0%			Recovery = 80.30%		
S Terphenyl-d14	12.865	244.3	1275318	91.1725	µg/L	0.000
Spiked Amount: 100.000	Range: 32.0 - 122.0%			Recovery = 91.17%		

Target Compounds

Compound	RT	QIon	Resp.	Conc.	Units	QValue	
T N-Nitrosodimethylamine	2.234	74.0	87921	45.9222	µg/L	84	
T Pyridine	2.264	79.0	139328	28.6217	µg/L	94	
T Aniline	4.501	93.0	410017	33.5951	µg/L	97	
T Phenol	4.572	94.0	382123	40.6064	µg/L	82	
T bis(-2-Chloroethyl)Ether	4.583	63.0	411867	63.8945	µg/L	99	
T 2-Chlorophenol	4.634	128.0	436991	57.0742	µg/L	99	
T 1,3-Dichlorobenzene	4.777	146.0	550420	55.4507	µg/L	m	99
T 1,4-Dichlorobenzene	4.858	146.0	526751	52.0744	µg/L	m	97
T 1,2-Dichlorobenzene	5.022	146.0	553676	57.3591	µg/L	m	99
T Benzyl Alcohol	5.042	108.0	231347	62.4638	µg/L	98	
T bis(2-chloroisopropyl)Ether	5.185	121.0	150955	58.3955	µg/L	96	
T 2-Methylphenol	5.216	107.0	425511	64.2104	µg/L	92	
T N-nitroso-Di-n-propylamine	5.338	70.0	378810	82.7865	µg/L	90	
T Hexachloroethane	5.389	117.0	162145	56.1172	µg/L	97	
T 4Methylphenol/3Methylphenol	5.400	107.0	594063	65.5675	µg/L	99	

Quantitation Results Report (QT Reviewed)

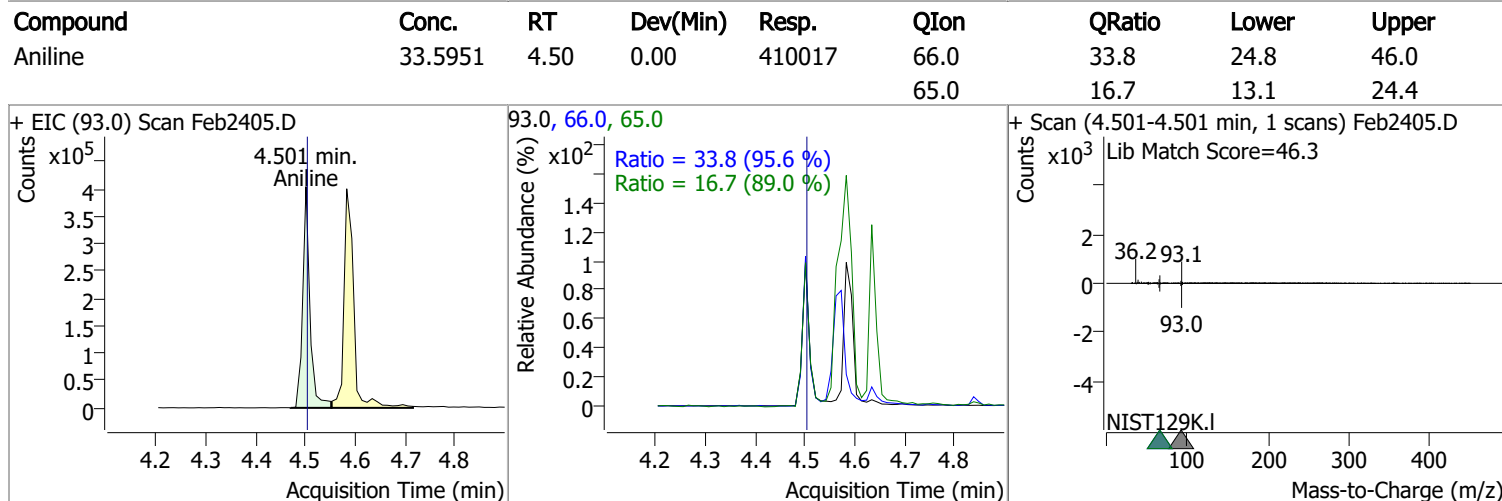
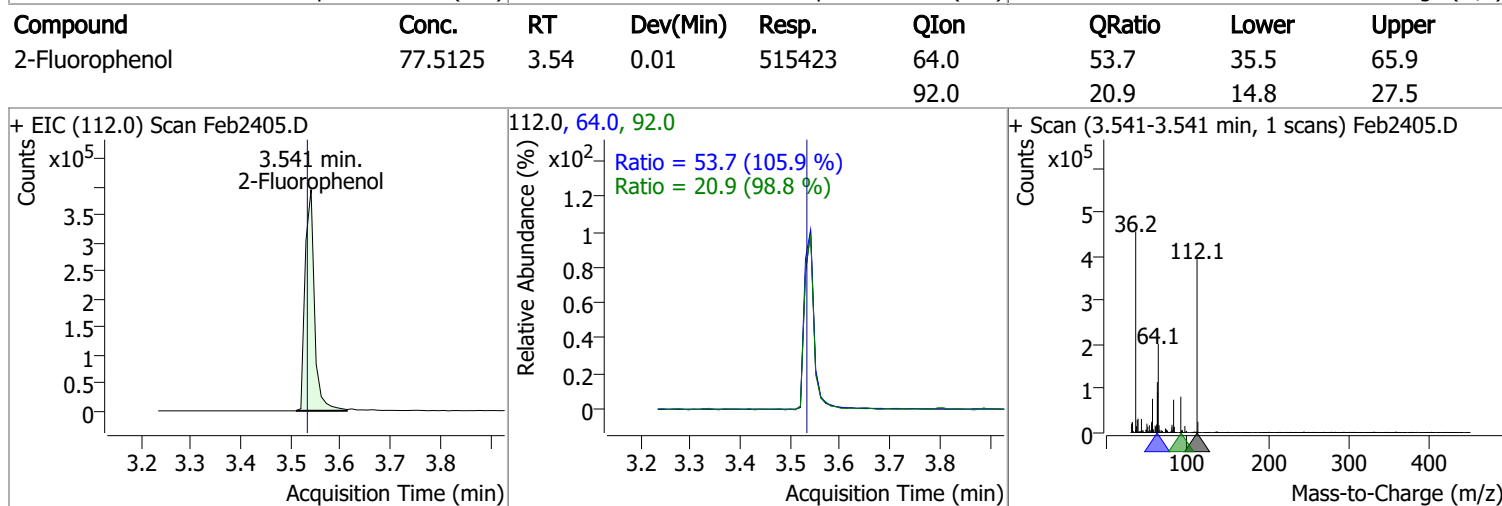
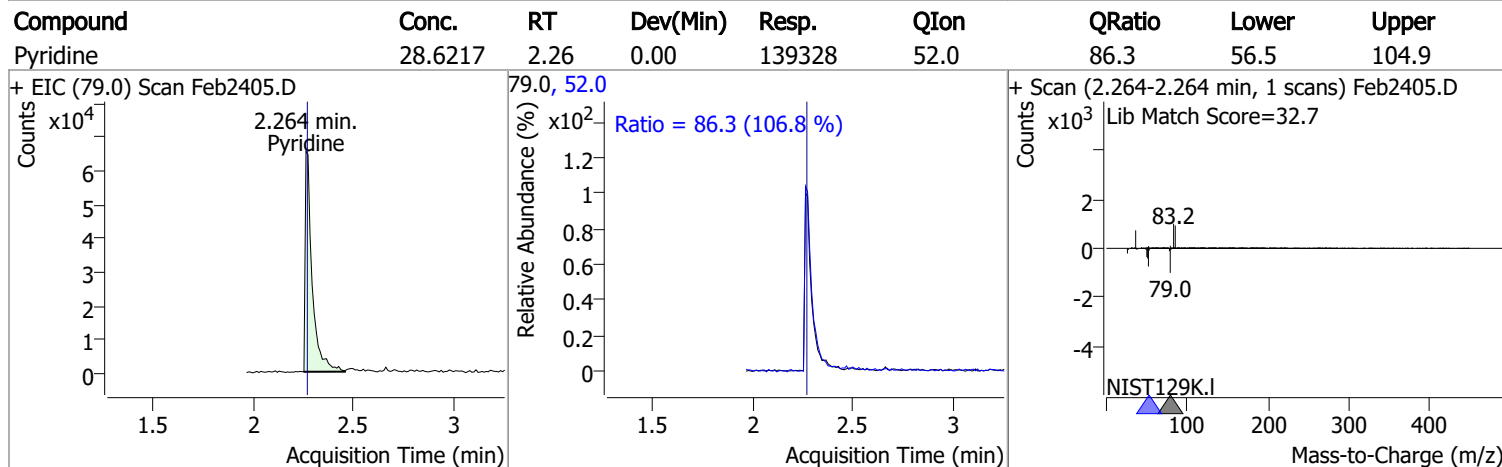
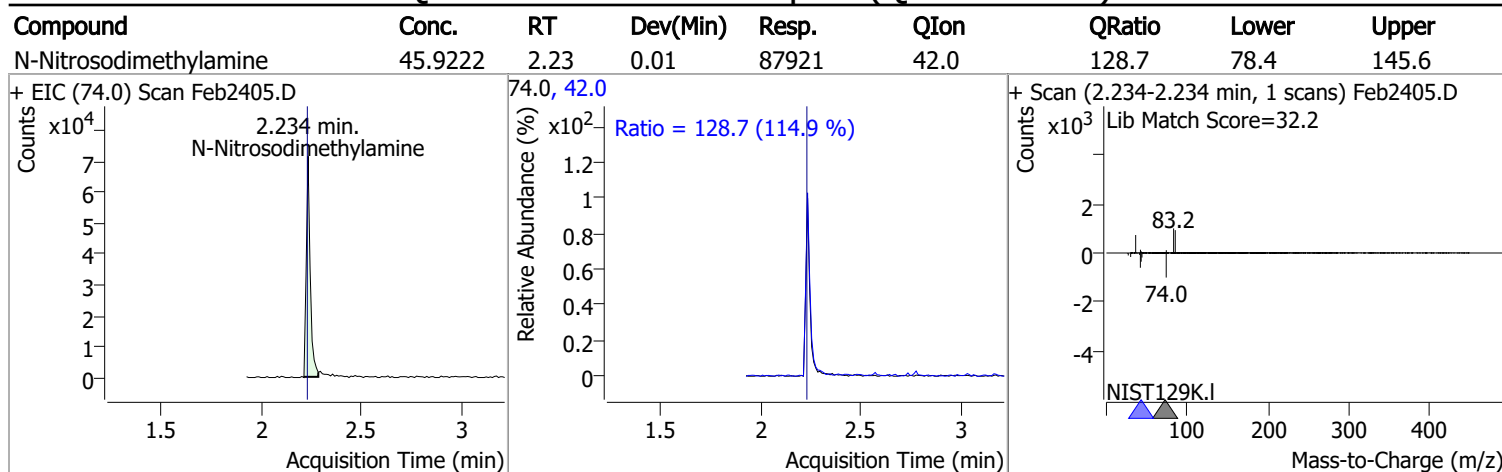
Compound	RT	QIon	Resp.	Conc.	Units	Dev(Min)
T Nitrobenzene	5.492	123.1	169180	69.9443	µg/L	98
T Isophorone	5.788	82.0	863072	75.8027	µg/L	99
T 2-Nitrophenol	5.859	139.0	192080	75.7092	µg/L	96
T 2,4-Dimethylphenol	5.992	122.0	401545	75.5371	µg/L	97
T bis(-2-Chloroethoxy)Methane	6.075	93.0	493421	74.4505	µg/L	97
T 2,4-Dichlorophenol	6.177	162.0	332011	65.6864	µg/L	97
T Benzoic Acid	6.157	105.0	34548	16.2020	µg/L	m 87
T 1,2,4-Trichlorobenzene	6.229	180.0	371649	60.2319	µg/L	99
T Naphthalene	6.311	128.0	1232605	67.1814	µg/L	99
T 4-Chlorophenol	6.403	130.0	112172	59.0634	µg/L	85
T p-Chloroaniline	6.413	127.0	391109	54.6833	µg/L	98
T Hexachlorobutadiene	6.475	224.9	173035	55.0919	µg/L	99
T 4-Chloro-2-Methylphenol	6.927	107.0	325641	68.9237	µg/L	m 98
T 4-Chloro-3-Methylphenol	7.060	107.0	348145	70.9208	µg/L	m 99
T 2-Methylnaphthalene	7.132	141.0	727012	71.0934	µg/L	98
T 1-Methylnaphthalene	7.245	141.0	662666	66.3050	µg/L	98
T Hexachlorocyclopentadiene	7.327	236.9	126253	66.8124	µg/L	96
T 2,4,6-Trichlorophenol	7.512	196.0	248183	74.6108	µg/L	97
T 2,4,5-Trichlorophenol	7.564	196.0	270554	72.7285	µg/L	99
T 2-Chloronaphthalene	7.707	162.0	870779	76.6738	µg/L	99
T 2-Nitroaniline	7.872	65.0	157340	77.6905	µg/L	91
T Dimethyl Phthalate	8.128	163.0	1052824	91.1768	µg/L	100
T 2,6-Dinitrotoluene	8.179	165.0	130496	83.0714	µg/L	94
T Acenaphthylene	8.190	152.1	1366381	75.2247	µg/L	99
T 3-Nitroaniline	8.384	138.0	125557	71.1076	µg/L	98
T Acenaphthene	8.405	154.0	833726	80.0104	µg/L	99
T 2,4-Dinitrophenol	8.507	184.0	54268	70.6843	µg/L	93
T Dibenzofuran	8.619	168.0	1337139	78.1005	µg/L	98
T 2,4-Dinitrotoluene	8.660	165.0	182394	91.1764	µg/L	99
T 4-Nitrophenol	8.711	109.0	68774	38.3080	µg/L	96
T Diethylphthalate	8.988	149.0	1094739	91.2016	µg/L	100
T Fluorene	9.029	166.0	1053745	76.9382	µg/L	99
T 4-Chlorophenyl-phenylether	9.070	204.0	526927	85.3208	µg/L	99
T 4-Nitroaniline	9.121	138.0	140960	73.0976	µg/L	98
T 4,6-Dinitro-2-methylphenol	9.141	198.0	99305	83.2619	µg/L	98
T N-nitrosodiphenylamine	9.223	169.0	757880	82.8298	µg/L	97
T Azobenzene	9.254	77.0	880852	73.4264	µg/L	96
T 4-Bromophenyl-phenylether	9.653	248.0	290040	83.4872	µg/L	98
T Hexachlorobenzene	9.683	283.9	282606	80.2652	µg/L	94
T Pentachlorophenol	9.958	265.9	133949	81.6489	µg/L	97
T Phenanthrene	10.181	178.0	1652771	87.4241	µg/L	100
T Anthracene	10.242	178.0	1570693	87.5430	µg/L	100
T Triallate	10.302	86.0	343242	80.2173	µg/L	97
T Carbazole	10.485	167.0	1465847	80.5179	µg/L	100
T o-Terphenyl	10.697	230.0	806842	79.9434	µg/L	98
T Di-n-Butylphthalate	11.072	149.0	1632788	92.5315	µg/L	99
T Fluoranthene	11.943	202.0	1614188	84.6892	µg/L	99
T Benzidine	12.318	184.0	106216	15.7260	µg/L	94
T Pyrene	12.369	202.0	1682759	80.9650	µg/L	98
T Butylbenzylphthalate	14.306	149.0	533662	88.7642	µg/L	99
T Benzo(a)Anthracene	15.502	228.0	1395725	90.2977	µg/L	100
T Chrysene	15.614	228.0	1471510	85.2581	µg/L	100
T 3,3-Dichlorobenzidine	15.655	252.0	316036	59.9183	µg/L	98
T bis(2-ethylhexyl)Phthalate	16.350	167.0	193419	92.2724	µg/L	96
T Di-n-octyl Phthalate	18.122	149.0	1329534	92.8625	µg/L	99

Quantitation Results Report (QT Reviewed)

Compound	RT	QIon	Resp.	Conc.	Units	Dev(Min)
T Benzo(b)fluoranthene	18.365	252.0	1261920	83.2920	µg/L	100
T Benzo(k)fluoranthene	18.426	252.0	1316707	82.4436	µg/L	99
T Benzo(a)pyrene	18.973	252.0	1092749	75.9393	µg/L	100
T Indeno(1,2,3-c,d)pyrene	20.745	276.0	905741	74.9879	µg/L	94
T Dibenzo(a,h)anthracene	20.816	278.0	985581	74.9788	µg/L	97
T Benzo(g,h,i)perylene	21.079	276.0	1087550	78.1499	µg/L	97

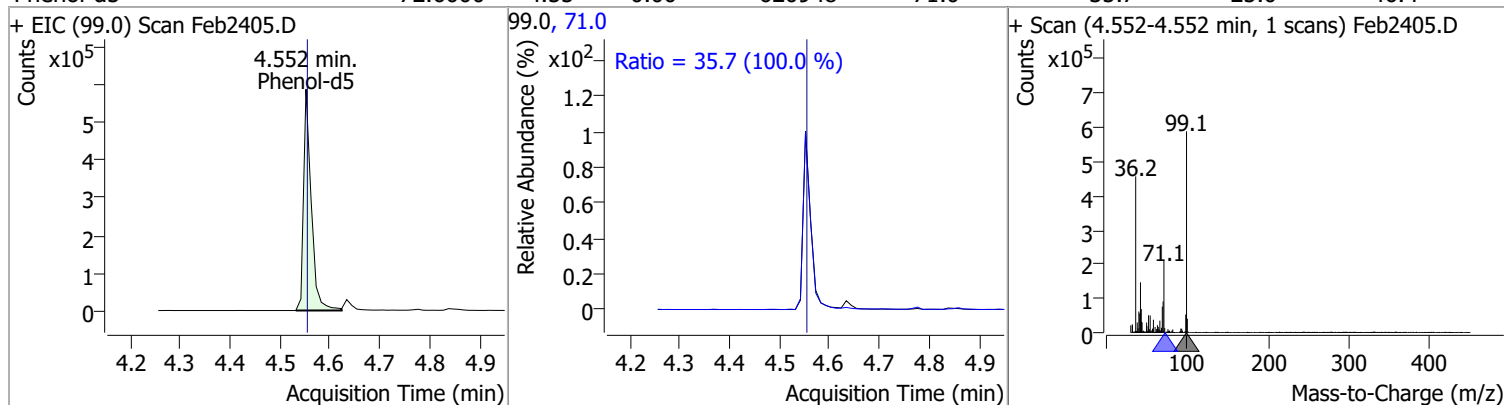
(#) = Qualifier Out of Range; (m) = Manual Integration; (+) = Area Summed; (*) = Surrogate Percent Recovery Out of Range; (d): Zeroed Peak

Quantitation Results Report (QT Reviewed)

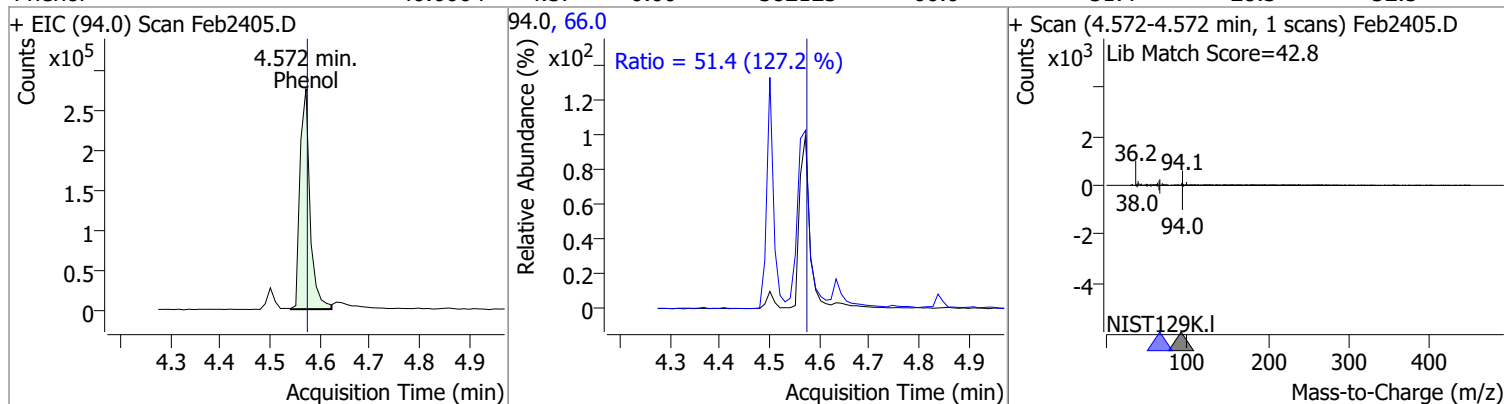


Quantitation Results Report (QT Reviewed)

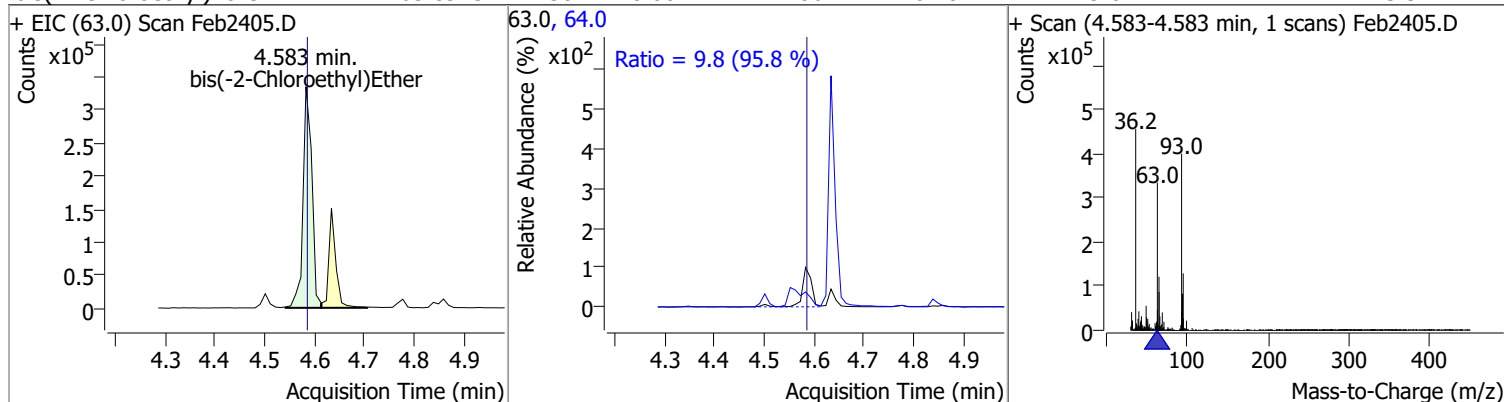
Compound	Conc.	RT	Dev(Min)	Resp.	QIon	QRatio	Lower	Upper
Phenol-d5	72.6000	4.55	0.00	620948	71.0	35.7	25.0	46.4



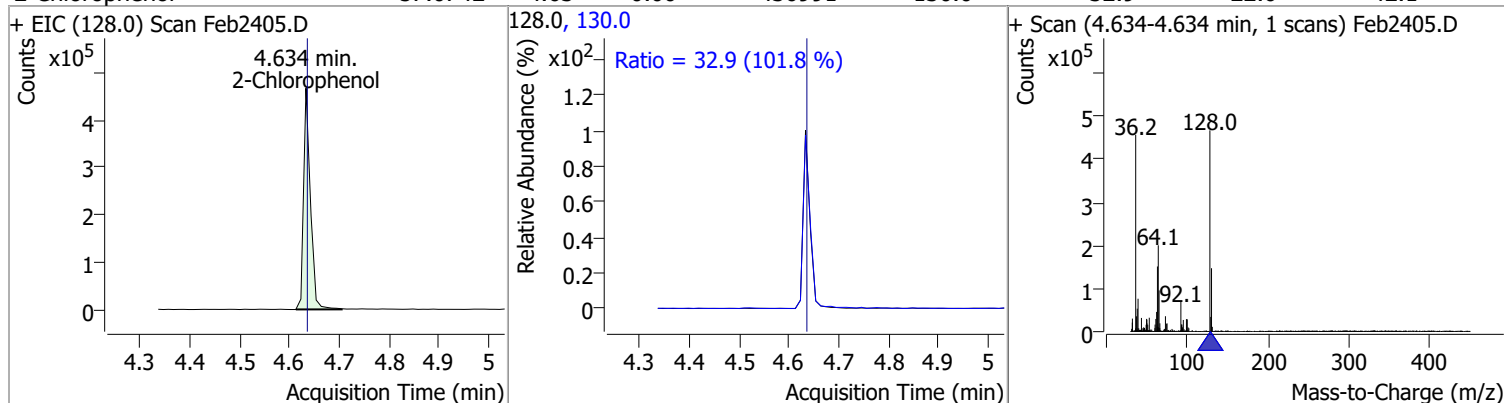
Compound	Conc.	RT	Dev(Min)	Resp.	QIon	QRatio	Lower	Upper
Phenol	40.6064	4.57	0.00	382123	66.0	51.4	28.3	52.5



Compound	Conc.	RT	Dev(Min)	Resp.	QIon	QRatio	Lower	Upper
bis(-2-Chloroethyl)Ether	63.8945	4.58	0.00	411867	64.0	9.8	7.2	13.3

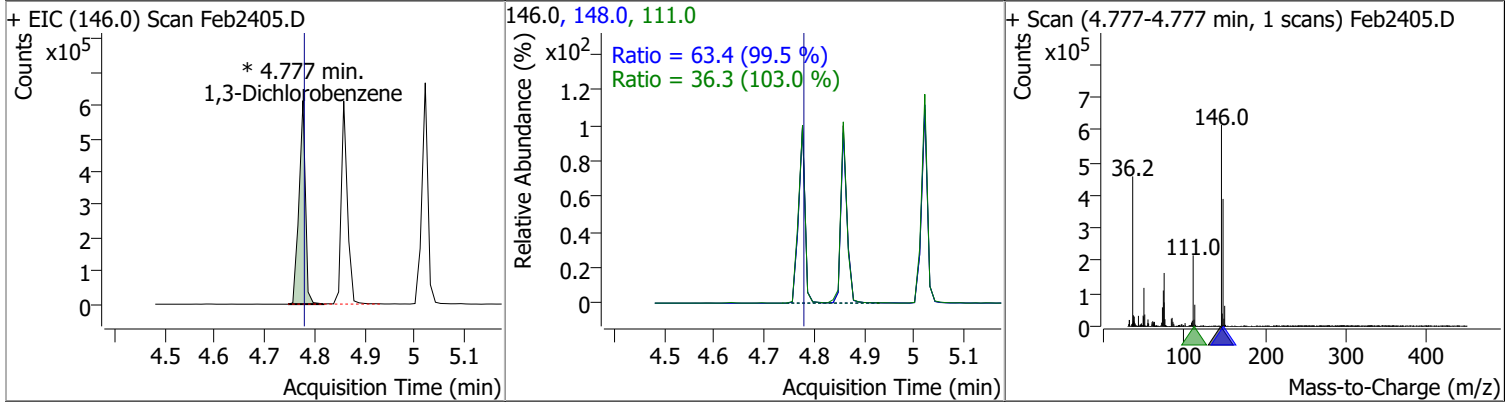


Compound	Conc.	RT	Dev(Min)	Resp.	QIon	QRatio	Lower	Upper
2-Chlorophenol	57.0742	4.63	0.00	436991	130.0	32.9	22.6	42.1

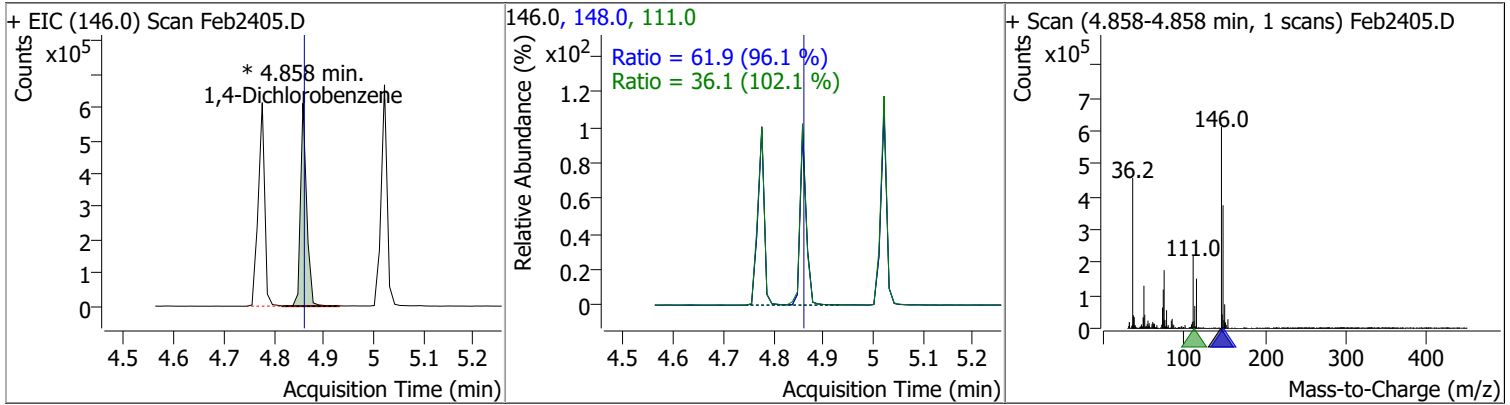


Quantitation Results Report (QT Reviewed)

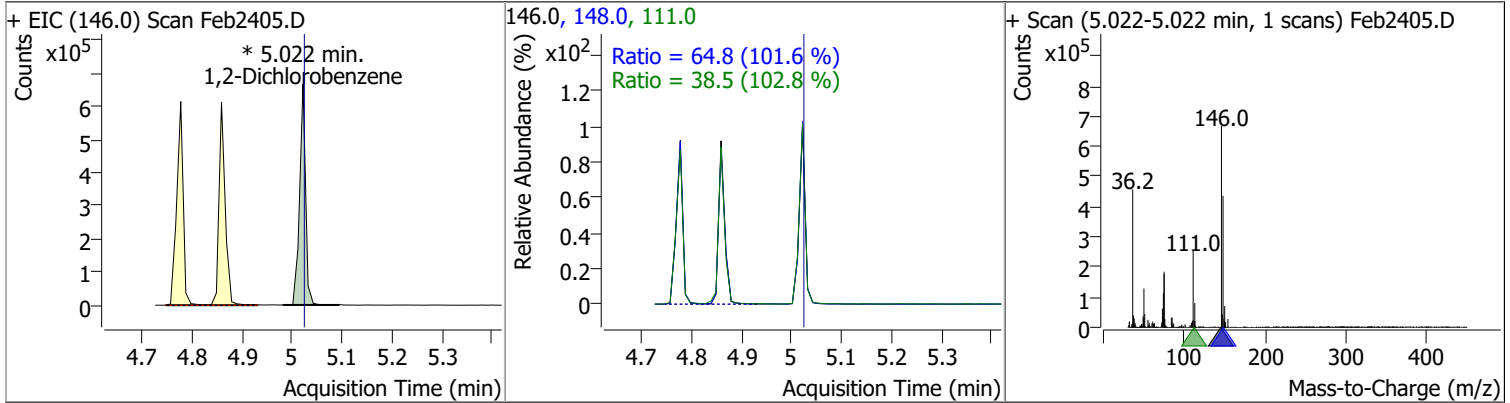
Compound	Conc.	RT	Dev(Min)	Resp.	QIon	QRatio	Lower	Upper
1,3-Dichlorobenzene	55.4507	4.78	0.00	550420 (m)	148.0	63.4	44.6	82.9
					111.0	36.3	24.7	45.9



Compound	Conc.	RT	Dev(Min)	Resp.	QIon	QRatio	Lower	Upper
1,4-Dichlorobenzene	52.0744	4.86	0.00	526751 (m)	148.0	61.9	45.0	83.7
					111.0	36.1	24.7	45.9

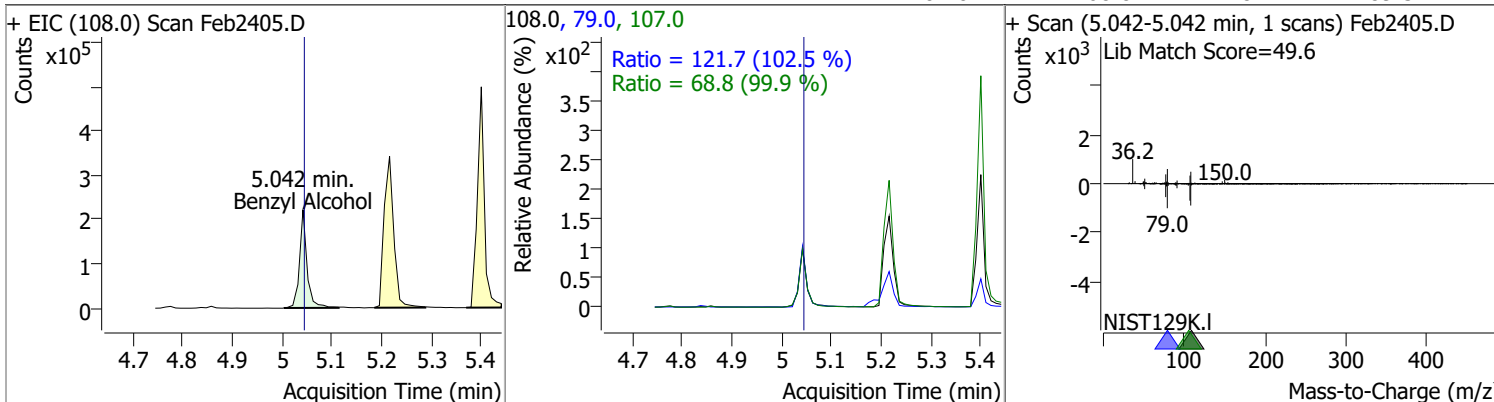


Compound	Conc.	RT	Dev(Min)	Resp.	QIon	QRatio	Lower	Upper
1,2-Dichlorobenzene	57.3591	5.02	0.00	553676 (m)	148.0	64.8	44.6	82.8
					111.0	38.5	26.2	48.7

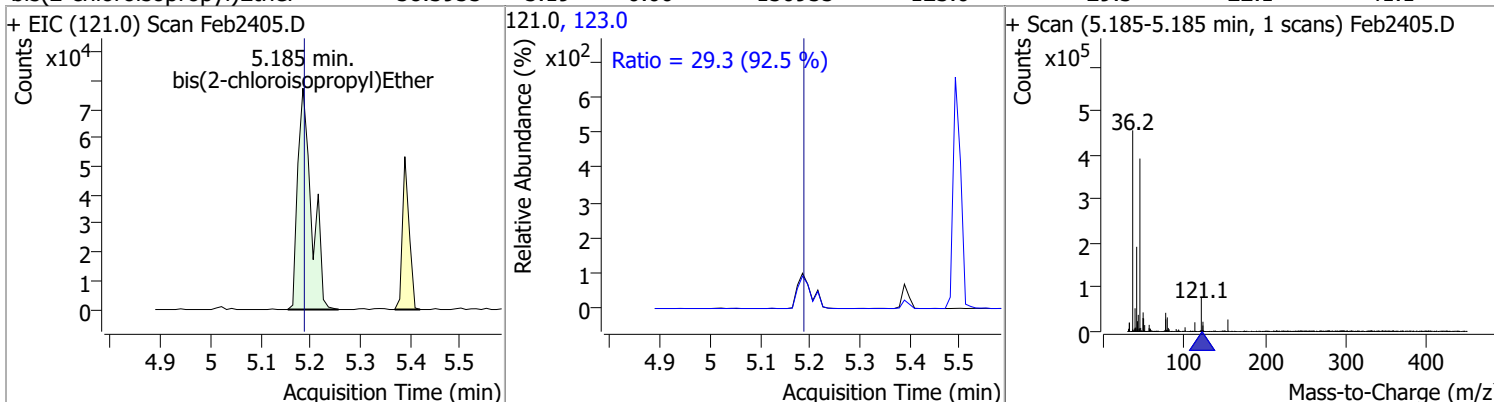


Quantitation Results Report (QT Reviewed)

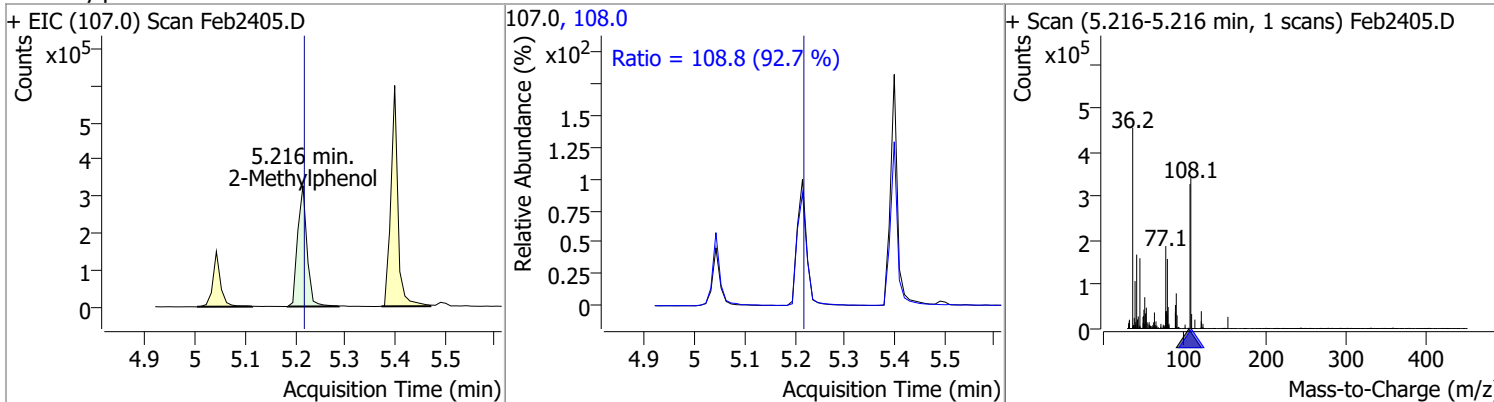
Compound	Conc.	RT	Dev(Min)	Resp.	QIon	QRatio	Lower	Upper
Benzyl Alcohol	62.4638	5.04	0.00	231347	79.0	121.7	83.2	154.5
					107.0	68.8	48.2	89.5



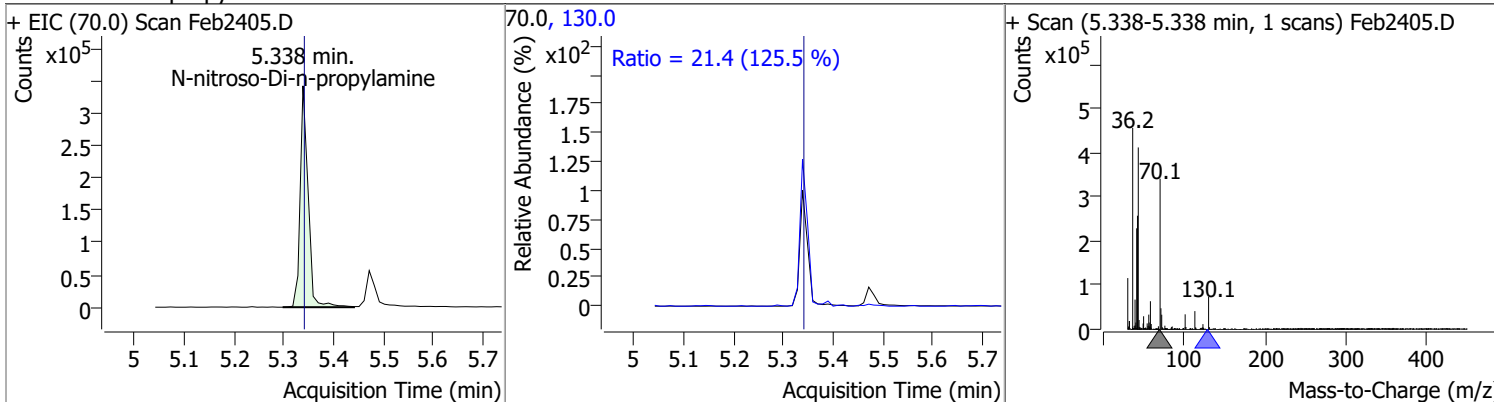
Compound	Conc.	RT	Dev(Min)	Resp.	QIon	QRatio	Lower	Upper
bis(2-chloroisopropyl)Ether	58.3955	5.19	0.00	150955	123.0	29.3	22.1	41.1



Compound	Conc.	RT	Dev(Min)	Resp.	QIon	QRatio	Lower	Upper
2-Methylphenol	64.2104	5.22	0.00	425511	108.0	108.8	82.2	152.6

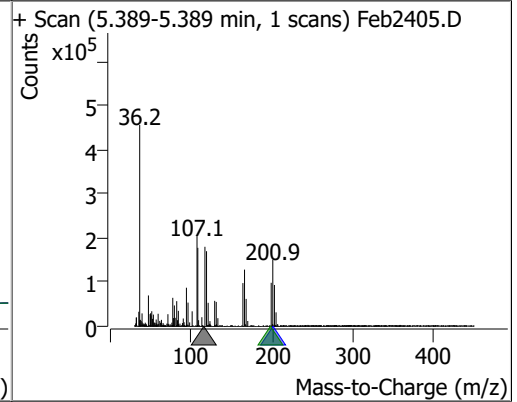
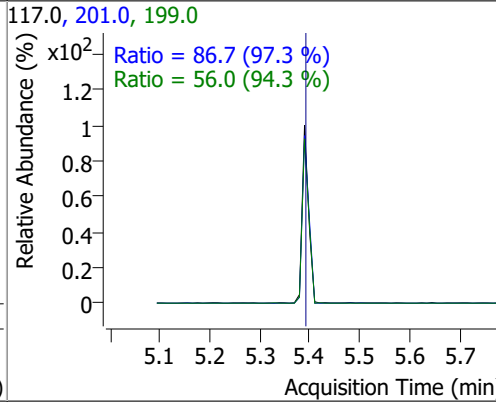
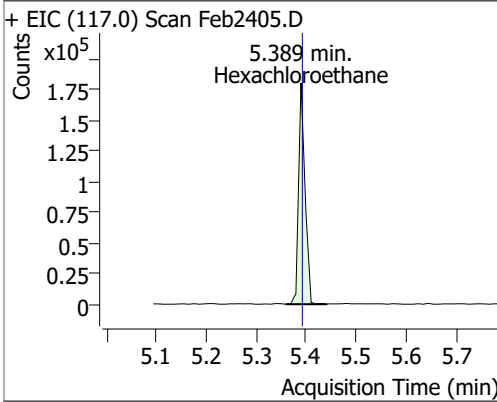


Compound	Conc.	RT	Dev(Min)	Resp.	QIon	QRatio	Lower	Upper
N-nitroso-Di-n-propylamine	82.7865	5.34	0.00	378810	130.0	21.4	0.0	34.0

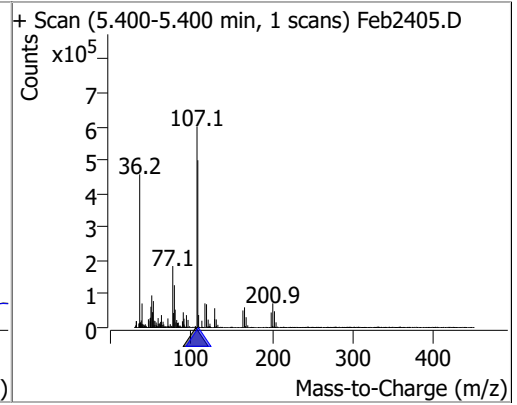
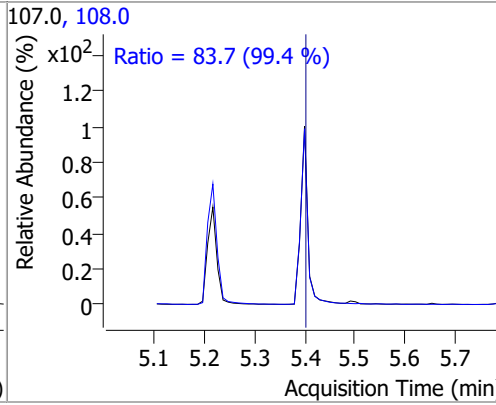
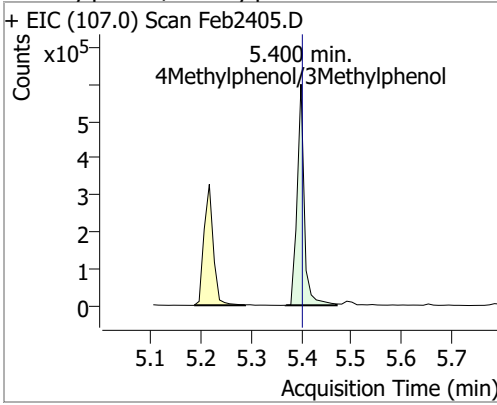


Quantitation Results Report (QT Reviewed)

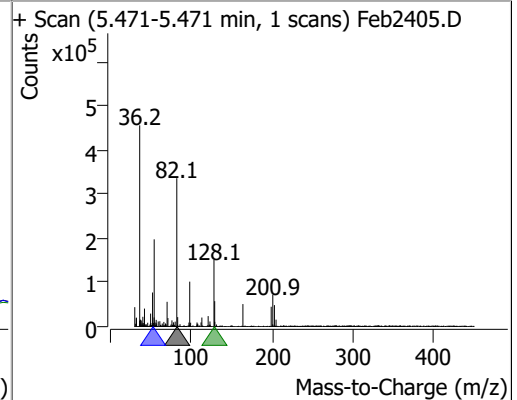
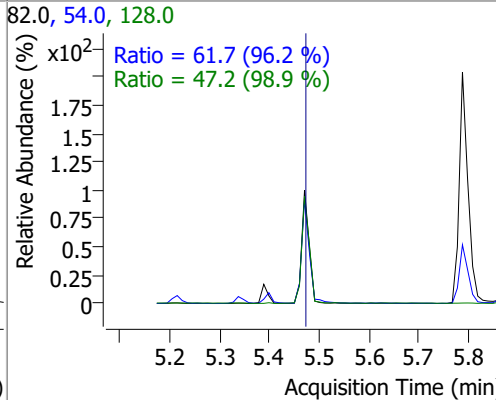
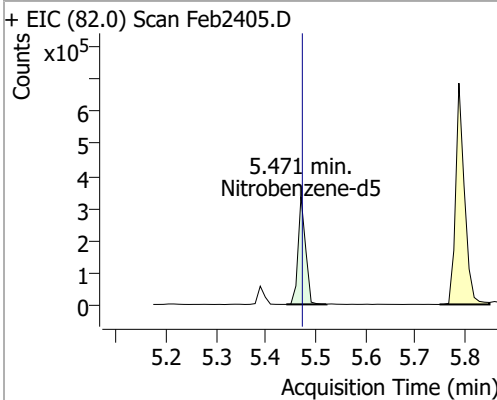
Compound	Conc.	RT	Dev(Min)	Resp.	QIon	QRatio	Lower	Upper
Hexachloroethane	56.1172	5.39	0.00	162145	201.0	86.7	62.4	115.9
					199.0	56.0	41.5	77.1



Compound	Conc.	RT	Dev(Min)	Resp.	QIon	QRatio	Lower	Upper
4Methylphenol/3Methylphenol	65.5675	5.40	0.00	594063	108.0	83.7	59.0	109.5

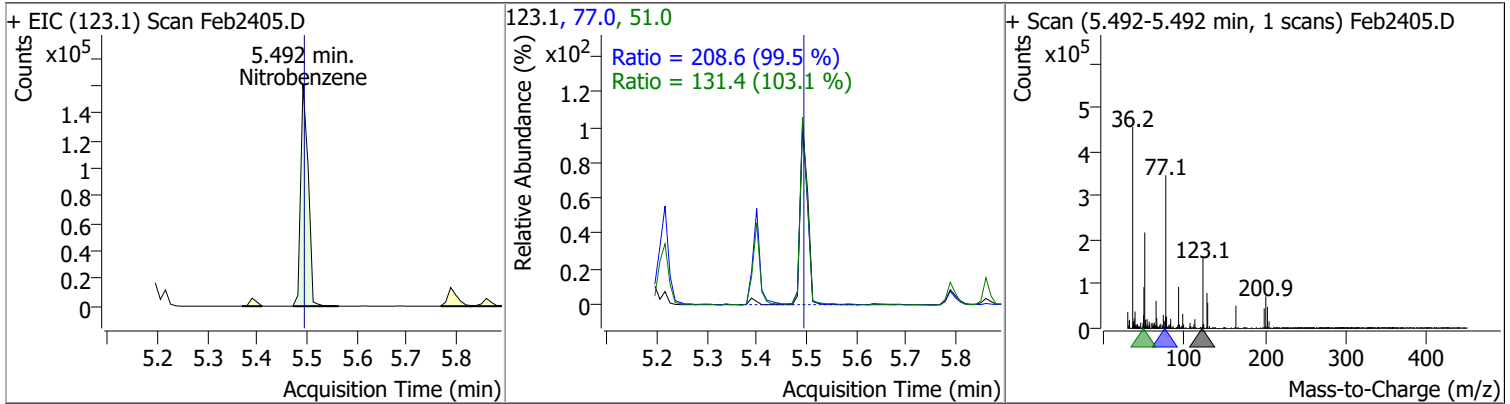


Compound	Conc.	RT	Dev(Min)	Resp.	QIon	QRatio	Lower	Upper
Nitrobenzene-d5	73.0990	5.47	0.00	347911	54.0	61.7	44.9	83.4
					128.0	47.2	33.4	62.1

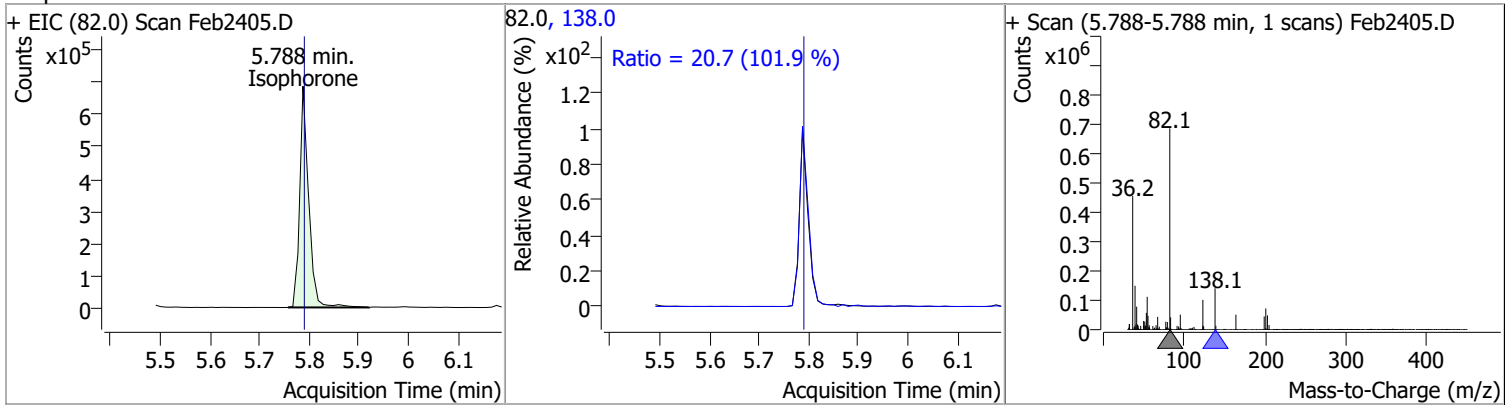


Quantitation Results Report (QT Reviewed)

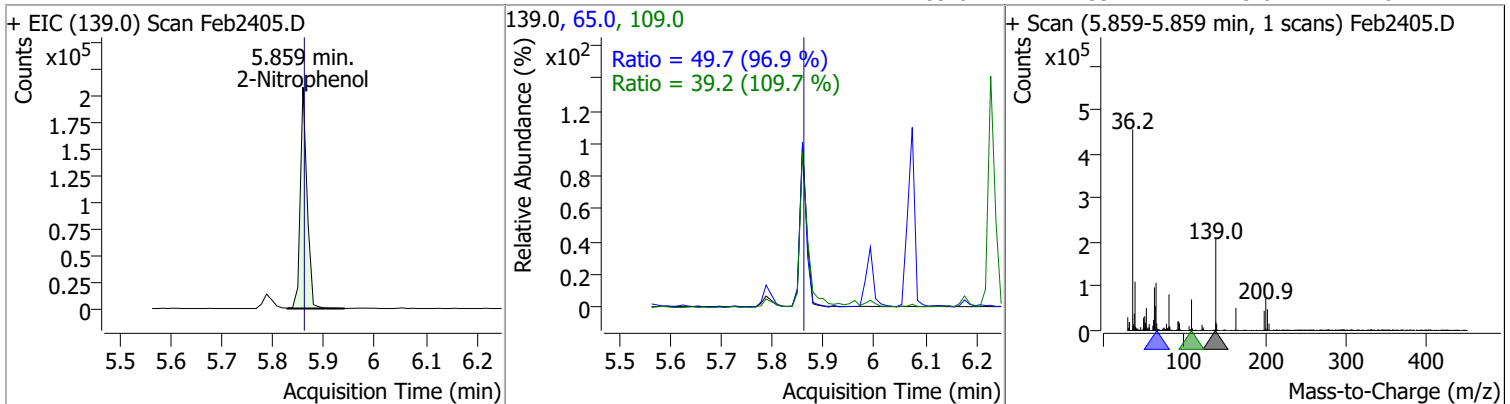
Compound	Conc.	RT	Dev(Min)	Resp.	QIon	QRatio	Lower	Upper
Nitrobenzene	69.9443	5.49	0.00	169180	77.0	208.6	146.7	272.5
					51.0	131.4	89.2	165.7



Compound	Conc.	RT	Dev(Min)	Resp.	QIon	QRatio	Lower	Upper
Isophorone	75.8027	5.79	0.00	863072	138.0	20.7	14.2	26.4

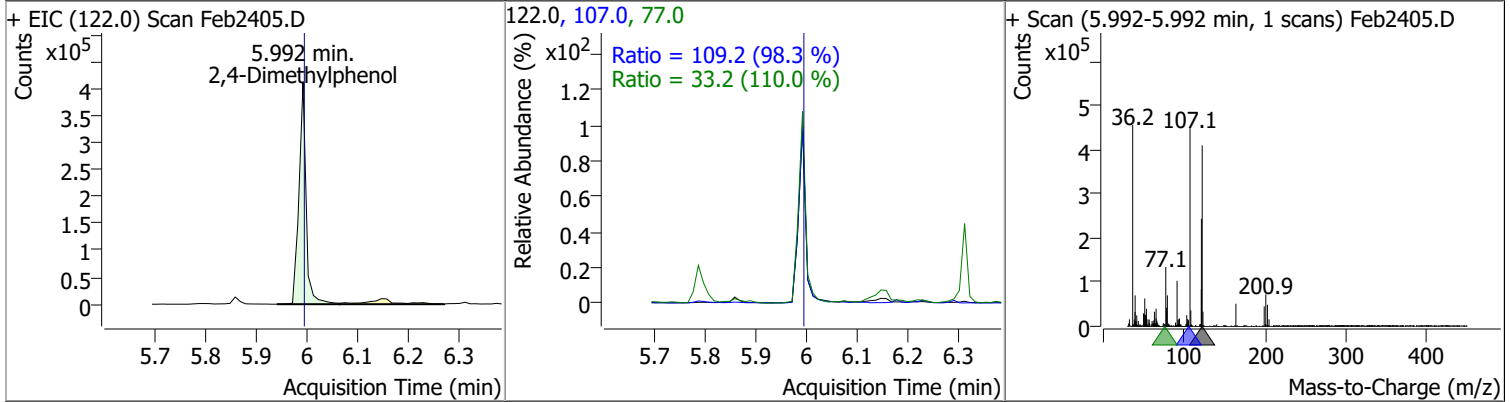


Compound	Conc.	RT	Dev(Min)	Resp.	QIon	QRatio	Lower	Upper
2-Nitrophenol	75.7092	5.86	0.00	192080	65.0	49.7	35.9	66.7
					109.0	39.2	25.0	46.4

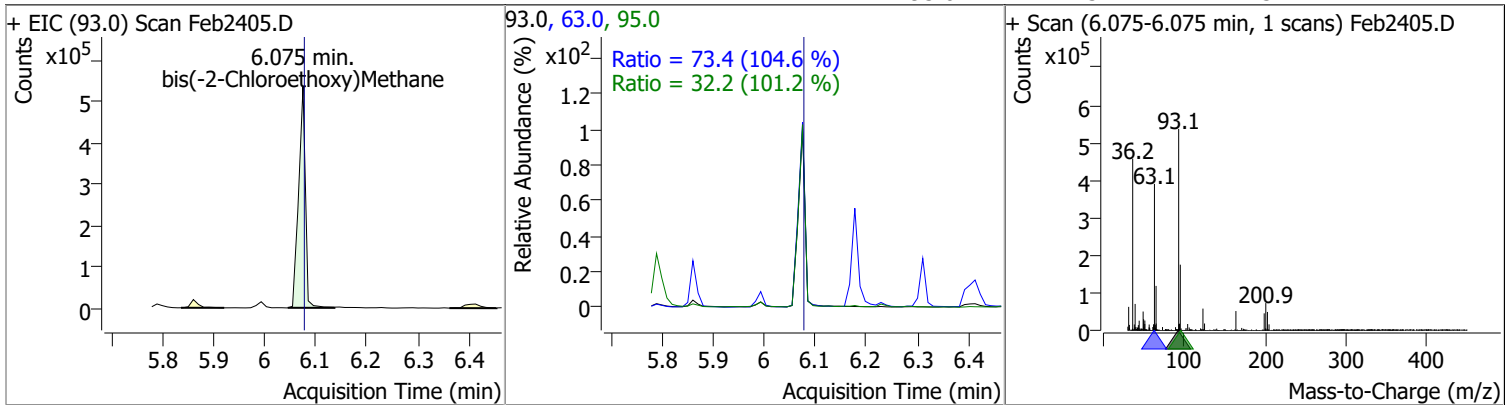


Quantitation Results Report (QT Reviewed)

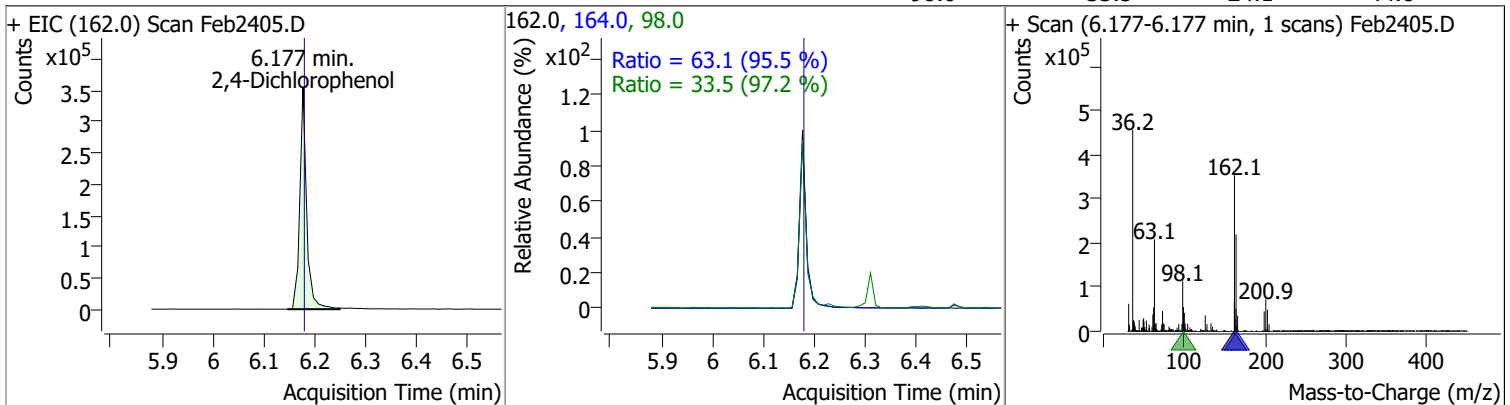
Compound	Conc.	RT	Dev(Min)	Resp.	QIon	QRatio	Lower	Upper
2,4-Dimethylphenol	75.5371	5.99	0.00	401545	107.0	109.2	77.8	144.4
					77.0	33.2	21.2	39.3



Compound	Conc.	RT	Dev(Min)	Resp.	QIon	QRatio	Lower	Upper
bis(-2-Chloroethoxy)Methane	74.4505	6.07	0.00	493421	63.0	73.4	49.1	91.2
					95.0	32.2	22.3	41.4

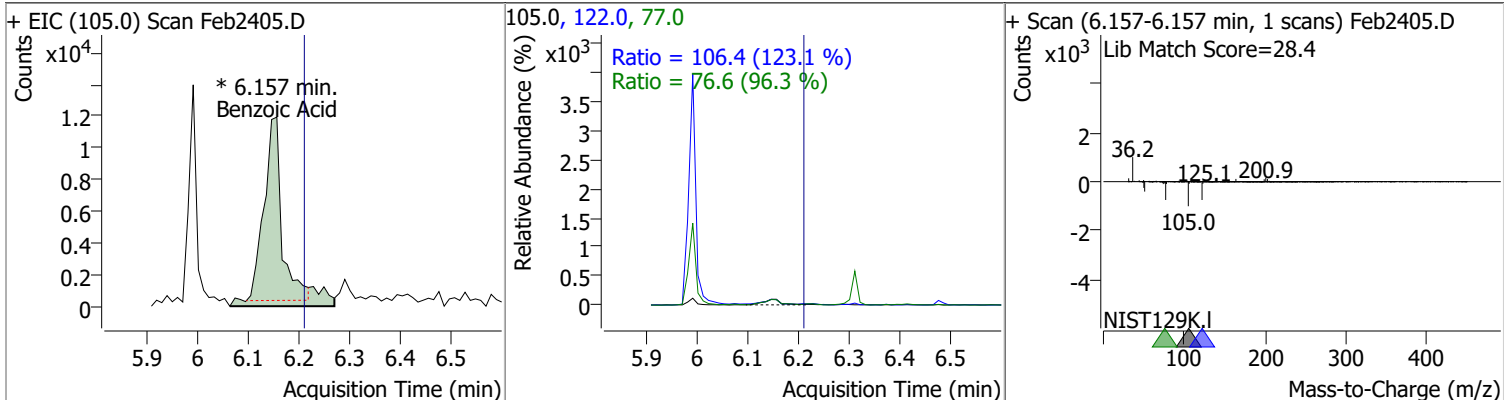


Compound	Conc.	RT	Dev(Min)	Resp.	QIon	QRatio	Lower	Upper
2,4-Dichlorophenol	65.6864	6.18	0.00	332011	164.0	63.1	46.3	86.0
					98.0	33.5	24.1	44.8

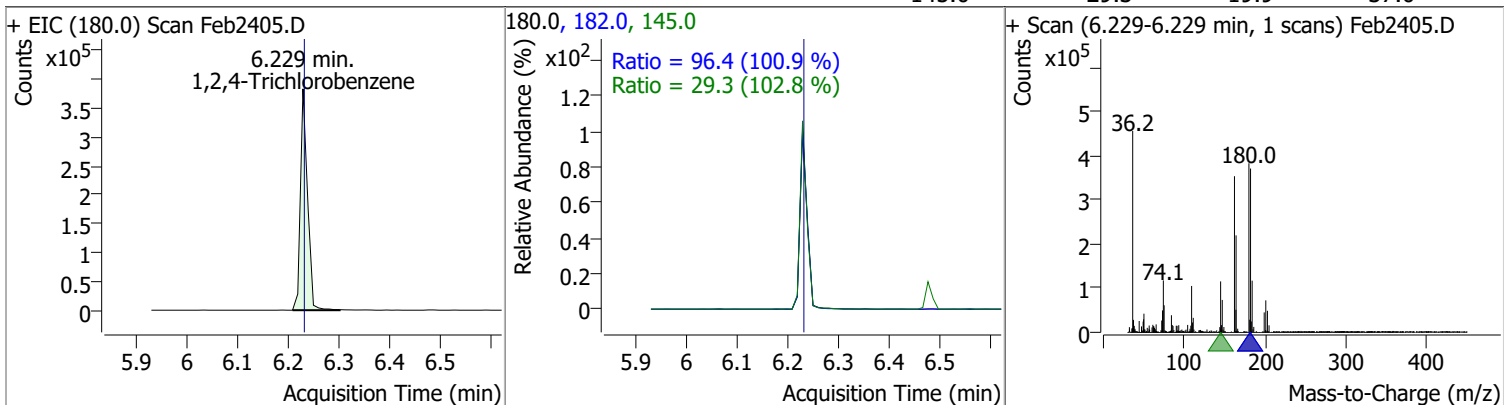


Quantitation Results Report (QT Reviewed)

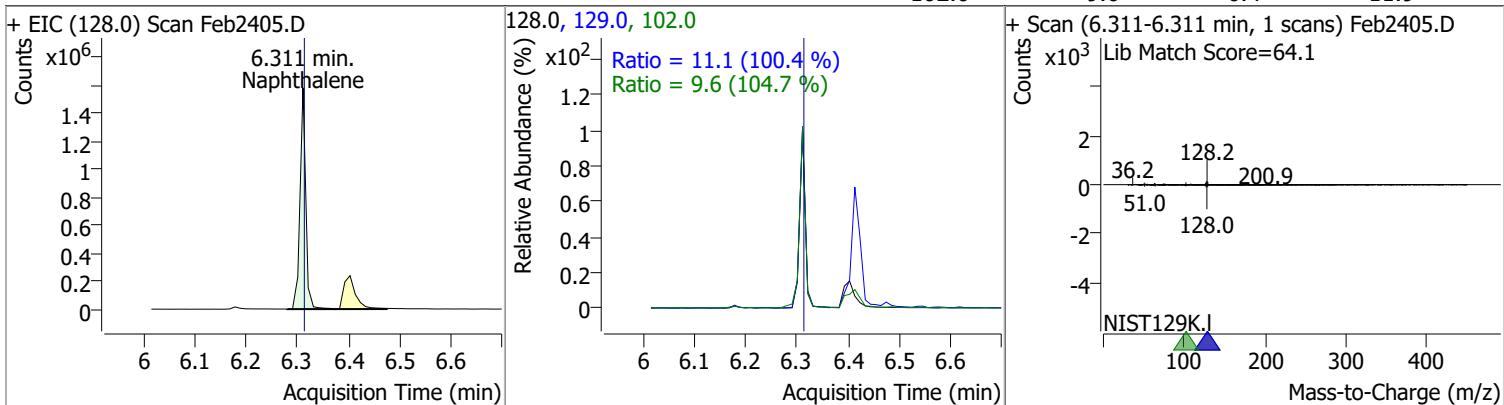
Compound	Conc.	RT	Dev(Min)	Resp.	QIon	QRatio	Lower	Upper
Benzoic Acid	16.2020	6.16	-0.05	34548 (m)	122.0	106.4	60.5	112.4
					77.0	76.6	55.7	103.4



Compound	Conc.	RT	Dev(Min)	Resp.	QIon	QRatio	Lower	Upper
1,2,4-Trichlorobenzene	60.2319	6.23	0.00	371649	182.0	96.4	66.8	124.1
					145.0	29.3	19.9	37.0

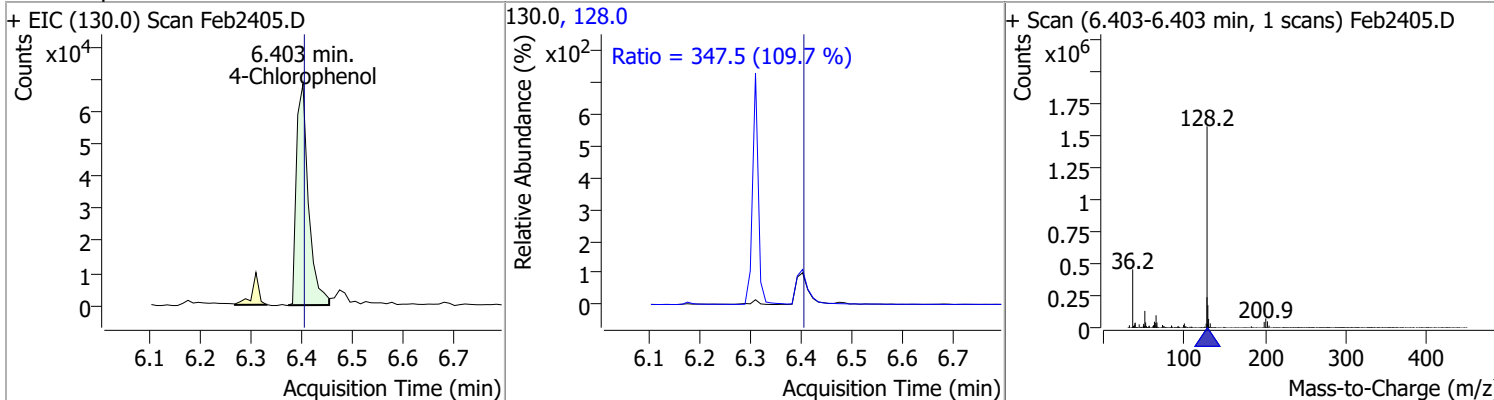


Compound	Conc.	RT	Dev(Min)	Resp.	QIon	QRatio	Lower	Upper
Naphthalene	67.1814	6.31	0.00	1232605	129.0	11.1	7.7	14.4
					102.0	9.6	6.4	11.9

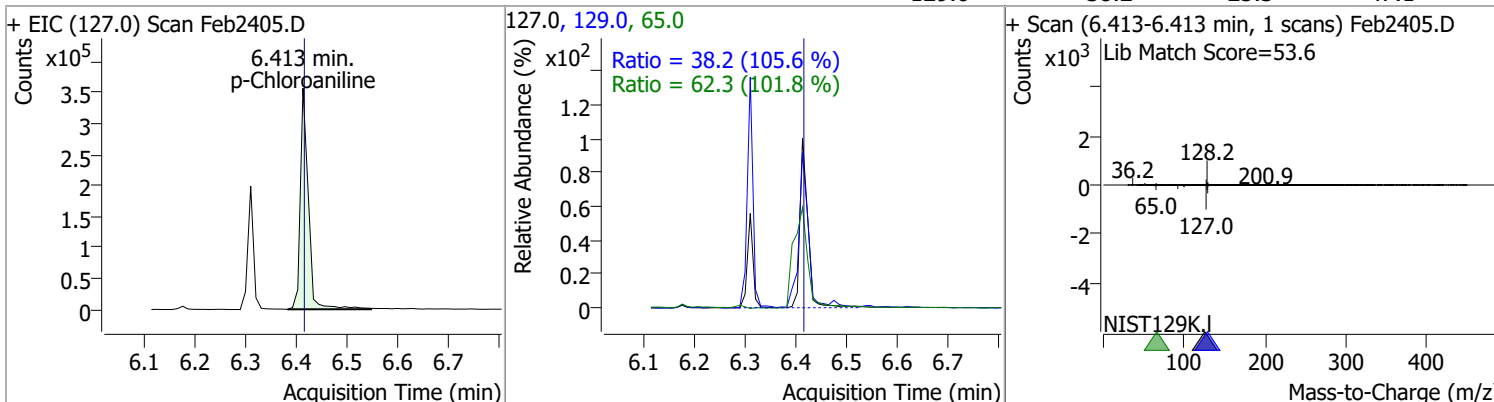


Quantitation Results Report (QT Reviewed)

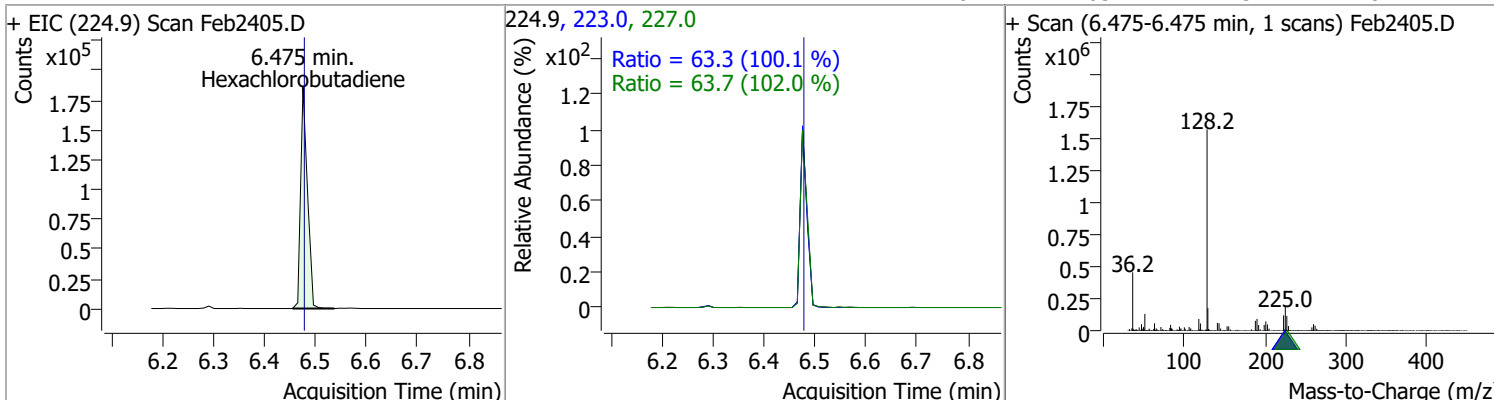
Compound	Conc.	RT	Dev(Min)	Resp.	QIon	QRatio	Lower	Upper
4-Chlorophenol	59.0634	6.40	0.00	112172	128.0	347.5	221.7	411.6



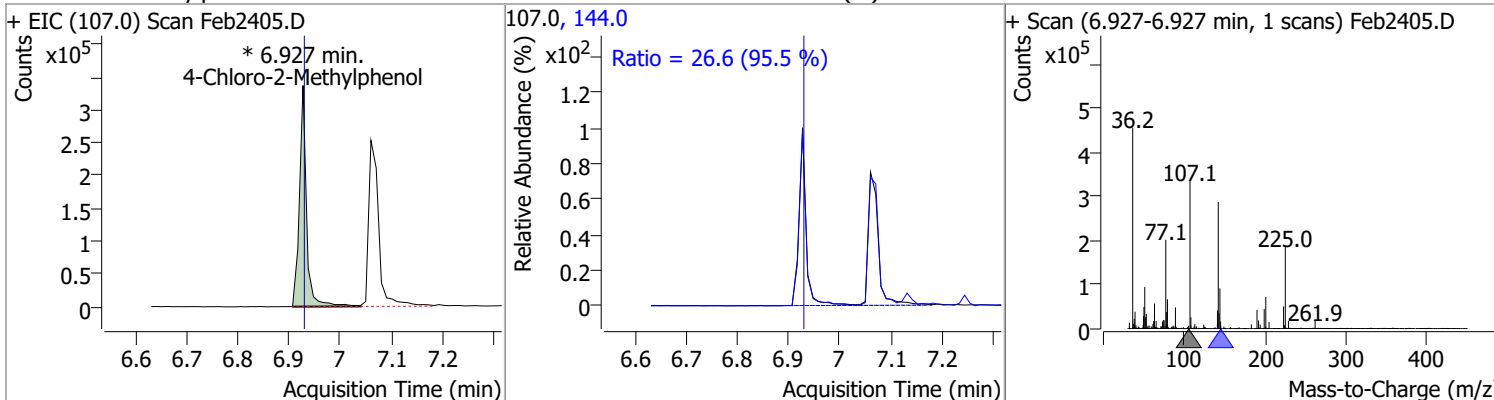
Compound	Conc.	RT	Dev(Min)	Resp.	QIon	QRatio	Lower	Upper
p-Chloroaniline	54.6833	6.41	0.00	391109	65.0	62.3	42.8	79.5
					129.0	38.2	25.3	47.1



Compound	Conc.	RT	Dev(Min)	Resp.	QIon	QRatio	Lower	Upper
Hexachlorobutadiene	55.0919	6.48	0.00	173035	223.0	63.3	44.2	82.2
					227.0	63.7	43.7	81.2

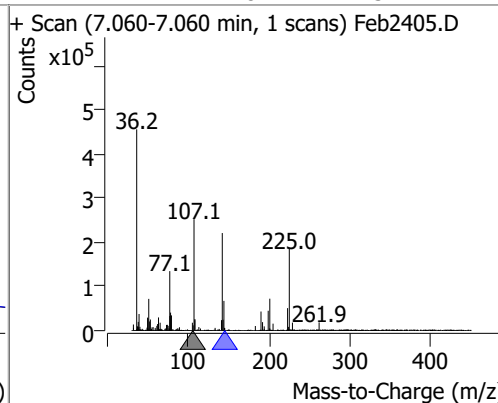
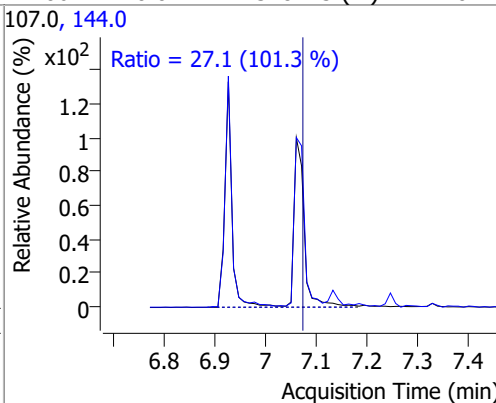
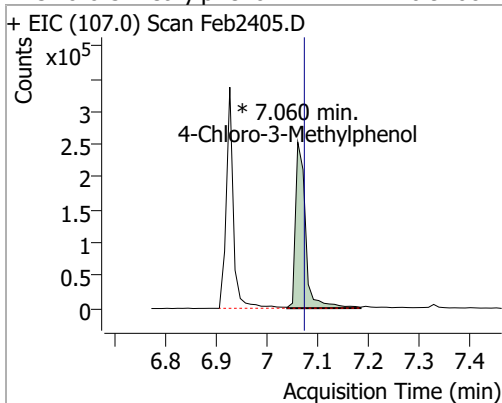


Compound	Conc.	RT	Dev(Min)	Resp.	QIon	QRatio	Lower	Upper
4-Chloro-2-Methylphenol	68.9237	6.93	0.00	325641 (m)	144.0	26.6	19.5	36.2

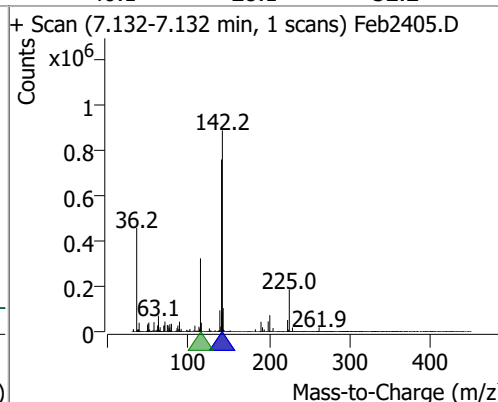
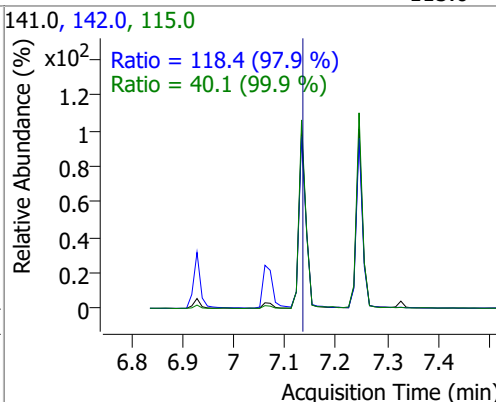
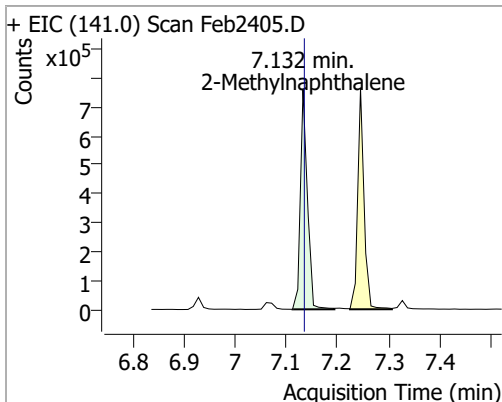


Quantitation Results Report (QT Reviewed)

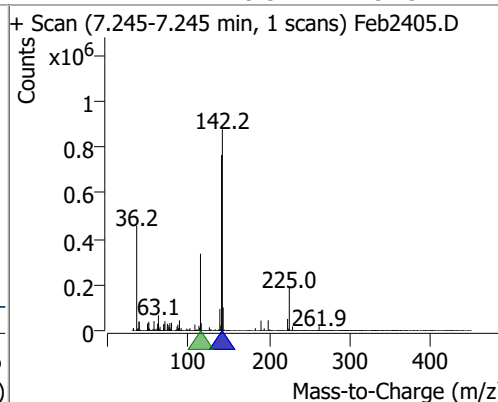
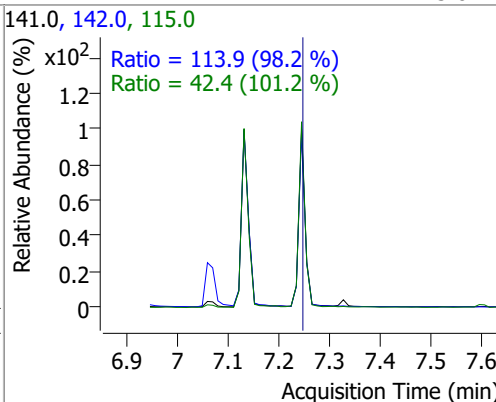
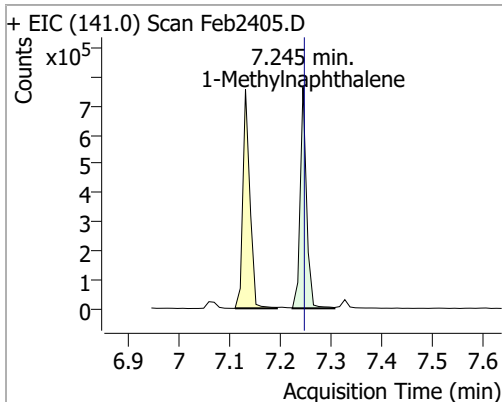
Compound	Conc.	RT	Dev(Min)	Resp.	QIon	QRatio	Lower	Upper
4-Chloro-3-Methylphenol	70.9208	7.06	-0.01	348145 (m)	144.0	27.1	18.7	34.7



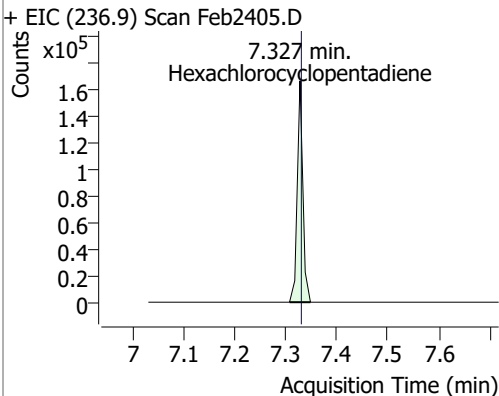
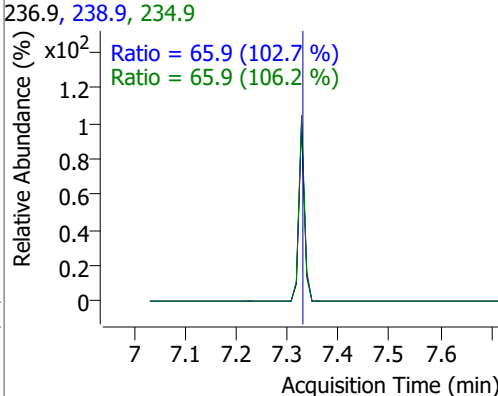
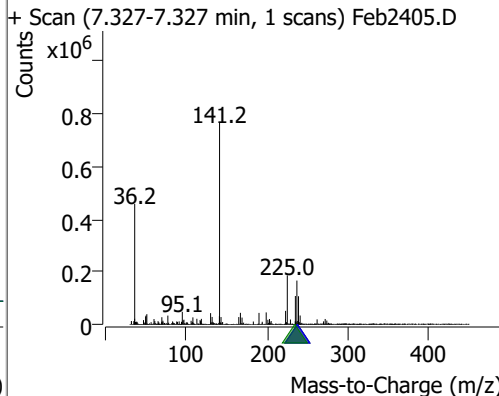
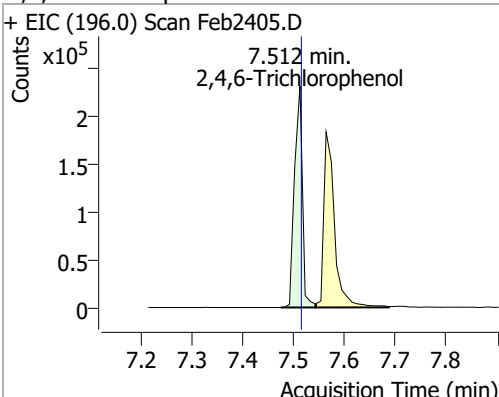
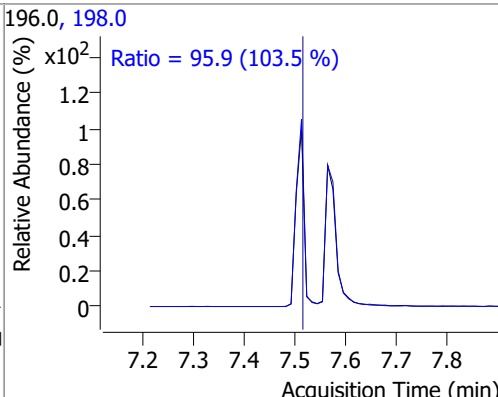
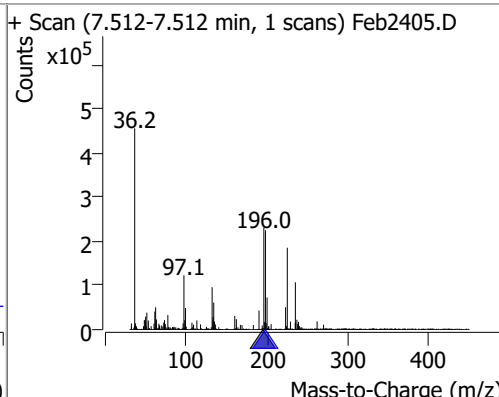
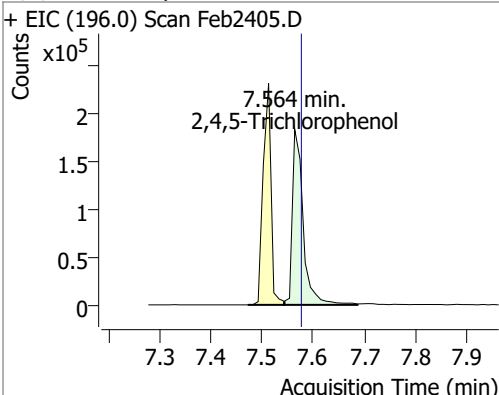
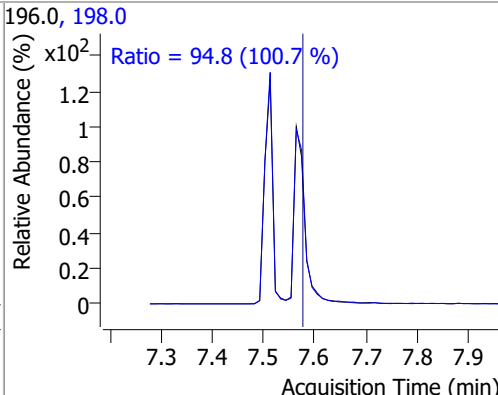
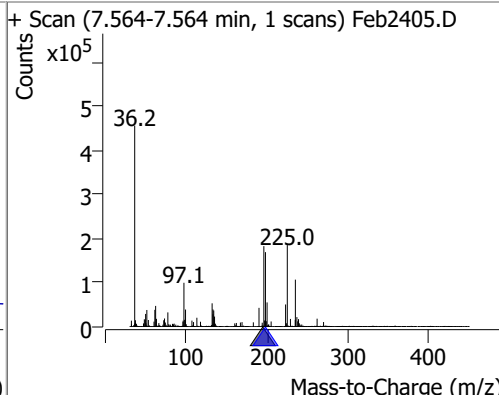
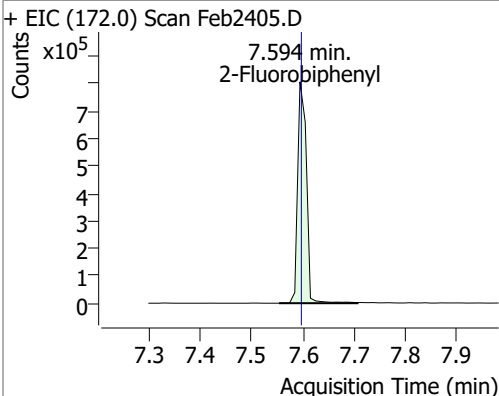
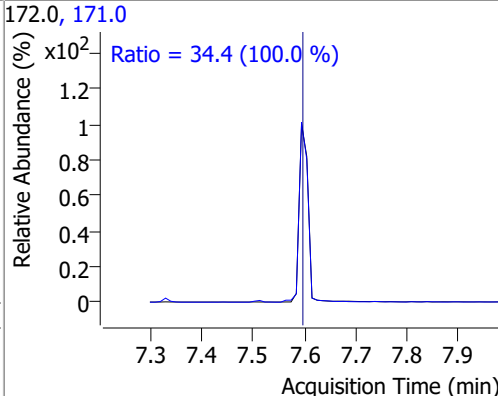
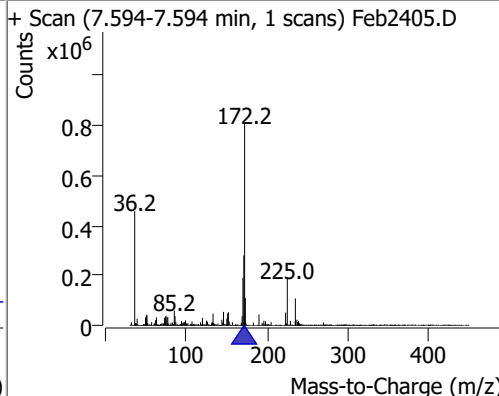
Compound	Conc.	RT	Dev(Min)	Resp.	QIon	QRatio	Lower	Upper
2-Methylnaphthalene	71.0934	7.13	0.00	727012	142.0	118.4	84.6	157.1
					115.0	40.1	28.1	52.2



Compound	Conc.	RT	Dev(Min)	Resp.	QIon	QRatio	Lower	Upper
1-Methylnaphthalene	66.3050	7.25	0.00	662666	142.0	113.9	81.2	150.8
					115.0	42.4	29.3	54.5

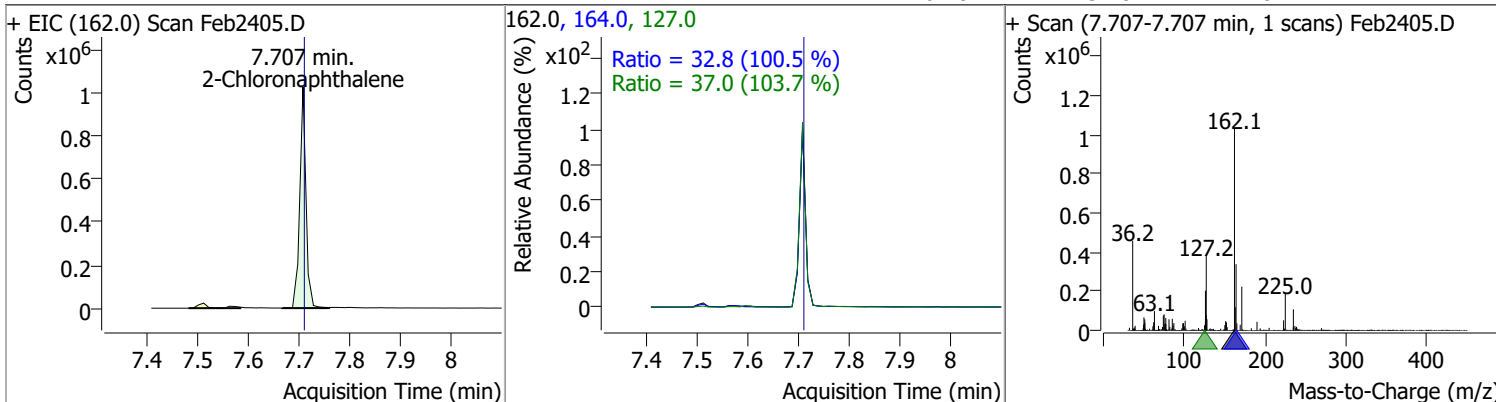


Quantitation Results Report (QT Reviewed)

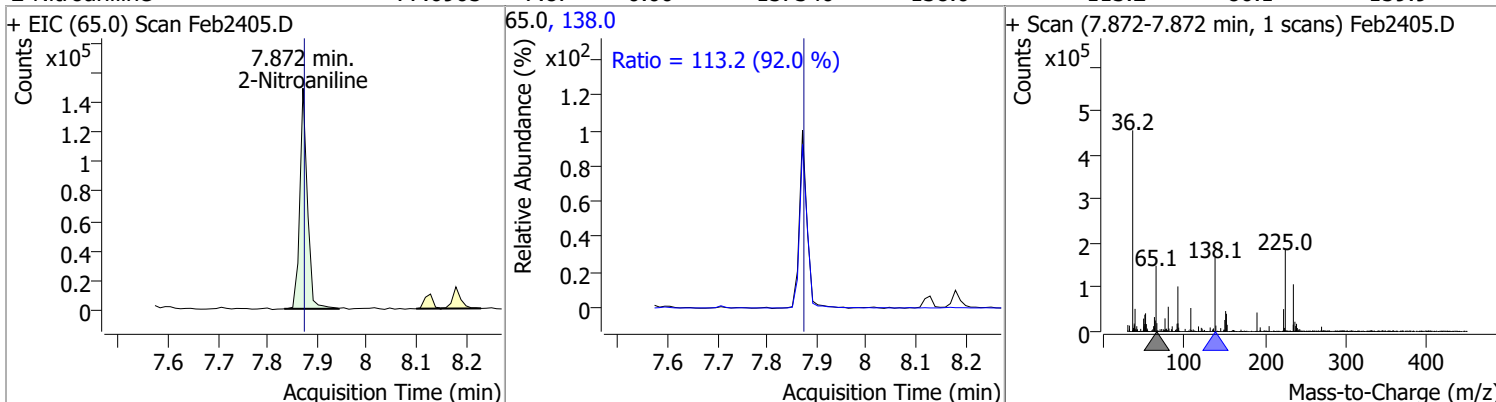
Compound	Conc.	RT	Dev(Min)	Resp.	QIon	QRatio	Lower	Upper
Hexachlorocyclopentadiene	66.8124	7.33	0.00	126253	238.9 234.9	65.9 65.9	44.9 43.4	83.5 80.7
+ EIC (236.9) Scan Feb2405.D			236.9, 238.9, 234.9			+ Scan (7.327-7.327 min, 1 scans) Feb2405.D		
								
2,4,6-Trichlorophenol	74.6108	7.51	0.00	248183	198.0	95.9	64.8	120.4
+ EIC (196.0) Scan Feb2405.D			196.0, 198.0			+ Scan (7.512-7.512 min, 1 scans) Feb2405.D		
								
2,4,5-Trichlorophenol	72.7285	7.56	-0.01	270554	198.0	94.8	65.9	122.3
+ EIC (196.0) Scan Feb2405.D			196.0, 198.0			+ Scan (7.564-7.564 min, 1 scans) Feb2405.D		
								
2-Fluorobiphenyl	71.1280	7.59	0.00	961699	171.0	34.4	24.1	44.7
+ EIC (172.0) Scan Feb2405.D			172.0, 171.0			+ Scan (7.594-7.594 min, 1 scans) Feb2405.D		
								

Quantitation Results Report (QT Reviewed)

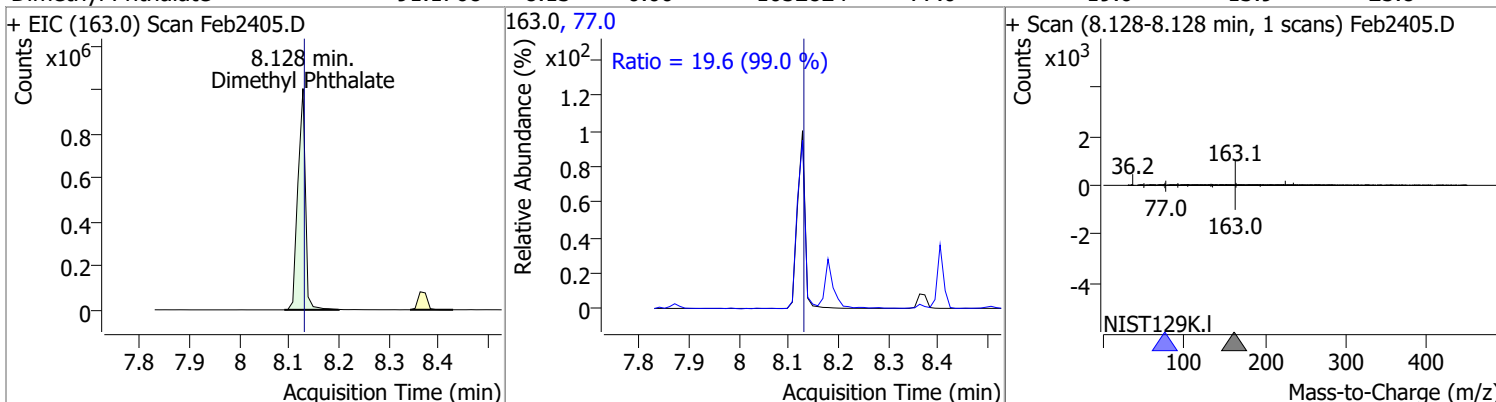
Compound	Conc.	RT	Dev(Min)	Resp.	QIon	QRatio	Lower	Upper
2-Chloronaphthalene	76.6738	7.71	0.00	870779	127.0	37.0	25.0	46.4
					164.0	32.8	22.8	42.4



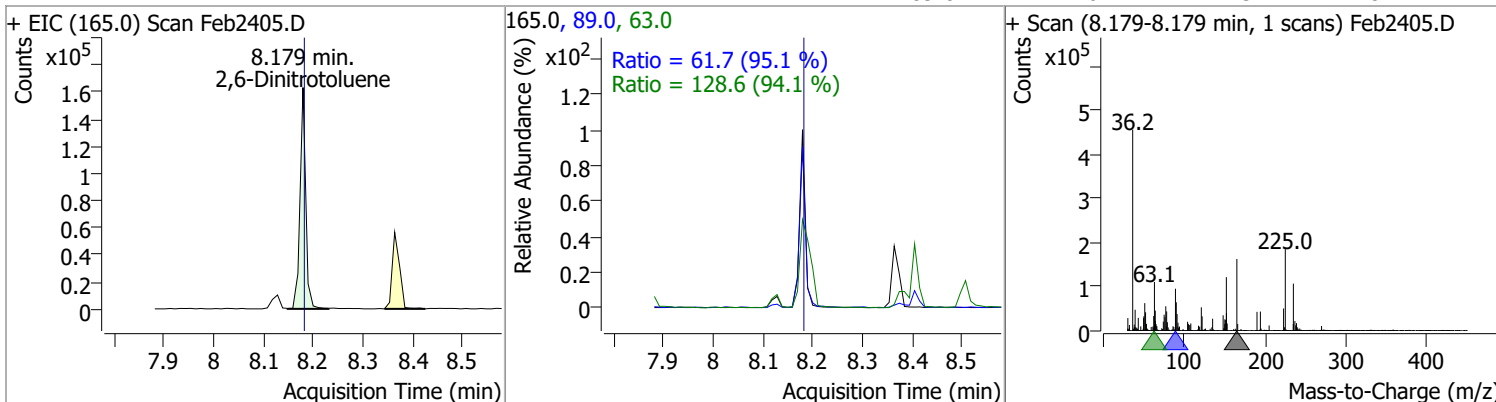
Compound	Conc.	RT	Dev(Min)	Resp.	QIon	QRatio	Lower	Upper
2-Nitroaniline	77.6905	7.87	0.00	157340	138.0	113.2	86.1	159.9



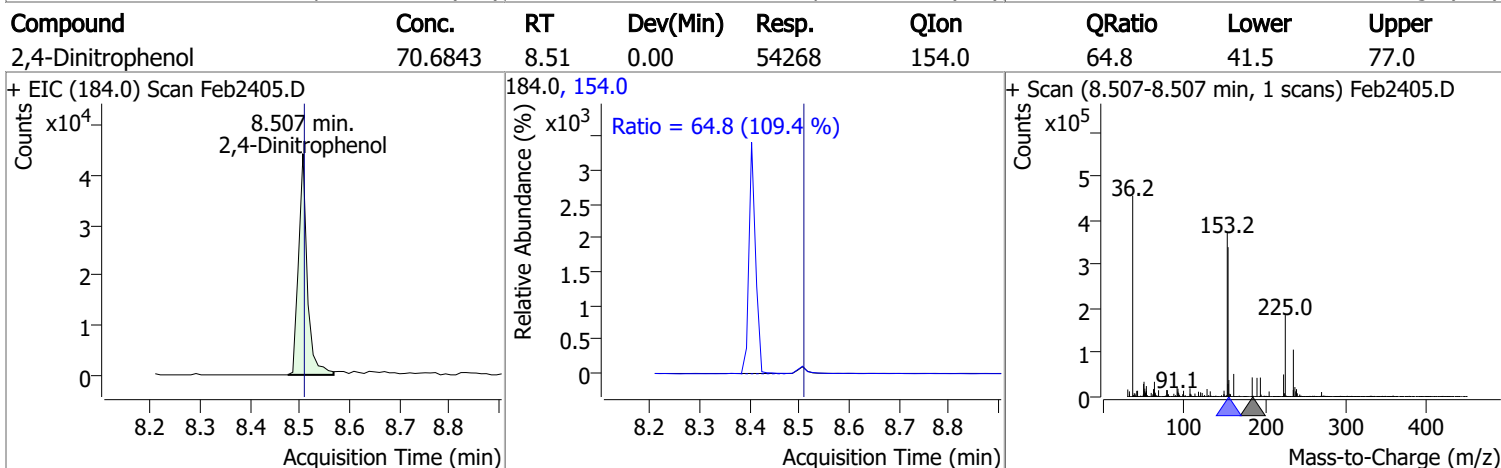
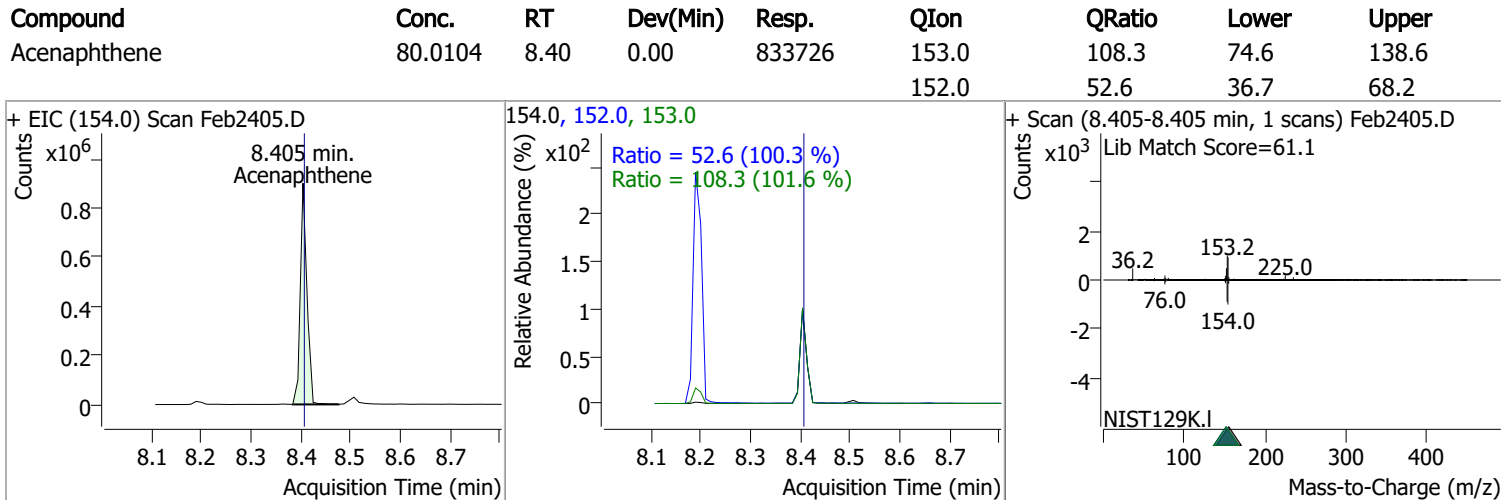
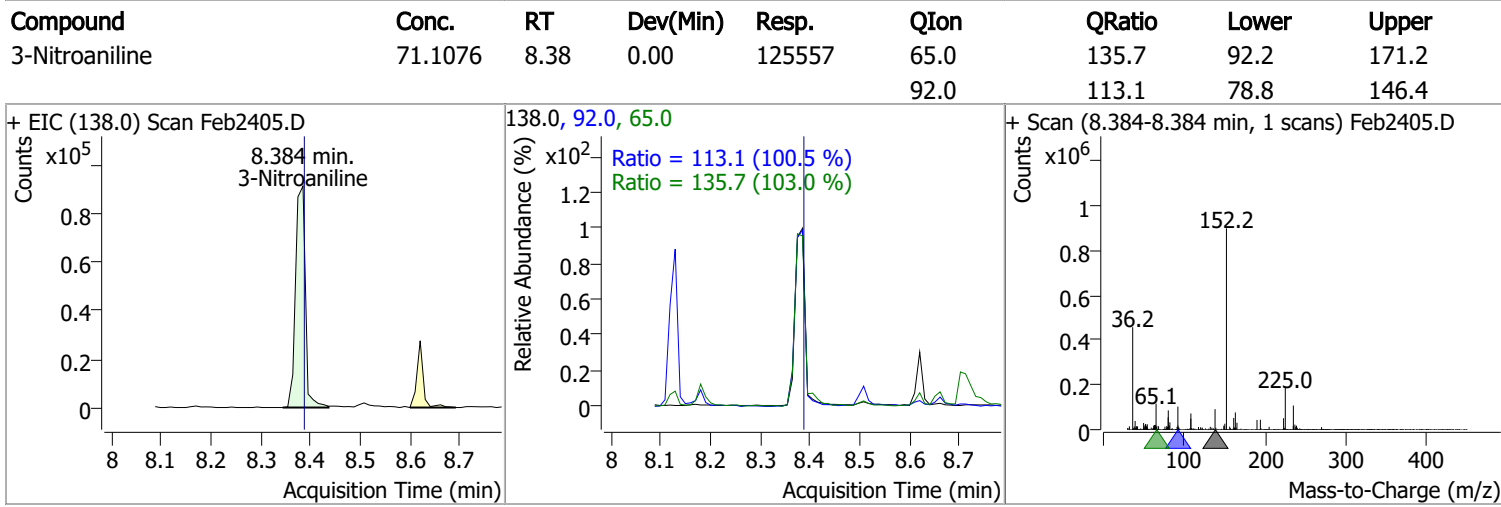
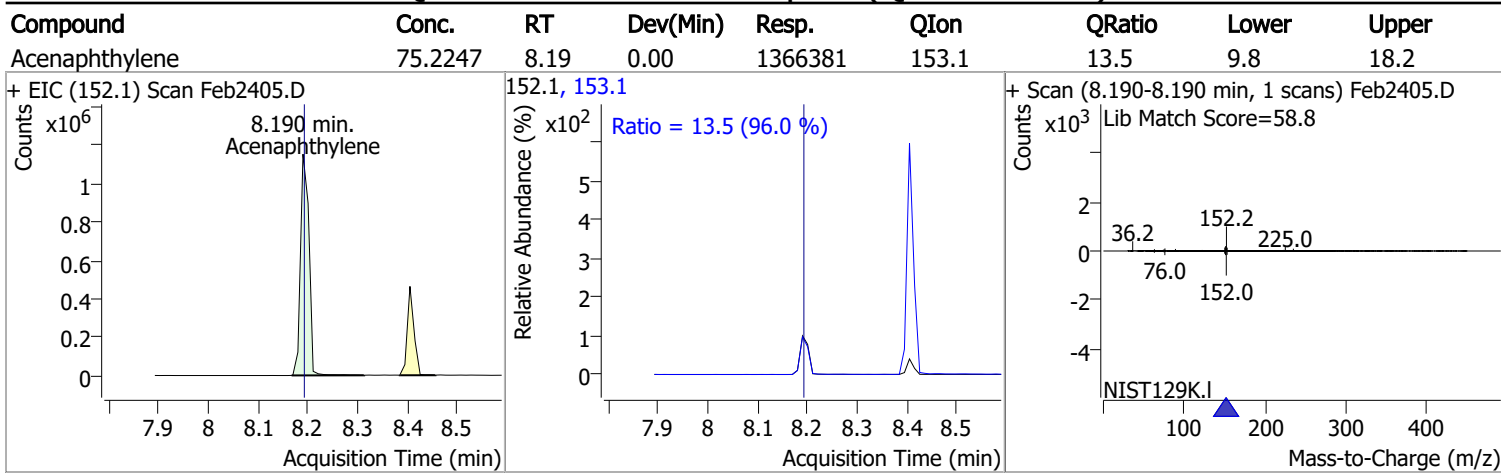
Compound	Conc.	RT	Dev(Min)	Resp.	QIon	QRatio	Lower	Upper
Dimethyl Phthalate	91.1768	8.13	0.00	1052824	77.0	19.6	13.9	25.8



Compound	Conc.	RT	Dev(Min)	Resp.	QIon	QRatio	Lower	Upper
2,6-Dinitrotoluene	83.0714	8.18	0.00	130496	63.0	128.6	95.6	177.5
					89.0	61.7	45.4	84.4

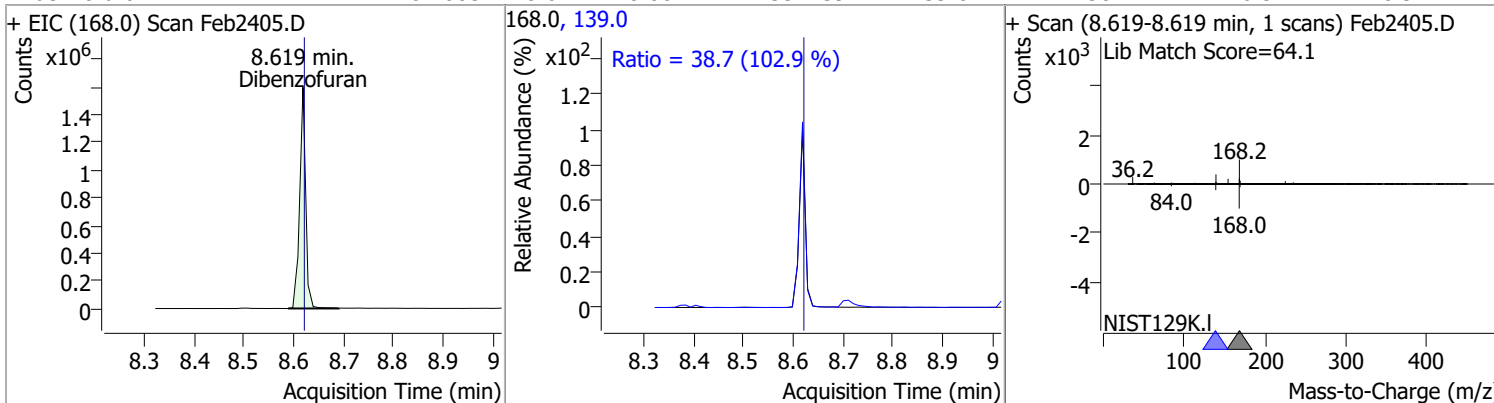


Quantitation Results Report (QT Reviewed)

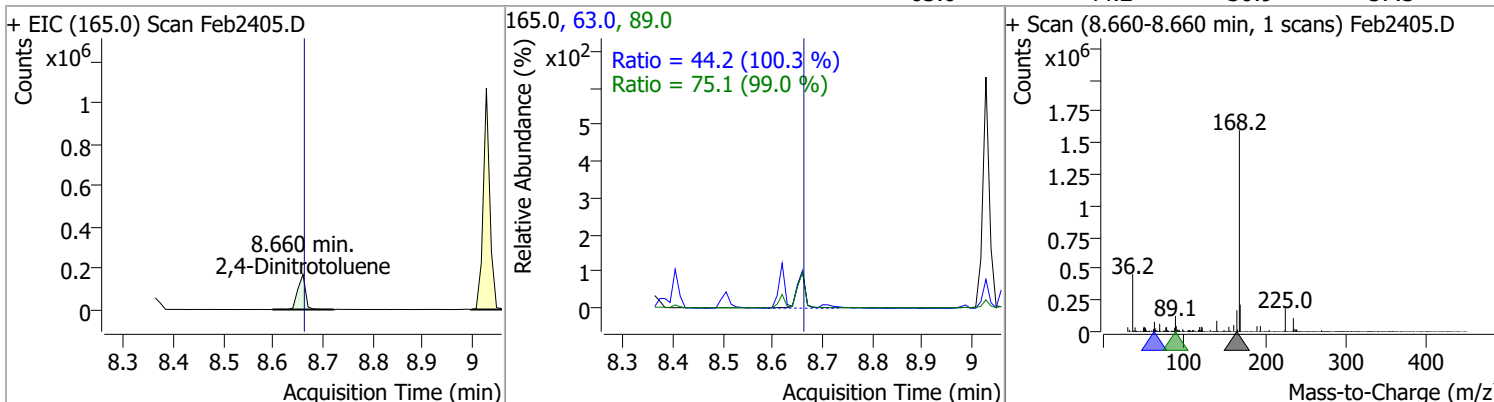


Quantitation Results Report (QT Reviewed)

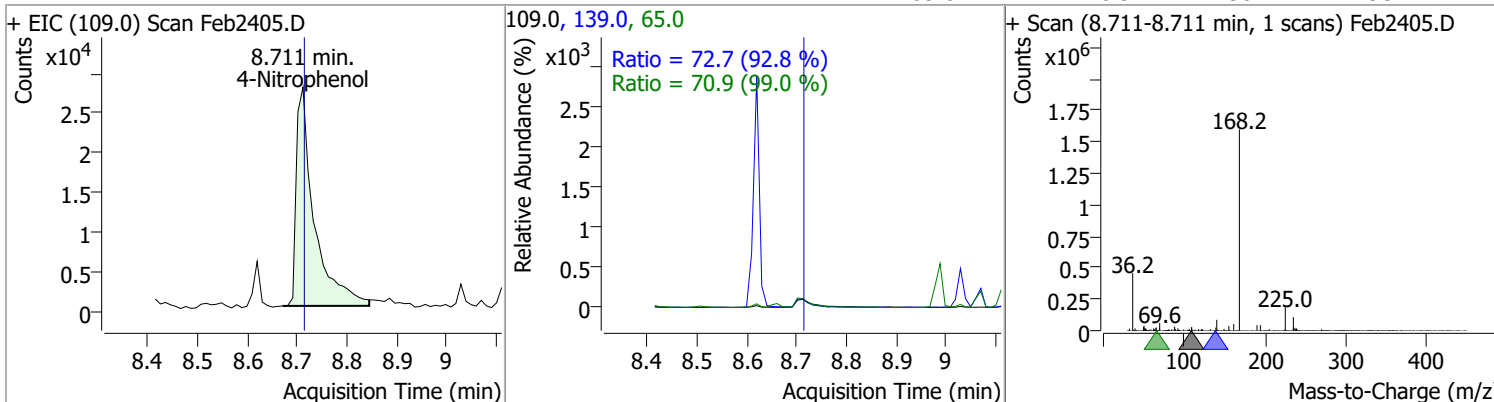
Compound	Conc.	RT	Dev(Min)	Resp.	QIon	QRatio	Lower	Upper
Dibenzofuran	78.1005	8.62	0.00	1337139	139.0	38.7	26.3	48.9



Compound	Conc.	RT	Dev(Min)	Resp.	QIon	QRatio	Lower	Upper
2,4-Dinitrotoluene	91.1764	8.66	0.00	182394	89.0	75.1	53.1	98.6
					63.0	44.2	30.9	57.3

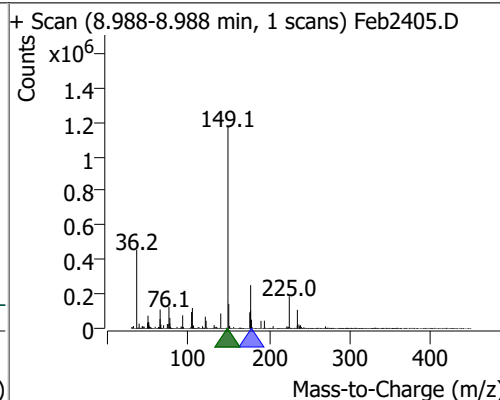
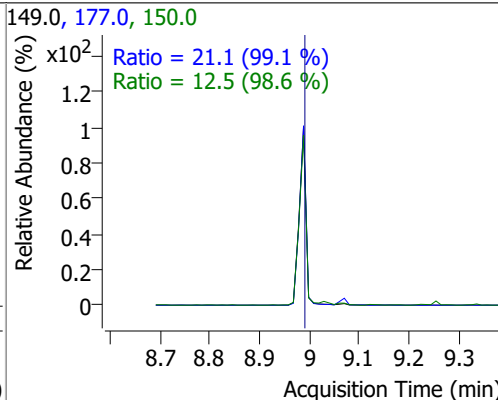
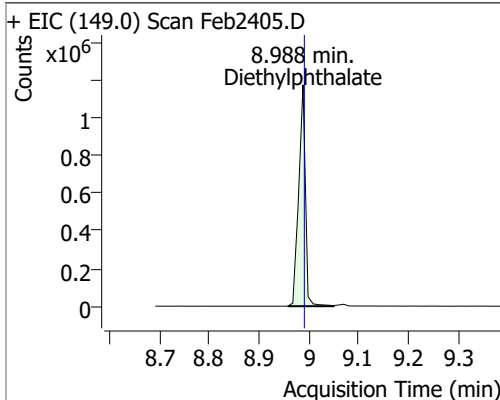


Compound	Conc.	RT	Dev(Min)	Resp.	QIon	QRatio	Lower	Upper
4-Nitrophenol	38.3080	8.71	0.00	68774	139.0	72.7	54.8	101.9
					65.0	70.9	50.1	93.1

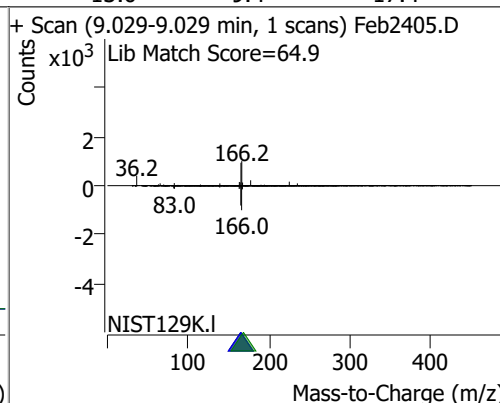
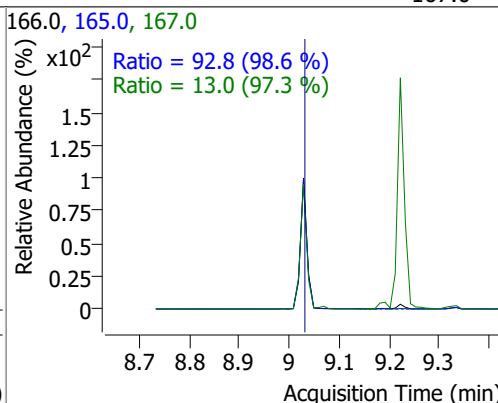
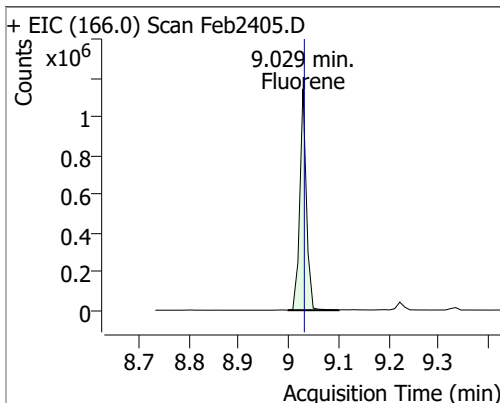


Quantitation Results Report (QT Reviewed)

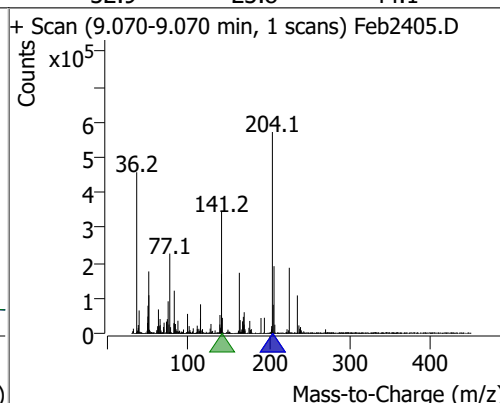
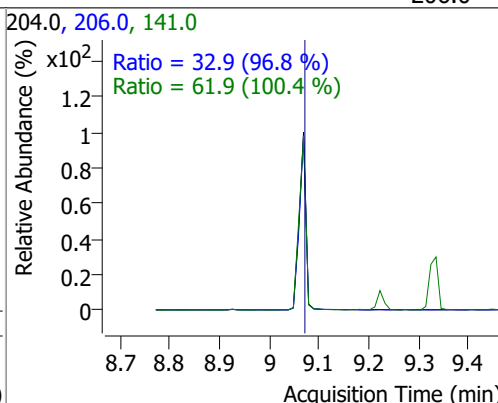
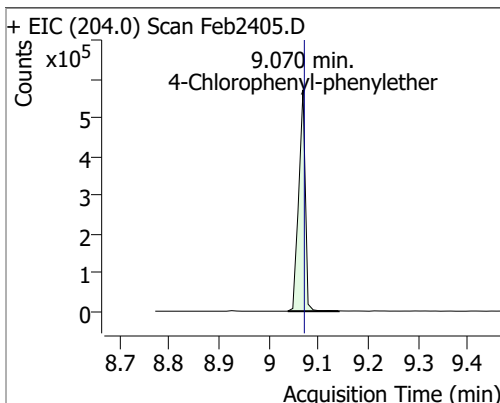
Compound	Conc.	RT	Dev(Min)	Resp.	QIon	QRatio	Lower	Upper
Diethylphthalate	91.2016	8.99	0.00	1094739	177.0	21.1	14.9	27.7
					150.0	12.5	8.9	16.5



Compound	Conc.	RT	Dev(Min)	Resp.	QIon	QRatio	Lower	Upper
Fluorene	76.9382	9.03	0.00	1053745	165.0	92.8	65.9	122.3
					167.0	13.0	9.4	17.4

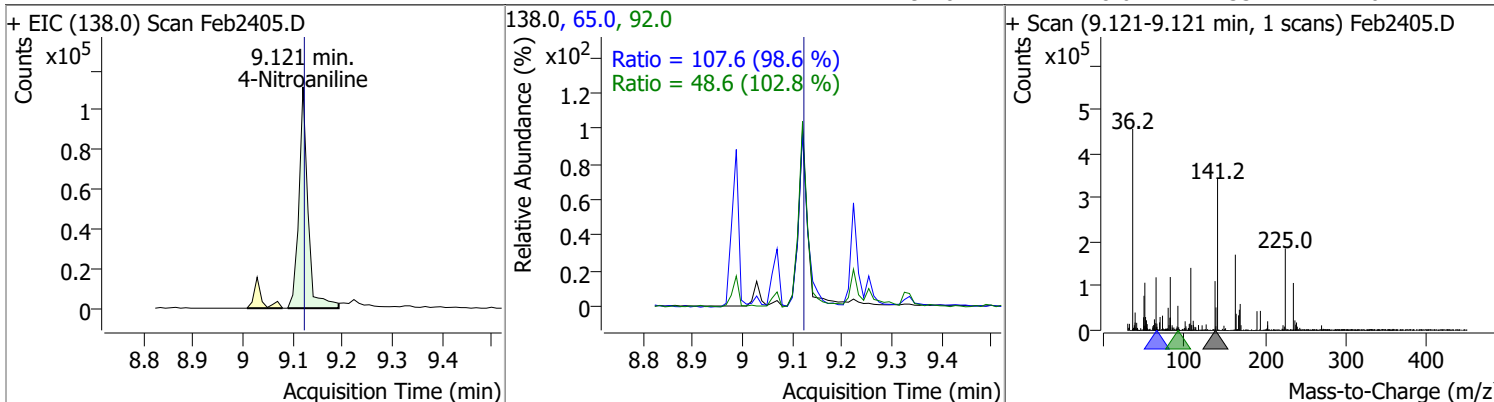


Compound	Conc.	RT	Dev(Min)	Resp.	QIon	QRatio	Lower	Upper
4-Chlorophenyl-phenylether	85.3208	9.07	0.00	526927	141.0	61.9	43.2	80.2
					206.0	32.9	23.8	44.1

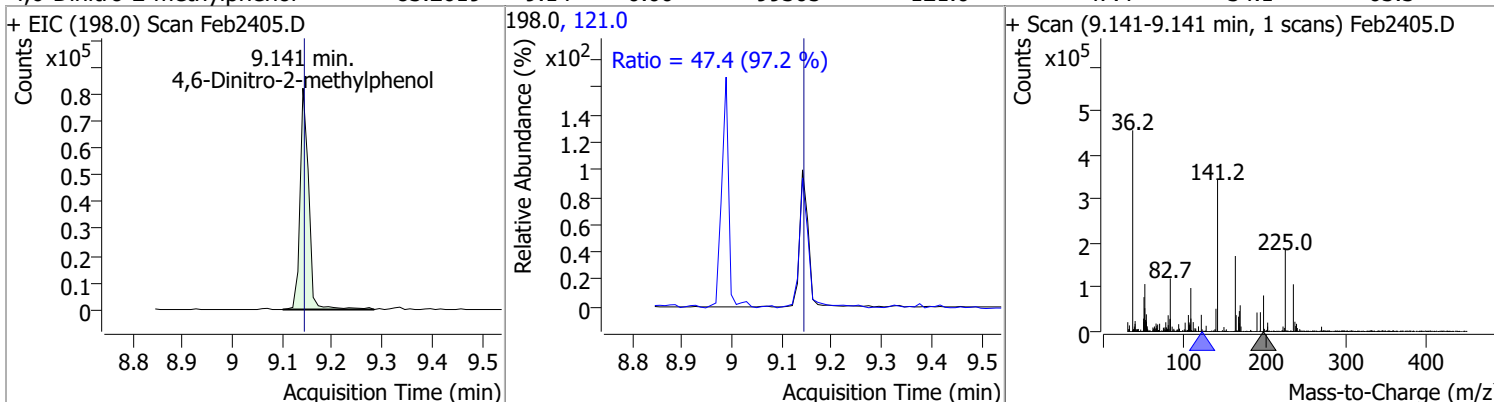


Quantitation Results Report (QT Reviewed)

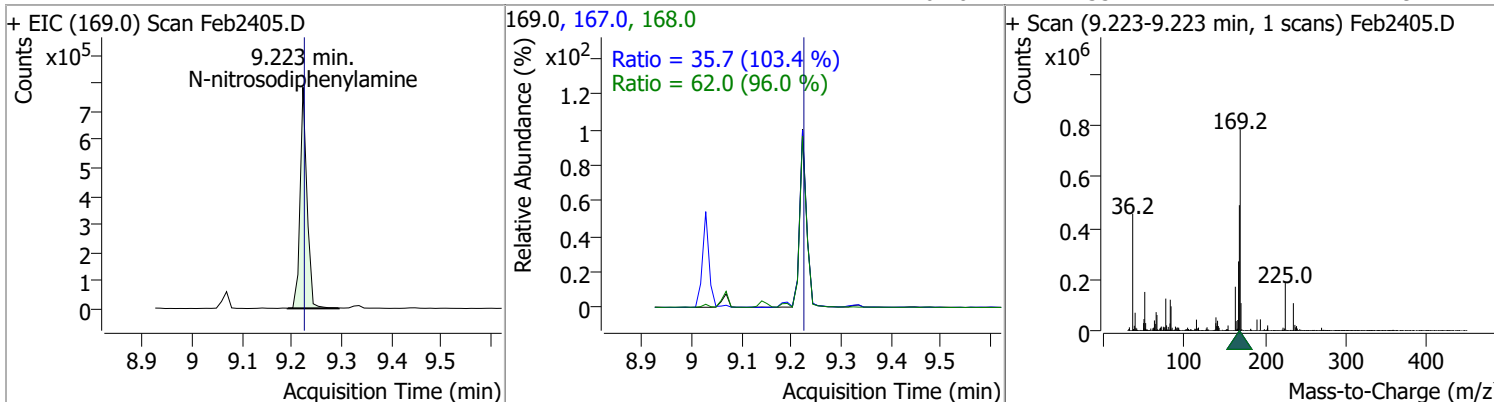
Compound	Conc.	RT	Dev(Min)	Resp.	QIon	QRatio	Lower	Upper
4-Nitroaniline	73.0976	9.12	0.00	140960	65.0	107.6	76.4	142.0
					92.0	48.6	33.1	61.4



Compound	Conc.	RT	Dev(Min)	Resp.	QIon	QRatio	Lower	Upper
4,6-Dinitro-2-methylphenol	83.2619	9.14	0.00	99305	121.0	47.4	34.1	63.3

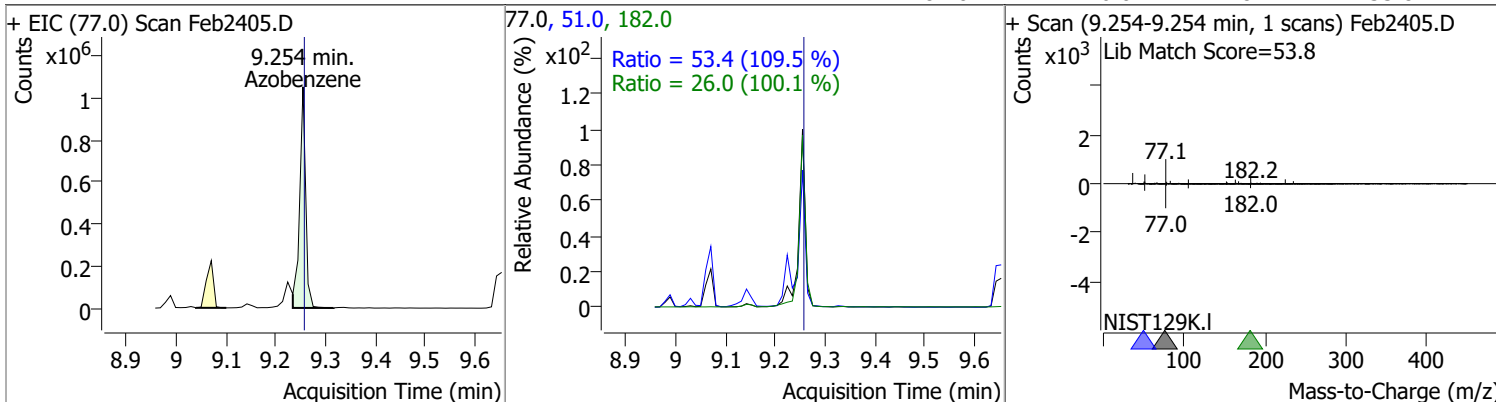


Compound	Conc.	RT	Dev(Min)	Resp.	QIon	QRatio	Lower	Upper
N-nitrosodiphenylamine	82.8298	9.22	0.00	757880	168.0	62.0	45.2	84.0
					167.0	35.7	24.2	44.9

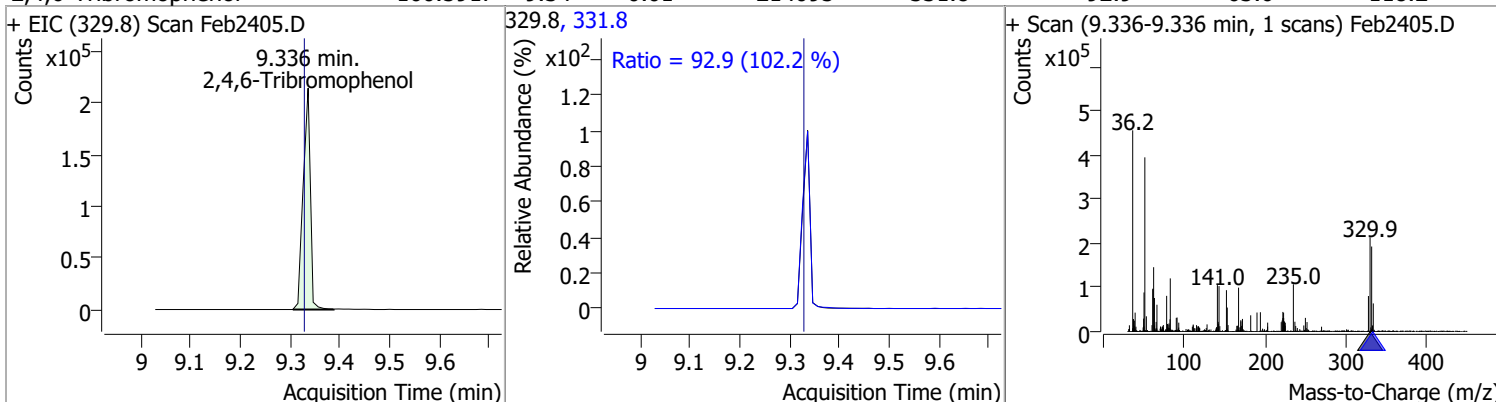


Quantitation Results Report (QT Reviewed)

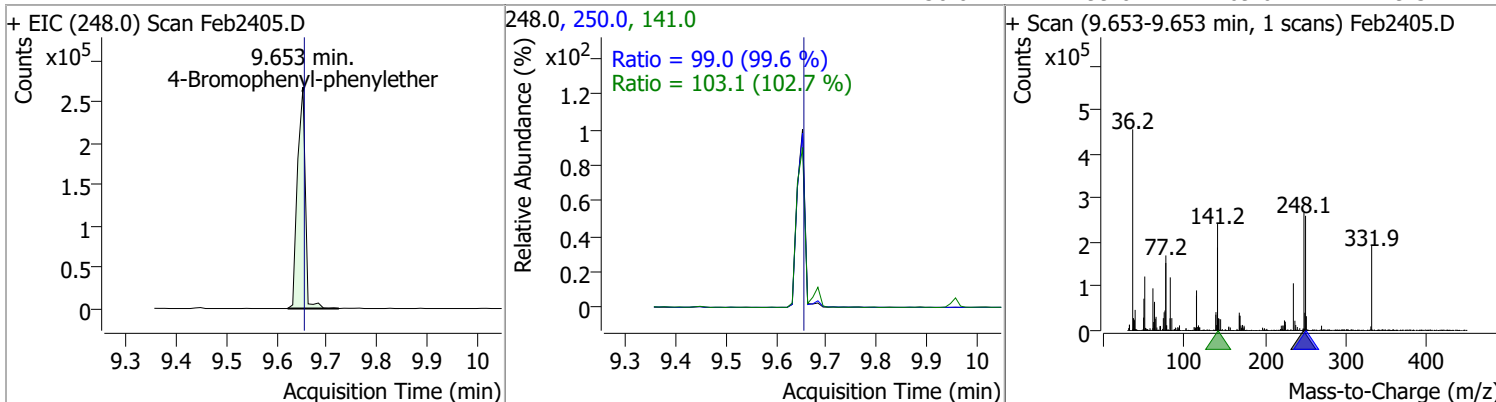
Compound	Conc.	RT	Dev(Min)	Resp.	QIon	QRatio	Lower	Upper
Azobenzene	73.4264	9.25	0.00	880852	51.0	53.4	34.2	63.5
					182.0	26.0	18.2	33.8



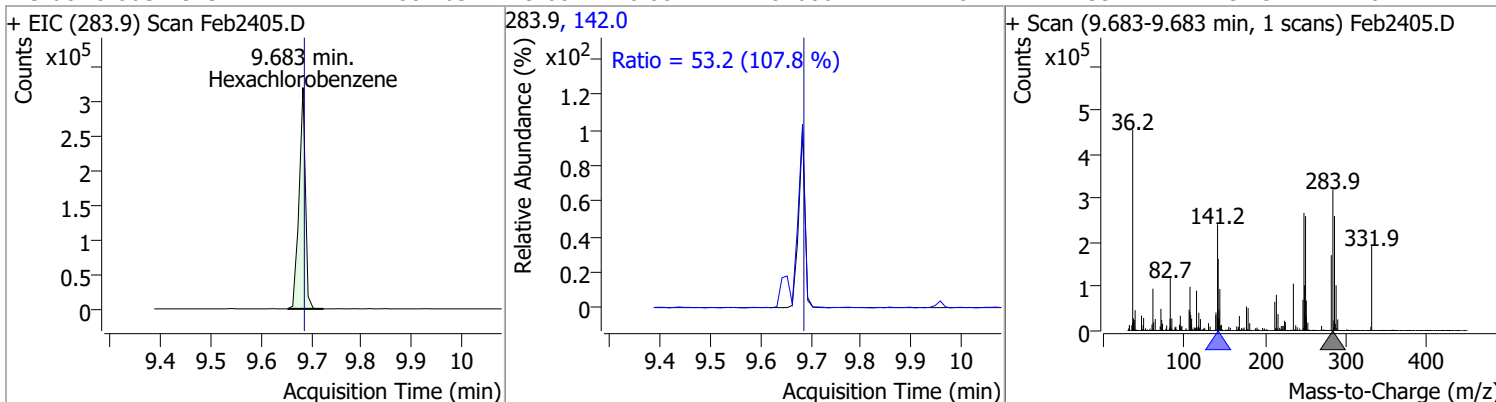
Compound	Conc.	RT	Dev(Min)	Resp.	QIon	QRatio	Lower	Upper
2,4,6-Tribromophenol	160.5917	9.34	0.01	214095	331.8	92.9	63.6	118.2



Compound	Conc.	RT	Dev(Min)	Resp.	QIon	QRatio	Lower	Upper
4-Bromophenyl-phenylether	83.4872	9.65	0.00	290040	141.0	103.1	70.3	130.5
					250.0	99.0	69.6	129.3

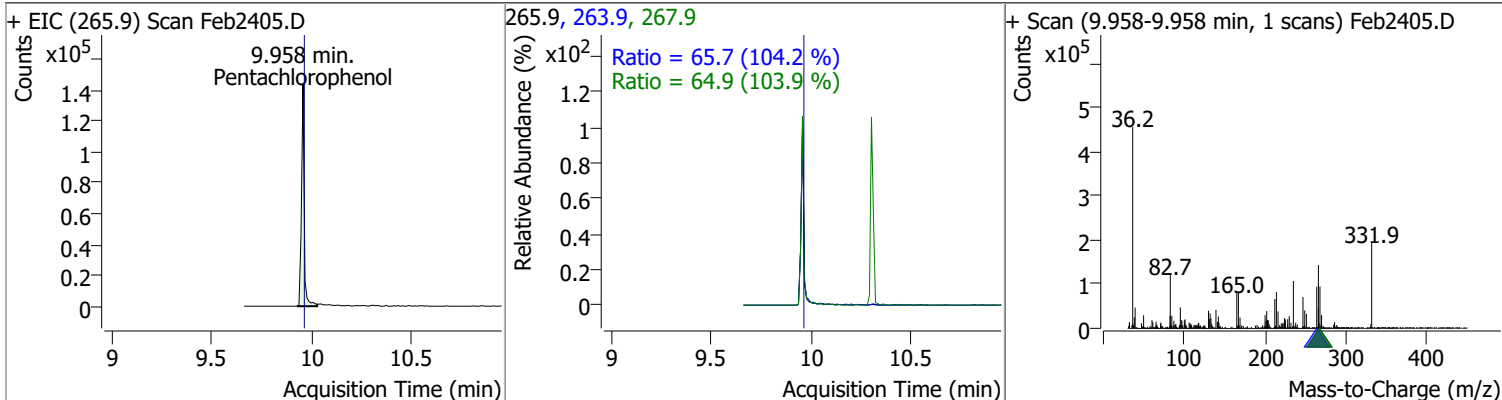


Compound	Conc.	RT	Dev(Min)	Resp.	QIon	QRatio	Lower	Upper
Hexachlorobenzene	80.2652	9.68	0.00	282606	142.0	53.2	34.5	64.1

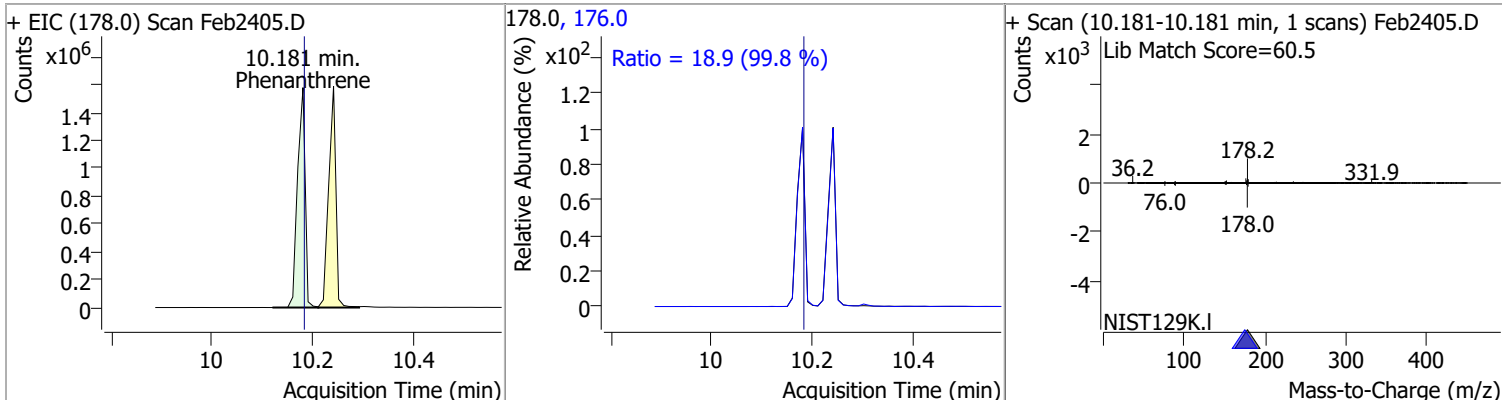


Quantitation Results Report (QT Reviewed)

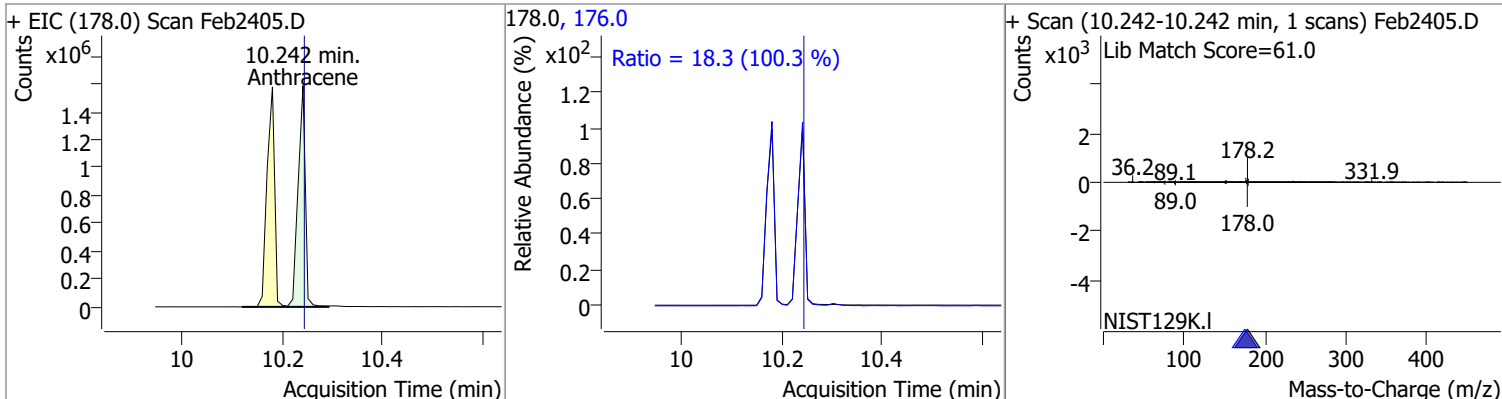
Compound	Conc.	RT	Dev(Min)	Resp.	QIon	QRatio	Lower	Upper
Pentachlorophenol	81.6489	9.96	0.00	133949	263.9	65.7	44.2	82.0
					267.9	64.9	43.7	81.1



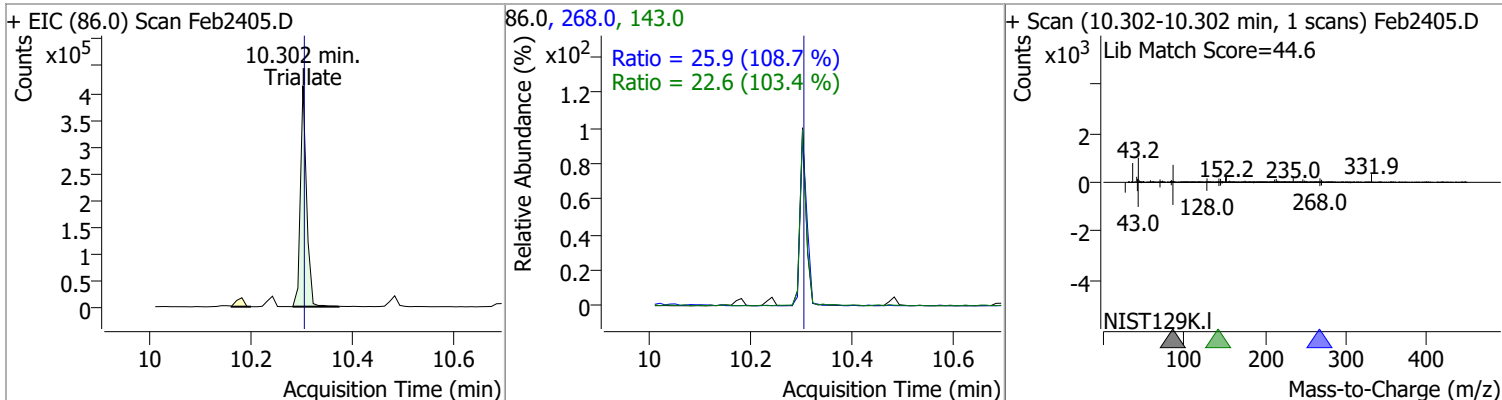
Compound	Conc.	RT	Dev(Min)	Resp.	QIon	QRatio	Lower	Upper
Phenanthrene	87.4241	10.18	0.00	1652771	176.0	18.9	13.3	24.6



Compound	Conc.	RT	Dev(Min)	Resp.	QIon	QRatio	Lower	Upper
Anthracene	87.5430	10.24	0.00	1570693	176.0	18.3	12.8	23.7

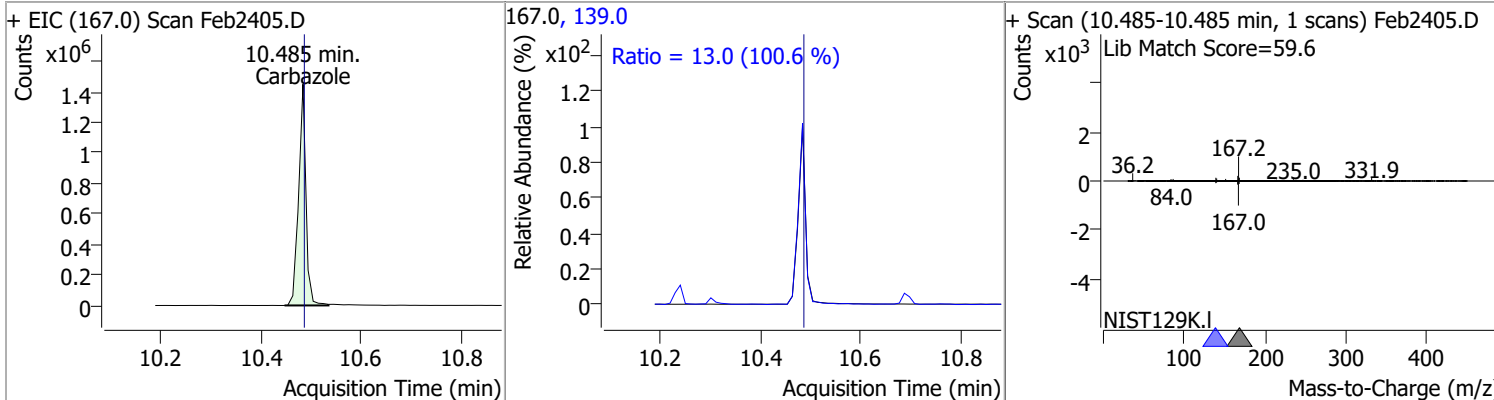


Compound	Conc.	RT	Dev(Min)	Resp.	QIon	QRatio	Lower	Upper
Triallate	80.2173	10.30	0.00	343242	268.0	25.9	16.7	31.0
					143.0	22.6	15.3	28.4

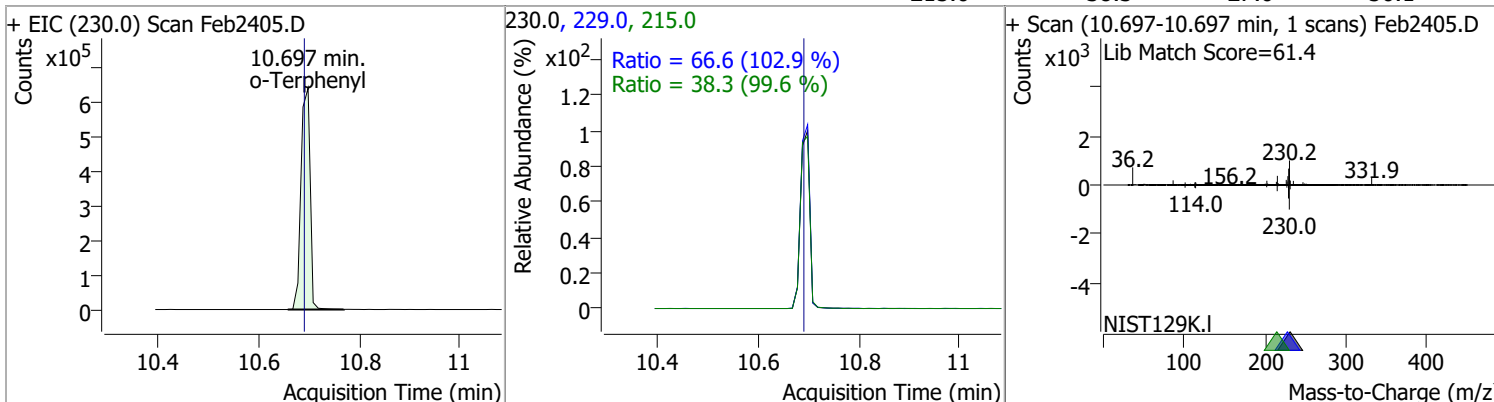


Quantitation Results Report (QT Reviewed)

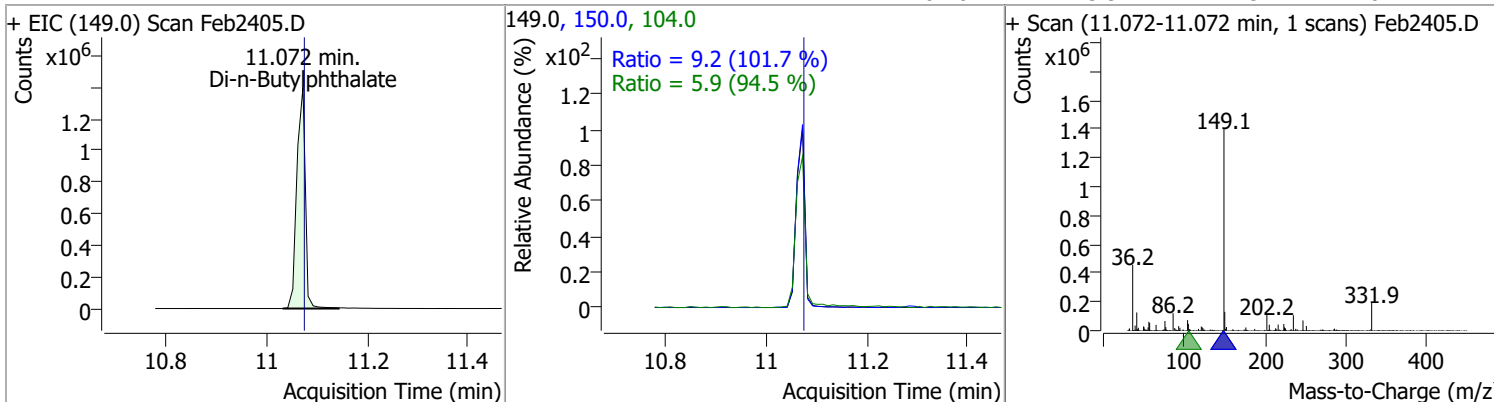
Compound	Conc.	RT	Dev(Min)	Resp.	QIon	QRatio	Lower	Upper
Carbazole	80.5179	10.48	0.00	1465847	139.0	13.0	9.1	16.9



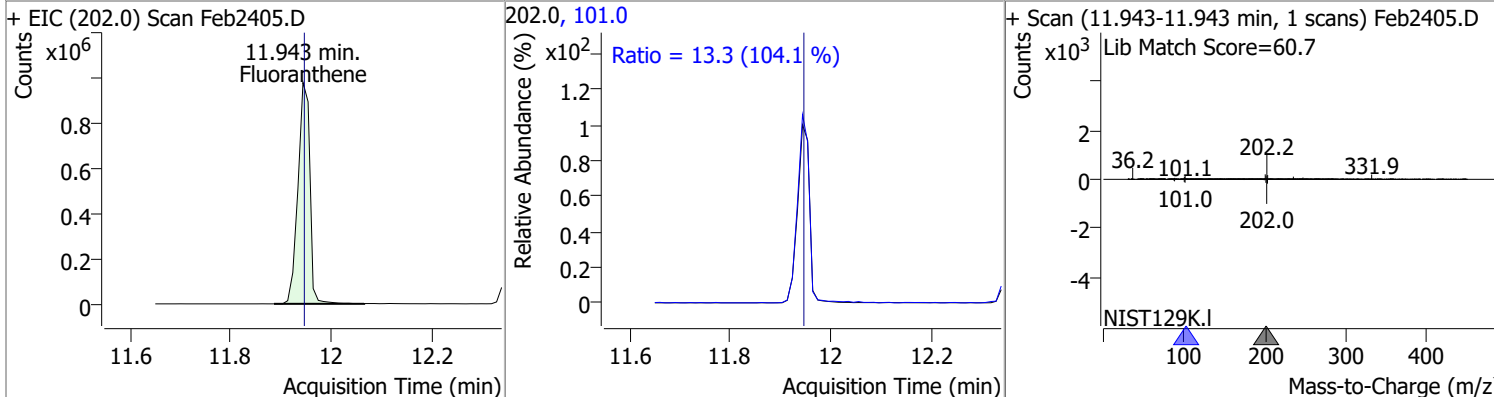
o-Terphenyl	79.9434	10.70	0.01	806842	229.0	66.6	45.3	84.0
					215.0	38.3	27.0	50.1



Di-n-Butylphthalate	92.5315	11.07	0.00	1632788	150.0	9.2	6.4	11.8
					104.0	5.9	4.3	8.1

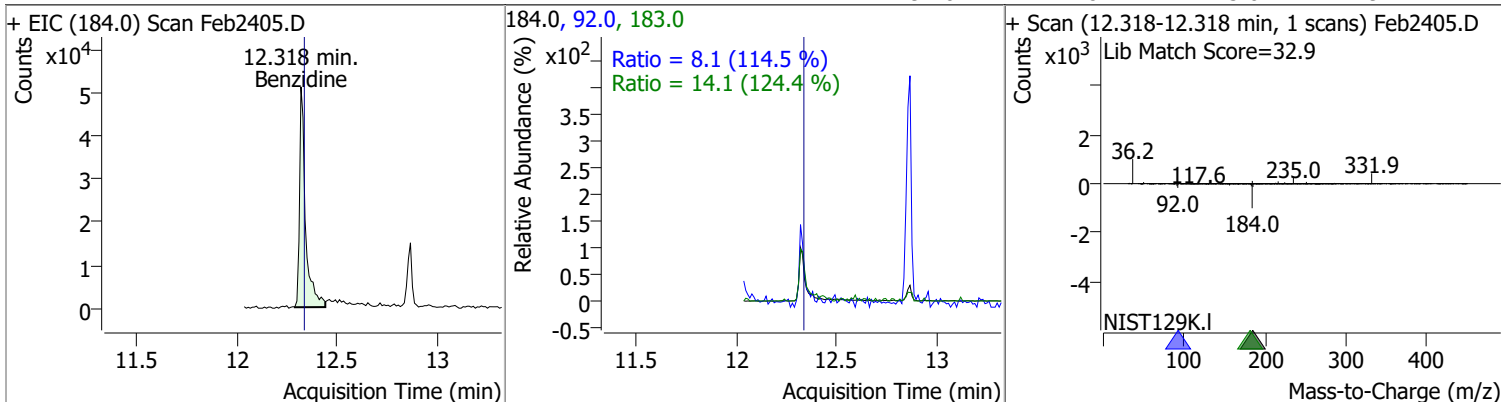


Fluoranthene	84.6892	11.94	0.00	1614188	101.0	13.3	8.9	16.6
--------------	---------	-------	------	---------	-------	------	-----	------

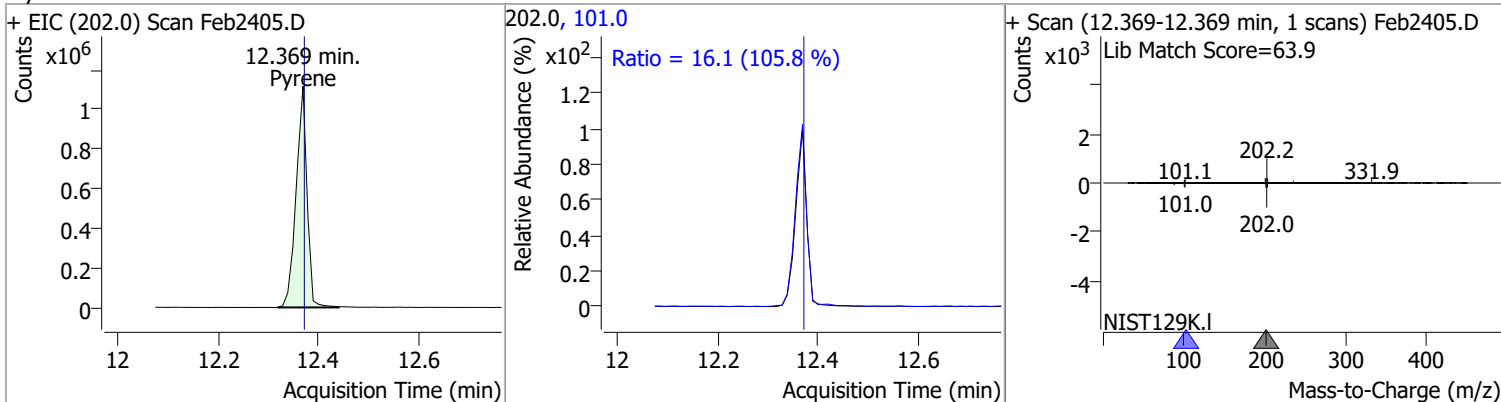


Quantitation Results Report (QT Reviewed)

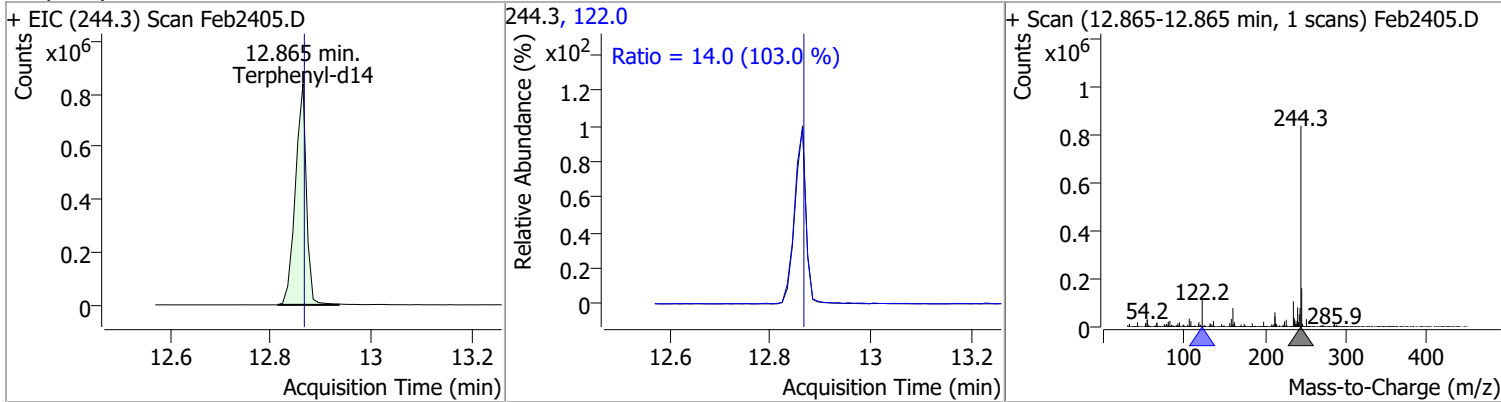
Compound	Conc.	RT	Dev(Min)	Resp.	QIon	QRatio	Lower	Upper
Benzidine	15.7260	12.32	-0.01	106216	183.0	14.1	7.9	14.7
					92.0	8.1	5.0	9.2



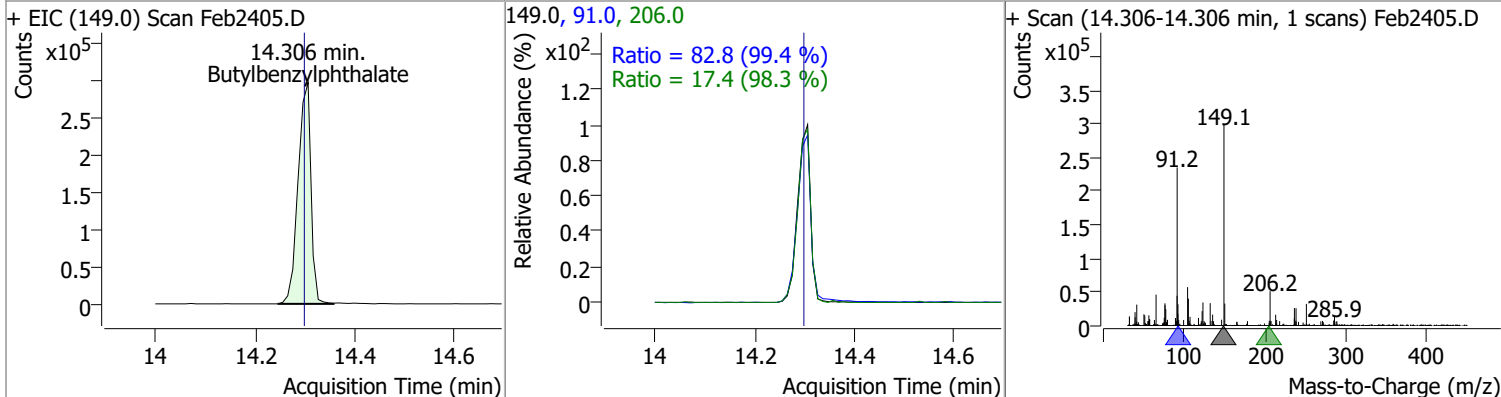
Compound	Conc.	RT	Dev(Min)	Resp.	QIon	QRatio	Lower	Upper			
Pyrene	80.9650	12.37	0.00	1682759	101.0	16.1	10.6	19.7			



Compound	Conc.	RT	Dev(Min)	Resp.	QIon	QRatio	Lower	Upper			
Terphenyl-d14	91.1725	12.86	0.00	1275318	122.0	14.0	9.5	17.6			

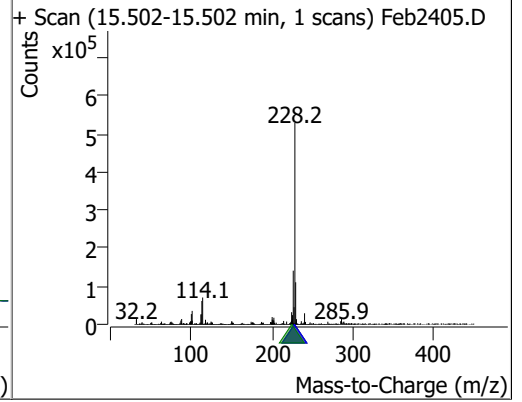
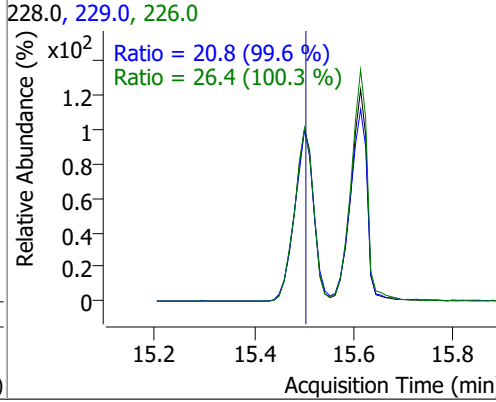
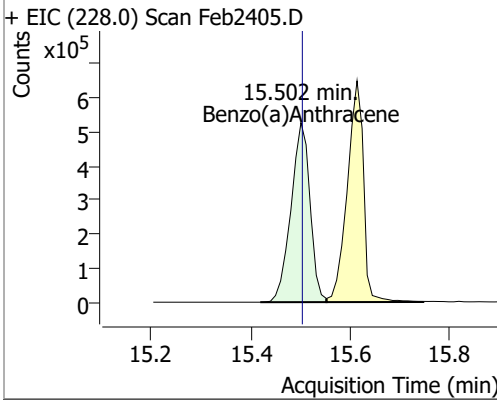


Compound	Conc.	RT	Dev(Min)	Resp.	QIon	QRatio	Lower	Upper
Butylbenzylphthalate	88.7642	14.31	0.01	533662	91.0	82.8	58.3	108.4
					206.0	17.4	12.4	23.1

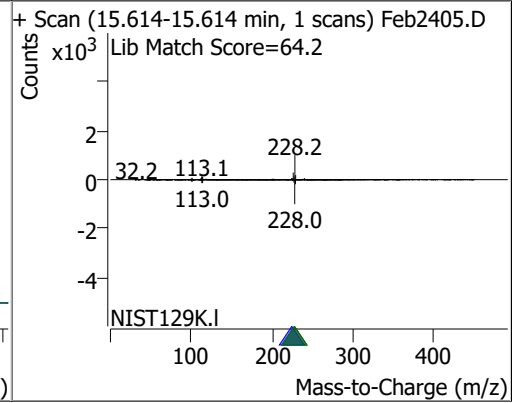
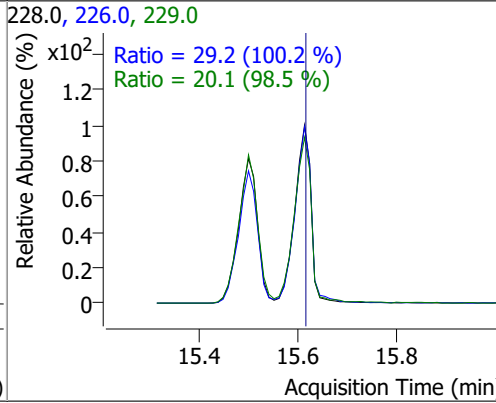
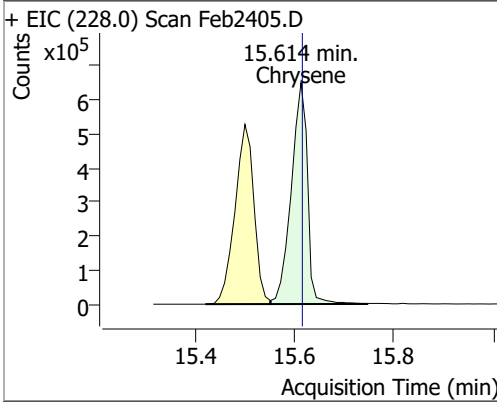


Quantitation Results Report (QT Reviewed)

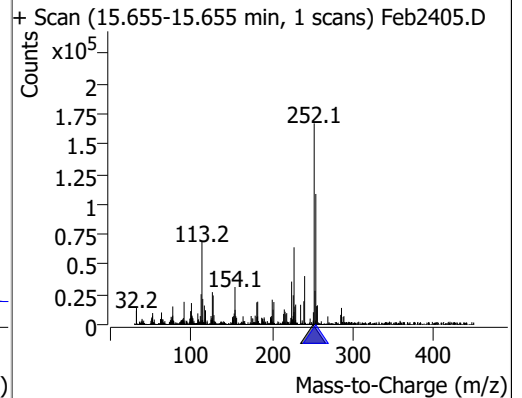
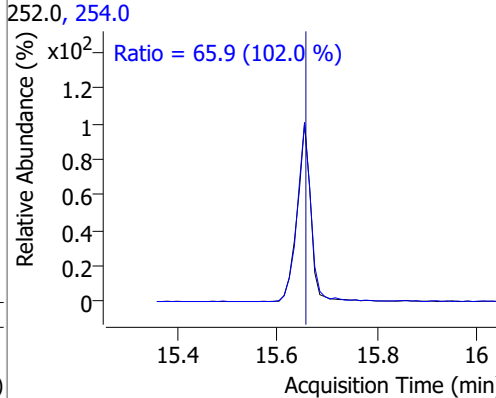
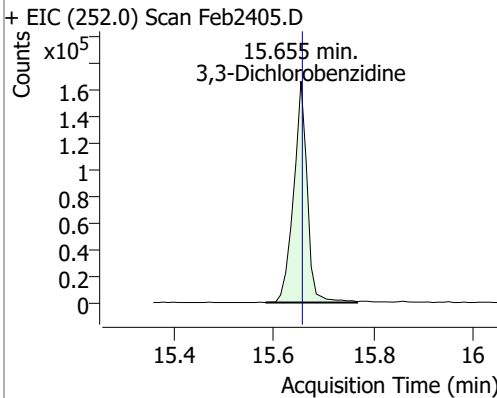
Compound	Conc.	RT	Dev(Min)	Resp.	QIon	QRatio	Lower	Upper
Benzo(a)Anthracene	90.2977	15.50	0.00	1395725	226.0	26.4	18.5	34.3
					229.0	20.8	14.6	27.2



Compound	Conc.	RT	Dev(Min)	Resp.	QIon	QRatio	Lower	Upper
Chrysene	85.2581	15.61	0.00	1471510	226.0	29.2	20.4	37.9
					229.0	20.1	14.3	26.5

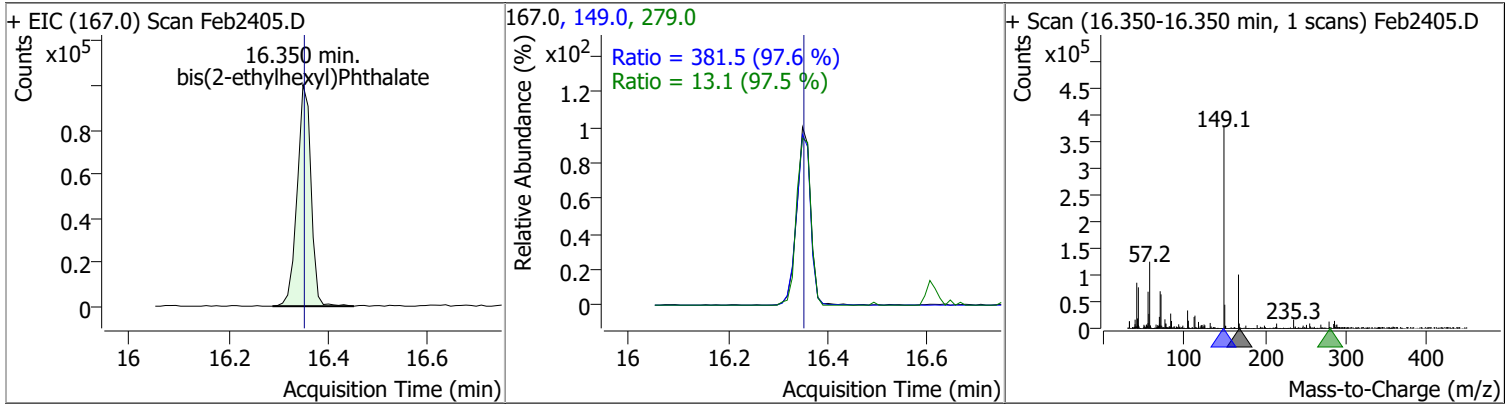


Compound	Conc.	RT	Dev(Min)	Resp.	QIon	QRatio	Lower	Upper
3,3-Dichlorobenzidine	59.9183	15.65	0.00	316036	254.0	65.9	45.2	83.9

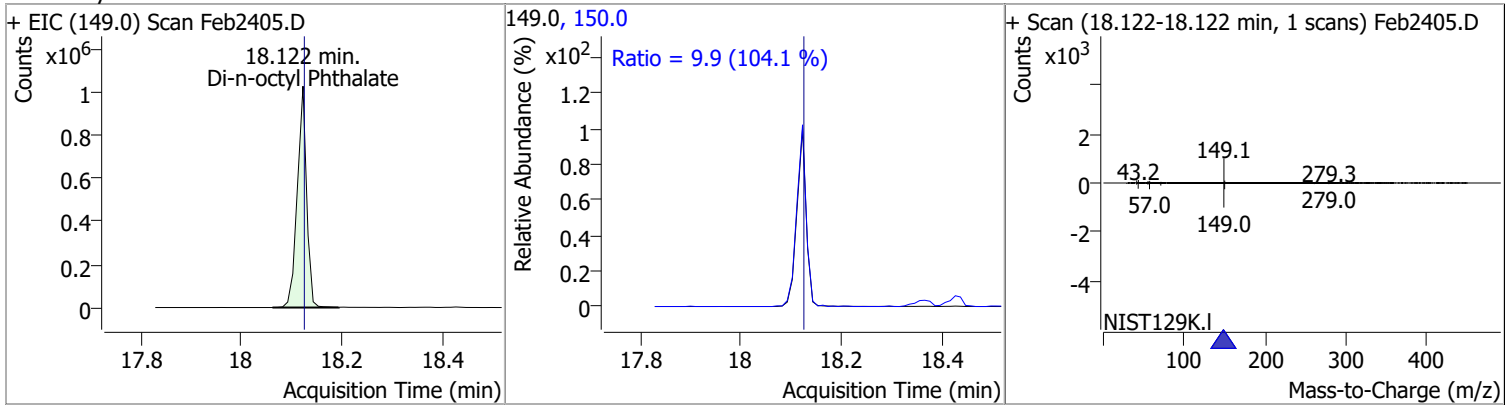


Quantitation Results Report (QT Reviewed)

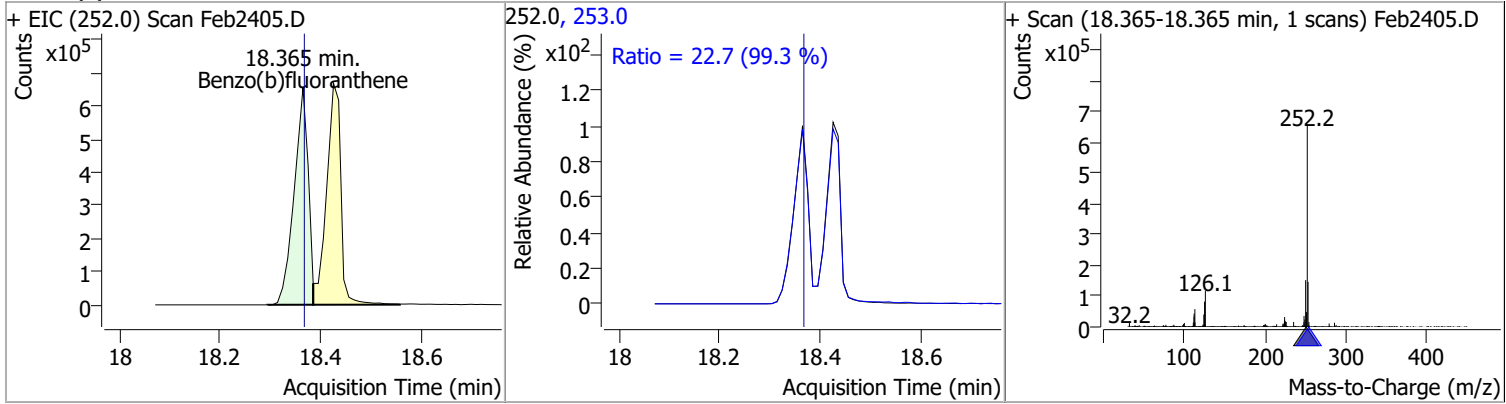
Compound	Conc.	RT	Dev(Min)	Resp.	QIon	QRatio	Lower	Upper
bis(2-ethylhexyl)Phthalate	92.2724	16.35	0.00	193419	149.0	381.5	273.7	508.3
					279.0	13.1	9.4	17.4



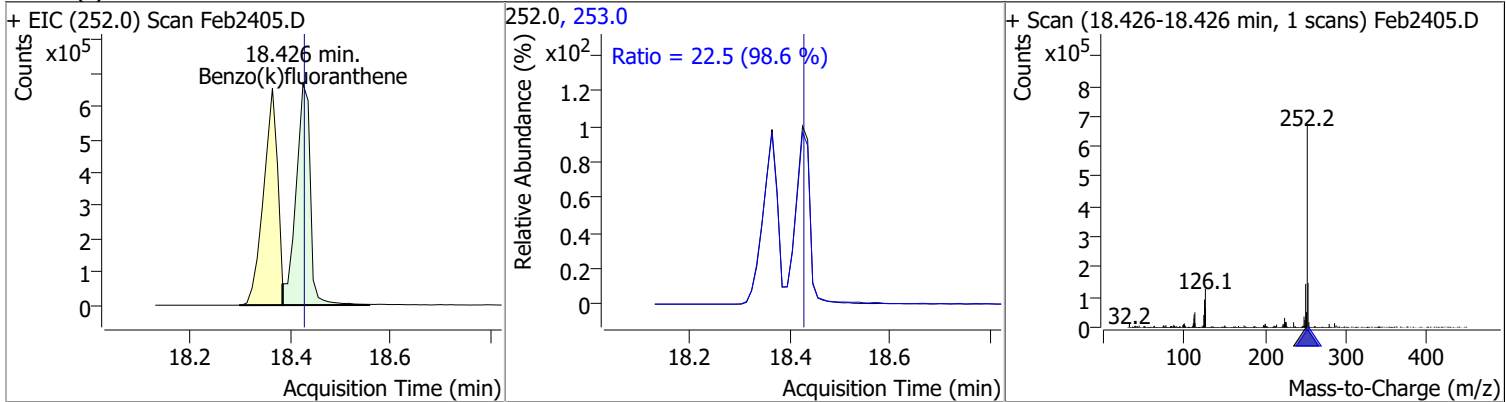
Compound	Conc.	RT	Dev(Min)	Resp.	QIon	QRatio	Lower	Upper
Di-n-octyl Phthalate	92.8625	18.12	0.00	1329534	150.0	9.9	6.6	12.3



Compound	Conc.	RT	Dev(Min)	Resp.	QIon	QRatio	Lower	Upper
Benzo(b)fluoranthene	83.2920	18.37	0.00	1261920	253.0	22.7	16.0	29.7

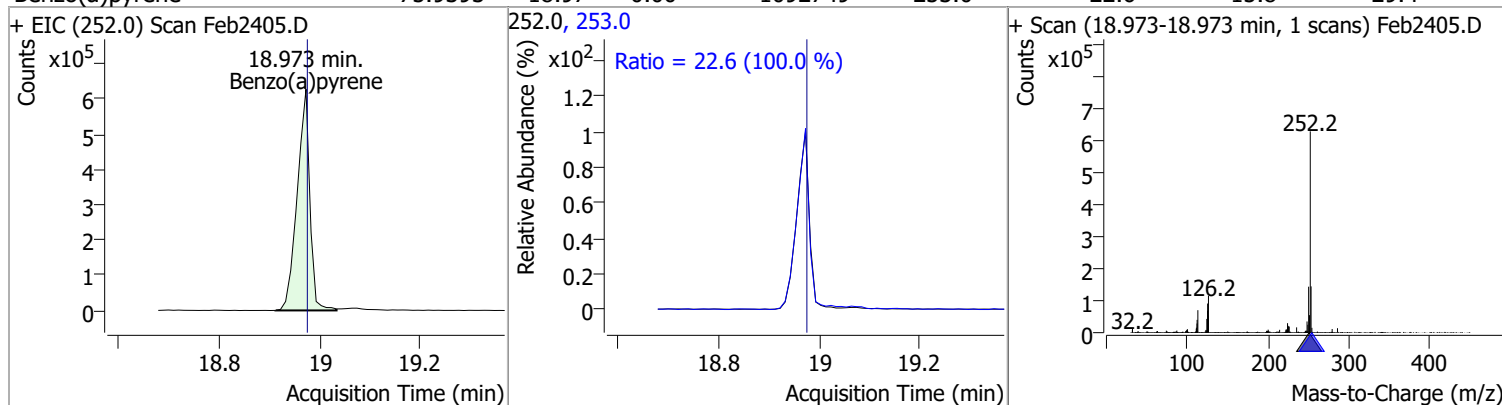


Compound	Conc.	RT	Dev(Min)	Resp.	QIon	QRatio	Lower	Upper
Benzo(k)fluoranthene	82.4436	18.43	0.00	1316707	253.0	22.5	16.0	29.7

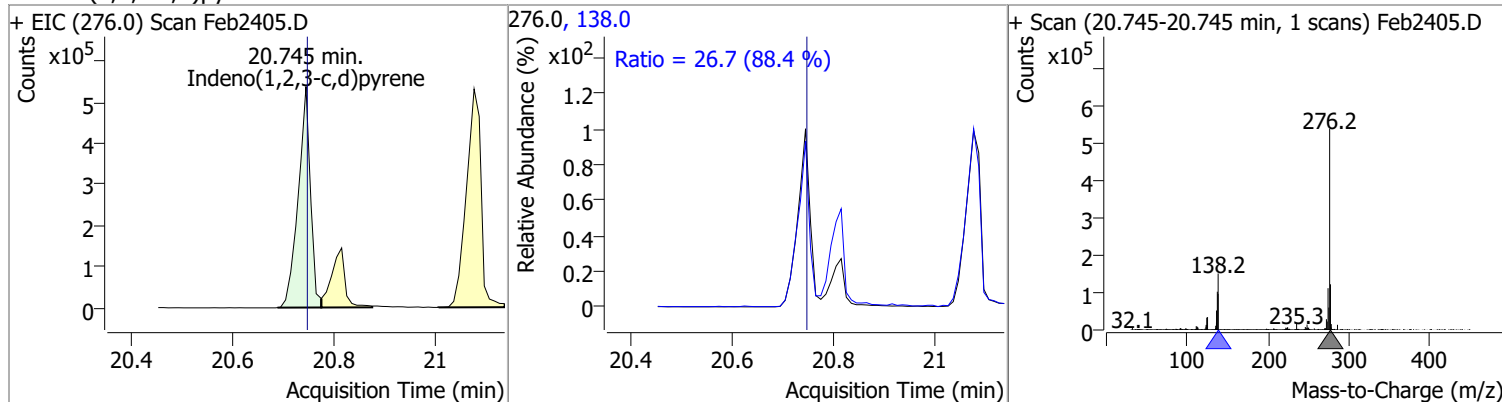


Quantitation Results Report (QT Reviewed)

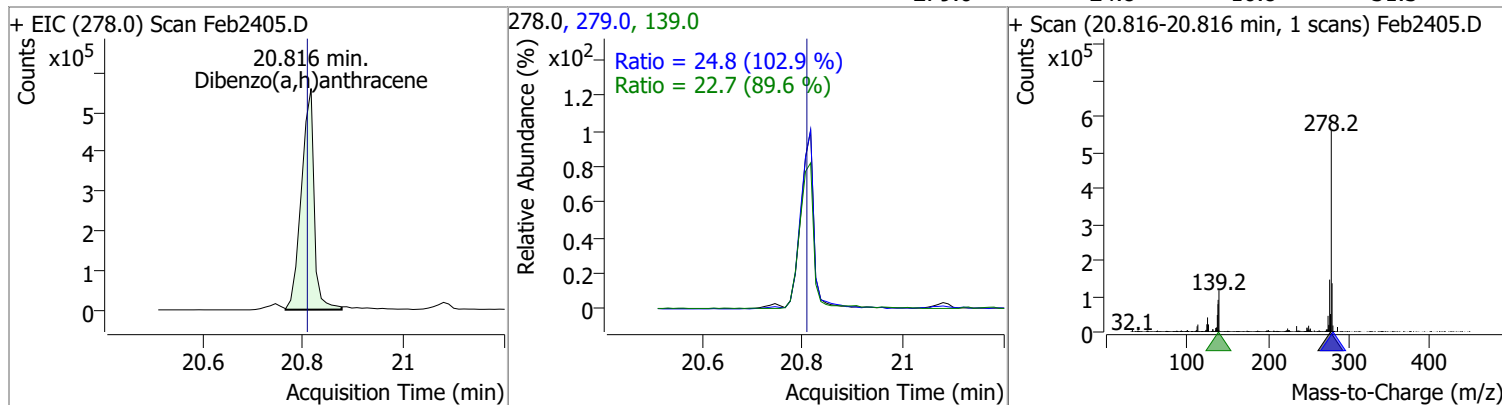
Compound	Conc.	RT	Dev(Min)	Resp.	QIon	QRatio	Lower	Upper
Benzo(a)pyrene	75.9393	18.97	0.00	1092749	253.0	22.6	15.8	29.4



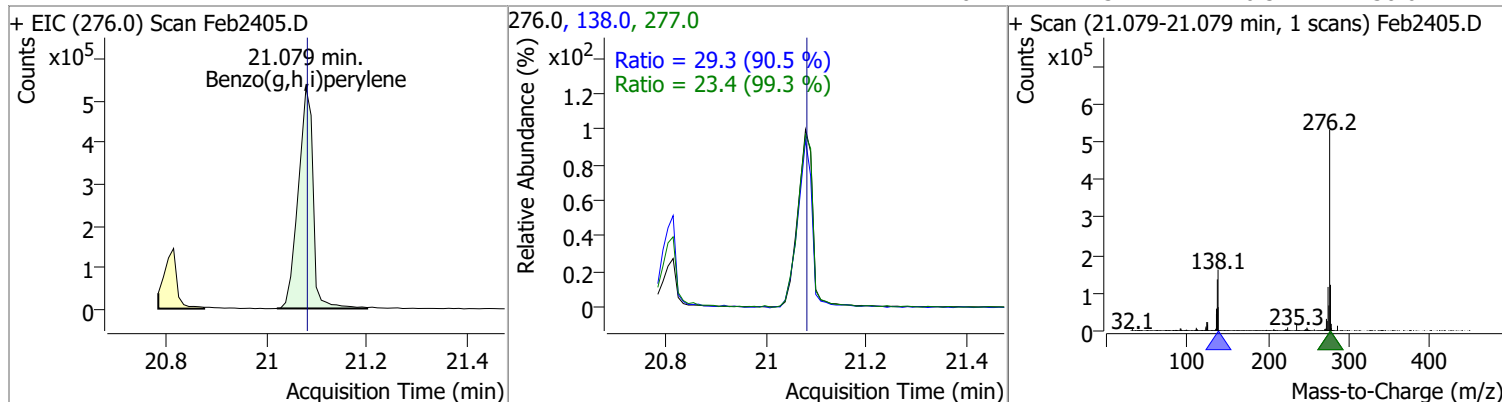
Compound	Conc.	RT	Dev(Min)	Resp.	QIon	QRatio	Lower	Upper
Indeno(1,2,3-c,d)pyrene	74.9879	20.75	0.00	905741	138.0	26.7	21.2	39.3



Compound	Conc.	RT	Dev(Min)	Resp.	QIon	QRatio	Lower	Upper
Dibenzo(a,h)anthracene	74.9788	20.82	0.01	985581	139.0	22.7	17.7	32.9
					279.0	24.8	16.8	31.3

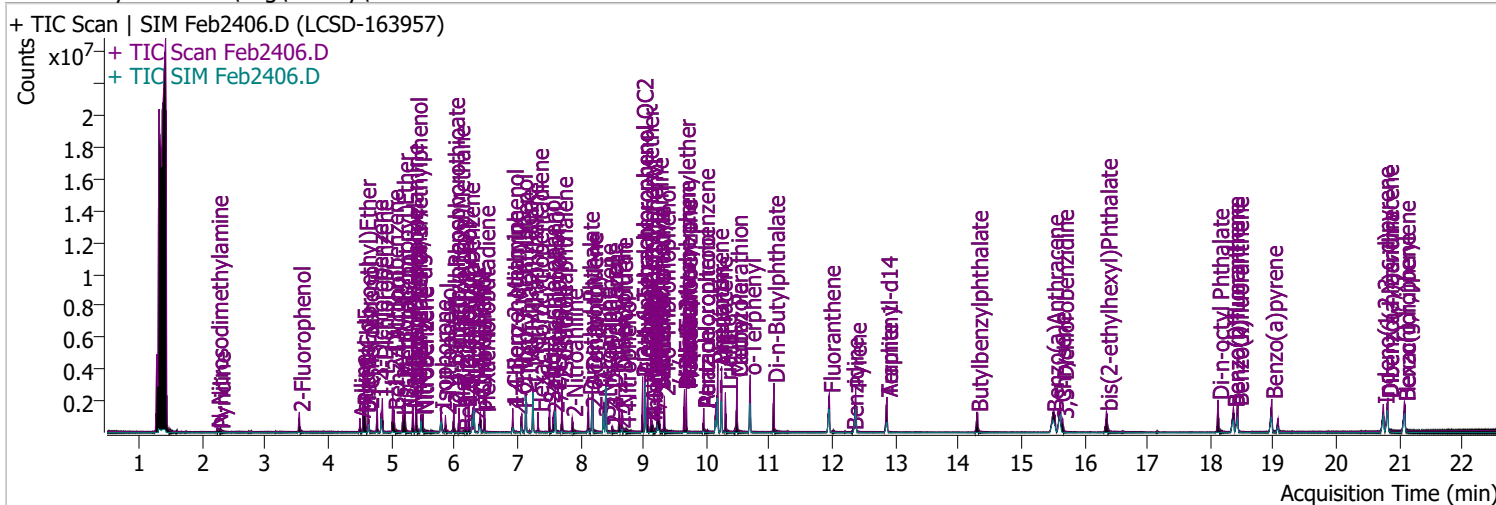


Compound	Conc.	RT	Dev(Min)	Resp.	QIon	QRatio	Lower	Upper
Benzo(g,h,i)perylene	78.1499	21.08	0.00	1087550	138.0	29.3	22.6	42.1
					277.0	23.4	16.5	30.6



Quantitation Results Report (QT Reviewed)

Data File	Feb2406.D	Operator	LIMS import
Acq. Method	BNA+SIM.M	Acq. Date-Time	2/24/2022 6:20:23 PM
Sample Name	LCSD-163957	Instrument	Instrument #1
Vial	6	Multiplier	1.00
DA Method File		Comment	SVOC-8270-W-LARGO
Tune File	dftppdsm.u	Tune Date	2/18/2022 9:25:00 PM
Batch Name	022422 DoD BNA.batch.bin	Last Calib Update	2/25/2022 7:56:13 AM
Ref Library	D:\Org\Library\NIST129K.l		



Compound	RT	QIon	Resp.	Conc.	Units	Dev(Min)
----------	----	------	-------	-------	-------	----------

Internal Standards

System Monitoring Compounds

S 2-Fluorophenol	3.541	112.0	456101	86.7455	µg/L	0.010
Spiked Amount: 200.000	Range: 10.0 - 75.0%			Recovery = 43.37%		
S Phenol-d5	4.552	99.0	605610	90.2634	µg/L	0.000
Spiked Amount: 200.000	Range: 10.0 - 65.0%			Recovery = 45.13%		
S Nitrobenzene-d5	5.471	82.0	315413	83.8953	µg/L	0.000
Spiked Amount: 100.000	Range: 32.0 - 94.0%			Recovery = 83.90%		
S 2-Fluorobiphenyl	7.605	172.0	1014805	87.7807	µg/L	0.010
Spiked Amount: 100.000	Range: 28.0 - 107.0%			Recovery = 87.78%		
S 2,4,6-Tribromophenol	9.336	329.8	216486	171.0299	µg/L	0.010
Spiked Amount: 200.000	Range: 25.0 - 140.0%			Recovery = 85.51%		
S Terphenyl-d14	12.865	244.3	1194807	91.8560	µg/L	0.000
Spiked Amount: 100.000	Range: 32.0 - 122.0%			Recovery = 91.86%		

Target Compounds

Compound	RT	QIon	Resp.	Conc.	Units	#	QValue
T N-Nitrosodimethylamine	2.234	74.0	96569	62.3359	µg/L		93
T Pyridine	2.274	79.0	142871	36.9585	µg/L		95
T Aniline	4.501	93.0	339975	35.3831	µg/L		100
T Phenol	4.572	94.0	350731	47.1953	µg/L	#	80
T bis(-2-Chloroethyl)Ether	4.583	63.0	378724	74.8176	µg/L		100
T 2-Chlorophenol	4.634	128.0	395015	65.7822	µg/L		99
T 1,3-Dichlorobenzene	4.777	146.0	498333	64.3962	µg/L	m	98
T 1,4-Dichlorobenzene	4.858	146.0	477209	60.7025	µg/L	m	98
T 1,2-Dichlorobenzene	5.022	146.0	569487	76.4473	µg/L	m	99
T Benzyl Alcohol	5.042	108.0	240259	79.3613	µg/L		99
T bis(2-chloroisopropyl)Ether	5.185	121.0	141544	70.0747	µg/L		96
T 2-Methylphenol	5.216	107.0	372412	71.5336	µg/L		92
T N-nitroso-Di-n-propylamine	5.338	70.0	347382	95.3268	µg/L		91
T Hexachloroethane	5.389	117.0	143510	62.9803	µg/L		97
T 4Methylphenol/3Methylphenol	5.400	107.0	526187	74.1581	µg/L		97

Quantitation Results Report (QT Reviewed)

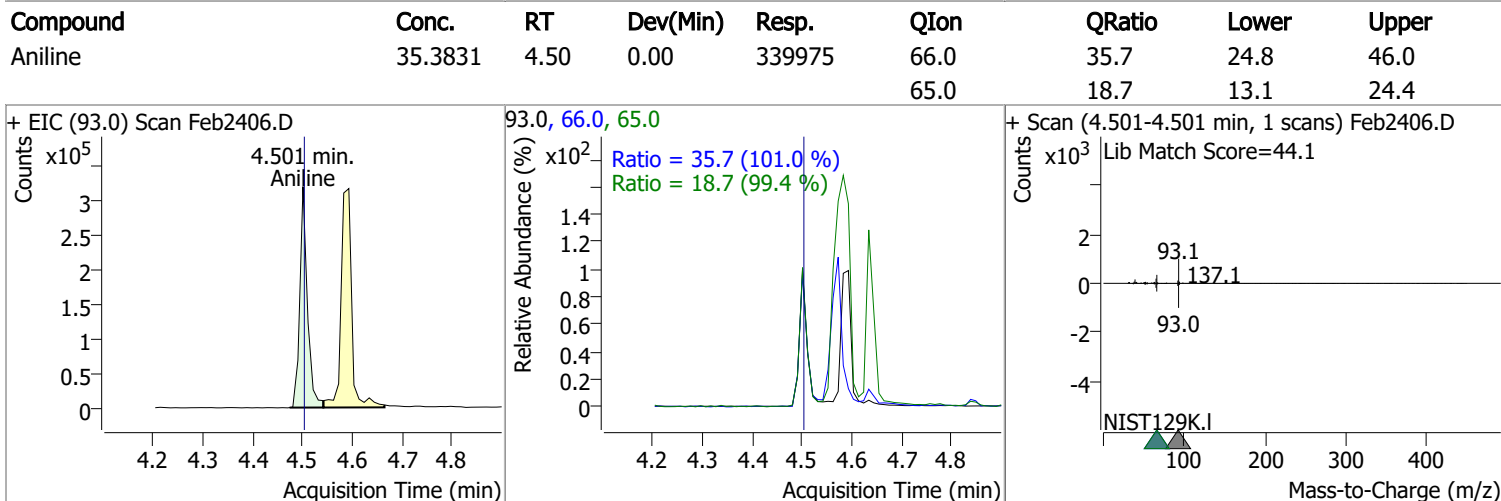
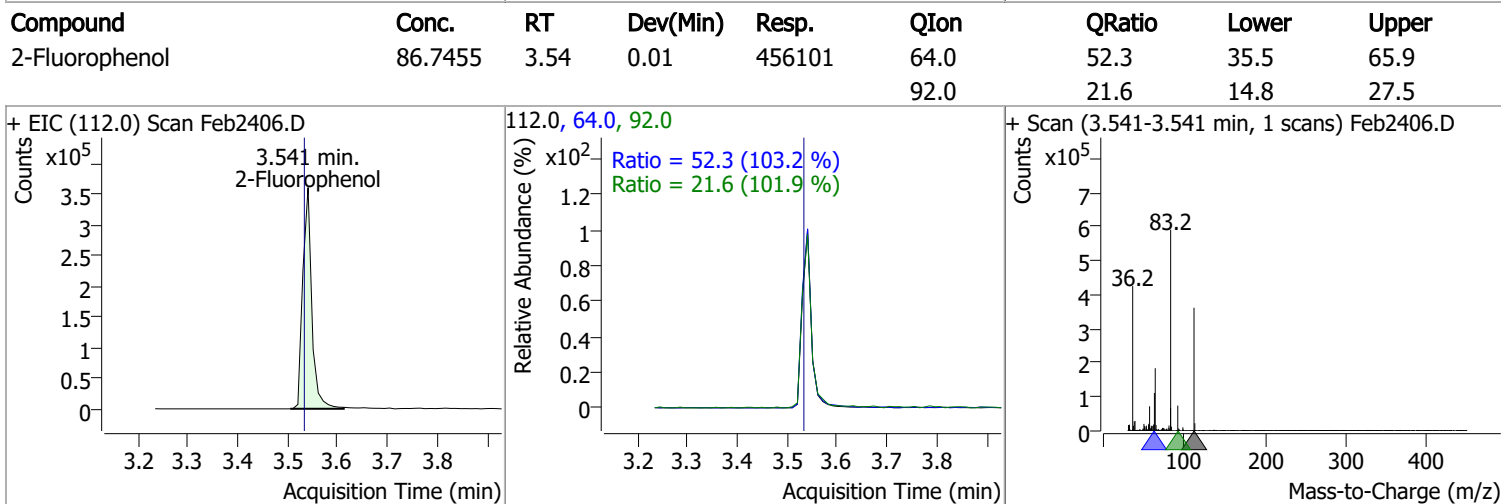
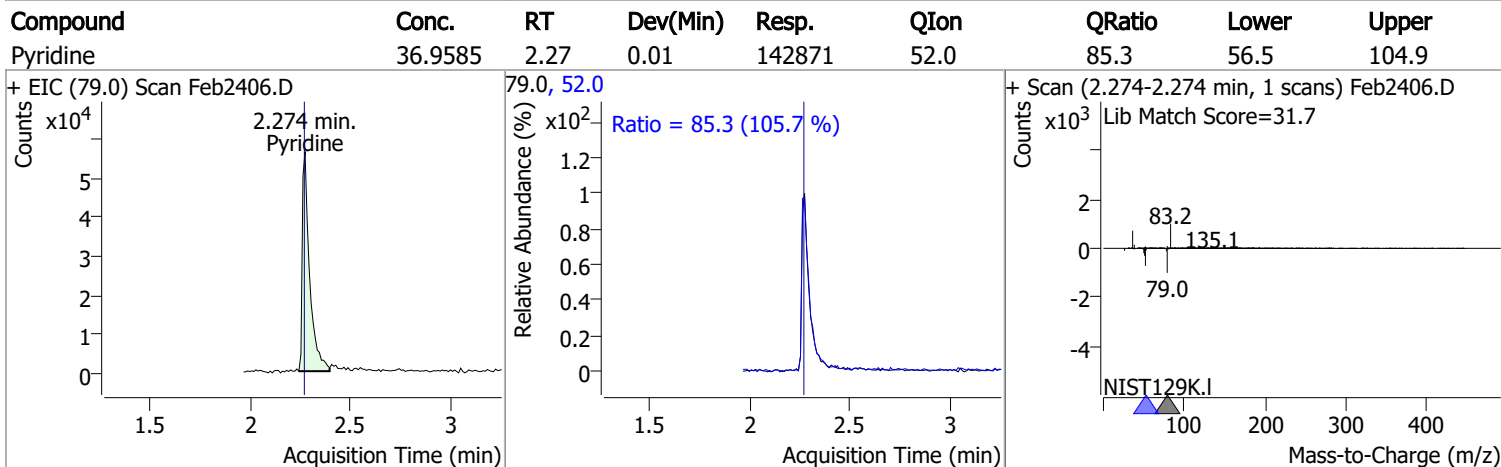
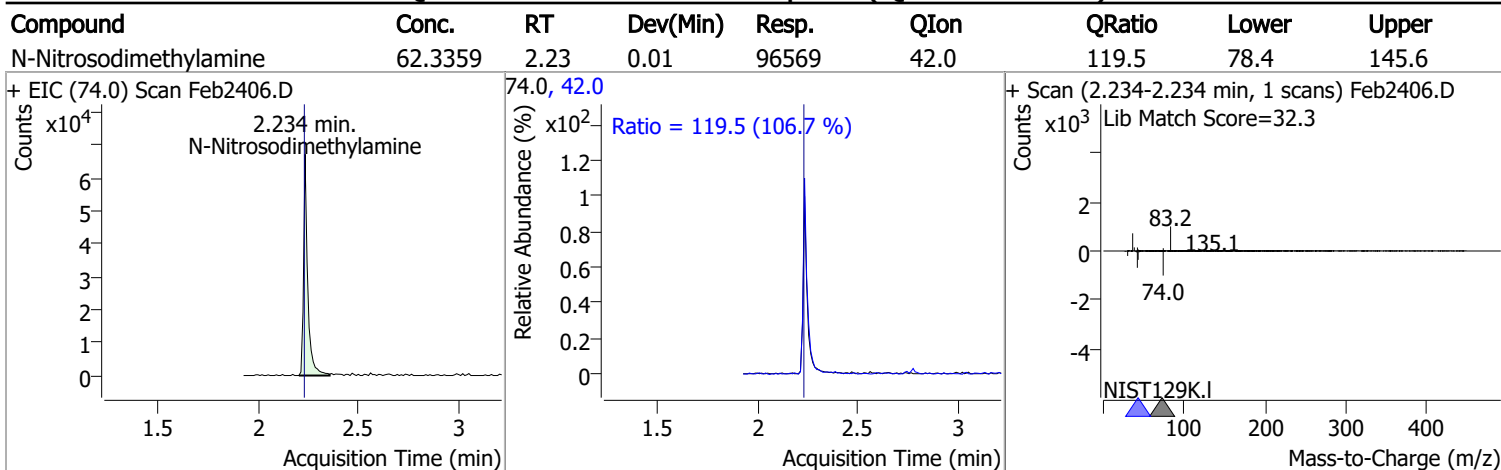
Compound	RT	QIon	Resp.	Conc.	Units	Dev(Min)
T Nitrobenzene	5.502	123.1	165079	87.8172	µg/L	99
T Isophorone	5.788	82.0	772169	78.2667	µg/L	99
T 2-Nitrophenol	5.859	139.0	175924	79.4473	µg/L	91
T 2,4-Dimethylphenol	5.992	122.0	332697	72.1373	µg/L	98
T bis(-2-Chloroethoxy)Methane	6.075	93.0	433063	75.4223	µg/L	97
T 2,4-Dichlorophenol	6.177	162.0	295127	67.3990	µg/L	98
T Benzoic Acid	6.157	105.0	29784	16.1406	µg/L	98
T 1,2,4-Trichlorobenzene	6.229	180.0	337605	63.3652	µg/L	99
T Naphthalene	6.311	128.0	1149143	72.8585	µg/L	98
T 4-Chlorophenol	6.403	130.0	103084	62.6782	µg/L	98
T p-Chloroaniline	6.413	127.0	347704	56.1892	µg/L	95
T Hexachlorobutadiene	6.475	224.9	163257	59.9647	µg/L	98
T 4-Chloro-2-Methylphenol	6.927	107.0	260450	63.5146	µg/L	97
T 4-Chloro-3-Methylphenol	7.071	107.0	320184	75.3343	µg/L	98
T 2-Methylnaphthalene	7.132	141.0	712626	80.2758	µg/L	98
T 1-Methylnaphthalene	7.245	141.0	700231	80.9486	µg/L	98
T Hexachlorocyclopentadiene	7.327	236.9	126471	77.5973	µg/L	99
T 2,4,6-Trichlorophenol	7.512	196.0	260457	90.8968	µg/L	99
T 2,4,5-Trichlorophenol	7.574	196.0	259780	81.4731	µg/L	99
T 2-Chloronaphthalene	7.707	162.0	890614	91.7866	µg/L	98
T 2-Nitroaniline	7.872	65.0	162212	93.0428	µg/L	93
T Dimethyl Phthalate	8.128	163.0	1082613	108.0611	µg/L	100
T 2,6-Dinitrotoluene	8.180	165.0	134149	99.6057	µg/L	92
T Acenaphthylene	8.190	152.1	1451170	93.6469	µg/L	100
T 3-Nitroaniline	8.384	138.0	130923	85.4275	µg/L	98
T Acenaphthene	8.405	154.0	905553	103.6978	µg/L	98
T 2,4-Dinitrophenol	8.507	184.0	48938	73.8067	µg/L	79
T Dibenzofuran	8.619	168.0	1371180	95.8855	µg/L	97
T 2,4-Dinitrotoluene	8.660	165.0	189561	107.7972	µg/L	97
T 4-Nitrophenol	8.711	109.0	65054	42.0035	µg/L	90
T Diethylphthalate	8.988	149.0	1213021	115.5296	µg/L	100
T Fluorene	9.029	166.0	1066899	91.8865	µg/L	99
T 4-Chlorophenyl-phenylether	9.070	204.0	558533	104.9518	µg/L	99
T 4-Nitroaniline	9.121	138.0	136569	75.8951	µg/L	100
T 4,6-Dinitro-2-methylphenol	9.141	198.0	90744	82.0744	µg/L	98
T N-nitrosodiphenylamine	9.223	169.0	809646	94.8570	µg/L	97
T Azobenzene	9.254	77.0	899684	79.9644	µg/L	95
T 4-Bromophenyl-phenylether	9.653	248.0	305084	93.1264	µg/L	98
T Hexachlorobenzene	9.683	283.9	282609	86.3614	µg/L	95
T Pentachlorophenol	9.958	265.9	144595	92.1270	µg/L	98
T Phenanthrene	10.181	178.0	1734076	99.6226	µg/L	100
T Anthracene	10.242	178.0	1638650	98.2157	µg/L	100
T Triallate	10.302	86.0	362229	89.6002	µg/L	99
T Carbazole	10.485	167.0	1499799	88.4947	µg/L	100
T o-Terphenyl	10.697	230.0	858369	91.7693	µg/L	99
T Di-n-Butylphthalate	11.072	149.0	1774933	105.3674	µg/L	99
T Fluoranthene	11.953	202.0	1687770	95.1454	µg/L	99
T Benzidine	12.318	184.0	99056	15.7676	µg/L	98
T Pyrene	12.369	202.0	1745388	90.4275	µg/L	100
T Butylbenzylphthalate	14.296	149.0	550333	104.6829	µg/L	94
T Benzo(a)Anthracene	15.502	228.0	1343354	104.2915	µg/L	99
T Chrysene	15.614	228.0	1485515	104.1884	µg/L	99
T 3,3-Dichlorobenzidine	15.655	252.0	299775	67.1928	µg/L	100
T bis(2-ethylhexyl)Phthalate	16.350	167.0	195875	106.9672	µg/L	93
T Di-n-octyl Phthalate	18.122	149.0	1323738	94.2808	µg/L	100

Quantitation Results Report (QT Reviewed)

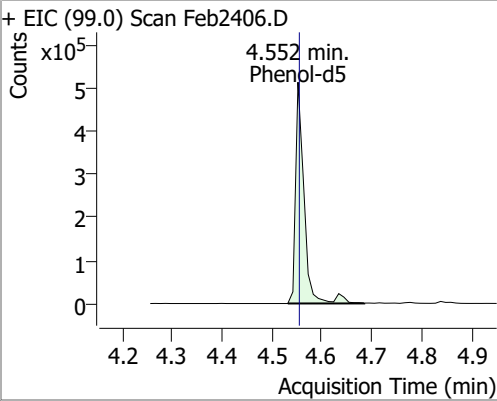
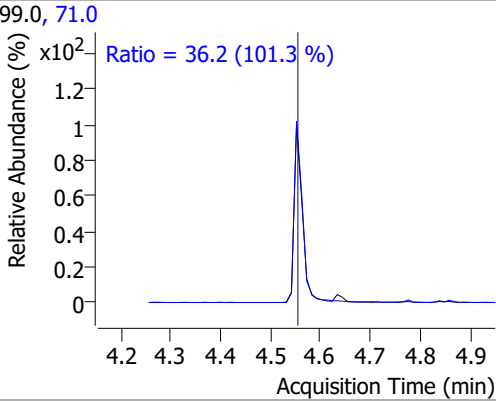
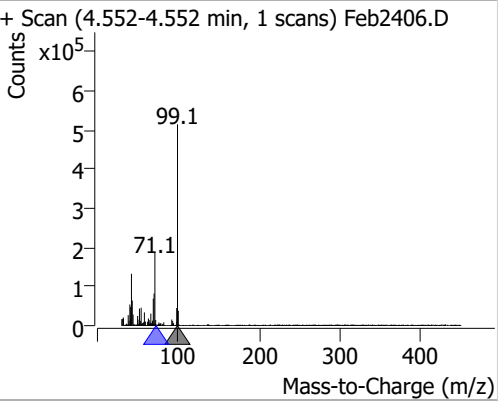
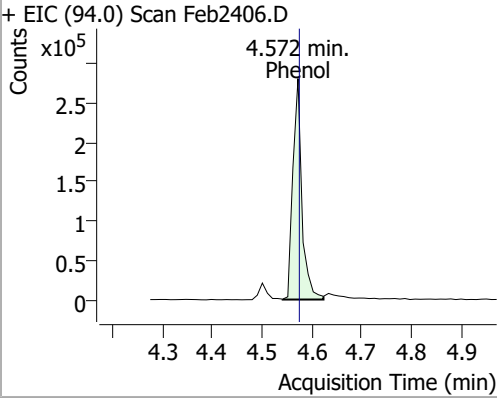
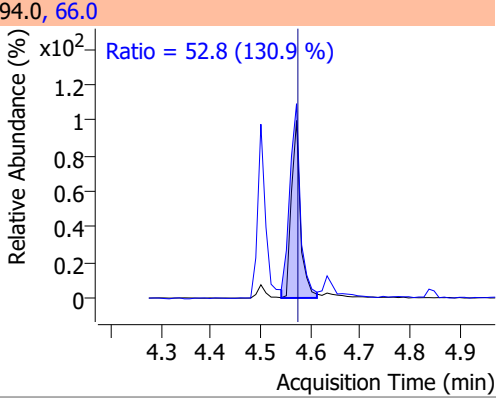
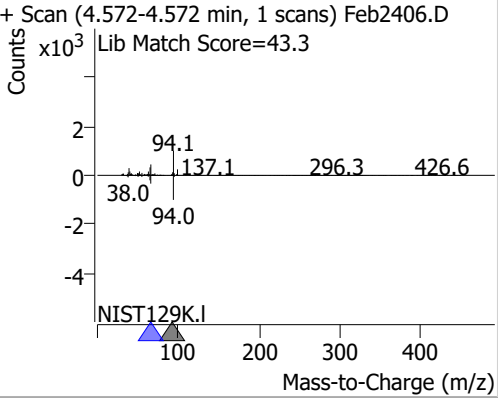
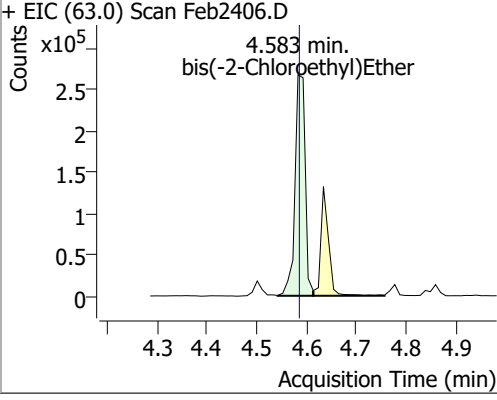
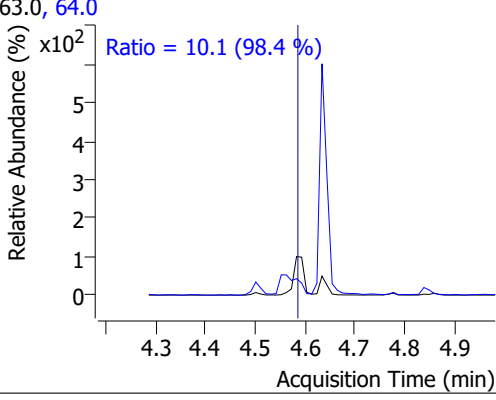
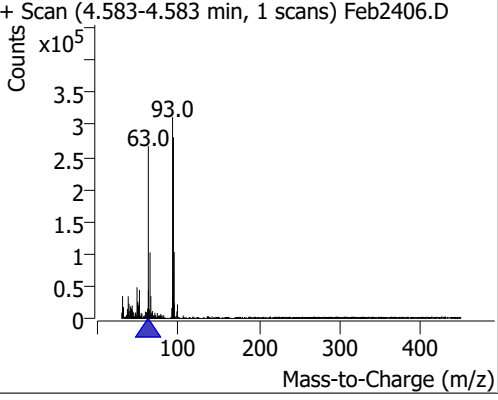
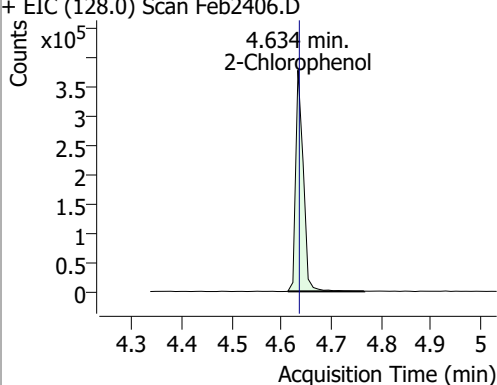
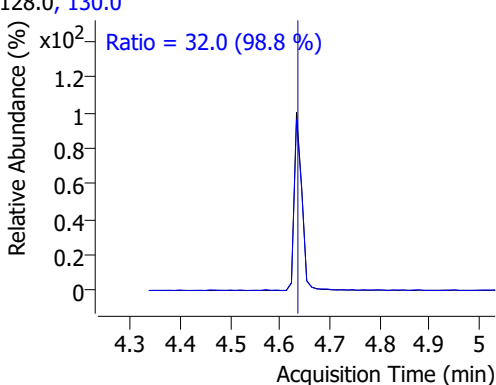
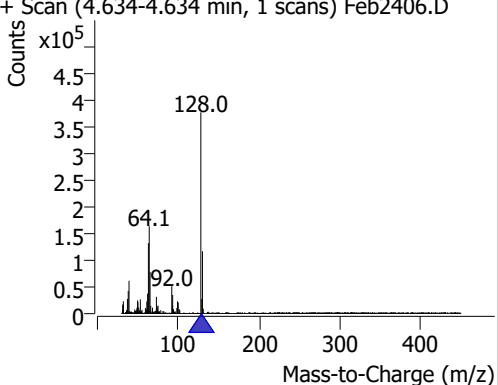
Compound	RT	QIon	Resp.	Conc.	Units	Dev(Min)
T Benzo(b)fluoranthene	18.365	252.0	1246318	84.2625	µg/L	98
T Benzo(k)fluoranthene	18.436	252.0	1270481	81.4276	µg/L	99
T Benzo(a)pyrene	18.973	252.0	1295302	92.4035	µg/L	99
T Indeno(1,2,3-c,d)pyrene	20.745	276.0	1056816	89.8795	µg/L	99
T Dibenzo(a,h)anthracene	20.816	278.0	1179162	91.9361	µg/L	99
T Benzo(g,h,i)perylene	21.079	276.0	1305889	96.3628	µg/L	99

(#) = Qualifier Out of Range; (m) = Manual Integration; (+) = Area Summed; (*) = Surrogate Percent Recovery Out of Range; (d): Zeroed Peak

Quantitation Results Report (QT Reviewed)

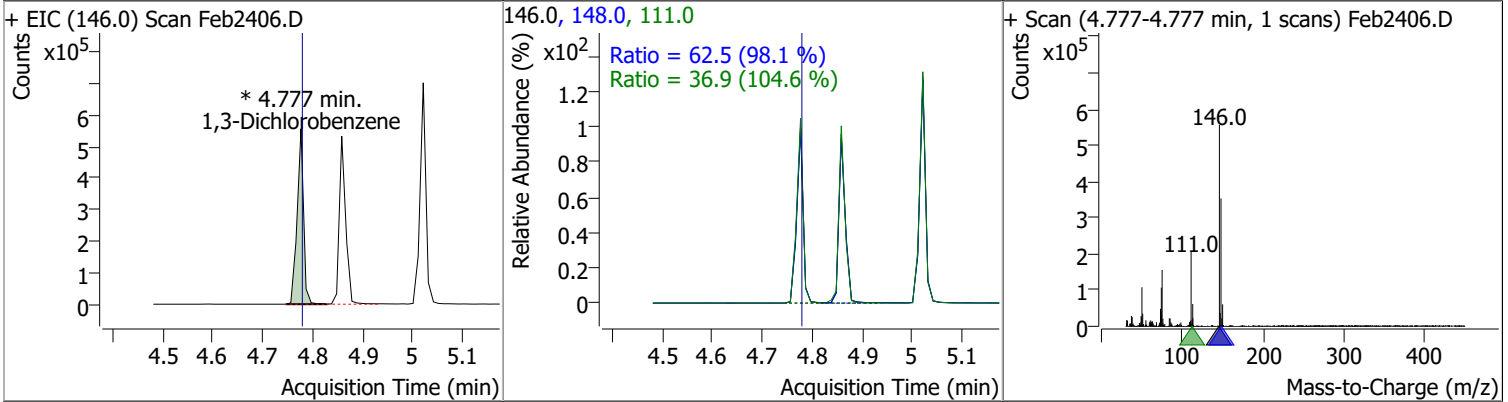


Quantitation Results Report (QT Reviewed)

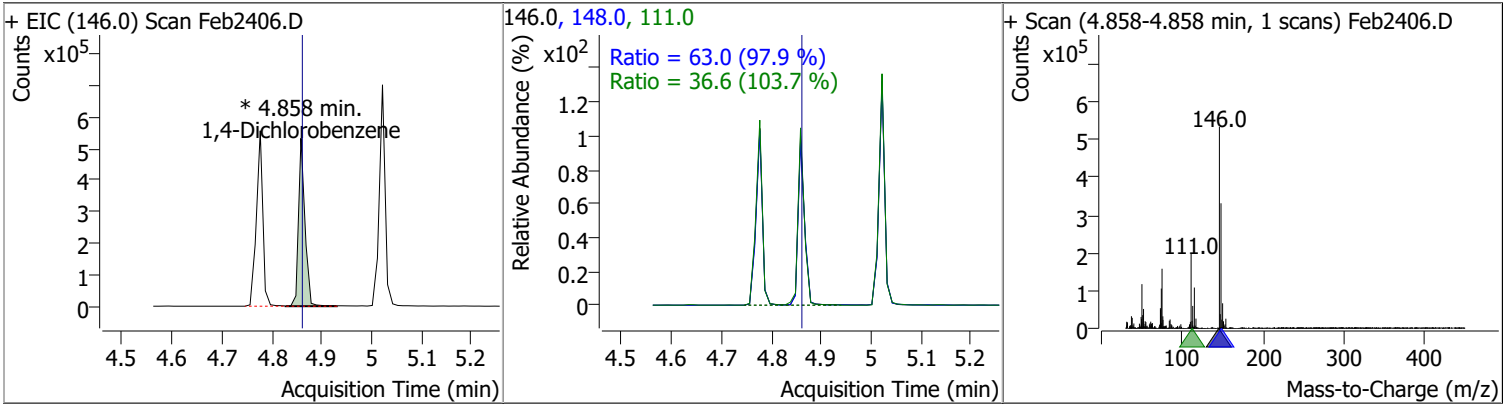
Compound	Conc.	RT	Dev(Min)	Resp.	QIon	QRatio	Lower	Upper
Phenol-d5	90.2634	4.55	0.00	605610	71.0	36.2	25.0	46.4
+ EIC (99.0) Scan Feb2406.D			99.0, 71.0			+ Scan (4.552-4.552 min, 1 scans) Feb2406.D		
								
Phenol	47.1953	4.57	0.00	350731	66.0	52.8	28.3	52.5
+ EIC (94.0) Scan Feb2406.D			94.0, 66.0			+ Scan (4.572-4.572 min, 1 scans) Feb2406.D		
								
bis(-2-Chloroethyl)Ether	74.8176	4.58	0.00	378724	64.0	10.1	7.2	13.3
+ EIC (63.0) Scan Feb2406.D			63.0, 64.0			+ Scan (4.583-4.583 min, 1 scans) Feb2406.D		
								
2-Chlorophenol	65.7822	4.63	0.00	395015	130.0	32.0	22.6	42.1
+ EIC (128.0) Scan Feb2406.D			128.0, 130.0			+ Scan (4.634-4.634 min, 1 scans) Feb2406.D		
								

Quantitation Results Report (QT Reviewed)

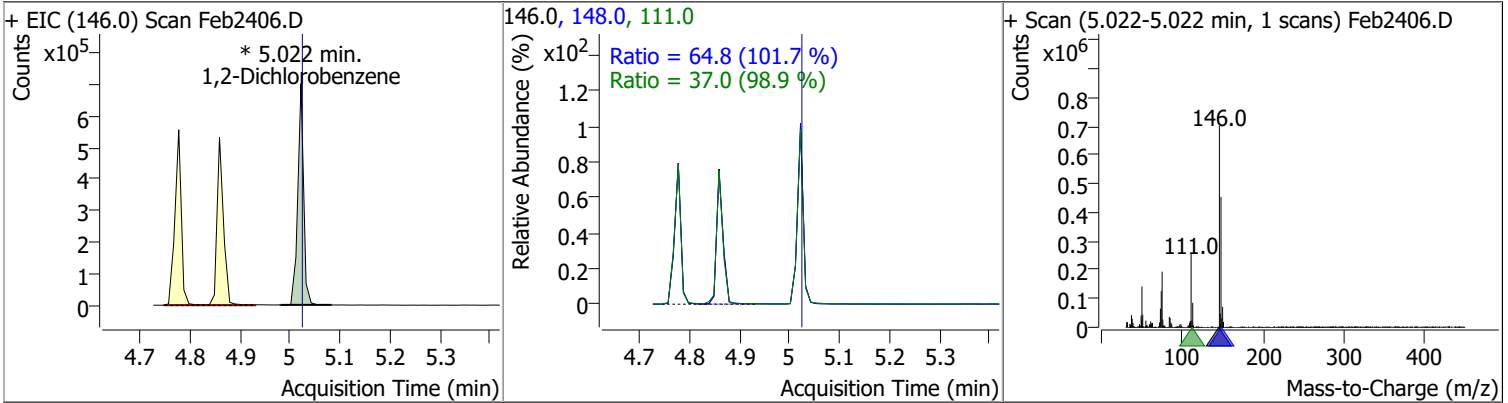
Compound	Conc.	RT	Dev(Min)	Resp.	QIon	QRatio	Lower	Upper
1,3-Dichlorobenzene	64.3962	4.78	0.00	498333 (m)	148.0	62.5	44.6	82.9
					111.0	36.9	24.7	45.9



Compound	Conc.	RT	Dev(Min)	Resp.	QIon	QRatio	Lower	Upper
1,4-Dichlorobenzene	60.7025	4.86	0.00	477209 (m)	148.0	63.0	45.0	83.7
					111.0	36.6	24.7	45.9

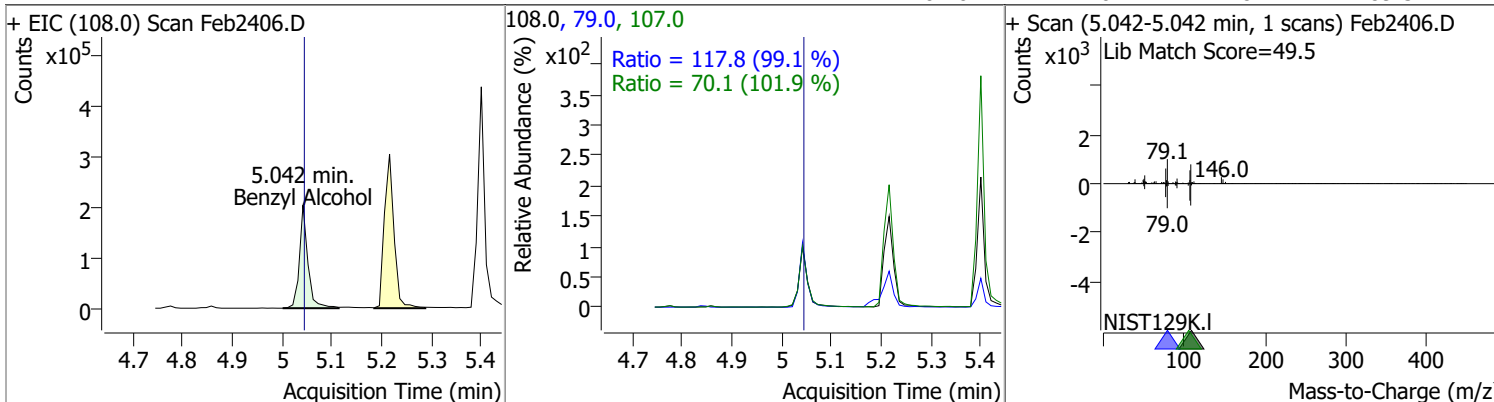


Compound	Conc.	RT	Dev(Min)	Resp.	QIon	QRatio	Lower	Upper
1,2-Dichlorobenzene	76.4473	5.02	0.00	569487 (m)	148.0	64.8	44.6	82.8
					111.0	37.0	26.2	48.7

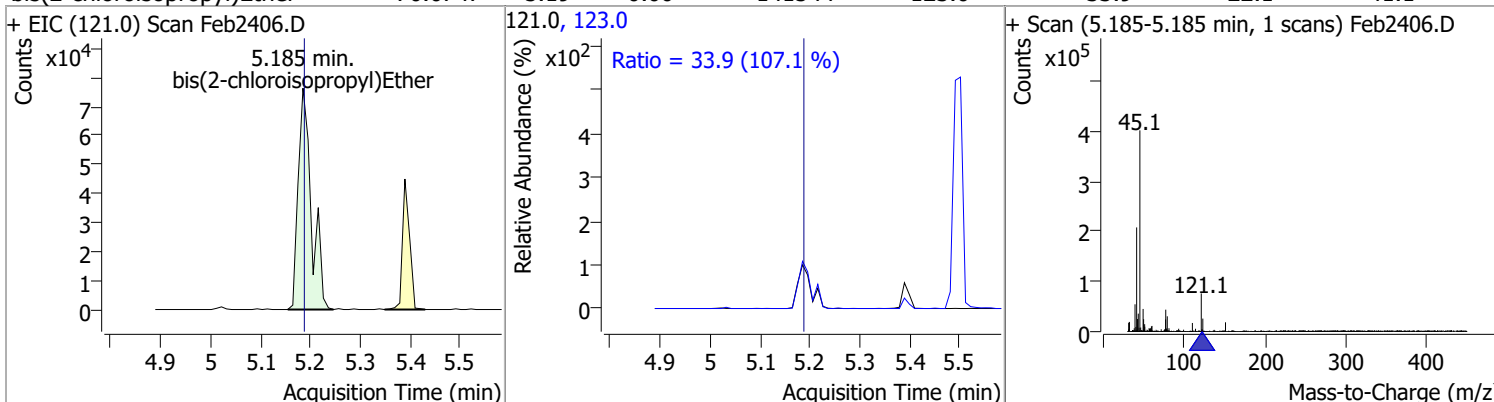


Quantitation Results Report (QT Reviewed)

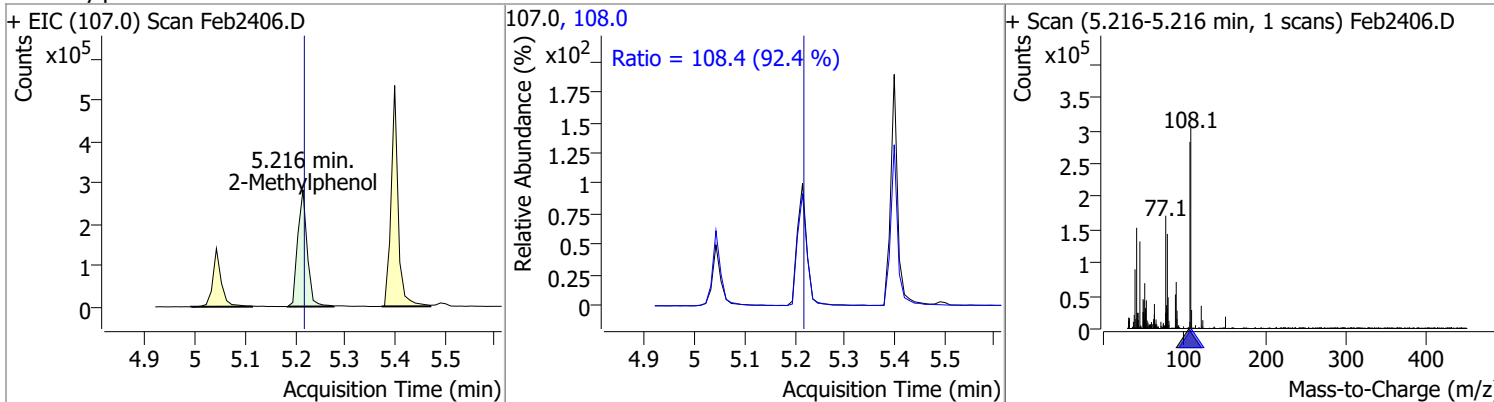
Compound	Conc.	RT	Dev(Min)	Resp.	QIon	QRatio	Lower	Upper
Benzyl Alcohol	79.3613	5.04	0.00	240259	79.0	117.8	83.2	154.5
					107.0	70.1	48.2	89.5



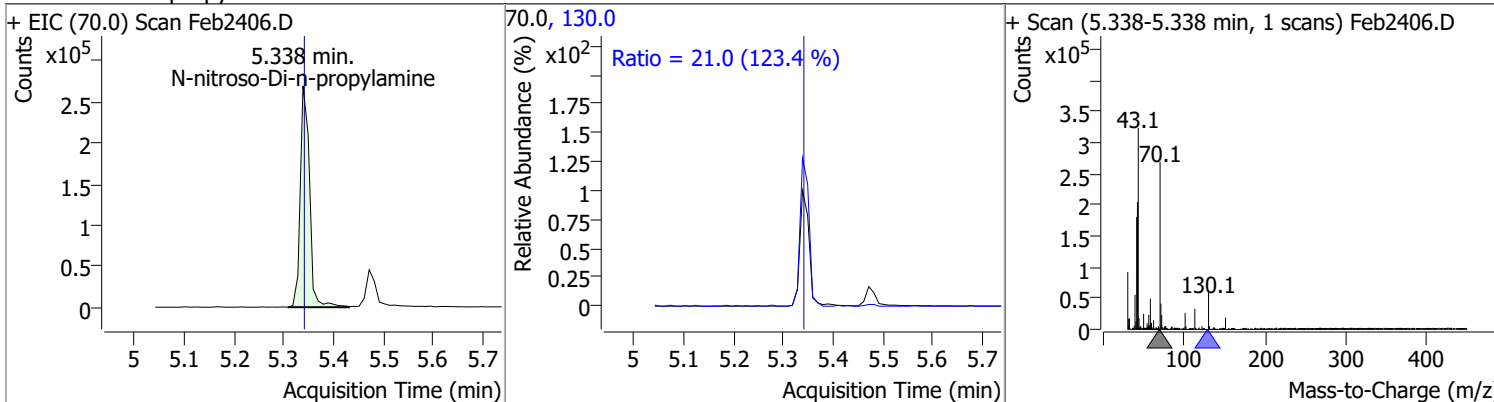
Compound	Conc.	RT	Dev(Min)	Resp.	QIon	QRatio	Lower	Upper
bis(2-chloroisopropyl)Ether	70.0747	5.19	0.00	141544	123.0	33.9	22.1	41.1



Compound	Conc.	RT	Dev(Min)	Resp.	QIon	QRatio	Lower	Upper
2-Methylphenol	71.5336	5.22	0.00	372412	108.0	108.4	82.2	152.6

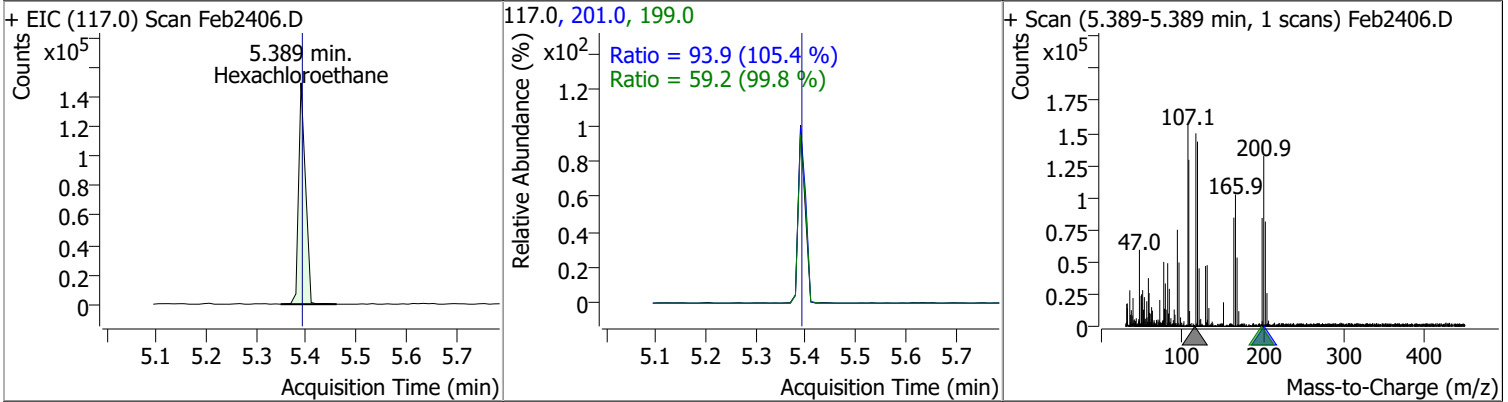


Compound	Conc.	RT	Dev(Min)	Resp.	QIon	QRatio	Lower	Upper
N-nitroso-Di-n-propylamine	95.3268	5.34	0.00	347382	130.0	21.0	0.0	34.0

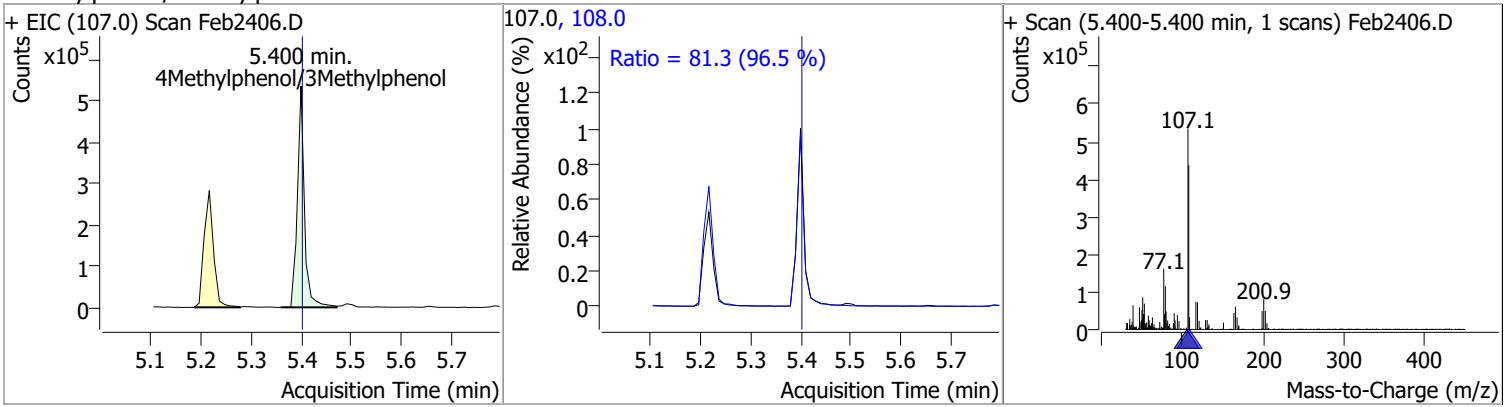


Quantitation Results Report (QT Reviewed)

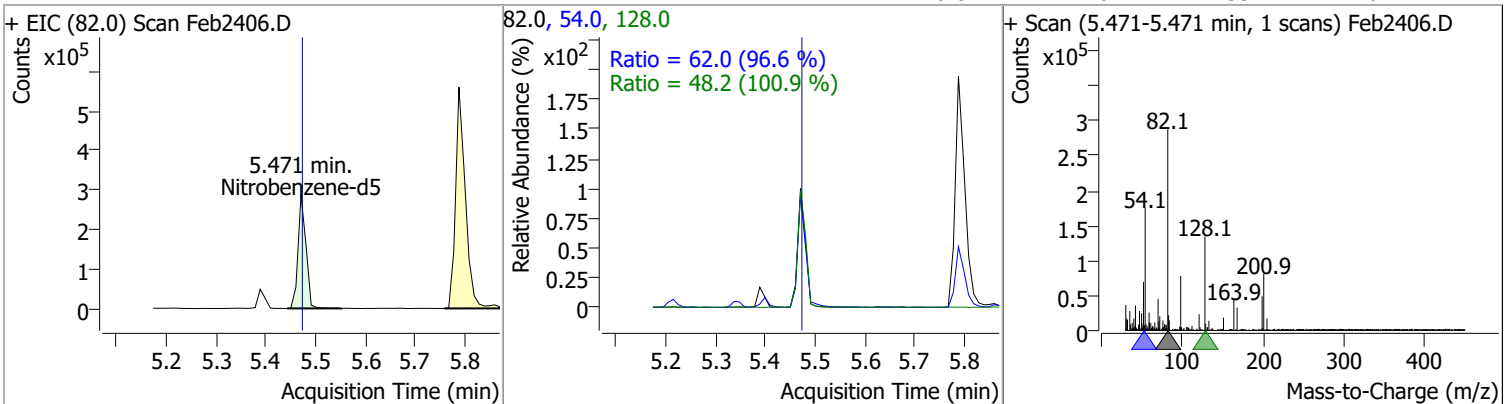
Compound	Conc.	RT	Dev(Min)	Resp.	QIon	QRatio	Lower	Upper
Hexachloroethane	62.9803	5.39	0.00	143510	201.0	93.9	62.4	115.9
					199.0	59.2	41.5	77.1



Compound	Conc.	RT	Dev(Min)	Resp.	QIon	QRatio	Lower	Upper
4Methylphenol/3Methylphenol	74.1581	5.40	0.00	526187	108.0	81.3	59.0	109.5

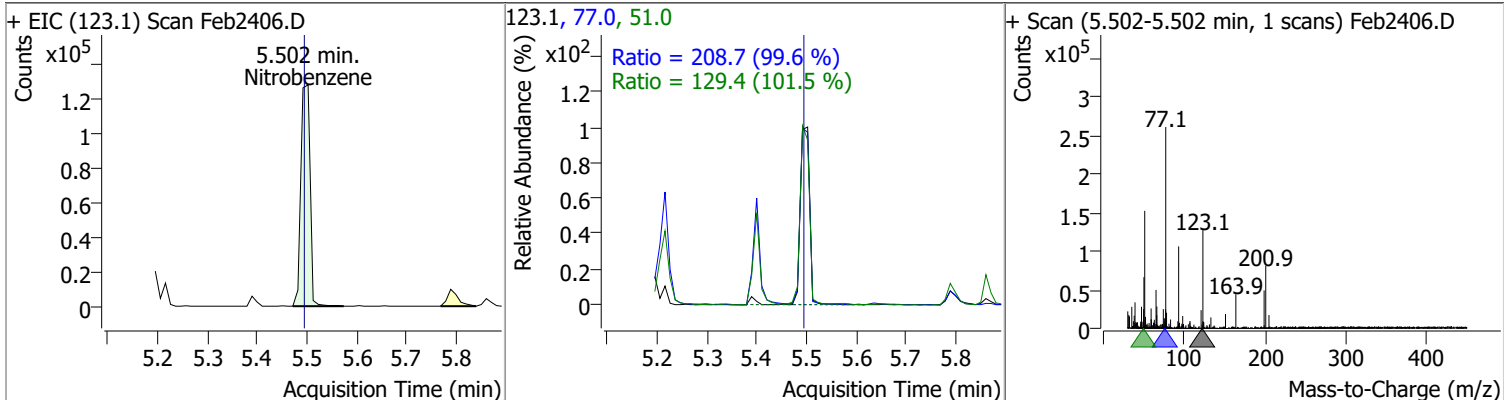


Compound	Conc.	RT	Dev(Min)	Resp.	QIon	QRatio	Lower	Upper
Nitrobenzene-d5	83.8953	5.47	0.00	315413	54.0	62.0	44.9	83.4
					128.0	48.2	33.4	62.1

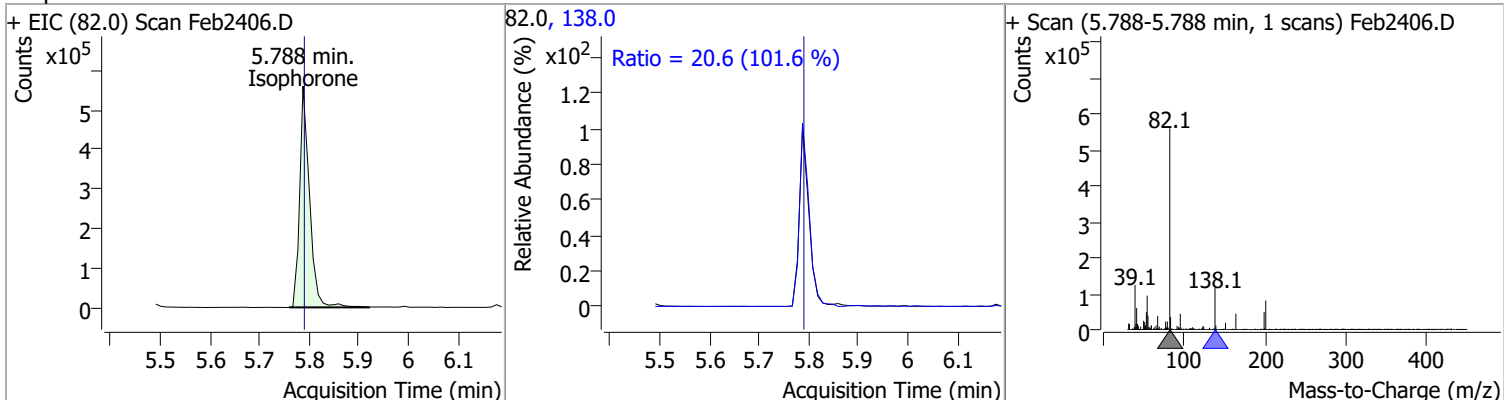


Quantitation Results Report (QT Reviewed)

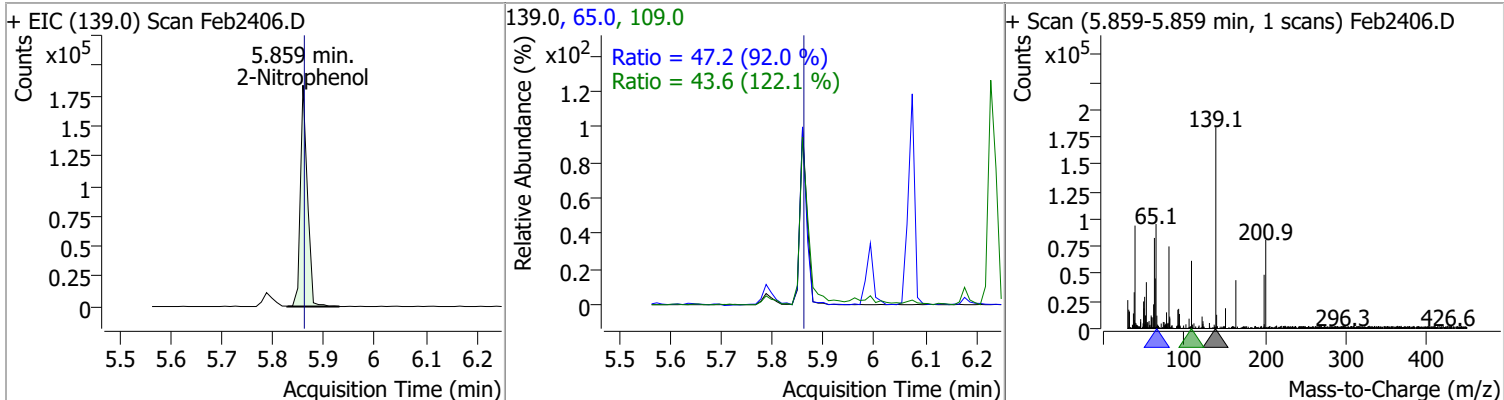
Compound	Conc.	RT	Dev(Min)	Resp.	QIon	QRatio	Lower	Upper
Nitrobenzene	87.8172	5.50	0.01	165079	77.0	208.7	146.7	272.5
					51.0	129.4	89.2	165.7



Compound	Conc.	RT	Dev(Min)	Resp.	QIon	QRatio	Lower	Upper
Isophorone	78.2667	5.79	0.00	772169	138.0	20.6	14.2	26.4

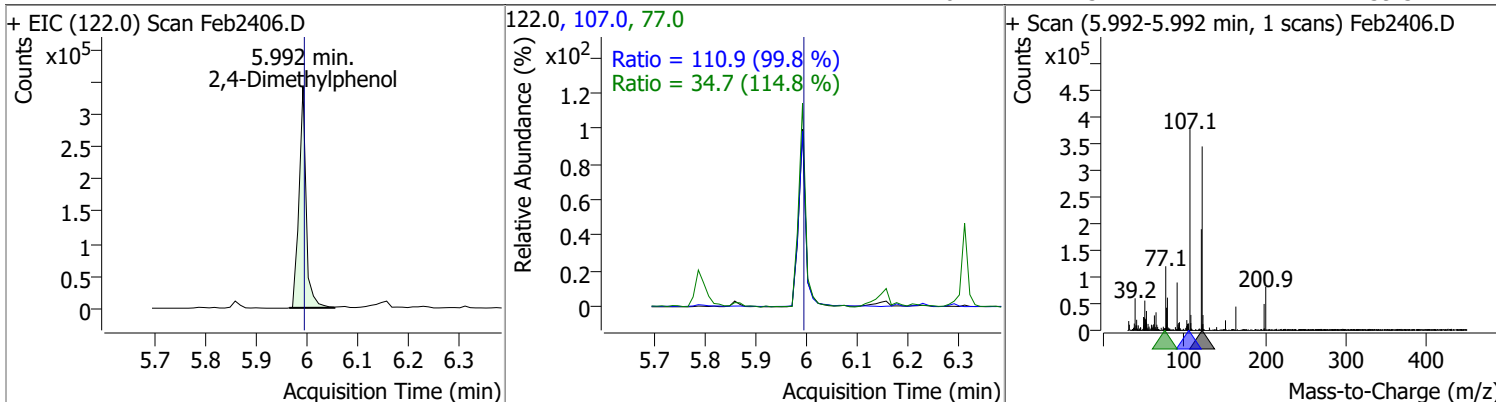


Compound	Conc.	RT	Dev(Min)	Resp.	QIon	QRatio	Lower	Upper
2-Nitrophenol	79.4473	5.86	0.00	175924	65.0	47.2	35.9	66.7
					109.0	43.6	25.0	46.4

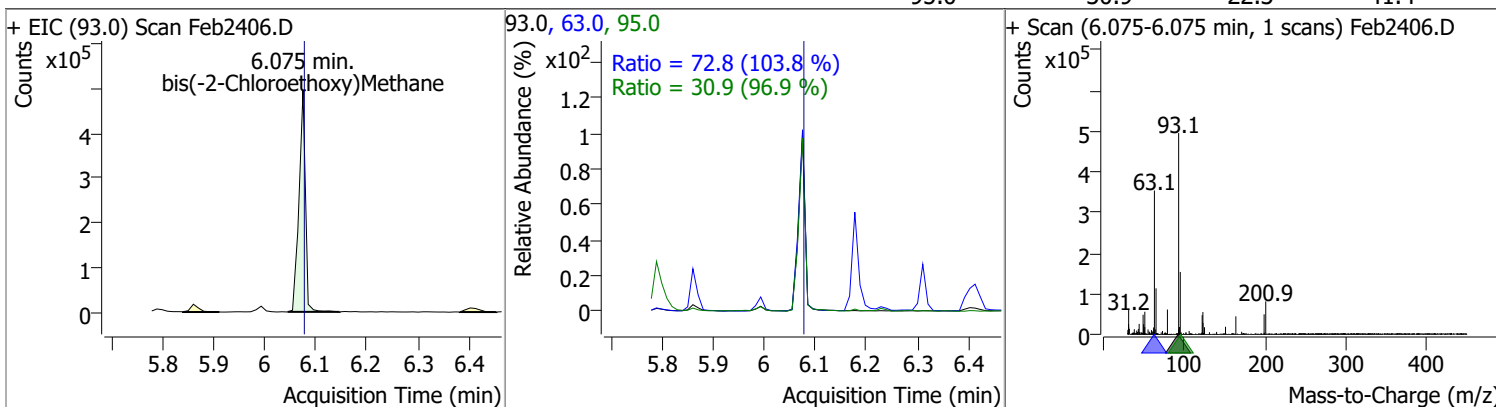


Quantitation Results Report (QT Reviewed)

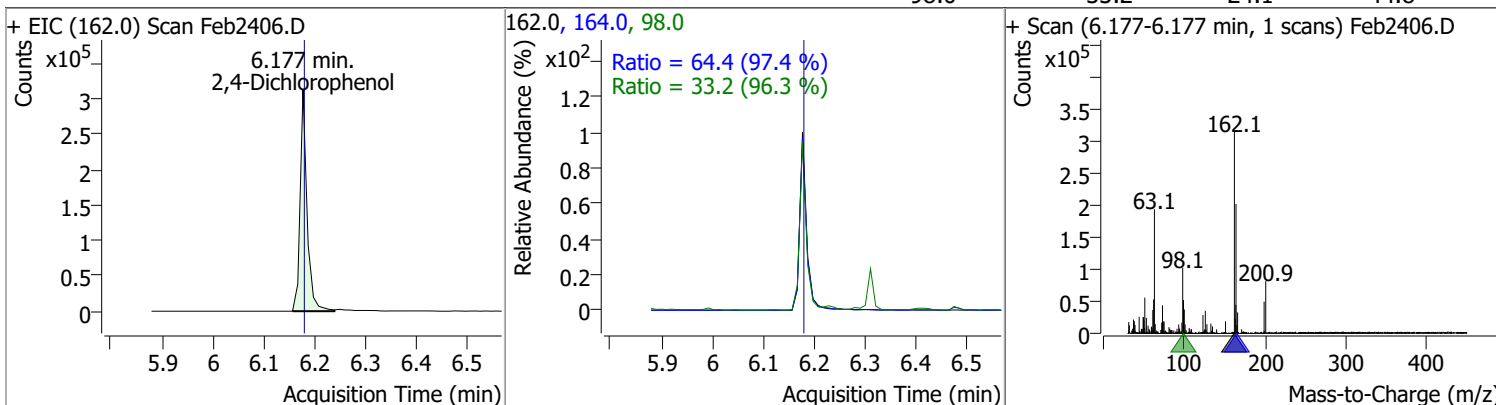
Compound	Conc.	RT	Dev(Min)	Resp.	QIon	QRatio	Lower	Upper
2,4-Dimethylphenol	72.1373	5.99	0.00	332697	107.0	110.9	77.8	144.4
					77.0	34.7	21.2	39.3



Compound	Conc.	RT	Dev(Min)	Resp.	QIon	QRatio	Lower	Upper
bis(-2-Chloroethoxy)Methane	75.4223	6.07	0.00	433063	63.0	72.8	49.1	91.2
					95.0	30.9	22.3	41.4

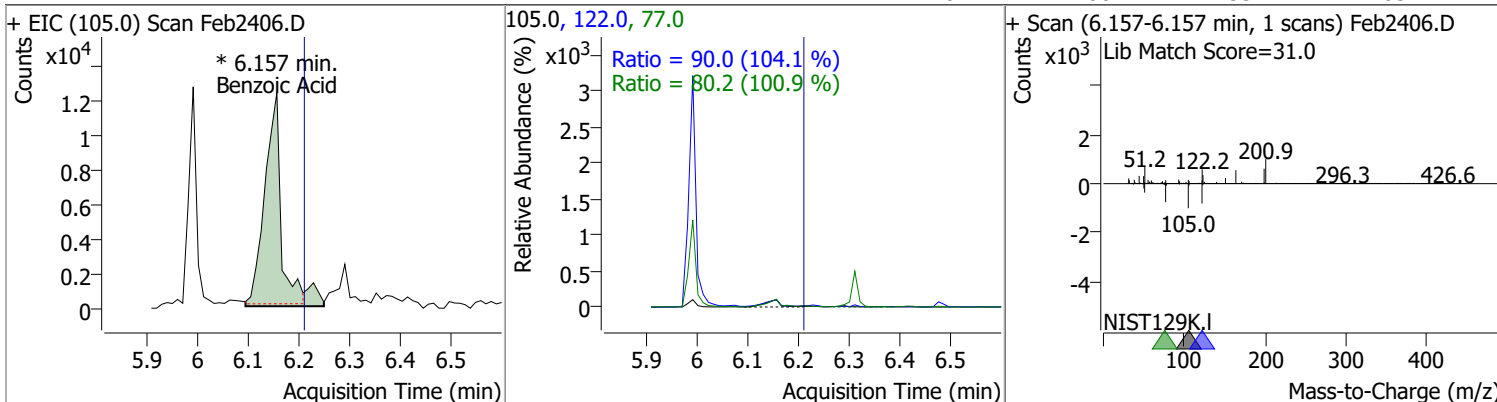


Compound	Conc.	RT	Dev(Min)	Resp.	QIon	QRatio	Lower	Upper
2,4-Dichlorophenol	67.3990	6.18	0.00	295127	164.0	64.4	46.3	86.0
					98.0	33.2	24.1	44.8

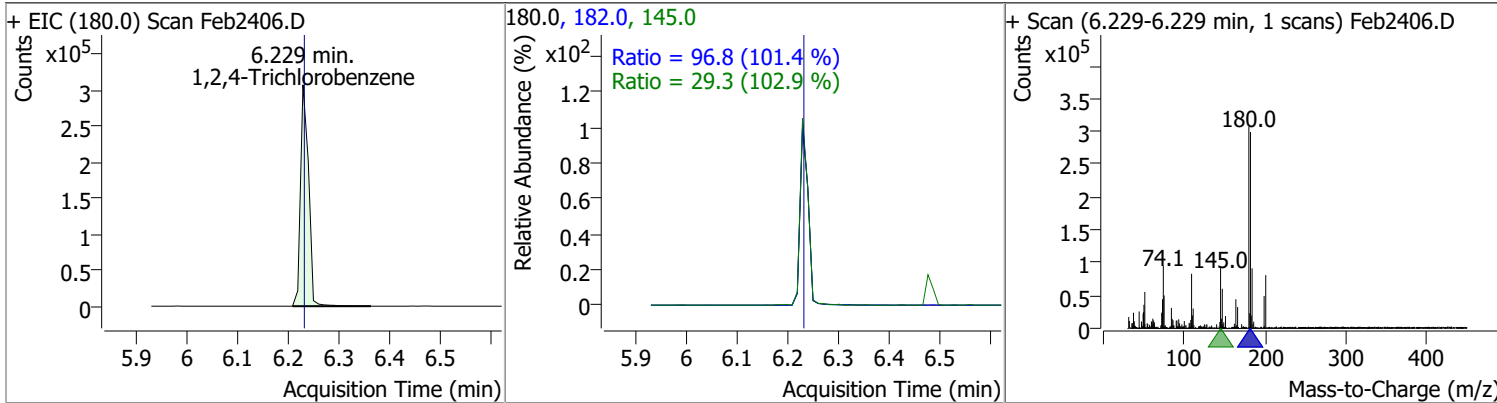


Quantitation Results Report (QT Reviewed)

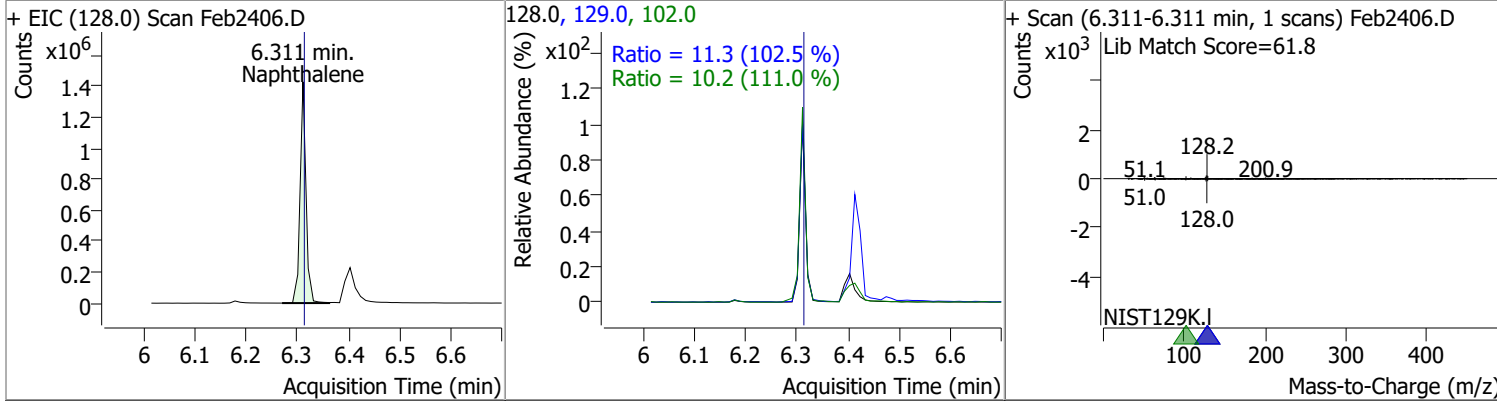
Compound	Conc.	RT	Dev(Min)	Resp.	QIon	QRatio	Lower	Upper
Benzoic Acid	16.1406	6.16	-0.05	29784 (m)	122.0	90.0	60.5	112.4
					77.0	80.2	55.7	103.4



Compound	Conc.	RT	Dev(Min)	Resp.	QIon	QRatio	Lower	Upper
1,2,4-Trichlorobenzene	63.3652	6.23	0.00	337605	182.0	96.8	66.8	124.1
					145.0	29.3	19.9	37.0

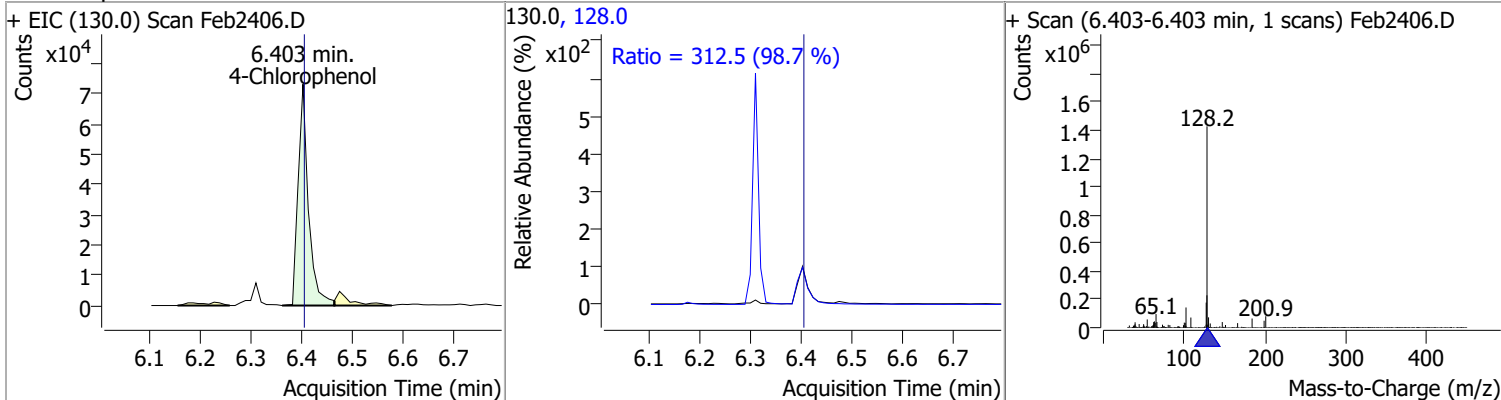


Compound	Conc.	RT	Dev(Min)	Resp.	QIon	QRatio	Lower	Upper
Naphthalene	72.8585	6.31	0.00	1149143	129.0	11.3	7.7	14.4
					102.0	10.2	6.4	11.9

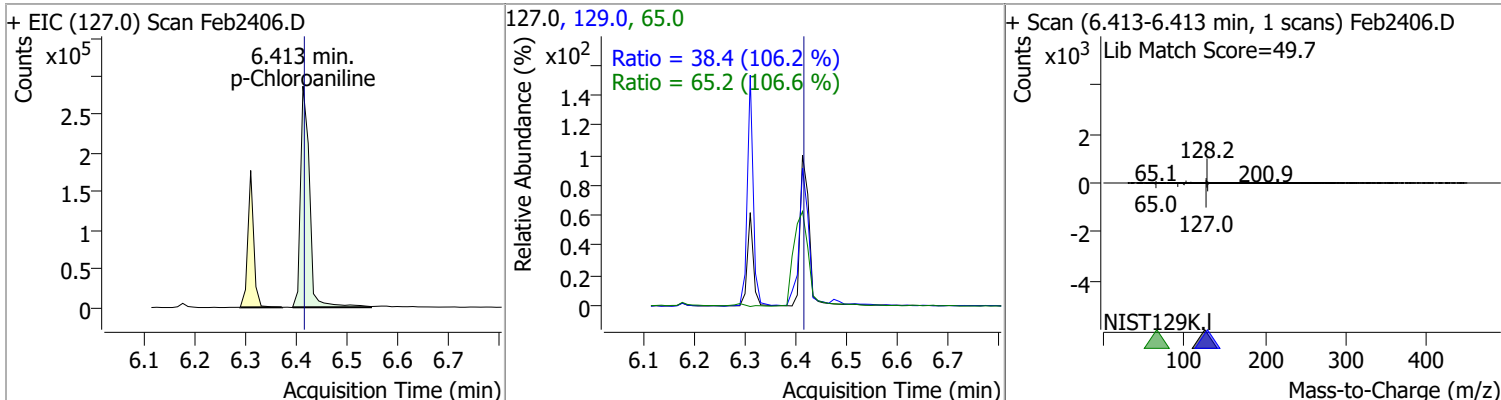


Quantitation Results Report (QT Reviewed)

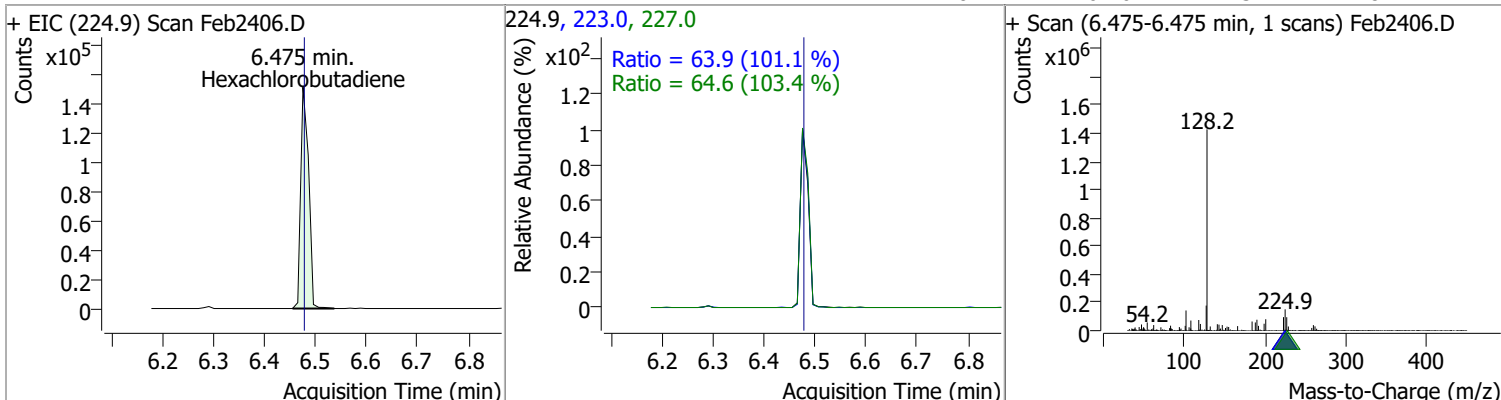
Compound	Conc.	RT	Dev(Min)	Resp.	QIon	QRatio	Lower	Upper
4-Chlorophenol	62.6782	6.40	0.00	103084	128.0	312.5	221.7	411.6



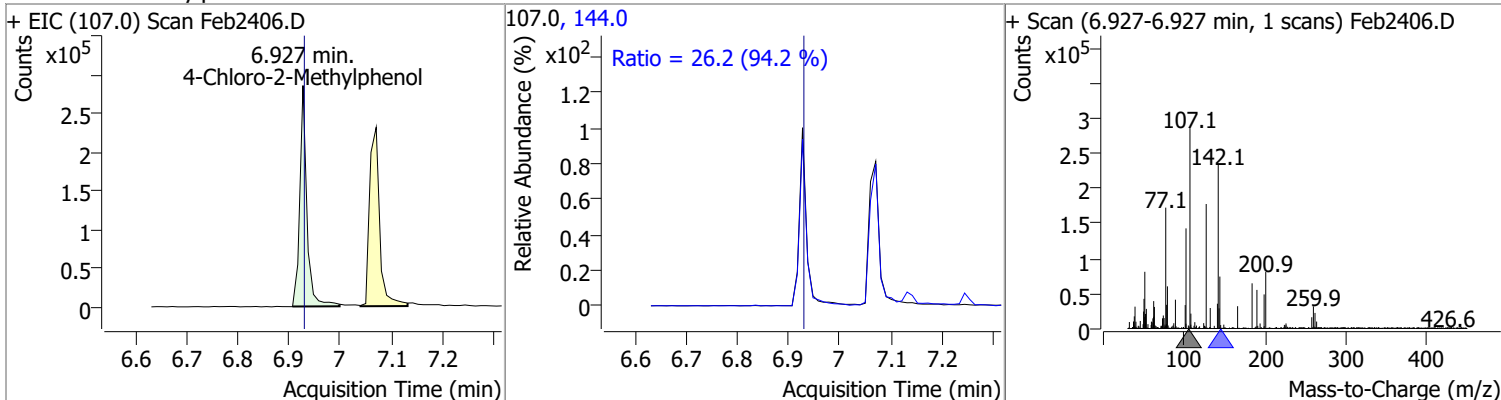
Compound	Conc.	RT	Dev(Min)	Resp.	QIon	QRatio	Lower	Upper
p-Chloroaniline	56.1892	6.41	0.00	347704	65.0	65.2	42.8	79.5
					129.0	38.4	25.3	47.1



Compound	Conc.	RT	Dev(Min)	Resp.	QIon	QRatio	Lower	Upper
Hexachlorobutadiene	59.9647	6.48	0.00	163257	223.0	63.9	44.2	82.2
					227.0	64.6	43.7	81.2

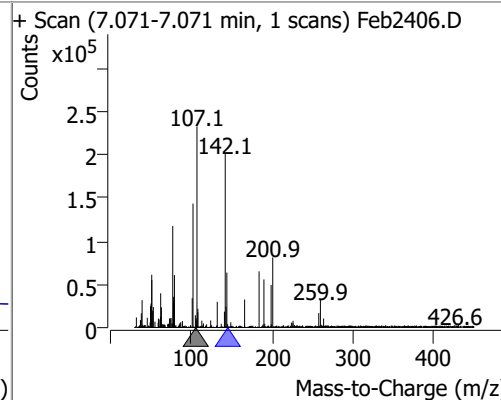
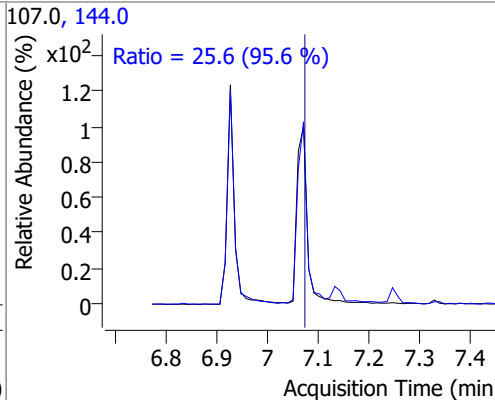
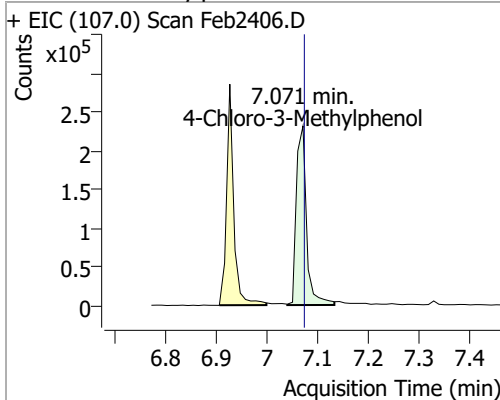


Compound	Conc.	RT	Dev(Min)	Resp.	QIon	QRatio	Lower	Upper
4-Chloro-2-Methylphenol	63.5146	6.93	0.00	260450	144.0	26.2	19.5	36.2

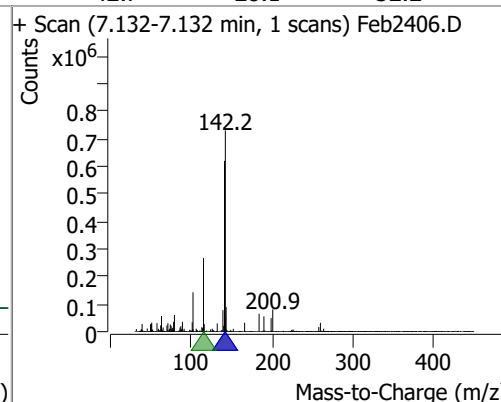
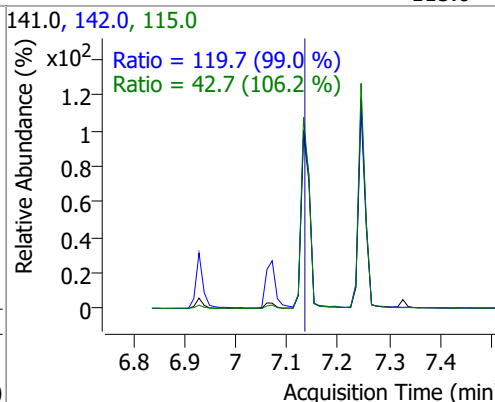
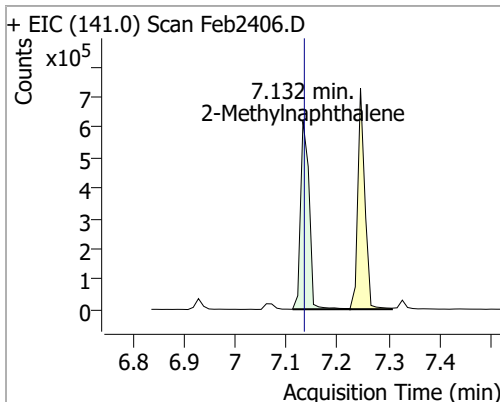


Quantitation Results Report (QT Reviewed)

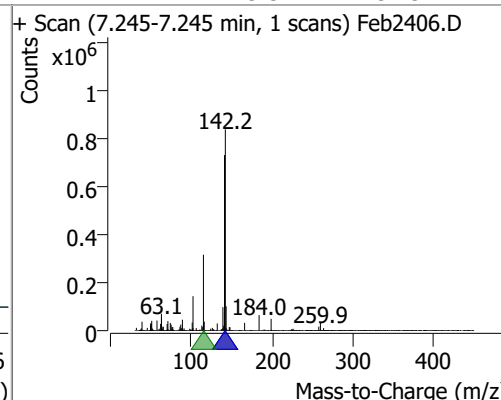
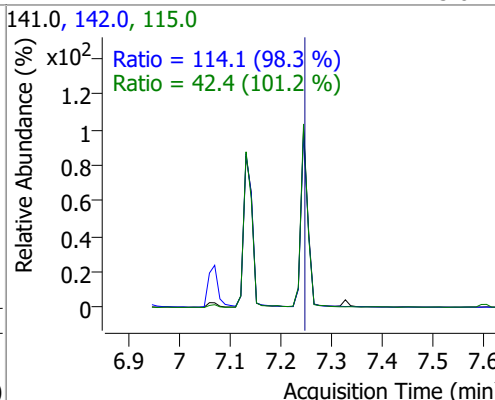
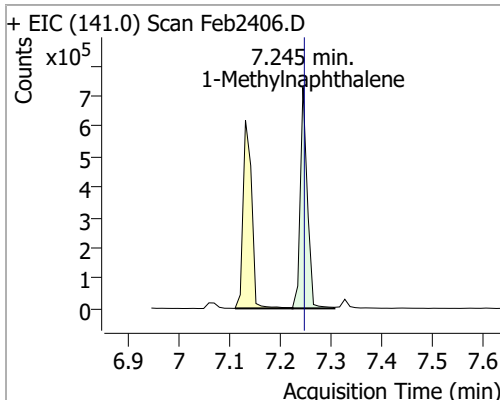
Compound	Conc.	RT	Dev(Min)	Resp.	QIon	QRatio	Lower	Upper
4-Chloro-3-Methylphenol	75.3343	7.07	0.00	320184	144.0	25.6	18.7	34.7



Compound	Conc.	RT	Dev(Min)	Resp.	QIon	QRatio	Lower	Upper
2-Methylnaphthalene	80.2758	7.13	0.00	712626	142.0	119.7	84.6	157.1
					115.0	42.7	28.1	52.2

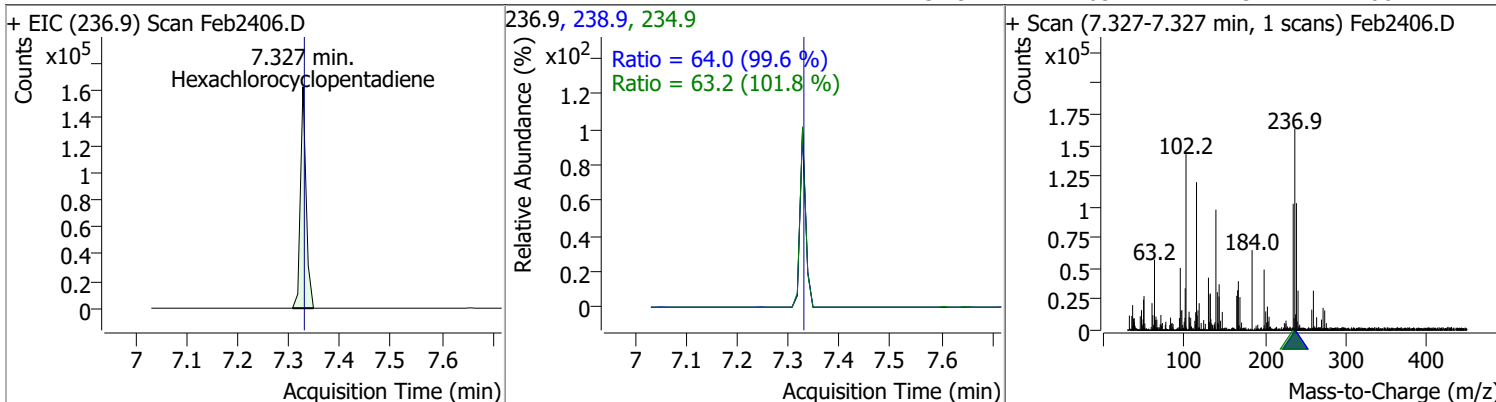


Compound	Conc.	RT	Dev(Min)	Resp.	QIon	QRatio	Lower	Upper
1-Methylnaphthalene	80.9486	7.25	0.00	700231	142.0	114.1	81.2	150.8
					115.0	42.4	29.3	54.5

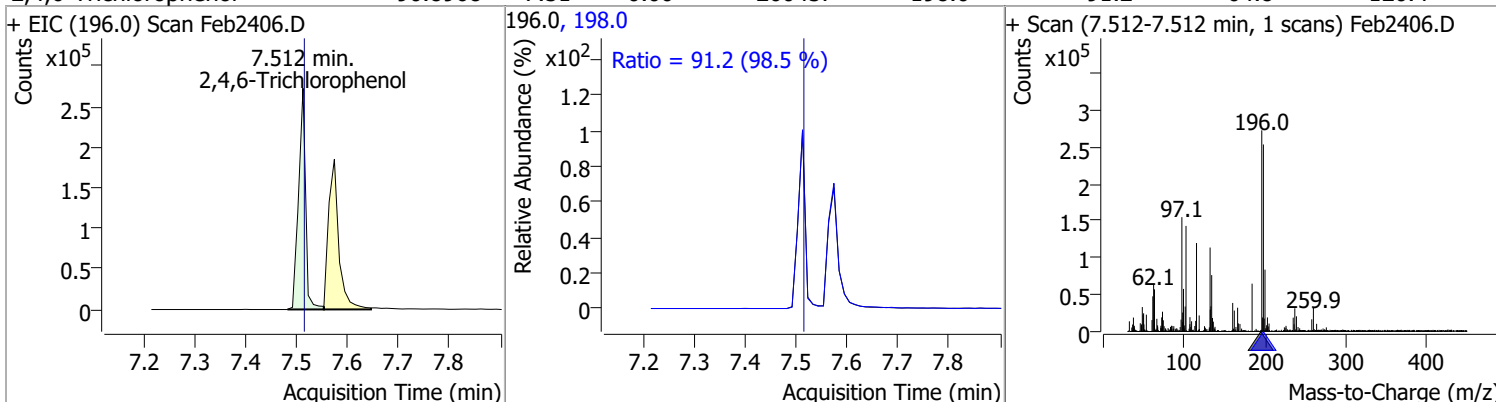


Quantitation Results Report (QT Reviewed)

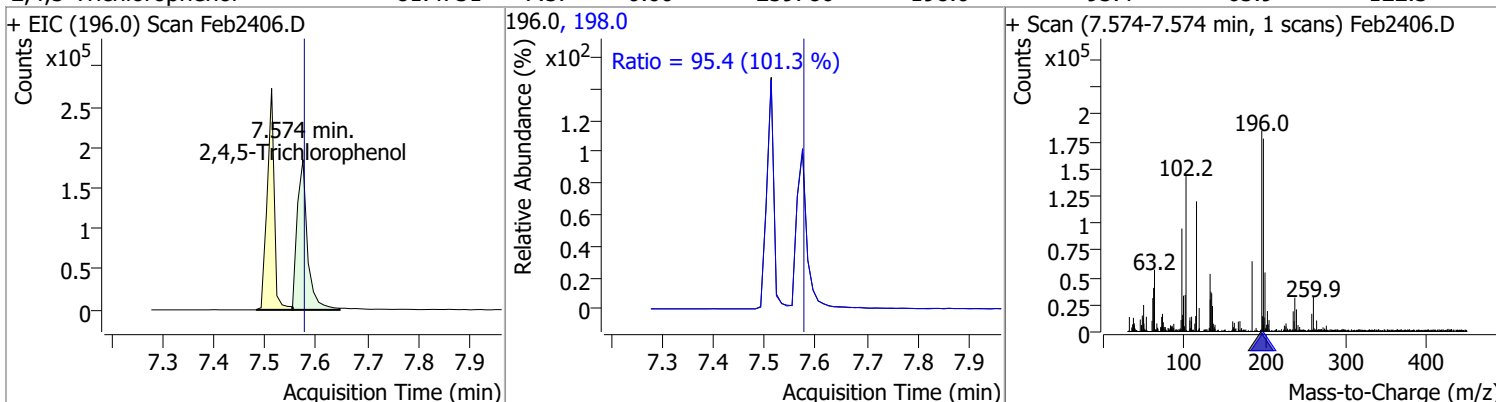
Compound	Conc.	RT	Dev(Min)	Resp.	QIon	QRatio	Lower	Upper
Hexachlorocyclopentadiene	77.5973	7.33	0.00	126471	238.9	64.0	44.9	83.5
					234.9	63.2	43.4	80.7



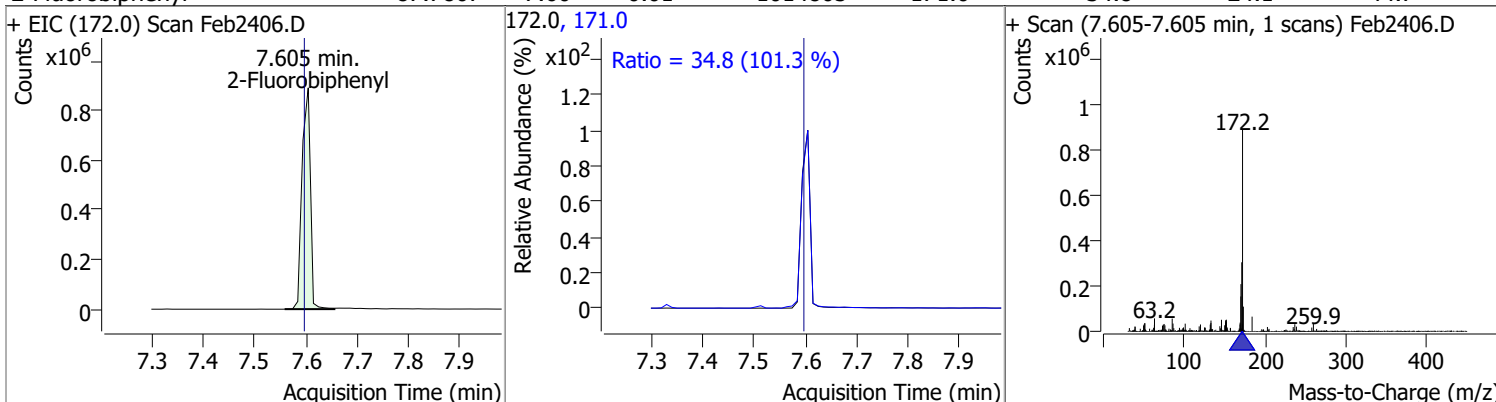
Compound	Conc.	RT	Dev(Min)	Resp.	QIon	QRatio	Lower	Upper
2,4,6-Trichlorophenol	90.8968	7.51	0.00	260457	198.0	91.2	64.8	120.4



Compound	Conc.	RT	Dev(Min)	Resp.	QIon	QRatio	Lower	Upper
2,4,5-Trichlorophenol	81.4731	7.57	0.00	259780	198.0	95.4	65.9	122.3

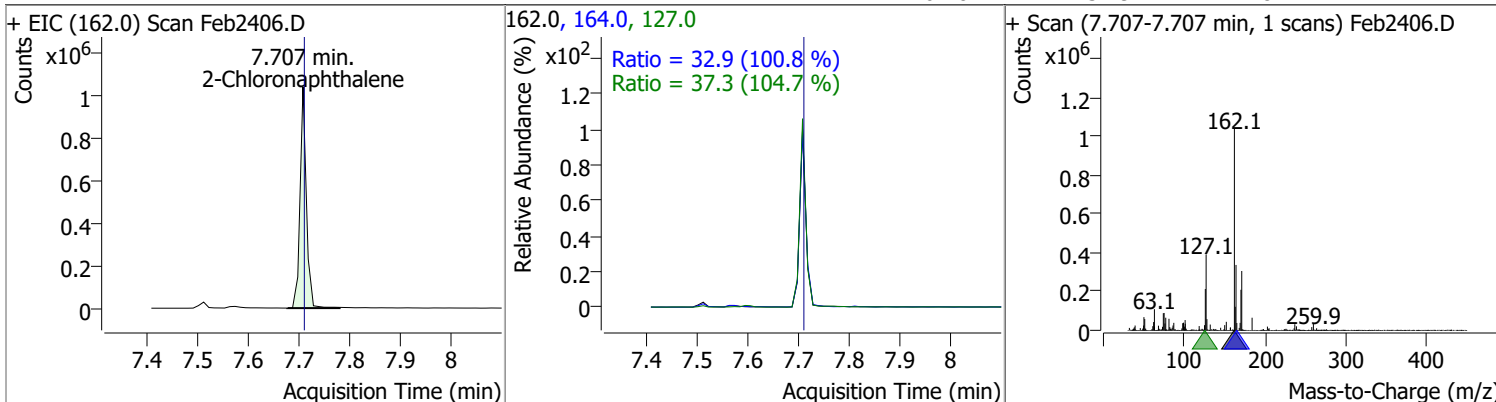


Compound	Conc.	RT	Dev(Min)	Resp.	QIon	QRatio	Lower	Upper
2-Fluorobiphenyl	87.7807	7.60	0.01	1014805	171.0	34.8	24.1	44.7

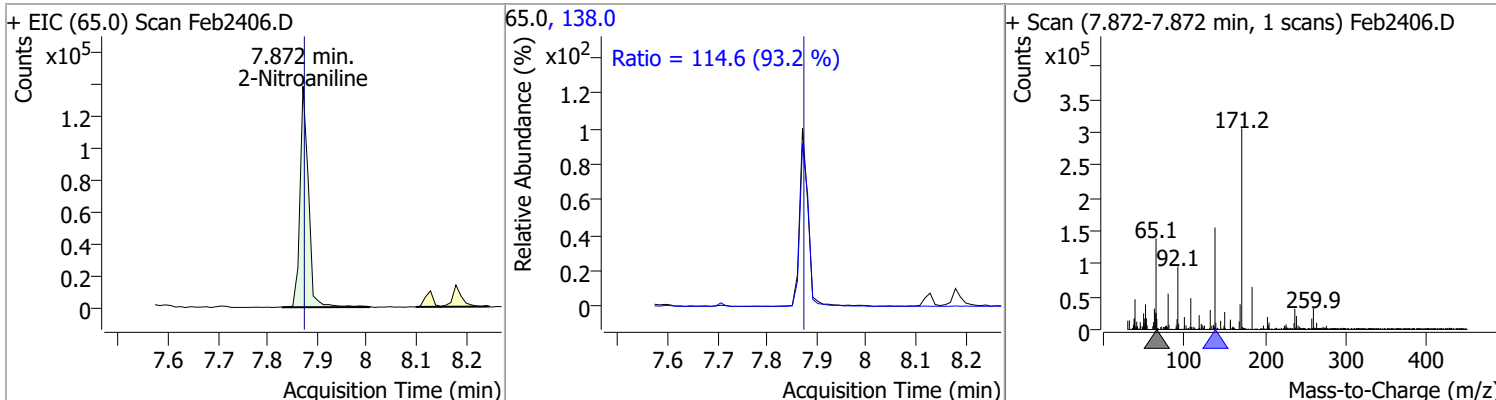


Quantitation Results Report (QT Reviewed)

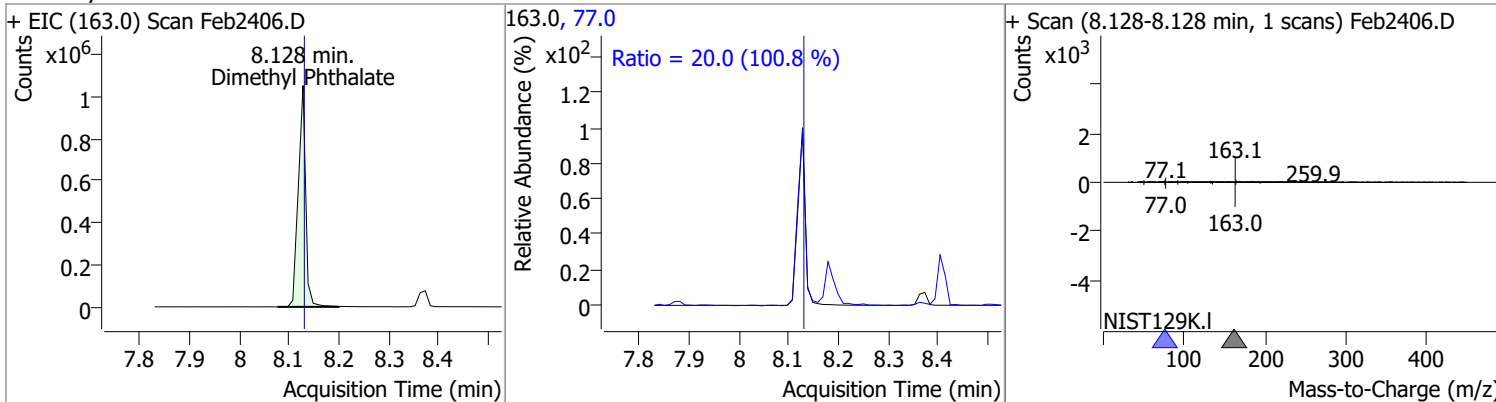
Compound	Conc.	RT	Dev(Min)	Resp.	QIon	QRatio	Lower	Upper
2-Chloronaphthalene	91.7866	7.71	0.00	890614	127.0	37.3	25.0	46.4
					164.0	32.9	22.8	42.4
								104.7 %



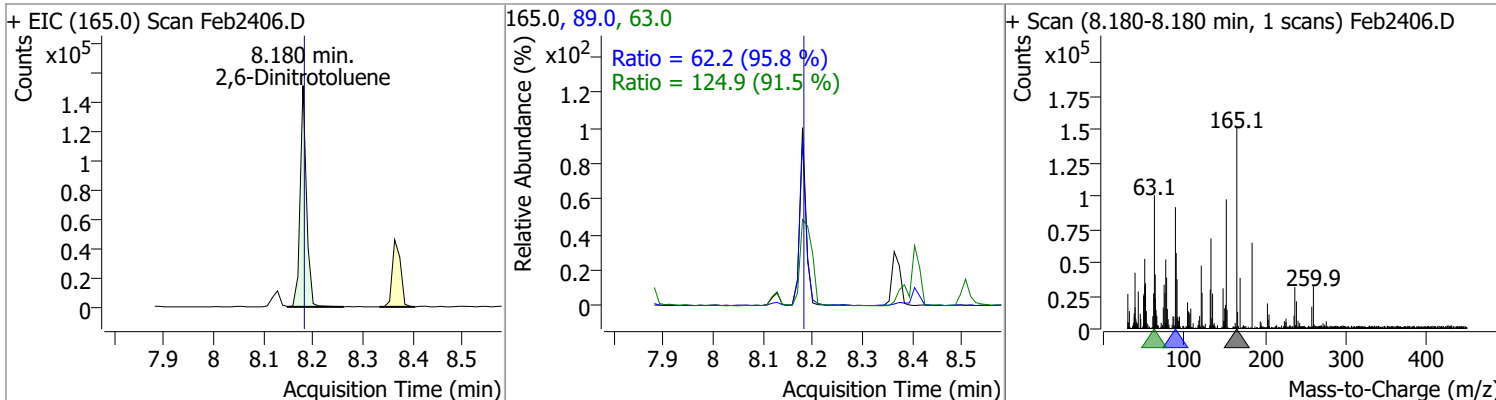
Compound	Conc.	RT	Dev(Min)	Resp.	QIon	QRatio	Lower	Upper
2-Nitroaniline	93.0428	7.87	0.00	162212	138.0	114.6	86.1	159.9
								93.2 %



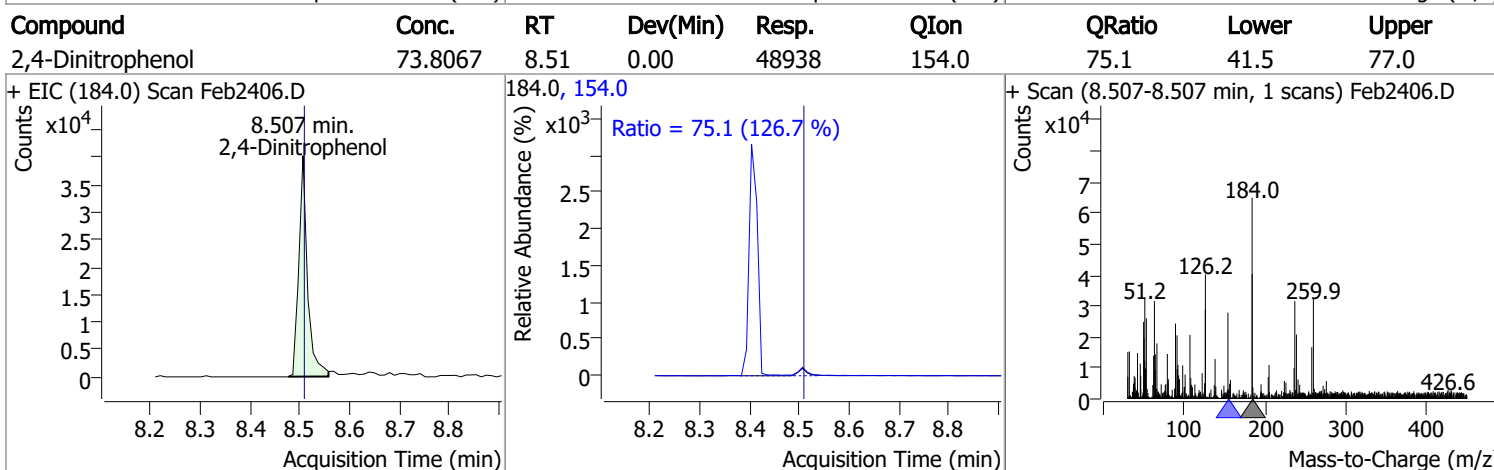
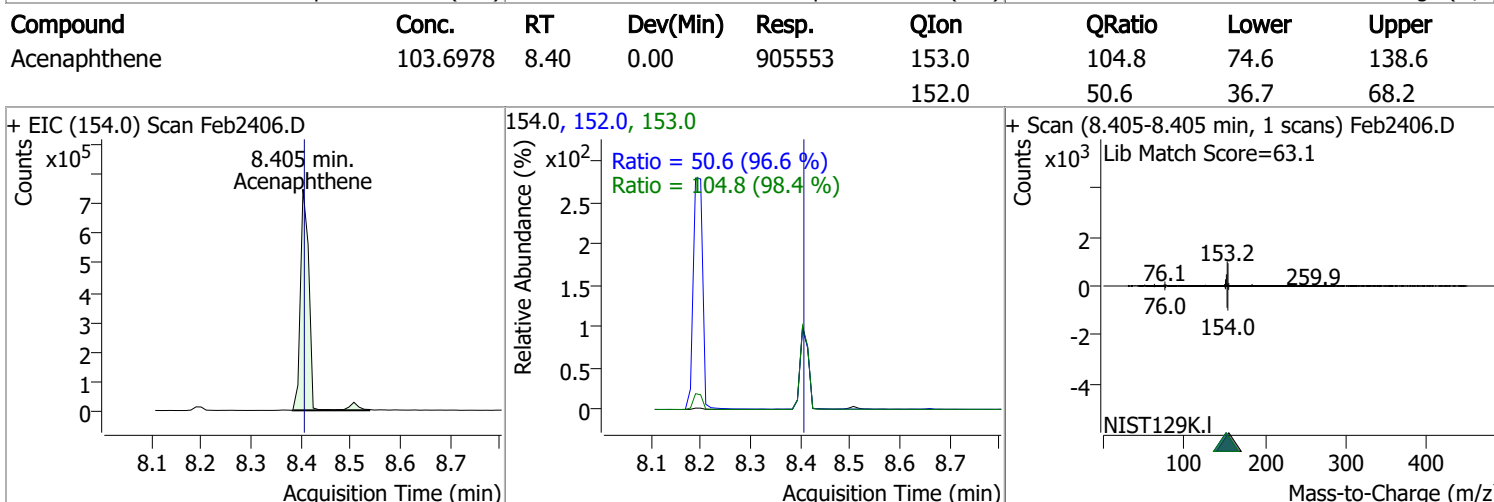
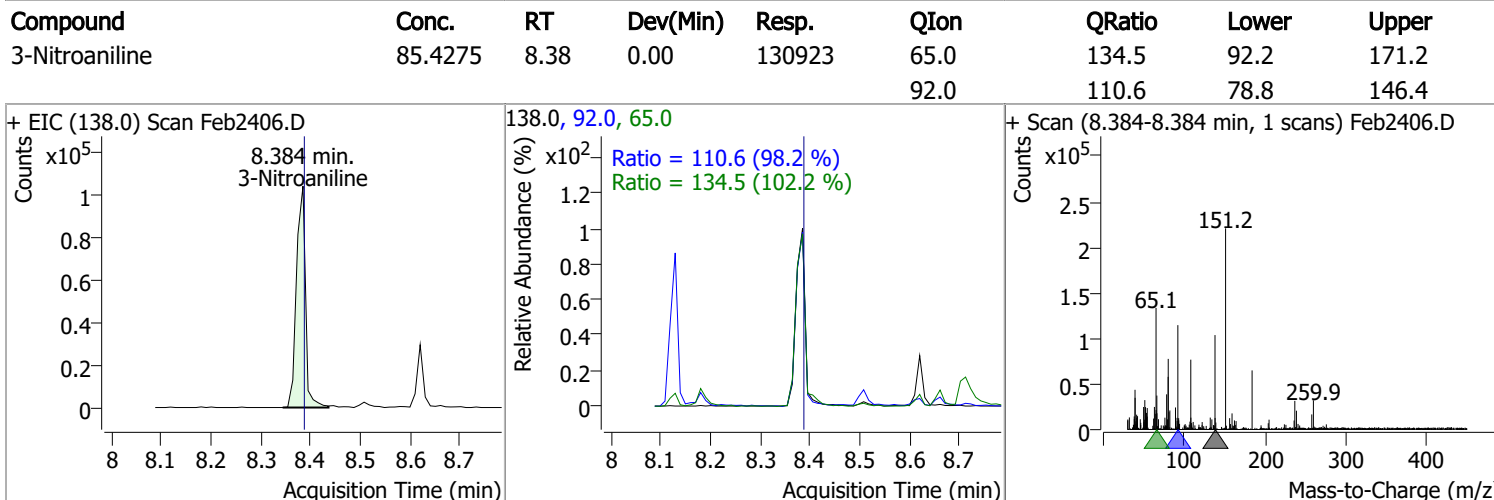
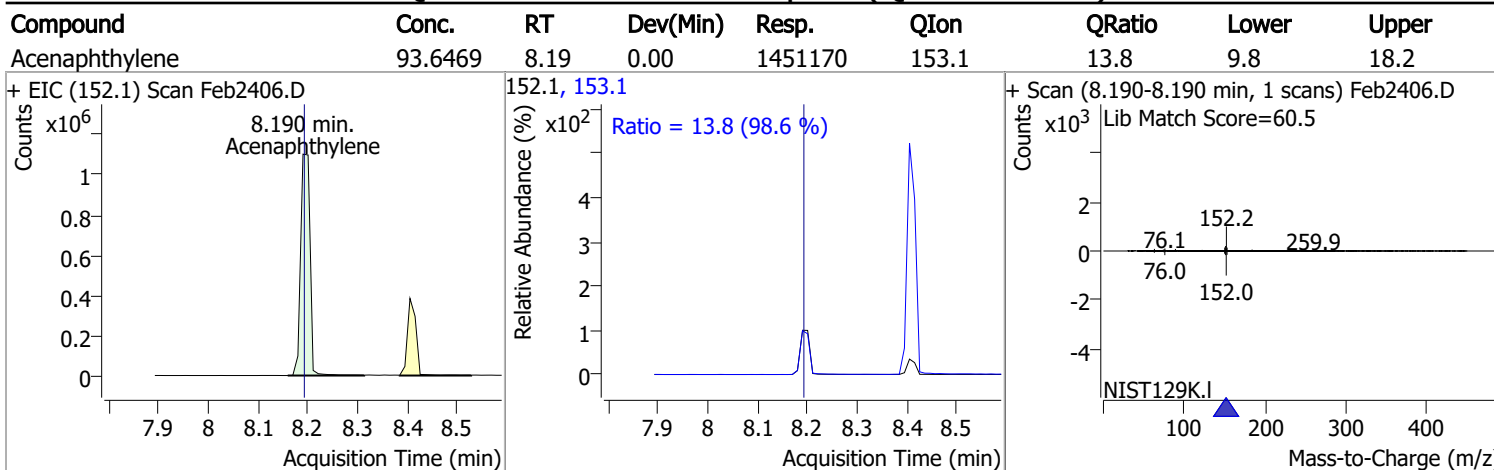
Compound	Conc.	RT	Dev(Min)	Resp.	QIon	QRatio	Lower	Upper
Dimethyl Phthalate	108.0611	8.13	0.00	1082613	77.0	20.0	13.9	25.8
								100.8 %



Compound	Conc.	RT	Dev(Min)	Resp.	QIon	QRatio	Lower	Upper
2,6-Dinitrotoluene	99.6057	8.18	0.00	134149	63.0	124.9	95.6	177.5
					89.0	62.2	45.4	84.4
								91.5 %

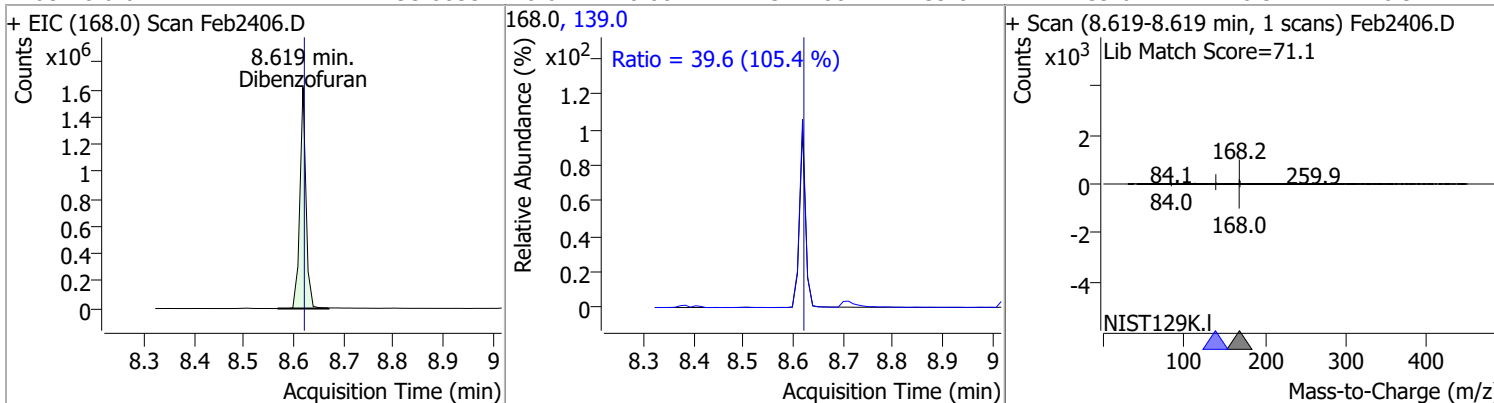


Quantitation Results Report (QT Reviewed)

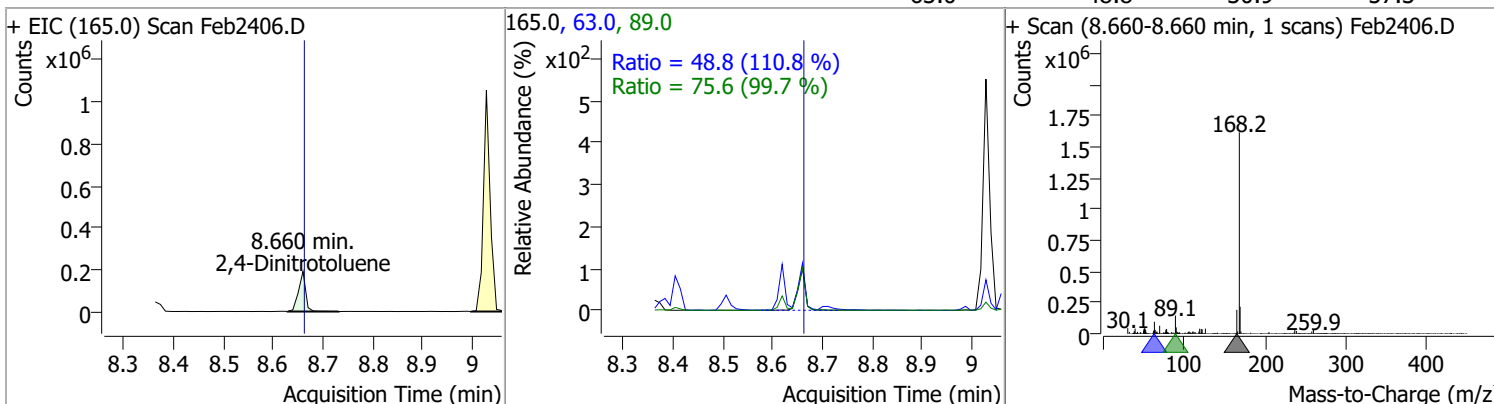


Quantitation Results Report (QT Reviewed)

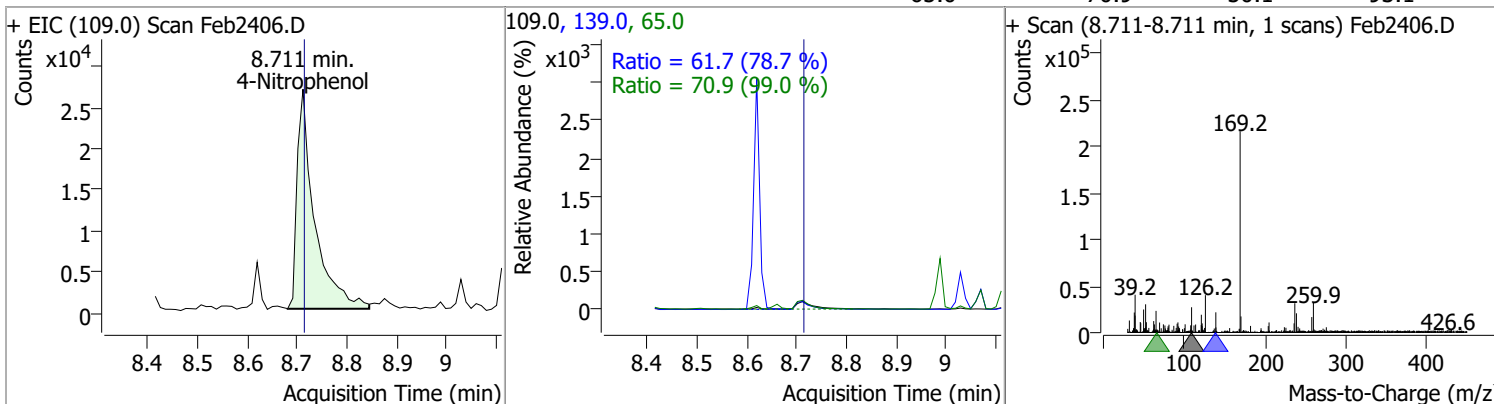
Compound	Conc.	RT	Dev(Min)	Resp.	QIon	QRatio	Lower	Upper
Dibenzofuran	95.8855	8.62	0.00	1371180	139.0	39.6	26.3	48.9



Compound	Conc.	RT	Dev(Min)	Resp.	QIon	QRatio	Lower	Upper
2,4-Dinitrotoluene	107.7972	8.66	0.00	189561	89.0	75.6	53.1	98.6
					63.0	48.8	30.9	57.3

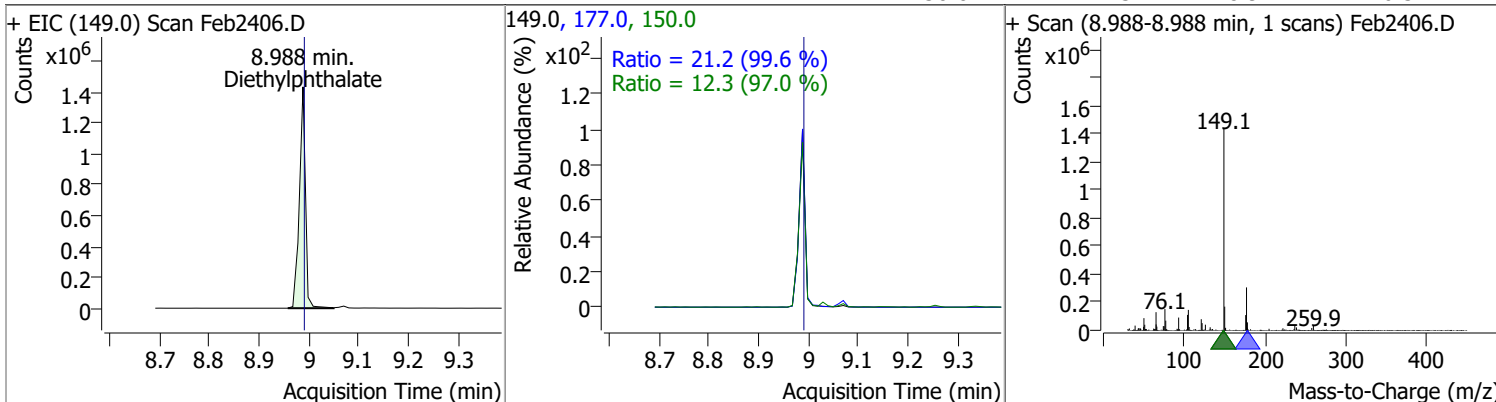


Compound	Conc.	RT	Dev(Min)	Resp.	QIon	QRatio	Lower	Upper
4-Nitrophenol	42.0035	8.71	0.00	65054	139.0	61.7	54.8	101.9
					65.0	70.9	50.1	93.1

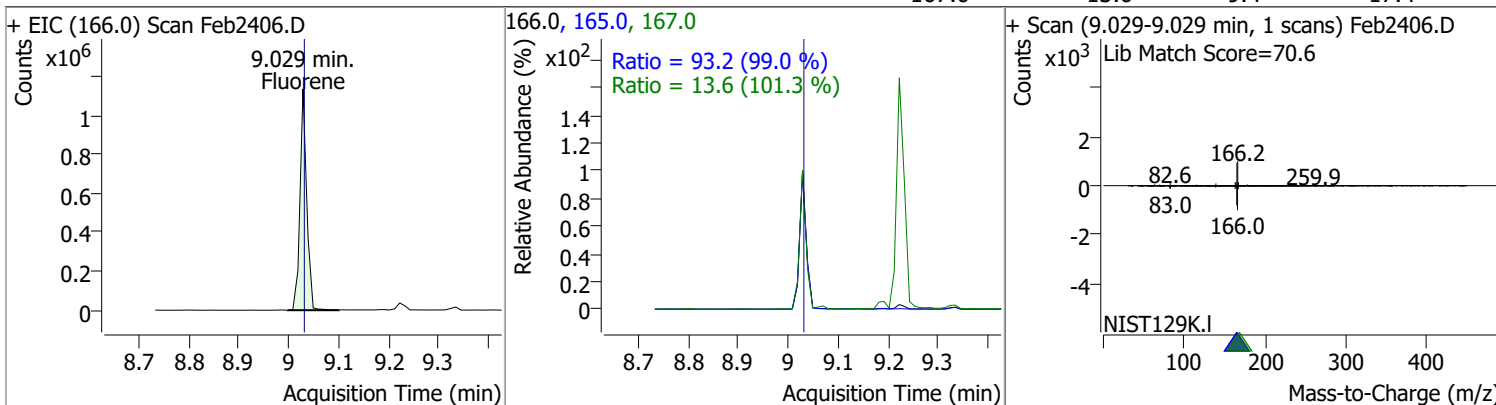


Quantitation Results Report (QT Reviewed)

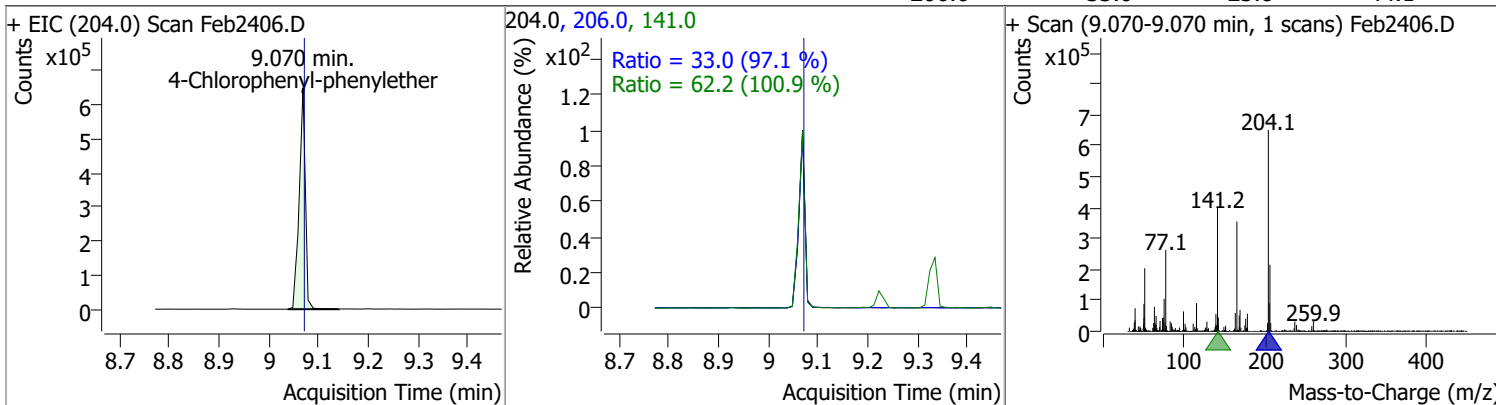
Compound	Conc.	RT	Dev(Min)	Resp.	QIon	QRatio	Lower	Upper
Diethylphthalate	115.5296	8.99	0.00	1213021	177.0	21.2	14.9	27.7
					150.0	12.3	8.9	16.5



Compound	Conc.	RT	Dev(Min)	Resp.	QIon	QRatio	Lower	Upper
Fluorene	91.8865	9.03	0.00	1066899	165.0	93.2	65.9	122.3
					167.0	13.6	9.4	17.4

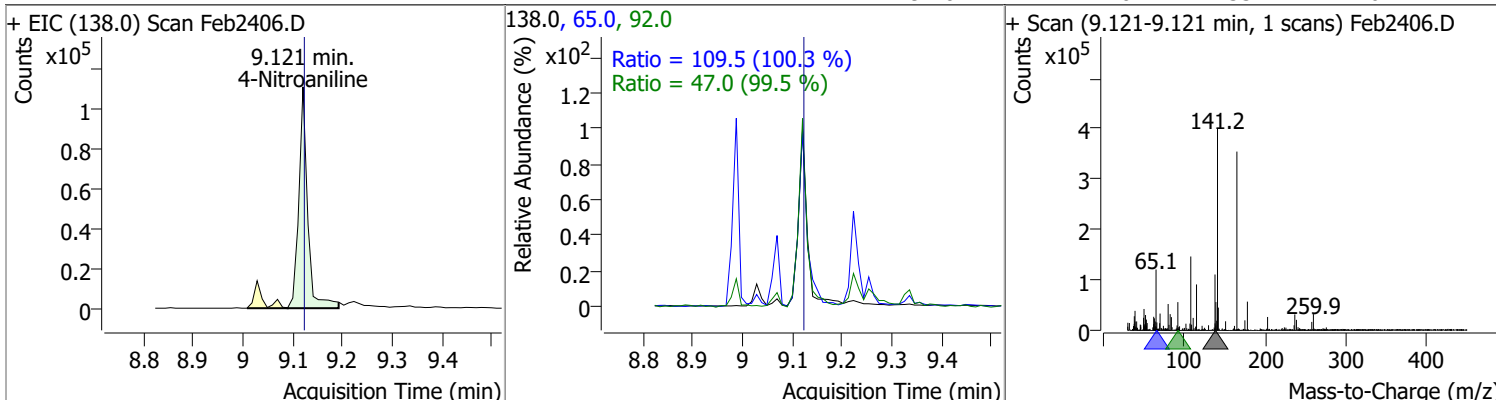


Compound	Conc.	RT	Dev(Min)	Resp.	QIon	QRatio	Lower	Upper
4-Chlorophenyl-phenylether	104.9518	9.07	0.00	558533	141.0	62.2	43.2	80.2
					206.0	33.0	23.8	44.1

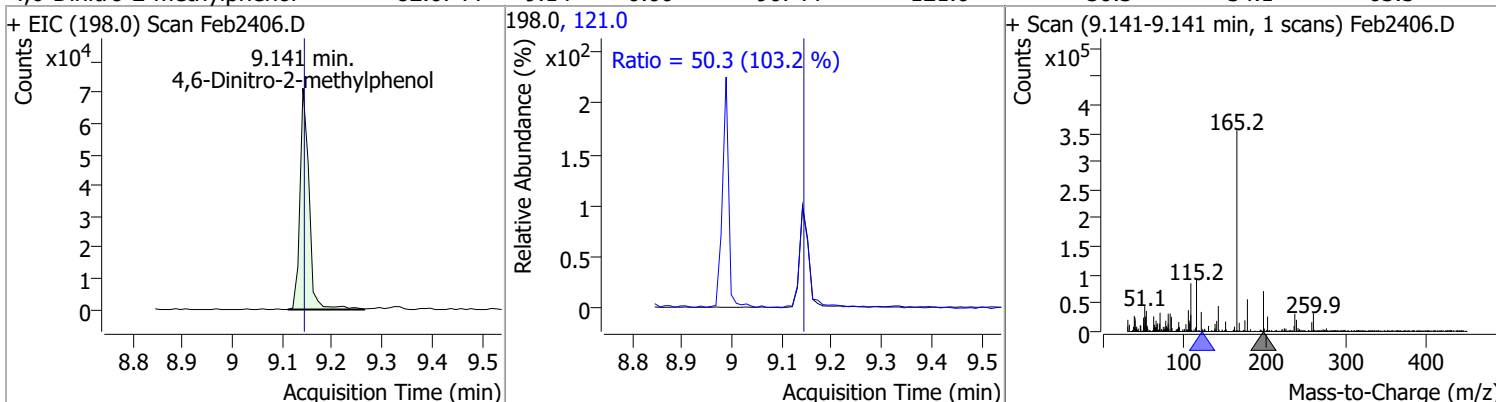


Quantitation Results Report (QT Reviewed)

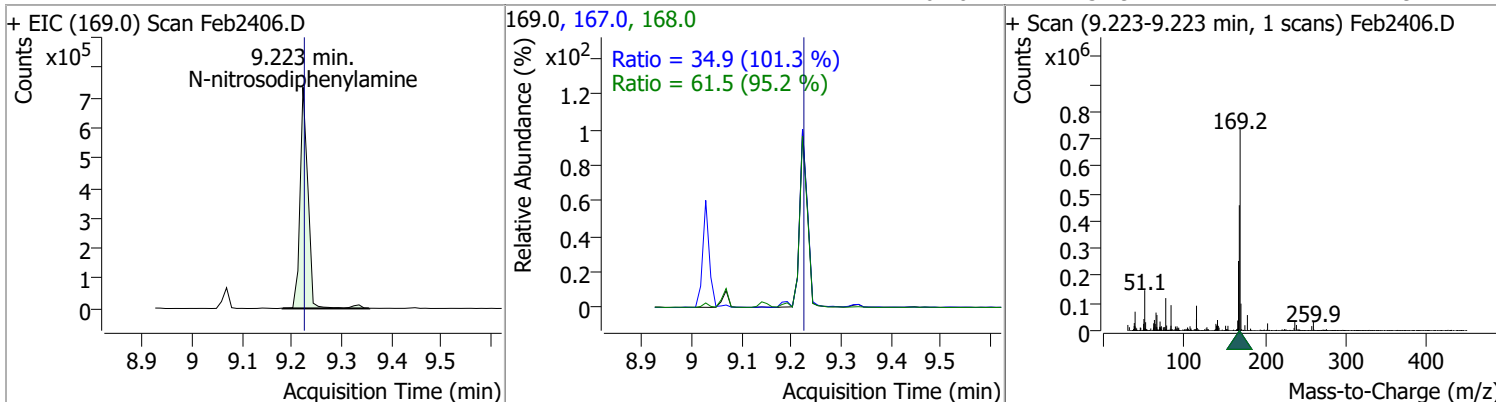
Compound	Conc.	RT	Dev(Min)	Resp.	QIon	QRatio	Lower	Upper
4-Nitroaniline	75.8951	9.12	0.00	136569	65.0	109.5	76.4	142.0
					92.0	47.0	33.1	61.4



Compound	Conc.	RT	Dev(Min)	Resp.	QIon	QRatio	Lower	Upper
4,6-Dinitro-2-methylphenol	82.0744	9.14	0.00	90744	121.0	50.3	34.1	63.3

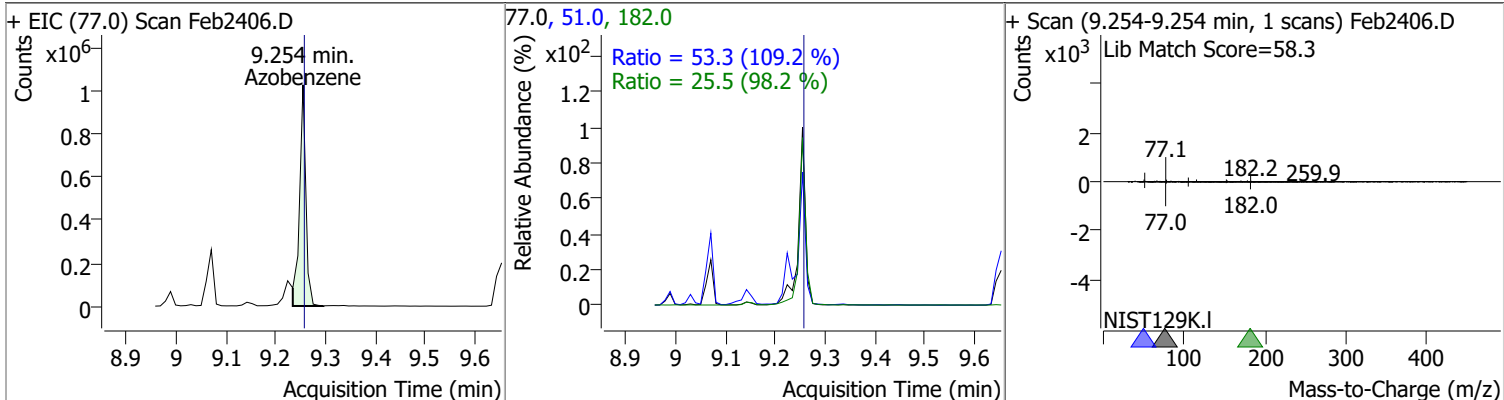


Compound	Conc.	RT	Dev(Min)	Resp.	QIon	QRatio	Lower	Upper
N-nitrosodiphenylamine	94.8570	9.22	0.00	809646	168.0	61.5	45.2	84.0
					167.0	34.9	24.2	44.9

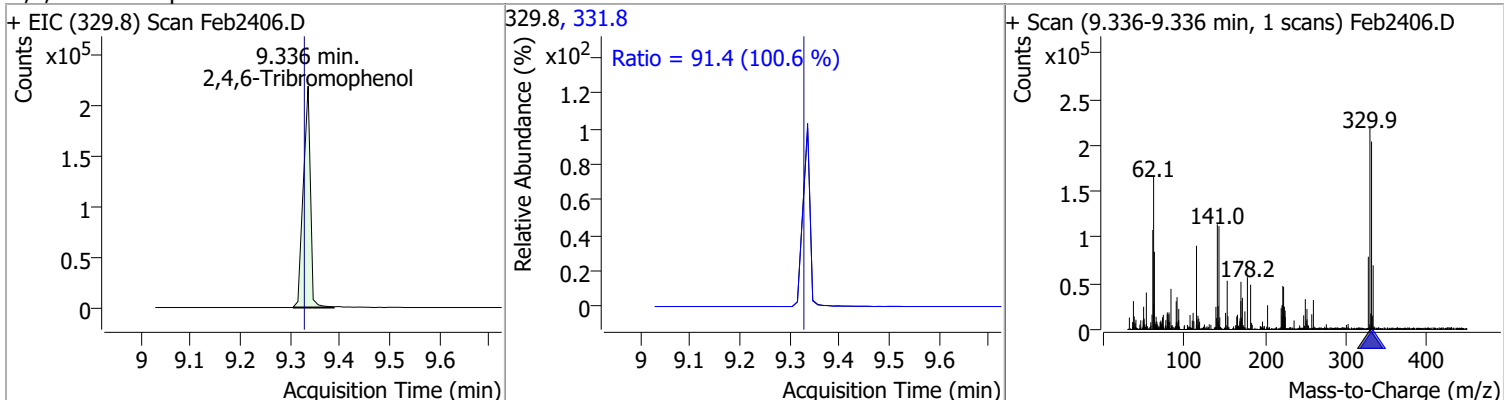


Quantitation Results Report (QT Reviewed)

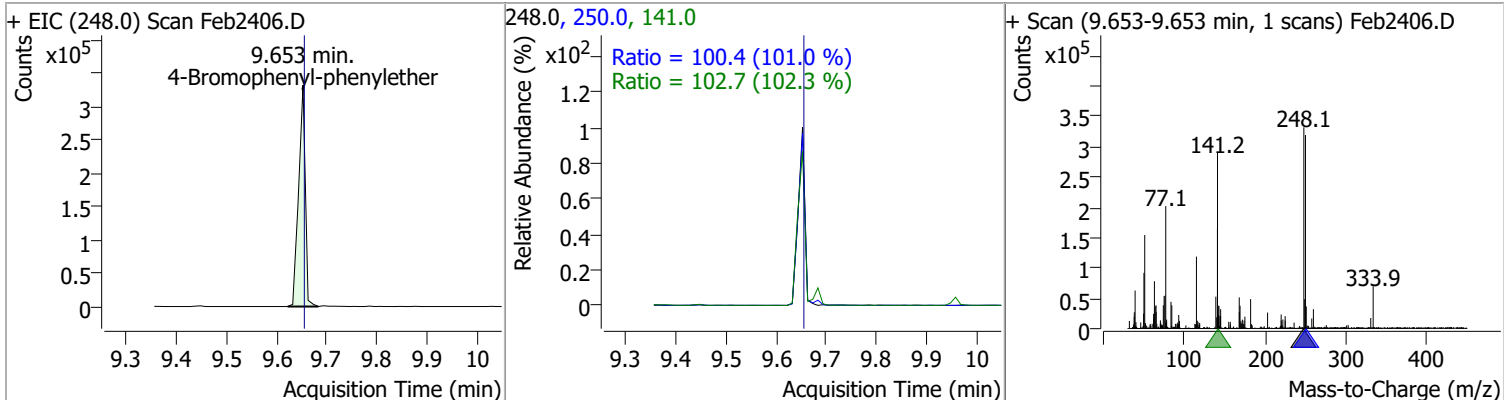
Compound	Conc.	RT	Dev(Min)	Resp.	QIon	QRatio	Lower	Upper
Azobenzene	79.9644	9.25	0.00	899684	51.0	53.3	34.2	63.5
					182.0	25.5	18.2	33.8



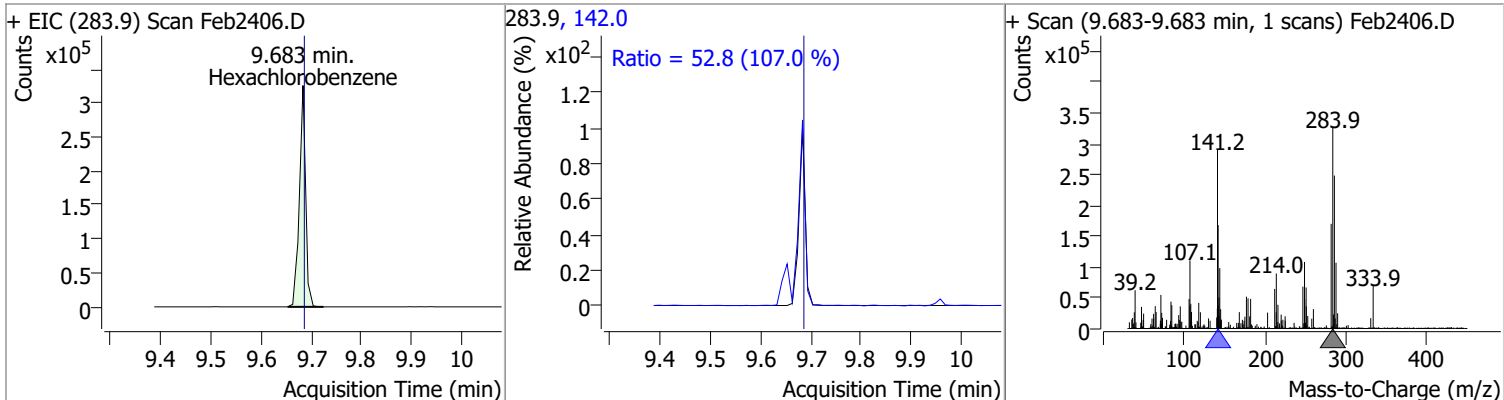
Compound	Conc.	RT	Dev(Min)	Resp.	QIon	QRatio	Lower	Upper
2,4,6-Tribromophenol	171.0299	9.34	0.01	216486	331.8	91.4	63.6	118.2



Compound	Conc.	RT	Dev(Min)	Resp.	QIon	QRatio	Lower	Upper
4-Bromophenyl-phenylether	93.1264	9.65	0.00	305084	141.0	102.7	70.3	130.5
					250.0	100.4	69.6	129.3

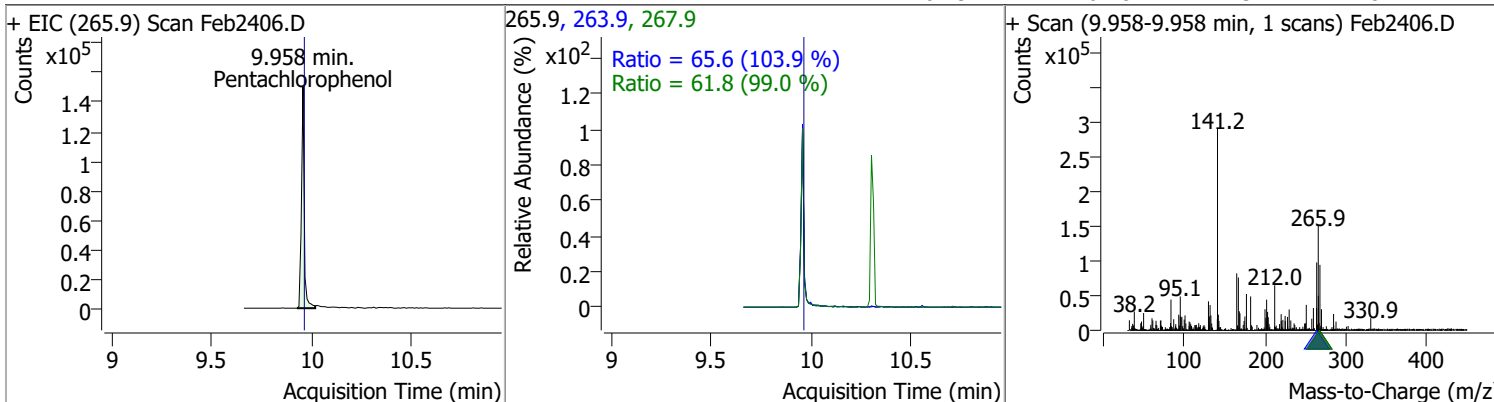


Compound	Conc.	RT	Dev(Min)	Resp.	QIon	QRatio	Lower	Upper
Hexachlorobenzene	86.3614	9.68	0.00	282609	142.0	52.8	34.5	64.1

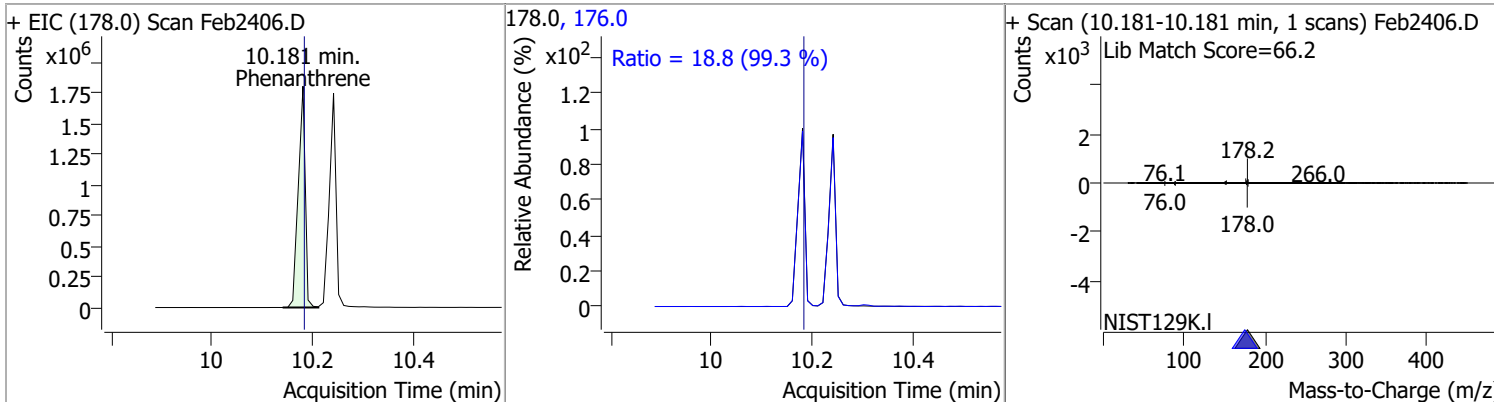


Quantitation Results Report (QT Reviewed)

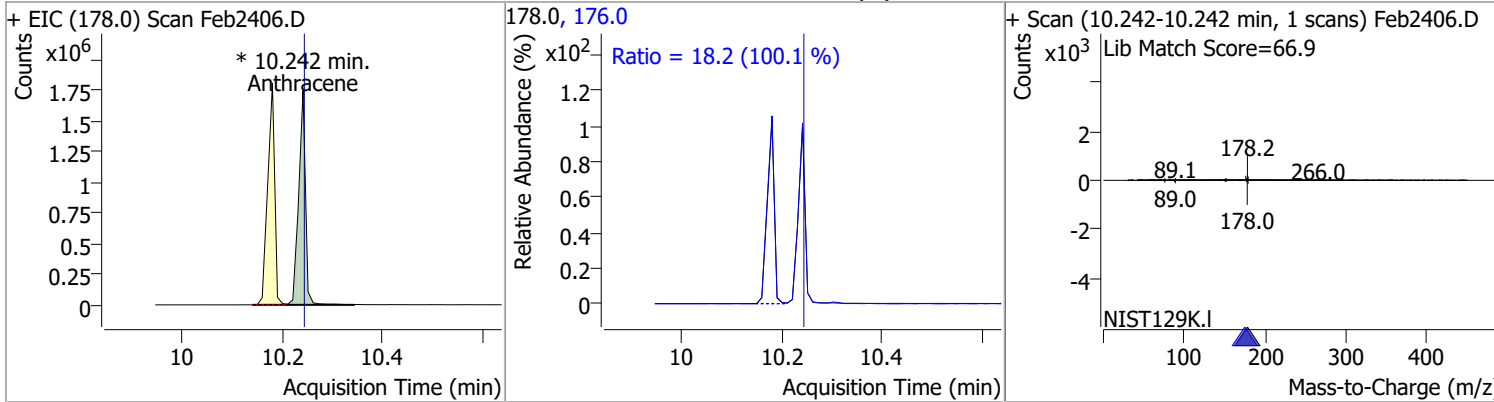
Compound	Conc.	RT	Dev(Min)	Resp.	QIon	QRatio	Lower	Upper
Pentachlorophenol	92.1270	9.96	0.00	144595	263.9	65.6	44.2	82.0
					267.9	61.8	43.7	81.1



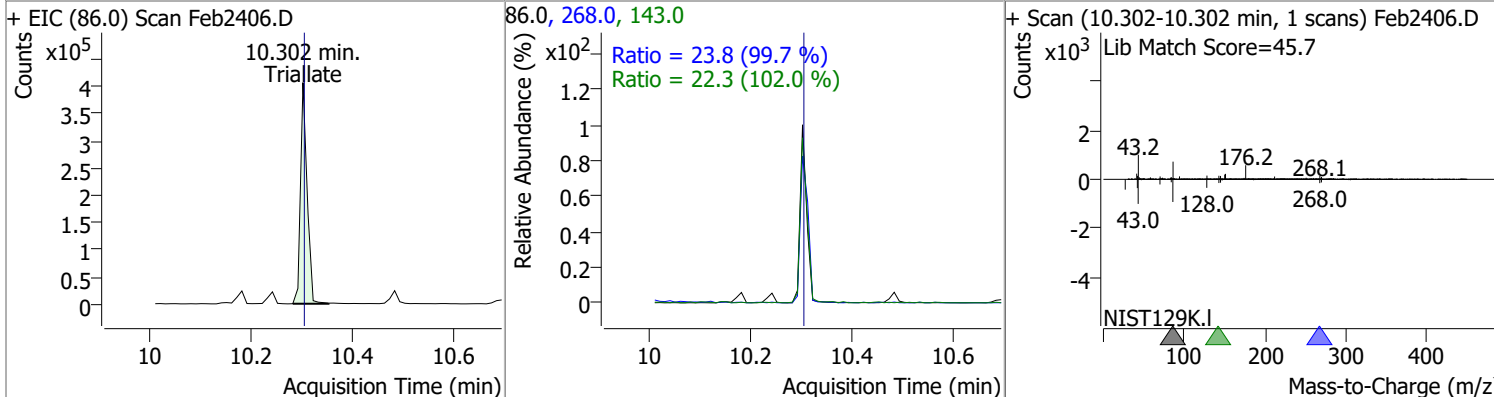
Compound	Conc.	RT	Dev(Min)	Resp.	QIon	QRatio	Lower	Upper
Phenanthrene	99.6226	10.18	0.00	1734076	176.0	18.8	13.3	24.6



Compound	Conc.	RT	Dev(Min)	Resp.	QIon	QRatio	Lower	Upper
Anthracene	98.2157	10.24	0.00	1638650 (m)	176.0	18.2	12.8	23.7

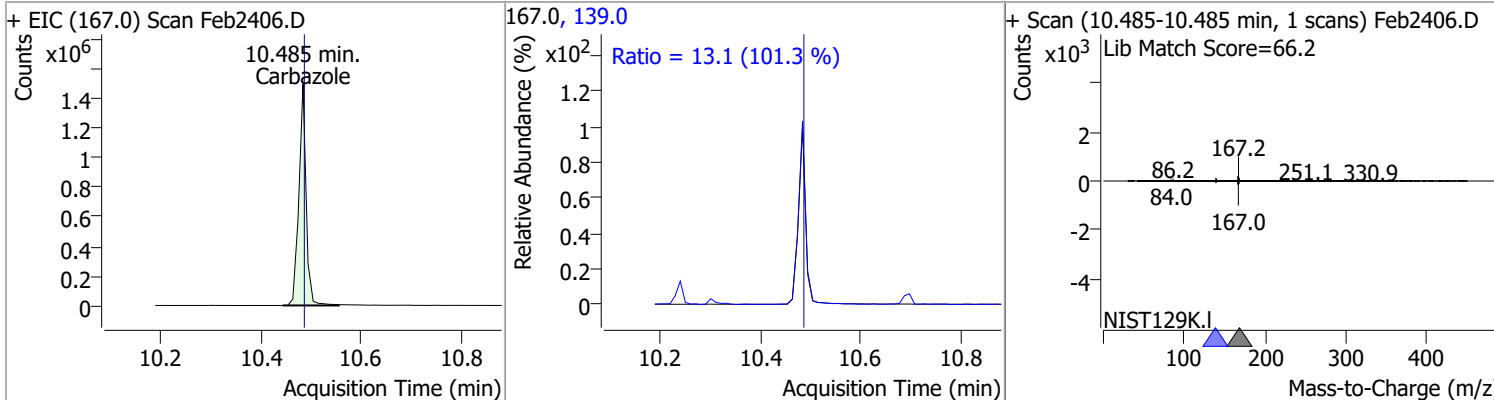


Compound	Conc.	RT	Dev(Min)	Resp.	QIon	QRatio	Lower	Upper
Triallate	89.6002	10.30	0.00	362229	268.0	23.8	16.7	31.0
					143.0	22.3	15.3	28.4

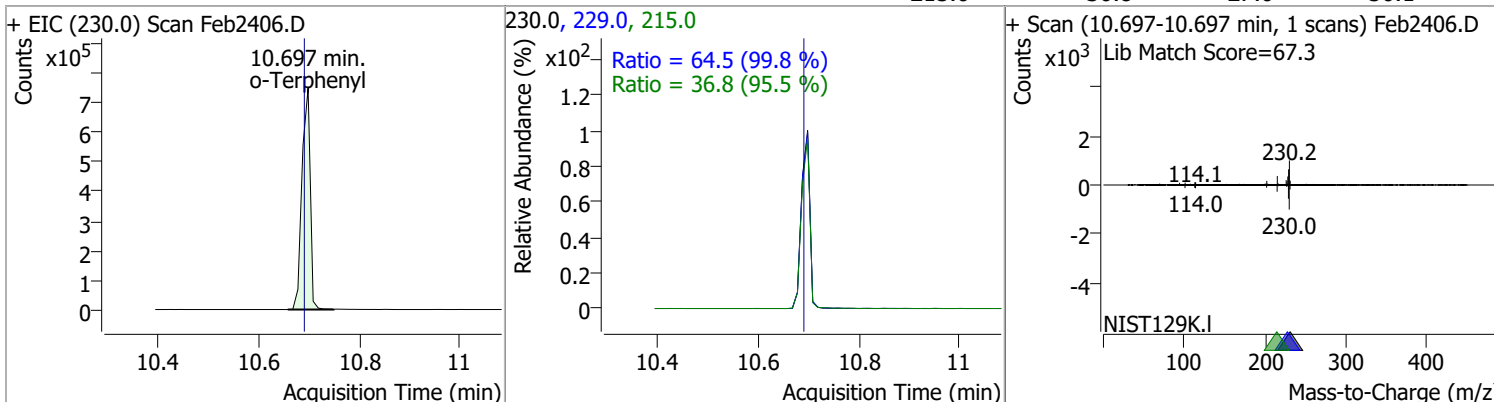


Quantitation Results Report (QT Reviewed)

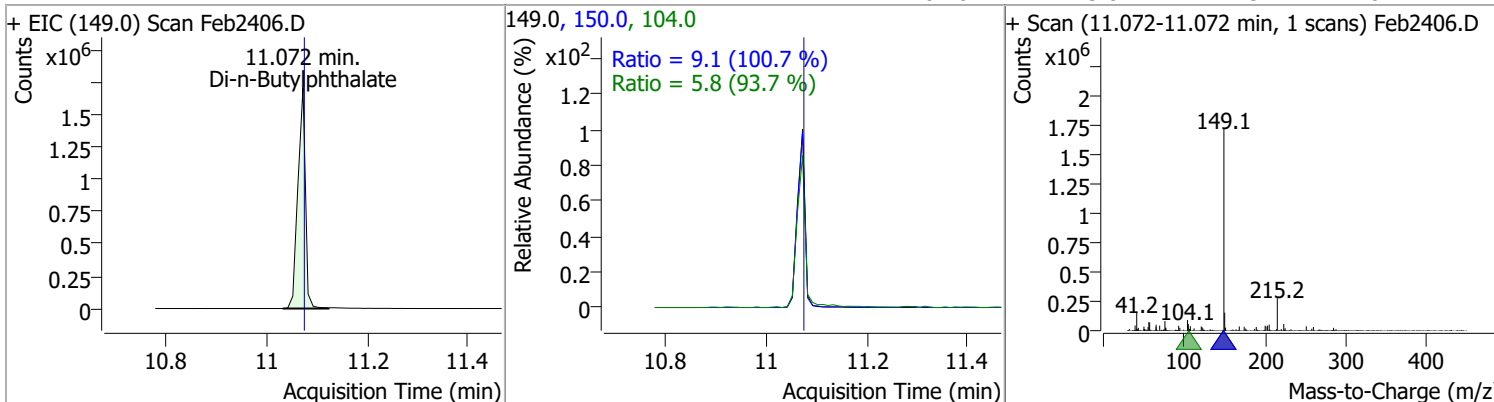
Compound	Conc.	RT	Dev(Min)	Resp.	QIon	QRatio	Lower	Upper
Carbazole	88.4947	10.48	0.00	1499799	139.0	13.1	9.1	16.9



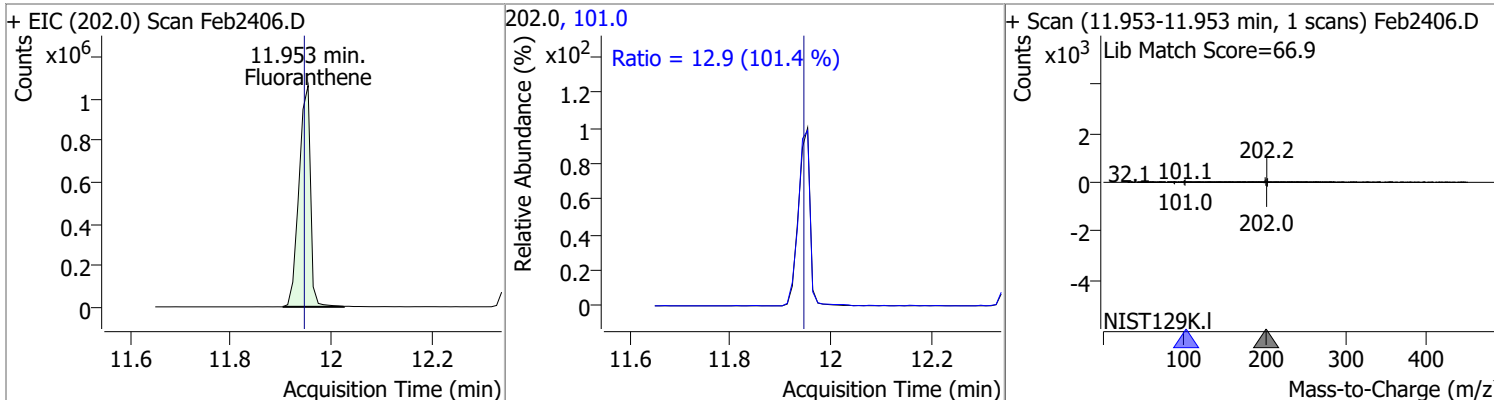
Compound	Conc.	RT	Dev(Min)	Resp.	QIon	QRatio	Lower	Upper
o-Terphenyl	91.7693	10.70	0.01	858369	229.0 215.0	64.5 36.8	45.3 27.0	84.0 50.1



Compound	Conc.	RT	Dev(Min)	Resp.	QIon	QRatio	Lower	Upper
Di-n-Butylphthalate	105.3674	11.07	0.00	1774933	150.0 104.0	9.1 5.8	6.4 4.3	11.8 8.1

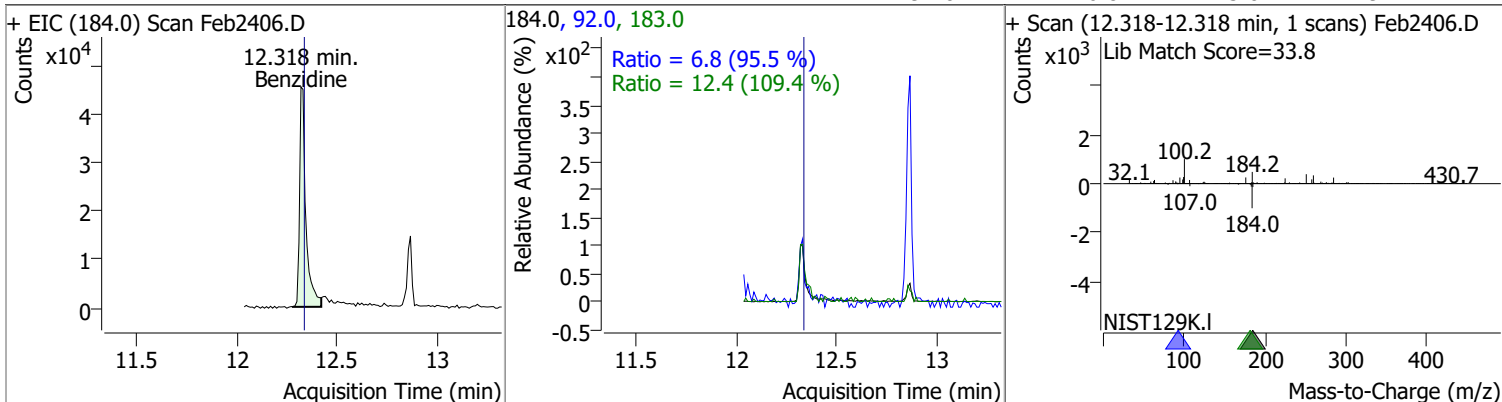


Compound	Conc.	RT	Dev(Min)	Resp.	QIon	QRatio	Lower	Upper
Fluoranthene	95.1454	11.95	0.01	1687770	101.0	12.9	8.9	16.6

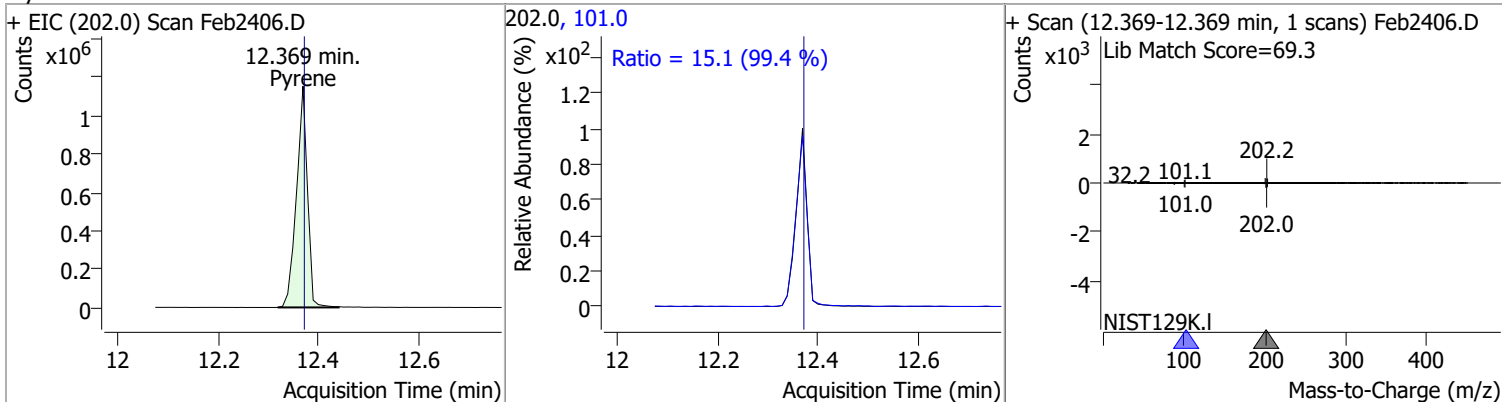


Quantitation Results Report (QT Reviewed)

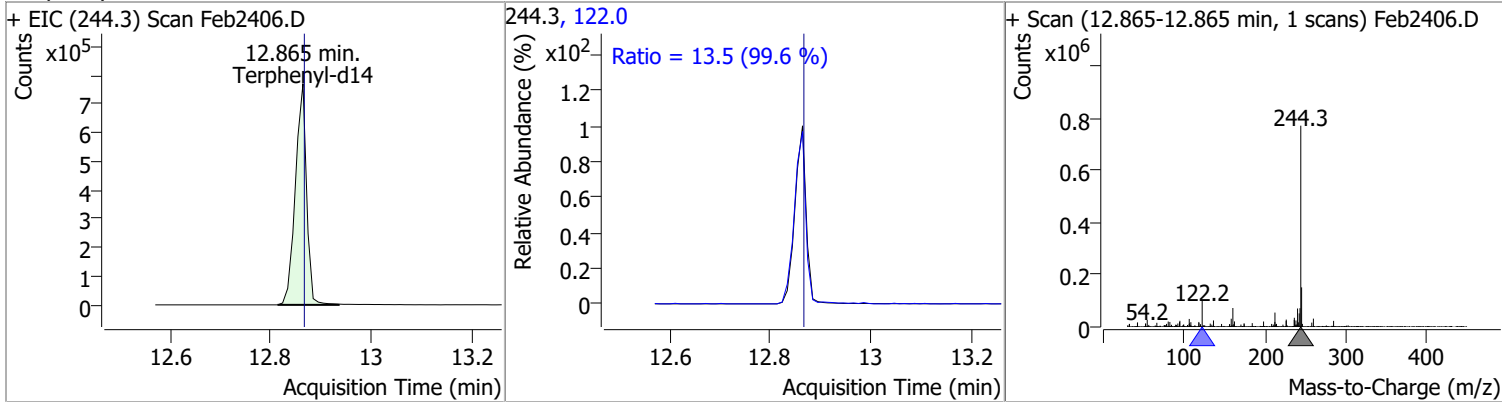
Compound	Conc.	RT	Dev(Min)	Resp.	QIon	QRatio	Lower	Upper
Benzidine	15.7676	12.32	-0.01	99056	183.0	12.4	7.9	14.7
					92.0	6.8	5.0	9.2



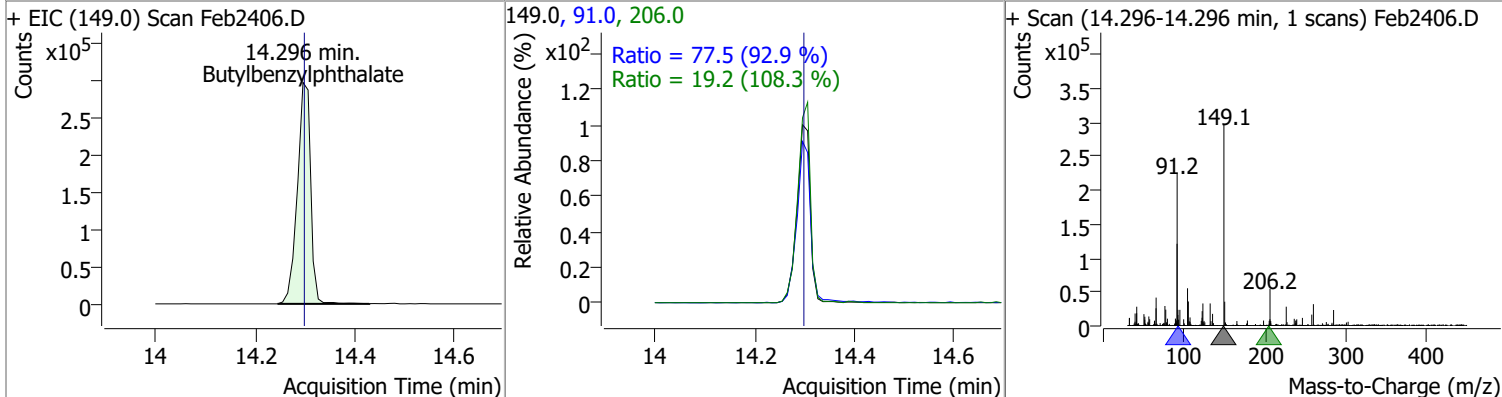
Compound	Conc.	RT	Dev(Min)	Resp.	QIon	QRatio	Lower	Upper
Pyrene	90.4275	12.37	0.00	1745388	101.0	15.1	10.6	19.7



Compound	Conc.	RT	Dev(Min)	Resp.	QIon	QRatio	Lower	Upper
Terphenyl-d14	91.8560	12.86	0.00	1194807	122.0	13.5	9.5	17.6

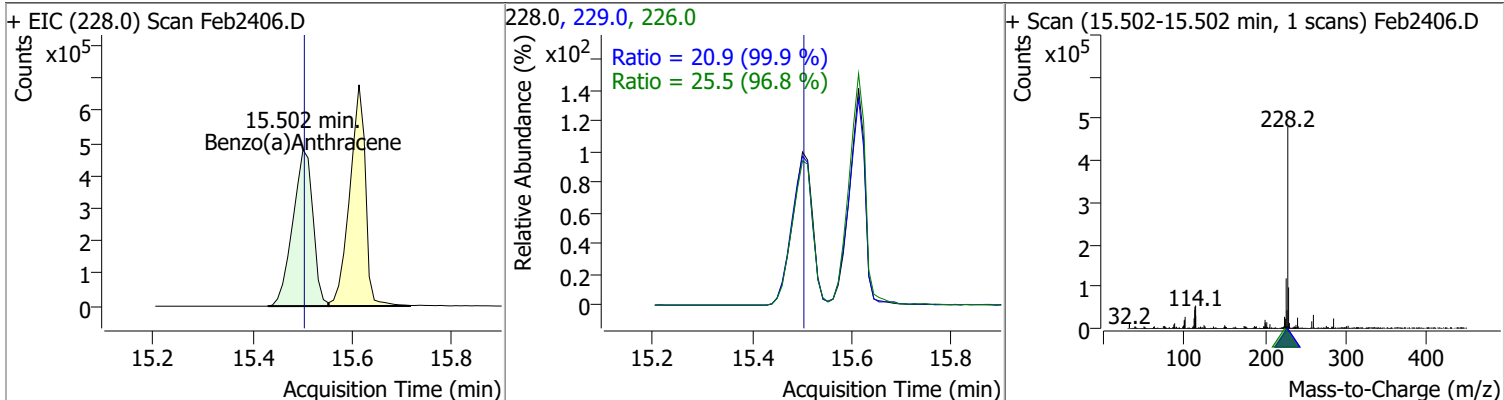


Compound	Conc.	RT	Dev(Min)	Resp.	QIon	QRatio	Lower	Upper
Butylbenzylphthalate	104.6829	14.30	0.00	550333	91.0	77.5	58.3	108.4
					206.0	19.2	12.4	23.1

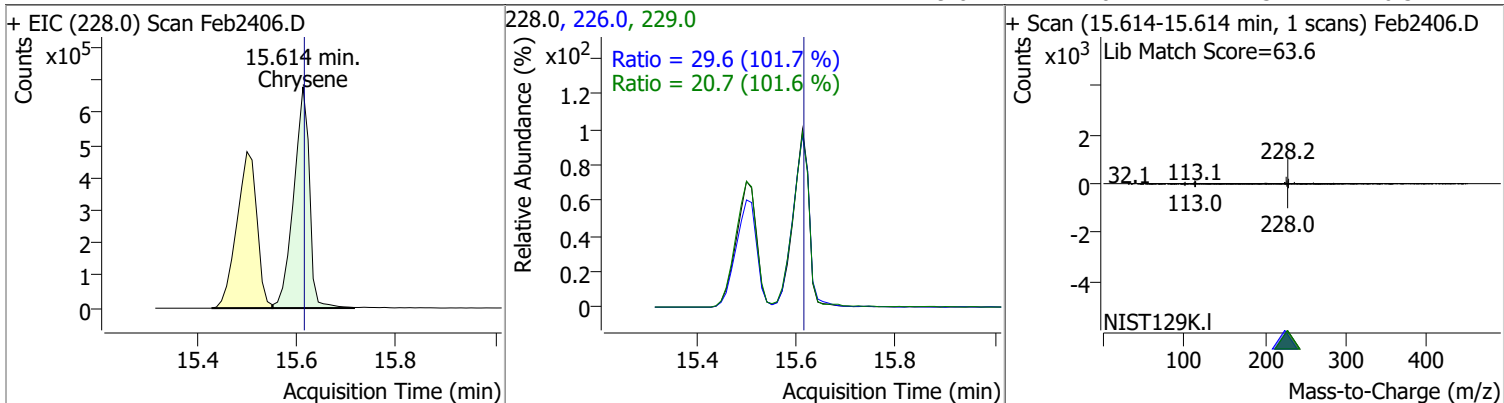


Quantitation Results Report (QT Reviewed)

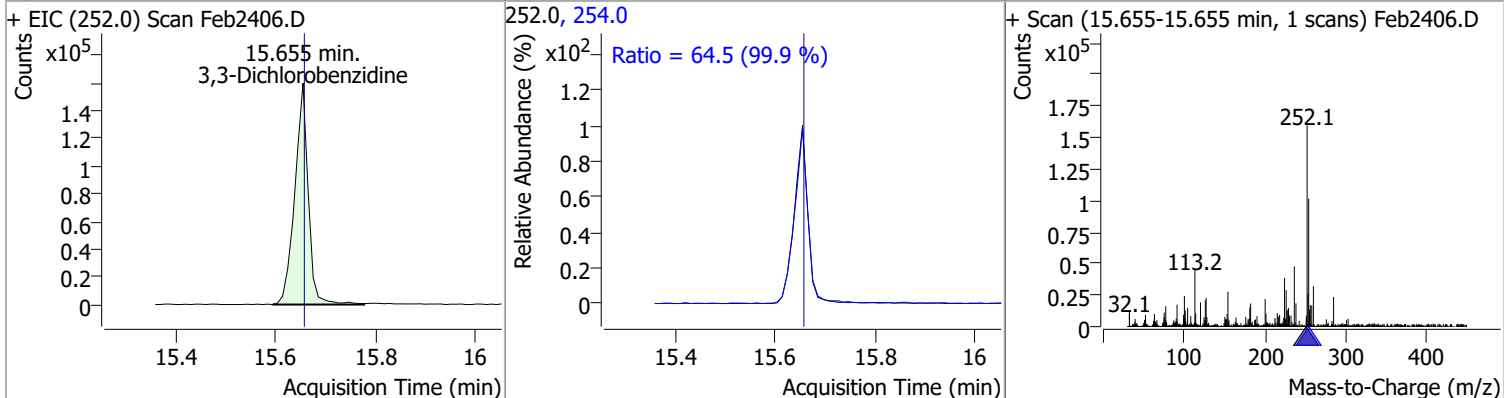
Compound	Conc.	RT	Dev(Min)	Resp.	QIon	QRatio	Lower	Upper
Benzo(a)Anthracene	104.2915	15.50	0.00	1343354	226.0	25.5	18.5	34.3
					229.0	20.9	14.6	27.2



Compound	Conc.	RT	Dev(Min)	Resp.	QIon	QRatio	Lower	Upper
Chrysene	104.1884	15.61	0.00	1485515	226.0	29.6	20.4	37.9
					229.0	20.7	14.3	26.5

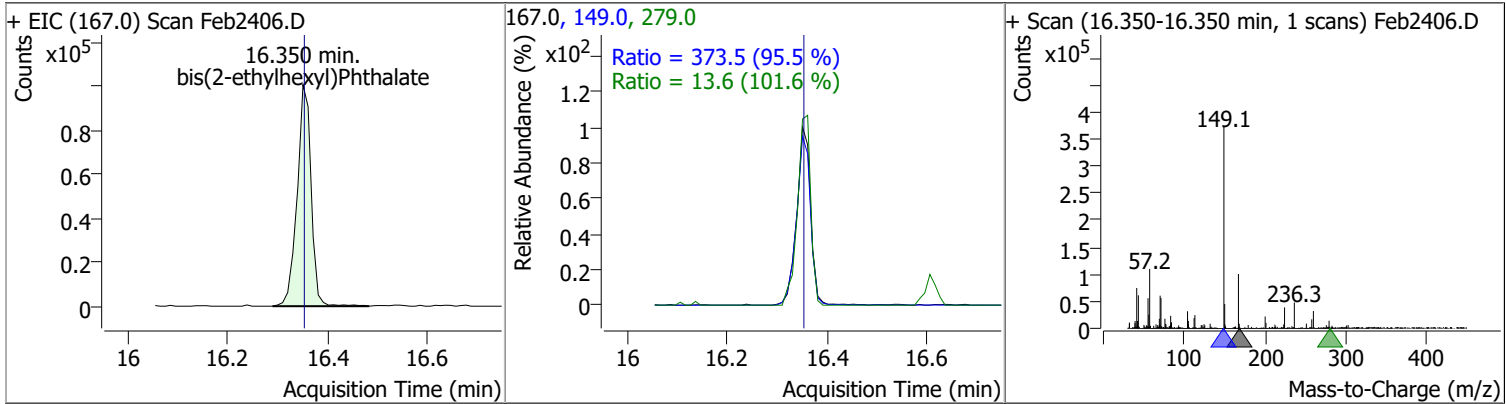


Compound	Conc.	RT	Dev(Min)	Resp.	QIon	QRatio	Lower	Upper
3,3-Dichlorobenzidine	67.1928	15.65	0.00	299775	254.0	64.5	45.2	83.9

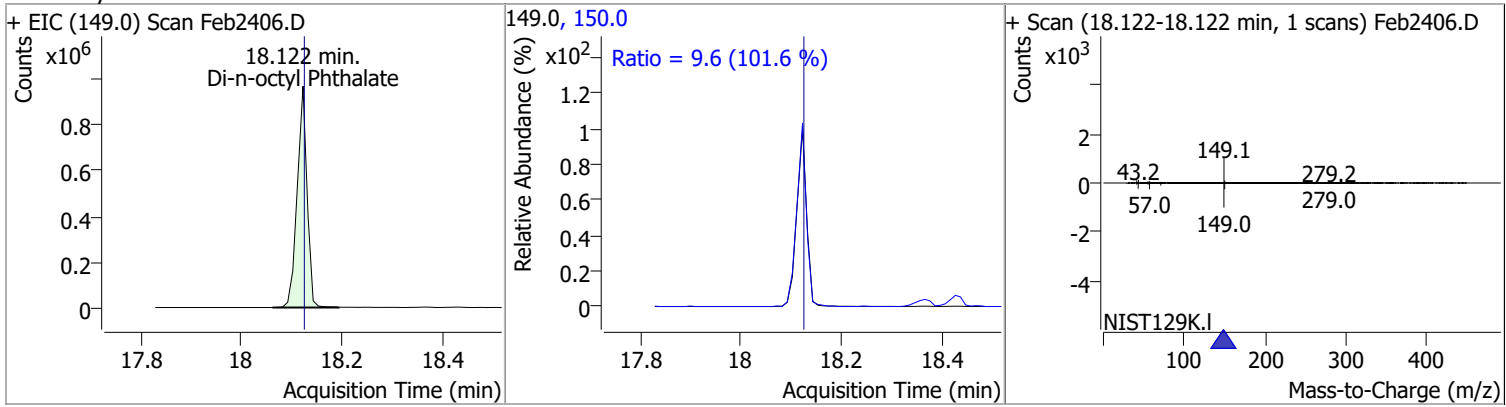


Quantitation Results Report (QT Reviewed)

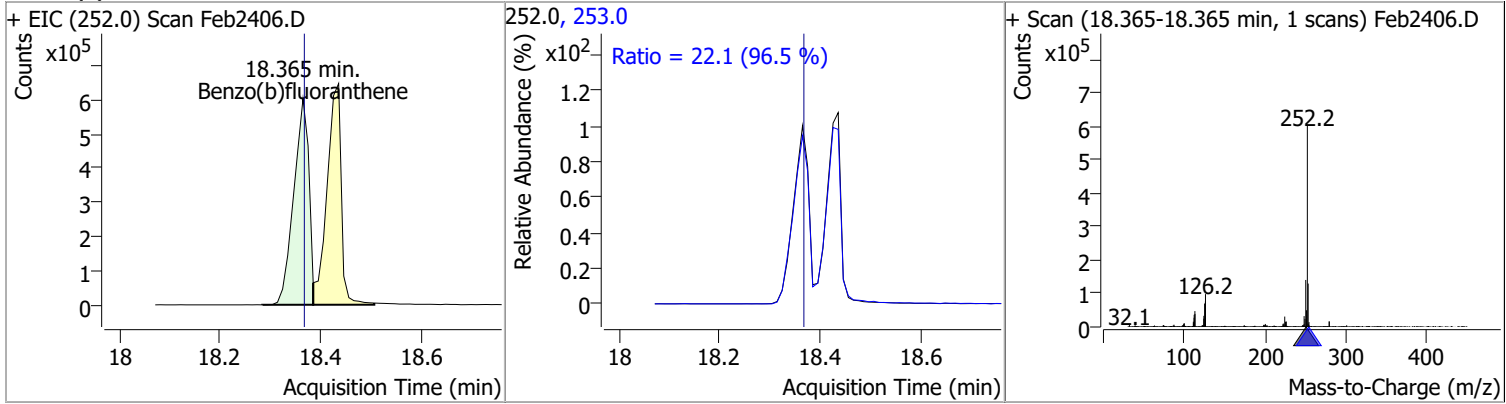
Compound	Conc.	RT	Dev(Min)	Resp.	QIon	QRatio	Lower	Upper
bis(2-ethylhexyl)Phthalate	106.9672	16.35	0.00	195875	149.0	373.5	273.7	508.3
					279.0	13.6	9.4	17.4



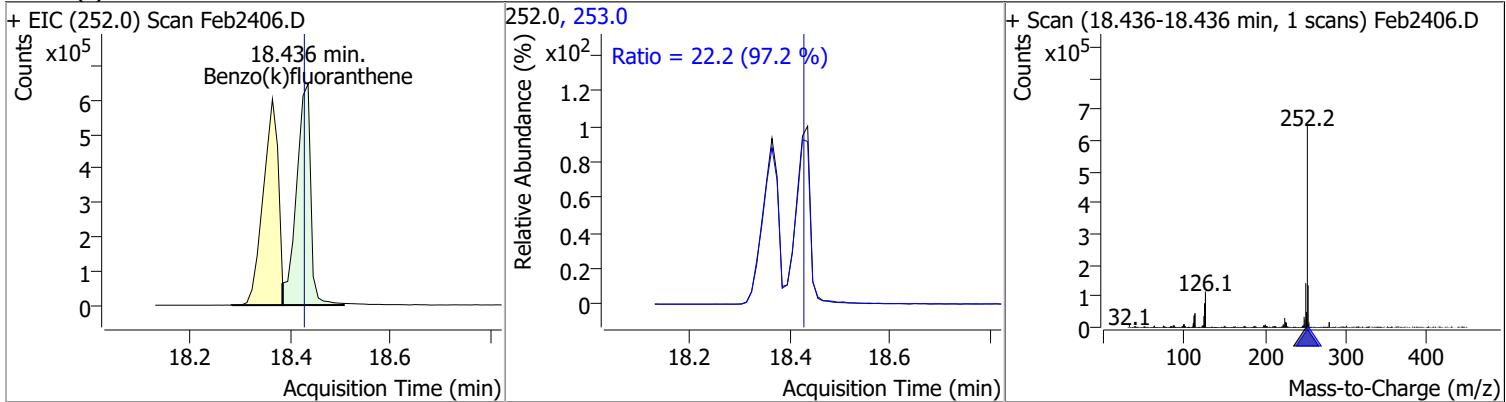
Compound	Conc.	RT	Dev(Min)	Resp.	QIon	QRatio	Lower	Upper
Di-n-octyl Phthalate	94.2808	18.12	0.00	1323738	150.0	9.6	6.6	12.3



Compound	Conc.	RT	Dev(Min)	Resp.	QIon	QRatio	Lower	Upper
Benzo(b)fluoranthene	84.2625	18.37	0.00	1246318	253.0	22.1	16.0	29.7

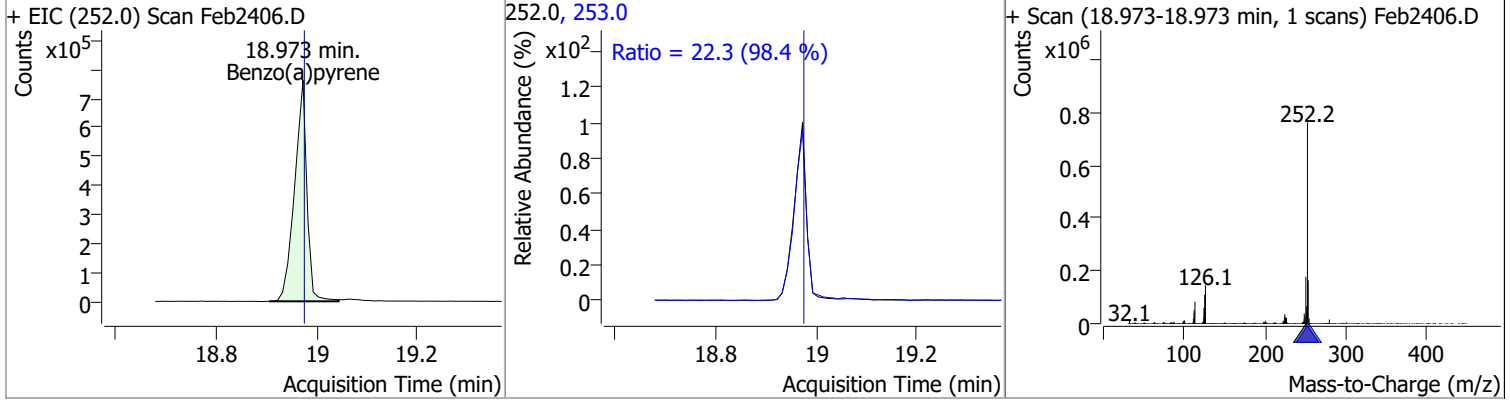


Compound	Conc.	RT	Dev(Min)	Resp.	QIon	QRatio	Lower	Upper
Benzo(k)fluoranthene	81.4276	18.44	0.01	1270481	253.0	22.2	16.0	29.7

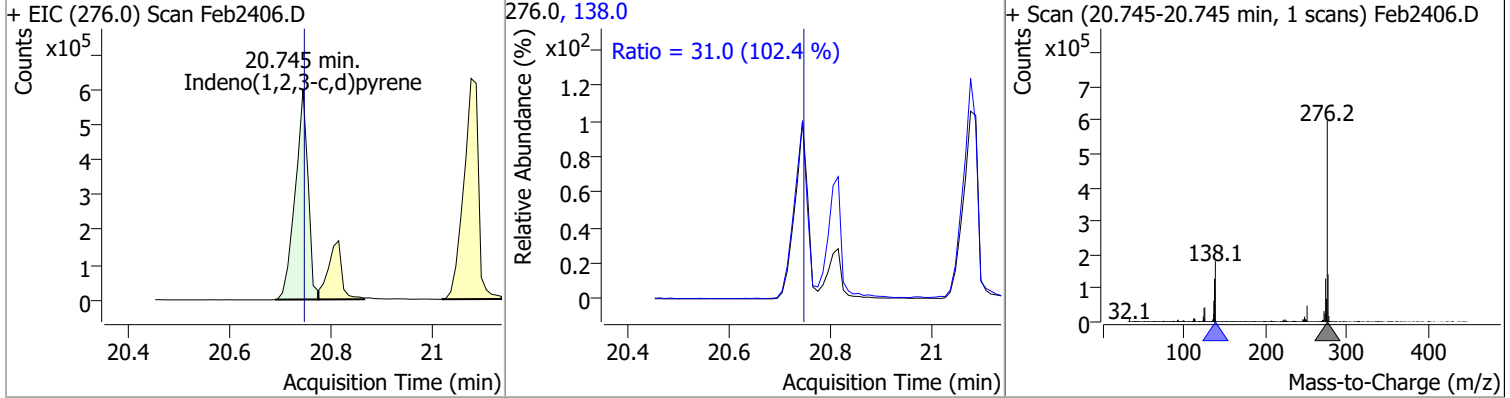


Quantitation Results Report (QT Reviewed)

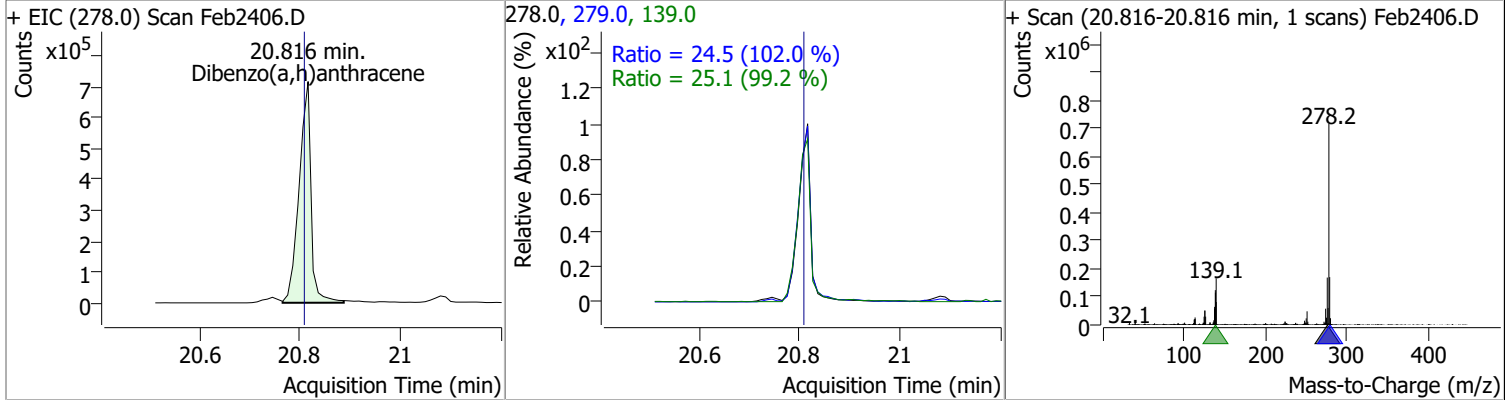
Compound	Conc.	RT	Dev(Min)	Resp.	QIon	QRatio	Lower	Upper
Benzo(a)pyrene	92.4035	18.97	0.00	1295302	253.0	22.3	15.8	29.4



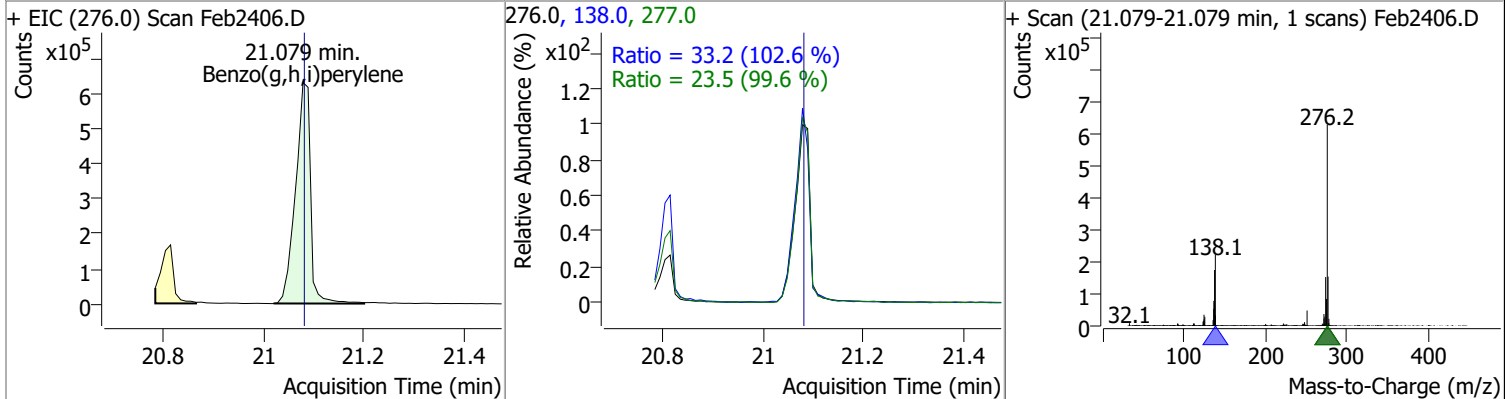
Compound	Conc.	RT	Dev(Min)	Resp.	QIon	QRatio	Lower	Upper
Indeno(1,2,3-c,d)pyrene	89.8795	20.75	0.00	1056816	138.0	31.0	21.2	39.3



Compound	Conc.	RT	Dev(Min)	Resp.	QIon	QRatio	Lower	Upper
Dibenzo(a,h)anthracene	91.9361	20.82	0.01	1179162	139.0	25.1	17.7	32.9
					279.0	24.5	16.8	31.3

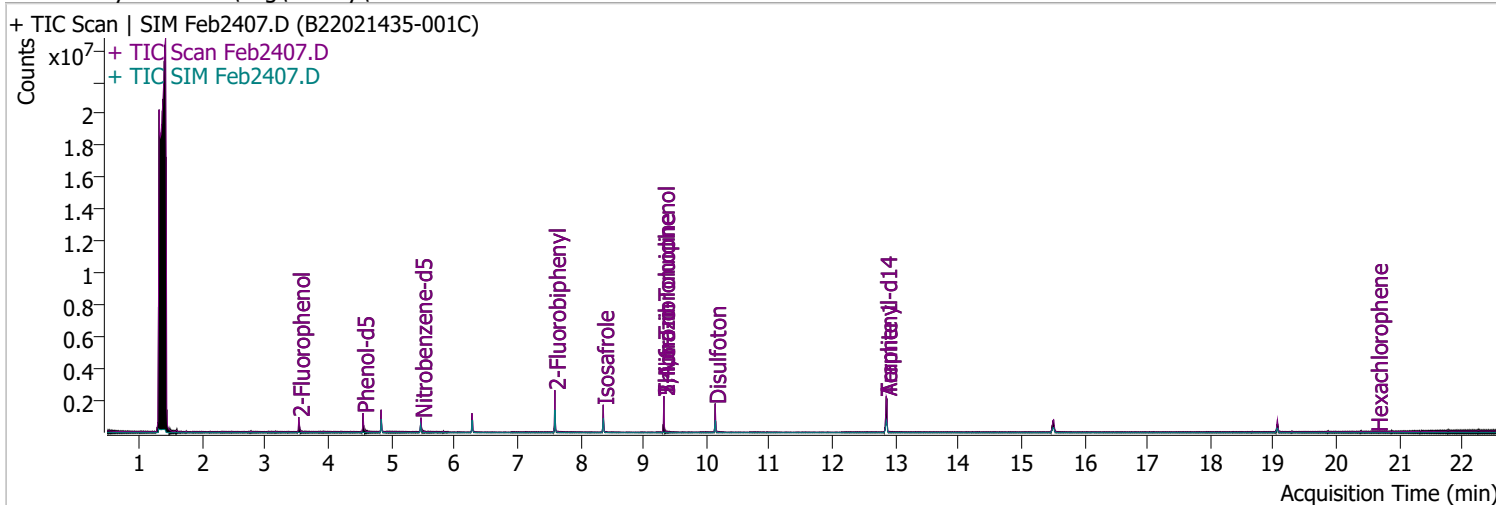


Compound	Conc.	RT	Dev(Min)	Resp.	QIon	QRatio	Lower	Upper
Benzo(g,h,i)perylene	96.3628	21.08	0.00	1305889	138.0	33.2	22.6	42.1
					277.0	23.5	16.5	30.6



Quantitation Results Report (QT Reviewed)

Data File	Feb2407.D	Operator	LIMS import
Acq. Method	BNA+SIM.M	Acq. Date-Time	2/24/2022 6:52:39 PM
Sample Name	B22021435-001C	Instrument	Instrument #1
Vial	7	Multiplier	1.00
DA Method File		Comment	SVOC-8270-W-LARGO
Tune File	dftppdsm.u	Tune Date	2/18/2022 9:25:00 PM
Batch Name	022422 DoD BNA.batch.bin	Last Calib Update	2/25/2022 7:56:13 AM
Ref Library	D:\Org\Library\NIST129K.I		



Compound	RT	QIon	Resp.	Conc.	Units	Dev(Min)
----------	----	------	-------	-------	-------	----------

Internal Standards

System Monitoring Compounds

S 2-Fluorophenol	3.531	112.0	305864	62.8335	µg/L	0.000
Spiked Amount: 200.000	Range: 10.0 - 75.0%			Recovery = 31.42%		
S Phenol-d5	4.552	99.0	389179	61.5568	µg/L	0.000
Spiked Amount: 200.000	Range: 10.0 - 65.0%			Recovery = 30.78%		
S Nitrobenzene-d5	5.471	82.0	243321	69.3185	µg/L	0.000
Spiked Amount: 100.000	Range: 32.0 - 94.0%			Recovery = 69.32%		
S 2-Fluorobiphenyl	7.595	172.0	731196	68.6314	µg/L	0.000
Spiked Amount: 100.000	Range: 28.0 - 107.0%			Recovery = 68.63%		
S 2,4,6-Tribromophenol	9.325	329.8	169615	155.8813	µg/L	0.000
Spiked Amount: 200.000	Range: 25.0 - 140.0%			Recovery = 77.94%		
S Terphenyl-d14	12.855	244.3	1260933	109.3969	µg/L	-0.010
Spiked Amount: 100.000	Range: 32.0 - 122.0%			Recovery = 109.40%		

Target Compounds

Compound	RT	QIon	Resp.	Conc.	Units	Dev(Min)	QValue
T N-Nitrosodimethylamine	0.000		0	N.D.			
T Pyridine	0.000		0	N.D.			
T Aniline	0.000		0	N.D.			
T Phenol	0.000		0	N.D.			
T bis(-2-Chloroethyl)Ether	0.000		0	N.D.			
T 2-Chlorophenol	0.000		0	N.D.			
T 1,3-Dichlorobenzene	0.000		0	N.D.			
T 1,4-Dichlorobenzene	0.000		0	N.D.			
T 1,2-Dichlorobenzene	0.000		0	N.D.			
T Benzyl Alcohol	0.000		0	N.D.			
T bis(2-chloroisopropyl)Ether	0.000		0	N.D.			
T 2-Methylphenol	0.000		0	N.D.			
T N-nitroso-Di-n-propylamine	5.471	70.0	0		µg/L	md	1
T Hexachloroethane	0.000		0	N.D.			
T 4Methylphenol/3Methylphenol	0.000		0	N.D.			

Quantitation Results Report (QT Reviewed)

Compound	RT	QIon	Resp.	Conc.	Units	Dev(Min)
T Nitrobenzene	0.000		0	N.D.		
T Isophorone	0.000		0	N.D.		
T 2-Nitrophenol	0.000		0	N.D.		
T 2,4-Dimethylphenol	0.000		0	N.D.		
T bis(-2-Chloroethoxy)Methane	0.000		0	N.D.		
T 2,4-Dichlorophenol	0.000		0	N.D.		
T Benzoic Acid	0.000		0	N.D.		
T 1,2,4-Trichlorobenzene	0.000		0	N.D.		
T Naphthalene	0.000		0	N.D.		
T 4-Chlorophenol	0.000		0	N.D.		
T p-Chloroaniline	0.000		0	N.D.		
T Hexachlorobutadiene	0.000		0	N.D.		
T 4-Chloro-2-Methylphenol	0.000		0	N.D.		
T 4-Chloro-3-Methylphenol	0.000		0	N.D.		
T 2-Methylnaphthalene	0.000		0	N.D.		
T 1-Methylnaphthalene	0.000		0	N.D.		
T Hexachlorocyclopentadiene	0.000		0	N.D.		
T 2,4,6-Trichlorophenol	0.000		0	N.D.		
T 2,4,5-Trichlorophenol	0.000		0	N.D.		
T 2-Chloronaphthalene	0.000		0	N.D.		
T 2-Nitroaniline	0.000		0	N.D.		
T Dimethyl Phthalate	8.364	163.0	0		µg/L md	1
T 2,6-Dinitrotoluene	8.364	165.0	0		µg/L md	1
T Acenaphthylene	0.000		0	N.D.		
T 3-Nitroaniline	0.000		0	N.D.		
T Acenaphthene	0.000		0	N.D.		
T 2,4-Dinitrophenol	0.000		0	N.D.		
T Dibenzofuran	0.000		0	N.D.		
T 2,4-Dinitrotoluene	0.000		0	N.D.		
T 4-Nitrophenol	0.000		0	N.D.		
T Diethylphthalate	0.000		0	N.D.		
T Fluorene	0.000		0	N.D.		
T 4-Chlorophenyl-phenylether	0.000		0	N.D.		
T 4-Nitroaniline	0.000		0	N.D.		
T 4,6-Dinitro-2-methylphenol	0.000		0	N.D.		
T N-nitrosodiphenylamine	0.000		0	N.D.		
T Azobenzene	0.000		0	N.D.		
T 4-Bromophenyl-phenylether	0.000		0	N.D.		
T Hexachlorobenzene	0.000		0	N.D.		
T Pentachlorophenol	0.000		0	N.D.		
T Phenanthrene	0.000		0	N.D.		
T Anthracene	0.000		0	N.D.		
T Triallate	0.000		0	N.D.		
T Carbazole	0.000		0	N.D.		
T o-Terphenyl	0.000		0	N.D.		
T Di-n-Butylphthalate	0.000		0	N.D.		
T Fluoranthene	0.000		0	N.D.		
T Benzidine	12.855	184.0	0		µg/L md	1
T Pyrene	0.000		0	N.D.		
T Butylbenzylphthalate	0.000		0	N.D.		
T Benzo(a)Anthracene	0.000		0	N.D.		
T Chrysene	0.000		0	N.D.		
T 3,3-Dichlorobenzidine	0.000		0	N.D.		
T bis(2-ethylhexyl)Phthalate	0.000		0	N.D.		
T Di-n-octyl Phthalate	0.000		0	N.D.		

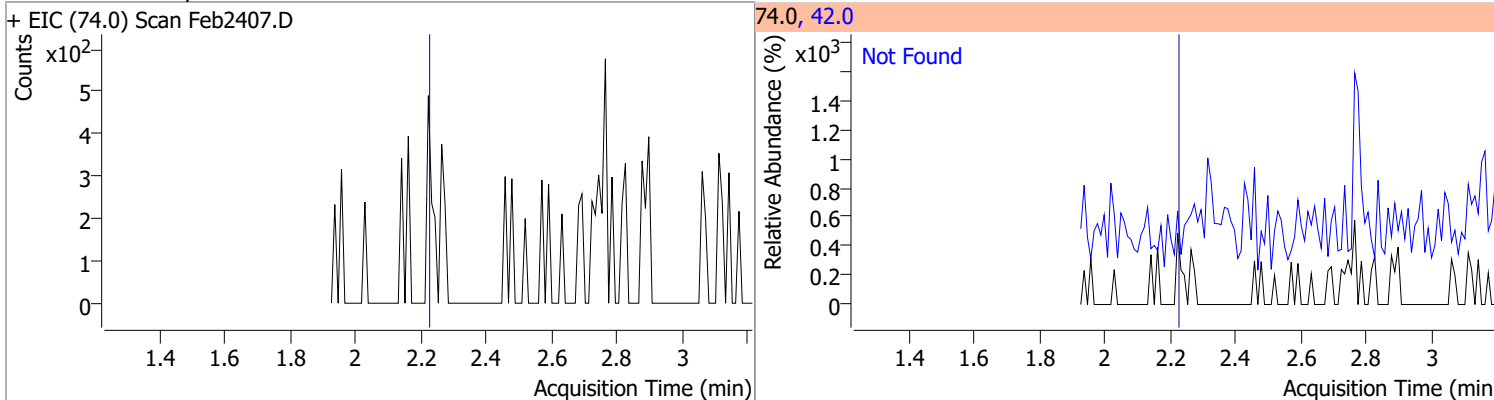
Quantitation Results Report (QT Reviewed)

Compound	RT	QIon	Resp.	Conc.	Units	Dev(Min)
T Benzo(b)fluoranthene	0.000		0	N.D.		
T Benzo(k)fluoranthene	0.000		0	N.D.		
T Benzo(a)pyrene	0.000		0	N.D.		
T Indeno(1,2,3-c,d)pyrene	0.000		0	N.D.		
T Dibenzo(a,h)anthracene	0.000		0	N.D.		
T Benzo(g,h,i)perylene	0.000		0	N.D.		

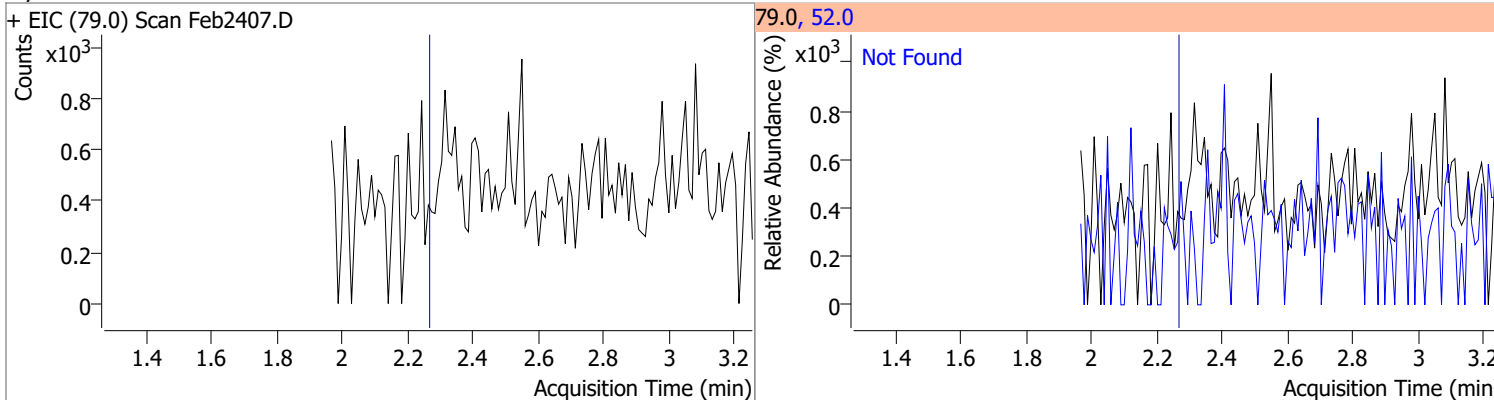
(#) = Qualifier Out of Range; (m) = Manual Integration; (+) = Area Summed; (*) = Surrogate Percent Recovery Out of Range; (d): Zeroed Peak

Quantitation Results Report (QT Reviewed)

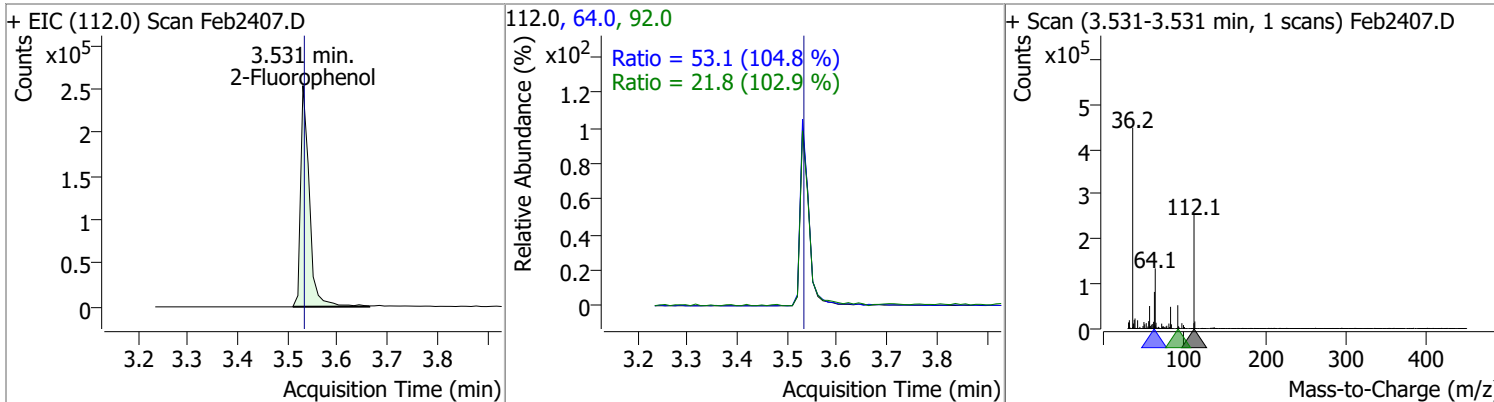
Compound	Conc.	Exp RT	QIon	Exp Ratio
N-Nitrosodimethylamine	N.D.	2.22	42.0	112.0



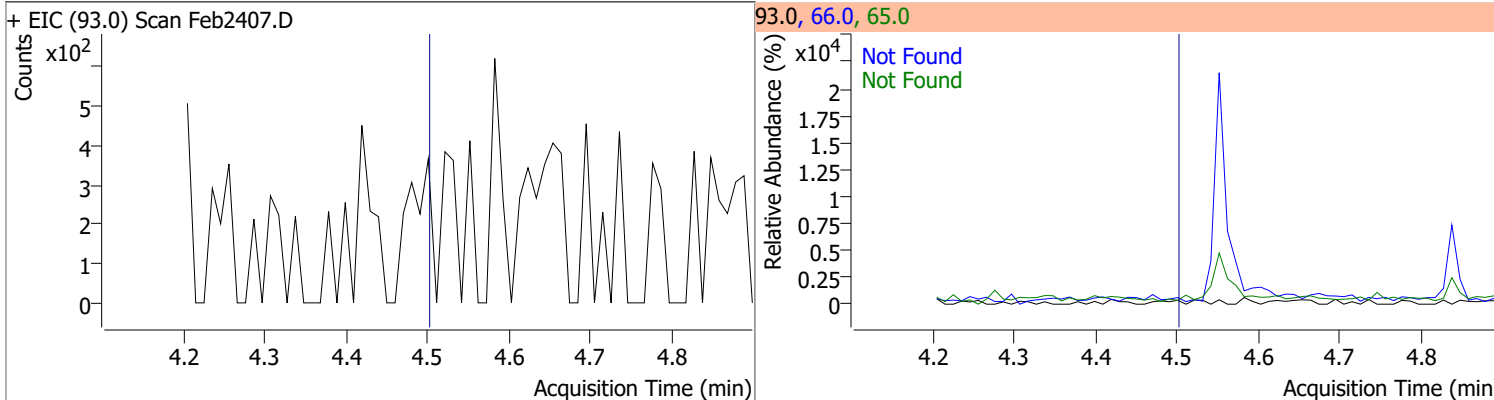
Compound	Conc.	Exp RT	QIon	Exp Ratio
Pyridine	N.D.	2.26	52.0	80.7



Compound	Conc.	RT	Dev(Min)	Resp.	QIon	QRatio	Lower	Upper
2-Fluorophenol	62.8335	3.53	0.00	305864	64.0	53.1	35.5	65.9
					92.0	21.8	14.8	27.5

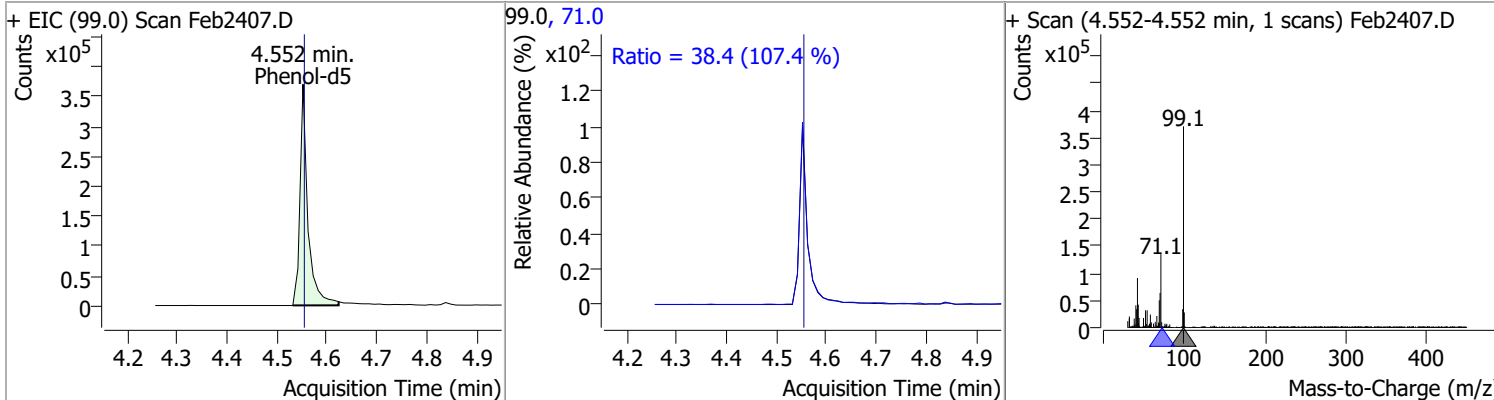


Compound	Conc.	Exp RT	QIon	Exp Ratio	QIon	Exp Ratio
Aniline	N.D.	4.50	66.0	35.4	65.0	18.8

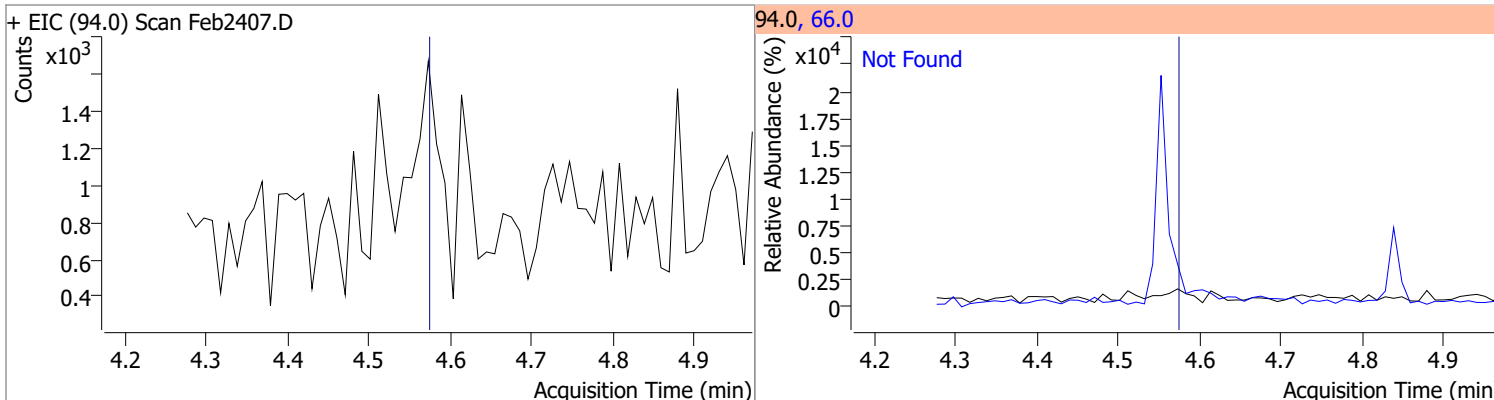


Quantitation Results Report (QT Reviewed)

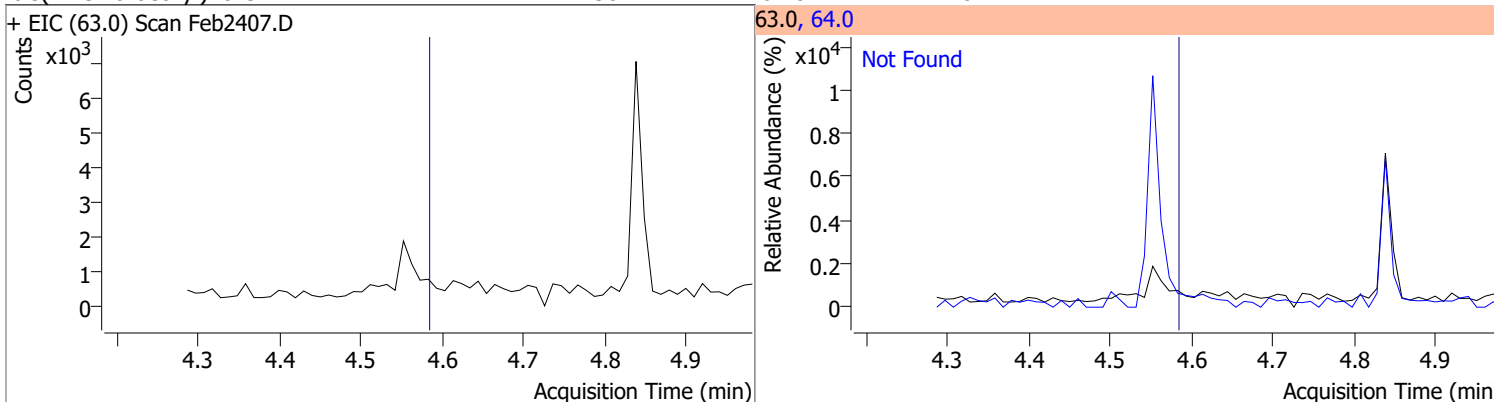
Compound	Conc.	RT	Dev(Min)	Resp.	QIon	QRatio	Lower	Upper
Phenol-d5	61.5568	4.55	0.00	389179	71.0	38.4	25.0	46.4



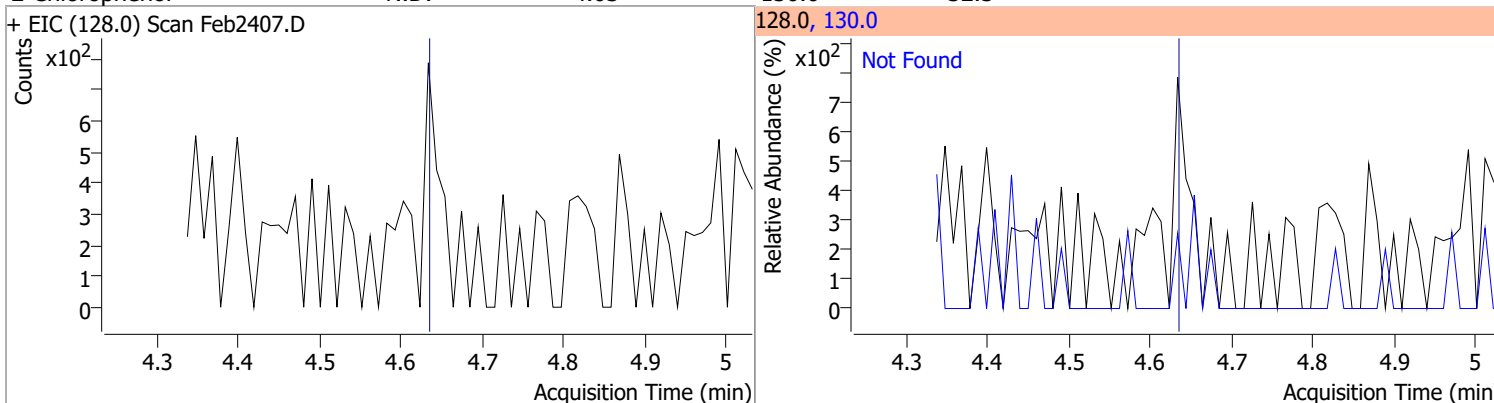
Compound	Conc.	Exp RT	QIon	Exp Ratio
Phenol	N.D.	4.57	66.0	40.4



Compound	Conc.	Exp RT	QIon	Exp Ratio
bis(-2-Chloroethyl)Ether	N.D.	4.58	64.0	10.2

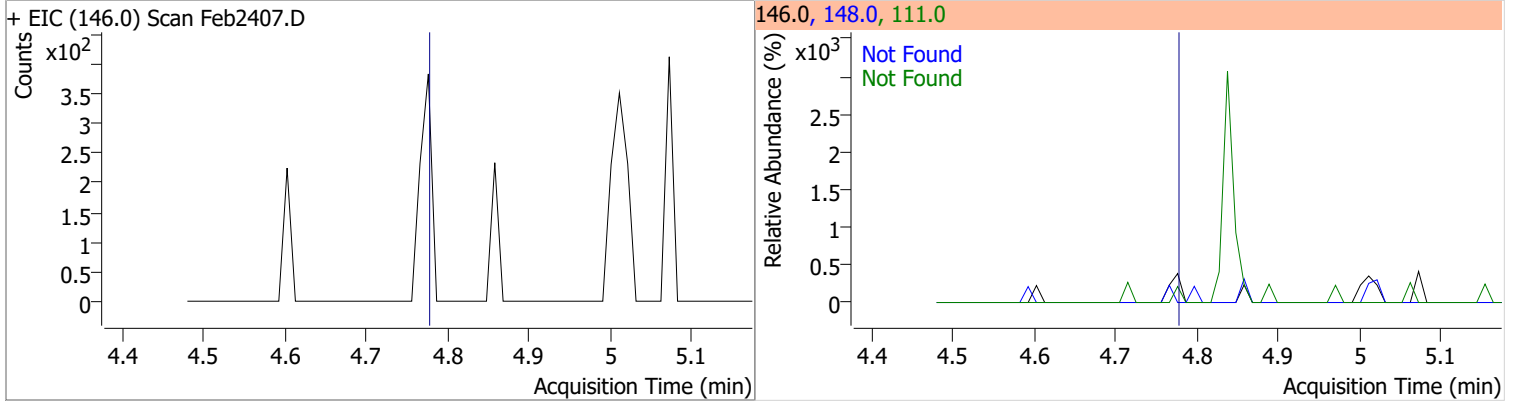


Compound	Conc.	Exp RT	QIon	Exp Ratio
2-Chlorophenol	N.D.	4.63	130.0	32.3

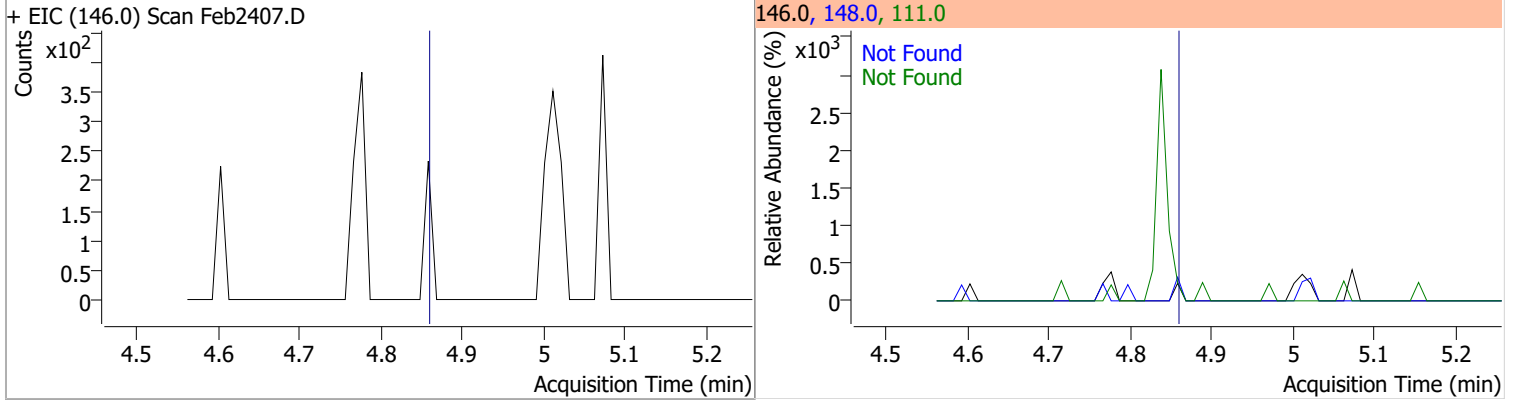


Quantitation Results Report (QT Reviewed)

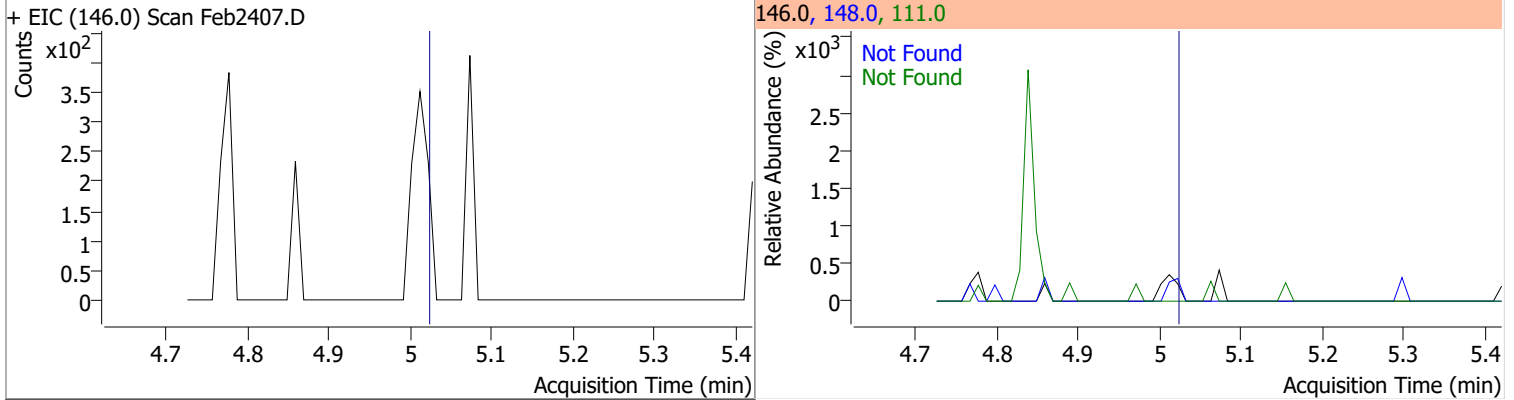
Compound	Conc.	Exp RT	QIon	Exp Ratio	QIon	Exp Ratio
1,3-Dichlorobenzene	N.D.	4.78	148.0	63.7	111.0	35.3



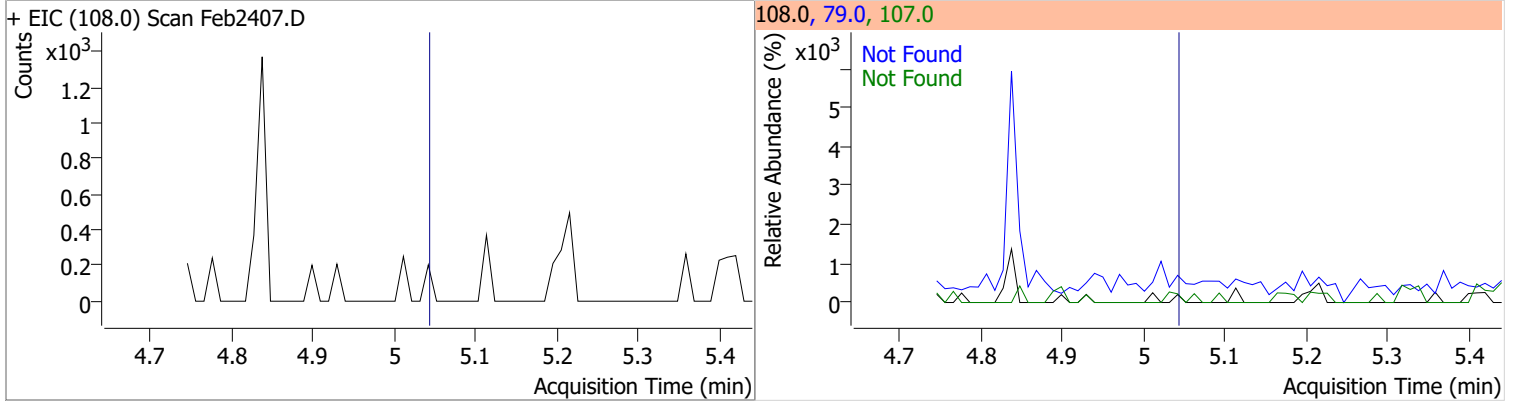
Compound	Conc.	Exp RT	QIon	Exp Ratio	QIon	Exp Ratio
1,4-Dichlorobenzene	N.D.	4.86	148.0	64.4	111.0	35.3



Compound	Conc.	Exp RT	QIon	Exp Ratio	QIon	Exp Ratio
1,2-Dichlorobenzene	N.D.	5.02	148.0	63.7	111.0	37.5

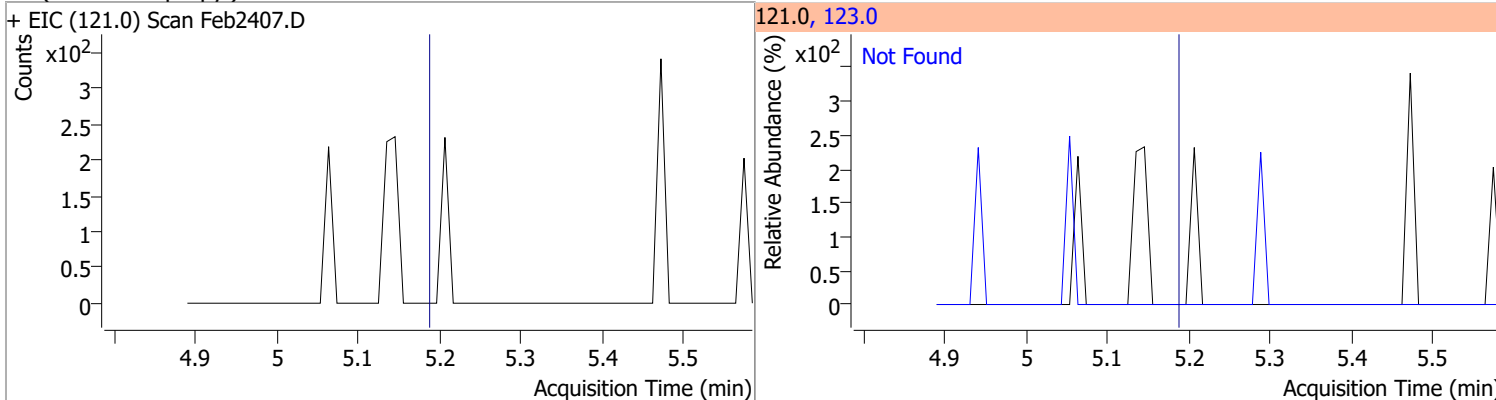


Compound	Conc.	Exp RT	QIon	Exp Ratio	QIon	Exp Ratio
Benzyl Alcohol	N.D.	5.04	79.0	118.8	107.0	68.8

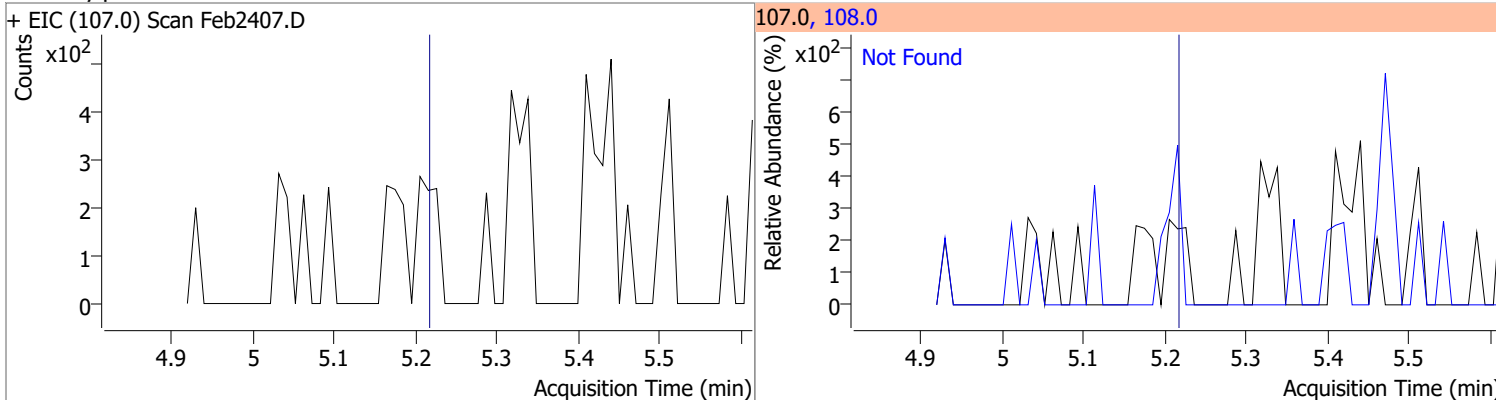


Quantitation Results Report (QT Reviewed)

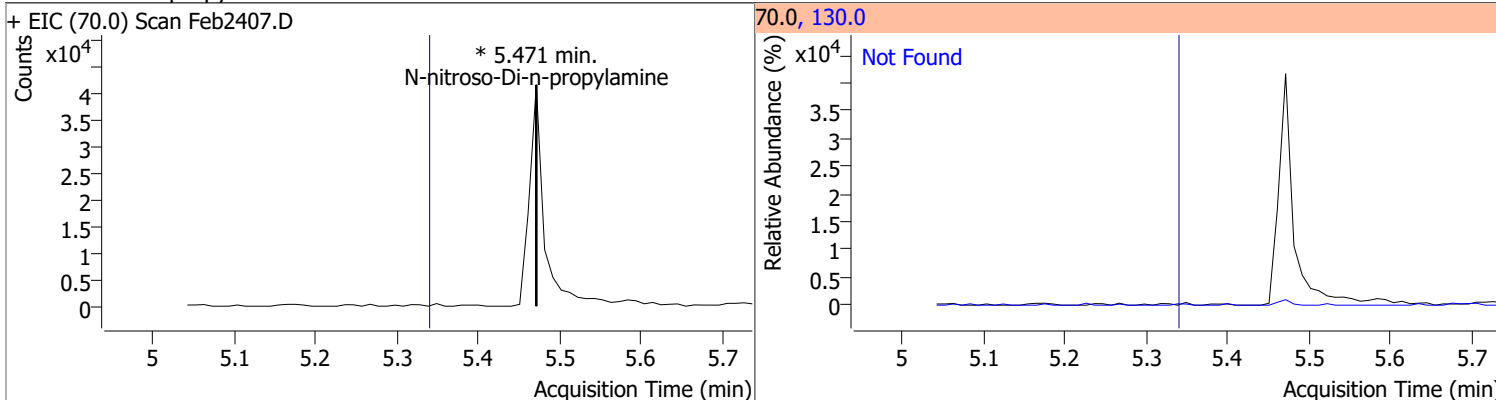
Compound	Conc.	Exp RT	QIon	Exp Ratio
bis(2-chloroisopropyl)Ether	N.D.	5.19	123.0	31.6



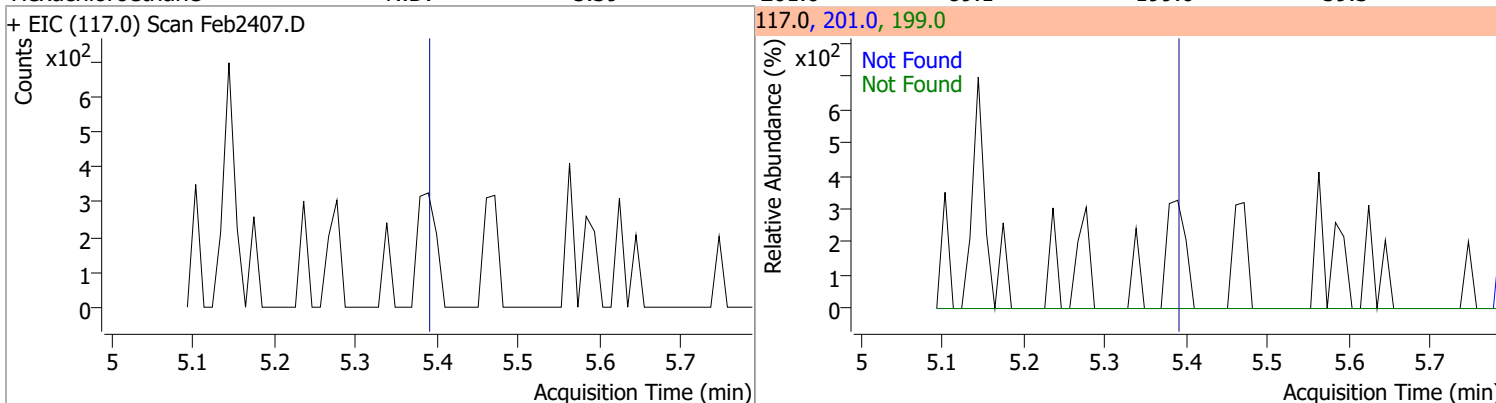
Compound	Conc.	Exp RT	QIon	Exp Ratio
2-Methylphenol	N.D.	5.22	108.0	117.4



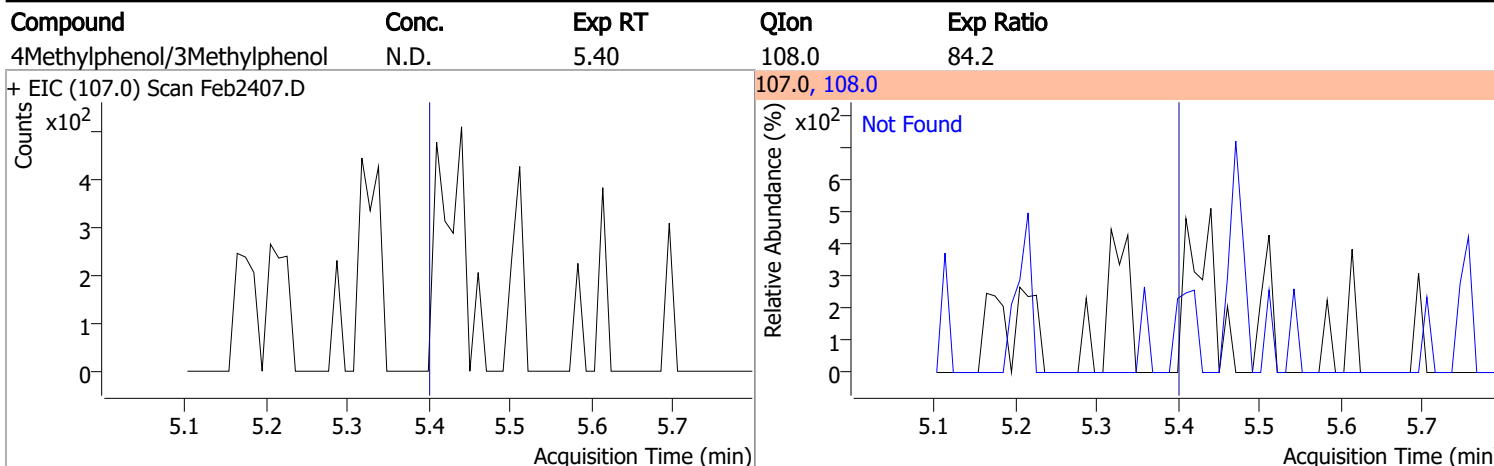
Compound	Conc.	RT	Dev(Min)	Resp.	QIon	QRatio	Lower	Upper
N-nitroso-Di-n-propylamine		0		0	130.0		0.0	34.0



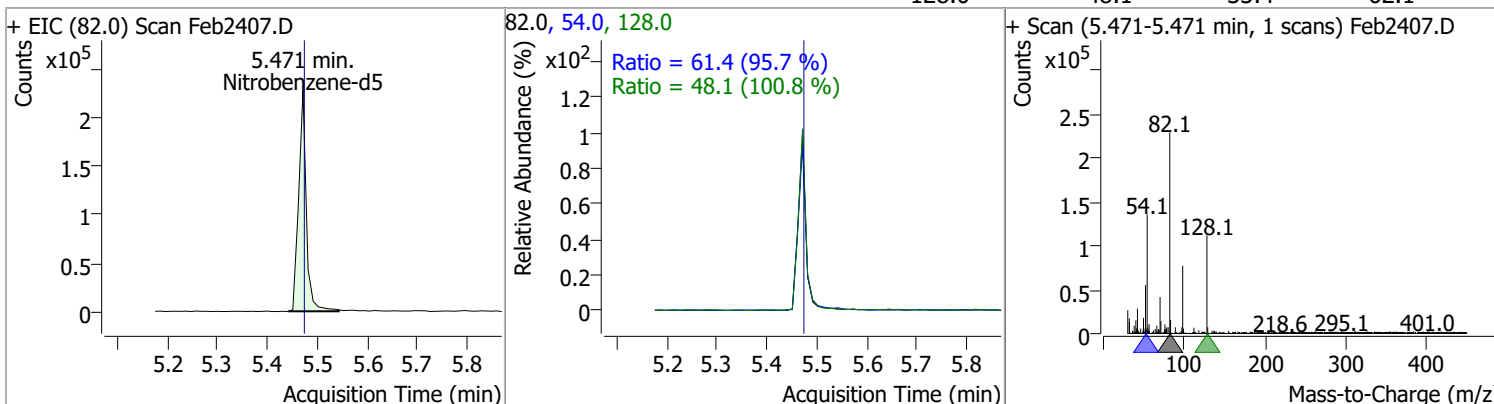
Compound	Conc.	Exp RT	QIon	Exp Ratio	QIon	Exp Ratio
Hexachloroethane	N.D.	5.39	201.0	89.1	199.0	59.3



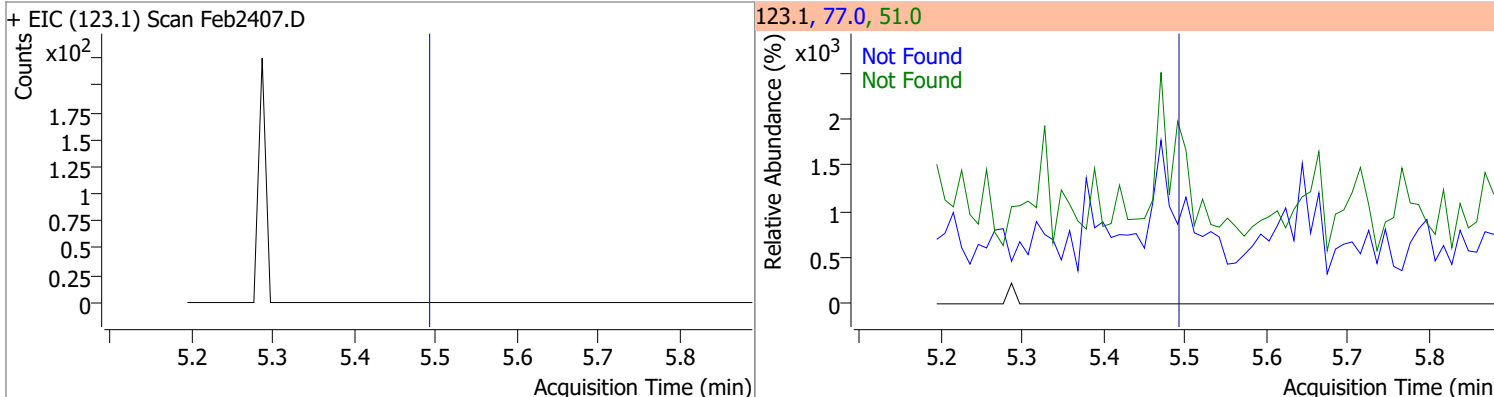
Quantitation Results Report (QT Reviewed)



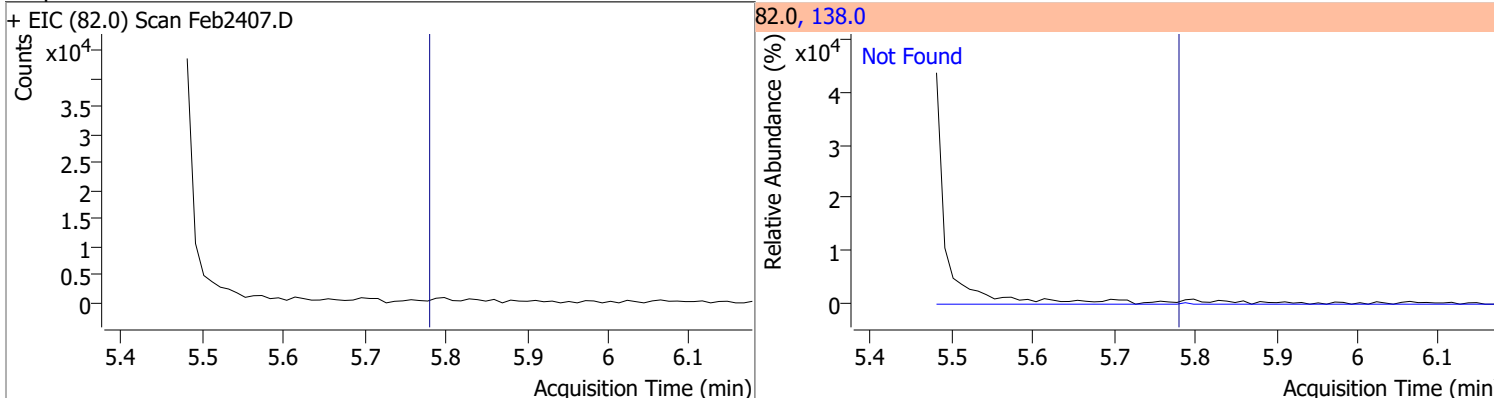
Compound	Conc.	RT	Dev(Min)	Resp.	QIon	QRatio	Lower	Upper
Nitrobenzene-d5	69.3185	5.47	0.00	243321	54.0	61.4	44.9	83.4
					128.0	48.1	33.4	62.1



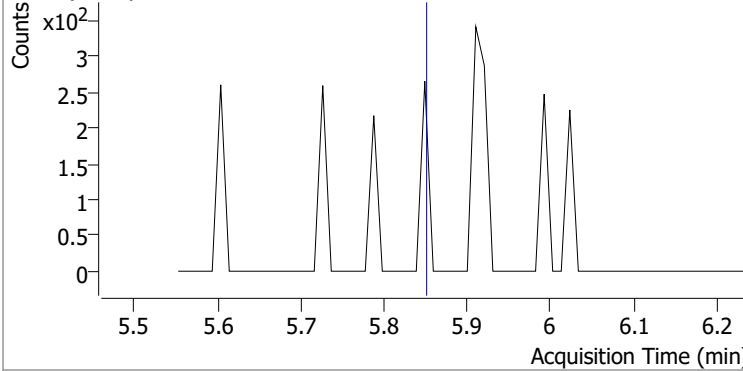
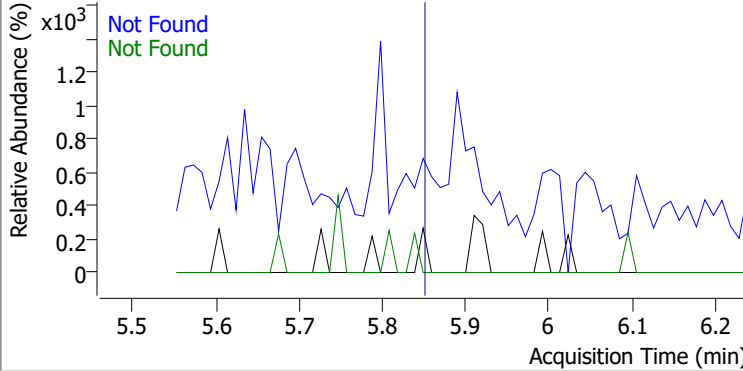
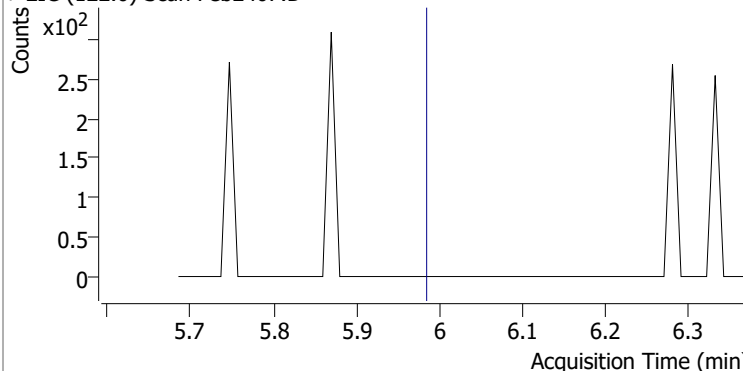
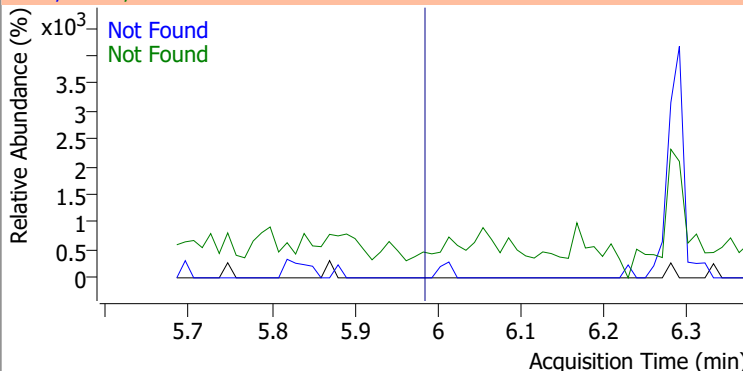
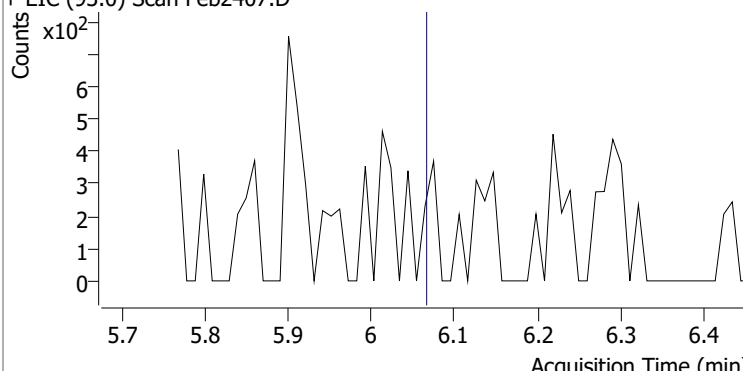
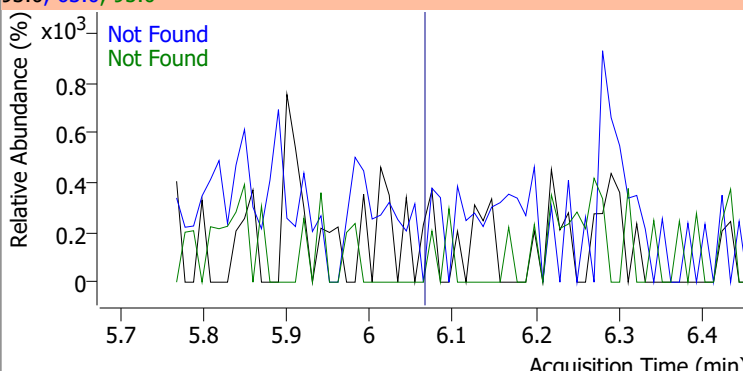
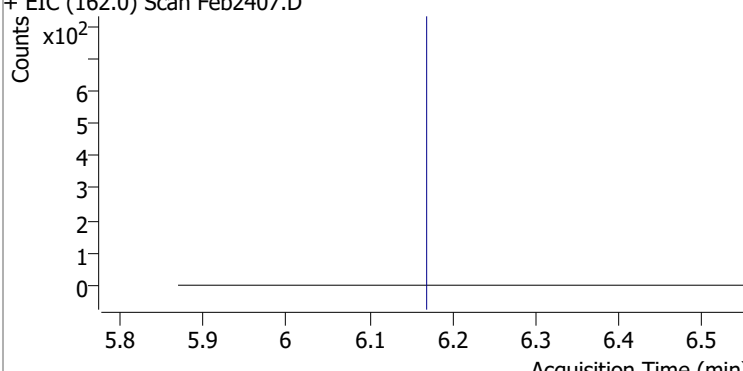
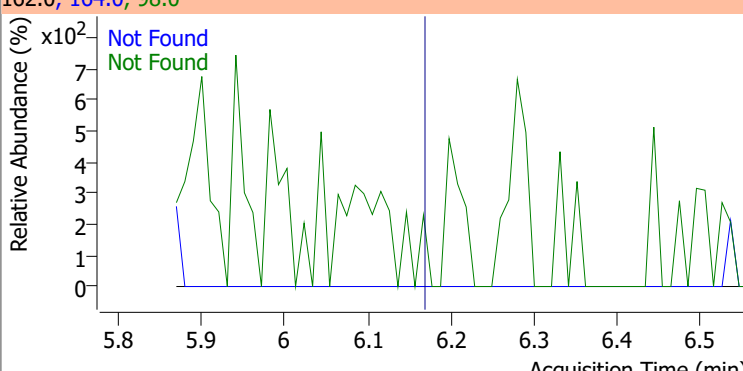
Compound	Conc.	Exp RT	QIon	Exp Ratio	QIon	Exp Ratio
Nitrobenzene	N.D.	5.49	77.0	209.6	51.0	127.5



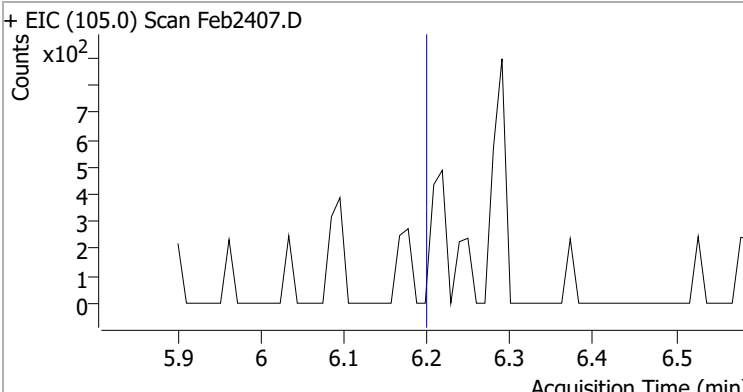
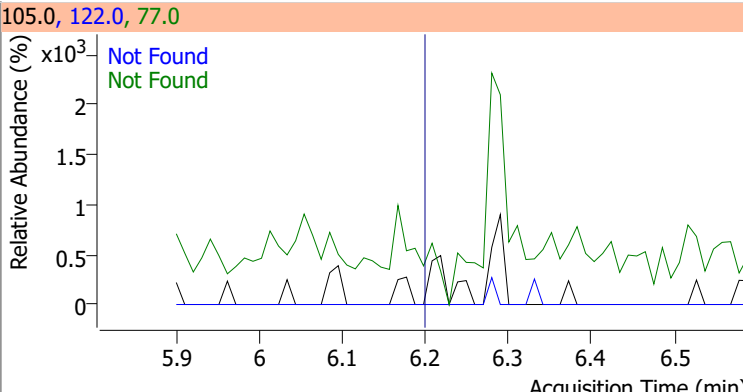
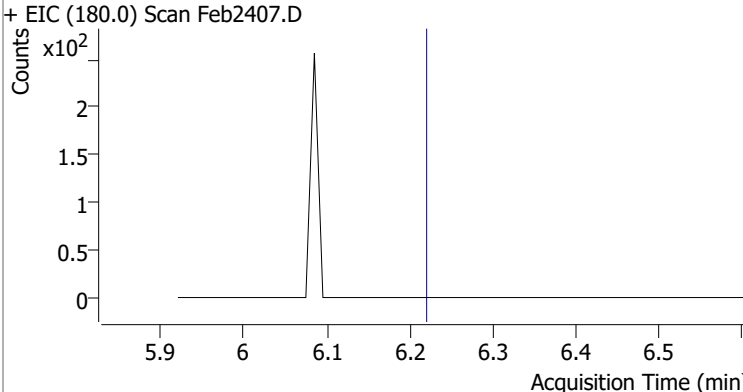
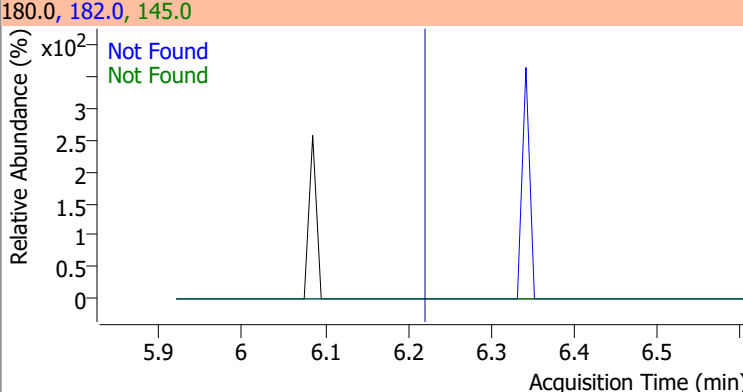
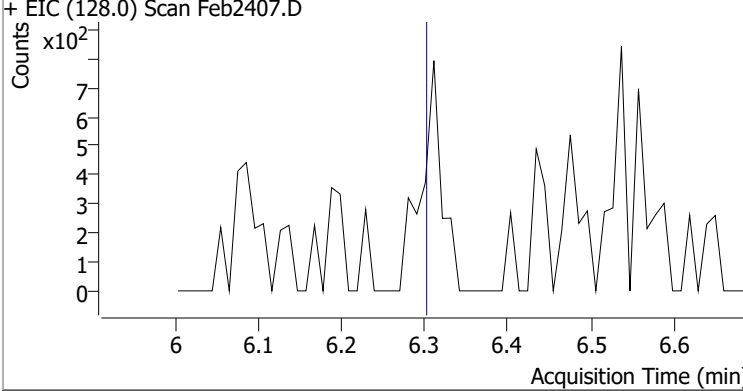
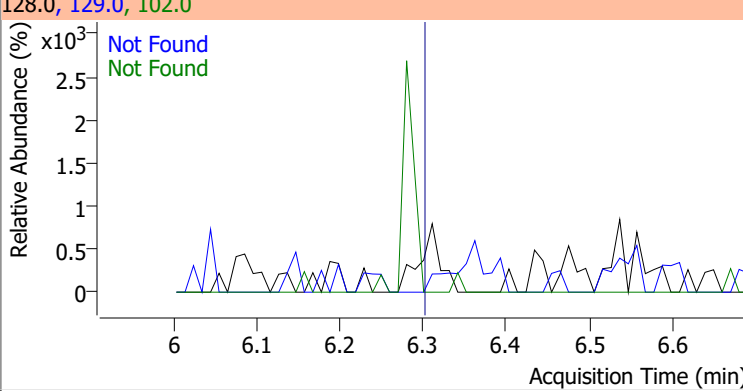
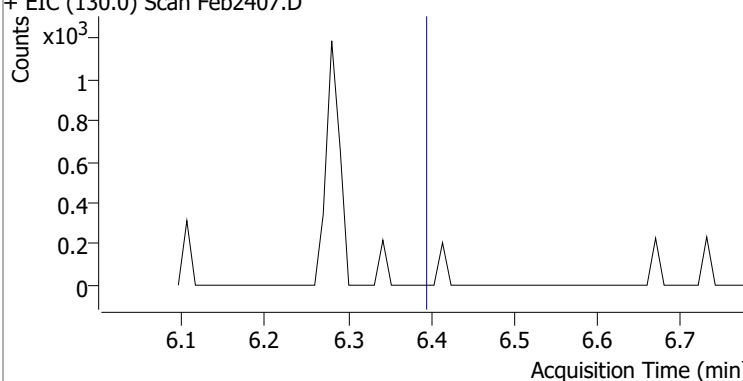
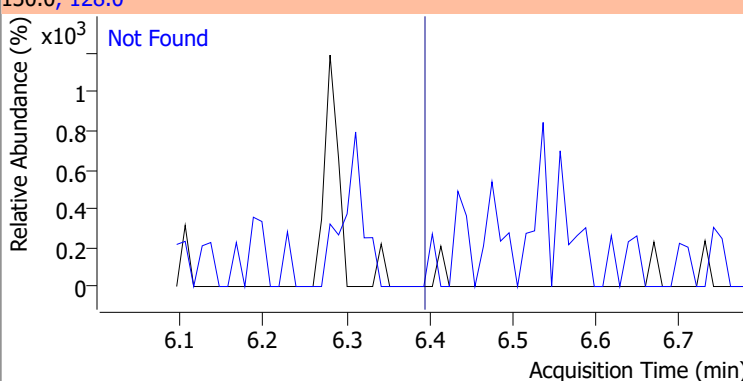
Compound	Conc.	Exp RT	QIon	Exp Ratio
Isophorone	N.D.	5.79	138.0	20.3



Quantitation Results Report (QT Reviewed)

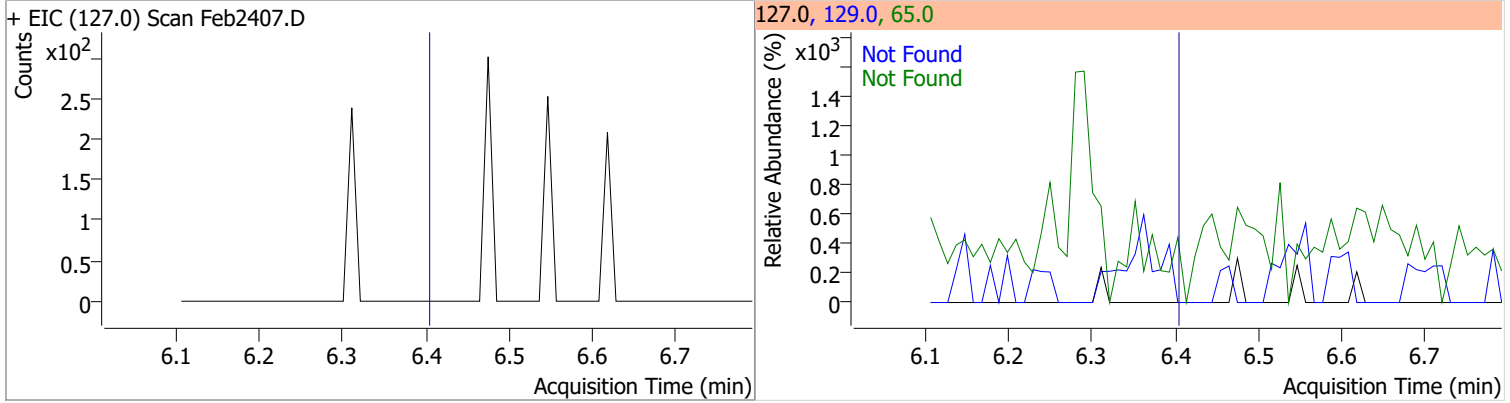
Compound	Conc.	Exp RT	QIon	Exp Ratio	QIon	Exp Ratio
2-Nitrophenol	N.D.	5.86	65.0	51.3	109.0	35.7
+ EIC (139.0) Scan Feb2407.D			139.0, 65.0, 109.0			
						
2,4-Dimethylphenol	N.D.	5.99	107.0	111.1	77.0	30.2
+ EIC (122.0) Scan Feb2407.D			122.0, 107.0, 77.0			
						
bis(-2-Chloroethoxy)Methane	N.D.	6.07	63.0	70.1	95.0	31.8
+ EIC (93.0) Scan Feb2407.D			93.0, 63.0, 95.0			
						
2,4-Dichlorophenol	N.D.	6.18	164.0	66.1	98.0	34.4
+ EIC (162.0) Scan Feb2407.D			162.0, 164.0, 98.0			
						

Quantitation Results Report (QT Reviewed)

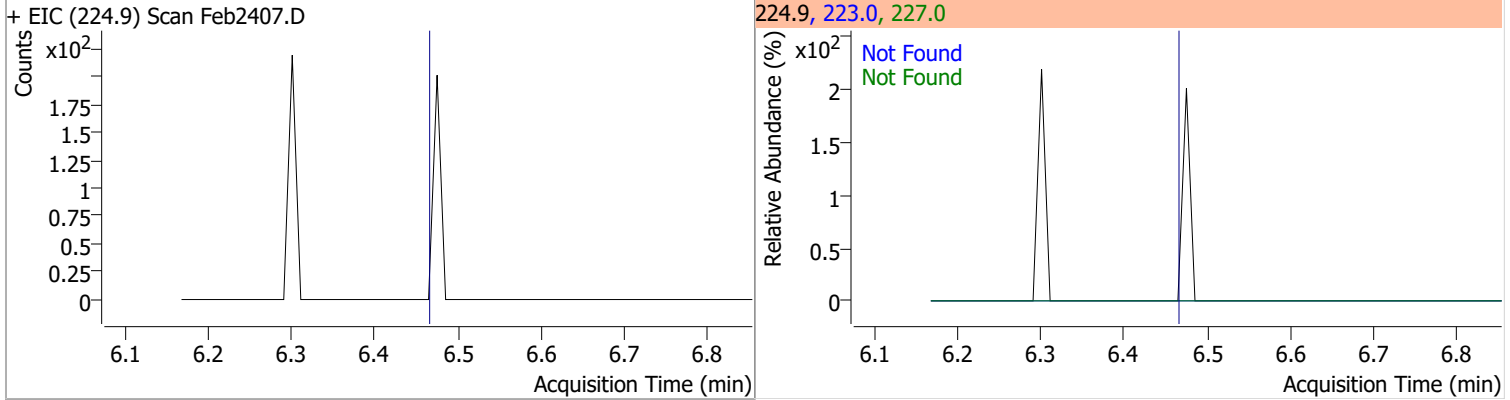
Compound	Conc.	Exp RT	QIon	Exp Ratio	QIon	Exp Ratio
Benzoic Acid	N.D.	6.21	122.0	86.4	77.0	79.5
+ EIC (105.0) Scan Feb2407.D			105.0, 122.0, 77.0			
						
1,2,4-Trichlorobenzene	N.D.	6.23	182.0	95.5	145.0	28.5
+ EIC (180.0) Scan Feb2407.D			180.0, 182.0, 145.0			
						
Naphthalene	N.D.	6.31	129.0	11.0	102.0	9.2
+ EIC (128.0) Scan Feb2407.D			128.0, 129.0, 102.0			
						
4-Chlorophenol	N.D.	6.40	128.0	316.6		
+ EIC (130.0) Scan Feb2407.D			130.0, 128.0			
						

Quantitation Results Report (QT Reviewed)

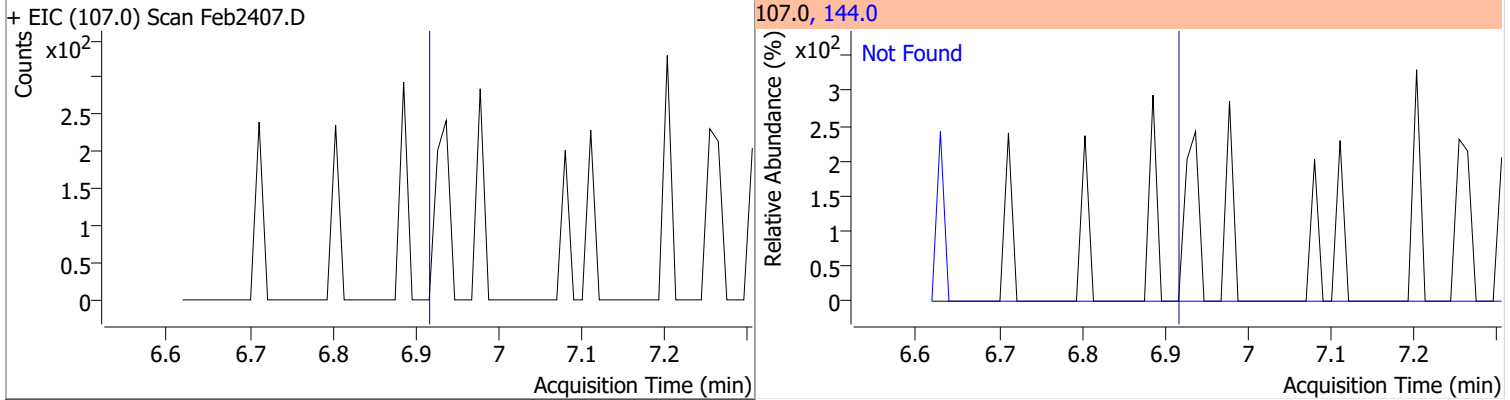
Compound	Conc.	Exp RT	QIon	Exp Ratio	QIon	Exp Ratio
p-Chloroaniline	N.D.	6.41	65.0	61.2	129.0	36.2



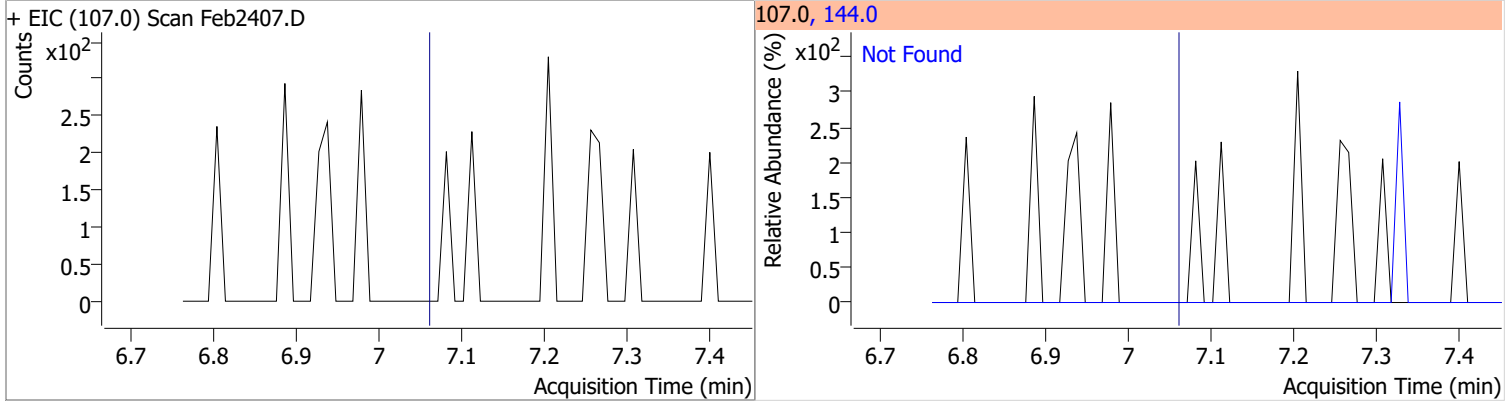
Compound	Conc.	Exp RT	QIon	Exp Ratio	QIon	Exp Ratio
Hexachlorobutadiene	N.D.	6.48	223.0	63.2	227.0	62.4



Compound	Conc.	Exp RT	QIon	Exp Ratio
4-Chloro-2-Methylphenol	N.D.	6.93	144.0	27.8

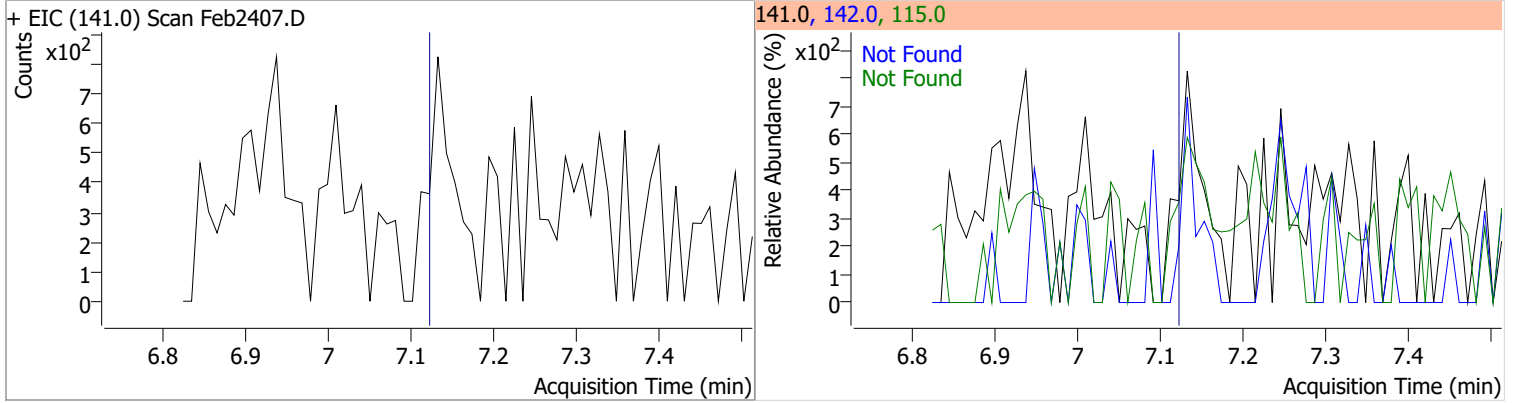


Compound	Conc.	Exp RT	QIon	Exp Ratio
4-Chloro-3-Methylphenol	N.D.	7.07	144.0	26.7

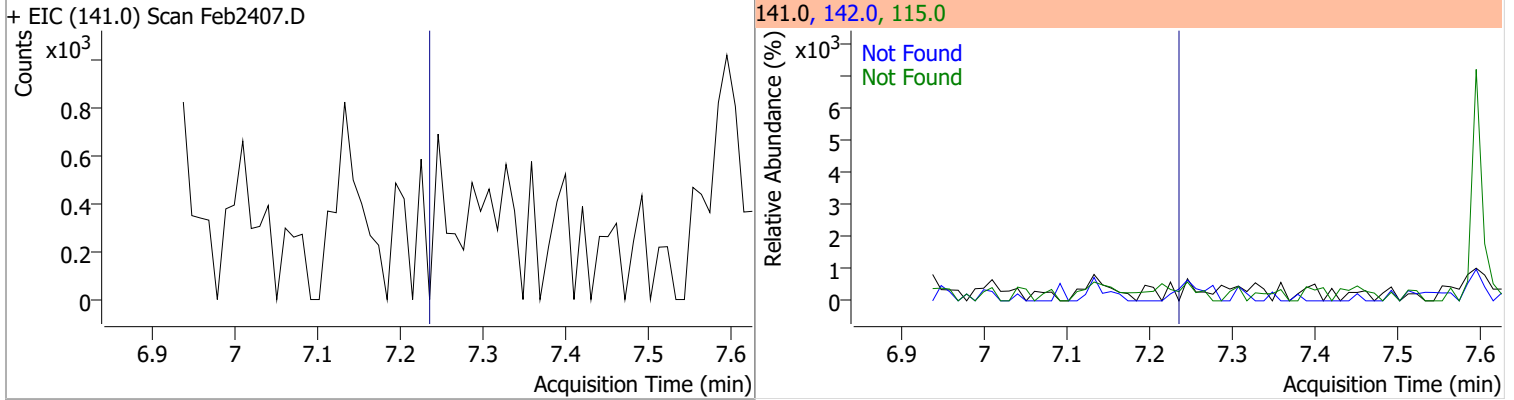


Quantitation Results Report (QT Reviewed)

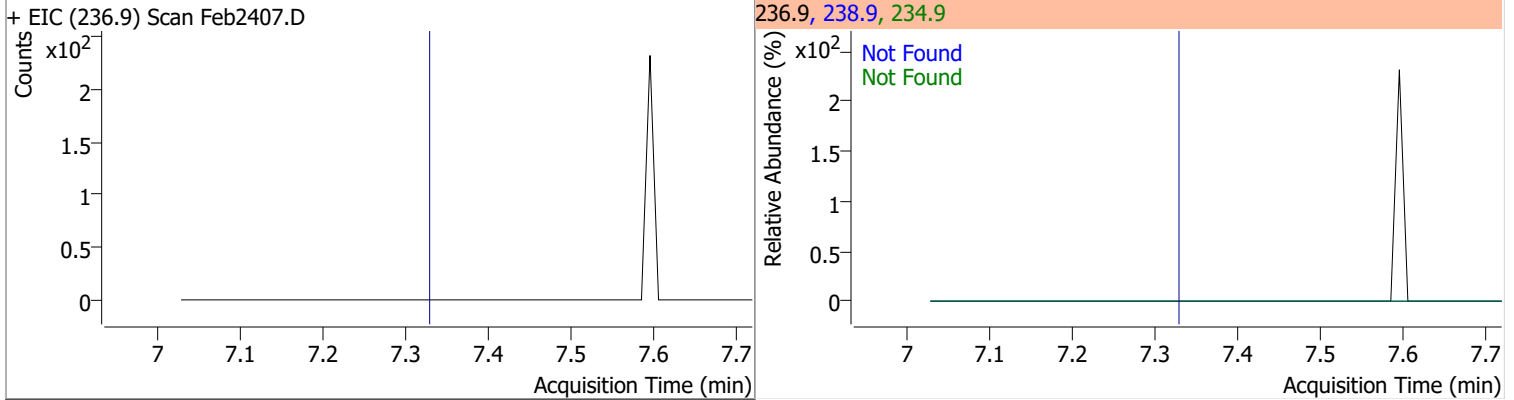
Compound	Conc.	Exp RT	QIon	Exp Ratio	QIon	Exp Ratio
2-Methylnaphthalene	N.D.	7.13	142.0	120.9	115.0	40.2



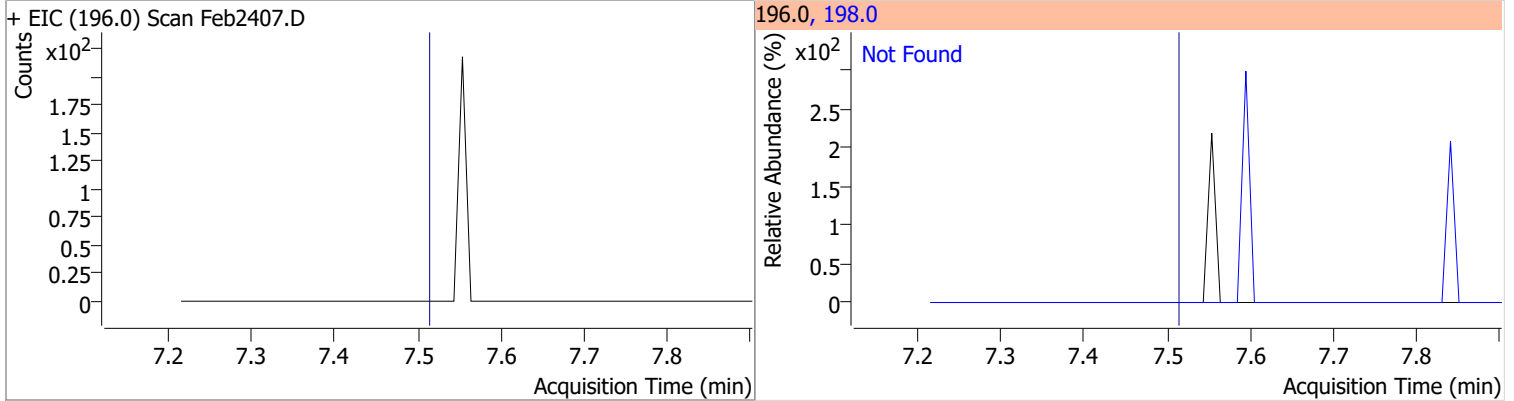
Compound	Conc.	Exp RT	QIon	Exp Ratio	QIon	Exp Ratio
1-Methylnaphthalene	N.D.	7.25	142.0	116.0	115.0	41.9



Compound	Conc.	Exp RT	QIon	Exp Ratio	QIon	Exp Ratio
Hexachlorocyclopentadiene	N.D.	7.33	238.9	64.2	234.9	62.1

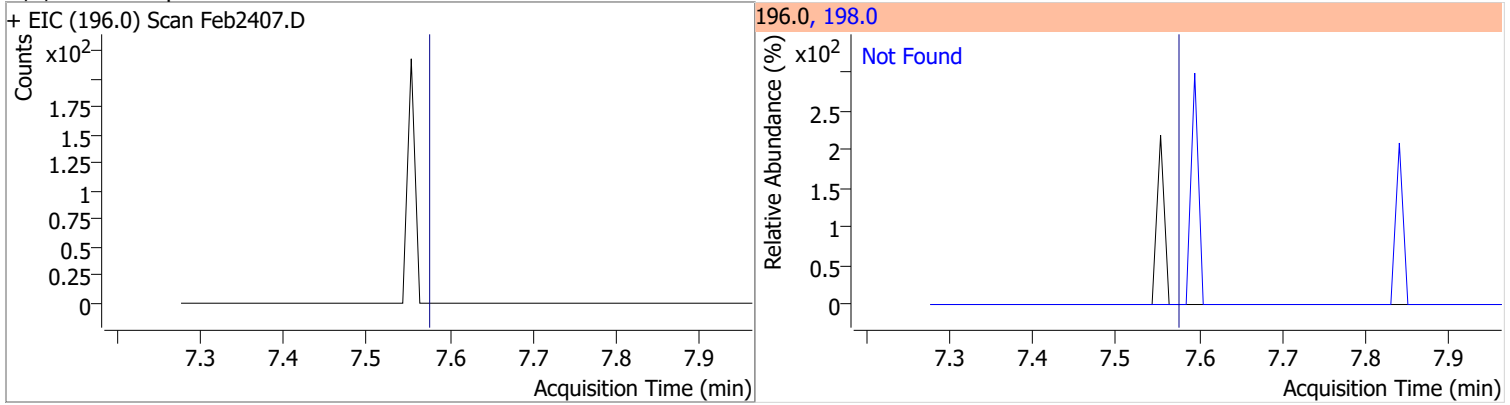


Compound	Conc.	Exp RT	QIon	Exp Ratio
2,4,6-Trichlorophenol	N.D.	7.51	198.0	92.6

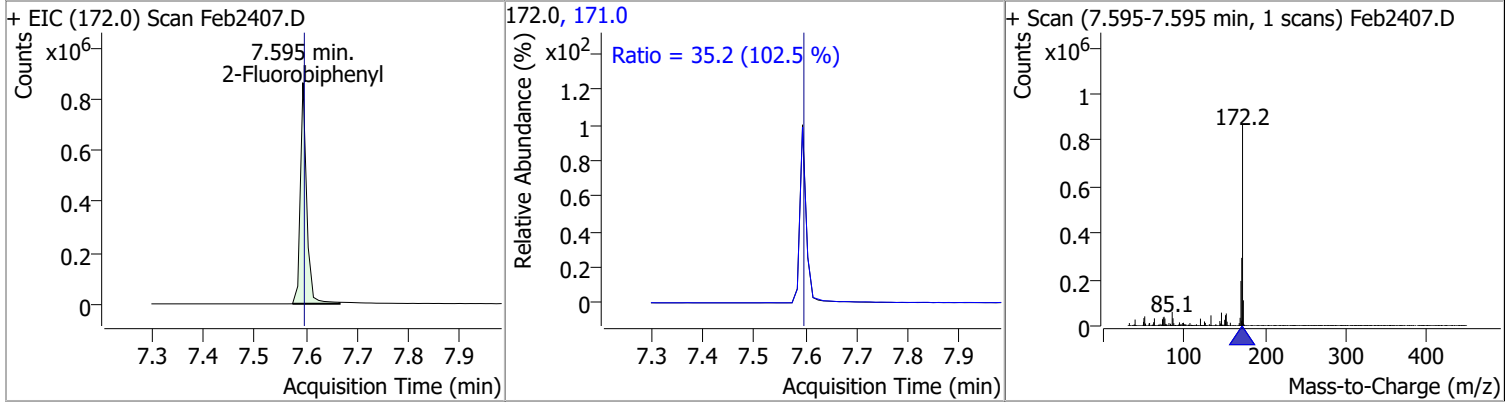


Quantitation Results Report (QT Reviewed)

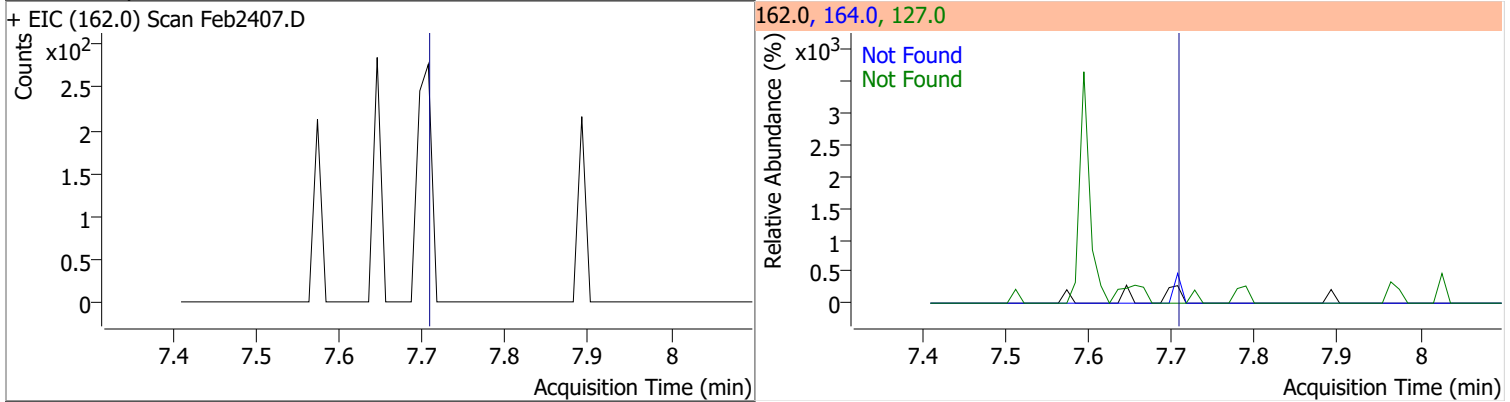
Compound	Conc.	Exp RT	QIon	Exp Ratio
2,4,5-Trichlorophenol	N.D.	7.57	198.0	94.1



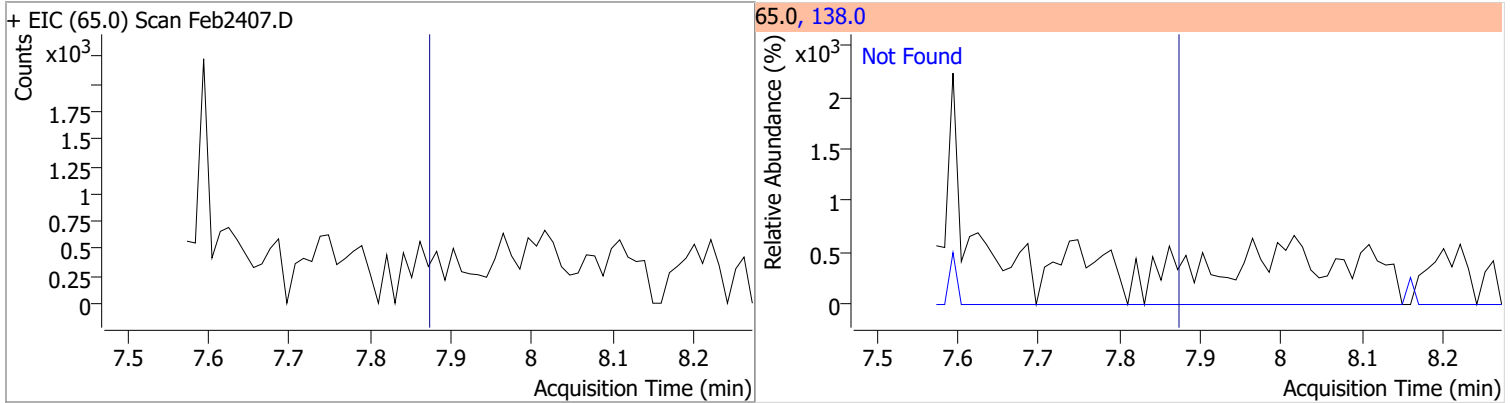
Compound	Conc.	RT	Dev(Min)	Resp.	QIon	QRatio	Lower	Upper
2-Fluorobiphenyl	68.6314	7.59	0.00	731196	171.0	35.2	24.1	44.7



Compound	Conc.	Exp RT	QIon	Exp Ratio	QIon	Exp Ratio
2-Chloronaphthalene	N.D.	7.71	127.0	35.7	164.0	32.6

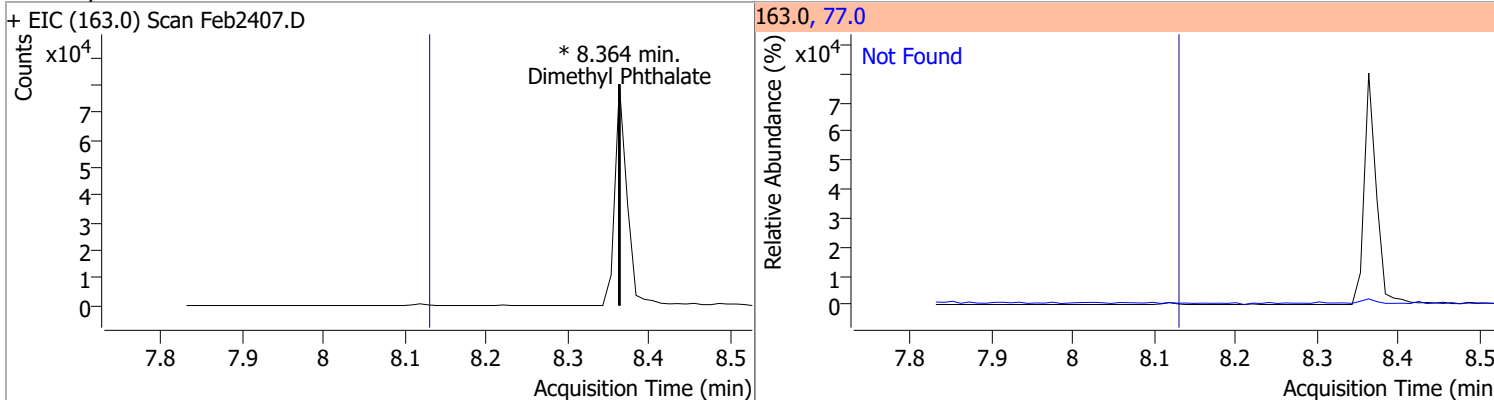


Compound	Conc.	Exp RT	QIon	Exp Ratio
2-Nitroaniline	N.D.	7.87	138.0	123.0

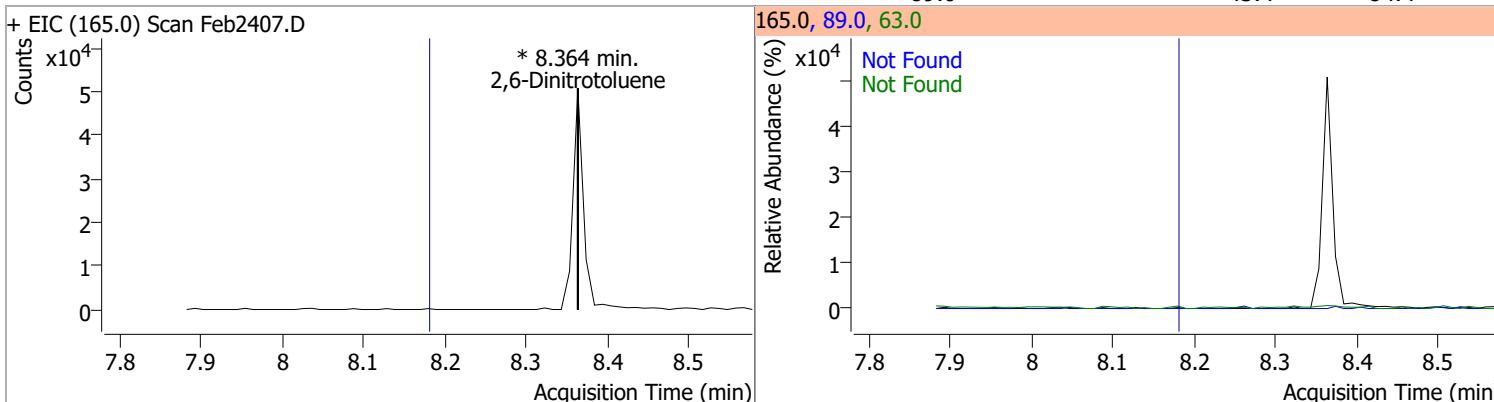


Quantitation Results Report (QT Reviewed)

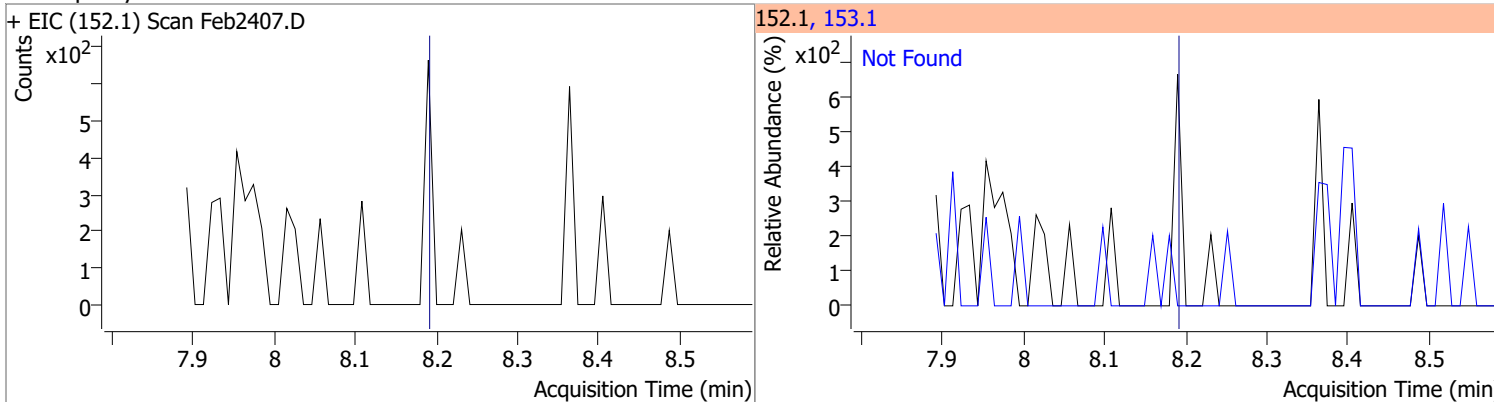
Compound	Conc.	RT	Dev(Min)	Resp.	QIon	QRatio	Lower	Upper
Dimethyl Phthalate	0	0		0	77.0		13.9	25.8



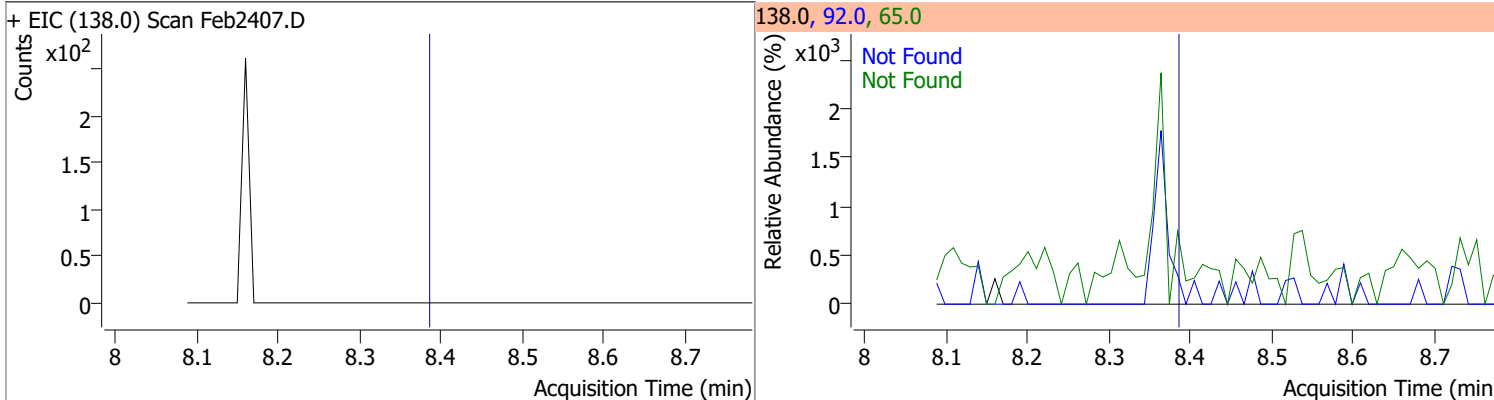
Compound	Conc.	RT	Dev(Min)	Resp.	QIon	QRatio	Lower	Upper
2,6-Dinitrotoluene	0	0		0	63.0 89.0		95.6 45.4	177.5 84.4



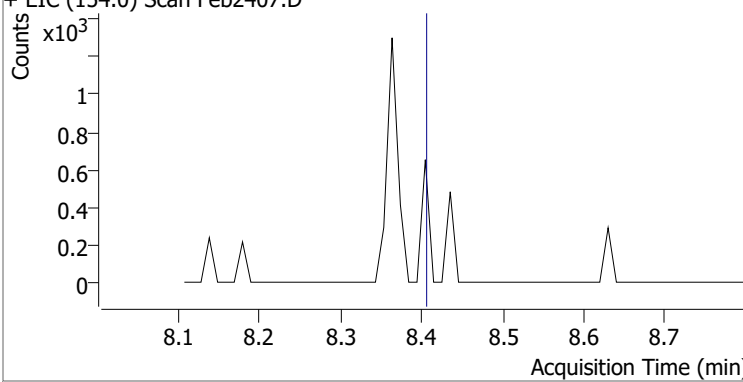
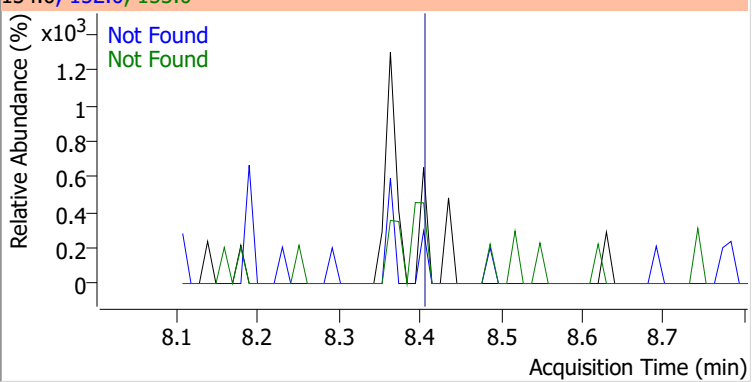
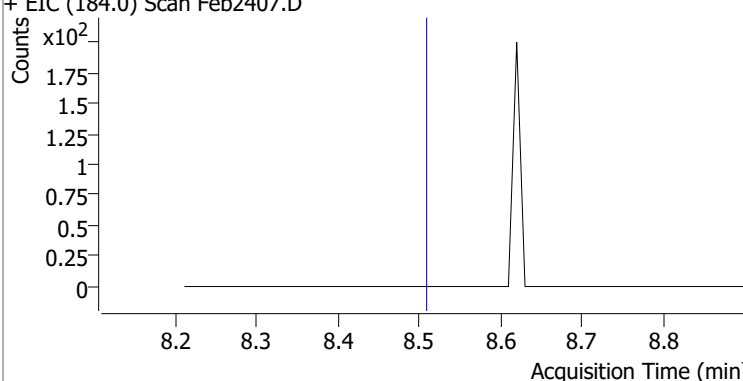
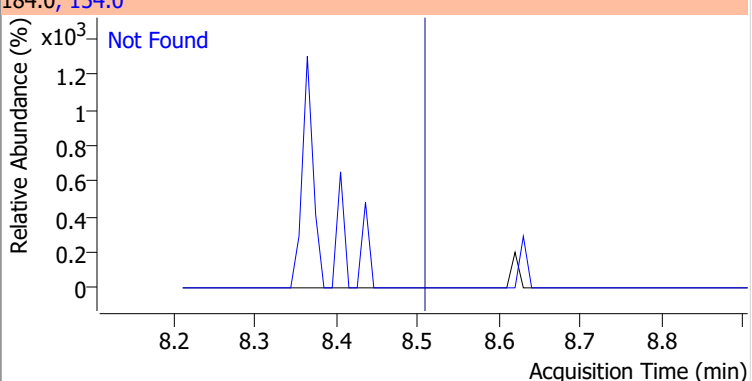
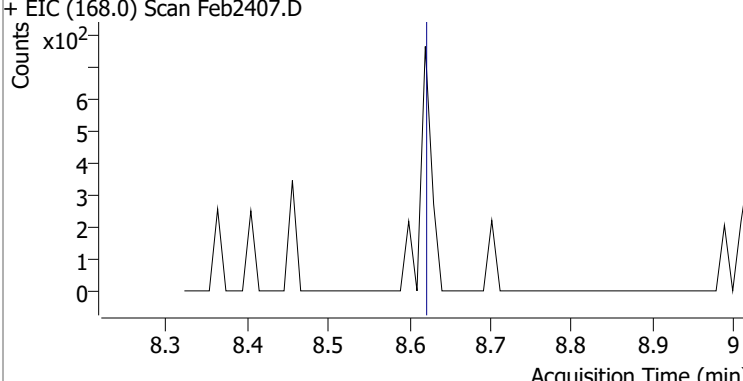
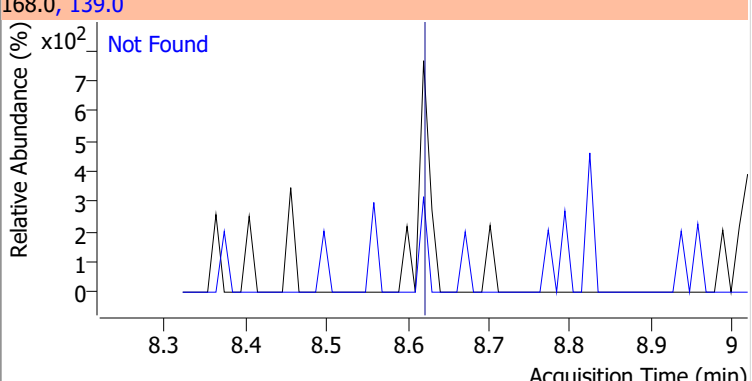
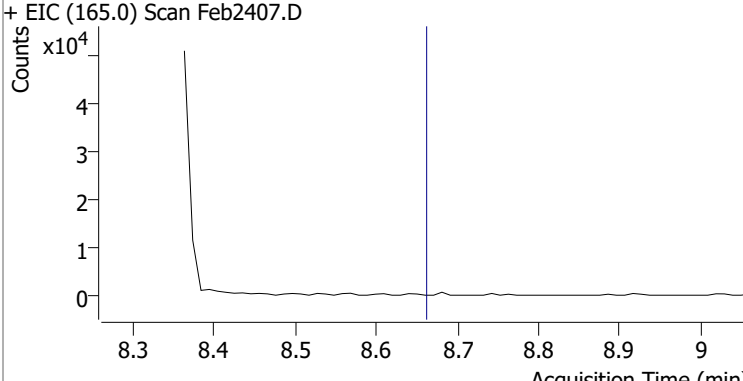
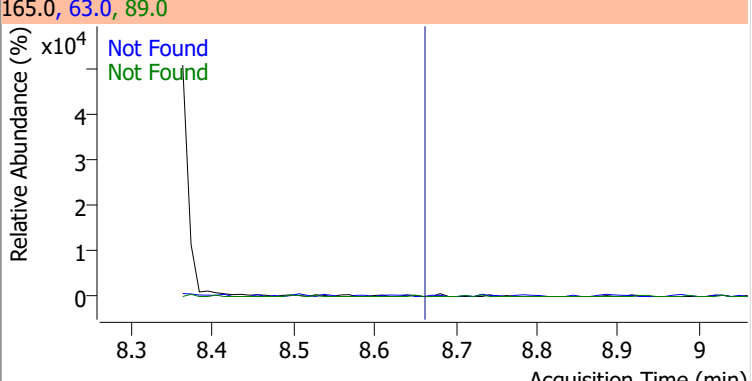
Compound	Conc.	Exp RT	QIon	Exp Ratio
Acenaphthylene	N.D.	8.19	153.1	14.0



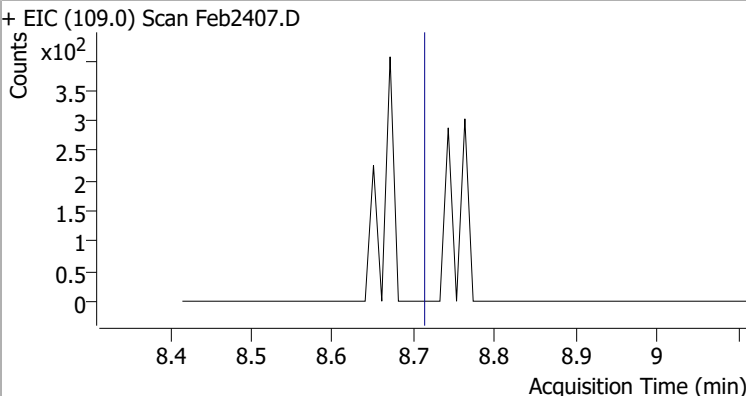
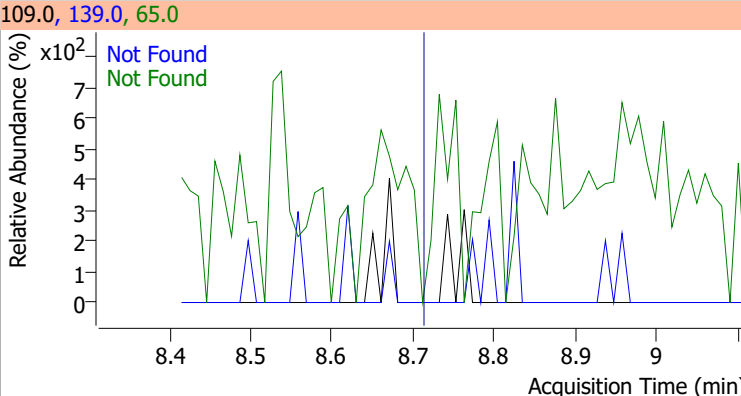
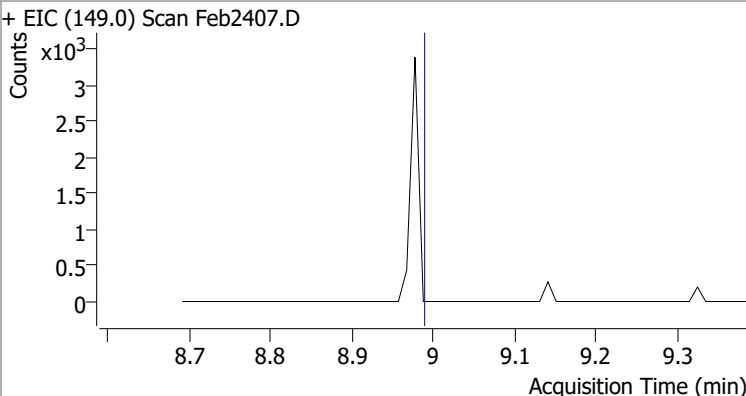
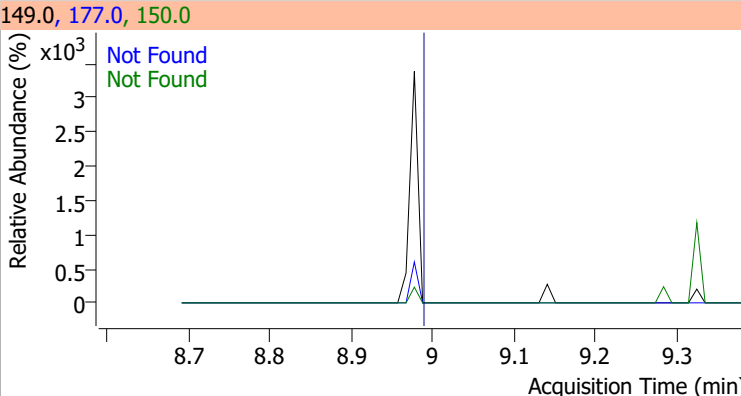
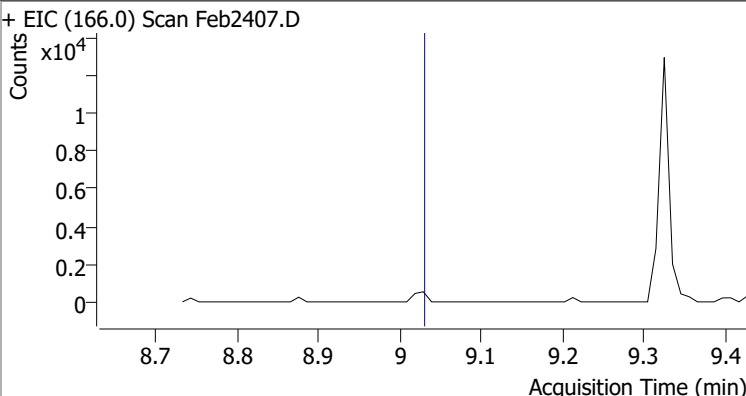
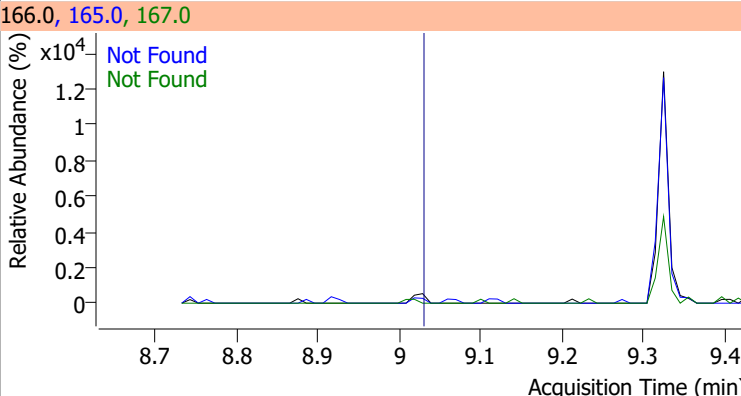
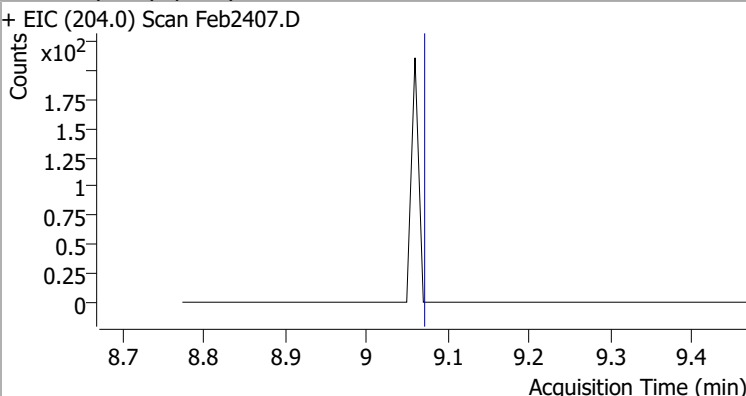
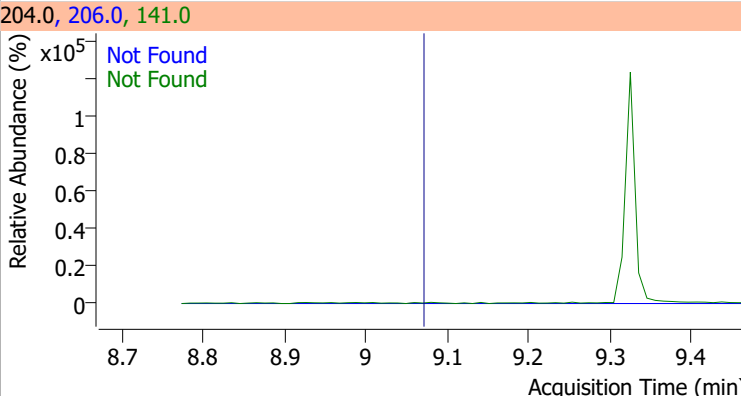
Compound	Conc.	Exp RT	QIon	Exp Ratio	QIon	Exp Ratio
3-Nitroaniline	N.D.	8.38	65.0	131.7	92.0	112.6



Quantitation Results Report (QT Reviewed)

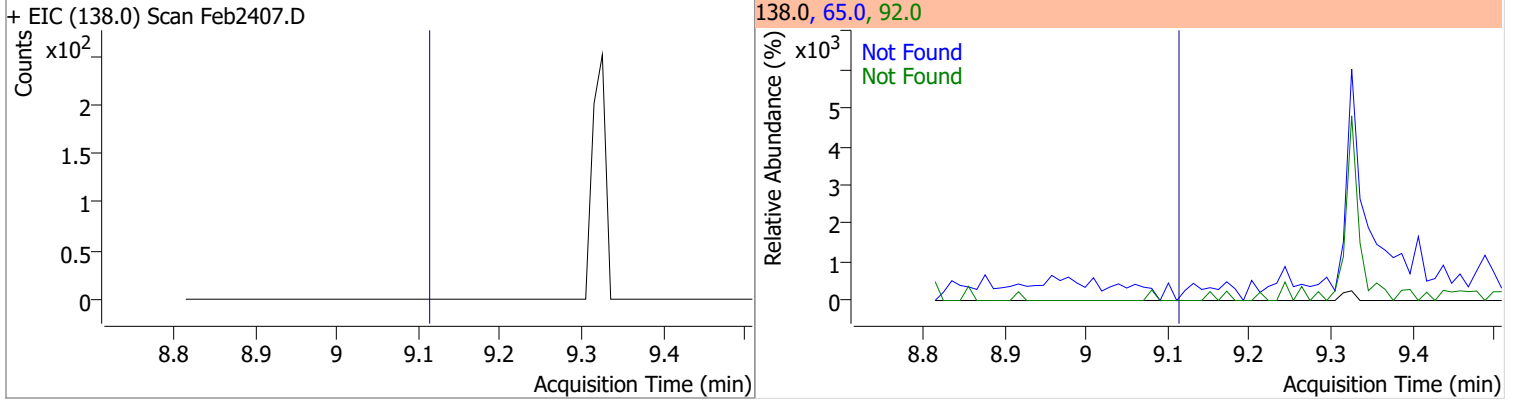
Compound	Conc.	Exp RT	QIon	Exp Ratio	QIon	Exp Ratio
Acenaphthene	N.D.	8.40	153.0	106.6	152.0	52.4
+ EIC (154.0) Scan Feb2407.D			154.0, 152.0, 153.0			
						
2,4-Dinitrophenol	N.D.	8.51	154.0	59.3		
+ EIC (184.0) Scan Feb2407.D			184.0, 154.0			
						
Dibenzofuran	N.D.	8.62	139.0	37.6		
+ EIC (168.0) Scan Feb2407.D			168.0, 139.0			
						
2,4-Dinitrotoluene	N.D.	8.66	89.0	75.9	63.0	44.1
+ EIC (165.0) Scan Feb2407.D			165.0, 63.0, 89.0			
						

Quantitation Results Report (QT Reviewed)

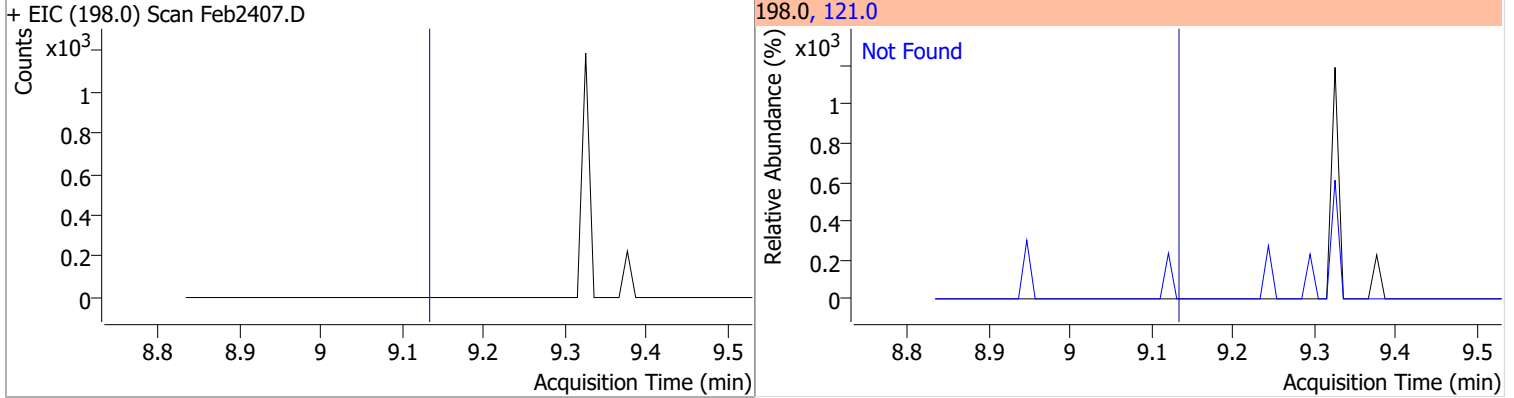
Compound	Conc.	Exp RT	QIon	Exp Ratio	QIon	Exp Ratio
4-Nitrophenol	N.D.	8.71	139.0	78.4	65.0	71.6
+ EIC (109.0) Scan Feb2407.D			109.0, 139.0, 65.0			
						
Diethylphthalate	N.D.	8.99	177.0	21.3	150.0	12.7
+ EIC (149.0) Scan Feb2407.D			149.0, 177.0, 150.0			
						
Fluorene	N.D.	9.03	165.0	94.1	167.0	13.4
+ EIC (166.0) Scan Feb2407.D			166.0, 165.0, 167.0			
						
4-Chlorophenyl-phenylether	N.D.	9.07	141.0	61.7	206.0	34.0
+ EIC (204.0) Scan Feb2407.D			204.0, 206.0, 141.0			
						

Quantitation Results Report (QT Reviewed)

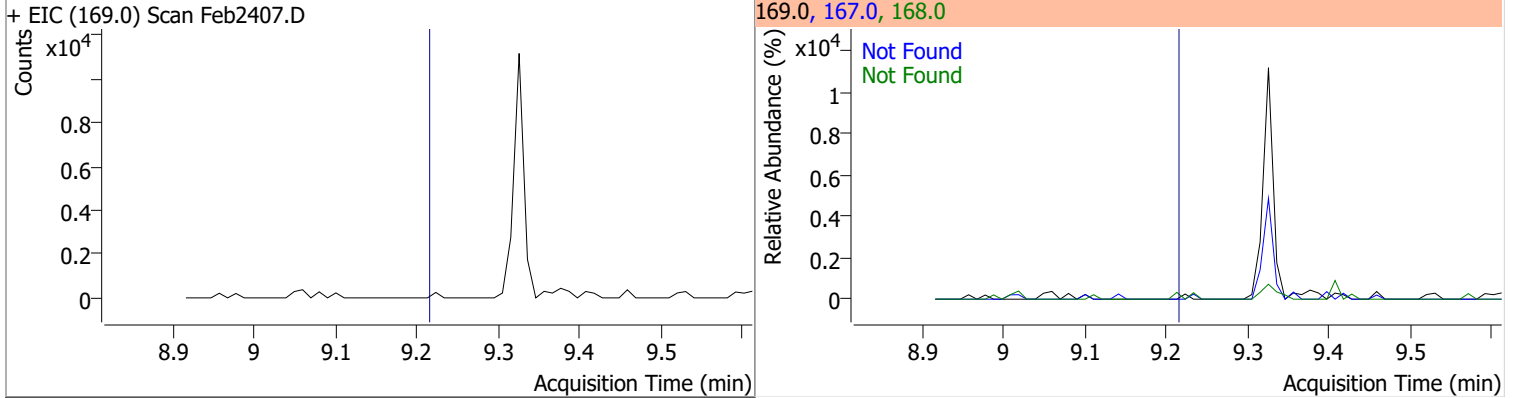
Compound	Conc.	Exp RT	QIon	Exp Ratio	QIon	Exp Ratio
4-Nitroaniline	N.D.	9.12	65.0	109.2	92.0	47.3



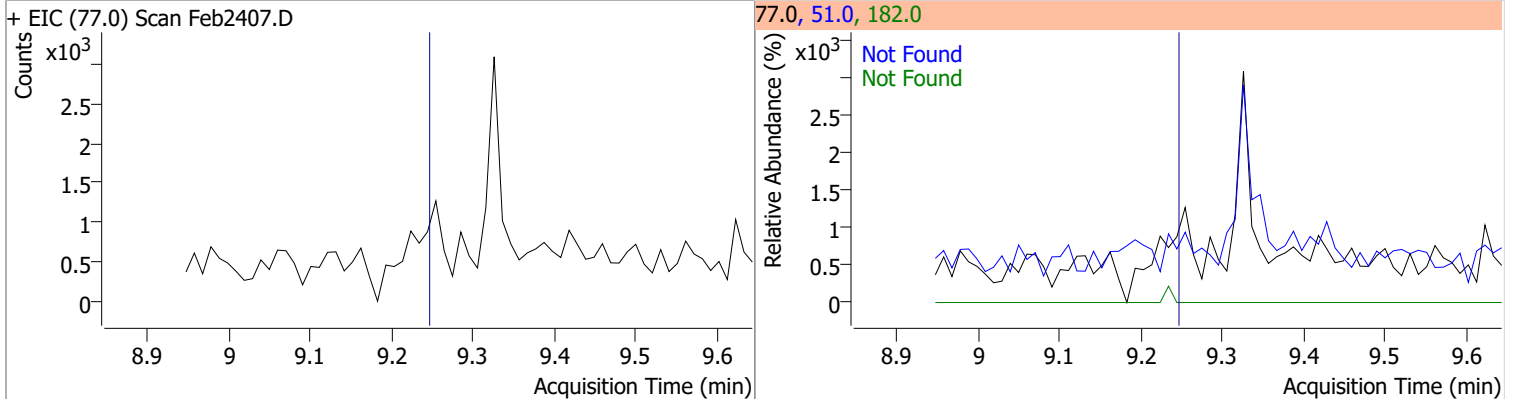
Compound	Conc.	Exp RT	QIon	Exp Ratio
4,6-Dinitro-2-methylphenol	N.D.	9.14	121.0	48.7



Compound	Conc.	Exp RT	QIon	Exp Ratio	QIon	Exp Ratio
N-nitrosodiphenylamine	N.D.	9.22	168.0	64.6	167.0	34.5

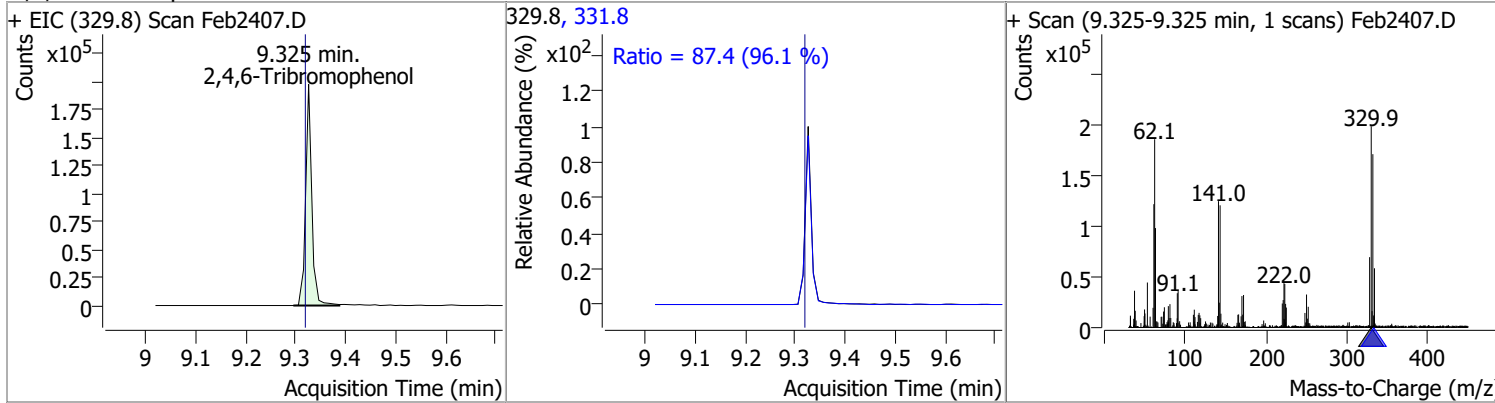


Compound	Conc.	Exp RT	QIon	Exp Ratio	QIon	Exp Ratio
Azobenzene	N.D.	9.25	51.0	48.8	182.0	26.0

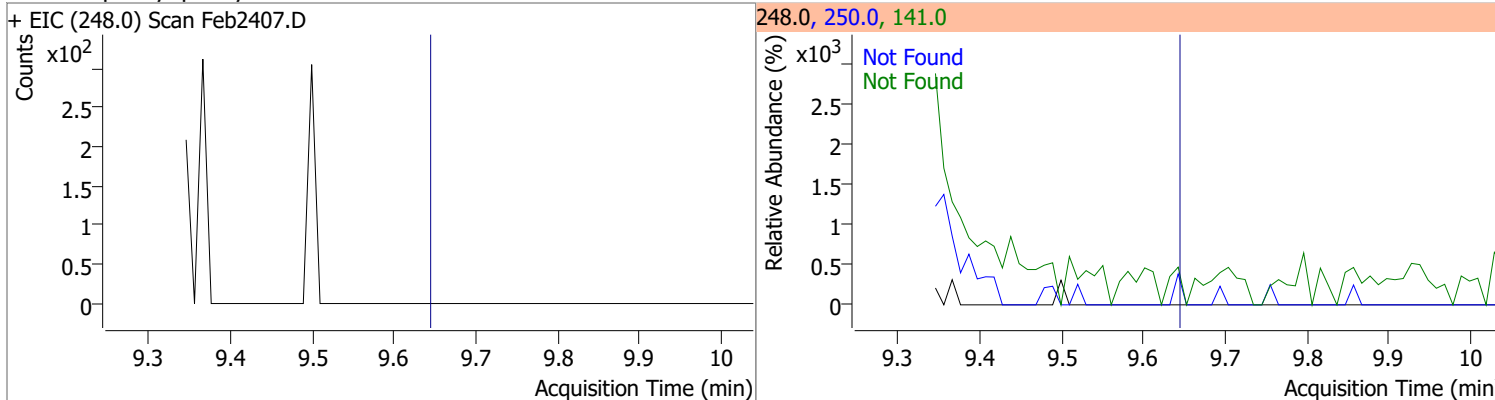


Quantitation Results Report (QT Reviewed)

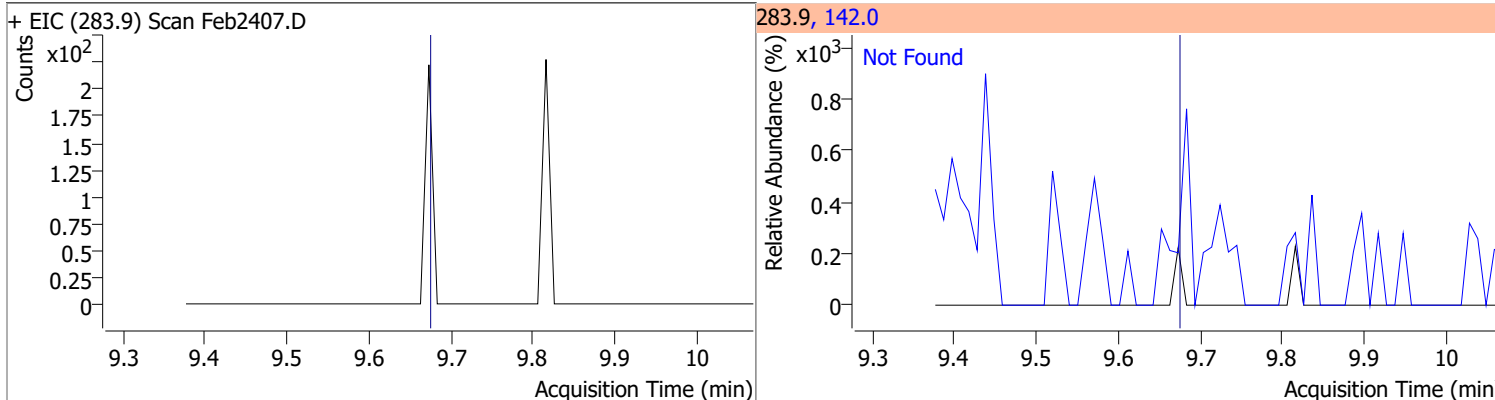
Compound	Conc.	RT	Dev(Min)	Resp.	QIon	QRatio	Lower	Upper
2,4,6-Tribromophenol	155.8813	9.33	0.00	169615	331.8	87.4	63.6	118.2



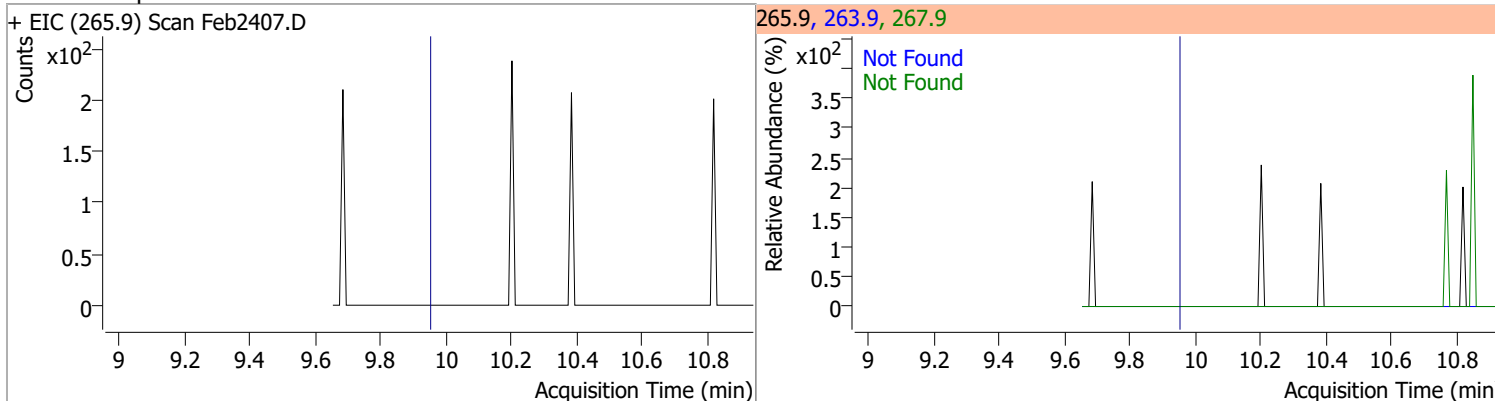
Compound	Conc.	Exp RT	QIon	Exp Ratio	QIon	Exp Ratio
4-Bromophenyl-phenylether	N.D.	9.65	141.0	100.4	250.0	99.4



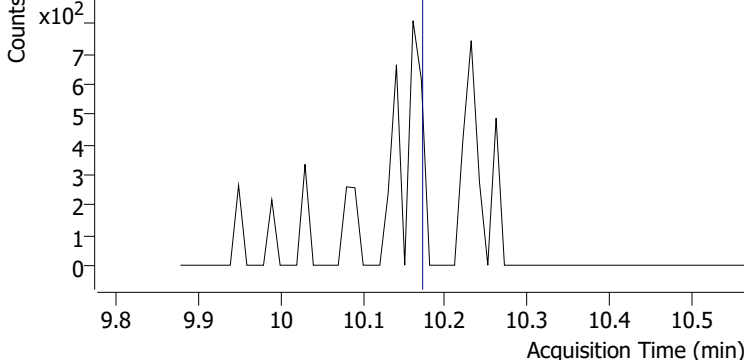
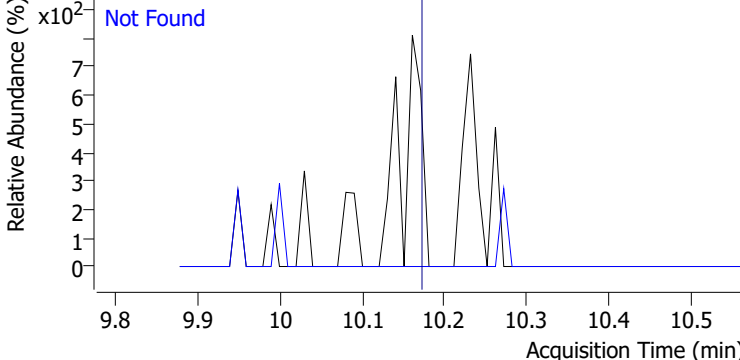
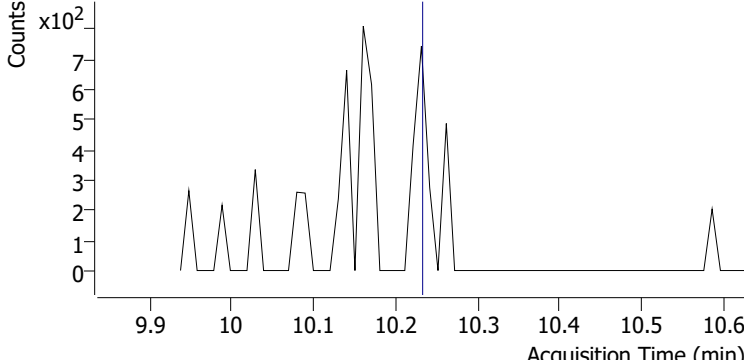
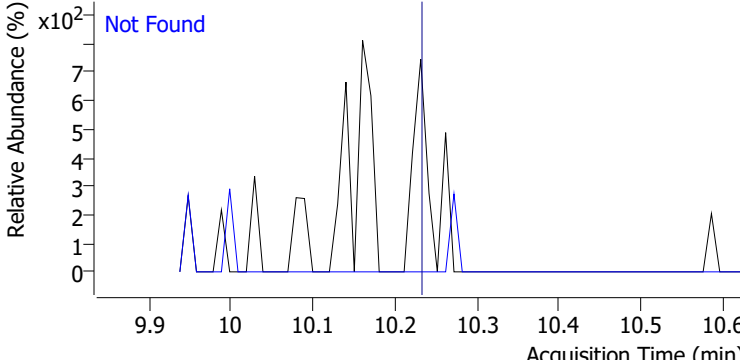
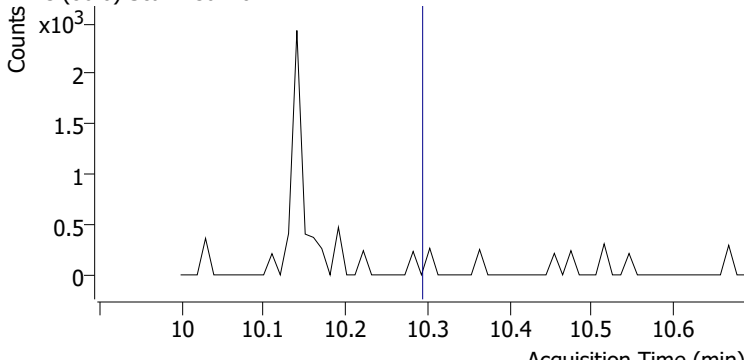
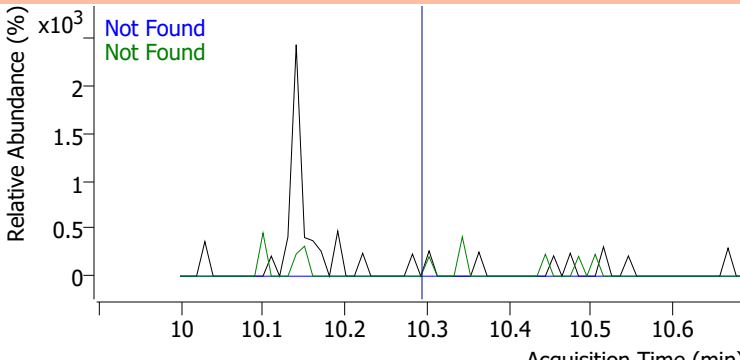
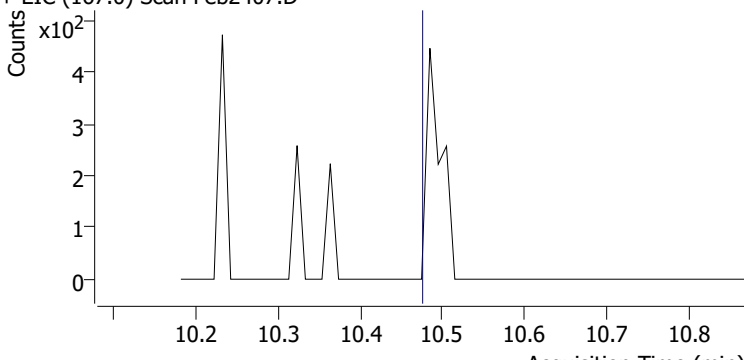
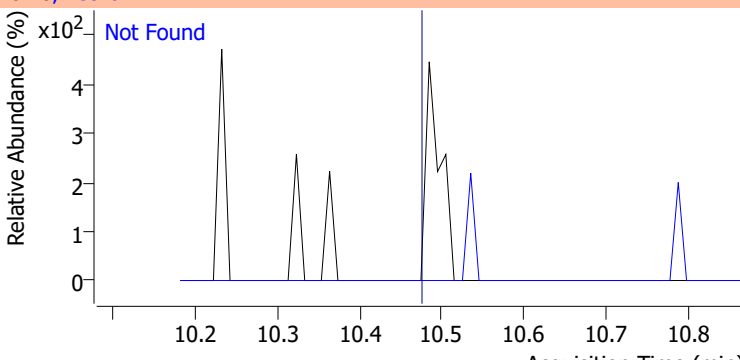
Compound	Conc.	Exp RT	QIon	Exp Ratio
Hexachlorobenzene	N.D.	9.68	142.0	49.3



Compound	Conc.	Exp RT	QIon	Exp Ratio	QIon	Exp Ratio
Pentachlorophenol	N.D.	9.96	263.9	63.1	267.9	62.4

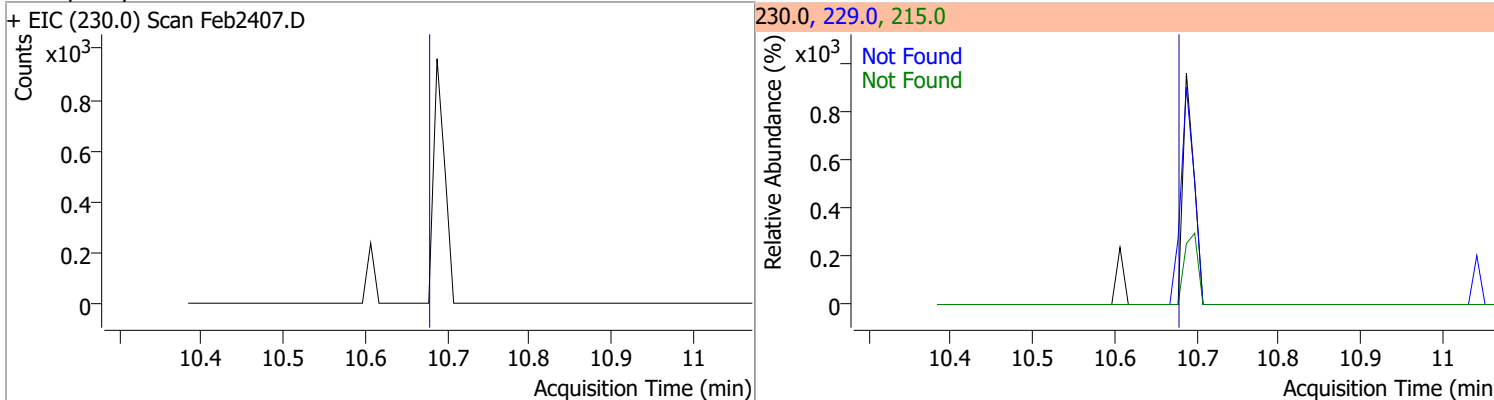


Quantitation Results Report (QT Reviewed)

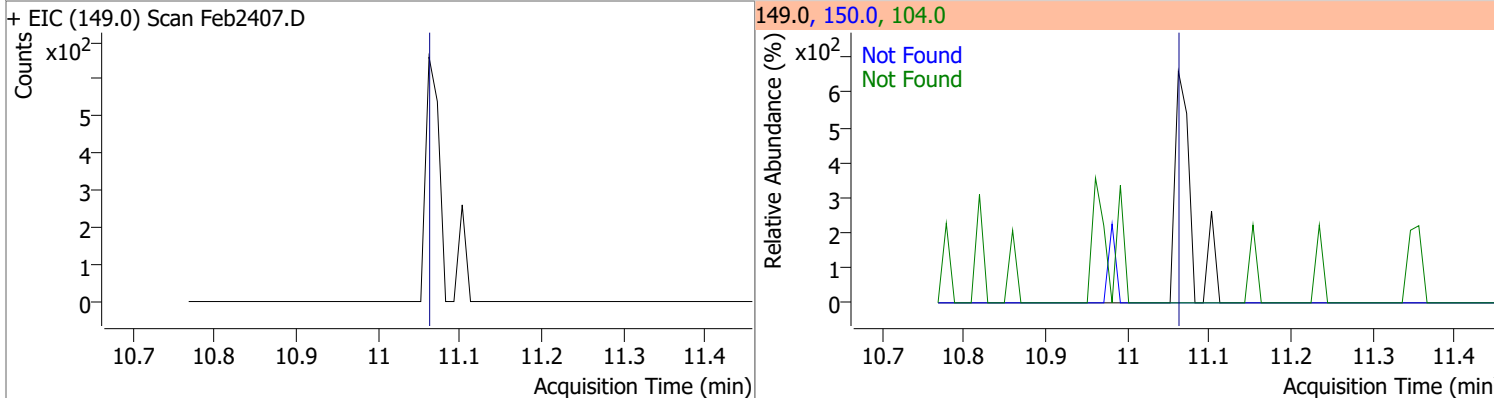
Compound	Conc.	Exp RT	QIon	Exp Ratio		
Phenanthrene	N.D.	10.18	176.0	18.9		
+ EIC (178.0) Scan Feb2407.D			178.0, 176.0			
						
Anthracene	N.D.	10.24	176.0	18.2		
+ EIC (178.0) Scan Feb2407.D			178.0, 176.0			
						
Triallate	N.D.	10.30	268.0	23.9	QIon	Exp Ratio
+ EIC (86.0) Scan Feb2407.D			86.0, 268.0, 143.0			
						
Carbazole	N.D.	10.48	139.0	13.0		
+ EIC (167.0) Scan Feb2407.D			167.0, 139.0			
						

Quantitation Results Report (QT Reviewed)

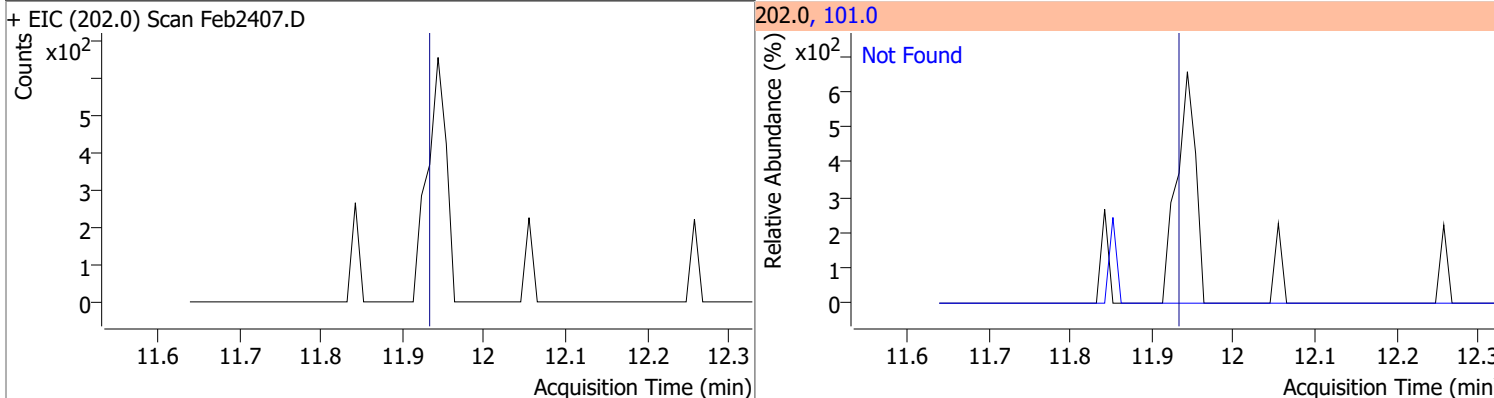
Compound	Conc.	Exp RT	QIon	Exp Ratio	QIon	Exp Ratio
o-Terphenyl	N.D.	10.69	229.0	64.7	215.0	38.5



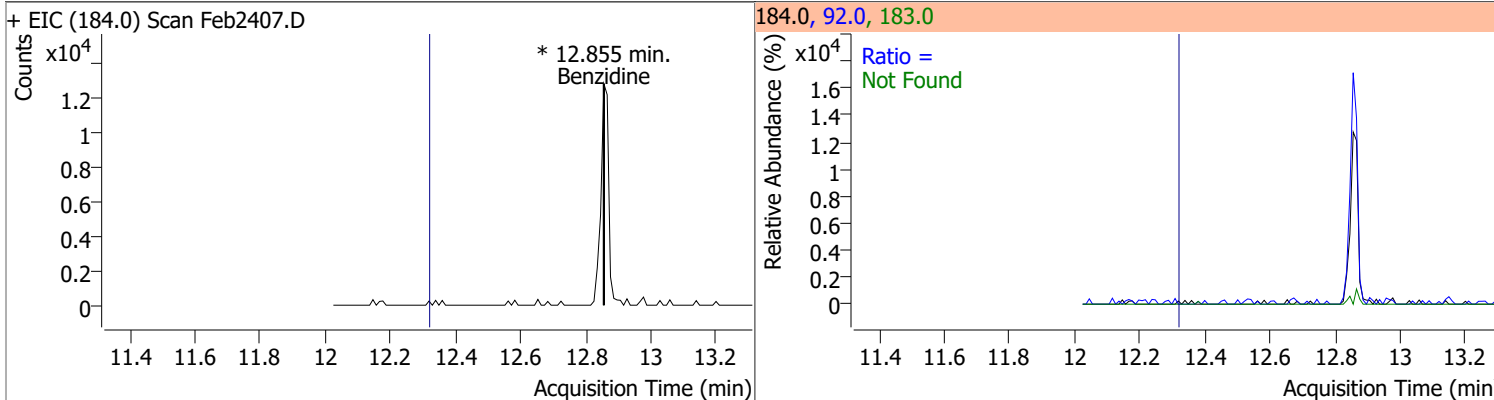
Compound	Conc.	Exp RT	QIon	Exp Ratio	QIon	Exp Ratio
Di-n-Butylphthalate	N.D.	11.07	150.0	9.1	104.0	6.2



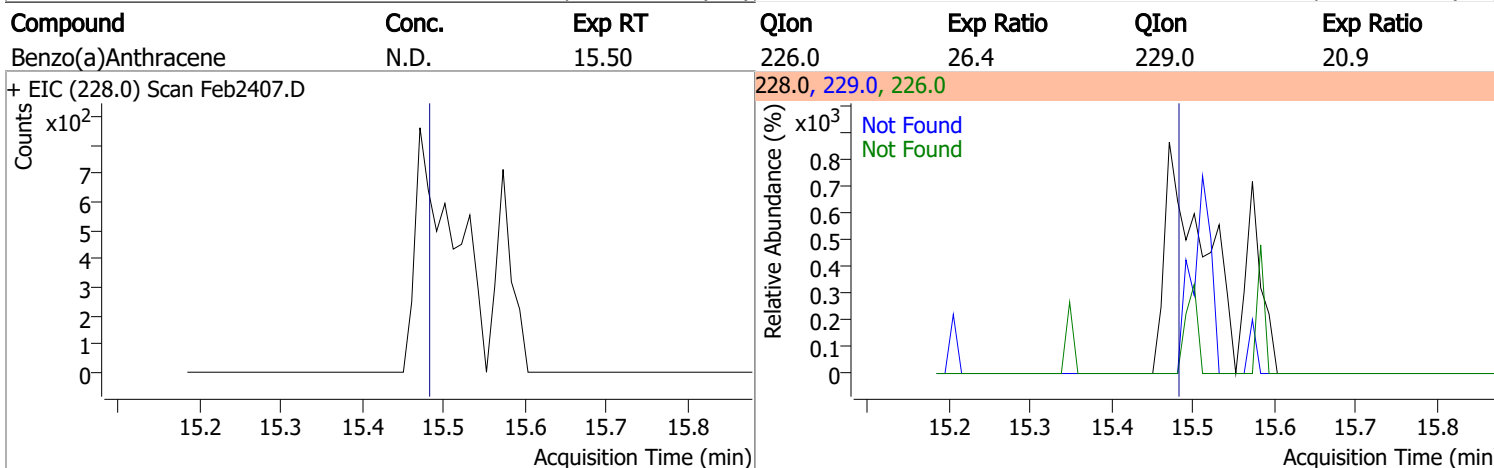
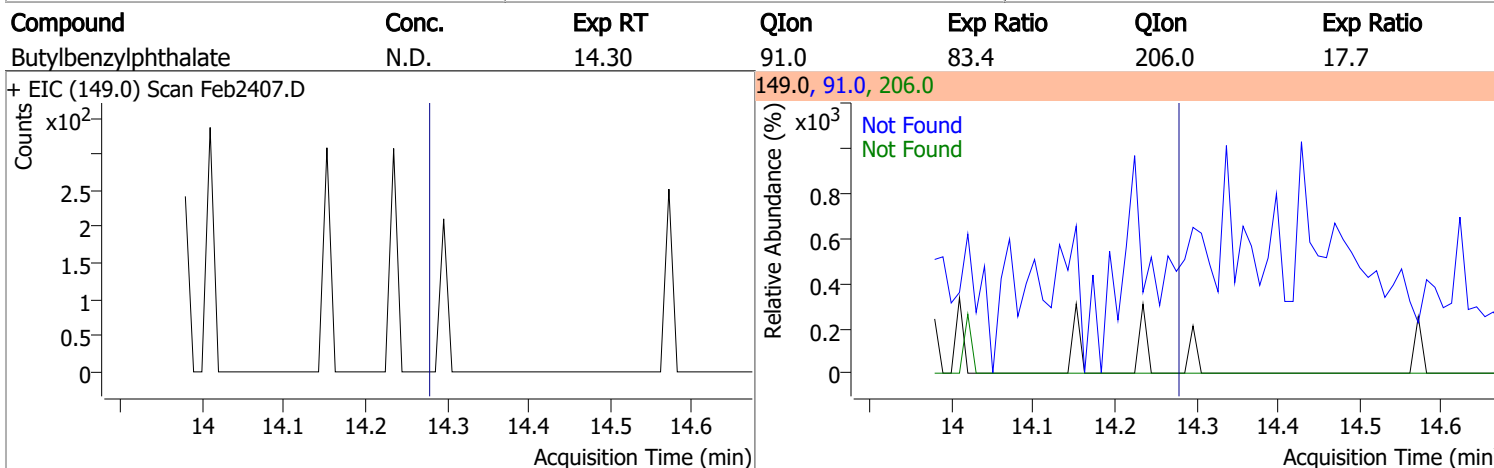
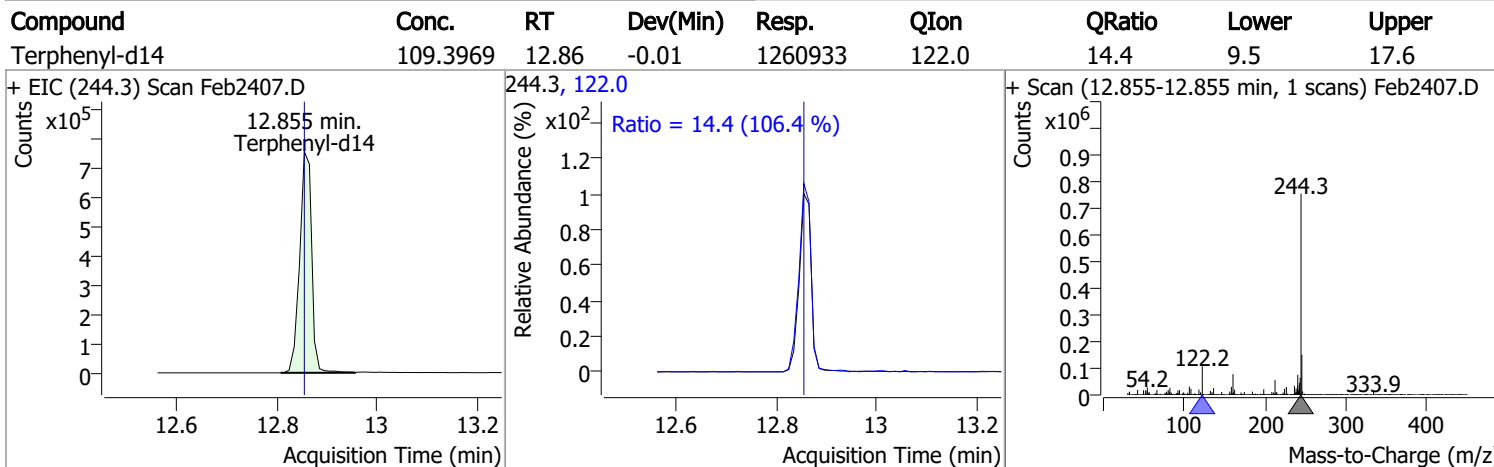
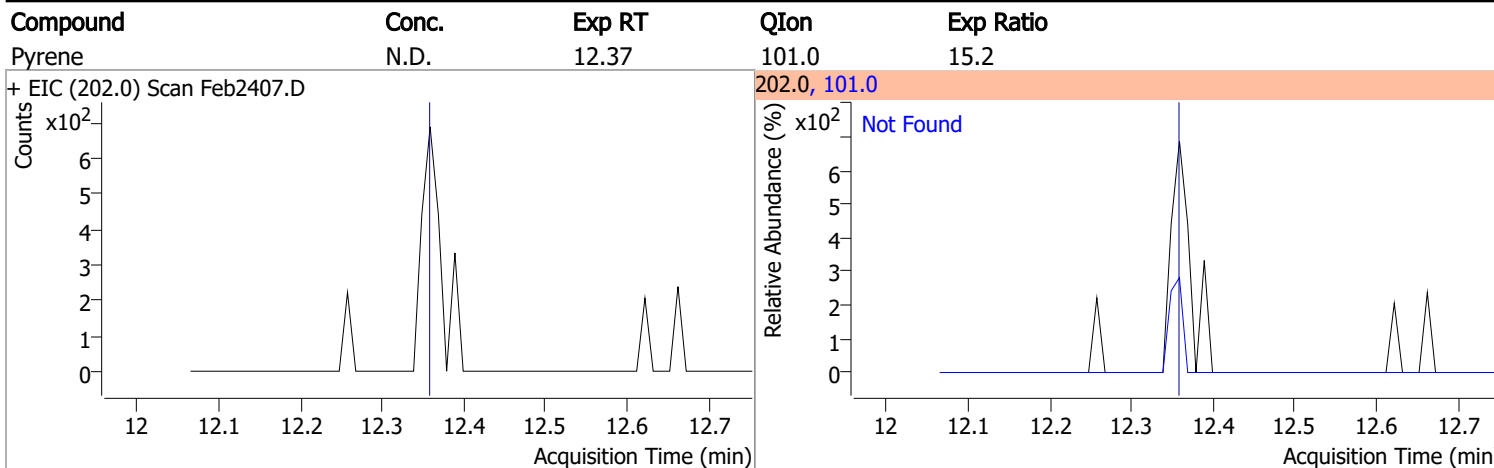
Compound	Conc.	Exp RT	QIon	Exp Ratio
Fluoranthene	N.D.	11.94	101.0	12.7



Compound	Conc.	RT	Dev(Min)	Resp.	QIon	QRatio	Lower	Upper
Benzidine		0		0	183.0		7.9	14.7
					92.0		5.0	9.2

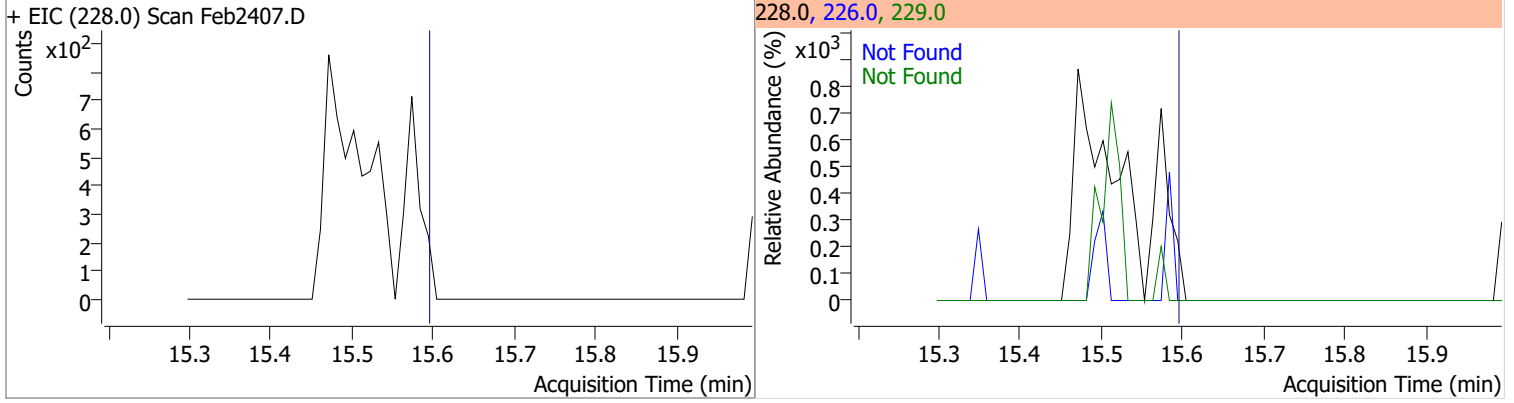


Quantitation Results Report (QT Reviewed)

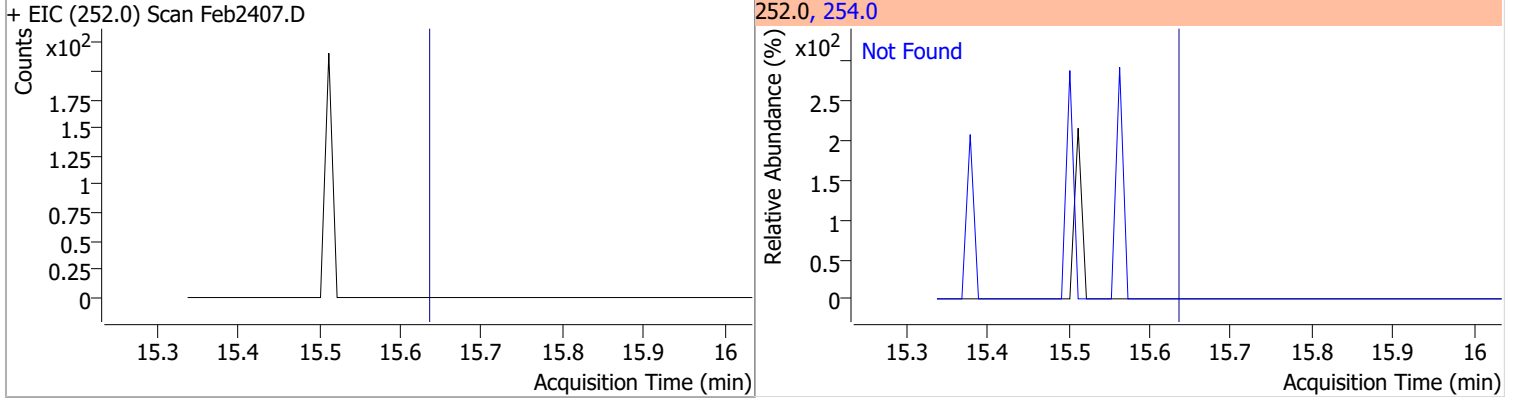


Quantitation Results Report (QT Reviewed)

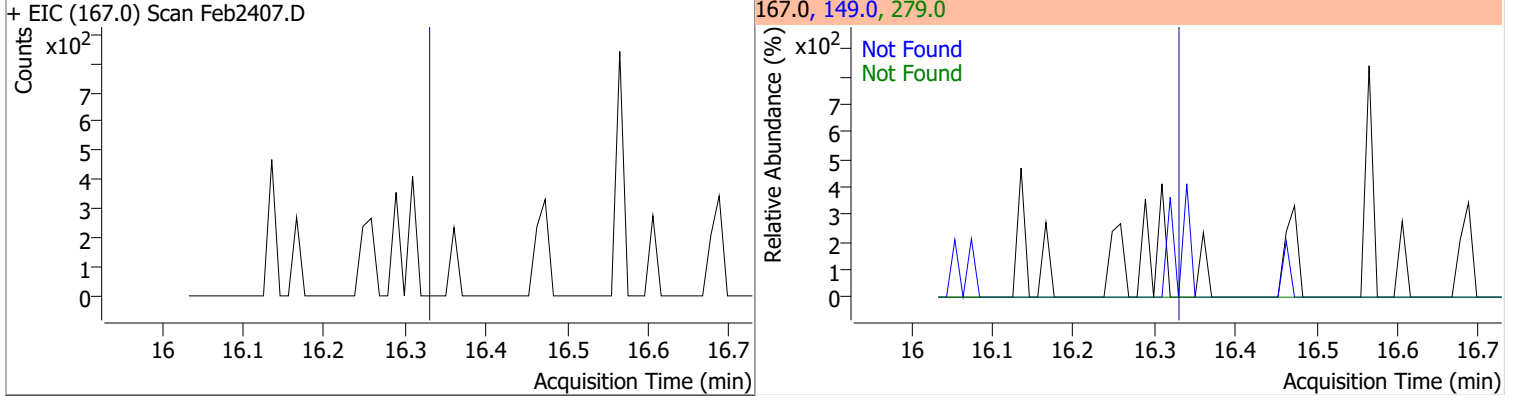
Compound	Conc.	Exp RT	QIon	Exp Ratio	QIon	Exp Ratio
Chrysene	N.D.	15.61	226.0	29.2	229.0	20.4



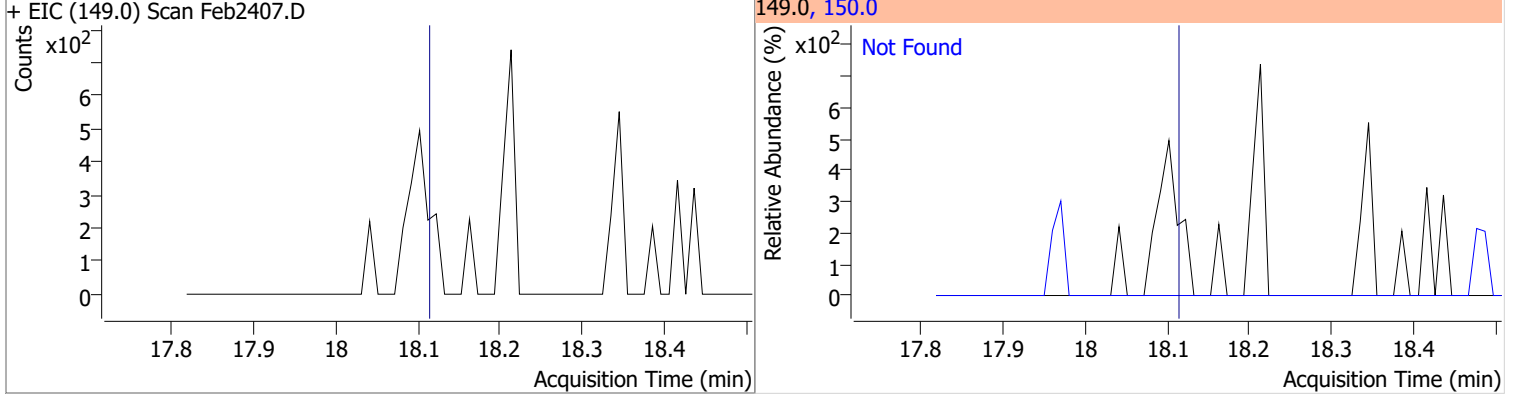
Compound	Conc.	Exp RT	QIon	Exp Ratio
3,3-Dichlorobenzidine	N.D.	15.65	254.0	64.6



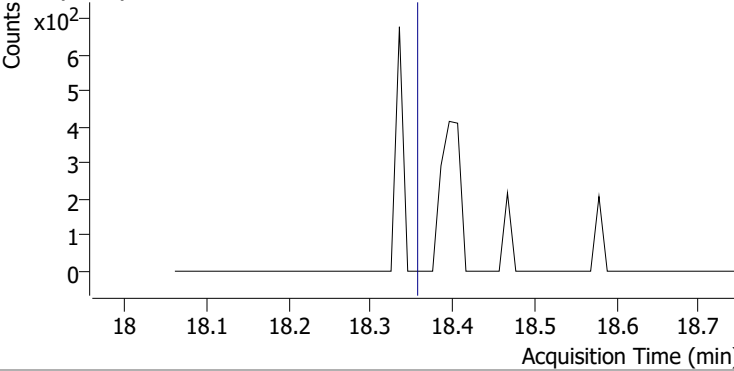
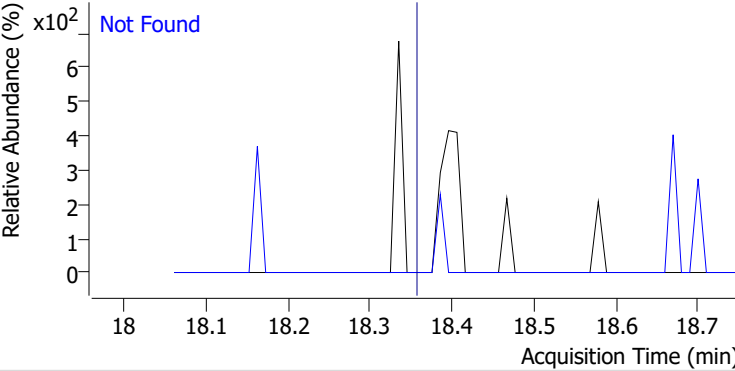
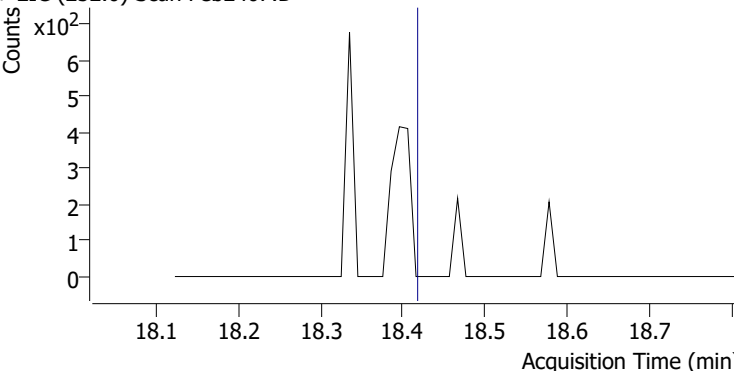
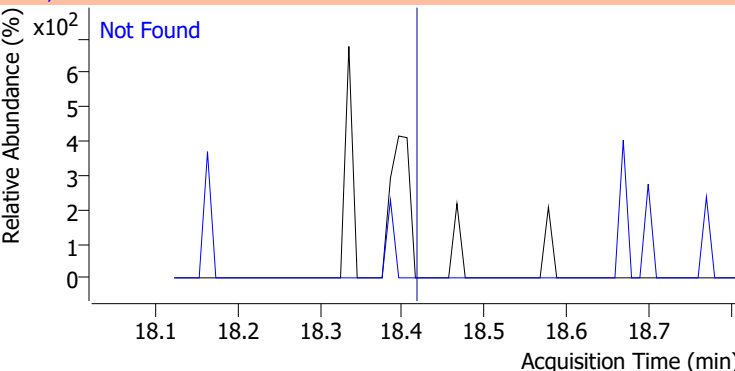
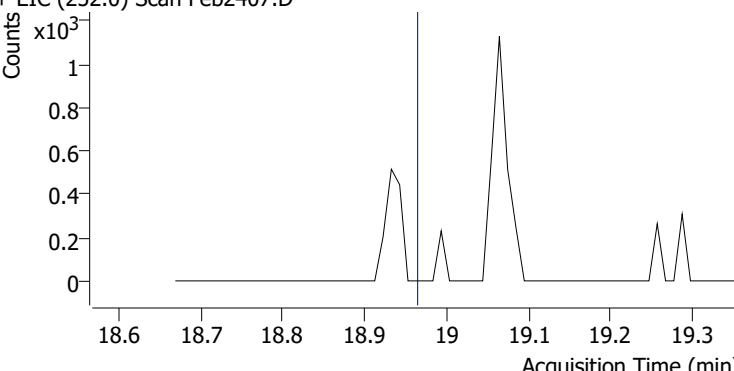
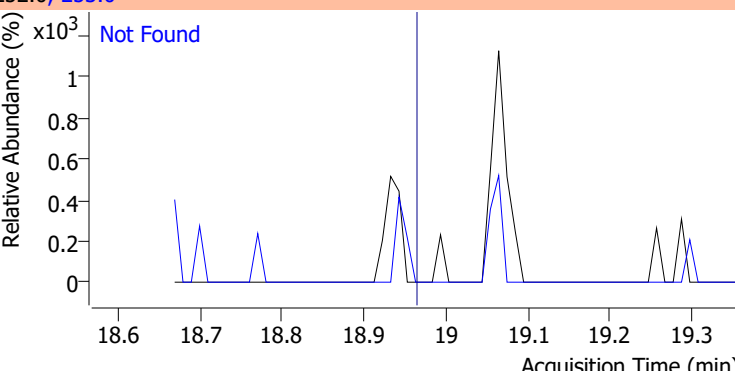
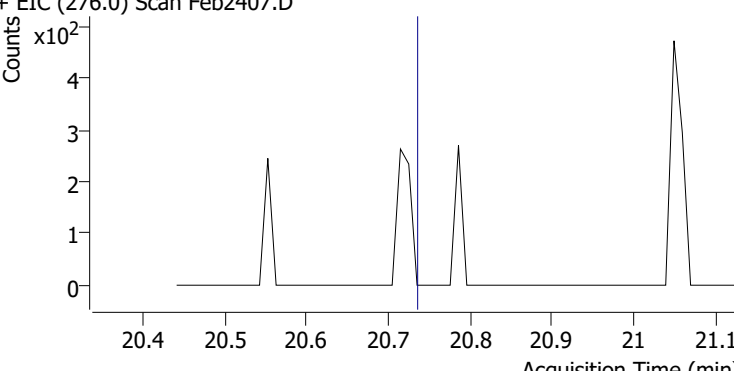
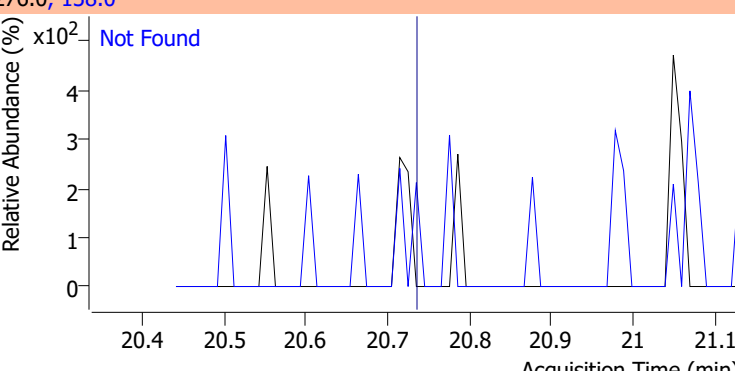
Compound	Conc.	Exp RT	QIon	Exp Ratio	QIon	Exp Ratio
bis(2-ethylhexyl)Phthalate	N.D.	16.35	149.0	391.0	279.0	13.4



Compound	Conc.	Exp RT	QIon	Exp Ratio
Di-n-octyl Phthalate	N.D.	18.12	150.0	9.5

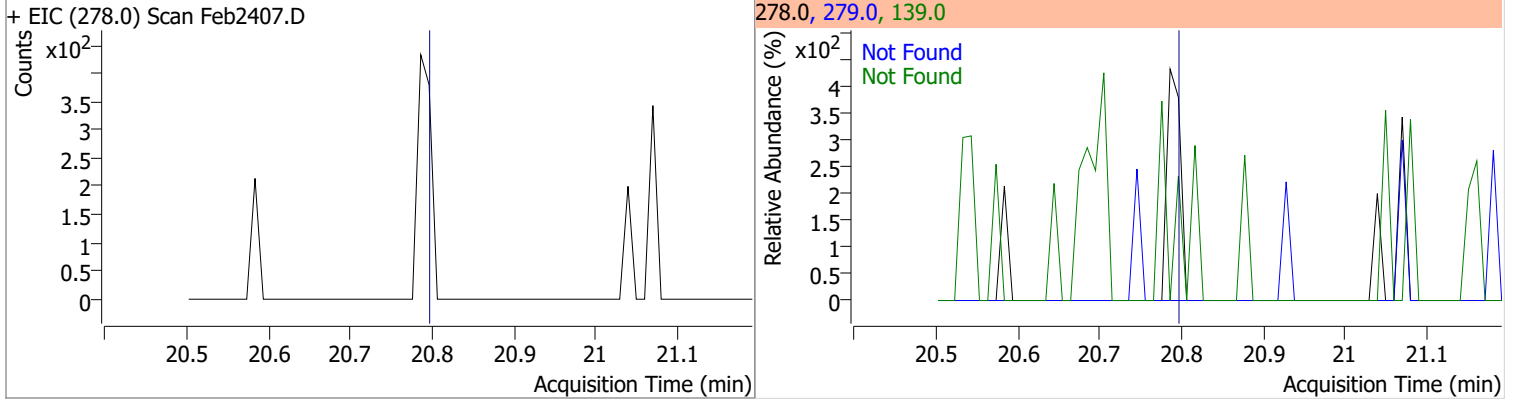


Quantitation Results Report (QT Reviewed)

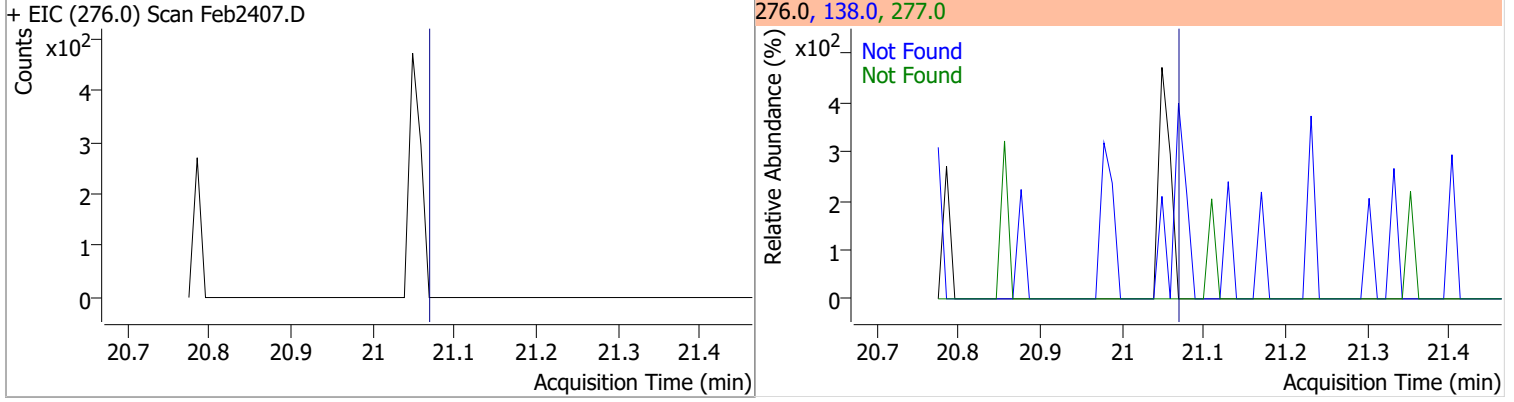
Compound	Conc.	Exp RT	QIon	Exp Ratio
Benzo(b)fluoranthene	N.D.	18.37	253.0	22.9
+ EIC (252.0) Scan Feb2407.D			252.0, 253.0	
				
Benzo(k)fluoranthene	N.D.	18.43	253.0	22.8
+ EIC (252.0) Scan Feb2407.D			252.0, 253.0	
				
Benzo(a)pyrene	N.D.	18.97	253.0	22.6
+ EIC (252.0) Scan Feb2407.D			252.0, 253.0	
				
Indeno(1,2,3-c,d)pyrene	N.D.	20.75	138.0	30.2
+ EIC (276.0) Scan Feb2407.D			276.0, 138.0	
				

Quantitation Results Report (QT Reviewed)

Compound	Conc.	Exp RT	QIon	Exp Ratio	QIon	Exp Ratio
Dibenzo(a,h)anthracene	N.D.	20.81	139.0	25.3	279.0	24.1

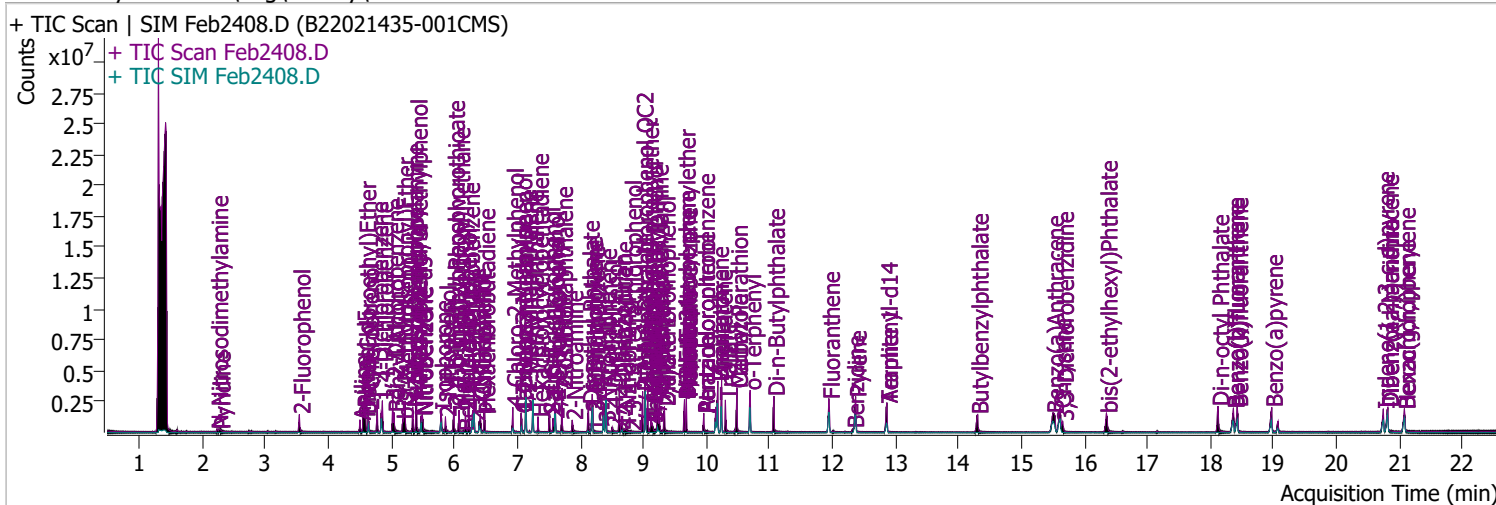


Compound	Conc.	Exp RT	QIon	Exp Ratio	QIon	Exp Ratio
Benzo(g,h,i)perylene	N.D.	21.08	138.0	32.4	277.0	23.6



Quantitation Results Report (QT Reviewed)

Data File	Feb2408.D	Operator	LIMS import
Acq. Method	BNA+SIM.M	Acq. Date-Time	2/24/2022 7:24:48 PM
Sample Name	B22021435-001CMS	Instrument	Instrument #1
Vial	8	Multiplier	1.00
DA Method File		Comment	SVOC-8270-W-LARGO
Tune File	dftppdsm.u	Tune Date	2/18/2022 9:25:00 PM
Batch Name	022422 DoD BNA.batch.bin	Last Calib Update	2/25/2022 7:56:13 AM
Ref Library	D:\Org\Library\NIST129K.l		



Compound	RT	QIon	Resp.	Conc.	Units	Dev(Min)
----------	----	------	-------	-------	-------	----------

Internal Standards

System Monitoring Compounds

S 2-Fluorophenol	3.541	112.0	475379	70.6087	µg/L	0.010
Spiked Amount: 200.000	Range: 10.0 - 75.0%			Recovery = 35.30%		
S Phenol-d5	4.552	99.0	651250	74.9118	µg/L	0.000
Spiked Amount: 200.000	Range: 10.0 - 65.0%			Recovery = 37.46%		
S Nitrobenzene-d5	5.471	82.0	332604	68.8624	µg/L	0.000
Spiked Amount: 100.000	Range: 32.0 - 94.0%			Recovery = 68.86%		
S 2-Fluorobiphenyl	7.594	172.0	1003013	71.6224	µg/L	0.000
Spiked Amount: 100.000	Range: 28.0 - 107.0%			Recovery = 71.62%		
S 2,4,6-Tribromophenol	9.336	329.8	210528	157.8533	µg/L	0.010
Spiked Amount: 200.000	Range: 25.0 - 140.0%			Recovery = 78.93%		
S Terphenyl-d14	12.865	244.3	1291963	91.8160	µg/L	0.000
Spiked Amount: 100.000	Range: 32.0 - 122.0%			Recovery = 91.82%		

Target Compounds

Compound	RT	QIon	Resp.	Conc.	Units	QValue
T N-Nitrosodimethylamine	2.234	74.0	107108	54.2511	µg/L	92
T Pyridine	2.274	79.0	159455	32.0836	µg/L	94
T Aniline	4.501	93.0	390414	31.5066	µg/L	98
T Phenol	4.572	94.0	418447	43.6476	µg/L	85
T bis(-2-Chloroethyl)Ether	4.583	63.0	421662	64.3431	µg/L	100
T 2-Chlorophenol	4.634	128.0	453836	58.3214	µg/L	99
T 1,3-Dichlorobenzene	4.777	146.0	594713	59.1443	µg/L	m 99
T 1,4-Dichlorobenzene	4.858	146.0	570824	55.7904	µg/L	m 99
T 1,2-Dichlorobenzene	5.022	146.0	601268	61.5139	µg/L	m 99
T Benzyl Alcohol	5.042	108.0	249740	65.8043	µg/L	99
T bis(2-chloroisopropyl)Ether	5.185	121.0	155383	59.1448	µg/L	96
T 2-Methylphenol	5.216	107.0	448203	66.5470	µg/L	92
T N-nitroso-Di-n-propylamine	5.338	70.0	395158	84.7705	µg/L	91
T Hexachloroethane	5.389	117.0	168817	57.4369	µg/L	99
T 4Methylphenol/3Methylphenol	5.400	107.0	622315	67.6259	µg/L	98

Quantitation Results Report (QT Reviewed)

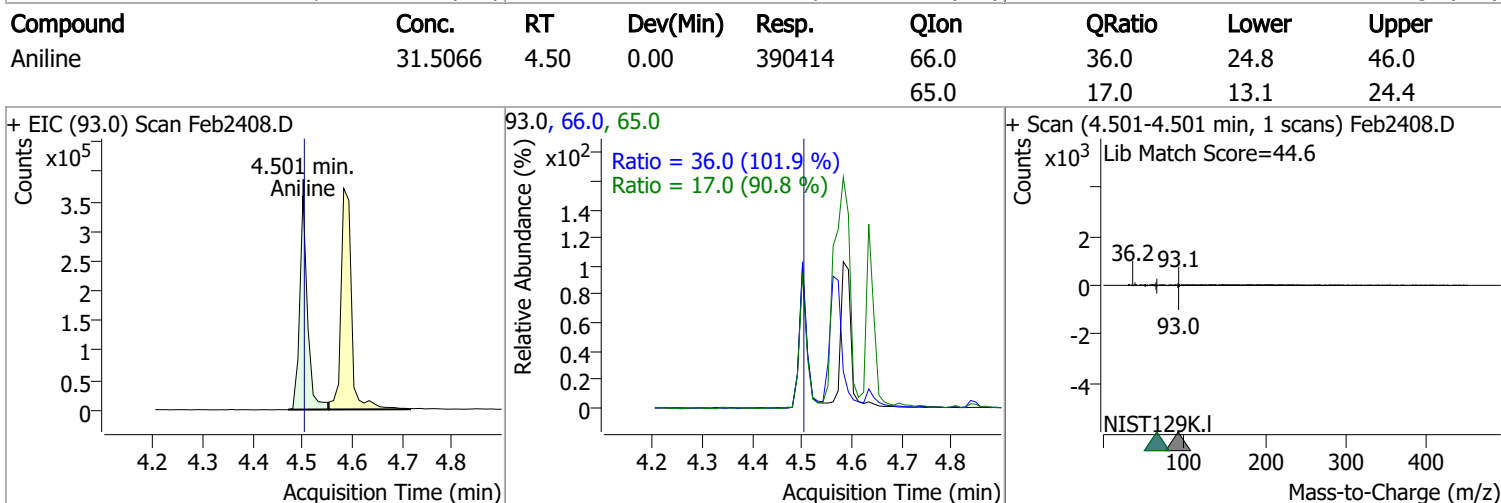
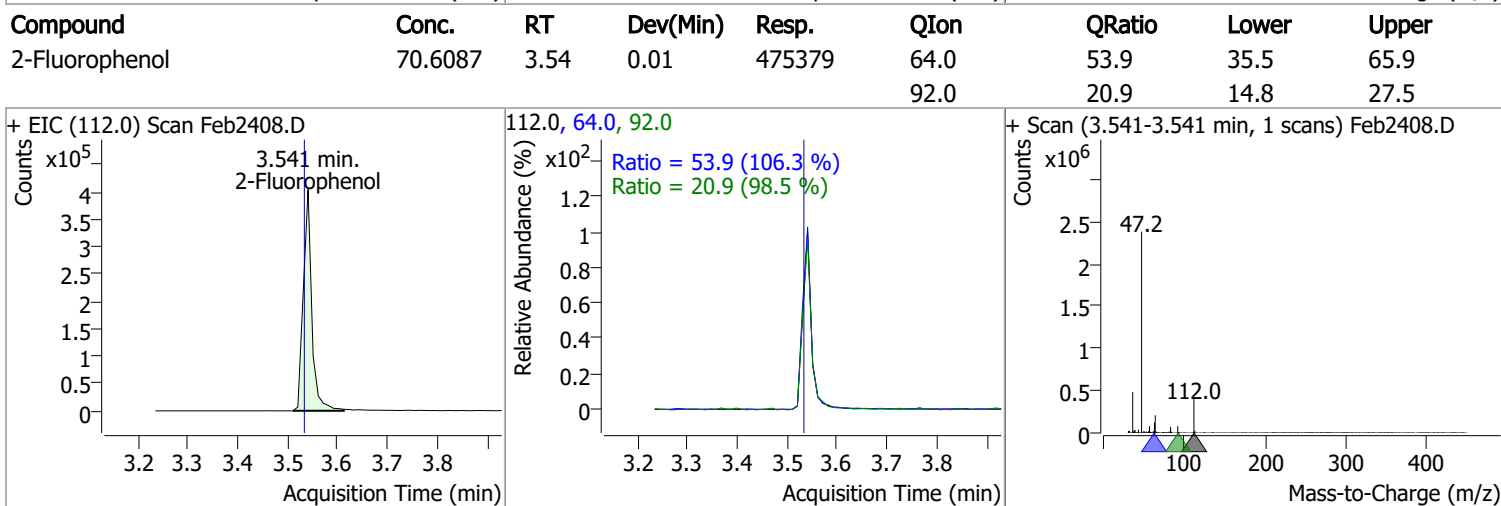
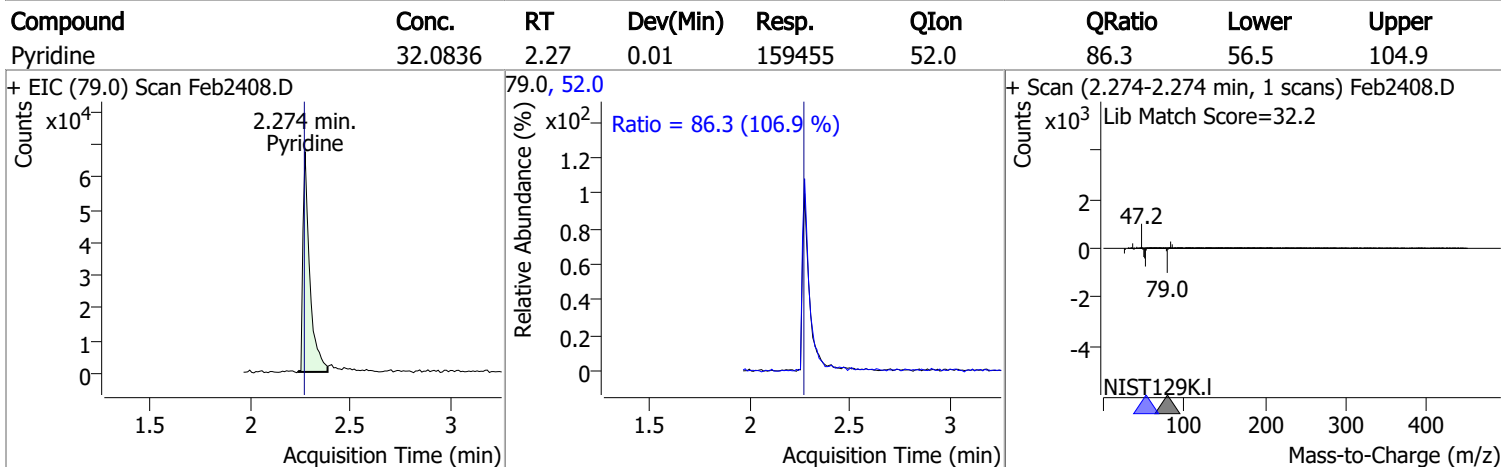
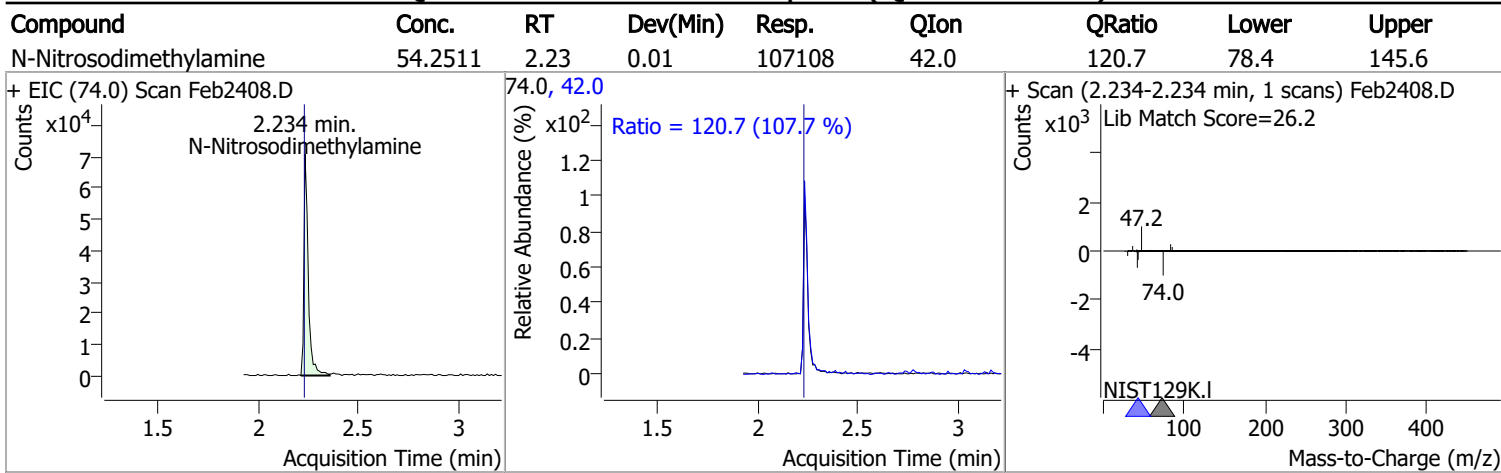
Compound	RT	QIon	Resp.	Conc.	Units	Dev(Min)	
T Nitrobenzene	5.492	123.1	170430	69.2787	µg/L	98	
T Isophorone	5.788	82.0	900199	76.7344	µg/L	99	
T 2-Nitrophenol	5.859	139.0	192405	73.9151	µg/L	96	
T 2,4-Dimethylphenol	5.992	122.0	413420	75.5016	µg/L	98	
T bis(-2-Chloroethoxy)Methane	6.075	93.0	516333	75.5793	µg/L	97	
T 2,4-Dichlorophenol	6.177	162.0	331214	63.6650	µg/L	98	
T Benzoic Acid	6.157	105.0	31256	14.4411	µg/L	92	
T 1,2,4-Trichlorobenzene	6.229	180.0	393812	62.0599	µg/L	99	
T Naphthalene	6.311	128.0	1266019	66.9732	µg/L	99	
T 4-Chlorophenol	6.403	130.0	121858	62.2815	µg/L	96	
T p-Chloroaniline	6.413	127.0	397959	54.0019	µg/L	95	
T Hexachlorobutadiene	6.475	224.9	184877	57.1176	µg/L	98	
T 4-Chloro-2-Methylphenol	6.927	107.0	354530	72.9888	µg/L	m	99
T 4-Chloro-3-Methylphenol	7.060	107.0	391001	77.3288	µg/L	m	100
T 2-Methylnaphthalene	7.132	141.0	785726	74.5252	µg/L	98	
T 1-Methylnaphthalene	7.245	141.0	703880	68.3839	µg/L	97	
T Hexachlorocyclopentadiene	7.327	236.9	121225	62.2261	µg/L	98	
T 2,4,6-Trichlorophenol	7.512	196.0	240020	69.8676	µg/L	99	
T 2,4,5-Trichlorophenol	7.574	196.0	259474	67.4902	µg/L	100	
T 2-Chloronaphthalene	7.707	162.0	912860	77.6053	µg/L	98	
T 2-Nitroaniline	7.872	65.0	162516	77.4859	µg/L	93	
T Dimethyl Phthalate	8.128	163.0	1130684	94.2652	µg/L	100	
T 2,6-Dinitrotoluene	8.180	165.0	130189	80.0818	µg/L	98	
T Acenaphthylene	8.190	152.1	1478176	78.5883	µg/L	98	
T 3-Nitroaniline	8.384	138.0	124834	68.4764	µg/L	99	
T Acenaphthene	8.405	154.0	855785	79.2439	µg/L	98	
T 2,4-Dinitrophenol	8.507	184.0	52933	67.3571	µg/L	92	
T Dibenzofuran	8.619	168.0	1413617	79.8975	µg/L	97	
T 2,4-Dinitrotoluene	8.660	165.0	184129	89.1816	µg/L	92	
T 4-Nitrophenol	8.711	109.0	67706	36.5927	µg/L	91	
T Diethylphthalate	8.988	149.0	1208377	96.6557	µg/L	99	
T Fluorene	9.029	166.0	1125457	79.4427	µg/L	99	
T 4-Chlorophenyl-phenylether	9.070	204.0	573220	89.4497	µg/L	98	
T 4-Nitroaniline	9.121	138.0	138430	71.5065	µg/L	94	
T 4,6-Dinitro-2-methylphenol	9.141	198.0	96764	81.1084	µg/L	99	
T N-nitrosodiphenylamine	9.223	169.0	764050	83.0062	µg/L	99	
T Azobenzene	9.254	77.0	906652	74.9754	µg/L	96	
T 4-Bromophenyl-phenylether	9.653	248.0	308925	87.8368	µg/L	99	
T Hexachlorobenzene	9.683	283.9	289220	81.6671	µg/L	93	
T Pentachlorophenol	9.958	265.9	147775	88.0003	µg/L	96	
T Phenanthrene	10.181	178.0	1764697	93.2315	µg/L	100	
T Anthracene	10.242	178.0	1689729	93.6203	µg/L	m	99
T Triallate	10.302	86.0	374081	86.0458	µg/L	97	
T Carbazole	10.485	167.0	1609936	87.8196	µg/L	100	
T o-Terphenyl	10.697	230.0	869627	85.7981	µg/L	100	
T Di-n-Butylphthalate	11.072	149.0	1773617	98.6574	µg/L	99	
T Fluoranthene	11.943	202.0	1718385	89.5889	µg/L	98	
T Benzidine	12.328	184.0	196612	28.0275	µg/L	95	
T Pyrene	12.369	202.0	1859297	89.0295	µg/L	98	
T Butylbenzylphthalate	14.306	149.0	584456	93.3954	µg/L	99	
T Benzo(a)Anthracene	15.502	228.0	1526013	96.2160	µg/L	99	
T Chrysene	15.614	228.0	1605194	90.8736	µg/L	99	
T 3,3-Dichlorobenzidine	15.655	252.0	318456	58.9622	µg/L	99	
T bis(2-ethylhexyl)Phthalate	16.350	167.0	193285	90.4163	µg/L	100	
T Di-n-octyl Phthalate	18.122	149.0	1359231	91.2441	µg/L	100	

Quantitation Results Report (QT Reviewed)

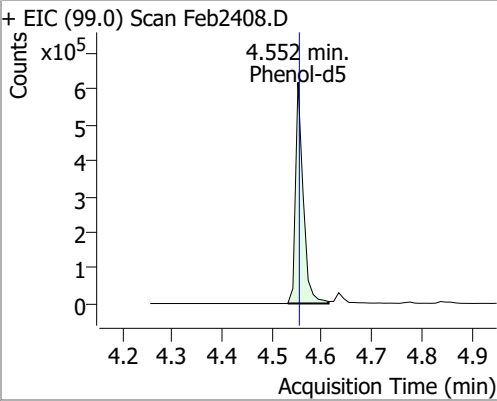
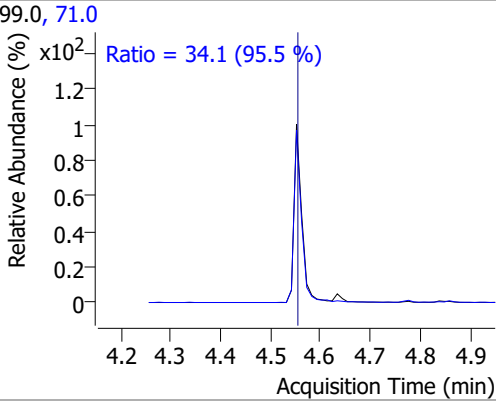
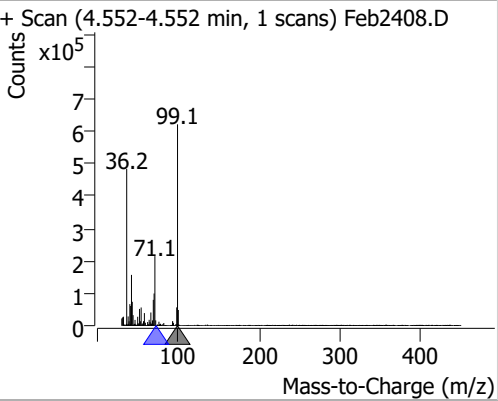
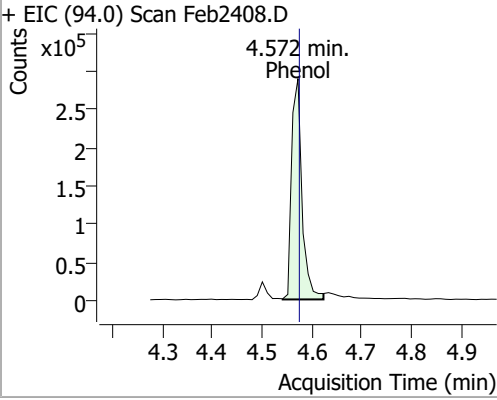
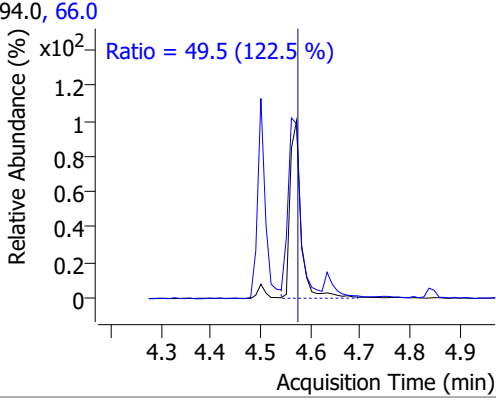
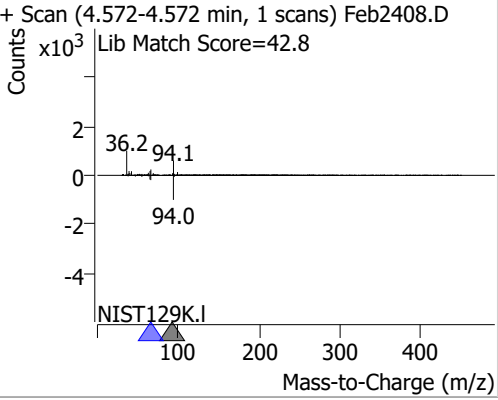
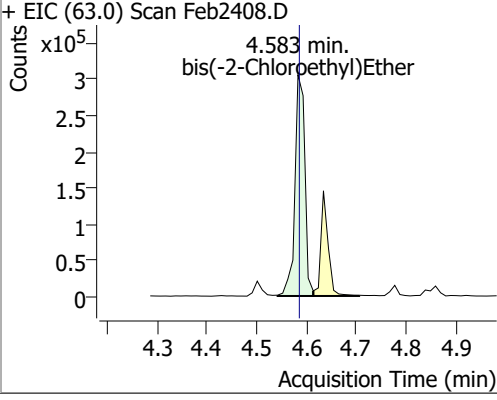
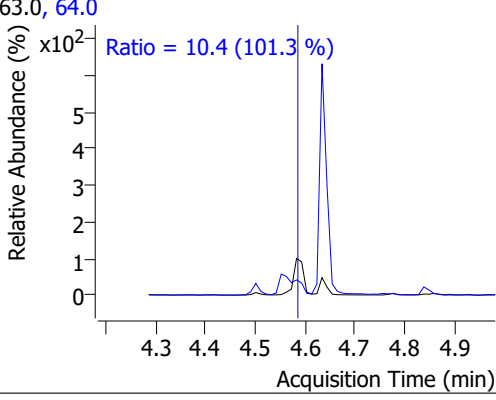
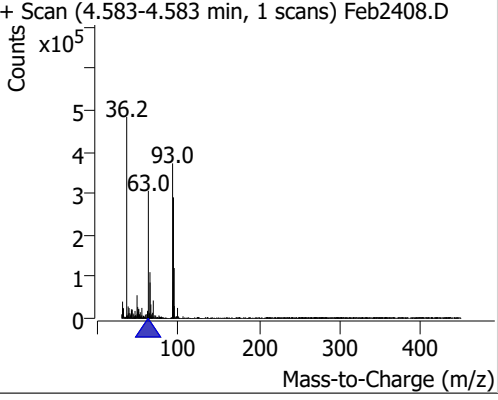
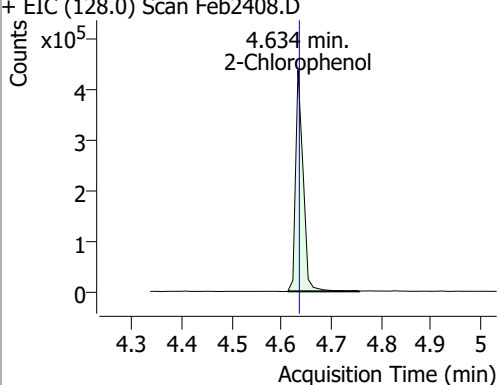
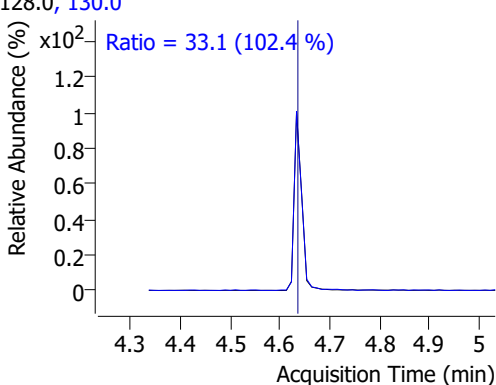
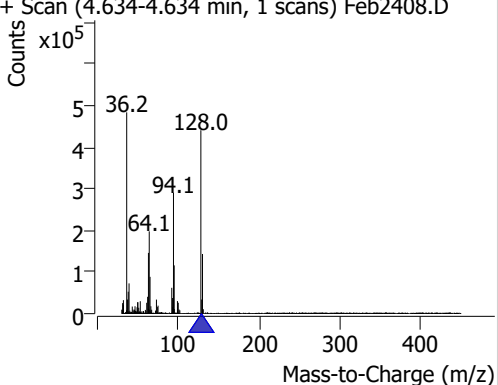
Compound	RT	QIon	Resp.	Conc.	Units	Dev(Min)
T Benzo(b)fluoranthene	18.365	252.0	1362879	86.2083	µg/L	99
T Benzo(k)fluoranthene	18.426	252.0	1418158	84.9867	µg/L	100
T Benzo(a)pyrene	18.973	252.0	1269481	84.5104	µg/L	99
T Indeno(1,2,3-c,d)pyrene	20.745	276.0	1025123	81.3059	µg/L	97
T Dibenzo(a,h)anthracene	20.816	278.0	1176764	85.6969	µg/L	99
T Benzo(g,h,i)perylene	21.079	276.0	1229097	84.5873	µg/L	99

(#) = Qualifier Out of Range; (m) = Manual Integration; (+) = Area Summed; (*) = Surrogate Percent Recovery Out of Range; (d): Zeroed Peak

Quantitation Results Report (QT Reviewed)

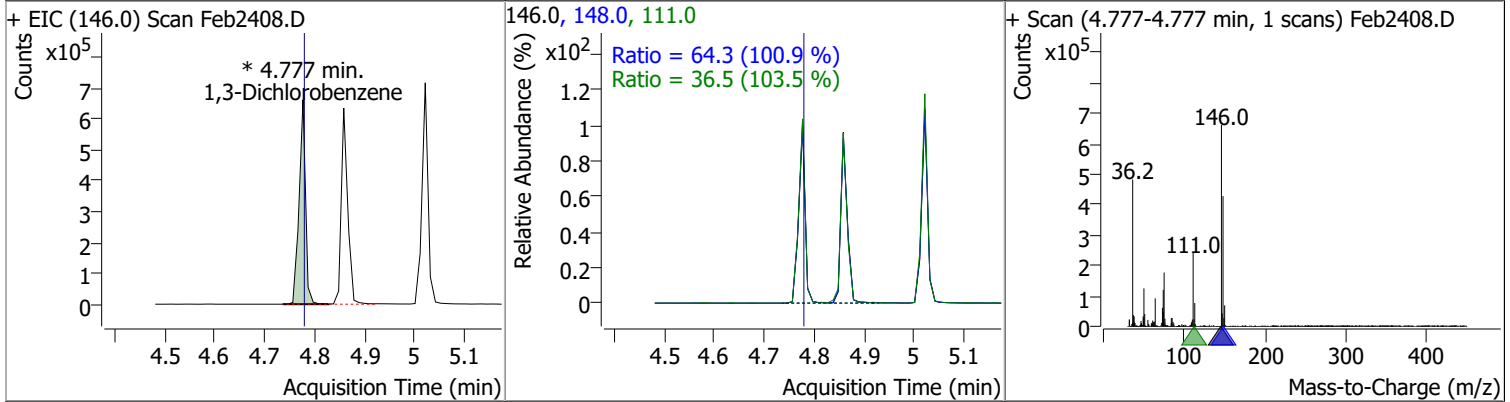


Quantitation Results Report (QT Reviewed)

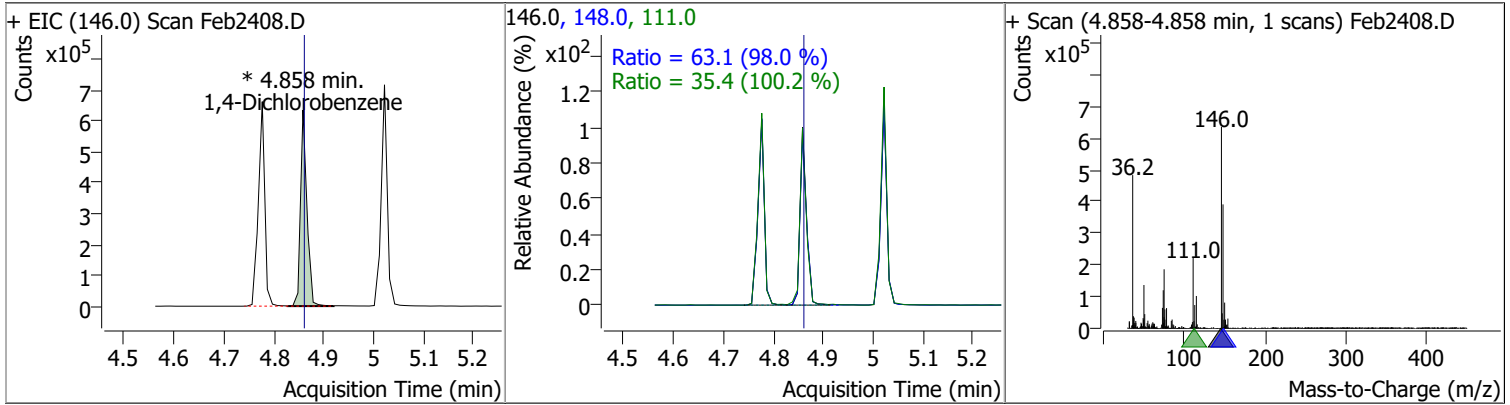
Compound	Conc.	RT	Dev(Min)	Resp.	QIon	QRatio	Lower	Upper
Phenol-d5	74.9118	4.55	0.00	651250	71.0	34.1	25.0	46.4
+ EIC (99.0) Scan Feb2408.D			99.0, 71.0			+ Scan (4.552-4.552 min, 1 scans) Feb2408.D		
								
Phenol	43.6476	4.57	0.00	418447	66.0	49.5	28.3	52.5
+ EIC (94.0) Scan Feb2408.D			94.0, 66.0			+ Scan (4.572-4.572 min, 1 scans) Feb2408.D		
								
bis(-2-Chloroethyl)Ether	64.3431	4.58	0.00	421662	64.0	10.4	7.2	13.3
+ EIC (63.0) Scan Feb2408.D			63.0, 64.0			+ Scan (4.583-4.583 min, 1 scans) Feb2408.D		
								
2-Chlorophenol	58.3214	4.63	0.00	453836	130.0	33.1	22.6	42.1
+ EIC (128.0) Scan Feb2408.D			128.0, 130.0			+ Scan (4.634-4.634 min, 1 scans) Feb2408.D		
								

Quantitation Results Report (QT Reviewed)

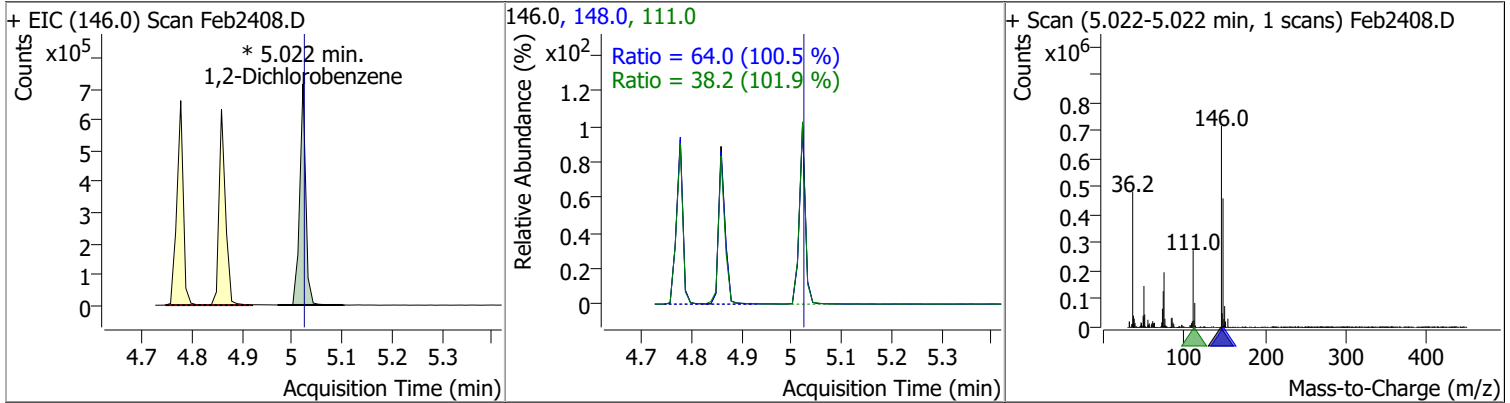
Compound	Conc.	RT	Dev(Min)	Resp.	QIon	QRatio	Lower	Upper
1,3-Dichlorobenzene	59.1443	4.78	0.00	594713 (m)	148.0	64.3	44.6	82.9
					111.0	36.5	24.7	45.9



Compound	Conc.	RT	Dev(Min)	Resp.	QIon	QRatio	Lower	Upper
1,4-Dichlorobenzene	55.7904	4.86	0.00	570824 (m)	148.0	63.1	45.0	83.7
					111.0	35.4	24.7	45.9

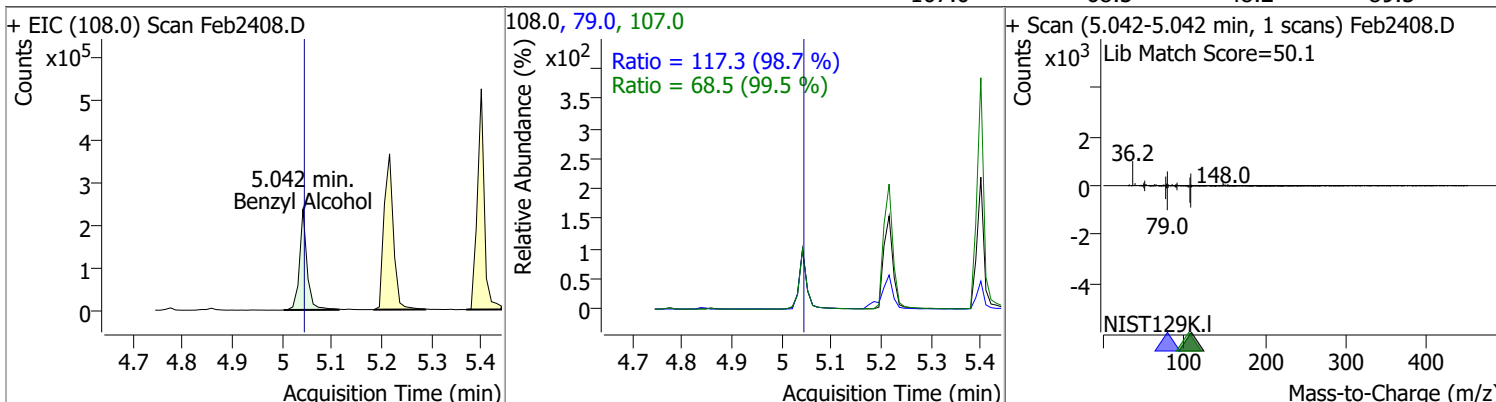


Compound	Conc.	RT	Dev(Min)	Resp.	QIon	QRatio	Lower	Upper
1,2-Dichlorobenzene	61.5139	5.02	0.00	601268 (m)	148.0	64.0	44.6	82.8
					111.0	38.2	26.2	48.7

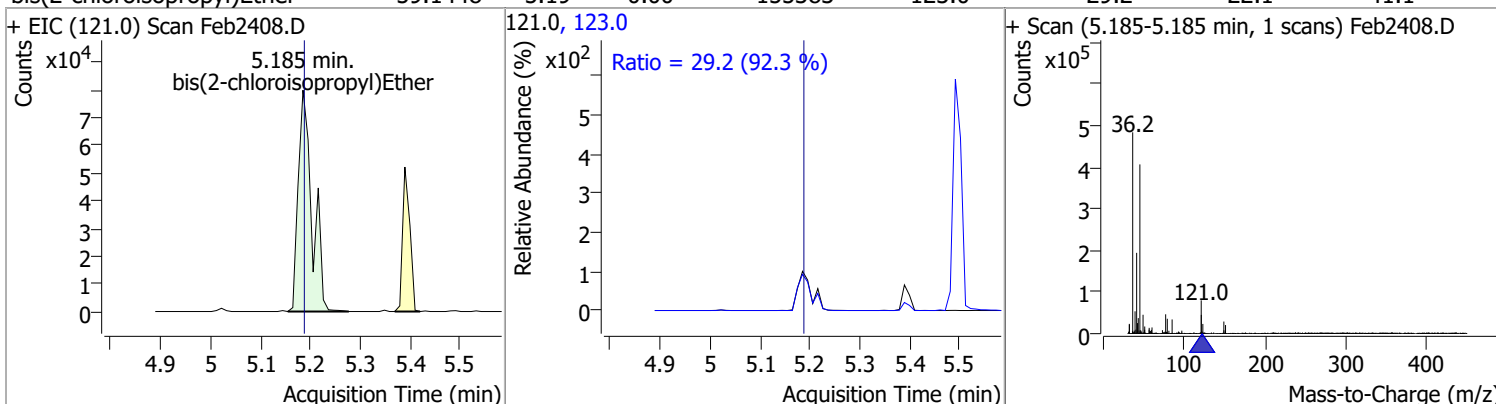


Quantitation Results Report (QT Reviewed)

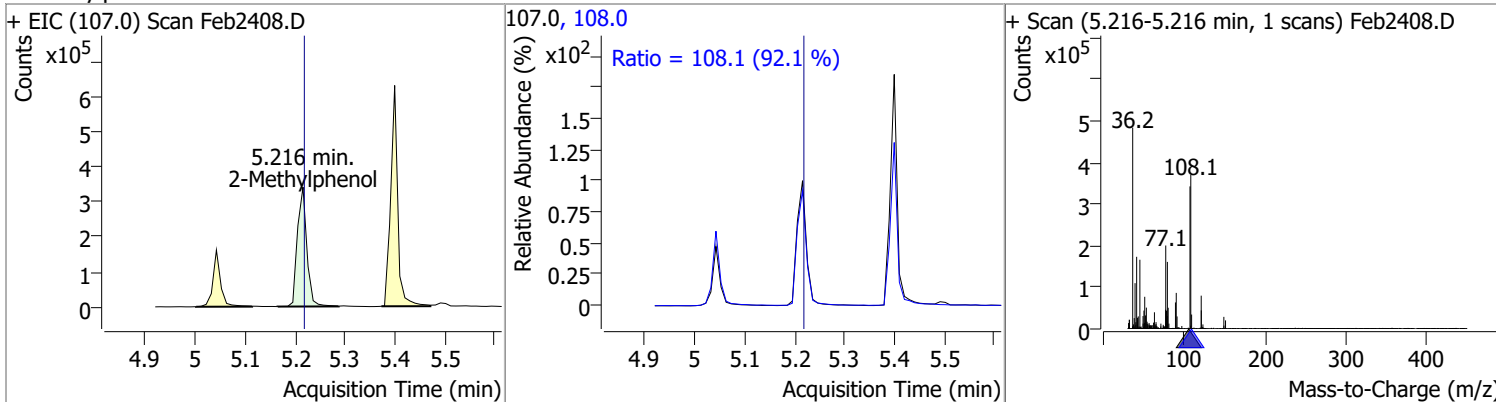
Compound	Conc.	RT	Dev(Min)	Resp.	QIon	QRatio	Lower	Upper
Benzyl Alcohol	65.8043	5.04	0.00	249740	79.0	117.3	83.2	154.5
					107.0	68.5	48.2	89.5



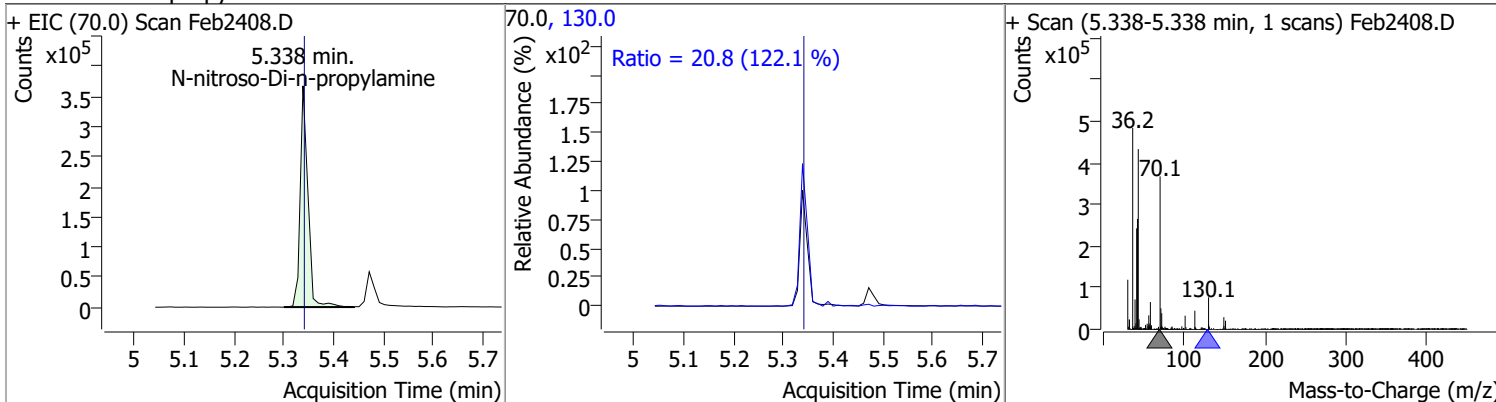
Compound	Conc.	RT	Dev(Min)	Resp.	QIon	QRatio	Lower	Upper
bis(2-chloroisopropyl)Ether	59.1448	5.19	0.00	155383	123.0	29.2	22.1	41.1



Compound	Conc.	RT	Dev(Min)	Resp.	QIon	QRatio	Lower	Upper
2-Methylphenol	66.5470	5.22	0.00	448203	108.0	108.1	82.2	152.6

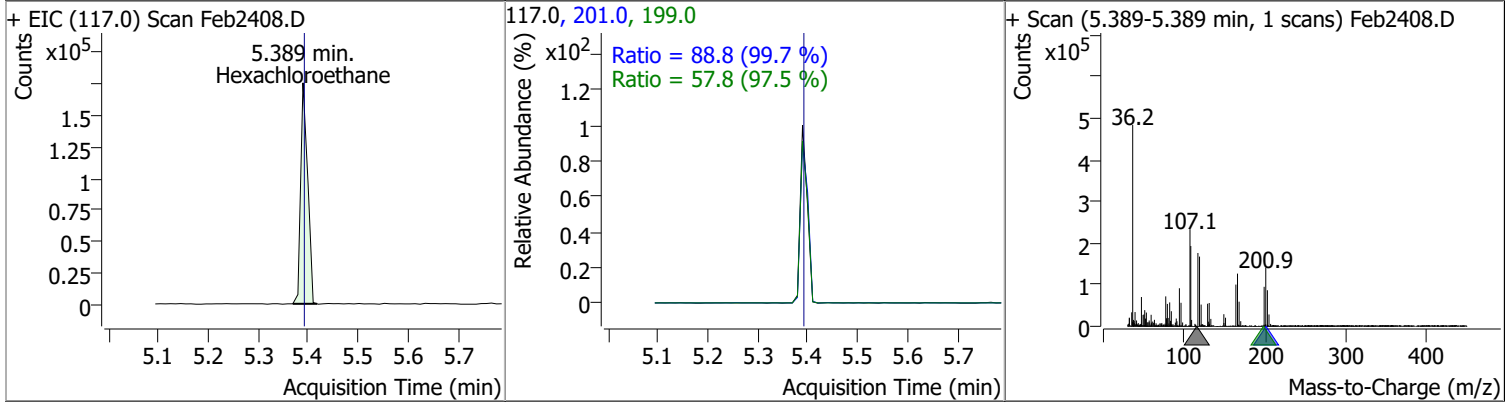


Compound	Conc.	RT	Dev(Min)	Resp.	QIon	QRatio	Lower	Upper
N-nitroso-Di-n-propylamine	84.7705	5.34	0.00	395158	130.0	20.8	0.0	34.0

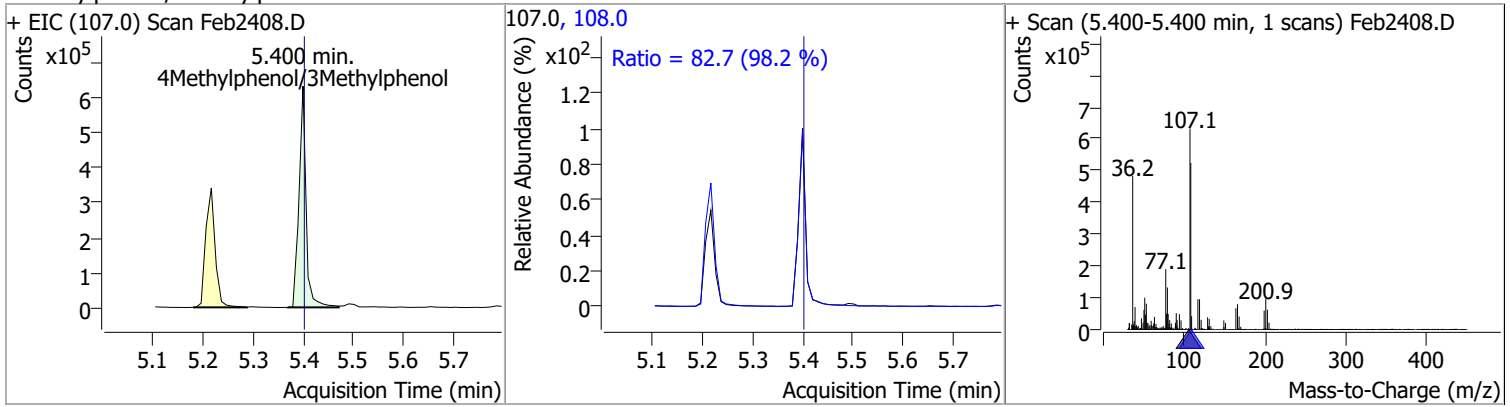


Quantitation Results Report (QT Reviewed)

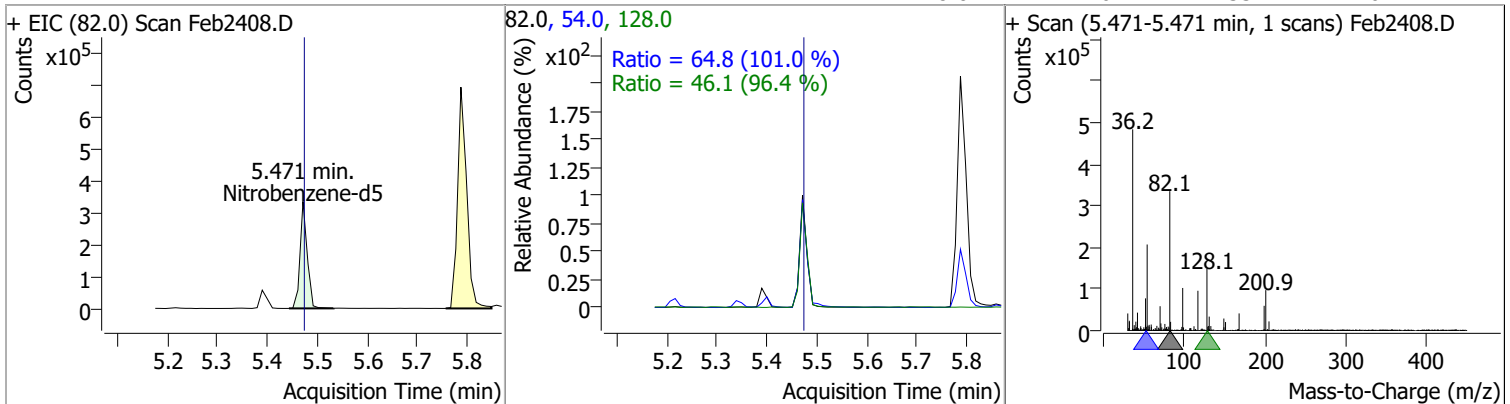
Compound	Conc.	RT	Dev(Min)	Resp.	QIon	QRatio	Lower	Upper
Hexachloroethane	57.4369	5.39	0.00	168817	201.0	88.8	62.4	115.9
					199.0	57.8	41.5	77.1



Compound	Conc.	RT	Dev(Min)	Resp.	QIon	QRatio	Lower	Upper
4Methylphenol/3Methylphenol	67.6259	5.40	0.00	622315	108.0	82.7	59.0	109.5

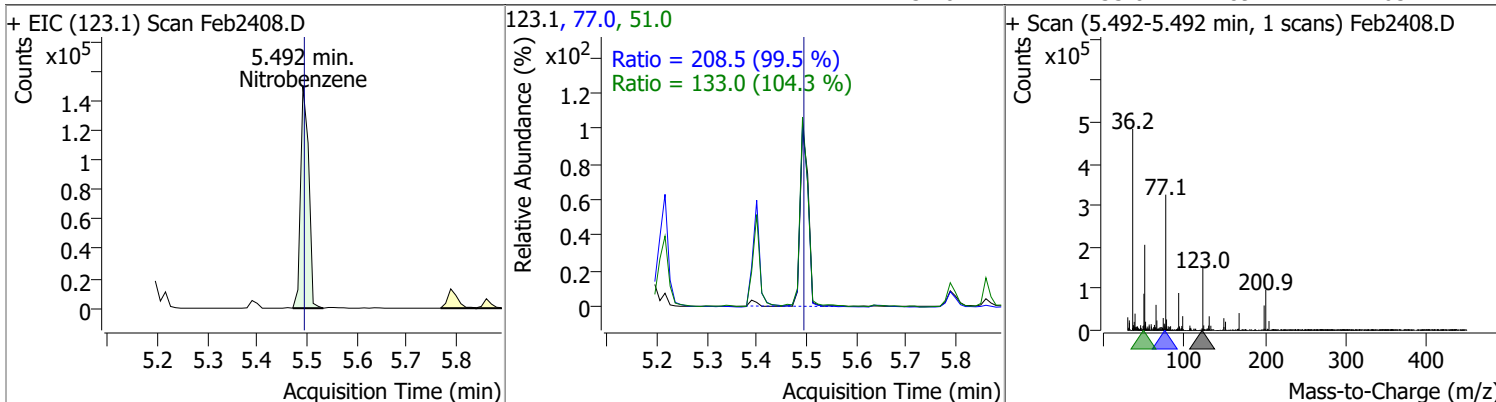


Compound	Conc.	RT	Dev(Min)	Resp.	QIon	QRatio	Lower	Upper
Nitrobenzene-d5	68.8624	5.47	0.00	332604	54.0	64.8	44.9	83.4
					128.0	46.1	33.4	62.1

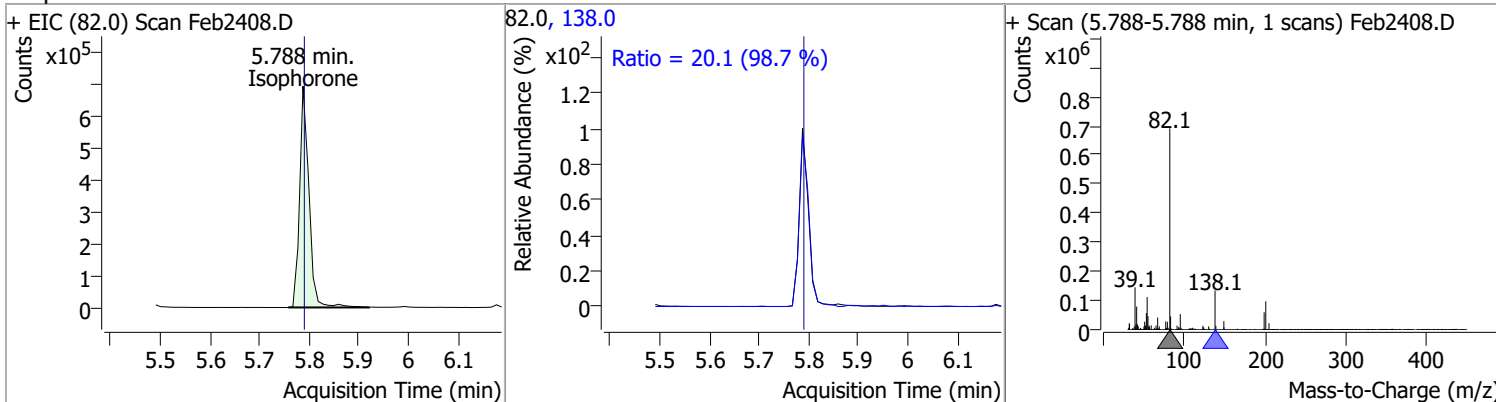


Quantitation Results Report (QT Reviewed)

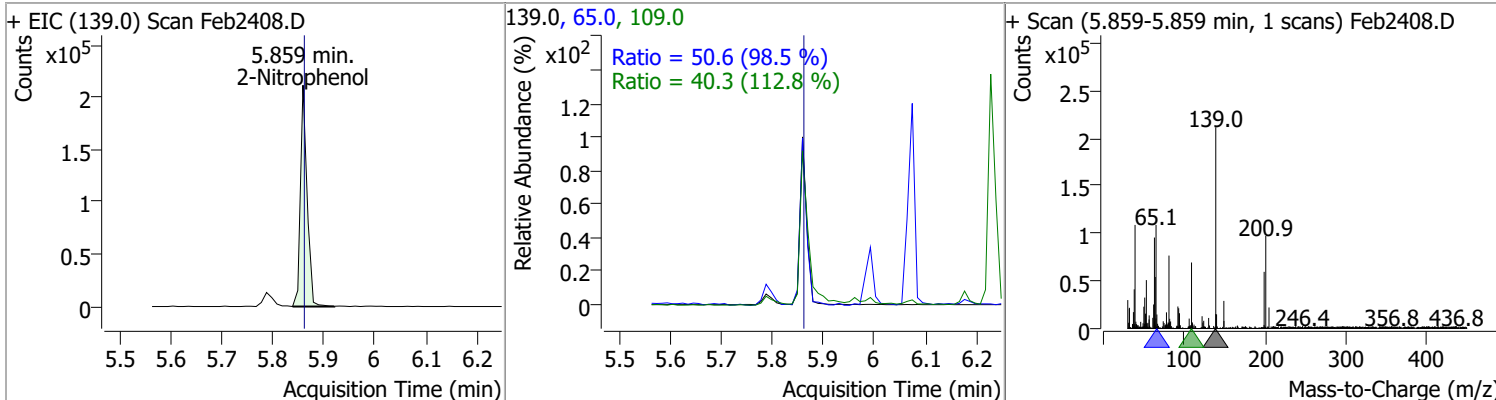
Compound	Conc.	RT	Dev(Min)	Resp.	QIon	QRatio	Lower	Upper
Nitrobenzene	69.2787	5.49	0.00	170430	77.0	208.5	146.7	272.5
					51.0	133.0	89.2	165.7



Compound	Conc.	RT	Dev(Min)	Resp.	QIon	QRatio	Lower	Upper
Isophorone	76.7344	5.79	0.00	900199	138.0	20.1	14.2	26.4

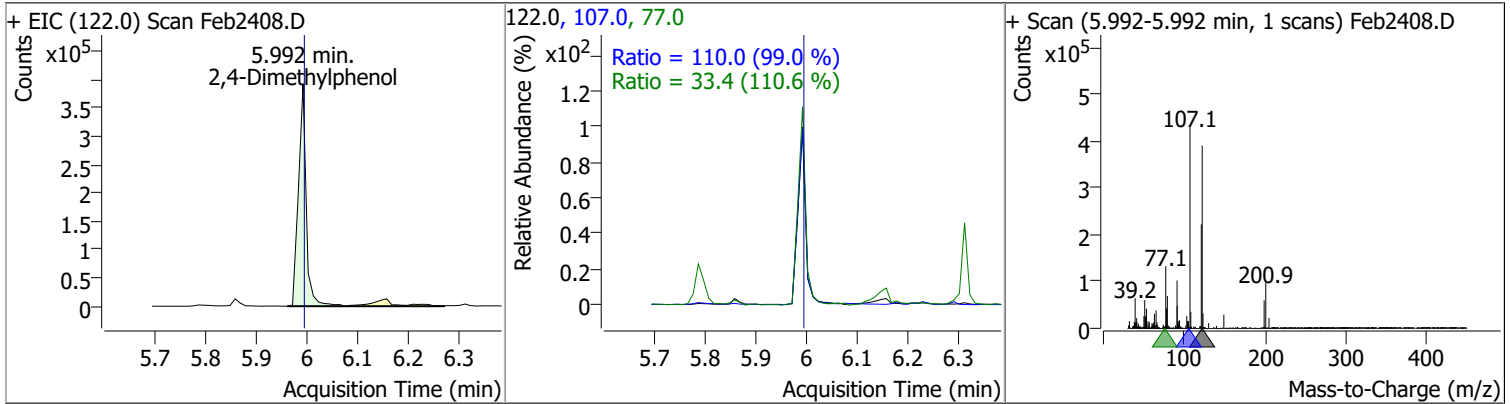


Compound	Conc.	RT	Dev(Min)	Resp.	QIon	QRatio	Lower	Upper
2-Nitrophenol	73.9151	5.86	0.00	192405	65.0	50.6	35.9	66.7
					109.0	40.3	25.0	46.4

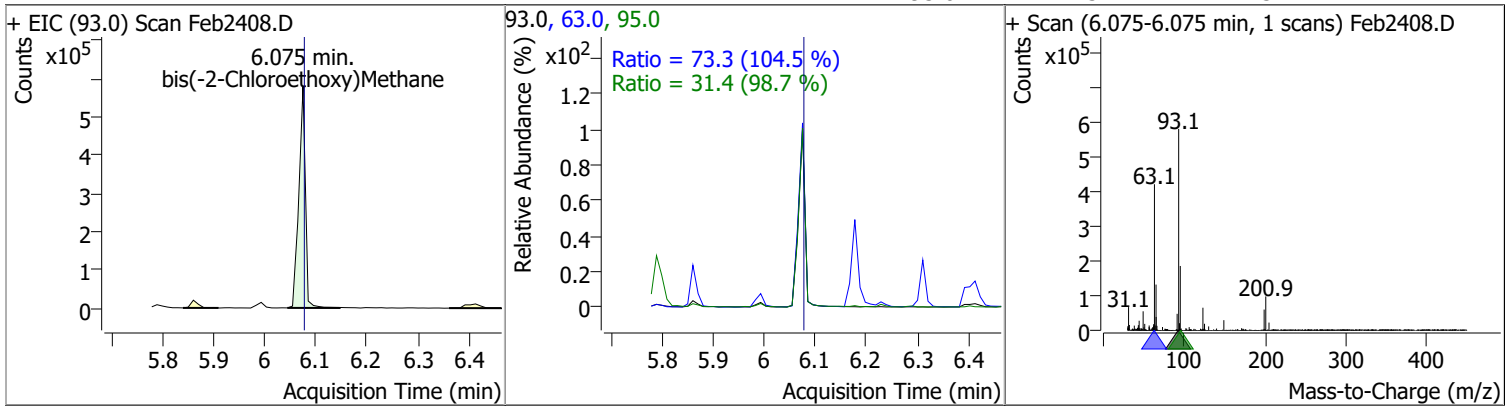


Quantitation Results Report (QT Reviewed)

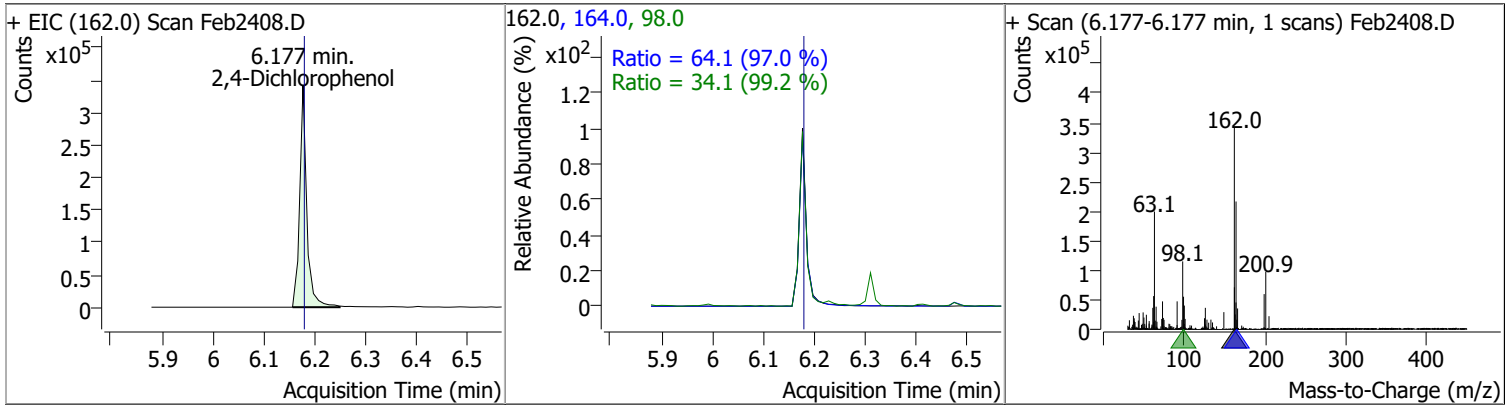
Compound	Conc.	RT	Dev(Min)	Resp.	QIon	QRatio	Lower	Upper
2,4-Dimethylphenol	75.5016	5.99	0.00	413420	107.0	110.0	77.8	144.4
					77.0	33.4	21.2	39.3



Compound	Conc.	RT	Dev(Min)	Resp.	QIon	QRatio	Lower	Upper
bis(-2-Chloroethoxy)Methane	75.5793	6.07	0.00	516333	63.0	73.3	49.1	91.2
					95.0	31.4	22.3	41.4

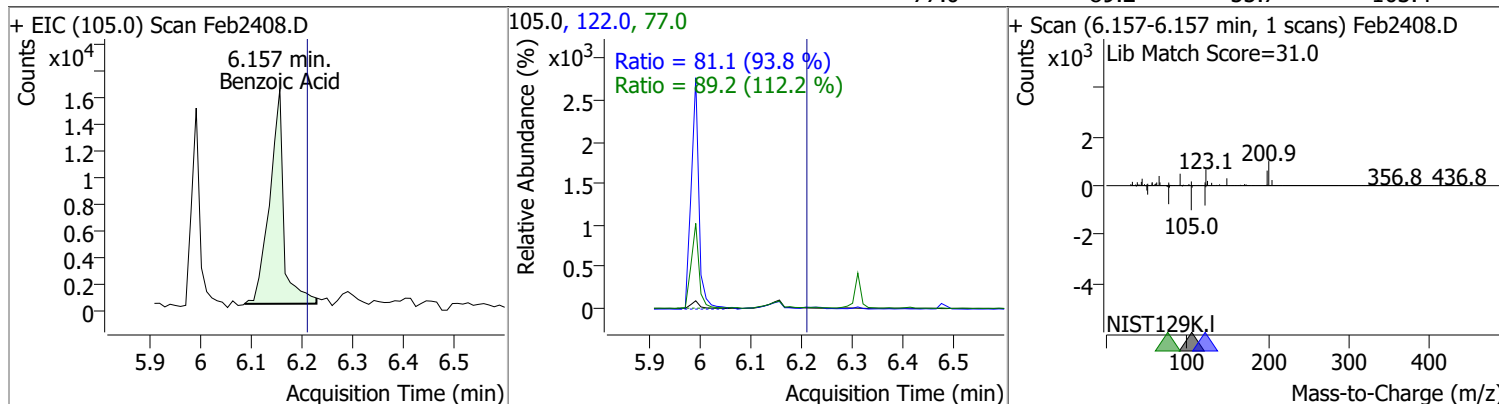


Compound	Conc.	RT	Dev(Min)	Resp.	QIon	QRatio	Lower	Upper
2,4-Dichlorophenol	63.6650	6.18	0.00	331214	164.0	64.1	46.3	86.0
					98.0	34.1	24.1	44.8

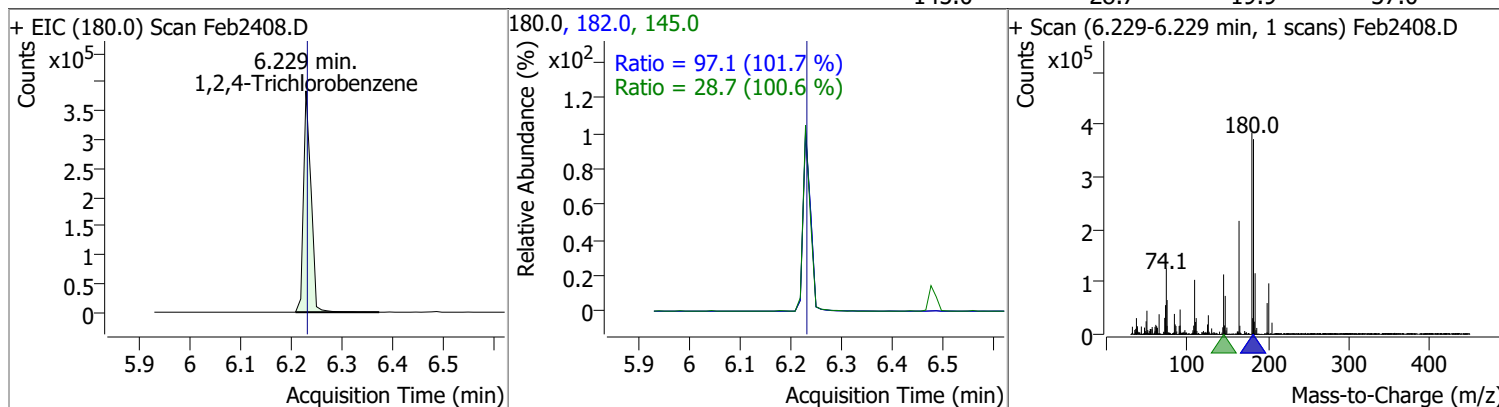


Quantitation Results Report (QT Reviewed)

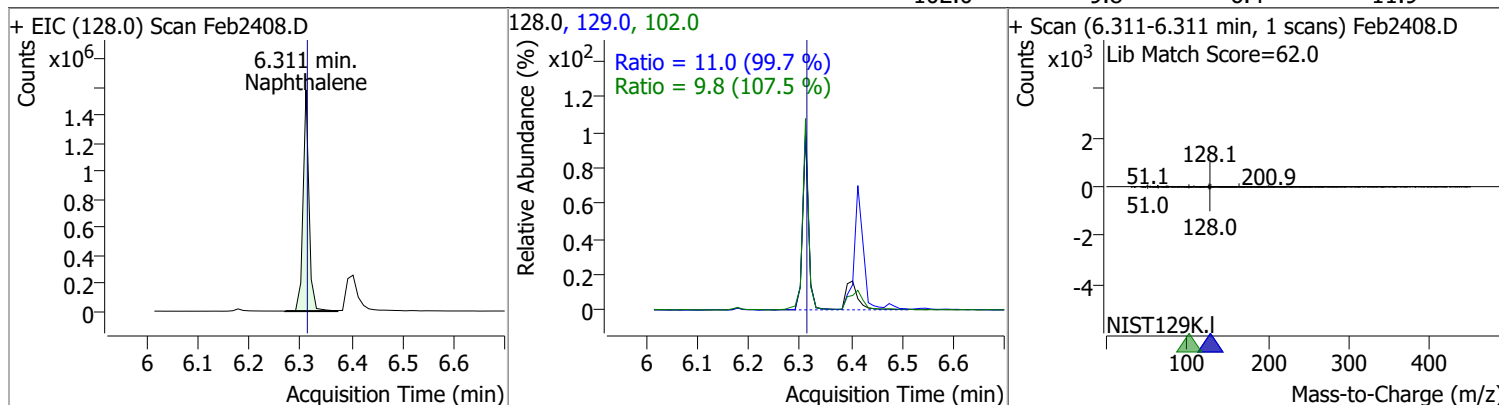
Compound	Conc.	RT	Dev(Min)	Resp.	QIon	QRatio	Lower	Upper
Benzoic Acid	14.4411	6.16	-0.05	31256	122.0	81.1	60.5	112.4
					77.0	89.2	55.7	103.4



Compound	Conc.	RT	Dev(Min)	Resp.	QIon	QRatio	Lower	Upper
1,2,4-Trichlorobenzene	62.0599	6.23	0.00	393812	182.0	97.1	66.8	124.1
					145.0	28.7	19.9	37.0

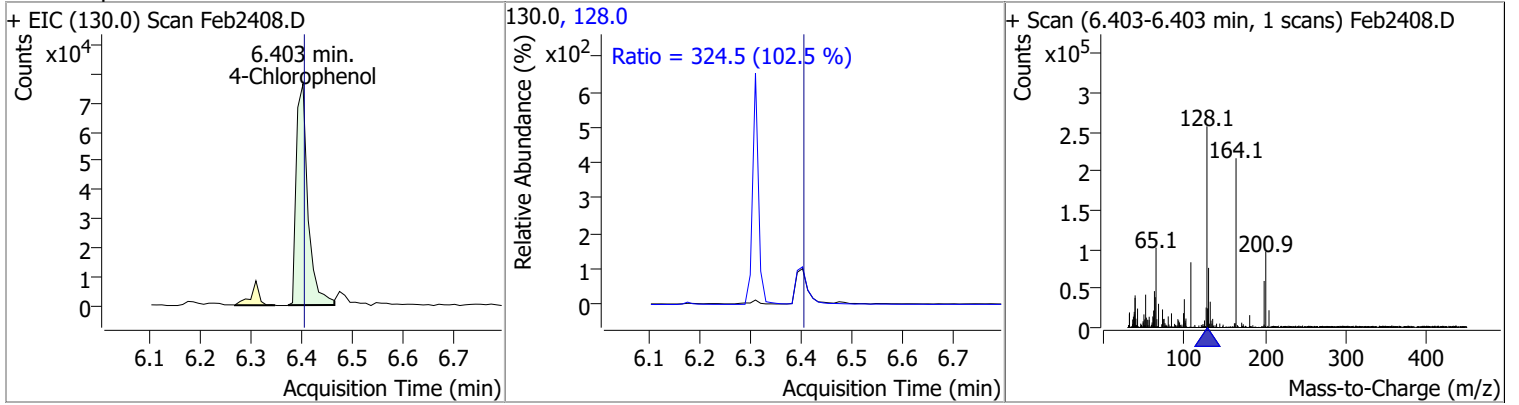


Compound	Conc.	RT	Dev(Min)	Resp.	QIon	QRatio	Lower	Upper
Naphthalene	66.9732	6.31	0.00	1266019	129.0	11.0	7.7	14.4
					102.0	9.8	6.4	11.9

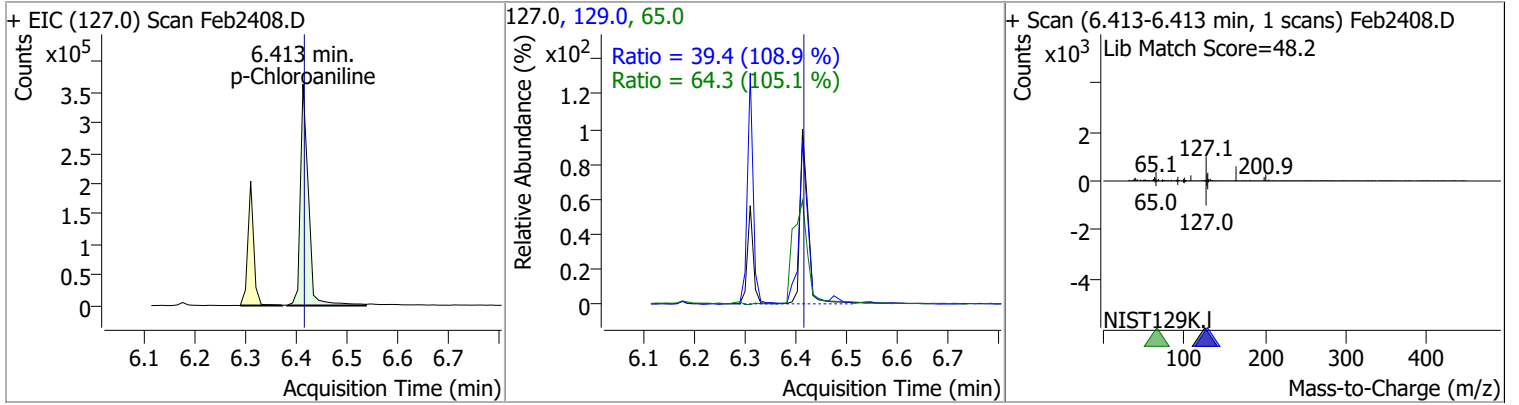


Quantitation Results Report (QT Reviewed)

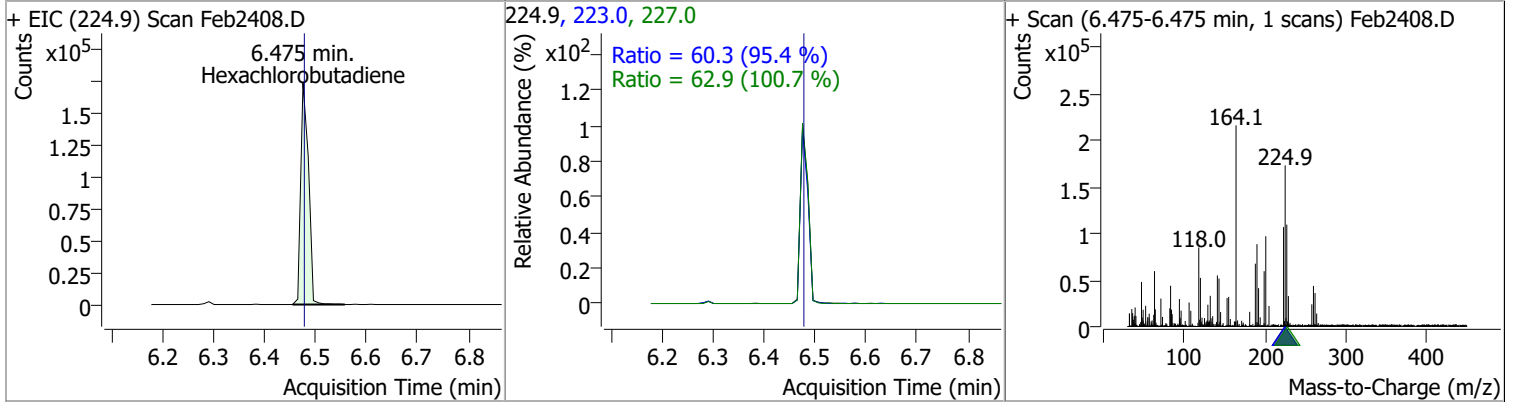
Compound	Conc.	RT	Dev(Min)	Resp.	QIon	QRatio	Lower	Upper
4-Chlorophenol	62.2815	6.40	0.00	121858	128.0	324.5	221.7	411.6



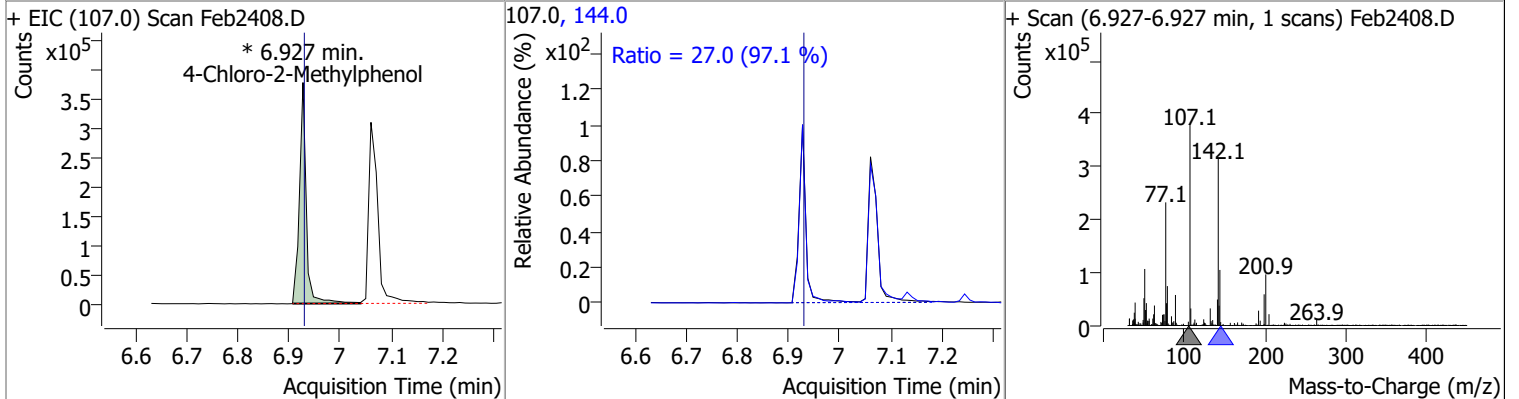
Compound	Conc.	RT	Dev(Min)	Resp.	QIon	QRatio	Lower	Upper
p-Chloroaniline	54.0019	6.41	0.00	397959	65.0	64.3	42.8	79.5
					129.0	39.4	25.3	47.1



Compound	Conc.	RT	Dev(Min)	Resp.	QIon	QRatio	Lower	Upper
Hexachlorobutadiene	57.1176	6.48	0.00	184877	223.0	60.3	44.2	82.2
					227.0	62.9	43.7	81.2

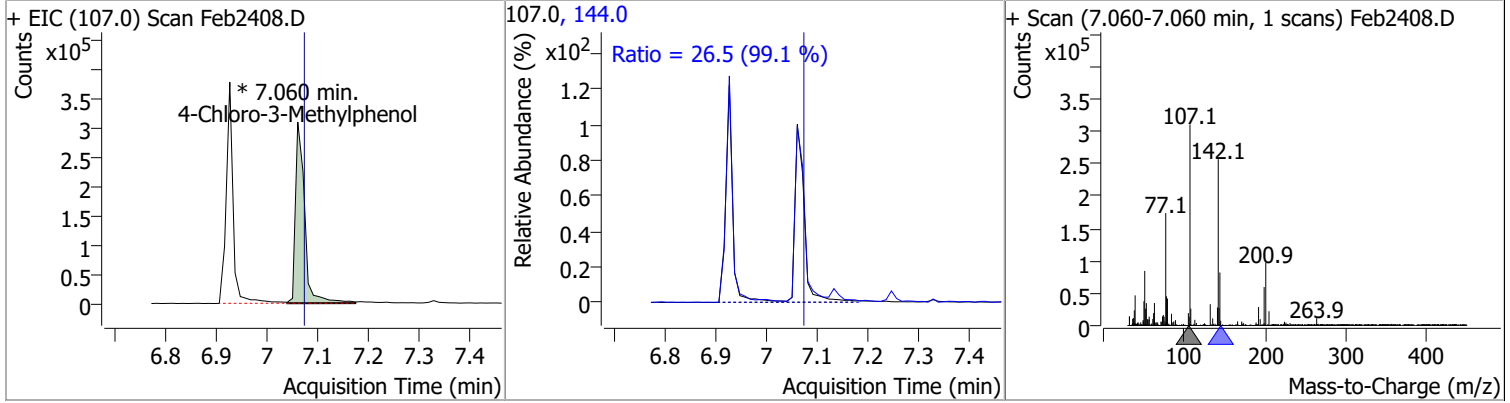


Compound	Conc.	RT	Dev(Min)	Resp.	QIon	QRatio	Lower	Upper
4-Chloro-2-Methylphenol	72.9888	6.93	0.00	354530 (m)	144.0	27.0	19.5	36.2

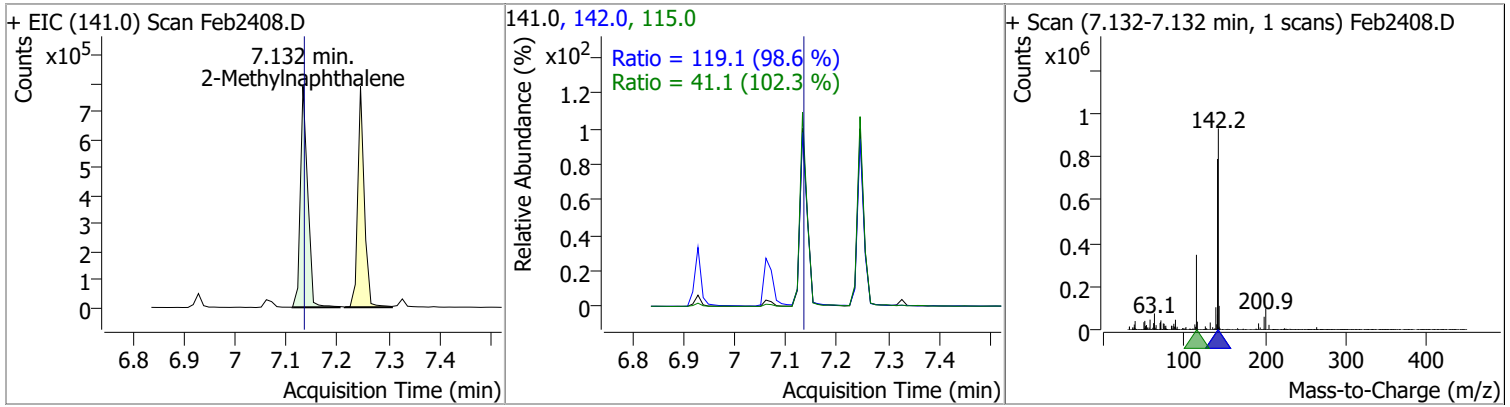


Quantitation Results Report (QT Reviewed)

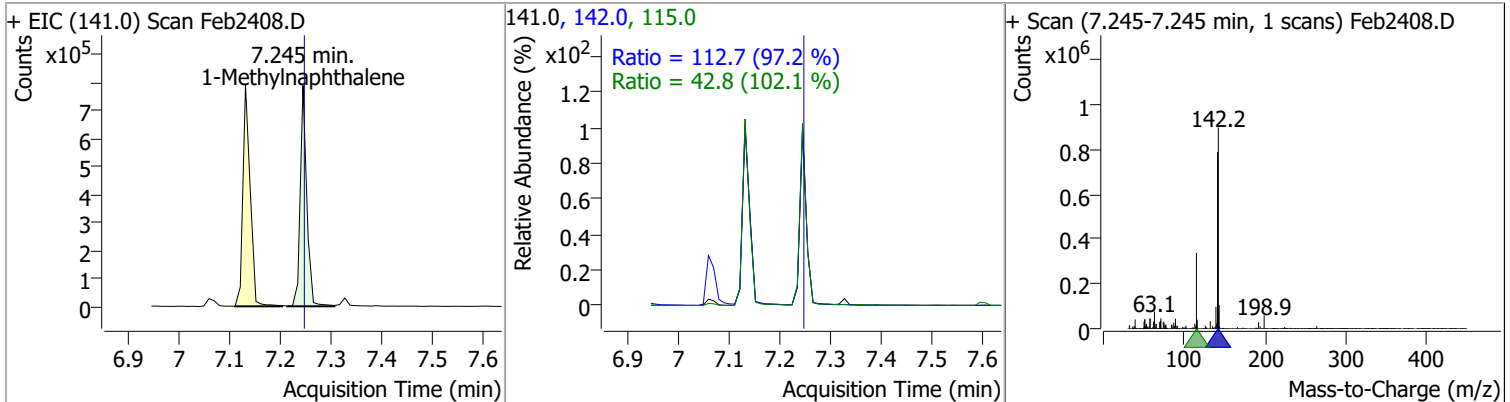
Compound	Conc.	RT	Dev(Min)	Resp.	QIon	QRatio	Lower	Upper
4-Chloro-3-Methylphenol	77.3288	7.06	-0.01	391001 (m)	144.0	26.5	18.7	34.7



Compound	Conc.	RT	Dev(Min)	Resp.	QIon	QRatio	Lower	Upper
2-Methylnaphthalene	74.5252	7.13	0.00	785726	142.0	119.1	84.6	157.1
					115.0	41.1	28.1	52.2

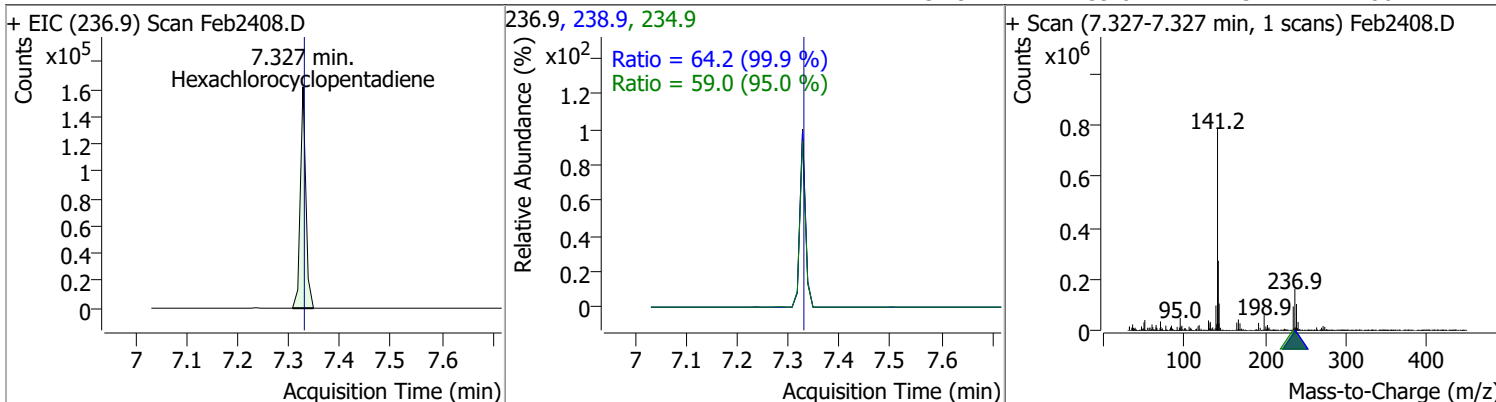


Compound	Conc.	RT	Dev(Min)	Resp.	QIon	QRatio	Lower	Upper
1-Methylnaphthalene	68.3839	7.25	0.00	703880	142.0	112.7	81.2	150.8
					115.0	42.8	29.3	54.5

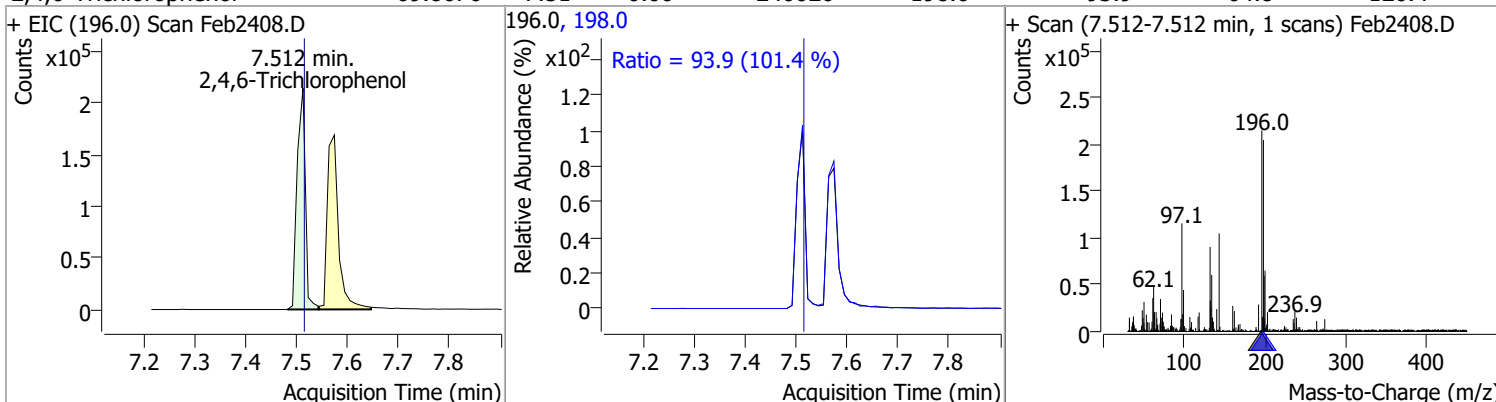


Quantitation Results Report (QT Reviewed)

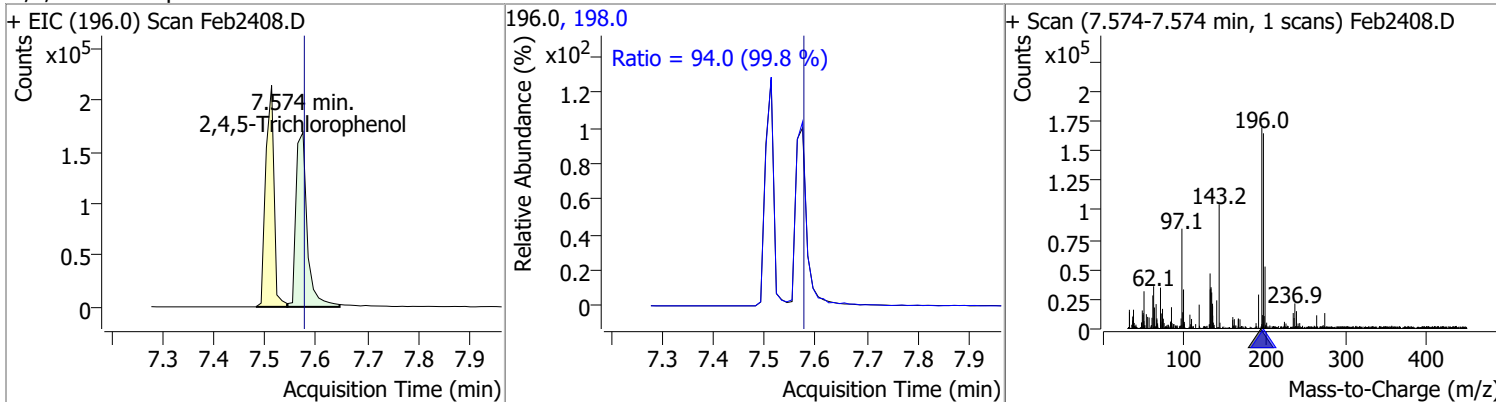
Compound	Conc.	RT	Dev(Min)	Resp.	QIon	QRatio	Lower	Upper
Hexachlorocyclopentadiene	62.2261	7.33	0.00	121225	238.9	64.2	44.9	83.5
					234.9	59.0	43.4	80.7



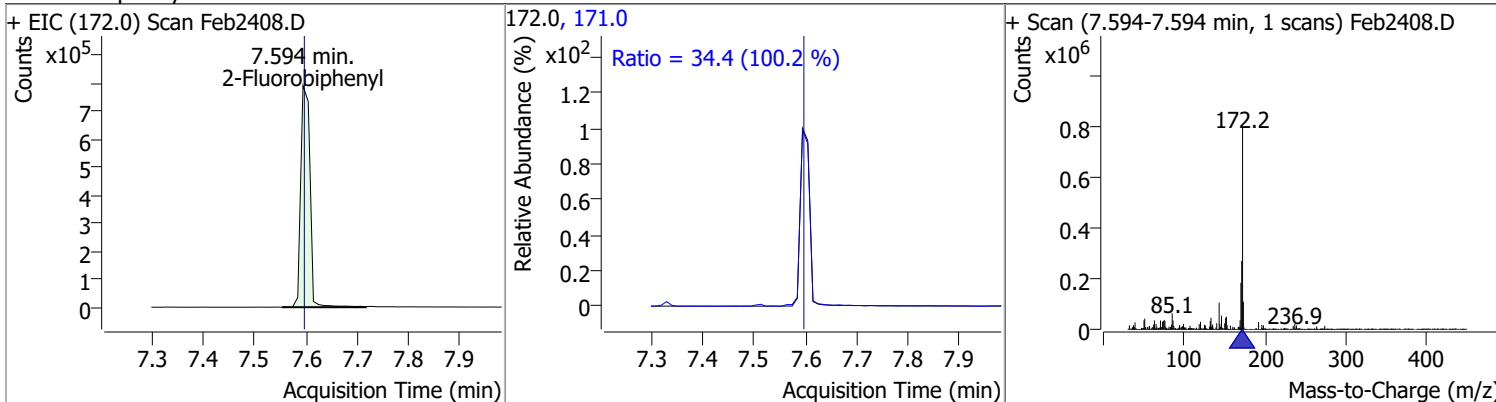
Compound	Conc.	RT	Dev(Min)	Resp.	QIon	QRatio	Lower	Upper
2,4,6-Trichlorophenol	69.8676	7.51	0.00	240020	198.0	93.9	64.8	120.4
					196.0	101.4	62.1	122.3



Compound	Conc.	RT	Dev(Min)	Resp.	QIon	QRatio	Lower	Upper
2,4,5-Trichlorophenol	67.4902	7.57	0.00	259474	198.0	94.0	65.9	122.3
					196.0	99.8	62.1	122.3

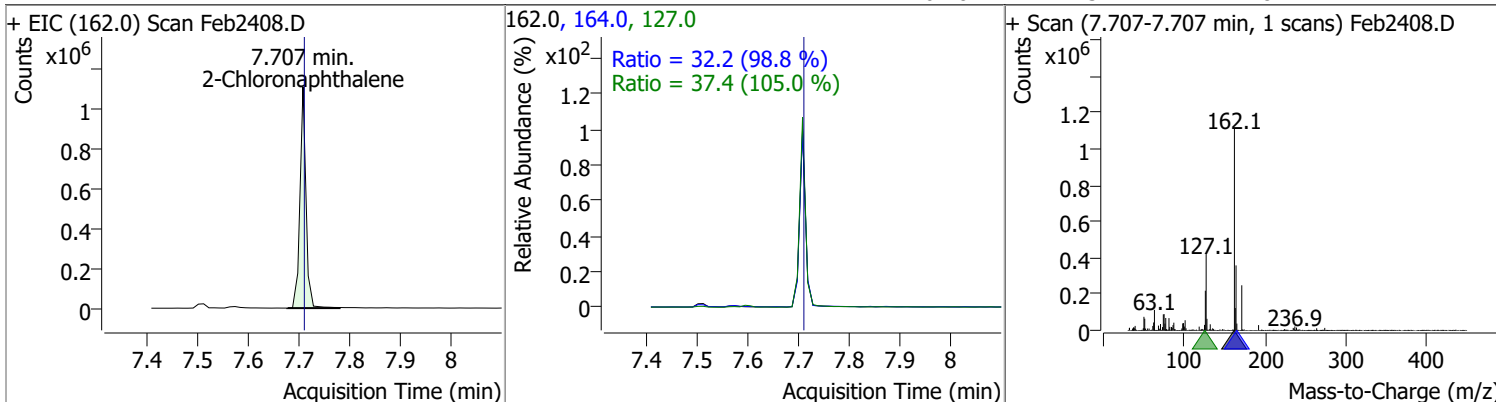


Compound	Conc.	RT	Dev(Min)	Resp.	QIon	QRatio	Lower	Upper
2-Fluorobiphenyl	71.6224	7.59	0.00	1003013	171.0	34.4	24.1	44.7
					172.0	100.2	85.1	44.7

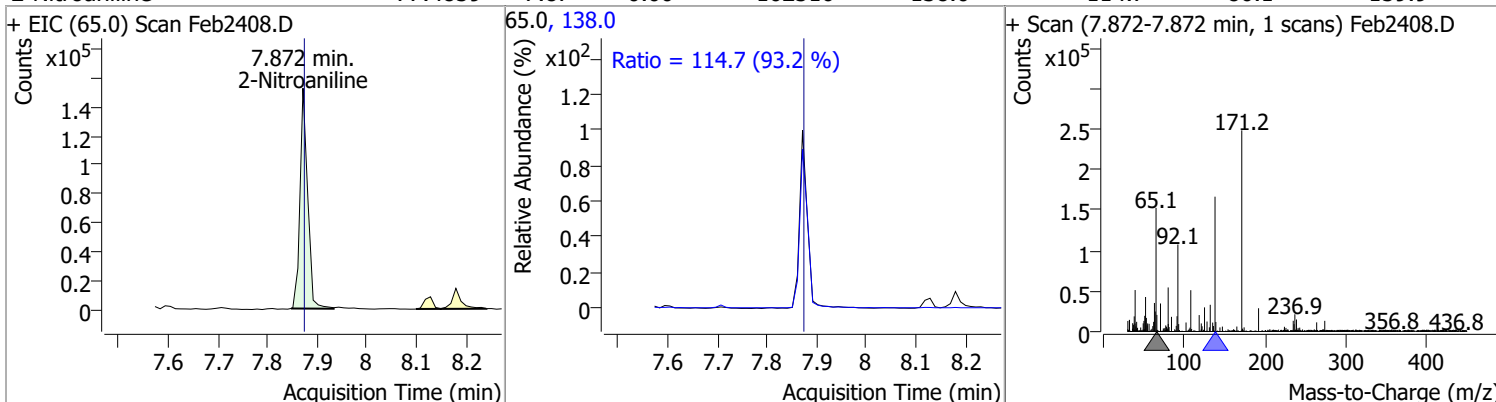


Quantitation Results Report (QT Reviewed)

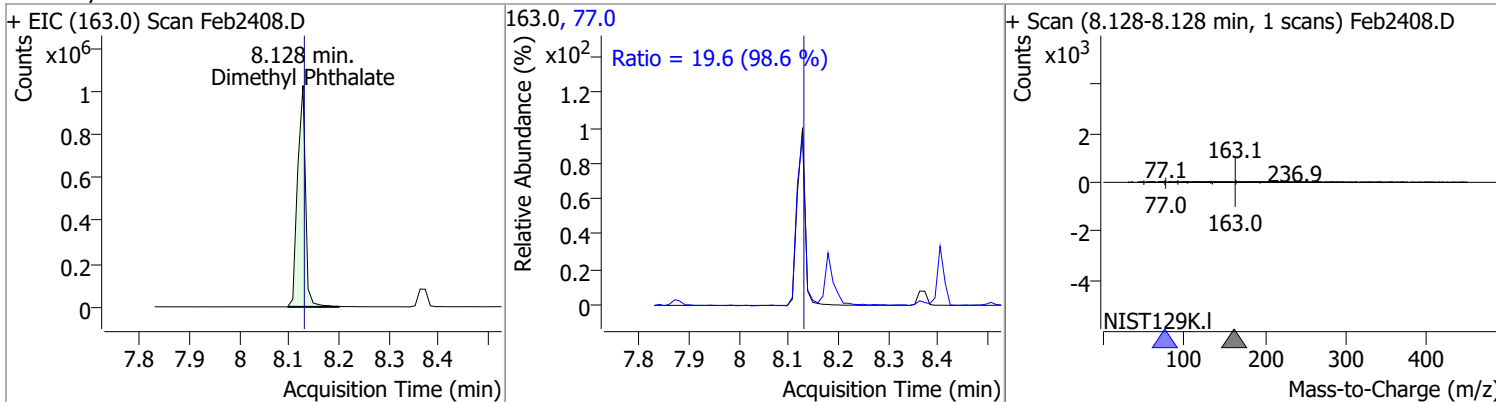
Compound	Conc.	RT	Dev(Min)	Resp.	QIon	QRatio	Lower	Upper
2-Chloronaphthalene	77.6053	7.71	0.00	912860	127.0	37.4	25.0	46.4
					164.0	32.2	22.8	42.4



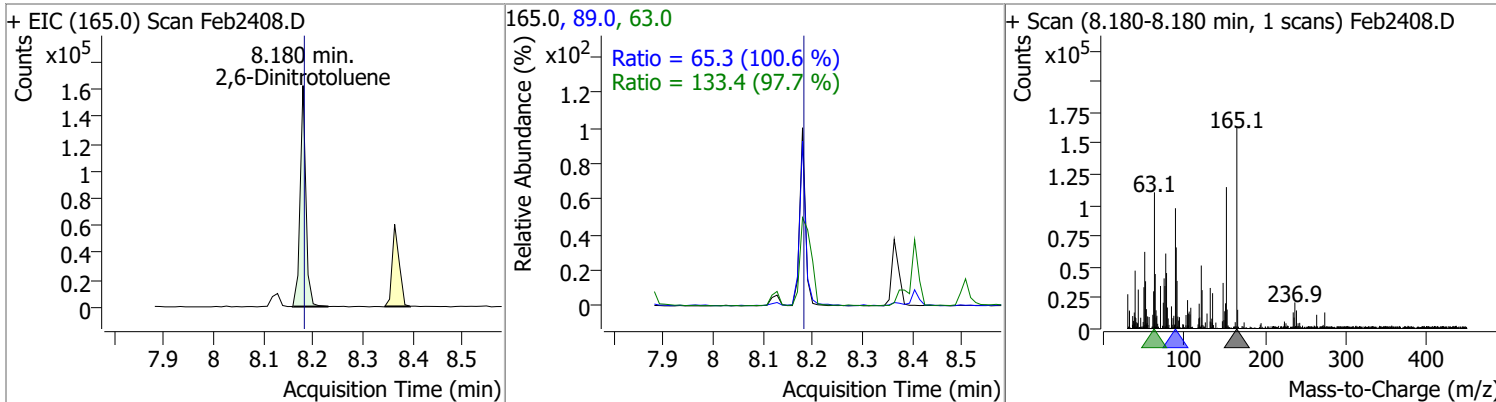
Compound	Conc.	RT	Dev(Min)	Resp.	QIon	QRatio	Lower	Upper
2-Nitroaniline	77.4859	7.87	0.00	162516	138.0	114.7	86.1	159.9



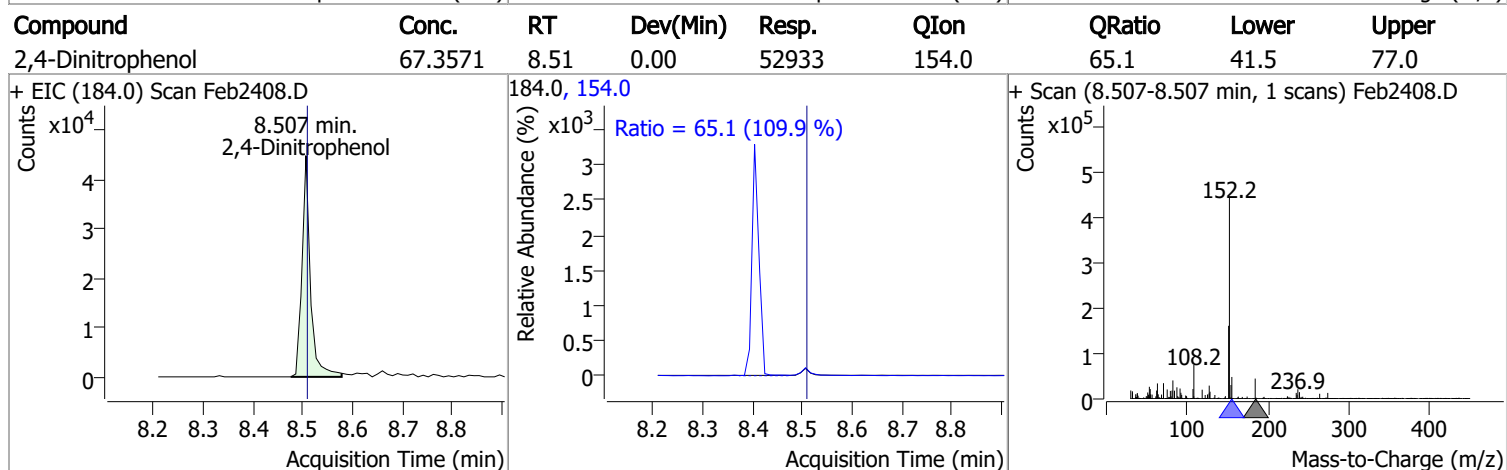
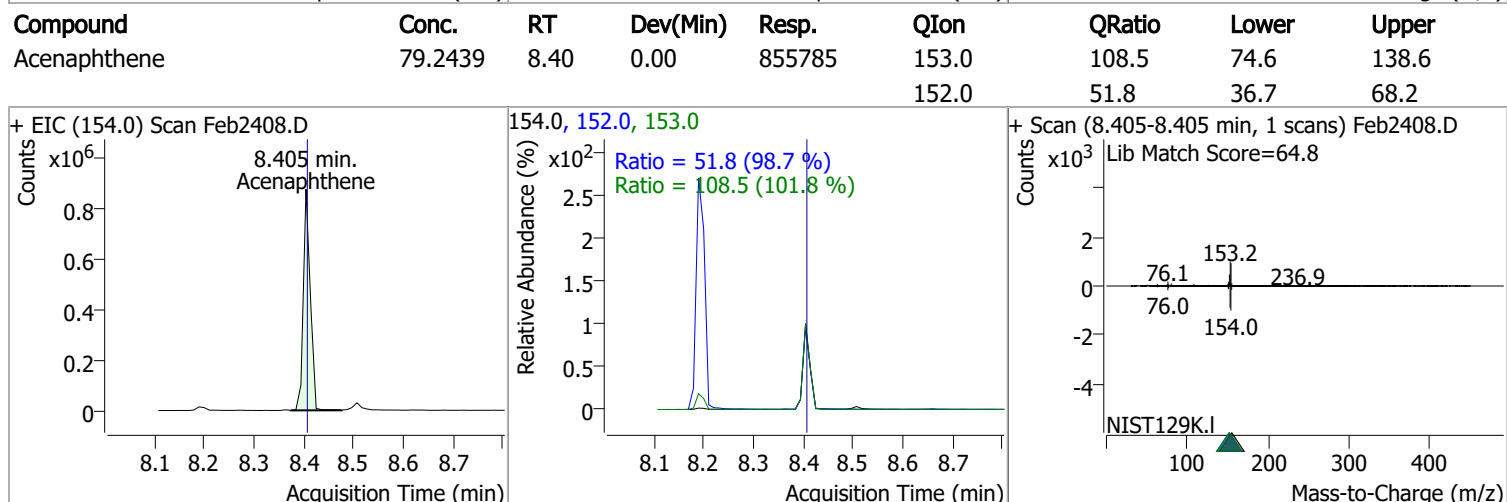
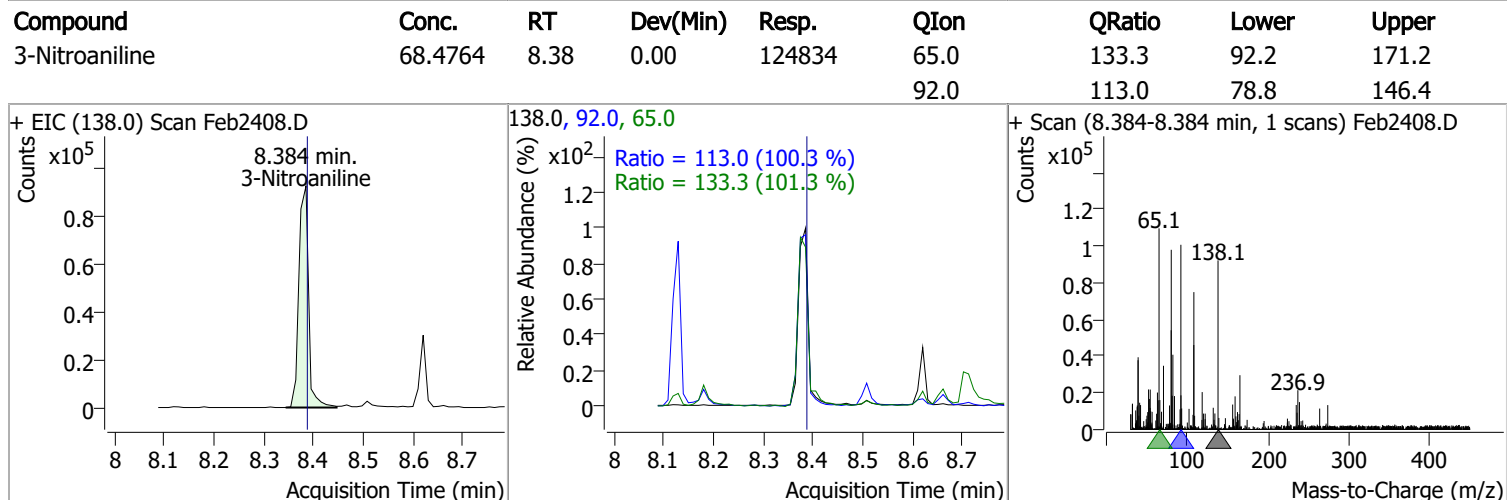
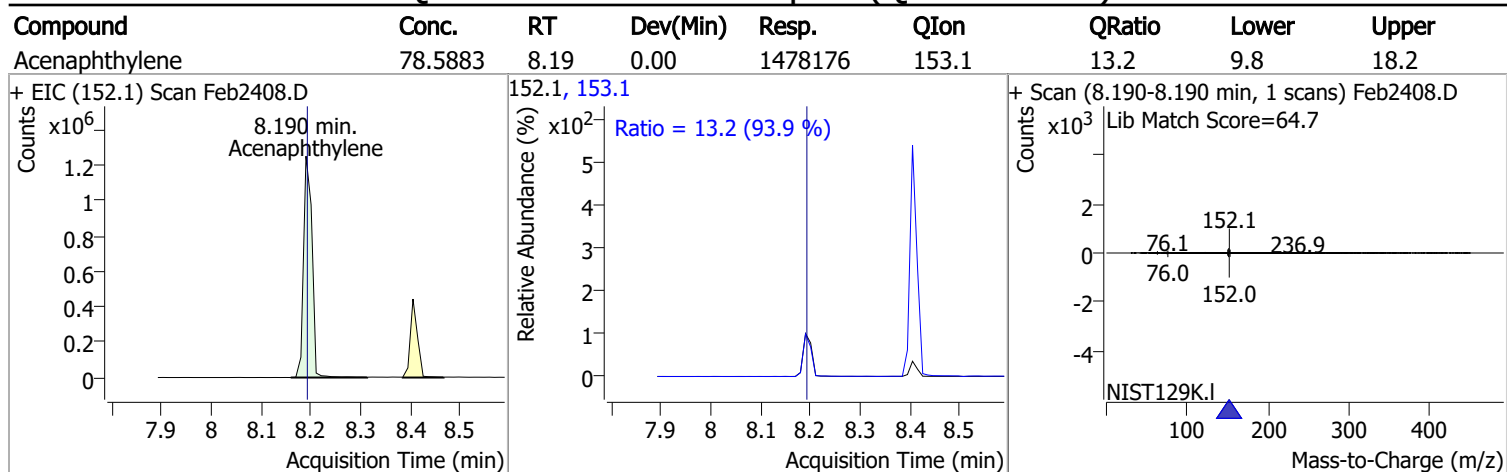
Compound	Conc.	RT	Dev(Min)	Resp.	QIon	QRatio	Lower	Upper
Dimethyl Phthalate	94.2652	8.13	0.00	1130684	77.0	19.6	13.9	25.8



Compound	Conc.	RT	Dev(Min)	Resp.	QIon	QRatio	Lower	Upper
2,6-Dinitrotoluene	80.0818	8.18	0.00	130189	63.0	133.4	95.6	177.5
					89.0	65.3	45.4	84.4

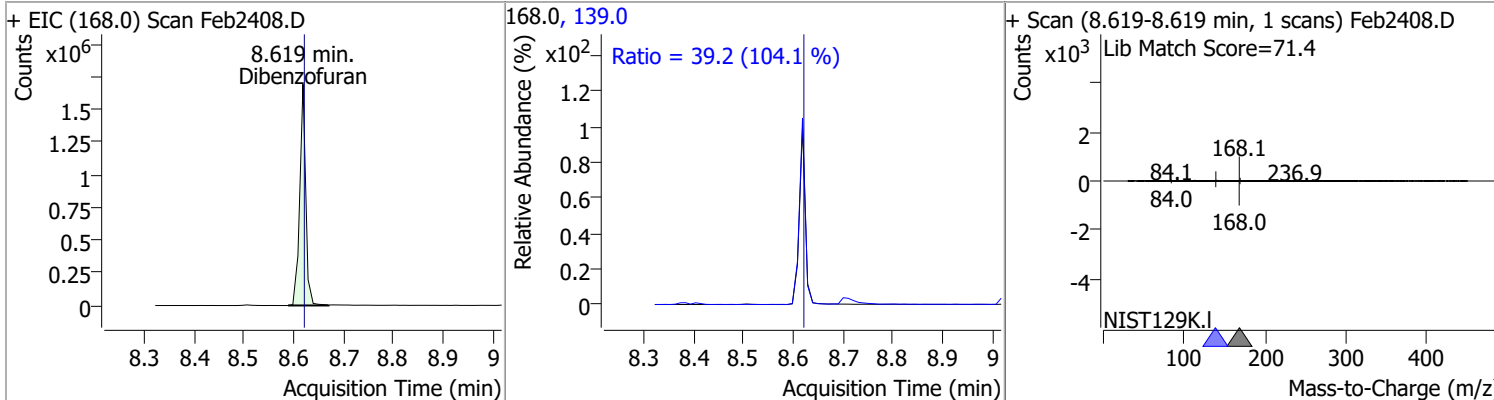


Quantitation Results Report (QT Reviewed)

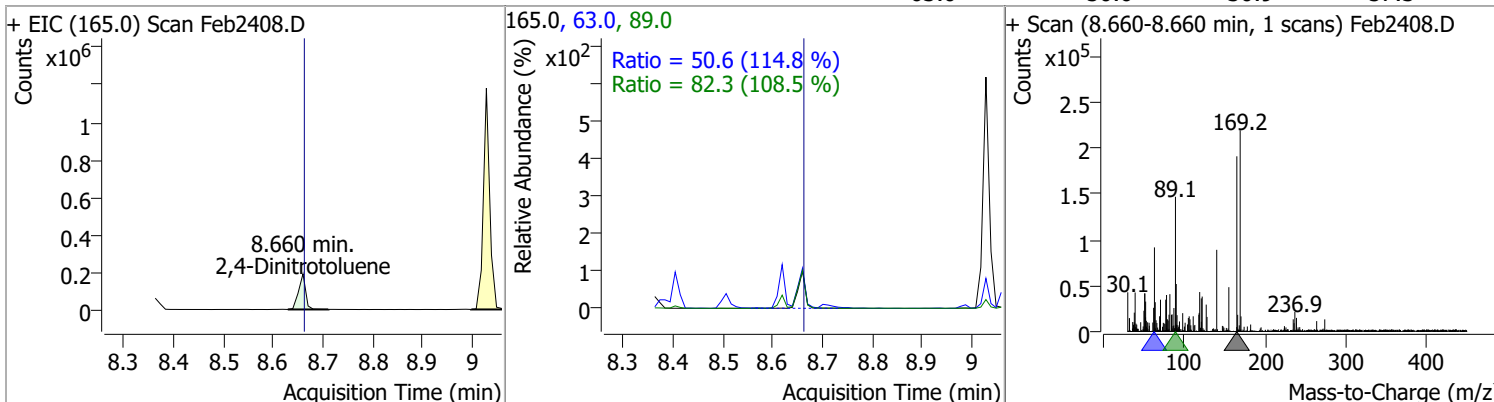


Quantitation Results Report (QT Reviewed)

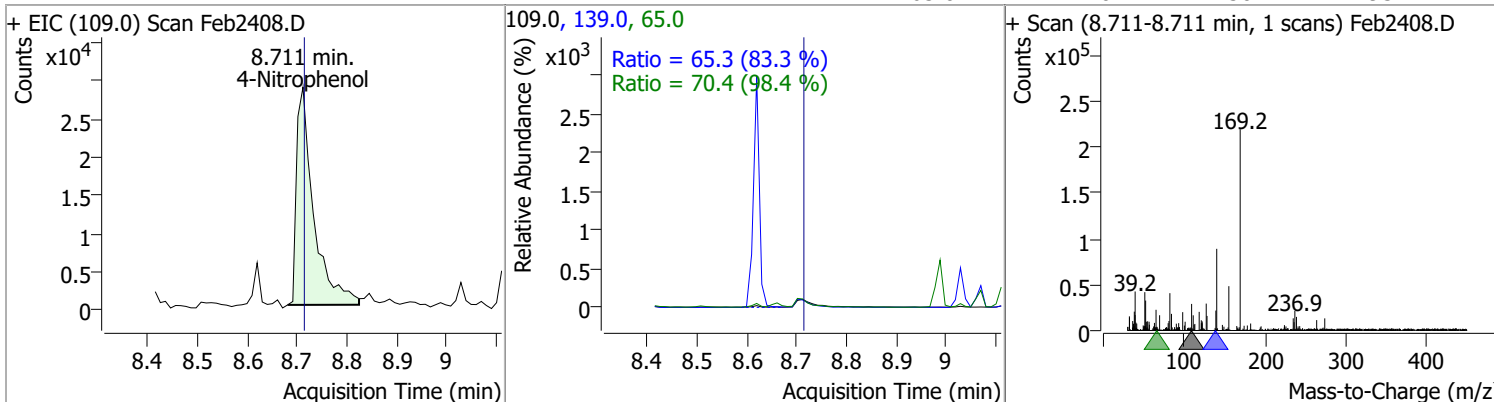
Compound	Conc.	RT	Dev(Min)	Resp.	QIon	QRatio	Lower	Upper
Dibenzofuran	79.8975	8.62	0.00	1413617	139.0	39.2	26.3	48.9



Compound	Conc.	RT	Dev(Min)	Resp.	QIon	QRatio	Lower	Upper
2,4-Dinitrotoluene	89.1816	8.66	0.00	184129	89.0	82.3	53.1	98.6
					63.0	50.6	30.9	57.3

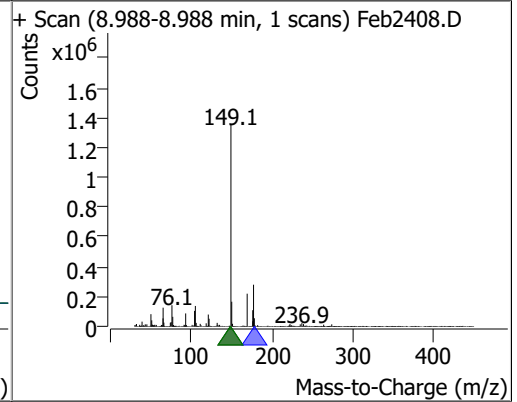
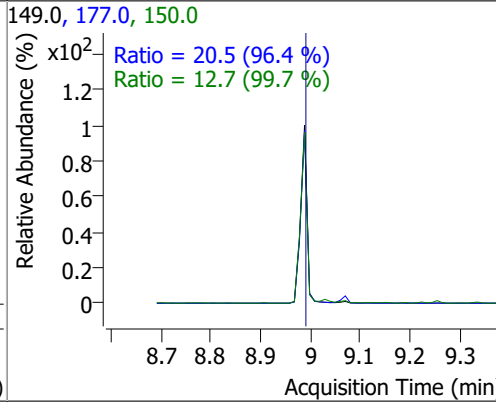
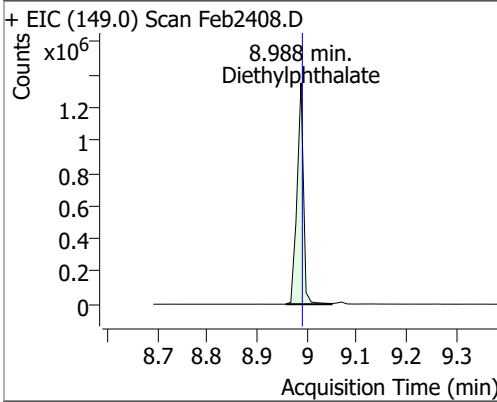


Compound	Conc.	RT	Dev(Min)	Resp.	QIon	QRatio	Lower	Upper
4-Nitrophenol	36.5927	8.71	0.00	67706	139.0	65.3	54.8	101.9
					65.0	70.4	50.1	93.1

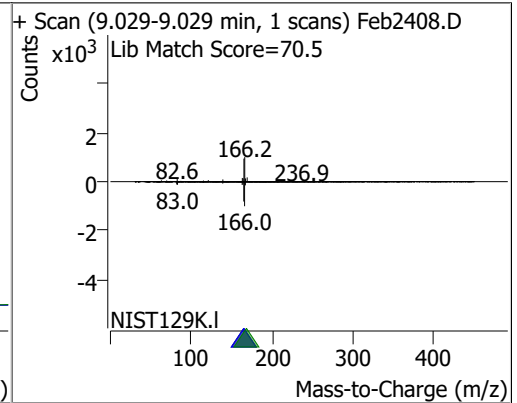
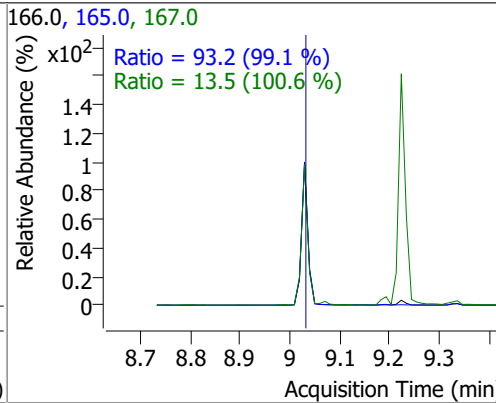
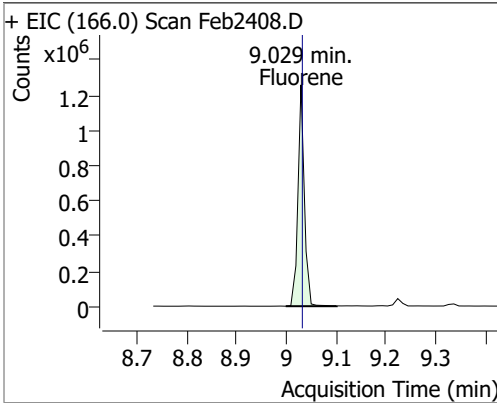


Quantitation Results Report (QT Reviewed)

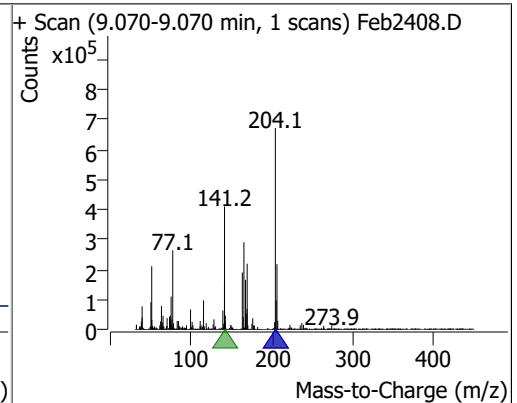
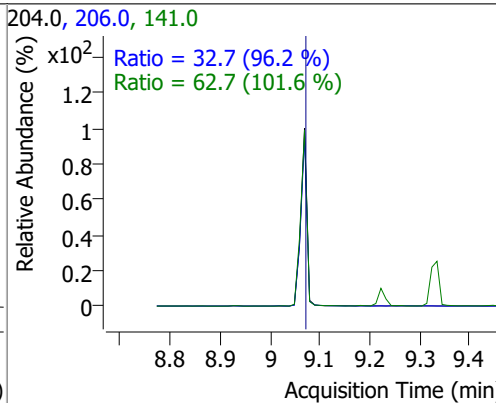
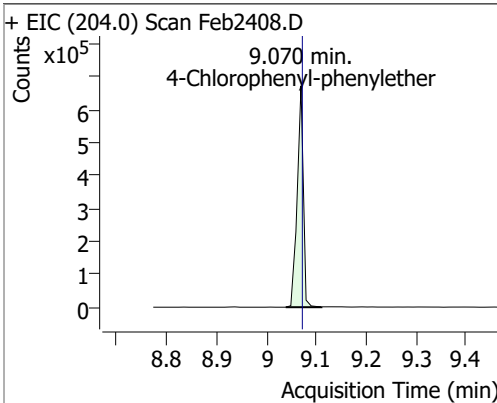
Compound	Conc.	RT	Dev(Min)	Resp.	QIon	QRatio	Lower	Upper
Diethylphthalate	96.6557	8.99	0.00	1208377	177.0	20.5	14.9	27.7
					150.0	12.7	8.9	16.5



Compound	Conc.	RT	Dev(Min)	Resp.	QIon	QRatio	Lower	Upper
Fluorene	79.4427	9.03	0.00	1125457	165.0	93.2	65.9	122.3
					167.0	13.5	9.4	17.4

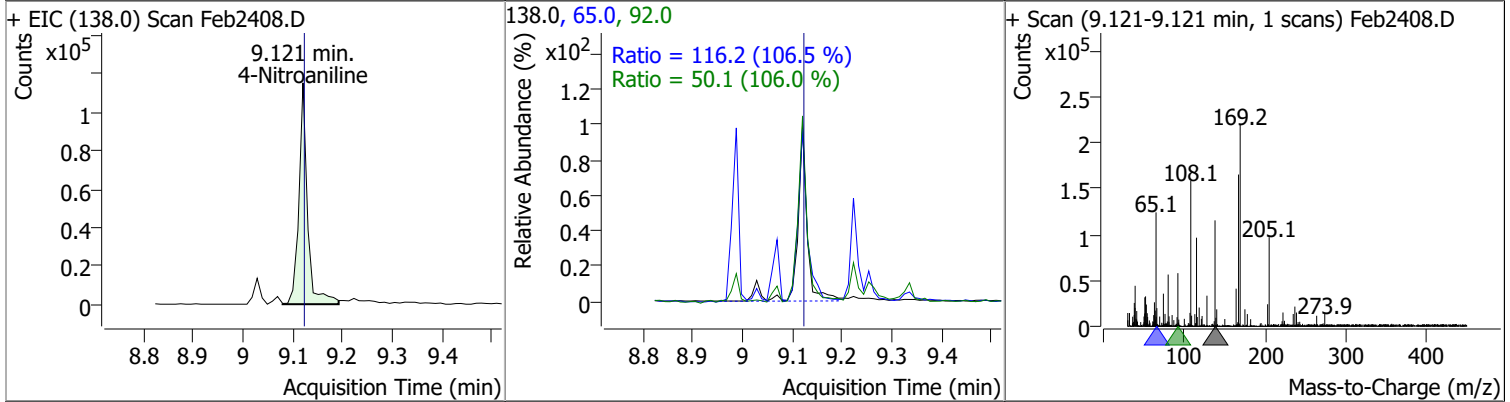


Compound	Conc.	RT	Dev(Min)	Resp.	QIon	QRatio	Lower	Upper
4-Chlorophenyl-phenylether	89.4497	9.07	0.00	573220	141.0	62.7	43.2	80.2
					206.0	32.7	23.8	44.1

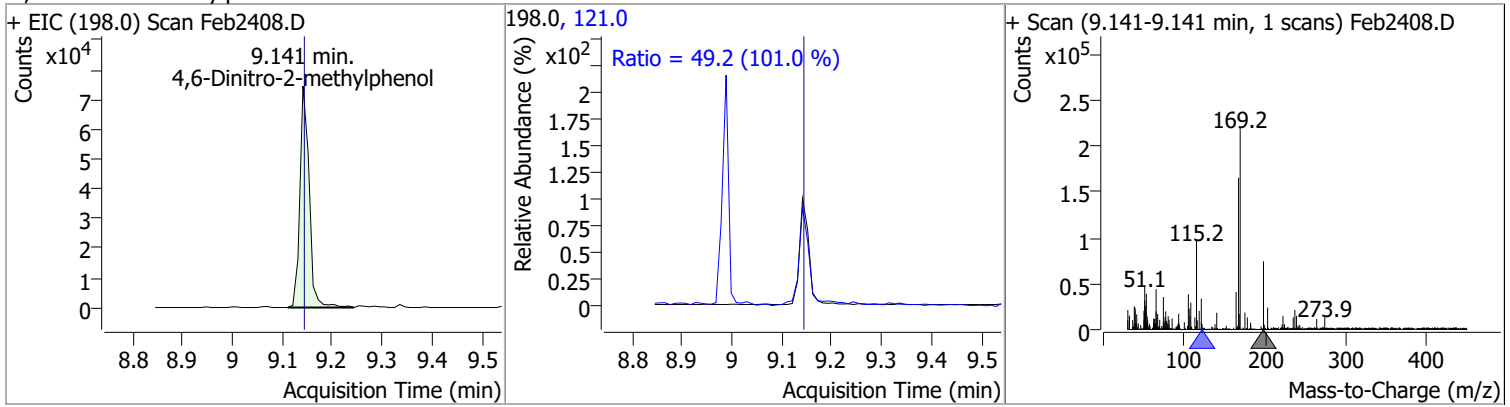


Quantitation Results Report (QT Reviewed)

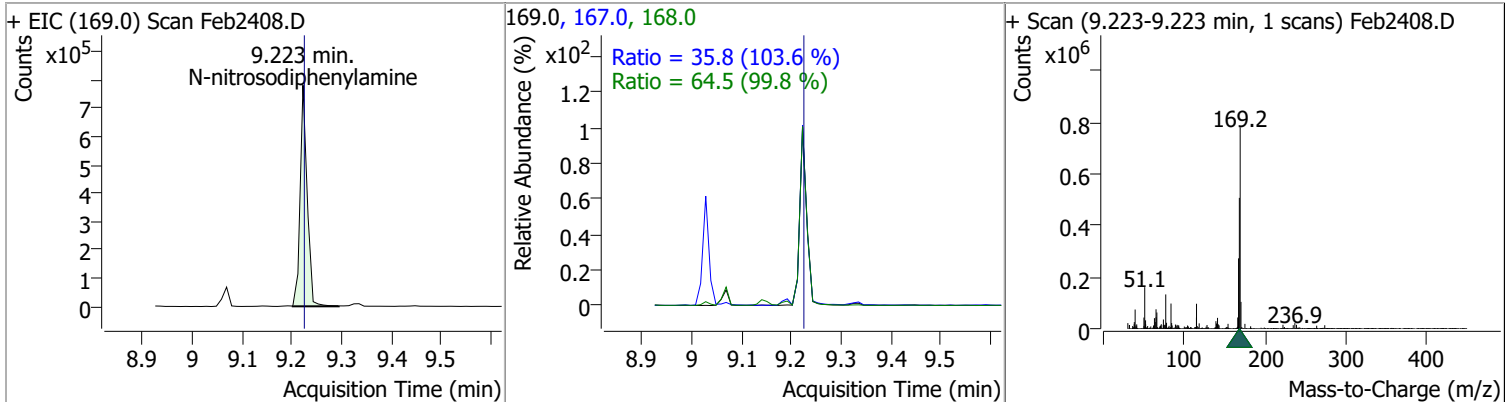
Compound	Conc.	RT	Dev(Min)	Resp.	QIon	QRatio	Lower	Upper
4-Nitroaniline	71.5065	9.12	0.00	138430	65.0	116.2	76.4	142.0
					92.0	50.1	33.1	61.4



Compound	Conc.	RT	Dev(Min)	Resp.	QIon	QRatio	Lower	Upper
4,6-Dinitro-2-methylphenol	81.1084	9.14	0.00	96764	121.0	49.2	34.1	63.3

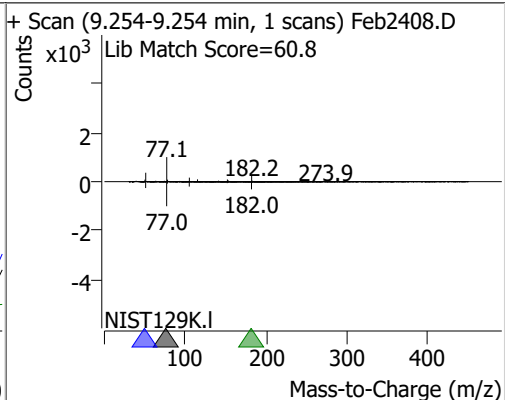
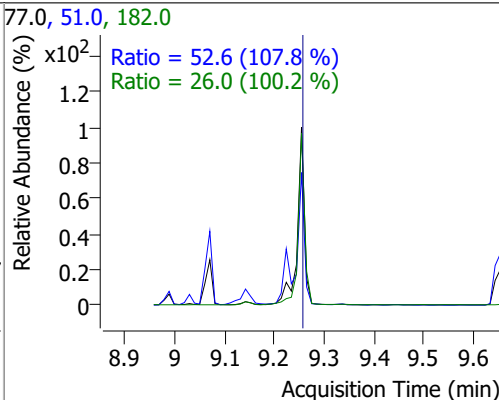
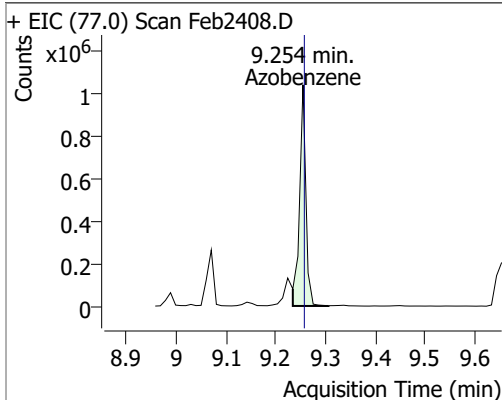


Compound	Conc.	RT	Dev(Min)	Resp.	QIon	QRatio	Lower	Upper
N-nitrosodiphenylamine	83.0062	9.22	0.00	764050	168.0	64.5	45.2	84.0
					167.0	35.8	24.2	44.9

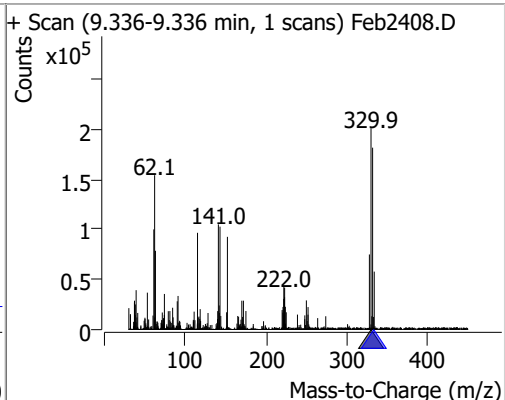
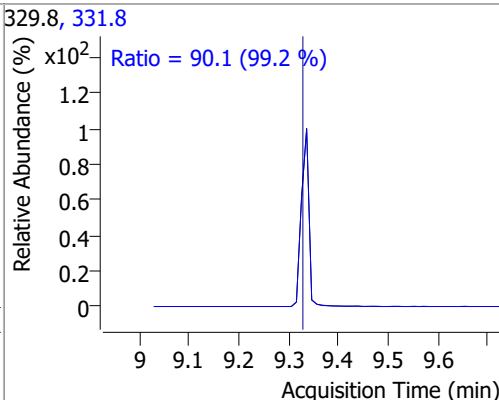
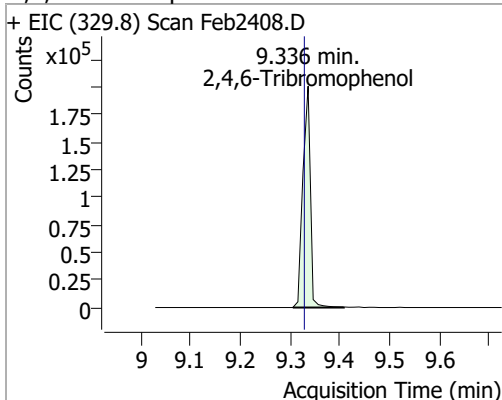


Quantitation Results Report (QT Reviewed)

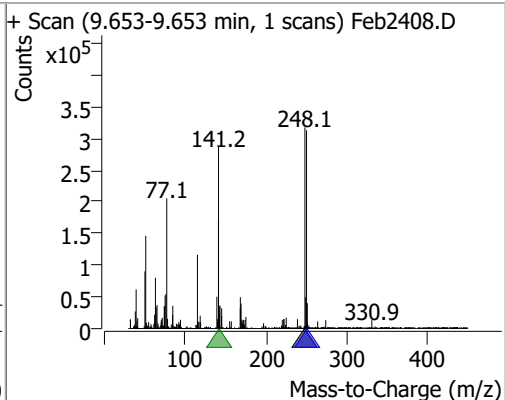
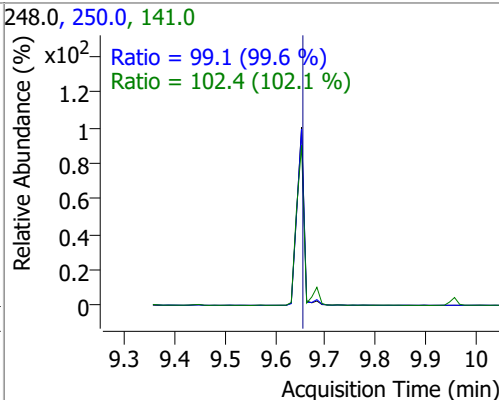
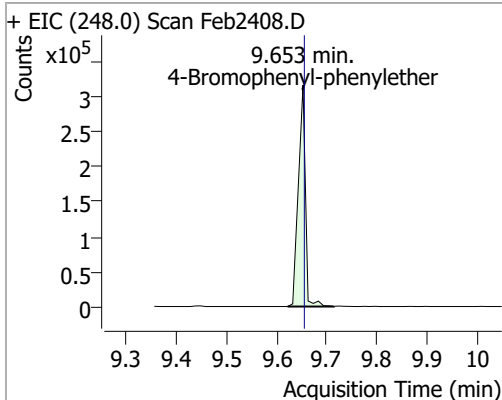
Compound	Conc.	RT	Dev(Min)	Resp.	QIon	QRatio	Lower	Upper
Azobenzene	74.9754	9.25	0.00	906652	51.0	52.6	34.2	63.5
					182.0	26.0	18.2	33.8



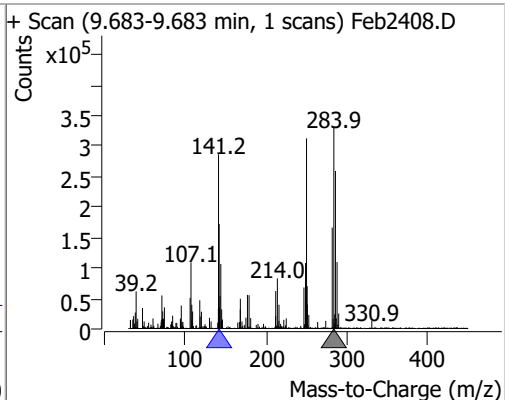
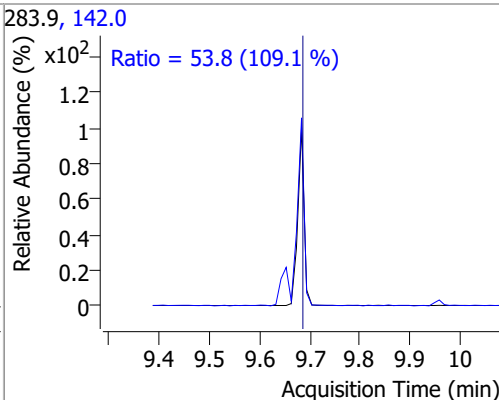
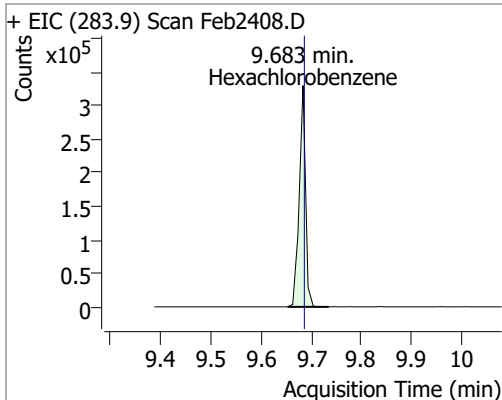
Compound	Conc.	RT	Dev(Min)	Resp.	QIon	QRatio	Lower	Upper
2,4,6-Tribromophenol	157.8533	9.34	0.01	210528	331.8	90.1	63.6	118.2



Compound	Conc.	RT	Dev(Min)	Resp.	QIon	QRatio	Lower	Upper
4-Bromophenyl-phenylether	87.8368	9.65	0.00	308925	141.0	102.4	70.3	130.5
					250.0	99.1	69.6	129.3

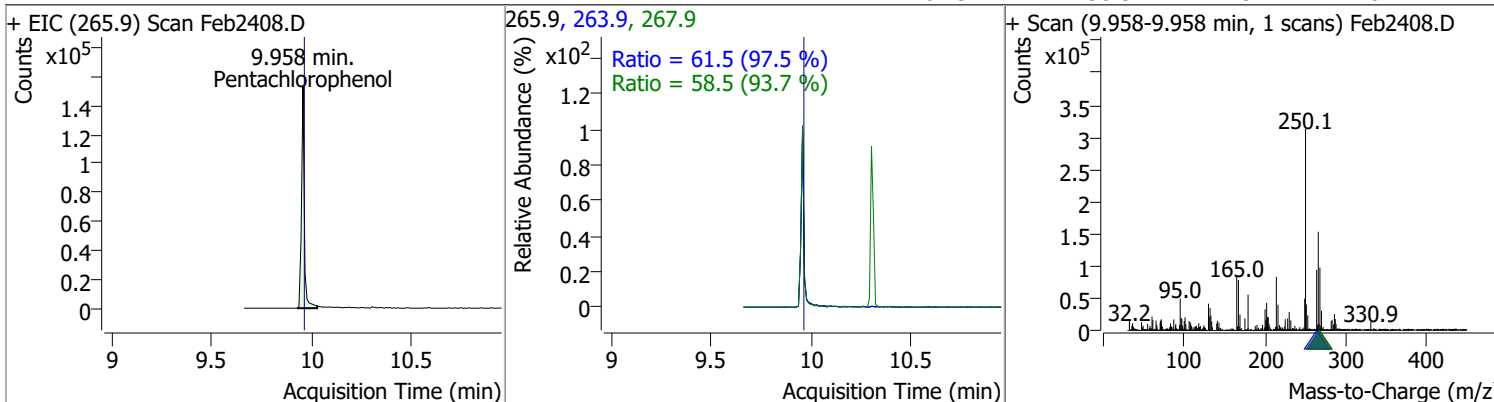


Compound	Conc.	RT	Dev(Min)	Resp.	QIon	QRatio	Lower	Upper
Hexachlorobenzene	81.6671	9.68	0.00	289220	142.0	53.8	34.5	64.1

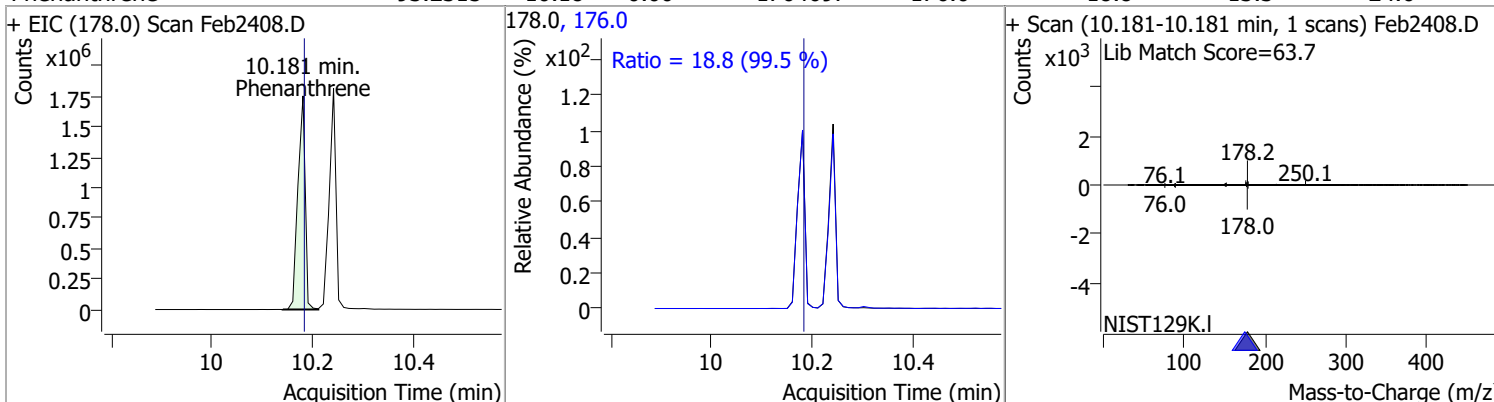


Quantitation Results Report (QT Reviewed)

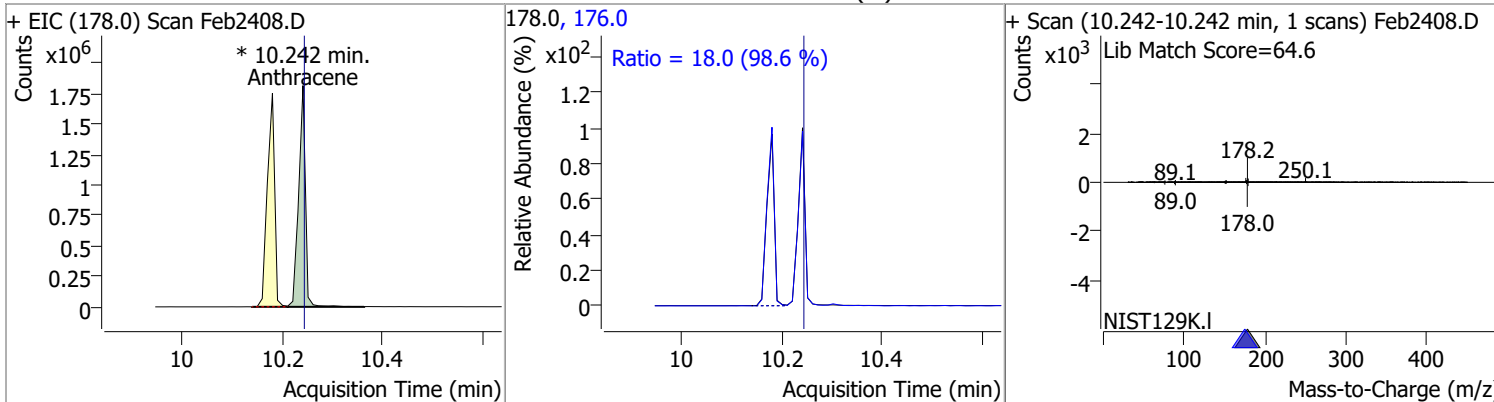
Compound	Conc.	RT	Dev(Min)	Resp.	QIon	QRatio	Lower	Upper
Pentachlorophenol	88.0003	9.96	0.00	147775	263.9	61.5	44.2	82.0
					267.9	58.5	43.7	81.1



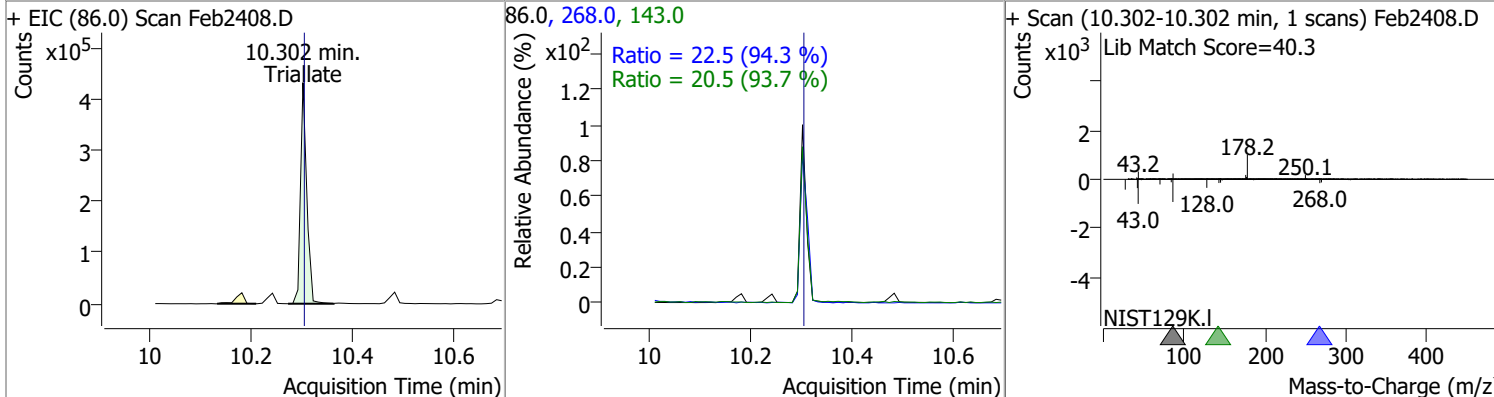
Compound	Conc.	RT	Dev(Min)	Resp.	QIon	QRatio	Lower	Upper
Phenanthrene	93.2315	10.18	0.00	1764697	176.0	18.8	13.3	24.6



Compound	Conc.	RT	Dev(Min)	Resp.	QIon	QRatio	Lower	Upper
Anthracene	93.6203	10.24	0.00	1689729 (m)	176.0	18.0	12.8	23.7

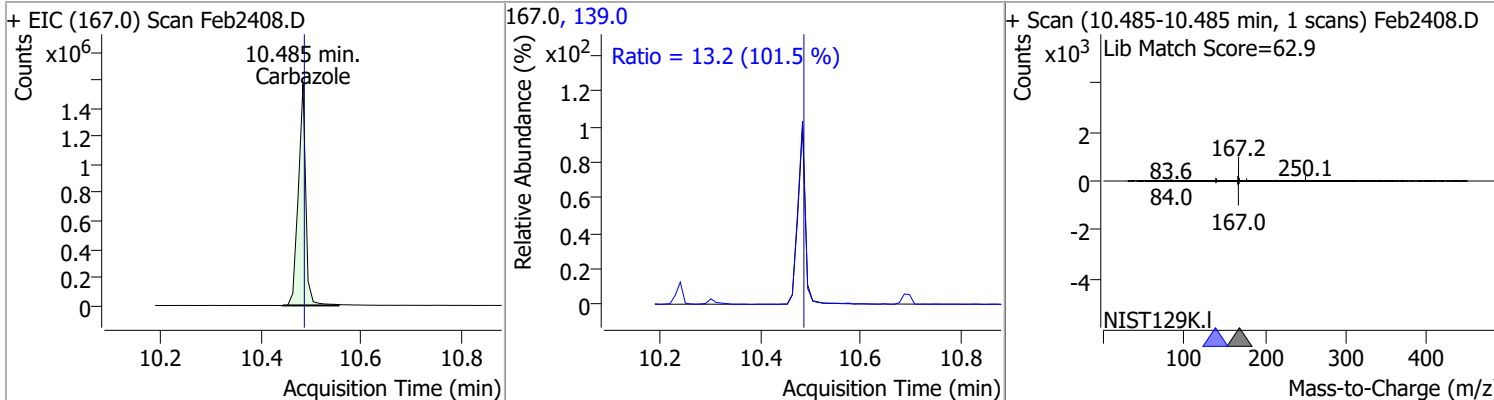


Compound	Conc.	RT	Dev(Min)	Resp.	QIon	QRatio	Lower	Upper
Triallate	86.0458	10.30	0.00	374081	268.0	22.5	16.7	31.0
					143.0	20.5	15.3	28.4

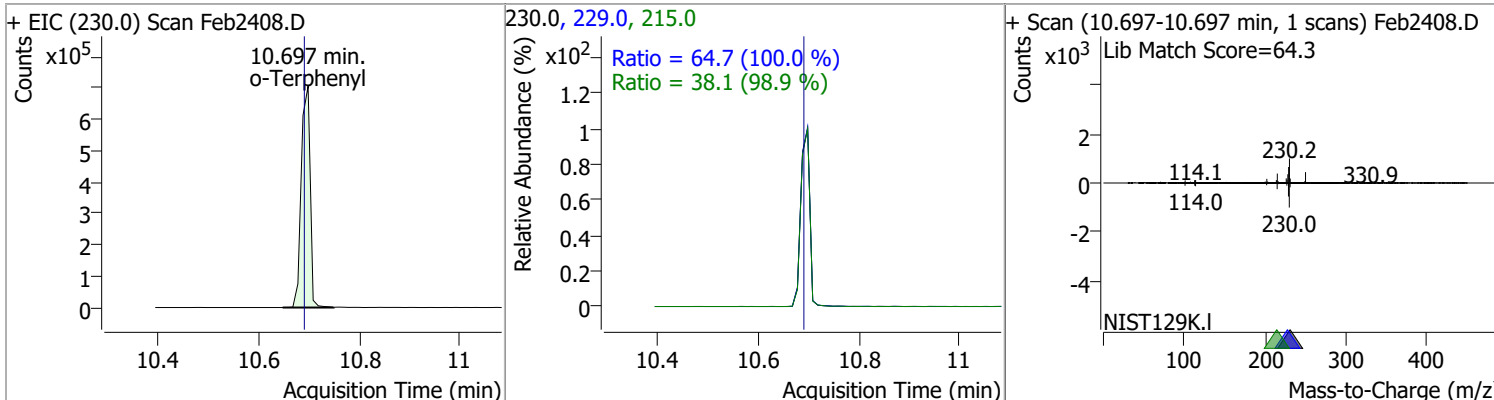


Quantitation Results Report (QT Reviewed)

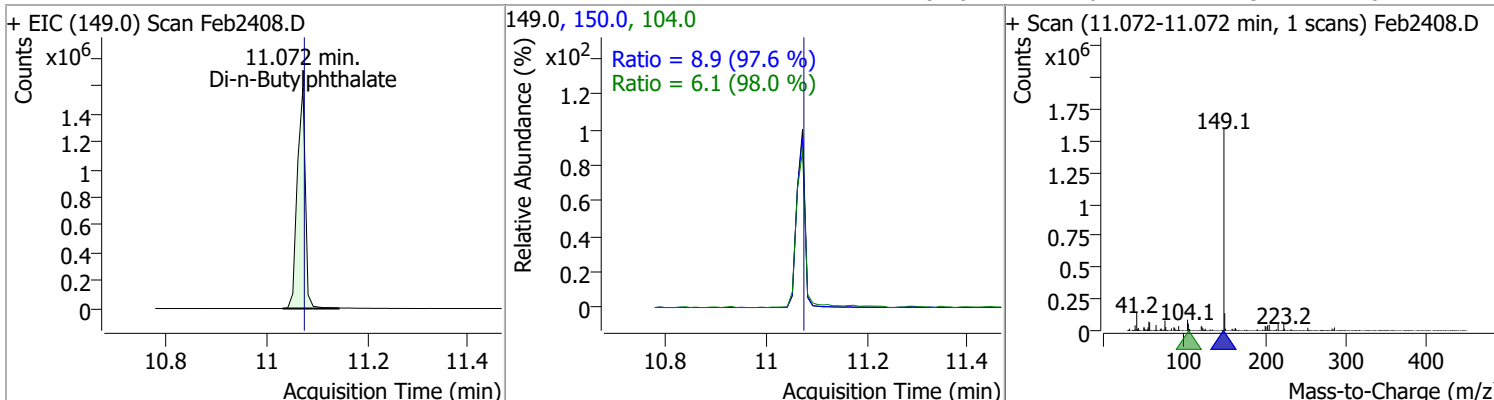
Compound	Conc.	RT	Dev(Min)	Resp.	QIon	QRatio	Lower	Upper
Carbazole	87.8196	10.48	0.00	1609936	139.0	13.2	9.1	16.9



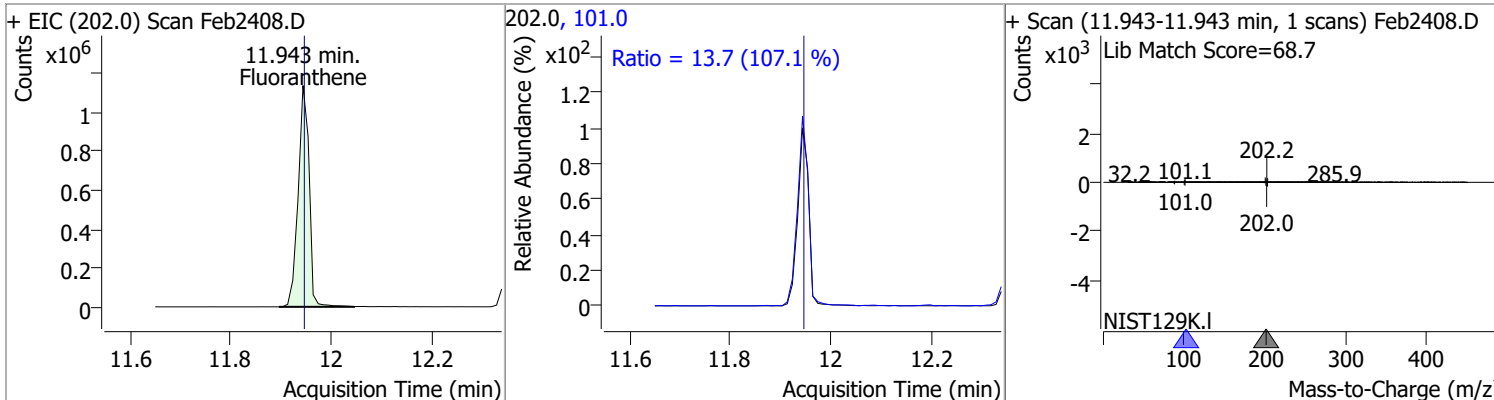
o-Terphenyl	85.7981	10.70	0.01	869627	229.0 215.0	64.7 38.1	45.3 27.0	84.0 50.1
-------------	---------	-------	------	--------	----------------	--------------	--------------	--------------



Di-n-Butylphthalate	98.6574	11.07	0.00	1773617	150.0 104.0	8.9 6.1	6.4 4.3	11.8 8.1
---------------------	---------	-------	------	---------	----------------	------------	------------	-------------

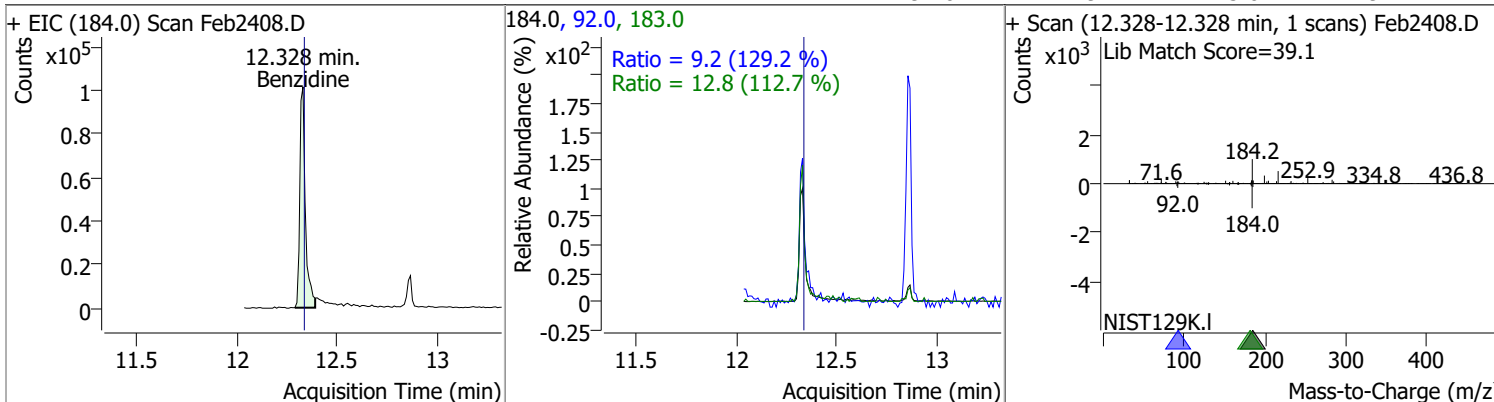


Fluoranthene	89.5889	11.94	0.00	1718385	101.0	13.7	8.9	16.6
--------------	---------	-------	------	---------	-------	------	-----	------

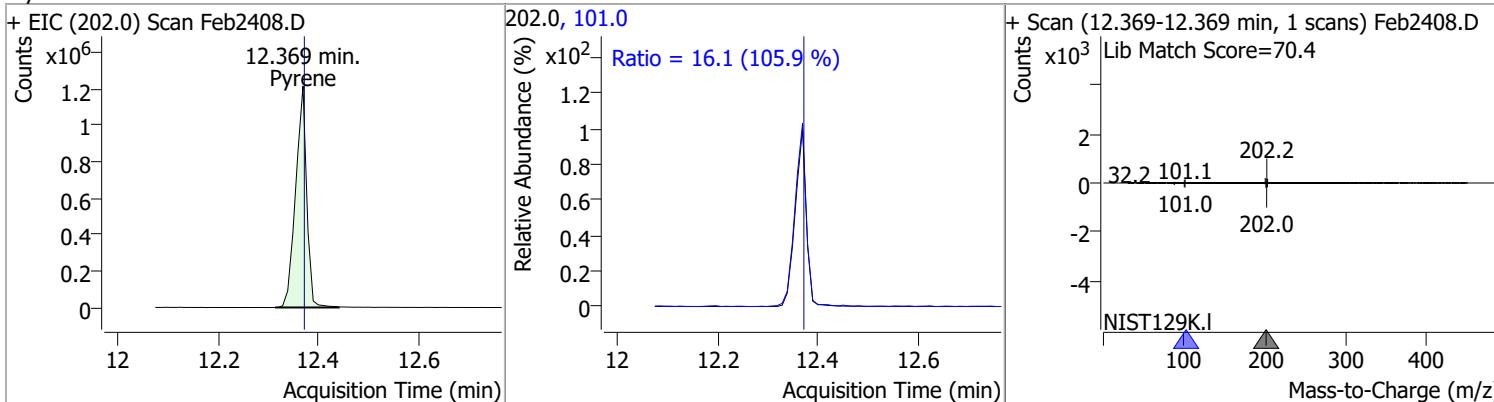


Quantitation Results Report (QT Reviewed)

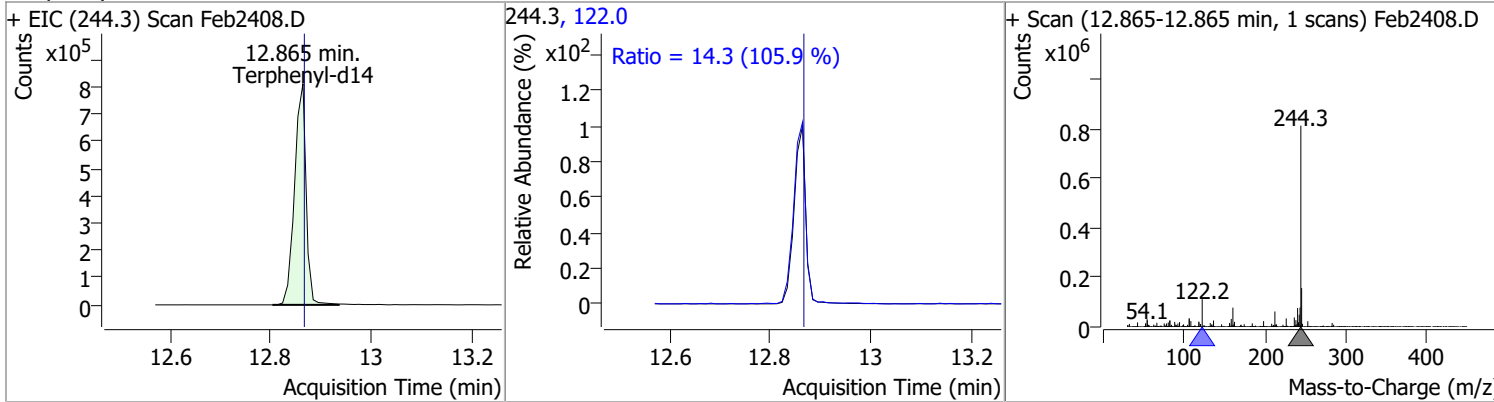
Compound	Conc.	RT	Dev(Min)	Resp.	QIon	QRatio	Lower	Upper
Benzidine	28.0275	12.33	0.00	196612	183.0	12.8	7.9	14.7
					92.0	9.2	5.0	9.2



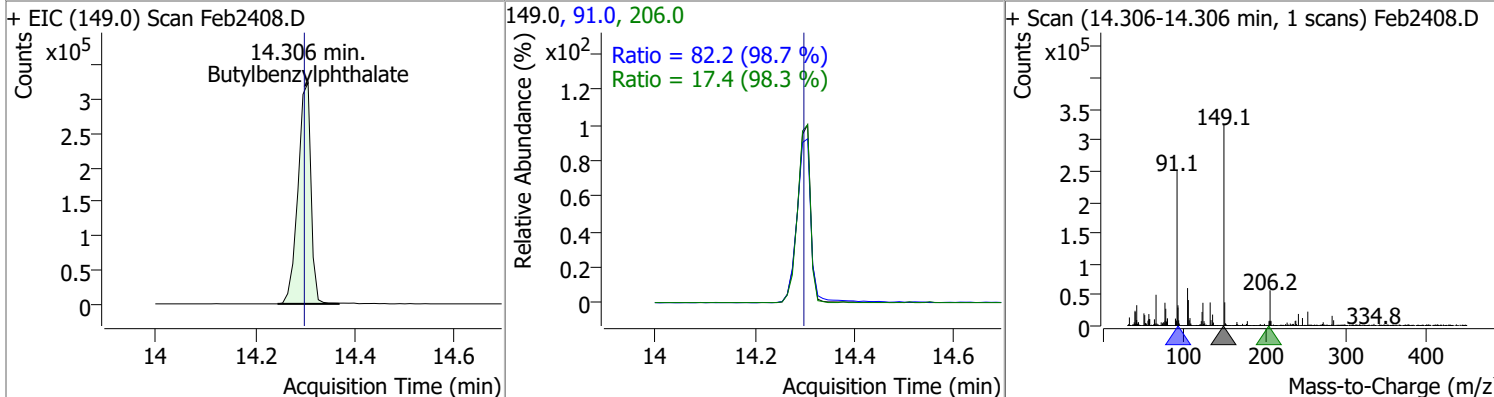
Compound	Conc.	RT	Dev(Min)	Resp.	QIon	QRatio	Lower	Upper
Pyrene	89.0295	12.37	0.00	1859297	101.0	16.1	10.6	19.7



Compound	Conc.	RT	Dev(Min)	Resp.	QIon	QRatio	Lower	Upper
Terphenyl-d14	91.8160	12.86	0.00	1291963	122.0	14.3	9.5	17.6

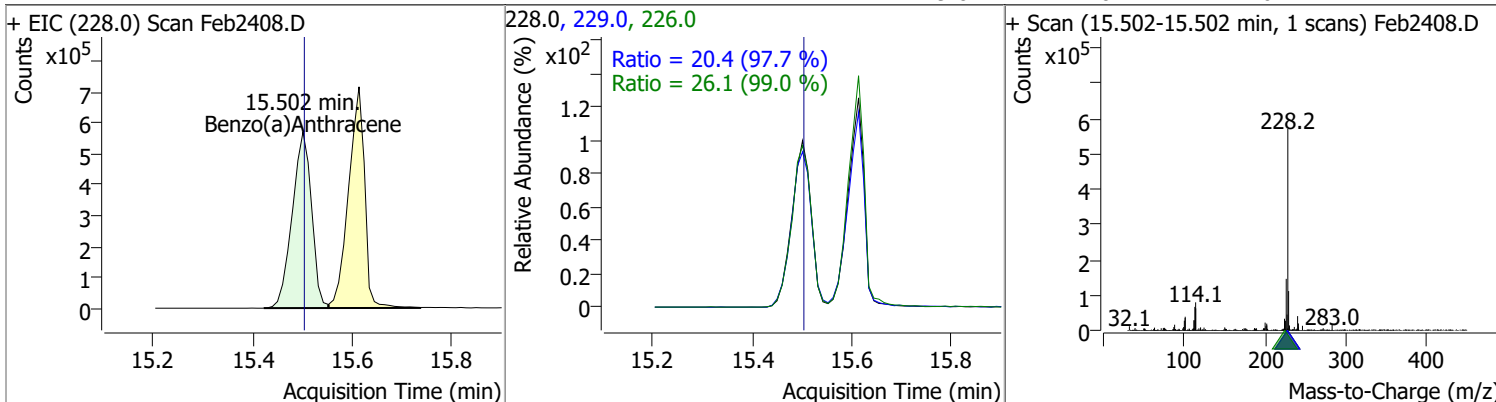


Compound	Conc.	RT	Dev(Min)	Resp.	QIon	QRatio	Lower	Upper
Butylbenzylphthalate	93.3954	14.31	0.01	584456	91.0	82.2	58.3	108.4
					206.0	17.4	12.4	23.1

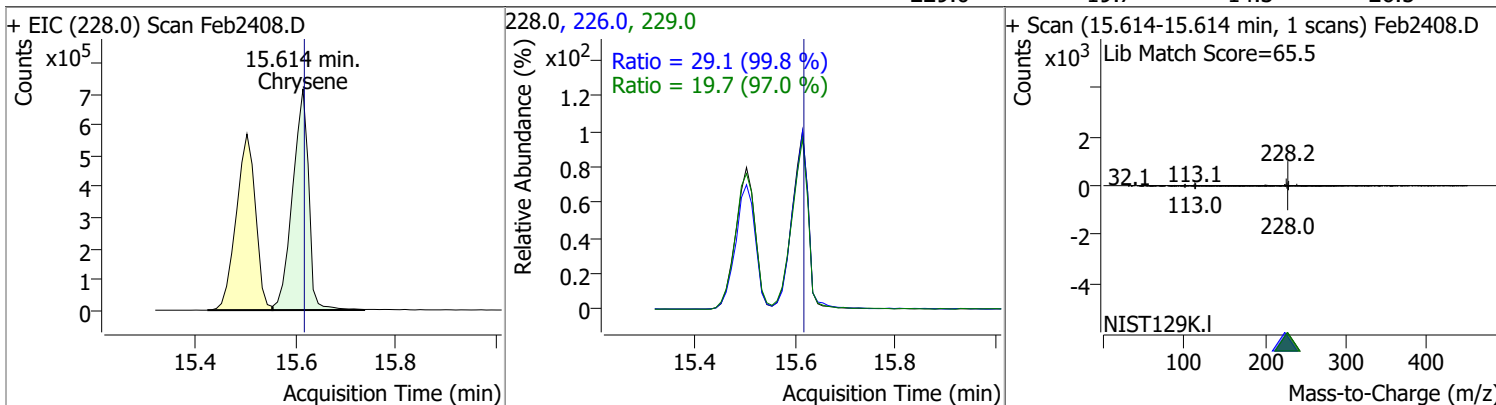


Quantitation Results Report (QT Reviewed)

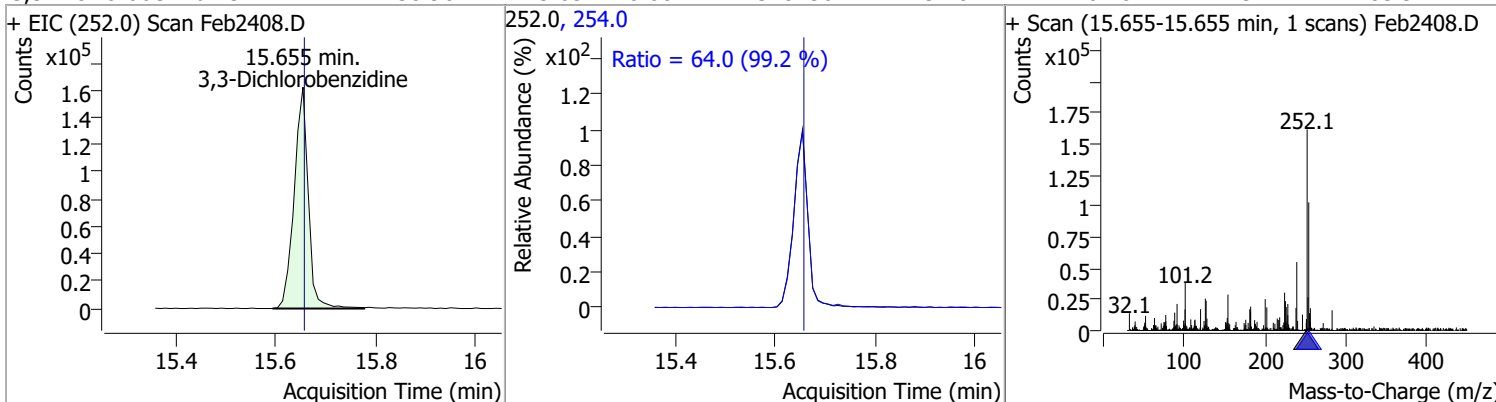
Compound	Conc.	RT	Dev(Min)	Resp.	QIon	QRatio	Lower	Upper
Benzo(a)Anthracene	96.2160	15.50	0.00	1526013	226.0	26.1	18.5	34.3
					229.0	20.4	14.6	27.2



Compound	Conc.	RT	Dev(Min)	Resp.	QIon	QRatio	Lower	Upper
Chrysene	90.8736	15.61	0.00	1605194	226.0	29.1	20.4	37.9
					229.0	19.7	14.3	26.5

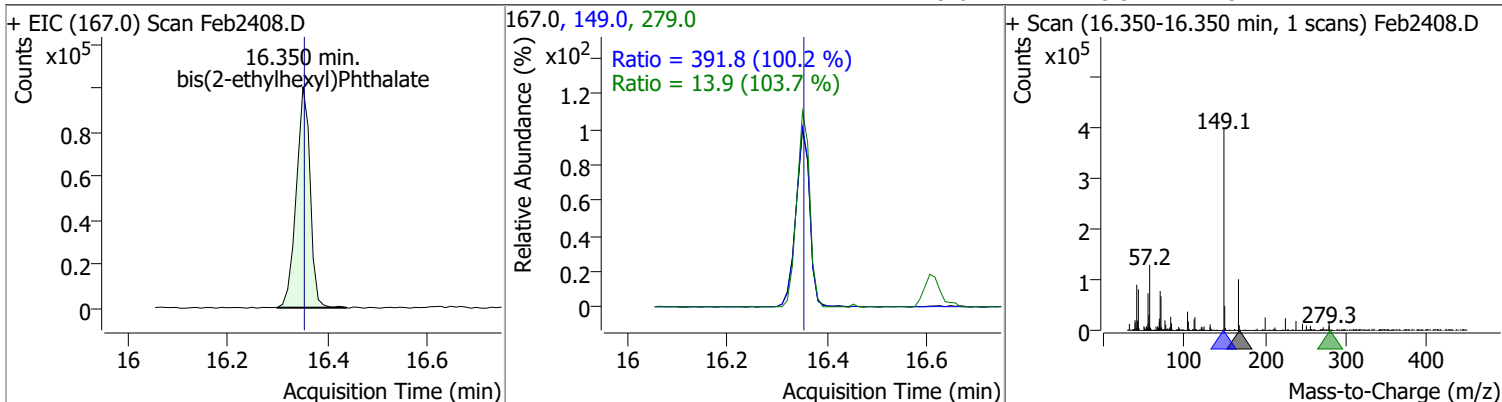


Compound	Conc.	RT	Dev(Min)	Resp.	QIon	QRatio	Lower	Upper
3,3-Dichlorobenzidine	58.9622	15.65	0.00	318456	254.0	64.0	45.2	83.9

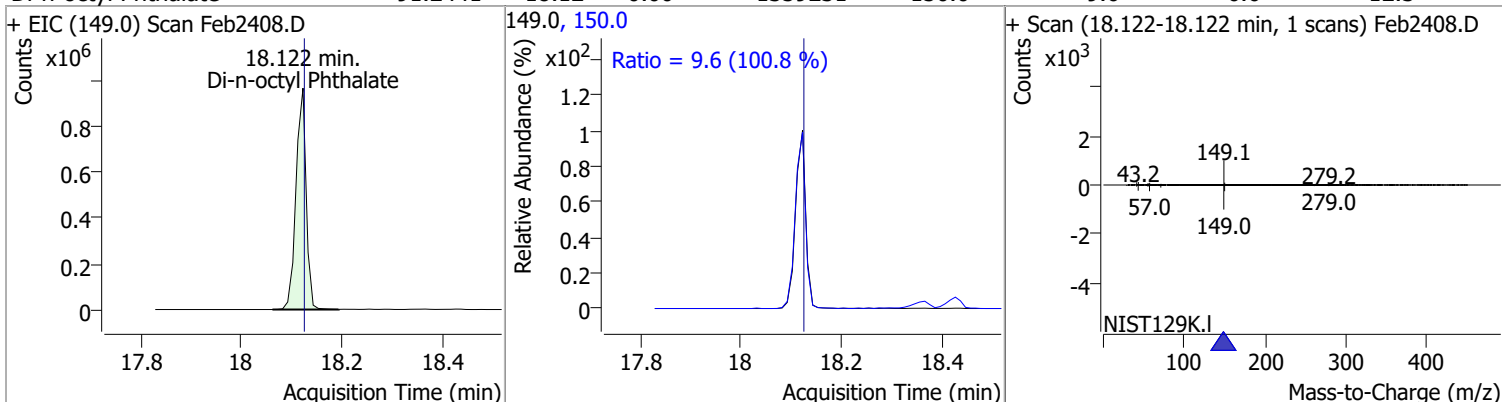


Quantitation Results Report (QT Reviewed)

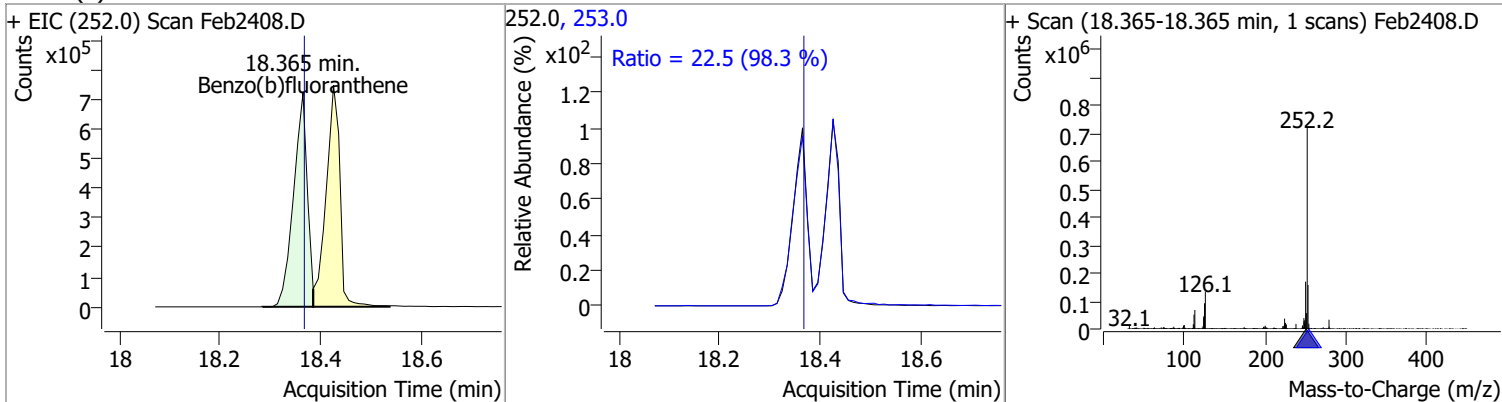
Compound	Conc.	RT	Dev(Min)	Resp.	QIon	QRatio	Lower	Upper
bis(2-ethylhexyl)Phthalate	90.4163	16.35	0.00	193285	149.0	391.8	273.7	508.3
					279.0	13.9	9.4	17.4



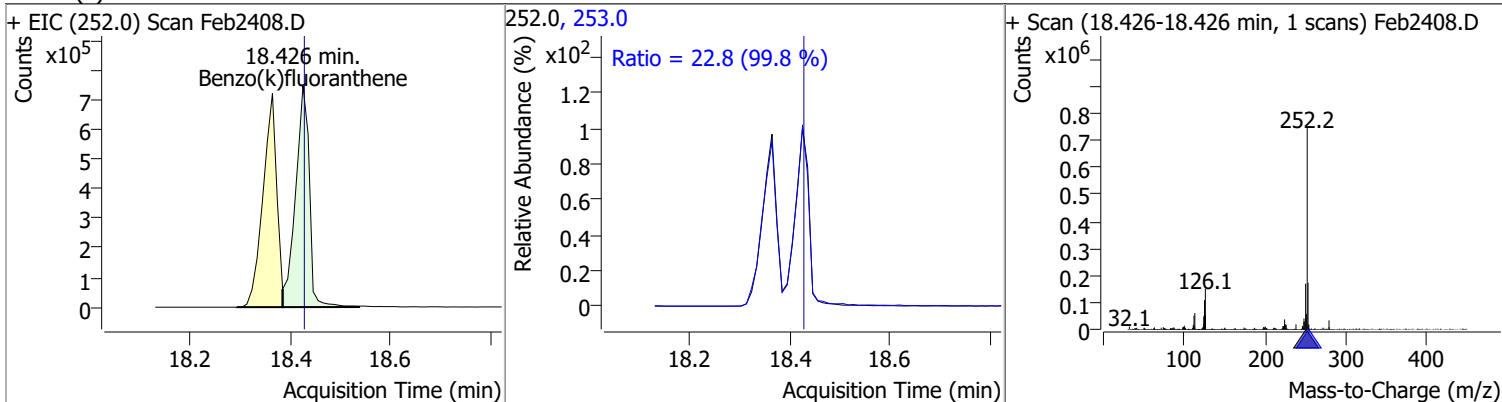
Compound	Conc.	RT	Dev(Min)	Resp.	QIon	QRatio	Lower	Upper
Di-n-octyl Phthalate	91.2441	18.12	0.00	1359231	150.0	9.6	6.6	12.3



Compound	Conc.	RT	Dev(Min)	Resp.	QIon	QRatio	Lower	Upper
Benzo(b)fluoranthene	86.2083	18.37	0.00	1362879	253.0	22.5	16.0	29.7

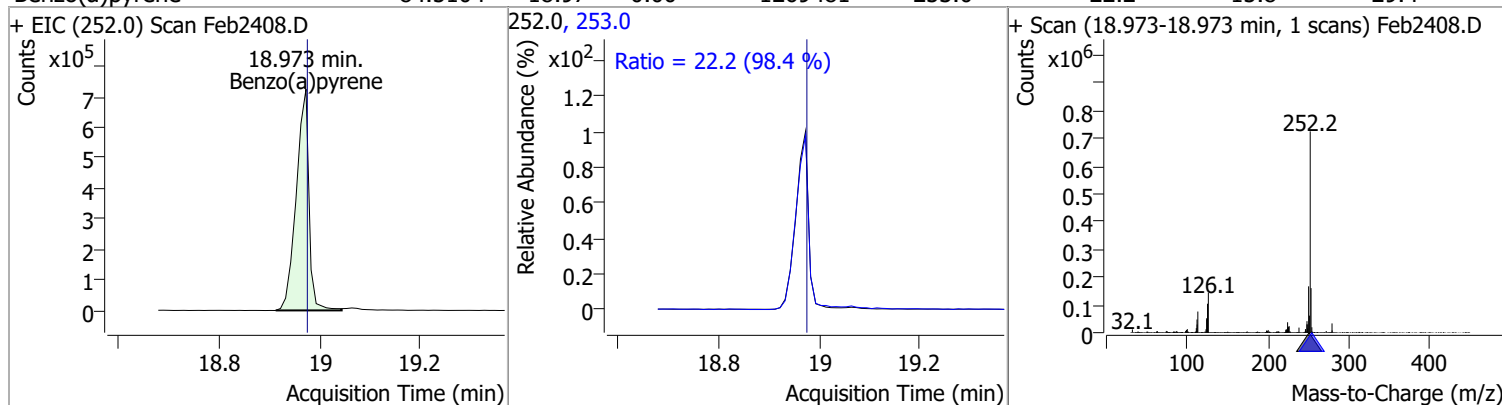


Compound	Conc.	RT	Dev(Min)	Resp.	QIon	QRatio	Lower	Upper
Benzo(k)fluoranthene	84.9867	18.43	0.00	1418158	253.0	22.8	16.0	29.7

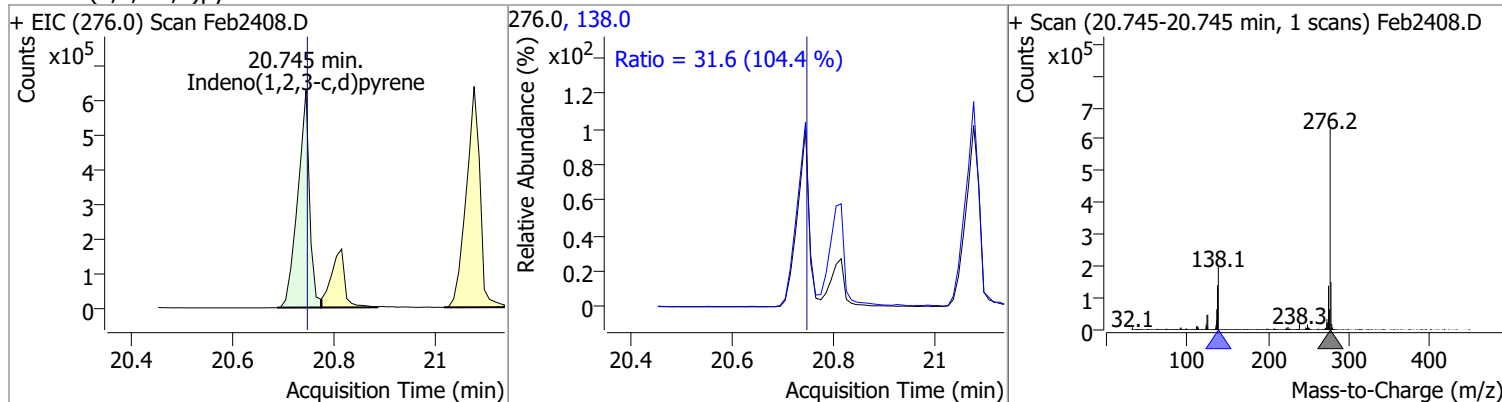


Quantitation Results Report (QT Reviewed)

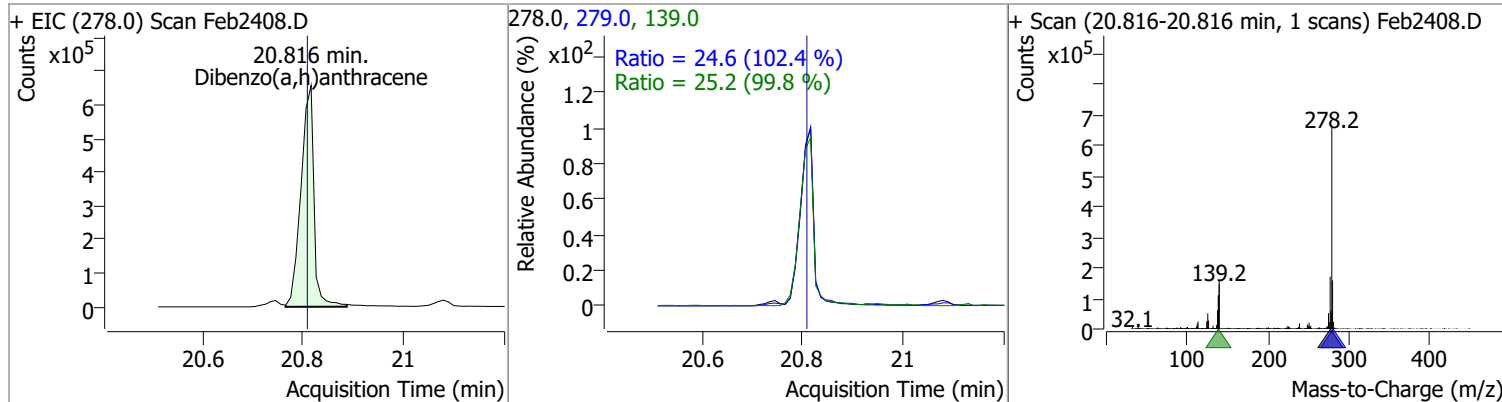
Compound	Conc.	RT	Dev(Min)	Resp.	QIon	QRatio	Lower	Upper
Benzo(a)pyrene	84.5104	18.97	0.00	1269481	253.0	22.2	15.8	29.4



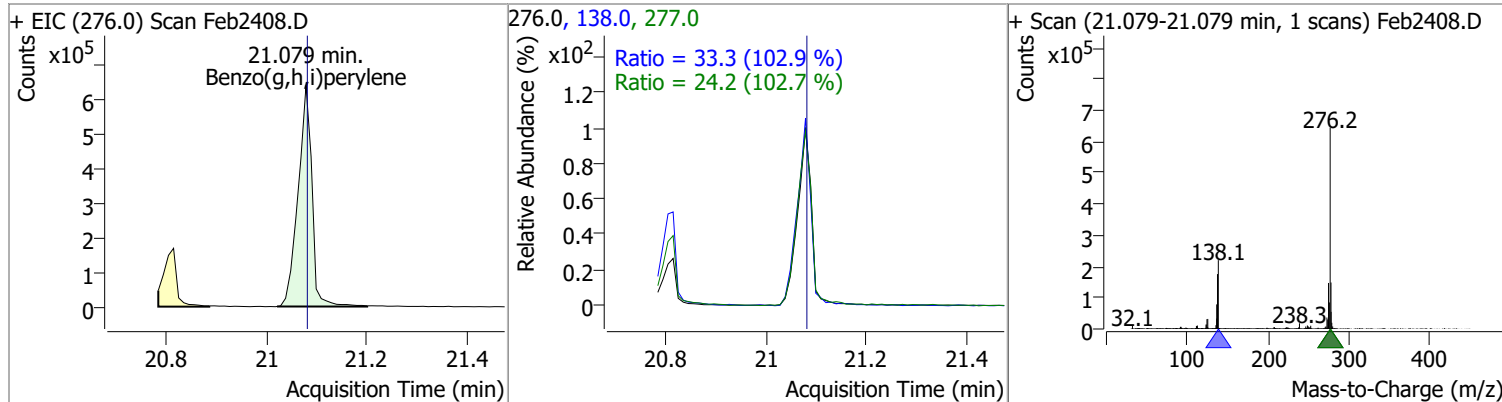
Compound	Conc.	RT	Dev(Min)	Resp.	QIon	QRatio	Lower	Upper
Indeno(1,2,3-c,d)pyrene	81.3059	20.75	0.00	1025123	138.0	31.6	21.2	39.3



Compound	Conc.	RT	Dev(Min)	Resp.	QIon	QRatio	Lower	Upper
Dibenzo(a,h)anthracene	85.6969	20.82	0.01	1176764	139.0	25.2	17.7	32.9
					279.0	24.6	16.8	31.3

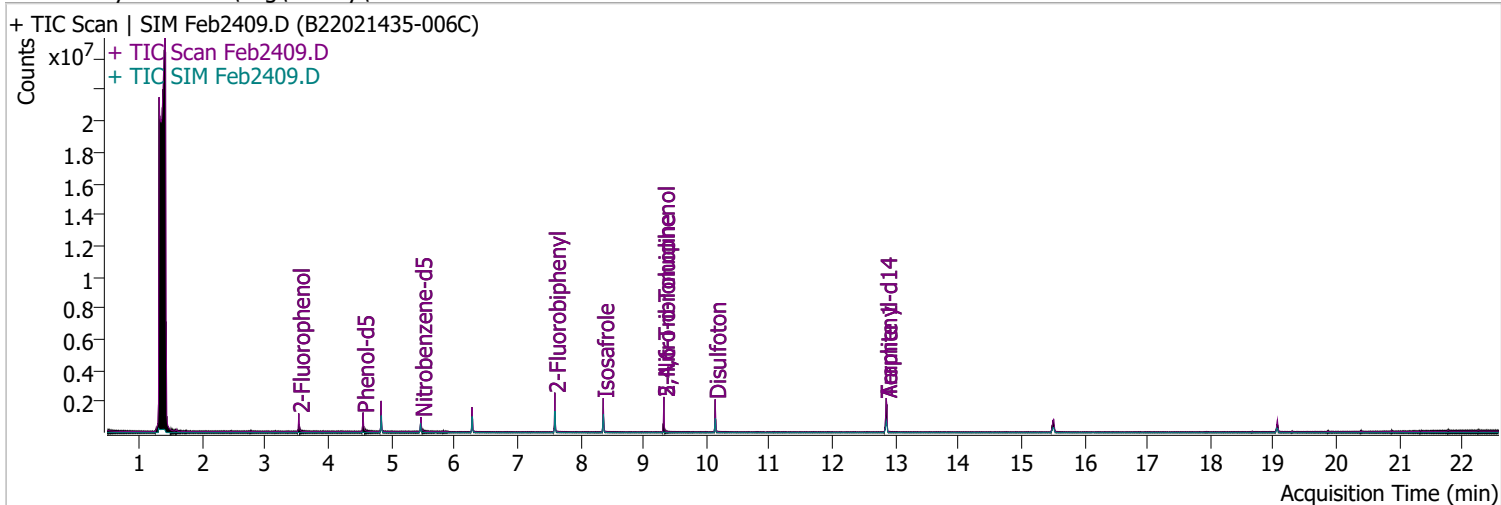


Compound	Conc.	RT	Dev(Min)	Resp.	QIon	QRatio	Lower	Upper
Benzo(g,h,i)perylene	84.5873	21.08	0.00	1229097	138.0	33.3	22.6	42.1
					277.0	24.2	16.5	30.6



Quantitation Results Report (QT Reviewed)

Data File	Feb2409.D	Operator	LIMS import
Acq. Method	BNA+SIM.M	Acq. Date-Time	2/24/2022 7:57:03 PM
Sample Name	B22021435-006C	Instrument	Instrument #1
Vial	9	Multiplier	1.00
DA Method File		Comment	SVOC-8270-W-LARGO
Tune File	dftppdsm.u	Tune Date	2/18/2022 9:25:00 PM
Batch Name	022422 DoD BNA.batch.bin	Last Calib Update	2/25/2022 7:56:13 AM
Ref Library	D:\Org\Library\NIST129K.I		



Compound	RT	QIon	Resp.	Conc.	Units	Dev(Min)
----------	----	------	-------	-------	-------	----------

Internal Standards

System Monitoring Compounds

S 2-Fluorophenol	3.531	112.0	344791	51.5230	µg/L	0.000
Spiked Amount: 200.000	Range: 10.0 - 75.0%			Recovery = 25.76%		
S Phenol-d5	4.552	99.0	443407	50.6554	µg/L	0.000
Spiked Amount: 200.000	Range: 10.0 - 65.0%			Recovery = 25.33%		
S Nitrobenzene-d5	5.471	82.0	255156	52.9030	µg/L	0.000
Spiked Amount: 100.000	Range: 32.0 - 94.0%			Recovery = 52.90%		
S 2-Fluorobiphenyl	7.595	172.0	693300	52.4909	µg/L	0.000
Spiked Amount: 100.000	Range: 28.0 - 107.0%			Recovery = 52.49%		
S 2,4,6-Tribromophenol	9.326	329.8	159136	133.0812	µg/L	0.000
Spiked Amount: 200.000	Range: 25.0 - 140.0%			Recovery = 66.54%		
S Terphenyl-d14	12.855	244.3	1199688	90.2982	µg/L	-0.010
Spiked Amount: 100.000	Range: 32.0 - 122.0%			Recovery = 90.30%		

Target Compounds

Compound	RT	QIon	Resp.	Conc.	Units	Dev(Min)	QValue
T N-Nitrosodimethylamine	0.000		0	N.D.			
T Pyridine	0.000		0	N.D.			
T Aniline	0.000		0	N.D.			
T Phenol	0.000		0	N.D.			
T bis(-2-Chloroethyl)Ether	0.000		0	N.D.			
T 2-Chlorophenol	0.000		0	N.D.			
T 1,3-Dichlorobenzene	0.000		0	N.D.			
T 1,4-Dichlorobenzene	0.000		0	N.D.			
T 1,2-Dichlorobenzene	0.000		0	N.D.			
T Benzyl Alcohol	0.000		0	N.D.			
T bis(2-chloroisopropyl)Ether	0.000		0	N.D.			
T 2-Methylphenol	0.000		0	N.D.			
T N-nitroso-Di-n-propylamine	5.471	70.0	0		µg/L	md	1
T Hexachloroethane	0.000		0	N.D.			
T 4Methylphenol/3Methylphenol	0.000		0	N.D.			

Quantitation Results Report (QT Reviewed)

Compound	RT	QIon	Resp.	Conc.	Units	Dev(Min)
T Nitrobenzene	0.000		0	N.D.		
T Isophorone	0.000		0	N.D.		
T 2-Nitrophenol	0.000		0	N.D.		
T 2,4-Dimethylphenol	0.000		0	N.D.		
T bis(-2-Chloroethoxy)Methane	0.000		0	N.D.		
T 2,4-Dichlorophenol	0.000		0	N.D.		
T Benzoic Acid	0.000		0	N.D.		
T 1,2,4-Trichlorobenzene	0.000		0	N.D.		
T Naphthalene	0.000		0	N.D.		
T 4-Chlorophenol	0.000		0	N.D.		
T p-Chloroaniline	0.000		0	N.D.		
T Hexachlorobutadiene	0.000		0	N.D.		
T 4-Chloro-2-Methylphenol	0.000		0	N.D.		
T 4-Chloro-3-Methylphenol	0.000		0	N.D.		
T 2-Methylnaphthalene	0.000		0	N.D.		
T 1-Methylnaphthalene	0.000		0	N.D.		
T Hexachlorocyclopentadiene	0.000		0	N.D.		
T 2,4,6-Trichlorophenol	0.000		0	N.D.		
T 2,4,5-Trichlorophenol	0.000		0	N.D.		
T 2-Chloronaphthalene	0.000		0	N.D.		
T 2-Nitroaniline	0.000		0	N.D.		
T Dimethyl Phthalate	8.364	163.0	0		µg/L md	1
T 2,6-Dinitrotoluene	8.364	165.0	0		µg/L md	1
T Acenaphthylene	0.000		0	N.D.		
T 3-Nitroaniline	0.000		0	N.D.		
T Acenaphthene	0.000		0	N.D.		
T 2,4-Dinitrophenol	0.000		0	N.D.		
T Dibenzofuran	0.000		0	N.D.		
T 2,4-Dinitrotoluene	0.000		0	N.D.		
T 4-Nitrophenol	0.000		0	N.D.		
T Diethylphthalate	0.000		0	N.D.		
T Fluorene	0.000		0	N.D.		
T 4-Chlorophenyl-phenylether	0.000		0	N.D.		
T 4-Nitroaniline	0.000		0	N.D.		
T 4,6-Dinitro-2-methylphenol	0.000		0	N.D.		
T N-nitrosodiphenylamine	0.000		0	N.D.		
T Azobenzene	0.000		0	N.D.		
T 4-Bromophenyl-phenylether	0.000		0	N.D.		
T Hexachlorobenzene	0.000		0	N.D.		
T Pentachlorophenol	0.000		0	N.D.		
T Phenanthrene	0.000		0	N.D.		
T Anthracene	0.000		0	N.D.		
T Triallate	0.000		0	N.D.		
T Carbazole	0.000		0	N.D.		
T o-Terphenyl	0.000		0	N.D.		
T Di-n-Butylphthalate	0.000		0	N.D.		
T Fluoranthene	0.000		0	N.D.		
T Benzidine	12.855	184.0	0		µg/L md	1
T Pyrene	0.000		0	N.D.		
T Butylbenzylphthalate	0.000		0	N.D.		
T Benzo(a)Anthracene	0.000		0	N.D.		
T Chrysene	0.000		0	N.D.		
T 3,3-Dichlorobenzidine	0.000		0	N.D.		
T bis(2-ethylhexyl)Phthalate	0.000		0	N.D.		
T Di-n-octyl Phthalate	0.000		0	N.D.		

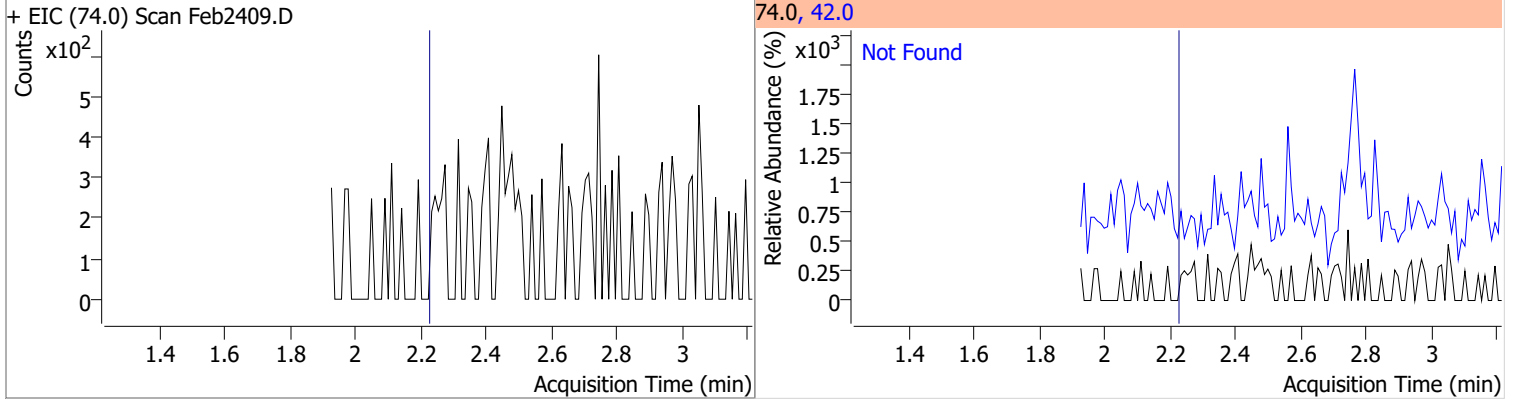
Quantitation Results Report (QT Reviewed)

Compound	RT	QIon	Resp.	Conc.	Units	Dev(Min)
T Benzo(b)fluoranthene	0.000		0	N.D.		
T Benzo(k)fluoranthene	0.000		0	N.D.		
T Benzo(a)pyrene	0.000		0	N.D.		
T Indeno(1,2,3-c,d)pyrene	0.000		0	N.D.		
T Dibenzo(a,h)anthracene	0.000		0	N.D.		
T Benzo(g,h,i)perylene	0.000		0	N.D.		

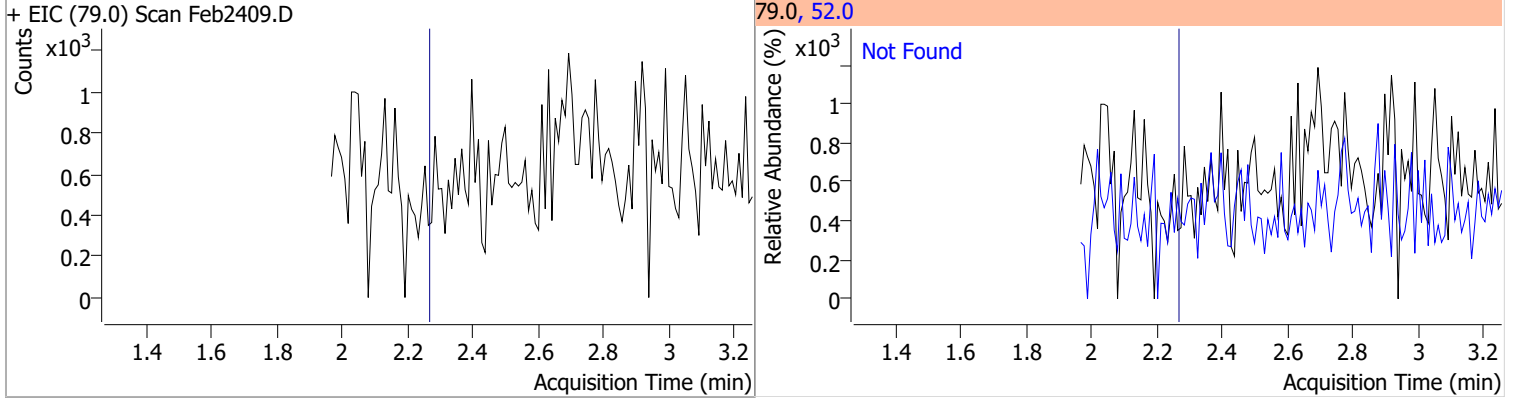
(#) = Qualifier Out of Range; (m) = Manual Integration; (+) = Area Summed; (*) = Surrogate Percent Recovery Out of Range; (d): Zeroed Peak

Quantitation Results Report (QT Reviewed)

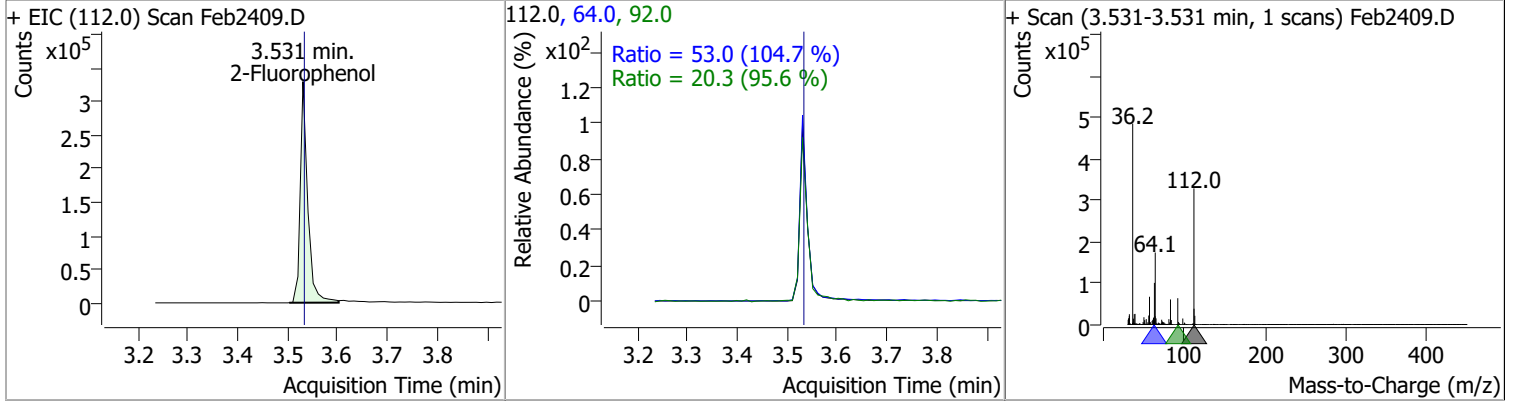
Compound	Conc.	Exp RT	QIon	Exp Ratio
N-Nitrosodimethylamine	N.D.	2.22	42.0	112.0



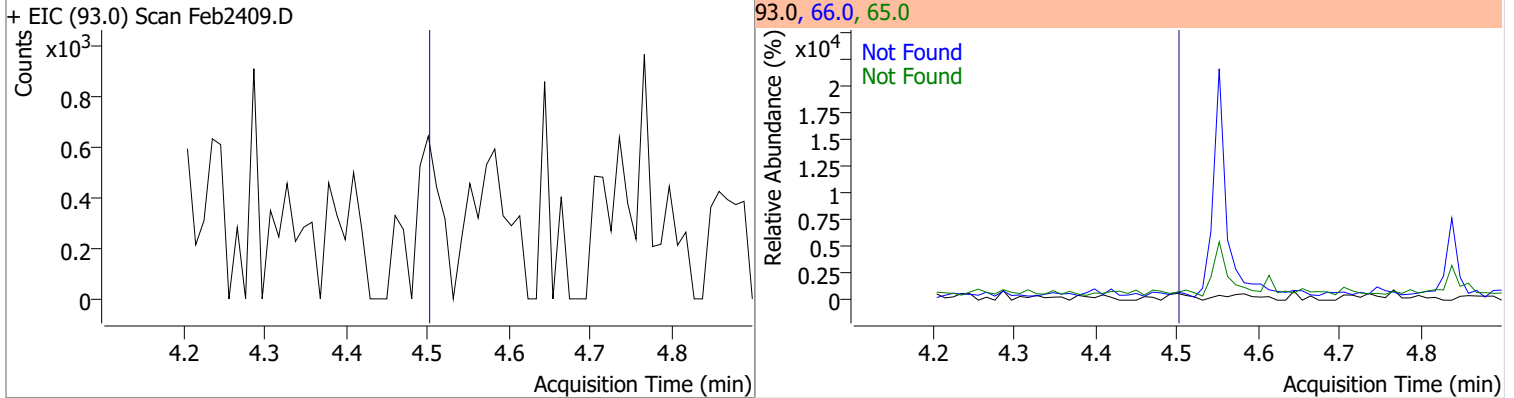
Compound	Conc.	Exp RT	QIon	Exp Ratio
Pyridine	N.D.	2.26	52.0	80.7



Compound	Conc.	RT	Dev(Min)	Resp.	QIon	QRatio	Lower	Upper
2-Fluorophenol	51.5230	3.53	0.00	344791	64.0	53.0	35.5	65.9
					92.0	20.3	14.8	27.5

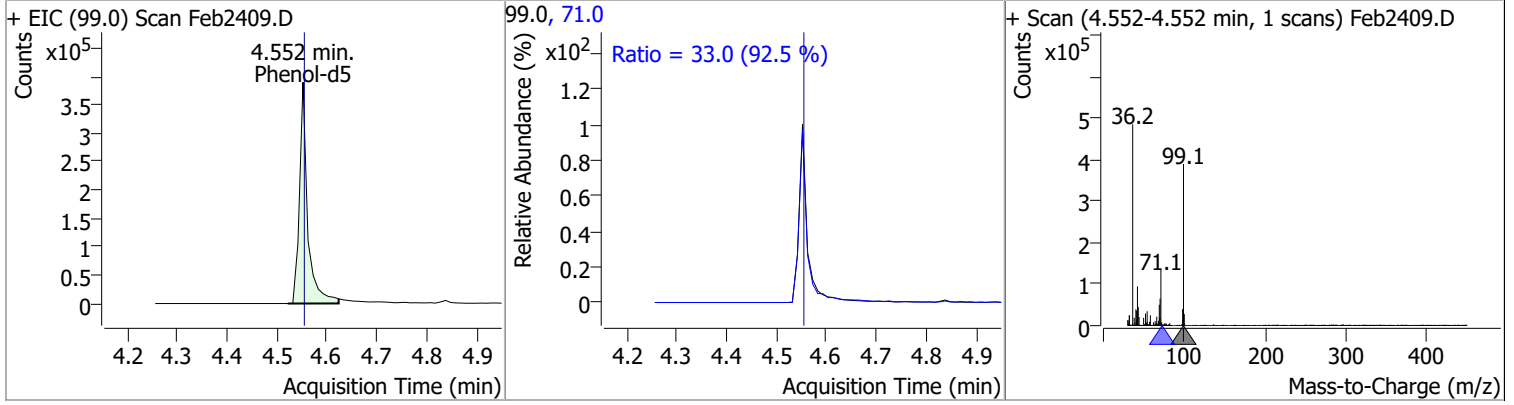


Compound	Conc.	Exp RT	QIon	Exp Ratio	QIon	Exp Ratio
Aniline	N.D.	4.50	66.0	35.4	65.0	18.8

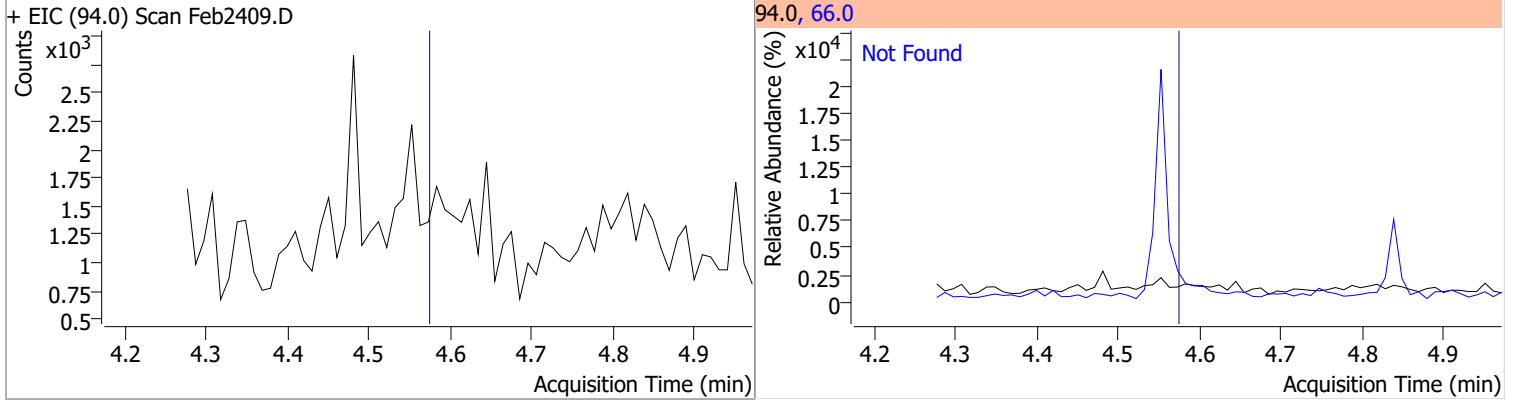


Quantitation Results Report (QT Reviewed)

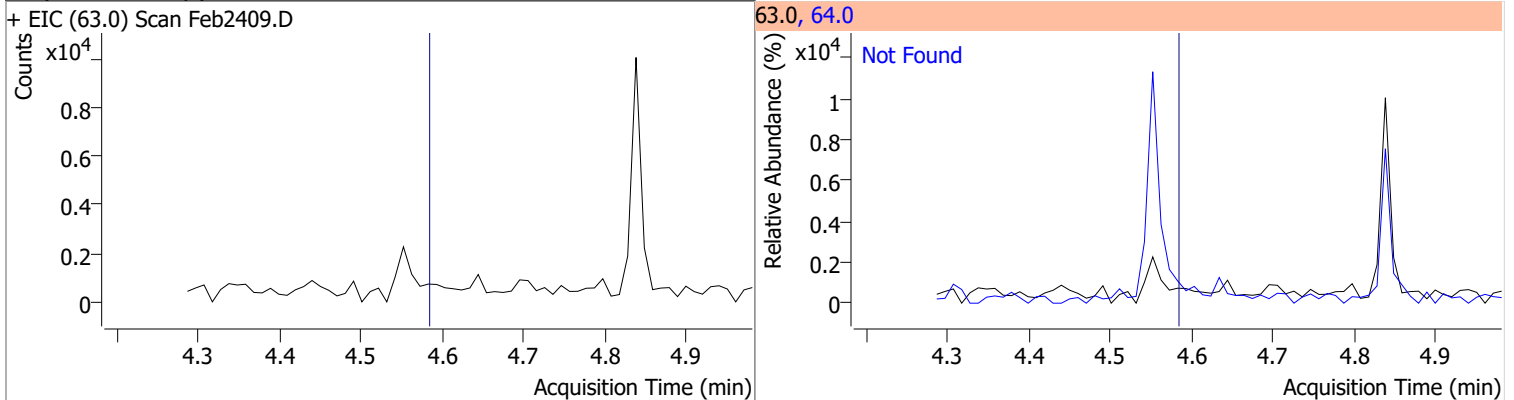
Compound	Conc.	RT	Dev(Min)	Resp.	QIon	QRatio	Lower	Upper
Phenol-d5	50.6554	4.55	0.00	443407	71.0	33.0	25.0	46.4



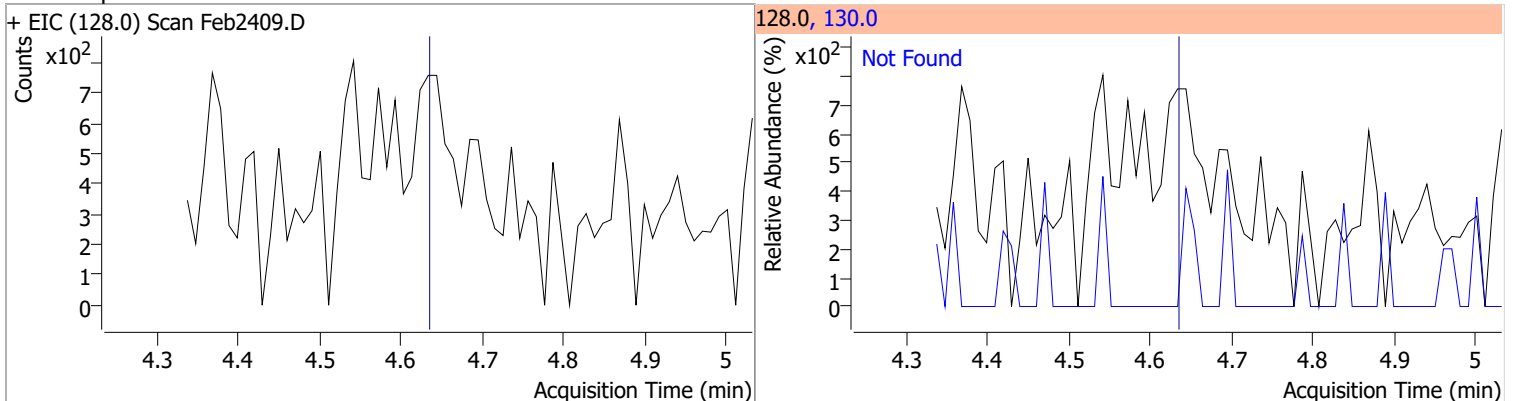
Compound	Conc.	Exp RT	QIon	Exp Ratio
Phenol	N.D.	4.57	66.0	40.4



Compound	Conc.	Exp RT	QIon	Exp Ratio
bis(-2-Chloroethyl)Ether	N.D.	4.58	64.0	10.2

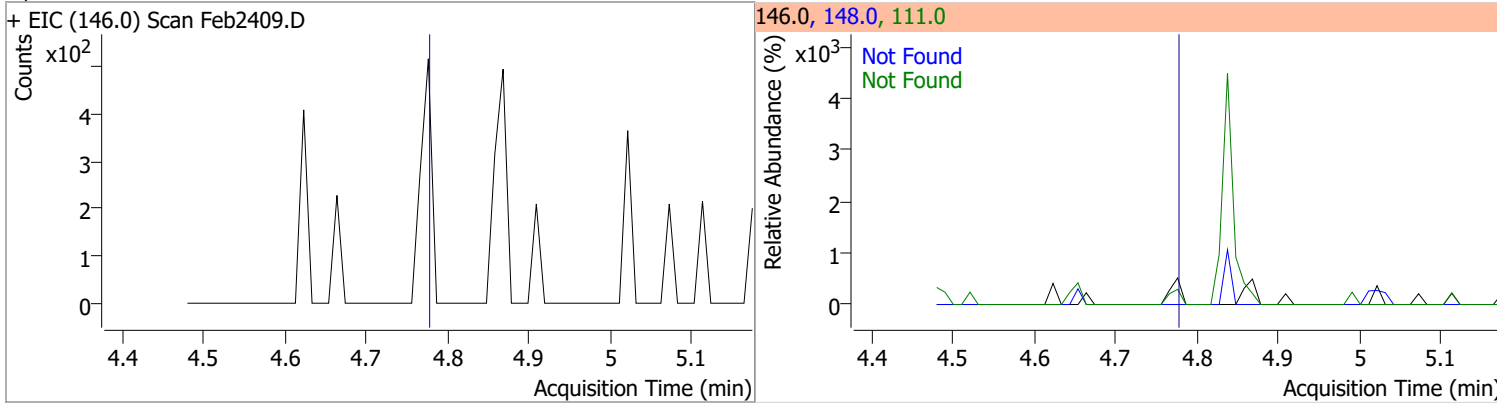


Compound	Conc.	Exp RT	QIon	Exp Ratio
2-Chlorophenol	N.D.	4.63	130.0	32.3

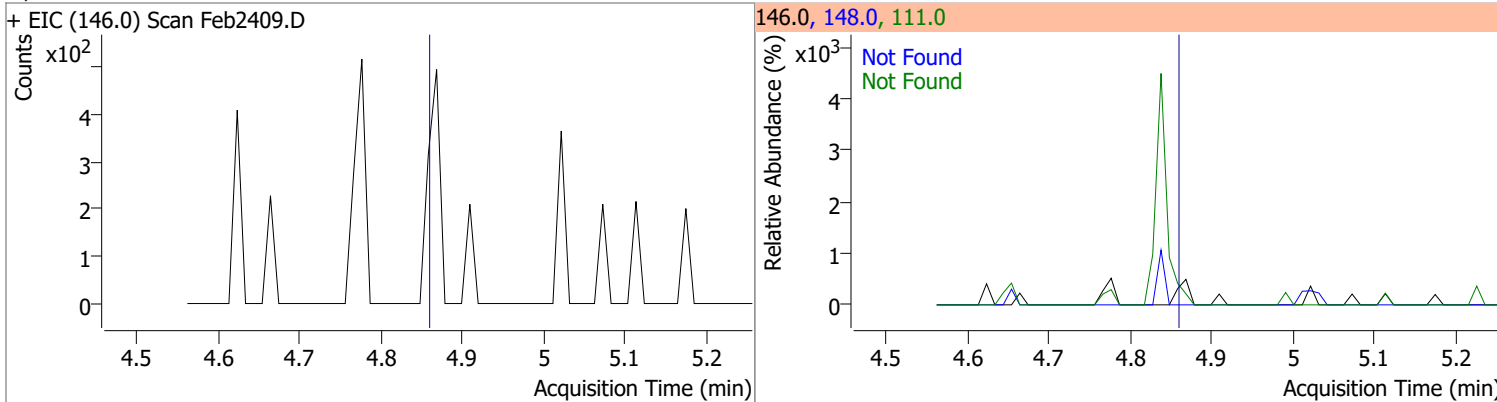


Quantitation Results Report (QT Reviewed)

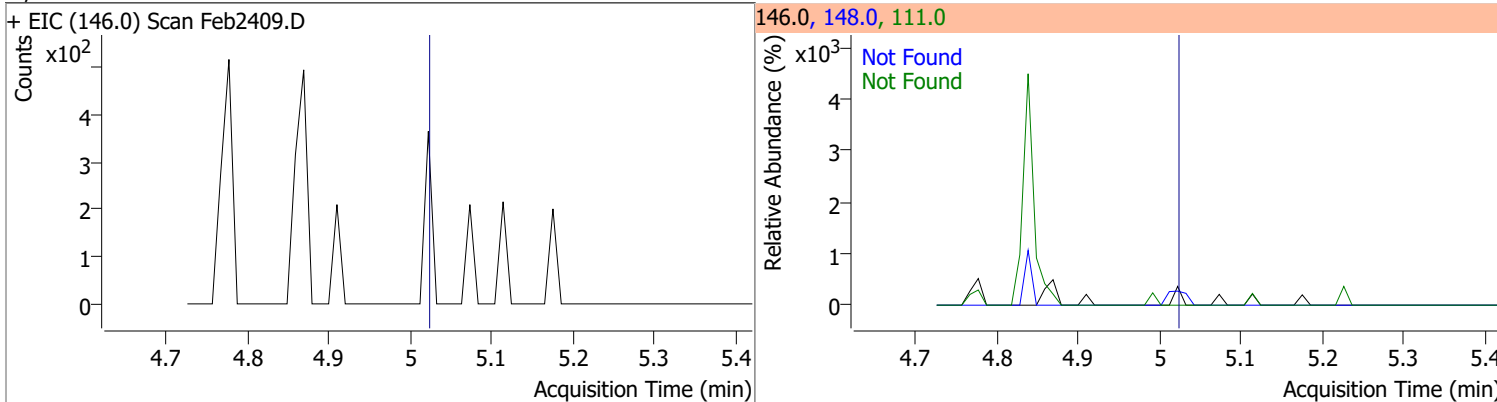
Compound	Conc.	Exp RT	QIon	Exp Ratio	QIon	Exp Ratio
1,3-Dichlorobenzene	N.D.	4.78	148.0	63.7	111.0	35.3



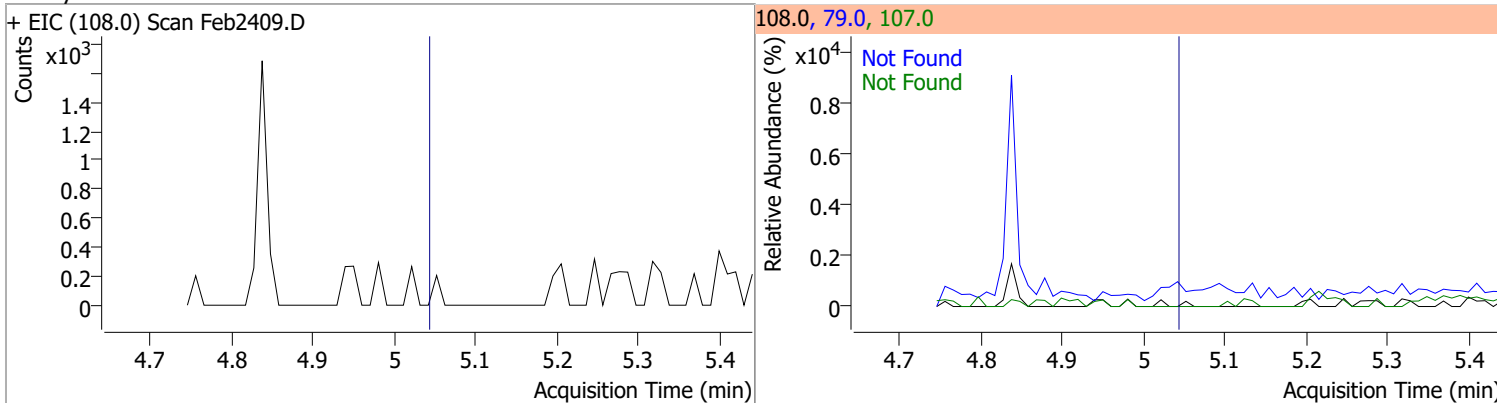
Compound	Conc.	Exp RT	QIon	Exp Ratio	QIon	Exp Ratio
1,4-Dichlorobenzene	N.D.	4.86	148.0	64.4	111.0	35.3



Compound	Conc.	Exp RT	QIon	Exp Ratio	QIon	Exp Ratio
1,2-Dichlorobenzene	N.D.	5.02	148.0	63.7	111.0	37.5



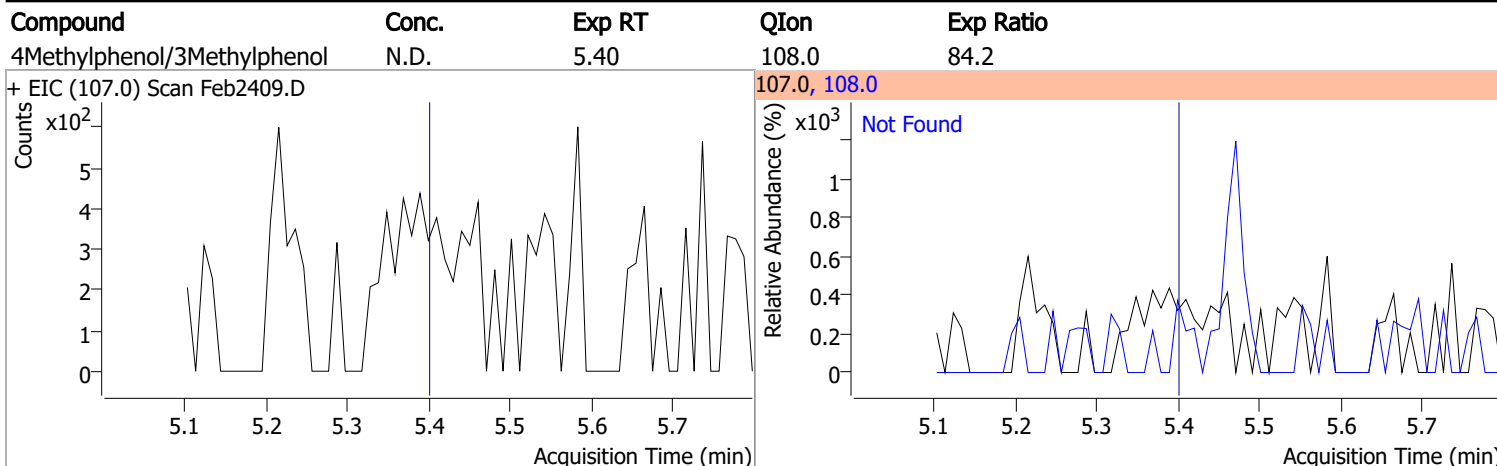
Compound	Conc.	Exp RT	QIon	Exp Ratio	QIon	Exp Ratio
Benzyl Alcohol	N.D.	5.04	79.0	118.8	107.0	68.8



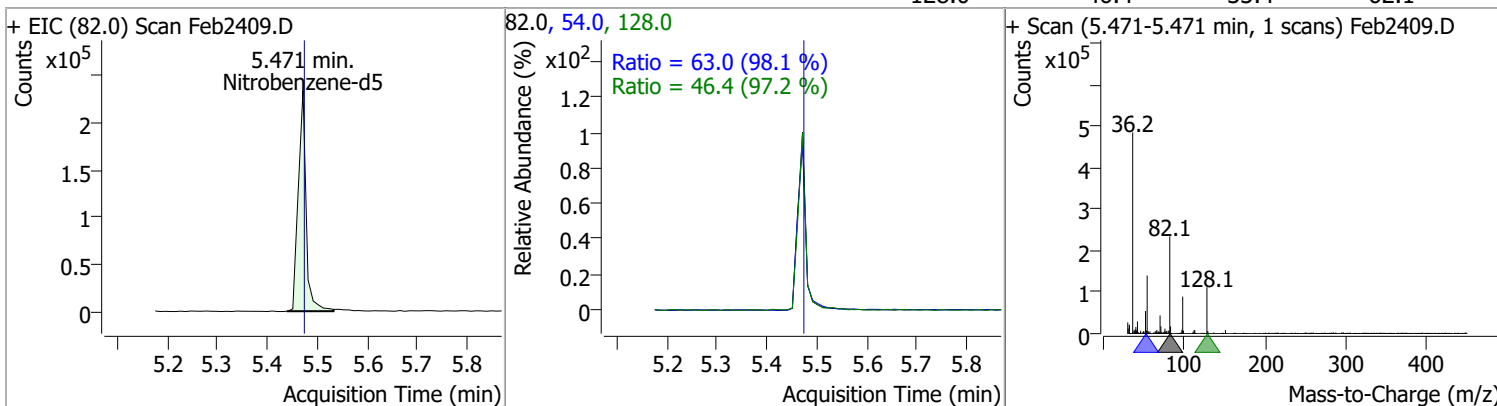
Quantitation Results Report (QT Reviewed)

Compound	Conc.	Exp RT	QIon	Exp Ratio				
bis(2-chloroisopropyl)Ether	N.D.	5.19	123.0	31.6				
+ EIC (121.0) Scan Feb2409.D		121.0, 123.0						
2-Methylphenol	N.D.	5.22	108.0	117.4				
+ EIC (107.0) Scan Feb2409.D		107.0, 108.0						
N-nitroso-Di-n-propylamine		RT	Dev(Min)	Resp.	QIon	QRatio	Lower	Upper
		0		0	130.0		0.0	34.0
+ EIC (70.0) Scan Feb2409.D		70.0, 130.0						
Hexachloroethane	N.D.	5.39	201.0	89.1	199.0	59.3		
+ EIC (117.0) Scan Feb2409.D		117.0, 201.0, 199.0						

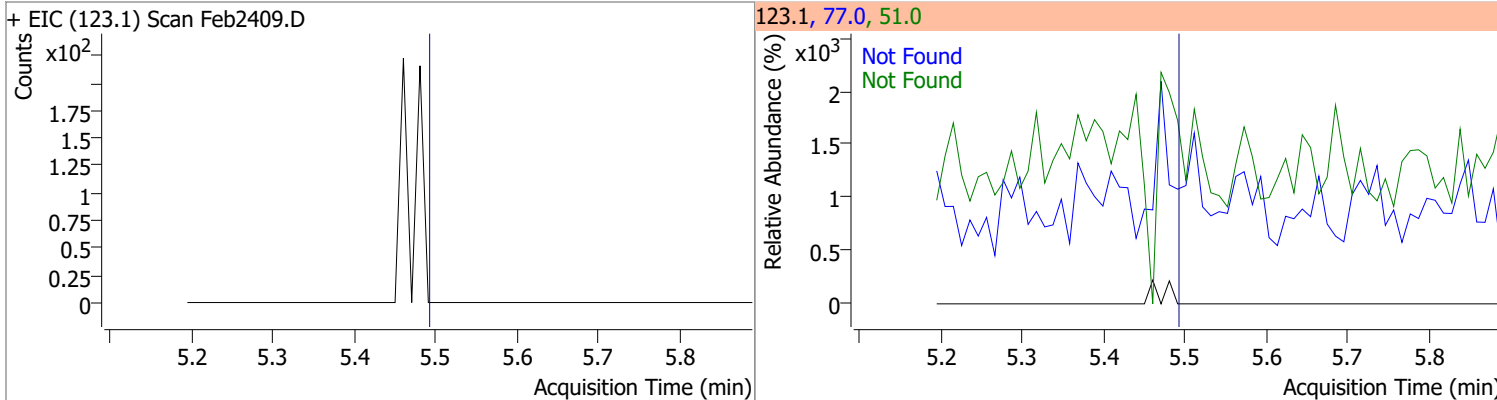
Quantitation Results Report (QT Reviewed)



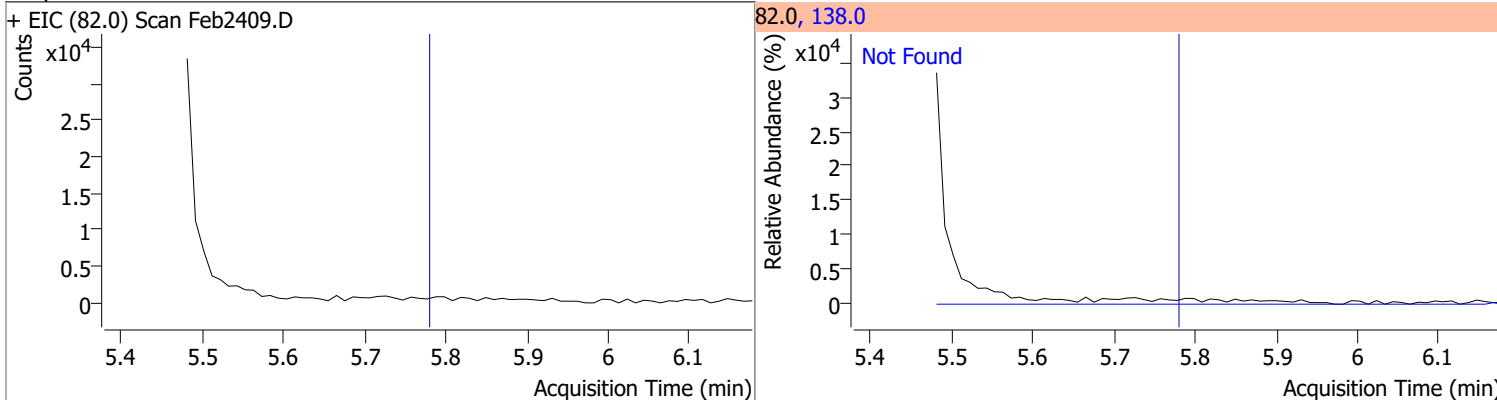
Compound	Conc.	RT	Dev(Min)	Resp.	QIon	QRatio	Lower	Upper
Nitrobenzene-d5	52.9030	5.47	0.00	255156	54.0	63.0	44.9	83.4
					128.0	46.4	33.4	62.1



Compound	Conc.	Exp RT	QIon	Exp Ratio	QIon	Exp Ratio
Nitrobenzene	N.D.	5.49	77.0	209.6	51.0	127.5



Compound	Conc.	Exp RT	QIon	Exp Ratio
Isophorone	N.D.	5.79	138.0	20.3

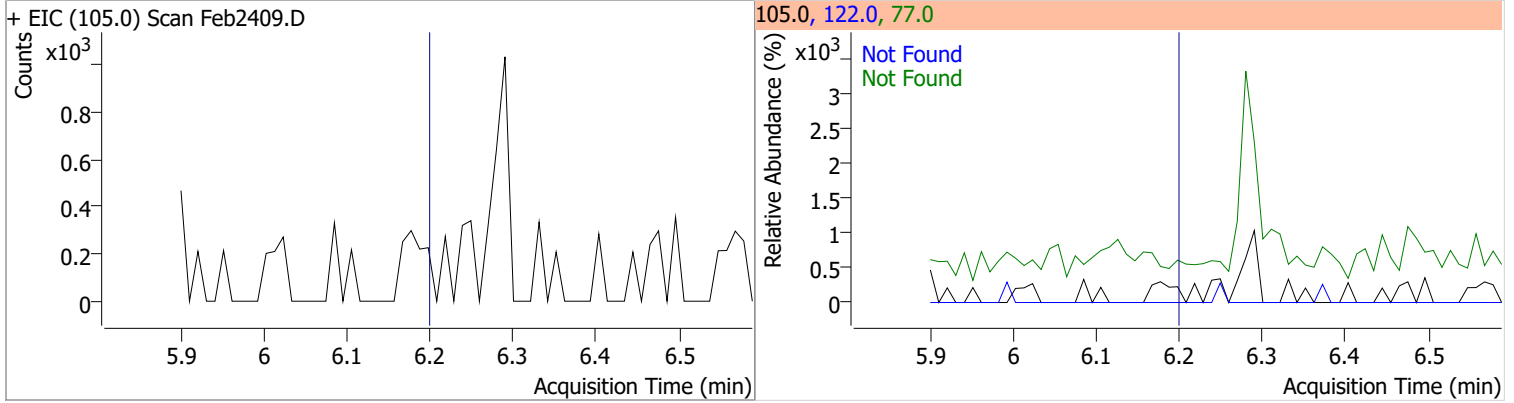


Quantitation Results Report (QT Reviewed)

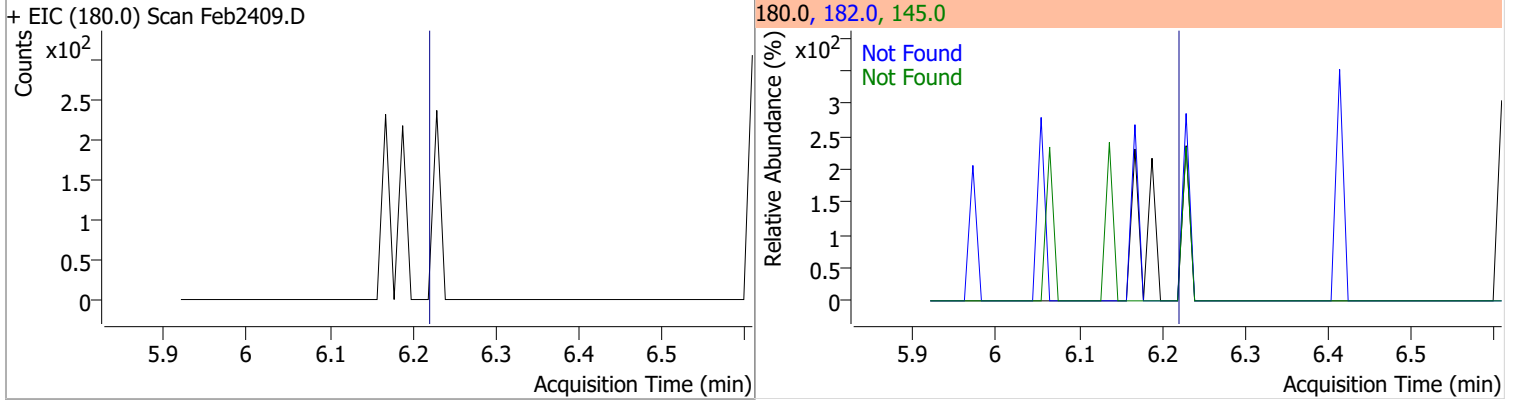
Compound	Conc.	Exp RT	QIon	Exp Ratio	QIon	Exp Ratio
2-Nitrophenol	N.D.	5.86	65.0	51.3	109.0	35.7
+ EIC (139.0) Scan Feb2409.D			139.0, 65.0, 109.0			
2,4-Dimethylphenol	N.D.	5.99	107.0	111.1	77.0	30.2
+ EIC (122.0) Scan Feb2409.D			122.0, 107.0, 77.0			
bis(-2-Chloroethoxy)Methane	N.D.	6.07	63.0	70.1	95.0	31.8
+ EIC (93.0) Scan Feb2409.D			93.0, 63.0, 95.0			
2,4-Dichlorophenol	N.D.	6.18	164.0	66.1	98.0	34.4
+ EIC (162.0) Scan Feb2409.D			162.0, 164.0, 98.0			

Quantitation Results Report (QT Reviewed)

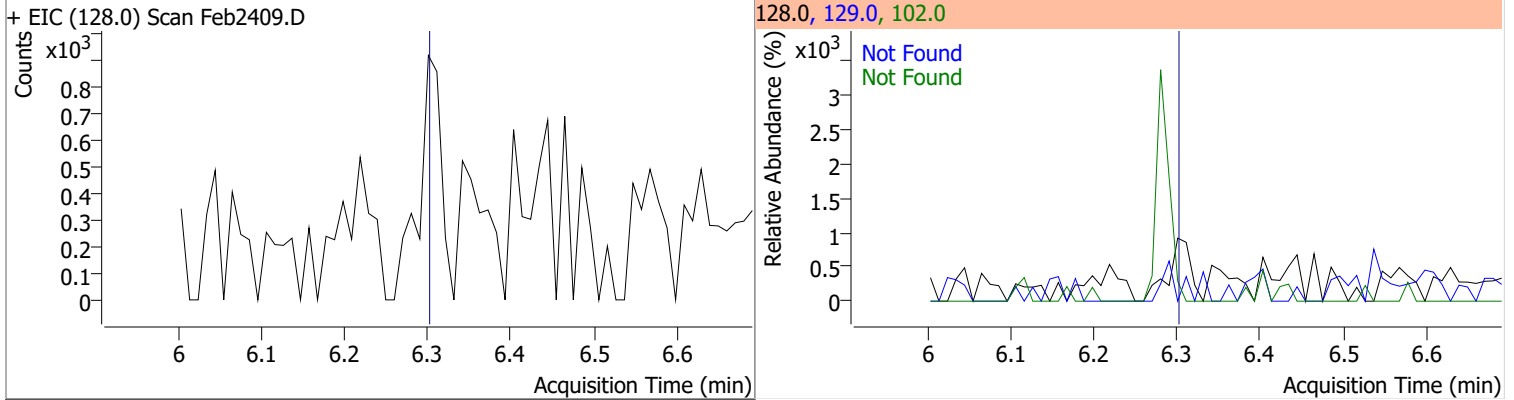
Compound	Conc.	Exp RT	QIon	Exp Ratio	QIon	Exp Ratio
Benzoic Acid	N.D.	6.21	122.0	86.4	77.0	79.5



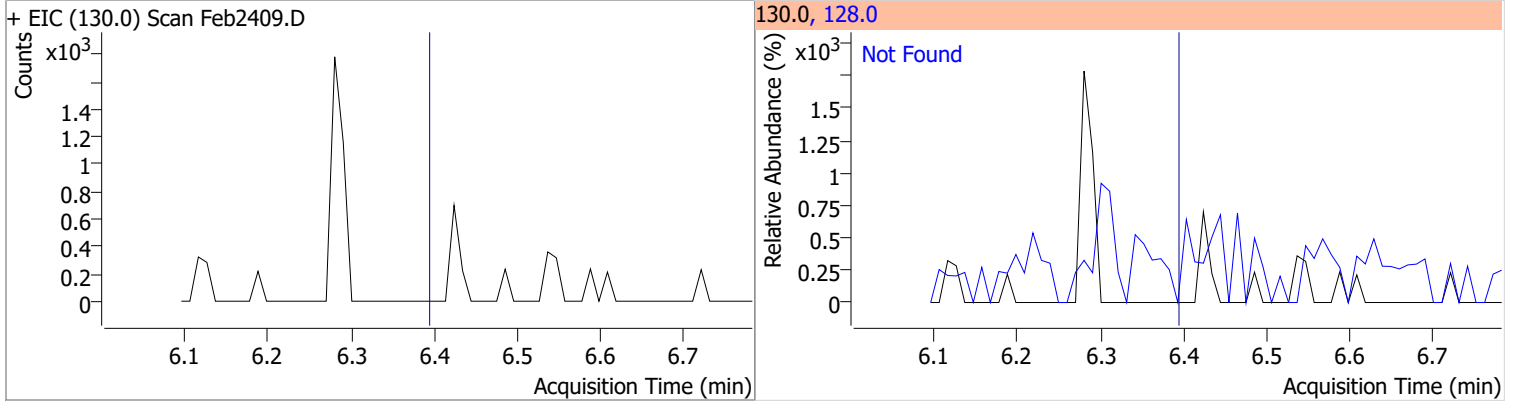
Compound	Conc.	Exp RT	QIon	Exp Ratio	QIon	Exp Ratio
1,2,4-Trichlorobenzene	N.D.	6.23	182.0	95.5	145.0	28.5



Compound	Conc.	Exp RT	QIon	Exp Ratio	QIon	Exp Ratio
Naphthalene	N.D.	6.31	129.0	11.0	102.0	9.2

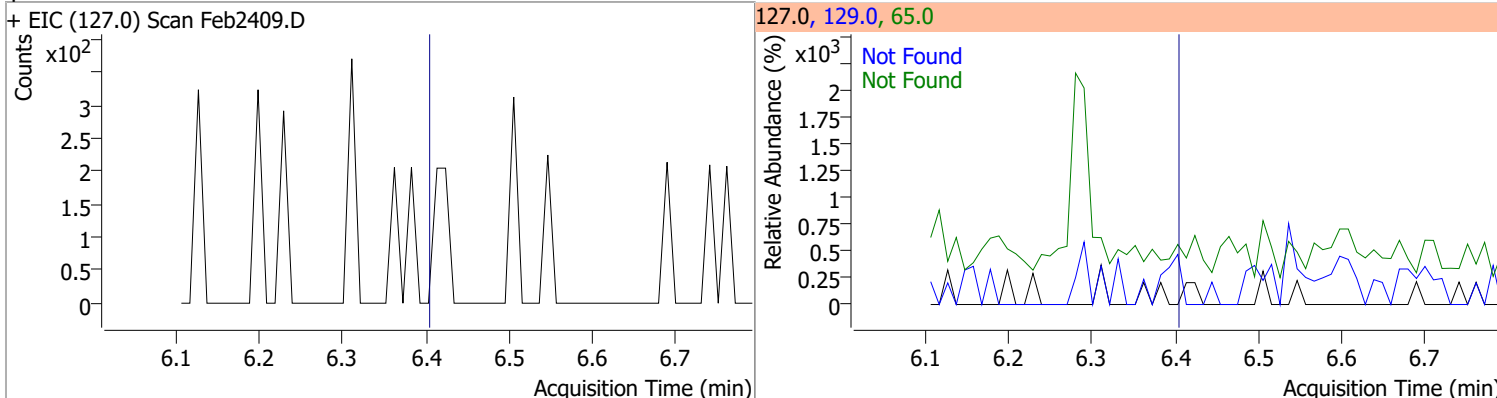


Compound	Conc.	Exp RT	QIon	Exp Ratio
4-Chlorophenol	N.D.	6.40	128.0	316.6

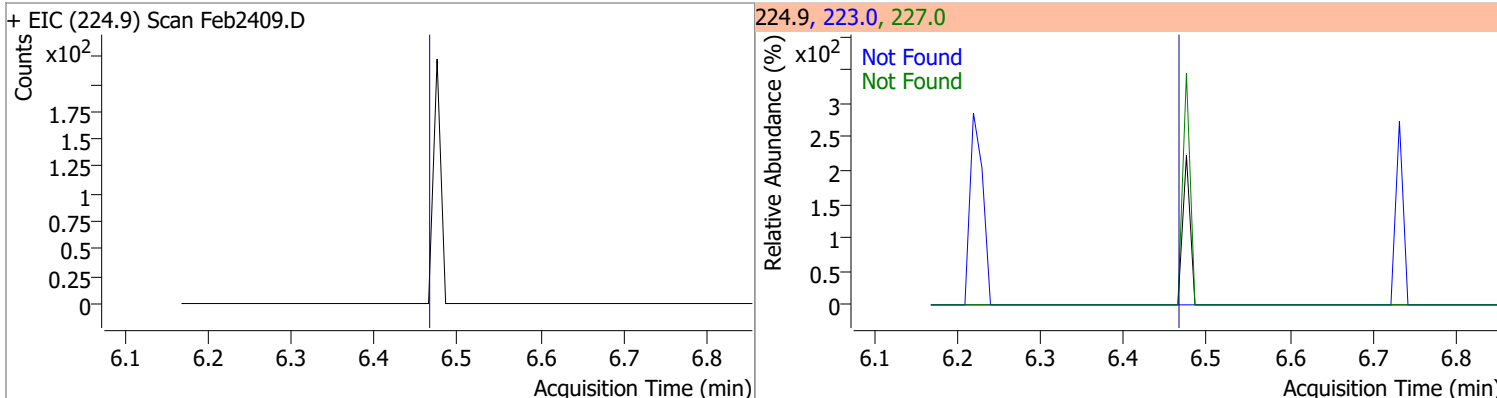


Quantitation Results Report (QT Reviewed)

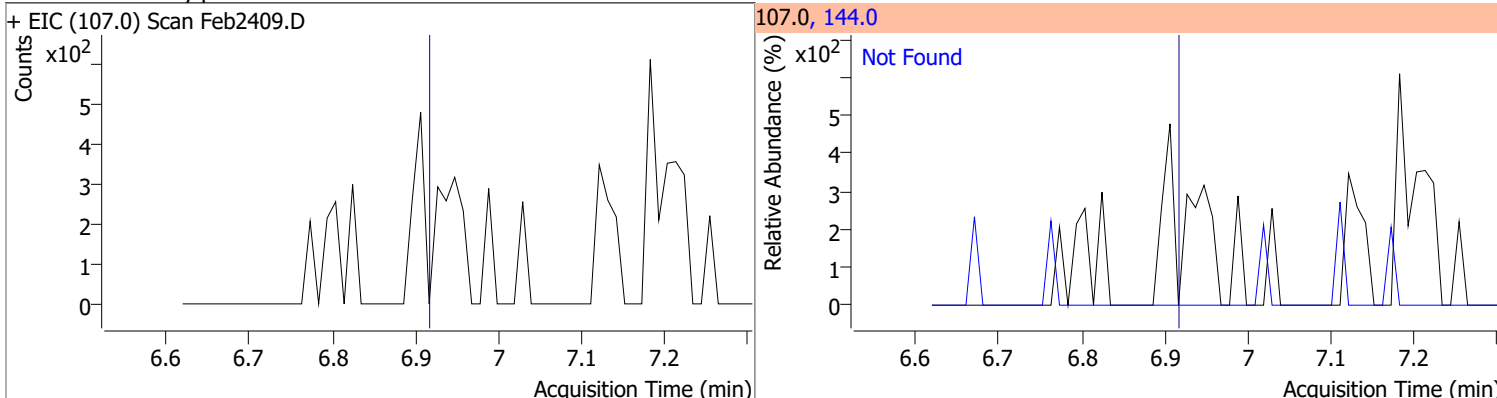
Compound	Conc.	Exp RT	QIon	Exp Ratio	QIon	Exp Ratio
p-Chloroaniline	N.D.	6.41	65.0	61.2	129.0	36.2



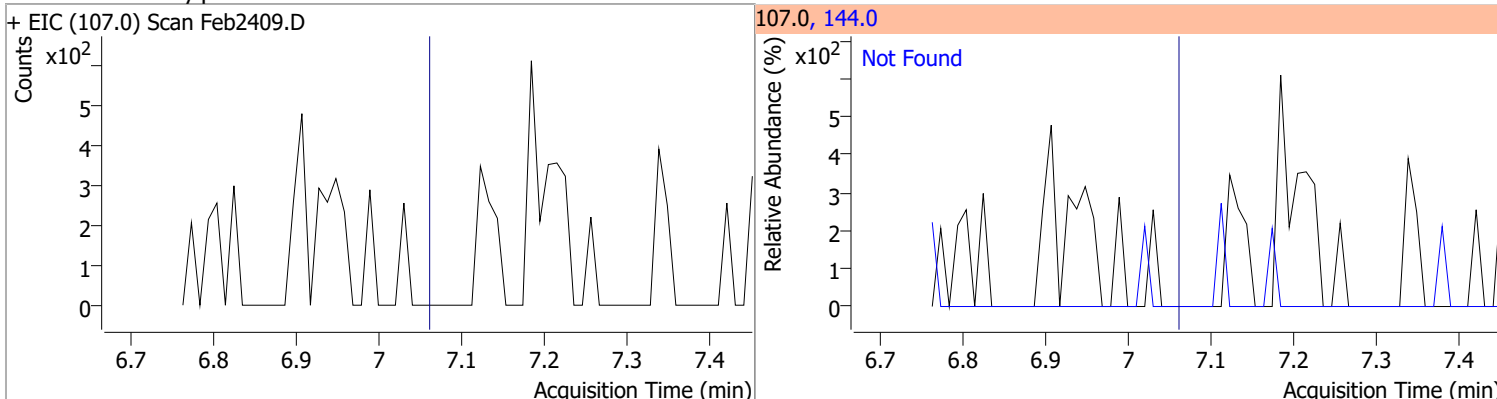
Compound	Conc.	Exp RT	QIon	Exp Ratio	QIon	Exp Ratio
Hexachlorobutadiene	N.D.	6.48	223.0	63.2	227.0	62.4



Compound	Conc.	Exp RT	QIon	Exp Ratio
4-Chloro-2-Methylphenol	N.D.	6.93	144.0	27.8

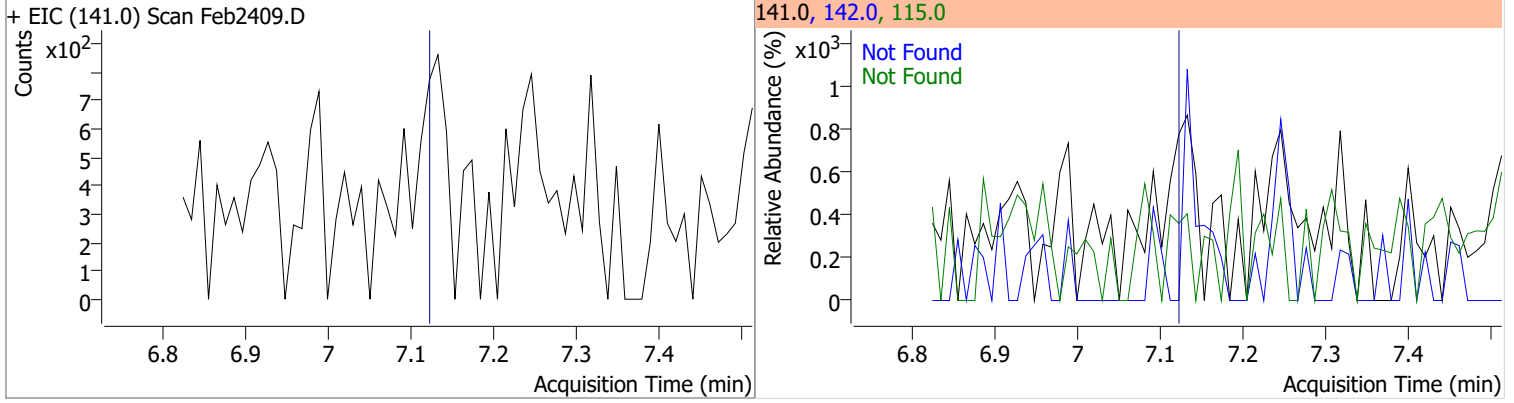


Compound	Conc.	Exp RT	QIon	Exp Ratio
4-Chloro-3-Methylphenol	N.D.	7.07	144.0	26.7

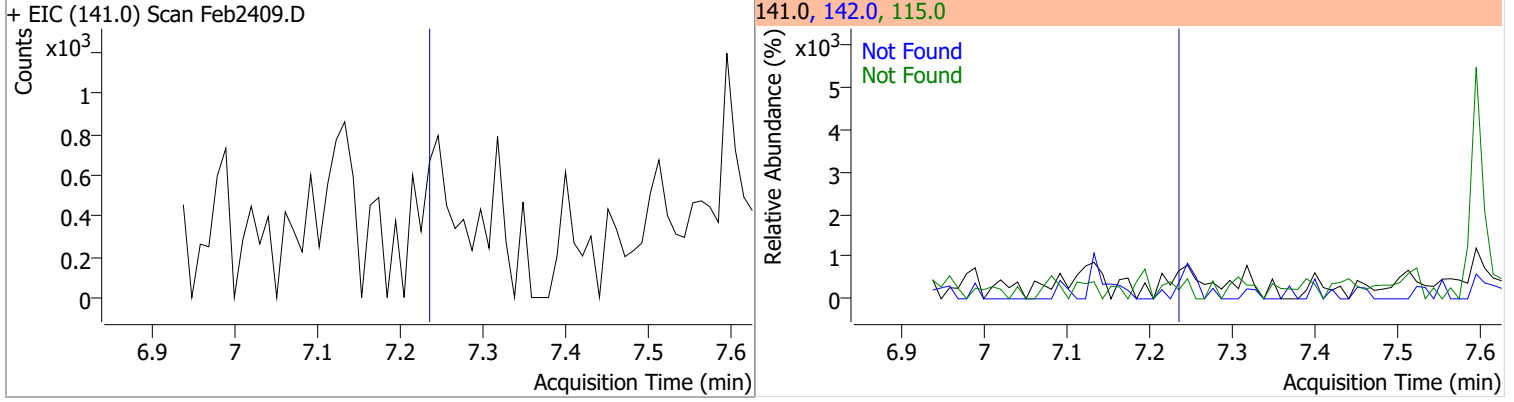


Quantitation Results Report (QT Reviewed)

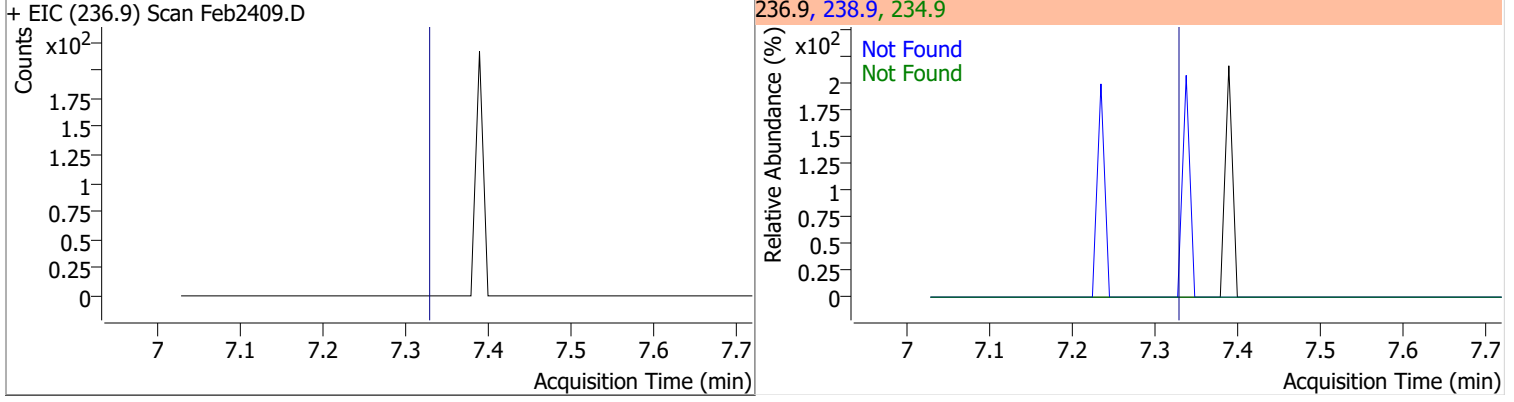
Compound	Conc.	Exp RT	QIon	Exp Ratio	QIon	Exp Ratio
2-Methylnaphthalene	N.D.	7.13	142.0	120.9	115.0	40.2



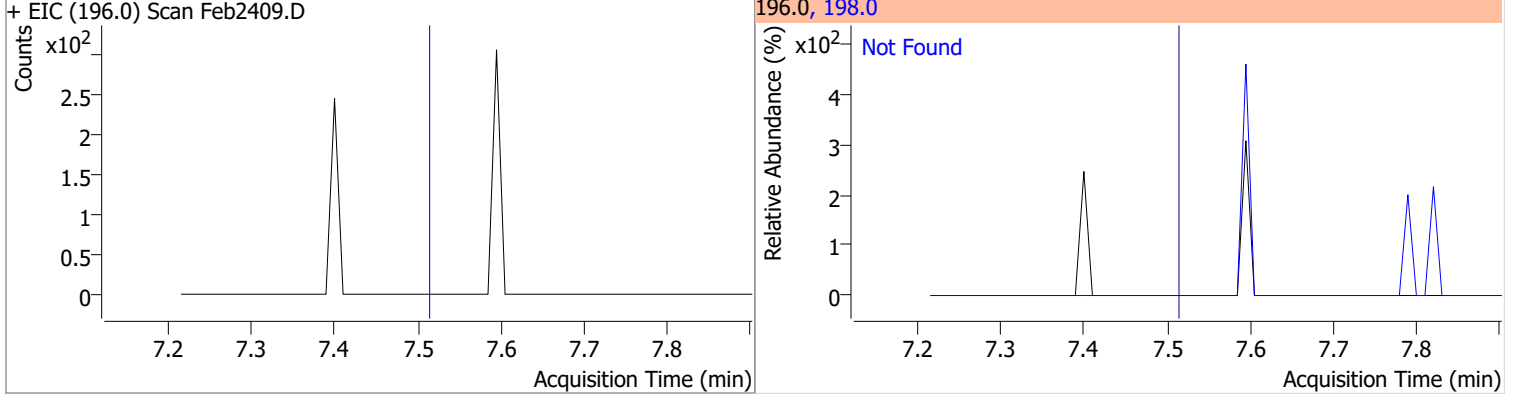
Compound	Conc.	Exp RT	QIon	Exp Ratio	QIon	Exp Ratio
1-Methylnaphthalene	N.D.	7.25	142.0	116.0	115.0	41.9



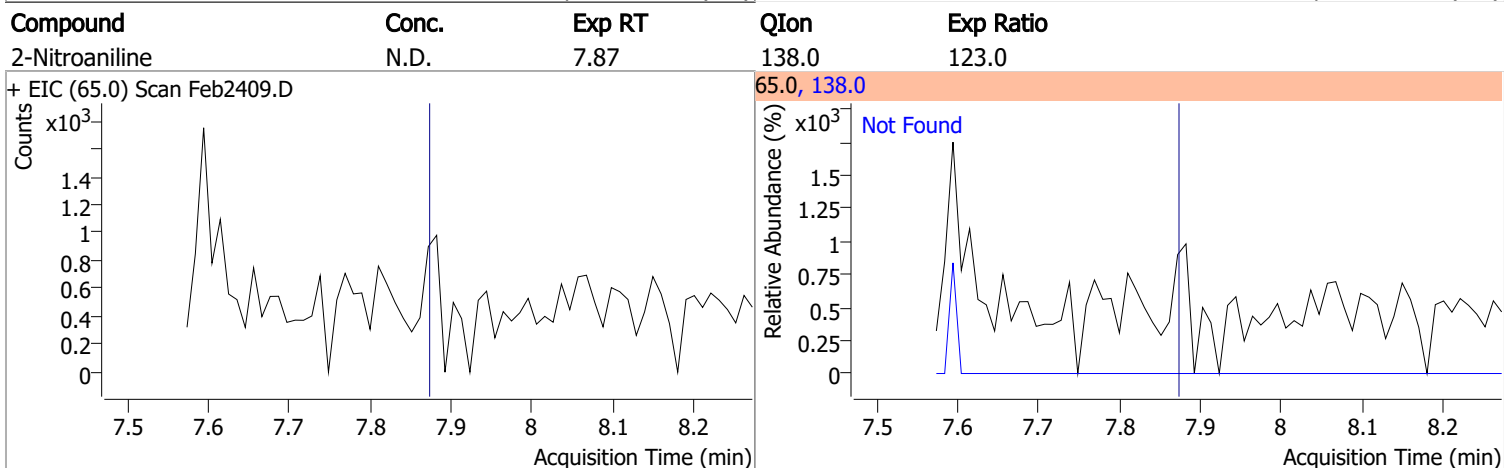
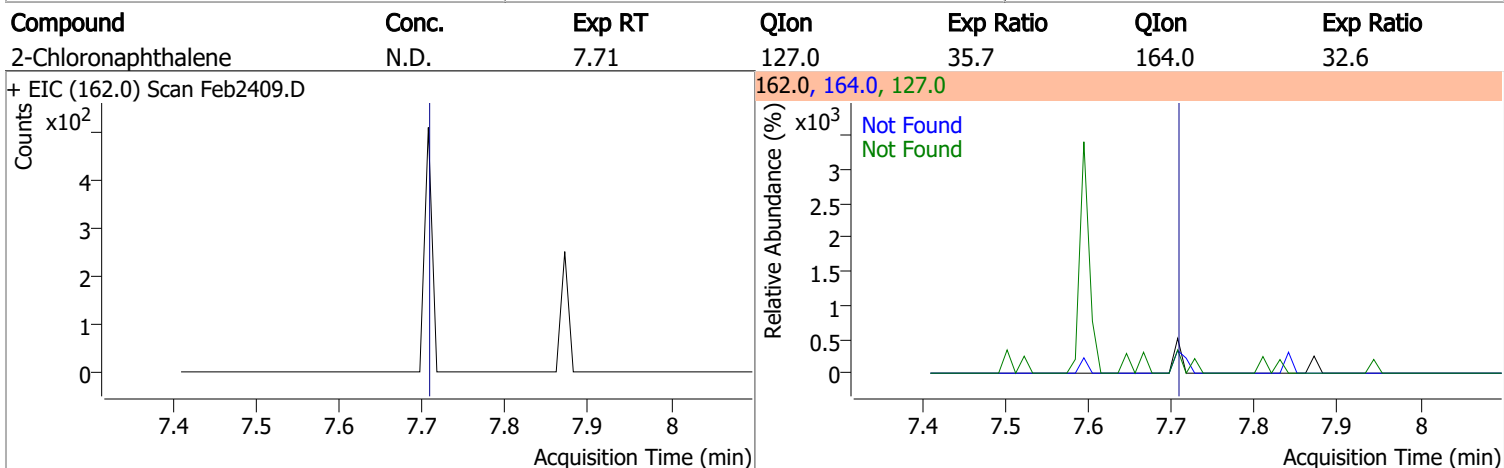
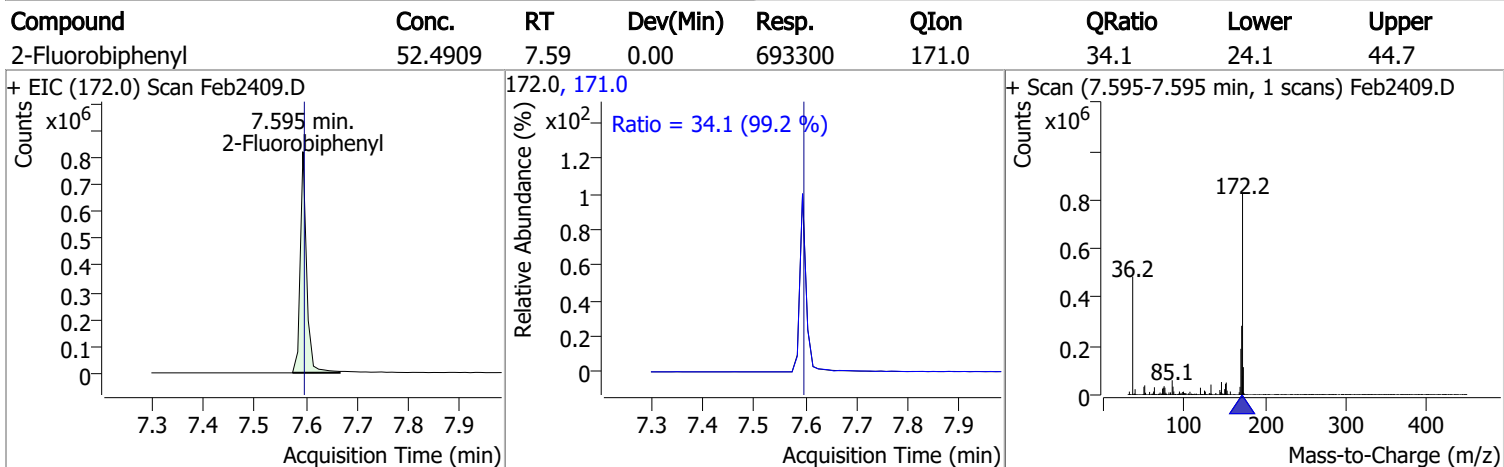
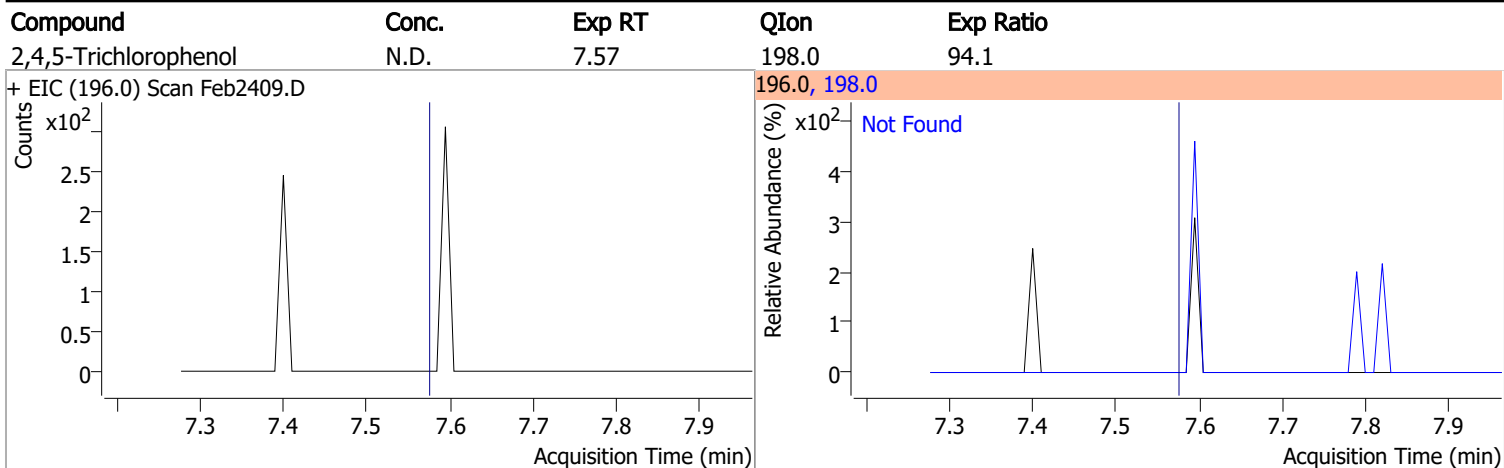
Compound	Conc.	Exp RT	QIon	Exp Ratio	QIon	Exp Ratio
Hexachlorocyclopentadiene	N.D.	7.33	238.9	64.2	234.9	62.1



Compound	Conc.	Exp RT	QIon	Exp Ratio
2,4,6-Trichlorophenol	N.D.	7.51	198.0	92.6

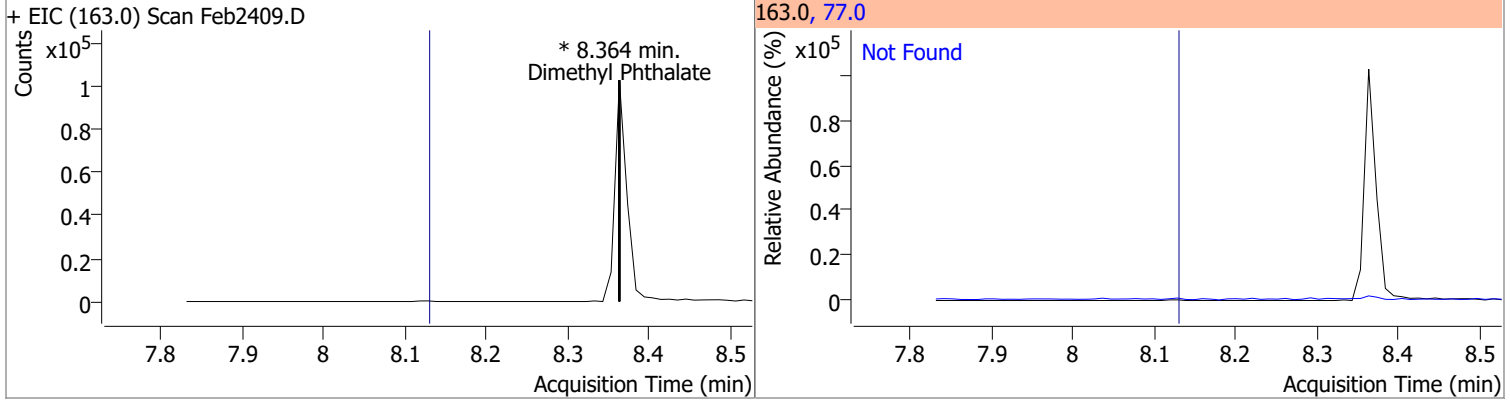


Quantitation Results Report (QT Reviewed)

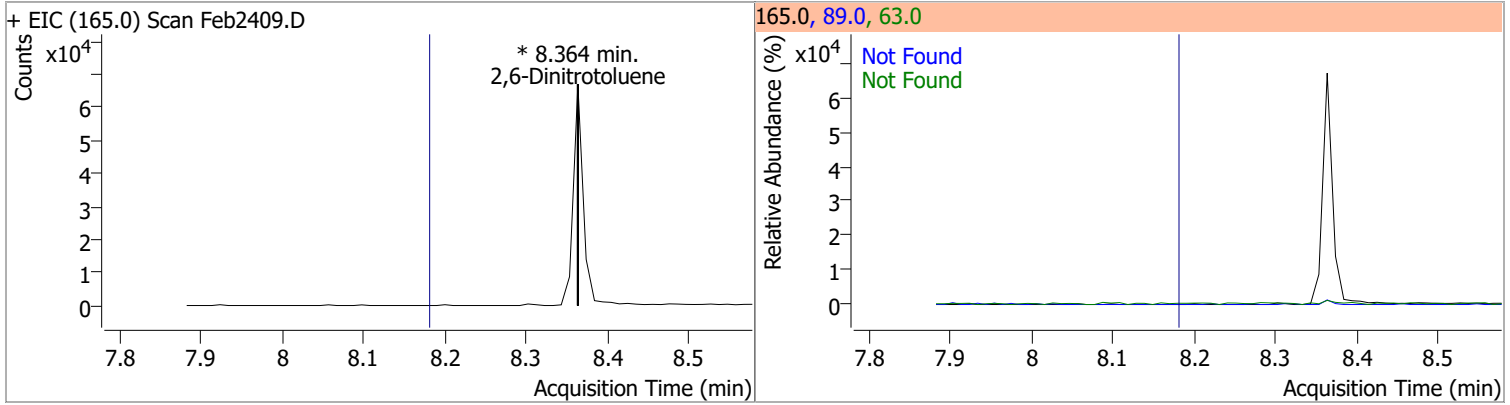


Quantitation Results Report (QT Reviewed)

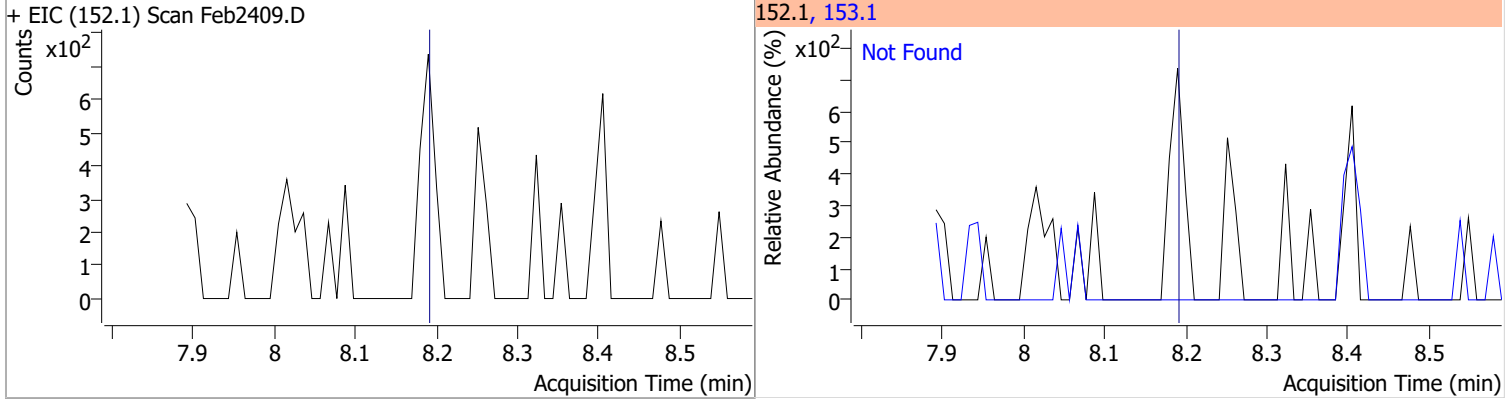
Compound	Conc.	RT	Dev(Min)	Resp.	QIon	QRatio	Lower	Upper
Dimethyl Phthalate	0	0		0	77.0		13.9	25.8



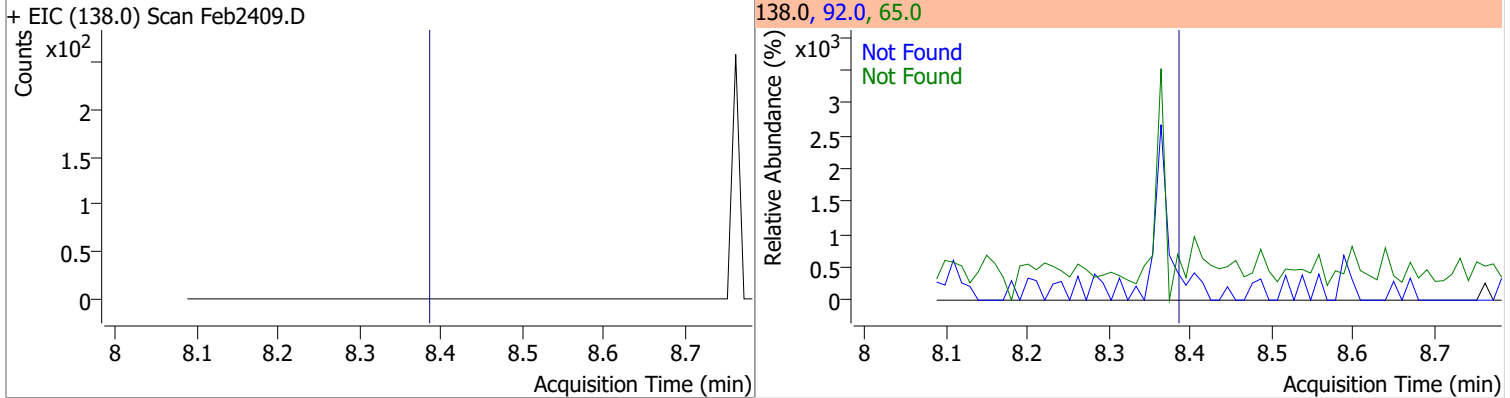
Compound	Conc.	RT	Dev(Min)	Resp.	QIon	QRatio	Lower	Upper
2,6-Dinitrotoluene	0	0		0	63.0		95.6	177.5
					89.0		45.4	84.4



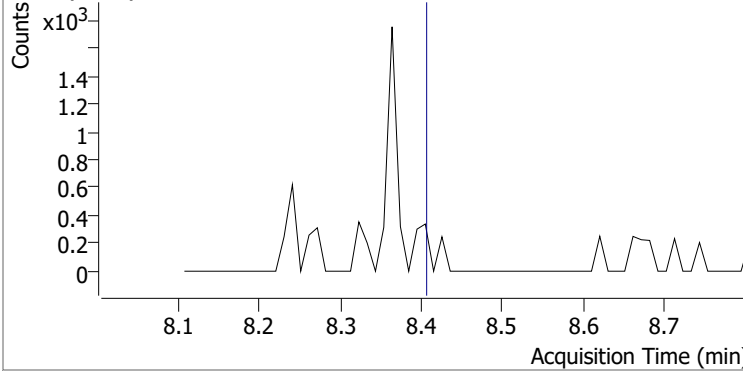
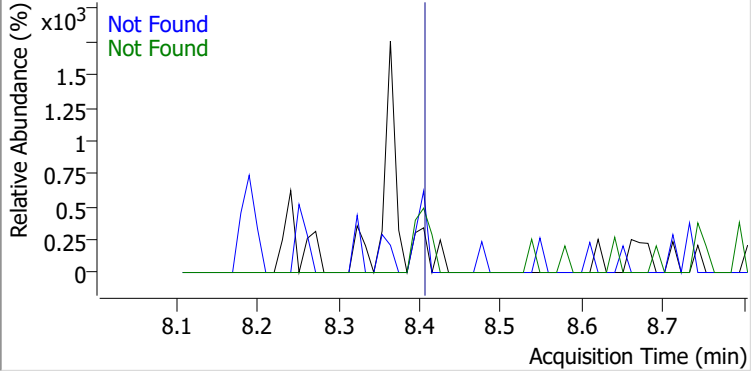
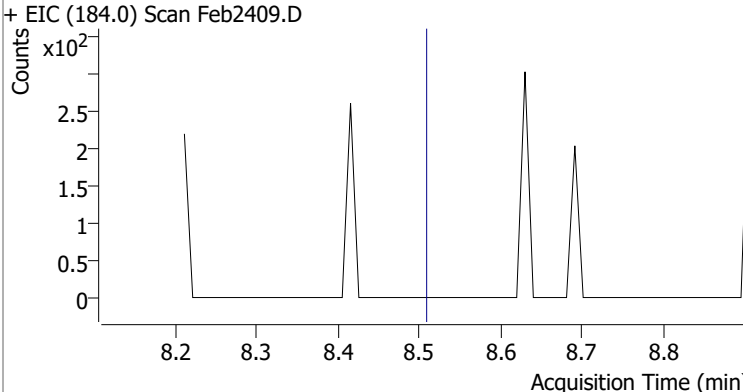
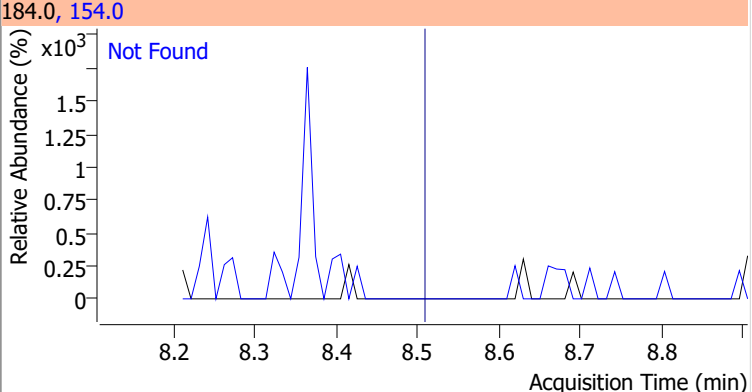
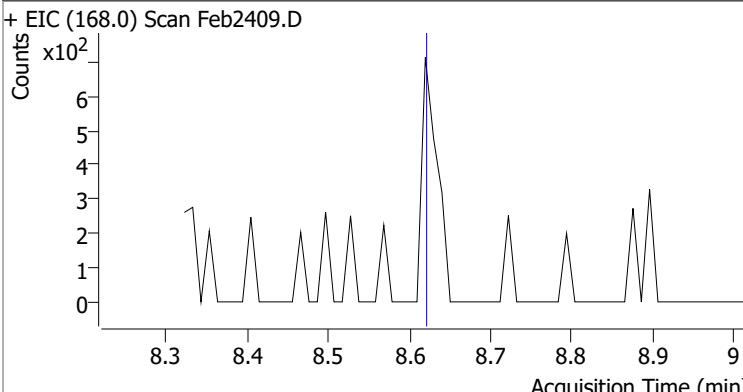
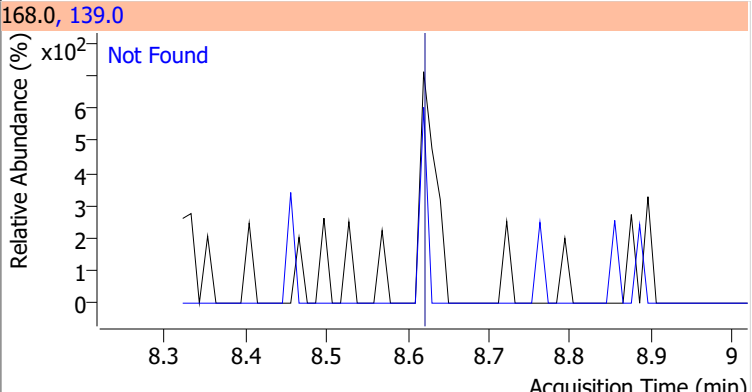
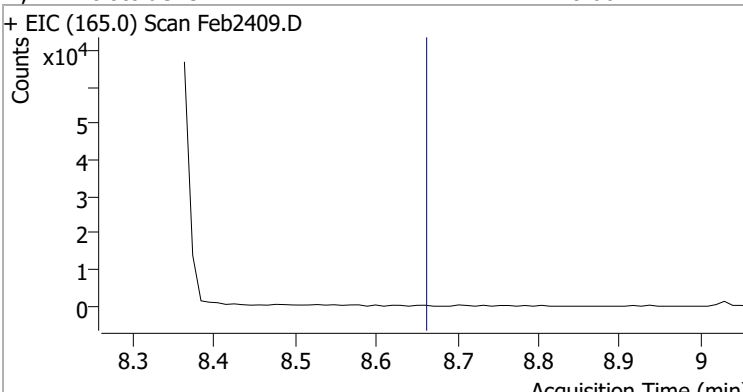
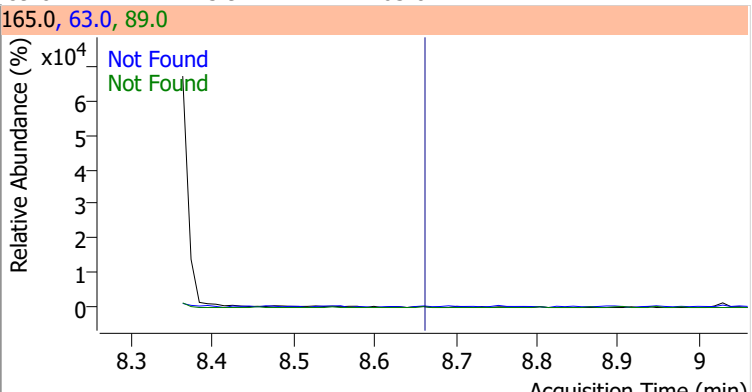
Compound	Conc.	Exp RT	QIon	Exp Ratio
Acenaphthylene	N.D.	8.19	153.1	14.0



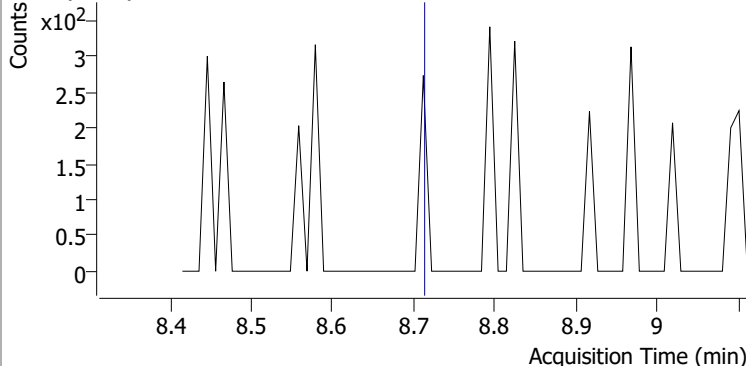
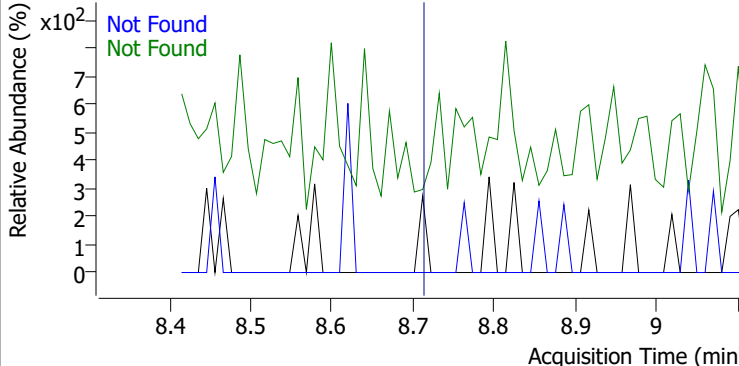
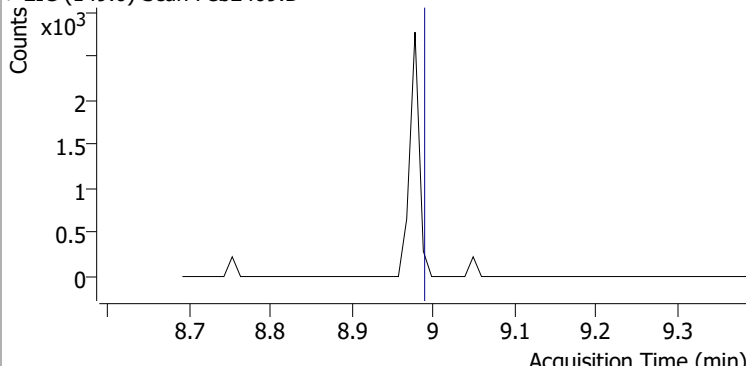
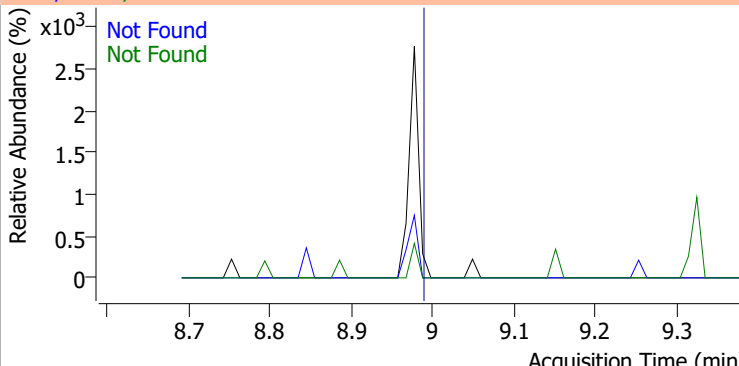
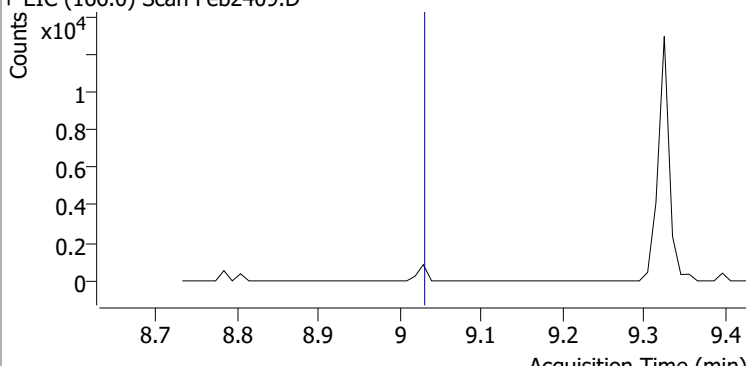
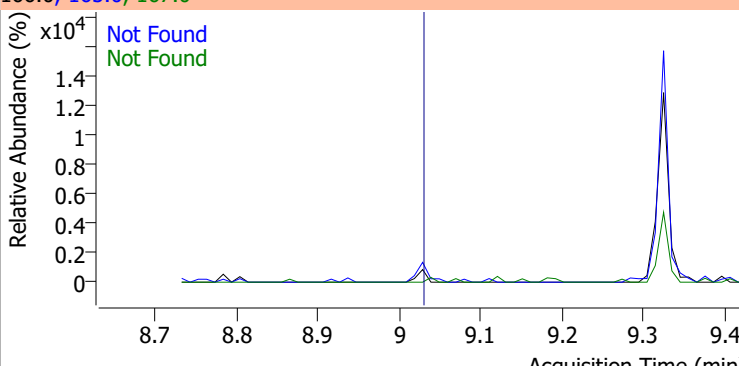
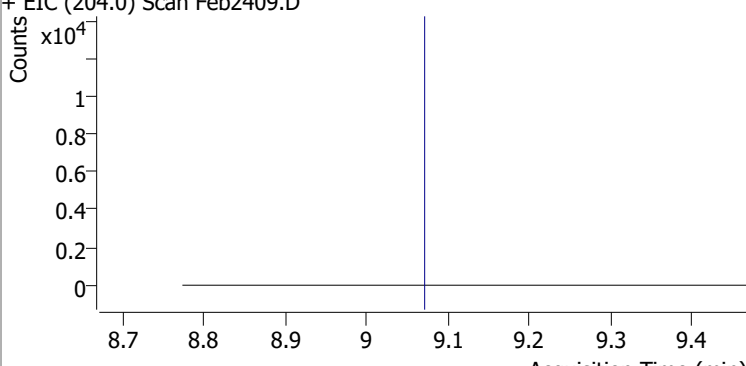
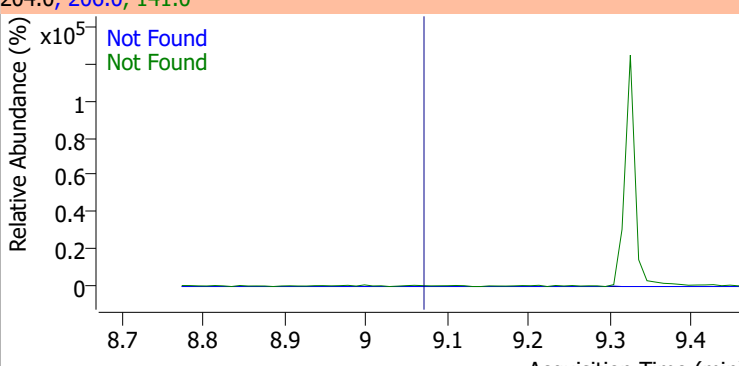
Compound	Conc.	Exp RT	QIon	Exp Ratio	QIon	Exp Ratio
3-Nitroaniline	N.D.	8.38	65.0	131.7	92.0	112.6



Quantitation Results Report (QT Reviewed)

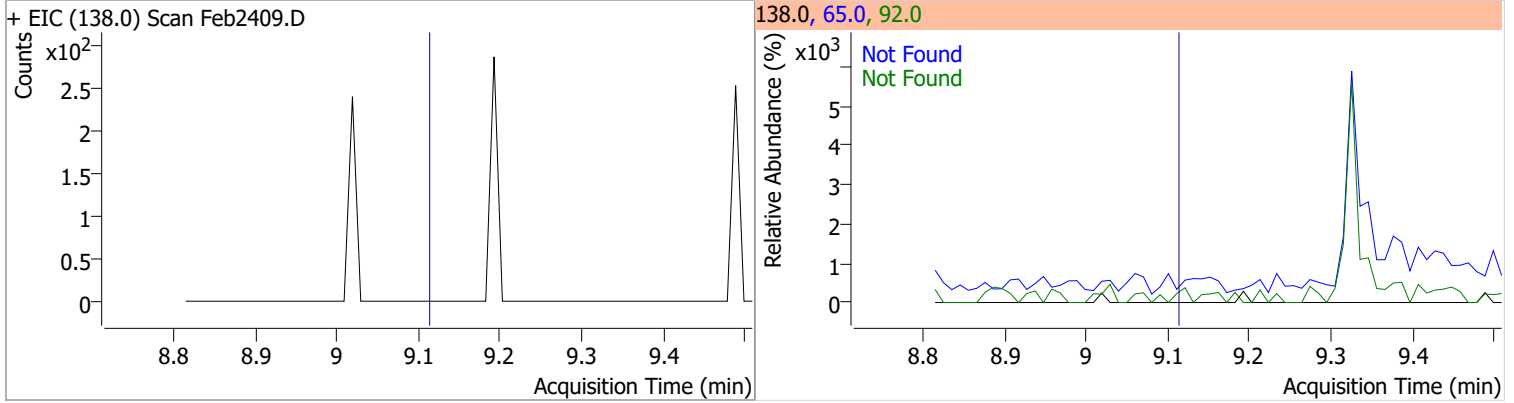
Compound	Conc.	Exp RT	QIon	Exp Ratio	QIon	Exp Ratio
Acenaphthene	N.D.	8.40	153.0	106.6	152.0	52.4
+ EIC (154.0) Scan Feb2409.D			154.0, 152.0, 153.0			
						
2,4-Dinitrophenol	N.D.	8.51	154.0	59.3		
+ EIC (184.0) Scan Feb2409.D			184.0, 154.0			
						
Dibenzofuran	N.D.	8.62	139.0	37.6		
+ EIC (168.0) Scan Feb2409.D			168.0, 139.0			
						
2,4-Dinitrotoluene	N.D.	8.66	89.0	75.9	63.0	44.1
+ EIC (165.0) Scan Feb2409.D			165.0, 63.0, 89.0			
						

Quantitation Results Report (QT Reviewed)

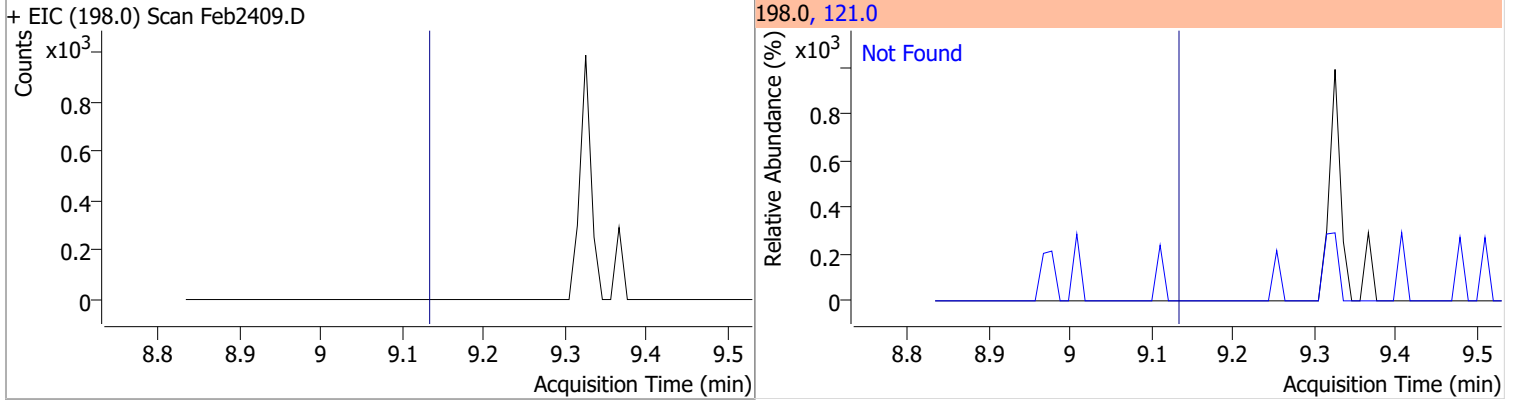
Compound	Conc.	Exp RT	QIon	Exp Ratio	QIon	Exp Ratio
4-Nitrophenol	N.D.	8.71	139.0	78.4	65.0	71.6
+ EIC (109.0) Scan Feb2409.D			109.0, 139.0, 65.0			
						
Diethylphthalate	N.D.	8.99	177.0	21.3	150.0	12.7
+ EIC (149.0) Scan Feb2409.D			149.0, 177.0, 150.0			
						
Fluorene	N.D.	9.03	165.0	94.1	167.0	13.4
+ EIC (166.0) Scan Feb2409.D			166.0, 165.0, 167.0			
						
4-Chlorophenyl-phenylether	N.D.	9.07	141.0	61.7	206.0	34.0
+ EIC (204.0) Scan Feb2409.D			204.0, 206.0, 141.0			
						

Quantitation Results Report (QT Reviewed)

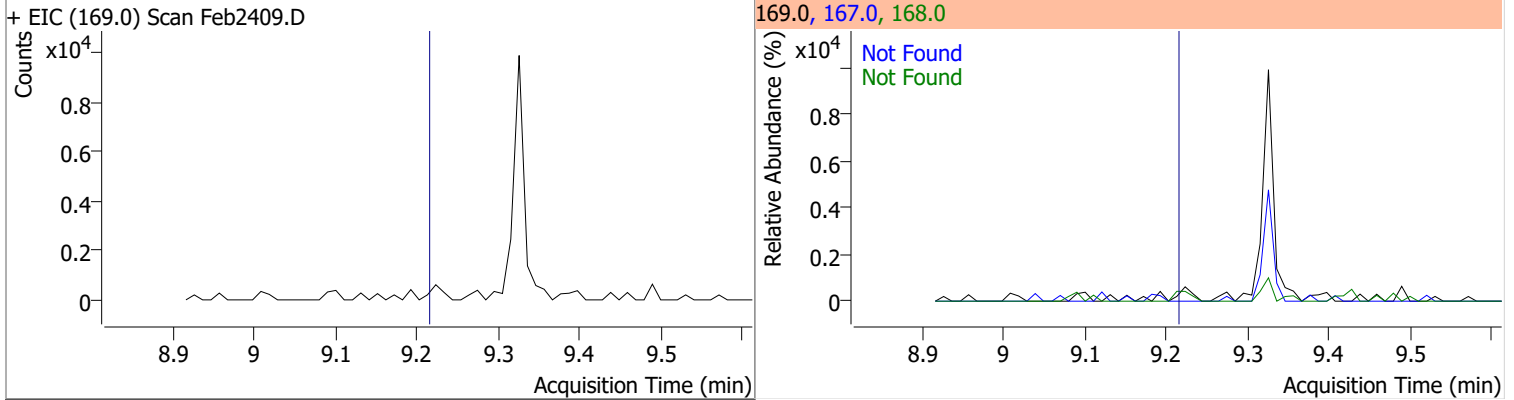
Compound	Conc.	Exp RT	QIon	Exp Ratio	QIon	Exp Ratio
4-Nitroaniline	N.D.	9.12	65.0	109.2	92.0	47.3



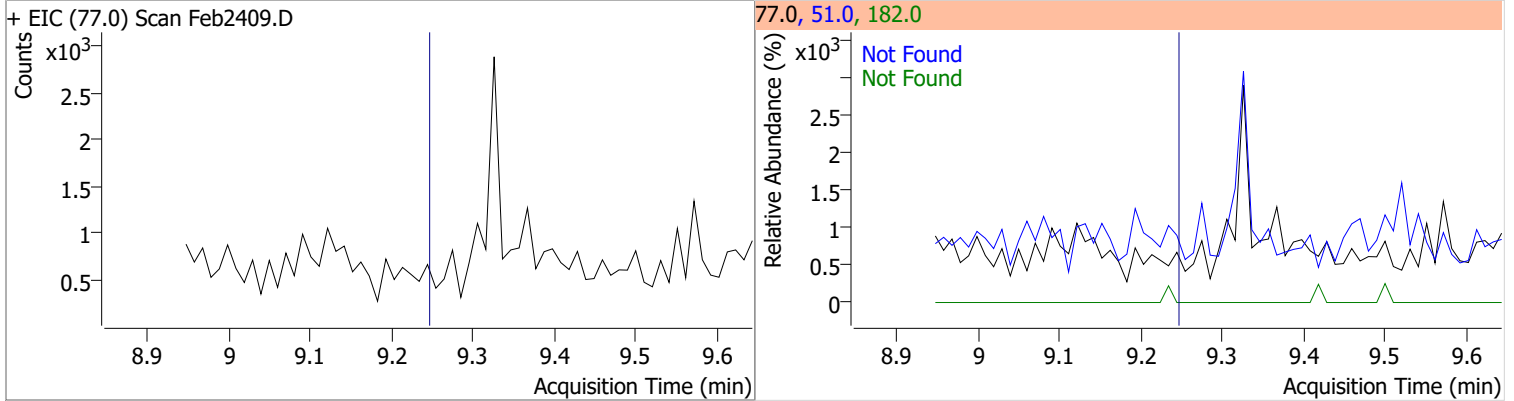
Compound	Conc.	Exp RT	QIon	Exp Ratio
4,6-Dinitro-2-methylphenol	N.D.	9.14	121.0	48.7



Compound	Conc.	Exp RT	QIon	Exp Ratio	QIon	Exp Ratio
N-nitrosodiphenylamine	N.D.	9.22	168.0	64.6	167.0	34.5

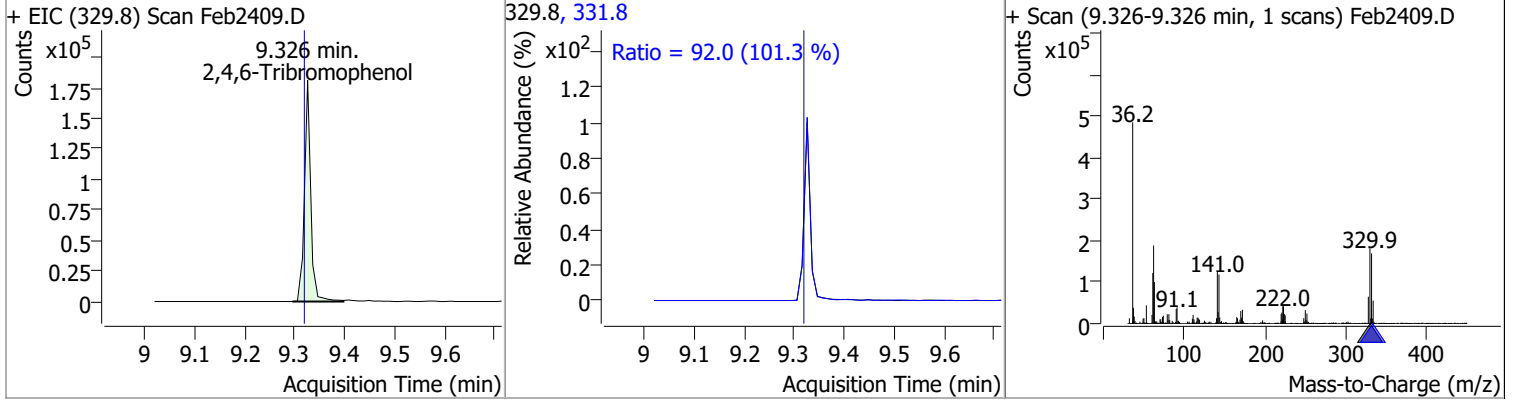


Compound	Conc.	Exp RT	QIon	Exp Ratio	QIon	Exp Ratio
Azobenzene	N.D.	9.25	51.0	48.8	182.0	26.0

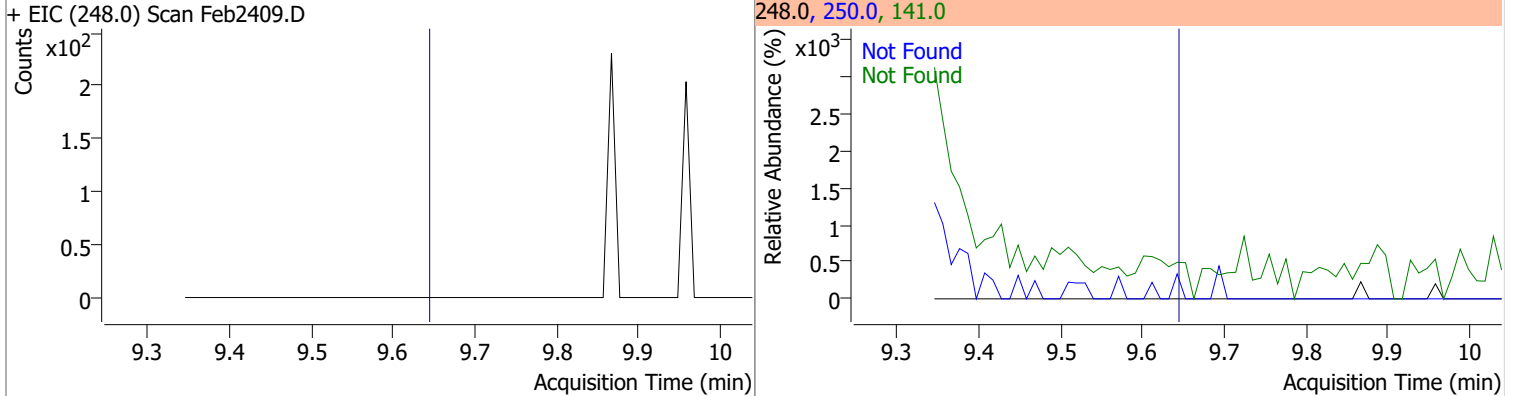


Quantitation Results Report (QT Reviewed)

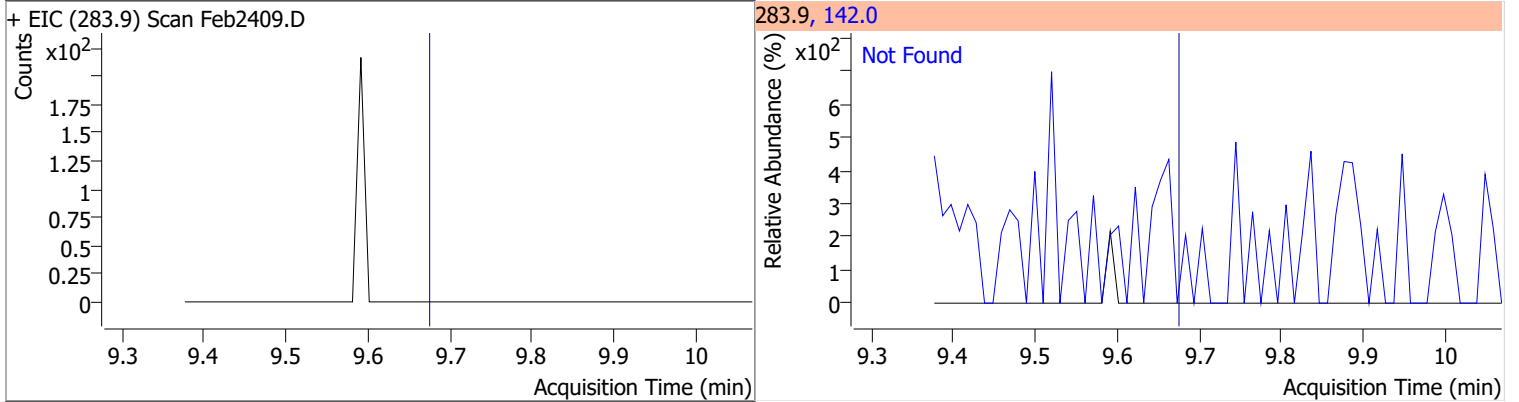
Compound	Conc.	RT	Dev(Min)	Resp.	QIon	QRatio	Lower	Upper
2,4,6-Tribromophenol	133.0812	9.33	0.00	159136	331.8	92.0	63.6	118.2



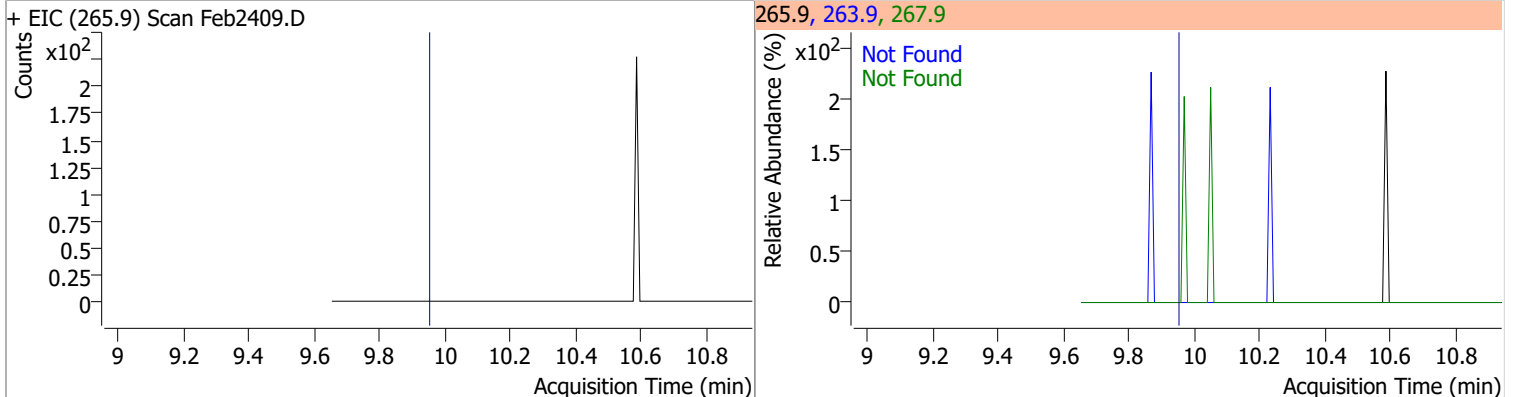
Compound	Conc.	Exp RT	QIon	Exp Ratio	QIon	Exp Ratio
4-Bromophenyl-phenylether	N.D.	9.65	141.0	100.4	250.0	99.4



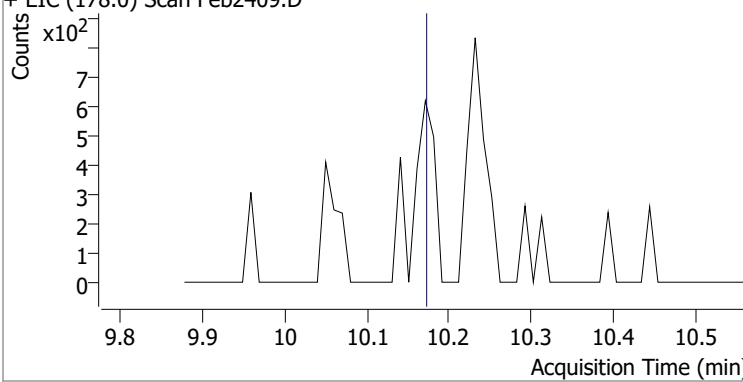
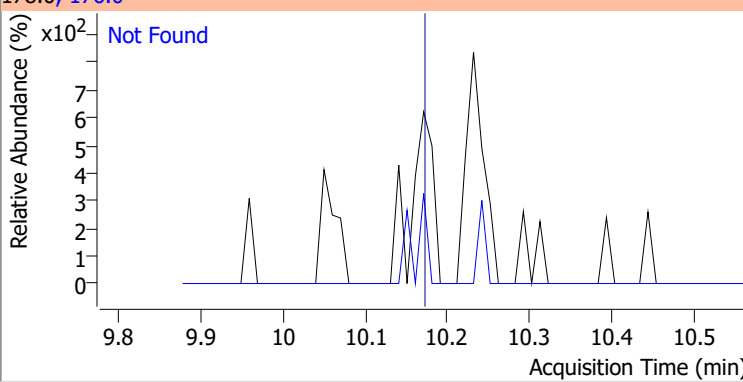
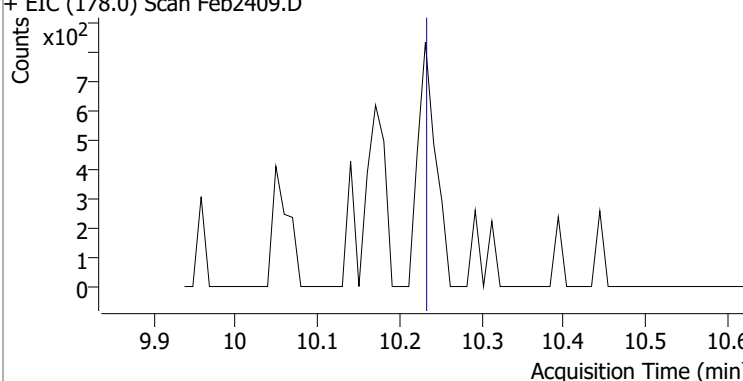
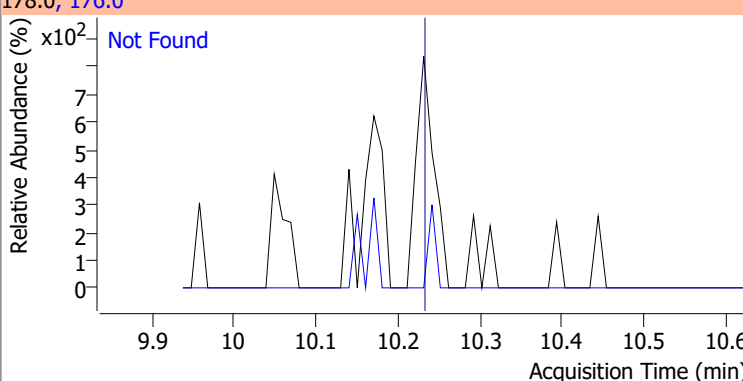
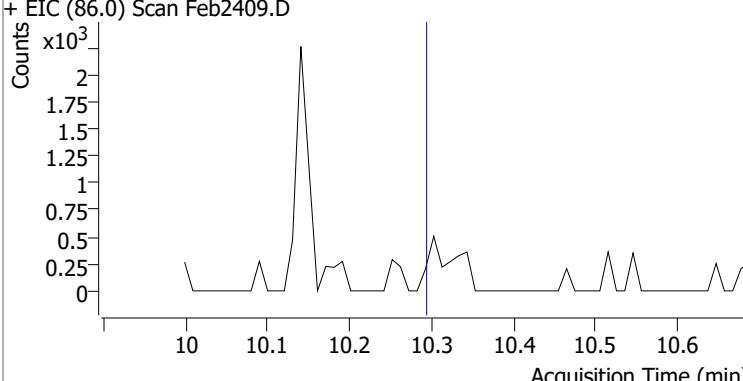
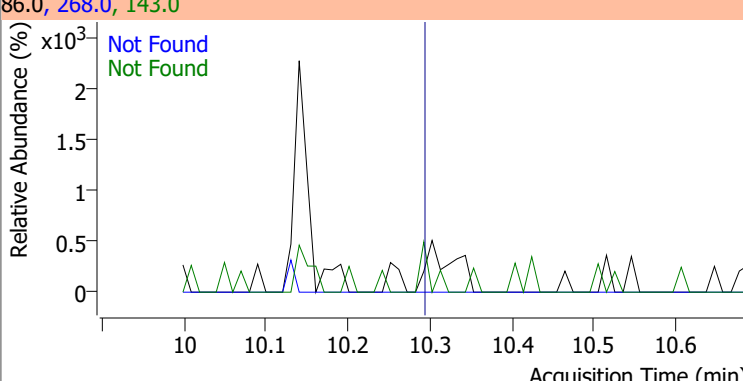
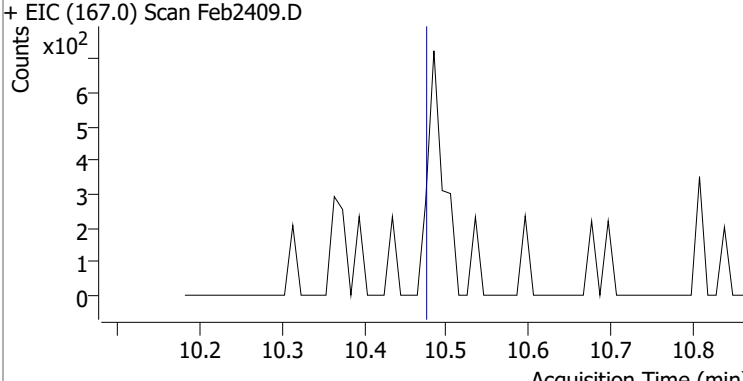
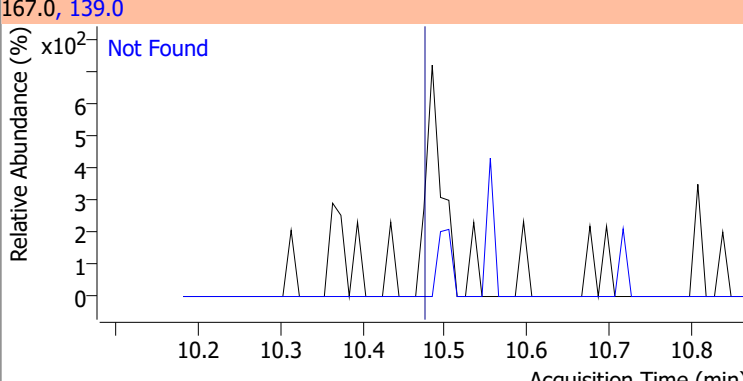
Compound	Conc.	Exp RT	QIon	Exp Ratio
Hexachlorobenzene	N.D.	9.68	142.0	49.3



Compound	Conc.	Exp RT	QIon	Exp Ratio	QIon	Exp Ratio
Pentachlorophenol	N.D.	9.96	263.9	63.1	267.9	62.4

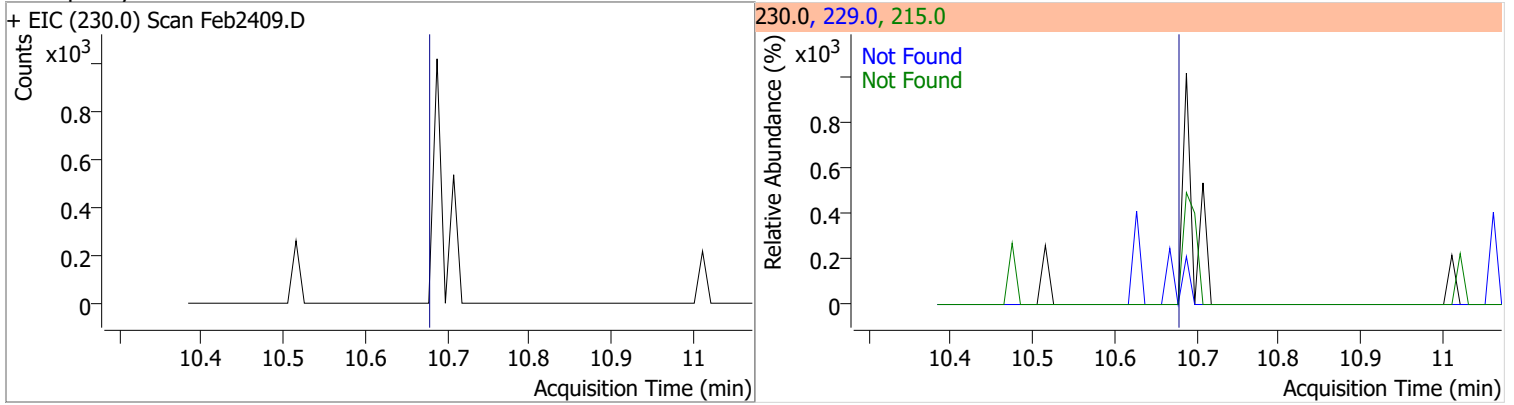


Quantitation Results Report (QT Reviewed)

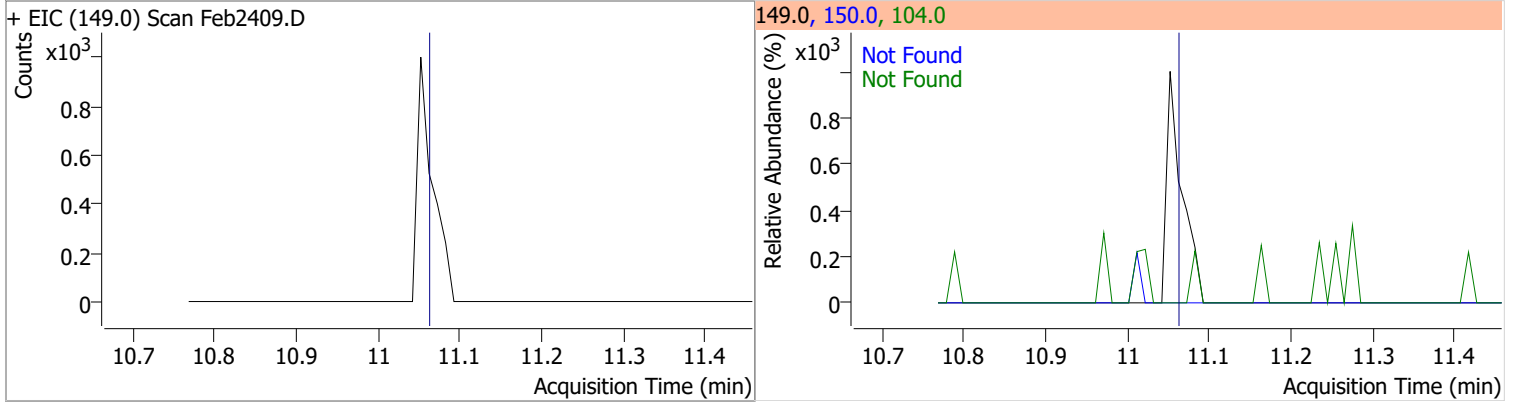
Compound	Conc.	Exp RT	QIon	Exp Ratio		
Phenanthrene	N.D.	10.18	176.0	18.9		
+ EIC (178.0) Scan Feb2409.D			178.0, 176.0			
						
Anthracene	N.D.	10.24	176.0	18.2		
+ EIC (178.0) Scan Feb2409.D			178.0, 176.0			
						
Triallate	N.D.	10.30	268.0	23.9	QIon	Exp Ratio
			143.0	21.9		
+ EIC (86.0) Scan Feb2409.D			86.0, 268.0, 143.0			
						
Carbazole	N.D.	10.48	139.0	13.0		
+ EIC (167.0) Scan Feb2409.D			167.0, 139.0			
						

Quantitation Results Report (QT Reviewed)

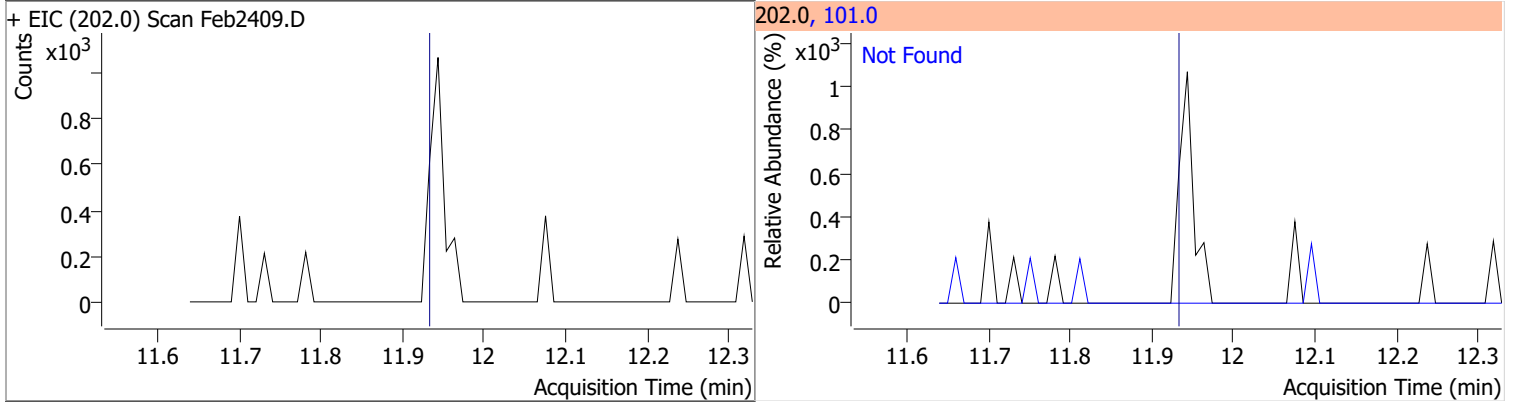
Compound	Conc.	Exp RT	QIon	Exp Ratio	QIon	Exp Ratio
o-Terphenyl	N.D.	10.69	229.0	64.7	215.0	38.5



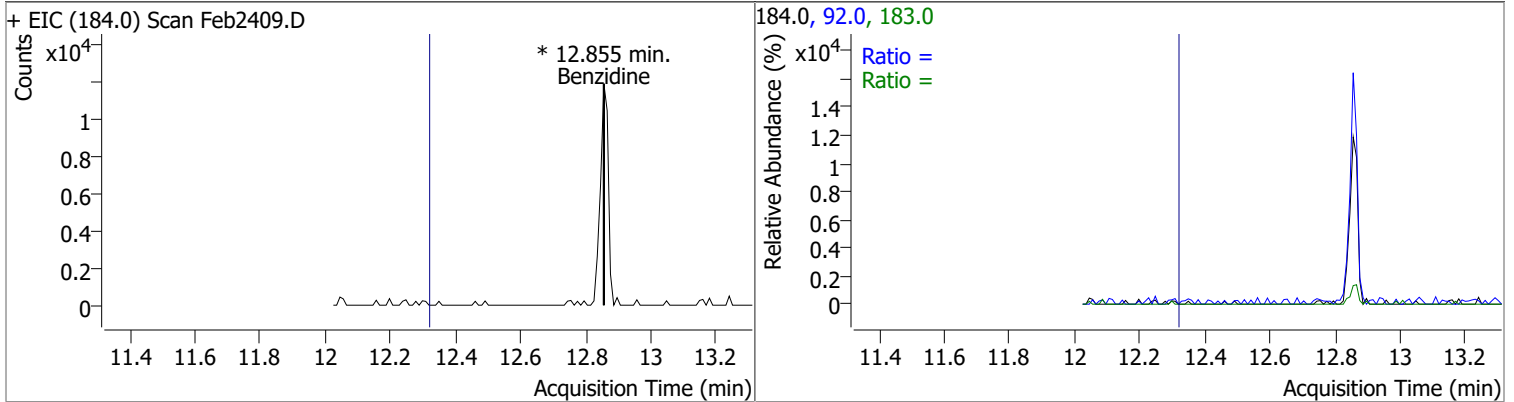
Compound	Conc.	Exp RT	QIon	Exp Ratio	QIon	Exp Ratio
Di-n-Butylphthalate	N.D.	11.07	150.0	9.1	104.0	6.2



Compound	Conc.	Exp RT	QIon	Exp Ratio
Fluoranthene	N.D.	11.94	101.0	12.7

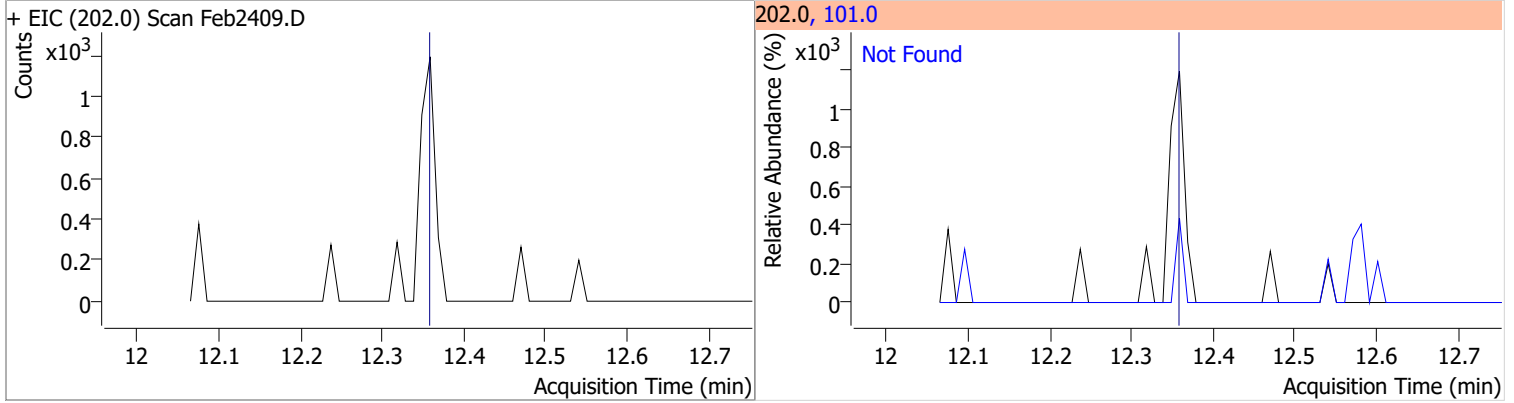


Compound	Conc.	RT	Dev(Min)	Resp.	QIon	QRatio	Lower	Upper
Benzidine		0		0	183.0		7.9	14.7
					92.0		5.0	9.2

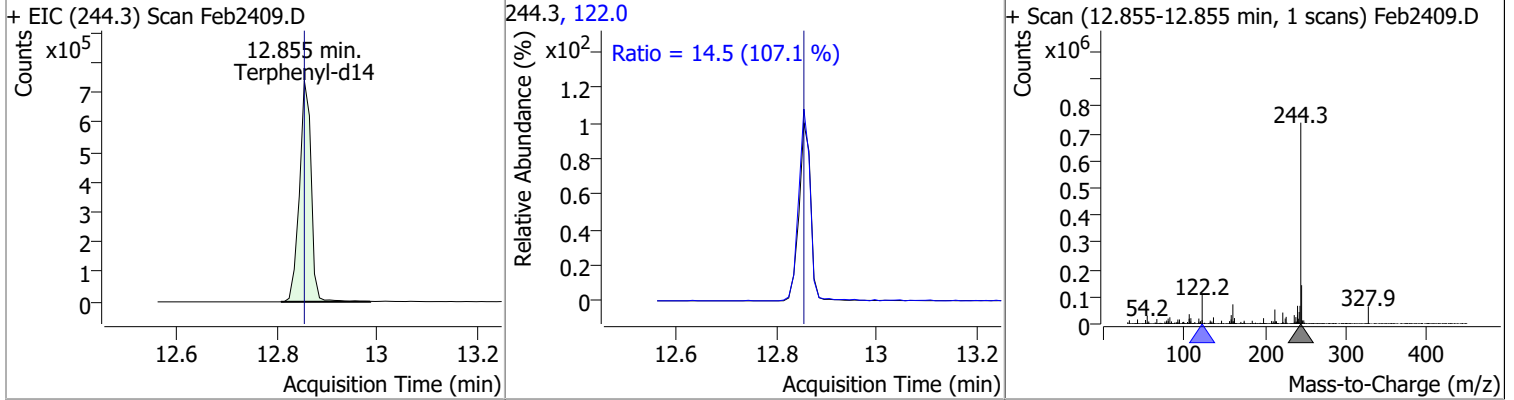


Quantitation Results Report (QT Reviewed)

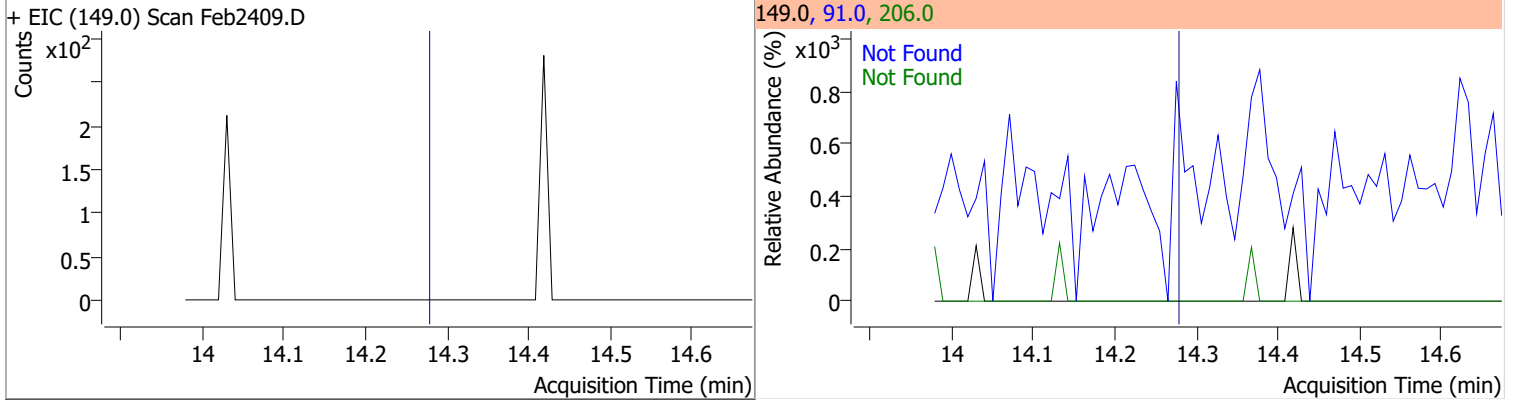
Compound	Conc.	Exp RT	QIon	Exp Ratio
Pyrene	N.D.	12.37	101.0	15.2



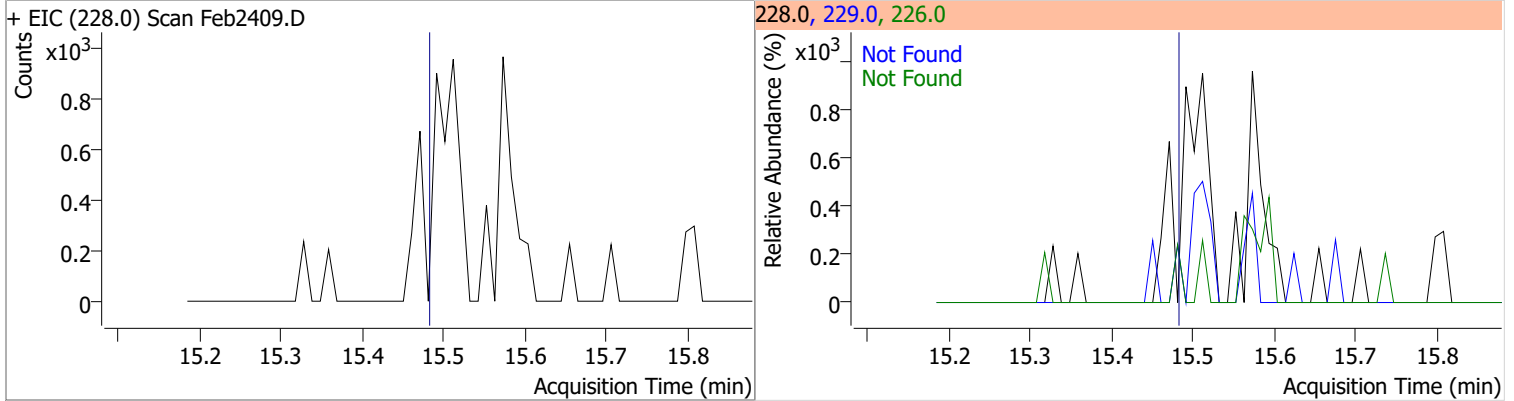
Compound	Conc.	RT	Dev(Min)	Resp.	QIon	QRatio	Lower	Upper
Terphenyl-d14	90.2982	12.86	-0.01	1199688	122.0	14.5	9.5	17.6



Compound	Conc.	Exp RT	QIon	Exp Ratio	QIon	Exp Ratio
Butylbenzylphthalate	N.D.	14.30	91.0	83.4	206.0	17.7

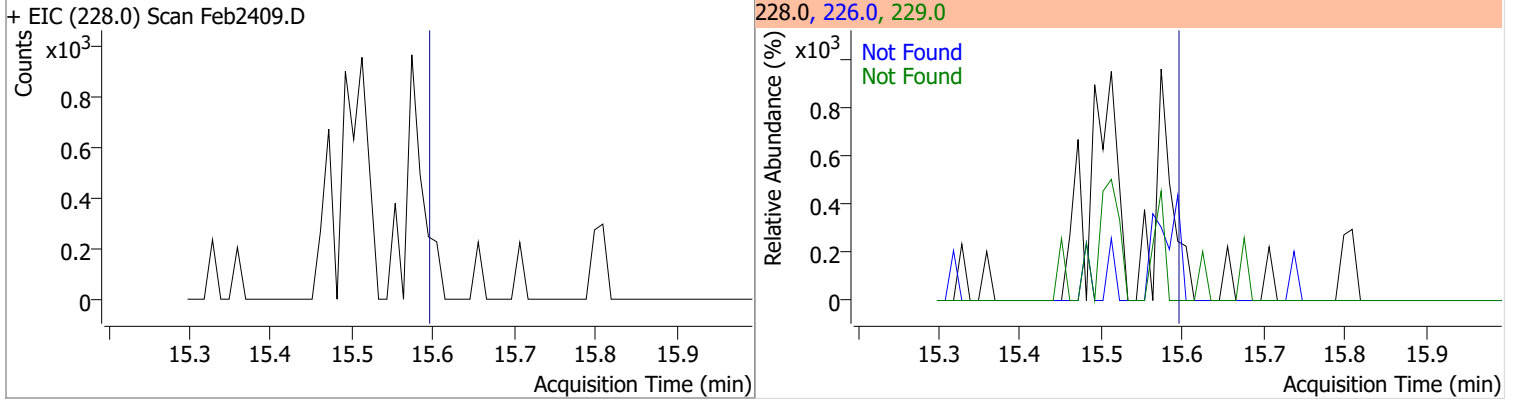


Compound	Conc.	Exp RT	QIon	Exp Ratio	QIon	Exp Ratio
Benzo(a)Anthracene	N.D.	15.50	226.0	26.4	229.0	20.9

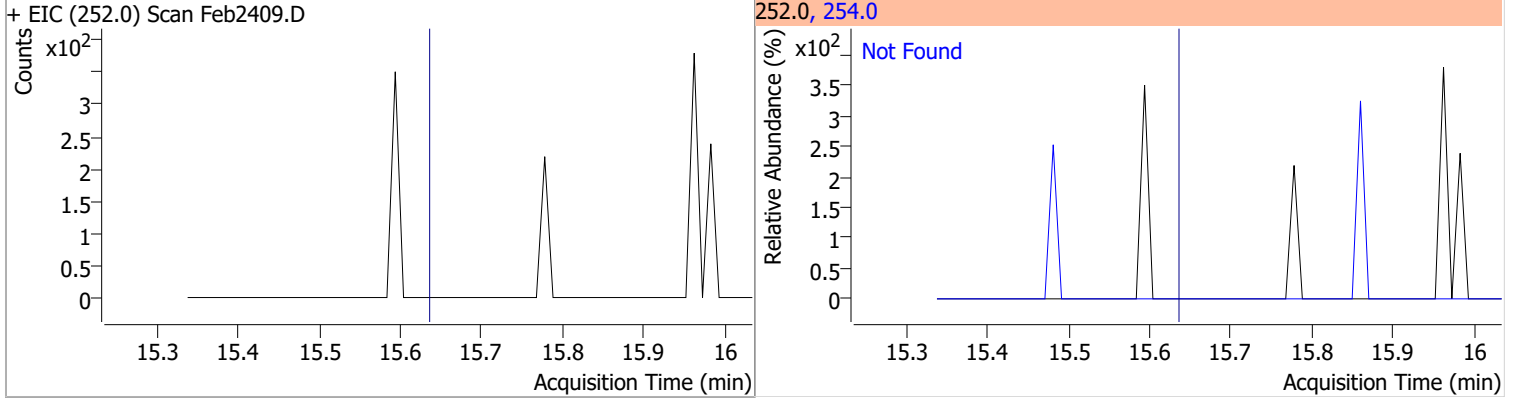


Quantitation Results Report (QT Reviewed)

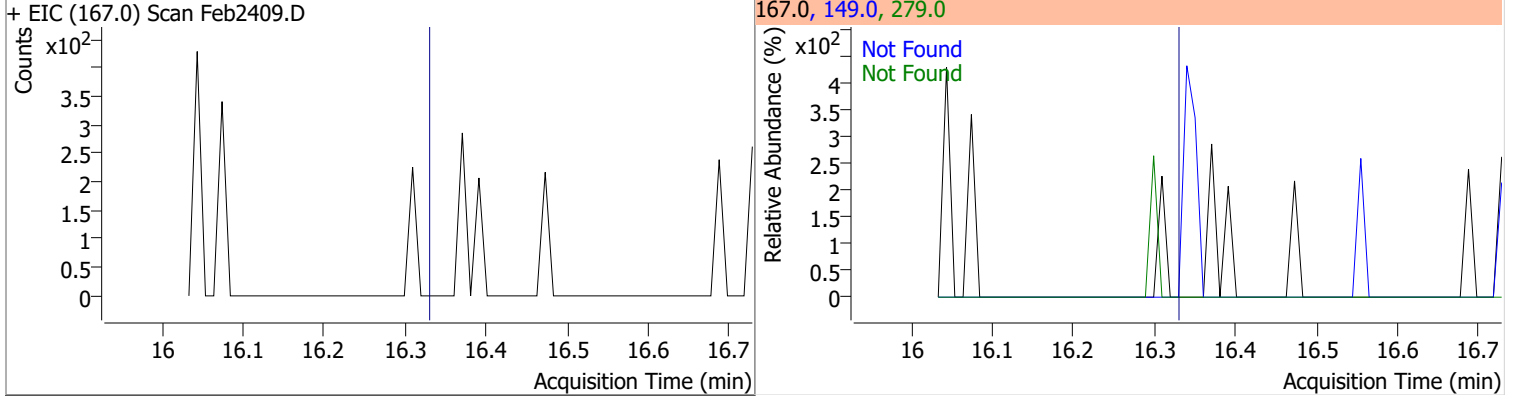
Compound	Conc.	Exp RT	QIon	Exp Ratio	QIon	Exp Ratio
Chrysene	N.D.	15.61	226.0	29.2	229.0	20.4



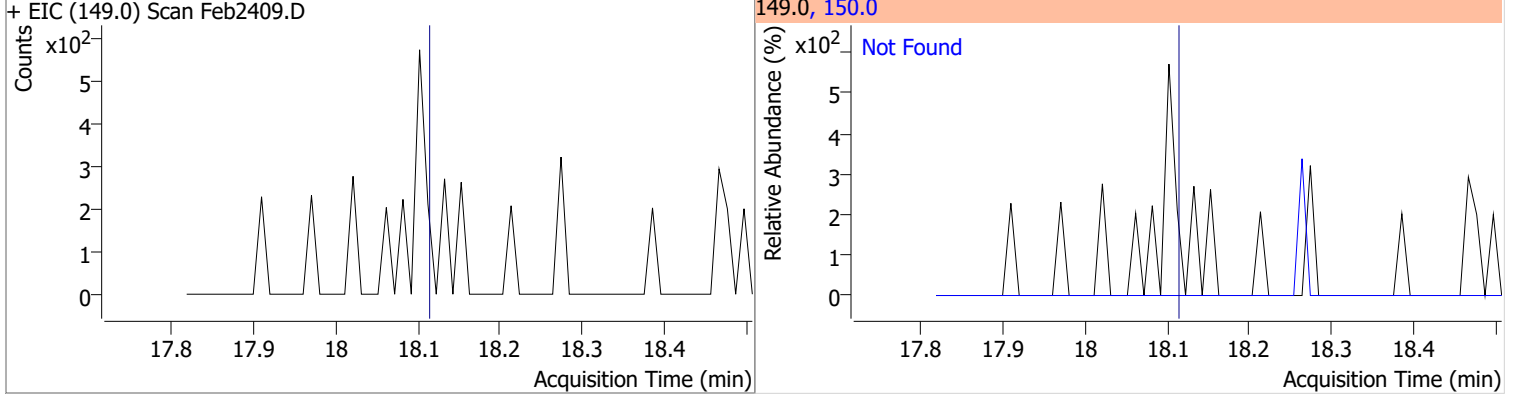
Compound	Conc.	Exp RT	QIon	Exp Ratio
3,3-Dichlorobenzidine	N.D.	15.65	254.0	64.6



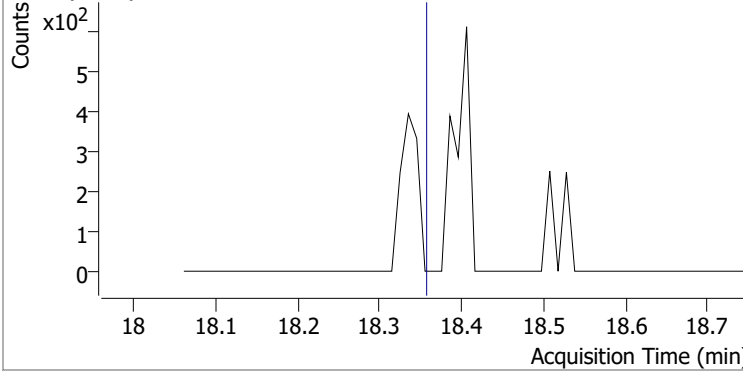
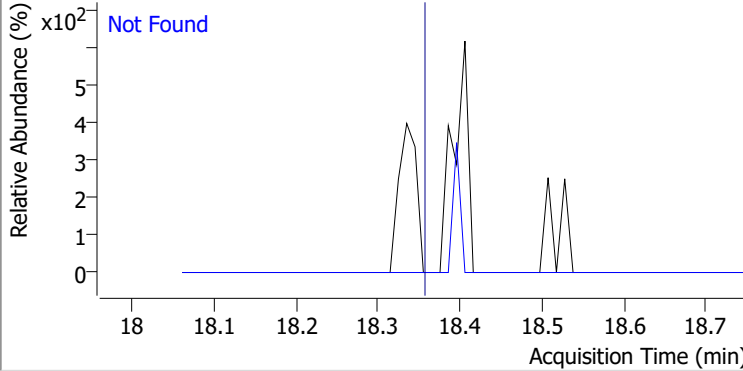
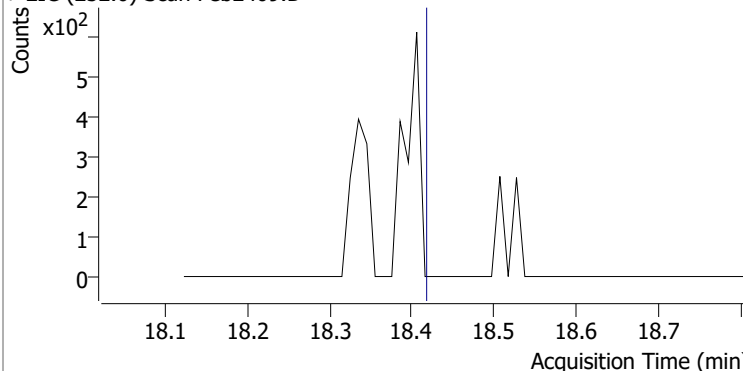
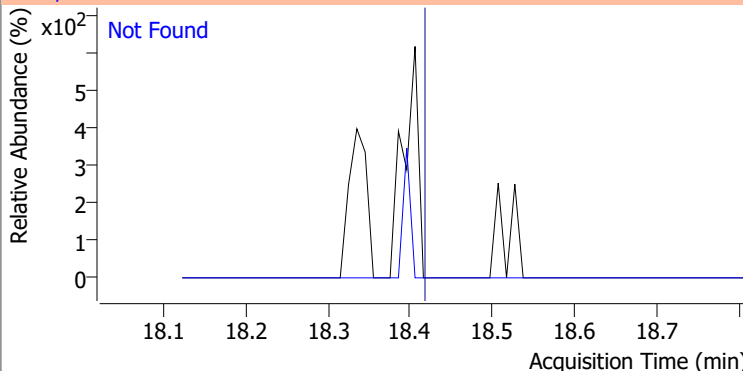
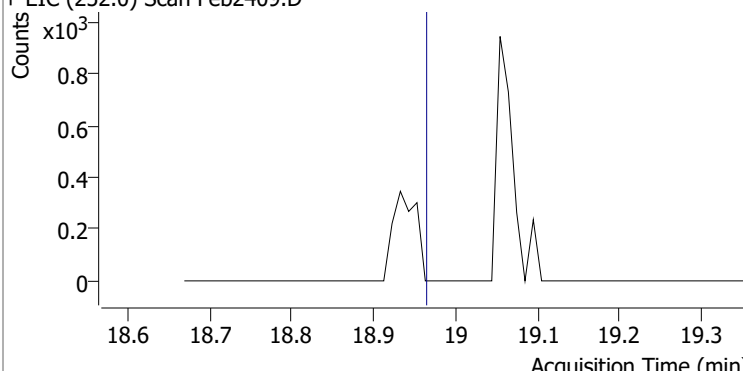
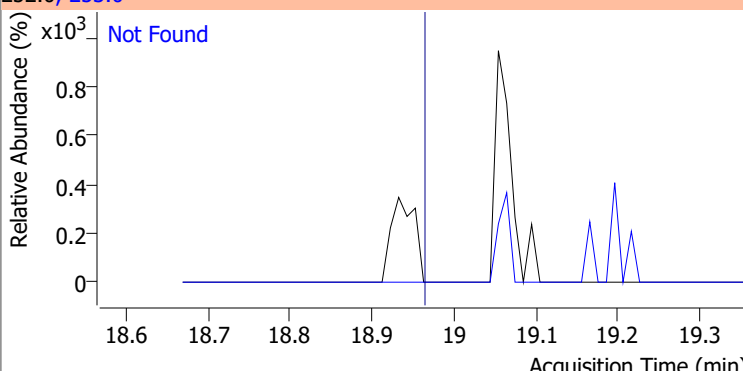
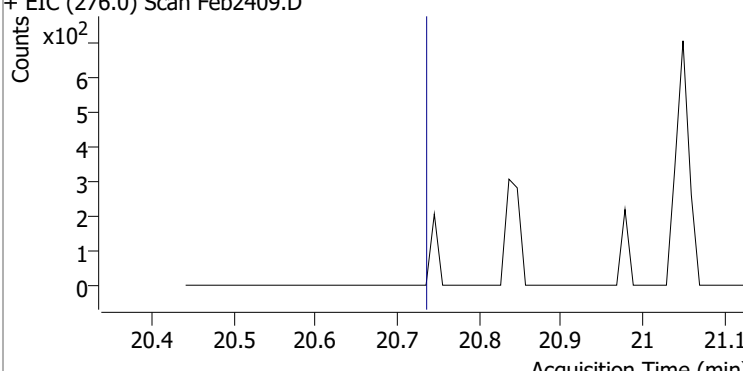
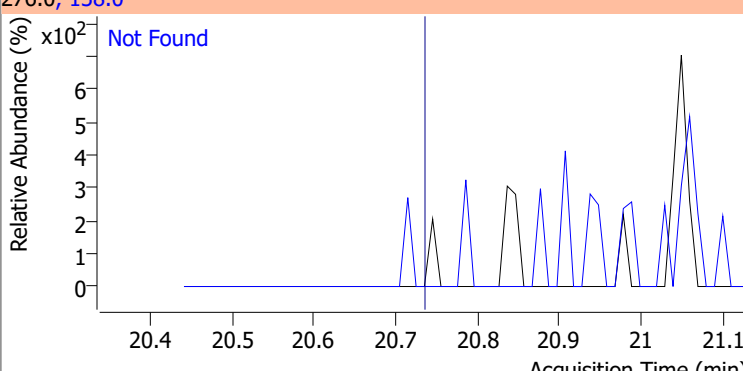
Compound	Conc.	Exp RT	QIon	Exp Ratio	QIon	Exp Ratio
bis(2-ethylhexyl)Phthalate	N.D.	16.35	149.0	391.0	279.0	13.4



Compound	Conc.	Exp RT	QIon	Exp Ratio
Di-n-octyl Phthalate	N.D.	18.12	150.0	9.5

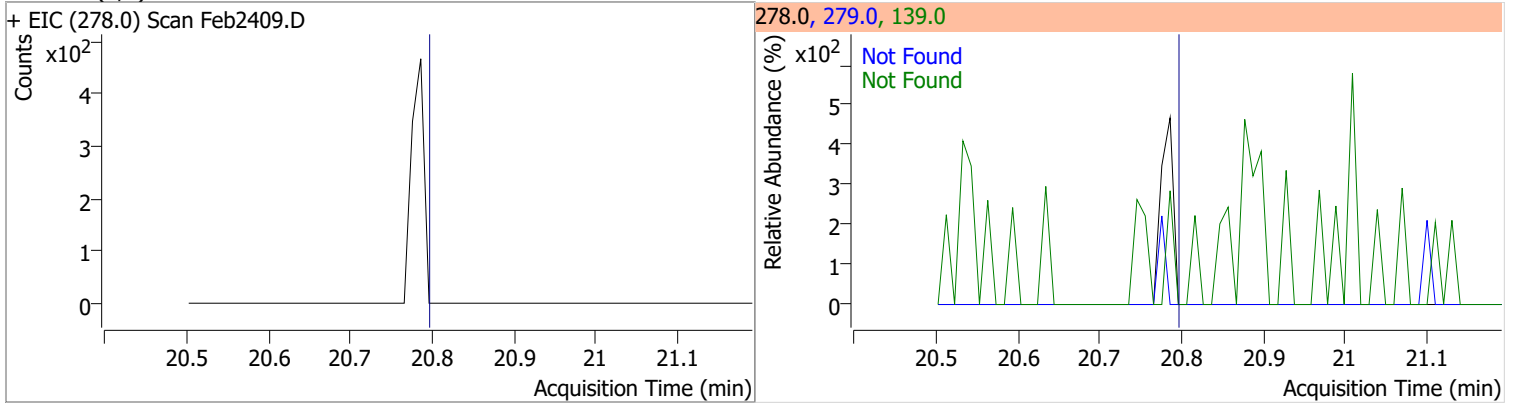


Quantitation Results Report (QT Reviewed)

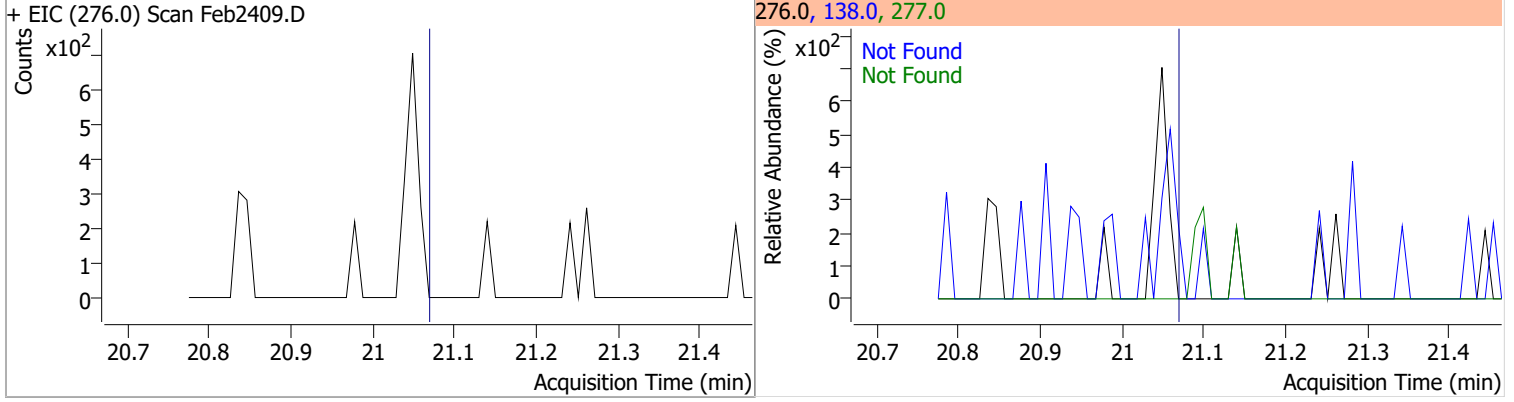
Compound	Conc.	Exp RT	QIon	Exp Ratio
Benzo(b)fluoranthene	N.D.	18.37	253.0	22.9
+ EIC (252.0) Scan Feb2409.D			252.0, 253.0	
				
Benzo(k)fluoranthene	N.D.	18.43	253.0	22.8
+ EIC (252.0) Scan Feb2409.D			252.0, 253.0	
				
Benzo(a)pyrene	N.D.	18.97	253.0	22.6
+ EIC (252.0) Scan Feb2409.D			252.0, 253.0	
				
Indeno(1,2,3-c,d)pyrene	N.D.	20.75	138.0	30.2
+ EIC (276.0) Scan Feb2409.D			276.0, 138.0	
				

Quantitation Results Report (QT Reviewed)

Compound	Conc.	Exp RT	QIon	Exp Ratio	QIon	Exp Ratio
Dibenzo(a,h)anthracene	N.D.	20.81	139.0	25.3	279.0	24.1

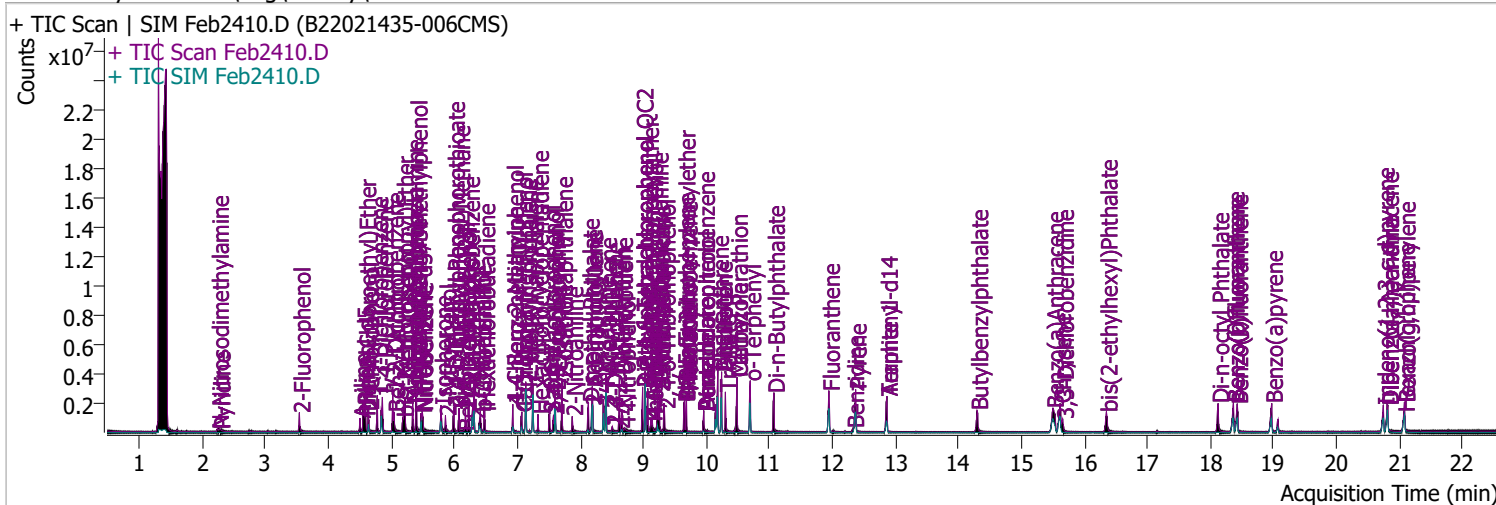


Compound	Conc.	Exp RT	QIon	Exp Ratio	QIon	Exp Ratio
Benzo(g,h,i)perylene	N.D.	21.08	138.0	32.4	277.0	23.6



Quantitation Results Report (QT Reviewed)

Data File	Feb2410.D	Operator	LIMS import
Acq. Method	BNA+SIM.M	Acq. Date-Time	2/24/2022 8:29:15 PM
Sample Name	B22021435-006CMS	Instrument	Instrument #1
Vial	10	Multiplier	1.00
DA Method File		Comment	SVOC-8270-W-LARGO
Tune File	dftppdsm.u	Tune Date	2/18/2022 9:25:00 PM
Batch Name	022422 DoD BNA.batch.bin	Last Calib Update	2/25/2022 7:56:13 AM
Ref Library	D:\Org\Library\NIST129K.I		



Compound	RT	QIon	Resp.	Conc.	Units	Dev(Min)
----------	----	------	-------	-------	-------	----------

Internal Standards

System Monitoring Compounds

S 2-Fluorophenol	3.541	112.0	395375	58.9401	µg/L	0.010
Spiked Amount: 200.000	Range: 10.0 - 75.0%			Recovery = 29.47%		
S Phenol-d5	4.552	99.0	612908	70.1945	µg/L	0.000
Spiked Amount: 200.000	Range: 10.0 - 65.0%			Recovery = 35.10%		
S Nitrobenzene-d5	5.471	82.0	328305	67.7429	µg/L	0.000
Spiked Amount: 100.000	Range: 32.0 - 94.0%			Recovery = 67.74%		
S 2-Fluorobiphenyl	7.594	172.0	981215	70.2657	µg/L	0.000
Spiked Amount: 100.000	Range: 28.0 - 107.0%			Recovery = 70.27%		
S 2,4,6-Tribromophenol	9.336	329.8	200509	150.8244	µg/L	0.010
Spiked Amount: 200.000	Range: 25.0 - 140.0%			Recovery = 75.41%		
S Terphenyl-d14	12.865	244.3	1329333	93.4228	µg/L	0.000
Spiked Amount: 100.000	Range: 32.0 - 122.0%			Recovery = 93.42%		

Target Compounds

Compound	RT	QIon	Resp.	Conc.	Units	QValue	
T N-Nitrosodimethylamine	2.244	74.0	96541	49.1381	µg/L	86	
T Pyridine	2.274	79.0	140377	28.2666	µg/L	94	
T Aniline	4.501	93.0	351940	28.3698	µg/L	97	
T Phenol	4.572	94.0	391498	40.7566	µg/L	83	
T bis(-2-Chloroethyl)Ether	4.583	63.0	410172	62.3345	µg/L	99	
T 2-Chlorophenol	4.634	128.0	406413	51.9475	µg/L	100	
T 1,3-Dichlorobenzene	4.777	146.0	564931	55.7791	µg/L	m	99
T 1,4-Dichlorobenzene	4.858	146.0	535514	51.8539	µg/L	m	100
T 1,2-Dichlorobenzene	5.022	146.0	574704	58.3908	µg/L	m	100
T Benzyl Alcohol	5.042	108.0	222185	59.2327	µg/L	96	
T bis(2-chloroisopropyl)Ether	5.185	121.0	146716	55.5270	µg/L	98	
T 2-Methylphenol	5.216	107.0	413645	61.1330	µg/L	96	
T N-nitroso-Di-n-propylamine	5.338	70.0	365437	78.5877	µg/L	92	
T Hexachloroethane	5.389	117.0	160741	54.5403	µg/L	96	
T 4Methylphenol/3Methylphenol	5.400	107.0	560346	60.4515	µg/L	98	

Quantitation Results Report (QT Reviewed)

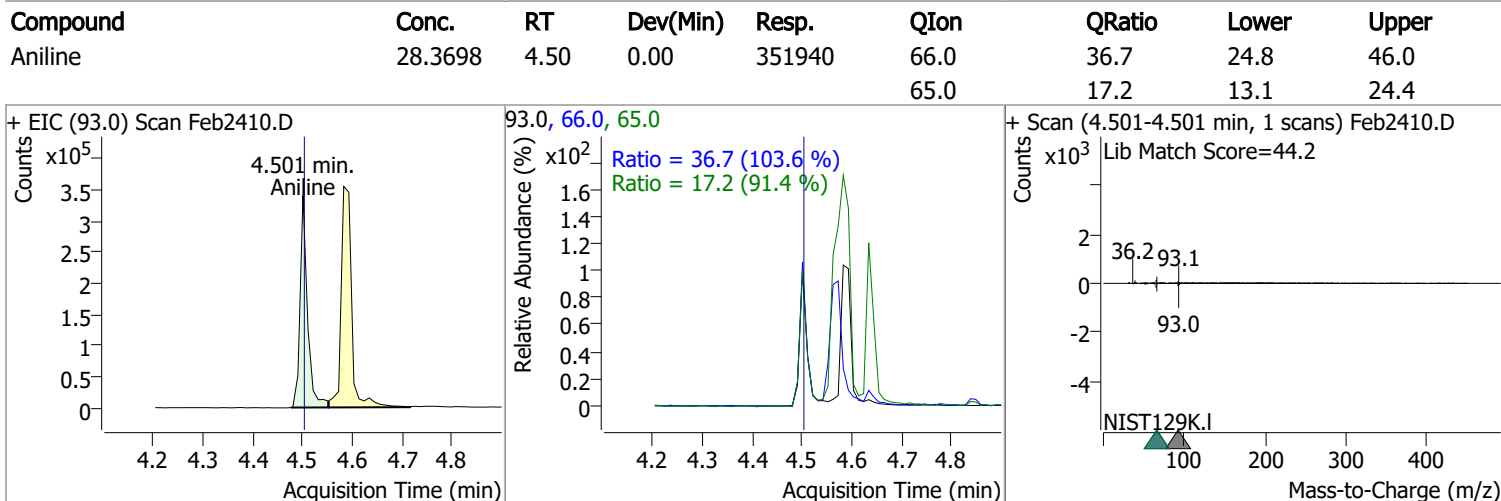
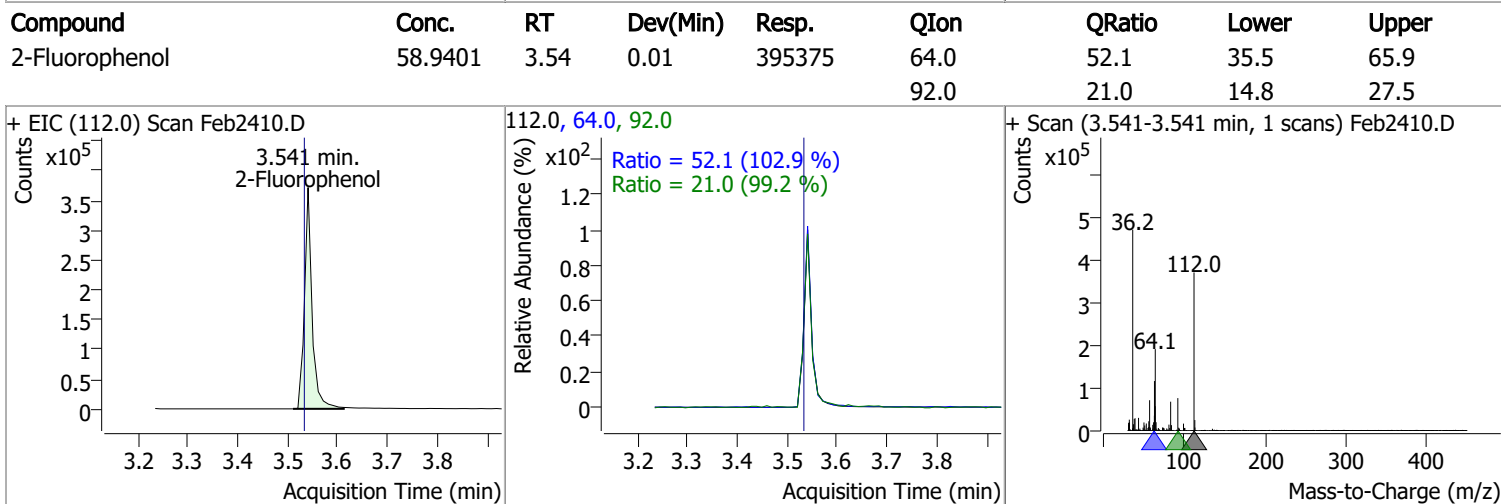
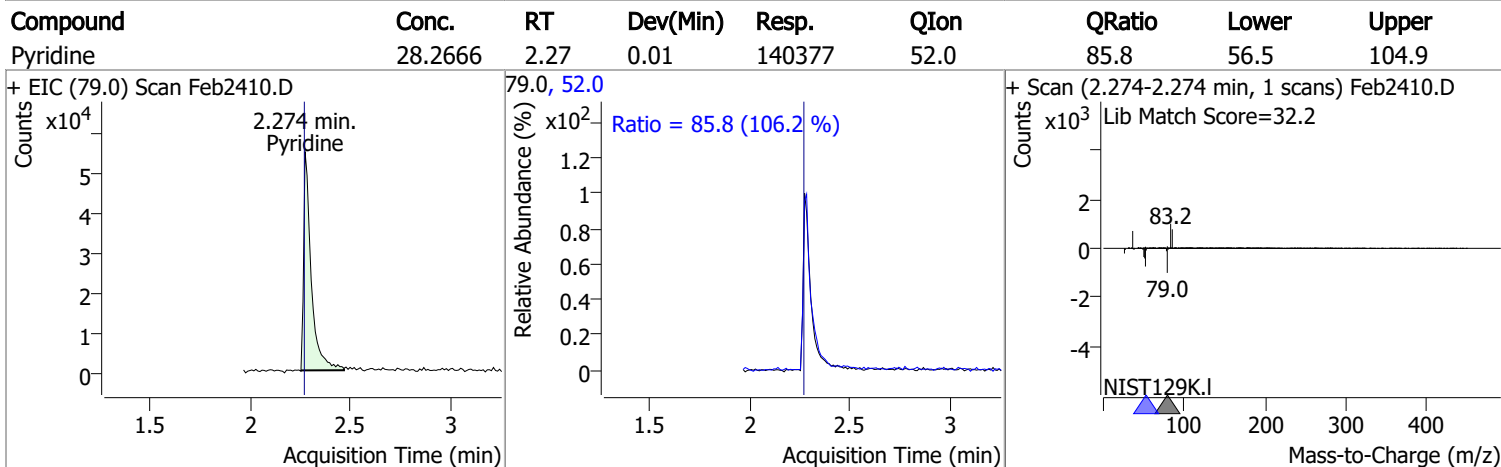
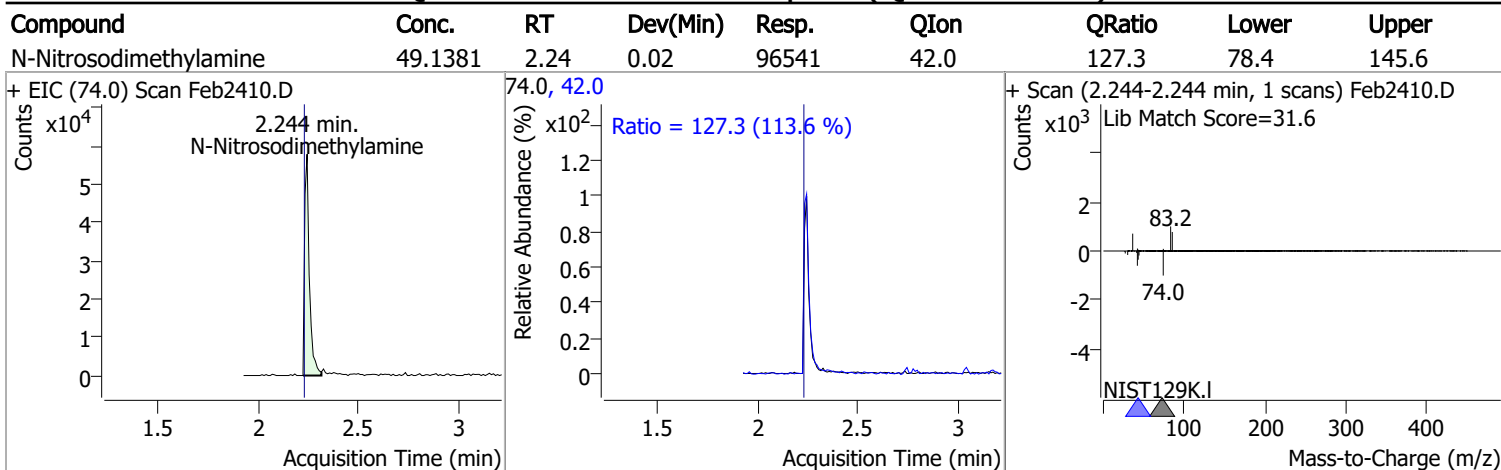
Compound	RT	QIon	Resp.	Conc.	Units	Dev(Min)
T Nitrobenzene	5.492	123.1	169813	68.7397	µg/L	97
T Isophorone	5.788	82.0	859085	72.0933	µg/L	99
T 2-Nitrophenol	5.859	139.0	177433	67.8998	µg/L	95
T 2,4-Dimethylphenol	5.992	122.0	378189	67.5669	µg/L	98
T bis(-2-Chloroethoxy)Methane	6.075	93.0	504957	72.7853	µg/L	98
T 2,4-Dichlorophenol	6.177	162.0	293238	55.5904	µg/L	99
T Benzoic Acid	6.157	105.0	32994	14.9203	µg/L	88
T 1,2,4-Trichlorobenzene	6.229	180.0	396517	61.3807	µg/L	99
T Naphthalene	6.311	128.0	1299515	67.6236	µg/L	99
T 4-Chlorophenol	6.403	130.0	114255	57.4102	µg/L	96
T p-Chloroaniline	6.413	127.0	343924	45.7178	µg/L	m 92
T Hexachlorobutadiene	6.475	224.9	181295	55.0796	µg/L	99
T 4-Chloro-2-Methylphenol	6.927	107.0	311748	62.7896	µg/L	95
T 4-Chloro-3-Methylphenol	7.071	107.0	366995	71.3387	µg/L	99
T 2-Methylnaphthalene	7.132	141.0	788387	73.5183	µg/L	98
T 1-Methylnaphthalene	7.245	141.0	740352	70.7036	µg/L	98
T Hexachlorocyclopentadiene	7.327	236.9	121179	62.3678	µg/L	98
T 2,4,6-Trichlorophenol	7.512	196.0	231849	67.7715	µg/L	100
T 2,4,5-Trichlorophenol	7.574	196.0	245654	64.1721	µg/L	100
T 2-Chloronaphthalene	7.707	162.0	949209	80.9222	µg/L	99
T 2-Nitroaniline	7.872	65.0	155577	74.5127	µg/L	95
T Dimethyl Phthalate	8.128	163.0	1063795	89.3535	µg/L	99
T 2,6-Dinitrotoluene	8.180	165.0	142702	87.8501	µg/L	93
T Acenaphthylene	8.190	152.1	1404870	74.8829	µg/L	98
T 3-Nitroaniline	8.374	138.0	113064	62.6612	µg/L	98
T Acenaphthene	8.405	154.0	895004	83.3885	µg/L	99
T 2,4-Dinitrophenol	8.507	184.0	51989	66.5382	µg/L	96
T Dibenzofuran	8.619	168.0	1416278	80.3148	µg/L	98
T 2,4-Dinitrotoluene	8.660	165.0	210039	100.0966	µg/L	99
T 4-Nitrophenol	8.701	109.0	66647	36.1678	µg/L	93
T Diethylphthalate	8.988	149.0	1211607	97.1393	µg/L	99
T Fluorene	9.029	166.0	1114497	78.8662	µg/L	99
T 4-Chlorophenyl-phenylether	9.070	204.0	550407	86.2531	µg/L	99
T 4-Nitroaniline	9.121	138.0	127657	65.7183	µg/L	88
T 4,6-Dinitro-2-methylphenol	9.141	198.0	87109	73.6675	µg/L	96
T N-nitrosodiphenylamine	9.223	169.0	823805	88.3796	µg/L	99
T Azobenzene	9.254	77.0	966268	78.6413	µg/L	97
T 4-Bromophenyl-phenylether	9.653	248.0	306894	86.4631	µg/L	99
T Hexachlorobenzene	9.683	283.9	300869	84.0299	µg/L	93
T Pentachlorophenol	9.958	265.9	152459	89.4357	µg/L	98
T Phenanthrene	10.181	178.0	1750206	91.2954	µg/L	100
T Anthracene	10.242	178.0	1713201	93.8668	µg/L	m 100
T Triallate	10.302	86.0	369587	84.3147	µg/L	99
T Carbazole	10.485	167.0	1656168	89.3198	µg/L	99
T o-Terphenyl	10.697	230.0	897176	87.5776	µg/L	98
T Di-n-Butylphthalate	11.072	149.0	1734022	95.9222	µg/L	100
T Fluoranthene	11.943	202.0	1748571	90.1464	µg/L	96
T Benzidine	12.328	184.0	181884	25.6973	µg/L	# 96
T Pyrene	12.369	202.0	1840248	87.1163	µg/L	98
T Butylbenzylphthalate	14.296	149.0	576049	95.2717	µg/L	98
T Benzo(a)Anthracene	15.502	228.0	1489027	97.7253	µg/L	100
T Chrysene	15.614	228.0	1558666	91.8931	µg/L	99
T 3,3-Dichlorobenzidine	15.655	252.0	329614	62.9888	µg/L	99
T bis(2-ethylhexyl)Phthalate	16.350	167.0	173121	85.6512	µg/L	97
T Di-n-octyl Phthalate	18.122	149.0	1205756	84.1811	µg/L	99

Quantitation Results Report (QT Reviewed)

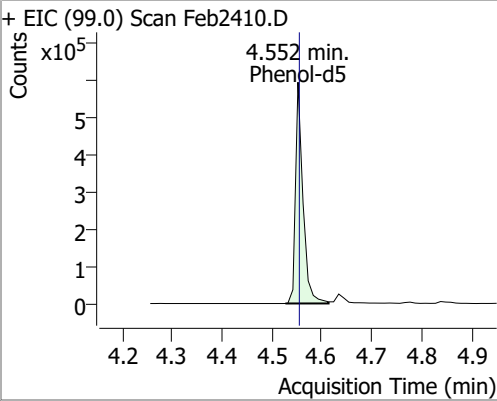
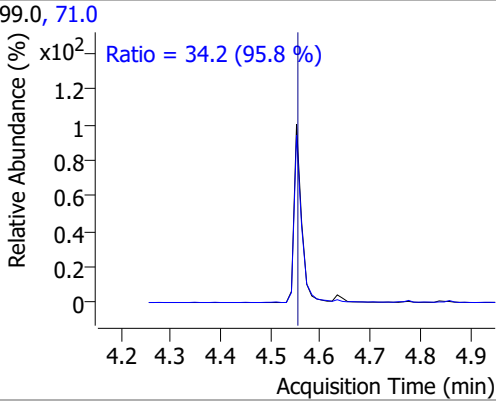
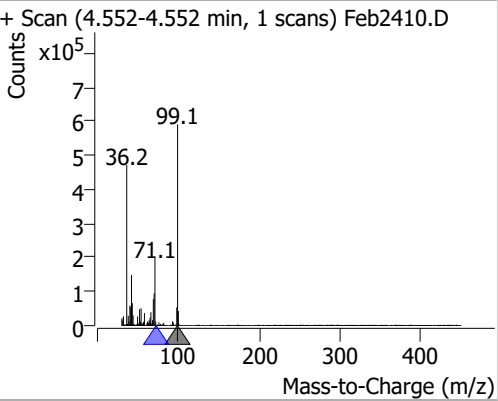
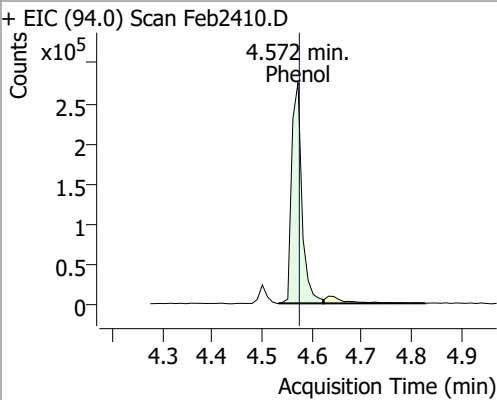
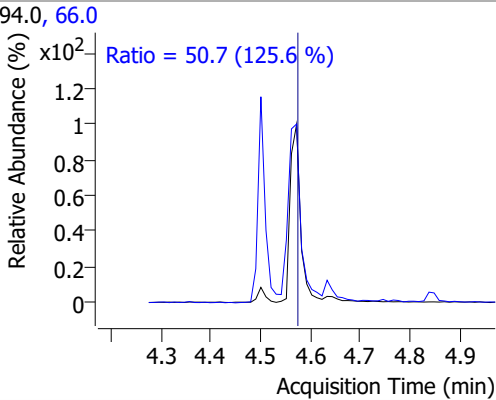
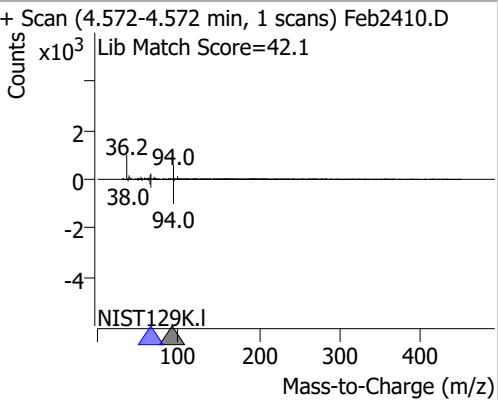
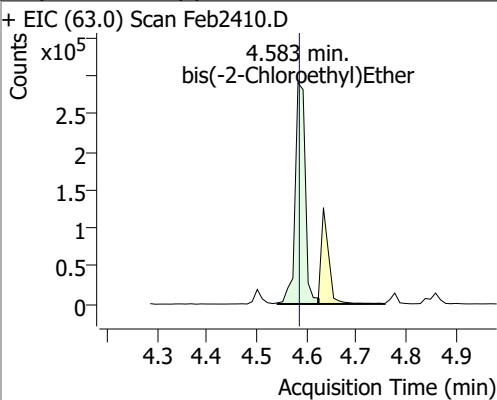
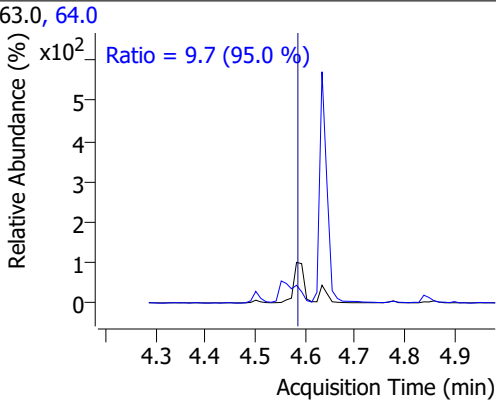
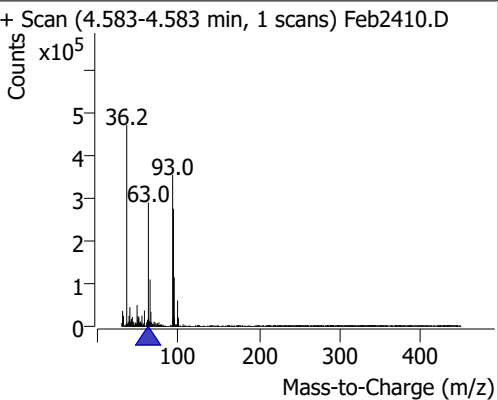
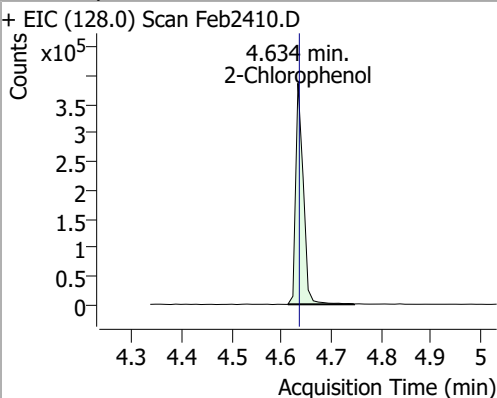
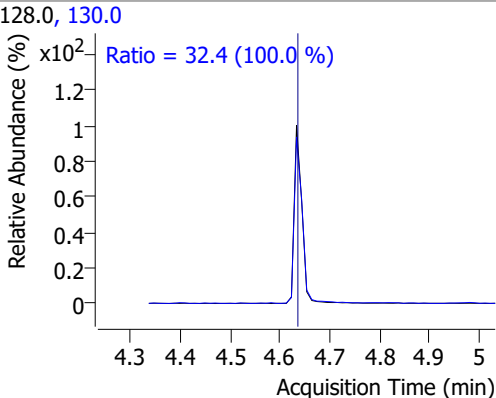
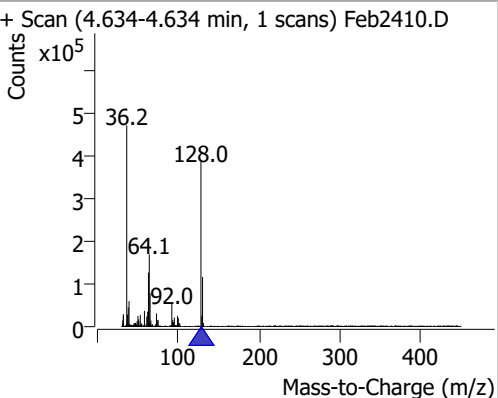
Compound	RT	QIon	Resp.	Conc.	Units	Dev(Min)
T Benzo(b)fluoranthene	18.365	252.0	1365157	88.1202	µg/L	100
T Benzo(k)fluoranthene	18.426	252.0	1399915	85.5234	µg/L	99
T Benzo(a)pyrene	18.973	252.0	1234065	83.7315	µg/L	99
T Indeno(1,2,3-c,d)pyrene	20.745	276.0	1026023	82.9838	µg/L	96
T Dibenzo(a,h)anthracene	20.816	278.0	1157866	85.9540	µg/L	99
T Benzo(g,h,i)perylene	21.079	276.0	1226679	86.0756	µg/L	98

(#) = Qualifier Out of Range; (m) = Manual Integration; (+) = Area Summed; (*) = Surrogate Percent Recovery Out of Range; (d): Zeroed Peak

Quantitation Results Report (QT Reviewed)

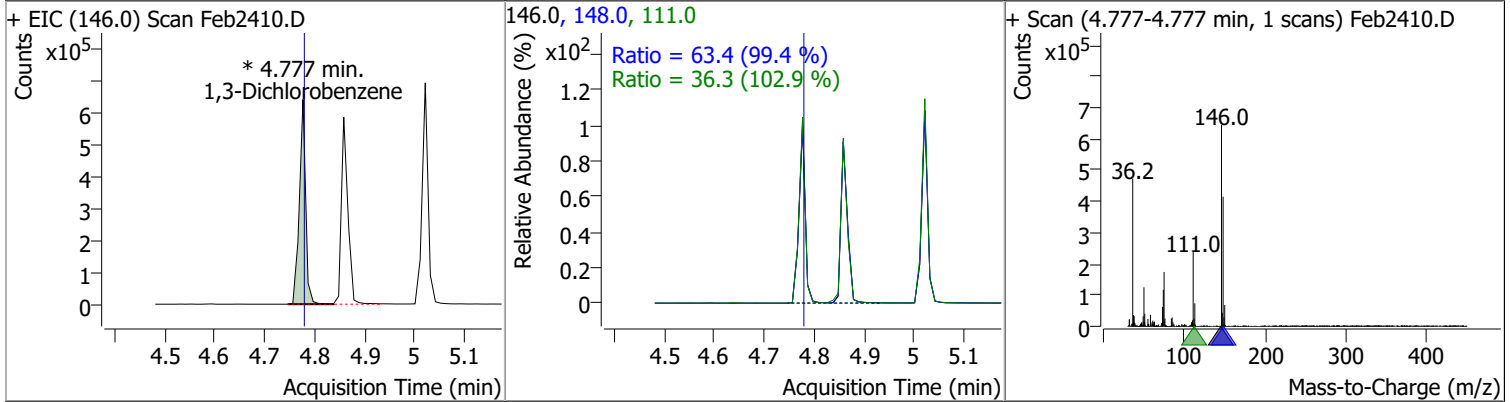


Quantitation Results Report (QT Reviewed)

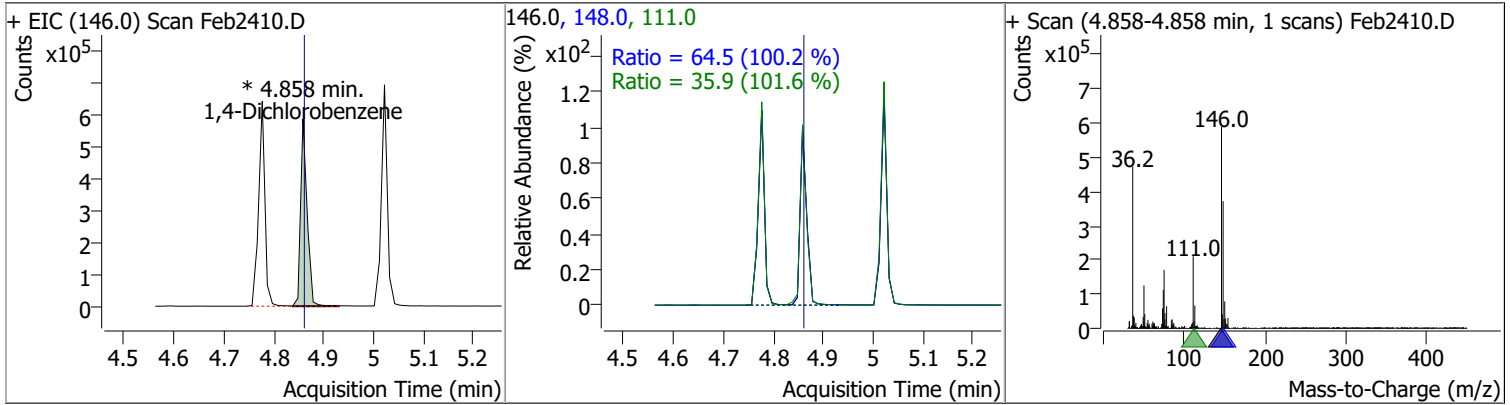
Compound	Conc.	RT	Dev(Min)	Resp.	QIon	QRatio	Lower	Upper
Phenol-d5	70.1945	4.55	0.00	612908	71.0	34.2	25.0	46.4
								
Phenol	40.7566	4.57	0.00	391498	66.0	50.7	28.3	52.5
								
bis(-2-Chloroethyl)Ether	62.3345	4.58	0.00	410172	64.0	9.7	7.2	13.3
								
2-Chlorophenol	51.9475	4.63	0.00	406413	130.0	32.4	22.6	42.1
								

Quantitation Results Report (QT Reviewed)

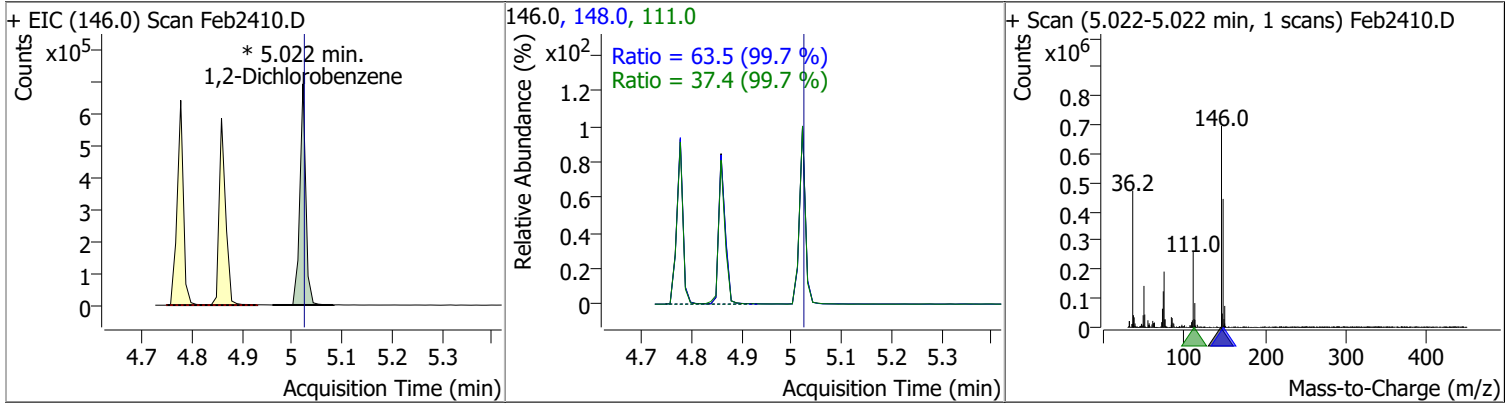
Compound	Conc.	RT	Dev(Min)	Resp.	QIon	QRatio	Lower	Upper
1,3-Dichlorobenzene	55.7791	4.78	0.00	564931 (m)	148.0	63.4	44.6	82.9
					111.0	36.3	24.7	45.9



Compound	Conc.	RT	Dev(Min)	Resp.	QIon	QRatio	Lower	Upper
1,4-Dichlorobenzene	51.8539	4.86	0.00	535514 (m)	148.0	64.5	45.0	83.7
					111.0	35.9	24.7	45.9

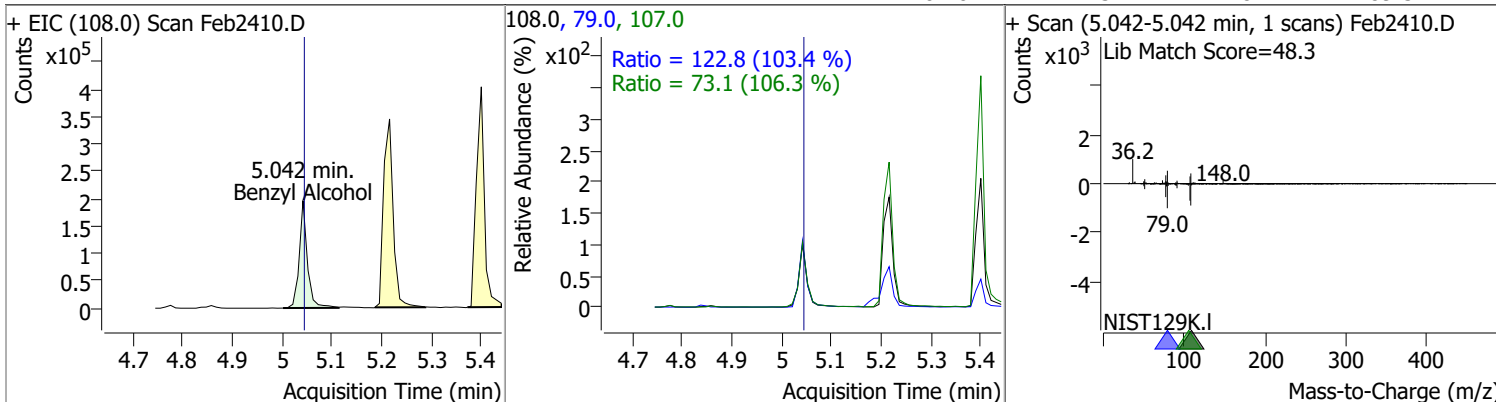


Compound	Conc.	RT	Dev(Min)	Resp.	QIon	QRatio	Lower	Upper
1,2-Dichlorobenzene	58.3908	5.02	0.00	574704 (m)	148.0	63.5	44.6	82.8
					111.0	37.4	26.2	48.7

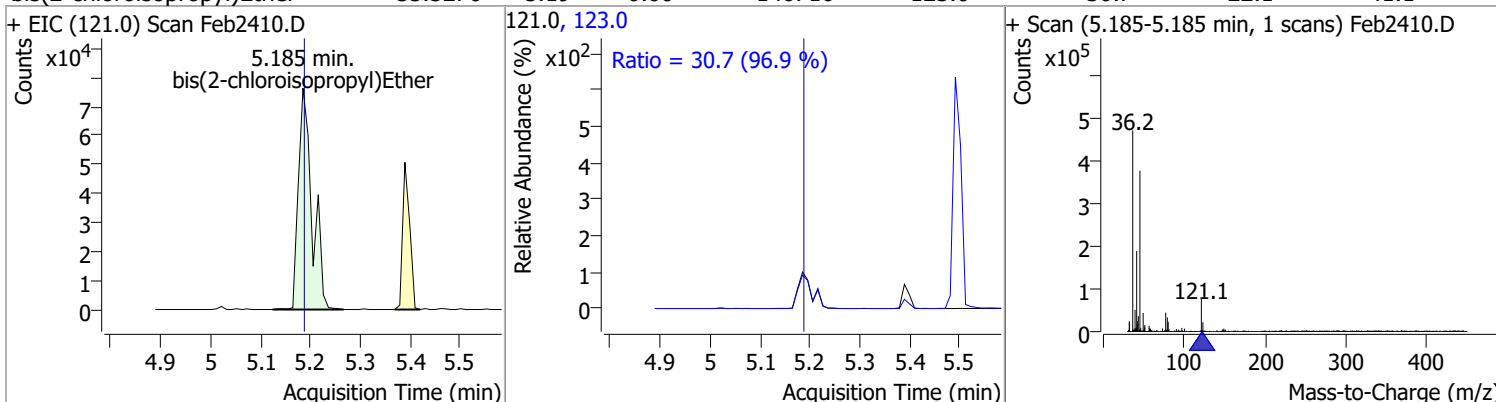


Quantitation Results Report (QT Reviewed)

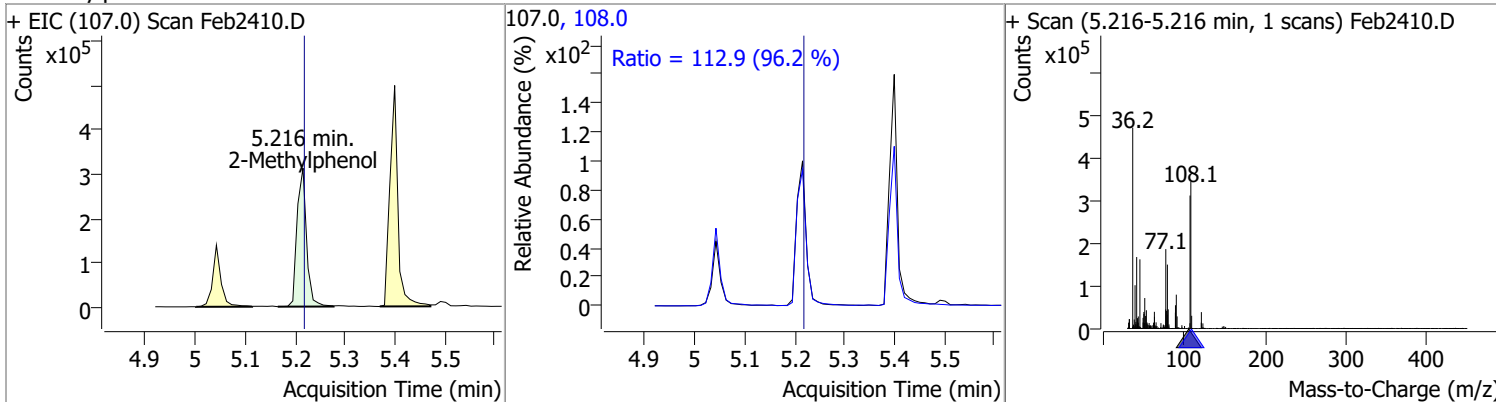
Compound	Conc.	RT	Dev(Min)	Resp.	QIon	QRatio	Lower	Upper
Benzyl Alcohol	59.2327	5.04	0.00	222185	79.0	122.8	83.2	154.5
					107.0	73.1	48.2	89.5



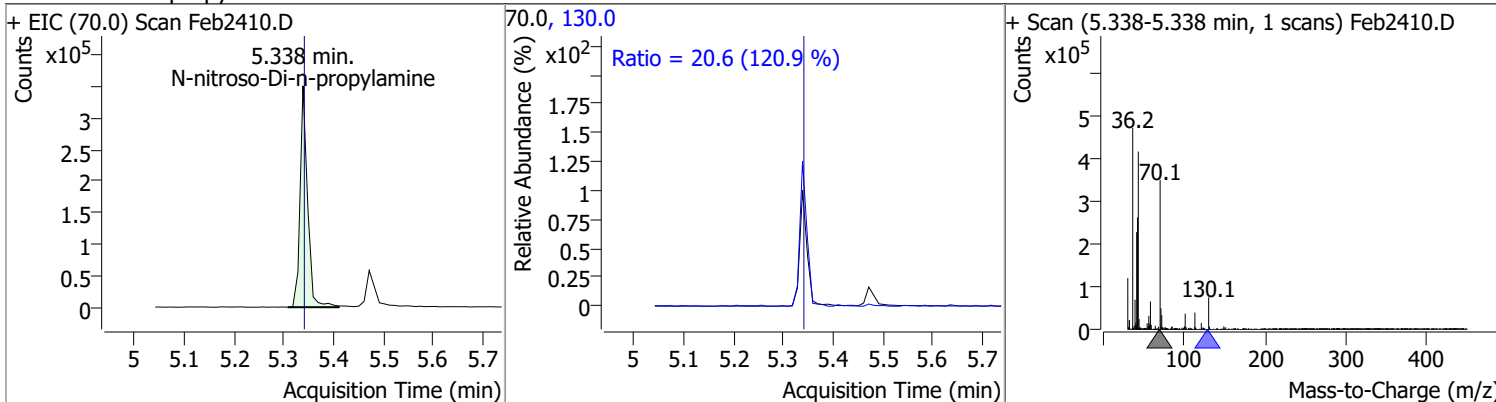
Compound	Conc.	RT	Dev(Min)	Resp.	QIon	QRatio	Lower	Upper
bis(2-chloroisopropyl)Ether	55.5270	5.19	0.00	146716	123.0	30.7	22.1	41.1



Compound	Conc.	RT	Dev(Min)	Resp.	QIon	QRatio	Lower	Upper
2-Methylphenol	61.1330	5.22	0.00	413645	108.0	112.9	82.2	152.6

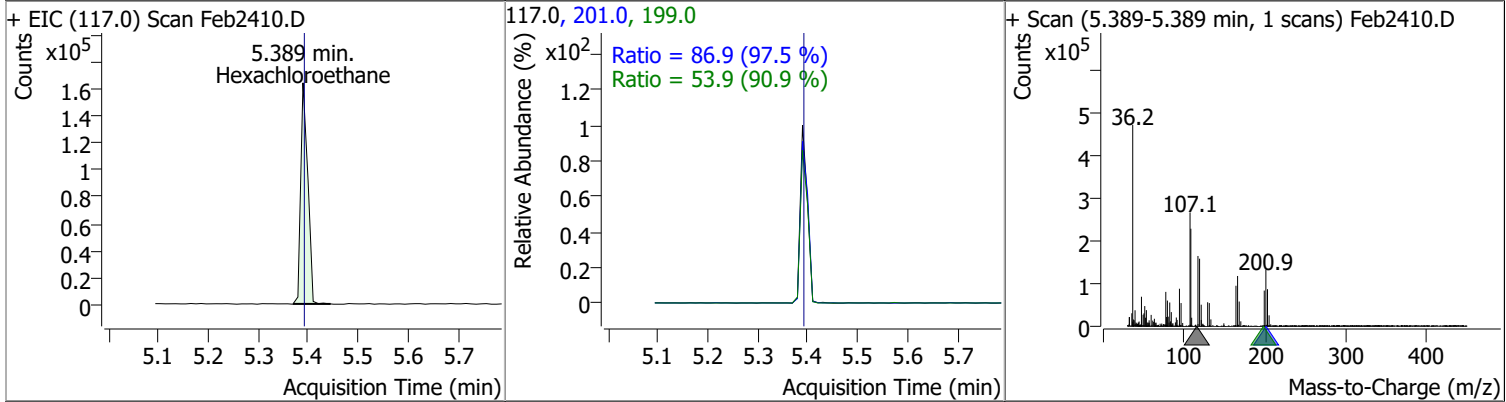


Compound	Conc.	RT	Dev(Min)	Resp.	QIon	QRatio	Lower	Upper
N-nitroso-Di-n-propylamine	78.5877	5.34	0.00	365437	130.0	20.6	0.0	34.0

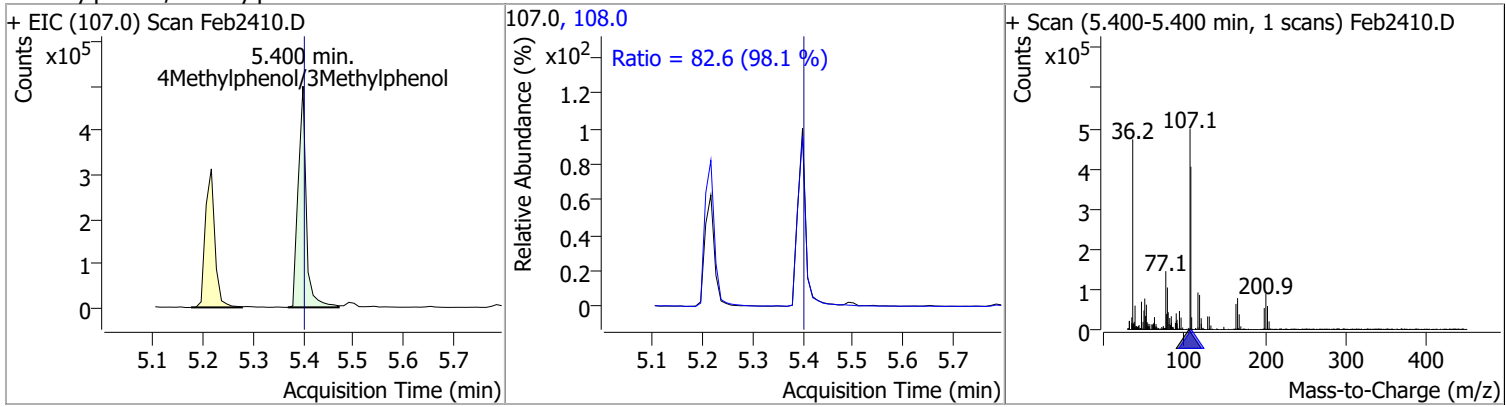


Quantitation Results Report (QT Reviewed)

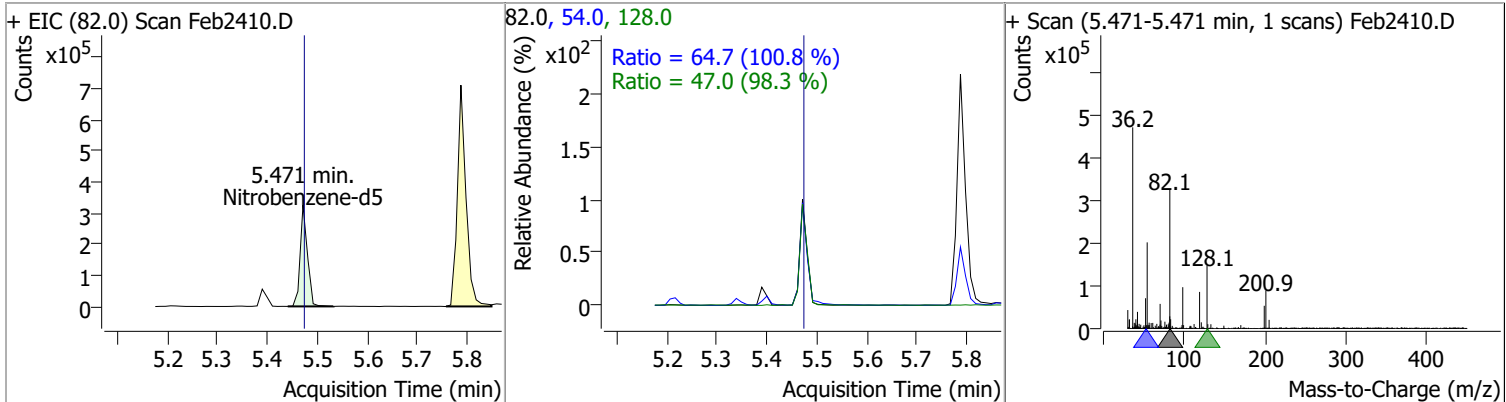
Compound	Conc.	RT	Dev(Min)	Resp.	QIon	QRatio	Lower	Upper
Hexachloroethane	54.5403	5.39	0.00	160741	201.0	86.9	62.4	115.9
					199.0	53.9	41.5	77.1



Compound	Conc.	RT	Dev(Min)	Resp.	QIon	QRatio	Lower	Upper
4Methylphenol/3Methylphenol	60.4515	5.40	0.00	560346	108.0	82.6	59.0	109.5

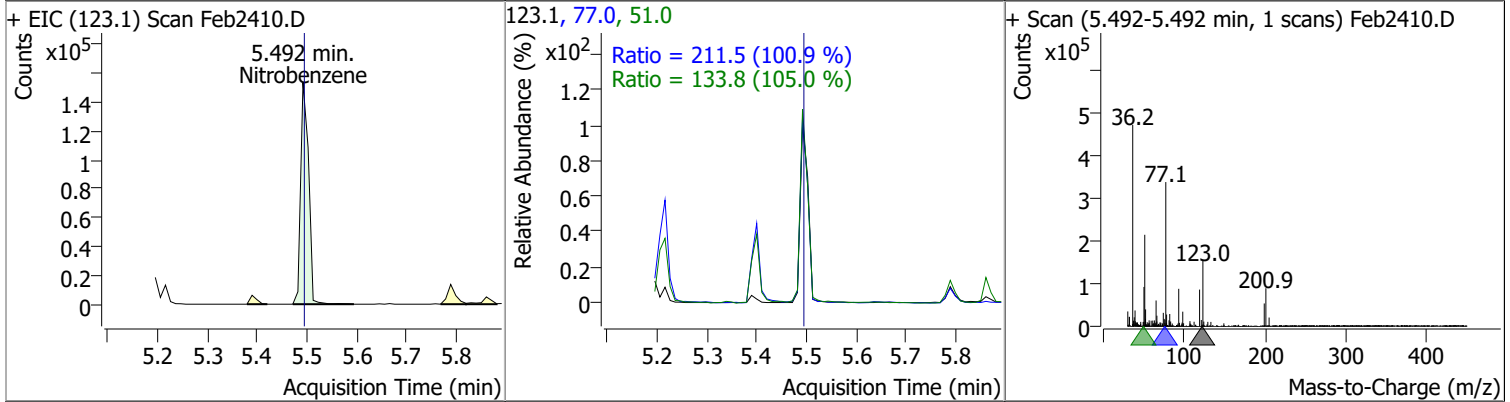


Compound	Conc.	RT	Dev(Min)	Resp.	QIon	QRatio	Lower	Upper
Nitrobenzene-d5	67.7429	5.47	0.00	328305	54.0	64.7	44.9	83.4
					128.0	47.0	33.4	62.1

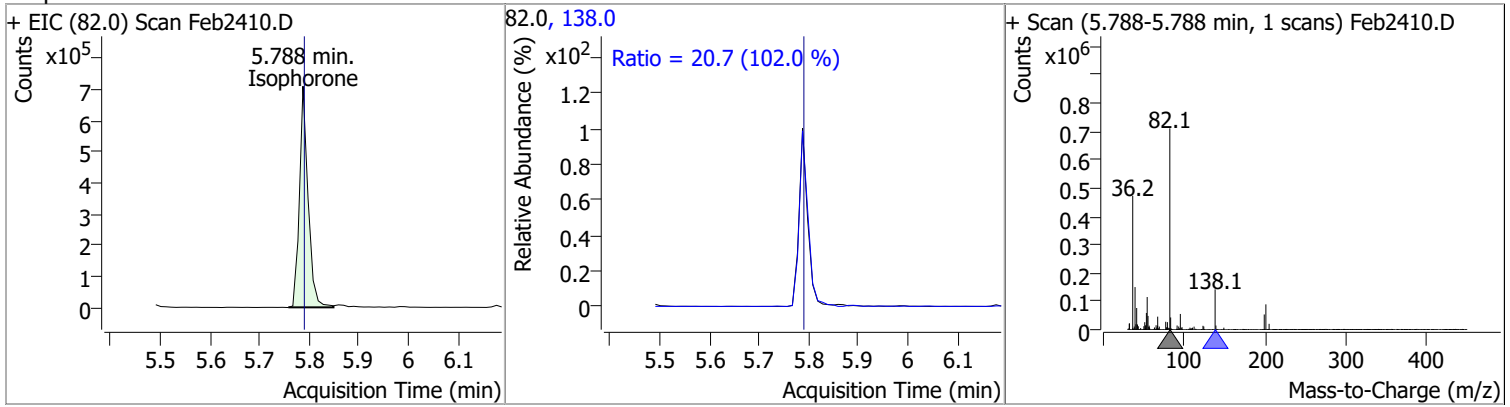


Quantitation Results Report (QT Reviewed)

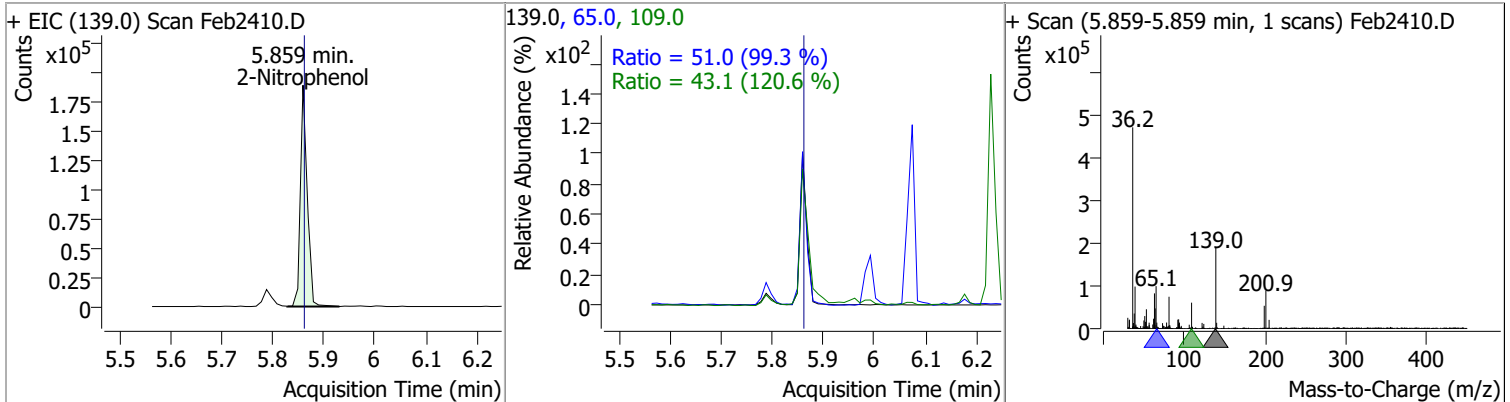
Compound	Conc.	RT	Dev(Min)	Resp.	QIon	QRatio	Lower	Upper
Nitrobenzene	68.7397	5.49	0.00	169813	77.0	211.5	146.7	272.5
					51.0	133.8	89.2	165.7



Compound	Conc.	RT	Dev(Min)	Resp.	QIon	QRatio	Lower	Upper
Isophorone	72.0933	5.79	0.00	859085	138.0	20.7	14.2	26.4

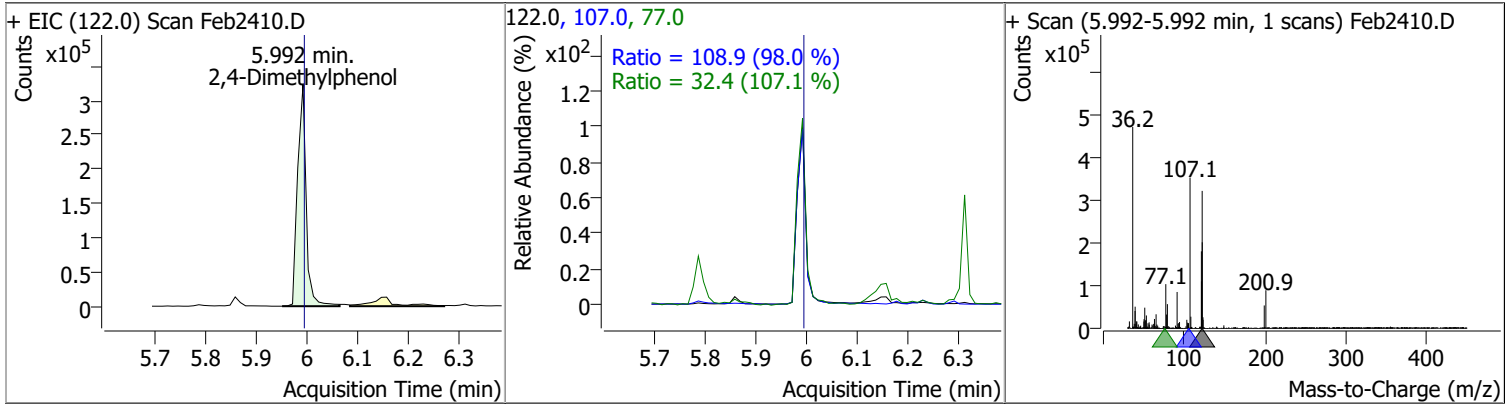


Compound	Conc.	RT	Dev(Min)	Resp.	QIon	QRatio	Lower	Upper
2-Nitrophenol	67.8998	5.86	0.00	177433	65.0	51.0	35.9	66.7
					109.0	43.1	25.0	46.4

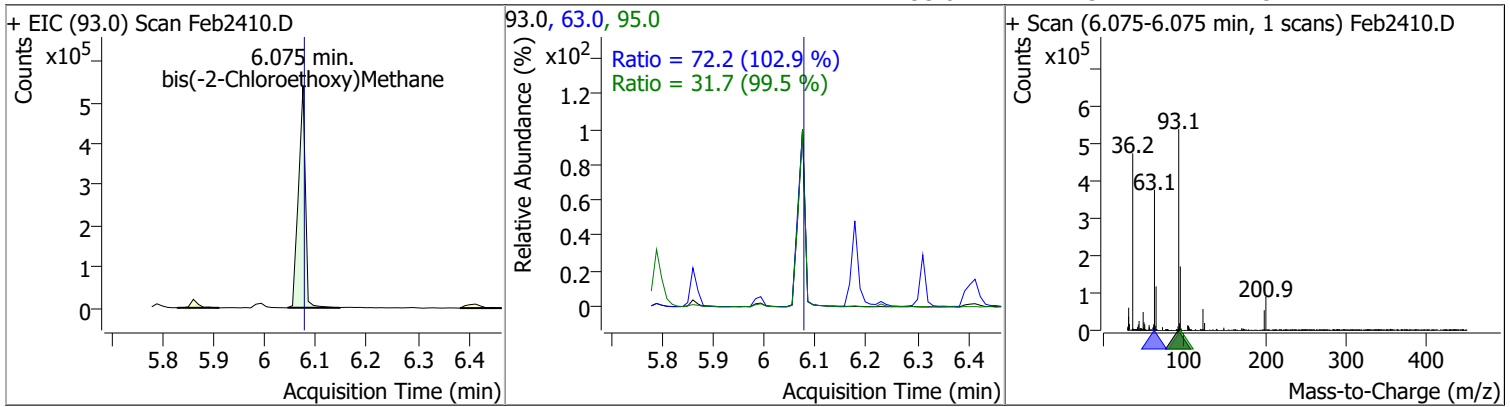


Quantitation Results Report (QT Reviewed)

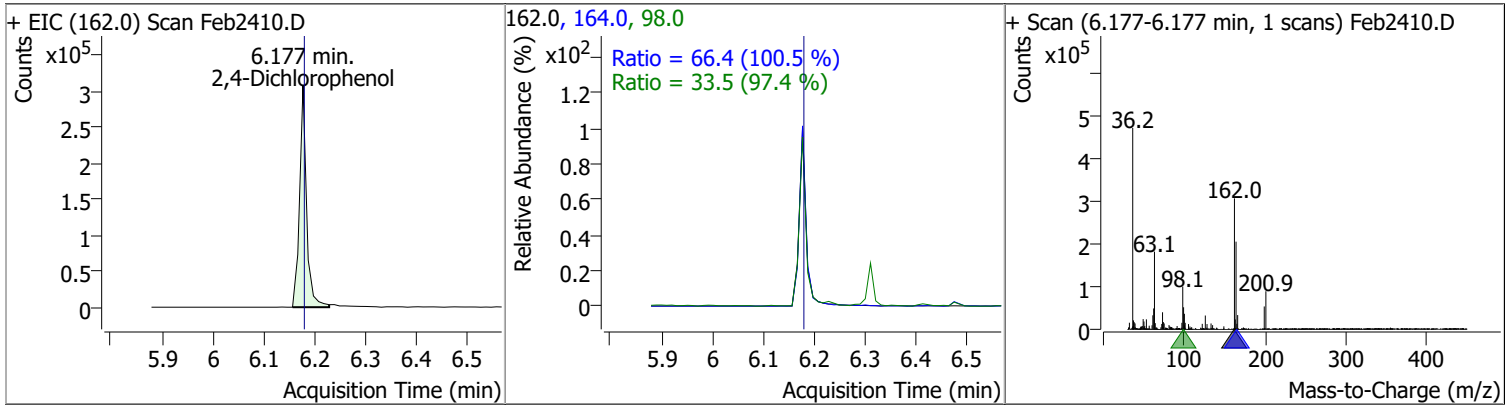
Compound	Conc.	RT	Dev(Min)	Resp.	QIon	QRatio	Lower	Upper
2,4-Dimethylphenol	67.5669	5.99	0.00	378189	107.0	108.9	77.8	144.4
					77.0	32.4	21.2	39.3



Compound	Conc.	RT	Dev(Min)	Resp.	QIon	QRatio	Lower	Upper
bis(-2-Chloroethoxy)Methane	72.7853	6.07	0.00	504957	63.0	72.2	49.1	91.2
					95.0	31.7	22.3	41.4

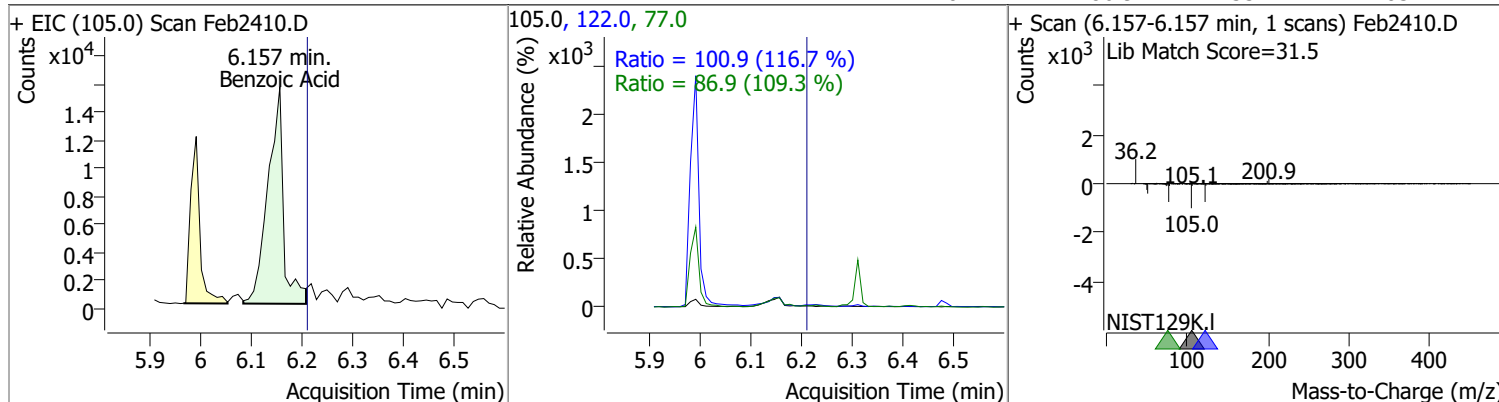


Compound	Conc.	RT	Dev(Min)	Resp.	QIon	QRatio	Lower	Upper
2,4-Dichlorophenol	55.5904	6.18	0.00	293238	164.0	66.4	46.3	86.0
					98.0	33.5	24.1	44.8

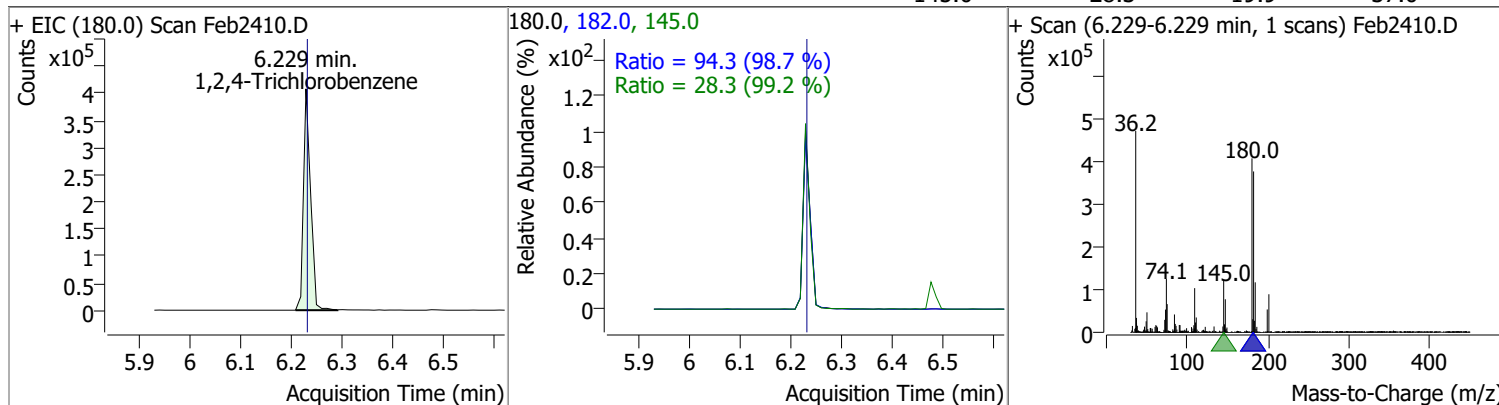


Quantitation Results Report (QT Reviewed)

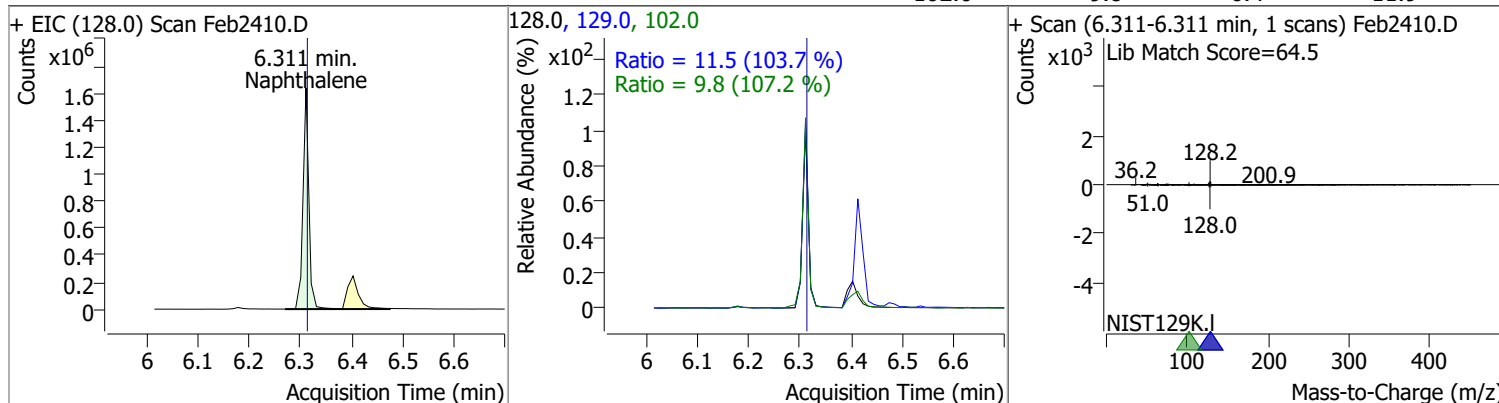
Compound	Conc.	RT	Dev(Min)	Resp.	QIon	QRatio	Lower	Upper
Benzoic Acid	14.9203	6.16	-0.05	32994	122.0	100.9	60.5	112.4
					77.0	86.9	55.7	103.4



Compound	Conc.	RT	Dev(Min)	Resp.	QIon	QRatio	Lower	Upper
1,2,4-Trichlorobenzene	61.3807	6.23	0.00	396517	182.0	94.3	66.8	124.1
					145.0	28.3	19.9	37.0

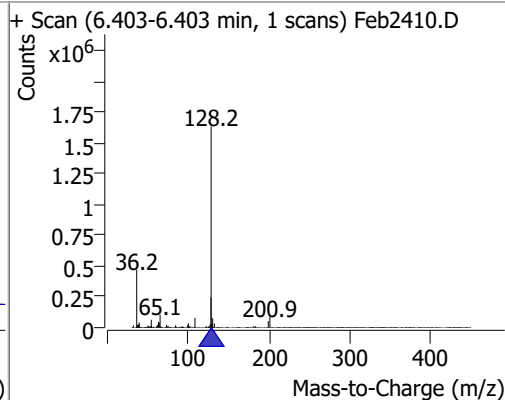
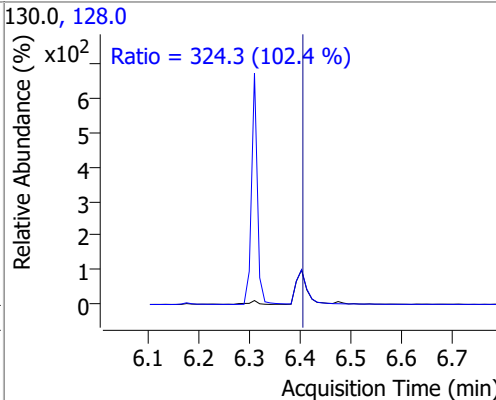
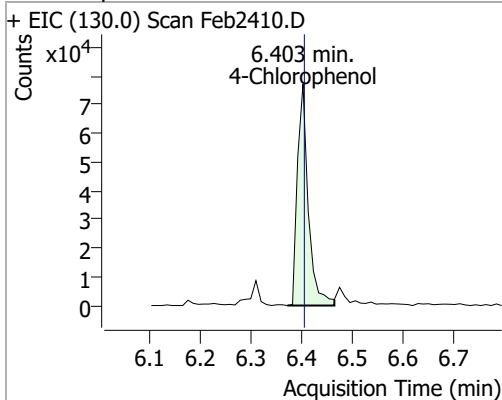


Compound	Conc.	RT	Dev(Min)	Resp.	QIon	QRatio	Lower	Upper
Naphthalene	67.6236	6.31	0.00	1299515	129.0	11.5	7.7	14.4
					102.0	9.8	6.4	11.9

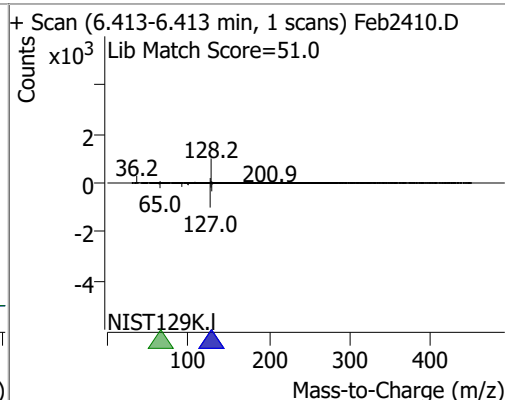
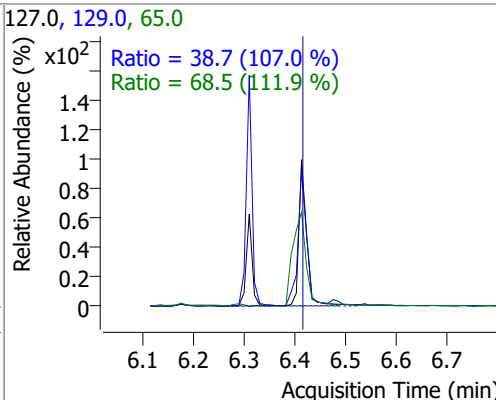
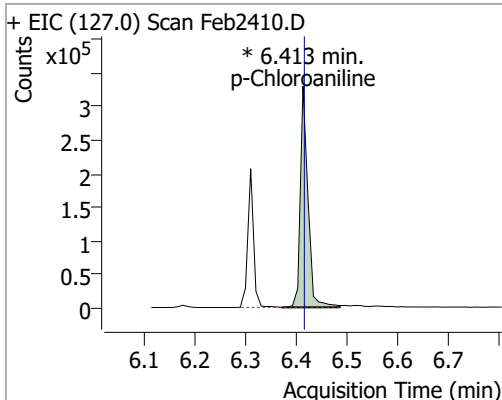


Quantitation Results Report (QT Reviewed)

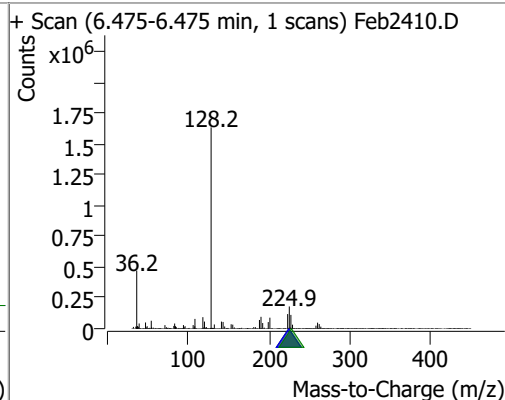
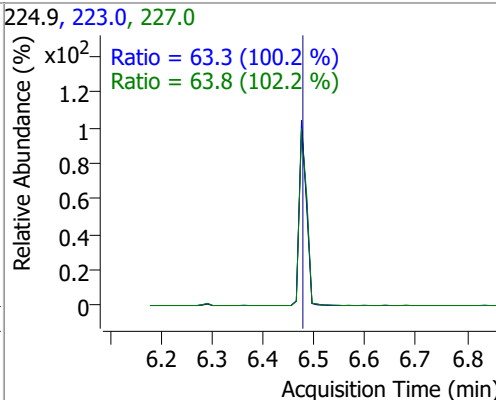
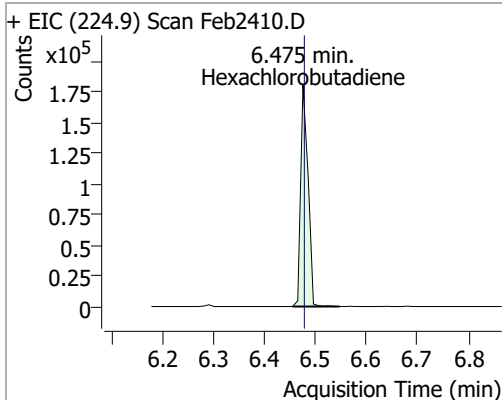
Compound	Conc.	RT	Dev(Min)	Resp.	QIon	QRatio	Lower	Upper
4-Chlorophenol	57.4102	6.40	0.00	114255	128.0	324.3	221.7	411.6



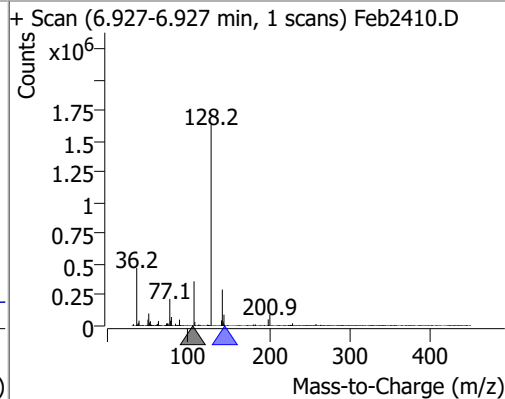
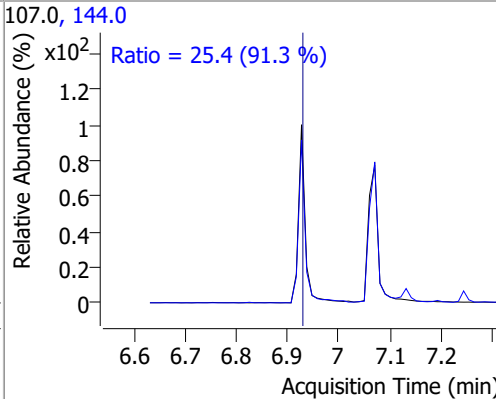
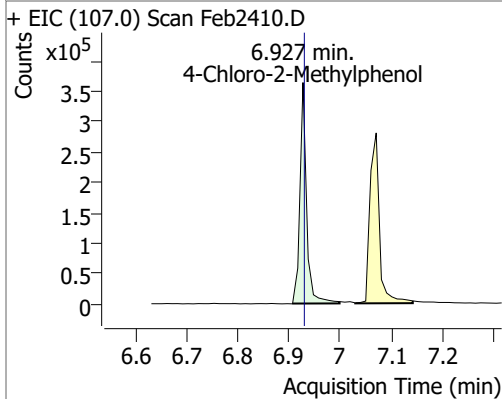
Compound	Conc.	RT	Dev(Min)	Resp.	QIon	QRatio	Lower	Upper
p-Chloroaniline	45.7178	6.41	0.00	343924 (m)	65.0 129.0	68.5 38.7	42.8 25.3	79.5 47.1



Compound	Conc.	RT	Dev(Min)	Resp.	QIon	QRatio	Lower	Upper
Hexachlorobutadiene	55.0796	6.48	0.00	181295	223.0 227.0	63.3 63.8	44.2 43.7	82.2 81.2

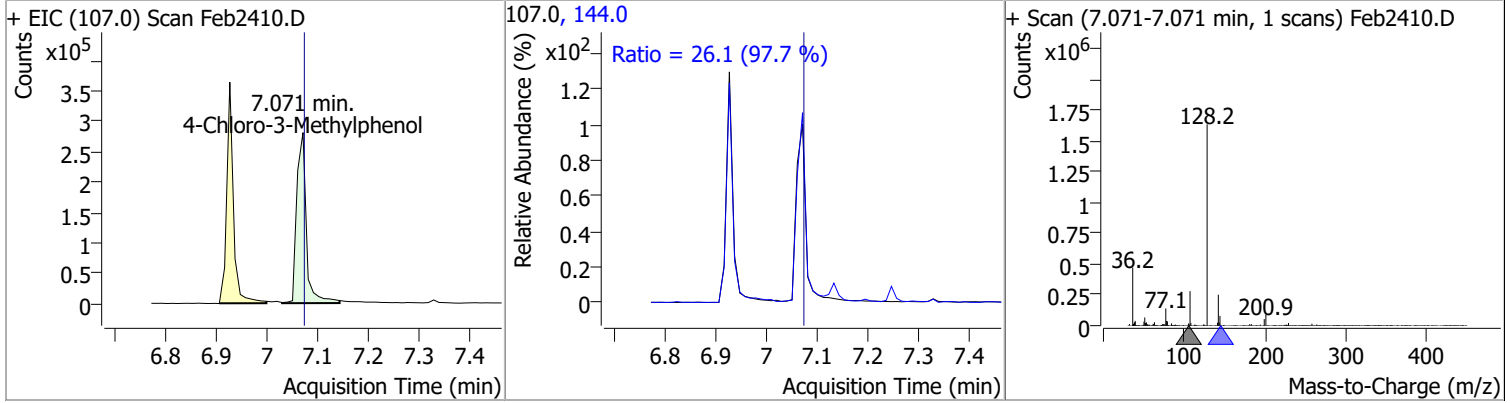


Compound	Conc.	RT	Dev(Min)	Resp.	QIon	QRatio	Lower	Upper
4-Chloro-2-Methylphenol	62.7896	6.93	0.00	311748	144.0	25.4	19.5	36.2

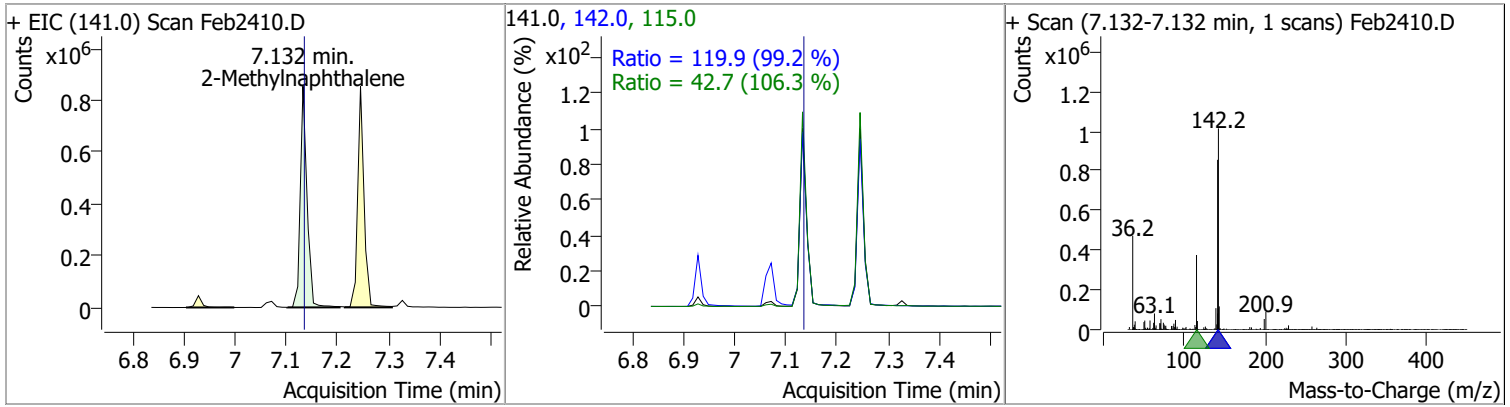


Quantitation Results Report (QT Reviewed)

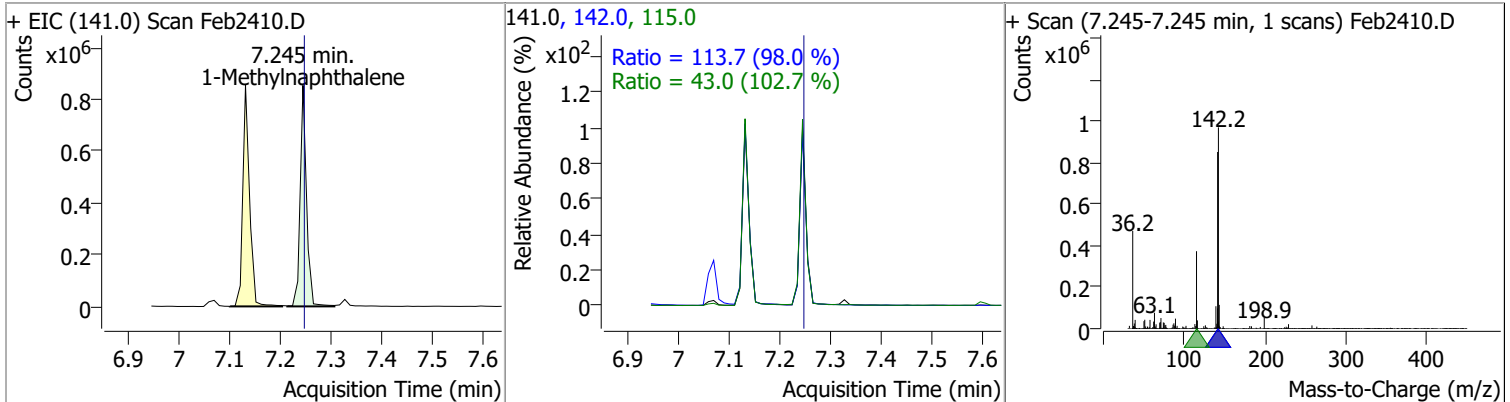
Compound	Conc.	RT	Dev(Min)	Resp.	QIon	QRatio	Lower	Upper
4-Chloro-3-Methylphenol	71.3387	7.07	0.00	366995	144.0	26.1	18.7	34.7



Compound	Conc.	RT	Dev(Min)	Resp.	QIon	QRatio	Lower	Upper
2-Methylnaphthalene	73.5183	7.13	0.00	788387	142.0	119.9	84.6	157.1
					115.0	42.7	28.1	52.2

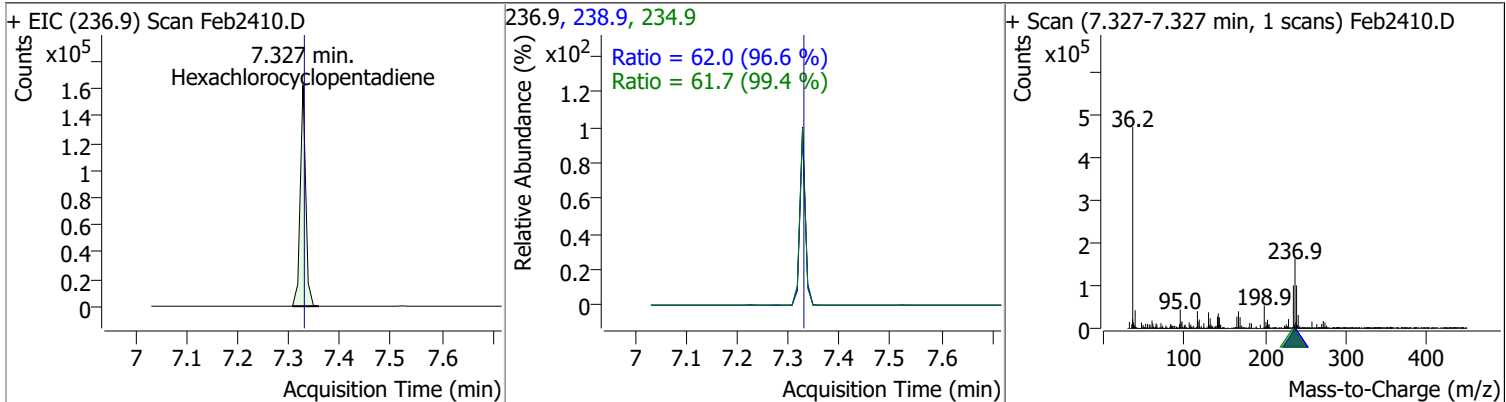


Compound	Conc.	RT	Dev(Min)	Resp.	QIon	QRatio	Lower	Upper
1-Methylnaphthalene	70.7036	7.25	0.00	740352	142.0	113.7	81.2	150.8
					115.0	43.0	29.3	54.5

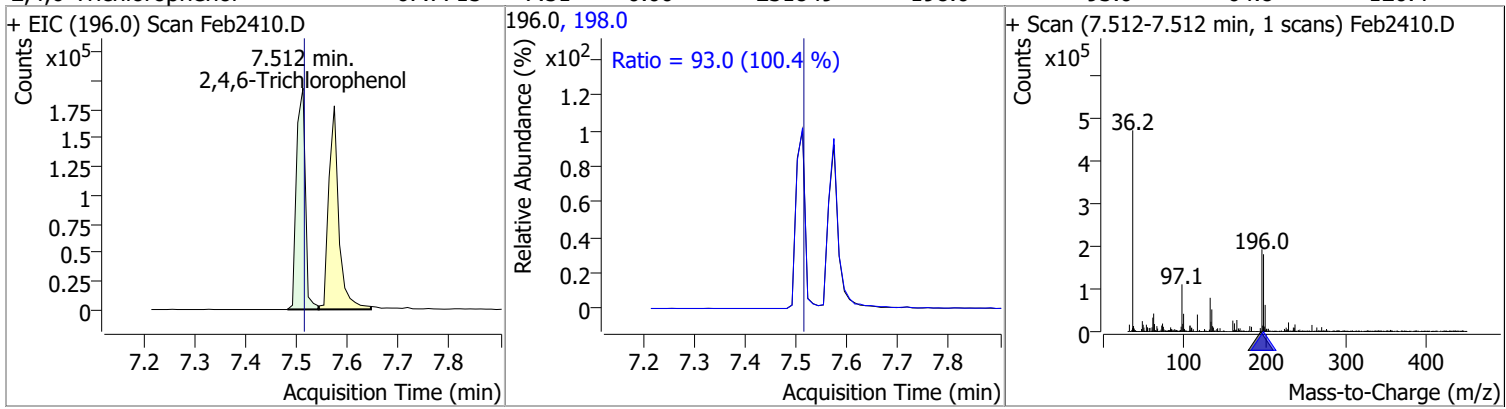


Quantitation Results Report (QT Reviewed)

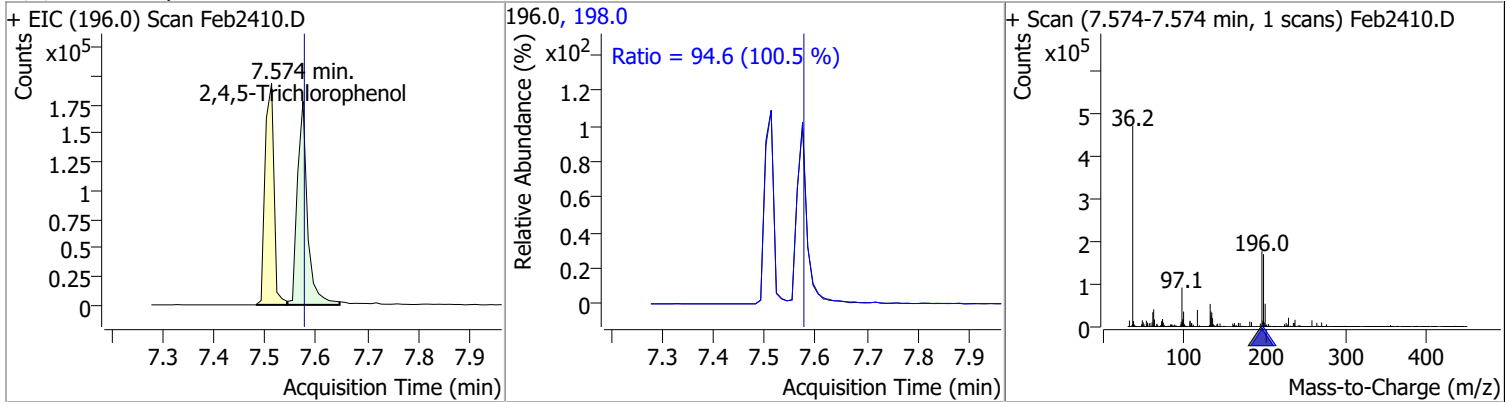
Compound	Conc.	RT	Dev(Min)	Resp.	QIon	QRatio	Lower	Upper
Hexachlorocyclopentadiene	62.3678	7.33	0.00	121179	238.9	62.0	44.9	83.5
					234.9	61.7	43.4	80.7



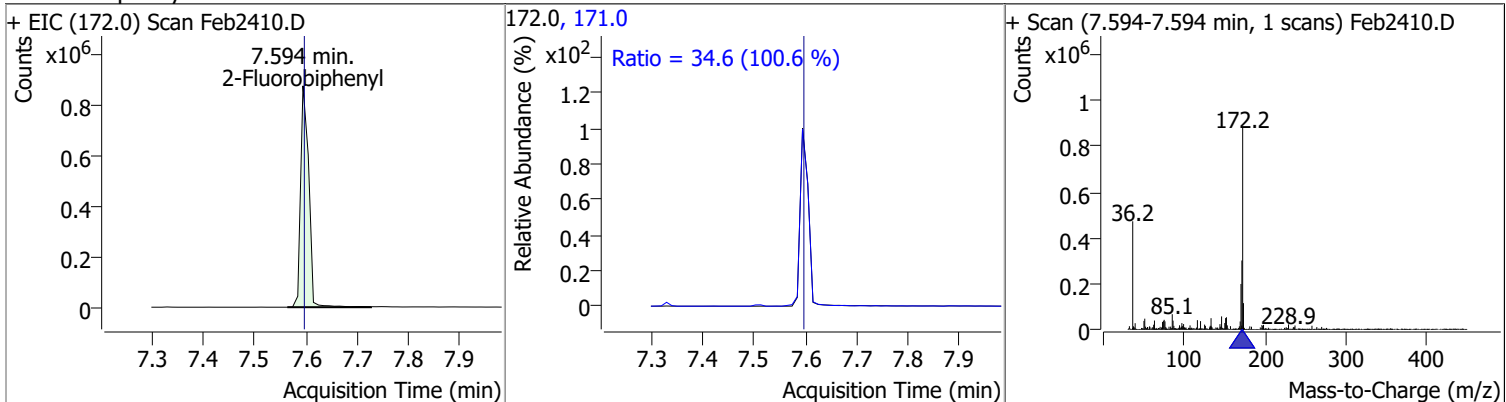
Compound	Conc.	RT	Dev(Min)	Resp.	QIon	QRatio	Lower	Upper
2,4,6-Trichlorophenol	67.7715	7.51	0.00	231849	198.0	93.0	64.8	120.4



Compound	Conc.	RT	Dev(Min)	Resp.	QIon	QRatio	Lower	Upper
2,4,5-Trichlorophenol	64.1721	7.57	0.00	245654	198.0	94.6	65.9	122.3

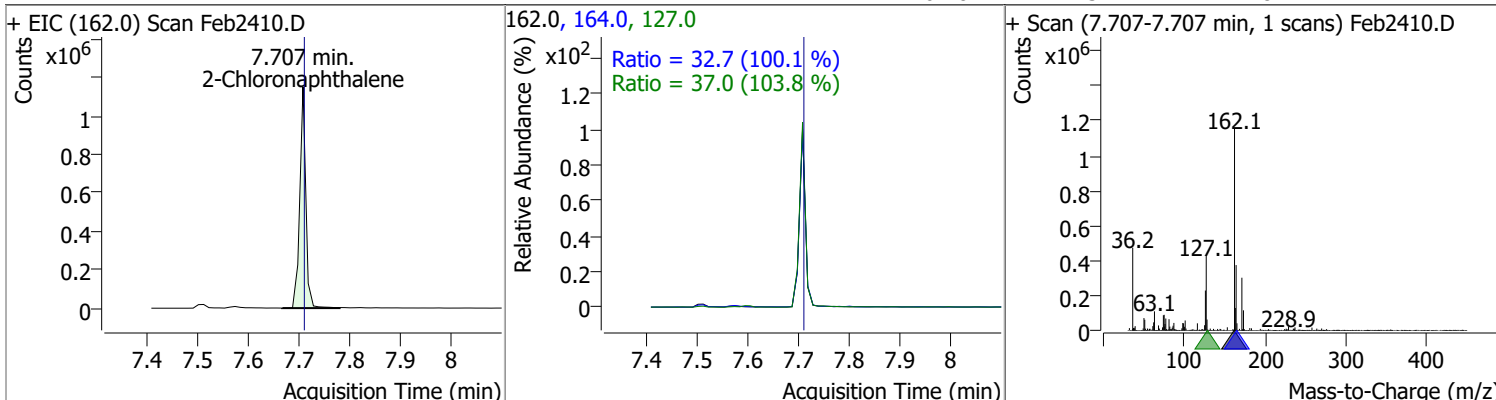


Compound	Conc.	RT	Dev(Min)	Resp.	QIon	QRatio	Lower	Upper
2-Fluorobiphenyl	70.2657	7.59	0.00	981215	171.0	34.6	24.1	44.7

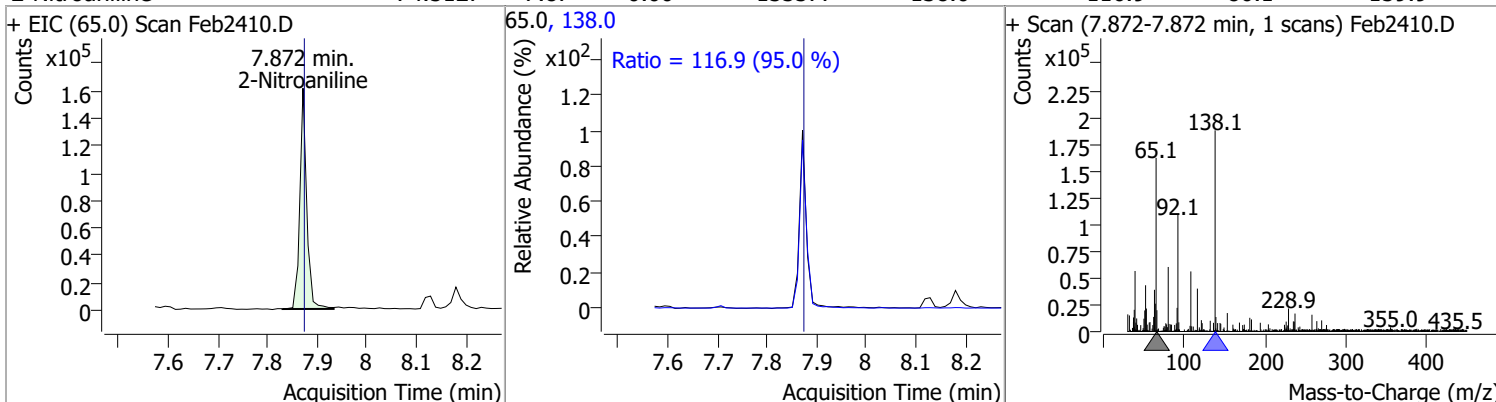


Quantitation Results Report (QT Reviewed)

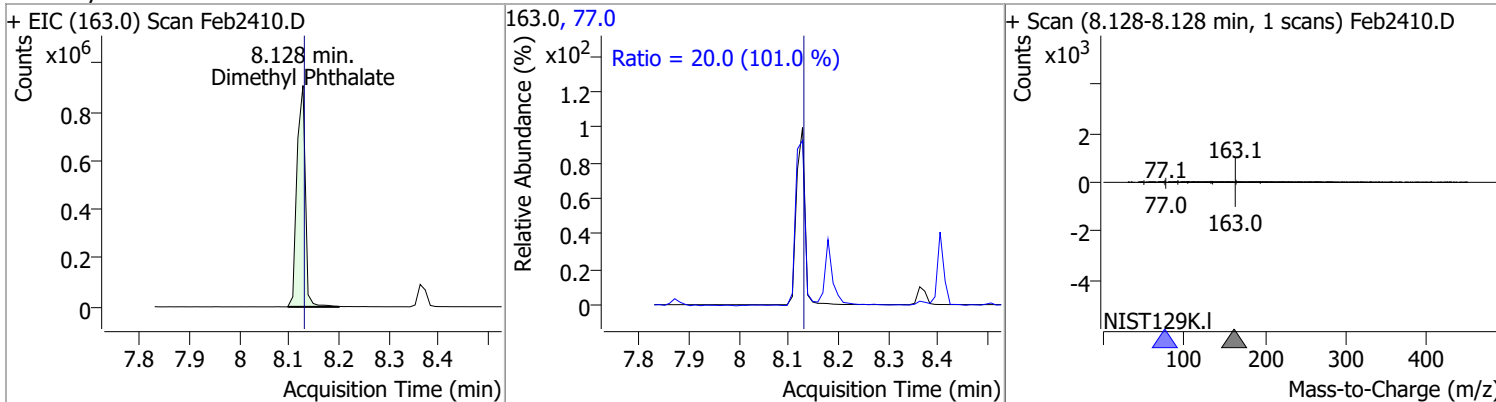
Compound	Conc.	RT	Dev(Min)	Resp.	QIon	QRatio	Lower	Upper
2-Chloronaphthalene	80.9222	7.71	0.00	949209	127.0	37.0	25.0	46.4
					164.0	32.7	22.8	42.4



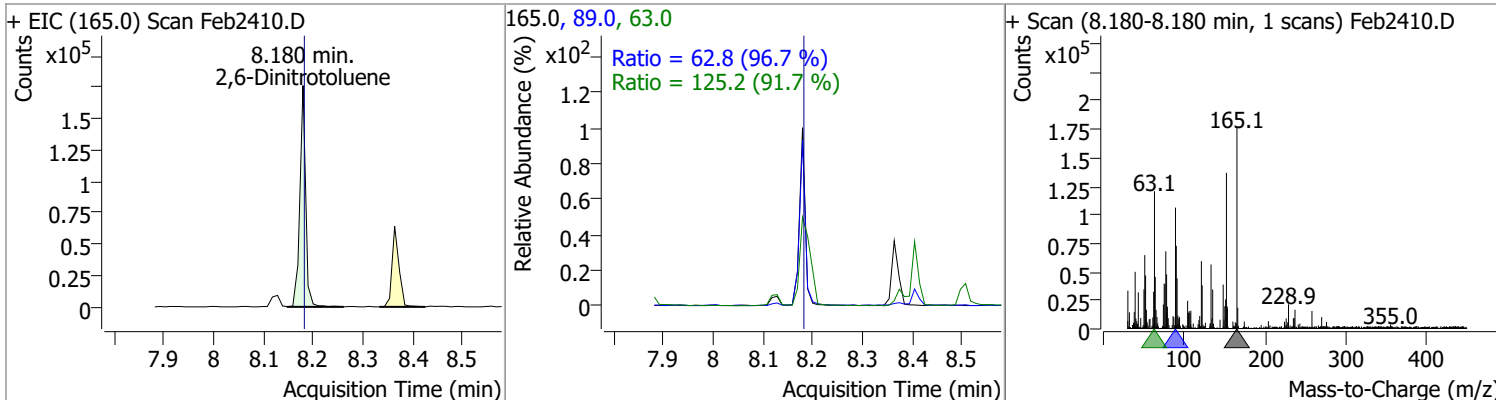
Compound	Conc.	RT	Dev(Min)	Resp.	QIon	QRatio	Lower	Upper
2-Nitroaniline	74.5127	7.87	0.00	155577	138.0	116.9	86.1	159.9



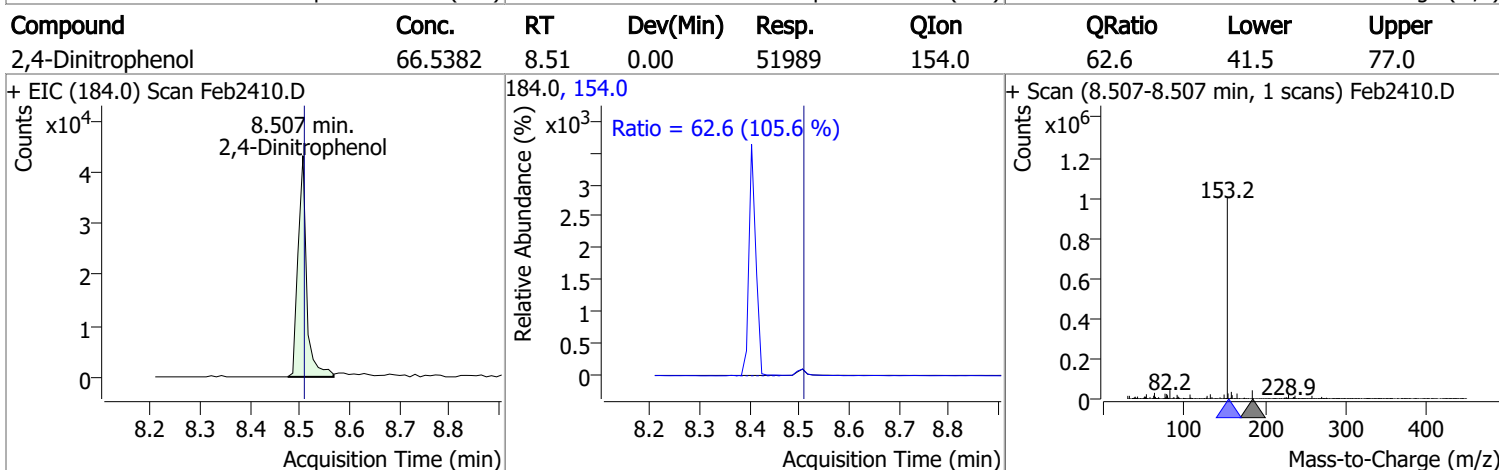
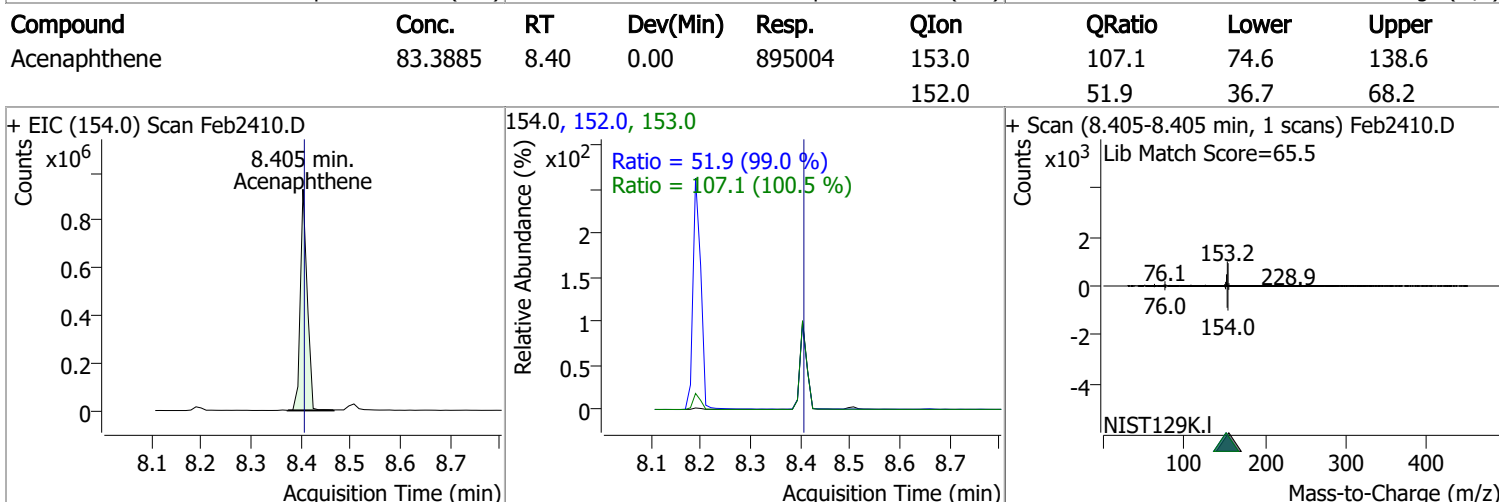
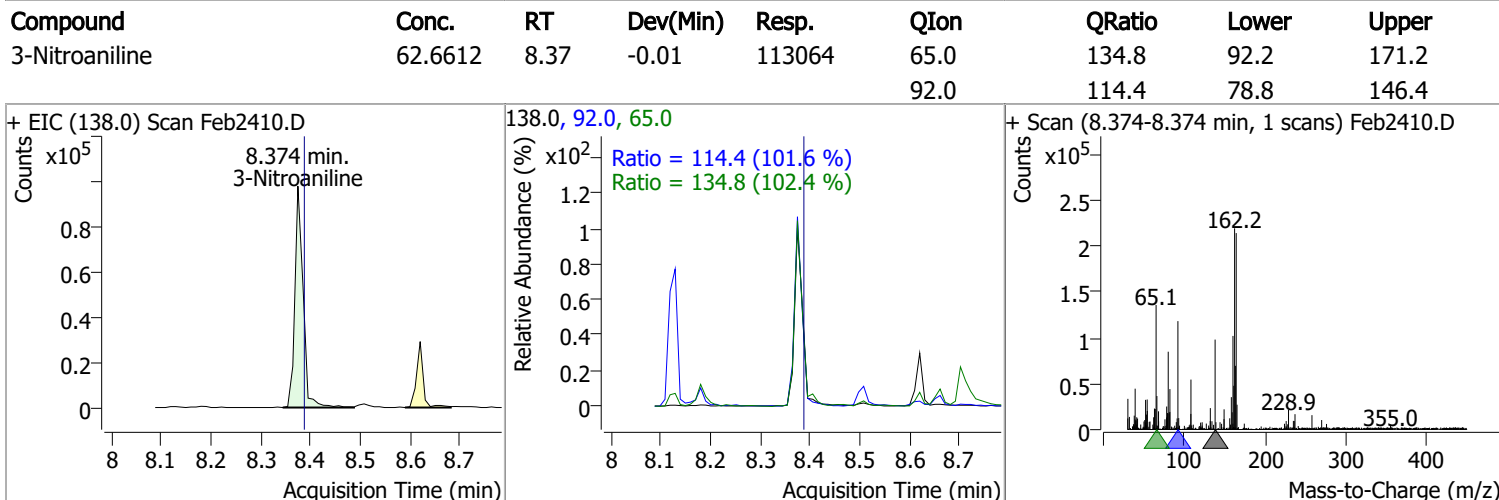
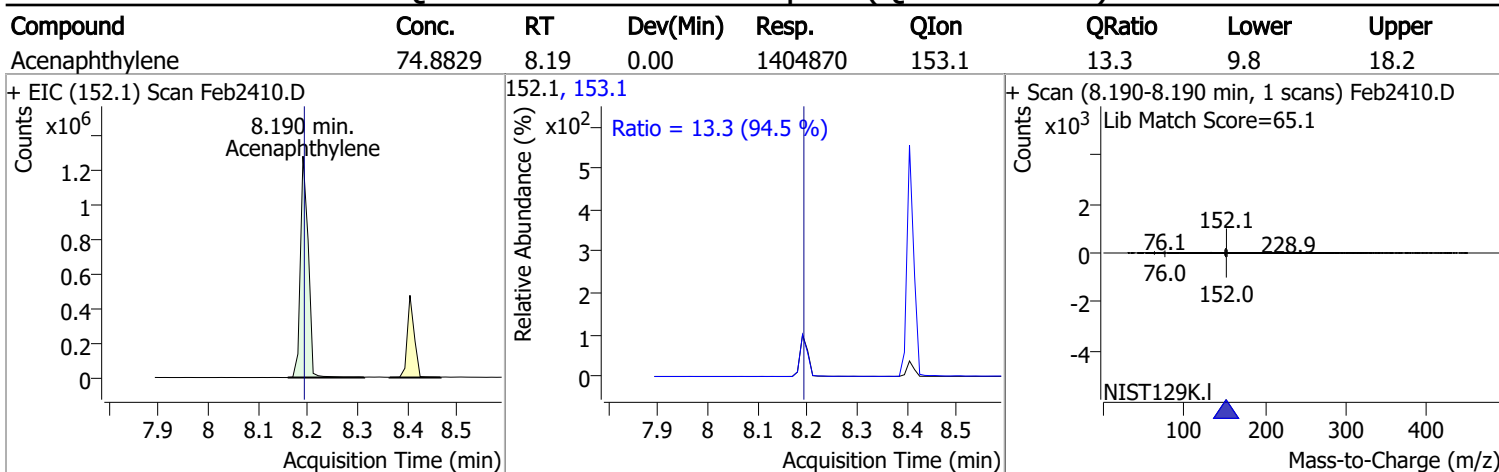
Compound	Conc.	RT	Dev(Min)	Resp.	QIon	QRatio	Lower	Upper
Dimethyl Phthalate	89.3535	8.13	0.00	1063795	77.0	20.0	13.9	25.8



Compound	Conc.	RT	Dev(Min)	Resp.	QIon	QRatio	Lower	Upper
2,6-Dinitrotoluene	87.8501	8.18	0.00	142702	63.0	125.2	95.6	177.5
					89.0	62.8	45.4	84.4

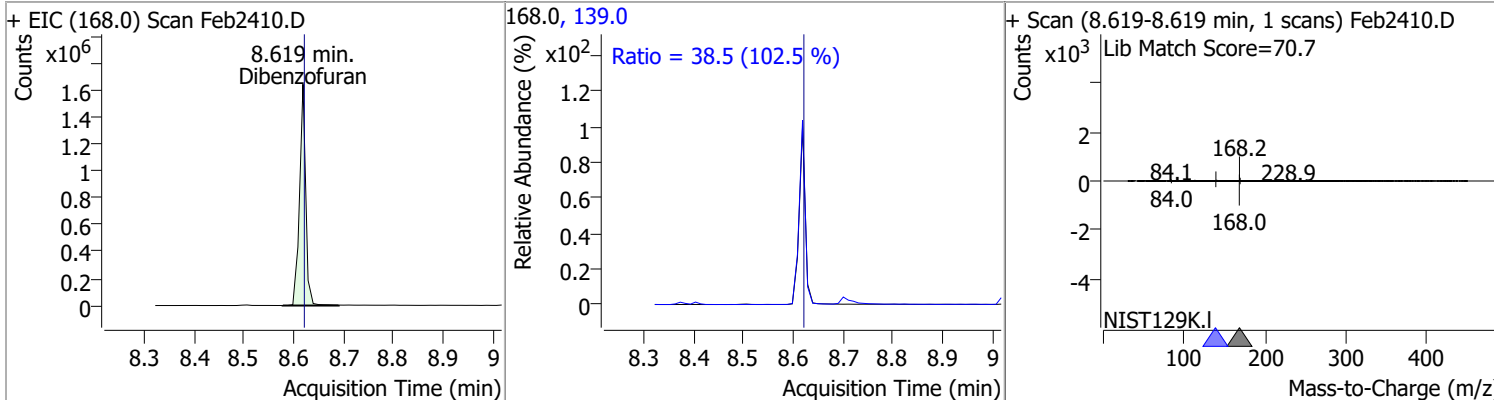


Quantitation Results Report (QT Reviewed)

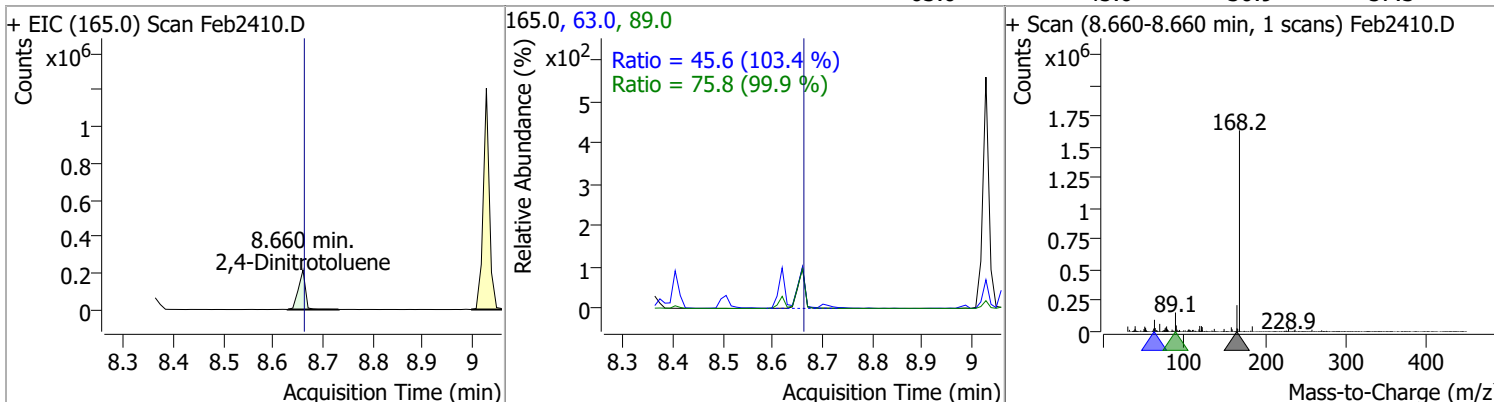


Quantitation Results Report (QT Reviewed)

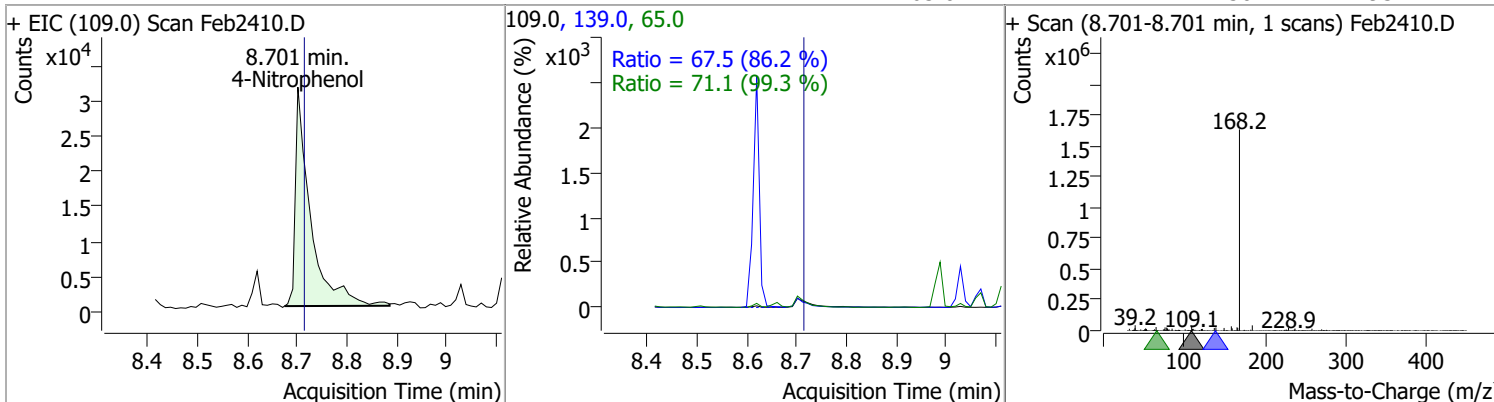
Compound	Conc.	RT	Dev(Min)	Resp.	QIon	QRatio	Lower	Upper
Dibenzofuran	80.3148	8.62	0.00	1416278	139.0	38.5	26.3	48.9



Compound	Conc.	RT	Dev(Min)	Resp.	QIon	QRatio	Lower	Upper
2,4-Dinitrotoluene	100.0966	8.66	0.00	210039	89.0	75.8	53.1	98.6
					63.0	45.6	30.9	57.3

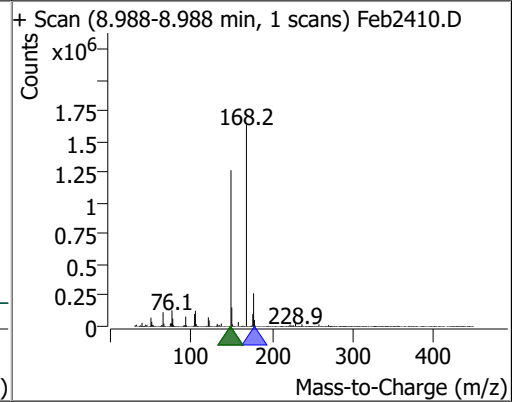
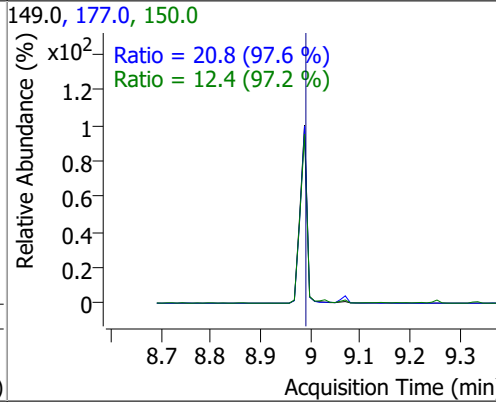
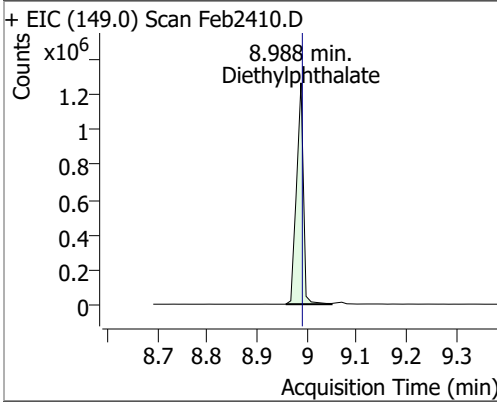


Compound	Conc.	RT	Dev(Min)	Resp.	QIon	QRatio	Lower	Upper
4-Nitrophenol	36.1678	8.70	-0.01	66647	139.0	67.5	54.8	101.9
					65.0	71.1	50.1	93.1

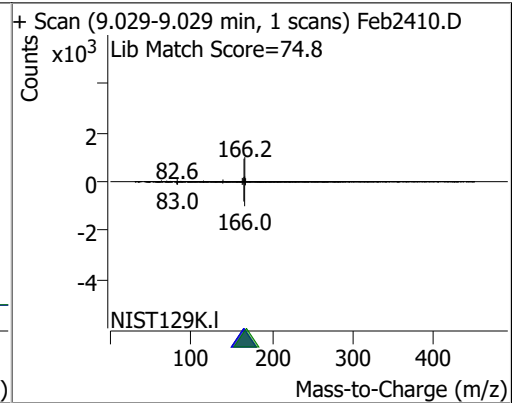
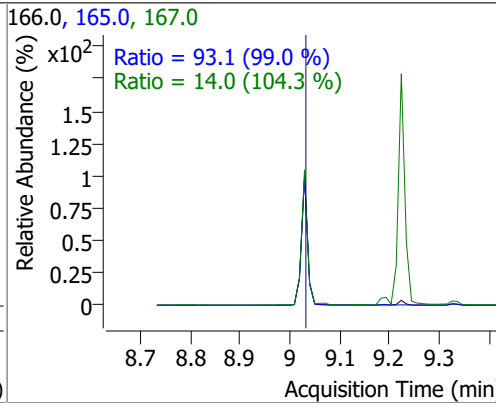
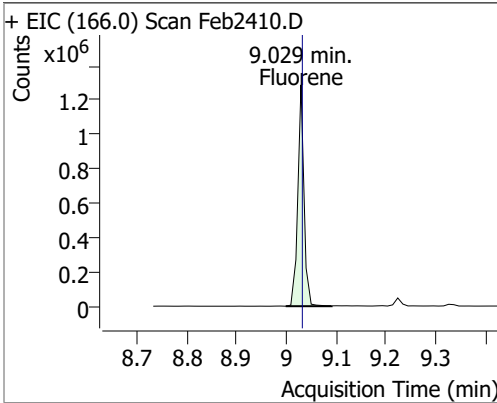


Quantitation Results Report (QT Reviewed)

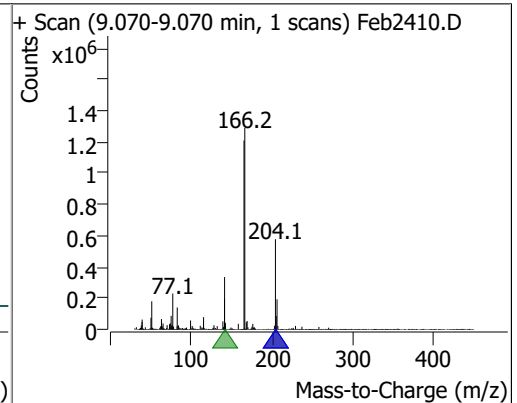
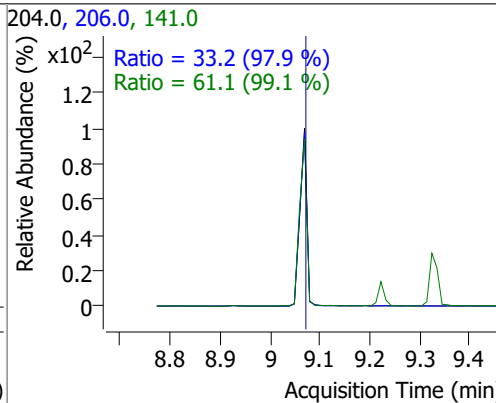
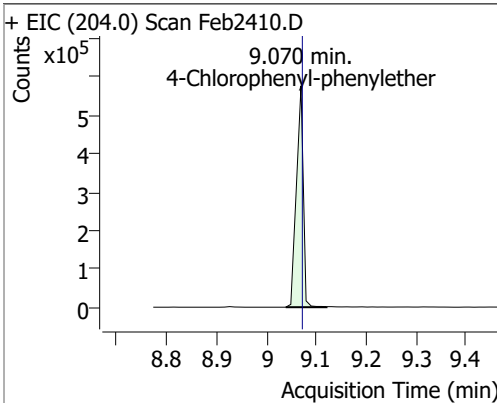
Compound	Conc.	RT	Dev(Min)	Resp.	QIon	QRatio	Lower	Upper
Diethylphthalate	97.1393	8.99	0.00	1211607	177.0	20.8	14.9	27.7
					150.0	12.4	8.9	16.5



Compound	Conc.	RT	Dev(Min)	Resp.	QIon	QRatio	Lower	Upper
Fluorene	78.8662	9.03	0.00	1114497	165.0	93.1	65.9	122.3
					167.0	14.0	9.4	17.4

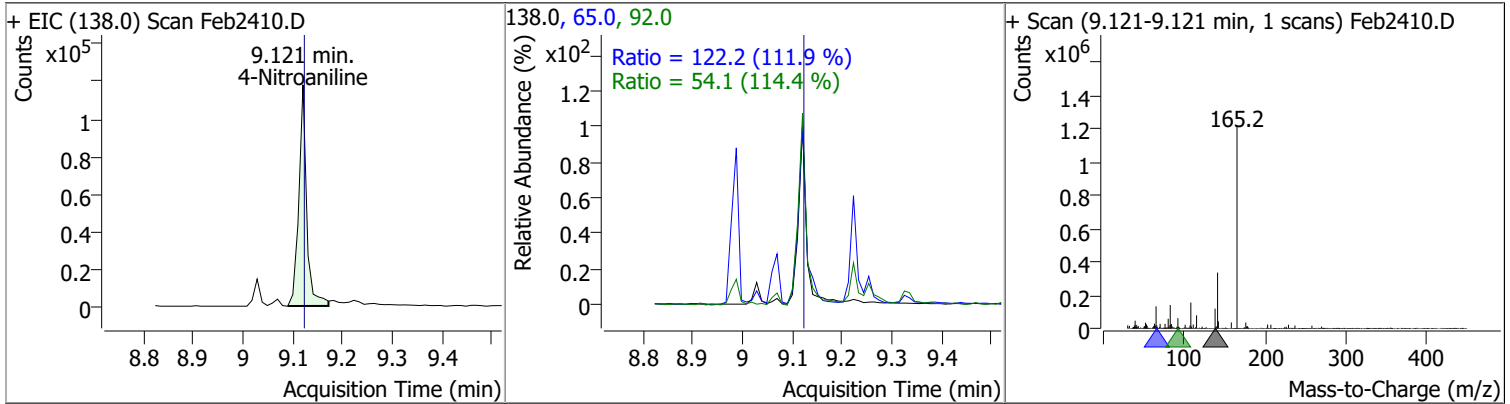


Compound	Conc.	RT	Dev(Min)	Resp.	QIon	QRatio	Lower	Upper
4-Chlorophenyl-phenylether	86.2531	9.07	0.00	550407	141.0	61.1	43.2	80.2
					206.0	33.2	23.8	44.1

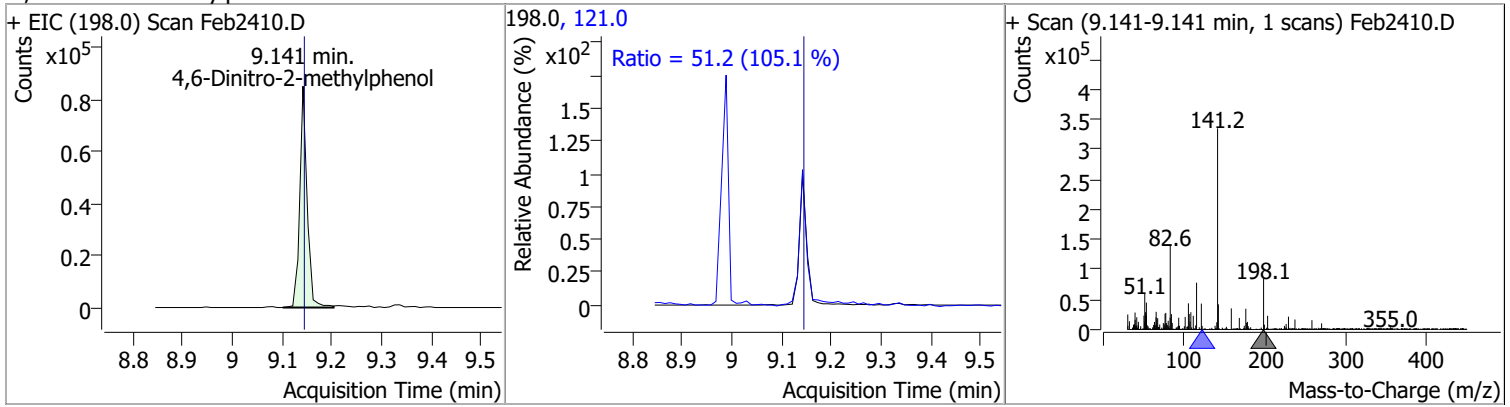


Quantitation Results Report (QT Reviewed)

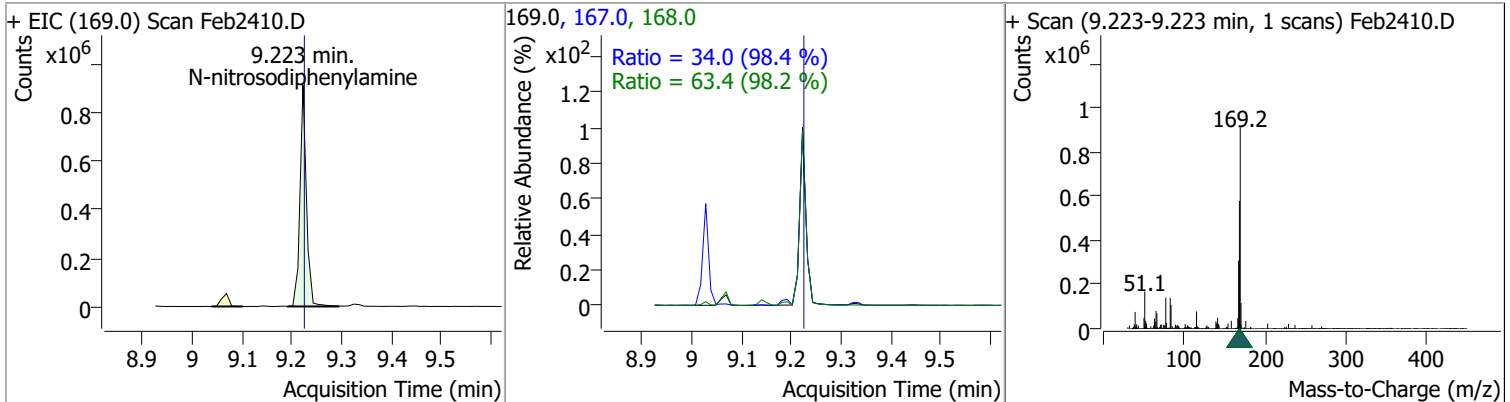
Compound	Conc.	RT	Dev(Min)	Resp.	QIon	QRatio	Lower	Upper
4-Nitroaniline	65.7183	9.12	0.00	127657	65.0	122.2	76.4	142.0
					92.0	54.1	33.1	61.4



Compound	Conc.	RT	Dev(Min)	Resp.	QIon	QRatio	Lower	Upper
4,6-Dinitro-2-methylphenol	73.6675	9.14	0.00	87109	121.0	51.2	34.1	63.3

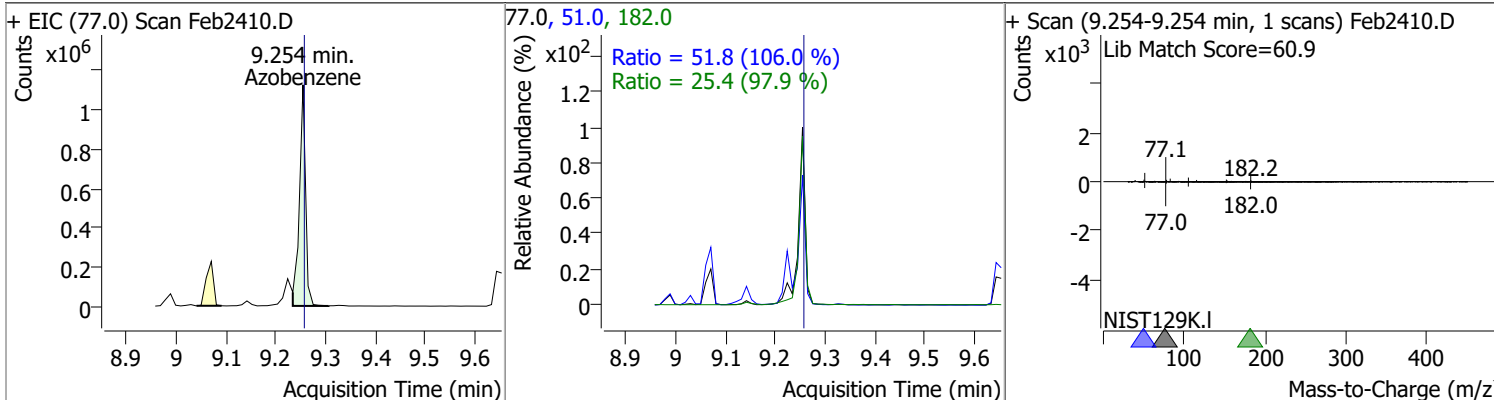


Compound	Conc.	RT	Dev(Min)	Resp.	QIon	QRatio	Lower	Upper
N-nitrosodiphenylamine	88.3796	9.22	0.00	823805	168.0	63.4	45.2	84.0
					167.0	34.0	24.2	44.9

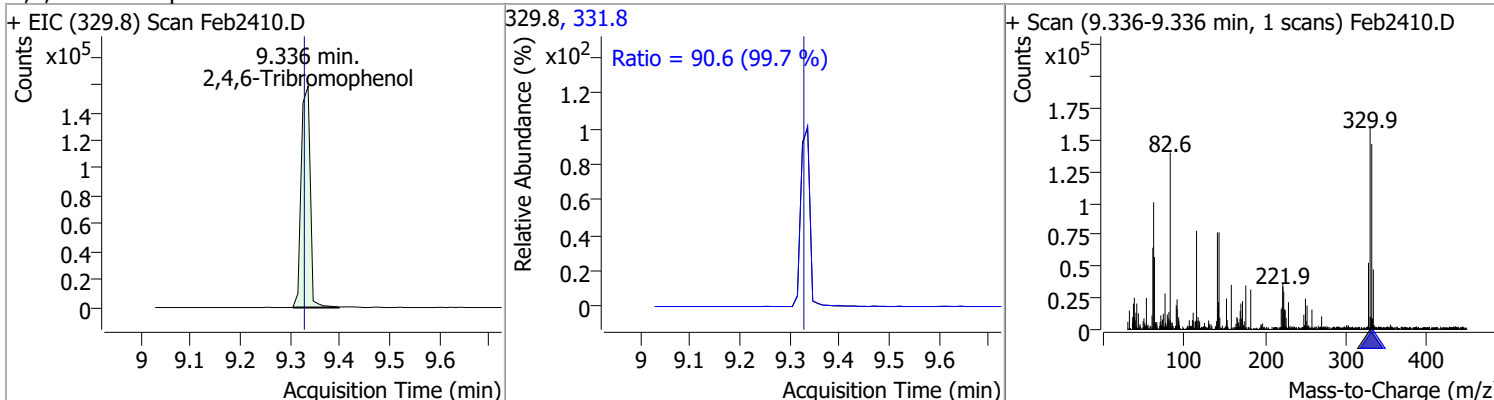


Quantitation Results Report (QT Reviewed)

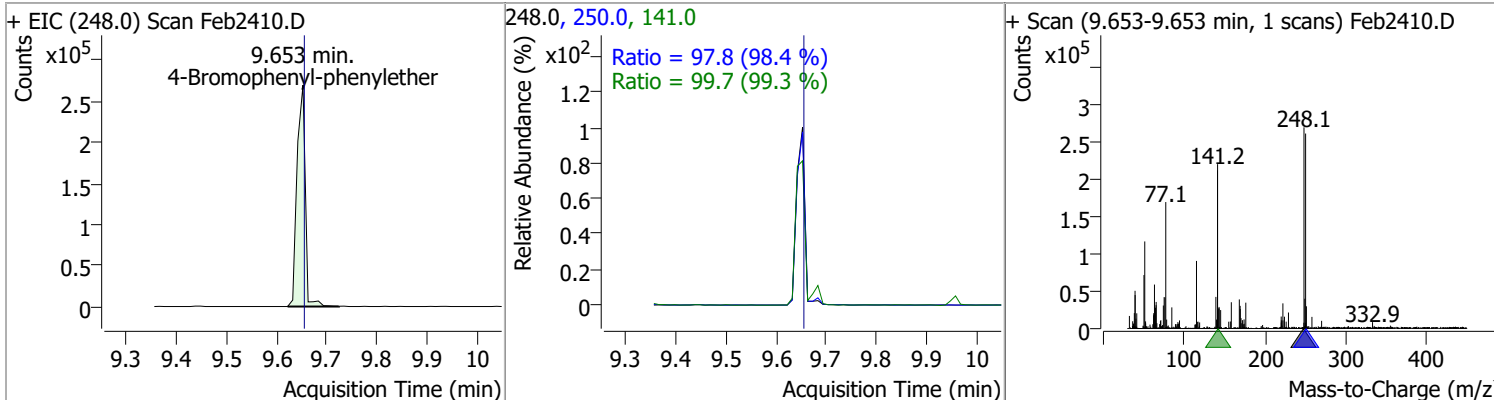
Compound	Conc.	RT	Dev(Min)	Resp.	QIon	QRatio	Lower	Upper
Azobenzene	78.6413	9.25	0.00	966268	51.0	51.8	34.2	63.5
					182.0	25.4	18.2	33.8



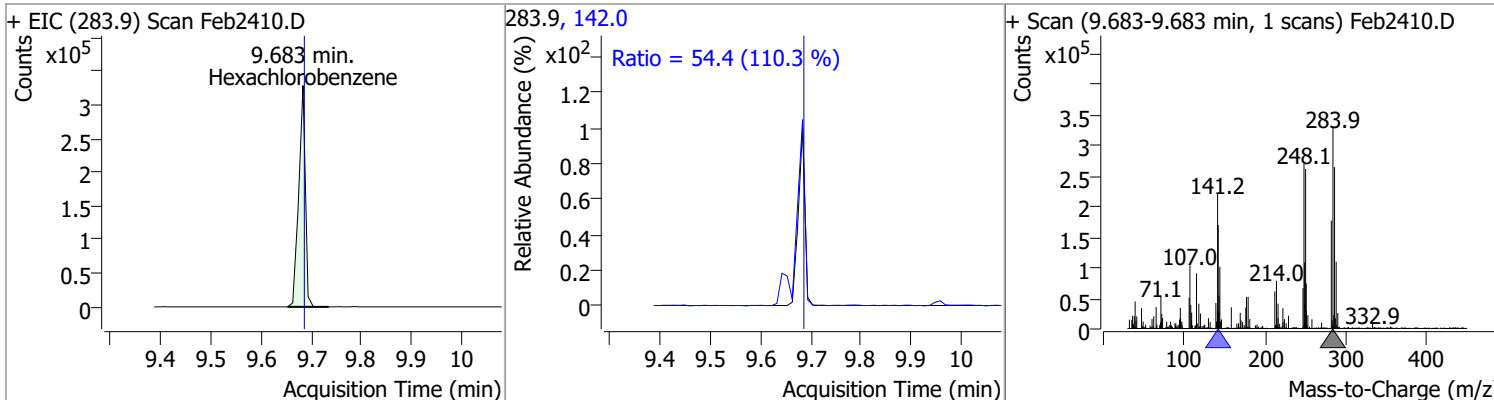
Compound	Conc.	RT	Dev(Min)	Resp.	QIon	QRatio	Lower	Upper
2,4,6-Tribromophenol	150.8244	9.34	0.01	200509	331.8	90.6	63.6	118.2



Compound	Conc.	RT	Dev(Min)	Resp.	QIon	QRatio	Lower	Upper
4-Bromophenyl-phenylether	86.4631	9.65	0.00	306894	141.0	99.7	70.3	130.5
					250.0	97.8	69.6	129.3

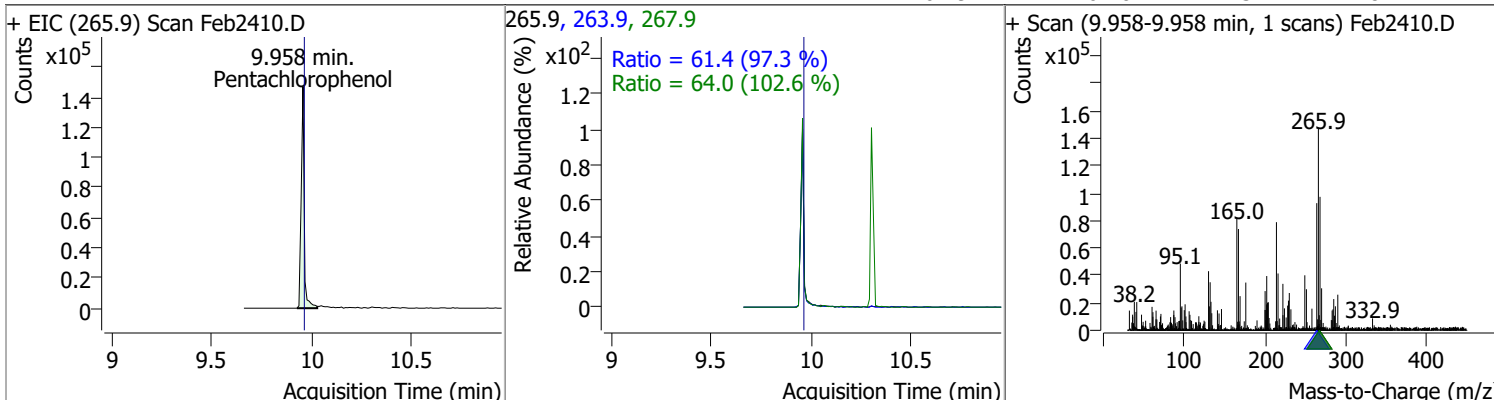


Compound	Conc.	RT	Dev(Min)	Resp.	QIon	QRatio	Lower	Upper
Hexachlorobenzene	84.0299	9.68	0.00	300869	142.0	54.4	34.5	64.1

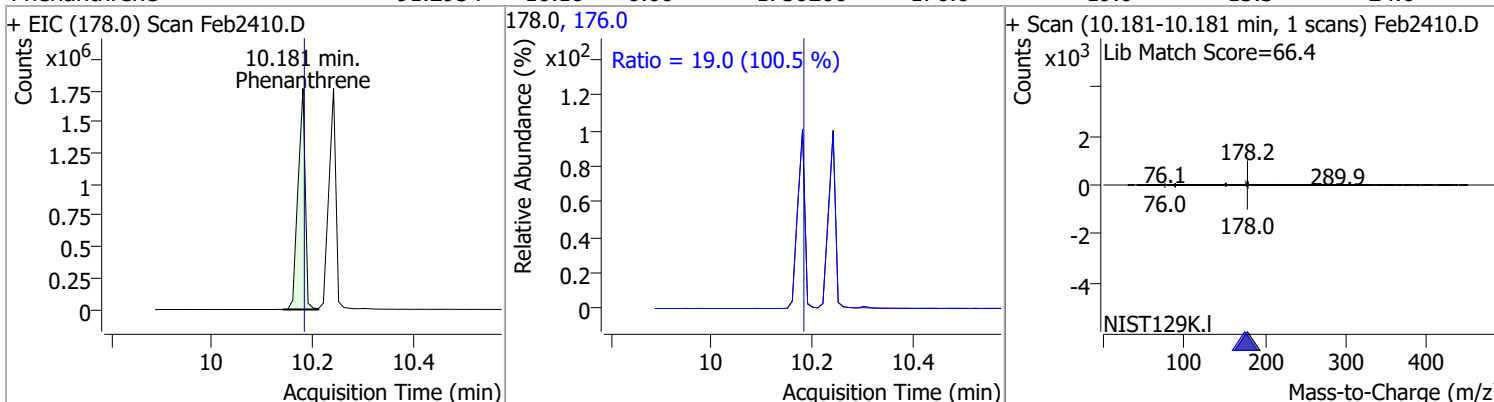


Quantitation Results Report (QT Reviewed)

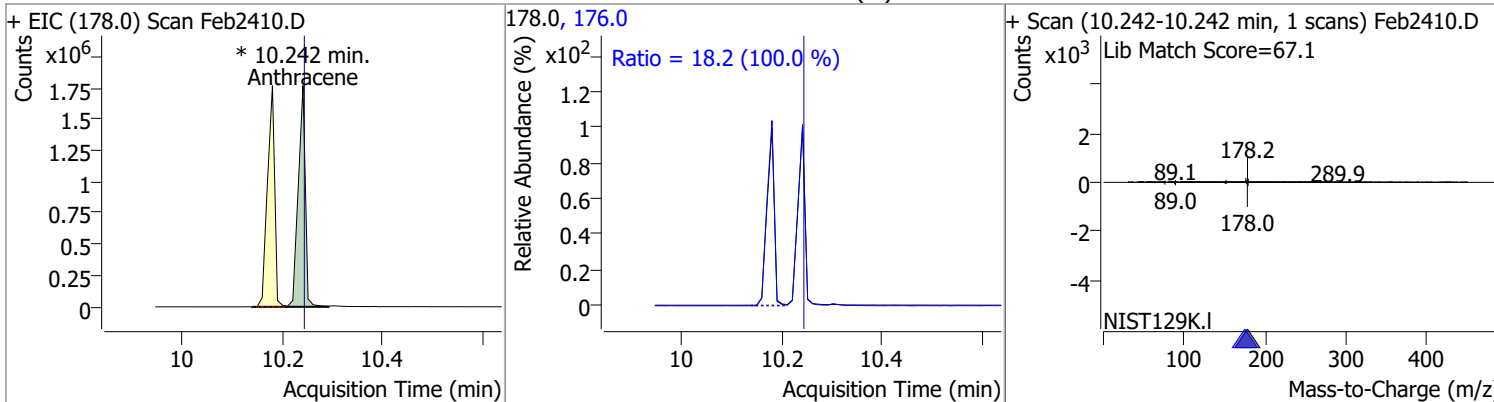
Compound	Conc.	RT	Dev(Min)	Resp.	QIon	QRatio	Lower	Upper
Pentachlorophenol	89.4357	9.96	0.00	152459	263.9	61.4	44.2	82.0
					267.9	64.0	43.7	81.1



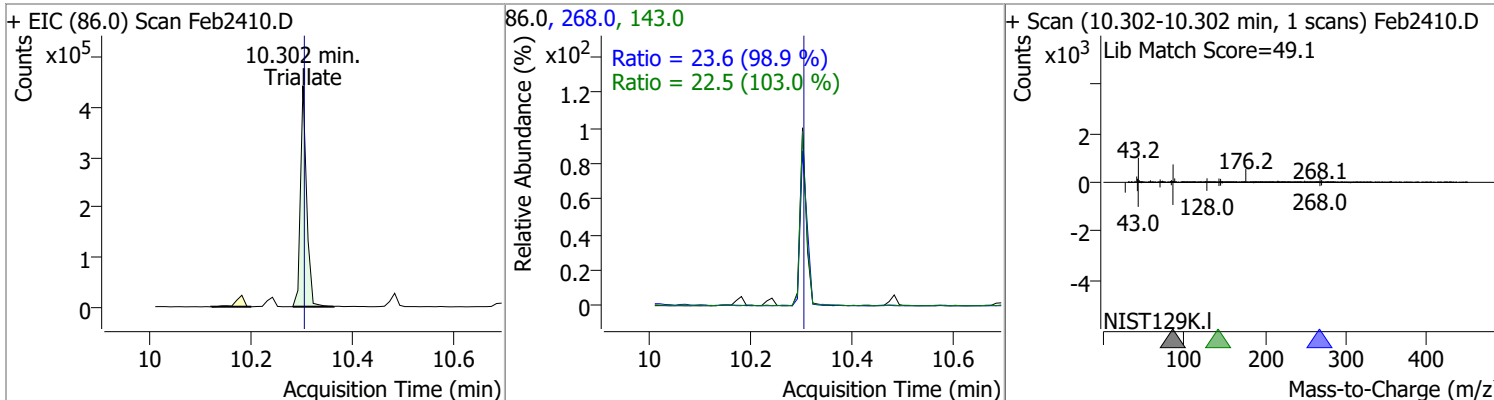
Compound	Conc.	RT	Dev(Min)	Resp.	QIon	QRatio	Lower	Upper
Phenanthrene	91.2954	10.18	0.00	1750206	176.0	19.0	13.3	24.6



Compound	Conc.	RT	Dev(Min)	Resp.	QIon	QRatio	Lower	Upper
Anthracene	93.8668	10.24	0.00	1713201 (m)	176.0	18.2	12.8	23.7

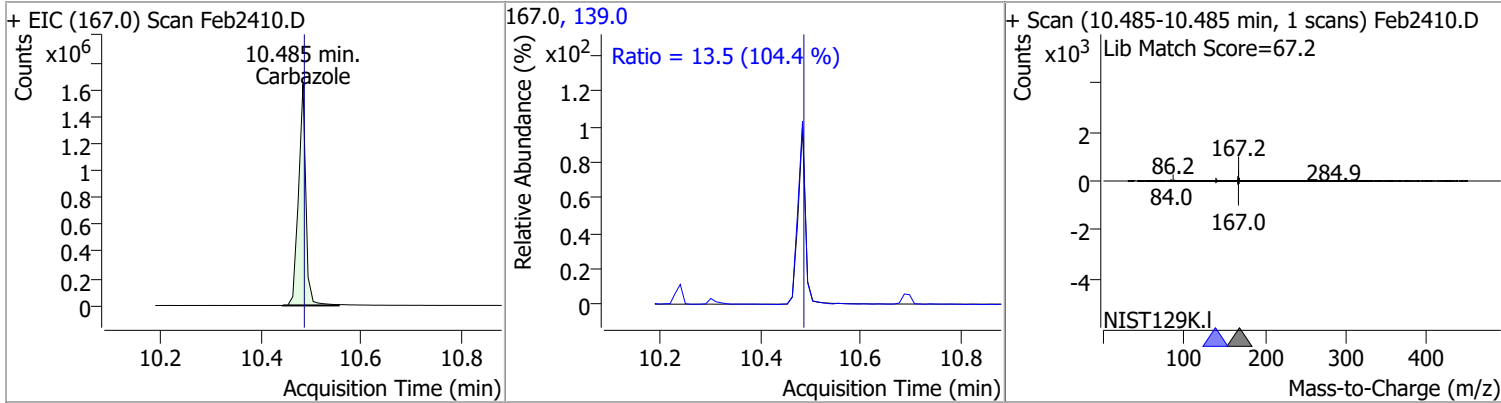


Compound	Conc.	RT	Dev(Min)	Resp.	QIon	QRatio	Lower	Upper
Triallate	84.3147	10.30	0.00	369587	268.0	23.6	16.7	31.0
					143.0	22.5	15.3	28.4

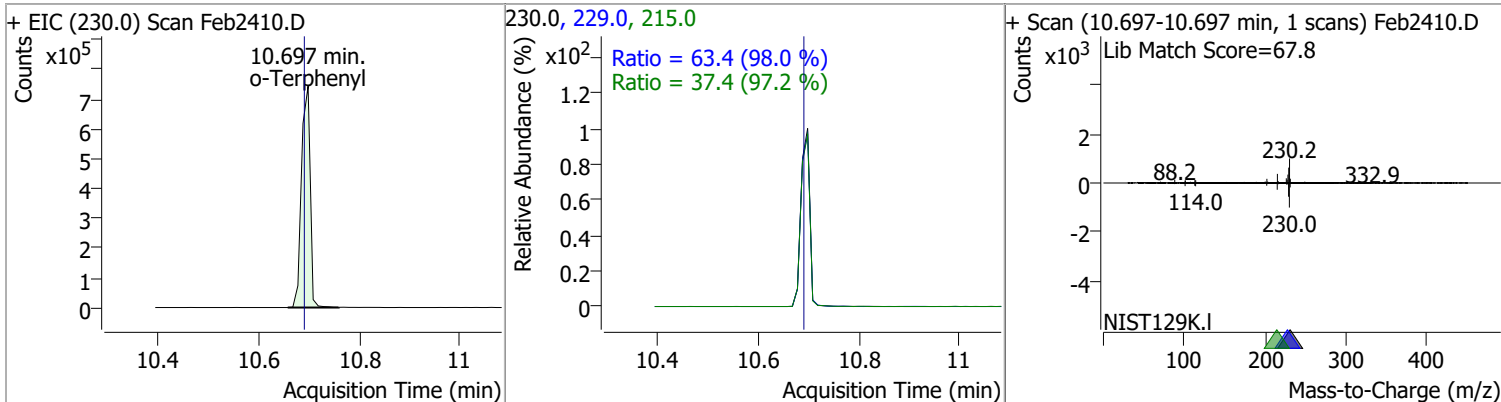


Quantitation Results Report (QT Reviewed)

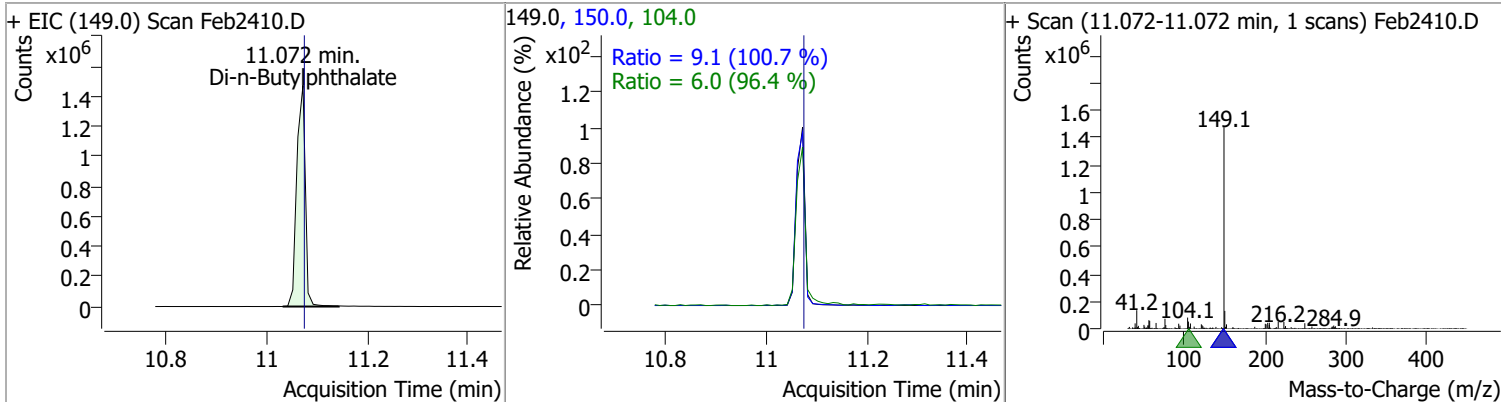
Compound	Conc.	RT	Dev(Min)	Resp.	QIon	QRatio	Lower	Upper
Carbazole	89.3198	10.48	0.00	1656168	139.0	13.5	9.1	16.9



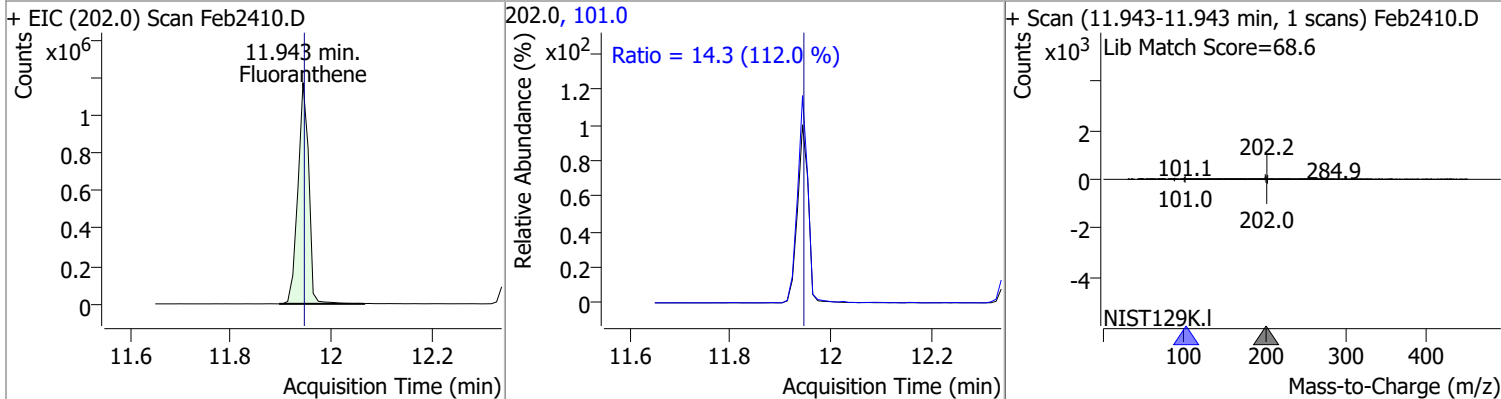
o-Terphenyl	87.5776	10.70	0.01	897176	229.0 215.0	63.4 37.4	45.3 27.0	84.0 50.1
-------------	---------	-------	------	--------	----------------	--------------	--------------	--------------



Di-n-Butylphthalate	95.9222	11.07	0.00	1734022	150.0 104.0	9.1 6.0	6.4 4.3	11.8 8.1
---------------------	---------	-------	------	---------	----------------	------------	------------	-------------

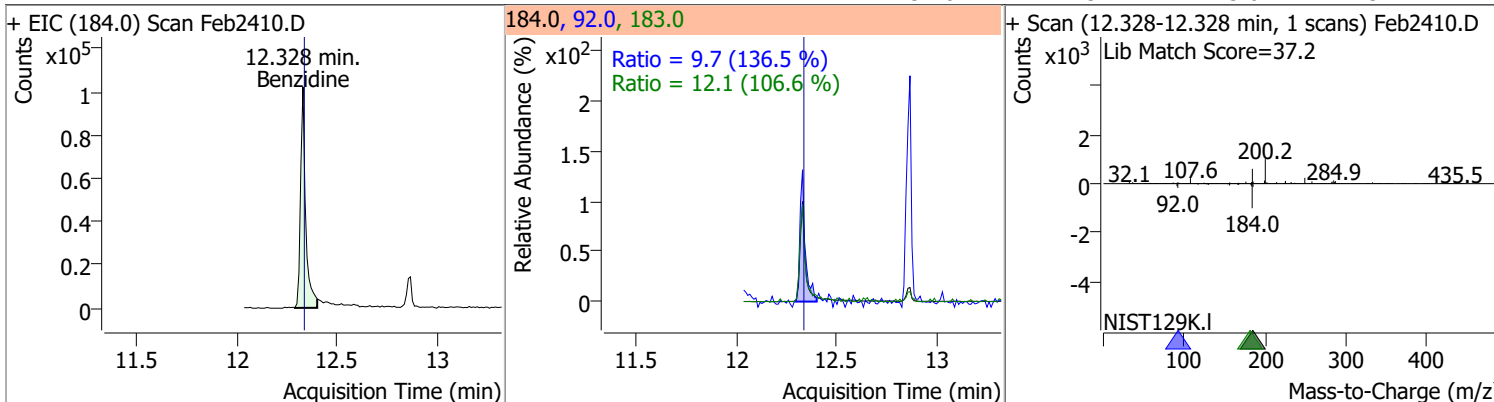


Fluoranthene	90.1464	11.94	0.00	1748571	101.0	14.3	8.9	16.6
--------------	---------	-------	------	---------	-------	------	-----	------

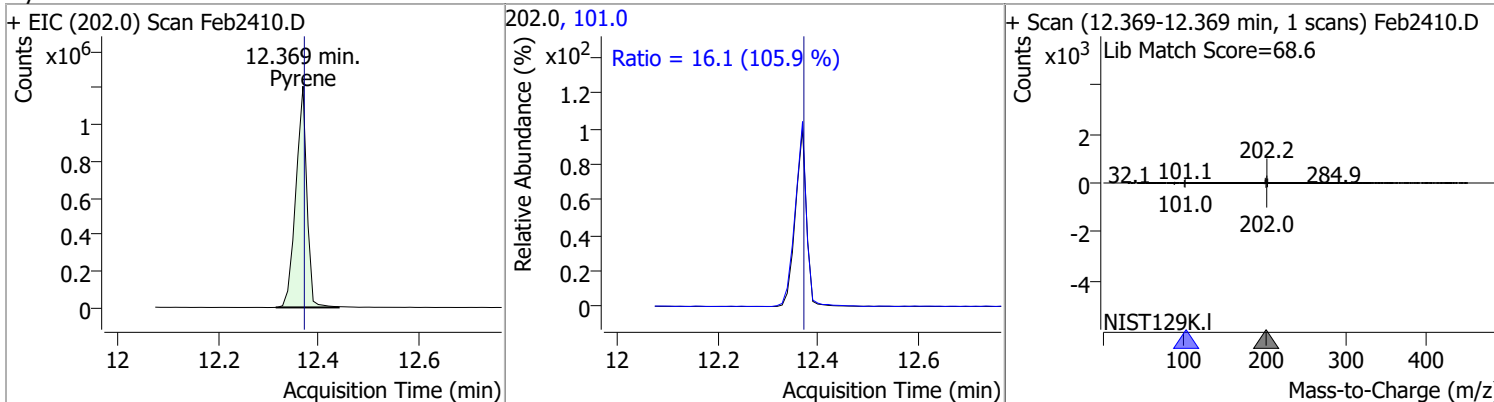


Quantitation Results Report (QT Reviewed)

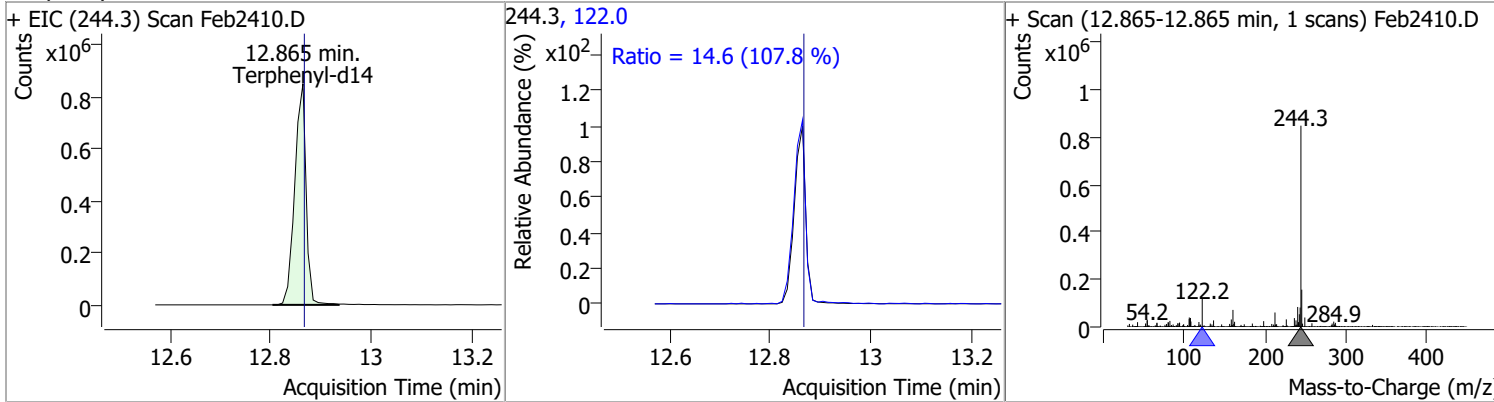
Compound	Conc.	RT	Dev(Min)	Resp.	QIon	QRatio	Lower	Upper
Benzidine	25.6973	12.33	0.00	181884	183.0	12.1	7.9	14.7
					92.0	9.7	5.0	9.2



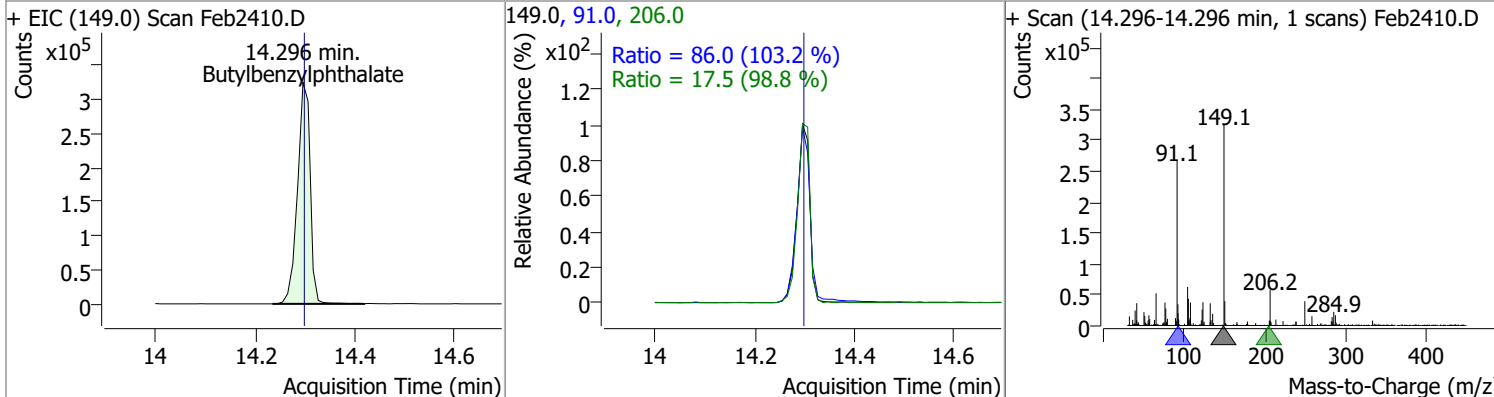
Compound	Conc.	RT	Dev(Min)	Resp.	QIon	QRatio	Lower	Upper
Pyrene	87.1163	12.37	0.00	1840248	101.0	16.1	10.6	19.7



Compound	Conc.	RT	Dev(Min)	Resp.	QIon	QRatio	Lower	Upper
Terphenyl-d14	93.4228	12.86	0.00	1329333	122.0	14.6	9.5	17.6

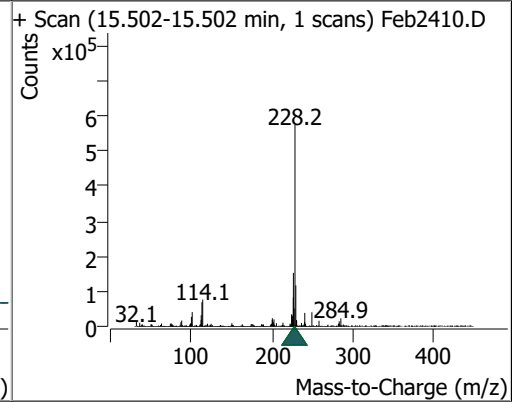
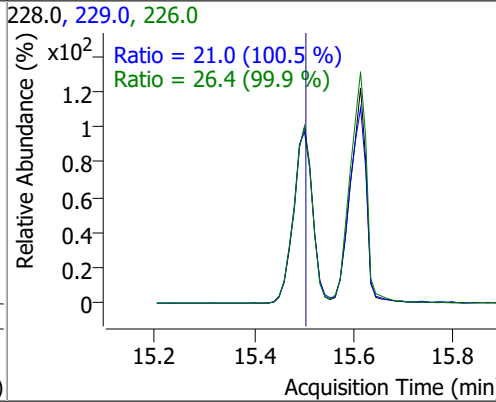
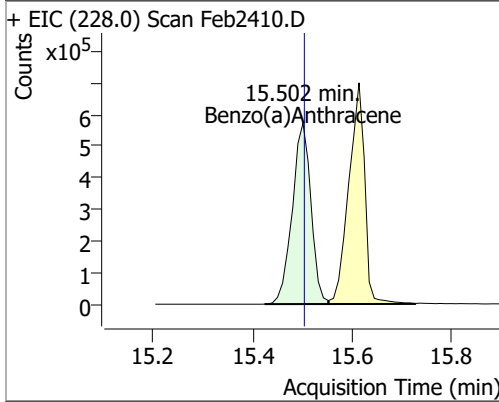


Compound	Conc.	RT	Dev(Min)	Resp.	QIon	QRatio	Lower	Upper
Butylbenzylphthalate	95.2717	14.30	0.00	576049	91.0	86.0	58.3	108.4
					206.0	17.5	12.4	23.1

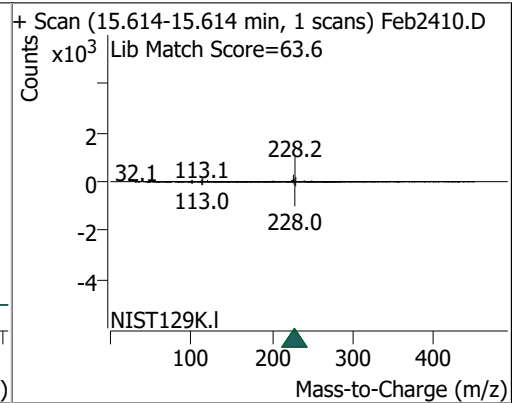
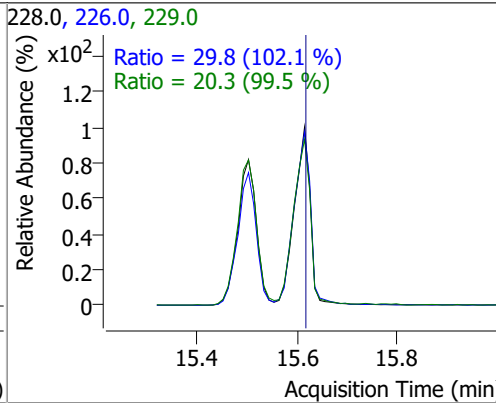
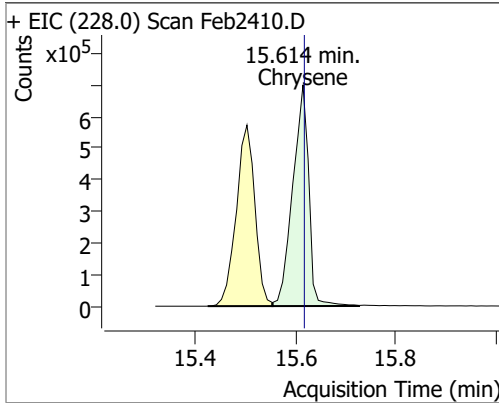


Quantitation Results Report (QT Reviewed)

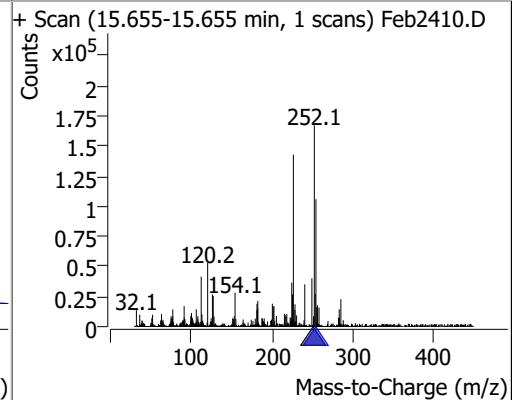
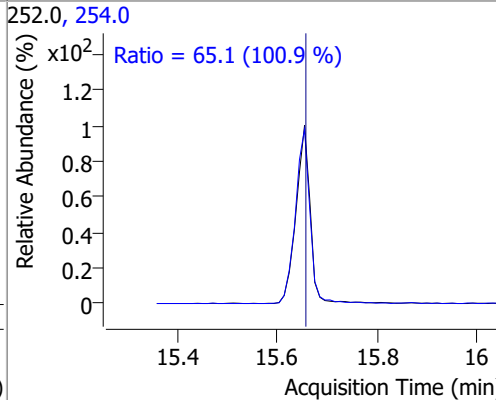
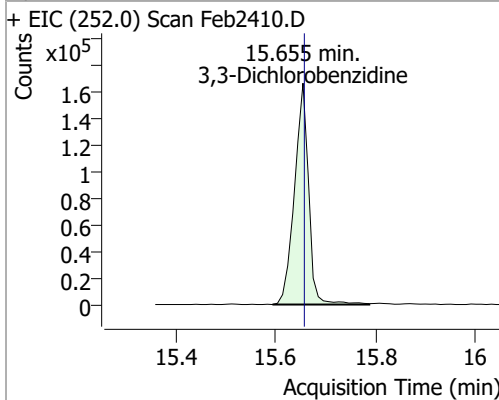
Compound	Conc.	RT	Dev(Min)	Resp.	QIon	QRatio	Lower	Upper
Benzo(a)Anthracene	97.7253	15.50	0.00	1489027	226.0	26.4	18.5	34.3
					229.0	21.0	14.6	27.2



Compound	Conc.	RT	Dev(Min)	Resp.	QIon	QRatio	Lower	Upper
Chrysene	91.8931	15.61	0.00	1558666	226.0	29.8	20.4	37.9
					229.0	20.3	14.3	26.5

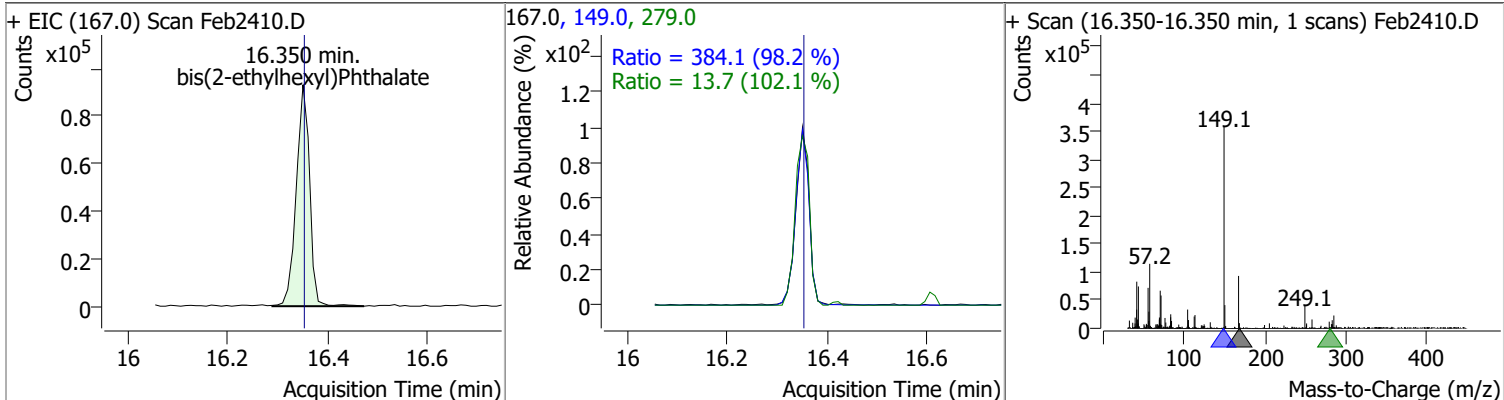


Compound	Conc.	RT	Dev(Min)	Resp.	QIon	QRatio	Lower	Upper
3,3-Dichlorobenzidine	62.9888	15.65	0.00	329614	254.0	65.1	45.2	83.9

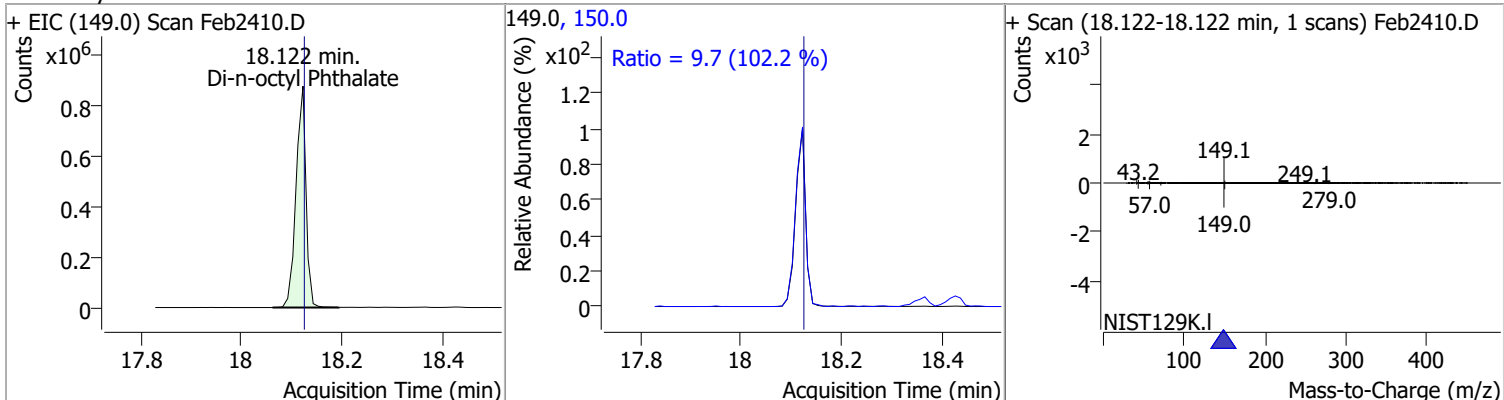


Quantitation Results Report (QT Reviewed)

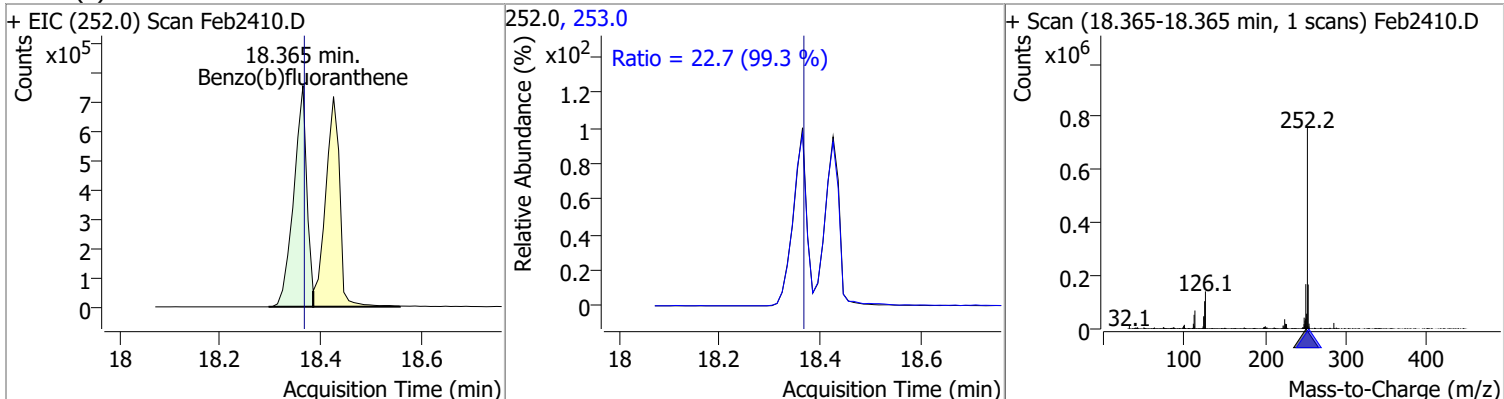
Compound	Conc.	RT	Dev(Min)	Resp.	QIon	QRatio	Lower	Upper
bis(2-ethylhexyl)Phthalate	85.6512	16.35	0.00	173121	149.0	384.1	273.7	508.3
					279.0	13.7	9.4	17.4



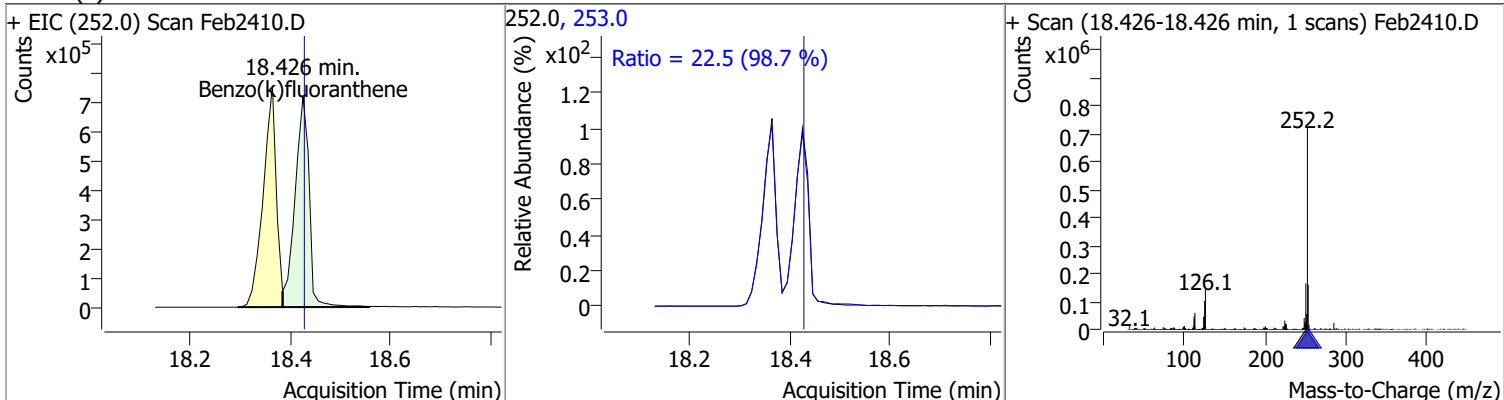
Compound	Conc.	RT	Dev(Min)	Resp.	QIon	QRatio	Lower	Upper
Di-n-octyl Phthalate	84.1811	18.12	0.00	1205756	150.0	9.7	6.6	12.3



Compound	Conc.	RT	Dev(Min)	Resp.	QIon	QRatio	Lower	Upper
Benzo(b)fluoranthene	88.1202	18.37	0.00	1365157	253.0	22.7	16.0	29.7

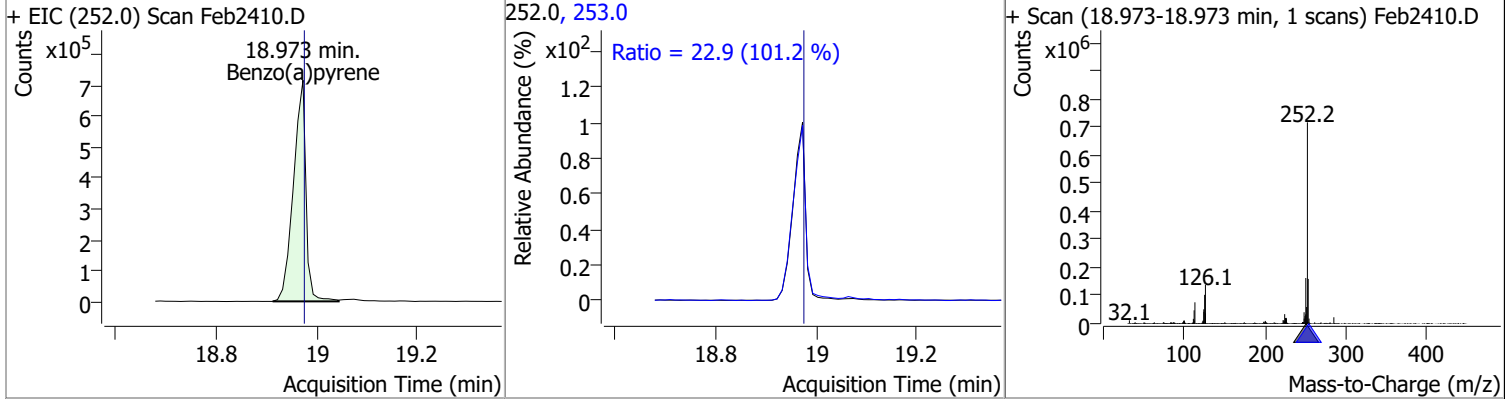


Compound	Conc.	RT	Dev(Min)	Resp.	QIon	QRatio	Lower	Upper
Benzo(k)fluoranthene	85.5234	18.43	0.00	1399915	253.0	22.5	16.0	29.7

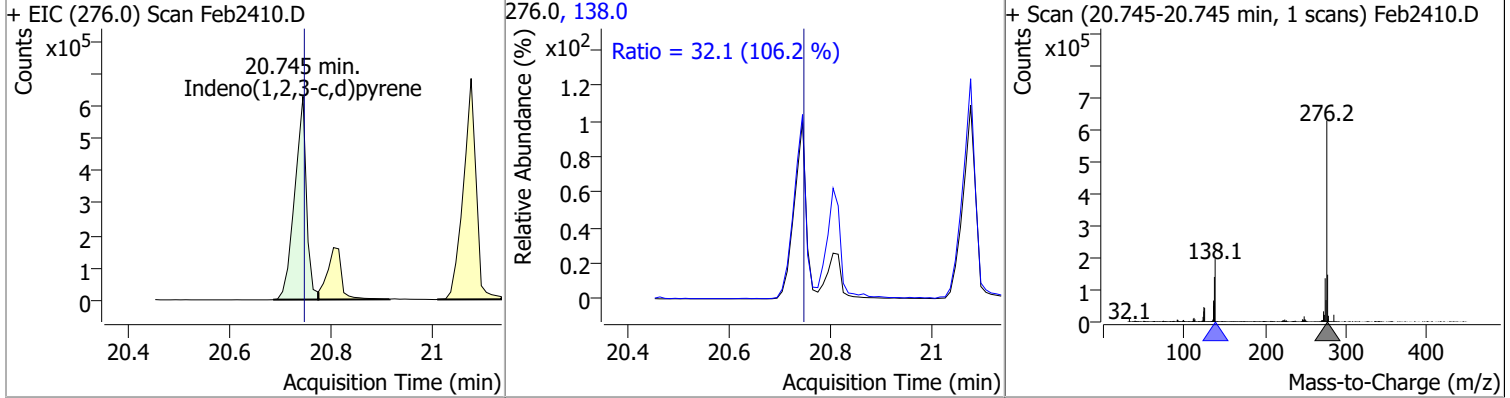


Quantitation Results Report (QT Reviewed)

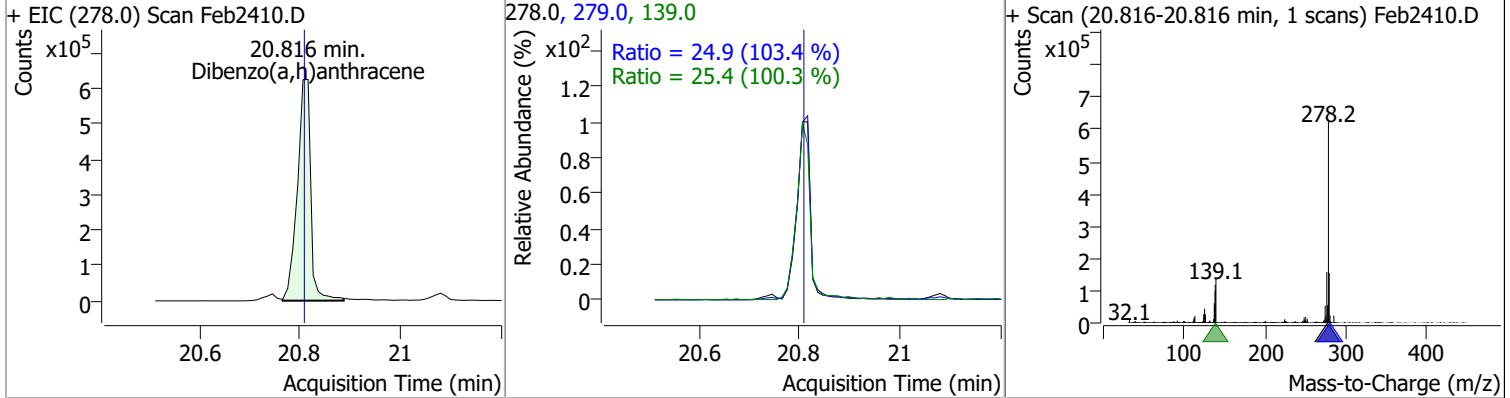
Compound	Conc.	RT	Dev(Min)	Resp.	QIon	QRatio	Lower	Upper
Benzo(a)pyrene	83.7315	18.97	0.00	1234065	253.0	22.9	15.8	29.4



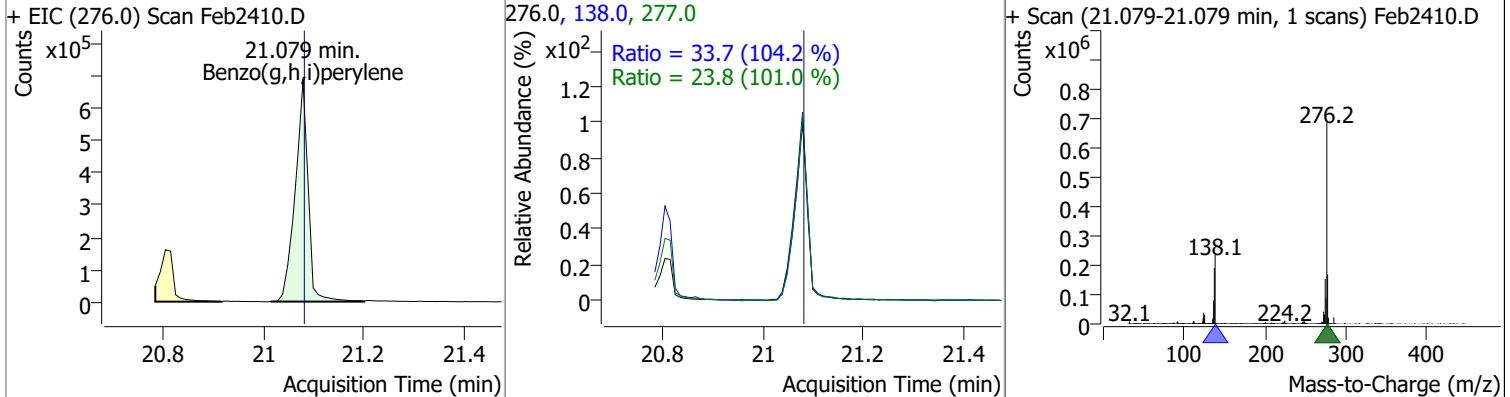
Compound	Conc.	RT	Dev(Min)	Resp.	QIon	QRatio	Lower	Upper
Indeno(1,2,3-c,d)pyrene	82.9838	20.75	0.00	1026023	138.0	32.1	21.2	39.3



Compound	Conc.	RT	Dev(Min)	Resp.	QIon	QRatio	Lower	Upper
Dibenzo(a,h)anthracene	85.9540	20.82	0.01	1157866	139.0	25.4	17.7	32.9
					279.0	24.9	16.8	31.3

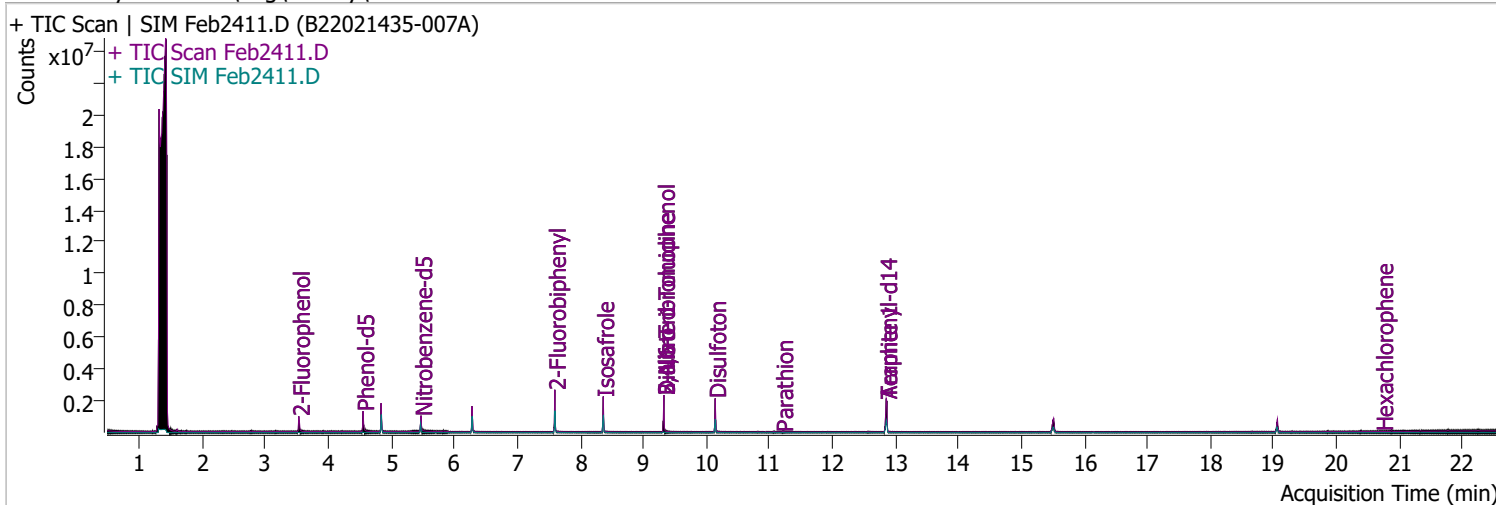


Compound	Conc.	RT	Dev(Min)	Resp.	QIon	QRatio	Lower	Upper
Benzo(g,h,i)perylene	86.0756	21.08	0.00	1226679	138.0	33.7	22.6	42.1
					277.0	23.8	16.5	30.6



Quantitation Results Report (QT Reviewed)

Data File	Feb2411.D	Operator	LIMS import
Acq. Method	BNA+SIM.M	Acq. Date-Time	2/24/2022 9:01:29 PM
Sample Name	B22021435-007A	Instrument	Instrument #1
Vial	11	Multiplier	1.00
DA Method File		Comment	SVOC-8270-W-LARGO
Tune File	dftppdsm.u	Tune Date	2/18/2022 9:25:00 PM
Batch Name	022422 DoD BNA.batch.bin	Last Calib Update	2/25/2022 7:56:13 AM
Ref Library	D:\Org\Library\NIST129K.I		



Compound	RT	QIon	Resp.	Conc.	Units	Dev(Min)
----------	----	------	-------	-------	-------	----------

Internal Standards

System Monitoring Compounds

S 2-Fluorophenol	3.531	112.0	350538	55.8552	µg/L	0.000
Spiked Amount: 200.000	Range: 10.0 - 75.0%			Recovery = 27.93%		
S Phenol-d5	4.552	99.0	416291	50.8698	µg/L	0.000
Spiked Amount: 200.000	Range: 10.0 - 65.0%			Recovery = 25.43%		
S Nitrobenzene-d5	5.471	82.0	255287	56.5008	µg/L	0.000
Spiked Amount: 100.000	Range: 32.0 - 94.0%			Recovery = 56.50%		
S 2-Fluorobiphenyl	7.594	172.0	719787	54.7504	µg/L	0.000
Spiked Amount: 100.000	Range: 28.0 - 107.0%			Recovery = 54.75%		
S 2,4,6-Tribromophenol	9.325	329.8	175857	144.0868	µg/L	0.000
Spiked Amount: 200.000	Range: 25.0 - 140.0%			Recovery = 72.04%		
S Terphenyl-d14	12.855	244.3	1216571	91.8342	µg/L	-0.010
Spiked Amount: 100.000	Range: 32.0 - 122.0%			Recovery = 91.83%		

Target Compounds

Compound	RT	QIon	Resp.	Conc.	Units	Dev(Min)	QValue
T N-Nitrosodimethylamine	0.000		0	N.D.			
T Pyridine	0.000		0	N.D.			
T Aniline	0.000		0	N.D.			
T Phenol	0.000		0	N.D.			
T bis(-2-Chloroethyl)Ether	0.000		0	N.D.			
T 2-Chlorophenol	0.000		0	N.D.			
T 1,3-Dichlorobenzene	0.000		0	N.D.			
T 1,4-Dichlorobenzene	0.000		0	N.D.			
T 1,2-Dichlorobenzene	0.000		0	N.D.			
T Benzyl Alcohol	0.000		0	N.D.			
T bis(2-chloroisopropyl)Ether	5.369	121.0	0		µg/L	md	1
T 2-Methylphenol	0.000		0	N.D.			
T N-nitroso-Di-n-propylamine	5.471	70.0	0		µg/L	md	1
T Hexachloroethane	0.000		0	N.D.			
T 4Methylphenol/3Methylphenol	0.000		0	N.D.			

Quantitation Results Report (QT Reviewed)

Compound	RT	QIon	Resp.	Conc.	Units	Dev(Min)
T Nitrobenzene	0.000		0	N.D.		
T Isophorone	0.000		0	N.D.		
T 2-Nitrophenol	0.000		0	N.D.		
T 2,4-Dimethylphenol	0.000		0	N.D.		
T bis(-2-Chloroethoxy)Methane	0.000		0	N.D.		
T 2,4-Dichlorophenol	0.000		0	N.D.		
T Benzoic Acid	0.000		0	N.D.		
T 1,2,4-Trichlorobenzene	0.000		0	N.D.		
T Naphthalene	0.000		0	N.D.		
T 4-Chlorophenol	0.000		0	N.D.		
T p-Chloroaniline	0.000		0	N.D.		
T Hexachlorobutadiene	0.000		0	N.D.		
T 4-Chloro-2-Methylphenol	0.000		0	N.D.		
T 4-Chloro-3-Methylphenol	0.000		0	N.D.		
T 2-Methylnaphthalene	0.000		0	N.D.		
T 1-Methylnaphthalene	0.000		0	N.D.		
T Hexachlorocyclopentadiene	0.000		0	N.D.		
T 2,4,6-Trichlorophenol	0.000		0	N.D.		
T 2,4,5-Trichlorophenol	0.000		0	N.D.		
T 2-Chloronaphthalene	0.000		0	N.D.		
T 2-Nitroaniline	0.000		0	N.D.		
T Dimethyl Phthalate	8.364	163.0	0		µg/L md	1
T 2,6-Dinitrotoluene	8.364	165.0	0		µg/L md	1
T Acenaphthylene	0.000		0	N.D.		
T 3-Nitroaniline	0.000		0	N.D.		
T Acenaphthene	0.000		0	N.D.		
T 2,4-Dinitrophenol	0.000		0	N.D.		
T Dibenzofuran	0.000		0	N.D.		
T 2,4-Dinitrotoluene	0.000		0	N.D.		
T 4-Nitrophenol	0.000		0	N.D.		
T Diethylphthalate	0.000		0	N.D.		
T Fluorene	0.000		0	N.D.		
T 4-Chlorophenyl-phenylether	0.000		0	N.D.		
T 4-Nitroaniline	0.000		0	N.D.		
T 4,6-Dinitro-2-methylphenol	0.000		0	N.D.		
T N-nitrosodiphenylamine	0.000		0	N.D.		
T Azobenzene	0.000		0	N.D.		
T 4-Bromophenyl-phenylether	0.000		0	N.D.		
T Hexachlorobenzene	0.000		0	N.D.		
T Pentachlorophenol	0.000		0	N.D.		
T Phenanthrene	0.000		0	N.D.		
T Anthracene	0.000		0	N.D.		
T Triallate	0.000		0	N.D.		
T Carbazole	0.000		0	N.D.		
T o-Terphenyl	0.000		0	N.D.		
T Di-n-Butylphthalate	0.000		0	N.D.		
T Fluoranthene	0.000		0	N.D.		
T Benzidine	12.855	184.0	0		µg/L md	1
T Pyrene	0.000		0	N.D.		
T Butylbenzylphthalate	0.000		0	N.D.		
T Benzo(a)Anthracene	0.000		0	N.D.		
T Chrysene	0.000		0	N.D.		
T 3,3-Dichlorobenzidine	0.000		0	N.D.		
T bis(2-ethylhexyl)Phthalate	0.000		0	N.D.		
T Di-n-octyl Phthalate	0.000		0	N.D.		

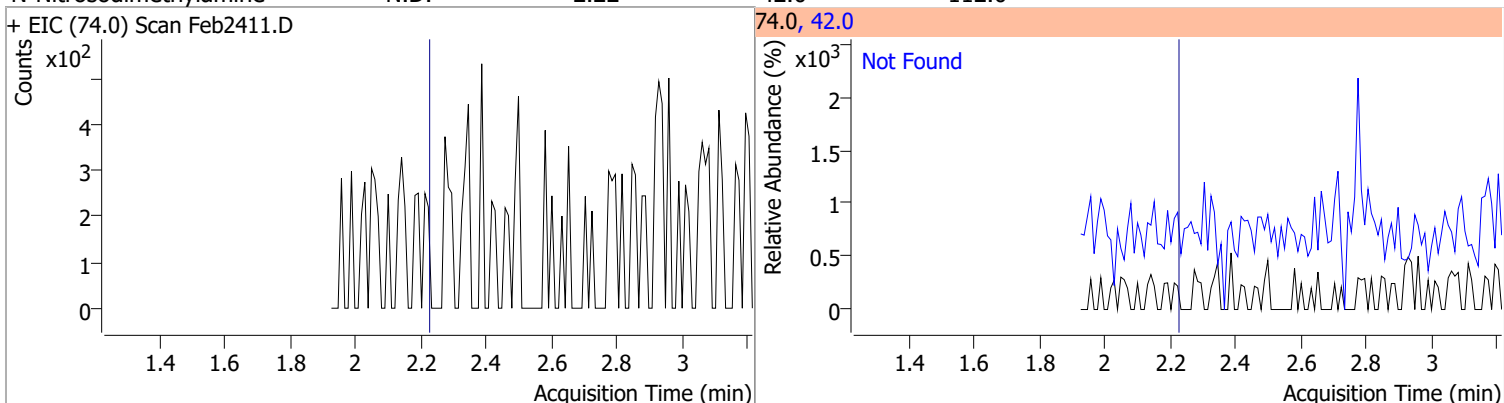
Quantitation Results Report (QT Reviewed)

Compound	RT	QIon	Resp.	Conc.	Units	Dev(Min)
T Benzo(b)fluoranthene	0.000		0	N.D.		
T Benzo(k)fluoranthene	0.000		0	N.D.		
T Benzo(a)pyrene	0.000		0	N.D.		
T Indeno(1,2,3-c,d)pyrene	0.000		0	N.D.		
T Dibenzo(a,h)anthracene	0.000		0	N.D.		
T Benzo(g,h,i)perylene	0.000		0	N.D.		

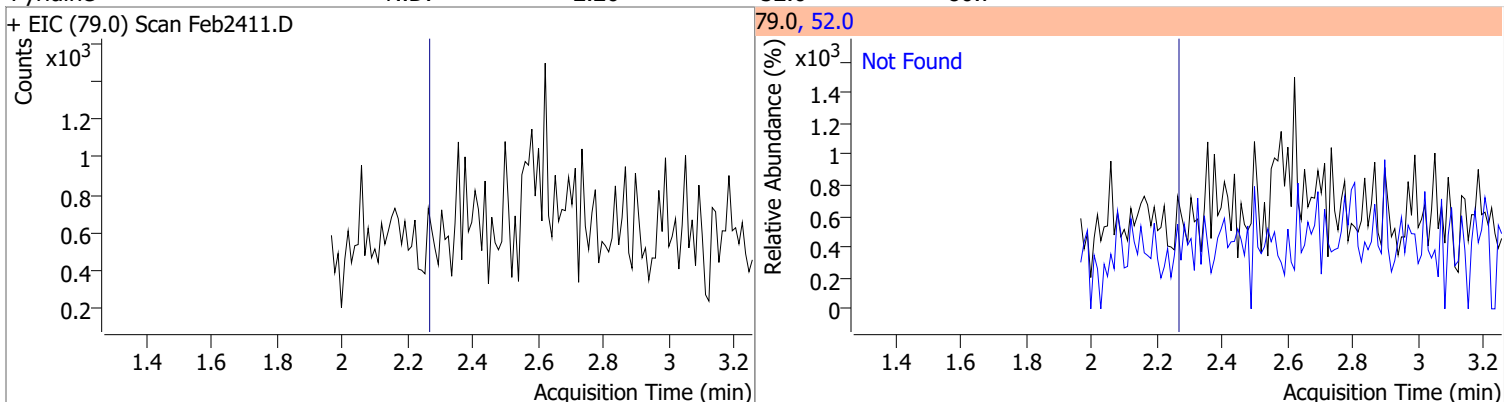
(#) = Qualifier Out of Range; (m) = Manual Integration; (+) = Area Summed; (*) = Surrogate Percent Recovery Out of Range; (d): Zeroed Peak

Quantitation Results Report (QT Reviewed)

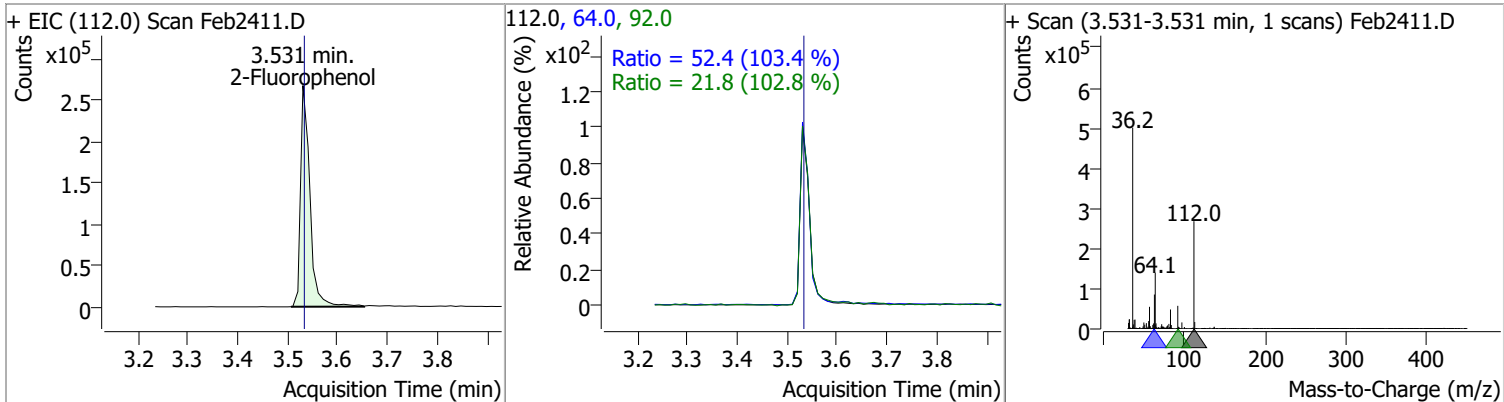
Compound	Conc.	Exp RT	QIon	Exp Ratio
N-Nitrosodimethylamine	N.D.	2.22	42.0	112.0



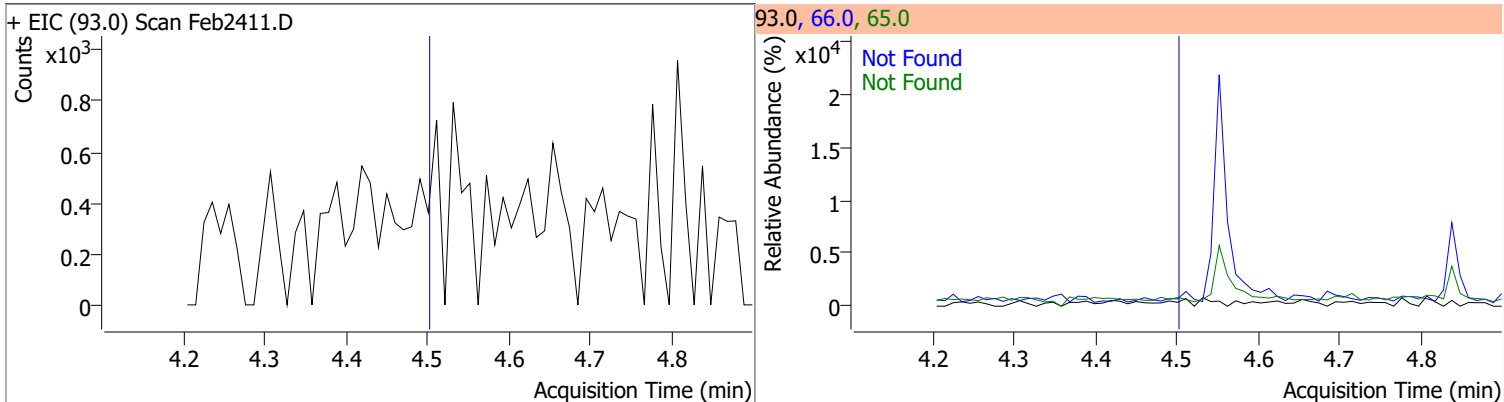
Compound	Conc.	Exp RT	QIon	Exp Ratio
Pyridine	N.D.	2.26	52.0	80.7



Compound	Conc.	RT	Dev(Min)	Resp.	QIon	QRatio	Lower	Upper
2-Fluorophenol	55.8552	3.53	0.00	350538	64.0	52.4	35.5	65.9
					92.0	21.8	14.8	27.5

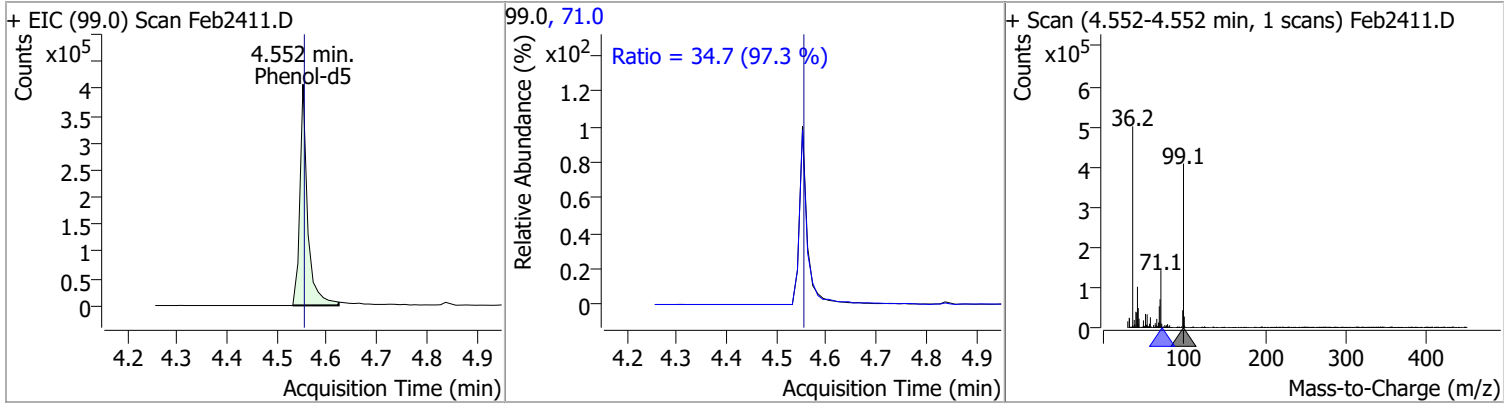


Compound	Conc.	Exp RT	QIon	Exp Ratio	QIon	Exp Ratio
Aniline	N.D.	4.50	66.0	35.4	65.0	18.8

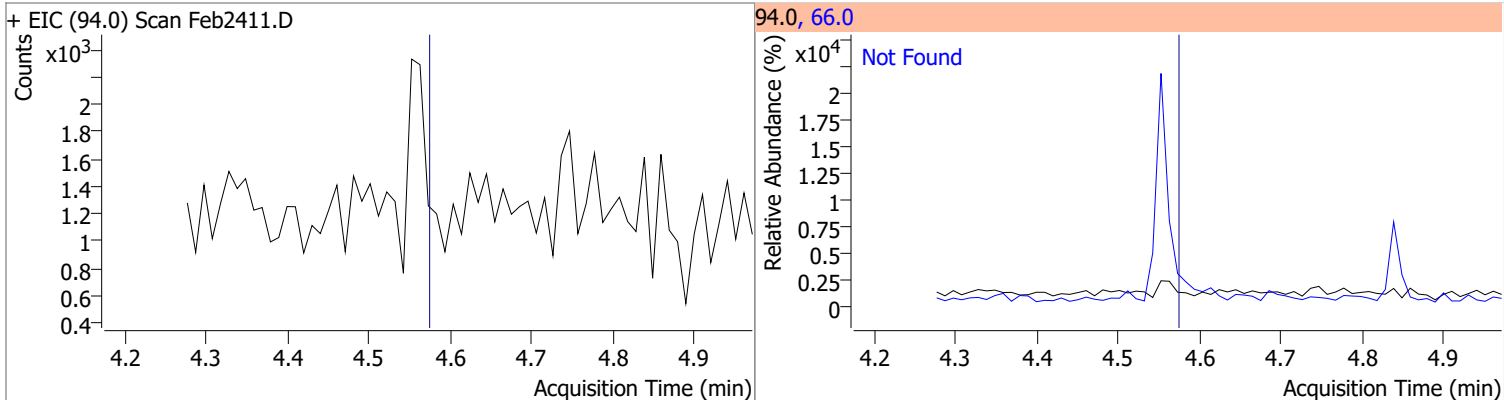


Quantitation Results Report (QT Reviewed)

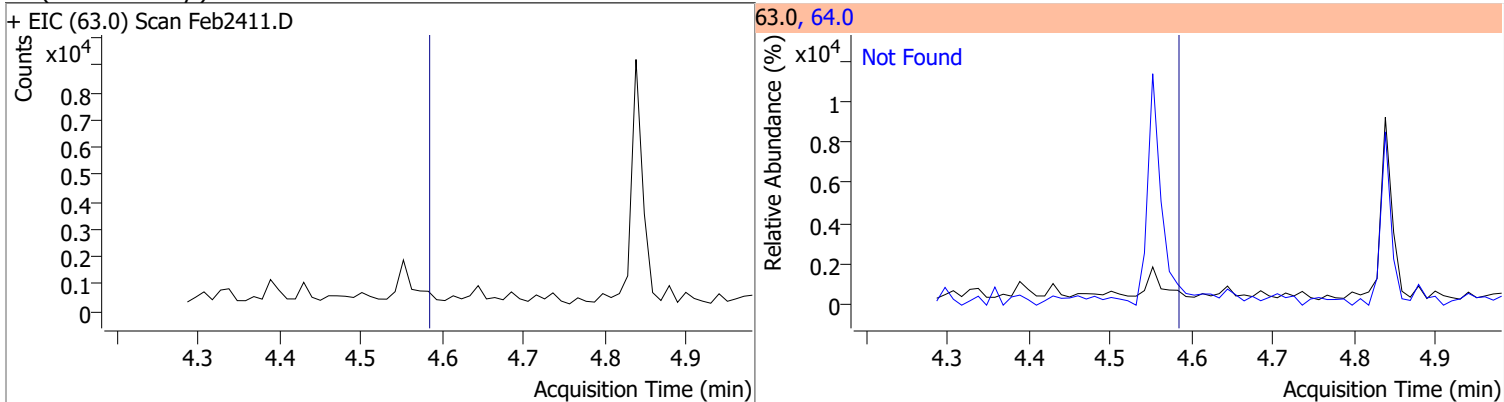
Compound	Conc.	RT	Dev(Min)	Resp.	QIon	QRatio	Lower	Upper
Phenol-d5	50.8698	4.55	0.00	416291	71.0	34.7	25.0	46.4



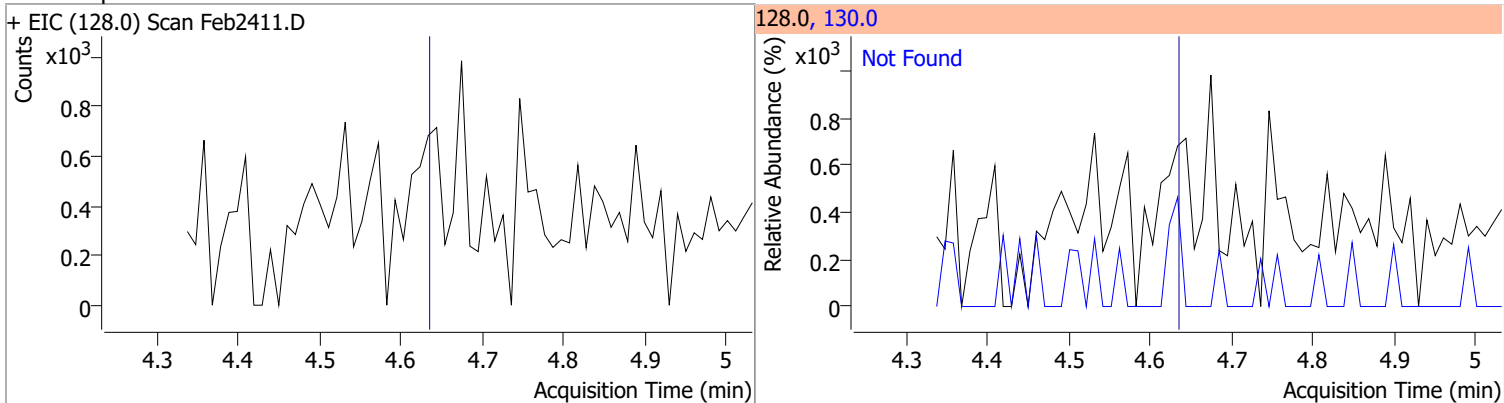
Compound	Conc.	Exp RT	QIon	Exp Ratio
Phenol	N.D.	4.57	66.0	40.4



Compound	Conc.	Exp RT	QIon	Exp Ratio
bis(-2-Chloroethyl)Ether	N.D.	4.58	64.0	10.2



Compound	Conc.	Exp RT	QIon	Exp Ratio
2-Chlorophenol	N.D.	4.63	130.0	32.3

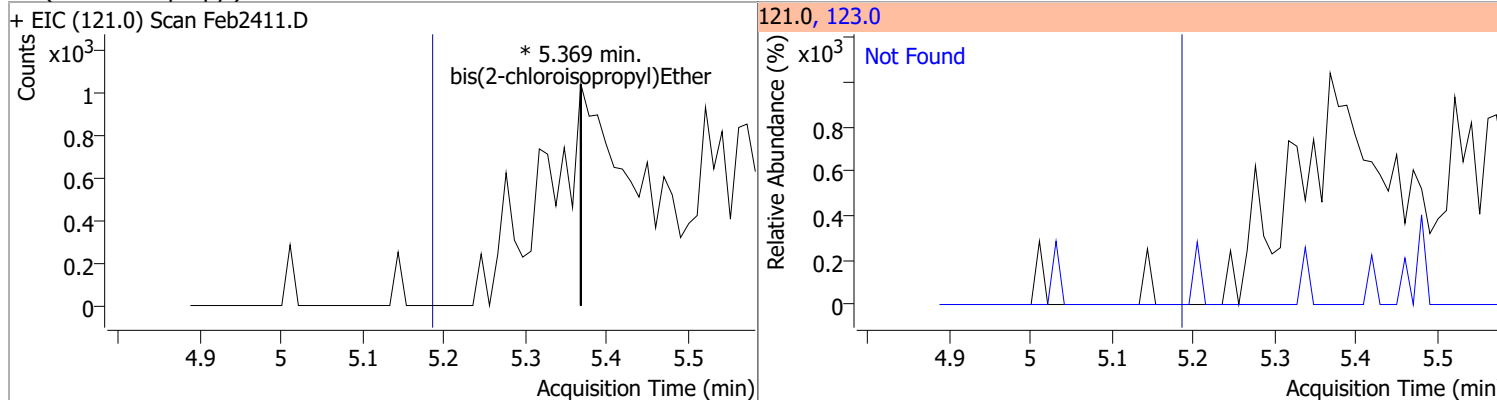


Quantitation Results Report (QT Reviewed)

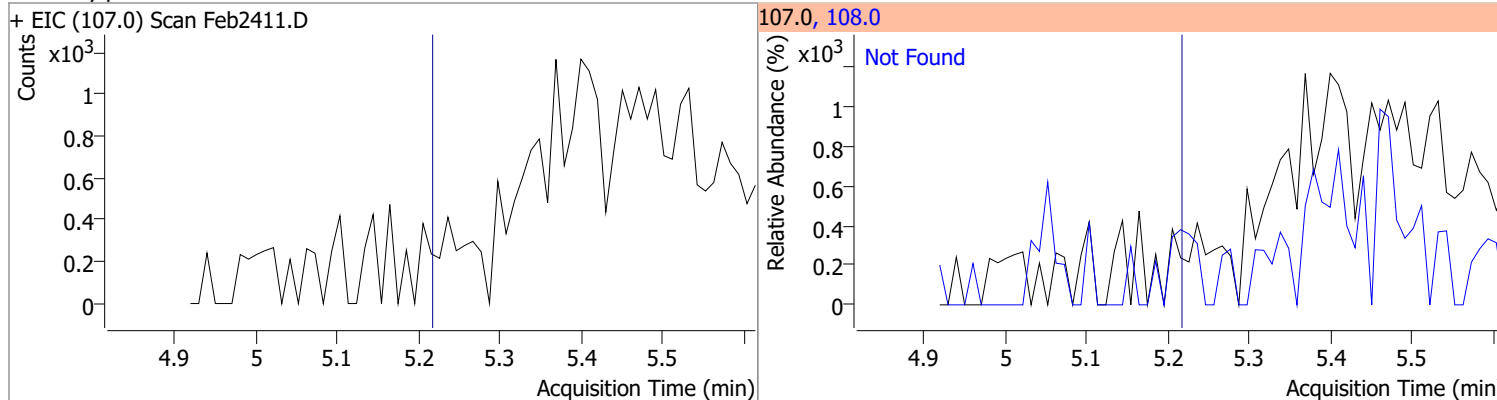
Compound	Conc.	Exp RT	QIon	Exp Ratio	QIon	Exp Ratio
1,3-Dichlorobenzene	N.D.	4.78	148.0	63.7	111.0	35.3
+ EIC (146.0) Scan Feb2411.D			146.0, 148.0, 111.0			
1,4-Dichlorobenzene	N.D.	4.86	148.0	64.4	111.0	35.3
+ EIC (146.0) Scan Feb2411.D			146.0, 148.0, 111.0			
1,2-Dichlorobenzene	N.D.	5.02	148.0	63.7	111.0	37.5
+ EIC (146.0) Scan Feb2411.D			146.0, 148.0, 111.0			
Benzyl Alcohol	N.D.	5.04	79.0	118.8	107.0	68.8
+ EIC (108.0) Scan Feb2411.D			108.0, 79.0, 107.0			

Quantitation Results Report (QT Reviewed)

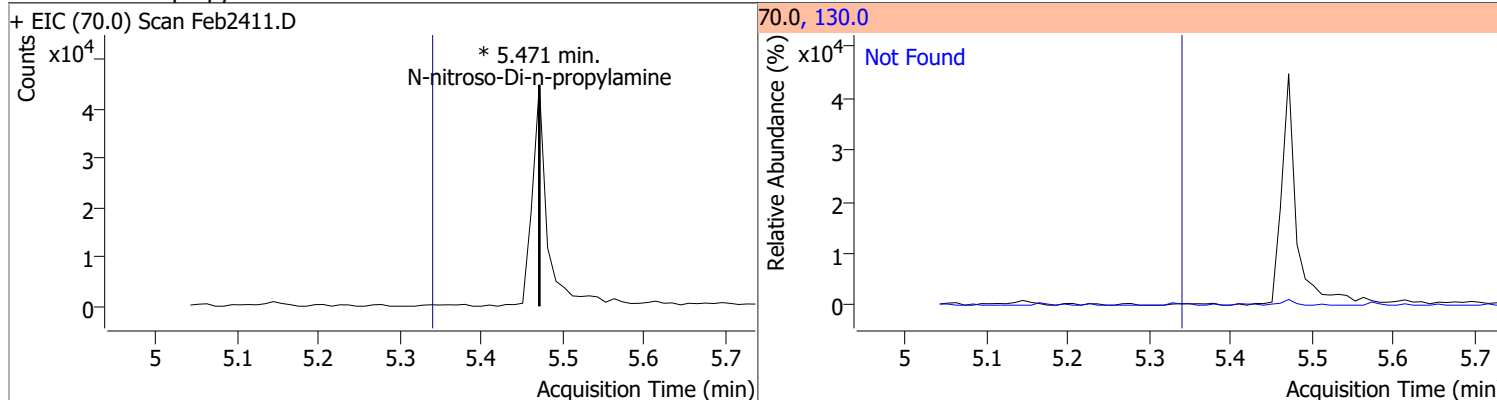
Compound	Conc.	RT	Dev(Min)	Resp.	QIon	QRatio	Lower	Upper
bis(2-chloroisopropyl)Ether	0	0		0	123.0		22.1	41.1



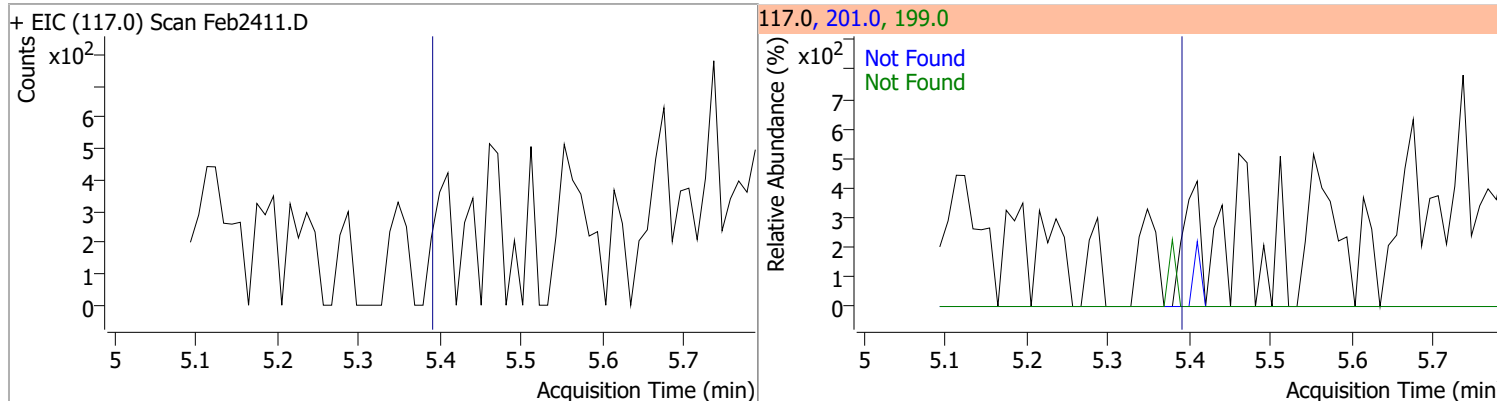
Compound	Conc.	Exp RT	QIon	Exp Ratio
2-Methylphenol	N.D.	5.22	108.0	117.4



Compound	Conc.	RT	Dev(Min)	Resp.	QIon	QRatio	Lower	Upper
N-nitroso-Di-n-propylamine	0	0		0	130.0		0.0	34.0

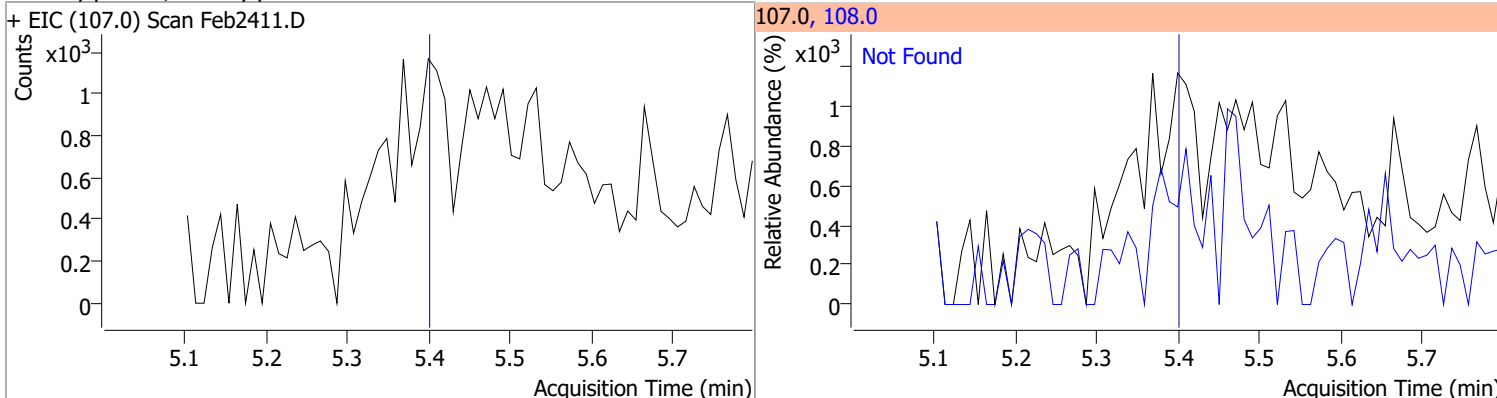


Compound	Conc.	Exp RT	QIon	Exp Ratio	QIon	Exp Ratio
Hexachloroethane	N.D.	5.39	201.0	89.1	199.0	59.3

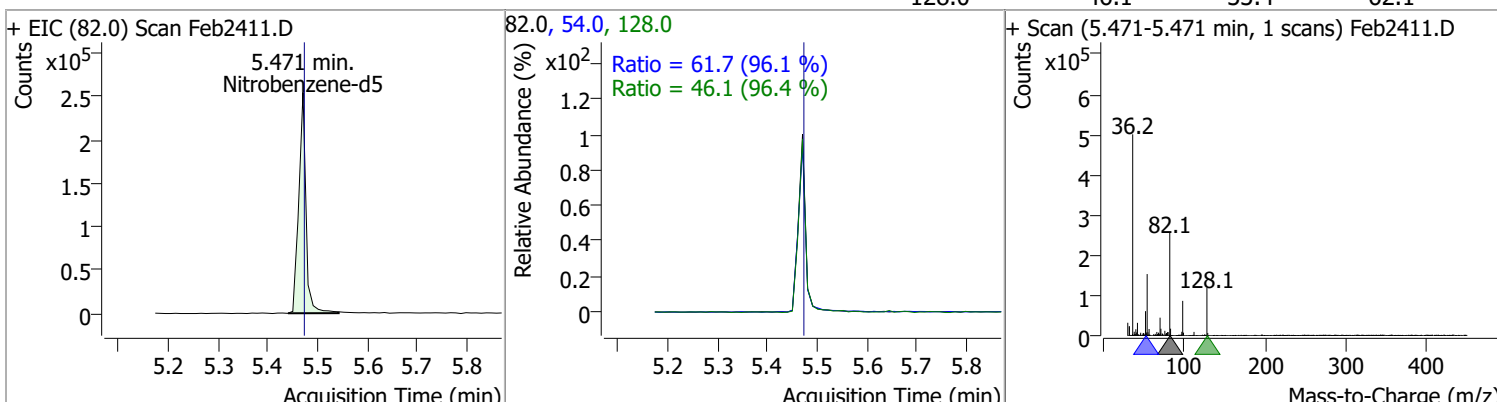


Quantitation Results Report (QT Reviewed)

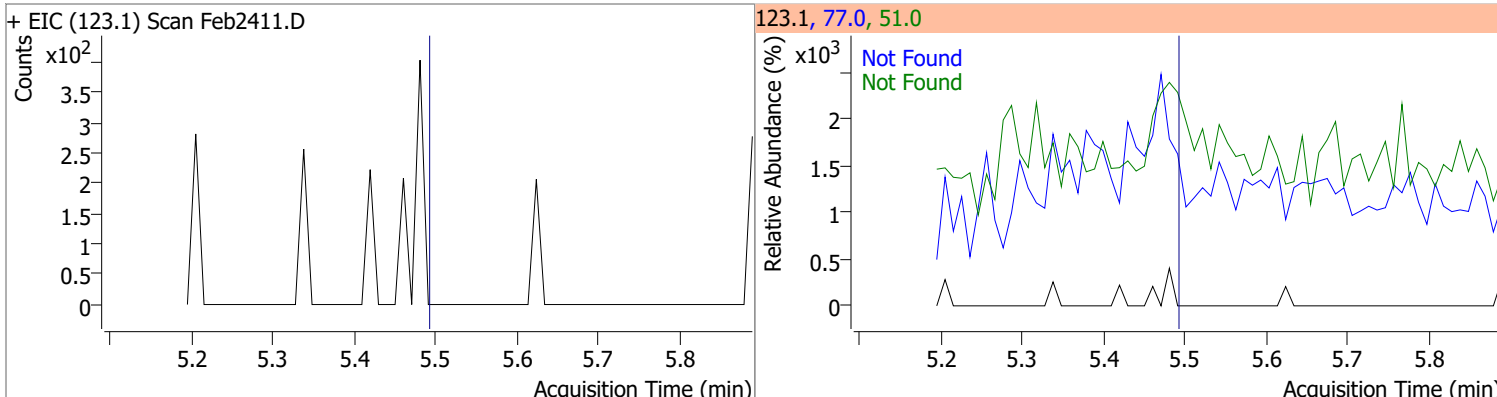
Compound	Conc.	Exp RT	QIon	Exp Ratio
4Methylphenol/3Methylphenol	N.D.	5.40	108.0	84.2



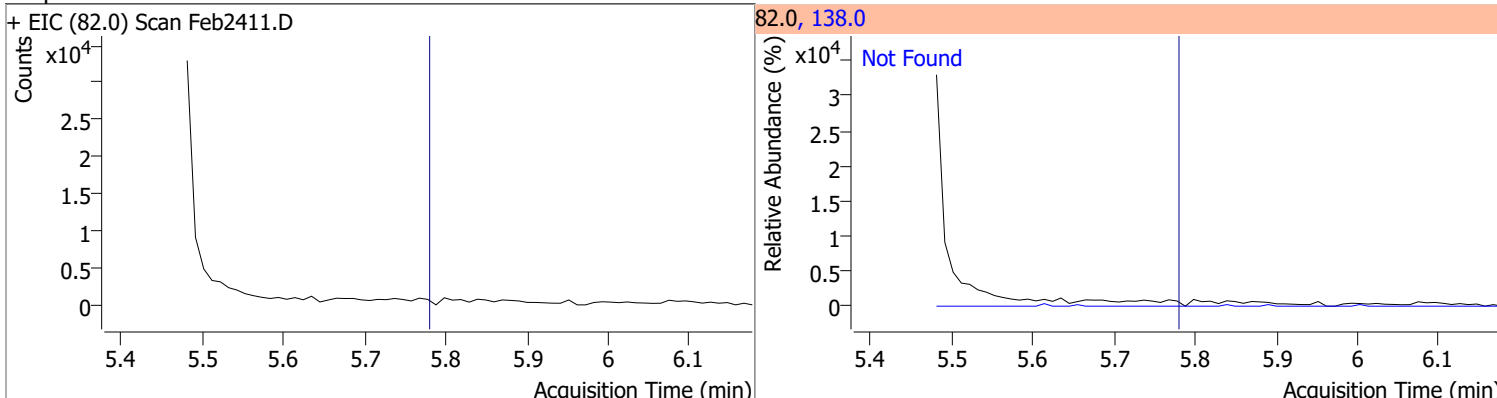
Compound	Conc.	RT	Dev(Min)	Resp.	QIon	QRatio	Lower	Upper
Nitrobenzene-d5	56.5008	5.47	0.00	255287	54.0	61.7	44.9	83.4
					128.0	46.1	33.4	62.1



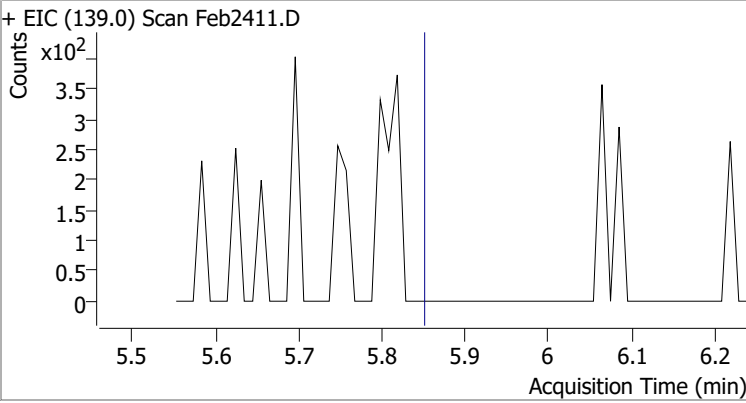
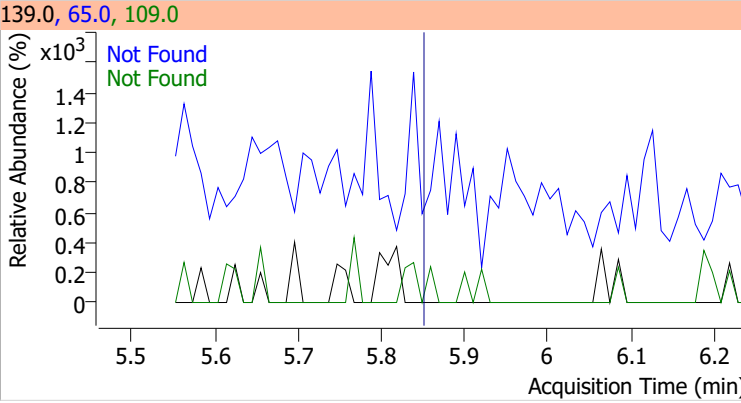
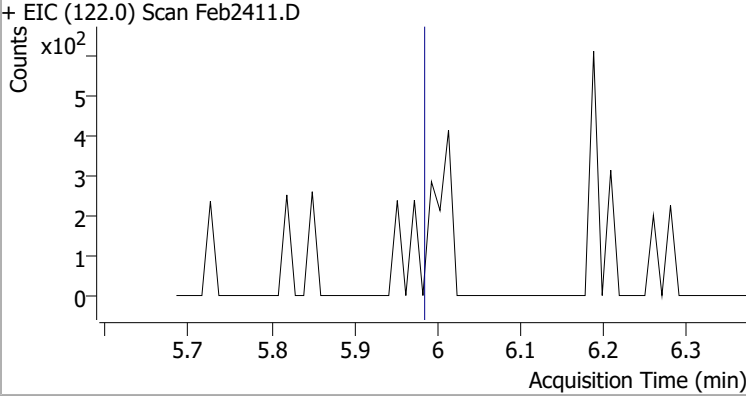
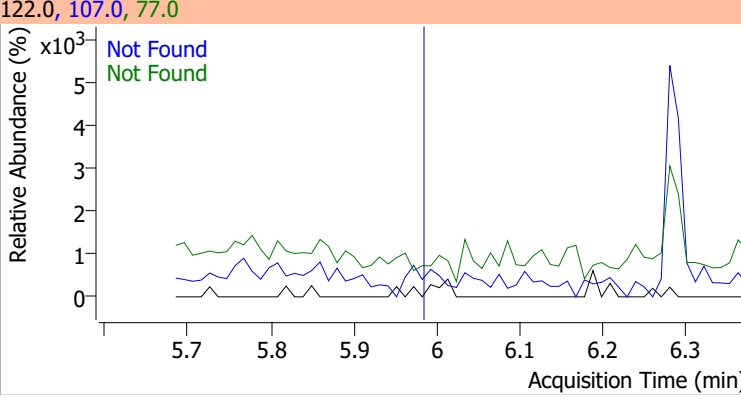
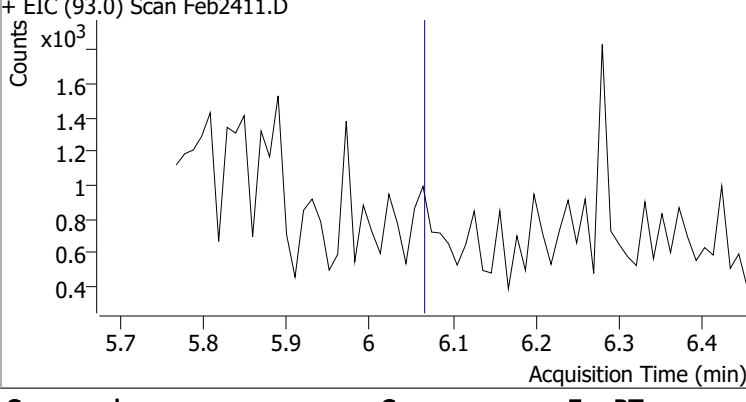
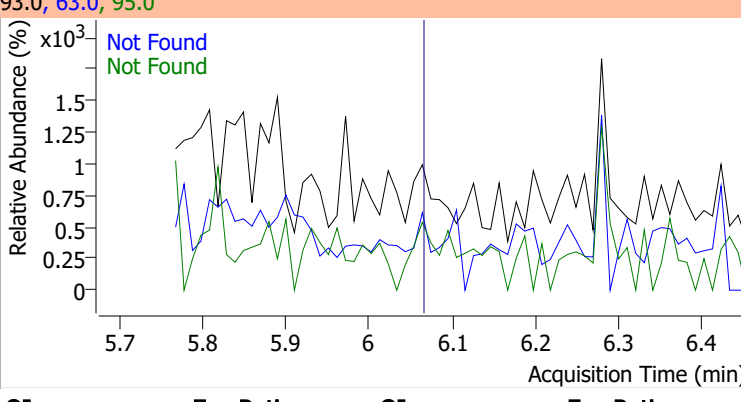
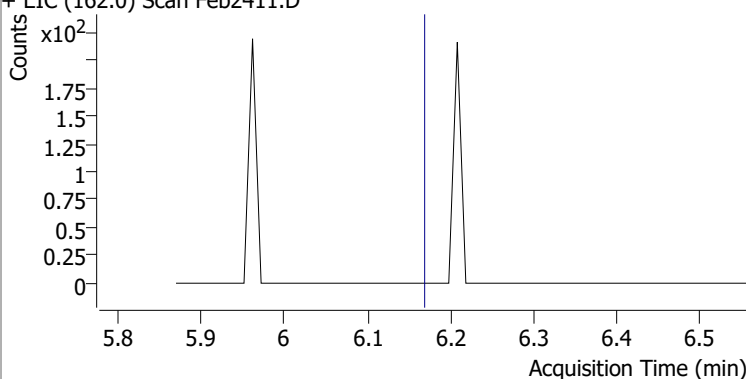
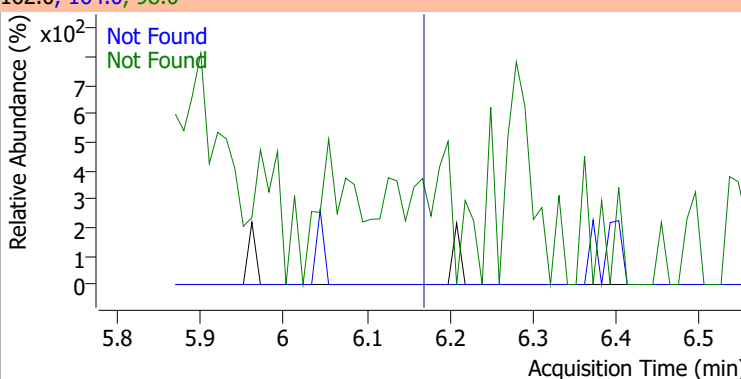
Compound	Conc.	Exp RT	QIon	Exp Ratio	QIon	Exp Ratio
Nitrobenzene	N.D.	5.49	77.0	209.6	51.0	127.5



Compound	Conc.	Exp RT	QIon	Exp Ratio
Isophorone	N.D.	5.79	138.0	20.3

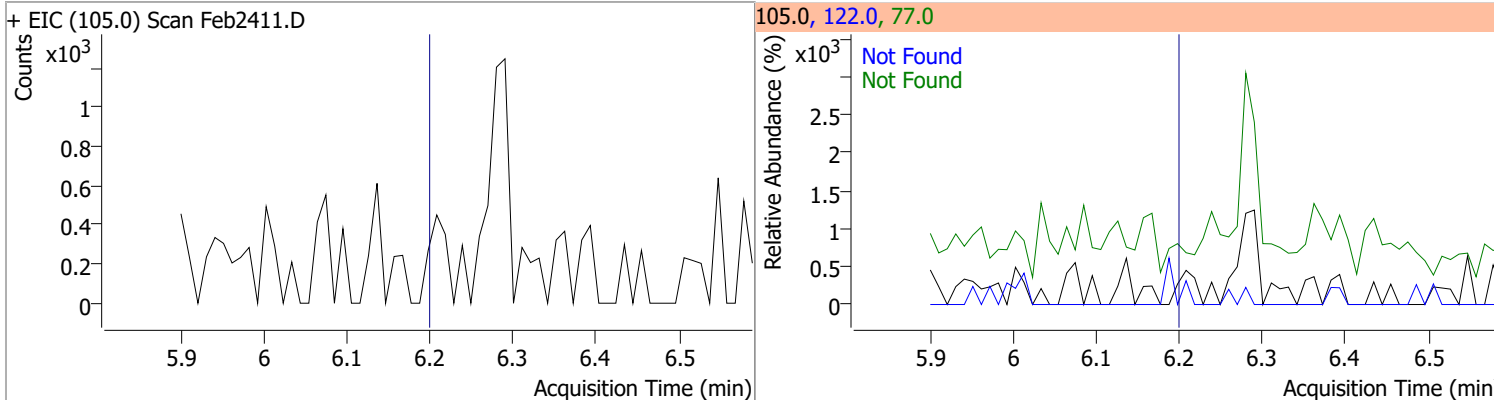


Quantitation Results Report (QT Reviewed)

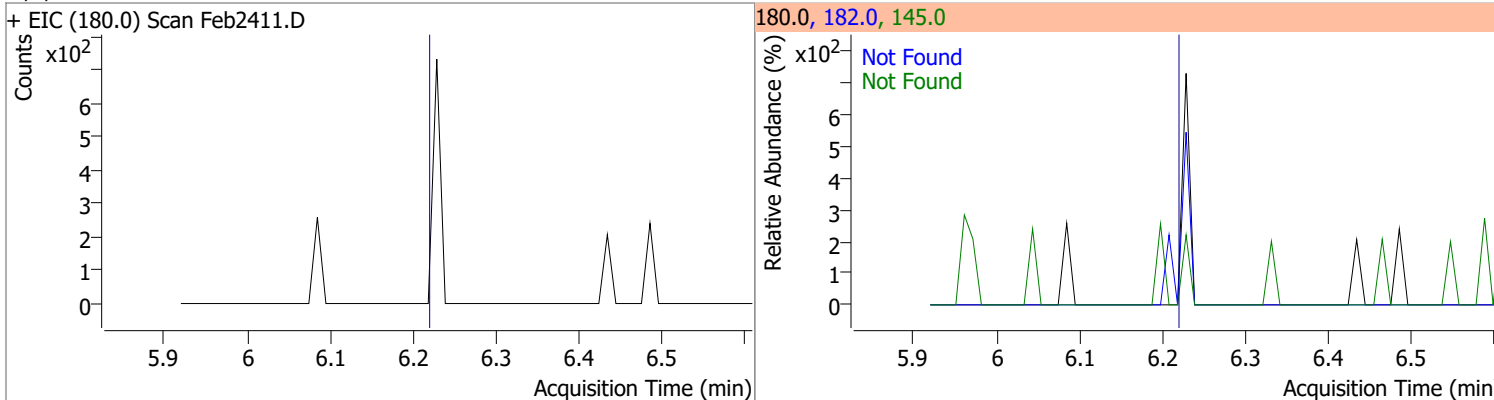
Compound	Conc.	Exp RT	QIon	Exp Ratio	QIon	Exp Ratio
2-Nitrophenol	N.D.	5.86	65.0	51.3	109.0	35.7
+ EIC (139.0) Scan Feb2411.D			139.0, 65.0, 109.0			
						
2,4-Dimethylphenol	N.D.	5.99	107.0	111.1	77.0	30.2
+ EIC (122.0) Scan Feb2411.D			122.0, 107.0, 77.0			
						
bis(-2-Chloroethoxy)Methane	N.D.	6.07	63.0	70.1	95.0	31.8
+ EIC (93.0) Scan Feb2411.D			93.0, 63.0, 95.0			
						
2,4-Dichlorophenol	N.D.	6.18	164.0	66.1	98.0	34.4
+ EIC (162.0) Scan Feb2411.D			162.0, 164.0, 98.0			
						

Quantitation Results Report (QT Reviewed)

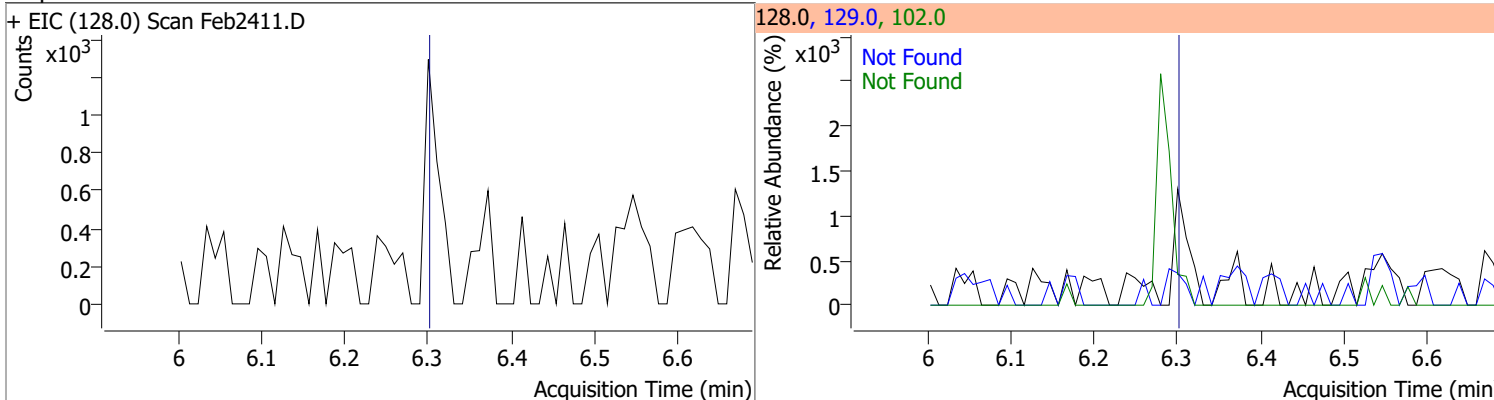
Compound	Conc.	Exp RT	QIon	Exp Ratio	QIon	Exp Ratio
Benzoic Acid	N.D.	6.21	122.0	86.4	77.0	79.5



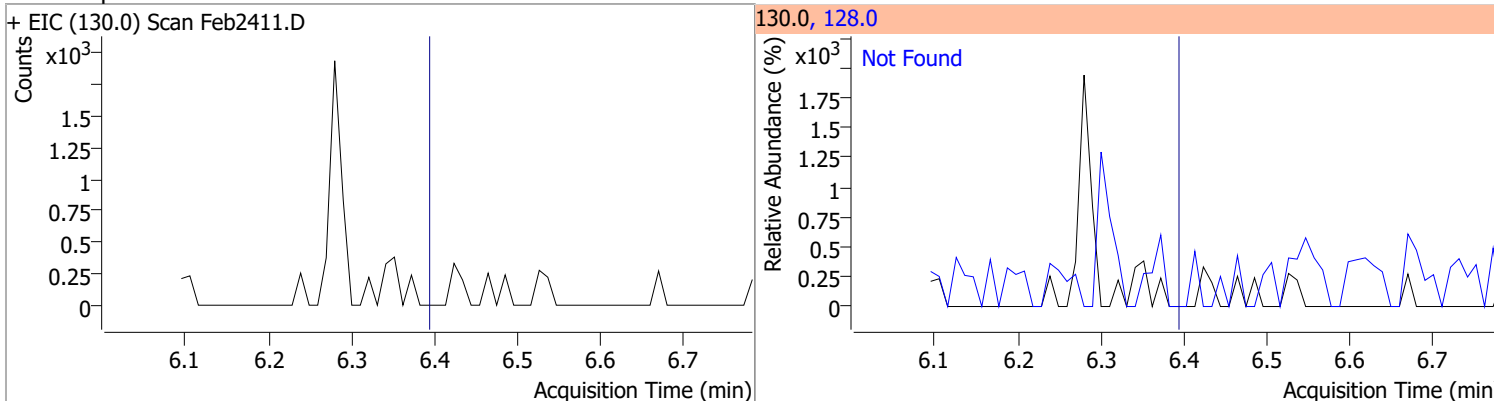
Compound	Conc.	Exp RT	QIon	Exp Ratio	QIon	Exp Ratio
1,2,4-Trichlorobenzene	N.D.	6.23	182.0	95.5	145.0	28.5



Compound	Conc.	Exp RT	QIon	Exp Ratio	QIon	Exp Ratio
Naphthalene	N.D.	6.31	129.0	11.0	102.0	9.2

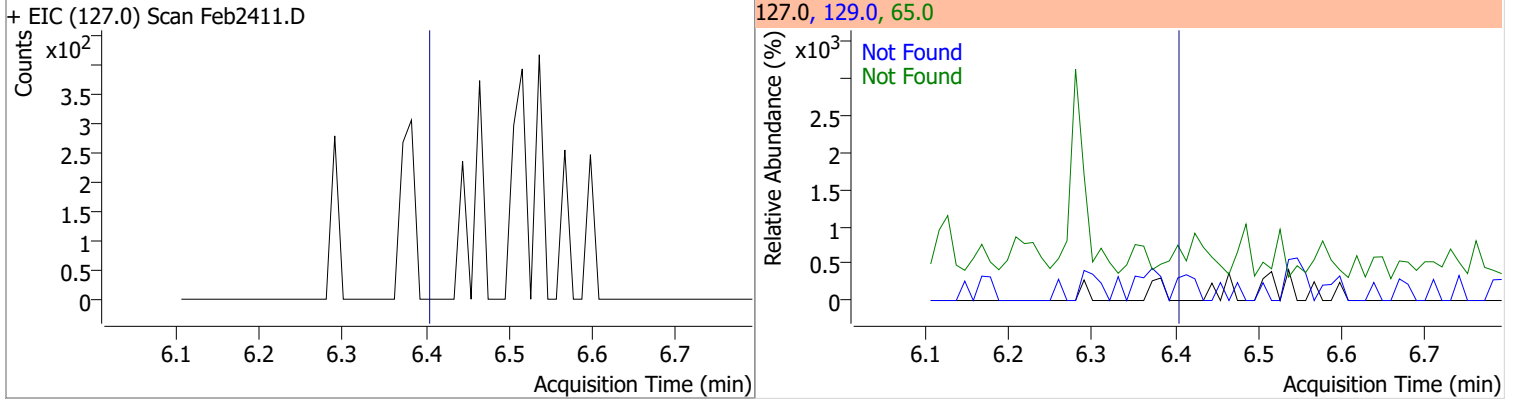


Compound	Conc.	Exp RT	QIon	Exp Ratio
4-Chlorophenol	N.D.	6.40	128.0	316.6

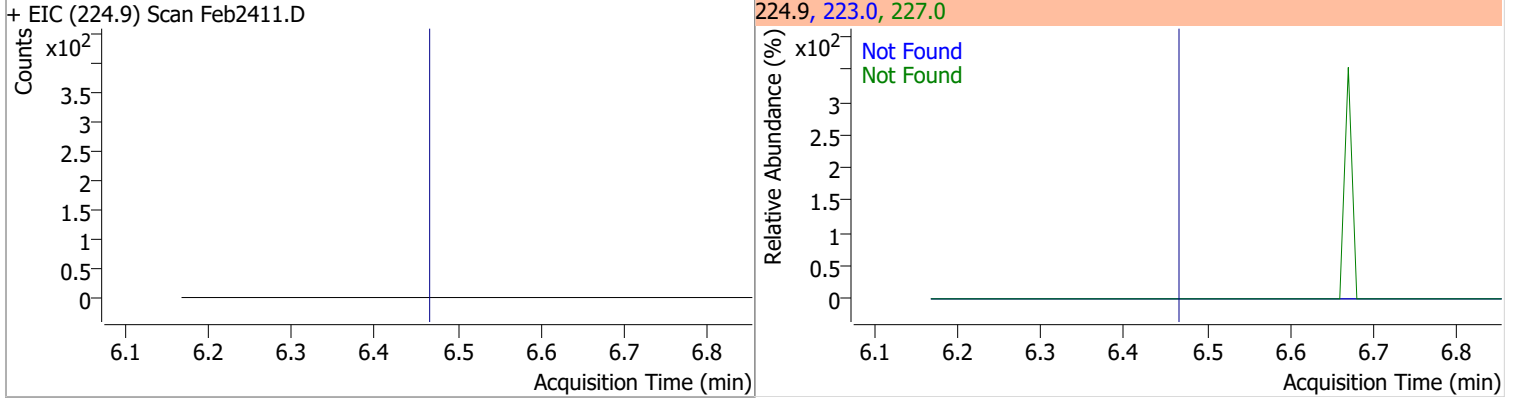


Quantitation Results Report (QT Reviewed)

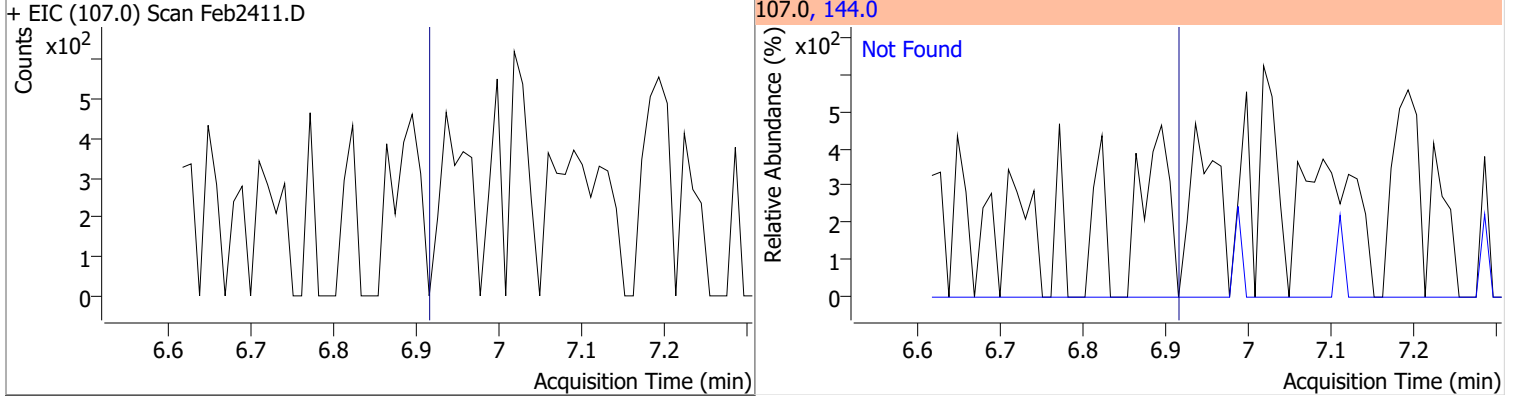
Compound	Conc.	Exp RT	QIon	Exp Ratio	QIon	Exp Ratio
p-Chloroaniline	N.D.	6.41	65.0	61.2	129.0	36.2



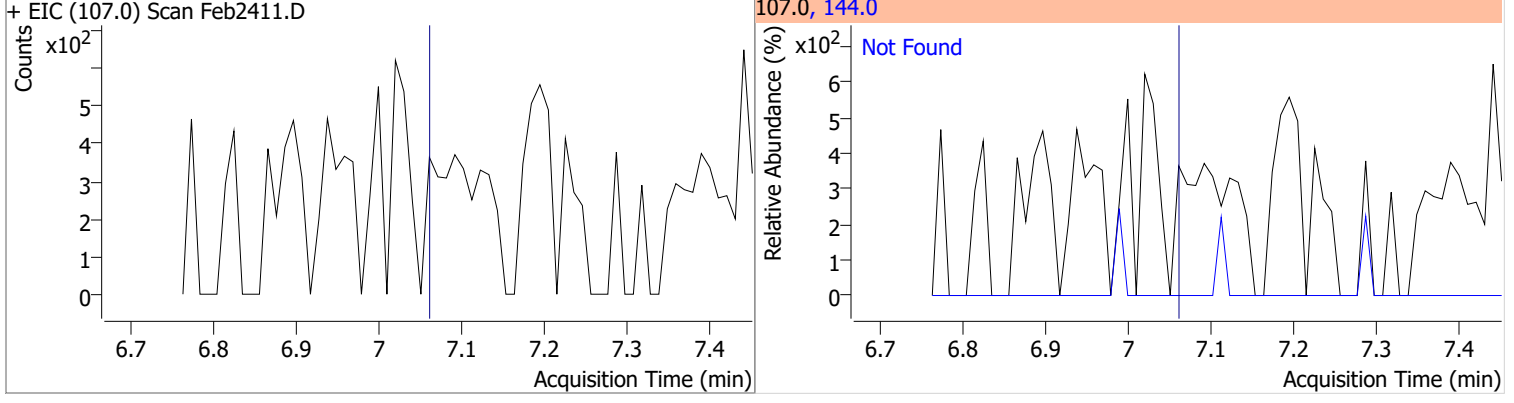
Compound	Conc.	Exp RT	QIon	Exp Ratio	QIon	Exp Ratio
Hexachlorobutadiene	N.D.	6.48	223.0	63.2	227.0	62.4



Compound	Conc.	Exp RT	QIon	Exp Ratio
4-Chloro-2-Methylphenol	N.D.	6.93	144.0	27.8

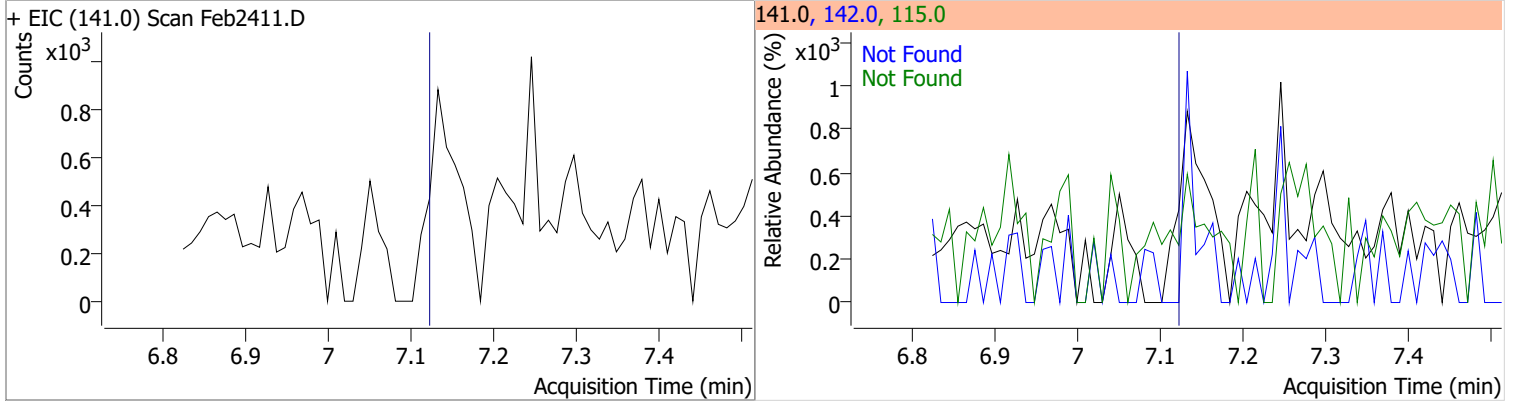


Compound	Conc.	Exp RT	QIon	Exp Ratio
4-Chloro-3-Methylphenol	N.D.	7.07	144.0	26.7

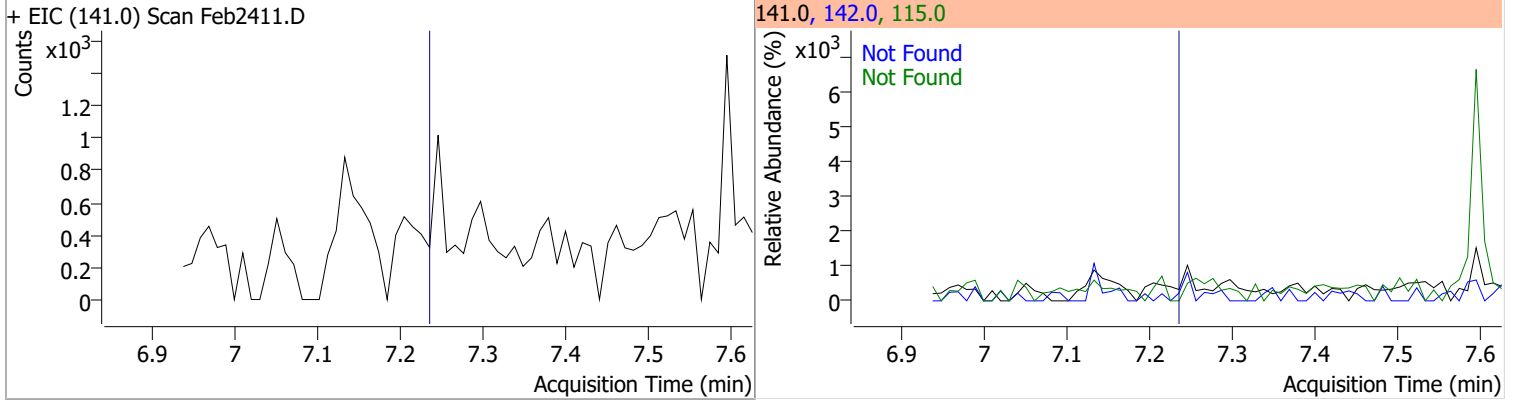


Quantitation Results Report (QT Reviewed)

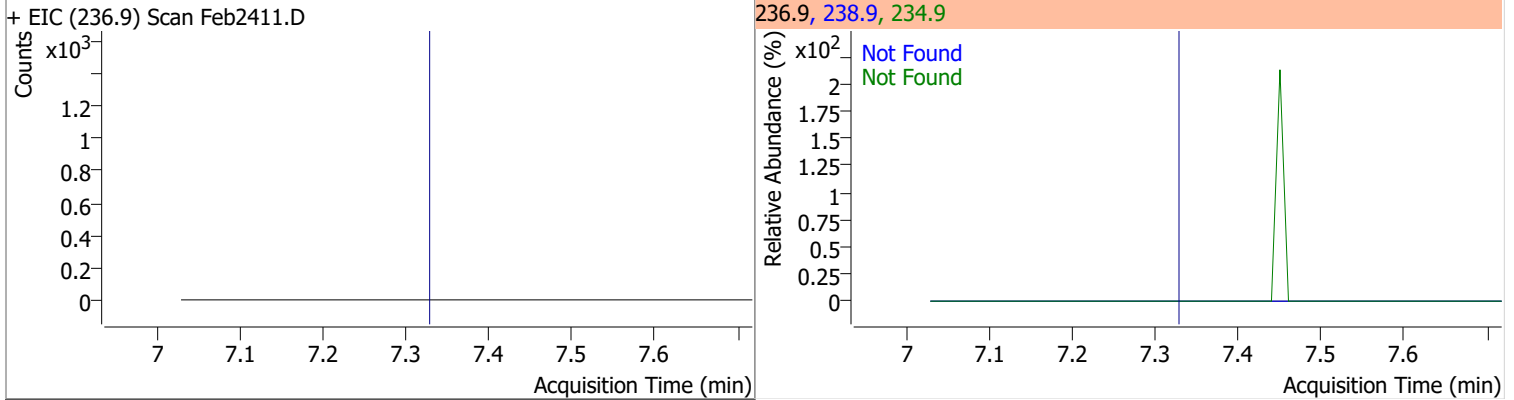
Compound	Conc.	Exp RT	QIon	Exp Ratio	QIon	Exp Ratio
2-Methylnaphthalene	N.D.	7.13	142.0	120.9	115.0	40.2



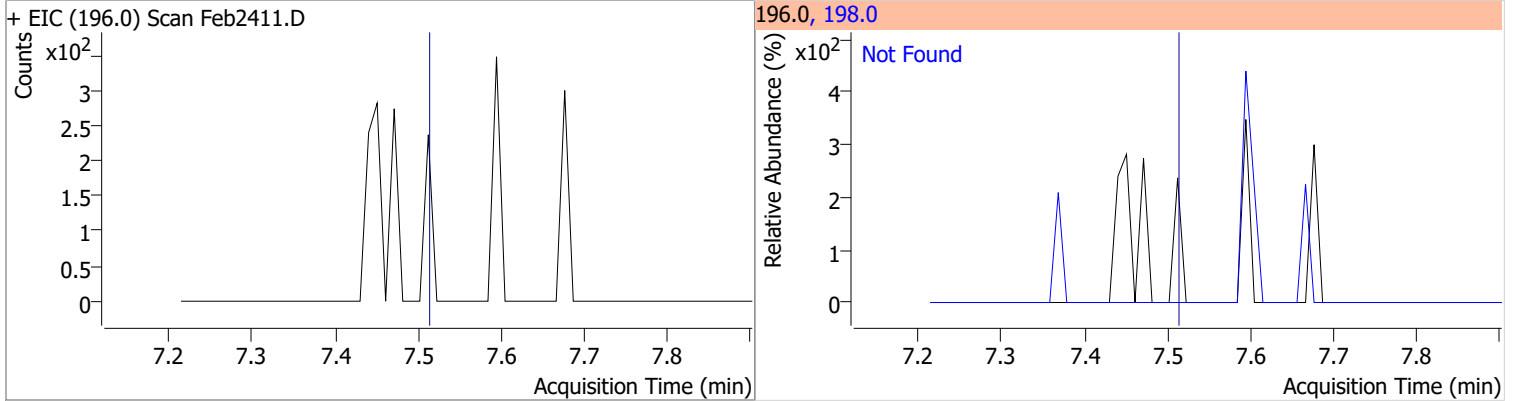
Compound	Conc.	Exp RT	QIon	Exp Ratio	QIon	Exp Ratio
1-Methylnaphthalene	N.D.	7.25	142.0	116.0	115.0	41.9



Compound	Conc.	Exp RT	QIon	Exp Ratio	QIon	Exp Ratio
Hexachlorocyclopentadiene	N.D.	7.33	238.9	64.2	234.9	62.1

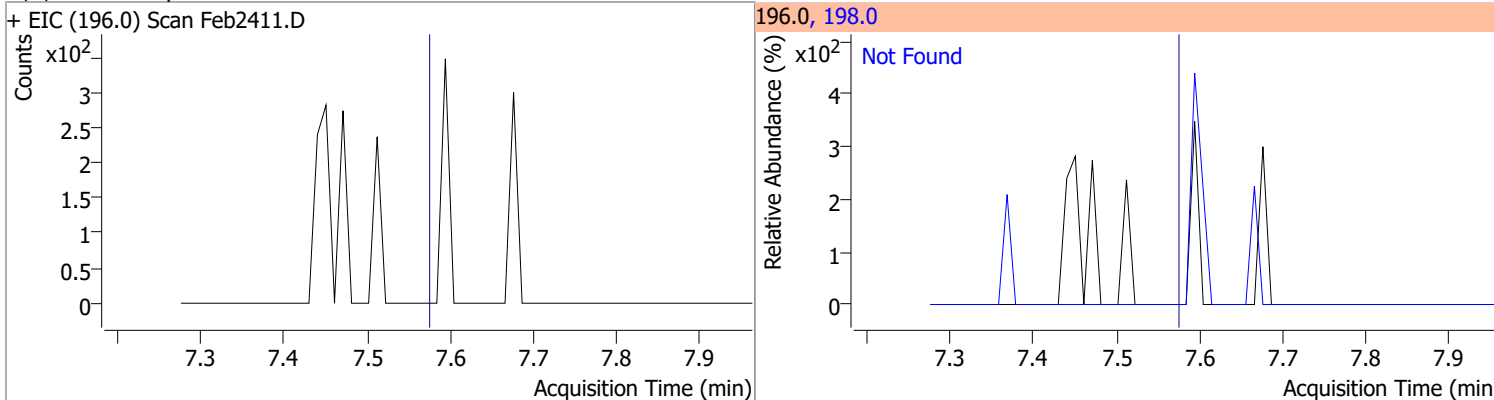


Compound	Conc.	Exp RT	QIon	Exp Ratio
2,4,6-Trichlorophenol	N.D.	7.51	198.0	92.6

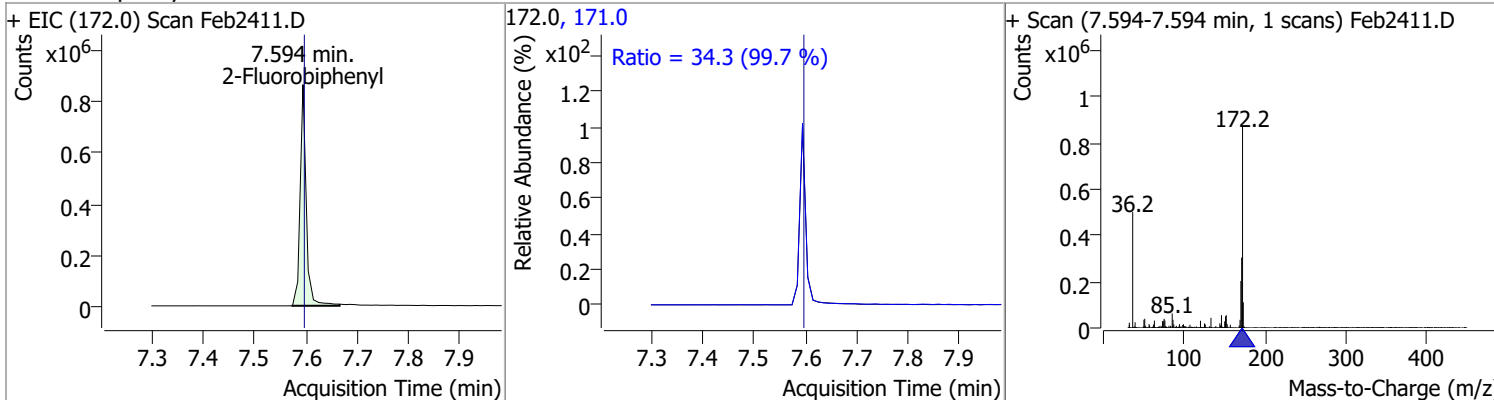


Quantitation Results Report (QT Reviewed)

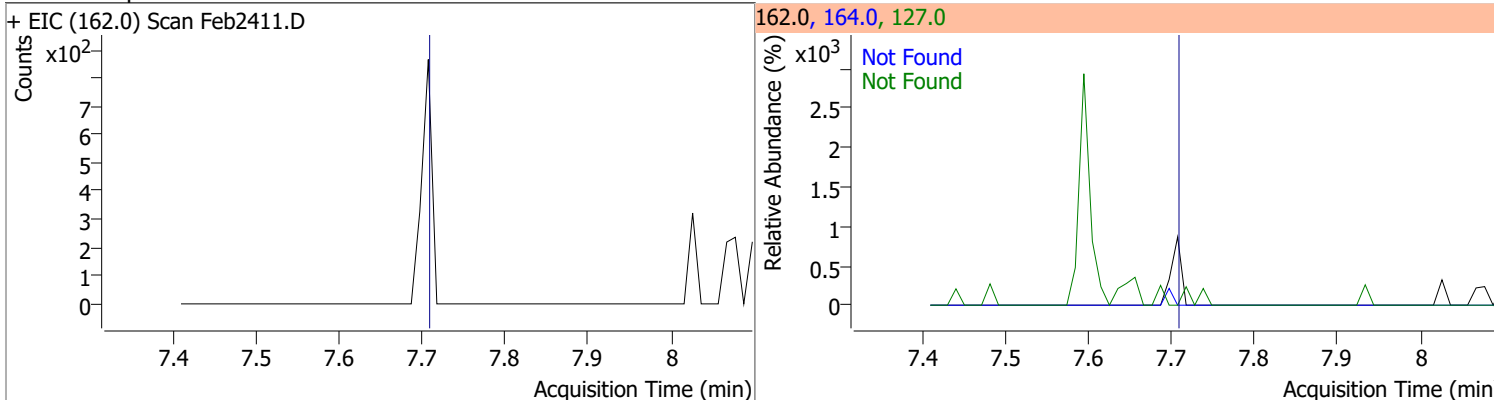
Compound	Conc.	Exp RT	QIon	Exp Ratio
2,4,5-Trichlorophenol	N.D.	7.57	198.0	94.1



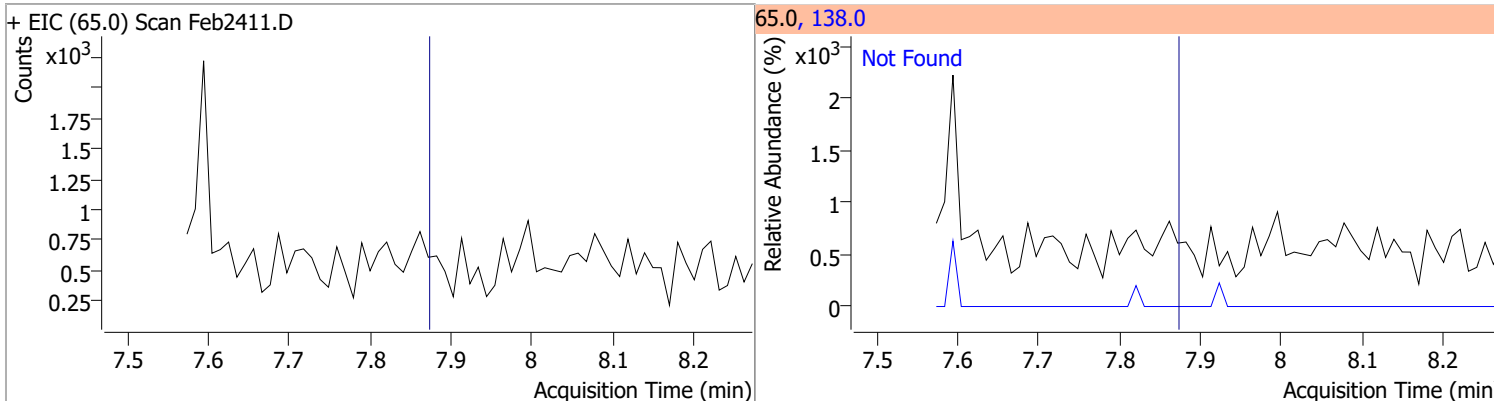
Compound	Conc.	RT	Dev(Min)	Resp.	QIon	QRatio	Lower	Upper
2-Fluorobiphenyl	54.7504	7.59	0.00	719787	171.0	34.3	24.1	44.7



Compound	Conc.	Exp RT	QIon	Exp Ratio	QIon	Exp Ratio
2-Chloronaphthalene	N.D.	7.71	127.0	35.7	164.0	32.6

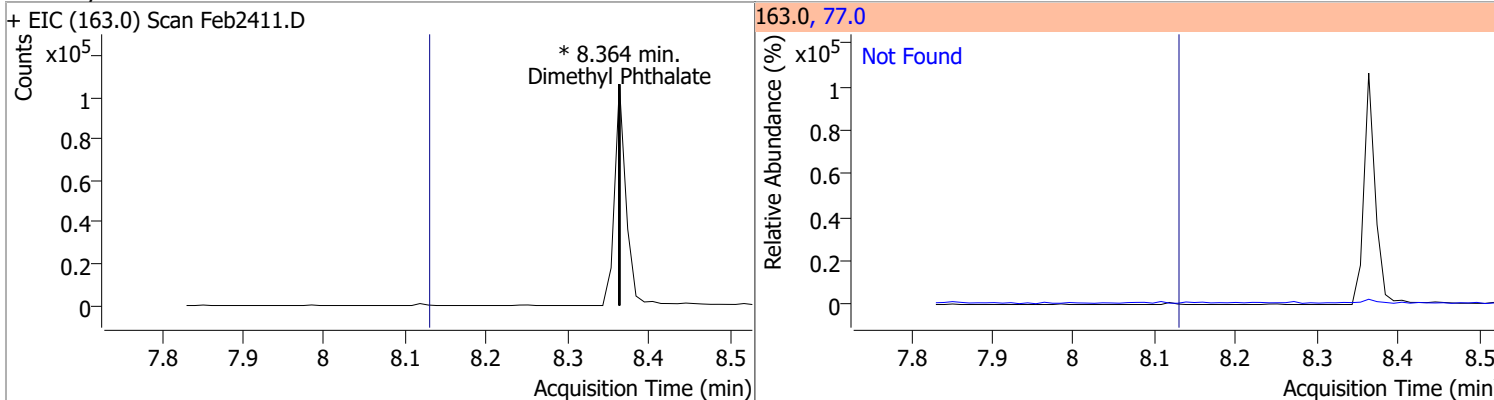


Compound	Conc.	Exp RT	QIon	Exp Ratio
2-Nitroaniline	N.D.	7.87	138.0	123.0

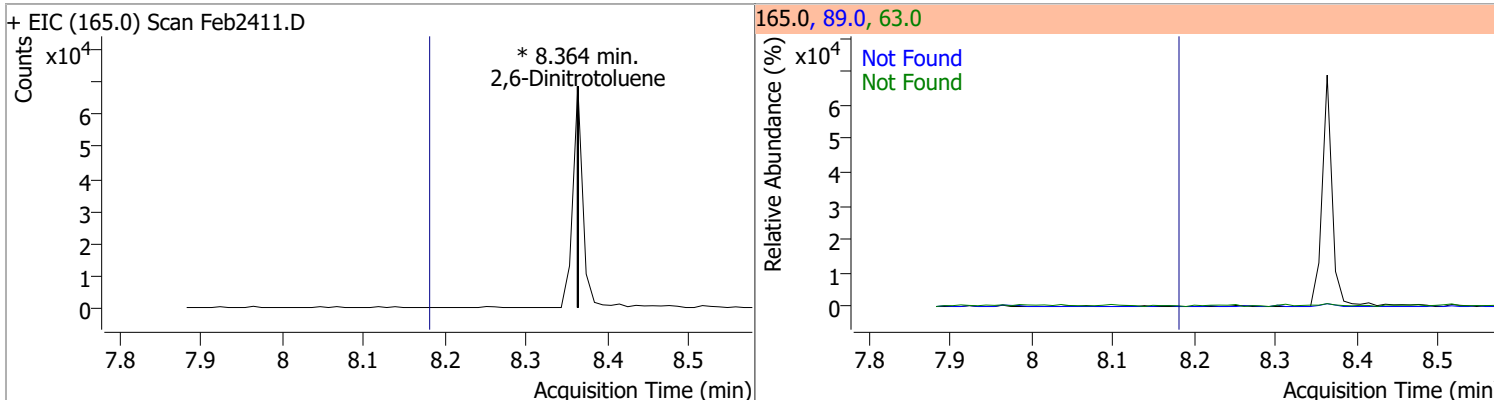


Quantitation Results Report (QT Reviewed)

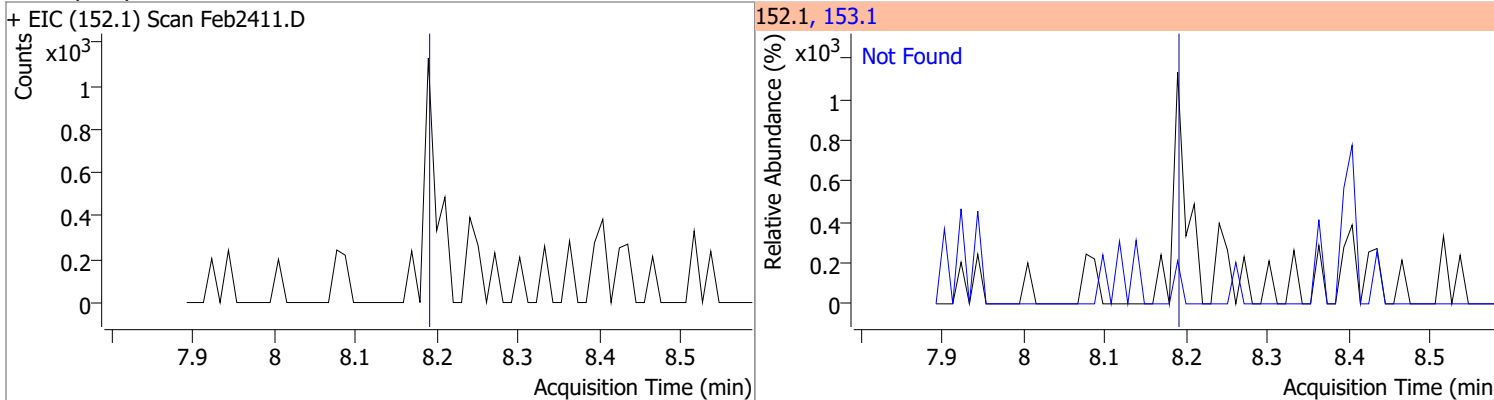
Compound	Conc.	RT	Dev(Min)	Resp.	QIon	QRatio	Lower	Upper
Dimethyl Phthalate	0	0		0	77.0		13.9	25.8



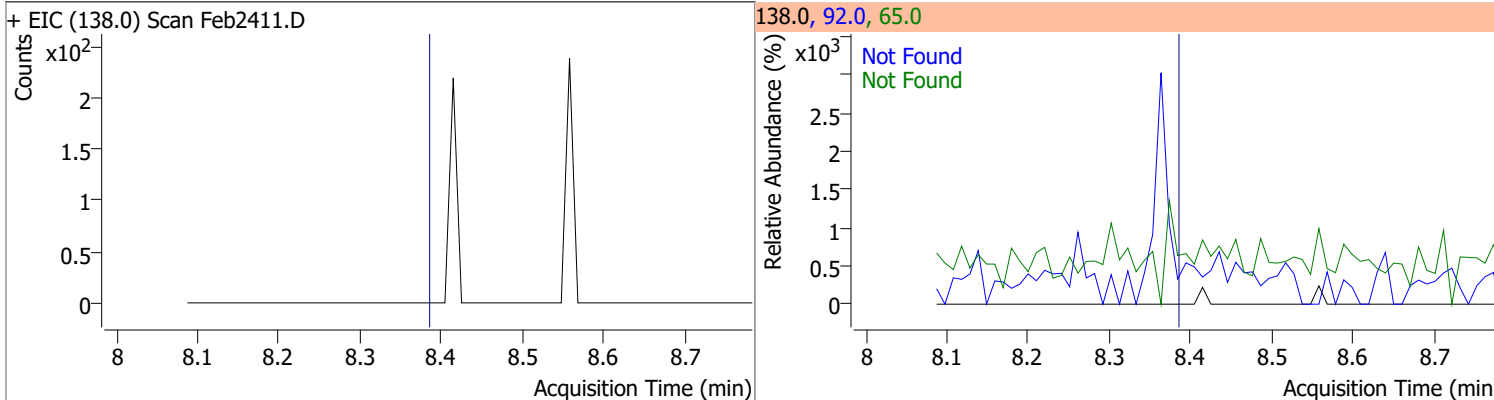
Compound	Conc.	RT	Dev(Min)	Resp.	QIon	QRatio	Lower	Upper
2,6-Dinitrotoluene	0	0		0	63.0 89.0		95.6 45.4	177.5 84.4



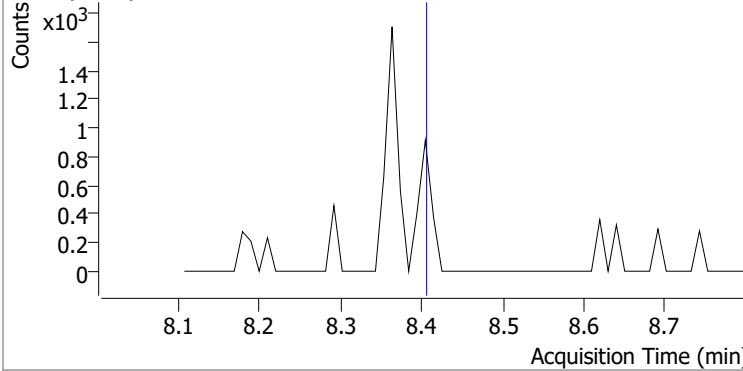
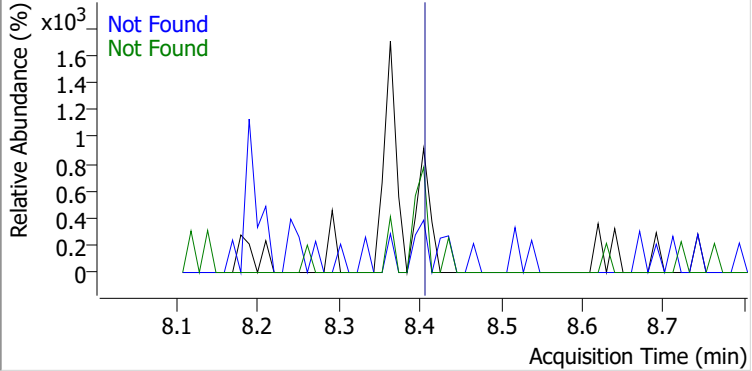
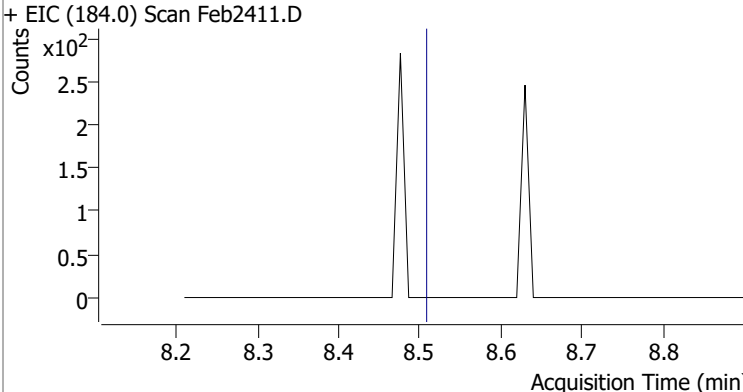
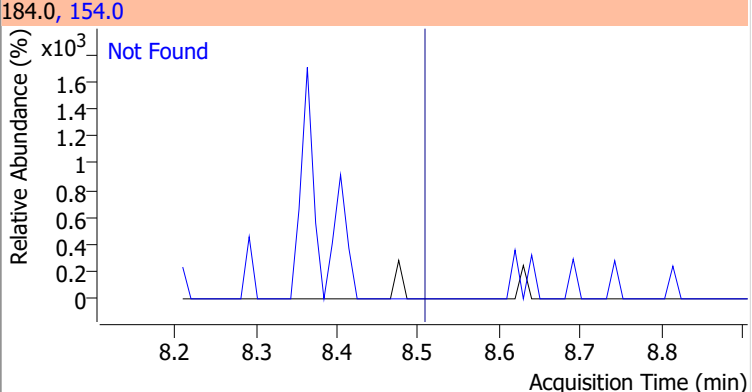
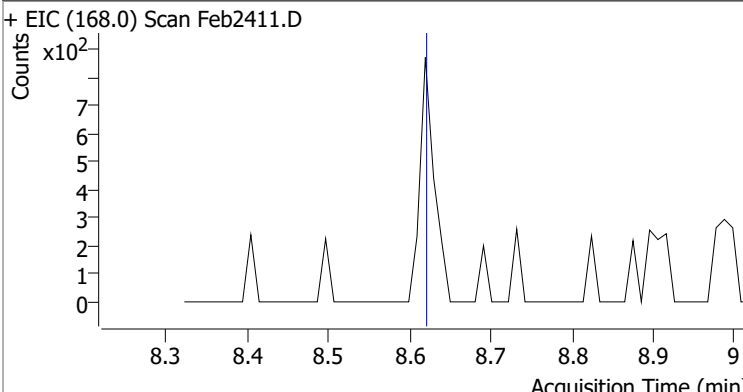
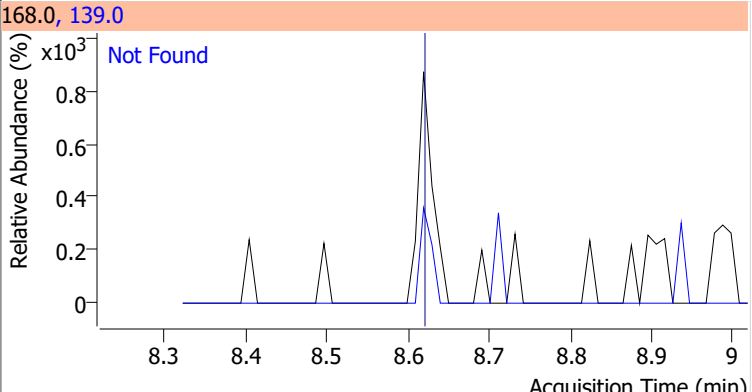
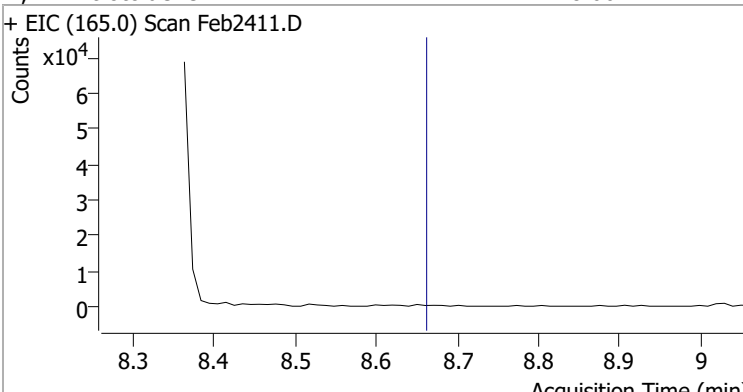
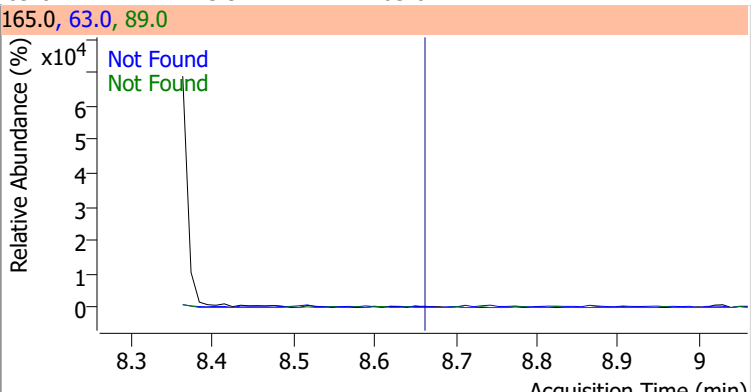
Compound	Conc.	Exp RT	QIon	Exp Ratio
Acenaphthylene	N.D.	8.19	153.1	14.0



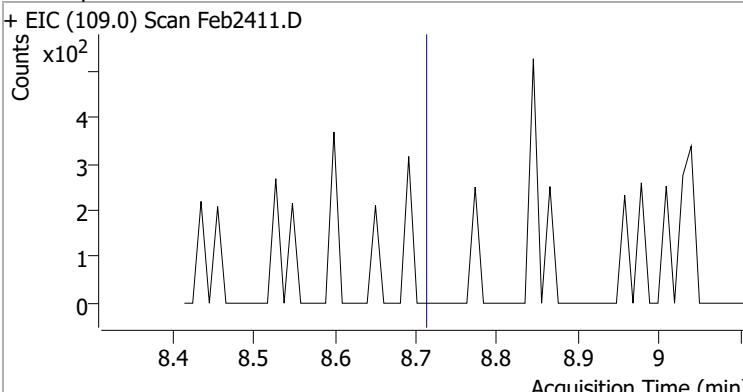
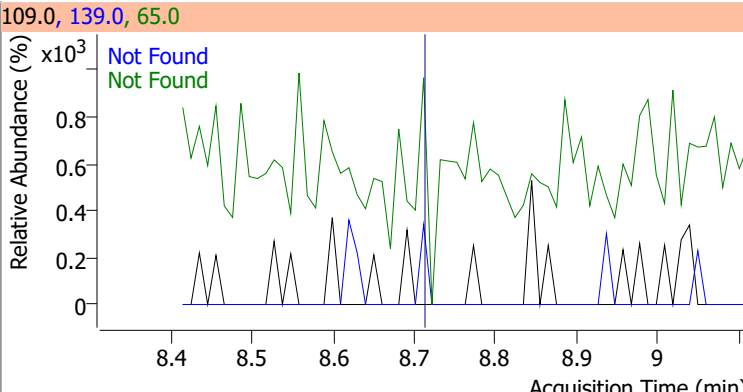
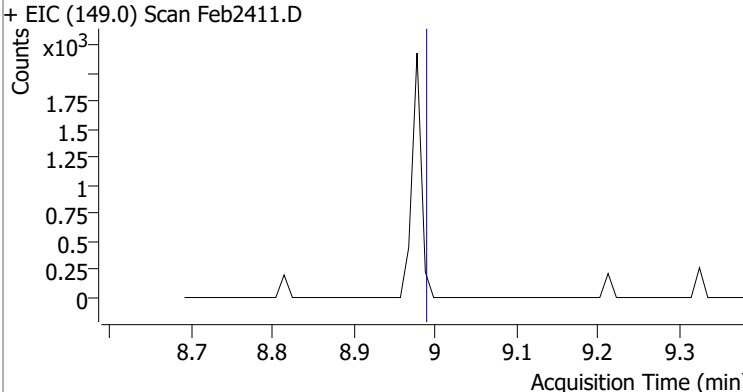
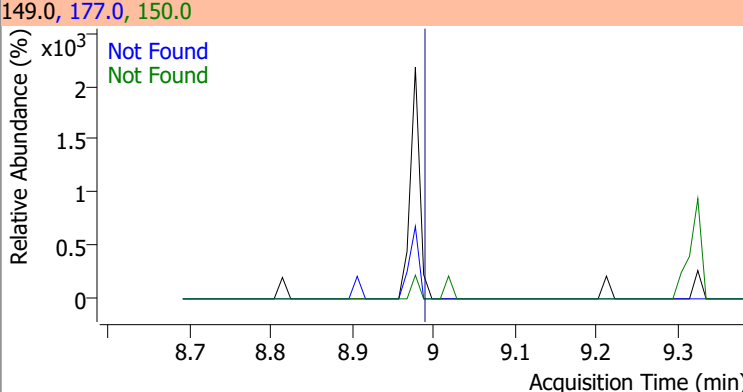
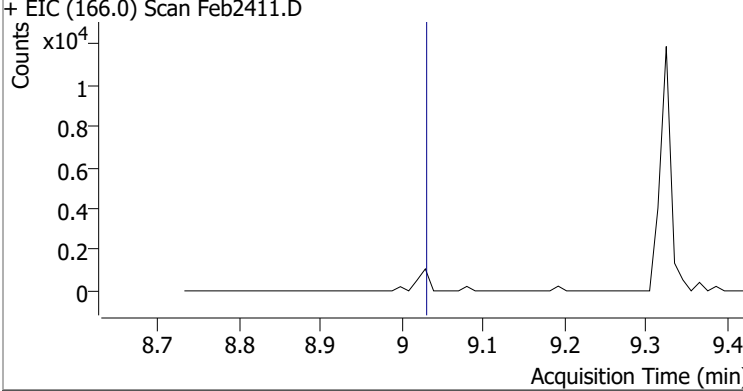
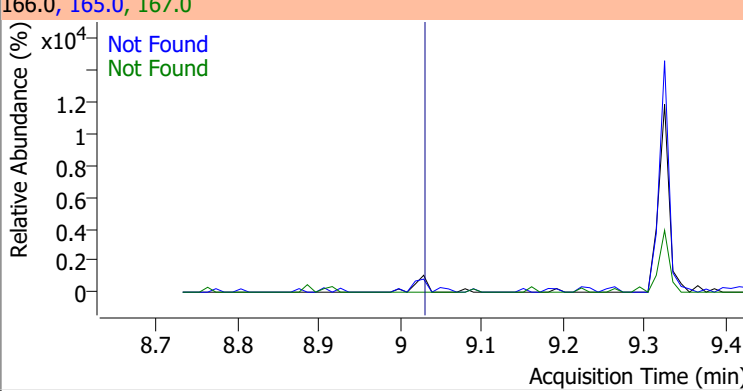
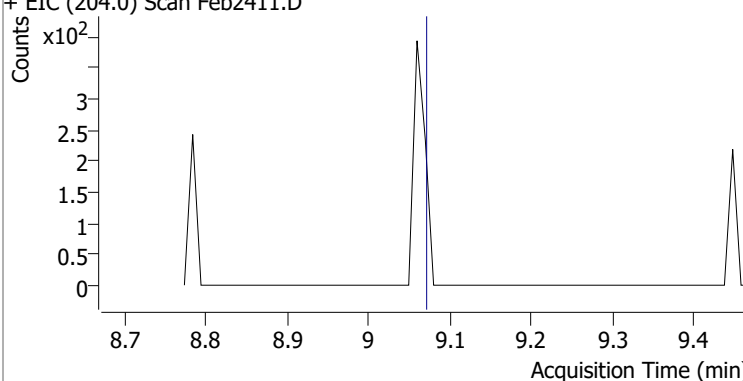
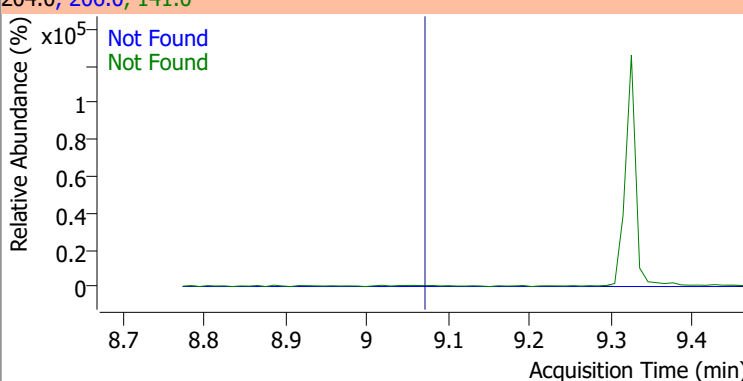
Compound	Conc.	Exp RT	QIon	Exp Ratio	QIon	Exp Ratio
3-Nitroaniline	N.D.	8.38	65.0	131.7	92.0	112.6



Quantitation Results Report (QT Reviewed)

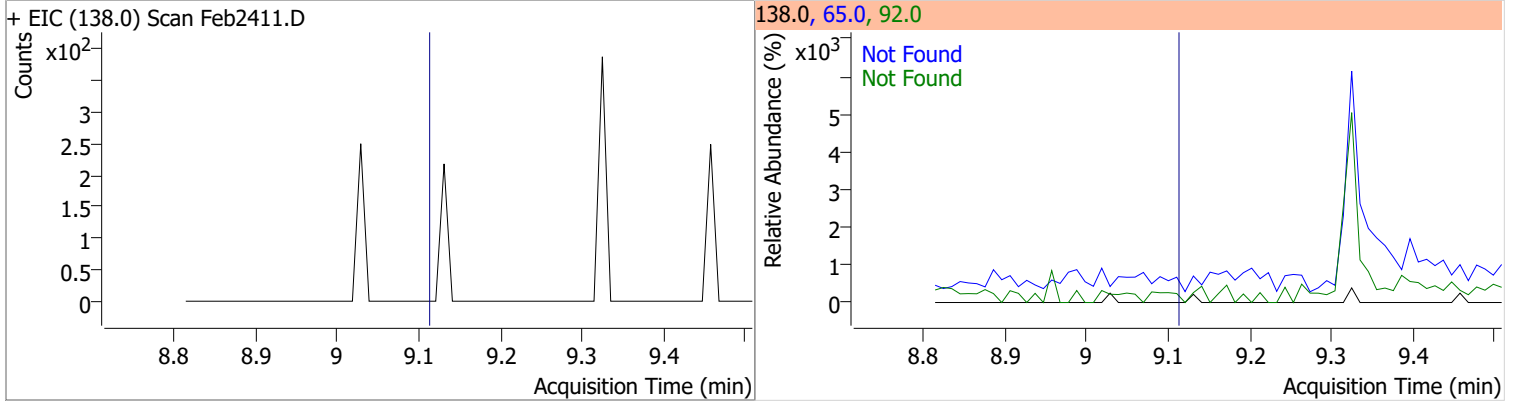
Compound	Conc.	Exp RT	QIon	Exp Ratio	QIon	Exp Ratio
Acenaphthene	N.D.	8.40	153.0	106.6	152.0	52.4
+ EIC (154.0) Scan Feb2411.D			154.0, 152.0, 153.0			
						
2,4-Dinitrophenol	N.D.	8.51	154.0	59.3		
+ EIC (184.0) Scan Feb2411.D			184.0, 154.0			
						
Dibenzofuran	N.D.	8.62	139.0	37.6		
+ EIC (168.0) Scan Feb2411.D			168.0, 139.0			
						
2,4-Dinitrotoluene	N.D.	8.66	89.0	75.9	63.0	44.1
+ EIC (165.0) Scan Feb2411.D			165.0, 63.0, 89.0			
						

Quantitation Results Report (QT Reviewed)

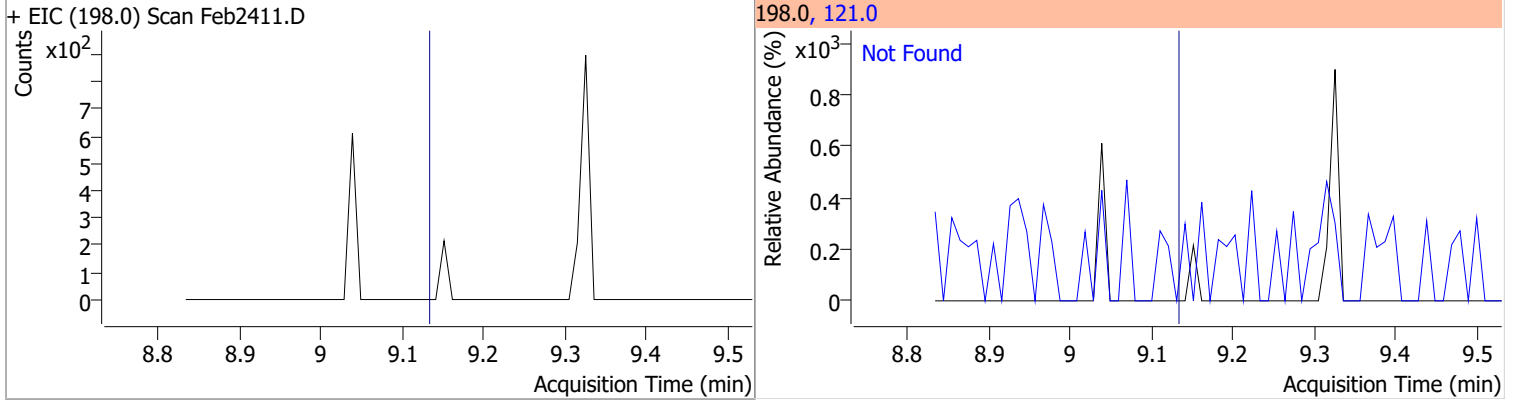
Compound	Conc.	Exp RT	QIon	Exp Ratio	QIon	Exp Ratio
4-Nitrophenol	N.D.	8.71	139.0	78.4	65.0	71.6
+ EIC (109.0) Scan Feb2411.D			109.0, 139.0, 65.0			
						
Diethylphthalate	N.D.	8.99	177.0	21.3	150.0	12.7
+ EIC (149.0) Scan Feb2411.D			149.0, 177.0, 150.0			
						
Fluorene	N.D.	9.03	165.0	94.1	167.0	13.4
+ EIC (166.0) Scan Feb2411.D			166.0, 165.0, 167.0			
						
4-Chlorophenyl-phenylether	N.D.	9.07	141.0	61.7	206.0	34.0
+ EIC (204.0) Scan Feb2411.D			204.0, 206.0, 141.0			
						

Quantitation Results Report (QT Reviewed)

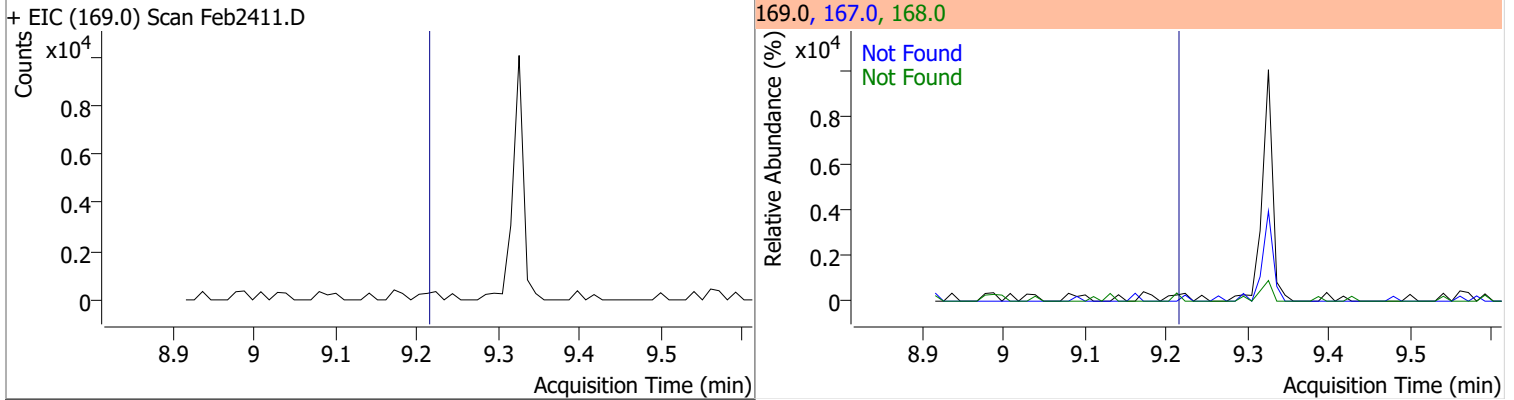
Compound	Conc.	Exp RT	QIon	Exp Ratio	QIon	Exp Ratio
4-Nitroaniline	N.D.	9.12	65.0	109.2	92.0	47.3



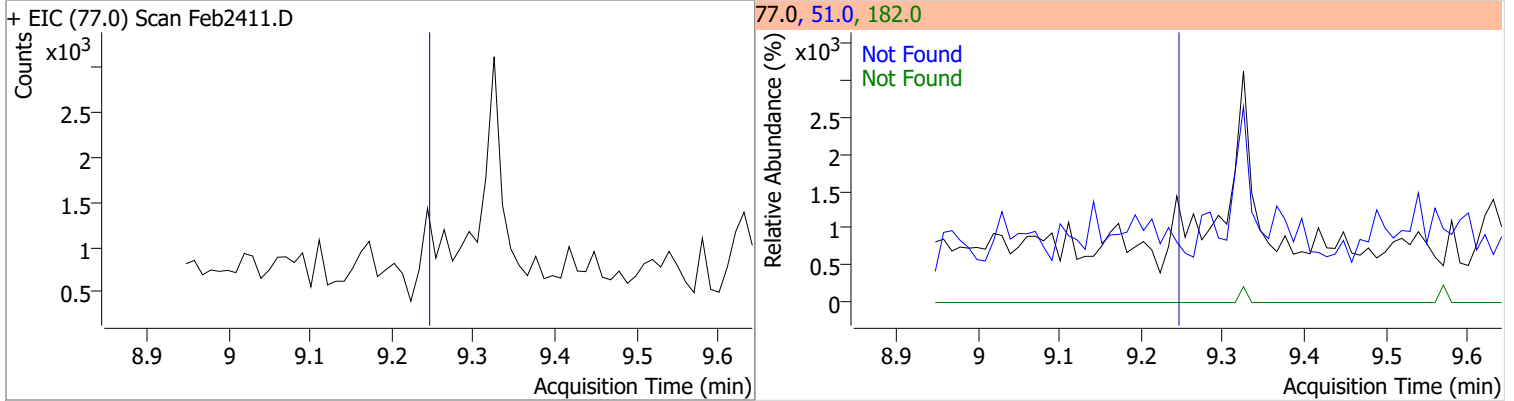
Compound	Conc.	Exp RT	QIon	Exp Ratio
4,6-Dinitro-2-methylphenol	N.D.	9.14	121.0	48.7



Compound	Conc.	Exp RT	QIon	Exp Ratio	QIon	Exp Ratio
N-nitrosodiphenylamine	N.D.	9.22	168.0	64.6	167.0	34.5

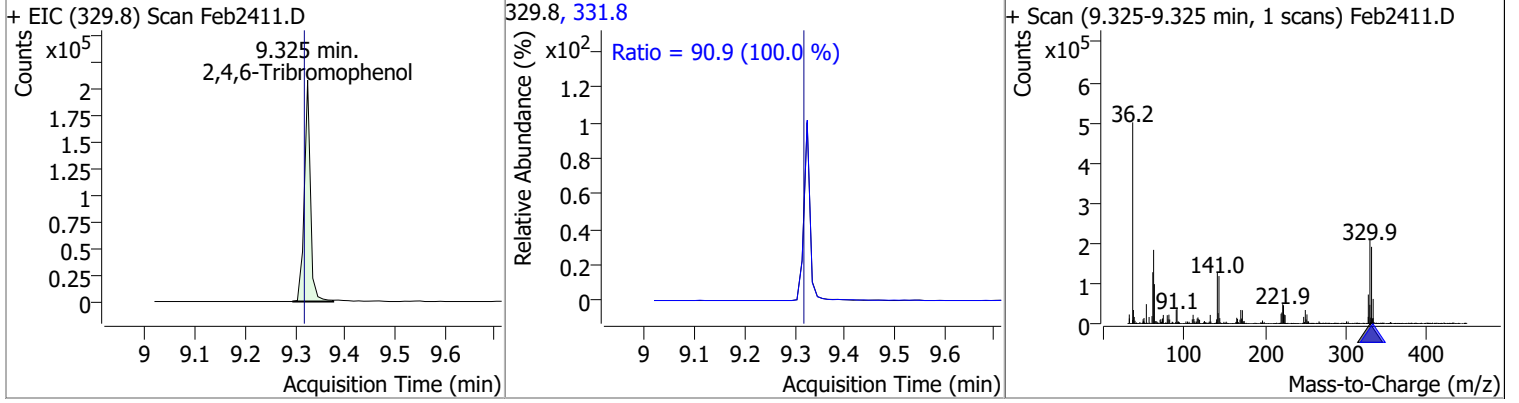


Compound	Conc.	Exp RT	QIon	Exp Ratio	QIon	Exp Ratio
Azobenzene	N.D.	9.25	51.0	48.8	182.0	26.0

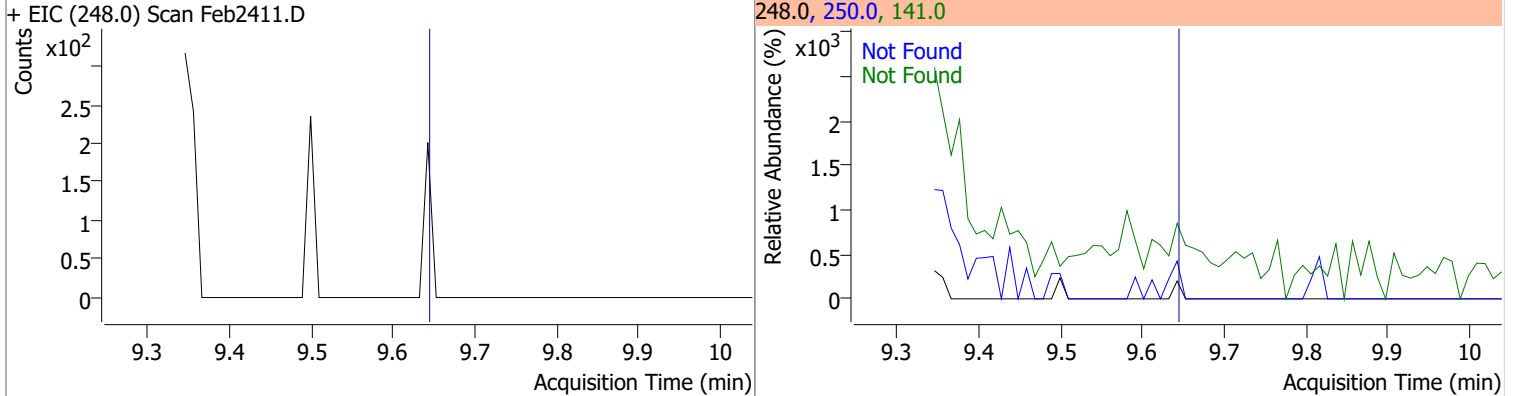


Quantitation Results Report (QT Reviewed)

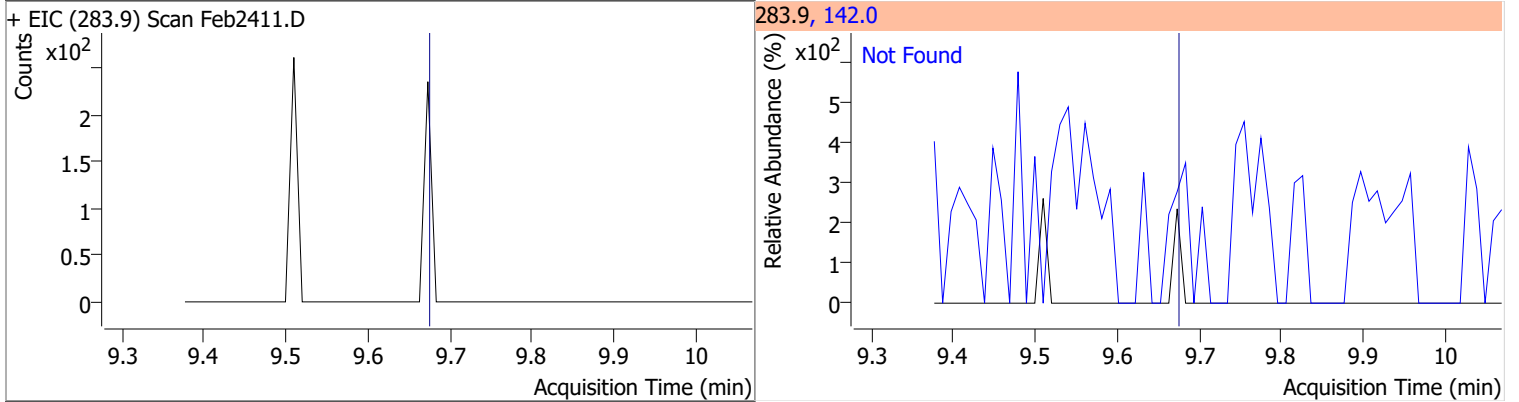
Compound	Conc.	RT	Dev(Min)	Resp.	QIon	QRatio	Lower	Upper
2,4,6-Tribromophenol	144.0868	9.33	0.00	175857	331.8	90.9	63.6	118.2



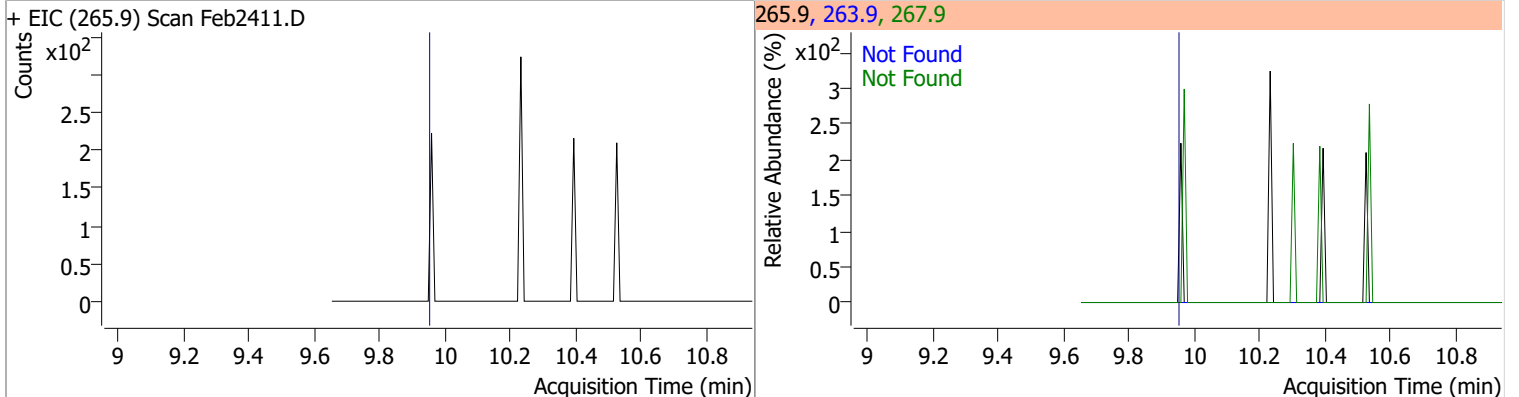
Compound	Conc.	Exp RT	QIon	Exp Ratio	QIon	Exp Ratio
4-Bromophenyl-phenylether	N.D.	9.65	141.0	100.4	250.0	99.4



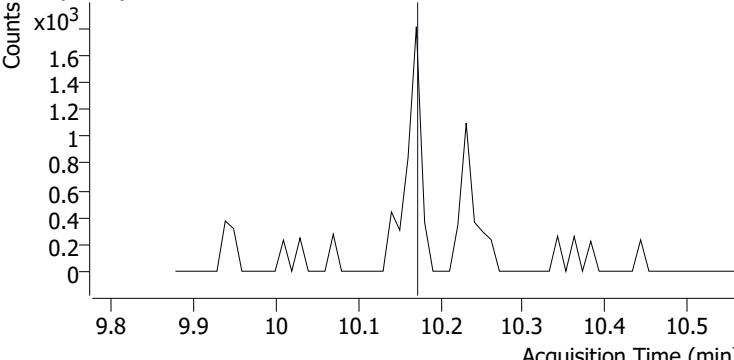
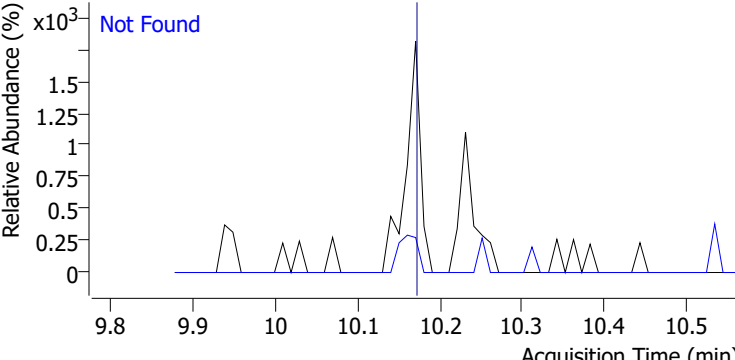
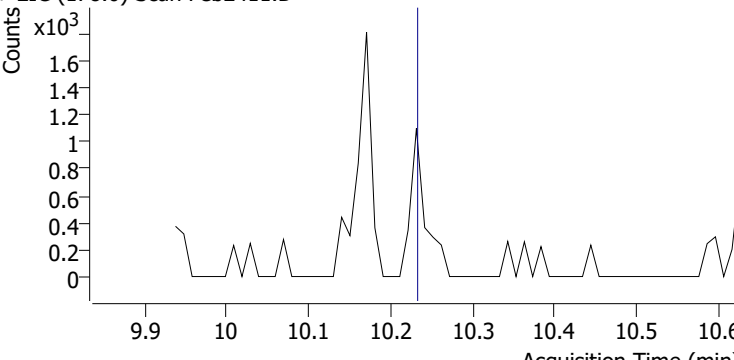
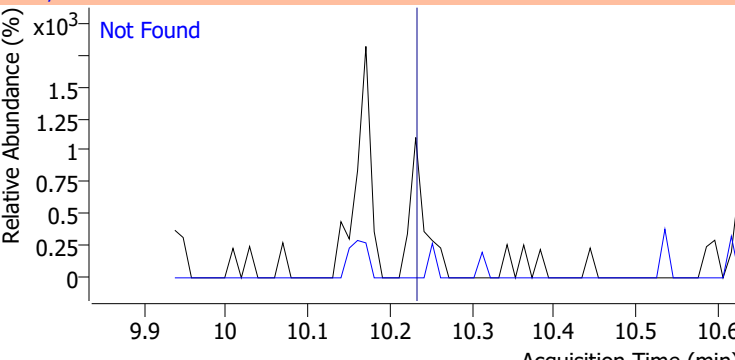
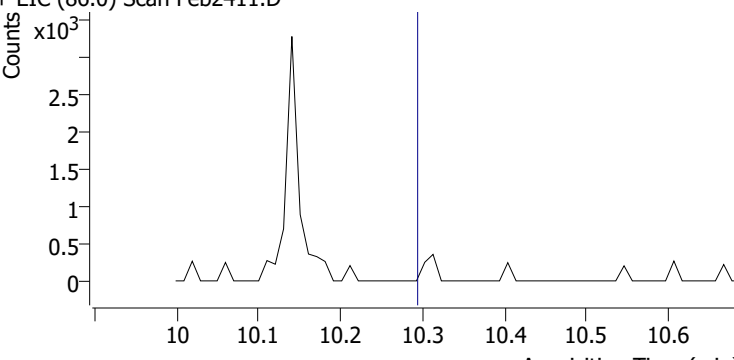
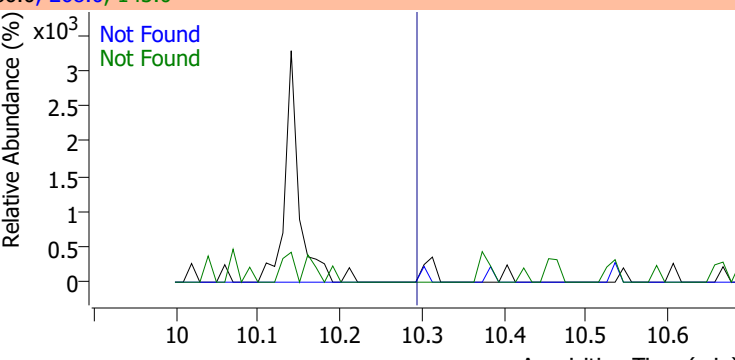
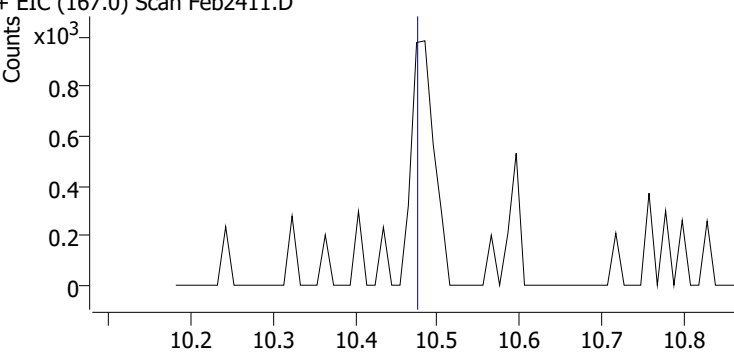
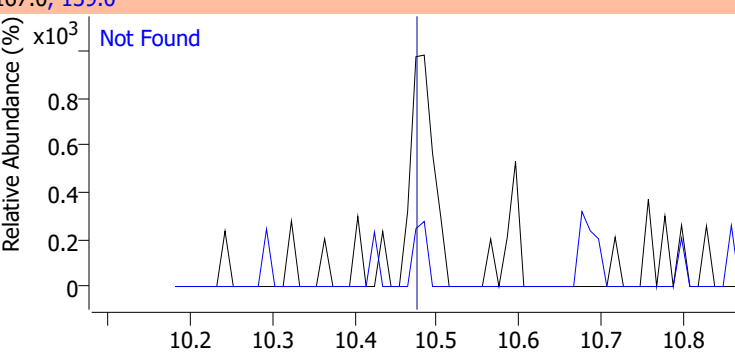
Compound	Conc.	Exp RT	QIon	Exp Ratio
Hexachlorobenzene	N.D.	9.68	142.0	49.3



Compound	Conc.	Exp RT	QIon	Exp Ratio	QIon	Exp Ratio
Pentachlorophenol	N.D.	9.96	263.9	63.1	267.9	62.4

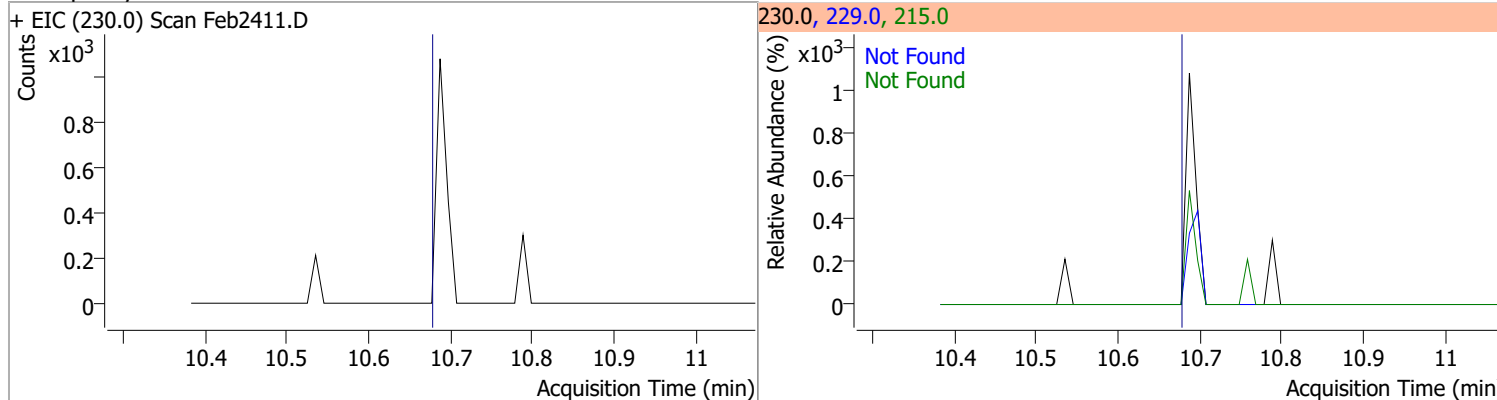


Quantitation Results Report (QT Reviewed)

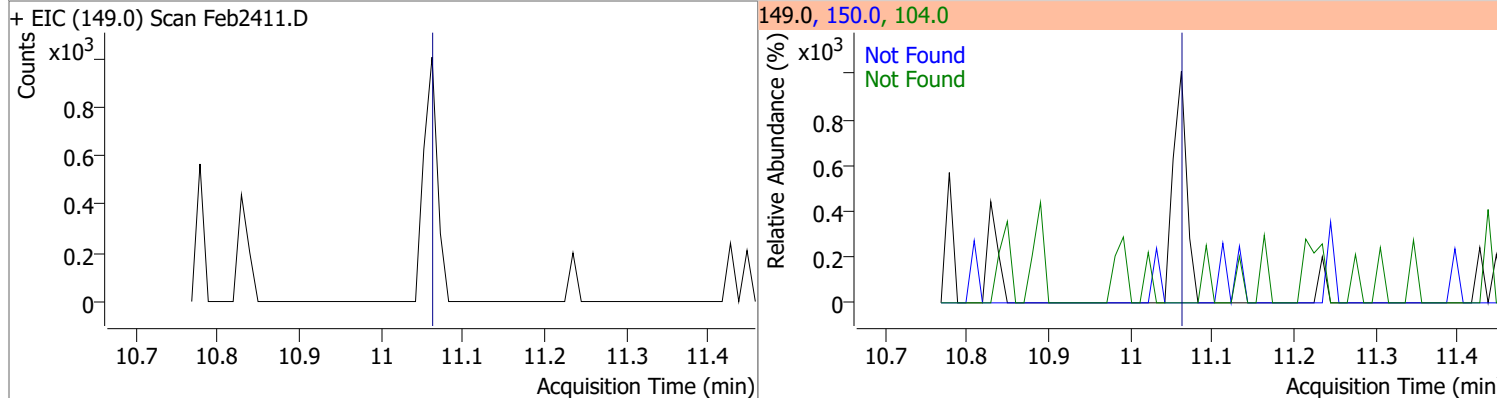
Compound	Conc.	Exp RT	QIon	Exp Ratio		
Phenanthrene	N.D.	10.18	176.0	18.9		
+ EIC (178.0) Scan Feb2411.D			178.0, 176.0			
						
Anthracene	N.D.	10.24	176.0	18.2		
+ EIC (178.0) Scan Feb2411.D			178.0, 176.0			
						
Triallate	N.D.	10.30	268.0	23.9	QIon	Exp Ratio
+ EIC (86.0) Scan Feb2411.D			86.0, 268.0, 143.0			
						
Carbazole	N.D.	10.48	139.0	13.0		
+ EIC (167.0) Scan Feb2411.D			167.0, 139.0			
						

Quantitation Results Report (QT Reviewed)

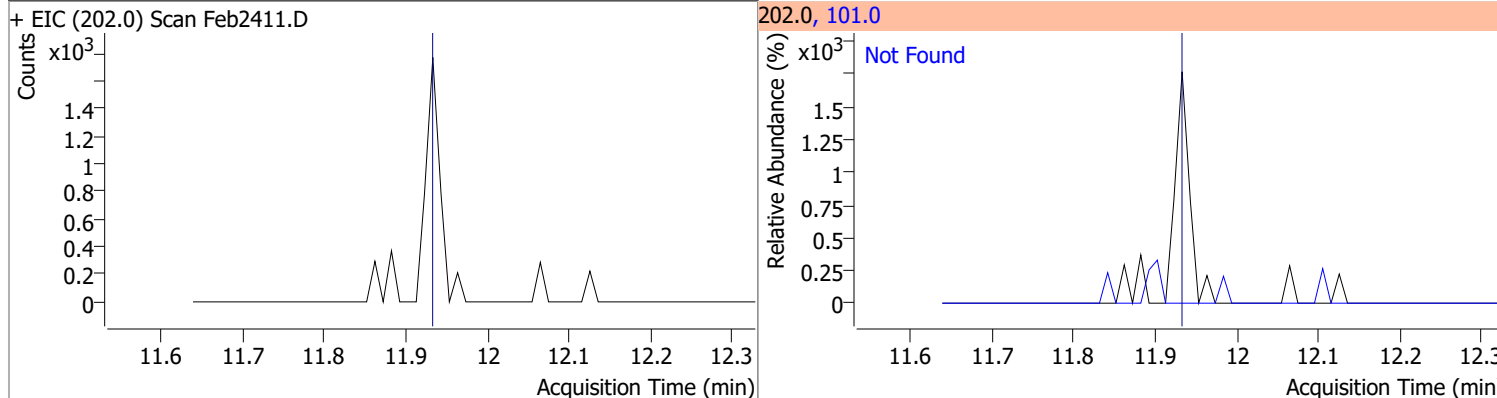
Compound	Conc.	Exp RT	QIon	Exp Ratio	QIon	Exp Ratio
o-Terphenyl	N.D.	10.69	229.0	64.7	215.0	38.5



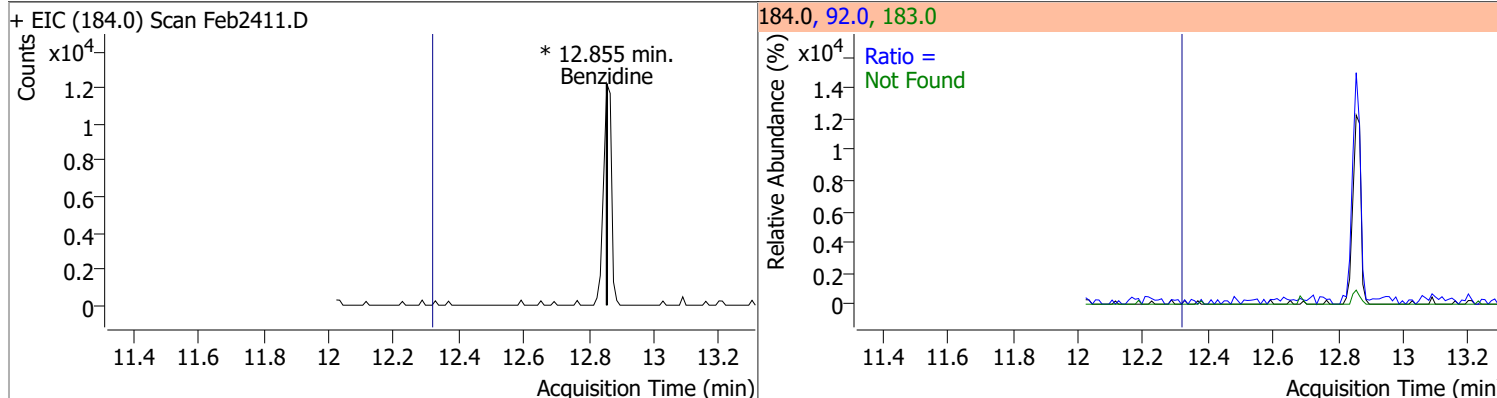
Compound	Conc.	Exp RT	QIon	Exp Ratio	QIon	Exp Ratio
Di-n-Butylphthalate	N.D.	11.07	150.0	9.1	104.0	6.2



Compound	Conc.	Exp RT	QIon	Exp Ratio
Fluoranthene	N.D.	11.94	101.0	12.7

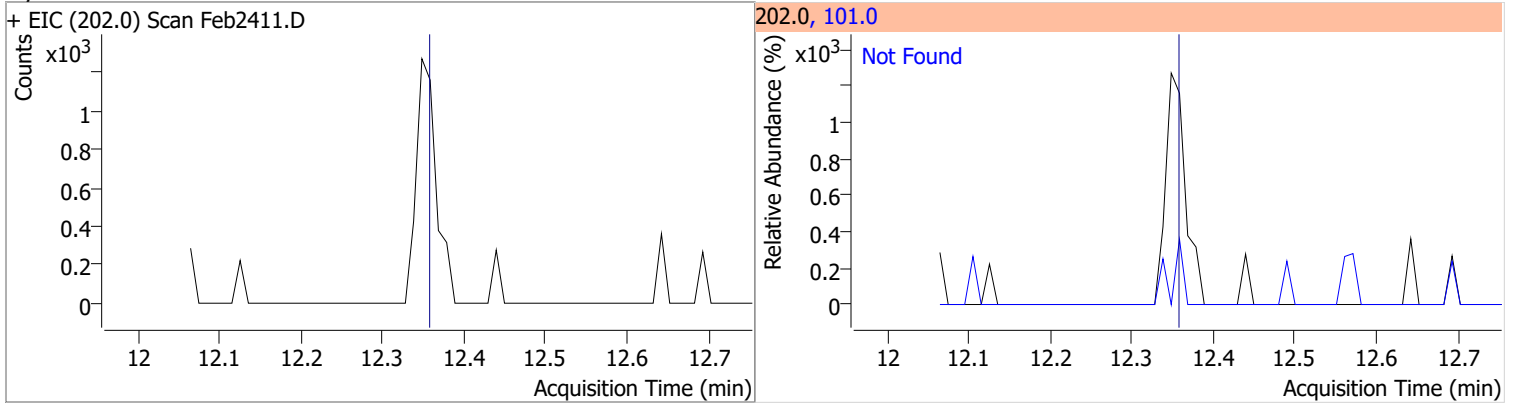


Compound	Conc.	RT	Dev(Min)	Resp.	QIon	QRatio	Lower	Upper
Benzidine		0		0	183.0		7.9	14.7
					92.0		5.0	9.2

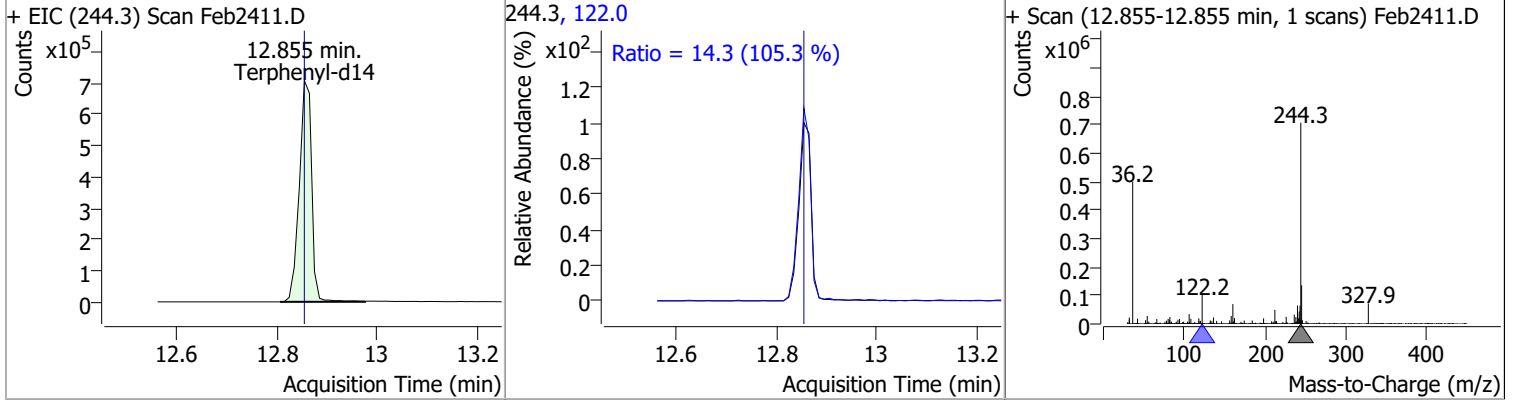


Quantitation Results Report (QT Reviewed)

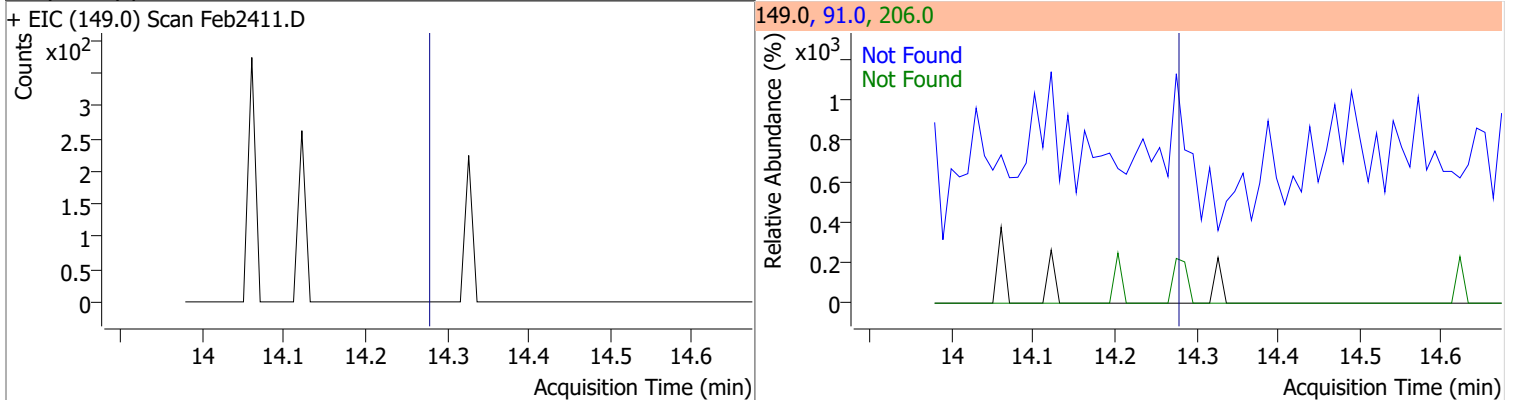
Compound	Conc.	Exp RT	QIon	Exp Ratio
Pyrene	N.D.	12.37	101.0	15.2



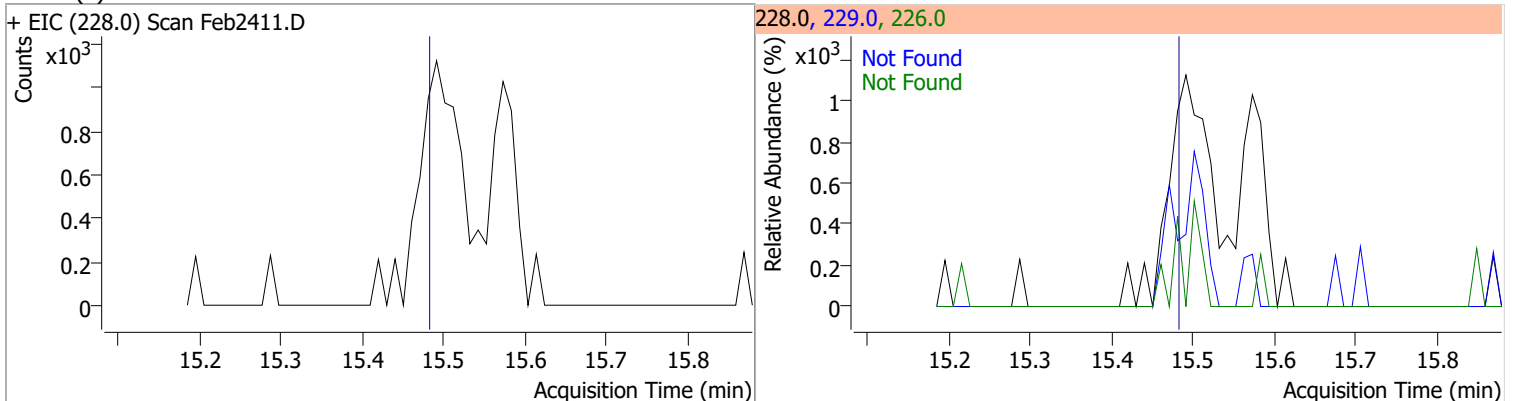
Compound	Conc.	RT	Dev(Min)	Resp.	QIon	QRatio	Lower	Upper
Terphenyl-d14	91.8342	12.85	-0.01	1216571	122.0	14.3	9.5	17.6



Compound	Conc.	Exp RT	QIon	Exp Ratio	QIon	Exp Ratio
Butylbenzylphthalate	N.D.	14.30	91.0	83.4	206.0	17.7

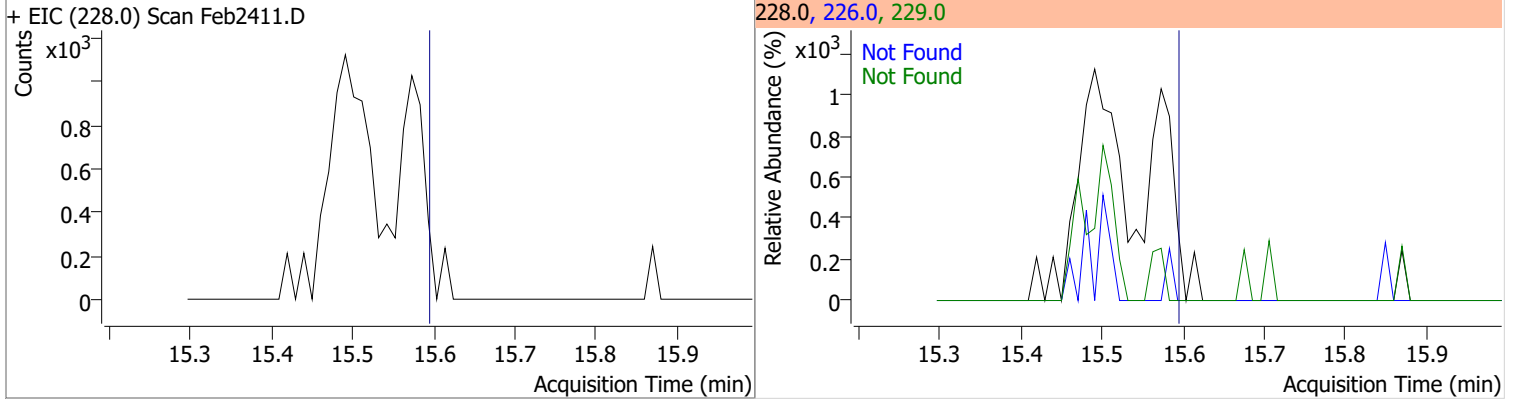


Compound	Conc.	Exp RT	QIon	Exp Ratio	QIon	Exp Ratio
Benzo(a)Anthracene	N.D.	15.50	226.0	26.4	229.0	20.9

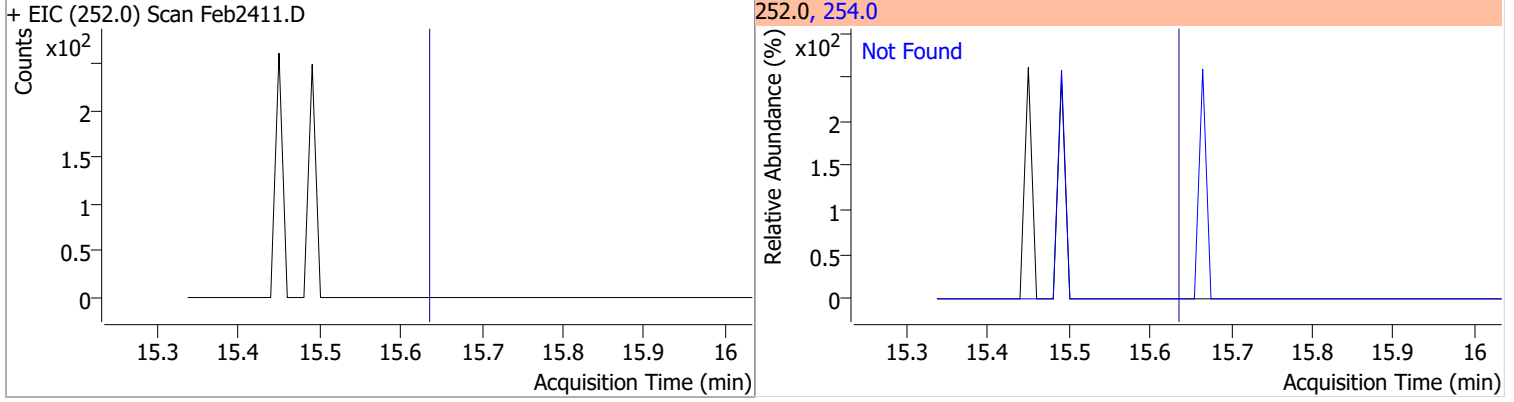


Quantitation Results Report (QT Reviewed)

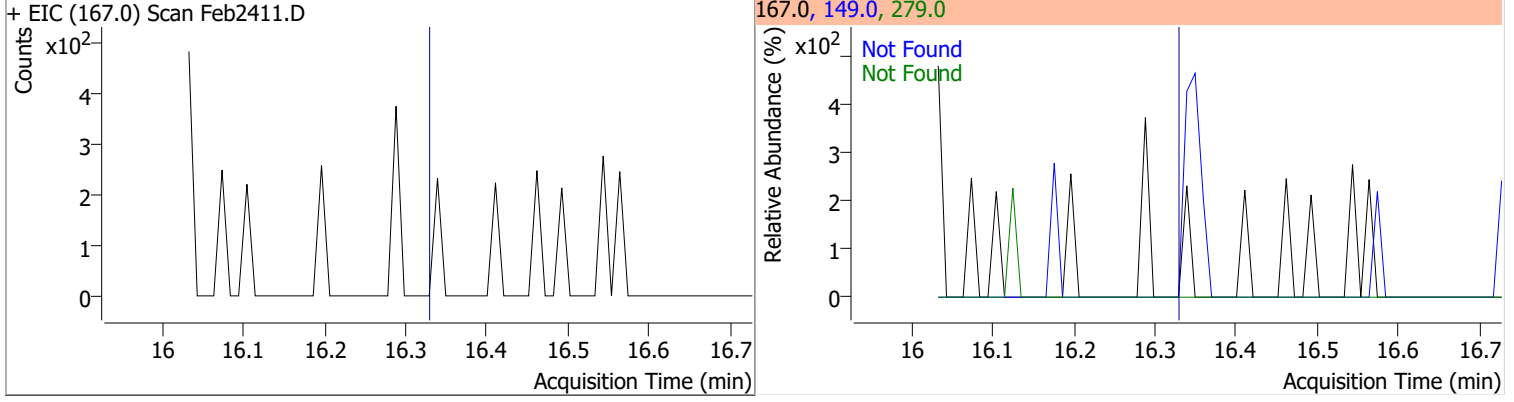
Compound	Conc.	Exp RT	QIon	Exp Ratio	QIon	Exp Ratio
Chrysene	N.D.	15.61	226.0	29.2	229.0	20.4



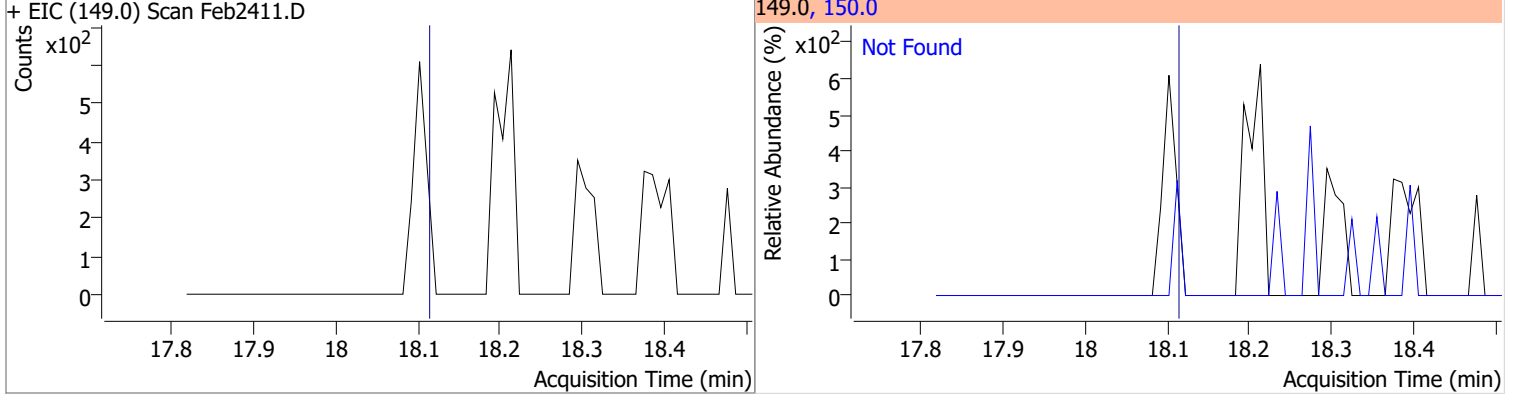
Compound	Conc.	Exp RT	QIon	Exp Ratio
3,3-Dichlorobenzidine	N.D.	15.65	254.0	64.6



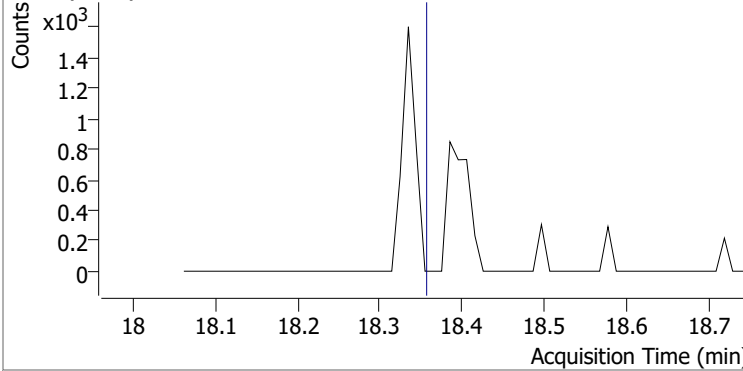
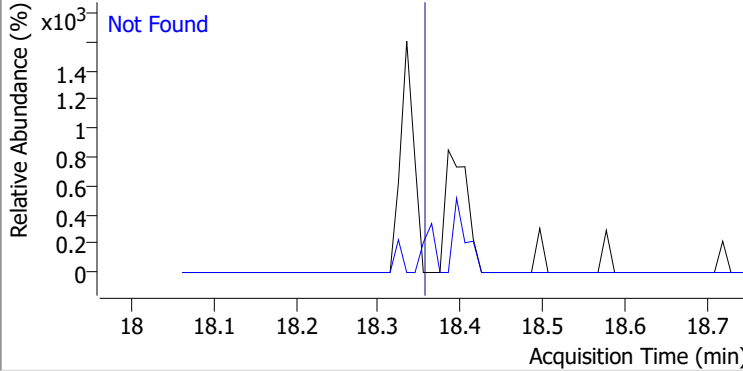
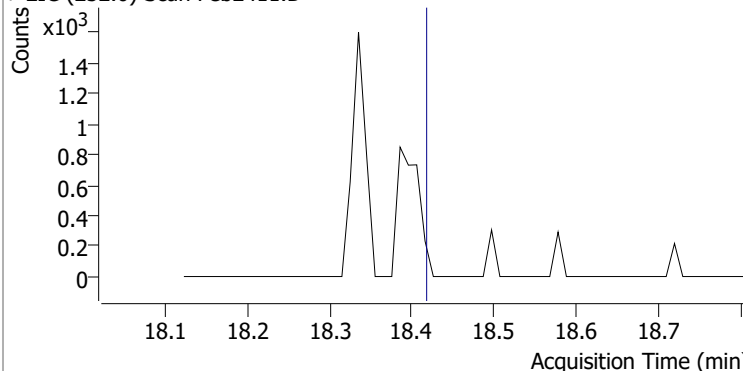
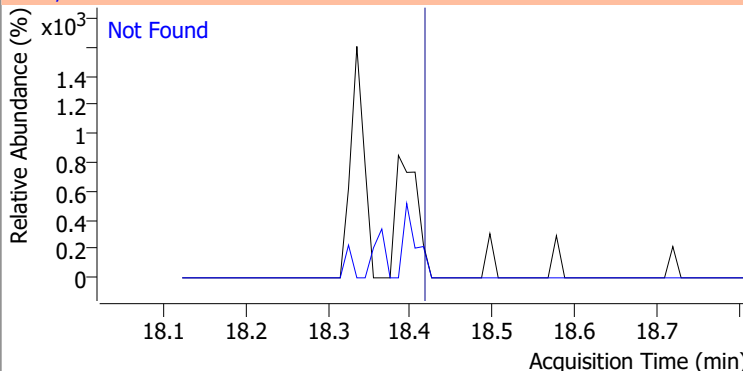
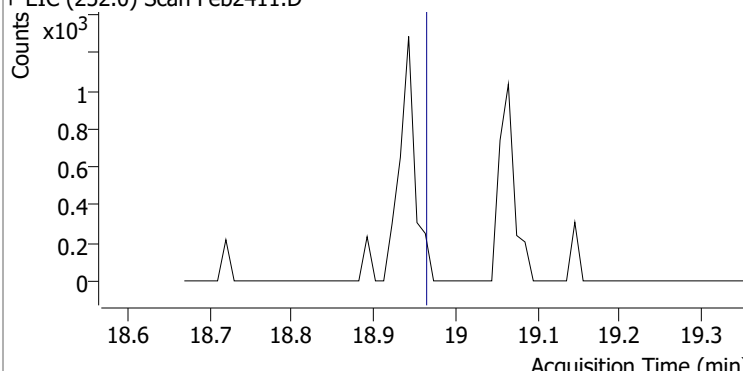
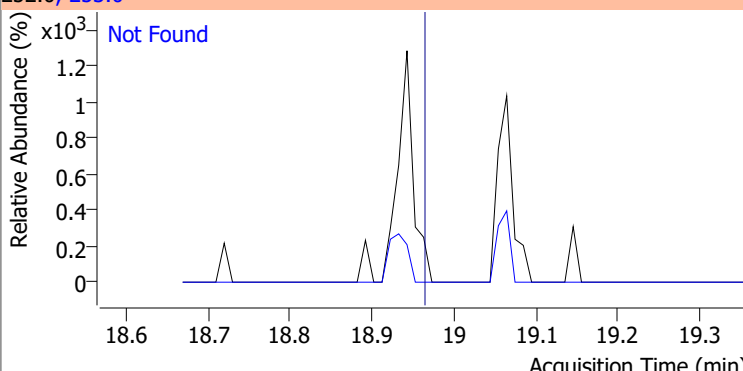
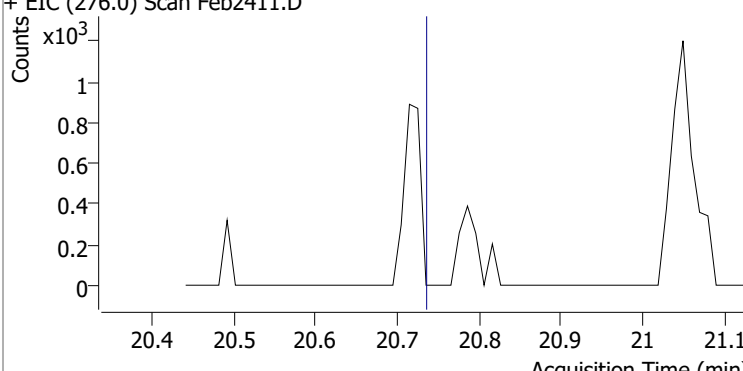
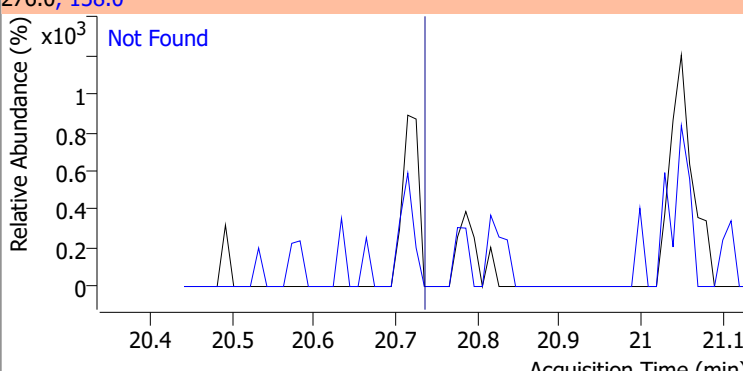
Compound	Conc.	Exp RT	QIon	Exp Ratio	QIon	Exp Ratio
bis(2-ethylhexyl)Phthalate	N.D.	16.35	149.0	391.0	279.0	13.4



Compound	Conc.	Exp RT	QIon	Exp Ratio
Di-n-octyl Phthalate	N.D.	18.12	150.0	9.5

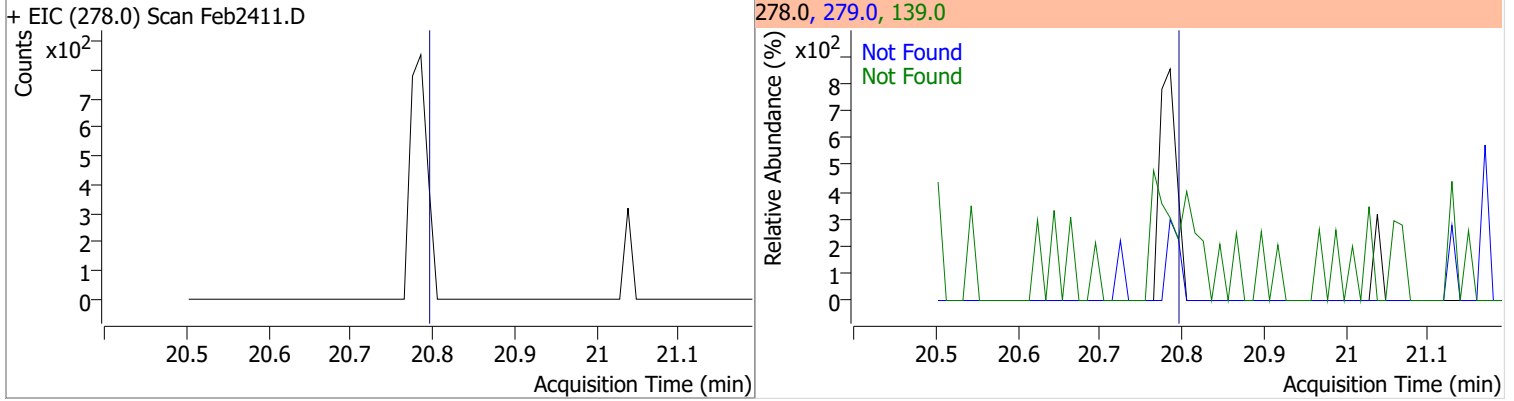


Quantitation Results Report (QT Reviewed)

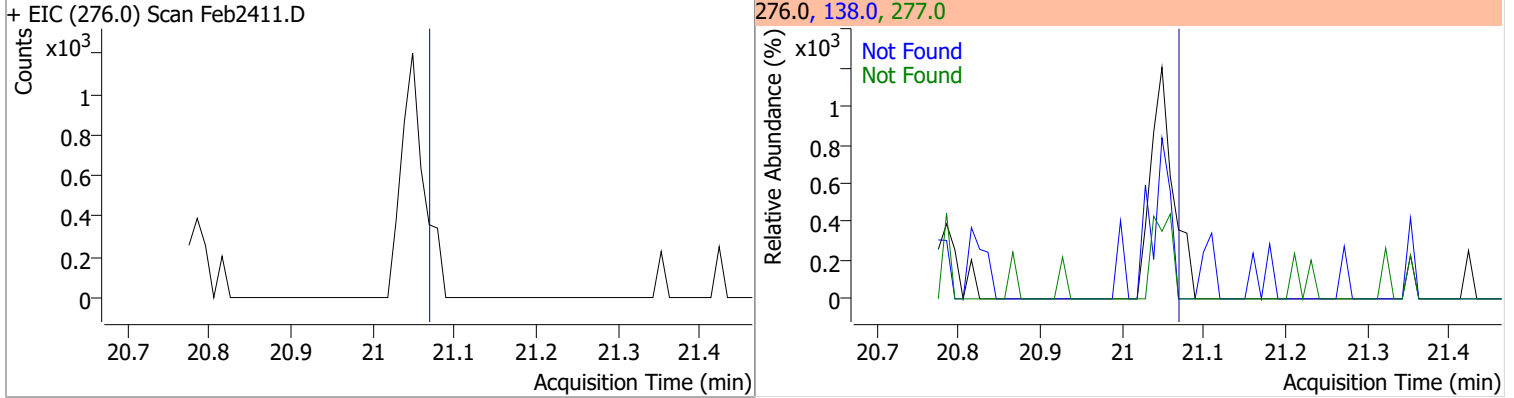
Compound	Conc.	Exp RT	QIon	Exp Ratio
Benzo(b)fluoranthene	N.D.	18.37	253.0	22.9
+ EIC (252.0) Scan Feb2411.D			252.0, 253.0	
				
Benzo(k)fluoranthene	N.D.	18.43	253.0	22.8
+ EIC (252.0) Scan Feb2411.D			252.0, 253.0	
				
Benzo(a)pyrene	N.D.	18.97	253.0	22.6
+ EIC (252.0) Scan Feb2411.D			252.0, 253.0	
				
Indeno(1,2,3-c,d)pyrene	N.D.	20.75	138.0	30.2
+ EIC (276.0) Scan Feb2411.D			276.0, 138.0	
				

Quantitation Results Report (QT Reviewed)

Compound	Conc.	Exp RT	QIon	Exp Ratio	QIon	Exp Ratio
Dibenzo(a,h)anthracene	N.D.	20.81	139.0	25.3	279.0	24.1

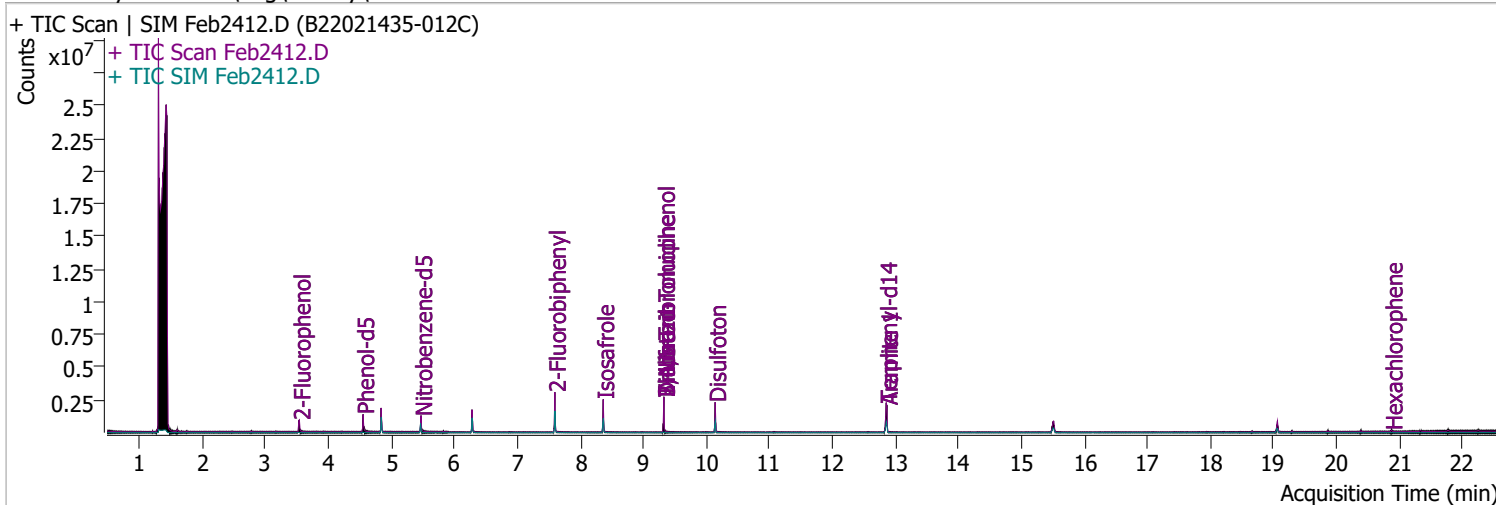


Compound	Conc.	Exp RT	QIon	Exp Ratio	QIon	Exp Ratio
Benzo(g,h,i)perylene	N.D.	21.08	138.0	32.4	277.0	23.6



Quantitation Results Report (QT Reviewed)

Data File	Feb2412.D	Operator	LIMS import
Acq. Method	BNA+SIM.M	Acq. Date-Time	2/24/2022 9:33:36 PM
Sample Name	B22021435-012C	Instrument	Instrument #1
Vial	12	Multiplier	1.00
DA Method File		Comment	SVOC-8270-W-LARGO
Tune File	dftppdsm.u	Tune Date	2/18/2022 9:25:00 PM
Batch Name	022422 DoD BNA.batch.bin	Last Calib Update	2/25/2022 7:56:13 AM
Ref Library	D:\Org\Library\NIST129K.I		



Compound	RT	QIon	Resp.	Conc.	Units	Dev(Min)
----------	----	------	-------	-------	-------	----------

Internal Standards

System Monitoring Compounds

S 2-Fluorophenol	3.541	112.0	372448	55.9660	µg/L	0.010
Spiked Amount: 200.000	Range: 10.0 - 75.0%			Recovery = 27.98%		
S Phenol-d5	4.552	99.0	425951	49.1049	µg/L	0.000
Spiked Amount: 200.000	Range: 10.0 - 65.0%			Recovery = 24.55%		
S Nitrobenzene-d5	5.471	82.0	294615	61.3386	µg/L	0.000
Spiked Amount: 100.000	Range: 32.0 - 94.0%			Recovery = 61.34%		
S 2-Fluorobiphenyl	7.595	172.0	837206	58.6090	µg/L	0.000
Spiked Amount: 100.000	Range: 28.0 - 107.0%			Recovery = 58.61%		
S 2,4,6-Tribromophenol	9.325	329.8	193608	151.1619	µg/L	0.000
Spiked Amount: 200.000	Range: 25.0 - 140.0%			Recovery = 75.58%		
S Terphenyl-d14	12.855	244.3	1271983	92.8505	µg/L	-0.010
Spiked Amount: 100.000	Range: 32.0 - 122.0%			Recovery = 92.85%		

Target Compounds

Compound	RT	QIon	Resp.	Conc.	Units	Dev(Min)	QValue
T N-Nitrosodimethylamine	0.000		0	N.D.			
T Pyridine	0.000		0	N.D.			
T Aniline	0.000		0	N.D.			
T Phenol	0.000		0	N.D.			
T bis(-2-Chloroethyl)Ether	0.000		0	N.D.			
T 2-Chlorophenol	0.000		0	N.D.			
T 1,3-Dichlorobenzene	0.000		0	N.D.			
T 1,4-Dichlorobenzene	0.000		0	N.D.			
T 1,2-Dichlorobenzene	0.000		0	N.D.			
T Benzyl Alcohol	0.000		0	N.D.			
T bis(2-chloroisopropyl)Ether	0.000		0	N.D.			
T 2-Methylphenol	0.000		0	N.D.			
T N-nitroso-Di-n-propylamine	5.471	70.0	0		µg/L	md	1
T Hexachloroethane	0.000		0	N.D.			
T 4Methylphenol/3Methylphenol	0.000		0	N.D.			

Quantitation Results Report (QT Reviewed)

Compound	RT	QIon	Resp.	Conc.	Units	Dev(Min)
T Nitrobenzene	0.000		0	N.D.		
T Isophorone	0.000		0	N.D.		
T 2-Nitrophenol	0.000		0	N.D.		
T 2,4-Dimethylphenol	0.000		0	N.D.		
T bis(-2-Chloroethoxy)Methane	0.000		0	N.D.		
T 2,4-Dichlorophenol	0.000		0	N.D.		
T Benzoic Acid	0.000		0	N.D.		
T 1,2,4-Trichlorobenzene	0.000		0	N.D.		
T Naphthalene	0.000		0	N.D.		
T 4-Chlorophenol	0.000		0	N.D.		
T p-Chloroaniline	0.000		0	N.D.		
T Hexachlorobutadiene	0.000		0	N.D.		
T 4-Chloro-2-Methylphenol	0.000		0	N.D.		
T 4-Chloro-3-Methylphenol	0.000		0	N.D.		
T 2-Methylnaphthalene	0.000		0	N.D.		
T 1-Methylnaphthalene	0.000		0	N.D.		
T Hexachlorocyclopentadiene	0.000		0	N.D.		
T 2,4,6-Trichlorophenol	0.000		0	N.D.		
T 2,4,5-Trichlorophenol	0.000		0	N.D.		
T 2-Chloronaphthalene	0.000		0	N.D.		
T 2-Nitroaniline	0.000		0	N.D.		
T Dimethyl Phthalate	8.364	163.0	0		µg/L md	1
T 2,6-Dinitrotoluene	8.364	165.0	0		µg/L md	1
T Acenaphthylene	0.000		0	N.D.		
T 3-Nitroaniline	0.000		0	N.D.		
T Acenaphthene	0.000		0	N.D.		
T 2,4-Dinitrophenol	0.000		0	N.D.		
T Dibenzofuran	0.000		0	N.D.		
T 2,4-Dinitrotoluene	0.000		0	N.D.		
T 4-Nitrophenol	0.000		0	N.D.		
T Diethylphthalate	0.000		0	N.D.		
T Fluorene	0.000		0	N.D.		
T 4-Chlorophenyl-phenylether	0.000		0	N.D.		
T 4-Nitroaniline	0.000		0	N.D.		
T 4,6-Dinitro-2-methylphenol	9.325	198.0	0		µg/L md	1
T N-nitrosodiphenylamine	0.000		0	N.D.		
T Azobenzene	0.000		0	N.D.		
T 4-Bromophenyl-phenylether	0.000		0	N.D.		
T Hexachlorobenzene	0.000		0	N.D.		
T Pentachlorophenol	0.000		0	N.D.		
T Phenanthrene	0.000		0	N.D.		
T Anthracene	0.000		0	N.D.		
T Triallate	0.000		0	N.D.		
T Carbazole	0.000		0	N.D.		
T o-Terphenyl	0.000		0	N.D.		
T Di-n-Butylphthalate	0.000		0	N.D.		
T Fluoranthene	0.000		0	N.D.		
T Benzidine	12.855	184.0	0		µg/L md	1
T Pyrene	0.000		0	N.D.		
T Butylbenzylphthalate	0.000		0	N.D.		
T Benzo(a)Anthracene	0.000		0	N.D.		
T Chrysene	0.000		0	N.D.		
T 3,3-Dichlorobenzidine	0.000		0	N.D.		
T bis(2-ethylhexyl)Phthalate	0.000		0	N.D.		
T Di-n-octyl Phthalate	0.000		0	N.D.		

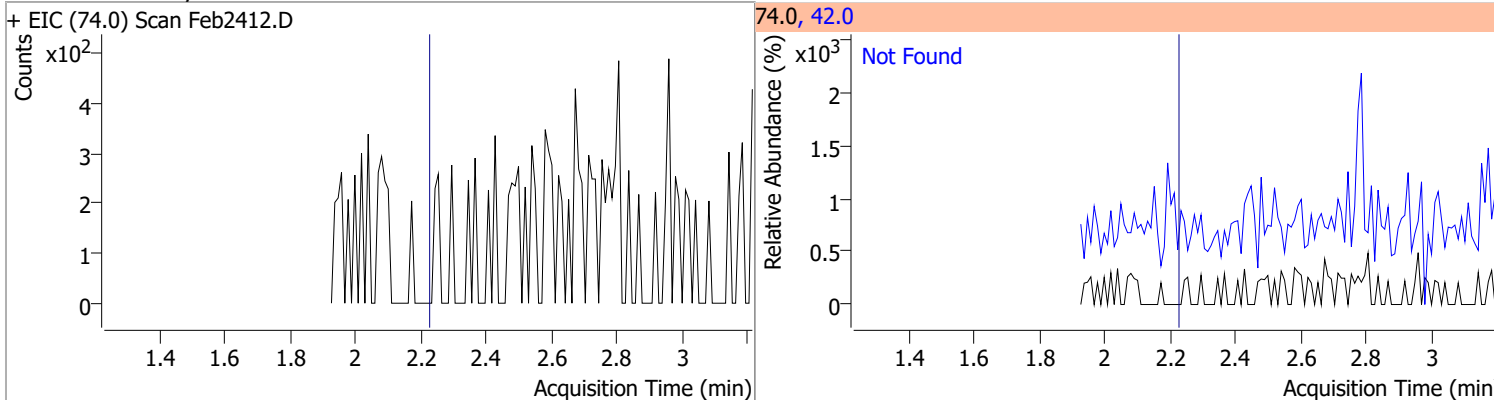
Quantitation Results Report (QT Reviewed)

Compound	RT	QIon	Resp.	Conc.	Units	Dev(Min)
T Benzo(b)fluoranthene	0.000		0	N.D.		
T Benzo(k)fluoranthene	0.000		0	N.D.		
T Benzo(a)pyrene	0.000		0	N.D.		
T Indeno(1,2,3-c,d)pyrene	0.000		0	N.D.		
T Dibenzo(a,h)anthracene	0.000		0	N.D.		
T Benzo(g,h,i)perylene	0.000		0	N.D.		

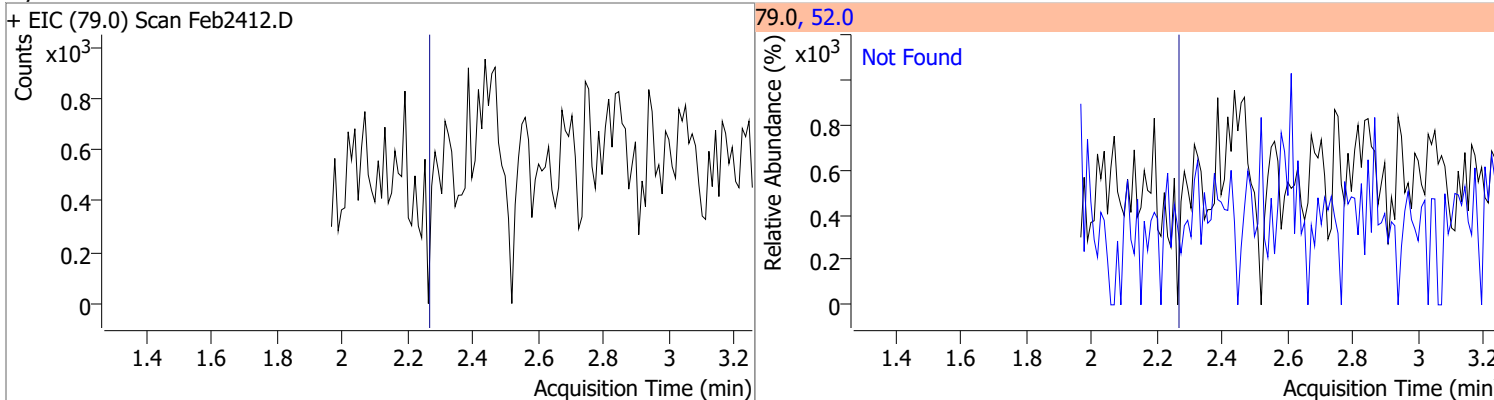
(#) = Qualifier Out of Range; (m) = Manual Integration; (+) = Area Summed; (*) = Surrogate Percent Recovery Out of Range; (d): Zeroed Peak

Quantitation Results Report (QT Reviewed)

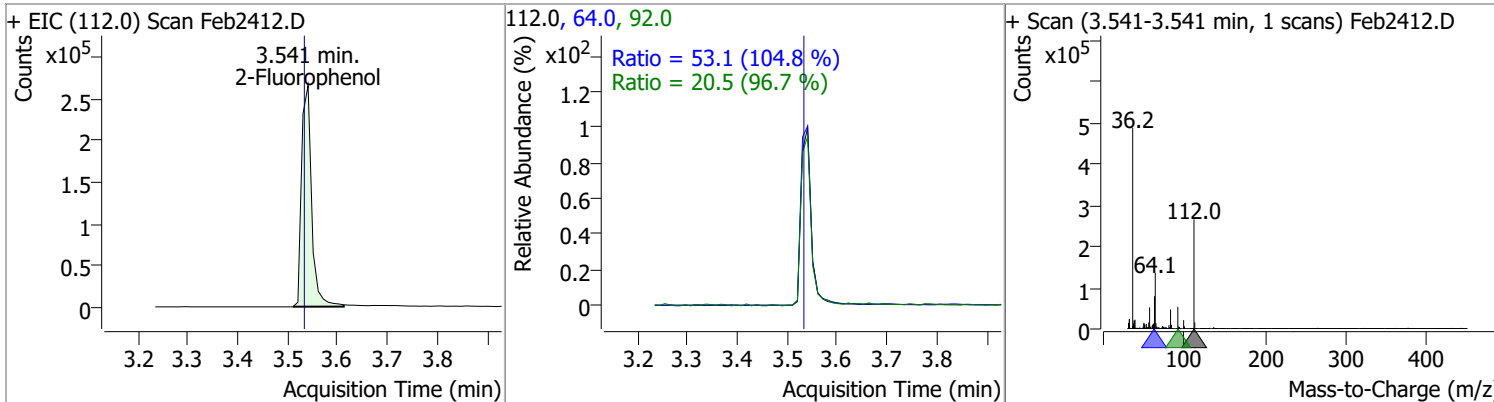
Compound	Conc.	Exp RT	QIon	Exp Ratio
N-Nitrosodimethylamine	N.D.	2.22	42.0	112.0



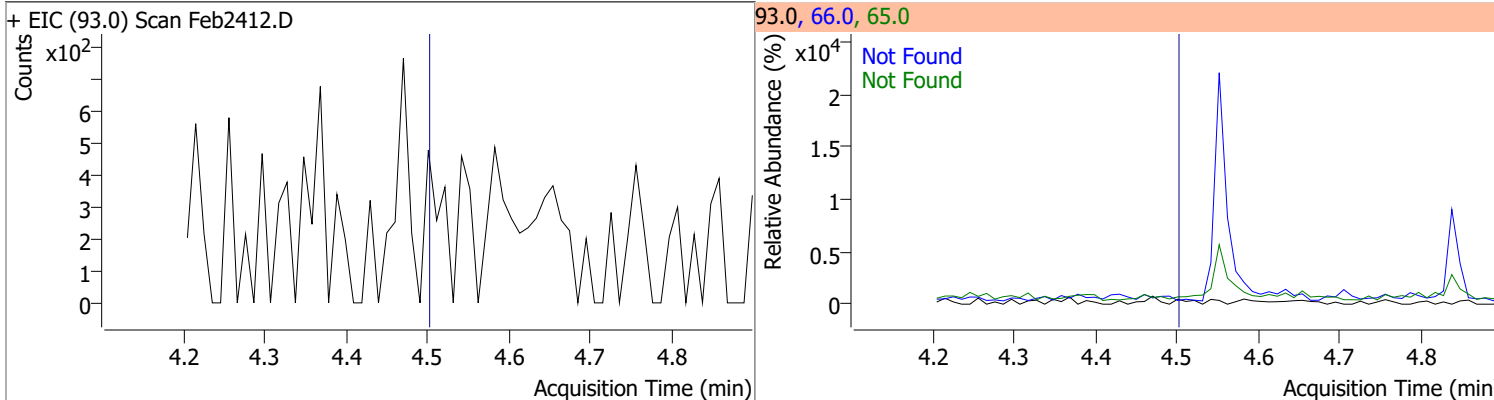
Compound	Conc.	Exp RT	QIon	Exp Ratio
Pyridine	N.D.	2.26	52.0	80.7



Compound	Conc.	RT	Dev(Min)	Resp.	QIon	QRatio	Lower	Upper
2-Fluorophenol	55.9660	3.54	0.01	372448	64.0 92.0	53.1 20.5	35.5 14.8	65.9 27.5

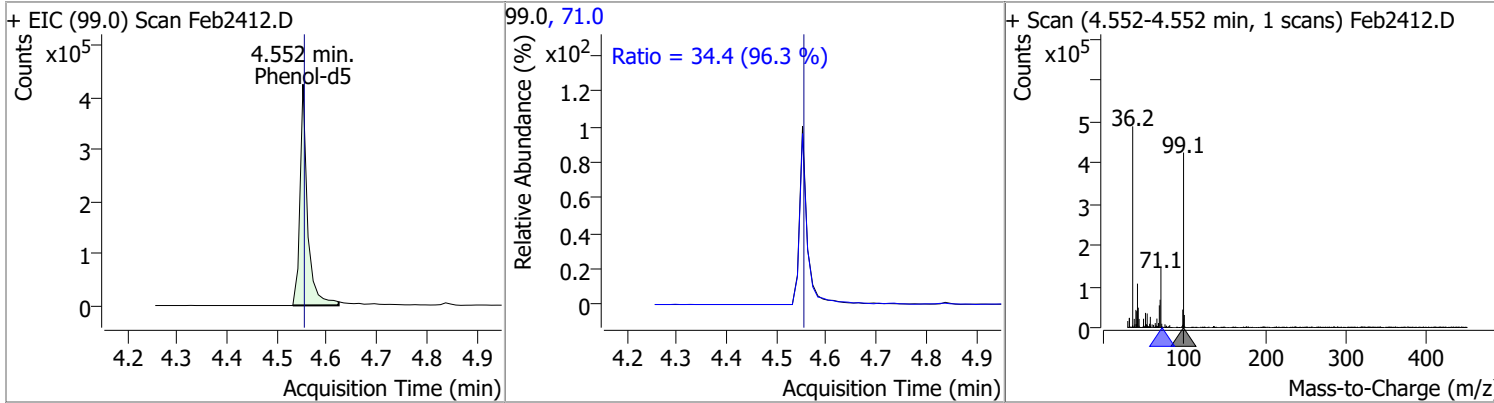


Compound	Conc.	Exp RT	QIon	Exp Ratio	QIon	Exp Ratio
Aniline	N.D.	4.50	66.0	35.4	65.0	18.8

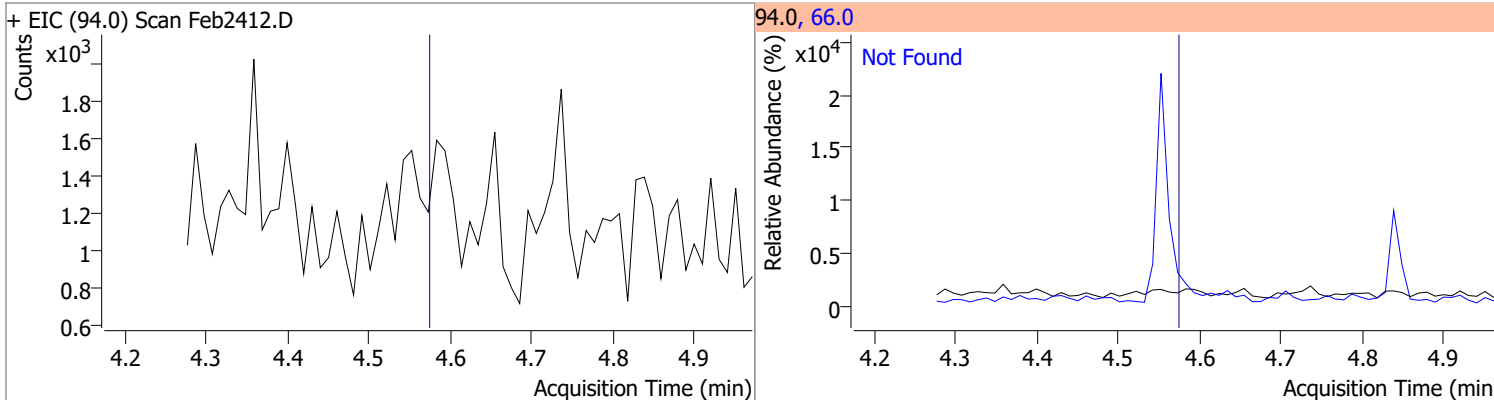


Quantitation Results Report (QT Reviewed)

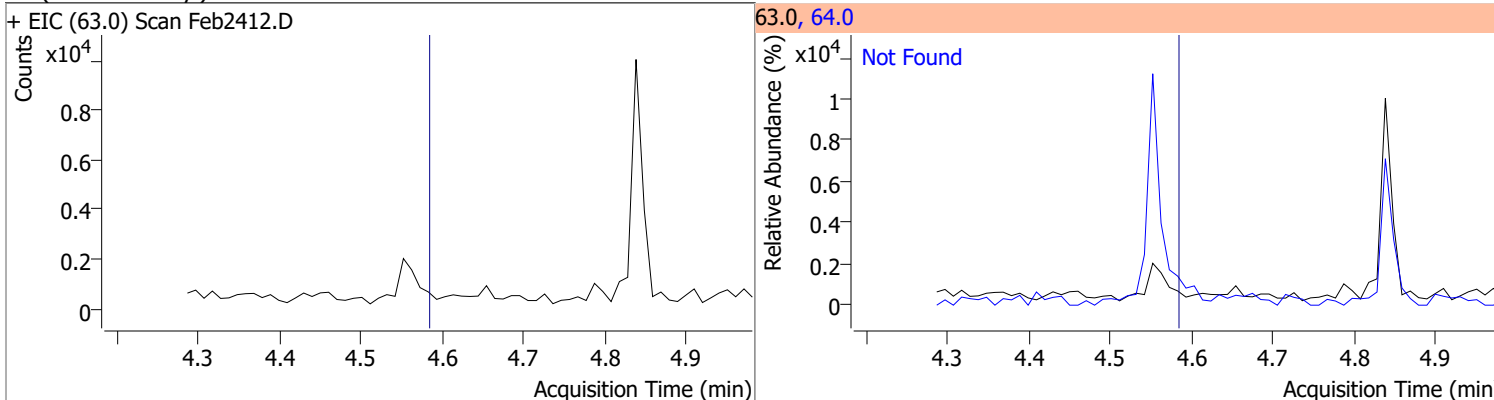
Compound	Conc.	RT	Dev(Min)	Resp.	QIon	QRatio	Lower	Upper
Phenol-d5	49.1049	4.55	0.00	425951	71.0	34.4	25.0	46.4



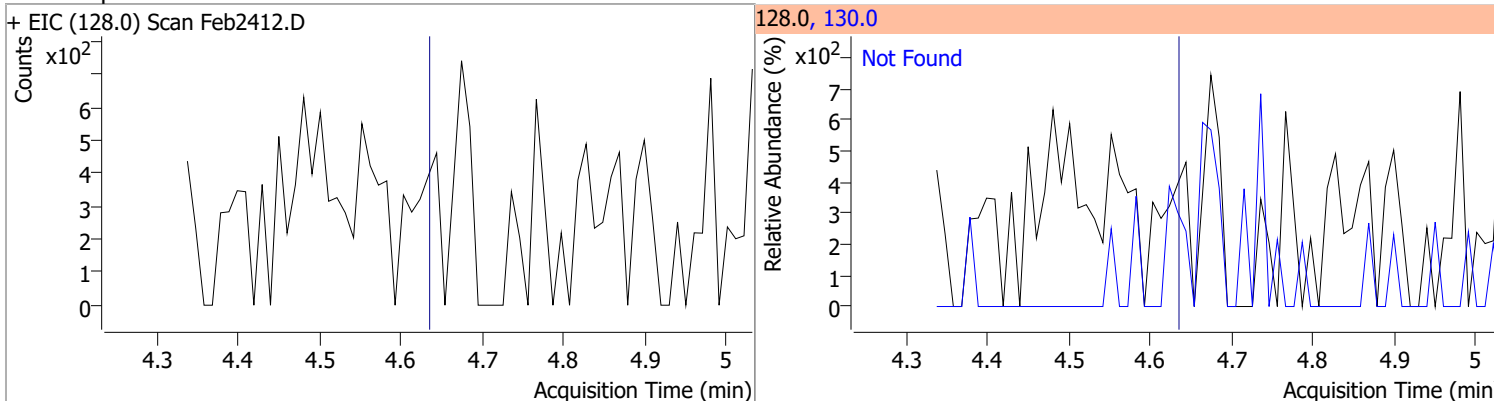
Compound	Conc.	Exp RT	QIon	Exp Ratio
Phenol	N.D.	4.57	66.0	40.4



Compound	Conc.	Exp RT	QIon	Exp Ratio
bis(-2-Chloroethyl)Ether	N.D.	4.58	64.0	10.2

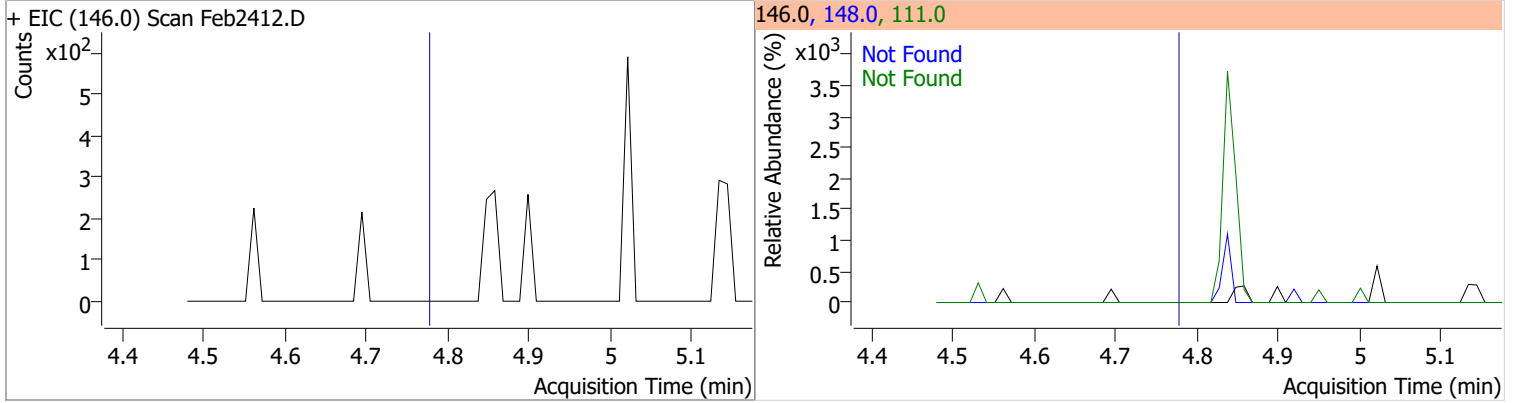


Compound	Conc.	Exp RT	QIon	Exp Ratio
2-Chlorophenol	N.D.	4.63	130.0	32.3

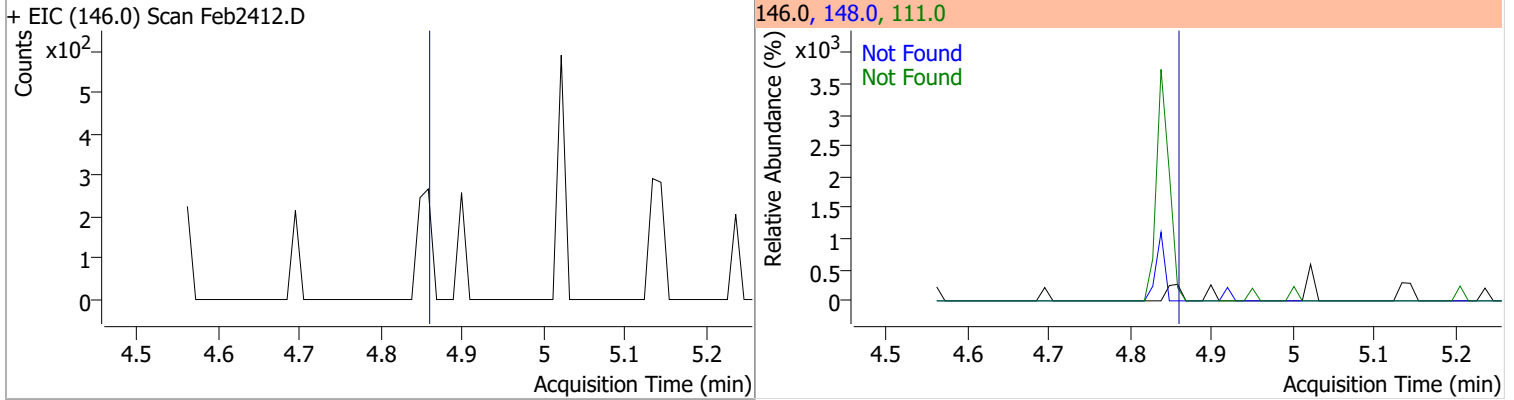


Quantitation Results Report (QT Reviewed)

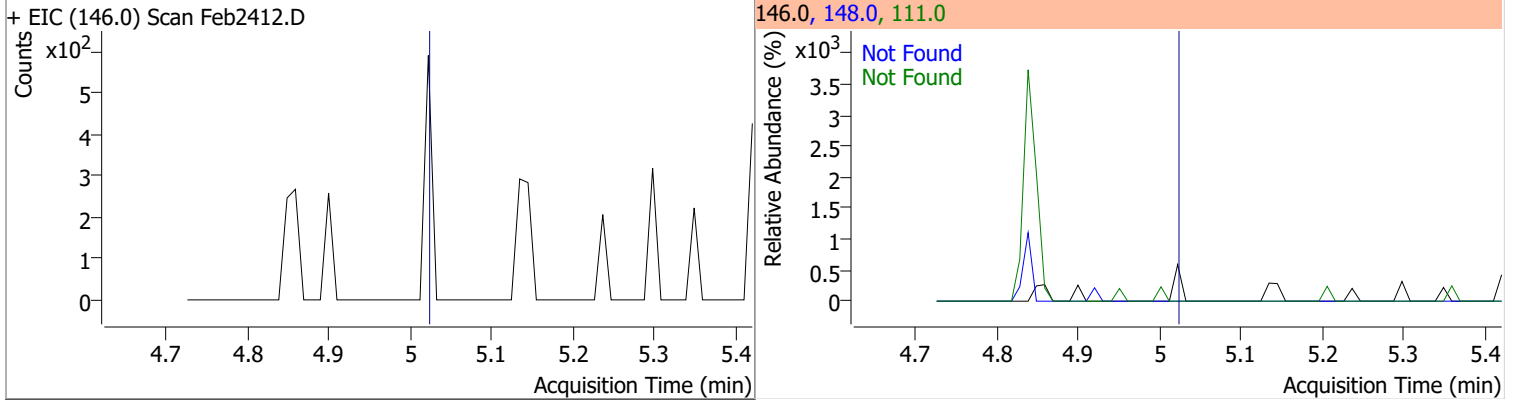
Compound	Conc.	Exp RT	QIon	Exp Ratio	QIon	Exp Ratio
1,3-Dichlorobenzene	N.D.	4.78	148.0	63.7	111.0	35.3



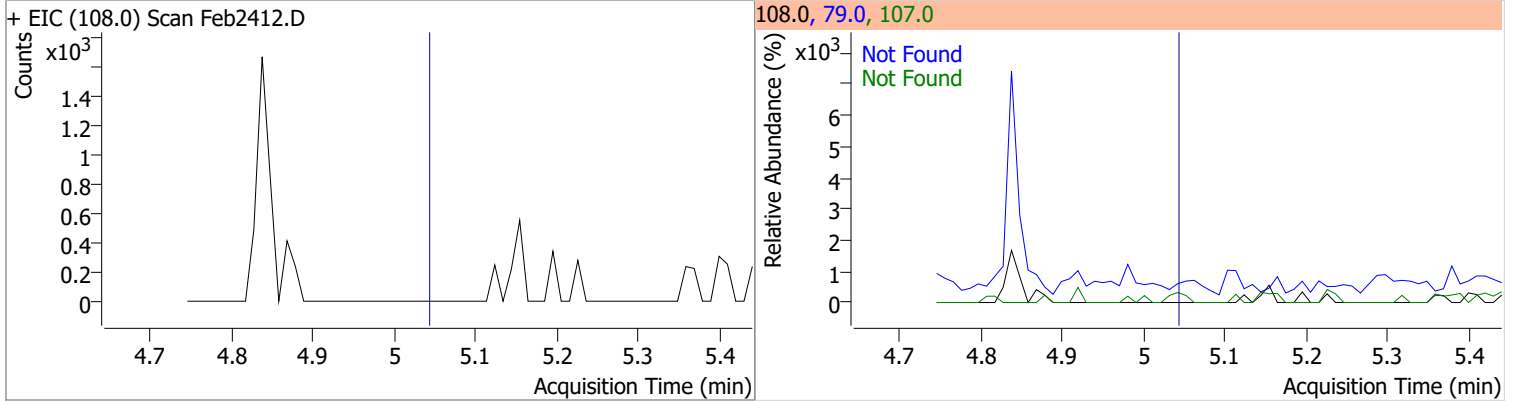
Compound	Conc.	Exp RT	QIon	Exp Ratio	QIon	Exp Ratio
1,4-Dichlorobenzene	N.D.	4.86	148.0	64.4	111.0	35.3



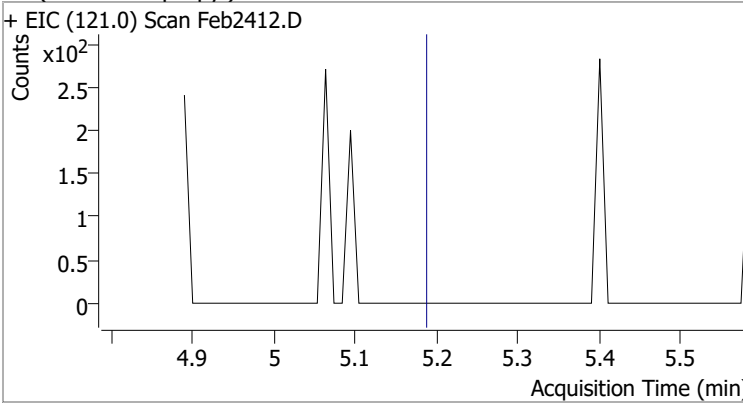
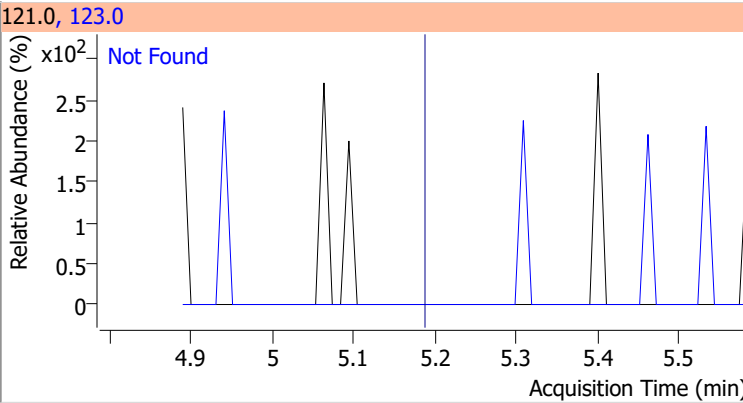
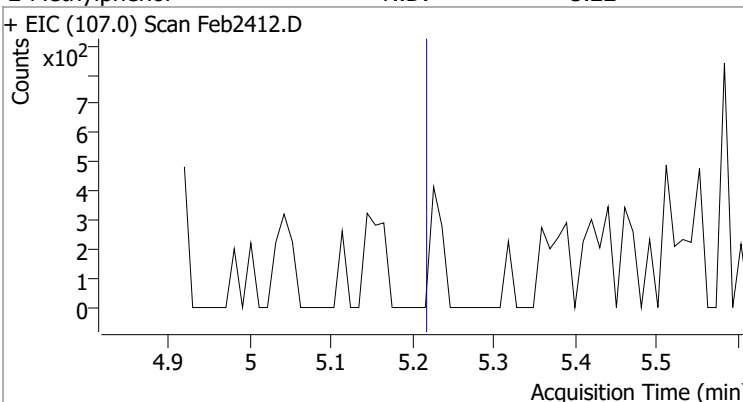
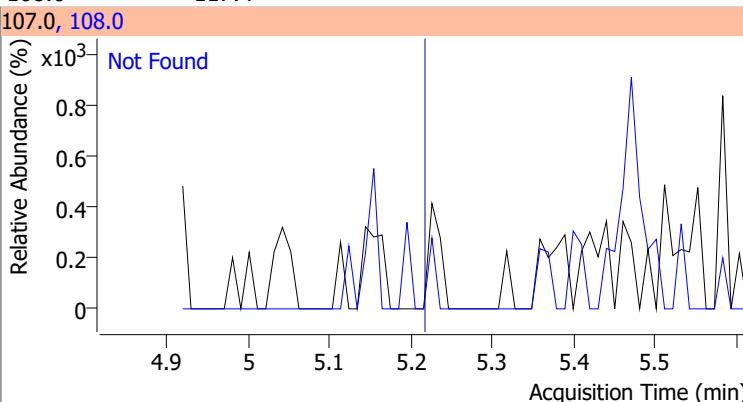
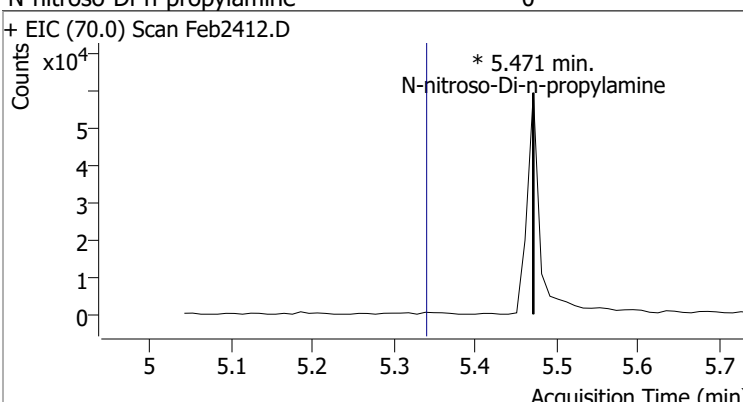
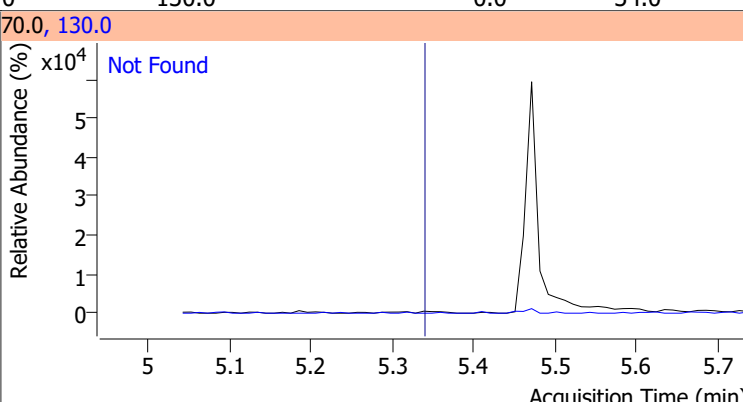
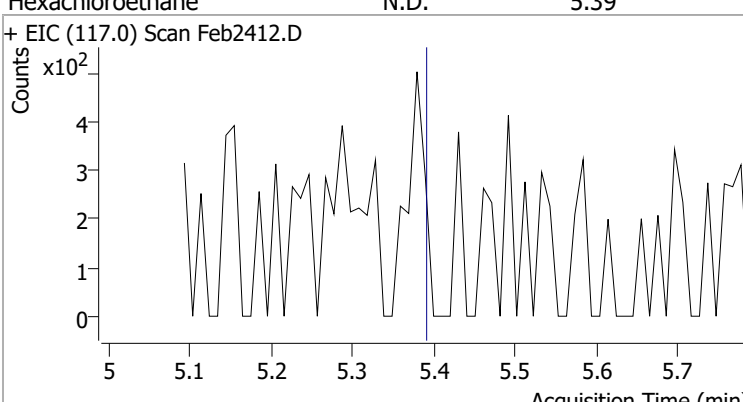
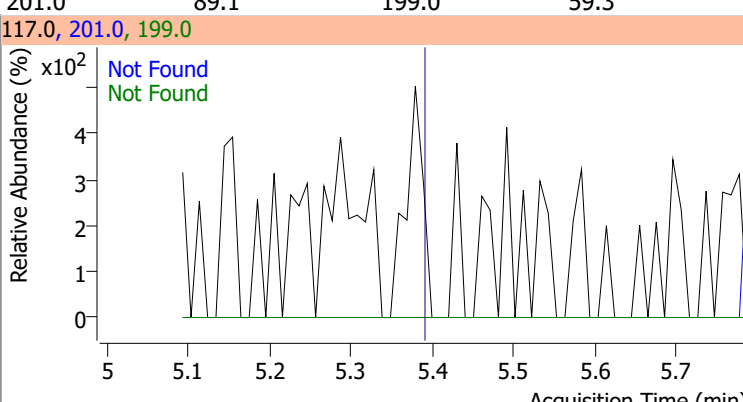
Compound	Conc.	Exp RT	QIon	Exp Ratio	QIon	Exp Ratio
1,2-Dichlorobenzene	N.D.	5.02	148.0	63.7	111.0	37.5



Compound	Conc.	Exp RT	QIon	Exp Ratio	QIon	Exp Ratio
Benzyl Alcohol	N.D.	5.04	79.0	118.8	107.0	68.8

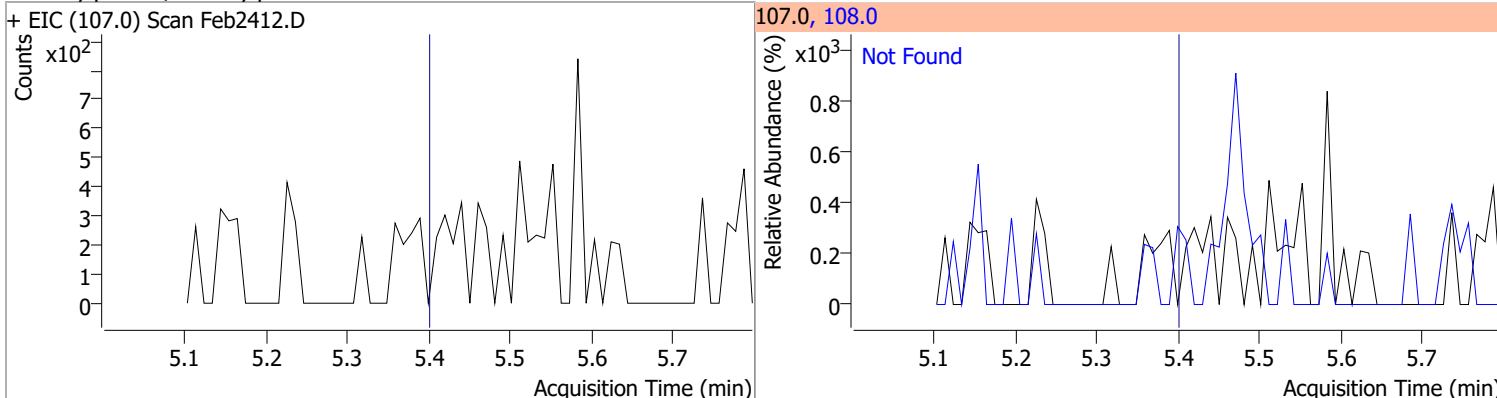


Quantitation Results Report (QT Reviewed)

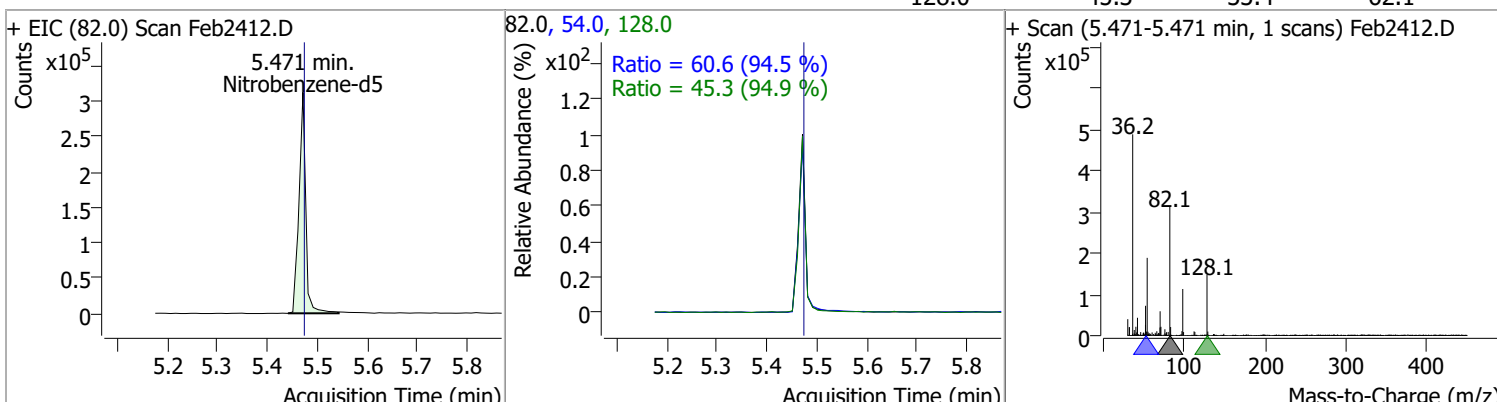
Compound	Conc.	Exp RT	QIon	Exp Ratio				
bis(2-chloroisopropyl)Ether	N.D.	5.19	123.0	31.6				
+ EIC (121.0) Scan Feb2412.D		121.0, 123.0						
								
2-Methylphenol	N.D.	5.22	108.0	117.4				
+ EIC (107.0) Scan Feb2412.D		107.0, 108.0						
								
Compound	Conc.	RT	Dev(Min)	Resp.	QIon	QRatio	Lower	Upper
N-nitroso-Di-n-propylamine		0		0	130.0		0.0	34.0
+ EIC (70.0) Scan Feb2412.D		70.0, 130.0						
								
Hexachloroethane	N.D.	5.39	201.0	89.1	199.0	59.3		
+ EIC (117.0) Scan Feb2412.D		117.0, 201.0, 199.0						
								

Quantitation Results Report (QT Reviewed)

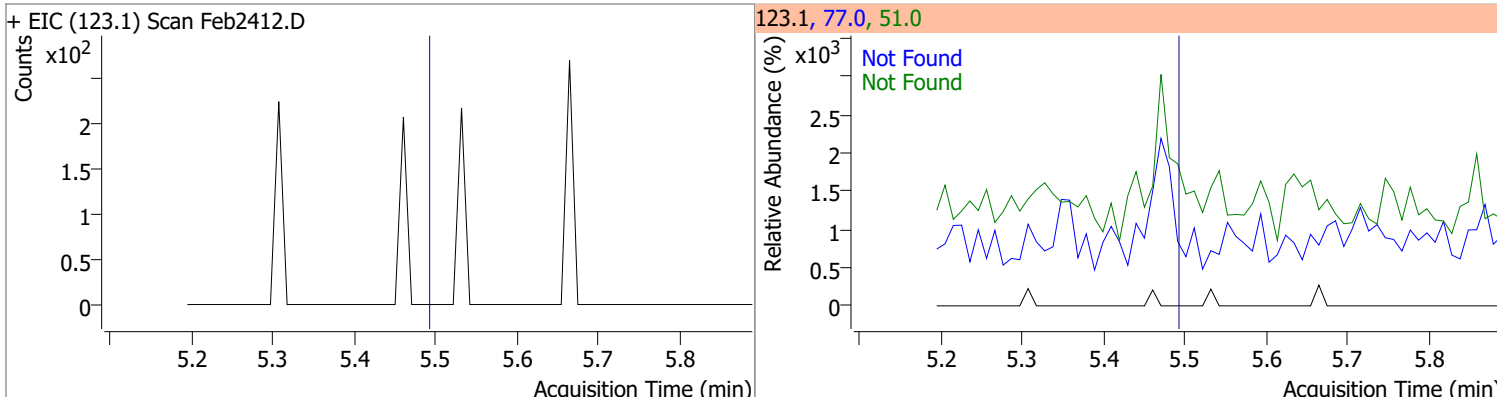
Compound	Conc.	Exp RT	QIon	Exp Ratio
4Methylphenol/3Methylphenol	N.D.	5.40	108.0	84.2



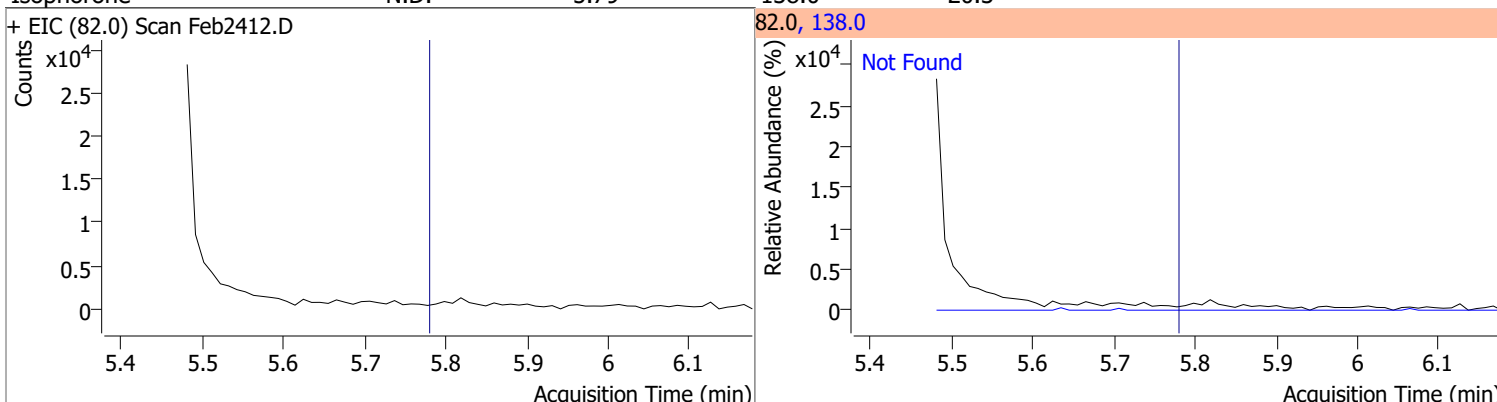
Compound	Conc.	RT	Dev(Min)	Resp.	QIon	QRatio	Lower	Upper
Nitrobenzene-d5	61.3386	5.47	0.00	294615	54.0	60.6	44.9	83.4
					128.0	45.3	33.4	62.1



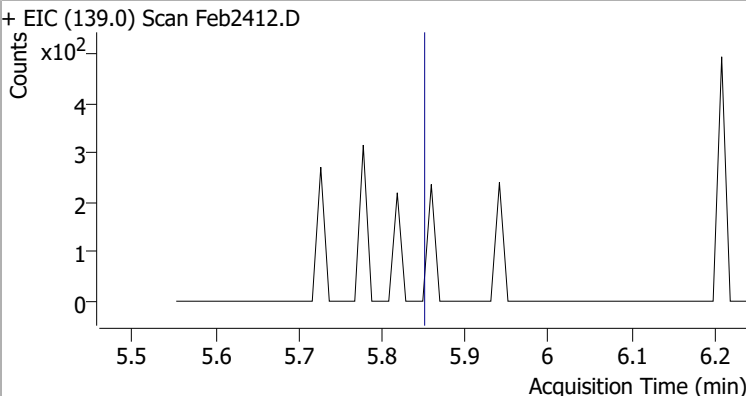
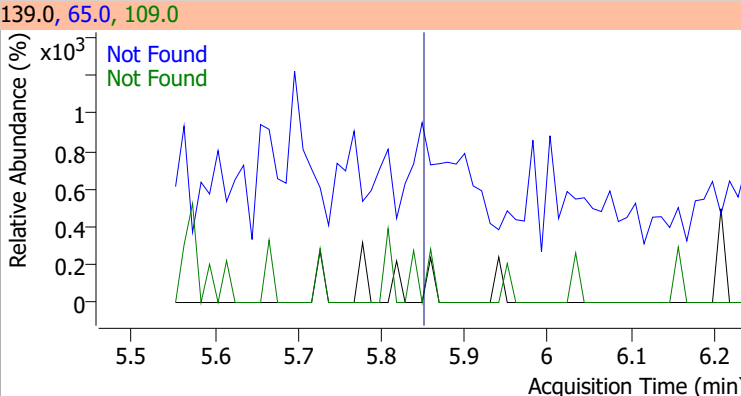
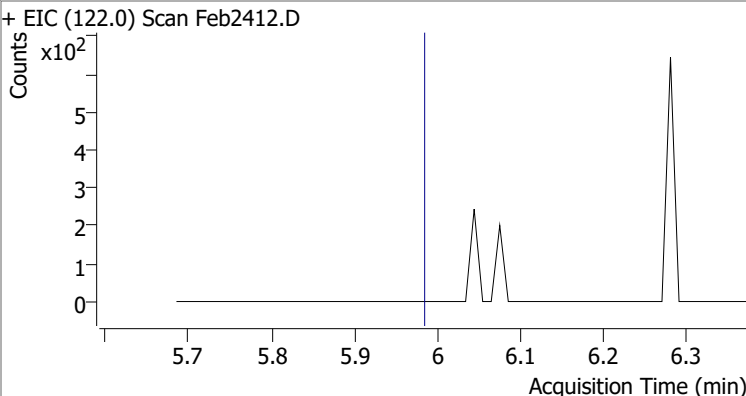
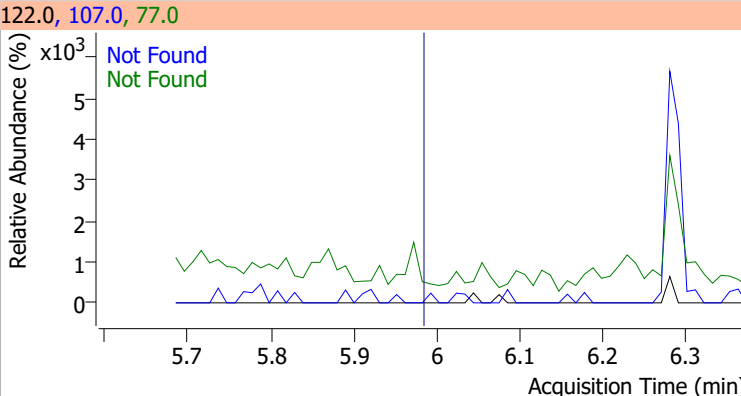
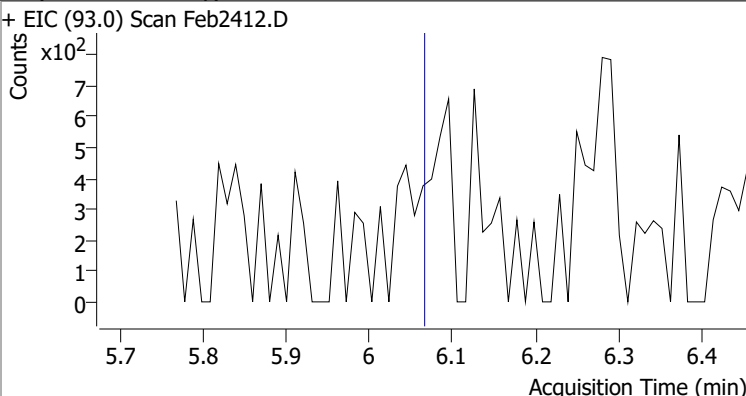
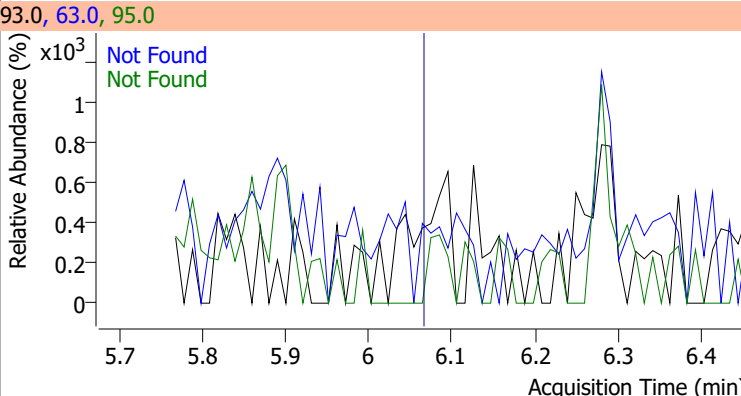
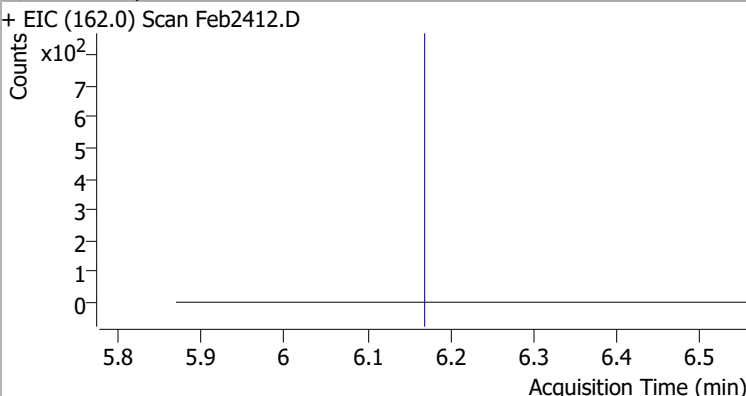
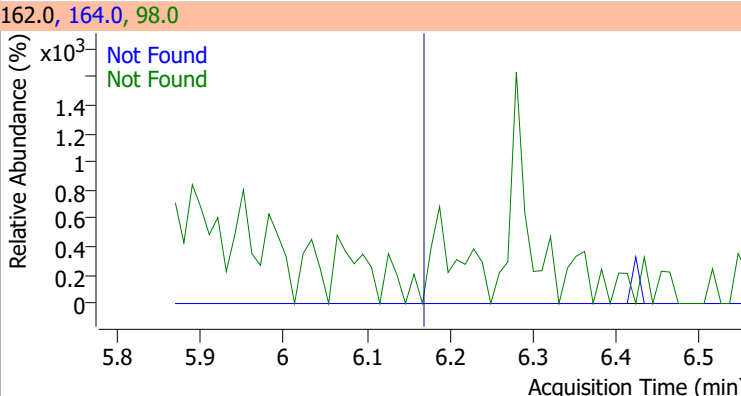
Compound	Conc.	Exp RT	QIon	Exp Ratio	QIon	Exp Ratio
Nitrobenzene	N.D.	5.49	77.0	209.6	51.0	127.5



Compound	Conc.	Exp RT	QIon	Exp Ratio
Isophorone	N.D.	5.79	138.0	20.3



Quantitation Results Report (QT Reviewed)

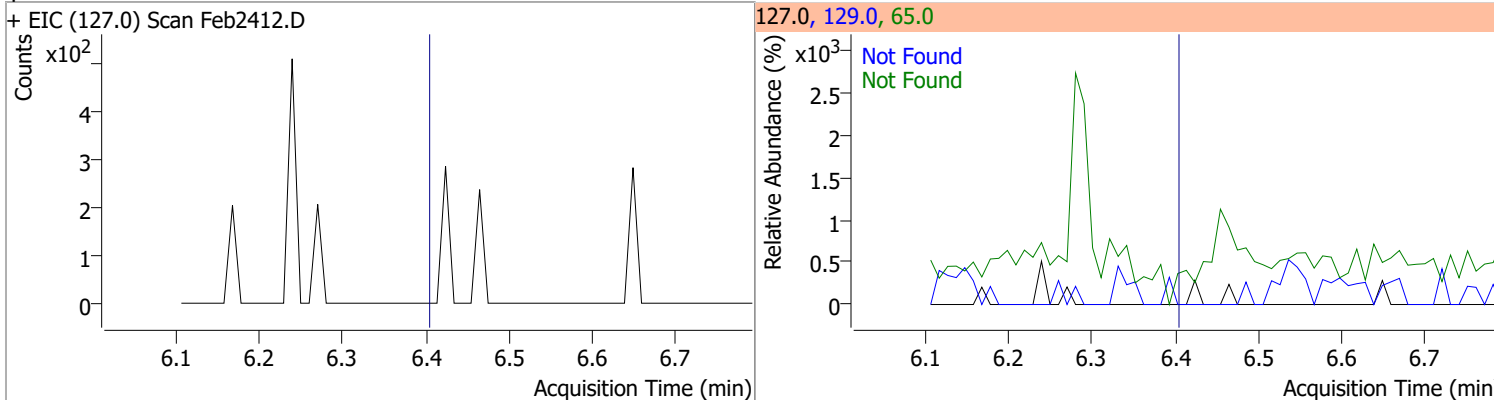
Compound	Conc.	Exp RT	QIon	Exp Ratio	QIon	Exp Ratio
2-Nitrophenol	N.D.	5.86	65.0	51.3	109.0	35.7
+ EIC (139.0) Scan Feb2412.D			139.0, 65.0, 109.0			
						
2,4-Dimethylphenol	N.D.	5.99	107.0	111.1	77.0	30.2
+ EIC (122.0) Scan Feb2412.D			122.0, 107.0, 77.0			
						
bis(-2-Chloroethoxy)Methane	N.D.	6.07	63.0	70.1	95.0	31.8
+ EIC (93.0) Scan Feb2412.D			93.0, 63.0, 95.0			
						
2,4-Dichlorophenol	N.D.	6.18	164.0	66.1	98.0	34.4
+ EIC (162.0) Scan Feb2412.D			162.0, 164.0, 98.0			
						

Quantitation Results Report (QT Reviewed)

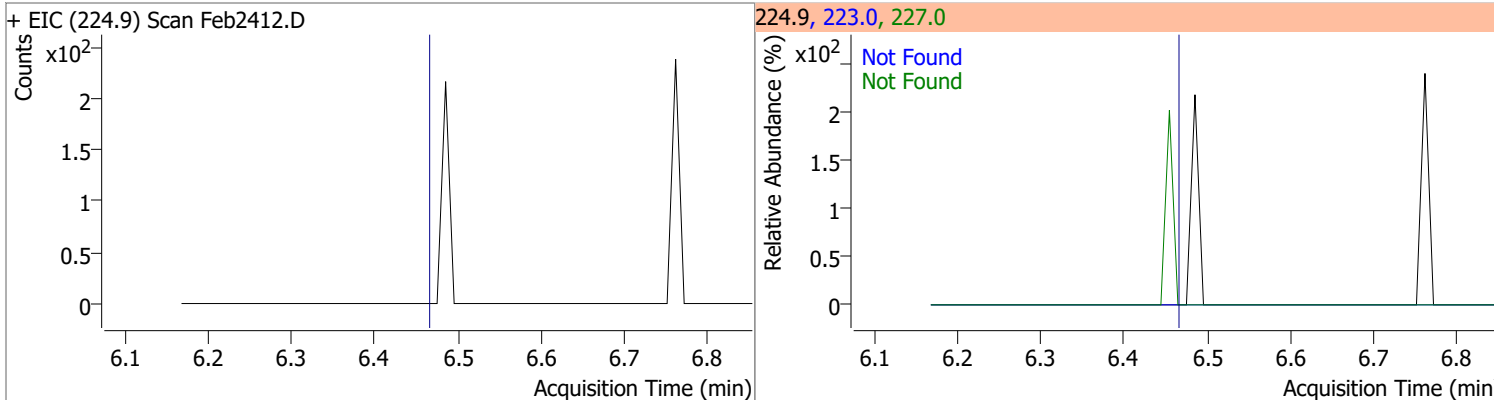
Compound	Conc.	Exp RT	QIon	Exp Ratio	QIon	Exp Ratio
Benzoic Acid	N.D.	6.21	122.0	86.4	77.0	79.5
+ EIC (105.0) Scan Feb2412.D			105.0, 122.0, 77.0			
1,2,4-Trichlorobenzene	N.D.	6.23	182.0	95.5	145.0	28.5
+ EIC (180.0) Scan Feb2412.D			180.0, 182.0, 145.0			
Naphthalene	N.D.	6.31	129.0	11.0	102.0	9.2
+ EIC (128.0) Scan Feb2412.D			128.0, 129.0, 102.0			
4-Chlorophenol	N.D.	6.40	128.0	316.6		
+ EIC (130.0) Scan Feb2412.D			130.0, 128.0			

Quantitation Results Report (QT Reviewed)

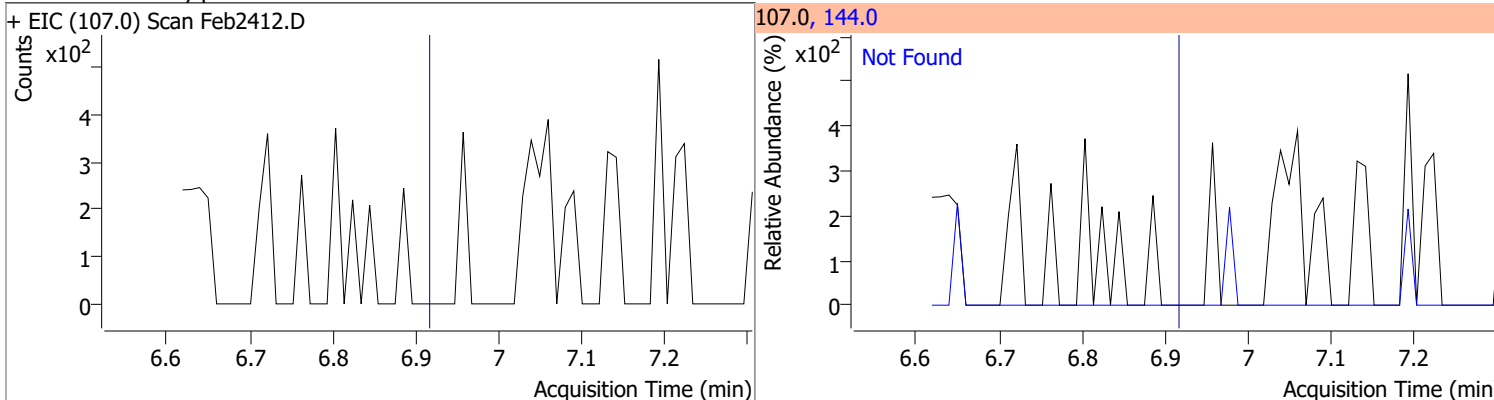
Compound	Conc.	Exp RT	QIon	Exp Ratio	QIon	Exp Ratio
p-Chloroaniline	N.D.	6.41	65.0	61.2	129.0	36.2



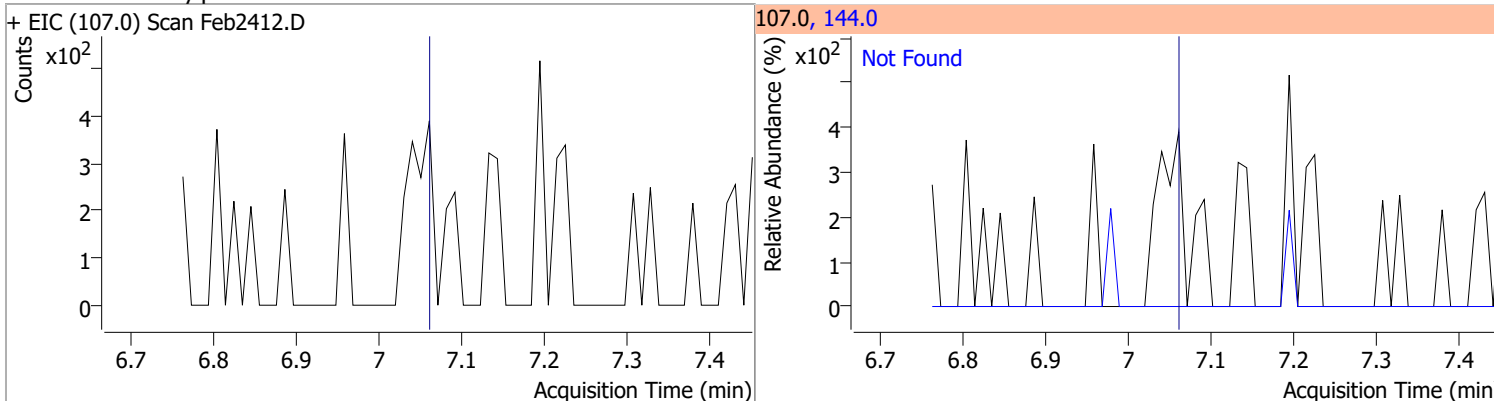
Compound	Conc.	Exp RT	QIon	Exp Ratio	QIon	Exp Ratio
Hexachlorobutadiene	N.D.	6.48	223.0	63.2	227.0	62.4



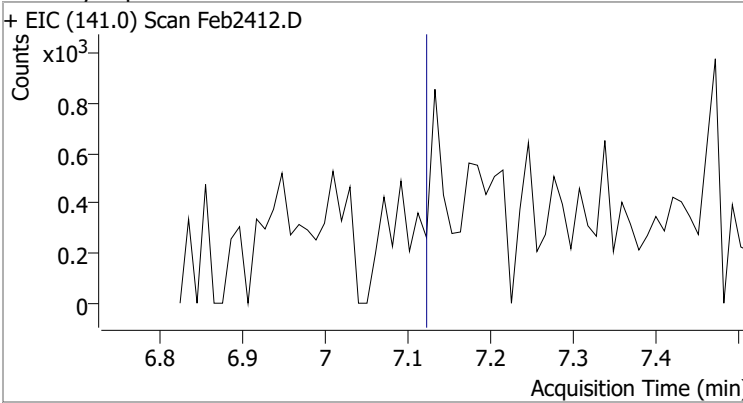
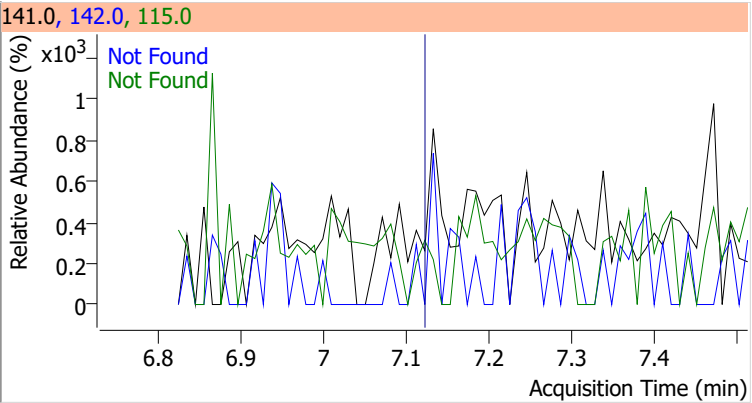
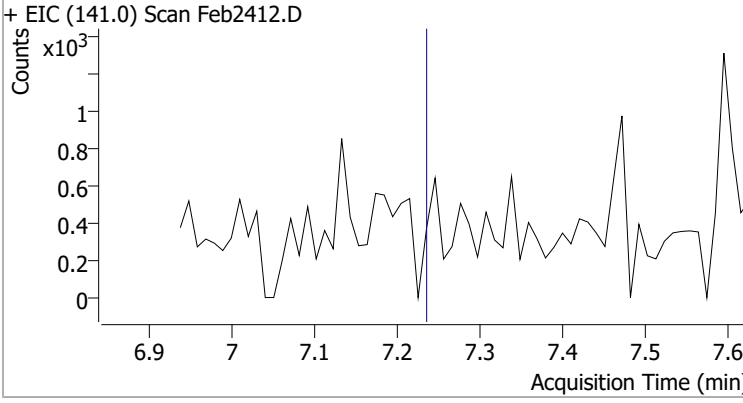
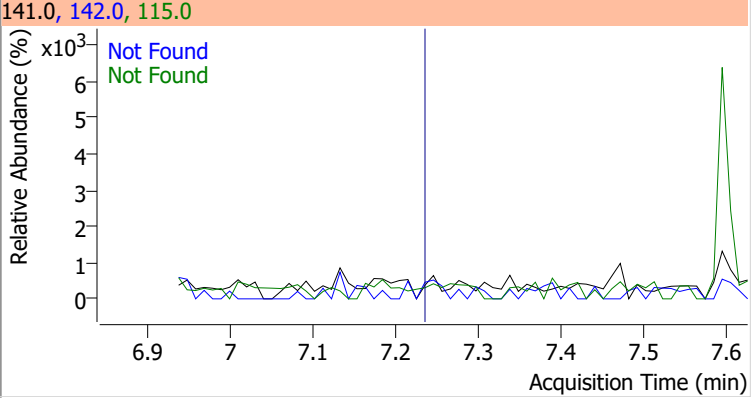
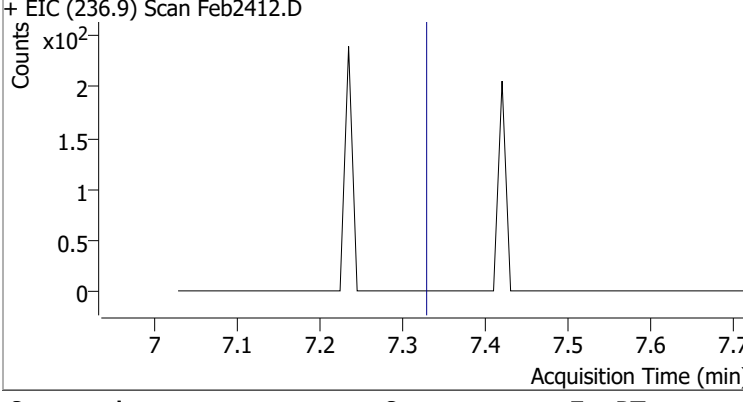
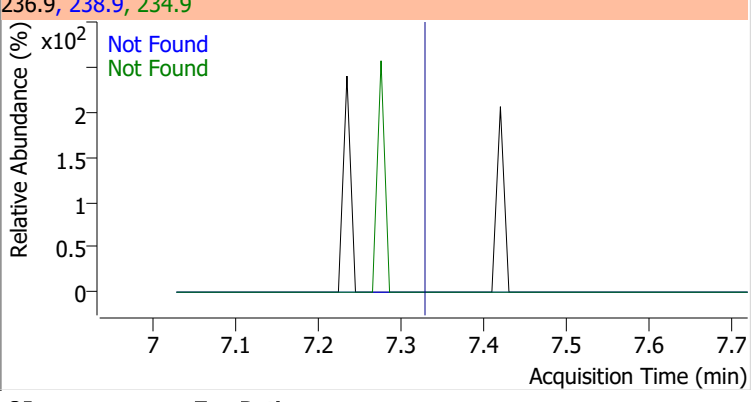
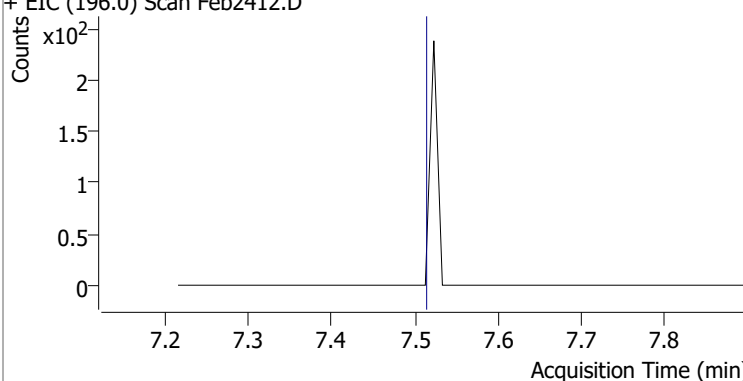
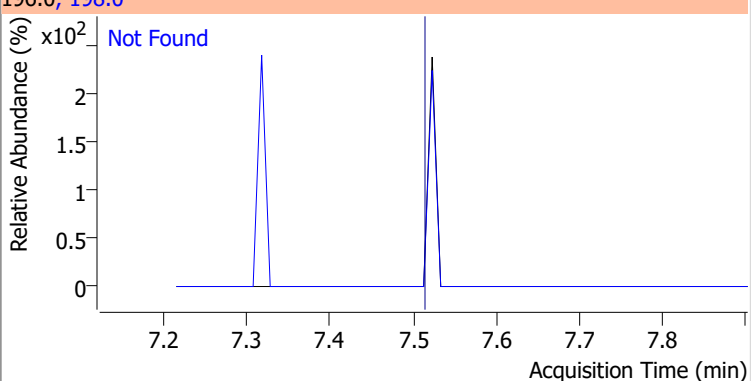
Compound	Conc.	Exp RT	QIon	Exp Ratio
4-Chloro-2-Methylphenol	N.D.	6.93	144.0	27.8



Compound	Conc.	Exp RT	QIon	Exp Ratio
4-Chloro-3-Methylphenol	N.D.	7.07	144.0	26.7

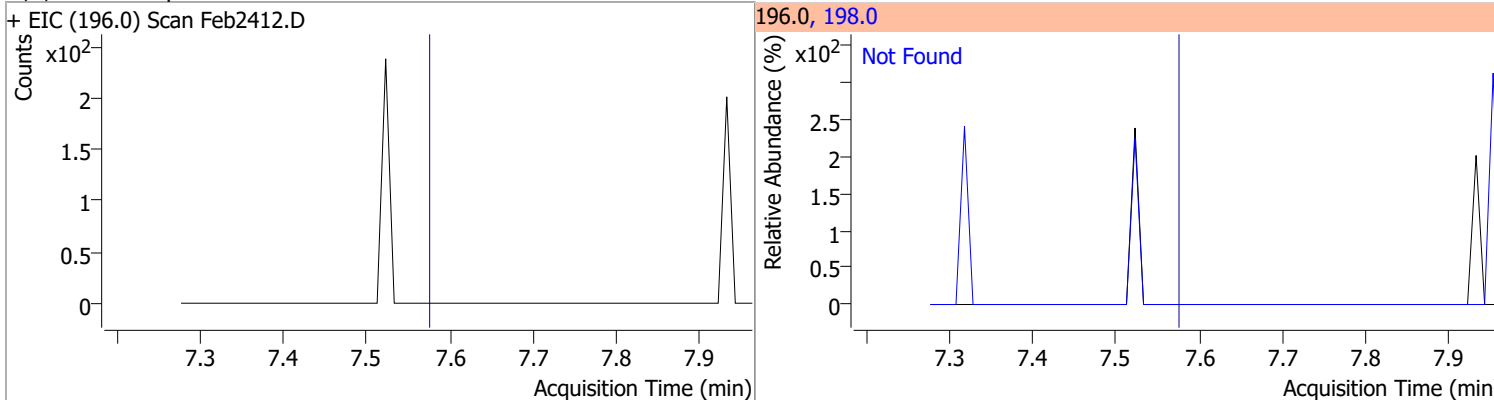


Quantitation Results Report (QT Reviewed)

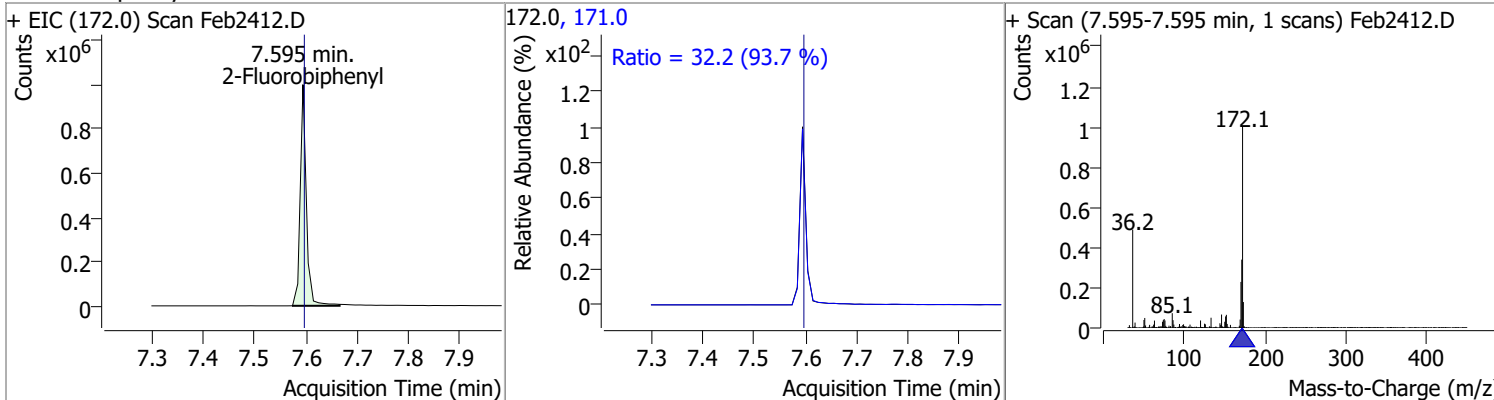
Compound	Conc.	Exp RT	QIon	Exp Ratio	QIon	Exp Ratio
2-Methylnaphthalene	N.D.	7.13	142.0	120.9	115.0	40.2
+ EIC (141.0) Scan Feb2412.D			141.0, 142.0, 115.0			
						
1-Methylnaphthalene	N.D.	7.25	142.0	116.0	115.0	41.9
+ EIC (141.0) Scan Feb2412.D			141.0, 142.0, 115.0			
						
Hexachlorocyclopentadiene	N.D.	7.33	238.9	64.2	234.9	62.1
+ EIC (236.9) Scan Feb2412.D			236.9, 238.9, 234.9			
						
2,4,6-Trichlorophenol	N.D.	7.51	198.0	92.6		
+ EIC (196.0) Scan Feb2412.D			196.0, 198.0			
						

Quantitation Results Report (QT Reviewed)

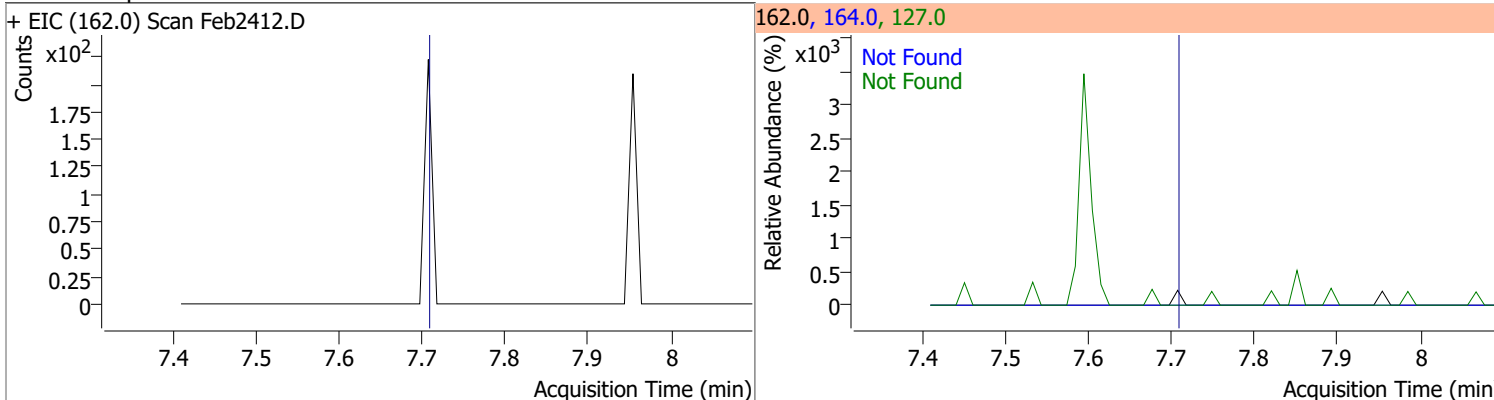
Compound	Conc.	Exp RT	QIon	Exp Ratio
2,4,5-Trichlorophenol	N.D.	7.57	198.0	94.1



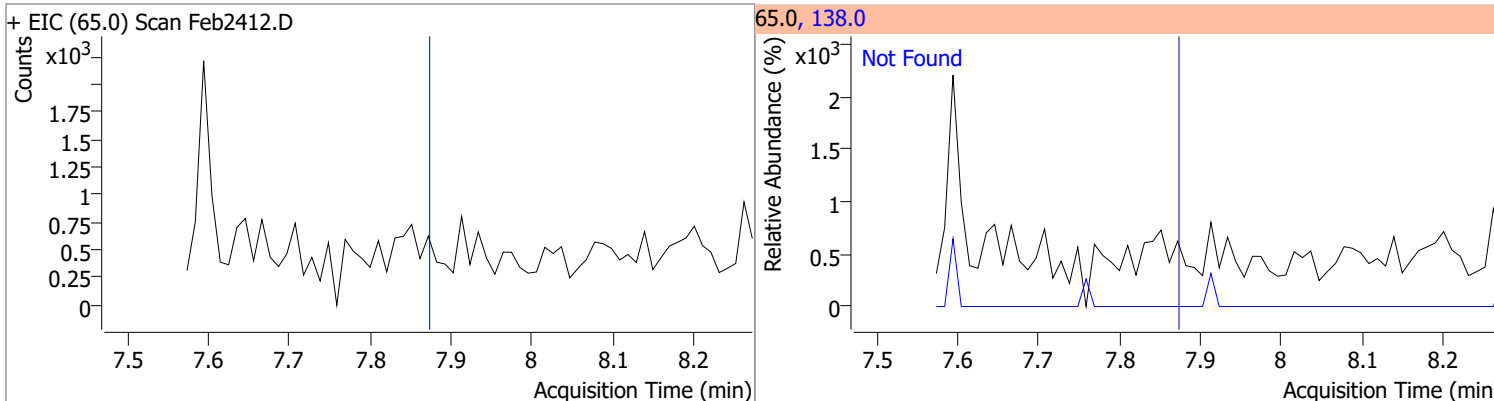
Compound	Conc.	RT	Dev(Min)	Resp.	QIon	QRatio	Lower	Upper
2-Fluorobiphenyl	58.6090	7.59	0.00	837206	171.0	32.2	24.1	44.7



Compound	Conc.	Exp RT	QIon	Exp Ratio	QIon	Exp Ratio
2-Chloronaphthalene	N.D.	7.71	127.0	35.7	164.0	32.6

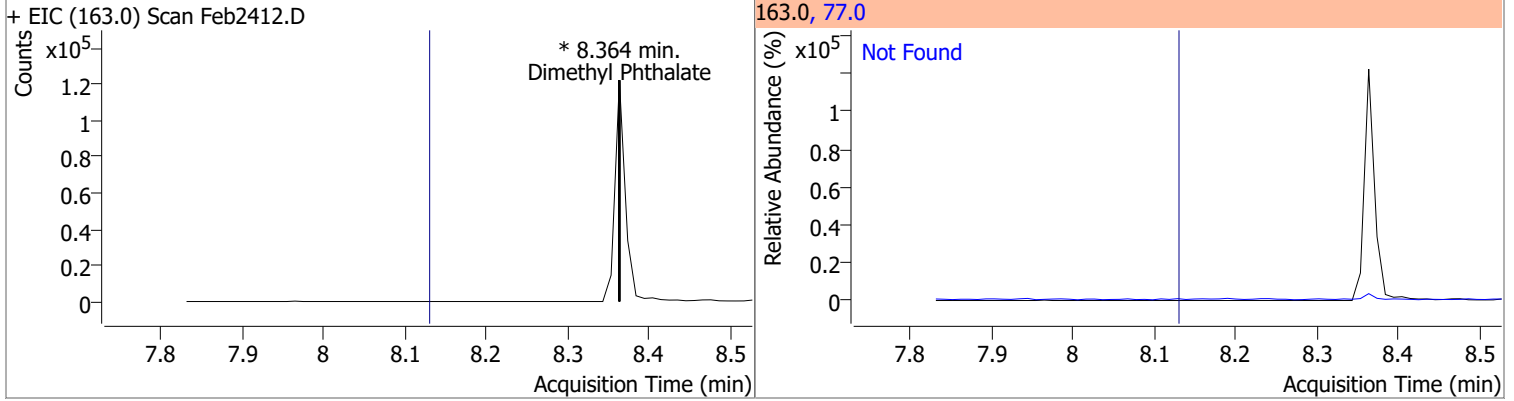


Compound	Conc.	Exp RT	QIon	Exp Ratio
2-Nitroaniline	N.D.	7.87	138.0	123.0

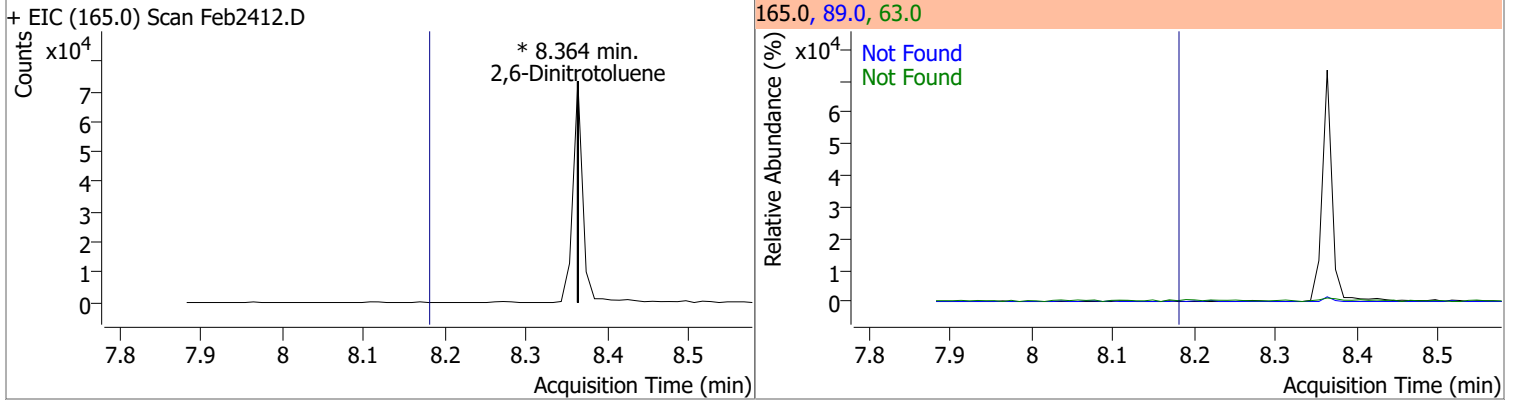


Quantitation Results Report (QT Reviewed)

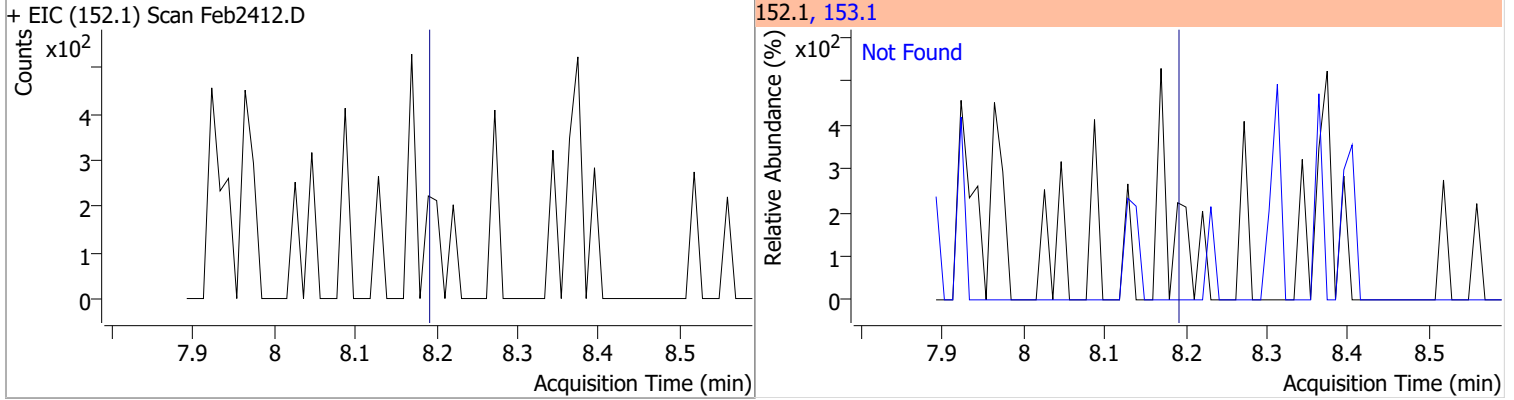
Compound	Conc.	RT	Dev(Min)	Resp.	QIon	QRatio	Lower	Upper
Dimethyl Phthalate	0	0		0	77.0		13.9	25.8



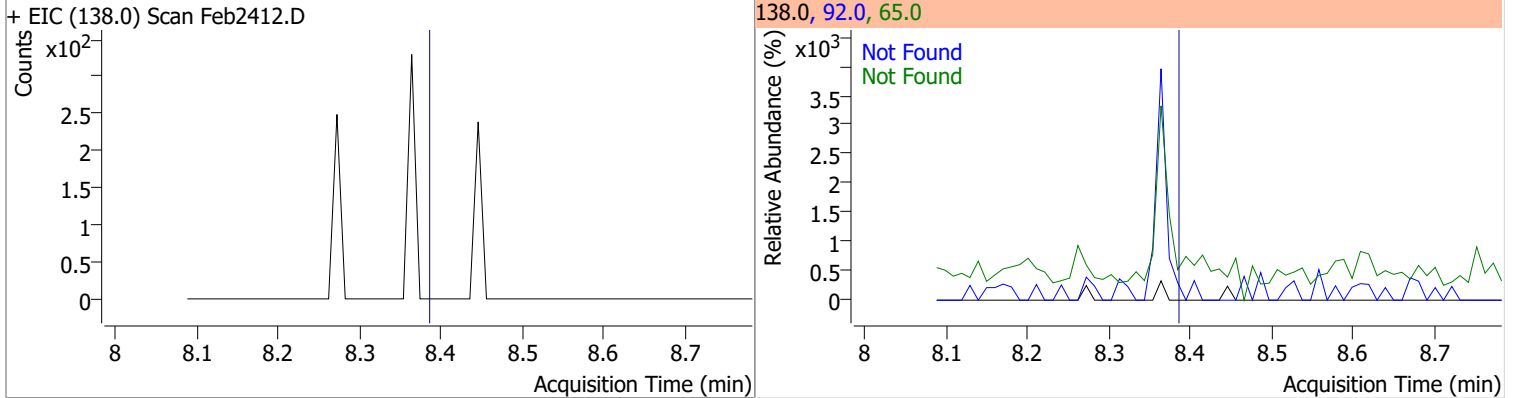
Compound	Conc.	RT	Dev(Min)	Resp.	QIon	QRatio	Lower	Upper
2,6-Dinitrotoluene	0	0		0	63.0 89.0		95.6 45.4	177.5 84.4



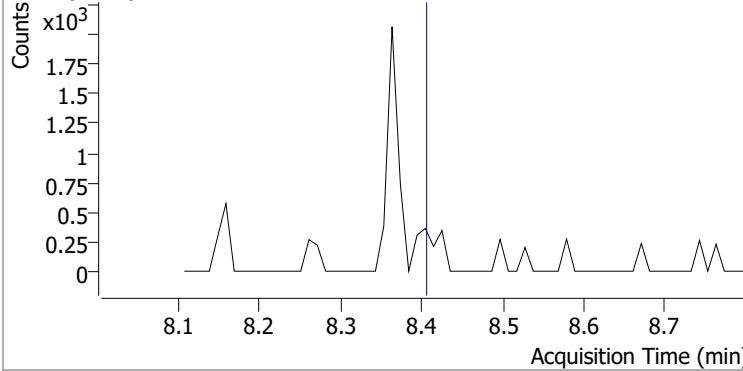
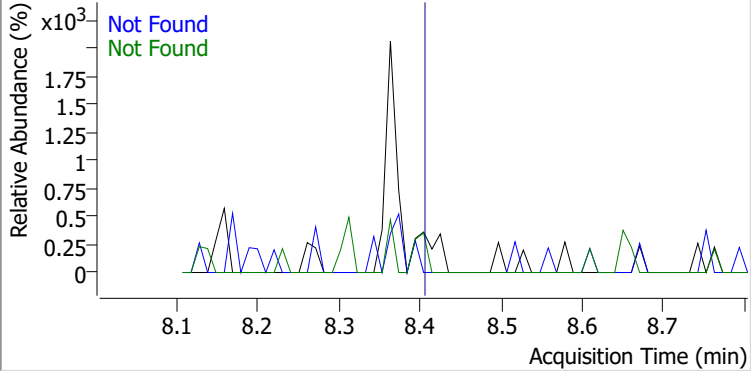
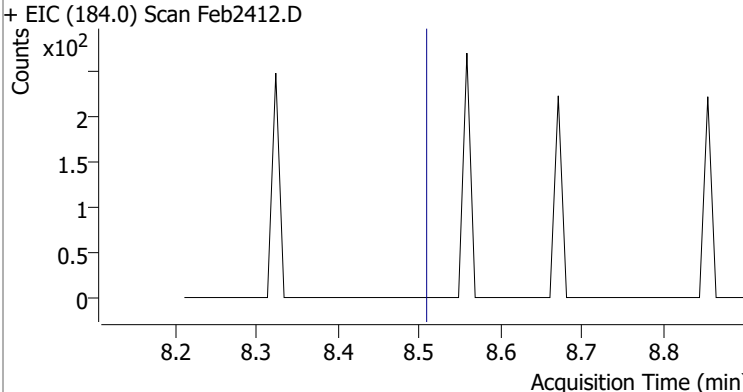
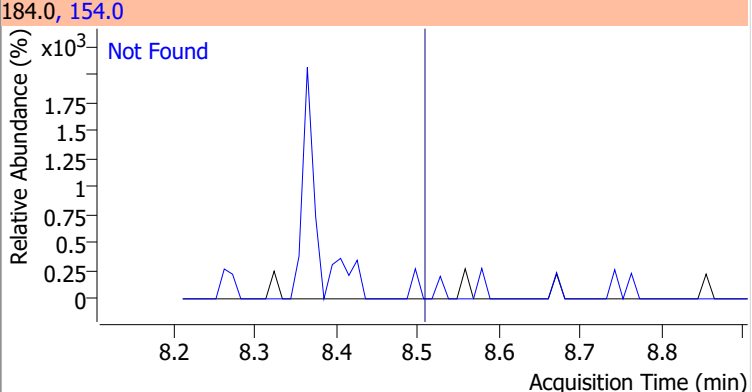
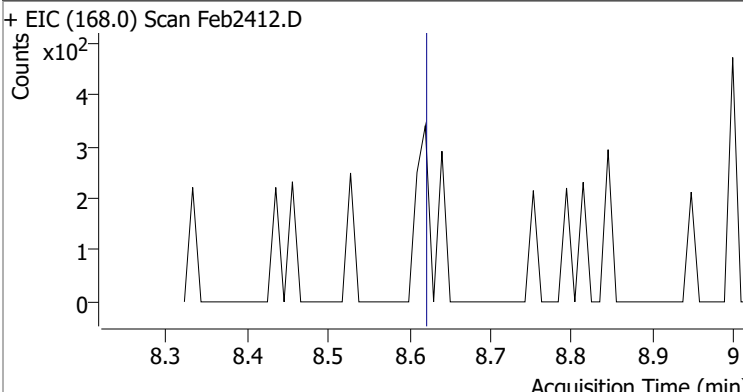
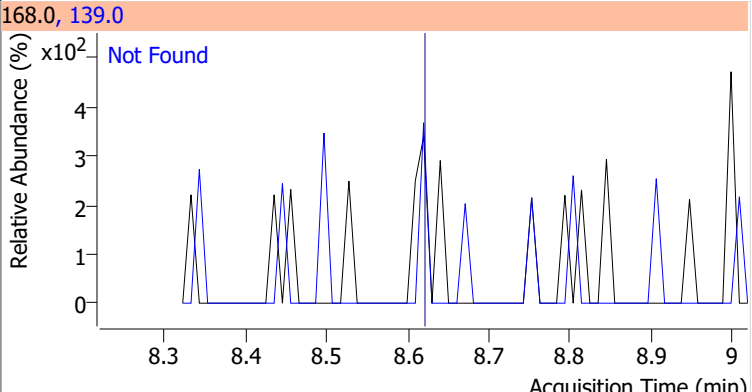
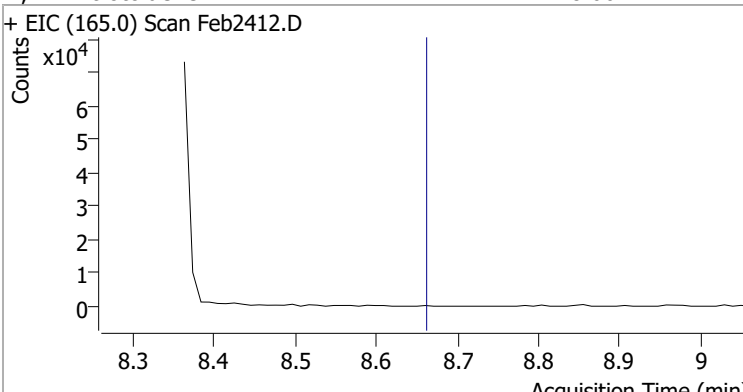
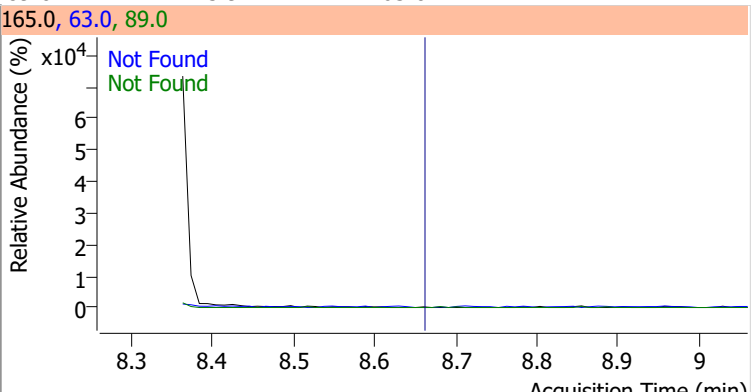
Compound	Conc.	Exp RT	QIon	Exp Ratio
Acenaphthylene	N.D.	8.19	153.1	14.0



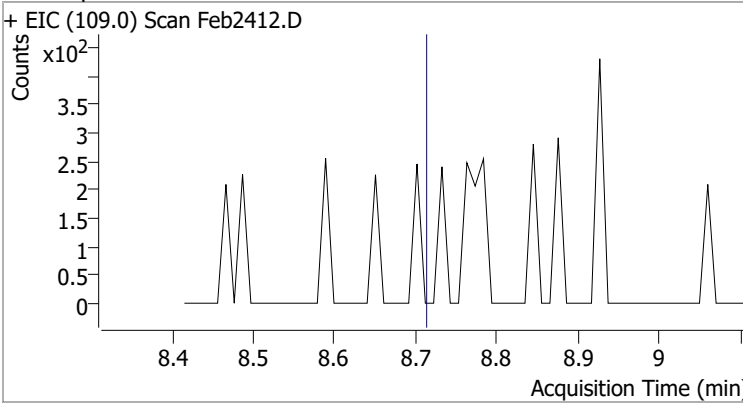
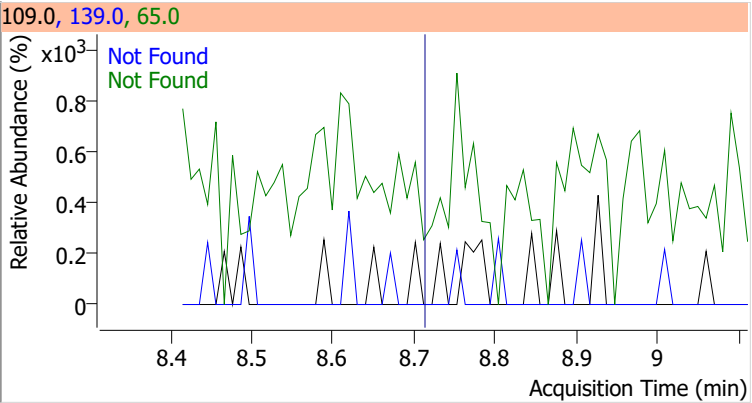
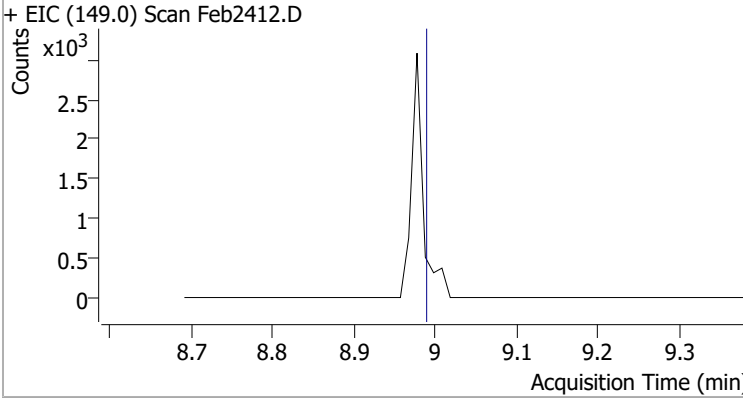
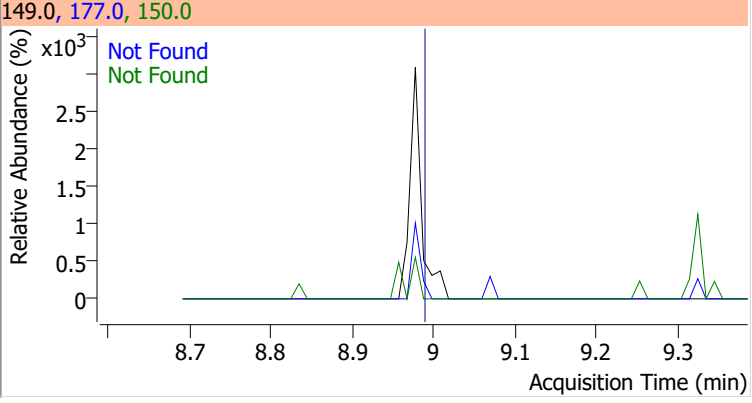
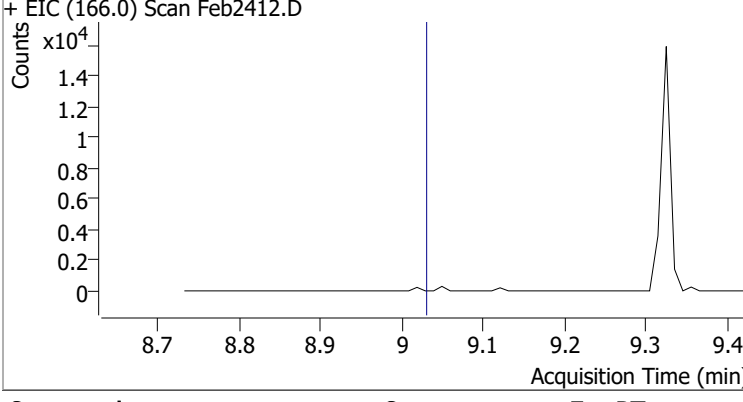
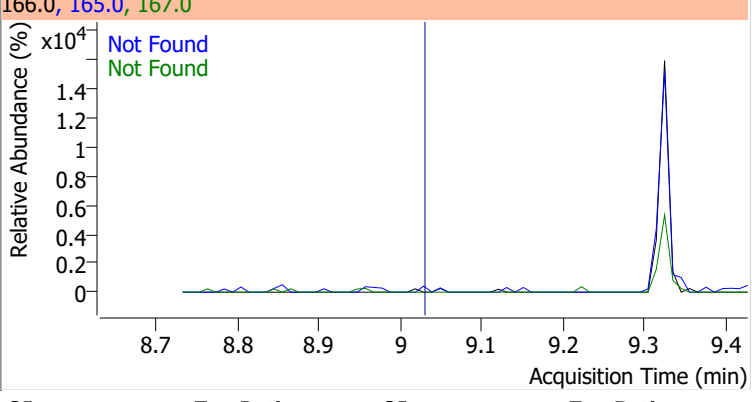
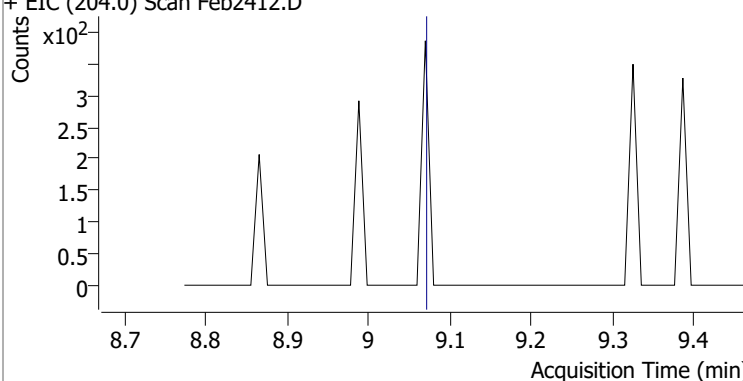
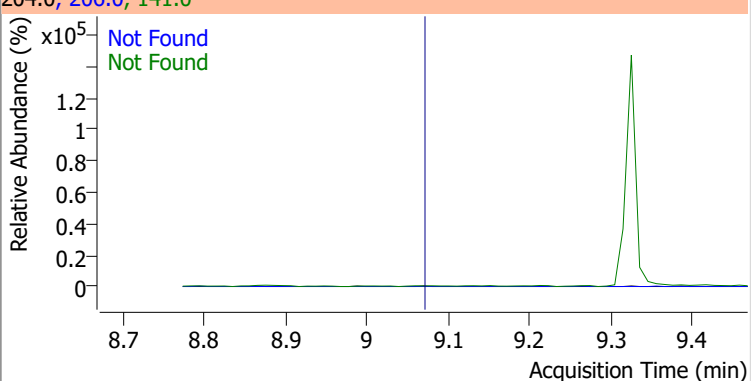
Compound	Conc.	Exp RT	QIon	Exp Ratio	QIon	Exp Ratio
3-Nitroaniline	N.D.	8.38	65.0	131.7	92.0	112.6



Quantitation Results Report (QT Reviewed)

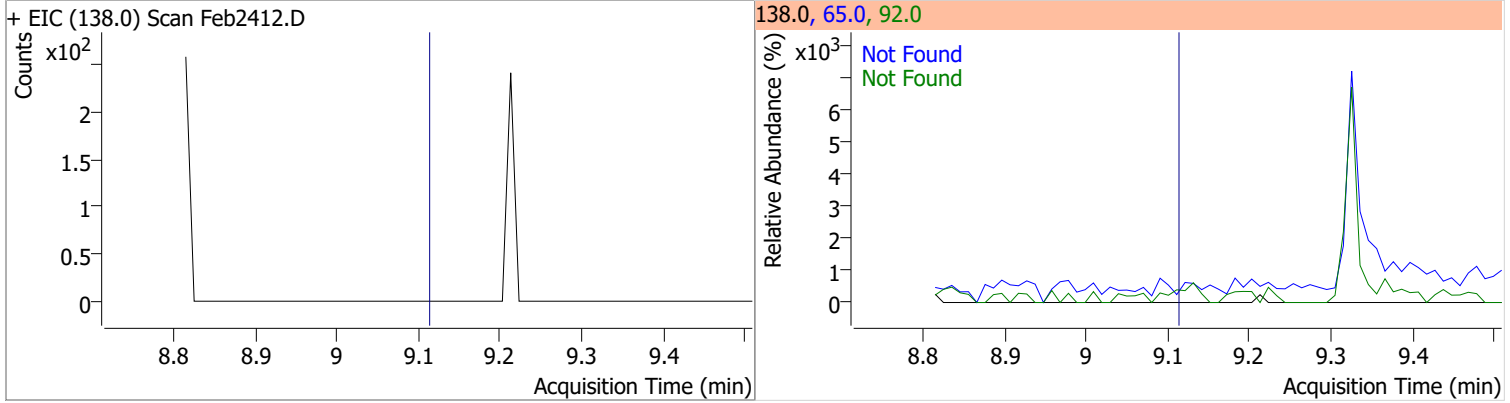
Compound	Conc.	Exp RT	QIon	Exp Ratio	QIon	Exp Ratio
Acenaphthene	N.D.	8.40	153.0	106.6	152.0	52.4
+ EIC (154.0) Scan Feb2412.D			154.0, 152.0, 153.0			
						
2,4-Dinitrophenol	N.D.	8.51	154.0	59.3		
+ EIC (184.0) Scan Feb2412.D			184.0, 154.0			
						
Dibenzofuran	N.D.	8.62	139.0	37.6		
+ EIC (168.0) Scan Feb2412.D			168.0, 139.0			
						
2,4-Dinitrotoluene	N.D.	8.66	89.0	75.9	63.0	44.1
+ EIC (165.0) Scan Feb2412.D			165.0, 63.0, 89.0			
						

Quantitation Results Report (QT Reviewed)

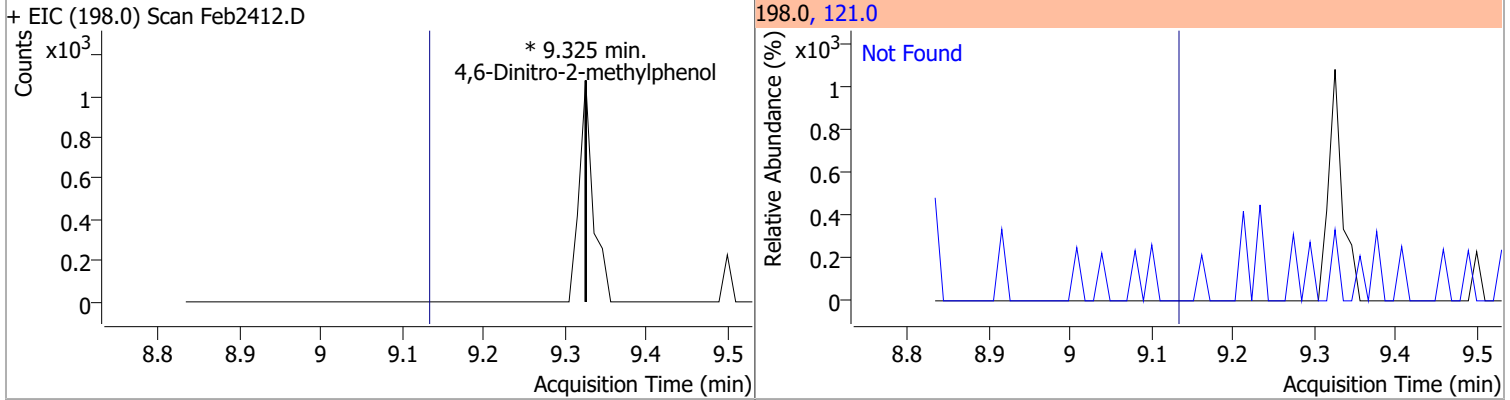
Compound	Conc.	Exp RT	QIon	Exp Ratio	QIon	Exp Ratio
4-Nitrophenol	N.D.	8.71	139.0	78.4	65.0	71.6
+ EIC (109.0) Scan Feb2412.D			109.0, 139.0, 65.0			
						
Diethylphthalate	N.D.	8.99	177.0	21.3	150.0	12.7
+ EIC (149.0) Scan Feb2412.D			149.0, 177.0, 150.0			
						
Fluorene	N.D.	9.03	165.0	94.1	167.0	13.4
+ EIC (166.0) Scan Feb2412.D			166.0, 165.0, 167.0			
						
4-Chlorophenyl-phenylether	N.D.	9.07	141.0	61.7	206.0	34.0
+ EIC (204.0) Scan Feb2412.D			204.0, 206.0, 141.0			
						

Quantitation Results Report (QT Reviewed)

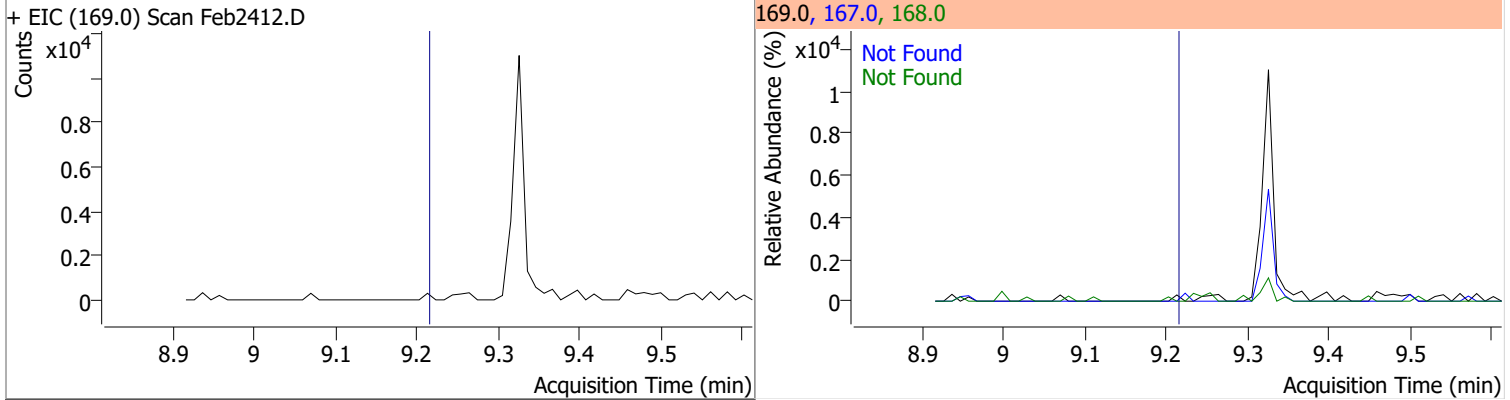
Compound	Conc.	Exp RT	QIon	Exp Ratio	QIon	Exp Ratio
4-Nitroaniline	N.D.	9.12	65.0	109.2	92.0	47.3



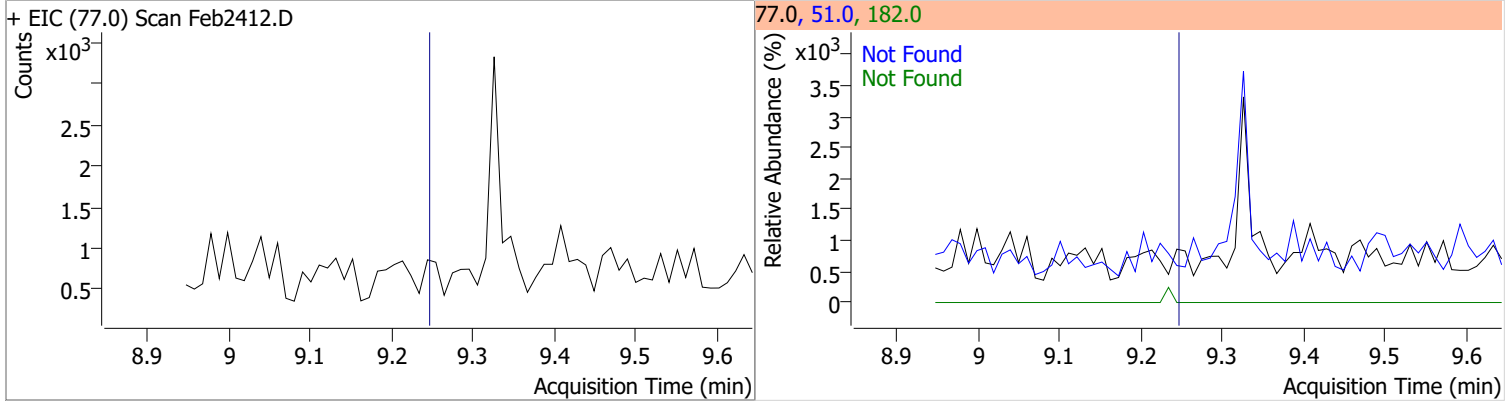
Compound	Conc.	RT	Dev(Min)	Resp.	QIon	QRatio	Lower	Upper
4,6-Dinitro-2-methylphenol	0	9.325		0	121.0		34.1	63.3



Compound	Conc.	Exp RT	QIon	Exp Ratio	QIon	Exp Ratio
N-nitrosodiphenylamine	N.D.	9.22	168.0	64.6	167.0	34.5

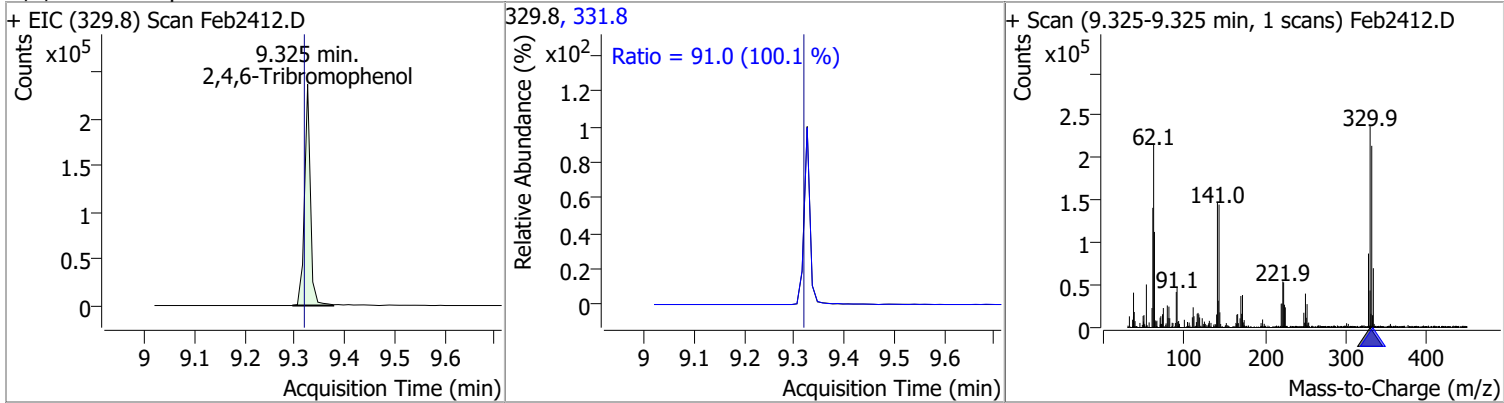


Compound	Conc.	Exp RT	QIon	Exp Ratio	QIon	Exp Ratio
Azobenzene	N.D.	9.25	51.0	48.8	182.0	26.0

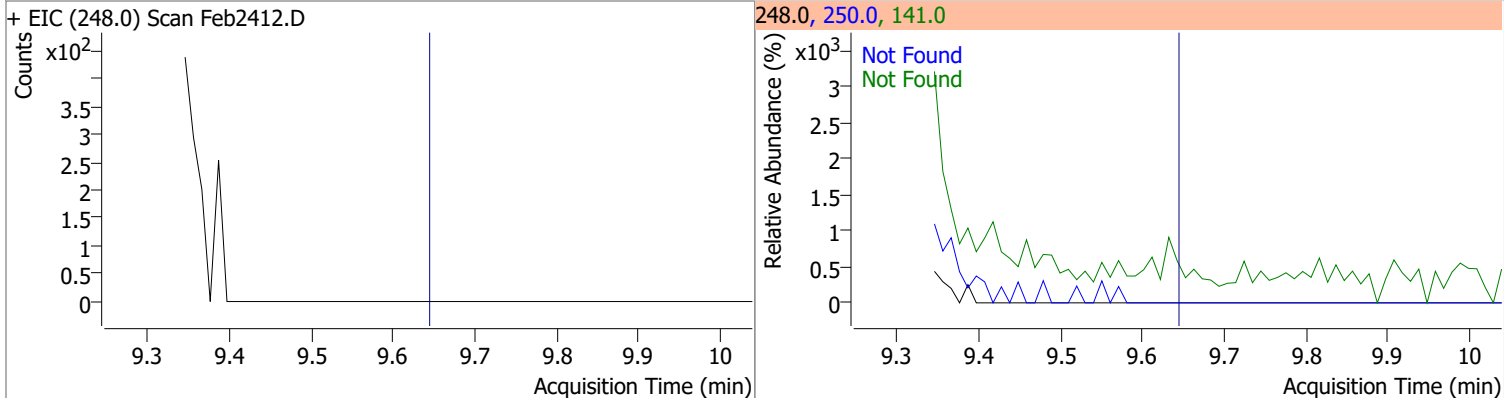


Quantitation Results Report (QT Reviewed)

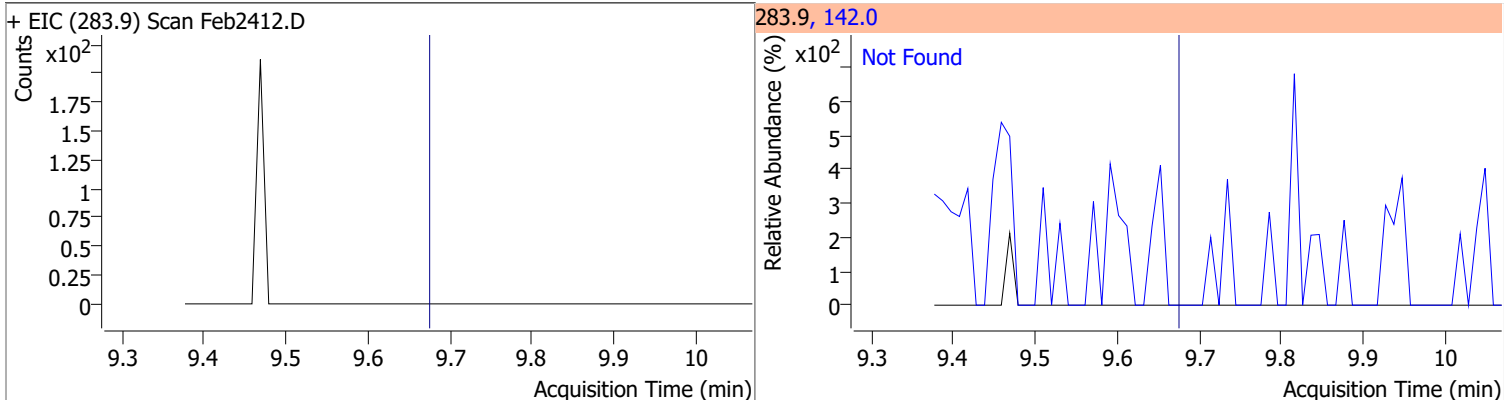
Compound	Conc.	RT	Dev(Min)	Resp.	QIon	QRatio	Lower	Upper
2,4,6-Tribromophenol	151.1619	9.33	0.00	193608	331.8	91.0	63.6	118.2



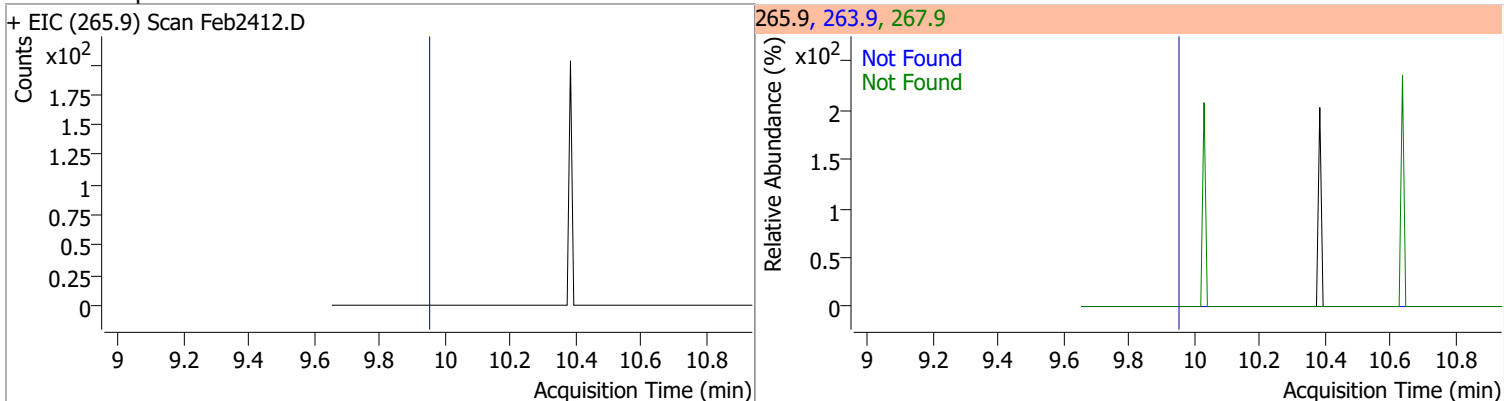
Compound	Conc.	Exp RT	QIon	Exp Ratio	QIon	Exp Ratio
4-Bromophenyl-phenylether	N.D.	9.65	141.0	100.4	250.0	99.4



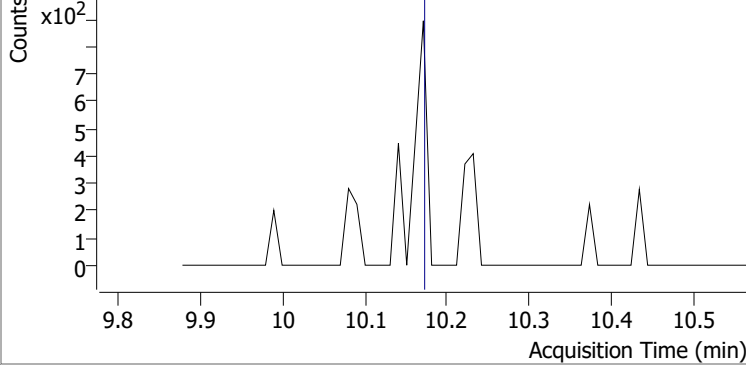
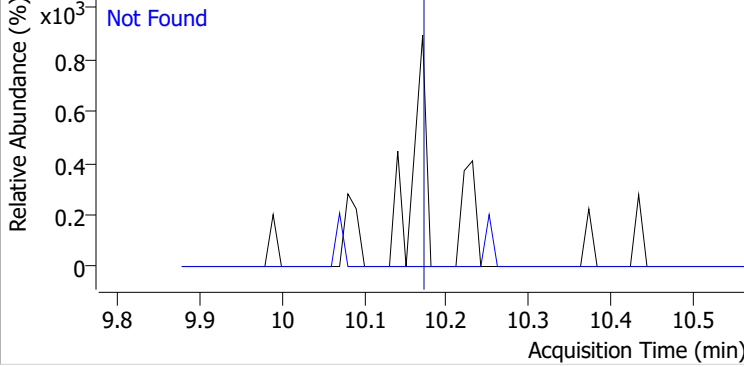
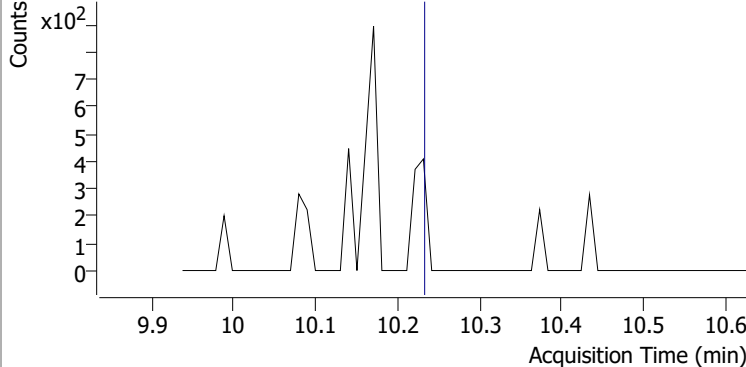
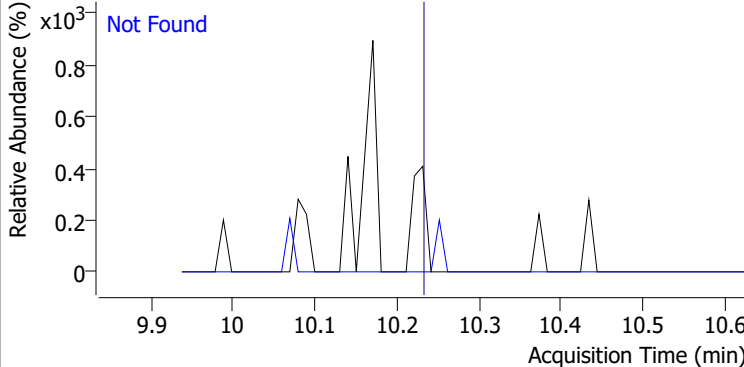
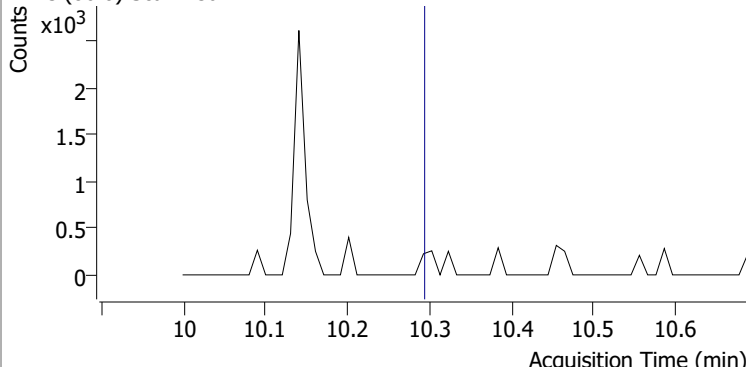
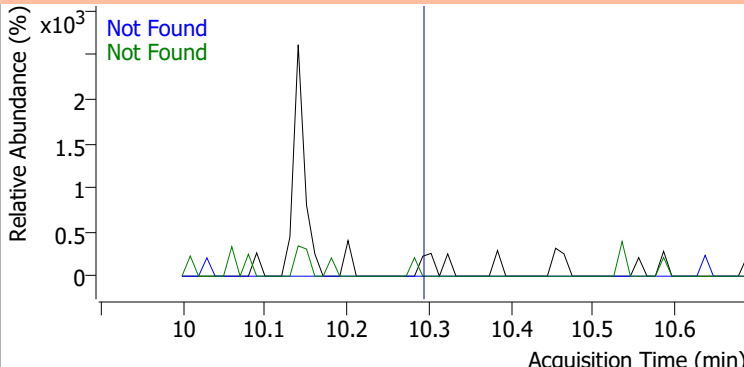
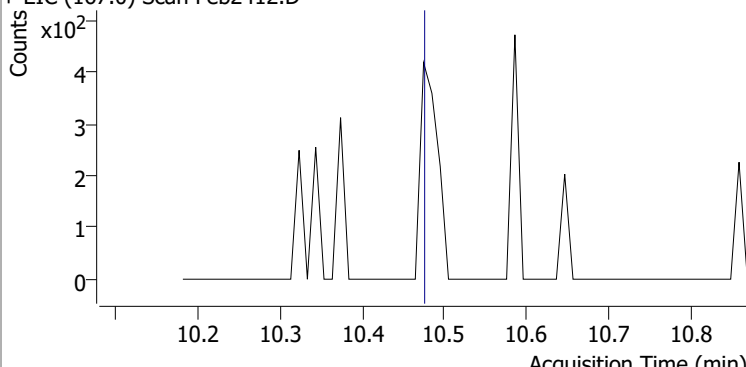
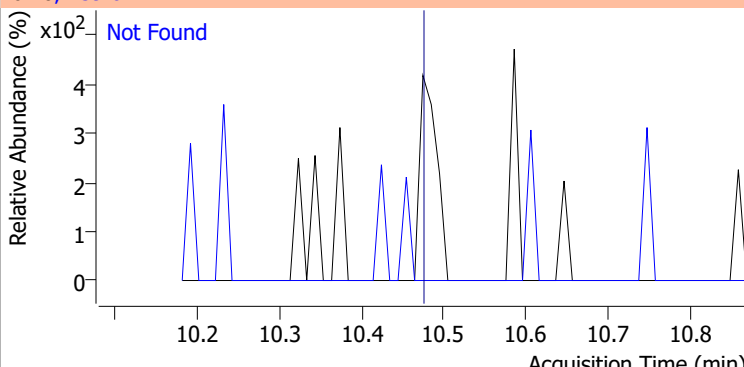
Compound	Conc.	Exp RT	QIon	Exp Ratio
Hexachlorobenzene	N.D.	9.68	142.0	49.3



Compound	Conc.	Exp RT	QIon	Exp Ratio	QIon	Exp Ratio
Pentachlorophenol	N.D.	9.96	263.9	63.1	267.9	62.4

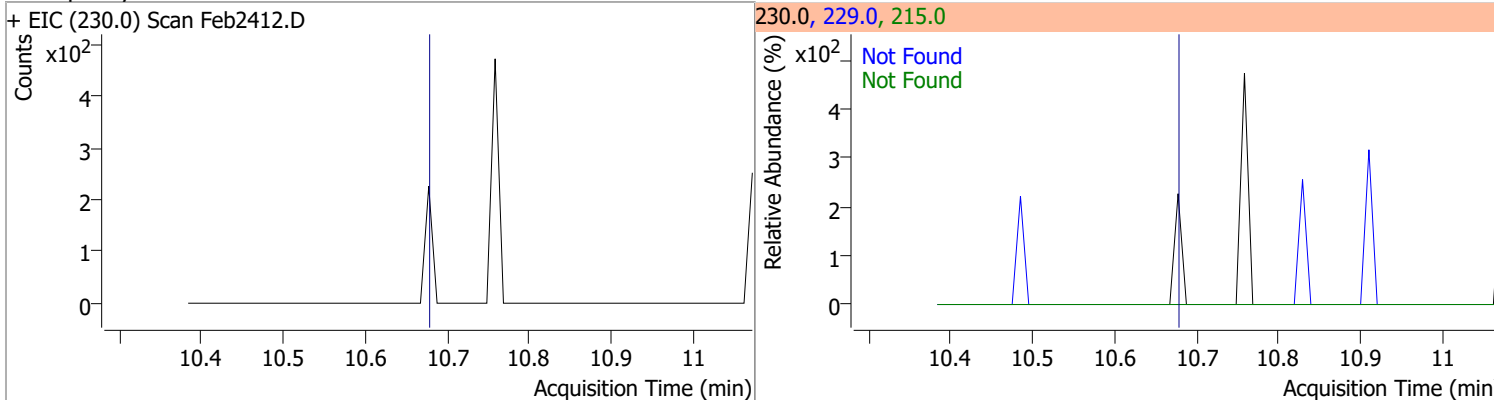


Quantitation Results Report (QT Reviewed)

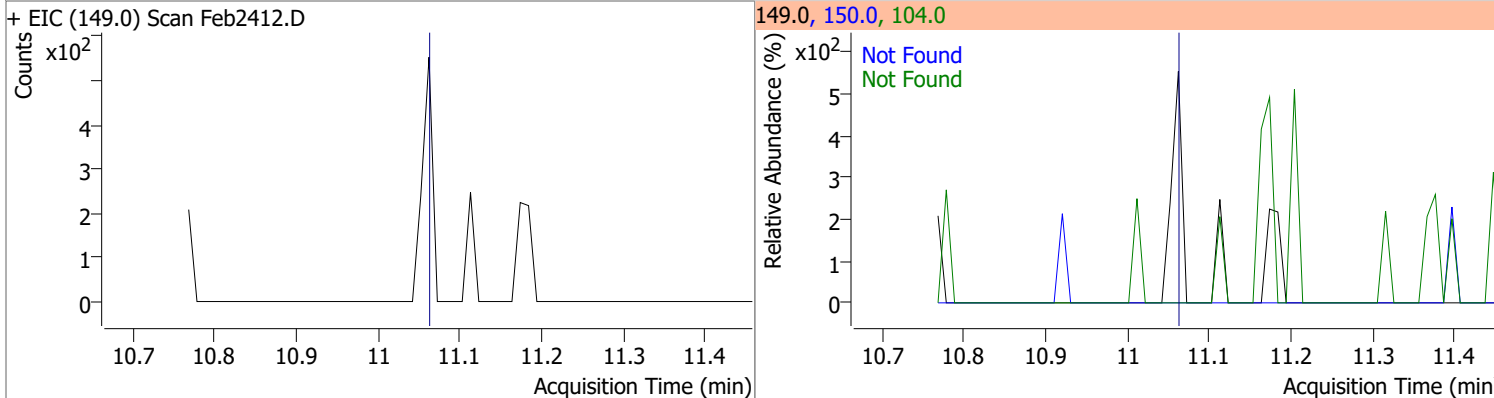
Compound	Conc.	Exp RT	QIon	Exp Ratio		
Phenanthrene	N.D.	10.18	176.0	18.9		
+ EIC (178.0) Scan Feb2412.D			178.0, 176.0			
						
Anthracene	N.D.	10.24	176.0	18.2		
+ EIC (178.0) Scan Feb2412.D			178.0, 176.0			
						
Triallate	N.D.	10.30	268.0	23.9	QIon	Exp Ratio
+ EIC (86.0) Scan Feb2412.D			86.0, 268.0, 143.0			
						
Carbazole	N.D.	10.48	139.0	13.0		
+ EIC (167.0) Scan Feb2412.D			167.0, 139.0			
						

Quantitation Results Report (QT Reviewed)

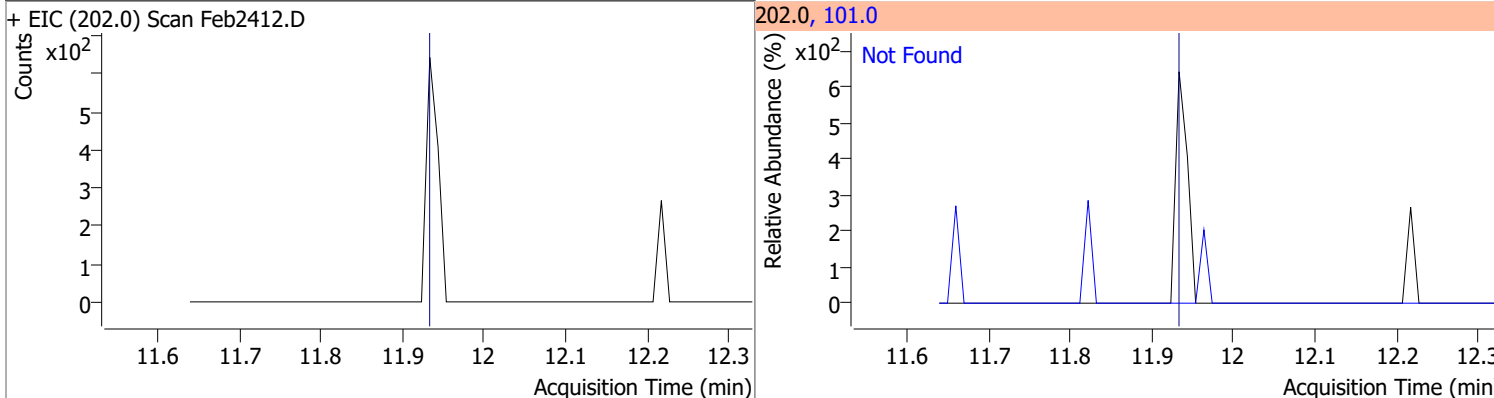
Compound	Conc.	Exp RT	QIon	Exp Ratio	QIon	Exp Ratio
o-Terphenyl	N.D.	10.69	229.0	64.7	215.0	38.5



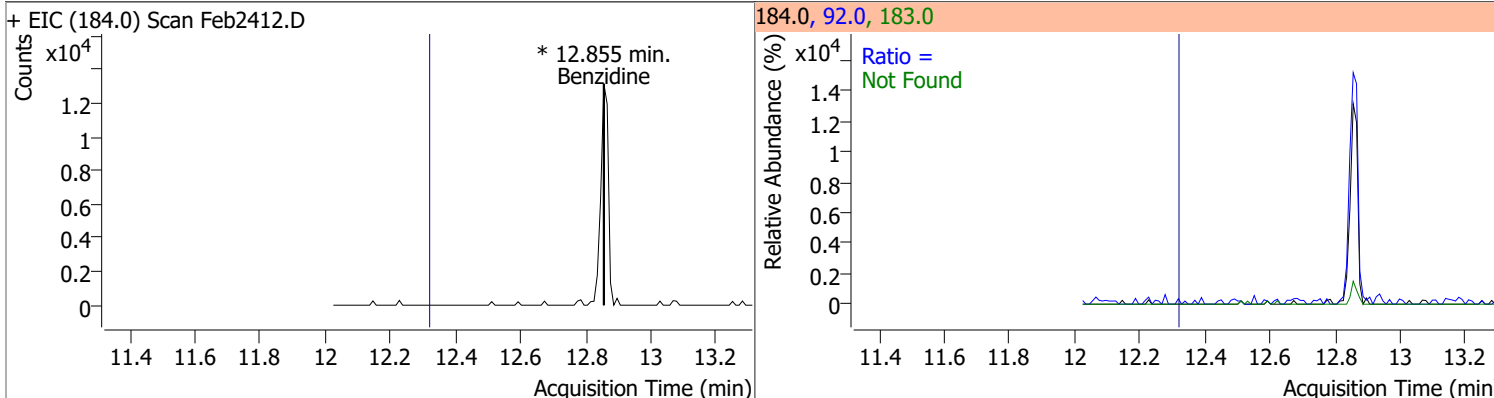
Compound	Conc.	Exp RT	QIon	Exp Ratio	QIon	Exp Ratio
Di-n-Butylphthalate	N.D.	11.07	150.0	9.1	104.0	6.2



Compound	Conc.	Exp RT	QIon	Exp Ratio
Fluoranthene	N.D.	11.94	101.0	12.7

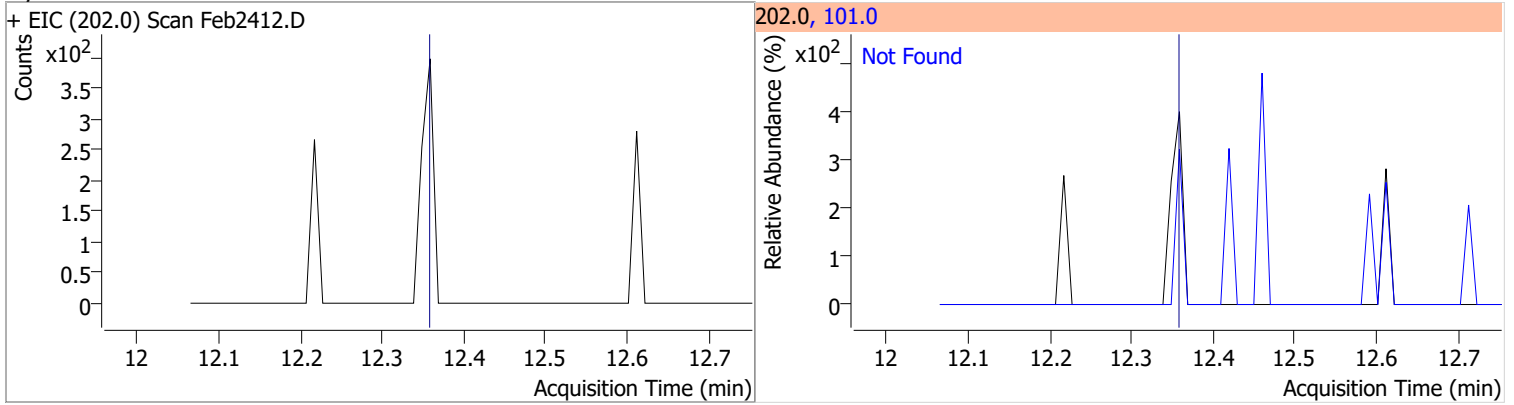


Compound	Conc.	RT	Dev(Min)	Resp.	QIon	QRatio	Lower	Upper
Benzidine		0		0	183.0		7.9	14.7
					92.0		5.0	9.2

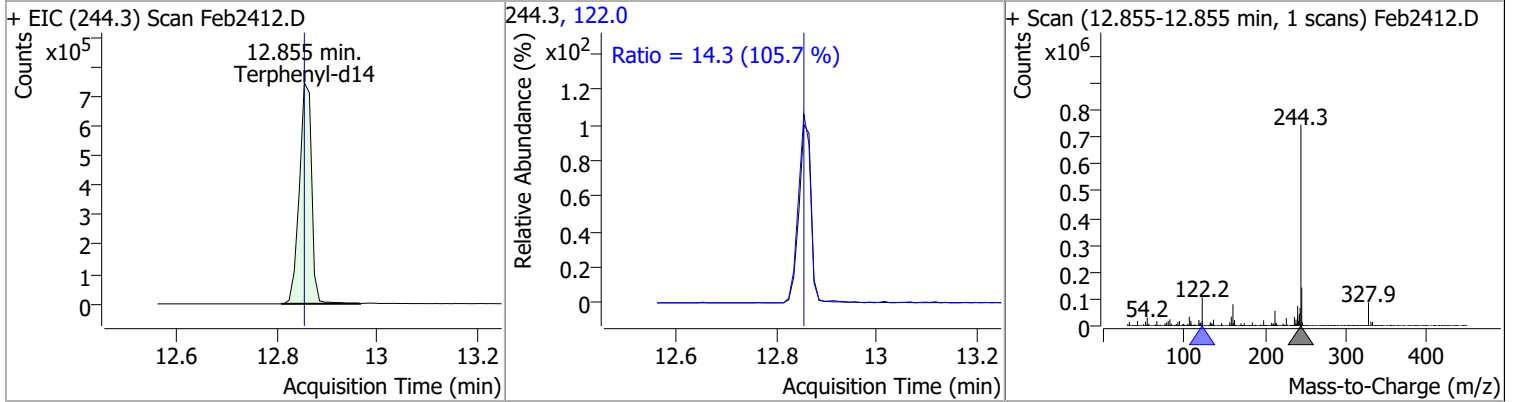


Quantitation Results Report (QT Reviewed)

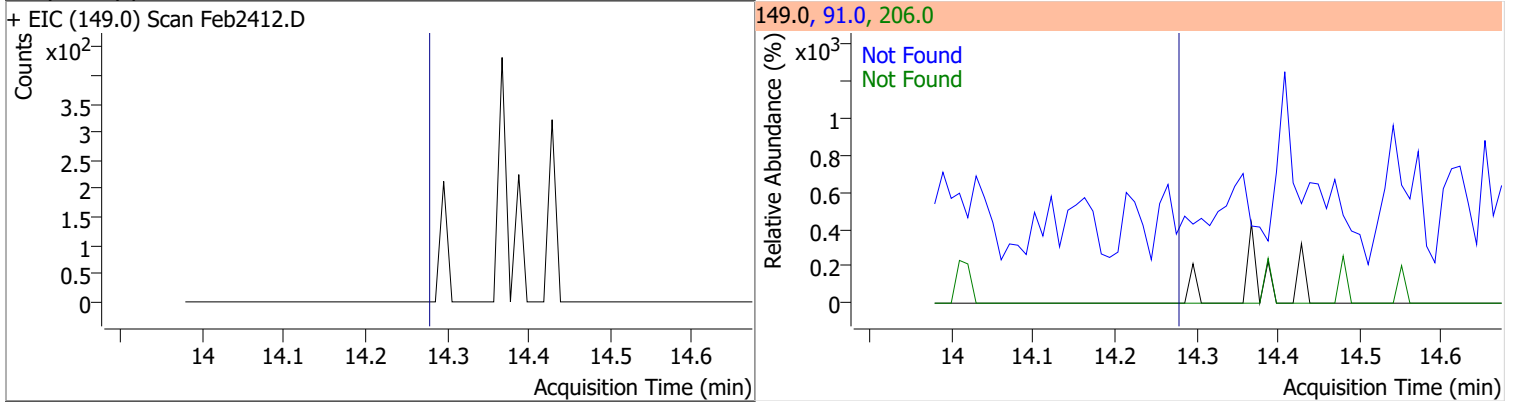
Compound	Conc.	Exp RT	QIon	Exp Ratio
Pyrene	N.D.	12.37	101.0	15.2



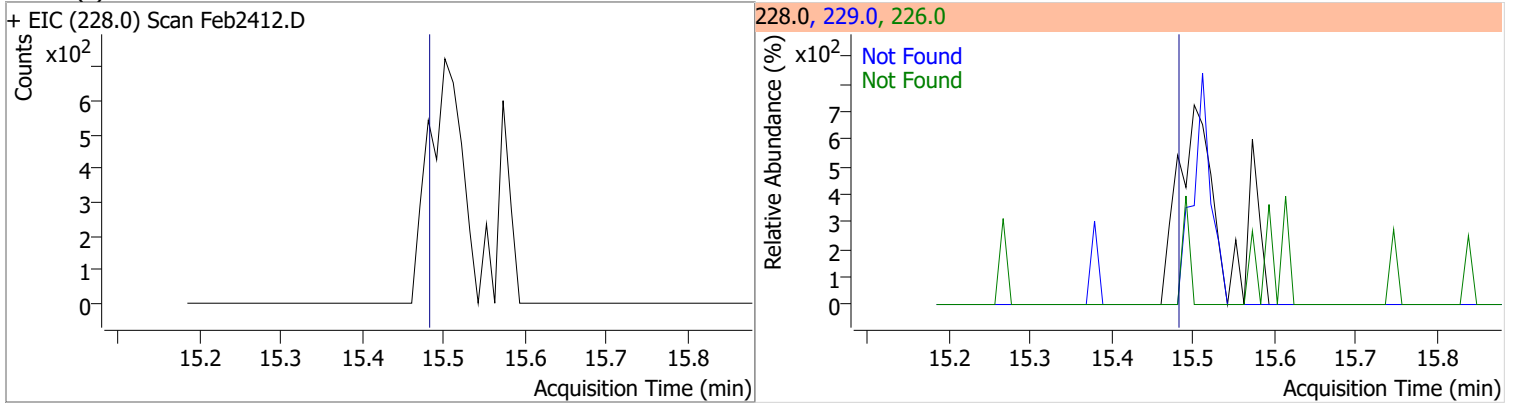
Compound	Conc.	RT	Dev(Min)	Resp.	QIon	QRatio	Lower	Upper
Terphenyl-d14	92.8505	12.86	-0.01	1271983	122.0	14.3	9.5	17.6



Compound	Conc.	Exp RT	QIon	Exp Ratio	QIon	Exp Ratio
Butylbenzylphthalate	N.D.	14.30	91.0	83.4	206.0	17.7

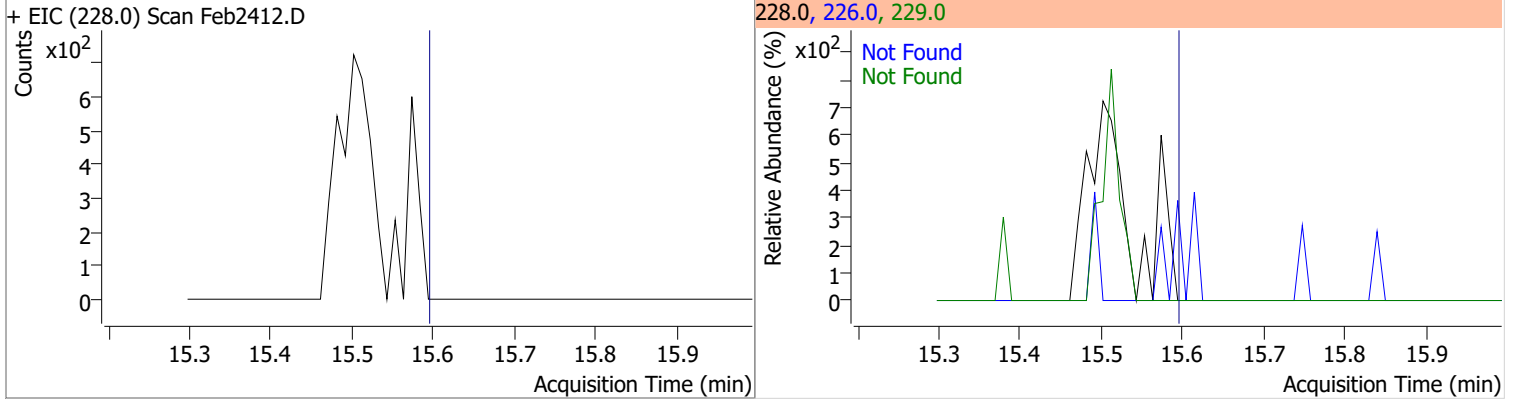


Compound	Conc.	Exp RT	QIon	Exp Ratio	QIon	Exp Ratio
Benzo(a)Anthracene	N.D.	15.50	226.0	26.4	229.0	20.9

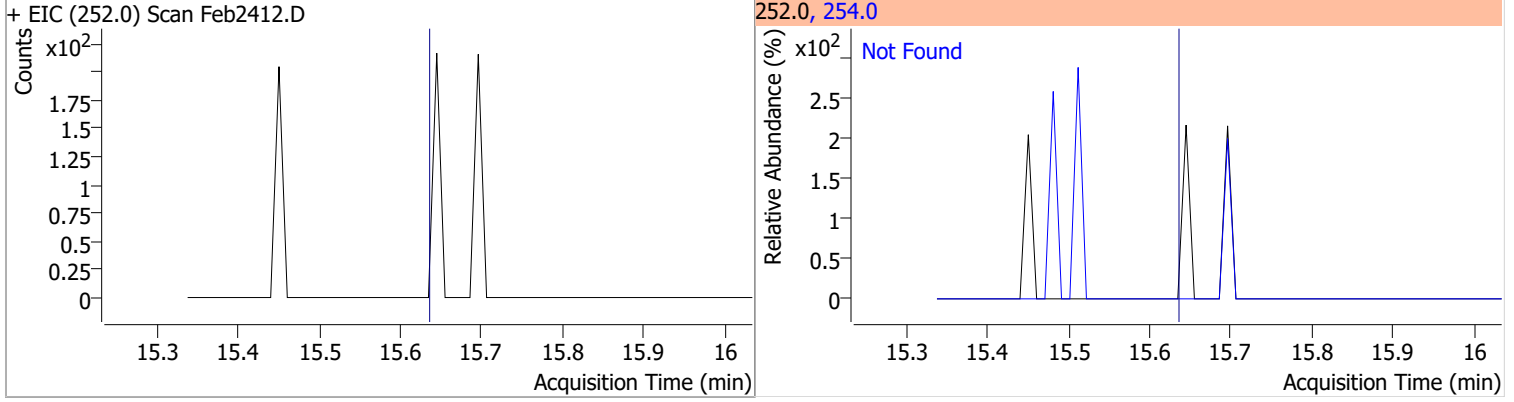


Quantitation Results Report (QT Reviewed)

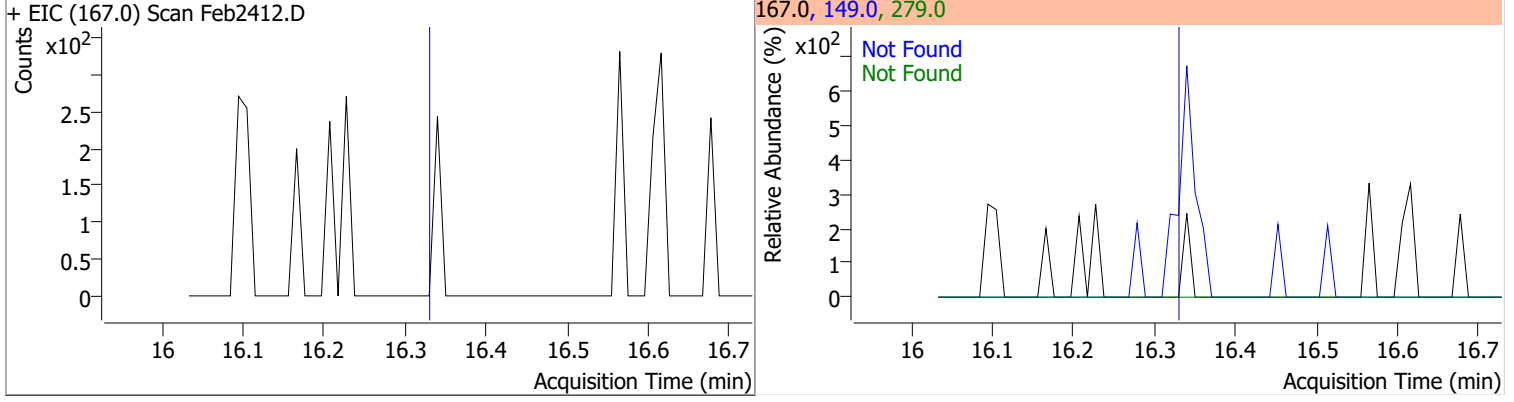
Compound	Conc.	Exp RT	QIon	Exp Ratio	QIon	Exp Ratio
Chrysene	N.D.	15.61	226.0	29.2	229.0	20.4



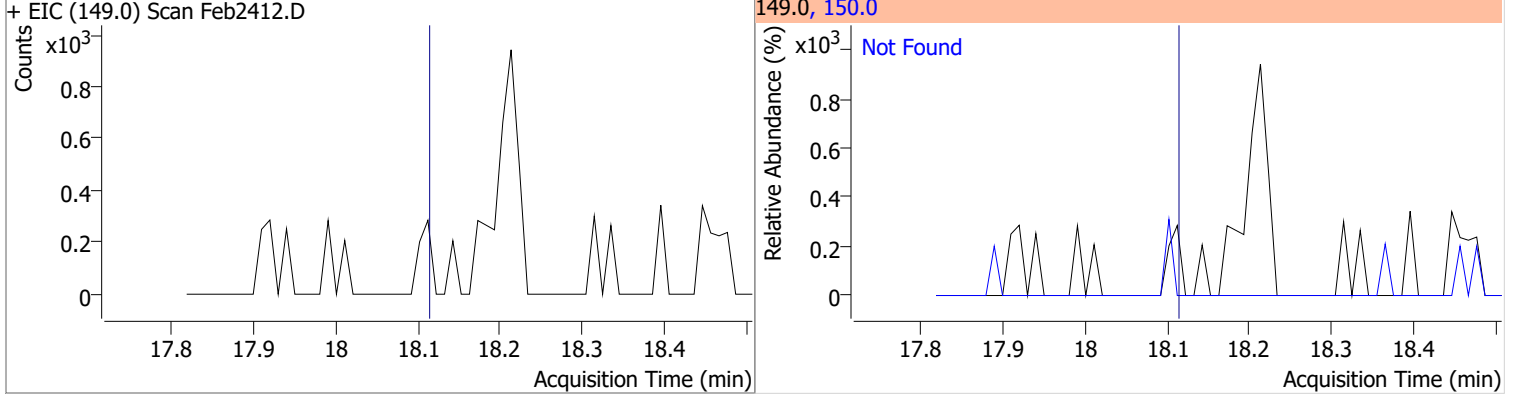
Compound	Conc.	Exp RT	QIon	Exp Ratio
3,3-Dichlorobenzidine	N.D.	15.65	254.0	64.6



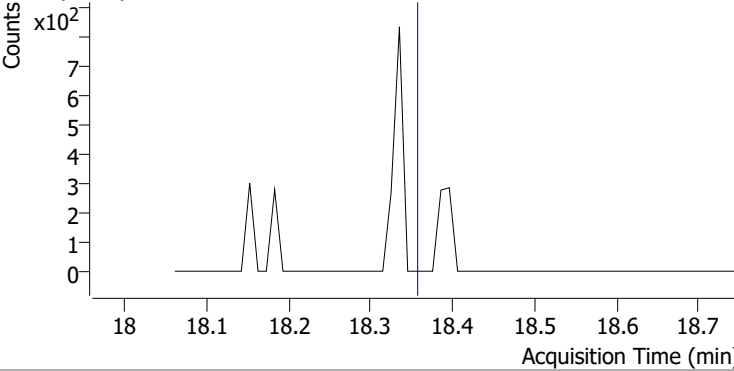
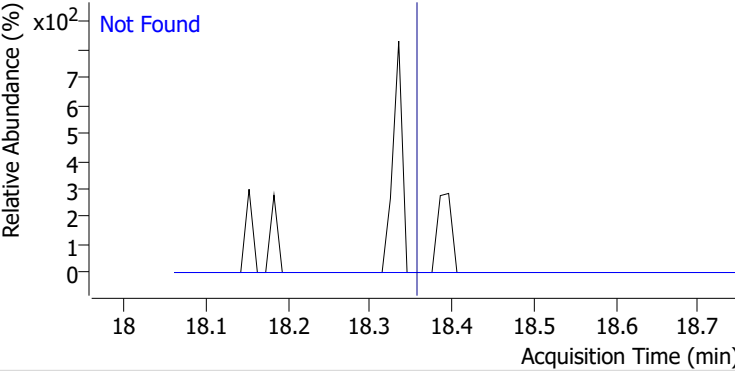
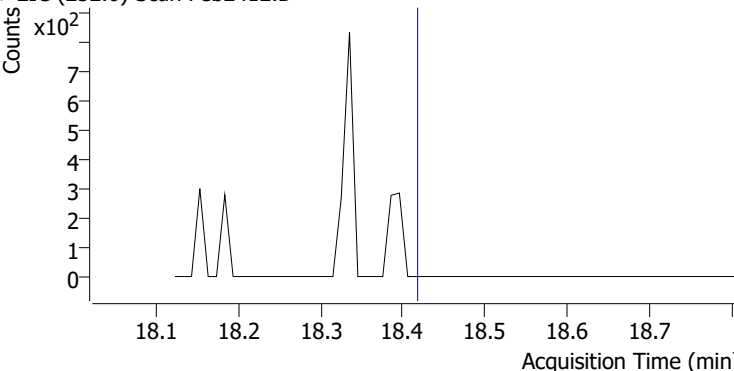
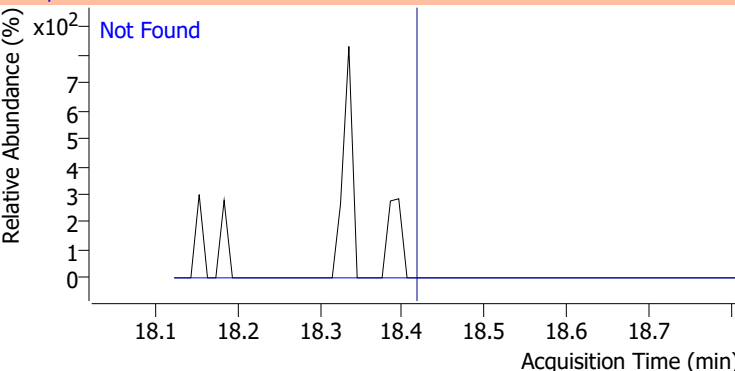
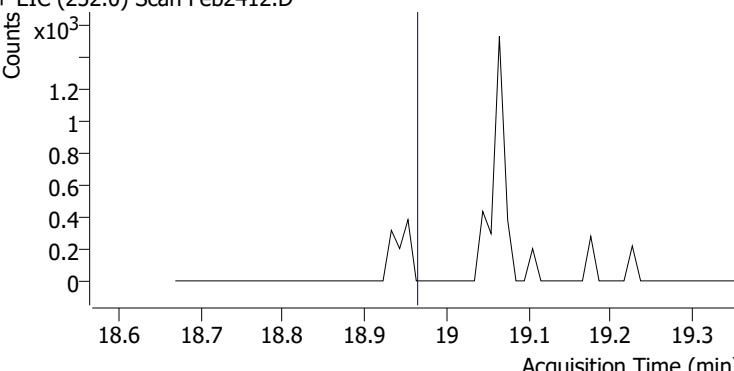
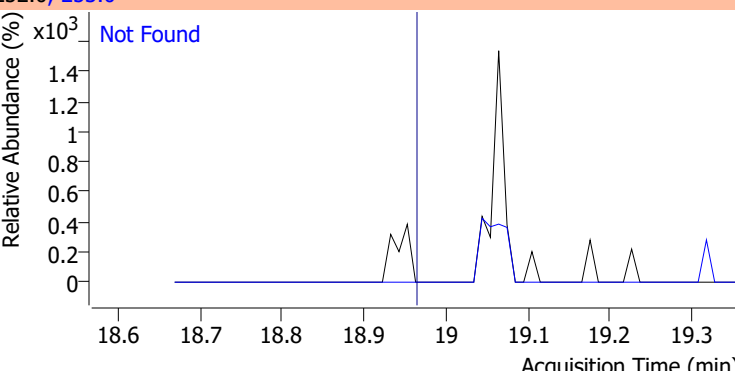
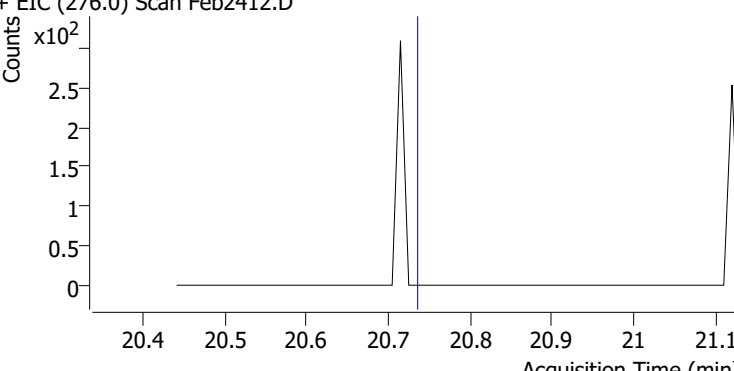
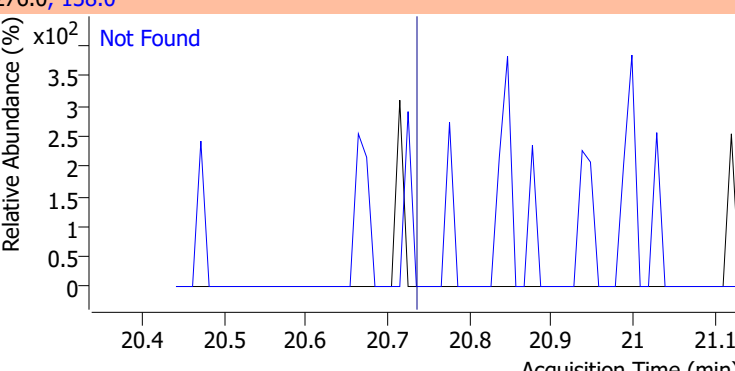
Compound	Conc.	Exp RT	QIon	Exp Ratio	QIon	Exp Ratio
bis(2-ethylhexyl)Phthalate	N.D.	16.35	149.0	391.0	279.0	13.4



Compound	Conc.	Exp RT	QIon	Exp Ratio
Di-n-octyl Phthalate	N.D.	18.12	150.0	9.5

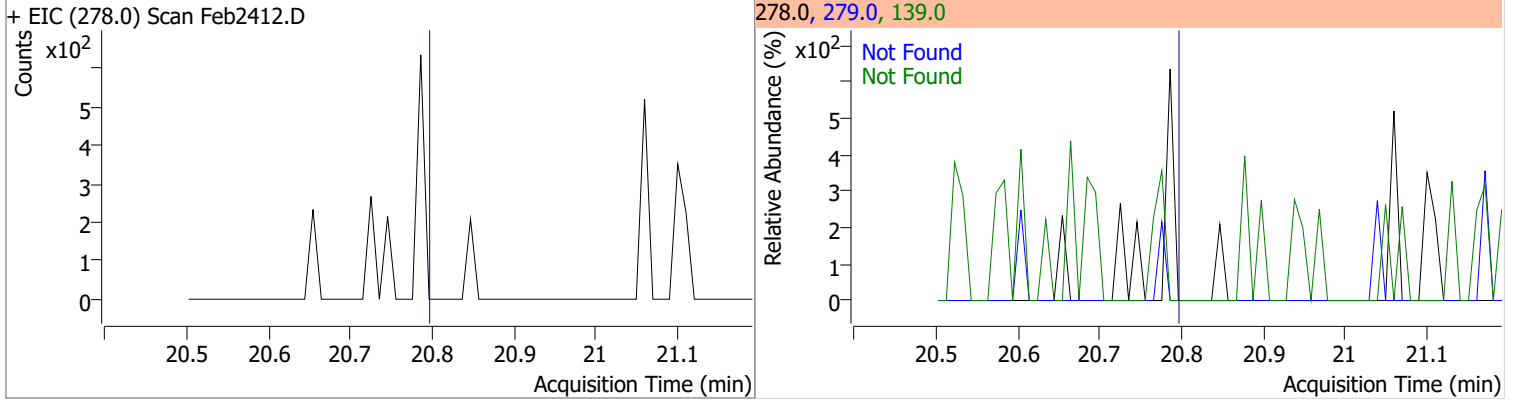


Quantitation Results Report (QT Reviewed)

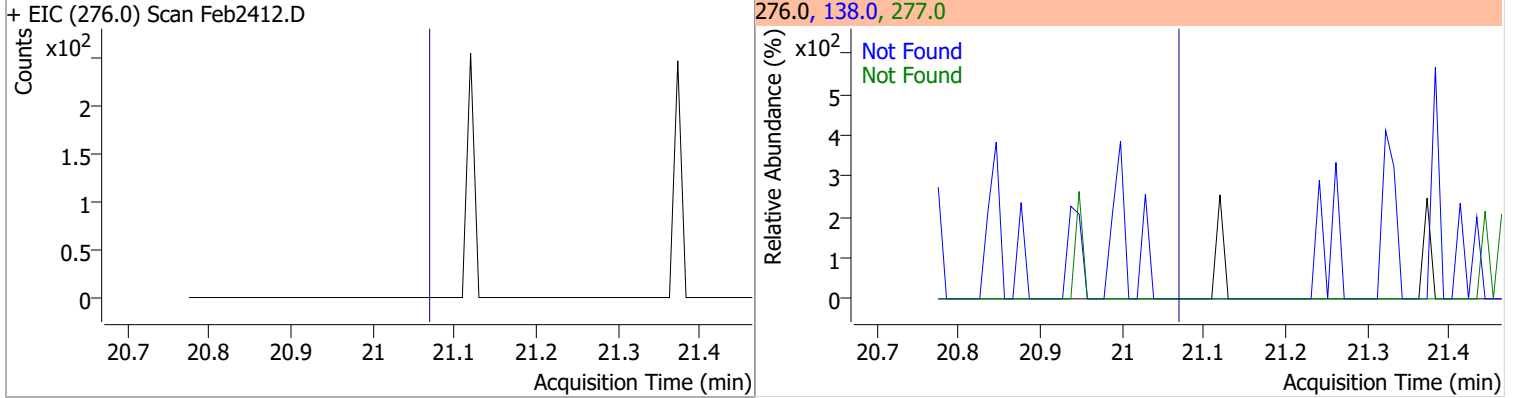
Compound	Conc.	Exp RT	QIon	Exp Ratio
Benzo(b)fluoranthene	N.D.	18.37	253.0	22.9
+ EIC (252.0) Scan Feb2412.D			252.0, 253.0	
				
Benzo(k)fluoranthene	N.D.	18.43	253.0	22.8
+ EIC (252.0) Scan Feb2412.D			252.0, 253.0	
				
Benzo(a)pyrene	N.D.	18.97	253.0	22.6
+ EIC (252.0) Scan Feb2412.D			252.0, 253.0	
				
Indeno(1,2,3-c,d)pyrene	N.D.	20.75	138.0	30.2
+ EIC (276.0) Scan Feb2412.D			276.0, 138.0	
				

Quantitation Results Report (QT Reviewed)

Compound	Conc.	Exp RT	QIon	Exp Ratio	QIon	Exp Ratio
Dibenzo(a,h)anthracene	N.D.	20.81	139.0	25.3	279.0	24.1

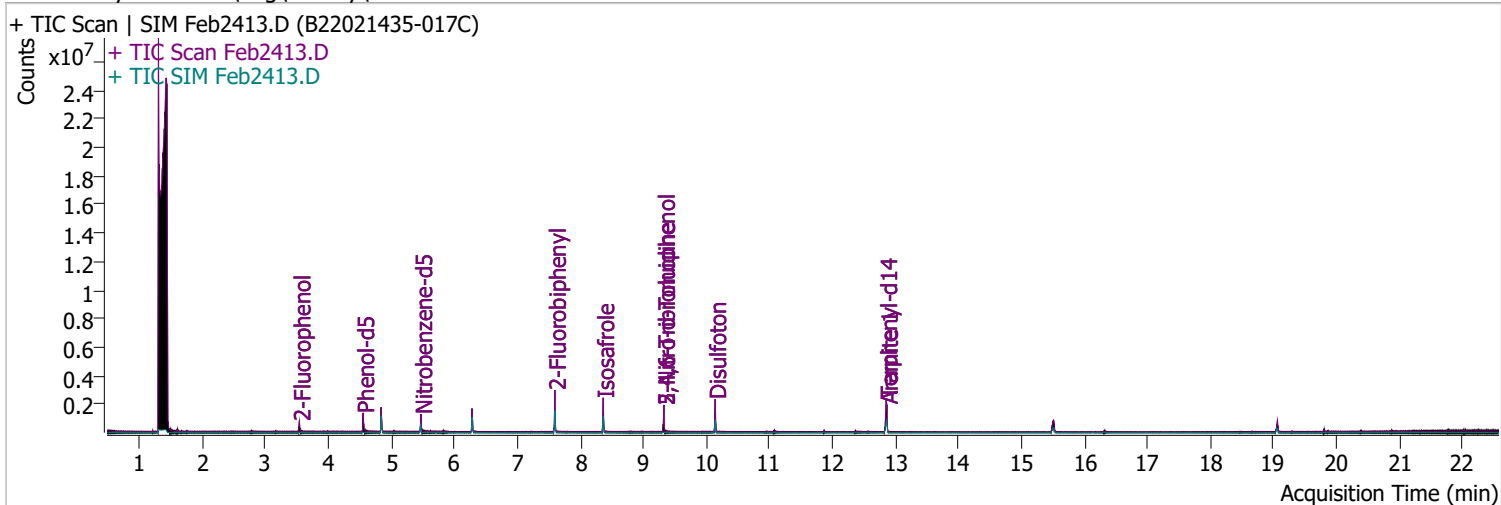


Compound	Conc.	Exp RT	QIon	Exp Ratio	QIon	Exp Ratio
Benzo(g,h,i)perylene	N.D.	21.08	138.0	32.4	277.0	23.6



Quantitation Results Report (QT Reviewed)

Data File	Feb2413.D	Operator	LIMS import
Acq. Method	BNA+SIM.M	Acq. Date-Time	2/24/2022 10:05:49 PM
Sample Name	B22021435-017C	Instrument	Instrument #1
Vial	13	Multiplier	1.00
DA Method File		Comment	SVOC-8270-W-LARGO
Tune File	dftppdsm.u	Tune Date	2/18/2022 9:25:00 PM
Batch Name	022422 DoD BNA.batch.bin	Last Calib Update	2/25/2022 7:56:13 AM
Ref Library	D:\Org\Library\NIST129K.I		



Compound	RT	QIon	Resp.	Conc.	Units	Dev(Min)
----------	----	------	-------	-------	-------	----------

Internal Standards

System Monitoring Compounds

S 2-Fluorophenol	3.541	112.0	273563	42.8546	µg/L	0.010
Spiked Amount: 200.000	Range: 10.0 - 75.0%			Recovery = 21.43%		
S Phenol-d5	4.552	99.0	433692	51.5694	µg/L	0.000
Spiked Amount: 200.000	Range: 10.0 - 65.0%			Recovery = 25.78%		
S Nitrobenzene-d5	5.471	82.0	283119	60.8397	µg/L	0.000
Spiked Amount: 100.000	Range: 32.0 - 94.0%			Recovery = 60.84%		
S 2-Fluorobiphenyl	7.594	172.0	782413	57.7604	µg/L	0.000
Spiked Amount: 100.000	Range: 28.0 - 107.0%			Recovery = 57.76%		
S 2,4,6-Tribromophenol	9.325	329.8	143464	122.2856	µg/L	0.000
Spiked Amount: 200.000	Range: 25.0 - 140.0%			Recovery = 61.14%		
S Terphenyl-d14	12.855	244.3	1248038	93.5199	µg/L	-0.010
Spiked Amount: 100.000	Range: 32.0 - 122.0%			Recovery = 93.52%		

Target Compounds

Compound	RT	QIon	Resp.	Conc.	Units	Dev(Min)	QValue
T N-Nitrosodimethylamine	0.000		0	N.D.			
T Pyridine	0.000		0	N.D.			
T Aniline	0.000		0	N.D.			
T Phenol	0.000		0	N.D.			
T bis(-2-Chloroethyl)Ether	0.000		0	N.D.			
T 2-Chlorophenol	0.000		0	N.D.			
T 1,3-Dichlorobenzene	0.000		0	N.D.			
T 1,4-Dichlorobenzene	0.000		0	N.D.			
T 1,2-Dichlorobenzene	0.000		0	N.D.			
T Benzyl Alcohol	0.000		0	N.D.			
T bis(2-chloroisopropyl)Ether	0.000		0	N.D.			
T 2-Methylphenol	0.000		0	N.D.			
T N-nitroso-Di-n-propylamine	5.471	70.0	0		µg/L	md	1
T Hexachloroethane	0.000		0	N.D.			
T 4Methylphenol/3Methylphenol	0.000		0	N.D.			

Quantitation Results Report (QT Reviewed)

Compound	RT	QIon	Resp.	Conc.	Units	Dev(Min)
T Nitrobenzene	0.000		0	N.D.		
T Isophorone	0.000		0	N.D.		
T 2-Nitrophenol	0.000		0	N.D.		
T 2,4-Dimethylphenol	0.000		0	N.D.		
T bis(-2-Chloroethoxy)Methane	0.000		0	N.D.		
T 2,4-Dichlorophenol	0.000		0	N.D.		
T Benzoic Acid	0.000		0	N.D.		
T 1,2,4-Trichlorobenzene	0.000		0	N.D.		
T Naphthalene	0.000		0	N.D.		
T 4-Chlorophenol	0.000		0	N.D.		
T p-Chloroaniline	0.000		0	N.D.		
T Hexachlorobutadiene	0.000		0	N.D.		
T 4-Chloro-2-Methylphenol	0.000		0	N.D.		
T 4-Chloro-3-Methylphenol	0.000		0	N.D.		
T 2-Methylnaphthalene	0.000		0	N.D.		
T 1-Methylnaphthalene	0.000		0	N.D.		
T Hexachlorocyclopentadiene	0.000		0	N.D.		
T 2,4,6-Trichlorophenol	0.000		0	N.D.		
T 2,4,5-Trichlorophenol	0.000		0	N.D.		
T 2-Chloronaphthalene	0.000		0	N.D.		
T 2-Nitroaniline	0.000		0	N.D.		
T Dimethyl Phthalate	8.364	163.0	0		µg/L md	1
T 2,6-Dinitrotoluene	8.364	165.0	0		µg/L md	1
T Acenaphthylene	0.000		0	N.D.		
T 3-Nitroaniline	0.000		0	N.D.		
T Acenaphthene	0.000		0	N.D.		
T 2,4-Dinitrophenol	0.000		0	N.D.		
T Dibenzofuran	0.000		0	N.D.		
T 2,4-Dinitrotoluene	0.000		0	N.D.		
T 4-Nitrophenol	0.000		0	N.D.		
T Diethylphthalate	0.000		0	N.D.		
T Fluorene	0.000		0	N.D.		
T 4-Chlorophenyl-phenylether	0.000		0	N.D.		
T 4-Nitroaniline	0.000		0	N.D.		
T 4,6-Dinitro-2-methylphenol	0.000		0	N.D.		
T N-nitrosodiphenylamine	0.000		0	N.D.		
T Azobenzene	0.000		0	N.D.		
T 4-Bromophenyl-phenylether	0.000		0	N.D.		
T Hexachlorobenzene	0.000		0	N.D.		
T Pentachlorophenol	0.000		0	N.D.		
T Phenanthrene	0.000		0	N.D.		
T Anthracene	0.000		0	N.D.		
T Triallate	0.000		0	N.D.		
T Carbazole	0.000		0	N.D.		
T o-Terphenyl	0.000		0	N.D.		
T Di-n-Butylphthalate	0.000		0	N.D.		
T Fluoranthene	0.000		0	N.D.		
T Benzidine	12.855	184.0	0		µg/L md	1
T Pyrene	0.000		0	N.D.		
T Butylbenzylphthalate	0.000		0	N.D.		
T Benzo(a)Anthracene	0.000		0	N.D.		
T Chrysene	0.000		0	N.D.		
T 3,3-Dichlorobenzidine	0.000		0	N.D.		
T bis(2-ethylhexyl)Phthalate	0.000		0	N.D.		
T Di-n-octyl Phthalate	0.000		0	N.D.		

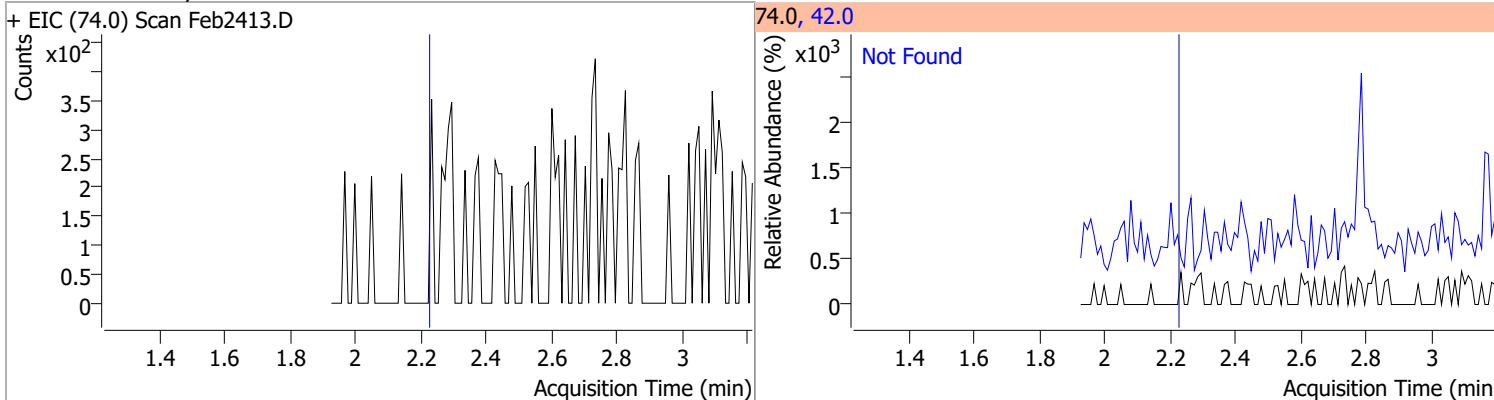
Quantitation Results Report (QT Reviewed)

Compound	RT	QIon	Resp.	Conc.	Units	Dev(Min)
T Benzo(b)fluoranthene	0.000		0	N.D.		
T Benzo(k)fluoranthene	0.000		0	N.D.		
T Benzo(a)pyrene	0.000		0	N.D.		
T Indeno(1,2,3-c,d)pyrene	0.000		0	N.D.		
T Dibenzo(a,h)anthracene	0.000		0	N.D.		
T Benzo(g,h,i)perylene	0.000		0	N.D.		

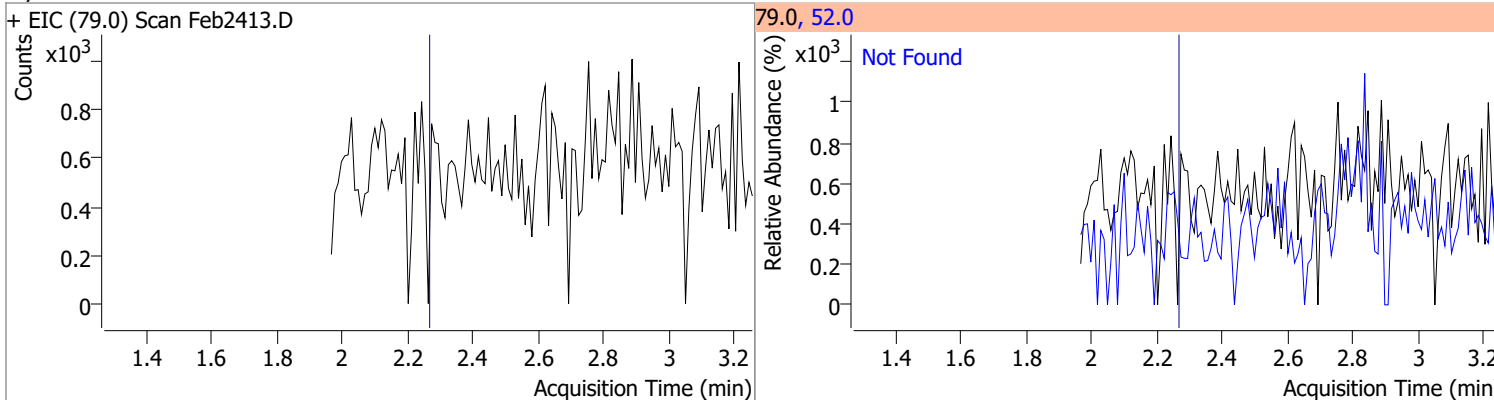
(#) = Qualifier Out of Range; (m) = Manual Integration; (+) = Area Summed; (*) = Surrogate Percent Recovery Out of Range; (d): Zeroed Peak

Quantitation Results Report (QT Reviewed)

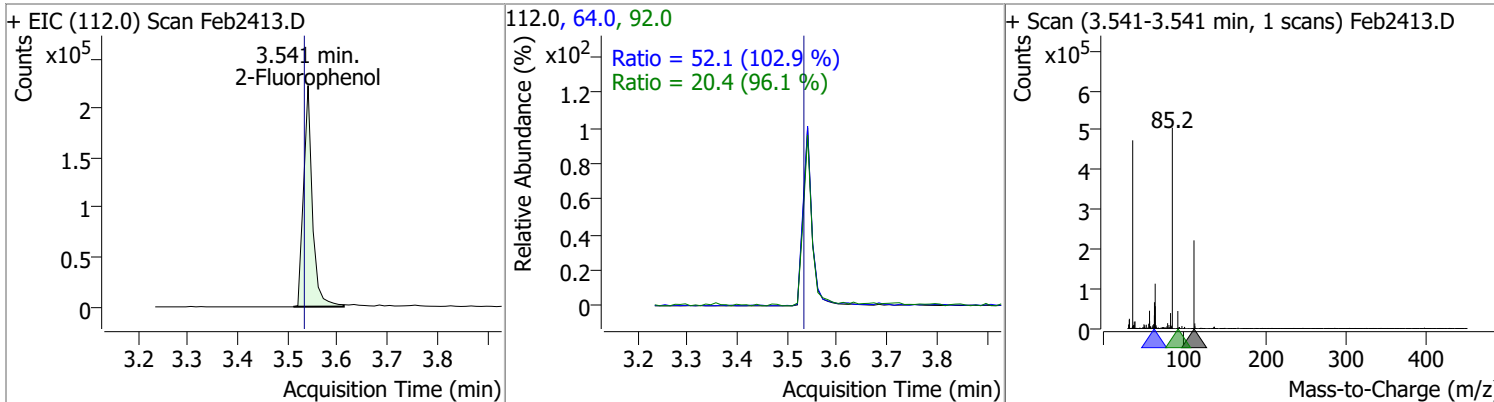
Compound	Conc.	Exp RT	QIon	Exp Ratio
N-Nitrosodimethylamine	N.D.	2.22	42.0	112.0



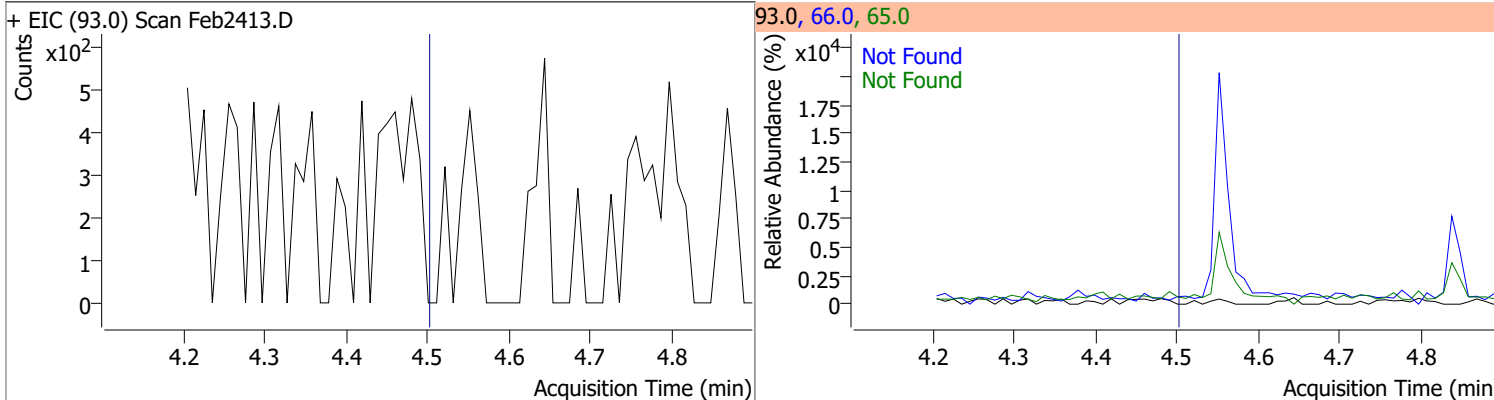
Compound	Conc.	Exp RT	QIon	Exp Ratio
Pyridine	N.D.	2.26	52.0	80.7



Compound	Conc.	RT	Dev(Min)	Resp.	QIon	QRatio	Lower	Upper
2-Fluorophenol	42.8546	3.54	0.01	273563	64.0	52.1	35.5	65.9
					92.0	20.4	14.8	27.5

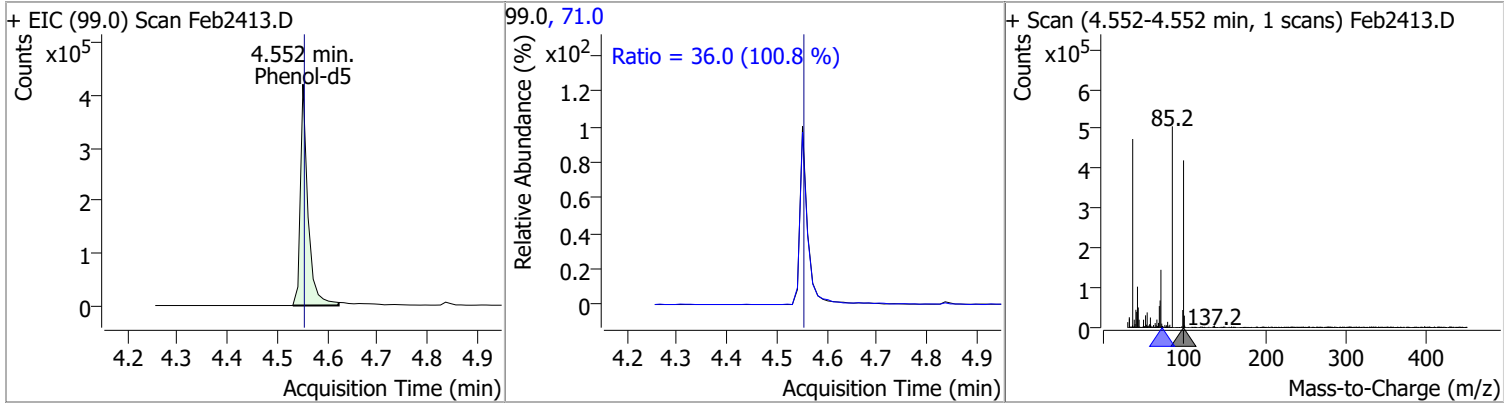


Compound	Conc.	Exp RT	QIon	Exp Ratio	QIon	Exp Ratio
Aniline	N.D.	4.50	66.0	35.4	65.0	18.8

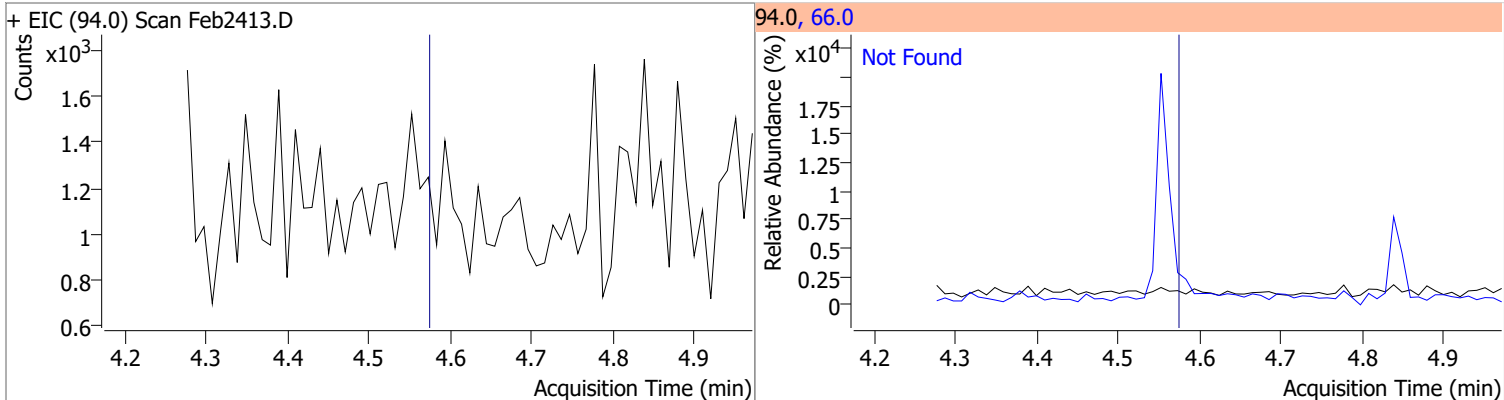


Quantitation Results Report (QT Reviewed)

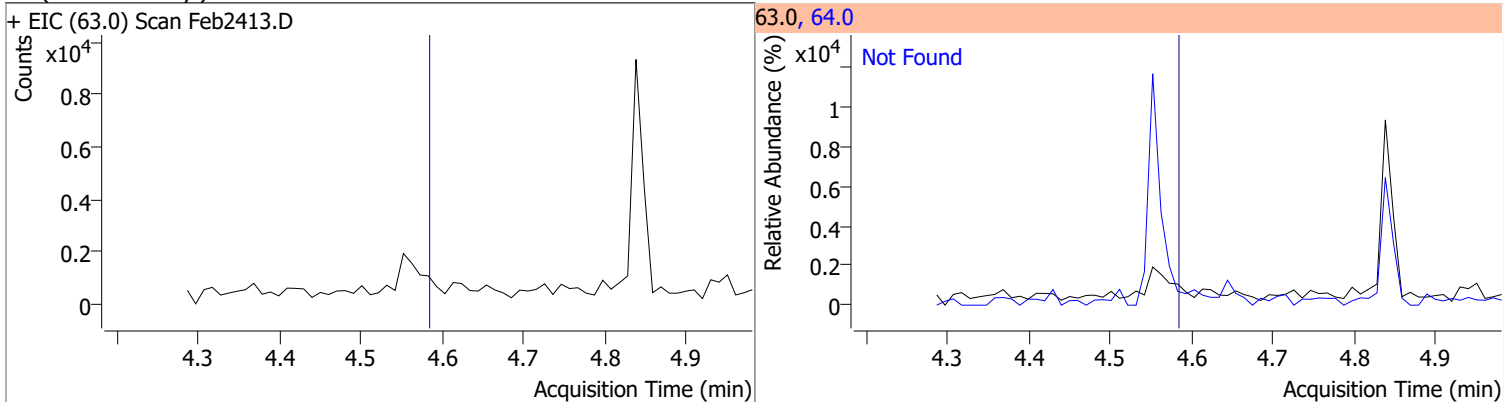
Compound	Conc.	RT	Dev(Min)	Resp.	QIon	QRatio	Lower	Upper
Phenol-d5	51.5694	4.55	0.00	433692	71.0	36.0	25.0	46.4



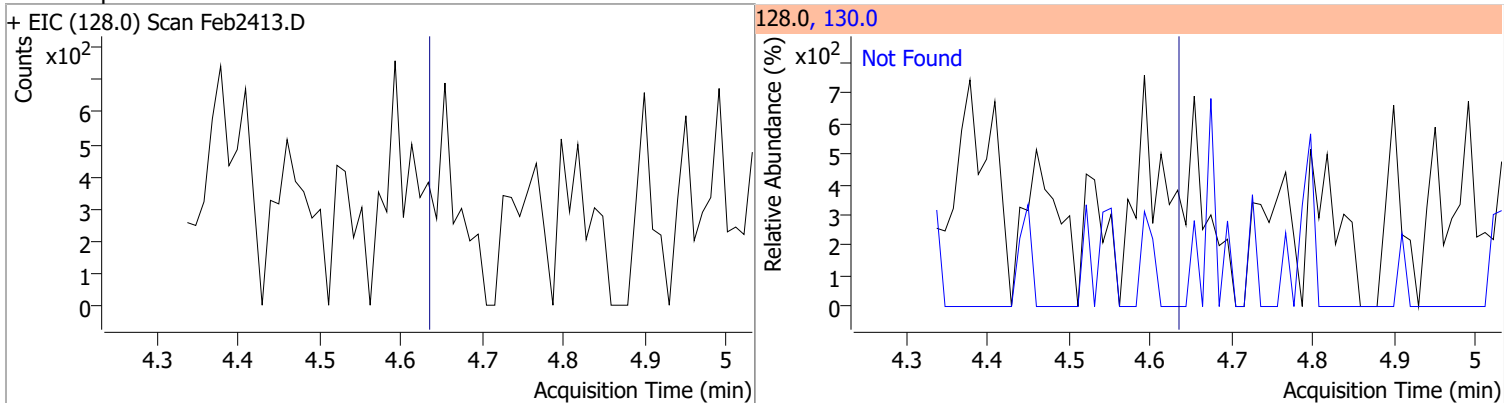
Compound	Conc.	Exp RT	QIon	Exp Ratio
Phenol	N.D.	4.57	66.0	40.4



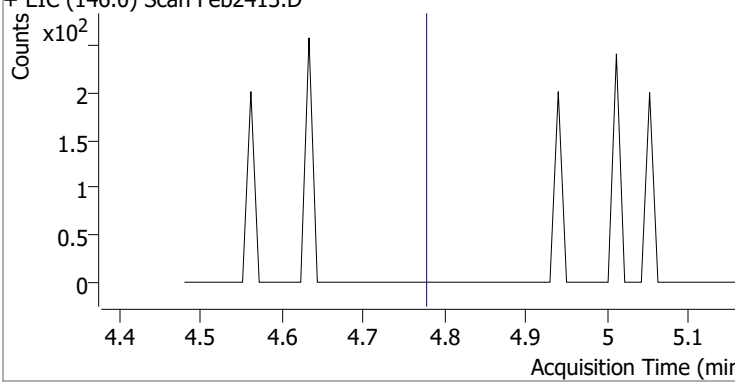
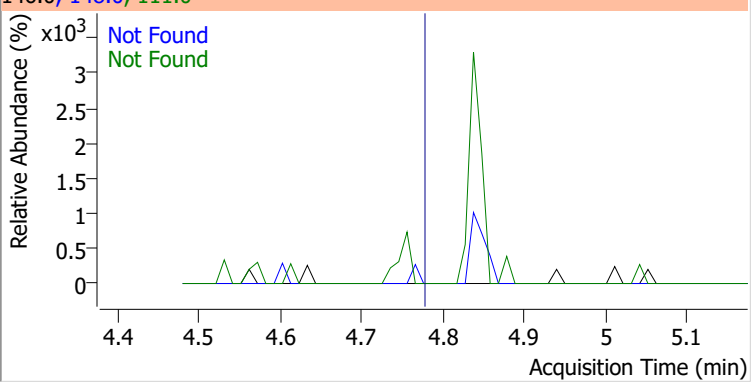
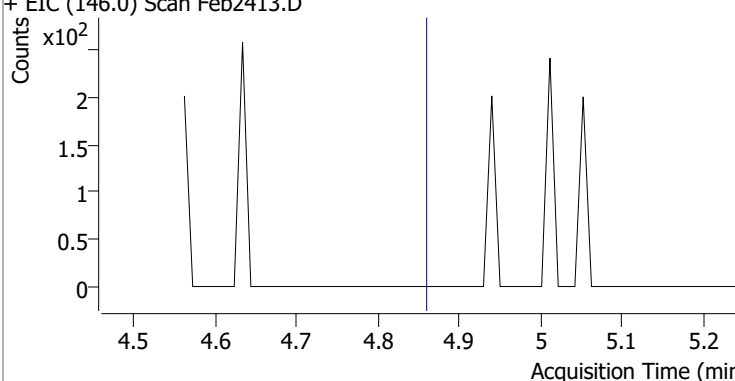
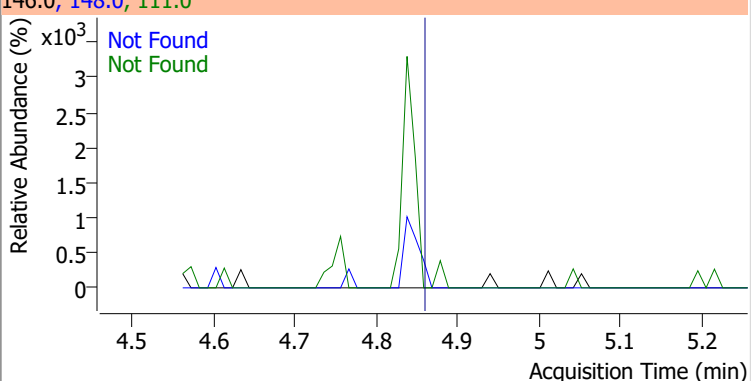
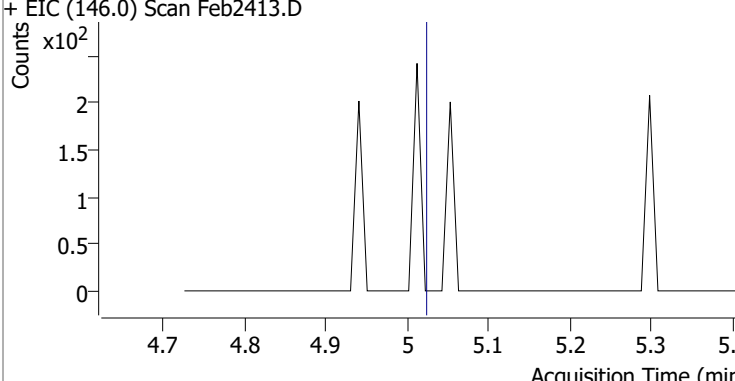
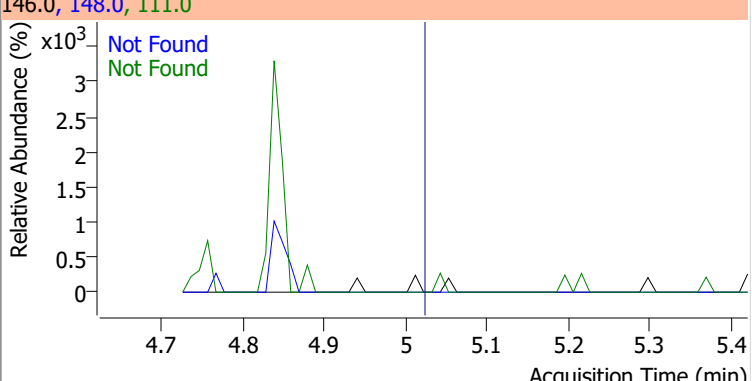
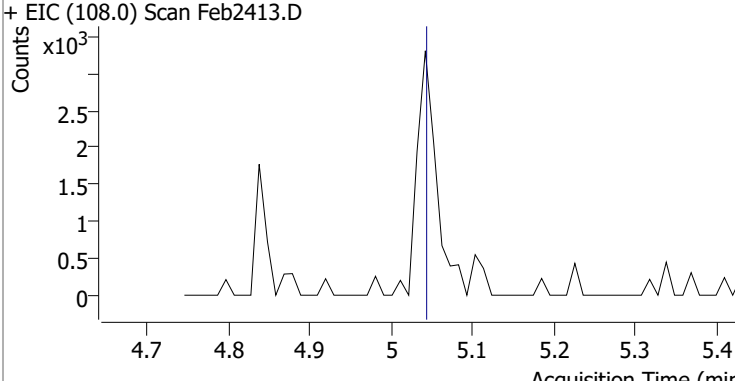
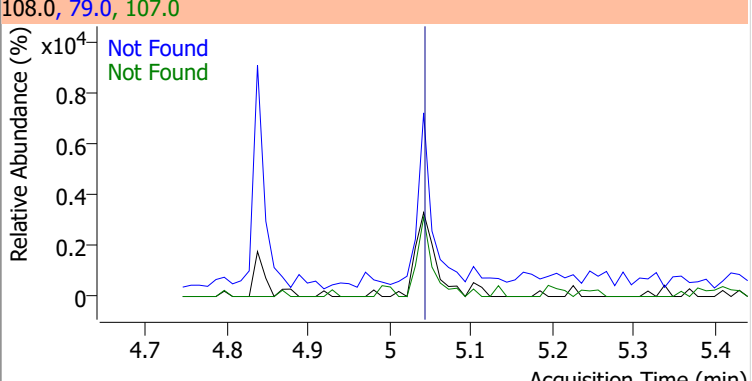
Compound	Conc.	Exp RT	QIon	Exp Ratio
bis(-2-Chloroethyl)Ether	N.D.	4.58	64.0	10.2



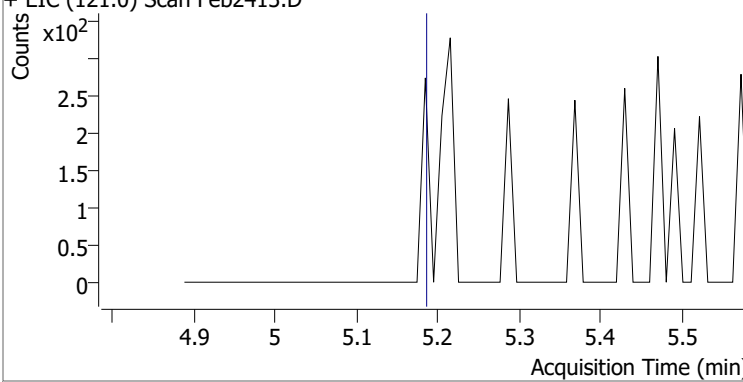
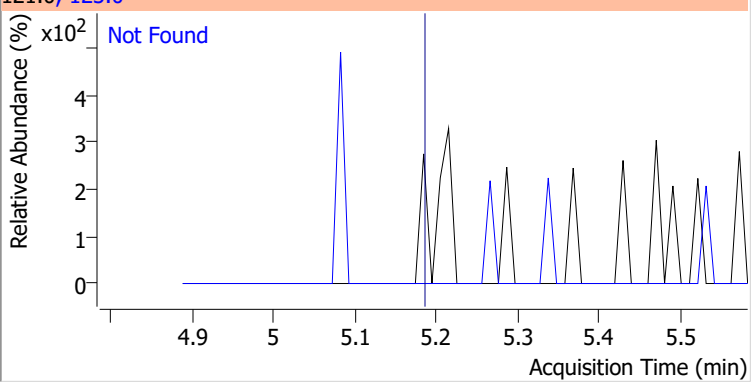
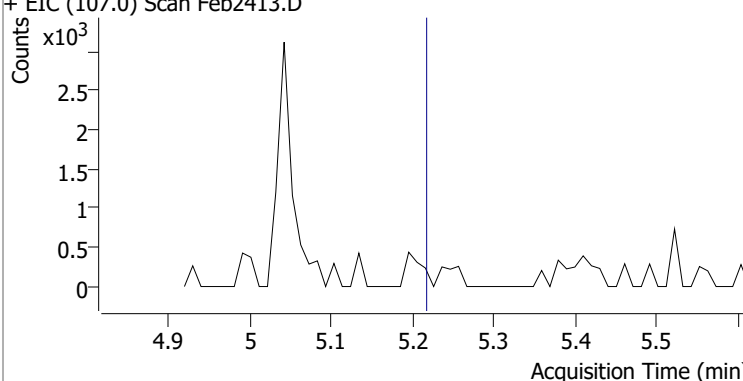
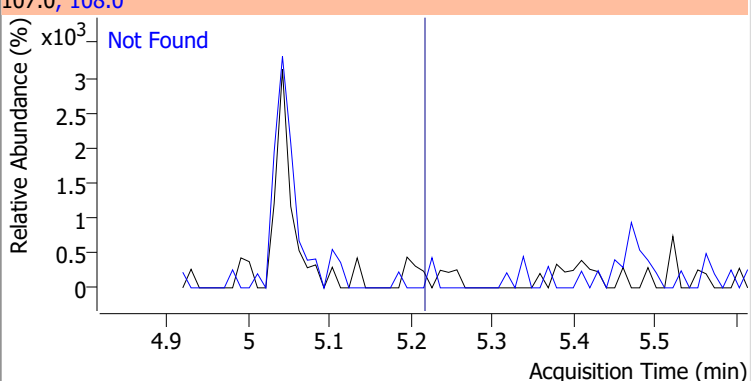
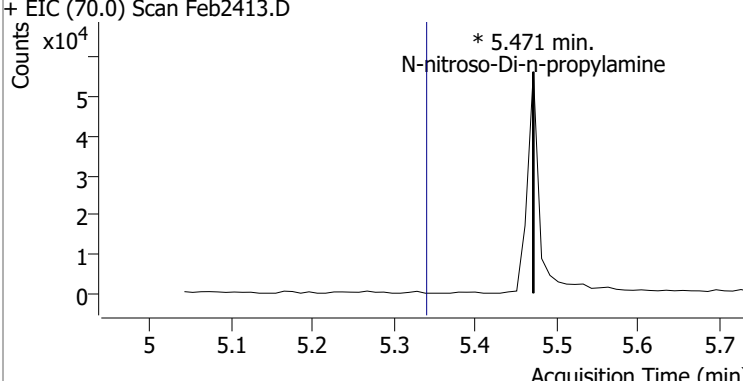
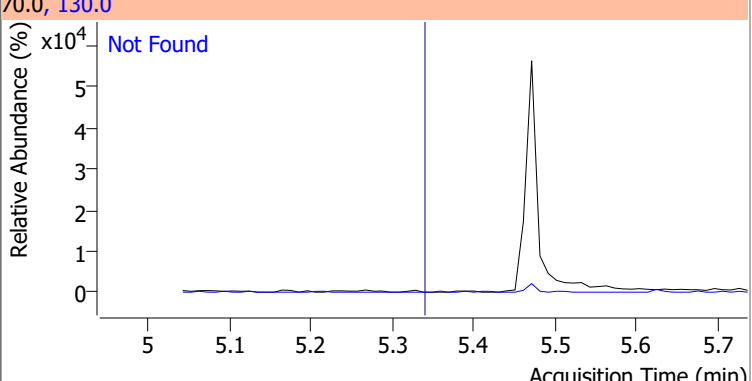
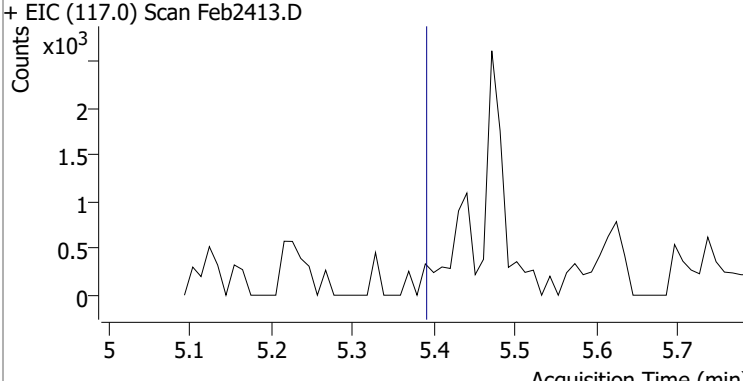
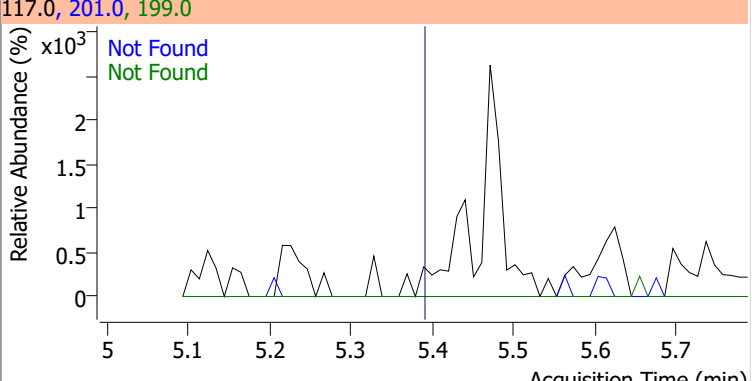
Compound	Conc.	Exp RT	QIon	Exp Ratio
2-Chlorophenol	N.D.	4.63	130.0	32.3



Quantitation Results Report (QT Reviewed)

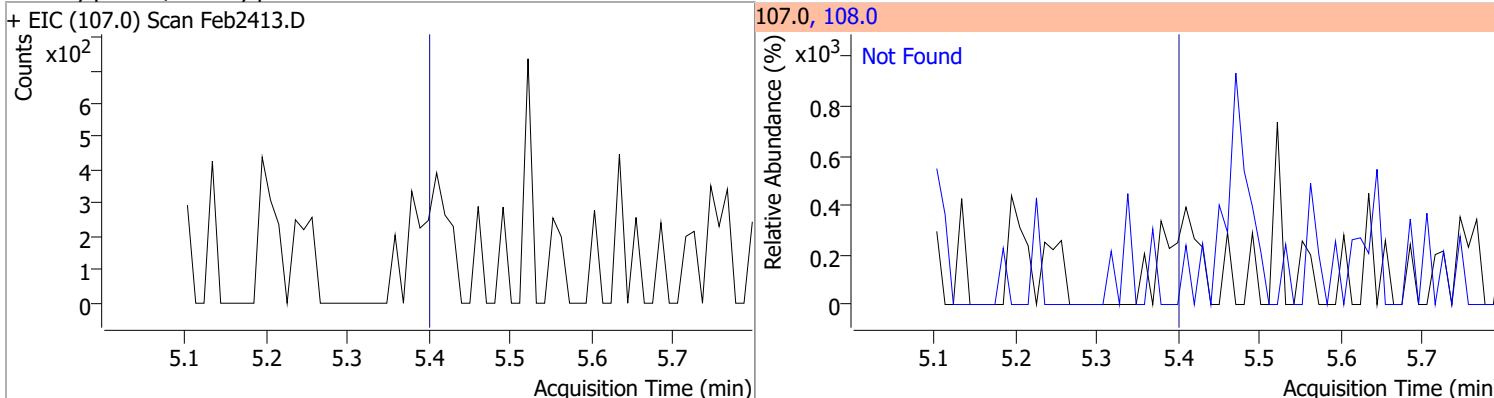
Compound	Conc.	Exp RT	QIon	Exp Ratio	QIon	Exp Ratio
1,3-Dichlorobenzene	N.D.	4.78	148.0	63.7	111.0	35.3
+ EIC (146.0) Scan Feb2413.D			146.0, 148.0, 111.0			
						
1,4-Dichlorobenzene	N.D.	4.86	148.0	64.4	111.0	35.3
+ EIC (146.0) Scan Feb2413.D			146.0, 148.0, 111.0			
						
1,2-Dichlorobenzene	N.D.	5.02	148.0	63.7	111.0	37.5
+ EIC (146.0) Scan Feb2413.D			146.0, 148.0, 111.0			
						
Benzyl Alcohol	N.D.	5.04	79.0	118.8	107.0	68.8
+ EIC (108.0) Scan Feb2413.D			108.0, 79.0, 107.0			
						

Quantitation Results Report (QT Reviewed)

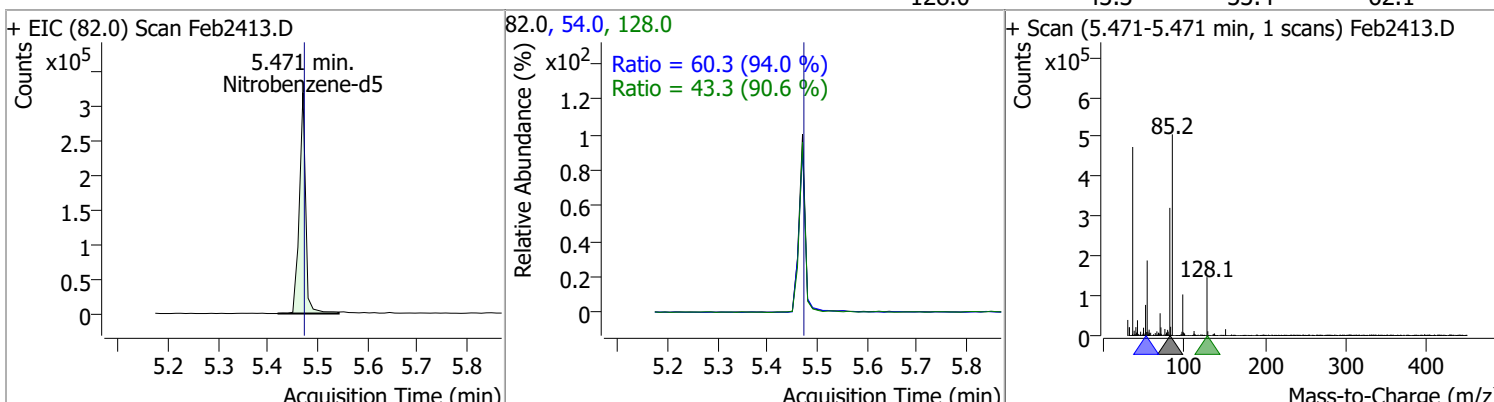
Compound	Conc.	Exp RT	QIon	Exp Ratio				
bis(2-chloroisopropyl)Ether	N.D.	5.19	123.0	31.6				
+ EIC (121.0) Scan Feb2413.D		121.0, 123.0						
								
2-Methylphenol	N.D.	5.22	108.0	117.4				
+ EIC (107.0) Scan Feb2413.D		107.0, 108.0						
								
Compound	Conc.	RT	Dev(Min)	Resp.	QIon	QRatio	Lower	Upper
N-nitroso-Di-n-propylamine		0		0	130.0		0.0	34.0
+ EIC (70.0) Scan Feb2413.D		70.0, 130.0						
								
Compound	Conc.	Exp RT	QIon	Exp Ratio	QIon	Exp Ratio		
Hexachloroethane	N.D.	5.39	201.0	89.1	199.0	59.3		
+ EIC (117.0) Scan Feb2413.D		117.0, 201.0, 199.0						
								

Quantitation Results Report (QT Reviewed)

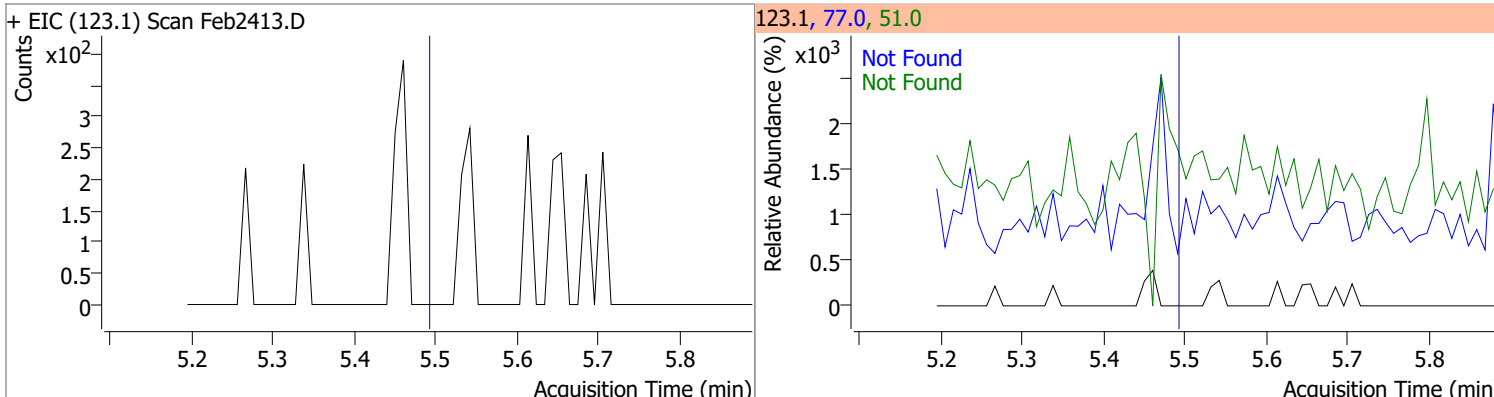
Compound	Conc.	Exp RT	QIon	Exp Ratio
4Methylphenol/3Methylphenol	N.D.	5.40	108.0	84.2



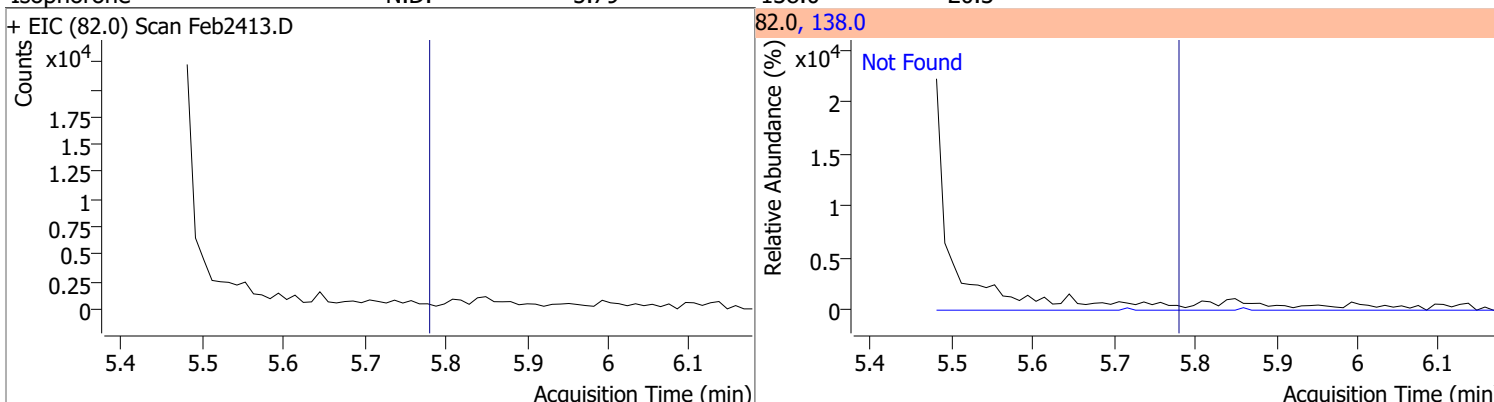
Compound	Conc.	RT	Dev(Min)	Resp.	QIon	QRatio	Lower	Upper
Nitrobenzene-d5	60.8397	5.47	0.00	283119	54.0	60.3	44.9	83.4
					128.0	43.3	33.4	62.1



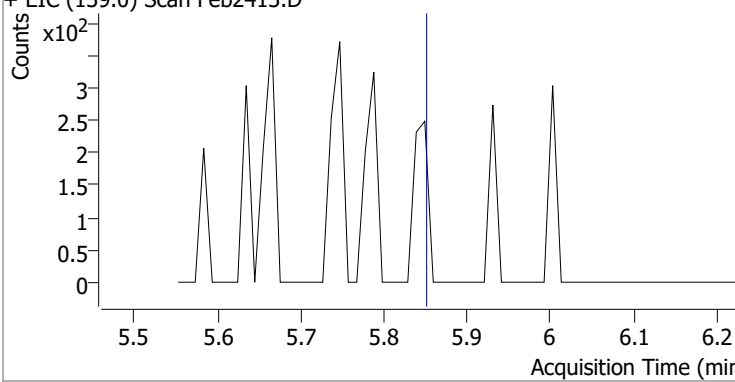
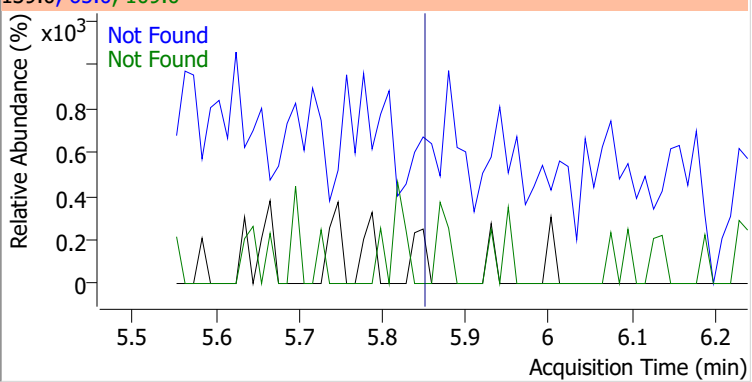
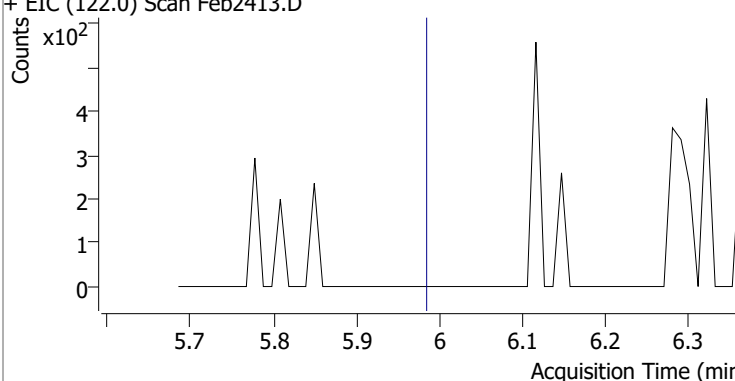
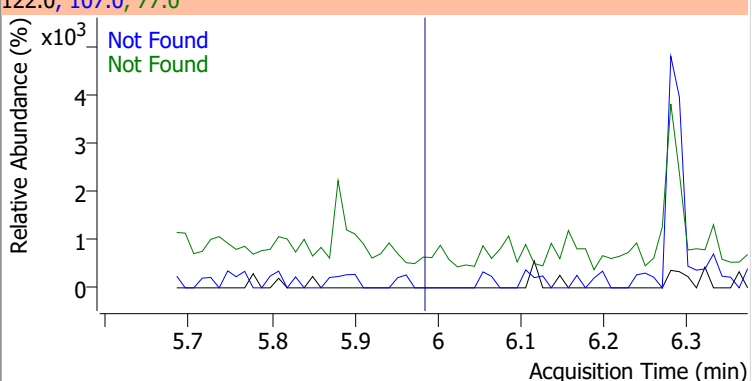
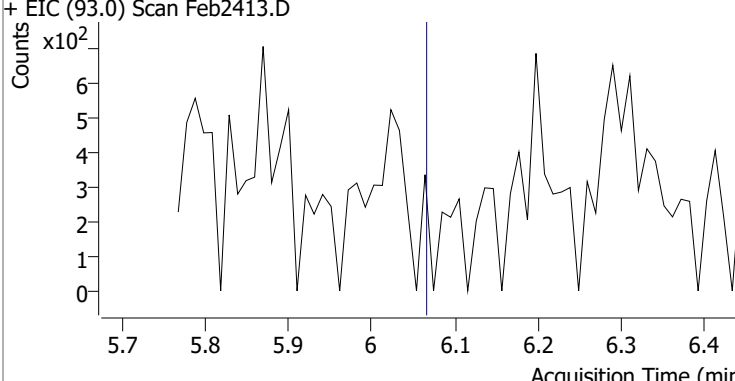
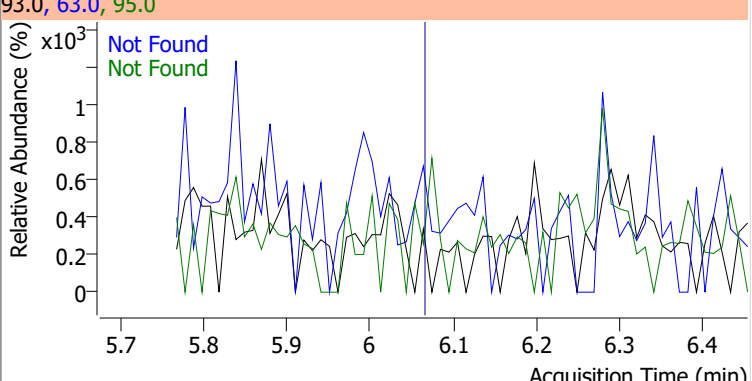
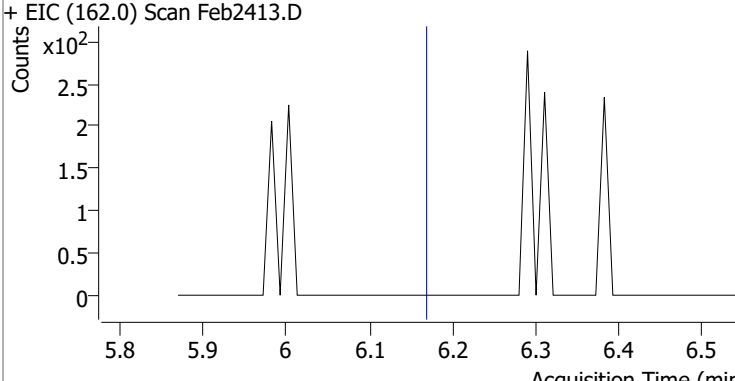
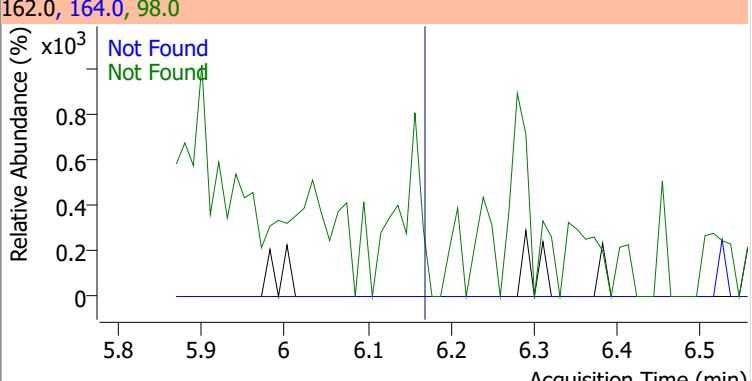
Compound	Conc.	Exp RT	QIon	Exp Ratio	QIon	Exp Ratio
Nitrobenzene	N.D.	5.49	77.0	209.6	51.0	127.5



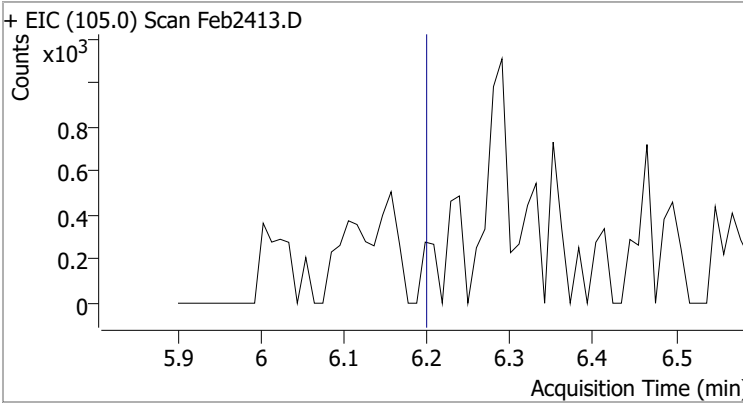
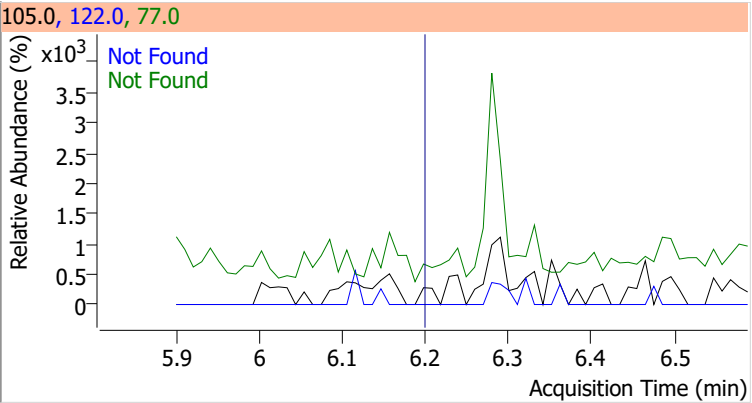
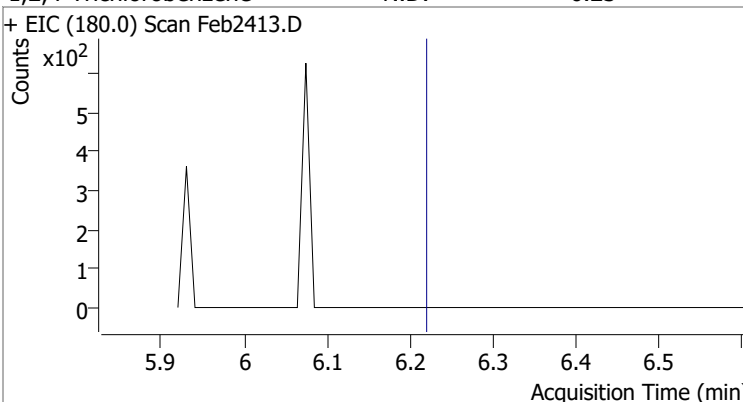
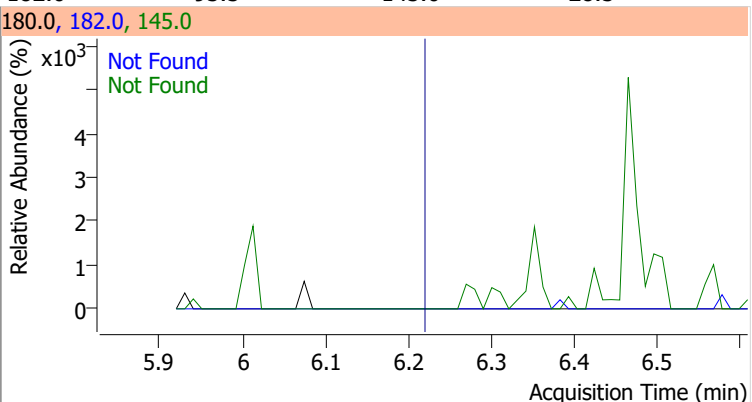
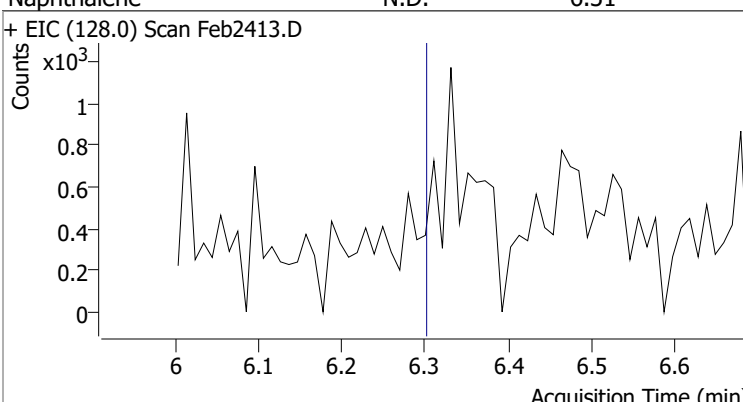
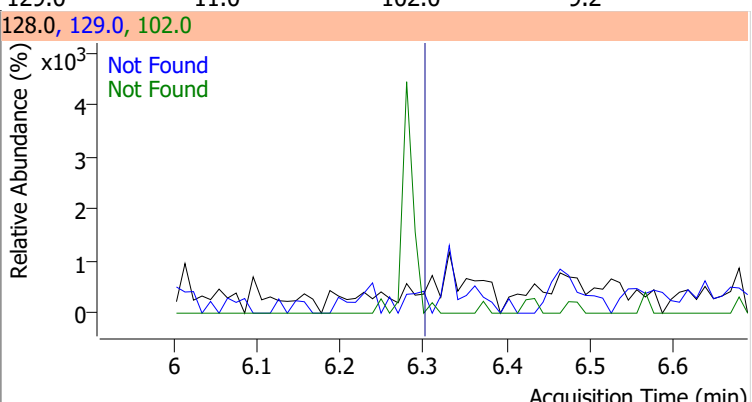
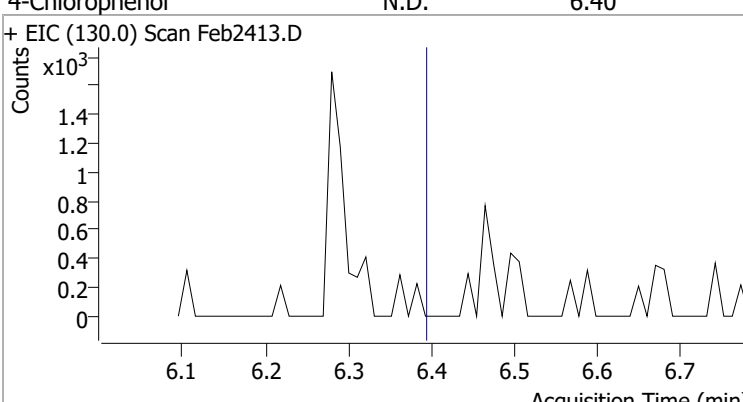
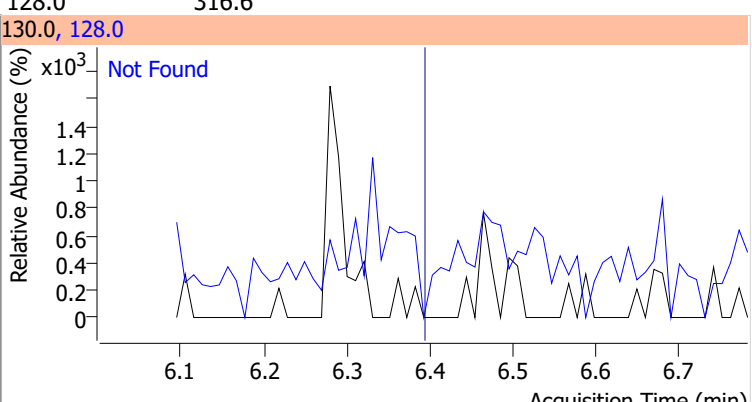
Compound	Conc.	Exp RT	QIon	Exp Ratio
Isophorone	N.D.	5.79	138.0	20.3



Quantitation Results Report (QT Reviewed)

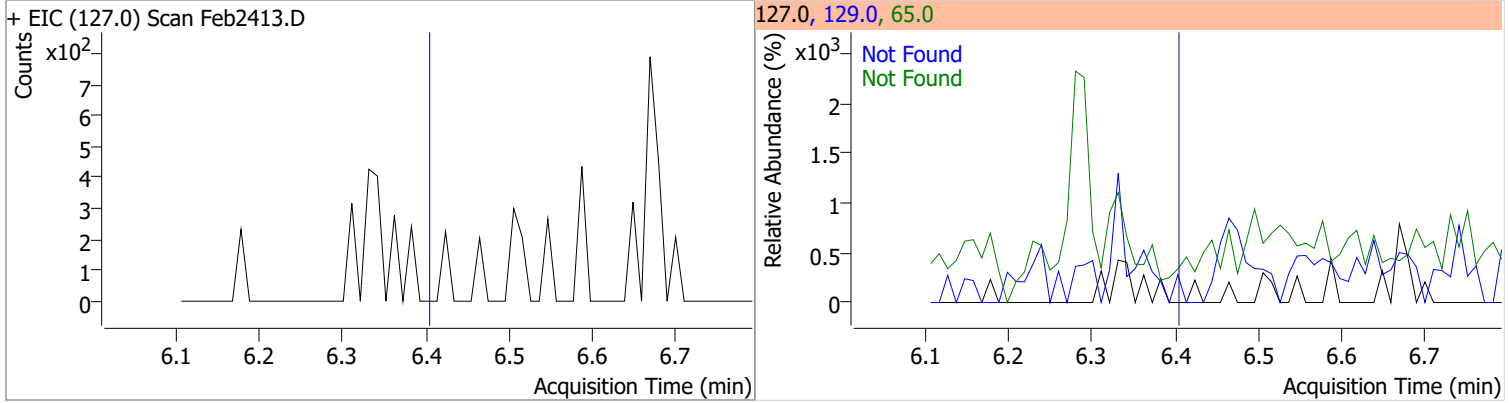
Compound	Conc.	Exp RT	QIon	Exp Ratio	QIon	Exp Ratio
2-Nitrophenol	N.D.	5.86	65.0	51.3	109.0	35.7
+ EIC (139.0) Scan Feb2413.D			139.0, 65.0, 109.0			
						
2,4-Dimethylphenol	N.D.	5.99	107.0	111.1	77.0	30.2
+ EIC (122.0) Scan Feb2413.D			122.0, 107.0, 77.0			
						
bis(-2-Chloroethoxy)Methane	N.D.	6.07	63.0	70.1	95.0	31.8
+ EIC (93.0) Scan Feb2413.D			93.0, 63.0, 95.0			
						
2,4-Dichlorophenol	N.D.	6.18	164.0	66.1	98.0	34.4
+ EIC (162.0) Scan Feb2413.D			162.0, 164.0, 98.0			
						

Quantitation Results Report (QT Reviewed)

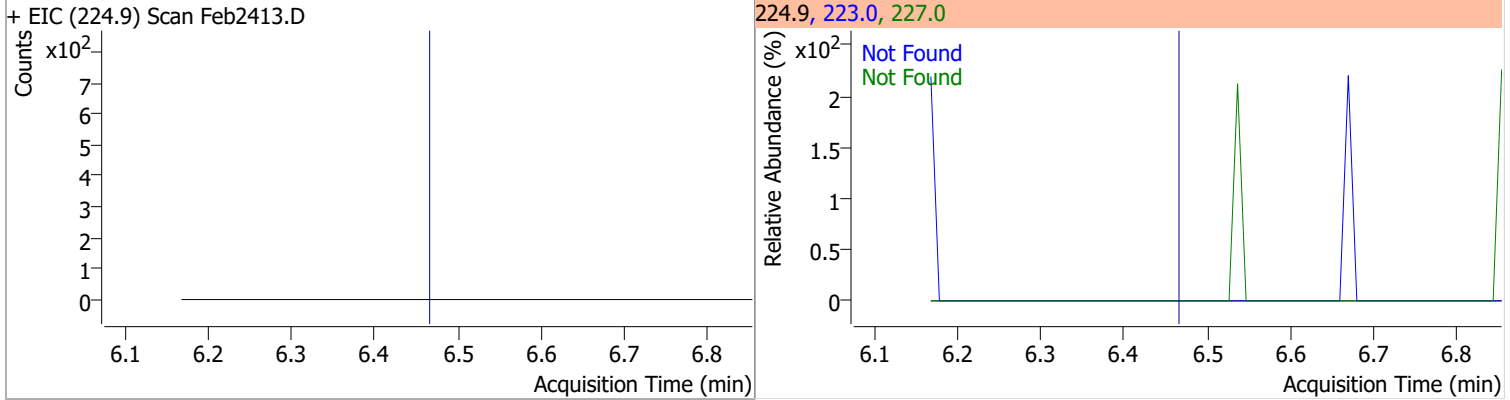
Compound	Conc.	Exp RT	QIon	Exp Ratio	QIon	Exp Ratio
Benzoic Acid	N.D.	6.21	122.0	86.4	77.0	79.5
+ EIC (105.0) Scan Feb2413.D			105.0, 122.0, 77.0			
						
1,2,4-Trichlorobenzene	N.D.	6.23	182.0	95.5	145.0	28.5
+ EIC (180.0) Scan Feb2413.D			180.0, 182.0, 145.0			
						
Naphthalene	N.D.	6.31	129.0	11.0	102.0	9.2
+ EIC (128.0) Scan Feb2413.D			128.0, 129.0, 102.0			
						
4-Chlorophenol	N.D.	6.40	128.0	316.6		
+ EIC (130.0) Scan Feb2413.D			130.0, 128.0			
						

Quantitation Results Report (QT Reviewed)

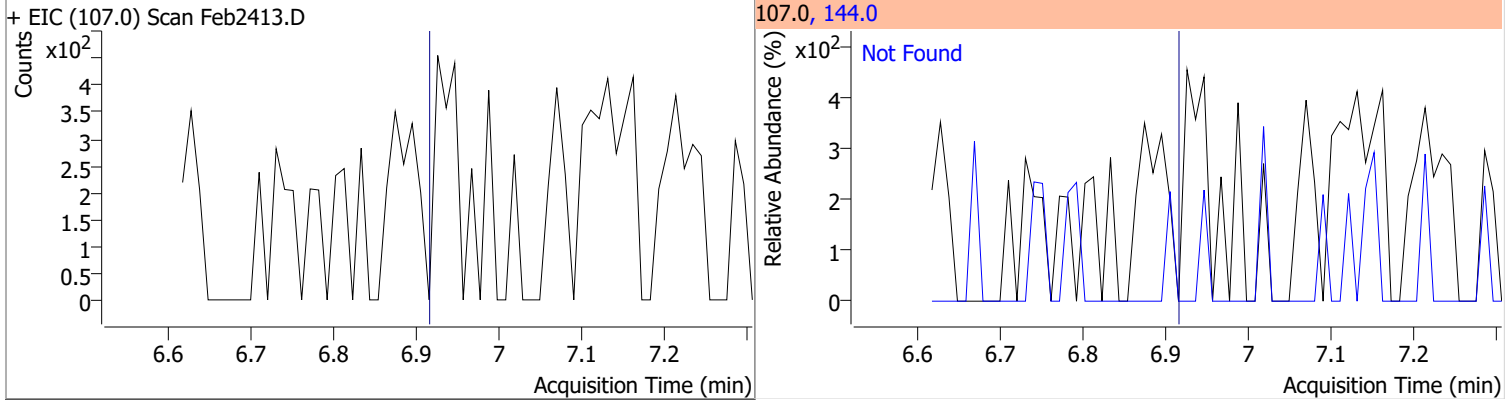
Compound	Conc.	Exp RT	QIon	Exp Ratio	QIon	Exp Ratio
p-Chloroaniline	N.D.	6.41	65.0	61.2	129.0	36.2



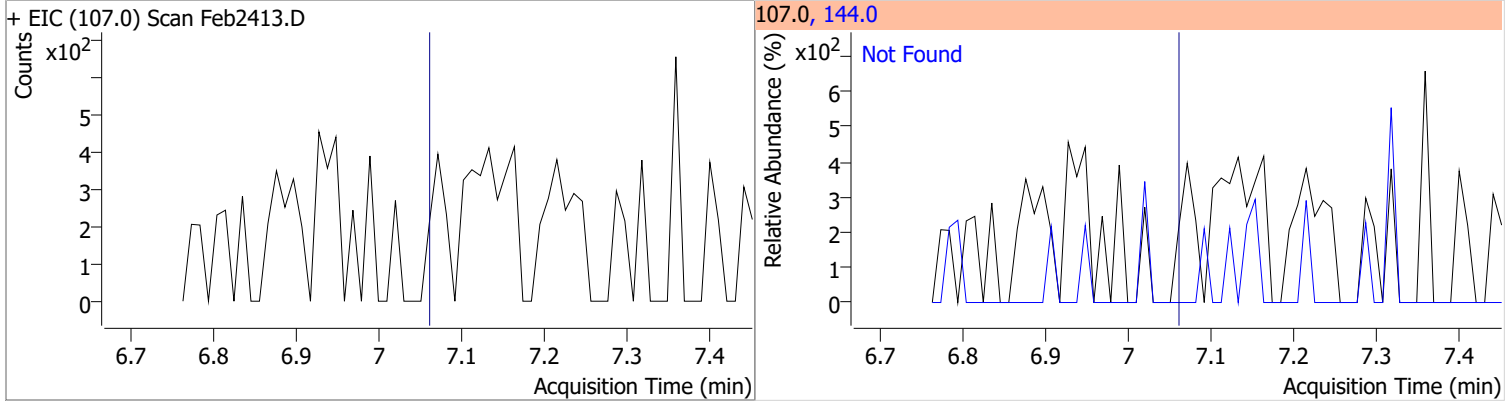
Compound	Conc.	Exp RT	QIon	Exp Ratio	QIon	Exp Ratio
Hexachlorobutadiene	N.D.	6.48	223.0	63.2	227.0	62.4



Compound	Conc.	Exp RT	QIon	Exp Ratio
4-Chloro-2-Methylphenol	N.D.	6.93	144.0	27.8

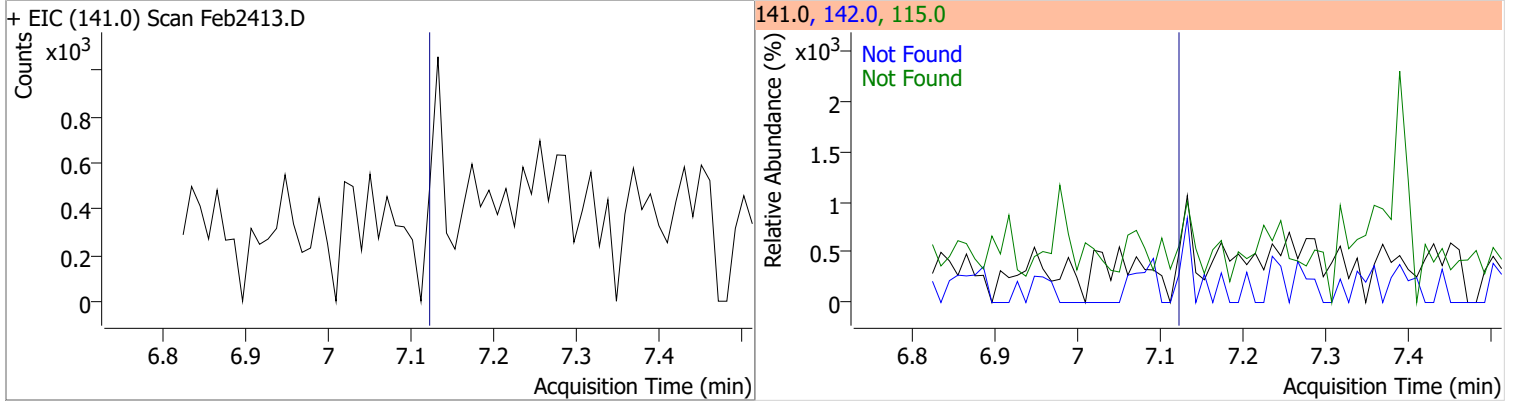


Compound	Conc.	Exp RT	QIon	Exp Ratio
4-Chloro-3-Methylphenol	N.D.	7.07	144.0	26.7

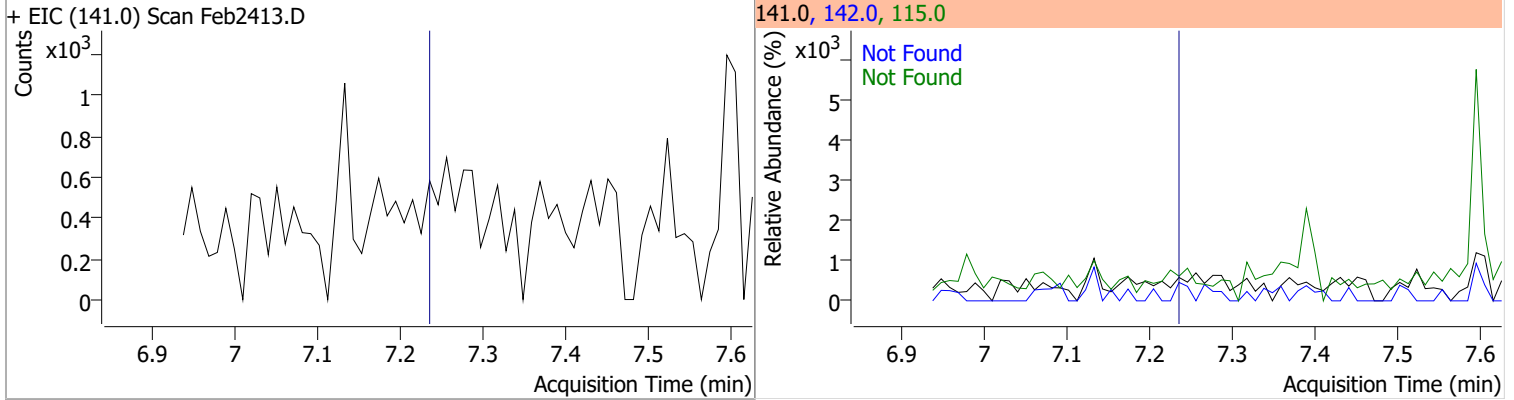


Quantitation Results Report (QT Reviewed)

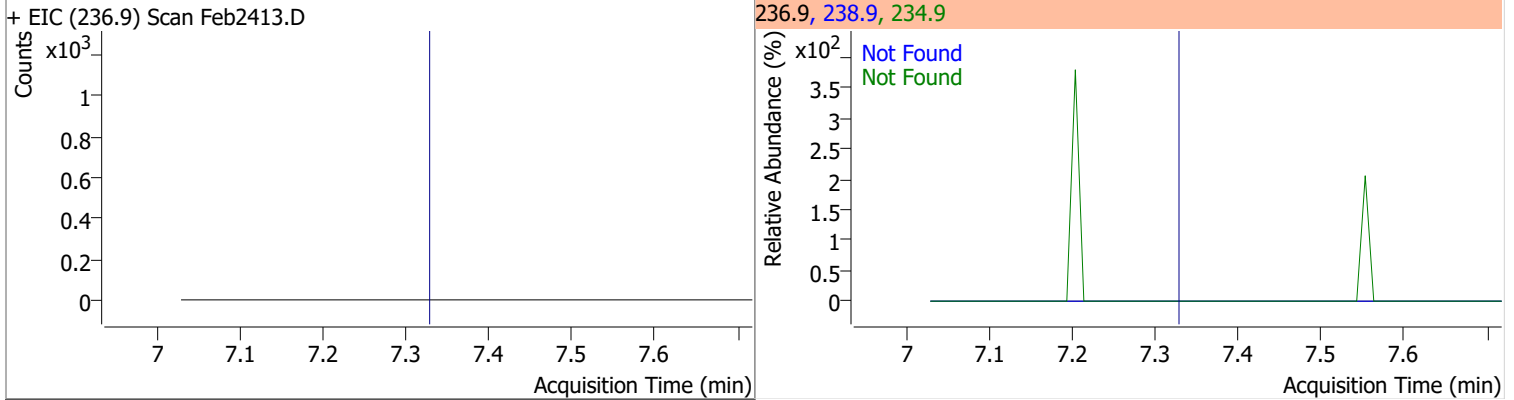
Compound	Conc.	Exp RT	QIon	Exp Ratio	QIon	Exp Ratio
2-Methylnaphthalene	N.D.	7.13	142.0	120.9	115.0	40.2



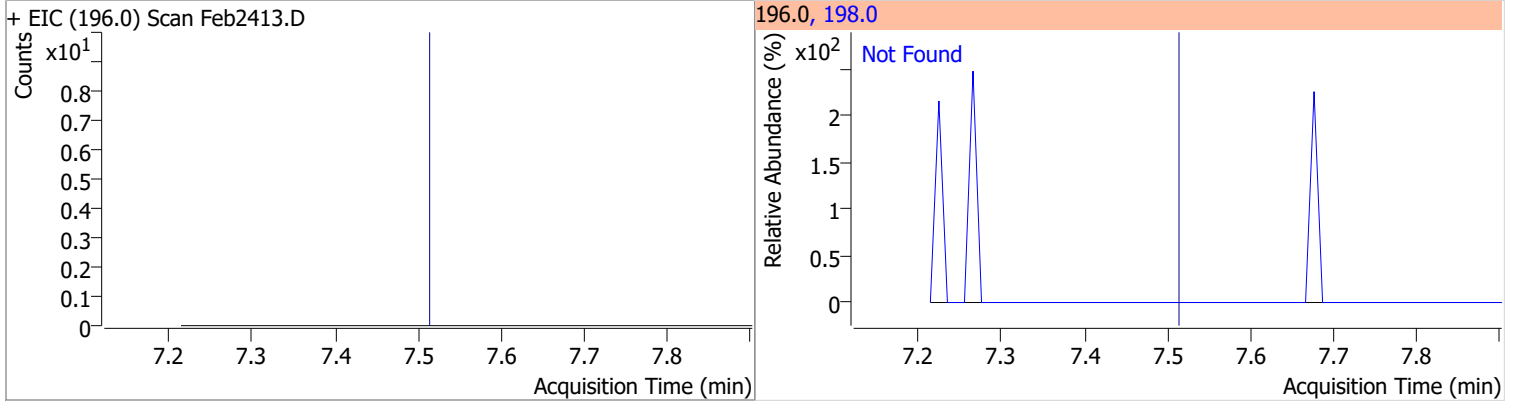
Compound	Conc.	Exp RT	QIon	Exp Ratio	QIon	Exp Ratio
1-Methylnaphthalene	N.D.	7.25	142.0	116.0	115.0	41.9



Compound	Conc.	Exp RT	QIon	Exp Ratio	QIon	Exp Ratio
Hexachlorocyclopentadiene	N.D.	7.33	238.9	64.2	234.9	62.1

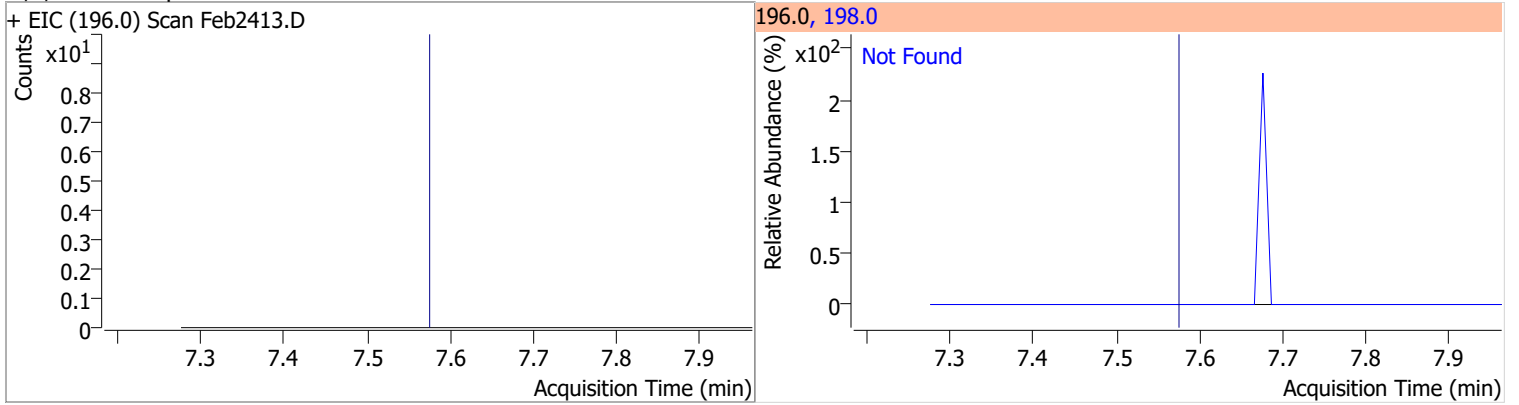


Compound	Conc.	Exp RT	QIon	Exp Ratio
2,4,6-Trichlorophenol	N.D.	7.51	198.0	92.6

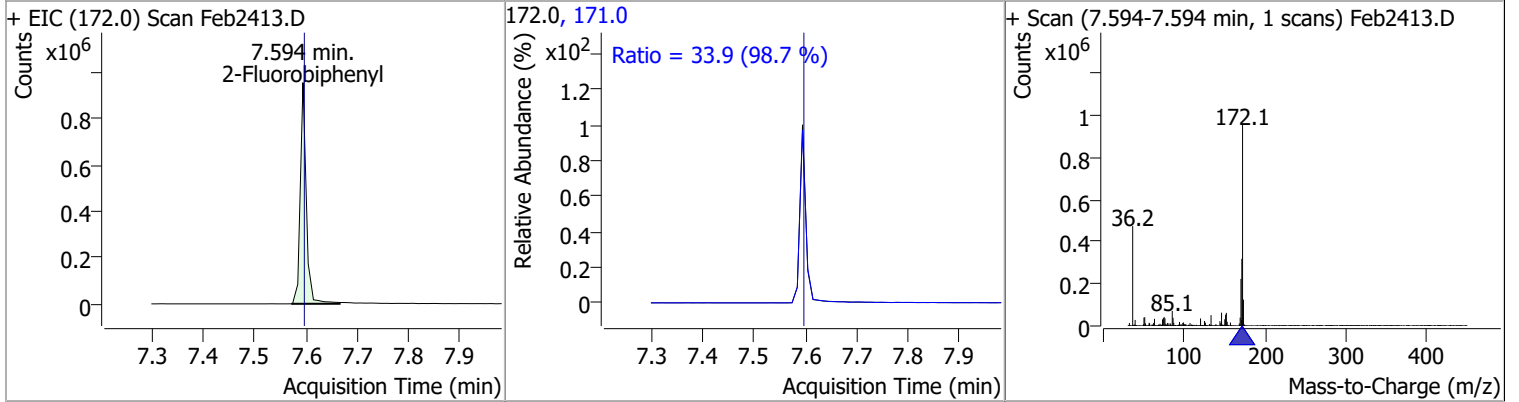


Quantitation Results Report (QT Reviewed)

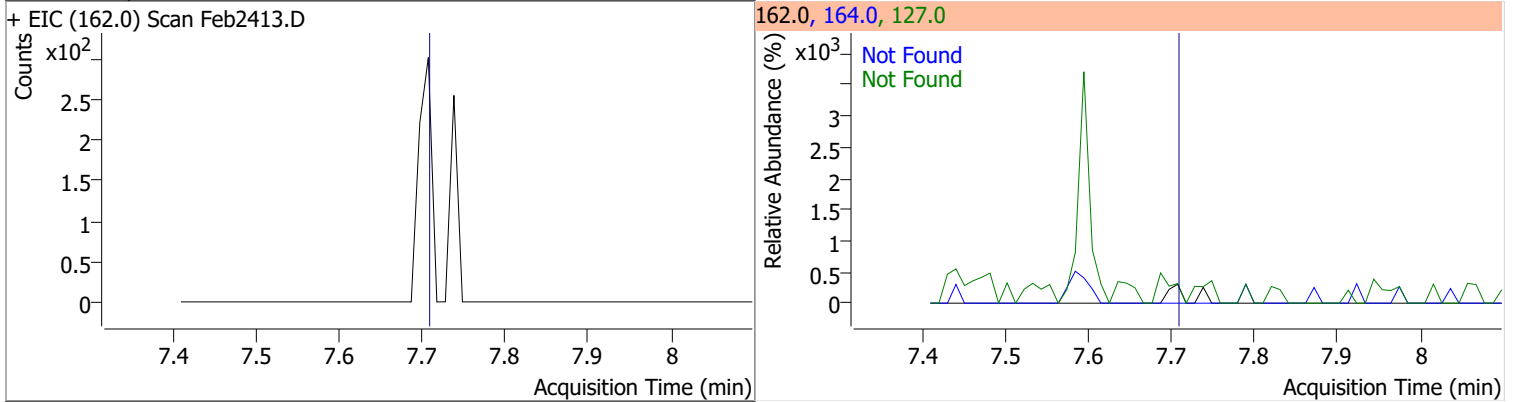
Compound	Conc.	Exp RT	QIon	Exp Ratio
2,4,5-Trichlorophenol	N.D.	7.57	198.0	94.1



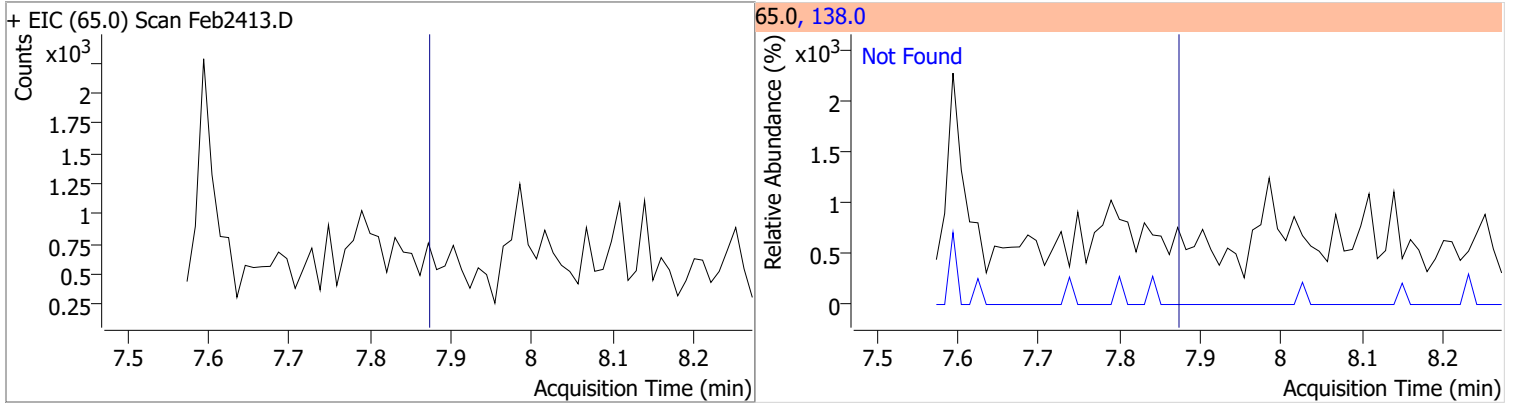
Compound	Conc.	RT	Dev(Min)	Resp.	QIon	QRatio	Lower	Upper
2-Fluorobiphenyl	57.7604	7.59	0.00	782413	171.0	33.9	24.1	44.7



Compound	Conc.	Exp RT	QIon	Exp Ratio	QIon	Exp Ratio
2-Chloronaphthalene	N.D.	7.71	127.0	35.7	164.0	32.6

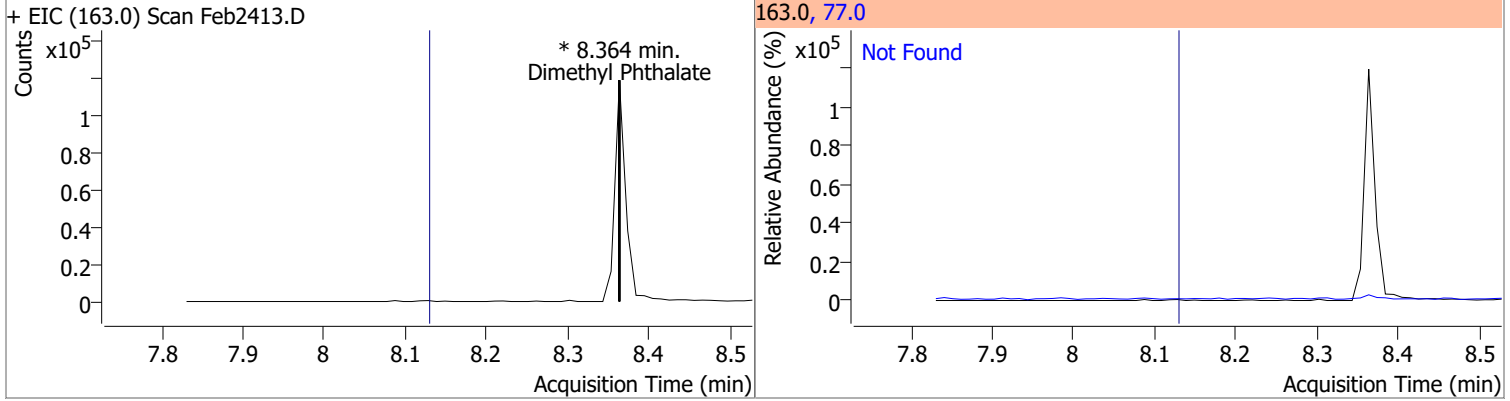


Compound	Conc.	Exp RT	QIon	Exp Ratio
2-Nitroaniline	N.D.	7.87	138.0	123.0

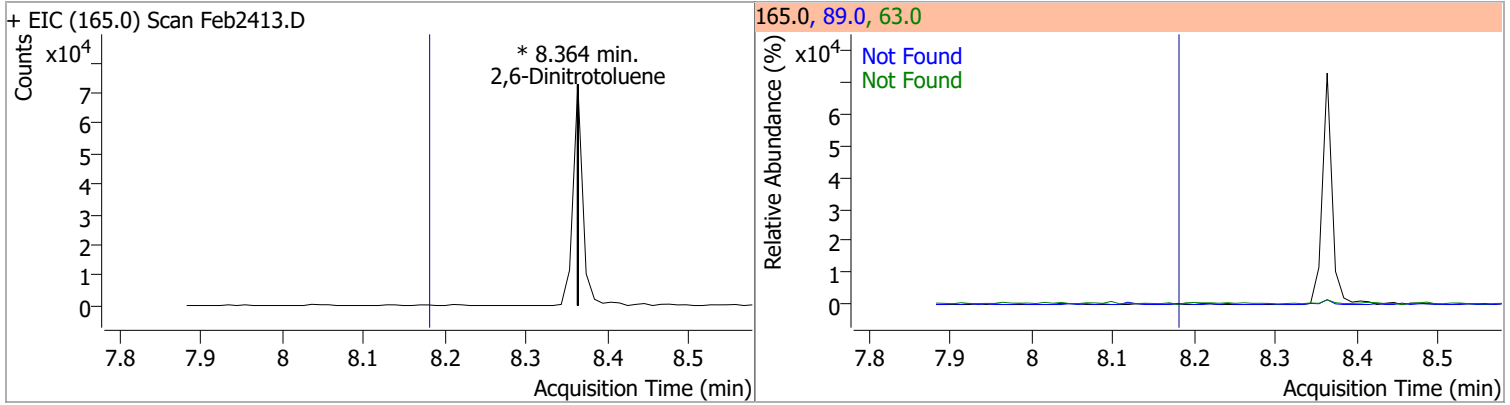


Quantitation Results Report (QT Reviewed)

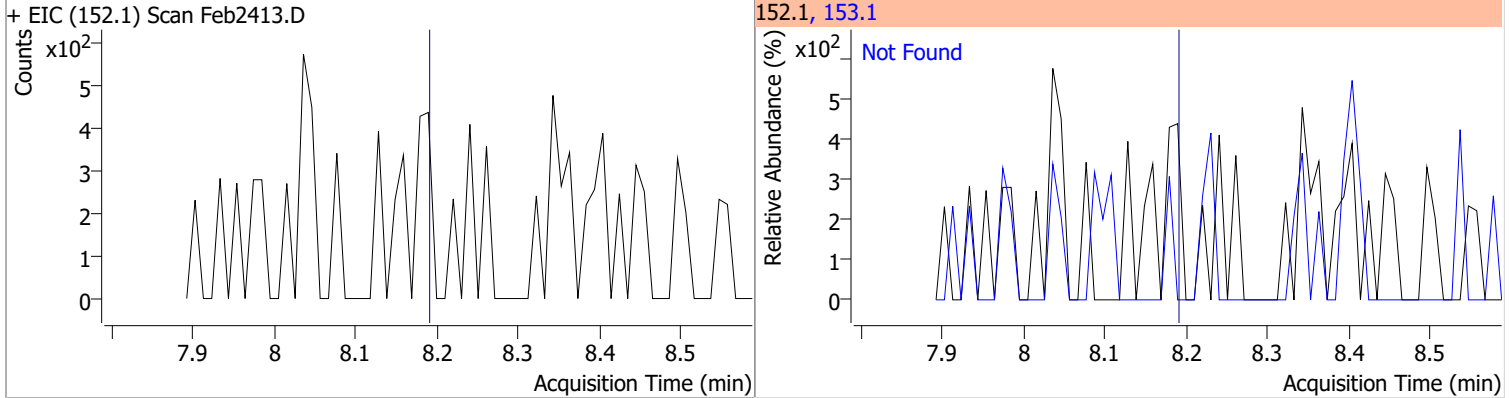
Compound	Conc.	RT	Dev(Min)	Resp.	QIon	QRatio	Lower	Upper
Dimethyl Phthalate	0	0		0	77.0		13.9	25.8



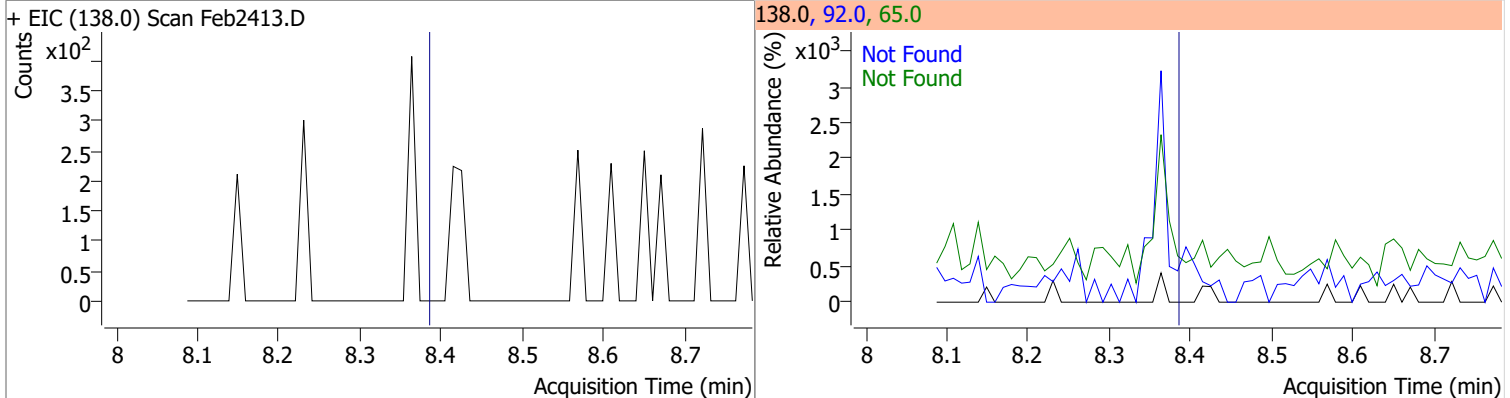
Compound	Conc.	RT	Dev(Min)	Resp.	QIon	QRatio	Lower	Upper
2,6-Dinitrotoluene	0	0		0	63.0 89.0		95.6 45.4	177.5 84.4



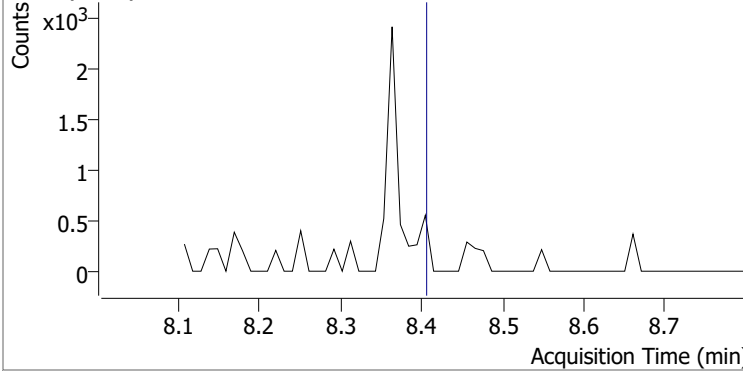
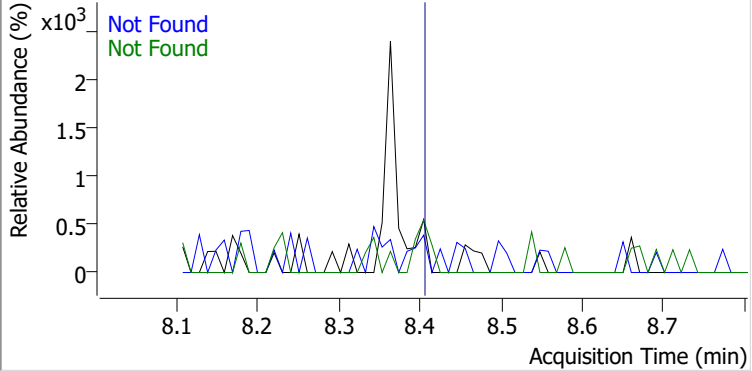
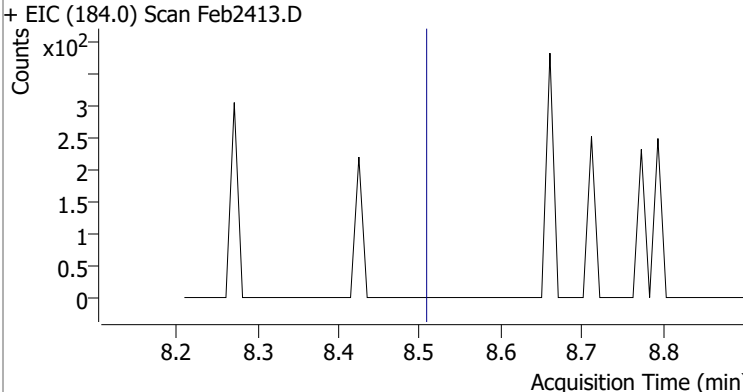
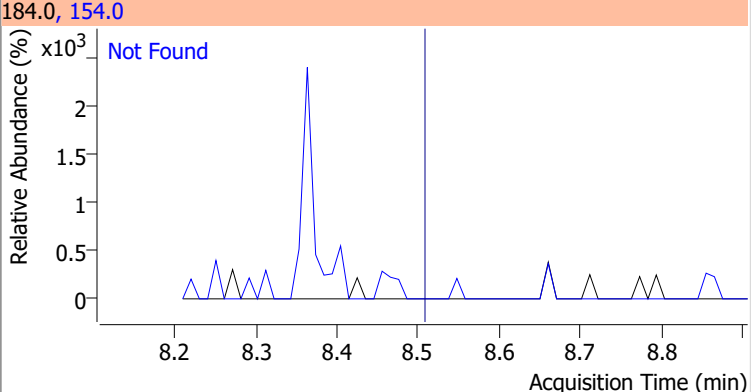
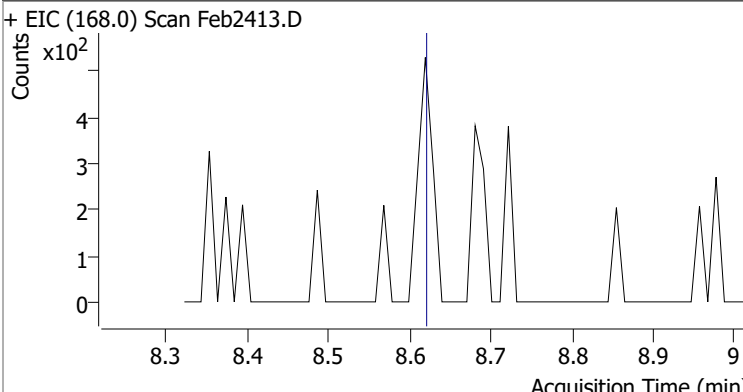
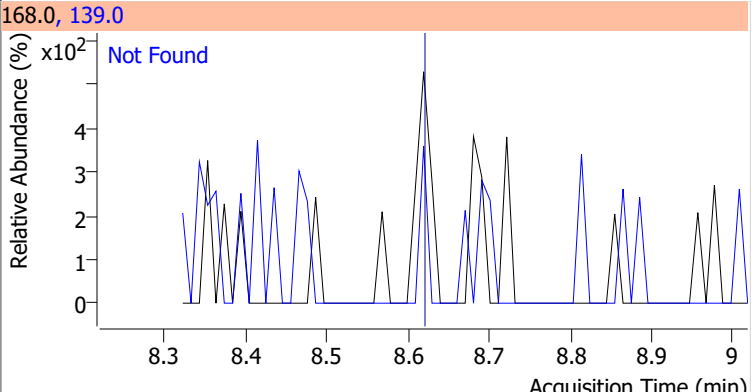
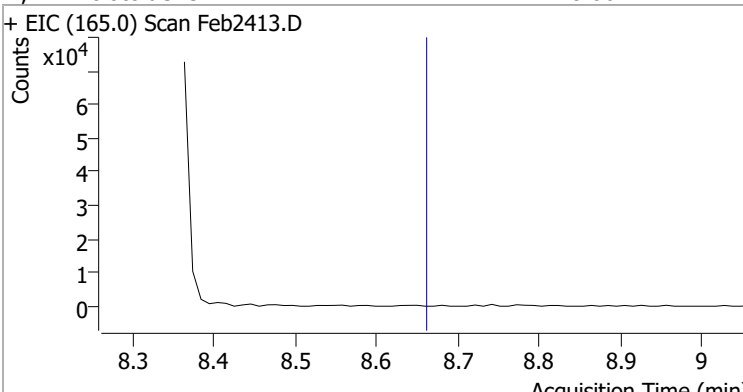
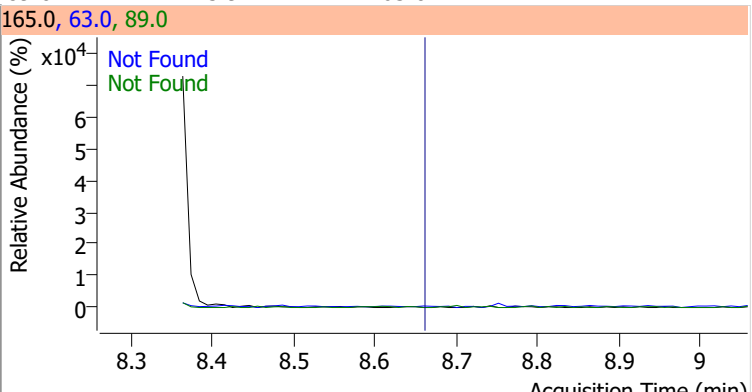
Compound	Conc.	Exp RT	QIon	Exp Ratio
Acenaphthylene	N.D.	8.19	153.1	14.0



Compound	Conc.	Exp RT	QIon	Exp Ratio	QIon	Exp Ratio
3-Nitroaniline	N.D.	8.38	65.0	131.7	92.0	112.6

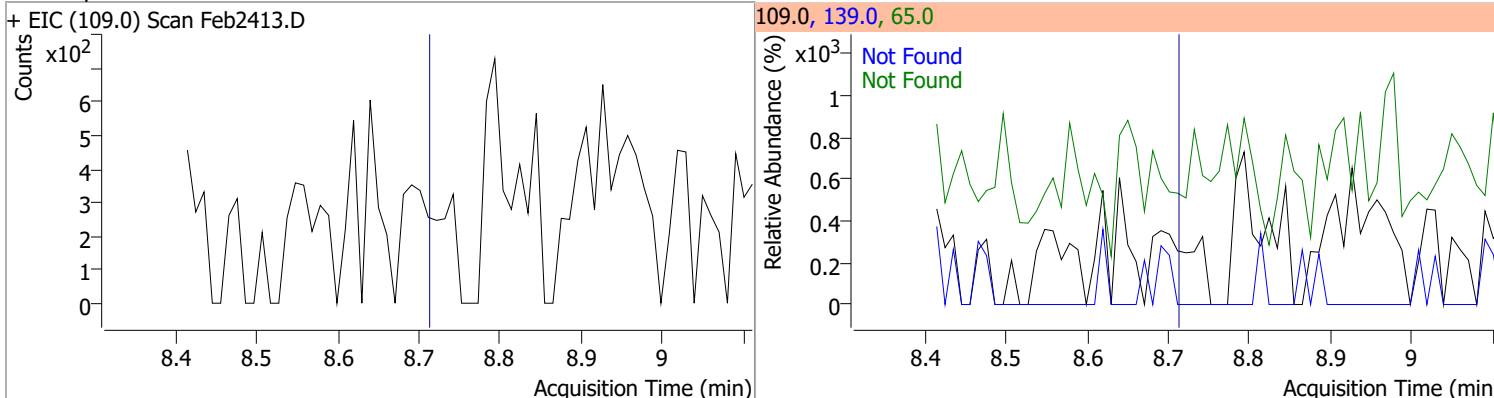


Quantitation Results Report (QT Reviewed)

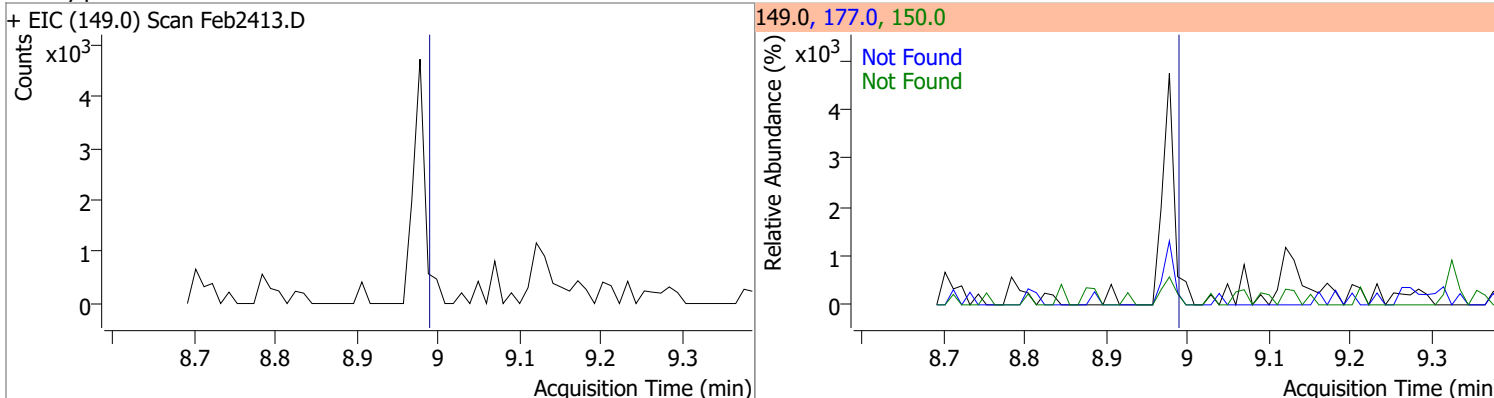
Compound	Conc.	Exp RT	QIon	Exp Ratio	QIon	Exp Ratio
Acenaphthene	N.D.	8.40	153.0	106.6	152.0	52.4
+ EIC (154.0) Scan Feb2413.D			154.0, 152.0, 153.0			
						
2,4-Dinitrophenol	N.D.	8.51	154.0	59.3		
+ EIC (184.0) Scan Feb2413.D			184.0, 154.0			
						
Dibenzofuran	N.D.	8.62	139.0	37.6		
+ EIC (168.0) Scan Feb2413.D			168.0, 139.0			
						
2,4-Dinitrotoluene	N.D.	8.66	89.0	75.9	63.0	44.1
+ EIC (165.0) Scan Feb2413.D			165.0, 63.0, 89.0			
						

Quantitation Results Report (QT Reviewed)

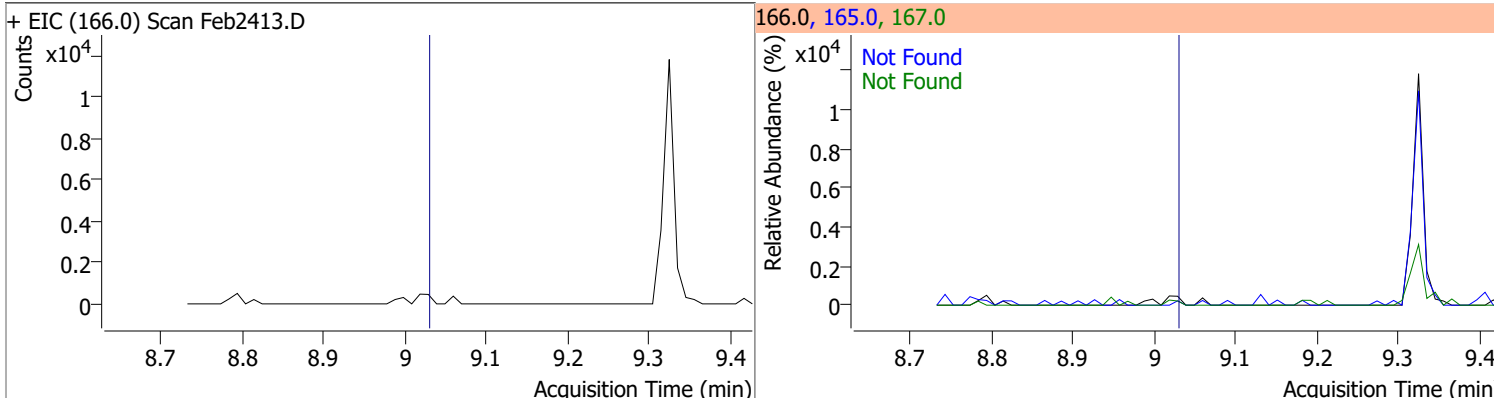
Compound	Conc.	Exp RT	QIon	Exp Ratio	QIon	Exp Ratio
4-Nitrophenol	N.D.	8.71	139.0	78.4	65.0	71.6



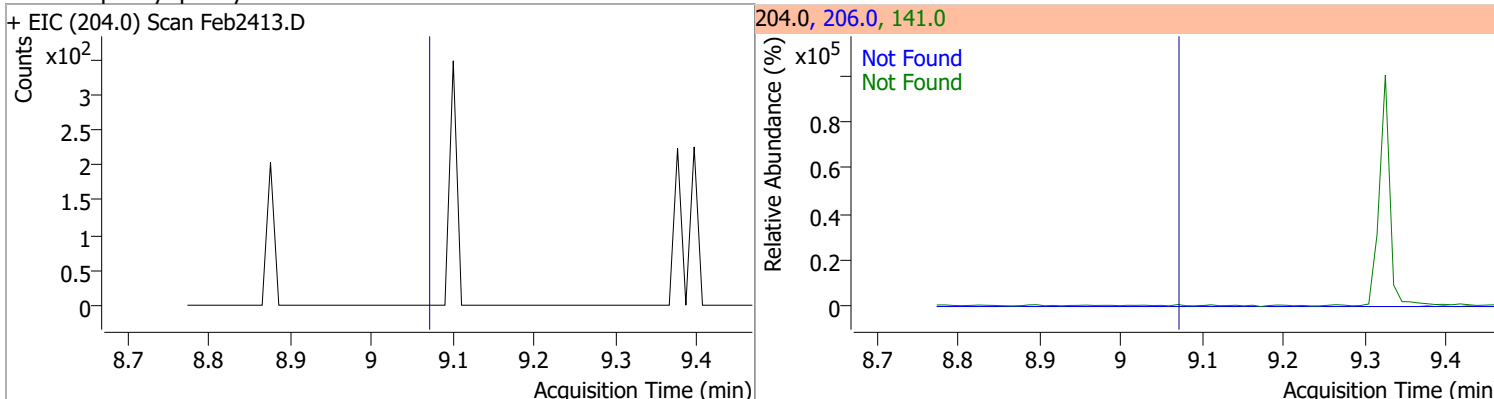
Compound	Conc.	Exp RT	QIon	Exp Ratio	QIon	Exp Ratio
Diethylphthalate	N.D.	8.99	177.0	21.3	150.0	12.7



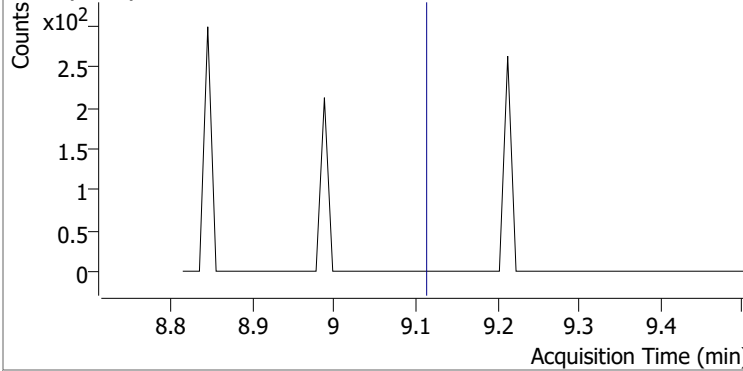
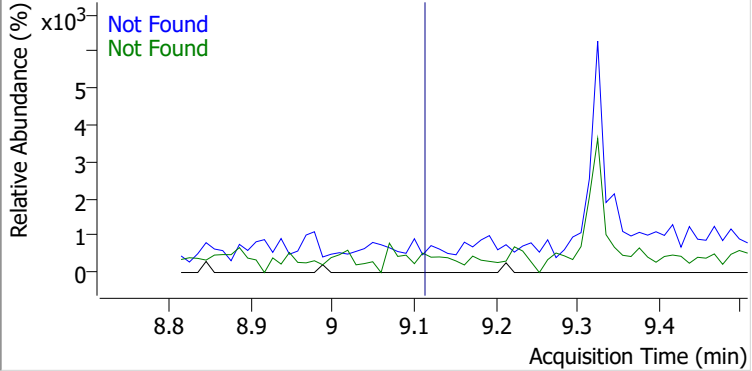
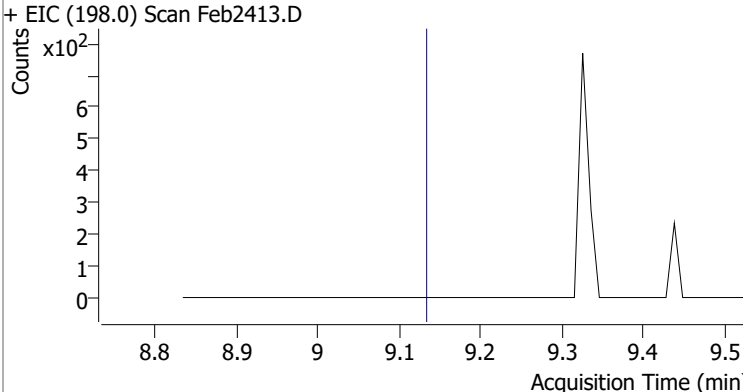
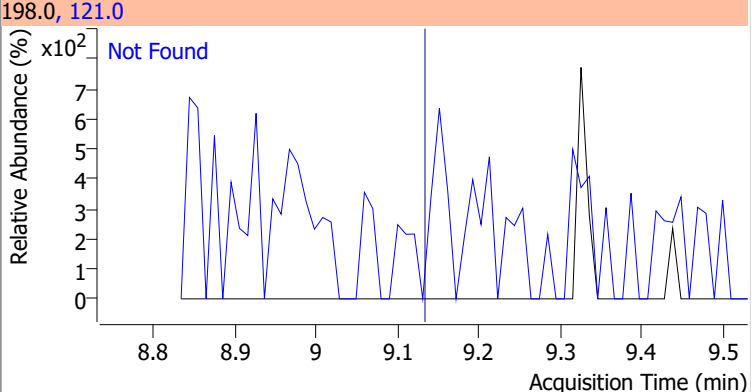
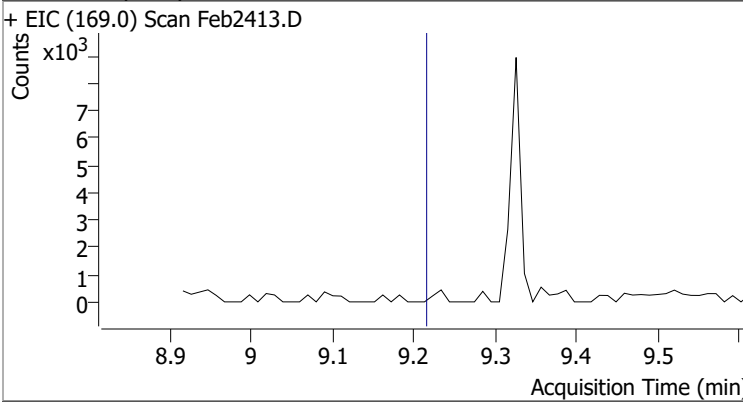
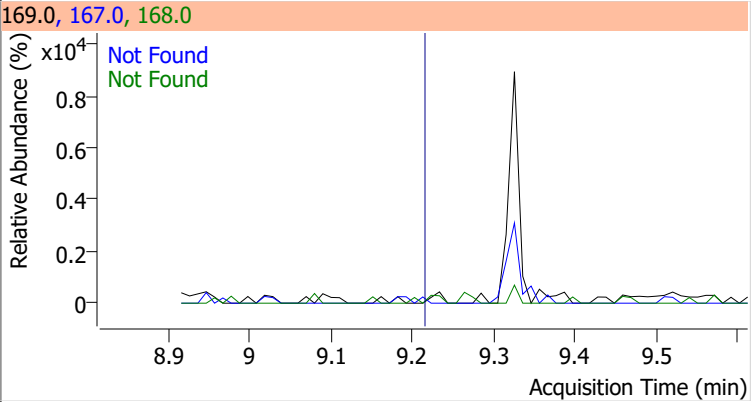
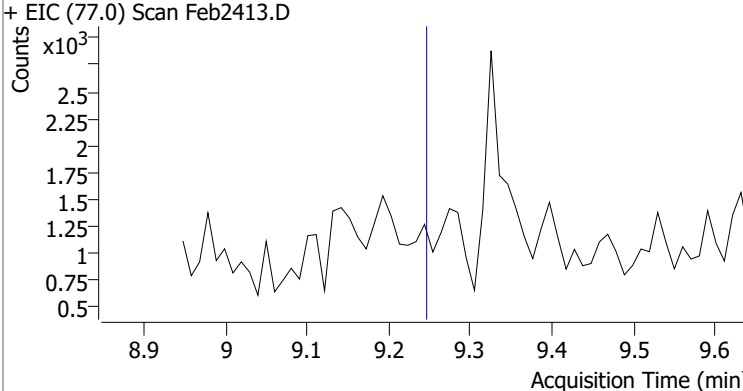
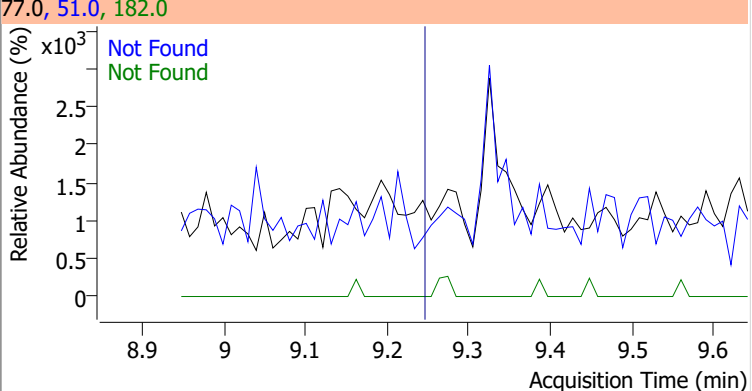
Compound	Conc.	Exp RT	QIon	Exp Ratio	QIon	Exp Ratio
Fluorene	N.D.	9.03	165.0	94.1	167.0	13.4



Compound	Conc.	Exp RT	QIon	Exp Ratio	QIon	Exp Ratio
4-Chlorophenyl-phenylether	N.D.	9.07	141.0	61.7	206.0	34.0

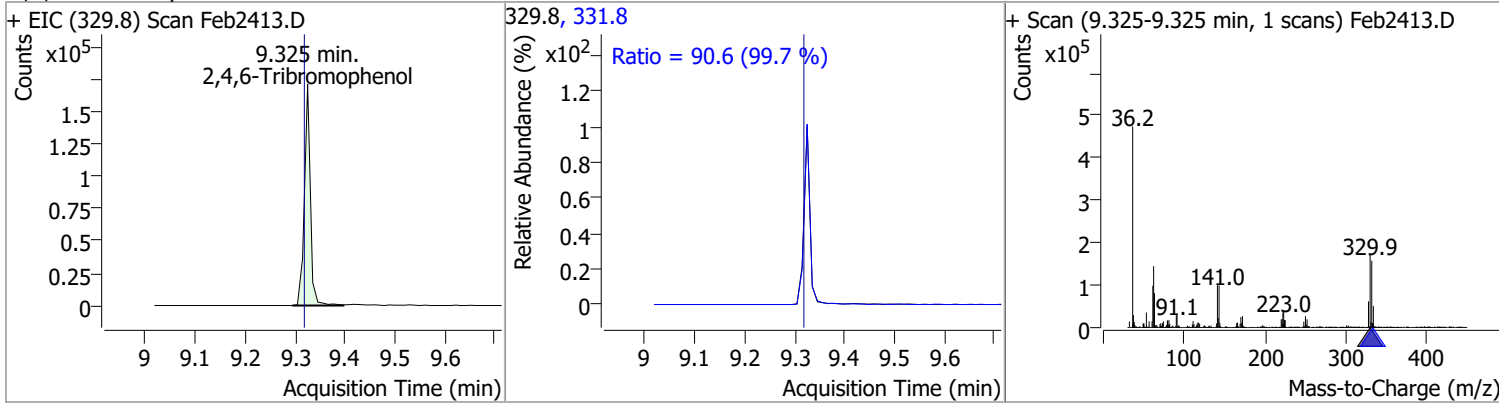


Quantitation Results Report (QT Reviewed)

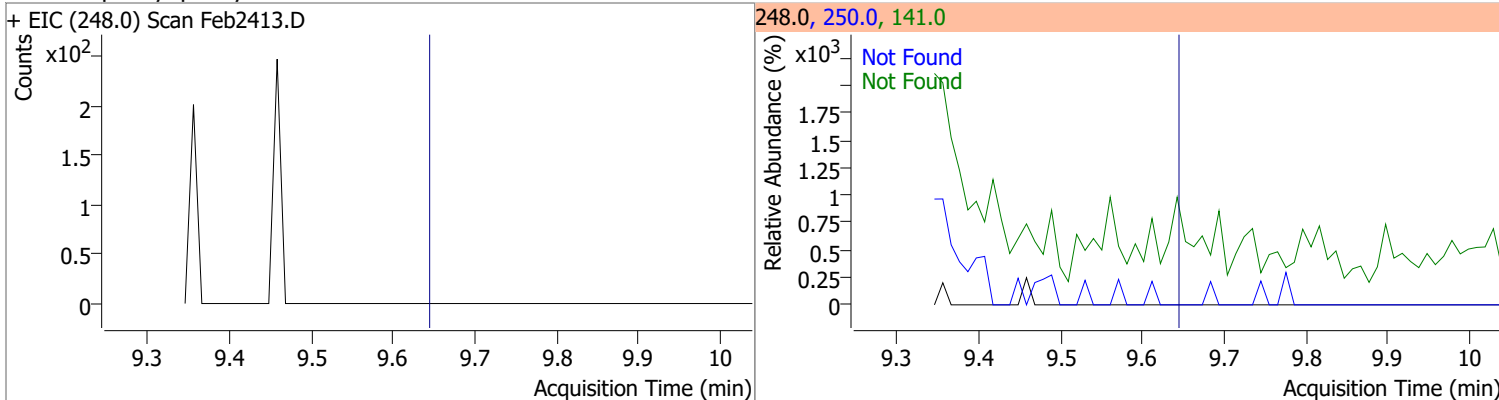
Compound	Conc.	Exp RT	QIon	Exp Ratio	QIon	Exp Ratio
4-Nitroaniline	N.D.	9.12	65.0	109.2	92.0	47.3
+ EIC (138.0) Scan Feb2413.D			138.0, 65.0, 92.0			
						
4,6-Dinitro-2-methylphenol	N.D.	9.14	121.0	48.7		
+ EIC (198.0) Scan Feb2413.D			198.0, 121.0			
						
N-nitrosodiphenylamine	N.D.	9.22	168.0	64.6	167.0	34.5
+ EIC (169.0) Scan Feb2413.D			169.0, 167.0, 168.0			
						
Azobenzene	N.D.	9.25	51.0	48.8	182.0	26.0
+ EIC (77.0) Scan Feb2413.D			77.0, 51.0, 182.0			
						

Quantitation Results Report (QT Reviewed)

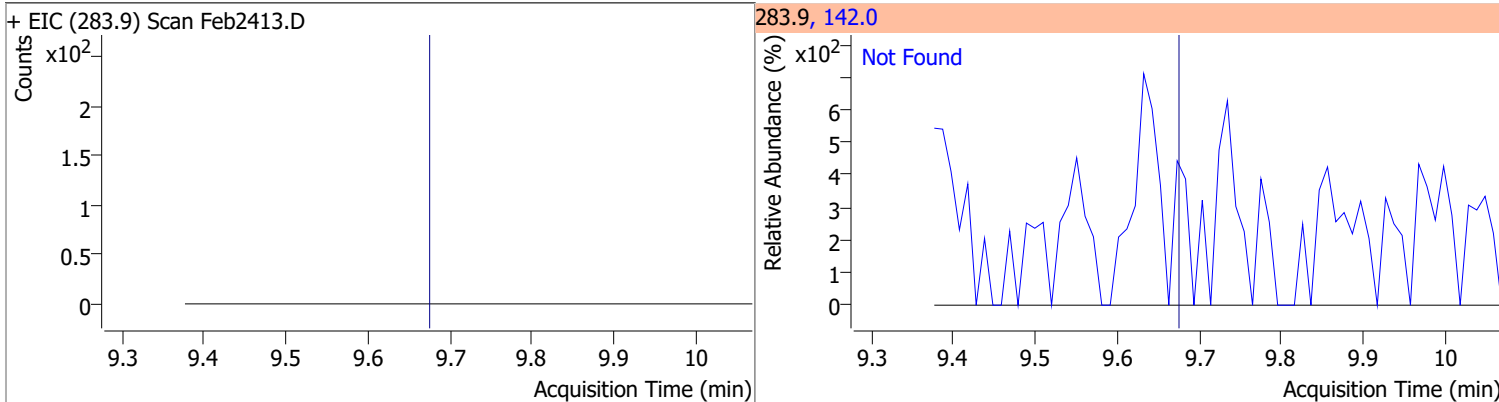
Compound	Conc.	RT	Dev(Min)	Resp.	QIon	QRatio	Lower	Upper
2,4,6-Tribromophenol	122.2856	9.33	0.00	143464	331.8	90.6	63.6	118.2



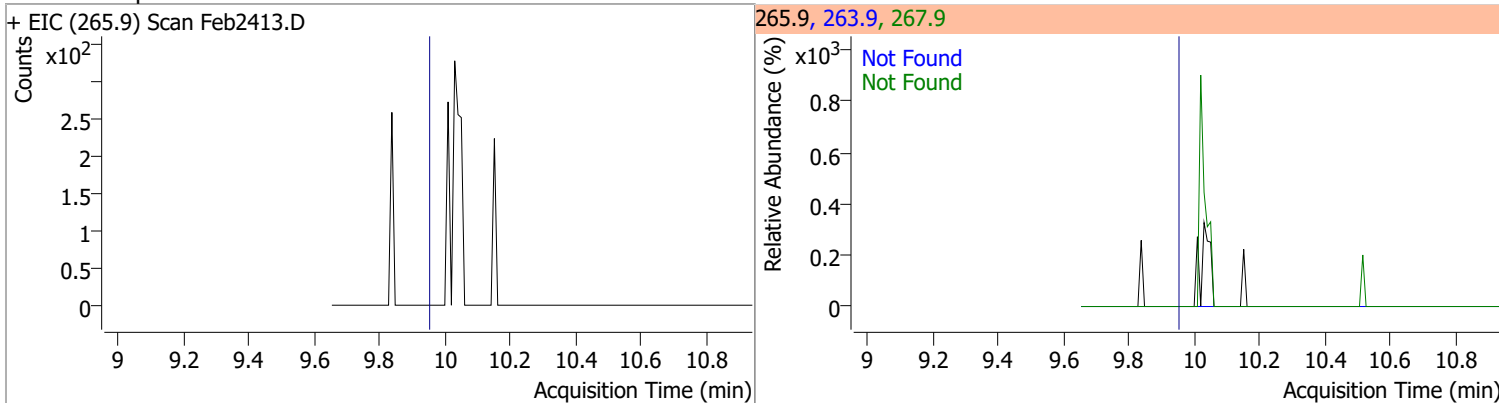
Compound	Conc.	Exp RT	QIon	Exp Ratio	QIon	Exp Ratio
4-Bromophenyl-phenylether	N.D.	9.65	141.0	100.4	250.0	99.4



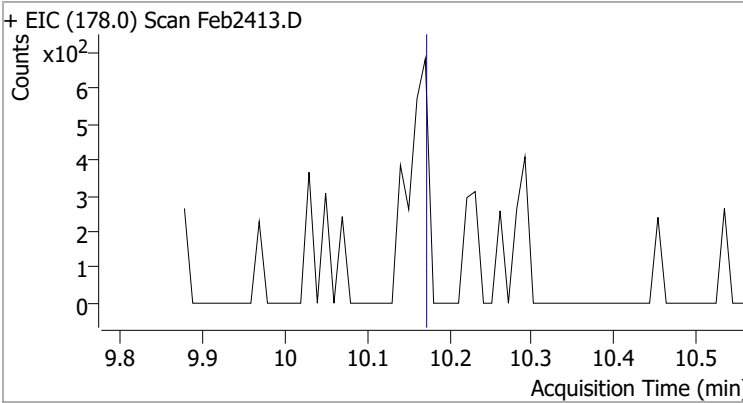
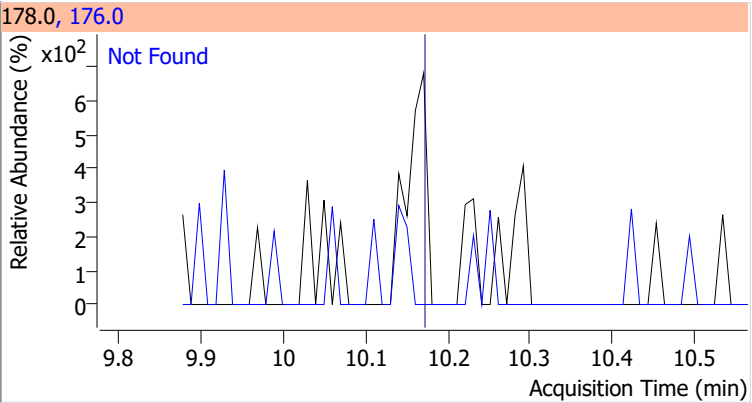
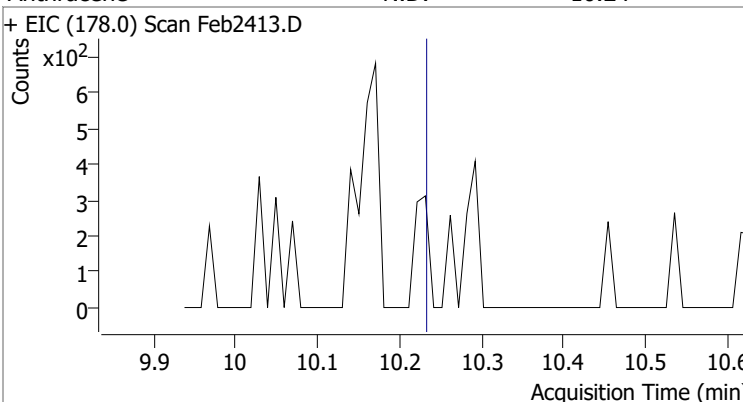
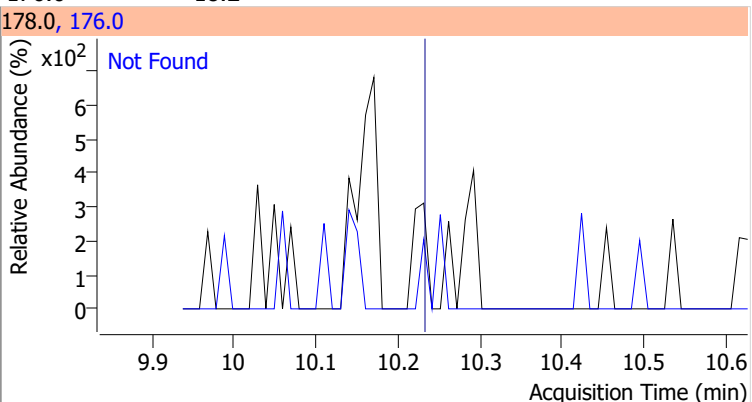
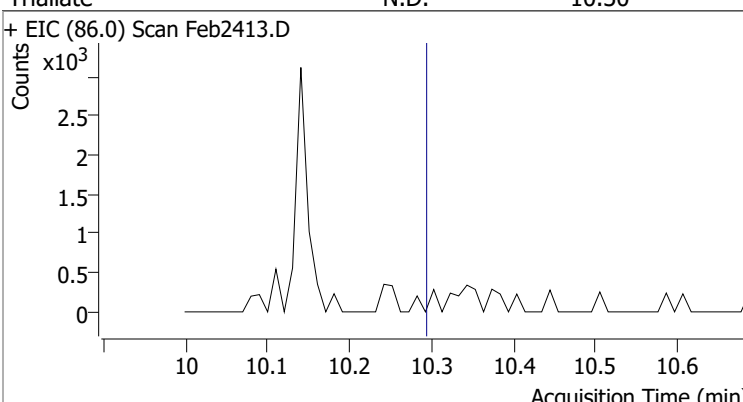
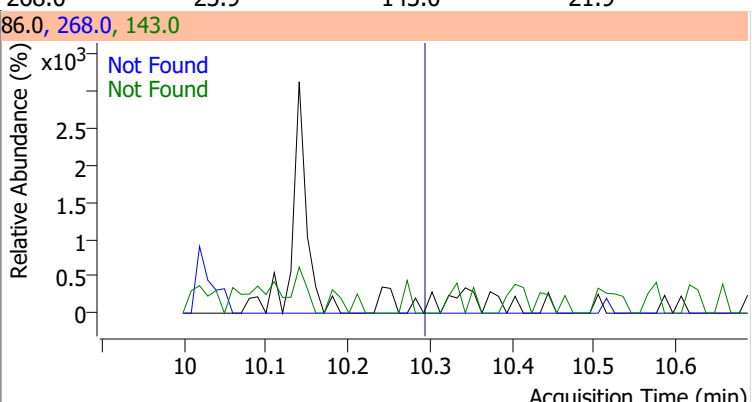
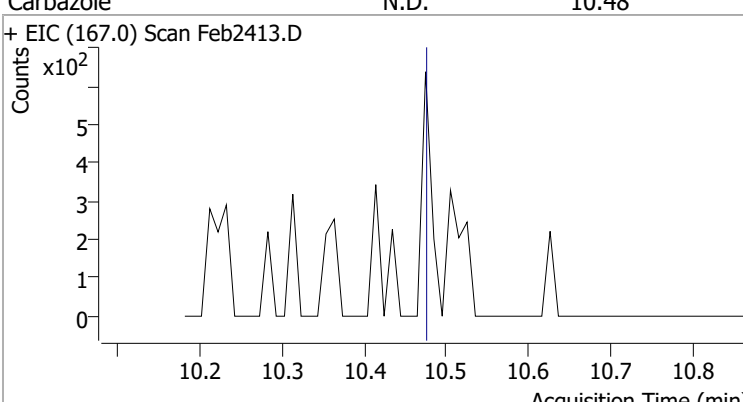
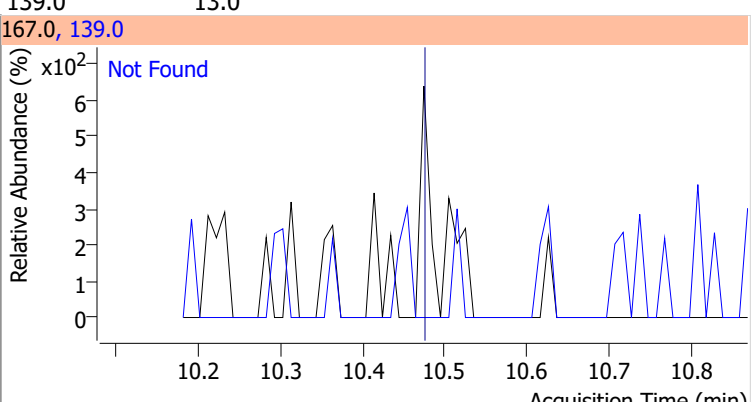
Compound	Conc.	Exp RT	QIon	Exp Ratio
Hexachlorobenzene	N.D.	9.68	142.0	49.3



Compound	Conc.	Exp RT	QIon	Exp Ratio	QIon	Exp Ratio
Pentachlorophenol	N.D.	9.96	263.9	63.1	267.9	62.4

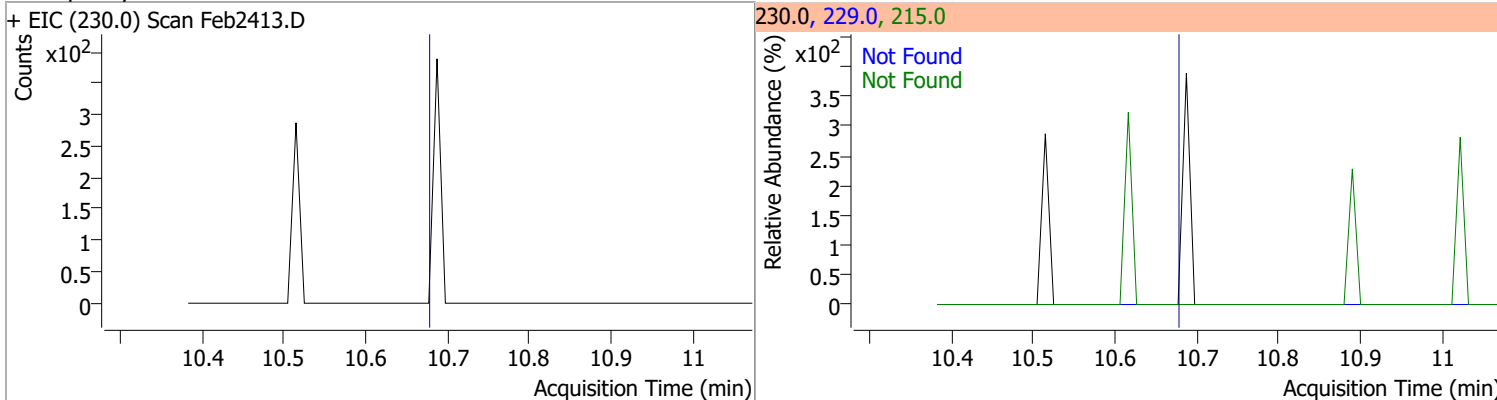


Quantitation Results Report (QT Reviewed)

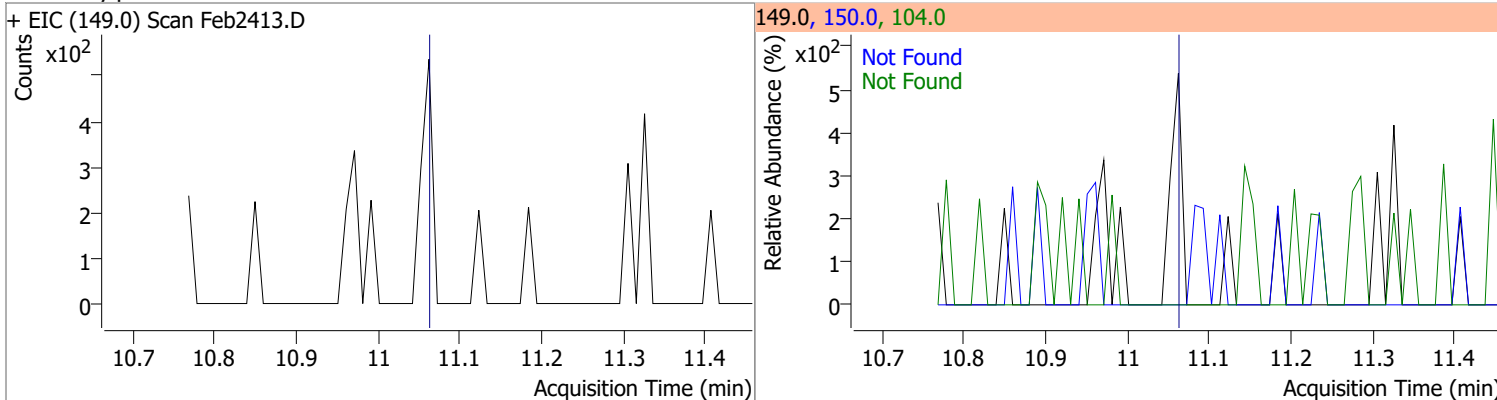
Compound	Conc.	Exp RT	QIon	Exp Ratio		
Phenanthrene	N.D.	10.18	176.0	18.9		
+ EIC (178.0) Scan Feb2413.D			178.0, 176.0			
						
Anthracene	N.D.	10.24	176.0	18.2		
+ EIC (178.0) Scan Feb2413.D			178.0, 176.0			
						
Triallate	N.D.	10.30	268.0	23.9	QIon	Exp Ratio
+ EIC (86.0) Scan Feb2413.D			86.0, 268.0, 143.0			
						
Carbazole	N.D.	10.48	139.0	13.0		
+ EIC (167.0) Scan Feb2413.D			167.0, 139.0			
						

Quantitation Results Report (QT Reviewed)

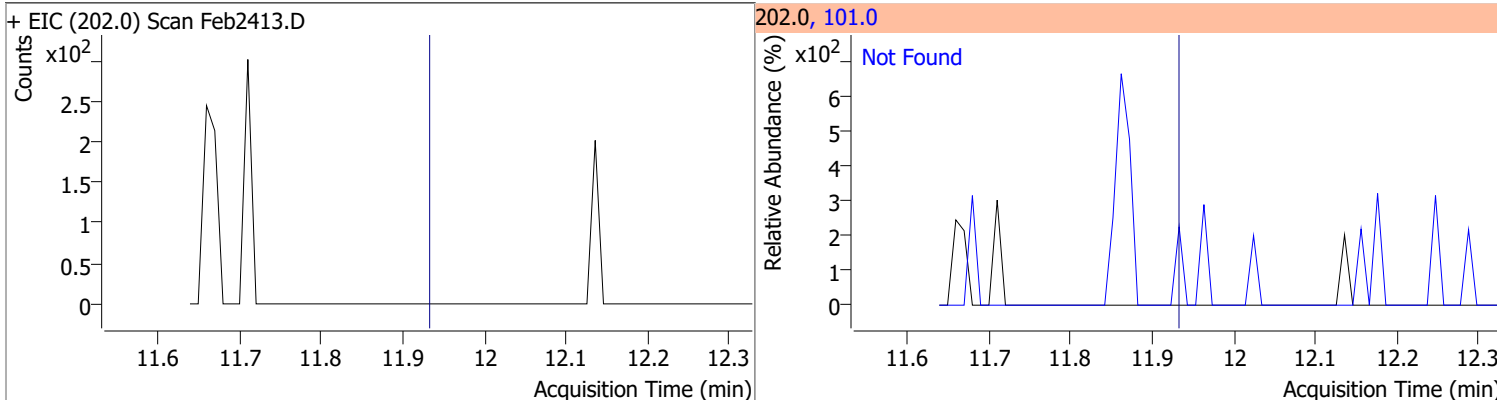
Compound	Conc.	Exp RT	QIon	Exp Ratio	QIon	Exp Ratio
o-Terphenyl	N.D.	10.69	229.0	64.7	215.0	38.5



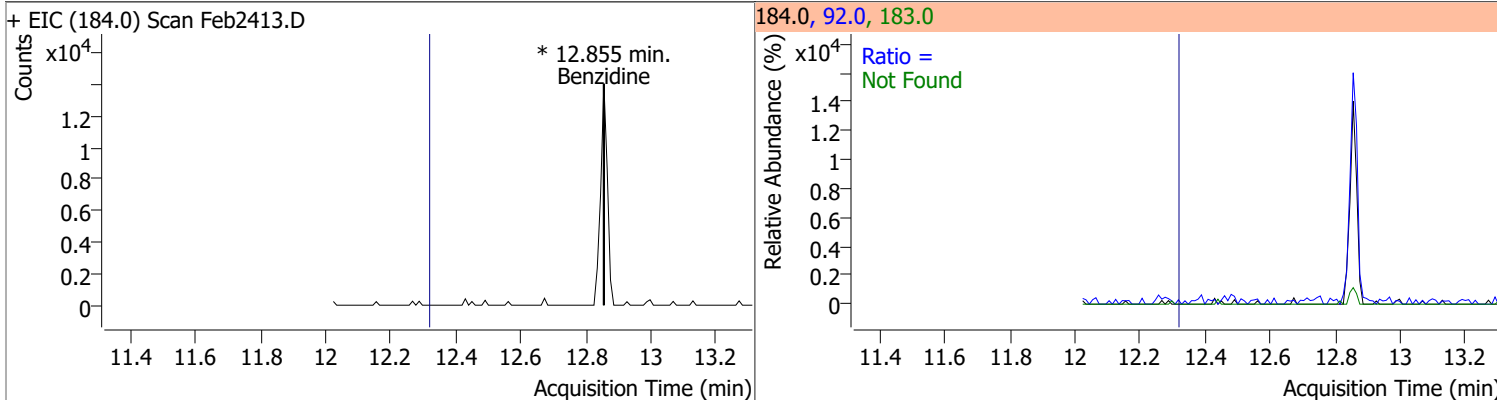
Compound	Conc.	Exp RT	QIon	Exp Ratio	QIon	Exp Ratio
Di-n-Butylphthalate	N.D.	11.07	150.0	9.1	104.0	6.2



Compound	Conc.	Exp RT	QIon	Exp Ratio
Fluoranthene	N.D.	11.94	101.0	12.7

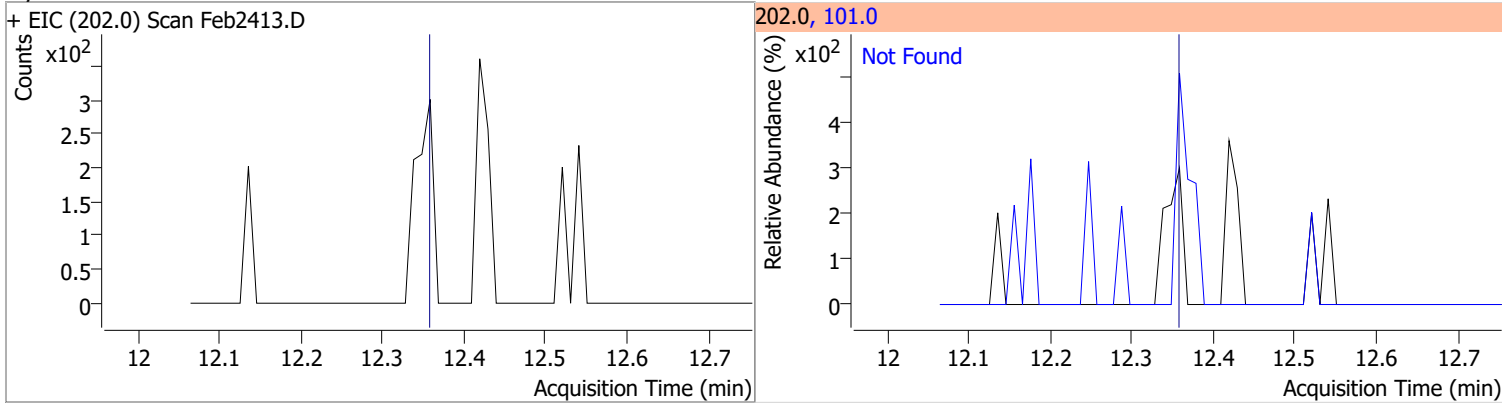


Compound	Conc.	RT	Dev(Min)	Resp.	QIon	QRatio	Lower	Upper
Benzidine		0		0	183.0		7.9	14.7
					92.0		5.0	9.2

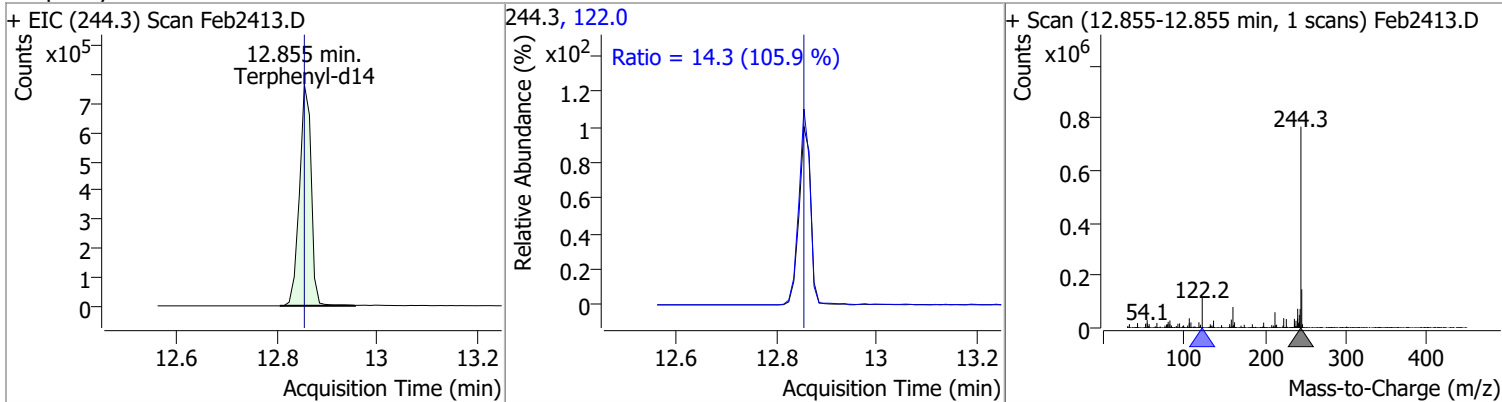


Quantitation Results Report (QT Reviewed)

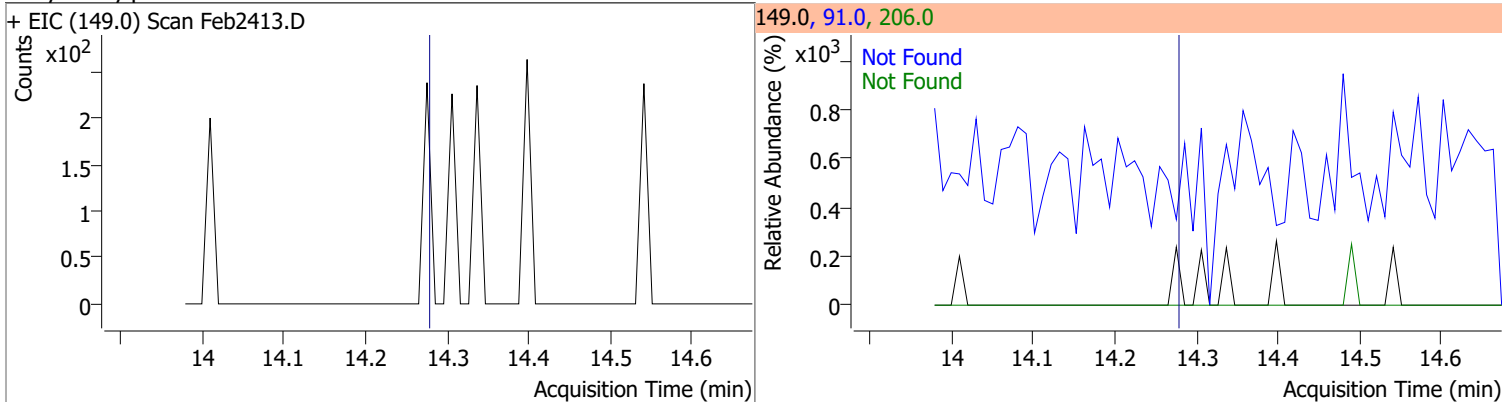
Compound	Conc.	Exp RT	QIon	Exp Ratio
Pyrene	N.D.	12.37	101.0	15.2



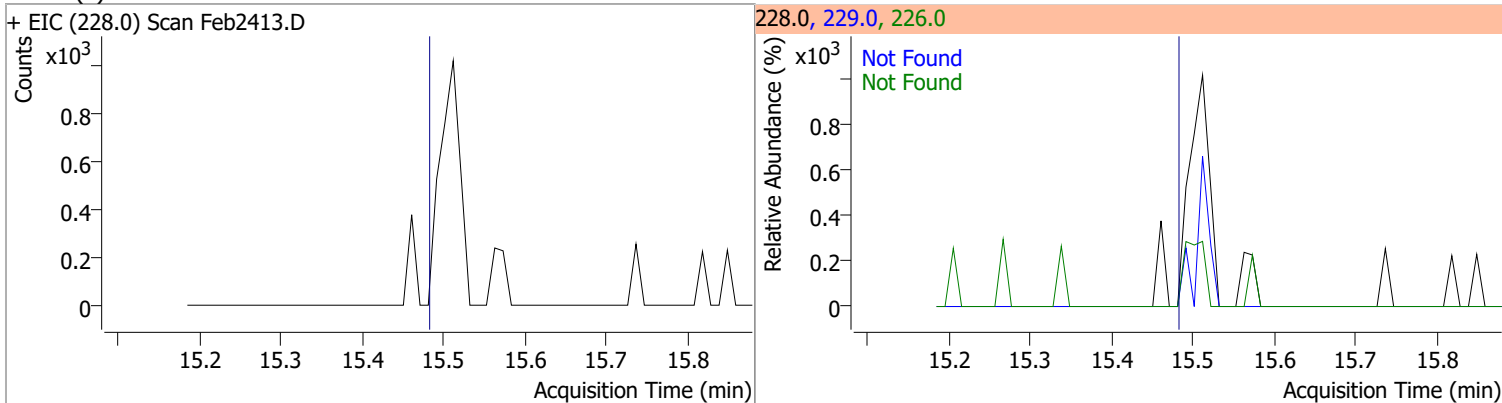
Compound	Conc.	RT	Dev(Min)	Resp.	QIon	QRatio	Lower	Upper
Terphenyl-d14	93.5199	12.85	-0.01	1248038	122.0	14.3	9.5	17.6



Compound	Conc.	Exp RT	QIon	Exp Ratio	QIon	Exp Ratio
Butylbenzylphthalate	N.D.	14.30	91.0	83.4	206.0	17.7

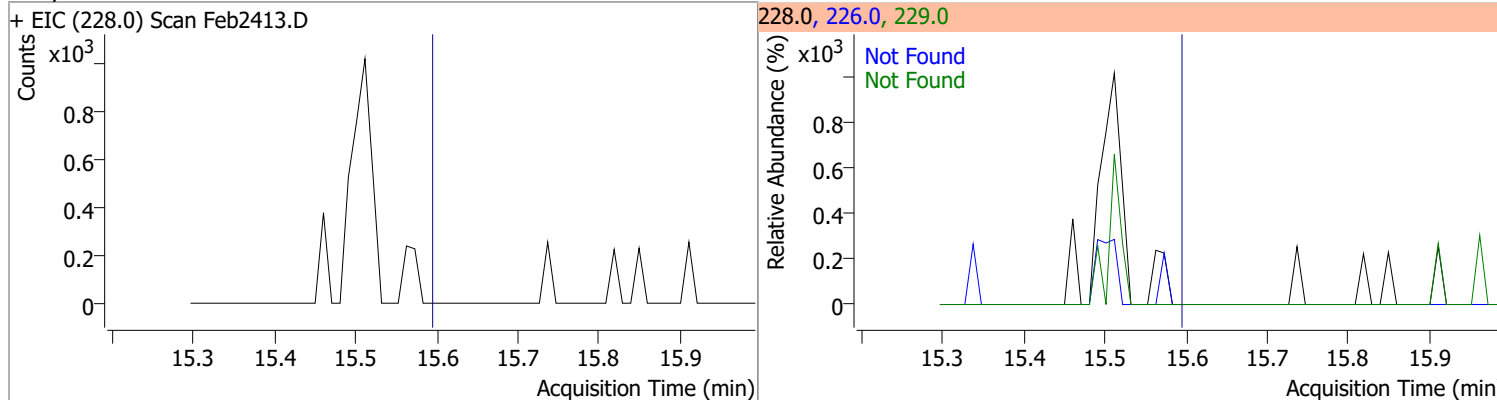


Compound	Conc.	Exp RT	QIon	Exp Ratio	QIon	Exp Ratio
Benzo(a)Anthracene	N.D.	15.50	226.0	26.4	229.0	20.9

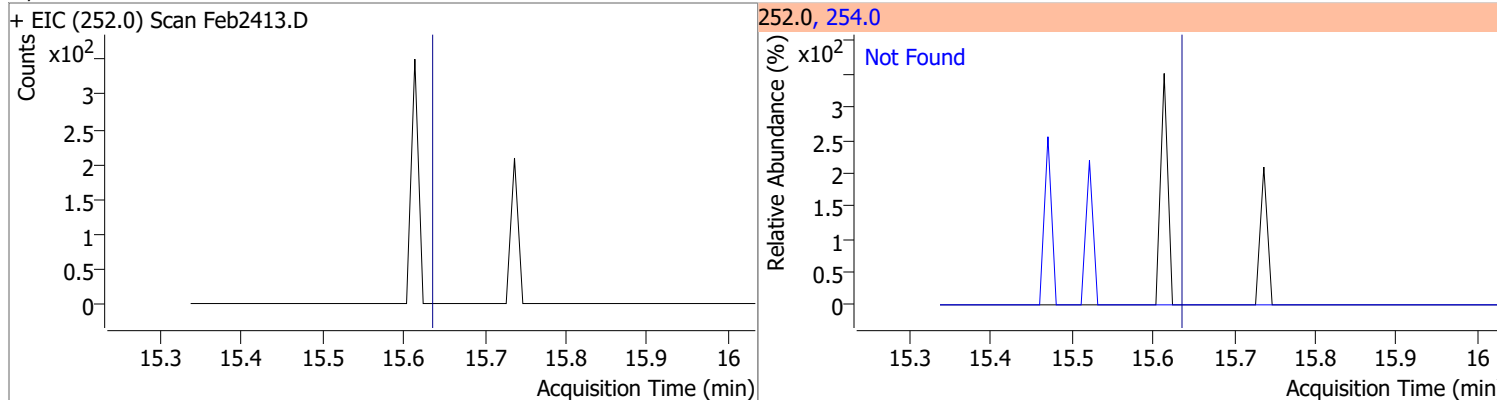


Quantitation Results Report (QT Reviewed)

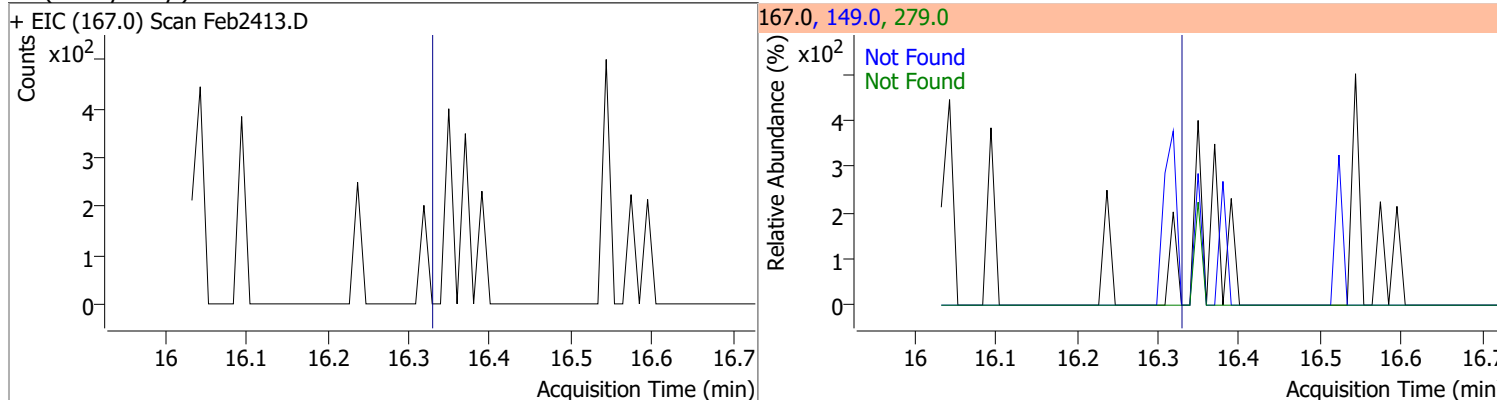
Compound	Conc.	Exp RT	QIon	Exp Ratio	QIon	Exp Ratio
Chrysene	N.D.	15.61	226.0	29.2	229.0	20.4



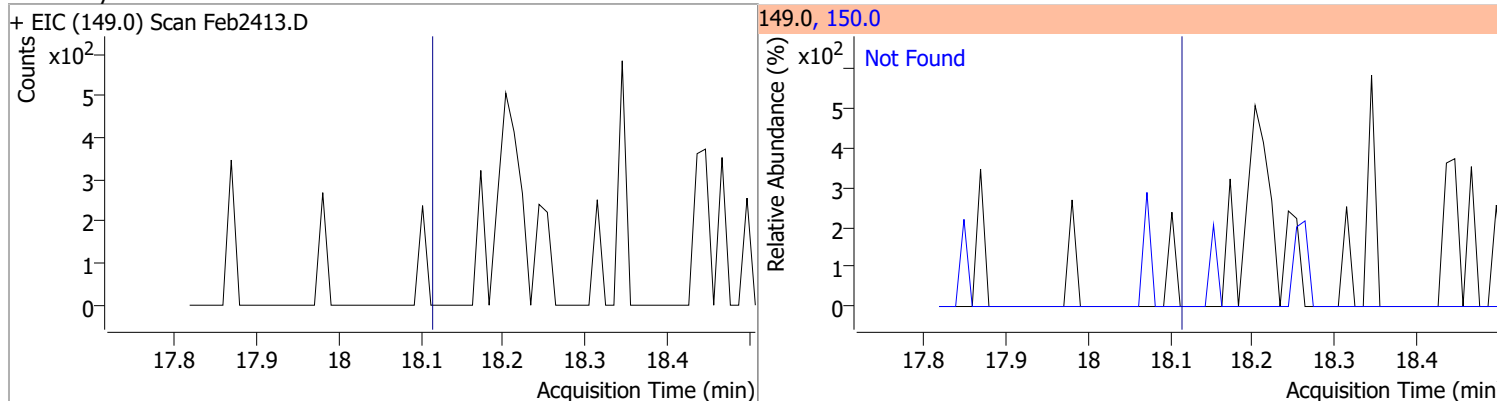
Compound	Conc.	Exp RT	QIon	Exp Ratio
3,3-Dichlorobenzidine	N.D.	15.65	254.0	64.6



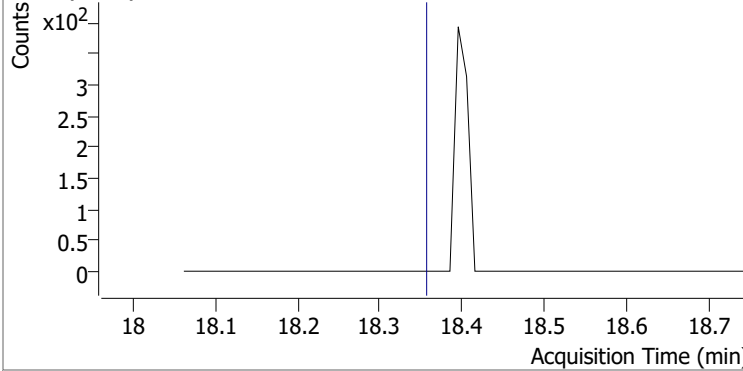
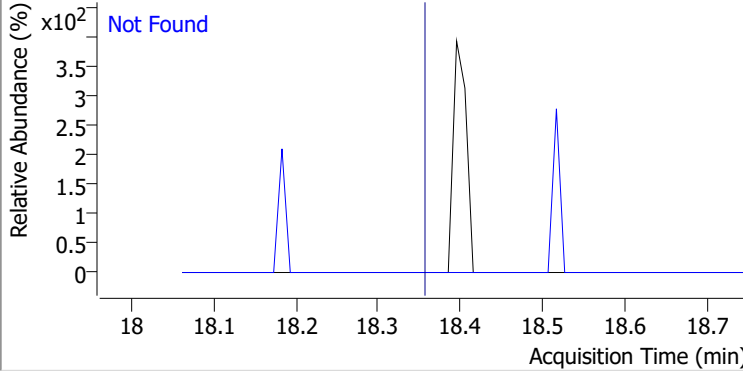
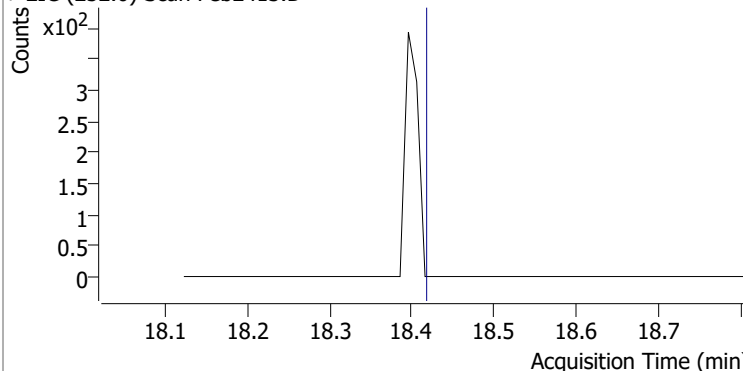
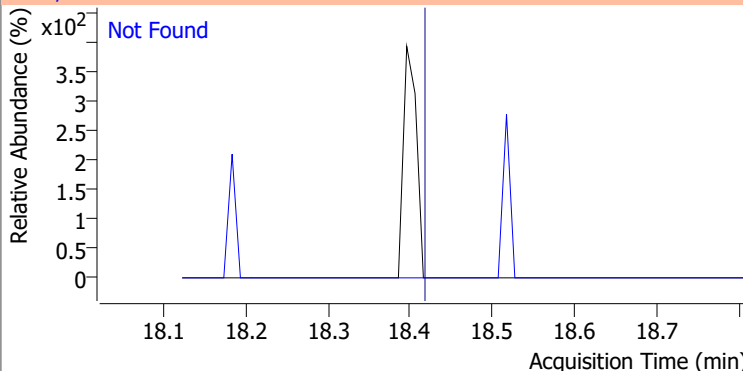
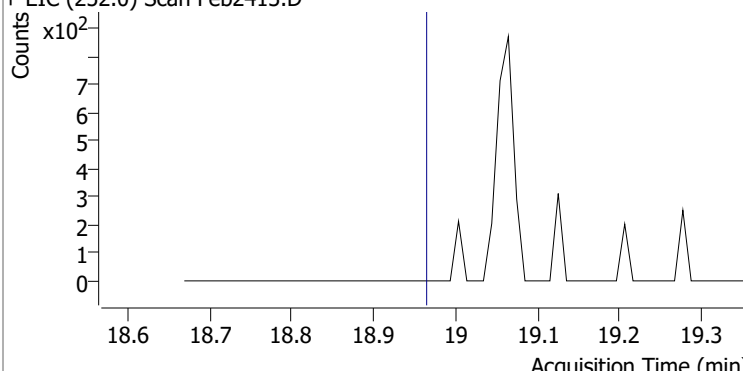
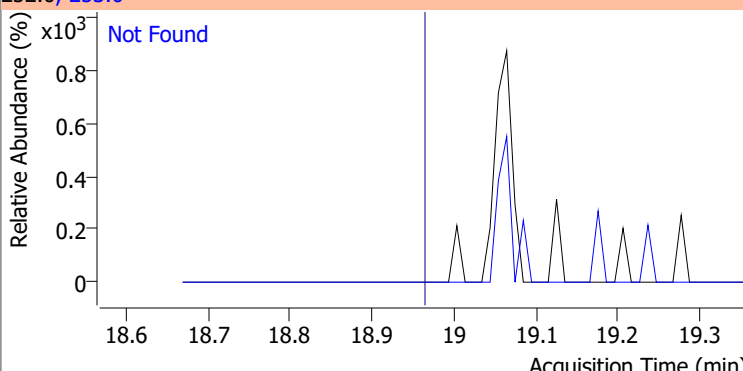
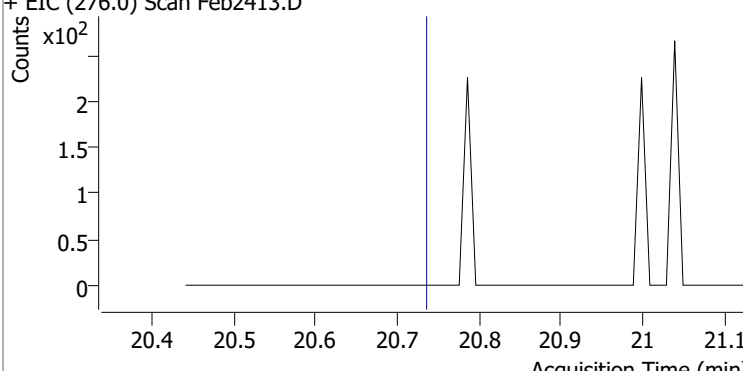
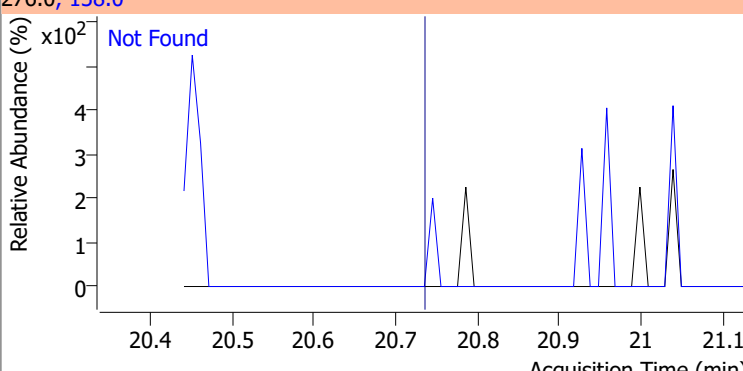
Compound	Conc.	Exp RT	QIon	Exp Ratio	QIon	Exp Ratio
bis(2-ethylhexyl)Phthalate	N.D.	16.35	149.0	391.0	279.0	13.4



Compound	Conc.	Exp RT	QIon	Exp Ratio
Di-n-octyl Phthalate	N.D.	18.12	150.0	9.5

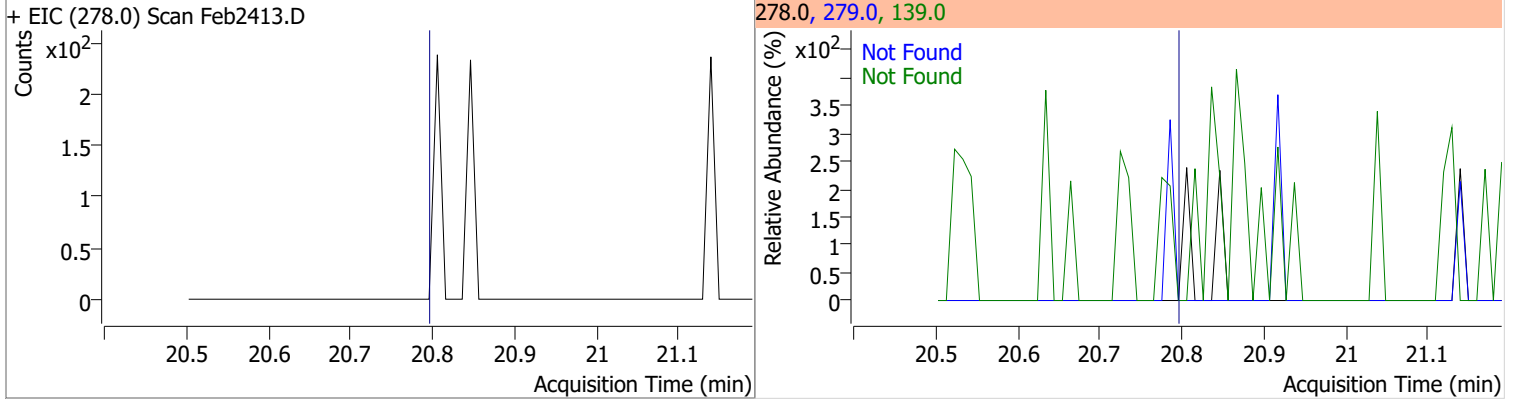


Quantitation Results Report (QT Reviewed)

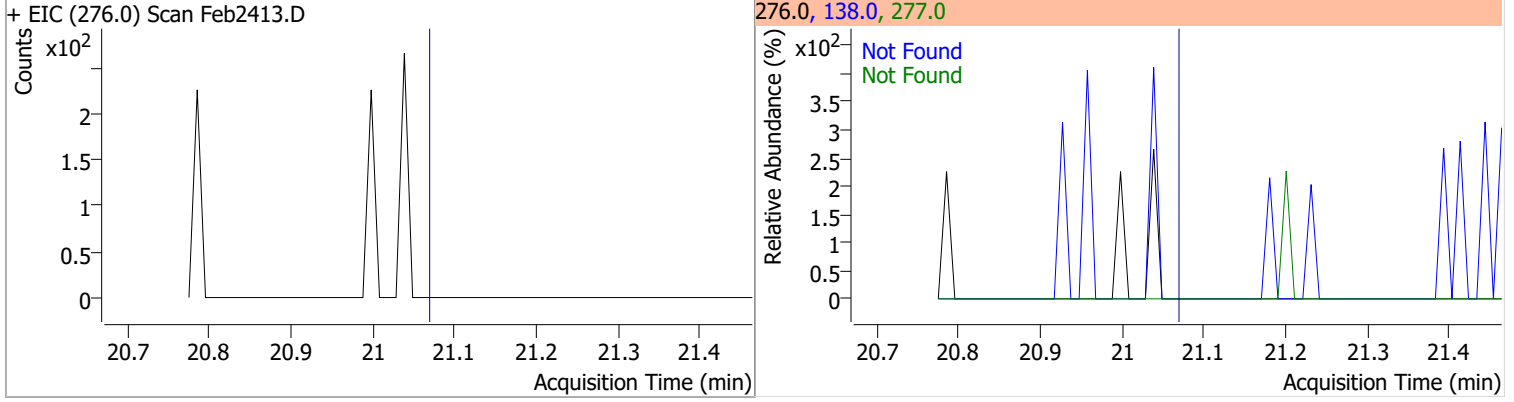
Compound	Conc.	Exp RT	QIon	Exp Ratio
Benzo(b)fluoranthene	N.D.	18.37	253.0	22.9
+ EIC (252.0) Scan Feb2413.D			252.0, 253.0	
				
Benzo(k)fluoranthene	N.D.	18.43	253.0	22.8
+ EIC (252.0) Scan Feb2413.D			252.0, 253.0	
				
Benzo(a)pyrene	N.D.	18.97	253.0	22.6
+ EIC (252.0) Scan Feb2413.D			252.0, 253.0	
				
Indeno(1,2,3-c,d)pyrene	N.D.	20.75	138.0	30.2
+ EIC (276.0) Scan Feb2413.D			276.0, 138.0	
				

Quantitation Results Report (QT Reviewed)

Compound	Conc.	Exp RT	QIon	Exp Ratio	QIon	Exp Ratio
Dibenzo(a,h)anthracene	N.D.	20.81	139.0	25.3	279.0	24.1

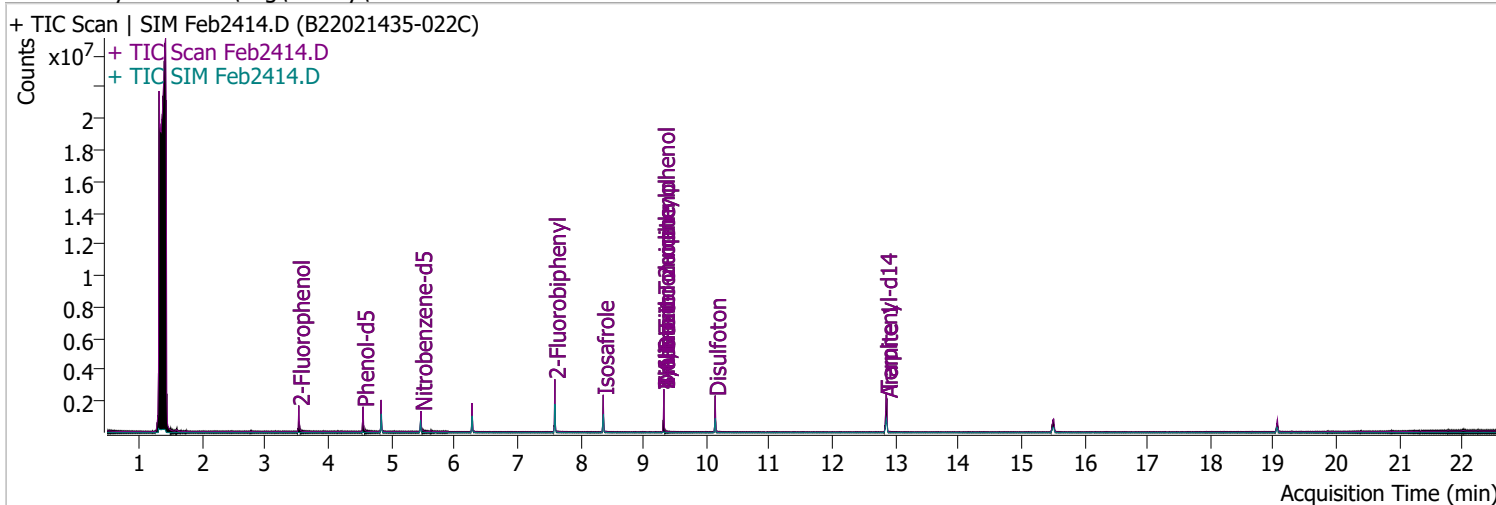


Compound	Conc.	Exp RT	QIon	Exp Ratio	QIon	Exp Ratio
Benzo(g,h,i)perylene	N.D.	21.08	138.0	32.4	277.0	23.6



Quantitation Results Report (QT Reviewed)

Data File	Feb2414.D	Operator	LIMS import
Acq. Method	BNA+SIM.M	Acq. Date-Time	2/24/2022 10:37:51 PM
Sample Name	B22021435-022C	Instrument	Instrument #1
Vial	14	Multiplier	1.00
DA Method File		Comment	SVOC-8270-W-LARGO
Tune File	dftppdsm.u	Tune Date	2/18/2022 9:25:00 PM
Batch Name	022422 DoD BNA.batch.bin	Last Calib Update	2/25/2022 7:56:13 AM
Ref Library	D:\Org\Library\NIST129K.I		



Compound	RT	QIon	Resp.	Conc.	Units	Dev(Min)
----------	----	------	-------	-------	-------	----------

Internal Standards

System Monitoring Compounds

S 2-Fluorophenol	3.531	112.0	484579	69.5332	µg/L	0.000
Spiked Amount: 200.000	Range: 10.0 - 75.0%			Recovery = 34.77%		
S Phenol-d5	4.552	99.0	491537	54.5543	µg/L	0.000
Spiked Amount: 200.000	Range: 10.0 - 65.0%			Recovery = 27.28%		
S Nitrobenzene-d5	5.471	82.0	330060	66.0577	µg/L	0.000
Spiked Amount: 100.000	Range: 32.0 - 94.0%			Recovery = 66.06%		
S 2-Fluorobiphenyl	7.595	172.0	911654	63.7217	µg/L	0.000
Spiked Amount: 100.000	Range: 28.0 - 107.0%			Recovery = 63.72%		
S 2,4,6-Tribromophenol	9.325	329.8	207030	160.0108	µg/L	0.000
Spiked Amount: 200.000	Range: 25.0 - 140.0%			Recovery = 80.01%		
S Terphenyl-d14	12.855	244.3	1398113	102.8677	µg/L	-0.010
Spiked Amount: 100.000	Range: 32.0 - 122.0%			Recovery = 102.87%		

Target Compounds

Compound	RT	QIon	Resp.	Conc.	Units	Dev(Min)	QValue
T N-Nitrosodimethylamine	0.000		0	N.D.			
T Pyridine	0.000		0	N.D.			
T Aniline	0.000		0	N.D.			
T Phenol	0.000		0	N.D.			
T bis(-2-Chloroethyl)Ether	0.000		0	N.D.			
T 2-Chlorophenol	0.000		0	N.D.			
T 1,3-Dichlorobenzene	0.000		0	N.D.			
T 1,4-Dichlorobenzene	0.000		0	N.D.			
T 1,2-Dichlorobenzene	0.000		0	N.D.			
T Benzyl Alcohol	0.000		0	N.D.			
T bis(2-chloroisopropyl)Ether	0.000		0	N.D.			
T 2-Methylphenol	0.000		0	N.D.			
T N-nitroso-Di-n-propylamine	5.471	70.0	0		µg/L	md	1
T Hexachloroethane	0.000		0	N.D.			
T 4Methylphenol/3Methylphenol	0.000		0	N.D.			

Quantitation Results Report (QT Reviewed)

Compound	RT	QIon	Resp.	Conc.	Units	Dev(Min)
T Nitrobenzene	0.000		0	N.D.		
T Isophorone	0.000		0	N.D.		
T 2-Nitrophenol	0.000		0	N.D.		
T 2,4-Dimethylphenol	0.000		0	N.D.		
T bis(-2-Chloroethoxy)Methane	0.000		0	N.D.		
T 2,4-Dichlorophenol	0.000		0	N.D.		
T Benzoic Acid	0.000		0	N.D.		
T 1,2,4-Trichlorobenzene	0.000		0	N.D.		
T Naphthalene	0.000		0	N.D.		
T 4-Chlorophenol	0.000		0	N.D.		
T p-Chloroaniline	0.000		0	N.D.		
T Hexachlorobutadiene	0.000		0	N.D.		
T 4-Chloro-2-Methylphenol	0.000		0	N.D.		
T 4-Chloro-3-Methylphenol	0.000		0	N.D.		
T 2-Methylnaphthalene	0.000		0	N.D.		
T 1-Methylnaphthalene	0.000		0	N.D.		
T Hexachlorocyclopentadiene	0.000		0	N.D.		
T 2,4,6-Trichlorophenol	0.000		0	N.D.		
T 2,4,5-Trichlorophenol	0.000		0	N.D.		
T 2-Chloronaphthalene	0.000		0	N.D.		
T 2-Nitroaniline	0.000		0	N.D.		
T Dimethyl Phthalate	8.364	163.0	0		µg/L md	1
T 2,6-Dinitrotoluene	8.364	165.0	0		µg/L md	1
T Acenaphthylene	0.000		0	N.D.		
T 3-Nitroaniline	0.000		0	N.D.		
T Acenaphthene	0.000		0	N.D.		
T 2,4-Dinitrophenol	0.000		0	N.D.		
T Dibenzofuran	0.000		0	N.D.		
T 2,4-Dinitrotoluene	0.000		0	N.D.		
T 4-Nitrophenol	0.000		0	N.D.		
T Diethylphthalate	0.000		0	N.D.		
T Fluorene	0.000		0	N.D.		
T 4-Chlorophenyl-phenylether	0.000		0	N.D.		
T 4-Nitroaniline	0.000		0	N.D.		
T 4,6-Dinitro-2-methylphenol	9.325	198.0	1277	3.7534	µg/L	28
T N-nitrosodiphenylamine	0.000		0	N.D.		
T Azobenzene	0.000		0	N.D.		
T 4-Bromophenyl-phenylether	0.000		0	N.D.		
T Hexachlorobenzene	0.000		0	N.D.		
T Pentachlorophenol	0.000		0	N.D.		
T Phenanthrene	0.000		0	N.D.		
T Anthracene	0.000		0	N.D.		
T Triallate	0.000		0	N.D.		
T Carbazole	0.000		0	N.D.		
T o-Terphenyl	0.000		0	N.D.		
T Di-n-Butylphthalate	0.000		0	N.D.		
T Fluoranthene	0.000		0	N.D.		
T Benzidine	12.855	184.0	0		µg/L md	1
T Pyrene	0.000		0	N.D.		
T Butylbenzylphthalate	0.000		0	N.D.		
T Benzo(a)Anthracene	0.000		0	N.D.		
T Chrysene	0.000		0	N.D.		
T 3,3-Dichlorobenzidine	0.000		0	N.D.		
T bis(2-ethylhexyl)Phthalate	0.000		0	N.D.		
T Di-n-octyl Phthalate	0.000		0	N.D.		

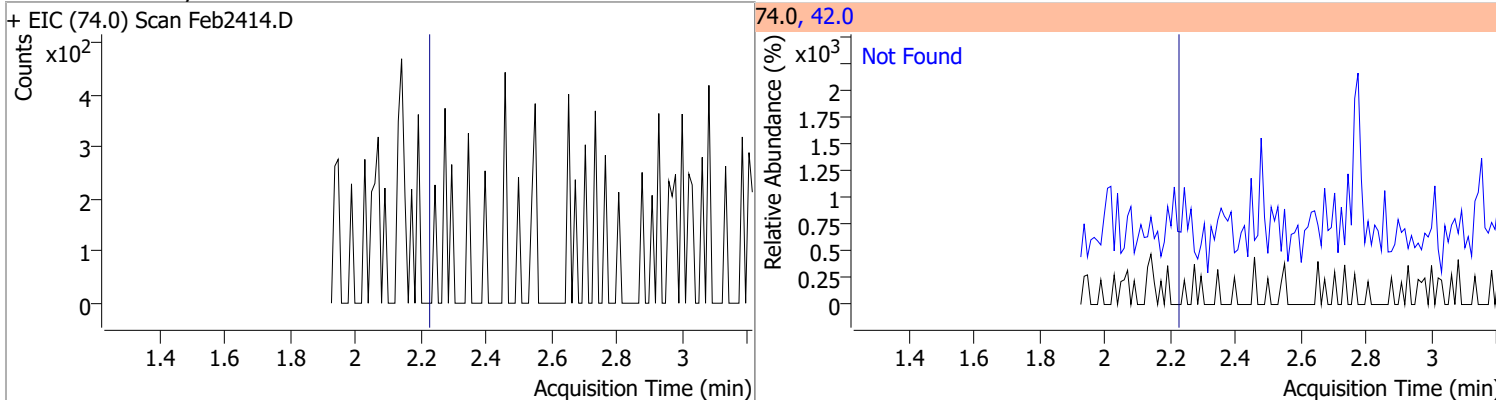
Quantitation Results Report (QT Reviewed)

Compound	RT	QIon	Resp.	Conc.	Units	Dev(Min)
T Benzo(b)fluoranthene	0.000		0	N.D.		
T Benzo(k)fluoranthene	0.000		0	N.D.		
T Benzo(a)pyrene	0.000		0	N.D.		
T Indeno(1,2,3-c,d)pyrene	0.000		0	N.D.		
T Dibenzo(a,h)anthracene	0.000		0	N.D.		
T Benzo(g,h,i)perylene	0.000		0	N.D.		

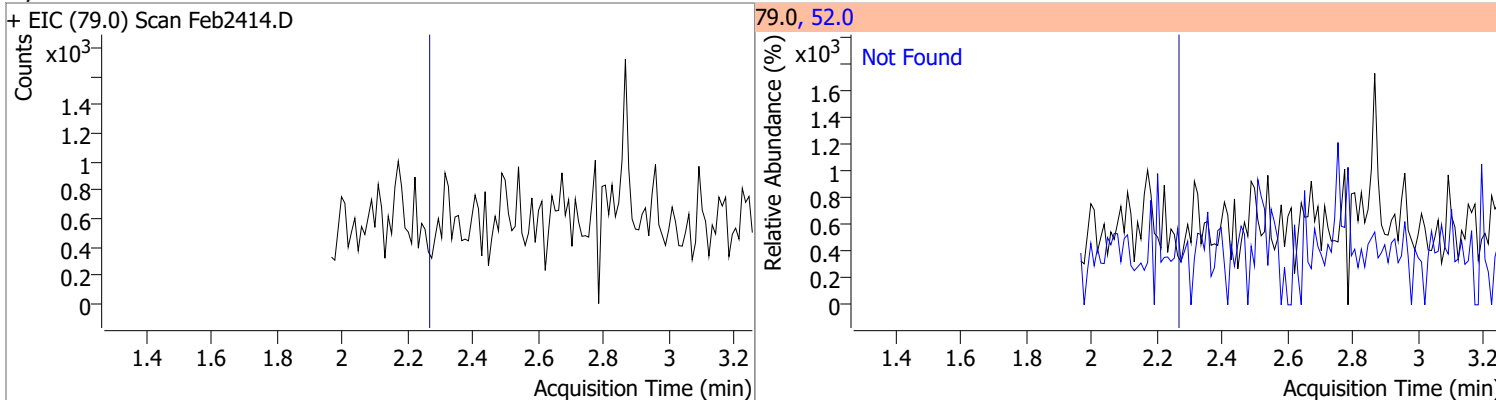
(#) = Qualifier Out of Range; (m) = Manual Integration; (+) = Area Summed; (*) = Surrogate Percent Recovery Out of Range; (d): Zeroed Peak

Quantitation Results Report (QT Reviewed)

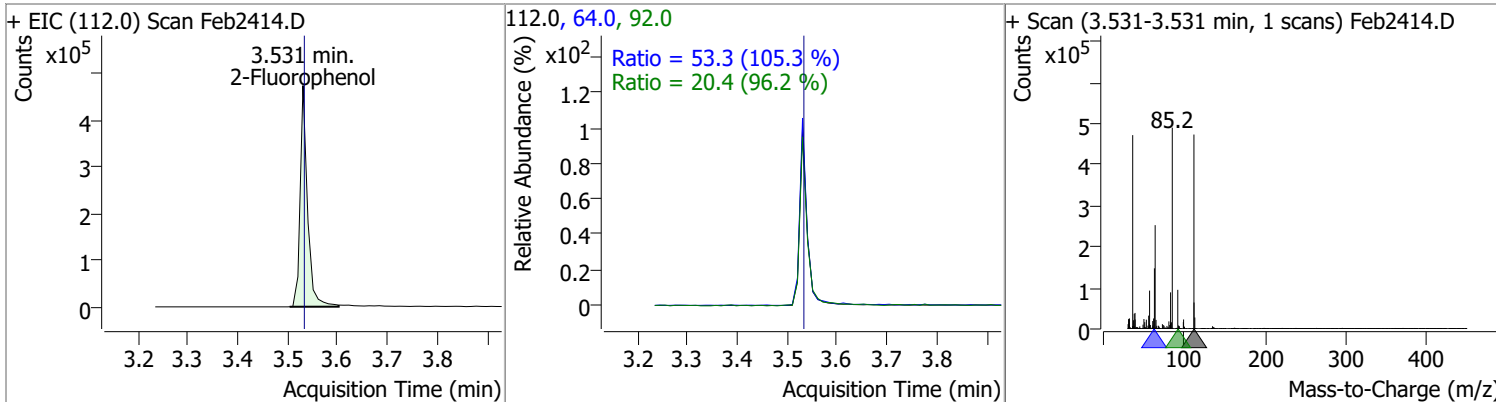
Compound	Conc.	Exp RT	QIon	Exp Ratio
N-Nitrosodimethylamine	N.D.	2.22	42.0	112.0



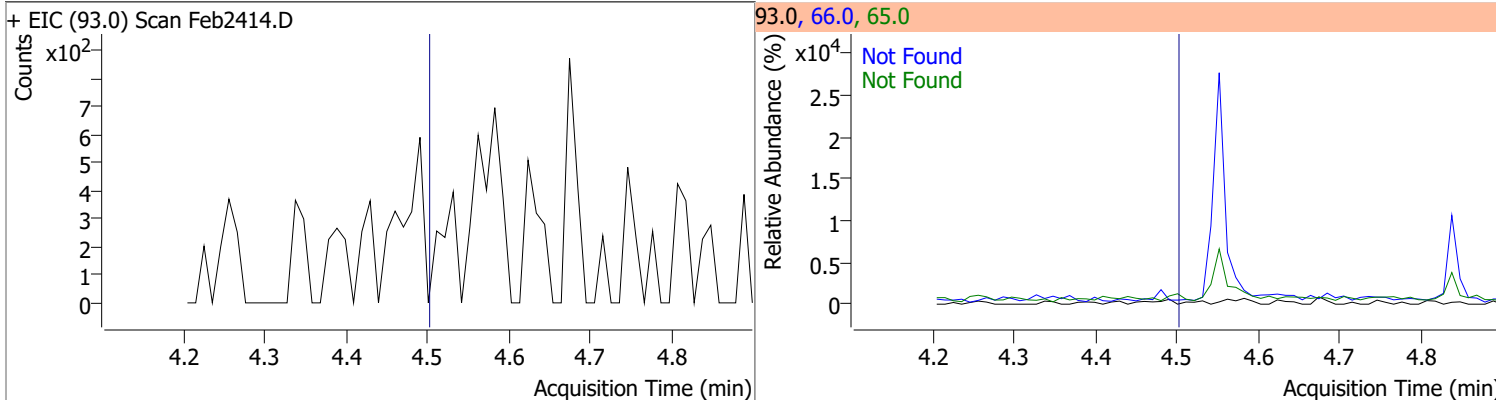
Compound	Conc.	Exp RT	QIon	Exp Ratio
Pyridine	N.D.	2.26	52.0	80.7



Compound	Conc.	RT	Dev(Min)	Resp.	QIon	QRatio	Lower	Upper
2-Fluorophenol	69.5332	3.53	0.00	484579	64.0	53.3	35.5	65.9
					92.0	20.4	14.8	27.5

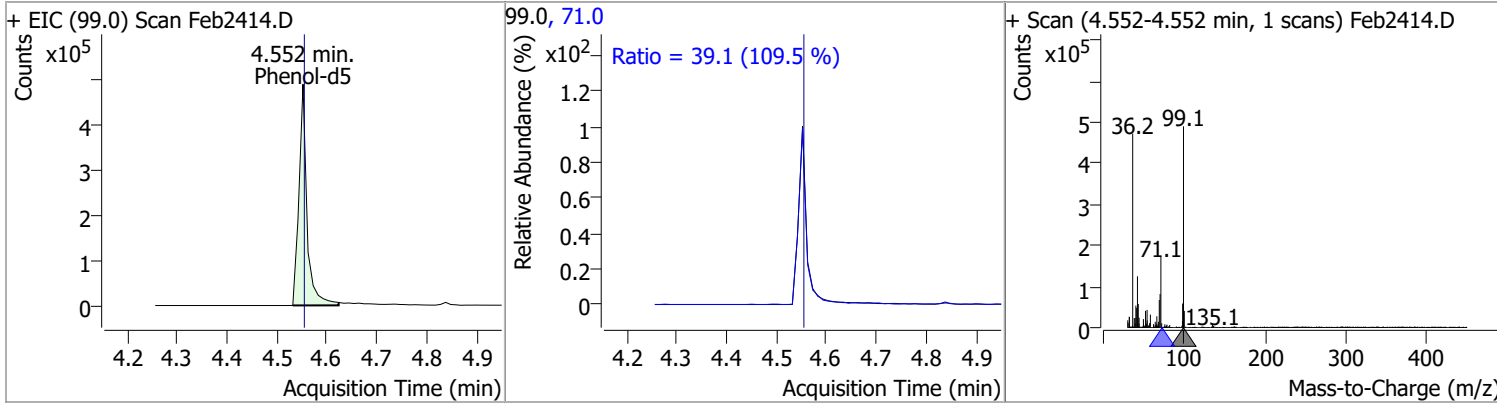


Compound	Conc.	Exp RT	QIon	Exp Ratio	QIon	Exp Ratio
Aniline	N.D.	4.50	66.0	35.4	65.0	18.8

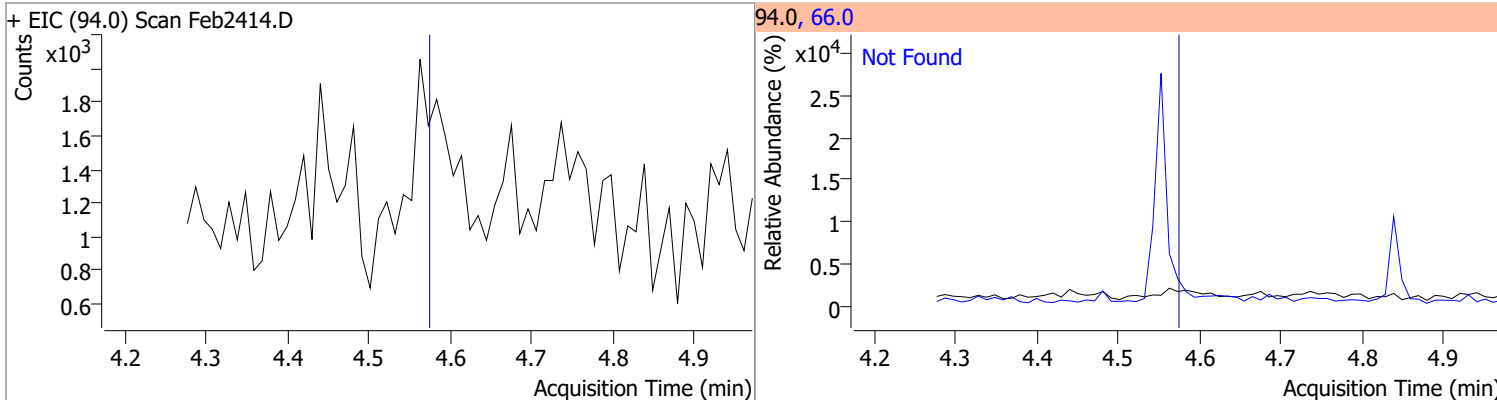


Quantitation Results Report (QT Reviewed)

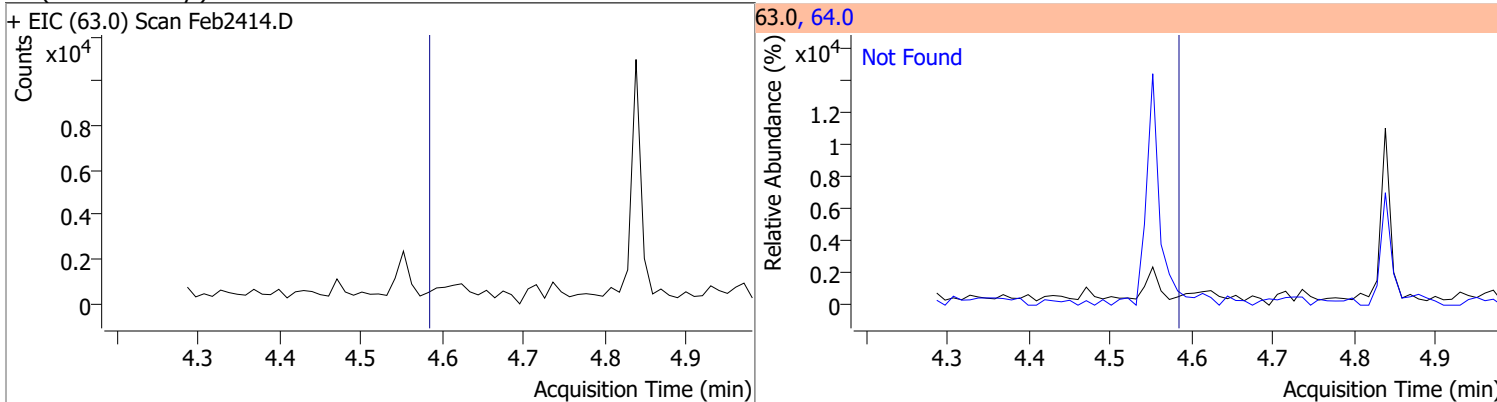
Compound	Conc.	RT	Dev(Min)	Resp.	QIon	QRatio	Lower	Upper
Phenol-d5	54.5543	4.55	0.00	491537	71.0	39.1	25.0	46.4



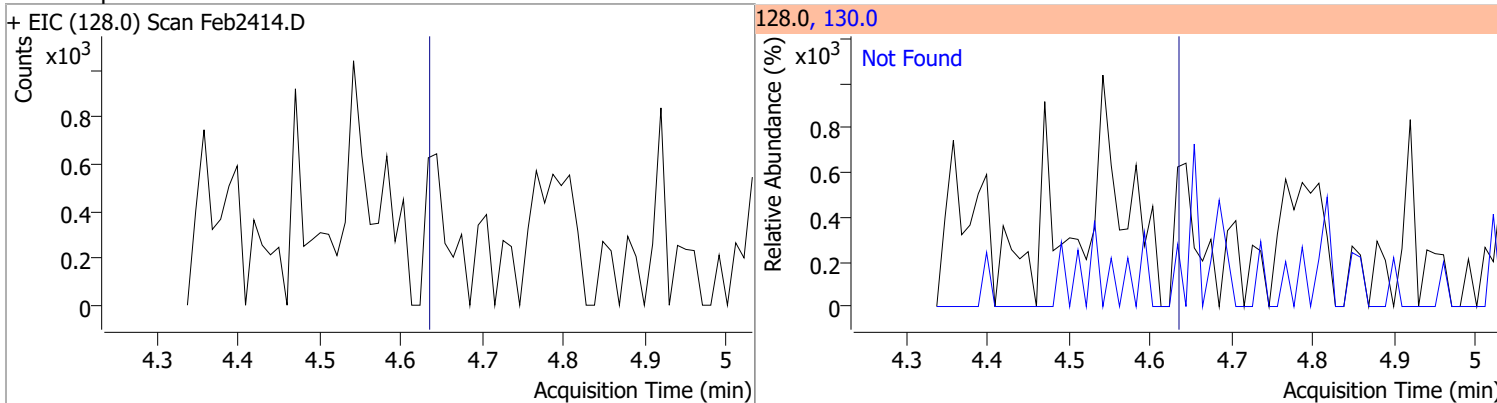
Compound	Conc.	Exp RT	QIon	Exp Ratio
Phenol	N.D.	4.57	66.0	40.4



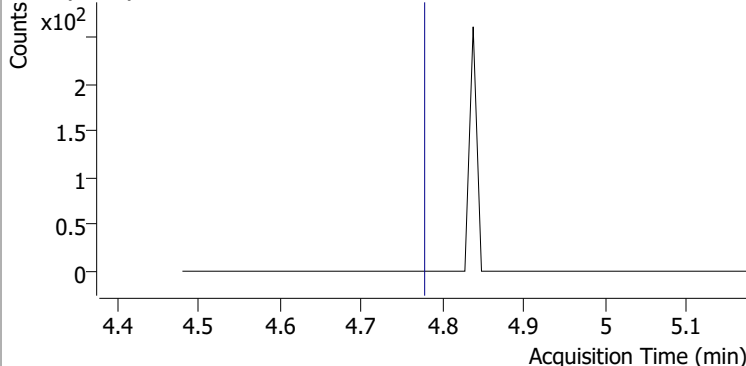
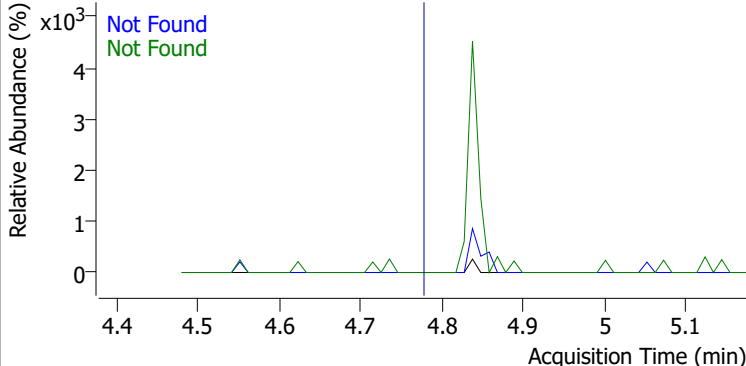
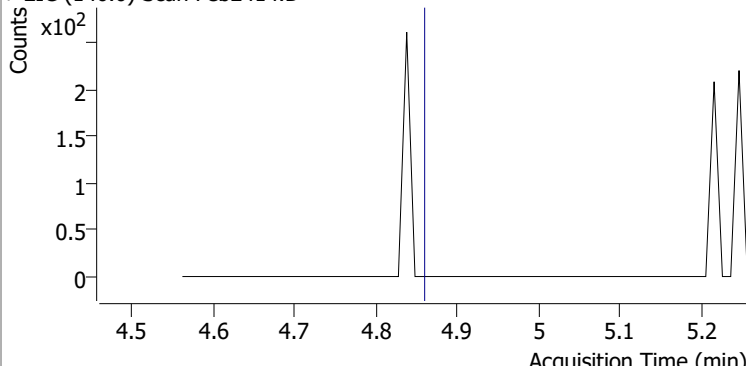
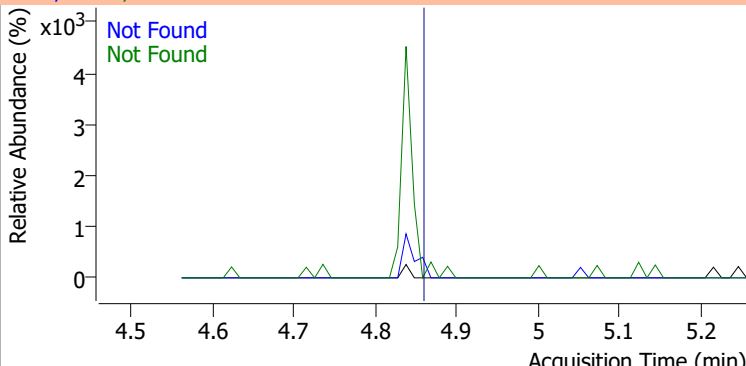
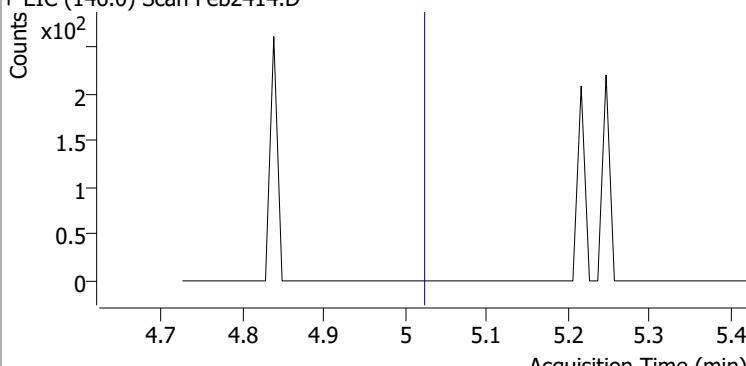
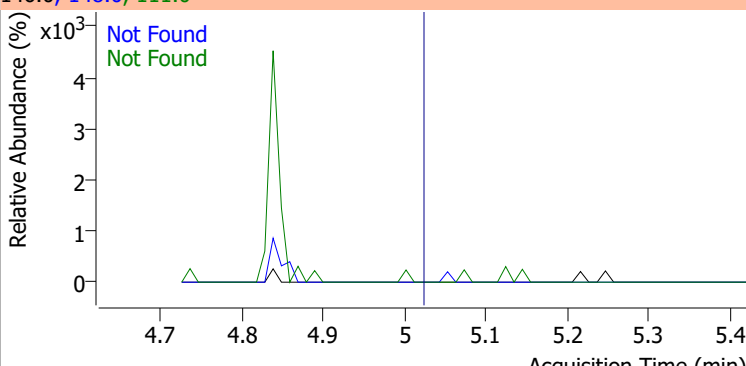
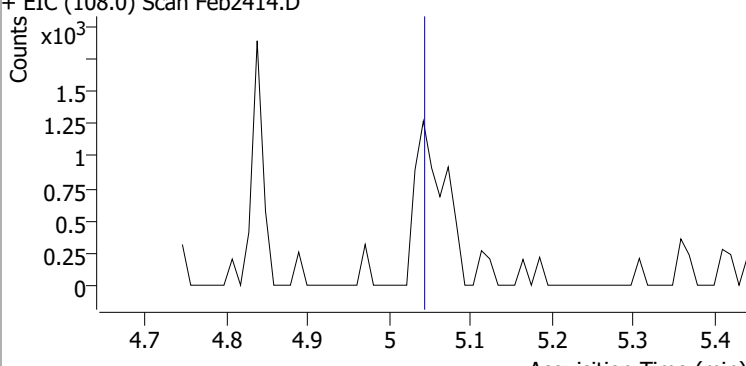
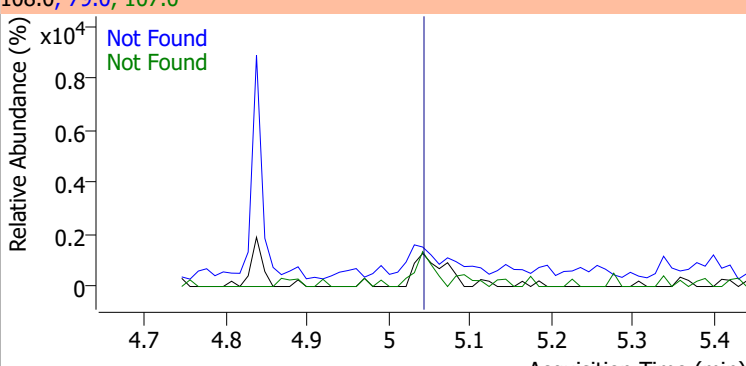
Compound	Conc.	Exp RT	QIon	Exp Ratio
bis(-2-Chloroethyl)Ether	N.D.	4.58	64.0	10.2



Compound	Conc.	Exp RT	QIon	Exp Ratio
2-Chlorophenol	N.D.	4.63	130.0	32.3

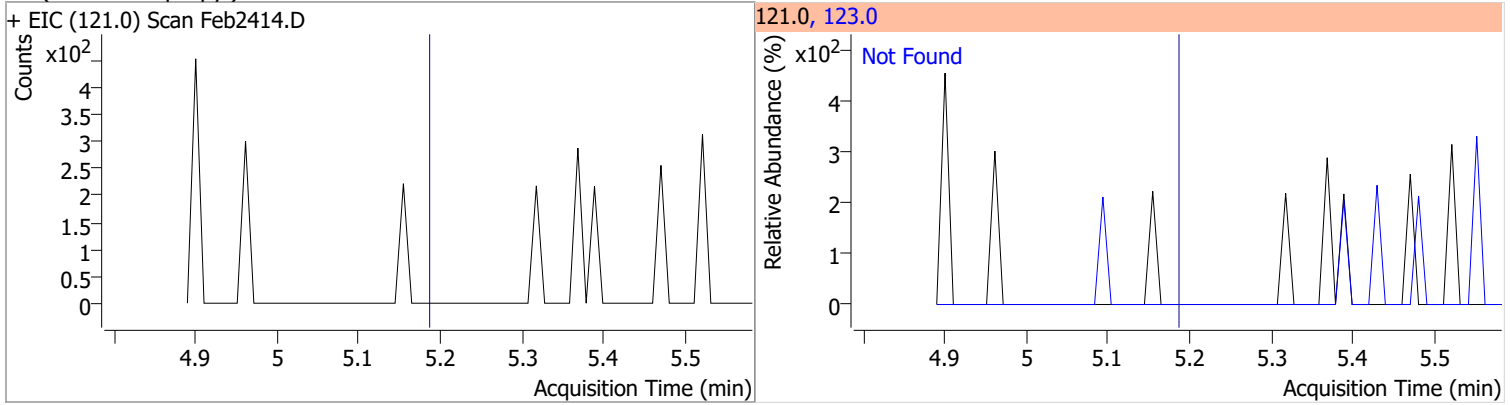


Quantitation Results Report (QT Reviewed)

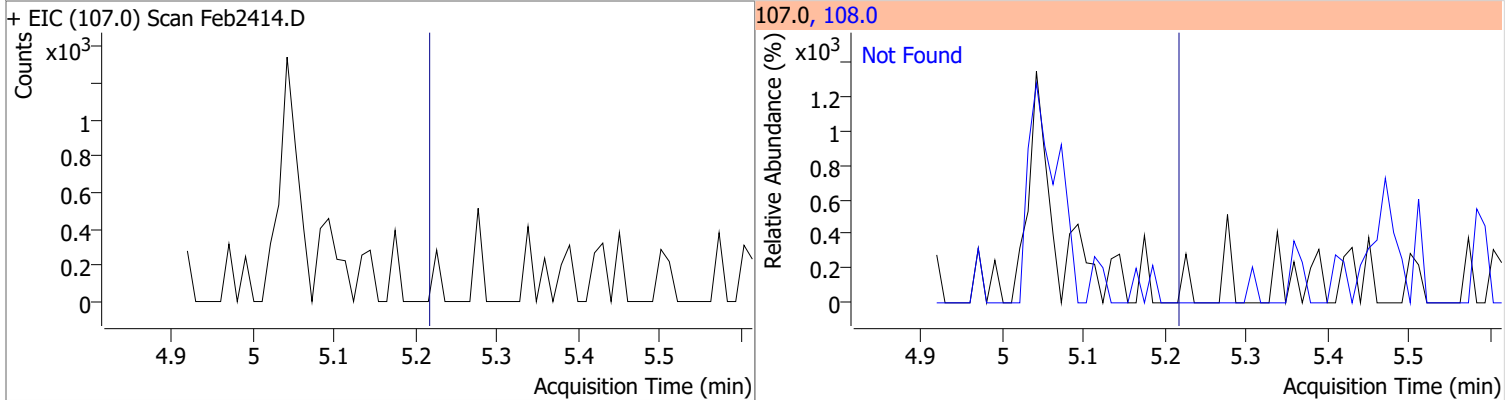
Compound	Conc.	Exp RT	QIon	Exp Ratio	QIon	Exp Ratio
1,3-Dichlorobenzene	N.D.	4.78	148.0	63.7	111.0	35.3
+ EIC (146.0) Scan Feb2414.D			146.0, 148.0, 111.0			
						
1,4-Dichlorobenzene	N.D.	4.86	148.0	64.4	111.0	35.3
+ EIC (146.0) Scan Feb2414.D			146.0, 148.0, 111.0			
						
1,2-Dichlorobenzene	N.D.	5.02	148.0	63.7	111.0	37.5
+ EIC (146.0) Scan Feb2414.D			146.0, 148.0, 111.0			
						
Benzyl Alcohol	N.D.	5.04	79.0	118.8	107.0	68.8
+ EIC (108.0) Scan Feb2414.D			108.0, 79.0, 107.0			
						

Quantitation Results Report (QT Reviewed)

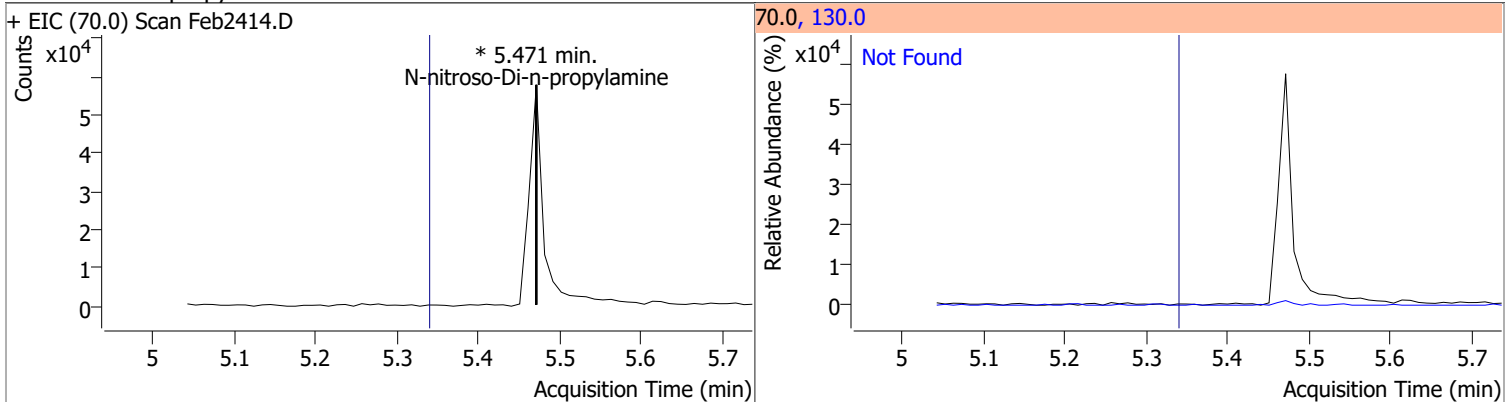
Compound	Conc.	Exp RT	QIon	Exp Ratio
bis(2-chloroisopropyl)Ether	N.D.	5.19	123.0	31.6



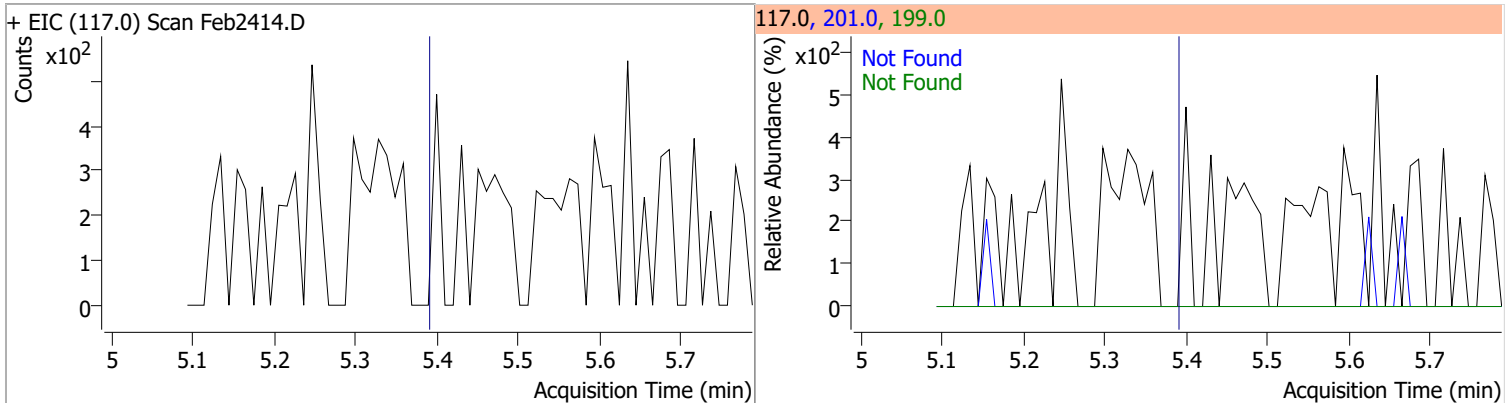
Compound	Conc.	Exp RT	QIon	Exp Ratio
2-Methylphenol	N.D.	5.22	108.0	117.4



Compound	Conc.	RT	Dev(Min)	Resp.	QIon	QRatio	Lower	Upper
N-nitroso-Di-n-propylamine		0		0	130.0		0.0	34.0

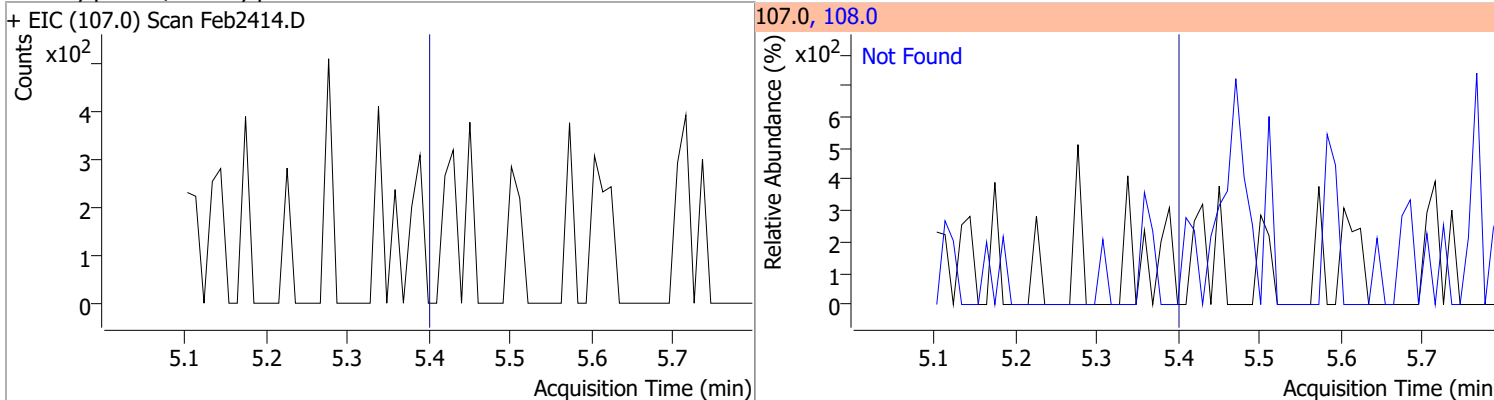


Compound	Conc.	Exp RT	QIon	Exp Ratio	QIon	Exp Ratio
Hexachloroethane	N.D.	5.39	201.0	89.1	199.0	59.3

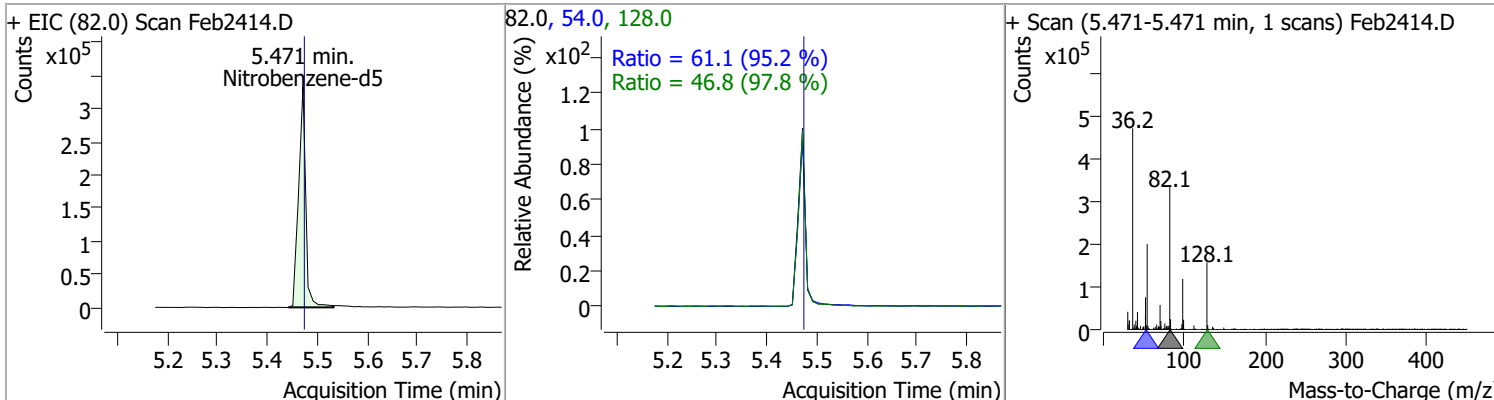


Quantitation Results Report (QT Reviewed)

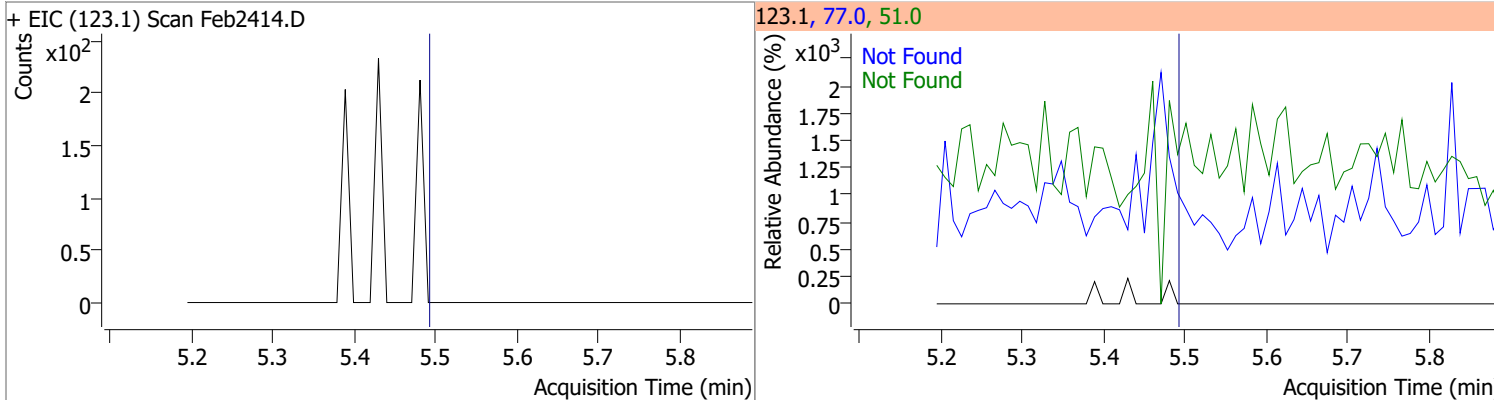
Compound	Conc.	Exp RT	QIon	Exp Ratio
4Methylphenol/3Methylphenol	N.D.	5.40	108.0	84.2



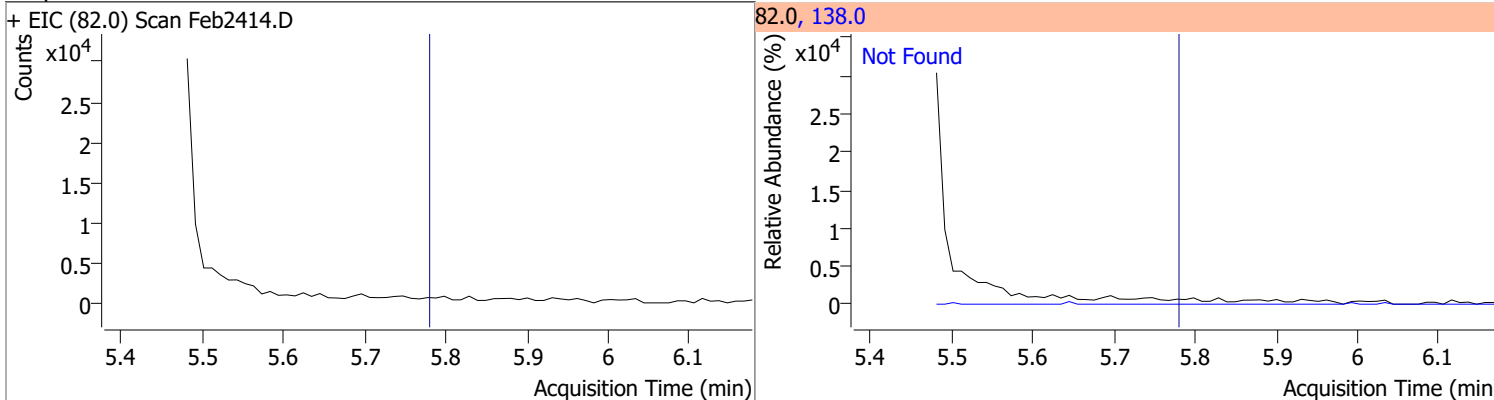
Compound	Conc.	RT	Dev(Min)	Resp.	QIon	QRatio	Lower	Upper
Nitrobenzene-d5	66.0577	5.47	0.00	330060	54.0	61.1	44.9	83.4
					128.0	46.8	33.4	62.1



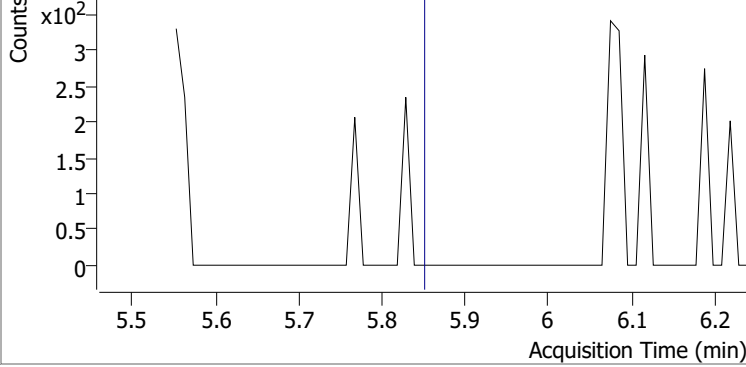
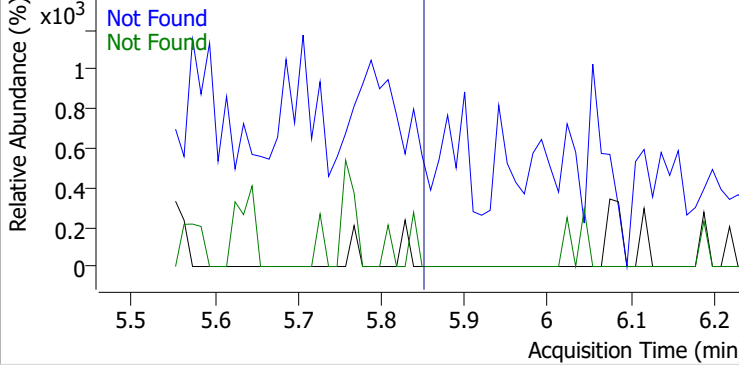
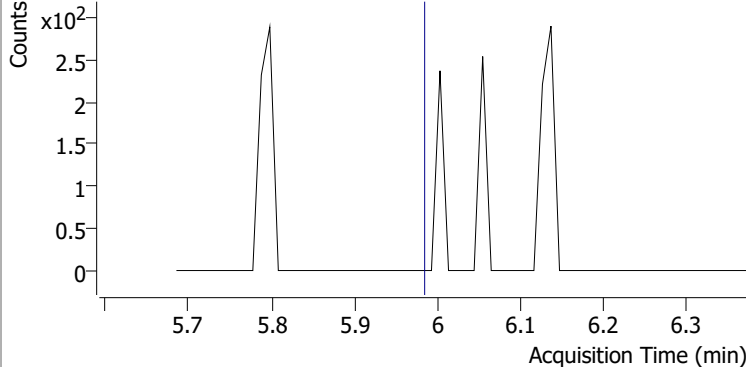
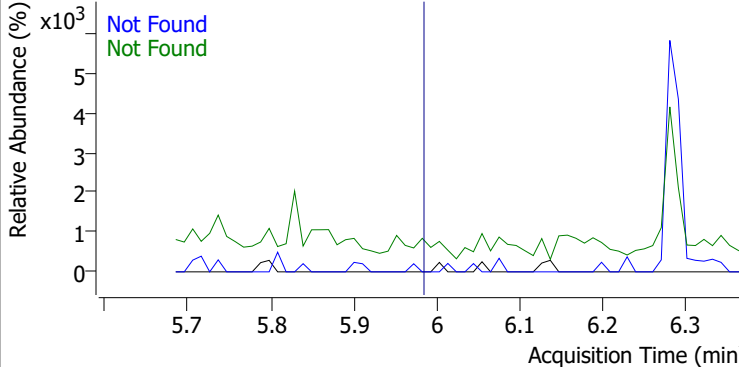
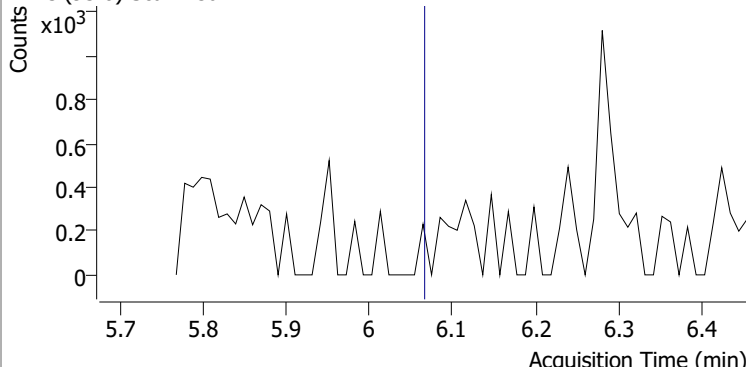
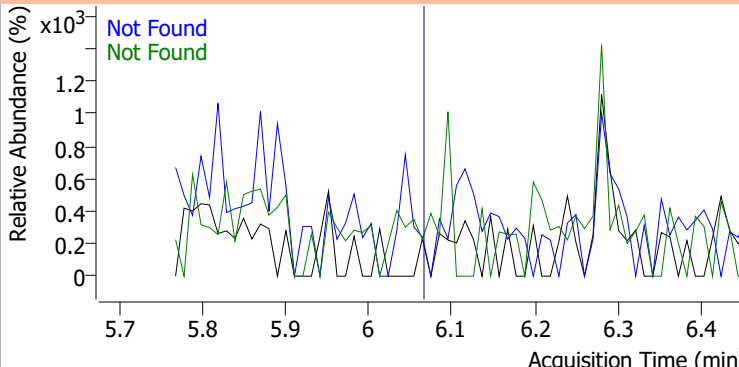
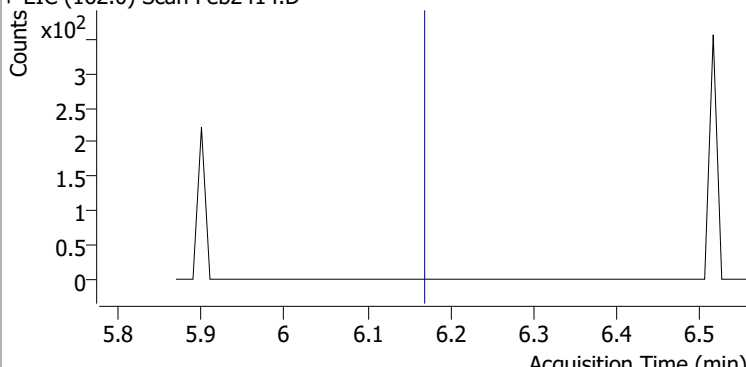
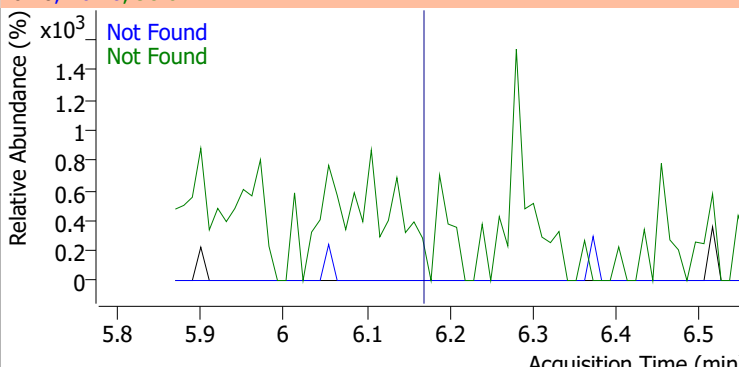
Compound	Conc.	Exp RT	QIon	Exp Ratio	QIon	Exp Ratio
Nitrobenzene	N.D.	5.49	77.0	209.6	51.0	127.5



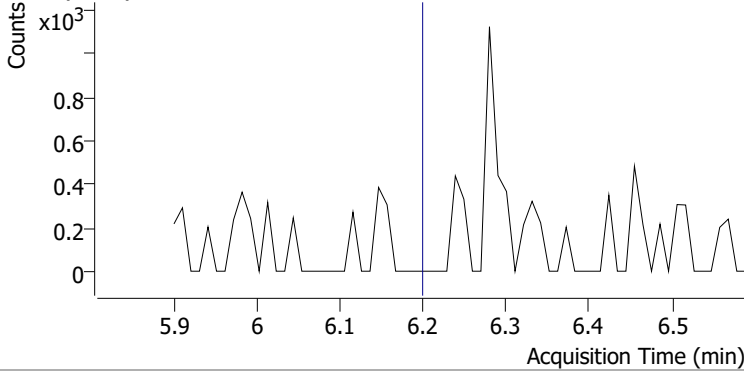
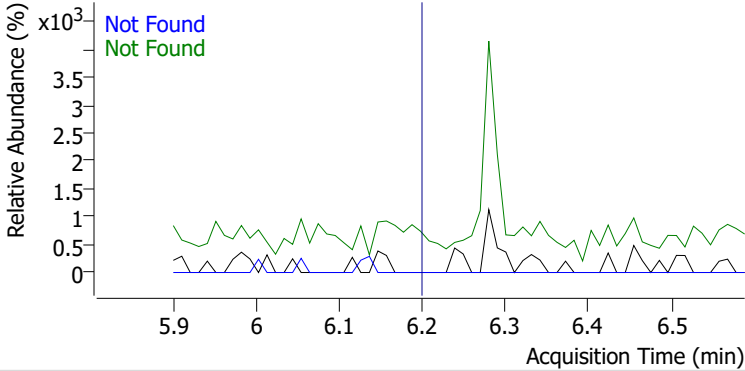
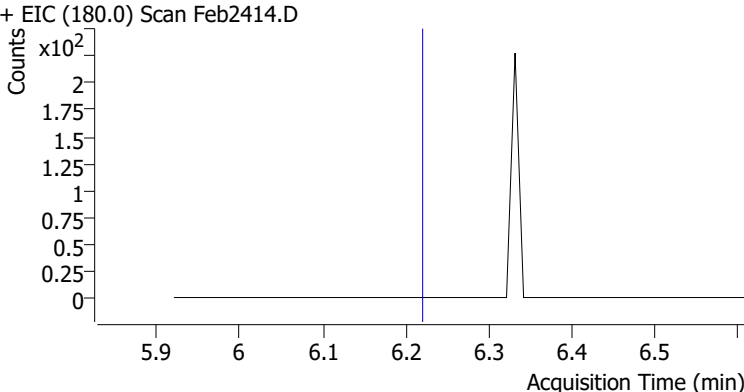
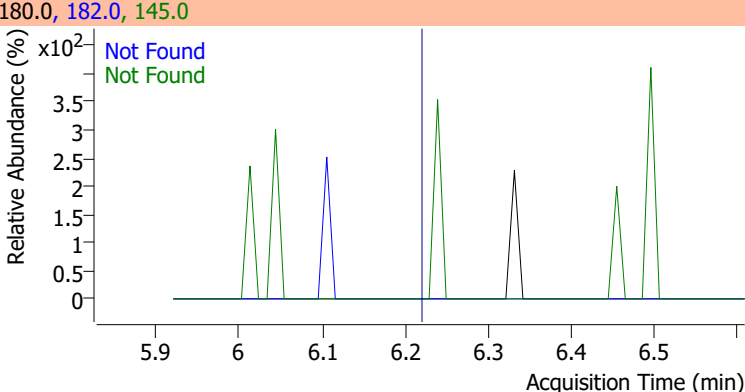
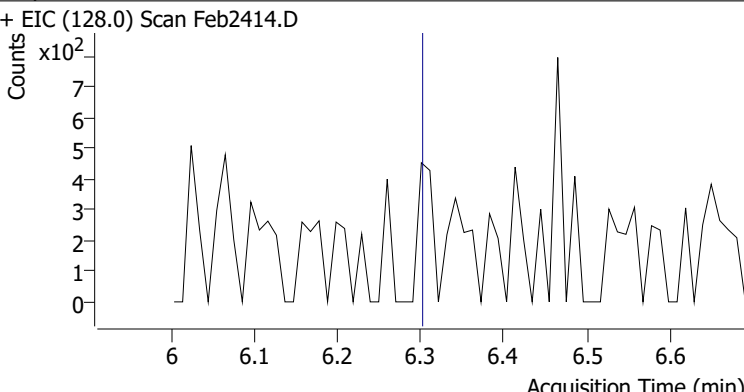
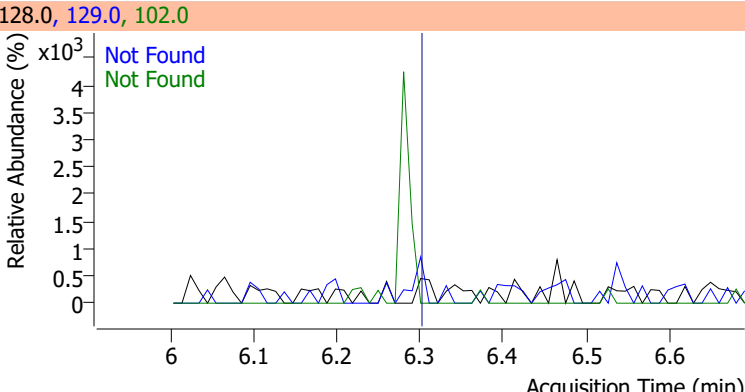
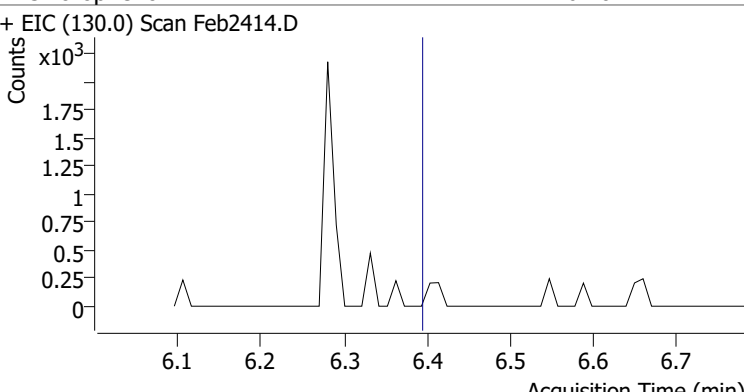
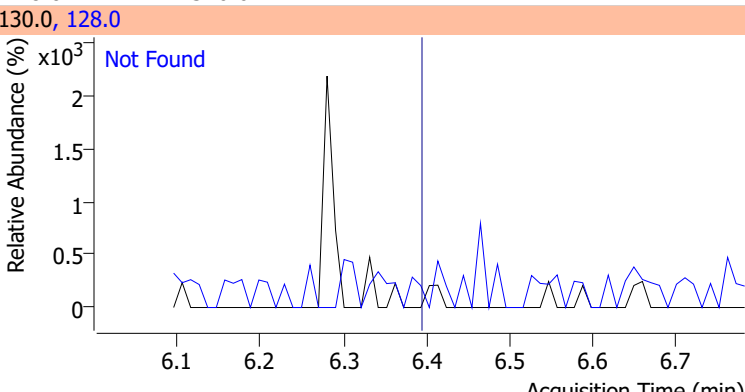
Compound	Conc.	Exp RT	QIon	Exp Ratio
Isophorone	N.D.	5.79	138.0	20.3



Quantitation Results Report (QT Reviewed)

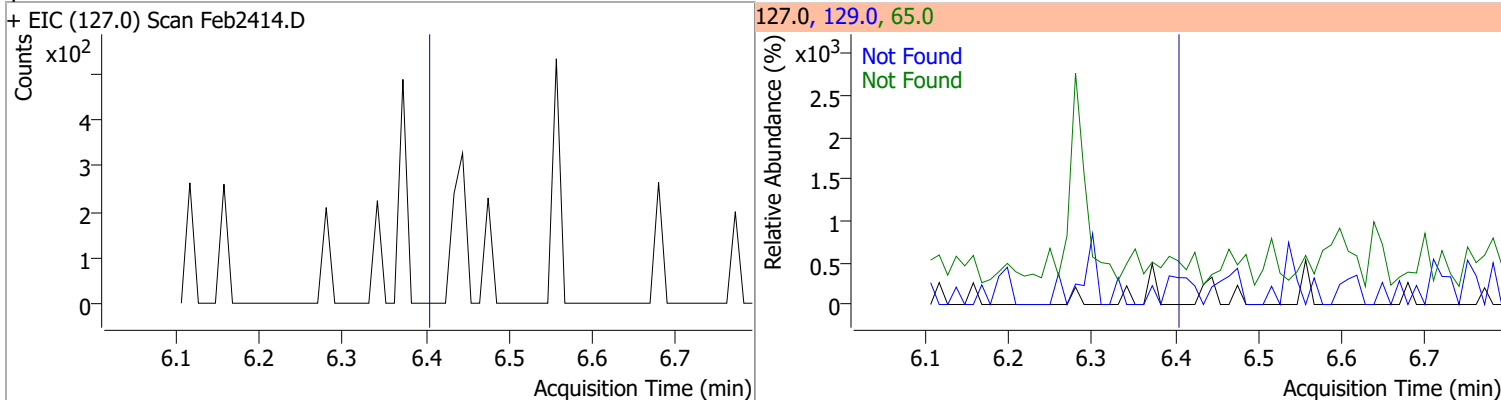
Compound	Conc.	Exp RT	QIon	Exp Ratio	QIon	Exp Ratio
2-Nitrophenol	N.D.	5.86	65.0	51.3	109.0	35.7
+ EIC (139.0) Scan Feb2414.D			139.0, 65.0, 109.0			
						
2,4-Dimethylphenol	N.D.	5.99	107.0	111.1	77.0	30.2
+ EIC (122.0) Scan Feb2414.D			122.0, 107.0, 77.0			
						
bis(-2-Chloroethoxy)Methane	N.D.	6.07	63.0	70.1	95.0	31.8
+ EIC (93.0) Scan Feb2414.D			93.0, 63.0, 95.0			
						
2,4-Dichlorophenol	N.D.	6.18	164.0	66.1	98.0	34.4
+ EIC (162.0) Scan Feb2414.D			162.0, 164.0, 98.0			
						

Quantitation Results Report (QT Reviewed)

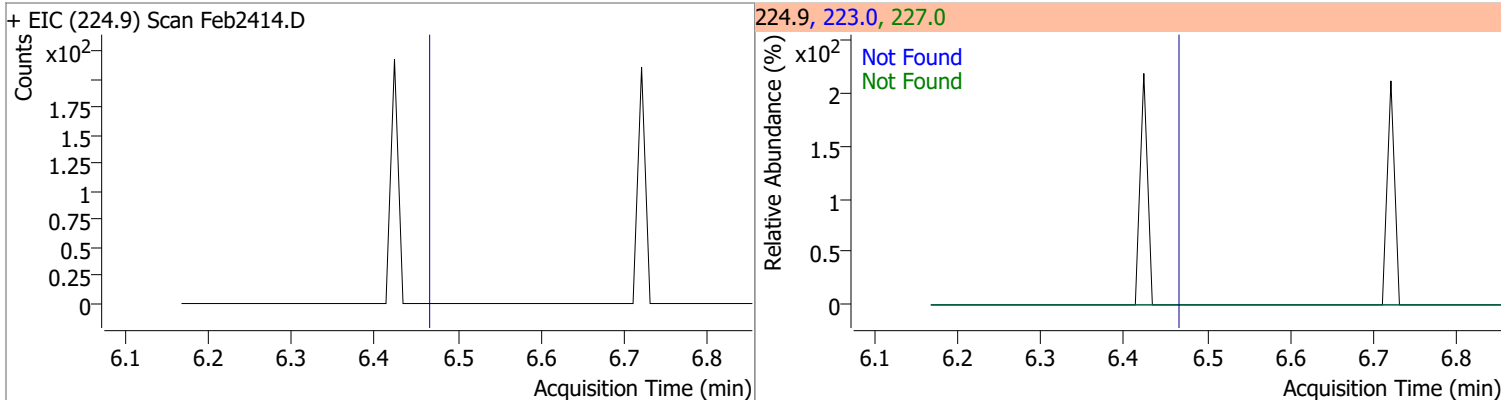
Compound	Conc.	Exp RT	QIon	Exp Ratio	QIon	Exp Ratio
Benzoic Acid	N.D.	6.21	122.0	86.4	77.0	79.5
+ EIC (105.0) Scan Feb2414.D			105.0, 122.0, 77.0			
						
1,2,4-Trichlorobenzene	N.D.	6.23	182.0	95.5	145.0	28.5
+ EIC (180.0) Scan Feb2414.D			180.0, 182.0, 145.0			
						
Naphthalene	N.D.	6.31	129.0	11.0	102.0	9.2
+ EIC (128.0) Scan Feb2414.D			128.0, 129.0, 102.0			
						
4-Chlorophenol	N.D.	6.40	128.0	316.6		
+ EIC (130.0) Scan Feb2414.D			130.0, 128.0			
						

Quantitation Results Report (QT Reviewed)

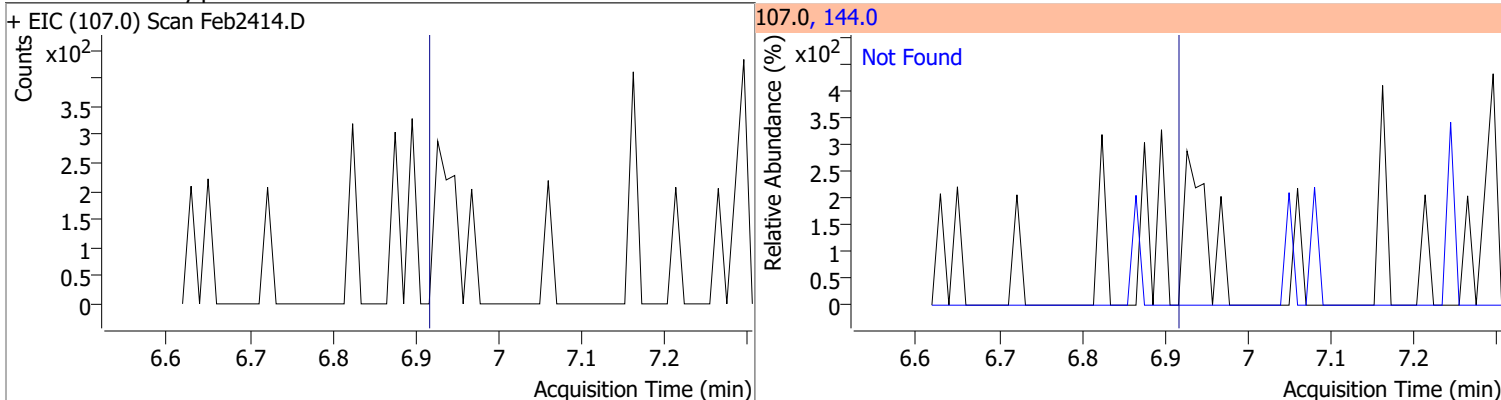
Compound	Conc.	Exp RT	QIon	Exp Ratio	QIon	Exp Ratio
p-Chloroaniline	N.D.	6.41	65.0	61.2	129.0	36.2



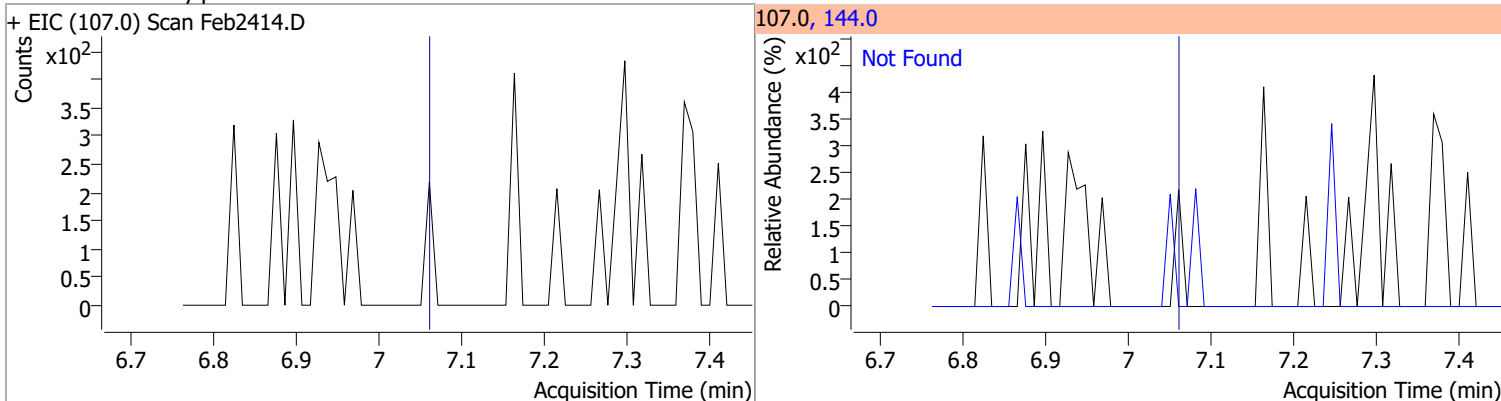
Compound	Conc.	Exp RT	QIon	Exp Ratio	QIon	Exp Ratio
Hexachlorobutadiene	N.D.	6.48	223.0	63.2	227.0	62.4



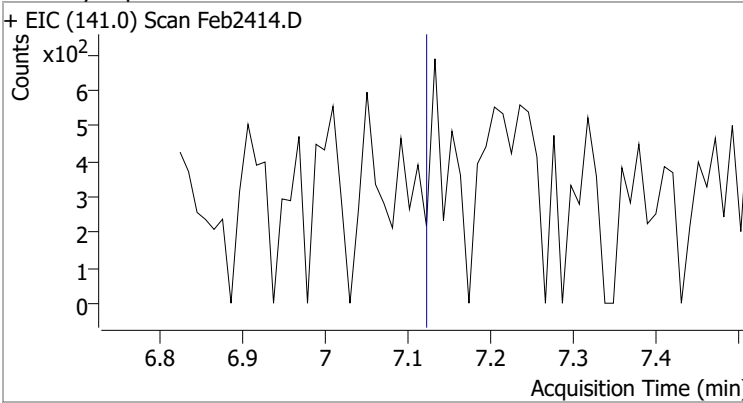
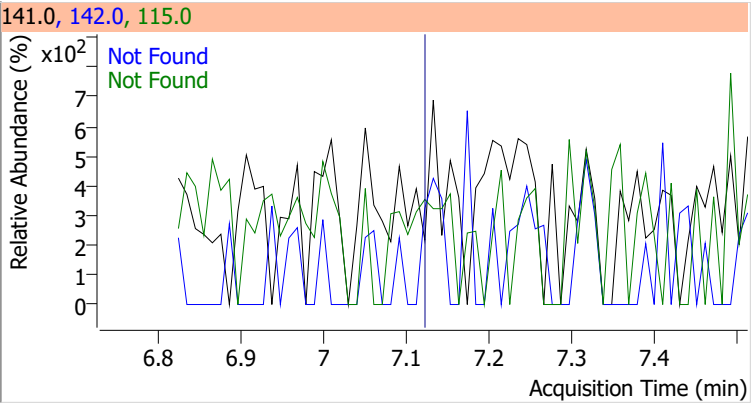
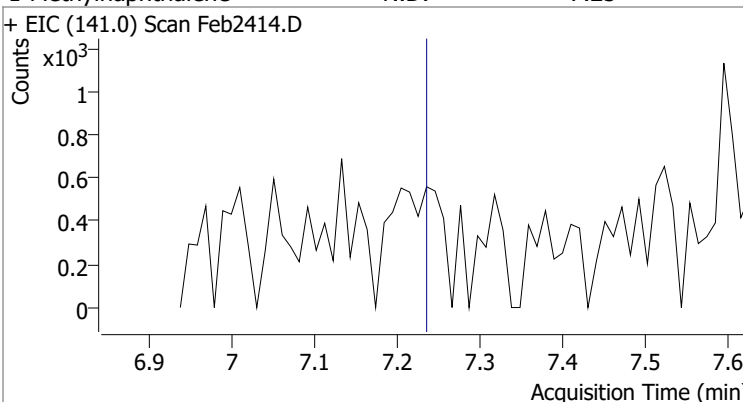
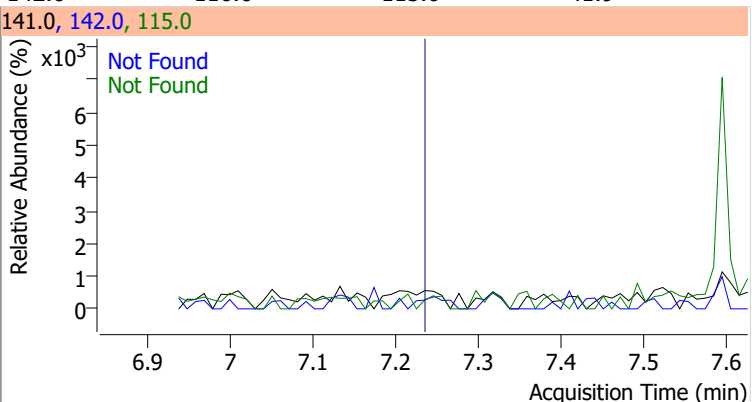
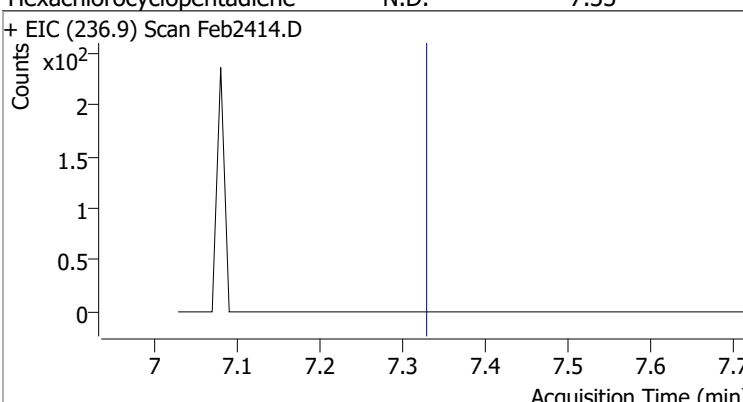
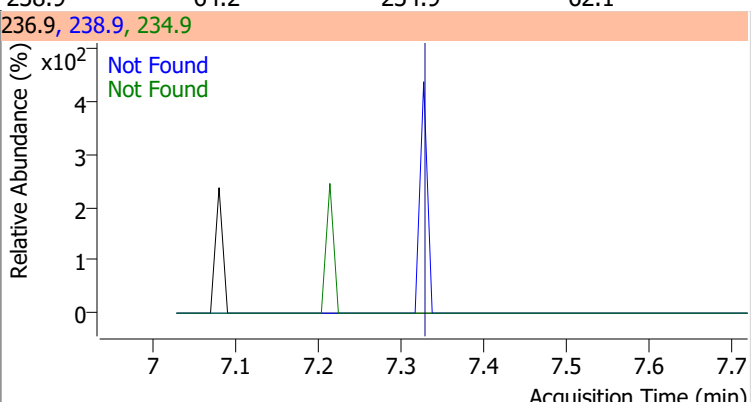
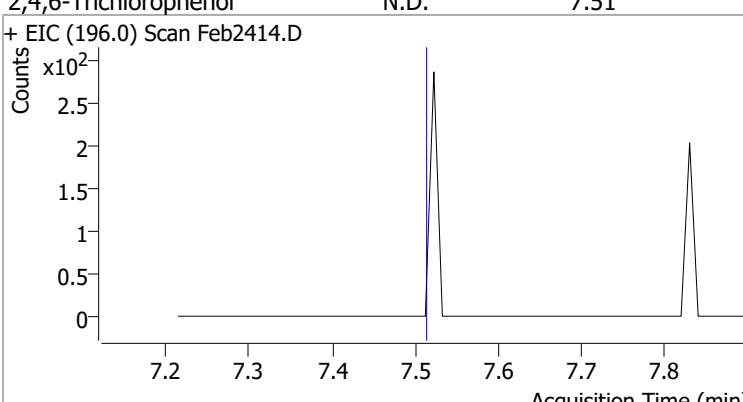
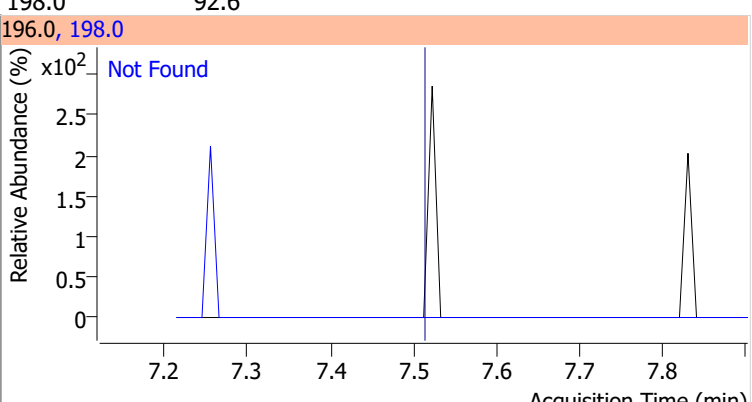
Compound	Conc.	Exp RT	QIon	Exp Ratio
4-Chloro-2-Methylphenol	N.D.	6.93	144.0	27.8



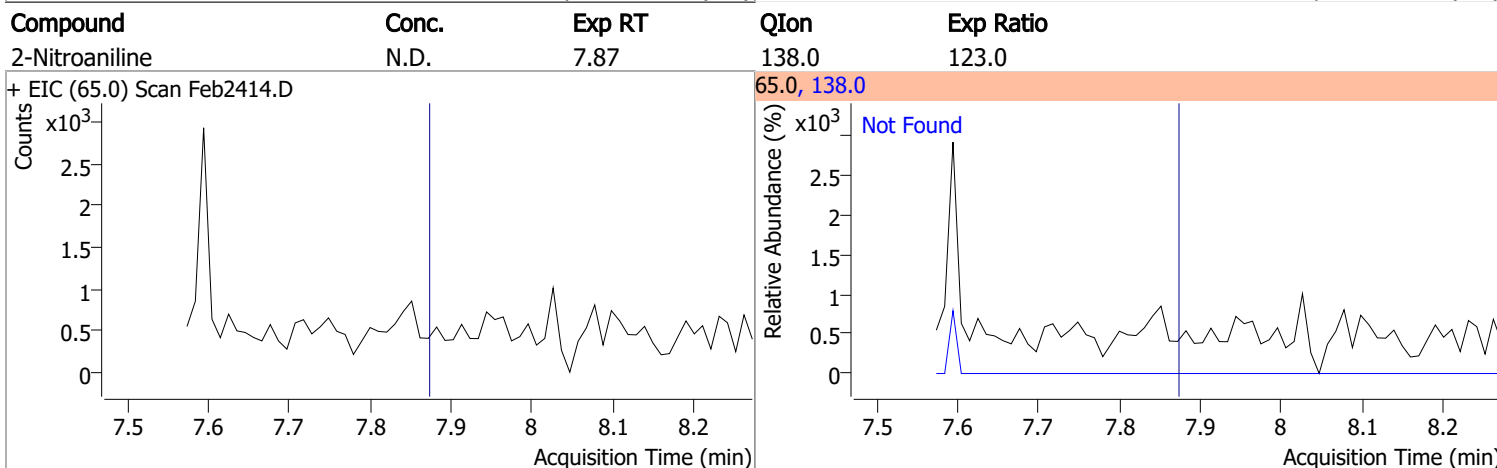
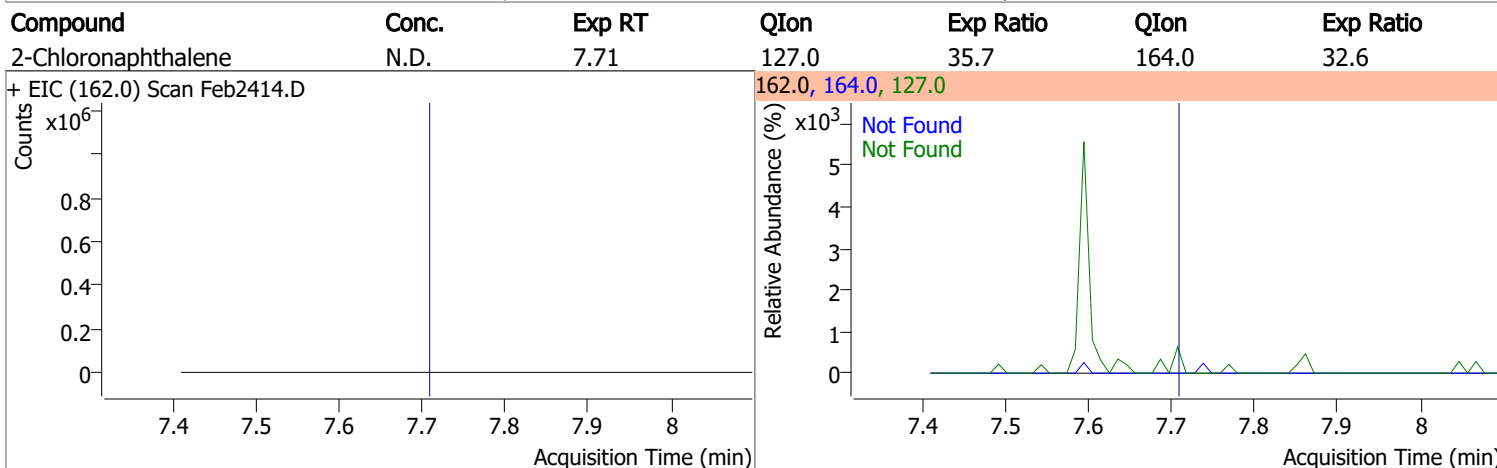
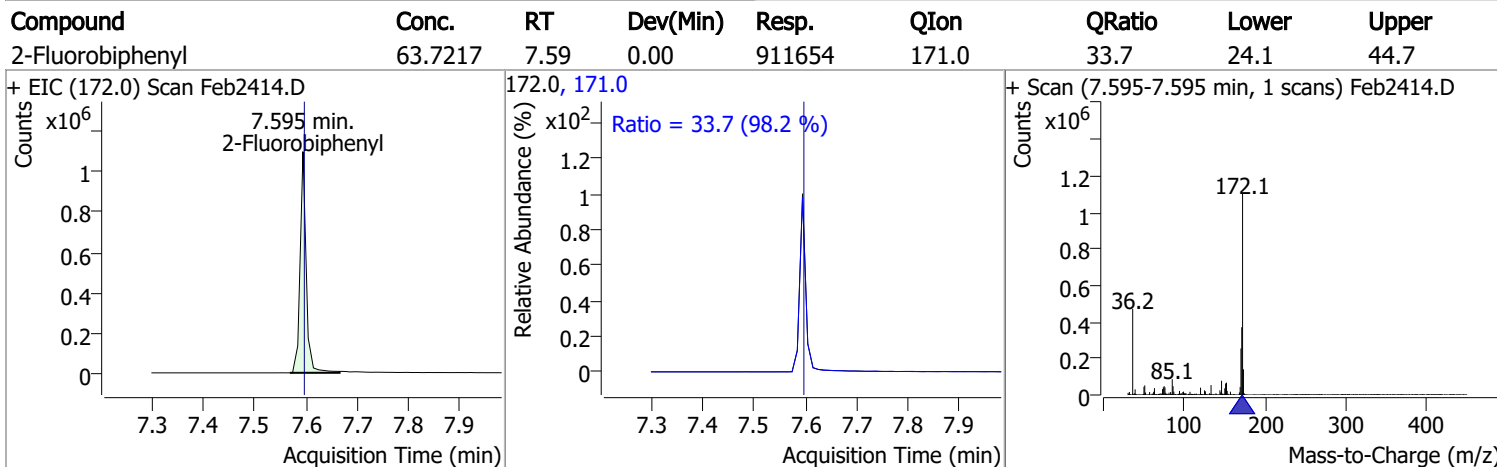
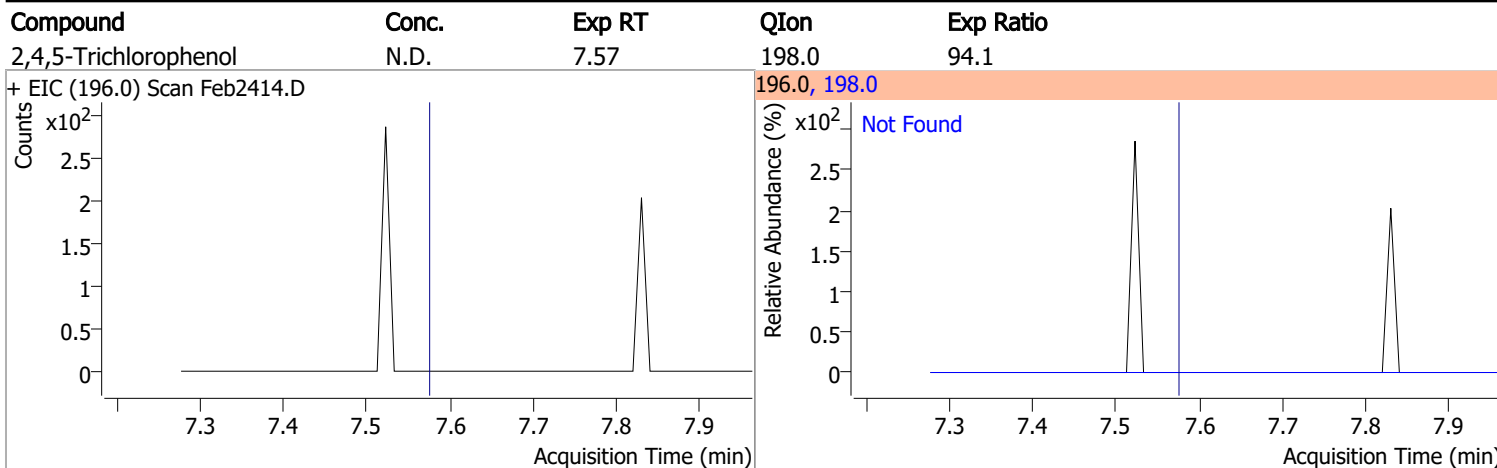
Compound	Conc.	Exp RT	QIon	Exp Ratio
4-Chloro-3-Methylphenol	N.D.	7.07	144.0	26.7



Quantitation Results Report (QT Reviewed)

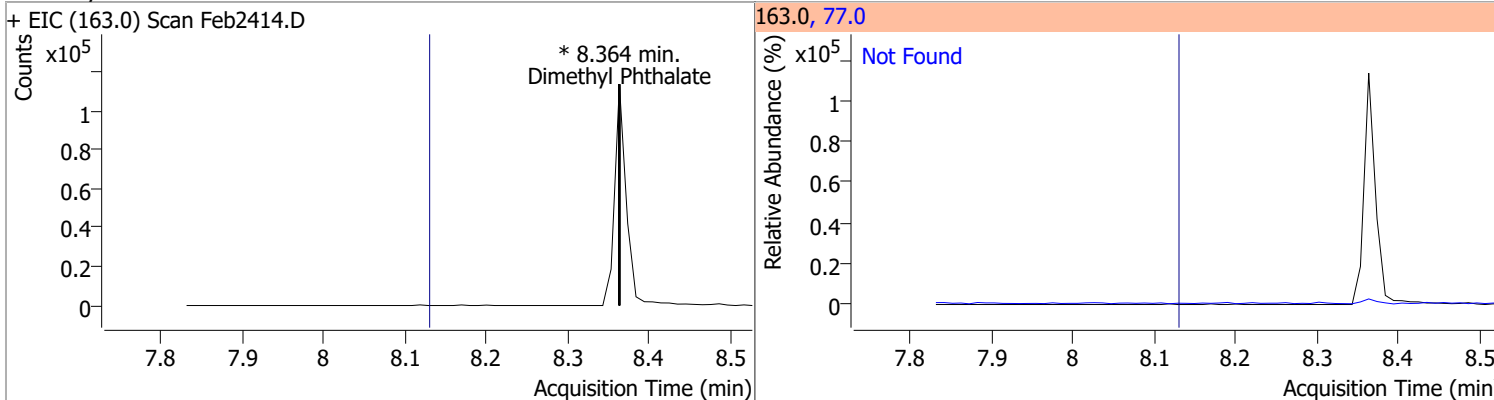
Compound	Conc.	Exp RT	QIon	Exp Ratio	QIon	Exp Ratio
2-Methylnaphthalene	N.D.	7.13	142.0	120.9	115.0	40.2
+ EIC (141.0) Scan Feb2414.D			141.0, 142.0, 115.0			
						
1-Methylnaphthalene	N.D.	7.25	142.0	116.0	115.0	41.9
+ EIC (141.0) Scan Feb2414.D			141.0, 142.0, 115.0			
						
Hexachlorocyclopentadiene	N.D.	7.33	238.9	64.2	234.9	62.1
+ EIC (236.9) Scan Feb2414.D			236.9, 238.9, 234.9			
						
2,4,6-Trichlorophenol	N.D.	7.51	198.0	92.6		
+ EIC (196.0) Scan Feb2414.D			196.0, 198.0			
						

Quantitation Results Report (QT Reviewed)

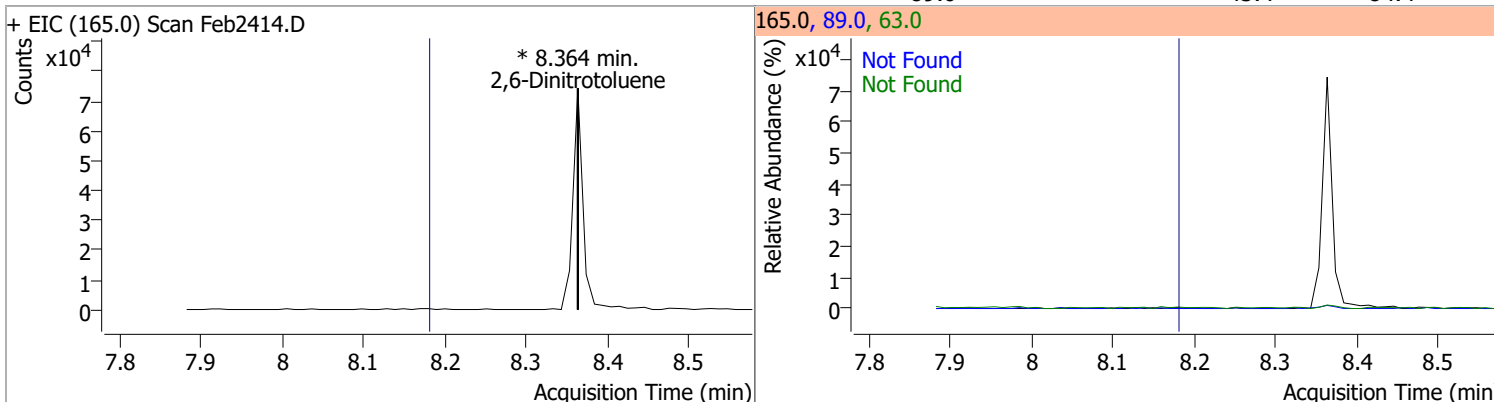


Quantitation Results Report (QT Reviewed)

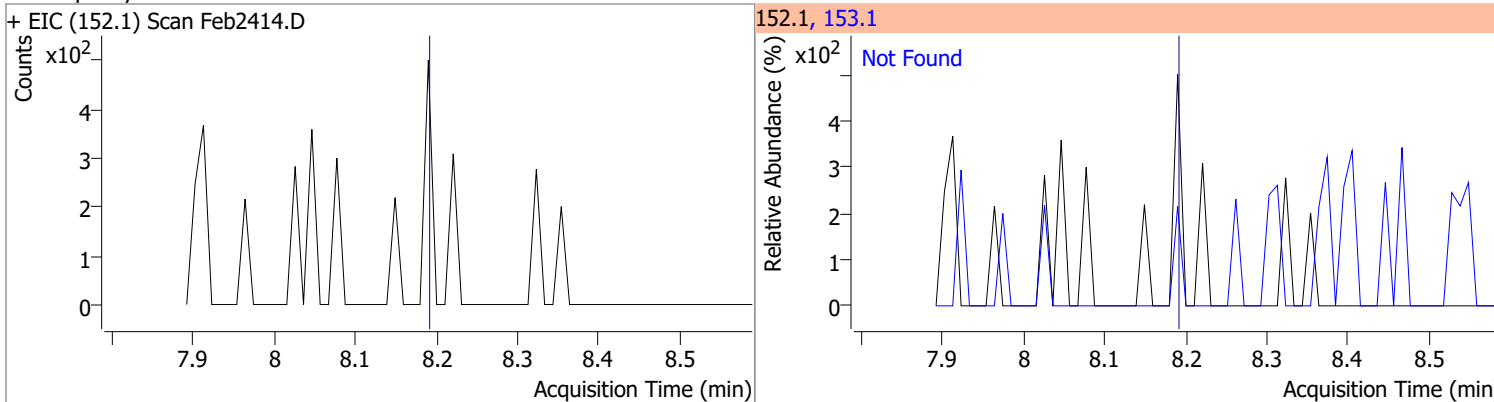
Compound	Conc.	RT	Dev(Min)	Resp.	QIon	QRatio	Lower	Upper
Dimethyl Phthalate	0	0		0	77.0		13.9	25.8



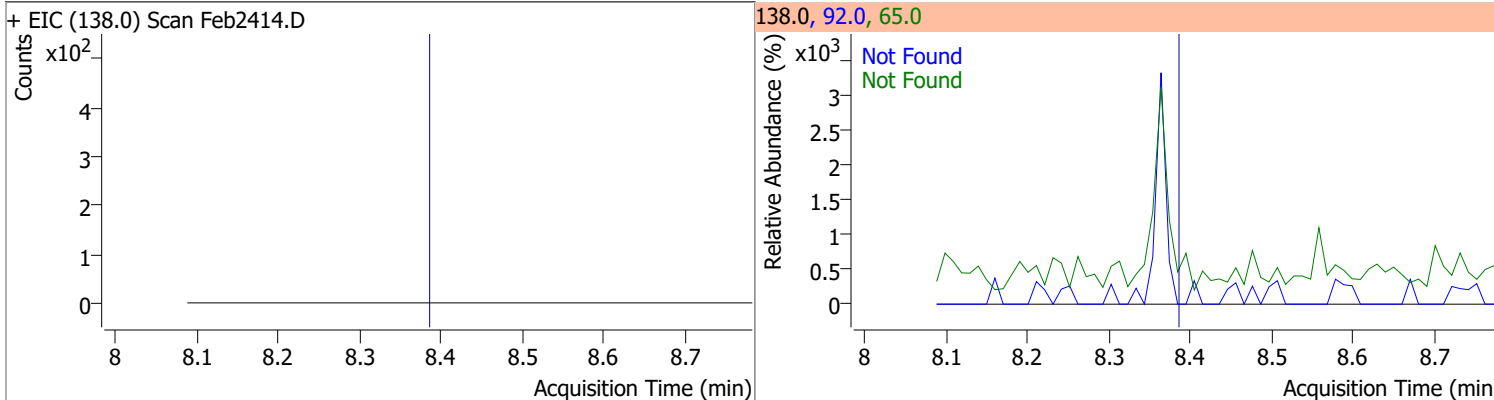
Compound	Conc.	RT	Dev(Min)	Resp.	QIon	QRatio	Lower	Upper
2,6-Dinitrotoluene	0	0		0	63.0		95.6	177.5
					89.0		45.4	84.4



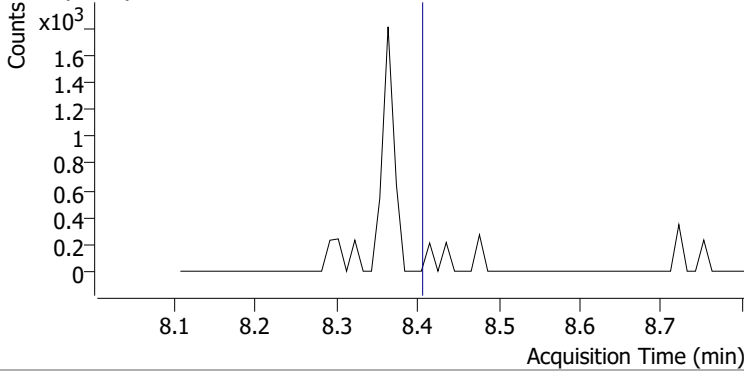
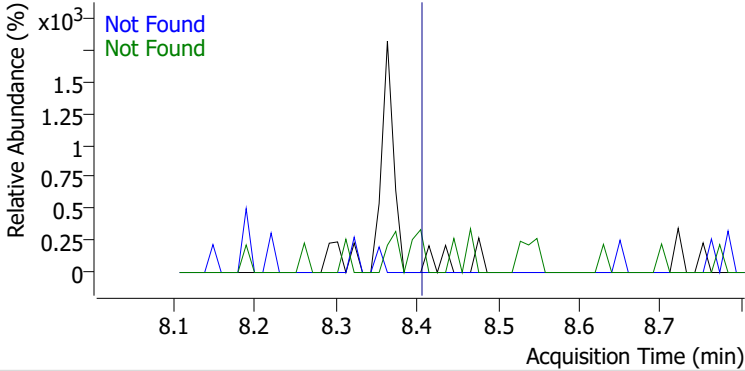
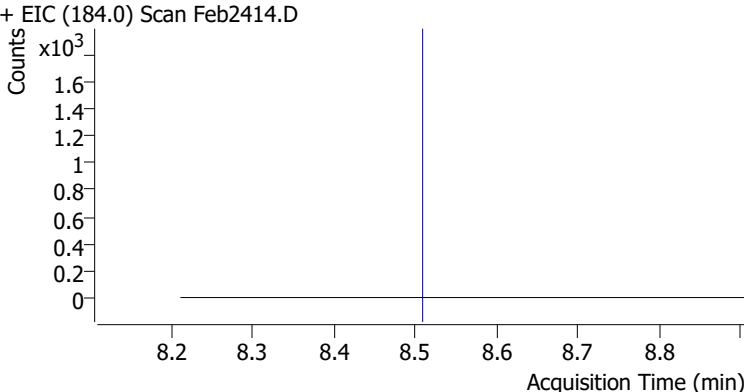
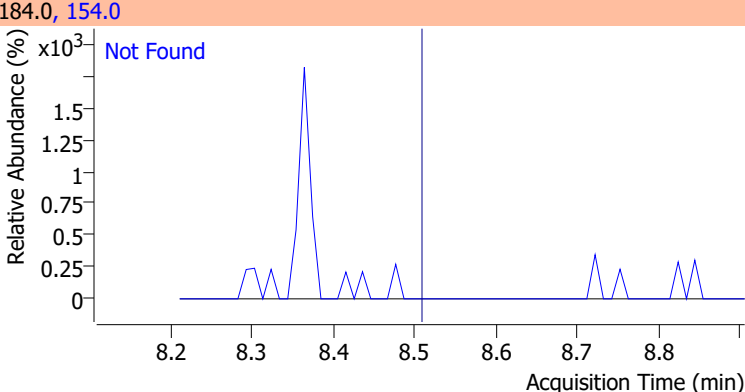
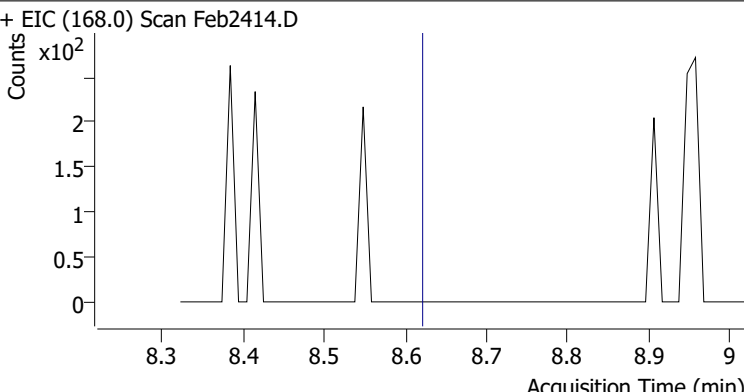
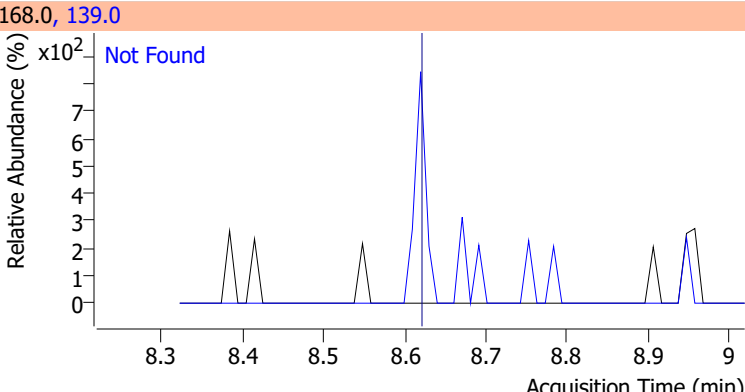
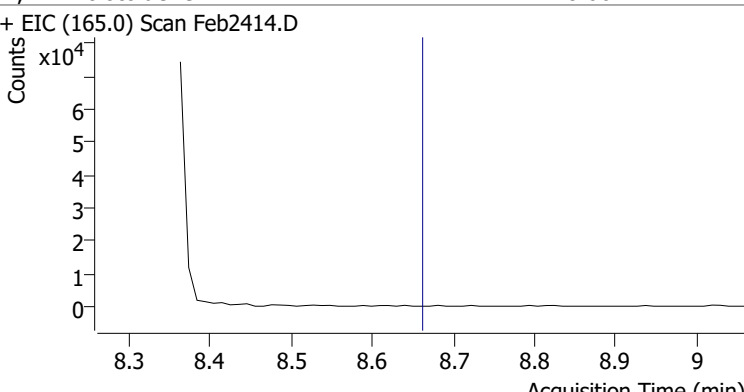
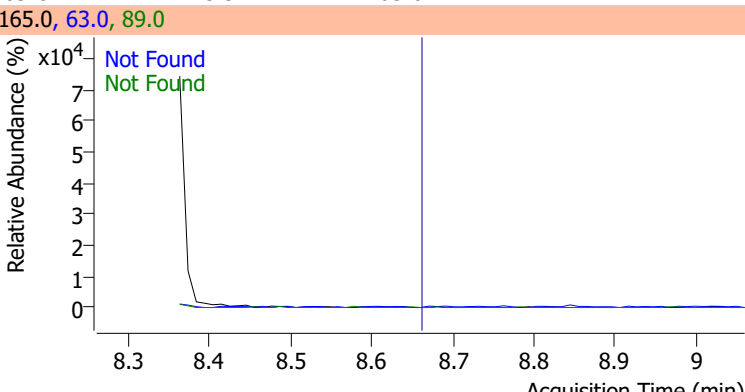
Compound	Conc.	Exp RT	QIon	Exp Ratio
Acenaphthylene	N.D.	8.19	153.1	14.0



Compound	Conc.	Exp RT	QIon	Exp Ratio	QIon	Exp Ratio
3-Nitroaniline	N.D.	8.38	65.0	131.7	92.0	112.6

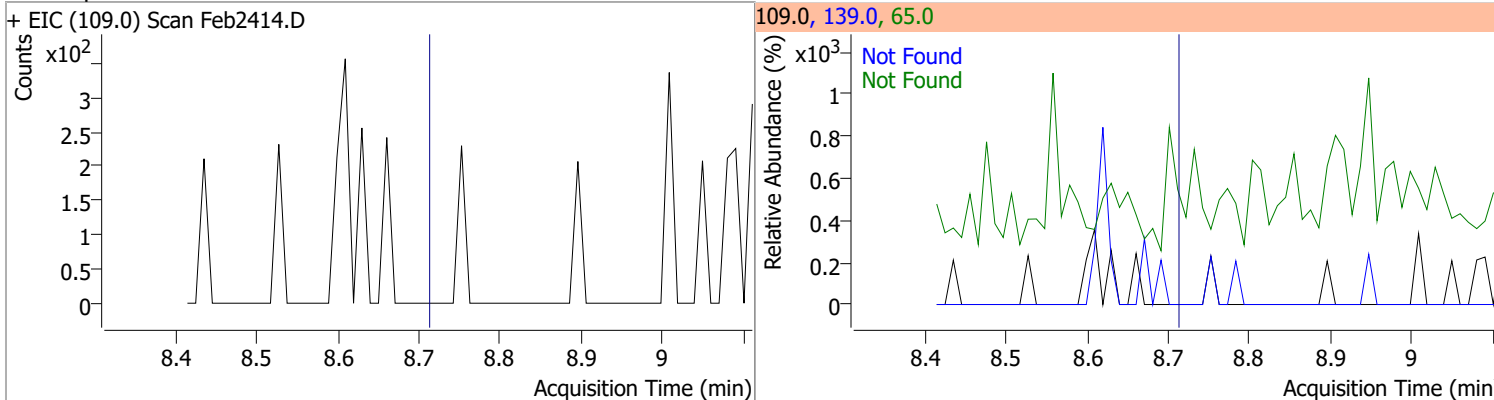


Quantitation Results Report (QT Reviewed)

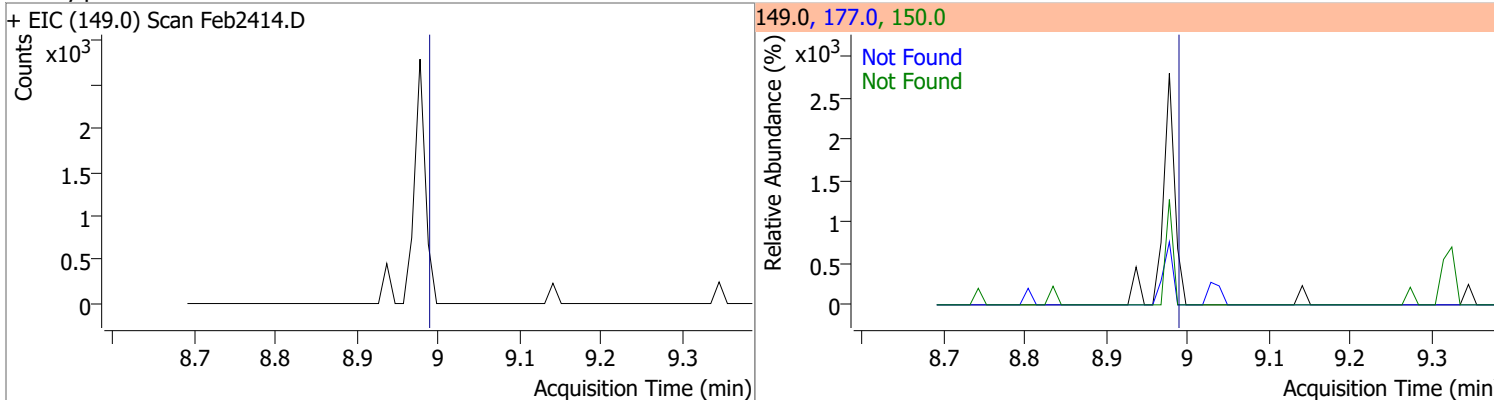
Compound	Conc.	Exp RT	QIon	Exp Ratio	QIon	Exp Ratio
Acenaphthene	N.D.	8.40	153.0	106.6	152.0	52.4
+ EIC (154.0) Scan Feb2414.D			154.0, 152.0, 153.0			
						
2,4-Dinitrophenol	N.D.	8.51	154.0	59.3		
+ EIC (184.0) Scan Feb2414.D			184.0, 154.0			
						
Dibenzofuran	N.D.	8.62	139.0	37.6		
+ EIC (168.0) Scan Feb2414.D			168.0, 139.0			
						
2,4-Dinitrotoluene	N.D.	8.66	89.0	75.9	63.0	44.1
+ EIC (165.0) Scan Feb2414.D			165.0, 63.0, 89.0			
						

Quantitation Results Report (QT Reviewed)

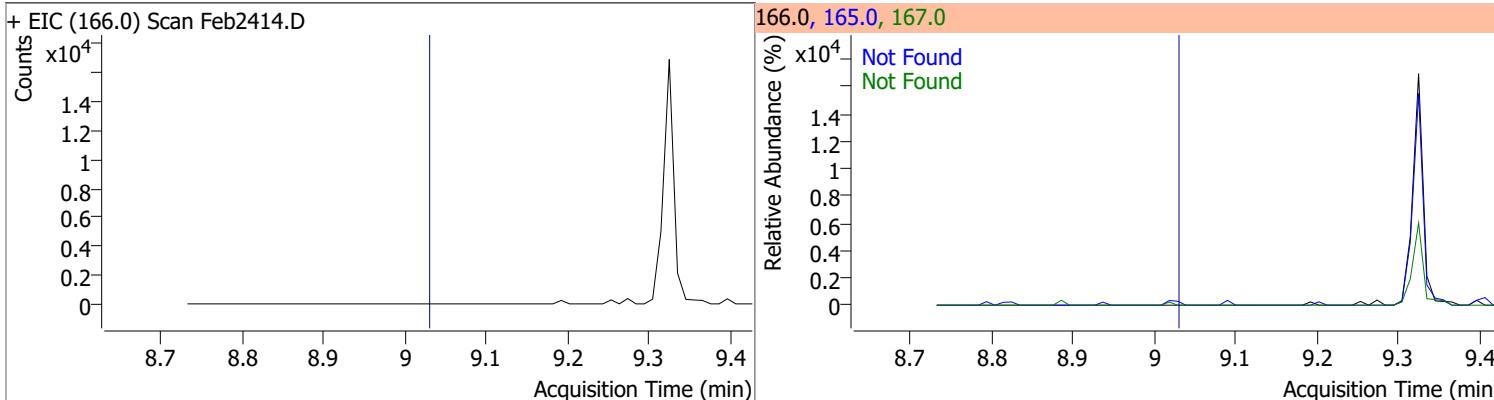
Compound	Conc.	Exp RT	QIon	Exp Ratio	QIon	Exp Ratio
4-Nitrophenol	N.D.	8.71	139.0	78.4	65.0	71.6



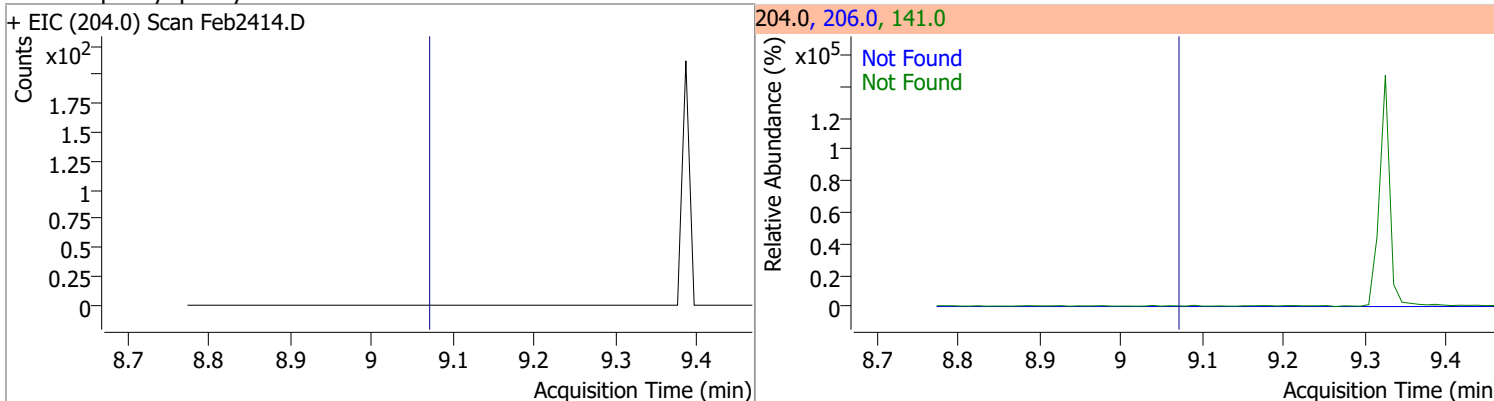
Compound	Conc.	Exp RT	QIon	Exp Ratio	QIon	Exp Ratio
Diethylphthalate	N.D.	8.99	177.0	21.3	150.0	12.7



Compound	Conc.	Exp RT	QIon	Exp Ratio	QIon	Exp Ratio
Fluorene	N.D.	9.03	165.0	94.1	167.0	13.4

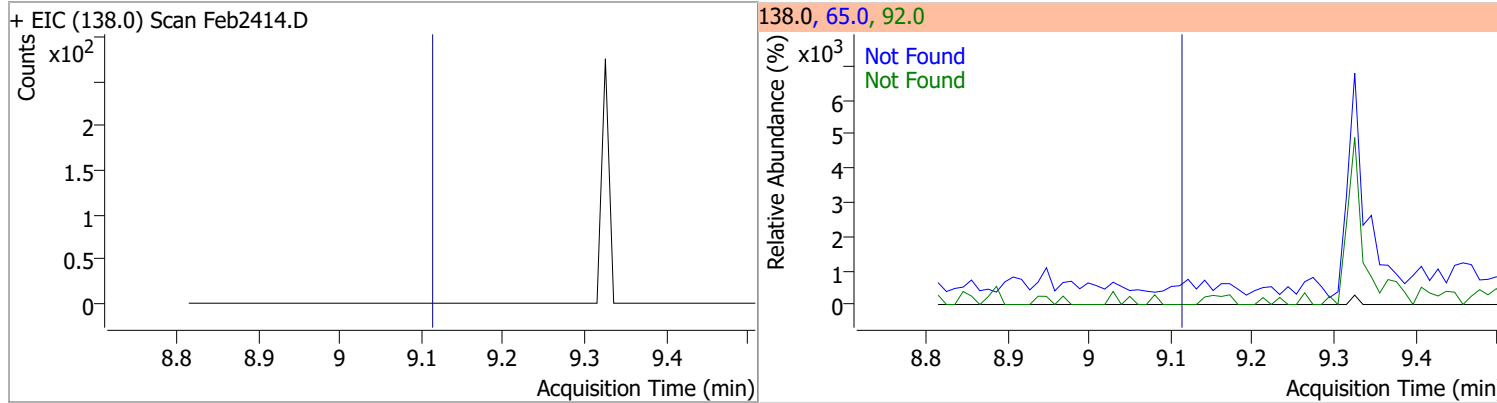


Compound	Conc.	Exp RT	QIon	Exp Ratio	QIon	Exp Ratio
4-Chlorophenyl-phenylether	N.D.	9.07	141.0	61.7	206.0	34.0

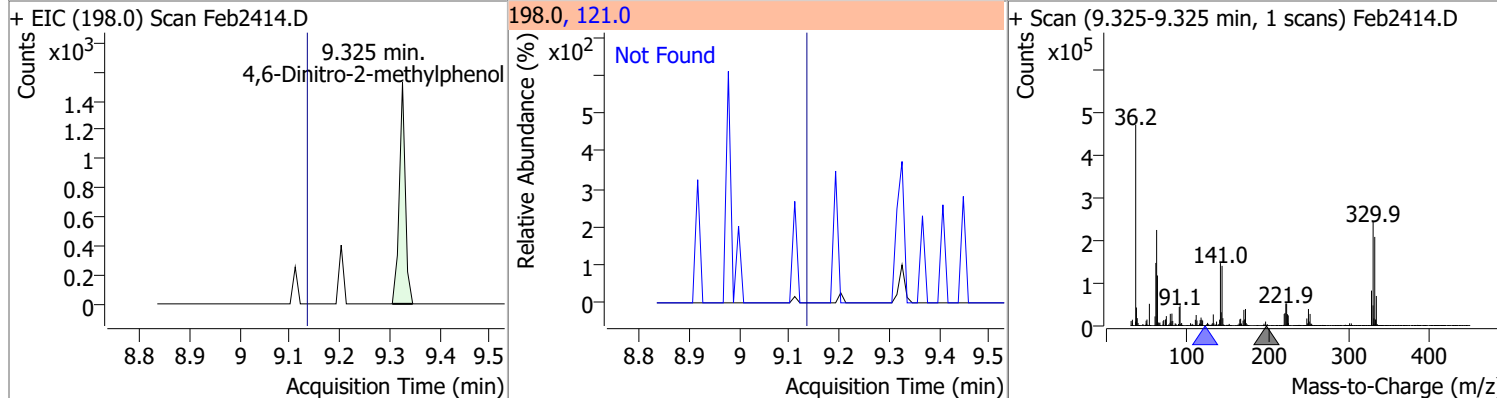


Quantitation Results Report (QT Reviewed)

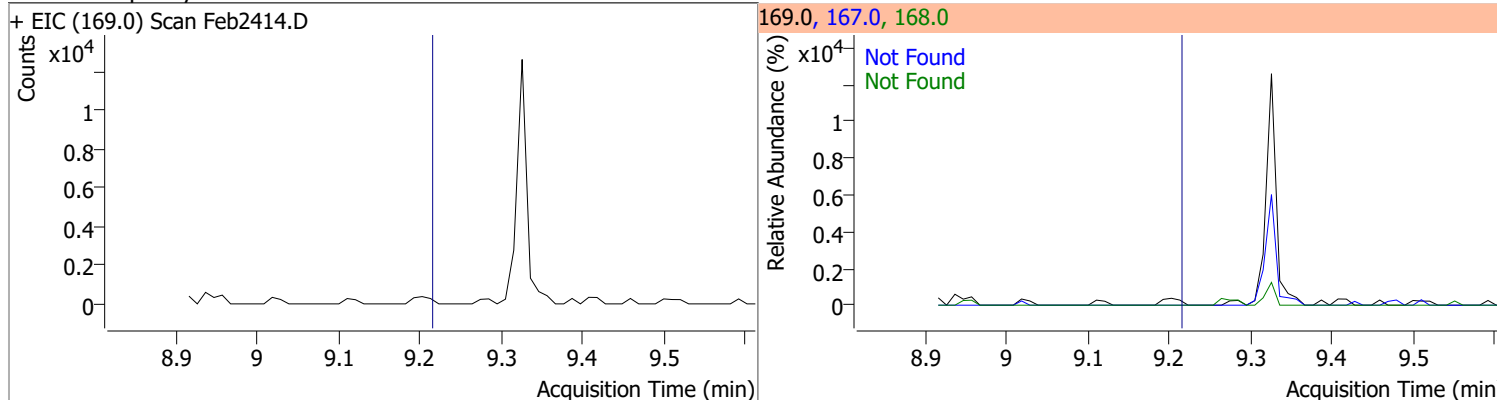
Compound	Conc.	Exp RT	QIon	Exp Ratio	QIon	Exp Ratio
4-Nitroaniline	N.D.	9.12	65.0	109.2	92.0	47.3



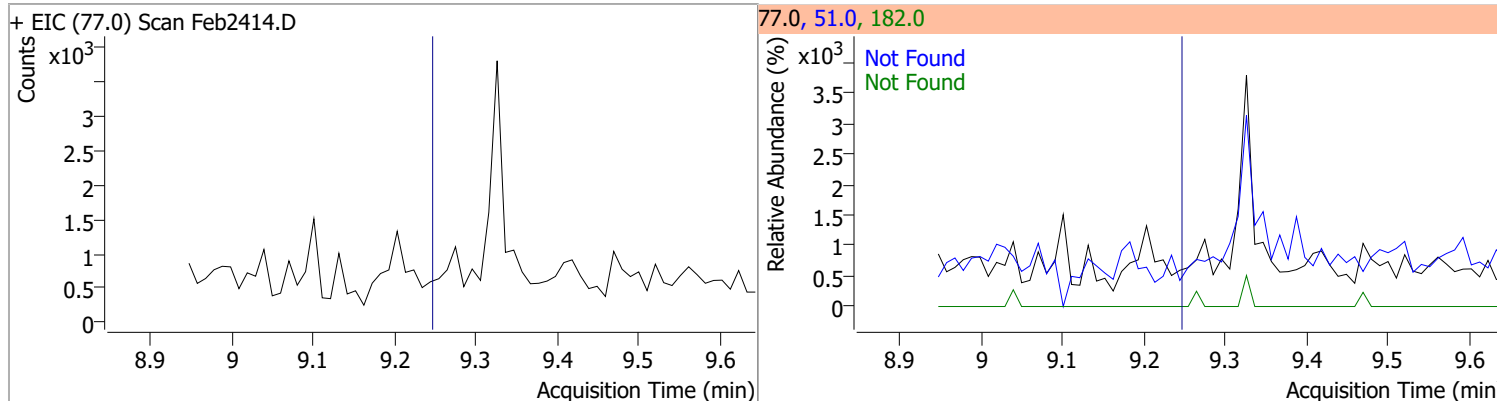
Compound	Conc.	RT	Dev(Min)	Resp.	QIon	QRatio	Lower	Upper
4,6-Dinitro-2-methylphenol	3.7534	9.33	0.18	1277	121.0		34.1	63.3



Compound	Conc.	Exp RT	QIon	Exp Ratio	QIon	Exp Ratio
N-nitrosodiphenylamine	N.D.	9.22	168.0	64.6	167.0	34.5

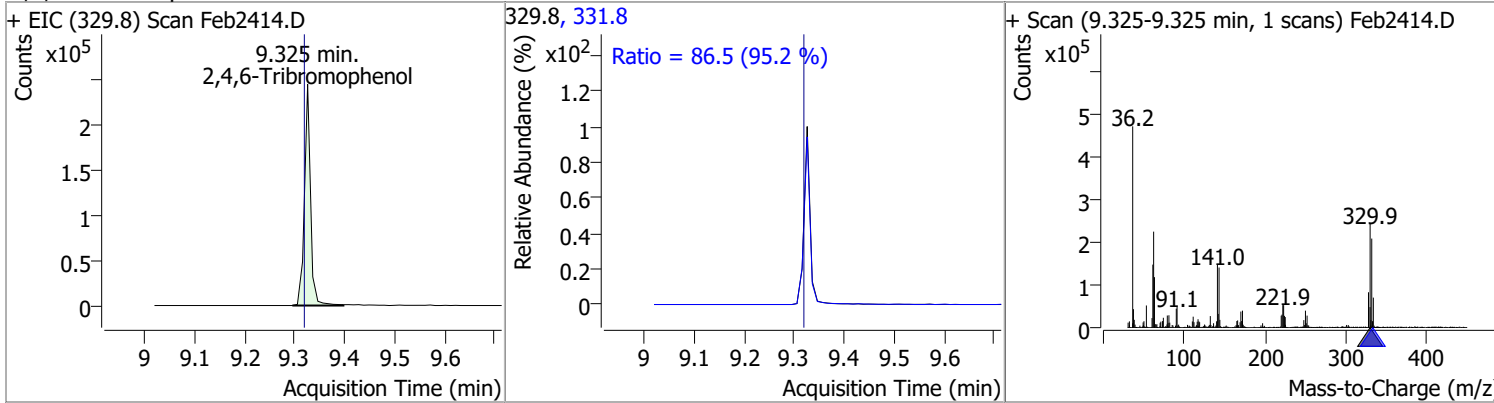


Compound	Conc.	Exp RT	QIon	Exp Ratio	QIon	Exp Ratio
Azobenzene	N.D.	9.25	51.0	48.8	182.0	26.0

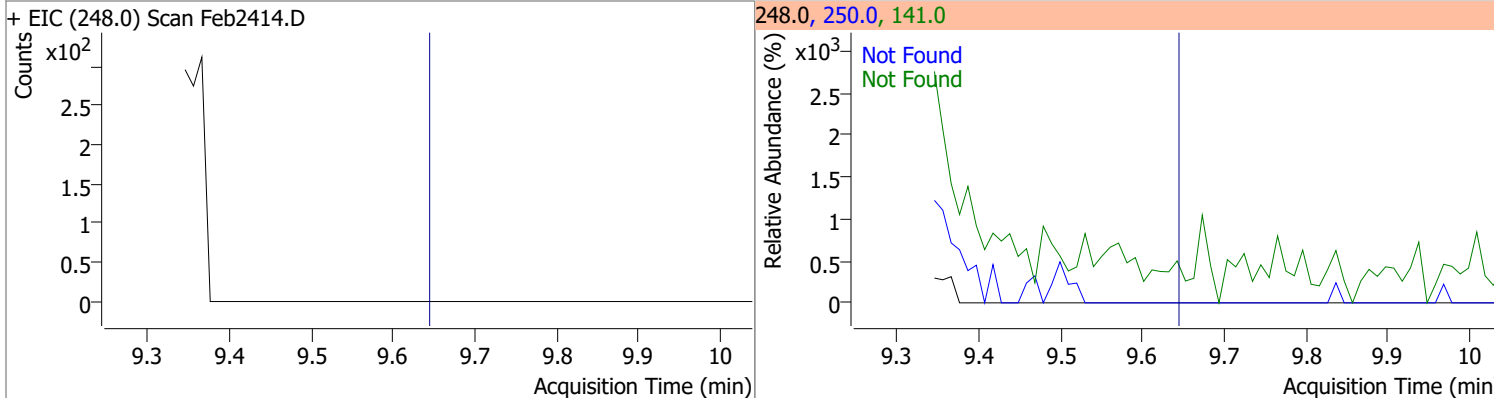


Quantitation Results Report (QT Reviewed)

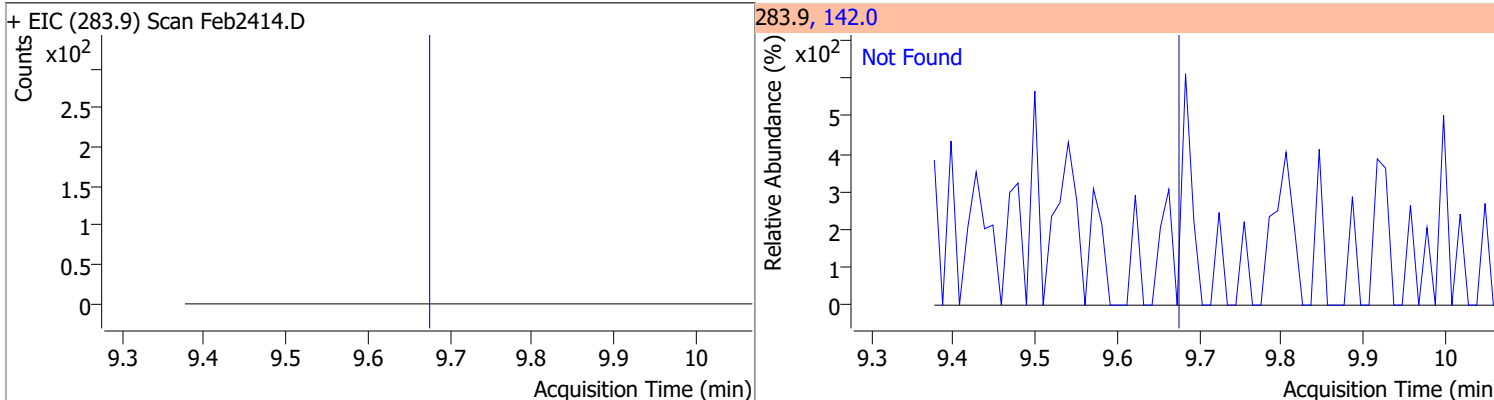
Compound	Conc.	RT	Dev(Min)	Resp.	QIon	QRatio	Lower	Upper
2,4,6-Tribromophenol	160.0108	9.33	0.00	207030	331.8	86.5	63.6	118.2



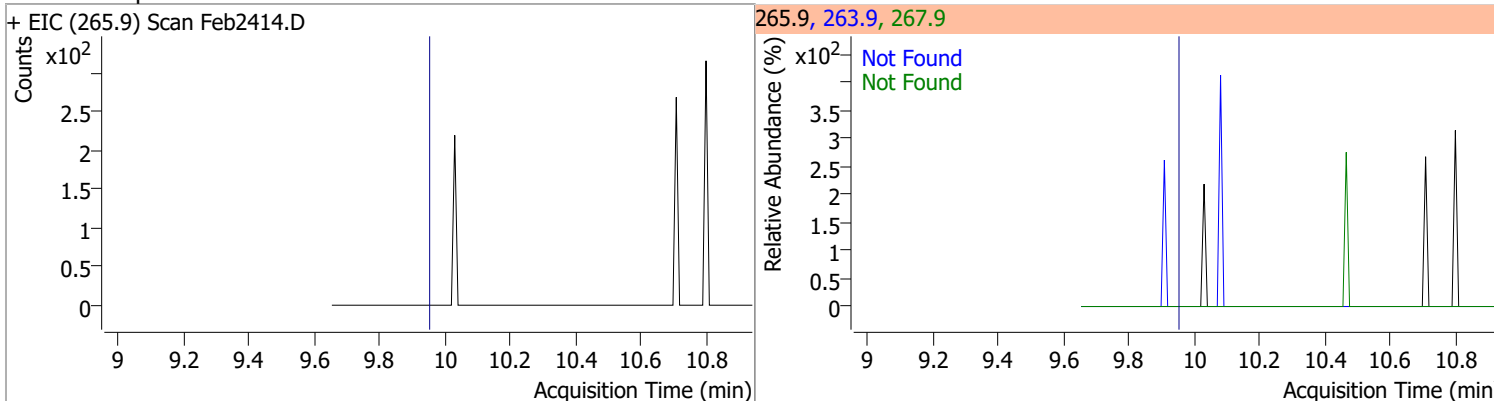
Compound	Conc.	Exp RT	QIon	Exp Ratio	QIon	Exp Ratio
4-Bromophenyl-phenylether	N.D.	9.65	141.0	100.4	250.0	99.4



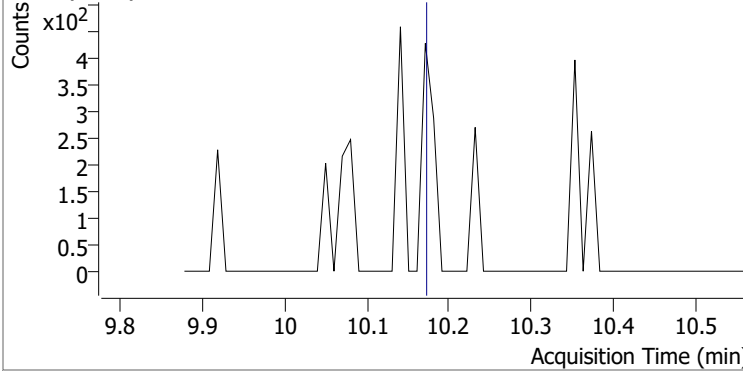
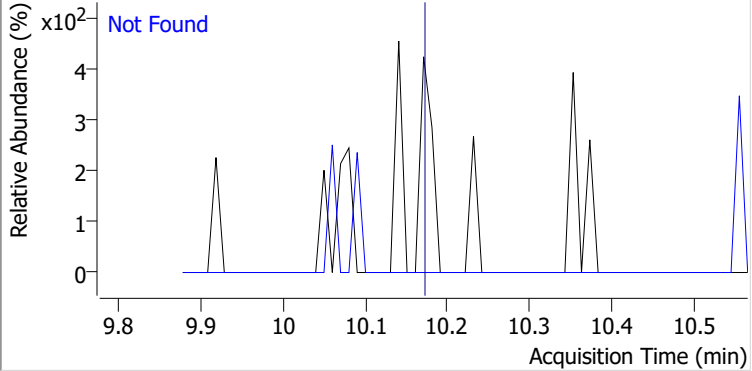
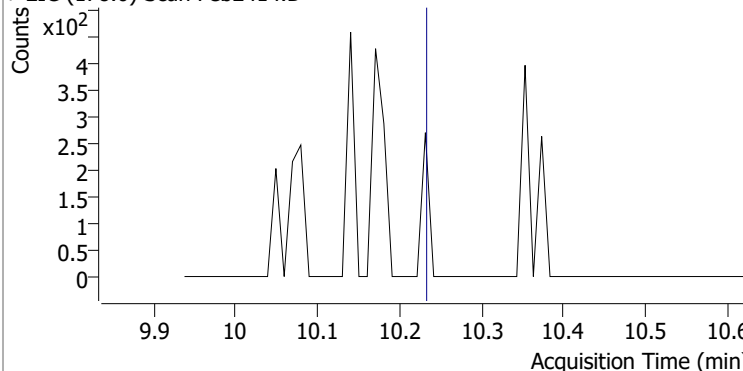
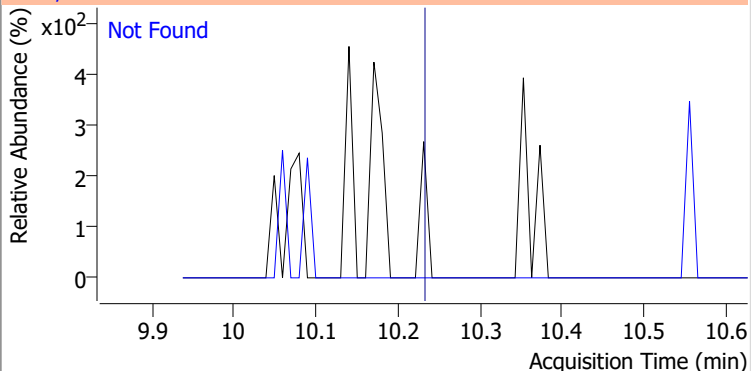
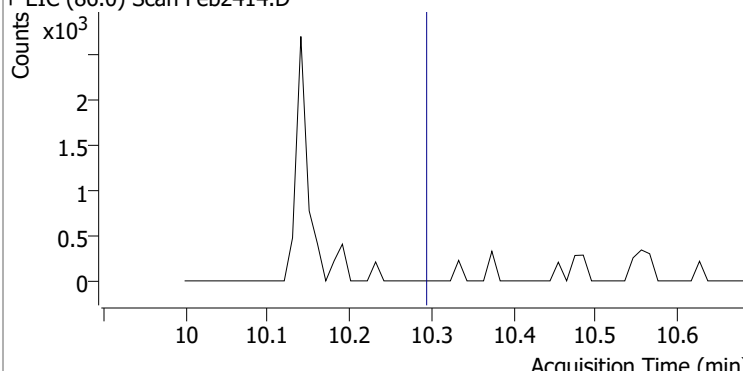
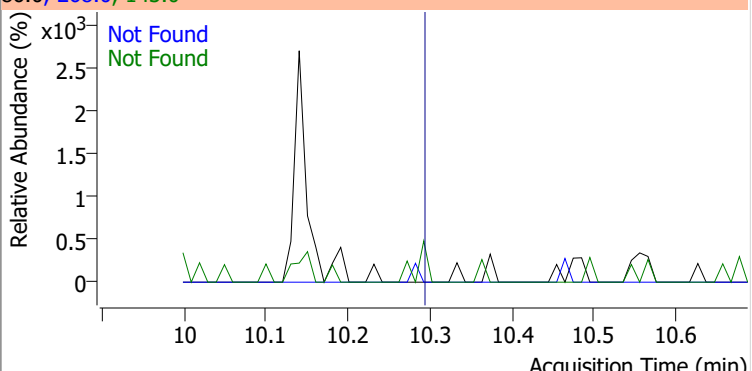
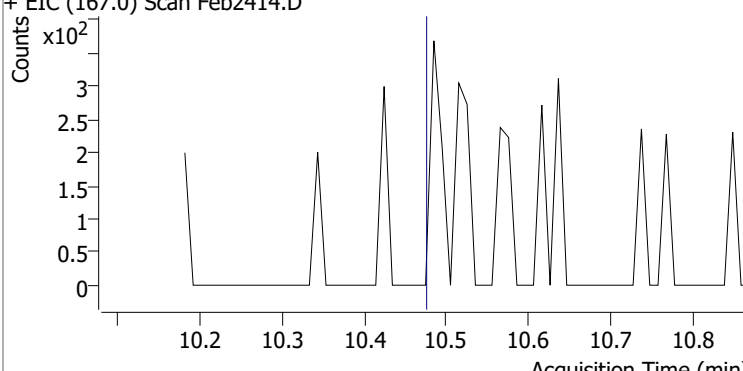
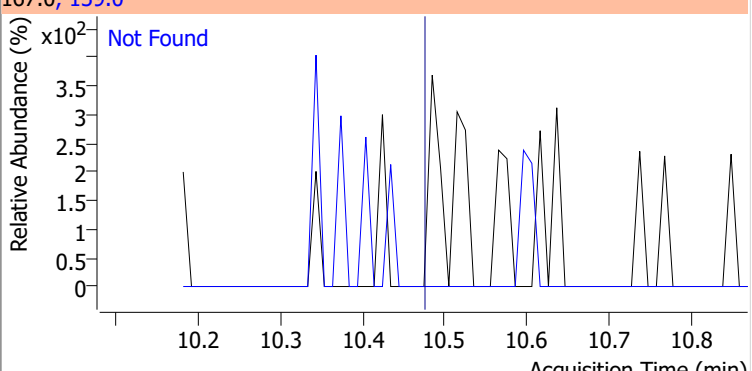
Compound	Conc.	Exp RT	QIon	Exp Ratio
Hexachlorobenzene	N.D.	9.68	142.0	49.3



Compound	Conc.	Exp RT	QIon	Exp Ratio	QIon	Exp Ratio
Pentachlorophenol	N.D.	9.96	263.9	63.1	267.9	62.4

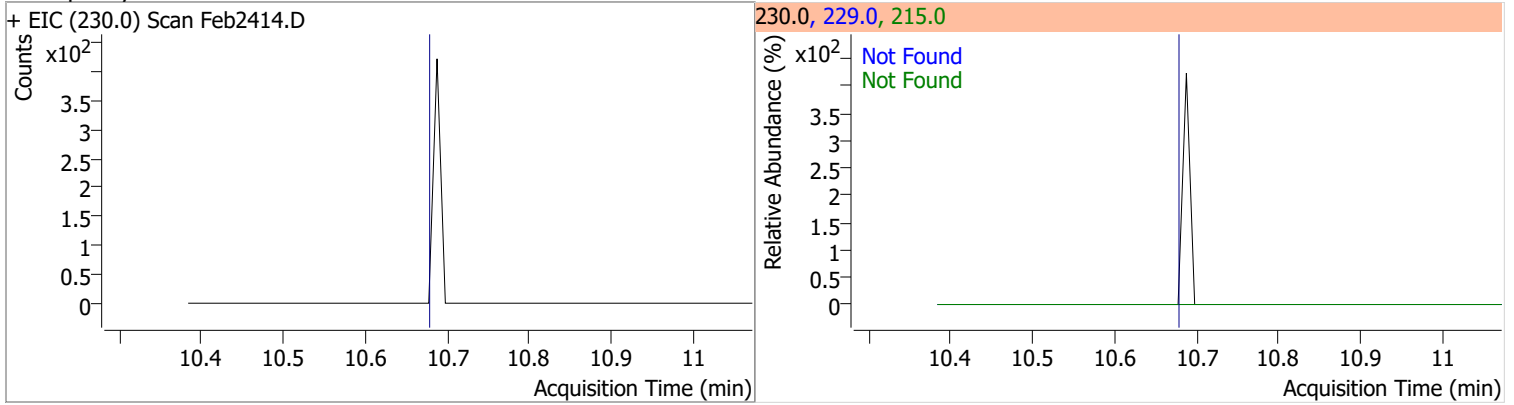


Quantitation Results Report (QT Reviewed)

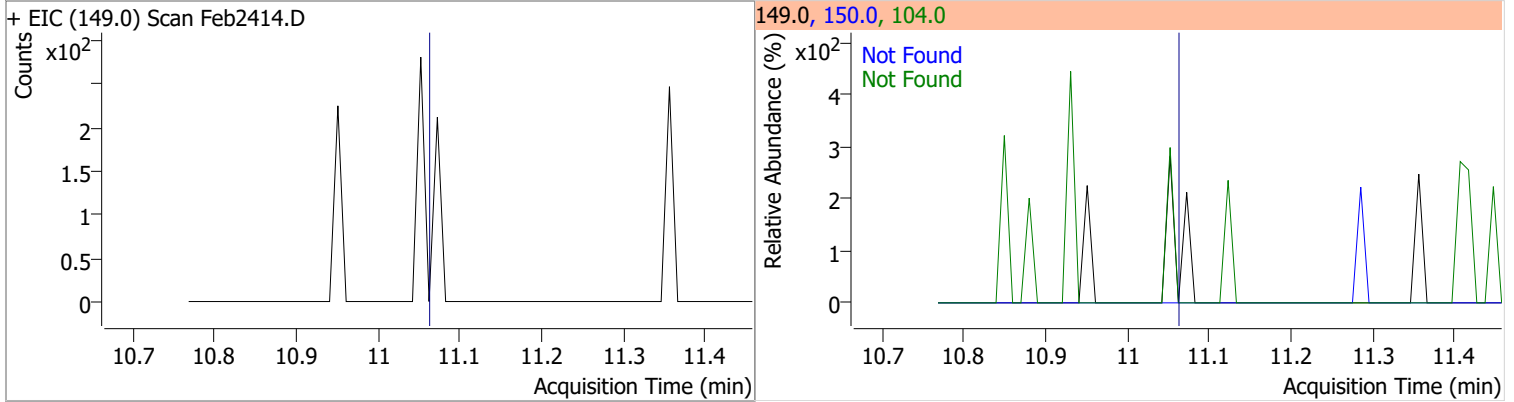
Compound	Conc.	Exp RT	QIon	Exp Ratio		
Phenanthrene	N.D.	10.18	176.0	18.9		
+ EIC (178.0) Scan Feb2414.D			178.0, 176.0			
						
Anthracene	N.D.	10.24	176.0	18.2		
+ EIC (178.0) Scan Feb2414.D			178.0, 176.0			
						
Triallate	N.D.	10.30	268.0	23.9	QIon	Exp Ratio
+ EIC (86.0) Scan Feb2414.D			86.0, 268.0, 143.0			
						
Carbazole	N.D.	10.48	139.0	13.0		
+ EIC (167.0) Scan Feb2414.D			167.0, 139.0			
						

Quantitation Results Report (QT Reviewed)

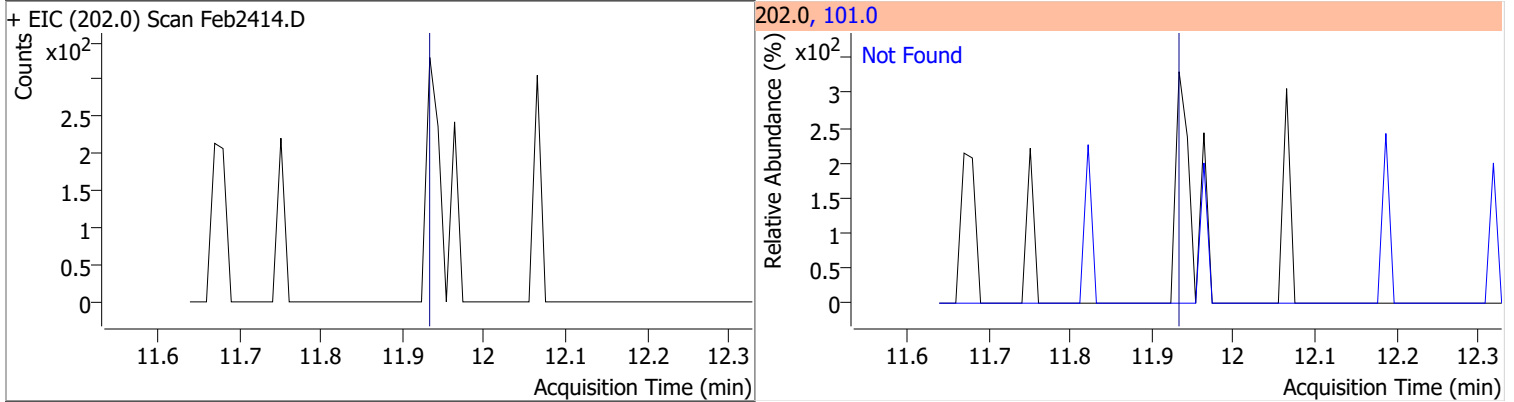
Compound	Conc.	Exp RT	QIon	Exp Ratio	QIon	Exp Ratio
o-Terphenyl	N.D.	10.69	229.0	64.7	215.0	38.5



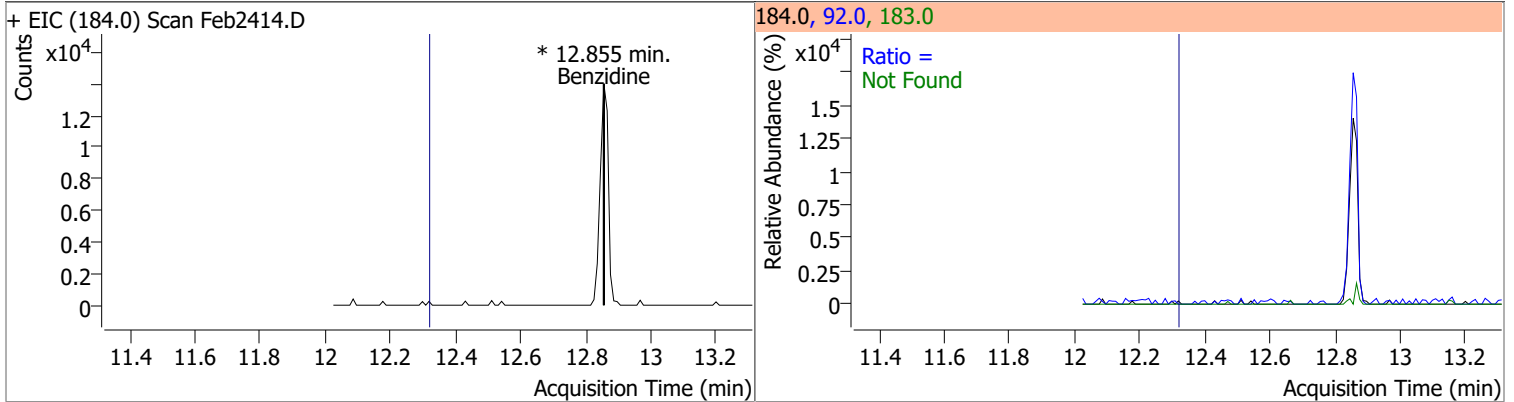
Compound	Conc.	Exp RT	QIon	Exp Ratio	QIon	Exp Ratio
Di-n-Butylphthalate	N.D.	11.07	150.0	9.1	104.0	6.2



Compound	Conc.	Exp RT	QIon	Exp Ratio
Fluoranthene	N.D.	11.94	101.0	12.7

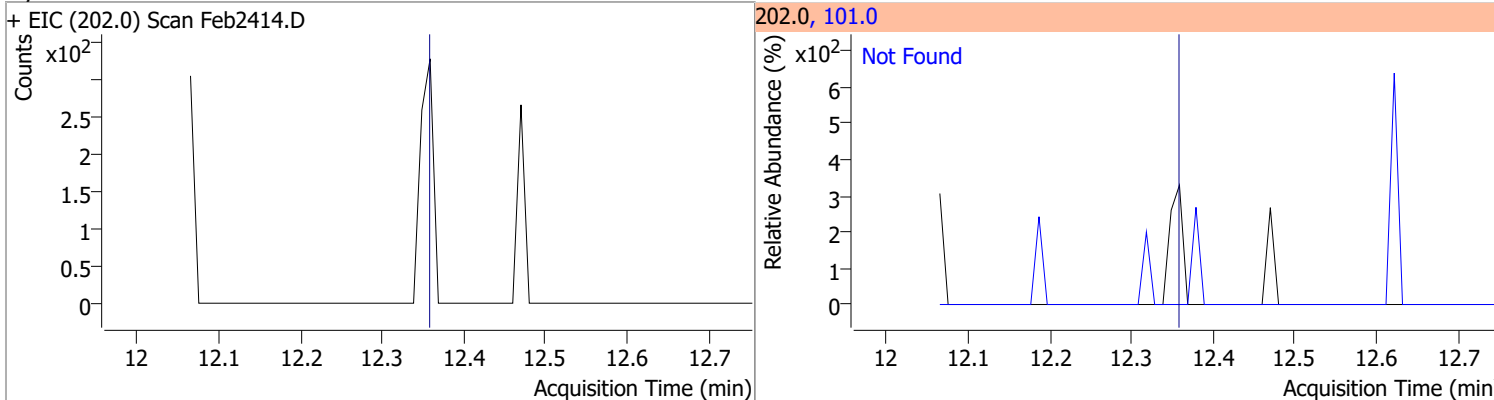


Compound	Conc.	RT	Dev(Min)	Resp.	QIon	QRatio	Lower	Upper
Benzidine		0		0	183.0		7.9	14.7
					92.0		5.0	9.2

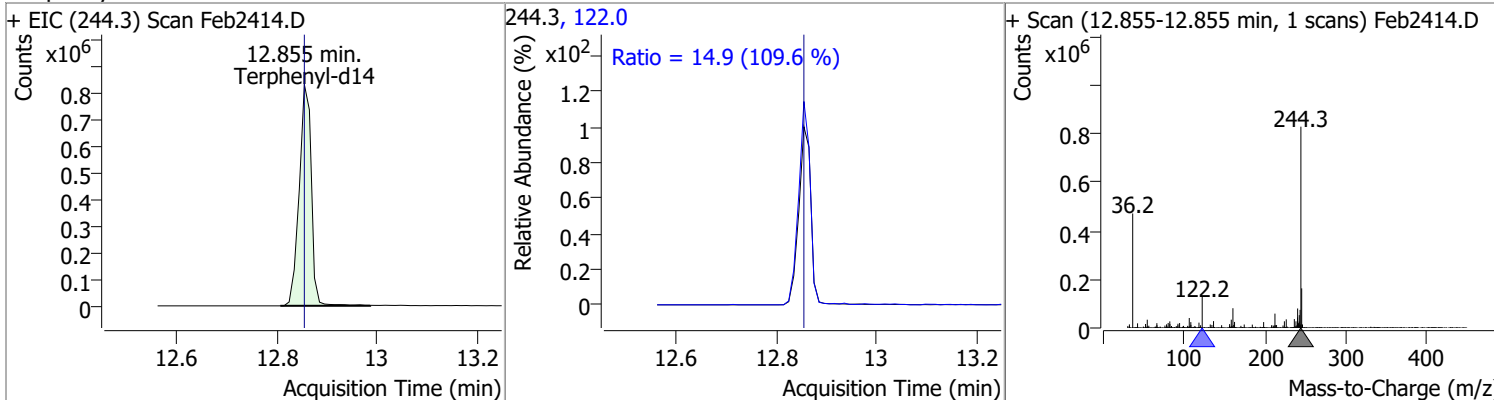


Quantitation Results Report (QT Reviewed)

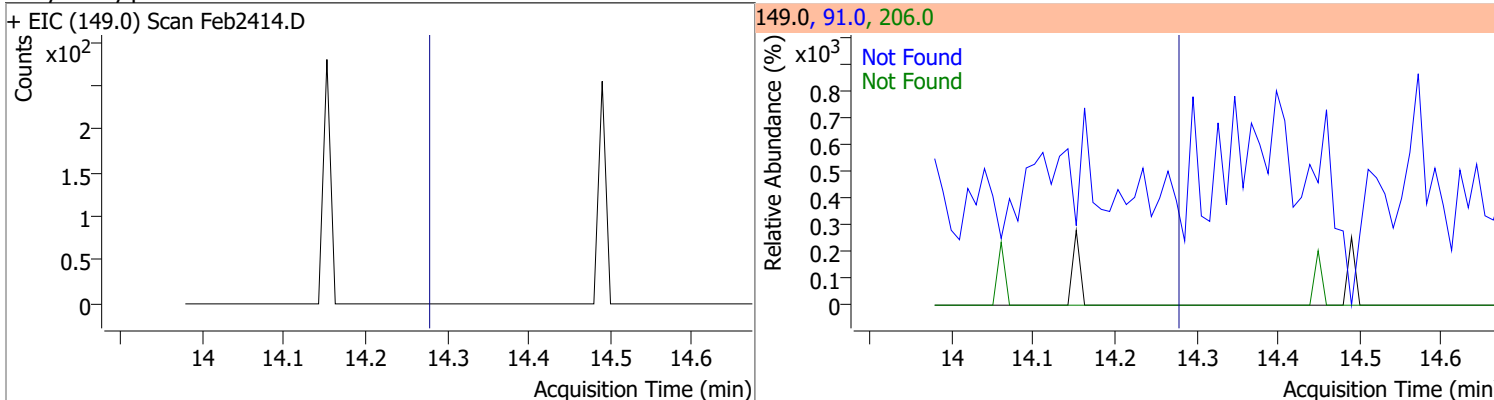
Compound	Conc.	Exp RT	QIon	Exp Ratio
Pyrene	N.D.	12.37	101.0	15.2



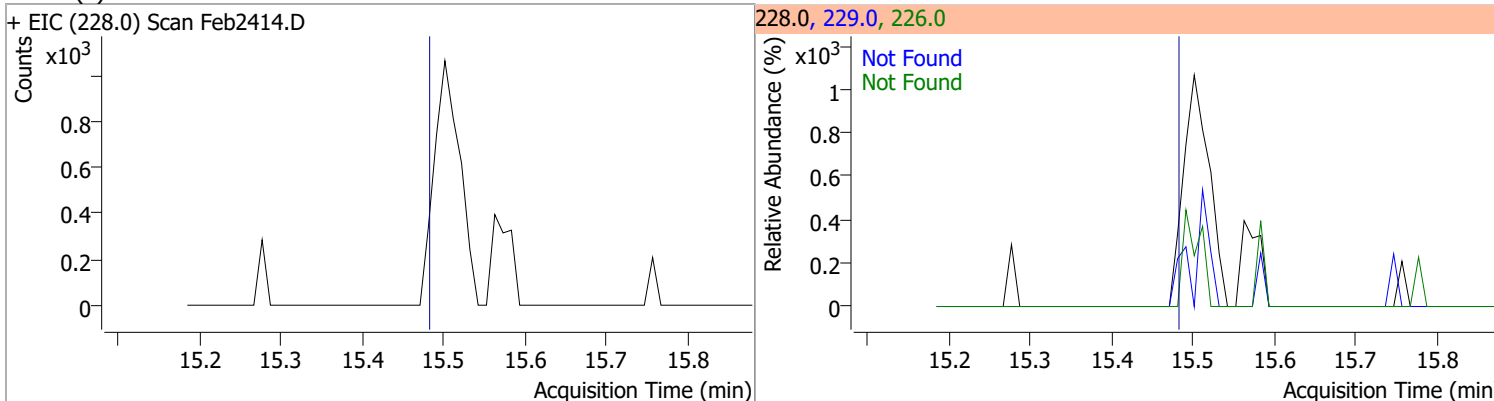
Compound	Conc.	RT	Dev(Min)	Resp.	QIon	QRatio	Lower	Upper
Terphenyl-d14	102.8677	12.85	-0.01	1398113	122.0	14.9	9.5	17.6



Compound	Conc.	Exp RT	QIon	Exp Ratio	QIon	Exp Ratio
Butylbenzylphthalate	N.D.	14.30	91.0	83.4	206.0	17.7

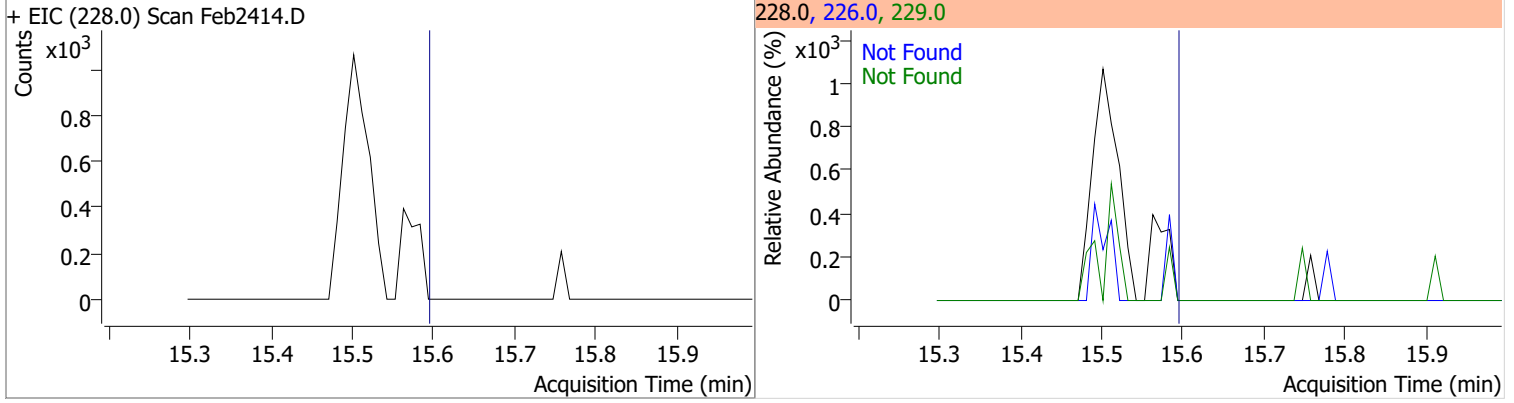


Compound	Conc.	Exp RT	QIon	Exp Ratio	QIon	Exp Ratio
Benzo(a)Anthracene	N.D.	15.50	226.0	26.4	229.0	20.9

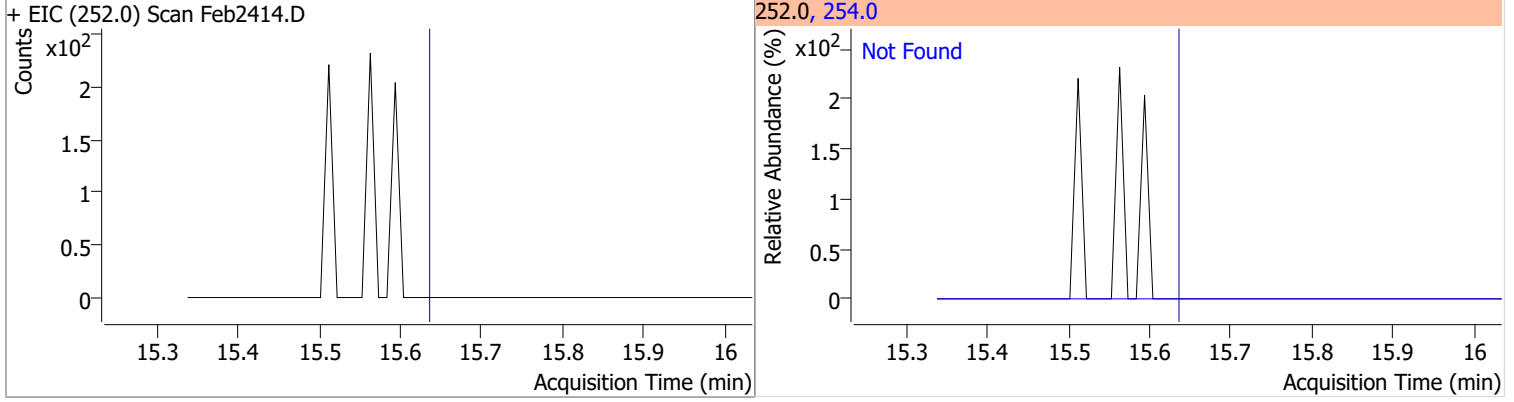


Quantitation Results Report (QT Reviewed)

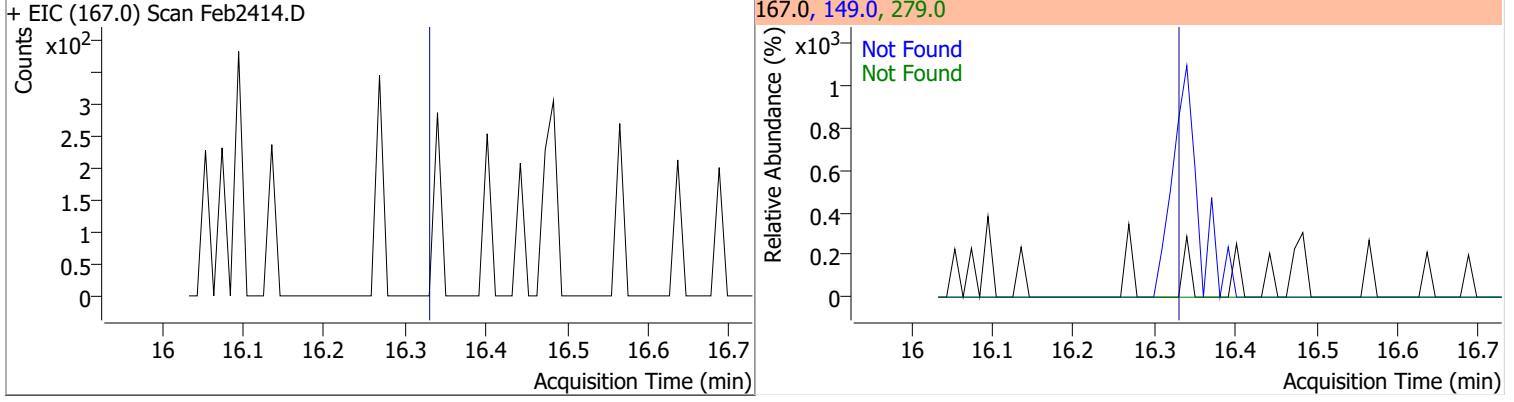
Compound	Conc.	Exp RT	QIon	Exp Ratio	QIon	Exp Ratio
Chrysene	N.D.	15.61	226.0	29.2	229.0	20.4



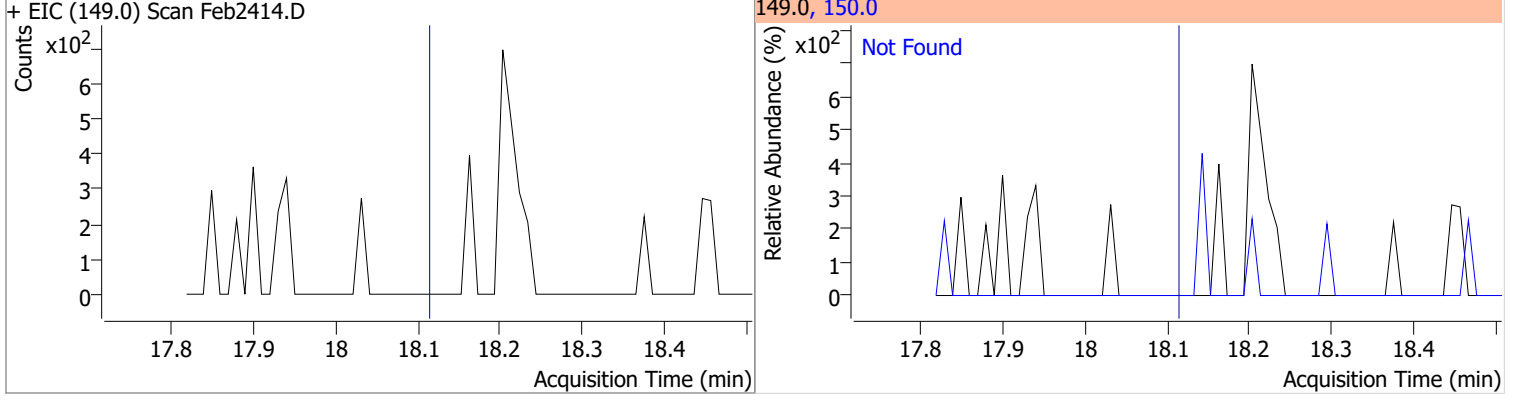
Compound	Conc.	Exp RT	QIon	Exp Ratio
3,3-Dichlorobenzidine	N.D.	15.65	254.0	64.6



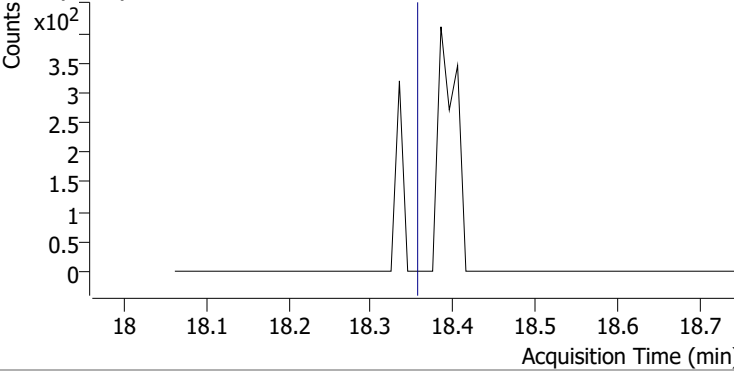
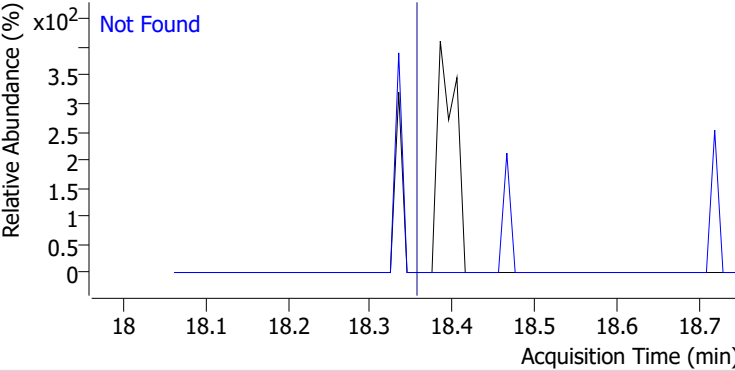
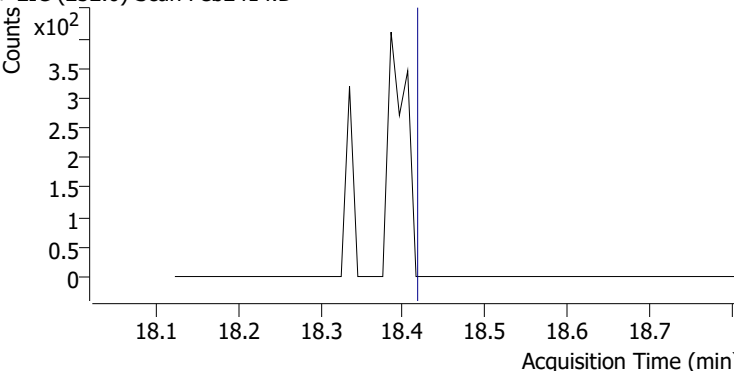
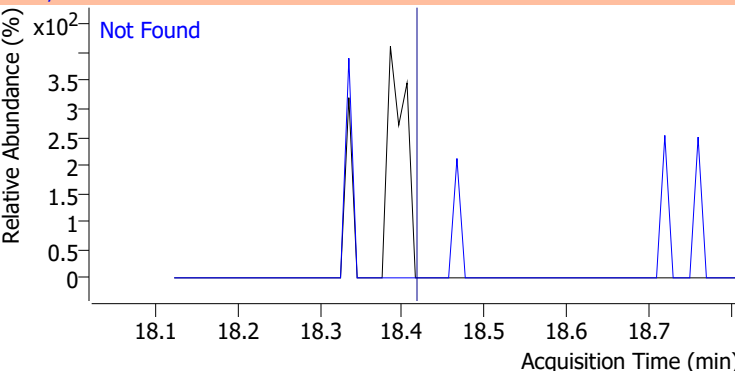
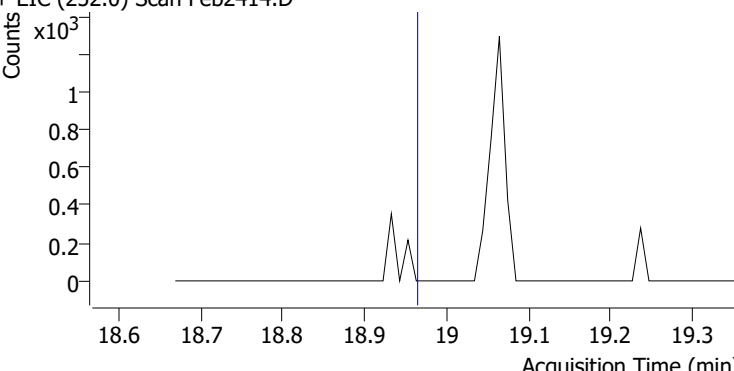
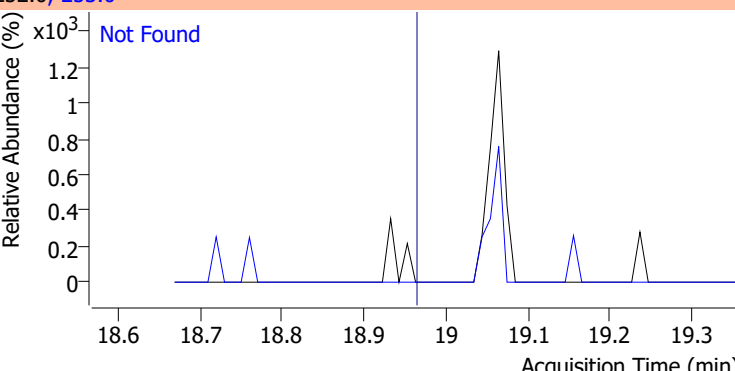
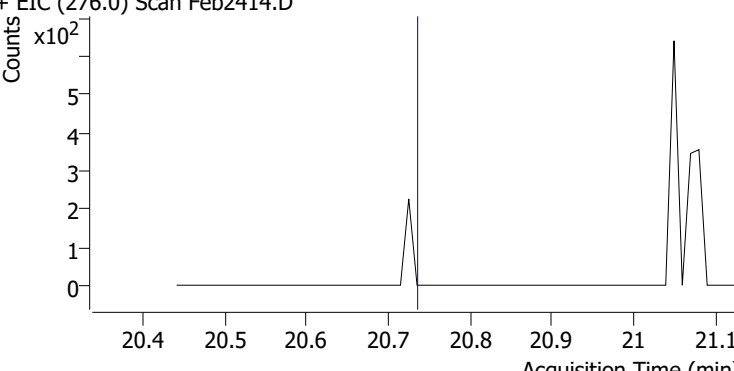
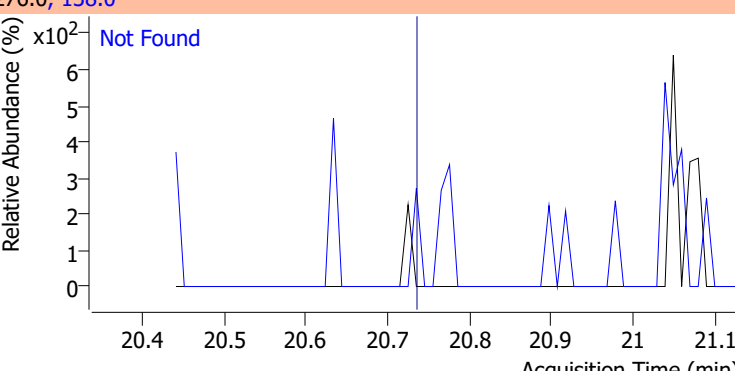
Compound	Conc.	Exp RT	QIon	Exp Ratio	QIon	Exp Ratio
bis(2-ethylhexyl)Phthalate	N.D.	16.35	149.0	391.0	279.0	13.4



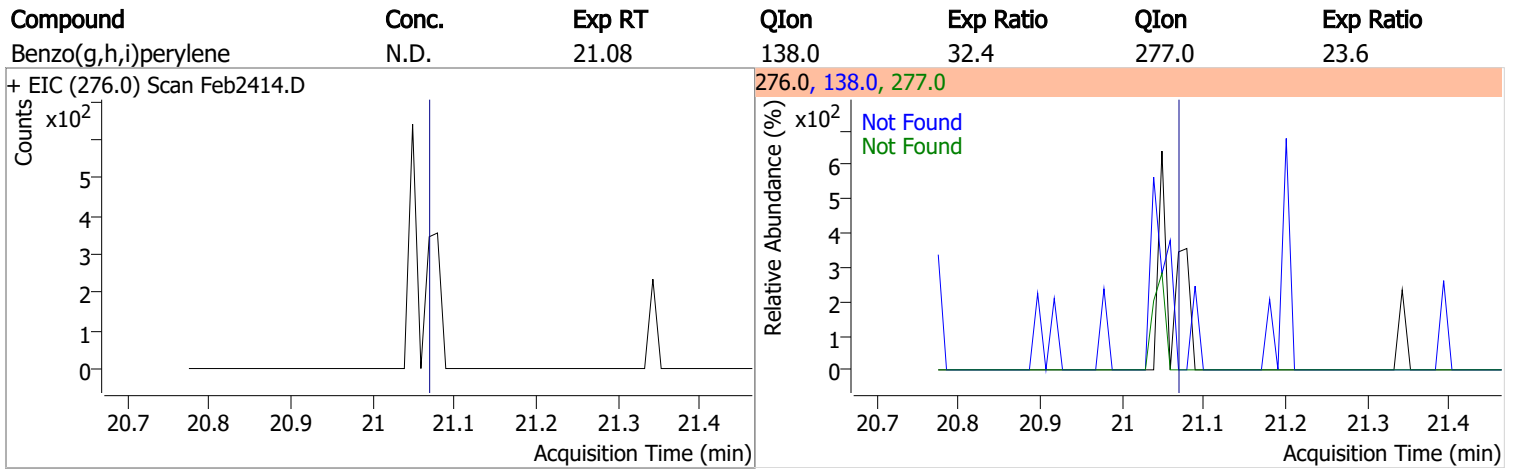
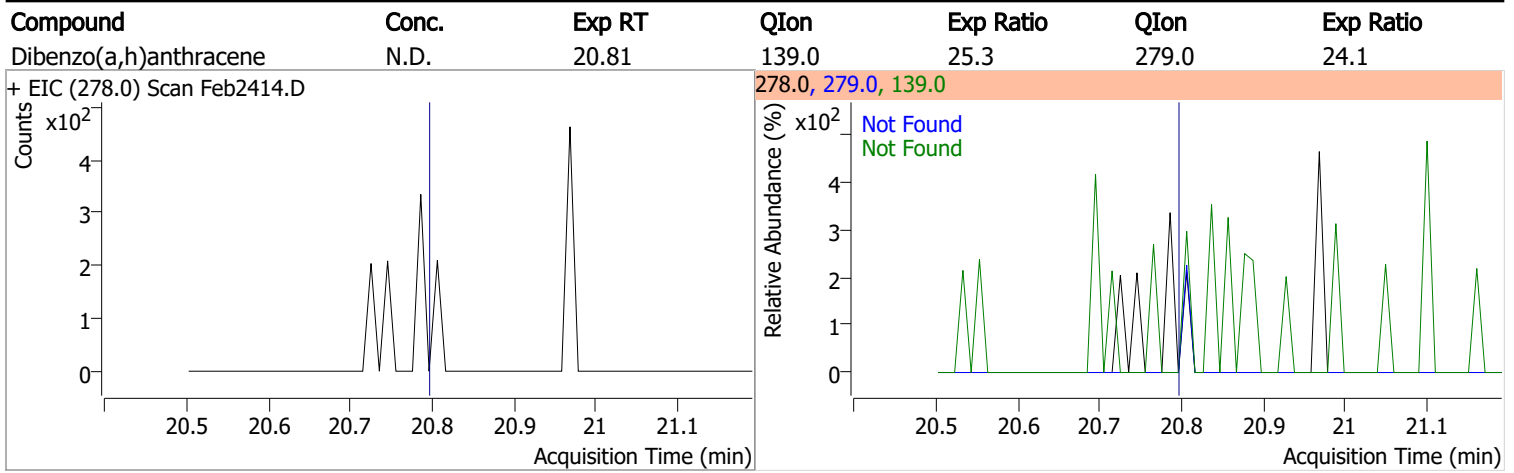
Compound	Conc.	Exp RT	QIon	Exp Ratio
Di-n-octyl Phthalate	N.D.	18.12	150.0	9.5



Quantitation Results Report (QT Reviewed)

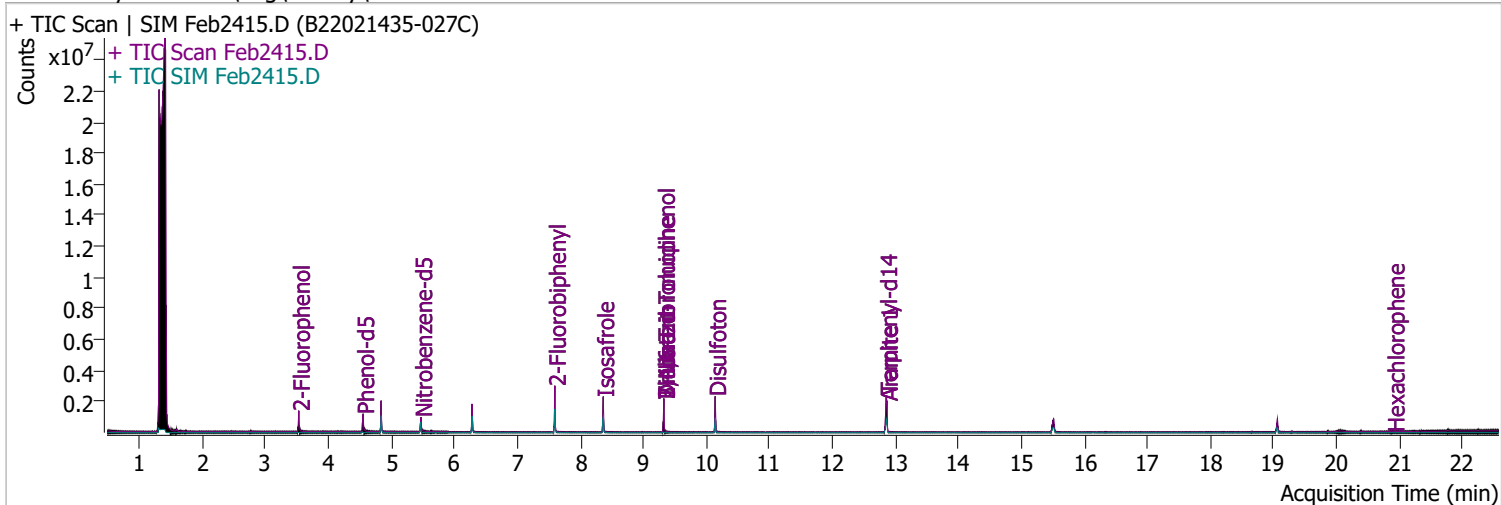
Compound	Conc.	Exp RT	QIon	Exp Ratio
Benzo(b)fluoranthene	N.D.	18.37	253.0	22.9
+ EIC (252.0) Scan Feb2414.D			252.0, 253.0	
				
Benzo(k)fluoranthene	N.D.	18.43	253.0	22.8
+ EIC (252.0) Scan Feb2414.D			252.0, 253.0	
				
Benzo(a)pyrene	N.D.	18.97	253.0	22.6
+ EIC (252.0) Scan Feb2414.D			252.0, 253.0	
				
Indeno(1,2,3-c,d)pyrene	N.D.	20.75	138.0	30.2
+ EIC (276.0) Scan Feb2414.D			276.0, 138.0	
				

Quantitation Results Report (QT Reviewed)



Quantitation Results Report (QT Reviewed)

Data File	Feb2415.D	Operator	LIMS import
Acq. Method	BNA+SIM.M	Acq. Date-Time	2/24/2022 11:10:03 PM
Sample Name	B22021435-027C	Instrument	Instrument #1
Vial	15	Multiplier	1.00
DA Method File		Comment	SVOC-8270-W-LARGO
Tune File	dftppdsm.u	Tune Date	2/18/2022 9:25:00 PM
Batch Name	022422 DoD BNA.batch.bin	Last Calib Update	2/25/2022 7:56:13 AM
Ref Library	D:\Org\Library\NIST129K.I		



Compound	RT	QIon	Resp.	Conc.	Units	Dev(Min)
----------	----	------	-------	-------	-------	----------

Internal Standards

System Monitoring Compounds

S 2-Fluorophenol	3.531	112.0	394661	58.9519	µg/L	0.000
Spiked Amount: 200.000	Range: 10.0 - 75.0%			Recovery = 29.48%		
S Phenol-d5	4.552	99.0	450124	51.6681	µg/L	0.000
Spiked Amount: 200.000	Range: 10.0 - 65.0%			Recovery = 25.83%		
S Nitrobenzene-d5	5.471	82.0	268433	55.8346	µg/L	0.000
Spiked Amount: 100.000	Range: 32.0 - 94.0%			Recovery = 55.83%		
S 2-Fluorobiphenyl	7.594	172.0	796522	55.5456	µg/L	0.000
Spiked Amount: 100.000	Range: 28.0 - 107.0%			Recovery = 55.55%		
S 2,4,6-Tribromophenol	9.325	329.8	168871	133.5285	µg/L	0.000
Spiked Amount: 200.000	Range: 25.0 - 140.0%			Recovery = 66.76%		
S Terphenyl-d14	12.855	244.3	1326515	94.4956	µg/L	-0.010
Spiked Amount: 100.000	Range: 32.0 - 122.0%			Recovery = 94.50%		

Target Compounds

Compound	RT	QIon	Resp.	Conc.	Units	Dev(Min)	QValue
T N-Nitrosodimethylamine	0.000		0	N.D.			
T Pyridine	0.000		0	N.D.			
T Aniline	0.000		0	N.D.			
T Phenol	0.000		0	N.D.			
T bis(-2-Chloroethyl)Ether	0.000		0	N.D.			
T 2-Chlorophenol	0.000		0	N.D.			
T 1,3-Dichlorobenzene	0.000		0	N.D.			
T 1,4-Dichlorobenzene	0.000		0	N.D.			
T 1,2-Dichlorobenzene	0.000		0	N.D.			
T Benzyl Alcohol	0.000		0	N.D.			
T bis(2-chloroisopropyl)Ether	0.000		0	N.D.			
T 2-Methylphenol	0.000		0	N.D.			
T N-nitroso-Di-n-propylamine	5.471	70.0	0		µg/L	md	1
T Hexachloroethane	0.000		0	N.D.			
T 4Methylphenol/3Methylphenol	0.000		0	N.D.			

Quantitation Results Report (QT Reviewed)

Compound	RT	QIon	Resp.	Conc.	Units	Dev(Min)
T Nitrobenzene	0.000		0	N.D.		
T Isophorone	0.000		0	N.D.		
T 2-Nitrophenol	0.000		0	N.D.		
T 2,4-Dimethylphenol	0.000		0	N.D.		
T bis(-2-Chloroethoxy)Methane	0.000		0	N.D.		
T 2,4-Dichlorophenol	0.000		0	N.D.		
T Benzoic Acid	0.000		0	N.D.		
T 1,2,4-Trichlorobenzene	0.000		0	N.D.		
T Naphthalene	0.000		0	N.D.		
T 4-Chlorophenol	0.000		0	N.D.		
T p-Chloroaniline	0.000		0	N.D.		
T Hexachlorobutadiene	0.000		0	N.D.		
T 4-Chloro-2-Methylphenol	0.000		0	N.D.		
T 4-Chloro-3-Methylphenol	0.000		0	N.D.		
T 2-Methylnaphthalene	0.000		0	N.D.		
T 1-Methylnaphthalene	0.000		0	N.D.		
T Hexachlorocyclopentadiene	0.000		0	N.D.		
T 2,4,6-Trichlorophenol	0.000		0	N.D.		
T 2,4,5-Trichlorophenol	0.000		0	N.D.		
T 2-Chloronaphthalene	0.000		0	N.D.		
T 2-Nitroaniline	0.000		0	N.D.		
T Dimethyl Phthalate	8.364	163.0	0		µg/L md	1
T 2,6-Dinitrotoluene	8.364	165.0	0		µg/L md	1
T Acenaphthylene	0.000		0	N.D.		
T 3-Nitroaniline	0.000		0	N.D.		
T Acenaphthene	0.000		0	N.D.		
T 2,4-Dinitrophenol	0.000		0	N.D.		
T Dibenzofuran	0.000		0	N.D.		
T 2,4-Dinitrotoluene	0.000		0	N.D.		
T 4-Nitrophenol	0.000		0	N.D.		
T Diethylphthalate	0.000		0	N.D.		
T Fluorene	0.000		0	N.D.		
T 4-Chlorophenyl-phenylether	0.000		0	N.D.		
T 4-Nitroaniline	0.000		0	N.D.		
T 4,6-Dinitro-2-methylphenol	0.000		0	N.D.		
T N-nitrosodiphenylamine	0.000		0	N.D.		
T Azobenzene	0.000		0	N.D.		
T 4-Bromophenyl-phenylether	0.000		0	N.D.		
T Hexachlorobenzene	0.000		0	N.D.		
T Pentachlorophenol	0.000		0	N.D.		
T Phenanthrene	0.000		0	N.D.		
T Anthracene	0.000		0	N.D.		
T Triallate	0.000		0	N.D.		
T Carbazole	0.000		0	N.D.		
T o-Terphenyl	0.000		0	N.D.		
T Di-n-Butylphthalate	0.000		0	N.D.		
T Fluoranthene	0.000		0	N.D.		
T Benzidine	12.855	184.0	0		µg/L md	1
T Pyrene	0.000		0	N.D.		
T Butylbenzylphthalate	0.000		0	N.D.		
T Benzo(a)Anthracene	0.000		0	N.D.		
T Chrysene	0.000		0	N.D.		
T 3,3-Dichlorobenzidine	0.000		0	N.D.		
T bis(2-ethylhexyl)Phthalate	0.000		0	N.D.		
T Di-n-octyl Phthalate	0.000		0	N.D.		

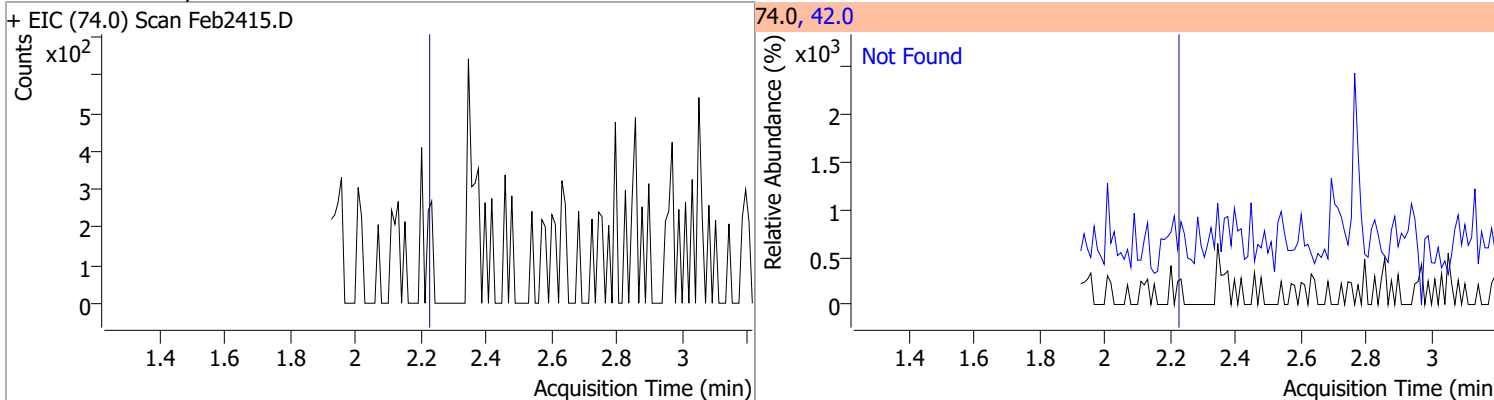
Quantitation Results Report (QT Reviewed)

Compound	RT	QIon	Resp.	Conc.	Units	Dev(Min)
T Benzo(b)fluoranthene	0.000		0	N.D.		
T Benzo(k)fluoranthene	0.000		0	N.D.		
T Benzo(a)pyrene	0.000		0	N.D.		
T Indeno(1,2,3-c,d)pyrene	0.000		0	N.D.		
T Dibenzo(a,h)anthracene	0.000		0	N.D.		
T Benzo(g,h,i)perylene	0.000		0	N.D.		

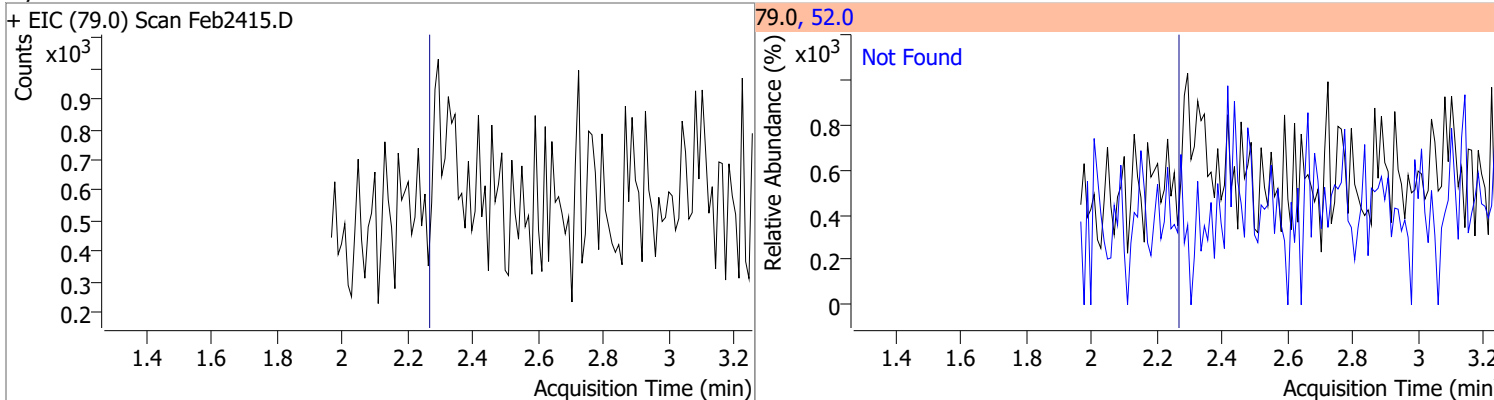
(#) = Qualifier Out of Range; (m) = Manual Integration; (+) = Area Summed; (*) = Surrogate Percent Recovery Out of Range; (d): Zeroed Peak

Quantitation Results Report (QT Reviewed)

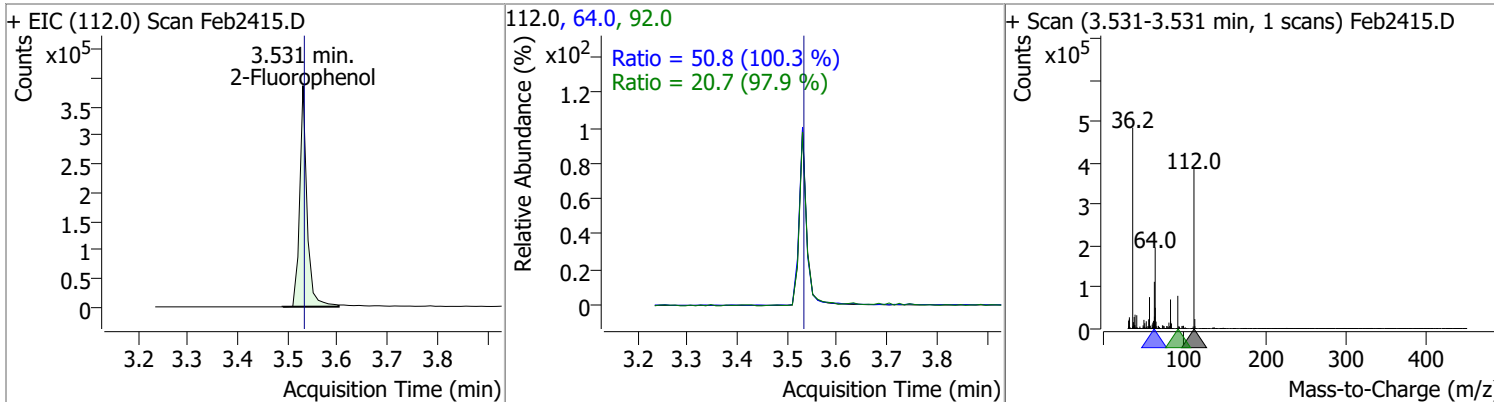
Compound	Conc.	Exp RT	QIon	Exp Ratio
N-Nitrosodimethylamine	N.D.	2.22	42.0	112.0



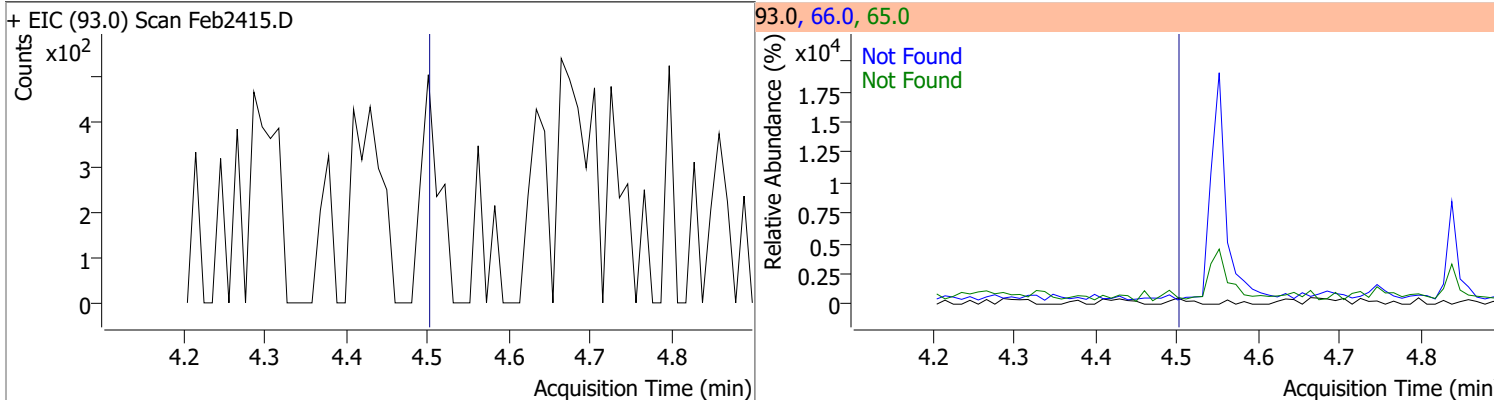
Compound	Conc.	Exp RT	QIon	Exp Ratio
Pyridine	N.D.	2.26	52.0	80.7



Compound	Conc.	RT	Dev(Min)	Resp.	QIon	QRatio	Lower	Upper
2-Fluorophenol	58.9519	3.53	0.00	394661	64.0	50.8	35.5	65.9
					92.0	20.7	14.8	27.5

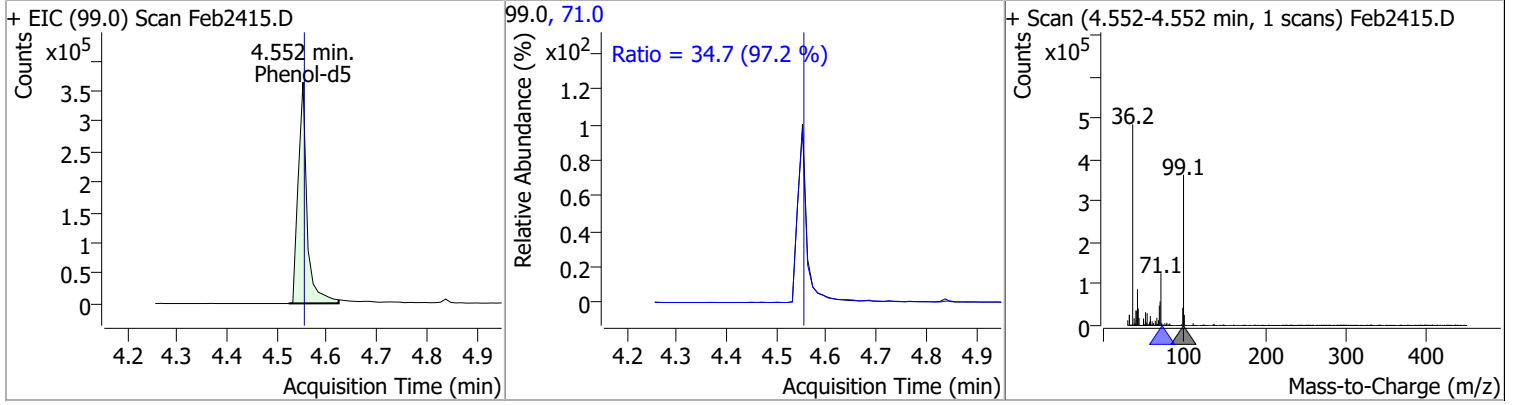


Compound	Conc.	Exp RT	QIon	Exp Ratio	QIon	Exp Ratio
Aniline	N.D.	4.50	66.0	35.4	65.0	18.8

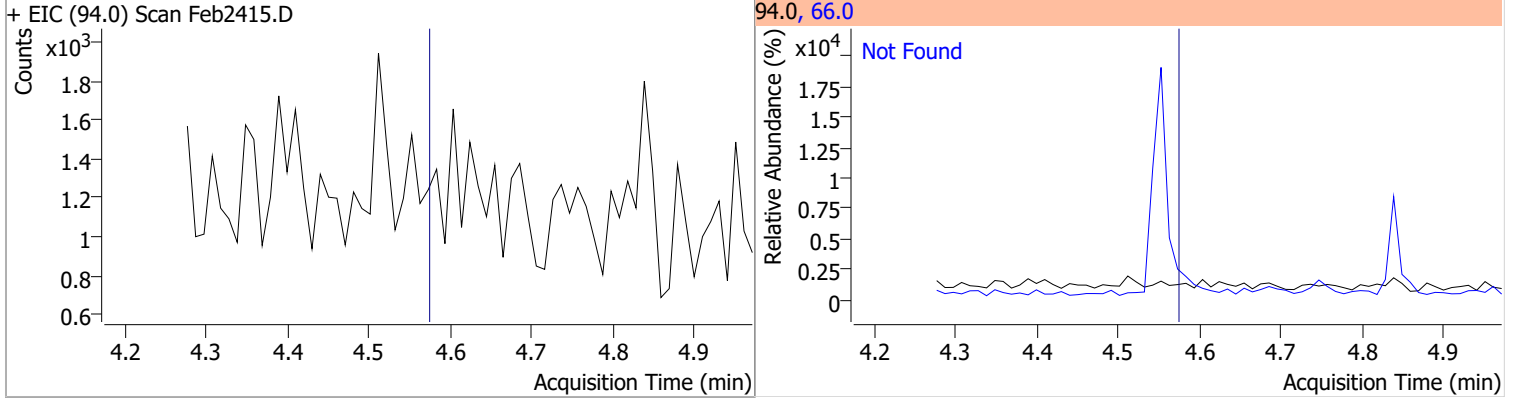


Quantitation Results Report (QT Reviewed)

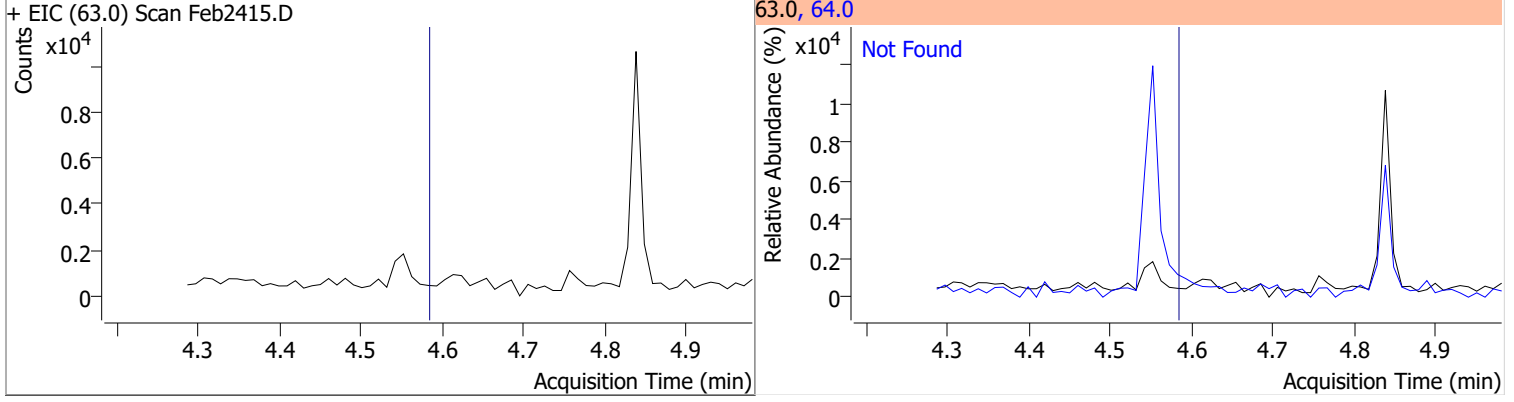
Compound	Conc.	RT	Dev(Min)	Resp.	QIon	QRatio	Lower	Upper
Phenol-d5	51.6681	4.55	0.00	450124	71.0	34.7	25.0	46.4



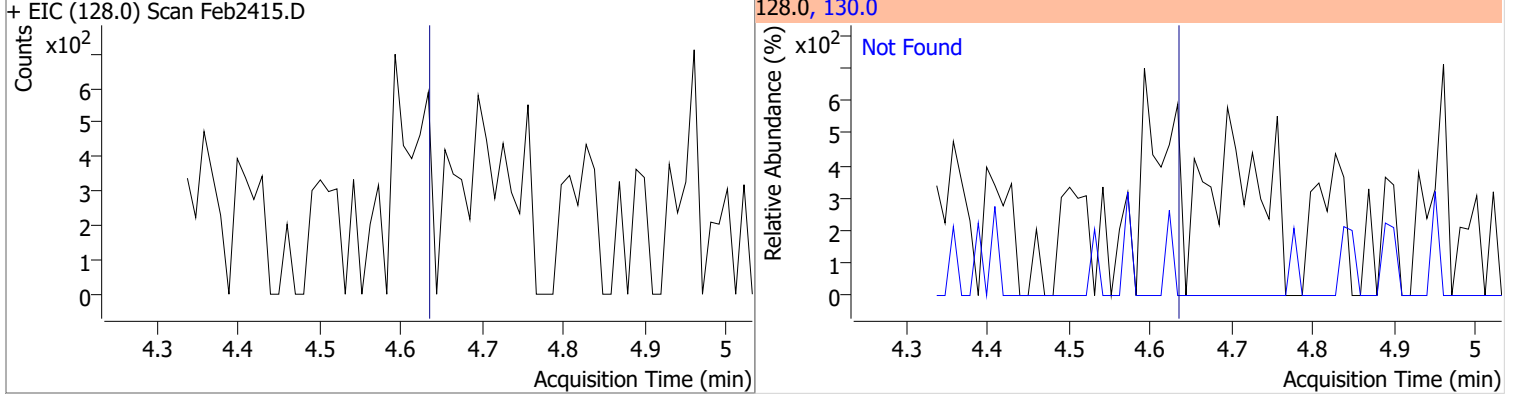
Compound	Conc.	Exp RT	QIon	Exp Ratio
Phenol	N.D.	4.57	66.0	40.4



Compound	Conc.	Exp RT	QIon	Exp Ratio
bis(-2-Chloroethyl)Ether	N.D.	4.58	64.0	10.2

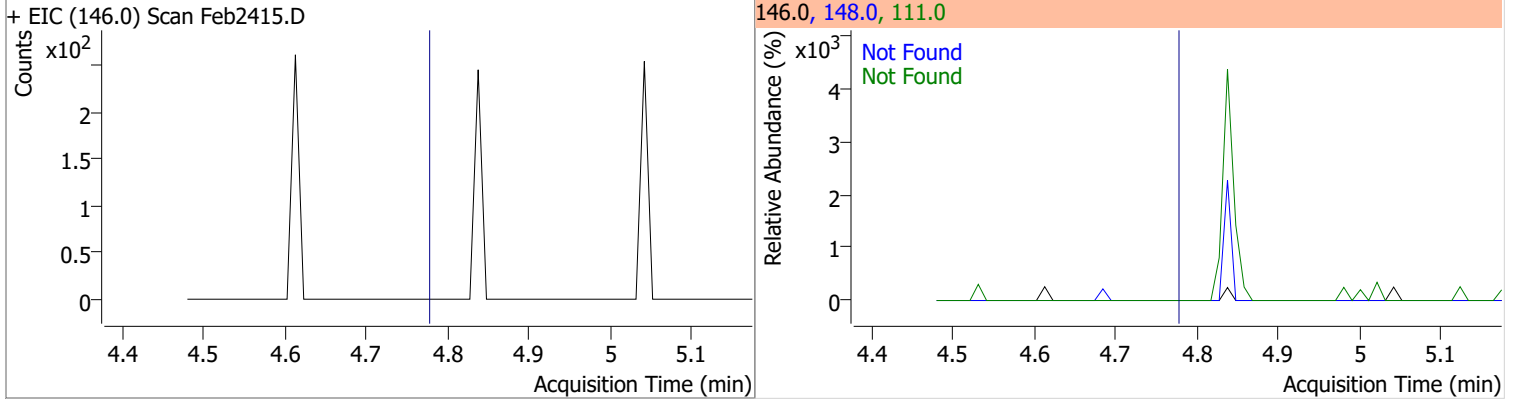


Compound	Conc.	Exp RT	QIon	Exp Ratio
2-Chlorophenol	N.D.	4.63	130.0	32.3

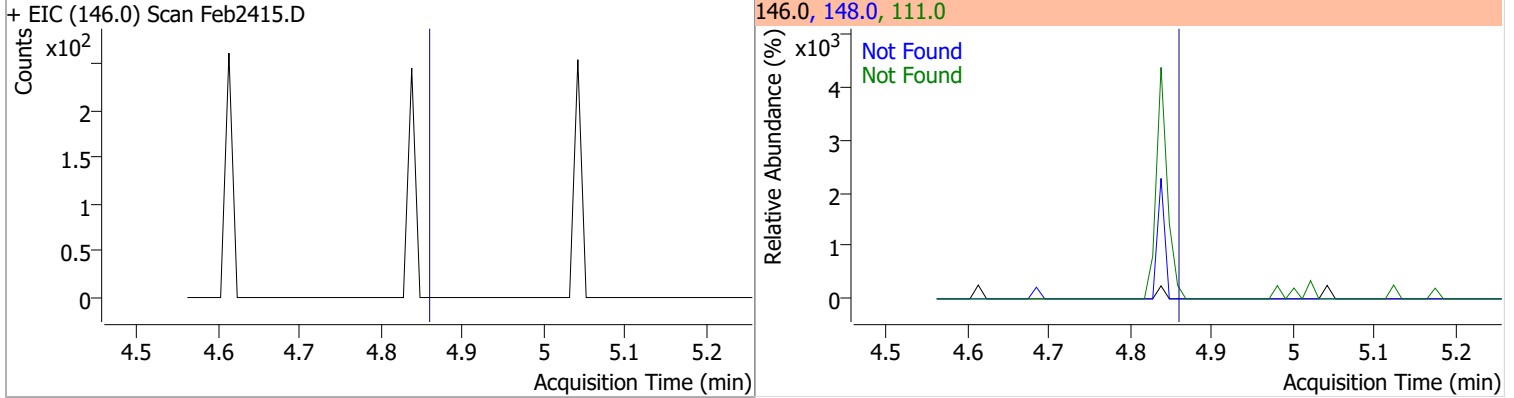


Quantitation Results Report (QT Reviewed)

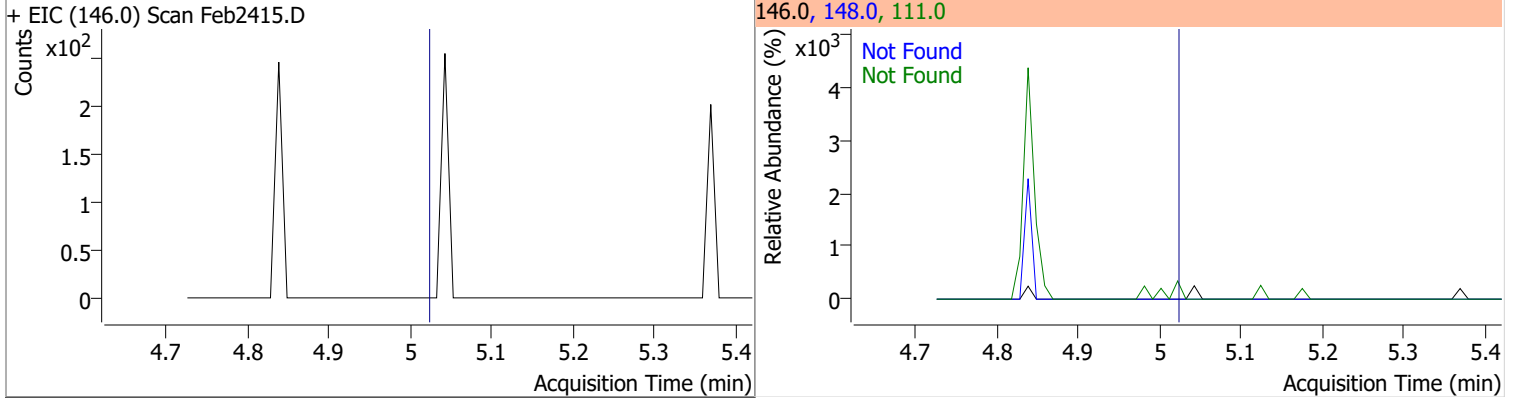
Compound	Conc.	Exp RT	QIon	Exp Ratio	QIon	Exp Ratio
1,3-Dichlorobenzene	N.D.	4.78	148.0	63.7	111.0	35.3



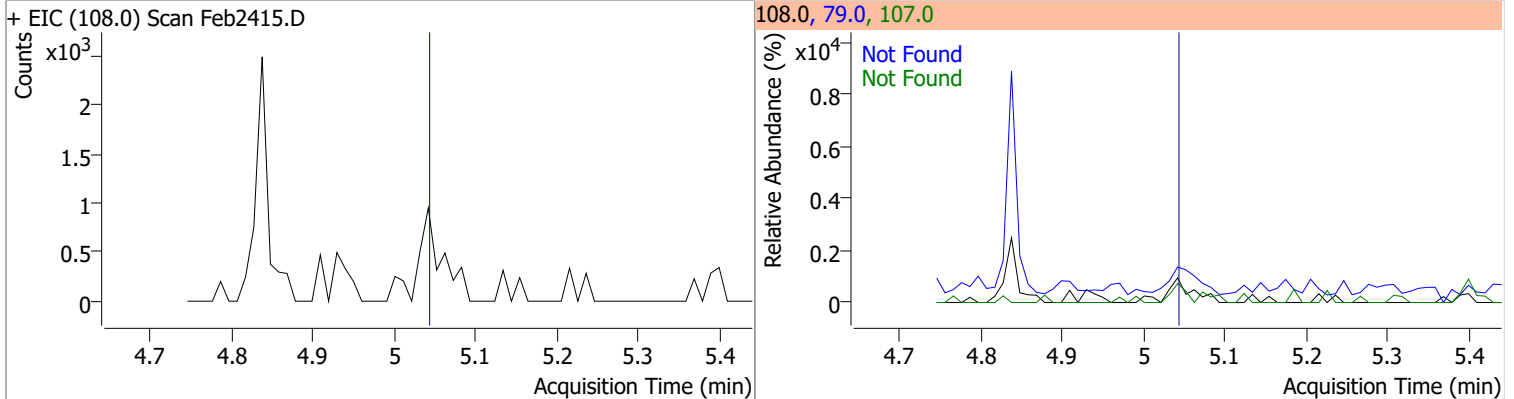
Compound	Conc.	Exp RT	QIon	Exp Ratio	QIon	Exp Ratio
1,4-Dichlorobenzene	N.D.	4.86	148.0	64.4	111.0	35.3



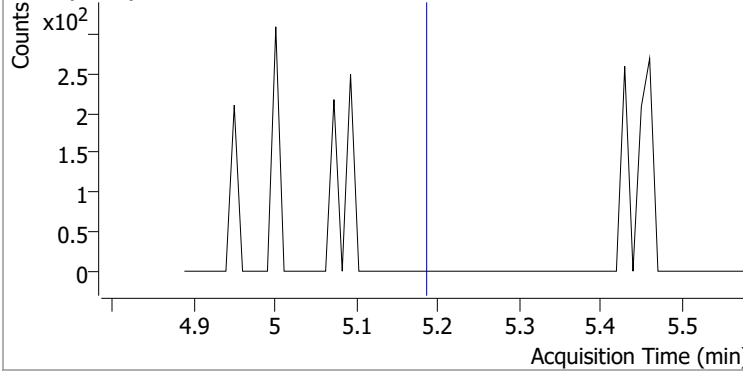
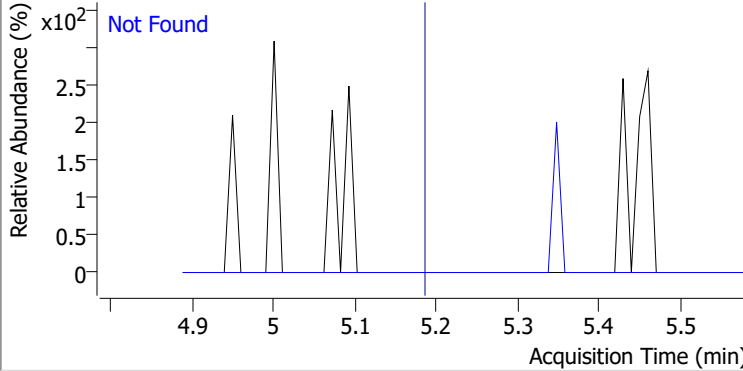
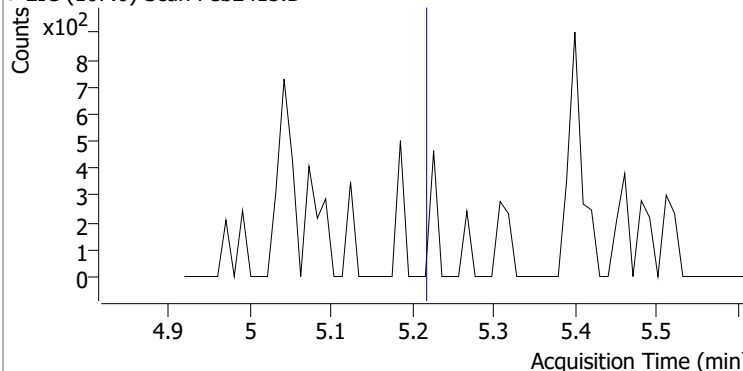
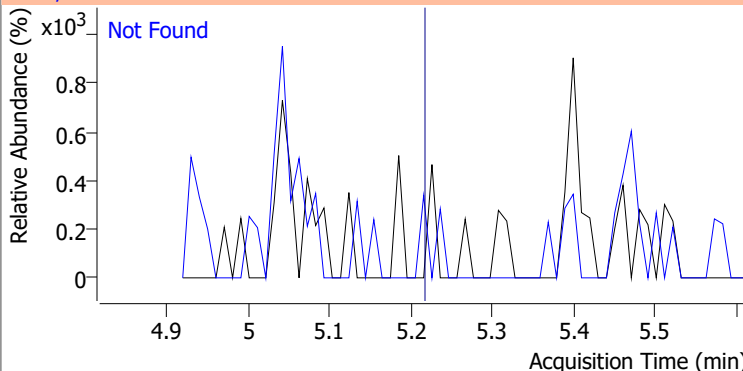
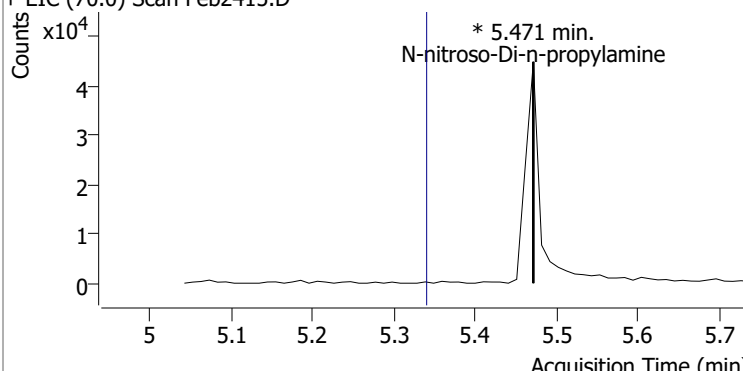
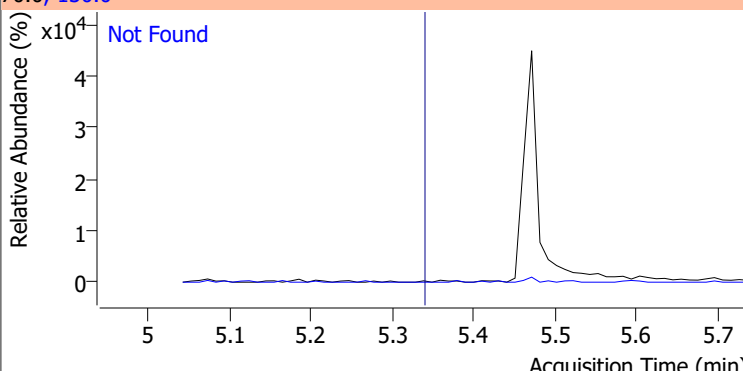
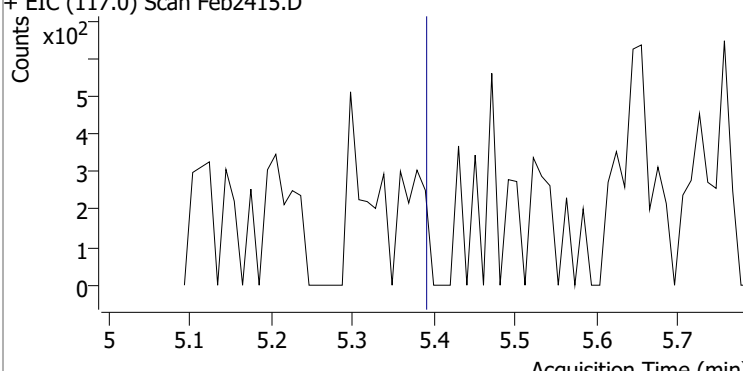
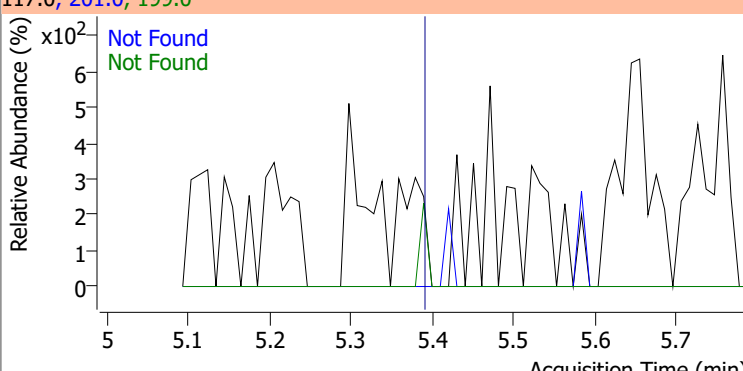
Compound	Conc.	Exp RT	QIon	Exp Ratio	QIon	Exp Ratio
1,2-Dichlorobenzene	N.D.	5.02	148.0	63.7	111.0	37.5



Compound	Conc.	Exp RT	QIon	Exp Ratio	QIon	Exp Ratio
Benzyl Alcohol	N.D.	5.04	79.0	118.8	107.0	68.8

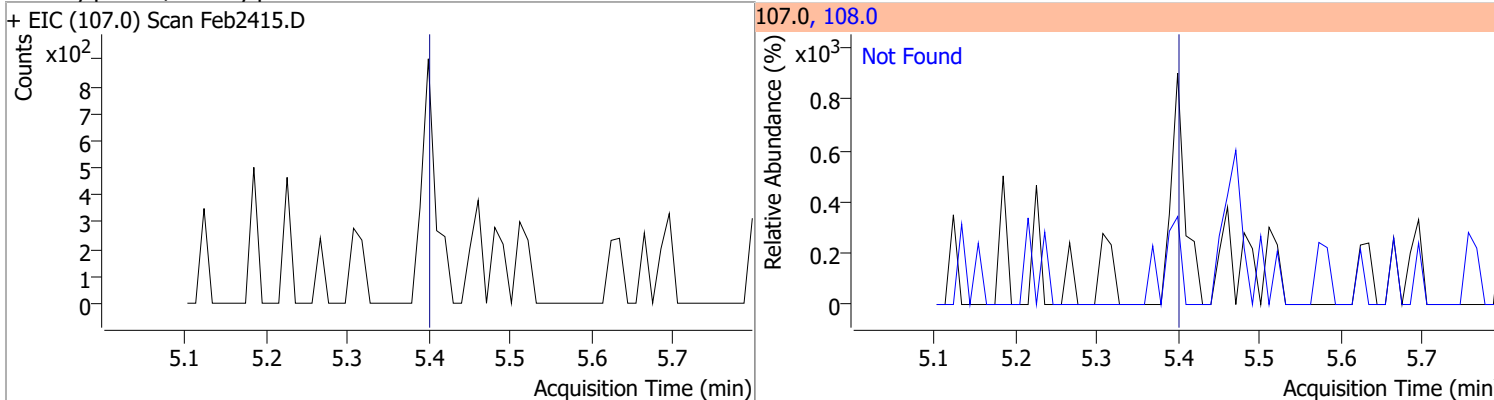


Quantitation Results Report (QT Reviewed)

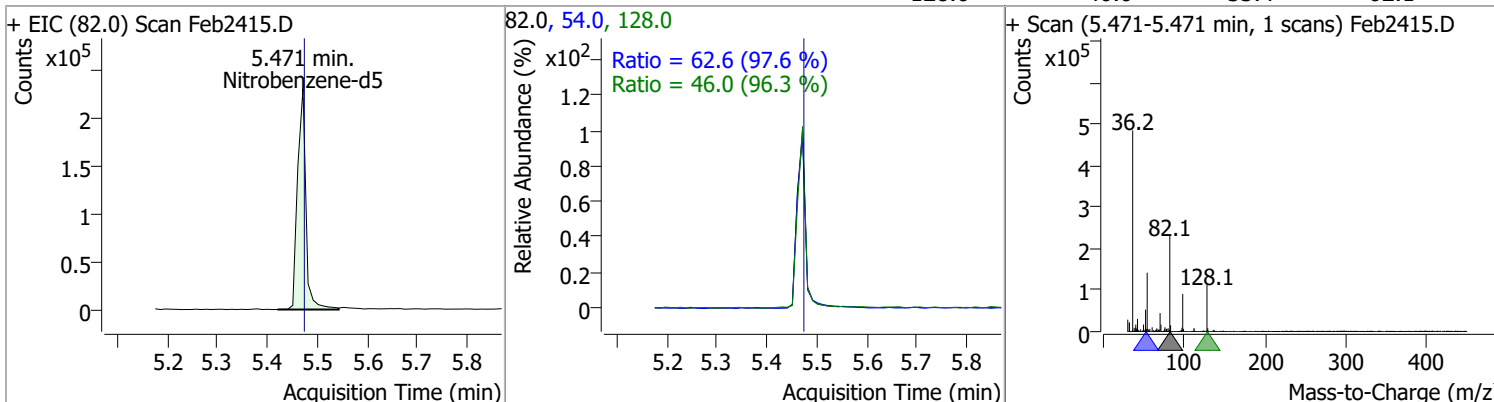
Compound	Conc.	Exp RT	QIon	Exp Ratio				
bis(2-chloroisopropyl)Ether	N.D.	5.19	123.0	31.6				
+ EIC (121.0) Scan Feb2415.D		121.0, 123.0						
								
2-Methylphenol	N.D.	5.22	108.0	117.4				
+ EIC (107.0) Scan Feb2415.D		107.0, 108.0						
								
N-nitroso-Di-n-propylamine		RT	Dev(Min)	Resp.	QIon	QRatio	Lower	Upper
		0		0	130.0		0.0	34.0
+ EIC (70.0) Scan Feb2415.D		70.0, 130.0						
								
Hexachloroethane	N.D.	5.39	201.0	89.1	199.0	59.3		
+ EIC (117.0) Scan Feb2415.D		117.0, 201.0, 199.0						
								

Quantitation Results Report (QT Reviewed)

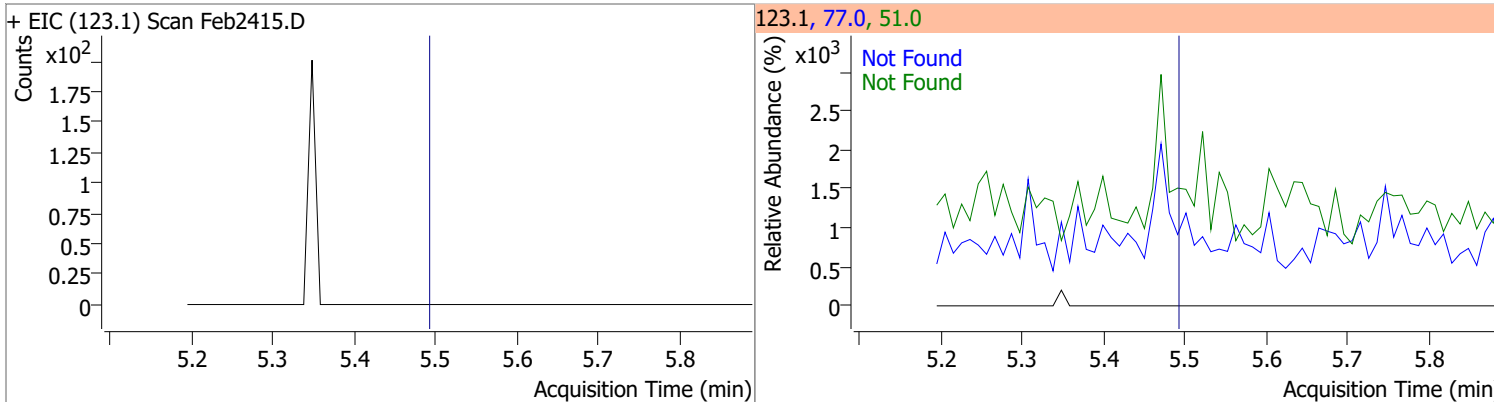
Compound	Conc.	Exp RT	QIon	Exp Ratio
4Methylphenol/3Methylphenol	N.D.	5.40	108.0	84.2



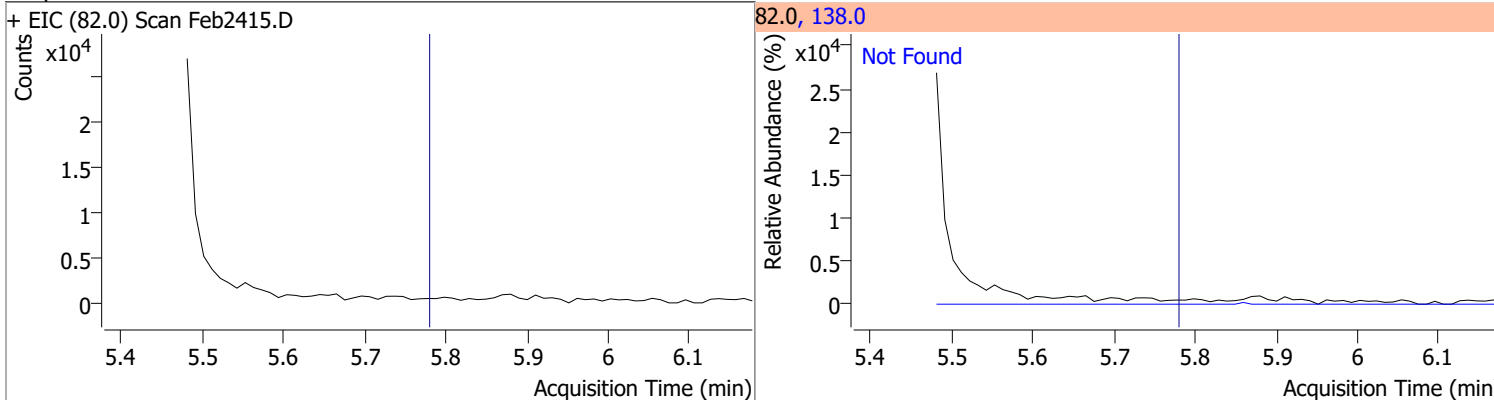
Compound	Conc.	RT	Dev(Min)	Resp.	QIon	QRatio	Lower	Upper
Nitrobenzene-d5	55.8346	5.47	0.00	268433	54.0	62.6	44.9	83.4
					128.0	46.0	33.4	62.1



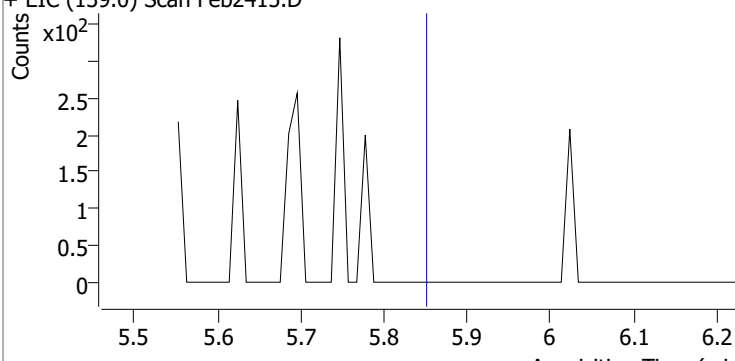
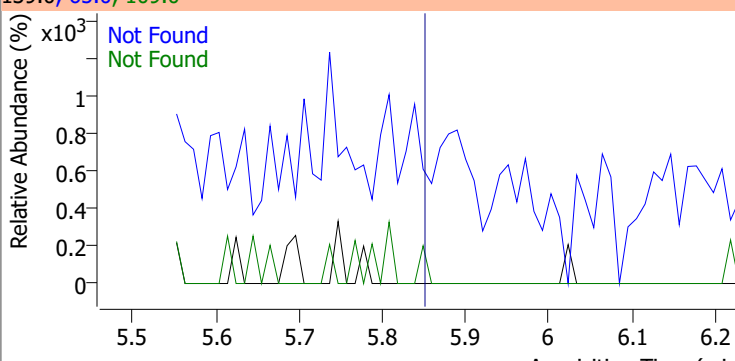
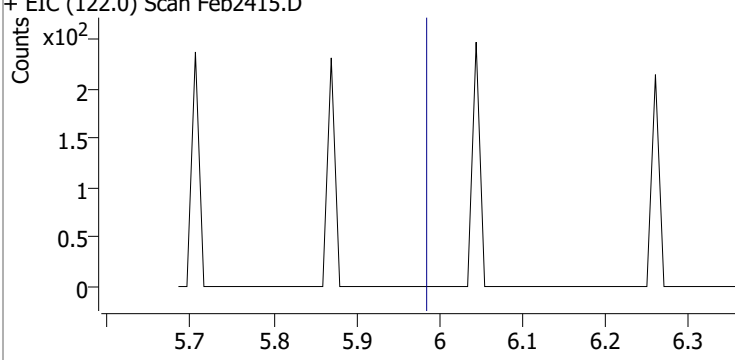
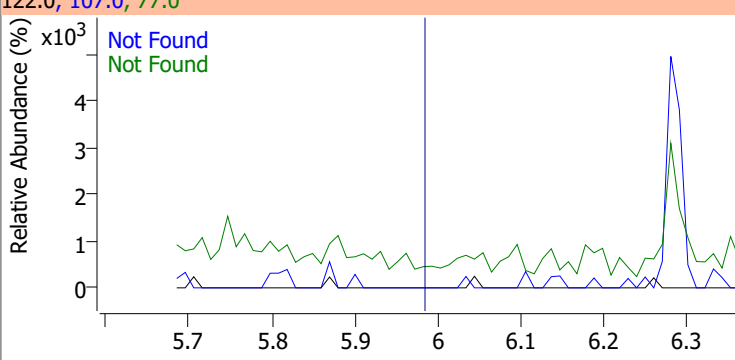
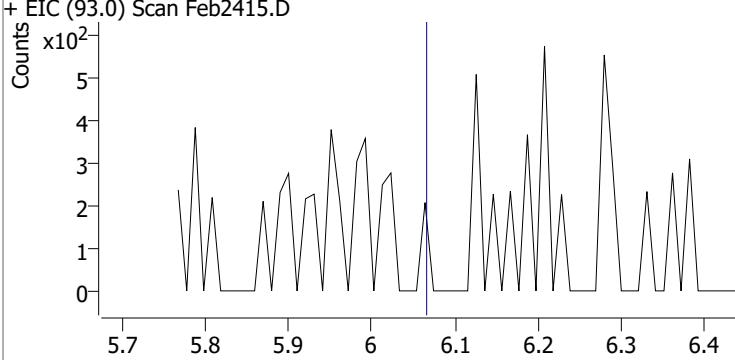
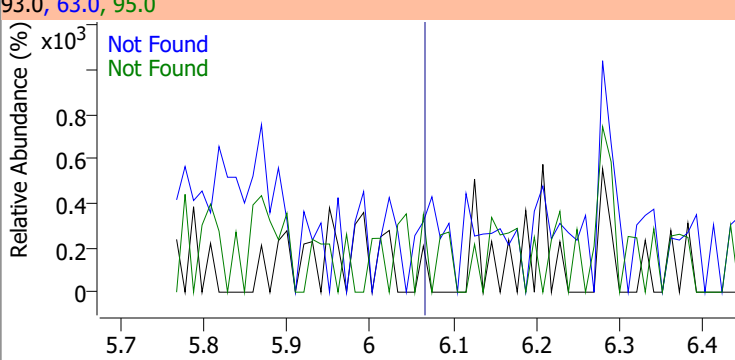
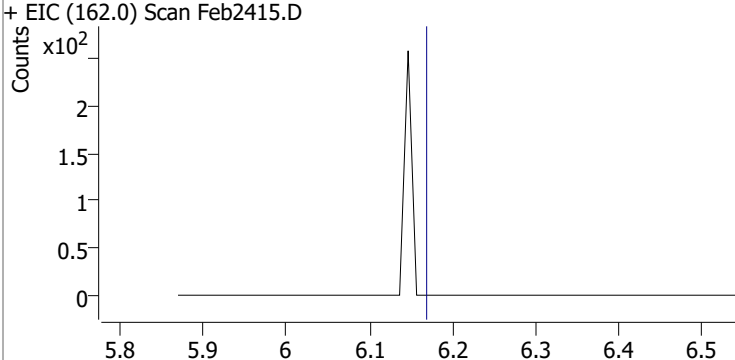
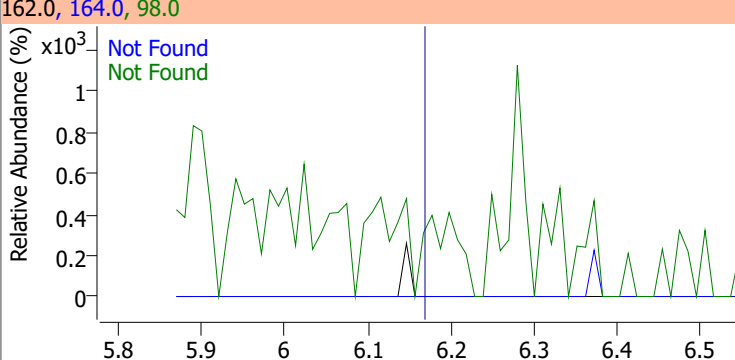
Compound	Conc.	Exp RT	QIon	Exp Ratio	QIon	Exp Ratio
Nitrobenzene	N.D.	5.49	77.0	209.6	51.0	127.5



Compound	Conc.	Exp RT	QIon	Exp Ratio
Isophorone	N.D.	5.79	138.0	20.3

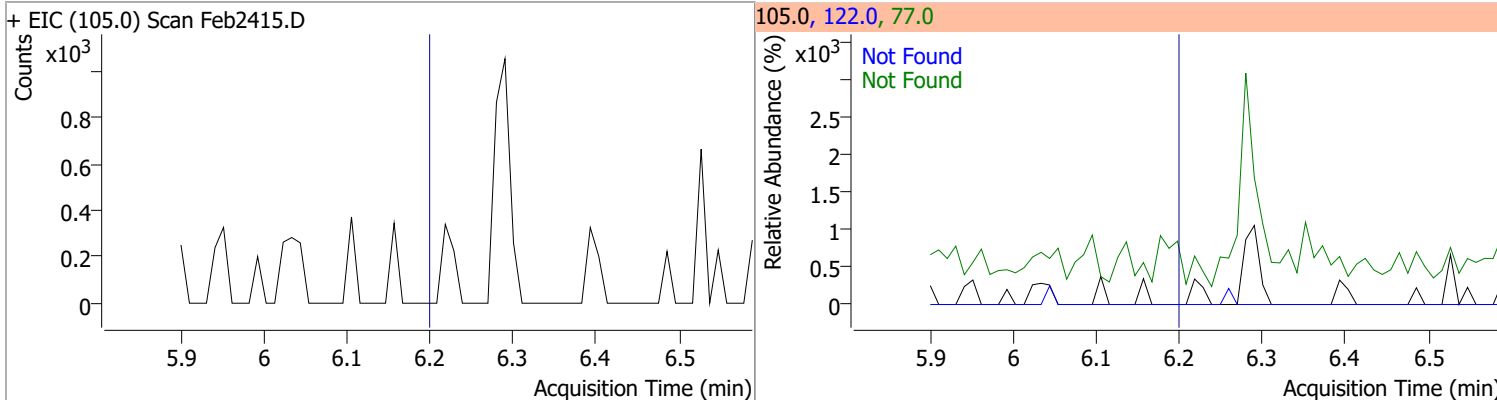


Quantitation Results Report (QT Reviewed)

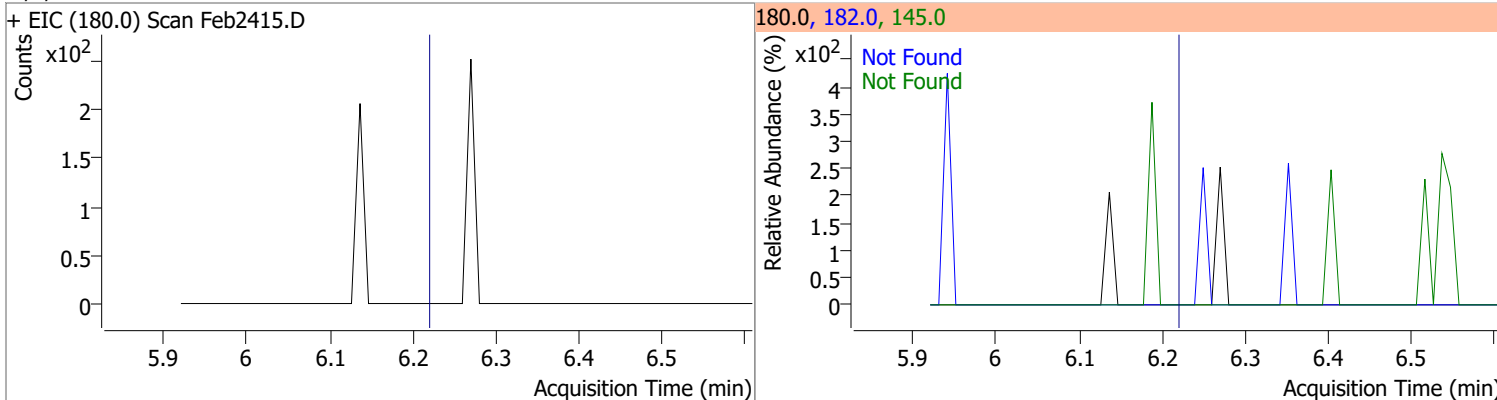
Compound	Conc.	Exp RT	QIon	Exp Ratio	QIon	Exp Ratio
2-Nitrophenol	N.D.	5.86	65.0	51.3	109.0	35.7
+ EIC (139.0) Scan Feb2415.D			139.0, 65.0, 109.0			
						
2,4-Dimethylphenol	N.D.	5.99	107.0	111.1	77.0	30.2
+ EIC (122.0) Scan Feb2415.D			122.0, 107.0, 77.0			
						
bis(-2-Chloroethoxy)Methane	N.D.	6.07	63.0	70.1	95.0	31.8
+ EIC (93.0) Scan Feb2415.D			93.0, 63.0, 95.0			
						
2,4-Dichlorophenol	N.D.	6.18	164.0	66.1	98.0	34.4
+ EIC (162.0) Scan Feb2415.D			162.0, 164.0, 98.0			
						

Quantitation Results Report (QT Reviewed)

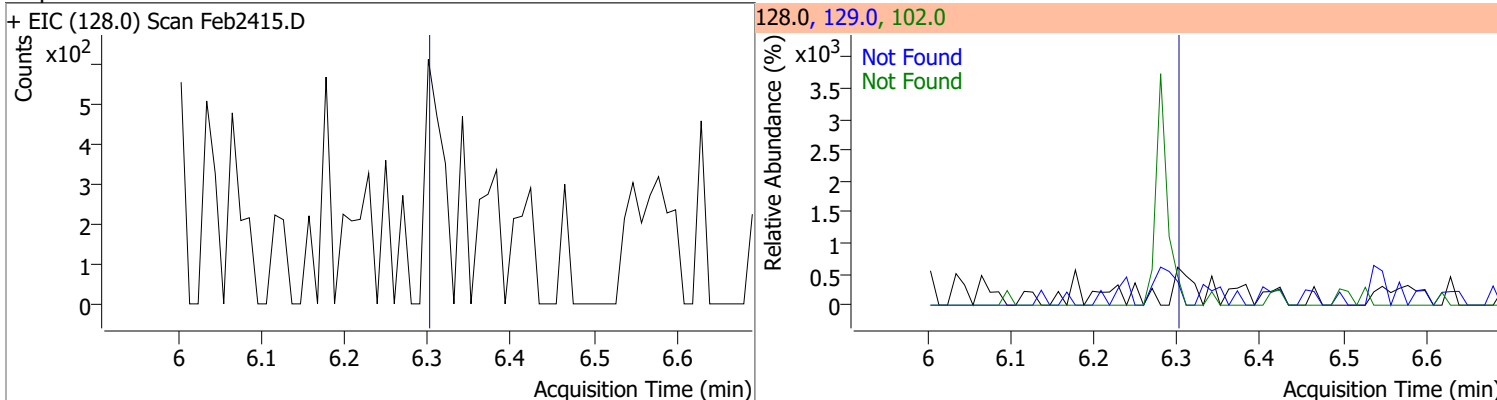
Compound	Conc.	Exp RT	QIon	Exp Ratio	QIon	Exp Ratio
Benzoic Acid	N.D.	6.21	122.0	86.4	77.0	79.5



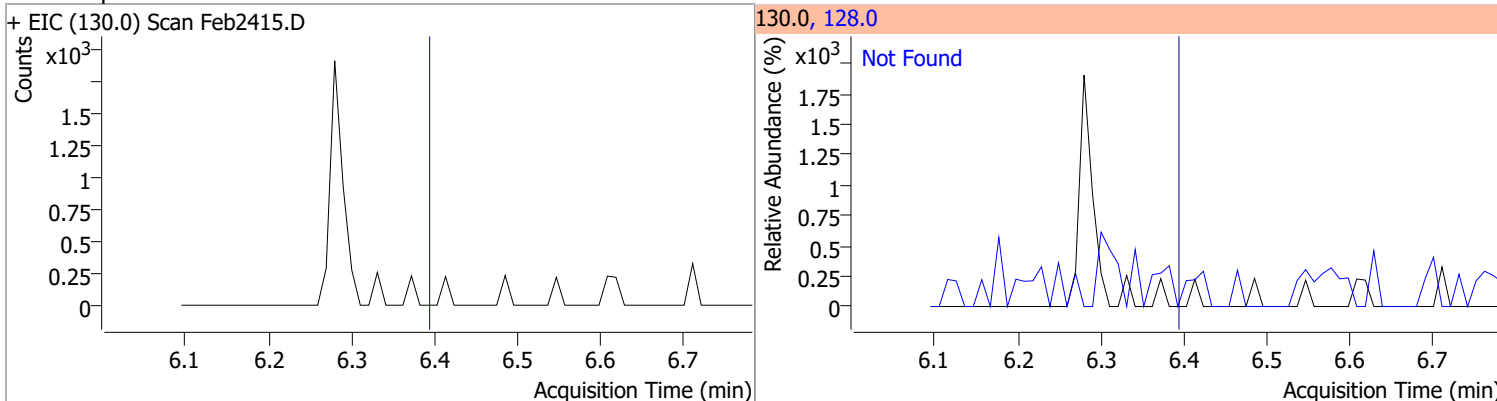
Compound	Conc.	Exp RT	QIon	Exp Ratio	QIon	Exp Ratio
1,2,4-Trichlorobenzene	N.D.	6.23	182.0	95.5	145.0	28.5



Compound	Conc.	Exp RT	QIon	Exp Ratio	QIon	Exp Ratio
Naphthalene	N.D.	6.31	129.0	11.0	102.0	9.2

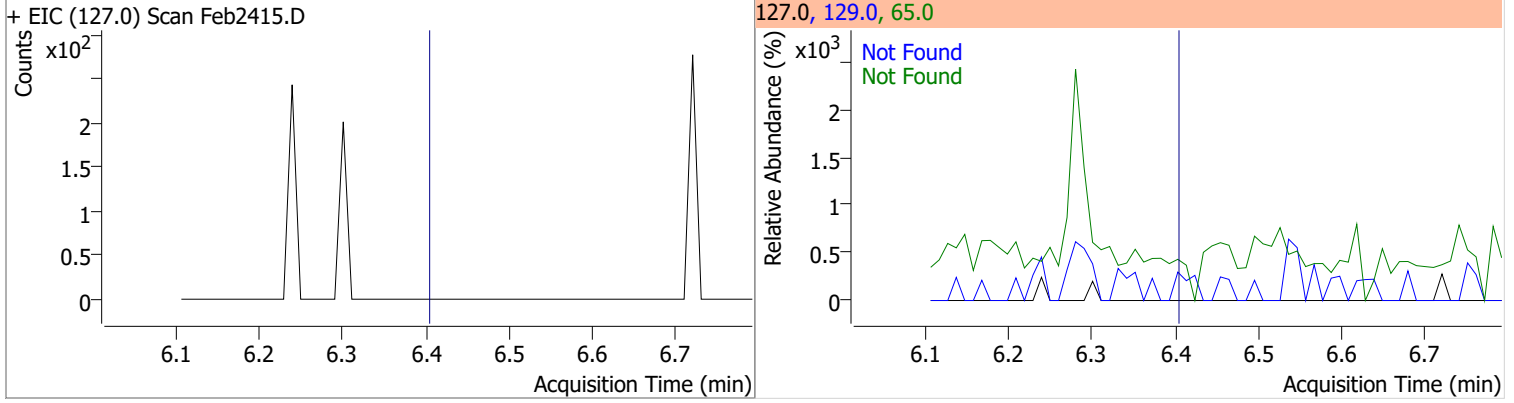


Compound	Conc.	Exp RT	QIon	Exp Ratio
4-Chlorophenol	N.D.	6.40	128.0	316.6

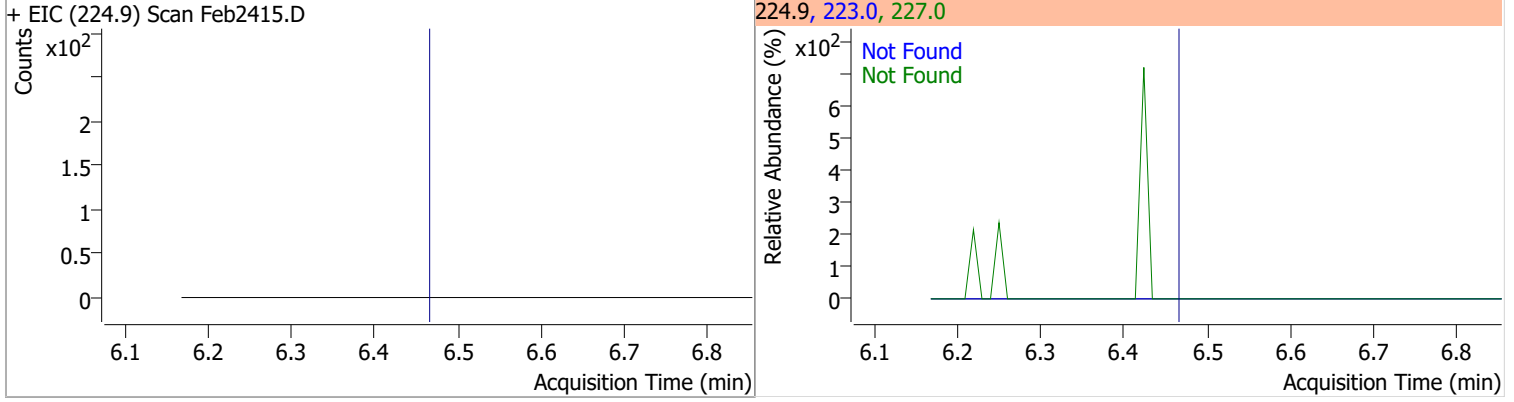


Quantitation Results Report (QT Reviewed)

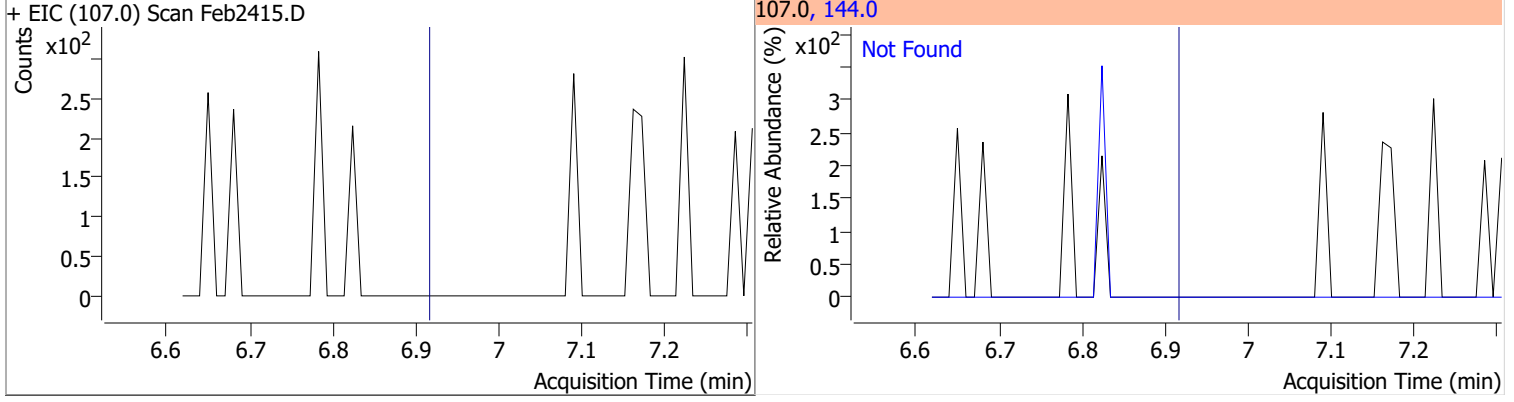
Compound	Conc.	Exp RT	QIon	Exp Ratio	QIon	Exp Ratio
p-Chloroaniline	N.D.	6.41	65.0	61.2	129.0	36.2



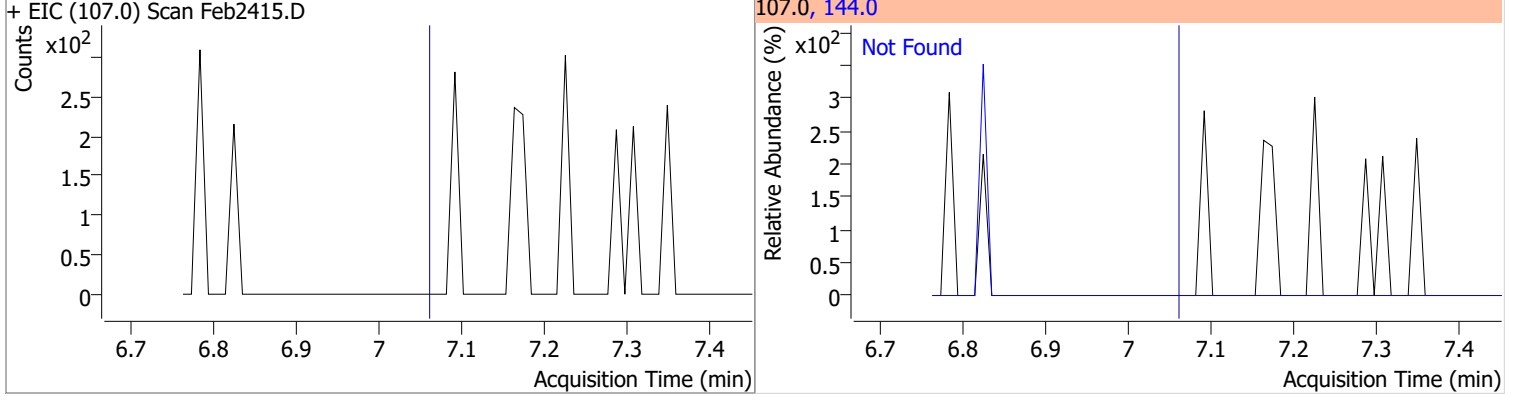
Compound	Conc.	Exp RT	QIon	Exp Ratio	QIon	Exp Ratio
Hexachlorobutadiene	N.D.	6.48	223.0	63.2	227.0	62.4



Compound	Conc.	Exp RT	QIon	Exp Ratio
4-Chloro-2-Methylphenol	N.D.	6.93	144.0	27.8

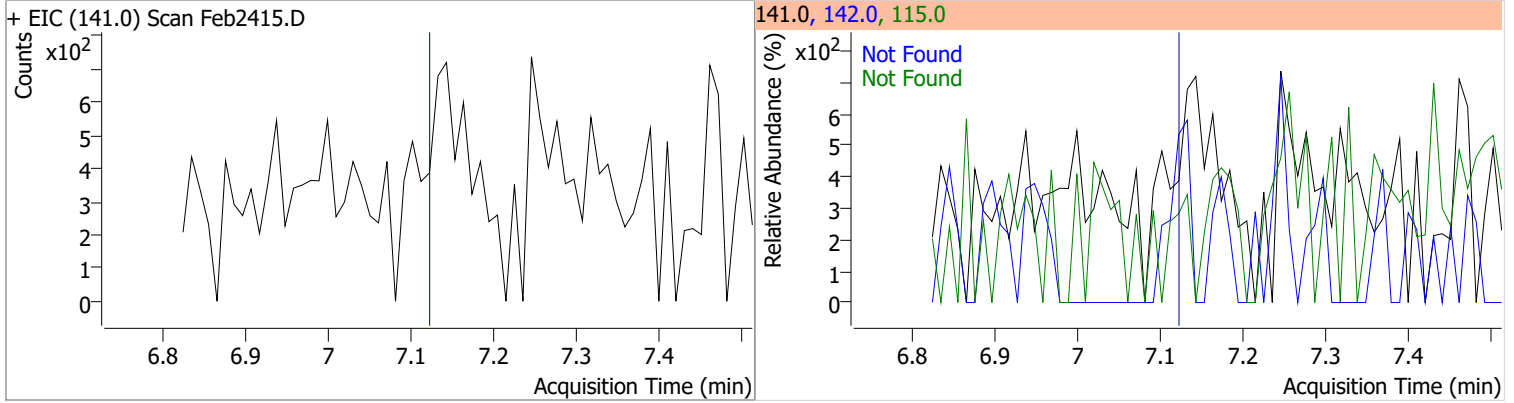


Compound	Conc.	Exp RT	QIon	Exp Ratio
4-Chloro-3-Methylphenol	N.D.	7.07	144.0	26.7

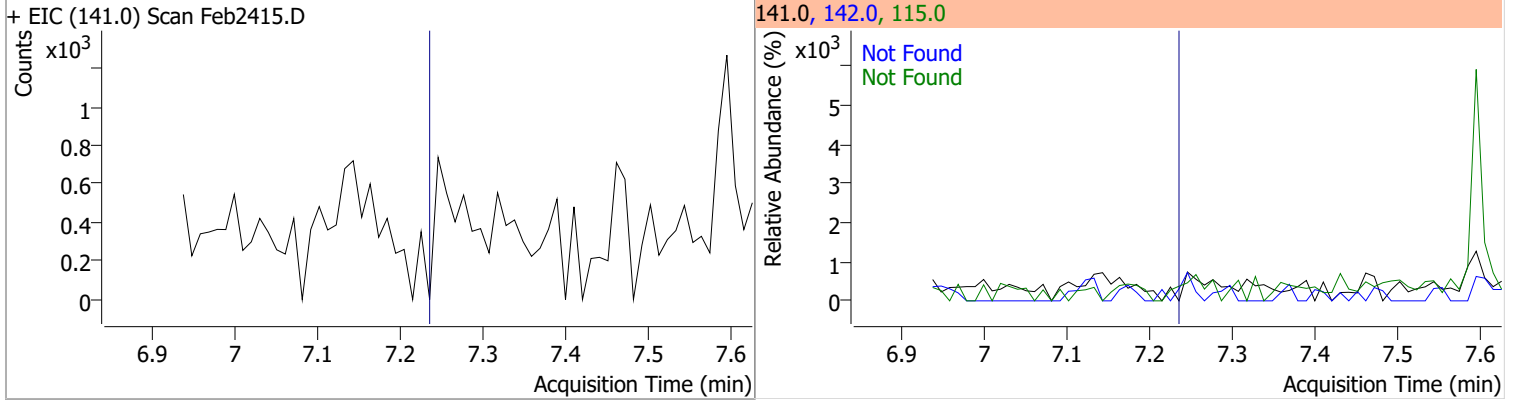


Quantitation Results Report (QT Reviewed)

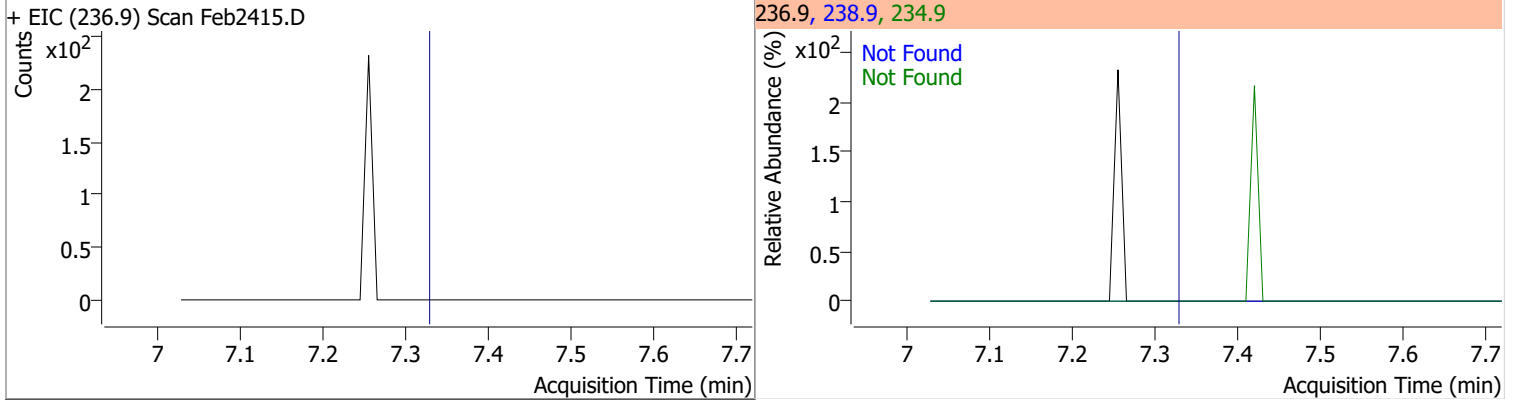
Compound	Conc.	Exp RT	QIon	Exp Ratio	QIon	Exp Ratio
2-Methylnaphthalene	N.D.	7.13	142.0	120.9	115.0	40.2



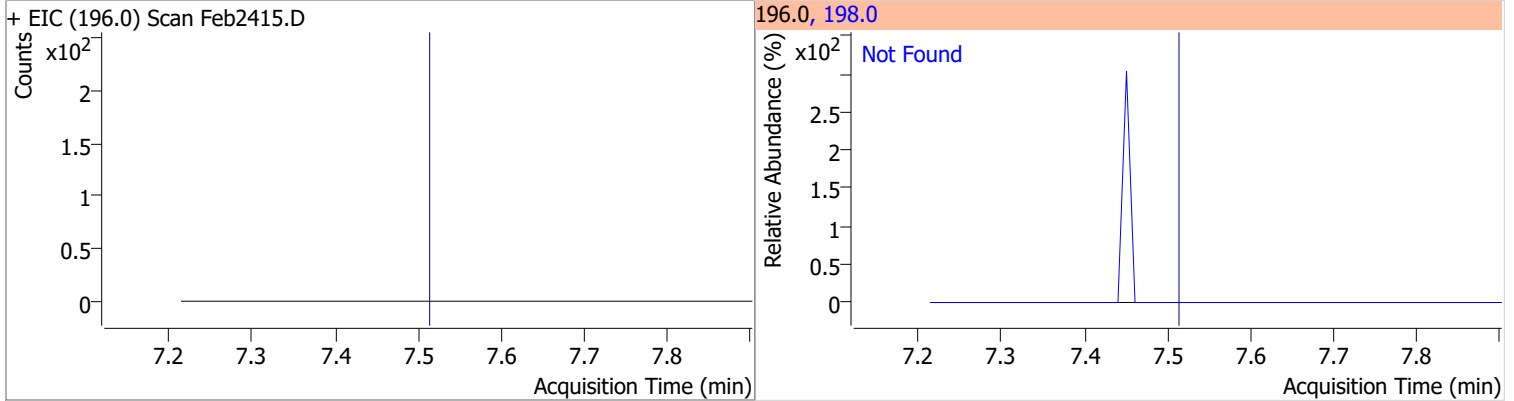
Compound	Conc.	Exp RT	QIon	Exp Ratio	QIon	Exp Ratio
1-Methylnaphthalene	N.D.	7.25	142.0	116.0	115.0	41.9



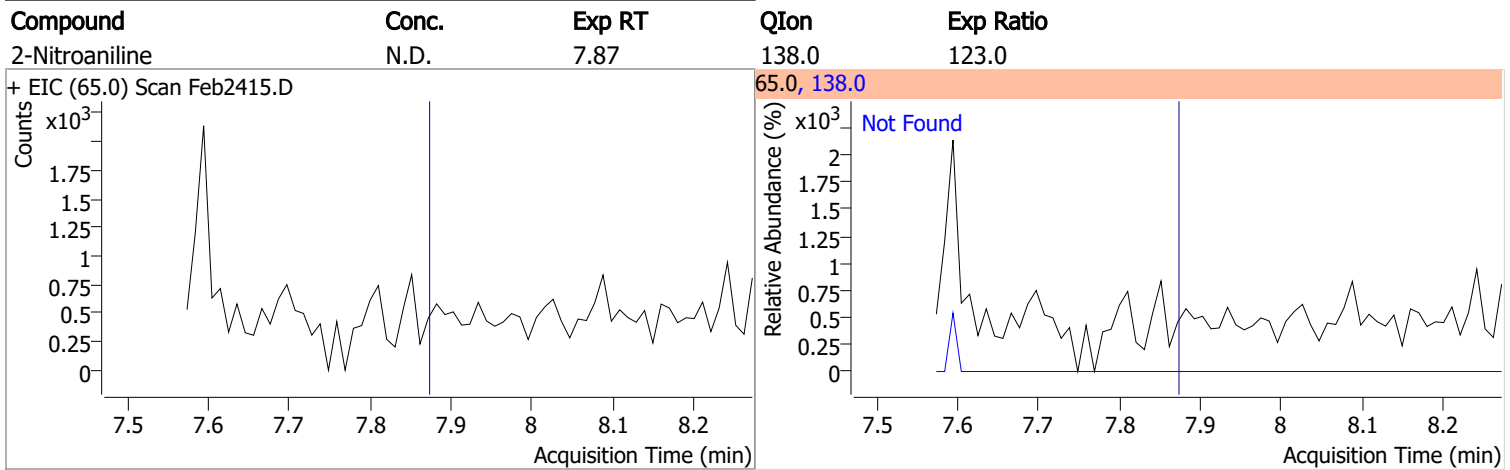
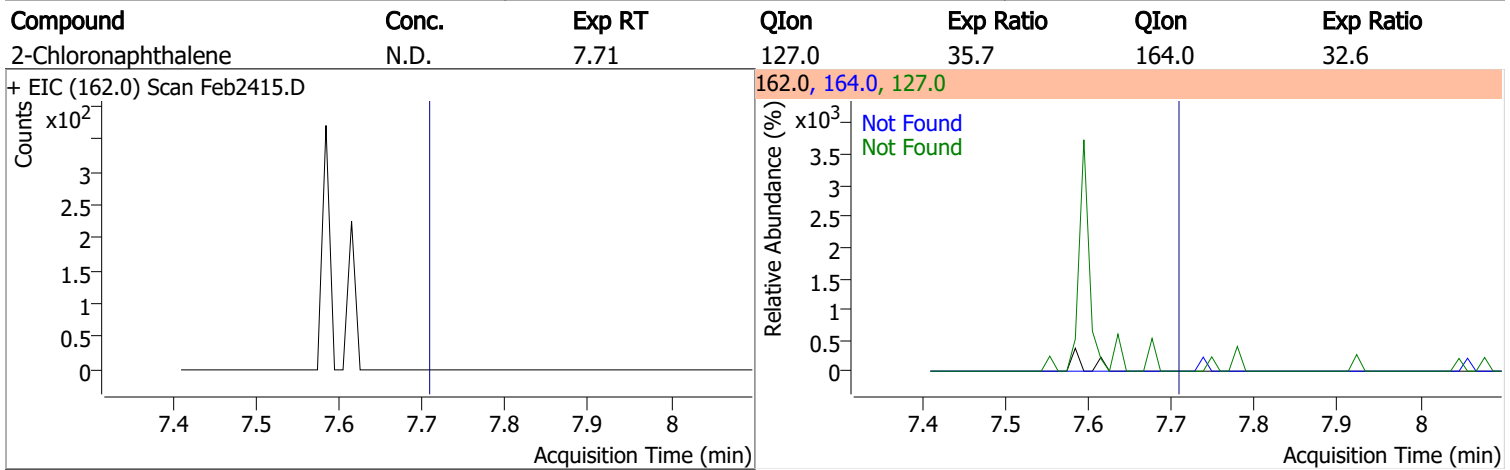
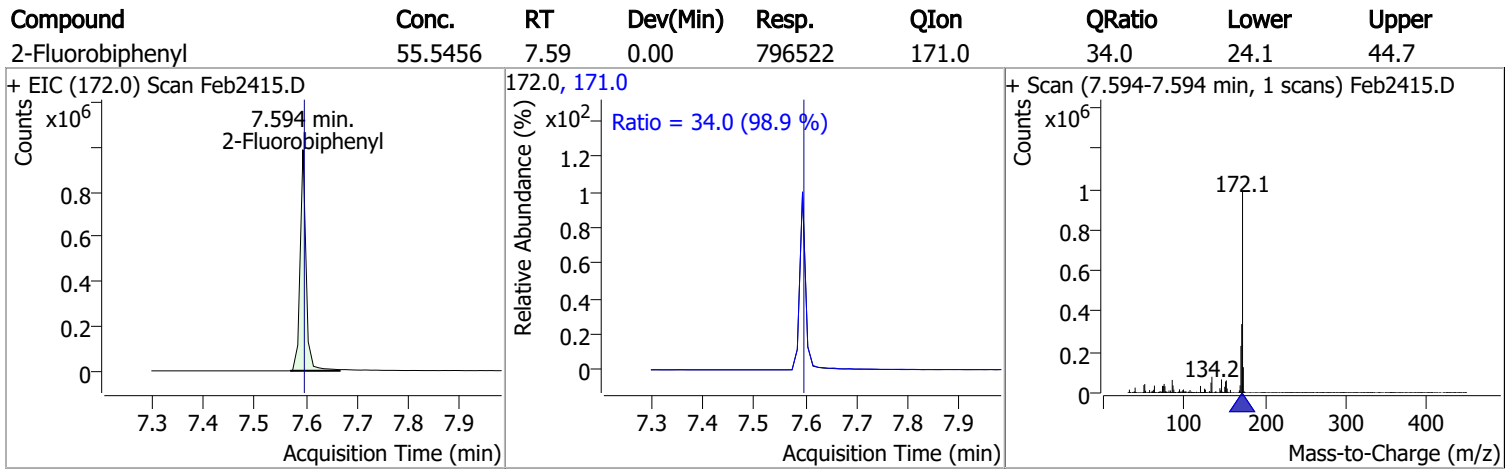
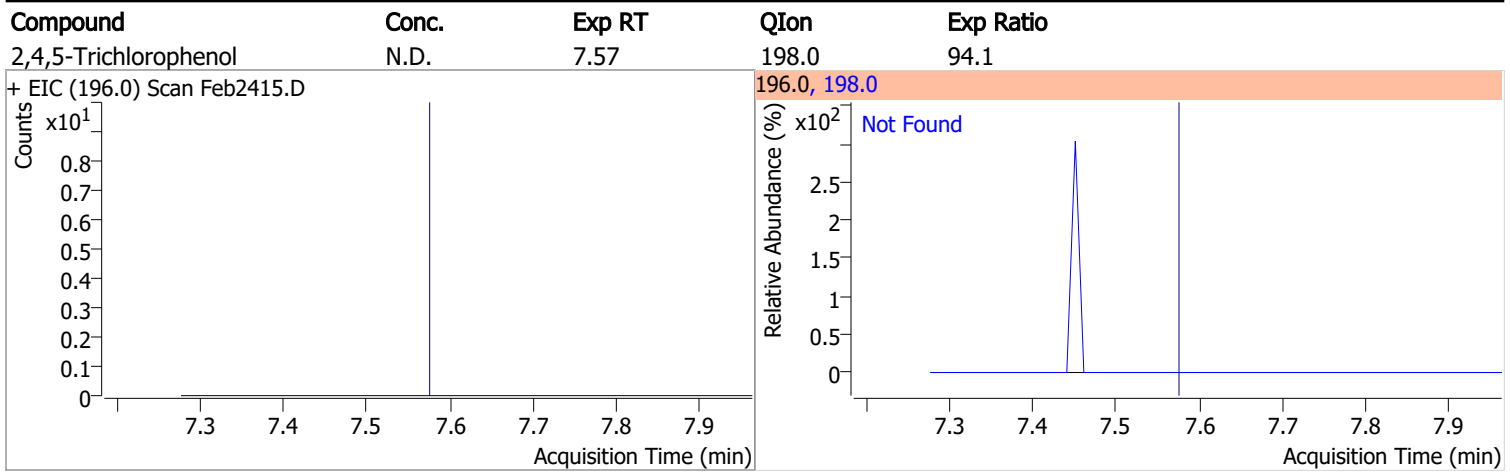
Compound	Conc.	Exp RT	QIon	Exp Ratio	QIon	Exp Ratio
Hexachlorocyclopentadiene	N.D.	7.33	238.9	64.2	234.9	62.1



Compound	Conc.	Exp RT	QIon	Exp Ratio
2,4,6-Trichlorophenol	N.D.	7.51	198.0	92.6

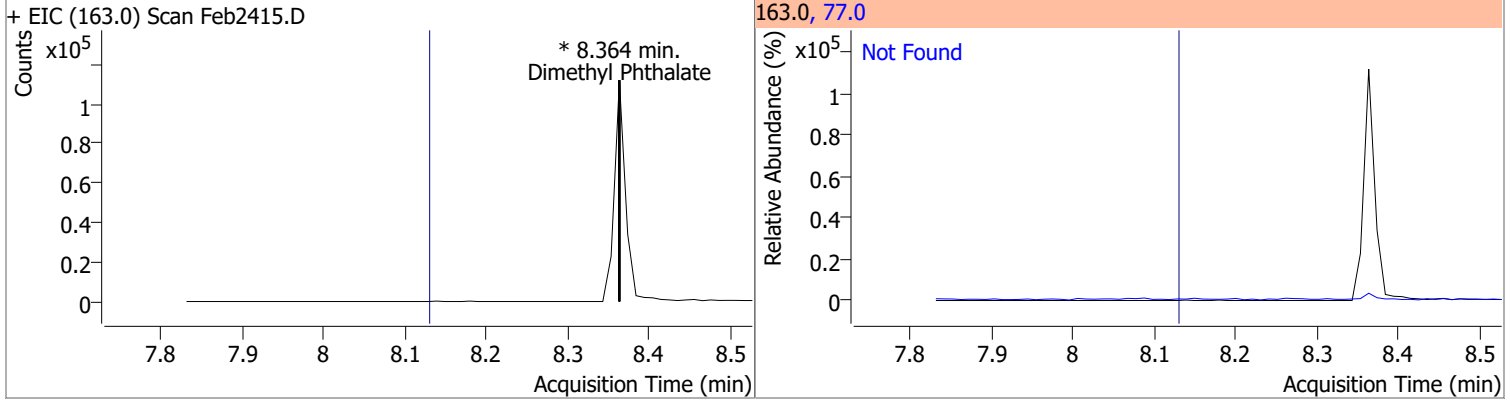


Quantitation Results Report (QT Reviewed)

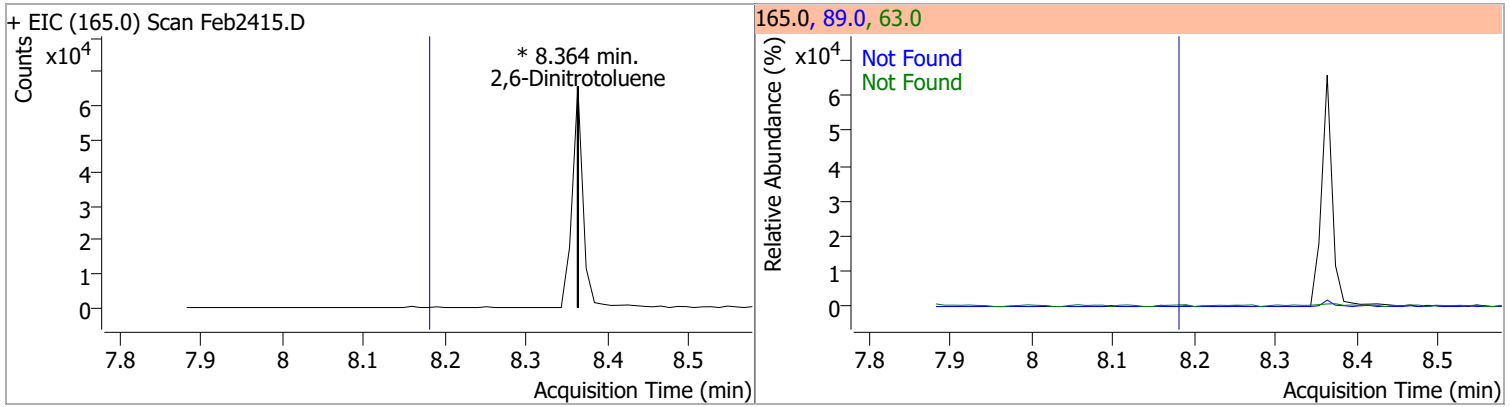


Quantitation Results Report (QT Reviewed)

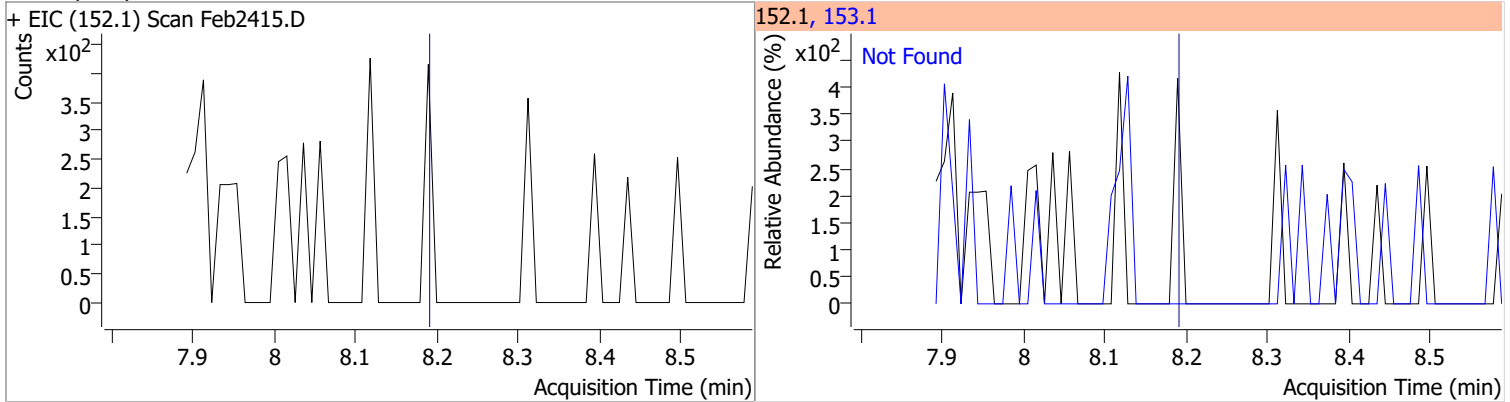
Compound	Conc.	RT	Dev(Min)	Resp.	QIon	QRatio	Lower	Upper
Dimethyl Phthalate	0	0		0	77.0		13.9	25.8



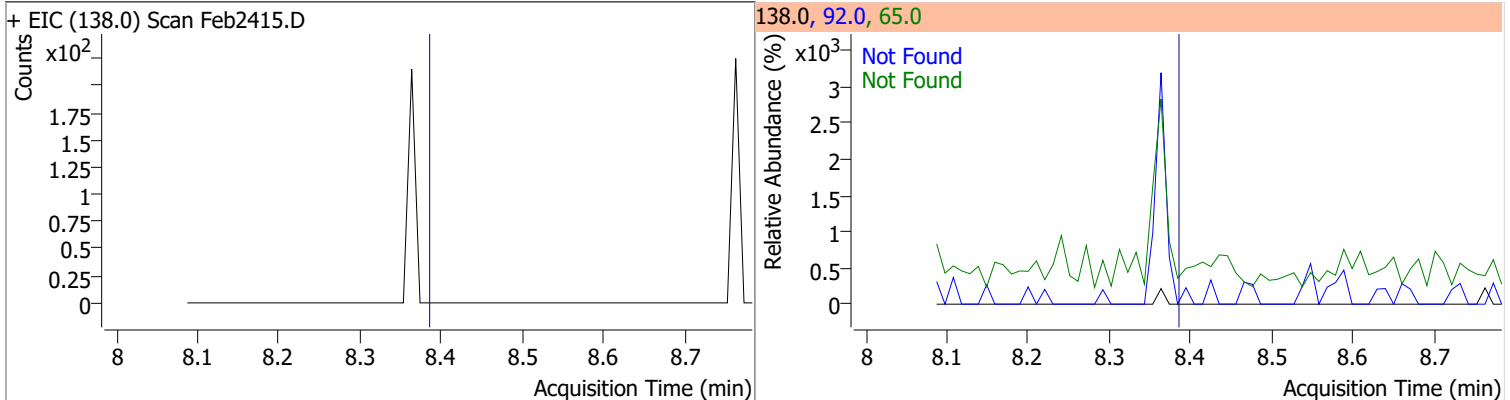
Compound	Conc.	RT	Dev(Min)	Resp.	QIon	QRatio	Lower	Upper
2,6-Dinitrotoluene	0	0		0	63.0 89.0		95.6 45.4	177.5 84.4



Compound	Conc.	Exp RT	QIon	Exp Ratio
Acenaphthylene	N.D.	8.19	153.1	14.0

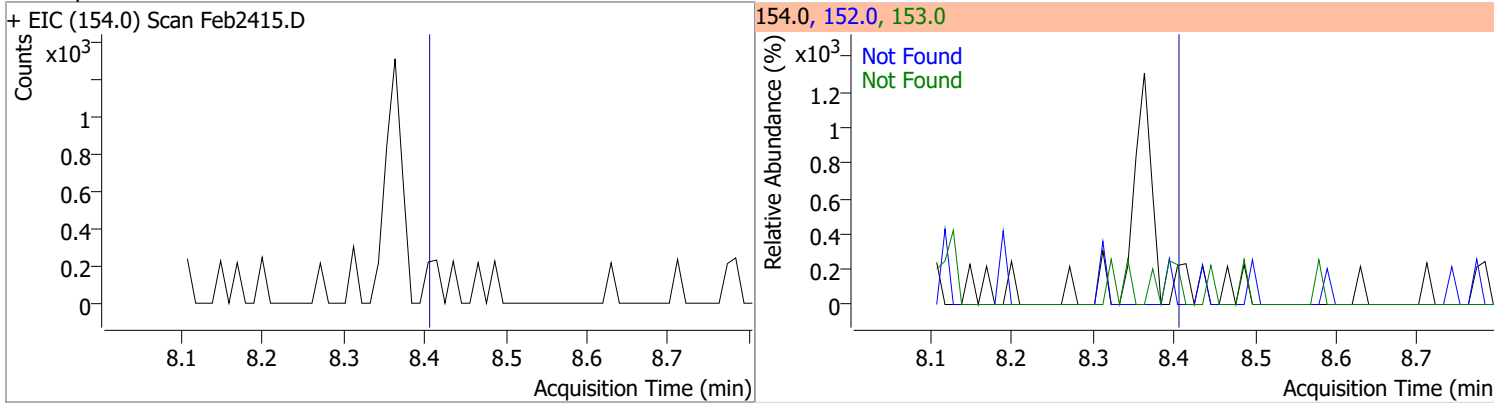


Compound	Conc.	Exp RT	QIon	Exp Ratio	QIon	Exp Ratio
3-Nitroaniline	N.D.	8.38	65.0	131.7	92.0	112.6

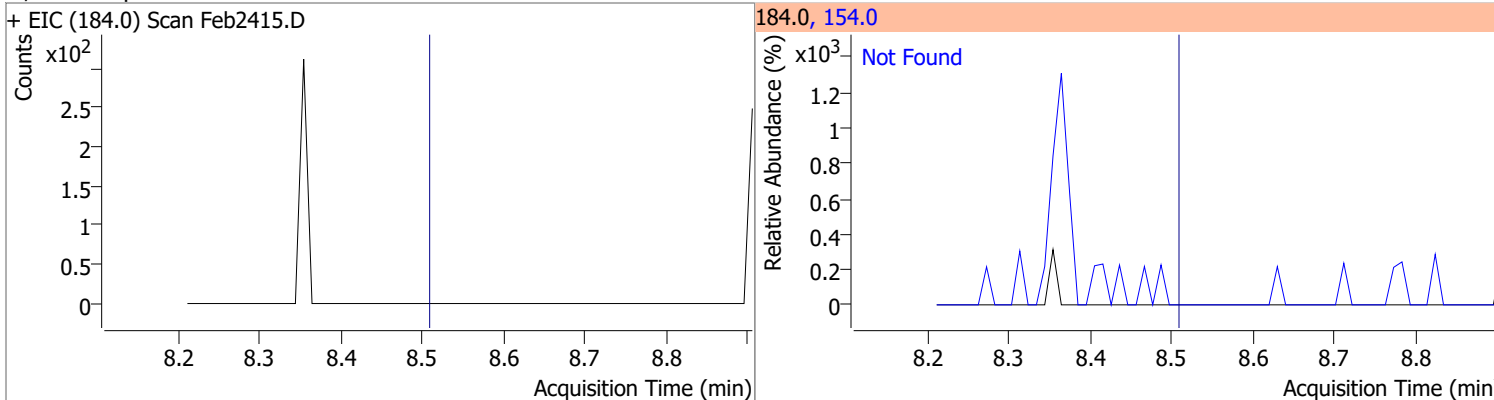


Quantitation Results Report (QT Reviewed)

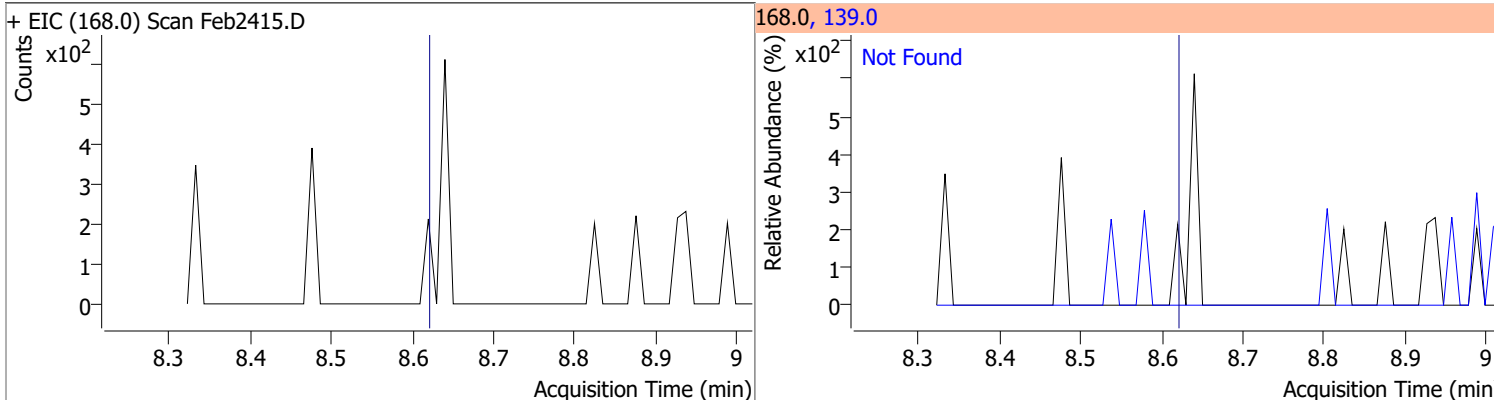
Compound	Conc.	Exp RT	QIon	Exp Ratio	QIon	Exp Ratio
Acenaphthene	N.D.	8.40	153.0	106.6	152.0	52.4



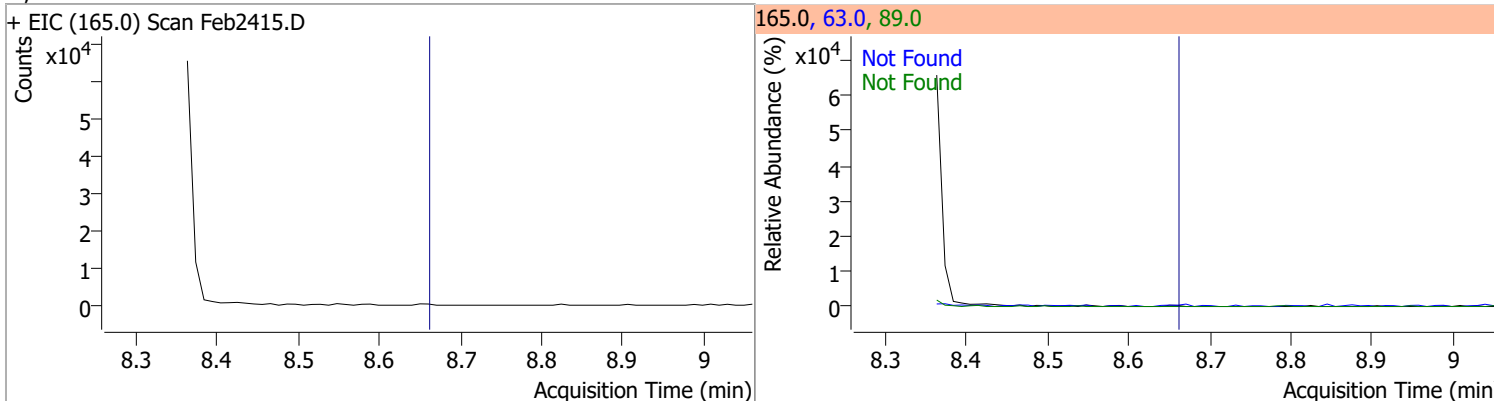
Compound	Conc.	Exp RT	QIon	Exp Ratio
2,4-Dinitrophenol	N.D.	8.51	154.0	59.3



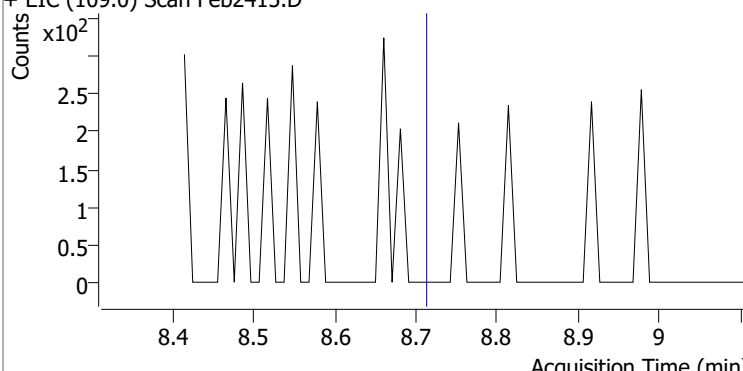
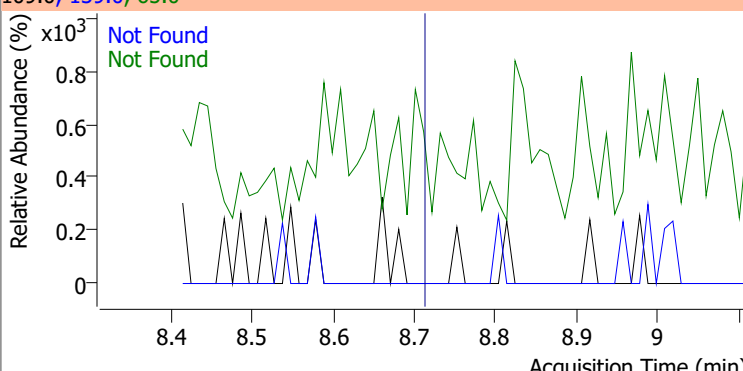
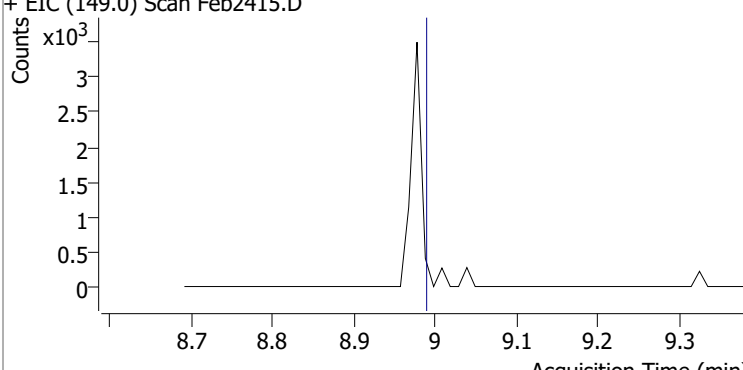
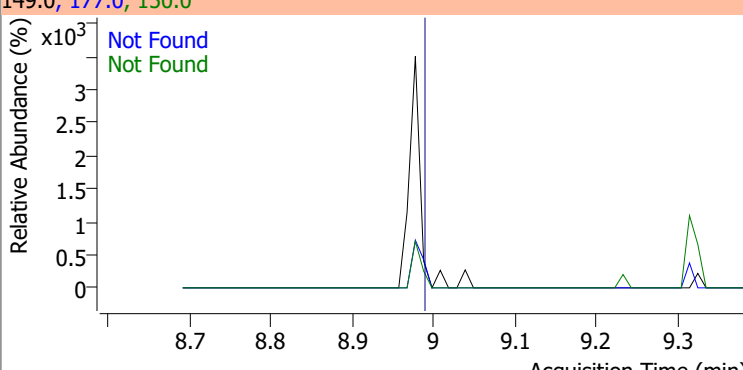
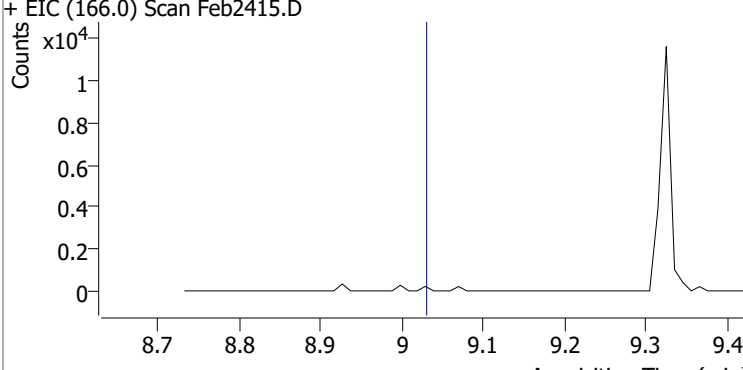
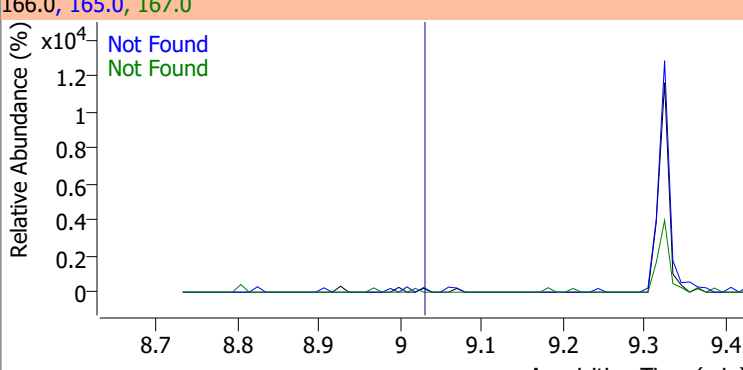
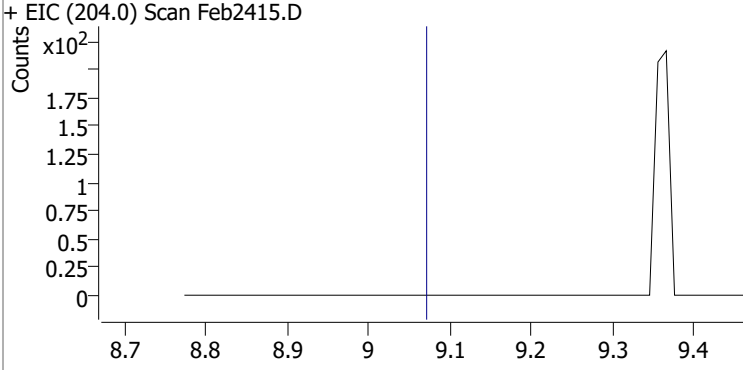
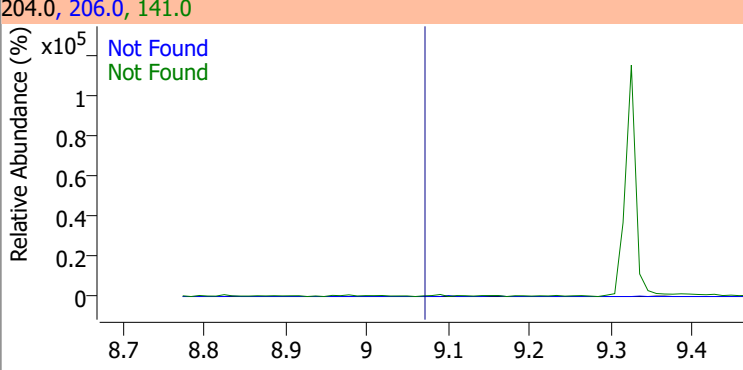
Compound	Conc.	Exp RT	QIon	Exp Ratio
Dibenzofuran	N.D.	8.62	139.0	37.6



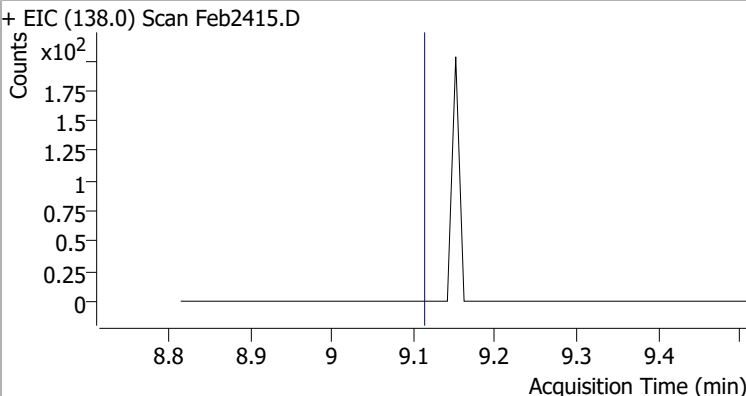
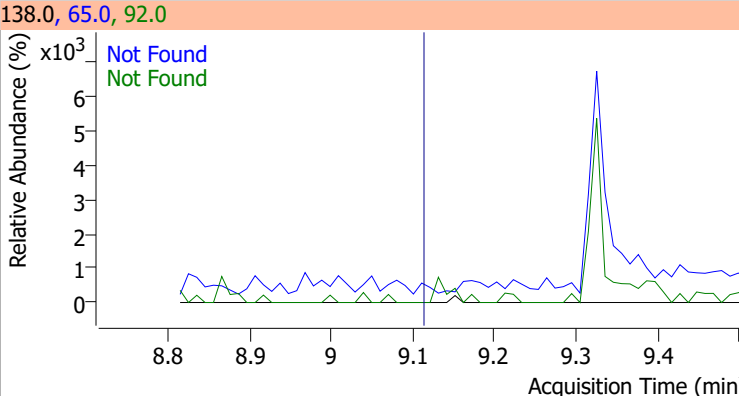
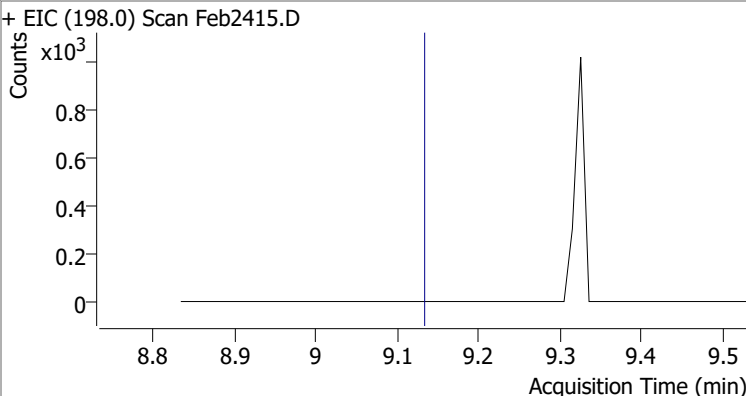
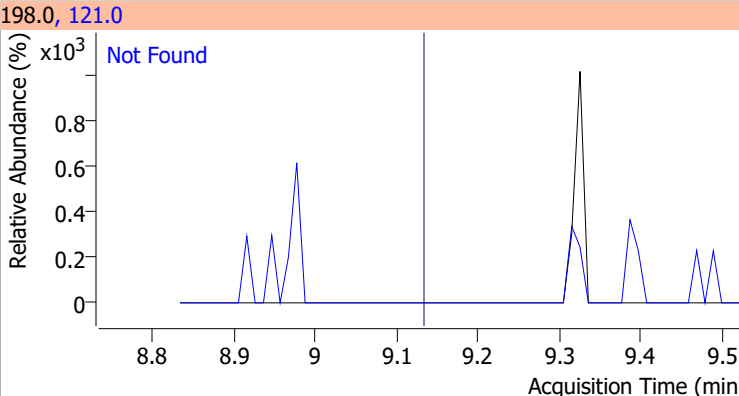
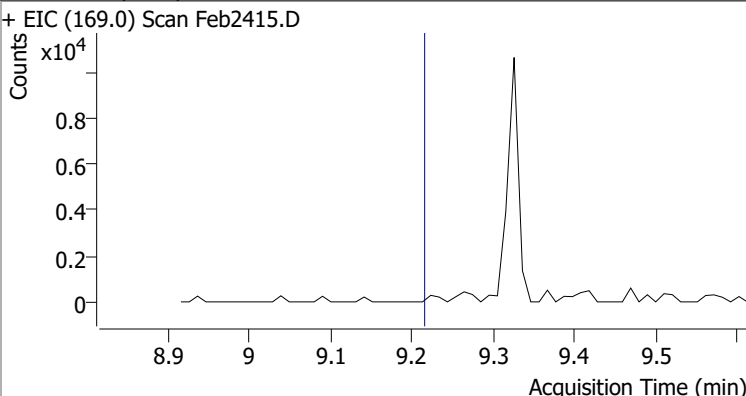
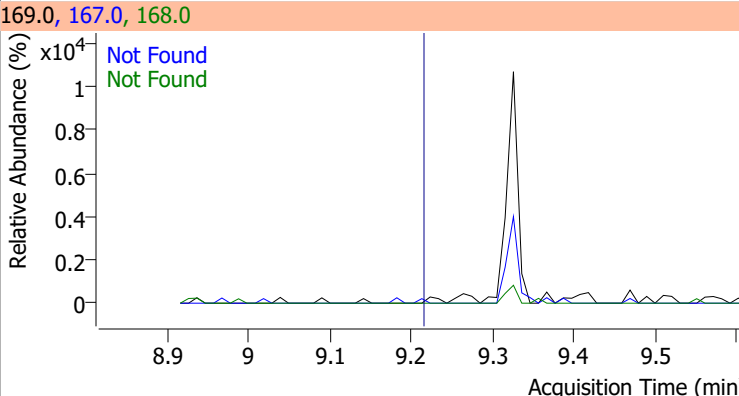
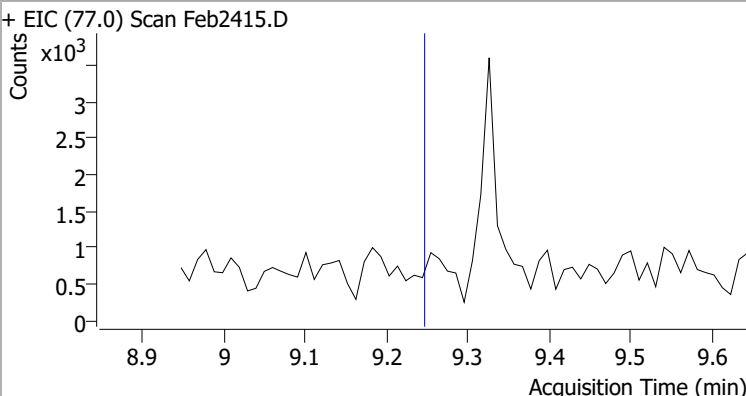
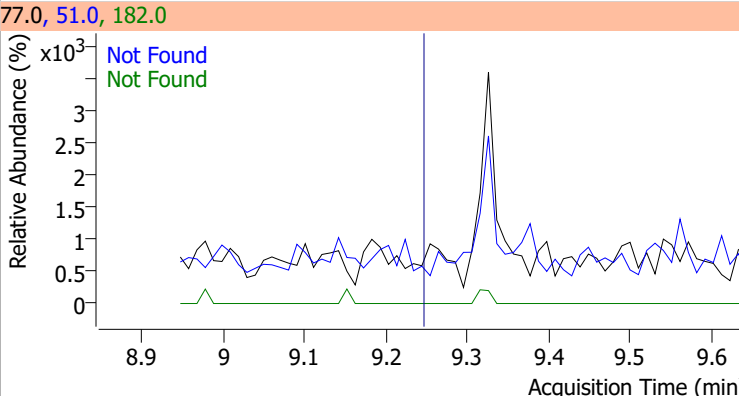
Compound	Conc.	Exp RT	QIon	Exp Ratio	QIon	Exp Ratio
2,4-Dinitrotoluene	N.D.	8.66	89.0	75.9	63.0	44.1



Quantitation Results Report (QT Reviewed)

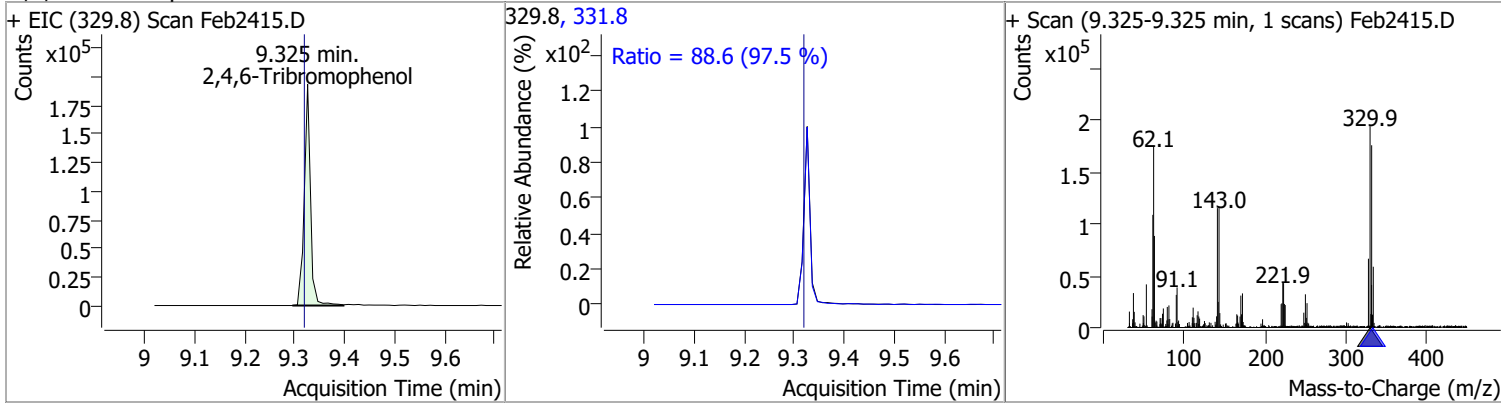
Compound	Conc.	Exp RT	QIon	Exp Ratio	QIon	Exp Ratio
4-Nitrophenol	N.D.	8.71	139.0	78.4	65.0	71.6
+ EIC (109.0) Scan Feb2415.D			109.0, 139.0, 65.0			
						
Diethylphthalate	N.D.	8.99	177.0	21.3	150.0	12.7
+ EIC (149.0) Scan Feb2415.D			149.0, 177.0, 150.0			
						
Fluorene	N.D.	9.03	165.0	94.1	167.0	13.4
+ EIC (166.0) Scan Feb2415.D			166.0, 165.0, 167.0			
						
4-Chlorophenyl-phenylether	N.D.	9.07	141.0	61.7	206.0	34.0
+ EIC (204.0) Scan Feb2415.D			204.0, 206.0, 141.0			
						

Quantitation Results Report (QT Reviewed)

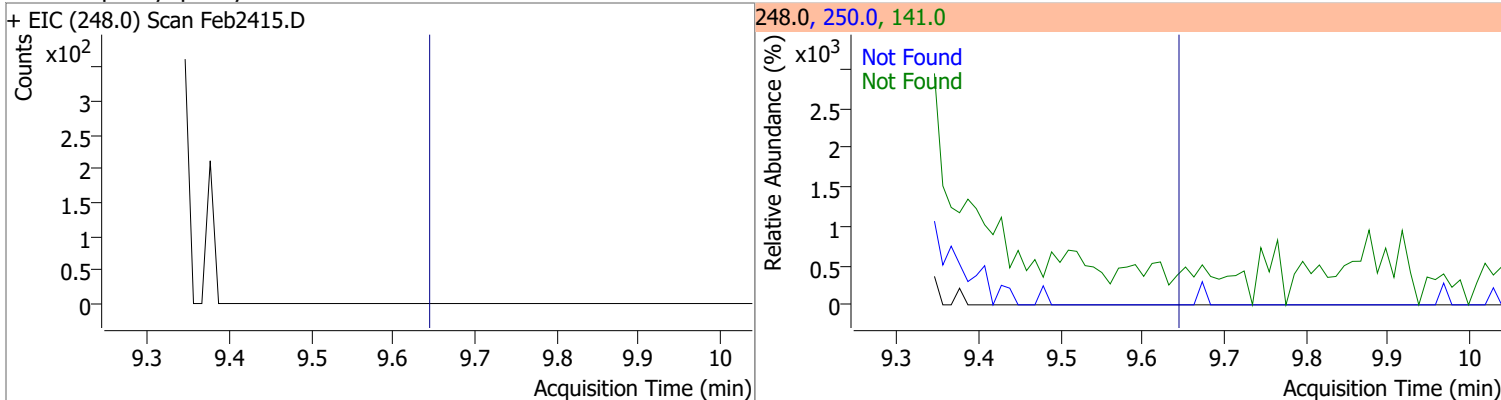
Compound	Conc.	Exp RT	QIon	Exp Ratio	QIon	Exp Ratio
4-Nitroaniline	N.D.	9.12	65.0	109.2	92.0	47.3
+ EIC (138.0) Scan Feb2415.D			138.0, 65.0, 92.0			
						
4,6-Dinitro-2-methylphenol	N.D.	9.14	121.0	48.7		
+ EIC (198.0) Scan Feb2415.D			198.0, 121.0			
						
N-nitrosodiphenylamine	N.D.	9.22	168.0	64.6	167.0	34.5
+ EIC (169.0) Scan Feb2415.D			169.0, 167.0, 168.0			
						
Azobenzene	N.D.	9.25	51.0	48.8	182.0	26.0
+ EIC (77.0) Scan Feb2415.D			77.0, 51.0, 182.0			
						

Quantitation Results Report (QT Reviewed)

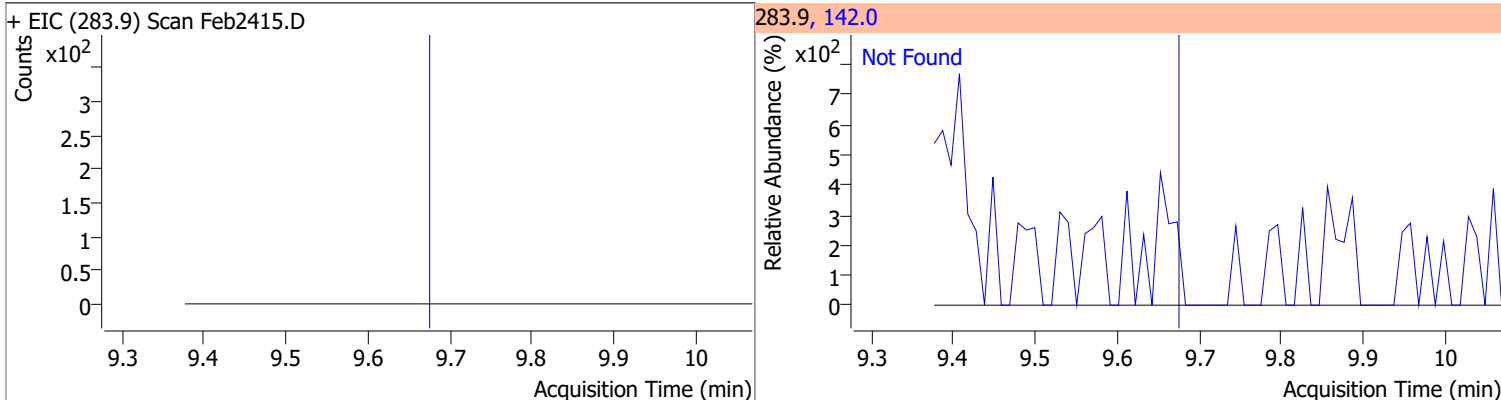
Compound	Conc.	RT	Dev(Min)	Resp.	QIon	QRatio	Lower	Upper
2,4,6-Tribromophenol	133.5285	9.33	0.00	168871	331.8	88.6	63.6	118.2



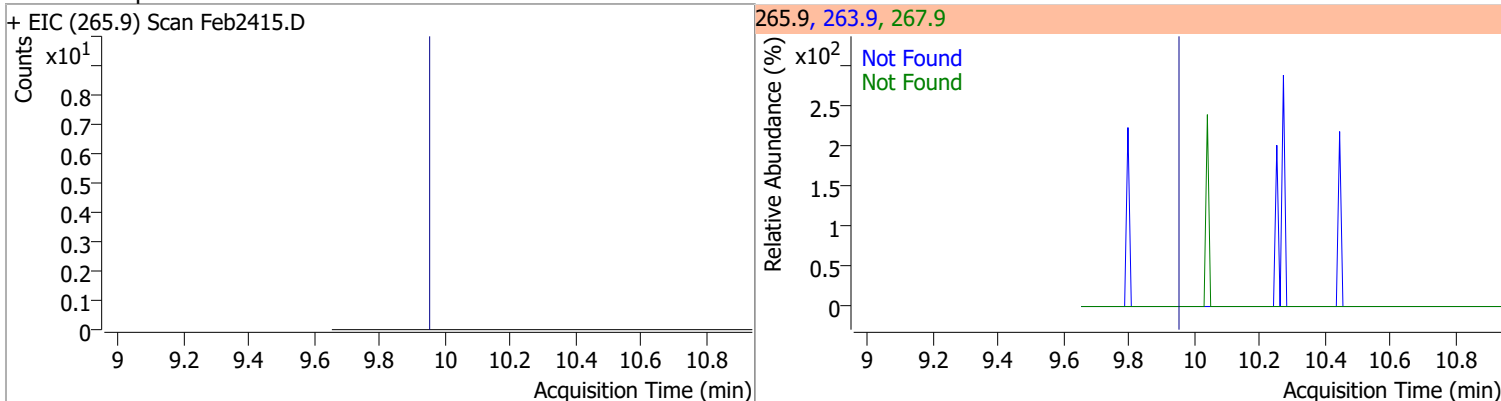
Compound	Conc.	Exp RT	QIon	Exp Ratio	QIon	Exp Ratio
4-Bromophenyl-phenylether	N.D.	9.65	141.0	100.4	250.0	99.4



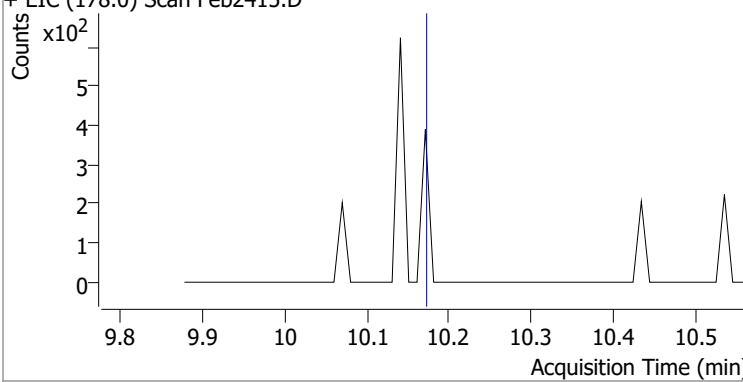
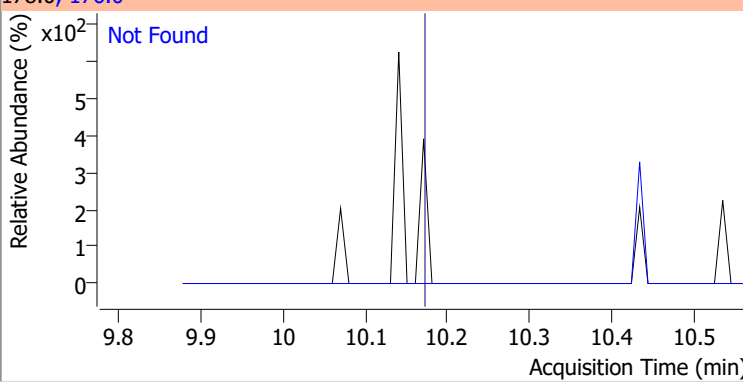
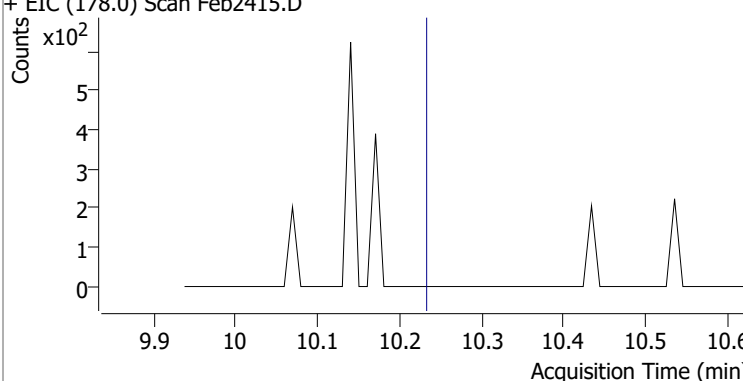
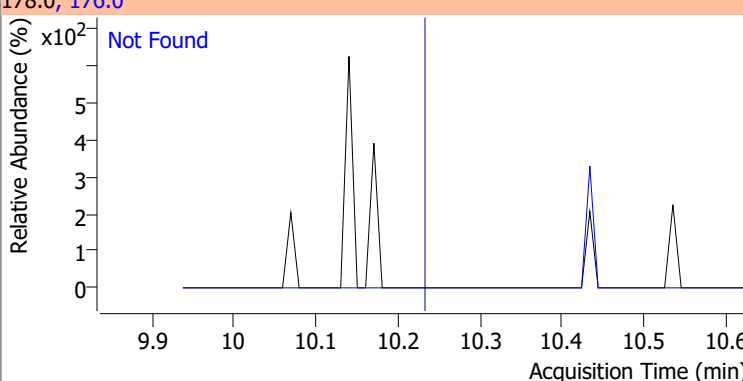
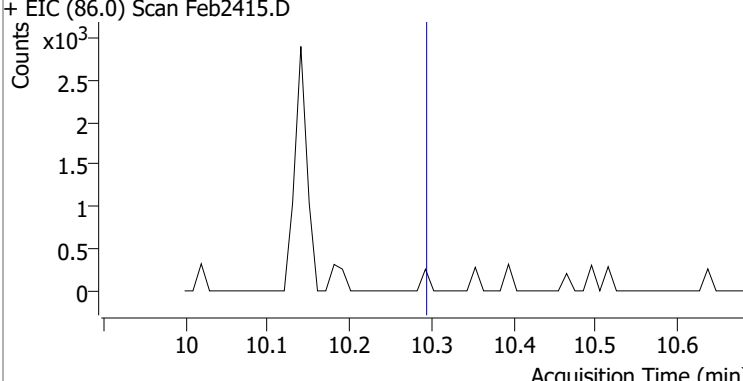
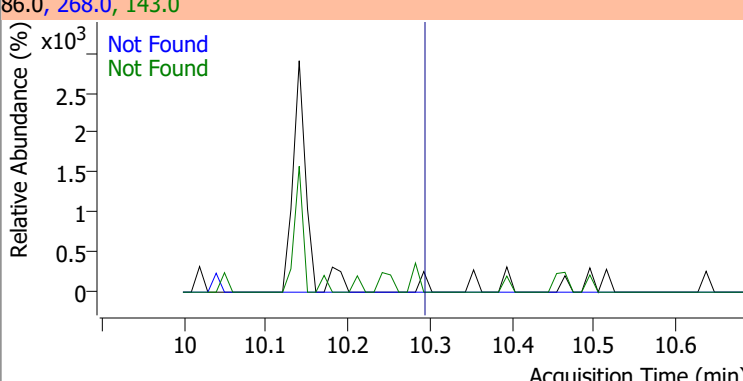
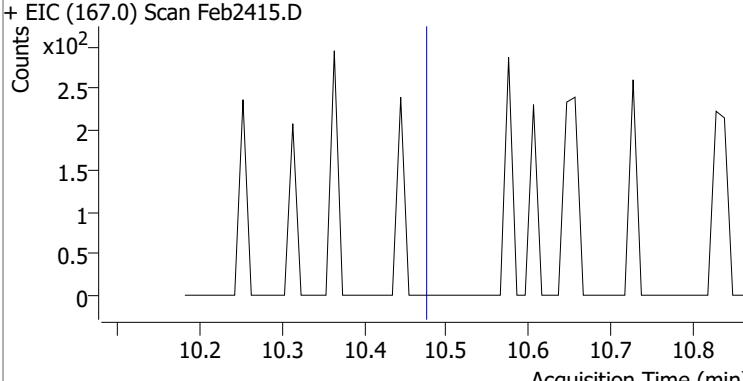
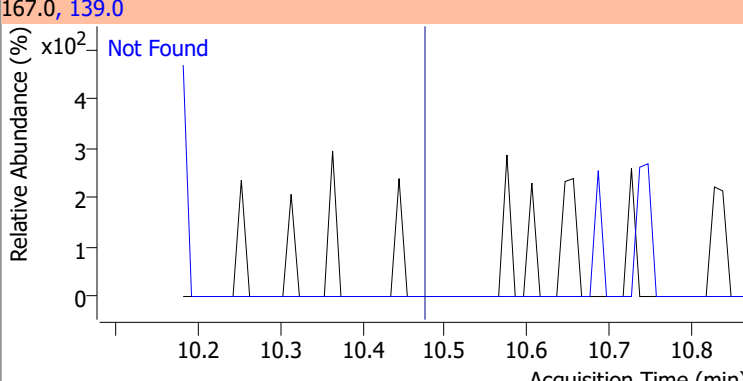
Compound	Conc.	Exp RT	QIon	Exp Ratio
Hexachlorobenzene	N.D.	9.68	142.0	49.3



Compound	Conc.	Exp RT	QIon	Exp Ratio	QIon	Exp Ratio
Pentachlorophenol	N.D.	9.96	263.9	63.1	267.9	62.4

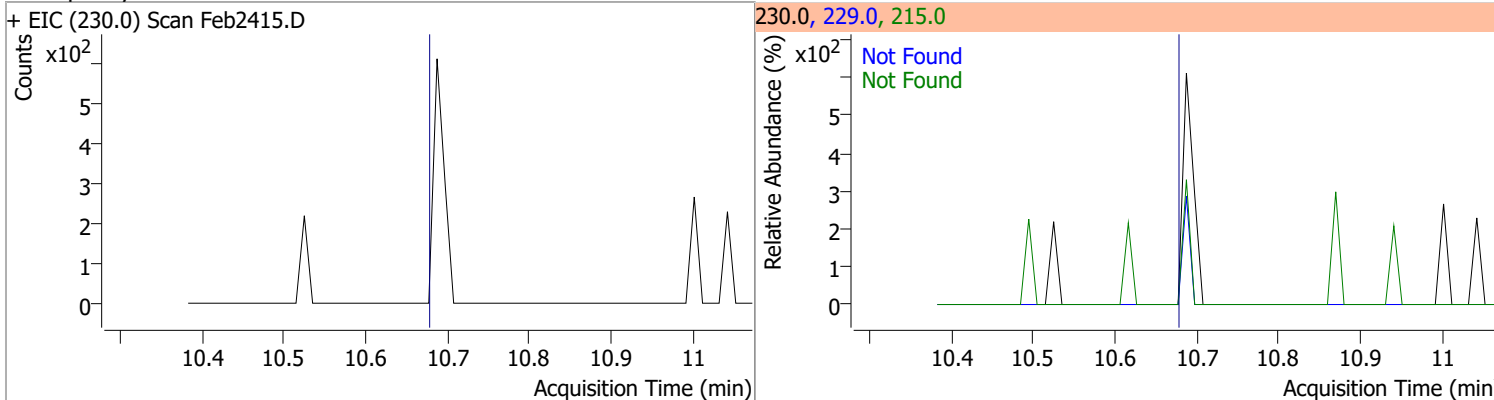


Quantitation Results Report (QT Reviewed)

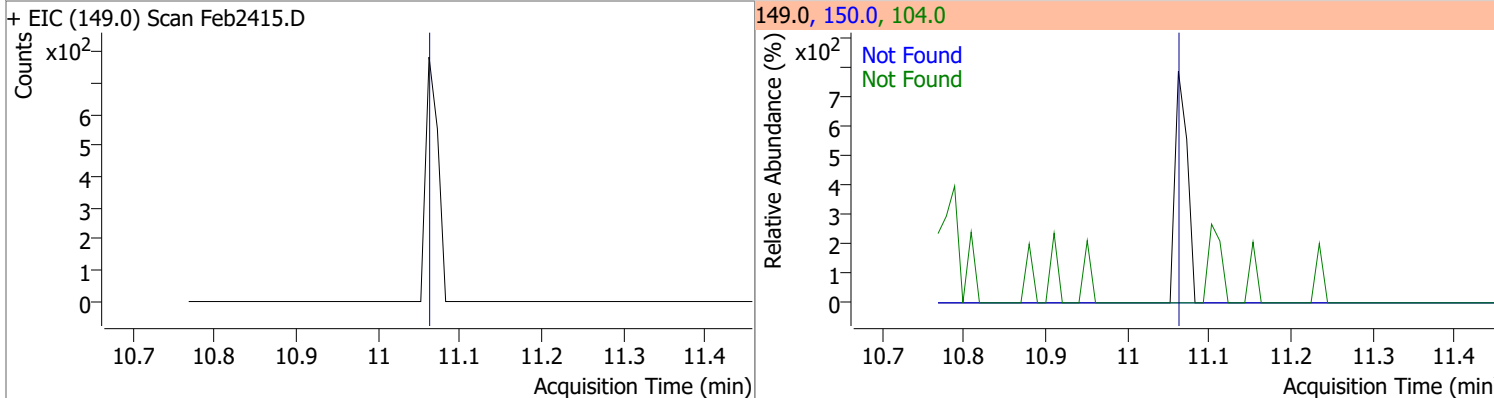
Compound	Conc.	Exp RT	QIon	Exp Ratio		
Phenanthrene	N.D.	10.18	176.0	18.9		
+ EIC (178.0) Scan Feb2415.D			178.0, 176.0			
						
Anthracene	N.D.	10.24	176.0	18.2		
+ EIC (178.0) Scan Feb2415.D			178.0, 176.0			
						
Triallate	N.D.	10.30	268.0	23.9	QIon	Exp Ratio
+ EIC (86.0) Scan Feb2415.D			86.0, 268.0, 143.0			
						
Carbazole	N.D.	10.48	139.0	13.0		
+ EIC (167.0) Scan Feb2415.D			167.0, 139.0			
						

Quantitation Results Report (QT Reviewed)

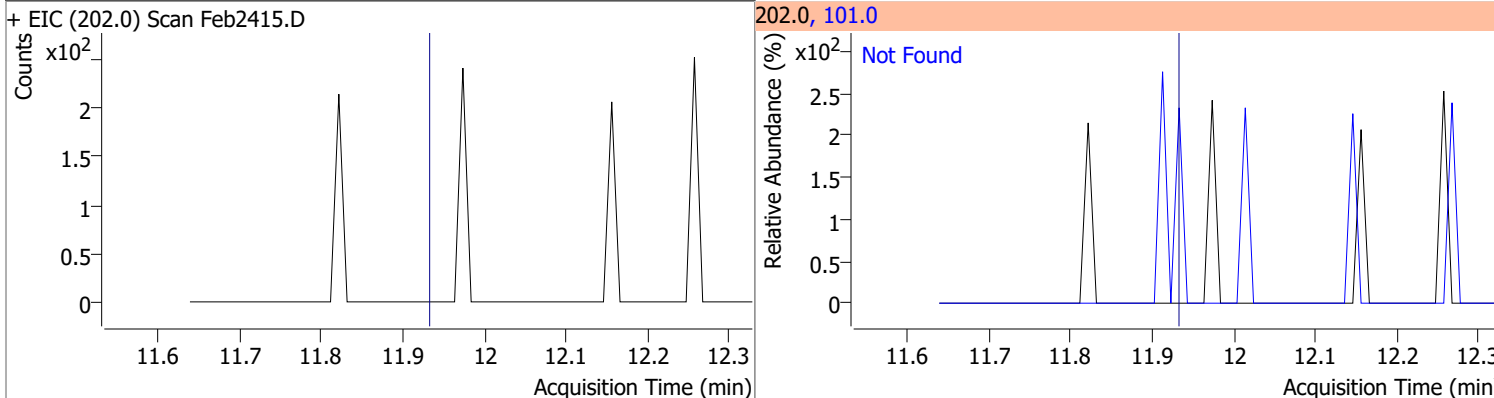
Compound	Conc.	Exp RT	QIon	Exp Ratio	QIon	Exp Ratio
o-Terphenyl	N.D.	10.69	229.0	64.7	215.0	38.5



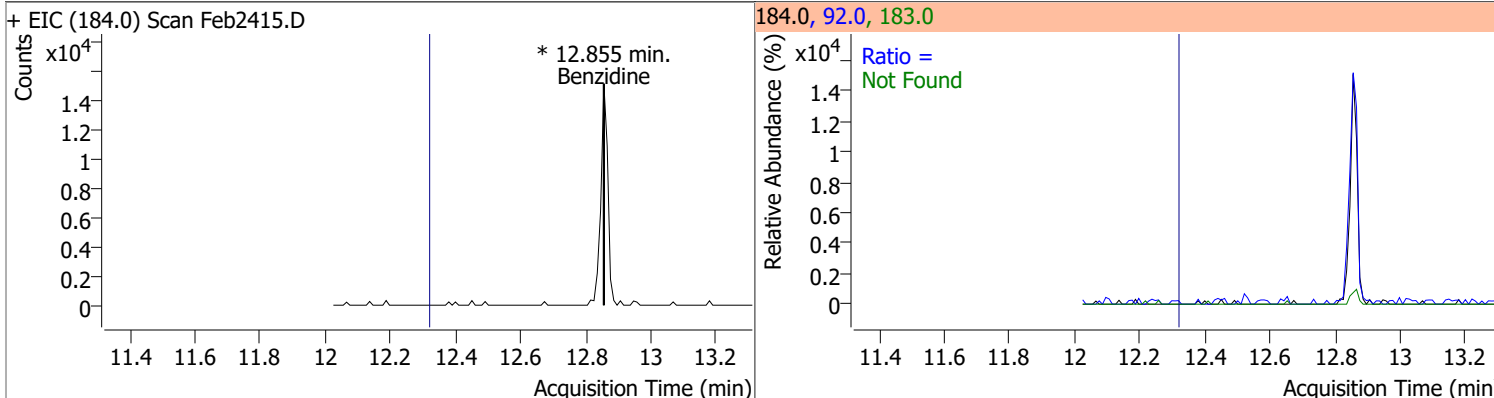
Compound	Conc.	Exp RT	QIon	Exp Ratio	QIon	Exp Ratio
Di-n-Butylphthalate	N.D.	11.07	150.0	9.1	104.0	6.2



Compound	Conc.	Exp RT	QIon	Exp Ratio
Fluoranthene	N.D.	11.94	101.0	12.7

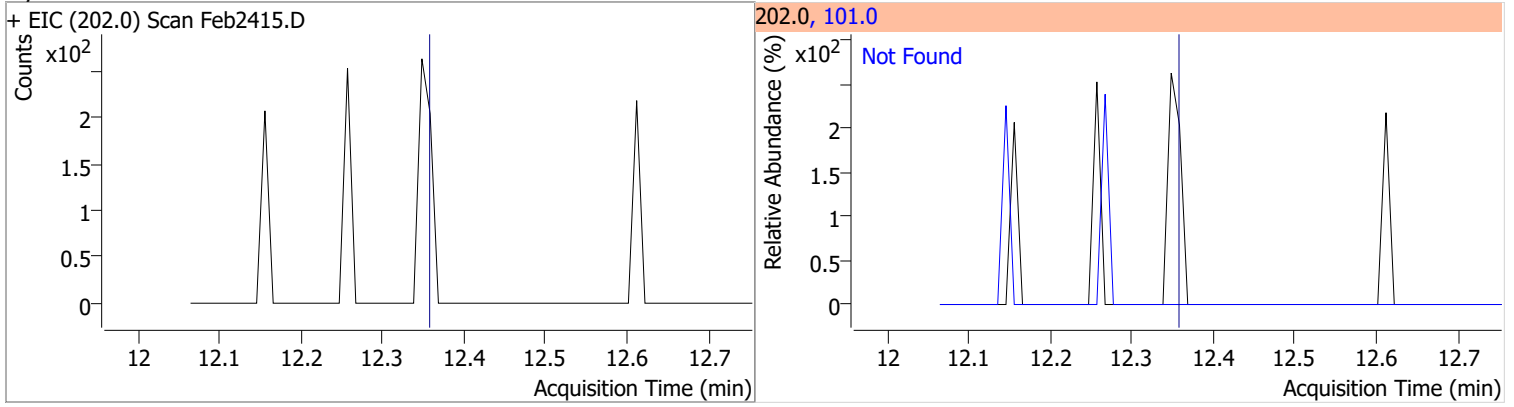


Compound	Conc.	RT	Dev(Min)	Resp.	QIon	QRatio	Lower	Upper
Benzidine		0		0	183.0		7.9	14.7
					92.0		5.0	9.2

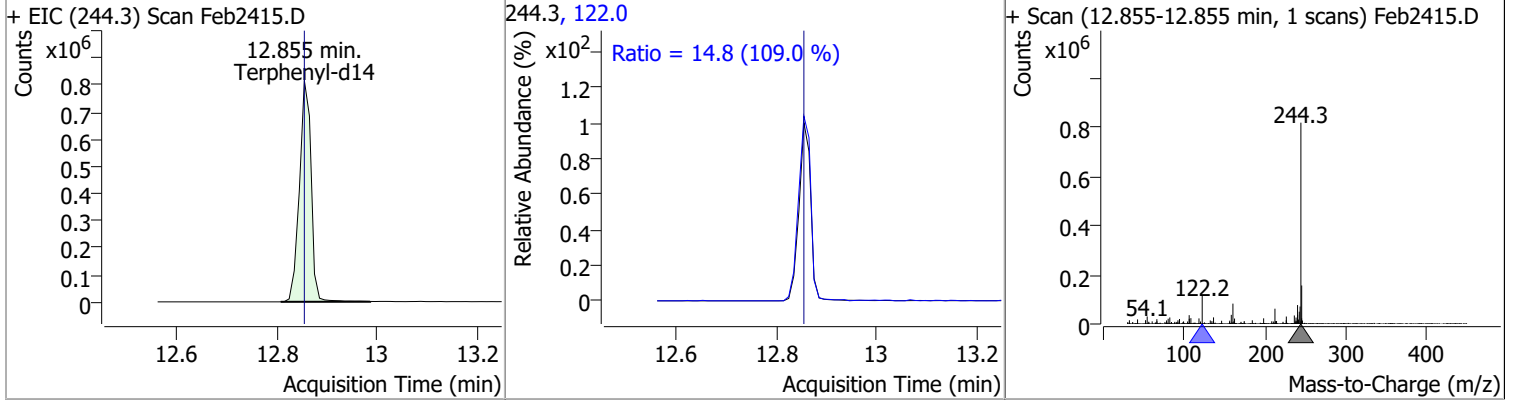


Quantitation Results Report (QT Reviewed)

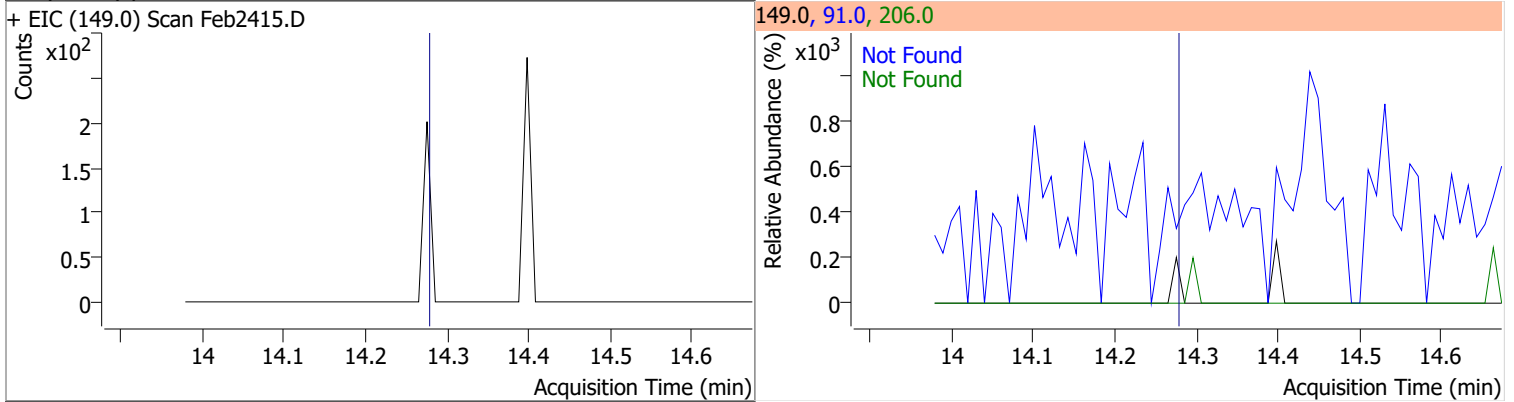
Compound	Conc.	Exp RT	QIon	Exp Ratio
Pyrene	N.D.	12.37	101.0	15.2



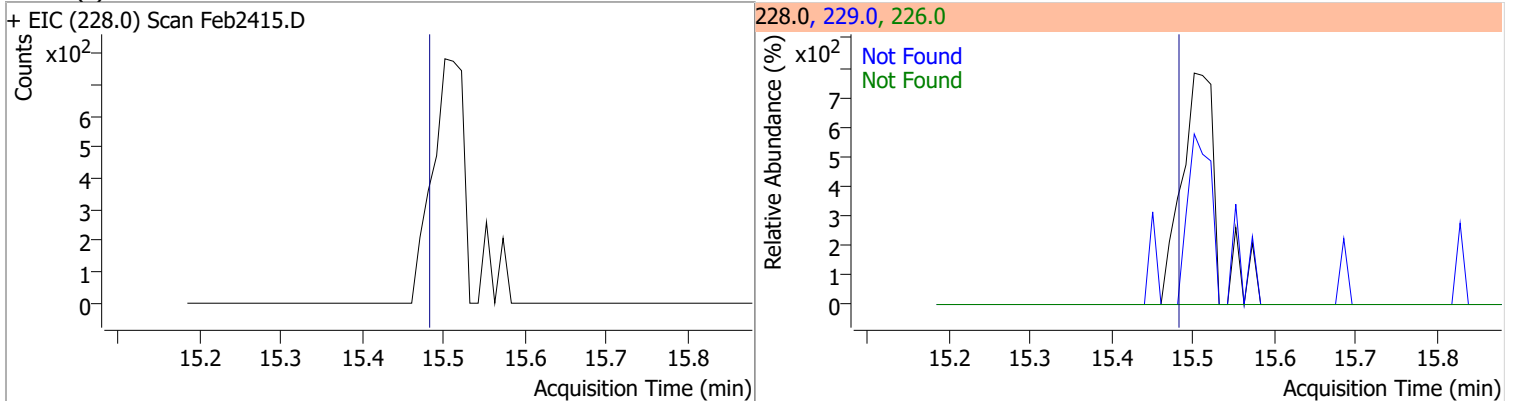
Compound	Conc.	RT	Dev(Min)	Resp.	QIon	QRatio	Lower	Upper
Terphenyl-d14	94.4956	12.85	-0.01	1326515	122.0	14.8	9.5	17.6



Compound	Conc.	Exp RT	QIon	Exp Ratio	QIon	Exp Ratio
Butylbenzylphthalate	N.D.	14.30	91.0	83.4	206.0	17.7

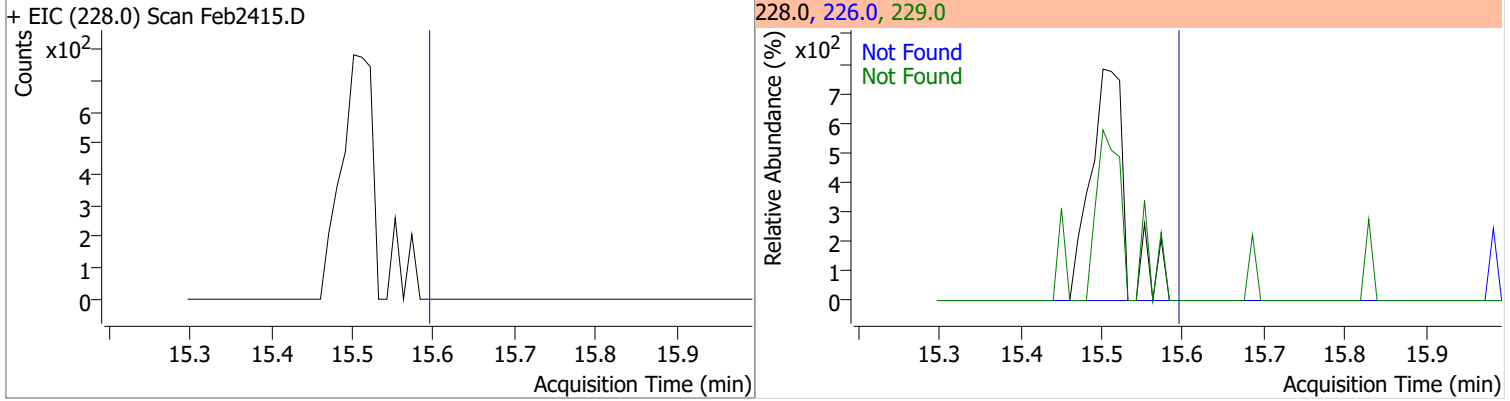


Compound	Conc.	Exp RT	QIon	Exp Ratio	QIon	Exp Ratio
Benzo(a)Anthracene	N.D.	15.50	226.0	26.4	229.0	20.9

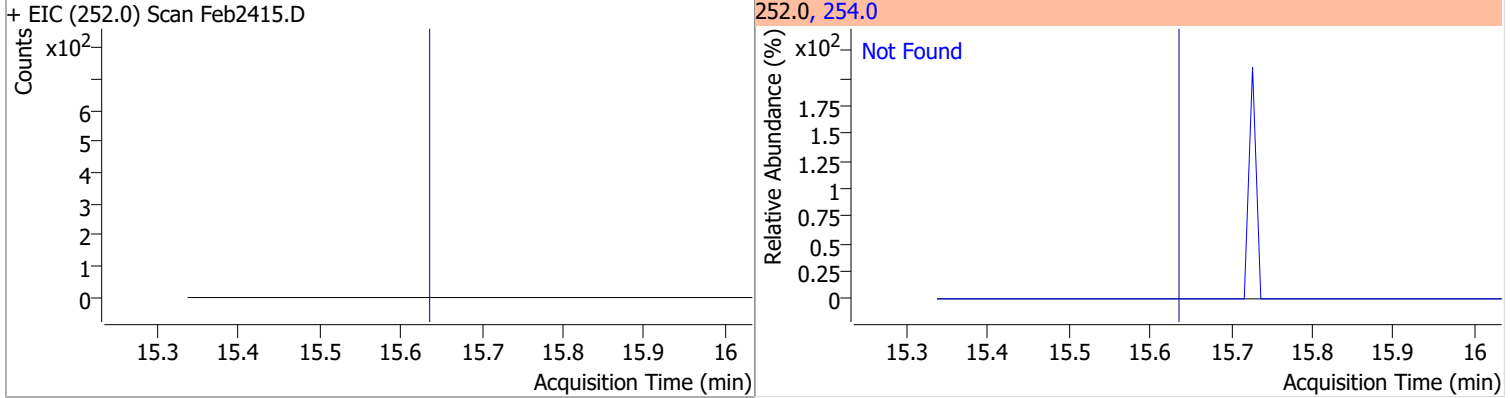


Quantitation Results Report (QT Reviewed)

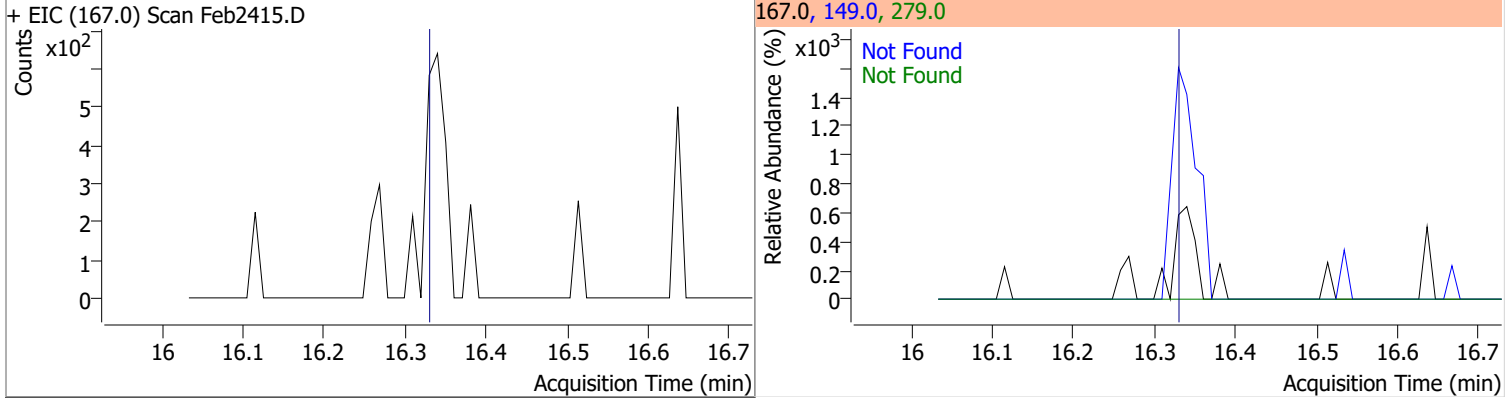
Compound	Conc.	Exp RT	QIon	Exp Ratio	QIon	Exp Ratio
Chrysene	N.D.	15.61	226.0	29.2	229.0	20.4



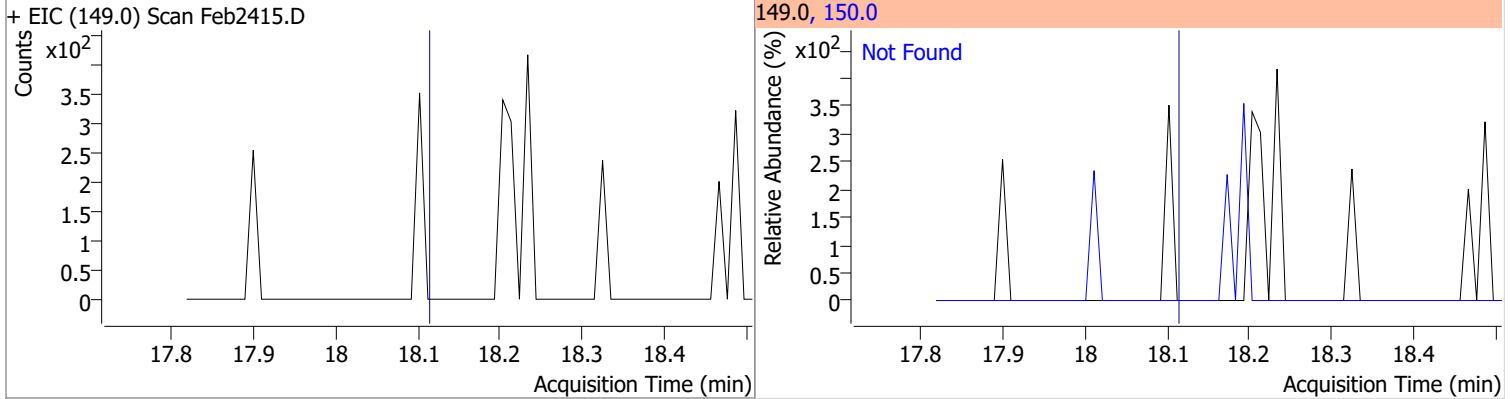
Compound	Conc.	Exp RT	QIon	Exp Ratio
3,3-Dichlorobenzidine	N.D.	15.65	254.0	64.6



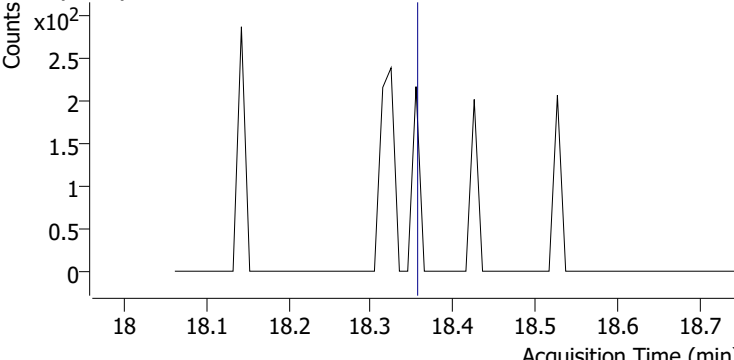
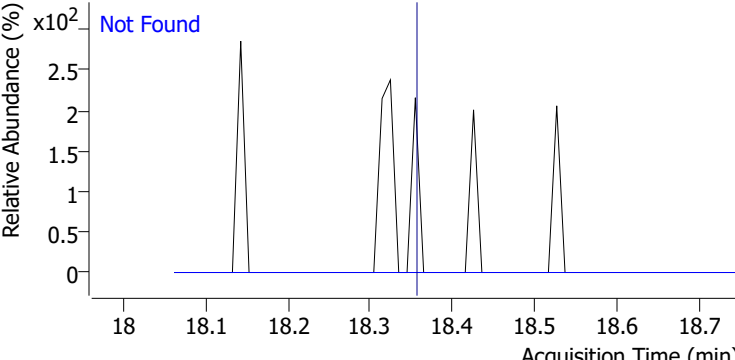
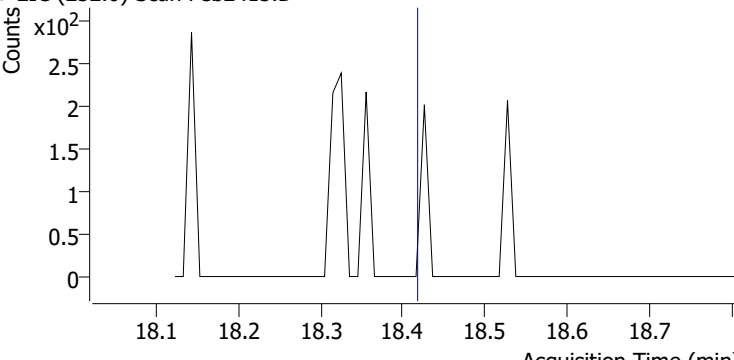
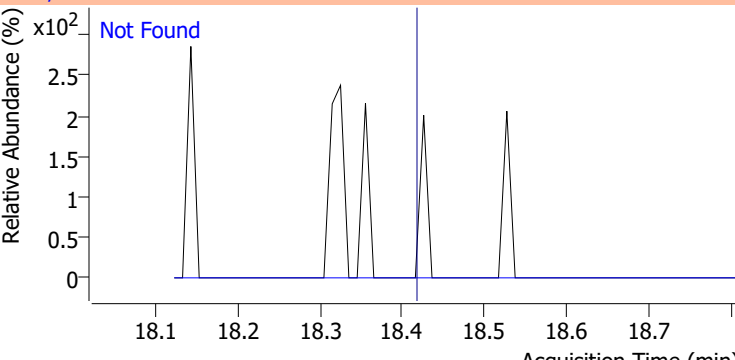
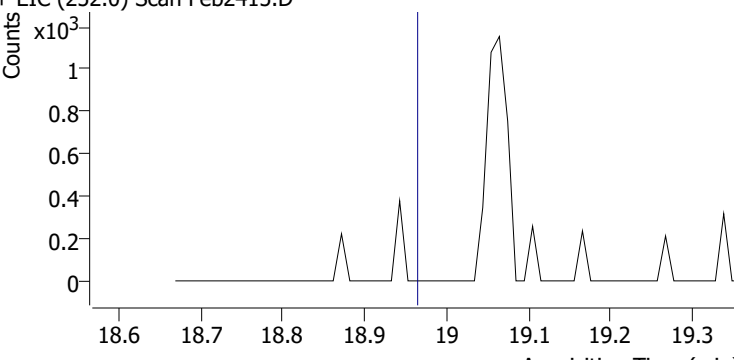
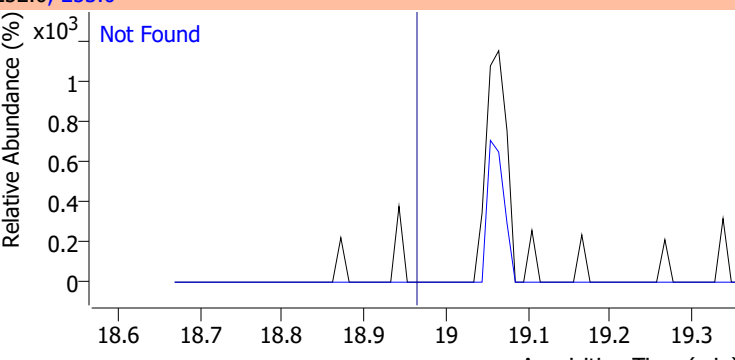
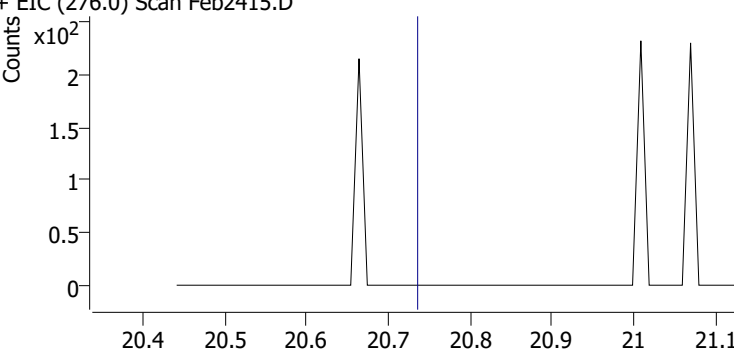
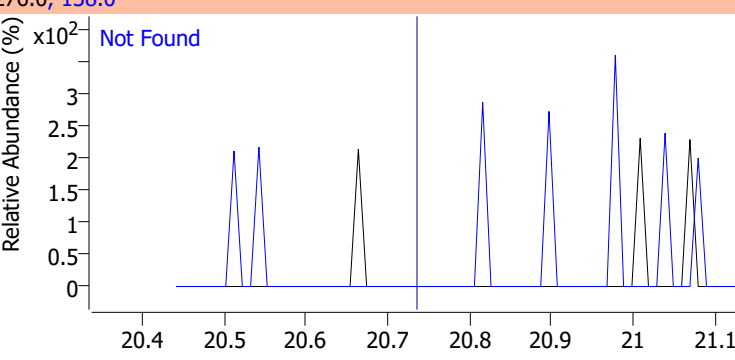
Compound	Conc.	Exp RT	QIon	Exp Ratio	QIon	Exp Ratio
bis(2-ethylhexyl)Phthalate	N.D.	16.35	149.0	391.0	279.0	13.4



Compound	Conc.	Exp RT	QIon	Exp Ratio
Di-n-octyl Phthalate	N.D.	18.12	150.0	9.5

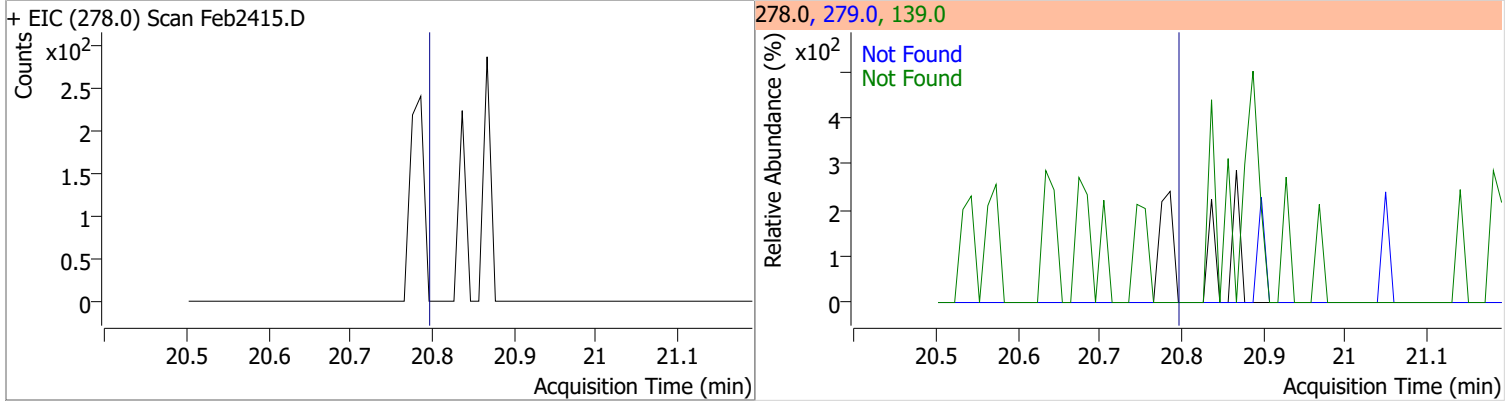


Quantitation Results Report (QT Reviewed)

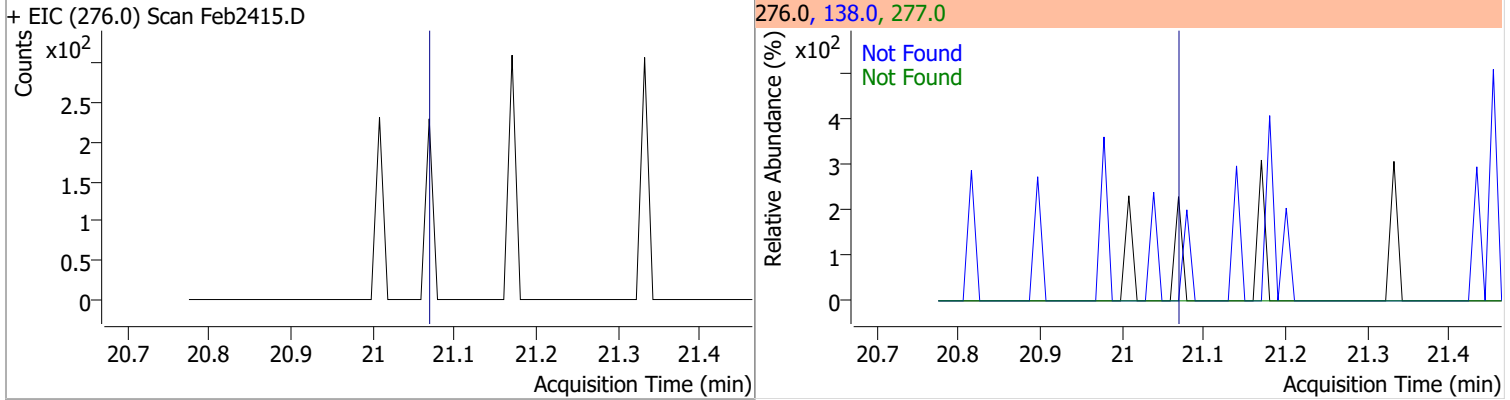
Compound	Conc.	Exp RT	QIon	Exp Ratio
Benzo(b)fluoranthene	N.D.	18.37	253.0	22.9
+ EIC (252.0) Scan Feb2415.D			252.0, 253.0	
				
Benzo(k)fluoranthene	N.D.	18.43	253.0	22.8
+ EIC (252.0) Scan Feb2415.D			252.0, 253.0	
				
Benzo(a)pyrene	N.D.	18.97	253.0	22.6
+ EIC (252.0) Scan Feb2415.D			252.0, 253.0	
				
Indeno(1,2,3-c,d)pyrene	N.D.	20.75	138.0	30.2
+ EIC (276.0) Scan Feb2415.D			276.0, 138.0	
				

Quantitation Results Report (QT Reviewed)

Compound	Conc.	Exp RT	QIon	Exp Ratio	QIon	Exp Ratio
Dibenzo(a,h)anthracene	N.D.	20.81	139.0	25.3	279.0	24.1

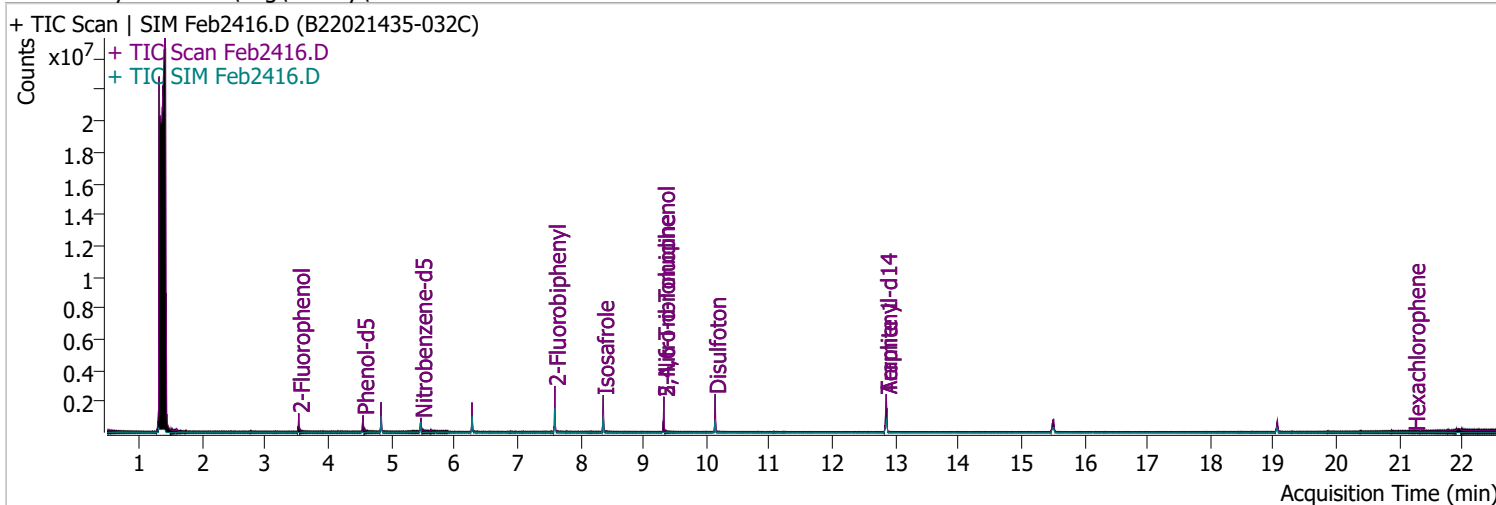


Compound	Conc.	Exp RT	QIon	Exp Ratio	QIon	Exp Ratio
Benzo(g,h,i)perylene	N.D.	21.08	138.0	32.4	277.0	23.6



Quantitation Results Report (QT Reviewed)

Data File	Feb2416.D	Operator	LIMS import
Acq. Method	BNA+SIM.M	Acq. Date-Time	2/24/2022 11:42:08 PM
Sample Name	B22021435-032C	Instrument	Instrument #1
Vial	16	Multiplier	1.00
DA Method File		Comment	SVOC-8270-W-LARGO
Tune File	dftppdsm.u	Tune Date	2/18/2022 9:25:00 PM
Batch Name	022422 DoD BNA.batch.bin	Last Calib Update	2/25/2022 7:56:13 AM
Ref Library	D:\Org\Library\NIST129K.I		



Compound	RT	QIon	Resp.	Conc.	Units	Dev(Min)
----------	----	------	-------	-------	-------	----------

Internal Standards

System Monitoring Compounds

S 2-Fluorophenol	3.531	112.0	352458	56.6330	µg/L	0.000
Spiked Amount: 200.000	Range: 10.0 - 75.0%			Recovery = 28.32%		
S Phenol-d5	4.552	99.0	418304	51.5678	µg/L	0.000
Spiked Amount: 200.000	Range: 10.0 - 65.0%			Recovery = 25.78%		
S Nitrobenzene-d5	5.471	82.0	254924	56.9125	µg/L	0.000
Spiked Amount: 100.000	Range: 32.0 - 94.0%			Recovery = 56.91%		
S 2-Fluorobiphenyl	7.594	172.0	785872	56.9757	µg/L	0.000
Spiked Amount: 100.000	Range: 28.0 - 107.0%			Recovery = 56.98%		
S 2,4,6-Tribromophenol	9.325	329.8	167162	133.5097	µg/L	0.000
Spiked Amount: 200.000	Range: 25.0 - 140.0%			Recovery = 66.75%		
S Terphenyl-d14	12.855	244.3	1259582	90.6284	µg/L	-0.010
Spiked Amount: 100.000	Range: 32.0 - 122.0%			Recovery = 90.63%		

Target Compounds

Compound	RT	QIon	Resp.	Conc.	Units	Dev(Min)	QValue
T N-Nitrosodimethylamine	0.000		0	N.D.			
T Pyridine	0.000		0	N.D.			
T Aniline	0.000		0	N.D.			
T Phenol	0.000		0	N.D.			
T bis(-2-Chloroethyl)Ether	0.000		0	N.D.			
T 2-Chlorophenol	0.000		0	N.D.			
T 1,3-Dichlorobenzene	0.000		0	N.D.			
T 1,4-Dichlorobenzene	0.000		0	N.D.			
T 1,2-Dichlorobenzene	0.000		0	N.D.			
T Benzyl Alcohol	0.000		0	N.D.			
T bis(2-chloroisopropyl)Ether	0.000		0	N.D.			
T 2-Methylphenol	0.000		0	N.D.			
T N-nitroso-Di-n-propylamine	5.471	70.0	0		µg/L	md	1
T Hexachloroethane	0.000		0	N.D.			
T 4Methylphenol/3Methylphenol	0.000		0	N.D.			

Quantitation Results Report (QT Reviewed)

Compound	RT	QIon	Resp.	Conc.	Units	Dev(Min)
T Nitrobenzene	0.000		0	N.D.		
T Isophorone	0.000		0	N.D.		
T 2-Nitrophenol	0.000		0	N.D.		
T 2,4-Dimethylphenol	0.000		0	N.D.		
T bis(-2-Chloroethoxy)Methane	0.000		0	N.D.		
T 2,4-Dichlorophenol	0.000		0	N.D.		
T Benzoic Acid	0.000		0	N.D.		
T 1,2,4-Trichlorobenzene	0.000		0	N.D.		
T Naphthalene	0.000		0	N.D.		
T 4-Chlorophenol	0.000		0	N.D.		
T p-Chloroaniline	0.000		0	N.D.		
T Hexachlorobutadiene	0.000		0	N.D.		
T 4-Chloro-2-Methylphenol	0.000		0	N.D.		
T 4-Chloro-3-Methylphenol	0.000		0	N.D.		
T 2-Methylnaphthalene	0.000		0	N.D.		
T 1-Methylnaphthalene	0.000		0	N.D.		
T Hexachlorocyclopentadiene	0.000		0	N.D.		
T 2,4,6-Trichlorophenol	0.000		0	N.D.		
T 2,4,5-Trichlorophenol	0.000		0	N.D.		
T 2-Chloronaphthalene	0.000		0	N.D.		
T 2-Nitroaniline	0.000		0	N.D.		
T Dimethyl Phthalate	8.364	163.0	0		µg/L md	1
T 2,6-Dinitrotoluene	8.364	165.0	0		µg/L md	1
T Acenaphthylene	0.000		0	N.D.		
T 3-Nitroaniline	0.000		0	N.D.		
T Acenaphthene	0.000		0	N.D.		
T 2,4-Dinitrophenol	0.000		0	N.D.		
T Dibenzofuran	0.000		0	N.D.		
T 2,4-Dinitrotoluene	0.000		0	N.D.		
T 4-Nitrophenol	0.000		0	N.D.		
T Diethylphthalate	0.000		0	N.D.		
T Fluorene	0.000		0	N.D.		
T 4-Chlorophenyl-phenylether	0.000		0	N.D.		
T 4-Nitroaniline	0.000		0	N.D.		
T 4,6-Dinitro-2-methylphenol	0.000		0	N.D.		
T N-nitrosodiphenylamine	0.000		0	N.D.		
T Azobenzene	0.000		0	N.D.		
T 4-Bromophenyl-phenylether	0.000		0	N.D.		
T Hexachlorobenzene	0.000		0	N.D.		
T Pentachlorophenol	0.000		0	N.D.		
T Phenanthrene	0.000		0	N.D.		
T Anthracene	0.000		0	N.D.		
T Triallate	0.000		0	N.D.		
T Carbazole	0.000		0	N.D.		
T o-Terphenyl	0.000		0	N.D.		
T Di-n-Butylphthalate	0.000		0	N.D.		
T Fluoranthene	0.000		0	N.D.		
T Benzidine	12.855	184.0	0		µg/L md	1
T Pyrene	0.000		0	N.D.		
T Butylbenzylphthalate	0.000		0	N.D.		
T Benzo(a)Anthracene	0.000		0	N.D.		
T Chrysene	0.000		0	N.D.		
T 3,3-Dichlorobenzidine	0.000		0	N.D.		
T bis(2-ethylhexyl)Phthalate	0.000		0	N.D.		
T Di-n-octyl Phthalate	0.000		0	N.D.		

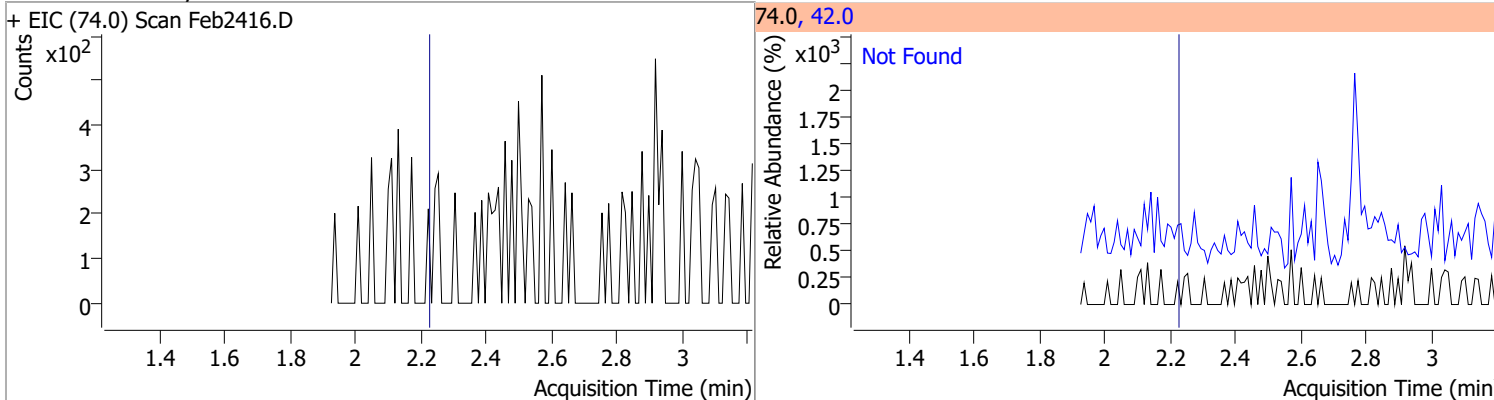
Quantitation Results Report (QT Reviewed)

Compound	RT	QIon	Resp.	Conc.	Units	Dev(Min)
T Benzo(b)fluoranthene	0.000		0	N.D.		
T Benzo(k)fluoranthene	0.000		0	N.D.		
T Benzo(a)pyrene	0.000		0	N.D.		
T Indeno(1,2,3-c,d)pyrene	0.000		0	N.D.		
T Dibenzo(a,h)anthracene	0.000		0	N.D.		
T Benzo(g,h,i)perylene	0.000		0	N.D.		

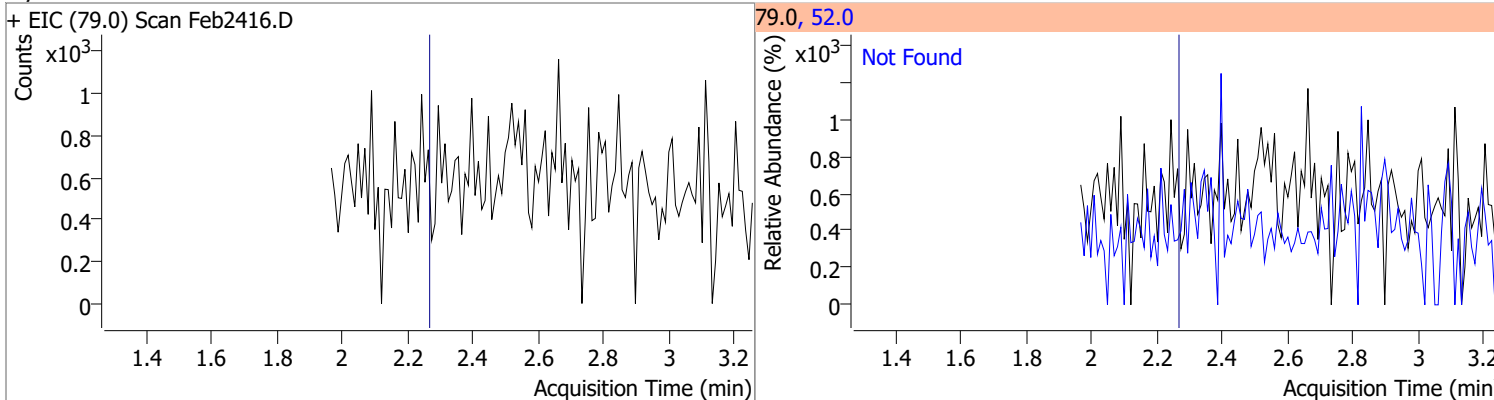
(#) = Qualifier Out of Range; (m) = Manual Integration; (+) = Area Summed; (*) = Surrogate Percent Recovery Out of Range; (d): Zeroed Peak

Quantitation Results Report (QT Reviewed)

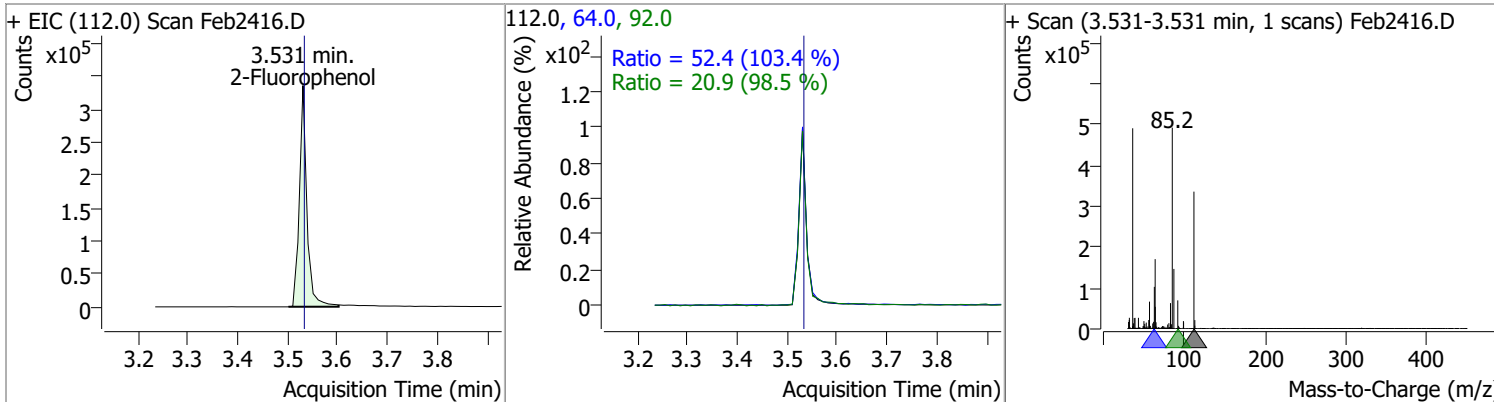
Compound	Conc.	Exp RT	QIon	Exp Ratio
N-Nitrosodimethylamine	N.D.	2.22	42.0	112.0



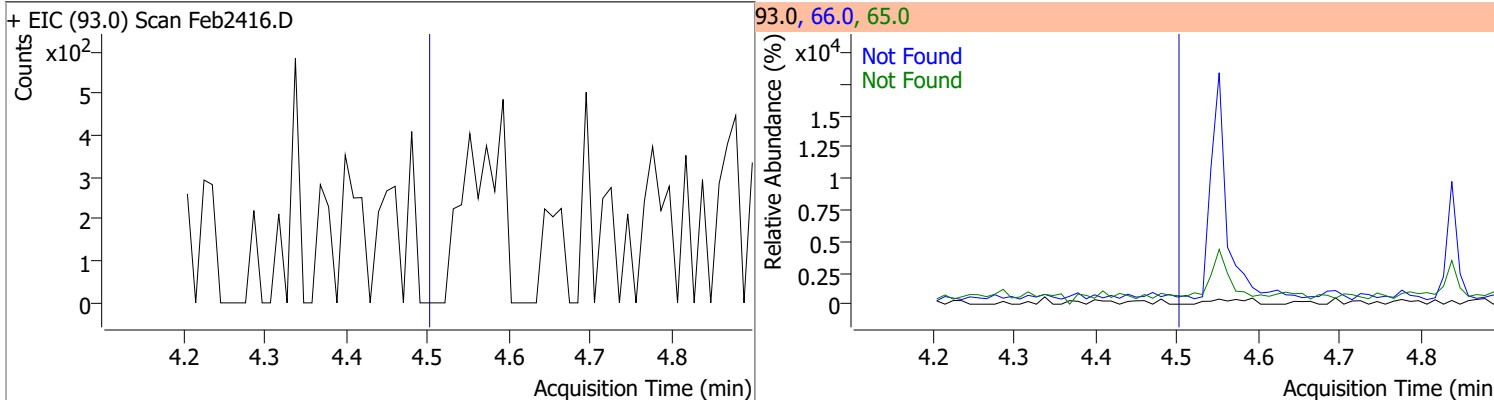
Compound	Conc.	Exp RT	QIon	Exp Ratio
Pyridine	N.D.	2.26	52.0	80.7



Compound	Conc.	RT	Dev(Min)	Resp.	QIon	QRatio	Lower	Upper
2-Fluorophenol	56.6330	3.53	0.00	352458	64.0	52.4	35.5	65.9
					92.0	20.9	14.8	27.5

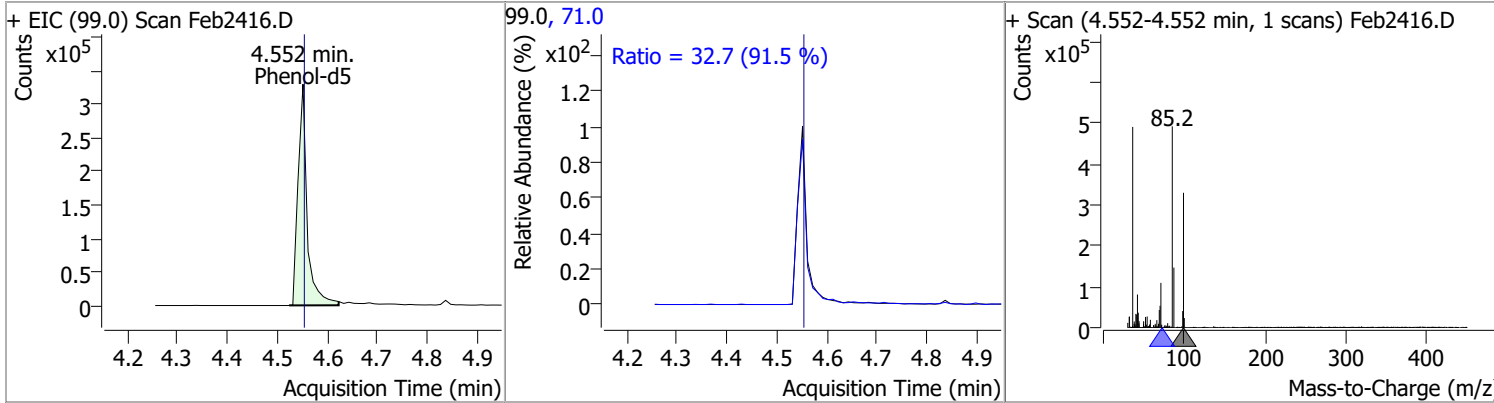


Compound	Conc.	Exp RT	QIon	Exp Ratio	QIon	Exp Ratio
Aniline	N.D.	4.50	66.0	35.4	65.0	18.8

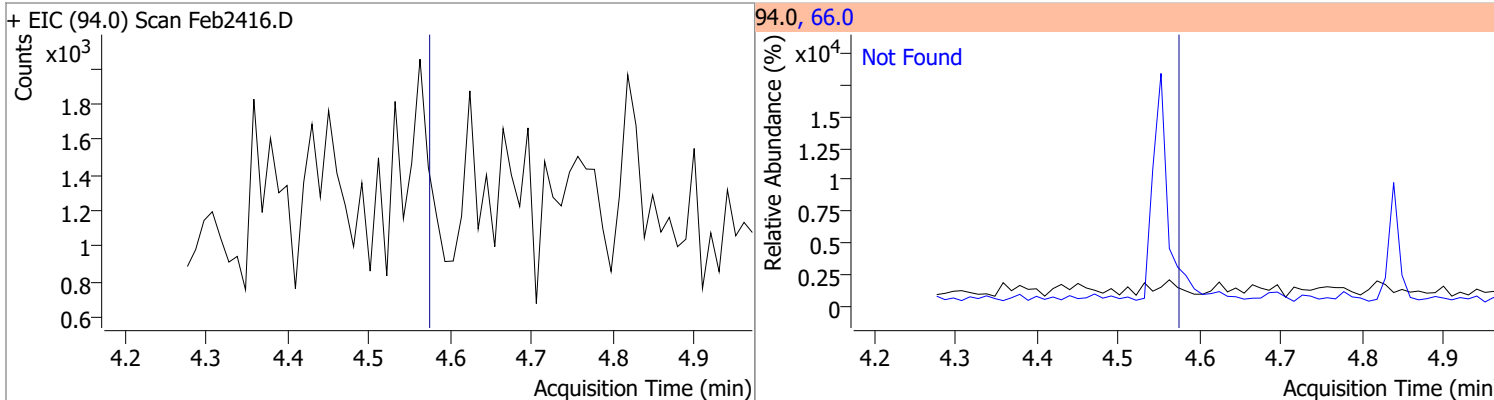


Quantitation Results Report (QT Reviewed)

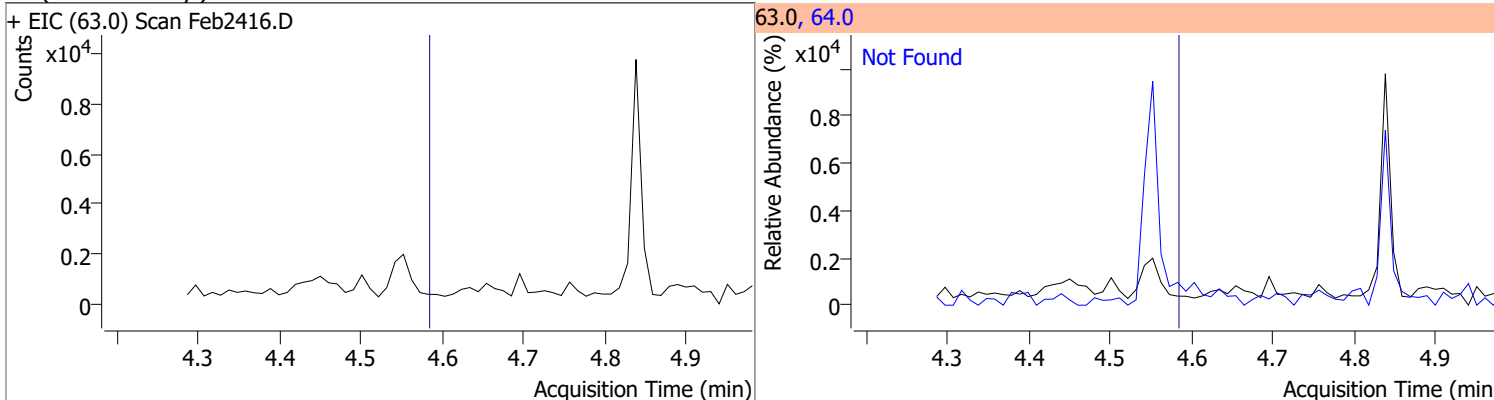
Compound	Conc.	RT	Dev(Min)	Resp.	QIon	QRatio	Lower	Upper
Phenol-d5	51.5678	4.55	0.00	418304	71.0	32.7	25.0	46.4



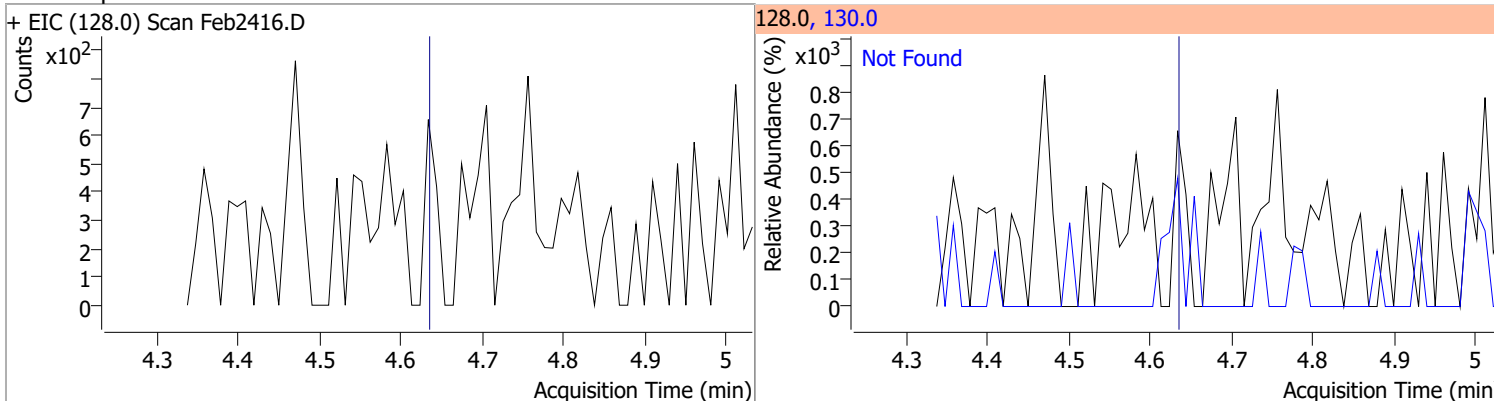
Compound	Conc.	Exp RT	QIon	Exp Ratio
Phenol	N.D.	4.57	66.0	40.4



Compound	Conc.	Exp RT	QIon	Exp Ratio
bis(-2-Chloroethyl)Ether	N.D.	4.58	64.0	10.2

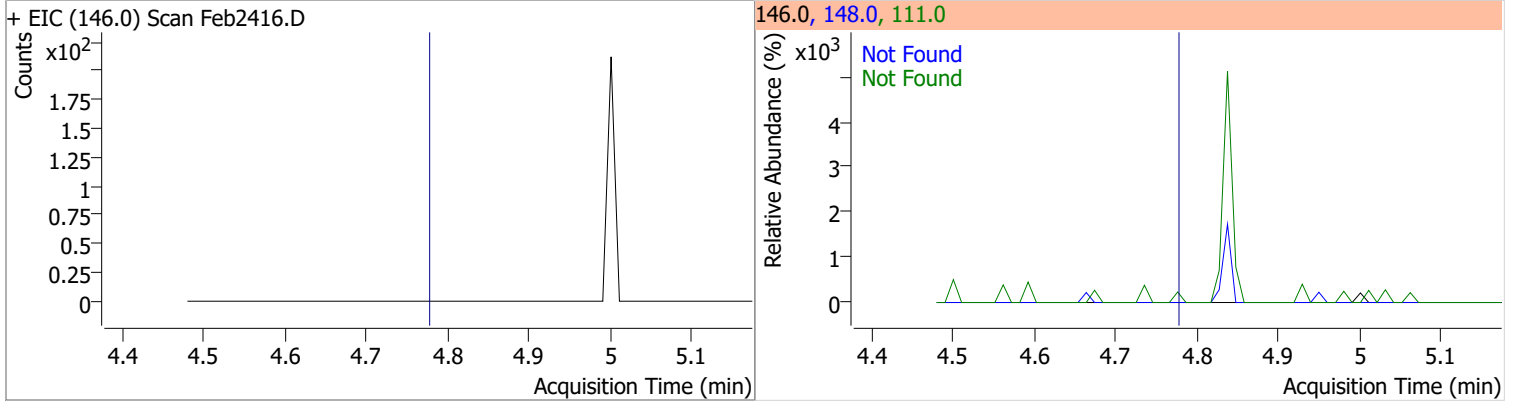


Compound	Conc.	Exp RT	QIon	Exp Ratio
2-Chlorophenol	N.D.	4.63	130.0	32.3

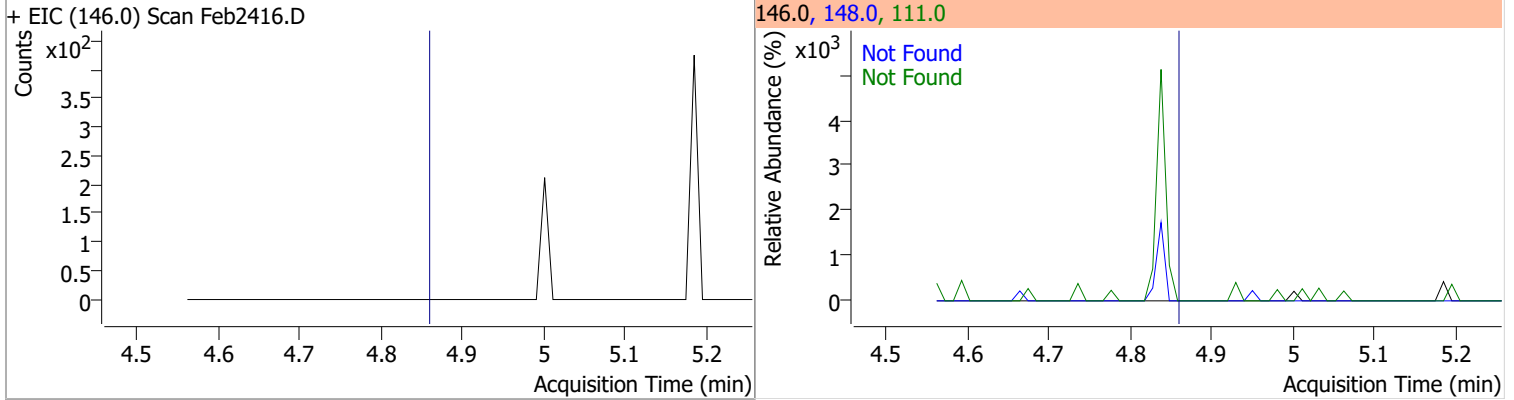


Quantitation Results Report (QT Reviewed)

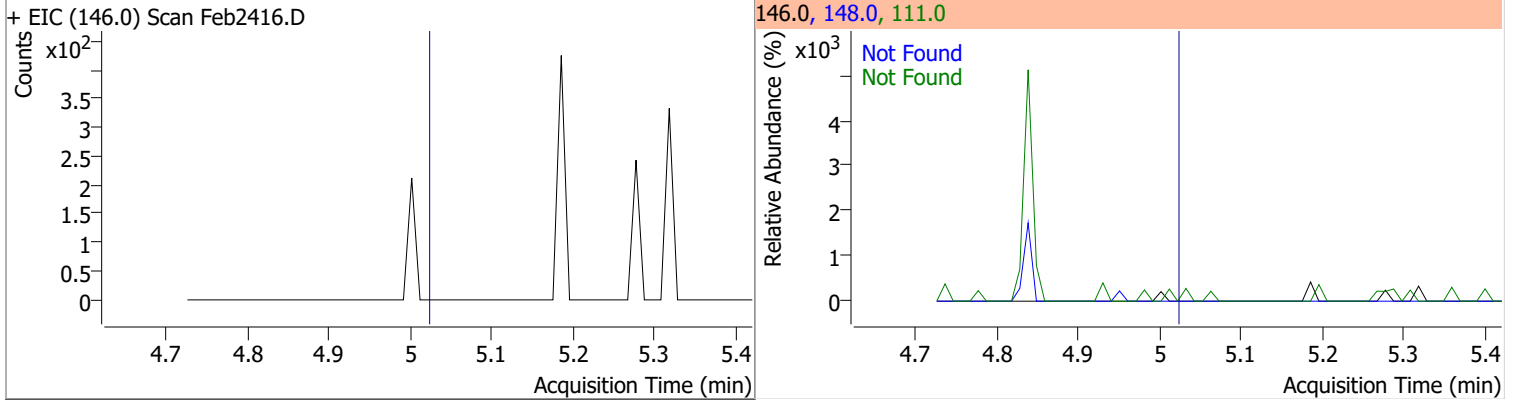
Compound	Conc.	Exp RT	QIon	Exp Ratio	QIon	Exp Ratio
1,3-Dichlorobenzene	N.D.	4.78	148.0	63.7	111.0	35.3



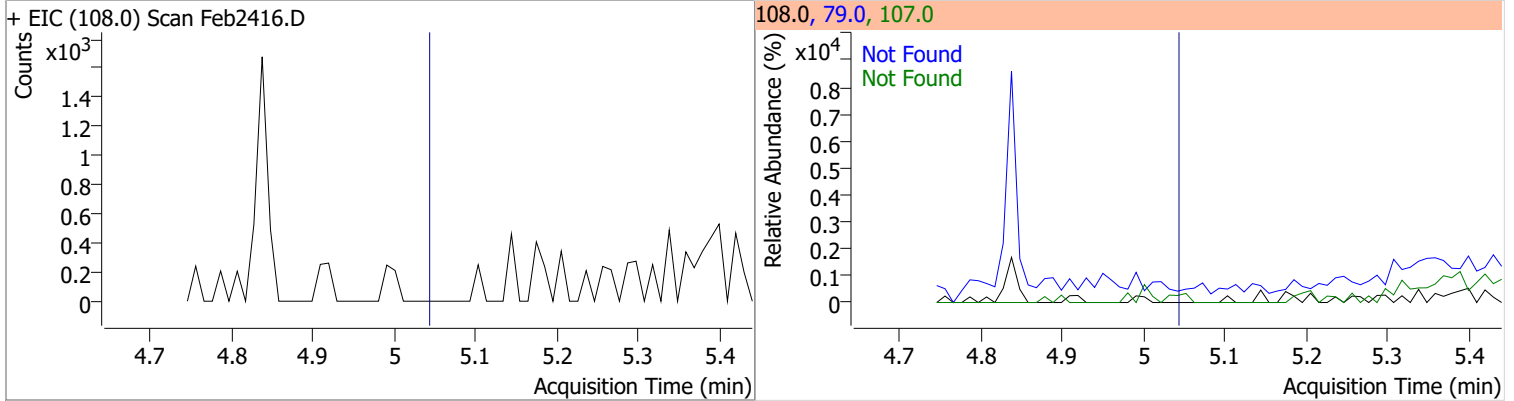
Compound	Conc.	Exp RT	QIon	Exp Ratio	QIon	Exp Ratio
1,4-Dichlorobenzene	N.D.	4.86	148.0	64.4	111.0	35.3



Compound	Conc.	Exp RT	QIon	Exp Ratio	QIon	Exp Ratio
1,2-Dichlorobenzene	N.D.	5.02	148.0	63.7	111.0	37.5

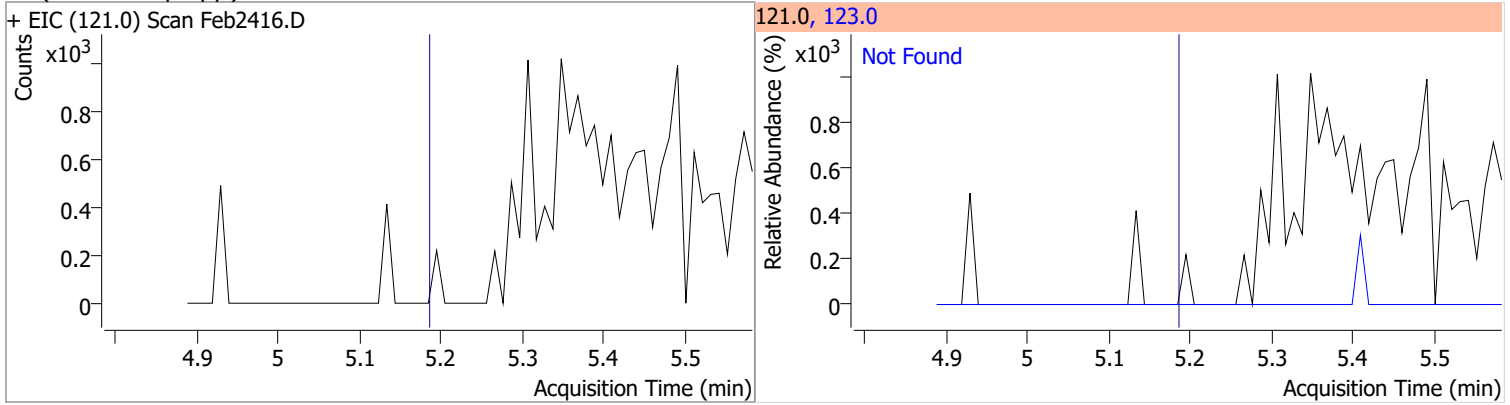


Compound	Conc.	Exp RT	QIon	Exp Ratio	QIon	Exp Ratio
Benzyl Alcohol	N.D.	5.04	79.0	118.8	107.0	68.8

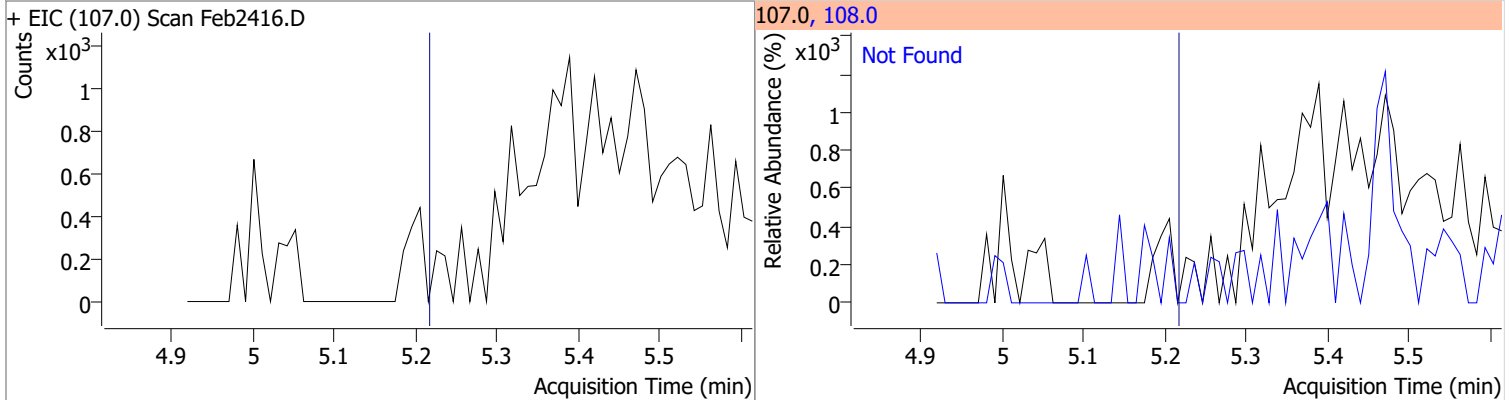


Quantitation Results Report (QT Reviewed)

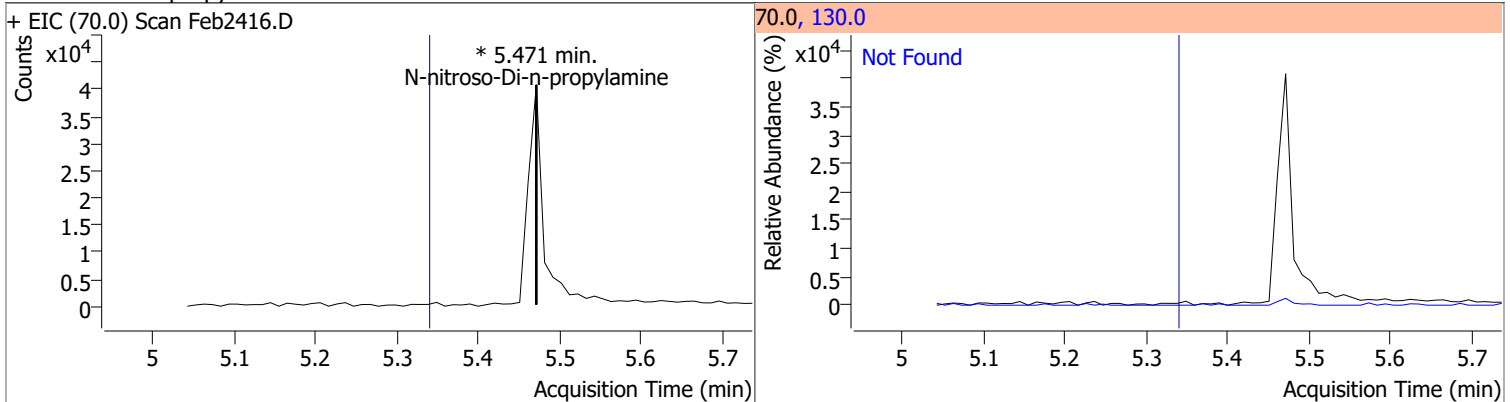
Compound	Conc.	Exp RT	QIon	Exp Ratio
bis(2-chloroisopropyl)Ether	N.D.	5.19	123.0	31.6



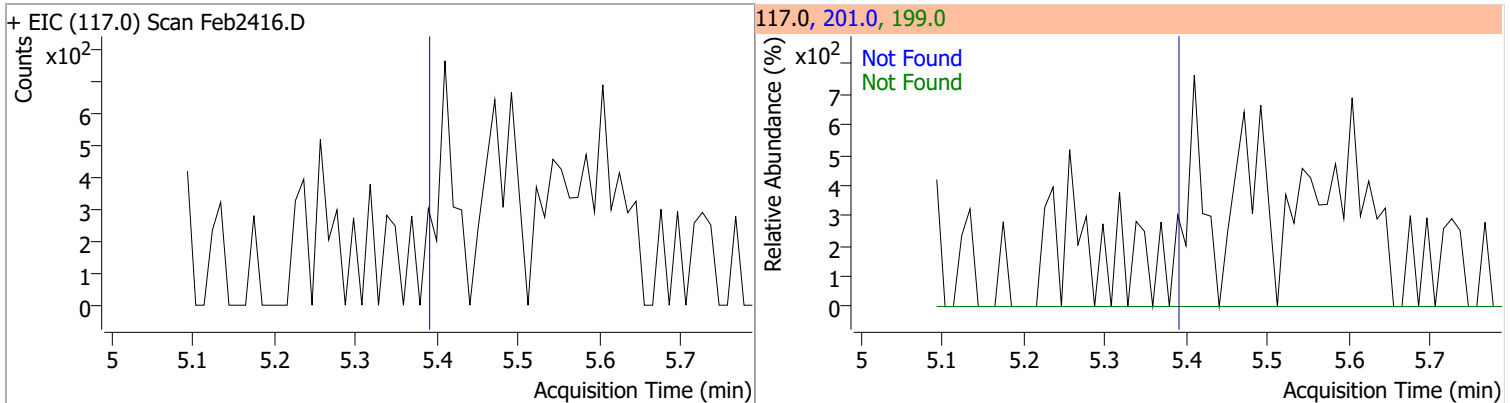
Compound	Conc.	Exp RT	QIon	Exp Ratio
2-Methylphenol	N.D.	5.22	108.0	117.4



Compound	Conc.	RT	Dev(Min)	Resp.	QIon	QRatio	Lower	Upper
N-nitroso-Di-n-propylamine		0		0	130.0		0.0	34.0

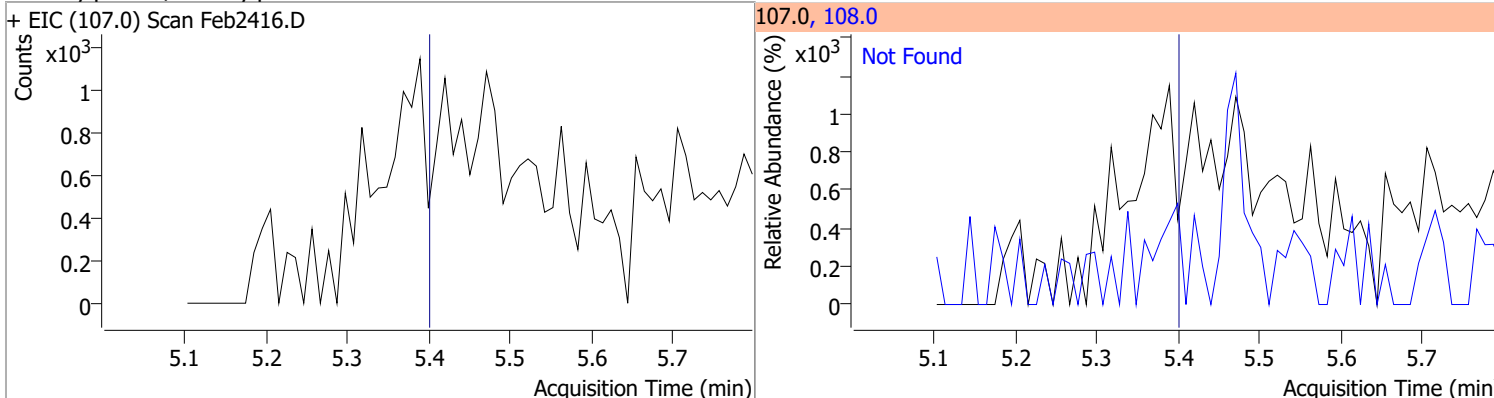


Compound	Conc.	Exp RT	QIon	Exp Ratio	QIon	Exp Ratio
Hexachloroethane	N.D.	5.39	201.0	89.1	199.0	59.3

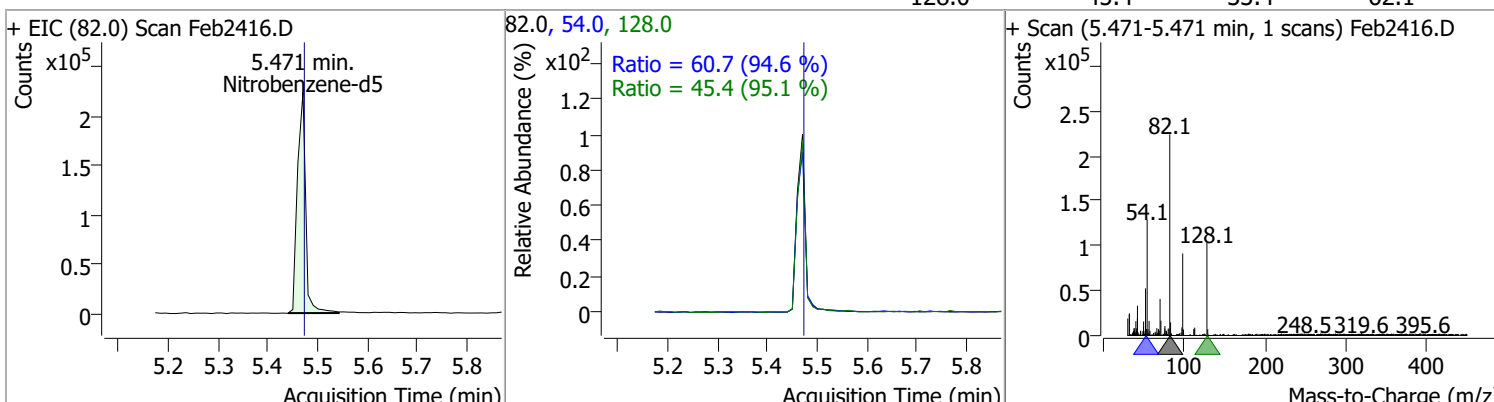


Quantitation Results Report (QT Reviewed)

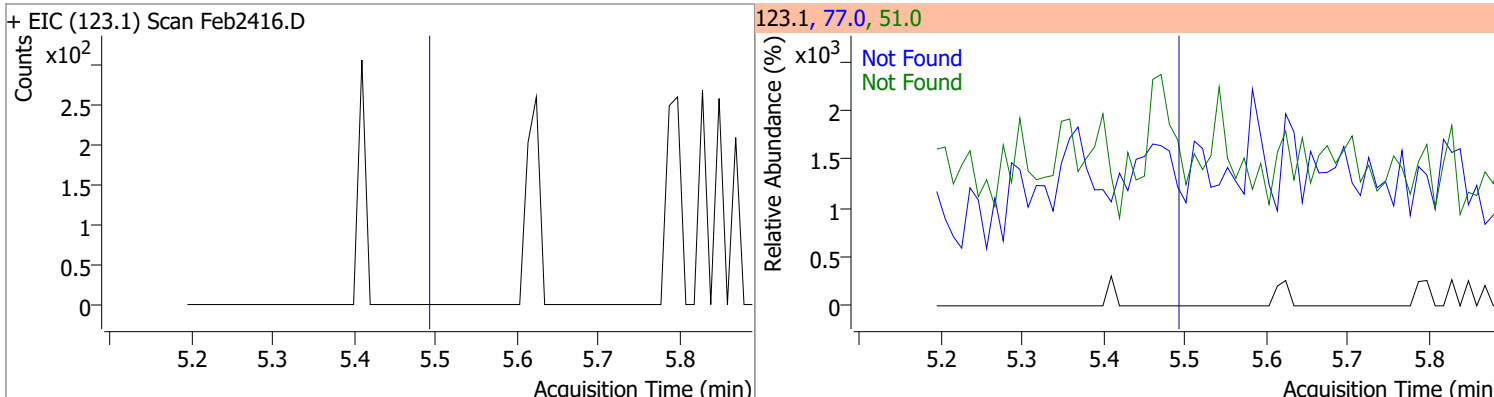
Compound	Conc.	Exp RT	QIon	Exp Ratio
4Methylphenol/3Methylphenol	N.D.	5.40	108.0	84.2



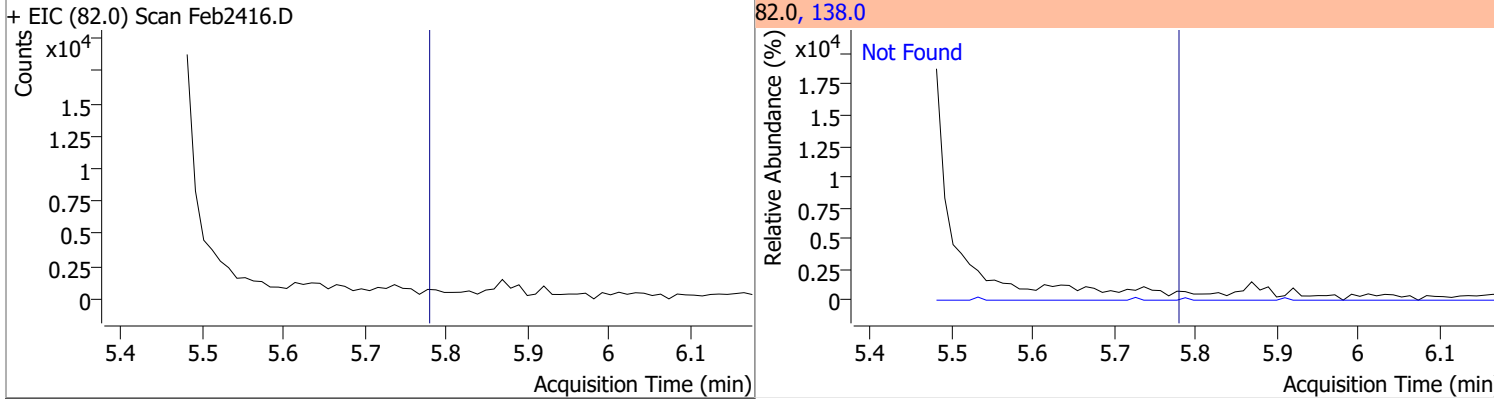
Compound	Conc.	RT	Dev(Min)	Resp.	QIon	QRatio	Lower	Upper
Nitrobenzene-d5	56.9125	5.47	0.00	254924	54.0	60.7	44.9	83.4
					128.0	45.4	33.4	62.1



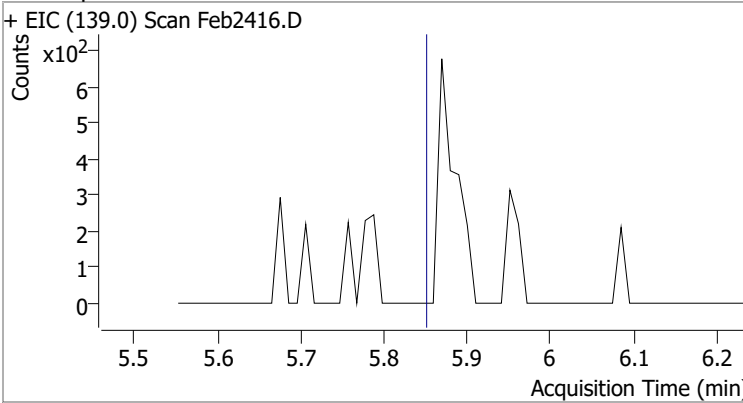
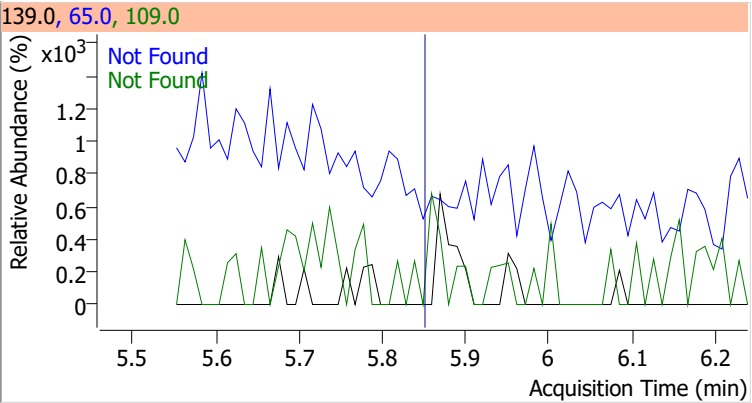
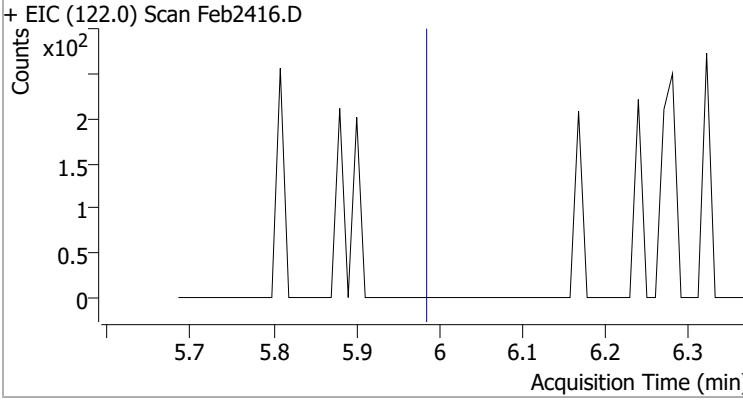
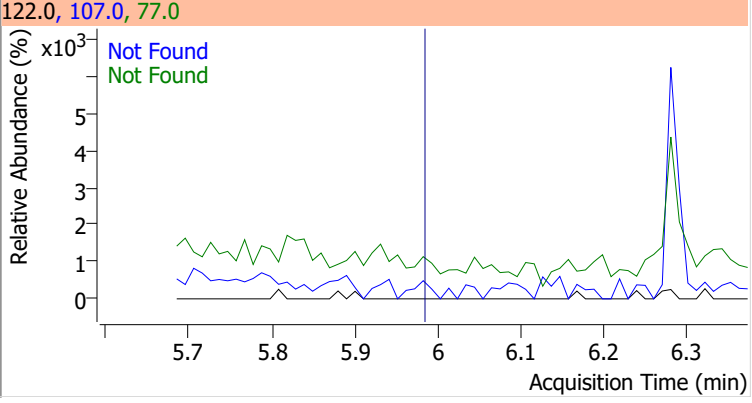
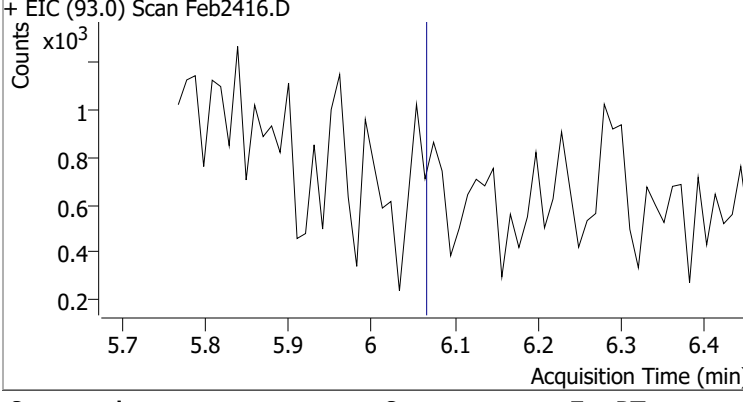
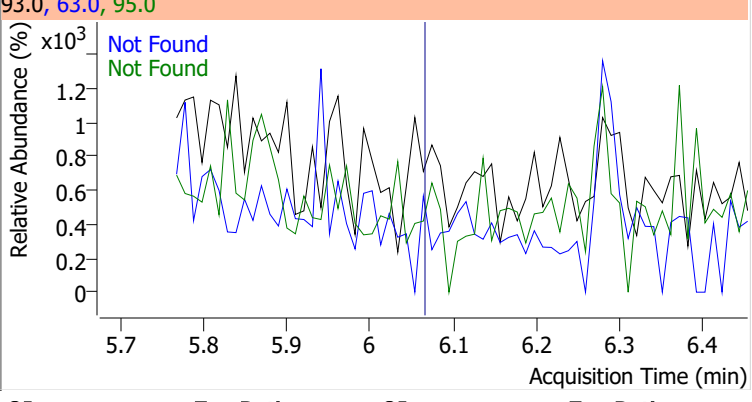
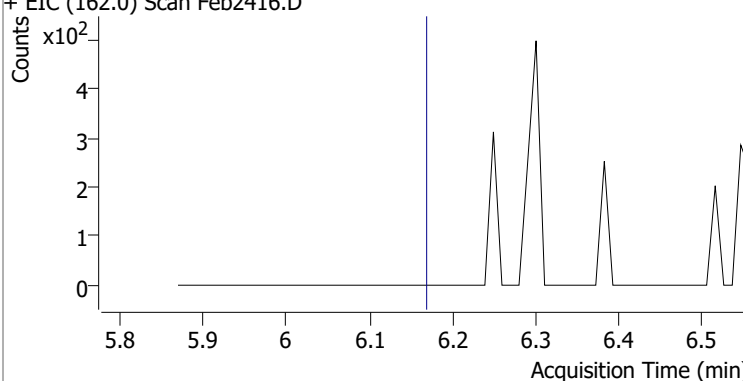
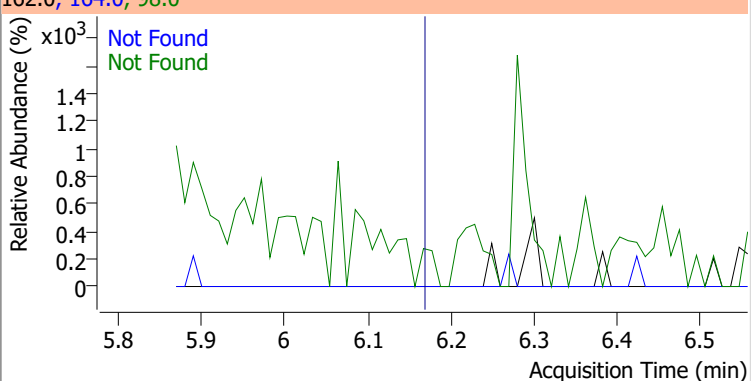
Compound	Conc.	Exp RT	QIon	Exp Ratio	QIon	Exp Ratio
Nitrobenzene	N.D.	5.49	77.0	209.6	51.0	127.5



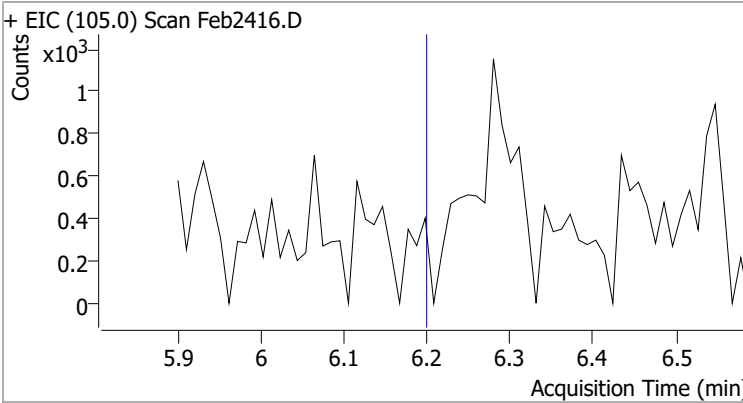
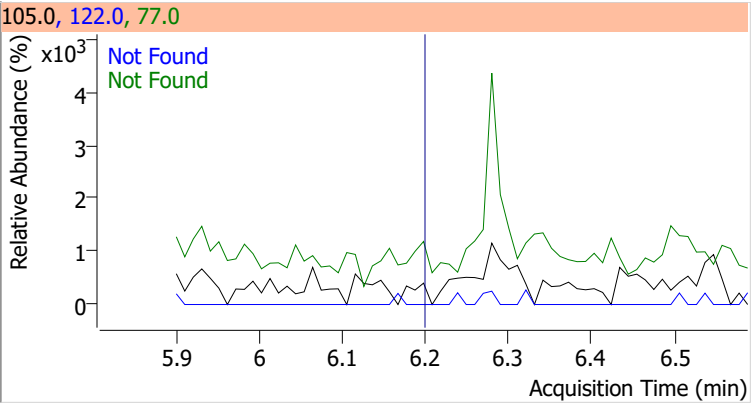
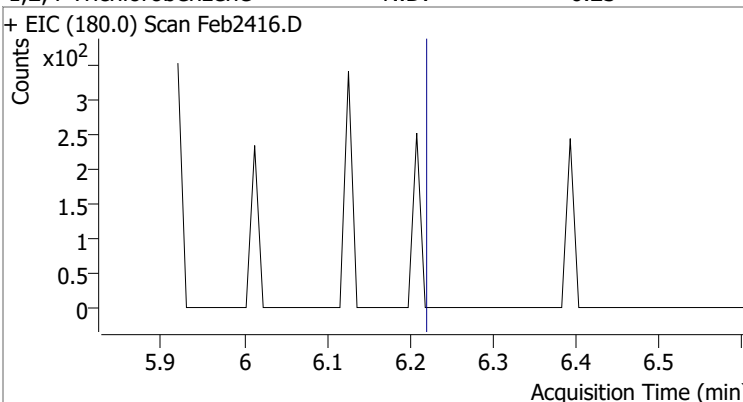
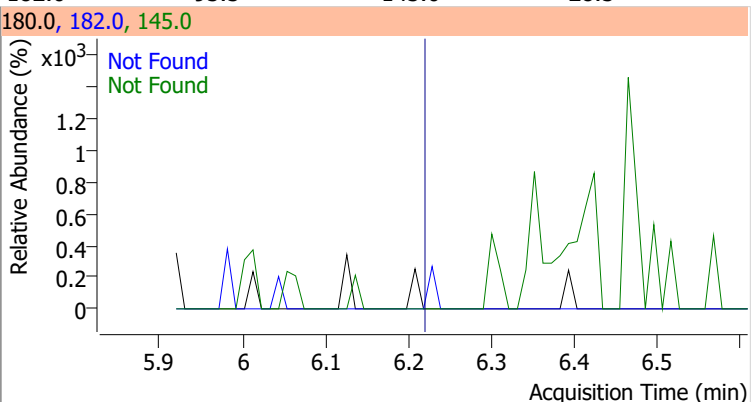
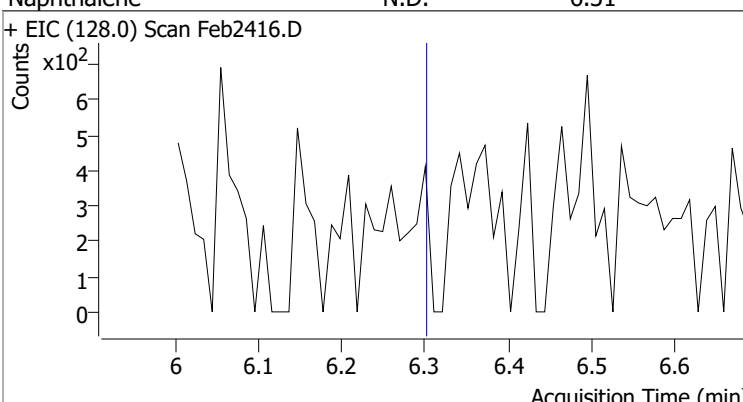
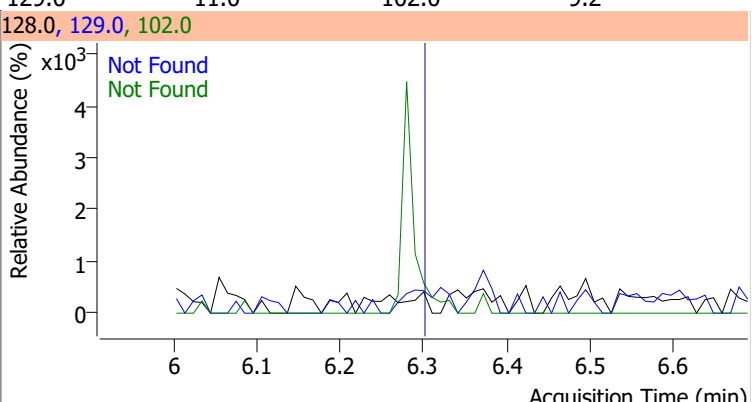
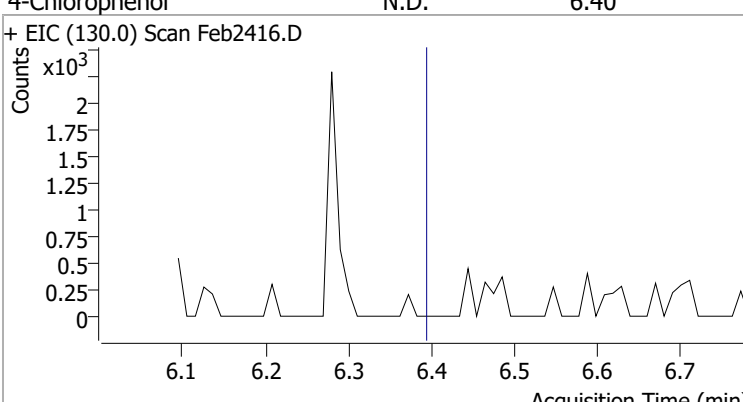
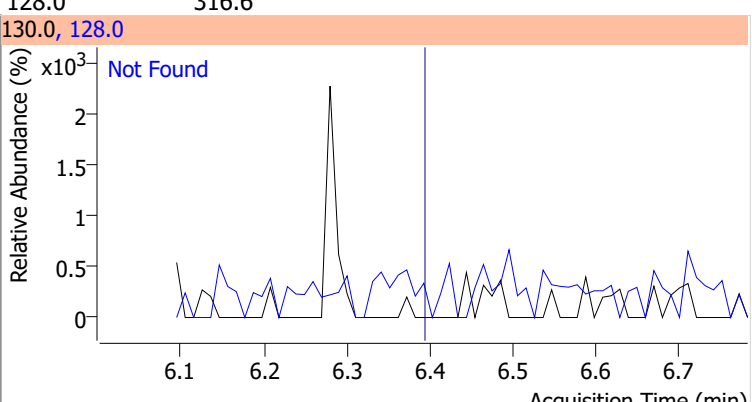
Compound	Conc.	Exp RT	QIon	Exp Ratio
Isophorone	N.D.	5.79	138.0	20.3



Quantitation Results Report (QT Reviewed)

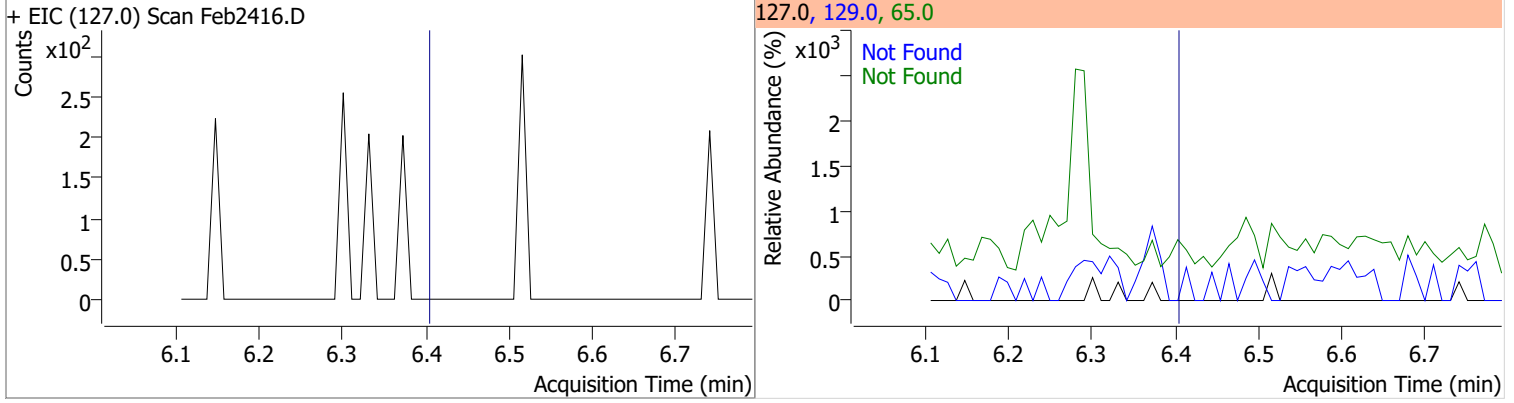
Compound	Conc.	Exp RT	QIon	Exp Ratio	QIon	Exp Ratio
2-Nitrophenol	N.D.	5.86	65.0	51.3	109.0	35.7
+ EIC (139.0) Scan Feb2416.D			139.0, 65.0, 109.0			
						
2,4-Dimethylphenol	N.D.	5.99	107.0	111.1	77.0	30.2
+ EIC (122.0) Scan Feb2416.D			122.0, 107.0, 77.0			
						
bis(-2-Chloroethoxy)Methane	N.D.	6.07	63.0	70.1	95.0	31.8
+ EIC (93.0) Scan Feb2416.D			93.0, 63.0, 95.0			
						
2,4-Dichlorophenol	N.D.	6.18	164.0	66.1	98.0	34.4
+ EIC (162.0) Scan Feb2416.D			162.0, 164.0, 98.0			
						

Quantitation Results Report (QT Reviewed)

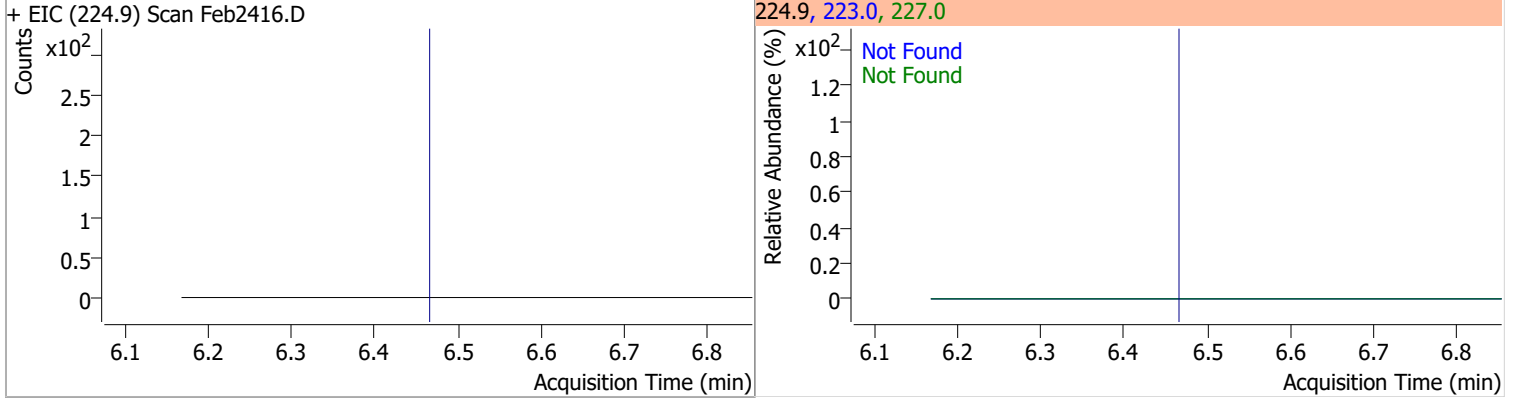
Compound	Conc.	Exp RT	QIon	Exp Ratio	QIon	Exp Ratio
Benzoic Acid	N.D.	6.21	122.0	86.4	77.0	79.5
+ EIC (105.0) Scan Feb2416.D			105.0, 122.0, 77.0			
						
1,2,4-Trichlorobenzene	N.D.	6.23	182.0	95.5	145.0	28.5
+ EIC (180.0) Scan Feb2416.D			180.0, 182.0, 145.0			
						
Naphthalene	N.D.	6.31	129.0	11.0	102.0	9.2
+ EIC (128.0) Scan Feb2416.D			128.0, 129.0, 102.0			
						
4-Chlorophenol	N.D.	6.40	128.0	316.6		
+ EIC (130.0) Scan Feb2416.D			130.0, 128.0			
						

Quantitation Results Report (QT Reviewed)

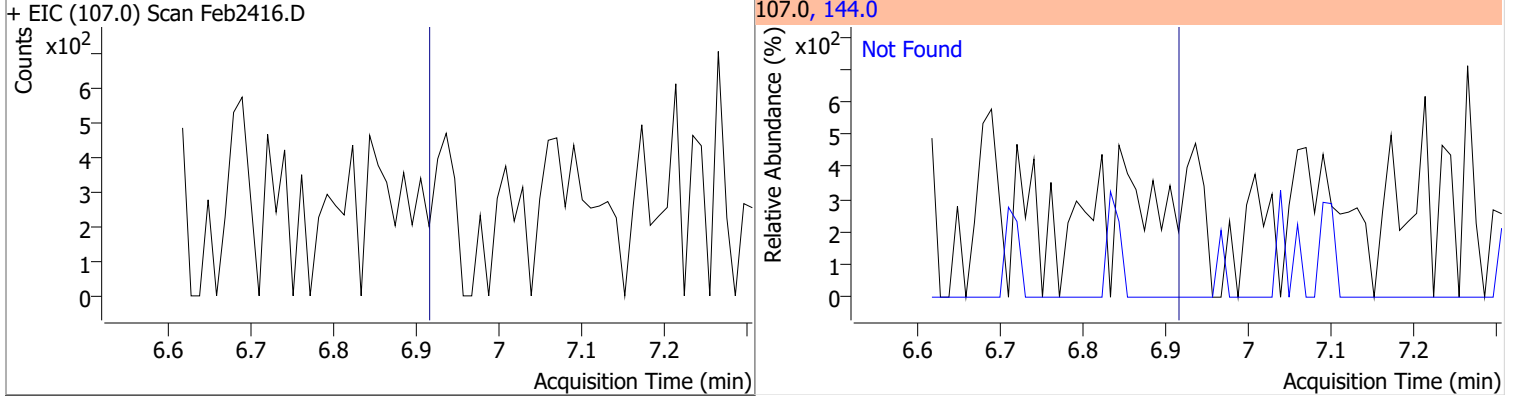
Compound	Conc.	Exp RT	QIon	Exp Ratio	QIon	Exp Ratio
p-Chloroaniline	N.D.	6.41	65.0	61.2	129.0	36.2



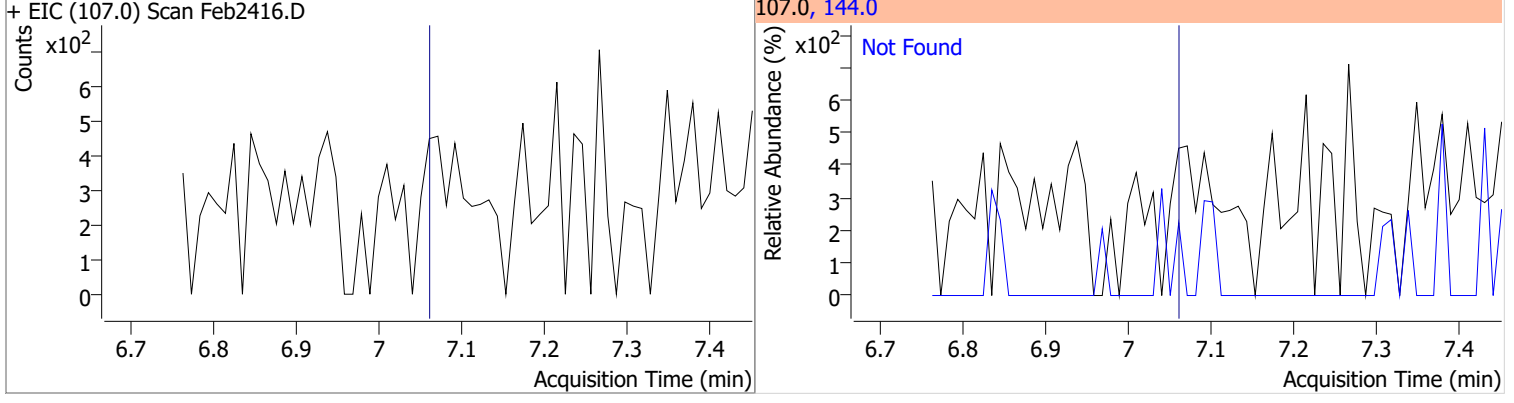
Compound	Conc.	Exp RT	QIon	Exp Ratio	QIon	Exp Ratio
Hexachlorobutadiene	N.D.	6.48	223.0	63.2	227.0	62.4



Compound	Conc.	Exp RT	QIon	Exp Ratio
4-Chloro-2-Methylphenol	N.D.	6.93	144.0	27.8

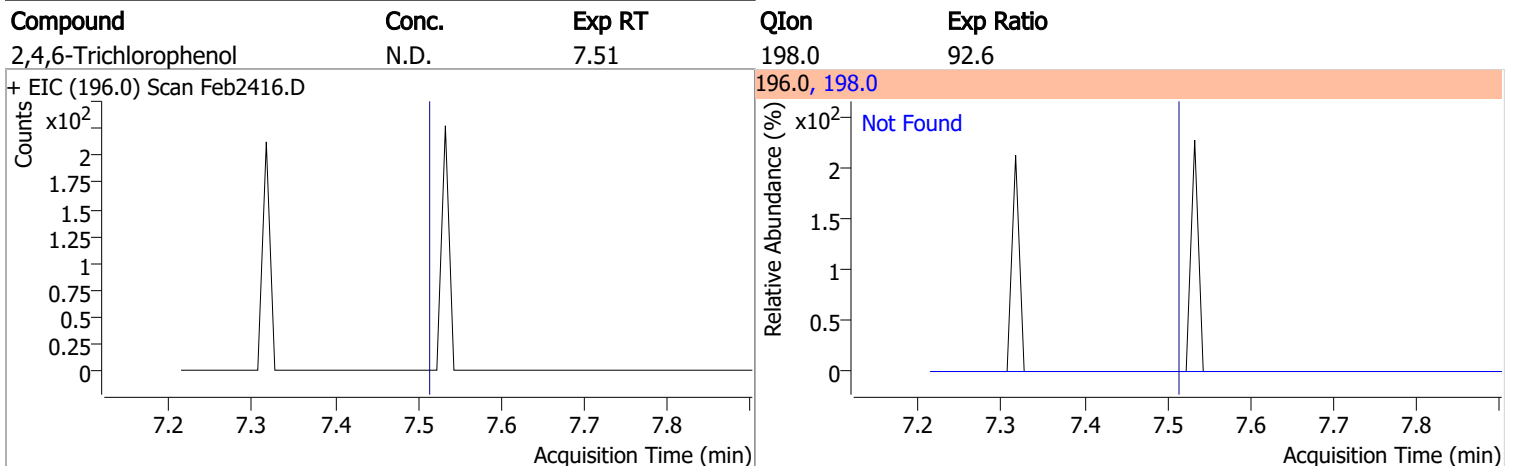
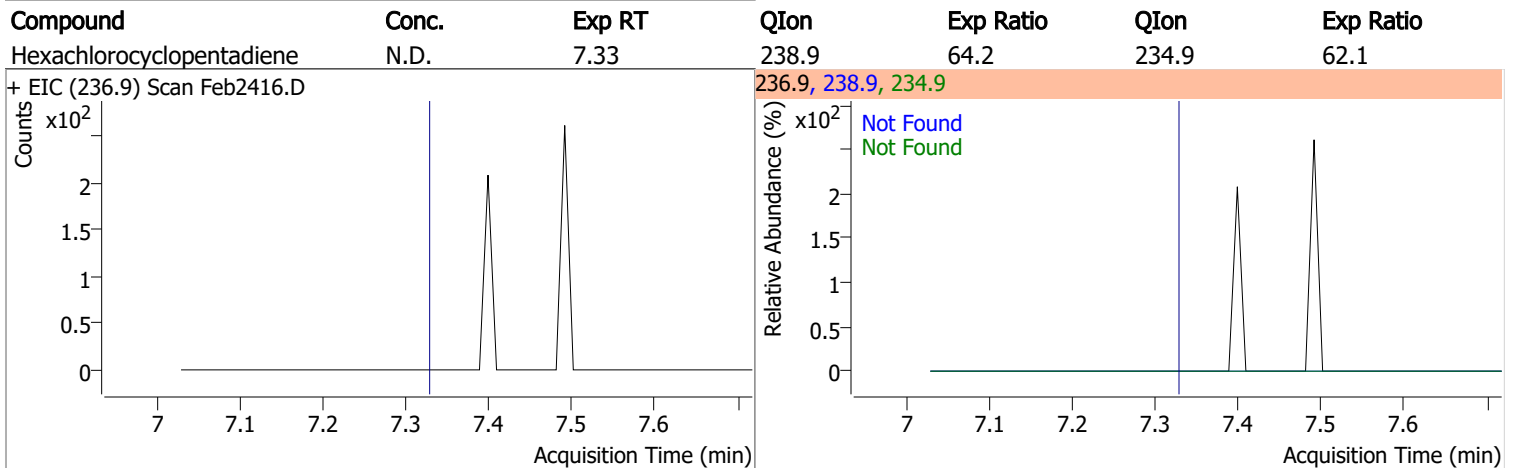
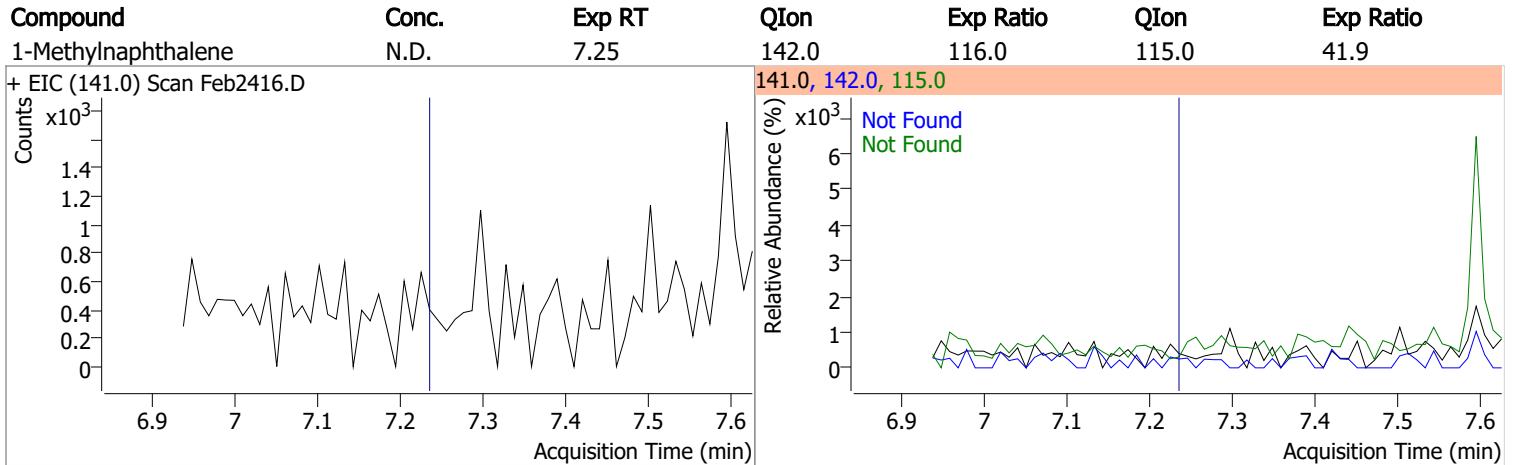
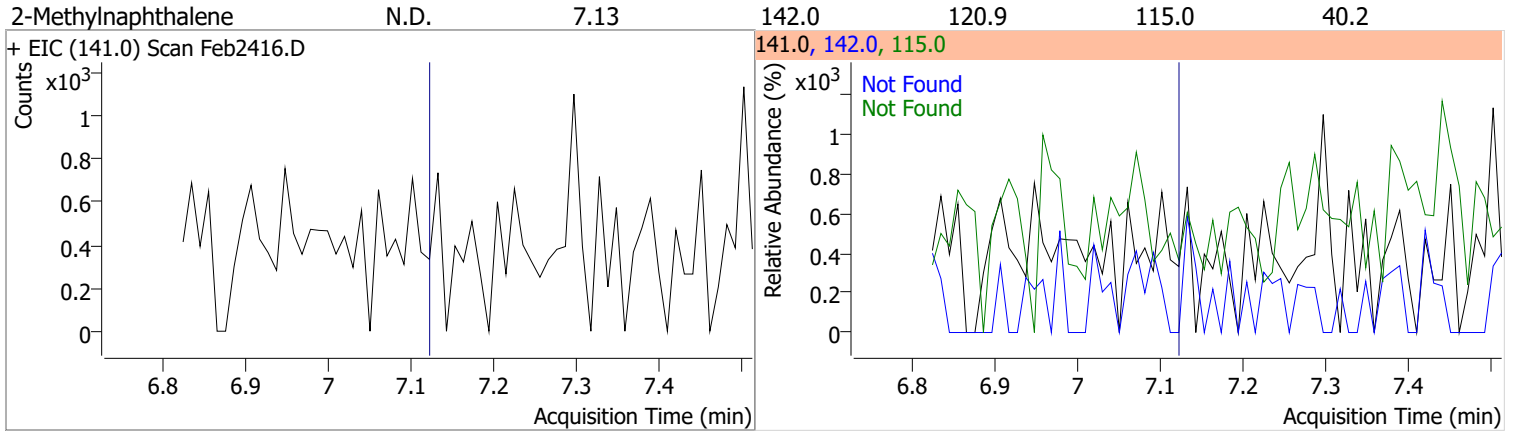


Compound	Conc.	Exp RT	QIon	Exp Ratio
4-Chloro-3-Methylphenol	N.D.	7.07	144.0	26.7



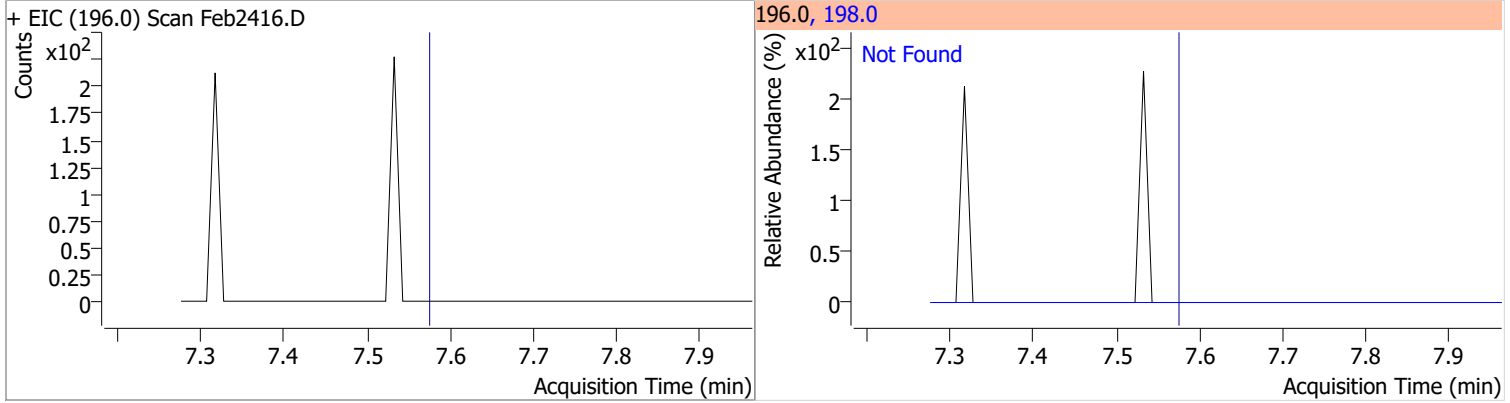
Quantitation Results Report (QT Reviewed)

Compound	Conc.	Exp RT	QIon	Exp Ratio	QIon	Exp Ratio
----------	-------	--------	------	-----------	------	-----------

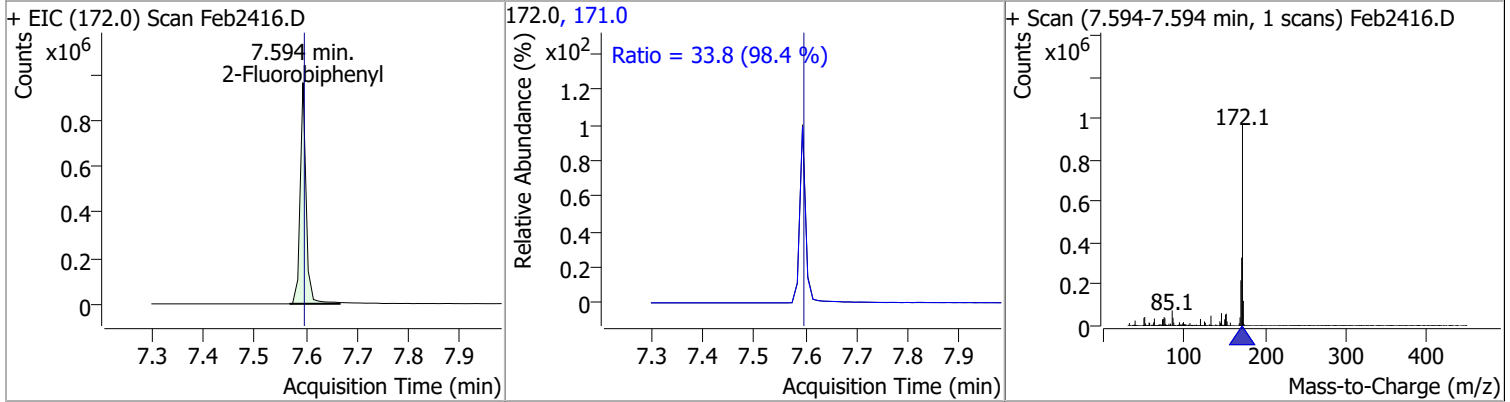


Quantitation Results Report (QT Reviewed)

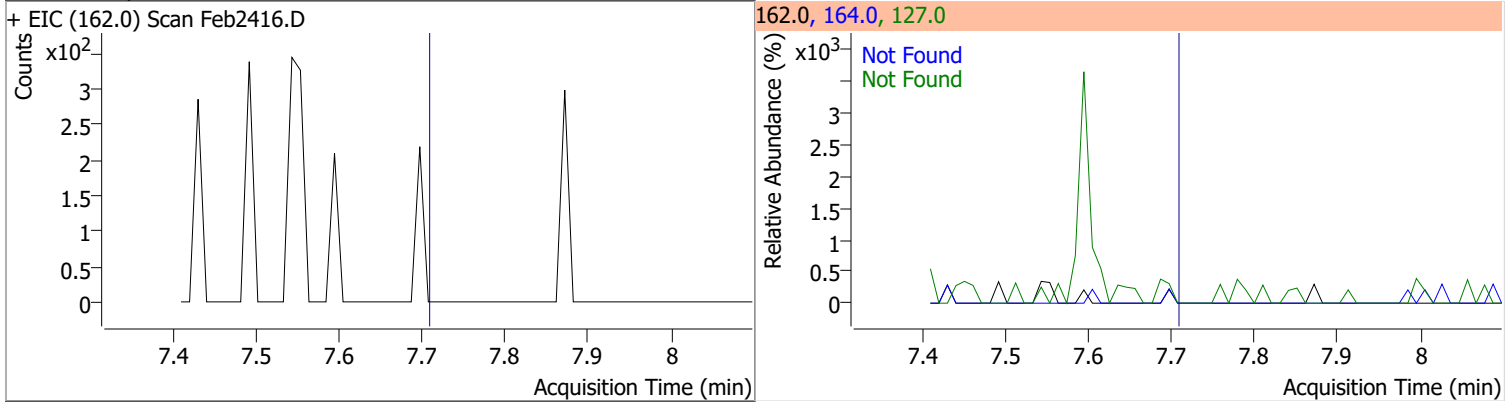
Compound	Conc.	Exp RT	QIon	Exp Ratio
2,4,5-Trichlorophenol	N.D.	7.57	198.0	94.1



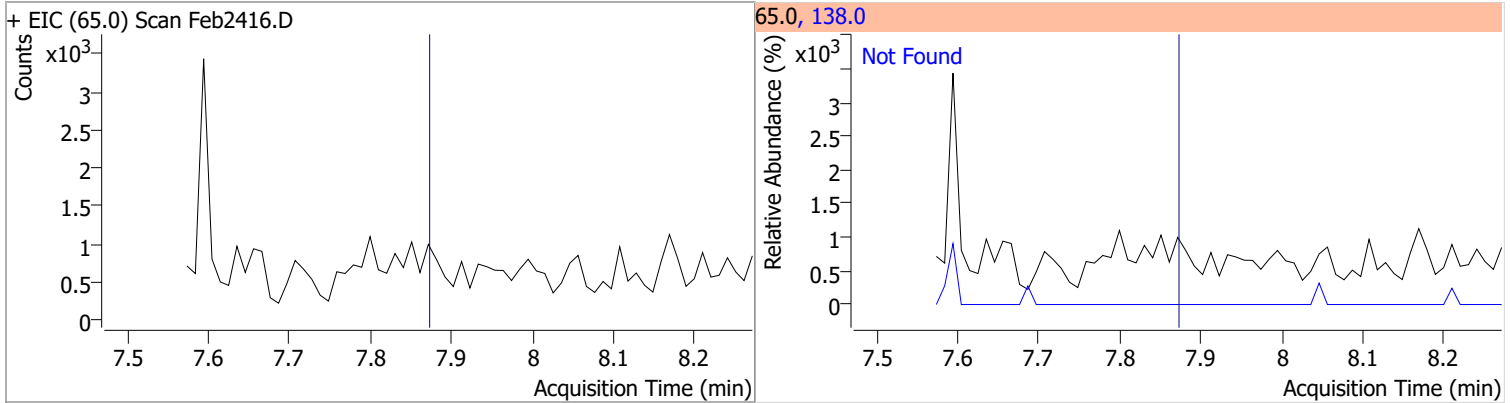
Compound	Conc.	RT	Dev(Min)	Resp.	QIon	QRatio	Lower	Upper
2-Fluorobiphenyl	56.9757	7.59	0.00	785872	171.0	33.8	24.1	44.7



Compound	Conc.	Exp RT	QIon	Exp Ratio	QIon	Exp Ratio
2-Chloronaphthalene	N.D.	7.71	127.0	35.7	164.0	32.6

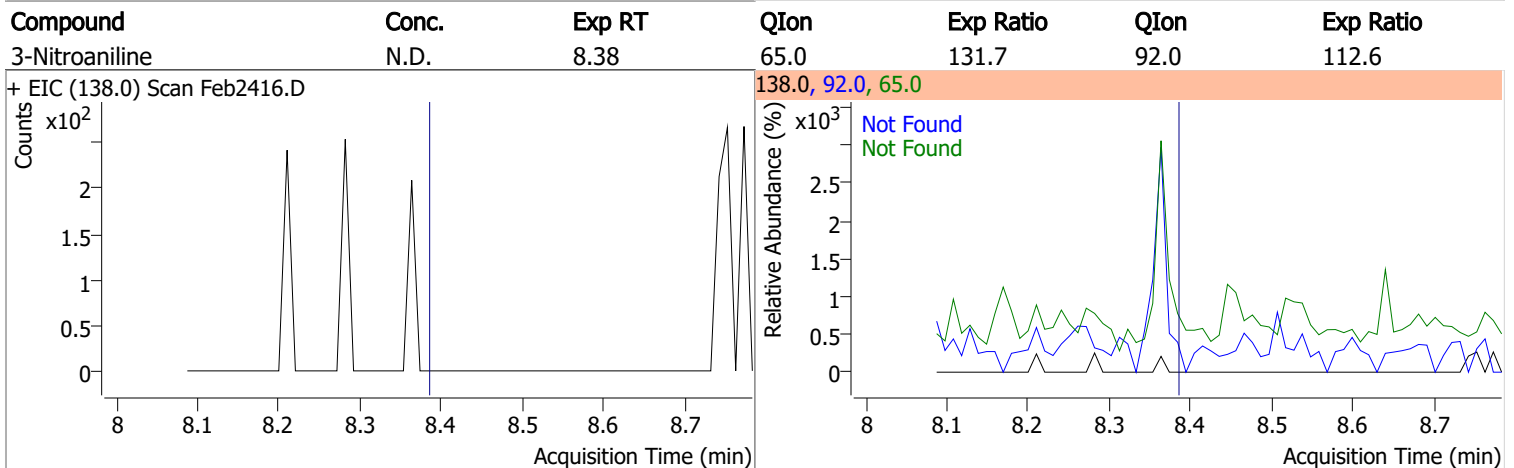
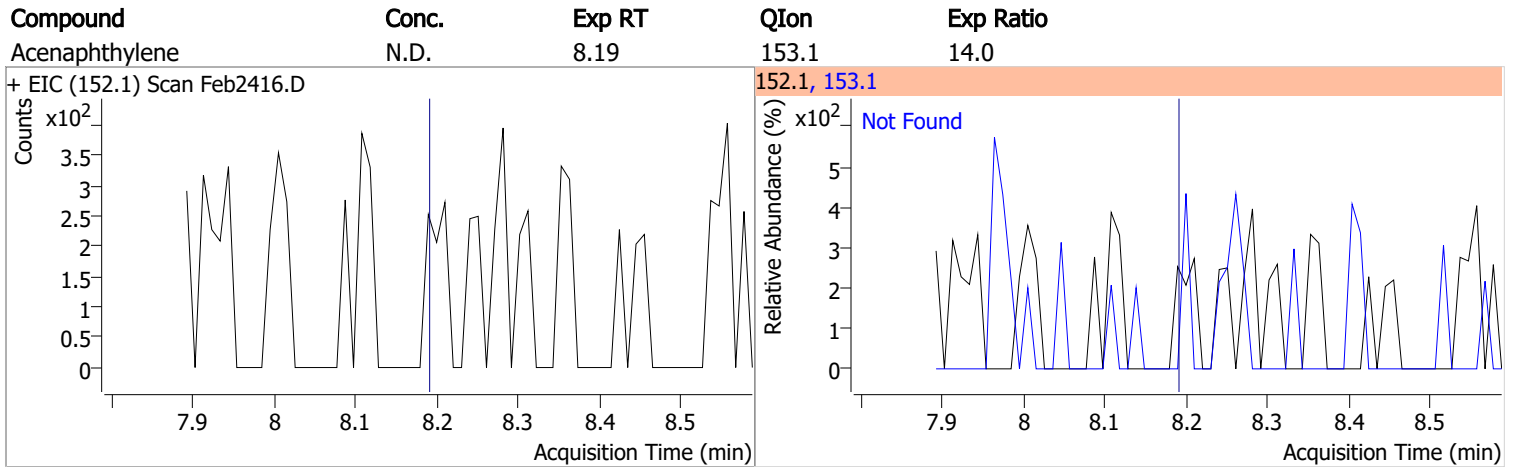
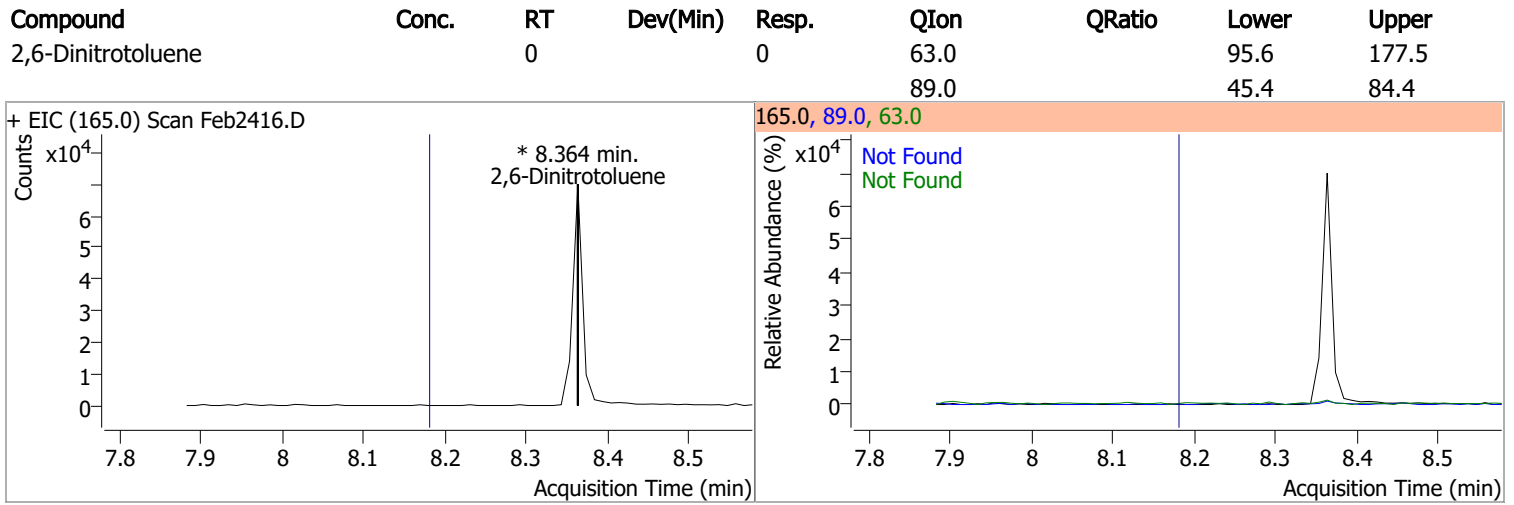
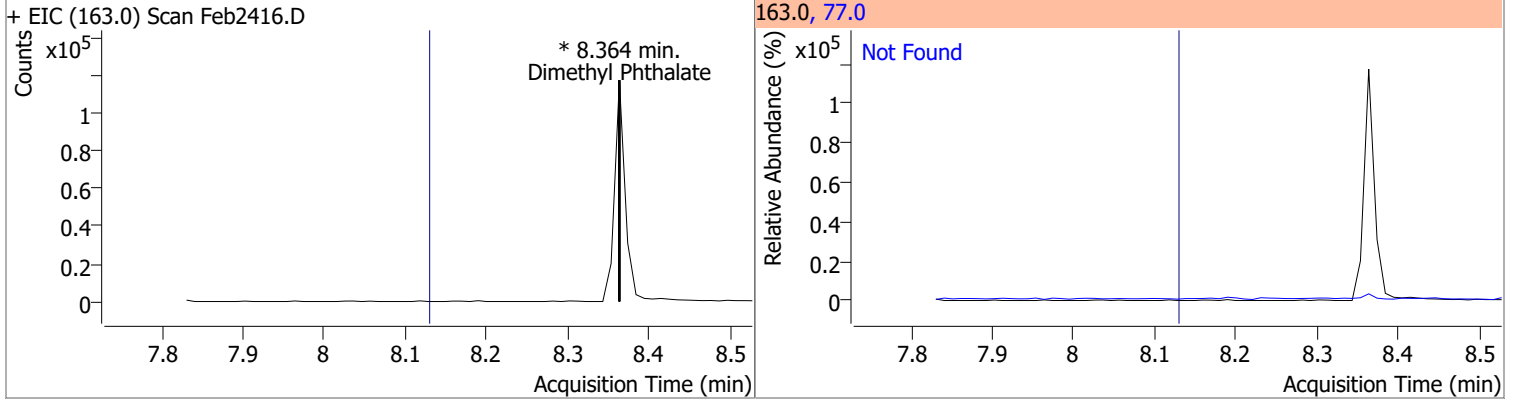


Compound	Conc.	Exp RT	QIon	Exp Ratio
2-Nitroaniline	N.D.	7.87	138.0	123.0

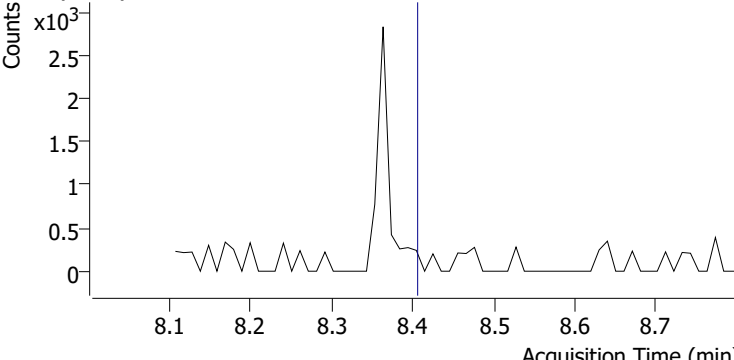
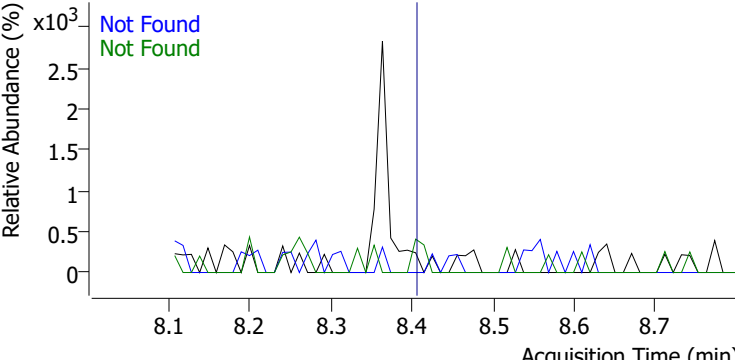
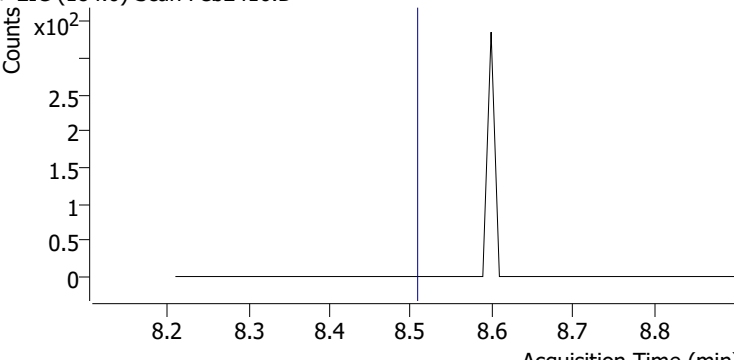
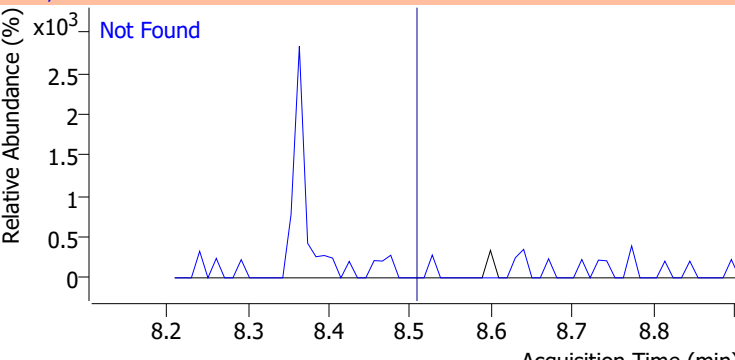
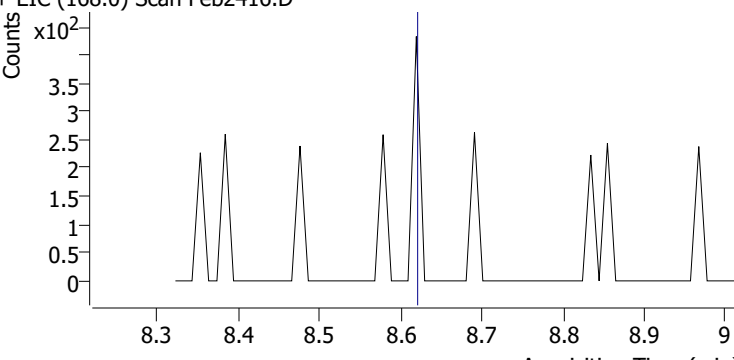
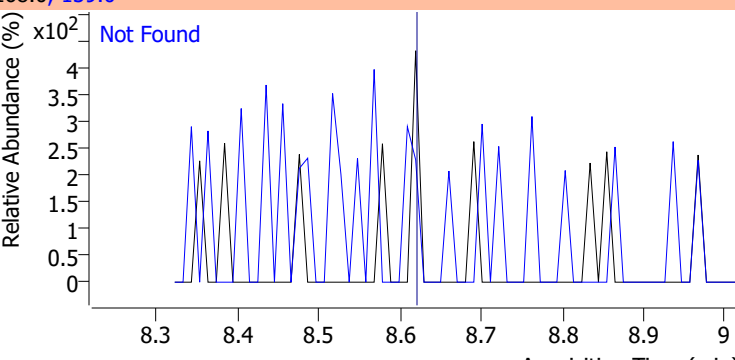
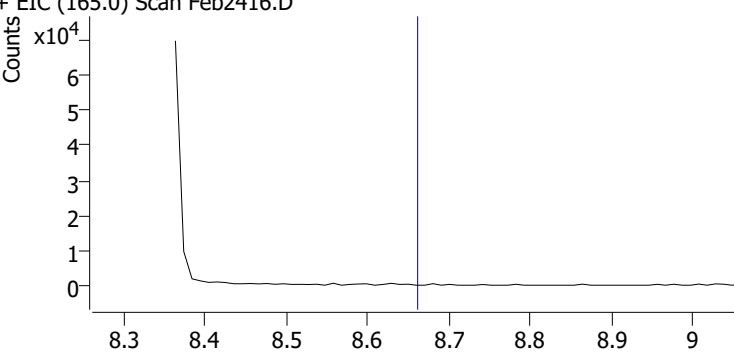
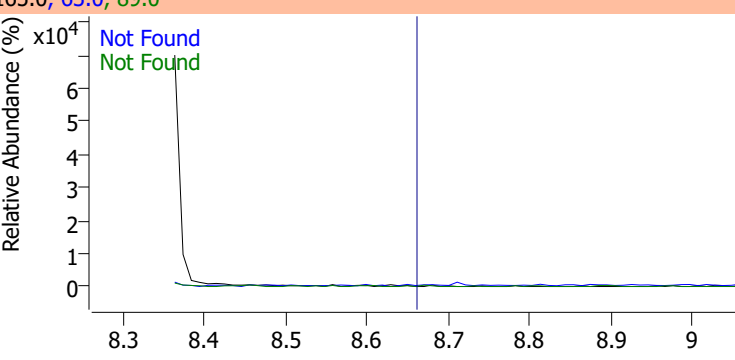


Quantitation Results Report (QT Reviewed)

Compound	Conc.	RT	Dev(Min)	Resp.	QIon	QRatio	Lower	Upper
Dimethyl Phthalate	0	0		0	77.0		13.9	25.8

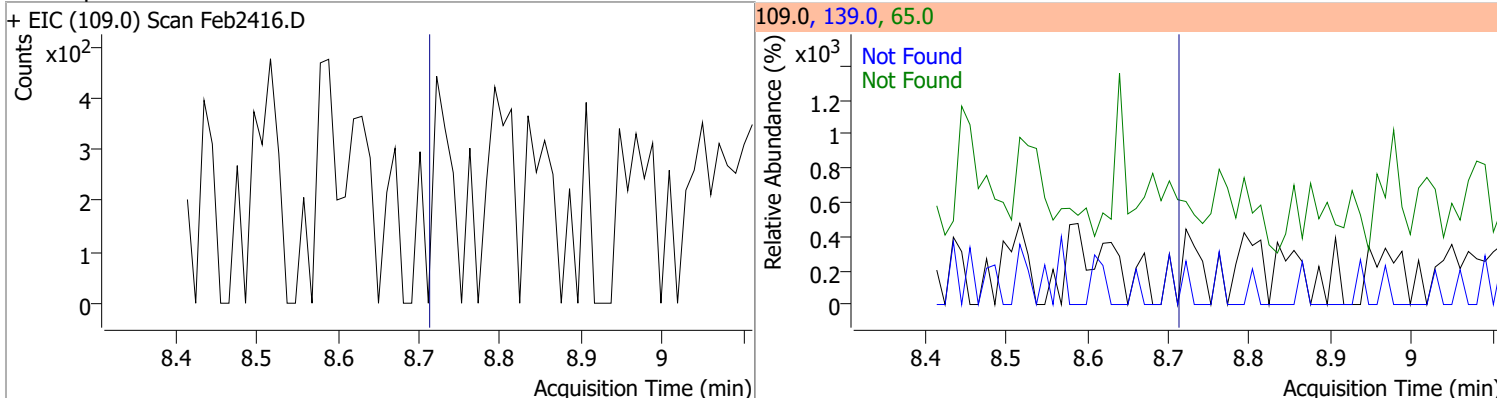


Quantitation Results Report (QT Reviewed)

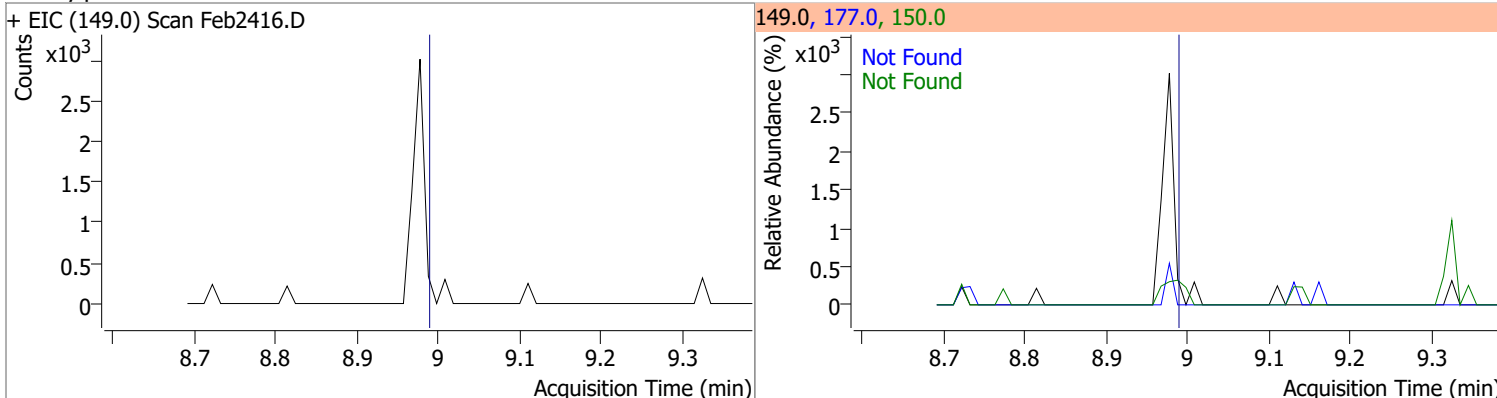
Compound	Conc.	Exp RT	QIon	Exp Ratio	QIon	Exp Ratio
Acenaphthene	N.D.	8.40	153.0	106.6	152.0	52.4
+ EIC (154.0) Scan Feb2416.D			154.0, 152.0, 153.0			
						
2,4-Dinitrophenol	N.D.	8.51	154.0	59.3		
+ EIC (184.0) Scan Feb2416.D			184.0, 154.0			
						
Dibenzofuran	N.D.	8.62	139.0	37.6		
+ EIC (168.0) Scan Feb2416.D			168.0, 139.0			
						
2,4-Dinitrotoluene	N.D.	8.66	89.0	75.9	63.0	44.1
+ EIC (165.0) Scan Feb2416.D			165.0, 63.0, 89.0			
						

Quantitation Results Report (QT Reviewed)

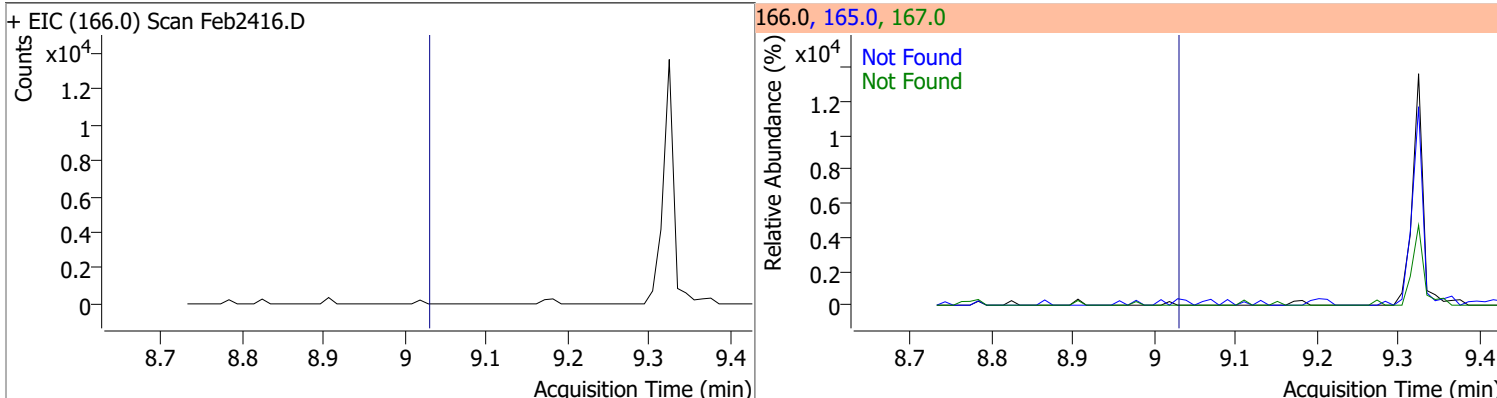
Compound	Conc.	Exp RT	QIon	Exp Ratio	QIon	Exp Ratio
4-Nitrophenol	N.D.	8.71	139.0	78.4	65.0	71.6



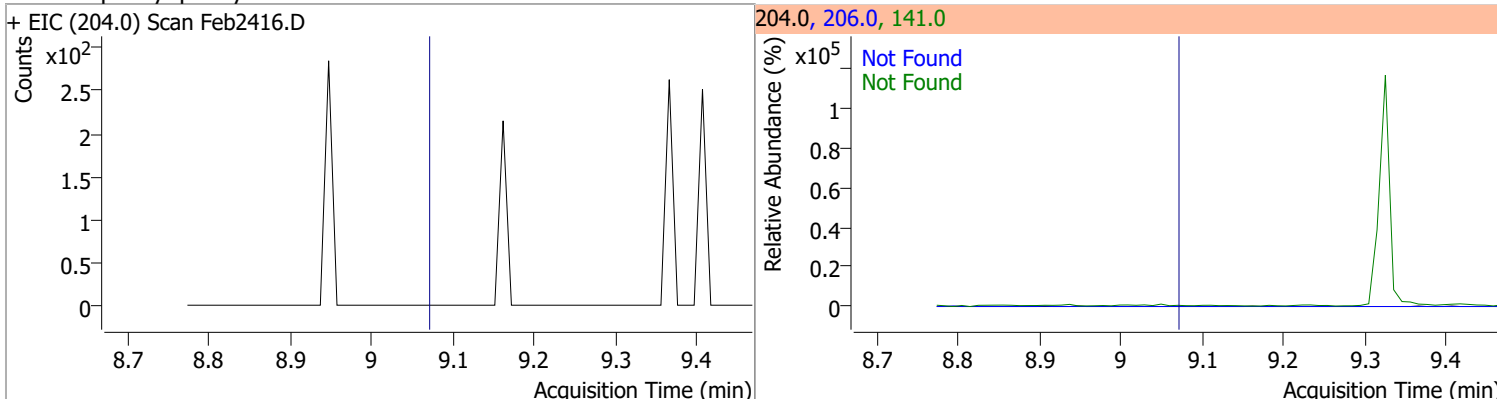
Compound	Conc.	Exp RT	QIon	Exp Ratio	QIon	Exp Ratio
Diethylphthalate	N.D.	8.99	177.0	21.3	150.0	12.7



Compound	Conc.	Exp RT	QIon	Exp Ratio	QIon	Exp Ratio
Fluorene	N.D.	9.03	165.0	94.1	167.0	13.4

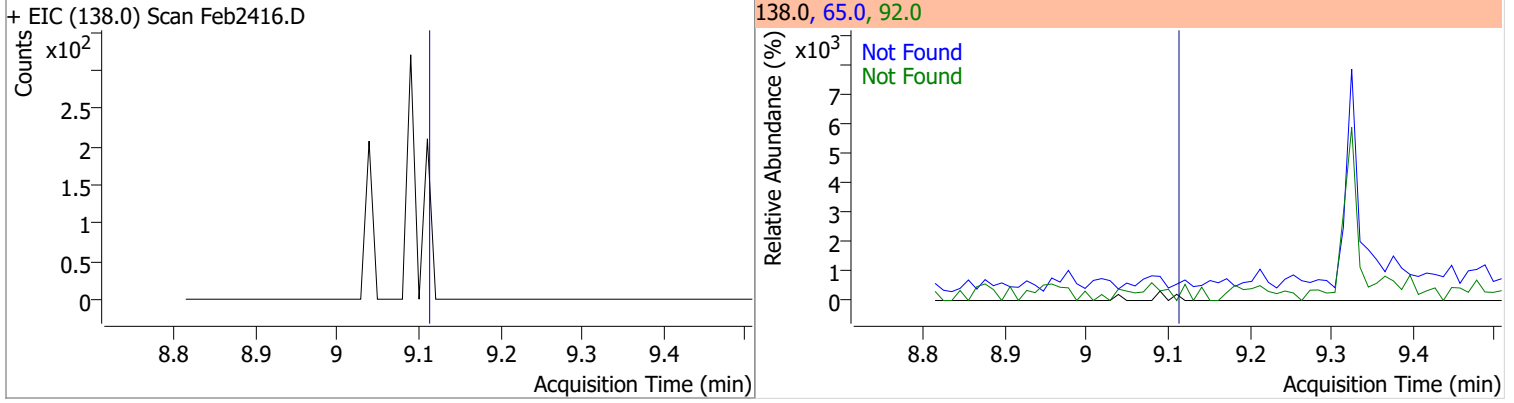


Compound	Conc.	Exp RT	QIon	Exp Ratio	QIon	Exp Ratio
4-Chlorophenyl-phenylether	N.D.	9.07	141.0	61.7	206.0	34.0

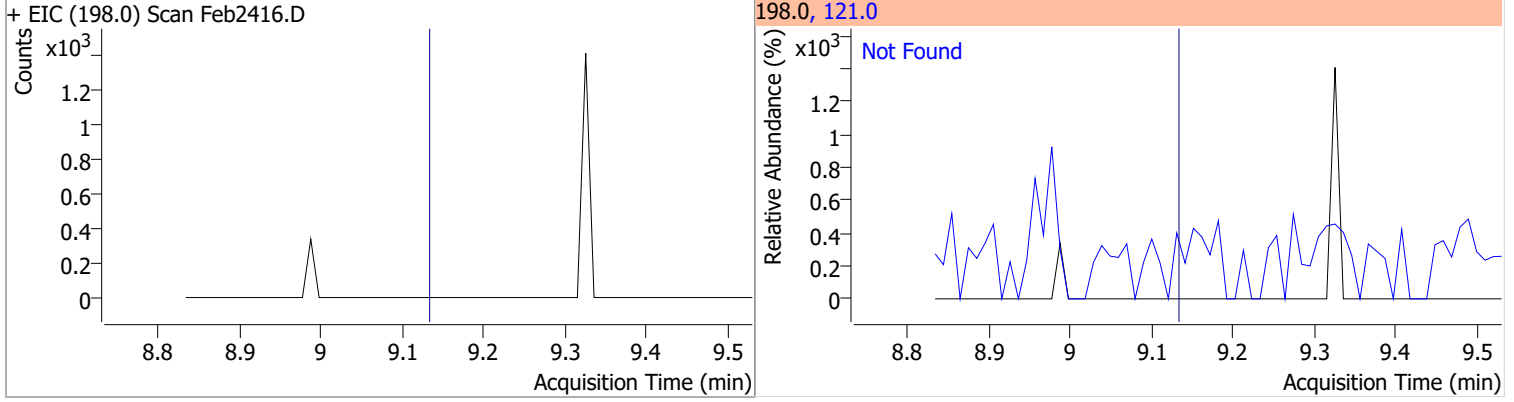


Quantitation Results Report (QT Reviewed)

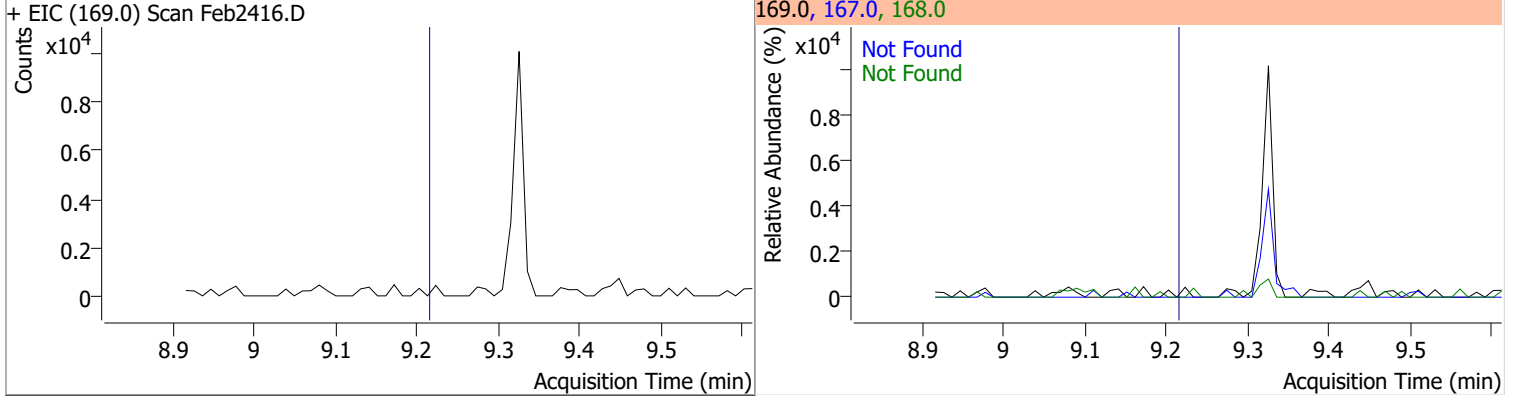
Compound	Conc.	Exp RT	QIon	Exp Ratio	QIon	Exp Ratio
4-Nitroaniline	N.D.	9.12	65.0	109.2	92.0	47.3



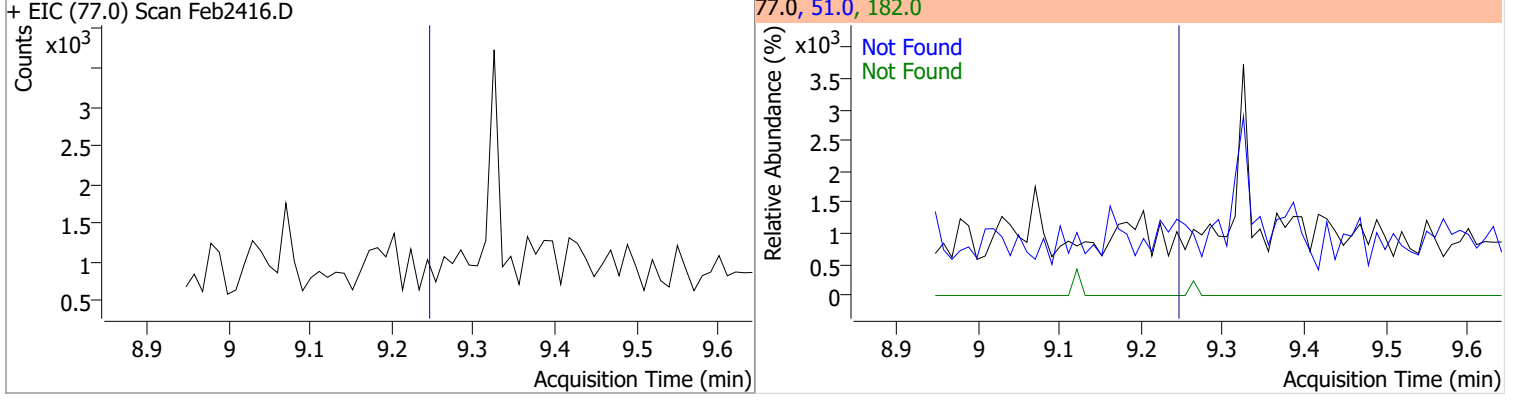
Compound	Conc.	Exp RT	QIon	Exp Ratio
4,6-Dinitro-2-methylphenol	N.D.	9.14	121.0	48.7



Compound	Conc.	Exp RT	QIon	Exp Ratio	QIon	Exp Ratio
N-nitrosodiphenylamine	N.D.	9.22	168.0	64.6	167.0	34.5

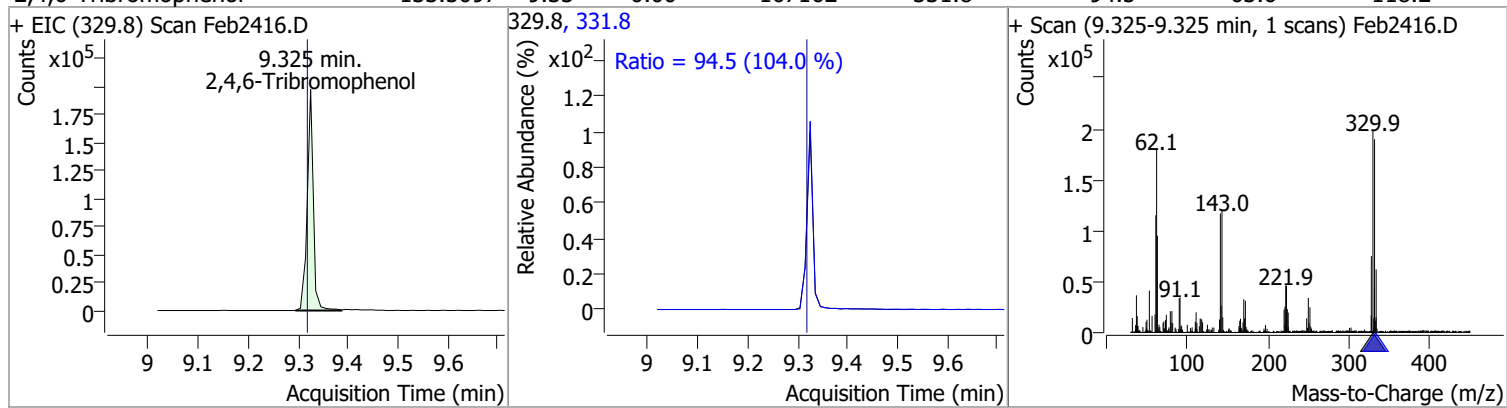


Compound	Conc.	Exp RT	QIon	Exp Ratio	QIon	Exp Ratio
Azobenzene	N.D.	9.25	51.0	48.8	182.0	26.0

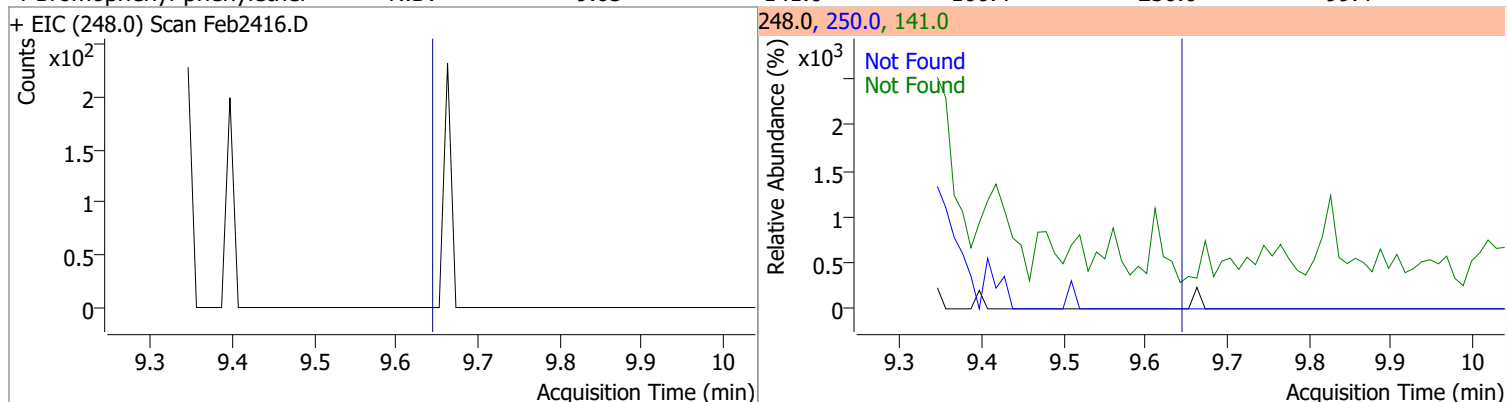


Quantitation Results Report (QT Reviewed)

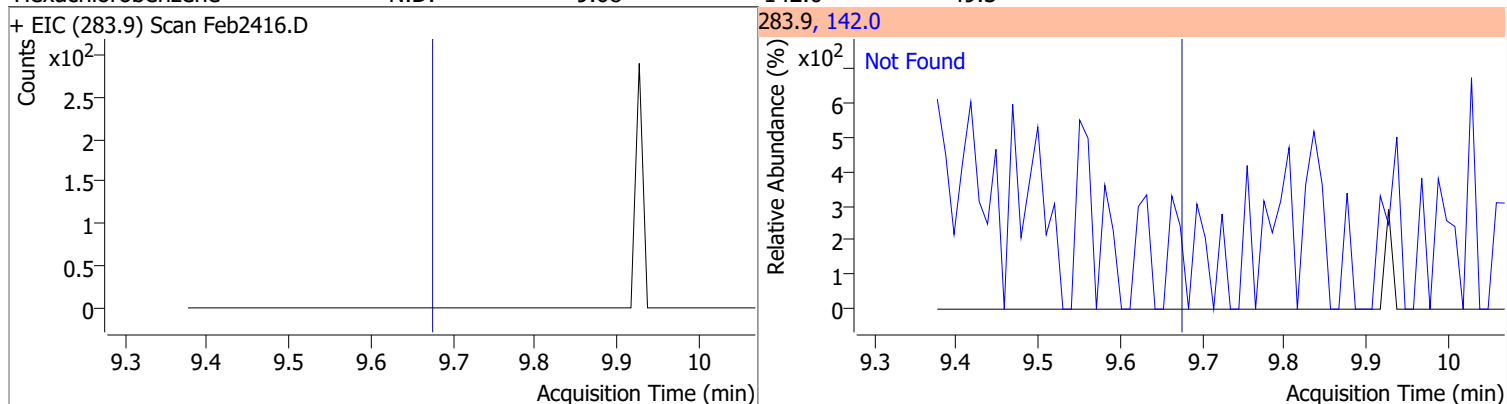
Compound	Conc.	RT	Dev(Min)	Resp.	QIon	QRatio	Lower	Upper
2,4,6-Tribromophenol	133.5097	9.33	0.00	167162	331.8	94.5	63.6	118.2



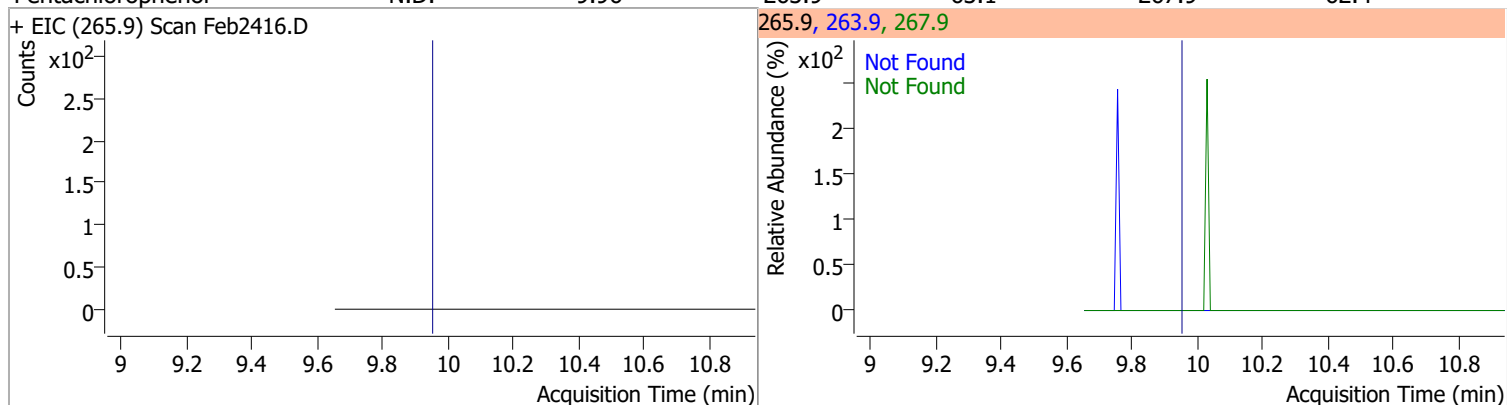
Compound	Conc.	Exp RT	QIon	Exp Ratio	QIon	Exp Ratio
4-Bromophenyl-phenylether	N.D.	9.65	141.0	100.4	250.0	99.4



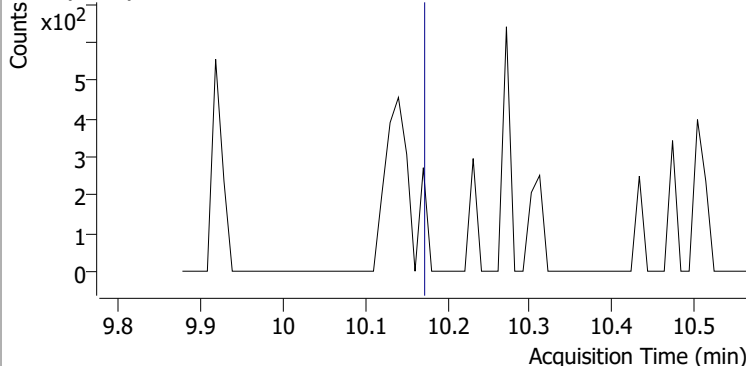
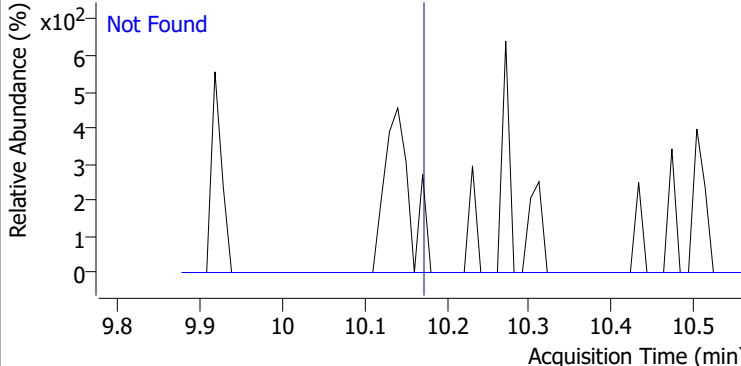
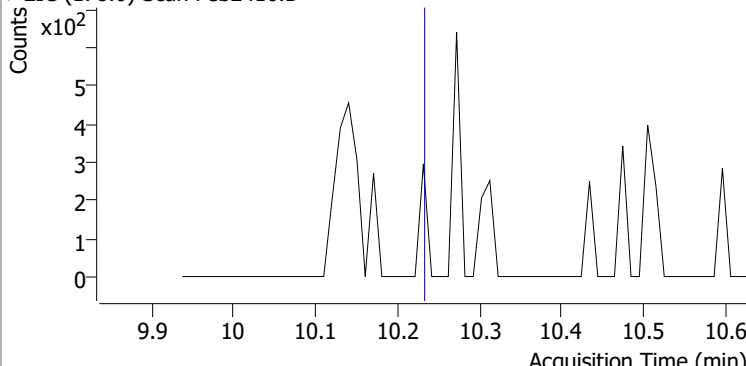
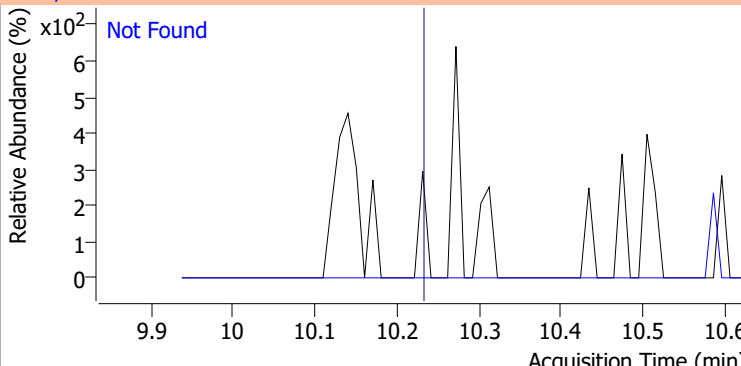
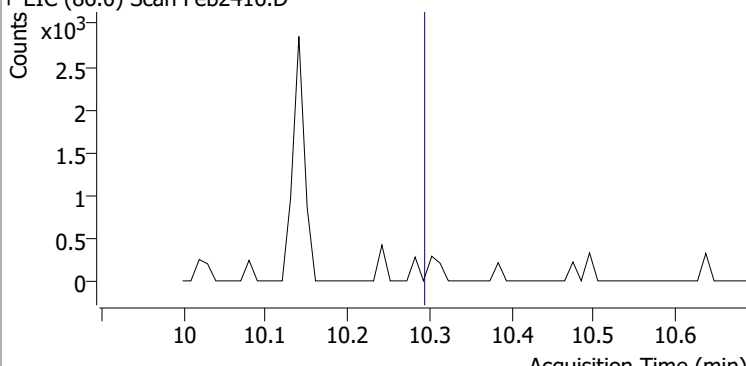
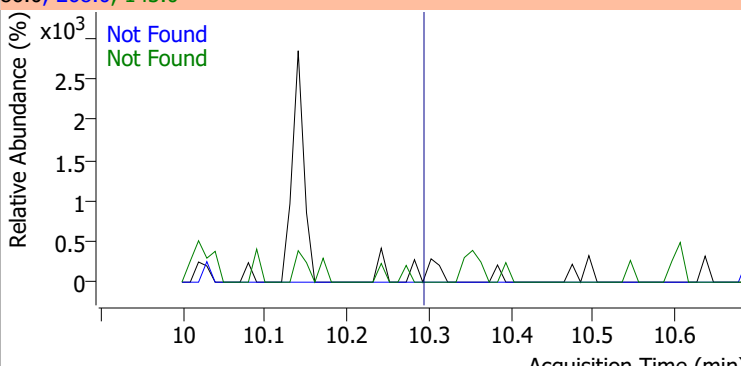
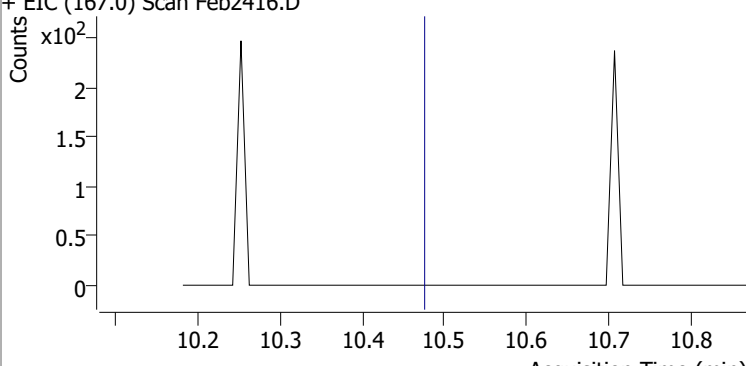
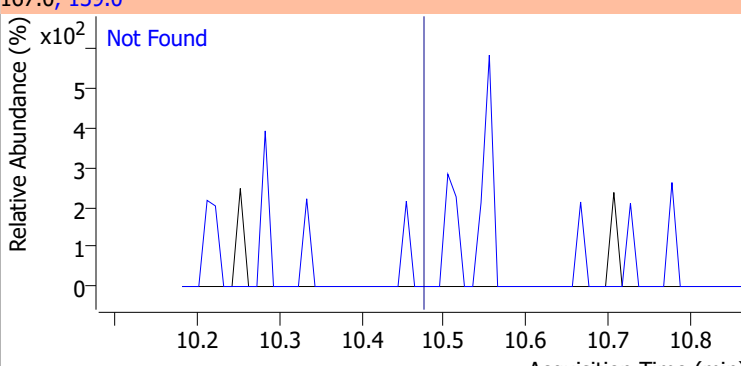
Compound	Conc.	Exp RT	QIon	Exp Ratio	QIon	Exp Ratio
Hexachlorobenzene	N.D.	9.68	142.0	49.3		



Compound	Conc.	Exp RT	QIon	Exp Ratio	QIon	Exp Ratio
Pentachlorophenol	N.D.	9.96	263.9	63.1	267.9	62.4

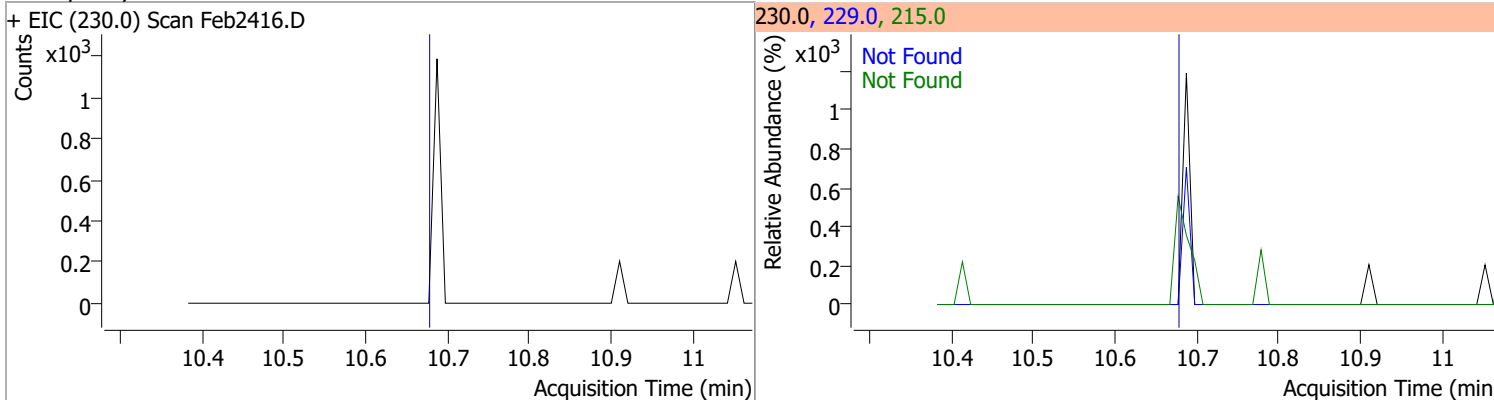


Quantitation Results Report (QT Reviewed)

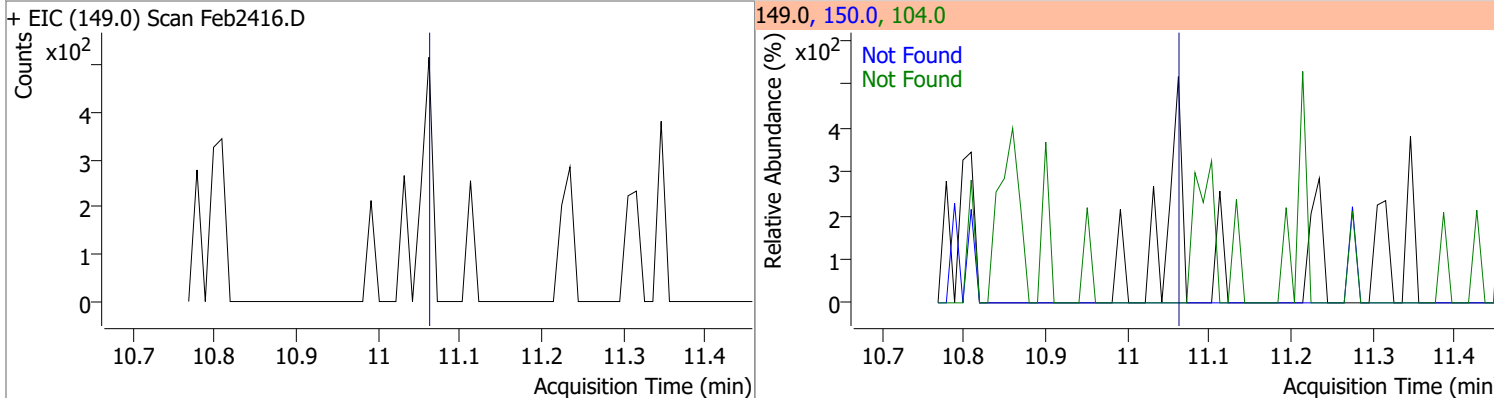
Compound	Conc.	Exp RT	QIon	Exp Ratio		
Phenanthrene	N.D.	10.18	176.0	18.9		
+ EIC (178.0) Scan Feb2416.D			178.0, 176.0			
						
Anthracene	N.D.	10.24	176.0	18.2		
+ EIC (178.0) Scan Feb2416.D			178.0, 176.0			
						
Triallate	N.D.	10.30	268.0	23.9	QIon	Exp Ratio
+ EIC (86.0) Scan Feb2416.D			86.0, 268.0, 143.0			
						
Carbazole	N.D.	10.48	139.0	13.0		
+ EIC (167.0) Scan Feb2416.D			167.0, 139.0			
						

Quantitation Results Report (QT Reviewed)

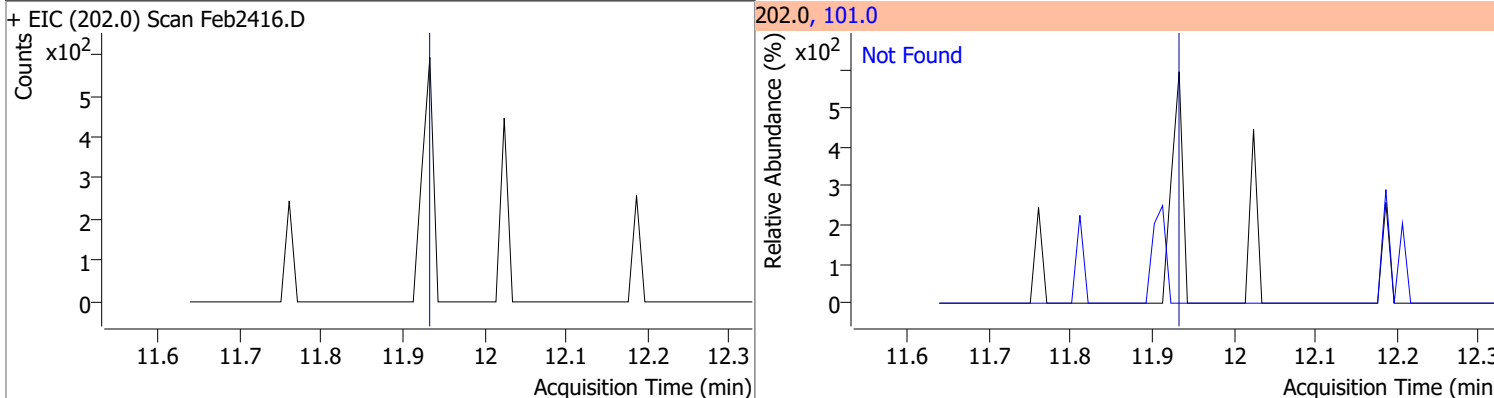
Compound	Conc.	Exp RT	QIon	Exp Ratio	QIon	Exp Ratio
o-Terphenyl	N.D.	10.69	229.0	64.7	215.0	38.5



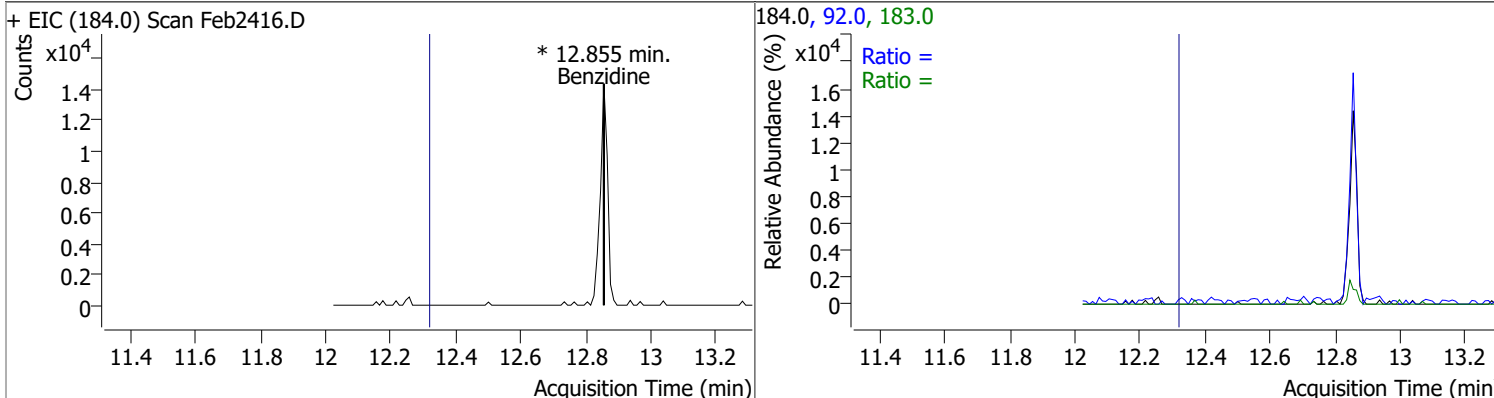
Compound	Conc.	Exp RT	QIon	Exp Ratio	QIon	Exp Ratio
Di-n-Butylphthalate	N.D.	11.07	150.0	9.1	104.0	6.2



Compound	Conc.	Exp RT	QIon	Exp Ratio
Fluoranthene	N.D.	11.94	101.0	12.7

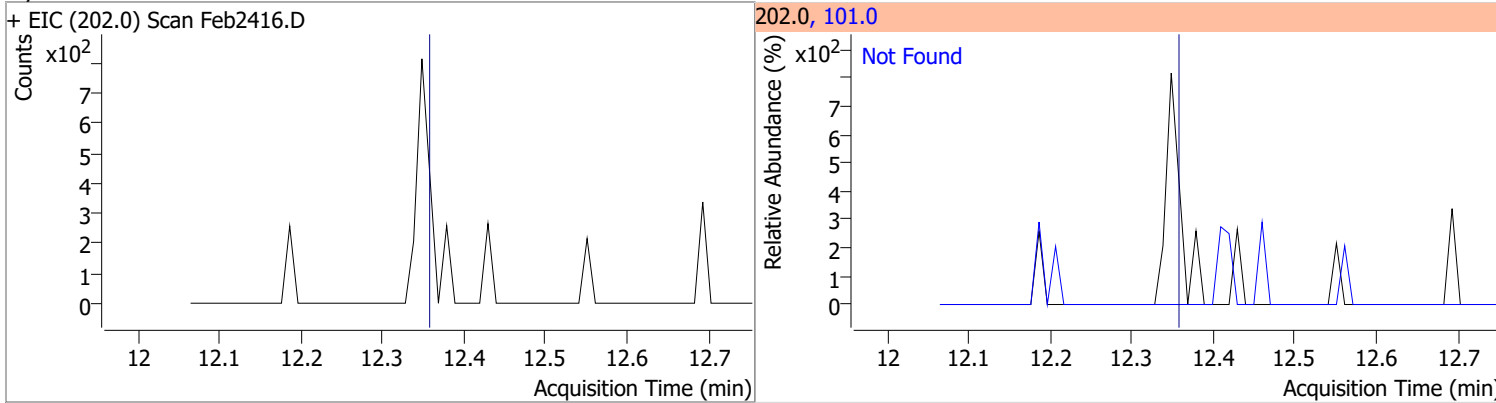


Compound	Conc.	RT	Dev(Min)	Resp.	QIon	QRatio	Lower	Upper
Benzidine		0		0	183.0		7.9	14.7
					92.0		5.0	9.2

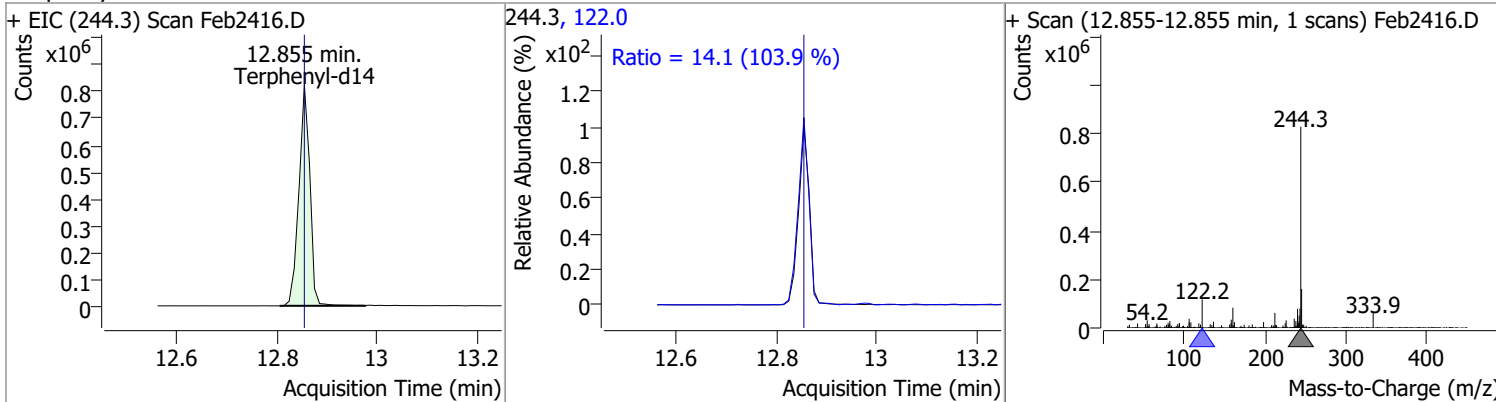


Quantitation Results Report (QT Reviewed)

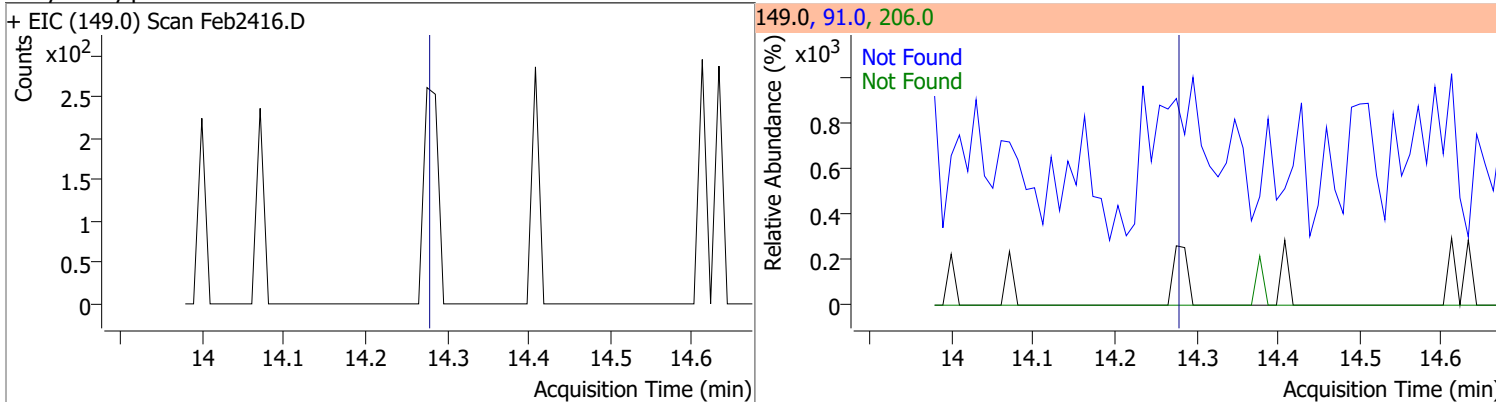
Compound	Conc.	Exp RT	QIon	Exp Ratio
Pyrene	N.D.	12.37	101.0	15.2



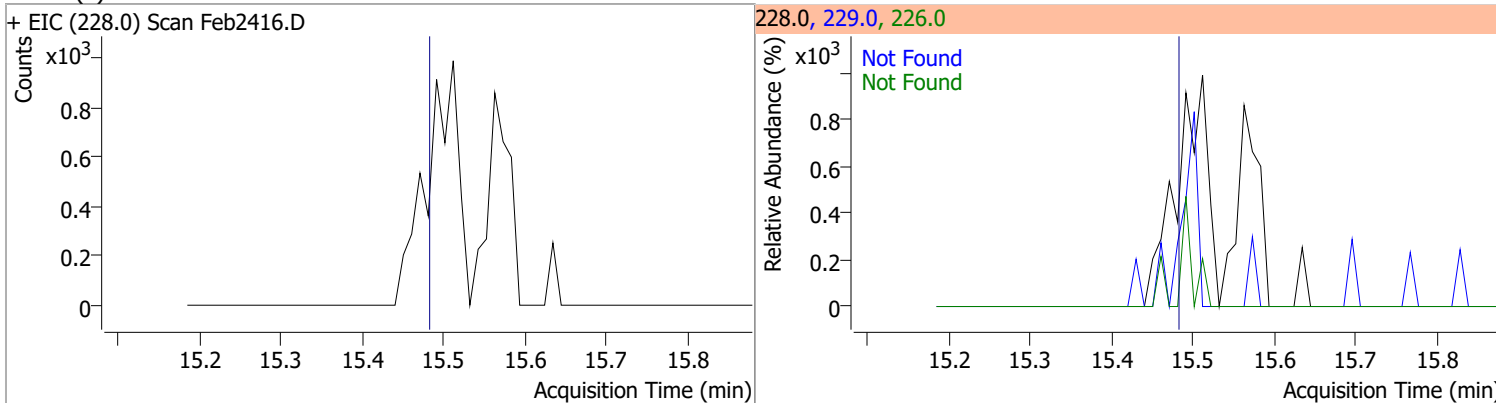
Compound	Conc.	RT	Dev(Min)	Resp.	QIon	QRatio	Lower	Upper
Terphenyl-d14	90.6284	12.85	-0.01	1259582	122.0	14.1	9.5	17.6



Compound	Conc.	Exp RT	QIon	Exp Ratio	QIon	Exp Ratio
Butylbenzylphthalate	N.D.	14.30	91.0	83.4	206.0	17.7

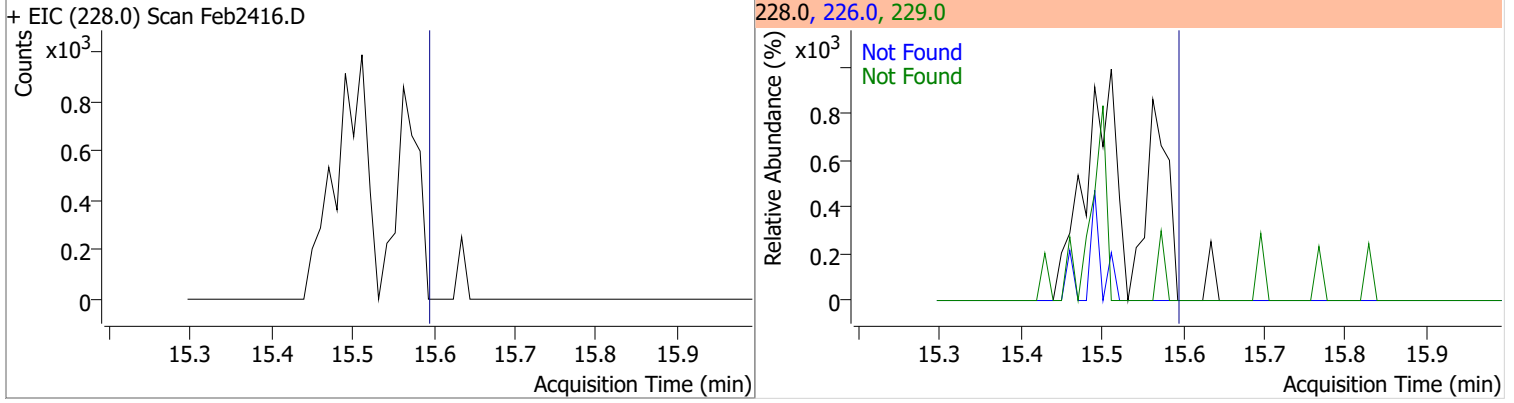


Compound	Conc.	Exp RT	QIon	Exp Ratio	QIon	Exp Ratio
Benzo(a)Anthracene	N.D.	15.50	226.0	26.4	229.0	20.9

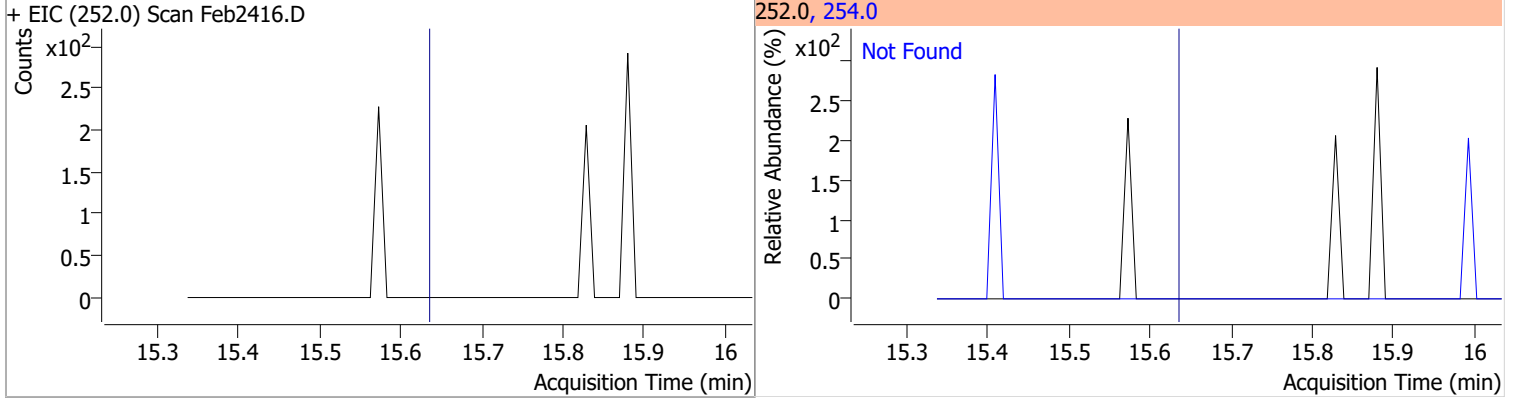


Quantitation Results Report (QT Reviewed)

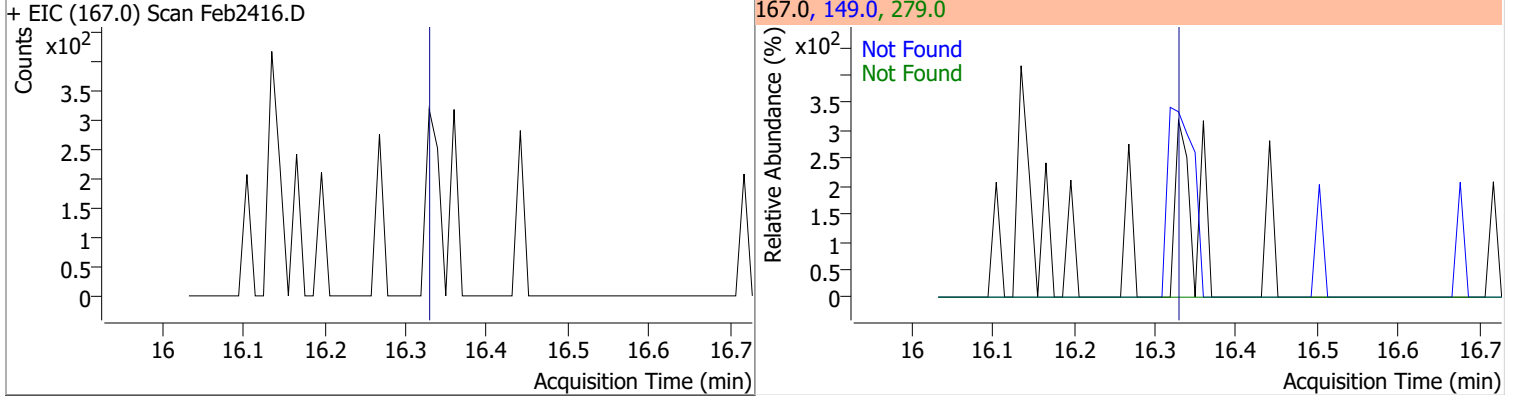
Compound	Conc.	Exp RT	QIon	Exp Ratio	QIon	Exp Ratio
Chrysene	N.D.	15.61	226.0	29.2	229.0	20.4



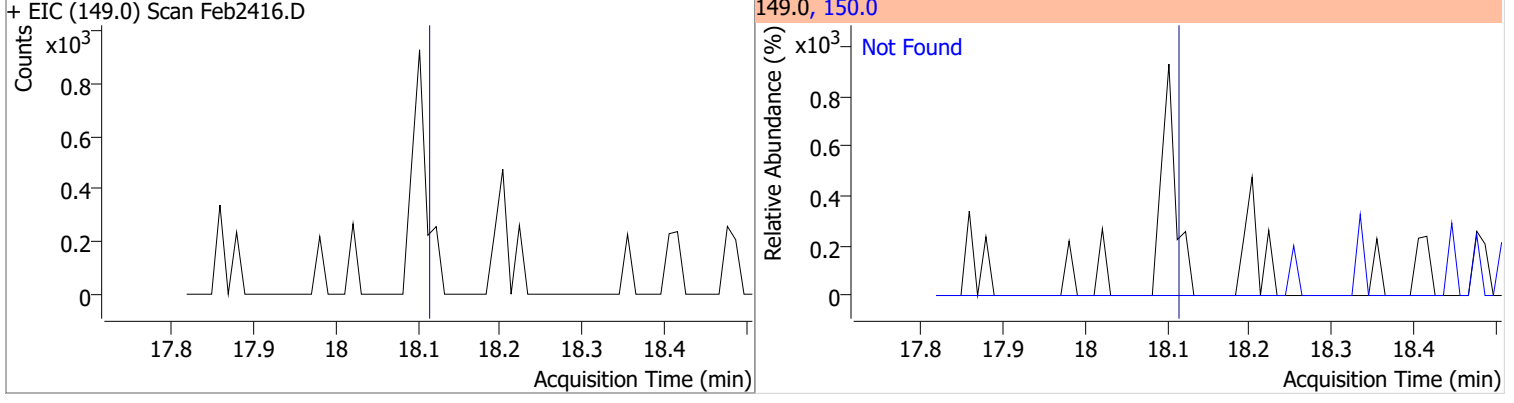
Compound	Conc.	Exp RT	QIon	Exp Ratio
3,3-Dichlorobenzidine	N.D.	15.65	254.0	64.6



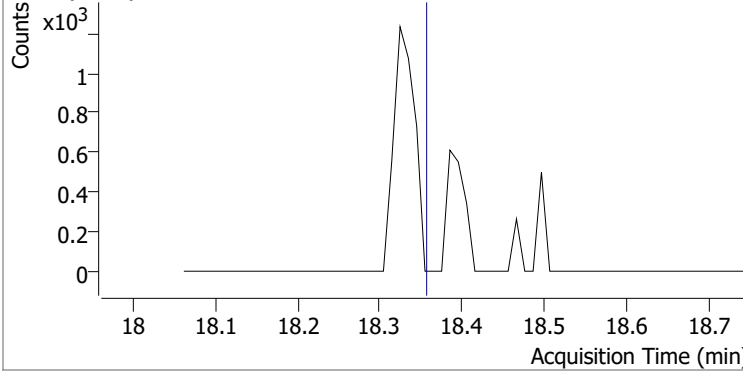
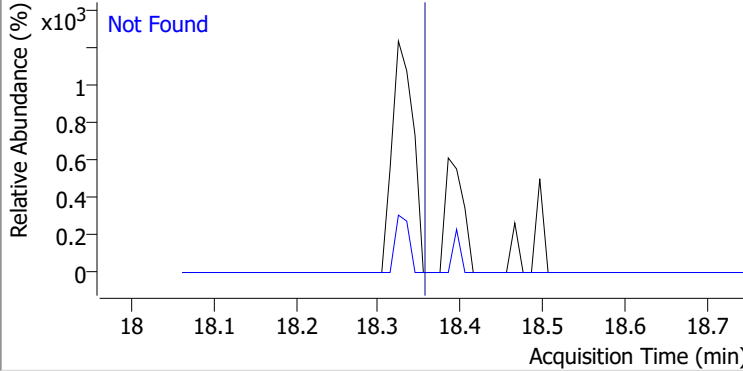
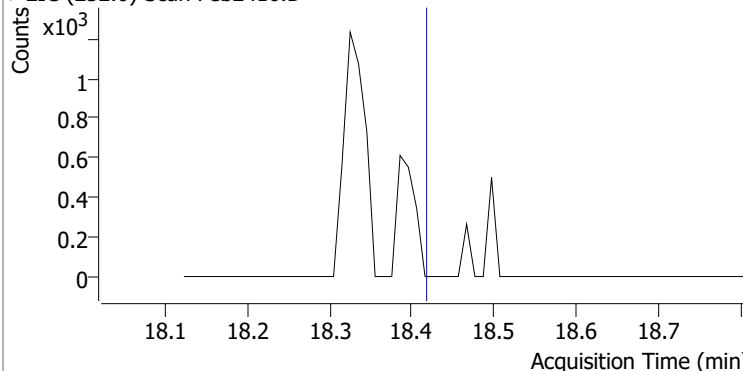
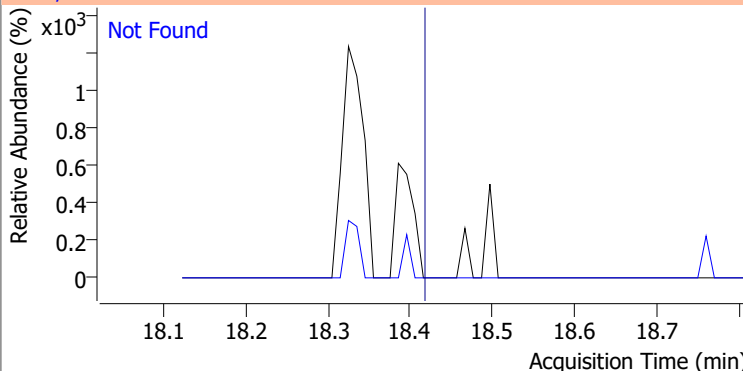
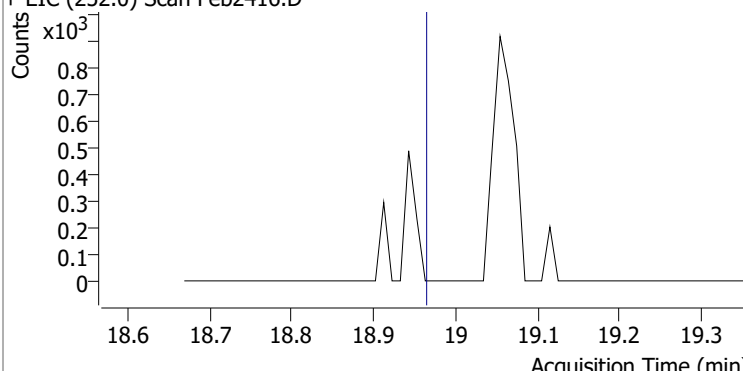
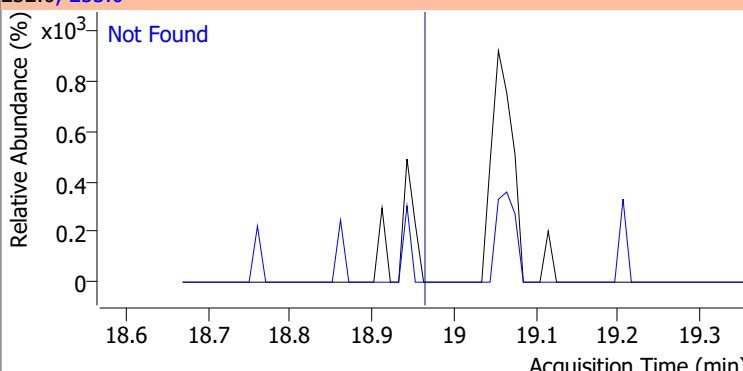
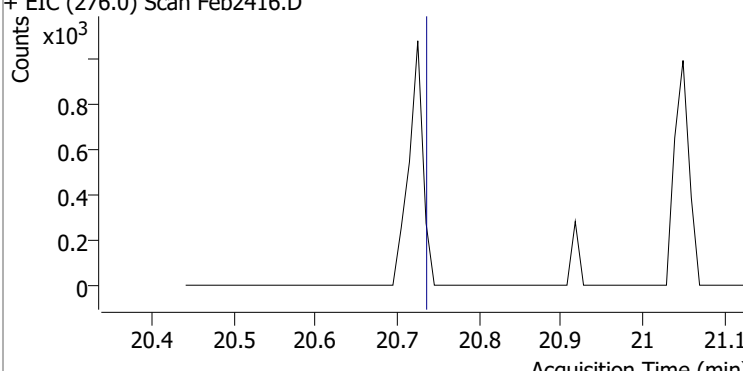
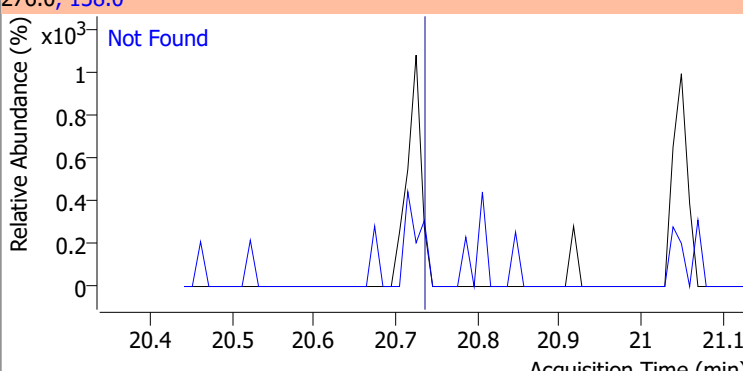
Compound	Conc.	Exp RT	QIon	Exp Ratio	QIon	Exp Ratio
bis(2-ethylhexyl)Phthalate	N.D.	16.35	149.0	391.0	279.0	13.4



Compound	Conc.	Exp RT	QIon	Exp Ratio
Di-n-octyl Phthalate	N.D.	18.12	150.0	9.5

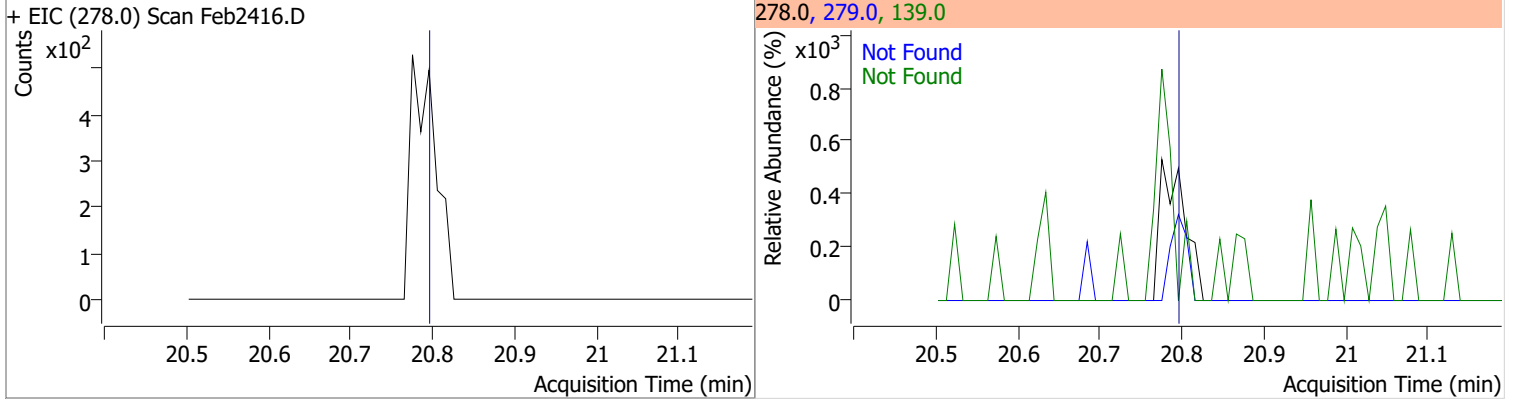


Quantitation Results Report (QT Reviewed)

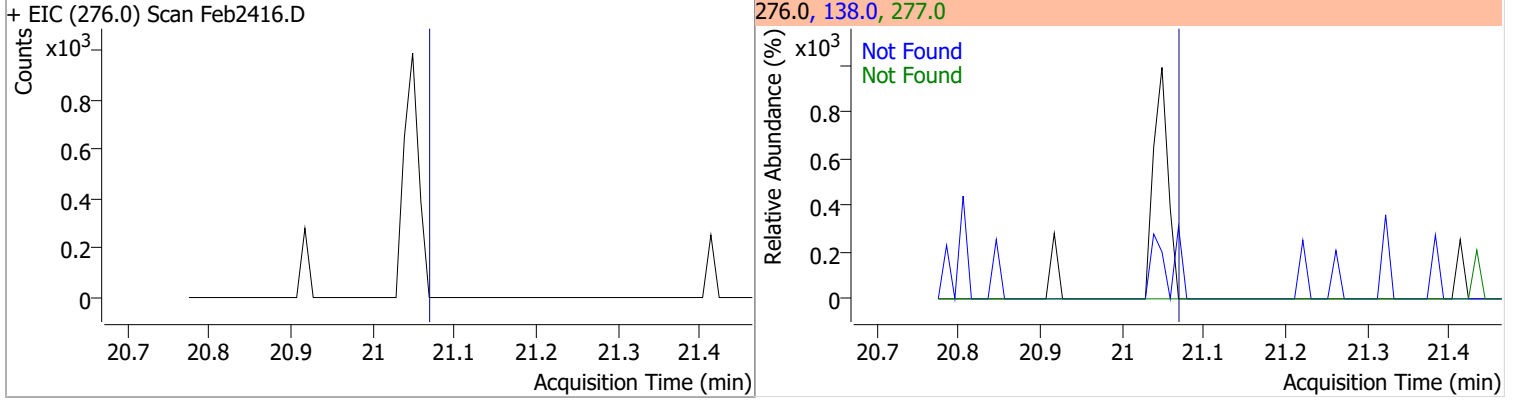
Compound	Conc.	Exp RT	QIon	Exp Ratio
Benzo(b)fluoranthene	N.D.	18.37	253.0	22.9
+ EIC (252.0) Scan Feb2416.D			252.0, 253.0	
				
Benzo(k)fluoranthene	N.D.	18.43	253.0	22.8
+ EIC (252.0) Scan Feb2416.D			252.0, 253.0	
				
Benzo(a)pyrene	N.D.	18.97	253.0	22.6
+ EIC (252.0) Scan Feb2416.D			252.0, 253.0	
				
Indeno(1,2,3-c,d)pyrene	N.D.	20.75	138.0	30.2
+ EIC (276.0) Scan Feb2416.D			276.0, 138.0	
				

Quantitation Results Report (QT Reviewed)

Compound	Conc.	Exp RT	QIon	Exp Ratio	QIon	Exp Ratio
Dibenzo(a,h)anthracene	N.D.	20.81	139.0	25.3	279.0	24.1

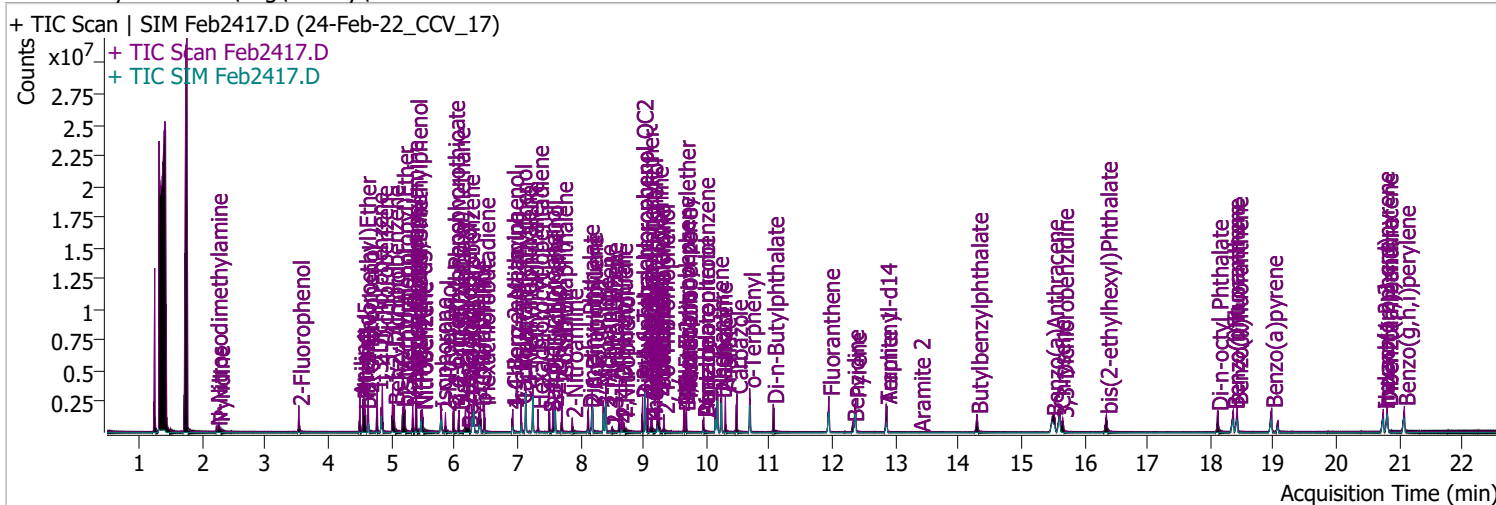


Compound	Conc.	Exp RT	QIon	Exp Ratio	QIon	Exp Ratio
Benzo(g,h,i)perylene	N.D.	21.08	138.0	32.4	277.0	23.6



Quantitation Results Report (QT Reviewed)

Data File	Feb2417.D	Operator	LIMS import
Acq. Method	BNA+SIM.M	Acq. Date-Time	2/25/2022 12:14:17 AM
Sample Name	24-Feb-22_CCV_17	Instrument	Instrument #1
Vial	17	Multiplier	1.00
DA Method File		Comment	SVOC-8270-W-LARGO
Tune File	dftppdsm.u	Tune Date	2/18/2022 9:25:00 PM
Batch Name	022422 DoD BNA.batch.bin	Last Calib Update	2/25/2022 7:56:13 AM
Ref Library	D:\Org\Library\NIST129K.l		



Compound	RT	QIon	Resp.	Conc.	Units	Dev(Min)
----------	----	------	-------	-------	-------	----------

Internal Standards

System Monitoring Compounds

S 2-Fluorophenol	3.530	112.0	603777	79.6544	µg/L	0.000
Spiked Amount: 200.000	Range: 10.0 - 75.0%			Recovery = 39.83%		
S Phenol-d5	4.552	99.0	783144	80.5056	µg/L	0.000
Spiked Amount: 200.000	Range: 10.0 - 65.0%			Recovery = 40.25%		
S Nitrobenzene-d5	5.471	82.0	453294	83.3151	µg/L	0.000
Spiked Amount: 100.000	Range: 32.0 - 94.0%			Recovery = 83.32%		
S 2-Fluorobiphenyl	7.594	172.0	1107552	74.1238	µg/L	0.000
Spiked Amount: 100.000	Range: 28.0 - 107.0%			Recovery = 74.12%		
S 2,4,6-Tribromophenol	9.325	329.8	99938	79.4200	µg/L	0.000
Spiked Amount: 200.000	Range: 25.0 - 140.0%			Recovery = 39.71%		
S Terphenyl-d14	12.855	244.3	1210957	76.4753	µg/L	-0.010
Spiked Amount: 100.000	Range: 32.0 - 122.0%			Recovery = 76.48%		

Target Compounds

Compound	RT	QIon	Resp.	Conc.	Units	QValue	
T N-Nitrosodimethylamine	2.223	74.0	185015	79.9603	µg/L	73	
T Pyridine	2.264	79.0	490525	84.1510	µg/L	93	
T Aniline	4.501	93.0	1054297	76.1116	µg/L	98	
T Phenol	4.562	94.0	822232	75.8504	µg/L	93	
T bis(-2-Chloroethyl)Ether	4.582	63.0	569520	77.7727	µg/L	99	
T 2-Chlorophenol	4.634	128.0	708131	82.0820	µg/L	99	
T 1,3-Dichlorobenzene	4.776	146.0	846441	76.4988	µg/L	m	99
T 1,4-Dichlorobenzene	4.858	146.0	808106	72.1847	µg/L	m	100
T 1,2-Dichlorobenzene	5.022	146.0	857607	79.8114	µg/L	m	99
T Benzyl Alcohol	5.042	108.0	394937	88.3862	µg/L	98	
T bis(2-chloroisopropyl)Ether	5.185	121.0	224709	77.1982	µg/L	98	
T 2-Methylphenol	5.205	107.0	590550	78.4770	µg/L	99	
T N-nitroso-Di-n-propylamine	5.338	70.0	424595	81.6032	µg/L	91	
T Hexachloroethane	5.389	117.0	259149	78.1605	µg/L	98	
T 4Methylphenol/3Methylphenol	5.399	107.0	833411	81.4698	µg/L	99	

Quantitation Results Report (QT Reviewed)

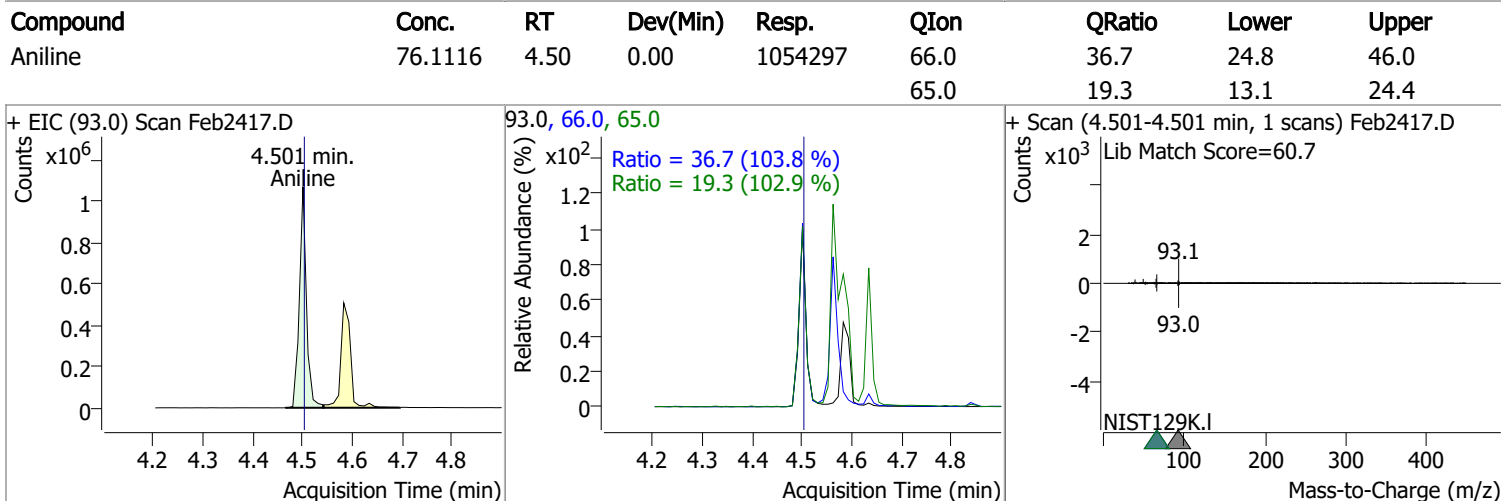
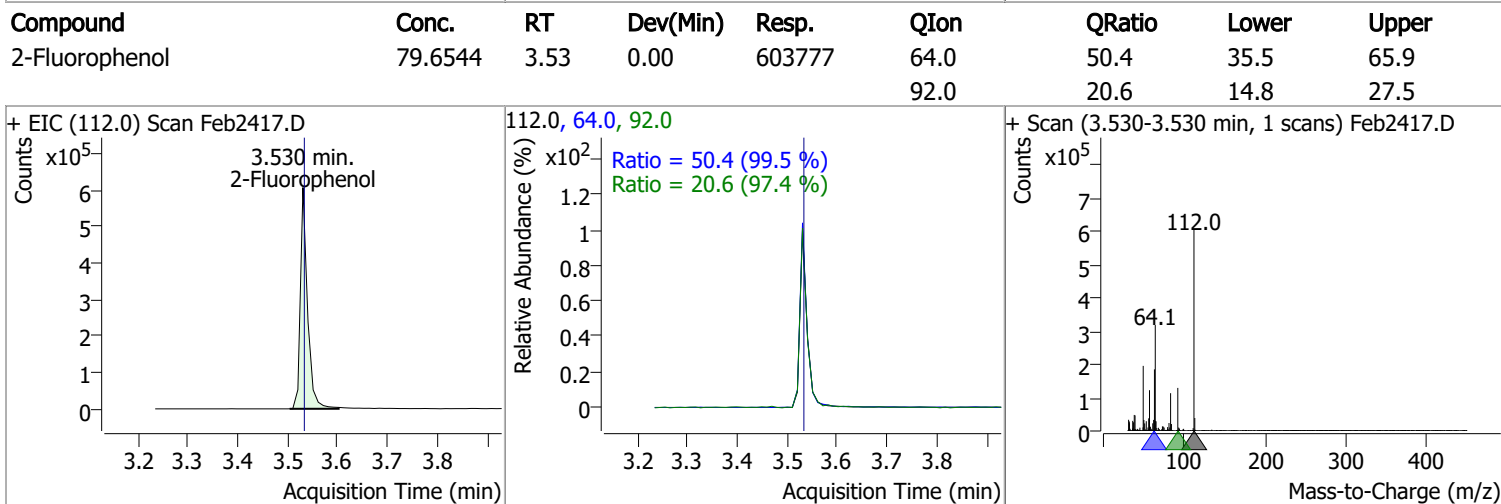
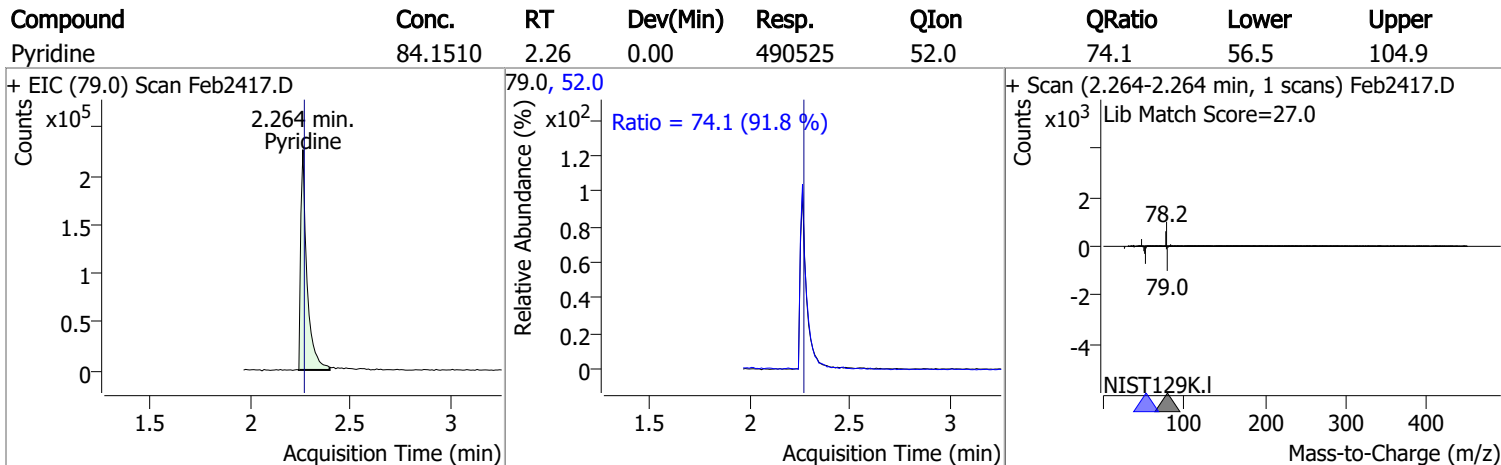
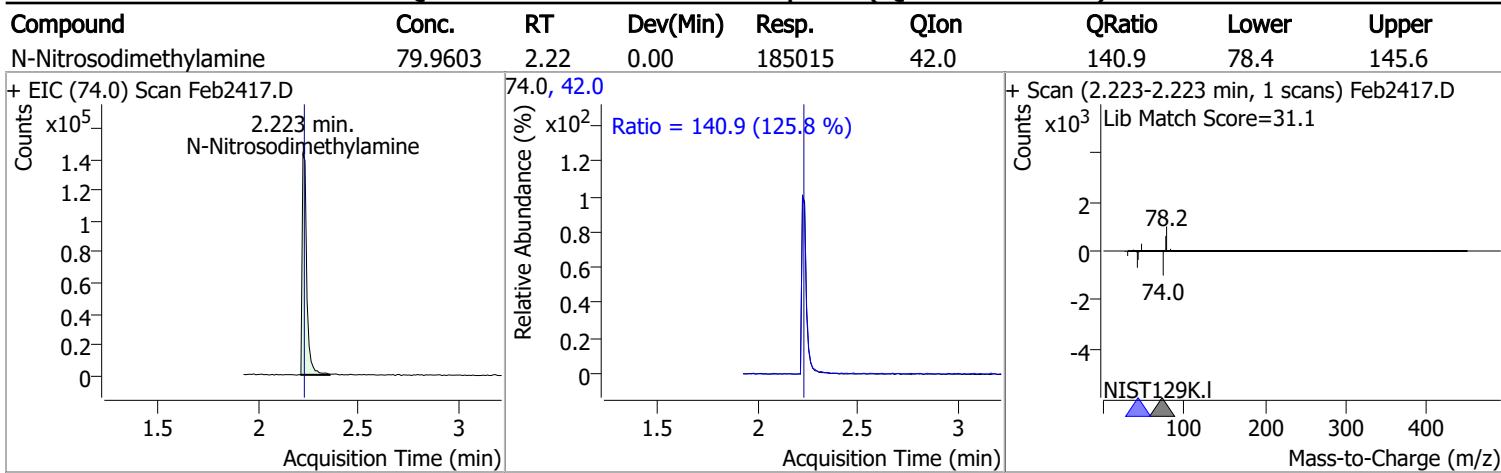
Compound	RT	QIon	Resp.	Conc.	Units	Dev(Min)
T Nitrobenzene	5.491	123.1	216454	79.0498	µg/L	99
T Isophorone	5.788	82.0	1055480	80.7335	µg/L	99
T 2-Nitrophenol	5.859	139.0	234981	80.0409	µg/L	95
T 2,4-Dimethylphenol	5.992	122.0	474914	78.0497	µg/L	98
T bis(-2-Chloroethoxy)Methane	6.074	93.0	588977	77.3689	µg/L	97
T 2,4-Dichlorophenol	6.177	162.0	439380	75.5905	µg/L	97
T Benzoic Acid	6.208	105.0	199636	66.0681	µg/L	99
T 1,2,4-Trichlorobenzene	6.228	180.0	502022	71.6851	µg/L	99
T Naphthalene	6.311	128.0	1568666	75.3496	µg/L	99
T 4-Chlorophenol	6.393	130.0	182402	83.5664	µg/L	99
T p-Chloroaniline	6.413	127.0	599076	73.8138	µg/L	98
T Hexachlorobutadiene	6.475	224.9	260253	71.9963	µg/L	99
T 4-Chloro-2-Methylphenol	6.927	107.0	411861	76.3038	µg/L	96
T 4-Chloro-3-Methylphenol	7.060	107.0	448749	79.7391	µg/L	98
T 2-Methylnaphthalene	7.132	141.0	819620	69.9332	µg/L	98
T 1-Methylnaphthalene	7.245	141.0	855804	74.7176	µg/L	99
T Hexachlorocyclopentadiene	7.327	236.9	174259	82.3631	µg/L	99
T 2,4,6-Trichlorophenol	7.512	196.0	299832	81.2771	µg/L	99
T 2,4,5-Trichlorophenol	7.563	196.0	330102	80.0852	µg/L	99
T 2-Chloronaphthalene	7.707	162.0	1021575	81.4043	µg/L	99
T 2-Nitroaniline	7.872	65.0	173364	77.4775	µg/L	91
T Dimethyl Phthalate	8.128	163.0	1072097	84.5659	µg/L	99
T 2,6-Dinitrotoluene	8.179	165.0	147470	84.9164	µg/L	96
T Acenaphthylene	8.190	152.1	1561369	77.8043	µg/L	100
T 3-Nitroaniline	8.374	138.0	153731	78.1586	µg/L	95
T Acenaphthene	8.404	154.0	865133	74.8193	µg/L	99
T 2,4-Dinitrophenol	8.507	184.0	69310	79.3430	µg/L	95
T Dibenzofuran	8.619	168.0	1476169	78.0203	µg/L	99
T 2,4-Dinitrotoluene	8.660	165.0	186693	85.3409	µg/L	99
T 4-Nitrophenol	8.691	109.0	174308	81.4156	µg/L	97
T Diethylphthalate	8.988	149.0	1129520	85.6595	µg/L	100
T Fluorene	9.029	166.0	1131650	74.6864	µg/L	100
T 4-Chlorophenyl-phenylether	9.069	204.0	545403	80.1082	µg/L	98
T 4-Nitroaniline	9.121	138.0	157713	72.3191	µg/L	100
T 4,6-Dinitro-2-methylphenol	9.141	198.0	101365	76.4491	µg/L	98
T N-nitrosodiphenylamine	9.223	169.0	772799	74.7664	µg/L	98
T Azobenzene	9.254	77.0	1063258	77.8419	µg/L	88
T 4-Bromophenyl-phenylether	9.653	248.0	285418	73.6501	µg/L	100
T Hexachlorobenzene	9.683	283.9	316701	79.4536	µg/L	95
T Pentachlorophenol	9.958	265.9	151833	81.7370	µg/L	98
T Phenanthrene	10.181	178.0	1645657	76.1942	µg/L	100
T Anthracene	10.242	178.0	1646794	81.0806	µg/L	99
T Triallate	10.302	86.0	377426	78.1949	µg/L	99
T Carbazole	10.485	167.0	1581876	76.7986	µg/L	99
T o-Terphenyl	10.687	230.0	854648	74.6916	µg/L	99
T Di-n-Butylphthalate	11.062	149.0	1567143	80.5171	µg/L	100
T Fluoranthene	11.943	202.0	1665781	77.2423	µg/L	97
T Benzidine	12.328	184.0	498372	64.4647	µg/L	97
T Pyrene	12.369	202.0	1794573	76.2223	µg/L	96
T Butylbenzylphthalate	14.296	149.0	524220	79.8332	µg/L	99
T Benzo(a)Anthracene	15.491	228.0	1327777	76.4527	µg/L	100
T Chrysene	15.604	228.0	1489801	76.5123	µg/L	100
T 3,3-Dichlorobenzidine	15.655	252.0	453329	74.3353	µg/L	99
T bis(2-ethylhexyl)Phthalate	16.350	167.0	180686	79.9637	µg/L	100
T Di-n-octyl Phthalate	18.112	149.0	1251355	79.9597	µg/L	100

Quantitation Results Report (QT Reviewed)

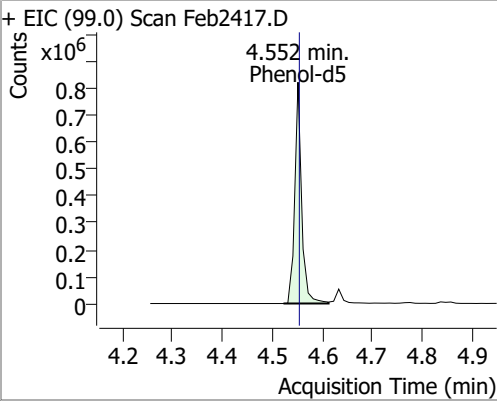
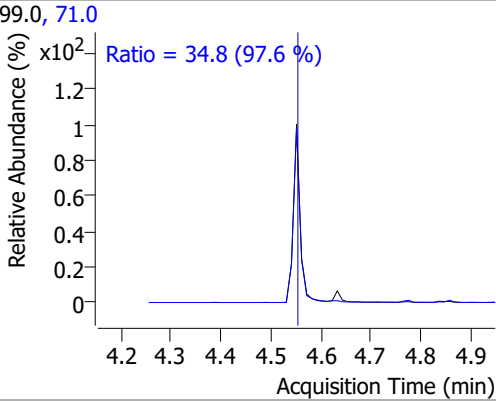
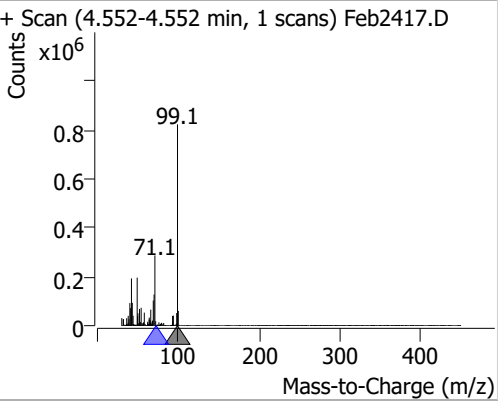
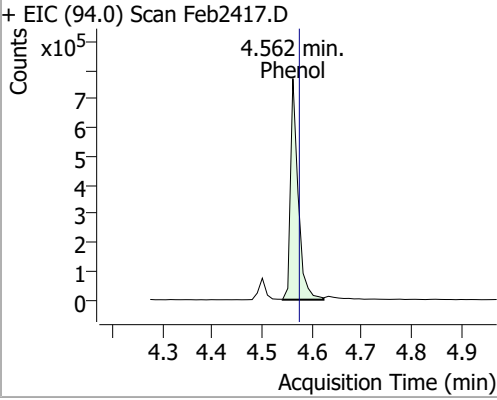
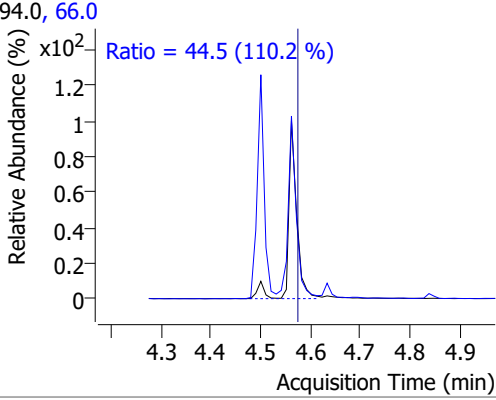
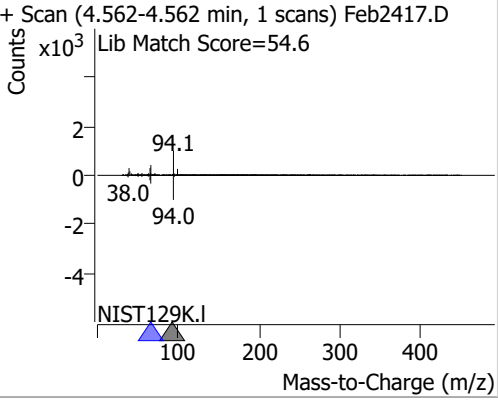
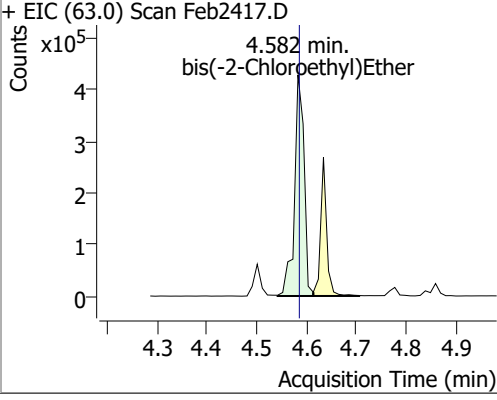
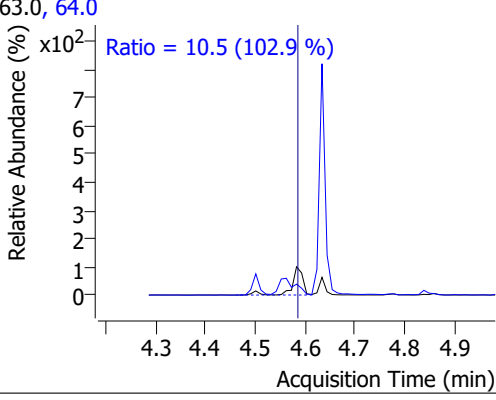
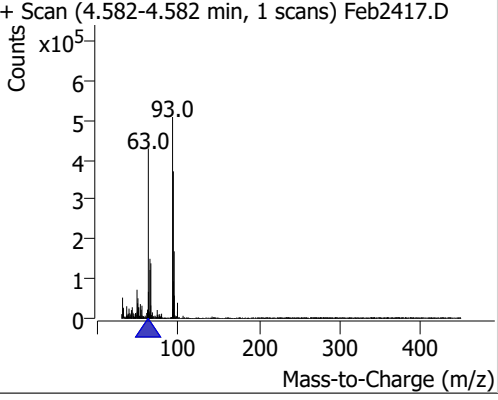
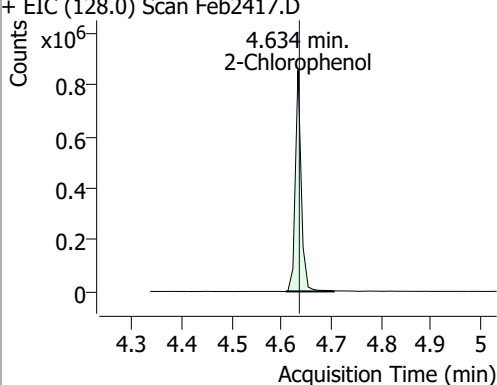
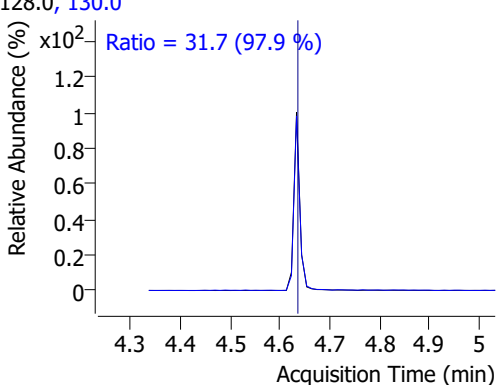
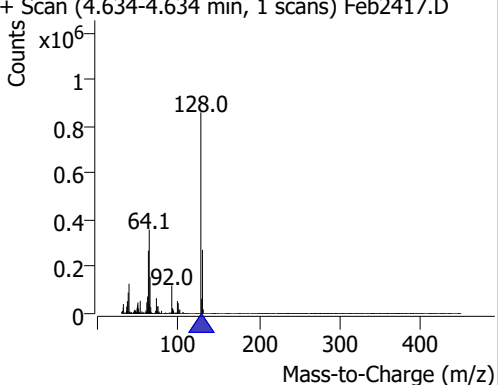
Compound	RT	QIon	Resp.	Conc.	Units	Dev(Min)
T Benzo(b)fluoranthene	18.365	252.0	1299794	75.3180	µg/L	99
T Benzo(k)fluoranthene	18.426	252.0	1330552	73.3739	µg/L	99
T Benzo(a)pyrene	18.973	252.0	1248746	76.5232	µg/L	99
T Indeno(1,2,3-c,d)pyrene	20.745	276.0	1015456	74.1180	µg/L	95
T Dibenzo(a,h)anthracene	20.806	278.0	1109703	74.4374	µg/L	99
T Benzo(g,h,i)perylene	21.079	276.0	1166915	73.8916	µg/L	97

(#) = Qualifier Out of Range; (m) = Manual Integration; (+) = Area Summed; (*) = Surrogate Percent Recovery Out of Range; (d): Zeroed Peak

Quantitation Results Report (QT Reviewed)

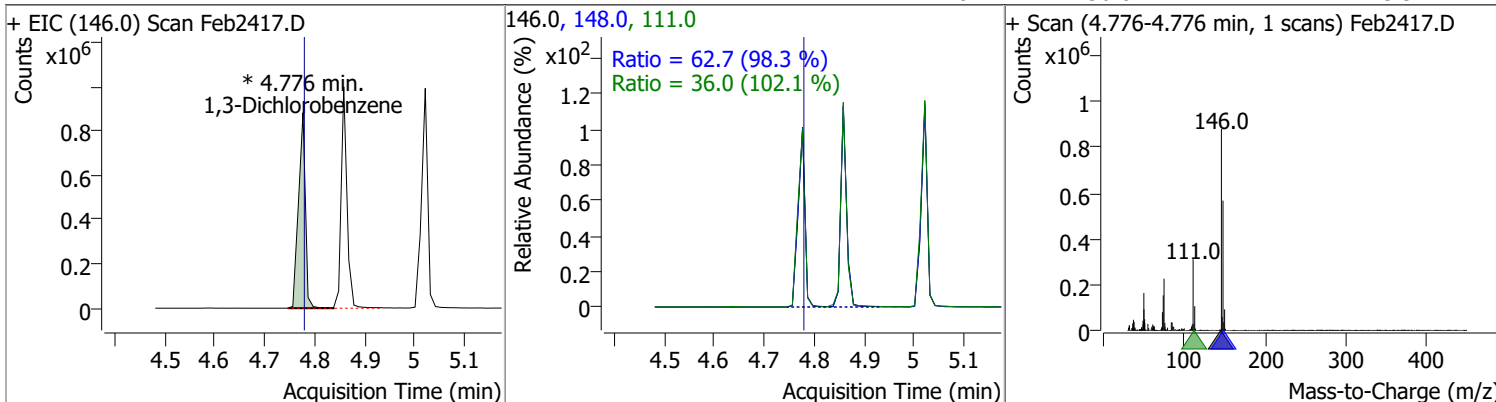


Quantitation Results Report (QT Reviewed)

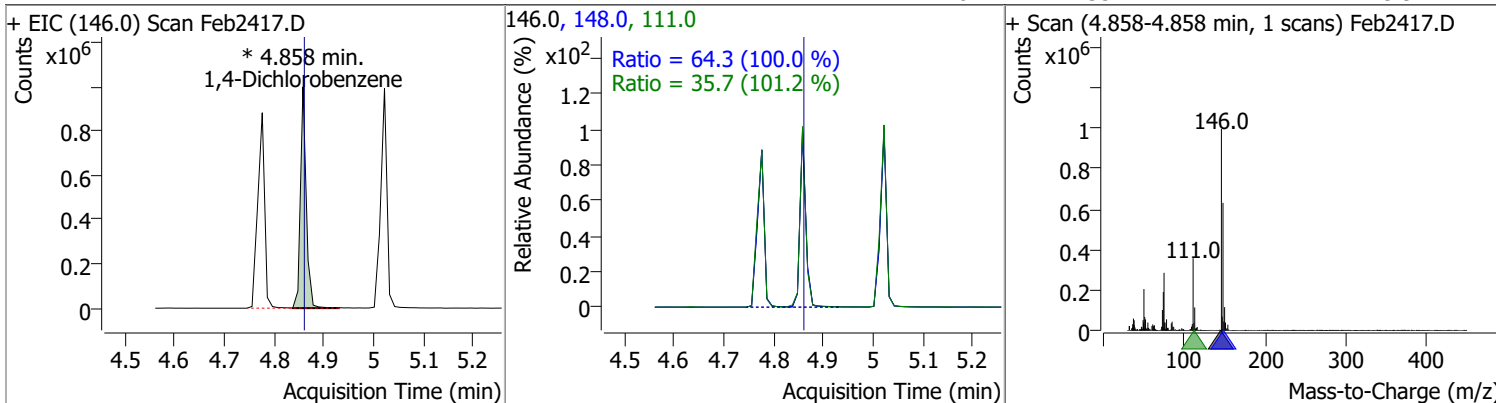
Compound	Conc.	RT	Dev(Min)	Resp.	QIon	QRatio	Lower	Upper
Phenol-d5	80.5056	4.55	0.00	783144	71.0	34.8	25.0	46.4
+ EIC (99.0) Scan Feb2417.D			99.0, 71.0			+ Scan (4.552-4.552 min, 1 scans) Feb2417.D		
								
Phenol	75.8504	4.56	-0.01	822232	66.0	44.5	28.3	52.5
+ EIC (94.0) Scan Feb2417.D			94.0, 66.0			+ Scan (4.562-4.562 min, 1 scans) Feb2417.D		
								
bis(-2-Chloroethyl)Ether	77.7727	4.58	0.00	569520	64.0	10.5	7.2	13.3
+ EIC (63.0) Scan Feb2417.D			63.0, 64.0			+ Scan (4.582-4.582 min, 1 scans) Feb2417.D		
								
2-Chlorophenol	82.0820	4.63	0.00	708131	130.0	31.7	22.6	42.1
+ EIC (128.0) Scan Feb2417.D			128.0, 130.0			+ Scan (4.634-4.634 min, 1 scans) Feb2417.D		
								

Quantitation Results Report (QT Reviewed)

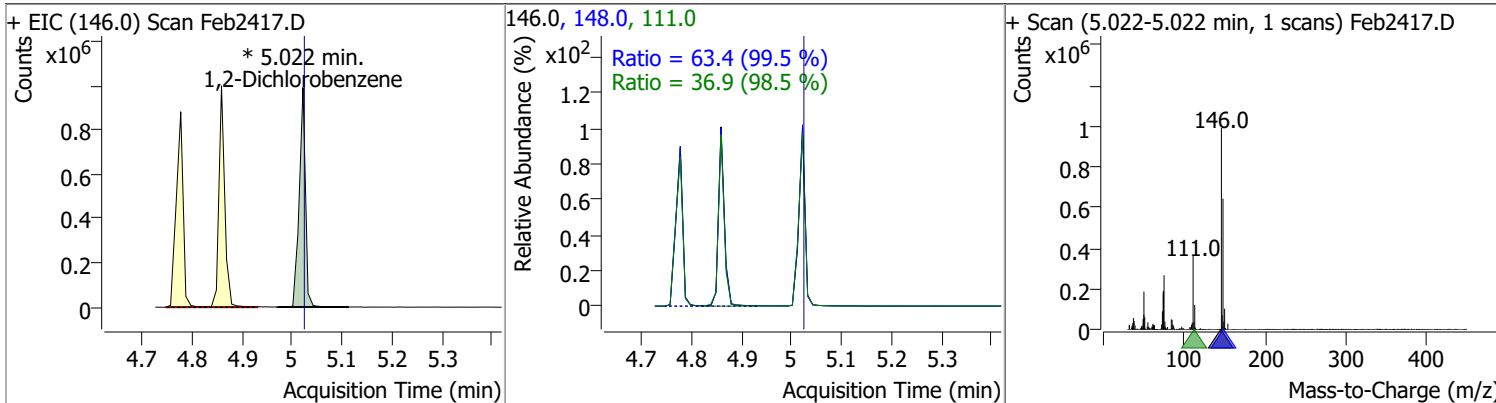
Compound	Conc.	RT	Dev(Min)	Resp.	QIon	QRatio	Lower	Upper
1,3-Dichlorobenzene	76.4988	4.78	0.00	846441 (m)	148.0	62.7	44.6	82.9
					111.0	36.0	24.7	45.9



Compound	Conc.	RT	Dev(Min)	Resp.	QIon	QRatio	Lower	Upper
1,4-Dichlorobenzene	72.1847	4.86	0.00	808106 (m)	148.0	64.3	45.0	83.7
					111.0	35.7	24.7	45.9

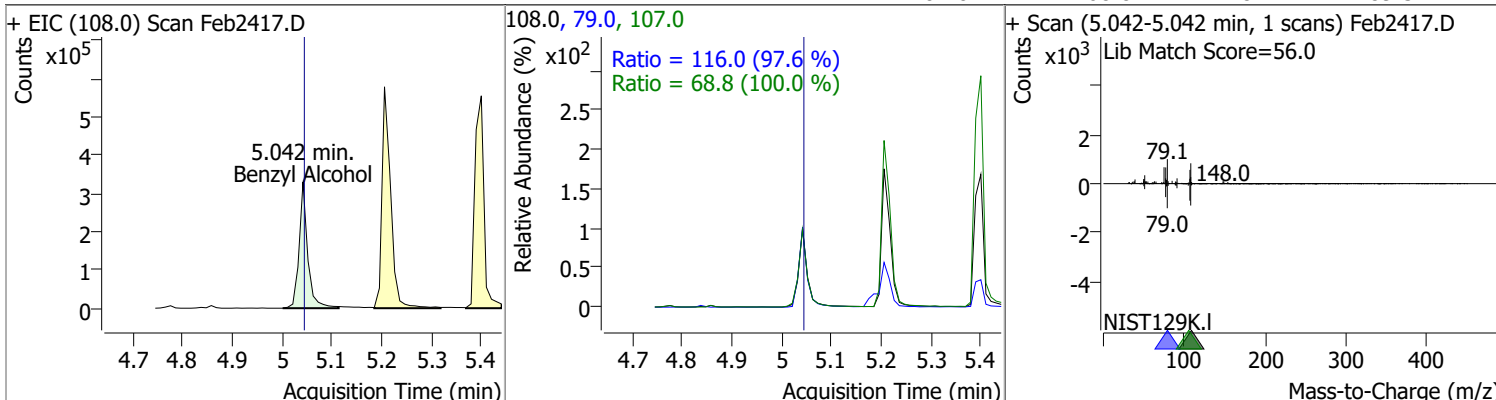


Compound	Conc.	RT	Dev(Min)	Resp.	QIon	QRatio	Lower	Upper
1,2-Dichlorobenzene	79.8114	5.02	0.00	857607 (m)	148.0	63.4	44.6	82.8
					111.0	36.9	26.2	48.7

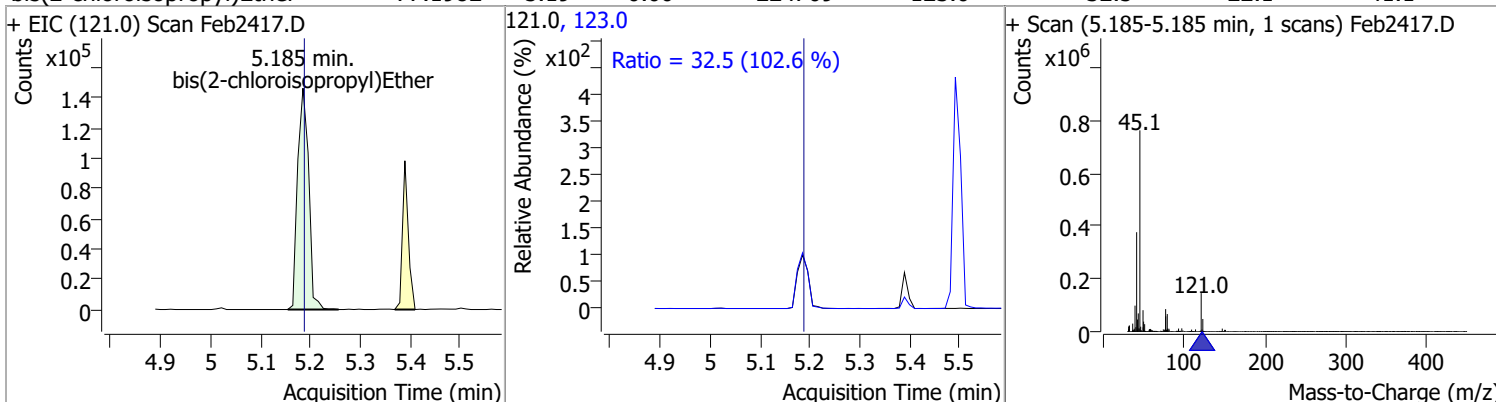


Quantitation Results Report (QT Reviewed)

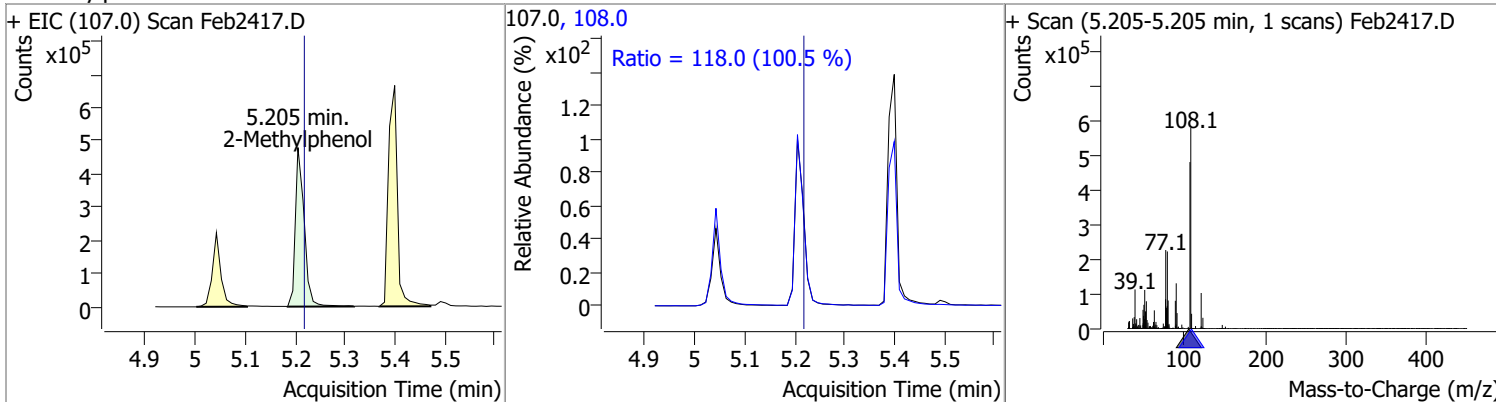
Compound	Conc.	RT	Dev(Min)	Resp.	QIon	QRatio	Lower	Upper
Benzyl Alcohol	88.3862	5.04	0.00	394937	79.0	116.0	83.2	154.5
					107.0	68.8	48.2	89.5



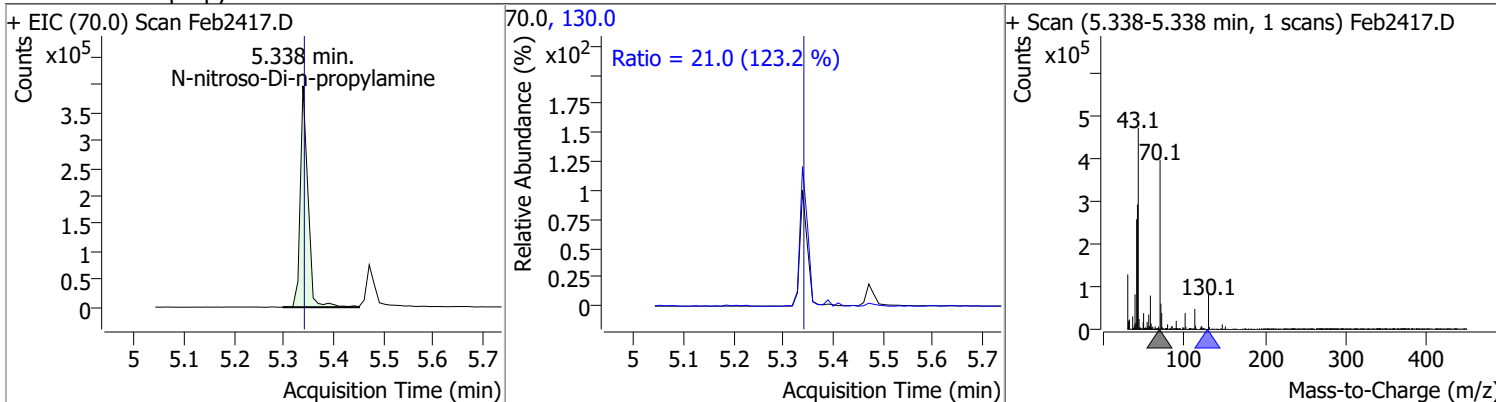
Compound	Conc.	RT	Dev(Min)	Resp.	QIon	QRatio	Lower	Upper
bis(2-chloroisopropyl)Ether	77.1982	5.19	0.00	224709	123.0	32.5	22.1	41.1



Compound	Conc.	RT	Dev(Min)	Resp.	QIon	QRatio	Lower	Upper
2-Methylphenol	78.4770	5.21	-0.01	590550	108.0	118.0	82.2	152.6

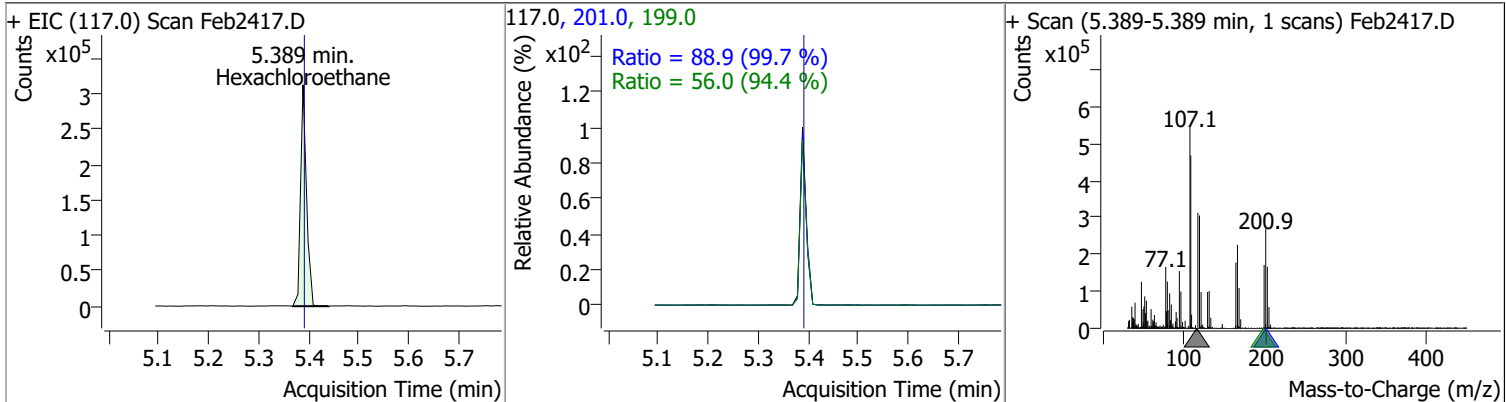


Compound	Conc.	RT	Dev(Min)	Resp.	QIon	QRatio	Lower	Upper
N-nitroso-Di-n-propylamine	81.6032	5.34	0.00	424595	130.0	21.0	0.0	34.0

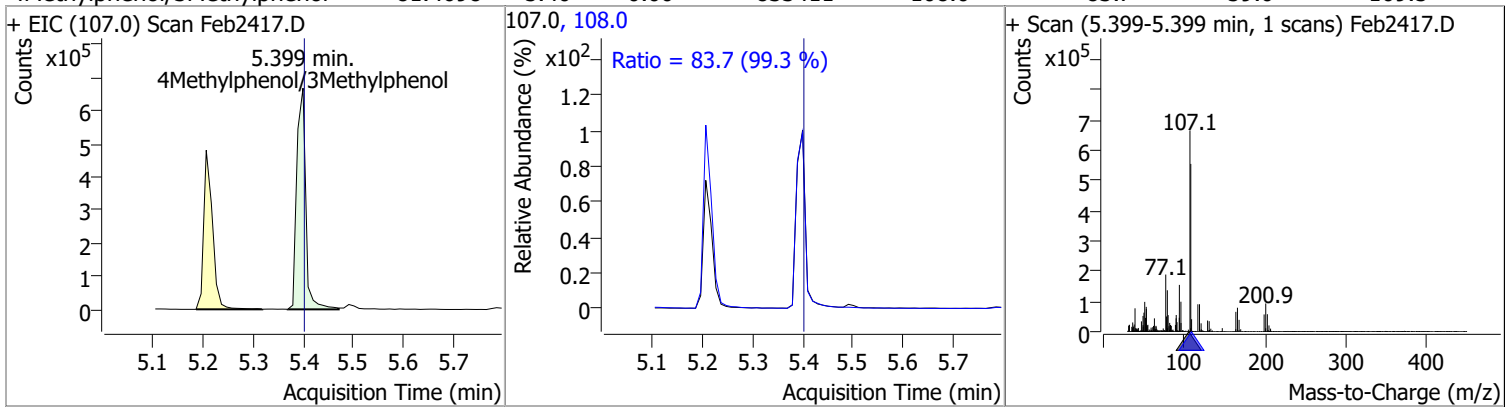


Quantitation Results Report (QT Reviewed)

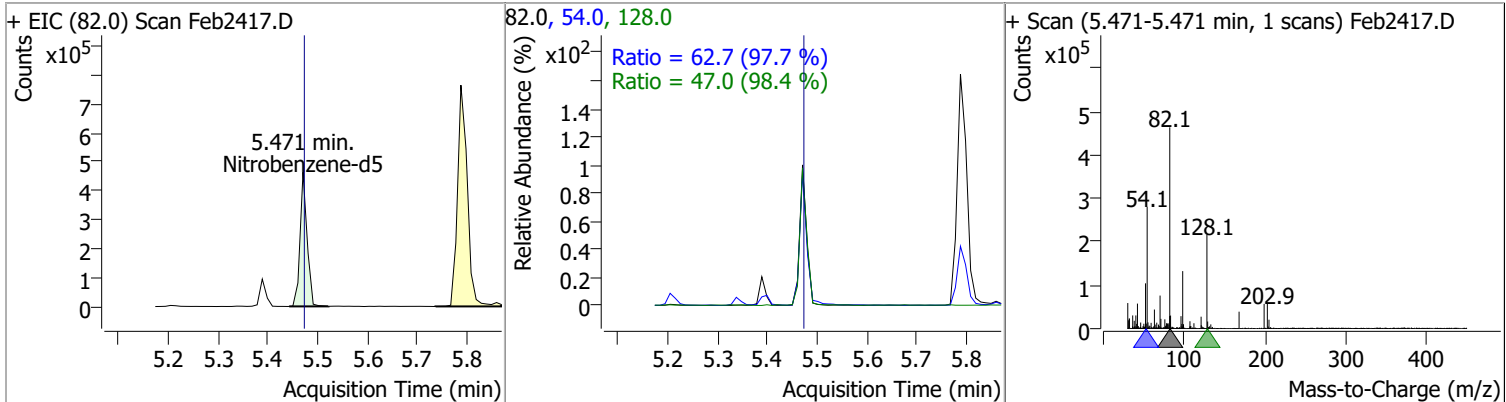
Compound	Conc.	RT	Dev(Min)	Resp.	QIon	QRatio	Lower	Upper
Hexachloroethane	78.1605	5.39	0.00	259149	201.0	88.9	62.4	115.9
					199.0	56.0	41.5	77.1



Compound	Conc.	RT	Dev(Min)	Resp.	QIon	QRatio	Lower	Upper
4Methylphenol/3Methylphenol	81.4698	5.40	0.00	833411	108.0	83.7	59.0	109.5

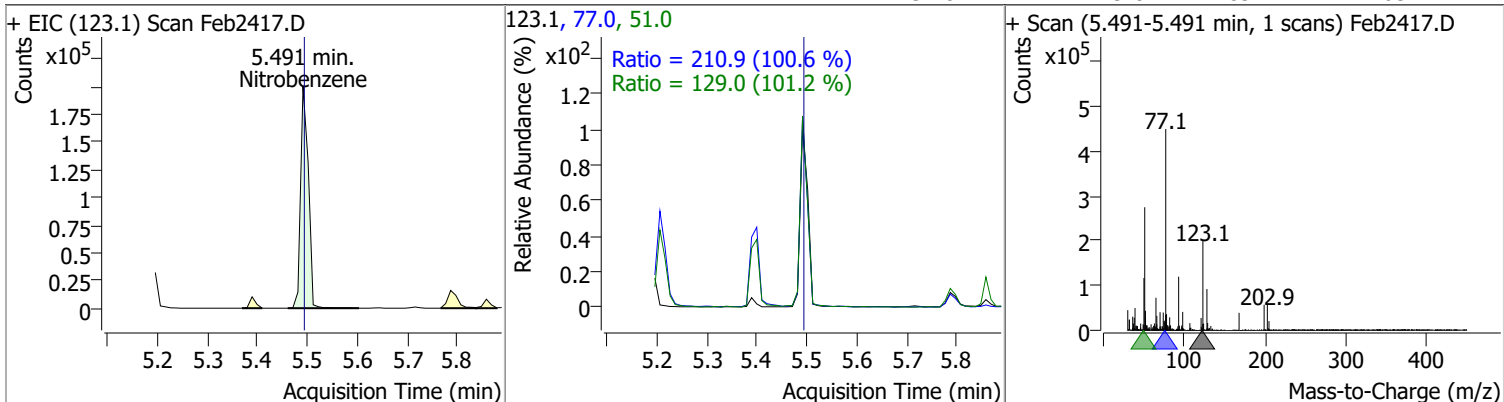


Compound	Conc.	RT	Dev(Min)	Resp.	QIon	QRatio	Lower	Upper
Nitrobenzene-d5	83.3151	5.47	0.00	453294	54.0	62.7	44.9	83.4
					128.0	47.0	33.4	62.1

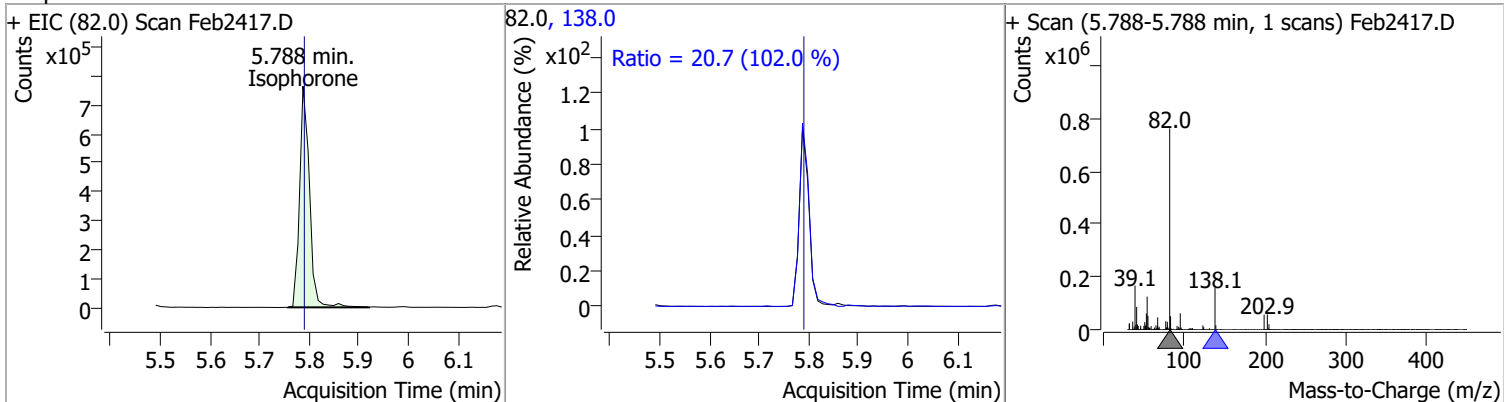


Quantitation Results Report (QT Reviewed)

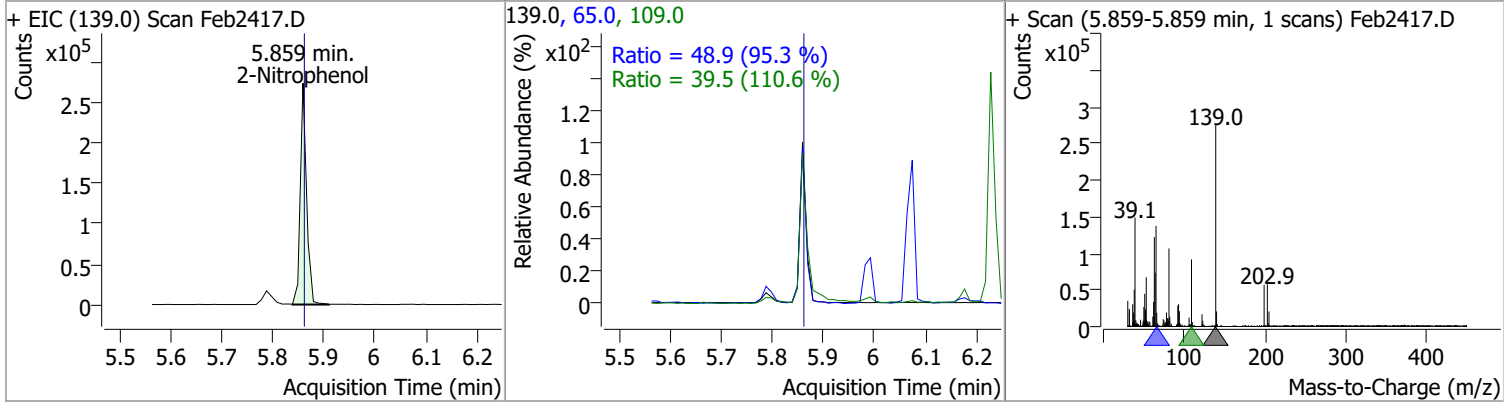
Compound	Conc.	RT	Dev(Min)	Resp.	QIon	QRatio	Lower	Upper
Nitrobenzene	79.0498	5.49	0.00	216454	77.0	210.9	146.7	272.5
					51.0	129.0	89.2	165.7



Compound	Conc.	RT	Dev(Min)	Resp.	QIon	QRatio	Lower	Upper
Isophorone	80.7335	5.79	0.00	1055480	138.0	20.7	14.2	26.4

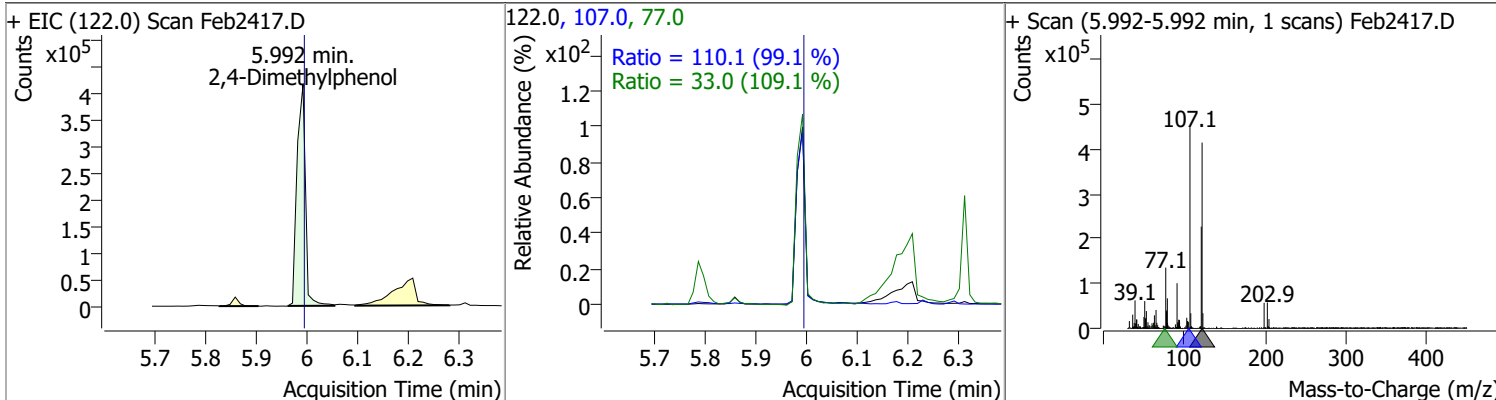


Compound	Conc.	RT	Dev(Min)	Resp.	QIon	QRatio	Lower	Upper
2-Nitrophenol	80.0409	5.86	0.00	234981	65.0	48.9	35.9	66.7
					109.0	39.5	25.0	46.4

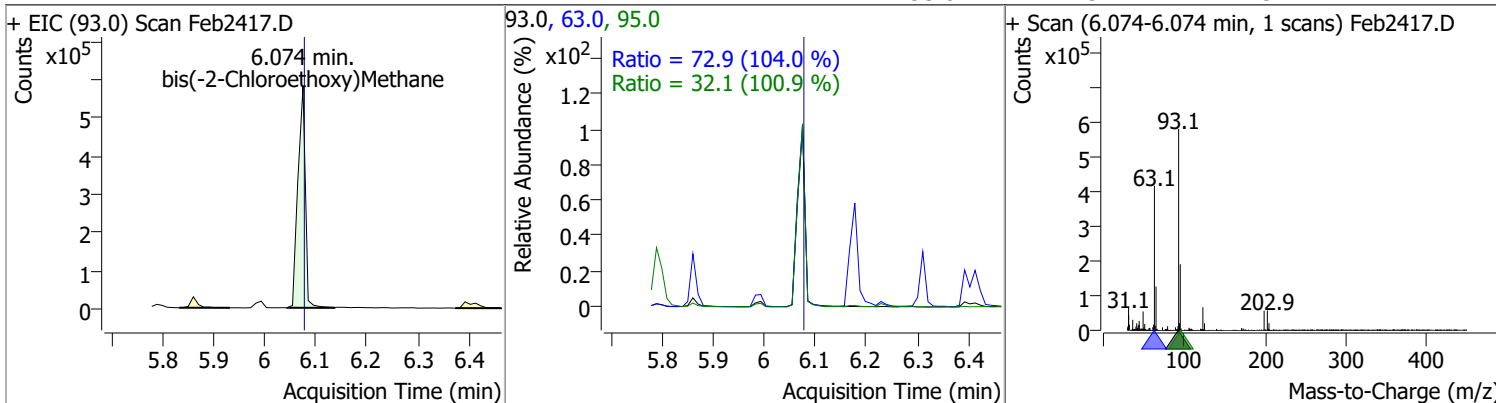


Quantitation Results Report (QT Reviewed)

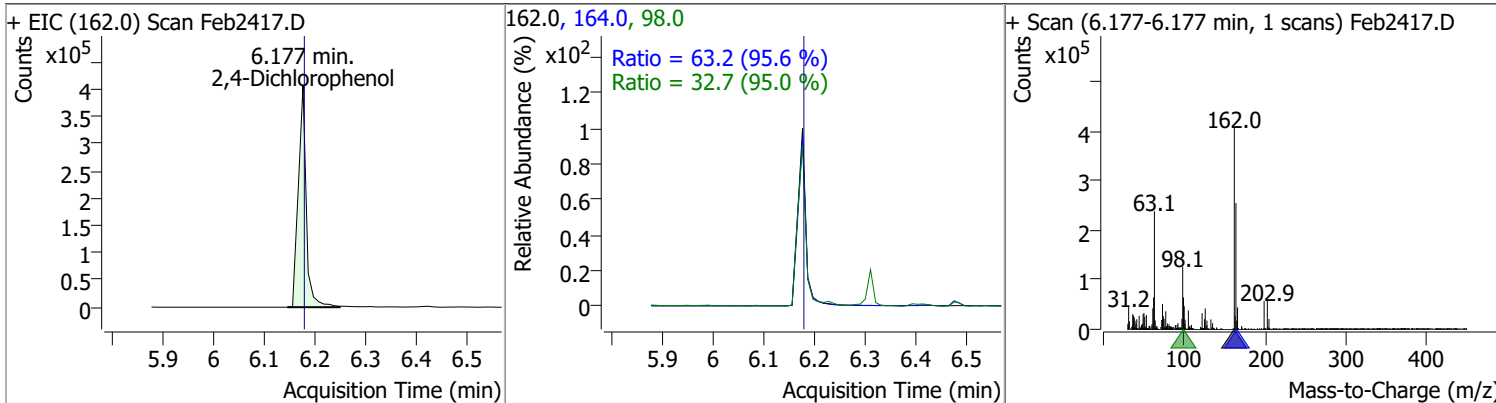
Compound	Conc.	RT	Dev(Min)	Resp.	QIon	QRatio	Lower	Upper
2,4-Dimethylphenol	78.0497	5.99	0.00	474914	107.0	110.1	77.8	144.4
					77.0	33.0	21.2	39.3



Compound	Conc.	RT	Dev(Min)	Resp.	QIon	QRatio	Lower	Upper
bis(-2-Chloroethoxy)Methane	77.3689	6.07	0.00	588977	63.0	72.9	49.1	91.2
					95.0	32.1	22.3	41.4

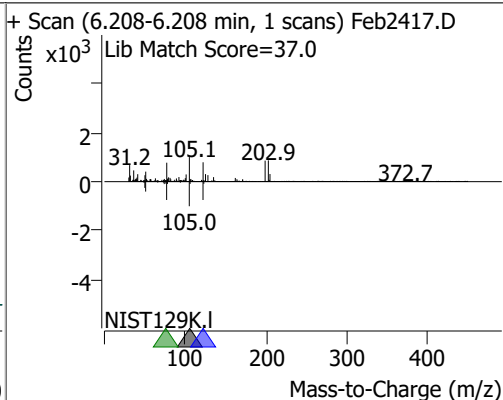
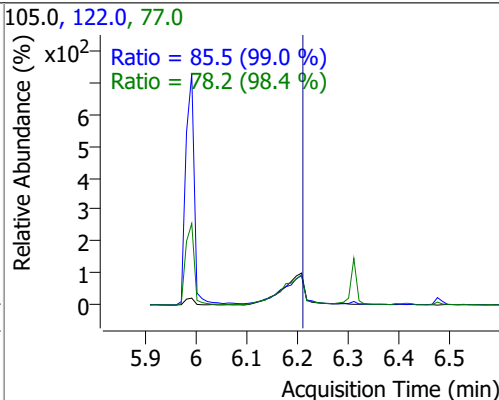
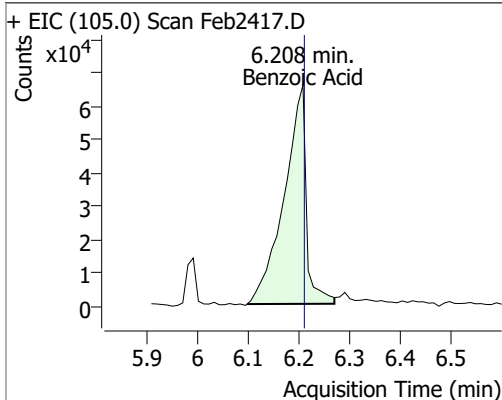


Compound	Conc.	RT	Dev(Min)	Resp.	QIon	QRatio	Lower	Upper
2,4-Dichlorophenol	75.5905	6.18	0.00	439380	164.0	63.2	46.3	86.0
					98.0	32.7	24.1	44.8

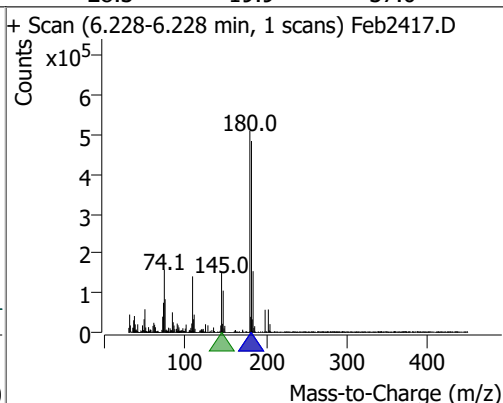
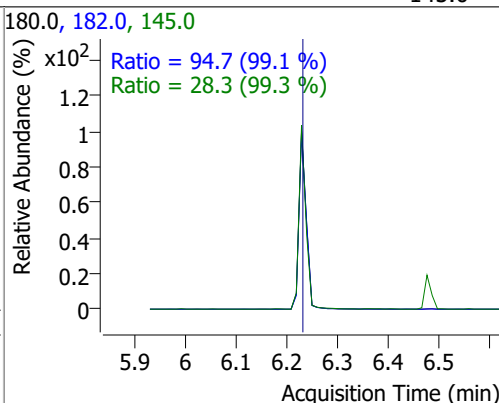
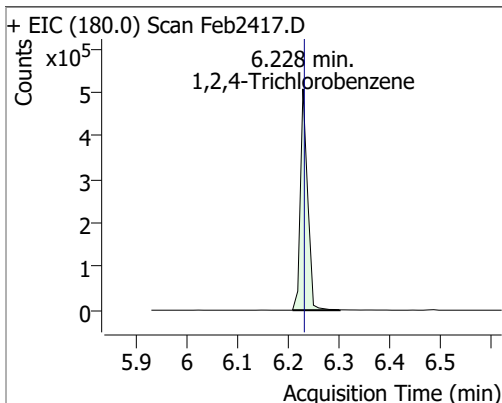


Quantitation Results Report (QT Reviewed)

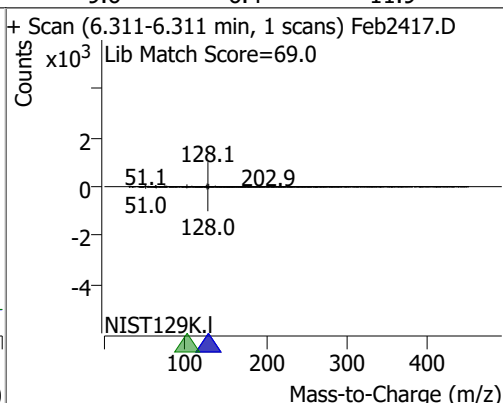
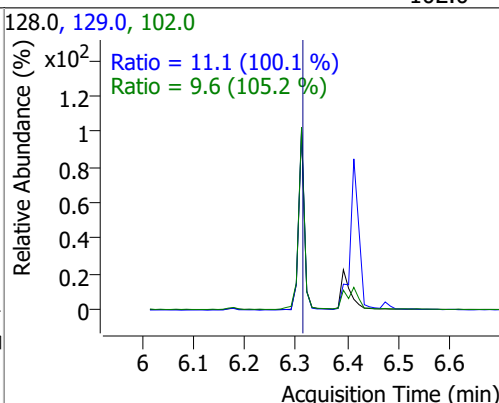
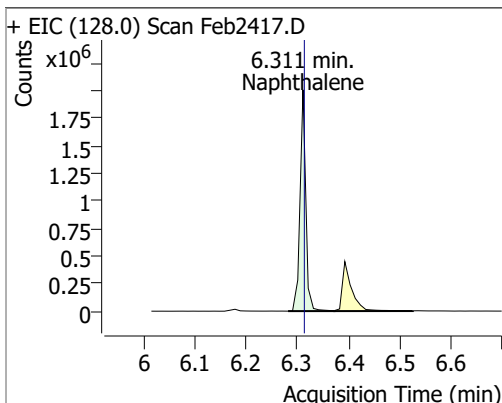
Compound	Conc.	RT	Dev(Min)	Resp.	QIon	QRatio	Lower	Upper
Benzoic Acid	66.0681	6.21	0.00	199636	122.0	85.5	60.5	112.4
					77.0	78.2	55.7	103.4



Compound	Conc.	RT	Dev(Min)	Resp.	QIon	QRatio	Lower	Upper
1,2,4-Trichlorobenzene	71.6851	6.23	0.00	502022	182.0	94.7	66.8	124.1
					145.0	28.3	19.9	37.0

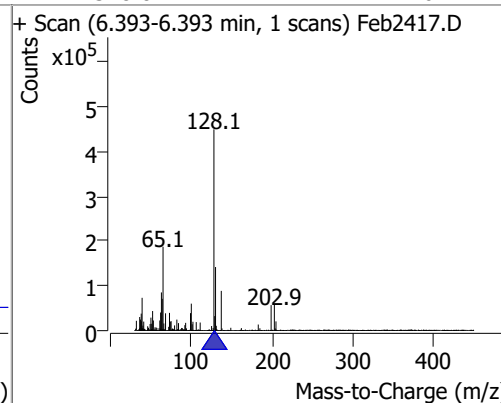
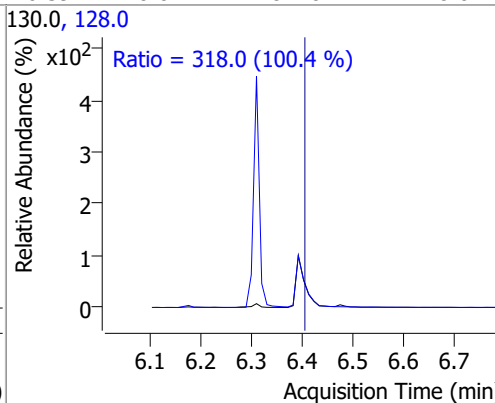
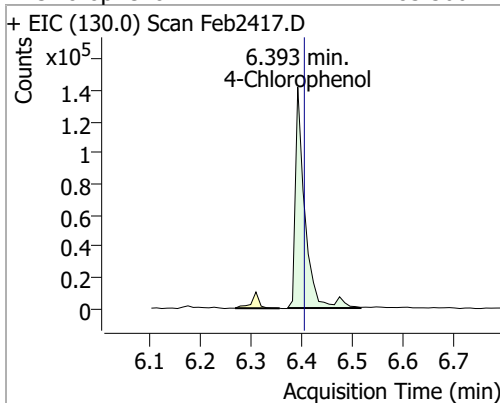


Compound	Conc.	RT	Dev(Min)	Resp.	QIon	QRatio	Lower	Upper
Naphthalene	75.3496	6.31	0.00	1568666	129.0	11.1	7.7	14.4
					102.0	9.6	6.4	11.9

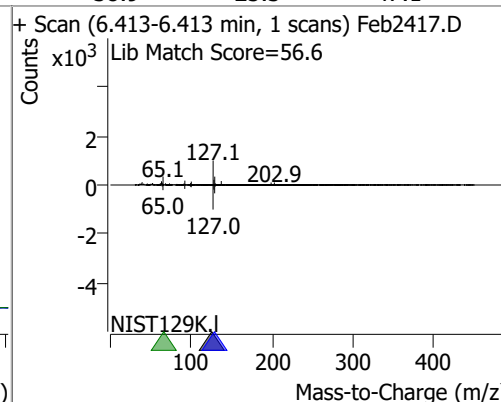
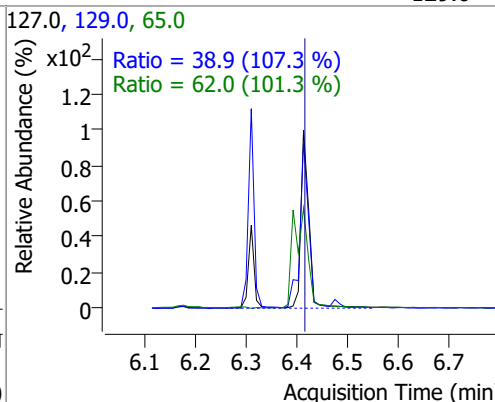
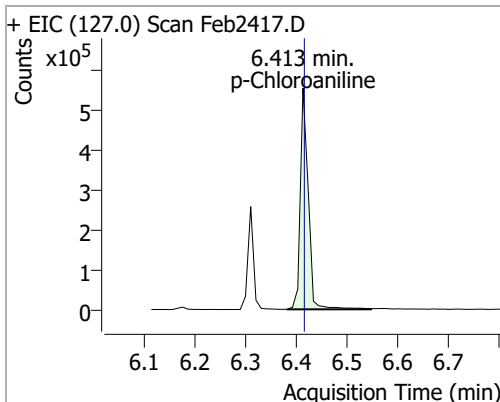


Quantitation Results Report (QT Reviewed)

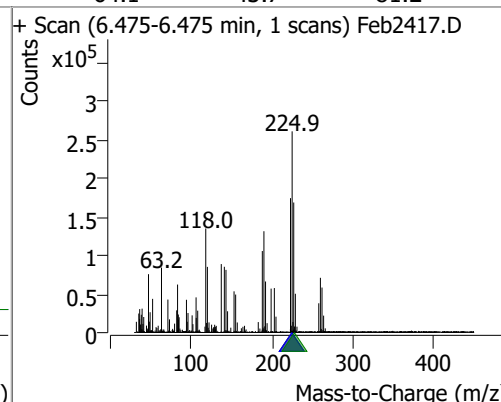
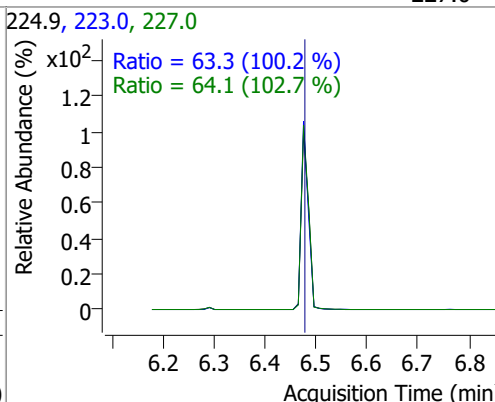
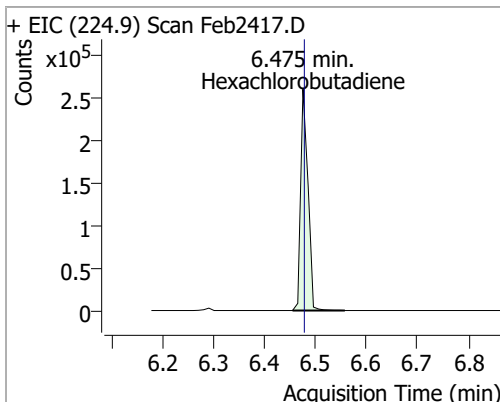
Compound	Conc.	RT	Dev(Min)	Resp.	QIon	QRatio	Lower	Upper
4-Chlorophenol	83.5664	6.39	-0.01	182402	128.0	318.0	221.7	411.6



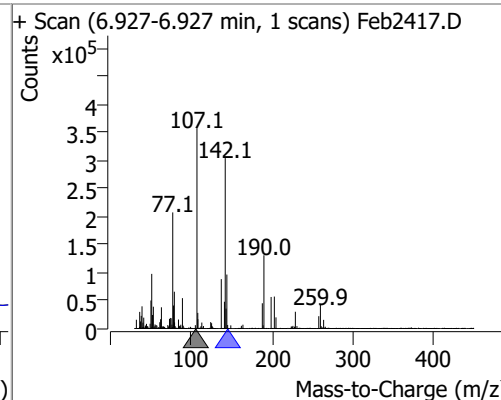
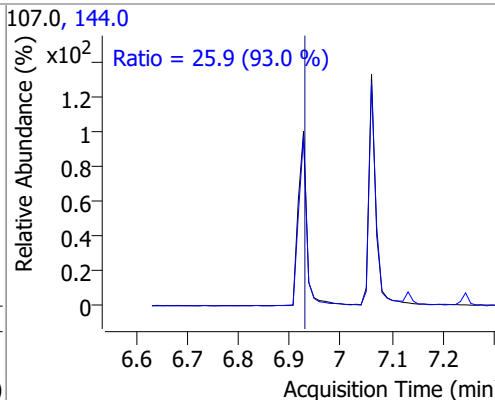
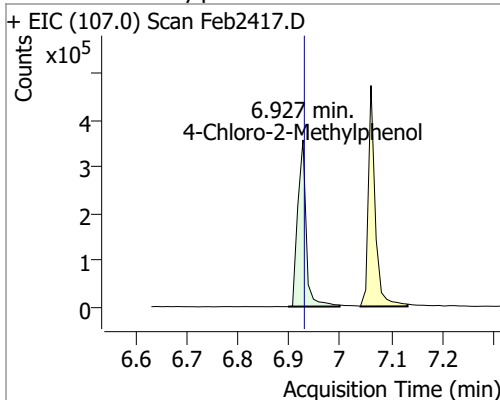
Compound	Conc.	RT	Dev(Min)	Resp.	QIon	QRatio	Lower	Upper
p-Chloroaniline	73.8138	6.41	0.00	599076	65.0	62.0	42.8	79.5
					129.0	38.9	25.3	47.1



Compound	Conc.	RT	Dev(Min)	Resp.	QIon	QRatio	Lower	Upper
Hexachlorobutadiene	71.9963	6.47	0.00	260253	223.0	63.3	44.2	82.2
					227.0	64.1	43.7	81.2

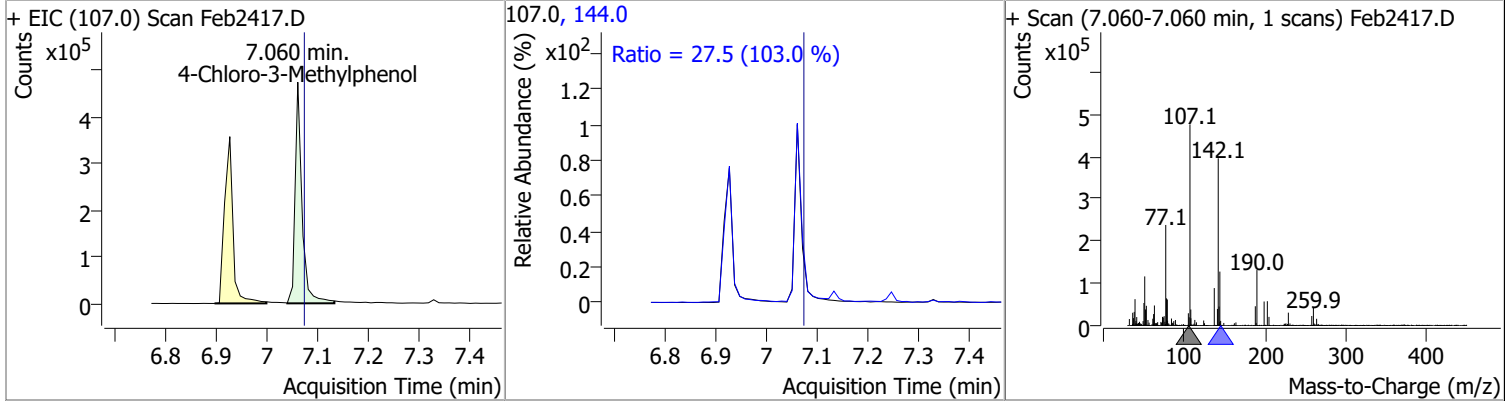


Compound	Conc.	RT	Dev(Min)	Resp.	QIon	QRatio	Lower	Upper
4-Chloro-2-Methylphenol	76.3038	6.93	0.00	411861	144.0	25.9	19.5	36.2

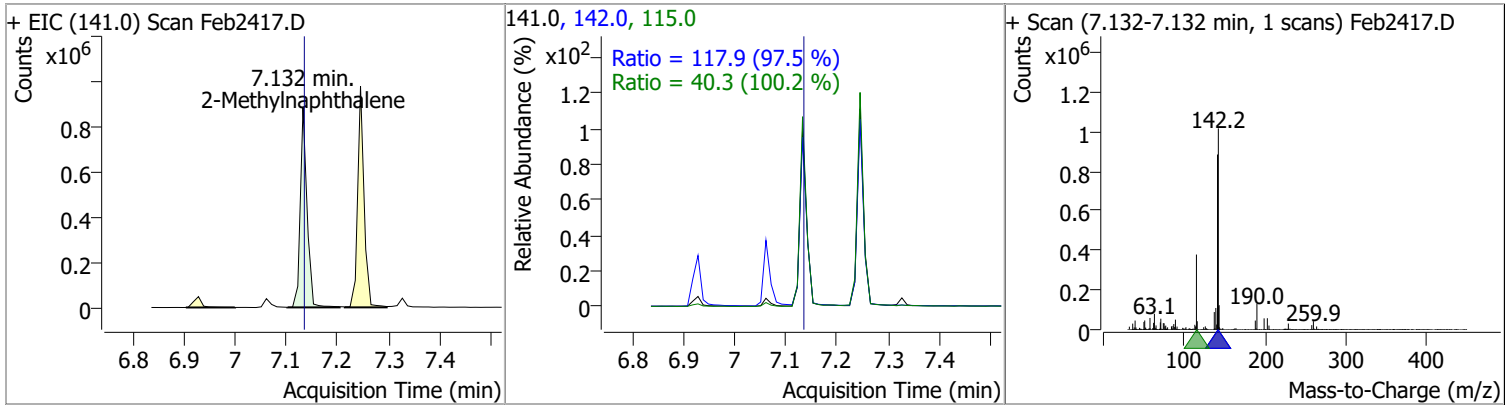


Quantitation Results Report (QT Reviewed)

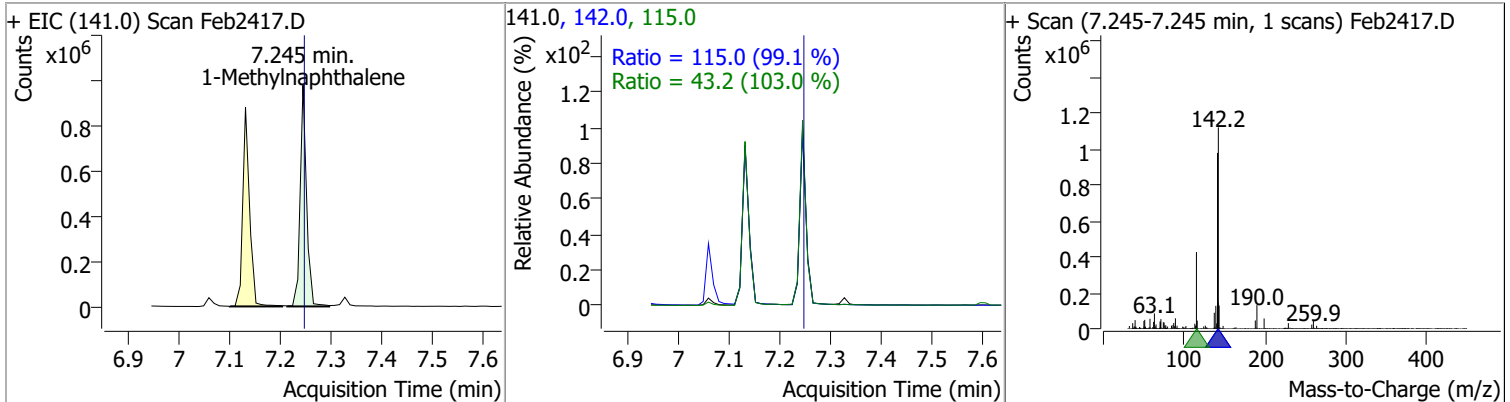
Compound	Conc.	RT	Dev(Min)	Resp.	QIon	QRatio	Lower	Upper
4-Chloro-3-Methylphenol	79.7391	7.06	-0.01	448749	144.0	27.5	18.7	34.7



Compound	Conc.	RT	Dev(Min)	Resp.	QIon	QRatio	Lower	Upper
2-Methylnaphthalene	69.9332	7.13	0.00	819620	142.0	117.9	84.6	157.1
					115.0	40.3	28.1	52.2

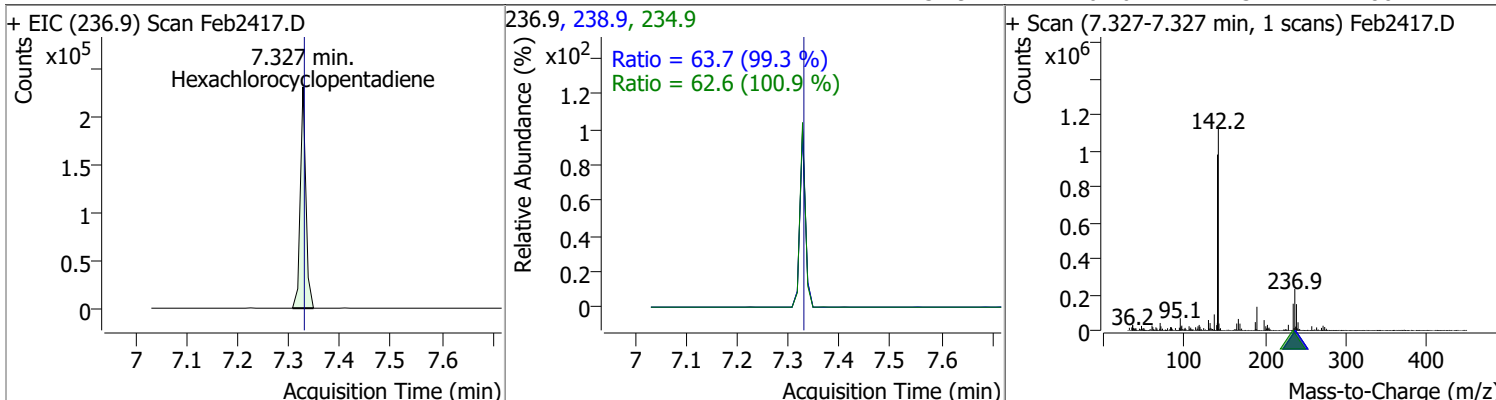


Compound	Conc.	RT	Dev(Min)	Resp.	QIon	QRatio	Lower	Upper
1-Methylnaphthalene	74.7176	7.25	0.00	855804	142.0	115.0	81.2	150.8
					115.0	43.2	29.3	54.5

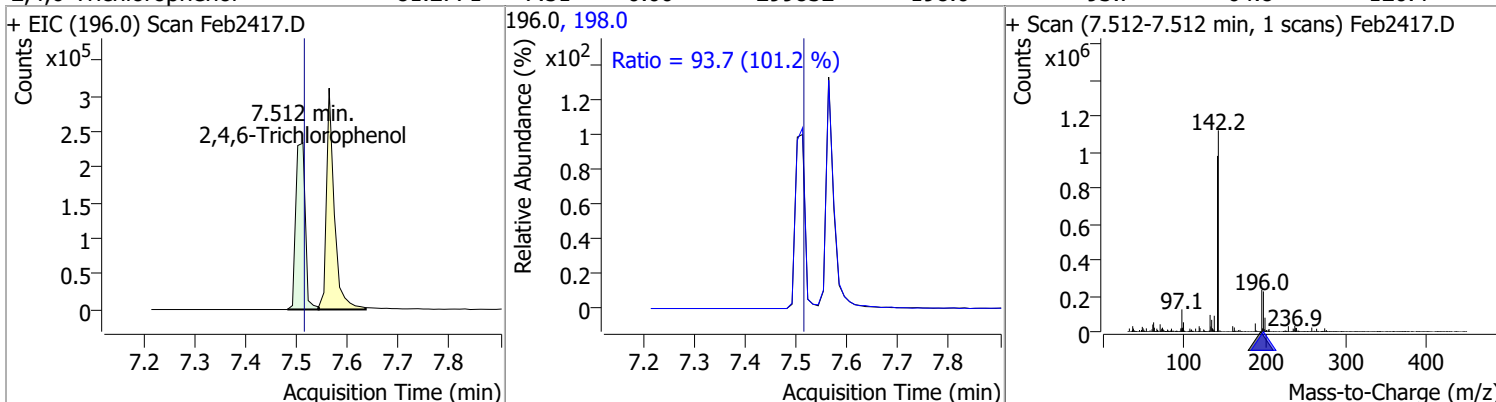


Quantitation Results Report (QT Reviewed)

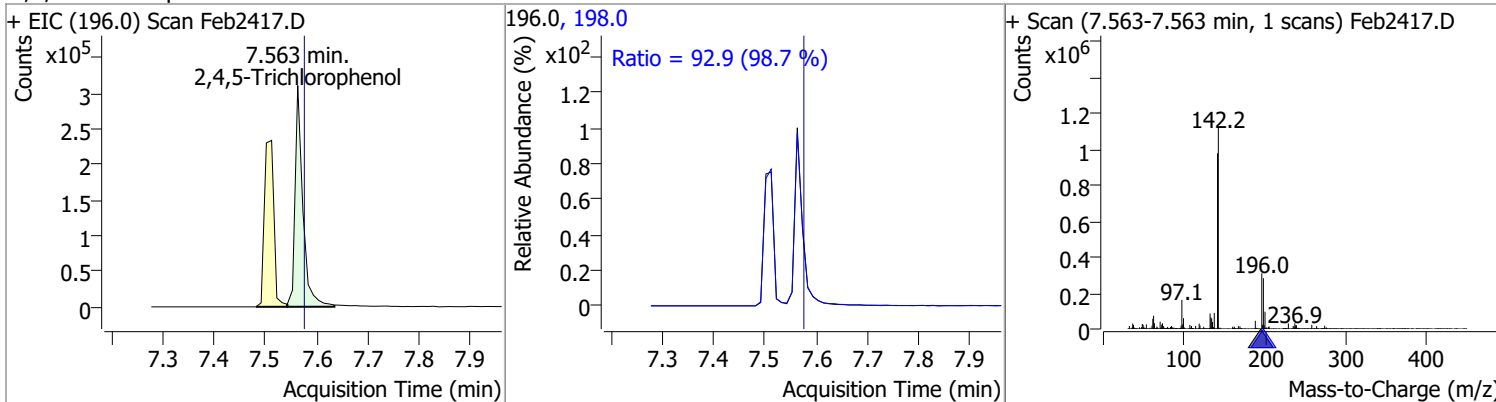
Compound	Conc.	RT	Dev(Min)	Resp.	QIon	QRatio	Lower	Upper
Hexachlorocyclopentadiene	82.3631	7.33	0.00	174259	238.9	63.7	44.9	83.5
					234.9	62.6	43.4	80.7



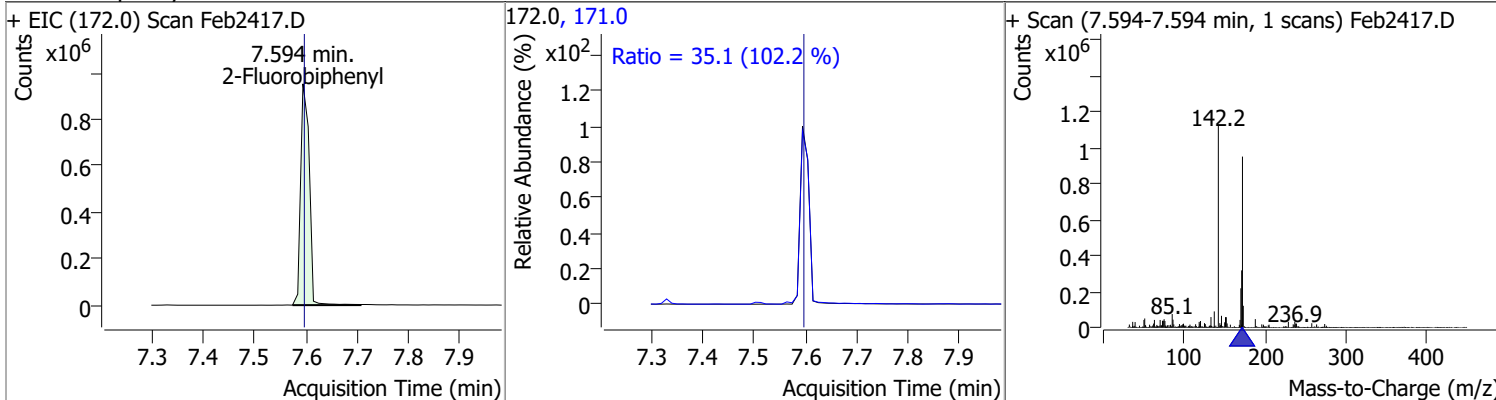
Compound	Conc.	RT	Dev(Min)	Resp.	QIon	QRatio	Lower	Upper
2,4,6-Trichlorophenol	81.2771	7.51	0.00	299832	198.0	93.7	64.8	120.4
					196.0	93.7	64.8	120.4



Compound	Conc.	RT	Dev(Min)	Resp.	QIon	QRatio	Lower	Upper
2,4,5-Trichlorophenol	80.0852	7.56	-0.01	330102	198.0	92.9	65.9	122.3
					196.0	92.9	65.9	122.3

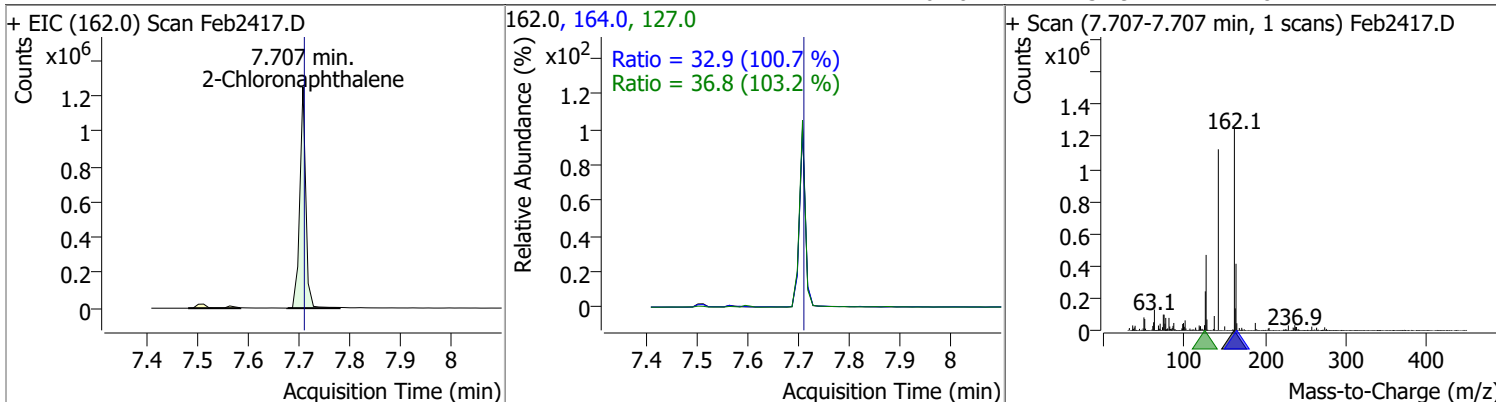


Compound	Conc.	RT	Dev(Min)	Resp.	QIon	QRatio	Lower	Upper
2-Fluorobiphenyl	74.1238	7.59	0.00	1107552	171.0	35.1	24.1	44.7
					172.0	35.1	24.1	44.7

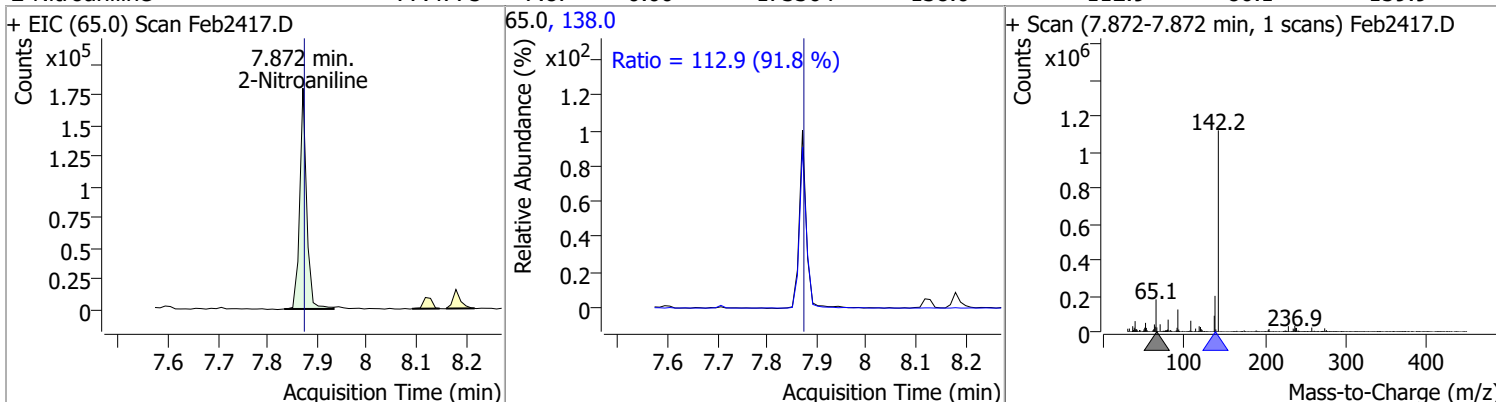


Quantitation Results Report (QT Reviewed)

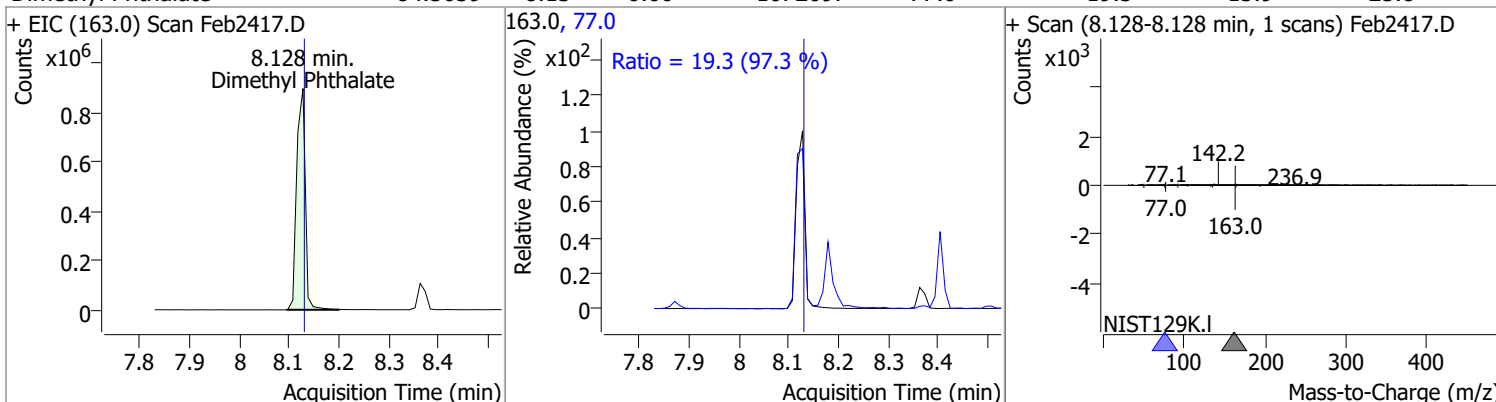
Compound	Conc.	RT	Dev(Min)	Resp.	QIon	QRatio	Lower	Upper
2-Chloronaphthalene	81.4043	7.71	0.00	1021575	127.0	36.8	25.0	46.4
					164.0	32.9	22.8	42.4



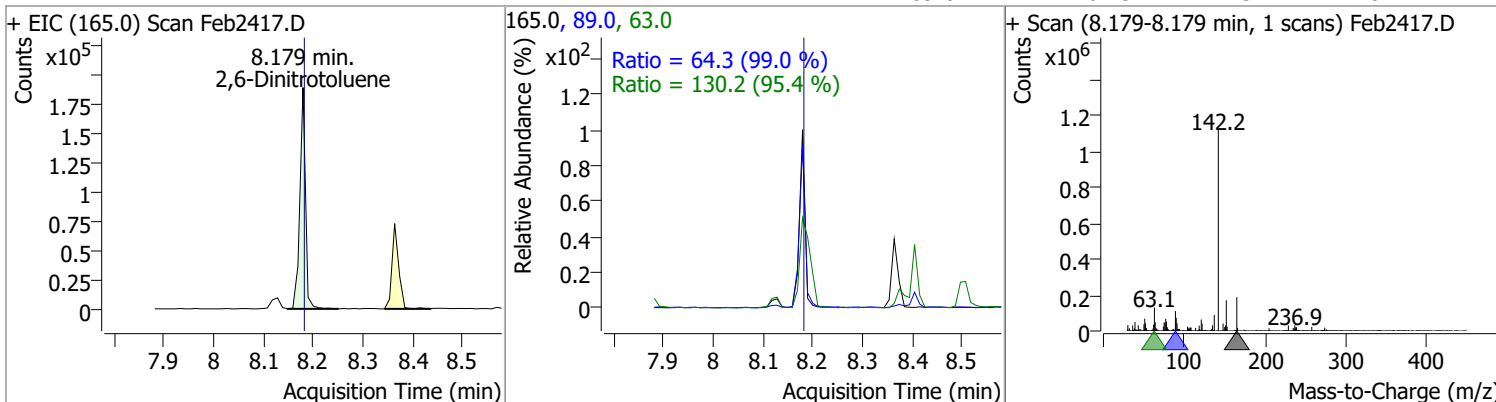
Compound	Conc.	RT	Dev(Min)	Resp.	QIon	QRatio	Lower	Upper
2-Nitroaniline	77.4775	7.87	0.00	173364	138.0	112.9	86.1	159.9



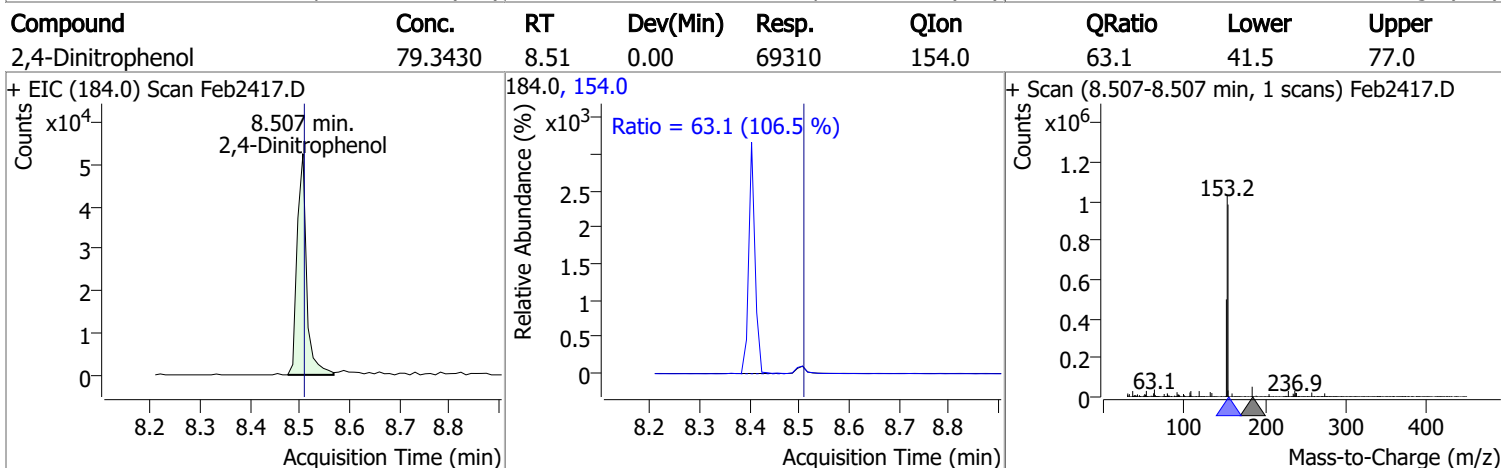
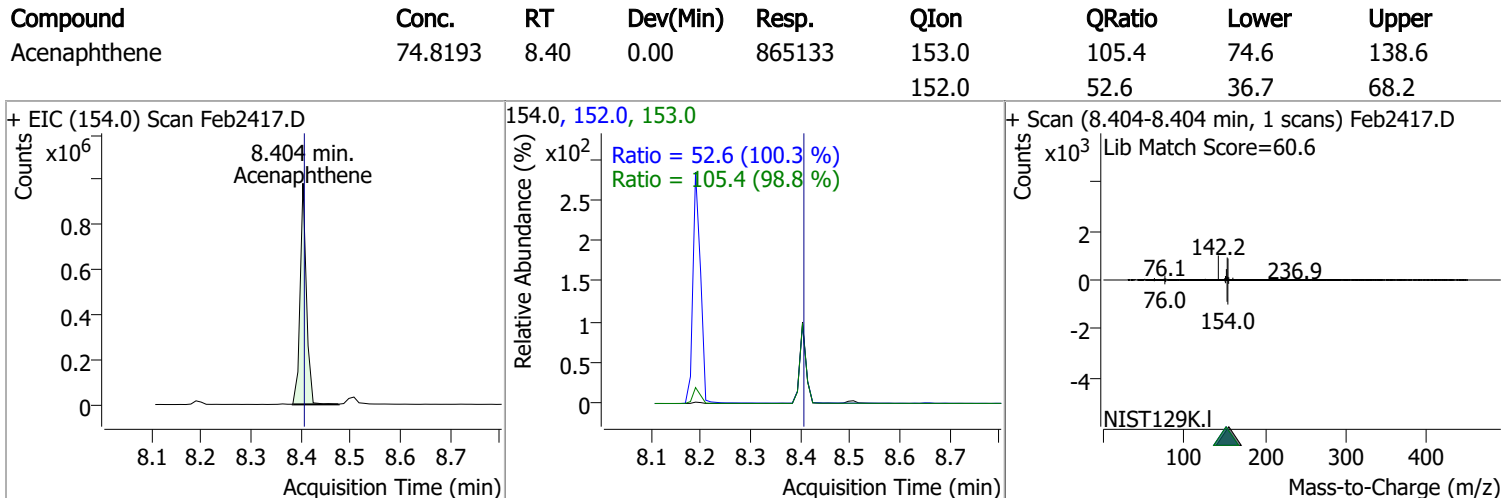
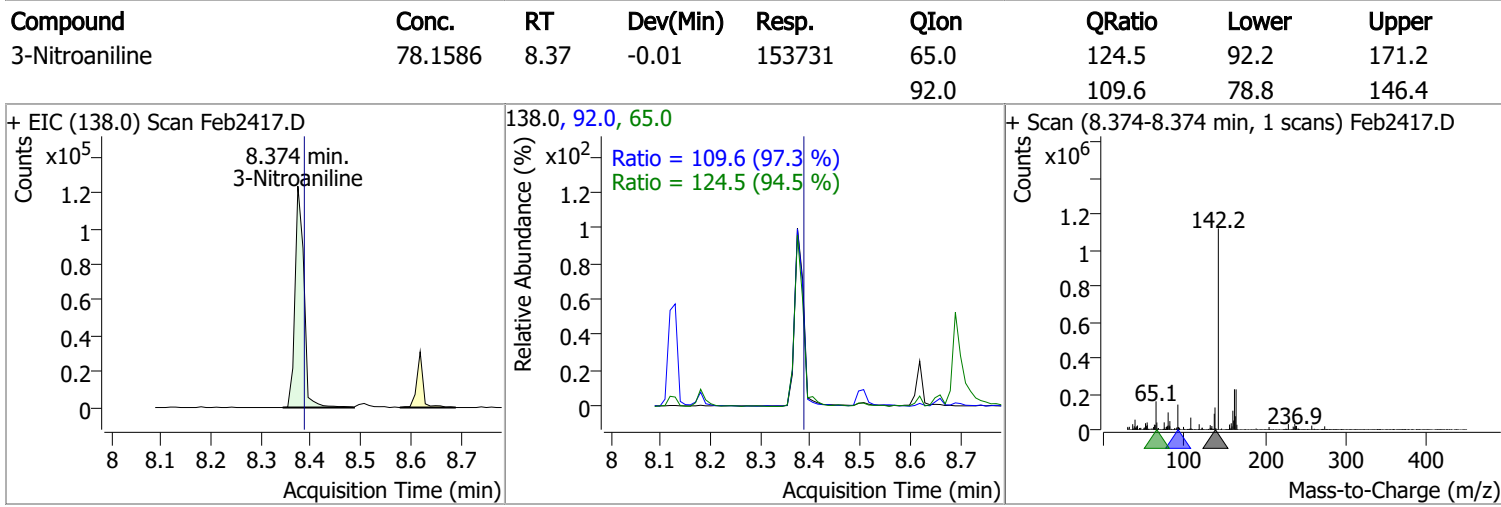
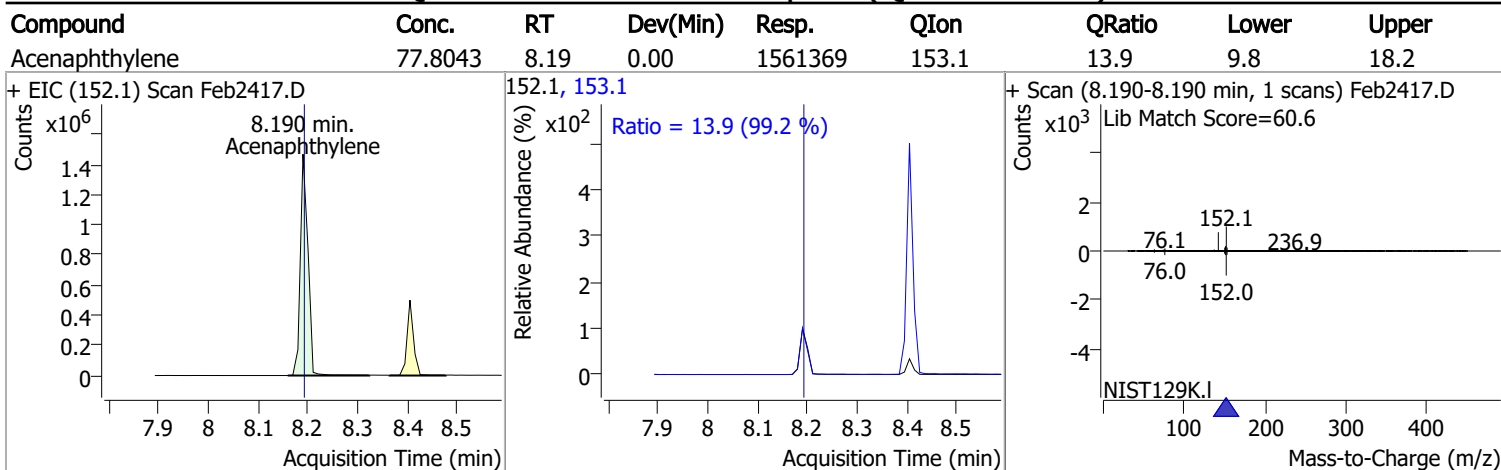
Compound	Conc.	RT	Dev(Min)	Resp.	QIon	QRatio	Lower	Upper
Dimethyl Phthalate	84.5659	8.13	0.00	1072097	77.0	19.3	13.9	25.8



Compound	Conc.	RT	Dev(Min)	Resp.	QIon	QRatio	Lower	Upper
2,6-Dinitrotoluene	84.9164	8.18	0.00	147470	63.0	130.2	95.6	177.5
					89.0	64.3	45.4	84.4

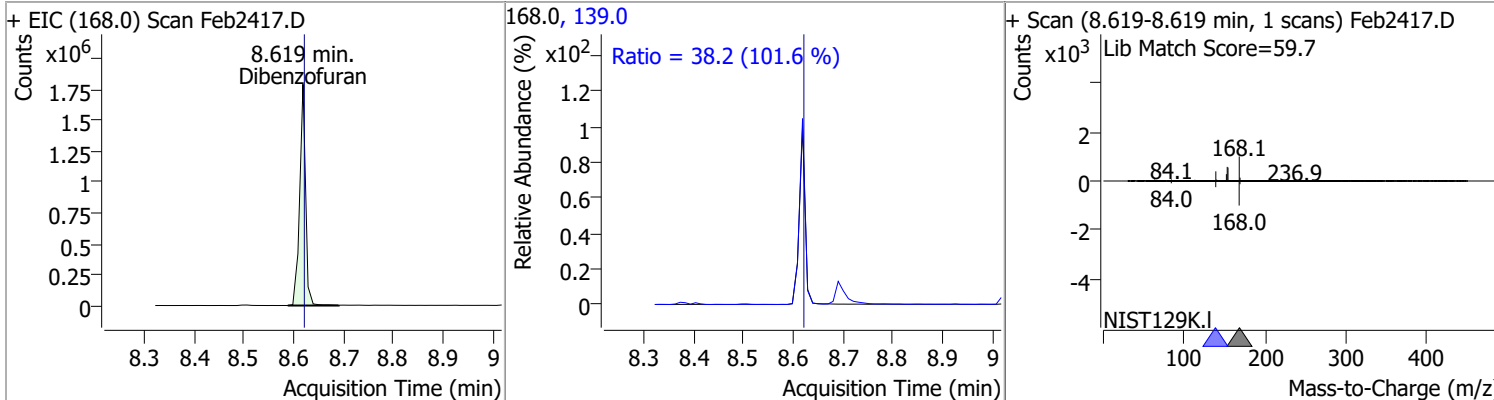


Quantitation Results Report (QT Reviewed)

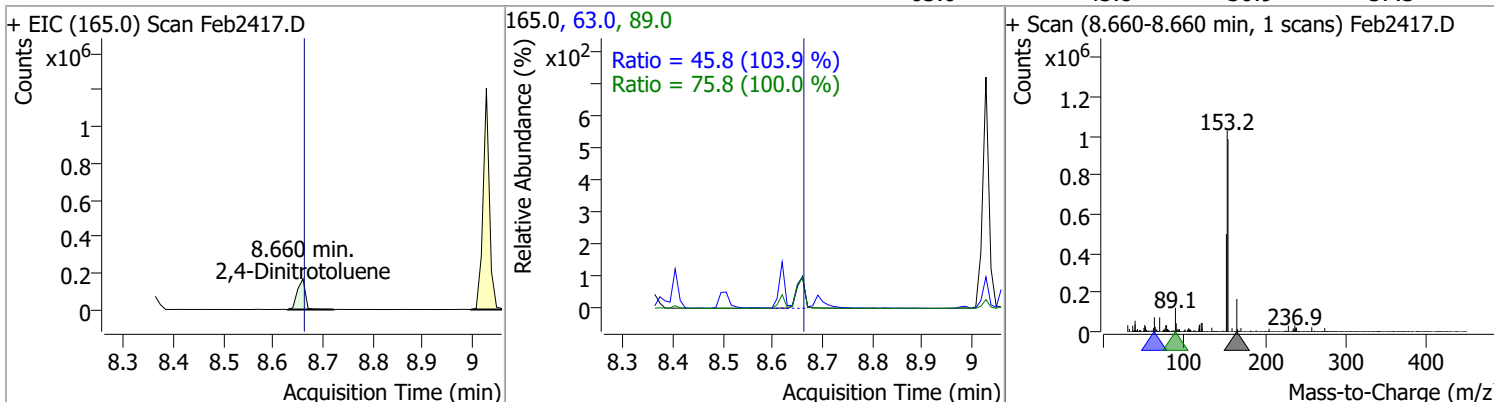


Quantitation Results Report (QT Reviewed)

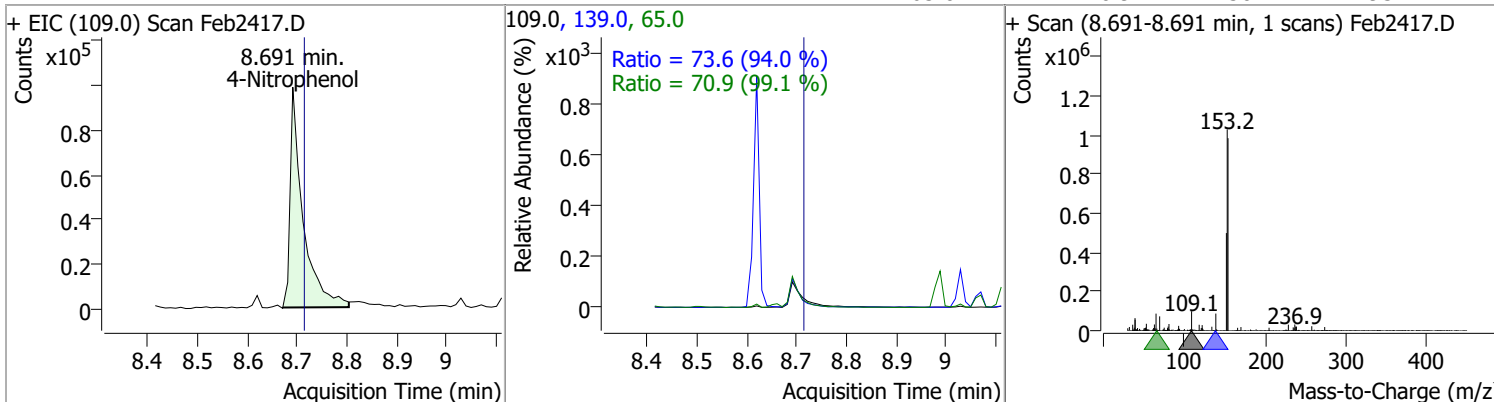
Compound	Conc.	RT	Dev(Min)	Resp.	QIon	QRatio	Lower	Upper
Dibenzofuran	78.0203	8.62	0.00	1476169	139.0	38.2	26.3	48.9



Compound	Conc.	RT	Dev(Min)	Resp.	QIon	QRatio	Lower	Upper
2,4-Dinitrotoluene	85.3409	8.66	0.00	186693	89.0	75.8	53.1	98.6
					63.0	45.8	30.9	57.3

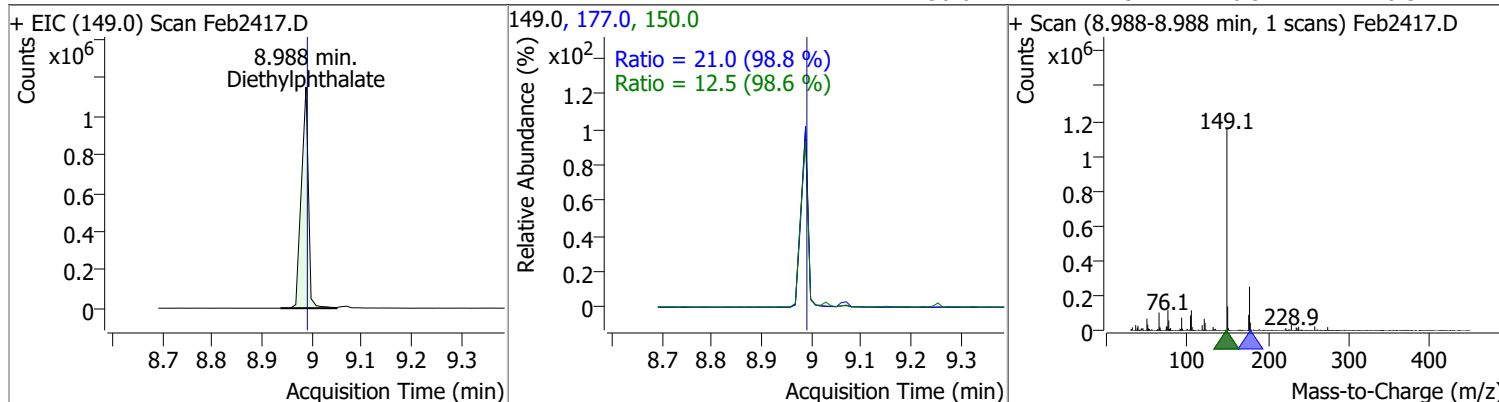


Compound	Conc.	RT	Dev(Min)	Resp.	QIon	QRatio	Lower	Upper
4-Nitrophenol	81.4156	8.69	-0.02	174308	139.0	73.6	54.8	101.9
					65.0	70.9	50.1	93.1

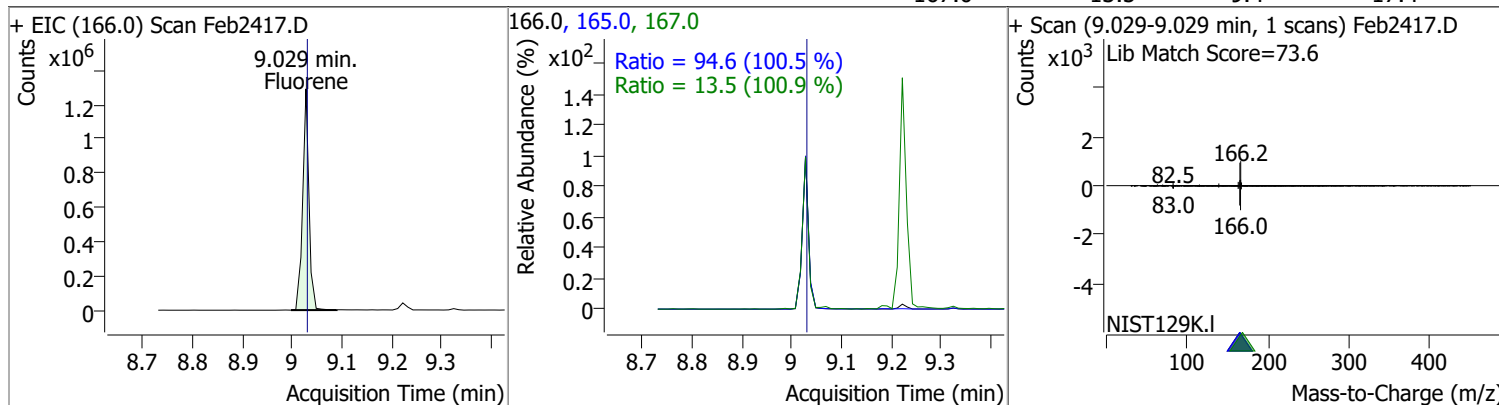


Quantitation Results Report (QT Reviewed)

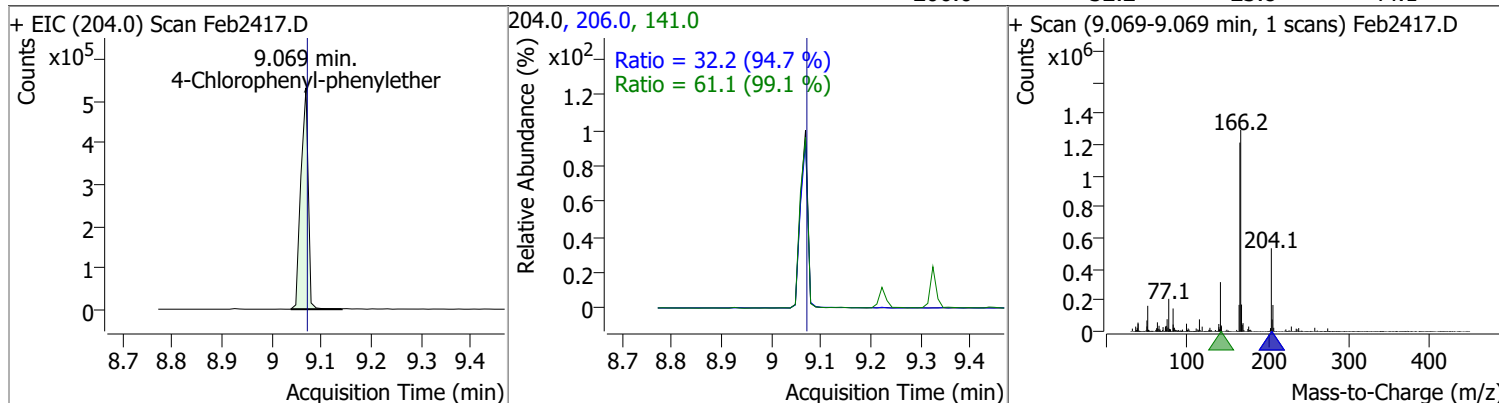
Compound	Conc.	RT	Dev(Min)	Resp.	QIon	QRatio	Lower	Upper
Diethylphthalate	85.6595	8.99	0.00	1129520	177.0	21.0	14.9	27.7
					150.0	12.5	8.9	16.5



Compound	Conc.	RT	Dev(Min)	Resp.	QIon	QRatio	Lower	Upper
Fluorene	74.6864	9.03	0.00	1131650	165.0	94.6	65.9	122.3
					167.0	13.5	9.4	17.4

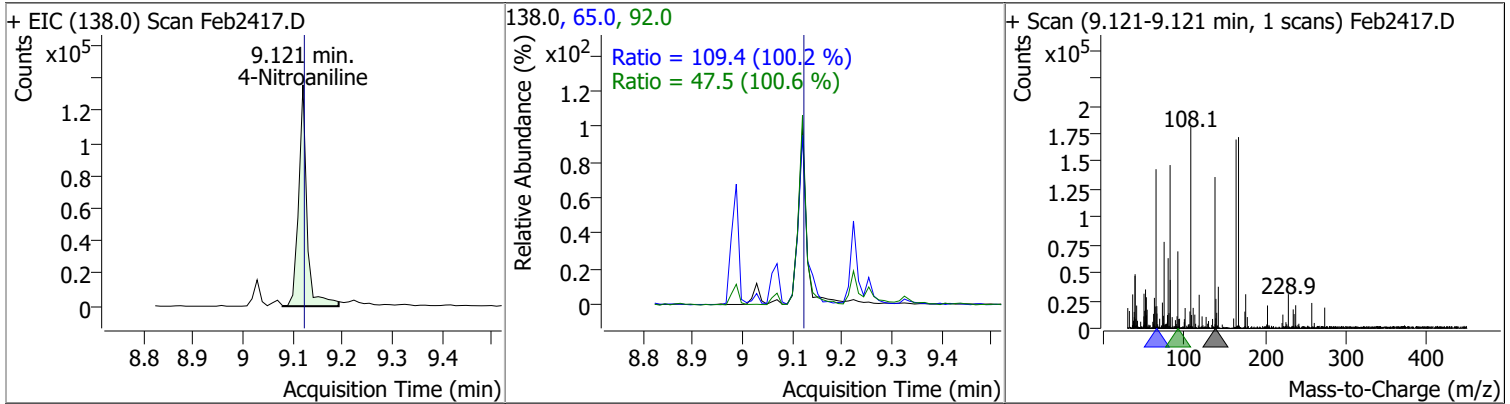


Compound	Conc.	RT	Dev(Min)	Resp.	QIon	QRatio	Lower	Upper
4-Chlorophenyl-phenylether	80.1082	9.07	0.00	545403	141.0	61.1	43.2	80.2
					206.0	32.2	23.8	44.1

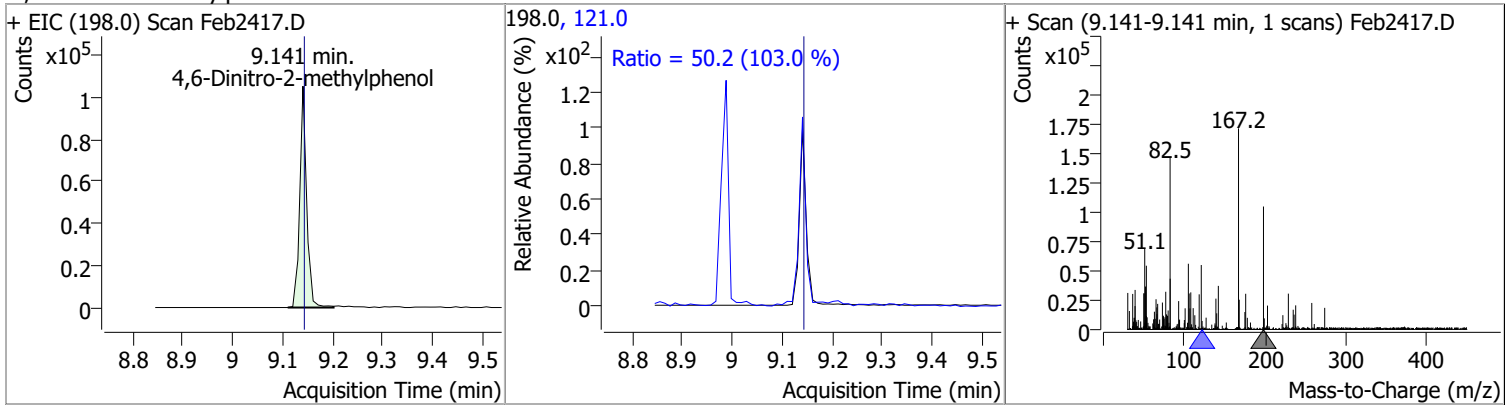


Quantitation Results Report (QT Reviewed)

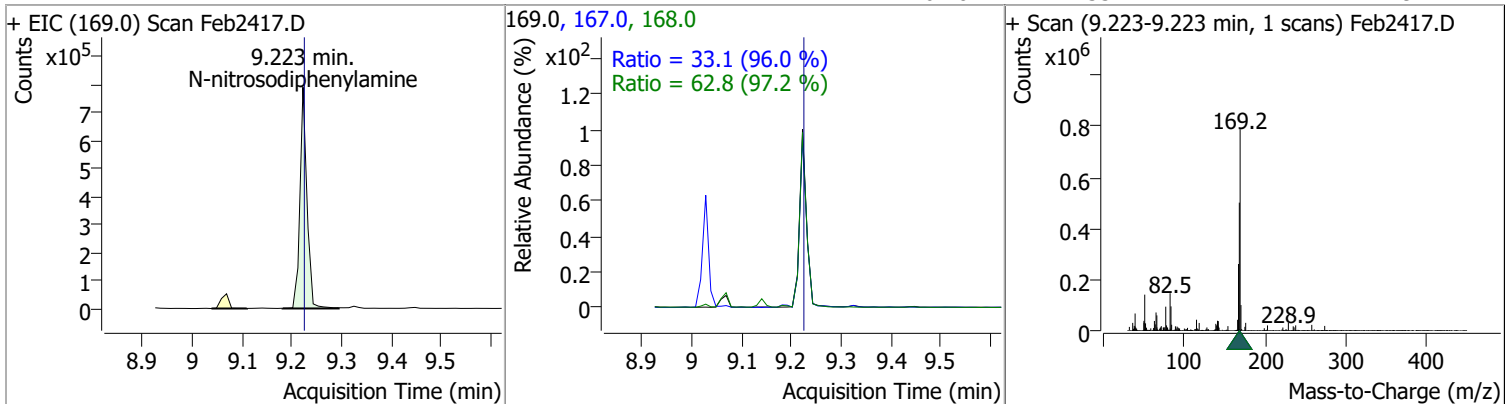
Compound	Conc.	RT	Dev(Min)	Resp.	QIon	QRatio	Lower	Upper
4-Nitroaniline	72.3191	9.12	0.00	157713	65.0	109.4	76.4	142.0
					92.0	47.5	33.1	61.4



Compound	Conc.	RT	Dev(Min)	Resp.	QIon	QRatio	Lower	Upper
4,6-Dinitro-2-methylphenol	76.4491	9.14	0.00	101365	121.0	50.2	34.1	63.3

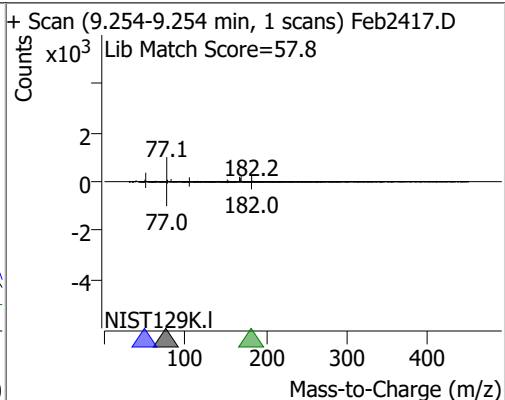
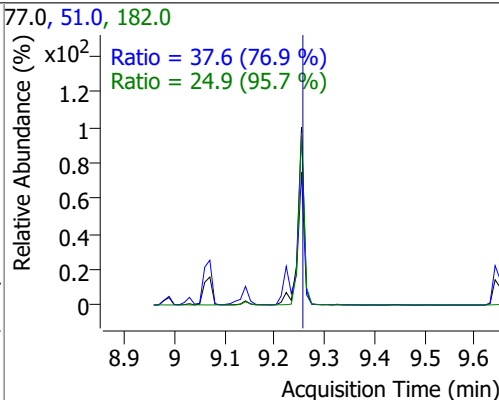
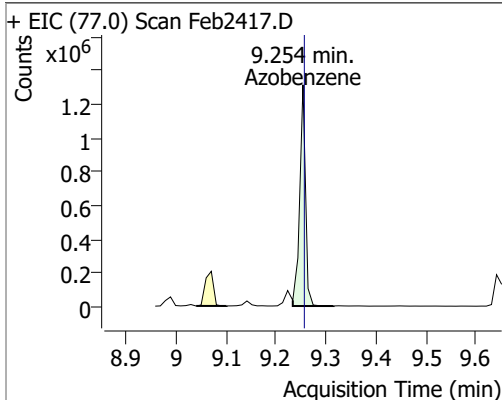


Compound	Conc.	RT	Dev(Min)	Resp.	QIon	QRatio	Lower	Upper
N-nitrosodiphenylamine	74.7664	9.22	0.00	772799	168.0	62.8	45.2	84.0
					167.0	33.1	24.2	44.9

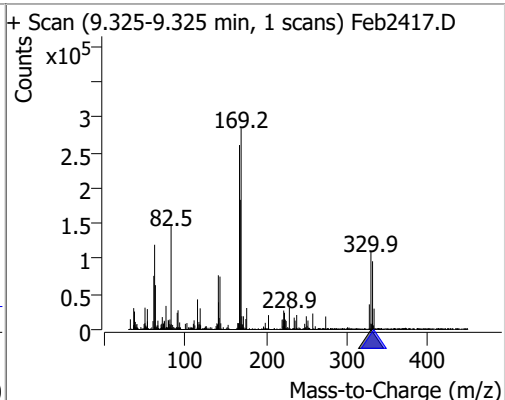
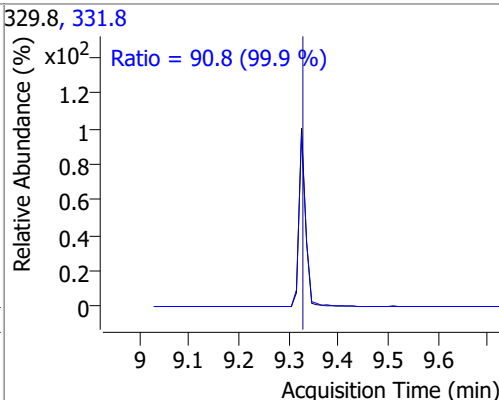
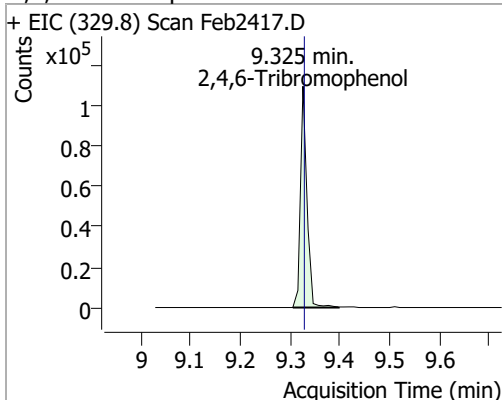


Quantitation Results Report (QT Reviewed)

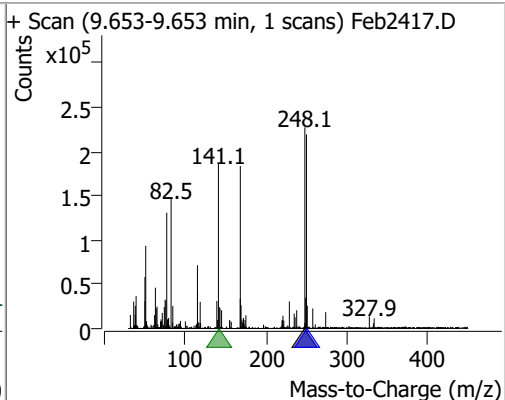
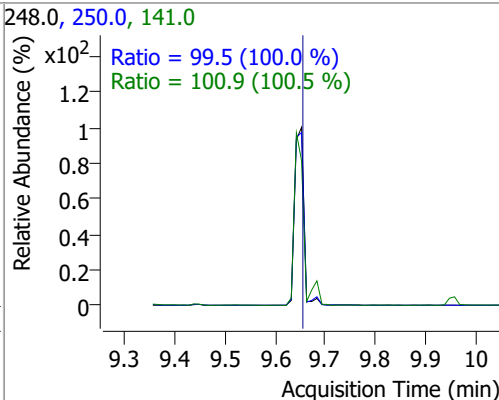
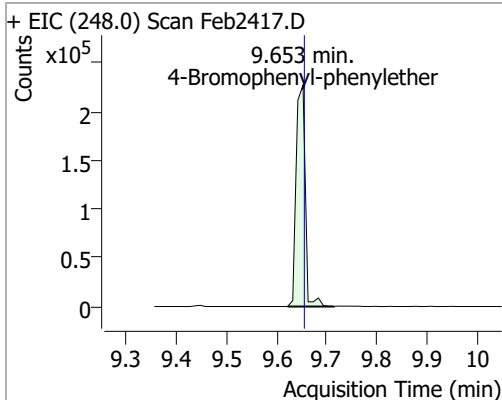
Compound	Conc.	RT	Dev(Min)	Resp.	QIon	QRatio	Lower	Upper
Azobenzene	77.8419	9.25	0.00	1063258	51.0	37.6	34.2	63.5
					182.0	24.9	18.2	33.8



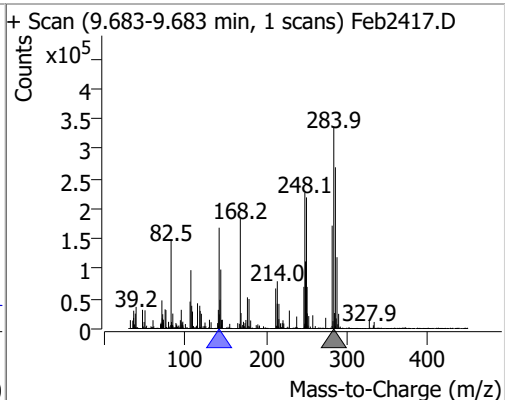
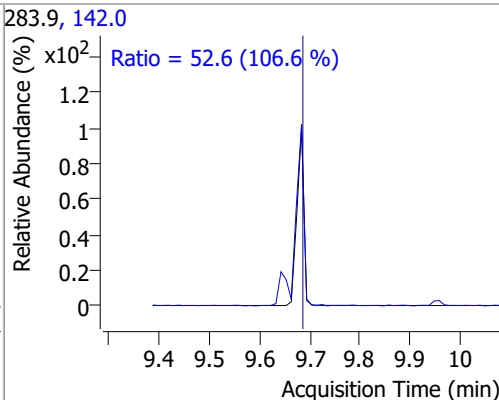
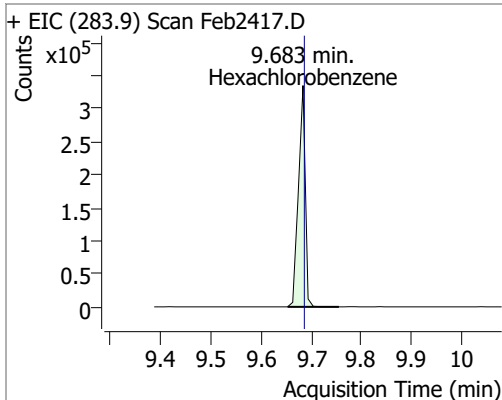
Compound	Conc.	RT	Dev(Min)	Resp.	QIon	QRatio	Lower	Upper
2,4,6-Tribromophenol	79.4200	9.33	0.00	99938	331.8	90.8	63.6	118.2



Compound	Conc.	RT	Dev(Min)	Resp.	QIon	QRatio	Lower	Upper
4-Bromophenyl-phenylether	73.6501	9.65	0.00	285418	141.0	100.9	70.3	130.5
					250.0	99.5	69.6	129.3

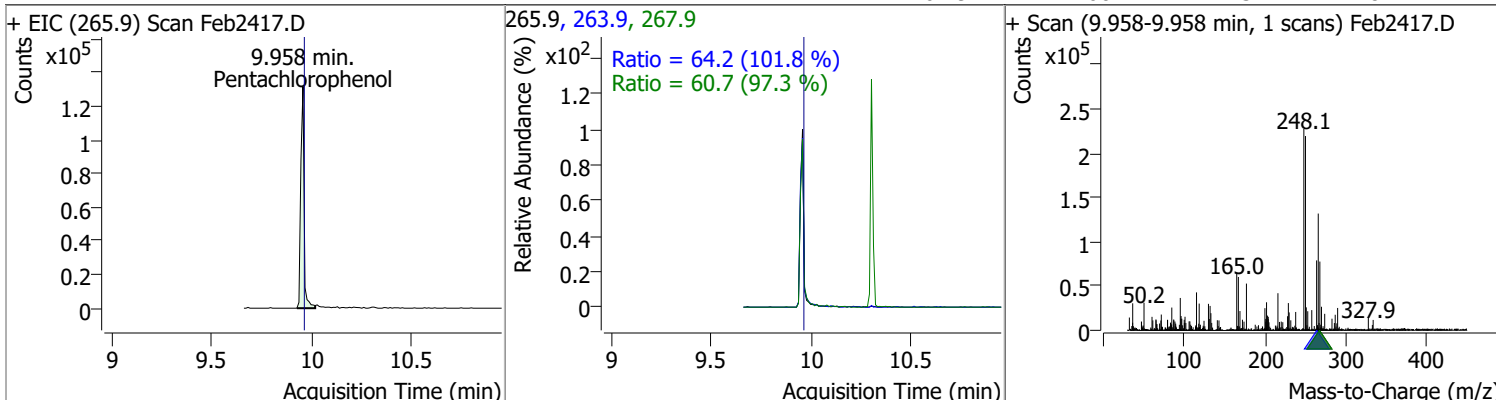


Compound	Conc.	RT	Dev(Min)	Resp.	QIon	QRatio	Lower	Upper
Hexachlorobenzene	79.4536	9.68	0.00	316701	142.0	52.6	34.5	64.1

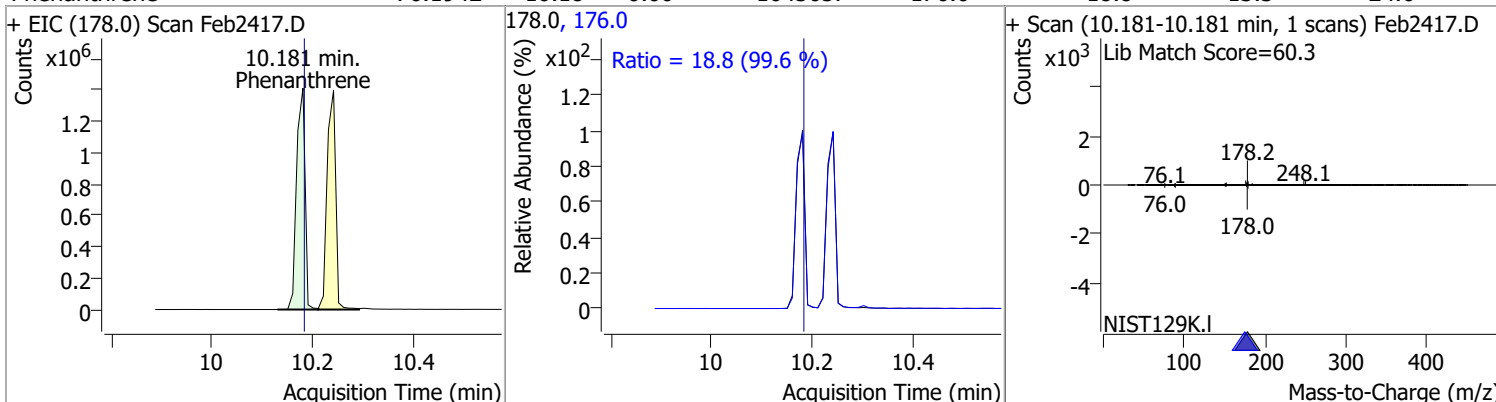


Quantitation Results Report (QT Reviewed)

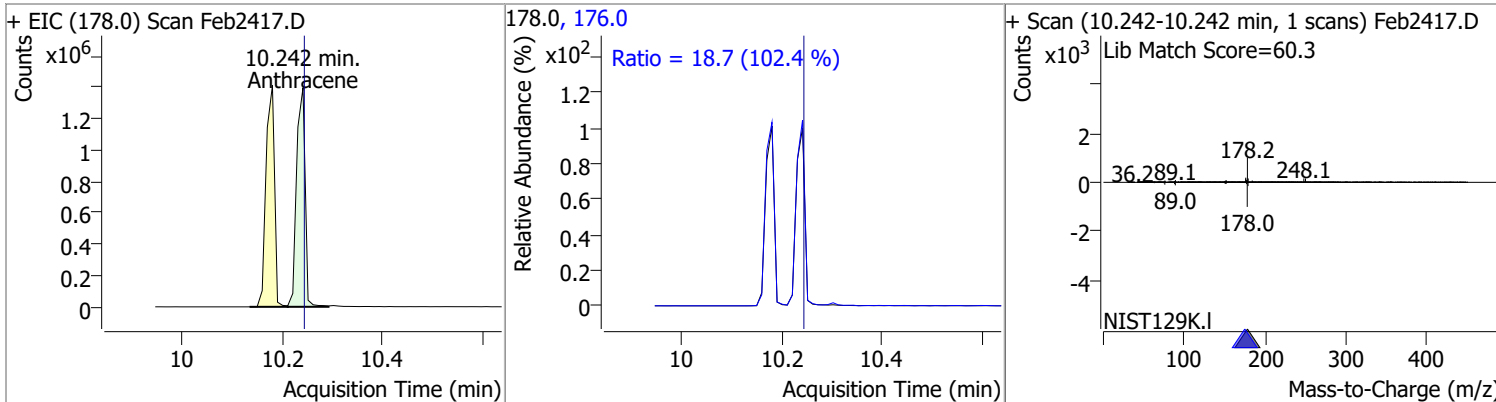
Compound	Conc.	RT	Dev(Min)	Resp.	QIon	QRatio	Lower	Upper
Pentachlorophenol	81.7370	9.96	0.00	151833	263.9	64.2	44.2	82.0
					267.9	60.7	43.7	81.1



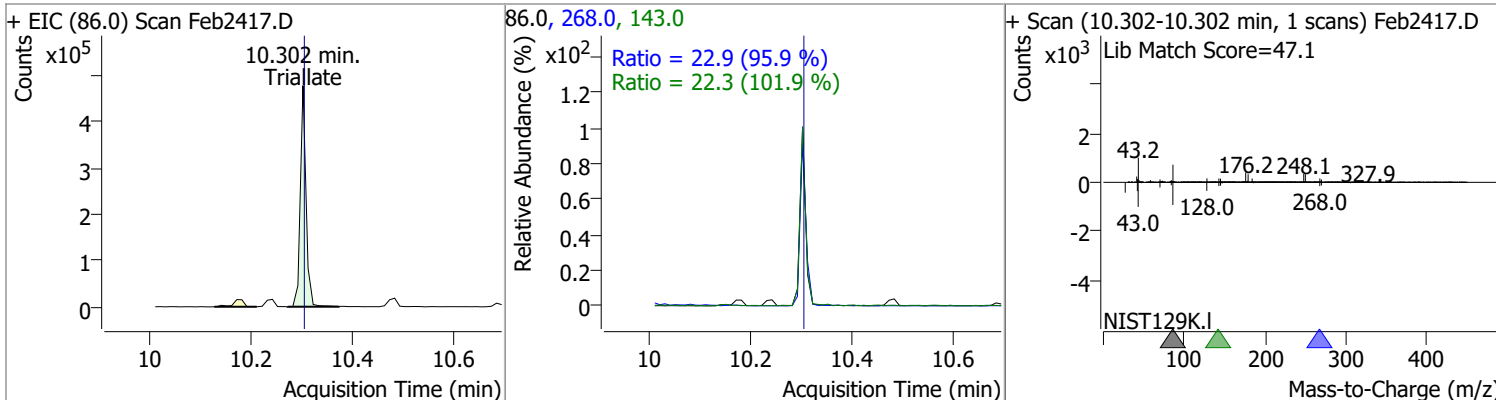
Compound	Conc.	RT	Dev(Min)	Resp.	QIon	QRatio	Lower	Upper
Phenanthrene	76.1942	10.18	0.00	1645657	178.0	18.8	13.3	24.6
					176.0	Ratio = 18.8 (99.6 %)		



Compound	Conc.	RT	Dev(Min)	Resp.	QIon	QRatio	Lower	Upper
Anthracene	81.0806	10.24	0.00	1646794	178.0	18.7	12.8	23.7
					176.0	Ratio = 18.7 (102.4 %)		

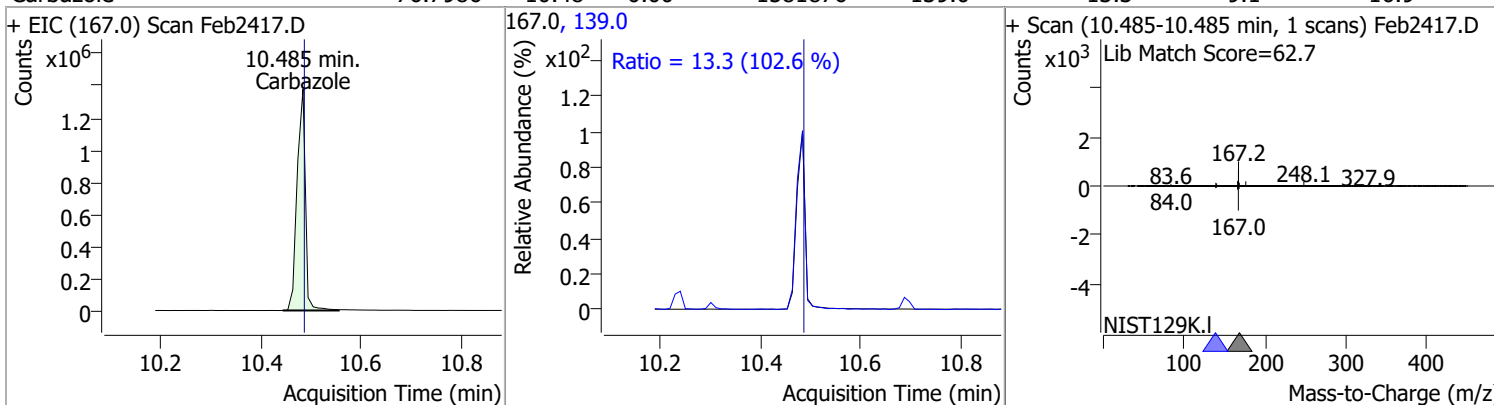


Compound	Conc.	RT	Dev(Min)	Resp.	QIon	QRatio	Lower	Upper
Triallate	78.1949	10.30	0.00	377426	268.0	22.9	16.7	31.0
					143.0	22.3	15.3	28.4

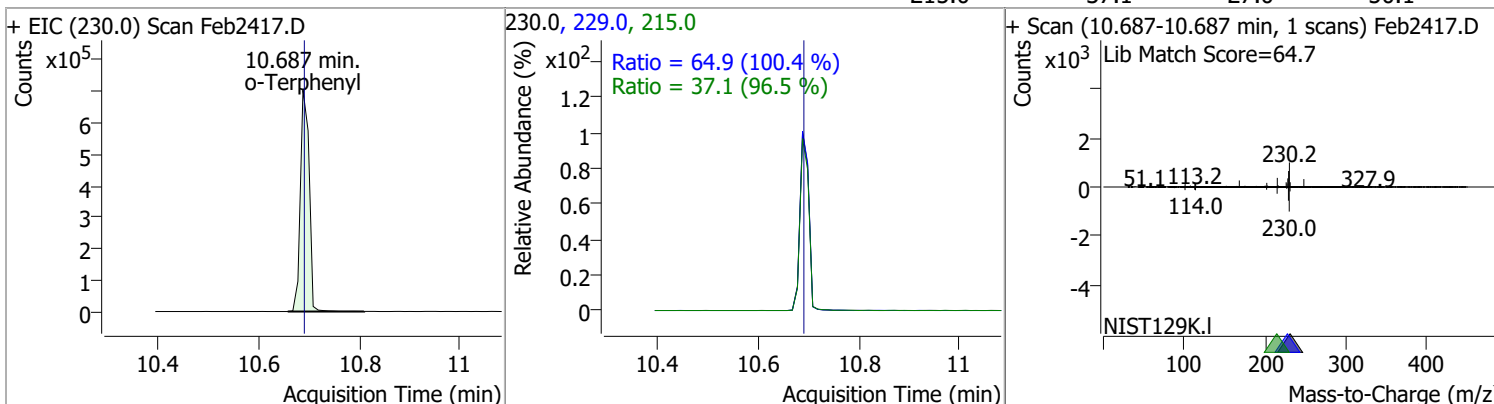


Quantitation Results Report (QT Reviewed)

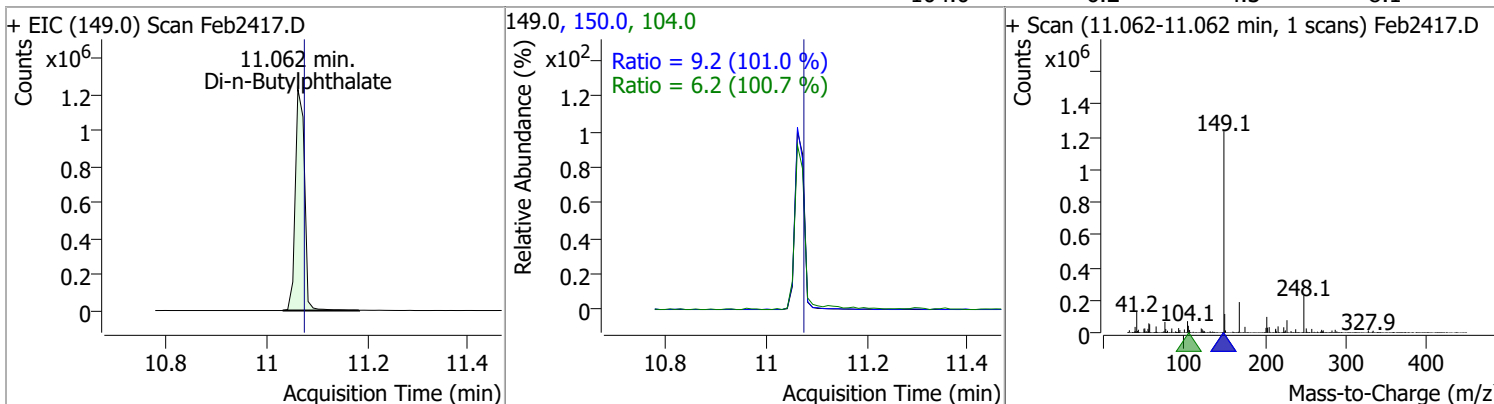
Compound	Conc.	RT	Dev(Min)	Resp.	QIon	QRatio	Lower	Upper
Carbazole	76.7986	10.48	0.00	1581876	139.0	13.3	9.1	16.9



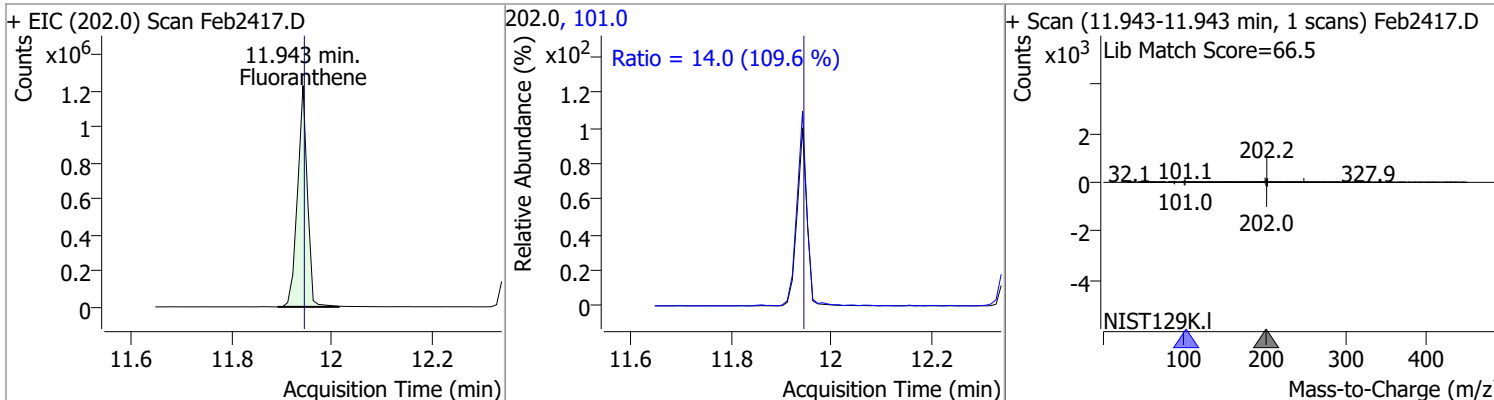
o-Terphenyl	74.6916	10.69	0.00	854648	229.0 215.0	64.9 37.1	45.3 27.0	84.0 50.1
-------------	---------	-------	------	--------	----------------	--------------	--------------	--------------



Di-n-Butylphthalate	80.5171	11.06	-0.01	1567143	150.0 104.0	9.2 6.2	6.4 4.3	11.8 8.1
---------------------	---------	-------	-------	---------	----------------	------------	------------	-------------

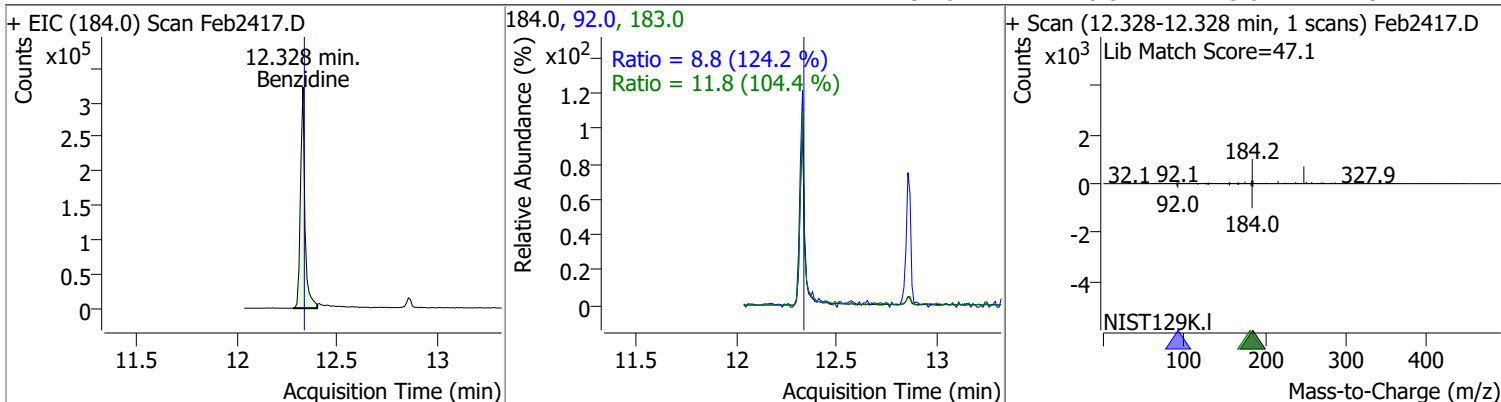


Fluoranthene	77.2423	11.94	0.00	1665781	101.0	14.0	8.9	16.6
--------------	---------	-------	------	---------	-------	------	-----	------

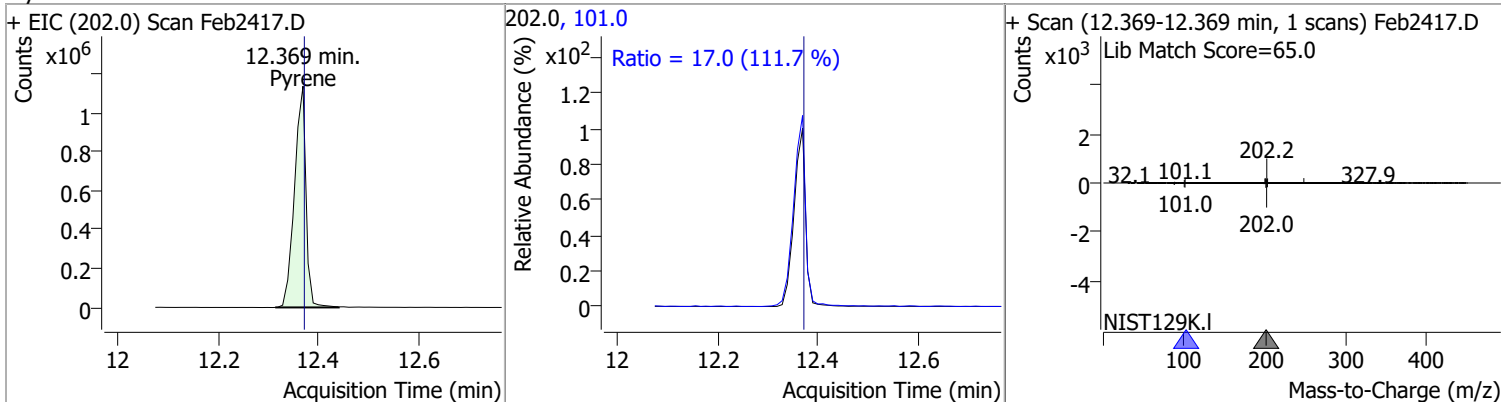


Quantitation Results Report (QT Reviewed)

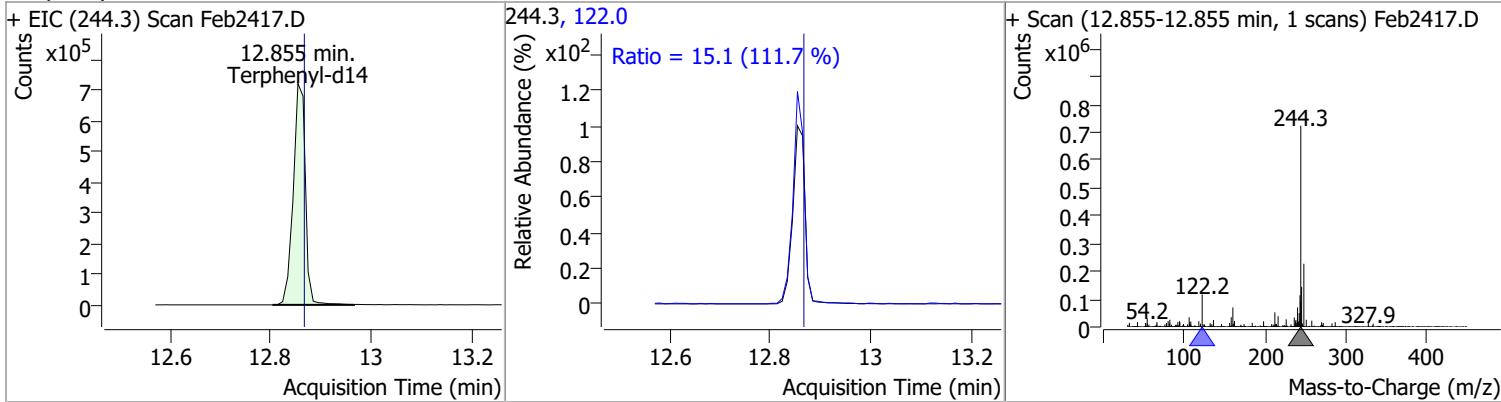
Compound	Conc.	RT	Dev(Min)	Resp.	QIon	QRatio	Lower	Upper
Benzidine	64.4647	12.33	0.00	498372	183.0	11.8	7.9	14.7
					92.0	8.8	5.0	9.2



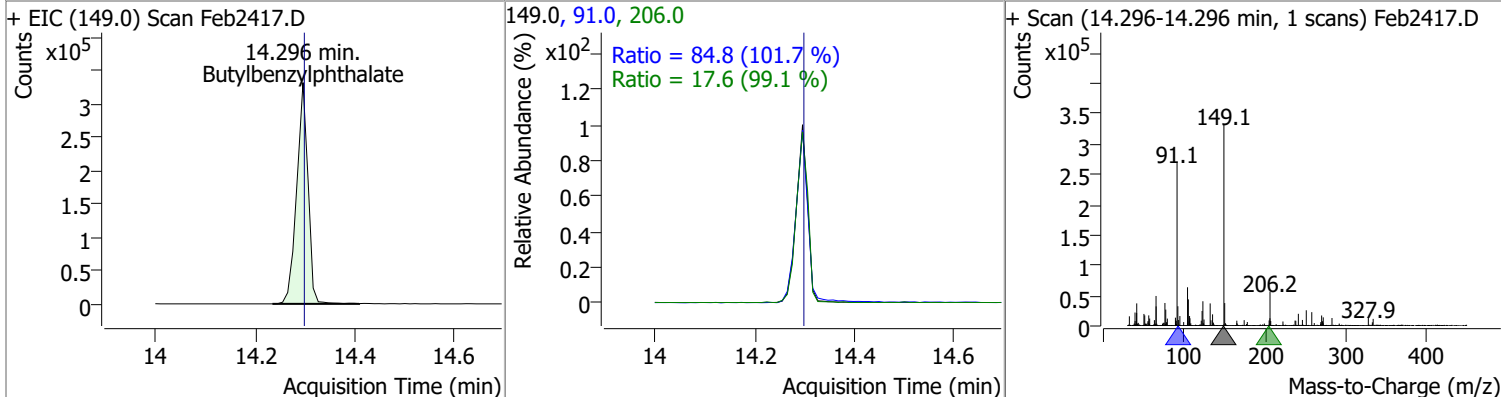
Compound	Conc.	RT	Dev(Min)	Resp.	QIon	QRatio	Lower	Upper
Pyrene	76.2223	12.37	0.00	1794573	101.0	17.0	10.6	19.7



Compound	Conc.	RT	Dev(Min)	Resp.	QIon	QRatio	Lower	Upper
Terphenyl-d14	76.4753	12.85	-0.01	1210957	122.0	15.1	9.5	17.6

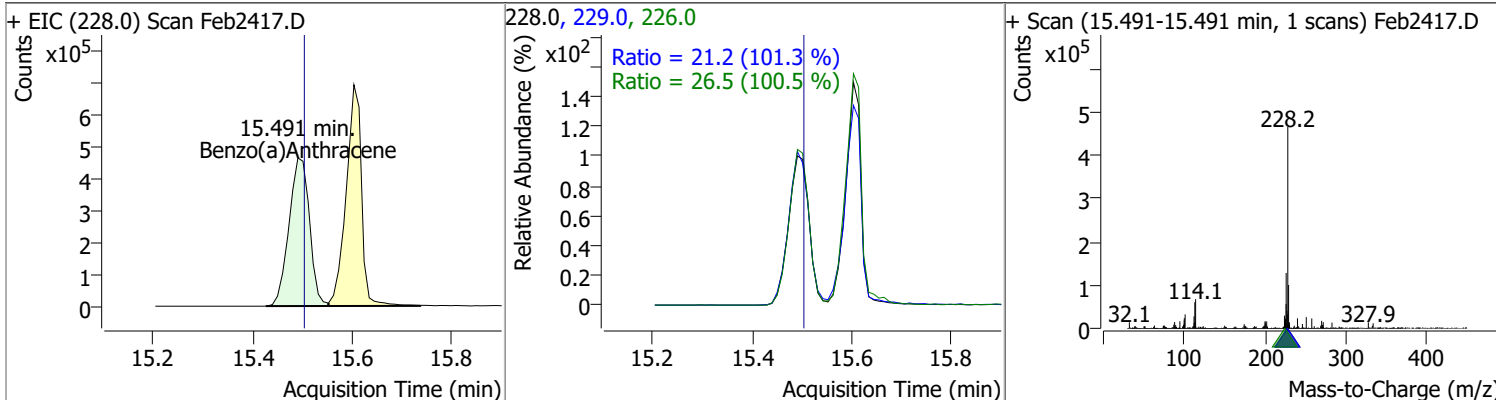


Compound	Conc.	RT	Dev(Min)	Resp.	QIon	QRatio	Lower	Upper
Butylbenzylphthalate	79.8332	14.30	0.00	524220	91.0	84.8	58.3	108.4
					206.0	17.6	12.4	23.1

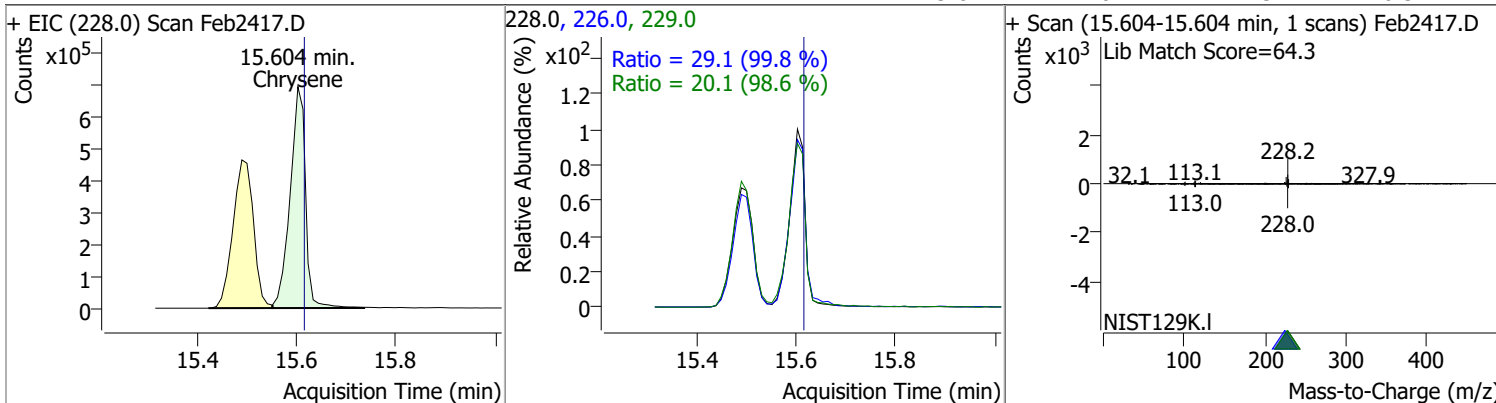


Quantitation Results Report (QT Reviewed)

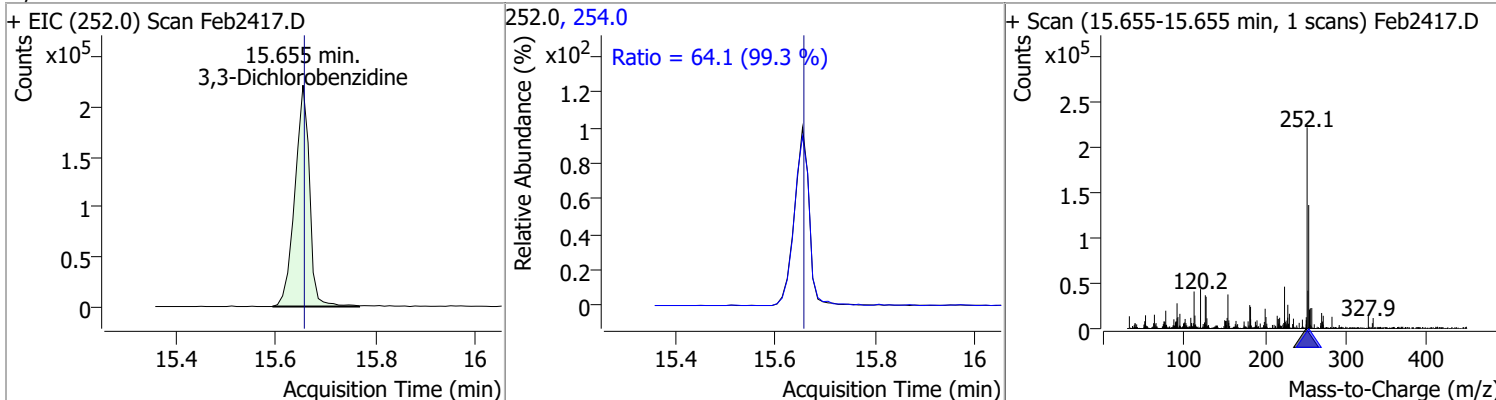
Compound	Conc.	RT	Dev(Min)	Resp.	QIon	QRatio	Lower	Upper
Benzo(a)Anthracene	76.4527	15.49	-0.01	1327777	226.0	26.5	18.5	34.3
					229.0	21.2	14.6	27.2



Compound	Conc.	RT	Dev(Min)	Resp.	QIon	QRatio	Lower	Upper
Chrysene	76.5123	15.60	-0.01	1489801	226.0	29.1	20.4	37.9
					229.0	20.1	14.3	26.5

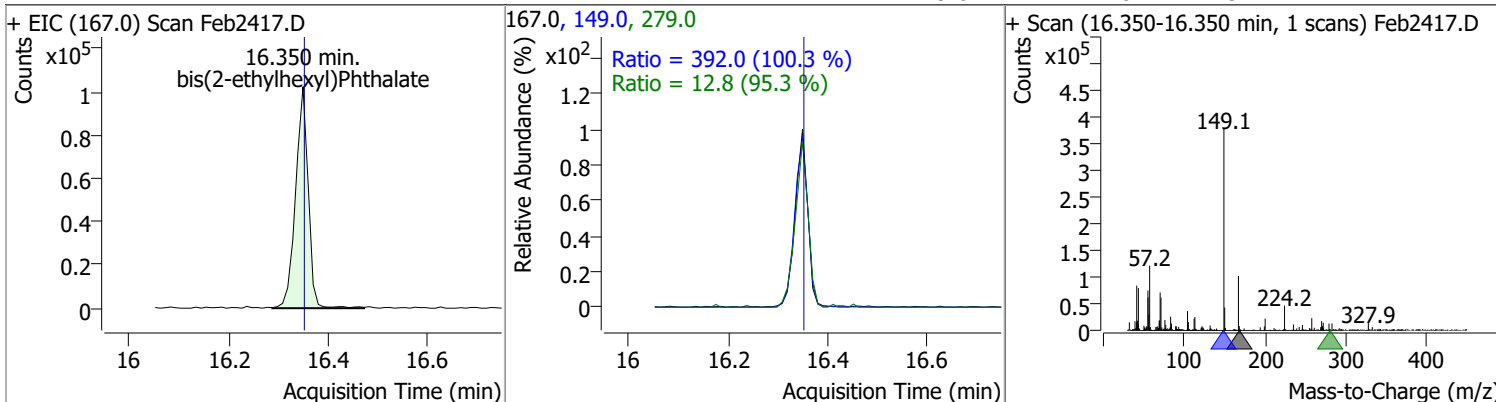


Compound	Conc.	RT	Dev(Min)	Resp.	QIon	QRatio	Lower	Upper
3,3-Dichlorobenzidine	74.3353	15.65	0.00	453329	254.0	64.1	45.2	83.9

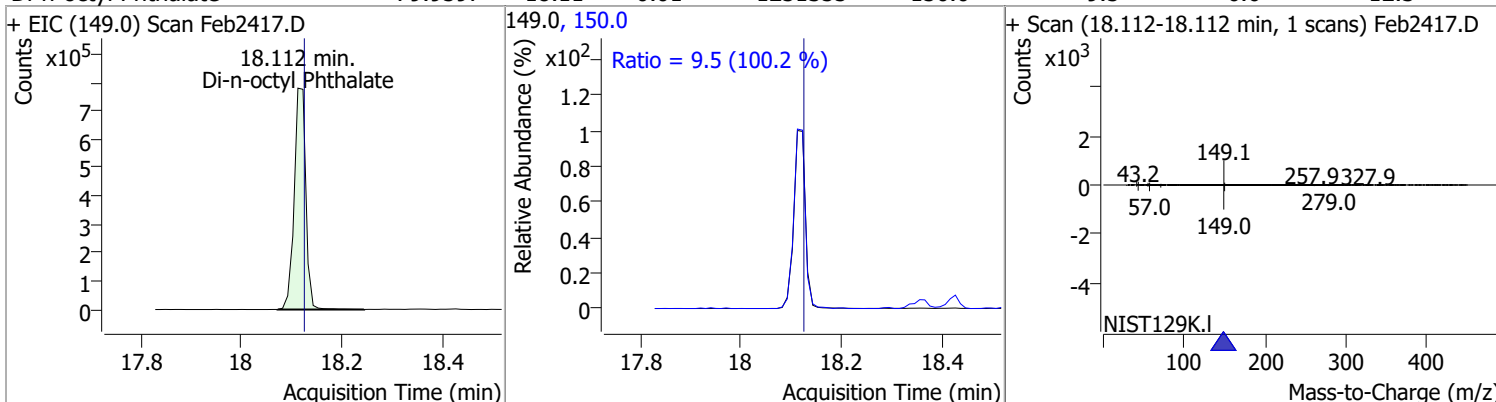


Quantitation Results Report (QT Reviewed)

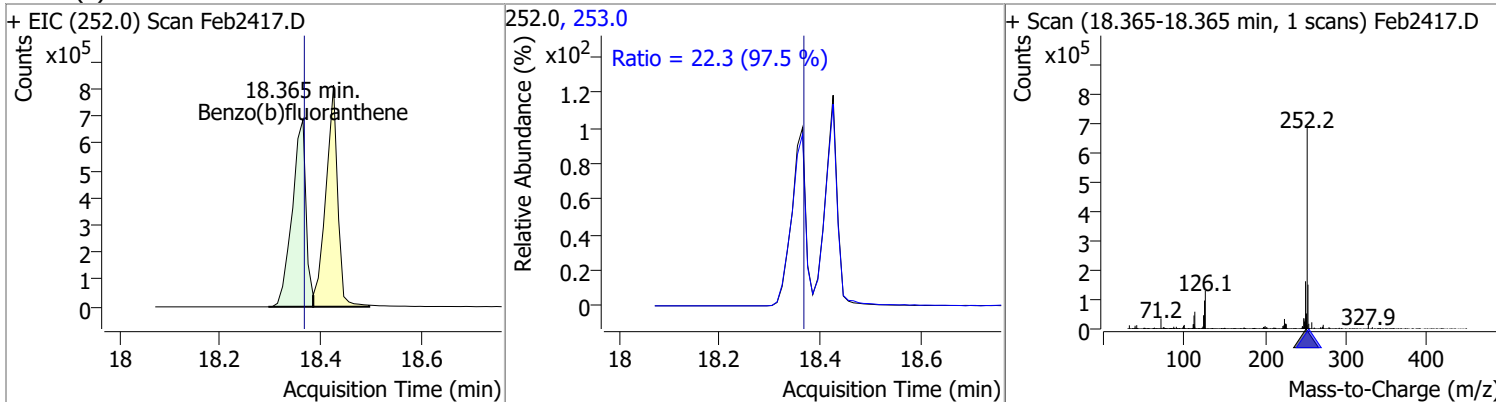
Compound	Conc.	RT	Dev(Min)	Resp.	QIon	QRatio	Lower	Upper
bis(2-ethylhexyl)Phthalate	79.9637	16.35	0.00	180686	149.0	392.0	273.7	508.3
					279.0	12.8	9.4	17.4



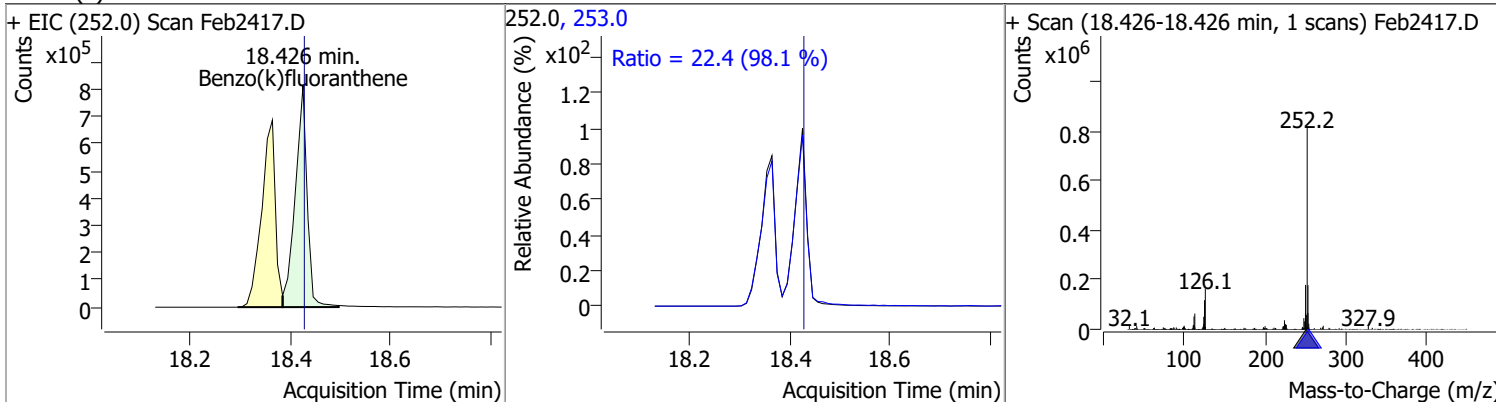
Compound	Conc.	RT	Dev(Min)	Resp.	QIon	QRatio	Lower	Upper
Di-n-octyl Phthalate	79.9597	18.11	-0.01	1251355	150.0	9.5	6.6	12.3



Compound	Conc.	RT	Dev(Min)	Resp.	QIon	QRatio	Lower	Upper
Benzo(b)fluoranthene	75.3180	18.37	0.00	1299794	253.0	22.3	16.0	29.7

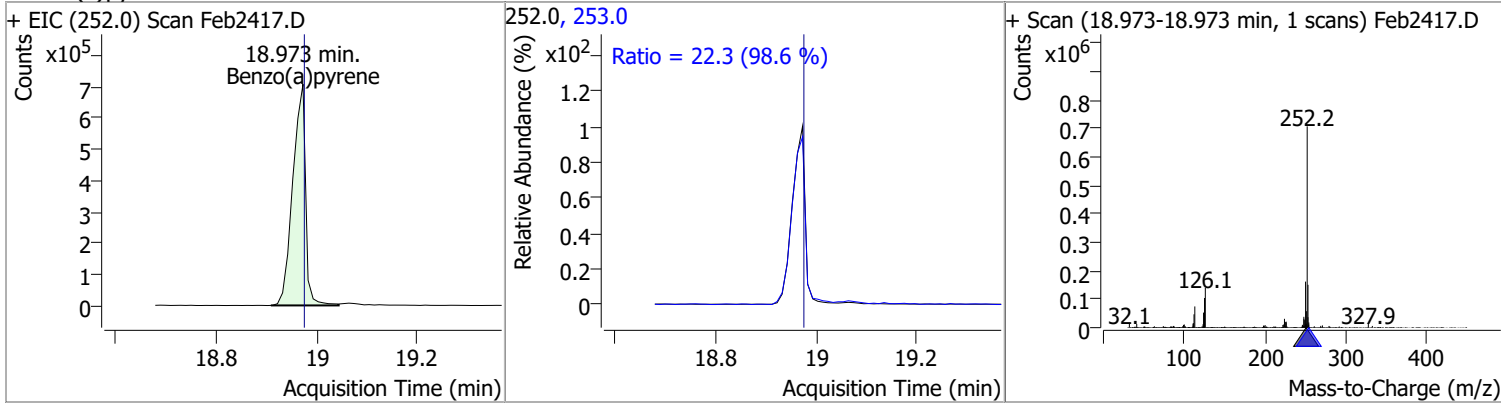


Compound	Conc.	RT	Dev(Min)	Resp.	QIon	QRatio	Lower	Upper
Benzo(k)fluoranthene	73.3739	18.43	0.00	1330552	253.0	22.4	16.0	29.7

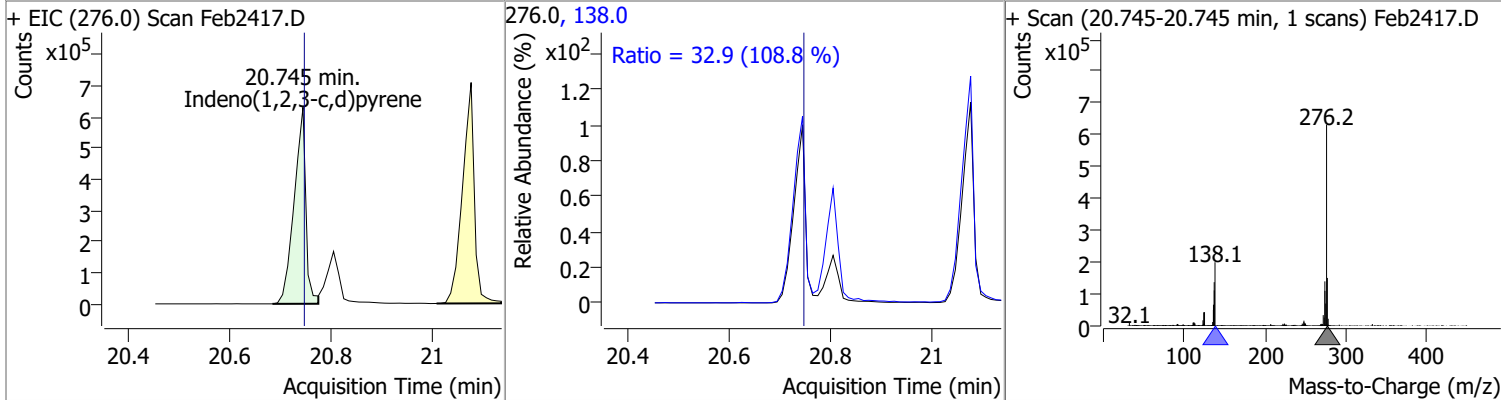


Quantitation Results Report (QT Reviewed)

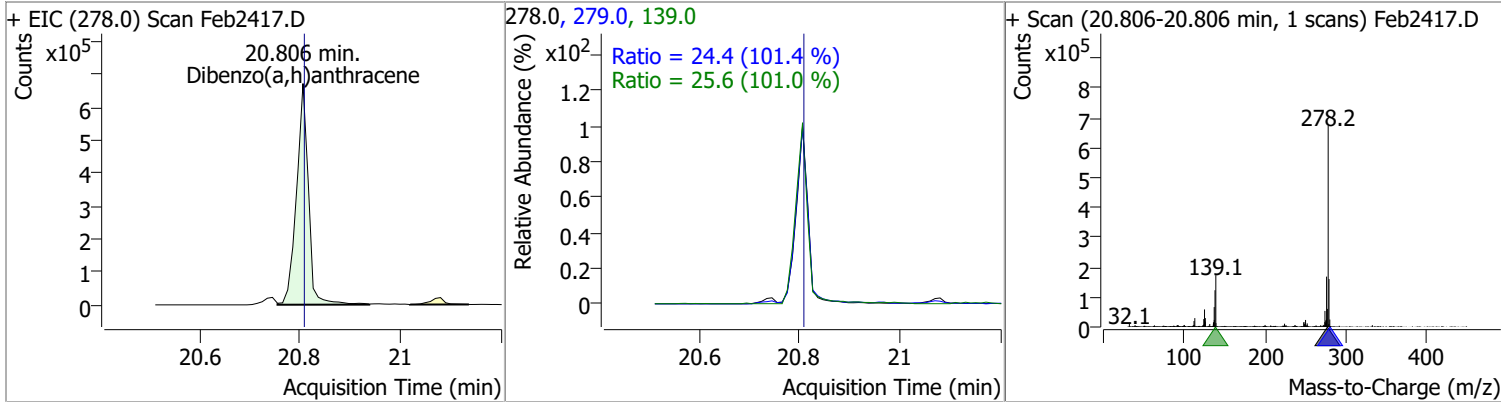
Compound	Conc.	RT	Dev(Min)	Resp.	QIon	QRatio	Lower	Upper
Benzo(a)pyrene	76.5232	18.97	0.00	1248746	253.0	22.3	15.8	29.4



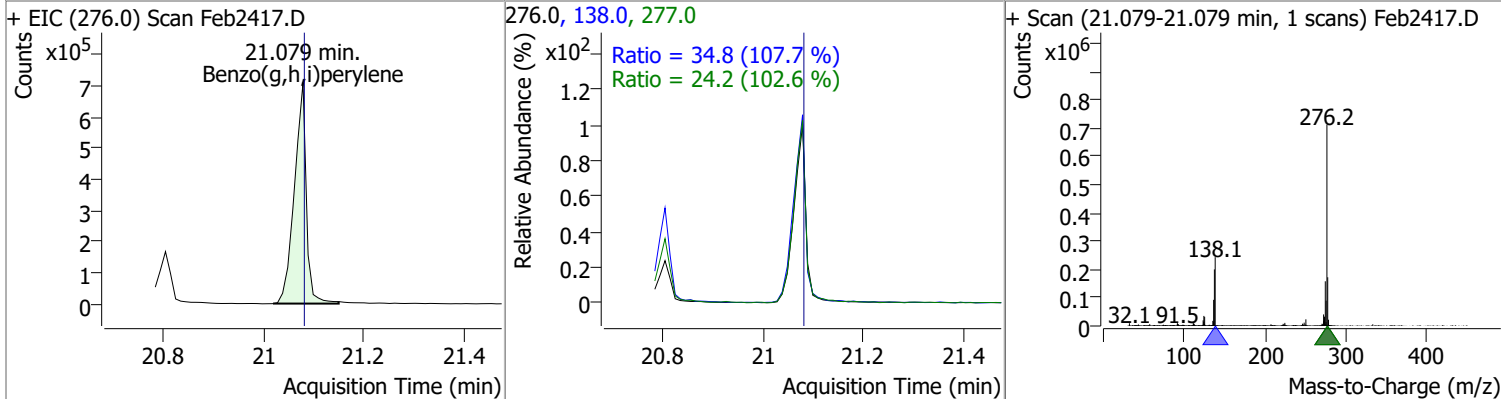
Compound	Conc.	RT	Dev(Min)	Resp.	QIon	QRatio	Lower	Upper
Indeno(1,2,3-c,d)pyrene	74.1180	20.74	0.00	1015456	138.0	32.9	21.2	39.3



Compound	Conc.	RT	Dev(Min)	Resp.	QIon	QRatio	Lower	Upper
Dibenzo(a,h)anthracene	74.4374	20.81	0.00	1109703	139.0	25.6	17.7	32.9
					279.0	24.4	16.8	31.3



Compound	Conc.	RT	Dev(Min)	Resp.	QIon	QRatio	Lower	Upper
Benzo(g,h,i)perylene	73.8916	21.08	0.00	1166915	138.0	34.8	22.6	42.1
					277.0	24.2	16.5	30.6



Audit Trail report

Batch name and path: \\MASSHUNTER\Org\Data\SV5973N.I\sd022422\DoD BNA 1\QuantResults\022422 DoD BNA.batch.bin
Quant batch version: 10.0
Quant reporting version: 10.0

Name	User	Time	Action	Reason	Comment	Succeed	Exception
CmdNewBatchTable	BL2000\sean	2/25/2022 7:26:29 AM	Create new batch \\MASSHUNTER\Org\Data\SV5973N.I\sd022422\DoD BNA 1\022422 DoD BNA.batch.bin			✓	
CmdImportSamplesFromWorklist	BL2000\sean	2/25/2022 7:30:15 AM	Add samples from worklist: \\MASSHUNTER\Org\Data\SV5973N.I\sd022422\DoD BNA 1\Feb2424.D, \\MASSHUNTER\Org\Data\SV5973N.I\sd022422\DoD BNA 1\Feb2423.D, \\MASSHUNTER\Org\Data\SV5973N.I\sd022422\DoD BNA 1\Feb2422.D, \\MASSHUNTER\Org\Data\SV5973N.I\sd022422\DoD BNA 1\Feb2421.D, \\MASSHUNTER\Org\Data\SV5973N.I\sd022422\DoD BNA 1\Feb2420.D, \\MASSHUNTER\Org\Data\SV5973N.I\sd022422\DoD BNA 1\Feb2419.D, \\MASSHUNTER\Org\Data\SV5973N.I\sd022422\DoD BNA 1\Feb2418.D, \\MASSHUNTER\Org\Data\SV5973N.I\sd022422\DoD BNA 1\Feb2417.D, \\MASSHUNTER\Org\Data\SV5973N.I\sd022422\DoD BNA 1\Feb2416.D, \\MASSHUNTER\Org\Data\SV5973N.I\sd022422\DoD BNA 1\Feb2415.D, \\MASSHUNTER\Org\Data\SV5973N.I\sd022422\DoD BNA 1\Feb2414.D, \\MASSHUNTER\Org\Data\SV5973N.I\sd022422\DoD BNA 1\Feb2413.D, \\MASSHUNTER\Org\Data\SV5973N.I\sd022422\DoD BNA 1\Feb2412.D, \\MASSHUNTER\Org\Data\SV5973N.I\sd022422\DoD BNA 1\Feb2411.D, \\MASSHUNTER\Org\Data\SV5973N.I\sd022422\DoD BNA 1\Feb2410.D, \\MASSHUNTER\Org\Data\SV5973N.I\sd022422\DoD BNA 1\Feb2409.D, \\MASSHUNTER\Org\Data\SV5973N.I\sd022422\DoD BNA 1\Feb2408.D, \\MASSHUNTER\Org\Data\SV5973N.I\sd022422\DoD BNA 1\Feb2407.D, \\MASSHUNTER\Org\Data\SV5973N.I\sd022422\DoD BNA 1\Feb2406.D, \\MASSHUNTER\Org\Data\SV5973N.I\sd022422\DoD BNA 1\Feb2405.D, \\MASSHUNTER\Org\Data\SV5973N.I\sd022422\DoD BNA 1\Feb2404.D, \\MASSHUNTER\Org\Data\SV5973N.I\sd022422\DoD BNA 1\Feb2403.D, \\MASSHUNTER\Org\Data\SV5973N.I\sd022422\DoD BNA 1\Feb2402.D, \\MASSHUNTER\Org\Data\SV5973N.I\sd022422\DoD BNA 1\Feb2401.D			✓	

Audit Trail report

Name	User	Time	Action	Reason	Comment	Succeed	Exception
CmdSetSampleAttribute	BL2000\sean	2/25/2022 7:37:12 AM	Set SampleType = TuneCheck for sample Feb2401.D; previous value = Sample			✓	
CmdSaveBatchTable	BL2000\sean	2/25/2022 7:37:55 AM	Save batch \\MASSHUNTER\Org\Data\SV5973N.I\sd022422\DoD BNA 1\QuantResults\022422 DoD BNA.batch.bin			✓	
CmdOpenAndApplyMethodFromBatch	BL2000\sean	2/25/2022 7:40:33 AM	Open and apply method from batch: \\MASSHUNTER\Org\Data\SV5973N.I\sd022322\BNA et al 1\022322 BNA.batch.bin			✓	
CmdSetSampleAttribute	BL2000\sean	2/25/2022 7:40:49 AM	Set SampleType = CC for sample Feb2402.D; previous value = Sample			✓	
CmdSetSampleAttribute	BL2000\sean	2/25/2022 7:40:57 AM	Set LevelName = CCV for sample Feb2402.D; previous value =			✓	
CmdSetSampleAttribute	BL2000\sean	2/25/2022 7:41:13 AM	Set SampleType = Blank for sample Feb2404.D; previous value = Sample			✓	
CmdSetSampleAttribute	BL2000\sean	2/25/2022 7:41:27 AM	Set SampleType = MatrixBlank for sample Feb2405.D; previous value = Sample			✓	
CmdSetSampleAttribute	BL2000\sean	2/25/2022 7:41:35 AM	Set SampleType = Matrix for sample Feb2405.D; previous value = MatrixBlank			✓	
CmdSetSampleAttribute	BL2000\sean	2/25/2022 7:41:47 AM	Set SampleType = MatrixDup for sample Feb2406.D; previous value = Sample			✓	
CmdSetSampleAttribute	BL2000\sean	2/25/2022 7:41:55 AM	Set SampleType = Matrix for sample Feb2408.D; previous value = Sample			✓	
CmdSetSampleAttribute	BL2000\sean	2/25/2022 7:41:59 AM	Set SampleInformation = MatrixA for sample Feb2408.D; previous value =			✓	
CmdSetSampleAttribute	BL2000\sean	2/25/2022 7:42:06 AM	Set SampleInformation = MatrixA for sample Feb2406.D; previous value =			✓	
CmdSetSampleAttribute	BL2000\sean	2/25/2022 7:42:07 AM	Set SampleInformation = MatrixA for sample Feb2405.D; previous value =			✓	
CmdSetSampleAttribute	BL2000\sean	2/25/2022 7:42:11 AM	Set MatrixSpikeGroup = MB-163957 for sample Feb2404.D; previous value =			✓	
CmdSetSampleAttribute	BL2000\sean	2/25/2022 7:42:12 AM	Set MatrixSpikeGroup = MB-163957 for sample Feb2405.D; previous value =			✓	
CmdSetSampleAttribute	BL2000\sean	2/25/2022 7:42:13 AM	Set MatrixSpikeGroup = MB-163957 for sample Feb2406.D; previous value =			✓	
CmdSetSampleAttribute	BL2000\sean	2/25/2022 7:42:16 AM	Set MatrixSpikeGroup = B22021435-001C for sample Feb2407.D; previous value =			✓	
CmdSetSampleAttribute	BL2000\sean	2/25/2022 7:42:17 AM	Set MatrixSpikeGroup = B22021435-001C for sample Feb2408.D; previous value =			✓	

Audit Trail report

Name	User	Time	Action	Reason	Comment	Succeed	Exception
CmdSetSampleAttribute	BL2000\sean	2/25/2022 7:42:24 AM	Set SampleInformation = MatrixA for sample Feb2410.D; previous value =			✓	
CmdSetSampleAttribute	BL2000\sean	2/25/2022 7:42:34 AM	Set SampleType = Matrix for sample Feb2410.D; previous value = Sample			✓	
CmdSetSampleAttribute	BL2000\sean	2/25/2022 7:42:37 AM	Set MatrixSpikeGroup = B22021435-006C for sample Feb2409.D; previous value =			✓	
CmdSetSampleAttribute	BL2000\sean	2/25/2022 7:42:38 AM	Set MatrixSpikeGroup = B22021435-006C for sample Feb2410.D; previous value =			✓	
CmdSetSampleAttribute	BL2000\sean	2/25/2022 7:42:54 AM	Set SampleType = CC for sample Feb2417.D; previous value = Sample			✓	
CmdSetSampleAttribute	BL2000\sean	2/25/2022 7:43:04 AM	Set LevelName = CCV for sample Feb2417.D; previous value =			✓	
CmdSetSampleAttribute	BL2000\sean	2/25/2022 7:43:14 AM	Set SampleInformation = MatrixA for sample Feb2419.D; previous value =			✓	
CmdSetSampleAttribute	BL2000\sean	2/25/2022 7:43:15 AM	Set SampleInformation = MatrixA for sample Feb2422.D; previous value =			✓	
CmdSetSampleAttribute	BL2000\sean	2/25/2022 7:43:17 AM	Set SampleInformation = MatrixA for sample Feb2424.D; previous value =			✓	
CmdSetSampleAttribute	BL2000\sean	2/25/2022 7:43:21 AM	Set MatrixSpikeGroup = B22021273-002A for sample Feb2423.D; previous value =			✓	
CmdSetSampleAttribute	BL2000\sean	2/25/2022 7:43:22 AM	Set MatrixSpikeGroup = B22021273-002A for sample Feb2424.D; previous value =			✓	
CmdSetSampleAttribute	BL2000\sean	2/25/2022 7:43:24 AM	Set MatrixSpikeGroup = B22021231-002A for sample Feb2421.D; previous value =			✓	
CmdSetSampleAttribute	BL2000\sean	2/25/2022 7:43:25 AM	Set MatrixSpikeGroup = B22021231-002A for sample Feb2422.D; previous value =			✓	
CmdSetSampleAttribute	BL2000\sean	2/25/2022 7:43:28 AM	Set MatrixSpikeGroup = MB-163901 for sample Feb2418.D; previous value =			✓	
CmdSetSampleAttribute	BL2000\sean	2/25/2022 7:43:29 AM	Set MatrixSpikeGroup = MB-163901 for sample Feb2419.D; previous value =			✓	
CmdSetSampleAttribute	BL2000\sean	2/25/2022 7:43:42 AM	Set SampleType = Blank for sample Feb2418.D; previous value = Sample			✓	
CmdSetSampleAttribute	BL2000\sean	2/25/2022 7:43:54 AM	Set SampleType = Matrix for sample Feb2419.D; previous value = Sample			✓	
CmdSetSampleAttribute	BL2000\sean	2/25/2022 7:44:07 AM	Set SampleType = Matrix for sample Feb2422.D; previous value = Sample			✓	
CmdSetSampleAttribute	BL2000\sean	2/25/2022 7:44:23 AM	Set SampleType = Matrix for sample Feb2424.D; previous value = Sample			✓	
CmdQuantitate	BL2000\sean	2/25/2022 7:48:35 AM	Quantitate all compounds in all samples			✓	

Audit Trail report

Name	User	Time	Action	Reason	Comment	Succeed	Exception
CmdManuallyIntegratePeak	BL2000\sean	2/25/2022 7:50:13 AM	Manually integrate compound Benzoic Acid in sample Feb2402.D, from x, y = 6.085, 197 to 6.475, 0, result = 155477; previous integration is from x, y = 6.100, 527 to 6.259, 651 and previous response = 133850.			✓	
CmdManuallyIntegrateDropBaseline	BL2000\sean	2/25/2022 7:50:14 AM	Drop baseline for compound Benzoic Acid in sample Feb2402.D to y = 0, new integration is from x, y = 6.085, 0 to 6.475, 0 and new response = 157788; previous integration is from x, y = 6.085, 197 to 6.475, 0 and previous response = 155477.			✓	
CmdManuallyIntegrateSplit	BL2000\sean	2/25/2022 7:50:20 AM	Split qualifier 77.0 of compound Benzoic Acid in sample Feb2402.D and keep left peak, new integration is from x, y = 6.099, 1373.22791017907 to 6.270, 1398.21107036436 and new response = 102451, previous integration is from x, y = 6.099, 1373 to 6.331, 1407 and previous response = 148652.			✓	
CmdManuallyIntegrateApplyTargetRtToQualifier	BL2000\sean	2/25/2022 7:50:28 AM	Apply target integration range 4.470-4.552 to qualifier 65.0 for compound Aniline in sample Feb2402.D, new integration is from x, y = 4.470, 1007 to 4.552, 9970 and new response = 143032; previously no peak.			✓	
CmdManuallyIntegrateDropBaseline	BL2000\sean	2/25/2022 7:50:28 AM	Drop baseline for qualifier 65.0 of compound Aniline in sample Feb2402.D to y = 1007, new integration is from x, y = 4.470, 1007 to 4.552, 1007 and new response = 164996; previous integration is from x, y = 4.470, 1007 to 4.552, 9970 and previous response = 143032.			✓	
CmdManuallyIntegrateApplyTargetRtToQualifier	BL2000\sean	2/25/2022 7:50:41 AM	Apply target integration range 4.818-4.930 to qualifier 111.0 for compound 1,4-Dichlorobenzene in sample Feb2402.D, new integration is from x, y = 4.818, 459 to 4.930, 391 and new response = 235414; previous integration is from x, y = 4.981, 0 to 5.093, 0 and previous response = 251326.			✓	
CmdManuallyIntegrateDropBaseline	BL2000\sean	2/25/2022 7:50:43 AM	Drop baseline for qualifier 111.0 of compound 1,4-Dichlorobenzene in sample Feb2402.D to y = 391, new integration is from x, y = 4.818, 391 to 4.930, 391 and new response = 235643; previous integration is from x, y = 4.818, 459 to 4.930, 391 and previous response = 235414.			✓	

Audit Trail report

Name	User	Time	Action	Reason	Comment	Succeed	Exception
CmdManuallyIntegratePeak	BL2000\sean	2/25/2022 7:53:03 AM	Manually integrate compound 1,2-Dichlorobenzene in sample Feb2402.D, from x, y = 4.971, 237584 to 5.073, 277349, result = -908785; previous integration is from x, y = 4.818, 0 to 4.930, 0 and previous response = 668498.			✓	
CmdManuallyIntegrateSnapBaseline	BL2000\sean	2/25/2022 7:53:04 AM	Snap baseline for compound 1,2-Dichlorobenzene in sample Feb2402.D, from x = 4.971 to x = 5.073, new integration is from x, y = 4.971, 687 to 5.073, 1493 and new response = 662290; previous integration is from x, y = 4.971, 237584 to 5.073, 277349 and previous response = -908785.			✓	
CmdManuallyIntegrateApplyTargetRtToQualifier	BL2000\sean	2/25/2022 7:53:07 AM	Apply target integration range 4.971-5.073 to qualifier 148.0 for compound 1,2-Dichlorobenzene in sample Feb2402.D, new integration is from x, y = 4.971, 0 to 5.073, 1558 and new response = 427098; previously no peak.			✓	
CmdManuallyIntegratePeak	BL2000\sean	2/25/2022 7:53:20 AM	Manually integrate compound 4Methylphenol/3Methylphenol in sample Feb2402.D, from x, y = 5.369, 367278 to 5.379, 376149, result = -226690; previous integration is from x, y = 5.186, 1379 to 5.287, 1431 and previous response = 441449.			✓	
CmdManuallyIntegratePeak	BL2000\sean	2/25/2022 7:53:23 AM	Manually integrate compound 4Methylphenol/3Methylphenol in sample Feb2402.D, from x, y = 5.349, 274572 to 5.532, 337757, result = -2696430; previous integration is from x, y = 5.369, 367278 to 5.379, 376149 and previous response = -226690.			✓	
CmdManuallyIntegrateSnapBaseline	BL2000\sean	2/25/2022 7:53:24 AM	Snap baseline for compound 4Methylphenol/3Methylphenol in sample Feb2402.D, from x = 5.349 to x = 5.532, new integration is from x, y = 5.349, 1865 to 5.532, 3866 and new response = 648956; previous integration is from x, y = 5.349, 274572 to 5.532, 337757 and previous response = -2696430.			✓	
CmdManuallyIntegrateDropBaseline	BL2000\sean	2/25/2022 7:53:25 AM	Drop baseline for compound 4Methylphenol/3Methylphenol in sample Feb2402.D to y = 1865, new integration is from x, y = 5.349, 1865 to 5.532, 1865 and new response = 659991; previous integration is from x, y = 5.349, 1865 to 5.532, 3866 and previous response = 648956.			✓	

Audit Trail report

Name	User	Time	Action	Reason	Comment	Succeed	Exception
CmdManuallyIntegrateSplit	BL2000\sean	2/25/2022 7:53:26 AM	Split peak for compound 4Methylphenol/3Methylphenol in sample Feb2402.D and keep left peak, new integration is from x, y = 5.349, 1865 to 5.471, 1865 and new response = 639950, previous integration is from x, y = 5.349, 1865 to 5.532, 1865 and previous response = 659991.			✓	
CmdManuallyIntegrateApplyTargetRtToQualifier	BL2000\sean	2/25/2022 7:53:32 AM	Apply target integration range 5.349-5.471 to qualifier 108.0 for compound 4Methylphenol/3Methylphenol in sample Feb2402.D, new integration is from x, y = 5.349, 2252 to 5.471, 7532 and new response = 508002; previously no peak.			✓	
CmdManuallyIntegrateDropBaseline	BL2000\sean	2/25/2022 7:53:33 AM	Drop baseline for qualifier 108.0 of compound 4Methylphenol/3Methylphenol in sample Feb2402.D to y = 2252, new integration is from x, y = 5.349, 2252 to 5.471, 2252 and new response = 527417; previous integration is from x, y = 5.349, 2252 to 5.471, 7532 and previous response = 508002.			✓	
CmdManuallyIntegrateSplit	BL2000\sean	2/25/2022 7:53:41 AM	Split qualifier 77.0 of compound Nitrobenzene in sample Feb2402.D and keep right peak, new integration is from x, y = 5.451, 2304.22089721173 to 5.563, 2039.37738986055 and new response = 330753, previous integration is from x, y = 5.379, 2474 to 5.563, 2039 and previous response = 517421.			✓	
CmdManuallyIntegrateApplyTargetRtToQualifier	BL2000\sean	2/25/2022 7:53:52 AM	Apply target integration range 6.280-6.383 to qualifier 129.0 for compound Naphthalene in sample Feb2402.D, new integration is from x, y = 6.280, 478 to 6.383, 881 and new response = 130490; previously no peak.			✓	
CmdManuallyIntegrateDropBaseline	BL2000\sean	2/25/2022 7:53:53 AM	Drop baseline for qualifier 129.0 of compound Naphthalene in sample Feb2402.D to y = 478, new integration is from x, y = 6.280, 478 to 6.383, 478 and new response = 131732; previous integration is from x, y = 6.280, 478 to 6.383, 881 and previous response = 130490.			✓	

Audit Trail report

Name	User	Time	Action	Reason	Comment	Succeed	Exception
CmdManuallyIntegrateSplit	BL2000\sean	2/25/2022 7:53:59 AM	Split qualifier 129.0 of compound p-Chloroaniline in sample Feb2402.D and keep right peak, new integration is from x, y = 6.362, 292.862888068915 to 6.547, 336.410432397291 and new response = 192966, previous integration is from x, y = 6.167, 247 to 6.547, 336 and previous response = 328398.			✓	
CmdManuallyIntegrateSplit	BL2000\sean	2/25/2022 7:54:00 AM	Split qualifier 129.0 of compound p-Chloroaniline in sample Feb2402.D and keep left peak, new integration is from x, y = 6.362, 292.862888068915 to 6.455, 314.634697040229 and new response = 180587, previous integration is from x, y = 6.362, 293 to 6.547, 336 and previous response = 192966.			✓	
CmdManuallyIntegratePeak	BL2000\sean	2/25/2022 7:54:08 AM	Manually integrate compound 4-Chloro-3-Methylphenol in sample Feb2402.D, from x, y = 7.030, 156142 to 7.266, 182287, result = -2053979; previous integration is from x, y = 6.904, 443 to 6.999, 597 and previous response = 310075.			✓	
CmdManuallyIntegrateSnapBaseline	BL2000\sean	2/25/2022 7:54:09 AM	Snap baseline for compound 4-Chloro-3-Methylphenol in sample Feb2402.D, from x = 7.030 to x = 7.266, new integration is from x, y = 7.030, 2409 to 7.266, 1498 and new response = 316440; previous integration is from x, y = 7.030, 156142 to 7.266, 182287 and previous response = -2053979.			✓	
CmdManuallyIntegrateDropBaseline	BL2000\sean	2/25/2022 7:54:09 AM	Drop baseline for compound 4-Chloro-3-Methylphenol in sample Feb2402.D to y = 1498, new integration is from x, y = 7.030, 1498 to 7.266, 1498 and new response = 322895; previous integration is from x, y = 7.030, 2409 to 7.266, 1498 and previous response = 316440.			✓	
CmdManuallyIntegrateApplyTargetRtToQualifier	BL2000\sean	2/25/2022 7:54:12 AM	Apply target integration range 7.030-7.266 to qualifier 144.0 for compound 4-Chloro-3-Methylphenol in sample Feb2402.D, new integration is from x, y = 7.030, 864 to 7.266, 681 and new response = 91965; previously no peak.			✓	
CmdManuallyIntegrateDropBaseline	BL2000\sean	2/25/2022 7:54:13 AM	Drop baseline for qualifier 144.0 of compound 4-Chloro-3-Methylphenol in sample Feb2402.D to y = 681, new integration is from x, y = 7.030, 681 to 7.266, 681 and new response = 93262; previous integration is from x, y = 7.030, 864 to 7.266, 681 and previous response = 91965.			✓	

Audit Trail report

Name	User	Time	Action	Reason	Comment	Succeed	Exception
CmdManuallyIntegrateSplit	BL2000\sean	2/25/2022 7:54:14 AM	Split qualifier 144.0 of compound 4-Chloro-3-Methylphenol in sample Feb2402.D and keep left peak, new integration is from x, y = 7.030, 681 to 7.215, 681 and new response = 88814, previous integration is from x, y = 7.030, 681 to 7.266, 681 and previous response = 93262.			✓	
CmdSetTargetCompoundAttribute	BL2000\sean	2/25/2022 7:54:23 AM	Set UserAnnotation = CO for compound 4-Chloro-3-Methylphenol in sample Feb2402.D; previous value =			✓	
CmdManuallyIntegratePeak	BL2000\sean	2/25/2022 7:54:32 AM	Manually integrate compound 2,4,5-Trichlorophenol in sample Feb2402.D, from x, y = 7.440, 126130 to 7.707, 120373, result = -1539428; previous integration is from x, y = 7.471, 0 to 7.553, 0 and previous response = 210976.			✓	
CmdManuallyIntegrateSnapBaseline	BL2000\sean	2/25/2022 7:54:34 AM	Snap baseline for compound 2,4,5-Trichlorophenol in sample Feb2402.D, from x = 7.440 to x = 7.707, new integration is from x, y = 7.440, 0 to 7.707, 546 and new response = 430811; previous integration is from x, y = 7.440, 126130 to 7.707, 120373 and previous response = -1539428.			✓	
CmdManuallyIntegrateDropBaseline	BL2000\sean	2/25/2022 7:54:35 AM	Drop baseline for compound 2,4,5-Trichlorophenol in sample Feb2402.D to y = 0, new integration is from x, y = 7.440, 0 to 7.707, 0 and new response = 435184; previous integration is from x, y = 7.440, 0 to 7.707, 546 and previous response = 430811.			✓	
CmdManuallyIntegrateSplit	BL2000\sean	2/25/2022 7:54:36 AM	Split peak for compound 2,4,5-Trichlorophenol in sample Feb2402.D and keep right peak, new integration is from x, y = 7.553, 0 to 7.707, 0 and new response = 224209, previous integration is from x, y = 7.440, 0 to 7.707, 0 and previous response = 435184.			✓	
CmdSetTargetCompoundAttribute	BL2000\sean	2/25/2022 7:54:38 AM	Set UserAnnotation = CO for compound 2,4,5-Trichlorophenol in sample Feb2402.D; previous value =			✓	
CmdManuallyIntegrateApplyTargetRtToQualifier	BL2000\sean	2/25/2022 7:54:39 AM	Apply target integration range 7.553-7.707 to qualifier 198.0 for compound 2,4,5-Trichlorophenol in sample Feb2402.D, new integration is from x, y = 7.553, 2391 to 7.707, 498 and new response = 196079; previously no peak.			✓	

Audit Trail report

Name	User	Time	Action	Reason	Comment	Succeed	Exception
CmdManuallyIntegrateDropBaseline	BL2000\sean	2/25/2022 7:54:40 AM	Drop baseline for qualifier 198.0 of compound 2,4,5-Trichlorophenol in sample Feb2402.D to y = 498, new integration is from x, y = 7.553, 498 to 7.707, 498 and new response = 204828; previous integration is from x, y = 7.553, 2391 to 7.707, 498 and previous response = 196079.			✓	
CmdManuallyIntegrateApplyTargetRtToQualifier	BL2000\sean	2/25/2022 7:54:47 AM	Apply target integration range 8.149-8.292 to qualifier 153.1 for compound Acenaphthylene in sample Feb2402.D, new integration is from x, y = 8.149, 0 to 8.292, 582 and new response = 173556; previously no peak.			✓	
CmdManuallyIntegrateApplyTargetRtToQualifier	BL2000\sean	2/25/2022 7:54:57 AM	Apply target integration range 8.466-8.630 to qualifier 154.0 for compound 2,4-Dinitrophenol in sample Feb2402.D, new integration is from x, y = 8.466, 2248 to 8.630, 1016 and new response = 32620; previous integration is from x, y = 8.384, 409 to 8.476, 474 and previous response = 698792.			✓	
CmdManuallyIntegrateDropBaseline	BL2000\sean	2/25/2022 7:54:58 AM	Drop baseline for qualifier 154.0 of compound 2,4-Dinitrophenol in sample Feb2402.D to y = 1016, new integration is from x, y = 8.466, 1016 to 8.630, 1016 and new response = 38669; previous integration is from x, y = 8.466, 2248 to 8.630, 1016 and previous response = 32620.			✓	
CmdManuallyIntegrateSplit	BL2000\sean	2/25/2022 7:55:05 AM	Split qualifier 63.0 of compound 2,4-Dinitrotoluene in sample Feb2402.D and keep right peak, new integration is from x, y = 8.640, 1195.1533245184 to 8.691, 1154.76580664695 and new response = 68043, previous integration is from x, y = 8.599, 1227 to 8.691, 1155 and previous response = 130895.			✓	
CmdManuallyIntegrateSplit	BL2000\sean	2/25/2022 7:55:09 AM	Split qualifier 167.0 of compound Fluorene in sample Feb2402.D and keep left peak, new integration is from x, y = 8.978, 0 to 9.172, 0 and new response = 126775, previous integration is from x, y = 8.978, 0 to 9.346, 0 and previous response = 346962.			✓	
CmdSaveBatchTable	BL2000\sean	2/25/2022 7:55:55 AM	Save batch \\MASSHUNTER\Org\Data\SV5973N.I\sd022422\DoD BNA 1\QuantResults\022422 DoD BNA.batch.bin			✓	

Audit Trail report

Name	User	Time	Action	Reason	Comment	Succeed	Exception
CmdCalibrate	BL2000\sean	2/25/2022 7:56:15 AM	Replace level CCV with CC sample Feb2402.D for compounds {Terphenyl-d14, 2,4,6-Tribromophenol, 2-Fluorobiphenyl, Nitrobenzene-d5, Phenol-d5, 2-Fluorophenol, Benzo(g,h,i)perylene, Dibenzo(a,h)anthracene, Indeno(1,2,3-c,d)pyrene, Benzo(a)pyrene, Benzo(k)fluoranthene, Benzo(b)fluoranthene, Di-n-octyl Phthalate, bis(2-ethylhexyl)Phthalate, 3,3-Dichlorobenzidine, Chrysene, Benzo(a)Anthracene, Butylbenzylphthalate, Pyrene, Benzidine, Fluoranthene, Di-n-Butylphthalate, Triallate, Anthracene, Phenanthrene, Pentachlorophenol, Hexachlorobenzene, 4-Bromophenylphenylether, Azobenzene, N-nitrosodiphenylamine, 4,6-Dinitro-2-methylphenol, 4-Nitroaniline, Diethylphthalate, 4-Chlorophenylphenylether, Fluorene, 2,4-Dinitrotoluene, 4-Nitrophenol, Dibenzofuran, 2,4-Dinitrophenol, 3-Nitroaniline, Acenaphthene, 2,6-Dinitrotoluene, Acenaphthylene, Dimethyl Phthalate, 2-Nitroaniline, 2-Chloronaphthalene, 2,4,5-Trichlorophenol, 2,4,6-Trichlorophenol, Hexachlorocyclopentadiene, 4-Chloro-2-Methylphenol, 1-Methylnaphthalene, 2-Methylnaphthalene, 4-Chloro-3-Methylphenol, Hexachlorobutadiene, p-Chloroaniline, 4-Chlorophenol, Naphthalene, 1,2,4-Trichlorobenzene, 2,4-Dichlorophenol, bis(-2-Chloroethoxy)Methane, 2,4-Dimethylphenol, 2-Nitrophenol, Isophorone, Nitrobenzene, N-nitroso-Di-n-propylamine, Hexachloroethane, 4Methylphenol/3Methylphenol, 2-Methylphenol, bis(2-chloroisopropyl)Ether, Benzyl Alcohol, 1,2-Dichlorobenzene, 1,4-Dichlorobenzene, 1,3-Dichlorobenzene, 2-Chlorophenol, bis(-2-Chloroethyl)Ether, Phenol, Aniline, Pyridine, Carbazole, Benzoic Acid, o-Terphenyl, N-Nitrosodimethylamine};			✓	
CmdQuantitate	BL2000\sean	2/25/2022 8:00:24 AM	Quantitate all compounds in all samples			✓	
CmdSaveBatchTable	BL2000\sean	2/25/2022 8:01:51 AM	Save batch \\MASSHUNTER\Org\Data\SV5973N.I\sd022422\DoD BNA 1\QuantResults\022422 DoD BNA.batch.bin			✓	

Audit Trail report

Name	User	Time	Action	Reason	Comment	Succeed	Exception
CmdUpdateRetentionTimes	BL2000\sean	2/25/2022 8:02:31 AM	Update retention time for compound Perylene-d12; Chrysene-d12; Phenanthrene-d10; Acenaphthene-d10; Naphthalene-d8; Terphenyl-d14; 2,4,6-Tribromophenol; 2-Fluorobiphenyl; Nitrobenzene-d5; Phenol-d5; 2-Fluorophenol; Benzo(g,h,i)perylene; Dibenzo(a,h)anthracene; Indeno(1,2,3-c,d)pyrene; Benzo(a)pyrene; Benzo(k)fluoranthene; Benzo(b)fluoranthene; Di-n-octyl Phthalate; bis(2-ethylhexyl)Phthalate; 3,3-Dichlorobenzidine; Chrysene; Benzo(a)Anthracene; Butylbenzylphthalate; Pyrene; Benzidine; Fluoranthene; Di-n-Butylphthalate; Triallate; Anthracene; Phenanthrene; Pentachlorophenol; Hexachlorobenzene; 4-Bromophenylphenylether; Azobenzene; N-nitrosodiphenylamine; 4,6-Dinitro-2-methylphenol; 4-Nitroaniline; Diethylphthalate; 4-Chlorophenylphenylether; Fluorene; 2,4-Dinitrotoluene; 4-Nitrophenol; Dibenzofuran; 2,4-Dinitrophenol; 3-Nitroaniline; Acenaphthene; 2,6-Dinitrotoluene; Acenaphthylene; Dimethyl Phthalate; 2-Nitroaniline; 2-Chloronaphthalene; 2,4,5-Trichlorophenol; 2,4,6-Trichlorophenol; Hexachlorocyclopentadiene; 4-Chloro-2-Methylphenol; 1-Methylnaphthalene; 2-Methylnaphthalene; 4-Chloro-3-Methylphenol; Hexachlorobutadiene; p-Chloroaniline; 4-Chlorophenol; Naphthalene; 1,2,4-Trichlorobenzene; 2,4-Dichlorophenol; bis(-2-Chloroethoxy)Methane; 2,4-Dimethylphenol; 2-Nitrophenol; Isophorone; Nitrobenzene; N-nitroso-Di-n-propylamine; Hexachloroethane; 4Methylphenol/3Methylphenol; 2-Methylphenol; bis(2-chloroisopropyl)Ether; Benzyl Alcohol; 1,2-Dichlorobenzene; 1,4-Dichlorobenzene; 1,3-Dichlorobenzene; 2-Chlorophenol; bis(-2-Chloroethyl)Ether; Phenol; Aniline; Pyridine; Carbazole; Benzoic Acid; o-Terphenyl; N-Nitrosodimethylamine; 1,4-Dichlorobenzene-d4;			✓	
CmdQuantitate	BL2000\sean	2/25/2022 8:06:44 AM	Quantitate all compounds in all samples			✓	

Audit Trail report

Name	User	Time	Action	Reason	Comment	Succeed	Exception
CmdSaveBatchTable	BL2000\sean	2/25/2022 8:38:13 AM	Save batch \\MASSHUNTER\Org\Data\SV5973N.I\sd022422\DoD BNA 1\QuantResults\022422 DoD BNA.batch.bin			✓	
CmdOpenBatchTable	BL2000\sean	2/25/2022 9:02:13 AM	Open batch \\MASSHUNTER\Org\Data\SV5973N.I\sd022422\DoD BNA 1\022422 DoD BNA.batch.bin			✓	
CmdSelectPeak	BL2000\sean	2/25/2022 9:03:13 AM	Select peak for compound bis(-2-Chloroethyl)Ether in sample Feb2402.D			✓	
CmdSetTargetCompoundAttribute	BL2000\sean	2/25/2022 9:03:14 AM	Set UserAnnotation = CO for compound bis(-2-Chloroethyl)Ether in sample Feb2402.D; previous value =			✓	
CmdSelectPeak	BL2000\sean	2/25/2022 9:03:20 AM	Select peak for compound 1,3-Dichlorobenzene in sample Feb2402.D			✓	
CmdSetTargetCompoundAttribute	BL2000\sean	2/25/2022 9:03:22 AM	Set UserAnnotation = CO for compound 1,3-Dichlorobenzene in sample Feb2402.D; previous value =			✓	
CmdSaveBatchTable	BL2000\sean	2/25/2022 9:05:41 AM	Save batch \\MASSHUNTER\Org\Data\SV5973N.I\sd022422\DoD BNA 1\QuantResults\022422 DoD BNA.batch.bin			✓	

Audit Trail report

Name	User	Time	Action	Reason	Comment	Succeed	Exception
CmdUpdateRetentionTimes	BL2000\sean	2/25/2022 9:06:27 AM	Update retention time for compound Perylene-d12; Chrysene-d12; Phenanthrene-d10; Acenaphthene-d10; Naphthalene-d8; Terphenyl-d14; 2,4,6-Tribromophenol; 2-Fluorobiphenyl; Nitrobenzene-d5; Phenol-d5; 2-Fluorophenol; Benzo(g,h,i)perylene; Dibenzo(a,h)anthracene; Indeno(1,2,3-c,d)pyrene; Benzo(a)pyrene; Benzo(k)fluoranthene; Benzo(b)fluoranthene; Di-n-octyl Phthalate; bis(2-ethylhexyl)Phthalate; 3,3-Dichlorobenzidine; Chrysene; Benzo(a)Anthracene; Butylbenzylphthalate; Pyrene; Benzidine; Fluoranthene; Di-n-Butylphthalate; Triallate; Anthracene; Phenanthrene; Pentachlorophenol; Hexachlorobenzene; 4-Bromophenylphenylether; Azobenzene; N-nitrosodiphenylamine; 4,6-Dinitro-2-methylphenol; 4-Nitroaniline; Diethylphthalate; 4-Chlorophenylphenylether; Fluorene; 2,4-Dinitrotoluene; 4-Nitrophenol; Dibenzofuran; 2,4-Dinitrophenol; 3-Nitroaniline; Acenaphthene; 2,6-Dinitrotoluene; Acenaphthylene; Dimethyl Phthalate; 2-Nitroaniline; 2-Chloronaphthalene; 2,4,5-Trichlorophenol; 2,4,6-Trichlorophenol; Hexachlorocyclopentadiene; 4-Chloro-2-Methylphenol; 1-Methylnaphthalene; 2-Methylnaphthalene; 4-Chloro-3-Methylphenol; Hexachlorobutadiene; p-Chloroaniline; 4-Chlorophenol; Naphthalene; 1,2,4-Trichlorobenzene; 2,4-Dichlorophenol; bis(-2-Chloroethoxy)Methane; 2,4-Dimethylphenol; 2-Nitrophenol; Isophorone; Nitrobenzene; N-nitroso-Di-n-propylamine; Hexachloroethane; 4Methylphenol/3Methylphenol; 2-Methylphenol; bis(2-chloroisopropyl)Ether; Benzyl Alcohol; 1,2-Dichlorobenzene; 1,4-Dichlorobenzene; 1,3-Dichlorobenzene; 2-Chlorophenol; bis(-2-Chloroethyl)Ether; Phenol; Aniline; Pyridine; Carbazole; Benzoic Acid; o-Terphenyl; N-Nitrosodimethylamine; 1,4-Dichlorobenzene-d4;			✓	
CmdQuantitate	BL2000\sean	2/25/2022 9:13:47 AM	Quantitate all compounds in all samples			✓	

Audit Trail report

Name	User	Time	Action	Reason	Comment	Succeed	Exception
CmdSaveBatchTable	BL2000\sean	2/25/2022 10:52:40 AM	Save batch \\MASSHUNTER\Org\Data\SV5973N.I\sd022422\DoD BNA 1\QuantResults\022422 DoD BNA.batch.bin			✓	
CmdManuallyIntegratePeak	BL2000\sean	2/25/2022 10:53:07 AM	Manually integrate compound Benzoic Acid in sample Feb2405.D, from x, y = 6.064, -255 to 6.270, -3, result = 36140; previous integration is from x, y = 6.097, 352 to 6.218, 378 and previous response = 28180.			✓	
CmdManuallyIntegrateSnapBaseline	BL2000\sean	2/25/2022 10:53:08 AM	Snap baseline for compound Benzoic Acid in sample Feb2405.D, from x = 6.064 to x = 6.270, new integration is from x, y = 6.064, 0 to 6.270, 506 and new response = 31430; previous integration is from x, y = 6.064, -255 to 6.270, -3 and previous response = 36140.			✓	
CmdManuallyIntegrateDropBaseline	BL2000\sean	2/25/2022 10:53:10 AM	Drop baseline for compound Benzoic Acid in sample Feb2405.D to y = 0, new integration is from x, y = 6.064, 0 to 6.270, 0 and new response = 34548; previous integration is from x, y = 6.064, 0 to 6.270, 506 and previous response = 31430.			✓	
CmdManuallyIntegrateSplit	BL2000\sean	2/25/2022 10:53:25 AM	Split qualifier 64.0 of compound bis(-2-Chloroethyl)Ether in sample Feb2405.D and keep right peak, new integration is from x, y = 4.531, 289.78517008926 to 4.613, 314.227102180078 and new response = 40336, previous integration is from x, y = 4.480, 275 to 4.613, 314 and previous response = 50145.			✓	
CmdManuallyIntegrateSplit	BL2000\sean	2/25/2022 10:53:33 AM	Split peak for compound 1,3-Dichlorobenzene in sample Feb2405.D and keep left peak, new integration is from x, y = 4.747, 211.444391270484 to 4.817, 291.390593993219 and new response = 550420, previous integration is from x, y = 4.747, 211 to 4.930, 418 and previous response = 1075053.			✓	
CmdManuallyIntegrateSplit	BL2000\sean	2/25/2022 10:53:36 AM	Split qualifier 148.0 of compound 1,3-Dichlorobenzene in sample Feb2405.D and keep left peak, new integration is from x, y = 4.746, 106.830620372225 to 4.817, 158.871899324143 and new response = 349001, previous integration is from x, y = 4.746, 107 to 4.920, 234 and previous response = 672903.			✓	

Audit Trail report

Name	User	Time	Action	Reason	Comment	Succeed	Exception
CmdManuallyIntegrateSplit	BL2000\sean	2/25/2022 10:53:39 AM	Split qualifier 111.0 of compound 1,3-Dichlorobenzene in sample Feb2405.D and keep left peak, new integration is from x, y = 4.736, 0 to 4.828, 0 and new response = 200008, previous integration is from x, y = 4.736, 0 to 4.930, 0 and previous response = 390106.			✓	
CmdManuallyIntegrateSplit	BL2000\sean	2/25/2022 10:53:44 AM	Split peak for compound 1,4-Dichlorobenzene in sample Feb2405.D and keep right peak, new integration is from x, y = 4.817, 161.377661284892 to 4.930, 219.935084547028 and new response = 526751, previous integration is from x, y = 4.746, 124 to 4.930, 220 and previous response = 1076568.			✓	
CmdSetTargetCompoundAttribute	BL2000\sean	2/25/2022 10:53:45 AM	Set UserAnnotation = CO for compound 1,4-Dichlorobenzene in sample Feb2405.D; previous value =			✓	
CmdManuallyIntegrateSplit	BL2000\sean	2/25/2022 10:53:48 AM	Split qualifier 148.0 of compound 1,4-Dichlorobenzene in sample Feb2405.D and keep right peak, new integration is from x, y = 4.817, 0 to 4.920, 0 and new response = 325808, previous integration is from x, y = 4.746, 0 to 4.920, 0 and previous response = 675378.			✓	
CmdManuallyIntegrateSplit	BL2000\sean	2/25/2022 10:53:50 AM	Split qualifier 111.0 of compound 1,4-Dichlorobenzene in sample Feb2405.D and keep right peak, new integration is from x, y = 4.828, 0 to 4.930, 0 and new response = 190097, previous integration is from x, y = 4.736, 0 to 4.930, 0 and previous response = 390106.			✓	
CmdManuallyIntegratePeak	BL2000\sean	2/25/2022 10:53:55 AM	Manually integrate compound 1,2-Dichlorobenzene in sample Feb2405.D, from x, y = 4.981, 366585 to 5.093, 437242, result = -2150367; previous integration is from x, y = 4.746, 0 to 4.930, 0 and previous response = 1079533.			✓	
CmdManuallyIntegrateSnapBaseline	BL2000\sean	2/25/2022 10:53:57 AM	Snap baseline for compound 1,2-Dichlorobenzene in sample Feb2405.D, from x = 4.981 to x = 5.093, new integration is from x, y = 4.981, 720 to 5.093, 1701 and new response = 550370; previous integration is from x, y = 4.981, 366585 to 5.093, 437242 and previous response = -2150367.			✓	

Audit Trail report

Name	User	Time	Action	Reason	Comment	Succeed	Exception
CmdManuallyIntegrateDropBaseline	BL2000\sean	2/25/2022 10:53:58 AM	Drop baseline for compound 1,2-Dichlorobenzene in sample Feb2405.D to y = 720, new integration is from x, y = 4.981, 720 to 5.093, 720 and new response = 553676; previous integration is from x, y = 4.981, 720 to 5.093, 1701 and previous response = 550370.			✓	
CmdManuallyIntegrateApplyTargetRtToQualifier	BL2000\sean	2/25/2022 10:54:01 AM	Apply target integration range 4.981-5.093 to qualifier 148.0 for compound 1,2-Dichlorobenzene in sample Feb2405.D, new integration is from x, y = 4.981, 264 to 5.093, 385 and new response = 358522; previously no peak.			✓	
CmdManuallyIntegrateSplit	BL2000\sean	2/25/2022 10:54:16 AM	Split qualifier 77.0 of compound Nitrobenzene in sample Feb2405.D and keep right peak, new integration is from x, y = 5.451, 1664.11841866245 to 5.604, 1543.13458850495 and new response = 352937, previous integration is from x, y = 5.377, 1722 to 5.604, 1543 and previous response = 531045.			✓	
CmdManuallyIntegrateApplyTargetRtToQualifier	BL2000\sean	2/25/2022 10:54:36 AM	Apply target integration range 6.280-6.372 to qualifier 129.0 for compound Naphthalene in sample Feb2405.D, new integration is from x, y = 6.280, 279 to 6.372, 931 and new response = 134889; previously no peak.			✓	
CmdManuallyIntegrateDropBaseline	BL2000\sean	2/25/2022 10:54:37 AM	Drop baseline for qualifier 129.0 of compound Naphthalene in sample Feb2405.D to y = 279, new integration is from x, y = 6.280, 279 to 6.372, 279 and new response = 136697; previous integration is from x, y = 6.280, 279 to 6.372, 931 and previous response = 134889.			✓	
CmdManuallyIntegrateSplit	BL2000\sean	2/25/2022 10:54:45 AM	Split qualifier 129.0 of compound p-Chloroaniline in sample Feb2405.D and keep right peak, new integration is from x, y = 6.362, 296.077575579684 to 6.526, 332.945963781376 and new response = 159139, previous integration is from x, y = 6.279, 278 to 6.526, 333 and previous response = 295537.			✓	
CmdManuallyIntegrateSplit	BL2000\sean	2/25/2022 10:54:47 AM	Split qualifier 129.0 of compound p-Chloroaniline in sample Feb2405.D and keep left peak, new integration is from x, y = 6.362, 296.077575579684 to 6.454, 316.815576449879 and new response = 149458, previous integration is from x, y = 6.362, 296 to 6.526, 333 and previous response = 159139.			✓	

Audit Trail report

Name	User	Time	Action	Reason	Comment	Succeed	Exception
CmdManuallyIntegrateSplit	BL2000\sean	2/25/2022 10:54:55 AM	Split peak for compound 4-Chloro-3-Methylphenol in sample Feb2405.D and keep right peak, new integration is from x, y = 7.040, 494.230976896284 to 7.184, 684.168167584833 and new response = 348145, previous integration is from x, y = 6.906, 318 to 7.184, 684 and previous response = 647758.			✓	
CmdSetTargetCompoundAttribute	BL2000\sean	2/25/2022 10:54:56 AM	Set UserAnnotation = CO for compound 4-Chloro-3-Methylphenol in sample Feb2405.D; previous value =			✓	
CmdManuallyIntegrateSplit	BL2000\sean	2/25/2022 10:54:59 AM	Split qualifier 144.0 of compound 4-Chloro-3-Methylphenol in sample Feb2405.D and keep right peak, new integration is from x, y = 7.019, 0 to 7.173, 0 and new response = 103985, previous integration is from x, y = 6.886, 0 to 7.173, 0 and previous response = 191996.			✓	
CmdManuallyIntegrateSplit	BL2000\sean	2/25/2022 10:55:00 AM	Split qualifier 144.0 of compound 4-Chloro-3-Methylphenol in sample Feb2405.D and keep left peak, new integration is from x, y = 7.019, 0 to 7.112, 0 and new response = 94275, previous integration is from x, y = 7.019, 0 to 7.173, 0 and previous response = 103985.			✓	
CmdManuallyIntegrateSplit	BL2000\sean	2/25/2022 10:55:09 AM	Split peak for compound 4-Chloro-2-Methylphenol in sample Feb2405.D and keep left peak, new integration is from x, y = 6.906, 298.643722777437 to 7.040, 679.577441264603 and new response = 325641, previous integration is from x, y = 6.906, 299 to 7.184, 1090 and previous response = 644537.			✓	
CmdSetTargetCompoundAttribute	BL2000\sean	2/25/2022 10:55:10 AM	Set UserAnnotation = CO for compound 4-Chloro-2-Methylphenol in sample Feb2405.D; previous value =			✓	
CmdManuallyIntegrateSplit	BL2000\sean	2/25/2022 10:55:13 AM	Split qualifier 144.0 of compound 4-Chloro-2-Methylphenol in sample Feb2405.D and keep left peak, new integration is from x, y = 6.892, 128.231398112405 to 7.019, 240.025395294511 and new response = 86569, previous integration is from x, y = 6.892, 128 to 7.173, 375 and previous response = 187711.			✓	

Audit Trail report

Name	User	Time	Action	Reason	Comment	Succeed	Exception
CmdManuallyIntegrateApplyTargetRtToQualifier	BL2000\sean	2/25/2022 10:55:32 AM	Apply target integration range 8.476-8.568 to qualifier 154.0 for compound 2,4-Dinitrophenol in sample Feb2405.D, new integration is from x, y = 8.476, 1735 to 8.568, 1478 and new response = 34480; previous integration is from x, y = 8.384, 316 to 8.476, 341 and previous response = 834443.			✓	
CmdManuallyIntegrateDropBaseline	BL2000\sean	2/25/2022 10:55:33 AM	Drop baseline for qualifier 154.0 of compound 2,4-Dinitrophenol in sample Feb2405.D to y = 1478, new integration is from x, y = 8.476, 1478 to 8.568, 1478 and new response = 35190; previous integration is from x, y = 8.476, 1735 to 8.568, 1478 and previous response = 34480.			✓	
CmdManuallyIntegrateApplyTargetRtToQualifier	BL2000\sean	2/25/2022 10:57:32 AM	Apply target integration range 8.671-8.844 to qualifier 139.0 for compound 4-Nitrophenol in sample Feb2405.D, new integration is from x, y = 8.671, 1589 to 8.844, 584 and new response = 44775; previously no peak.			✓	
CmdManuallyIntegrateDropBaseline	BL2000\sean	2/25/2022 10:57:34 AM	Drop baseline for qualifier 139.0 of compound 4-Nitrophenol in sample Feb2405.D to y = 584, new integration is from x, y = 8.671, 584 to 8.844, 584 and new response = 50022; previous integration is from x, y = 8.671, 1589 to 8.844, 584 and previous response = 44775.			✓	
CmdManuallyIntegrateApplyTargetRtToQualifier	BL2000\sean	2/25/2022 10:57:41 AM	Apply target integration range 8.599-8.722 to qualifier 63.0 for compound 2,4-Dinitrotoluene in sample Feb2405.D, new integration is from x, y = 8.599, 2009 to 8.722, 5162 and new response = 153469; previous integration is from x, y = 8.582, 1345 to 8.732, 1184 and previous response = 172961.			✓	
CmdManuallyIntegrateDropBaseline	BL2000\sean	2/25/2022 10:57:43 AM	Drop baseline for qualifier 63.0 of compound 2,4-Dinitrotoluene in sample Feb2405.D to y = 2009, new integration is from x, y = 8.599, 2009 to 8.722, 2009 and new response = 165081; previous integration is from x, y = 8.599, 2009 to 8.722, 5162 and previous response = 153469.			✓	
CmdManuallyIntegrateSplit	BL2000\sean	2/25/2022 10:57:46 AM	Split qualifier 63.0 of compound 2,4-Dinitrotoluene in sample Feb2405.D and keep right peak, new integration is from x, y = 8.640, 2009 to 8.722, 2009 and new response = 89167, previous integration is from x, y = 8.599, 2009 to 8.722, 2009 and previous response = 165081.			✓	

Audit Trail report

Name	User	Time	Action	Reason	Comment	Succeed	Exception
CmdManuallyIntegrateSplit	BL2000\sean	2/25/2022 10:57:48 AM	Split qualifier 63.0 of compound 2,4-Dinitrotoluene in sample Feb2405.D and keep left peak, new integration is from x, y = 8.640, 2009 to 8.691, 2009 and new response = 80608, previous integration is from x, y = 8.640, 2009 to 8.722, 2009 and previous response = 89167.			✓	
CmdManuallyIntegrateApplyTargetRtToQualifier	BL2000\sean	2/25/2022 10:58:04 AM	Apply target integration range 8.998-9.100 to qualifier 167.0 for compound Fluorene in sample Feb2405.D, new integration is from x, y = 8.998, 208 to 9.100, 460 and new response = 136528; previous integration is from x, y = 9.141, 0 to 9.295, 0 and previous response = 272853.			✓	
CmdManuallyIntegrateDropBaseline	BL2000\sean	2/25/2022 10:58:05 AM	Drop baseline for qualifier 167.0 of compound Fluorene in sample Feb2405.D to y = 208, new integration is from x, y = 8.998, 208 to 9.100, 208 and new response = 137302; previous integration is from x, y = 8.998, 208 to 9.100, 460 and previous response = 136528.			✓	
CmdManuallyIntegrateApplyTargetRtToQualifier	BL2000\sean	2/25/2022 10:58:28 AM	Apply target integration range 10.211-10.292 to qualifier 176.0 for compound Anthracene in sample Feb2405.D, new integration is from x, y = 10.211, 1032 to 10.292, 1198 and new response = 286866; previously no peak.			✓	
CmdManuallyIntegrateDropBaseline	BL2000\sean	2/25/2022 10:58:29 AM	Drop baseline for qualifier 176.0 of compound Anthracene in sample Feb2405.D to y = 1032, new integration is from x, y = 10.211, 1032 to 10.292, 1032 and new response = 287269; previous integration is from x, y = 10.211, 1032 to 10.292, 1198 and previous response = 286866.			✓	
CmdSaveBatchTable	BL2000\sean	2/25/2022 11:00:07 AM	Save batch \\MASSHUNTER\Org\Data\SV5973N.I\sd022422\DoD BNA 1\QuantResults\022422 DoD BNA.batch.bin			✓	
CmdManuallyIntegratePeak	BL2000\sean	2/25/2022 11:00:18 AM	Manually integrate compound Benzoic Acid in sample Feb2406.D, from x, y = 6.095, 115 to 6.249, 129, result = 29716; previous integration is from x, y = 6.095, 252 to 6.208, 260 and previous response = 26560.			✓	

Audit Trail report

Name	User	Time	Action	Reason	Comment	Succeed	Exception
CmdManuallyIntegrateDropBaseline	BL2000\sean	2/25/2022 11:00:19 AM	Drop baseline for compound Benzoic Acid in sample Feb2406.D to y = 115, new integration is from x, y = 6.095, 115 to 6.249, 115 and new response = 29784; previous integration is from x, y = 6.095, 115 to 6.249, 129 and previous response = 29716.			✓	
CmdManuallyIntegrateApplyTargetRtToQualifier	BL2000\sean	2/25/2022 11:00:23 AM	Apply target integration range 6.095-6.249 to qualifier 77.0 for compound Benzoic Acid in sample Feb2406.D, new integration is from x, y = 6.095, 876 to 6.249, 1587 and new response = 20606; previous integration is from x, y = 6.270, 967 to 6.380, 915 and previous response = 43256.			✓	
CmdManuallyIntegrateDropBaseline	BL2000\sean	2/25/2022 11:00:24 AM	Drop baseline for qualifier 77.0 of compound Benzoic Acid in sample Feb2406.D to y = 876, new integration is from x, y = 6.095, 876 to 6.249, 876 and new response = 23892; previous integration is from x, y = 6.095, 876 to 6.249, 1587 and previous response = 20606.			✓	
CmdManuallyIntegrateSplit	BL2000\sean	2/25/2022 11:00:40 AM	Split peak for compound 1,3-Dichlorobenzene in sample Feb2406.D and keep left peak, new integration is from x, y = 4.746, 0 to 4.828, 0 and new response = 498333, previous integration is from x, y = 4.746, 0 to 4.930, 0 and previous response = 975542.			✓	
CmdSetTargetCompoundAttribute	BL2000\sean	2/25/2022 11:00:41 AM	Set UserAnnotation = CO for compound 1,3-Dichlorobenzene in sample Feb2406.D; previous value =			✓	
CmdManuallyIntegrateApplyTargetRtToQualifier	BL2000\sean	2/25/2022 11:00:44 AM	Apply target integration range 4.746-4.828 to qualifier 148.0 for compound 1,3-Dichlorobenzene in sample Feb2406.D, new integration is from x, y = 4.746, 0 to 4.828, 413 and new response = 311427; previous integration is from x, y = 4.817, 0 to 4.909, 0 and previous response = 300658.			✓	
CmdManuallyIntegrateApplyTargetRtToQualifier	BL2000\sean	2/25/2022 11:00:45 AM	Apply target integration range 4.746-4.828 to qualifier 111.0 for compound 1,3-Dichlorobenzene in sample Feb2406.D, new integration is from x, y = 4.746, 0 to 4.828, 411 and new response = 183922; previous integration is from x, y = 4.746, 0 to 4.940, 0 and previous response = 359580.			✓	

Audit Trail report

Name	User	Time	Action	Reason	Comment	Succeed	Exception
CmdManuallyIntegrateSplit	BL2000\sean	2/25/2022 11:00:50 AM	Split peak for compound 1,4-Dichlorobenzene in sample Feb2406.D and keep right peak, new integration is from x, y = 4.828, 0 to 4.930, 0 and new response = 477209, previous integration is from x, y = 4.746, 0 to 4.930, 0 and previous response = 975542.			✓	
CmdSetTargetCompoundAttribute	BL2000\sean	2/25/2022 11:00:51 AM	Set UserAnnotation = CO for compound 1,4-Dichlorobenzene in sample Feb2406.D; previous value =			✓	
CmdManuallyIntegrateSplit	BL2000\sean	2/25/2022 11:00:55 AM	Split qualifier 111.0 of compound 1,4-Dichlorobenzene in sample Feb2406.D and keep right peak, new integration is from x, y = 4.817, 0 to 4.940, 0 and new response = 174877, previous integration is from x, y = 4.746, 0 to 4.940, 0 and previous response = 359580.			✓	
CmdManuallyIntegratePeak	BL2000\sean	2/25/2022 11:00:59 AM	Manually integrate compound 1,2-Dichlorobenzene in sample Feb2406.D, from x, y = 4.981, 489507 to 5.083, 499414, result = -2454585; previous integration is from x, y = 4.746, 0 to 4.930, 0 and previous response = 975542.			✓	
CmdManuallyIntegrateSnapBaseline	BL2000\sean	2/25/2022 11:01:01 AM	Snap baseline for compound 1,2-Dichlorobenzene in sample Feb2406.D, from x = 4.981 to x = 5.083, new integration is from x, y = 4.981, 1139 to 5.083, 976 and new response = 568987; previous integration is from x, y = 4.981, 489507 to 5.083, 499414 and previous response = -2454585.			✓	
CmdManuallyIntegrateDropBaseline	BL2000\sean	2/25/2022 11:01:02 AM	Drop baseline for compound 1,2-Dichlorobenzene in sample Feb2406.D to y = 976, new integration is from x, y = 4.981, 976 to 5.083, 976 and new response = 569487; previous integration is from x, y = 4.981, 1139 to 5.083, 976 and previous response = 568987.			✓	
CmdManuallyIntegrateApplyTargetRtToQualifier	BL2000\sean	2/25/2022 11:01:09 AM	Apply target integration range 4.981-5.083 to qualifier 148.0 for compound 1,2-Dichlorobenzene in sample Feb2406.D, new integration is from x, y = 4.981, 267 to 5.083, 548 and new response = 369074; previously no peak.			✓	
CmdManuallyIntegrateApplyTargetRtToQualifier	BL2000\sean	2/25/2022 11:01:19 AM	Apply target integration range 5.359-5.471 to qualifier 108.0 for compound 4Methylphenol/3Methylphenol in sample Feb2406.D, new integration is from x, y = 5.359, 1282 to 5.471, 3958 and new response = 418703; previously no peak.			✓	

Audit Trail report

Name	User	Time	Action	Reason	Comment	Succeed	Exception
CmdManuallyIntegrateDropBaseline	BL2000\sean	2/25/2022 11:01:20 AM	Drop baseline for qualifier 108.0 of compound 4Methylphenol/3Methylphenol in sample Feb2406.D to y = 1282, new integration is from x, y = 5.359, 1282 to 5.471, 1282 and new response = 427722; previous integration is from x, y = 5.359, 1282 to 5.471, 3958 and previous response = 418703.			✓	
CmdManuallyIntegrateSplit	BL2000\sean	2/25/2022 11:01:30 AM	Split qualifier 77.0 of compound Nitrobenzene in sample Feb2406.D and keep right peak, new integration is from x, y = 5.461, 1537.47568181641 to 5.573, 1485.10035449137 and new response = 344468, previous integration is from x, y = 5.379, 1576 to 5.573, 1485 and previous response = 485066.			✓	
CmdManuallyIntegrateSplit	BL2000\sean	2/25/2022 11:01:32 AM	Split qualifier 51.0 of compound Nitrobenzene in sample Feb2406.D and keep right peak, new integration is from x, y = 5.451, 1674.46668708792 to 5.614, 1517.20876448809 and new response = 213546, previous integration is from x, y = 5.379, 1743 to 5.614, 1517 and previous response = 286381.			✓	
CmdManuallyIntegrateApplyTargetRtToQualifier	BL2000\sean	2/25/2022 11:01:49 AM	Apply target integration range 6.362-6.465 to qualifier 128.0 for compound 4-Chlorophenol in sample Feb2406.D, new integration is from x, y = 6.362, 4017 to 6.465, 5852 and new response = 316480; previously no peak.			✓	
CmdManuallyIntegrateDropBaseline	BL2000\sean	2/25/2022 11:01:50 AM	Drop baseline for qualifier 128.0 of compound 4-Chlorophenol in sample Feb2406.D to y = 4017, new integration is from x, y = 6.362, 4017 to 6.465, 4017 and new response = 322134; previous integration is from x, y = 6.362, 4017 to 6.465, 5852 and previous response = 316480.			✓	
CmdManuallyIntegrateApplyTargetRtToQualifier	BL2000\sean	2/25/2022 11:02:16 AM	Apply target integration range 8.159-8.312 to qualifier 153.1 for compound Acenaphthylene in sample Feb2406.D, new integration is from x, y = 8.159, 0 to 8.312, 938 and new response = 196441; previously no peak.			✓	
CmdManuallyIntegrateDropBaseline	BL2000\sean	2/25/2022 11:02:18 AM	Drop baseline for qualifier 153.1 of compound Acenaphthylene in sample Feb2406.D to y = 0, new integration is from x, y = 8.159, 0 to 8.312, 0 and new response = 200759; previous integration is from x, y = 8.159, 0 to 8.312, 938 and previous response = 196441.			✓	

Audit Trail report

Name	User	Time	Action	Reason	Comment	Succeed	Exception
CmdManuallyIntegrateSplit	BL2000\sean	2/25/2022 11:02:28 AM	Split qualifier 154.0 of compound 2,4-Dinitrophenol in sample Feb2406.D and keep right peak, new integration is from x, y = 8.466, 606.016728028622 to 8.538, 628.790784973912 and new response = 36730, previous integration is from x, y = 8.384, 580 to 8.538, 629 and previous response = 906994.			✓	
CmdManuallyIntegrateApplyTargetRtToQualifier	BL2000\sean	2/25/2022 11:02:34 AM	Apply target integration range 8.681-8.844 to qualifier 139.0 for compound 4-Nitrophenol in sample Feb2406.D, new integration is from x, y = 8.681, 1304 to 8.844, 1244 and new response = 39839; previous integration is from x, y = 8.589, 299 to 8.691, 433 and previous response = 540570.			✓	
CmdManuallyIntegrateDropBaseline	BL2000\sean	2/25/2022 11:02:36 AM	Drop baseline for qualifier 139.0 of compound 4-Nitrophenol in sample Feb2406.D to y = 1244, new integration is from x, y = 8.681, 1244 to 8.844, 1244 and new response = 40133; previous integration is from x, y = 8.681, 1304 to 8.844, 1244 and previous response = 39839.			✓	
CmdManuallyIntegrateSplit	BL2000\sean	2/25/2022 11:02:40 AM	Split qualifier 65.0 of compound 4-Nitrophenol in sample Feb2406.D and keep right peak, new integration is from x, y = 8.681, 1146.15306817829 to 8.814, 1173.01079985953 and new response = 46091, previous integration is from x, y = 8.585, 1127 to 8.814, 1173 and previous response = 68085.			✓	
CmdManuallyIntegrateSplit	BL2000\sean	2/25/2022 11:02:48 AM	Split qualifier 63.0 of compound 2,4-Dinitrotoluene in sample Feb2406.D and keep right peak, new integration is from x, y = 8.640, 1086.61595325712 to 8.732, 1009.1153183403 and new response = 106013, previous integration is from x, y = 8.578, 1138 to 8.732, 1009 and previous response = 185380.			✓	
CmdManuallyIntegrateSplit	BL2000\sean	2/25/2022 11:02:49 AM	Split qualifier 63.0 of compound 2,4-Dinitrotoluene in sample Feb2406.D and keep left peak, new integration is from x, y = 8.640, 1086.61595325712 to 8.691, 1043.55848610294 and new response = 92549, previous integration is from x, y = 8.640, 1087 to 8.732, 1009 and previous response = 106013.			✓	

Audit Trail report

Name	User	Time	Action	Reason	Comment	Succeed	Exception
CmdManuallyIntegratePeak	BL2000\sean	2/25/2022 11:03:14 AM	Manually integrate compound Anthracene in sample Feb2406.D, from x, y = 10.140, 1359562 to 10.343, 1500648, result = -14005391; previous integration is from x, y = 10.140, 217 to 10.211, 331 and previous response = 1734261.			✓	
CmdManuallyIntegrateSnapBaseline	BL2000\sean	2/25/2022 11:03:16 AM	Snap baseline for compound Anthracene in sample Feb2406.D, from x = 10.140 to x = 10.343, new integration is from x, y = 10.140, 257 to 10.343, 3082 and new response = 3355815; previous integration is from x, y = 10.140, 1359562 to 10.343, 1500648 and previous response = -14005391.			✓	
CmdManuallyIntegrateDropBaseline	BL2000\sean	2/25/2022 11:03:17 AM	Drop baseline for compound Anthracene in sample Feb2406.D to y = 257, new integration is from x, y = 10.140, 257 to 10.343, 257 and new response = 3372982; previous integration is from x, y = 10.140, 257 to 10.343, 3082 and previous response = 3355815.			✓	
CmdManuallyIntegrateSplit	BL2000\sean	2/25/2022 11:03:18 AM	Split peak for compound Anthracene in sample Feb2406.D and keep right peak, new integration is from x, y = 10.211, 257 to 10.343, 257 and new response = 1638650, previous integration is from x, y = 10.140, 257 to 10.343, 257 and previous response = 3372982.			✓	
CmdManuallyIntegrateApplyTargetRtToQualifier	BL2000\sean	2/25/2022 11:03:26 AM	Apply target integration range 10.211-10.343 to qualifier 176.0 for compound Anthracene in sample Feb2406.D, new integration is from x, y = 10.211, 1371 to 10.343, 582 and new response = 299511; previously no peak.			✓	
CmdManuallyIntegrateDropBaseline	BL2000\sean	2/25/2022 11:03:27 AM	Drop baseline for qualifier 176.0 of compound Anthracene in sample Feb2406.D to y = 582, new integration is from x, y = 10.211, 582 to 10.343, 582 and new response = 302628; previous integration is from x, y = 10.211, 1371 to 10.343, 582 and previous response = 299511.			✓	
CmdManuallyIntegrateSplit	BL2000\sean	2/25/2022 11:03:31 AM	Split qualifier 176.0 of compound Anthracene in sample Feb2406.D and keep left peak, new integration is from x, y = 10.211, 582 to 10.282, 582 and new response = 299021, previous integration is from x, y = 10.211, 582 to 10.343, 582 and previous response = 302628.			✓	

Audit Trail report

Name	User	Time	Action	Reason	Comment	Succeed	Exception
CmdSaveBatchTable	BL2000\sean	2/25/2022 11:04:14 AM	Save batch \\MASSHUNTER\Org\Data\SV5973N.I\sd022422\DoD BNA 1\QuantResults\022422 DoD BNA.batch.bin			✓	
CmdManuallyIntegrateApplyTargetRtToQualifier	BL2000\sean	2/25/2022 11:04:29 AM	Apply target integration range 6.087-6.229 to qualifier 122.0 for compound Benzoic Acid in sample Feb2408.D, new integration is from x, y = 6.087, 1394 to 6.229, 3364 and new response = 16973; previous integration is from x, y = 5.962, 164 to 6.054, 165 and previous response = 409345.			✓	
CmdManuallyIntegrateDropBaseline	BL2000\sean	2/25/2022 11:04:30 AM	Drop baseline for qualifier 122.0 of compound Benzoic Acid in sample Feb2408.D to y = 1394, new integration is from x, y = 6.087, 1394 to 6.229, 1394 and new response = 25335; previous integration is from x, y = 6.087, 1394 to 6.229, 3364 and previous response = 16973.			✓	
CmdManuallyIntegrateApplyTargetRtToQualifier	BL2000\sean	2/25/2022 11:04:34 AM	Apply target integration range 6.087-6.229 to qualifier 77.0 for compound Benzoic Acid in sample Feb2408.D, new integration is from x, y = 6.087, 1015 to 6.229, 2804 and new response = 20290; previously no peak.			✓	
CmdManuallyIntegrateDropBaseline	BL2000\sean	2/25/2022 11:04:35 AM	Drop baseline for qualifier 77.0 of compound Benzoic Acid in sample Feb2408.D to y = 1015, new integration is from x, y = 6.087, 1015 to 6.229, 1015 and new response = 27883; previous integration is from x, y = 6.087, 1015 to 6.229, 2804 and previous response = 20290.			✓	
CmdManuallyIntegrateSplit	BL2000\sean	2/25/2022 11:04:46 AM	Split qualifier 66.0 of compound Phenol in sample Feb2408.D and keep left peak, new integration is from x, y = 4.542, 633.341268541209 to 4.623, 703.831053372016 and new response = 206939, previous integration is from x, y = 4.542, 633 to 4.695, 766 and previous response = 231730.			✓	
CmdManuallyIntegrateSplit	BL2000\sean	2/25/2022 11:04:55 AM	Split peak for compound 1,3-Dichlorobenzene in sample Feb2408.D and keep left peak, new integration is from x, y = 4.736, 0 to 4.828, 0 and new response = 594713, previous integration is from x, y = 4.736, 0 to 4.920, 0 and previous response = 1166993.			✓	
CmdSetTargetCompoundAttribute	BL2000\sean	2/25/2022 11:04:56 AM	Set UserAnnotation = CO for compound 1,3-Dichlorobenzene in sample Feb2408.D; previous value =			✓	

Audit Trail report

Name	User	Time	Action	Reason	Comment	Succeed	Exception
CmdManuallyIntegrateSplit	BL2000\sean	2/25/2022 11:04:59 AM	Split qualifier 148.0 of compound 1,3-Dichlorobenzene in sample Feb2408.D and keep left peak, new integration is from x, y = 4.746, 106.212467970236 to 4.828, 166.404653644258 and new response = 382272, previous integration is from x, y = 4.746, 106 to 4.930, 242 and previous response = 740854.			✓	
CmdManuallyIntegrateSplit	BL2000\sean	2/25/2022 11:05:01 AM	Split qualifier 111.0 of compound 1,3-Dichlorobenzene in sample Feb2408.D and keep left peak, new integration is from x, y = 4.746, 0 to 4.828, 0 and new response = 217290, previous integration is from x, y = 4.746, 0 to 4.909, 0 and previous response = 419495.			✓	
CmdManuallyIntegrateSplit	BL2000\sean	2/25/2022 11:05:09 AM	Split peak for compound 1,4-Dichlorobenzene in sample Feb2408.D and keep right peak, new integration is from x, y = 4.828, 227.356678043673 to 4.920, 300.357942378624 and new response = 570824, previous integration is from x, y = 4.741, 158 to 4.920, 300 and previous response = 1164483.			✓	
CmdSetTargetCompoundAttribute	BL2000\sean	2/25/2022 11:05:11 AM	Set UserAnnotation = CO for compound 1,4-Dichlorobenzene in sample Feb2408.D; previous value =			✓	
CmdManuallyIntegrateSplit	BL2000\sean	2/25/2022 11:05:14 AM	Split qualifier 148.0 of compound 1,4-Dichlorobenzene in sample Feb2408.D and keep right peak, new integration is from x, y = 4.828, 106.49985088195 to 4.930, 165.663113614306 and new response = 359905, previous integration is from x, y = 4.746, 59 to 4.930, 166 and previous response = 741504.			✓	
CmdManuallyIntegrateSplit	BL2000\sean	2/25/2022 11:05:16 AM	Split qualifier 111.0 of compound 1,4-Dichlorobenzene in sample Feb2408.D and keep right peak, new integration is from x, y = 4.828, 0 to 4.909, 0 and new response = 202205, previous integration is from x, y = 4.746, 0 to 4.909, 0 and previous response = 419495.			✓	
CmdManuallyIntegratePeak	BL2000\sean	2/25/2022 11:05:22 AM	Manually integrate compound 1,2-Dichlorobenzene in sample Feb2408.D, from x, y = 4.971, 474525 to 5.103, 489698, result = -3233773; previous integration is from x, y = 4.745, 292 to 4.920, 296 and previous response = 1163750.			✓	

Audit Trail report

Name	User	Time	Action	Reason	Comment	Succeed	Exception
CmdManuallyIntegrateSnapBaseline	BL2000\sean	2/25/2022 11:05:23 AM	Snap baseline for compound 1,2-Dichlorobenzene in sample Feb2408.D, from x = 4.971 to x = 5.103, new integration is from x, y = 4.971, 685 to 5.103, 735 and new response = 601068; previous integration is from x, y = 4.971, 474525 to 5.103, 489698 and previous response = -3233773.			✓	
CmdManuallyIntegrateDropBaseline	BL2000\sean	2/25/2022 11:05:25 AM	Drop baseline for compound 1,2-Dichlorobenzene in sample Feb2408.D to y = 685, new integration is from x, y = 4.971, 685 to 5.103, 685 and new response = 601268; previous integration is from x, y = 4.971, 685 to 5.103, 735 and previous response = 601068.			✓	
CmdManuallyIntegrateQualifierPeak	BL2000\sean	2/25/2022 11:05:27 AM	Manually integrate qualifier 111.0 of compound 1,2-Dichlorobenzene in sample Feb2408.D, from x, y = 4.736, 203262 to 4.766, 209628, result = 231228; previous integration is from x, y = 4.991, 0 to 5.093, 0 and previous response = 231228.			✓	
CmdManuallyIntegrateApplyTargetRtToQualifier	BL2000\sean	2/25/2022 11:05:28 AM	Apply target integration range 4.971-5.103 to qualifier 111.0 for compound 1,2-Dichlorobenzene in sample Feb2408.D, new integration is from x, y = 4.971, 0 to 5.103, 462 and new response = 229610; previous integration is from x, y = 4.991, 0 to 5.093, 0 and previous response = 231228.			✓	
CmdManuallyIntegrateApplyTargetRtToQualifier	BL2000\sean	2/25/2022 11:05:31 AM	Apply target integration range 4.971-5.103 to qualifier 148.0 for compound 1,2-Dichlorobenzene in sample Feb2408.D, new integration is from x, y = 4.971, 425 to 5.103, 259 and new response = 384772; previously no peak.			✓	
CmdManuallyIntegrateSplit	BL2000\sean	2/25/2022 11:05:42 AM	Split qualifier 77.0 of compound Nitrobenzene in sample Feb2408.D and keep right peak, new integration is from x, y = 5.461, 2835.4398064069 to 5.559, 2379.16921519094 and new response = 355389, previous integration is from x, y = 5.379, 3217 to 5.559, 2379 and previous response = 512030.			✓	

Audit Trail report

Name	User	Time	Action	Reason	Comment	Succeed	Exception
CmdManuallyIntegrateSplit	BL2000\sean	2/25/2022 11:05:55 AM	Split qualifier 129.0 of compound Naphthalene in sample Feb2408.D and keep left peak, new integration is from x, y = 6.290, 327.629747656595 to 6.383, 350.709995719841 and new response = 139399, previous integration is from x, y = 6.290, 328 to 6.516, 384 and previous response = 296318.			✓	
CmdManuallyIntegrateApplyTargetRtToQualifier	BL2000\sean	2/25/2022 11:06:00 AM	Apply target integration range 6.374-6.465 to qualifier 128.0 for compound 4-Chlorophenol in sample Feb2408.D, new integration is from x, y = 6.374, 4095 to 6.465, 7375 and new response = 386449; previously no peak.			✓	
CmdManuallyIntegrateDropBaseline	BL2000\sean	2/25/2022 11:06:01 AM	Drop baseline for qualifier 128.0 of compound 4-Chlorophenol in sample Feb2408.D to y = 4095, new integration is from x, y = 6.374, 4095 to 6.465, 4095 and new response = 395404; previous integration is from x, y = 6.374, 4095 to 6.465, 7375 and previous response = 386449.			✓	
CmdManuallyIntegrateSplit	BL2000\sean	2/25/2022 11:06:27 AM	Split qualifier 129.0 of compound p-Chloroaniline in sample Feb2408.D and keep right peak, new integration is from x, y = 6.383, 383.566092264669 to 6.516, 370.080257610413 and new response = 156843, previous integration is from x, y = 6.290, 393 to 6.516, 370 and previous response = 295970.			✓	
CmdManuallyIntegrateSplit	BL2000\sean	2/25/2022 11:06:34 AM	Split peak for compound 4-Chloro-3-Methylphenol in sample Feb2408.D and keep right peak, new integration is from x, y = 7.040, 488.035040803983 to 7.173, 679.593518552324 and new response = 391001, previous integration is from x, y = 6.906, 295 to 7.173, 680 and previous response = 746904.			✓	
CmdSetTargetCompoundAttribute	BL2000\sean	2/25/2022 11:06:36 AM	Set UserAnnotation = CO for compound 4-Chloro-3-Methylphenol in sample Feb2408.D; previous value =			✓	
CmdManuallyIntegrateSplit	BL2000\sean	2/25/2022 11:06:38 AM	Split qualifier 144.0 of compound 4-Chloro-3-Methylphenol in sample Feb2408.D and keep right peak, new integration is from x, y = 7.040, 0 to 7.184, 0 and new response = 114093, previous integration is from x, y = 6.906, 0 to 7.184, 0 and previous response = 211251.			✓	

Audit Trail report

Name	User	Time	Action	Reason	Comment	Succeed	Exception
CmdManuallyIntegrateSplit	BL2000\sean	2/25/2022 11:06:40 AM	Split qualifier 144.0 of compound 4-Chloro-3-Methylphenol in sample Feb2408.D and keep left peak, new integration is from x, y = 7.040, 0 to 7.112, 0 and new response = 103552, previous integration is from x, y = 7.040, 0 to 7.184, 0 and previous response = 114093.			✓	
CmdManuallyIntegrateSplit	BL2000\sean	2/25/2022 11:06:49 AM	Split peak for compound 4-Chloro-2-Methylphenol in sample Feb2408.D and keep left peak, new integration is from x, y = 6.906, 439.454277655754 to 7.040, 707.985364114673 and new response = 354530, previous integration is from x, y = 6.906, 439 to 7.173, 977 and previous response = 713382.			✓	
CmdSetTargetCompoundAttribute	BL2000\sean	2/25/2022 11:06:50 AM	Set UserAnnotation = CO for compound 4-Chloro-2-Methylphenol in sample Feb2408.D; previous value =			✓	
CmdManuallyIntegrateSplit	BL2000\sean	2/25/2022 11:06:53 AM	Split qualifier 144.0 of compound 4-Chloro-2-Methylphenol in sample Feb2408.D and keep left peak, new integration is from x, y = 6.906, 116.982918192198 to 7.040, 223.387010878381 and new response = 95796, previous integration is from x, y = 6.906, 117 to 7.184, 338 and previous response = 200031.			✓	
CmdManuallyIntegrateApplyTargetRtToQualifier	BL2000\sean	2/25/2022 11:07:05 AM	Apply target integration range 8.159-8.313 to qualifier 153.1 for compound Acenaphthylene in sample Feb2408.D, new integration is from x, y = 8.159, 0 to 8.313, 1199 and new response = 194648; previously no peak.			✓	
CmdManuallyIntegrateApplyTargetRtToQualifier	BL2000\sean	2/25/2022 11:07:16 AM	Apply target integration range 8.476-8.578 to qualifier 154.0 for compound 2,4-Dinitrophenol in sample Feb2408.D, new integration is from x, y = 8.476, 2052 to 8.578, 1809 and new response = 33732; previous integration is from x, y = 8.374, 564 to 8.476, 613 and previous response = 856668.			✓	
CmdManuallyIntegrateDropBaseline	BL2000\sean	2/25/2022 11:07:17 AM	Drop baseline for qualifier 154.0 of compound 2,4-Dinitrophenol in sample Feb2408.D to y = 1809, new integration is from x, y = 8.476, 1809 to 8.578, 1809 and new response = 34478; previous integration is from x, y = 8.476, 2052 to 8.578, 1809 and previous response = 33732.			✓	

Audit Trail report

Name	User	Time	Action	Reason	Comment	Succeed	Exception
CmdManuallyIntegrateApplyTargetRtToQualifier	BL2000\sean	2/25/2022 11:07:24 AM	Apply target integration range 8.681-8.824 to qualifier 139.0 for compound 4-Nitrophenol in sample Feb2408.D, new integration is from x, y = 8.681, 1801 to 8.824, 1187 and new response = 41556; previous integration is from x, y = 8.590, 377 to 8.671, 472 and previous response = 550675.			✓	
CmdManuallyIntegrateDropBaseline	BL2000\sean	2/25/2022 11:07:25 AM	Drop baseline for qualifier 139.0 of compound 4-Nitrophenol in sample Feb2408.D to y = 1187, new integration is from x, y = 8.681, 1187 to 8.824, 1187 and new response = 44190; previous integration is from x, y = 8.681, 1801 to 8.824, 1187 and previous response = 41556.			✓	
CmdManuallyIntegrateSplit	BL2000\sean	2/25/2022 11:07:31 AM	Split qualifier 63.0 of compound 2,4-Dinitrotoluene in sample Feb2408.D and keep right peak, new integration is from x, y = 8.640, 1175.73959201582 to 8.732, 1102.23586962733 and new response = 107174, previous integration is from x, y = 8.558, 1241 to 8.732, 1102 and previous response = 193358.			✓	
CmdManuallyIntegrateSplit	BL2000\sean	2/25/2022 11:07:32 AM	Split qualifier 63.0 of compound 2,4-Dinitrotoluene in sample Feb2408.D and keep left peak, new integration is from x, y = 8.640, 1175.73959201582 to 8.691, 1134.91010350717 and new response = 93153, previous integration is from x, y = 8.640, 1176 to 8.732, 1102 and previous response = 107174.			✓	
CmdManuallyIntegrateSplit	BL2000\sean	2/25/2022 11:07:42 AM	Split qualifier 65.0 of compound 4-Nitroaniline in sample Feb2408.D and keep right peak, new integration is from x, y = 9.090, 1529.49904605426 to 9.192, 1640.4938164964 and new response = 160912, previous integration is from x, y = 8.955, 1384 to 9.192, 1640 and previous response = 321893.			✓	
CmdManuallyIntegratePeak	BL2000\sean	2/25/2022 11:07:57 AM	Manually integrate compound Anthracene in sample Feb2408.D, from x, y = 10.120, 1650111 to 10.363, 1602842, result = -20263624; previous integration is from x, y = 10.140, 219 to 10.211, 341 and previous response = 1764979.			✓	

Audit Trail report

Name	User	Time	Action	Reason	Comment	Succeed	Exception
CmdManuallyIntegrateSnapBaseline	BL2000\sean	2/25/2022 11:07:59 AM	Snap baseline for compound Anthracene in sample Feb2408.D, from x = 10.120 to x = 10.363, new integration is from x, y = 10.120, 226 to 10.363, 2216 and new response = 3440731; previous integration is from x, y = 10.120, 1650111 to 10.363, 1602842 and previous response = -20263624.			✓	
CmdManuallyIntegrateDropBaseline	BL2000\sean	2/25/2022 11:08:00 AM	Drop baseline for compound Anthracene in sample Feb2408.D to y = 226, new integration is from x, y = 10.120, 226 to 10.363, 226 and new response = 3455243; previous integration is from x, y = 10.120, 226 to 10.363, 2216 and previous response = 3440731.			✓	
CmdManuallyIntegrateSplit	BL2000\sean	2/25/2022 11:08:02 AM	Split peak for compound Anthracene in sample Feb2408.D and keep right peak, new integration is from x, y = 10.211, 226 to 10.363, 226 and new response = 1689729, previous integration is from x, y = 10.120, 226 to 10.363, 226 and previous response = 3455243.			✓	
CmdSetTargetCompoundAttribute	BL2000\sean	2/25/2022 11:08:03 AM	Set UserAnnotation = CO for compound Anthracene in sample Feb2408.D; previous value =			✓	
CmdManuallyIntegrateApplyTargetRtToQualifier	BL2000\sean	2/25/2022 11:08:06 AM	Apply target integration range 10.211-10.363 to qualifier 176.0 for compound Anthracene in sample Feb2408.D, new integration is from x, y = 10.211, 965 to 10.363, 405 and new response = 301185; previously no peak.			✓	
CmdManuallyIntegrateDropBaseline	BL2000\sean	2/25/2022 11:08:08 AM	Drop baseline for qualifier 176.0 of compound Anthracene in sample Feb2408.D to y = 405, new integration is from x, y = 10.211, 405 to 10.363, 405 and new response = 303737; previous integration is from x, y = 10.211, 965 to 10.363, 405 and previous response = 301185.			✓	
CmdSaveBatchTable	BL2000\sean	2/25/2022 11:10:30 AM	Save batch \\MASSHUNTER\Org\Data\SV5973N.I\sd022422\DoD BNA 1\QuantResults\022422 DoD BNA.batch.bin			✓	
CmdManuallyIntegrateSplit	BL2000\sean	2/25/2022 11:10:55 AM	Split peak for compound 1,3-Dichlorobenzene in sample Feb2410.D and keep left peak, new integration is from x, y = 4.746, 0 to 4.838, 0 and new response = 564931, previous integration is from x, y = 4.746, 0 to 4.930, 0 and previous response = 1100445.			✓	

Audit Trail report

Name	User	Time	Action	Reason	Comment	Succeed	Exception
CmdSetTargetCompoundAttribute	BL2000\sean	2/25/2022 11:11:01 AM	Set UserAnnotation = CO for compound 1,3-Dichlorobenzene in sample Feb2410.D; previous value =			✓	
CmdManuallyIntegrateSplit	BL2000\sean	2/25/2022 11:11:04 AM	Split qualifier 148.0 of compound 1,3-Dichlorobenzene in sample Feb2410.D and keep left peak, new integration is from x, y = 4.747, 129.993169601024 to 4.828, 200.064606227252 and new response = 357909, previous integration is from x, y = 4.747, 130 to 4.930, 289 and previous response = 701656.			✓	
CmdManuallyIntegrateSplit	BL2000\sean	2/25/2022 11:11:05 AM	Split qualifier 111.0 of compound 1,3-Dichlorobenzene in sample Feb2410.D and keep left peak, new integration is from x, y = 4.746, 0 to 4.817, 0 and new response = 205047, previous integration is from x, y = 4.746, 0 to 4.909, 0 and previous response = 397403.			✓	
CmdManuallyIntegrateSplit	BL2000\sean	2/25/2022 11:11:20 AM	Split peak for compound 1,4-Dichlorobenzene in sample Feb2410.D and keep right peak, new integration is from x, y = 4.838, 0 to 4.930, 0 and new response = 535514, previous integration is from x, y = 4.746, 0 to 4.930, 0 and previous response = 1100445.			✓	
CmdSetTargetCompoundAttribute	BL2000\sean	2/25/2022 11:11:21 AM	Set UserAnnotation = CO for compound 1,4-Dichlorobenzene in sample Feb2410.D; previous value =			✓	
CmdManuallyIntegrateSplit	BL2000\sean	2/25/2022 11:11:24 AM	Split qualifier 148.0 of compound 1,4-Dichlorobenzene in sample Feb2410.D and keep right peak, new integration is from x, y = 4.828, 0 to 4.930, 0 and new response = 345444, previous integration is from x, y = 4.746, 0 to 4.930, 0 and previous response = 704159.			✓	
CmdManuallyIntegrateSplit	BL2000\sean	2/25/2022 11:11:26 AM	Split qualifier 111.0 of compound 1,4-Dichlorobenzene in sample Feb2410.D and keep right peak, new integration is from x, y = 4.817, 0 to 4.909, 0 and new response = 192356, previous integration is from x, y = 4.746, 0 to 4.909, 0 and previous response = 397403.			✓	
CmdManuallyIntegratePeak	BL2000\sean	2/25/2022 11:11:31 AM	Manually integrate compound 1,2-Dichlorobenzene in sample Feb2410.D, from x, y = 4.960, 505143 to 5.083, 569008, result = -3369476; previous integration is from x, y = 4.747, 279 to 4.930, 304 and previous response = 1096773.			✓	

Audit Trail report

Name	User	Time	Action	Reason	Comment	Succeed	Exception
CmdManuallyIntegrateSnapBaseline	BL2000\sean	2/25/2022 11:11:32 AM	Snap baseline for compound 1,2-Dichlorobenzene in sample Feb2410.D, from x = 4.960 to x = 5.083, new integration is from x, y = 4.960, 671 to 5.083, 890 and new response = 573899; previous integration is from x, y = 4.960, 505143 to 5.083, 569008 and previous response = -3369476.			✓	
CmdManuallyIntegrateDropBaseline	BL2000\sean	2/25/2022 11:11:34 AM	Drop baseline for compound 1,2-Dichlorobenzene in sample Feb2410.D to y = 671, new integration is from x, y = 4.960, 671 to 5.083, 671 and new response = 574704; previous integration is from x, y = 4.960, 671 to 5.083, 890 and previous response = 573899.			✓	
CmdSetTargetCompoundAttribute	BL2000\sean	2/25/2022 11:11:40 AM	Set UserAnnotation = CO for compound 1,2-Dichlorobenzene in sample Feb2410.D; previous value =			✓	
CmdManuallyIntegrateApplyTargetRtToQualifier	BL2000\sean	2/25/2022 11:11:43 AM	Apply target integration range 4.960-5.083 to qualifier 148.0 for compound 1,2-Dichlorobenzene in sample Feb2410.D, new integration is from x, y = 4.960, 535 to 5.083, 661 and new response = 364843; previously no peak.			✓	
CmdManuallyIntegrateApplyTargetRtToQualifier	BL2000\sean	2/25/2022 11:11:45 AM	Apply target integration range 4.960-5.083 to qualifier 111.0 for compound 1,2-Dichlorobenzene in sample Feb2410.D, new integration is from x, y = 4.960, 230 to 5.083, 507 and new response = 214697; previously no peak.			✓	
CmdManuallyIntegrateApplyTargetRtToQualifier	BL2000\sean	2/25/2022 11:44:10 AM	Apply target integration range 6.270-6.383 to qualifier 129.0 for compound Naphthalene in sample Feb2410.D, new integration is from x, y = 6.270, 270 to 6.383, 653 and new response = 147576; previously no peak.			✓	
CmdManuallyIntegrateDropBaseline	BL2000\sean	2/25/2022 11:44:11 AM	Drop baseline for qualifier 129.0 of compound Naphthalene in sample Feb2410.D to y = 270, new integration is from x, y = 6.270, 270 to 6.383, 270 and new response = 148874; previous integration is from x, y = 6.270, 270 to 6.383, 653 and previous response = 147576.			✓	
CmdManuallyIntegrateSplit	BL2000\sean	2/25/2022 11:44:19 AM	Split peak for compound p-Chloroaniline in sample Feb2410.D and keep right peak, new integration is from x, y = 6.372, 226.737924374092 to 6.485, 358.930042809334 and new response = 343924, previous integration is from x, y = 6.284, 123 to 6.485, 359 and previous response = 507615.			✓	

Audit Trail report

Name	User	Time	Action	Reason	Comment	Succeed	Exception
CmdManuallyIntegrateApplyTargetRtToQualifier	BL2000\sean	2/25/2022 11:44:23 AM	Apply target integration range 6.372-6.485 to qualifier 129.0 for compound p-Chloroaniline in sample Feb2410.D, new integration is from x, y = 6.372, 540 to 6.485, 4297 and new response = 125224; previous integration is from x, y = 6.268, 229 to 6.526, 394 and previous response = 291233.			✓	
CmdManuallyIntegrateSnapBaseline	BL2000\sean	2/25/2022 11:44:24 AM	Snap baseline for qualifier 129.0 of compound p-Chloroaniline in sample Feb2410.D from x = 6.372 to x = 6.485, new integration is from x, y = 6.372, 540 to 6.485, 4297 and new response = 125224; previous integration is from x, y = 6.372, 540 to 6.485, 4297 and previous response = 125224.			✓	
CmdManuallyIntegrateSplit	BL2000\sean	2/25/2022 11:44:27 AM	Split qualifier 129.0 of compound p-Chloroaniline in sample Feb2410.D and keep left peak, new integration is from x, y = 6.372, 540 to 6.465, 3614.11065210975 and new response = 124640, previous integration is from x, y = 6.372, 540 to 6.485, 4297 and previous response = 125224.			✓	
CmdManuallyIntegrateDropBaseline	BL2000\sean	2/25/2022 11:44:30 AM	Drop baseline for qualifier 129.0 of compound p-Chloroaniline in sample Feb2410.D to y = 540, new integration is from x, y = 6.372, 540 to 6.465, 540 and new response = 133164; previous integration is from x, y = 6.372, 540 to 6.465, 3614 and previous response = 124640.			✓	
CmdManuallyIntegrateApplyTargetRtToQualifier	BL2000\sean	2/25/2022 11:46:10 AM	Apply target integration range 8.476-8.568 to qualifier 154.0 for compound 2,4-Dinitrophenol in sample Feb2410.D, new integration is from x, y = 8.476, 2640 to 8.568, 1968 and new response = 30689; previous integration is from x, y = 8.374, 562 to 8.466, 628 and previous response = 894532.			✓	
CmdManuallyIntegrateDropBaseline	BL2000\sean	2/25/2022 11:46:11 AM	Drop baseline for qualifier 154.0 of compound 2,4-Dinitrophenol in sample Feb2410.D to y = 1968, new integration is from x, y = 8.476, 1968 to 8.568, 1968 and new response = 32545; previous integration is from x, y = 8.476, 2640 to 8.568, 1968 and previous response = 30689.			✓	

Audit Trail report

Name	User	Time	Action	Reason	Comment	Succeed	Exception
CmdManuallyIntegrateApplyTargetRtToQualifier	BL2000\sean	2/25/2022 11:46:17 AM	Apply target integration range 8.674-8.885 to qualifier 139.0 for compound 4-Nitrophenol in sample Feb2410.D, new integration is from x, y = 8.674, 1657 to 8.885, 604 and new response = 38093; previous integration is from x, y = 8.589, 216 to 8.681, 319 and previous response = 544249.			✓	
CmdManuallyIntegrateDropBaseline	BL2000\sean	2/25/2022 11:46:19 AM	Drop baseline for qualifier 139.0 of compound 4-Nitrophenol in sample Feb2410.D to y = 604, new integration is from x, y = 8.674, 604 to 8.885, 604 and new response = 44999; previous integration is from x, y = 8.674, 1657 to 8.885, 604 and previous response = 38093.			✓	
CmdManuallyIntegratePeak	BL2000\sean	2/25/2022 11:46:20 AM	Manually integrate compound 4-Nitrophenol in sample Feb2410.D, from x, y = 8.855, 29924 to 8.865, 28982, result = -17355; previous integration is from x, y = 8.674, 681 to 8.885, 729 and previous response = 66647.			✓	
CmdClearManualIntegration	BL2000\sean	2/25/2022 11:46:25 AM	Clear manual integration of target signal for compound 4-Nitrophenol in sample Feb2410.D			✓	
CmdManuallyIntegrateSplit	BL2000\sean	2/25/2022 11:46:31 AM	Split qualifier 63.0 of compound 2,4-Dinitrotoluene in sample Feb2410.D and keep right peak, new integration is from x, y = 8.640, 905.196493634076 to 8.732, 894.99052016159 and new response = 109429, previous integration is from x, y = 8.589, 911 to 8.732, 895 and previous response = 192548.			✓	
CmdManuallyIntegrateSplit	BL2000\sean	2/25/2022 11:46:33 AM	Split qualifier 63.0 of compound 2,4-Dinitrotoluene in sample Feb2410.D and keep left peak, new integration is from x, y = 8.640, 905.196493634076 to 8.691, 899.526303086092 and new response = 95754, previous integration is from x, y = 8.640, 905 to 8.732, 895 and previous response = 109429.			✓	
CmdManuallyIntegratePeak	BL2000\sean	2/25/2022 11:46:53 AM	Manually integrate compound Anthracene in sample Feb2410.D, from x, y = 10.140, 859110 to 10.292, 1043280, result = -5203981; previous integration is from x, y = 10.140, 252 to 10.211, 343 and previous response = 1750387.			✓	

Audit Trail report

Name	User	Time	Action	Reason	Comment	Succeed	Exception
CmdManuallyIntegrateSnapBaseline	BL2000\sean	2/25/2022 11:46:54 AM	Snap baseline for compound Anthracene in sample Feb2410.D, from x = 10.140 to x = 10.292, new integration is from x, y = 10.140, 464 to 10.292, 6212 and new response = 3436682; previous integration is from x, y = 10.140, 859110 to 10.292, 1043280 and previous response = -5203981.			✓	
CmdManuallyIntegrateDropBaseline	BL2000\sean	2/25/2022 11:46:55 AM	Drop baseline for compound Anthracene in sample Feb2410.D to y = 464, new integration is from x, y = 10.140, 464 to 10.292, 464 and new response = 3462881; previous integration is from x, y = 10.140, 464 to 10.292, 6212 and previous response = 3436682.			✓	
CmdManuallyIntegrateSplit	BL2000\sean	2/25/2022 11:46:58 AM	Split peak for compound Anthracene in sample Feb2410.D and keep right peak, new integration is from x, y = 10.211, 464 to 10.292, 464 and new response = 1713201, previous integration is from x, y = 10.140, 464 to 10.292, 464 and previous response = 3462881.			✓	
CmdSetTargetCompoundAttribute	BL2000\sean	2/25/2022 11:46:58 AM	Set UserAnnotation = CO for compound Anthracene in sample Feb2410.D; previous value =			✓	
CmdManuallyIntegrateApplyTargetRtToQualifier	BL2000\sean	2/25/2022 11:47:01 AM	Apply target integration range 10.211-10.292 to qualifier 176.0 for compound Anthracene in sample Feb2410.D, new integration is from x, y = 10.211, 1227 to 10.292, 1249 and new response = 312495; previously no peak.			✓	
CmdManuallyIntegrateDropBaseline	BL2000\sean	2/25/2022 11:47:02 AM	Drop baseline for qualifier 176.0 of compound Anthracene in sample Feb2410.D to y = 1227, new integration is from x, y = 10.211, 1227 to 10.292, 1227 and new response = 312549; previous integration is from x, y = 10.211, 1227 to 10.292, 1249 and previous response = 312495.			✓	
CmdManuallyIntegrateApplyTargetRtToQualifier	BL2000\sean	2/25/2022 11:48:00 AM	Apply target integration range 4.465-4.542 to qualifier 66.0 for compound Aniline in sample Feb2417.D, new integration is from x, y = 4.465, 607 to 4.542, 15131 and new response = 353858; previously no peak.			✓	

Audit Trail report

Name	User	Time	Action	Reason	Comment	Succeed	Exception
CmdManuallyIntegrateDropBaseline	BL2000\sean	2/25/2022 11:48:01 AM	Drop baseline for qualifier 66.0 of compound Aniline in sample Feb2417.D to y = 607, new integration is from x, y = 4.465, 607 to 4.542, 607 and new response = 387038; previous integration is from x, y = 4.465, 607 to 4.542, 15131 and previous response = 353858.			✓	
CmdManuallyIntegrateApplyTargetRtToQualifier	BL2000\sean	2/25/2022 11:48:03 AM	Apply target integration range 4.465-4.542 to qualifier 65.0 for compound Aniline in sample Feb2417.D, new integration is from x, y = 4.465, 622 to 4.542, 5064 and new response = 193587; previously no peak.			✓	
CmdManuallyIntegrateDropBaseline	BL2000\sean	2/25/2022 11:48:04 AM	Drop baseline for qualifier 65.0 of compound Aniline in sample Feb2417.D to y = 622, new integration is from x, y = 4.465, 622 to 4.542, 622 and new response = 203735; previous integration is from x, y = 4.465, 622 to 4.542, 5064 and previous response = 193587.			✓	
CmdManuallyIntegrateSplit	BL2000\sean	2/25/2022 11:48:09 AM	Split qualifier 66.0 of compound Phenol in sample Feb2417.D and keep right peak, new integration is from x, y = 4.531, 683.324785228391 to 4.613, 755.470739211059 and new response = 365716, previous integration is from x, y = 4.470, 629 to 4.613, 755 and previous response = 745021.			✓	
CmdZeroOutPeak	BL2000\sean	2/25/2022 11:48:12 AM	Zero out primary peak of compound bis(-2-Chloroethyl)Ether in sample Feb2417.D			✓	
CmdClearManualIntegration	BL2000\sean	2/25/2022 11:48:17 AM	Clear manual integration of target signal for compound bis(-2-Chloroethyl)Ether in sample Feb2417.D			✓	
CmdManuallyIntegrateSplit	BL2000\sean	2/25/2022 11:48:19 AM	Split qualifier 64.0 of compound bis(-2-Chloroethyl)Ether in sample Feb2417.D and keep right peak, new integration is from x, y = 4.531, 268.239973453743 to 4.613, 312.921249255581 and new response = 59932, previous integration is from x, y = 4.462, 230 to 4.613, 313 and previous response = 91289.			✓	
CmdManuallyIntegrateSplit	BL2000\sean	2/25/2022 11:48:26 AM	Split peak for compound 1,3-Dichlorobenzene in sample Feb2417.D and keep left peak, new integration is from x, y = 4.746, 0 to 4.838, 0 and new response = 846441, previous integration is from x, y = 4.746, 0 to 4.930, 0 and previous response = 1656300.			✓	

Audit Trail report

Name	User	Time	Action	Reason	Comment	Succeed	Exception
CmdSetTargetCompoundAttribute	BL2000\sean	2/25/2022 11:48:27 AM	Set UserAnnotation = CO for compound 1,3-Dichlorobenzene in sample Feb2417.D; previous value =			✓	
CmdManuallyIntegrateApplyTargetRtToQualifier	BL2000\sean	2/25/2022 11:48:30 AM	Apply target integration range 4.746-4.838 to qualifier 148.0 for compound 1,3-Dichlorobenzene in sample Feb2417.D, new integration is from x, y = 4.746, 0 to 4.838, 2480 and new response = 530297; previously no peak.			✓	
CmdManuallyIntegrateSplit	BL2000\sean	2/25/2022 11:49:49 AM	Split peak for compound 1,4-Dichlorobenzene in sample Feb2417.D and keep right peak, new integration is from x, y = 4.838, 275.766604082481 to 4.930, 359.652947279244 and new response = 808106, previous integration is from x, y = 4.746, 192 to 4.930, 360 and previous response = 1650932.			✓	
CmdSetTargetCompoundAttribute	BL2000\sean	2/25/2022 11:49:50 AM	Set UserAnnotation = CO for compound 1,4-Dichlorobenzene in sample Feb2417.D; previous value =			✓	
CmdManuallyIntegrateSplit	BL2000\sean	2/25/2022 11:49:52 AM	Split qualifier 148.0 of compound 1,4-Dichlorobenzene in sample Feb2417.D and keep right peak, new integration is from x, y = 4.828, 0 to 4.930, 0 and new response = 519856, previous integration is from x, y = 4.746, 0 to 4.930, 0 and previous response = 1055854.			✓	
CmdManuallyIntegratePeak	BL2000\sean	2/25/2022 11:49:57 AM	Manually integrate compound 1,2-Dichlorobenzene in sample Feb2417.D, from x, y = 4.971, 836728 to 5.114, 815602, result = -6223309; previous integration is from x, y = 4.746, 141 to 4.930, 200 and previous response = 1652060.			✓	
CmdManuallyIntegrateSnapBaseline	BL2000\sean	2/25/2022 11:49:59 AM	Snap baseline for compound 1,2-Dichlorobenzene in sample Feb2417.D, from x = 4.971 to x = 5.114, new integration is from x, y = 4.971, 1319 to 5.114, 787 and new response = 855325; previous integration is from x, y = 4.971, 836728 to 5.114, 815602 and previous response = -6223309.			✓	
CmdManuallyIntegrateDropBaseline	BL2000\sean	2/25/2022 11:50:00 AM	Drop baseline for compound 1,2-Dichlorobenzene in sample Feb2417.D to y = 787, new integration is from x, y = 4.971, 787 to 5.114, 787 and new response = 857607; previous integration is from x, y = 4.971, 1319 to 5.114, 787 and previous response = 855325.			✓	

Audit Trail report

Name	User	Time	Action	Reason	Comment	Succeed	Exception
CmdSetTargetCompoundAttribute	BL2000\sean	2/25/2022 11:50:01 AM	Set UserAnnotation = CO for compound 1,2-Dichlorobenzene in sample Feb2417.D; previous value =			✓	
CmdManuallyIntegrateApplyTargetRtToQualifier	BL2000\sean	2/25/2022 11:50:03 AM	Apply target integration range 4.971-5.114 to qualifier 148.0 for compound 1,2-Dichlorobenzene in sample Feb2417.D, new integration is from x, y = 4.971, 899 to 5.114, 839 and new response = 543361; previously no peak.			✓	
CmdManuallyIntegrateApplyTargetRtToQualifier	BL2000\sean	2/25/2022 11:50:05 AM	Apply target integration range 4.971-5.114 to qualifier 111.0 for compound 1,2-Dichlorobenzene in sample Feb2417.D, new integration is from x, y = 4.971, 366 to 5.114, 449 and new response = 316507; previously no peak.			✓	
CmdManuallyIntegrateApplyTargetRtToQualifier	BL2000\sean	2/25/2022 11:50:26 AM	Apply target integration range 6.281-6.372 to qualifier 129.0 for compound Naphthalene in sample Feb2417.D, new integration is from x, y = 6.281, 905 to 6.372, 927 and new response = 173363; previously no peak.			✓	
CmdManuallyIntegrateDropBaseline	BL2000\sean	2/25/2022 11:50:27 AM	Drop baseline for qualifier 129.0 of compound Naphthalene in sample Feb2417.D to y = 905, new integration is from x, y = 6.281, 905 to 6.372, 905 and new response = 173423; previous integration is from x, y = 6.281, 905 to 6.372, 927 and previous response = 173363.			✓	
CmdManuallyIntegrateApplyTargetRtToQualifier	BL2000\sean	2/25/2022 11:50:35 AM	Apply target integration range 6.382-6.547 to qualifier 129.0 for compound p-Chloroaniline in sample Feb2417.D, new integration is from x, y = 6.382, 2199 to 6.547, 920 and new response = 226513; previous integration is from x, y = 6.262, 328 to 6.547, 451 and previous response = 415226.			✓	
CmdManuallyIntegrateDropBaseline	BL2000\sean	2/25/2022 11:50:36 AM	Drop baseline for qualifier 129.0 of compound p-Chloroaniline in sample Feb2417.D to y = 920, new integration is from x, y = 6.382, 920 to 6.547, 920 and new response = 232817; previous integration is from x, y = 6.382, 2199 to 6.547, 920 and previous response = 226513.			✓	
CmdManuallyIntegrateApplyTargetRtToQualifier	BL2000\sean	2/25/2022 11:51:19 AM	Apply target integration range 8.159-8.323 to qualifier 153.1 for compound Acenaphthylene in sample Feb2417.D, new integration is from x, y = 8.159, 0 to 8.323, 1030 and new response = 212288; previously no peak.			✓	

Audit Trail report

Name	User	Time	Action	Reason	Comment	Succeed	Exception
CmdManuallyIntegrateDropBaseline	BL2000\sean	2/25/2022 11:51:20 AM	Drop baseline for qualifier 153.1 of compound Acenaphthylene in sample Feb2417.D to y = 0, new integration is from x, y = 8.159, 0 to 8.323, 0 and new response = 217346; previous integration is from x, y = 8.159, 0 to 8.323, 1030 and previous response = 212288.			✓	
CmdManuallyIntegrateApplyTargetRtToQualifier	BL2000\sean	2/25/2022 11:54:35 AM	Apply target integration range 8.476-8.568 to qualifier 154.0 for compound 2,4-Dinitrophenol in sample Feb2417.D, new integration is from x, y = 8.476, 1699 to 8.568, 2239 and new response = 42250; previous integration is from x, y = 8.384, 682 to 8.476, 700 and previous response = 865158.			✓	
CmdManuallyIntegrateDropBaseline	BL2000\sean	2/25/2022 11:54:36 AM	Drop baseline for qualifier 154.0 of compound 2,4-Dinitrophenol in sample Feb2417.D to y = 1699, new integration is from x, y = 8.476, 1699 to 8.568, 1699 and new response = 43741; previous integration is from x, y = 8.476, 1699 to 8.568, 2239 and previous response = 42250.			✓	
CmdManuallyIntegrateSplit	BL2000\sean	2/25/2022 11:55:13 AM	Split qualifier 63.0 of compound 2,4-Dinitrotoluene in sample Feb2417.D and keep right peak, new integration is from x, y = 8.630, 1324.37776067272 to 8.670, 1307.47686274129 and new response = 85504, previous integration is from x, y = 8.599, 1337 to 8.670, 1307 and previous response = 167051.			✓	
CmdSaveBatchTable	BL2000\sean	2/25/2022 12:02:55 PM	Save batch \\MASSHUNTER\Org\Data\SV5973N.I\sd022422\DoD BNA 1\QuantResults\022422 DoD BNA.batch.bin			✓	
CmdManuallyIntegrateSplit	BL2000\sean	2/25/2022 12:03:16 PM	Split peak for compound Aniline in sample Feb2419.D and keep left peak, new integration is from x, y = 4.399, 0 to 4.552, 0 and new response = 564503, previous integration is from x, y = 4.399, 0 to 4.715, 0 and previous response = 1214731.			✓	
CmdManuallyIntegrateSplit	BL2000\sean	2/25/2022 12:03:19 PM	Split qualifier 66.0 of compound Aniline in sample Feb2419.D and keep left peak, new integration is from x, y = 4.464, 737.808052326016 to 4.531, 790.864868034884 and new response = 191118, previous integration is from x, y = 4.464, 738 to 4.613, 855 and previous response = 432903.			✓	

Audit Trail report

Name	User	Time	Action	Reason	Comment	Succeed	Exception
CmdManuallyIntegrateSplit	BL2000\sean	2/25/2022 12:03:21 PM	Split qualifier 65.0 of compound Aniline in sample Feb2419.D and keep left peak, new integration is from x, y = 4.480, 814.140953760183 to 4.531, 891.187093832954 and new response = 100161, previous integration is from x, y = 4.480, 814 to 4.613, 1014 and previous response = 390328.			✓	
CmdManuallyIntegrateSplit	BL2000\sean	2/25/2022 12:03:26 PM	Split qualifier 66.0 of compound Phenol in sample Feb2419.D and keep right peak, new integration is from x, y = 4.531, 724.223423213248 to 4.613, 778.669983156112 and new response = 242161, previous integration is from x, y = 4.462, 678 to 4.613, 779 and previous response = 433485.			✓	
CmdManuallyIntegrateSplit	BL2000\sean	2/25/2022 12:03:32 PM	Split qualifier 64.0 of compound bis(-2-Chloroethyl)Ether in sample Feb2419.D and keep right peak, new integration is from x, y = 4.531, 302.258841672951 to 4.613, 348.589388516801 and new response = 47293, previous integration is from x, y = 4.471, 268 to 4.613, 349 and previous response = 61650.			✓	
CmdManuallyIntegratePeak	BL2000\sean	2/25/2022 12:03:41 PM	Manually integrate compound 1,2-Dichlorobenzene in sample Feb2419.D, from x, y = 4.981, 404446 to 5.073, 454430, result = -1708453; previous integration is from x, y = 4.838, 49 to 4.930, 96 and previous response = 638937.			✓	
CmdManuallyIntegrateSnapBaseline	BL2000\sean	2/25/2022 12:03:42 PM	Snap baseline for compound 1,2-Dichlorobenzene in sample Feb2419.D, from x = 4.981 to x = 5.073, new integration is from x, y = 4.981, 1139 to 5.073, 1202 and new response = 653440; previous integration is from x, y = 4.981, 404446 to 5.073, 454430 and previous response = -1708453.			✓	
CmdManuallyIntegrateApplyTargetRtToQualifier	BL2000\sean	2/25/2022 12:03:45 PM	Apply target integration range 4.981-5.073 to qualifier 148.0 for compound 1,2-Dichlorobenzene in sample Feb2419.D, new integration is from x, y = 4.981, 641 to 5.073, 759 and new response = 418399; previously no peak.			✓	
CmdManuallyIntegrateApplyTargetRtToQualifier	BL2000\sean	2/25/2022 12:03:47 PM	Apply target integration range 4.981-5.073 to qualifier 111.0 for compound 1,2-Dichlorobenzene in sample Feb2419.D, new integration is from x, y = 4.981, 245 to 5.073, 818 and new response = 246803; previously no peak.			✓	

Audit Trail report

Name	User	Time	Action	Reason	Comment	Succeed	Exception
CmdManuallyIntegrateSplit	BL2000\sean	2/25/2022 12:03:52 PM	Split peak for compound Benzyl Alcohol in sample Feb2419.D and keep left peak, new integration is from x, y = 4.991, 0 to 5.154, 0 and new response = 305094, previous integration is from x, y = 4.991, 0 to 5.318, 0 and previous response = 906705.			✓	
CmdManuallyIntegrateApplyTargetRtToQualifier	BL2000\sean	2/25/2022 12:03:56 PM	Apply target integration range 4.991-5.154 to qualifier 107.0 for compound Benzyl Alcohol in sample Feb2419.D, new integration is from x, y = 4.991, 0 to 5.154, 1653 and new response = 210045; previously no peak.			✓	
CmdManuallyIntegrateDropBaseline	BL2000\sean	2/25/2022 12:03:58 PM	Drop baseline for qualifier 107.0 of compound Benzyl Alcohol in sample Feb2419.D to y = 0, new integration is from x, y = 4.991, 0 to 5.154, 0 and new response = 218148; previous integration is from x, y = 4.991, 0 to 5.154, 1653 and previous response = 210045.			✓	
CmdManuallyIntegrateSplit	BL2000\sean	2/25/2022 12:04:04 PM	Split qualifier 108.0 of compound 2-Methylphenol in sample Feb2419.D and keep right peak, new integration is from x, y = 5.154, 688.007829454092 to 5.318, 1197.7424133845 and new response = 592367, previous integration is from x, y = 4.997, 197 to 5.318, 1198 and previous response = 893214.			✓	
CmdManuallyIntegrateApplyTargetRtToQualifier	BL2000\sean	2/25/2022 12:04:21 PM	Apply target integration range 6.281-6.372 to qualifier 129.0 for compound Naphthalene in sample Feb2419.D, new integration is from x, y = 6.281, 449 to 6.372, 455 and new response = 161241; previously no peak.			✓	
CmdManuallyIntegrateDropBaseline	BL2000\sean	2/25/2022 12:04:23 PM	Drop baseline for qualifier 129.0 of compound Naphthalene in sample Feb2419.D to y = 449, new integration is from x, y = 6.281, 449 to 6.372, 449 and new response = 161258; previous integration is from x, y = 6.281, 449 to 6.372, 455 and previous response = 161241.			✓	
CmdManuallyIntegrateApplyTargetRtToQualifier	BL2000\sean	2/25/2022 12:04:49 PM	Apply target integration range 8.159-8.312 to qualifier 153.1 for compound Acenaphthylene in sample Feb2419.D, new integration is from x, y = 8.159, 237 to 8.312, 627 and new response = 219250; previously no peak.			✓	

Audit Trail report

Name	User	Time	Action	Reason	Comment	Succeed	Exception
CmdManuallyIntegrateDropBaseline	BL2000\sean	2/25/2022 12:04:51 PM	Drop baseline for qualifier 153.1 of compound Acenaphthylene in sample Feb2419.D to y = 237, new integration is from x, y = 8.159, 237 to 8.312, 237 and new response = 221045; previous integration is from x, y = 8.159, 237 to 8.312, 627 and previous response = 219250.			✓	
CmdManuallyIntegrateApplyTargetRtToQualifier	BL2000\sean	2/25/2022 12:04:59 PM	Apply target integration range 8.476-8.578 to qualifier 154.0 for compound 2,4-Dinitrophenol in sample Feb2419.D, new integration is from x, y = 8.476, 2575 to 8.578, 2553 and new response = 42194; previous integration is from x, y = 8.374, 615 to 8.456, 678 and previous response = 952284.			✓	
CmdManuallyIntegrateDropBaseline	BL2000\sean	2/25/2022 12:05:00 PM	Drop baseline for qualifier 154.0 of compound 2,4-Dinitrophenol in sample Feb2419.D to y = 2553, new integration is from x, y = 8.476, 2553 to 8.578, 2553 and new response = 42262; previous integration is from x, y = 8.476, 2575 to 8.578, 2553 and previous response = 42194.			✓	
CmdManuallyIntegrateApplyTargetRtToQualifier	BL2000\sean	2/25/2022 12:05:06 PM	Apply target integration range 8.671-8.824 to qualifier 139.0 for compound 4-Nitrophenol in sample Feb2419.D, new integration is from x, y = 8.671, 1890 to 8.824, 987 and new response = 47558; previous integration is from x, y = 8.589, 288 to 8.671, 388 and previous response = 628728.			✓	
CmdManuallyIntegrateDropBaseline	BL2000\sean	2/25/2022 12:05:07 PM	Drop baseline for qualifier 139.0 of compound 4-Nitrophenol in sample Feb2419.D to y = 987, new integration is from x, y = 8.671, 987 to 8.824, 987 and new response = 51715; previous integration is from x, y = 8.671, 1890 to 8.824, 987 and previous response = 47558.			✓	
CmdManuallyIntegrateSplit	BL2000\sean	2/25/2022 12:05:13 PM	Split qualifier 63.0 of compound 2,4-Dinitrotoluene in sample Feb2419.D and keep right peak, new integration is from x, y = 8.630, 1030.17609505403 to 8.732, 1052.10281626596 and new response = 124872, previous integration is from x, y = 8.589, 1021 to 8.732, 1052 and previous response = 212929.			✓	

Audit Trail report

Name	User	Time	Action	Reason	Comment	Succeed	Exception
CmdManuallyIntegrateSplit	BL2000\sean	2/25/2022 12:05:14 PM	Split qualifier 63.0 of compound 2,4-Dinitrotoluene in sample Feb2419.D and keep left peak, new integration is from x, y = 8.630, 1030.17609505403 to 8.681, 1041.14124151447 and new response = 105750, previous integration is from x, y = 8.630, 1030 to 8.732, 1052 and previous response = 124872.			✓	
CmdSaveBatchTable	BL2000\sean	2/25/2022 12:06:01 PM	Save batch \\MASSHUNTER\Org\Data\SV5973N.I\sd022422\DoD BNA 1\QuantResults\022422 DoD BNA.batch.bin			✓	
CmdManuallyIntegratePeak	BL2000\sean	2/25/2022 12:06:13 PM	Manually integrate compound N-Nitrosodimethylamine in sample Feb2422.D, from x, y = 2.969, 40859 to 2.989, 38922, result = -48585; previous integration is from x, y = 2.224, 231 to 2.377, 231 and previous response = 95133.			✓	
CmdClearManualIntegration	BL2000\sean	2/25/2022 12:06:18 PM	Clear manual integration of target signal for compound N-Nitrosodimethylamine in sample Feb2422.D			✓	
CmdManuallyIntegrateSplit	BL2000\sean	2/25/2022 12:06:27 PM	Split qualifier 77.0 of compound Benzoic Acid in sample Feb2422.D and keep left peak, new integration is from x, y = 6.211, 1851.12512624953 to 6.290, 1949.13098626463 and new response = 89141, previous integration is from x, y = 6.211, 1851 to 6.373, 2050 and previous response = 168597.			✓	
CmdSelectPeak	BL2000\sean	2/25/2022 12:06:34 PM	Select peak for compound Phenol in sample Feb2422.D			✓	
CmdManuallyIntegrateMerge	BL2000\sean	2/25/2022 12:06:43 PM	Merge peak with right peak for compound 2-Chlorophenol in sample Feb2422.D, new integration is from x, y = 4.645, 530 to 4.950, 557 and new response = 564720; previous integration is from x, y = 4.645, 530 to 4.726, 537 and previous response = 256512.			✓	
CmdManuallyIntegrateMerge	BL2000\sean	2/25/2022 12:06:46 PM	Merge peak with right peak for qualifier 130.0 of compound 2-Chlorophenol in sample Feb2422.D, new integration is from x, y = 4.644, 0 to 4.940, 0 and new response = 183537; previous integration is from x, y = 4.644, 0 to 4.726, 0 and previous response = 84370.			✓	

Audit Trail report

Name	User	Time	Action	Reason	Comment	Succeed	Exception
CmdManuallyIntegrateSplit	BL2000\sean	2/25/2022 12:06:53 PM	Split peak for compound 1,3-Dichlorobenzene in sample Feb2422.D and keep left peak, new integration is from x, y = 4.746, 0 to 4.838, 0 and new response = 499778, previous integration is from x, y = 4.746, 0 to 4.910, 0 and previous response = 1014534.			✓	
CmdManuallyIntegrateSplit	BL2000\sean	2/25/2022 12:06:55 PM	Split qualifier 148.0 of compound 1,3-Dichlorobenzene in sample Feb2422.D and keep left peak, new integration is from x, y = 4.756, 0 to 4.838, 0 and new response = 318039, previous integration is from x, y = 4.756, 0 to 4.910, 0 and previous response = 656123.			✓	
CmdManuallyIntegrateSplit	BL2000\sean	2/25/2022 12:06:59 PM	Split peak for compound 1,4-Dichlorobenzene in sample Feb2422.D and keep right peak, new integration is from x, y = 4.838, 231.589583399015 to 4.910, 264.37581183818 and new response = 513692, previous integration is from x, y = 4.756, 194 to 4.910, 264 and previous response = 1012309.			✓	
CmdManuallyIntegrateSplit	BL2000\sean	2/25/2022 12:06:59 PM	Split qualifier 0 of compound 40 in sample 21, keep right peak.			✓	
CmdManuallyIntegrateQualifierPeak	BL2000\sean	2/25/2022 12:07:02 PM	Manually integrate qualifier 148.0 of compound 1,4-Dichlorobenzene in sample Feb2422.D from x, y = 5.206, 275571 to 5.216, 272008; result = 0			✓	
CmdManuallyIntegrateApplyTargetRtToQualifier	BL2000\sean	2/25/2022 12:07:04 PM	Apply target integration range 4.838-4.910 to qualifier 148.0 for compound 1,4-Dichlorobenzene in sample Feb2422.D, new integration is from x, y = 4.838, 943 to 4.910, 1808 and new response = 332182; previously no peak.			✓	
CmdManuallyIntegrateApplyTargetRtToQualifier	BL2000\sean	2/25/2022 12:07:05 PM	Apply target integration range 4.838-4.910 to qualifier 148.0 for compound 1,4-Dichlorobenzene in sample Feb2422.D, new integration is from x, y = 4.838, 943 to 4.910, 1808 and new response = 332182; previous integration is from x, y = 4.838, 943 to 4.910, 1808 and previous response = 332182.			✓	
CmdManuallyIntegrateSplit	BL2000\sean	2/25/2022 12:07:18 PM	Split peak for compound 2-Methylphenol in sample Feb2422.D and keep left peak, new integration is from x, y = 5.277, 3939.22325786347 to 5.349, 4703.25654484359 and new response = 465571, previous integration is from x, y = 5.277, 3939 to 5.430, 5580 and previous response = 604393.			✓	

Audit Trail report

Name	User	Time	Action	Reason	Comment	Succeed	Exception
CmdSelectPeak	BL2000\sean	2/25/2022 12:07:37 PM	Select peak for compound 4-Chlorophenol in sample Feb2422.D			✓	
CmdManuallyIntegrateApplyTargetRtToQualifier	BL2000\sean	2/25/2022 12:07:41 PM	Apply target integration range 6.465-6.629 to qualifier 128.0 for compound 4-Chlorophenol in sample Feb2422.D, new integration is from x, y = 6.465, 10870 to 6.629, 2500 and new response = 434661; previously no peak.			✓	
CmdManuallyIntegrateDropBaseline	BL2000\sean	2/25/2022 12:07:42 PM	Drop baseline for qualifier 128.0 of compound 4-Chlorophenol in sample Feb2422.D to y = 2500, new integration is from x, y = 6.465, 2500 to 6.629, 2500 and new response = 475917; previous integration is from x, y = 6.465, 10870 to 6.629, 2500 and previous response = 434661.			✓	
CmdManuallyIntegrateMerge	BL2000\sean	2/25/2022 12:07:55 PM	Merge peak with right peak for qualifier 65.0 of compound p-Chloroaniline in sample Feb2422.D, new integration is from x, y = 6.429, 1989 to 6.619, 1989 and new response = 269880; previous integration is from x, y = 6.429, 1989 to 6.485, 1989 and previous response = 65287.			✓	
CmdManuallyIntegrateApplyTargetRtToQualifier	BL2000\sean	2/25/2022 12:08:13 PM	Apply target integration range 7.512-7.615 to qualifier 198.0 for compound 2,4,6-Trichlorophenol in sample Feb2422.D, new integration is from x, y = 7.512, 0 to 7.615, 1172 and new response = 257977; previously no peak.			✓	
CmdManuallyIntegrateDropBaseline	BL2000\sean	2/25/2022 12:08:15 PM	Drop baseline for qualifier 198.0 of compound 2,4,6-Trichlorophenol in sample Feb2422.D to y = 0, new integration is from x, y = 7.512, 0 to 7.615, 0 and new response = 261587; previous integration is from x, y = 7.512, 0 to 7.615, 1172 and previous response = 257977.			✓	
CmdSelectPeak	BL2000\sean	2/25/2022 12:08:18 PM	Select peak for compound 2,4,5-Trichlorophenol in sample Feb2422.D			✓	
CmdManuallyIntegrateSplit	BL2000\sean	2/25/2022 12:08:22 PM	Split qualifier 198.0 of compound 2,4,5-Trichlorophenol in sample Feb2422.D and keep right peak, new integration is from x, y = 7.615, 128.100710900934 to 7.769, 218.268906087748 and new response = 286792, previous integration is from x, y = 7.513, 68 to 7.769, 218 and previous response = 547067.			✓	

Audit Trail report

Name	User	Time	Action	Reason	Comment	Succeed	Exception
CmdManuallyIntegrateApplyTargetRtToQualifier	BL2000\sean	2/25/2022 12:08:38 PM	Apply target integration range 8.497-8.640 to qualifier 154.0 for compound 2,4-Dinitrophenol in sample Feb2422.D, new integration is from x, y = 8.497, 2207 to 8.640, 2255 and new response = 46171; previous integration is from x, y = 8.384, 621 to 8.466, 676 and previous response = 818854.			✓	
CmdManuallyIntegrateDropBaseline	BL2000\sean	2/25/2022 12:08:39 PM	Drop baseline for qualifier 154.0 of compound 2,4-Dinitrophenol in sample Feb2422.D to y = 2207, new integration is from x, y = 8.497, 2207 to 8.640, 2207 and new response = 46377; previous integration is from x, y = 8.497, 2207 to 8.640, 2255 and previous response = 46171.			✓	
CmdSelectPeak	BL2000\sean	2/25/2022 12:10:48 PM	Select peak for compound 4-Nitrophenol in sample Feb2422.D			✓	
CmdManuallyIntegrateDropBaseline	BL2000\sean	2/25/2022 12:10:50 PM	Drop baseline for compound 4-Nitrophenol in sample Feb2422.D to y = 1614, new integration is from x, y = 8.805, 1614 to 8.957, 1614 and new response = 92060; previous integration is from x, y = 8.805, 1614 to 8.957, 5151 and previous response = 75875.			✓	
CmdManuallyIntegrateQualifierPeak	BL2000\sean	2/25/2022 12:11:06 PM	Manually integrate qualifier 65.0 of compound 4-Nitroaniline in sample Feb2422.D, from x, y = 9.172, 14207 to 9.213, 12733, result = 230025; previous integration is from x, y = 9.090, 8171 to 9.453, 12362 and previous response = 752140.			✓	
CmdManuallyIntegrateQualifierPeak	BL2000\sean	2/25/2022 12:11:10 PM	Manually integrate qualifier 92.0 of compound 4-Nitroaniline in sample Feb2422.D, from x, y = 9.172, 3514 to 9.223, 5275, result = 93146; previous integration is from x, y = 9.101, 2721 to 9.285, 3152 and previous response = 194404.			✓	
CmdZeroOutPeak	BL2000\sean	2/25/2022 12:11:34 PM	Zero out primary peak of compound Benzidine in sample Feb2422.D			✓	
CmdManuallyIntegrateApplyTargetRtToQualifier	BL2000\sean	2/25/2022 12:11:40 PM	Apply target integration range 12.328-12.450 to qualifier 101.0 for compound Pyrene in sample Feb2422.D, new integration is from x, y = 12.328, 718 to 12.450, 1242 and new response = 238120; previous integration is from x, y = 12.446, 1101 to 12.642, 1490 and previous response = 3157911.			✓	

Audit Trail report

Name	User	Time	Action	Reason	Comment	Succeed	Exception
CmdManuallyIntegrateDropBaseline	BL2000\sean	2/25/2022 12:11:42 PM	Drop baseline for qualifier 101.0 of compound Pyrene in sample Feb2422.D to y = 718, new integration is from x, y = 12.328, 718 to 12.450, 718 and new response = 240031; previous integration is from x, y = 12.328, 718 to 12.450, 1242 and previous response = 238120.			✓	
CmdSaveBatchTable	BL2000\sean	2/25/2022 12:12:09 PM	Save batch \\MASSHUNTER\Org\Data\SV5973N.I\sd022422\DoD BNA 1\QuantResults\022422 DoD BNA.batch.bin			✓	
CmdSelectPeak	BL2000\sean	2/25/2022 12:12:27 PM	Select peak for compound Phenol in sample Feb2424.D			✓	
CmdManuallyIntegrateApplyTargetRtToQualifier	BL2000\sean	2/25/2022 12:12:32 PM	Apply target integration range 4.573-4.654 to qualifier 64.0 for compound bis(-2-Chloroethyl)Ether in sample Feb2424.D, new integration is from x, y = 4.573, 405 to 4.654, 0 and new response = 12174; previous integration is from x, y = 4.509, 338 to 4.560, 368 and previous response = 7114.			✓	
CmdManuallyIntegrateDropBaseline	BL2000\sean	2/25/2022 12:12:33 PM	Drop baseline for qualifier 64.0 of compound bis(-2-Chloroethyl)Ether in sample Feb2424.D to y = 0, new integration is from x, y = 4.573, 0 to 4.654, 0 and new response = 13167; previous integration is from x, y = 4.573, 405 to 4.654, 0 and previous response = 12174.			✓	
CmdSelectPeak	BL2000\sean	2/25/2022 12:13:04 PM	Select peak for compound 4-Chlorophenol in sample Feb2424.D			✓	
CmdManuallyIntegrateApplyTargetRtToQualifier	BL2000\sean	2/25/2022 12:13:08 PM	Apply target integration range 6.516-6.670 to qualifier 128.0 for compound 4-Chlorophenol in sample Feb2424.D, new integration is from x, y = 6.516, 1379 to 6.670, 3434 and new response = 353383; previously no peak.			✓	
CmdManuallyIntegrateDropBaseline	BL2000\sean	2/25/2022 12:13:09 PM	Drop baseline for qualifier 128.0 of compound 4-Chlorophenol in sample Feb2424.D to y = 1379, new integration is from x, y = 6.516, 1379 to 6.670, 1379 and new response = 362880; previous integration is from x, y = 6.516, 1379 to 6.670, 3434 and previous response = 353383.			✓	
CmdSelectPeak	BL2000\sean	2/25/2022 12:13:19 PM	Select peak for compound 4-Chloro-3-Methylphenol in sample Feb2424.D			✓	

Audit Trail report

Name	User	Time	Action	Reason	Comment	Succeed	Exception
CmdManuallyIntegratePeak	BL2000\sean	2/25/2022 12:13:26 PM	Manually integrate compound 1-Methylnaphthalene in sample Feb2424.D, from x, y = 7.215, 497743 to 7.297, 568159, result = -1943177; previous integration is from x, y = 7.112, 615 to 7.215, 743 and previous response = 765953.			✓	
CmdManuallyIntegrateSnapBaseline	BL2000\sean	2/25/2022 12:13:28 PM	Snap baseline for compound 1-Methylnaphthalene in sample Feb2424.D, from x = 7.215 to x = 7.297, new integration is from x, y = 7.215, 5635 to 7.297, 4976 and new response = 657590; previous integration is from x, y = 7.215, 497743 to 7.297, 568159 and previous response = -1943177.			✓	
CmdManuallyIntegrateDropBaseline	BL2000\sean	2/25/2022 12:13:29 PM	Drop baseline for compound 1-Methylnaphthalene in sample Feb2424.D to y = 4976, new integration is from x, y = 7.215, 4976 to 7.297, 4976 and new response = 659214; previous integration is from x, y = 7.215, 5635 to 7.297, 4976 and previous response = 657590.			✓	
CmdManuallyIntegrateApplyTargetRtToQualifier	BL2000\sean	2/25/2022 12:13:35 PM	Apply target integration range 7.215-7.297 to qualifier 115.0 for compound 1-Methylnaphthalene in sample Feb2424.D, new integration is from x, y = 7.215, 1412 to 7.297, 2352 and new response = 280349; previously no peak.			✓	
CmdSelectPeak	BL2000\sean	2/25/2022 12:13:47 PM	Select peak for compound 2,4,5-Trichlorophenol in sample Feb2424.D			✓	
CmdManuallyIntegrateApplyTargetRtToQualifier	BL2000\sean	2/25/2022 12:14:00 PM	Apply target integration range 8.384-8.487 to qualifier 152.0 for compound Acenaphthene in sample Feb2424.D, new integration is from x, y = 8.384, 1684 to 8.487, 2721 and new response = 398114; previously no peak.			✓	
CmdManuallyIntegrateDropBaseline	BL2000\sean	2/25/2022 12:14:01 PM	Drop baseline for qualifier 152.0 of compound Acenaphthene in sample Feb2424.D to y = 1684, new integration is from x, y = 8.384, 1684 to 8.487, 1684 and new response = 401297; previous integration is from x, y = 8.384, 1684 to 8.487, 2721 and previous response = 398114.			✓	

Audit Trail report

Name	User	Time	Action	Reason	Comment	Succeed	Exception
CmdManuallyIntegrateApplyTargetRtToQualifier	BL2000\sean	2/25/2022 12:14:09 PM	Apply target integration range 8.517-8.620 to qualifier 154.0 for compound 2,4-Dinitrophenol in sample Feb2424.D, new integration is from x, y = 8.517, 1625 to 8.620, 2145 and new response = 23603; previous integration is from x, y = 8.384, 552 to 8.487, 562 and previous response = 798516.			✓	
CmdManuallyIntegrateDropBaseline	BL2000\sean	2/25/2022 12:14:10 PM	Drop baseline for qualifier 154.0 of compound 2,4-Dinitrophenol in sample Feb2424.D to y = 1625, new integration is from x, y = 8.517, 1625 to 8.620, 1625 and new response = 25199; previous integration is from x, y = 8.517, 1625 to 8.620, 2145 and previous response = 23603.			✓	
CmdManuallyIntegrateSplit	BL2000\sean	2/25/2022 12:14:18 PM	Split qualifier 63.0 of compound 2,4-Dinitrotoluene in sample Feb2424.D and keep right peak, new integration is from x, y = 8.650, 1190.96638947053 to 8.732, 1132.55555623482 and new response = 84947, previous integration is from x, y = 8.599, 1227 to 8.732, 1133 and previous response = 152710.			✓	
CmdManuallyIntegrateApplyTargetRtToQualifier	BL2000\sean	2/25/2022 12:14:23 PM	Apply target integration range 9.008-9.090 to qualifier 167.0 for compound Fluorene in sample Feb2424.D, new integration is from x, y = 9.008, 311 to 9.090, 404 and new response = 122754; previous integration is from x, y = 9.162, 0 to 9.305, 0 and previous response = 252163.			✓	
CmdManuallyIntegrateDropBaseline	BL2000\sean	2/25/2022 12:14:25 PM	Drop baseline for qualifier 167.0 of compound Fluorene in sample Feb2424.D to y = 311, new integration is from x, y = 9.008, 311 to 9.090, 311 and new response = 122982; previous integration is from x, y = 9.008, 311 to 9.090, 404 and previous response = 122754.			✓	
CmdSelectPeak	BL2000\sean	2/25/2022 12:14:32 PM	Select peak for compound 4-Nitroaniline in sample Feb2424.D			✓	
CmdManuallyIntegratePeak	BL2000\sean	2/25/2022 12:14:46 PM	Manually integrate compound Anthracene in sample Feb2424.D, from x, y = 10.151, 596452 to 10.333, 651819, result = -4296601; previous integration is from x, y = 10.152, 312 to 10.222, 397 and previous response = 1296531.			✓	

Audit Trail report

Name	User	Time	Action	Reason	Comment	Succeed	Exception
CmdManuallyIntegrateSnapBaseline	BL2000\sean	2/25/2022 12:14:48 PM	Snap baseline for compound Anthracene in sample Feb2424.D, from x = 10.151 to x = 10.333, new integration is from x, y = 10.151, 273 to 10.333, 2780 and new response = 2514123; previous integration is from x, y = 10.151, 596452 to 10.333, 651819 and previous response = -4296601.			✓	
CmdManuallyIntegrateDropBaseline	BL2000\sean	2/25/2022 12:14:49 PM	Drop baseline for compound Anthracene in sample Feb2424.D to y = 273, new integration is from x, y = 10.151, 273 to 10.333, 273 and new response = 2527835; previous integration is from x, y = 10.151, 273 to 10.333, 2780 and previous response = 2514123.			✓	
CmdManuallyIntegrateSplit	BL2000\sean	2/25/2022 12:14:51 PM	Split peak for compound Anthracene in sample Feb2424.D and keep right peak, new integration is from x, y = 10.222, 273 to 10.333, 273 and new response = 1230905, previous integration is from x, y = 10.151, 273 to 10.333, 273 and previous response = 2527835.			✓	
CmdManuallyIntegrateApplyTargetRtToQualifier	BL2000\sean	2/25/2022 12:14:55 PM	Apply target integration range 10.222-10.333 to qualifier 176.0 for compound Anthracene in sample Feb2424.D, new integration is from x, y = 10.222, 1620 to 10.333, 1309 and new response = 219990; previously no peak.			✓	
CmdManuallyIntegrateDropBaseline	BL2000\sean	2/25/2022 12:14:56 PM	Drop baseline for qualifier 176.0 of compound Anthracene in sample Feb2424.D to y = 1309, new integration is from x, y = 10.222, 1309 to 10.333, 1309 and new response = 221030; previous integration is from x, y = 10.222, 1620 to 10.333, 1309 and previous response = 219990.			✓	
CmdSaveBatchTable	BL2000\sean	2/25/2022 12:15:34 PM	Save batch \\MASSHUNTER\Org\Data\SV5973N.I\sd022422\DoD BNA 1\QuantResults\022422 DoD BNA.batch.bin			✓	
CmdZeroOutPeak	BL2000\sean	2/25/2022 12:15:50 PM	Zero out primary peak of compound 2,6-Dinitrotoluene in sample Feb2423.D			✓	
CmdZeroOutPeak	BL2000\sean	2/25/2022 12:15:52 PM	Zero out primary peak of compound N-nitroso-Di-n-propylamine in sample Feb2423.D			✓	
CmdZeroOutPeak	BL2000\sean	2/25/2022 12:15:53 PM	Zero out primary peak of compound Dimethyl Phthalate in sample Feb2423.D			✓	

Audit Trail report

Name	User	Time	Action	Reason	Comment	Succeed	Exception
CmdZeroOutPeak	BL2000\sean	2/25/2022 12:15:55 PM	Zero out primary peak of compound Benzidine in sample Feb2423.D			✓	
CmdZeroOutPeak	BL2000\sean	2/25/2022 12:15:56 PM	Zero out primary peak of compound 2-Nitroaniline in sample Feb2423.D			✓	
CmdZeroOutPeak	BL2000\sean	2/25/2022 12:15:57 PM	Zero out primary peak of compound 4-Chlorophenol in sample Feb2423.D			✓	
CmdZeroOutPeak	BL2000\sean	2/25/2022 12:16:07 PM	Zero out primary peak of compound 4-Chloro-2-Methylphenol in sample Feb2421.D			✓	
CmdZeroOutPeak	BL2000\sean	2/25/2022 12:16:09 PM	Zero out primary peak of compound 4-Chloro-3-Methylphenol in sample Feb2421.D			✓	
CmdZeroOutPeak	BL2000\sean	2/25/2022 12:16:12 PM	Zero out primary peak of compound 2-Methylphenol in sample Feb2421.D			✓	
CmdZeroOutPeak	BL2000\sean	2/25/2022 12:16:23 PM	Zero out primary peak of compound Azobenzene in sample Feb2421.D			✓	
CmdZeroOutPeak	BL2000\sean	2/25/2022 12:16:24 PM	Zero out primary peak of compound N-nitroso-Di-n-propylamine in sample Feb2421.D			✓	
CmdZeroOutPeak	BL2000\sean	2/25/2022 12:16:28 PM	Zero out primary peak of compound 3-Nitroaniline in sample Feb2421.D			✓	
CmdZeroOutPeak	BL2000\sean	2/25/2022 12:16:32 PM	Zero out primary peak of compound Carbazole in sample Feb2421.D			✓	
CmdZeroOutPeak	BL2000\sean	2/25/2022 12:16:34 PM	Zero out primary peak of compound Dimethyl Phthalate in sample Feb2421.D			✓	
CmdZeroOutPeak	BL2000\sean	2/25/2022 12:16:35 PM	Zero out primary peak of compound Diethylphthalate in sample Feb2421.D			✓	
CmdZeroOutPeak	BL2000\sean	2/25/2022 12:16:36 PM	Zero out primary peak of compound 2-Nitroaniline in sample Feb2421.D			✓	
CmdZeroOutPeak	BL2000\sean	2/25/2022 12:16:37 PM	Zero out primary peak of compound 4,6-Dinitro-2-methylphenol in sample Feb2421.D			✓	
CmdZeroOutPeak	BL2000\sean	2/25/2022 12:16:43 PM	Zero out primary peak of compound 4-Nitrophenol in sample Feb2421.D			✓	
CmdSelectPeak	BL2000\sean	2/25/2022 12:16:46 PM	Select peak for compound Phenol-d5 in sample Feb2421.D			✓	
CmdZeroOutPeak	BL2000\sean	2/25/2022 12:16:49 PM	Zero out primary peak of compound 4-Nitroaniline in sample Feb2421.D			✓	
CmdZeroOutPeak	BL2000\sean	2/25/2022 12:16:51 PM	Zero out primary peak of compound N-Nitrosodimethylamine in sample Feb2421.D			✓	
CmdZeroOutPeak	BL2000\sean	2/25/2022 12:16:53 PM	Zero out primary peak of compound Benzidine in sample Feb2421.D			✓	
CmdZeroOutPeak	BL2000\sean	2/25/2022 12:16:53 PM	Zero out primary peak of compound 2,6-Dinitrotoluene in sample Feb2421.D			✓	
CmdZeroOutPeak	BL2000\sean	2/25/2022 12:16:56 PM	Zero out primary peak of compound 2,4-Dimethylphenol in sample Feb2421.D			✓	

Audit Trail report

Name	User	Time	Action	Reason	Comment	Succeed	Exception
CmdZeroOutPeak	BL2000\sean	2/25/2022 12:16:57 PM	Zero out primary peak of compound 4-Chlorophenol in sample Feb2421.D			✓	
CmdZeroOutPeak	BL2000\sean	2/25/2022 12:17:09 PM	Zero out primary peak of compound 2,6-Dinitrotoluene in sample Feb2420.D			✓	
CmdZeroOutPeak	BL2000\sean	2/25/2022 12:17:10 PM	Zero out primary peak of compound N-nitroso-Di-n-propylamine in sample Feb2420.D			✓	
CmdZeroOutPeak	BL2000\sean	2/25/2022 12:17:11 PM	Zero out primary peak of compound Dimethyl Phthalate in sample Feb2420.D			✓	
CmdZeroOutPeak	BL2000\sean	2/25/2022 12:17:11 PM	Zero out primary peak of compound 4-Nitroaniline in sample Feb2420.D			✓	
CmdZeroOutPeak	BL2000\sean	2/25/2022 12:17:13 PM	Zero out primary peak of compound 2,4-Dinitrophenol in sample Feb2420.D			✓	
CmdZeroOutPeak	BL2000\sean	2/25/2022 12:17:14 PM	Zero out primary peak of compound 4,6-Dinitro-2-methylphenol in sample Feb2420.D			✓	
CmdZeroOutPeak	BL2000\sean	2/25/2022 12:17:15 PM	Zero out primary peak of compound Benzidine in sample Feb2420.D			✓	
CmdZeroOutPeak	BL2000\sean	2/25/2022 12:17:30 PM	Zero out primary peak of compound 2,6-Dinitrotoluene in sample Feb2418.D			✓	
CmdZeroOutPeak	BL2000\sean	2/25/2022 12:17:32 PM	Zero out primary peak of compound N-nitroso-Di-n-propylamine in sample Feb2418.D			✓	
CmdZeroOutPeak	BL2000\sean	2/25/2022 12:17:42 PM	Zero out primary peak of compound Dimethyl Phthalate in sample Feb2418.D			✓	
CmdZeroOutPeak	BL2000\sean	2/25/2022 12:17:44 PM	Zero out primary peak of compound Benzidine in sample Feb2418.D			✓	
CmdZeroOutPeak	BL2000\sean	2/25/2022 12:17:46 PM	Zero out primary peak of compound 4,6-Dinitro-2-methylphenol in sample Feb2418.D			✓	
CmdManuallyIntegrateApplyTargetRtToQualifier	BL2000\sean	2/25/2022 12:17:50 PM	Apply target integration range 16.289-16.370 to qualifier 149.0 for compound bis(2-ethylhexyl)Phthalate in sample Feb2418.D, new integration is from x, y = 16.289, 0 to 16.370, 469 and new response = 16730; previously no peak.			✓	
CmdManuallyIntegrateApplyTargetRtToQualifier	BL2000\sean	2/25/2022 12:17:51 PM	Apply target integration range 16.289-16.370 to qualifier 279.0 for compound bis(2-ethylhexyl)Phthalate in sample Feb2418.D, new integration is from x, y = 16.289, 0 to 16.370, 0 and new response = 541; previously no peak.			✓	

Audit Trail report

Name	User	Time	Action	Reason	Comment	Succeed	Exception
CmdManuallyIntegrateDropBaseline	BL2000\sean	2/25/2022 12:17:55 PM	Drop baseline for qualifier 149.0 of compound bis(2-ethylhexyl)Phthalate in sample Feb2418.D to y = 0, new integration is from x, y = 16.289, 0 to 16.370, 0 and new response = 17880; previous integration is from x, y = 16.289, 0 to 16.370, 469 and previous response = 16730.			✓	
CmdSaveBatchTable	BL2000\sean	2/25/2022 12:18:00 PM	Save batch \\MASSHUNTER\Org\Data\SV5973N.I\sd022422\DoD BNA 1\QuantResults\022422 DoD BNA.batch.bin			✓	
CmdZeroOutPeak	BL2000\sean	2/25/2022 12:22:50 PM	Zero out primary peak of compound 2,6-Dinitrotoluene in sample Feb2403.D			✓	
CmdSetTargetCompoundAttribute	BL2000\sean	2/25/2022 12:22:51 PM	Set UserAnnotation = INT for compound 2,6-Dinitrotoluene in sample Feb2403.D; previous value =			✓	
CmdZeroOutPeak	BL2000\sean	2/25/2022 12:22:53 PM	Zero out primary peak of compound Dimethyl Phthalate in sample Feb2403.D			✓	
CmdSetTargetCompoundAttribute	BL2000\sean	2/25/2022 12:22:53 PM	Set UserAnnotation = INT for compound Dimethyl Phthalate in sample Feb2403.D; previous value =			✓	
CmdZeroOutPeak	BL2000\sean	2/25/2022 12:23:02 PM	Zero out primary peak of compound 2,6-Dinitrotoluene in sample Feb2404.D			✓	
CmdSetTargetCompoundAttribute	BL2000\sean	2/25/2022 12:23:03 PM	Set UserAnnotation = INT for compound 2,6-Dinitrotoluene in sample Feb2404.D; previous value =			✓	
CmdZeroOutPeak	BL2000\sean	2/25/2022 12:23:05 PM	Zero out primary peak of compound N-nitroso-Di-n-propylamine in sample Feb2404.D			✓	
CmdSetTargetCompoundAttribute	BL2000\sean	2/25/2022 12:23:06 PM	Set UserAnnotation = INT for compound N-nitroso-Di-n-propylamine in sample Feb2404.D; previous value =			✓	
CmdZeroOutPeak	BL2000\sean	2/25/2022 12:23:08 PM	Zero out primary peak of compound Dimethyl Phthalate in sample Feb2404.D			✓	
CmdSetTargetCompoundAttribute	BL2000\sean	2/25/2022 12:23:08 PM	Set UserAnnotation = INT for compound Dimethyl Phthalate in sample Feb2404.D; previous value =			✓	
CmdZeroOutPeak	BL2000\sean	2/25/2022 12:23:10 PM	Zero out primary peak of compound Benzidine in sample Feb2404.D			✓	
CmdSetTargetCompoundAttribute	BL2000\sean	2/25/2022 12:23:12 PM	Set UserAnnotation = INT for compound Benzidine in sample Feb2404.D; previous value =			✓	
CmdZeroOutPeak	BL2000\sean	2/25/2022 12:23:27 PM	Zero out primary peak of compound 2,6-Dinitrotoluene in sample Feb2407.D			✓	

Audit Trail report

Name	User	Time	Action	Reason	Comment	Succeed	Exception
CmdSetTargetCompoundAttribute	BL2000\sean	2/25/2022 12:23:28 PM	Set UserAnnotation = INT for compound 2,6-Dinitrotoluene in sample Feb2407.D; previous value =			✓	
CmdZeroOutPeak	BL2000\sean	2/25/2022 12:23:30 PM	Zero out primary peak of compound N-nitroso-Di-n-propylamine in sample Feb2407.D			✓	
CmdSetTargetCompoundAttribute	BL2000\sean	2/25/2022 12:23:32 PM	Set UserAnnotation = INT for compound N-nitroso-Di-n-propylamine in sample Feb2407.D; previous value =			✓	
CmdZeroOutPeak	BL2000\sean	2/25/2022 12:23:33 PM	Zero out primary peak of compound Dimethyl Phthalate in sample Feb2407.D			✓	
CmdSetTargetCompoundAttribute	BL2000\sean	2/25/2022 12:23:34 PM	Set UserAnnotation = INT for compound Dimethyl Phthalate in sample Feb2407.D; previous value =			✓	
CmdZeroOutPeak	BL2000\sean	2/25/2022 12:23:37 PM	Zero out primary peak of compound Benzidine in sample Feb2407.D			✓	
CmdSetTargetCompoundAttribute	BL2000\sean	2/25/2022 12:23:38 PM	Set UserAnnotation = INT for compound Benzidine in sample Feb2407.D; previous value =			✓	
CmdZeroOutPeak	BL2000\sean	2/25/2022 12:23:51 PM	Zero out primary peak of compound 2,6-Dinitrotoluene in sample Feb2409.D			✓	
CmdSetTargetCompoundAttribute	BL2000\sean	2/25/2022 12:23:52 PM	Set UserAnnotation = INT for compound 2,6-Dinitrotoluene in sample Feb2409.D; previous value =			✓	
CmdZeroOutPeak	BL2000\sean	2/25/2022 12:23:54 PM	Zero out primary peak of compound N-nitroso-Di-n-propylamine in sample Feb2409.D			✓	
CmdSetTargetCompoundAttribute	BL2000\sean	2/25/2022 12:23:55 PM	Set UserAnnotation = INT for compound N-nitroso-Di-n-propylamine in sample Feb2409.D; previous value =			✓	
CmdZeroOutPeak	BL2000\sean	2/25/2022 12:23:57 PM	Zero out primary peak of compound Dimethyl Phthalate in sample Feb2409.D			✓	
CmdSetTargetCompoundAttribute	BL2000\sean	2/25/2022 12:23:59 PM	Set UserAnnotation = INT for compound Dimethyl Phthalate in sample Feb2409.D; previous value =			✓	
CmdZeroOutPeak	BL2000\sean	2/25/2022 12:24:01 PM	Zero out primary peak of compound Benzidine in sample Feb2409.D			✓	
CmdSetTargetCompoundAttribute	BL2000\sean	2/25/2022 12:24:02 PM	Set UserAnnotation = INT for compound Benzidine in sample Feb2409.D; previous value =			✓	
CmdZeroOutPeak	BL2000\sean	2/25/2022 12:24:11 PM	Zero out primary peak of compound 2,6-Dinitrotoluene in sample Feb2411.D			✓	
CmdSetTargetCompoundAttribute	BL2000\sean	2/25/2022 12:24:11 PM	Set UserAnnotation = INT for compound 2,6-Dinitrotoluene in sample Feb2411.D; previous value =			✓	

Audit Trail report

Name	User	Time	Action	Reason	Comment	Succeed	Exception
CmdZeroOutPeak	BL2000\sean	2/25/2022 12:24:13 PM	Zero out primary peak of compound N-nitroso-Di-n-propylamine in sample Feb2411.D			✓	
CmdSetTargetCompoundAttribute	BL2000\sean	2/25/2022 12:24:14 PM	Set UserAnnotation = INT for compound N-nitroso-Di-n-propylamine in sample Feb2411.D; previous value =			✓	
CmdZeroOutPeak	BL2000\sean	2/25/2022 12:24:16 PM	Zero out primary peak of compound Dimethyl Phthalate in sample Feb2411.D			✓	
CmdSetTargetCompoundAttribute	BL2000\sean	2/25/2022 12:24:17 PM	Set UserAnnotation = INT for compound Dimethyl Phthalate in sample Feb2411.D; previous value =			✓	
CmdZeroOutPeak	BL2000\sean	2/25/2022 12:24:19 PM	Zero out primary peak of compound Benzidine in sample Feb2411.D			✓	
CmdSetTargetCompoundAttribute	BL2000\sean	2/25/2022 12:24:21 PM	Set UserAnnotation = INT for compound Benzidine in sample Feb2411.D; previous value =			✓	
CmdZeroOutPeak	BL2000\sean	2/25/2022 12:24:23 PM	Zero out primary peak of compound bis(2-chloroisopropyl)Ether in sample Feb2411.D			✓	
CmdSetTargetCompoundAttribute	BL2000\sean	2/25/2022 12:24:23 PM	Set UserAnnotation = INT for compound bis(2-chloroisopropyl)Ether in sample Feb2411.D; previous value =			✓	
CmdZeroOutPeak	BL2000\sean	2/25/2022 12:24:32 PM	Zero out primary peak of compound 2,6-Dinitrotoluene in sample Feb2412.D			✓	
CmdSetTargetCompoundAttribute	BL2000\sean	2/25/2022 12:24:33 PM	Set UserAnnotation = INT for compound 2,6-Dinitrotoluene in sample Feb2412.D; previous value =			✓	
CmdZeroOutPeak	BL2000\sean	2/25/2022 12:24:35 PM	Zero out primary peak of compound N-nitroso-Di-n-propylamine in sample Feb2412.D			✓	
CmdSetTargetCompoundAttribute	BL2000\sean	2/25/2022 12:24:36 PM	Set UserAnnotation = INT for compound N-nitroso-Di-n-propylamine in sample Feb2412.D; previous value =			✓	
CmdZeroOutPeak	BL2000\sean	2/25/2022 12:24:38 PM	Zero out primary peak of compound Dimethyl Phthalate in sample Feb2412.D			✓	
CmdSetTargetCompoundAttribute	BL2000\sean	2/25/2022 12:24:39 PM	Set UserAnnotation = INT for compound Dimethyl Phthalate in sample Feb2412.D; previous value =			✓	
CmdZeroOutPeak	BL2000\sean	2/25/2022 12:24:41 PM	Zero out primary peak of compound Benzidine in sample Feb2412.D			✓	
CmdSetTargetCompoundAttribute	BL2000\sean	2/25/2022 12:24:42 PM	Set UserAnnotation = INT for compound Benzidine in sample Feb2412.D; previous value =			✓	
CmdZeroOutPeak	BL2000\sean	2/25/2022 12:24:44 PM	Zero out primary peak of compound 4,6-Dinitro-2-methylphenol in sample Feb2412.D			✓	

Audit Trail report

Name	User	Time	Action	Reason	Comment	Succeed	Exception
CmdSetTargetCompoundAttribute	BL2000\sean	2/25/2022 12:24:46 PM	Set UserAnnotation = INT for compound 4,6-Dinitro-2-methylphenol in sample Feb2412.D; previous value =			✓	
CmdZeroOutPeak	BL2000\sean	2/25/2022 12:24:53 PM	Zero out primary peak of compound 2,6-Dinitrotoluene in sample Feb2413.D			✓	
CmdSetTargetCompoundAttribute	BL2000\sean	2/25/2022 12:24:55 PM	Set UserAnnotation = INT for compound 2,6-Dinitrotoluene in sample Feb2413.D; previous value =			✓	
CmdZeroOutPeak	BL2000\sean	2/25/2022 12:25:19 PM	Zero out primary peak of compound N-nitroso-Di-n-propylamine in sample Feb2413.D			✓	
CmdSetTargetCompoundAttribute	BL2000\sean	2/25/2022 12:25:20 PM	Set UserAnnotation = INT for compound N-nitroso-Di-n-propylamine in sample Feb2413.D; previous value =			✓	
CmdZeroOutPeak	BL2000\sean	2/25/2022 12:25:22 PM	Zero out primary peak of compound Dimethyl Phthalate in sample Feb2413.D			✓	
CmdSetTargetCompoundAttribute	BL2000\sean	2/25/2022 12:25:24 PM	Set UserAnnotation = INT for compound Dimethyl Phthalate in sample Feb2413.D; previous value =			✓	
CmdZeroOutPeak	BL2000\sean	2/25/2022 12:25:25 PM	Zero out primary peak of compound Benzidine in sample Feb2413.D			✓	
CmdSetTargetCompoundAttribute	BL2000\sean	2/25/2022 12:25:27 PM	Set UserAnnotation = INT for compound Benzidine in sample Feb2413.D; previous value =			✓	
CmdZeroOutPeak	BL2000\sean	2/25/2022 12:25:36 PM	Zero out primary peak of compound N-nitroso-Di-n-propylamine in sample Feb2414.D			✓	
CmdSetTargetCompoundAttribute	BL2000\sean	2/25/2022 12:25:37 PM	Set UserAnnotation = INT for compound N-nitroso-Di-n-propylamine in sample Feb2414.D; previous value =			✓	
CmdZeroOutPeak	BL2000\sean	2/25/2022 12:25:39 PM	Zero out primary peak of compound Dimethyl Phthalate in sample Feb2414.D			✓	
CmdSetTargetCompoundAttribute	BL2000\sean	2/25/2022 12:25:40 PM	Set UserAnnotation = INT for compound Dimethyl Phthalate in sample Feb2414.D; previous value =			✓	
CmdZeroOutPeak	BL2000\sean	2/25/2022 12:25:42 PM	Zero out primary peak of compound 2,6-Dinitrotoluene in sample Feb2414.D			✓	
CmdSetTargetCompoundAttribute	BL2000\sean	2/25/2022 12:25:43 PM	Set UserAnnotation = INT for compound 2,6-Dinitrotoluene in sample Feb2414.D; previous value =			✓	
CmdZeroOutPeak	BL2000\sean	2/25/2022 12:25:46 PM	Zero out primary peak of compound Benzidine in sample Feb2414.D			✓	
CmdSetTargetCompoundAttribute	BL2000\sean	2/25/2022 12:25:47 PM	Set UserAnnotation = INT for compound Benzidine in sample Feb2414.D; previous value =			✓	

Audit Trail report

Name	User	Time	Action	Reason	Comment	Succeed	Exception
CmdZeroOutPeak	BL2000\sean	2/25/2022 12:25:53 PM	Zero out primary peak of compound 2,6-Dinitrotoluene in sample Feb2415.D			✓	
CmdSetTargetCompoundAttribute	BL2000\sean	2/25/2022 12:25:54 PM	Set UserAnnotation = INT for compound 2,6-Dinitrotoluene in sample Feb2415.D; previous value =			✓	
CmdZeroOutPeak	BL2000\sean	2/25/2022 12:25:56 PM	Zero out primary peak of compound N-nitroso-Di-n-propylamine in sample Feb2415.D			✓	
CmdSetTargetCompoundAttribute	BL2000\sean	2/25/2022 12:25:57 PM	Set UserAnnotation = INT for compound N-nitroso-Di-n-propylamine in sample Feb2415.D; previous value =			✓	
CmdZeroOutPeak	BL2000\sean	2/25/2022 12:25:59 PM	Zero out primary peak of compound Dimethyl Phthalate in sample Feb2415.D			✓	
CmdSetTargetCompoundAttribute	BL2000\sean	2/25/2022 12:26:01 PM	Set UserAnnotation = INT for compound Dimethyl Phthalate in sample Feb2415.D; previous value =			✓	
CmdZeroOutPeak	BL2000\sean	2/25/2022 12:26:03 PM	Zero out primary peak of compound Benzidine in sample Feb2415.D			✓	
CmdSetTargetCompoundAttribute	BL2000\sean	2/25/2022 12:26:04 PM	Set UserAnnotation = INT for compound Benzidine in sample Feb2415.D; previous value =			✓	
CmdZeroOutPeak	BL2000\sean	2/25/2022 12:26:12 PM	Zero out primary peak of compound N-nitroso-Di-n-propylamine in sample Feb2416.D			✓	
CmdSetTargetCompoundAttribute	BL2000\sean	2/25/2022 12:26:14 PM	Set UserAnnotation = INT for compound N-nitroso-Di-n-propylamine in sample Feb2416.D; previous value =			✓	
CmdZeroOutPeak	BL2000\sean	2/25/2022 12:26:16 PM	Zero out primary peak of compound Dimethyl Phthalate in sample Feb2416.D			✓	
CmdSetTargetCompoundAttribute	BL2000\sean	2/25/2022 12:26:17 PM	Set UserAnnotation = INT for compound Dimethyl Phthalate in sample Feb2416.D; previous value =			✓	
CmdZeroOutPeak	BL2000\sean	2/25/2022 12:26:19 PM	Zero out primary peak of compound 2,6-Dinitrotoluene in sample Feb2416.D			✓	
CmdSetTargetCompoundAttribute	BL2000\sean	2/25/2022 12:26:20 PM	Set UserAnnotation = INT for compound 2,6-Dinitrotoluene in sample Feb2416.D; previous value =			✓	
CmdZeroOutPeak	BL2000\sean	2/25/2022 12:26:22 PM	Zero out primary peak of compound Benzidine in sample Feb2416.D			✓	
CmdSetTargetCompoundAttribute	BL2000\sean	2/25/2022 12:26:23 PM	Set UserAnnotation = INT for compound Benzidine in sample Feb2416.D; previous value =			✓	

Audit Trail report

Name	User	Time	Action	Reason	Comment	Succeed	Exception
CmdSaveBatchTable	BL2000\sean	2/25/2022 12:26:34 PM	Save batch \\MASSHUNTER\Org\Data\SV5973N.I\sd022422\DoD BNA 1\QuantResults\022422 DoD BNA.batch.bin			✓	
CmdQuantitate	BL2000\sean	2/25/2022 12:31:31 PM	Quantitate all compounds in all samples			✓	
CmdSaveBatchTable	BL2000\sean	2/25/2022 12:36:56 PM	Save batch \\MASSHUNTER\Org\Data\SV5973N.I\sd022422\DoD BNA 1\QuantResults\022422 DoD BNA.batch.bin			✓	
CmdSetSampleAttribute	BL2000\sean	2/25/2022 12:38:02 PM	Set SampleApproved = True for sample Feb2401.D; previous value = False			✓	
CmdSetSampleAttribute	BL2000\sean	2/25/2022 12:38:03 PM	Set SampleApproved = True for sample Feb2402.D; previous value = False			✓	
CmdSetSampleAttribute	BL2000\sean	2/25/2022 12:38:04 PM	Set SampleApproved = True for sample Feb2403.D; previous value = False			✓	
CmdSetSampleAttribute	BL2000\sean	2/25/2022 12:38:05 PM	Set SampleApproved = True for sample Feb2404.D; previous value = False			✓	
CmdSetSampleAttribute	BL2000\sean	2/25/2022 12:38:07 PM	Set SampleApproved = True for sample Feb2405.D; previous value = False			✓	
CmdSetSampleAttribute	BL2000\sean	2/25/2022 12:38:07 PM	Set SampleApproved = True for sample Feb2406.D; previous value = False			✓	
CmdSetSampleAttribute	BL2000\sean	2/25/2022 12:38:09 PM	Set SampleApproved = True for sample Feb2407.D; previous value = False			✓	
CmdSetSampleAttribute	BL2000\sean	2/25/2022 12:38:10 PM	Set SampleApproved = True for sample Feb2408.D; previous value = False			✓	
CmdSetSampleAttribute	BL2000\sean	2/25/2022 12:38:12 PM	Set SampleApproved = True for sample Feb2409.D; previous value = False			✓	
CmdSetSampleAttribute	BL2000\sean	2/25/2022 12:38:13 PM	Set SampleApproved = True for sample Feb2410.D; previous value = False			✓	
CmdSetSampleAttribute	BL2000\sean	2/25/2022 12:38:13 PM	Set SampleApproved = True for sample Feb2411.D; previous value = False			✓	
CmdSetSampleAttribute	BL2000\sean	2/25/2022 12:38:14 PM	Set SampleApproved = True for sample Feb2412.D; previous value = False			✓	
CmdSetSampleAttribute	BL2000\sean	2/25/2022 12:38:15 PM	Set SampleApproved = True for sample Feb2413.D; previous value = False			✓	

Audit Trail report

Name	User	Time	Action	Reason	Comment	Succeed	Exception
CmdSetSampleAttribute	BL2000\sean	2/25/2022 12:38:15 PM	Set SampleApproved = True for sample Feb2414.D; previous value = False			✓	
CmdSetSampleAttribute	BL2000\sean	2/25/2022 12:38:16 PM	Set SampleApproved = True for sample Feb2415.D; previous value = False			✓	
CmdSetSampleAttribute	BL2000\sean	2/25/2022 12:38:16 PM	Set SampleApproved = True for sample Feb2416.D; previous value = False			✓	
CmdSetSampleAttribute	BL2000\sean	2/25/2022 12:38:18 PM	Set SampleApproved = True for sample Feb2417.D; previous value = False			✓	
CmdSaveBatchTable	BL2000\sean	2/25/2022 12:38:33 PM	Save batch \\MASSHUNTER\Org\Data\SV5973N.I\sd022422\DoD BNA 1\QuantResults\022422 DoD BNA.batch.bin			✓	

Continuing Calibration Report

Batch Name \\MASSHUNTER\Org\Data\SV5973N.I\sd022422\DoD BNA 1\QuantResults\022422 DoD BNA.batch.bin
Method File
Daily CC \\MASSHUNTER\Org\Data\SV5973N.I\sd022422\DoD BNA 1Feb2402.D

Level name	Injection Time	Calibration Files
1	2/19/2022 11:48:03 AM	\\MASSHUNTER\Org\Data\SV5973N.I\sd021822\DoD BNA cal 1\Feb1808.D
2	2/19/2022 11:15:42 AM	\\MASSHUNTER\Org\Data\SV5973N.I\sd021822\DoD BNA cal 1\Feb1807.D
3	2/19/2022 10:43:35 AM	\\MASSHUNTER\Org\Data\SV5973N.I\sd021822\DoD BNA cal 1\Feb1806.D
4	2/19/2022 9:57:53 AM	\\MASSHUNTER\Org\Data\SV5973N.I\sd021822\DoD BNA cal 1\Feb1805.D
5	2/19/2022 9:25:44 AM	\\MASSHUNTER\Org\Data\SV5973N.I\sd021822\DoD BNA cal 1\Feb1804.D
6	2/19/2022 8:53:27 AM	\\MASSHUNTER\Org\Data\SV5973N.I\sd021822\DoD BNA cal 1\Feb1803.D
7	2/19/2022 8:21:26 AM	\\MASSHUNTER\Org\Data\SV5973N.I\sd021822\DoD BNA cal 1\Feb1802.D
CCV	2/24/2022 4:11:35 PM	\\MASSHUNTER\Org\Data\SV5973N.I\sd022422\DoD BNA 1\Feb2402.D <=====

ISTD Compound:	Avg Resp	Mid Resp	CC Resp	Area%	A/M
1,4-Dichlorobenzene-d4	349222	362851	278429	76.73	M
Naphthalene-d8	1013729	1062572	803343	75.60	M
Acenaphthene-d10	558272	582178	444840	76.41	M
Phenanthrene-d10	990554	1023524	803437	78.50	M
Chrysene-d12	720048	738511	579209	78.43	M
Perylene-d12	459625	469307	384523	81.93	M

Target Compound	AvgRF/R2	CC RF	Exp. Conc	Calc. Conc	%Dev	Area%	Curve Fit
-----ISTD-----							
1,4-Dichlorobenzene-d4							
N-Nitrosodimethylamine	0.9982	0.3207	75.00	83.04	-10.72	142.06	Quadratic
Pyridine	0.9984	0.7671	75.00	79.56	-6.08	126.96	Quadratic
2-Fluorophenol	0.9992	0.8684	75.00	69.44	7.41	109.25	Quadratic
Aniline	0.9988	1.6180	75.00	70.23	6.36	110.11	Quadratic
Phenol-d5	0.9995	1.1719	75.00	72.50	3.33	113.15	Quadratic
Phenol	0.9987	1.2501	75.00	69.54	7.28	110.52	Quadratic
bis(-2-Chloroethyl)Ether	0.9996	0.8481	75.00	69.67	7.10	110.07	Quadratic
2-Chlorophenol	0.9991	0.9095	75.00	62.97	16.04	100.54	Quadratic
1,3-Dichlorobenzene	0.9991	1.2977	75.00	70.21	6.39	110.49	Quadratic
1,4-Dichlorobenzene	0.9990	1.2805	75.00	68.55	8.60	107.50	Quadratic
1,2-Dichlorobenzene	0.9998	1.2686	75.00	70.45	6.07	108.28	Quadratic
Benzyl Alcohol	0.9973	0.5463	75.00	75.72	-0.95	133.82	Quadratic
bis(2-chloroisopropyl)Ether	0.9984	0.3319	75.00	68.32	8.90	107.86	Quadratic
2-Methylphenol	0.9983	0.8427	75.00	67.32	10.24	105.70	Quadratic
N-nitroso-Di-n-propylamine	0.9994	0.6335	75.00	73.94	1.41	111.94	Quadratic
Hexachloroethane	0.9987	0.3851	75.00	70.17	6.45	113.64	Quadratic
4Methylphenol/3Methylphenol	0.9990	1.2258	75.00	71.82	4.24	113.46	Quadratic
Nitrobenzene-d5	0.9990	0.6313	75.00	70.27	6.31	113.79	Quadratic
Nitrobenzene	0.9943	0.3001	75.00	65.50	12.67	102.18	Quadratic
-----ISTD-----							
Naphthalene-d8							
Isophorone	0.9986	0.5618	75.00	76.26	-1.68	122.73	Quadratic
2-Nitrophenol	0.9966	0.1204	75.00	73.67	1.78	124.30	Quadratic
2,4-Dimethylphenol	0.9946	0.2532	75.00	73.54	1.94	122.64	Quadratic
bis(-2-Chloroethoxy)Methane	0.9977	0.3087	75.00	72.12	3.84	109.72	Quadratic
2,4-Dichlorophenol	0.9975	0.2025	75.00	62.01	17.32	100.76	Quadratic
Benzoic Acid	0.9948	0.1048	75.00	62.21	17.05	104.57	Quadratic
1,2,4-Trichlorobenzene	0.9993	0.2672	75.00	67.35	10.20	105.45	Quadratic
Naphthalene	0.9979	0.8093	75.00	68.28	8.96	109.80	Quadratic
4-Chlorophenol	0.9994	0.0826	75.00	67.18	10.43	106.41	Quadratic
p-Chloroaniline	0.9987	0.3262	75.00	71.11	5.19	108.40	Quadratic
Hexachlorobutadiene	0.9987	0.1354	75.00	66.45	11.40	108.44	Quadratic
4-Chloro-2-Methylphenol	0.9965	0.2056	75.00	67.20	10.40	113.00	Quadratic

Continuing Calibration Report

Target Compound	AvgRF/R2	CC RF	Exp. Conc	Calc. Conc	%Dev	Area%	Curve Fit
4-Chloro-3-Methylphenol	0.2382	0.2144	75.00	67.50	9.99	103.53	Avg RF
2-Methylnaphthalene	0.9998	0.4392	75.00	66.47	11.37	98.64	Quadratic
1-Methylnaphthalene	0.9993	0.4339	75.00	67.12	10.51	97.24	Quadratic
Acenaphthene-d10	-----ISTD-----						
Hexachlorocyclopentadiene	0.9982	0.1648	75.00	73.66	1.79	121.66	Quadratic
2,4,6-Trichlorophenol	0.9939	0.2529	75.00	65.01	13.32	113.23	Quadratic
2,4,5-Trichlorophenol	0.9986	0.2688	75.00	61.70	17.73	100.40	Quadratic
2-Fluorobiphenyl	0.9986	1.0861	75.00	68.26	8.98	107.78	Quadratic
2-Chloronaphthalene	1.0024	0.9211	75.00	68.92	8.11	105.75	Avg RF
2-Nitroaniline	0.9911	0.1585	75.00	66.96	10.72	108.84	Quadratic
Dimethyl Phthalate	0.9976	0.9650	75.00	72.39	3.49	122.23	Quadratic
2,6-Dinitrotoluene	0.9930	0.1350	75.00	73.23	2.36	121.48	Quadratic
Acenaphthylene	0.9997	1.4959	75.00	69.96	6.72	104.36	Quadratic
3-Nitroaniline	0.9942	0.1486	75.00	71.48	4.69	124.81	Quadratic
Acenaphthene	0.9995	0.8370	75.00	67.57	9.91	100.50	Quadratic
2,4-Dinitrophenol	0.9987	0.0724	75.00	78.14	-4.18	137.81	Quadratic
Dibenzofuran	0.9969	1.3757	75.00	67.38	10.16	110.87	Quadratic
2,4-Dinitrotoluene	0.9989	0.1737	75.00	75.86	-1.15	125.01	Quadratic
4-Nitrophenol	0.9972	0.1522	75.00	67.97	9.37	116.74	Quadratic
Diethylphthalate	0.9968	0.9744	75.00	70.61	5.86	121.27	Quadratic
Fluorene	0.9988	1.1032	75.00	68.13	9.16	103.20	Quadratic
4-Chlorophenyl-phenylether	0.9957	0.5208	75.00	72.09	3.88	120.72	Quadratic
Phenanthrene-d10	-----ISTD-----						
4-Nitroaniline	0.9926	0.0773	75.00	62.52	16.64	112.57	Quadratic
4,6-Dinitro-2-methylphenol	0.9985	0.0578	75.00	76.01	-1.34	128.06	Quadratic
N-nitrosodiphenylamine	0.9998	0.4146	75.00	69.92	6.78	110.83	Quadratic
Azobenzene	0.9991	0.5089	75.00	65.92	12.11	101.18	Quadratic
2,4,6-Tribromophenol	0.9995	0.0484	75.00	68.80	8.26	116.89	Quadratic
4-Bromophenyl-phenylether	0.9969	0.1596	75.00	71.89	4.15	111.73	Quadratic
Hexachlorobenzene	0.9959	0.1571	75.00	68.55	8.60	113.73	Quadratic
Pentachlorophenol	0.9986	0.0658	75.00	64.77	13.64	107.98	Quadratic
Phenanthrene	0.9974	0.8817	75.00	70.75	5.66	114.31	Quadratic
Anthracene	0.8750	0.8758	75.00	75.08	-0.10	120.76	Avg RF
Triallate	0.9997	0.1821	75.00	67.03	10.63	107.40	Quadratic
Carbazole	1.0000	0.8083	75.00	68.40	8.80	108.33	Quadratic
o-Terphenyl	0.9973	0.4587	75.00	69.69	7.07	113.37	Quadratic
Di-n-Butylphthalate	0.9987	0.7560	75.00	69.38	7.49	117.32	Quadratic
Fluoranthene	0.9997	0.9002	75.00	72.69	3.08	115.36	Quadratic
Benidine	0.9992	0.2941	75.00	66.39	11.48	103.03	Quadratic
Pyrene	0.9996	0.9562	75.00	70.65	5.80	110.12	Quadratic
Terphenyl-d14	0.6821	0.6390	75.00	70.26	6.32	113.10	Avg RF
Chrysene-d12	-----ISTD-----						
Butylbenzylphthalate	0.9985	0.3799	75.00	74.57	0.58	135.22	Quadratic
Benzo(a)Anthracene	1.0282	1.0079	75.00	73.52	1.97	115.91	Avg RF
Chrysene	0.9996	1.0714	75.00	69.48	7.36	110.80	Quadratic
3,3-Dichlorobenzidine	0.9980	0.2973	75.00	63.12	15.83	107.69	Quadratic
bis(2-ethylhexyl)Phthalate	0.9986	0.1312	75.00	74.85	0.20	136.25	Quadratic
Perylene-d12	-----ISTD-----						
Di-n-octyl Phthalate	0.9982	1.3533	75.00	72.04	3.95	138.02	Quadratic
Benzo(b)fluoranthene	0.9994	1.4399	75.00	67.63	9.82	114.30	Quadratic
Benzo(k)fluoranthene	0.9991	1.5114	75.00	67.78	9.62	113.96	Quadratic
Benzo(a)pyrene	0.9994	1.3526	75.00	67.40	10.14	111.69	Quadratic
Indeno(1,2,3-c,d)pyrene	0.9983	1.1166	75.00	66.25	11.67	113.09	Quadratic
Dibenzo(a,h)anthracene	0.9990	1.1810	75.00	64.48	14.02	110.96	Quadratic
Benzo(g,h,i)perylene	0.9993	1.2862	75.00	66.21	11.71	112.70	Quadratic

A -- against Average; M -- against Mid Point; P -- against Previous CC in the Method;

Continuing Calibration Report

Batch Name \\MASSHUNTER\Org\Data\SV5973N.I\sd022422\DoD BNA 1\QuantResults\022422 DoD BNA.batch.bin
Method File
Daily CC \\MASSHUNTER\Org\Data\SV5973N.I\sd022422\DoD BNA 1Feb2417.D

Level name	Injection Time	Calibration Files
1	2/19/2022 11:48:03 AM	\\MASSHUNTER\Org\Data\SV5973N.I\sd021822\DoD BNA cal 1\Feb1808.D
2	2/19/2022 11:15:42 AM	\\MASSHUNTER\Org\Data\SV5973N.I\sd021822\DoD BNA cal 1\Feb1807.D
3	2/19/2022 10:43:35 AM	\\MASSHUNTER\Org\Data\SV5973N.I\sd021822\DoD BNA cal 1\Feb1806.D
4	2/19/2022 9:57:53 AM	\\MASSHUNTER\Org\Data\SV5973N.I\sd021822\DoD BNA cal 1\Feb1805.D
5	2/19/2022 9:25:44 AM	\\MASSHUNTER\Org\Data\SV5973N.I\sd021822\DoD BNA cal 1\Feb1804.D
6	2/19/2022 8:53:27 AM	\\MASSHUNTER\Org\Data\SV5973N.I\sd021822\DoD BNA cal 1\Feb1803.D
7	2/19/2022 8:21:26 AM	\\MASSHUNTER\Org\Data\SV5973N.I\sd021822\DoD BNA cal 1\Feb1802.D
CCV	2/24/2022 4:11:35 PM	\\MASSHUNTER\Org\Data\SV5973N.I\sd022422\DoD BNA 1\Feb2402.D <=====

ISTD Compound:	Avg Resp	Mid Resp	CC Resp	Area%	A/M
1,4-Dichlorobenzene-d4	349222	362851	321307	88.55	M
Naphthalene-d8	1013729	1062572	945158	88.95	M
Acenaphthene-d10	558272	582178	500767	86.02	M
Phenanthrene-d10	990554	1023524	928535	90.72	M
Chrysene-d12	720048	738511	675668	91.49	M
Perylene-d12	459625	469307	433995	92.48	M

Target Compound	AvgRF/R2	CC RF	Exp. Conc	Calc. Conc	%Dev	Area%	Curve Fit
-----ISTD-----							
1,4-Dichlorobenzene-d4							
N-Nitrosodimethylamine	0.9982	0.3071	75.00	79.96	-6.61	156.99	Quadratic
Pyridine	0.9984	0.8142	75.00	84.15	-12.20	155.52	Quadratic
2-Fluorophenol	0.9992	1.0022	75.00	79.65	-6.21	145.50	Quadratic
Aniline	0.9988	1.7500	75.00	76.11	-1.48	137.44	Quadratic
Phenol-d5	0.9995	1.2999	75.00	80.51	-7.34	144.84	Quadratic
Phenol	0.9987	1.3648	75.00	75.85	-1.13	139.24	Quadratic
bis(-2-Chloroethyl)Ether	0.9996	0.9453	75.00	77.77	-3.70	141.58	Quadratic
2-Chlorophenol	0.9991	1.1754	75.00	82.08	-9.44	149.96	Quadratic
1,3-Dichlorobenzene	0.9991	1.4050	75.00	76.50	-2.00	138.05	Quadratic
1,4-Dichlorobenzene	0.9990	1.3414	75.00	72.18	3.75	129.95	Quadratic
1,2-Dichlorobenzene	0.9998	1.4235	75.00	79.81	-6.42	140.21	Quadratic
Benzyl Alcohol	0.9973	0.6556	75.00	88.39	-17.85	185.31	Quadratic
bis(2-chloroisopropyl)Ether	0.9984	0.3730	75.00	77.20	-2.93	139.87	Quadratic
2-Methylphenol	0.9983	0.9802	75.00	78.48	-4.64	141.89	Quadratic
N-nitroso-Di-n-propylamine	0.9994	0.7048	75.00	81.60	-8.80	143.71	Quadratic
Hexachloroethane	0.9987	0.4302	75.00	78.16	-4.21	146.48	Quadratic
4Methylphenol/3Methylphenol	0.9990	1.3834	75.00	81.47	-8.63	147.76	Quadratic
Nitrobenzene-d5	0.9990	0.7524	75.00	83.32	-11.09	156.52	Quadratic
Nitrobenzene	0.9943	0.3593	75.00	79.05	-5.40	141.17	Quadratic
-----ISTD-----							
Naphthalene-d8							
Isophorone	0.9986	0.5956	75.00	80.73	-7.64	153.09	Quadratic
2-Nitrophenol	0.9966	0.1326	75.00	80.04	-6.72	161.10	Quadratic
2,4-Dimethylphenol	0.9946	0.2680	75.00	78.05	-4.07	152.71	Quadratic
bis(-2-Chloroethoxy)Methane	0.9977	0.3323	75.00	77.37	-3.16	138.96	Quadratic
2,4-Dichlorophenol	0.9975	0.2479	75.00	75.59	-0.79	145.15	Quadratic
Benzoic Acid	0.9948	0.1127	75.00	66.07	11.91	132.31	Quadratic
1,2,4-Trichlorobenzene	0.9993	0.2833	75.00	71.69	4.42	131.54	Quadratic
Naphthalene	0.9979	0.8852	75.00	75.35	-0.47	141.30	Quadratic
4-Chlorophenol	0.9994	0.1029	75.00	83.57	-11.42	156.04	Quadratic
p-Chloroaniline	0.9987	0.3380	75.00	73.81	1.58	132.18	Quadratic
Hexachlorobutadiene	0.9987	0.1469	75.00	72.00	4.00	138.41	Quadratic
4-Chloro-2-Methylphenol	0.9965	0.2324	75.00	76.30	-1.74	150.31	Quadratic

Continuing Calibration Report

Target Compound	AvgRF/R2	CC RF	Exp. Conc	Calc. Conc	%Dev	Area%	Curve Fit
4-Chloro-3-Methylphenol	0.2382	0.2532	75.00	79.74	-6.32	143.88	Avg RF
2-Methylnaphthalene	0.9998	0.4625	75.00	69.93	6.76	122.20	Quadratic
1-Methylnaphthalene	0.9993	0.4829	75.00	74.72	0.38	127.33	Quadratic
Acenaphthene-d10	-----ISTD-----						
Hexachlorocyclopentadiene	0.9982	0.1856	75.00	82.36	-9.82	154.21	Quadratic
2,4,6-Trichlorophenol	0.9939	0.3193	75.00	81.28	-8.37	160.92	Quadratic
2,4,5-Trichlorophenol	0.9986	0.3516	75.00	80.09	-6.78	147.82	Quadratic
2-Fluorobiphenyl	0.9986	1.1796	75.00	74.12	1.17	131.77	Quadratic
2-Chloronaphthalene	1.0024	1.0880	75.00	81.40	-8.54	140.62	Avg RF
2-Nitroaniline	0.9911	0.1846	75.00	77.48	-3.30	142.70	Quadratic
Dimethyl Phthalate	0.9976	1.1418	75.00	84.57	-12.75	162.82	Quadratic
2,6-Dinitrotoluene	0.9930	0.1571	75.00	84.92	-13.22	159.12	Quadratic
Acenaphthylene	0.9997	1.6629	75.00	77.80	-3.74	130.60	Quadratic
3-Nitroaniline	0.9942	0.1637	75.00	78.16	-4.21	154.79	Quadratic
Acenaphthene	0.9995	0.9214	75.00	74.82	0.24	124.54	Quadratic
2,4-Dinitrophenol	0.9987	0.0738	75.00	79.34	-5.79	158.16	Quadratic
Dibenzofuran	0.9969	1.5722	75.00	78.02	-4.03	142.64	Quadratic
2,4-Dinitrotoluene	0.9989	0.1988	75.00	85.34	-13.79	161.10	Quadratic
4-Nitrophenol	0.9972	0.1856	75.00	81.42	-8.55	160.35	Quadratic
Diethylphthalate	0.9968	1.2030	75.00	85.66	-14.21	168.54	Quadratic
Fluorene	0.9988	1.2052	75.00	74.69	0.42	126.92	Quadratic
4-Chlorophenyl-phenylether	0.9957	0.5809	75.00	80.11	-6.81	151.57	Quadratic
Phenanthrene-d10	-----ISTD-----						
4-Nitroaniline	0.9926	0.0906	75.00	72.32	3.57	152.52	Quadratic
4,6-Dinitro-2-methylphenol	0.9985	0.0582	75.00	76.45	-1.93	149.04	Quadratic
N-nitrosodiphenylamine	0.9998	0.4439	75.00	74.77	0.31	137.14	Quadratic
Azobenzene	0.9991	0.6107	75.00	77.84	-3.79	140.34	Quadratic
2,4,6-Tribromophenol	0.9995	0.0574	75.00	79.42	-5.89	160.28	Quadratic
4-Bromophenyl-phenylether	0.9969	0.1639	75.00	73.65	1.80	132.65	Quadratic
Hexachlorobenzene	0.9959	0.1819	75.00	79.45	-5.94	152.23	Quadratic
Pentachlorophenol	0.9986	0.0872	75.00	81.74	-8.98	165.47	Quadratic
Phenanthrene	0.9974	0.9452	75.00	76.19	-1.59	141.63	Quadratic
Anthracene	0.8750	0.9459	75.00	81.08	-8.11	150.72	Avg RF
Triallate	0.9997	0.2168	75.00	78.19	-4.26	147.76	Quadratic
Carbazole	1.0000	0.9086	75.00	76.80	-2.40	140.74	Quadratic
o-Terphenyl	0.9973	0.4909	75.00	74.69	0.41	140.21	Quadratic
Di-n-Butylphthalate	0.9987	0.9001	75.00	80.52	-7.36	161.43	Quadratic
Fluoranthene	0.9997	0.9568	75.00	77.24	-2.99	141.70	Quadratic
Benzidine	0.9992	0.2863	75.00	64.46	14.05	115.87	Quadratic
Pyrene	0.9996	1.0308	75.00	76.22	-1.63	137.19	Quadratic
Terphenyl-d14	0.6821	0.6956	75.00	76.48	-1.97	142.27	Avg RF
Chrysene-d12	-----ISTD-----						
Butylbenzylphthalate	0.9985	0.4138	75.00	79.83	-6.44	171.81	Quadratic
Benzo(a)Anthracene	1.0282	1.0481	75.00	76.45	-1.94	140.61	Avg RF
Chrysene	0.9996	1.1760	75.00	76.51	-2.02	141.86	Quadratic
3,3-Dichlorobenzidine	0.9980	0.3578	75.00	74.34	0.89	151.22	Quadratic
bis(2-ethylhexyl)Phthalate	0.9986	0.1426	75.00	79.96	-6.62	172.85	Quadratic
Perylene-d12	-----ISTD-----						
Di-n-octyl Phthalate	0.9982	1.5378	75.00	79.96	-6.61	177.02	Quadratic
Benzo(b)fluoranthene	0.9994	1.5973	75.00	75.32	-0.42	143.11	Quadratic
Benzo(k)fluoranthene	0.9991	1.6351	75.00	73.37	2.17	139.15	Quadratic
Benzo(a)pyrene	0.9994	1.5346	75.00	76.52	-2.03	143.02	Quadratic
Indeno(1,2,3-c,d)pyrene	0.9983	1.2479	75.00	74.12	1.18	142.64	Quadratic
Dibenzo(a,h)anthracene	0.9990	1.3637	75.00	74.44	0.75	144.60	Quadratic
Benzo(g,h,i)perylene	0.9993	1.4340	75.00	73.89	1.48	141.81	Quadratic

A -- against Average; M -- against Mid Point; P -- against Previous CC in the Method;



Prep Batch 163957 Standards Traceability Report

Spike ID: sv83514

Spike Name: Additional

Prep Date: 9/22/2021

Exp Date: 10/1/2022

Department: GCMSPR

Vendor: AccuStandard

Lot Number: 22002155-02

Balance ID:

Comments: 12x1mL ampules

Type: Primary

Prep By: Ryan F. Bengel

Status: Open

Final Volume: 1 mL

Chemical/Solvent Used	Bottle No	Amt	Units	Expires
Custom Semi-Volatile Standard	14279	1	mL	10/1/2022

Stock Source	Base Units	Amount Added
--------------	------------	--------------



Prep Batch 163957 Standards Traceability Report

Spike ID: sv83604

Spike Name: BN Surr

Prep Date: 10/25/2021

Exp Date: 7/31/2027

Department: GCMSPR

Vendor: Restek

Lot Number: A0175748

Balance ID:

Comments: 6 ampules

Type: Primary

Prep By: Ryan F. Benge

Status: New

Final Volume: 5 mL

Chemical/Solvent Used	Bottle No	Amt	Units	Expires
B/N Surrogate Mix (4/89 SOW)	14431	5	mL	7/31/2027

Stock Source	Base Units	Amount Added
--------------	------------	--------------



Prep Batch 163957 Standards Traceability Report

Spike ID: sv83608

Spike Name: 625 LCS

Prep Date: 11/29/2021

Exp Date: 9/15/2026

Department: GCMSPR

Vendor:

Lot Number:

Balance ID:

Comments: 20x1 mL ampule

Type: Secondary

Prep By: Ryan F. Bengé

Status: New

Final Volume: mL

Chemical/Solvent Used	Bottle No	Amt	Units	Expires
CLP Semi-volatile calibration standard	14546		mL	9/15/2026
Stock Source	Base Units	Amount Added		



Prep Batch 163957 Standards Traceability Report

Spike ID: sv83609

Spike Name: AE Surrogate

Prep Date: 11/29/2021

Exp Date: 3/6/2023

Department: GCMSPR

Vendor:

Lot Number:

Balance ID:

Comments: 5x1 mL ampule

Type: Secondary

Prep By: Ryan F. Benge

Status: New

Final Volume: mL

Chemical/Solvent Used	Bottle No	Amt	Units	Expires
Acid Surrogate	14527		mL	3/6/2023
Stock Source	Base Units	Amount Added		



Prep Batch 163957 Standards Traceability Report

Spike ID: sv92718

Spike Name: BNA Surr

Prep Date: 1/17/2022

Exp Date: 3/31/2022

Department: GCMSPR

Vendor:

Lot Number:

Balance ID:

Comments: 2000/1000ug/mL

Type: Tertiary

Prep By: Zachary B. Zaccardi

Status: New

Final Volume: 25 mL

Chemical/Solvent Used	Bottle No	Amt	Units	Expires
Acetone DZ963	13755	17.5	mL	3/31/2022

Stock Source	Base Units	Amount Added
sv83609	ug/mL	2.5 mL
sv83604	ug/mL	5 mL



Prep Batch 163957 Standards Traceability Report

Spike ID: sv92807

Spike Name: AE Surrogate

Prep Date: 2/3/2022

Exp Date: 3/6/2023

Department: GCMSPR

Vendor:

Lot Number:

Balance ID:

Comments: 5x1 mL ampule

Type: Secondary

Prep By: Zachary B. Zaccardi

Status: New

Final Volume: mL

Chemical/Solvent Used	Bottle No	Amt	Units	Expires
Acid Surrogate	14587		mL	3/6/2023
Stock Source	Base Units	Amount Added		



Prep Batch 163957 Standards Traceability Report

Spike ID: sv92809

Spike Name: LCS/Add Extractions

Prep Date: 2/7/2022

Exp Date: 7/22/2022

Department: GCMSPR

Vendor:

Lot Number:

Balance ID:

Comments: 100ug/mL. Spike 1mL into water.

Type: Secondary

Prep By: Zachary B. Zaccardi

Status: New

Final Volume: 25 mL

Chemical/Solvent Used	Bottle No	Amt	Units	Expires
Acetone DZ509	13553	21.25	mL	7/22/2022

Stock Source	Base Units	Amount Added
sv83514	ug/mL	1.25 mL
sv83608	ug/mL	2.5 mL



Prep Batch 163957 Standards Traceability Report

Spike ID: sv92811

Spike Name: BNA Surr

Prep Date: 2/7/2022

Exp Date: 7/22/2022

Department: GCMSPR

Vendor:

Lot Number:

Balance ID:

Comments: 2000/1000ug/mL

Type: Tertiary

Prep By: Zachary B. Zaccardi

Status: New

Final Volume: 25 mL

Chemical/Solvent Used	Bottle No	Amt	Units	Expires
Acetone DZ509	13553	17.5	mL	7/22/2022

Stock Source	Base Units	Amount Added
sv92807	ug/mL	2.5 mL
sv83604	ug/mL	5 mL



Prep Batch 163957 Standards Traceability Report

Spike ID: sv92901

Spike Name: LL BNA Surr

Prep Date: 2/23/2022

Exp Date: 7/22/2022

Department: GCMSPR

Vendor:

Lot Number:

Balance ID:

Comments: 100/50 ug/mL

Type: Tertiary

Prep By: Zachary B. Zaccardi

Status: New

Final Volume: 4 mL

Chemical/Solvent Used	Bottle No	Amt	Units	Expires
Acetone DZ509	13553	3.8	mL	7/22/2022

Stock Source	Base Units	Amount Added
sv92718	ug/mL	0.2 mL

4444

ID #: 13553
Opened: _____
Acetone DZ509
Expires: 7/22/2022
Rec'd: 2/16/2021
Energy Laboratories Inc 1120 So. 27th Street
Billings MT 59107

Honeywell

CERTIFICATE OF ANALYSIS

Honeywell Burdick & Jackson®
1953 South Harvey Street
Muskegon, MI 49442
Phone: (800) 368-0050
Fax: (231) 728-8226
lab.honeywell.com

Brand: Research Chemicals - B&J
Product: 010
Lot No.: DZ509
Production Date: 22-Jul-2020
Best Before: 22-Jul-2022

Acetone, B&J Brand™, >99.9%
for HPLC, GC, pesticide residue analysis and spectrophotometry

Parameter	Specification		Result	Units
	Min.	Max.		
Water by Karl Fischer Titration		0.50	0.24	%
UV Cutoff		330	328	nm
Refractive Index (20°C)	1.3583	1.3589	1.3587	
Residue		1	<0.5	mg/L
GC Analysis (excluding water)	99.9		99.98	%
Electron Capture GC		10	<10	ng/L
UV Absorbance @ 340 nm		0.060	0.0511	AU
UV Absorbance @ 350 nm		0.010	0.0007	AU
UV Absorbance @ 375 nm		0.005	<0.0001	AU
UV Absorbance @ 400 nm		0.005	0.0004	AU

Honeywell
Quality Control Approval

Janna Dickinson

Muskegon 7/22/2020 LIMS Sample No.: AL02344

ID #: 13755

Opened: _____

Acetone DZ963

Expires: 9/24/2022

Rec'd: 4/13/2021

Energy Laboratories Inc 1120 So. 27th Street
Billings MT 59107

Honeywell

CERTIFICATE OF ANALYSIS

Honeywell Burdick & Jackson®

1953 South Harvey Street
Muskegon, MI 49442
Phone: (800) 368-0050
Fax: (231) 728-8226
lab.honeywell.com

Brand: Research Chemicals - B&J
Product: 010
Lot No.: DZ963
Production Date: 24-Sep-2020
Best Before: 24-Sep-2022

Acetone, B&J Brand™, >99.9%
for HPLC, GC, pesticide residue analysis and spectrophotometry

Parameter	Specification		Result	Units
	Min.	Max.		
Water by Karl Fischer Titration		0.50	0.45	%
UV Cutoff		330	328	nm
Refractive Index (20°C)	1.3583	1.3589	1.3585	
Residue		1	<0.5	mg/L
GC Analysis (excluding water)	99.9		99.98	%
Electron Capture GC		10	<10	ng/L
UV Absorbance @ 340 nm		0.060	0.0482	AU
UV Absorbance @ 350 nm		0.010	0.0047	AU
UV Absorbance @ 375 nm		0.005	<0.0001	AU
UV Absorbance @ 400 nm		0.005	<0.0001	AU

Honeywell
Quality Control Approval

Muskegon 9/24/2020 LIMS Sample No.: AL03008

CERTIFICATE OF ANALYSIS

Catalog No: S-14500-R2
Description: Custom Semi-Volatile Standard
Lot: 220021255-02
Solvent: Dichloromethane
Hazards: Refer to SDS for complete safety information

Date Certified: Aug 31, 2021
Expiration: Oct 1, 2022
Sample Size: 1 mL
Components: 10
Storage Condition: Freeze (<-10 °C)/Sonicate



Signal Word: Warning

Certified Reference Material



AR-1463

Component	CAS #	Purity % (GC/MS)	Prepared Concentration ² (µg/mL)	Certified Analyte Concentration ¹ (µg/mL)
Pyridine				
4-Chlorophenol	110-86-1	98.7	2026	2000
1-Methylnaphthalene	106-48-9	100.0	2019	2019
N-Nitrosodiphenylamine	90-12-0	98.5	2003	1973
4-Chloro-2-methylphenol	86-30-6	100.0	2022	2022
Benzoic acid	1570-64-5	97.0	2069*	2007
Aniline	65-85-0	99.5	2010	2000
Benzyl alcohol	62-53-3	98.0	2002	1962
Triallate	100-51-6	99.9	2011	2009
o-Terphenyl	2303-17-5	99.9	2013	2011
	84-15-1	99.9	2019	2017

ID #: 14279
Opened: _____
Custom Semi-Volatile Standard
Expires: 10/1/2022
Rec'd: 9/16/2021
Enerav Laboratories Inc 1120 So. 27th Street
Billings MT 59107

This Certified Reference Material was verified in accordance with ISO/IEC 17025

* Weight compensated to 100% purity.

A product with a suffix (-1A, -2B, etc. or -01, -02, etc.) on its lot number has had its expiration date extended and is identical to the same lot number without the suffix.

² All weights are traceable through NIST, Test No. 684/289871-17

¹ Certified Analyte Concentration = Purity x Prepared Concentration.


The Uncertainty associated with the certified concentration reported on this certificate is ±2.4%. This value is the combined expanded uncertainty and represents an estimated standard deviation equal to the positive square root of the total variation of the uncertainty of components. A normal distribution is assumed and a coverage factor of K=2 is chosen using approximately a 95% confidence level.

Labels and certificates follow U.S. Conventions in reporting numerical values: A comma (,) is used to separate units of one-thousand or greater. A period (.) is used as a decimal place marker.

The information on this certificate may not be reproduced without the express permission of the manufacturer. See reverse side for additional information

Hazard Information: Please refer to the SDS for information regarding the hazards associated with using this material.

This product was prepared according to in-house procedures and is guaranteed to be homogeneous.

Certified By: 
Larry Decker, Organic QC Manager

For use in routine laboratory analysis.



CERTIFIED REFERENCE MATERIAL

110 Benner Circle
Bellefonte, PA 16823-8812
Tel: (800)356-1688
Fax: (814)353-1309

www.restek.com

Certificate of Analysis



FOR LABORATORY USE ONLY-READ SDS PRIOR TO USE.

This Reference Material is intended for Laboratory Use Only as a standard for the qualitative and/or quantitative determination of the analyte(s) listed.

Catalog No. : 31086 **Lot No.:** A0175748

Description : B/N Surrogate Mix (4/89 SOW)
Base Neutral Surrogate 5000µg/mL, Methylene Chloride, 5mL/ampul

Container Size : 5 mL **Pkg Amt:** > 5 mL

Expiration Date : July 31, 2027 **Storage:** 10°C or colder

Handling: Sonicate prior to use. **Ship:** Ambient

ID #: 14431

Opened: _____
B/N Surrogate Mix (4/89 SOW)
Expires: 7/31/2027
Rec'd: 10/25/2021
Energy Laboratories Inc. 1120 So. 27th Street
Billings MT 59107

CERTIFIED VALUES

Elution Order	Compound	Grav. Conc. (weight/volume)	Expanded Uncertainty (95% C.L.; K=2)	
1	Nitrobenzene-d5	5,027.3 µg/mL	+/- 29.2293 µg/mL	Gravimetric
	CAS # 4165-60-0 (Lot PR-29940A)			Unstressed
	Purity 99%			Stressed
2	2-Fluorobiphenyl	5,001.1 µg/mL	+/- 29.0767 µg/mL	Gravimetric
	CAS # 321-60-8 (Lot 00019169)			Unstressed
	Purity 99%			Stressed
3	p-Terphenyl-d14	5,001.4 µg/mL	+/- 29.0787 µg/mL	Gravimetric
	CAS # 1718-51-0 (Lot PR-30504)			Unstressed
	Purity 99%			Stressed

Solvent: Methylene chloride
CAS # 75-09-2
Purity 99%

Tech Tips:

Due to the limited solubility of p-terphenyl-d14 in methanol, we do not recommend that this mixture be diluted in methanol.

Column:

30m x 0.25mm x 0.25µm
Rtx-5 (cat.#10223)

Carrier Gas:

hydrogen-constant pressure 10 psi.

Temp. Program:

40°C (hold 2 min.) to 330°C
@ 10°C/min. (hold 10 min.)

Inj. Temp:

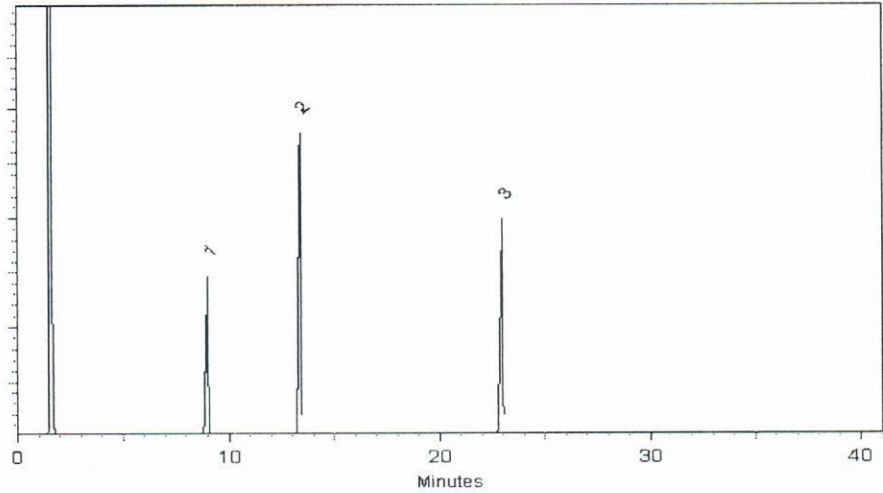
250°C

Det. Temp:

330°C

Det. Type:

FID



This chromatogram represents a general set of testing conditions chosen for product acceptance. For optimal results in your lab, conditions should be adjusted for your specific instrument, method, and application.

Sam Moodler
Sam Moodler - Operations Tech I

Date Mixed: 25-Aug-2021

Balance: B345965662

Marline Cowan
Marline Cowan - Operations Tech I

Date Passed: 27-Aug-2021

Manufactured under Restek's ISO 9001:2015
Registered Quality System
Certificate #FM 80397

General Certified Reference Material Notes

Expiration Notes:

- Expiration date valid for unopened ampul stored in compliance with the recommended conditions.
- Uncertainty, concentration, and expiration of the CRM are based on the unopened product being stored according to the recommended condition found in the storage field.

Purity Notes:

- Purity and/or chemical identity are determined by one or more of the following techniques: GC/FID, HPLC, GC/μECD, GC/MS, LC/MS, RI, and/or melting point.
- Compounds with a listed purity of less than 99% have been weight corrected to compensate for impurities and/or salts. A correction factor is used to calculate the amount of compound necessary to achieve the desired concentration of the parent compound in solution.
- Purity of isomeric compounds is reported as the sum of the isomers.
- Purity values are rounded to the nearest whole number.

Certified Uncertainty Value Notes:

- The uncertainties are determined in accordance with ISO 17034 and Guide 35. The certified combined stressed uncertainty value (includes gravimetric uncertainty, homogeneity between-ampul uncertainty, storage stability uncertainty and shipping stability uncertainty and were combined using the following formula:

$$U_{combined\ stressed} = k \sqrt{U_{gravimetric}^2 + U_{homogeneity}^2 + U_{storage\ stability}^2 + U_{shipping\ stability}^2}$$

k is a coverage factor of 2, which gives a level of confidence of approximately 95%.

- It is important to note that the shipping stability uncertainty was obtained under temperature extremes for specific time intervals; therefore, the certified combined stressed uncertainty value should only be applied to the product if it was stored at non-standard temperature conditions up to and including 7 days. Contact Restek Technical Service at www.restek.com/Contact-Us for use recommendations if your shipment was in-transit for more than 7 days at non-standard temperature conditions.
- Apply the certified combined unstressed uncertainty value if the product was received under standard shipping conditions. Apply the certified combined stressed uncertainty value if the product was received under non-standard conditions as specified below.

Label Conditions	Standard Conditions	Non-Standard Conditions
25°C Nominal (Room Temperature)	< 60°C	≥ 60°C up to 7 days
10°C or colder (Refrigerate)	< 40°C	≥ 40°C up to 7 days
0°C or colder (Freezer) -20°C or colder (Deep Freezer)	< 25°C	≥ 25°C up to 7 days

- Separate (not combined) uncertainty values for gravimetric uncertainty are also displayed on the certificate, if needed, separate homogeneity between-ampul uncertainty, storage stability uncertainty and shipping stability uncertainty values are available by contacting Restek Technical Service at www.restek.com/Contact-Us.
- The packaged amount is the minimum sample size for which uncertainty is valid. The ampules are over-filled to ensure that the minimum packaged amount can be sufficiently transferred.

Manufacturing Notes:

- Concentration is based upon gravimetric preparation using either a balance whose calibration has been verified daily using NIST traceable weights, and/or dilutions with Class A glassware.

Handling Notes:

- Stability of the unopened product, when stored in compliance with the recommended conditions, is guaranteed through the expiration displayed on the product label and certificate. Contact Restek for additional opened product stability information, with the knowledge/understanding that open product stability is subject to the specific handling and environmental conditions to which the product is exposed. For your convenience Restek supplies deactivated vials with most standards packed in 2mL ampules. Larger volume deactivated vials are available through Restek as a custom ordered item. Additionally, Restek sells DMDCS for the purpose of glassware deactivation as catalog number 31861, which includes complete instructions.

CERTIFICATE OF ANALYSIS

Catalog No: CLP-AS-10X
Description: Acid Surrogate
Lot: 220031065
Solvent: Methanol
Hazards: Refer to SDS for complete safety information

Date Certified: Mar 6, 2020
Expiration: Mar 6, 2023
Sample Size: 1 mL
Components: 3
Storage Condition: Ambient (>5 °C)



Signal Word: Danger

Certified Reference Material



Component	CAS #	Purity % (GC/MS)	Prepared Concentration ² (mg/mL)	Certified Analyte Concentration ¹ (mg/mL)
2-Fluorophenol	367-12-4	99.8	20.20	20.16
Phenol-d5	4165-62-2	99.9	20.05	20.03
2,4,6-Tribromophenol	118-79-6	99.9	20.19	20.17

ID #: 14527
Opened: _____
Acid Surrogate
Expires: 3/6/2023
Rec'd: 11/17/2021
Energy Laboratories Inc 1120 So. 27th Street
Billings MT 59107

A product with a suffix (-1A, -2B, etc. or -01, -02, etc.) on its lot number has had its expiration date extended and is identical to the same lot number without the suffix.

² All weights are traceable through NIST, Test No. 684/289871-17

¹ Certified Analyte Concentration = Purity x Prepared Concentration.

The Uncertainty associated with the certified concentration reported on this certificate is $\pm 2.4\%$. This value is the combined expanded uncertainty and represents an estimated standard deviation equal to the positive square root of the total variation of the uncertainty of components. A normal distribution is assumed and a coverage factor of K=2 is chosen using approximately a 95% confidence level.

Labels and certificates follow U.S. Conventions in reporting numerical values: A comma (,) is used to separate units of one-thousand or greater. A period (.) is used as a decimal place marker.

The information on this certificate may not be reproduced without the express permission of the manufacturer. See reverse side for additional information

Hazard Information: Please refer to the SDS for information regarding the hazards associated with using this material.

This product was prepared according to in-house procedures and is guaranteed to be homogeneous.

Certified By: 

Larry Decker, Organic QC Manager



CERTIFIED WEIGHT REPORT

Part Number: **92180**
Lot Number: **091521**
Description: **CLP Semi-Volatile Calibration Standard**
64 components
Expiration Date: **091526**
Recommended Storage: **Freezer (0 °C)**
Nominal Concentration (µg/mL): **1000**
NIST Test ID#: **6UTB**

Solvent: **Methylene chloride**
Lot#: **104929**

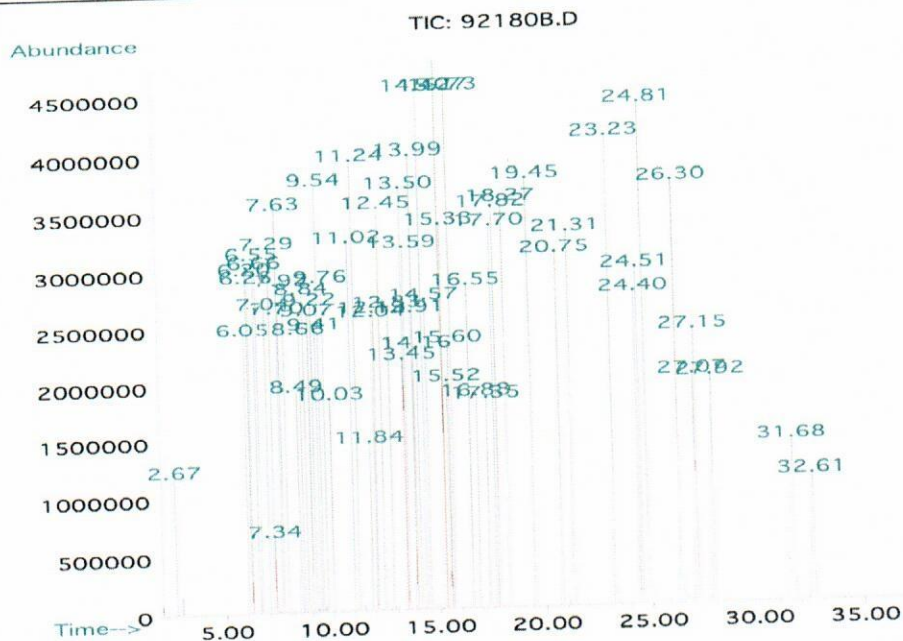
Formulated By: <i>Prashant Chauhan</i>	091521 DATE
Reviewed By: <i>Pedro L. Rentas</i>	091521 DATE

Weight(s) shown below were combined and diluted to (mL):
100.0 0.003 5E-05 Balance Uncertainty
Flask Uncertainty

Compound	(RM#) Part Number	Lot Number	Dil. Factor	Initial Vol. (mL)	Initial Conc (µg/mL)	Nominal Conc (µg/mL)	Purity (%)	Uncertainty Purity (%)	Uncertainty Pipette (mL)	Target Weight(g)	Actual Weight(g)	Actual Conc (µg/mL)	Expanded Uncertainty (+/-) (µg/mL)	SDS Information (Solvent Safety Info. On Attached pg.)		
														CAS#	OSHA PEL (TWA)	LOSO
1. 2,2'-Oxybis(1-chloropropane)	(0078)	012016AR	NA	NA	NA	1000	98.9	0.2	NA	0.10112	0.10129	1001.7	4.2	108-60-1	N/A	ori-rat 240mg/kg
2. Hexachlorobenzene	(0195)	051697	NA	NA	NA	1000	99	0.2	NA	0.10102	0.10128	1002.6	4.2	118-74-1	N/A	ori-rat 10µg/kg
3. bis(2-Chloroethoxy) methane	10111	011214	0.05	5.00	20018.4	1000	NA	NA	0.017	NA	NA	1000.8	8.0	111-91-1	N/A	ori-rat 10µg/kg
4. bis(2-Chloroethyl) ether	10111	011214	0.05	5.00	20014.3	1000	NA	NA	0.017	NA	NA	1000.5	8.0	111-44-4	15 ppm (90mg/m3/8H)(skin)	ori-rat 75mg/kg
5. bis(2-Ethylhexyl) phthalate	10111	011214	0.05	5.00	20008.8	1000	NA	NA	0.017	NA	NA	1000.3	8.0	117-81-7	5mg/m3/8H	ori-rat 30600mg/kg
6. 4-Bromophenyl phenyl ether	10111	011214	0.05	5.00	20011.3	1000	NA	NA	0.017	NA	NA	1000.5	8.0	101-55-3	N/A	ori-rat 2330mg/kg
7. Benzyl butyl phthalate	10111	011214	0.05	5.00	20009.5	1000	NA	NA	0.017	NA	NA	1000.4	8.0	7005-72-3	N/A	ori-rat 2330mg/kg
8. 4-Chlorophenyl phenyl ether	10111	011214	0.05	5.00	20015.7	1000	NA	NA	0.017	NA	NA	1000.7	8.0	84-66-2	5mg/m3/8H	ori-rat 8600mg/kg
9. Diethyl phthalate	10111	011214	0.05	5.00	20011.6	1000	NA	NA	0.017	NA	NA	1000.5	8.0	131-11-3	5mg/m3/8H	ori-rat 6800mg/kg
10. Dimethyl phthalate	10111	011214	0.05	5.00	20012.2	1000	NA	NA	0.017	NA	NA	1000.5	8.0	84-74-2	5mg/m3/8H	ori-rat 8000mg/kg
11. Di-n-butyl phthalate	10111	011214	0.05	5.00	20010.0	1000	NA	NA	0.017	NA	NA	1000.4	8.0	117-84-0	N/A	ori-rat 47000mg/kg
12. Di-n-octyl phthalate	10111	011214	0.05	5.00	20010.5	1000	NA	NA	0.017	NA	NA	1000.4	8.0	62-75-9	N/A	ori-rat 47000mg/kg
13. N-Nitrosodimethylamine	10111	011214	0.05	5.00	20003.9	1000	NA	NA	0.017	NA	NA	1000.4	8.0	121-64-7	N/A	ori-rat 58mg/kg
14. N-Nitroso-n-propylamine	10111	011214	0.05	5.00	20003.9	1000	NA	NA	0.017	NA	NA	1000.4	8.0	84-74-2	N/A	ori-rat 4800mg/kg
15. 1,2-Diphenylhydrazine (as Azobenzene)	10112	042820	0.05	5.00	20002.3	1000	NA	NA	0.017	NA	NA	1000.1	8.1	103-33-3	N/A	ori-rat 1000mg/kg
16. 2-Chloronaphthalene	10112	042820	0.05	5.00	20005.4	1000	NA	NA	0.017	NA	NA	1000.0	8.0	91-58-7	N/A	ori-rat 2078mg/kg
17. 1,2-Dichlorobenzene	10112	042820	0.05	5.00	20003.7	1000	NA	NA	0.017	NA	NA	1000.2	8.0	95-50-1	50 ppm (300mg/m3) (CL)	ori-rat 500mg/kg
18. 1,3-Dichlorobenzene	10112	042820	0.05	5.00	20005.4	1000	NA	NA	0.017	NA	NA	1000.1	8.0	541-73-1	N/A	ipr-mus 1062mg/kg
19. 1,4-Dichlorobenzene	10112	042820	0.05	5.00	20003.3	1000	NA	NA	0.017	NA	NA	1000.2	8.0	106-46-7	75 ppm (450mg/m3/8H)	ori-rat 500mg/kg
20. 2,4-Dinitrotoluene	10112	042820	0.05	5.00	20002.4	1000	NA	NA	0.017	NA	NA	1000.1	8.1	121-14-2	1.5mg/m3/8H (skin)	ori-rat 268mg/kg
21. 2,6-Dinitrotoluene	10112	042820	0.05	5.00	20009.4	1000	NA	NA	0.017	NA	NA	1000.0	8.0	806-20-2	1.5mg/m3/8H (skin)	ori-rat 177mg/kg
22. Hexachloro-1,3-butadiene	10112	042820	0.05	5.00	20001.8	1000	NA	NA	0.017	NA	NA	1000.4	12.4	87-68-3	0.02 ppm (0.24mg/m3/8H)	ori-rat 82mg/kg
23. Hexachlorocyclopentadiene	10112	042820	0.05	5.00	20002.4	1000	NA	NA	0.017	NA	NA	1000.0	8.0	77-47-4	0.01 ppm (0.1mg/m3/8H)	ori-rat 1300mg/kg
24. Hexachloroethane	10112	042820	0.05	5.00	20003.8	1000	NA	NA	0.017	NA	NA	1000.0	8.0	67-72-1	1 ppm (10mg/m3/8H)(skin)	ori-rat 4970mg/kg
25. Isophorone	10112	042820	0.05	5.00	20004.9	1000	NA	NA	0.017	NA	NA	1000.1	8.1	78-59-1	25 ppm	ori-rat 2330mg/kg
26. Nitrobenzene	10112	042820	0.05	5.00	20002.0	1000	NA	NA	0.017	NA	NA	1000.1	8.0	98-95-3	1 ppm (5mg/m3/8H)(skin)	ori-rat 780mg/kg
27. 1,2,4-Trichlorobenzene	10112	042820	0.05	5.00	20010.2	1000	NA	NA	0.017	NA	NA	1000.0	8.0	120-82-1	5 ppm (CL) (40mg/m3)	ori-rat 756mg/kg
28. o-Cresol (2-Methylphenol)	10114	081919	0.05	5.00	20061.2	1000	NA	NA	0.017	NA	NA	1000.4	8.0	95-48-7	5 ppm (22mg/m3/8H)(skin)	ori-rat 121mg/kg
29. p-Cresol (4-Methylphenol)	10114	081919	0.05	5.00	20023.2	1000	NA	NA	0.017	NA	NA	1003.0	8.0	106-44-5	5 ppm (22mg/m3/8H)(skin)	ori-rat 207mg/kg
30. 2,4,5-Trichlorophenol	10115	060512	0.05	5.00	20009.6	1000	NA	NA	0.017	NA	NA	1001.1	8.0	95-95-4	N/A	ori-rat 820mg/kg
31. 4-Chloroaniline	10115	060512	0.05	5.00	20020.2	1000	NA	NA	0.017	NA	NA	1000.9	8.0	132-64-9	N/A	ori-rat 310mg/kg
32. Dibenzofuran	10115	060512	0.05	5.00	20012.9	1000	NA	NA	0.017	NA	NA	1000.5	8.1	91-57-6	N/A	ori-rat 1630mg/kg
33. 2-Methylnaphthalene	10115	060512	0.05	5.00	20011.8	1000	NA	NA	0.017	NA	NA	1000.5	8.0	88-74-4	N/A	ori-rat 1600mg/kg
34. 2-Nitroaniline	10115	060512	0.05	5.00	20018.6	1000	NA	NA	0.017	NA	NA	1000.8	8.0	99-09-2	N/A	ori-rat 535mg/kg
35. 3-Nitroaniline	10115	060512	0.05	5.00	20014.9	1000	NA	NA	0.017	NA	NA	1000.8	8.0	100-01-6	1 ppm (6mg/m3/8H)(skin)	ori-rat 750mg/kg
36. 4-Nitroaniline	10118	072120	0.05	5.00	20003.1	1000	NA	NA	0.017	NA	NA	1000.0	8.0	95-57-7	N/A	ori-rat 1830mg/kg
37. 4-Chloro-3-methylphenol	10118	072120	0.05	5.00	20003.3	1000	NA	NA	0.017	NA	NA	1000.1	8.1	120-83-2	N/A	ori-rat 670mg/kg
38. 2-Chlorophenol	10118	072120	0.05	5.00	20003.7	1000	NA	NA	0.017	NA	NA	1000.1	8.0	105-67-9	N/A	ori-rat 580mg/kg
39. 2,4-Dichlorophenol	10118	072120	0.05	5.00	20002.5	1000	NA	NA	0.017	NA	NA	1000.0	8.0	51-28-5	N/A	ori-rat 3200mg/kg
40. 2,4-Dimethylphenol	10118	072120	0.05	5.00	20003.7	1000	NA	NA	0.017	NA	NA	1000.0	8.0	534-52-1	N/A	ori-rat 30mg/kg
41. 2,4-Dinitrophenol	10118	072120	0.05	5.00	20002.0	1000	NA	NA	0.017	NA	NA	1000.1	8.0	88-75-5	N/A	ori-rat 334mg/kg
42. 4,6-Dinitro-2-methylphenol	10118	072120	0.05	5.00	20002.8	1000	NA	NA	0.017	NA	NA	1000.0	8.0	100-02-7	N/A	ori-rat 250mg/kg
43. 2-Nitrophenol	10118	072120	0.05	5.00	20003.9	1000	NA	NA	0.017	NA	NA	1000.0	8.0	87-86-5	0.5mg/m3/8H (skin)	ori-rat 27mg/kg
44. 4-Nitrophenol	10118	072120	0.05	5.00	20004.2	1000	NA	NA	0.017	NA	NA	1000.1	8.0	108-95-2	5 ppm (19mg/m3/8H)(skin)	ori-rat 317mg/kg
45. Pentachlorophenol	10118	072120	0.05	5.00	2001.2	1000	NA	NA	0.018	NA	NA	1000.5	4.1	83-32-9	N/A	ori-rat 820mg/kg
46. Phenol	10118	072120	0.05	5.00	2000.2	1000	NA	NA	0.018	NA	NA	1000.0	4.2	208-96-8	N/A	ori-rat 600mg/kg
47. 2,4,6-Trichlorophenol	10118	072120	0.05	5.00	2001.3	1000	NA	NA	0.018	NA	NA	1000.1	4.1	120-12-7	0.2mg/m3 (8H)	ipr-mus 430mg/kg
48. Acenaphthene	1007	042420	0.50	50.00	2000.0	1000	NA	NA	0.018	NA	NA	1000.6	4.2	56-55-3	N/A	ori-rat 200mg/kg
49. Acenaphthylene	1007	042420	0.50	50.00	2000.9	1000	NA	NA	0.018	NA	NA	1000.4	4.1	50-32-8	0.2mg/m3 (8H)	ori-rat 50mg/kg
50. Anthracene	1007	042420	0.50	50.00	2001.2	1000	NA	NA	0.018	NA	NA	1000.5	4.1	205-99-2	N/A	ori-rat 50mg/kg
51. Benzo(a)anthracene	1007	042420	0.50	50.00	2000.0	1000	NA	NA	0.018	NA	NA	1000.4	4.1	207-08-9	N/A	ori-rat 200mg/kg
52. Benzo(a)pyrene	1007	042420	0.50	50.00	2000.3	1000	NA	NA	0.018	NA	NA	1000.5	4.1	191-24-2	N/A	ori-rat 200mg/kg
53. Benzo(b)fluoranthene	1007	042420	0.50	50.00	2000.8	1000	NA	NA	0.018	NA	NA	1000.4	4.2	86-74-8	N/A	ipr-mus 200mg/kg
54. Benzo(k)fluoranthene	1007	042420	0.50	50.00	2000.8	1000	NA	NA	0.018	NA	NA	1000.3	4.2	218-01-9	0.2mg/m3	ori-rat 200mg/kg
55. Benzo(g,h)perylene	1007	042420	0.50	50.00	2000.3	1000	NA	NA	0.018	NA	NA	1000.3	4.2	53-70-3	0.2mg/m3	ori-rat 200mg/kg
56. Carbazole	1007	042420	0.50	50.00	2000.9	1000	NA	NA	0.018	NA	NA	1000.1	4.2	206-44-0	N/A	ori-rat 2000mg/kg
57. Chrysene	1007	042420	0.50	50.00	2000.1	1000	NA	NA	0.018	NA	NA	1000.3	4.2	86-73-7	N/A	ori-rat 200mg/kg
58. Dibenzo(a,h)anthracene	1007	042420	0.50	50.00	2000.9	1000	NA	NA	0.018	NA	NA	1000.4	4.1	193-39-5	N/A	ori-rat 490mg/kg
59. Fluoranthene	1007	042420	0.50	50.00	2000.9	1000	NA	NA	0.018	NA	NA	1000.4	4.1	91-20-3	10 ppm (50mg/m3/8H)	ori-rat 490mg/kg
60. Fluorene	1007	042420	0.50	50.00	2001.0	1000	NA	NA	0.018	NA	NA	1000.4	4.			



Method GC8MSD-2.M: Column:SBB-5 (30m X 0.25mm ID X 0.25µm film thickness) Temp 1 = 50°C (1min.), Temp 2 = 300°C (14 min.), Rate = 10°C/min., Injector B = 250°C, Detector B = 290°C, Split Ratio = 100:1, Scan Rate = 2. Analysis performed by Melissa Stonier.



Peak No	Name	MSD RT (min.)
1	N-nitrosodimethylamine	2.67
2	Phenol	6.05
3	bis(2-Chloroethyl)ether	6.20
4	2-Chlorophenol	6.26
5	1,3-Dichlorobenzene	6.55
6	1,4-Dichlorobenzene	6.63
7	1,2-Dichlorobenzene	7.04
8	o-Cresol (2-methylphenol)	7.29
9	bis(2-Chloroisopropyl)ether	7.34
10	p-Cresol (4-methylphenol)/N-nitrosodi-n-propylamine	7.63
11	Hexachloroethane	7.70
12	Nitrobenzene	7.92
13	Isophorone	8.49
14	2-Nitrophenol	8.66
15	2,4-Dimethylphenol	8.84
16	bis(2-Chloroethoxy)methane	9.07
17	2,4-Dichlorophenol	9.22
18	1,2,4-Trichlorobenzene	9.41
19	Naphthalene	9.54
20	4-Chloroaniline	9.76
21	Hexachloro-1,3-Butadiene	10.03
22	4-Chloro-3-methylphenol	11.02
23	2-Methylnaphthalene	11.24
24	Hexachlorocyclopentadiene	11.84
25	2,4,6-Trichlorophenol	12.13
26	2,4,5-Trichlorophenol	12.45
27	2-Chloronaphthalene	12.84
28	2-Nitroaniline	13.45
29	Dimethyl phthalate	13.50
30	Acenaphthylene	13.59
31	2,6-Dinitrotoluene	13.91
32	3-Nitroaniline	13.99
33	Acenaphthene	14.16
34	2,4-Dinitrophenol	14.40
35	Dibenzofuran/4-Nitrophenol	14.57
36	2,4-Dinitrotoluene	15.27
37	Diethyl phthalate/fluorene	15.33
38	4-Chlorophenyl phenyl ether	15.52
39	4-Nitroaniline	15.60
40	4,6-Dinitro-2-methylphenol	15.73
41	Azobenzene	16.56
42	4-Bromophenyl phenyl ether	16.89
43	Hexachlorobenzene	17.70
44	Pentachlorophenol	17.82
45	Phenanthrene	18.27
46	Anthracene	19.45
47	Carbazole	20.75
48	Di-n-butyl phthalate	21.31
49	Fluoranthene	23.23
50	Pyrene	24.40
51	Benzyl butyl phthalate	24.51
52	Benzo(a)anthracene	24.82
53	Chrysene	26.30
54	bis(2-Ethylhexyl)phthalate	27.07
55	Di-n-octyl phthalate	27.15
56	Benzo(b)fluoranthene	27.92
57	Benzo(k)fluoranthene	31.68
58	Benzo(a)pyrene	32.61
59	Indeno(1,2,3-cd)pyrene/Dibenz(a,h)anthracene	
60	Benzo(g,h,i)perylene	



Analytical RunID SV5973N.I_220224A Standards Traceability Report

Spike ID: sv100507

Spike Name: BNA mix

Prep Date: 6/9/2021

Exp Date: 3/31/2022

Department: GCMSSEMI

Vendor:

Lot Number:

Balance ID:

Comments: 200 ug/mL

Type: Secondary

Prep By: Sean McGrew

Status: New

Final Volume: 1.5 mL

Chemical/Solvent Used	Bottle No	Amt	Units	Expires
Dichloromethane EA342	13510	0.51	mL	3/31/2022

Stock Source	Base Units	Amount Added
sv82908	ug/mL	0.03 mL
sv83301	ug/mL	0.15 mL
sv83406	ug/mL	0.15 mL
sv83419	ug/mL	0.15 mL
sv82913	ug/mL	0.15 mL
sv83410	ug/mL	0.15 mL
sv83407	ug/mL	0.06 mL
sv83201	ug/mL	0.15 mL



Analytical RunID SV5973N.I_220224A Standards Traceability Report

Spike ID: sv100516

Spike Name: BNA Internals 2000 ug/mL

Prep Date: 7/25/2021

Exp Date: 6/30/2023

Department: GCMSSEMI

Vendor: Chemservice

Lot Number: 8443500

Balance ID:

Comments:

Type: Secondary

Prep By: John P. Heine

Status: New

Final Volume: 2.12 mL

Chemical/Solvent Used	Bottle No	Amt	Units	Expires
Dichloromethane EA342	13510	1.06	mL	6/30/2023

Stock Source	Base Units	Amount Added
sv83506	ug/mL	1.06 mL



Analytical RunID SV5973N.I_220224A Standards Traceability Report

Spike ID: sv100714

Spike Name: BNA 2nd source

Prep Date: 12/20/2021

Exp Date: 10/1/2022

Department: GCMSSEMI

Vendor:

Lot Number:

Balance ID:

Comments: 200 ug/mL

Type: Secondary

Prep By: Sean McGrew

Status: New

Final Volume: 1 mL

Chemical/Solvent Used	Bottle No	Amt	Units	Expires
Dichloromethane EA342	13510	0.54	mL	10/1/2022

Stock Source	Base Units	Amount Added
sv83514	ug/mL	0.1 mL
sv82702	ug/mL	0.02 mL
sv83218	ug/mL	0.1 mL
sv83408	ug/mL	0.2 mL
sv83411	ug/mL	0.04 mL



Analytical RunID SV5973N.I_220224A Standards Traceability Report

Standard ID: sv82702

Standard Name: AE Surr

Prep Date: 8/28/2018

Exp Date: 4/30/2023

Department: GCMSPR

Vendor: Restek

Lot Number: A0137474

Balance ID:

Comments:

Type: Primary

Prep By: Craig A. Bardelli

Status: New

Final Volume: mL

Chemical/Solvent Used	Bottle No	Amt	Units	Expires
Acid Surrogate Standard Mix (4/89)	10707	1	mL	4/30/2023
Stock Source	Base Units	Amount Added		



Analytical RunID SV5973N.I_220224A Standards Traceability Report

Spike ID: sv82908

Spike Name: AE surr

Prep Date: 4/10/2019

Exp Date: 3/31/2022

Department: GCMSSEMI

Vendor: Sigma-Aldrich

Lot Number: LRAC2239

Balance ID:

Comments:

Type: Primary

Prep By: Sean McGrew

Status: New

Final Volume: mL

Chemical/Solvent Used	Bottle No	Amt	Units	Expires
EPA 8270 Acids Surrogate Spike Mix HC	11383		mL	3/31/2022
Stock Source	Base Units	Amount Added		



Analytical RunID SV5973N.I_220224A Standards Traceability Report

Spike ID: sv82913

Spike Name: BNA Custom for cal

Prep Date: 5/2/2019

Exp Date: 5/28/2023

Department: GCMSSEMI

Vendor: AccuStandard

Lot Number: 219041483

Balance ID:

Comments:

Type: Primary

Prep By: Sean McGrew

Status: New

Final Volume: 1 mL

Chemical/Solvent Used	Bottle No	Amt	Units	Expires
Custom BNA Mix	11451		mL	5/28/2023
Stock Source	Base Units	Amount Added		



Analytical RunID SV5973N.I_220224A Standards Traceability Report

Spike ID: sv83201

Spike Name: Phenols mix

Prep Date: 3/17/2020

Exp Date: 1/31/2028

Department: GCMSSEMI

Vendor: Restek

Lot Number: A0157111

Balance ID:

Comments:

Type: Primary

Prep By: Sean McGrew

Status: New

Final Volume: 1 mL

Chemical/Solvent Used	Bottle No	Amt	Units	Expires
604 Phenols Calibration Mix	12512		mL	1/31/2028

Stock Source	Base Units	Amount Added
--------------	------------	--------------



Analytical RunID SV5973N.I_220224A Standards Traceability Report

Spike ID: SV83202

Spike Name: BNA 2nd source short

Prep Date: 3/24/2020

Exp Date: 3/16/2023

Department: GCMSSEMI

Vendor: Absolute Standards

Lot Number: 031620

Balance ID:

Comments:

Type: Primary

Prep By: Sean McGrew

Status: New

Final Volume: 1 mL

Chemical/Solvent Used	Bottle No	Amt	Units	Expires
BNA 2nd Source Standard Rev 1	12532		mL	3/16/2023
Stock Source	Base Units	Amount Added		



Analytical RunID SV5973N.I_220224A Standards Traceability Report

Spike ID: sv83218

Spike Name: Benzidines

Prep Date: 7/7/2020

Exp Date: 5/1/2024

Department: GCMSSEMI

Vendor: AccuStandard

Lot Number: 220041353

Balance ID:

Comments: 2000 ug/mL 12839

Type: Primary

Prep By: John P. Heine

Status: New

Final Volume: 1 mL

Chemical/Solvent Used	Bottle No	Amt	Units	Expires
Benzidine & 3,3'-Dichlorobenzidine	12839	1	mL	5/1/2024

Stock Source	Base Units	Amount Added
--------------	------------	--------------



Analytical RunID SV5973N.I_220224A Standards Traceability Report

Spike ID: sv83301

Spike Name: PAH Mix

Prep Date: 7/13/2020

Exp Date: 9/30/2022

Department: GCMSSEMI

Vendor: Sigma-Aldrich

Lot Number: LRAC3877

Balance ID:

Comments: 4 x 1mL

Type: Primary

Prep By: John P. Heine

Status: New

Final Volume: 6 mL

Chemical/Solvent Used	Bottle No	Amt	Units	Expires
TCL PAH Mix	12846	6	mL	9/30/2022
Stock Source	Base Units	Amount Added		



Analytical RunID SV5973N.I_220224A Standards Traceability Report

Spike ID: sv83406

Spike Name: BN mix 2000ug/mL

Prep Date: 1/20/2021

Exp Date: 1/31/2023

Department: GCMSSEMI

Vendor: Sigma-Aldrich

Lot Number: LRAC4915

Balance ID:

Comments:

Type: Primary

Prep By: Sean McGrew

Status: New

Final Volume: 1 mL

Chemical/Solvent Used	Bottle No	Amt	Units	Expires
TCL Base-Neutrals Mix	13494	1	mL	1/31/2023

Stock Source	Base Units	Amount Added
--------------	------------	--------------



Analytical RunID SV5973N.I_220224A Standards Traceability Report

Standard ID: sv83407

Standard Name: BN Surr 5000 ug/mL

Prep Date: 12/14/2020

Exp Date: 10/31/2026

Department: GCMSSEMI

Vendor: Restek

Lot Number: A0166081

Balance ID:

Comments:

Type: Primary

Prep By: John P. Heine

Status: New

Final Volume: 5 mL

Chemical/Solvent Used	Bottle No	Amt	Units	Expires
B/N Surrogate Mix (4/89 SOW)	13328	1	mL	10/31/2026
Stock Source	Base Units	Amount Added		



Analytical RunID SV5973N.I_220224A Standards Traceability Report

Spike ID: sv83408

Spike Name: 625 LCS Spk

Prep Date: 2/9/2021

Exp Date: 2/2/2026

Department: GCMSPR

Vendor: Absolute Standards

Lot Number: 050120

Balance ID:

Comments: 12x1mL ampules

Type: Primary

Prep By: Ryan F. Bengel

Status: Open

Final Volume: 1 mL

Chemical/Solvent Used	Bottle No	Amt	Units	Expires
CLP Semi-Volatiel Calibration Standard	13539	1	mL	2/2/2026

Stock Source	Base Units	Amount Added
--------------	------------	--------------



Analytical RunID SV5973N.I_220224A Standards Traceability Report

Spike ID: sv83410

Spike Name: H.S. Mix

Prep Date: 4/7/2021

Exp Date: 2/28/2024

Department: GCMSSEMI

Vendor: Sigma-Aldrich

Lot Number: LRAC9004

Balance ID:

Comments: 2000 ug/mL

Type: Primary

Prep By: Sean McGrew

Status: New

Final Volume: mL

Chemical/Solvent Used	Bottle No	Amt	Units	Expires
EPA TCL Hazardous Substances Mix (12 cmpds)	13691		mL	2/28/2024
Stock Source	Base Units	Amount Added		



Analytical RunID SV5973N.I_220224A Standards Traceability Report

Spike ID: sv83411

Spike Name: BN surr

Prep Date: 4/7/2021

Exp Date: 11/20/2026

Department: GCMSSEMI

Vendor: Restek

Lot Number: A6167670

Balance ID:

Comments: 5000 ug/mL

Type: Primary

Prep By: Sean McGrew

Status: New

Final Volume: mL

Chemical/Solvent Used	Bottle No	Amt	Units	Expires
B/N Surrogate Mix (4/89 SOW)	13666		mL	11/20/2026
Stock Source	Base Units	Amount Added		



Analytical RunID SV5973N.I_220224A Standards Traceability Report

Spike ID: sv83419

Spike Name: Benzidines CAL 2000ug/mL

Prep Date: 5/18/2021

Exp Date: 4/30/2023

Department: GCMSSEMI

Vendor: Agilent

Lot Number: 0006592783

Balance ID:

Comments: 2000 ug/mL

Type: Primary

Prep By: John P. Heine

Status: New

Final Volume: 1 mL

Chemical/Solvent Used	Bottle No	Amt	Units	Expires
Benzidines Standard	13854	1	mL	4/30/2023
Stock Source	Base Units	Amount Added		



Analytical RunID SV5973N.I_220224A Standards Traceability Report

Standard ID: sv83506

Standard Name: BNA Internals 4000 ug/mL

Prep Date: 6/18/2021

Exp Date: 6/30/2023

Department: GCMSSEMI

Vendor: Chemservice

Lot Number: 8443500

Balance ID:

Comments:

Type: Secondary

Prep By: John P. Heine

Status: New

Final Volume: 8 mL

Chemical/Solvent Used	Bottle No	Amt	Units	Expires
Mixture #8-Internal Standards	13968	8	mL	6/30/2023
Stock Source	Base Units	Amount Added		



Analytical RunID SV5973N.I_220224A Standards Traceability Report

Spike ID: sv83514

Spike Name: Additional

Prep Date: 9/22/2021

Exp Date: 10/1/2022

Department: GCMSPR

Vendor: AccuStandard

Lot Number: 22002155-02

Balance ID:

Comments: 12x1mL ampules

Type: Primary

Prep By: Ryan F. Bengel

Status: Open

Final Volume: 1 mL

Chemical/Solvent Used	Bottle No	Amt	Units	Expires
Custom Semi-Volatile Standard	14279	1	mL	10/1/2022

Stock Source	Base Units	Amount Added
--------------	------------	--------------



Analytical RunID SV5973N.I_220224A Standards Traceability Report

Spike ID: sv90820

Spike Name: BNA 2nd source short (new)

Prep Date: 3/24/2020

Exp Date: 3/16/2023

Department: GCMSSEMI

Vendor:

Lot Number:

Balance ID:

Comments: 200 ug/mL

Type: Secondary

Prep By: Sean McGrew

Status: New

Final Volume: 1.5 mL

Chemical/Solvent Used	Bottle No	Amt	Units	Expires
Dichloromethane DX975	12485	1.35	mL	3/16/2023

Stock Source	Base Units	Amount Added
sv83202	ug/mL	0.15 mL

RESTEK CERTIFIED REFERENCE MATERIAL

110 Benner Circle
 Bellefonte, PA 16823-8812
 Tel: (800)356-1688
 Fax: (814)353-1309

www.restek.com

Certificate of Analysis



FOR LABORATORY USE ONLY-READ SDS PRIOR TO USE.
 This Reference Material is intended for Laboratory Use Only as a standard for the qualitative and/or quantitative determination of the analyte(s) listed.

Catalog No. : 31063 Lot No.: A0137474
 Description : Acid Surrogate Standard Mix (4/89)
 Acid Surrogate Standard Mix (4/89) 10,000 µg/mL, Methanol, 1mL/ampul
 Container Size : 2 mL Pkg Amt: > 1 mL
 Expiration Date : April 30, 2023 Storage: 10°C or colder

CERTIFIED VALUES

Elution Order	Compound	Grav. Conc. (weight/volume)	Expanded Uncertainty (35 % C.L.; K=2)	
1	2-Fluorophenol	10,046.4 µg/mL	+/- 58.8239 µg/mL	Gravimetric
	CAS # 367-12-4 (Lot STBD7945V)		+/- 293.2702 µg/mL	Unstressed
	Purity 99%		+/- 355.8400 µg/mL	Stressed
2	Phenol-d6	10,023.6 µg/mL	+/- 58.6904 µg/mL	Gravimetric
	CAS # 13127-88-3 (Lot PR-27801)		+/- 292.6047 µg/mL	Unstressed
	Purity 99%		+/- 355.0324 µg/mL	Stressed
3	2,4,6-Tribromophenol	10,057.2 µg/mL	+/- 58.8871 µg/mL	Gravimetric
	CAS # 118-79-6 (Lot 29699MJV)		+/- 293.5855 µg/mL	Unstressed
	Purity 99%		+/- 356.2225 µg/mL	Stressed
Solvent:	Methanol			
	CAS # 67-56-1			
	Purity 99%			

ID #: 10707
 Opened:
 Acid Surrogate Standard Mix (4/89)
 Expires: 4/30/2023
 Rec'd: 8/24/2018
 Energy Laboratories Inc 1120 So 27th Street
 Billings MT 59107

Certificate of Analysis

EPA 8270 ACIDS SURROGATE SPIKE MIX
HC, 1X1ML, 10MG/ML, METHANOL

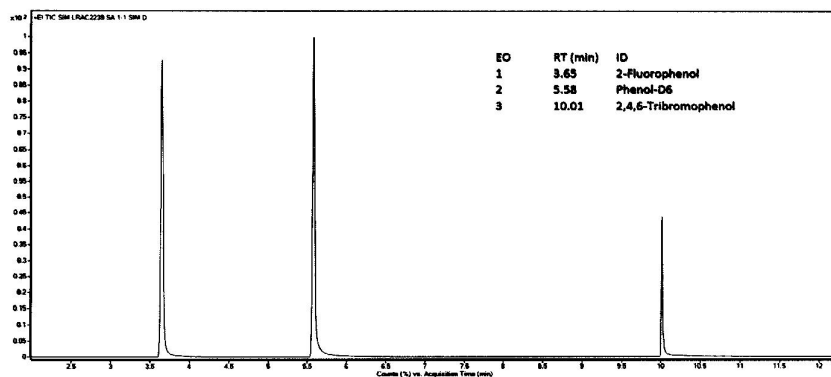
*Certified
Reference
Material*

Description

Product ID 47260-U
Lot LRAC2239
Expiration Date March 2022
Manufacturing Date March 2019
Storage Conditions Room Temperature
Solvent/Matrix METHANOL

Certified Values

Analyte	Units	Certified Value ^{1,4}	Raw Material Purity, %	Analytical Value	Elution order	Raw Material Lot	CAS
2-FLUOROPHENOL	µg/mL	9930 ± 288	99.9	10037	1	LB92543	367-12-4
PHENOL-D6	µg/mL	9930 ± 290	99.4	9900	2	LB91168	13127-88-3
2,4,6-TRIBROMOPHENOL	µg/mL	9930 ± 318	99.7	9900	3	LB81262	118-79-6



Additional Information:

Analytical Method Parameters:

Column: SLB-5MS, 30 m x 0.25 mm x 0.25 µm df, Flow: 1.0 ml/min
Inlet: 200 °C, Injection Mode: Split, 60:1
80 °C (5 min) to 250 °C (3 min) at 40 °C/min
Detector: MSD, SIM, Transfer line: 250 °C
Injection Volume: 0.5 µL

ID #: 11383

Opened:

EPA 8270 Acids Surrogate Spike Mix HC

Expires: 3/31/2022

Rec'd: 4/10/2019

Energry Laboratories Inc 1120 So. 27th Street
Billings MT 59107



SIGMA-ALDRICH
2601 Soldier Springs Rd. Laramie, Wyoming 82070 USA
307.745.5432
rntechgroup@sigma.com www.sigma-aldrich.com

125 Market Street
New Haven, CT 06513
USA



AccuStandard®

Tel (203)786-5290
Fax (203)786-5287
www.AccuStandard.com

CERTIFICATE OF ANALYSIS

Catalog No: S-6237A-R1
Description: Custom BNA Mix
Lot: 219041483
Solvent: Dichloromethane
Hazards: Refer to SDS for complete safety information

Date Certified: Apr 24, 2019
Expiration: May 24, 2021
Sample Size: 1 mL
Components: 6
Storage Condition: Ambient (>5 °C)



Signal Word: Warning

Certified Reference Material



Component	CAS #	Purity % (GC/MS)	Prepared Concentration ² (µg/mL)	Certified Analyte Concentration ¹ (µg/mL)
4-Chloro-2-methylphenol	1570-64-5	97.0	2068*	2006
4-Chlorophenol	106-48-9	98.6	2000	1972
1-Methylnaphthalene	90-12-0	98.4	2000	1968
Pyridine	110-86-1	98.7	2008	1982
o-Terphenyl	84-15-1	99.9	2000	1998
Triallate	2303-17-5	99.6	2004	2002

ID #: 11451

Opened:

Custom BNA Mix

Expires: 5/24/2021

Rec'd: 5/2/2019

Enerov Laboratories, Inc. 1120 So. 27th Street
Billings MT 59107

* Weight compensated to 100% purity.

A product with a suffix (-1A, -2B, etc. or -01, -02, etc.) on its lot number has had its expiration date extended and is identical to the same lot number without the suffix.

² All weights are traceable through NIST, Test No. 684/289871-17

¹ Certified Analyte Concentration = Purity x Prepared Concentration.

The Uncertainty associated with the certified concentration reported on this certificate is ±2.4%. This value is the combined expanded uncertainty and represents an estimated standard deviation equal to the positive square root of the total variation of the uncertainty of components. A normal distribution is assumed and a coverage factor of K=2 is chosen using approximately a 95% confidence level.

Labels and certificates follow U.S. Conventions in reporting numerical values: A comma (,) is used to separate units of one-thousand or greater. A period (.) is used as a decimal place marker.

The information on this certificate may not be reproduced without the express permission of the manufacturer. See reverse side for additional information

Certified By:
Larry Decker, Organic QC Manager

Page 1 of 1

For use in routine laboratory analysis.

AccuStandard is accredited to ISO 17034, ISO/IEC 17025 and certified to ISO 9001:2015

QR-ORG/NO-001
Rev. 5/18



CERTIFIED WEIGHT REPORT

Part Number: **93726**
Lot Number: **050818**
Description: **Tetraethyllead**
Expiration Date: **050823**
Recommended Storage: **Refrigerate (4 °C)**
Nominal Concentration (µg/mL): **2000**
NIST Test ID#: **2684186**
Weight(s) shown below were combined and diluted to (mL): **50.0**

Solvent(s): **Methylene chloride**
Lot#: **76782**

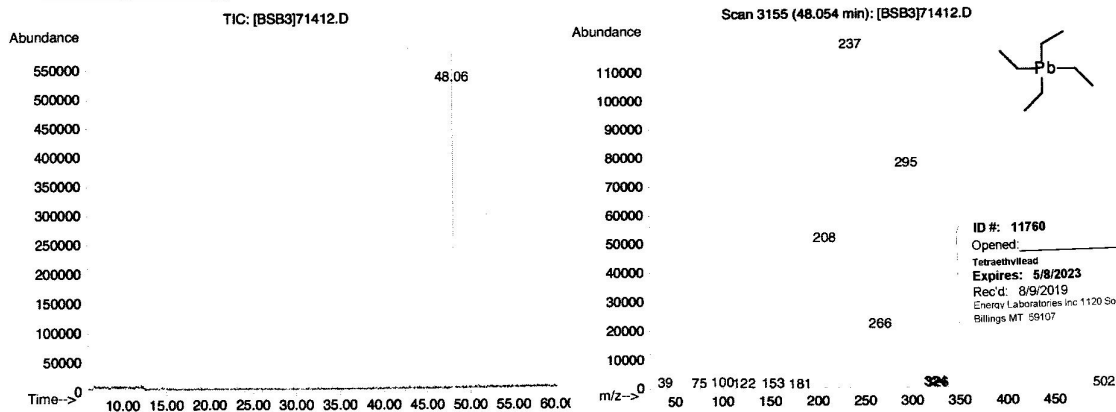
<i>Justin Dippold</i>		050818
Formulated By:	Justin Dippold	DATE
<i>Pedro L. Rentas</i>		050818
Reviewed By:	Pedro L. Rentas	DATE

5E-06 Balance Uncertainty
0.010 Flask Uncertainty

Expanded SDS Information
(Solvent Safety Info. On Attached pg.)

Compound	RM#	Lot Number	Nominal Conc (µg/mL)	Purity (%)	Uncertainty Purity (%)	Target Weight (g)	Actual Weight (g)	Actual Conc (µg/mL)	Expanded Uncertainty (-) (µg/mL)	OSHA PEL (TWA)	LD50
1. Tetraethyllead	1412	15308DO	2000	99.99	0.2	0.10001	0.10025	2004.7	8.3	78-00-2	0.075mg/m ³ (skin) or-rat 12300ug/kg

Method GC6MSD-1: Column: Vocol (60m X 0.25mm ID X 1.5µm film thickness). Temp. 1 = 35°C (10min.), Temp. 2 = 200°C (8.75 min.), Rate = 4°C/min., Injector Temp = 200°C, Detector Temp. = 220°C. Analysis performed by Candice Warren.



ID #: 11760
Opened: _____
Tetraethyllead
Expires: 5/8/2023
Rec'd: 8/9/2019
Energy Laboratories Inc 1120 So. 27th Street
Billings MT 59107

* The certified value is the concentration calculated from gravimetric and volumetric measurements unless otherwise stated.
* Standards are prepared gravimetrically using balances that are calibrated with weights traceable to NIST (see above).
* Standards are certified (+/-) 0.5% of the stated value, unless otherwise stated.
* All Standards, after opening sample, should be stored with caps tight and under appropriate laboratory conditions.
* Uncertainty Reference: Taylor, B.N. and Kuyat, C.E., "Guidelines for Evaluating and Expressing the Uncertainty of NIST Measurement Result," NIST Technical Note 1297, U.S. Government Printing Office, Washington, DC, (1994).

2

Honeywell

CERTIFICATE OF ANALYSIS

Honeywell Burdick & Jackson®
1953 South Harvey Street
Muskegon, MI 49442
Phone: (800) 368-0050
Fax: (231) 728-8226
www.lab-honeywell.com

Brand: Research Chemicals - B&J
Product: CS299AA-200
Lot No.: DX975
Production Date: 16-Dec-2019
Best Before: 15-Dec-2021

Dichloromethane, Custom, Contains Amylene Preservative, >99.9%
for pesticide residue analysis

Parameter	Specification		Result	Units
	Min.	Max.		
Water by Karl Fischer Titration		0.010	0.0014	%
UV Cutoff		233	230	nm
Refractive Index (20°C)	1.4236	1.4246	1.4243	
Residue		1	<0.5	mg/L
GC Analysis	99.9		>99.99	%
Acidity (as HCl)		1	<1	mg/L
Chloride		10	<10	mg/L
Electron Capture GC		10	<10	ng/L
Flame Ionization GC		5	<5	ppb
UV Absorbance @ 240 nm		0.100	0.0898	AU
UV Absorbance @ 250 nm		0.010	0.0097	AU
UV Absorbance @ 300 nm		0.005	0.0004	AU
UV Absorbance @ 400 nm		0.005	0.0020	AU

ID #: 12485
Opened:
Dichloromethane DX975
Expires: 12/15/2021
Rec'd: 3/10/2020
Energy Laboratories Inc 1120 So. 27th Street
Billings MT 59107

Honeywell
Quality Control Approval

Muskegon 12/16/2019 LIMS Sample No.: AK03676

RESTEK® CERTIFIED REFERENCE MATERIAL

110 Benner Circle
 Bellefonte, PA 16823-8812
 Tel: (800)356-1688
 Fax: (814)353-1309

www.restek.com

Certificate of Analysis



FOR LABORATORY USE ONLY-READ SDS PRIOR TO USE.

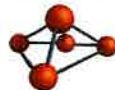
This Reference Material is intended for Laboratory Use Only as a standard for the qualitative and/or quantitative determination of the analyte(s) listed.

Catalog No. : 31029 Lot No.: A0157111
 Description : 604 Phenols Calibration Mix
 604 Calibration Std Phenols 2000µg/mL, Methanol, 1mL/ampul
 Container Size : 2 mL Pkg Amt: > 1 mL
 Expiration Date : January 31, 2028 Storage: 10°C or colder

ID #: 12512
 Opened: _____
 604 Phenols Calibration Mix
 Expires: 1/31/2028
 Rec'd: 3/17/2020
 Energy Laboratories Inc 1120 So. 27th Street
 Billings MT 59107

CERTIFIED VALUES

Elution Order	Compound	Grav. Conc. (weight/volume)	Expanded Uncertainty (95% C.L., K=2)		
1	Phenol CAS # 108-95-2 Purity 99% (Lot SHBF9719V)	2,004.0 µg/mL	+/-	11.9032 µg/mL	Gravimetric
			+/-	58.5341 µg/mL	Unstressed
			+/-	71.0092 µg/mL	Stressed
2	2-Chlorophenol CAS # 95-57-8 Purity 99% (Lot STBH7290)	2,000.0 µg/mL	+/-	11.8794 µg/mL	Gravimetric
			+/-	58.4173 µg/mL	Unstressed
			+/-	70.8674 µg/mL	Stressed
3	2-Nitrophenol CAS # 88-75-5 Purity 99% (Lot BCBH7602V)	2,000.0 µg/mL	+/-	11.8794 µg/mL	Gravimetric
			+/-	58.4173 µg/mL	Unstressed
			+/-	70.8674 µg/mL	Stressed
4	2,4-Dimethylphenol CAS # 105-67-9 Purity 99% (Lot 10165155)	2,000.0 µg/mL	+/-	11.8794 µg/mL	Gravimetric
			+/-	58.4173 µg/mL	Unstressed
			+/-	70.8674 µg/mL	Stressed
5	2,4-Dichlorophenol CAS # 120-83-2 Purity 99% (Lot BCBJ8113V)	2,004.0 µg/mL	+/-	11.9032 µg/mL	Gravimetric
			+/-	58.5341 µg/mL	Unstressed
			+/-	71.0092 µg/mL	Stressed
6	4-Chloro-3-methylphenol CAS # 59-50-7 Purity 99% (Lot STBC7309V)	2,004.0 µg/mL	+/-	11.9032 µg/mL	Gravimetric
			+/-	58.5341 µg/mL	Unstressed
			+/-	71.0092 µg/mL	Stressed
7	2,4,6-Trichlorophenol CAS # 88-06-2 Purity 99% (Lot STBH7520)	2,002.0 µg/mL	+/-	11.8913 µg/mL	Gravimetric
			+/-	58.4757 µg/mL	Unstressed
			+/-	70.9383 µg/mL	Stressed



CERTIFIED WEIGHT REPORT

Part Number: 64480
Lot Number: 031620
Description: BNA 2nd Source Standard Rev 1
5 components
Expiration Date: 031623
Recommended Storage: Refrigerate (4 °C)
Nominal Concentration (µg/mL): 2000
NIST Test ID#: 6UTB

Solvent: Methylene chloride
Lot# 104929

<i>Gabriel Helland</i>		031620
Formulated By:	Gabriel Helland	DATE
<i>Pedro L. Rentas</i>		031620
Reviewed By:	Pedro L. Rentas	DATE

Weight(s) shown below were combined and diluted to (mL): 20.0 0.003 Balance Uncertainty Flask Uncertainty

Compound	RM#	Lot Number	Nominal Conc (µg/mL)	Purity (%)	Uncertainty Purity	Target Weight(g)	Actual Weight(g)	Actual Conc (µg/mL)	Expanded Uncertainty (+/-) (µg/mL)	SDS Information (Solvent Safety Info. On Attached pg.)		
										CAS#	OSHA PEL (TWA)	LD50
1. Aniline	11	03929TV	2000	99	0.2	0.04043	0.04075	2015.9	9.6	62-53-3	5 ppm (8H)	ori-rat 250mg/kg
2. Benzidine	27	SLBH5327V	2000	98	0.2	0.04084	0.04088	2001.9	9.5	92-87-5	N/A	ori-rat 309mg/kg
3. 4-Chloroaniline	67	052597	2000	98	0.2	0.04084	0.04094	2004.9	9.6	106-47-8	N/A	ori-rat 310mg/kg
4. 3,3'-Dichlorobenzidine	130	040919	2000	98	0.2	0.04084	0.04087	2001.5	9.5	91-94-1	Cancer Suspect Agent	ori-rat 3.82g/kg
5. Pyridine	260	SHBG3194V	2000	99.8	0.2	0.04010	0.04030	2009.8	9.5	110-86-1	5 ppm (15mg/m3/8H)	ori-rat 891mg/kg

ID #: 12532

Opened: _____

BNA 2nd Source Standard Rev 1

Expires: 3/16/2023

Rec'd: 3/23/2020

Energy Laboratories Inc 1120 So 27th Street
Billings MT 59107

- The certified value is the concentration calculated from gravimetric and volumetric measurements unless otherwise stated.
- Standards are prepared gravimetrically using balances that are calibrated with weights traceable to NIST (see above).
- Standards are certified (+/-) 0.5% of the stated value, unless otherwise stated.
- All Standards, after opening ampule, should be stored with caps tight and under appropriate laboratory conditions.
- Uncertainty Reference: Taylor, B.N. and Kuyat, C.E., "Guidelines for Evaluating and Expressing the Uncertainty of NIST Measurement Result," NIST Technical Note 1297, U.S. Government Printing Office, Washington, DC, (1994).

Certificate of Analysis

Certified
Reference
Material

TCL PAH

MIX,1X1ML,2000UG/ML,BENZENE:DICHLOROMETHANE

Description

Product ID CRM48905
Lot LRAC3877
Expiration Date September 2022
Manufacturing Date September 2019
Storage Conditions Refrigerate
Solvent/Matrix methylene chloride: benzene (1:1)

Certified Values

Analyte	Certified Value ^{1,4}	Units	Raw Material Purity,%	Analytical Value ⁶	Elution order	Raw Material Lot	CAS
NAPHTHALENE	2000 ± 32	µg/mL	100.0	2022	01	01112017-5	91-20-
ACENAPHTHYLENE	2000 ± 66	µg/mL	99.8	2005	02	LC21494	208-96-
ACENAPHTHENE	2000 ± 63	µg/mL	99.9	2031	03	MKCC8329	83-32-'
FLUORENE	2000 ± 90	µg/mL	99.4	2009	04	LC19126	86-73-'
PHENANTHRENE	2000 ± 56	µg/mL	99.6	2043	05	MKCD3760	85-01-i
ANTHRACENE	2000 ± 39	µg/mL	99.9	2005	06	LC14310	120-12-
FLUORANTHENE	2000 ± 69	µg/mL	98.5	2031	07	LB99099	206-44-
PYRENE	2000 ± 68	µg/mL	91.6	2078	08	LB70761	129-00-
BENZO (A) ANTHRACENE	2000 ± 63	µg/mL	99.9	2002	09	LC19271	56-55-;
CHRYSENE	2000 ± 59	µg/mL	99.0	2026	10	21L74	218-01-
BENZO (B) FLUORANTHENE	2000 ± 62	µg/mL	99.5	1998	11	LB95773	205-99-
BENZO (K) FLUORANTHENE	2000 ± 62	µg/mL	99.9	2043	12	0000029501	207-08-
BENZO(A)PYRENE	2002 ± 64	µg/mL	99.6	2037	13	LB73826	50-32-i
DIBENZ (A,H) ANTHRACENE	2000 ± 64	µg/mL	99.0	2050	14	0012014	53-70-
BENZO (G,I,I) PERYLENE	2000 ± 67	µg/mL	98.5	2059	15	LC19498	191-24-
INDENO (1,2,3-CD) PYRENE	2000 ± 64	µg/mL	99.5	1995	16	ER082107-02	193-39-

ID #: 12846

Opened: _____

TCL PAH

Expires: 9/30/2022

Rec'd: 7/13/2020

Eneray Laboratories Inc 1120 So. 27th Street
Billings MT 59107

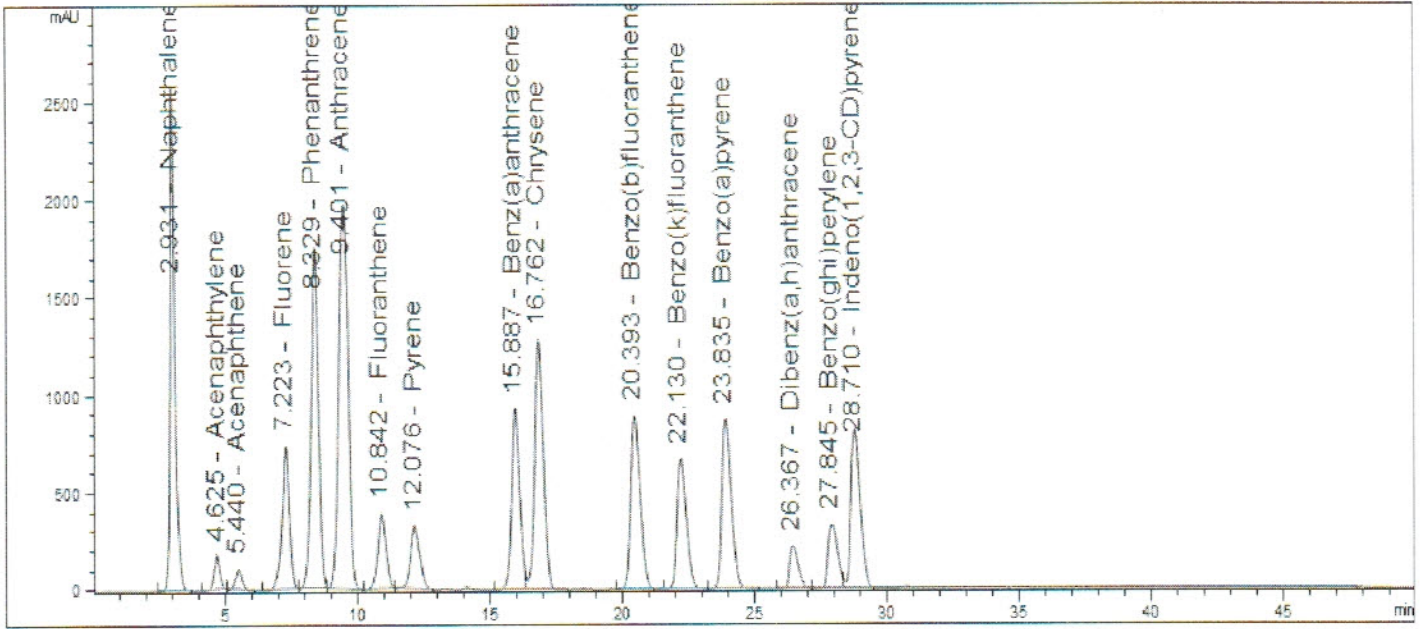


SIGMA-ALDRICH
2931 Soldier Springs Rd. Laramie, Wyoming 82070 USA
307-742-5452
rtctechgroup@sial.com www.sigma-aldrich.com

Description

Lot LRAC3877
 Expiration Date September 2022
 Manufacturing Date September 2019
 Storage Conditions Refrigerate
 Solvent/Matrix methylene chloride: benzene (1:1)

Informational Values



Additional Information:

Analytical Method Parameters:
 Column: Supelco LC-PAH, 250 mm x 4.6mm, 5µm particle size
 Mobile Phase A: Water
 Mobile Phase B: Acetonitrile
 Detector: UV/DAD/VWD, Wavelength: 254 nm
 Flow Rate: 1.7 mL/min
 Column Temperature: 30 °C
 Injection Volume: 2 µL

Gradient

TIME (min)	A%	B%
0	40	60
5	40	60
30	0	100
45	0	100
50	40	60

Certificate of Analysis

Certified
Reference
Material

TCL PAH

MIX,1X1ML,2000UG/ML,BENZENE:DICHLOROMETHANE

Description

Product ID CRM48905
Lot LRAC3877
Expiration Date September 2022
Manufacturing Date September 2019
Storage Conditions Refrigerate
Solvent/Matrix methylene chloride: benzene (1:1)

1 Metrological traceability: Traceable to the SI and higher order standards from NIST through an unbroken chain of comparisons. The balance used to weigh raw materials is accurate to +/-0.0001 g and calibrated regularly using mass standards traceable to NIST. All dilutions were performed gravimetrically. Additionally, individual analytes are traceable to NIST SRMs where available and specified above.
4 Ucrm - Uncertainty values in this document are expressed as Expanded Uncertainty (Ucrm) corresponding to the 95% confidence interval. Ucrm is derived from the combined standard uncertainty multiplied by the coverage factor k, which is obtained from a t-distribution and degrees of freedom. The components of combined standard uncertainty include the uncertainties due to characterization, homogeneity, long term stability, and short term stability (transport). The components due to stability are generally considered to be negligible unless otherwise indicated by stability studies. The mathematical representation of the Ucrm calculation is as follows:

$$u_{CRM} = \sqrt{u_{char}^2 + u_{homogeneity}^2 + u_{stability}^2}$$

k: Coverage factor derived from a t-distribution table, based on the degrees of freedom of the data set. Assume 2.0 for a **Confidence interval = 95%**

6 Analytical Value- For QC verification of the certified value only- not to be used in calculations. Represents the analytical data obtained by comparison to a standard as analyzed by the method described in the CoA or another acceptable method. The result may differ from the certified value and UCRM based on method uncertainty as well as the uncertainty associated with the standard used for comparison.

Traceability: The standard was manufactured under an ISO/IEC 17025:2017 certified quality system. The balance used to weigh raw materials is accurate to +/- 0.0001g and calibrated regularly using mass standards traceable to NIST. All dilutions were performed gravimetrically. Additionally, individual analytes are traceable to NIST SRMs where available and specified above.

Homogeneity: Homogeneity was assessed in accordance with ISO 17034:2016. Completed units were sampled using a random stratified sampling protocol. The results of chemical analysis were then compared using a one-way analysis of variance approach as described by TNI EL-V3-2009 Appendix A.2. See Instructions for minimum sub-sample size.

Expiration is at end of month given on certificate and label.

THIS PRODUCT WAS DESIGNED, PRODUCED AND VERIFIED FOR ACCURACY AND STABILITY IN ACCORDANCE WITH **ISO/IEC 17025:2017 (ANAB Cert AT-1467)** and **ISO 17034:2016 (ANAB Cert AR-1470)**.

MSDS reports for components comprising greater than 1.0% of the solution or 0.1% for components known to be carcinogens are available upon request.



Andy Ommen - QC Manager



Mark Pooler - QA Supervisor

Certification Date October 17, 2019
Version 0-10172019



SIGMA-ALDRICH

2931 Soldier Springs Rd. Laramie, Wyoming 82070 USA
307-742-5452
rtctechgroup@sial.com www.sigma-aldrich.com



CERTIFIED REFERENCE MATERIAL

110 Benner Circle
Bellefonte, PA 16823-8812
Tel: (800)356-1688
Fax: (814)353-1309

www.restek.com

Certificate of Analysis



FOR LABORATORY USE ONLY-READ SDS PRIOR TO USE.

This Reference Material is intended for Laboratory Use Only as a standard for the qualitative and/or quantitative determination of the analyte(s) listed.

Catalog No. : 31086 **Lot No.:** A0166081

Description : B/N Surrogate Mix (4/89 SOW)
Base Neutral Surrogate 5000µg/mL, Methylene Chloride, 5mL/ampul

Container Size : 5 mL **Pkg Amt:** > 5 mL

Expiration Date : October 31, 2026 **Storage:** 10°C or colder

Handling: Sonicate prior to use. **Ship:** Ambient

ID #: 13328
Opened: _____
B/N Surrogate Mix (4/89 SOW)
Expires: 10/31/2026
Rec'd: 12/14/2020
Enerav Laboratories Inc 1120 So. 27th Street
Billings MT 59107

CERTIFIED VALUES

Elution Order	Compound	Grav. Conc. (weight/volume)	Expanded Uncertainty (95% C.L.; K=2)			
1	Nitrobenzene-d5 CAS # 4165-60-0 (Lot PR-29940B) Purity 99%	5,017.7 µg/mL	+/-	29.1731	µg/mL	Gravimetric
			+/-	225.9987	µg/mL	Unstressed
			+/-	250.7735	µg/mL	Stressed
2	2-Fluorobiphenyl CAS # 321-60-8 (Lot 00019169) Purity 99%	5,049.7 µg/mL	+/-	29.3592	µg/mL	Gravimetric
			+/-	227.4400	µg/mL	Unstressed
			+/-	252.3728	µg/mL	Stressed
3	p-Terphenyl-d14 CAS # 1718-51-0 (Lot PR-27278) Purity 99%	5,029.9 µg/mL	+/-	29.2444	µg/mL	Gravimetric
			+/-	226.5505	µg/mL	Unstressed
			+/-	251.3857	µg/mL	Stressed

Solvent: Methylene chloride
CAS # 75-09-2
Purity 99%

Tech Tips:

Due to the limited solubility of p-terphenyl-d14 in methanol, we do not recommend that this mixture be diluted in methanol.

Column:

30m x 0.25mm x 0.25µm
Rtx-5 (cat.#10223)

Carrier Gas:

hydrogen-constant pressure 10 psi.

Temp. Program:

40°C (hold 2 min.) to 330°C
@ 10°C/min. (hold 10 min.)

Inj. Temp:

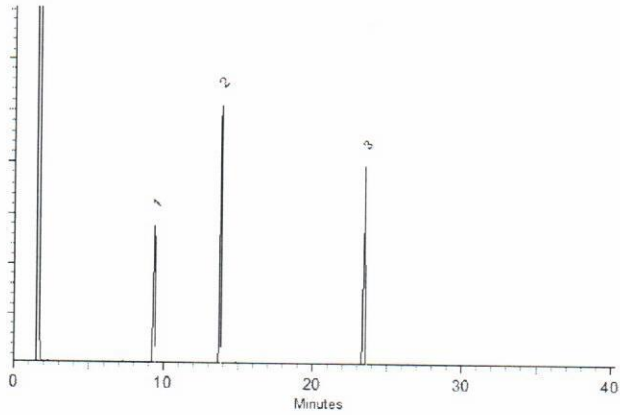
250°C

Det. Temp:

330°C

Det. Type:

FID



This chromatogram represents a general set of testing conditions chosen for product acceptance. For optimal results in your lab, conditions should be adjusted for your specific instrument, method, and application.

Dalton Stover - Operations Technician I

Date Mixed: 04-Nov-2020

Balance: 1128353505

Justine Albertson - Operations Tech-ARM QC

Date Passed: 06-Nov-2020

Manufactured under Restek's ISO 9001:2015
Registered Quality System
Certificate #FM 80397

General Certified Reference Material Notes

Expiration Notes:

- Expiration date valid for unopened ampul stored in compliance with the recommended conditions.
- Uncertainty, concentration, and expiration of the CRM are based on the unopened product being stored according to the recommended condition found in the storage field.

Purity Notes:

- Purity and/or chemical identity are determined by one or more of the following techniques: GC/FID, HPLC, GC/μECD, GC/MS, LC/MS, RI, and/or melting point.
- Compounds with a listed purity of less than 99% have been weight corrected to compensate for impurities and/or salts. A correction factor is used to calculate the amount of compound necessary to achieve the desired concentration of the parent compound in solution.
- Purity of isomeric compounds is reported as the sum of the isomers.
- Purity values are rounded to the nearest whole number.

Certified Uncertainty Value Notes:

- The uncertainties are determined in accordance with ISO 17034 and Guide 35. The certified combined stressed uncertainty value (includes gravimetric uncertainty, homogeneity between-ampul uncertainty, storage stability uncertainty and shipping stability uncertainty and were combined using the following formula:

$$U_{combined\ stressed} = k \sqrt{U_{gravimetric}^2 + U_{homogeneity}^2 + U_{storage\ stability}^2 + U_{shipping\ stability}^2}$$

k is a coverage factor of 2, which gives a level of confidence of approximately 95%.

- It is important to note that the shipping stability uncertainty was obtained under temperature extremes for specific time intervals; therefore, the certified combined stressed uncertainty value should only be applied to the product if it was stored at non-standard temperature conditions up to and including 7 days. Contact Restek Technical Service at www.restek.com/Contact-Us for use recommendations if your shipment was in-transit for more than 7 days at non-standard temperature conditions.
- Apply the certified combined unstressed uncertainty value if the product was received under standard shipping conditions. Apply the certified combined stressed uncertainty value if the product was received under non-standard conditions as specified below.

Label Conditions	Standard Conditions	Non-Standard Conditions
25°C Nominal (Room Temperature)	< 60°C	≥ 60°C up to 7 days
10°C or colder (Refrigerate)	< 40°C	≥ 40°C up to 7 days
0°C or colder (Freezer) -20°C or colder (Deep Freezer)	< 25°C	≥ 25°C up to 7 days

- Separate (not combined) uncertainty values for gravimetric uncertainty are also displayed on the certificate, if needed, separate homogeneity between-ampul uncertainty, storage stability uncertainty and shipping stability uncertainty values are available by contacting Restek Technical Service at www.restek.com/Contact-Us.
- The packaged amount is the minimum sample size for which uncertainty is valid. The ampules are over-filled to ensure that the minimum packaged amount can be sufficiently transferred.

Manufacturing Notes:

- Concentration is based upon gravimetric preparation using either a balance whose calibration has been verified daily using NIST traceable weights, and/or dilutions with Class A glassware.

Handling Notes:

- Stability of the unopened product, when stored in compliance with the recommended conditions, is guaranteed through the expiration displayed on the product label and certificate. Contact Restek for additional opened product stability information, with the knowledge/understanding that open product stability is subject to the specific handling and environmental conditions to which the product is exposed. For your convenience Restek supplies deactivated vials with most standards packed in 2mL ampules. Larger volume deactivated vials are available through Restek as a custom ordered item. Additionally, Restek sells DMDCS for the purpose of glassware deactivation as catalog number 31861, which includes complete instructions.

Certificate of Analysis

TCL BASE-NEUTRALS
MIX, 1X1ML, 2000UG/ML, DICHLOROMETHANE

Certified
Reference
Material

Description

Product ID 47991-U
Lot LRAC4915
Expiration Date January 2023
Manufacturing Date January 2020
Storage Conditions Refrigerate
Solvent/Matrix DICHLOROMETHANE

ID #: 13494

Opened: _____

TCL Base-Neutrals Mix

Expires: 1/31/2023

Rec'd: 1/20/2021

Energy Laboratories Inc 1120 So. 27th Street

Billings MT 59107

Certified Values

Analyte	Certified Value ^{1,4}	Units	Raw Material Purity, %	Elution order	Raw Material Lot	CAS
N-NITROSODIMETHYLAMINE	1999 ± 39	µg/mL	98.1	1	11-RFS-142-1	62-75-9
BIS (2-CHLOROETHYL) ETHER	2003 ± 42	µg/mL	99.4	2	06413MS	111-44-4
1,3-DICHLOROBENZENE	2001 ± 47	µg/mL	99.6	3	11221HC	541-73-1
1,4-DICHLOROBENZENE	2000 ± 66	µg/mL	99.9	4	MKBG7690V	106-46-7
1,2-DICHLOROBENZENE	2005 ± 65	µg/mL	99.4	5	LB58923	95-50-1
BIS (2-CHLOROISOPROPYL) ETHER	2000 ± 45	µg/mL	96.7	6	LC19632	108-60-1
N-NITROSODI-N-PROPYLAMINE	2001 ± 36	µg/mL	100.0	7	2D5VJ-PB	621-64-7
HEXACHLOROETHANE	2000 ± 125	µg/mL	99.9	8	12719A0	67-72-1
NITROBENZENE	2000 ± 53	µg/mL	99.9	9	LB47070	98-95-3
ISOPHORONE	1999 ± 34	µg/mL	99.5	10	LC14006	78-59-1
BIS (2-CHLOROETHOXY) METHANE	2000 ± 33	µg/mL	98.7	11	LB46081	111-91-1
1,2,4-TRICHLOROBENZENE	2003 ± 91	µg/mL	99.9	12	447	120-82-1
HEXACHLOROBUTADIENE	1999 ± 97	µg/mL	97.2	13	MKCG6212	87-68-3
HEXACHLOROCYCLOPENTADIENE	2001 ± 111	µg/mL	96.0	14	LB95525	77-47-4
2-CHLORONAPHTHALENE	2000 ± 120	µg/mL	99.9	15	LC11403	91-58-7
DIMETHYL PHTHALATE	2006 ± 44	µg/mL	99.9	16	LB30494	131-11-3
2,6-DINITROTOLUENE	2000 ± 91	µg/mL	99.2	17	11231AN	606-20-2
2,4-DINITROTOLUENE	2000 ± 71	µg/mL	98.9	18	12316HF	121-14-2
DIETHYL PHTHALATE	1998 ± 51	µg/mL	99.9	19	207	84-66-2
4-CHLOROPHENYLPHENYL ETHER	2006 ± 52	µg/mL	99.3	20	JS00081	7005-72-3
N-NITROSODIPHENYLAMINE	2000 ± 72	µg/mL	95.5	21	LC07185	86-30-6
AZOBENZENE	2000 ± 48	µg/mL	98.2	22	BCBS6535V	103-33-3
4-BROMOPHENYLPHENYL ETHER	2006 ± 48	µg/mL	99.0	23	05916LS	101-55-3



Description

Lot **LRAC4915**

Expiration Date January 2023

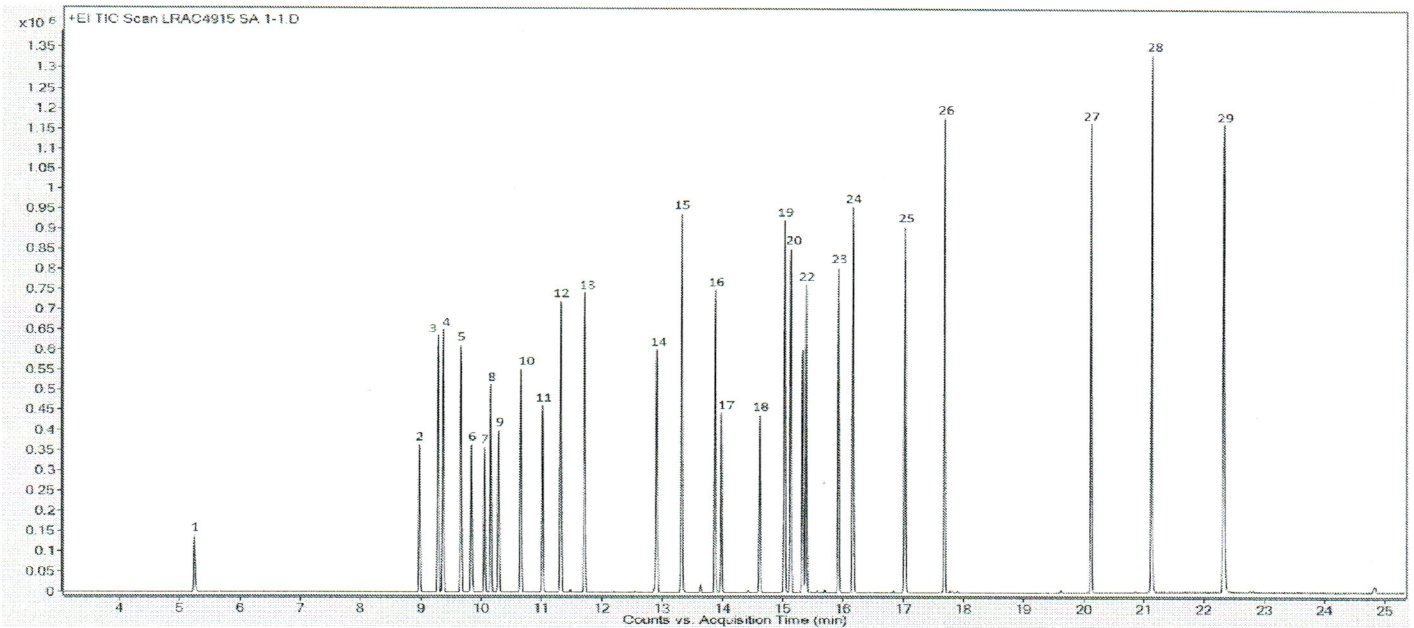
Manufacturing Date January 2020

Storage Conditions Refrigerate

Solvent/Matrix DICHLOROMETHANE

HEXACHLOROBENZENE	2000 ± 116	µg/mL	98.0	24	1-AWT-44-1	118-74-1
CARBAZOLE	2000 ± 117	µg/mL	98.1	25	LC13236	86-74-8
DI-N-BUTYL PHTHALATE	1999 ± 81	µg/mL	99.9	26	10202KN	84-74-2
BENZYL BUTYL PHTHALATE	2001 ± 40	µg/mL	99.0	27	1628	85-68-7
BIS (2-ETHYLHEXYL) PHTHALATE	1999 ± 51	µg/mL	99.7	28	LB39572	117-81-7
DI-N-OCTYL PHTHALATE	2004 ± 51	µg/mL	98.3	29	BCBR9722V	117-84-0

Informational Values



Certificate of Analysis

TCL BASE-NEUTRALS

MIX, 1X1ML, 2000UG/ML, DICHLOROMETHANE

Certified
Reference
Material

Description

Product ID 47991-U

Lot LRAC4915

Expiration Date January 2023

Manufacturing Date January 2020

Storage Conditions Refrigerate

Solvent/Matrix DICHLOROMETHANE

ELUTION DETAILS

EO	RT(MIN)	ANALYTE
1	5.25	N-nitrosodimethylamine
2	8.98	Bis-(2-chloroethyl) ether
3	9.29	1,3-dichlorobenzene
4	9.37	1,4-dichlorobenzene
5	9.67	1,2-dichlorobenzene
6	9.84	Bis-(2-chloroisopropyl) ether
7	10.06	N-nitrosodipropylamine
8	10.16	Hexachloroethane
9	10.29	Nitrobenzene
10	10.66	Isophorone
11	11.02	Bis-(2-chloroethoxy) methane
12	11.32	1,2,4-trichlorobenzene
13	11.72	Hexachlorobutadiene
14	12.91	Hexachlorocyclopentadiene
15	13.33	2-chloronaphthalene
16	13.88	Dimethyl phthalate
17	13.99	2,6-dinitrotoluene
18	14.62	2,4-dinitrotoluene
19	15.03	Diethyl Phthalate
20	15.13	4-chlorodiphenylether
21	15.33	N-nitrosodipheylamine
22	15.39	Azobenzene
23	15.93	4-bromodiphenylether
24	16.17	Hexachlorobenzene
25	17.04	Carbazole
26	17.69	Dibutyl phthalate
27	20.12	Benzyl butyl phthalate
28	21.13	Bis-(2-ethylhexyl) phthalate
29	22.33	Di-n-octyl phthalate

Additional Information:

Analytical Method Parameters:

Column: SPB-5, 30 m x 0.25 mm I.D., 0.25 µm film thickness (Column #230)

Carrier Gas: He, Flow: 0.8 mL/min

Inlet Temperature: 240 °C, Injection Volume: 0.5 µL

Injection Mode: Split with Split Ratio 70:1

Temperature Program: 40 °C (Hold 3 min) @ 15 °C/min to 300 °C (Hold 5 min)

Detector: MSD, Mode: FS, Mass Range: 40-400 m/z, Scan Rate: 4 scans/sec Solvent delay: 3.0 min

Detector Temperature: Transfer line: 300 °C, Ion Source: 230 °C, and Quadrupole: 150 °C



SIGMA-ALDRICH®

2931 Soldier Springs Rd. Laramie, Wyoming 82070 USA

800-325-5832

TechService@milliporesigma.com www.sigma-aldrich.com

Description

Lot **LRAC4915**
Expiration Date January 2023
Manufacturing Date January 2020
Storage Conditions Refrigerate
Solvent/Matrix DICHLOROMETHANE

1 Metrological traceability: Traceable to the SI and higher order standards from NIST through an unbroken chain of comparisons. The balance used to weigh raw materials is accurate to +/-0.0001 g and calibrated regularly using mass standards traceable to NIST. All dilutions were performed gravimetrically. Additionally, individual analytes are traceable to NIST SRMs where available and specified above.
4 Ucrm - Uncertainty values in this document are expressed as Expanded Uncertainty (Ucrm) corresponding to the 95% confidence interval. Ucrm is derived from the combined standard uncertainty multiplied by the coverage factor k, which is obtained from a t-distribution and degrees of freedom. The components of combined standard uncertainty include the uncertainties due to characterization, homogeneity, long term stability, and short term stability (transport). The components due to stability are generally considered to be negligible unless otherwise indicated by stability studies. The mathematical representation of the Ucrm calculation is as follows:

$$U_{CRM} = \sqrt{U_{char}^2 + U_{homogeneity}^2 + U_{stability}^2}$$

k: Coverage factor derived from a t-distribution table, based on the degrees of freedom of the data set. Assume 2.0 for a **Confidence Interval = 95%**

6 Analytical Value- For QC verification of the certified value only- not to be used in calculations. Represents the analytical data obtained by comparison to a standard as analyzed by the method described in the CoA or another acceptable method. The result may differ from the certified value and UCRM based on method uncertainty as well as the uncertainty associated with the standard used for comparison.


Traceability: The standard was manufactured under an ISO/IEC 17025:2017 certified quality system. The balance used to weigh raw materials is accurate to +/- 0.0001g and calibrated regularly using mass standards traceable to NIST. All dilutions were performed gravimetrically. Additionally, individual analytes are traceable to NIST SRMs where available and specified above.

Homogeneity: Homogeneity was assessed in accordance with ISO 17034:2016. Completed units were sampled using a random stratified sampling protocol. The results of chemical analysis were then compared using a one-way analysis of variance approach as described by TNI EL-V3-2009 Appendix A.2. See Instructions for minimum sub-sample size.

Expiration is at end of month given on certificate and label.

MSDS reports for components comprising greater than 1.0% of the solution or 0.1% for components known to be carcinogens are available upon request.

THIS PRODUCT WAS DESIGNED, PRODUCED AND VERIFIED FOR ACCURACY AND STABILITY IN ACCORDANCE WITH **ISO/IEC 17025:2017 (ANAB Cert AT-1467)** and **ISO 17034:2016 (ANAB Cert AR-1470)**.



Andy Ommen - QC Manager



Mark Pooler - QA Supervisor

Certification Date February 28, 2020

Version 0-2282020



ID #: 13510

Opened: _____

Dichloromethane EA342

Expires: 11/17/2022

Rec'd: 1/26/2021

Energy Laboratories Inc 1120 So 27th Street
Billings MT 59107

Honeywell

CERTIFICATE OF ANALYSIS

Honeywell Burdick & Jackson®

1953 South Harvey Street
Muskegon, MI 49442
Phone: (800) 368-0050
Fax: (231) 728-8226
lab.honeywell.com

Brand: Research Chemicals - B&J
Product: CS299AA-200
Lot No.: EA342
Production Date: 17-Nov-2020
Best Before: 17-Nov-2022

Dichloromethane, Custom, Contains Amylene Preservative, >99.9%
for pesticide residue analysis

Parameter	Specification		Result	Units
	Min.	Max.		
Water by Karl Fischer Titration		0.010	0.0016	%
UV Cutoff		233	230	nm
Refractive Index (20°C)	1.4236	1.4246	1.4241	
Residue		1	<0.5	mg/L
GC Analysis	99.9		>99.99	%
Acidity (as HCl)		1	<1	mg/L
Chloride		10	<10	mg/L
Electron Capture GC		10	<10	ng/L
Flame Ionization GC		5	<5	ppb
UV Absorbance @ 240 nm		0.100	0.0920	AU
UV Absorbance @ 250 nm		0.010	0.0099	AU
UV Absorbance @ 300 nm		0.005	0.0008	AU
UV Absorbance @ 400 nm		0.005	0.0028	AU

**Honeywell
Quality Control Approval**

Muskegon 11/17/2020 LIMS Sample No.: AL03611



CERTIFIED WEIGHT REPORT

Part Number: 92180
Lot Number: 020221
Description: CLP Semi-Volatile Calibration Standard
64 components
Expiration Date: 020228
Recommended Storage: Freezer (0 °C)
Nominal Concentration (µg/mL): 1000
NIST Test ID#: 23060

Solvent: Methylene chloride
Lot#: 104929

Eli Aliaga 020221
Formulated By: **Eli Aliaga** DATE
Pedro L. Rentas 020221
Reviewed By: **Pedro L. Rentas** DATE

Weight(s) shown below were combined and diluted to (mL): 100.0 0.003 Balance Uncertainty 5E-05 Flask Uncertainty

Compound	(RM#)	Lot Part Number	Dil. Factor	Initial Vol. (mL)	Initial Conc. (µg/mL)	Nominal Conc. (µg/mL)	Purity (%)	Uncertainty Purity (%)	Uncertainty Pipette (mL)	Target Weight (g)	Actual Weight (g)	Actual Conc. (µg/mL)	Expanded Uncertainty (Solvent Safety Info. On Attached pg.)			
													(+/-) (µg/mL)	CAS#	OSHA PEL (TWA)	LD50
1. 2,2'-Oxybis(1-chloropropane)	(0078)	012016AR	NA	NA	NA	1000	98.9	0.2	NA	0.10112	0.10135	1002.3	4.2	108-60-1	N/A	ori-rat 240mg/kg
2. Hexachlorobenzene	(0195)	051897	NA	NA	NA	1000	99	0.2	NA	0.10102	0.10121	1001.9	4.2	118-74-1	N/A	ori-rat 10g/kg
3. bis(2-Chloroethoxy) methane	10111	011214	0.05	5.00	20018.4	1000	NA	NA	0.017	NA	NA	1000.8	8.0	111-91-1	N/A	N/A
4. bis(2-Chloroethyl) ether	10111	011214	0.05	5.00	20012.4	1000	NA	NA	0.017	NA	NA	1000.5	8.0	111-44-4	15 ppm (90mg/m3/8H)(skin)	ori-rat 75mg/kg
5. bis(2-Ethylhexyl) phthalate	10111	011214	0.05	5.00	20014.3	1000	NA	NA	0.017	NA	NA	1000.6	8.0	117-81-7	5mg/m3/8H	ori-rat 3060mg/kg
6. 4-Bromophenyl phenyl ether	10111	011214	0.05	5.00	20008.8	1000	NA	NA	0.017	NA	NA	1000.3	8.0	101-55-3	N/A	N/A
7. Benzyl butyl phthalate	10111	011214	0.05	5.00	20011.3	1000	NA	NA	0.017	NA	NA	1000.5	8.0	85-68-7	N/A	ori-rat 2330mg/kg
8. 4-Chlorophenyl phenyl ether	10111	011214	0.05	5.00	20009.5	1000	NA	NA	0.017	NA	NA	1000.4	8.0	7005-72-3	N/A	N/A
9. Diethyl phthalate	10111	011214	0.05	5.00	20013.6	1000	NA	NA	0.017	NA	NA	1000.6	8.0	84-66-2	5mg/m3/8H	ori-rat 8600mg/kg
10. Dimethyl phthalate	10111	011214	0.05	5.00	20015.7	1000	NA	NA	0.017	NA	NA	1000.7	8.0	131-11-3	5mg/m3/8H	ori-rat 6800mg/kg
11. Di-n-butyl phthalate	10111	011214	0.05	5.00	20011.6	1000	NA	NA	0.017	NA	NA	1000.5	8.0	84-74-2	5mg/m3/8H	ori-rat 8000mg/kg
12. Di-n-octyl phthalate	10111	011214	0.05	5.00	20012.2	1000	NA	NA	0.017	NA	NA	1000.5	8.0	117-84-0	N/A	ori-rat 4700mg/kg
13. N-Nitrosodimethylamine	10111	011214	0.05	5.00	20010.0	1000	NA	NA	0.017	NA	NA	1000.4	8.0	62-75-9	N/A	ori-rat 58mg/kg
14. N-Nitrosodi-n-propylamine	10111	011214	0.05	5.00	20010.5	1000	NA	NA	0.017	NA	NA	1000.4	8.0	621-64-7	N/A	ori-rat 460mg/kg
15. 1,2-Diphenylhydrazine (as Azobenzene)	10112	042820	0.05	5.00	20003.9	1000	NA	NA	0.017	NA	NA	1000.1	8.1	103-33-3	N/A	ori-rat 1000mg/kg
16. 2-Chloronaphthalene	10112	042820	0.05	5.00	20002.3	1000	NA	NA	0.017	NA	NA	1000.0	8.0	91-58-7	N/A	ori-rat 2078mg/kg
17. 1,2-Dichlorobenzene	10112	042820	0.05	5.00	20005.4	1000	NA	NA	0.017	NA	NA	1000.2	8.0	95-50-1	50 ppm (300mg/m3) (CL)	ori-rat 500mg/kg
18. 1,3-Dichlorobenzene	10112	042820	0.05	5.00	20007.7	1000	NA	NA	0.017	NA	NA	1000.1	8.0	541-73-1	N/A	ipr-mus 1062mg/kg
19. 1,4-Dichlorobenzene	10112	042820	0.05	5.00	20005.4	1000	NA	NA	0.017	NA	NA	1000.2	8.0	108-46-7	75 ppm (450mg/m3/8H)	ori-rat 500mg/kg
20. 2,4-Dinitrotoluene	10112	042820	0.05	5.00	20003.3	1000	NA	NA	0.017	NA	NA	1000.1	8.1	121-14-2	1.5mg/m3/8H (skin)	ori-rat 268mg/kg
21. 2,6-Dinitrotoluene	10112	042820	0.05	5.00	20002.4	1000	NA	NA	0.017	NA	NA	1000.0	8.0	606-20-2	1.5mg/m3/8H (skin)	ori-rat 177mg/kg
22. Hexachloro-1,3-butadiene	10112	042820	0.05	5.00	20009.4	1000	NA	NA	0.017	NA	NA	1000.4	12.4	87-68-3	0.02 ppm (0.24mg/m3/8H)	ori-rat 82mg/kg
23. Hexachlorocyclopentadiene	10112	042820	0.05	5.00	20001.8	1000	NA	NA	0.017	NA	NA	1000.0	8.0	77-47-4	0.01 ppm (0.1mg/m3/8H)	ori-rat 1300mg/kg
24. Hexachloroethane	10112	042820	0.05	5.00	20002.4	1000	NA	NA	0.017	NA	NA	1000.0	8.0	67-72-1	1 ppm (10mg/m3/8H)(skin)	ori-ggq 4070mg/kg
25. Isophorone	10112	042820	0.05	5.00	20003.8	1000	NA	NA	0.017	NA	NA	1000.1	8.1	78-59-1	25 ppm	ori-rat 2330mg/kg
26. Nitrobenzene	10112	042820	0.05	5.00	20004.9	1000	NA	NA	0.017	NA	NA	1000.1	8.0	98-95-3	1 ppm (8mg/m3/8H)(skin)	ori-rat 780mg/kg
27. 1,2,4-Trichlorobenzene	10112	042820	0.05	5.00	20002.0	1000	NA	NA	0.017	NA	NA	1000.0	8.0	120-82-1	5 ppm (CL) (40mg/m3)	ori-rat 758mg/kg
28. o-Cresol (2-Methylphenol)	10114	081919	0.05	5.00	20010.2	1000	NA	NA	0.017	NA	NA	1000.4	8.0	95-48-7	5 ppm (22mg/m3/8H)(skin)	ori-rat 121mg/kg
29. p-Cresol (4-Methylphenol)	10114	081919	0.05	5.00	20061.2	1000	NA	NA	0.017	NA	NA	1003.0	8.0	106-44-5	5 ppm (22mg/m3/8H)(skin)	ori-rat 207mg/kg
30. 2,4,5-Trichlorophenol	10114	081919	0.05	5.00	20023.2	1000	NA	NA	0.017	NA	NA	1001.1	8.0	95-95-4	N/A	ori-rat 820mg/kg
31. 4-Chloroaniline	10115	080512	0.05	5.00	20009.6	1000	NA	NA	0.017	NA	NA	1000.4	8.0	106-47-8	N/A	ori-rat 310mg/kg
32. Dibenzofuran	10115	080512	0.05	5.00	20020.2	1000	NA	NA	0.017	NA	NA	1000.9	8.0	132-64-9	N/A	N/A
33. 2-Methylnaphthalene	10115	080512	0.05	5.00	20012.9	1000	NA	NA	0.017	NA	NA	1000.5	8.1	91-57-6	N/A	ori-rat 1630mg/kg
34. 2-Nitroaniline	10115	080512	0.05	5.00	20011.8	1000	NA	NA	0.017	NA	NA	1000.5	8.0	88-74-4	N/A	ori-rat 1600mg/kg
35. 3-Nitroaniline	10115	080512	0.05	5.00	20018.6	1000	NA	NA	0.017	NA	NA	1000.8	8.0	99-09-2	N/A	ori-rat 535mg/kg
36. 4-Nitroaniline	10115	080512	0.05	5.00	20014.9	1000	NA	NA	0.017	NA	NA	1000.6	8.0	100-01-6	1 ppm (8mg/m3/8H)(skin)	ori-rat 750mg/kg
37. 4-Chloro-3-methylphenol	10118	072120	0.05	5.00	20003.9	1000	NA	NA	0.017	NA	NA	1000.1	8.0	59-50-7	N/A	ori-rat 1830mg/kg
38. 2-Chlorophenol	10118	072120	0.05	5.00	20002.9	1000	NA	NA	0.017	NA	NA	1000.0	8.0	95-57-8	N/A	ori-rat 670mg/kg
39. 2,4-Dichlorophenol	10118	072120	0.05	5.00	20003.1	1000	NA	NA	0.017	NA	NA	1000.1	8.0	120-83-2	N/A	ori-rat 590mg/kg
40. 2,4-Dimethylphenol	10118	072120	0.05	5.00	20003.3	1000	NA	NA	0.017	NA	NA	1000.1	8.1	105-67-9	N/A	ori-rat 3200mg/kg
41. 2,4-Dinitrophenol	10118	072120	0.05	5.00	20001.8	1000	NA	NA	0.017	NA	NA	1000.0	8.0	51-28-5	N/A	ori-rat 30mg/kg
42. 4,6-Dinitro-2-methylphenol	10118	072120	0.05	5.00	20002.5	1000	NA	NA	0.017	NA	NA	1000.0	8.0	534-52-1	N/A	N/A
43. 2-Nitrophenol	10118	072120	0.05	5.00	20003.7	1000	NA	NA	0.017	NA	NA	1000.1	8.0	88-75-5	N/A	ori-rat 334mg/kg
44. 4-Nitrophenol	10118	072120	0.05	5.00	20002.0	1000	NA	NA	0.017	NA	NA	1000.0	8.0	100-02-7	N/A	ori-rat 250mg/kg
45. Pentachlorophenol	10118	072120	0.05	5.00	20002.8	1000	NA	NA	0.017	NA	NA	1000.0	8.0	87-86-5	0.5mg/m3/8H (skin)	ori-rat 27mg/kg
46. Phenol	10118	072120	0.05	5.00	20003.9	1000	NA	NA	0.017	NA	NA	1000.1	8.0	108-95-2	5 ppm (18mg/m3/8H)(skin)	ori-rat 317mg/kg
47. 2,4,6-Trichlorophenol	10118	072120	0.05	5.00	20004.2	1000	NA	NA	0.017	NA	NA	1000.1	8.0	88-06-2	N/A	ori-rat 820mg/kg
48. Acenaphthene	10007	042420	0.50	50.00	2001.2	1000	NA	NA	0.018	NA	NA	1000.5	4.1	83-32-9	N/A	ipr-rat 600mg/kg
49. Acenaphthylene	10007	042420	0.50	50.00	2000.2	1000	NA	NA	0.018	NA	NA	1000.0	4.2	208-96-8	N/A	N/A
50. Anthracene	10007	042420	0.50	50.00	2000.3	1000	NA	NA	0.018	NA	NA	1000.1	4.1	120-12-7	0.2mg/m3 (8H)	ipr-mus 430mg/kg
51. Benzo(a)anthracene	10007	042420	0.50	50.00	2001.3	1000	NA	NA	0.018	NA	NA	1000.6	4.2	56-55-3	N/A	N/A
52. Benzo(a)pyrene	10007	042420	0.50	50.00	2000.0	1000	NA	NA	0.018	NA	NA	999.9	4.1	50-32-8	0.2mg/m3 (8H)	scu-rat 50mg/kg
53. Benzo(b)fluoranthene	10007	042420	0.50	50.00	2000.9	1000	NA	NA	0.018	NA	NA	1000.4	4.1	205-99-2	N/A	N/A
54. Benzo(k)fluoranthene	10007	042420	0.50	50.00	2001.2	1000	NA	NA	0.018	NA	NA	1000.5	4.1	207-08-9	N/A	N/A
55. Benzo(g,h,i)perylene	10007	042420	0.50	50.00	2000.0	1000	NA	NA	0.018	NA	NA	999.9	4.1	191-24-2	N/A	N/A
56. Carbazole	10007	042420	0.50	50.00	2000.3	1000	NA	NA	0.018	NA	NA	1000.0	4.2	86-74-8	N/A	ipr-mus 200mg/kg
57. Chrysene	10007	042420	0.50	50.00	2000.8	1000	NA	NA	0.018	NA	NA	1000.3	4.2	218-01-9	0.2mg/m3	N/A
58. Dibenzo(a,h)anthracene	10007	042420	0.50	50.00	2000.8	1000	NA	NA	0.018	NA	NA	1000.3	4.2	53-70-3	0.2mg/m3	N/A
59. Fluoranthene	10007	042420	0.50	50.00	2000.3	1000	NA	NA	0.018	NA	NA	1000.1	4.2	206-44-0	N/A	ori-rat 2000mg/kg
60. Fluorene	10007	042420	0.50	50.00	2000.9	1000	NA	NA	0.018	NA	NA	1000.3	4.2	86-73-7	N/A	ipr-mus 2 g/kg
61. Indeno(1,2,3-cd)pyrene	10007	042420	0.50	50.00	2000.1	1000	NA	NA	0.018	NA	NA	1000.0	4.1	193-39-5	N/A	N/A
62. Naphthalene	10007	042420	0.50	50.00	2000.9	1000	NA	NA	0.018	NA	NA	1000.4	4.1	91-20-3	10 ppm (50mg/m3/8H)	ori-rat 490mg/kg
63. Phenanthrene	10007	042420	0.50	50.00	2000.9	1000	NA	NA	0.018	NA	NA	1000.4	4.1	85-01-8	0.2mg/m3/8H	ori-mus 700mg/kg
64. Pyrene	10007	042420	0.50	50.00	2001.0	1000	NA	NA	0.018	NA	NA	1000.4	4.2	129-00-0	0.2mg/m3/8H	ori-rat 2700mg/kg

* The certified value is the concentration calculated from gravimetric and volumetric measurements unless otherwise stated.
* Standards are prepared gravimetrically using balances that are calibrated with weights traceable to NIST (see above).
* Standards are certified (±) 0.5% of the stated value, unless otherwise stated.
* All Standards, after opening ampule, should be stored with caps tight and under appropriate laboratory conditions.
* Uncertainty Reference: Taylor, B.N. and Kuyat, C.E., "Guidelines for Evaluating and Expressing the Uncertainty of NIST Measurement Result," NIST Technical Note 1297, U.S. Government Printing Office, Washington, DC, (1994).

ID #: 13539

Opened: _____
CLP Semi-Volatile Calibration Standard
Expires: 2/2/2026
Rec'd: 2/5/2021
Energy Laboratories Inc 1120 So. 27th Street
Billings MT 59107



CERTIFIED REFERENCE MATERIAL

110 Benner Circle
Bellefonte, PA 16823-8812
Tel: (800)356-1688
Fax: (814)353-1309

www.restek.com

Certificate of Analysis



FOR LABORATORY USE ONLY-READ SDS PRIOR TO USE.

This Reference Material is intended for Laboratory Use Only as a standard for the qualitative and/or quantitative determination of the analyte(s) listed.

Catalog No. : 31062 **Lot No.:** A0167670

Description : B/N Surrogate Mix (4/89 SOW)
Base Neutral Surrogate 4/89(SOW) 5000µg/mL, Methylene Chloride, 1mL/ampul

Container Size : 2 mL **Pkg Amt:** > 1 mL

Expiration Date : November 30, 2026 **Storage:** 10°C or colder

Handling: Sonicate prior to use. **Ship:** Ambient

CERTIFIED VALUES

Elution Order	Compound	Grav. Conc. (weight/volume)	Expanded Uncertainty (95% C.L.; K=2)		
1	Nitrobenzene-d5 CAS # 4165-60-0 Purity 99% (Lot PR-29940B)	5,014.0 µg/mL	+/- 29.3583	µg/mL	Gravimetric
			+/- 225.8621	µg/mL	Unstressed
			+/- 250.6163	µg/mL	Stressed
2	2-Fluorobiphenyl CAS # 321-60-8 Purity 99% (Lot 00019169)	5,019.6 µg/mL	+/- 29.3911	µg/mL	Gravimetric
			+/- 226.1143	µg/mL	Unstressed
			+/- 250.8962	µg/mL	Stressed
3	p-Terphenyl-d14 CAS # 1718-51-0 Purity 99% (Lot PR-27278)	5,020.6 µg/mL	+/- 29.3967	µg/mL	Gravimetric
			+/- 226.1576	µg/mL	Unstressed
			+/- 250.9442	µg/mL	Stressed

Solvent: Methylene chloride
CAS # 75-09-2
Purity 99%

ID #: 13666

Opened: _____

B/N Surrogate Mix (4/89 SOW)

Expires: 11/30/2026

Rec'd: 3/19/2021

Energv Laboratories Inc 1120 So. 27th Street
Billings MT 59107

Tech Tips:

Due to the limited solubility of p-terphenyl-d14 in methanol, we do not recommend that this mixture be diluted in methanol.

Column:

30m x 0.25mm x 0.25µm
Rtx-5 (cat.#10223)

Carrier Gas:

hydrogen-constant pressure 10 psi.

Temp. Program:

75°C (hold 1 min.) to 330°C
@ 20°C/min. (hold 10 min.)

Inj. Temp:

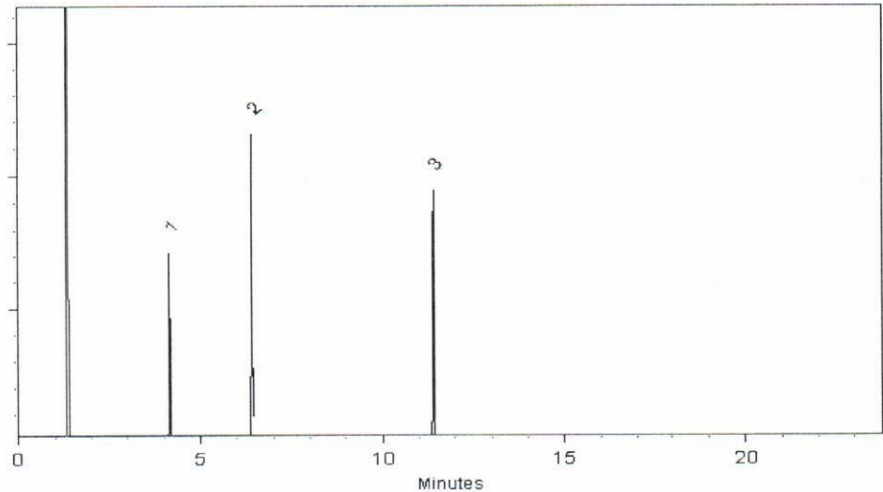
250°C

Det. Temp:

330°C

Det. Type:

FID



This chromatogram represents a general set of testing conditions chosen for product acceptance. For optimal results in your lab, conditions should be adjusted for your specific instrument, method, and application.


Katelyn McGinni - Operations Tech I

Date Mixed: 30-Dec-2020 Balance: 1128353505


Alexis Shelov - Operations Tech I

Date Passed: 06-Jan-2021

Manufactured under Restek's ISO 9001:2015
Registered Quality System
Certificate #FM 80397

General Certified Reference Material Notes

Expiration Notes:

- Expiration date valid for unopened ampul stored in compliance with the recommended conditions.
- Uncertainty, concentration, and expiration of the CRM are based on the unopened product being stored according to the recommended condition found in the storage field.

Purity Notes:

- Purity and/or chemical identity are determined by one or more of the following techniques: GC/FID, HPLC, GC/μECD, GC/MS, LC/MS, RI, and/or melting point.
- Compounds with a listed purity of less than 99% have been weight corrected to compensate for impurities and/or salts. A correction factor is used to calculate the amount of compound necessary to achieve the desired concentration of the parent compound in solution.
- Purity of isomeric compounds is reported as the sum of the isomers.
- Purity values are rounded to the nearest whole number.

Certified Uncertainty Value Notes:

- The uncertainties are determined in accordance with ISO 17034 and Guide 35. The certified combined stressed uncertainty value (includes gravimetric uncertainty, homogeneity between-ampul uncertainty, storage stability uncertainty and shipping stability uncertainty and were combined using the following formula:

$$U_{combined\ stressed} = k \sqrt{U_{gravimetric}^2 + U_{homogeneity}^2 + U_{storage\ stability}^2 + U_{shipping\ stability}^2}$$

k is a coverage factor of 2, which gives a level of confidence of approximately 95%.

- It is important to note that the shipping stability uncertainty was obtained under temperature extremes for specific time intervals; therefore, the certified combined stressed uncertainty value should only be applied to the product if it was stored at non-standard temperature conditions up to and including 7 days. Contact Restek Technical Service at www.restek.com/Contact-Us for use recommendations if your shipment was in-transit for more than 7 days at non-standard temperature conditions.
- Apply the certified combined unstressed uncertainty value if the product was received under standard shipping conditions. Apply the certified combined stressed uncertainty value if the product was received under non-standard conditions as specified below.

Label Conditions	Standard Conditions	Non-Standard Conditions
25°C Nominal (Room Temperature)	< 60°C	≥ 60°C up to 7 days
10°C or colder (Refrigerate)	< 40°C	≥ 40°C up to 7 days
0°C or colder (Freezer) -20°C or colder (Deep Freezer)	< 25°C	≥ 25°C up to 7 days

- Separate (not combined) uncertainty values for gravimetric uncertainty are also displayed on the certificate, if needed, separate homogeneity between-ampul uncertainty, storage stability uncertainty and shipping stability uncertainty values are available by contacting Restek Technical Service at www.restek.com/Contact-Us.
- The packaged amount is the minimum sample size for which uncertainty is valid. The ampules are over-filled to ensure that the minimum packaged amount can be sufficiently transferred.

Manufacturing Notes:

- Concentration is based upon gravimetric preparation using either a balance whose calibration has been verified daily using NIST traceable weights, and/or dilutions with Class A glassware.

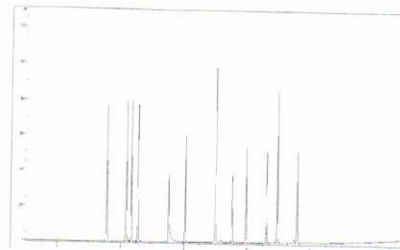
Handling Notes:

- Stability of the unopened product, when stored in compliance with the recommended conditions, is guaranteed through the expiration displayed on the product label and certificate. Contact Restek for additional opened product stability information, with the knowledge/understanding that open product stability is subject to the specific handling and environmental conditions to which the product is exposed. For your convenience Restek supplies deactivated vials with most standards packed in 2mL ampules. Larger volume deactivated vials are available through Restek as a custom ordered item. Additionally, Restek sells DMDCS for the purpose of glassware deactivation as catalog number 31861, which includes complete instructions.

Certificate of Analysis - Certified Reference Material

EPA TCL Hazardous Substances Mix (12 cmpds)

Product no.: 47990-U
Lot no.: LRAC9004
Expiry Date: February 2024
Manufacturing Date: February 2021
Storage: Refrigerate
Solvent/Matrix: Dichloromethane
Certificate version: LRAC9004.01 (Note: Certificates may be updated due to the availability of new data. Check our website at: www.sigma-aldrich.com for the most current version.)



Certified Values:

Analyte	Certified Value	Units	Raw Material Purity, %	Raw Material Elution order	Raw Material Lot
ANILINE CAS# 62-53-3	2022 ± 25	µg/mL	99.9	01	LA41596
BENZYL ALCOHOL CAS# 100-51-6	2022 ± 15	µg/mL	99.7	02	LB99705
2-METHYLPHENOL CAS# 95-48-7	2022 ± 14	µg/mL	99.9	03	LB91878
4-METHYLPHENOL CAS# 106-44-5	2022 ± 17	µg/mL	99.9	04	LB32518
BENZOIC ACID CAS# 65-85-0	2021 ± 27	µg/mL	98.8	05	442-137B
4-CHLOROANILINE CAS# 106-47-8	2022 ± 32	µg/mL	100.0	06	MKBZ6909V
2,4,5-TRICHLOROPHENOL CAS# 95-95-4	2022 ± 18	µg/mL	99.9	07	JS00008
2-METHYLNAPHTHALENE CAS# 91-57-6	2021 ± 11	µg/mL	98.2	08	LB97828
2-NITROANILINE CAS# 88-74-4	2022 ± 12	µg/mL	99.9	09	07411KN
3-NITROANILINE CAS# 99-09-2	2022 ± 15	µg/mL	99.9	10	LC09264
DIBENZOFURAN CAS# 132-64-9	2021 ± 10	µg/mL	98.8	11	LB78814
4-NITROANILINE CAS# 100-01-6	2022 ± 23	µg/mL	99.9	12	15609AA

ID #: 13691

Opened:

EPA TCL Hazardous Substances Mix (12 cmp)

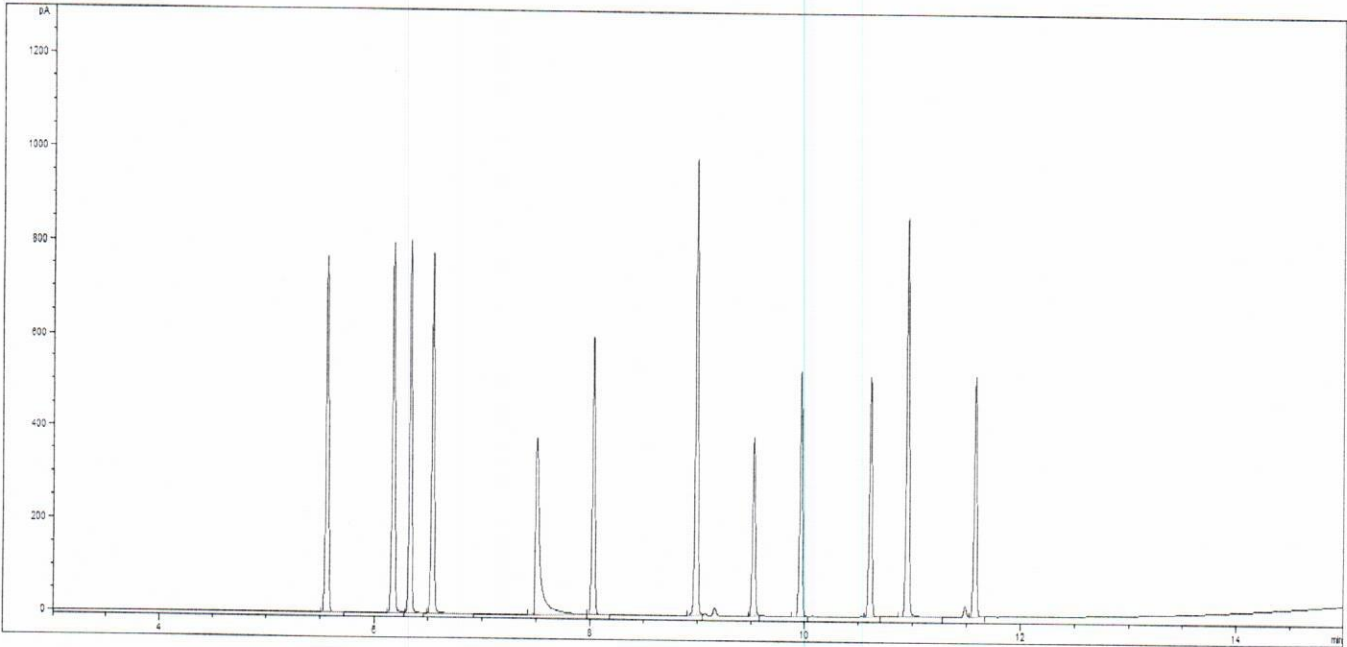
Expires: 2/28/2024

Rec'd: 3/26/2021

Energv Laboratories Inc 1120 So. 27th Street
Billings MT 59107



Informational Values:



Additional Information:

Analytical Method Parameters:
Column: SPB-5, 30 m x 0.53 mm I.D., 1.5 µm film thickness (Column #214)
Carrier Gas: H2, Flow: 4.5 mL/min
Inlet Temperature: 240 °C, Injection Volume: 1 µL
Injection Mode: Split, Split Ratio: 25:1
Temperature Program: 80 °C (Hold 2 min) @ 15 °C/min to 280 °C (Hold 2 min)
Detector: FID
Detector Temperature: 310 °C

Metrological traceability:

Traceable to the SI and higher order standards from NIST through an unbroken chain of comparisons. The balance used to weigh raw materials is accurate to +/-0.0001 g and calibrated regularly using mass standards traceable to NIST. All dilutions were performed gravimetrically. Additionally, individual analytes are traceable to NIST SRMs where available and specified above.

Measurement method:

Where applicable, the assigned value is based on a purity determination by mass balance and gravimetrically prepared value.

Intended use:

Intended for R&D and Analytical Use only. Not for drug, household or other uses.

Minimum sample size:

1 µL

Packaging:

1 ML IN AMBER AMPULE

Instructions for handling and correct use:

Use on the as is basis. The internal pressure of the container may be slightly different from the atmospheric pressure at the user's location. Open slowly and carefully to avoid dispersion of the material.

Health and safety information:

All chemical reference materials should be considered potentially hazardous and should be used only by qualified laboratory personnel. Please refer to the Safety Data Sheet for detailed information about the nature of any hazard and appropriate precautions to be taken.

Accreditation:

Sigma-Aldrich RTC is accredited by the US accreditation authority ANAB as a registered reference material producer AR-1470 in accordance with ISO 17034.

Certificate issue date:

26-Feb-2021



Andy Ommen - QC Manager

Mark Pooler - QA Supervisor

Details on metrological traceability:

This standard has been gravimetrically prepared using balances that have been fully qualified and calibrated to ISO 17025 requirements. All calibrations utilize NIST traceable weights which are calibrated externally by a qualified ISO 17025 accredited calibration laboratory to NIST standards. Qualification of each balance includes the assignment of a minimum weighing by a qualified and ISO 17025 accredited calibration vendor taking into consideration the balance and installed environmental conditions to ensure compliance with USP tolerances of NMT 0.10% relative error. Fill volume to predetermined specifications is gravimetrically verified throughout the dispensing process using qualified and calibrated balances. Further traceability to a corresponding Primary Standard may be achieved through a direct comparison assay. Where a Primary Standard is available, the assay value will be included in the specified section of the COA.

Details on metrological traceability:

Ucrm - Uncertainty values in this document are expressed as Expanded Uncertainty (Ucrm) corresponding to the 95% confidence interval. Ucrm is derived from the combined standard uncertainty multiplied by the coverage factor k , which is obtained from a t -distribution and degrees of freedom. The components of combined standard uncertainty include the uncertainties due to characterization, homogeneity, long term stability, and short term stability (transport). The components due to stability are generally considered to be negligible unless otherwise indicated by stability studies. The mathematical

$$u_{CRM} = \sqrt{u_{char}^2 + u_{homogeneity}^2 + u_{stability}^2}$$

Homogeneity assessment:

Homogeneity was assessed in accordance with ISO Guide 35. Completed units were sampled using a random stratified sampling protocol. The results of chemical analysis were then compared by Single Factor Analysis of Variance (ANOVA). The uncertainty due to homogeneity was derived from the ANOVA. Heterogeneity was not detected under the conditions of the ANOVA.

Stability assessment:

Significance of the stability assessment will be demonstrated if the analytical result of the study and the range of values represented by the Expanded Uncertainty do not overlap the result of the original assay and the range of its values represented by the Expanded Uncertainty. The method employed will usually be the same method used to characterize the assay value in the initial

Certificate of analysis revision history:

Certificate version	Date	Reason for version
LRAC9004.01	26-Feb-2021	Original Release Date

Disclaimer: The purchaser is required to determine the suitability of this product for any particular application. Sigma-Aldrich RTC makes no warranty of any kind, express or implied, other than its products meet all quality control standards set by Sigma-Aldrich RTC. We do not guarantee that the product can be used for any particular application.

The vibrant M, Supelco, TraceCERT and Sigma-Aldrich are trademarks of Merck KGaA, Darmstadt, Germany or its affiliates. All other trademarks are the property of their respective owners. Detailed information on trademarks is available via publicly accessible resources. © 2018 Merck KGaA, Darmstadt, Germany and/or its affiliates. All Rights Reserved.

The life science business of Merck KGaA, Darmstadt, Germany operates as MilliporeSigma in the US and Canada.



Certificate of Analysis

Product Name: Benzidines Standard
Product Number: US-290-1
Lot Number: 0006592783

Lot Issue Date: 03-Mar-2021
Expiration Date: 30-Apr-2023

Description:

This analytical reference material (RM) was manufactured and verified in accordance with an ISO 9001 registered quality system and analyte concentrations were verified by an ISO 17025 accredited laboratory. The concentration and uncertainty value at the 95% confidence level for each analyte, determined gravimetrically, is listed below.

Analyte	CAS#	Analyte Lot	Concentration ± Uncertainty
benzidine	000092-87-5	RM10200	2004 ± 10 µg/mL
3,3'-dichlorobenzidine	000091-94-1	RM12559	2001 ± 10 µg/mL

Matrix: methylene chloride (dichloromethane)

Storage Conditions: Store at Room Temperature (15° to 30°C).

Traceability:

The balances used for these measurements are calibrated with weights traceable to NIST in compliance with ANSI/NCCL Z540.3, ISO 9001, ISO 17025, and ISO 17034. Calibrated Class A glassware is used for volumetric measurements. Thermometers are calibrated against a NIST traceable thermometer in accordance with NIST Special Publication 1088.

Homogeneity:

This RM was unitized according to an in-house procedure and is guaranteed to be homogeneous. There is no minimum sub-sample size required.

Intended Use:

This RM is intended for the preparation of working reference samples for use in routine laboratory analyses, calibration of instruments, validation of analytical methods, assessments of measurement methods, and continuing calibration verification.

Instructions for Use:

Sample aliquots for analysis should be withdrawn at 20°C to 25°C immediately after opening the container and should be processed without delay for the certified values to be valid within the stated uncertainties.

Hazards:

Refer to the Safety Data Sheet on www.agilent.com for information regarding this RM.

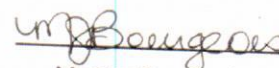
Expiration of Certification:

The certification of this RM is valid until the expiration date specified above, provided the RM is handled and stored in accordance with the instructions given in this certificate. This certification is nullified if the RM is damaged, contaminated, or otherwise modified.

Maintenance of Certification:

If substantive changes are noted that affect the certification before the expiration of this certificate, Agilent will notify the purchaser.

Sample lot approver:



Monica Bourgeois
 QMS Representative



ISO 17034 Cert
 No. AR-1936

RM was produced in accordance with the LRQA registered ISO 9001:2015 Quality Management System. Cert # 10303760

Page: 1 of 1

www.agilent.com/quality/
 CSD-QA-015.1



ISO 17025 Cert
 No. AT-1937



Certified Reference Material CRM



ANAB ISO 17034 Accredited
AR-1539 Certificate Number
https://Absolutestandards.com

CERTIFIED WEIGHT REPORT

Part Number: 95230
Lot Number: 050721
Description: Semi-Volatile Mix
11 components
Expiration Date: 050726
Recommended Storage: Refrigerate (4 °C)
Nominal Concentration (µg/mL): 2000
NIST Test ID#: 6UTB

Solvent(s): Methylene chloride
Lot# 105345

Weight(s) shown below were combined and diluted to (mL): 50.0
5E-05 Balance Uncertainty
0.058 Flask Uncertainty

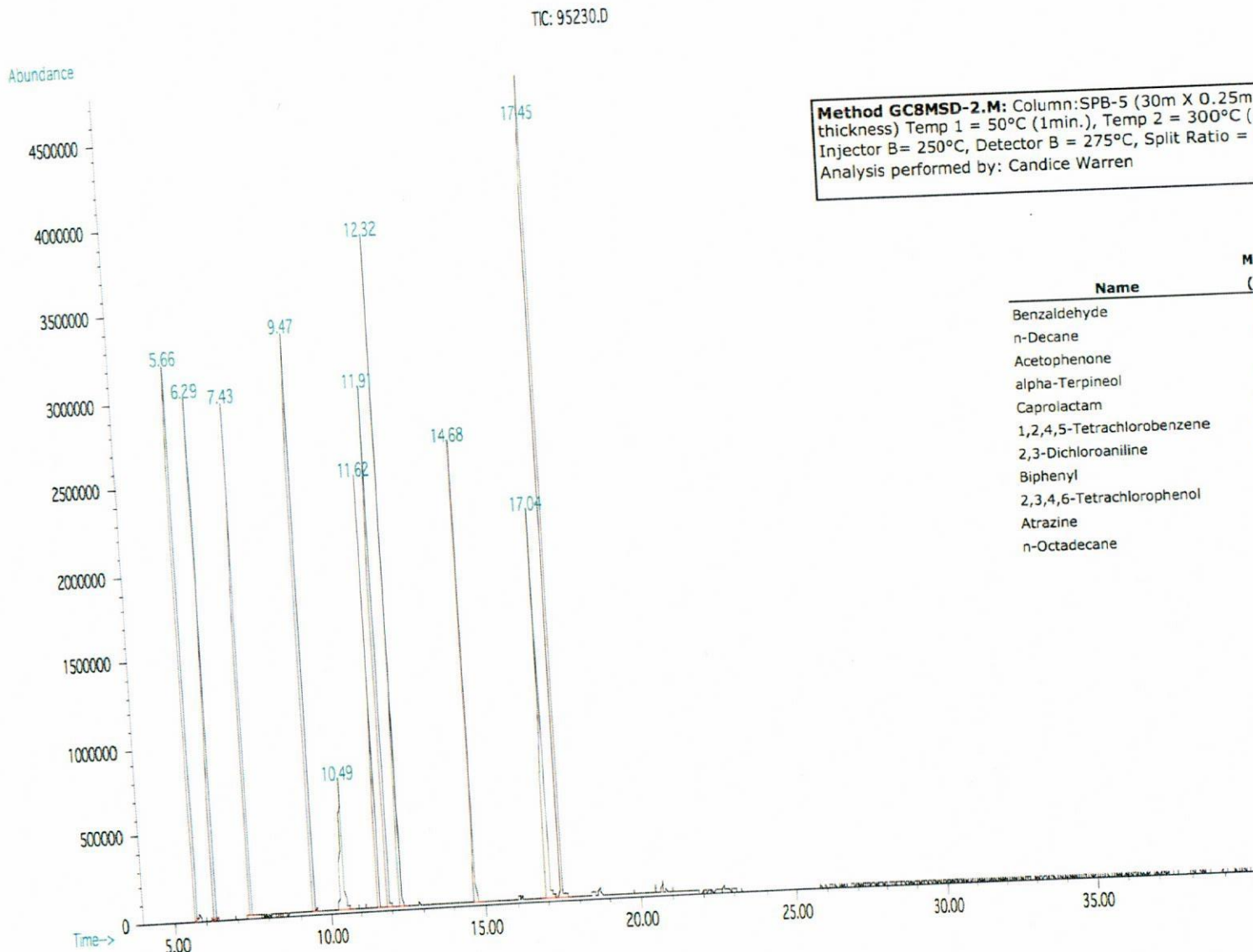
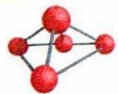
		050721
Formulated By:	Prashant Chauhan	DATE
		050721
Reviewed By:	Pedro L. Rentas	DATE

Compound	RM#	Lot Number	Nominal Conc (µg/mL)	Purity (%)	Uncertainty Purity	Target Weight (g)	Actual Weight (g)	Actual Conc(µg/mL)	Expanded Uncertainty (+/-) (µg/mL)	SDS Information (Solvent Safety Info. On Attached pg.)		
										CAS#	OSHA PEL (TWA)	LD50
1. Acetophenone	434	04511JX	2000	99	0.2	0.10106	0.10122	2003.1	9.6	98-86-2	N/A	ori-rat 815mg/kg
2. Atrazine	23	BCBZ3835	2000	99.1	0.2	0.10096	0.10120	2004.7	9.6	1912-24-9	5mg/m3	ori-rat 1960mg/kg
3. Benzaldehyde	1707	22496TMV	2000	99.5	0.2	0.10056	0.10073	2003.5	9.5	100-52-7	N/A	ori-rat 1300mg/kg
4. Biphenyl	556	MKBS5244V	2000	99.5	0.2	0.10056	0.10070	2002.9	9.5	92-52-4	0.2 ppm(1mg/m3/8H)	ori-rat 2400mg/kg
5. ε-Caprolactam	1695	MKBK9562V	2000	99	0.5	0.10106	0.10116	2001.9	20.8	105-60-2	1 mg/m3	ori-rat 1210 mg/kg
6. n-Decane	106	00936AA	2000	99	0.2	0.10106	0.10116	2001.9	9.6	124-18-5	N/A	N/A
7. 2,3-Dichloroaniline	1131	05612AI	2000	99	0.2	0.10106	0.10121	2002.9	9.6	608-27-5	N/A	N/A
8. n-Octadecane	971	MKCG6046	2000	100	0.2	0.10005	0.10015	2002.0	9.5	593-45-3	N/A	N/A
9. alpha-Terpineol	1752	GG01	2000	95	0.2	0.10532	0.10545	2002.5	9.8	96-55-5	N/A	N/A
10. 1,2,4,5-Tetrachlorobenzene	274	10408AS	2000	98	0.2	0.10209	0.10220	2002.1	9.6	95-94-3	N/A	ori-rat 1500mg/kg
11. 2,3,4,6-Tetrachlorophenol	477	100317	2000	99.3	0.2	0.10076	0.10095	2003.8	9.5	58-90-2	N/A	ori-rat 140mg/kg

ID #: 13964

Opened: _____
Semi-Volatile Mix
Expires: 5/7/2026
Rec'd: 6/17/2021
Energy Laboratories Inc 1120 So. 27th Street
Billings MT 59107

- The certified value is the concentration calculated from gravimetric and volumetric measurements unless otherwise stated.
- Standards are prepared gravimetrically using balances that are calibrated with weights traceable to NIST (see above).
- Standards are certified (+/-) 0.5% of the stated value, unless otherwise stated.
- All Standards, after opening ampule, should be stored with caps tight and under appropriate laboratory conditions.
- Uncertainty Reference: Taylor, B.N. and Kuyat, C.E., "Guidelines for Evaluating and Expressing the Uncertainty of NIST Measurement Result," NIST Technical Note 1297, U.S. Government Printing Office, Washington, DC, (1994).



Method GC8MSD-2.M: Column:SPB-5 (30m X 0.25mm ID X 0.25µm film thickness) Temp 1 = 50°C (1min.), Temp 2 = 300°C (14min.), Rate = 10°C/min., Injector B = 250°C, Detector B = 275°C, Split Ratio = 100:1, Scan Rate = 2.
Analysis performed by: Candice Warren

Name	MSD RT (min.)
Benzaldehyde	5.66
n-Decane	6.29
Acetophenone	7.43
alpha-Terpineol	9.47
Caprolactam	10.49
1,2,4,5-Tetrachlorobenzene	11.62
2,3-Dichloroaniline	11.91
Biphenyl	12.32
2,3,4,6-Tetrachlorophenol	14.68
Atrazine	17.04
n-Octadecane	17.45

John

660 Tower Lane • P.O. Box 599 • West Chester, PA 19381-0599
1-800-452-9994 • 1-610-692-3026 • Fax 1-610-692-8729
info@chemservice.com • www.chemservice.com

CERTIFICATE OF ANALYSIS

Mixture #8-Internal Standards

CONCENTRATION 4000ug/ml in Methylene chloride
CATALOG NUMBER M-PPHC8X12-1ML
LOT NUMBER 11925100
DATE CERTIFIED 06/09/21
EXPIRATION DATE 06/30/23
STORAGE Store at room temperature (20 - 25 °C).
HANDLING See Safety Data Sheet
INTENDED USE For laboratory use only.
ISO 17034:2016 CERTIFIED [X]

ID	Analyte	CAS	Weight Analyte (mg)	Lot	Purity	Certified Concentration (ug/mL)
N-11000	Acenaphthene-d10	15067-26-2	804.000	00026778	99.5	3999.9
N-11467	Chrysene-d12	1719-03-5	809.700	00025144	99.5	4028.3
N-10217	1,4-Dichlorobenzene-d4	3855-82-1	804.000	00027328	99.5	3999.9
N-12645	Naphthalene-d8	1146-65-2	807.500	00029881	99.3	4009.2
N-12851	Perylene-d12	1520-96-3	805.100	00024295	99.5	4005.4
N-12856	Phenanthrene-d10	1517-22-2	808.700	00027331	99.0	4003.1

Analytical Test	Value
CONCENTRATION (GC/FID)	VERIFIED

ID #: 13968
Opened: _____
Mixture #8-Internal Standards
Expires: 6/30/2023
Rec'd: 6/18/2021
Enerqa Laboratories Inc 1120 So. 27th Street
Billings MT 59107

COA Form
Revision 3 (3/2015)



Print Date: 06/14/21

CHEM SERVICE INC.

660 Tower Lane • P.O. Box 599 • West Chester, PA 19381-0599
1-800-452-9994 • 1-610-692-3026 • Fax 1-610-692-8729
info@chemservice.com • www.chemservice.com

Instructions for Use:

Shake mixture prior to use. If particles are present, sonicate for homogeneity. If sample is diluted to lower concentrations, Class A volumetric glassware must be used.


Minimum Sample Size- 0.2 uL for Direct Injection.

Chem Service Inc. guarantees the expanded uncertainty of the above analytes to be +/- 2.0% of the certified concentrations based on gravimetric preparation. The test results published in this report were obtained using equipment capable of producing results that are traceable to NIST and through NIST to the International System of Units (SI). The reported expanded uncertainty of measurement is stated as the combined standard uncertainty of measurement multiplied by the coverage factor k ($k=2$) such that the coverage probability corresponds to approximately 95%. For certified reference materials, homogeneity and thermal stability testing are available upon request.

Certified By:

Mary Beth O'Donnell

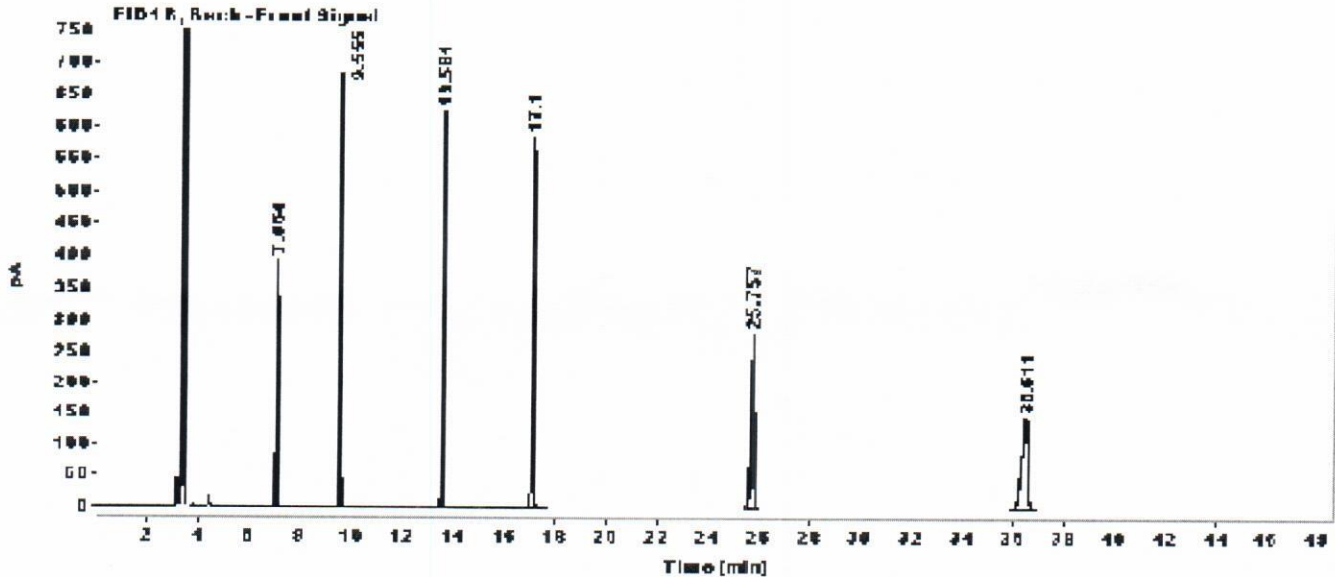
Mary Beth O'Donnell
CSM/TC



CERTIFICATE OF ANALYSIS

Gas Chromatography / Flame Ionization Detector (GC/FID)

Data file: C:\CHEM32\1\DATA\2021 DATA\0621\1\M-PPHC8X12.D
 Sample name: M-PPHC8X12
 Acq. method: SCREEN-BACK.M
 Instrument: GC3
 Injection date: 6/9/2021 11:58:12 AM
 Column name: RTX-5MS (30m x 0.25mm x 0.5µm)
 Location: 201
 Injection Vol: 1.000
 # Of Injections: 1



Signal: FID1 B, Back - Front Signal

RT [min]	Type	Width [min]	Area	Height	Area%
7.064	BB	0.0442	1119.2875	393.3396	8.4245
9.555	BV R	0.0512	2239.5649	684.7053	16.8565
13.581	BB	0.0598	2394.9761	624.3607	18.0262
17.100	BB	0.0685	2531.9221	584.9907	19.0569
25.757	BB	0.1314	2450.2429	284.7773	18.4422
36.511	BB	0.2375	2550.0964	149.1623	19.1937
Sum			13286.0900		



CERTIFICATE OF ANALYSIS

Catalog No: S-14500-R2
Description: Custom Semi-Volatile Standard
Lot: 220021255-02
Solvent: Dichloromethane
Hazards: Refer to SDS for complete safety information

Date Certified: Aug 31, 2021
Expiration: Oct 1, 2022
Sample Size: 1 mL
Components: 10
Storage Condition: Freeze (<-10 °C)/Sonicate



Signal Word: Warning

Certified Reference Material



Component	CAS #	Purity % (GC/MS)	Prepared Concentration ² (µg/mL)	Certified Analyte Concentration ¹ (µg/mL)
Pyridine				
4-Chlorophenol	110-86-1	98.7	2026	2000
1-Methylnaphthalene	106-48-9	100.0	2019	2019
N-Nitrosodiphenylamine	90-12-0	98.5	2003	1973
4-Chloro-2-methylphenol	86-30-6	100.0	2022	2022
Benzoic acid	1570-64-5	97.0	2069*	2007
Aniline	65-85-0	99.5	2010	2000
Benzyl alcohol	62-53-3	98.0	2002	1962
Triallate	100-51-6	99.9	2011	2009
o-Terphenyl	2303-17-5	99.9	2013	2011
	84-15-1	99.9	2019	2017

ID #: 14279
Opened: _____
Custom Semi-Volatile Standard
Expires: 10/1/2022
Rec'd: 9/16/2021
Enerav Laboratories Inc 1120 So. 27th Street
Billings MT 59107

This Certified Reference Material was verified in accordance with ISO/IEC 17025

* Weight compensated to 100% purity.

A product with a suffix (-1A, -2B, etc. or -01, -02, etc.) on its lot number has had its expiration date extended and is identical to the same lot number without the suffix.

² All weights are traceable through NIST, Test No. 684/289871-17

¹ Certified Analyte Concentration = Purity x Prepared Concentration.


The Uncertainty associated with the certified concentration reported on this certificate is ±2.4%. This value is the combined expanded uncertainty and represents an estimated standard deviation equal to the positive square root of the total variation of the uncertainty of components. A normal distribution is assumed and a coverage factor of K=2 is chosen using approximately a 95% confidence level.

Labels and certificates follow U.S. Conventions in reporting numerical values: A comma (,) is used to separate units of one-thousand or greater. A period (.) is used as a decimal place marker.

The information on this certificate may not be reproduced without the express permission of the manufacturer. See reverse side for additional information

Hazard Information: Please refer to the SDS for information regarding the hazards associated with using this material.

This product was prepared according to in-house procedures and is guaranteed to be homogeneous.

Certified By: 
Larry Decker, Organic QC Manager

For use in routine laboratory analysis.

CERTIFICATE OF ANALYSIS

Catalog No: Z-014F
Description: Benzidine & 3,3'-Dichlorobenzidine
Lot: 220041353
Solvent: Methanol
Hazards: Refer to SDS for complete safety information

Date Certified: May 1, 2020
Expiration: May 1, 2024
Sample Size: 1 mL
Components: 2
Storage Condition: Ambient (>5 °C)



Signal Word: Danger

Certified Reference Material



Component	CAS #	Purity % (GC/MS)	Prepared Concentration ² (µg/mL)	Certified Analyte Concentration ¹ (µg/mL)
Benzidine **	92-87-5	99.9	2004	2002
3,3'-Dichlorobenzidine **	91-94-1	100.0	2001	2001

ID #: 12839

Opened: _____
Benzidine & 3,3'-Dichlorobenzidine
Expires: 5/1/2024
Rec'd: 7/7/2020
Energy Laboratories Inc 1120 So. 27th Street
Billings MT 59107

**Benzidine and 3,3'-Dichlorobenzidine are subject to oxidative degradation

**Benzidine and 3,3'-Dichlorobenzidine are subject to oxidative degradation

A product with a suffix (-1A, -2B, etc. or -01, -02, etc.) on its lot number has had its expiration date extended and is identical to the same lot number without the suffix.

² All weights are traceable through NIST, Test No. 684/289871-17


¹ Certified Analyte Concentration = Purity x Prepared Concentration.

The Uncertainty associated with the certified concentration reported on this certificate is $\pm 2.4\%$. This value is the combined expanded uncertainty and represents an estimated standard deviation equal to the positive square root of the total variation of the uncertainty of components. A normal distribution is assumed and a coverage factor of K=2 is chosen using approximately a 95% confidence level.

Labels and certificates follow U.S. Conventions in reporting numerical values: A comma (,) is used to separate units of one-thousand or greater. A period (.) is used as a decimal place marker.

The information on this certificate may not be reproduced without the express permission of the manufacturer. See reverse side for additional information

Certified By: _____


Larry Decker, Organic QC Manager

CERTIFICATE OF ANALYSIS

Catalog No: Z-014F
Description: Benzidine & 3,3'-Dichlorobenzidine
Lot: 220041353
Solvent: Methanol

Date Certified: May 1, 2020
Expiration: May 1, 2024
Sample Size: 1 mL
Components: 2

I-TEST

AccuStandard, Inc.
Statistical Report for CLP (SOW 1997)
1-May-2020

QR-CO-003 rev. 3/16

Peak	Z-014F 220041353								Z-014F 220031213								NOTES:						
	Run #1	Run #2	Run #3	Run #4	Mean	Std Dev	% RSD		Run #1	Run #2	Run #3	Run #4	Mean	Std Dev	% RSD		L029	CI	Q	# of	10 % error		
# Component																	test	220041353	Component	220031213	Runs	Conc.	check of
1 Benzidine (92-87-5)	90	83	79	78	83	5.45	6.60%	84	84	80	76	81	3.83	4.73%	0.45	23.7	Benzidine (92-87-5)	21.3	4	2000	2 %		
2 3,3'-Dichlorobenzidine (91-94-1)	104	96	93	91	96	5.72	5.95%	98	99	94	89	95	4.27	4.51%	0.35	20.9	3,3'-Dichlorobenzidine (91-94-1)	15.8	4	2000	1 %		

AccuStandard


CERTIFICATE OF ANALYSIS

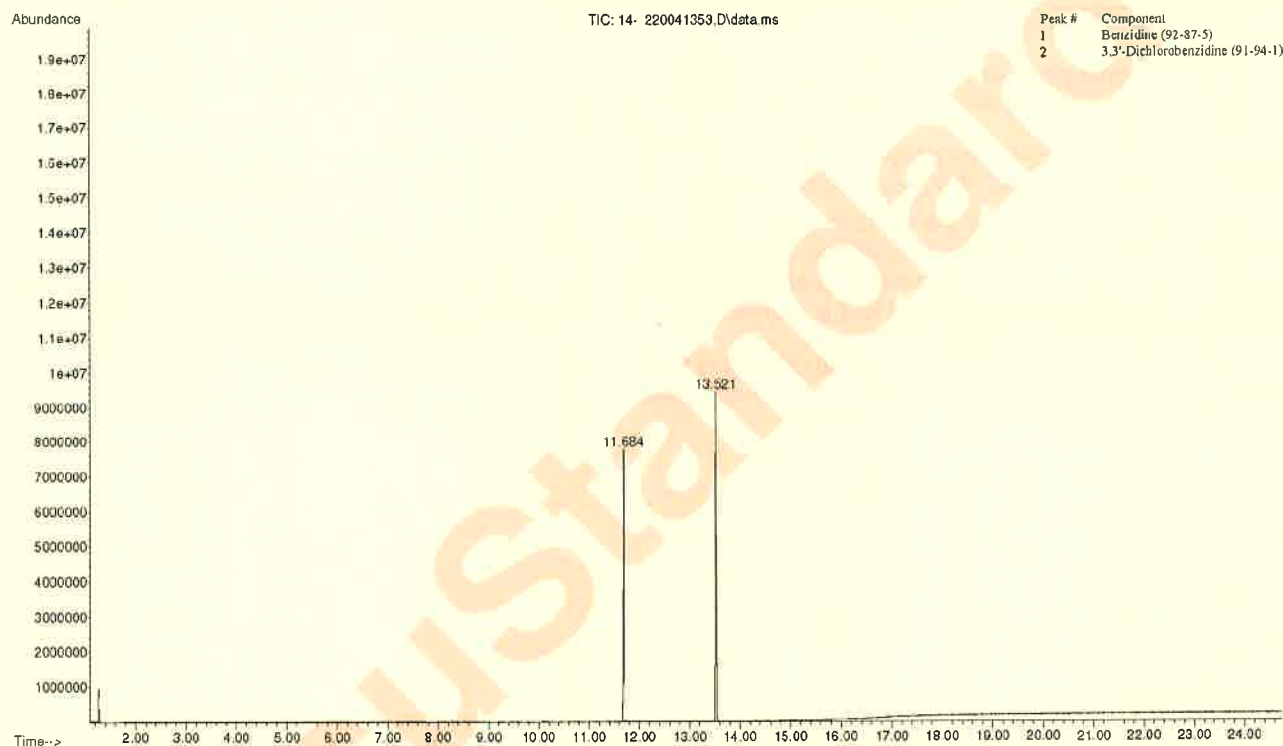
Catalog No: Z-014F
Description: Benzidine & 3,3'-Dichlorobenzidine
Lot: 220041353
Solvent: Methanol

Date Certified: May 1, 2020
Expiration: May 1, 2024
Sample Size: 1 mL
Components: 2

Chromatogram

File :D:\MassHunter\GCMS\1\DATA\043020\14- 220041353.D
Operator : Organic QC Lab
Acquired : 30 Apr 2020 17:16 using AcqMethod CHICK_2019_S100.M
Instrument : GCMS 6
Sample Name: Z-014F (220041353)
Misc Info : Z-014F @2000ug/mL in Methanol
Vial Number: 138

 **AccuStandard®**
Leader in Analytical Reference Standards
Column: DB-5MS, 30m, 0.25 ID, 0.25 um
Oven Program: 80c 17c/min to 340c, 8min
GC Parameters: Cons. Split, 12psi constant flow
Split 100:1, 1uL inj.; GC/MS; INJ 270c



CERTIFICATE OF ANALYSIS

Catalog No: Z-014F
Description: Benzidine & 3,3'-Dichlorobenzidine
Lot: 220041353
Solvent: Methanol

Date Certified: May 1, 2020
Expiration: May 1, 2024
Sample Size: 1 mL
Components: 2

RAW DATA

Data Path : D:\MassHunter\GCMS\1\DATA\043020\
Data File : 14- 220041353.D
Acq On : 30 Apr 20 05:16 pm
Operator : Organic QC Lab
Sample : Z-014F (220041353)
Misc : Z-014F @2000ug/mL in Methanol
ALS Vial : 138 Sample Multiplier: 1

Integration Parameters: events.e
Integrator: ChemStation

Method : D:\MassHunter\GCMS\1\methods\CHICK_2019.M
Title :

Signal : TIC: 14- 220041353.D\data.ms

peak #	R.T. min	first scan	max scan	last scan	PK TY	peak height	corr. area	corr. % max.	% of total
1	11.684	2371	2386	2399	PV	7555441	90932217	86.94%	46.506%
2	13.521	2790	2799	2825	BB	9071921	104594086	100.00%	53.494%