

PREP BATCH REPORT

Prep Code: **SVOC-3510C-8270**
 Prep Batch **163621** Prep Temp **NA °C**

Technician: **Zachary B. Zaccardi**
 Batch Units: **ML**

Prep Start Date: **2/9/2022 8:18:50 AM**
 Prep End Date: **2/11/2022 8:21:00 AM**

Sample ID	Matrix	pH	Initial Samp Amt	Sol Added	Sol Recovered	Final Vol (mL)	Factor	Balance	Prep Start Date	Prep End Date
MB-163621			1000	0	0	1.00	0.001		2/9/2022	2/11/2022
	supervised by DSM									
LCS-163621			1000	0	0	1.00	0.001		2/9/2022	2/11/2022
LCSD-163621			1000	0	0	1.00	0.001		2/9/2022	2/11/2022
LLCS-163621			1000	0	0	1.00	0.001		2/9/2022	2/11/2022
LLCSD-163621			1000	0	0	1.00	0.001		2/9/2022	2/11/2022
B22020415-001C	Ground Water	6	1040	0	0	1.00	0.000962		2/9/2022	2/11/2022
	Sample was clear (1/2)									
B22020415-006C	Ground Water	6	1010	0	0	1.00	0.00099		2/9/2022	2/11/2022
	Sample was clear (1/2)									
B22020415-011C	Ground Water	6	1050	0	0	1.00	0.000952		2/9/2022	2/11/2022
	Sample was clear (1/2)									
B22020415-016A	Ground Water	6	1050	0	0	1.00	0.000952		2/9/2022	2/11/2022
	Sample was clear (1/2)									
B22020415-017C	Ground Water	6	1050	0	0	1.00	0.000952		2/9/2022	2/11/2022
	Sample was clear (1/2)									
B22020415-022C	Ground Water	6	990	0	0	1.00	0.00101		2/9/2022	2/11/2022
	Sample was clear (1/2)									
B22020415-027C	Ground Water	6	1030	0	0	1.00	0.000971		2/9/2022	2/11/2022
	Sample was clear (1/2)									
B22020415-032C	Ground Water	6	1020	0	0	1.00	0.00098		2/9/2022	2/11/2022
	Sample was clear (1/2)									
B22020528-001B	Aqueous	7	1010	0	0	1.00	0.00099		2/9/2022	2/11/2022
	Sample was cloudy yellow									
B22020531-001M	Aqueous	7	1040	0	0	1.00	0.000962		2/9/2022	2/11/2022
	Sample was cloudy grey									

Number	Reagent Name	Exp Date	
13124	Sulfuric Acid 2020070739	7/2/2022	2mL
13273	pH-indicator Strips 0-14 HC025486	9/30/2024	
14777	Dichloromethane EC 978	11/17/2023	100, 5

Spk ID	Spike Name	SampType	AmtAdd	Exp Date
FP220120 14244	DCM RINSED FILTER PAPER	ALL		4/6/2026
Sulfate 02/09/22 (Baked Sodium Sulfate	ALL	varies	11/29/2026
sv92806	Benzidines	LCS, MS	50 uL	9/9/2025
sv92809	LCS/Add Extractions	LCS, MS; LLCS/D	1.0 mL; 5	7/22/2022
sv92717	LL BNA Surr	LMS, LLCS/D	100 uL	3/31/2022
SVOC NaOH 122	10 N NaOH	MB, LCS, SAMP,	5 drops	7/31/2023
sv92718	BNA Surr	SAMP, MB, LCS,	100 uL	3/31/2022

PREP BATCH REPORT

Prep Code: **SVOC-3510C-8270**
 Prep Batch **163621** Prep Temp **NA °C**

Technician: **Zachary B. Zaccardi**
 Batch Units: **ML**

Prep Start Date: **2/9/2022 8:18:50 AM**
 Prep End Date: **2/11/2022 8:21:00 AM**

Sample ID	Matrix	pH	Initial Samp Amt	Sol Added	Sol Recovered	Final Vol (mL)	Factor	Balance	Prep Start Date	Prep End Date
B22020534-001M sample was clear	Aqueous	6	1000	0	0	1.00	0.001		2/9/2022	2/11/2022
B22020415-001CLMS Sample was clear (2/2)	Ground Water	6	1040	0	0	1.00	0.000962		2/9/2022	2/11/2022
B22020415-006CLMS Sample was clear (2/2)	Ground Water	6	1010	0	0	1.00	0.00099		2/9/2022	2/11/2022
B22020415-017CMS Sample was clear (2/2)	Ground Water	6	1050	0	0	1.00	0.000952		2/9/2022	2/11/2022
B22020415-032CMS Sample was clear (2/2)	Ground Water	6	1030	0	0	1.00	0.000971		2/9/2022	2/11/2022

Number	Reagent Name	Exp Date	
13124	Sulfuric Acid 2020070739	7/2/2022	2mL
13273	pH-indicator Strips 0-14 HC025486	9/30/2024	
14777	Dichloromethane EC 978	11/17/2023	100, 5

Spk ID	Spike Name	SampType	AmtAdd	Exp Date
FP220120 14244	DCM RINSED FILTER PAPER	ALL		4/6/2026
Sulfate 02/09/22 (Baked Sodium Sulfate	ALL	varies	11/29/2026
sv92806	Benzidines	LCS, MS	50 uL	9/9/2025
sv92809	LCS/Add Extractions	LCS, MS: LLCS/D	1.0 mL: 5	7/22/2022
sv92717	LL BNA Surr	LMS, LLCS/D	100 uL	3/31/2022
SVOC NaOH 122	10 N NaOH	MB, LCS, SAMP,	5 drops	7/31/2023
sv92718	BNA Surr	SAMP, MB, LCS,	100 uL	3/31/2022

Energy Laboratories Inc

ANALYTICAL RUN Summary

24-Feb-22

Run ID SV5975.I_220207A

Run Start Date: 2/7/2022
Analyst: John P. Heine
Ical:
Column ID: ZB-SemiVolatiles
Comments:

Std ID	Std Name	Std Amount	Std Units	Samp Amount	Samp Units	SampType	Expiration Date
dcmsvoc13	DCM						11/17/2022
sv100506	BNA low 50 ug/mL	8	ul	192	ul	CCV	3/31/2022
sv100703	BNA Internals 2000 ug/mL	2	ul	100	ul	SAMP	5/31/2022
sv100801	BNA 2nd source 200ug/mL	2	ul	198	ul	ICV	10/1/2022
sv83311	DFTPP 1000 ug/mL	50	ul	50	ul	TUNE	10/31/2022

Seq No	Lab ID	Test Code	Sample Typ	File ID	Analysis Date	DF	Batch ID	Prep Date	SPKref	RPDref	pmoist					
15023020	Feb0701_D_TU	SVOC-8270-DF	TUNE	√5975.I\sh0207222	2/7/2022 3:17:00	1	R374346		0	0						
Analyte	T	Units	RAW	Final	Text	Spike	SPKref	RPDref	MDL	PQL	UQL	%REC	LOW	HIGH	%RPD	Q
127, % of mass 198	A	%	56.9	56.9		100	0	0	0	0.01	0	57%	40	60	0%	
197, % of mass 198	A	%	0	0		100	0	0	0	0.01	0	0%	0	0.99	0%	
198, Base Peak	A	%	100	100		100	0	0	0	0.01	0	100%	100	100	0%	
199, % of mass 198	A	%	6.7	6.7		100	0	0	0	0.01	0	7%	5	9	0%	
275, % of mass 198	A	%	29.6	29.6		100	0	0	0	0.01	0	30%	10	30	0%	
365, % of mass 198	A	%	3.4	3.4		100	0	0	0	0.01	0	3%	1	99.99	0%	
441, % of mass 443	A	%	81.6	81.6		100	0	0	0	0.01	0	82%	0.01	150	0%	
442, % of mass 198	A	%	64.1	64.1		100	0	0	0	0.01	0	64%	40	100	0%	
443, % of mass 442	A	%	19.9	19.9		100	0	0	0	0.01	0	20%	17	23	0%	
51, % of mass 198	A	%	43.2	43.2		100	0	0	0	0.01	0	43%	30	60	0%	
68, % of mass 69	A	%	0	0		100	0	0	0	0.01	0	0%	0	1.99	0%	
70, % of mass 69	A	%	0.5	0.5		100	0	0	0	0.01	0	1%	0	1.99	0%	

Seq No	Lab ID	Test Code	Sample Typ	File ID	Analysis Date	DF	Batch ID	Prep Date	SPKref	RPDref	pmoist					
15023021	07-Feb-22_CAL	SVOC-8270-W-	ICAL	√5975.I\sh0207222/7/2022	3:41:27	1	R374346		0	0						
Analyte	T	Units	RAW	Final	Text	Spike	SPKref	RPDref	MDL	PQL	UQL	%REC	LOW	HIGH	%RPD	Q
1-Methylnaphthalene	A	ug/L	9.94869	9.94869		10	0	0	0.0206	0.1	10	99%	20	120	0%	
2-Methylnaphthalene	A	ug/L	10.02478	10.02478		10	0	0	0.0176	0.1	10	100%	20	120	0%	
Acenaphthene	A	ug/L	9.98779	9.98779		10	0	0	0.0317	0.1	10	100%	20	120	0%	
Acenaphthylene	A	ug/L	10.06576	10.06576		10	0	0	0.025	0.1	10	101%	20	120	0%	
Anthracene	A	ug/L	10.02888	10.02888		10	0	0	0.0283	0.1	10	100%	20	120	0%	
Benzo(a)anthracene	A	ug/L	10.01602	10.01602		10	0	0	0.0272	0.1	10	100%	20	120	0%	
Benzo(a)pyrene	A	ug/L	9.97723	9.97723		10	0	0	0.0347	0.1	10	100%	20	120	0%	
Benzo(b)fluoranthene	A	ug/L	9.98369	9.98369		10	0	0	0.0226	0.1	10	100%	20	120	0%	
Benzo(g,h,i)perylene	A	ug/L	9.99442	9.99442		10	0	0	0.0267	0.1	10	100%	20	120	0%	
Benzo(k)fluoranthene	A	ug/L	9.98058	9.98058		10	0	0	0.0295	0.1	10	100%	20	120	0%	
Chrysene	A	ug/L	10.00338	10.00338		10	0	0	0.0458	0.1	10	100%	20	120	0%	
Dibenzo(a,h)anthracene	A	ug/L	9.9979	9.9979		10	0	0	0.0367	0.1	10	100%	20	120	0%	
Fluoranthene	A	ug/L	10.01143	10.01143		10	0	0	0.0233	0.1	10	100%	20	120	0%	
Fluorene	A	ug/L	9.98066	9.98066		10	0	0	0.0225	0.1	10	100%	20	120	0%	
Indeno(1,2,3-cd)pyrene	A	ug/L	9.9874	9.9874		10	0	0	0.0491	0.1	10	100%	20	120	0%	
Naphthalene	A	ug/L	10.00007	10.00007		10	0	0	0.029	0.1	10	100%	20	120	0%	
Phenanthrene	A	ug/L	9.97168	9.97168		10	0	0	0.0295	0.1	10	100%	20	120	0%	
Pyrene	A	ug/L	10.00882	10.00882		10	0	0	0.0239	0.1	10	100%	20	120	0%	
1,4-Dichlorobenzene-d4	I	ug/L	40	40		0	0	0	0.1	0.1		0%			0%	
Acenaphthene-d10	I	ug/L	40	40		0	0	0	0.1	0.1		0%			0%	
Chrysene-d12	I	ug/L	40	40		0	0	0	0.1	0.1		0%			0%	
Naphthalene-d8	I	ug/L	40	40		0	0	0	0.1	0.1		0%			0%	
Perylene-d12	I	ug/L	40	40		0	0	0	0.1	0.1		0%			0%	
Phenanthrene-d10	I	ug/L	40	40		0	0	0	0.1	0.1		0%			0%	
2-Fluorobiphenyl	S	ug/L	9.94681	9.94681		10	0	0	0.0444	0.1	10	99%	20	120	0%	
Nitrobenzene-d5	S	ug/L	10.62362	10.62362		10	0	0	0.0523	0.1	10	106%	20	120	0%	
Terphenyl-d14	S	ug/L	9.97595	9.97595		10	0	0	0.0563	0.1	10	100%	20	120	0%	
o-Terphenyl	X	ug/L	10.03908	10.03908		10	0	0	0.0654	0.1	10	100%	20	120	0%	

Seq No	Lab ID	Test Code	Sample Typ	File ID	Analysis Date	DF	Batch ID	Prep Date	SPKref	RPDref	pmoist					
15023022	07-Feb-22_CAL	SVOC-8270-W-	ICAL	√5975.I\sh0207222/7/2022	4:14:01	1	R374346		0	0						
Analyte	T	Units	RAW	Final	Text	Spike	SPKref	RPDref	MDL	PQL	UQL	%REC	LOW	HIGH	%RPD	Q

Seq No	Lab ID	Test Code	Sample Typ	File ID	Analysis Date	DF	Batch ID	Prep Date	SPKref	RPDref	pmoist					
15023022	07-Feb-22_CAL	SVOC-8270-W-	ICAL	√5975.I\sh0207222/7/2022	4:14:01	1	R374346		0	0						
Analyte	T	Units	RAW	Final	Text	Spike	SPKref	RPDref	MDL	PQL	UQL	%REC	LOW	HIGH	%RPD	Q
1-Methylnaphthalene	A	ug/L	5.14482	5.14482		5	0	0	0.0206	0.1	10	103%	20	120	0%	
2-Methylnaphthalene	A	ug/L	4.9469	4.9469		5	0	0	0.0176	0.1	10	99%	20	120	0%	
Acenaphthene	A	ug/L	5.03567	5.03567		5	0	0	0.0317	0.1	10	101%	20	120	0%	
Acenaphthylene	A	ug/L	5.06732	5.06732		5	0	0	0.025	0.1	10	101%	20	120	0%	
Anthracene	A	ug/L	4.93481	4.93481		5	0	0	0.0283	0.1	10	99%	20	120	0%	
Benzo(a)anthracene	A	ug/L	4.97767	4.97767		5	0	0	0.0272	0.1	10	100%	20	120	0%	
Benzo(a)pyrene	A	ug/L	5.08071	5.08071		5	0	0	0.0347	0.1	10	102%	20	120	0%	
Benzo(b)fluoranthene	A	ug/L	5.06867	5.06867		5	0	0	0.0226	0.1	10	101%	20	120	0%	
Benzo(g,h,i)perylene	A	ug/L	5.04909	5.04909		5	0	0	0.0267	0.1	10	101%	20	120	0%	
Benzo(k)fluoranthene	A	ug/L	5.0881	5.0881		5	0	0	0.0295	0.1	10	102%	20	120	0%	
Chrysene	A	ug/L	5.02325	5.02325		5	0	0	0.0458	0.1	10	100%	20	120	0%	
Dibenzo(a,h)anthracene	A	ug/L	5.0318	5.0318		5	0	0	0.0367	0.1	10	101%	20	120	0%	
Fluoranthene	A	ug/L	4.96867	4.96867		5	0	0	0.0233	0.1	10	99%	20	120	0%	
Fluorene	A	ug/L	5.07669	5.07669		5	0	0	0.0225	0.1	10	102%	20	120	0%	
Indeno(1,2,3-cd)pyrene	A	ug/L	5.04213	5.04213		5	0	0	0.0491	0.1	10	101%	20	120	0%	
Naphthalene	A	ug/L	5.01039	5.01039		5	0	0	0.029	0.1	10	100%	20	120	0%	
Phenanthrene	A	ug/L	5.0987	5.0987		5	0	0	0.0295	0.1	10	102%	20	120	0%	
Pyrene	A	ug/L	4.98169	4.98169		5	0	0	0.0239	0.1	10	100%	20	120	0%	
1,4-Dichlorobenzene-d4	I	ug/L	40	40		0	0	0	0.1	0.1		0%			0%	
Acenaphthene-d10	I	ug/L	40	40		0	0	0	0.1	0.1		0%			0%	
Chrysene-d12	I	ug/L	40	40		0	0	0	0.1	0.1		0%			0%	
Naphthalene-d8	I	ug/L	40	40		0	0	0	0.1	0.1		0%			0%	
Perylene-d12	I	ug/L	40	40		0	0	0	0.1	0.1		0%			0%	
Phenanthrene-d10	I	ug/L	40	40		0	0	0	0.1	0.1		0%			0%	
2-Fluorobiphenyl	S	ug/L	5.11969	5.11969		5	0	0	0.0444	0.1	10	102%	20	120	0%	
Nitrobenzene-d5	S	ug/L	5.08713	5.08713		5	0	0	0.0523	0.1	10	102%	20	120	0%	
Terphenyl-d14	S	ug/L	5.08036	5.08036		5	0	0	0.0563	0.1	10	102%	20	120	0%	
o-Terphenyl	X	ug/L	4.90654	4.90654		5	0	0	0.0654	0.1	10	98%	20	120	0%	

Seq No	Lab ID	Test Code	Sample Typ	File ID	Analysis Date	DF	Batch ID	Prep Date	SPKref	RPDref	pmoist					
15023023	07-Feb-22_CAL	SVOC-8270-W-	ICAL	√5975.I\sh0207222/7/2022	4:46:39	1	R374346		0	0						
Analyte	T	Units	RAW	Final	Text	Spike	SPKref	RPDref	MDL	PQL	UQL	%REC	LOW	HIGH	%RPD	Q

Seq No	Lab ID	Test Code	Sample Typ	File ID	Analysis Date	DF	Batch ID	Prep Date	SPKref	RPDref	pmoist					
15023023	07-Feb-22_CAL	SVOC-8270-W-	ICAL	√5975.I\sh0207222/7/2022	4:46:39	1	R374346		0	0						
Analyte	T	Units	RAW	Final	Text	Spike	SPKref	RPDref	MDL	PQL	UQL	%REC	LOW	HIGH	%RPD	Q
1-Methylnaphthalene	A	ug/L	1.85516	1.85516		2	0	0	0.0206	0.1	10	93%	20	120	0%	
2-Methylnaphthalene	A	ug/L	1.95776	1.95776		2	0	0	0.0176	0.1	10	98%	20	120	0%	
Acenaphthene	A	ug/L	1.97548	1.97548		2	0	0	0.0317	0.1	10	99%	20	120	0%	
Acenaphthylene	A	ug/L	1.94533	1.94533		2	0	0	0.025	0.1	10	97%	20	120	0%	
Anthracene	A	ug/L	1.94088	1.94088		2	0	0	0.0283	0.1	10	97%	20	120	0%	
Benzo(a)anthracene	A	ug/L	1.93184	1.93184		2	0	0	0.0272	0.1	10	97%	20	120	0%	
Benzo(a)pyrene	A	ug/L	1.91126	1.91126		2	0	0	0.0347	0.1	10	96%	20	120	0%	
Benzo(b)fluoranthene	A	ug/L	1.88643	1.88643		2	0	0	0.0226	0.1	10	94%	20	120	0%	
Benzo(g,h,i)perylene	A	ug/L	1.86257	1.86257		2	0	0	0.0267	0.1	10	93%	20	120	0%	
Benzo(k)fluoranthene	A	ug/L	1.85007	1.85007		2	0	0	0.0295	0.1	10	93%	20	120	0%	
Chrysene	A	ug/L	1.89402	1.89402		2	0	0	0.0458	0.1	10	95%	20	120	0%	
Dibenzo(a,h)anthracene	A	ug/L	1.89129	1.89129		2	0	0	0.0367	0.1	10	95%	20	120	0%	
Fluoranthene	A	ug/L	2.01516	2.01516		2	0	0	0.0233	0.1	10	101%	20	120	0%	
Fluorene	A	ug/L	1.89216	1.89216		2	0	0	0.0225	0.1	10	95%	20	120	0%	
Indeno(1,2,3-cd)pyrene	A	ug/L	1.96526	1.96526		2	0	0	0.0491	0.1	10	98%	20	120	0%	
Naphthalene	A	ug/L	1.96409	1.96409		2	0	0	0.029	0.1	10	98%	20	120	0%	
Phenanthrene	A	ug/L	1.90007	1.90007		2	0	0	0.0295	0.1	10	95%	20	120	0%	
Pyrene	A	ug/L	1.99546	1.99546		2	0	0	0.0239	0.1	10	100%	20	120	0%	
1,4-Dichlorobenzene-d4	I	ug/L	40	40		0	0	0	0.1	0.1		0%			0%	
Acenaphthene-d10	I	ug/L	40	40		0	0	0	0.1	0.1		0%			0%	
Chrysene-d12	I	ug/L	40	40		0	0	0	0.1	0.1		0%			0%	
Naphthalene-d8	I	ug/L	40	40		0	0	0	0.1	0.1		0%			0%	
Perylene-d12	I	ug/L	40	40		0	0	0	0.1	0.1		0%			0%	
Phenanthrene-d10	I	ug/L	40	40		0	0	0	0.1	0.1		0%			0%	
2-Fluorobiphenyl	S	ug/L	1.99537	1.99537		2	0	0	0.0444	0.1	10	100%	20	120	0%	
Nitrobenzene-d5	S	ug/L	1.69953	1.69953		2	0	0	0.0523	0.1	10	85%	20	120	0%	
Terphenyl-d14	S	ug/L	1.92111	1.92111		2	0	0	0.0563	0.1	10	96%	20	120	0%	
o-Terphenyl	X	ug/L	1.9367	1.9367		2	0	0	0.0654	0.1	10	97%	20	120	0%	

Seq No	Lab ID	Test Code	Sample Typ	File ID	Analysis Date	DF	Batch ID	Prep Date	SPKref	RPDref	pmoist					
15023024	07-Feb-22_CAL	SVOC-8270-W-	ICAL	√5975.I\sh0207222/7/2022	5:19:11	1	R374346		0	0						
Analyte	T	Units	RAW	Final	Text	Spike	SPKref	RPDref	MDL	PQL	UQL	%REC	LOW	HIGH	%RPD	Q

Seq No	Lab ID	Test Code	Sample Typ	File ID	Analysis Date	DF	Batch ID	Prep Date	SPKref	RPDref	pmoist					
15023024	07-Feb-22_CAL	SVOC-8270-W-	ICAL	√5975.I\sh0207222/7/2022	5:19:11	1	R374346		0	0						
Analyte	T	Units	RAW	Final	Text	Spike	SPKref	RPDref	MDL	PQL	UQL	%REC	LOW	HIGH	%RPD	Q
1-Methylnaphthalene	A	ug/L	1.01632	1.01632		1	0	0	0.0206	0.1	10	102%	20	120	0%	
2-Methylnaphthalene	A	ug/L	1.05851	1.05851		1	0	0	0.0176	0.1	10	106%	20	120	0%	
Acenaphthene	A	ug/L	0.97512	0.97512		1	0	0	0.0317	0.1	10	98%	20	120	0%	
Acenaphthylene	A	ug/L	0.93896	0.93896		1	0	0	0.025	0.1	10	94%	20	120	0%	
Anthracene	A	ug/L	1.05237	1.05237		1	0	0	0.0283	0.1	10	105%	20	120	0%	
Benzo(a)anthracene	A	ug/L	1.04749	1.04749		1	0	0	0.0272	0.1	10	105%	20	120	0%	
Benzo(a)pyrene	A	ug/L	1.00156	1.00156		1	0	0	0.0347	0.1	10	100%	20	120	0%	
Benzo(b)fluoranthene	A	ug/L	1.05255	1.05255		1	0	0	0.0226	0.1	10	105%	20	120	0%	
Benzo(g,h,i)perylene	A	ug/L	1.05261	1.05261		1	0	0	0.0267	0.1	10	105%	20	120	0%	
Benzo(k)fluoranthene	A	ug/L	1.03224	1.03224		1	0	0	0.0295	0.1	10	103%	20	120	0%	
Chrysene	A	ug/L	1.02994	1.02994		1	0	0	0.0458	0.1	10	103%	20	120	0%	
Dibenzo(a,h)anthracene	A	ug/L	1.05384	1.05384		1	0	0	0.0367	0.1	10	105%	20	120	0%	
Fluoranthene	A	ug/L	0.98106	0.98106		1	0	0	0.0233	0.1	10	98%	20	120	0%	
Fluorene	A	ug/L	1.00488	1.00488		1	0	0	0.0225	0.1	10	100%	20	120	0%	
Indeno(1,2,3-cd)pyrene	A	ug/L	0.98813	0.98813		1	0	0	0.0491	0.1	10	99%	20	120	0%	
Naphthalene	A	ug/L	0.99973	0.99973		1	0	0	0.029	0.1	10	100%	20	120	0%	
Phenanthrene	A	ug/L	0.99761	0.99761		1	0	0	0.0295	0.1	10	100%	20	120	0%	
Pyrene	A	ug/L	0.99132	0.99132		1	0	0	0.0239	0.1	10	99%	20	120	0%	
1,4-Dichlorobenzene-d4	I	ug/L	40	40		0	0	0	0.1	0.1		0%			0%	
Acenaphthene-d10	I	ug/L	40	40		0	0	0	0.1	0.1		0%			0%	
Chrysene-d12	I	ug/L	40	40		0	0	0	0.1	0.1		0%			0%	
Naphthalene-d8	I	ug/L	40	40		0	0	0	0.1	0.1		0%			0%	
Perylene-d12	I	ug/L	40	40		0	0	0	0.1	0.1		0%			0%	
Phenanthrene-d10	I	ug/L	40	40		0	0	0	0.1	0.1		0%			0%	
2-Fluorobiphenyl	S	ug/L	0.93848	0.93848		1	0	0	0.0444	0.1	10	94%	20	120	0%	
Nitrobenzene-d5	S	ug/L	0.9192	0.9192		1	0	0	0.0523	0.1	10	92%	20	120	0%	
Terphenyl-d14	S	ug/L	0.99239	0.99239		1	0	0	0.0563	0.1	10	99%	20	120	0%	
o-Terphenyl	X	ug/L	1.07015	1.07015		1	0	0	0.0654	0.1	10	107%	20	120	0%	

Seq No	Lab ID	Test Code	Sample Typ	File ID	Analysis Date	DF	Batch ID	Prep Date	SPKref	RPDref	pmoist					
15023025	07-Feb-22_CAL	SVOC-8270-W-	ICAL	√5975.I\sh0207222/7/2022	5:51:55	1	R374346		0	0						
Analyte	T	Units	RAW	Final	Text	Spike	SPKref	RPDref	MDL	PQL	UQL	%REC	LOW	HIGH	%RPD	Q

Seq No	Lab ID	Test Code	Sample Typ	File ID	Analysis Date	DF	Batch ID	Prep Date	SPKref	RPDref	pmoist					
15023025	07-Feb-22_CAL	SVOC-8270-W-	ICAL	√5975.I\sh0207222/7/2022	5:51:55	1	R374346		0	0						
Analyte	T	Units	RAW	Final	Text	Spike	SPKref	RPDref	MDL	PQL	UQL	%REC	LOW	HIGH	%RPD	Q
1-Methylnaphthalene	A	ug/L	0.55105	0.55105		0.5	0	0	0.0206	0.1	10	110%	20	120	0%	
2-Methylnaphthalene	A	ug/L	0.52831	0.52831		0.5	0	0	0.0176	0.1	10	106%	20	120	0%	
Acenaphthene	A	ug/L	0.53326	0.53326		0.5	0	0	0.0317	0.1	10	107%	20	120	0%	
Acenaphthylene	A	ug/L	0.50097	0.50097		0.5	0	0	0.025	0.1	10	100%	20	120	0%	
Anthracene	A	ug/L	0.56041	0.56041		0.5	0	0	0.0283	0.1	10	112%	20	120	0%	
Benzo(a)anthracene	A	ug/L	0.53711	0.53711		0.5	0	0	0.0272	0.1	10	107%	20	120	0%	
Benzo(a)pyrene	A	ug/L	0.53804	0.53804		0.5	0	0	0.0347	0.1	10	108%	20	120	0%	
Benzo(b)fluoranthene	A	ug/L	0.51471	0.51471		0.5	0	0	0.0226	0.1	10	103%	20	120	0%	
Benzo(g,h,i)perylene	A	ug/L	0.55731	0.55731		0.5	0	0	0.0267	0.1	10	111%	20	120	0%	
Benzo(k)fluoranthene	A	ug/L	0.54698	0.54698		0.5	0	0	0.0295	0.1	10	109%	20	120	0%	
Chrysene	A	ug/L	0.55326	0.55326		0.5	0	0	0.0458	0.1	10	111%	20	120	0%	
Dibenzo(a,h)anthracene	A	ug/L	0.53394	0.53394		0.5	0	0	0.0367	0.1	10	107%	20	120	0%	
Fluoranthene	A	ug/L	0.53371	0.53371		0.5	0	0	0.0233	0.1	10	107%	20	120	0%	
Fluorene	A	ug/L	0.55073	0.55073		0.5	0	0	0.0225	0.1	10	110%	20	120	0%	
Indeno(1,2,3-cd)pyrene	A	ug/L	0.5212	0.5212		0.5	0	0	0.0491	0.1	10	104%	20	120	0%	
Naphthalene	A	ug/L	0.53861	0.53861		0.5	0	0	0.029	0.1	10	108%	20	120	0%	
Phenanthrene	A	ug/L	0.53479	0.53479		0.5	0	0	0.0295	0.1	10	107%	20	120	0%	
Pyrene	A	ug/L	0.53513	0.53513		0.5	0	0	0.0239	0.1	10	107%	20	120	0%	
1,4-Dichlorobenzene-d4	I	ug/L	40	40		0	0	0	0.1	0.1		0%			0%	
Acenaphthene-d10	I	ug/L	40	40		0	0	0	0.1	0.1		0%			0%	
Chrysene-d12	I	ug/L	40	40		0	0	0	0.1	0.1		0%			0%	
Naphthalene-d8	I	ug/L	40	40		0	0	0	0.1	0.1		0%			0%	
Perylene-d12	I	ug/L	40	40		0	0	0	0.1	0.1		0%			0%	
Phenanthrene-d10	I	ug/L	40	40		0	0	0	0.1	0.1		0%			0%	
2-Fluorobiphenyl	S	ug/L	0.4922	0.4922		0.5	0	0	0.0444	0.1	10	98%	20	120	0%	
Nitrobenzene-d5	S	ug/L	0.50909	0.50909		0.5	0	0	0.0523	0.1	10	102%	20	120	0%	
Terphenyl-d14	S	ug/L	0.53943	0.53943		0.5	0	0	0.0563	0.1	10	108%	20	120	0%	
o-Terphenyl	X	ug/L	0.57099	0.57099		0.5	0	0	0.0654	0.1	10	114%	20	120	0%	

Seq No	Lab ID	Test Code	Sample Typ	File ID	Analysis Date	DF	Batch ID	Prep Date	SPKref	RPDref	pmoist					
15023026	07-Feb-22_CAL	SVOC-8270-W-	ICAL	√5975.I\sh0207222/7/2022	6:24:31	1	R374346		0	0						
Analyte	T	Units	RAW	Final	Text	Spike	SPKref	RPDref	MDL	PQL	UQL	%REC	LOW	HIGH	%RPD	Q

Seq No	Lab ID	Test Code	Sample Typ	File ID	Analysis Date	DF	Batch ID	Prep Date	SPKref	RPDref	pmoist					
15023026	07-Feb-22_CAL	SVOC-8270-W-	ICAL	√5975.I\sh0207222/7/2022	6:24:31	1	R374346		0	0						
Analyte	T	Units	RAW	Final	Text	Spike	SPKref	RPDref	MDL	PQL	UQL	%REC	LOW	HIGH	%RPD	Q
1-Methylnaphthalene	A	ug/L	0.18118	0.18118		0.2	0	0	0.0206	0.1	10	91%	20	120	0%	
2-Methylnaphthalene	A	ug/L	0.18638	0.18638		0.2	0	0	0.0176	0.1	10	93%	20	120	0%	
Acenaphthene	A	ug/L	0.19242	0.19242		0.2	0	0	0.0317	0.1	10	96%	20	120	0%	
Acenaphthylene	A	ug/L	0.18851	0.18851		0.2	0	0	0.025	0.1	10	94%	20	120	0%	
Anthracene	A	ug/L	0.20097	0.20097		0.2	0	0	0.0283	0.1	10	100%	20	120	0%	
Benzo(a)anthracene	A	ug/L	0.19775	0.19775		0.2	0	0	0.0272	0.1	10	99%	20	120	0%	
Benzo(a)pyrene	A	ug/L	0.19037	0.19037		0.2	0	0	0.0347	0.1	10	95%	20	120	0%	
Benzo(b)fluoranthene	A	ug/L	0.19357	0.19357		0.2	0	0	0.0226	0.1	10	97%	20	120	0%	
Benzo(g,h,i)perylene	A	ug/L	0.18918	0.18918		0.2	0	0	0.0267	0.1	10	95%	20	120	0%	
Benzo(k)fluoranthene	A	ug/L	0.21681	0.21681		0.2	0	0	0.0295	0.1	10	108%	20	120	0%	
Chrysene	A	ug/L	0.20993	0.20993		0.2	0	0	0.0458	0.1	10	105%	20	120	0%	
Dibenzo(a,h)anthracene	A	ug/L	0.19731	0.19731		0.2	0	0	0.0367	0.1	10	99%	20	120	0%	
Fluoranthene	A	ug/L	0.19124	0.19124		0.2	0	0	0.0233	0.1	10	96%	20	120	0%	
Fluorene	A	ug/L	0.20262	0.20262		0.2	0	0	0.0225	0.1	10	101%	20	120	0%	
Indeno(1,2,3-cd)pyrene	A	ug/L	0.19475	0.19475		0.2	0	0	0.0491	0.1	10	97%	20	120	0%	
Naphthalene	A	ug/L	0.18648	0.18648		0.2	0	0	0.029	0.1	10	93%	20	120	0%	
Phenanthrene	A	ug/L	0.19866	0.19866		0.2	0	0	0.0295	0.1	10	99%	20	120	0%	
Pyrene	A	ug/L	0.18664	0.18664		0.2	0	0	0.0239	0.1	10	93%	20	120	0%	
1,4-Dichlorobenzene-d4	I	ug/L	40	40		0	0	0	0.1	0.1		0%			0%	
Acenaphthene-d10	I	ug/L	40	40		0	0	0	0.1	0.1		0%			0%	
Chrysene-d12	I	ug/L	40	40		0	0	0	0.1	0.1		0%			0%	
Naphthalene-d8	I	ug/L	40	40		0	0	0	0.1	0.1		0%			0%	
Perylene-d12	I	ug/L	40	40		0	0	0	0.1	0.1		0%			0%	
Phenanthrene-d10	I	ug/L	40	40		0	0	0	0.1	0.1		0%			0%	
2-Fluorobiphenyl	S	ug/L	0.20277	0.20277		0.2	0	0	0.0444	0.1	10	101%	20	120	0%	
Nitrobenzene-d5	S	ug/L	0.20478	0.20478		0.2	0	0	0.0523	0.1	10	102%	20	120	0%	
Terphenyl-d14	S	ug/L	0.18979	0.18979		0.2	0	0	0.0563	0.1	10	95%	20	120	0%	
o-Terphenyl	X	ug/L	0.19845	0.19845		0.2	0	0	0.0654	0.1	10	99%	20	120	0%	

Seq No	Lab ID	Test Code	Sample Typ	File ID	Analysis Date	DF	Batch ID	Prep Date	SPKref	RPDref	pmoist					
15023027	07-Feb-22_CAL	SVOC-8270-W-	ICAL	√5975.I\sh0207222/7/2022	6:57:09	1	R374346		0	0						
Analyte	T	Units	RAW	Final	Text	Spike	SPKref	RPDref	MDL	PQL	UQL	%REC	LOW	HIGH	%RPD	Q

Seq No	Lab ID	Test Code	Sample Typ	File ID	Analysis Date	DF	Batch ID	Prep Date	SPKref	RPDref	pmoist					
15023027	07-Feb-22_CAL	SVOC-8270-W-	ICAL	√5975.I\sh0207222/7/2022	6:57:09	1	R374346		0	0						
Analyte	T	Units	RAW	Final	Text	Spike	SPKref	RPDref	MDL	PQL	UQL	%REC	LOW	HIGH	%RPD	Q
1-Methylnaphthalene	A	ug/L	0.10245	0.10245		0.1	0	0	0.0206	0.1	10	102%	20	120	0%	
2-Methylnaphthalene	A	ug/L	0.09821	0.09821		0.1	0	0	0.0176	0.1	10	98%	20	120	0%	
Acenaphthene	A	ug/L	0.10026	0.10026		0.1	0	0	0.0317	0.1	10	100%	20	120	0%	
Acenaphthylene	A	ug/L	0.11238	0.11238		0.1	0	0	0.025	0.1	10	112%	20	120	0%	
Anthracene	A	ug/L	0.08609	0.08609		0.1	0	0	0.0283	0.1	10	86%	20	120	0%	
Benzo(a)anthracene	A	ug/L	0.09264	0.09264		0.1	0	0	0.0272	0.1	10	93%	20	120	0%	
Benzo(a)pyrene	A	ug/L	0.10009	0.10009		0.1	0	0	0.0347	0.1	10	100%	20	120	0%	
Benzo(b)fluoranthene	A	ug/L	0.09947	0.09947		0.1	0	0	0.0226	0.1	10	99%	20	120	0%	
Benzo(g,h,i)perylene	A	ug/L	0.09461	0.09461		0.1	0	0	0.0267	0.1	10	95%	20	120	0%	
Benzo(k)fluoranthene	A	ug/L	0.08489	0.08489		0.1	0	0	0.0295	0.1	10	85%	20	120	0%	
Chrysene	A	ug/L	0.08618	0.08618		0.1	0	0	0.0458	0.1	10	86%	20	120	0%	
Dibenzo(a,h)anthracene	A	ug/L	0.09397	0.09397		0.1	0	0	0.0367	0.1	10	94%	20	120	0%	
Fluoranthene	A	ug/L	0.09928	0.09928		0.1	0	0	0.0233	0.1	10	99%	20	120	0%	
Fluorene	A	ug/L	0.0921	0.0921		0.1	0	0	0.0225	0.1	10	92%	20	120	0%	
Indeno(1,2,3-cd)pyrene	A	ug/L	0.10059	0.10059		0.1	0	0	0.0491	0.1	10	101%	20	120	0%	
Naphthalene	A	ug/L	0.10065	0.10065		0.1	0	0	0.029	0.1	10	101%	20	120	0%	
Phenanthrene	A	ug/L	0.09724	0.09724		0.1	0	0	0.0295	0.1	10	97%	20	120	0%	
Pyrene	A	ug/L	0.10102	0.10102		0.1	0	0	0.0239	0.1	10	101%	20	120	0%	
1,4-Dichlorobenzene-d4	I	ug/L	40	40		0	0	0	0.1	0.1		0%			0%	
Acenaphthene-d10	I	ug/L	40	40		0	0	0	0.1	0.1		0%			0%	
Chrysene-d12	I	ug/L	40	40		0	0	0	0.1	0.1		0%			0%	
Naphthalene-d8	I	ug/L	40	40		0	0	0	0.1	0.1		0%			0%	
Perylene-d12	I	ug/L	40	40		0	0	0	0.1	0.1		0%			0%	
Phenanthrene-d10	I	ug/L	40	40		0	0	0	0.1	0.1		0%			0%	
2-Fluorobiphenyl	S	ug/L	0.1047	0.1047		0.1	0	0	0.0444	0.1	10	105%	20	120	0%	
Nitrobenzene-d5	S	ug/L	0.11092	0.11092		0.1	0	0	0.0523	0.1	10	111%	20	120	0%	
Terphenyl-d14	S	ug/L	0.10055	0.10055		0.1	0	0	0.0563	0.1	10	101%	20	120	0%	
o-Terphenyl	X	ug/L	0.08409	0.08409		0.1	0	0	0.0654	0.1	10	84%	20	120	0%	

Seq No	Lab ID	Test Code	Sample Typ	File ID	Analysis Date	DF	Batch ID	Prep Date	SPKref	RPDref	pmoist					
15023028	07-Feb-22_CCV	SVOC-8270-W-	ICV	√5975.I\sh0207222/7/2022	7:29:39	1	R374346		0	0						
Analyte	T	Units	RAW	Final	Text	Spike	SPKref	RPDref	MDL	PQL	UQL	%REC	LOW	HIGH	%RPD	Q

Seq No	Lab ID	Test Code	Sample Typ	File ID	Analysis Date	DF	Batch ID	Prep Date	SPKref	RPDref	pmoist					
15023028	07-Feb-22_CC	SVOC-8270-W-	ICV	√5975.I\sh0207222/7/2022	7:29:39	1	R374346		0	0						
Analyte	T	Units	RAW	Final	Text	Spike	SPKref	RPDref	MDL	PQL	UQL	%REC	LOW	HIGH	%RPD	Q
1-Methylnaphthalene	A	ug/L	1.90897	1.90897		2	0	0	0.0206	0.1	10	95%	80	120	0%	
2-Methylnaphthalene	A	ug/L	2.27317	2.27317		2	0	0	0.0176	0.1	10	114%	80	120	0%	
Acenaphthene	A	ug/L	2.21396	2.21396		2	0	0	0.0317	0.1	10	111%	80	120	0%	
Acenaphthylene	A	ug/L	2.02088	2.02088		2	0	0	0.025	0.1	10	101%	80	120	0%	
Anthracene	A	ug/L	2.18829	2.18829		2	0	0	0.0283	0.1	10	109%	80	120	0%	
Benzo(a)anthracene	A	ug/L	2.21029	2.21029		2	0	0	0.0272	0.1	10	111%	80	120	0%	
Benzo(a)pyrene	A	ug/L	2.09473	2.09473		2	0	0	0.0347	0.1	10	105%	80	120	0%	
Benzo(b)fluoranthene	A	ug/L	2.15881	2.15881		2	0	0	0.0226	0.1	10	108%	80	120	0%	
Benzo(g,h,i)perylene	A	ug/L	2.15947	2.15947		2	0	0	0.0267	0.1	10	108%	80	120	0%	
Benzo(k)fluoranthene	A	ug/L	2.24037	2.24037		2	0	0	0.0295	0.1	10	112%	80	120	0%	
Chrysene	A	ug/L	2.20287	2.20287		2	0	0	0.0458	0.1	10	110%	80	120	0%	
Dibenzo(a,h)anthracene	A	ug/L	2.18865	2.18865		2	0	0	0.0367	0.1	10	109%	80	120	0%	
Fluoranthene	A	ug/L	2.06947	2.06947		2	0	0	0.0233	0.1	10	103%	80	120	0%	
Fluorene	A	ug/L	1.98437	1.98437		2	0	0	0.0225	0.1	10	99%	80	120	0%	
Indeno(1,2,3-cd)pyrene	A	ug/L	2.10273	2.10273		2	0	0	0.0491	0.1	10	105%	80	120	0%	
Naphthalene	A	ug/L	2.17168	2.17168		2	0	0	0.029	0.1	10	109%	80	120	0%	
Phenanthrene	A	ug/L	2.00454	2.00454		2	0	0	0.0295	0.1	10	100%	80	120	0%	
Pyrene	A	ug/L	2.08868	2.08868		2	0	0	0.0239	0.1	10	104%	80	120	0%	
1,4-Dichlorobenzene-d4	I	ug/L	40	40		0	0	0	0.1	0.1		0%			0%	
Acenaphthene-d10	I	ug/L	40	40		0	0	0	0.1	0.1		0%			0%	
Chrysene-d12	I	ug/L	40	40		0	0	0	0.1	0.1		0%			0%	
Naphthalene-d8	I	ug/L	40	40		0	0	0	0.1	0.1		0%			0%	
Perylene-d12	I	ug/L	40	40		0	0	0	0.1	0.1		0%			0%	
Phenanthrene-d10	I	ug/L	40	40		0	0	0	0.1	0.1		0%			0%	
2-Fluorobiphenyl	S	ug/L	1.92892	1.92892		2	0	0	0.0444	0.1	10	96%	80	120	0%	
Nitrobenzene-d5	S	ug/L	1.8807	1.8807		2	0	0	0.0523	0.1	10	94%	80	120	0%	
Terphenyl-d14	S	ug/L	1.97417	1.97417		2	0	0	0.0563	0.1	10	99%	80	120	0%	
o-Terphenyl	X	ug/L	2.16588	2.16588		2	0	0	0.0654	0.1	10	108%	80	120	0%	

Seq No	Lab ID	Test Code	Sample Typ	File ID	Analysis Date	DF	Batch ID	Prep Date	SPKref	RPDref	pmoist					
15023029	07-Feb-22_ISTB	SVOC-8270-W-	SAMP	√5975.I\sh0207222/7/2022	8:02:09	1	R374346		0	0						
Analyte	T	Units	RAW	Final	Text	Spike	SPKref	RPDref	MDL	PQL	UQL	%REC	LOW	HIGH	%RPD	Q

Seq No	Lab ID	Test Code	Sample Typ	File ID	Analysis Date	DF	Batch ID	Prep Date	SPKref	RPDref	pmoist					
15023029	07-Feb-22_ISTB	SVOC-8270-W-	SAMP	√5975.I\sh0207222/7/2022	8:02:09	1	R374346		0	0						
Analyte	T	Units	RAW	Final	Text	Spike	SPKref	RPDref	MDL	PQL	UQL	%REC	LOW	HIGH	%RPD	Q
1-Methylnaphthalene	A	ug/L	0	0		0	0	0	0.0206	0.1	10	0%	0	0	0%	
2-Methylnaphthalene	A	ug/L	0	0		0	0	0	0.0176	0.1	10	0%	0	0	0%	
Acenaphthene	A	ug/L	0	0		0	0	0	0.0317	0.1	10	0%	0	0	0%	
Acenaphthylene	A	ug/L	0	0		0	0	0	0.025	0.1	10	0%	0	0	0%	
Anthracene	A	ug/L	0	0		0	0	0	0.0283	0.1	10	0%	0	0	0%	
Benzo(a)anthracene	A	ug/L	0	0		0	0	0	0.0272	0.1	10	0%	0	0	0%	
Benzo(a)pyrene	A	ug/L	0	0		0	0	0	0.0347	0.1	10	0%	0	0	0%	
Benzo(b)fluoranthene	A	ug/L	0	0		0	0	0	0.0226	0.1	10	0%	0	0	0%	
Benzo(g,h,i)perylene	A	ug/L	0	0		0	0	0	0.0267	0.1	10	0%	0	0	0%	
Benzo(k)fluoranthene	A	ug/L	0	0		0	0	0	0.0295	0.1	10	0%	0	0	0%	
Chrysene	A	ug/L	0	0		0	0	0	0.0458	0.1	10	0%	0	0	0%	
Dibenzo(a,h)anthracene	A	ug/L	0	0		0	0	0	0.0367	0.1	10	0%	0	0	0%	
Fluoranthene	A	ug/L	0	0		0	0	0	0.0233	0.1	10	0%	0	0	0%	
Fluorene	A	ug/L	0	0		0	0	0	0.0225	0.1	10	0%	0	0	0%	
Indeno(1,2,3-cd)pyrene	A	ug/L	0	0		0	0	0	0.0491	0.1	10	0%	0	0	0%	
Naphthalene	A	ug/L	0	0		0	0	0	0.029	0.1	10	0%	0	0	0%	
Phenanthrene	A	ug/L	0	0		0	0	0	0.0295	0.1	10	0%	0	0	0%	
Pyrene	A	ug/L	0	0		0	0	0	0.0239	0.1	10	0%	0	0	0%	
1,4-Dichlorobenzene-d4	I	ug/L	40	40		0	0	0	0.1	0.1		0%	0	0	0%	
Acenaphthene-d10	I	ug/L	40	40		0	0	0	0.1	0.1		0%	0	0	0%	
Chrysene-d12	I	ug/L	40	40		0	0	0	0.1	0.1		0%	0	0	0%	
Naphthalene-d8	I	ug/L	40	40		0	0	0	0.1	0.1		0%	0	0	0%	
Perylene-d12	I	ug/L	40	40		0	0	0	0.1	0.1		0%	0	0	0%	
Phenanthrene-d10	I	ug/L	40	40		0	0	0	0.1	0.1		0%	0	0	0%	
2-Fluorobiphenyl	S	ug/L	0	0		5	0	0	0.0444	0.1	10	0%	25	94	0%	S
Nitrobenzene-d5	S	ug/L	0	0		5	0	0	0.0523	0.1	10	0%	19	102	0%	S
Terphenyl-d14	S	ug/L	0	0		5	0	0	0.0563	0.1	10	0%	39	106	0%	S
o-Terphenyl	X	ug/L	0	0		200	0	0	0.0654	0.1	10	0%	40	140	0%	S

Seq No	Lab ID	Test Code	Sample Typ	File ID	Analysis Date	DF	Batch ID	Prep Date	SPKref	RPDref	pmoist					
15023030	MB-163333	SVOC-8270C-SI	MBLK	√5975.I\sh0207222/7/2022	8:34:35	1	163333	1/28/2022 9:	0	0						
Analyte	T	Units	RAW	Final	Text	Spike	SPKref	RPDref	MDL	PQL	UQL	%REC	LOW	HIGH	%RPD	Q

Seq No	Lab ID	Test Code	Sample Typ	File ID	Analysis Date	DF	Batch ID	Prep Date	SPKref	RPDref	pmoist					
15023030	MB-163333	SVOC-8270C-SI MBLK		√5975.I\sh0207222/7/2022	8:34:35	1	163333	1/28/2022 9:	0	0						
Analyte	T	Units	RAW	Final	Text	Spike	SPKref	RPDref	MDL	PQL	UQL	%REC	LOW	HIGH	%RPD	Q
1-Methylnaphthalene	A	ug/L	0	0		0	0	0	0.0206	0.1	10	0%			0%	
2-Methylnaphthalene	A	ug/L	0	0		0	0	0	0.0176	0.1	10	0%			0%	
Acenaphthene	A	ug/L	0	0		0	0	0	0.0317	0.1	10	0%			0%	
Acenaphthylene	A	ug/L	0	0		0	0	0	0.025	0.1	10	0%			0%	
Anthracene	A	ug/L	0	0		0	0	0	0.0283	0.1	10	0%			0%	
Benzo(a)anthracene	A	ug/L	0	0		0	0	0	0.0272	0.1	10	0%			0%	
Benzo(a)pyrene	A	ug/L	0	0		0	0	0	0.0347	0.1	10	0%			0%	
Benzo(b)fluoranthene	A	ug/L	0	0		0	0	0	0.0226	0.1	10	0%			0%	
Benzo(g,h,i)perylene	A	ug/L	0	0		0	0	0	0.0267	0.1	10	0%			0%	
Benzo(k)fluoranthene	A	ug/L	0	0		0	0	0	0.0295	0.1	10	0%			0%	
Chrysene	A	ug/L	0	0		0	0	0	0.0458	0.1	10	0%			0%	
Dibenzo(a,h)anthracene	A	ug/L	0	0		0	0	0	0.0367	0.1	10	0%			0%	
Fluoranthene	A	ug/L	0	0		0	0	0	0.0233	0.1	10	0%			0%	
Fluorene	A	ug/L	0	0		0	0	0	0.0225	0.1	10	0%			0%	
Indeno(1,2,3-cd)pyrene	A	ug/L	0	0		0	0	0	0.0491	0.1	10	0%			0%	
Naphthalene	A	ug/L	0	0		0	0	0	0.029	0.1	10	0%			0%	
Phenanthrene	A	ug/L	0	0		0	0	0	0.0295	0.1	10	0%			0%	
Pyrene	A	ug/L	0	0		0	0	0	0.0239	0.1	10	0%			0%	
1,4-Dichlorobenzene-d4	I	ug/L	40	40		0	0	0	0.1	0.1		0%			0%	
Acenaphthene-d10	I	ug/L	40	40		0	0	0	0.1	0.1		0%			0%	
Chrysene-d12	I	ug/L	40	40		0	0	0	0.1	0.1		0%			0%	
Naphthalene-d8	I	ug/L	40	40		0	0	0	0.1	0.1		0%			0%	
Perylene-d12	I	ug/L	40	40		0	0	0	0.1	0.1		0%			0%	
Phenanthrene-d10	I	ug/L	40	40		0	0	0	0.1	0.1	10	0%			0%	
2-Fluorobiphenyl	S	ug/L	59.02207	59.02207		100	0	0	0.0444	0.1	10	59%	25	94	0%	
Nitrobenzene-d5	S	ug/L	89.97637	89.97637		100	0	0	0.0523	0.1	10	90%	19	102	0%	
Terphenyl-d14	S	ug/L	69.49273	69.49273		100	0	0	0.0563	0.1	10	69%	39	106	0%	
o-Terphenyl	X	ug/L	0	0		0	0	0	0.0654	0	0	0%	40	140	0%	

Seq No	Lab ID	Test Code	Sample Typ	File ID	Analysis Date	DF	Batch ID	Prep Date	SPKref	RPDref	pmoist					
15023031	LLCS-163333	SVOC-8270C-SI LCS-DOD		√5975.I\sh0207222/7/2022	9:07:07	1	163333	1/28/2022 9:	0	0						
Analyte	T	Units	RAW	Final	Text	Spike	SPKref	RPDref	MDL	PQL	UQL	%REC	LOW	HIGH	%RPD	Q

Seq No	Lab ID	Test Code	Sample Typ	File ID	Analysis Date	DF	Batch ID	Prep Date	SPKref	RPDref	pmoist					
15023031	LLCS-163333	SVOC-8270C-SI	LCS-DOD	√5975.I\sh020722	2/7/2022 9:07:07	1	163333	1/28/2022 9:	0	0						
Analyte	T	Units	RAW	Final	Text	Spike	SPKref	RPDref	MDL	PQL	UQL	%REC	LOW	HIGH	%RPD	Q
1-Methylnaphthalene	A	ug/L	6.08031	6.08031		10	0	0	0.0206	0.1	10	61%	41	115	0%	
2-Methylnaphthalene	A	ug/L	5.90567	5.90567		10	0	0	0.0176	0.1	10	59%	39	114	0%	
Acenaphthene	A	ug/L	8.02153	8.02153		10	0	0	0.0317	0.1	10	80%	48	114	0%	
Acenaphthylene	A	ug/L	7.31681	7.31681		10	0	0	0.025	0.1	10	73%	35	121	0%	
Anthracene	A	ug/L	7.92812	7.92812		10	0	0	0.0283	0.1	10	79%	53	119	0%	
Benzo(a)anthracene	A	ug/L	8.85119	8.85119		10	0	0	0.0272	0.1	10	89%	59	120	0%	
Benzo(a)pyrene	A	ug/L	8.59933	8.59933		10	0	0	0.0347	0.1	10	86%	53	120	0%	
Benzo(b)fluoranthene	A	ug/L	9.44201	9.44201		10	0	0	0.0226	0.1	10	94%	53	126	0%	
Benzo(g,h,i)perylene	A	ug/L	9.09116	9.09116		10	0	0	0.0267	0.1	10	91%	44	128	0%	
Benzo(k)fluoranthene	A	ug/L	9.10259	9.10259		10	0	0	0.0295	0.1	10	91%	54	125	0%	
Chrysene	A	ug/L	8.93736	8.93736		10	0	0	0.0458	0.1	10	89%	57	120	0%	
Dibenzo(a,h)anthracene	A	ug/L	9.11594	9.11594		10	0	0	0.0367	0.1	10	91%	44	141	0%	
Fluoranthene	A	ug/L	8.6411	8.6411		10	0	0	0.0233	0.1	10	86%	58	120	0%	
Fluorene	A	ug/L	8.32092	8.32092		10	0	0	0.0225	0.1	10	83%	50	118	0%	
Indeno(1,2,3-cd)pyrene	A	ug/L	8.83922	8.83922		10	0	0	0.0491	0.1	10	88%	48	130	0%	
Naphthalene	A	ug/L	5.94218	5.94218		10	0	0	0.029	0.1	10	59%	43	114	0%	
Phenanthrene	A	ug/L	7.54069	7.54069		10	0	0	0.0295	0.1	10	75%	53	115	0%	
Pyrene	A	ug/L	8.78537	8.78537		10	0	0	0.0239	0.1	10	88%	53	121	0%	
1,4-Dichlorobenzene-d4	I	ug/L	40	40		0	0	0	0.1	0.1		0%			0%	
Acenaphthene-d10	I	ug/L	40	40		0	0	0	0.1	0.1		0%			0%	
Chrysene-d12	I	ug/L	40	40		0	0	0	0.1	0.1		0%			0%	
Naphthalene-d8	I	ug/L	40	40		0	0	0	0.1	0.1		0%			0%	
Perylene-d12	I	ug/L	40	40		0	0	0	0.1	0.1		0%			0%	
Phenanthrene-d10	I	ug/L	40	40		0	0	0	0.1	0.1	10	0%			0%	
2-Fluorobiphenyl	S	ug/L	3.83166	3.83166		5	0	0	0.0444	0.1	10	77%	53	106	0%	
Nitrobenzene-d5	S	ug/L	4.00863	4.00863		5	0	0	0.0523	0.1	10	80%	55	111	0%	
Terphenyl-d14	S	ug/L	4.59129	4.59129		5	0	0	0.0563	0.1	10	92%	58	132	0%	
o-Terphenyl	X	ug/L	7.47496	7.47496		10	0	0	0.0654	0	0	75%	40	140	0%	

Seq No	Lab ID	Test Code	Sample Typ	File ID	Analysis Date	DF	Batch ID	Prep Date	SPKref	RPDref	pmoist					
15023032	LLCSD-163333	SVOC-8270C-SI	LCS-DOD	√5975.I\sh020722	2/7/2022 9:39:34	1	163333	1/28/2022 9:	0	2E+07						
Analyte	T	Units	RAW	Final	Text	Spike	SPKref	RPDref	MDL	PQL	UQL	%REC	LOW	HIGH	%RPD	Q

Seq No	Lab ID	Test Code	Sample Typ	File ID	Analysis Date	DF	Batch ID	Prep Date	SPKref	RPDref	pmoist					
15023032	LLCSD-163333	SVOC-8270C-SI	LCSD-DOD	√5975.I\sh020722	2/7/2022 9:39:34	1	163333	1/28/2022 9:	0	2E+07						
Analyte	T	Units	RAW	Final	Text	Spike	SPKref	RPDref	MDL	PQL	UQL	%REC	LOW	HIGH	%RPD	Q
1-Methylnaphthalene	A	ug/L	5.61669	5.61669		10	0	6.08031	0.0206	0.1	10	56%	41	115	8%	
2-Methylnaphthalene	A	ug/L	5.4664	5.4664		10	0	5.90567	0.0176	0.1	10	55%	39	114	8%	
Acenaphthene	A	ug/L	7.74771	7.74771		10	0	8.02153	0.0317	0.1	10	77%	48	114	3%	
Acenaphthylene	A	ug/L	6.86828	6.86828		10	0	7.31681	0.025	0.1	10	69%	35	121	6%	
Anthracene	A	ug/L	7.94978	7.94978		10	0	7.92812	0.0283	0.1	10	79%	53	119	0%	
Benzo(a)anthracene	A	ug/L	8.73566	8.73566		10	0	8.85119	0.0272	0.1	10	87%	59	120	1%	
Benzo(a)pyrene	A	ug/L	8.29495	8.29495		10	0	8.59933	0.0347	0.1	10	83%	53	120	4%	
Benzo(b)fluoranthene	A	ug/L	9.28931	9.28931		10	0	9.44201	0.0226	0.1	10	93%	53	126	2%	
Benzo(g,h,i)perylene	A	ug/L	9.01444	9.01444		10	0	9.09116	0.0267	0.1	10	90%	44	128	1%	
Benzo(k)fluoranthene	A	ug/L	9.06533	9.06533		10	0	9.10259	0.0295	0.1	10	91%	54	125	0%	
Chrysene	A	ug/L	8.83091	8.83091		10	0	8.93736	0.0458	0.1	10	88%	57	120	1%	
Dibenzo(a,h)anthracene	A	ug/L	9.1484	9.1484		10	0	9.11594	0.0367	0.1	10	91%	44	141	0%	
Fluoranthene	A	ug/L	8.87847	8.87847		10	0	8.6411	0.0233	0.1	10	89%	58	120	3%	
Fluorene	A	ug/L	7.85541	7.85541		10	0	8.32092	0.0225	0.1	10	79%	50	118	6%	
Indeno(1,2,3-cd)pyrene	A	ug/L	8.62867	8.62867		10	0	8.83922	0.0491	0.1	10	86%	48	130	2%	
Naphthalene	A	ug/L	5.31591	5.31591		10	0	5.94218	0.029	0.1	10	53%	43	114	11%	
Phenanthrene	A	ug/L	7.83033	7.83033		10	0	7.54069	0.0295	0.1	10	78%	53	115	4%	
Pyrene	A	ug/L	8.97238	8.97238		10	0	8.78537	0.0239	0.1	10	90%	53	121	2%	
1,4-Dichlorobenzene-d4	I	ug/L	40	40		0	0	0	0.1	0.1		0%			0%	
Acenaphthene-d10	I	ug/L	40	40		0	0	0	0.1	0.1		0%			0%	
Chrysene-d12	I	ug/L	40	40		0	0	0	0.1	0.1		0%			0%	
Naphthalene-d8	I	ug/L	40	40		0	0	0	0.1	0.1		0%			0%	
Perylene-d12	I	ug/L	40	40		0	0	0	0.1	0.1		0%			0%	
Phenanthrene-d10	I	ug/L	40	40		0	0	0	0.1	0.1	10	0%			0%	
2-Fluorobiphenyl	S	ug/L	3.67663	3.67663		5	0	0	0.0444	0.1	10	74%	53	106	0%	
Nitrobenzene-d5	S	ug/L	4.11177	4.11177		5	0	0	0.0523	0.1	10	82%	55	111	0%	
Terphenyl-d14	S	ug/L	4.51809	4.51809		5	0	0	0.0563	0.1	10	90%	58	132	0%	
o-Terphenyl	X	ug/L	7.47155	7.47155		10	0	7.47496	0.0654	0	0	75%	40	140	0%	

Seq No	Lab ID	Test Code	Sample Typ	File ID	Analysis Date	DF	Batch ID	Prep Date	SPKref	RPDref	pmoist					
15023033	B22011592-001	SVOC-8270C-SI	SAMP	√5975.I\sh020722	2/7/2022 10:12:0	1	163333	1/28/2022 9:	0	0						
Analyte	T	Units	RAW	Final	Text	Spike	SPKref	RPDref	MDL	PQL	UQL	%REC	LOW	HIGH	%RPD	Q

Seq No	Lab ID	Test Code	Sample Typ	File ID	Analysis Date	DF	Batch ID	Prep Date	SPKref	RPDref	pmoist					
15023033	B22011592-001	SVOC-8270C-SI SAMP		√5975.I\sh020722	2/7/2022 10:12:0	1	163333	1/28/2022 9:	0	0						
Analyte	T	Units	RAW	Final	Text	Spike	SPKref	RPDref	MDL	PQL	UQL	%REC	LOW	HIGH	%RPD	Q
1-Methylnaphthalene	A	ug/L	0	0		0	0	0	0.0196112	0.1	10	0%	0	0	0%	U
2-Methylnaphthalene	A	ug/L	0	0		0	0	0	0.0167552	0.1	10	0%	0	0	0%	U
Acenaphthene	A	ug/L	0	0		0	0	0	0.0301784	0.1	10	0%	0	0	0%	U
Acenaphthylene	A	ug/L	0	0		0	0	0	0.0238	0.1	10	0%	0	0	0%	U
Anthracene	A	ug/L	0	0		0	0	0	0.0269416	0.1	10	0%	0	0	0%	U
Benzo(a)anthracene	A	ug/L	0.10861	0.10339672		0	0	0	0.0258944	0.1	10	0%	0	0	0%	
Benzo(a)pyrene	A	ug/L	0	0		0	0	0	0.0330344	0.1	10	0%	0	0	0%	U
Benzo(b)fluoranthene	A	ug/L	0.17977	0.17114104		0	0	0	0.0215152	0.1	10	0%	0	0	0%	
Benzo(g,h,i)perylene	A	ug/L	0.07336	0.06983872		0	0	0	0.0254184	0.1	10	0%	0	0	0%	J
Benzo(k)fluoranthene	A	ug/L	0.12222	0.11635344		0	0	0	0.028084	0.1	10	0%	0	0	0%	
Chrysene	A	ug/L	0.11814	0.11246928		0	0	0	0.0436016	0.1	10	0%	0	0	0%	
Dibenzo(a,h)anthracene	A	ug/L	0.03934	0.03745168		0	0	0	0.0349384	0.1	10	0%	0	0	0%	J
Fluoranthene	A	ug/L	0.04494	0.04278288		0	0	0	0.0221816	0.1	10	0%	0	0	0%	J
Fluorene	A	ug/L	0	0		0	0	0	0.02142	0.1	10	0%	0	0	0%	U
Indeno(1,2,3-cd)pyrene	A	ug/L	0.1131	0.1076712		0	0	0	0.0467432	0.1	10	0%	0	0	0%	
Naphthalene	A	ug/L	0	0		0	0	0	0.027608	0.1	10	0%	0	0	0%	U
Phenanthrene	A	ug/L	0	0		0	0	0	0.028084	0.1	10	0%	0	0	0%	U
Pyrene	A	ug/L	0.03386	0.03223472		0	0	0	0.0227528	0.1	10	0%	0	0	0%	J
1,4-Dichlorobenzene-d4	I	ug/L	40	38.08		0	0	0	0.0952	0.1		0%	0	0	0%	
Acenaphthene-d10	I	ug/L	40	38.08		0	0	0	0.0952	0.1		0%	0	0	0%	
Chrysene-d12	I	ug/L	40	38.08		0	0	0	0.0952	0.1		0%	0	0	0%	
Naphthalene-d8	I	ug/L	40	38.08		0	0	0	0.0952	0.1		0%	0	0	0%	
Perylene-d12	I	ug/L	40	38.08		0	0	0	0.0952	0.1		0%	0	0	0%	
Phenanthrene-d10	I	ug/L	40	38.08		0	0	0	0.0952	0.1	10	0%	0	0	0%	E
o-Terphenyl	X	ug/L	0	0		0	0	0	0.0622608	0	0	0%	40	140	0%	U

Seq No	Lab ID	Test Code	Sample Typ	File ID	Analysis Date	DF	Batch ID	Prep Date	SPKref	RPDref	pmoist					
15023034	B22011592-001	SVOC-8270C-SI MS-DOD		√5975.I\sh020722	2/7/2022 10:44:3	1	163333	1/28/2022 9:	2E+07	0						
Analyte	T	Units	RAW	Final	Text	Spike	SPKref	RPDref	MDL	PQL	UQL	%REC	LOW	HIGH	%RPD	Q
1-Methylnaphthalene	A	ug/L	2.82174	2.71451388		4.81	0	0	0.0198172	0.1	10	56%	41	115	0%	
2-Methylnaphthalene	A	ug/L	2.91568	2.80488416		4.81	0	0	0.0169312	0.1	10	58%	39	114	0%	
Acenaphthene	A	ug/L	3.8012	3.6567544		4.81	0	0	0.0304954	0.1	10	76%	48	114	0%	
Acenaphthylene	A	ug/L	3.50777	3.37447474		4.81	0	0	0.02405	0.1	10	70%	35	121	0%	
Anthracene	A	ug/L	4.32908	4.16457496		4.81	0	0	0.0272246	0.1	10	87%	53	119	0%	

Seq No	Lab ID	Test Code	Sample Typ	File ID	Analysis Date	DF	Batch ID	Prep Date	SPKref	RPDref	pmoist					
15023034	B22011592-001	SVOC-8270C-SI MS-DOD	√5975.I\sh0207222/7/2022	10:44:3	1	163333	1/28/2022 9:	2E+07	0							
Analyte	T	Units	RAW	Final	Text	Spike	SPKref	RPDref	MDL	PQL	UQL	%REC	LOW	HIGH	%RPD	Q
Benzo(a)anthracene	A	ug/L	4.509	4.337658		4.81	0.1033967	0	0.0261664	0.1	10	88%	59	120	0%	
Benzo(a)pyrene	A	ug/L	4.18703	4.02792286		4.81	0	0	0.0333814	0.1	10	84%	53	120	0%	
Benzo(b)fluoranthene	A	ug/L	4.75779	4.57699398		4.81	0.1711410	0	0.0217412	0.1	10	92%	53	126	0%	
Benzo(g,h,i)perylene	A	ug/L	4.72231	4.54286222		4.81	0.0698387	0	0.0256854	0.1	10	93%	44	128	0%	
Benzo(k)fluoranthene	A	ug/L	4.38713	4.22041906		4.81	0.1163534	0	0.028379	0.1	10	85%	54	125	0%	
Chrysene	A	ug/L	4.58009	4.40604658		4.81	0.1124693	0	0.0440596	0.1	10	89%	57	120	0%	
Dibenzo(a,h)anthracene	A	ug/L	4.73378	4.55389636		4.81	0.0374517	0	0.0353054	0.1	10	94%	44	141	0%	
Fluoranthene	A	ug/L	4.84008	4.65615696		4.81	0.0427829	0	0.0224146	0.1	10	96%	58	120	0%	
Fluorene	A	ug/L	3.96305	3.8124541		4.81	0	0	0.021645	0.1	10	79%	50	118	0%	
Indeno(1,2,3-cd)pyrene	A	ug/L	4.58659	4.41229958		4.81	0.1076712	0	0.0472342	0.1	10	89%	48	130	0%	
Naphthalene	A	ug/L	2.81505	2.7080781		4.81	0	0	0.027898	0.1	10	56%	43	114	0%	
Phenanthrene	A	ug/L	4.21383	4.05370446		4.81	0	0	0.028379	0.1	10	84%	53	115	0%	
Pyrene	A	ug/L	4.63058	4.45461796		4.81	0.0322347	0	0.0229918	0.1	10	92%	53	121	0%	
1,4-Dichlorobenzene-d4	I	ug/L	40	38.48		0	0	0	0.0962	0.1		0%			0%	
Acenaphthene-d10	I	ug/L	40	38.48		0	0	0	0.0962	0.1		0%			0%	
Chrysene-d12	I	ug/L	40	38.48		0	0	0	0.0962	0.1		0%			0%	
Naphthalene-d8	I	ug/L	40	38.48		0	0	0	0.0962	0.1		0%			0%	
Perylene-d12	I	ug/L	40	38.48		0	0	0	0.0962	0.1		0%			0%	
Phenanthrene-d10	I	ug/L	40	38.48		0	0	0	0.0962	0.1	10	0%			0%	
2-Fluorobiphenyl	S	ug/L	4.82955	4.6460271		4.81	0	0	0.0427128	0.1	10	97%	53	106	0%	
Nitrobenzene-d5	S	ug/L	5.12575	4.9309715		4.81	0	0	0.0503126	0.1	10	103%	55	111	0%	
Terphenyl-d14	S	ug/L	5.9708	5.7439096		4.81	0	0	0.0541606	0.1	10	119%	58	132	0%	
o-Terphenyl	X	ug/L	4.13076	3.97379112		4.81	0	0	0.0629148	0	0	83%	40	140	0%	

Seq No	Lab ID	Test Code	Sample Typ	File ID	Analysis Date	DF	Batch ID	Prep Date	SPKref	RPDref	pmoist					
15023035	B22011592-006	SVOC-8270C-SI SAMP	√5975.I\sh0207222/7/2022	11:17:1	1	163333	1/28/2022 9:	0	0							
Analyte	T	Units	RAW	Final	Text	Spike	SPKref	RPDref	MDL	PQL	UQL	%REC	LOW	HIGH	%RPD	Q
1-Methylnaphthalene	A	ug/L	0	0		0	0	0	0.021012	0.102	10	0%	0	0	0%	U
2-Methylnaphthalene	A	ug/L	0	0		0	0	0	0.017952	0.102	10	0%	0	0	0%	U
Acenaphthene	A	ug/L	0	0		0	0	0	0.032334	0.102	10	0%	0	0	0%	U
Acenaphthylene	A	ug/L	0	0		0	0	0	0.0255	0.102	10	0%	0	0	0%	U
Anthracene	A	ug/L	0	0		0	0	0	0.028866	0.102	10	0%	0	0	0%	U
Benzo(a)anthracene	A	ug/L	0	0		0	0	0	0.027744	0.102	10	0%	0	0	0%	U
Benzo(a)pyrene	A	ug/L	0	0		0	0	0	0.035394	0.102	10	0%	0	0	0%	U

Seq No	Lab ID	Test Code	Sample Typ	File ID	Analysis Date	DF	Batch ID	Prep Date	SPKref	RPDref	pmoist					
15023035	B22011592-006	SVOC-8270C-SI SAMP		√5975.I\sh0207222/7/2022	11:17:1	1	163333	1/28/2022 9:	0	0						
Analyte	T	Units	RAW	Final	Text	Spike	SPKref	RPDref	MDL	PQL	UQL	%REC	LOW	HIGH	%RPD	Q
Benzo(b)fluoranthene	A	ug/L	0	0		0	0	0	0.023052	0.102	10	0%	0	0	0%	U
Benzo(g,h,i)perylene	A	ug/L	0	0		0	0	0	0.027234	0.102	10	0%	0	0	0%	U
Benzo(k)fluoranthene	A	ug/L	0	0		0	0	0	0.03009	0.102	10	0%	0	0	0%	U
Chrysene	A	ug/L	0	0		0	0	0	0.046716	0.102	10	0%	0	0	0%	U
Dibenzo(a,h)anthracene	A	ug/L	0	0		0	0	0	0.037434	0.102	10	0%	0	0	0%	U
Fluoranthene	A	ug/L	0	0		0	0	0	0.023766	0.102	10	0%	0	0	0%	U
Fluorene	A	ug/L	0	0		0	0	0	0.02295	0.102	10	0%	0	0	0%	U
Indeno(1,2,3-cd)pyrene	A	ug/L	0	0		0	0	0	0.050082	0.102	10	0%	0	0	0%	U
Naphthalene	A	ug/L	0	0		0	0	0	0.02958	0.102	10	0%	0	0	0%	U
Phenanthrene	A	ug/L	0	0		0	0	0	0.03009	0.102	10	0%	0	0	0%	U
Pyrene	A	ug/L	0	0		0	0	0	0.024378	0.102	10	0%	0	0	0%	U
1,4-Dichlorobenzene-d4	I	ug/L	40	40.8		0	0	0	0.102	0.102		0%	0	0	0%	
Acenaphthene-d10	I	ug/L	40	40.8		0	0	0	0.102	0.102		0%	0	0	0%	
Chrysene-d12	I	ug/L	40	40.8		0	0	0	0.102	0.102		0%	0	0	0%	
Naphthalene-d8	I	ug/L	40	40.8		0	0	0	0.102	0.102		0%	0	0	0%	
Perylene-d12	I	ug/L	40	40.8		0	0	0	0.102	0.102		0%	0	0	0%	
Phenanthrene-d10	I	ug/L	40	40.8		0	0	0	0.102	0.102	10	0%	0	0	0%	E
o-Terphenyl	X	ug/L	0	0		0	0	0	0.066708	0	0	0%	40	140	0%	U

Seq No	Lab ID	Test Code	Sample Typ	File ID	Analysis Date	DF	Batch ID	Prep Date	SPKref	RPDref	pmoist					
15023036	B22011592-006	SVOC-8270C-SI MS-DOD		√5975.I\sh0207222/7/2022	11:49:5	1	163333	1/28/2022 9:	2E+07	0						
Analyte	T	Units	RAW	Final	Text	Spike	SPKref	RPDref	MDL	PQL	UQL	%REC	LOW	HIGH	%RPD	Q
1-Methylnaphthalene	A	ug/L	3.26904	3.3344208		5.1	0	0	0.021012	0.102	10	65%	41	115	0%	
2-Methylnaphthalene	A	ug/L	3.20246	3.2665092		5.1	0	0	0.017952	0.102	10	64%	39	114	0%	
Acenaphthene	A	ug/L	4.44822	4.5371844		5.1	0	0	0.032334	0.102	10	89%	48	114	0%	
Acenaphthylene	A	ug/L	4.06171	4.1429442		5.1	0	0	0.0255	0.102	10	81%	35	121	0%	
Anthracene	A	ug/L	4.48073	4.5703446		5.1	0	0	0.028866	0.102	10	90%	53	119	0%	
Benzo(a)anthracene	A	ug/L	4.68042	4.7740284		5.1	0	0	0.027744	0.102	10	94%	59	120	0%	
Benzo(a)pyrene	A	ug/L	4.04133	4.1221566		5.1	0	0	0.035394	0.102	10	81%	53	120	0%	
Benzo(b)fluoranthene	A	ug/L	4.78352	4.8791904		5.1	0	0	0.023052	0.102	10	96%	53	126	0%	
Benzo(g,h,i)perylene	A	ug/L	4.65069	4.7437038		5.1	0	0	0.027234	0.102	10	93%	44	128	0%	
Benzo(k)fluoranthene	A	ug/L	4.44313	4.5319926		5.1	0	0	0.03009	0.102	10	89%	54	125	0%	
Chrysene	A	ug/L	4.45627	4.5453954		5.1	0	0	0.046716	0.102	10	89%	57	120	0%	
Dibenzo(a,h)anthracene	A	ug/L	4.87468	4.9721736		5.1	0	0	0.037434	0.102	10	97%	44	141	0%	

Seq No	Lab ID	Test Code	Sample Typ	File ID	Analysis Date	DF	Batch ID	Prep Date	SPKref	RPDref	pmoist					
15023036	B22011592-006	SVOC-8270C-SI MS-DOD		√5975.I\sh020722	2/7/2022 11:49:5	1	163333	1/28/2022 9:	2E+07	0						
Analyte	T	Units	RAW	Final	Text	Spike	SPKref	RPDref	MDL	PQL	UQL	%REC	LOW	HIGH	%RPD	Q
Fluoranthene	A	ug/L	4.81227	4.9085154		5.1	0	0	0.023766	0.102	10	96%	58	120	0%	
Fluorene	A	ug/L	4.48366	4.5733332		5.1	0	0	0.02295	0.102	10	90%	50	118	0%	
Indeno(1,2,3-cd)pyrene	A	ug/L	4.44244	4.5312888		5.1	0	0	0.050082	0.102	10	89%	48	130	0%	
Naphthalene	A	ug/L	3.3869	3.454638		5.1	0	0	0.02958	0.102	10	68%	43	114	0%	
Phenanthrene	A	ug/L	4.39766	4.4856132		5.1	0	0	0.03009	0.102	10	88%	53	115	0%	
Pyrene	A	ug/L	4.56707	4.6584114		5.1	0	0	0.024378	0.102	10	91%	53	121	0%	
1,4-Dichlorobenzene-d4	I	ug/L	40	40.8		0	0	0	0.102	0.102		0%				0%
Acenaphthene-d10	I	ug/L	40	40.8		0	0	0	0.102	0.102		0%				0%
Chrysene-d12	I	ug/L	40	40.8		0	0	0	0.102	0.102		0%				0%
Naphthalene-d8	I	ug/L	40	40.8		0	0	0	0.102	0.102		0%				0%
Perylene-d12	I	ug/L	40	40.8		0	0	0	0.102	0.102		0%				0%
Phenanthrene-d10	I	ug/L	40	40.8		0	0	0	0.102	0.102	10	0%				0%
2-Fluorobiphenyl	S	ug/L	5.66306	5.7763212		5.1	0	0	0.045288	0.102	10	113%	53	106	0%	S
Nitrobenzene-d5	S	ug/L	6.12139	6.2438178		5.1	0	0	0.053346	0.102	10	122%	55	111	0%	S
Terphenyl-d14	S	ug/L	6.28527	6.4109754		5.1	0	0	0.057426	0.102	10	126%	58	132	0%	
o-Terphenyl	X	ug/L	4.193	4.27686		5.1	0	0	0.066708	0	0	84%	40	140	0%	

Seq No	Lab ID	Test Code	Sample Typ	File ID	Analysis Date	DF	Batch ID	Prep Date	SPKref	RPDref	pmoist					
15023037	B22011592-007	SVOC-8270C-SI SAMP		√5975.I\sh020722	2/8/2022 12:22:2	1	163333	1/28/2022 9:	0	0						
Analyte	T	Units	RAW	Final	Text	Spike	SPKref	RPDref	MDL	PQL	UQL	%REC	LOW	HIGH	%RPD	Q
1-Methylnaphthalene	A	ug/L	0	0		0	0	0	0.021424	0.104	10	0%	0	0	0%	U
2-Methylnaphthalene	A	ug/L	0	0		0	0	0	0.018304	0.104	10	0%	0	0	0%	U
Acenaphthene	A	ug/L	0	0		0	0	0	0.032968	0.104	10	0%	0	0	0%	U
Acenaphthylene	A	ug/L	0	0		0	0	0	0.026	0.104	10	0%	0	0	0%	U
Anthracene	A	ug/L	0	0		0	0	0	0.029432	0.104	10	0%	0	0	0%	U
Benzo(a)anthracene	A	ug/L	0	0		0	0	0	0.028288	0.104	10	0%	0	0	0%	U
Benzo(a)pyrene	A	ug/L	0	0		0	0	0	0.036088	0.104	10	0%	0	0	0%	U
Benzo(b)fluoranthene	A	ug/L	0	0		0	0	0	0.023504	0.104	10	0%	0	0	0%	U
Benzo(g,h,i)perylene	A	ug/L	0	0		0	0	0	0.027768	0.104	10	0%	0	0	0%	U
Benzo(k)fluoranthene	A	ug/L	0	0		0	0	0	0.03068	0.104	10	0%	0	0	0%	U
Chrysene	A	ug/L	0	0		0	0	0	0.047632	0.104	10	0%	0	0	0%	U
Dibenzo(a,h)anthracene	A	ug/L	0	0		0	0	0	0.038168	0.104	10	0%	0	0	0%	U
Fluoranthene	A	ug/L	0.05039	0.0524056		0	0	0	0.024232	0.104	10	0%	0	0	0%	J
Fluorene	A	ug/L	0	0		0	0	0	0.0234	0.104	10	0%	0	0	0%	U

Seq No	Lab ID	Test Code	Sample Typ	File ID	Analysis Date	DF	Batch ID	Prep Date	SPKref	RPDref	pmoist					
15023037	B22011592-007	SVOC-8270C-SI SAMP		√5975.I\sh020722	2/8/2022 12:22:2	1	163333	1/28/2022 9:	0	0						
Analyte	T	Units	RAW	Final	Text	Spike	SPKref	RPDref	MDL	PQL	UQL	%REC	LOW	HIGH	%RPD	Q
Indeno(1,2,3-cd)pyrene	A	ug/L	0	0		0	0	0	0.051064	0.104	10	0%	0	0	0%	U
Naphthalene	A	ug/L	0	0		0	0	0	0.03016	0.104	10	0%	0	0	0%	U
Phenanthrene	A	ug/L	0	0		0	0	0	0.03068	0.104	10	0%	0	0	0%	U
Pyrene	A	ug/L	0.03041	0.0316264		0	0	0	0.024856	0.104	10	0%	0	0	0%	J
1,4-Dichlorobenzene-d4	I	ug/L	40	41.6		0	0	0	0.104	0.104		0%	0	0	0%	
Acenaphthene-d10	I	ug/L	40	41.6		0	0	0	0.104	0.104		0%	0	0	0%	
Chrysene-d12	I	ug/L	40	41.6		0	0	0	0.104	0.104		0%	0	0	0%	
Naphthalene-d8	I	ug/L	40	41.6		0	0	0	0.104	0.104		0%	0	0	0%	
Perylene-d12	I	ug/L	40	41.6		0	0	0	0.104	0.104		0%	0	0	0%	
Phenanthrene-d10	I	ug/L	40	41.6		0	0	0	0.104	0.104	10	0%	0	0	0%	E
o-Terphenyl	X	ug/L	0	0		0	0	0	0.068016	0	0	0%	40	140	0%	U

Seq No	Lab ID	Test Code	Sample Typ	File ID	Analysis Date	DF	Batch ID	Prep Date	SPKref	RPDref	pmoist					
15023038	B22011592-012	SVOC-8270C-SI SAMP		√5975.I\sh020722	2/8/2022 12:54:4	1	163333	1/28/2022 9:	0	0						
Analyte	T	Units	RAW	Final	Text	Spike	SPKref	RPDref	MDL	PQL	UQL	%REC	LOW	HIGH	%RPD	Q
1-Methylnaphthalene	A	ug/L	0	0		0	0	0	0.021012	0.102	10	0%	0	0	0%	U
2-Methylnaphthalene	A	ug/L	0	0		0	0	0	0.017952	0.102	10	0%	0	0	0%	U
Acenaphthene	A	ug/L	0	0		0	0	0	0.032334	0.102	10	0%	0	0	0%	U
Acenaphthylene	A	ug/L	0	0		0	0	0	0.0255	0.102	10	0%	0	0	0%	U
Anthracene	A	ug/L	0	0		0	0	0	0.028866	0.102	10	0%	0	0	0%	U
Benzo(a)anthracene	A	ug/L	0	0		0	0	0	0.027744	0.102	10	0%	0	0	0%	U
Benzo(a)pyrene	A	ug/L	0	0		0	0	0	0.035394	0.102	10	0%	0	0	0%	U
Benzo(b)fluoranthene	A	ug/L	0	0		0	0	0	0.023052	0.102	10	0%	0	0	0%	U
Benzo(g,h,i)perylene	A	ug/L	0	0		0	0	0	0.027234	0.102	10	0%	0	0	0%	U
Benzo(k)fluoranthene	A	ug/L	0	0		0	0	0	0.03009	0.102	10	0%	0	0	0%	U
Chrysene	A	ug/L	0	0		0	0	0	0.046716	0.102	10	0%	0	0	0%	U
Dibenzo(a,h)anthracene	A	ug/L	0	0		0	0	0	0.037434	0.102	10	0%	0	0	0%	U
Fluoranthene	A	ug/L	0	0		0	0	0	0.023766	0.102	10	0%	0	0	0%	U
Fluorene	A	ug/L	0	0		0	0	0	0.02295	0.102	10	0%	0	0	0%	U
Indeno(1,2,3-cd)pyrene	A	ug/L	0	0		0	0	0	0.050082	0.102	10	0%	0	0	0%	U
Naphthalene	A	ug/L	0	0		0	0	0	0.02958	0.102	10	0%	0	0	0%	U
Phenanthrene	A	ug/L	0	0		0	0	0	0.03009	0.102	10	0%	0	0	0%	U
Pyrene	A	ug/L	0	0		0	0	0	0.024378	0.102	10	0%	0	0	0%	U
1,4-Dichlorobenzene-d4	I	ug/L	40	40.8		0	0	0	0.102	0.102		0%	0	0	0%	

Seq No	Lab ID	Test Code	Sample Typ	File ID	Analysis Date	DF	Batch ID	Prep Date	SPKref	RPDref	pmoist					
15023038	B22011592-012	SVOC-8270C-SI	SAMP	√5975.I\sh020722	2/8/2022 12:54:4	1	163333	1/28/2022 9:	0	0						
Analyte	T	Units	RAW	Final	Text	Spike	SPKref	RPDref	MDL	PQL	UQL	%REC	LOW	HIGH	%RPD	Q
Acenaphthene-d10	I	ug/L	40	40.8		0	0	0	0.102	0.102		0%	0	0	0%	
Chrysene-d12	I	ug/L	40	40.8		0	0	0	0.102	0.102		0%	0	0	0%	
Naphthalene-d8	I	ug/L	40	40.8		0	0	0	0.102	0.102		0%	0	0	0%	
Perylene-d12	I	ug/L	40	40.8		0	0	0	0.102	0.102		0%	0	0	0%	
Phenanthrene-d10	I	ug/L	40	40.8		0	0	0	0.102	0.102	10	0%	0	0	0%	E
o-Terphenyl	X	ug/L	0	0		0	0	0	0.066708	0	0	0%	40	140	0%	U

Seq No	Lab ID	Test Code	Sample Typ	File ID	Analysis Date	DF	Batch ID	Prep Date	SPKref	RPDref	pmoist					
15023039	B22011592-017	SVOC-8270C-SI	SAMP	√5975.I\sh020722	2/8/2022 1:27:22	1	163333	1/28/2022 9:	0	0						
Analyte	T	Units	RAW	Final	Text	Spike	SPKref	RPDref	MDL	PQL	UQL	%REC	LOW	HIGH	%RPD	Q
1-Methylnaphthalene	A	ug/L	0	0		0	0	0	0.020188	0.1	10	0%	0	0	0%	U
2-Methylnaphthalene	A	ug/L	0	0		0	0	0	0.017248	0.1	10	0%	0	0	0%	U
Acenaphthene	A	ug/L	0	0		0	0	0	0.031066	0.1	10	0%	0	0	0%	U
Acenaphthylene	A	ug/L	0	0		0	0	0	0.0245	0.1	10	0%	0	0	0%	U
Anthracene	A	ug/L	0	0		0	0	0	0.027734	0.1	10	0%	0	0	0%	U
Benzo(a)anthracene	A	ug/L	0	0		0	0	0	0.026656	0.1	10	0%	0	0	0%	U
Benzo(a)pyrene	A	ug/L	0	0		0	0	0	0.034006	0.1	10	0%	0	0	0%	U
Benzo(b)fluoranthene	A	ug/L	0	0		0	0	0	0.022148	0.1	10	0%	0	0	0%	U
Benzo(g,h,i)perylene	A	ug/L	0	0		0	0	0	0.026166	0.1	10	0%	0	0	0%	U
Benzo(k)fluoranthene	A	ug/L	0	0		0	0	0	0.02891	0.1	10	0%	0	0	0%	U
Chrysene	A	ug/L	0	0		0	0	0	0.044884	0.1	10	0%	0	0	0%	U
Dibenzo(a,h)anthracene	A	ug/L	0	0		0	0	0	0.035966	0.1	10	0%	0	0	0%	U
Fluoranthene	A	ug/L	0	0		0	0	0	0.022834	0.1	10	0%	0	0	0%	U
Fluorene	A	ug/L	0	0		0	0	0	0.02205	0.1	10	0%	0	0	0%	U
Indeno(1,2,3-cd)pyrene	A	ug/L	0	0		0	0	0	0.048118	0.1	10	0%	0	0	0%	U
Naphthalene	A	ug/L	0	0		0	0	0	0.02842	0.1	10	0%	0	0	0%	U
Phenanthrene	A	ug/L	0	0		0	0	0	0.02891	0.1	10	0%	0	0	0%	U
Pyrene	A	ug/L	0	0		0	0	0	0.023422	0.1	10	0%	0	0	0%	U
1,4-Dichlorobenzene-d4	I	ug/L	40	39.2		0	0	0	0.098	0.1		0%	0	0	0%	
Acenaphthene-d10	I	ug/L	40	39.2		0	0	0	0.098	0.1		0%	0	0	0%	
Chrysene-d12	I	ug/L	40	39.2		0	0	0	0.098	0.1		0%	0	0	0%	
Naphthalene-d8	I	ug/L	40	39.2		0	0	0	0.098	0.1		0%	0	0	0%	
Perylene-d12	I	ug/L	40	39.2		0	0	0	0.098	0.1		0%	0	0	0%	
Phenanthrene-d10	I	ug/L	40	39.2		0	0	0	0.098	0.1	10	0%	0	0	0%	E

Seq No	Lab ID	Test Code	Sample Typ	File ID	Analysis Date	DF	Batch ID	Prep Date	SPKref	RPDref	pmoist					
15023039	B22011592-017	SVOC-8270C-SI SAMP		√5975.I\sh020722	2/8/2022 1:27:22	1	163333	1/28/2022 9:	0	0						
Analyte	T	Units	RAW	Final	Text	Spike	SPKref	RPDref	MDL	PQL	UQL	%REC	LOW	HIGH	%RPD	Q
o-Terphenyl	X	ug/L	0	0		0	0	0	0.064092	0	0	0%	40	140	0%	U
Seq No	Lab ID	Test Code	Sample Typ	File ID	Analysis Date	DF	Batch ID	Prep Date	SPKref	RPDref	pmoist					
15023040	B22011592-022	SVOC-8270C-SI SAMP		√5975.I\sh020722	2/8/2022 1:59:45	1	163333	1/28/2022 9:	0	0						
Analyte	T	Units	RAW	Final	Text	Spike	SPKref	RPDref	MDL	PQL	UQL	%REC	LOW	HIGH	%RPD	Q
1-Methylnaphthalene	A	ug/L	0	0		0	0	0	0.0206	0.1	10	0%	0	0	0%	U
2-Methylnaphthalene	A	ug/L	0	0		0	0	0	0.0176	0.1	10	0%	0	0	0%	U
Acenaphthene	A	ug/L	0	0		0	0	0	0.0317	0.1	10	0%	0	0	0%	U
Acenaphthylene	A	ug/L	0	0		0	0	0	0.025	0.1	10	0%	0	0	0%	U
Anthracene	A	ug/L	0	0		0	0	0	0.0283	0.1	10	0%	0	0	0%	U
Benzo(a)anthracene	A	ug/L	0	0		0	0	0	0.0272	0.1	10	0%	0	0	0%	U
Benzo(a)pyrene	A	ug/L	0	0		0	0	0	0.0347	0.1	10	0%	0	0	0%	U
Benzo(b)fluoranthene	A	ug/L	0	0		0	0	0	0.0226	0.1	10	0%	0	0	0%	U
Benzo(g,h,i)perylene	A	ug/L	0	0		0	0	0	0.0267	0.1	10	0%	0	0	0%	U
Benzo(k)fluoranthene	A	ug/L	0	0		0	0	0	0.0295	0.1	10	0%	0	0	0%	U
Chrysene	A	ug/L	0	0		0	0	0	0.0458	0.1	10	0%	0	0	0%	U
Dibenzo(a,h)anthracene	A	ug/L	0	0		0	0	0	0.0367	0.1	10	0%	0	0	0%	U
Fluoranthene	A	ug/L	0	0		0	0	0	0.0233	0.1	10	0%	0	0	0%	U
Fluorene	A	ug/L	0	0		0	0	0	0.0225	0.1	10	0%	0	0	0%	U
Indeno(1,2,3-cd)pyrene	A	ug/L	0	0		0	0	0	0.0491	0.1	10	0%	0	0	0%	U
Naphthalene	A	ug/L	0	0		0	0	0	0.029	0.1	10	0%	0	0	0%	U
Phenanthrene	A	ug/L	0	0		0	0	0	0.0295	0.1	10	0%	0	0	0%	U
Pyrene	A	ug/L	0	0		0	0	0	0.0239	0.1	10	0%	0	0	0%	U
1,4-Dichlorobenzene-d4	I	ug/L	40	40		0	0	0	0.1	0.1		0%	0	0	0%	
Acenaphthene-d10	I	ug/L	40	40		0	0	0	0.1	0.1		0%	0	0	0%	
Chrysene-d12	I	ug/L	40	40		0	0	0	0.1	0.1		0%	0	0	0%	
Naphthalene-d8	I	ug/L	40	40		0	0	0	0.1	0.1		0%	0	0	0%	
Perylene-d12	I	ug/L	40	40		0	0	0	0.1	0.1		0%	0	0	0%	
Phenanthrene-d10	I	ug/L	40	40		0	0	0	0.1	0.1	10	0%	0	0	0%	E
o-Terphenyl	X	ug/L	0	0		0	0	0	0.0654	0	0	0%	40	140	0%	U

Seq No	Lab ID	Test Code	Sample Typ	File ID	Analysis Date	DF	Batch ID	Prep Date	SPKref	RPDref	pmoist					
15023041	B22011592-027	SVOC-8270C-SI SAMP		√5975.I\sh020722	2/8/2022 2:32:14	1	163333	1/28/2022 9:	0	0						
Analyte	T	Units	RAW	Final	Text	Spike	SPKref	RPDref	MDL	PQL	UQL	%REC	LOW	HIGH	%RPD	Q
1-Methylnaphthalene	A	ug/L	0	0		0	0	0	0.020394	0.1	10	0%	0	0	0%	U
2-Methylnaphthalene	A	ug/L	0	0		0	0	0	0.017424	0.1	10	0%	0	0	0%	U
Acenaphthene	A	ug/L	0	0		0	0	0	0.031383	0.1	10	0%	0	0	0%	U
Acenaphthylene	A	ug/L	0	0		0	0	0	0.02475	0.1	10	0%	0	0	0%	U
Anthracene	A	ug/L	0	0		0	0	0	0.028017	0.1	10	0%	0	0	0%	U
Benzo(a)anthracene	A	ug/L	0	0		0	0	0	0.026928	0.1	10	0%	0	0	0%	U
Benzo(a)pyrene	A	ug/L	0	0		0	0	0	0.034353	0.1	10	0%	0	0	0%	U
Benzo(b)fluoranthene	A	ug/L	0	0		0	0	0	0.022374	0.1	10	0%	0	0	0%	U
Benzo(g,h,i)perylene	A	ug/L	0	0		0	0	0	0.026433	0.1	10	0%	0	0	0%	U
Benzo(k)fluoranthene	A	ug/L	0	0		0	0	0	0.029205	0.1	10	0%	0	0	0%	U
Chrysene	A	ug/L	0	0		0	0	0	0.045342	0.1	10	0%	0	0	0%	U
Dibenzo(a,h)anthracene	A	ug/L	0	0		0	0	0	0.036333	0.1	10	0%	0	0	0%	U
Fluoranthene	A	ug/L	0	0		0	0	0	0.023067	0.1	10	0%	0	0	0%	U
Fluorene	A	ug/L	0	0		0	0	0	0.022275	0.1	10	0%	0	0	0%	U
Indeno(1,2,3-cd)pyrene	A	ug/L	0	0		0	0	0	0.048609	0.1	10	0%	0	0	0%	U
Naphthalene	A	ug/L	0	0		0	0	0	0.02871	0.1	10	0%	0	0	0%	U
Phenanthrene	A	ug/L	0	0		0	0	0	0.029205	0.1	10	0%	0	0	0%	U
Pyrene	A	ug/L	0	0		0	0	0	0.023661	0.1	10	0%	0	0	0%	U
1,4-Dichlorobenzene-d4	I	ug/L	40	39.6		0	0	0	0.099	0.1		0%	0	0	0%	
Acenaphthene-d10	I	ug/L	40	39.6		0	0	0	0.099	0.1		0%	0	0	0%	
Chrysene-d12	I	ug/L	40	39.6		0	0	0	0.099	0.1		0%	0	0	0%	
Naphthalene-d8	I	ug/L	40	39.6		0	0	0	0.099	0.1		0%	0	0	0%	
Perylene-d12	I	ug/L	40	39.6		0	0	0	0.099	0.1		0%	0	0	0%	
Phenanthrene-d10	I	ug/L	40	39.6		0	0	0	0.099	0.1	10	0%	0	0	0%	E
o-Terphenyl	X	ug/L	0	0		0	0	0	0.064746	0	0	0%	40	140	0%	U

Seq No	Lab ID	Test Code	Sample Typ	File ID	Analysis Date	DF	Batch ID	Prep Date	SPKref	RPDref	pmoist					
15023042	B22011717-001	SVOC-8270C-SI SAMP		√5975.I\sh020722	2/8/2022 3:04:37	1	163333	1/28/2022 9:	0	0						
Analyte	T	Units	RAW	Final	Text	Spike	SPKref	RPDref	MDL	PQL	UQL	%REC	LOW	HIGH	%RPD	Q
1-Methylnaphthalene	A	ug/L	0	0		0	0	0	0.0206	0.1	10	0%	0	0	0%	U
2-Methylnaphthalene	A	ug/L	0	0		0	0	0	0.0176	0.1	10	0%	0	0	0%	U
Acenaphthene	A	ug/L	0	0		0	0	0	0.0317	0.1	10	0%	0	0	0%	U
Acenaphthylene	A	ug/L	0	0		0	0	0	0.025	0.1	10	0%	0	0	0%	U
Anthracene	A	ug/L	0	0		0	0	0	0.0283	0.1	10	0%	0	0	0%	U

Seq No	Lab ID	Test Code	Sample Typ	File ID	Analysis Date	DF	Batch ID	Prep Date	SPKref	RPDref	pmoist					
15023042	B22011717-001	SVOC-8270C-SI SAMP		√5975.I\sh020722	2/8/2022 3:04:37	1	163333	1/28/2022 9:	0	0						
Analyte	T	Units	RAW	Final	Text	Spike	SPKref	RPDref	MDL	PQL	UQL	%REC	LOW	HIGH	%RPD	Q
Benzo(a)anthracene	A	ug/L	0	0		0	0	0	0.0272	0.1	10	0%	0	0	0%	U
Benzo(a)pyrene	A	ug/L	0	0		0	0	0	0.0347	0.1	10	0%	0	0	0%	U
Benzo(b)fluoranthene	A	ug/L	0	0		0	0	0	0.0226	0.1	10	0%	0	0	0%	U
Benzo(g,h,i)perylene	A	ug/L	0	0		0	0	0	0.0267	0.1	10	0%	0	0	0%	U
Benzo(k)fluoranthene	A	ug/L	0	0		0	0	0	0.0295	0.1	10	0%	0	0	0%	U
Chrysene	A	ug/L	0	0		0	0	0	0.0458	0.1	10	0%	0	0	0%	U
Dibenzo(a,h)anthracene	A	ug/L	0	0		0	0	0	0.0367	0.1	10	0%	0	0	0%	U
Fluoranthene	A	ug/L	0	0		0	0	0	0.0233	0.1	10	0%	0	0	0%	U
Fluorene	A	ug/L	0	0		0	0	0	0.0225	0.1	10	0%	0	0	0%	U
Indeno(1,2,3-cd)pyrene	A	ug/L	0	0		0	0	0	0.0491	0.1	10	0%	0	0	0%	U
Naphthalene	A	ug/L	0	0		0	0	0	0.029	0.1	10	0%	0	0	0%	U
Phenanthrene	A	ug/L	0	0		0	0	0	0.0295	0.1	10	0%	0	0	0%	U
Pyrene	A	ug/L	0	0		0	0	0	0.0239	0.1	10	0%	0	0	0%	U
1,4-Dichlorobenzene-d4	I	ug/L	40	40		0	0	0	0.1	0.1		0%	0	0	0%	
Acenaphthene-d10	I	ug/L	40	40		0	0	0	0.1	0.1		0%	0	0	0%	
Chrysene-d12	I	ug/L	40	40		0	0	0	0.1	0.1		0%	0	0	0%	
Naphthalene-d8	I	ug/L	40	40		0	0	0	0.1	0.1		0%	0	0	0%	
Perylene-d12	I	ug/L	40	40		0	0	0	0.1	0.1		0%	0	0	0%	
Phenanthrene-d10	I	ug/L	40	40		0	0	0	0.1	0.1	10	0%	0	0	0%	E
o-Terphenyl	X	ug/L	0.09526	0.09526		0	0	0	0.0654	0	0	0%	40	140	0%	

Seq No	Lab ID	Test Code	Sample Typ	File ID	Analysis Date	DF	Batch ID	Prep Date	SPKref	RPDref	pmoist					
15023054	07-Feb-22_CC	SVOC-8270C-SI CCV		√5975.I\sh020722	2/7/2022 7:29:39	1	R374346		0	0						
Analyte	T	Units	RAW	Final	Text	Spike	SPKref	RPDref	MDL	PQL	UQL	%REC	LOW	HIGH	%RPD	Q
1-Methylnaphthalene	A	ug/L	1.90897	1.90897		2	0	0	0.0206	0.1	10	95%	80	120	0%	
2-Methylnaphthalene	A	ug/L	2.27317	2.27317		2	0	0	0.0176	0.1	10	114%	80	120	0%	
Acenaphthene	A	ug/L	2.21396	2.21396		2	0	0	0.0317	0.1	10	111%	80	120	0%	
Acenaphthylene	A	ug/L	2.02088	2.02088		2	0	0	0.025	0.1	10	101%	80	120	0%	
Anthracene	A	ug/L	2.18829	2.18829		2	0	0	0.0283	0.1	10	109%	80	120	0%	
Benzo(a)anthracene	A	ug/L	2.21029	2.21029		2	0	0	0.0272	0.1	10	111%	80	120	0%	
Benzo(a)pyrene	A	ug/L	2.09473	2.09473		2	0	0	0.0347	0.1	10	105%	80	120	0%	
Benzo(b)fluoranthene	A	ug/L	2.15881	2.15881		2	0	0	0.0226	0.1	10	108%	80	120	0%	
Benzo(g,h,i)perylene	A	ug/L	2.15947	2.15947		2	0	0	0.0267	0.1	10	108%	80	120	0%	
Benzo(k)fluoranthene	A	ug/L	2.24037	2.24037		2	0	0	0.0295	0.1	10	112%	80	120	0%	

Seq No	Lab ID	Test Code	Sample Typ	File ID	Analysis Date	DF	Batch ID	Prep Date	SPKref	RPDref	pmoist					
15023054	07-Feb-22_CC	SVOC-8270C-SI	CCV	√5975.I\sh020722	2/7/2022 7:29:39	1	R374346		0	0						
Analyte	T	Units	RAW	Final	Text	Spike	SPKref	RPDref	MDL	PQL	UQL	%REC	LOW	HIGH	%RPD	Q
Chrysene	A	ug/L	2.20287	2.20287		2	0	0	0.0458	0.1	10	110%	80	120	0%	
Dibenzo(a,h)anthracene	A	ug/L	2.18865	2.18865		2	0	0	0.0367	0.1	10	109%	80	120	0%	
Fluoranthene	A	ug/L	2.06947	2.06947		2	0	0	0.0233	0.1	10	103%	80	120	0%	
Fluorene	A	ug/L	1.98437	1.98437		2	0	0	0.0225	0.1	10	99%	80	120	0%	
Indeno(1,2,3-cd)pyrene	A	ug/L	2.10273	2.10273		2	0	0	0.0491	0.1	10	105%	80	120	0%	
Naphthalene	A	ug/L	2.17168	2.17168		2	0	0	0.029	0.1	10	109%	80	120	0%	
Phenanthrene	A	ug/L	2.00454	2.00454		2	0	0	0.0295	0.1	10	100%	80	120	0%	
Pyrene	A	ug/L	2.08868	2.08868		2	0	0	0.0239	0.1	10	104%	80	120	0%	
1,4-Dichlorobenzene-d4	I	ug/L	40	40		0	0	0	0.1	0.1		0%	80	120	0%	
Acenaphthene-d10	I	ug/L	40	40		0	0	0	0.1	0.1		0%	80	120	0%	
Chrysene-d12	I	ug/L	40	40		0	0	0	0.1	0.1		0%	80	120	0%	
Naphthalene-d8	I	ug/L	40	40		0	0	0	0.1	0.1		0%	80	120	0%	
Perylene-d12	I	ug/L	40	40		0	0	0	0.1	0.1		0%	80	120	0%	
Phenanthrene-d10	I	ug/L	40	40		0	0	0	0.1	0.1	10	0%	80	120	0%	
2-Fluorobiphenyl	S	ug/L	1.92892	1.92892		2	0	0	0.0444	0.1	10	96%	80	120	0%	
Nitrobenzene-d5	S	ug/L	1.8807	1.8807		2	0	0	0.0523	0.1	10	94%	80	120	0%	
Terphenyl-d14	S	ug/L	1.97417	1.97417		2	0	0	0.0563	0.1	10	99%	80	120	0%	
o-Terphenyl	X	ug/L	2.16588	2.16588		2	0	0	0.0654	0	0	108%	80	120	0%	

Seq No	Lab ID	Test Code	Sample Typ	File ID	Analysis Date	DF	Batch ID	Prep Date	SPKref	RPDref	pmoist					
15023057	07-Feb-22_CC	SVOC-8270C-SI	CCV	√5975.I\sh020722	2/8/2022 3:37:04	1	R374346		0	0						
Analyte	T	Units	RAW	Final	Text	Spike	SPKref	RPDref	MDL	PQL	UQL	%REC	LOW	HIGH	%RPD	Q
1-Methylnaphthalene	A	ug/L	1.67863	1.67863		2	0	0	0.0206	0.1	10	84%	50	150	0%	
2-Methylnaphthalene	A	ug/L	1.94109	1.94109		2	0	0	0.0176	0.1	10	97%	50	150	0%	
Acenaphthene	A	ug/L	1.82552	1.82552		2	0	0	0.0317	0.1	10	91%	50	150	0%	
Acenaphthylene	A	ug/L	1.79322	1.79322		2	0	0	0.025	0.1	10	90%	50	150	0%	
Anthracene	A	ug/L	1.89835	1.89835		2	0	0	0.0283	0.1	10	95%	50	150	0%	
Benzo(a)anthracene	A	ug/L	1.83586	1.83586		2	0	0	0.0272	0.1	10	92%	50	150	0%	
Benzo(a)pyrene	A	ug/L	1.85664	1.85664		2	0	0	0.0347	0.1	10	93%	50	150	0%	
Benzo(b)fluoranthene	A	ug/L	1.90512	1.90512		2	0	0	0.0226	0.1	10	95%	50	150	0%	
Benzo(g,h,i)perylene	A	ug/L	1.9046	1.9046		2	0	0	0.0267	0.1	10	95%	50	150	0%	
Benzo(k)fluoranthene	A	ug/L	1.92306	1.92306		2	0	0	0.0295	0.1	10	96%	50	150	0%	
Chrysene	A	ug/L	1.92963	1.92963		2	0	0	0.0458	0.1	10	96%	50	150	0%	
Dibenzo(a,h)anthracene	A	ug/L	1.96143	1.96143		2	0	0	0.0367	0.1	10	98%	50	150	0%	

Seq No	Lab ID	Test Code	Sample Typ	File ID	Analysis Date	DF	Batch ID	Prep Date	SPKref	RPDref	pmoist					
15023057	07-Feb-22_CCV	SVOC-8270C-SI	CCV	√5975.I\sh020722	2/8/2022 3:37:04	1	R374346		0	0						
Analyte	T	Units	RAW	Final	Text	Spike	SPKref	RPDref	MDL	PQL	UQL	%REC	LOW	HIGH	%RPD	Q
Fluoranthene	A	ug/L	1.86823	1.86823		2	0	0	0.0233	0.1	10	93%	50	150	0%	
Fluorene	A	ug/L	1.75452	1.75452		2	0	0	0.0225	0.1	10	88%	50	150	0%	
Indeno(1,2,3-cd)pyrene	A	ug/L	1.96146	1.96146		2	0	0	0.0491	0.1	10	98%	50	150	0%	
Naphthalene	A	ug/L	1.82311	1.82311		2	0	0	0.029	0.1	10	91%	50	150	0%	
Phenanthrene	A	ug/L	1.81776	1.81776		2	0	0	0.0295	0.1	10	91%	50	150	0%	
Pyrene	A	ug/L	1.89434	1.89434		2	0	0	0.0239	0.1	10	95%	50	150	0%	
1,4-Dichlorobenzene-d4	I	ug/L	40	40		0	0	0	0.1	0.1		0%	50	150	0%	
Acenaphthene-d10	I	ug/L	40	40		0	0	0	0.1	0.1		0%	50	150	0%	
Chrysene-d12	I	ug/L	40	40		0	0	0	0.1	0.1		0%	50	150	0%	
Naphthalene-d8	I	ug/L	40	40		0	0	0	0.1	0.1		0%	50	150	0%	
Perylene-d12	I	ug/L	40	40		0	0	0	0.1	0.1		0%	50	150	0%	
Phenanthrene-d10	I	ug/L	40	40		0	0	0	0.1	0.1	10	0%	50	150	0%	
2-Fluorobiphenyl	S	ug/L	1.8714	1.8714		2	0	0	0.0444	0.1	10	94%	50	150	0%	
Nitrobenzene-d5	S	ug/L	1.67863	1.67863		2	0	0	0.0523	0.1	10	84%	50	150	0%	
Terphenyl-d14	S	ug/L	1.86908	1.86908		2	0	0	0.0563	0.1	10	93%	50	150	0%	
o-Terphenyl	X	ug/L	1.89291	1.89291		2	0	0	0.0654	0	0	95%	50	150	0%	

Seq No	Lab ID	Test Code	Sample Typ	File ID	Analysis Date	DF	Batch ID	Prep Date	SPKref	RPDref	pmoist					
15044510	LLCS-163333	SVOC-8270-W-	LCS	√5975.I\sh020722	2/7/2022 9:07:07	1	163333	1/28/2022 9:	0	0						
Analyte	T	Units	RAW	Final	Text	Spike	SPKref	RPDref	MDL	PQL	UQL	%REC	LOW	HIGH	%RPD	Q
1-Methylnaphthalene	A	ug/L	6.08031	6.08031		10	0	0	0.0206	0.1	10	61%	18	117	0%	
2-Methylnaphthalene	A	ug/L	5.90567	5.90567		10	0	0	0.0176	0.1	10	59%	18	117	0%	
Acenaphthene	A	ug/L	8.02153	8.02153		10	0	0	0.0317	0.1	10	80%	40	92	0%	
Acenaphthylene	A	ug/L	7.31681	7.31681		10	0	0	0.025	0.1	10	73%	37	96	0%	
Anthracene	A	ug/L	7.92812	7.92812		10	0	0	0.0283	0.1	10	79%	46	108	0%	
Benzo(a)anthracene	A	ug/L	8.85119	8.85119		10	0	0	0.0272	0.1	10	89%	41	105	0%	
Benzo(a)pyrene	A	ug/L	8.59933	8.59933		10	0	0	0.0347	0.1	10	86%	42	110	0%	
Benzo(b)fluoranthene	A	ug/L	9.44201	9.44201		10	0	0	0.0226	0.1	10	94%	27	121	0%	
Benzo(g,h,i)perylene	A	ug/L	9.09116	9.09116		10	0	0	0.0267	0.1	10	91%	44	108	0%	
Benzo(k)fluoranthene	A	ug/L	9.10259	9.10259		10	0	0	0.0295	0.1	10	91%	44	111	0%	
Chrysene	A	ug/L	8.93736	8.93736		10	0	0	0.0458	0.1	10	89%	50	106	0%	
Dibenzo(a,h)anthracene	A	ug/L	9.11594	9.11594		10	0	0	0.0367	0.1	10	91%	47	111	0%	
Fluoranthene	A	ug/L	8.6411	8.6411		10	0	0	0.0233	0.1	10	86%	44	111	0%	
Fluorene	A	ug/L	8.32092	8.32092		10	0	0	0.0225	0.1	10	83%	42	99	0%	

Seq No	Lab ID	Test Code	Sample Typ	File ID	Analysis Date	DF	Batch ID	Prep Date	SPKref	RPDref	pmoist					
15044510	LLCS-163333	SVOC-8270-W-	LCS	√5975.I\sh0207222/7/2022	9:07:07	1	163333	1/28/2022 9:	0	0						
Analyte	T	Units	RAW	Final	Text	Spike	SPKref	RPDref	MDL	PQL	UQL	%REC	LOW	HIGH	%RPD	Q
Indeno(1,2,3-cd)pyrene	A	ug/L	8.83922	8.83922		10	0	0	0.0491	0.1	10	88%	33	112	0%	
Naphthalene	A	ug/L	5.94218	5.94218		10	0	0	0.029	0.1	10	59%	22	108	0%	
Phenanthrene	A	ug/L	7.54069	7.54069		10	0	0	0.0295	0.1	10	75%	43	106	0%	
Pyrene	A	ug/L	8.78537	8.78537		10	0	0	0.0239	0.1	10	88%	41	106	0%	
1,4-Dichlorobenzene-d4	I	ug/L	40	40		0	0	0	0.1	0.1		0%			0%	
Acenaphthene-d10	I	ug/L	40	40		0	0	0	0.1	0.1		0%			0%	
Chrysene-d12	I	ug/L	40	40		0	0	0	0.1	0.1		0%			0%	
Naphthalene-d8	I	ug/L	40	40		0	0	0	0.1	0.1		0%			0%	
Perylene-d12	I	ug/L	40	40		0	0	0	0.1	0.1		0%			0%	
Phenanthrene-d10	I	ug/L	40	40		0	0	0	0.1	0.1		0%			0%	
2-Fluorobiphenyl	S	ug/L	3.83166	3.83166		5	0	0	0.0444	0.1	10	77%	25	94	0%	
Nitrobenzene-d5	S	ug/L	4.00863	4.00863		5	0	0	0.0523	0.1	10	80%	19	102	0%	
Terphenyl-d14	S	ug/L	4.59129	4.59129		5	0	0	0.0563	0.1	10	92%	39	106	0%	
o-Terphenyl	X	ug/L	7.47496	7.47496		10	0	0	0.0654	0.1	10	75%	40	140	0%	

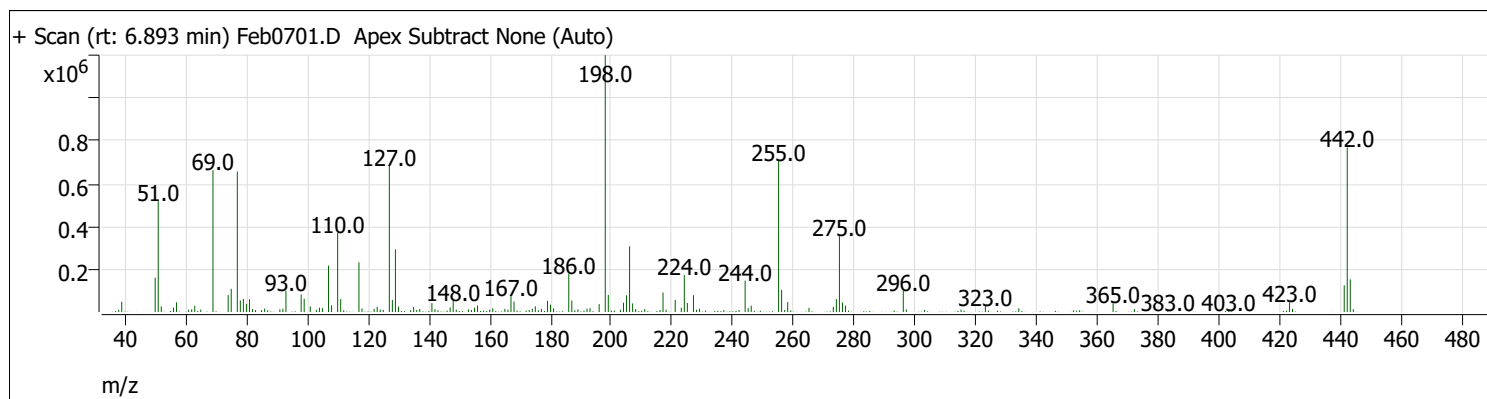
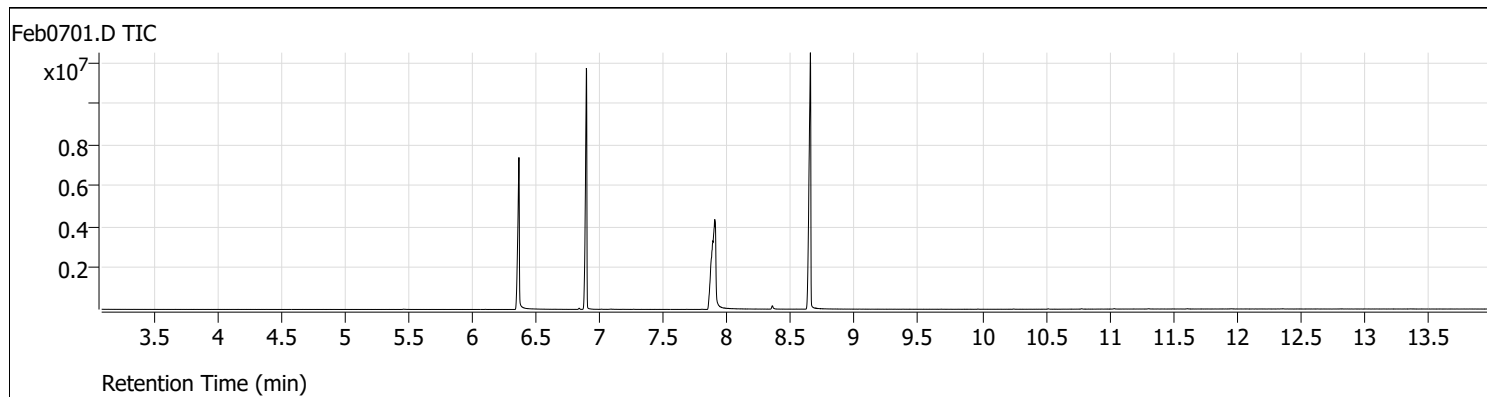
Seq No	Lab ID	Test Code	Sample Typ	File ID	Analysis Date	DF	Batch ID	Prep Date	SPKref	RPDref	pmoist					
15044511	LLCSD-163333	SVOC-8270-W-	LLCSD	√5975.I\sh0207222/7/2022	9:39:34	1	163333	1/28/2022 9:	0	0						
Analyte	T	Units	RAW	Final	Text	Spike	SPKref	RPDref	MDL	PQL	UQL	%REC	LOW	HIGH	%RPD	Q
1-Methylnaphthalene	A	ug/L	5.61669	5.61669		10	0	0	0.0206	0.1	10	56%	18	117	0%	
2-Methylnaphthalene	A	ug/L	5.4664	5.4664		10	0	0	0.0176	0.1	10	55%	18	117	0%	
Acenaphthene	A	ug/L	7.74771	7.74771		10	0	0	0.0317	0.1	10	77%	40	92	0%	
Acenaphthylene	A	ug/L	6.86828	6.86828		10	0	0	0.025	0.1	10	69%	37	96	0%	
Anthracene	A	ug/L	7.94978	7.94978		10	0	0	0.0283	0.1	10	79%	46	108	0%	
Benzo(a)anthracene	A	ug/L	8.73566	8.73566		10	0	0	0.0272	0.1	10	87%	41	105	0%	
Benzo(a)pyrene	A	ug/L	8.29495	8.29495		10	0	0	0.0347	0.1	10	83%	42	110	0%	
Benzo(b)fluoranthene	A	ug/L	9.28931	9.28931		10	0	0	0.0226	0.1	10	93%	27	121	0%	
Benzo(g,h,i)perylene	A	ug/L	9.01444	9.01444		10	0	0	0.0267	0.1	10	90%	44	108	0%	
Benzo(k)fluoranthene	A	ug/L	9.06533	9.06533		10	0	0	0.0295	0.1	10	91%	44	111	0%	
Chrysene	A	ug/L	8.83091	8.83091		10	0	0	0.0458	0.1	10	88%	50	106	0%	
Dibenzo(a,h)anthracene	A	ug/L	9.1484	9.1484		10	0	0	0.0367	0.1	10	91%	47	111	0%	
Fluoranthene	A	ug/L	8.87847	8.87847		10	0	0	0.0233	0.1	10	89%	44	111	0%	
Fluorene	A	ug/L	7.85541	7.85541		10	0	0	0.0225	0.1	10	79%	42	99	0%	
Indeno(1,2,3-cd)pyrene	A	ug/L	8.62867	8.62867		10	0	0	0.0491	0.1	10	86%	33	112	0%	
Naphthalene	A	ug/L	5.31591	5.31591		10	0	0	0.029	0.1	10	53%	22	108	0%	

Seq No	Lab ID	Test Code	Sample Typ	File ID	Analysis Date	DF	Batch ID	Prep Date	SPKref	RPDref	pmoist					
15044511	LLCSD-163333	SVOC-8270-W-	LCSD	75975.I\sh020722	2/7/2022 9:39:34	1	163333	1/28/2022 9:	0	0						
Analyte	T	Units	RAW	Final	Text	Spike	SPKref	RPDref	MDL	PQL	UQL	%REC	LOW	HIGH	%RPD	Q
Phenanthrene	A	ug/L	7.83033	7.83033		10	0	0	0.0295	0.1	10	78%	43	106	0%	
Pyrene	A	ug/L	8.97238	8.97238		10	0	0	0.0239	0.1	10	90%	41	106	0%	
1,4-Dichlorobenzene-d4	I	ug/L	40	40		0	0	0	0.1	0.1		0%			0%	
Acenaphthene-d10	I	ug/L	40	40		0	0	0	0.1	0.1		0%			0%	
Chrysene-d12	I	ug/L	40	40		0	0	0	0.1	0.1		0%			0%	
Naphthalene-d8	I	ug/L	40	40		0	0	0	0.1	0.1		0%			0%	
Perylene-d12	I	ug/L	40	40		0	0	0	0.1	0.1		0%			0%	
Phenanthrene-d10	I	ug/L	40	40		0	0	0	0.1	0.1		0%			0%	
2-Fluorobiphenyl	S	ug/L	3.67663	3.67663		5	0	0	0.0444	0.1	10	74%	25	94	0%	
Nitrobenzene-d5	S	ug/L	4.11177	4.11177		5	0	0	0.0523	0.1	10	82%	19	102	0%	
Terphenyl-d14	S	ug/L	4.51809	4.51809		5	0	0	0.0563	0.1	10	90%	39	106	0%	
o-Terphenyl	X	ug/L	7.47155	7.47155		10	0	0	0.0654	0.1	10	75%	40	140	0%	

File Name	Sample Name	Line No.	Test Code	Multiplier	Divisor	Method Name
Feb0701.d	07-Feb-22_TUNE_1	1		1	1	5975Tune.M
Feb0702.d	07-Feb-22_CAL_7	2	SVOC-8270-W-LLPAH	1	1	5975BNASIM.M
Feb0703.d	07-Feb-22_CAL_6	3	SVOC-8270-W-LLPAH	1	1	5975BNASIM.M
Feb0704.d	07-Feb-22_CAL_5	4	SVOC-8270-W-LLPAH	1	1	5975BNASIM.M
Feb0705.d	07-Feb-22_CAL_4	5	SVOC-8270-W-LLPAH	1	1	5975BNASIM.M
Feb0706.d	07-Feb-22_CAL_3	6	SVOC-8270-W-LLPAH	1	1	5975BNASIM.M
Feb0707.d	07-Feb-22_CAL_2	7	SVOC-8270-W-LLPAH	1	1	5975BNASIM.M
Feb0708.d	07-Feb-22_CAL_1	8	SVOC-8270-W-LLPAH	1	1	5975BNASIM.M
Feb0709.d	07-Feb-22_CCV_9	9	SVOC-8270-W-LLPAH	1	1	5975BNASIM.M
Feb0710.d	07-Feb-22_ISTBLK_10	10	SVOC-8270-W-LLPAH	1	1	5975BNASIM.M
Feb0711.d	MB-163333	11	SVOC-8270C-SIM-W-LLPA	1	1	5975BNASIM.M
Feb0712.d	LLCS-163333	12	SVOC-8270C-SIM-W-LLPA	1	1	5975BNASIM.M
Feb0713.d	LLCSD-163333	13	SVOC-8270C-SIM-W-LLPA	1	1	5975BNASIM.M
Feb0714.d	B22011592-001C	14	SVOC-8270C-SIM-W-LLPA	1	1	5975BNASIM.M
Feb0715.d	B22011592-001CLMS	15	SVOC-8270C-SIM-W-LLPA	1	1	5975BNASIM.M
Feb0716.d	B22011592-006C	16	SVOC-8270C-SIM-W-LLPA	1	1	5975BNASIM.M
Feb0717.d	B22011592-006CLMS	17	SVOC-8270C-SIM-W-LLPA	1	1	5975BNASIM.M
Feb0718.d	B22011592-007A	18	SVOC-8270C-SIM-W-LLPA	1	1	5975BNASIM.M
Feb0719.d	B22011592-012C	19	SVOC-8270C-SIM-W-LLPA	1	1	5975BNASIM.M
Feb0720.d	B22011592-017C	20	SVOC-8270C-SIM-W-LLPA	1	1	5975BNASIM.M
Feb0721.d	B22011592-022C	21	SVOC-8270C-SIM-W-LLPA	1	1	5975BNASIM.M
Feb0722.d	B22011592-027C	22	SVOC-8270C-SIM-W-LLPA	1	1	5975BNASIM.M
Feb0723.d	B22011717-001C	23	SVOC-8270C-SIM-W-LLPA	1	1	5975BNASIM.M
Feb0724.d	07-Feb-22_CCV_24	4	SVOC-8270C-SIM-W-LLPA	1	1	5975BNASIM.M


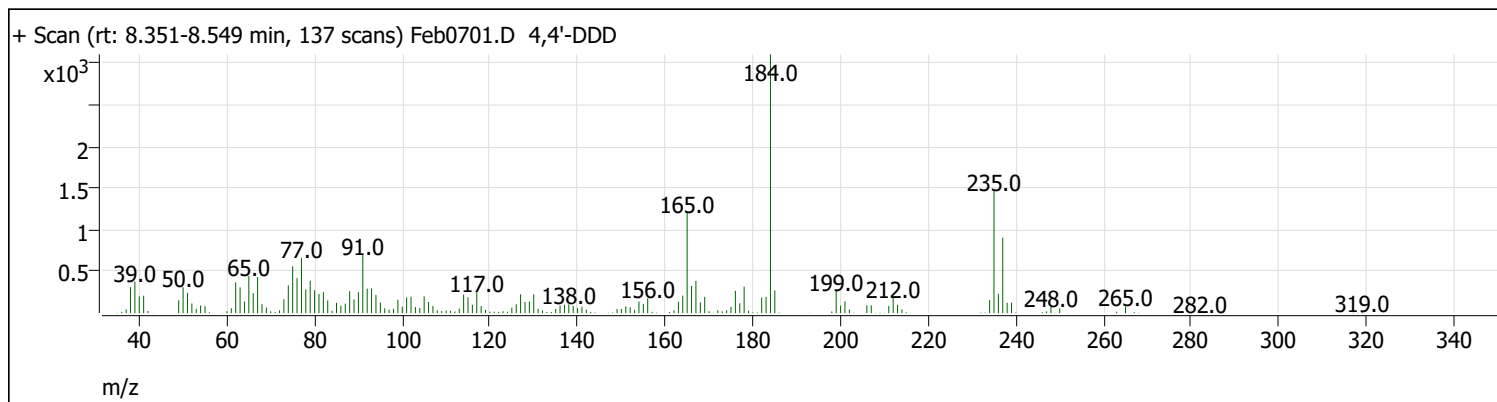
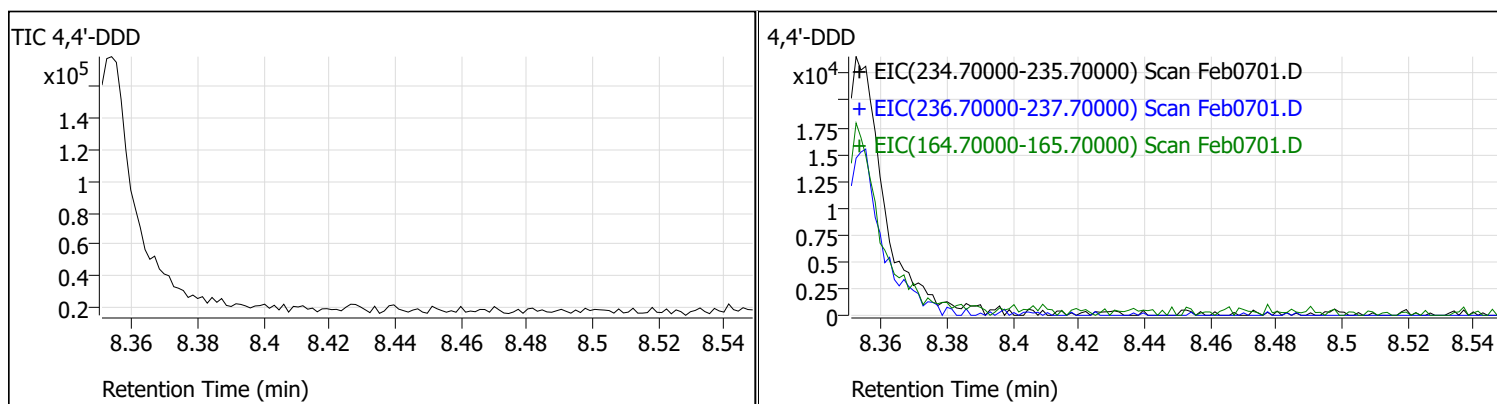
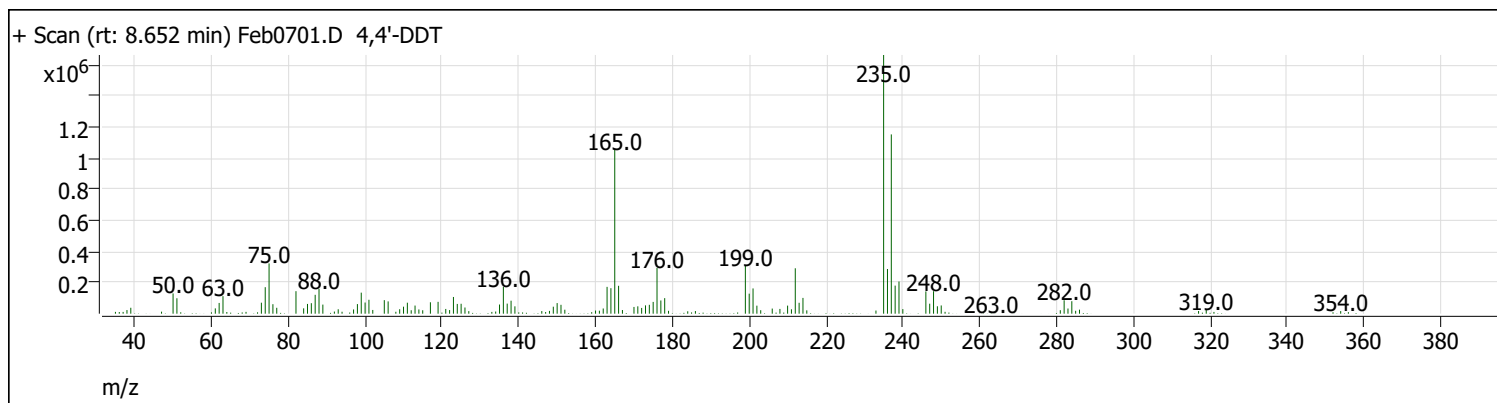
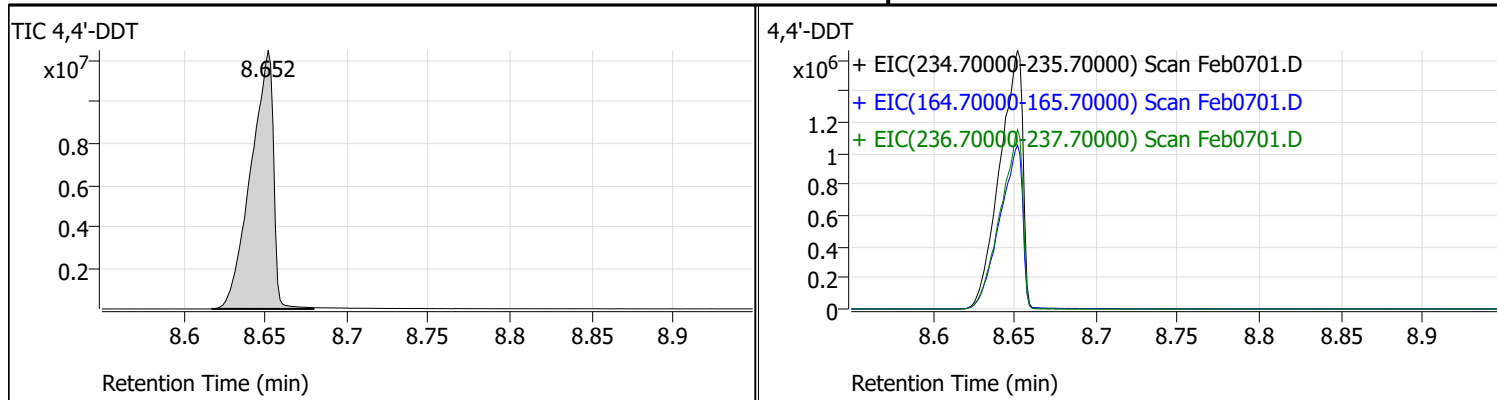
Tune Evaluation Report

Data Path: \\MASSHUNTER\Org\Data\SV5975.I\sh020722\1 e8270c bna SIMFeb0701.D
 Acq on: 2/7/2022 3:17:32 PM
 Operator: LIMS import
 Sample: 07-Feb-22_TUNE_1
 Inst Name: GCMS
 ALS Vial: 1
 Method: \\MASSHUNTER\Org\Data\SV5975.I\Methods\DFTPP5975625.m



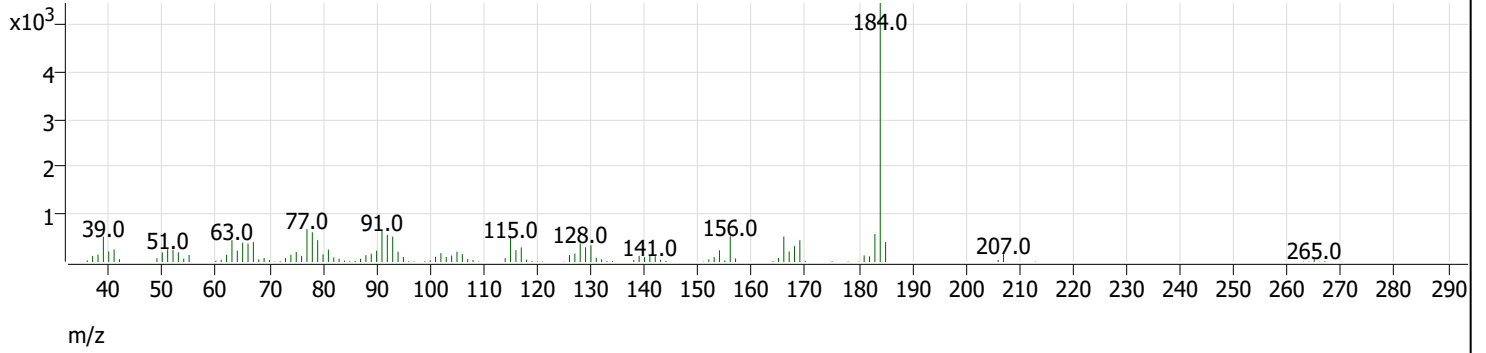
Target Mass	Rel. To Mass	Lower Limit%	Upper Limit%	Rel. Abn%	Raw Abn	Pass/Fail
51	198	30	60	43.2	518656	Pass
68	69	0	2	0.0	0	Pass
70	69	0	2	0.5	3468	Pass
127	198	40	60	56.9	683200	Pass
197	198	0	1	0.0	0	Pass
198	198	100	100	100.0	1201664	Pass
199	198	5	9	6.7	80024	Pass
275	198	10	30	29.6	355200	Pass
365	198	1	100	3.4	40840	Pass
441	443	1E-10	150	81.6	124760	Pass
442	198	40	100	64.1	770112	Pass
443	442	17	23	19.9	152896	Pass
69	69	100	100	100.0	663552	Pass

Tune Evaluation Report



Tune Evaluation Report

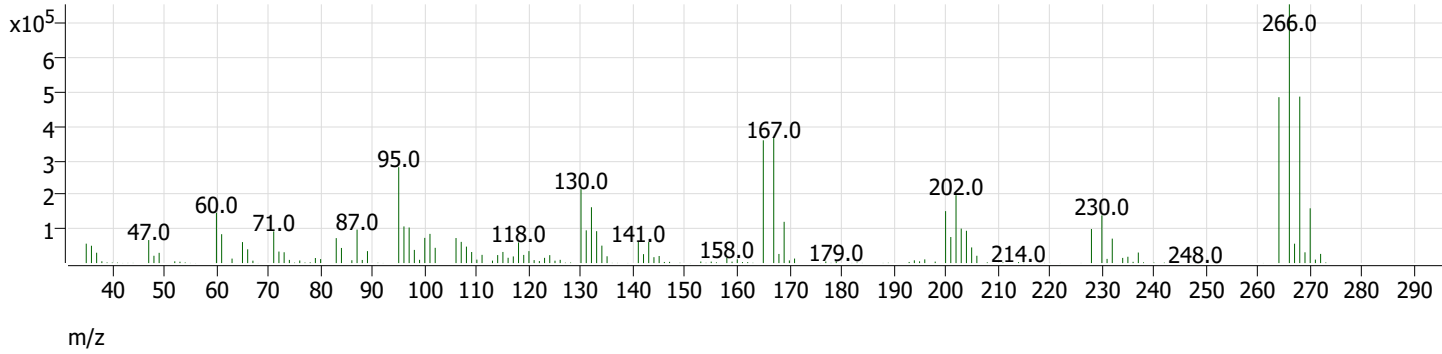
+ Scan (rt: 8.131-8.169 min, 27 scans) Feb0701.D 4,4'-DDE



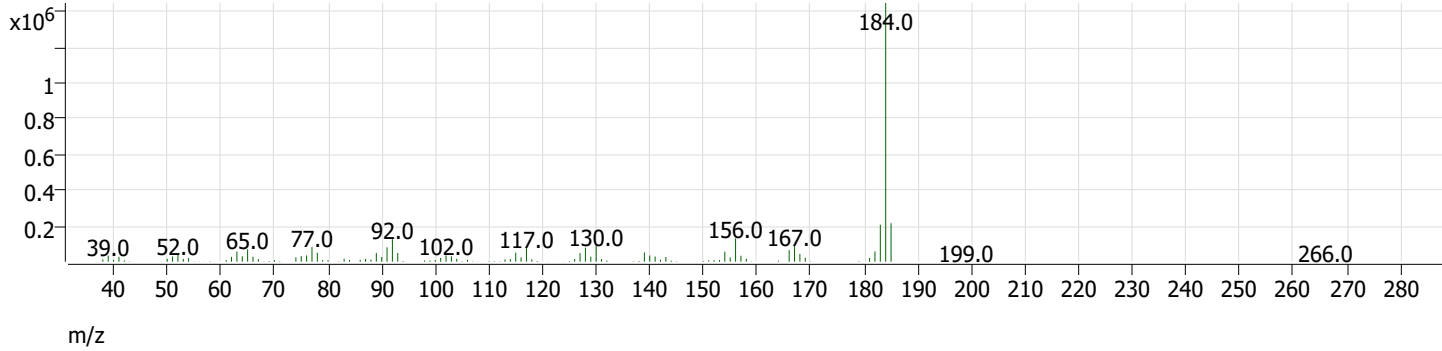
Compound Name	Expected RT	Observed RT	TIC Area	Breakdown %	Pass/Fail
4,4'-DDT	8.750	8.652	11971305	0.0	Pass
4,4'-DDD	8.450	0.000	0		
4,4'-DDE	8.150	0.000	0		

Tune Evaluation Report

+ Scan (rt: 6.364 min) Feb0701.D Pentachlorophenol



+ Scan (rt: 7.901 min) Feb0701.D Benzidine

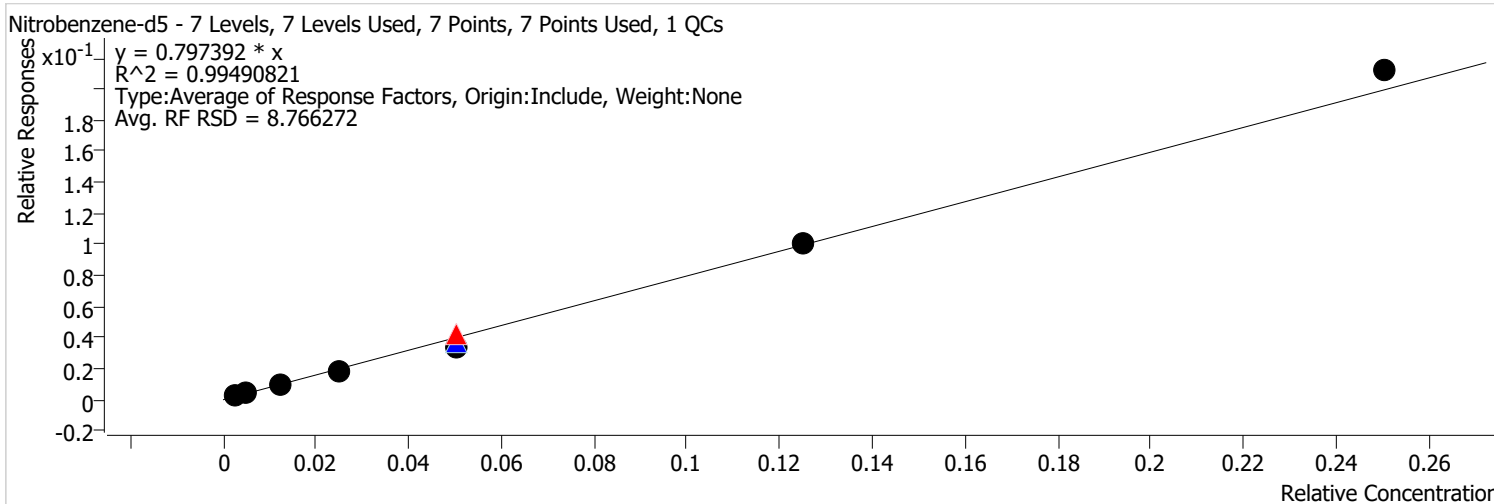


Compound Name	Expected RT	Observed RT	Tailing Factor	PGF	Pass/Fail
Pentachlorophenol	6.800	6.364	0.3	5.8	Pass
Benzidine	8.400	7.901	0.4	1.9	Pass

Calibration Report

Batch Path	\\MASSHUNTER\Org\Data\SV5975.I\sh020722\1 e8270c bna SIM\QuantResults\020722 bna SIM 1.batch.bin		
Analysis Time	2/8/2022 10:18 AM	Analyst Name	BL2000\jheine
Report Time	2/8/2022 10:20:24 AM	Reporter Name	BL2000\jheine
Last Calib Update	2/8/2022 9:05 AM	Batch State	Processed
Quant Batch Version	10.0	Quant Report Version	10.0

Nitrobenzene-d5 %RSE =

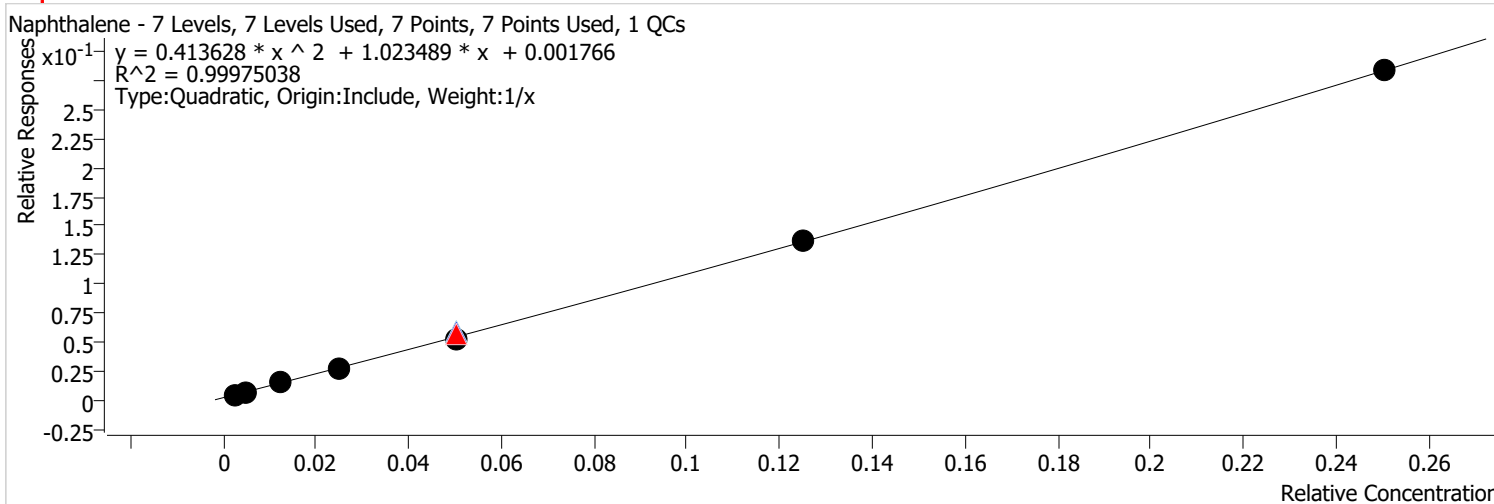


Calibration STD Path	Cal Type	Level	Enabled	Resp.	Exp. Conc	Resp. Factor	Level RSD
\\MASSHUNTER\Org\Data\SV5975.I\sh020722\1 e8270c bna SIM\Feb0708.D	Calibration	1	x	845	0.1000	0.8844	
\\MASSHUNTER\Org\Data\SV5975.I\sh020722\1 e8270c bna SIM\Feb0707.D	Calibration	2	x	1664	0.2000	0.8165	
\\MASSHUNTER\Org\Data\SV5975.I\sh020722\1 e8270c bna SIM\Feb0706.D	Calibration	3	x	4230	0.5000	0.8119	
\\MASSHUNTER\Org\Data\SV5975.I\sh020722\1 e8270c bna SIM\Feb0705.D	Calibration	4	x	8293	1.0000	0.7330	
\\MASSHUNTER\Org\Data\SV5975.I\sh010421\1 e8270c bna SIM\Jan0402.D	CC	CCV	x	16927	2.0000	0.8426	
\\MASSHUNTER\Org\Data\SV5975.I\sh020722\1 e8270c bna SIM\Feb0709.D	QC	ICV	x	16639	2.0000	0.7498	
\\MASSHUNTER\Org\Data\SV5975.I\sh020722\1 e8270c bna SIM\Feb0704.D	Calibration	5	x	15641	2.0000	0.6776	
\\MASSHUNTER\Org\Data\SV5975.I\sh020722\1 e8270c bna SIM\Feb0703.D	Calibration	6	x	51750	5.0000	0.8113	
\\MASSHUNTER\Org\Data\SV5975.I\sh020722\1 e8270c bna SIM\Feb0702.D	Calibration	7	x	105095	10.0000	0.8471	

Calibration Report

Batch Path	\\MASSHUNTER\Org\Data\SV5975.I\sh020722\1 e8270c bna SIM\QuantResults\020722 bna SIM 1.batch.bin	Analyst Name	BL2000\jheine
Analysis Time	2/8/2022 10:18 AM	Reporter Name	BL2000\jheine
Report Time	2/8/2022 10:20:27 AM	Batch State	Processed
Last Calib Update	2/8/2022 9:05 AM	Quant Report Version	10.0
Quant Batch Version	10.0		

Naphthalene %RSE = 5.2



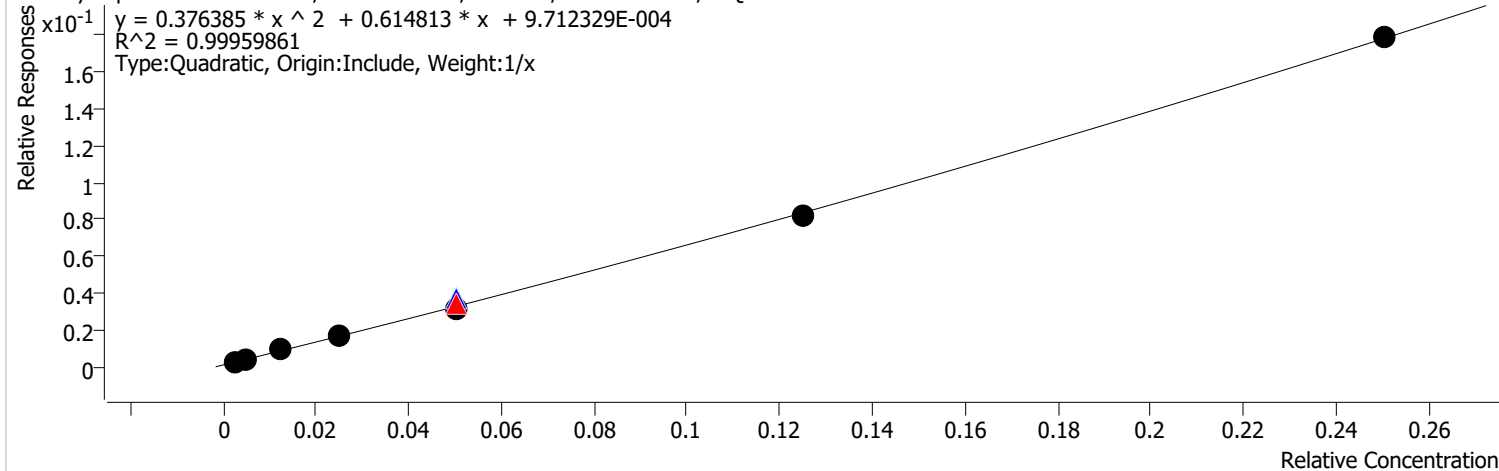
Calibration STD Path	Cal Type	Level	Enabled	Resp.	Exp. Conc	Resp. Factor	Level RSD
\\MASSHUNTER\Org\Data\SV5975.I\sh020722\1 e8270c bna SIM\Feb0708.D	Calibration	1	x	5753	0.1000	1.7374	
\\MASSHUNTER\Org\Data\SV5975.I\sh020722\1 e8270c bna SIM\Feb0707.D	Calibration	2	x	9860	0.2000	1.3092	
\\MASSHUNTER\Org\Data\SV5975.I\sh020722\1 e8270c bna SIM\Feb0706.D	Calibration	3	x	22677	0.5000	1.2498	
\\MASSHUNTER\Org\Data\SV5975.I\sh020722\1 e8270c bna SIM\Feb0705.D	Calibration	4	x	44488	1.0000	1.1042	
\\MASSHUNTER\Org\Data\SV5975.I\sh010421\1 e8270c bna SIM\Jan0402.D	CC	CCV	x	43467	2.0000	1.1266	
\\MASSHUNTER\Org\Data\SV5975.I\sh020722\1 e8270c bna SIM\Feb0709.D	QC	ICV	x	91769	2.0000	1.1710	
\\MASSHUNTER\Org\Data\SV5975.I\sh020722\1 e8270c bna SIM\Feb0704.D	Calibration	5	x	88651	2.0000	1.0604	
\\MASSHUNTER\Org\Data\SV5975.I\sh020722\1 e8270c bna SIM\Feb0703.D	Calibration	6	x	239982	5.0000	1.0917	
\\MASSHUNTER\Org\Data\SV5975.I\sh020722\1 e8270c bna SIM\Feb0702.D	Calibration	7	x	484142	10.0000	1.1340	

Calibration Report

Batch Path	\\MASSHUNTER\Org\Data\SV5975.I\sh020722\1 e8270c bna SIM\QuantResults\020722 bna SIM 1.batch.bin		
Analysis Time	2/8/2022 10:18 AM	Analyst Name	BL2000\jheine
Report Time	2/8/2022 10:20:27 AM	Reporter Name	BL2000\jheine
Last Calib Update	2/8/2022 9:05 AM	Batch State	Processed
Quant Batch Version	10.0	Quant Report Version	10.0

2-Methylnaphthalene %RSE = 5.5

2-Methylnaphthalene - 7 Levels, 7 Levels Used, 7 Points, 7 Points Used, 1 QCs

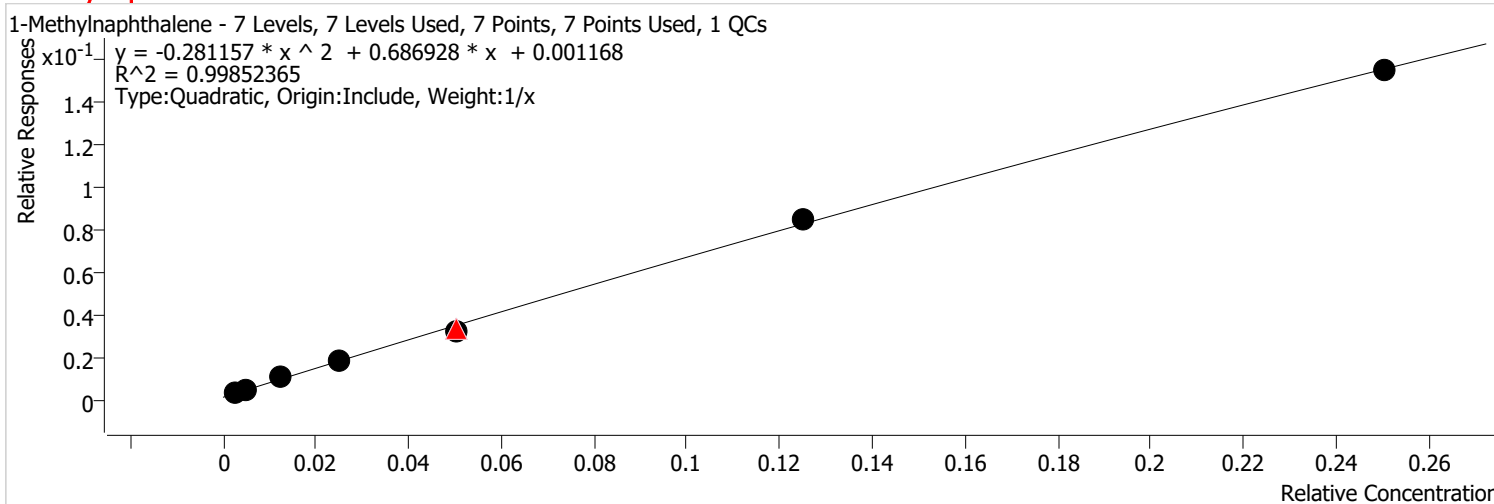


Calibration STD Path	Cal Type	Level	Enabled	Resp.	Exp. Conc	Resp. Factor	Level RSD
\\MASSHUNTER\Org\Data\SV5975.I\sh020722\1 e8270c bna SIM\Feb0708.D	Calibration	1	x	3289	0.1000	0.9932	
\\MASSHUNTER\Org\Data\SV5975.I\sh020722\1 e8270c bna SIM\Feb0707.D	Calibration	2	x	5790	0.2000	0.7688	
\\MASSHUNTER\Org\Data\SV5975.I\sh020722\1 e8270c bna SIM\Feb0706.D	Calibration	3	x	13293	0.5000	0.7326	
\\MASSHUNTER\Org\Data\SV5975.I\sh020722\1 e8270c bna SIM\Feb0705.D	Calibration	4	x	28211	1.0000	0.7002	
\\MASSHUNTER\Org\Data\SV5975.I\sh010421\1 e8270c bna SIM\Jan0402.D	CC	CCV	x	26546	2.0000	0.6880	
\\MASSHUNTER\Org\Data\SV5975.I\sh020722\1 e8270c bna SIM\Feb0709.D	QC	ICV	x	58188	2.0000	0.7425	
\\MASSHUNTER\Org\Data\SV5975.I\sh020722\1 e8270c bna SIM\Feb0704.D	Calibration	5	x	53447	2.0000	0.6393	
\\MASSHUNTER\Org\Data\SV5975.I\sh020722\1 e8270c bna SIM\Feb0703.D	Calibration	6	x	145553	5.0000	0.6621	
\\MASSHUNTER\Org\Data\SV5975.I\sh020722\1 e8270c bna SIM\Feb0702.D	Calibration	7	x	305174	10.0000	0.7148	

Calibration Report

Batch Path	\\MASSHUNTER\Org\Data\SV5975.I\sh020722\1 e8270c bna SIM\QuantResults\020722 bna SIM 1.batch.bin		
Analysis Time	2/8/2022 10:18 AM	Analyst Name	BL2000\jheine
Report Time	2/8/2022 10:20:28 AM	Reporter Name	BL2000\jheine
Last Calib Update	2/8/2022 9:05 AM	Batch State	Processed
Quant Batch Version	10.0	Quant Report Version	10.0

1-Methylnaphthalene %RSE = 8.1



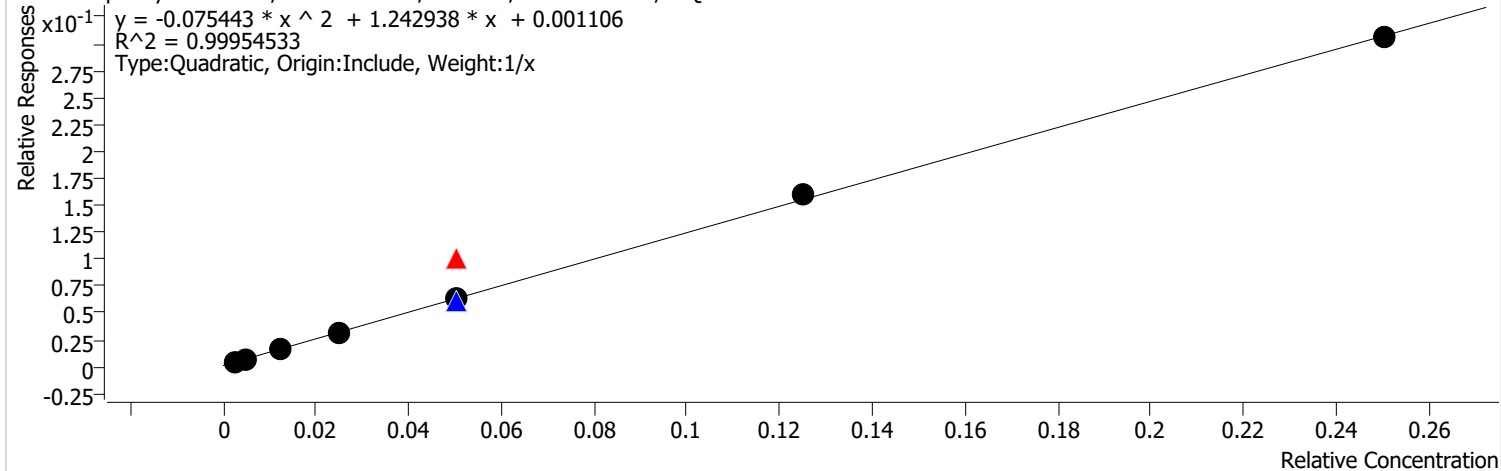
Calibration STD Path	Cal Type	Level	Enabled	Resp.	Exp. Conc	Resp. Factor	Level RSD
\\MASSHUNTER\Org\Data\SV5975.I\sh020722\1 e8270c bna SIM\Feb0708.D	Calibration	1	x	3874	0.1000	1.1701	
\\MASSHUNTER\Org\Data\SV5975.I\sh020722\1 e8270c bna SIM\Feb0707.D	Calibration	2	x	6437	0.2000	0.8547	
\\MASSHUNTER\Org\Data\SV5975.I\sh020722\1 e8270c bna SIM\Feb0706.D	Calibration	3	x	15355	0.5000	0.8462	
\\MASSHUNTER\Org\Data\SV5975.I\sh020722\1 e8270c bna SIM\Feb0705.D	Calibration	4	x	29718	1.0000	0.7376	
\\MASSHUNTER\Org\Data\SV5975.I\sh010421\1 e8270c bna SIM\Jan0402.D	CC	CCV	x	26180	2.0000	0.6786	
\\MASSHUNTER\Org\Data\SV5975.I\sh020722\1 e8270c bna SIM\Feb0709.D	QC	ICV	x	52208	2.0000	0.6662	
\\MASSHUNTER\Org\Data\SV5975.I\sh020722\1 e8270c bna SIM\Feb0704.D	Calibration	5	x	54212	2.0000	0.6484	
\\MASSHUNTER\Org\Data\SV5975.I\sh020722\1 e8270c bna SIM\Feb0703.D	Calibration	6	x	149256	5.0000	0.6790	
\\MASSHUNTER\Org\Data\SV5975.I\sh020722\1 e8270c bna SIM\Feb0702.D	Calibration	7	x	264067	10.0000	0.6185	

Calibration Report

Batch Path	\\MASSHUNTER\Org\Data\SV5975.I\sh020722\1 e8270c bna SIM\QuantResults\020722 bna SIM 1.batch.bin		
Analysis Time	2/8/2022 10:18 AM	Analyst Name	BL2000\jheine
Report Time	2/8/2022 10:20:28 AM	Reporter Name	BL2000\jheine
Last Calib Update	2/8/2022 9:05 AM	Batch State	Processed
Quant Batch Version	10.0	Quant Report Version	10.0

2-Fluorobiphenyl %RSE =

2-Fluorobiphenyl - 7 Levels, 7 Levels Used, 7 Points, 7 Points Used, 1 QCs

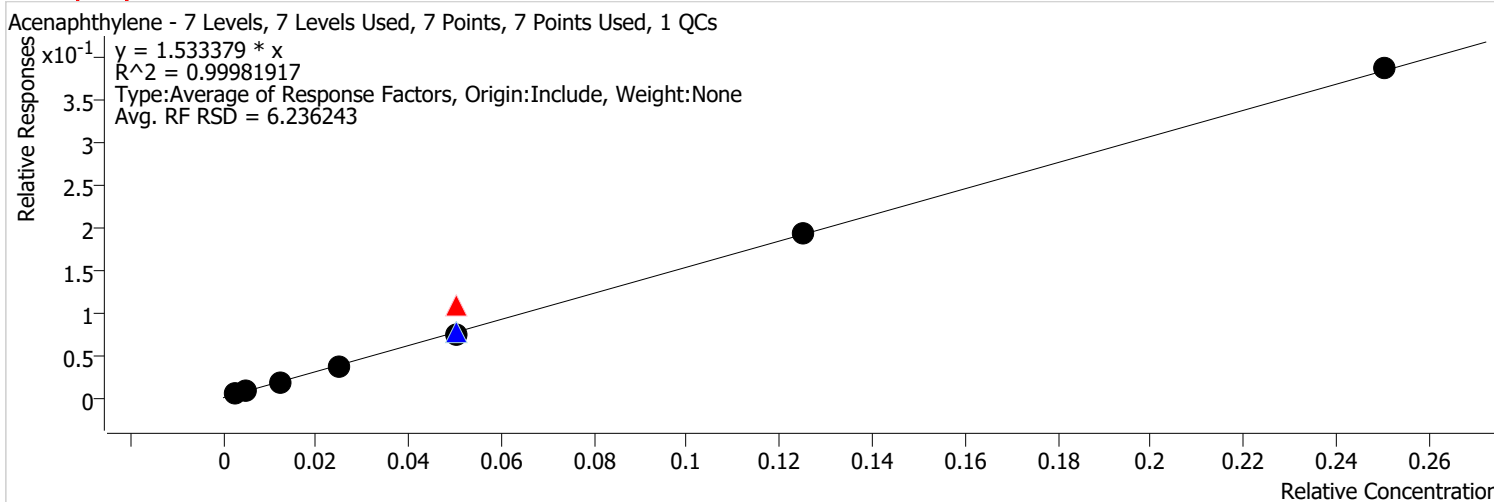


Calibration STD Path	Cal Type	Level	Enabled	Resp.	Exp. Conc	Resp. Factor	Level RSD
\\MASSHUNTER\Org\Data\SV5975.I\sh020722\1 e8270c bna SIM\Feb0708.D	Calibration	1	x	4242	0.1000	1.7434	
\\MASSHUNTER\Org\Data\SV5975.I\sh020722\1 e8270c bna SIM\Feb0707.D	Calibration	2	x	7506	0.2000	1.4809	
\\MASSHUNTER\Org\Data\SV5975.I\sh020722\1 e8270c bna SIM\Feb0706.D	Calibration	3	x	16996	0.5000	1.3111	
\\MASSHUNTER\Org\Data\SV5975.I\sh020722\1 e8270c bna SIM\Feb0705.D	Calibration	4	x	34174	1.0000	1.2090	
\\MASSHUNTER\Org\Data\SV5975.I\sh010421\1 e8270c bna SIM\Jan0402.D	CC	CCV	x	41814	2.0000	2.0259	
\\MASSHUNTER\Org\Data\SV5975.I\sh020722\1 e8270c bna SIM\Feb0709.D	QC	ICV	x	64491	2.0000	1.2174	
\\MASSHUNTER\Org\Data\SV5975.I\sh020722\1 e8270c bna SIM\Feb0704.D	Calibration	5	x	70427	2.0000	1.2584	
\\MASSHUNTER\Org\Data\SV5975.I\sh020722\1 e8270c bna SIM\Feb0703.D	Calibration	6	x	185009	5.0000	1.2716	
\\MASSHUNTER\Org\Data\SV5975.I\sh020722\1 e8270c bna SIM\Feb0702.D	Calibration	7	x	356557	10.0000	1.2221	

Calibration Report

Batch Path	\\MASSHUNTER\Org\Data\SV5975.I\sh020722\1 e8270c bna SIM\QuantResults\020722 bna SIM 1.batch.bin		
Analysis Time	2/8/2022 10:18 AM	Analyst Name	BL2000\jheine
Report Time	2/8/2022 10:20:28 AM	Reporter Name	BL2000\jheine
Last Calib Update	2/8/2022 9:05 AM	Batch State	Processed
Quant Batch Version	10.0	Quant Report Version	10.0

Acenaphthylene %RSE = 6.2

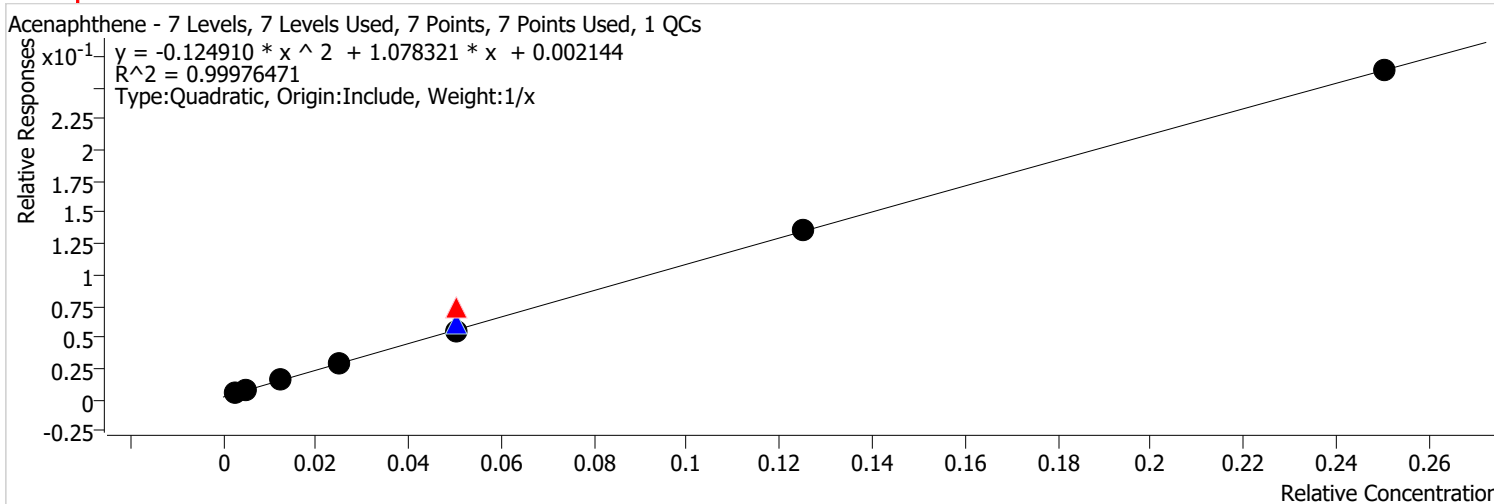


Calibration STD Path	Cal Type	Level	Enabled	Resp.	Exp. Conc	Resp. Factor	Level RSD
\\MASSHUNTER\Org\Data\SV5975.I\sh020722\1 e8270c bna SIM\Feb0708.D	Calibration	1	x	4194	0.1000	1.7233	
\\MASSHUNTER\Org\Data\SV5975.I\sh020722\1 e8270c bna SIM\Feb0707.D	Calibration	2	x	7325	0.2000	1.4453	
\\MASSHUNTER\Org\Data\SV5975.I\sh020722\1 e8270c bna SIM\Feb0706.D	Calibration	3	x	19916	0.5000	1.5363	
\\MASSHUNTER\Org\Data\SV5975.I\sh020722\1 e8270c bna SIM\Feb0705.D	Calibration	4	x	40697	1.0000	1.4398	
\\MASSHUNTER\Org\Data\SV5975.I\sh010421\1 e8270c bna SIM\Jan0402.D	CC	CCV	x	45154	2.0000	2.1877	
\\MASSHUNTER\Org\Data\SV5975.I\sh020722\1 e8270c bna SIM\Feb0709.D	QC	ICV	x	82080	2.0000	1.5494	
\\MASSHUNTER\Org\Data\SV5975.I\sh020722\1 e8270c bna SIM\Feb0704.D	Calibration	5	x	83470	2.0000	1.4915	
\\MASSHUNTER\Org\Data\SV5975.I\sh020722\1 e8270c bna SIM\Feb0703.D	Calibration	6	x	226091	5.0000	1.5540	
\\MASSHUNTER\Org\Data\SV5975.I\sh020722\1 e8270c bna SIM\Feb0702.D	Calibration	7	x	450322	10.0000	1.5435	

Calibration Report

Batch Path	\\MASSHUNTER\Org\Data\SV5975.I\sh020722\1 e8270c bna SIM\QuantResults\020722 bna SIM 1.batch.bin		
Analysis Time	2/8/2022 10:18 AM	Analyst Name	BL2000\jheine
Report Time	2/8/2022 10:20:28 AM	Reporter Name	BL2000\jheine
Last Calib Update	2/8/2022 9:05 AM	Batch State	Processed
Quant Batch Version	10.0	Quant Report Version	10.0

Acenaphthene %RSE = 4.1



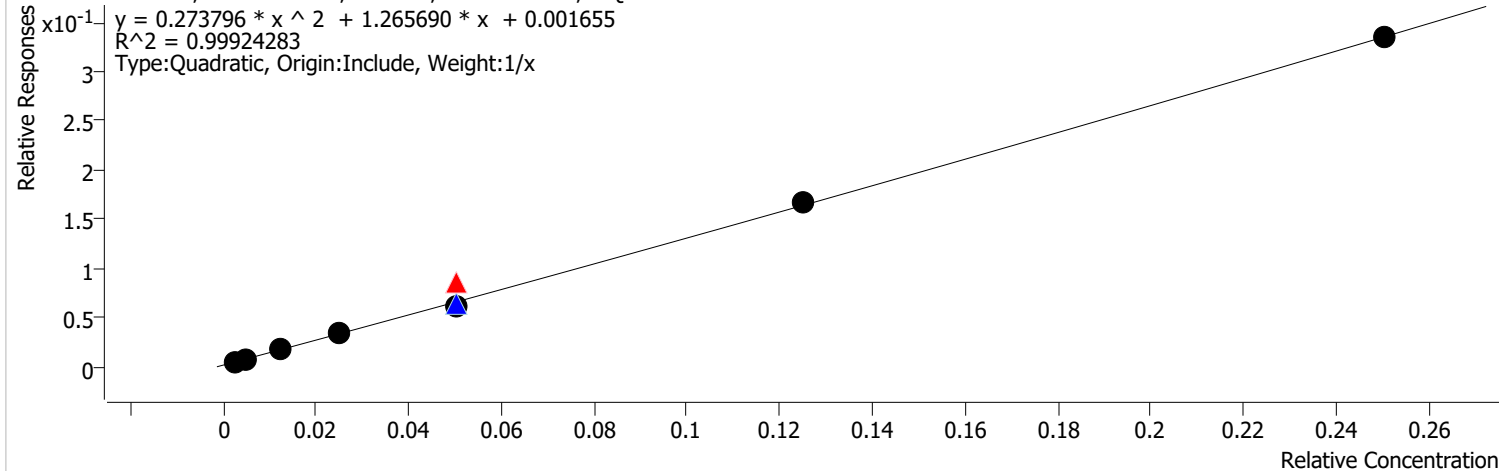
Calibration STD Path	Cal Type	Level	Enabled	Resp.	Exp. Conc	Resp. Factor	Level RSD
\\MASSHUNTER\Org\Data\SV5975.I\sh020722\1 e8270c bna SIM\Feb0708.D	Calibration	1	x	4718	0.1000	1.9386	
\\MASSHUNTER\Org\Data\SV5975.I\sh020722\1 e8270c bna SIM\Feb0707.D	Calibration	2	x	7429	0.2000	1.4657	
\\MASSHUNTER\Org\Data\SV5975.I\sh020722\1 e8270c bna SIM\Feb0706.D	Calibration	3	x	17109	0.5000	1.3198	
\\MASSHUNTER\Org\Data\SV5975.I\sh020722\1 e8270c bna SIM\Feb0705.D	Calibration	4	x	32062	1.0000	1.1343	
\\MASSHUNTER\Org\Data\SV5975.I\sh010421\1 e8270c bna SIM\Jan0402.D	CC	CCV	x	30942	2.0000	1.4992	
\\MASSHUNTER\Org\Data\SV5975.I\sh020722\1 e8270c bna SIM\Feb0709.D	QC	ICV	x	65103	2.0000	1.2289	
\\MASSHUNTER\Org\Data\SV5975.I\sh020722\1 e8270c bna SIM\Feb0704.D	Calibration	5	x	61667	2.0000	1.1019	
\\MASSHUNTER\Org\Data\SV5975.I\sh020722\1 e8270c bna SIM\Feb0703.D	Calibration	6	x	158193	5.0000	1.0873	
\\MASSHUNTER\Org\Data\SV5975.I\sh020722\1 e8270c bna SIM\Feb0702.D	Calibration	7	x	307641	10.0000	1.0544	

Calibration Report

Batch Path	\\MASSHUNTER\Org\Data\SV5975.I\sh020722\1 e8270c bna SIM\QuantResults\020722 bna SIM 1.batch.bin		
Analysis Time	2/8/2022 10:18 AM	Analyst Name	BL2000\jheine
Report Time	2/8/2022 10:20:28 AM	Reporter Name	BL2000\jheine
Last Calib Update	2/8/2022 9:05 AM	Batch State	Processed
Quant Batch Version	10.0	Quant Report Version	10.0

Fluorene %RSE = 7.0

Fluorene - 7 Levels, 7 Levels Used, 7 Points, 7 Points Used, 1 QCs



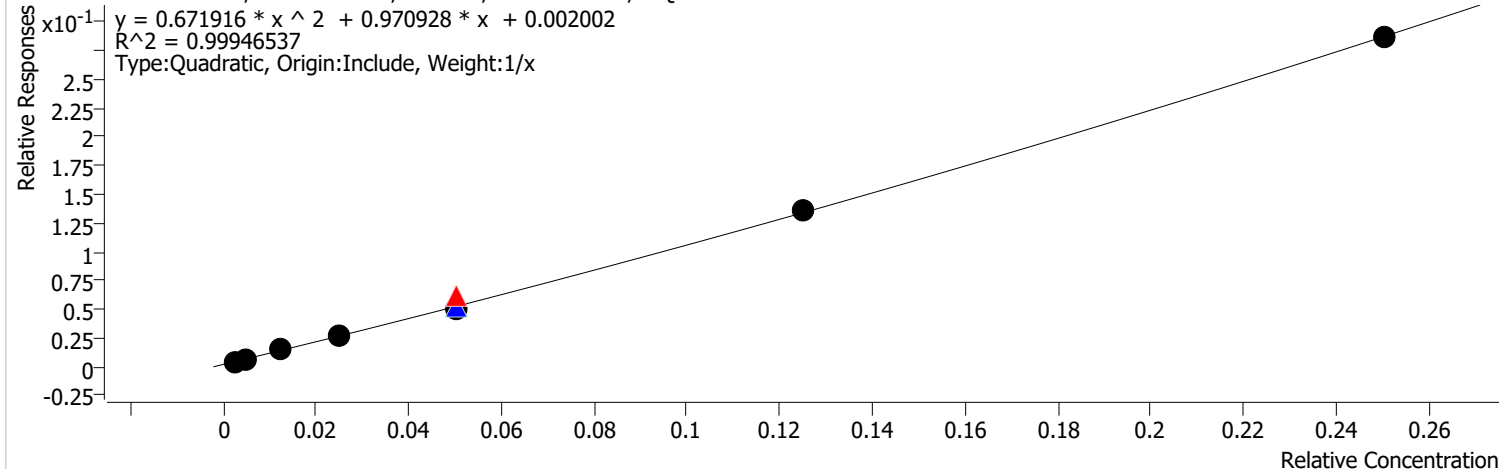
Calibration STD Path	Cal Type	Level	Enabled	Resp.	Exp. Conc	Resp. Factor	Level RSD
\\MASSHUNTER\Org\Data\SV5975.I\sh020722\1 e8270c bna SIM\Feb0708.D	Calibration	1	x	4449	0.1000	1.8281	
\\MASSHUNTER\Org\Data\SV5975.I\sh020722\1 e8270c bna SIM\Feb0707.D	Calibration	2	x	8183	0.2000	1.6146	
\\MASSHUNTER\Org\Data\SV5975.I\sh020722\1 e8270c bna SIM\Feb0706.D	Calibration	3	x	19842	0.5000	1.5306	
\\MASSHUNTER\Org\Data\SV5975.I\sh020722\1 e8270c bna SIM\Feb0705.D	Calibration	4	x	38016	1.0000	1.3450	
\\MASSHUNTER\Org\Data\SV5975.I\sh010421\1 e8270c bna SIM\Jan0402.D	CC	CCV	x	35790	2.0000	1.7340	
\\MASSHUNTER\Org\Data\SV5975.I\sh020722\1 e8270c bna SIM\Feb0709.D	QC	ICV	x	68994	2.0000	1.3024	
\\MASSHUNTER\Org\Data\SV5975.I\sh020722\1 e8270c bna SIM\Feb0704.D	Calibration	5	x	69553	2.0000	1.2428	
\\MASSHUNTER\Org\Data\SV5975.I\sh020722\1 e8270c bna SIM\Feb0703.D	Calibration	6	x	194025	5.0000	1.3336	
\\MASSHUNTER\Org\Data\SV5975.I\sh020722\1 e8270c bna SIM\Feb0702.D	Calibration	7	x	390389	10.0000	1.3380	

Calibration Report

Batch Path	\\MASSHUNTER\Org\Data\SV5975.I\sh020722\1 e8270c bna SIM\QuantResults\020722 bna SIM 1.batch.bin		
Analysis Time	2/8/2022 10:18 AM	Analyst Name	BL2000\jheine
Report Time	2/8/2022 10:20:28 AM	Reporter Name	BL2000\jheine
Last Calib Update	2/8/2022 9:05 AM	Batch State	Processed
Quant Batch Version	10.0	Quant Report Version	10.0

Phenanthrene %RSE = 4.6

Phenanthrene - 7 Levels, 7 Levels Used, 7 Points, 7 Points Used, 1 QCs

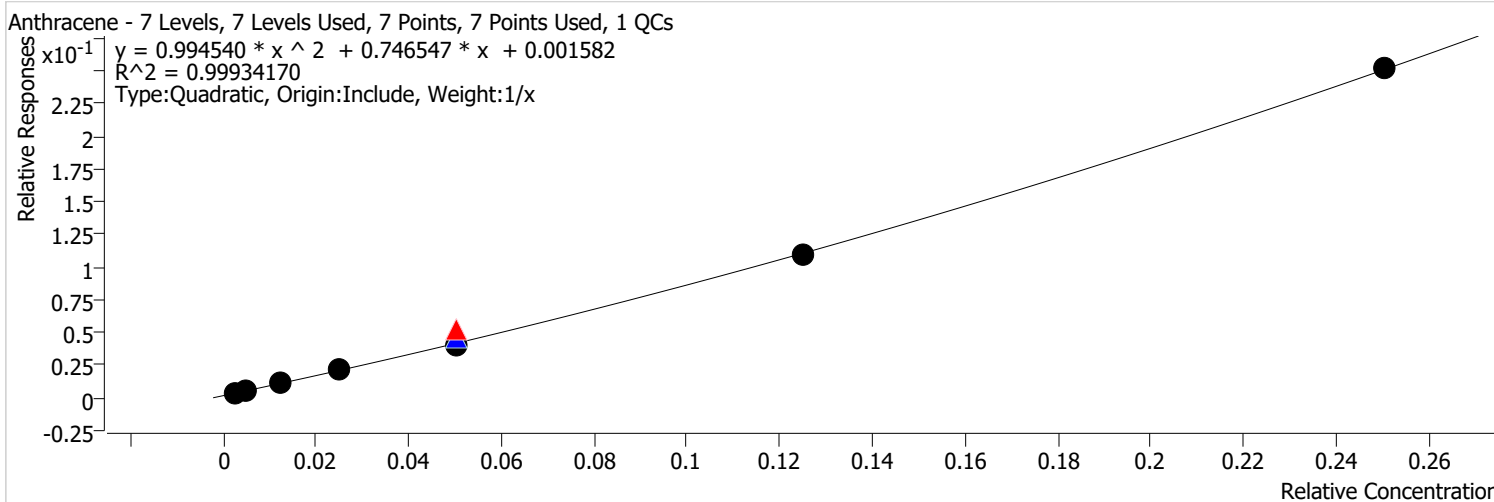


Calibration STD Path	Cal Type	Level	Enabled	Resp.	Exp. Conc	Resp. Factor	Level RSD
\\MASSHUNTER\Org\Data\SV5975.I\sh020722\1 e8270c bna SIM\Feb0708.D	Calibration	1	x	8109	0.1000	1.7467	
\\MASSHUNTER\Org\Data\SV5975.I\sh020722\1 e8270c bna SIM\Feb0707.D	Calibration	2	x	12935	0.2000	1.3682	
\\MASSHUNTER\Org\Data\SV5975.I\sh020722\1 e8270c bna SIM\Feb0706.D	Calibration	3	x	29209	0.5000	1.2083	
\\MASSHUNTER\Org\Data\SV5975.I\sh020722\1 e8270c bna SIM\Feb0705.D	Calibration	4	x	54083	1.0000	1.0654	
\\MASSHUNTER\Org\Data\SV5975.I\sh010421\1 e8270c bna SIM\Jan0402.D	CC	CCV	x	54393	2.0000	1.2205	
\\MASSHUNTER\Org\Data\SV5975.I\sh020722\1 e8270c bna SIM\Feb0709.D	QC	ICV	x	105176	2.0000	1.0469	
\\MASSHUNTER\Org\Data\SV5975.I\sh020722\1 e8270c bna SIM\Feb0704.D	Calibration	5	x	101077	2.0000	0.9928	
\\MASSHUNTER\Org\Data\SV5975.I\sh020722\1 e8270c bna SIM\Feb0703.D	Calibration	6	x	277422	5.0000	1.0935	
\\MASSHUNTER\Org\Data\SV5975.I\sh020722\1 e8270c bna SIM\Feb0702.D	Calibration	7	x	544946	10.0000	1.1432	

Calibration Report

Batch Path	\\MASSHUNTER\Org\Data\SV5975.I\sh020722\1 e8270c bna SIM\QuantResults\020722 bna SIM 1.batch.bin		
Analysis Time	2/8/2022 10:18 AM	Analyst Name	BL2000\jheine
Report Time	2/8/2022 10:20:28 AM	Reporter Name	BL2000\jheine
Last Calib Update	2/8/2022 9:05 AM	Batch State	Processed
Quant Batch Version	10.0	Quant Report Version	10.0

Anthracene %RSE = 9.7



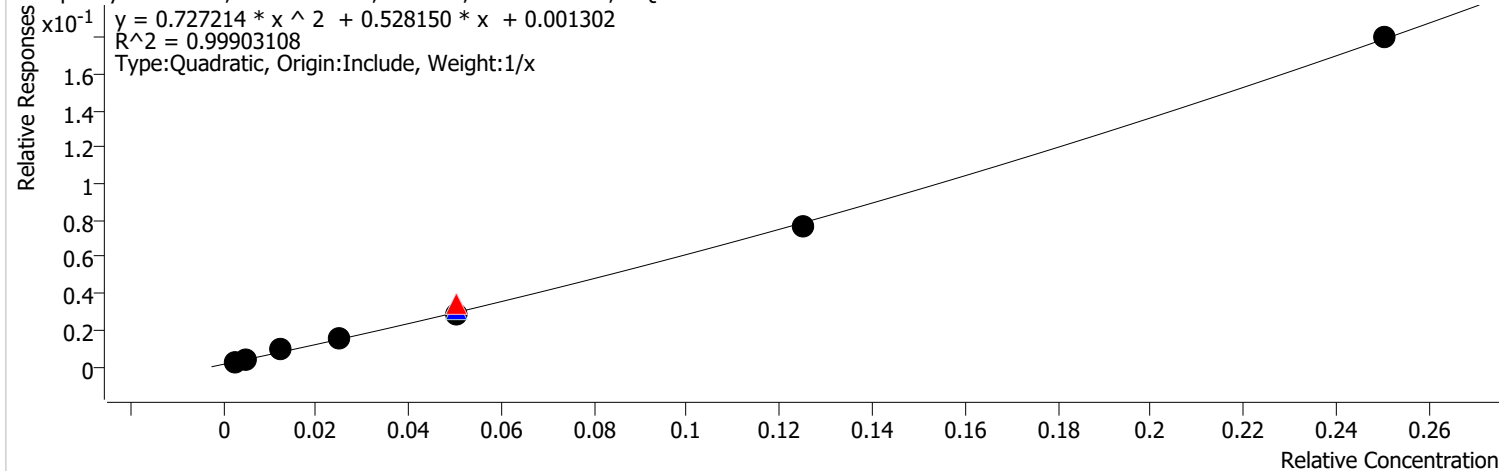
Calibration STD Path	Cal Type	Level	Enabled	Resp.	Exp. Conc	Resp. Factor	Level RSD
\\MASSHUNTER\Org\Data\SV5975.I\sh020722\1 e8270c bna SIM\Feb0708.D	Calibration	1	x	5930	0.1000	1.2773	
\\MASSHUNTER\Org\Data\SV5975.I\sh020722\1 e8270c bna SIM\Feb0707.D	Calibration	2	x	10131	0.2000	1.0716	
\\MASSHUNTER\Org\Data\SV5975.I\sh020722\1 e8270c bna SIM\Feb0706.D	Calibration	3	x	23664	0.5000	0.9789	
\\MASSHUNTER\Org\Data\SV5975.I\sh020722\1 e8270c bna SIM\Feb0705.D	Calibration	4	x	44491	1.0000	0.8765	
\\MASSHUNTER\Org\Data\SV5975.I\sh010421\1 e8270c bna SIM\Jan0402.D	CC	CCV	x	45714	2.0000	1.0258	
\\MASSHUNTER\Org\Data\SV5975.I\sh020722\1 e8270c bna SIM\Feb0709.D	QC	ICV	x	91219	2.0000	0.9080	
\\MASSHUNTER\Org\Data\SV5975.I\sh020722\1 e8270c bna SIM\Feb0704.D	Calibration	5	x	81750	2.0000	0.8030	
\\MASSHUNTER\Org\Data\SV5975.I\sh020722\1 e8270c bna SIM\Feb0703.D	Calibration	6	x	220873	5.0000	0.8706	
\\MASSHUNTER\Org\Data\SV5975.I\sh020722\1 e8270c bna SIM\Feb0702.D	Calibration	7	x	479111	10.0000	1.0051	

Calibration Report

Batch Path	\\MASSHUNTER\Org\Data\SV5975.I\sh020722\1 e8270c bna SIM\QuantResults\020722 bna SIM 1.batch.bin		
Analysis Time	2/8/2022 10:18 AM	Analyst Name	BL2000\jheine
Report Time	2/8/2022 10:20:28 AM	Reporter Name	BL2000\jheine
Last Calib Update	2/8/2022 9:05 AM	Batch State	Processed
Quant Batch Version	10.0	Quant Report Version	10.0

o-Terphenyl %RSE =

o-Terphenyl - 7 Levels, 7 Levels Used, 7 Points, 7 Points Used, 1 QCs

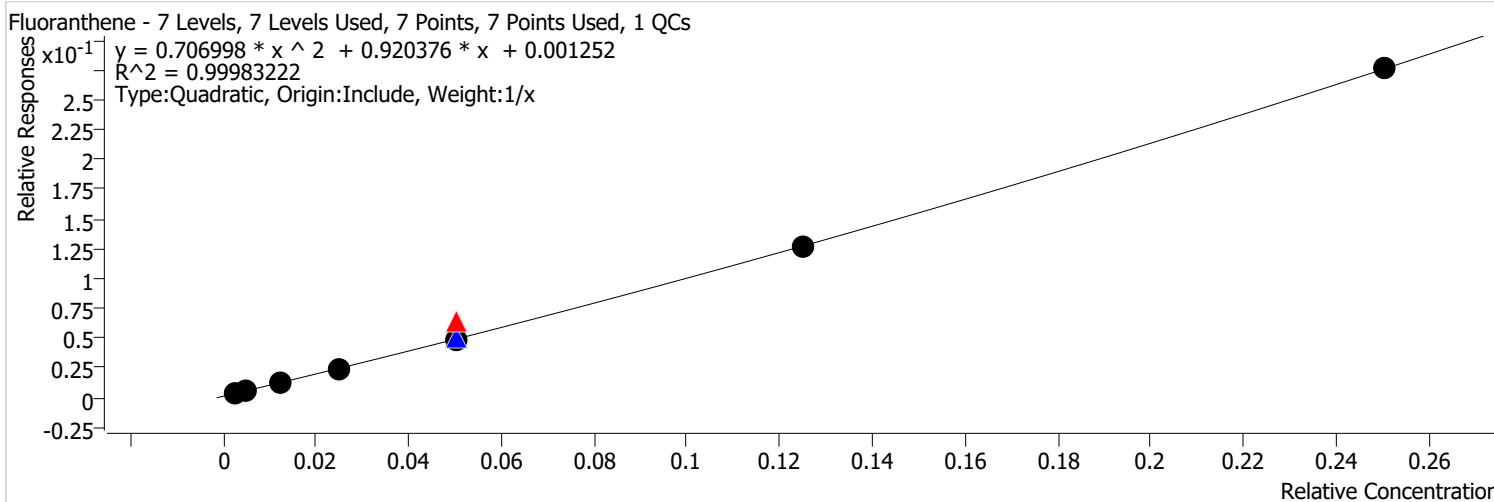


Calibration STD Path	Cal Type	Level	Enabled	Resp.	Exp. Conc	Resp. Factor	Level RSD
\\MASSHUNTER\Org\Data\SV5975.I\sh020722\1 e8270c bna SIM\Feb0708.D	Calibration	1	x	4485	0.1000	0.9661	
\\MASSHUNTER\Org\Data\SV5975.I\sh020722\1 e8270c bna SIM\Feb0707.D	Calibration	2	x	7450	0.2000	0.7880	
\\MASSHUNTER\Org\Data\SV5975.I\sh020722\1 e8270c bna SIM\Feb0706.D	Calibration	3	x	17384	0.5000	0.7191	
\\MASSHUNTER\Org\Data\SV5975.I\sh020722\1 e8270c bna SIM\Feb0705.D	Calibration	4	x	32391	1.0000	0.6381	
\\MASSHUNTER\Org\Data\SV5975.I\sh010421\1 e8270c bna SIM\Jan0402.D	CC	CCV	x	30546	2.0000	0.6854	
\\MASSHUNTER\Org\Data\SV5975.I\sh020722\1 e8270c bna SIM\Feb0709.D	QC	ICV	x	64359	2.0000	0.6406	
\\MASSHUNTER\Org\Data\SV5975.I\sh020722\1 e8270c bna SIM\Feb0704.D	Calibration	5	x	58192	2.0000	0.5716	
\\MASSHUNTER\Org\Data\SV5975.I\sh020722\1 e8270c bna SIM\Feb0703.D	Calibration	6	x	156344	5.0000	0.6162	
\\MASSHUNTER\Org\Data\SV5975.I\sh020722\1 e8270c bna SIM\Feb0702.D	Calibration	7	x	342564	10.0000	0.7186	

Calibration Report

Batch Path	\\MASSHUNTER\Org\Data\SV5975.I\sh020722\1 e8270c bna SIM\QuantResults\020722 bna SIM 1.batch.bin		
Analysis Time	2/8/2022 10:18 AM	Analyst Name	BL2000\jheine
Report Time	2/8/2022 10:20:28 AM	Reporter Name	BL2000\jheine
Last Calib Update	2/8/2022 9:05 AM	Batch State	Processed
Quant Batch Version	10.0	Quant Report Version	10.0

Fluoranthene %RSE = 4.2

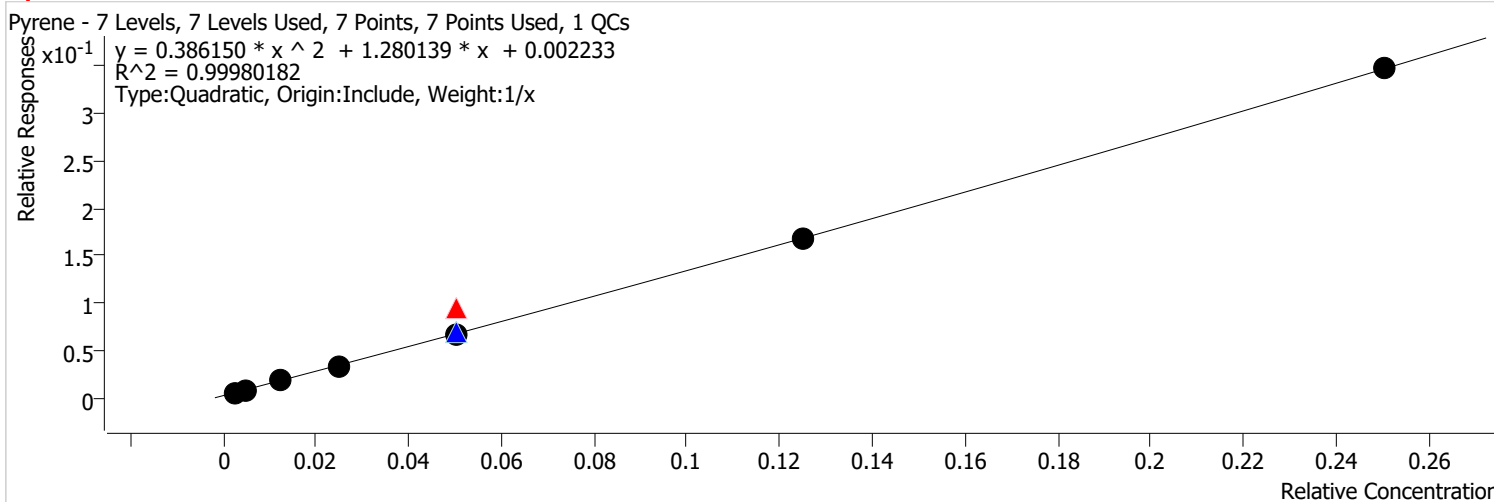


Calibration STD Path	Cal Type	Level	Enabled	Resp.	Exp. Conc	Resp. Factor	Level RSD
\\MASSHUNTER\Org\Data\SV5975.I\sh020722\1 e8270c bna SIM\Feb0708.D	Calibration	1	x	6574	0.1000	1.4162	
\\MASSHUNTER\Org\Data\SV5975.I\sh020722\1 e8270c bna SIM\Feb0707.D	Calibration	2	x	10718	0.2000	1.1337	
\\MASSHUNTER\Org\Data\SV5975.I\sh020722\1 e8270c bna SIM\Feb0706.D	Calibration	3	x	26413	0.5000	1.0926	
\\MASSHUNTER\Org\Data\SV5975.I\sh020722\1 e8270c bna SIM\Feb0705.D	Calibration	4	x	49241	1.0000	0.9700	
\\MASSHUNTER\Org\Data\SV5975.I\sh010421\1 e8270c bna SIM\Jan0402.D	CC	CCV	x	57037	2.0000	1.2799	
\\MASSHUNTER\Org\Data\SV5975.I\sh020722\1 e8270c bna SIM\Feb0709.D	QC	ICV	x	101992	2.0000	1.0152	
\\MASSHUNTER\Org\Data\SV5975.I\sh020722\1 e8270c bna SIM\Feb0704.D	Calibration	5	x	100618	2.0000	0.9883	
\\MASSHUNTER\Org\Data\SV5975.I\sh020722\1 e8270c bna SIM\Feb0703.D	Calibration	6	x	256730	5.0000	1.0119	
\\MASSHUNTER\Org\Data\SV5975.I\sh020722\1 e8270c bna SIM\Feb0702.D	Calibration	7	x	526057	10.0000	1.1036	

Calibration Report

Batch Path	\\MASSHUNTER\Org\Data\SV5975.I\sh020722\1 e8270c bna SIM\QuantResults\020722 bna SIM 1.batch.bin		
Analysis Time	2/8/2022 10:18 AM	Analyst Name	BL2000\jheine
Report Time	2/8/2022 10:20:28 AM	Reporter Name	BL2000\jheine
Last Calib Update	2/8/2022 9:05 AM	Batch State	Processed
Quant Batch Version	10.0	Quant Report Version	10.0

Pyrene %RSE = 4.9

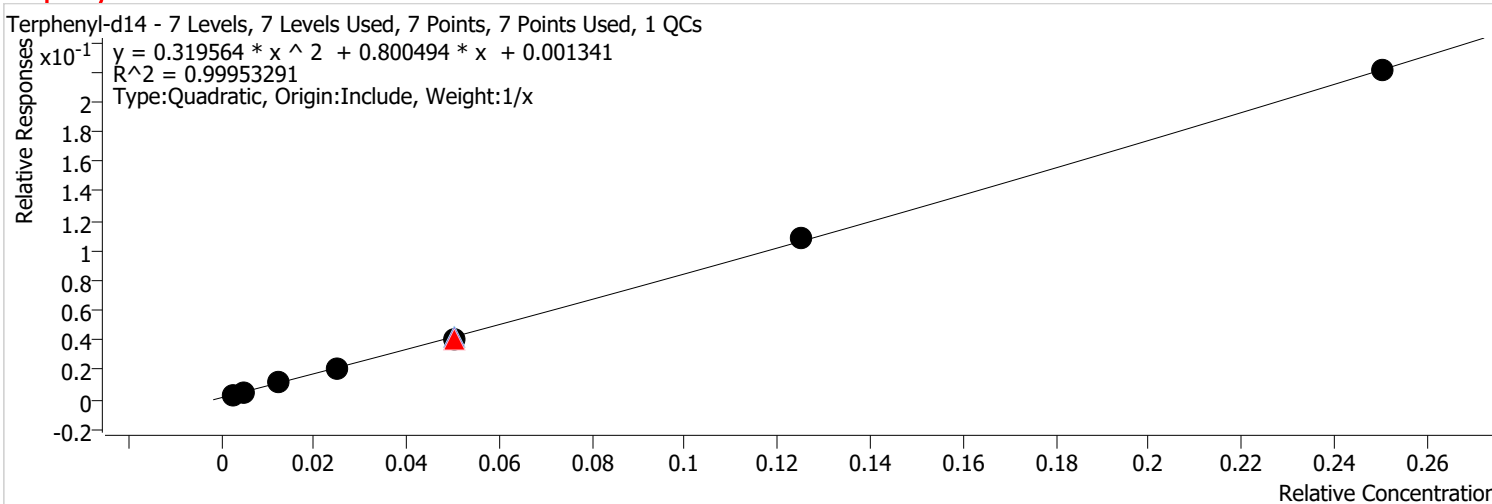


Calibration STD Path	Cal Type	Level	Enabled	Resp.	Exp. Conc	Resp. Factor	Level RSD
\\MASSHUNTER\Org\Data\SV5975.I\sh020722\1 e8270c bna SIM\Feb0708.D	Calibration	1	x	7955	0.1000	2.1875	
\\MASSHUNTER\Org\Data\SV5975.I\sh020722\1 e8270c bna SIM\Feb0707.D	Calibration	2	x	12264	0.2000	1.6429	
\\MASSHUNTER\Org\Data\SV5975.I\sh020722\1 e8270c bna SIM\Feb0706.D	Calibration	3	x	29387	0.5000	1.5543	
\\MASSHUNTER\Org\Data\SV5975.I\sh020722\1 e8270c bna SIM\Feb0705.D	Calibration	4	x	54965	1.0000	1.3678	
\\MASSHUNTER\Org\Data\SV5975.I\sh010421\1 e8270c bna SIM\Jan0402.D	CC	CCV	x	62808	2.0000	1.9194	
\\MASSHUNTER\Org\Data\SV5975.I\sh020722\1 e8270c bna SIM\Feb0709.D	QC	ICV	x	112061	2.0000	1.4026	
\\MASSHUNTER\Org\Data\SV5975.I\sh020722\1 e8270c bna SIM\Feb0704.D	Calibration	5	x	111845	2.0000	1.3411	
\\MASSHUNTER\Org\Data\SV5975.I\sh020722\1 e8270c bna SIM\Feb0703.D	Calibration	6	x	286965	5.0000	1.3412	
\\MASSHUNTER\Org\Data\SV5975.I\sh020722\1 e8270c bna SIM\Feb0702.D	Calibration	7	x	585379	10.0000	1.3869	

Calibration Report

Batch Path	\\MASSHUNTER\Org\Data\SV5975.I\sh020722\1 e8270c bna SIM\QuantResults\020722 bna SIM 1.batch.bin		
Analysis Time	2/8/2022 10:18 AM	Analyst Name	BL2000\jheine
Report Time	2/8/2022 10:20:28 AM	Reporter Name	BL2000\jheine
Last Calib Update	2/8/2022 9:05 AM	Batch State	Processed
Quant Batch Version	10.0	Quant Report Version	10.0

Terphenyl-d14 %RSE =



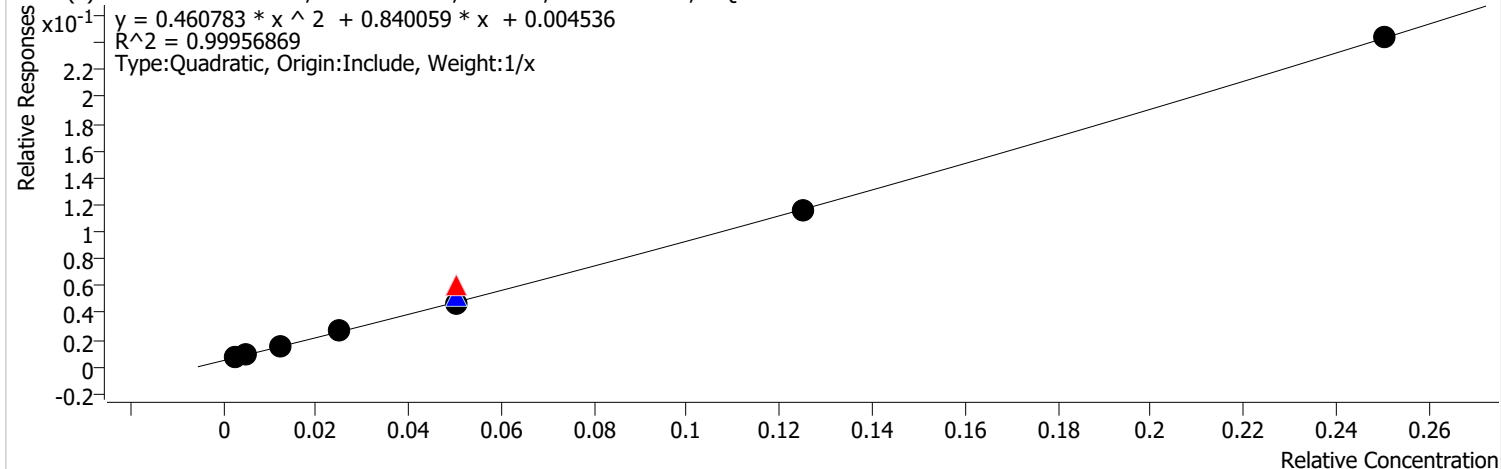
Calibration STD Path	Cal Type	Level	Enabled	Resp.	Exp. Conc	Resp. Factor	Level RSD
\\MASSHUNTER\Org\Data\SV5975.I\sh020722\1 e8270c bna SIM\Feb0708.D	Calibration	1	x	4881	0.1000	1.3420	
\\MASSHUNTER\Org\Data\SV5975.I\sh020722\1 e8270c bna SIM\Feb0707.D	Calibration	2	x	7683	0.2000	1.0293	
\\MASSHUNTER\Org\Data\SV5975.I\sh020722\1 e8270c bna SIM\Feb0706.D	Calibration	3	x	18445	0.5000	0.9755	
\\MASSHUNTER\Org\Data\SV5975.I\sh020722\1 e8270c bna SIM\Feb0705.D	Calibration	4	x	34394	1.0000	0.8559	
\\MASSHUNTER\Org\Data\SV5975.I\sh010421\1 e8270c bna SIM\Jan0402.D	CC	CCV	x	26408	2.0000	0.8070	
\\MASSHUNTER\Org\Data\SV5975.I\sh020722\1 e8270c bna SIM\Feb0709.D	QC	ICV	x	66515	2.0000	0.8325	
\\MASSHUNTER\Org\Data\SV5975.I\sh020722\1 e8270c bna SIM\Feb0704.D	Calibration	5	x	67591	2.0000	0.8105	
\\MASSHUNTER\Org\Data\SV5975.I\sh020722\1 e8270c bna SIM\Feb0703.D	Calibration	6	x	185141	5.0000	0.8653	
\\MASSHUNTER\Org\Data\SV5975.I\sh020722\1 e8270c bna SIM\Feb0702.D	Calibration	7	x	372878	10.0000	0.8834	

Calibration Report

Batch Path	\\MASSHUNTER\Org\Data\SV5975.I\sh020722\1 e8270c bna SIM\QuantResults\020722 bna SIM 1.batch.bin		
Analysis Time	2/8/2022 10:18 AM	Analyst Name	BL2000\jheine
Report Time	2/8/2022 10:20:28 AM	Reporter Name	BL2000\jheine
Last Calib Update	2/8/2022 9:05 AM	Batch State	Processed
Quant Batch Version	10.0	Quant Report Version	10.0

Benzo(a)Anthracene %RSE = 6.0

Benzo(a)Anthracene - 7 Levels, 7 Levels Used, 7 Points, 7 Points Used, 1 QCs

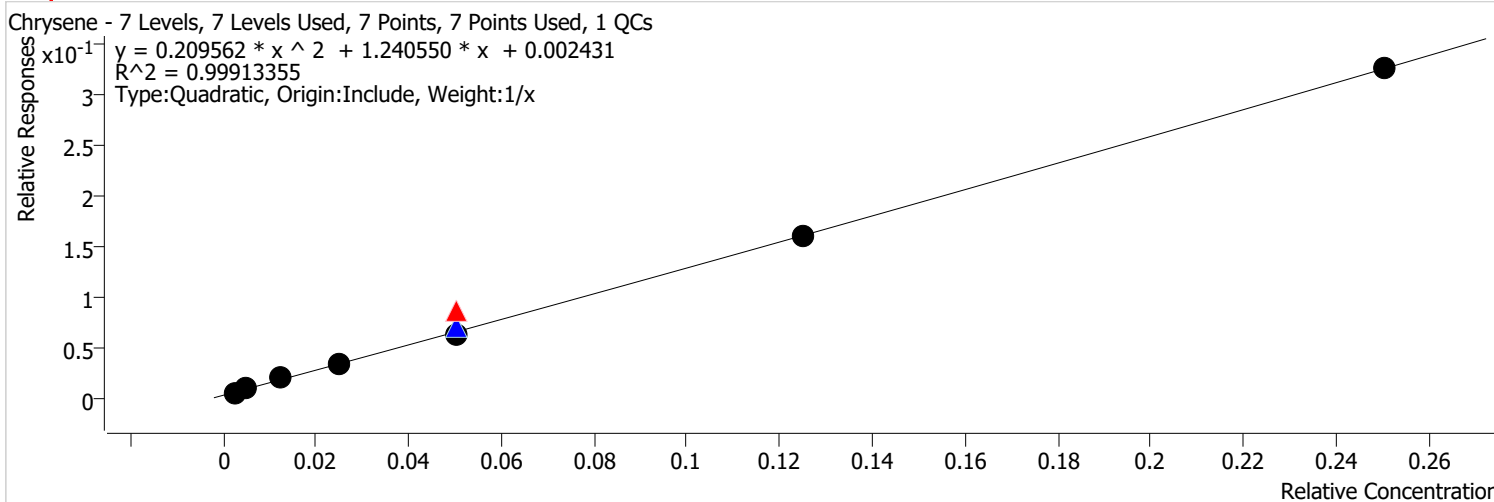


Calibration STD Path	Cal Type	Level	Enabled	Resp.	Exp. Conc	Resp. Factor	Level RSD
\\MASSHUNTER\Org\Data\SV5975.I\sh020722\1 e8270c bna SIM\Feb0708.D	Calibration	1	x	9432	0.1000	2.5936	
\\MASSHUNTER\Org\Data\SV5975.I\sh020722\1 e8270c bna SIM\Feb0707.D	Calibration	2	x	12989	0.2000	1.7400	
\\MASSHUNTER\Org\Data\SV5975.I\sh020722\1 e8270c bna SIM\Feb0706.D	Calibration	3	x	24049	0.5000	1.2719	
\\MASSHUNTER\Org\Data\SV5975.I\sh020722\1 e8270c bna SIM\Feb0705.D	Calibration	4	x	43159	1.0000	1.0740	
\\MASSHUNTER\Org\Data\SV5975.I\sh010421\1 e8270c bna SIM\Jan0402.D	CC	CCV	x	40166	2.0000	1.2275	
\\MASSHUNTER\Org\Data\SV5975.I\sh020722\1 e8270c bna SIM\Feb0709.D	QC	ICV	x	83669	2.0000	1.0472	
\\MASSHUNTER\Org\Data\SV5975.I\sh020722\1 e8270c bna SIM\Feb0704.D	Calibration	5	x	77029	2.0000	0.9236	
\\MASSHUNTER\Org\Data\SV5975.I\sh020722\1 e8270c bna SIM\Feb0703.D	Calibration	6	x	198910	5.0000	0.9297	
\\MASSHUNTER\Org\Data\SV5975.I\sh020722\1 e8270c bna SIM\Feb0702.D	Calibration	7	x	411571	10.0000	0.9751	

Calibration Report

Batch Path	\\MASSHUNTER\Org\Data\SV5975.I\sh020722\1 e8270c bna SIM\QuantResults\020722 bna SIM 1.batch.bin		
Analysis Time	2/8/2022 10:18 AM	Analyst Name	BL2000\jheine
Report Time	2/8/2022 10:20:28 AM	Reporter Name	BL2000\jheine
Last Calib Update	2/8/2022 9:05 AM	Batch State	Processed
Quant Batch Version	10.0	Quant Report Version	10.0

Chrysene %RSE = 9.6

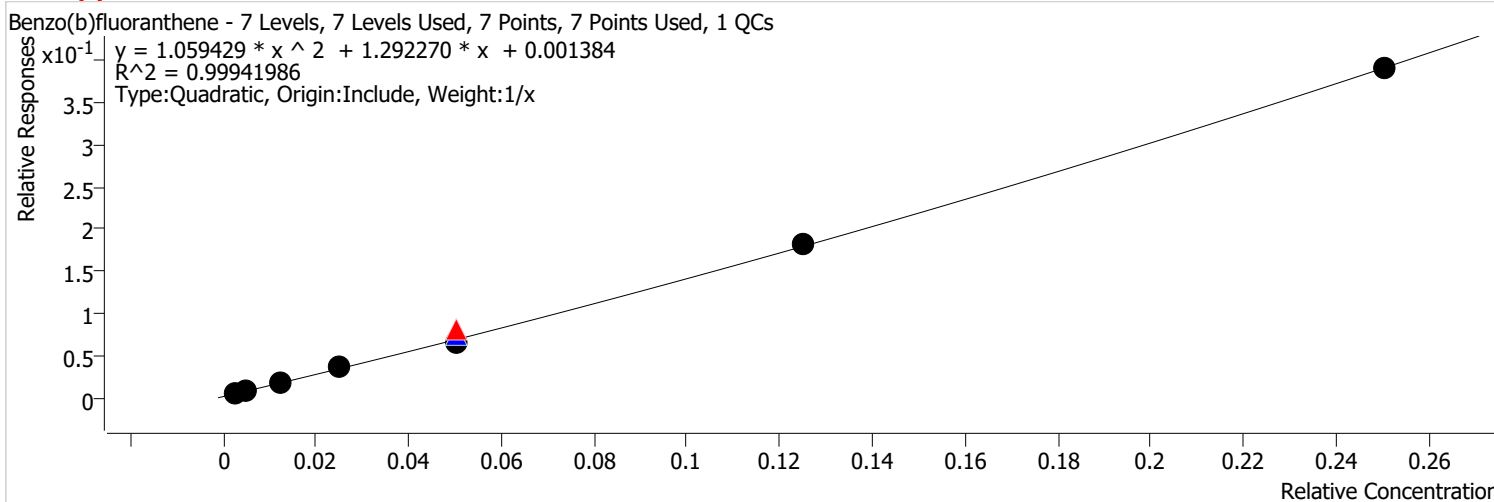


Calibration STD Path	Cal Type	Level	Enabled	Resp.	Exp. Conc	Resp. Factor	Level RSD
\\MASSHUNTER\Org\Data\SV5975.I\sh020722\1 e8270c bna SIM\Feb0708.D	Calibration	1	x	7426	0.1000	2.0421	
\\MASSHUNTER\Org\Data\SV5975.I\sh020722\1 e8270c bna SIM\Feb0707.D	Calibration	2	x	13359	0.2000	1.7896	
\\MASSHUNTER\Org\Data\SV5975.I\sh020722\1 e8270c bna SIM\Feb0706.D	Calibration	3	x	29692	0.5000	1.5704	
\\MASSHUNTER\Org\Data\SV5975.I\sh020722\1 e8270c bna SIM\Feb0705.D	Calibration	4	x	55474	1.0000	1.3805	
\\MASSHUNTER\Org\Data\SV5975.I\sh010421\1 e8270c bna SIM\Jan0402.D	CC	CCV	x	56647	2.0000	1.7311	
\\MASSHUNTER\Org\Data\SV5975.I\sh020722\1 e8270c bna SIM\Feb0709.D	QC	ICV	x	114067	2.0000	1.4277	
\\MASSHUNTER\Org\Data\SV5975.I\sh020722\1 e8270c bna SIM\Feb0704.D	Calibration	5	x	102815	2.0000	1.2328	
\\MASSHUNTER\Org\Data\SV5975.I\sh020722\1 e8270c bna SIM\Feb0703.D	Calibration	6	x	276476	5.0000	1.2922	
\\MASSHUNTER\Org\Data\SV5975.I\sh020722\1 e8270c bna SIM\Feb0702.D	Calibration	7	x	550015	10.0000	1.3031	

Calibration Report

Batch Path	\\MASSHUNTER\Org\Data\SV5975.I\sh020722\1 e8270c bna SIM\QuantResults\020722 bna SIM 1.batch.bin		
Analysis Time	2/8/2022 10:18 AM	Analyst Name	BL2000\jheine
Report Time	2/8/2022 10:20:28 AM	Reporter Name	BL2000\jheine
Last Calib Update	2/8/2022 9:05 AM	Batch State	Processed
Quant Batch Version	10.0	Quant Report Version	10.0

Benzo(b)fluoranthene %RSE = 4.5



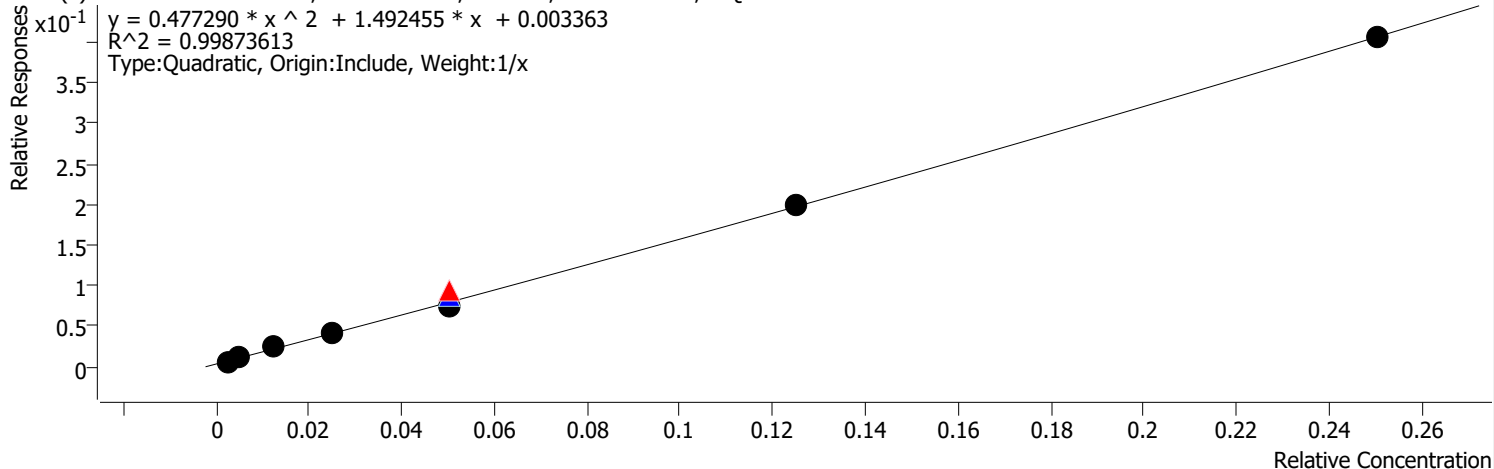
Calibration STD Path	Cal Type	Level	Enabled	Resp.	Exp. Conc	Resp. Factor	Level RSD
\\MASSHUNTER\Org\Data\SV5975.I\sh020722\1 e8270c bna SIM\Feb0708.D	Calibration	1	x	3848	0.1000	1.8415	
\\MASSHUNTER\Org\Data\SV5975.I\sh020722\1 e8270c bna SIM\Feb0707.D	Calibration	2	x	6604	0.2000	1.5324	
\\MASSHUNTER\Org\Data\SV5975.I\sh020722\1 e8270c bna SIM\Feb0706.D	Calibration	3	x	15908	0.5000	1.4550	
\\MASSHUNTER\Org\Data\SV5975.I\sh020722\1 e8270c bna SIM\Feb0705.D	Calibration	4	x	34624	1.0000	1.4449	
\\MASSHUNTER\Org\Data\SV5975.I\sh010421\1 e8270c bna SIM\Jan0402.D	CC	CCV	x	34226	2.0000	1.6168	
\\MASSHUNTER\Org\Data\SV5975.I\sh020722\1 e8270c bna SIM\Feb0709.D	QC	ICV	x	67486	2.0000	1.4843	
\\MASSHUNTER\Org\Data\SV5975.I\sh020722\1 e8270c bna SIM\Feb0704.D	Calibration	5	x	65972	2.0000	1.2937	
\\MASSHUNTER\Org\Data\SV5975.I\sh020722\1 e8270c bna SIM\Feb0703.D	Calibration	6	x	191619	5.0000	1.4572	
\\MASSHUNTER\Org\Data\SV5975.I\sh020722\1 e8270c bna SIM\Feb0702.D	Calibration	7	x	413237	10.0000	1.5597	

Calibration Report

Batch Path	\\MASSHUNTER\Org\Data\SV5975.I\sh020722\1 e8270c bna SIM\QuantResults\020722 bna SIM 1.batch.bin		
Analysis Time	2/8/2022 10:18 AM	Analyst Name	BL2000\jheine
Report Time	2/8/2022 10:20:29 AM	Reporter Name	BL2000\jheine
Last Calib Update	2/8/2022 9:05 AM	Batch State	Processed
Quant Batch Version	10.0	Quant Report Version	10.0

Benzo(k)fluoranthene %RSE = 10.7

Benzo(k)fluoranthene - 7 Levels, 7 Levels Used, 7 Points, 7 Points Used, 1 QCs

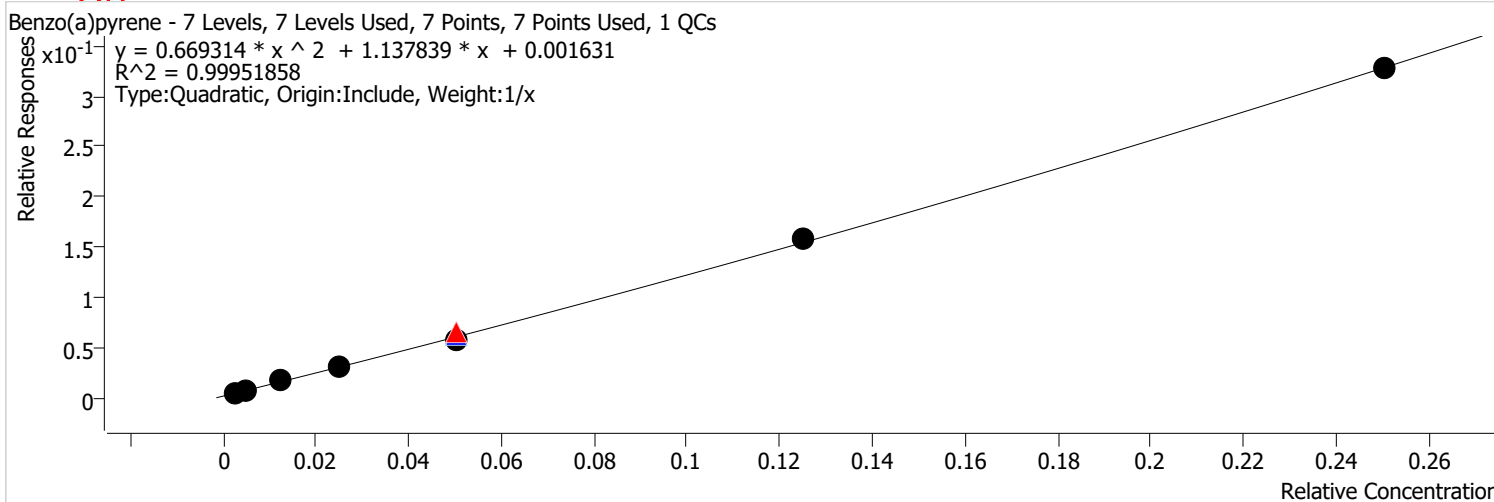


Calibration STD Path	Cal Type	Level	Enabled	Resp.	Exp. Conc	Resp. Factor	Level RSD
\\MASSHUNTER\Org\Data\SV5975.I\sh020722\1 e8270c bna SIM\Feb0708.D	Calibration	1	x	5460	0.1000	2.6129	
\\MASSHUNTER\Org\Data\SV5975.I\sh020722\1 e8270c bna SIM\Feb0707.D	Calibration	2	x	9883	0.2000	2.2932	
\\MASSHUNTER\Org\Data\SV5975.I\sh020722\1 e8270c bna SIM\Feb0706.D	Calibration	3	x	20869	0.5000	1.9088	
\\MASSHUNTER\Org\Data\SV5975.I\sh020722\1 e8270c bna SIM\Feb0705.D	Calibration	4	x	40445	1.0000	1.6878	
\\MASSHUNTER\Org\Data\SV5975.I\sh010421\1 e8270c bna SIM\Jan0402.D	CC	CCV	x	39503	2.0000	1.8661	
\\MASSHUNTER\Org\Data\SV5975.I\sh020722\1 e8270c bna SIM\Feb0709.D	QC	ICV	x	80433	2.0000	1.7690	
\\MASSHUNTER\Org\Data\SV5975.I\sh020722\1 e8270c bna SIM\Feb0704.D	Calibration	5	x	74874	2.0000	1.4683	
\\MASSHUNTER\Org\Data\SV5975.I\sh020722\1 e8270c bna SIM\Feb0703.D	Calibration	6	x	211377	5.0000	1.6074	
\\MASSHUNTER\Org\Data\SV5975.I\sh020722\1 e8270c bna SIM\Feb0702.D	Calibration	7	x	429710	10.0000	1.6219	

Calibration Report

Batch Path	\\MASSHUNTER\Org\Data\SV5975.I\sh020722\1 e8270c bna SIM\QuantResults\020722 bna SIM 1.batch.bin		
Analysis Time	2/8/2022 10:18 AM	Analyst Name	BL2000\jheine
Report Time	2/8/2022 10:20:29 AM	Reporter Name	BL2000\jheine
Last Calib Update	2/8/2022 9:05 AM	Batch State	Processed
Quant Batch Version	10.0	Quant Report Version	10.0

Benzo(a)pyrene %RSE = 5.1

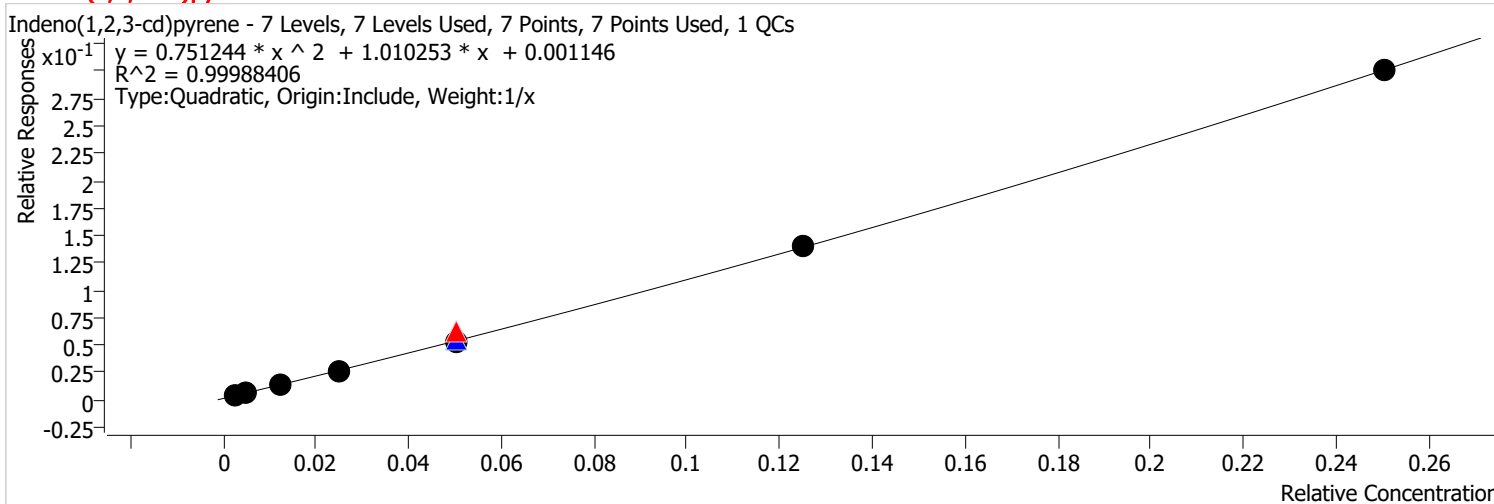


Calibration STD Path	Cal Type	Level	Enabled	Resp.	Exp. Conc	Resp. Factor	Level RSD
\\MASSHUNTER\Org\Data\SV5975.I\sh020722\1 e8270c bna SIM\Feb0708.D	Calibration	1	x	3747	0.1000	1.7928	
\\MASSHUNTER\Org\Data\SV5975.I\sh020722\1 e8270c bna SIM\Feb0707.D	Calibration	2	x	6086	0.2000	1.4123	
\\MASSHUNTER\Org\Data\SV5975.I\sh020722\1 e8270c bna SIM\Feb0706.D	Calibration	3	x	14919	0.5000	1.3646	
\\MASSHUNTER\Org\Data\SV5975.I\sh020722\1 e8270c bna SIM\Feb0705.D	Calibration	4	x	29274	1.0000	1.2216	
\\MASSHUNTER\Org\Data\SV5975.I\sh010421\1 e8270c bna SIM\Jan0402.D	CC	CCV	x	27265	2.0000	1.2880	
\\MASSHUNTER\Org\Data\SV5975.I\sh020722\1 e8270c bna SIM\Feb0709.D	QC	ICV	x	57337	2.0000	1.2611	
\\MASSHUNTER\Org\Data\SV5975.I\sh020722\1 e8270c bna SIM\Feb0704.D	Calibration	5	x	58672	2.0000	1.1505	
\\MASSHUNTER\Org\Data\SV5975.I\sh020722\1 e8270c bna SIM\Feb0703.D	Calibration	6	x	165116	5.0000	1.2556	
\\MASSHUNTER\Org\Data\SV5975.I\sh020722\1 e8270c bna SIM\Feb0702.D	Calibration	7	x	346642	10.0000	1.3083	

Calibration Report

Batch Path	\\MASSHUNTER\Org\Data\SV5975.I\sh020722\1 e8270c bna SIM\QuantResults\020722 bna SIM 1.batch.bin		
Analysis Time	2/8/2022 10:18 AM	Analyst Name	BL2000\jheine
Report Time	2/8/2022 10:20:29 AM	Reporter Name	BL2000\jheine
Last Calib Update	2/8/2022 9:05 AM	Batch State	Processed
Quant Batch Version	10.0	Quant Report Version	10.0

Indeno(1,2,3-cd)pyrene %RSE = 2.8



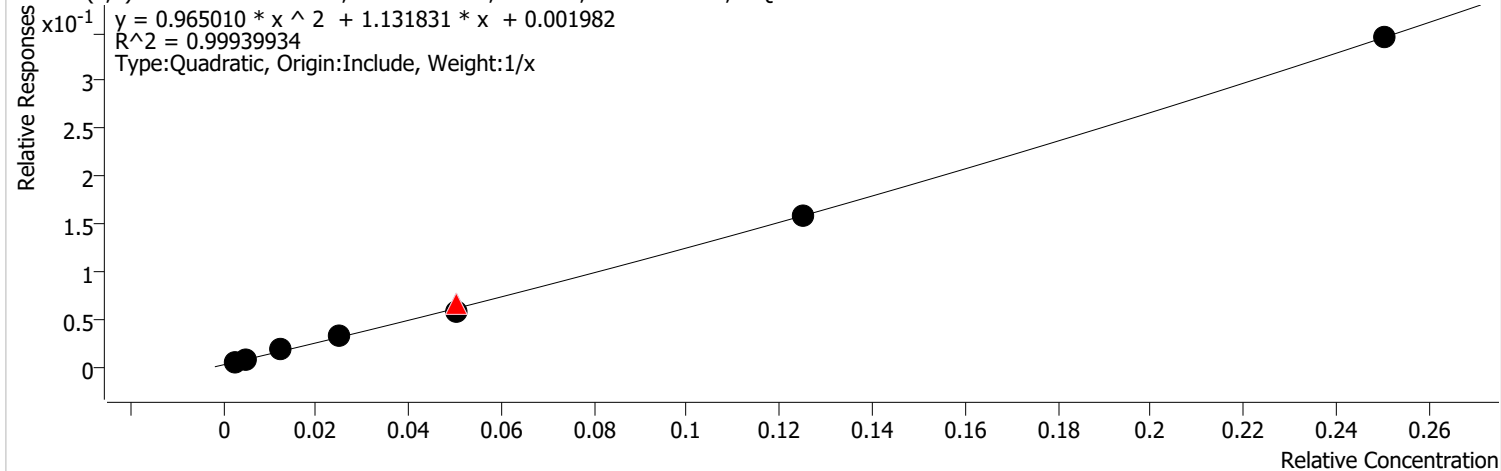
Calibration STD Path	Cal Type	Level	Enabled	Resp.	Exp. Conc	Resp. Factor	Level RSD
\\MASSHUNTER\Org\Data\SV5975.I\sh020722\1 e8270c bna SIM\Feb0708.D	Calibration	1	x	3086	0.1000	1.4765	
\\MASSHUNTER\Org\Data\SV5975.I\sh020722\1 e8270c bna SIM\Feb0707.D	Calibration	2	x	5243	0.2000	1.2164	
\\MASSHUNTER\Org\Data\SV5975.I\sh020722\1 e8270c bna SIM\Feb0706.D	Calibration	3	x	12627	0.5000	1.1550	
\\MASSHUNTER\Org\Data\SV5975.I\sh020722\1 e8270c bna SIM\Feb0705.D	Calibration	4	x	25459	1.0000	1.0624	
\\MASSHUNTER\Org\Data\SV5975.I\sh010421\1 e8270c bna SIM\Jan0402.D	CC	CCV	x	26047	2.0000	1.2305	
\\MASSHUNTER\Org\Data\SV5975.I\sh020722\1 e8270c bna SIM\Feb0709.D	QC	ICV	x	51223	2.0000	1.1266	
\\MASSHUNTER\Org\Data\SV5975.I\sh020722\1 e8270c bna SIM\Feb0704.D	Calibration	5	x	53642	2.0000	1.0519	
\\MASSHUNTER\Org\Data\SV5975.I\sh020722\1 e8270c bna SIM\Feb0703.D	Calibration	6	x	147730	5.0000	1.1234	
\\MASSHUNTER\Org\Data\SV5975.I\sh020722\1 e8270c bna SIM\Feb0702.D	Calibration	7	x	318177	10.0000	1.2009	

Calibration Report

Batch Path	\\MASSHUNTER\Org\Data\SV5975.I\sh020722\1 e8270c bna SIM\QuantResults\020722 bna SIM 1.batch.bin		
Analysis Time	2/8/2022 10:18 AM	Analyst Name	BL2000\jheine
Report Time	2/8/2022 10:20:29 AM	Reporter Name	BL2000\jheine
Last Calib Update	2/8/2022 9:05 AM	Batch State	Processed
Quant Batch Version	10.0	Quant Report Version	10.0

Dibenzo(a,h)anthracene %RSE = 6.0

Dibenzo(a,h)anthracene - 7 Levels, 7 Levels Used, 7 Points, 7 Points Used, 1 QCs



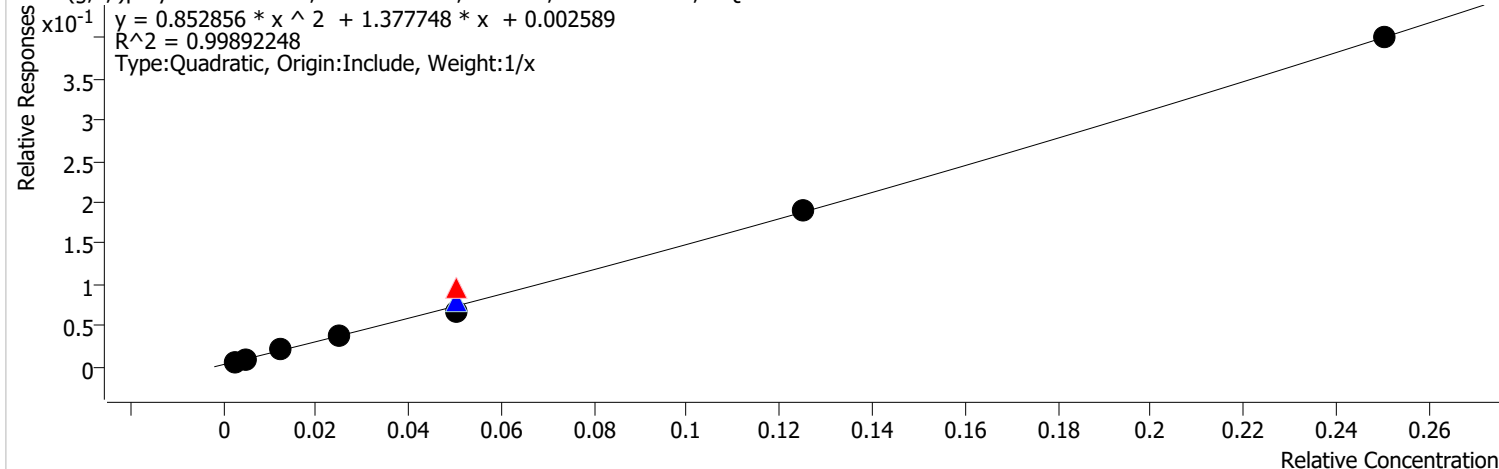
Calibration STD Path	Cal Type	Level	Enabled	Resp.	Exp. Conc	Resp. Factor	Level RSD
\\MASSHUNTER\Org\Data\SV5975.I\sh020722\1 e8270c bna SIM\Feb0708.D	Calibration	1	x	3884	0.1000	1.8585	
\\MASSHUNTER\Org\Data\SV5975.I\sh020722\1 e8270c bna SIM\Feb0707.D	Calibration	2	x	6541	0.2000	1.5178	
\\MASSHUNTER\Org\Data\SV5975.I\sh020722\1 e8270c bna SIM\Feb0706.D	Calibration	3	x	15098	0.5000	1.3810	
\\MASSHUNTER\Org\Data\SV5975.I\sh020722\1 e8270c bna SIM\Feb0705.D	Calibration	4	x	31125	1.0000	1.2988	
\\MASSHUNTER\Org\Data\SV5975.I\sh010421\1 e8270c bna SIM\Jan0402.D	CC	CCV	x	28600	2.0000	1.3510	
\\MASSHUNTER\Org\Data\SV5975.I\sh020722\1 e8270c bna SIM\Feb0709.D	QC	ICV	x	60745	2.0000	1.3360	
\\MASSHUNTER\Org\Data\SV5975.I\sh020722\1 e8270c bna SIM\Feb0704.D	Calibration	5	x	58803	2.0000	1.1531	
\\MASSHUNTER\Org\Data\SV5975.I\sh020722\1 e8270c bna SIM\Feb0703.D	Calibration	6	x	167932	5.0000	1.2771	
\\MASSHUNTER\Org\Data\SV5975.I\sh020722\1 e8270c bna SIM\Feb0702.D	Calibration	7	x	365806	10.0000	1.3807	

Calibration Report

Batch Path	\\MASSHUNTER\Org\Data\SV5975.I\sh020722\1 e8270c bna SIM\QuantResults\020722 bna SIM 1.batch.bin		
Analysis Time	2/8/2022 10:18 AM	Analyst Name	BL2000\jheine
Report Time	2/8/2022 10:20:29 AM	Reporter Name	BL2000\jheine
Last Calib Update	2/8/2022 9:05 AM	Batch State	Processed
Quant Batch Version	10.0	Quant Report Version	10.0

Benzo(g,h,i)perylene %RSE = 8.1

Benzo(g,h,i)perylene - 7 Levels, 7 Levels Used, 7 Points, 7 Points Used, 1 QCs



Calibration STD Path	Cal Type	Level	Enabled	Resp.	Exp. Conc	Resp. Factor	Level RSD
\\MASSHUNTER\Org\Data\SV5975.I\sh020722\1 e8270c bna SIM\Feb0708.D	Calibration	1	x	4892	0.1000	2.3408	
\\MASSHUNTER\Org\Data\SV5975.I\sh020722\1 e8270c bna SIM\Feb0707.D	Calibration	2	x	7864	0.2000	1.8247	
\\MASSHUNTER\Org\Data\SV5975.I\sh020722\1 e8270c bna SIM\Feb0706.D	Calibration	3	x	19198	0.5000	1.7560	
\\MASSHUNTER\Org\Data\SV5975.I\sh020722\1 e8270c bna SIM\Feb0705.D	Calibration	4	x	37800	1.0000	1.5774	
\\MASSHUNTER\Org\Data\SV5975.I\sh010421\1 e8270c bna SIM\Jan0402.D	CC	CCV	x	40497	2.0000	1.9131	
\\MASSHUNTER\Org\Data\SV5975.I\sh020722\1 e8270c bna SIM\Feb0709.D	QC	ICV	x	72252	2.0000	1.5891	
\\MASSHUNTER\Org\Data\SV5975.I\sh020722\1 e8270c bna SIM\Feb0704.D	Calibration	5	x	69957	2.0000	1.3718	
\\MASSHUNTER\Org\Data\SV5975.I\sh020722\1 e8270c bna SIM\Feb0703.D	Calibration	6	x	199971	5.0000	1.5207	
\\MASSHUNTER\Org\Data\SV5975.I\sh020722\1 e8270c bna SIM\Feb0702.D	Calibration	7	x	423999	10.0000	1.6003	

Initial Calibration Report - GCMS

Method Path
 Method File
 Batch Name \\MASSHUNTER\Org\Data\SV5975.I\sh020722\1 e8270c bna SIM\QuantResults\020722 bna SIM 1.batch.bin
 Last Calib Update 2/8/2022 9:05:30 AM

Level Name	Calibration Files	Acq. Date-Time	Level Last Update Time
7	\\MASSHUNTER\Org\Data\SV5975.I\sh020722\1 e8270c bna SIM\Feb0702.D	2/7/2022 3:41:27 PM	2/8/2022 9:05:30 AM
6	\\MASSHUNTER\Org\Data\SV5975.I\sh020722\1 e8270c bna SIM\Feb0703.D	2/7/2022 4:14:01 PM	2/8/2022 9:05:30 AM
5	\\MASSHUNTER\Org\Data\SV5975.I\sh020722\1 e8270c bna SIM\Feb0704.D	2/7/2022 4:46:39 PM	2/8/2022 9:05:30 AM
4	\\MASSHUNTER\Org\Data\SV5975.I\sh020722\1 e8270c bna SIM\Feb0705.D	2/7/2022 5:19:11 PM	2/8/2022 9:05:30 AM
3	\\MASSHUNTER\Org\Data\SV5975.I\sh020722\1 e8270c bna SIM\Feb0706.D	2/7/2022 5:51:55 PM	2/8/2022 9:05:30 AM
2	\\MASSHUNTER\Org\Data\SV5975.I\sh020722\1 e8270c bna SIM\Feb0707.D	2/7/2022 6:24:31 PM	2/8/2022 9:05:30 AM
1	\\MASSHUNTER\Org\Data\SV5975.I\sh020722\1 e8270c bna SIM\Feb0708.D	2/7/2022 6:57:09 PM	2/8/2022 9:05:30 AM

Compound	Curve Fit	7	6	5	4	3	2	1	Avg RF	%RSD
I 1,4-Dichlorobenzene-d4										
S Nitrobenzene-d5	Avg RF	0.8471	0.8113	0.6776	0.7330	0.8119	0.8165	0.8844	0.7974	8.766
I Naphthalene-d8										
T Naphthalene	Quadratic	1.1340	1.0917	1.0604	1.1042	1.2498	1.3092	1.7374	1.2409	19.078
T 2-Methylnaphthalene	Quadratic	0.7148	0.6621	0.6393	0.7002	0.7326	0.7688	0.9932	0.7444	15.827
T 1-Methylnaphthalene	Quadratic	0.6185	0.6790	0.6484	0.7376	0.8462	0.8547	1.1701	0.7935	23.925
I Acenaphthene-d10										
S 2-Fluorobiphenyl	Quadratic	1.2221	1.2716	1.2584	1.2090	1.3111	1.4809	1.7434	1.3566	14.237
T Acenaphthylene	Avg RF	1.5435	1.5540	1.4915	1.4398	1.5363	1.4453	1.7233	1.5334	6.236
T Acenaphthene	Quadratic	1.0544	1.0873	1.1019	1.1343	1.3198	1.4657	1.9386	1.3003	24.479
T Fluorene	Quadratic	1.3380	1.3336	1.2428	1.3450	1.5306	1.6146	1.8281	1.4618	14.120
I Phenanthrene-d10										
T Phenanthrene	Quadratic	1.1432	1.0935	0.9928	1.0654	1.2083	1.3682	1.7467	1.2312	20.870
T Anthracene	Quadratic	1.0051	0.8706	0.8030	0.8765	0.9789	1.0716	1.2773	0.9833	16.155
S o-Terphenyl	Quadratic	0.7186	0.6162	0.5716	0.6381	0.7191	0.7880	0.9661	0.7168	18.424
T Fluoranthene	Quadratic	1.1036	1.0119	0.9883	0.9700	1.0926	1.1337	1.4162	1.1023	13.773
I Chrysene-d12										
T Pyrene	Quadratic	1.3869	1.3412	1.3411	1.3678	1.5543	1.6429	2.1875	1.5460	19.796
S Terphenyl-d14	Quadratic	0.8834	0.8653	0.8105	0.8559	0.9755	1.0293	1.3420	0.9660	18.841
T Benzo(a)Anthracene	Quadratic	0.9751	0.9297	0.9236	1.0740	1.2719	1.7400	2.5936	1.3583	45.378
T Chrysene	Quadratic	1.3031	1.2922	1.2328	1.3805	1.5704	1.7896	2.0421	1.5158	19.947
I Perylene-d12										
T Benzo(b)fluoranthene	Quadratic	1.5597	1.4572	1.2937	1.4449	1.4550	1.5324	1.8415	1.5121	11.122
T Benzo(k)fluoranthene	Quadratic	1.6219	1.6074	1.4683	1.6878	1.9088	2.2932	2.6129	1.8858	22.246
T Benzo(a)pyrene	Quadratic	1.3083	1.2556	1.1505	1.2216	1.3646	1.4123	1.7928	1.3580	15.523
T Indeno(1,2,3-cd)pyrene	Quadratic	1.2009	1.1234	1.0519	1.0624	1.1550	1.2164	1.4765	1.1838	12.126
T Dibenzo(a,h)anthracene	Quadratic	1.3807	1.2771	1.1531	1.2988	1.3810	1.5178	1.8585	1.4096	16.139

Initial Calibration Report - GCMS

Compound	Curve Fit	7	6	5	4	3	2	1	Avg RF	%RSD
T Benzo(g,h,i)perylene	Quadratic	1.6003	1.5207	1.3718	1.5774	1.7560	1.8247	2.3408	1.7131	18.350

(RedFont and #) = Outlier Flag; (I) = Internal Standard; (T) = Target; (S) = Surrogate; (M) = Matrix Spike

Compounds with Curve fitting not using Avg Response Factor:

Compound	Curve Fit	Curve Fit Formula	Curve Fit R2
T Naphthalene	Quadratic	$y = 0.413628 * x^2 + 1.023489 * x + 0.001766$	0.999750
T 2-Methylnaphthalene	Quadratic	$y = 0.376385 * x^2 + 0.614813 * x + 9.712329E-004$	0.999599
T 1-Methylnaphthalene	Quadratic	$y = -0.281157 * x^2 + 0.686928 * x + 0.001168$	0.998524
S 2-Fluorobiphenyl	Quadratic	$y = -0.075443 * x^2 + 1.242938 * x + 0.001106$	0.999545
T Acenaphthene	Quadratic	$y = -0.124910 * x^2 + 1.078321 * x + 0.002144$	0.999765
T Fluorene	Quadratic	$y = 0.273796 * x^2 + 1.265690 * x + 0.001655$	0.999243
T Phenanthrene	Quadratic	$y = 0.671916 * x^2 + 0.970928 * x + 0.002002$	0.999465
T Anthracene	Quadratic	$y = 0.994540 * x^2 + 0.746547 * x + 0.001582$	0.999342
S o-Terphenyl	Quadratic	$y = 0.727214 * x^2 + 0.528150 * x + 0.001302$	0.999031
T Fluoranthene	Quadratic	$y = 0.706998 * x^2 + 0.920376 * x + 0.001252$	0.999832
T Pyrene	Quadratic	$y = 0.386150 * x^2 + 1.280139 * x + 0.002233$	0.999802
S Terphenyl-d14	Quadratic	$y = 0.319564 * x^2 + 0.800494 * x + 0.001341$	0.999533
T Benzo(a)Anthracene	Quadratic	$y = 0.460783 * x^2 + 0.840059 * x + 0.004536$	0.999569
T Chrysene	Quadratic	$y = 0.209562 * x^2 + 1.240550 * x + 0.002431$	0.999134
T Benzo(b)fluoranthene	Quadratic	$y = 1.059429 * x^2 + 1.292270 * x + 0.001384$	0.999420
T Benzo(k)fluoranthene	Quadratic	$y = 0.477290 * x^2 + 1.492455 * x + 0.003363$	0.998736
T Benzo(a)pyrene	Quadratic	$y = 0.669314 * x^2 + 1.137839 * x + 0.001631$	0.999519
T Indeno(1,2,3-cd)pyrene	Quadratic	$y = 0.751244 * x^2 + 1.010253 * x + 0.001146$	0.999884
T Dibenzo(a,h)anthracene	Quadratic	$y = 0.965010 * x^2 + 1.131831 * x + 0.001982$	0.999399
T Benzo(g,h,i)perylene	Quadratic	$y = 0.852856 * x^2 + 1.377748 * x + 0.002589$	0.998922

(RedFont and #) = Outlier Flag; (I) = Internal Standard; (T) = Target; (S) = Surrogate; (M) = Matrix Spike

Quantitative Analysis Results Summary Report

Batch Path	\\MASSHUNTER\Org\Data\SV5975.I\sh020722\1_e8270c_bna_SIM\QuantResults\020722_bna_SIM_1.batch.bin	Analyst Name	BL2000\jheine
Analysis Time	2/8/2022 10:18 AM	Reporter Name	BL2000\jheine
Report Time	2/8/2022 10:22:36 AM	Batch State	Processed
Last Calib Update	2/8/2022 9:05 AM	Quant Report Version	10.0
Quant Batch Version	10.0		

Sequence Table

Data File	sample Name	Sample Type	Vial Position	Inj Vol	Level	Acq Method File
Feb0702.D	07-Feb-22_CAL_7	Cal	2	0.1	7	5975BNASIM
Feb0703.D	07-Feb-22_CAL_6	Cal	3	0.1	6	5975BNASIM
Feb0704.D	07-Feb-22_CAL_5	Cal	4	0.1	5	5975BNASIM
Feb0705.D	07-Feb-22_CAL_4	Cal	5	0.1	4	5975BNASIM
Feb0706.D	07-Feb-22_CAL_3	Cal	6	0.1	3	5975BNASIM
Feb0707.D	07-Feb-22_CAL_2	Cal	7	0.1	2	5975BNASIM
Feb0708.D	07-Feb-22_CAL_1	Cal	8	0.1	1	5975BNASIM
Feb0709.D	07-Feb-22_CCV_9	QC	9	0.1	ICV	5975BNASIM

Quantitation Results

Compound: Nitrobenzene-d5

Data File	Sample Type	ISTD	RT	Resp	ISTD Resp	Resp Ratio	Final Conc	Exp. Conc	Accuracy
Feb0702.D	Calibration	1,4-Dichlorobenzene-d4	5.143	105095	496245	0.2118	10.6236	10.0000	106.2
Feb0703.D	Calibration	1,4-Dichlorobenzene-d4	5.143	51750	510296	0.1014	5.0871	5.0000	101.7
Feb0704.D	Calibration	1,4-Dichlorobenzene-d4	5.156	15641	461660	0.0339	1.6995	2.0000	85.0
Feb0705.D	Calibration	1,4-Dichlorobenzene-d4	5.156	8293	452584	0.0183	0.9192	1.0000	91.9
Feb0706.D	Calibration	1,4-Dichlorobenzene-d4	5.168	4230	416791	0.0101	0.5091	0.5000	101.8
Feb0707.D	Calibration	1,4-Dichlorobenzene-d4	5.180	1664	407495	0.0041	0.2048	0.2000	102.4
Feb0708.D	Calibration	1,4-Dichlorobenzene-d4	5.193	845	382175	0.0022	0.1109	0.1000	110.9
Feb0709.D	QC	1,4-Dichlorobenzene-d4	5.156	16639	443815	0.0375	1.8807	2.0000	94.0

Compound: Naphthalene

Data File	Sample Type	ISTD	RT	Resp	ISTD Resp	Resp Ratio	Final Conc	Exp. Conc	Accuracy
Feb0702.D	Calibration	Naphthalene-d8	5.941	484142	1707780	0.2835	10.0001	10.0000	100.0
Feb0703.D	Calibration	Naphthalene-d8	5.941	239982	1758659	0.1365	5.0104	5.0000	100.2
Feb0704.D	Calibration	Naphthalene-d8	5.941	88651	1672073	0.0530	1.9641	2.0000	98.2
Feb0705.D	Calibration	Naphthalene-d8	5.941	44488	1611626	0.0276	0.9997	1.0000	100.0
Feb0706.D	Calibration	Naphthalene-d8	5.953	22677	1451616	0.0156	0.5386	0.5000	107.7
Feb0707.D	Calibration	Naphthalene-d8	5.953	9860	1506287	0.0065	0.1865	0.2000	93.2
Feb0708.D	Calibration	Naphthalene-d8	5.953	5753	1324429	0.0043	0.1006	0.1000	100.6
Feb0709.D	QC	Naphthalene-d8	5.941	91769	1567307	0.0586	2.1717	2.0000	108.6

Compound: 2-Methylnaphthalene

Data File	Sample Type	ISTD	RT	Resp	ISTD Resp	Resp Ratio	Final Conc	Exp. Conc	Accuracy
Feb0702.D	Calibration	Naphthalene-d8	6.765	305174	1707780	0.1787	10.0248	10.0000	100.2
Feb0703.D	Calibration	Naphthalene-d8	6.765	145553	1758659	0.0828	4.9469	5.0000	98.9
Feb0704.D	Calibration	Naphthalene-d8	6.777	53447	1672073	0.0320	1.9578	2.0000	97.9

Quantitative Analysis Results Summary Report

Compound: 2-Methylnaphthalene

Data File	Sample Type	ISTD	RT	Resp	ISTD Resp	Resp Ratio	Final Conc	Exp. Conc	Accuracy
Feb0705.D	Calibration	Naphthalene-d8	6.777	28211	1611626	0.0175	1.0585	1.0000	105.9
Feb0706.D	Calibration	Naphthalene-d8	6.790	13293	1451616	0.0092	0.5283	0.5000	105.7
Feb0707.D	Calibration	Naphthalene-d8	6.790	5790	1506287	0.0038	0.1864	0.2000	93.2
Feb0708.D	Calibration	Naphthalene-d8	6.790	3289	1324429	0.0025	0.0982	0.1000	98.2
Feb0709.D	QC	Naphthalene-d8	6.777	58188	1567307	0.0371	2.2732	2.0000	113.7

Compound: 1-Methylnaphthalene

Data File	Sample Type	ISTD	RT	Resp	ISTD Resp	Resp Ratio	Final Conc	Exp. Conc	Accuracy
Feb0702.D	Calibration	Naphthalene-d8	6.877	264067	1707780	0.1546	9.9487	10.0000	99.5
Feb0703.D	Calibration	Naphthalene-d8	6.877	149256	1758659	0.0849	5.1448	5.0000	102.9
Feb0704.D	Calibration	Naphthalene-d8	6.890	54212	1672073	0.0324	1.8552	2.0000	92.8
Feb0705.D	Calibration	Naphthalene-d8	6.890	29718	1611626	0.0184	1.0163	1.0000	101.6
Feb0706.D	Calibration	Naphthalene-d8	6.890	15355	1451616	0.0106	0.5510	0.5000	110.2
Feb0707.D	Calibration	Naphthalene-d8	6.902	6437	1506287	0.0043	0.1812	0.2000	90.6
Feb0708.D	Calibration	Naphthalene-d8	6.902	3874	1324429	0.0029	0.1024	0.1000	102.4
Feb0709.D	QC	Naphthalene-d8	6.890	52208	1567307	0.0333	1.9090	2.0000	95.4

Compound: 2-Fluorobiphenyl

Data File	Sample Type	ISTD	RT	Resp	ISTD Resp	Resp Ratio	Final Conc	Exp. Conc	Accuracy
Feb0702.D	Calibration	Acenaphthene-d10	7.239	356557	1167043	0.3055	9.9468	10.0000	99.5
Feb0703.D	Calibration	Acenaphthene-d10	7.240	185009	1163898	0.1590	5.1197	5.0000	102.4
Feb0704.D	Calibration	Acenaphthene-d10	7.240	70427	1119297	0.0629	1.9954	2.0000	99.8
Feb0705.D	Calibration	Acenaphthene-d10	7.239	34174	1130631	0.0302	0.9385	1.0000	93.8
Feb0706.D	Calibration	Acenaphthene-d10	7.252	16996	1037043	0.0164	0.4922	0.5000	98.4
Feb0707.D	Calibration	Acenaphthene-d10	7.252	7506	1013669	0.0074	0.2028	0.2000	101.4
Feb0708.D	Calibration	Acenaphthene-d10	7.252	4242	973397	0.0044	0.1047	0.1000	104.7
Feb0709.D	QC	Acenaphthene-d10	7.239	64491	1059517	0.0609	1.9289	2.0000	96.4

Compound: Acenaphthylene

Data File	Sample Type	ISTD	RT	Resp	ISTD Resp	Resp Ratio	Final Conc	Exp. Conc	Accuracy
Feb0702.D	Calibration	Acenaphthene-d10	7.801	450322	1167043	0.3859	10.0658	10.0000	100.7
Feb0703.D	Calibration	Acenaphthene-d10	7.801	226091	1163898	0.1943	5.0673	5.0000	101.3
Feb0704.D	Calibration	Acenaphthene-d10	7.801	83470	1119297	0.0746	1.9453	2.0000	97.3
Feb0705.D	Calibration	Acenaphthene-d10	7.801	40697	1130631	0.0360	0.9390	1.0000	93.9
Feb0706.D	Calibration	Acenaphthene-d10	7.814	19916	1037043	0.0192	0.5010	0.5000	100.2
Feb0707.D	Calibration	Acenaphthene-d10	7.813	7325	1013669	0.0072	0.1885	0.2000	94.3
Feb0708.D	Calibration	Acenaphthene-d10	7.814	4194	973397	0.0043	0.1124	0.1000	112.4
Feb0709.D	QC	Acenaphthene-d10	7.801	82080	1059517	0.0775	2.0209	2.0000	101.0

Compound: Acenaphthene

Data File	Sample Type	ISTD	RT	Resp	ISTD Resp	Resp Ratio	Final Conc	Exp. Conc	Accuracy
Feb0702.D	Calibration	Acenaphthene-d10	8.013	307641	1167043	0.2636	9.9878	10.0000	99.9

Quantitative Analysis Results Summary Report

Compound: Acenaphthene

Data File	Sample Type	ISTD	RT	Resp	ISTD Resp	Resp Ratio	Final Conc	Exp. Conc	Accuracy
Feb0703.D	Calibration	Acenaphthene-d10	8.013	158193	1163898	0.1359	5.0357	5.0000	100.7
Feb0704.D	Calibration	Acenaphthene-d10	8.013	61667	1119297	0.0551	1.9755	2.0000	98.8
Feb0705.D	Calibration	Acenaphthene-d10	8.013	32062	1130631	0.0284	0.9751	1.0000	97.5
Feb0706.D	Calibration	Acenaphthene-d10	8.013	17109	1037043	0.0165	0.5333	0.5000	106.7
Feb0707.D	Calibration	Acenaphthene-d10	8.013	7429	1013669	0.0073	0.1924	0.2000	96.2
Feb0708.D	Calibration	Acenaphthene-d10	8.013	4718	973397	0.0048	0.1003	0.1000	100.3
Feb0709.D	QC	Acenaphthene-d10	8.013	65103	1059517	0.0614	2.2140	2.0000	110.7

Compound: Fluorene

Data File	Sample Type	ISTD	RT	Resp	ISTD Resp	Resp Ratio	Final Conc	Exp. Conc	Accuracy
Feb0702.D	Calibration	Acenaphthene-d10	8.636	390389	1167043	0.3345	9.9807	10.0000	99.8
Feb0703.D	Calibration	Acenaphthene-d10	8.636	194025	1163898	0.1667	5.0767	5.0000	101.5
Feb0704.D	Calibration	Acenaphthene-d10	8.649	69553	1119297	0.0621	1.8922	2.0000	94.6
Feb0705.D	Calibration	Acenaphthene-d10	8.648	38016	1130631	0.0336	1.0049	1.0000	100.5
Feb0706.D	Calibration	Acenaphthene-d10	8.648	19842	1037043	0.0191	0.5507	0.5000	110.1
Feb0707.D	Calibration	Acenaphthene-d10	8.661	8183	1013669	0.0081	0.2026	0.2000	101.3
Feb0708.D	Calibration	Acenaphthene-d10	8.661	4449	973397	0.0046	0.0921	0.1000	92.1
Feb0709.D	QC	Acenaphthene-d10	8.649	68994	1059517	0.0651	1.9844	2.0000	99.2

Compound: Phenanthrene

Data File	Sample Type	ISTD	RT	Resp	ISTD Resp	Resp Ratio	Final Conc	Exp. Conc	Accuracy
Feb0702.D	Calibration	Phenanthrene-d10	9.755	544946	1906711	0.2858	9.9717	10.0000	99.7
Feb0703.D	Calibration	Phenanthrene-d10	9.756	277422	2029696	0.1367	5.0987	5.0000	102.0
Feb0704.D	Calibration	Phenanthrene-d10	9.756	101077	2036232	0.0496	1.9001	2.0000	95.0
Feb0705.D	Calibration	Phenanthrene-d10	9.768	54083	2030480	0.0266	0.9976	1.0000	99.8
Feb0706.D	Calibration	Phenanthrene-d10	9.768	29209	1933896	0.0151	0.5348	0.5000	107.0
Feb0707.D	Calibration	Phenanthrene-d10	9.768	12935	1890759	0.0068	0.1987	0.2000	99.3
Feb0708.D	Calibration	Phenanthrene-d10	9.768	8109	1856879	0.0044	0.0972	0.1000	97.2
Feb0709.D	QC	Phenanthrene-d10	9.768	105176	2009222	0.0523	2.0045	2.0000	100.2

Compound: Anthracene

Data File	Sample Type	ISTD	RT	Resp	ISTD Resp	Resp Ratio	Final Conc	Exp. Conc	Accuracy
Feb0702.D	Calibration	Phenanthrene-d10	9.817	479111	1906711	0.2513	10.0289	10.0000	100.3
Feb0703.D	Calibration	Phenanthrene-d10	9.830	220873	2029696	0.1088	4.9348	5.0000	98.7
Feb0704.D	Calibration	Phenanthrene-d10	9.830	81750	2036232	0.0401	1.9409	2.0000	97.0
Feb0705.D	Calibration	Phenanthrene-d10	9.830	44491	2030480	0.0219	1.0524	1.0000	105.2
Feb0706.D	Calibration	Phenanthrene-d10	9.830	23664	1933896	0.0122	0.5604	0.5000	112.1
Feb0707.D	Calibration	Phenanthrene-d10	9.830	10131	1890759	0.0054	0.2010	0.2000	100.5
Feb0708.D	Calibration	Phenanthrene-d10	9.842	5930	1856879	0.0032	0.0861	0.1000	86.1
Feb0709.D	QC	Phenanthrene-d10	9.830	91219	2009222	0.0454	2.1883	2.0000	109.4

Quantitative Analysis Results Summary Report

Compound: o-Terphenyl

Data File	Sample Type	ISTD	RT	Resp	ISTD Resp	Resp Ratio	Final Conc	Exp. Conc	Accuracy
Feb0702.D	Calibration	Phenanthrene-d10	10.262	342564	1906711	0.1797	10.0391	10.0000	100.4
Feb0703.D	Calibration	Phenanthrene-d10	10.262	156344	2029696	0.0770	4.9065	5.0000	98.1
Feb0704.D	Calibration	Phenanthrene-d10	10.274	58192	2036232	0.0286	1.9367	2.0000	96.8
Feb0705.D	Calibration	Phenanthrene-d10	10.274	32391	2030480	0.0160	1.0702	1.0000	107.0
Feb0706.D	Calibration	Phenanthrene-d10	10.274	17384	1933896	0.0090	0.5710	0.5000	114.2
Feb0707.D	Calibration	Phenanthrene-d10	10.274	7450	1890759	0.0039	0.1985	0.2000	99.2
Feb0708.D	Calibration	Phenanthrene-d10	10.274	4485	1856879	0.0024	0.0841	0.1000	84.1
Feb0709.D	QC	Phenanthrene-d10	10.274	64359	2009222	0.0320	2.1659	2.0000	108.3

Compound: Fluoranthene

Data File	Sample Type	ISTD	RT	Resp	ISTD Resp	Resp Ratio	Final Conc	Exp. Conc	Accuracy
Feb0702.D	Calibration	Phenanthrene-d10	11.349	526057	1906711	0.2759	10.0114	10.0000	100.1
Feb0703.D	Calibration	Phenanthrene-d10	11.349	256730	2029696	0.1265	4.9687	5.0000	99.4
Feb0704.D	Calibration	Phenanthrene-d10	11.349	100618	2036232	0.0494	2.0152	2.0000	100.8
Feb0705.D	Calibration	Phenanthrene-d10	11.361	49241	2030480	0.0243	0.9811	1.0000	98.1
Feb0706.D	Calibration	Phenanthrene-d10	11.361	26413	1933896	0.0137	0.5337	0.5000	106.7
Feb0707.D	Calibration	Phenanthrene-d10	11.374	10718	1890759	0.0057	0.1912	0.2000	95.6
Feb0708.D	Calibration	Phenanthrene-d10	11.374	6574	1856879	0.0035	0.0993	0.1000	99.3
Feb0709.D	QC	Phenanthrene-d10	11.361	101992	2009222	0.0508	2.0695	2.0000	103.5

Compound: Pyrene

Data File	Sample Type	ISTD	RT	Resp	ISTD Resp	Resp Ratio	Final Conc	Exp. Conc	Accuracy
Feb0702.D	Calibration	Chrysene-d12	11.719	585379	1688300	0.3467	10.0088	10.0000	100.1
Feb0703.D	Calibration	Chrysene-d12	11.720	286965	1711647	0.1677	4.9817	5.0000	99.6
Feb0704.D	Calibration	Chrysene-d12	11.720	111845	1667940	0.0671	1.9955	2.0000	99.8
Feb0705.D	Calibration	Chrysene-d12	11.732	54965	1607359	0.0342	0.9913	1.0000	99.1
Feb0706.D	Calibration	Chrysene-d12	11.732	29387	1512590	0.0194	0.5351	0.5000	107.0
Feb0707.D	Calibration	Chrysene-d12	11.732	12264	1492991	0.0082	0.1866	0.2000	93.3
Feb0708.D	Calibration	Chrysene-d12	11.744	7955	1454689	0.0055	0.1010	0.1000	101.0
Feb0709.D	QC	Chrysene-d12	11.732	112061	1597881	0.0701	2.0887	2.0000	104.4

Compound: Terphenyl-d14

Data File	Sample Type	ISTD	RT	Resp	ISTD Resp	Resp Ratio	Final Conc	Exp. Conc	Accuracy
Feb0702.D	Calibration	Chrysene-d12	12.176	372878	1688300	0.2209	9.9760	10.0000	99.8
Feb0703.D	Calibration	Chrysene-d12	12.177	185141	1711647	0.1082	5.0804	5.0000	101.6
Feb0704.D	Calibration	Chrysene-d12	12.177	67591	1667940	0.0405	1.9211	2.0000	96.1
Feb0705.D	Calibration	Chrysene-d12	12.189	34394	1607359	0.0214	0.9924	1.0000	99.2
Feb0706.D	Calibration	Chrysene-d12	12.189	18445	1512590	0.0122	0.5394	0.5000	107.9
Feb0707.D	Calibration	Chrysene-d12	12.201	7683	1492991	0.0051	0.1898	0.2000	94.9
Feb0708.D	Calibration	Chrysene-d12	12.201	4881	1454689	0.0034	0.1005	0.1000	100.5
Feb0709.D	QC	Chrysene-d12	12.189	66515	1597881	0.0416	1.9742	2.0000	98.7

Quantitative Analysis Results Summary Report

Compound: Benzo(a)Anthracene

Data File	Sample Type	ISTD	RT	Resp	ISTD Resp	Resp Ratio	Final Conc	Exp. Conc	Accuracy
Feb0702.D	Calibration	Chrysene-d12	14.577	411571	1688300	0.2438	10.0160	10.0000	100.2
Feb0703.D	Calibration	Chrysene-d12	14.577	198910	1711647	0.1162	4.9777	5.0000	99.6
Feb0704.D	Calibration	Chrysene-d12	14.577	77029	1667940	0.0462	1.9318	2.0000	96.6
Feb0705.D	Calibration	Chrysene-d12	14.577	43159	1607359	0.0269	1.0475	1.0000	104.7
Feb0706.D	Calibration	Chrysene-d12	14.589	24049	1512590	0.0159	0.5371	0.5000	107.4
Feb0707.D	Calibration	Chrysene-d12	14.589	12989	1492991	0.0087	0.1977	0.2000	98.9
Feb0708.D	Calibration	Chrysene-d12	14.602	9432	1454689	0.0065	0.0926	0.1000	92.6
Feb0709.D	QC	Chrysene-d12	14.589	83669	1597881	0.0524	2.2103	2.0000	110.5

Compound: Chrysene

Data File	Sample Type	ISTD	RT	Resp	ISTD Resp	Resp Ratio	Final Conc	Exp. Conc	Accuracy
Feb0702.D	Calibration	Chrysene-d12	14.677	550015	1688300	0.3258	10.0034	10.0000	100.0
Feb0703.D	Calibration	Chrysene-d12	14.677	276476	1711647	0.1615	5.0233	5.0000	100.5
Feb0704.D	Calibration	Chrysene-d12	14.677	102815	1667940	0.0616	1.8940	2.0000	94.7
Feb0705.D	Calibration	Chrysene-d12	14.677	55474	1607359	0.0345	1.0299	1.0000	103.0
Feb0706.D	Calibration	Chrysene-d12	14.677	29692	1512590	0.0196	0.5533	0.5000	110.7
Feb0707.D	Calibration	Chrysene-d12	14.676	13359	1492991	0.0089	0.2099	0.2000	105.0
Feb0708.D	Calibration	Chrysene-d12	14.677	7426	1454689	0.0051	0.0862	0.1000	86.2
Feb0709.D	QC	Chrysene-d12	14.677	114067	1597881	0.0714	2.2029	2.0000	110.1

Compound: Benzo(b)fluoranthene

Data File	Sample Type	ISTD	RT	Resp	ISTD Resp	Resp Ratio	Final Conc	Exp. Conc	Accuracy
Feb0702.D	Calibration	Perylene-d12	17.622	413237	1059792	0.3899	9.9837	10.0000	99.8
Feb0703.D	Calibration	Perylene-d12	17.622	191619	1051998	0.1821	5.0687	5.0000	101.4
Feb0704.D	Calibration	Perylene-d12	17.622	65972	1019908	0.0647	1.8864	2.0000	94.3
Feb0705.D	Calibration	Perylene-d12	17.634	34624	958531	0.0361	1.0526	1.0000	105.3
Feb0706.D	Calibration	Perylene-d12	17.634	15908	874645	0.0182	0.5147	0.5000	102.9
Feb0707.D	Calibration	Perylene-d12	17.647	6604	861952	0.0077	0.1936	0.2000	96.8
Feb0708.D	Calibration	Perylene-d12	17.647	3848	835917	0.0046	0.0995	0.1000	99.5
Feb0709.D	QC	Perylene-d12	17.634	67486	909346	0.0742	2.1588	2.0000	107.9

Compound: Benzo(k)fluoranthene

Data File	Sample Type	ISTD	RT	Resp	ISTD Resp	Resp Ratio	Final Conc	Exp. Conc	Accuracy
Feb0702.D	Calibration	Perylene-d12	17.684	429710	1059792	0.4055	9.9806	10.0000	99.8
Feb0703.D	Calibration	Perylene-d12	17.684	211377	1051998	0.2009	5.0881	5.0000	101.8
Feb0704.D	Calibration	Perylene-d12	17.696	74874	1019908	0.0734	1.8501	2.0000	92.5
Feb0705.D	Calibration	Perylene-d12	17.696	40445	958531	0.0422	1.0322	1.0000	103.2
Feb0706.D	Calibration	Perylene-d12	17.696	20869	874645	0.0239	0.5470	0.5000	109.4
Feb0707.D	Calibration	Perylene-d12	17.708	9883	861952	0.0115	0.2168	0.2000	108.4
Feb0708.D	Calibration	Perylene-d12	17.709	5460	835917	0.0065	0.0849	0.1000	84.9
Feb0709.D	QC	Perylene-d12	17.696	80433	909346	0.0885	2.2404	2.0000	112.0

Quantitative Analysis Results Summary Report

Compound: Benzo(a)pyrene

Data File	Sample Type	ISTD	RT	Resp	ISTD Resp	Resp Ratio	Final Conc	Exp. Conc	Accuracy
Feb0702.D	Calibration	Perylene-d12	18.264	346642	1059792	0.3271	9.9772	10.0000	99.8
Feb0703.D	Calibration	Perylene-d12	18.277	165116	1051998	0.1570	5.0807	5.0000	101.6
Feb0704.D	Calibration	Perylene-d12	18.277	58672	1019908	0.0575	1.9113	2.0000	95.6
Feb0705.D	Calibration	Perylene-d12	18.277	29274	958531	0.0305	1.0016	1.0000	100.2
Feb0706.D	Calibration	Perylene-d12	18.277	14919	874645	0.0171	0.5380	0.5000	107.6
Feb0707.D	Calibration	Perylene-d12	18.289	6086	861952	0.0071	0.1904	0.2000	95.2
Feb0708.D	Calibration	Perylene-d12	18.289	3747	835917	0.0045	0.1001	0.1000	100.1
Feb0709.D	QC	Perylene-d12	18.277	57337	909346	0.0631	2.0947	2.0000	104.7

Compound: Indeno(1,2,3-cd)pyrene

Data File	Sample Type	ISTD	RT	Resp	ISTD Resp	Resp Ratio	Final Conc	Exp. Conc	Accuracy
Feb0702.D	Calibration	Perylene-d12	20.118	318177	1059792	0.3002	9.9874	10.0000	99.9
Feb0703.D	Calibration	Perylene-d12	20.130	147730	1051998	0.1404	5.0421	5.0000	100.8
Feb0704.D	Calibration	Perylene-d12	20.130	53642	1019908	0.0526	1.9653	2.0000	98.3
Feb0705.D	Calibration	Perylene-d12	20.130	25459	958531	0.0266	0.9881	1.0000	98.8
Feb0706.D	Calibration	Perylene-d12	20.143	12627	874645	0.0144	0.5212	0.5000	104.2
Feb0707.D	Calibration	Perylene-d12	20.142	5243	861952	0.0061	0.1947	0.2000	97.4
Feb0708.D	Calibration	Perylene-d12	20.143	3086	835917	0.0037	0.1006	0.1000	100.6
Feb0709.D	QC	Perylene-d12	20.130	51223	909346	0.0563	2.1027	2.0000	105.1

Compound: Dibenzo(a,h)anthracene

Data File	Sample Type	ISTD	RT	Resp	ISTD Resp	Resp Ratio	Final Conc	Exp. Conc	Accuracy
Feb0702.D	Calibration	Perylene-d12	20.192	365806	1059792	0.3452	9.9979	10.0000	100.0
Feb0703.D	Calibration	Perylene-d12	20.192	167932	1051998	0.1596	5.0318	5.0000	100.6
Feb0704.D	Calibration	Perylene-d12	20.204	58803	1019908	0.0577	1.8913	2.0000	94.6
Feb0705.D	Calibration	Perylene-d12	20.204	31125	958531	0.0325	1.0538	1.0000	105.4
Feb0706.D	Calibration	Perylene-d12	20.204	15098	874645	0.0173	0.5339	0.5000	106.8
Feb0707.D	Calibration	Perylene-d12	20.217	6541	861952	0.0076	0.1973	0.2000	98.7
Feb0708.D	Calibration	Perylene-d12	20.217	3884	835917	0.0046	0.0940	0.1000	94.0
Feb0709.D	QC	Perylene-d12	20.204	60745	909346	0.0668	2.1887	2.0000	109.4

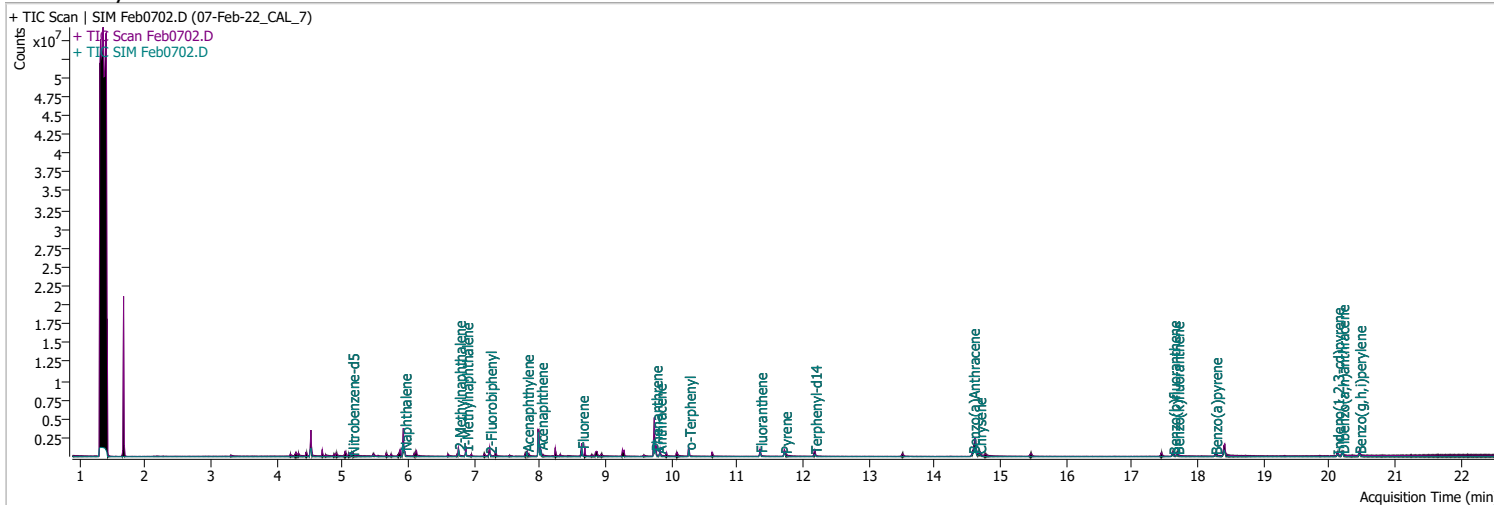
Compound: Benzo(g,h,i)perylene

Data File	Sample Type	ISTD	RT	Resp	ISTD Resp	Resp Ratio	Final Conc	Exp. Conc	Accuracy
Feb0702.D	Calibration	Perylene-d12	20.451	423999	1059792	0.4001	9.9944	10.0000	99.9
Feb0703.D	Calibration	Perylene-d12	20.452	199971	1051998	0.1901	5.0491	5.0000	101.0
Feb0704.D	Calibration	Perylene-d12	20.464	69957	1019908	0.0686	1.8626	2.0000	93.1
Feb0705.D	Calibration	Perylene-d12	20.464	37800	958531	0.0394	1.0526	1.0000	105.3
Feb0706.D	Calibration	Perylene-d12	20.464	19198	874645	0.0219	0.5573	0.5000	111.5
Feb0707.D	Calibration	Perylene-d12	20.476	7864	861952	0.0091	0.1892	0.2000	94.6
Feb0708.D	Calibration	Perylene-d12	20.476	4892	835917	0.0059	0.0946	0.1000	94.6
Feb0709.D	QC	Perylene-d12	20.464	72252	909346	0.0795	2.1595	2.0000	108.0

Quantitation Results Report (QT Reviewed)

Data File	Feb0702.D	Operator	LIMS import
Acq. Method	5975BNASIM	Acq. Date-Time	2/7/2022 3:41:27 PM
Sample Name	07-Feb-22_CAL_7	Instrument	GCMS
Vial	2	Multiplier	1.00
DA Method File		Comment	SVOC-8270-W-LLPAH
Tune File	dftppjph.u	Tune Date	
Batch Name	020722 bna SIM 1.batch.bin	Last Calib Update	2/8/2022 9:05:30 AM

Ref Library



Compound	RT	QIon	Resp.	Conc.	Units	Dev(Min)
Internal Standards						
M 1,4-Dichlorobenzene-d4	4.522	152.0	496245	40.0000	ng/ml	0.000
M Naphthalene-d8	5.916	136.0	1707780	40.0000	ng/ml	-0.013
M Acenaphthene-d10	7.975	164.0	1167043	40.0000	ng/ml	0.000
M Phenanthrene-d10	9.731	188.0	1906711	40.0000	ng/ml	0.000
M Chrysene-d12	14.614	240.0	1688300	40.0000	ng/ml	0.000
M Perylene-d12	18.400	264.0	1059792	40.0000	ng/ml	0.000
System Monitoring Compounds						
S Nitrobenzene-d5	5.143	82.0	105095	10.6236	ng/ml	-0.013
Spiked Amount: 5.000	Range: 19.0 - 102.0%			Recovery = 212.47%	*	
S 2-Fluorobiphenyl	7.239	172.0	356557	9.9468	ng/ml	0.000
Spiked Amount: 5.000	Range: 25.0 - 94.0%			Recovery = 198.94%	*	
S o-Terphenyl	10.262	230.0	342564	10.0391	ng/ml	-0.013
Spiked Amount: 5.000	Range: 40.0 - 140.0%			Recovery = 200.78%	*	
S Terphenyl-d14	12.176	244.0	372878	9.9760	ng/ml	0.000
Spiked Amount: 5.000	Range: 39.0 - 106.0%			Recovery = 199.52%	*	
Target Compounds						
T Naphthalene	5.941	128.0	484142	10.0001	ng/ml	94
T 2-Methylnaphthalene	6.765	141.0	305174	10.0248	ng/ml	98
T 1-Methylnaphthalene	6.877	141.0	264067	9.9487	ng/ml	m 99
T Acenaphthylene	7.801	152.0	450322	10.0658	ng/ml	97
T Acenaphthene	8.013	154.0	307641	9.9878	ng/ml	100
T Fluorene	8.636	166.0	390389	9.9807	ng/ml	86
T Phenanthrene	9.755	178.0	544946	9.9717	ng/ml	m 99
T Anthracene	9.817	178.0	479111	10.0289	ng/ml	100
T Fluoranthene	11.349	202.0	526057	10.0114	ng/ml	99
T Pyrene	11.719	202.0	585379	10.0088	ng/ml	100
T Benzo(a)Anthracene	14.577	228.0	411571	10.0160	ng/ml	m 99
T Chrysene	14.677	228.0	550015	10.0034	ng/ml	98
T Benzo(b)fluoranthene	17.622	252.0	413237	9.9837	ng/ml	m 96

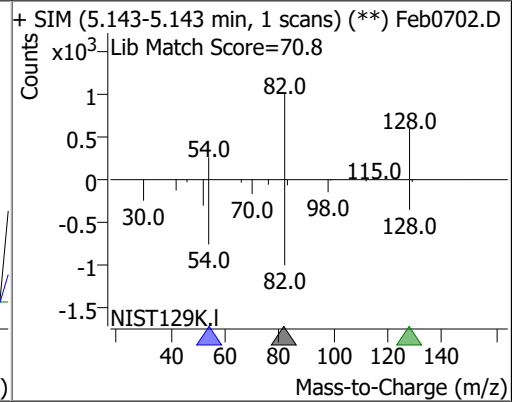
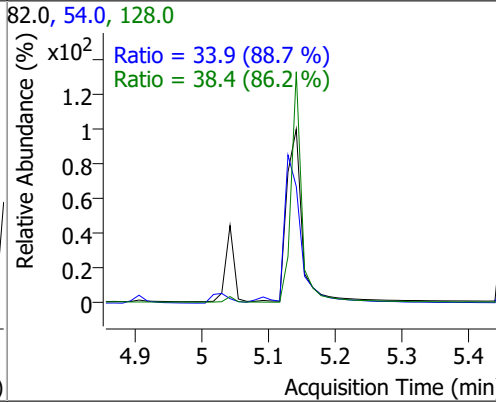
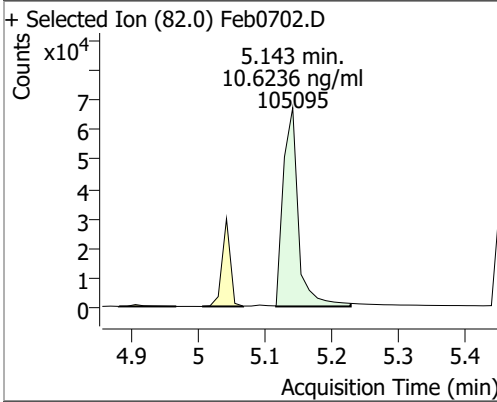
Quantitation Results Report (QT Reviewed)

Compound	RT	QIon	Resp.	Conc.	Units	Dev(Min)
T Benzo(k)fluoranthene	17.684	252.0	429710	9.9806	ng/ml	99
T Benzo(a)pyrene	18.264	252.0	346642	9.9772	ng/ml	m 98
T Indeno(1,2,3-cd)pyrene	20.118	276.0	318177	9.9874	ng/ml	m 99
T Dibenzo(a,h)anthracene	20.192	278.0	365806	9.9979	ng/ml	98
T Benzo(g,h,i)perylene	20.451	276.0	423999	9.9944	ng/ml	98

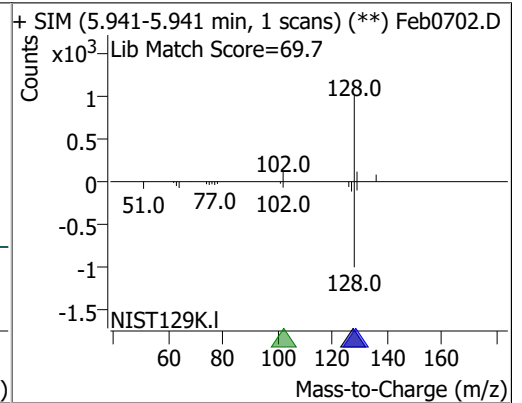
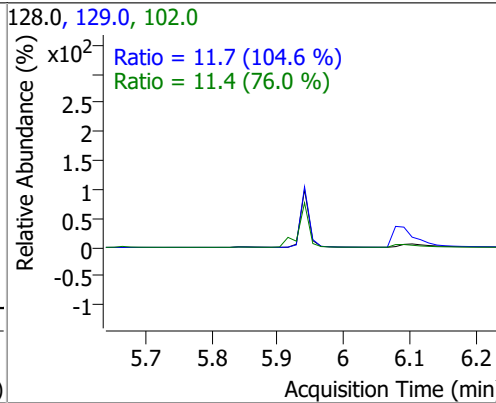
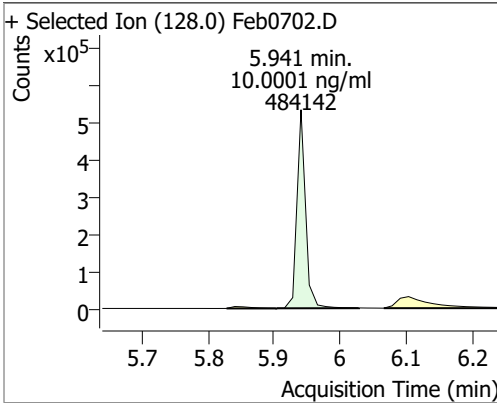
(#) = Qualifier Out of Range; (m) = Manual Integration; (+) = Area Summed; (*) = Surrogate Percent Recovery Out of Range; (d): Zeroed Peak

Quantitation Results Report (QT Reviewed)

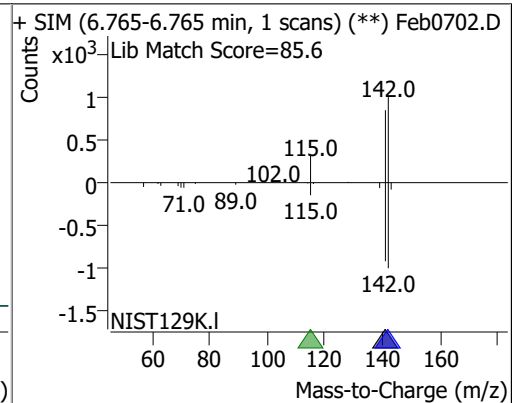
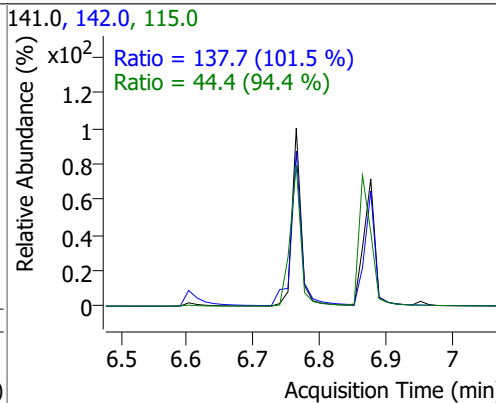
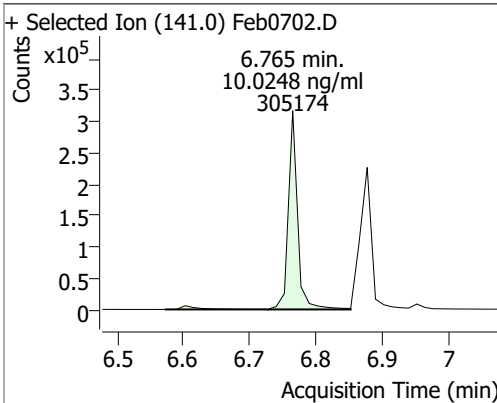
Compound	Conc.	RT	Dev(Min)	Resp.	QIon	QRatio	Lower	Upper
Nitrobenzene-d5	10.6236	5.14	-0.01	105095	128.0	38.4	31.2	57.9
					54.0	33.9	26.7	49.6



Compound	Conc.	RT	Dev(Min)	Resp.	QIon	QRatio	Lower	Upper
Naphthalene	10.0001	5.94	0.00	484142	102.0	11.4	0.0	45.0
					129.0	11.7	7.8	14.5

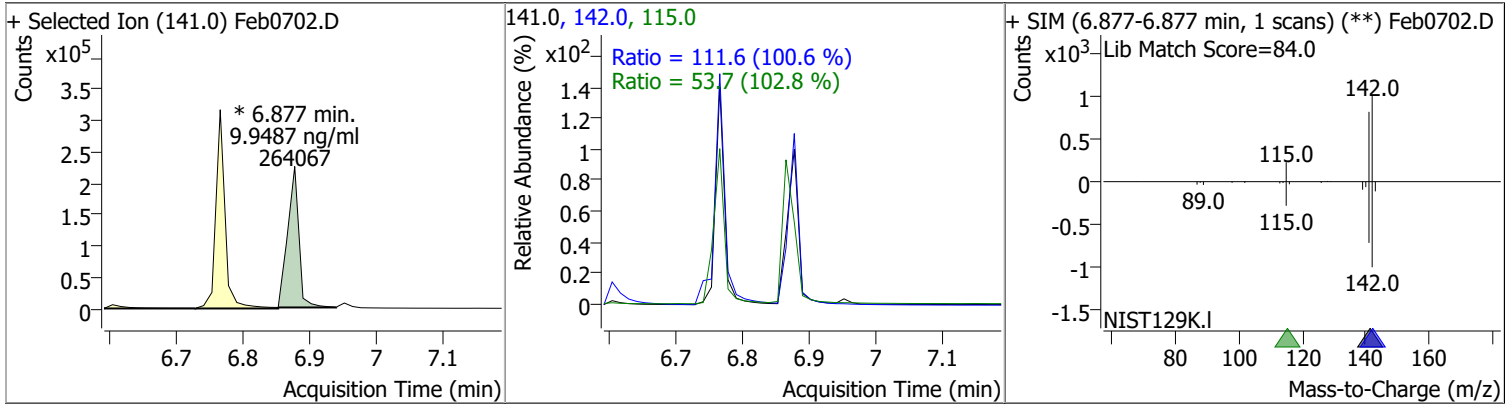


Compound	Conc.	RT	Dev(Min)	Resp.	QIon	QRatio	Lower	Upper
2-Methylnaphthalene	10.0248	6.76	-0.01	305174	142.0	137.7	95.0	176.4
					115.0	44.4	32.9	61.2

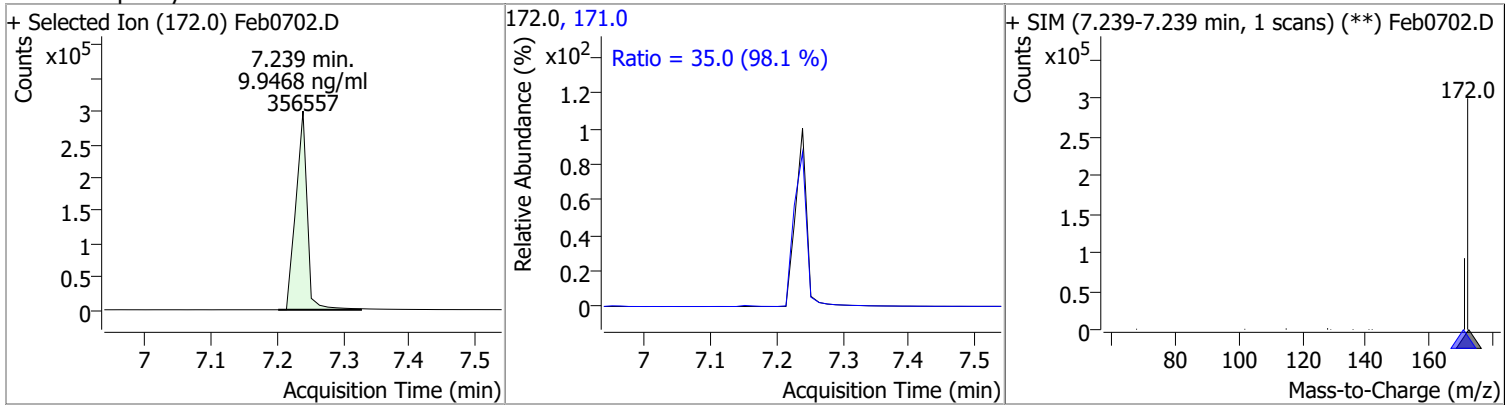


Quantitation Results Report (QT Reviewed)

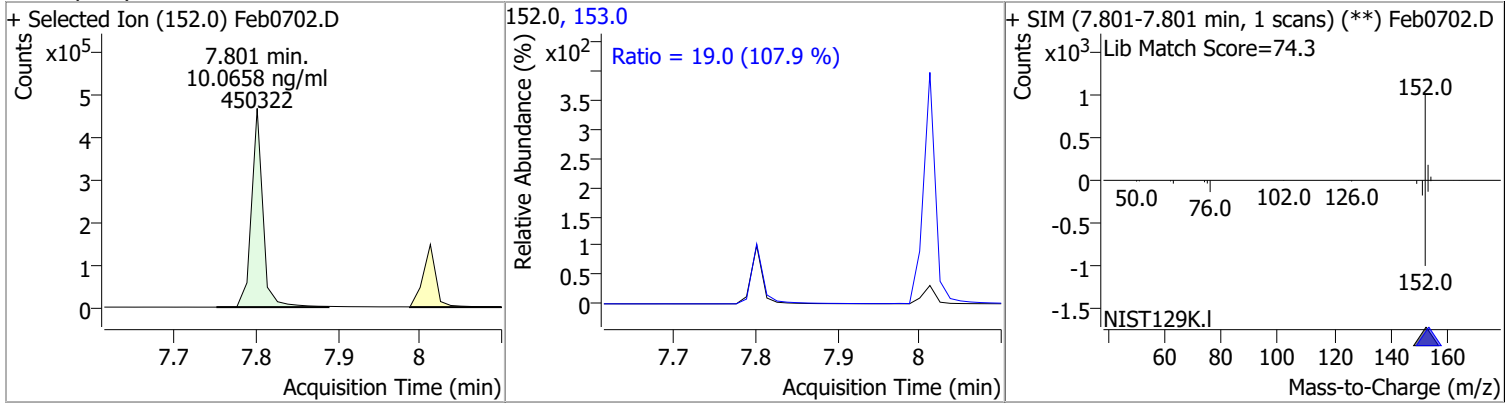
Compound	Conc.	RT	Dev(Min)	Resp.	QIon	QRatio	Lower	Upper
1-Methylnaphthalene	9.9487	6.88	-0.01	264067 (m)	142.0	111.6	77.7	144.2
					115.0	53.7	36.6	67.9



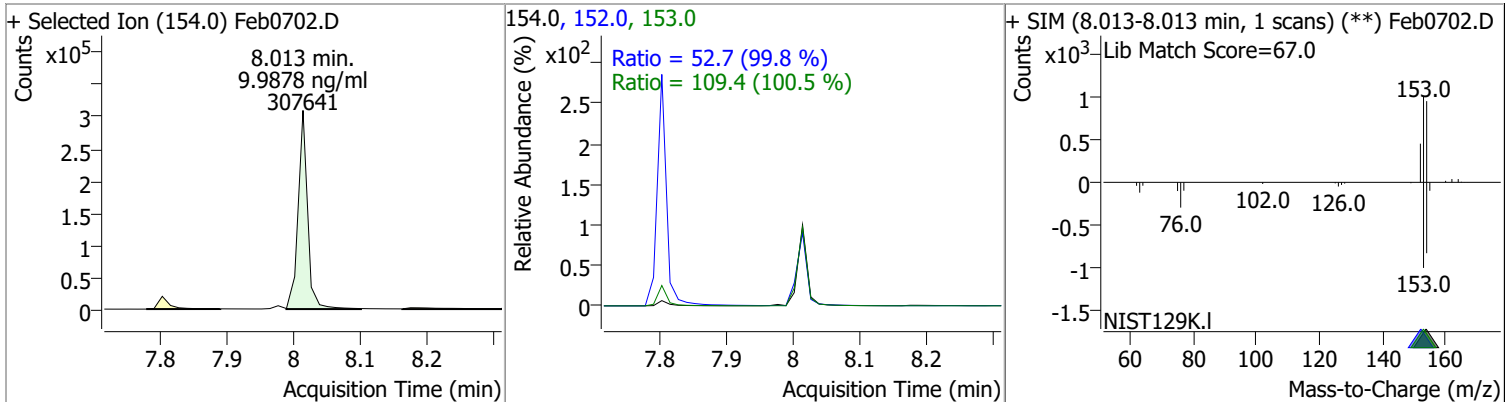
Compound	Conc.	RT	Dev(Min)	Resp.	QIon	QRatio	Lower	Upper
2-Fluorobiphenyl	9.9468	7.24	0.00	356557	171.0	35.0	25.0	46.4



Compound	Conc.	RT	Dev(Min)	Resp.	QIon	QRatio	Lower	Upper
Acenaphthylene	10.0658	7.80	0.00	450322	153.0	19.0	12.3	22.9

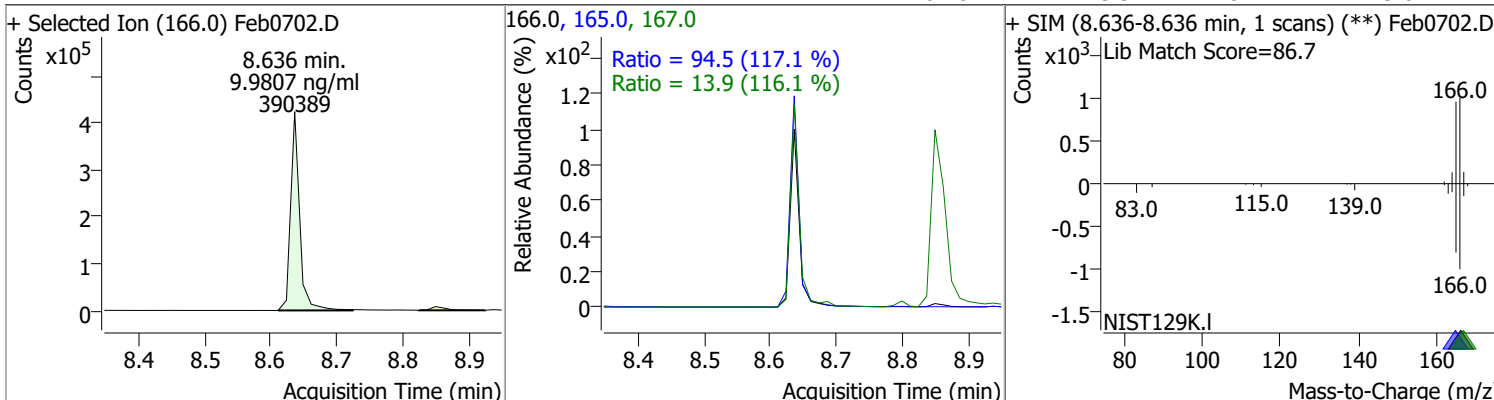


Compound	Conc.	RT	Dev(Min)	Resp.	QIon	QRatio	Lower	Upper
Acenaphthene	9.9878	8.01	0.00	307641	153.0	109.4	76.2	141.5
					152.0	52.7	37.0	68.7

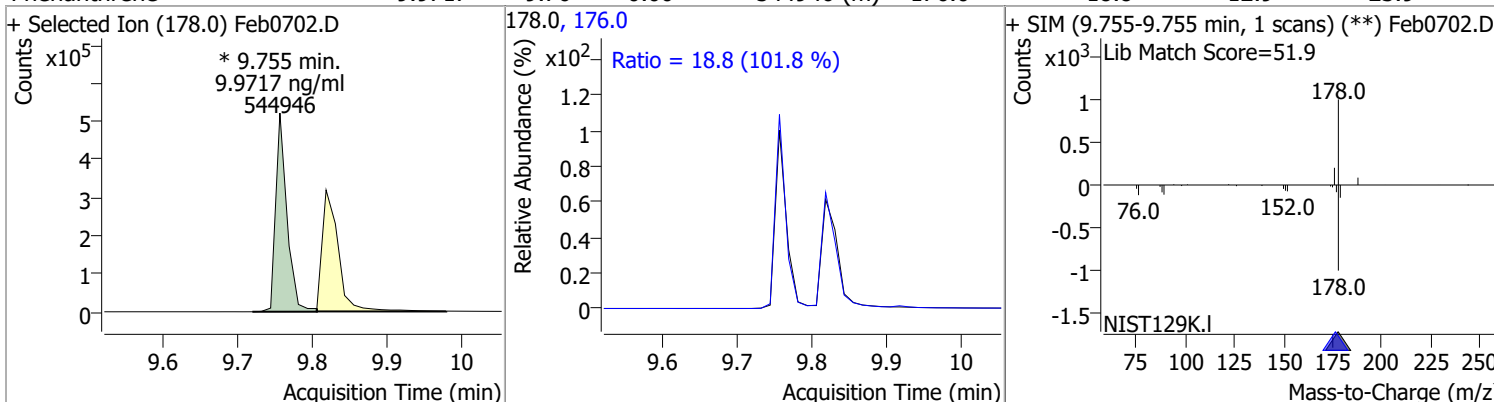


Quantitation Results Report (QT Reviewed)

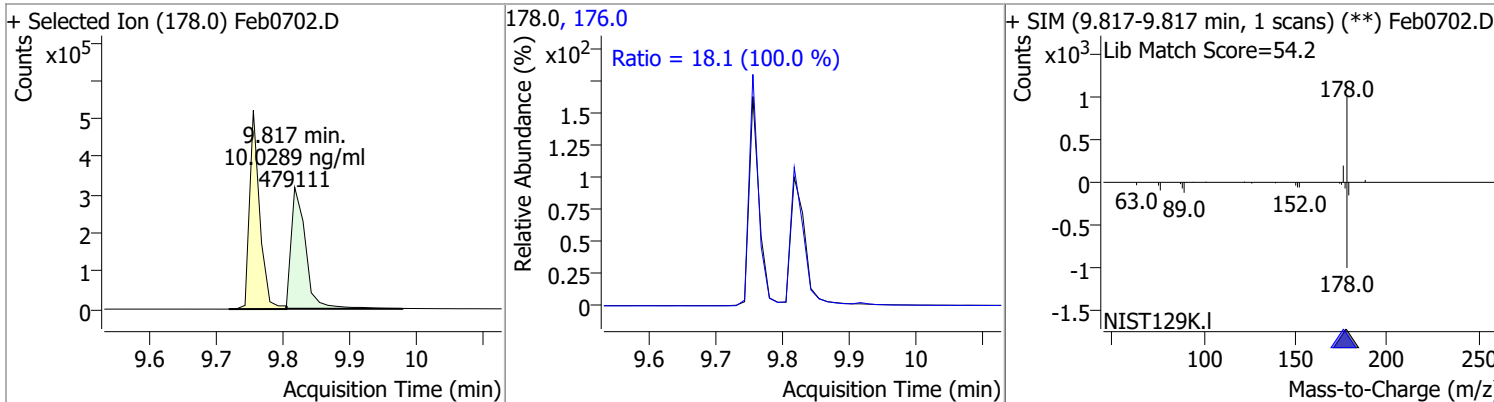
Compound	Conc.	RT	Dev(Min)	Resp.	QIon	QRatio	Lower	Upper
Fluorene	9.9807	8.64	-0.01	390389	165.0 167.0	94.5 13.9	56.5 8.4	104.9 15.6



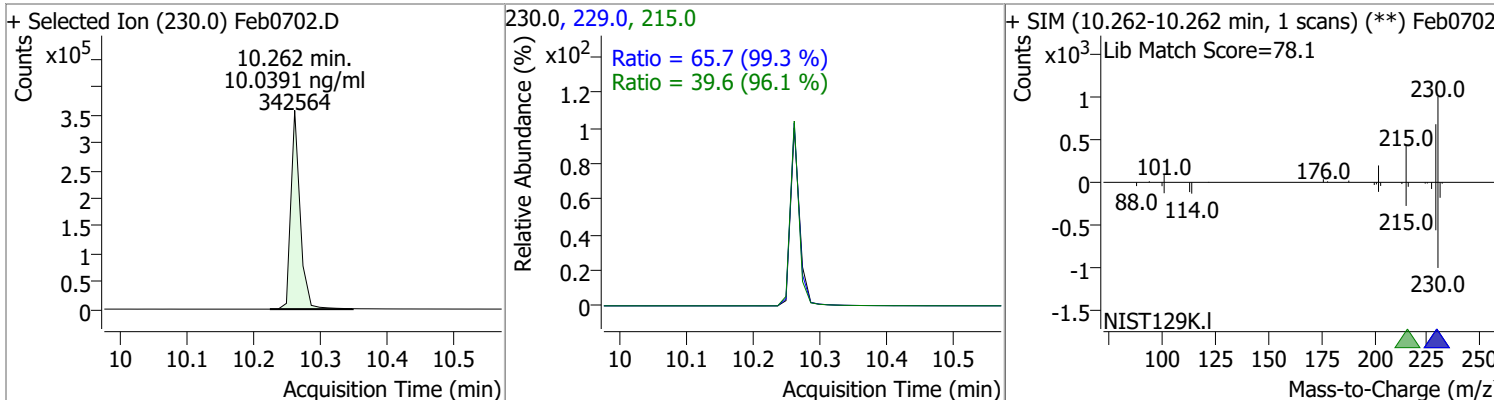
Compound	Conc.	RT	Dev(Min)	Resp.	QIon	QRatio	Lower	Upper
Phenanthrene	9.9717	9.76	0.00	544946 (m)	176.0	18.8	12.9	23.9



Compound	Conc.	RT	Dev(Min)	Resp.	QIon	QRatio	Lower	Upper
Anthracene	10.0289	9.82	-0.01	479111	176.0	18.1	12.7	23.6

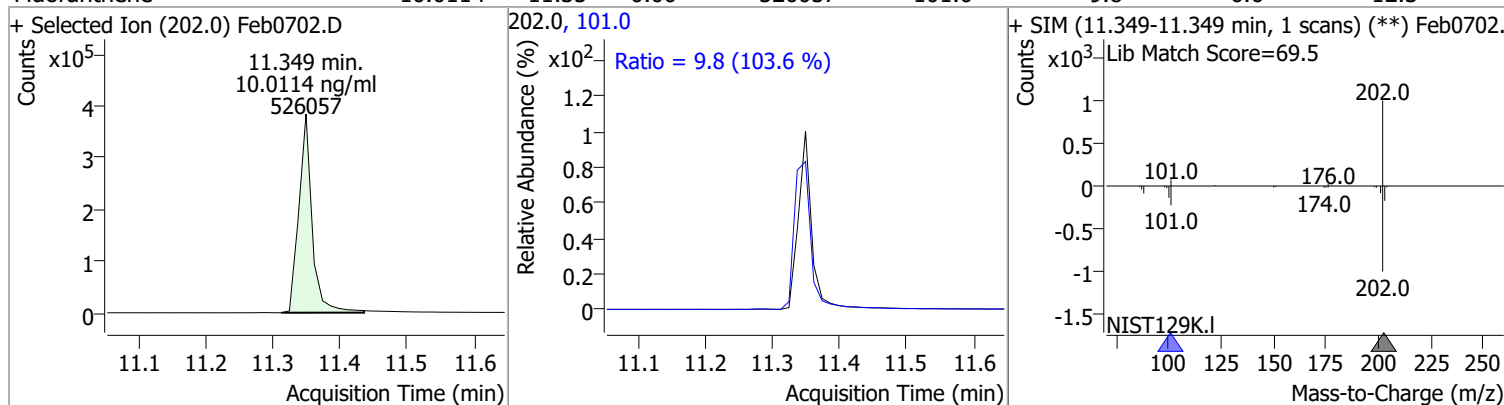


Compound	Conc.	RT	Dev(Min)	Resp.	QIon	QRatio	Lower	Upper
o-Terphenyl	10.0391	10.26	-0.01	342564	229.0 215.0	65.7 39.6	46.3 28.9	85.9 53.6

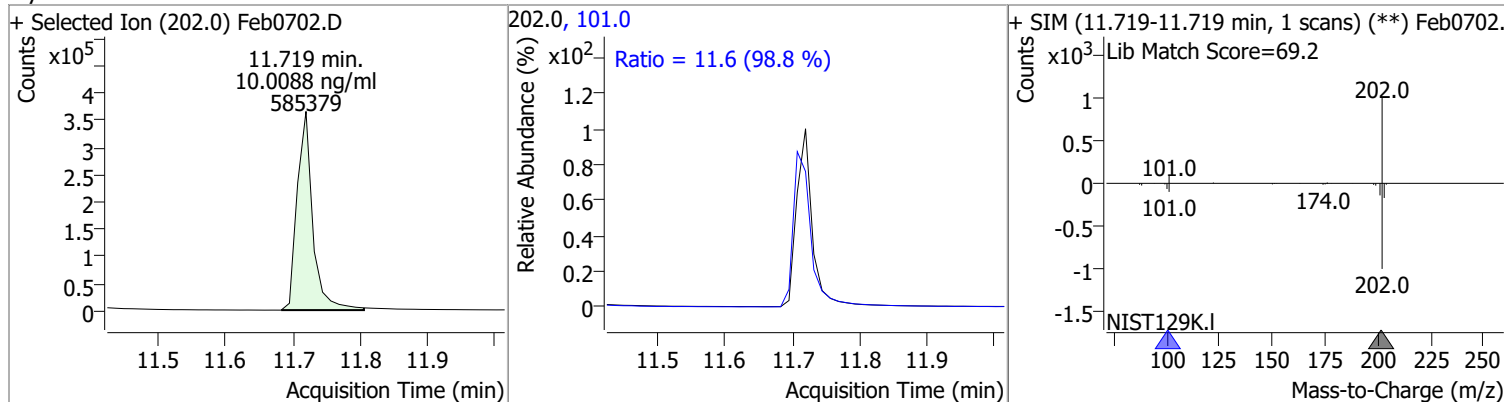


Quantitation Results Report (QT Reviewed)

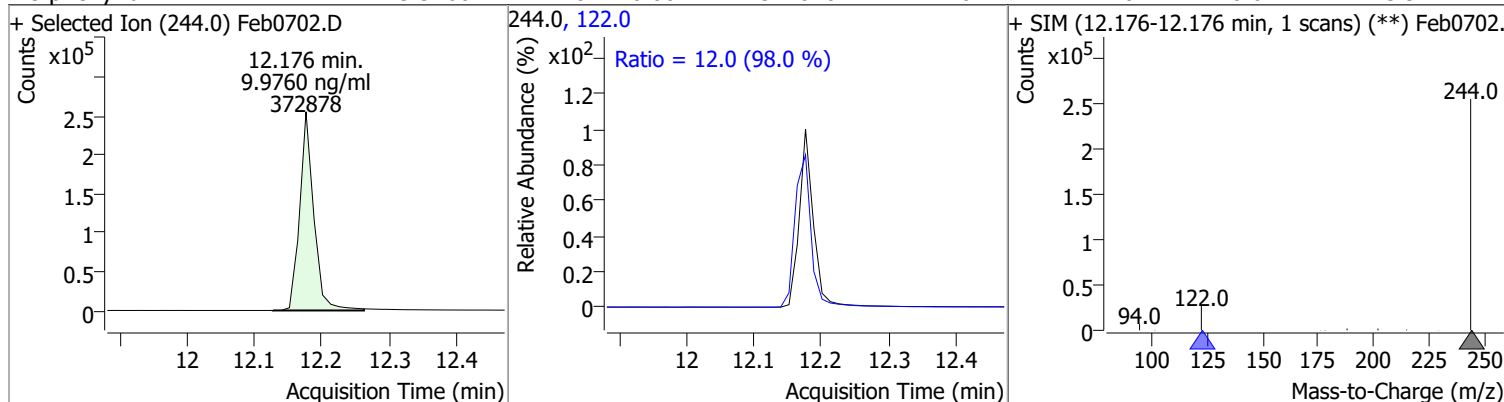
Compound	Conc.	RT	Dev(Min)	Resp.	QIon	QRatio	Lower	Upper
Fluoranthene	10.0114	11.35	0.00	526057	101.0	9.8	6.6	12.3



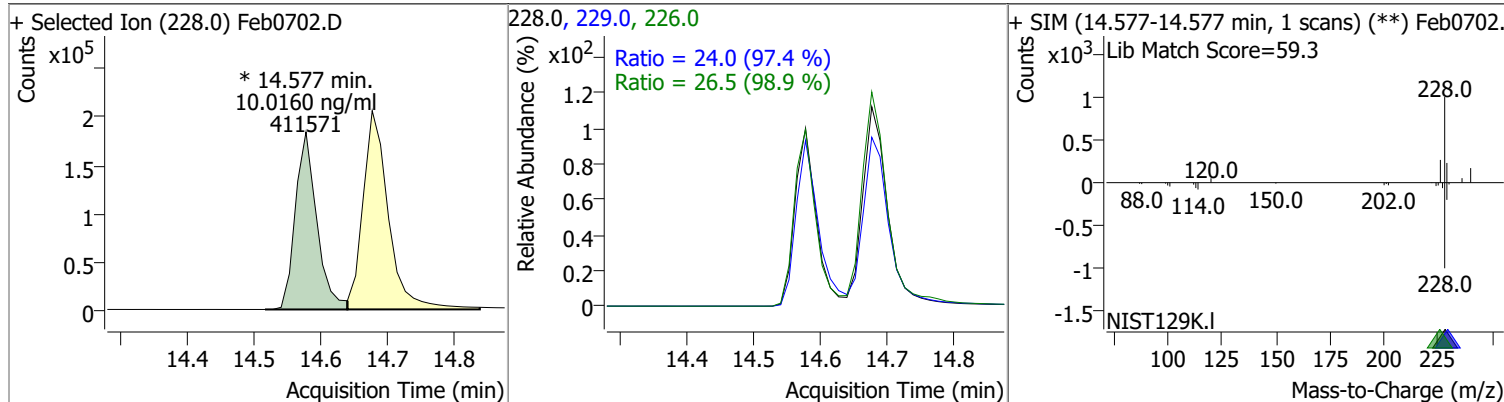
Compound	Conc.	RT	Dev(Min)	Resp.	QIon	QRatio	Lower	Upper
Pyrene	10.0088	11.72	0.00	585379	101.0	11.6	8.2	15.2



Compound	Conc.	RT	Dev(Min)	Resp.	QIon	QRatio	Lower	Upper
Terphenyl-d14	9.9760	12.18	0.00	372878	122.0	12.0	8.6	15.9

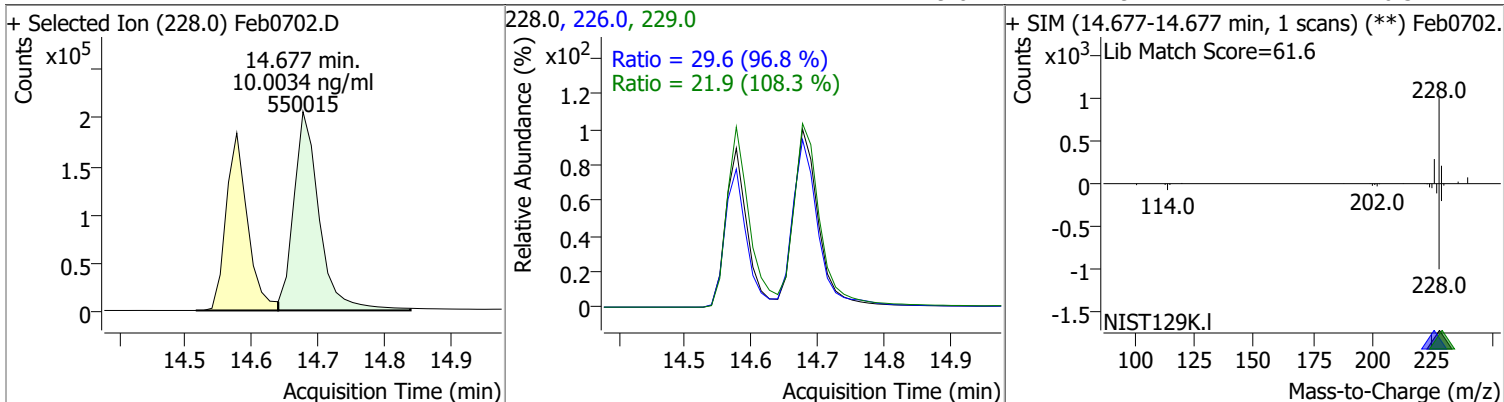


Compound	Conc.	RT	Dev(Min)	Resp.	QIon	QRatio	Lower	Upper
Benzo(a)Anthracene	10.0160	14.58	0.00	411571 (m)	226.0	26.5	18.7	34.8
					229.0	24.0	17.3	32.1

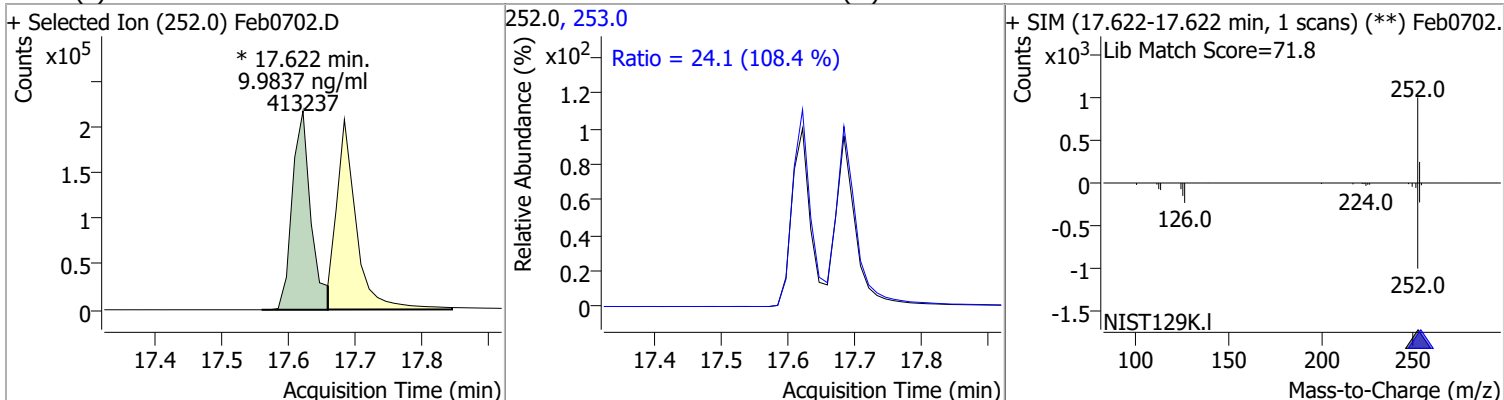


Quantitation Results Report (QT Reviewed)

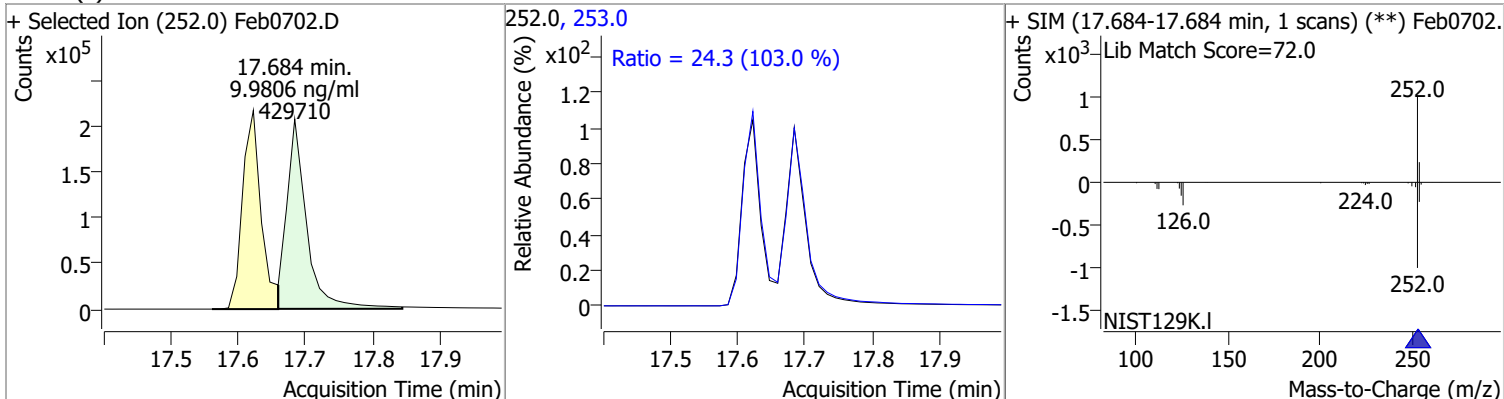
Compound	Conc.	RT	Dev(Min)	Resp.	QIon	QRatio	Lower	Upper
Chrysene	10.0034	14.68	0.00	550015	226.0	29.6	21.4	39.7
					229.0	21.9	14.2	26.3



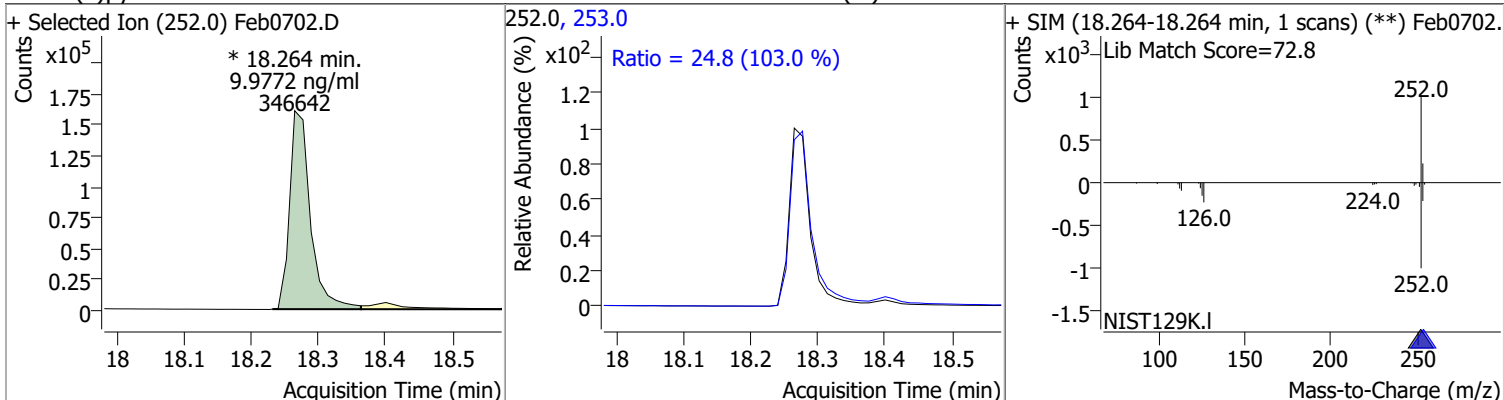
Compound	Conc.	RT	Dev(Min)	Resp.	QIon	QRatio	Lower	Upper
Benzo(b)fluoranthene	9.9837	17.62	0.00	413237 (m)	253.0	24.1	15.6	28.9



Compound	Conc.	RT	Dev(Min)	Resp.	QIon	QRatio	Lower	Upper
Benzo(k)fluoranthene	9.9806	17.68	-0.01	429710	253.0	24.3	16.5	30.6



Compound	Conc.	RT	Dev(Min)	Resp.	QIon	QRatio	Lower	Upper
Benzo(a)pyrene	9.9772	18.26	-0.01	346642 (m)	253.0	24.8	16.8	31.2



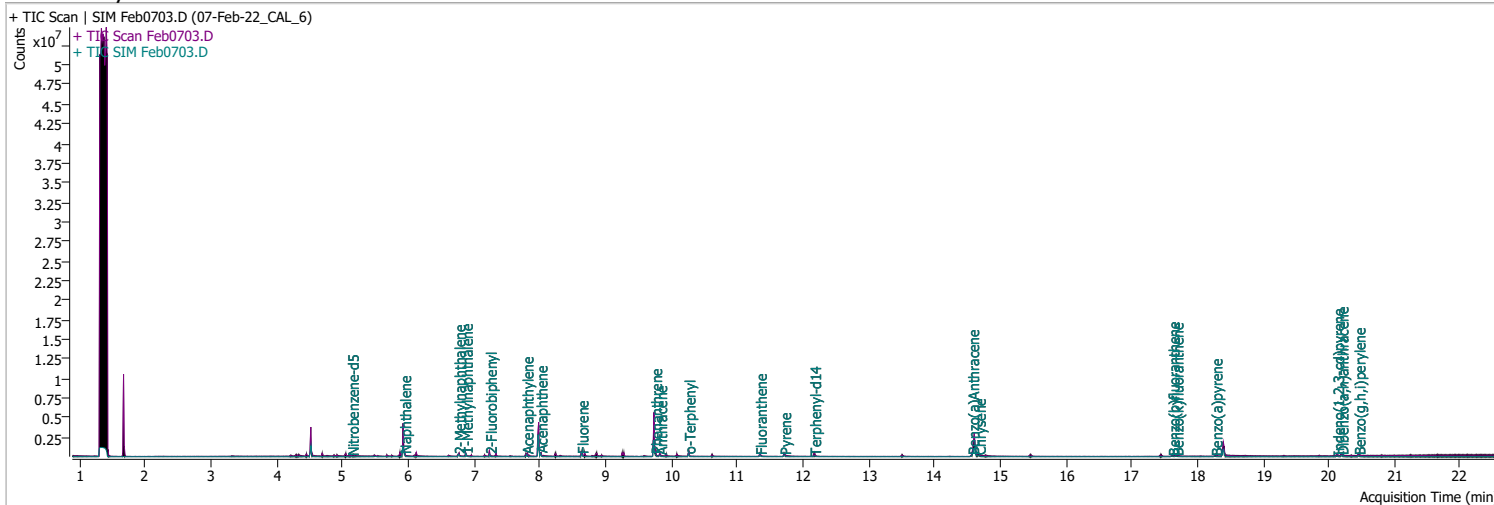
Quantitation Results Report (QT Reviewed)

Compound	Conc.	RT	Dev(Min)	Resp.	QIon	QRatio	Lower	Upper
Indeno(1,2,3-cd)pyrene	9.9874	20.12	-0.01	318177 (m)	138.0	19.7	14.1	26.2
<div style="display: flex; justify-content: space-between;"> <div style="width: 30%;"> <p>+ Selected Ion (276.0) Feb0702.D</p> <p>* 20.118 min. 9.9874 ng/ml 318177</p> </div> <div style="width: 30%;"> <p>276.0, 138.0</p> <p>Ratio = 19.7 (97.8 %)</p> </div> <div style="width: 30%;"> <p>+ SIM (20.118-20.118 min, 1 scans) (**) Feb0702.</p> <p>Lib Match Score=79.3</p> <p>NIST129K.L</p> </div> </div>								
Dibenzo(a,h)anthracene	9.9979	20.19	-0.01	365806	279.0	26.0	17.4	32.4
<div style="display: flex; justify-content: space-between;"> <div style="width: 30%;"> <p>+ Selected Ion (278.0) Feb0702.D</p> <p>20.192 min. 9.9979 ng/ml 365806</p> </div> <div style="width: 30%;"> <p>278.0, 279.0, 139.0</p> <p>Ratio = 26.0 (104.5 %) Ratio = 15.3 (94.3 %)</p> </div> <div style="width: 30%;"> <p>+ SIM (20.192-20.192 min, 1 scans) (**) Feb0702.</p> <p>Lib Match Score=77.8</p> <p>NIST129K.L</p> </div> </div>								
Benzo(g,h,i)perylene	9.9944	20.45	-0.01	423999	277.0	24.5	17.2	31.9
<div style="display: flex; justify-content: space-between;"> <div style="width: 30%;"> <p>+ Selected Ion (276.0) Feb0702.D</p> <p>20.451 min. 9.9944 ng/ml 423999</p> </div> <div style="width: 30%;"> <p>276.0, 138.0, 277.0</p> <p>Ratio = 19.7 (91.0 %) Ratio = 24.5 (100.2 %)</p> </div> <div style="width: 30%;"> <p>+ SIM (20.451-20.451 min, 1 scans) (**) Feb0702.</p> <p>Lib Match Score=79.2</p> <p>NIST129K.L</p> </div> </div>								

Quantitation Results Report (QT Reviewed)

Data File	Feb0703.D	Operator	LIMS import
Acq. Method	5975BNASIM	Acq. Date-Time	2/7/2022 4:14:01 PM
Sample Name	07-Feb-22_CAL_6	Instrument	GCMS
Vial	3	Multiplier	1.00
DA Method File		Comment	SVOC-8270-W-LLPAH
Tune File	dftppjph.u	Tune Date	
Batch Name	020722 bna SIM 1.batch.bin	Last Calib Update	2/8/2022 9:05:30 AM

Ref Library



Compound	RT	QIon	Resp.	Conc.	Units	Dev(Min)
Internal Standards						
M 1,4-Dichlorobenzene-d4	4.522	152.0	510296	40.0000	ng/ml	0.000
M Naphthalene-d8	5.916	136.0	1758659	40.0000	ng/ml	-0.013
M Acenaphthene-d10	7.976	164.0	1163898	40.0000	ng/ml	0.000
M Phenanthrene-d10	9.731	188.0	2029696	40.0000	ng/ml	0.000
M Chrysene-d12	14.614	240.0	1711647	40.0000	ng/ml	0.000
M Perylene-d12	18.400	264.0	1051998	40.0000	ng/ml	0.000
System Monitoring Compounds						
S Nitrobenzene-d5	5.143	82.0	51750	5.0871	ng/ml	-0.012
Spiked Amount: 5.000		Range: 19.0 - 102.0%		Recovery = 101.74%		
S 2-Fluorobiphenyl	7.240	172.0	185009	5.1197	ng/ml	0.000
Spiked Amount: 5.000		Range: 25.0 - 94.0%		Recovery = 102.39% *		
S o-Terphenyl	10.262	230.0	156344	4.9065	ng/ml	-0.012
Spiked Amount: 5.000		Range: 40.0 - 140.0%		Recovery = 98.13%		
S Terphenyl-d14	12.177	244.0	185141	5.0804	ng/ml	0.000
Spiked Amount: 5.000		Range: 39.0 - 106.0%		Recovery = 101.61%		
Target Compounds						
T Naphthalene	5.941	128.0	239982	5.0104	ng/ml	97
T 2-Methylnaphthalene	6.765	141.0	145553	4.9469	ng/ml	98
T 1-Methylnaphthalene	6.877	141.0	149256	5.1448	ng/ml	95
T Acenaphthylene	7.801	152.0	226091	5.0673	ng/ml	97
T Acenaphthene	8.013	154.0	158193	5.0357	ng/ml	98
T Fluorene	8.636	166.0	194025	5.0767	ng/ml	83
T Phenanthrene	9.756	178.0	277422	5.0987	ng/ml	100
T Anthracene	9.830	178.0	220873	4.9348	ng/ml	99
T Fluoranthene	11.349	202.0	256730	4.9687	ng/ml	98
T Pyrene	11.720	202.0	286965	4.9817	ng/ml	99
T Benzo(a)Anthracene	14.577	228.0	198910	4.9777	ng/ml	100
T Chrysene	14.677	228.0	276476	5.0233	ng/ml	99
T Benzo(b)fluoranthene	17.622	252.0	191619	5.0687	ng/ml	98

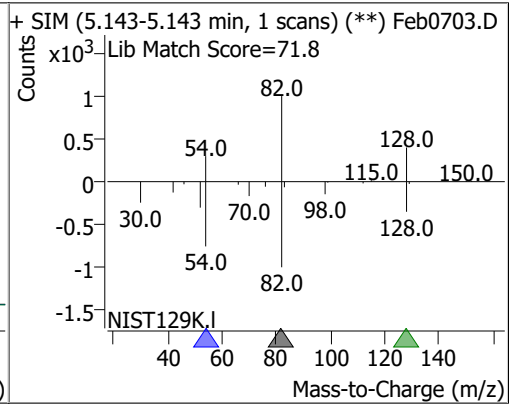
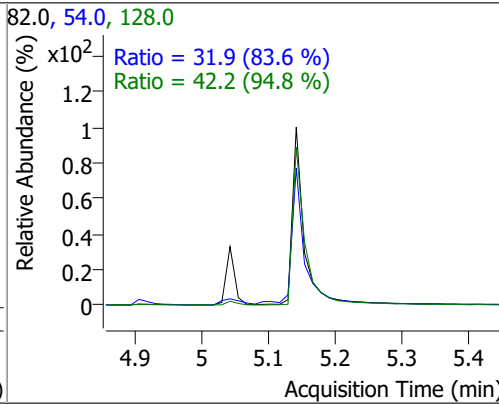
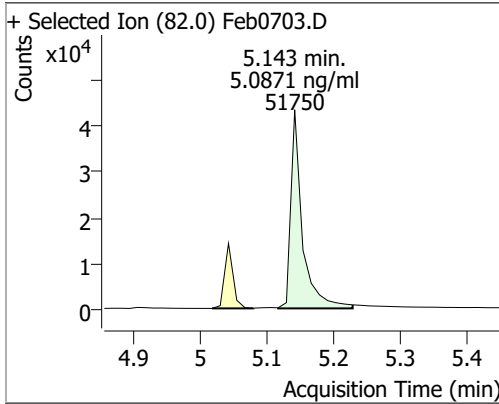
Quantitation Results Report (QT Reviewed)

Compound	RT	QIon	Resp.	Conc.	Units	Dev(Min)
T Benzo(k)fluoranthene	17.684	252.0	211377	5.0881	ng/ml	100
T Benzo(a)pyrene	18.277	252.0	165116	5.0807	ng/ml	99
T Indeno(1,2,3-cd)pyrene	20.130	276.0	147730	5.0421	ng/ml	99
T Dibenzo(a,h)anthracene	20.192	278.0	167932	5.0318	ng/ml	98
T Benzo(g,h,i)perylene	20.452	276.0	199971	5.0491	ng/ml	97

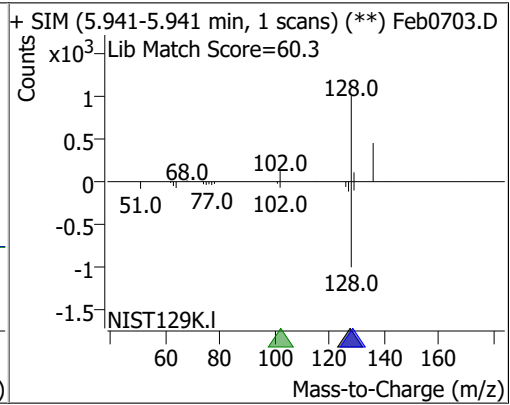
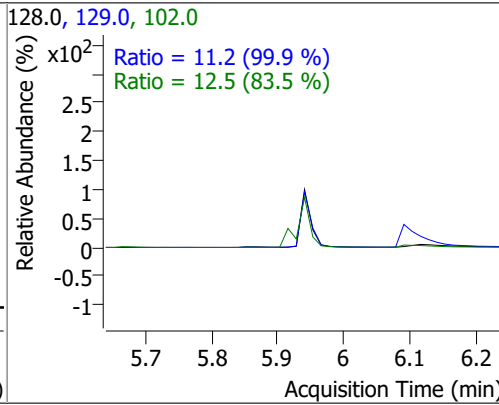
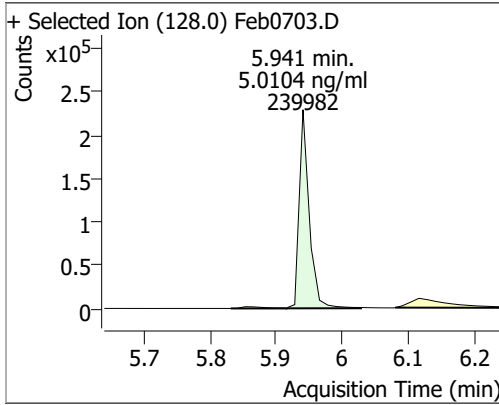
(#) = Qualifier Out of Range; (m) = Manual Integration; (+) = Area Summed; (*) = Surrogate Percent Recovery Out of Range; (d): Zeroed Peak

Quantitation Results Report (QT Reviewed)

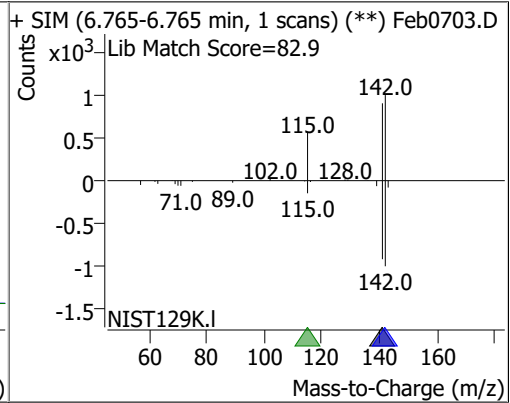
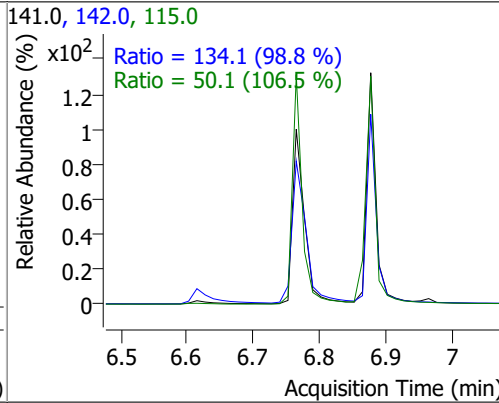
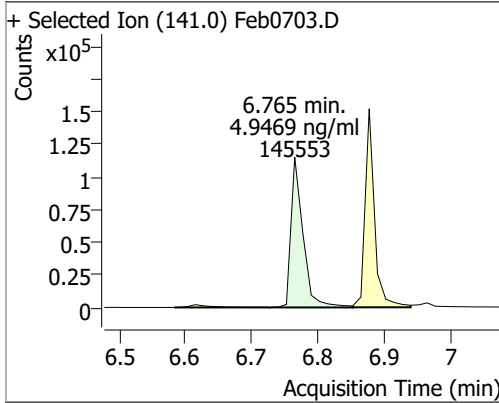
Compound	Conc.	RT	Dev(Min)	Resp.	QIon	QRatio	Lower	Upper
Nitrobenzene-d5	5.0871	5.14	-0.01	51750	128.0	42.2	31.2	57.9
					54.0	31.9	26.7	49.6



Compound	Conc.	RT	Dev(Min)	Resp.	QIon	QRatio	Lower	Upper
Naphthalene	5.0104	5.94	0.00	239982	102.0	12.5	0.0	45.0
					129.0	11.2	7.8	14.5

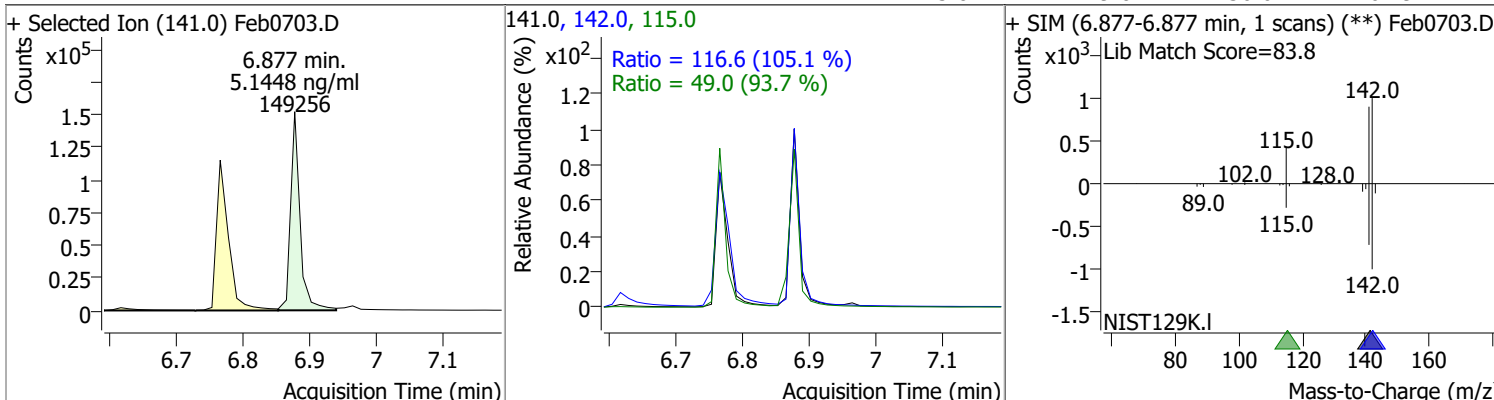


Compound	Conc.	RT	Dev(Min)	Resp.	QIon	QRatio	Lower	Upper
2-Methylnaphthalene	4.9469	6.76	-0.01	145553	142.0	134.1	95.0	176.4
					115.0	50.1	32.9	61.2

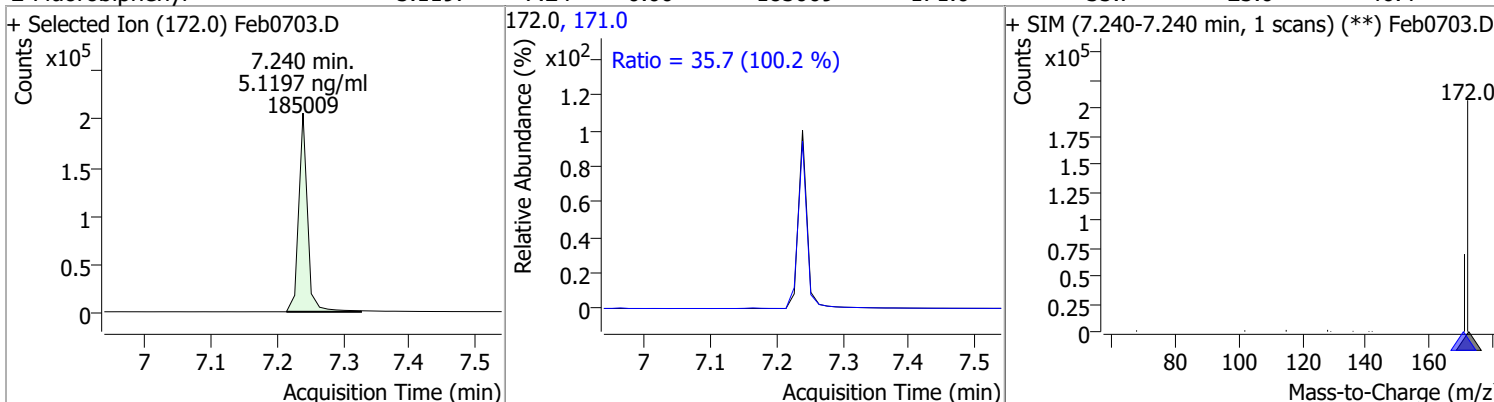


Quantitation Results Report (QT Reviewed)

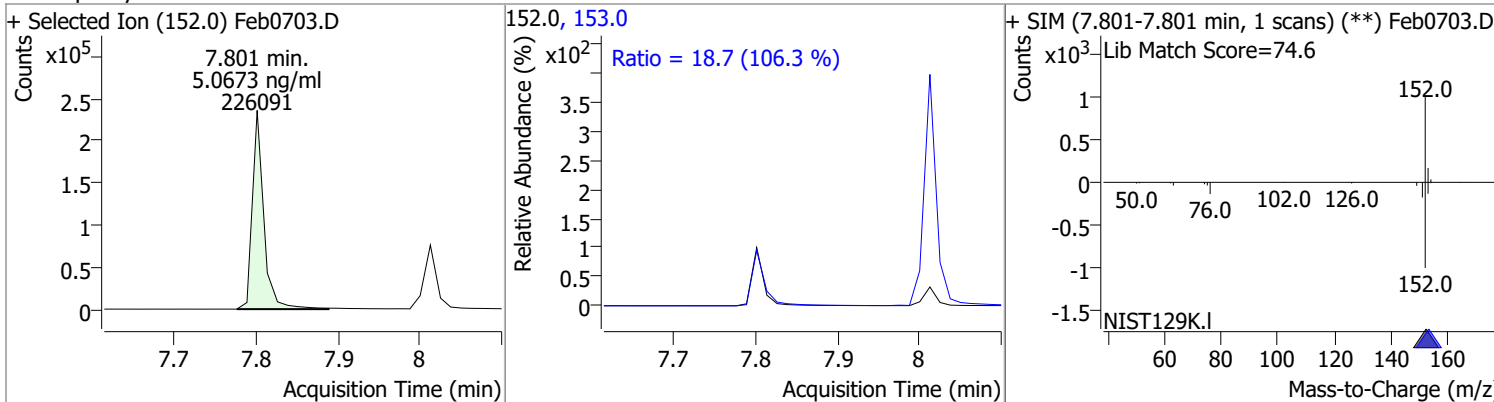
Compound	Conc.	RT	Dev(Min)	Resp.	QIon	QRatio	Lower	Upper
1-Methylnaphthalene	5.1448	6.88	-0.01	149256	142.0	116.6	77.7	144.2
					115.0	49.0	36.6	67.9



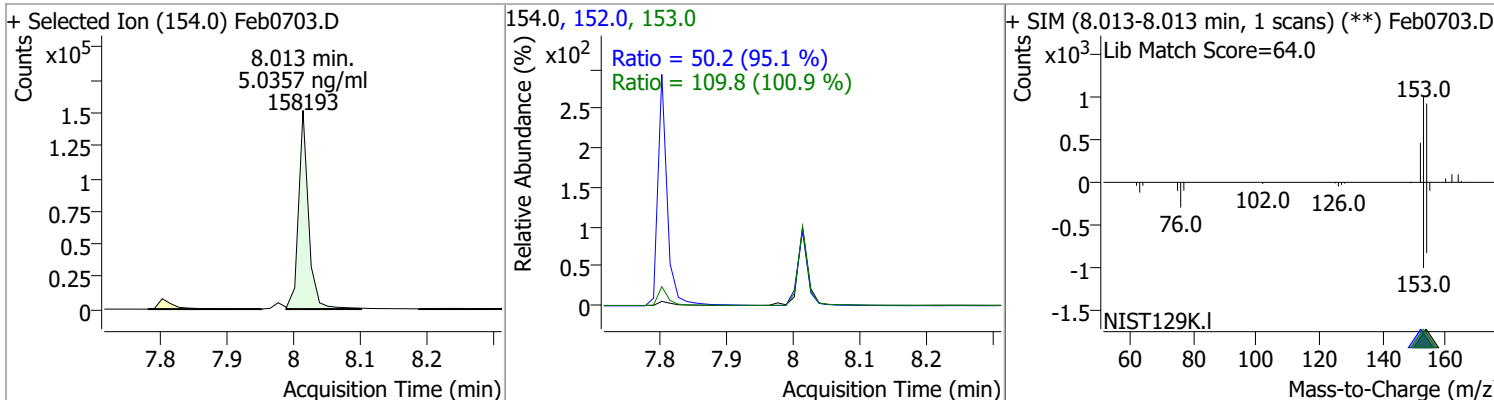
Compound	Conc.	RT	Dev(Min)	Resp.	QIon	QRatio	Lower	Upper
2-Fluorobiphenyl	5.1197	7.24	0.00	185009	171.0	35.7	25.0	46.4



Compound	Conc.	RT	Dev(Min)	Resp.	QIon	QRatio	Lower	Upper
Acenaphthylene	5.0673	7.80	0.00	226091	153.0	18.7	12.3	22.9

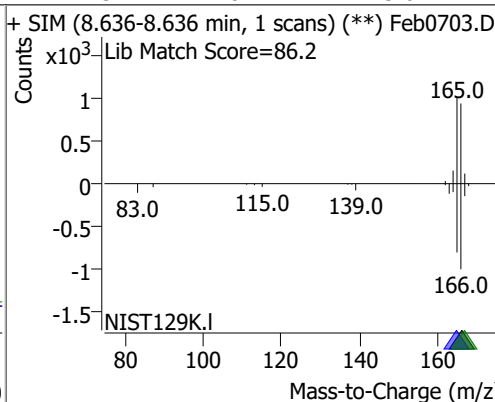
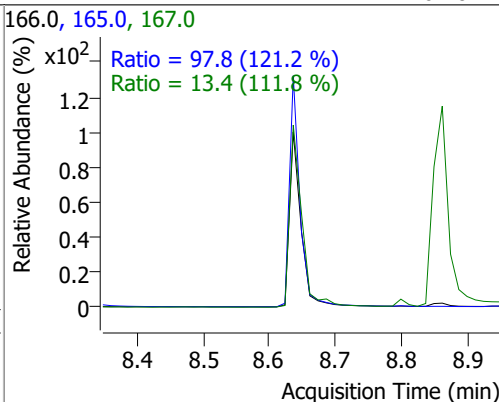
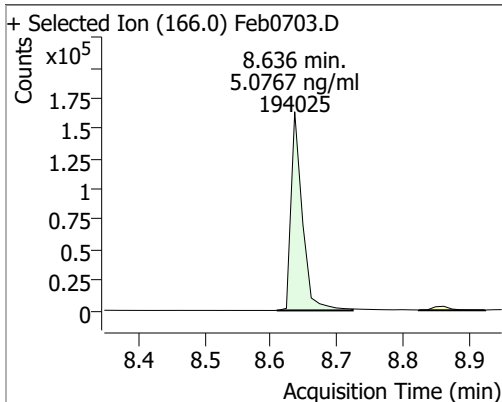


Compound	Conc.	RT	Dev(Min)	Resp.	QIon	QRatio	Lower	Upper
Acenaphthene	5.0357	8.01	0.00	158193	153.0	109.8	76.2	141.5
					152.0	50.2	37.0	68.7

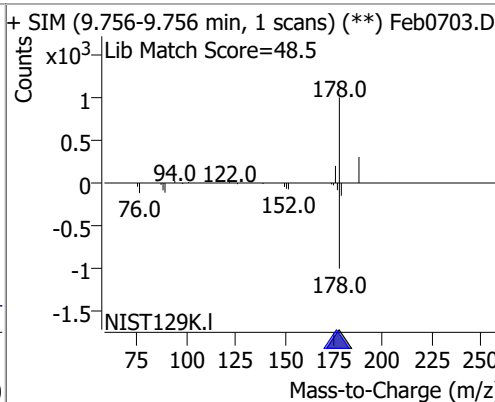
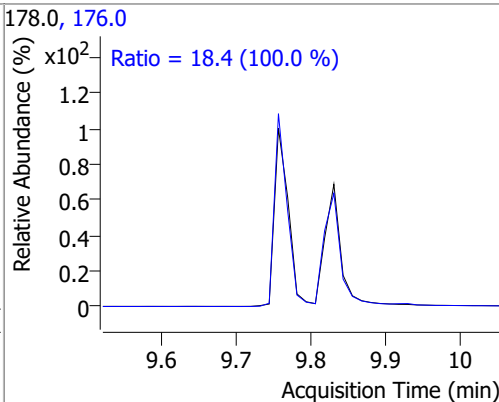
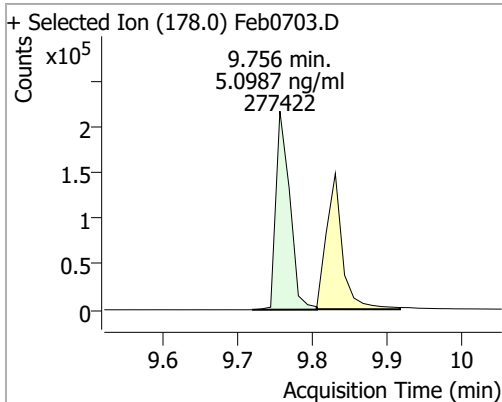


Quantitation Results Report (QT Reviewed)

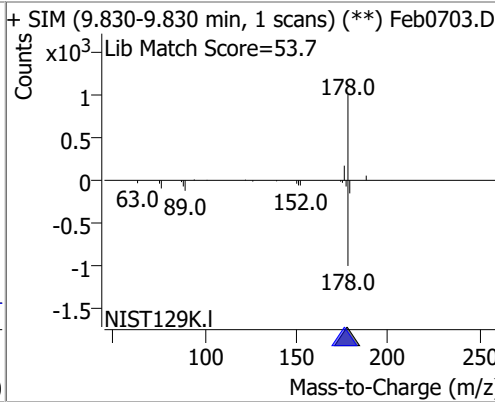
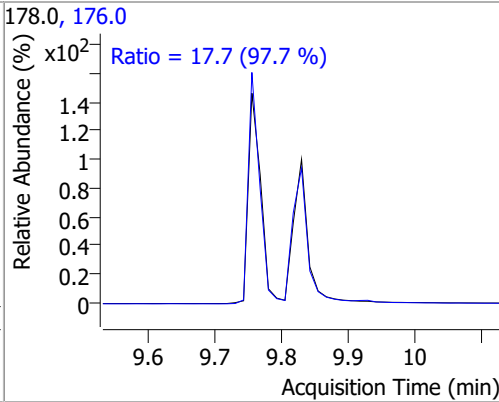
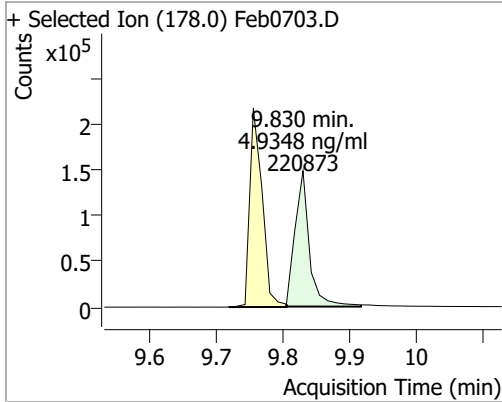
Compound	Conc.	RT	Dev(Min)	Resp.	QIon	QRatio	Lower	Upper
Fluorene	5.0767	8.64	-0.01	194025	165.0 167.0	97.8 13.4	56.5 8.4	104.9 15.6



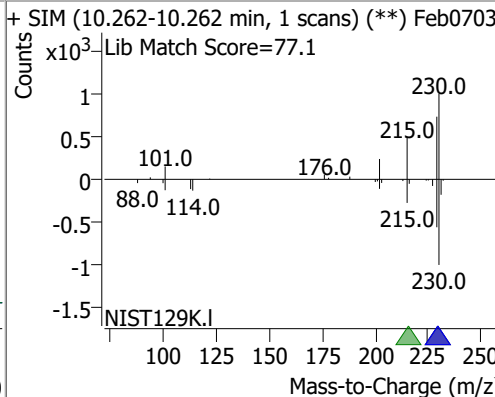
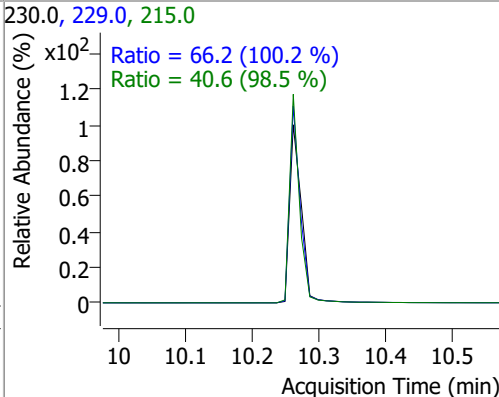
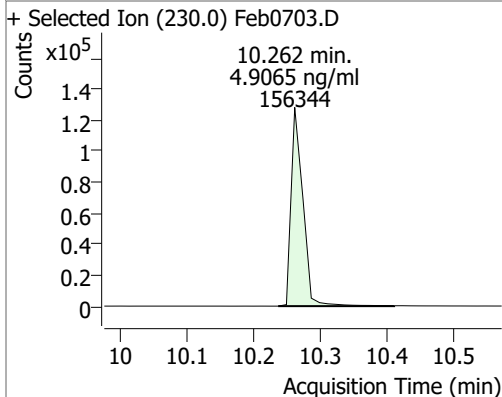
Compound	Conc.	RT	Dev(Min)	Resp.	QIon	QRatio	Lower	Upper
Phenanthrene	5.0987	9.76	0.00	277422	176.0	18.4	12.9	23.9



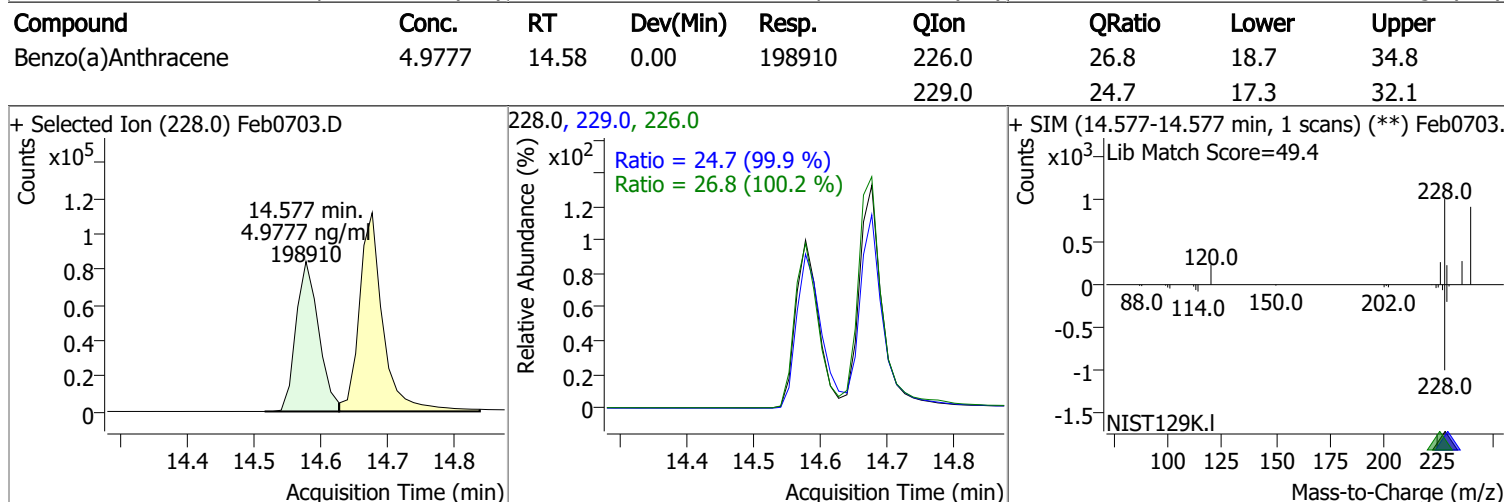
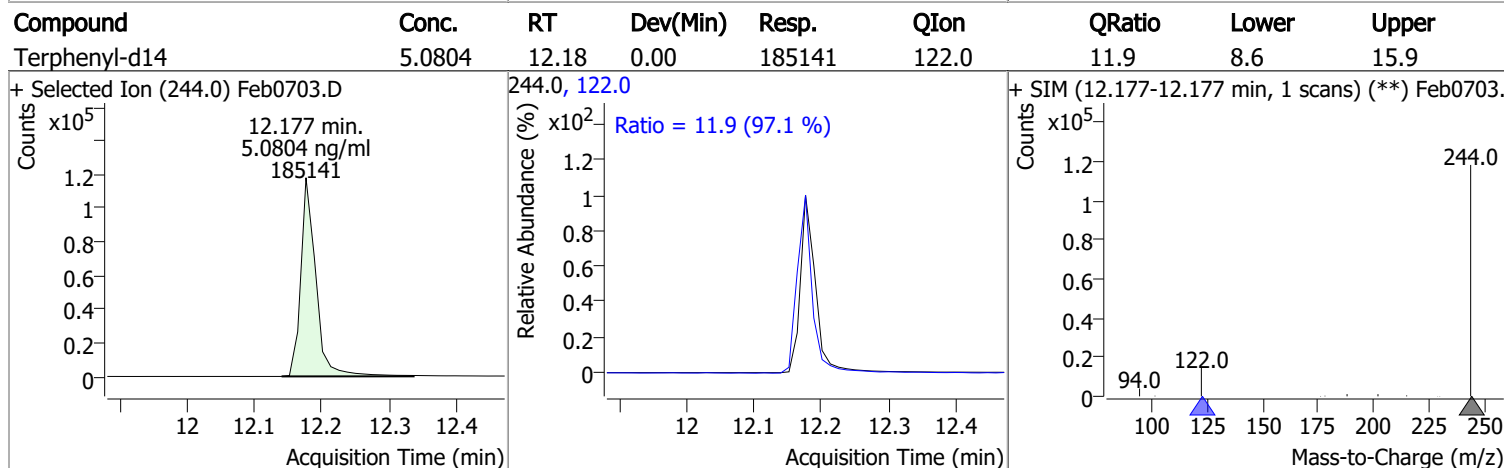
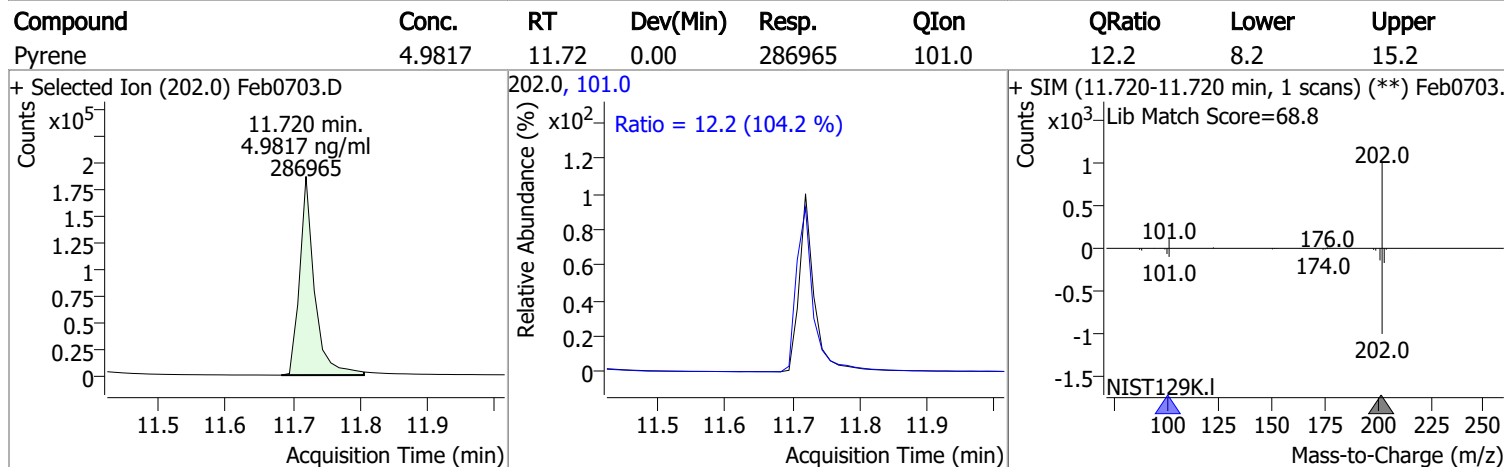
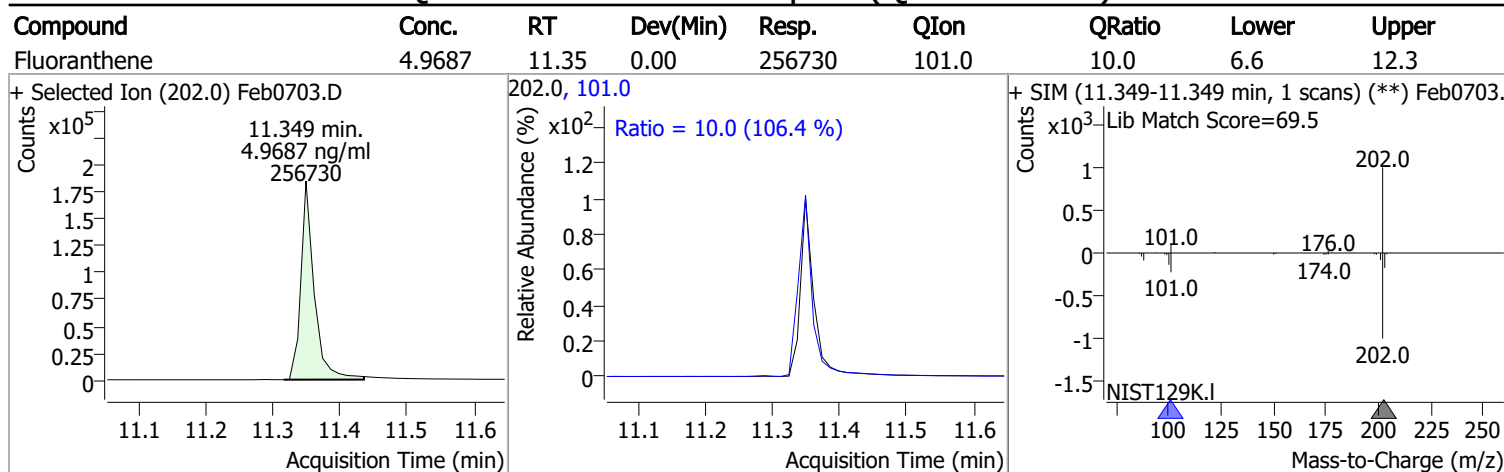
Compound	Conc.	RT	Dev(Min)	Resp.	QIon	QRatio	Lower	Upper
Anthracene	4.9348	9.83	0.00	220873	176.0	17.7	12.7	23.6



Compound	Conc.	RT	Dev(Min)	Resp.	QIon	QRatio	Lower	Upper
o-Terphenyl	4.9065	10.26	-0.01	156344	229.0 215.0	66.2 40.6	46.3 28.9	85.9 53.6

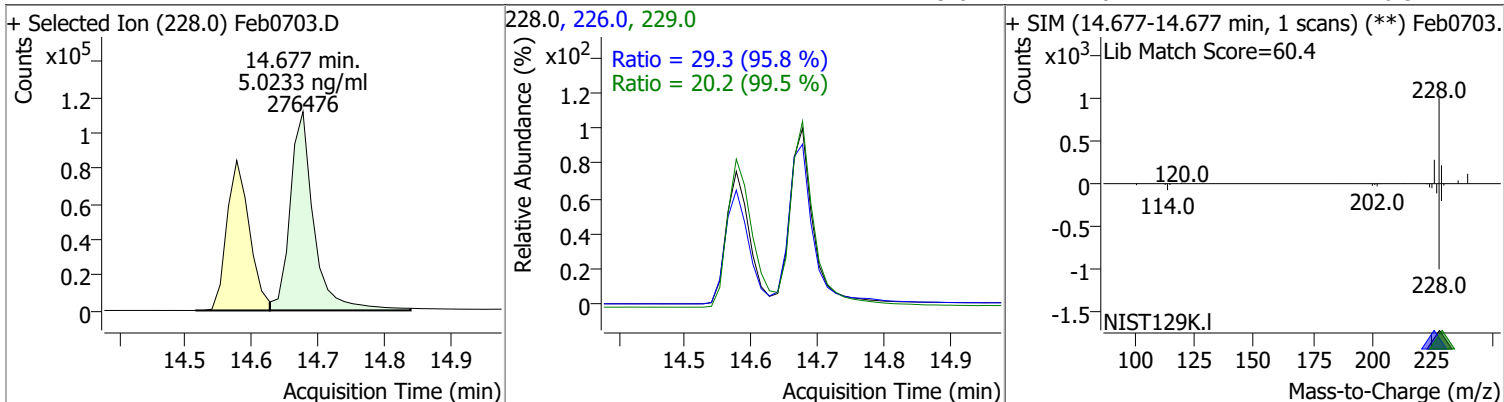


Quantitation Results Report (QT Reviewed)

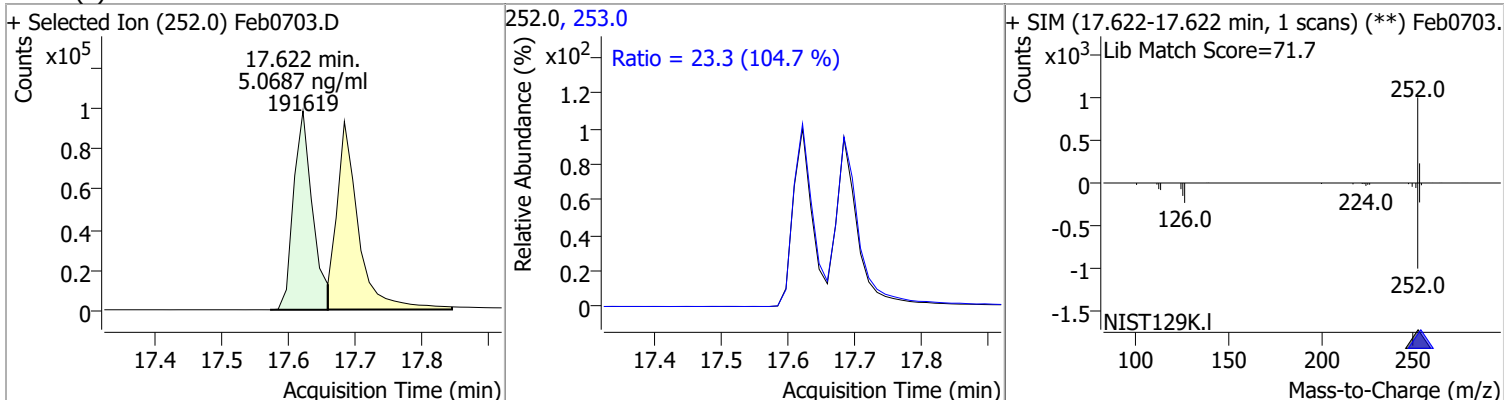


Quantitation Results Report (QT Reviewed)

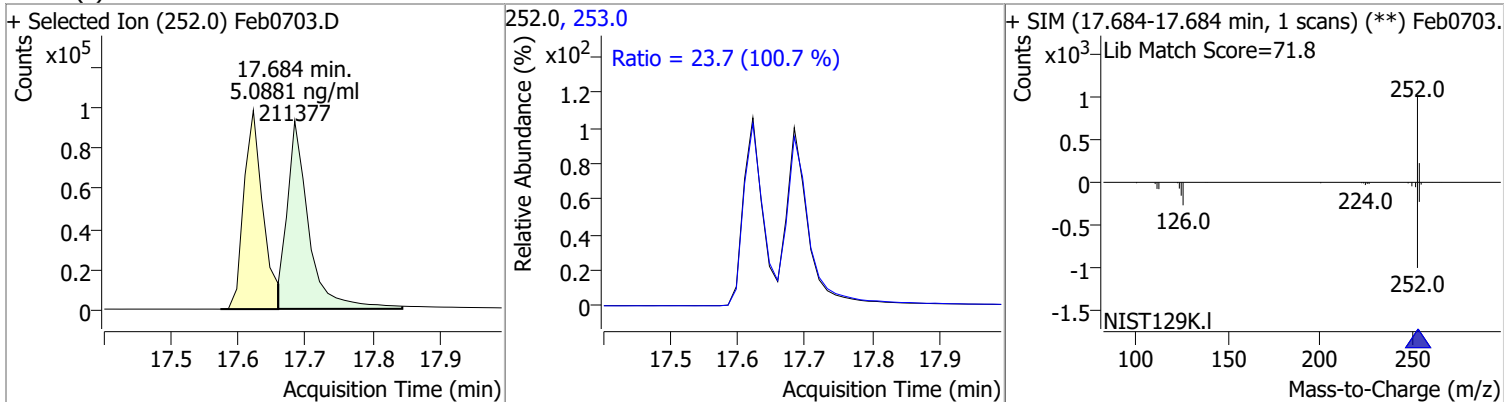
Compound	Conc.	RT	Dev(Min)	Resp.	QIon	QRatio	Lower	Upper
Chrysene	5.0233	14.68	0.00	276476	226.0	29.3	21.4	39.7
					229.0	20.2	14.2	26.3



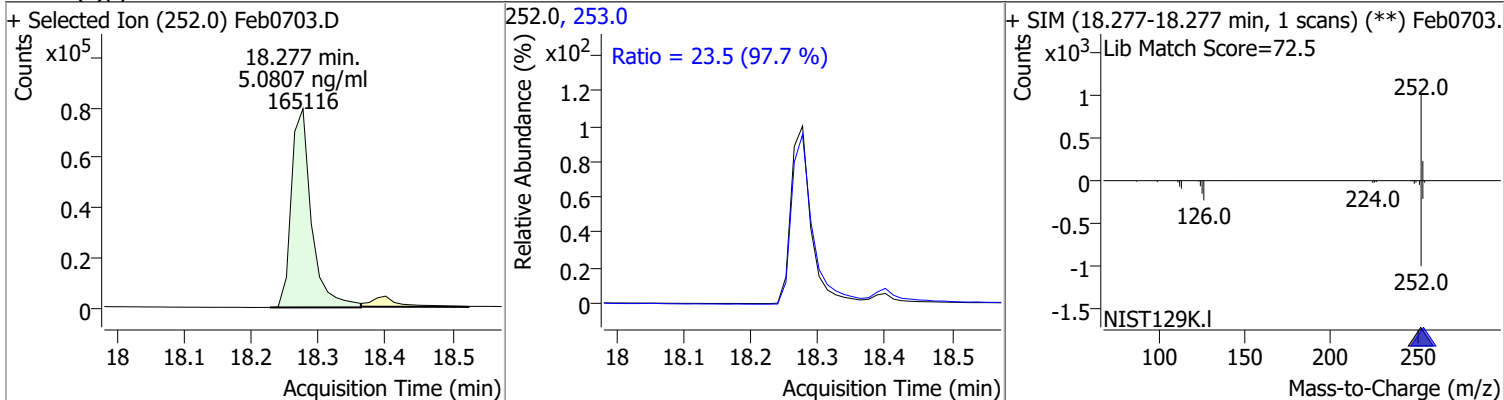
Compound	Conc.	RT	Dev(Min)	Resp.	QIon	QRatio	Lower	Upper
Benzo(b)fluoranthene	5.0687	17.62	0.00	191619	253.0	23.3	15.6	28.9



Compound	Conc.	RT	Dev(Min)	Resp.	QIon	QRatio	Lower	Upper
Benzo(k)fluoranthene	5.0881	17.68	-0.01	211377	253.0	23.7	16.5	30.6



Compound	Conc.	RT	Dev(Min)	Resp.	QIon	QRatio	Lower	Upper
Benzo(a)pyrene	5.0807	18.28	0.00	165116	253.0	23.5	16.8	31.2



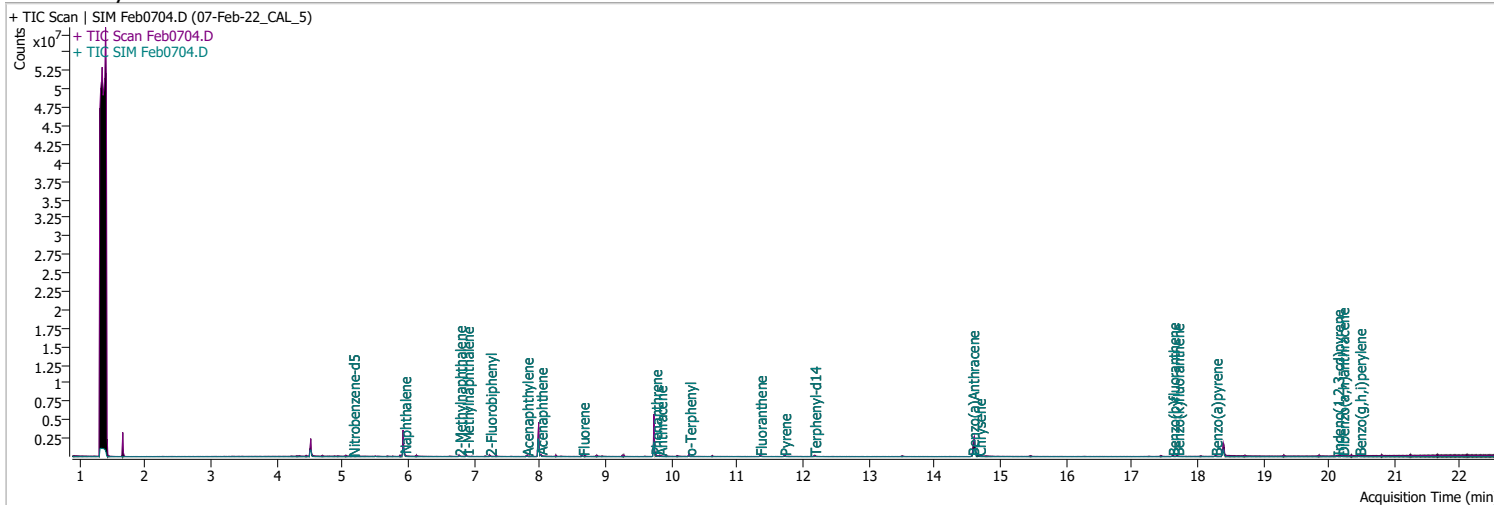
Quantitation Results Report (QT Reviewed)

Compound	Conc.	RT	Dev(Min)	Resp.	QIon	QRatio	Lower	Upper
Indeno(1,2,3-cd)pyrene	5.0421	20.13	0.00	147730	138.0	20.6	14.1	26.2
<div style="display: flex; justify-content: space-between;"> <div style="width: 30%;"> <p>+ Selected Ion (276.0) Feb0703.D</p> </div> <div style="width: 30%;"> <p>276.0, 138.0</p> <p>Ratio = 20.6 (101.9 %)</p> </div> <div style="width: 30%;"> <p>+ SIM (20.130-20.130 min, 1 scans) (**) Feb0703.</p> <p>Lib Match Score=78.8</p> </div> </div>								
Dibenzo(a,h)anthracene	5.0318	20.19	-0.01	167932	279.0	26.2	17.4	32.4
<div style="display: flex; justify-content: space-between;"> <div style="width: 30%;"> <p>+ Selected Ion (278.0) Feb0703.D</p> </div> <div style="width: 30%;"> <p>278.0, 279.0, 139.0</p> <p>Ratio = 26.2 (105.4 %)</p> <p>Ratio = 15.9 (97.7 %)</p> </div> <div style="width: 30%;"> <p>+ SIM (20.192-20.192 min, 1 scans) (**) Feb0703.</p> <p>Lib Match Score=77.6</p> </div> </div>								
Benzo(g,h,i)perylene	5.0491	20.45	-0.01	199971	277.0	23.6	17.2	31.9
<div style="display: flex; justify-content: space-between;"> <div style="width: 30%;"> <p>+ Selected Ion (276.0) Feb0703.D</p> </div> <div style="width: 30%;"> <p>276.0, 138.0, 277.0</p> <p>Ratio = 19.9 (91.8 %)</p> <p>Ratio = 23.6 (96.1 %)</p> </div> <div style="width: 30%;"> <p>+ SIM (20.452-20.452 min, 1 scans) (**) Feb0703.</p> <p>Lib Match Score=78.9</p> </div> </div>								

Quantitation Results Report (QT Reviewed)

Data File	Feb0704.D	Operator	LIMS import
Acq. Method	5975BNASIM	Acq. Date-Time	2/7/2022 4:46:39 PM
Sample Name	07-Feb-22_CAL_5	Instrument	GCMS
Vial	4	Multiplier	1.00
DA Method File		Comment	SVOC-8270-W-LLPAH
Tune File	dftppjph.u	Tune Date	
Batch Name	020722 bna SIM 1.batch.bin	Last Calib Update	2/8/2022 9:05:30 AM

Ref Library



Compound	RT	QIon	Resp.	Conc.	Units	Dev(Min)
Internal Standards						
M 1,4-Dichlorobenzene-d4	4.522	152.0	461660	40.0000	ng/ml	0.000
M Naphthalene-d8	5.928	136.0	1672073	40.0000	ng/ml	0.000
M Acenaphthene-d10	7.976	164.0	1119297	40.0000	ng/ml	0.000
M Phenanthrene-d10	9.731	188.0	2036232	40.0000	ng/ml	0.000
M Chrysene-d12	14.614	240.0	1667940	40.0000	ng/ml	0.000
M Perylene-d12	18.401	264.0	1019908	40.0000	ng/ml	0.000
System Monitoring Compounds						
S Nitrobenzene-d5	5.156	82.0	15641	1.6995	ng/ml	0.000
Spiked Amount: 5.000	Range: 19.0 - 102.0%			Recovery = 33.99%		
S 2-Fluorobiphenyl	7.240	172.0	70427	1.9954	ng/ml	0.000
Spiked Amount: 5.000	Range: 25.0 - 94.0%			Recovery = 39.91%		
S o-Terphenyl	10.274	230.0	58192	1.9367	ng/ml	0.000
Spiked Amount: 5.000	Range: 40.0 - 140.0%			Recovery = 38.73%		*
S Terphenyl-d14	12.177	244.0	67591	1.9211	ng/ml	0.000
Spiked Amount: 5.000	Range: 39.0 - 106.0%			Recovery = 38.42%		*
Target Compounds						
T Naphthalene	5.941	128.0	88651	1.9641	ng/ml	100
T 2-Methylnaphthalene	6.777	141.0	53447	1.9578	ng/ml	100
T 1-Methylnaphthalene	6.890	141.0	54212	1.8552	ng/ml	100
T Acenaphthylene	7.801	152.0	83470	1.9453	ng/ml	100
T Acenaphthene	8.013	154.0	61667	1.9755	ng/ml	100
T Fluorene	8.649	166.0	69553	1.8922	ng/ml	100
T Phenanthrene	9.756	178.0	101077	1.9001	ng/ml	100
T Anthracene	9.830	178.0	81750	1.9409	ng/ml	100
T Fluoranthene	11.349	202.0	100618	2.0152	ng/ml	100
T Pyrene	11.720	202.0	111845	1.9955	ng/ml	100
T Benzo(a)Anthracene	14.577	228.0	77029	1.9318	ng/ml	100
T Chrysene	14.677	228.0	102815	1.8940	ng/ml	100
T Benzo(b)fluoranthene	17.622	252.0	65972	1.8864	ng/ml	100

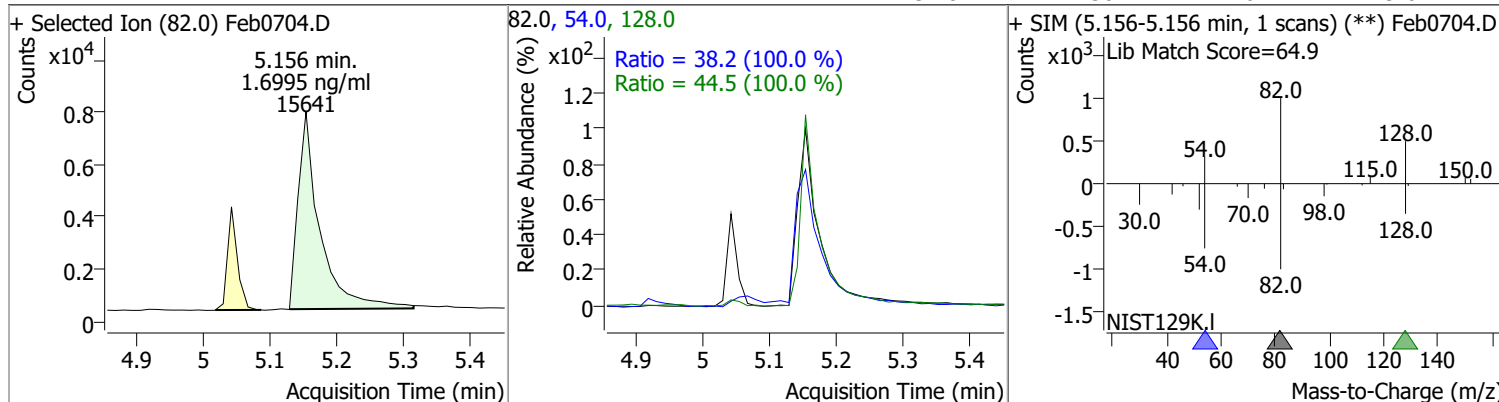
Quantitation Results Report (QT Reviewed)

Compound	RT	QIon	Resp.	Conc.	Units	Dev(Min)
T Benzo(k)fluoranthene	17.696	252.0	74874	1.8501	ng/ml	100
T Benzo(a)pyrene	18.277	252.0	58672	1.9113	ng/ml	100
T Indeno(1,2,3-cd)pyrene	20.130	276.0	53642	1.9653	ng/ml	100
T Dibenzo(a,h)anthracene	20.204	278.0	58803	1.8913	ng/ml	100
T Benzo(g,h,i)perylene	20.464	276.0	69957	1.8626	ng/ml	100

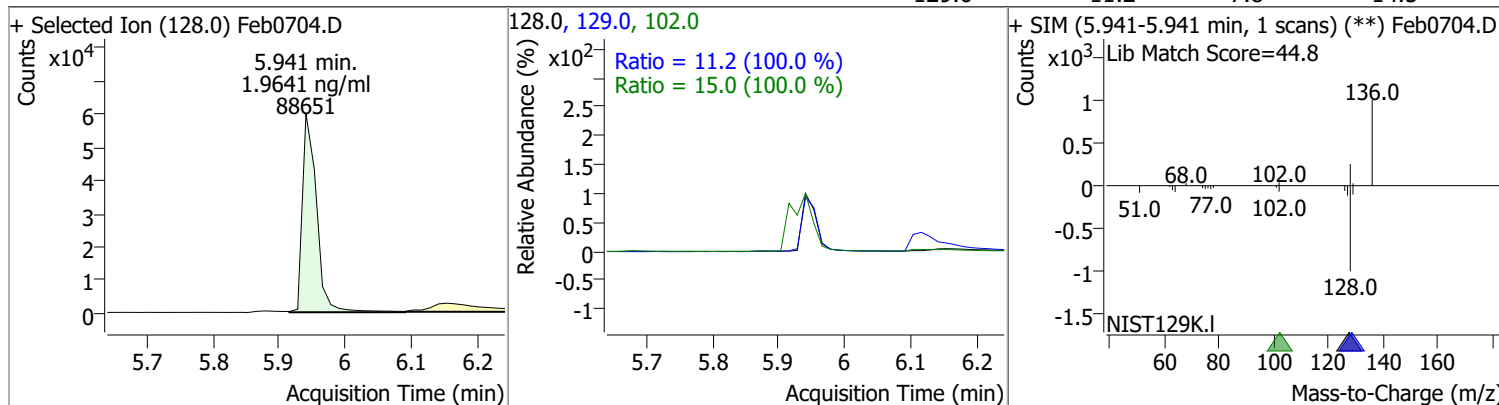
(#) = Qualifier Out of Range; (m) = Manual Integration; (+) = Area Summed; (*) = Surrogate Percent Recovery Out of Range; (d): Zeroed Peak

Quantitation Results Report (QT Reviewed)

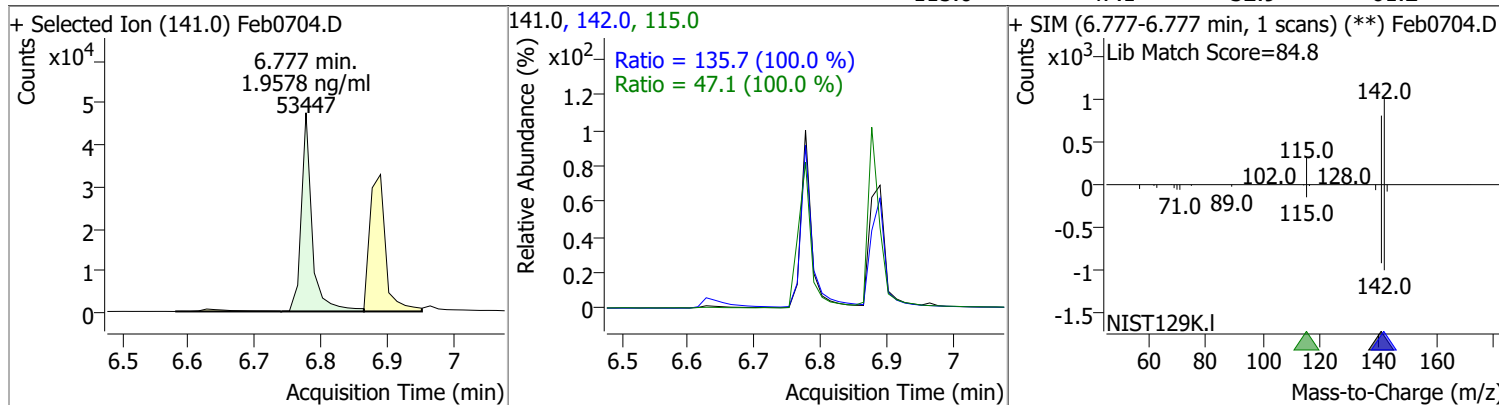
Compound	Conc.	RT	Dev(Min)	Resp.	QIon	QRatio	Lower	Upper
Nitrobenzene-d5	1.6995	5.16	0.00	15641	128.0	44.5	31.2	57.9
					54.0	38.2	26.7	49.6



Compound	Conc.	RT	Dev(Min)	Resp.	QIon	QRatio	Lower	Upper
Naphthalene	1.9641	5.94	0.00	88651	102.0	15.0	0.0	45.0
					129.0	11.2	7.8	14.5

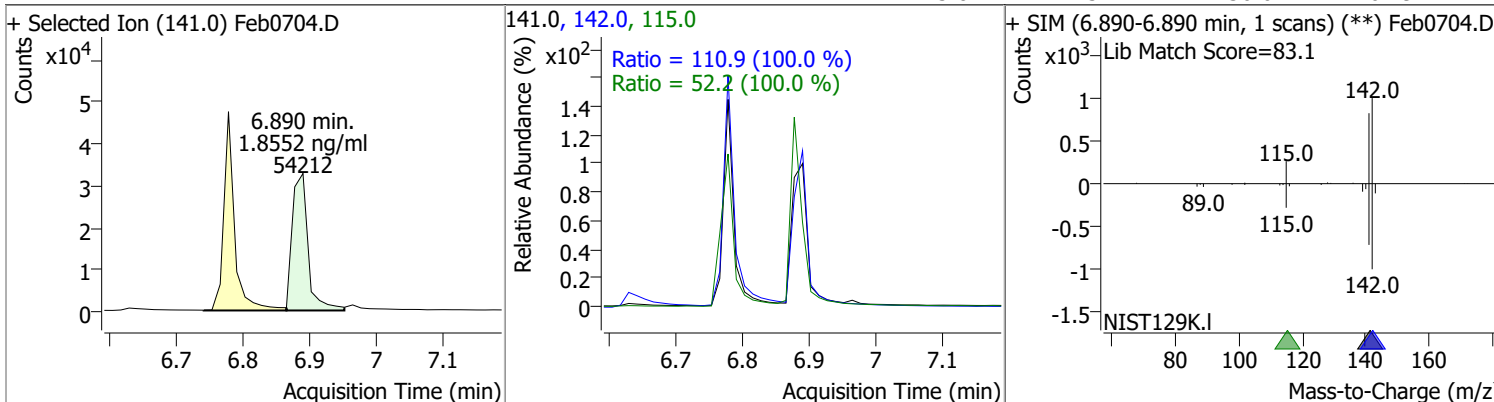


Compound	Conc.	RT	Dev(Min)	Resp.	QIon	QRatio	Lower	Upper
2-Methylnaphthalene	1.9578	6.78	0.00	53447	142.0	135.7	95.0	176.4
					115.0	47.1	32.9	61.2

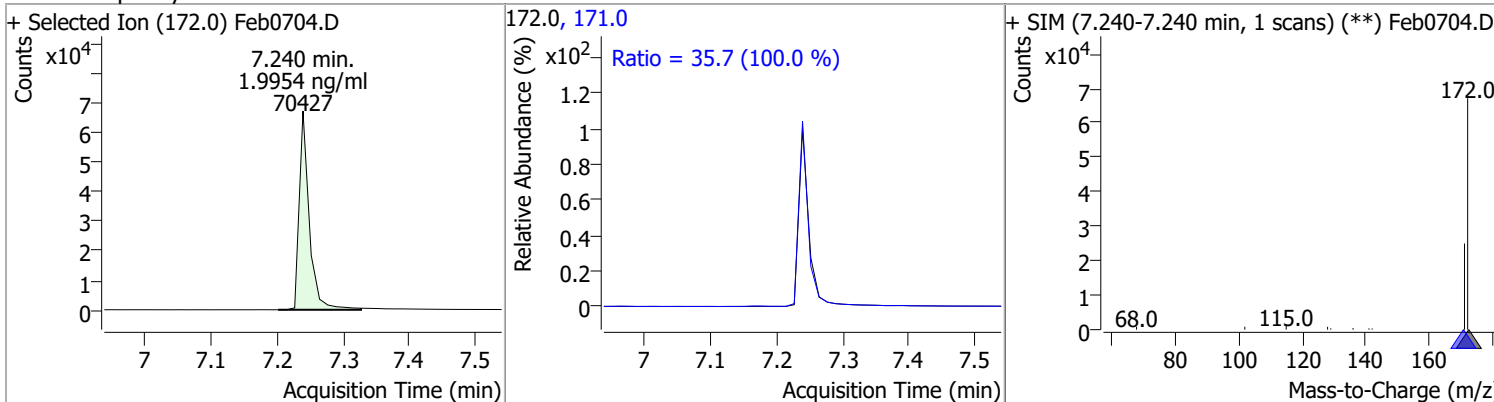


Quantitation Results Report (QT Reviewed)

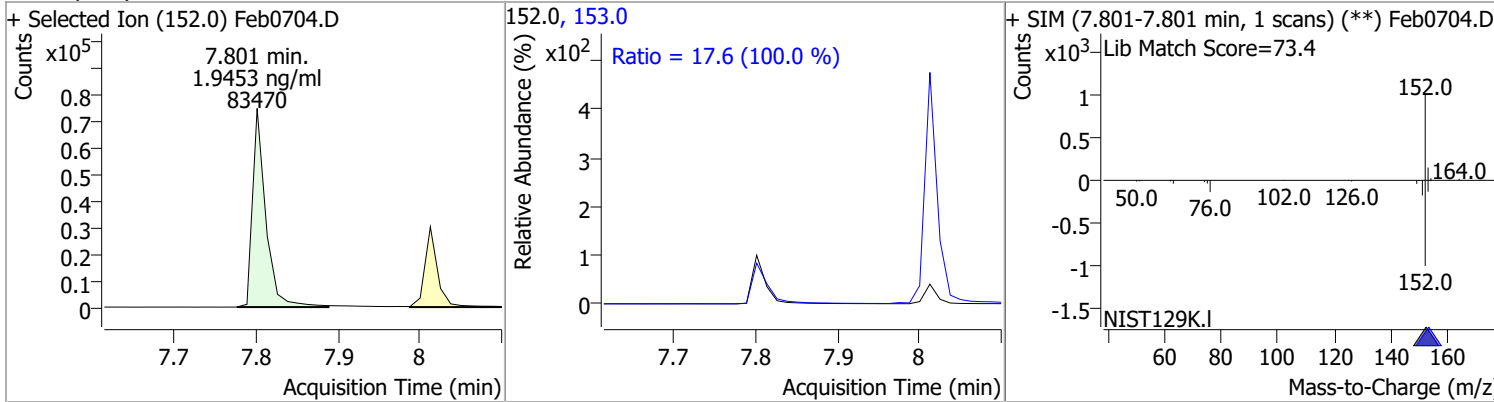
Compound	Conc.	RT	Dev(Min)	Resp.	QIon	QRatio	Lower	Upper
1-Methylnaphthalene	1.8552	6.89	0.00	54212	142.0	110.9	77.7	144.2
					115.0	52.2	36.6	67.9



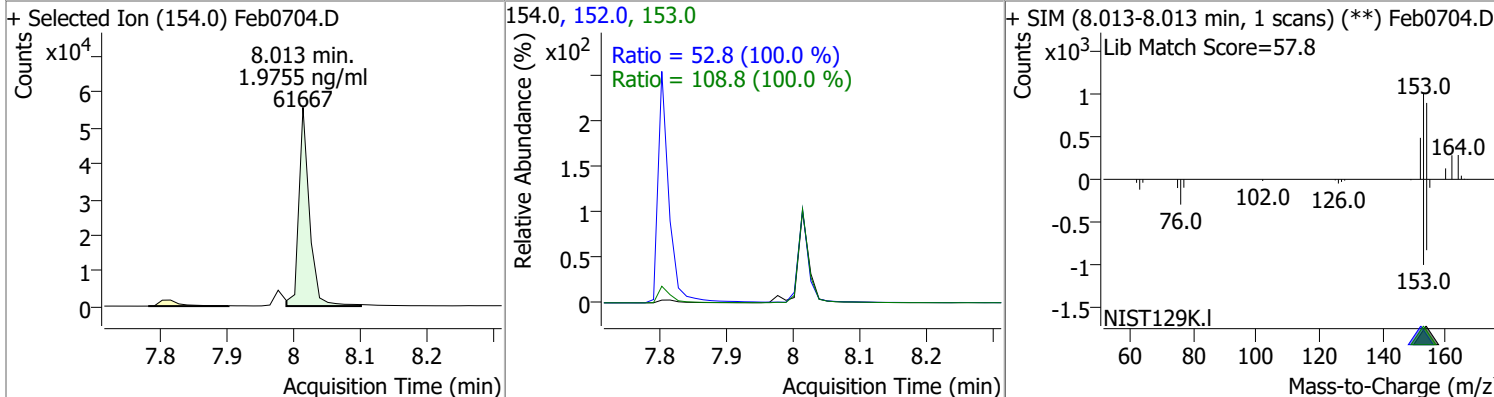
Compound	Conc.	RT	Dev(Min)	Resp.	QIon	QRatio	Lower	Upper
2-Fluorobiphenyl	1.9954	7.24	0.00	70427	171.0	35.7	25.0	46.4



Compound	Conc.	RT	Dev(Min)	Resp.	QIon	QRatio	Lower	Upper
Acenaphthylene	1.9453	7.80	0.00	83470	153.0	17.6	12.3	22.9

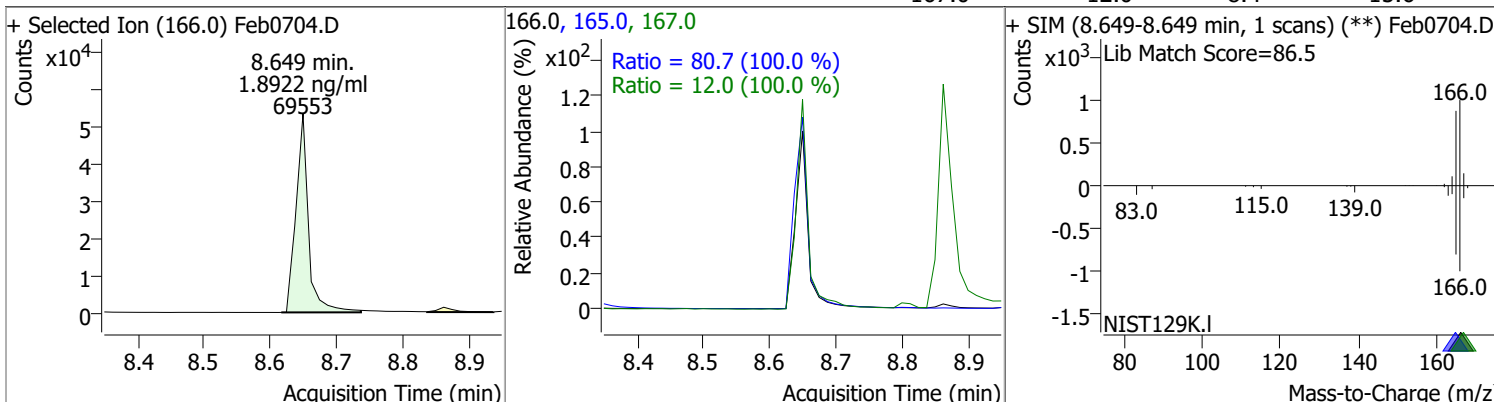


Compound	Conc.	RT	Dev(Min)	Resp.	QIon	QRatio	Lower	Upper
Acenaphthene	1.9755	8.01	0.00	61667	153.0	108.8	76.2	141.5
					152.0	52.8	37.0	68.7

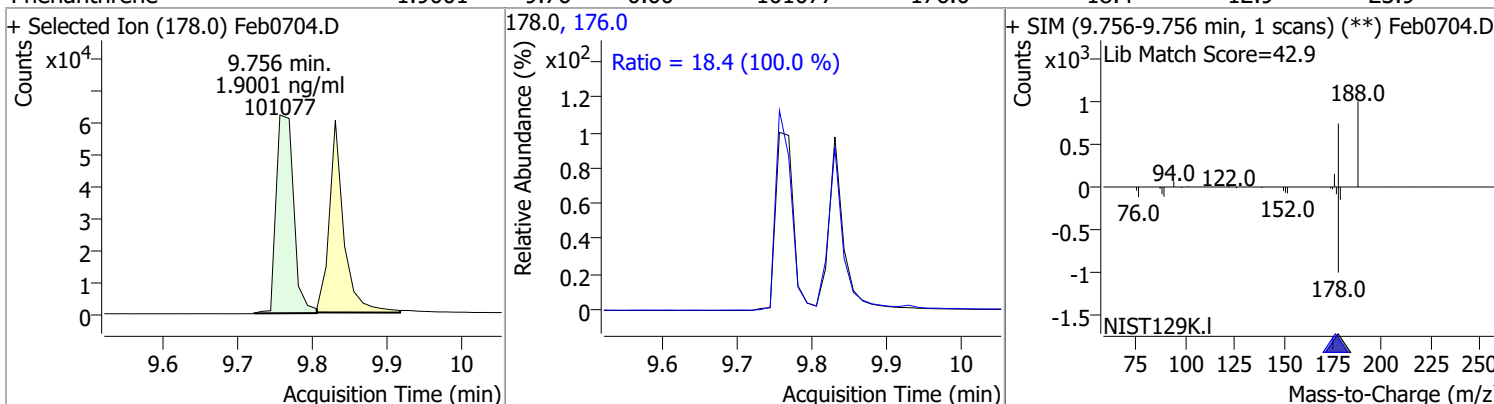


Quantitation Results Report (QT Reviewed)

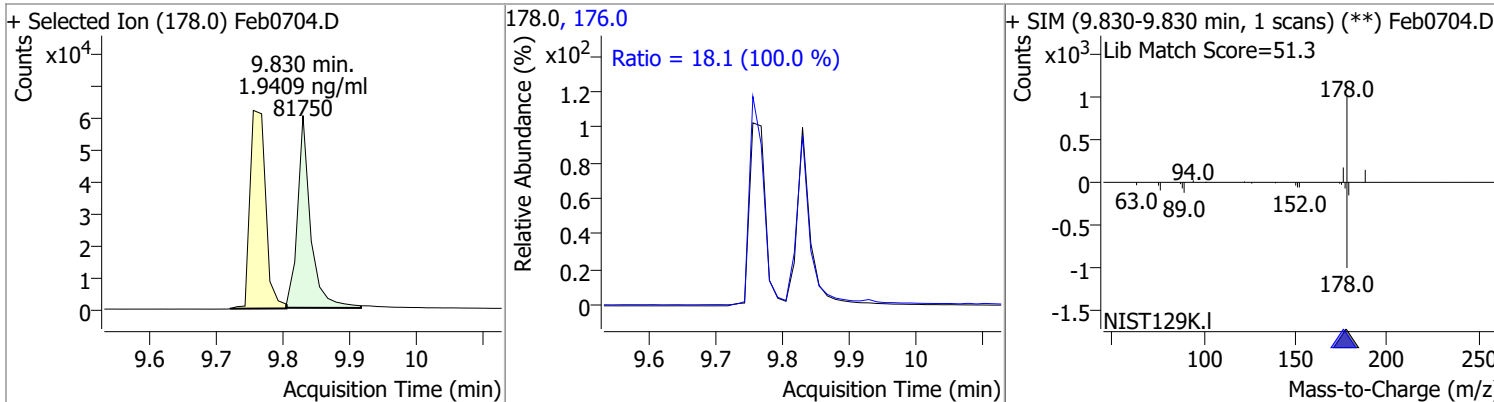
Compound	Conc.	RT	Dev(Min)	Resp.	QIon	QRatio	Lower	Upper
Fluorene	1.8922	8.65	0.00	69553	165.0	80.7	56.5	104.9
					167.0	12.0	8.4	15.6



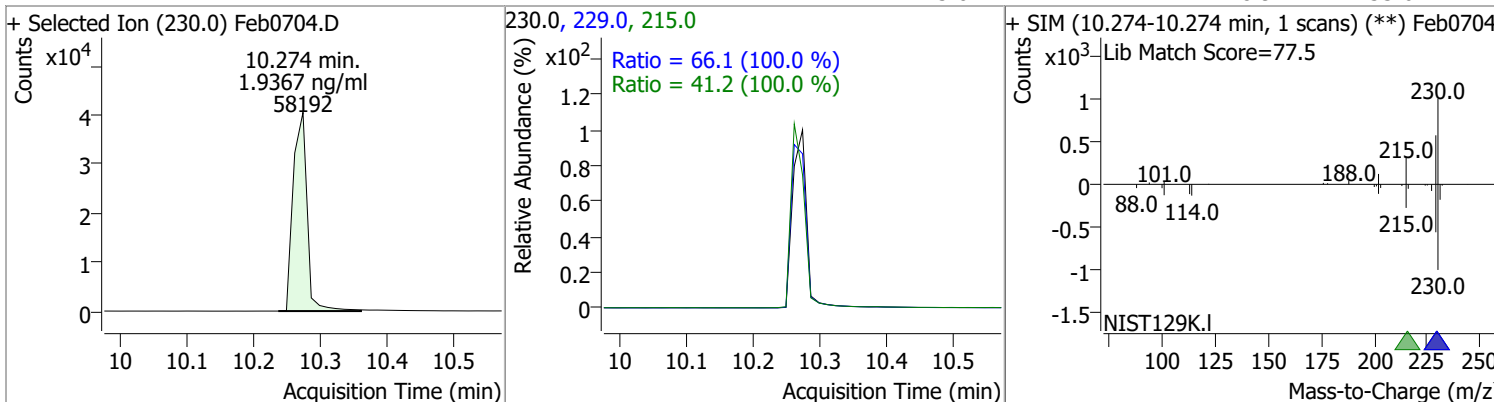
Compound	Conc.	RT	Dev(Min)	Resp.	QIon	QRatio	Lower	Upper
Phenanthrene	1.9001	9.76	0.00	101077	176.0	18.4	12.9	23.9



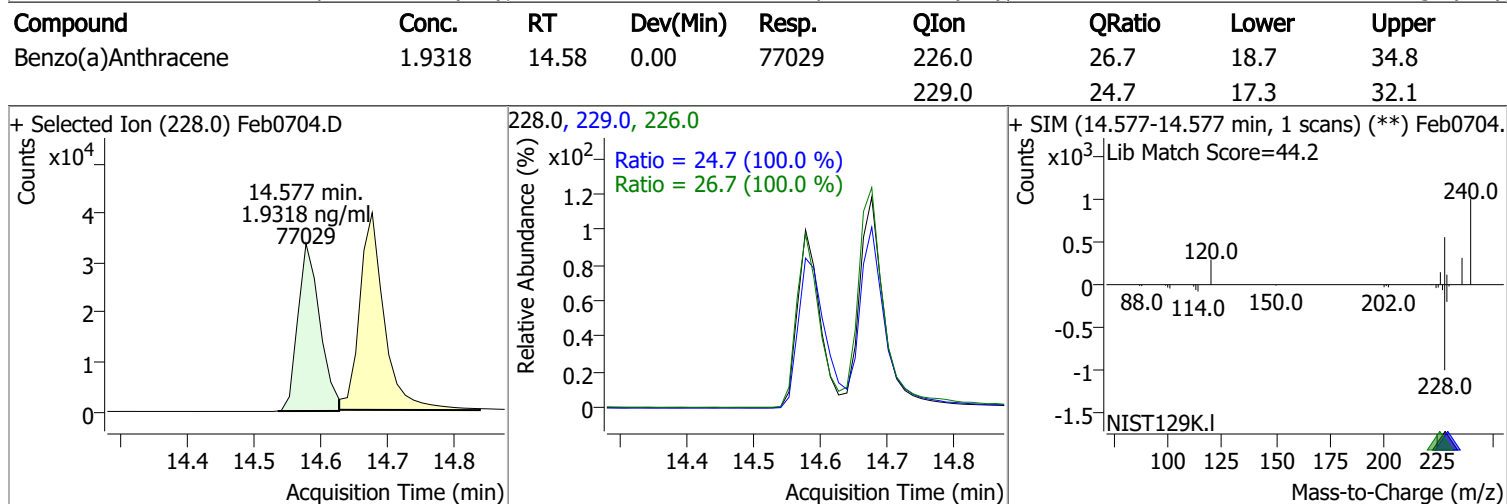
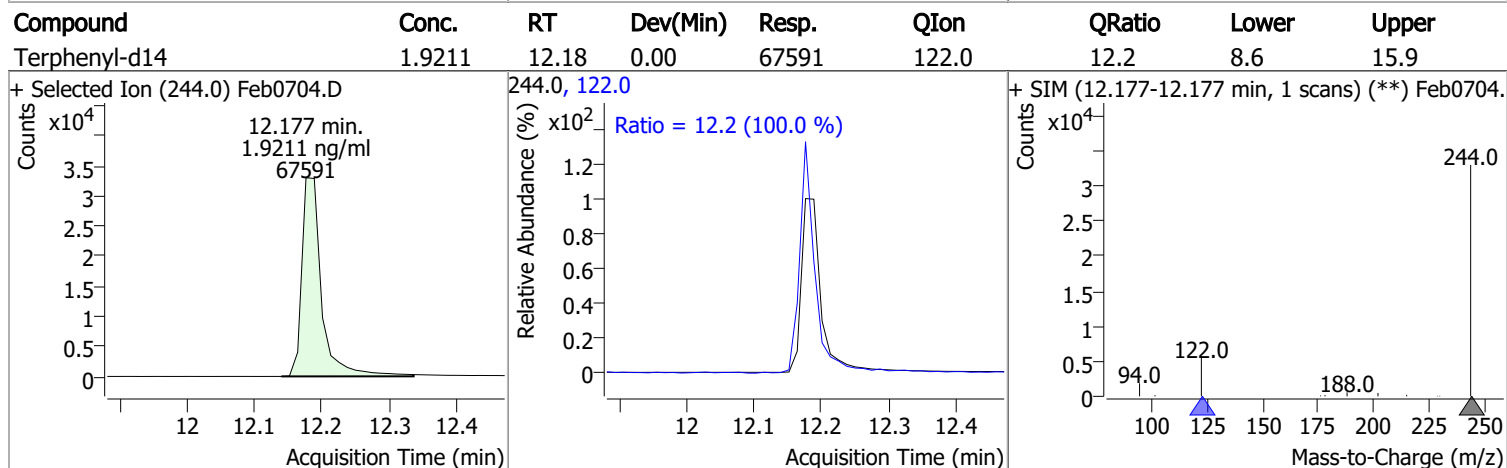
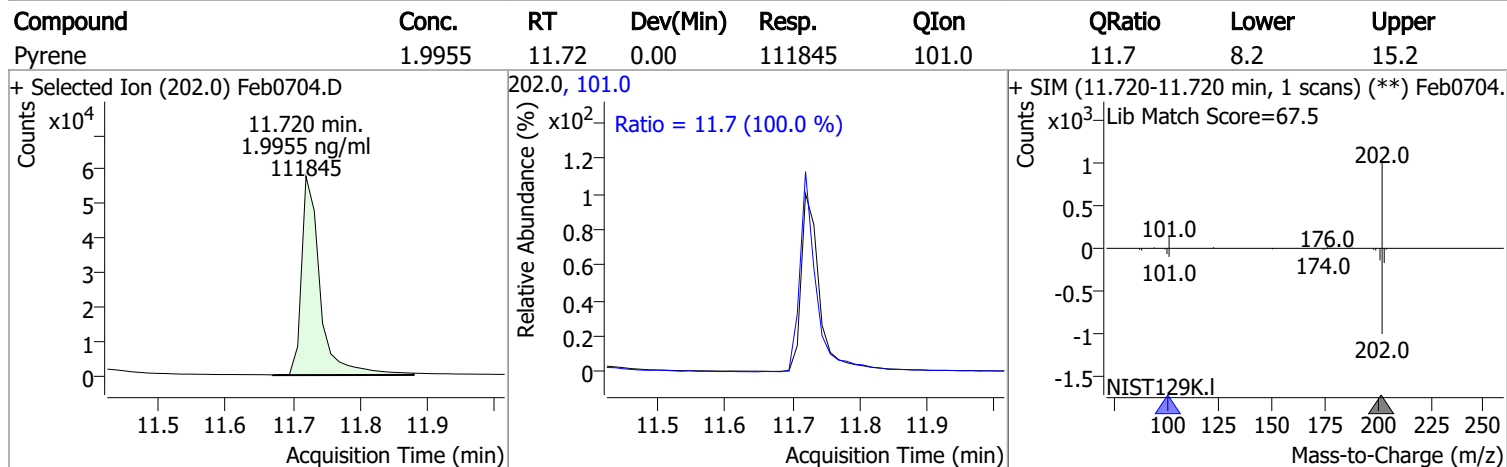
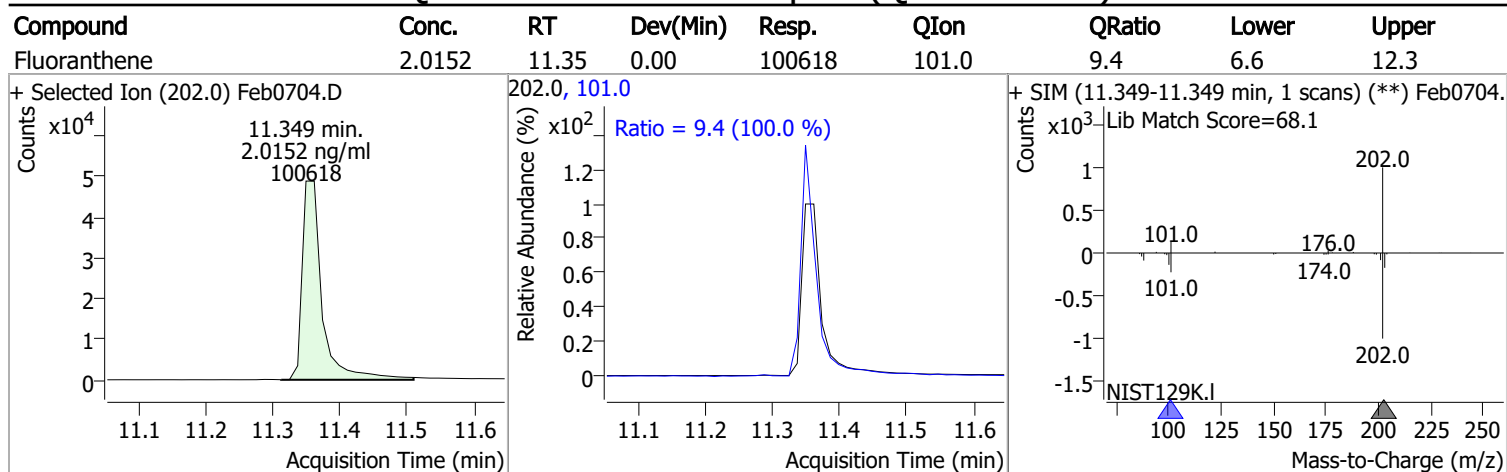
Compound	Conc.	RT	Dev(Min)	Resp.	QIon	QRatio	Lower	Upper
Anthracene	1.9409	9.83	0.00	81750	176.0	18.1	12.7	23.6



Compound	Conc.	RT	Dev(Min)	Resp.	QIon	QRatio	Lower	Upper
o-Terphenyl	1.9367	10.27	0.00	58192	229.0	66.1	46.3	85.9
					215.0	41.2	28.9	53.6

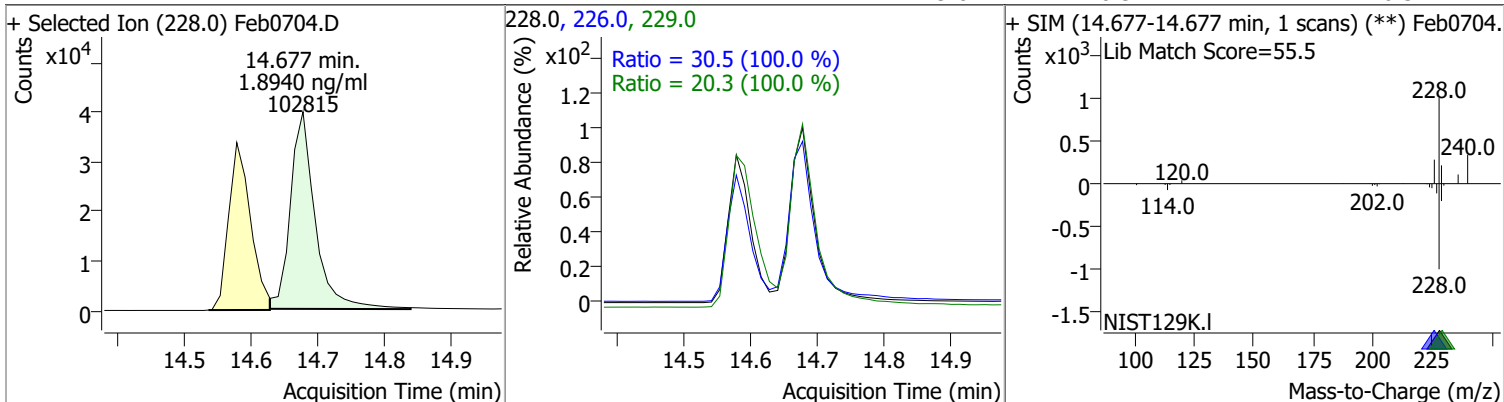


Quantitation Results Report (QT Reviewed)

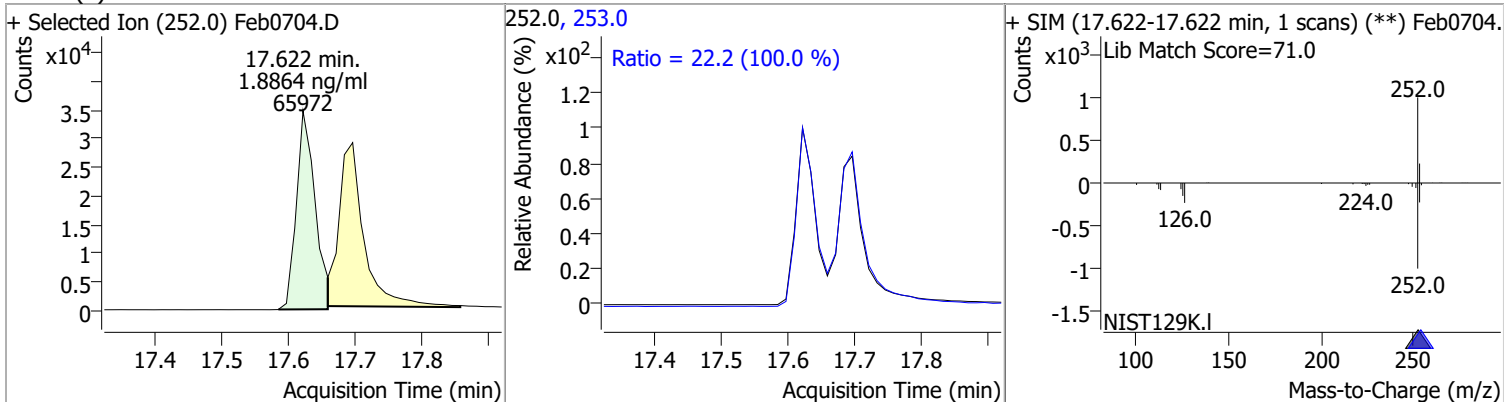


Quantitation Results Report (QT Reviewed)

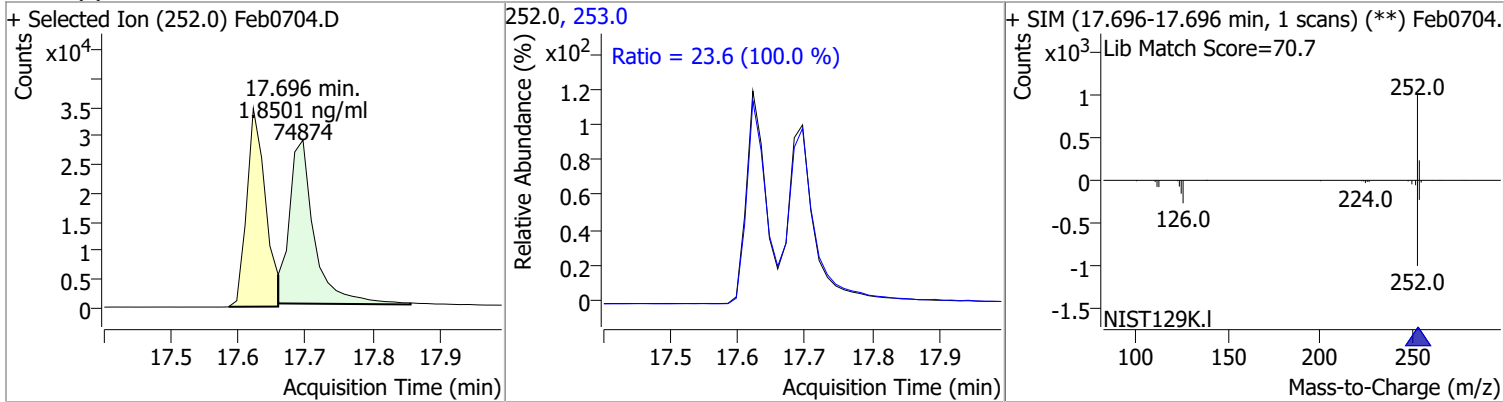
Compound	Conc.	RT	Dev(Min)	Resp.	QIon	QRatio	Lower	Upper
Chrysene	1.8940	14.68	0.00	102815	226.0	30.5	21.4	39.7
					229.0	20.3	14.2	26.3



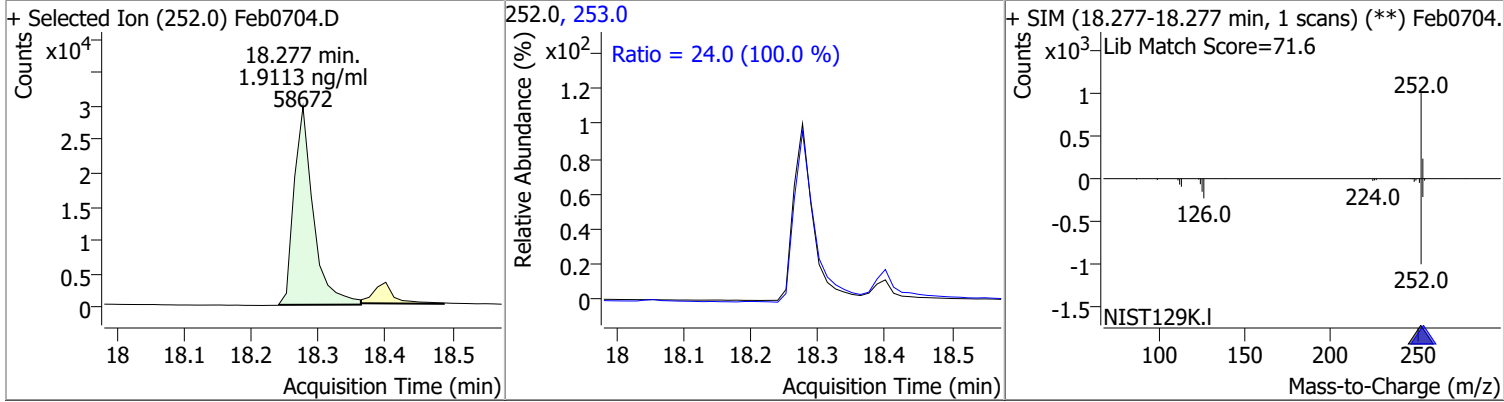
Compound	Conc.	RT	Dev(Min)	Resp.	QIon	QRatio	Lower	Upper
Benzo(b)fluoranthene	1.8864	17.62	0.00	65972	253.0	22.2	15.6	28.9



Compound	Conc.	RT	Dev(Min)	Resp.	QIon	QRatio	Lower	Upper
Benzo(k)fluoranthene	1.8501	17.70	0.00	74874	253.0	23.6	16.5	30.6

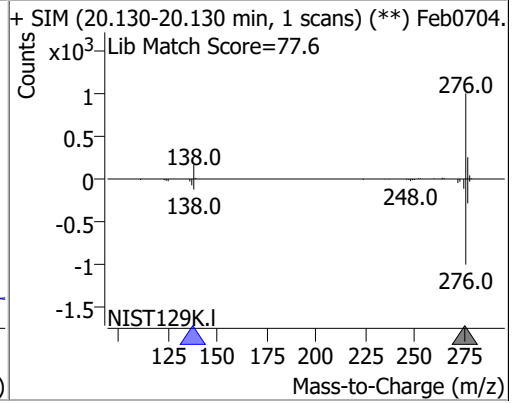
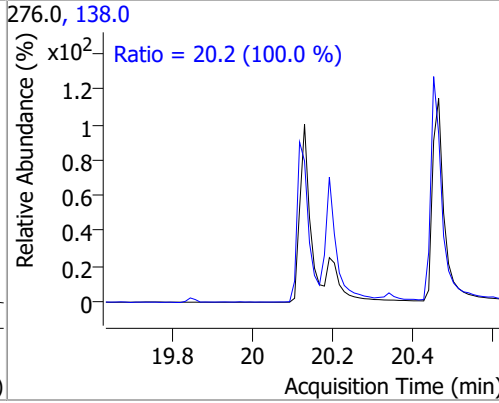
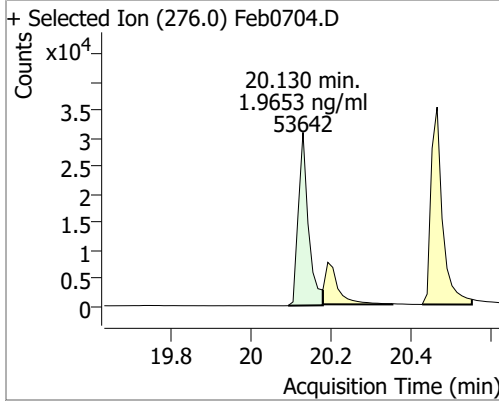


Compound	Conc.	RT	Dev(Min)	Resp.	QIon	QRatio	Lower	Upper
Benzo(a)pyrene	1.9113	18.28	0.00	58672	253.0	24.0	16.8	31.2

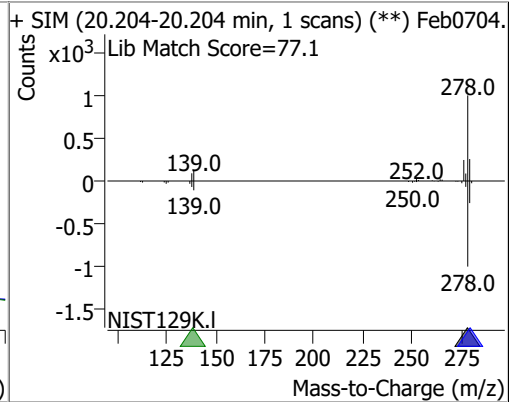
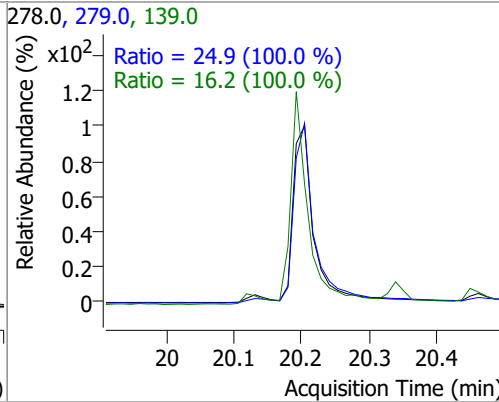
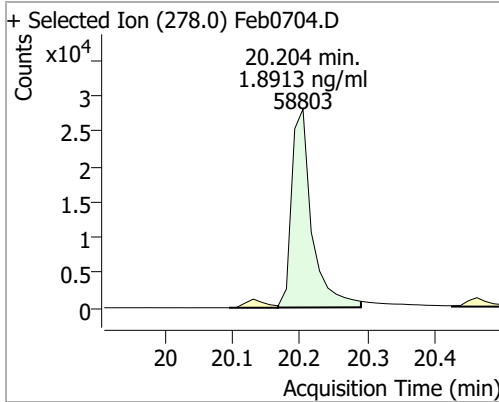


Quantitation Results Report (QT Reviewed)

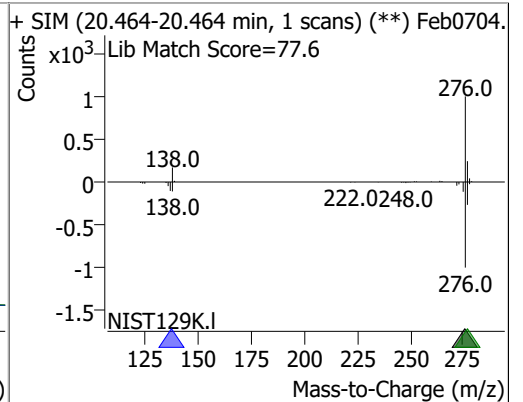
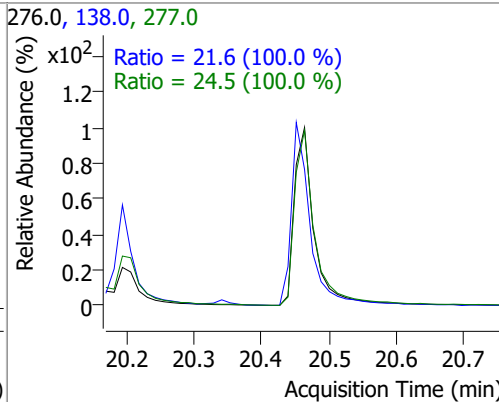
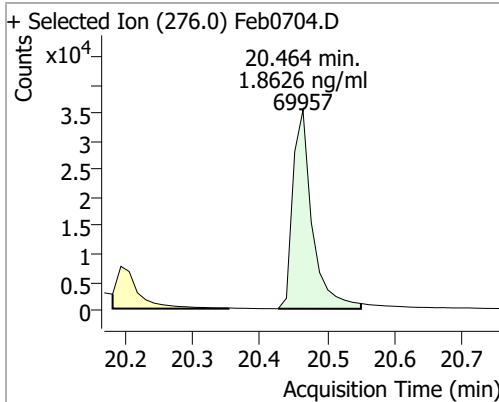
Compound	Conc.	RT	Dev(Min)	Resp.	QIon	QRatio	Lower	Upper
Indeno(1,2,3-cd)pyrene	1.9653	20.13	0.00	53642	138.0	20.2	14.1	26.2



Compound	Conc.	RT	Dev(Min)	Resp.	QIon	QRatio	Lower	Upper
Dibenzo(a,h)anthracene	1.8913	20.20	0.00	58803	279.0	24.9	17.4	32.4
					139.0	16.2	11.4	21.1



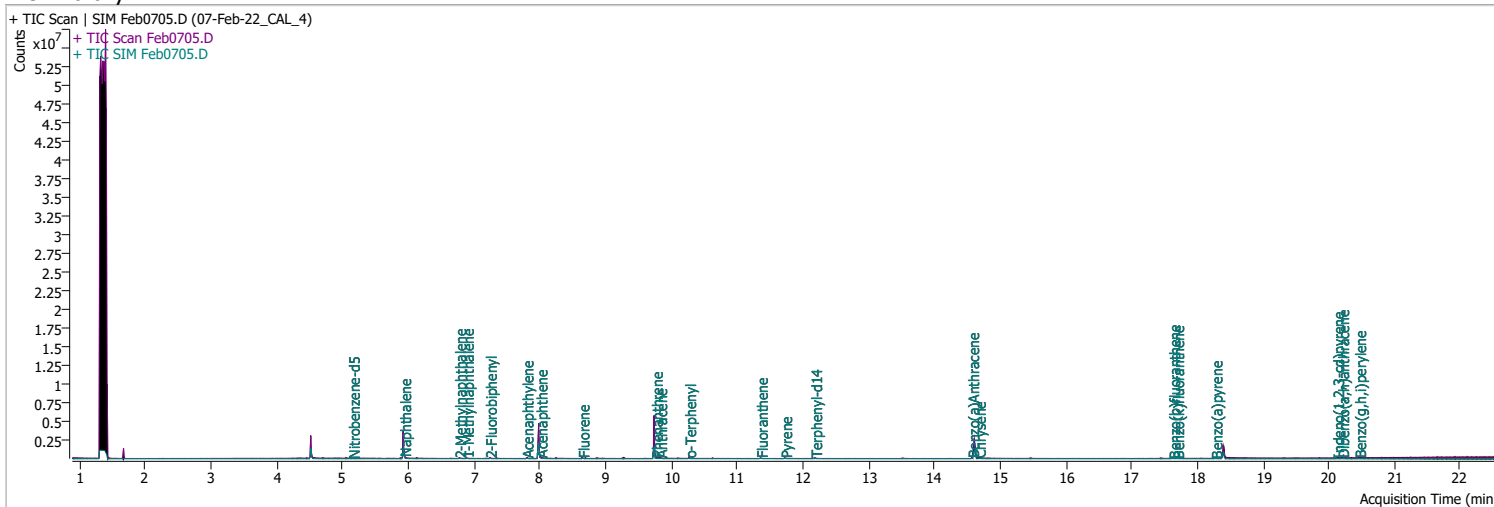
Compound	Conc.	RT	Dev(Min)	Resp.	QIon	QRatio	Lower	Upper
Benzo(g,h,i)perylene	1.8626	20.46	0.00	69957	277.0	24.5	17.2	31.9
					138.0	21.6	15.1	28.1



Quantitation Results Report (QT Reviewed)

Data File	Feb0705.D	Operator	LIMS import
Acq. Method	5975BNASIM	Acq. Date-Time	2/7/2022 5:19:11 PM
Sample Name	07-Feb-22_CAL_4	Instrument	GCMS
Vial	5	Multiplier	1.00
DA Method File		Comment	SVOC-8270-W-LLPAH
Tune File	dftppjph.u	Tune Date	
Batch Name	020722 bna SIM 1.batch.bin	Last Calib Update	2/8/2022 9:05:30 AM

Ref Library



Compound	RT	QIon	Resp.	Conc.	Units	Dev(Min)
Internal Standards						
M 1,4-Dichlorobenzene-d4	4.522	152.0	452584	40.0000	ng/ml	0.000
M Naphthalene-d8	5.928	136.0	1611626	40.0000	ng/ml	0.000
M Acenaphthene-d10	7.976	164.0	1130631	40.0000	ng/ml	0.000
M Phenanthrene-d10	9.743	188.0	2030480	40.0000	ng/ml	0.012
M Chrysene-d12	14.614	240.0	1607359	40.0000	ng/ml	0.000
M Perylene-d12	18.400	264.0	958531	40.0000	ng/ml	0.000
System Monitoring Compounds						
S Nitrobenzene-d5	5.156	82.0	8293	0.9192	ng/ml	0.000
Spiked Amount: 5.000	Range: 19.0 - 102.0%			Recovery = 18.38%	*	
S 2-Fluorobiphenyl	7.239	172.0	34174	0.9385	ng/ml	0.000
Spiked Amount: 5.000	Range: 25.0 - 94.0%			Recovery = 18.77%	*	
S o-Terphenyl	10.274	230.0	32391	1.0702	ng/ml	0.000
Spiked Amount: 5.000	Range: 40.0 - 140.0%			Recovery = 21.40%	*	
S Terphenyl-d14	12.189	244.0	34394	0.9924	ng/ml	0.012
Spiked Amount: 5.000	Range: 39.0 - 106.0%			Recovery = 19.85%	*	
Target Compounds						
T Naphthalene	5.941	128.0	44488	0.9997	ng/ml	74
T 2-Methylnaphthalene	6.777	141.0	28211	1.0585	ng/ml	96
T 1-Methylnaphthalene	6.890	141.0	29718	1.0163	ng/ml	93
T Acenaphthylene	7.801	152.0	40697	0.9390	ng/ml	99
T Acenaphthene	8.013	154.0	32062	0.9751	ng/ml	98
T Fluorene	8.648	166.0	38016	1.0049	ng/ml	87
T Phenanthrene	9.768	178.0	54083	0.9976	ng/ml	99
T Anthracene	9.830	178.0	44491	1.0524	ng/ml	99
T Fluoranthene	11.361	202.0	49241	0.9811	ng/ml	98
T Pyrene	11.732	202.0	54965	0.9913	ng/ml	97
T Benzo(a)Anthracene	14.577	228.0	43159	1.0475	ng/ml	99
T Chrysene	14.677	228.0	55474	1.0299	ng/ml	98
T Benzo(b)fluoranthene	17.634	252.0	34624	1.0526	ng/ml	99

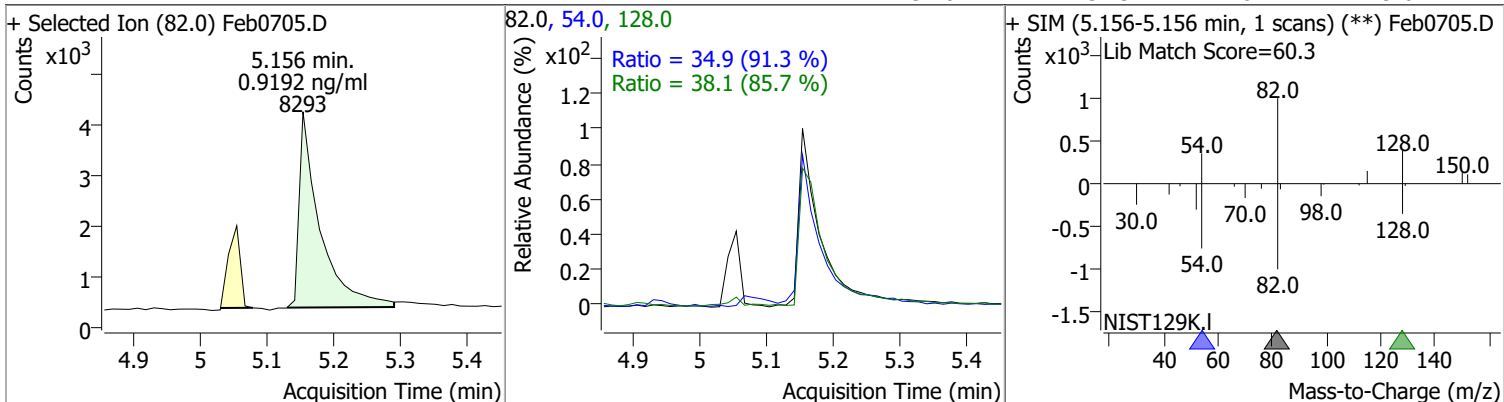
Quantitation Results Report (QT Reviewed)

Compound	RT	QIon	Resp.	Conc.	Units	Dev(Min)
T Benzo(k)fluoranthene	17.696	252.0	40445	1.0322	ng/ml	100
T Benzo(a)pyrene	18.277	252.0	29274	1.0016	ng/ml	94
T Indeno(1,2,3-cd)pyrene	20.130	276.0	25459	0.9881	ng/ml	98
T Dibenzo(a,h)anthracene	20.204	278.0	31125	1.0538	ng/ml	99
T Benzo(g,h,i)perylene	20.464	276.0	37800	1.0526	ng/ml	97

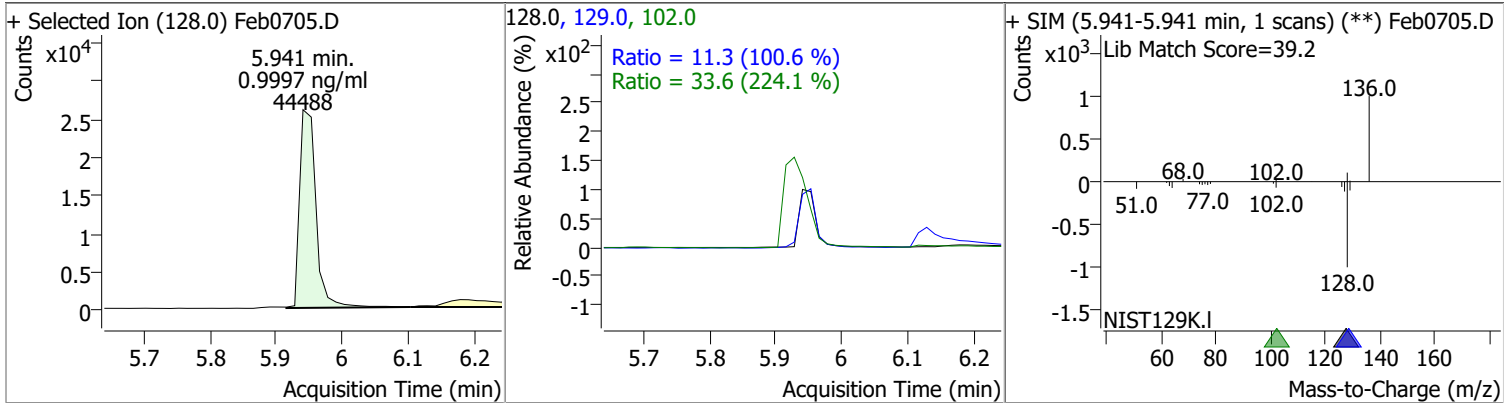
(#) = Qualifier Out of Range; (m) = Manual Integration; (+) = Area Summed; (*) = Surrogate Percent Recovery Out of Range; (d): Zeroed Peak

Quantitation Results Report (QT Reviewed)

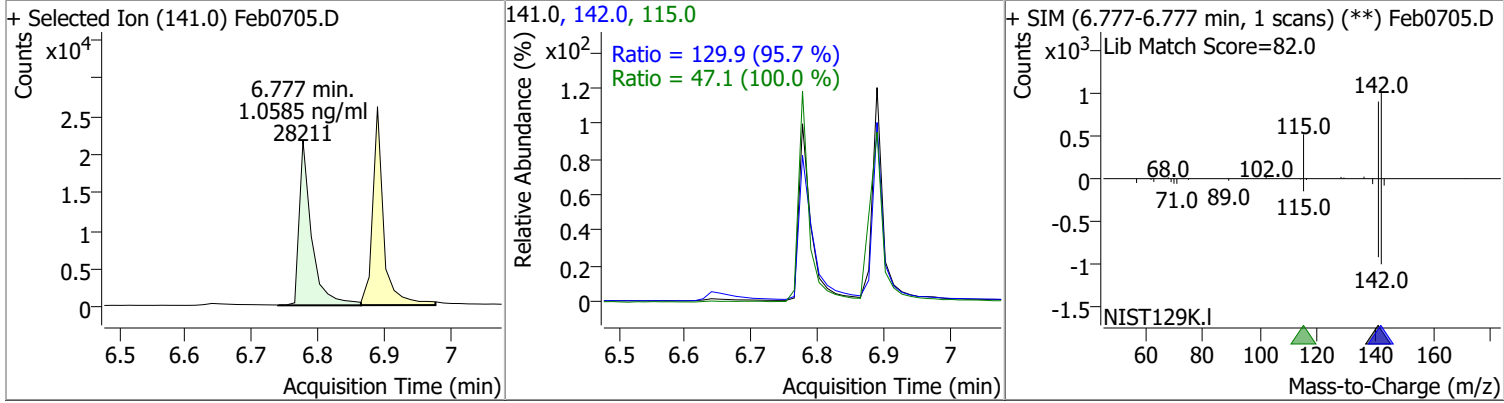
Compound	Conc.	RT	Dev(Min)	Resp.	QIon	QRatio	Lower	Upper
Nitrobenzene-d5	0.9192	5.16	0.00	8293	128.0	38.1	31.2	57.9
					54.0	34.9	26.7	49.6



Compound	Conc.	RT	Dev(Min)	Resp.	QIon	QRatio	Lower	Upper
Naphthalene	0.9997	5.94	0.00	44488	102.0	33.6	0.0	45.0
					129.0	11.3	7.8	14.5

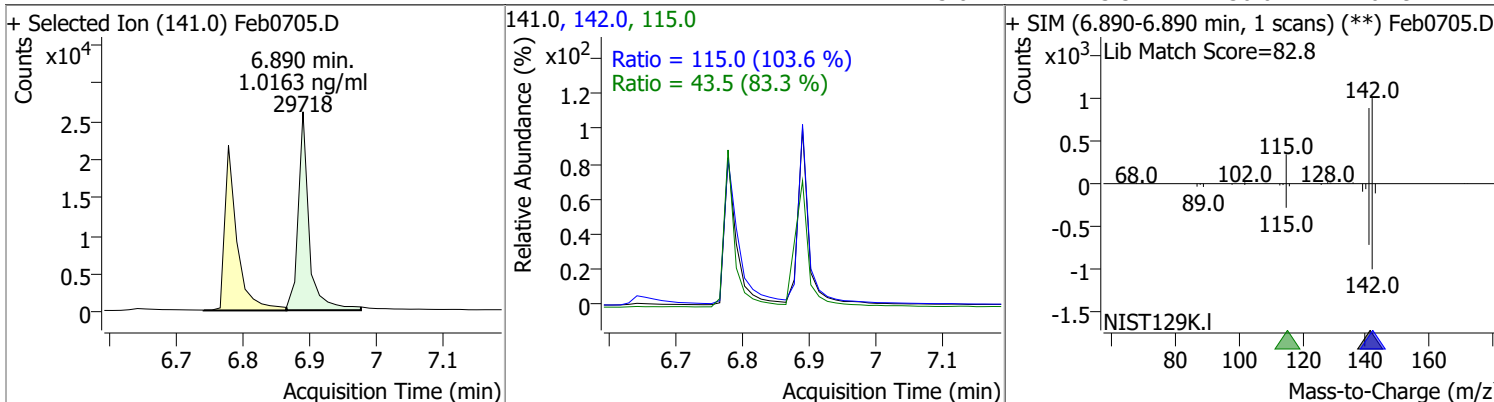


Compound	Conc.	RT	Dev(Min)	Resp.	QIon	QRatio	Lower	Upper
2-Methylnaphthalene	1.0585	6.78	0.00	28211	142.0	129.9	95.0	176.4
					115.0	47.1	32.9	61.2

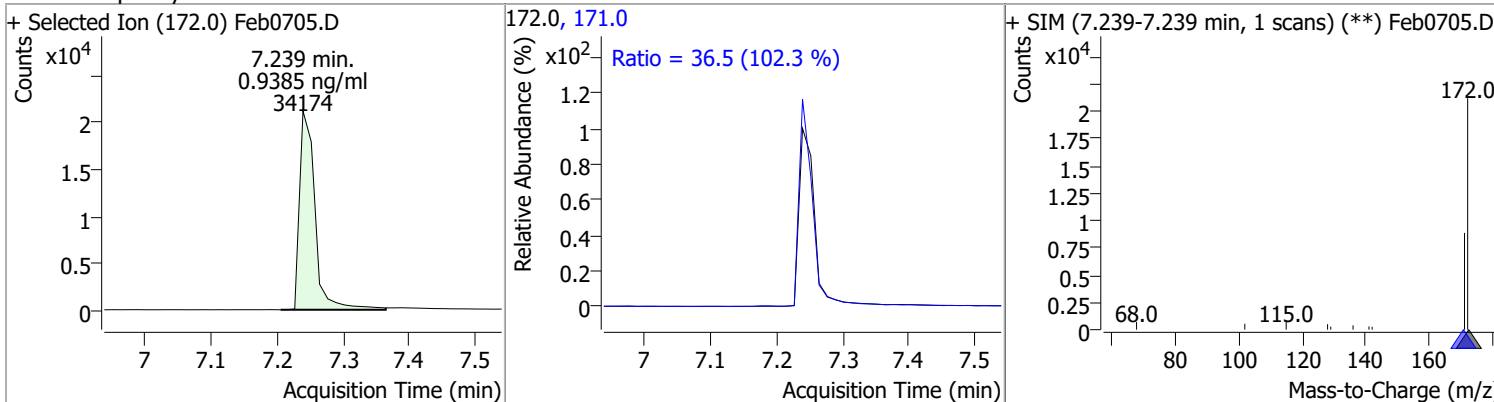


Quantitation Results Report (QT Reviewed)

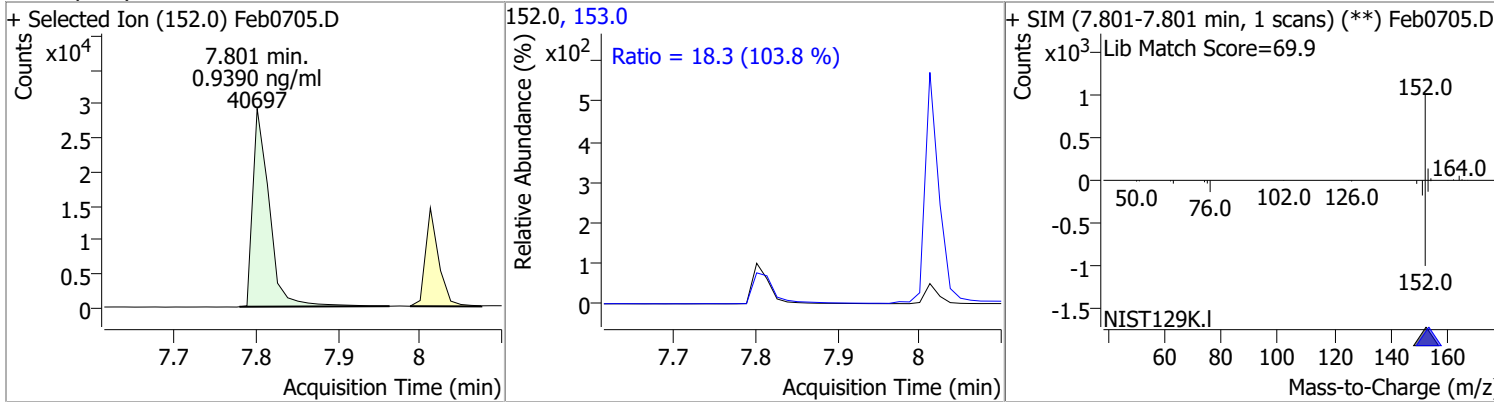
Compound	Conc.	RT	Dev(Min)	Resp.	QIon	QRatio	Lower	Upper
1-Methylnaphthalene	1.0163	6.89	0.00	29718	142.0	115.0	77.7	144.2
					115.0	43.5	36.6	67.9



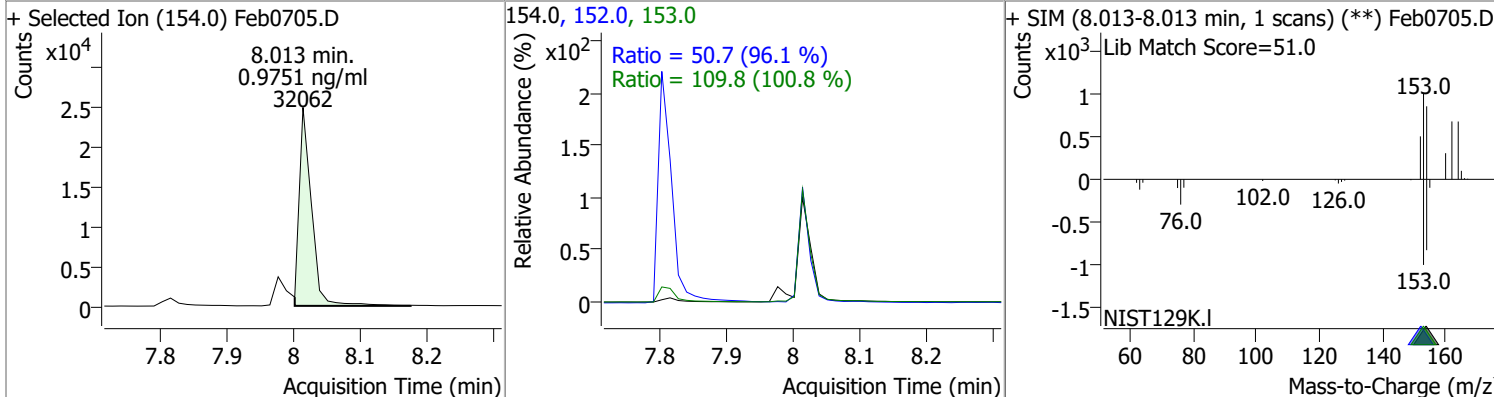
Compound	Conc.	RT	Dev(Min)	Resp.	QIon	QRatio	Lower	Upper
2-Fluorobiphenyl	0.9385	7.24	0.00	34174	171.0	36.5	25.0	46.4



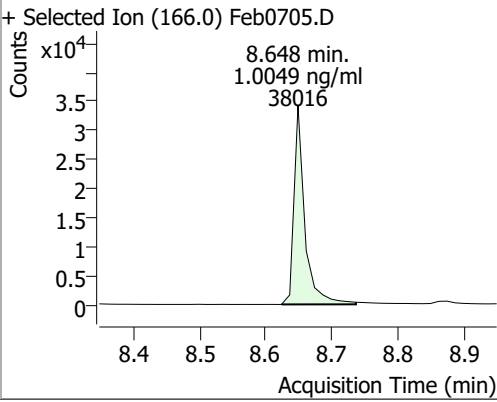
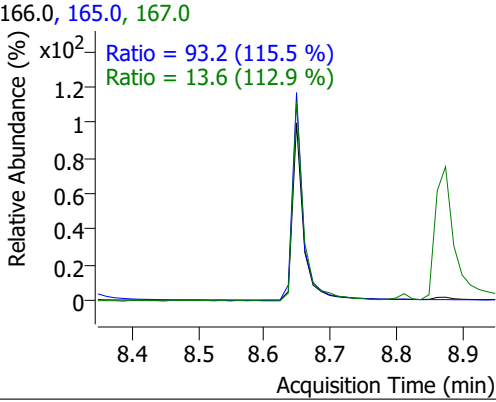
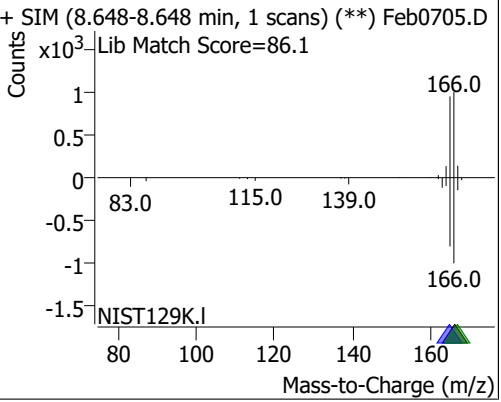
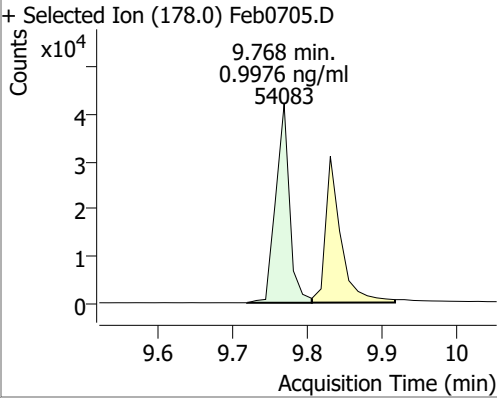
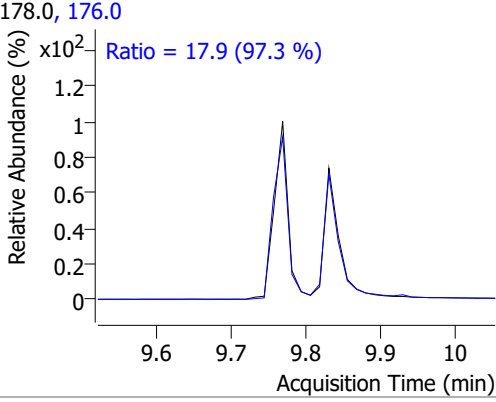
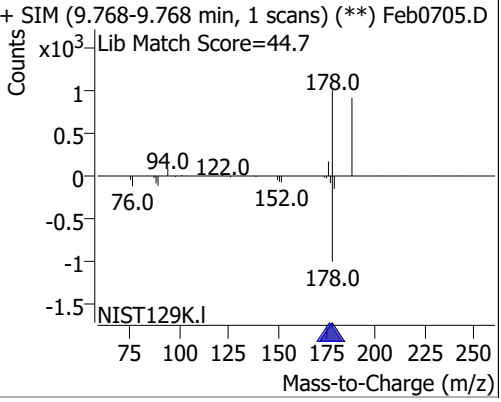
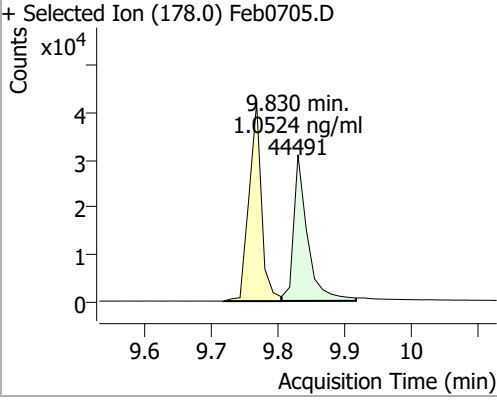
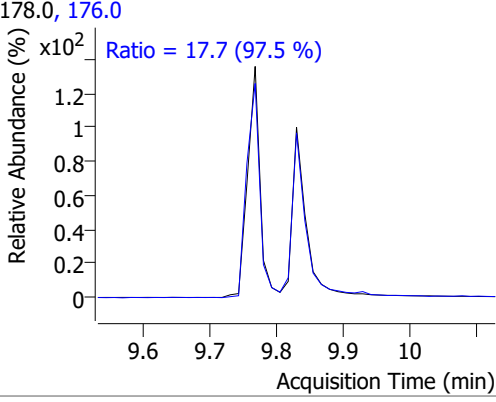
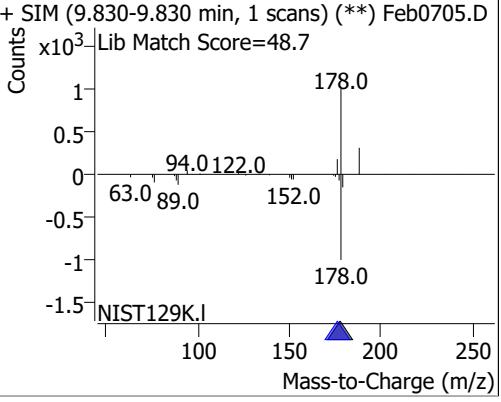
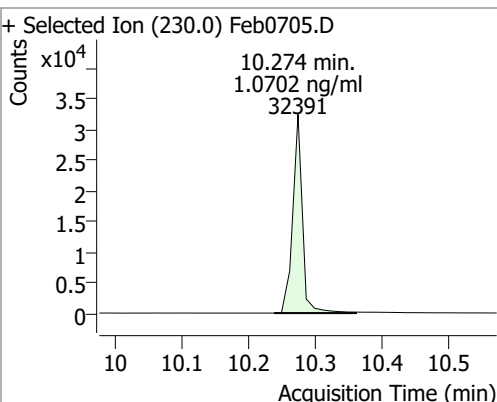
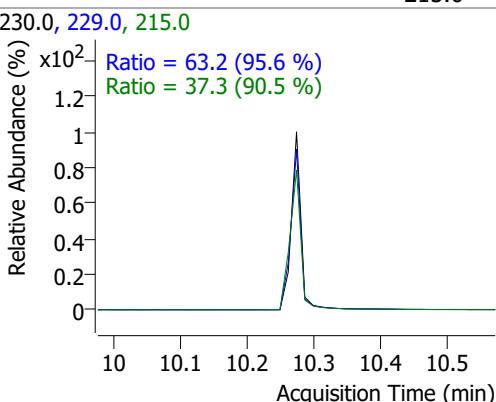
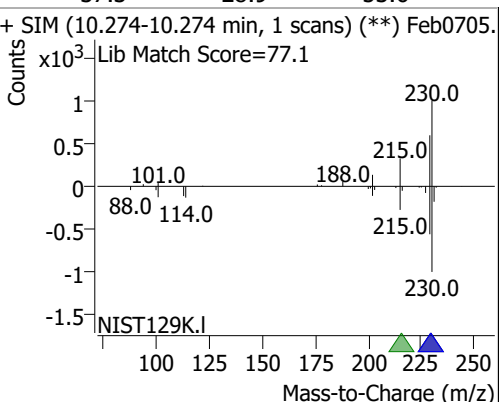
Compound	Conc.	RT	Dev(Min)	Resp.	QIon	QRatio	Lower	Upper
Acenaphthylene	0.9390	7.80	0.00	40697	153.0	18.3	12.3	22.9



Compound	Conc.	RT	Dev(Min)	Resp.	QIon	QRatio	Lower	Upper
Acenaphthene	0.9751	8.01	0.00	32062	153.0	109.8	76.2	141.5
					152.0	50.7	37.0	68.7

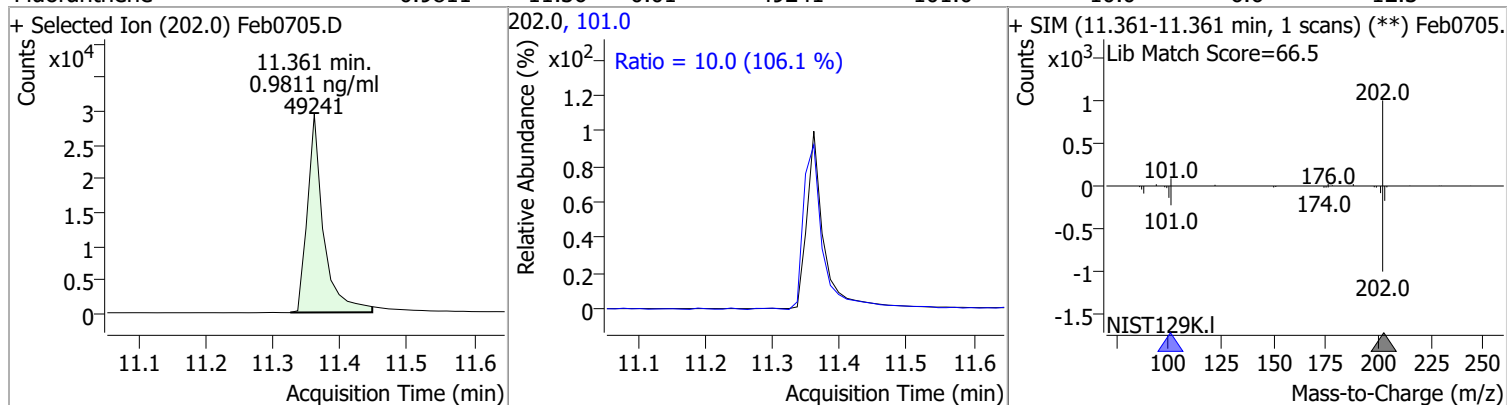


Quantitation Results Report (QT Reviewed)

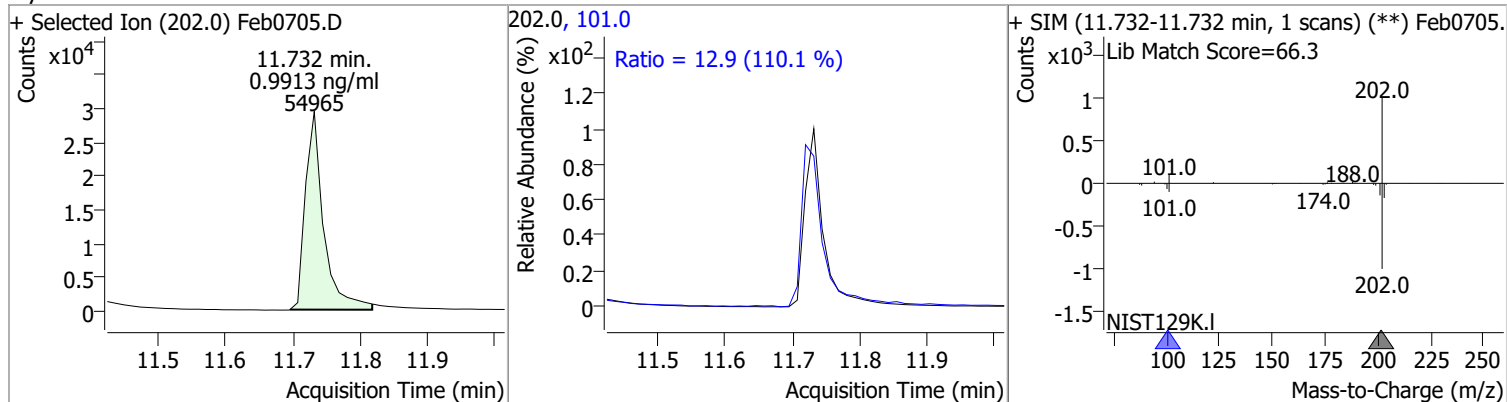
Compound	Conc.	RT	Dev(Min)	Resp.	QIon	QRatio	Lower	Upper
Fluorene	1.0049	8.65	0.00	38016	165.0 167.0	93.2 13.6	56.5 8.4	104.9 15.6
+ Selected Ion (166.0) Feb0705.D 			166.0, 165.0, 167.0 			+ SIM (8.648-8.648 min, 1 scans) (**) Feb0705.D Lib Match Score=86.1 		
Phenanthrene	0.9976	9.77	0.01	54083	176.0	17.9	12.9	23.9
+ Selected Ion (178.0) Feb0705.D 			178.0, 176.0 			+ SIM (9.768-9.768 min, 1 scans) (**) Feb0705.D Lib Match Score=44.7 		
Anthracene	1.0524	9.83	0.00	44491	176.0	17.7	12.7	23.6
+ Selected Ion (178.0) Feb0705.D 			178.0, 176.0 			+ SIM (9.830-9.830 min, 1 scans) (**) Feb0705.D Lib Match Score=48.7 		
o-Terphenyl	1.0702	10.27	0.00	32391	229.0 215.0	63.2 37.3	46.3 28.9	85.9 53.6
+ Selected Ion (230.0) Feb0705.D 			230.0, 229.0, 215.0 			+ SIM (10.274-10.274 min, 1 scans) (**) Feb0705.D Lib Match Score=77.1 		

Quantitation Results Report (QT Reviewed)

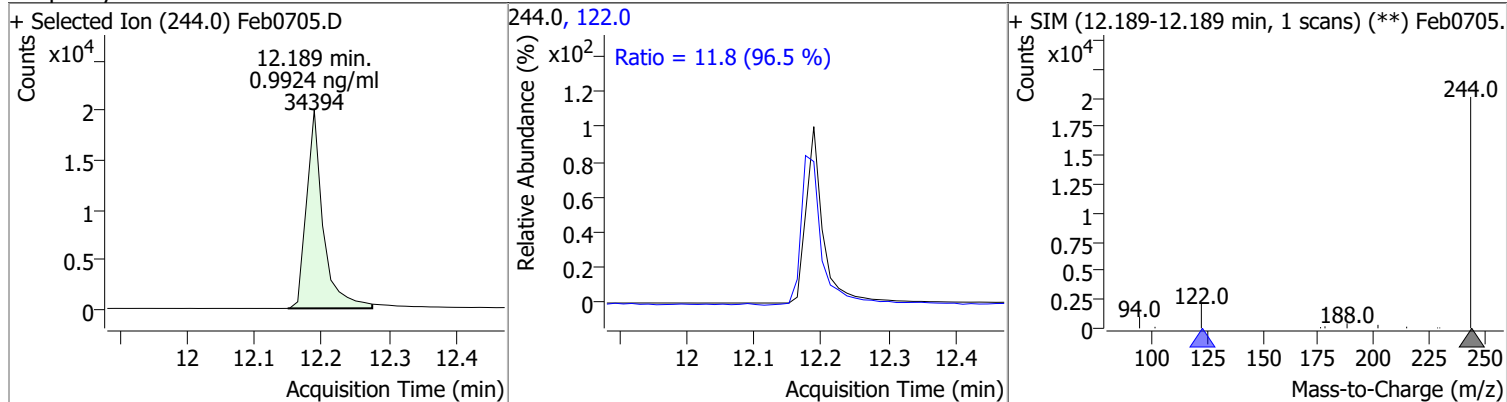
Compound	Conc.	RT	Dev(Min)	Resp.	QIon	QRatio	Lower	Upper
Fluoranthene	0.9811	11.36	0.01	49241	101.0	10.0	6.6	12.3



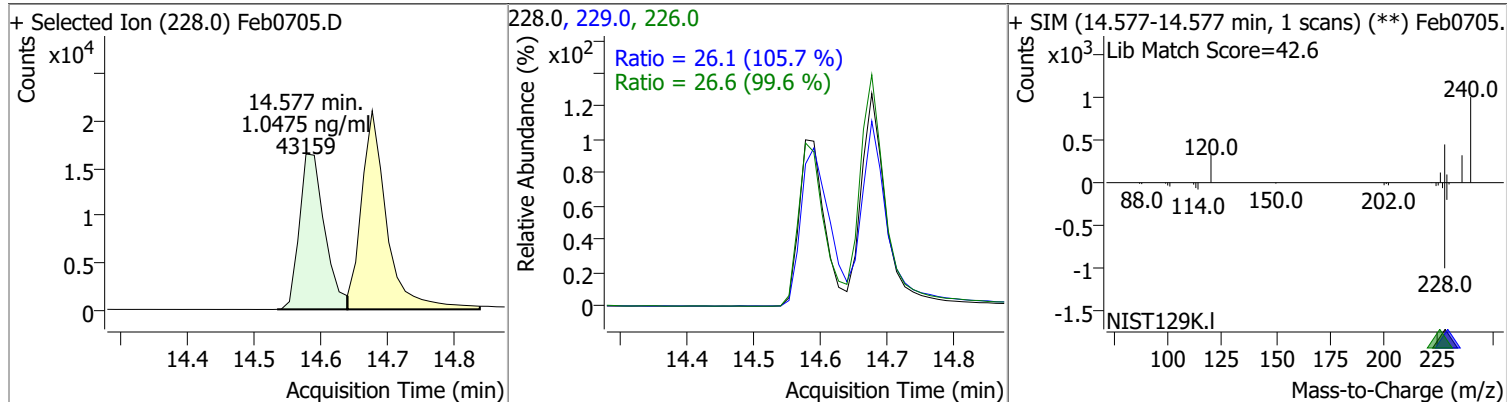
Pyrene	0.9913	11.73	0.01	54965	101.0	12.9	8.2	15.2
--------	--------	-------	------	-------	-------	------	-----	------



Terphenyl-d14	0.9924	12.19	0.01	34394	122.0	11.8	8.6	15.9
---------------	--------	-------	------	-------	-------	------	-----	------

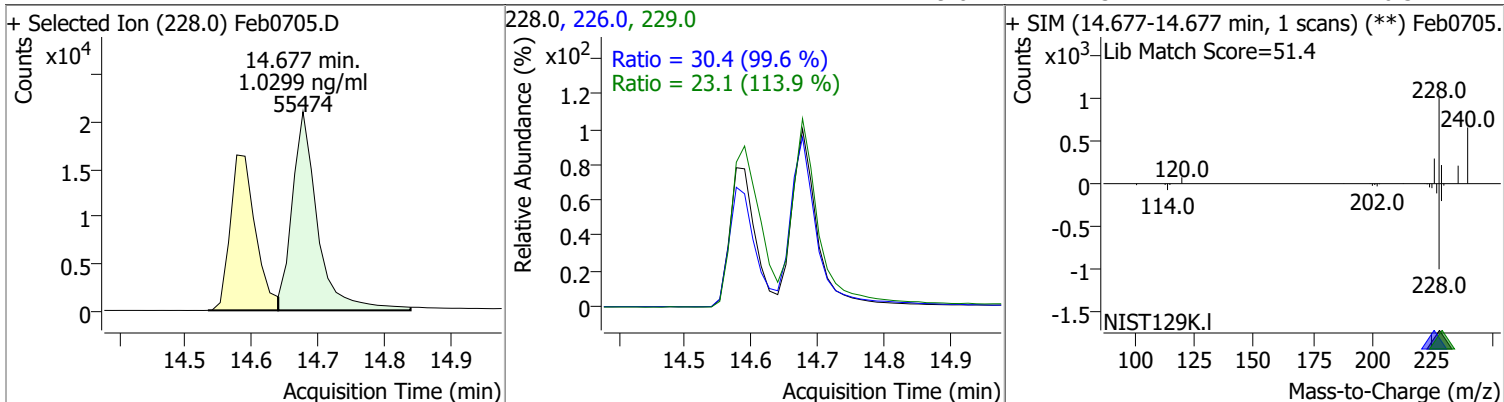


Benzo(a)Anthracene	1.0475	14.58	0.00	43159	226.0	26.6	18.7	34.8
					229.0	26.1	17.3	32.1

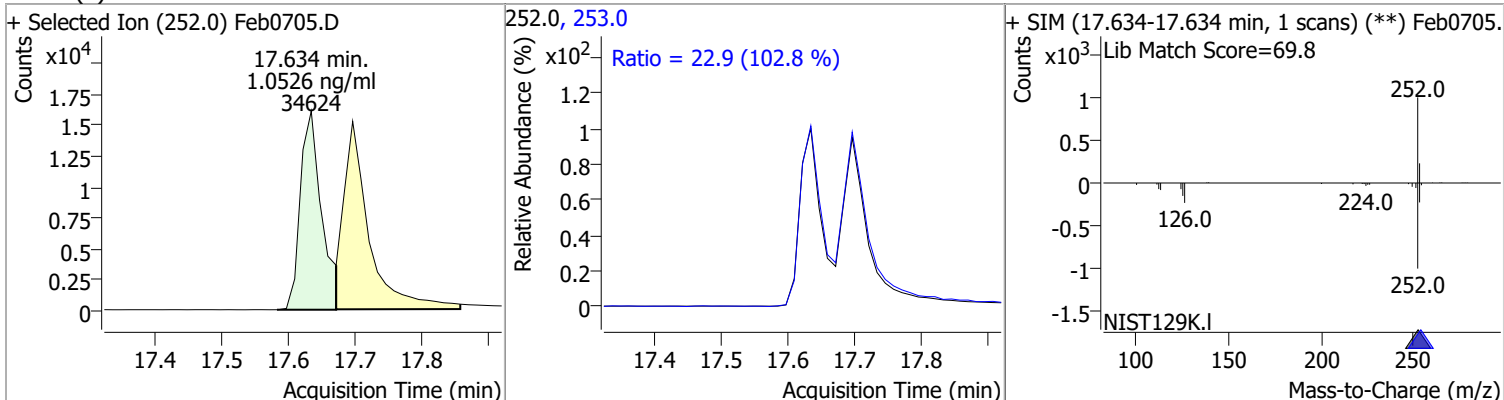


Quantitation Results Report (QT Reviewed)

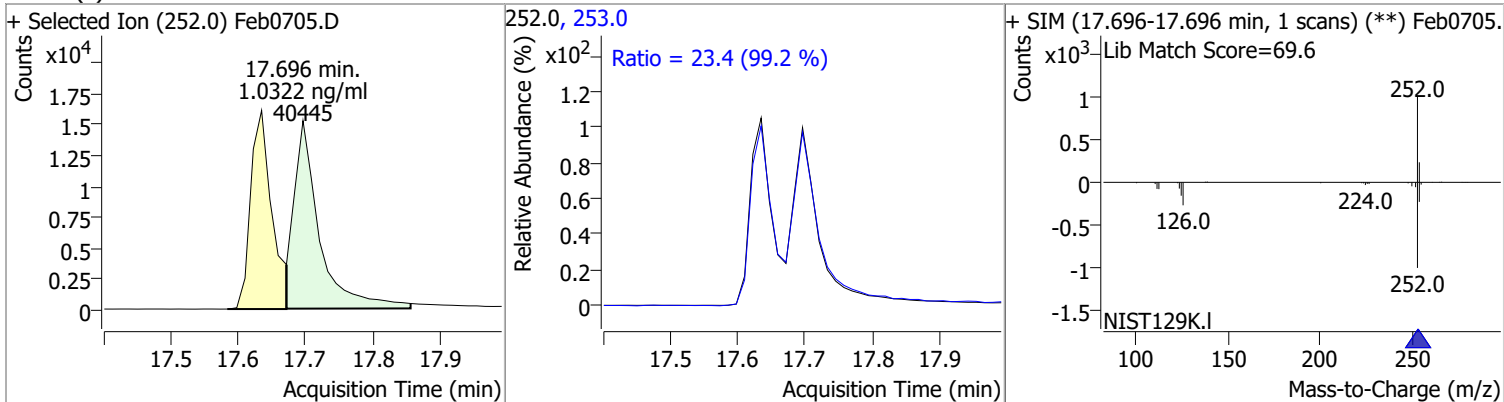
Compound	Conc.	RT	Dev(Min)	Resp.	QIon	QRatio	Lower	Upper
Chrysene	1.0299	14.68	0.00	55474	226.0	30.4	21.4	39.7
					229.0	23.1	14.2	26.3



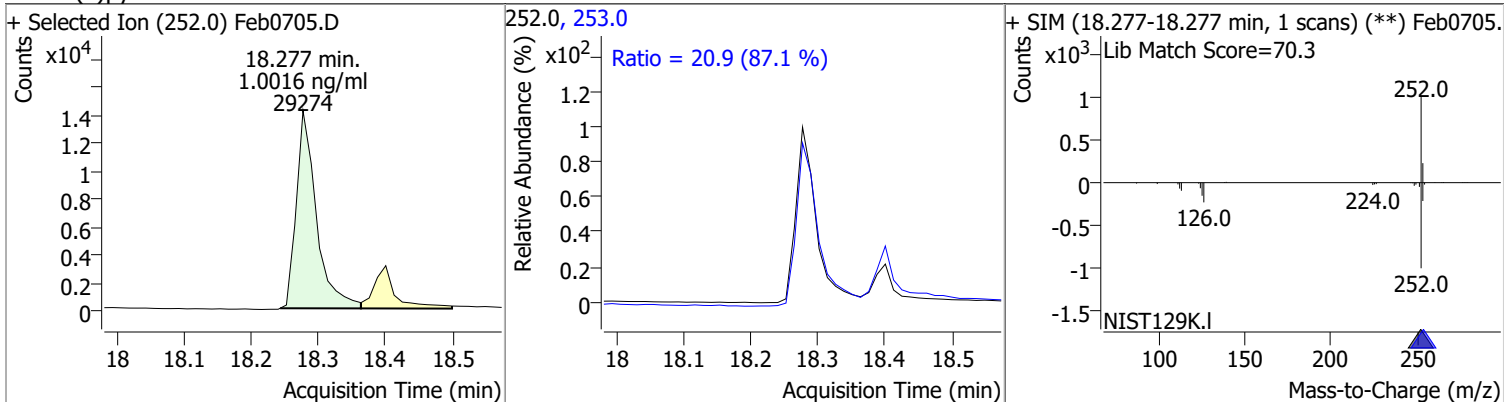
Compound	Conc.	RT	Dev(Min)	Resp.	QIon	QRatio	Lower	Upper
Benzo(b)fluoranthene	1.0526	17.63	0.01	34624	253.0	22.9	15.6	28.9



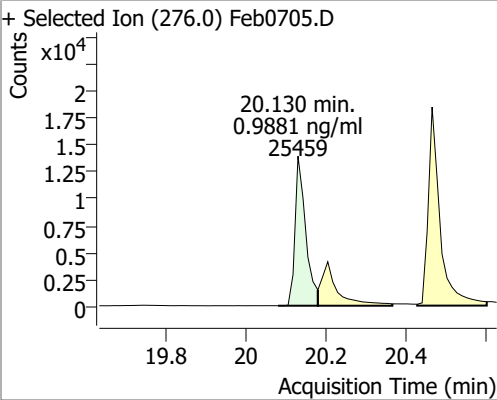
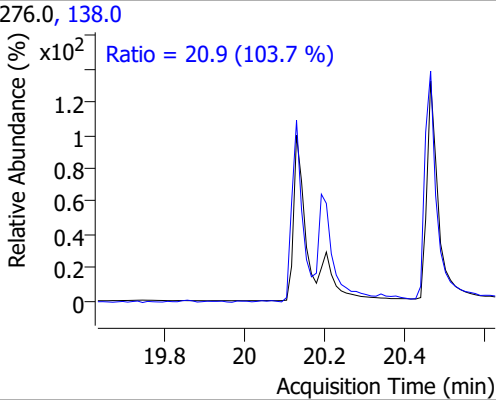
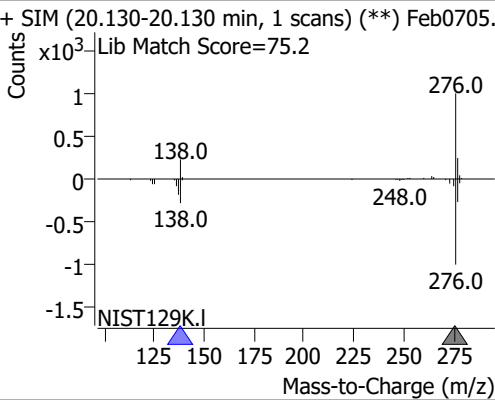
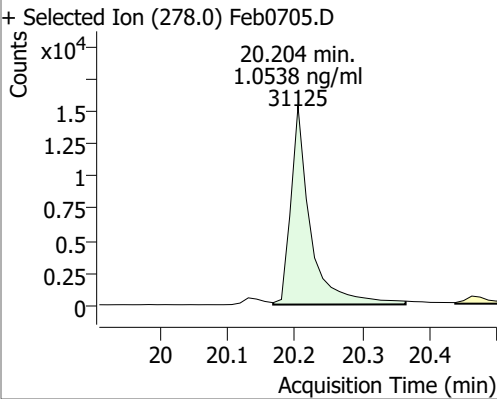
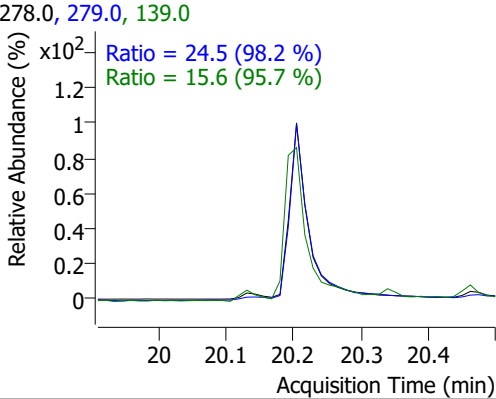
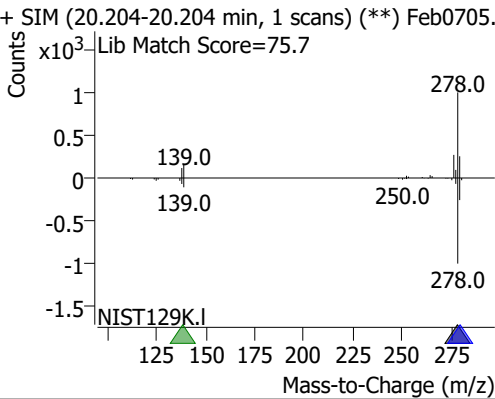
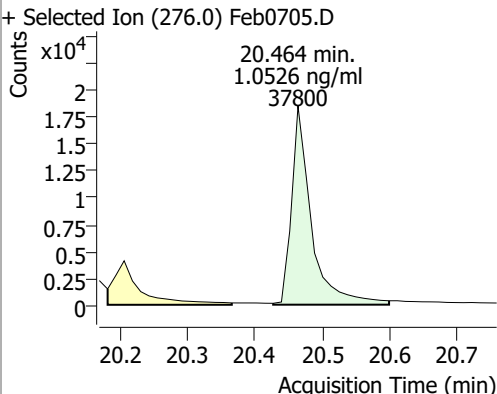
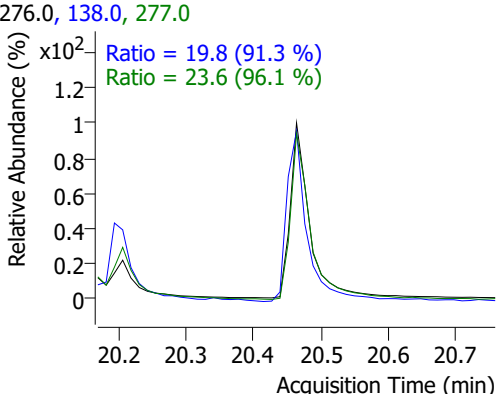
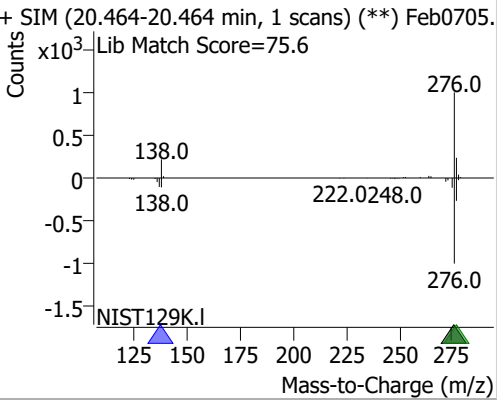
Compound	Conc.	RT	Dev(Min)	Resp.	QIon	QRatio	Lower	Upper
Benzo(k)fluoranthene	1.0322	17.70	0.00	40445	253.0	23.4	16.5	30.6



Compound	Conc.	RT	Dev(Min)	Resp.	QIon	QRatio	Lower	Upper
Benzo(a)pyrene	1.0016	18.28	0.00	29274	253.0	20.9	16.8	31.2



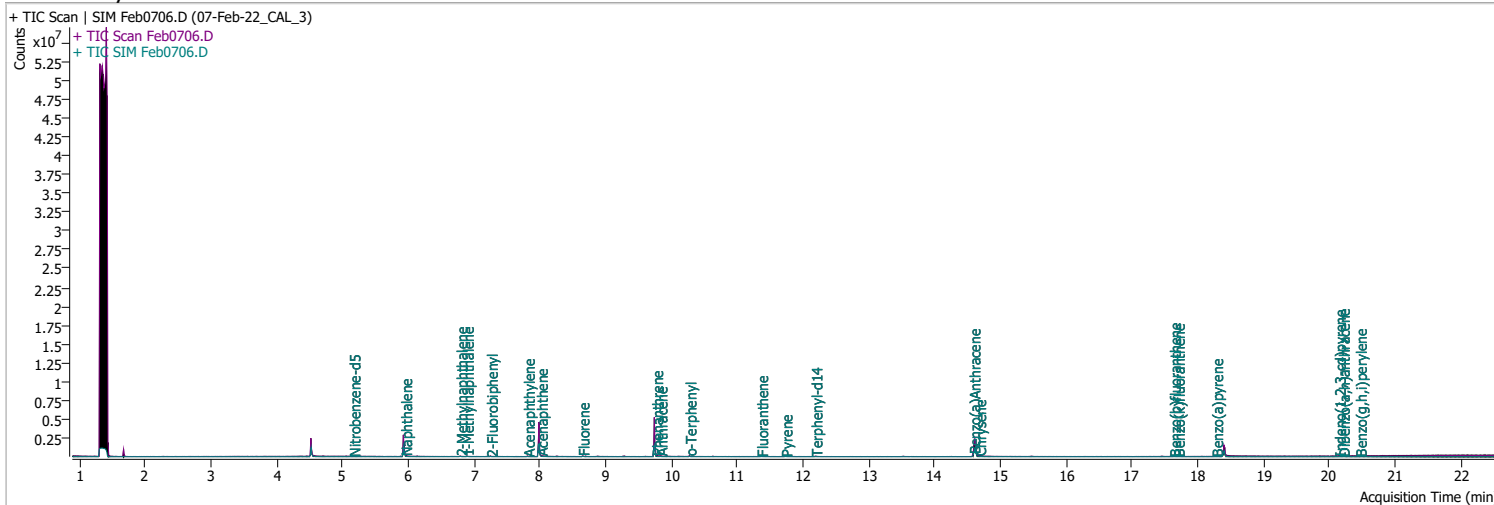
Quantitation Results Report (QT Reviewed)

Compound	Conc.	RT	Dev(Min)	Resp.	QIon	QRatio	Lower	Upper
Indeno(1,2,3-cd)pyrene	0.9881	20.13	0.00	25459	138.0	20.9	14.1	26.2
<div style="display: flex; justify-content: space-between;"> <div style="width: 30%;"> <p>+ Selected Ion (276.0) Feb0705.D</p>  </div> <div style="width: 30%;"> <p>276.0, 138.0</p> <p>Ratio = 20.9 (103.7 %)</p>  </div> <div style="width: 30%;"> <p>+ SIM (20.130-20.130 min, 1 scans) (**) Feb0705.</p> <p>Lib Match Score=75.2</p>  </div> </div>								
Dibenzo(a,h)anthracene	1.0538	20.20	0.00	31125	279.0	24.5	17.4	32.4
<div style="display: flex; justify-content: space-between;"> <div style="width: 30%;"> <p>+ Selected Ion (278.0) Feb0705.D</p>  </div> <div style="width: 30%;"> <p>278.0, 279.0, 139.0</p> <p>Ratio = 24.5 (98.2 %)</p> <p>Ratio = 15.6 (95.7 %)</p>  </div> <div style="width: 30%;"> <p>+ SIM (20.204-20.204 min, 1 scans) (**) Feb0705.</p> <p>Lib Match Score=75.7</p>  </div> </div>								
Benzo(g,h,i)perylene	1.0526	20.46	0.00	37800	277.0	23.6	17.2	31.9
<div style="display: flex; justify-content: space-between;"> <div style="width: 30%;"> <p>+ Selected Ion (276.0) Feb0705.D</p>  </div> <div style="width: 30%;"> <p>276.0, 138.0, 277.0</p> <p>Ratio = 19.8 (91.3 %)</p> <p>Ratio = 23.6 (96.1 %)</p>  </div> <div style="width: 30%;"> <p>+ SIM (20.464-20.464 min, 1 scans) (**) Feb0705.</p> <p>Lib Match Score=75.6</p>  </div> </div>								

Quantitation Results Report (QT Reviewed)

Data File	Feb0706.D	Operator	LIMS import
Acq. Method	5975BNASIM	Acq. Date-Time	2/7/2022 5:51:55 PM
Sample Name	07-Feb-22_CAL_3	Instrument	GCMS
Vial	6	Multiplier	1.00
DA Method File		Comment	SVOC-8270-W-LLPAH
Tune File	dftppjph.u	Tune Date	
Batch Name	020722 bna SIM 1.batch.bin	Last Calib Update	2/8/2022 9:05:30 AM

Ref Library



Compound	RT	QIon	Resp.	Conc.	Units	Dev(Min)
Internal Standards						
M 1,4-Dichlorobenzene-d4	4.522	152.0	416791	40.0000	ng/ml	0.000
M Naphthalene-d8	5.928	136.0	1451616	40.0000	ng/ml	0.000
M Acenaphthene-d10	7.988	164.0	1037043	40.0000	ng/ml	0.012
M Phenanthrene-d10	9.743	188.0	1933896	40.0000	ng/ml	0.012
M Chrysene-d12	14.614	240.0	1512590	40.0000	ng/ml	0.000
M Perylene-d12	18.400	264.0	874645	40.0000	ng/ml	0.000
System Monitoring Compounds						
S Nitrobenzene-d5	5.168	82.0	4230	0.5091	ng/ml	0.012
Spiked Amount: 5.000	Range: 19.0 - 102.0%			Recovery = 10.18%	*	
S 2-Fluorobiphenyl	7.252	172.0	16996	0.4922	ng/ml	0.012
Spiked Amount: 5.000	Range: 25.0 - 94.0%			Recovery = 9.84%	*	
S o-Terphenyl	10.274	230.0	17384	0.5710	ng/ml	0.000
Spiked Amount: 5.000	Range: 40.0 - 140.0%			Recovery = 11.42%	*	
S Terphenyl-d14	12.189	244.0	18445	0.5394	ng/ml	0.012
Spiked Amount: 5.000	Range: 39.0 - 106.0%			Recovery = 10.79%	*	
Target Compounds						
T Naphthalene	5.953	128.0	22677	0.5386	ng/ml	96
T 2-Methylnaphthalene	6.790	141.0	13293	0.5283	ng/ml	97
T 1-Methylnaphthalene	6.890	141.0	15355	0.5510	ng/ml	93
T Acenaphthylene	7.814	152.0	19916	0.5010	ng/ml	99
T Acenaphthene	8.013	154.0	17109	0.5333	ng/ml	99
T Fluorene	8.648	166.0	19842	0.5507	ng/ml	86
T Phenanthrene	9.768	178.0	29209	0.5348	ng/ml	91
T Anthracene	9.830	178.0	23664	0.5604	ng/ml	92
T Fluoranthene	11.361	202.0	26413	0.5337	ng/ml	100
T Pyrene	11.732	202.0	29387	0.5351	ng/ml	100
T Benzo(a)Anthracene	14.589	228.0	24049	0.5371	ng/ml	97
T Chrysene	14.677	228.0	29692	0.5533	ng/ml	96
T Benzo(b)fluoranthene	17.634	252.0	15908	0.5147	ng/ml	100

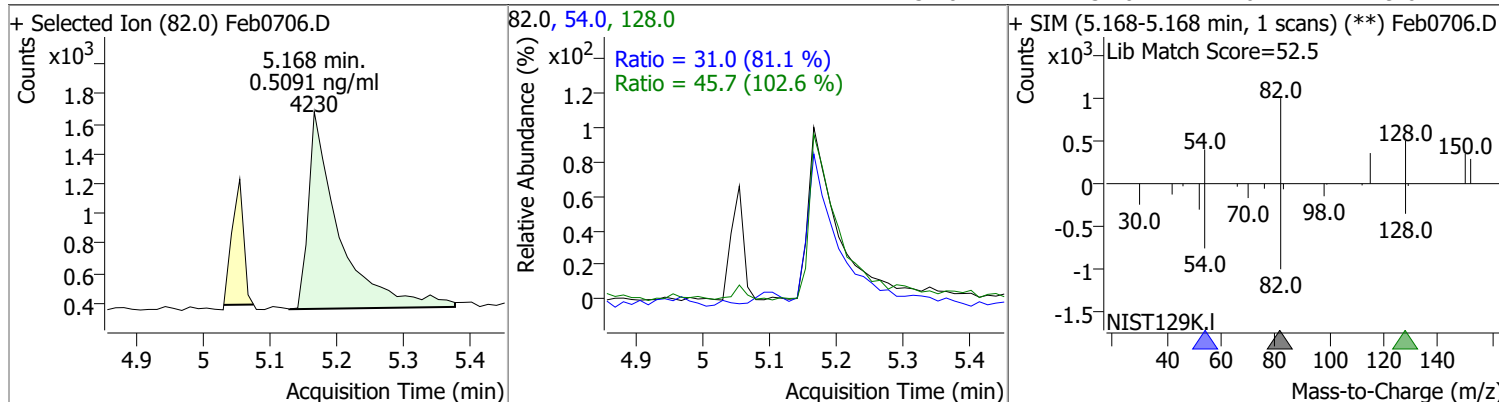
Quantitation Results Report (QT Reviewed)

Compound	RT	QIon	Resp.	Conc.	Units	Dev(Min)
T Benzo(k)fluoranthene	17.696	252.0	20869	0.5470	ng/ml	93
T Benzo(a)pyrene	18.277	252.0	14919	0.5380	ng/ml	97
T Indeno(1,2,3-cd)pyrene	20.143	276.0	12627	0.5212	ng/ml	98
T Dibenzo(a,h)anthracene	20.204	278.0	15098	0.5339	ng/ml	99
T Benzo(g,h,i)perylene	20.464	276.0	19198	0.5573	ng/ml	96

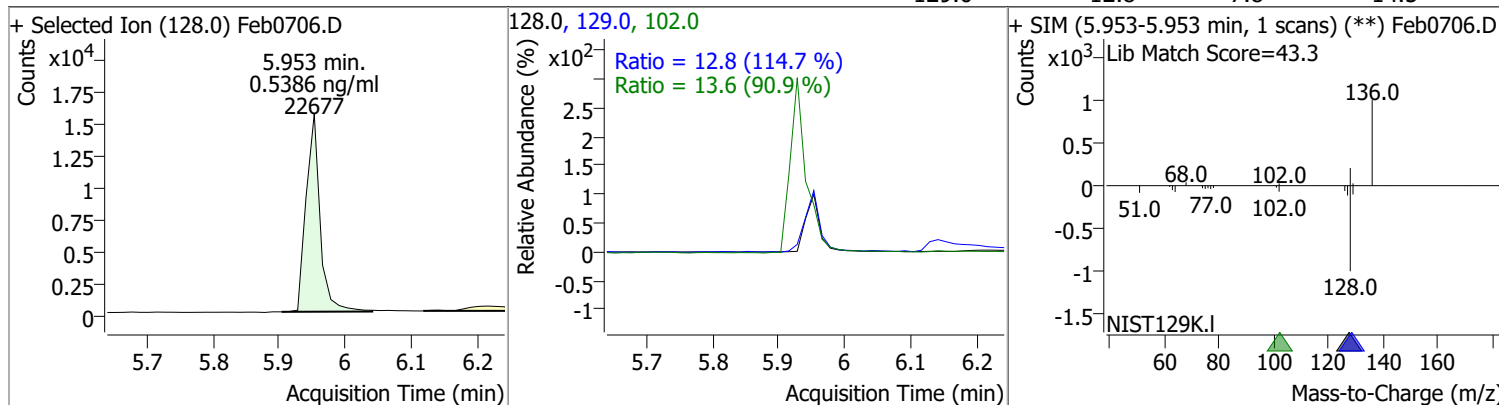
(#) = Qualifier Out of Range; (m) = Manual Integration; (+) = Area Summed; (*) = Surrogate Percent Recovery Out of Range; (d): Zeroed Peak

Quantitation Results Report (QT Reviewed)

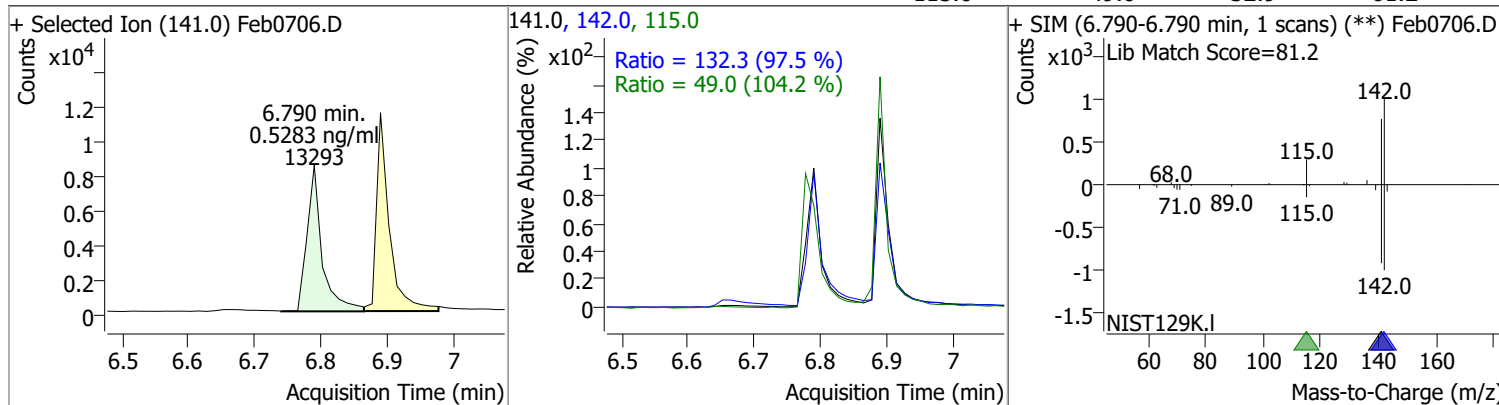
Compound	Conc.	RT	Dev(Min)	Resp.	QIon	QRatio	Lower	Upper
Nitrobenzene-d5	0.5091	5.17	0.01	4230	128.0	45.7	31.2	57.9
					54.0	31.0	26.7	49.6



Compound	Conc.	RT	Dev(Min)	Resp.	QIon	QRatio	Lower	Upper
Naphthalene	0.5386	5.95	0.01	22677	102.0	13.6	0.0	45.0
					129.0	12.8	7.8	14.5

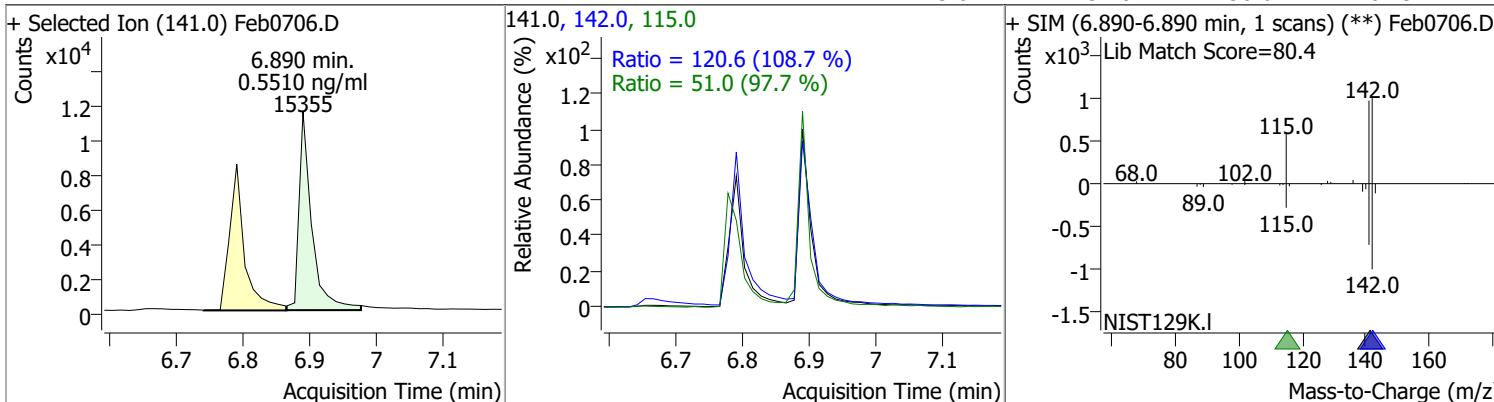


Compound	Conc.	RT	Dev(Min)	Resp.	QIon	QRatio	Lower	Upper
2-Methylnaphthalene	0.5283	6.79	0.01	13293	142.0	132.3	95.0	176.4
					115.0	49.0	32.9	61.2

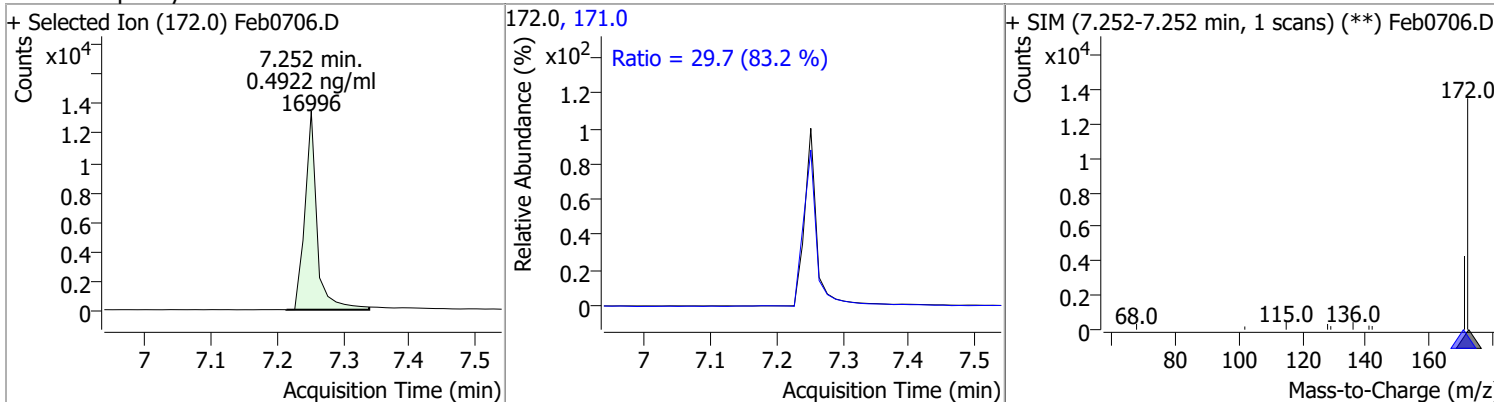


Quantitation Results Report (QT Reviewed)

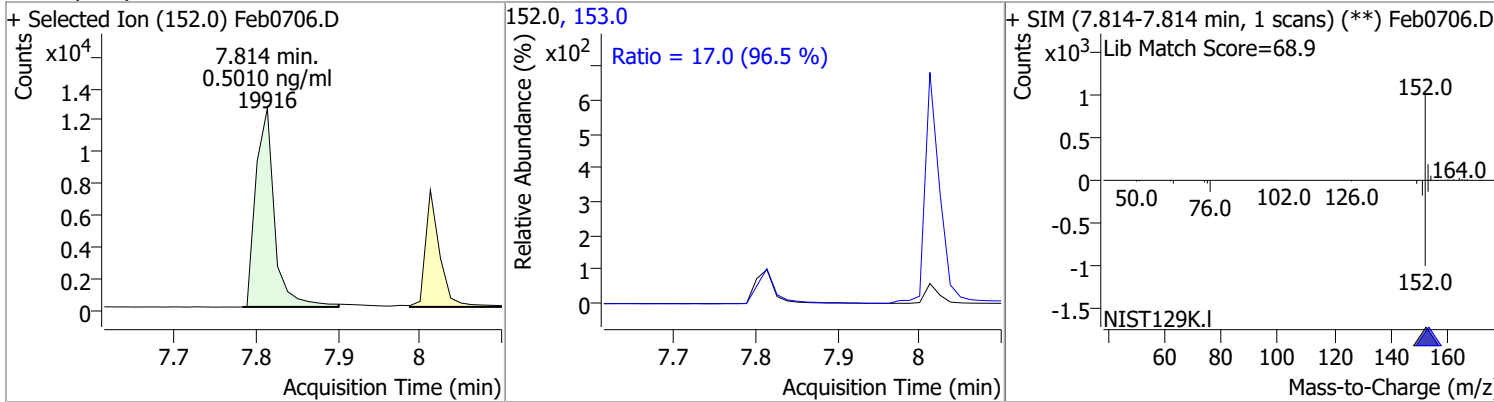
Compound	Conc.	RT	Dev(Min)	Resp.	QIon	QRatio	Lower	Upper
1-Methylnaphthalene	0.5510	6.89	0.00	15355	142.0	120.6	77.7	144.2
					115.0	51.0	36.6	67.9



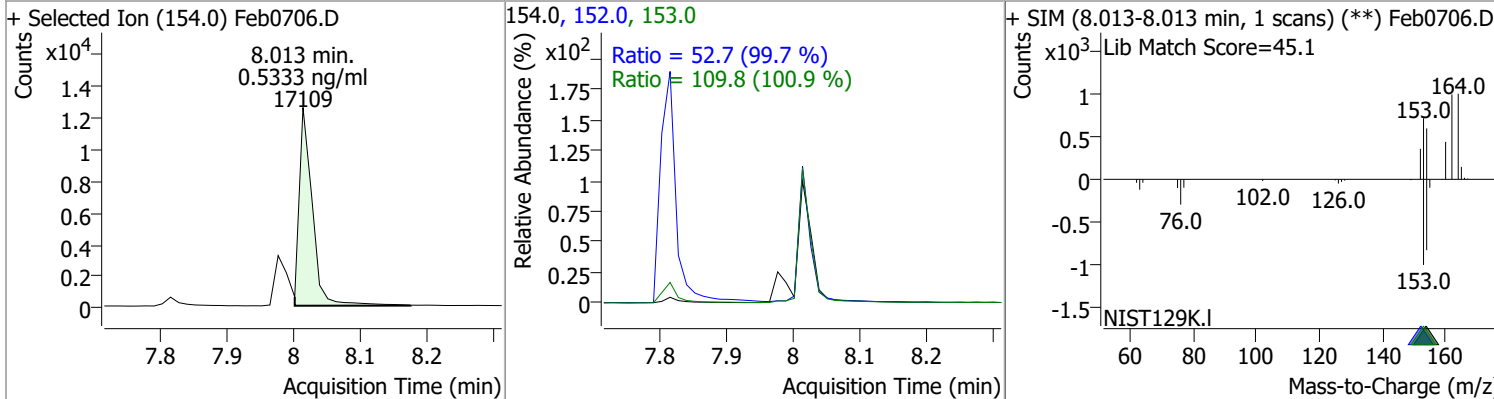
Compound	Conc.	RT	Dev(Min)	Resp.	QIon	QRatio	Lower	Upper
2-Fluorobiphenyl	0.4922	7.25	0.01	16996	171.0	29.7	25.0	46.4



Compound	Conc.	RT	Dev(Min)	Resp.	QIon	QRatio	Lower	Upper
Acenaphthylene	0.5010	7.81	0.01	19916	153.0	17.0	12.3	22.9

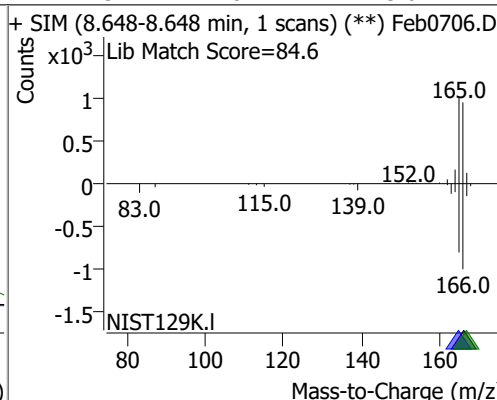
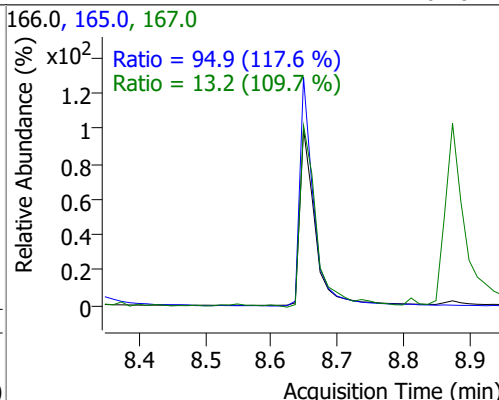
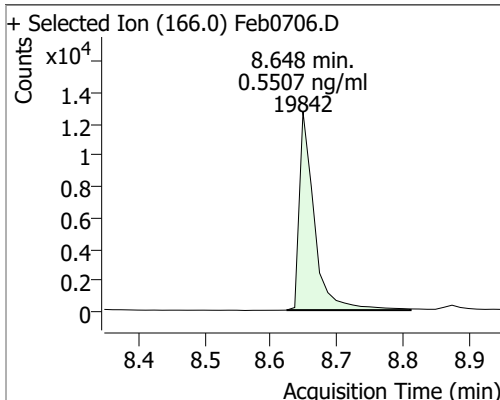


Compound	Conc.	RT	Dev(Min)	Resp.	QIon	QRatio	Lower	Upper
Acenaphthene	0.5333	8.01	0.00	17109	153.0	109.8	76.2	141.5
					152.0	52.7	37.0	68.7

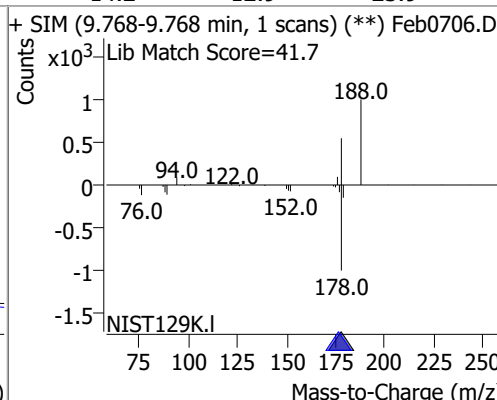
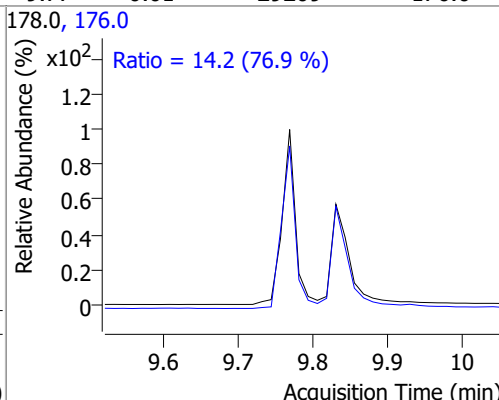
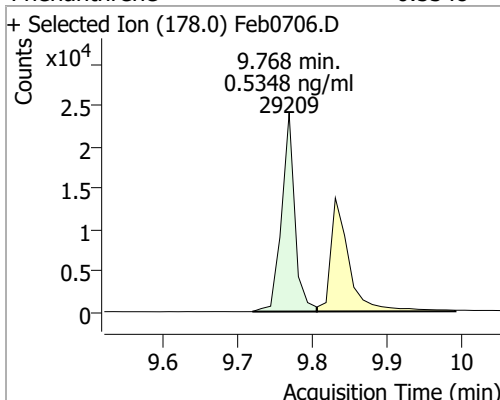


Quantitation Results Report (QT Reviewed)

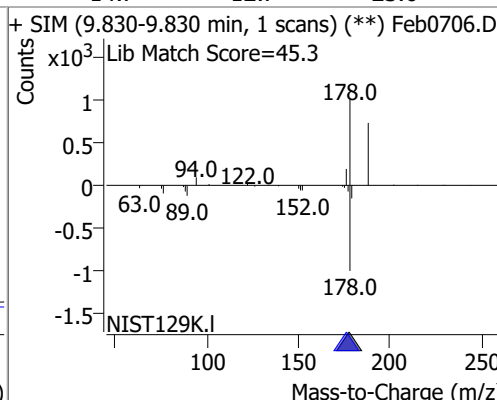
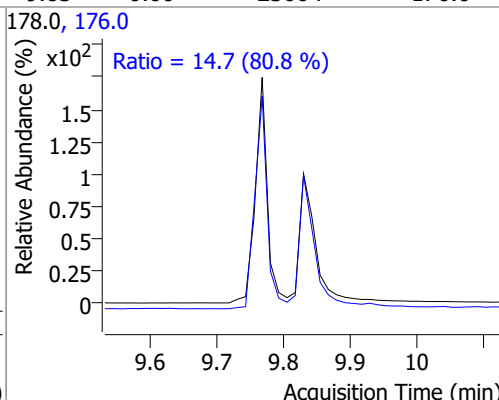
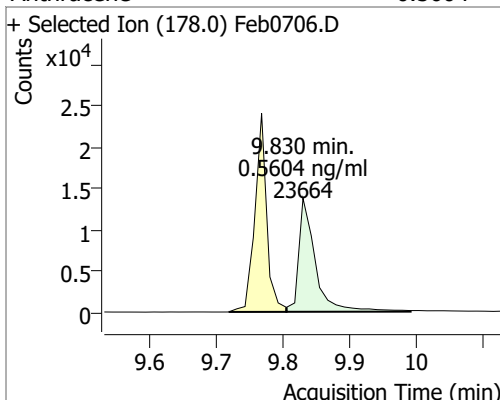
Compound	Conc.	RT	Dev(Min)	Resp.	QIon	QRatio	Lower	Upper
Fluorene	0.5507	8.65	0.00	19842	165.0	94.9	56.5	104.9
					167.0	13.2	8.4	15.6



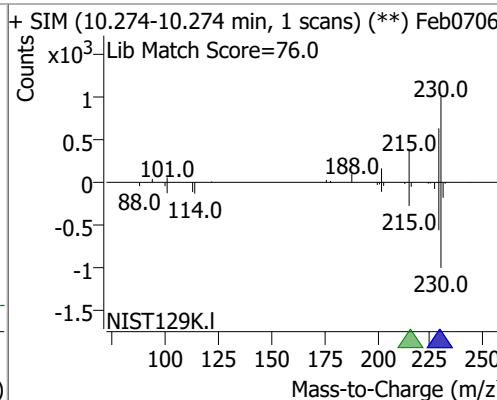
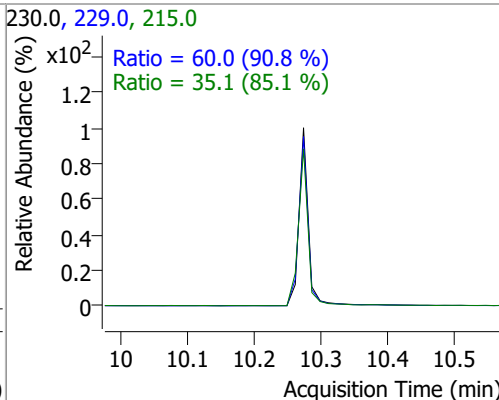
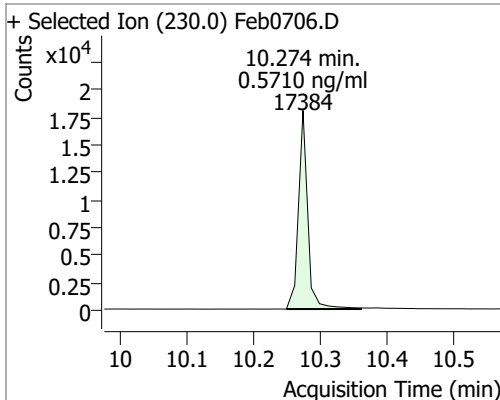
Compound	Conc.	RT	Dev(Min)	Resp.	QIon	QRatio	Lower	Upper
Phenanthrene	0.5348	9.77	0.01	29209	176.0	14.2	12.9	23.9



Compound	Conc.	RT	Dev(Min)	Resp.	QIon	QRatio	Lower	Upper
Anthracene	0.5604	9.83	0.00	23664	176.0	14.7	12.7	23.6

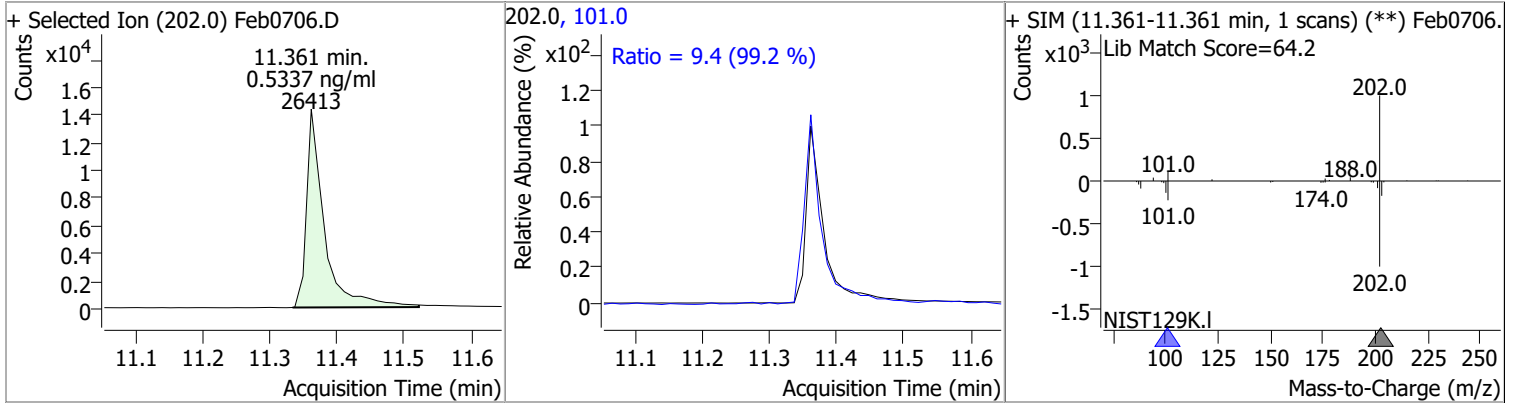


Compound	Conc.	RT	Dev(Min)	Resp.	QIon	QRatio	Lower	Upper
o-Terphenyl	0.5710	10.27	0.00	17384	229.0	60.0	46.3	85.9
					215.0	35.1	28.9	53.6

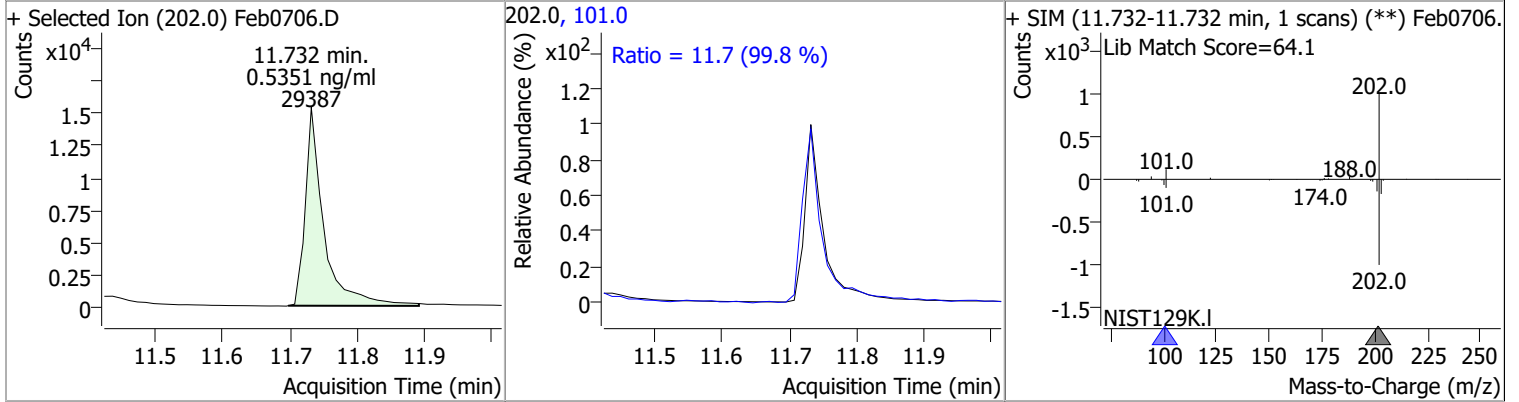


Quantitation Results Report (QT Reviewed)

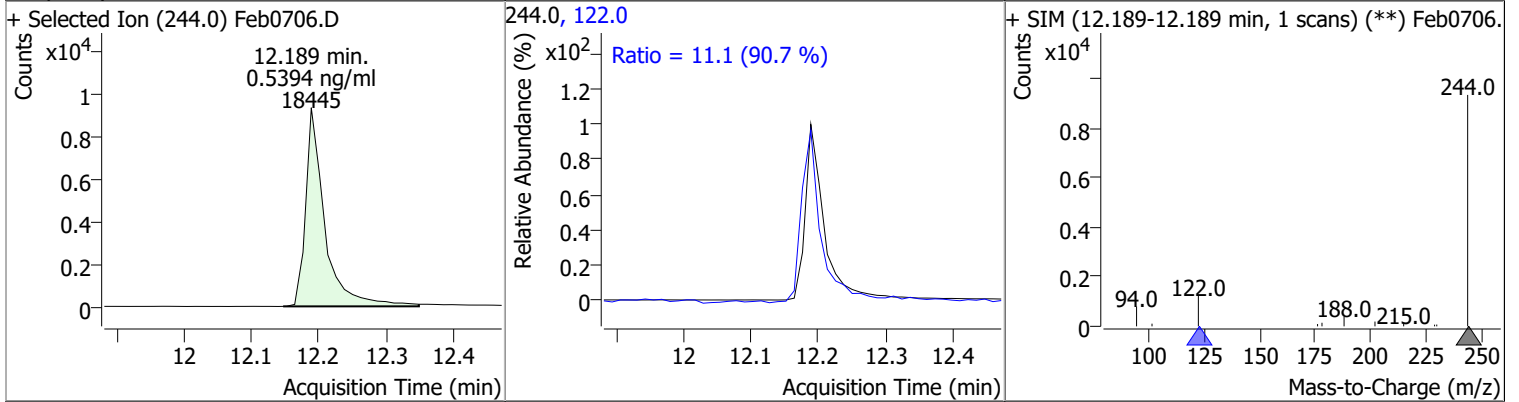
Compound	Conc.	RT	Dev(Min)	Resp.	QIon	QRatio	Lower	Upper
Fluoranthene	0.5337	11.36	0.01	26413	101.0	9.4	6.6	12.3



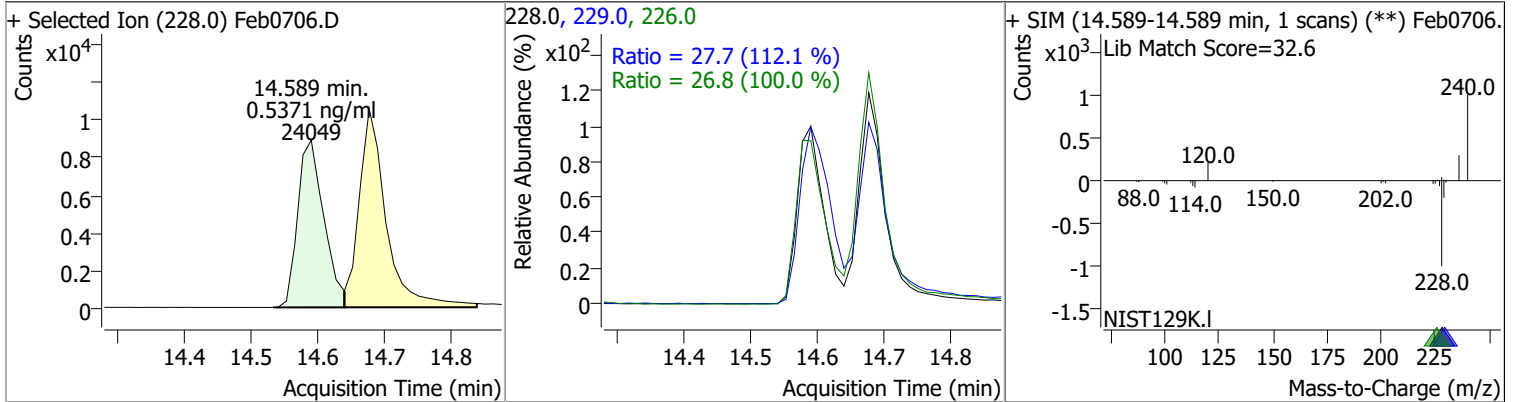
Compound	Conc.	RT	Dev(Min)	Resp.	QIon	QRatio	Lower	Upper
Pyrene	0.5351	11.73	0.01	29387	101.0	11.7	8.2	15.2



Compound	Conc.	RT	Dev(Min)	Resp.	QIon	QRatio	Lower	Upper
Terphenyl-d14	0.5394	12.19	0.01	18445	122.0	11.1	8.6	15.9

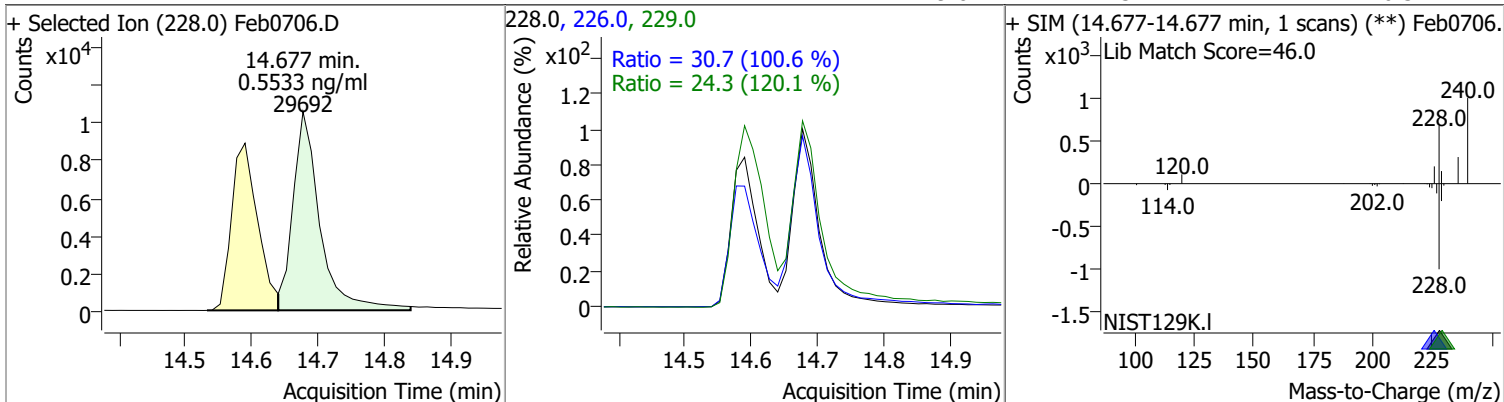


Compound	Conc.	RT	Dev(Min)	Resp.	QIon	QRatio	Lower	Upper
Benzo(a)Anthracene	0.5371	14.59	0.01	24049	226.0	26.8	18.7	34.8
					229.0	27.7	17.3	32.1

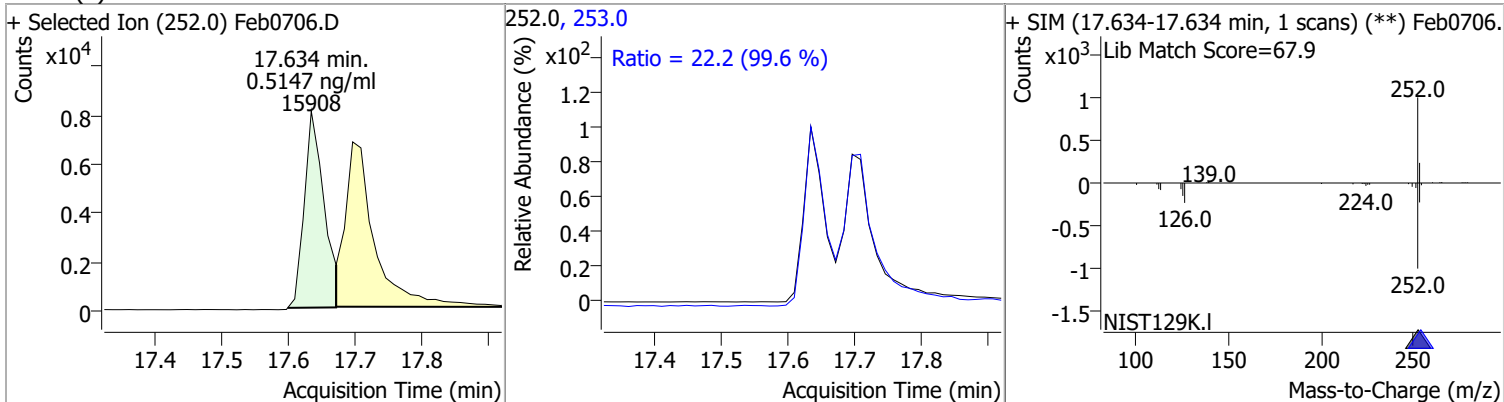


Quantitation Results Report (QT Reviewed)

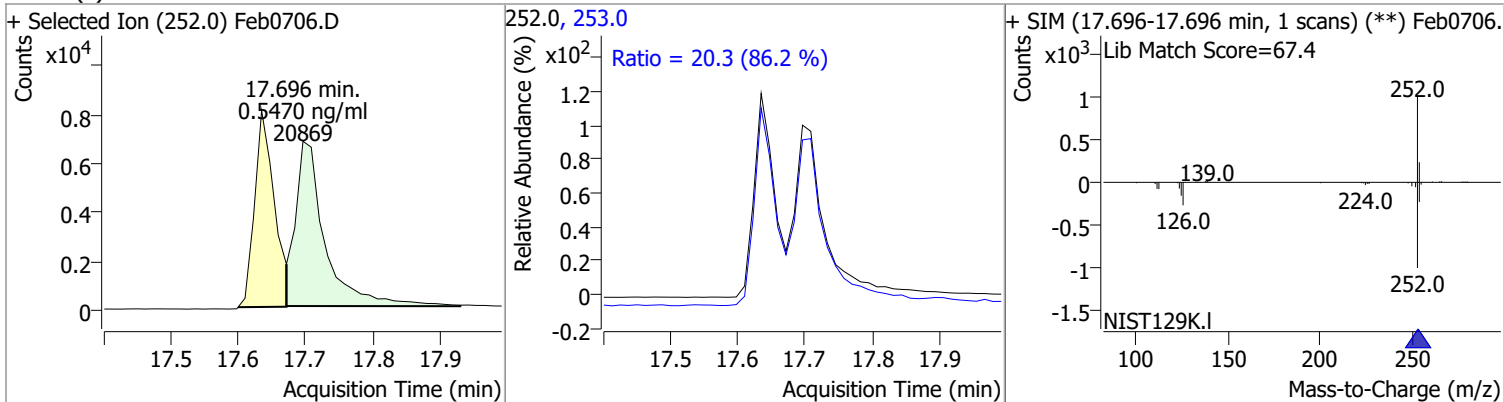
Compound	Conc.	RT	Dev(Min)	Resp.	QIon	QRatio	Lower	Upper
Chrysene	0.5533	14.68	0.00	29692	226.0	30.7	21.4	39.7
					229.0	24.3	14.2	26.3



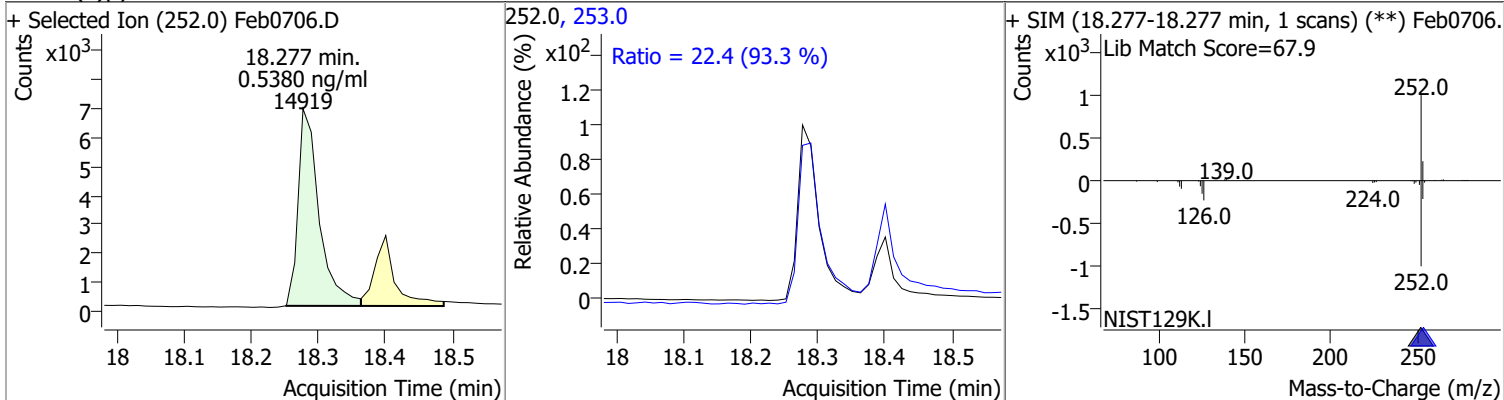
Compound	Conc.	RT	Dev(Min)	Resp.	QIon	QRatio	Lower	Upper
Benzo(b)fluoranthene	0.5147	17.63	0.01	15908	253.0	22.2	15.6	28.9



Compound	Conc.	RT	Dev(Min)	Resp.	QIon	QRatio	Lower	Upper
Benzo(k)fluoranthene	0.5470	17.70	0.00	20869	253.0	20.3	16.5	30.6

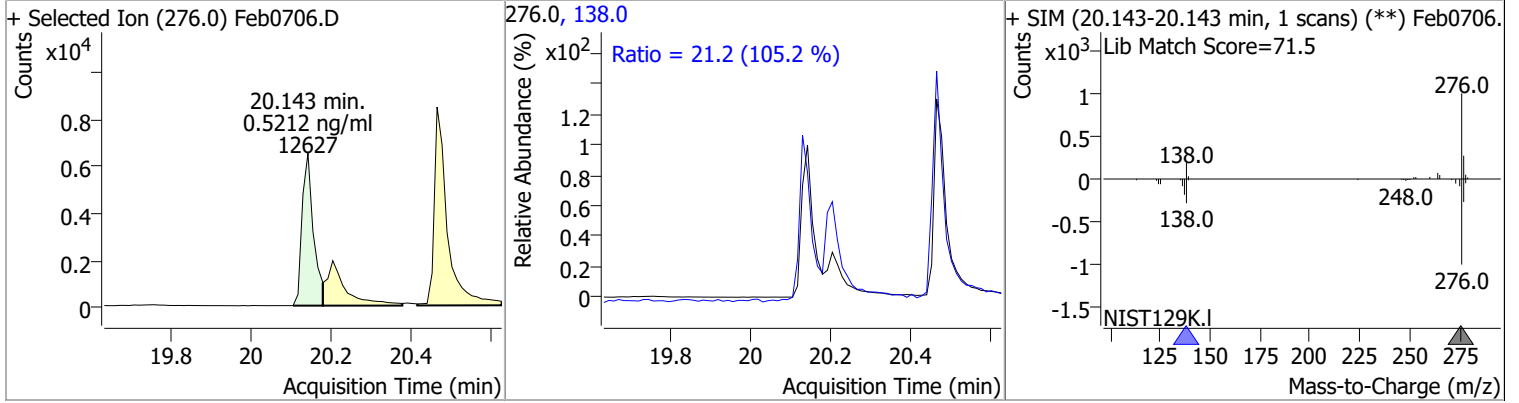


Compound	Conc.	RT	Dev(Min)	Resp.	QIon	QRatio	Lower	Upper
Benzo(a)pyrene	0.5380	18.28	0.00	14919	253.0	22.4	16.8	31.2

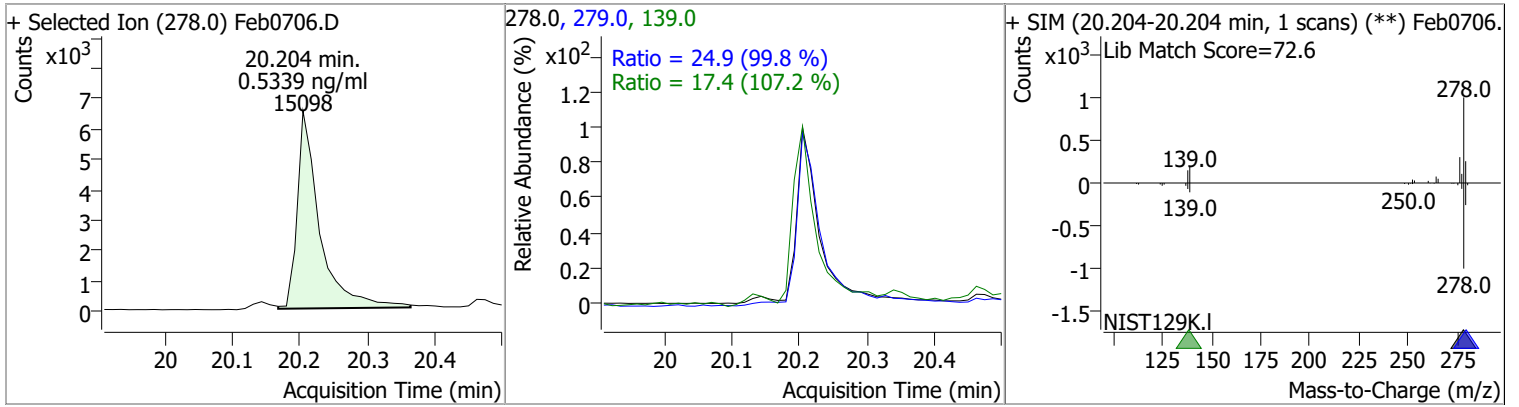


Quantitation Results Report (QT Reviewed)

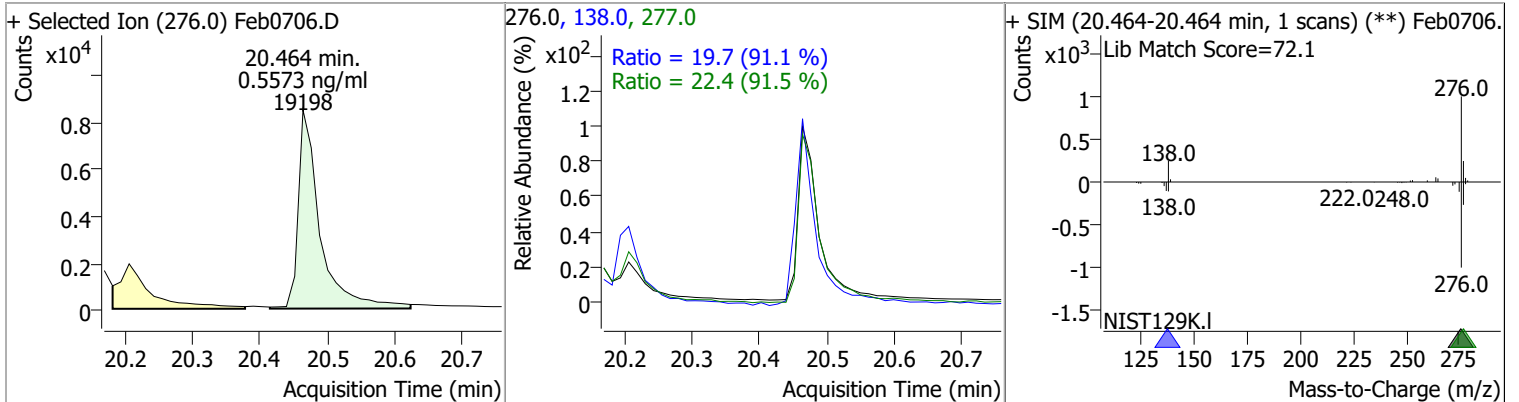
Compound	Conc.	RT	Dev(Min)	Resp.	QIon	QRatio	Lower	Upper
Indeno(1,2,3-cd)pyrene	0.5212	20.14	0.01	12627	138.0	21.2	14.1	26.2



Compound	Conc.	RT	Dev(Min)	Resp.	QIon	QRatio	Lower	Upper
Dibenzo(a,h)anthracene	0.5339	20.20	0.00	15098	279.0	24.9	17.4	32.4



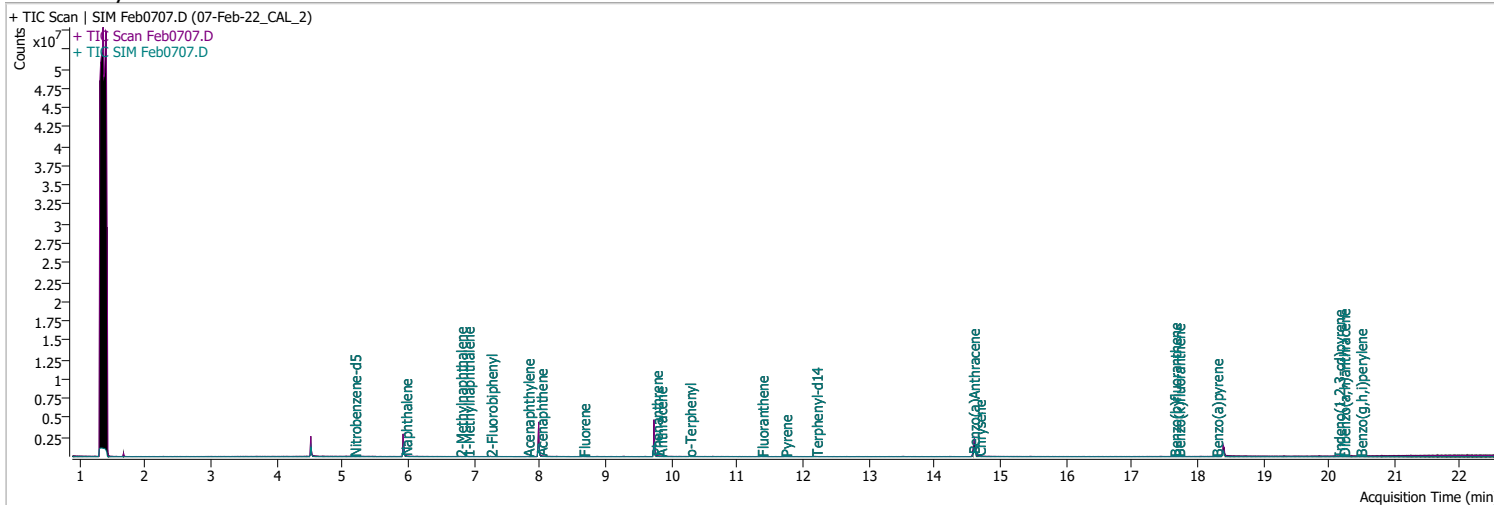
Compound	Conc.	RT	Dev(Min)	Resp.	QIon	QRatio	Lower	Upper
Benzo(g,h,i)perylene	0.5573	20.46	0.00	19198	277.0	22.4	17.2	31.9



Quantitation Results Report (QT Reviewed)

Data File	Feb0707.D	Operator	LIMS import
Acq. Method	5975BNASIM	Acq. Date-Time	2/7/2022 6:24:31 PM
Sample Name	07-Feb-22_CAL_2	Instrument	GCMS
Vial	7	Multiplier	1.00
DA Method File		Comment	SVOC-8270-W-LLPAH
Tune File	dftppjph.u	Tune Date	
Batch Name	020722 bna SIM 1.batch.bin	Last Calib Update	2/8/2022 9:05:30 AM

Ref Library



Compound	RT	QIon	Resp.	Conc.	Units	Dev(Min)
Internal Standards						
M 1,4-Dichlorobenzene-d4	4.522	152.0	407495	40.0000	ng/ml	0.000
M Naphthalene-d8	5.928	136.0	1506287	40.0000	ng/ml	0.000
M Acenaphthene-d10	7.988	164.0	1013669	40.0000	ng/ml	0.012
M Phenanthrene-d10	9.743	188.0	1890759	40.0000	ng/ml	0.012
M Chrysene-d12	14.614	240.0	1492991	40.0000	ng/ml	0.000
M Perylene-d12	18.400	264.0	861952	40.0000	ng/ml	0.000
System Monitoring Compounds						
S Nitrobenzene-d5	5.180	82.0	1664	0.2048	ng/ml	0.025
Spiked Amount: 5.000	Range: 19.0 - 102.0%			Recovery = 4.10%	*	
S 2-Fluorobiphenyl	7.252	172.0	7506	0.2028	ng/ml	0.012
Spiked Amount: 5.000	Range: 25.0 - 94.0%			Recovery = 4.06%	*	
S o-Terphenyl	10.274	230.0	7450	0.1985	ng/ml	0.000
Spiked Amount: 5.000	Range: 40.0 - 140.0%			Recovery = 3.97%	*	
S Terphenyl-d14	12.201	244.0	7683	0.1898	ng/ml	0.024
Spiked Amount: 5.000	Range: 39.0 - 106.0%			Recovery = 3.80%	*	
Target Compounds						
T Naphthalene	5.953	128.0	9860	0.1865	ng/ml	91
T 2-Methylnaphthalene	6.790	141.0	5790	0.1864	ng/ml	92
T 1-Methylnaphthalene	6.902	141.0	6437	0.1812	ng/ml	92
T Acenaphthylene	7.813	152.0	7325	0.1885	ng/ml	99
T Acenaphthene	8.013	154.0	7429	0.1924	ng/ml	m 97
T Fluorene	8.661	166.0	8183	0.2026	ng/ml	99
T Phenanthrene	9.768	178.0	12935	0.1987	ng/ml	100
T Anthracene	9.830	178.0	10131	0.2010	ng/ml	99
T Fluoranthene	11.374	202.0	10718	0.1912	ng/ml	99
T Pyrene	11.732	202.0	12264	0.1866	ng/ml	99
T Benzo(a)Anthracene	14.589	228.0	12989	0.1977	ng/ml	94
T Chrysene	14.676	228.0	13359	0.2099	ng/ml	97
T Benzo(b)fluoranthene	17.647	252.0	6604	0.1936	ng/ml	95

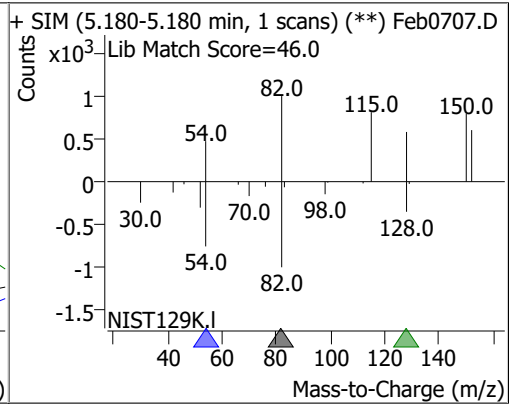
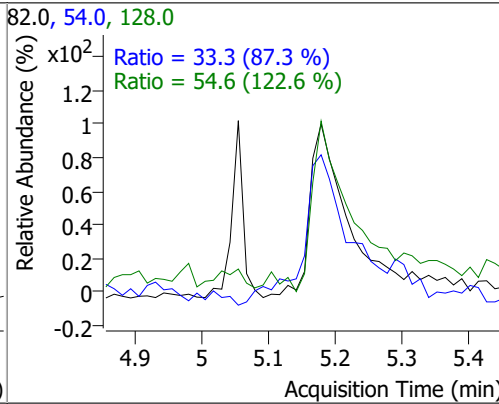
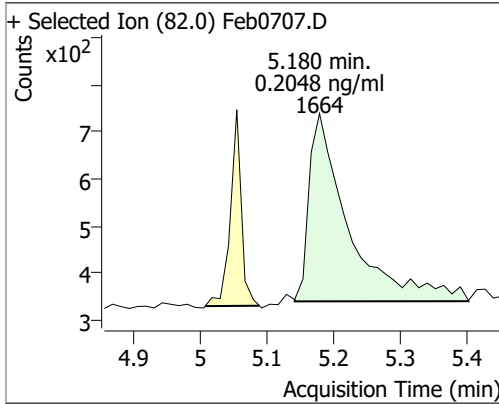
Quantitation Results Report (QT Reviewed)

Compound	RT	QIon	Resp.	Conc.	Units	Dev(Min)
T Benzo(k)fluoranthene	17.708	252.0	9883	0.2168	ng/ml	94
T Benzo(a)pyrene	18.289	252.0	6086	0.1904	ng/ml	95
T Indeno(1,2,3-cd)pyrene	20.142	276.0	5243	0.1947	ng/ml	99
T Dibenzo(a,h)anthracene	20.217	278.0	6541	0.1973	ng/ml	98
T Benzo(g,h,i)perylene	20.476	276.0	7864	0.1892	ng/ml	99

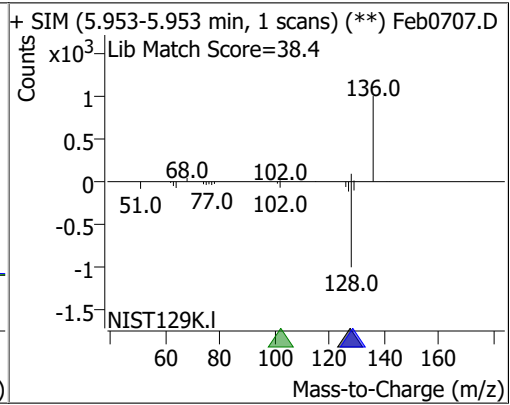
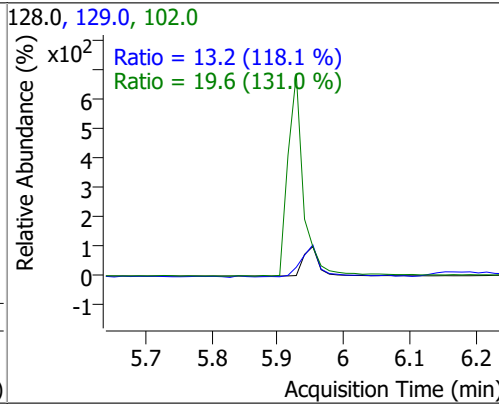
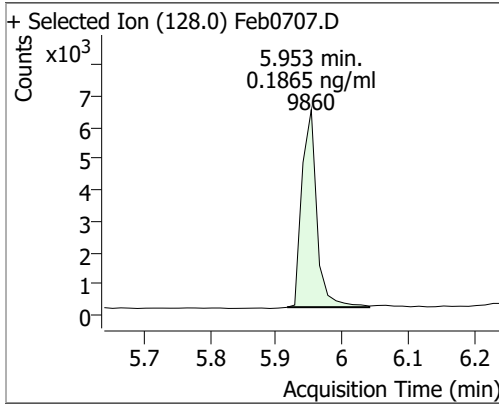
(#) = Qualifier Out of Range; (m) = Manual Integration; (+) = Area Summed; (*) = Surrogate Percent Recovery Out of Range; (d): Zeroed Peak

Quantitation Results Report (QT Reviewed)

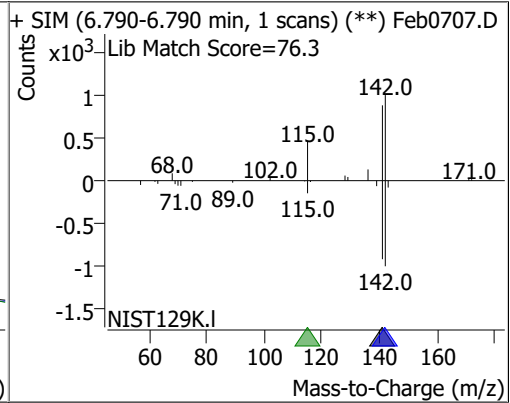
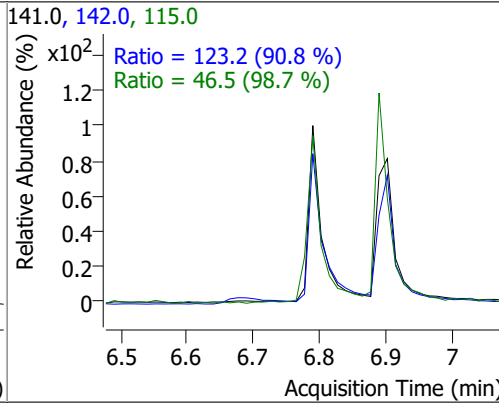
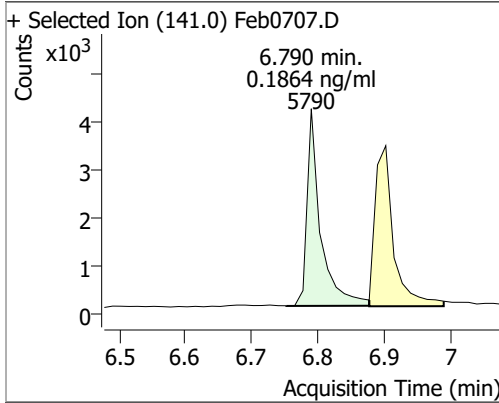
Compound	Conc.	RT	Dev(Min)	Resp.	QIon	QRatio	Lower	Upper
Nitrobenzene-d5	0.2048	5.18	0.02	1664	128.0	54.6	31.2	57.9
					54.0	33.3	26.7	49.6



Compound	Conc.	RT	Dev(Min)	Resp.	QIon	QRatio	Lower	Upper
Naphthalene	0.1865	5.95	0.01	9860	102.0	19.6	0.0	45.0
					129.0	13.2	7.8	14.5

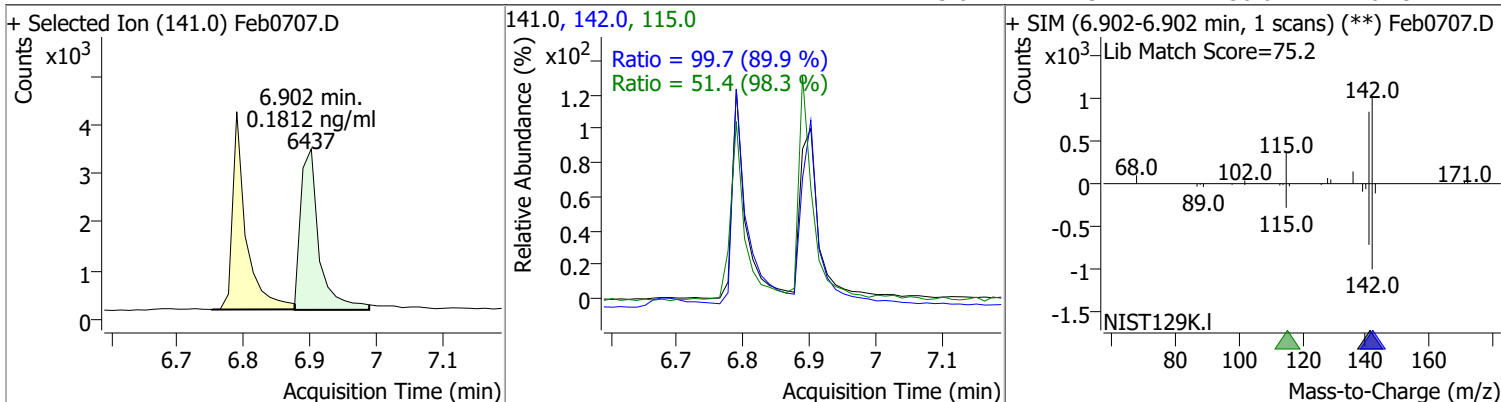


Compound	Conc.	RT	Dev(Min)	Resp.	QIon	QRatio	Lower	Upper
2-Methylnaphthalene	0.1864	6.79	0.01	5790	142.0	123.2	95.0	176.4
					115.0	46.5	32.9	61.2

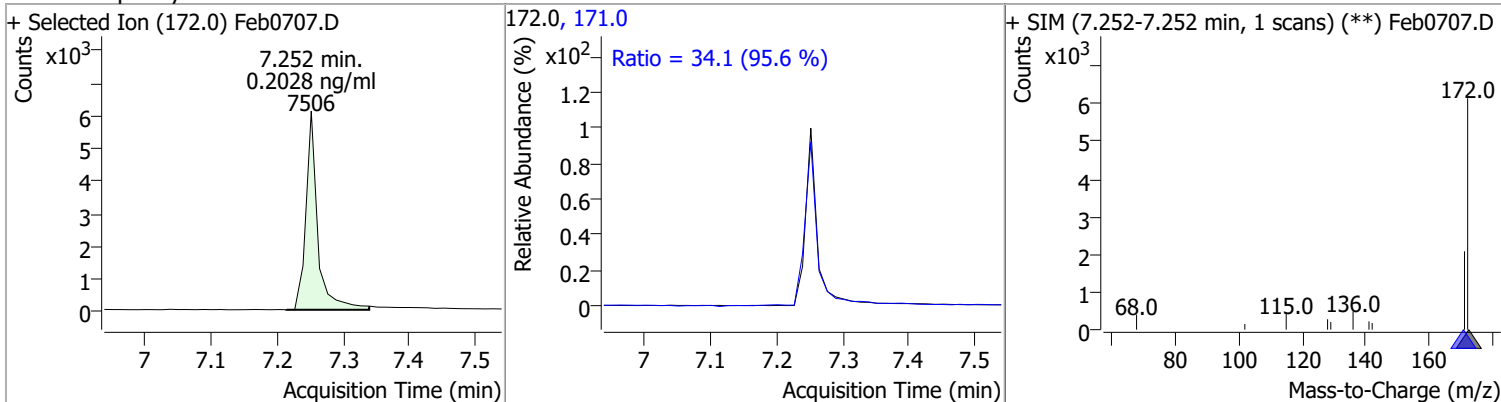


Quantitation Results Report (QT Reviewed)

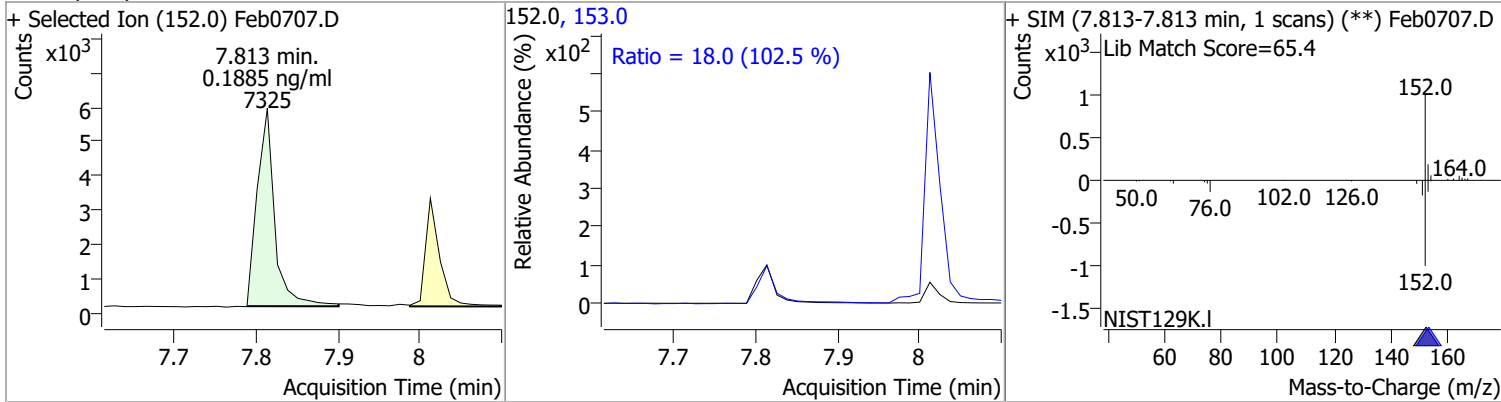
Compound	Conc.	RT	Dev(Min)	Resp.	QIon	QRatio	Lower	Upper
1-Methylnaphthalene	0.1812	6.90	0.01	6437	142.0	99.7	77.7	144.2
					115.0	51.4	36.6	67.9



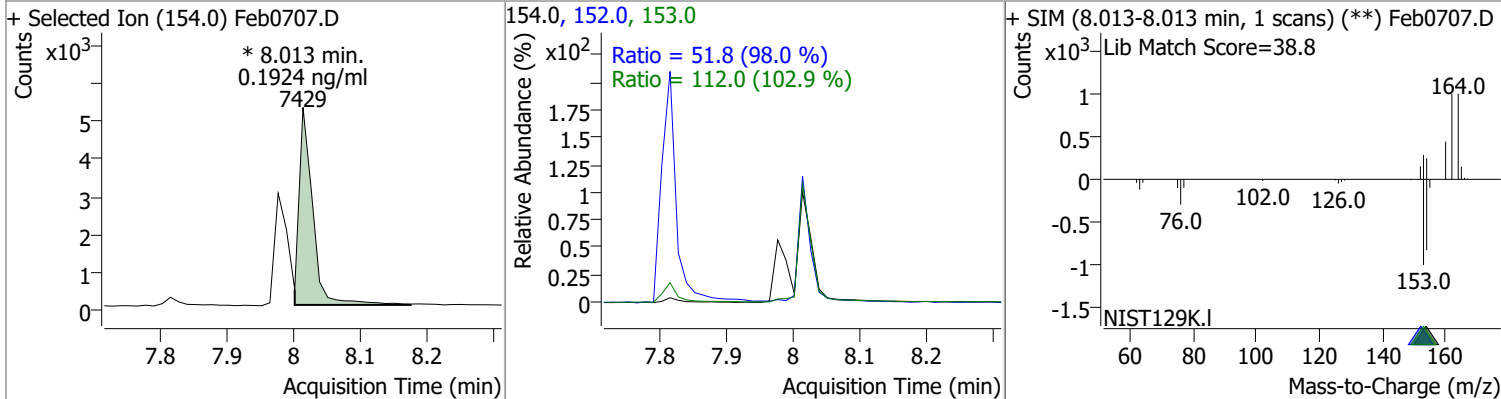
Compound	Conc.	RT	Dev(Min)	Resp.	QIon	QRatio	Lower	Upper
2-Fluorobiphenyl	0.2028	7.25	0.01	7506	171.0	34.1	25.0	46.4



Compound	Conc.	RT	Dev(Min)	Resp.	QIon	QRatio	Lower	Upper
Acenaphthylene	0.1885	7.81	0.01	7325	153.0	18.0	12.3	22.9

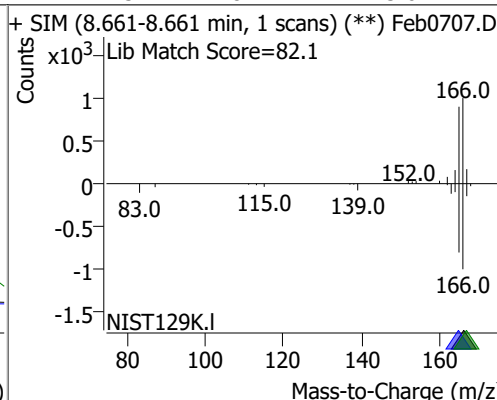
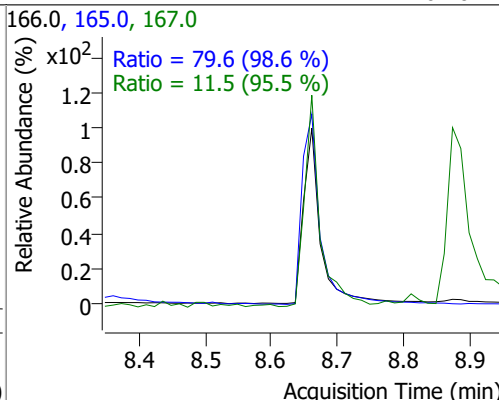
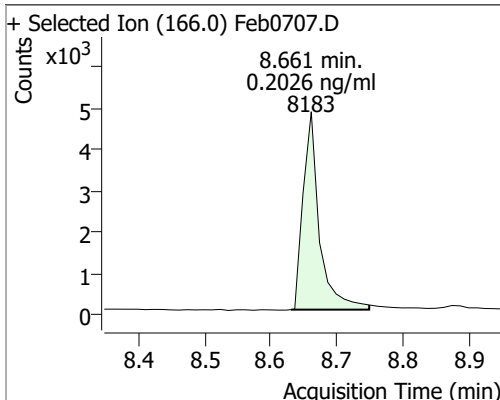


Compound	Conc.	RT	Dev(Min)	Resp.	QIon	QRatio	Lower	Upper
Acenaphthene	0.1924	8.01	0.00	7429 (m)	153.0	112.0	76.2	141.5
					152.0	51.8	37.0	68.7

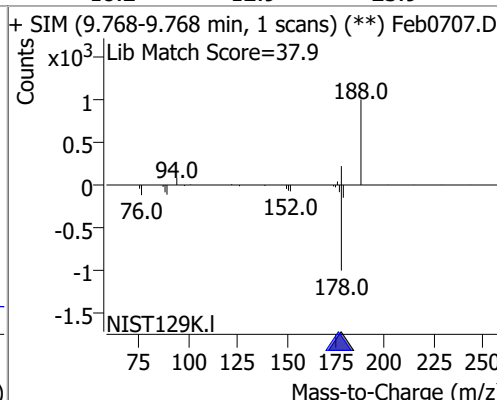
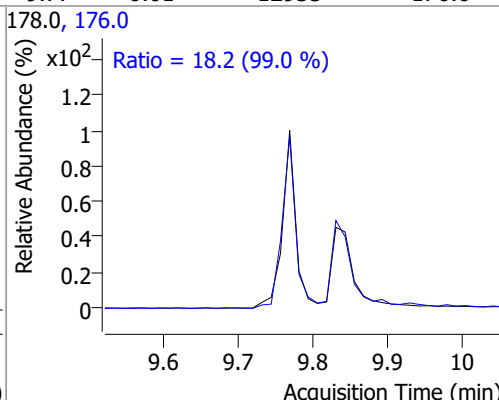
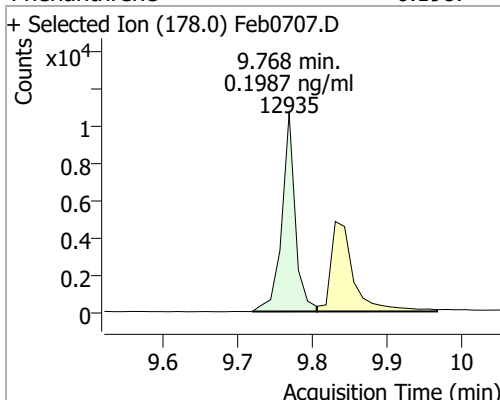


Quantitation Results Report (QT Reviewed)

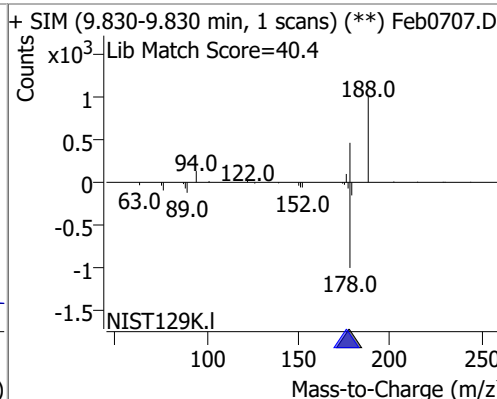
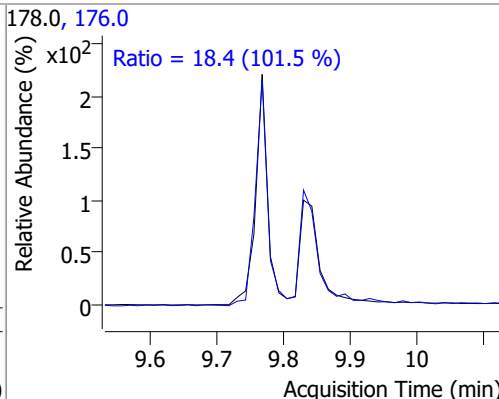
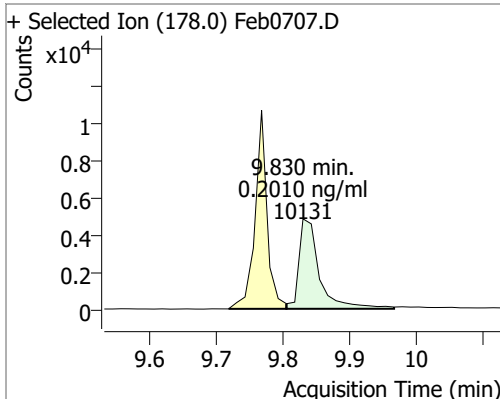
Compound	Conc.	RT	Dev(Min)	Resp.	QIon	QRatio	Lower	Upper
Fluorene	0.2026	8.66	0.01	8183	165.0 167.0	79.6 11.5	56.5 8.4	104.9 15.6



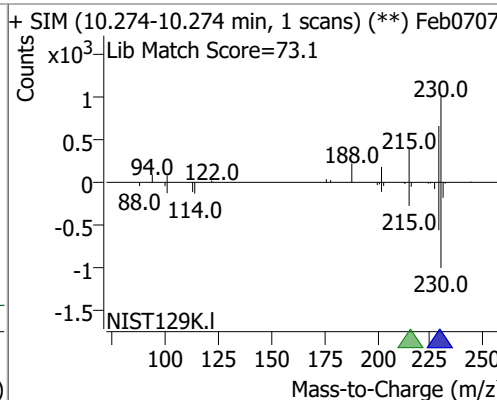
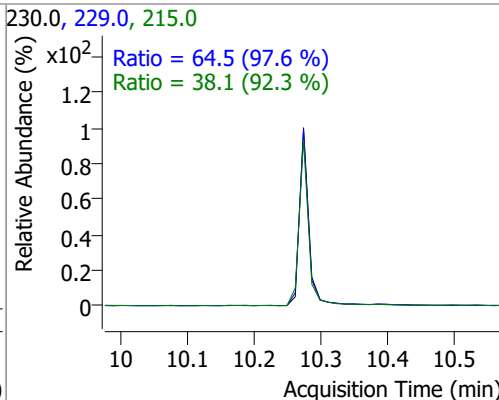
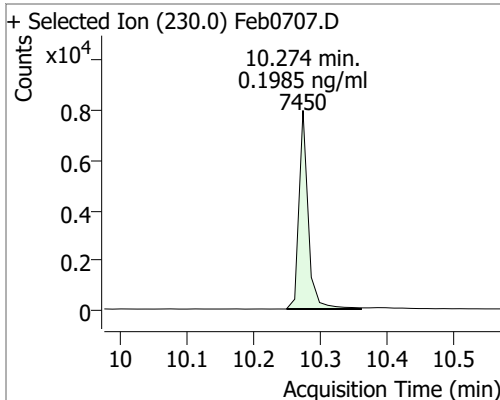
Compound	Conc.	RT	Dev(Min)	Resp.	QIon	QRatio	Lower	Upper
Phenanthrene	0.1987	9.77	0.01	12935	176.0	18.2	12.9	23.9



Compound	Conc.	RT	Dev(Min)	Resp.	QIon	QRatio	Lower	Upper
Anthracene	0.2010	9.83	0.00	10131	176.0	18.4	12.7	23.6

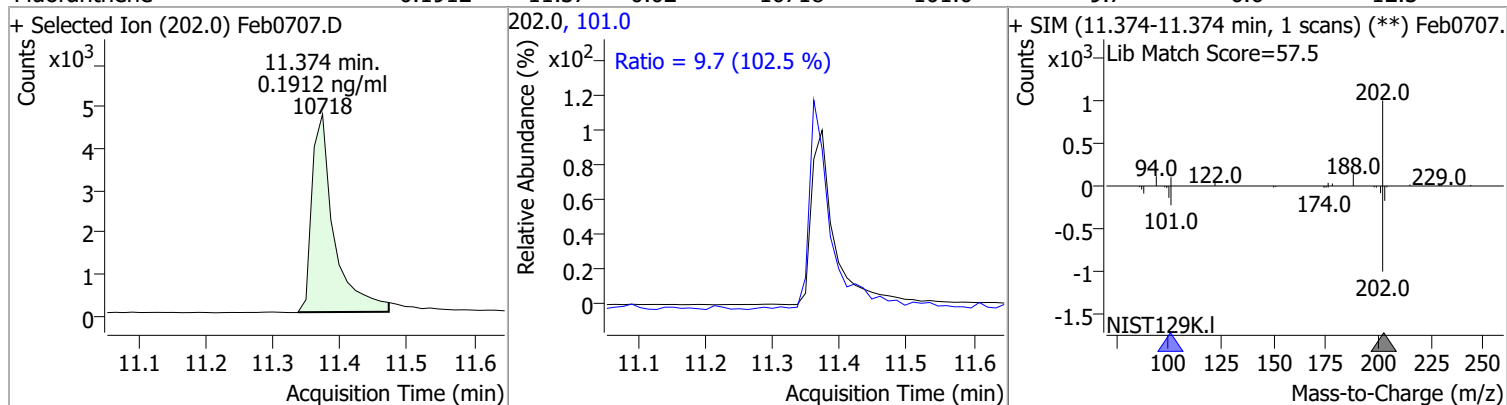


Compound	Conc.	RT	Dev(Min)	Resp.	QIon	QRatio	Lower	Upper
o-Terphenyl	0.1985	10.27	0.00	7450	229.0 215.0	64.5 38.1	46.3 28.9	85.9 53.6

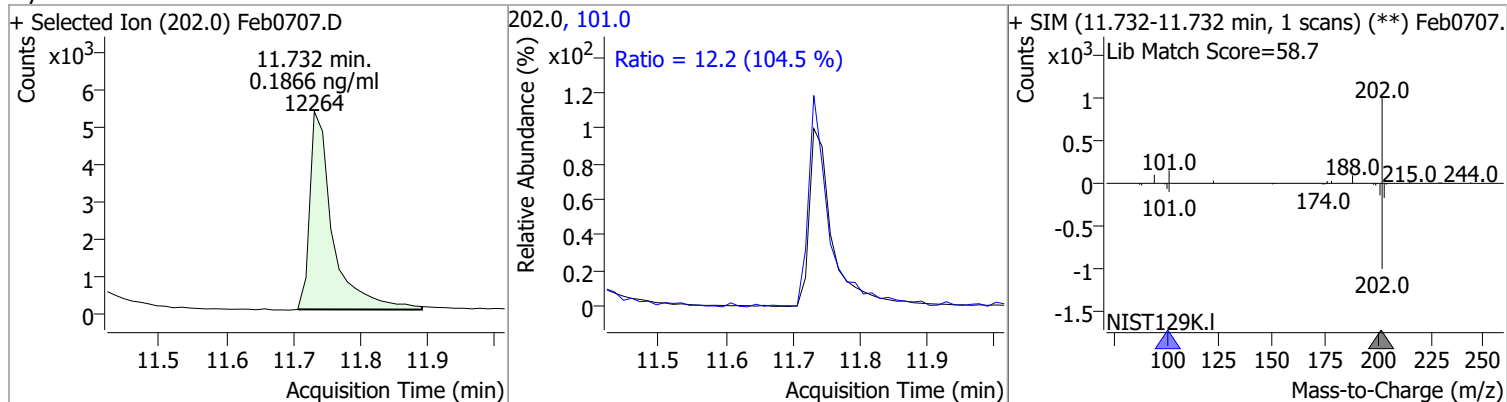


Quantitation Results Report (QT Reviewed)

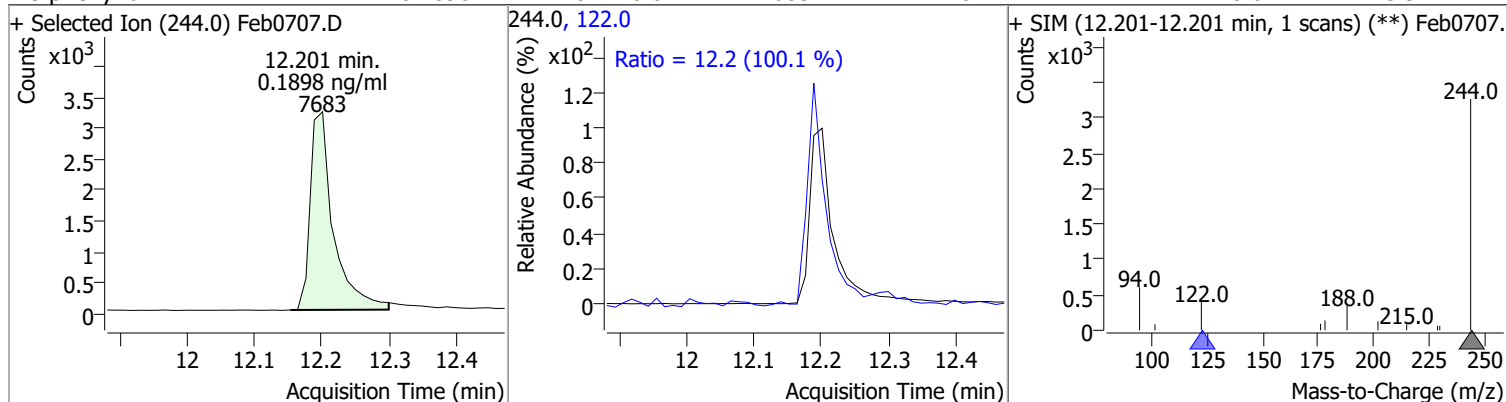
Compound	Conc.	RT	Dev(Min)	Resp.	QIon	QRatio	Lower	Upper
Fluoranthene	0.1912	11.37	0.02	10718	101.0	9.7	6.6	12.3



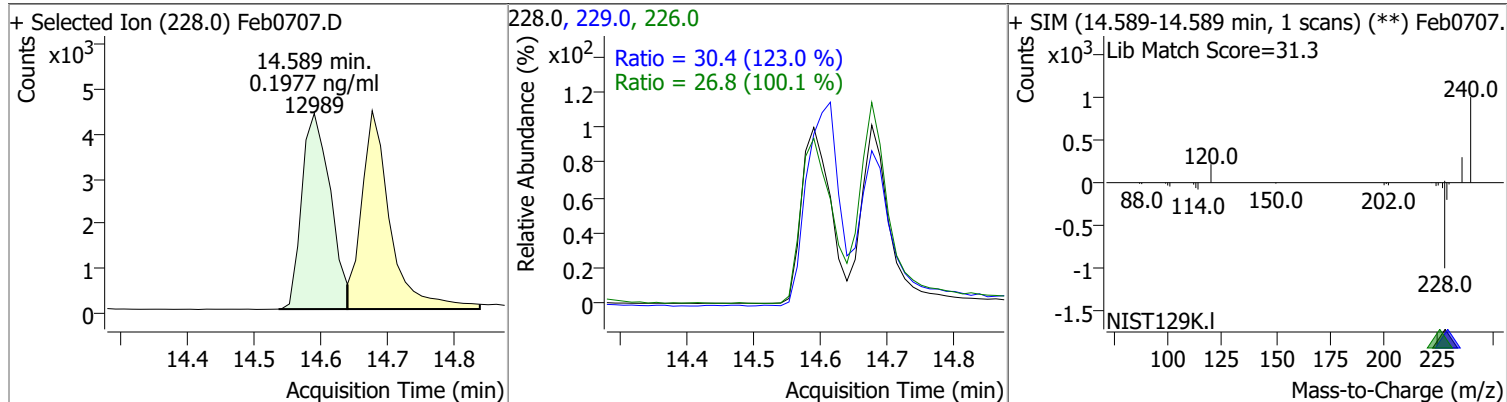
Compound	Conc.	RT	Dev(Min)	Resp.	QIon	QRatio	Lower	Upper
Pyrene	0.1866	11.73	0.01	12264	101.0	12.2	8.2	15.2



Compound	Conc.	RT	Dev(Min)	Resp.	QIon	QRatio	Lower	Upper
Terphenyl-d14	0.1898	12.20	0.02	7683	122.0	12.2	8.6	15.9

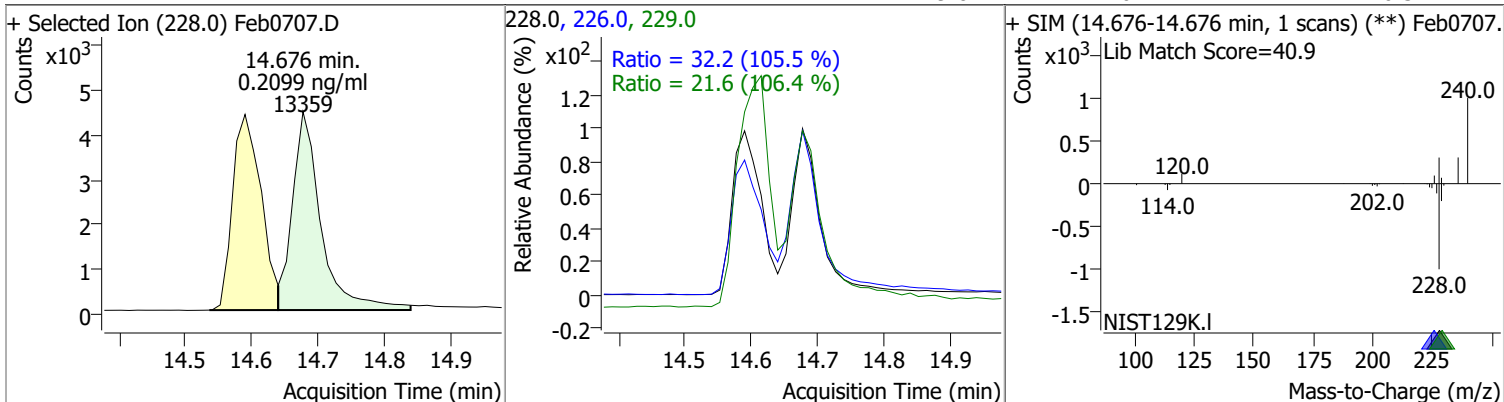


Compound	Conc.	RT	Dev(Min)	Resp.	QIon	QRatio	Lower	Upper
Benzo(a)Anthracene	0.1977	14.59	0.01	12989	226.0	26.8	18.7	34.8
					229.0	30.4	17.3	32.1

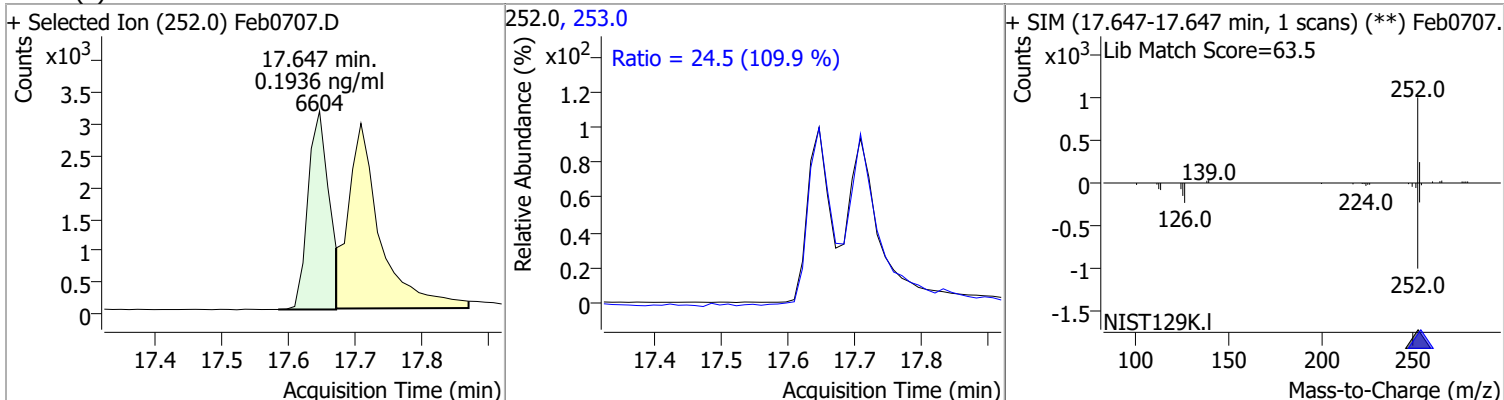


Quantitation Results Report (QT Reviewed)

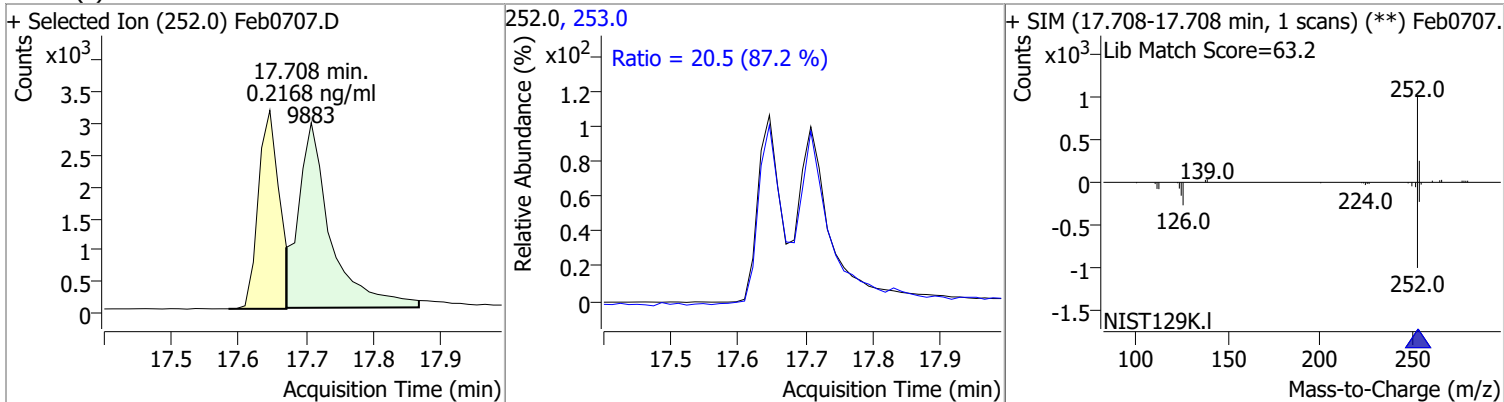
Compound	Conc.	RT	Dev(Min)	Resp.	QIon	QRatio	Lower	Upper
Chrysene	0.2099	14.68	0.00	13359	226.0	32.2	21.4	39.7
					229.0	21.6	14.2	26.3



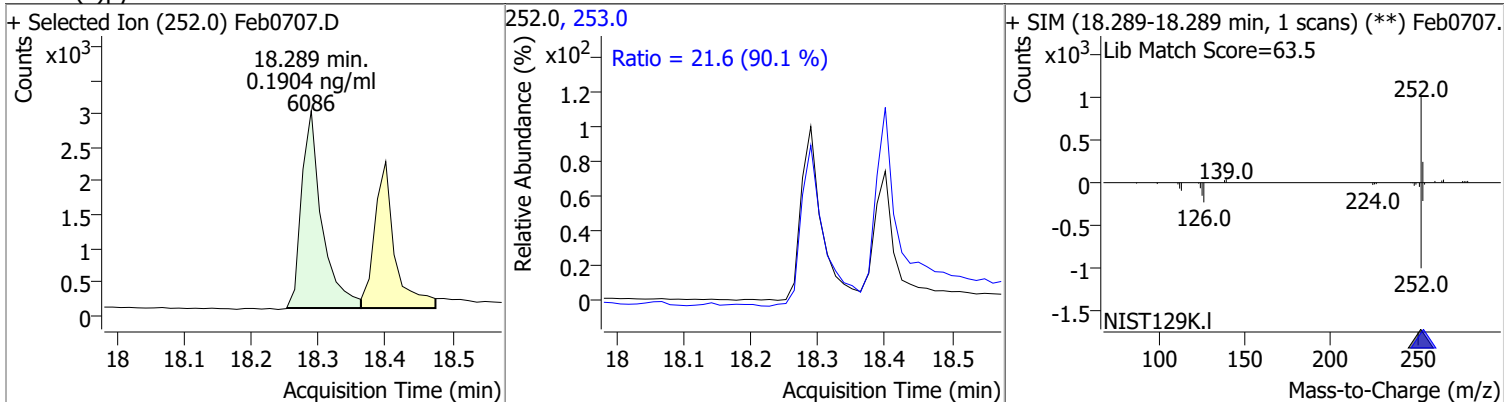
Compound	Conc.	RT	Dev(Min)	Resp.	QIon	QRatio	Lower	Upper
Benzo(b)fluoranthene	0.1936	17.65	0.02	6604	252.0	24.5	15.6	28.9
					253.0	24.5	15.6	28.9



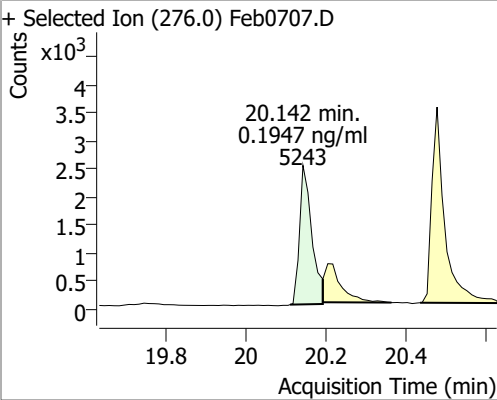
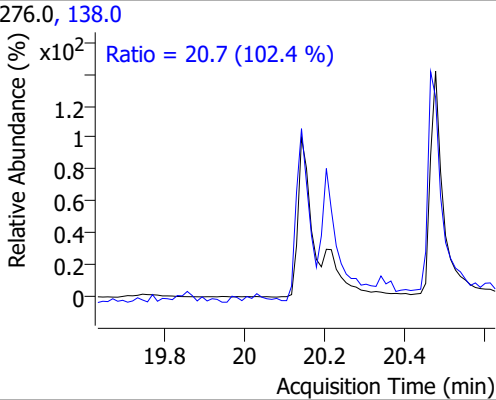
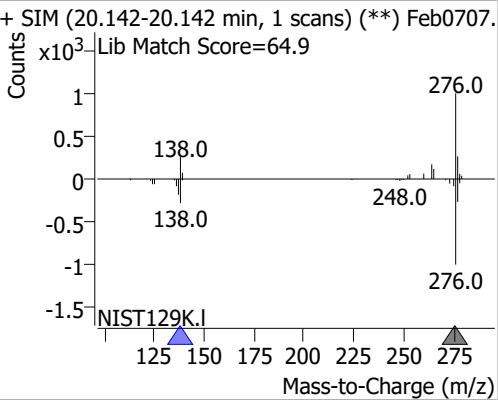
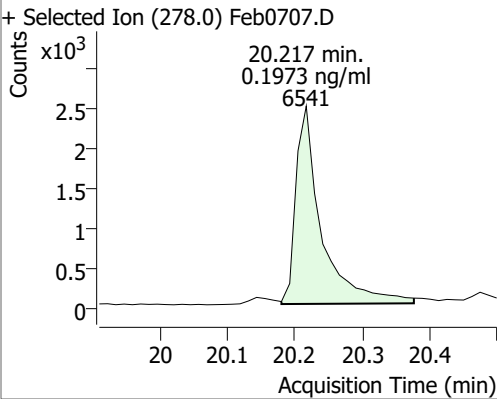
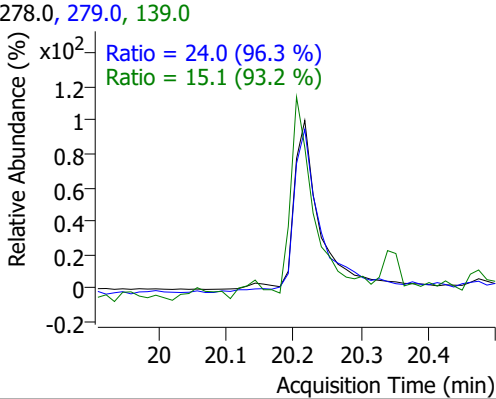
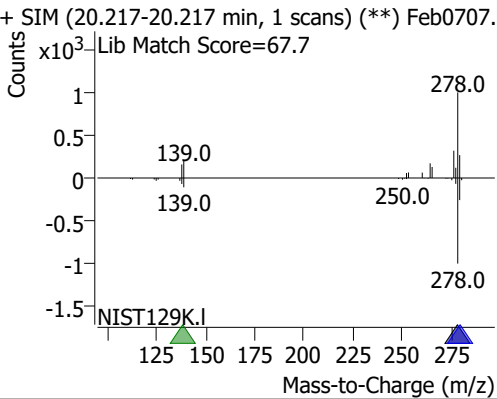
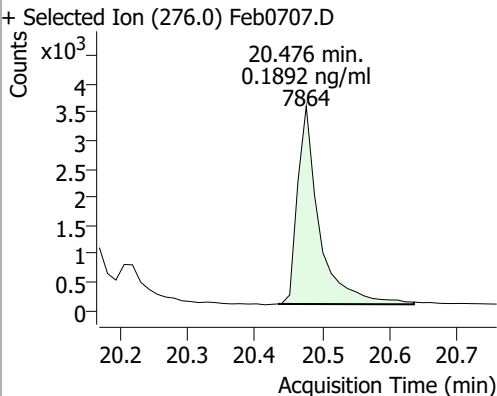
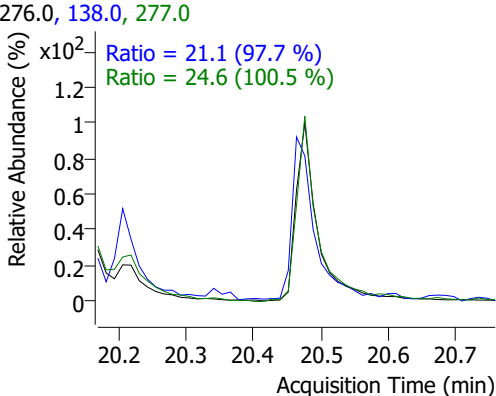
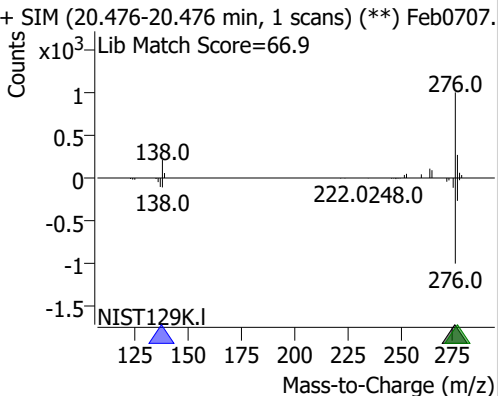
Compound	Conc.	RT	Dev(Min)	Resp.	QIon	QRatio	Lower	Upper
Benzo(k)fluoranthene	0.2168	17.71	0.01	9883	252.0	20.5	16.5	30.6
					253.0	20.5	16.5	30.6



Compound	Conc.	RT	Dev(Min)	Resp.	QIon	QRatio	Lower	Upper
Benzo(a)pyrene	0.1904	18.29	0.01	6086	252.0	21.6	16.8	31.2
					253.0	21.6	16.8	31.2



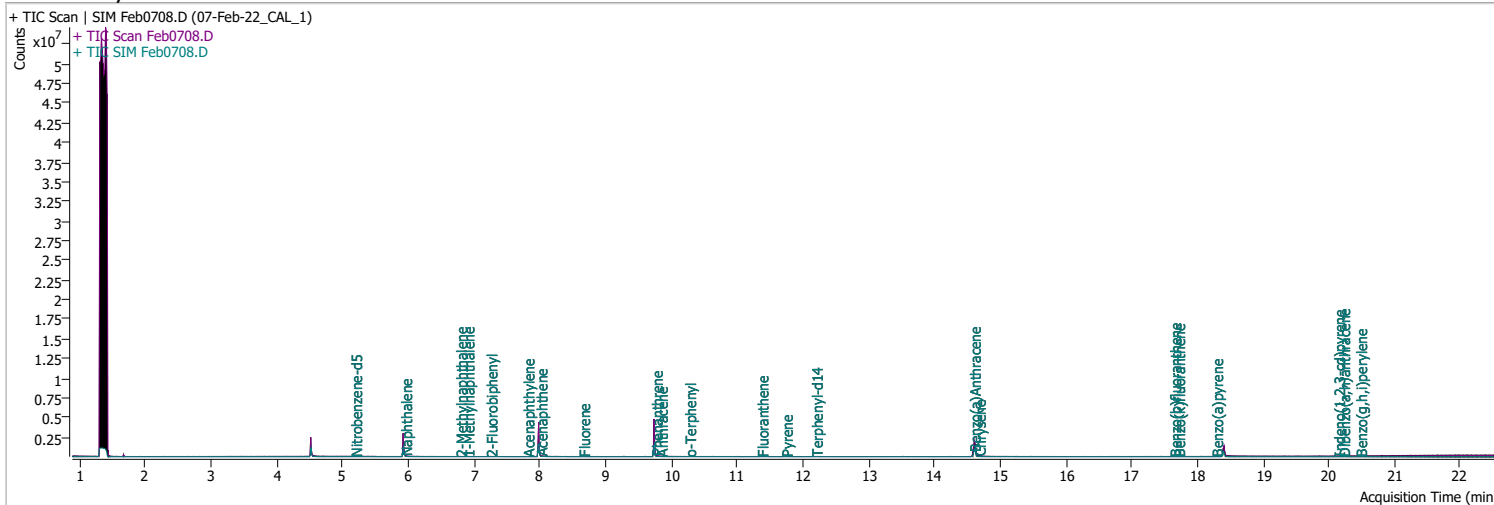
Quantitation Results Report (QT Reviewed)

Compound	Conc.	RT	Dev(Min)	Resp.	QIon	QRatio	Lower	Upper
Indeno(1,2,3-cd)pyrene	0.1947	20.14	0.01	5243	138.0	20.7	14.1	26.2
+ Selected Ion (276.0) Feb0707.D			276.0, 138.0			+ SIM (20.142-20.142 min, 1 scans) (**) Feb0707. Lib Match Score=64.9		
								
Dibenzo(a,h)anthracene	0.1973	20.22	0.01	6541	279.0	24.0	17.4	32.4
+ Selected Ion (278.0) Feb0707.D			278.0, 279.0, 139.0			+ SIM (20.217-20.217 min, 1 scans) (**) Feb0707. Lib Match Score=67.7		
								
Benzo(g,h,i)perylene	0.1892	20.48	0.01	7864	277.0	24.6	17.2	31.9
+ Selected Ion (276.0) Feb0707.D			276.0, 138.0, 277.0			+ SIM (20.476-20.476 min, 1 scans) (**) Feb0707. Lib Match Score=66.9		
								

Quantitation Results Report (QT Reviewed)

Data File	Feb0708.D	Operator	LIMS import
Acq. Method	5975BNASIM	Acq. Date-Time	2/7/2022 6:57:09 PM
Sample Name	07-Feb-22_CAL_1	Instrument	GCMS
Vial	8	Multiplier	1.00
DA Method File		Comment	SVOC-8270-W-LLPAH
Tune File	dftppjph.u	Tune Date	
Batch Name	020722 bna SIM 1.batch.bin	Last Calib Update	2/8/2022 9:05:30 AM

Ref Library



Compound	RT	QIon	Resp.	Conc.	Units	Dev(Min)
Internal Standards						
M 1,4-Dichlorobenzene-d4	4.522	152.0	382175	40.0000	ng/ml	0.000
M Naphthalene-d8	5.928	136.0	1324429	40.0000	ng/ml	0.000
M Acenaphthene-d10	7.988	164.0	973397	40.0000	ng/ml	0.012
M Phenanthrene-d10	9.743	188.0	1856879	40.0000	ng/ml	0.012
M Chrysene-d12	14.614	240.0	1454689	40.0000	ng/ml	0.000
M Perylene-d12	18.400	264.0	835917	40.0000	ng/ml	0.000
System Monitoring Compounds						
S Nitrobenzene-d5	5.193	82.0	845	0.1109	ng/ml	#m 0.037
Spiked Amount: 5.000	Range: 19.0 - 102.0%			Recovery = 2.22%		*
S 2-Fluorobiphenyl	7.252	172.0	4242	0.1047	ng/ml	0.012
Spiked Amount: 5.000	Range: 25.0 - 94.0%			Recovery = 2.09%		*
S o-Terphenyl	10.274	230.0	4485	0.0841	ng/ml	0.000
Spiked Amount: 5.000	Range: 40.0 - 140.0%			Recovery = 1.68%		*
S Terphenyl-d14	12.201	244.0	4881	0.1005	ng/ml	0.025
Spiked Amount: 5.000	Range: 39.0 - 106.0%			Recovery = 2.01%		*
Target Compounds						
T Naphthalene	5.953	128.0	5753	0.1006	ng/ml	# 1
T 2-Methylnaphthalene	6.790	141.0	3289	0.0982	ng/ml	96
T 1-Methylnaphthalene	6.902	141.0	3874	0.1024	ng/ml	90
T Acenaphthylene	7.814	152.0	4194	0.1124	ng/ml	94
T Acenaphthene	8.013	154.0	4718	0.1003	ng/ml	m 95
T Fluorene	8.661	166.0	4449	0.0921	ng/ml	80
T Phenanthrene	9.768	178.0	8109	0.0972	ng/ml	97
T Anthracene	9.842	178.0	5930	0.0861	ng/ml	96
T Fluoranthene	11.374	202.0	6574	0.0993	ng/ml	96
T Pyrene	11.744	202.0	7955	0.1010	ng/ml	99
T Benzo(a)Anthracene	14.602	228.0	9432	0.0926	ng/ml	# 91
T Chrysene	14.677	228.0	7426	0.0862	ng/ml	# 86
T Benzo(b)fluoranthene	17.647	252.0	3848	0.0995	ng/ml	97

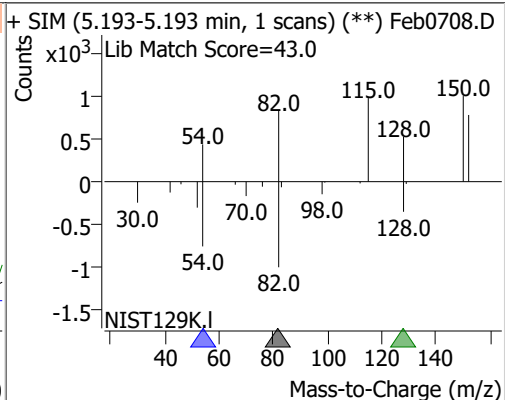
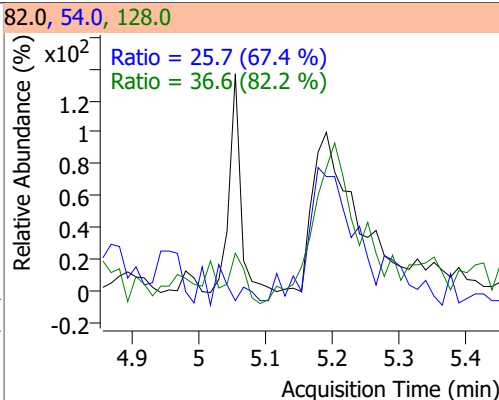
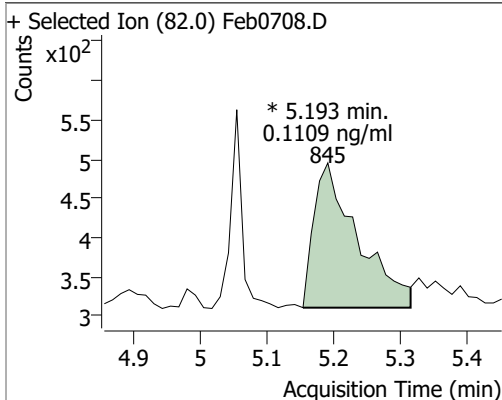
Quantitation Results Report (QT Reviewed)

Compound	RT	QIon	Resp.	Conc.	Units	Dev(Min)
T Benzo(k)fluoranthene	17.709	252.0	5460	0.0849	ng/ml	m 98
T Benzo(a)pyrene	18.289	252.0	3747	0.1001	ng/ml	90
T Indeno(1,2,3-cd)pyrene	20.143	276.0	3086	0.1006	ng/ml	m 98
T Dibenzo(a,h)anthracene	20.217	278.0	3884	0.0940	ng/ml	97
T Benzo(g,h,i)perylene	20.476	276.0	4892	0.0946	ng/ml	98

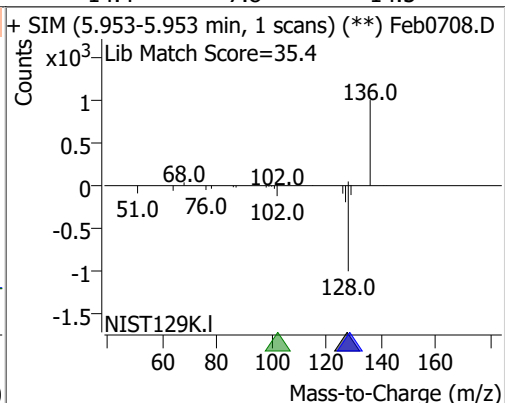
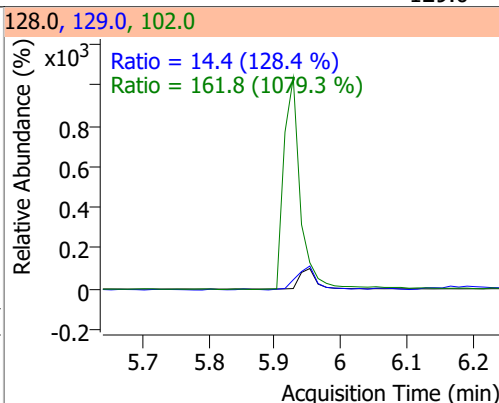
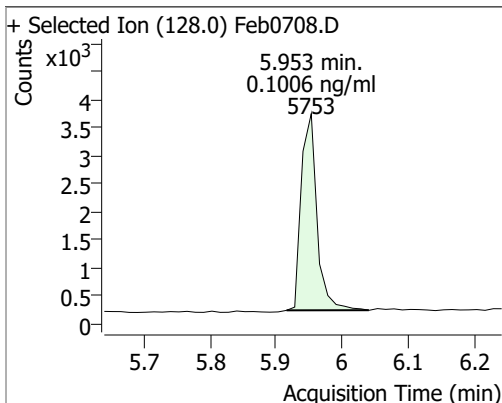
(#) = Qualifier Out of Range; (m) = Manual Integration; (+) = Area Summed; (*) = Surrogate Percent Recovery Out of Range; (d): Zeroed Peak

Quantitation Results Report (QT Reviewed)

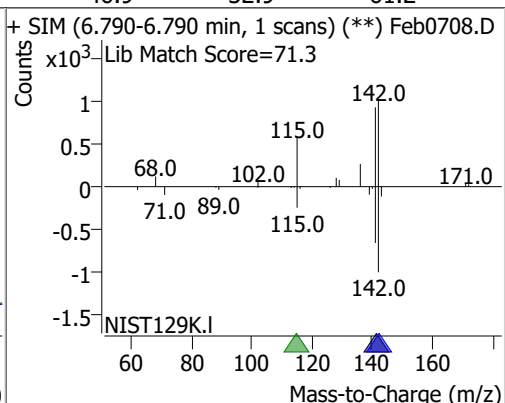
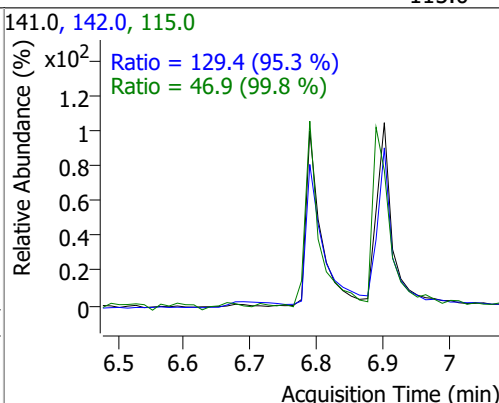
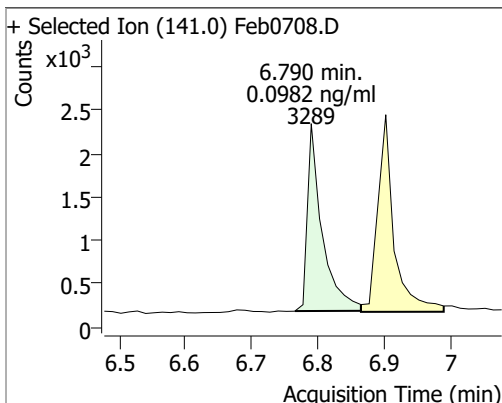
Compound	Conc.	RT	Dev(Min)	Resp.	QIon	QRatio	Lower	Upper
Nitrobenzene-d5	0.1109	5.19	0.04	845 (m)	128.0	36.6	31.2	57.9
					54.0	25.7	26.7	49.6



Compound	Conc.	RT	Dev(Min)	Resp.	QIon	QRatio	Lower	Upper
Naphthalene	0.1006	5.95	0.01	5753	102.0	161.8	0.0	45.0
					129.0	14.4	7.8	14.5

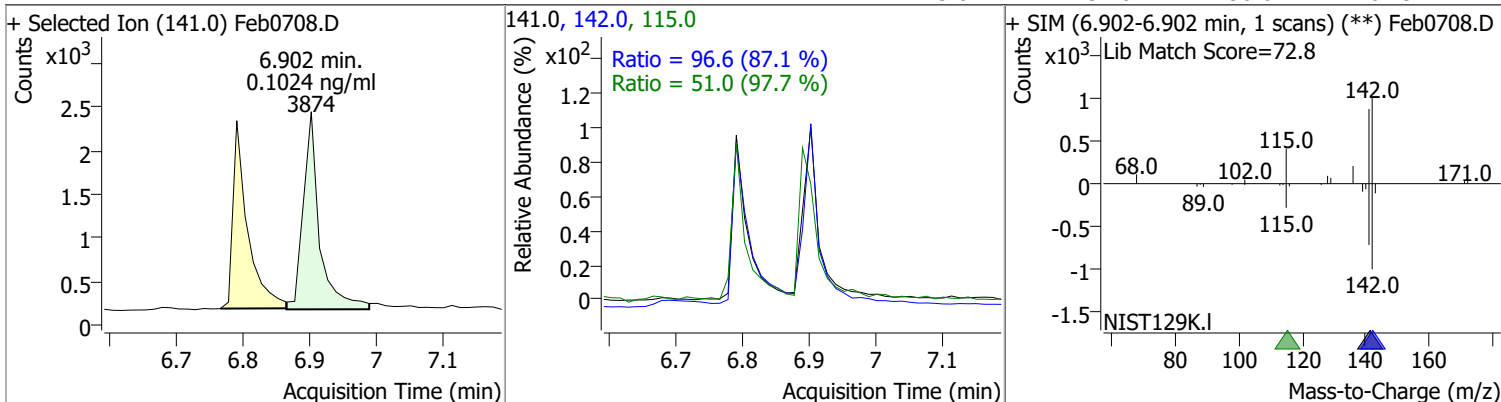


Compound	Conc.	RT	Dev(Min)	Resp.	QIon	QRatio	Lower	Upper
2-Methylnaphthalene	0.0982	6.79	0.01	3289	142.0	129.4	95.0	176.4
					115.0	46.9	32.9	61.2

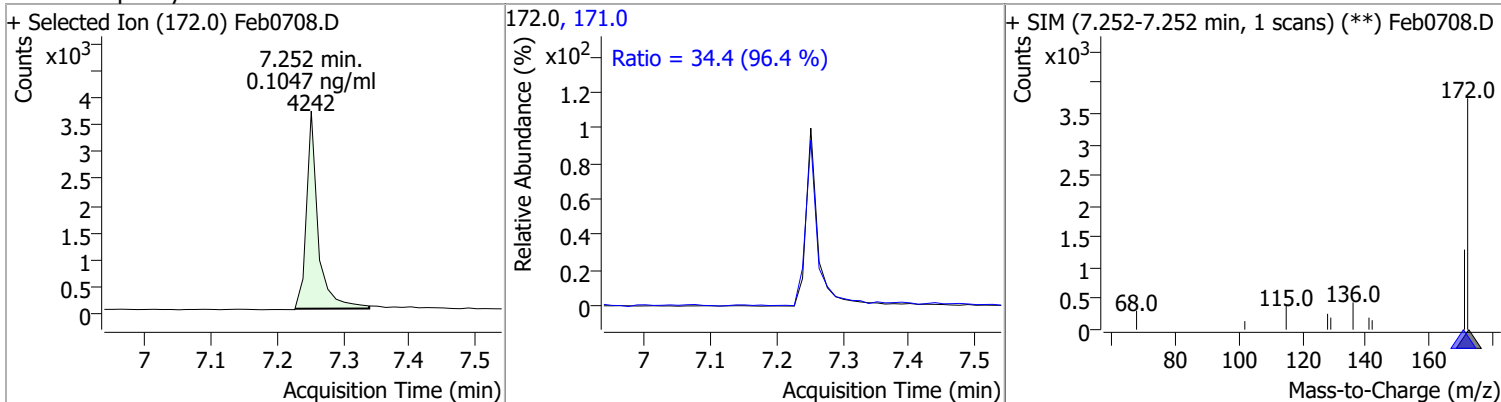


Quantitation Results Report (QT Reviewed)

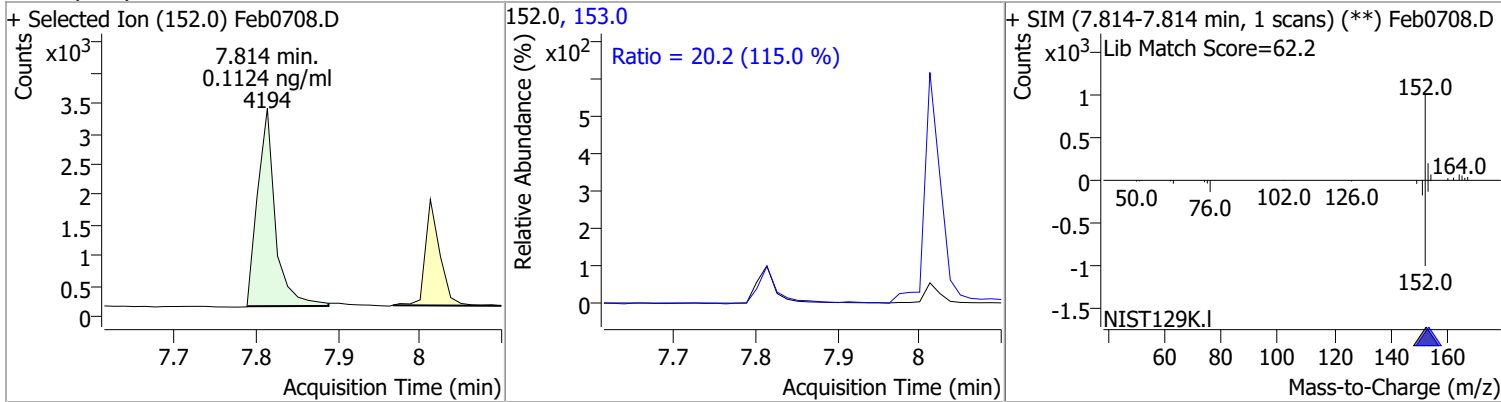
Compound	Conc.	RT	Dev(Min)	Resp.	QIon	QRatio	Lower	Upper
1-Methylnaphthalene	0.1024	6.90	0.01	3874	142.0 115.0	96.6 51.0	77.7 36.6	144.2 67.9



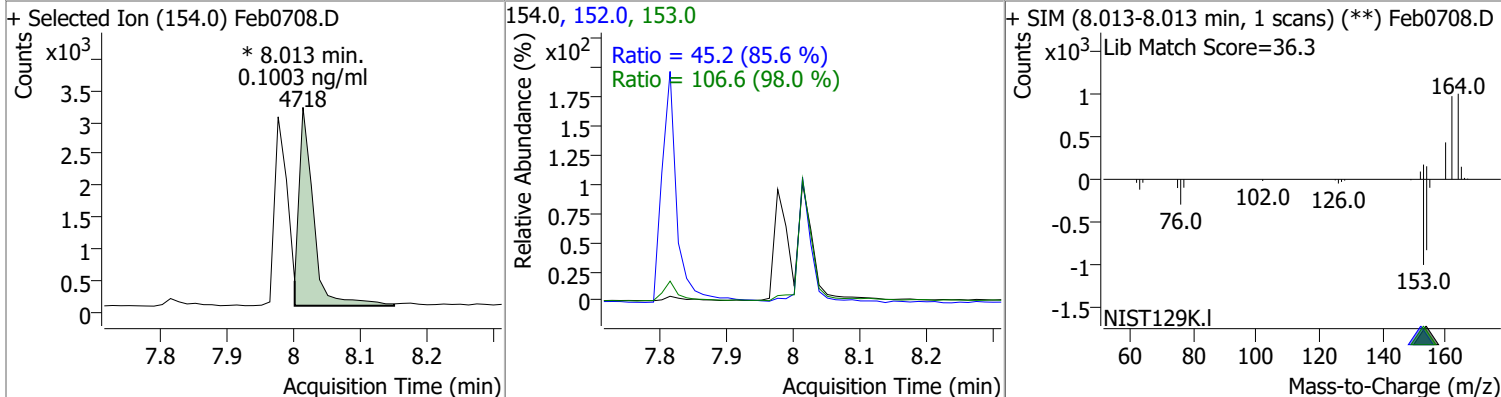
Compound	Conc.	RT	Dev(Min)	Resp.	QIon	QRatio	Lower	Upper
2-Fluorobiphenyl	0.1047	7.25	0.01	4242	171.0	34.4	25.0	46.4



Compound	Conc.	RT	Dev(Min)	Resp.	QIon	QRatio	Lower	Upper
Acenaphthylene	0.1124	7.81	0.01	4194	153.0	20.2	12.3	22.9

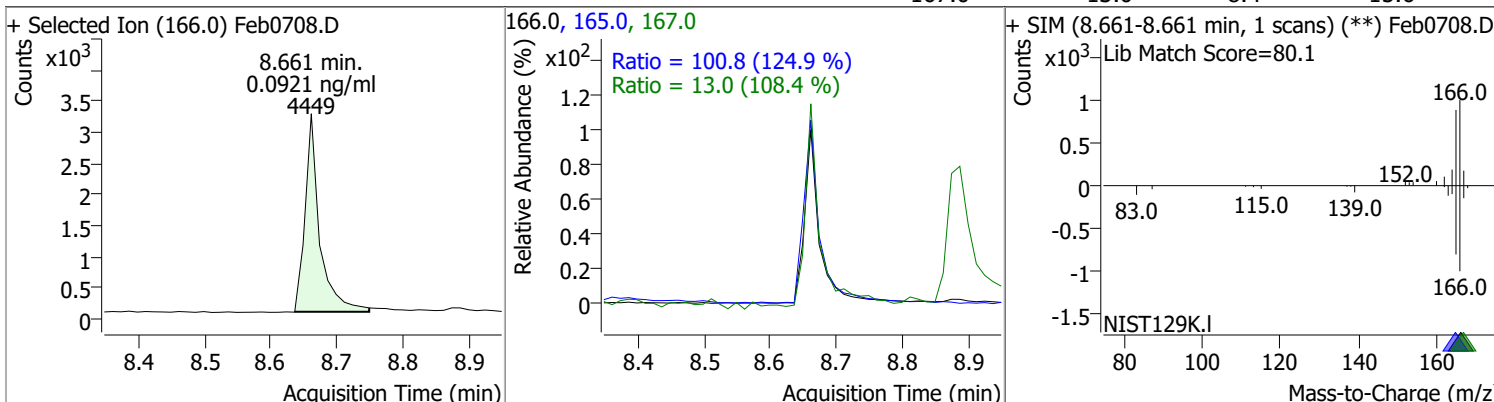


Compound	Conc.	RT	Dev(Min)	Resp.	QIon	QRatio	Lower	Upper
Acenaphthene	0.1003	8.01	0.00	4718 (m)	153.0 152.0	106.6 45.2	76.2 37.0	141.5 68.7

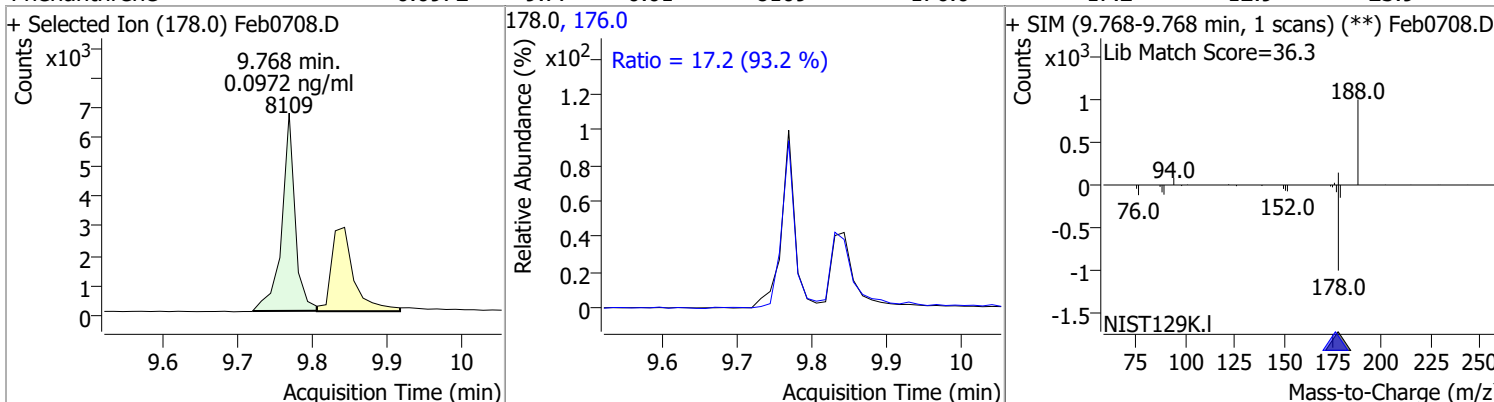


Quantitation Results Report (QT Reviewed)

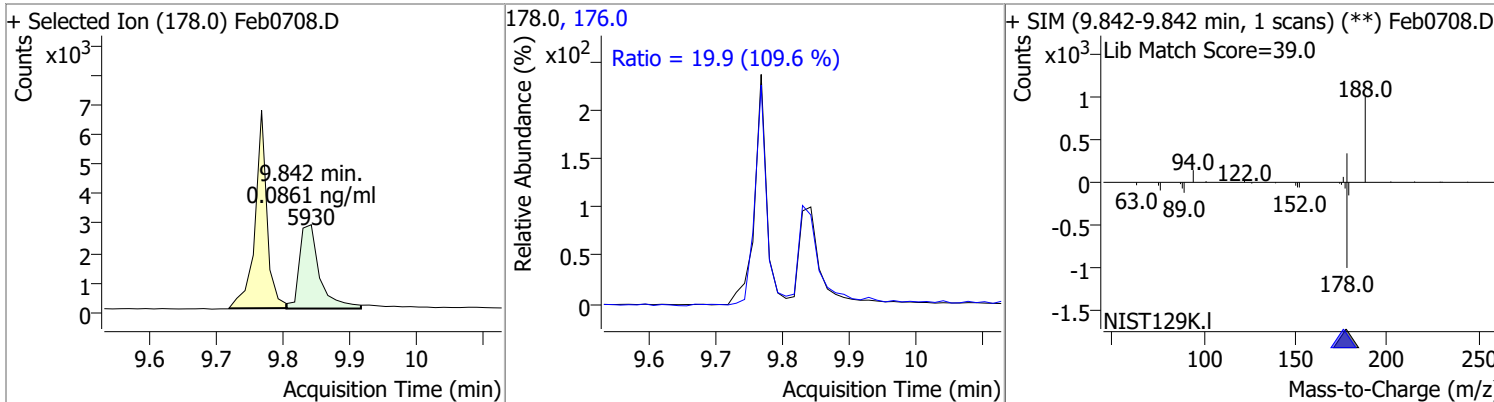
Compound	Conc.	RT	Dev(Min)	Resp.	QIon	QRatio	Lower	Upper
Fluorene	0.0921	8.66	0.01	4449	165.0	100.8	56.5	104.9
					167.0	13.0	8.4	15.6



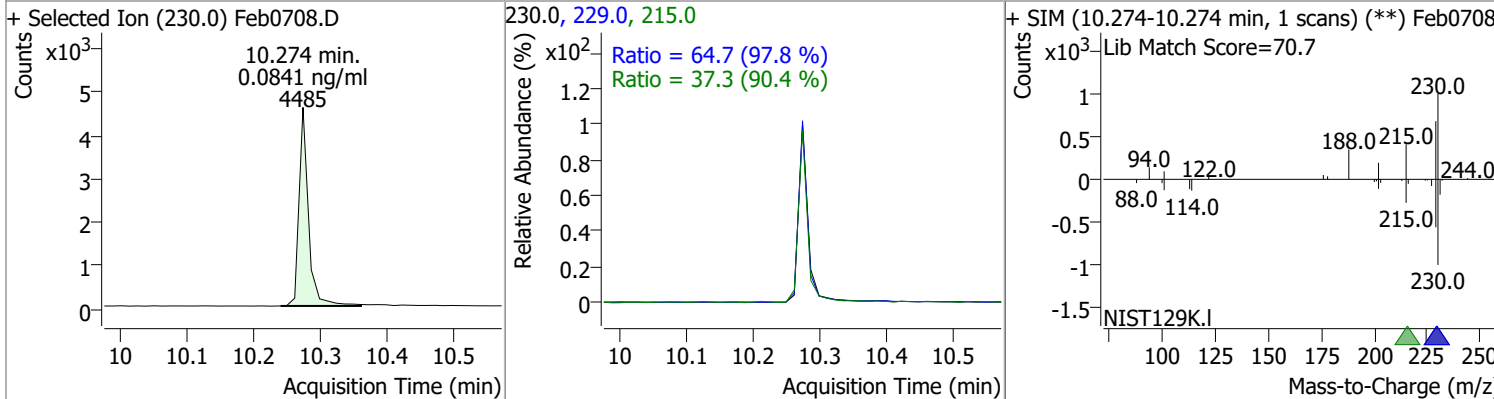
Compound	Conc.	RT	Dev(Min)	Resp.	QIon	QRatio	Lower	Upper
Phenanthrene	0.0972	9.77	0.01	8109	176.0	17.2	12.9	23.9



Compound	Conc.	RT	Dev(Min)	Resp.	QIon	QRatio	Lower	Upper
Anthracene	0.0861	9.84	0.01	5930	176.0	19.9	12.7	23.6

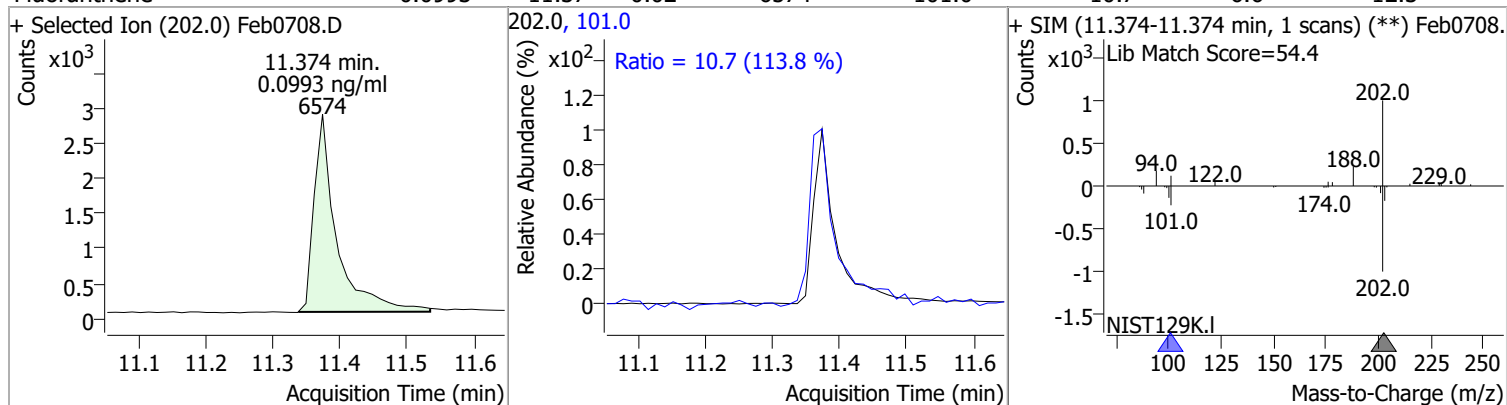


Compound	Conc.	RT	Dev(Min)	Resp.	QIon	QRatio	Lower	Upper
o-Terphenyl	0.0841	10.27	0.00	4485	229.0	64.7	46.3	85.9
					215.0	37.3	28.9	53.6

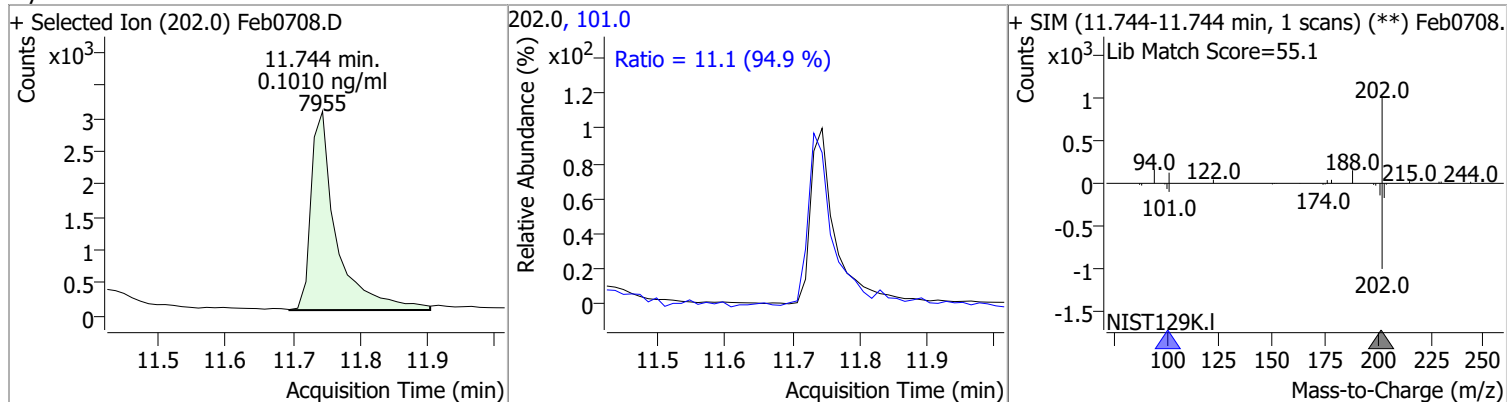


Quantitation Results Report (QT Reviewed)

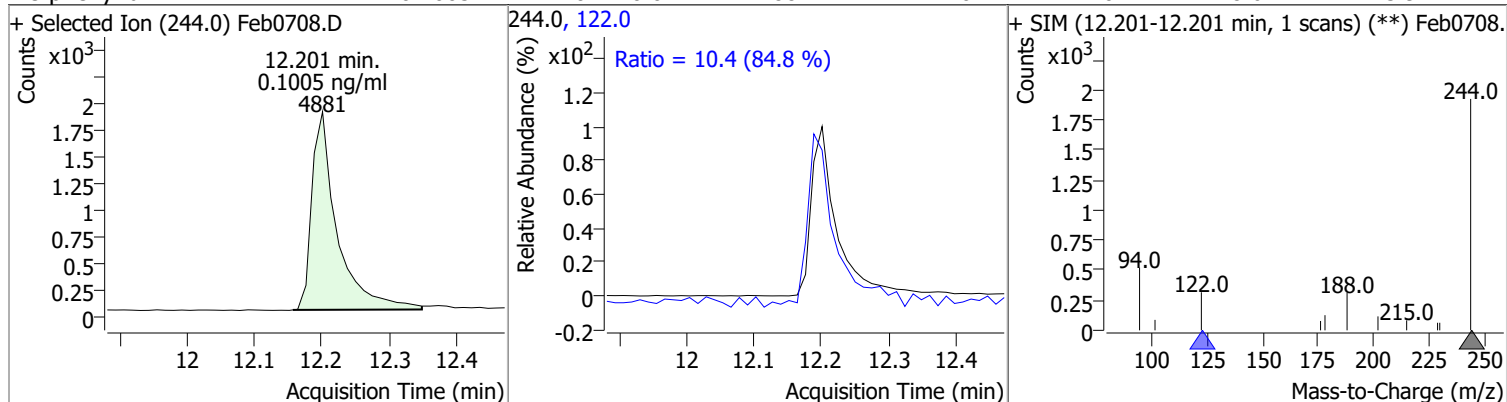
Compound	Conc.	RT	Dev(Min)	Resp.	QIon	QRatio	Lower	Upper
Fluoranthene	0.0993	11.37	0.02	6574	101.0	10.7	6.6	12.3



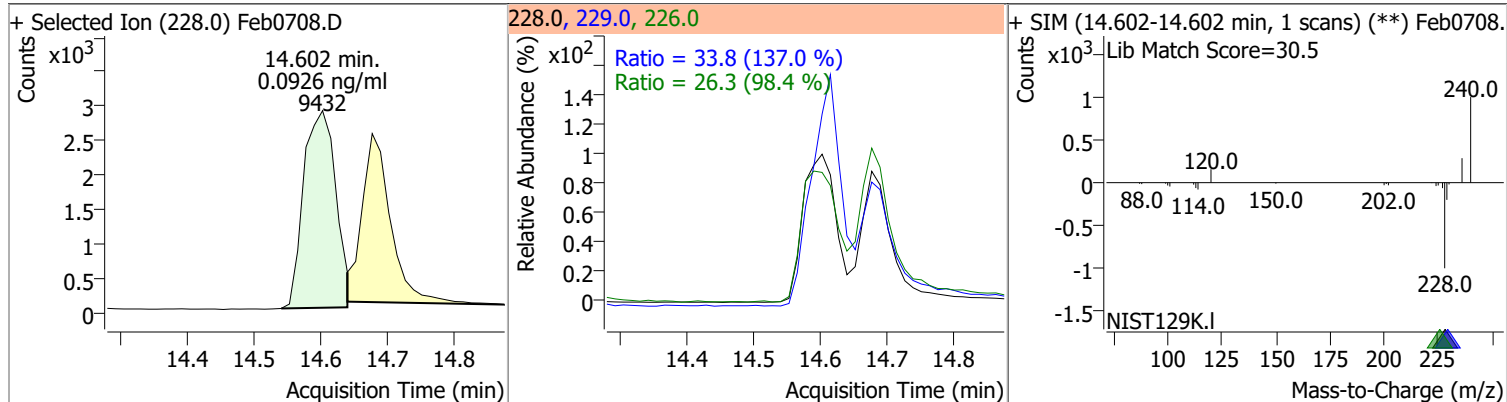
Compound	Conc.	RT	Dev(Min)	Resp.	QIon	QRatio	Lower	Upper
Pyrene	0.1010	11.74	0.02	7955	101.0	11.1	8.2	15.2



Compound	Conc.	RT	Dev(Min)	Resp.	QIon	QRatio	Lower	Upper
Terphenyl-d14	0.1005	12.20	0.02	4881	122.0	10.4	8.6	15.9

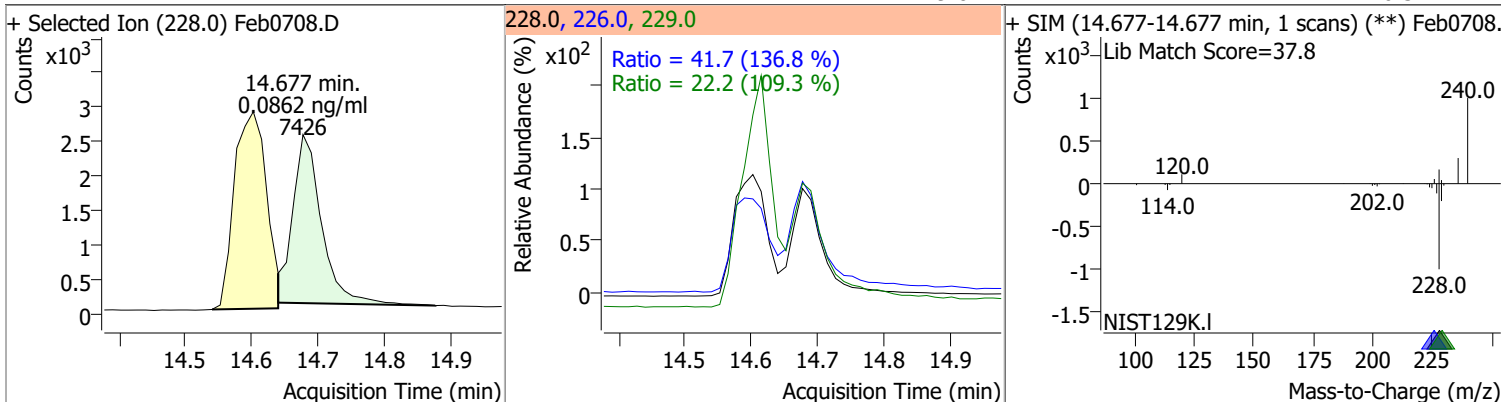


Compound	Conc.	RT	Dev(Min)	Resp.	QIon	QRatio	Lower	Upper
Benzo(a)Anthracene	0.0926	14.60	0.02	9432	226.0 229.0	26.3 33.8	18.7 17.3	34.8 32.1

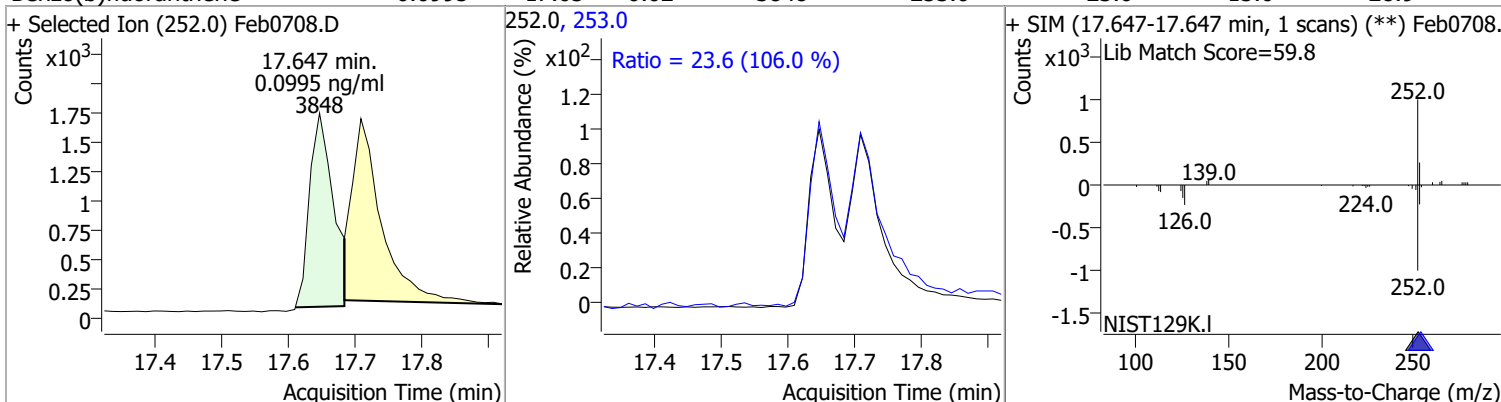


Quantitation Results Report (QT Reviewed)

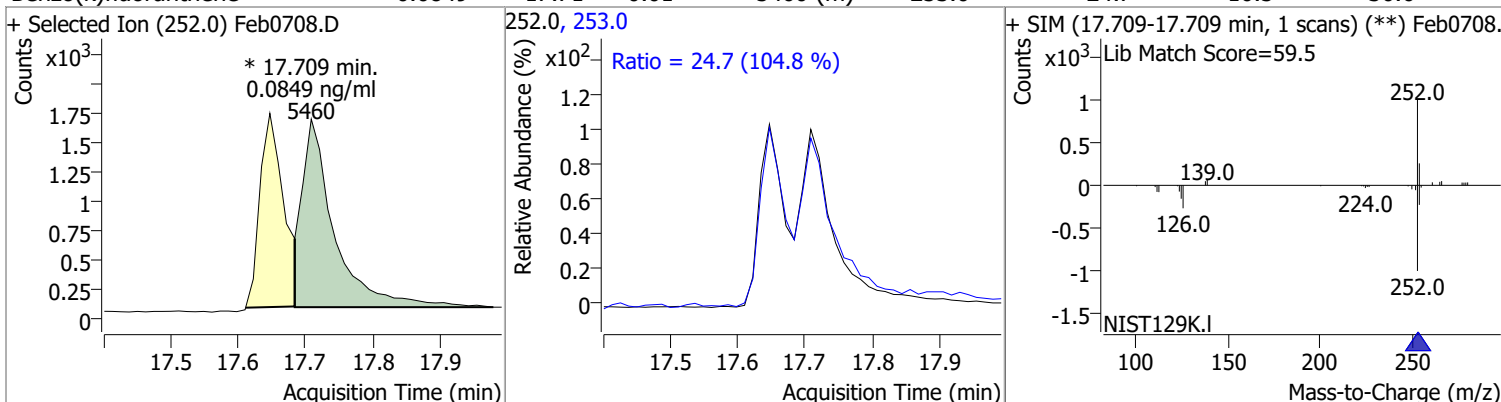
Compound	Conc.	RT	Dev(Min)	Resp.	QIon	QRatio	Lower	Upper
Chrysene	0.0862	14.68	0.00	7426	226.0	41.7	21.4	39.7
					229.0	22.2	14.2	26.3



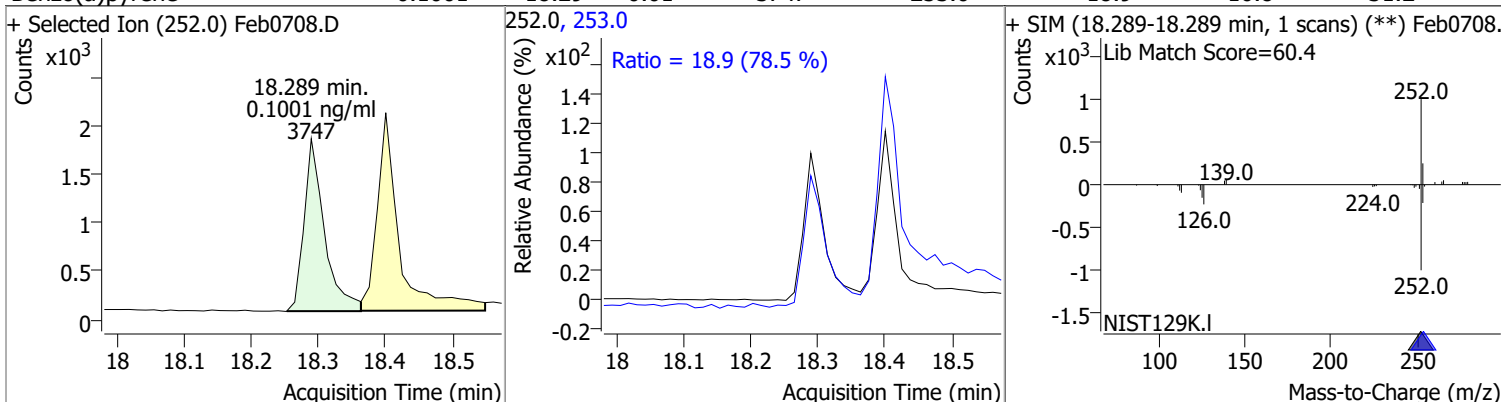
Compound	Conc.	RT	Dev(Min)	Resp.	QIon	QRatio	Lower	Upper
Benzo(b)fluoranthene	0.0995	17.65	0.02	3848	253.0	23.6	15.6	28.9



Compound	Conc.	RT	Dev(Min)	Resp.	QIon	QRatio	Lower	Upper
Benzo(k)fluoranthene	0.0849	17.71	0.01	5460 (m)	253.0	24.7	16.5	30.6



Compound	Conc.	RT	Dev(Min)	Resp.	QIon	QRatio	Lower	Upper
Benzo(a)pyrene	0.1001	18.29	0.01	3747	253.0	18.9	16.8	31.2



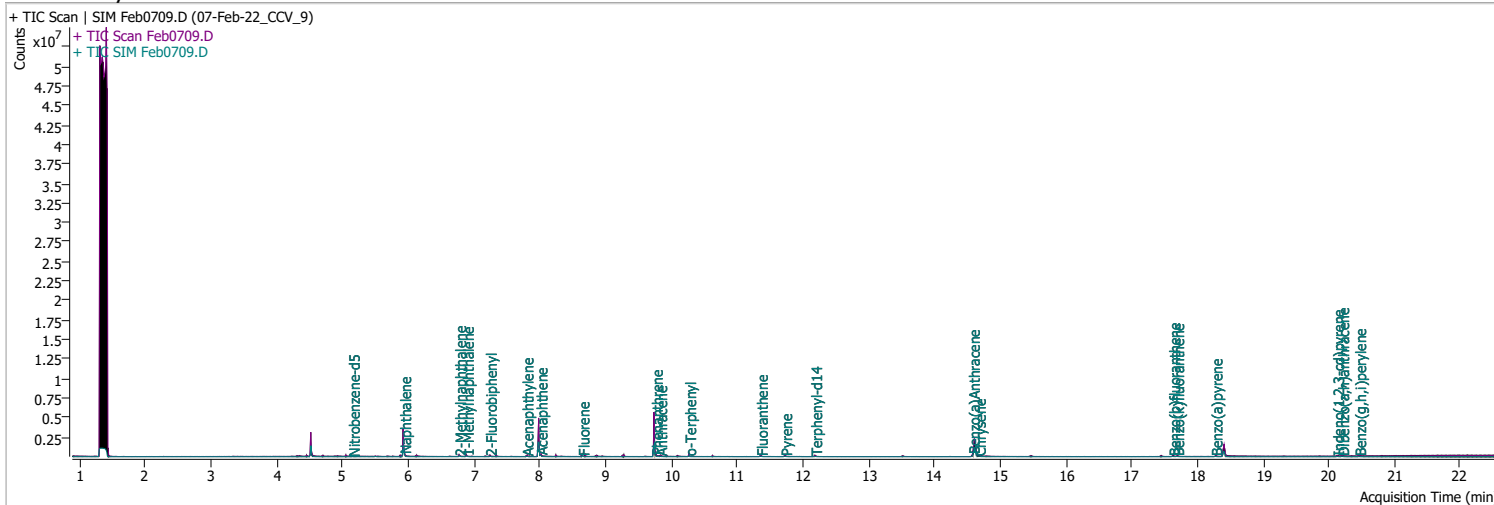
Quantitation Results Report (QT Reviewed)

Compound	Conc.	RT	Dev(Min)	Resp.	QIon	QRatio	Lower	Upper
Indeno(1,2,3-cd)pyrene	0.1006	20.14	0.01	3086 (m)	138.0	21.1	14.1	26.2
<div style="display: flex; justify-content: space-between;"> <div style="width: 30%;"> <p>+ Selected Ion (276.0) Feb0708.D</p> </div> <div style="width: 30%;"> <p>276.0, 138.0</p> <p>Ratio = 21.1 (104.5 %)</p> </div> <div style="width: 30%;"> <p>+ SIM (20.143-20.143 min, 1 scans) (**) Feb0708.</p> <p>Lib Match Score=60.0</p> </div> </div>								
Dibenzo(a,h)anthracene	0.0940	20.22	0.01	3884	279.0	24.8	17.4	32.4
<div style="display: flex; justify-content: space-between;"> <div style="width: 30%;"> <p>+ Selected Ion (278.0) Feb0708.D</p> </div> <div style="width: 30%;"> <p>278.0, 279.0, 139.0</p> <p>Ratio = 24.8 (99.7 %)</p> <p>Ratio = 13.4 (82.3 %)</p> </div> <div style="width: 30%;"> <p>+ SIM (20.217-20.217 min, 1 scans) (**) Feb0708.</p> <p>Lib Match Score=64.0</p> </div> </div>								
Benzo(g,h,i)perylene	0.0946	20.48	0.01	4892	277.0	23.4	17.2	31.9
<div style="display: flex; justify-content: space-between;"> <div style="width: 30%;"> <p>+ Selected Ion (276.0) Feb0708.D</p> </div> <div style="width: 30%;"> <p>276.0, 138.0, 277.0</p> <p>Ratio = 20.7 (95.8 %)</p> <p>Ratio = 23.4 (95.3 %)</p> </div> <div style="width: 30%;"> <p>+ SIM (20.476-20.476 min, 1 scans) (**) Feb0708.</p> <p>Lib Match Score=61.6</p> </div> </div>								

Quantitation Results Report (QT Reviewed)

Data File	Feb0709.D	Operator	LIMS import
Acq. Method	5975BNASIM	Acq. Date-Time	2/7/2022 7:29:39 PM
Sample Name	07-Feb-22_CCV_9	Instrument	GCMS
Vial	9	Multiplier	1.00
DA Method File		Comment	SVOC-8270-W-LLPAH
Tune File	dftppjph.u	Tune Date	
Batch Name	020722 bna SIM 1.batch.bin	Last Calib Update	2/8/2022 9:05:30 AM

Ref Library



Compound	RT	QIon	Resp.	Conc.	Units	Dev(Min)
Internal Standards						
M 1,4-Dichlorobenzene-d4	4.522	152.0	443815	40.0000	ng/ml	0.000
M Naphthalene-d8	5.928	136.0	1567307	40.0000	ng/ml	0.000
M Acenaphthene-d10	7.988	164.0	1059517	40.0000	ng/ml	0.012
M Phenanthrene-d10	9.743	188.0	2009222	40.0000	ng/ml	0.012
M Chrysene-d12	14.614	240.0	1597881	40.0000	ng/ml	0.000
M Perylene-d12	18.400	264.0	909346	40.0000	ng/ml	0.000
System Monitoring Compounds						
S Nitrobenzene-d5	5.156	82.0	16639	1.8807	ng/ml	0.000
Spiked Amount: 5.000	Range: 19.0 - 102.0%			Recovery = 37.61%		
S 2-Fluorobiphenyl	7.239	172.0	64491	1.9289	ng/ml	0.000
Spiked Amount: 5.000	Range: 25.0 - 94.0%			Recovery = 38.58%		
S o-Terphenyl	10.274	230.0	64359	2.1659	ng/ml	0.000
Spiked Amount: 5.000	Range: 40.0 - 140.0%			Recovery = 43.32%		
S Terphenyl-d14	12.189	244.0	66515	1.9742	ng/ml	0.012
Spiked Amount: 5.000	Range: 39.0 - 106.0%			Recovery = 39.48%		
Target Compounds						
T Naphthalene	5.941	128.0	91769	2.1717	ng/ml	99
T 2-Methylnaphthalene	6.777	141.0	58188	2.2732	ng/ml	98
T 1-Methylnaphthalene	6.890	141.0	52208	1.9090	ng/ml	98
T Acenaphthylene	7.801	152.0	82080	2.0209	ng/ml	98
T Acenaphthene	8.013	154.0	65103	2.2140	ng/ml	97
T Fluorene	8.649	166.0	68994	1.9844	ng/ml	88
T Phenanthrene	9.768	178.0	105176	2.0045	ng/ml	99
T Anthracene	9.830	178.0	91219	2.1883	ng/ml	99
T Fluoranthene	11.361	202.0	101992	2.0695	ng/ml	97
T Pyrene	11.732	202.0	112061	2.0887	ng/ml	98
T Benzo(a)Anthracene	14.589	228.0	83669	2.2103	ng/ml	99
T Chrysene	14.677	228.0	114067	2.2029	ng/ml	97
T Benzo(b)fluoranthene	17.634	252.0	67486	2.1588	ng/ml	99

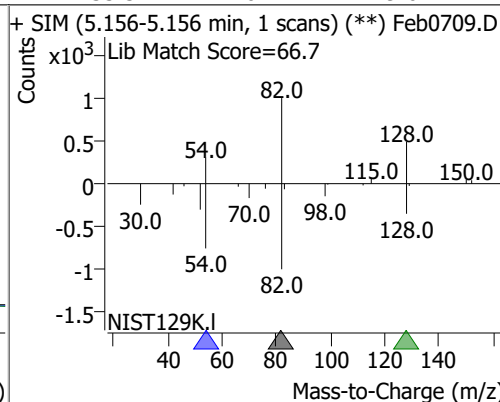
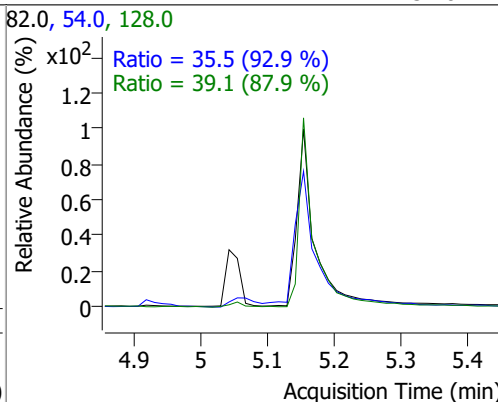
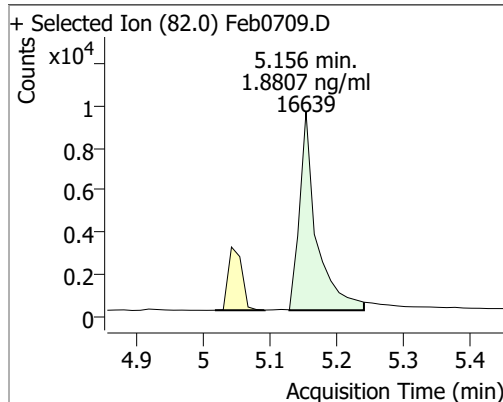
Quantitation Results Report (QT Reviewed)

Compound	RT	QIon	Resp.	Conc.	Units	Dev(Min)
T Benzo(k)fluoranthene	17.696	252.0	80433	2.2404	ng/ml	96
T Benzo(a)pyrene	18.277	252.0	57337	2.0947	ng/ml	99
T Indeno(1,2,3-cd)pyrene	20.130	276.0	51223	2.1027	ng/ml	98
T Dibenzo(a,h)anthracene	20.204	278.0	60745	2.1887	ng/ml	98
T Benzo(g,h,i)perylene	20.464	276.0	72252	2.1595	ng/ml	99

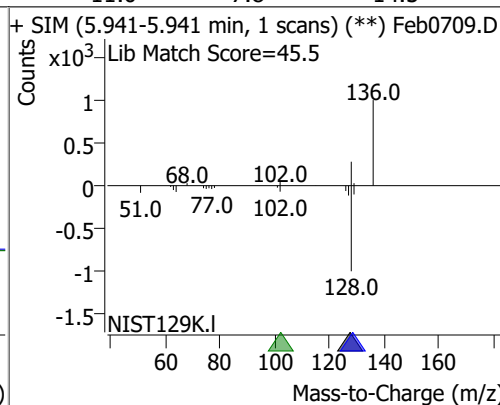
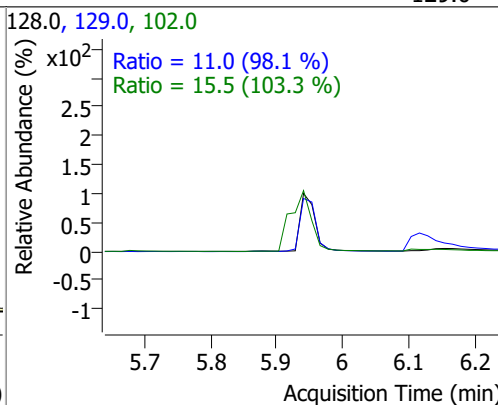
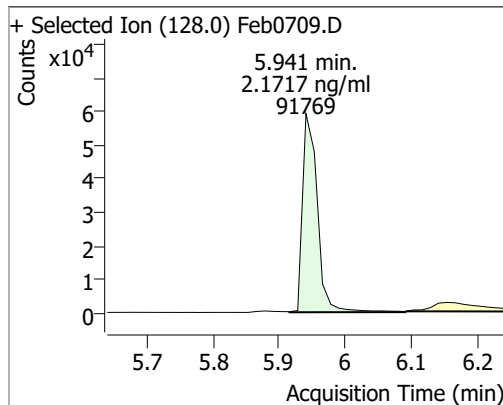
(#) = Qualifier Out of Range; (m) = Manual Integration; (+) = Area Summed; (*) = Surrogate Percent Recovery Out of Range; (d): Zeroed Peak

Quantitation Results Report (QT Reviewed)

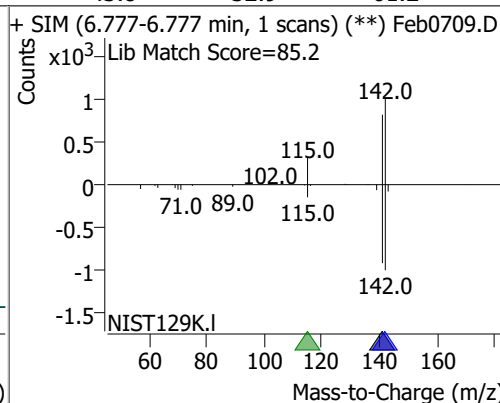
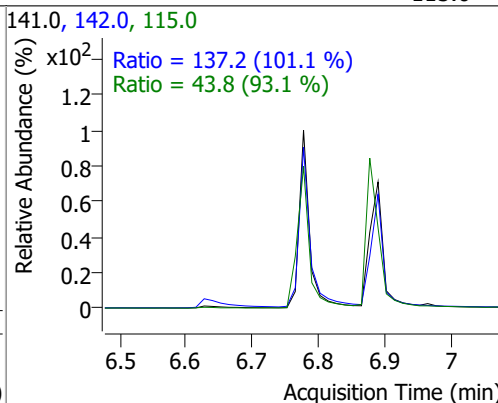
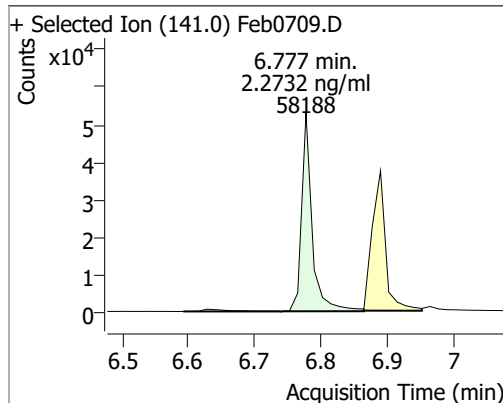
Compound	Conc.	RT	Dev(Min)	Resp.	QIon	QRatio	Lower	Upper
Nitrobenzene-d5	1.8807	5.16	0.00	16639	128.0	39.1	31.2	57.9
					54.0	35.5	26.7	49.6



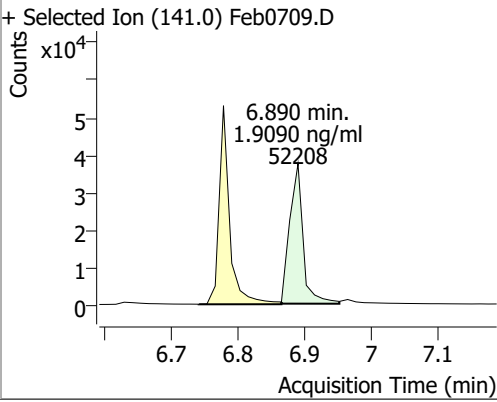
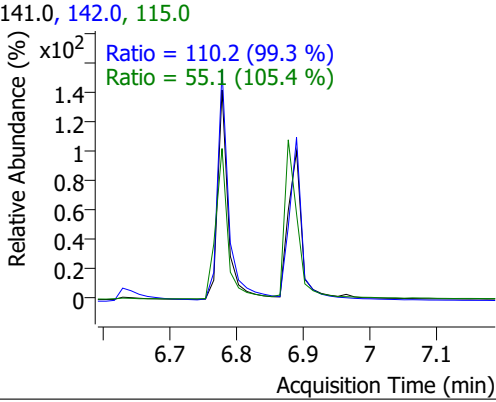
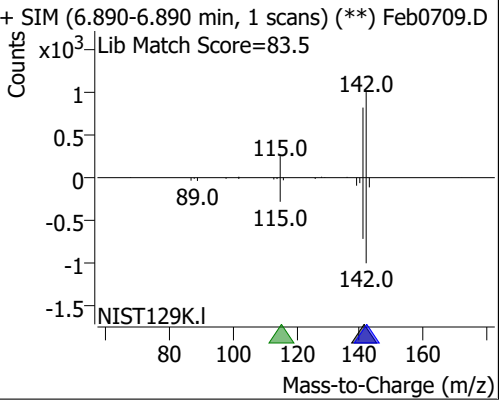
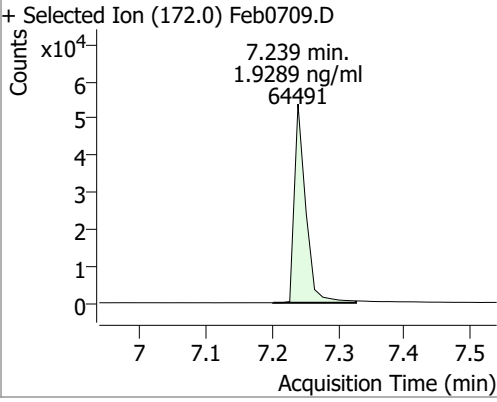
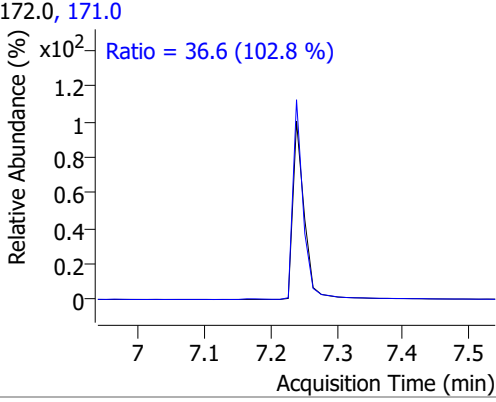
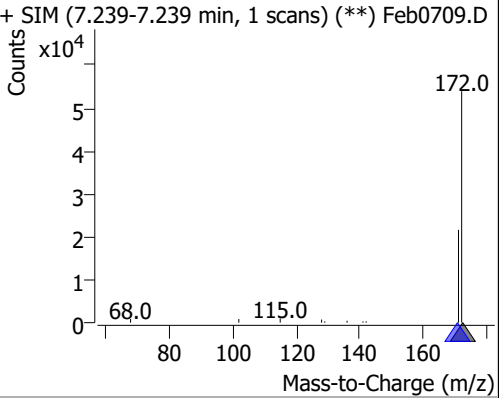
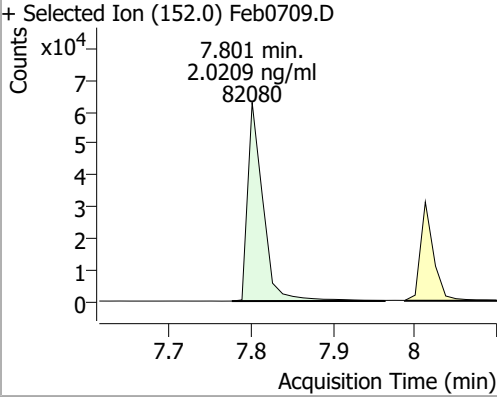
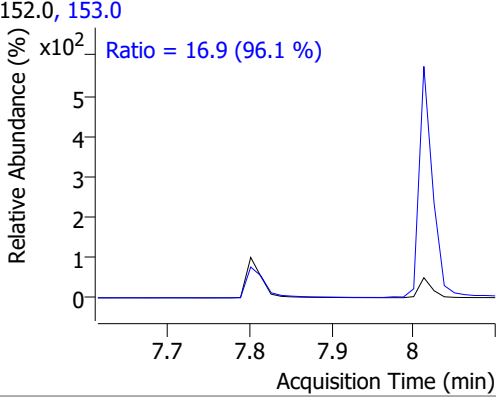
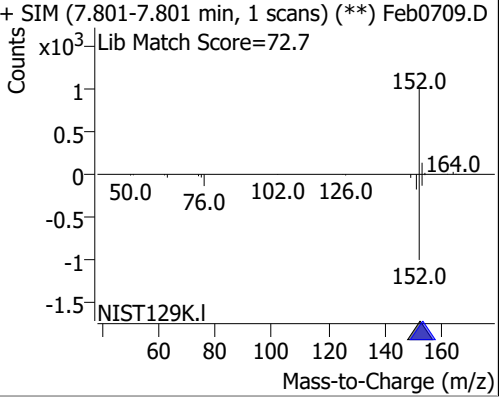
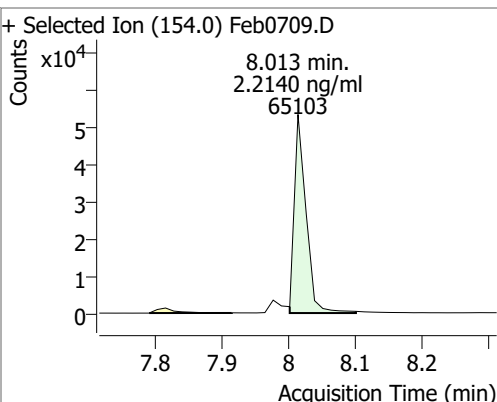
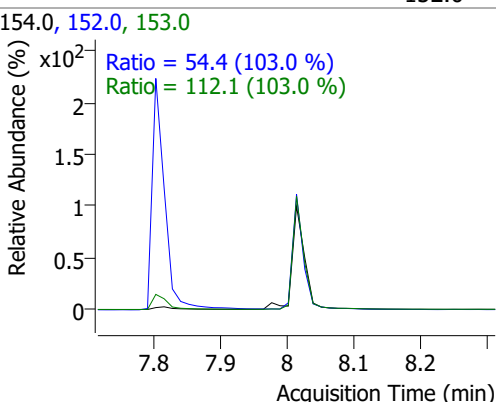
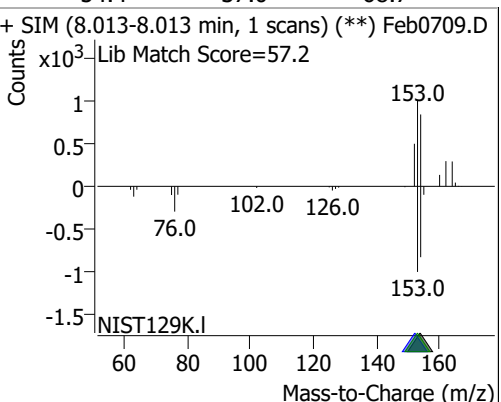
Compound	Conc.	RT	Dev(Min)	Resp.	QIon	QRatio	Lower	Upper
Naphthalene	2.1717	5.94	0.00	91769	102.0	15.5	0.0	45.0
					129.0	11.0	7.8	14.5



Compound	Conc.	RT	Dev(Min)	Resp.	QIon	QRatio	Lower	Upper
2-Methylnaphthalene	2.2732	6.78	0.00	58188	142.0	137.2	95.0	176.4
					115.0	43.8	32.9	61.2

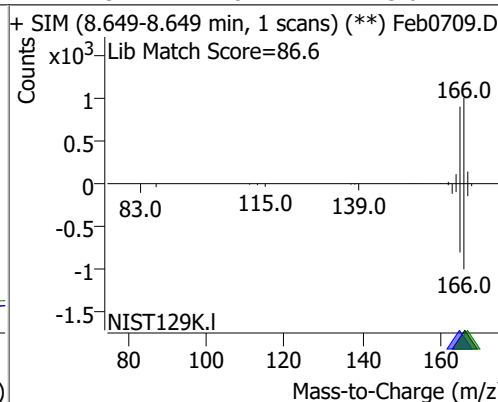
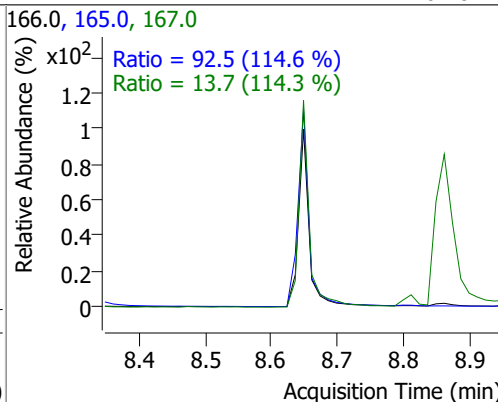
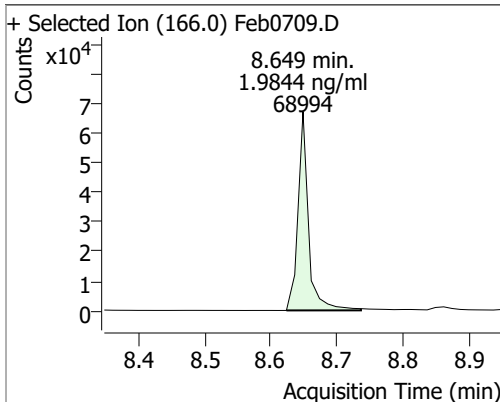


Quantitation Results Report (QT Reviewed)

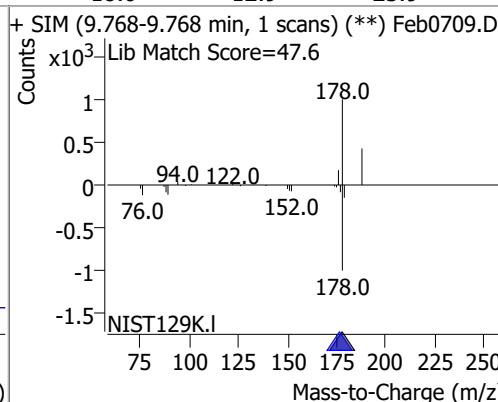
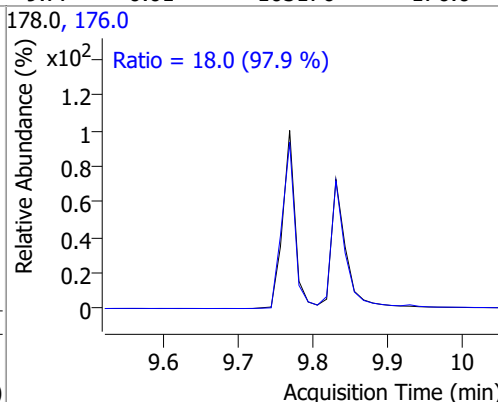
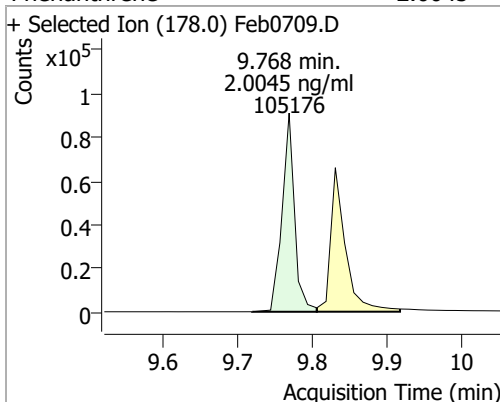
Compound	Conc.	RT	Dev(Min)	Resp.	QIon	QRatio	Lower	Upper
1-Methylnaphthalene	1.9090	6.89	0.00	52208	142.0 115.0	110.2 55.1	77.7 36.6	144.2 67.9
+ Selected Ion (141.0) Feb0709.D 			141.0, 142.0, 115.0 			+ SIM (6.890-6.890 min, 1 scans) (**) Feb0709.D Lib Match Score=83.5 		
2-Fluorobiphenyl	1.9289	7.24	0.00	64491	171.0	36.6	25.0	46.4
+ Selected Ion (172.0) Feb0709.D 			172.0, 171.0 			+ SIM (7.239-7.239 min, 1 scans) (**) Feb0709.D Lib Match Score=83.5 		
Acenaphthylene	2.0209	7.80	0.00	82080	153.0	16.9	12.3	22.9
+ Selected Ion (152.0) Feb0709.D 			152.0, 153.0 			+ SIM (7.801-7.801 min, 1 scans) (**) Feb0709.D Lib Match Score=72.7 		
Acenaphthene	2.2140	8.01	0.00	65103	153.0 152.0	112.1 54.4	76.2 37.0	141.5 68.7
+ Selected Ion (154.0) Feb0709.D 			154.0, 152.0, 153.0 			+ SIM (8.013-8.013 min, 1 scans) (**) Feb0709.D Lib Match Score=57.2 		

Quantitation Results Report (QT Reviewed)

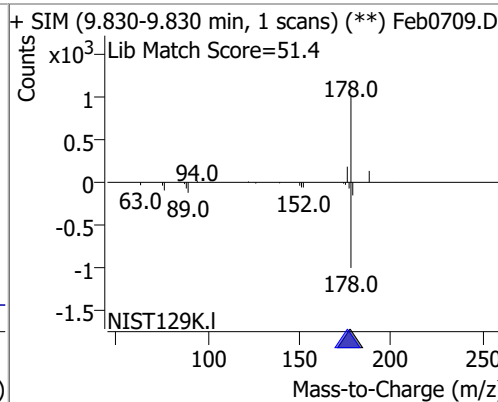
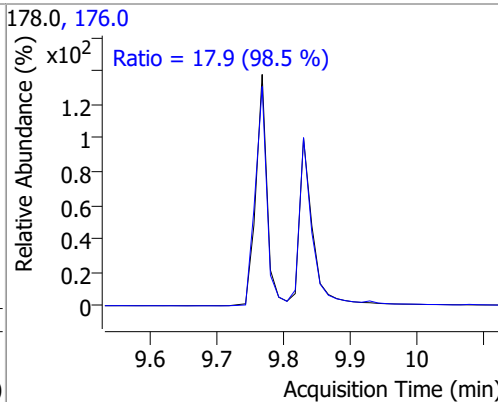
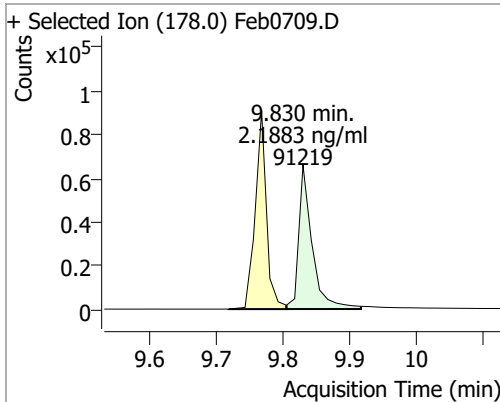
Compound	Conc.	RT	Dev(Min)	Resp.	QIon	QRatio	Lower	Upper
Fluorene	1.9844	8.65	0.00	68994	165.0	92.5	56.5	104.9
					167.0	13.7	8.4	15.6



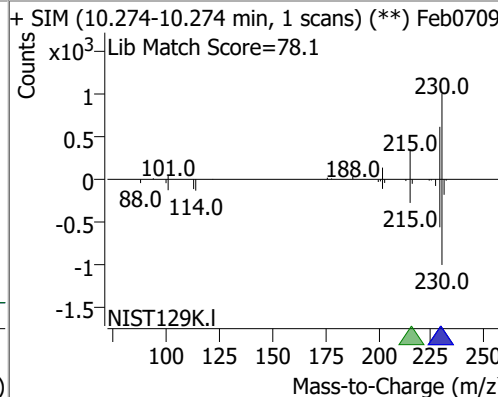
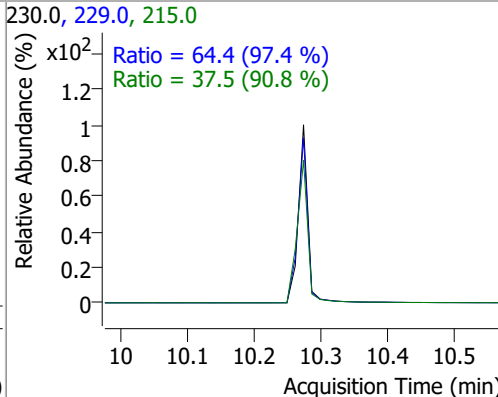
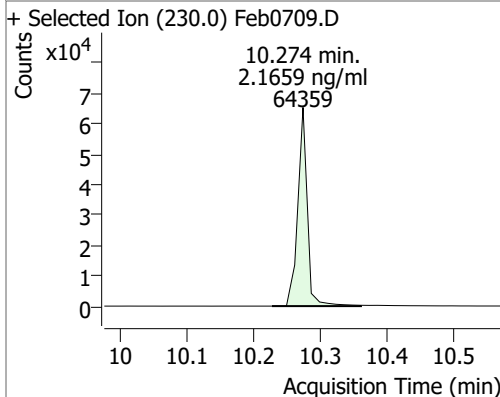
Compound	Conc.	RT	Dev(Min)	Resp.	QIon	QRatio	Lower	Upper
Phenanthrene	2.0045	9.77	0.01	105176	176.0	18.0	12.9	23.9



Compound	Conc.	RT	Dev(Min)	Resp.	QIon	QRatio	Lower	Upper
Anthracene	2.1883	9.83	0.00	91219	176.0	17.9	12.7	23.6

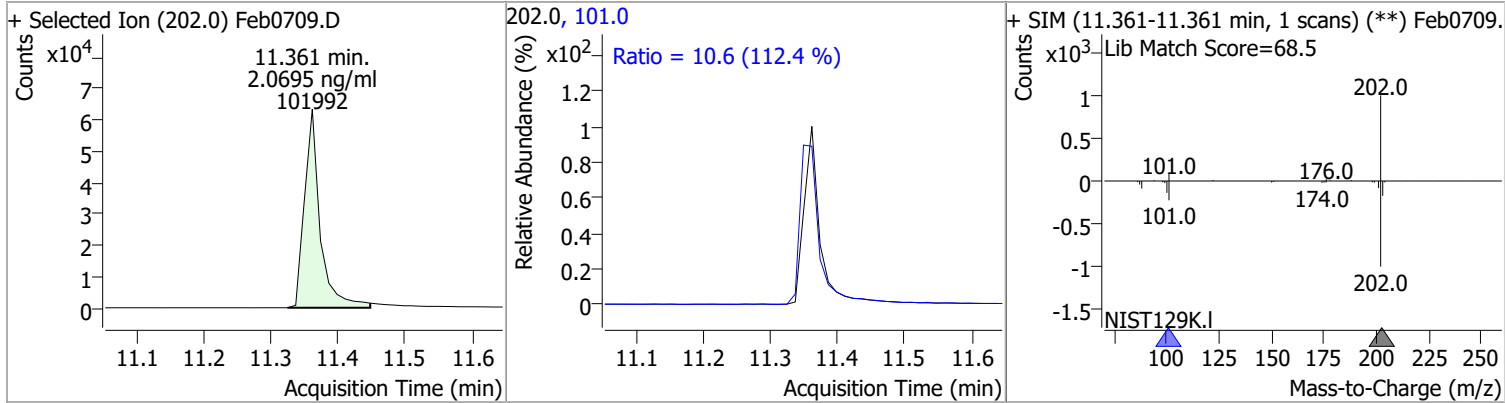


Compound	Conc.	RT	Dev(Min)	Resp.	QIon	QRatio	Lower	Upper
o-Terphenyl	2.1659	10.27	0.00	64359	229.0	64.4	46.3	85.9
					215.0	37.5	28.9	53.6

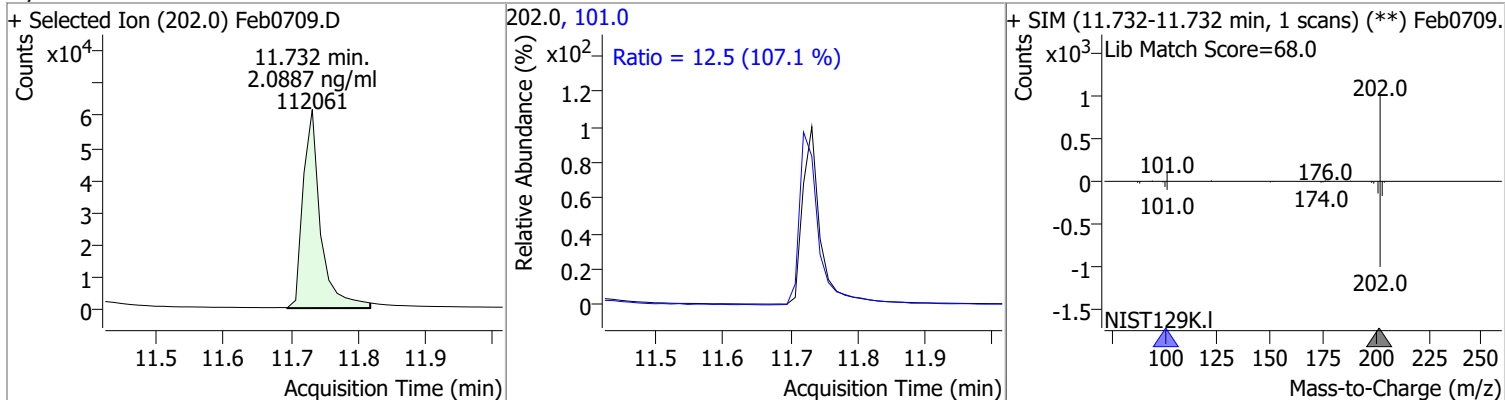


Quantitation Results Report (QT Reviewed)

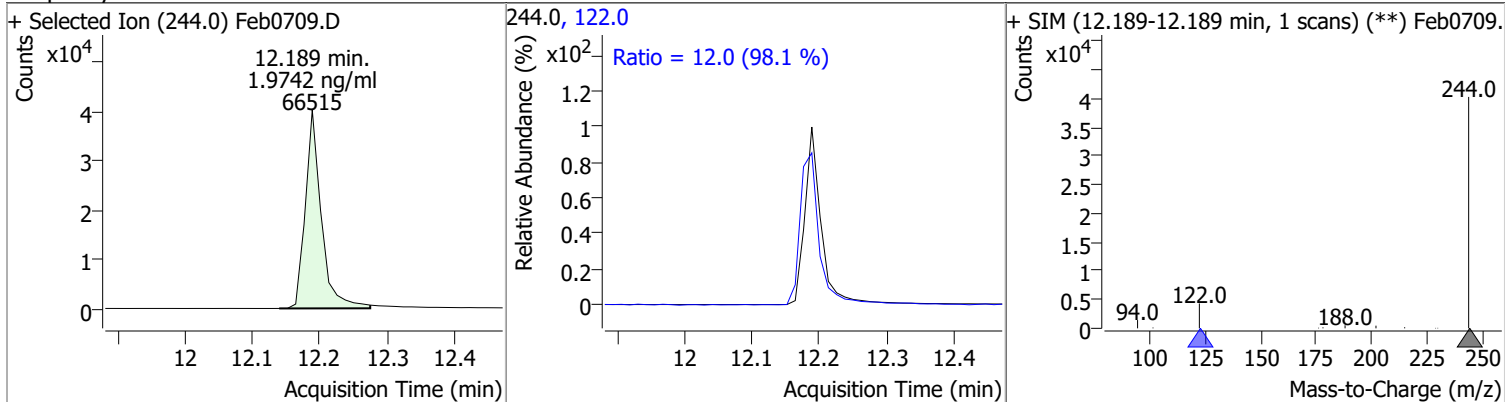
Compound	Conc.	RT	Dev(Min)	Resp.	QIon	QRatio	Lower	Upper
Fluoranthene	2.0695	11.36	0.01	101992	101.0	10.6	6.6	12.3



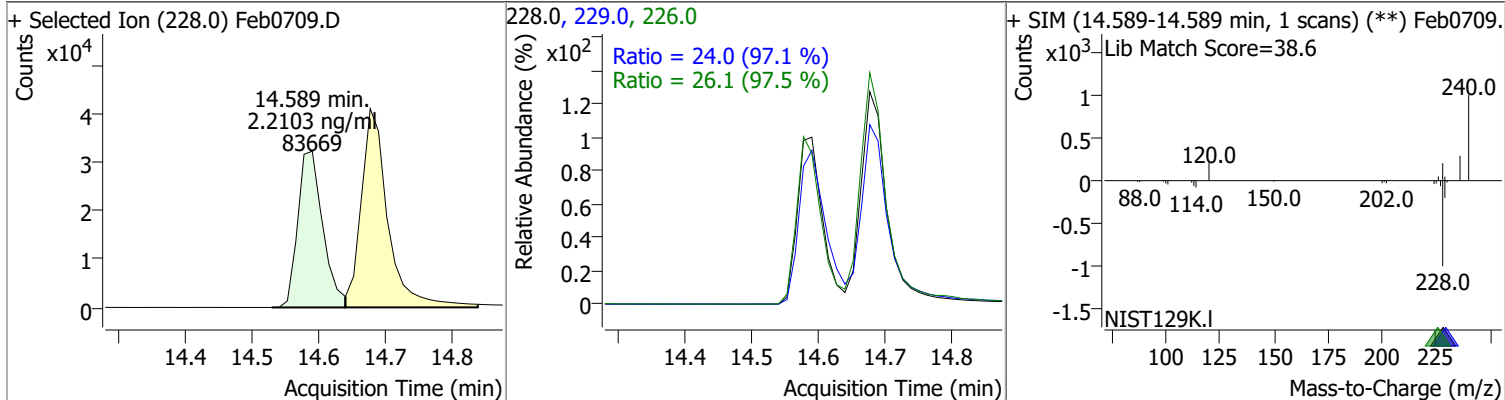
Compound	Conc.	RT	Dev(Min)	Resp.	QIon	QRatio	Lower	Upper
Pyrene	2.0887	11.73	0.01	112061	101.0	12.5	8.2	15.2



Compound	Conc.	RT	Dev(Min)	Resp.	QIon	QRatio	Lower	Upper
Terphenyl-d14	1.9742	12.19	0.01	66515	122.0	12.0	8.6	15.9

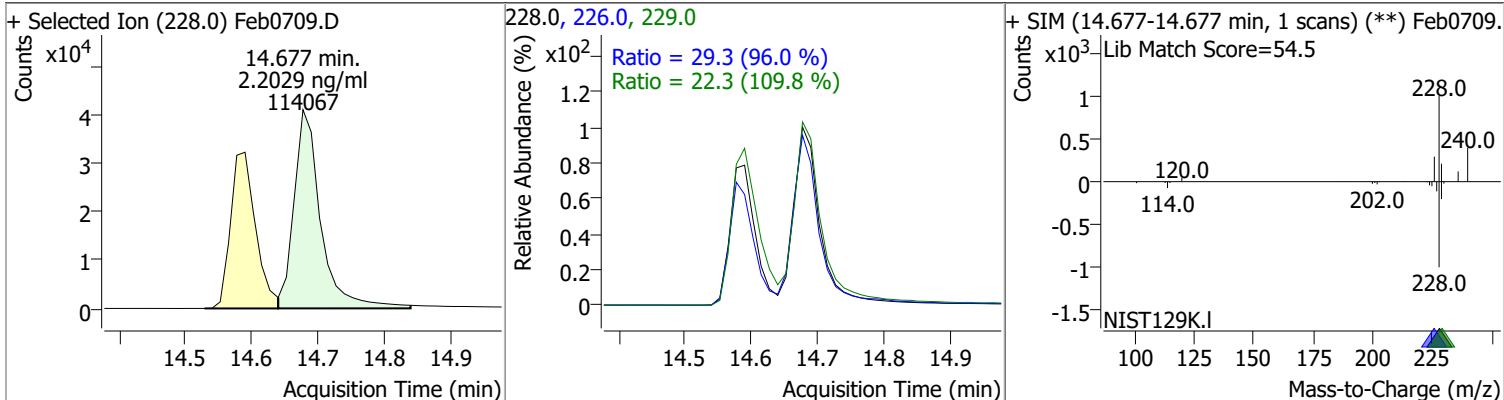


Compound	Conc.	RT	Dev(Min)	Resp.	QIon	QRatio	Lower	Upper
Benzo(a)Anthracene	2.2103	14.59	0.01	83669	226.0 229.0	26.1 24.0	18.7 17.3	34.8 32.1

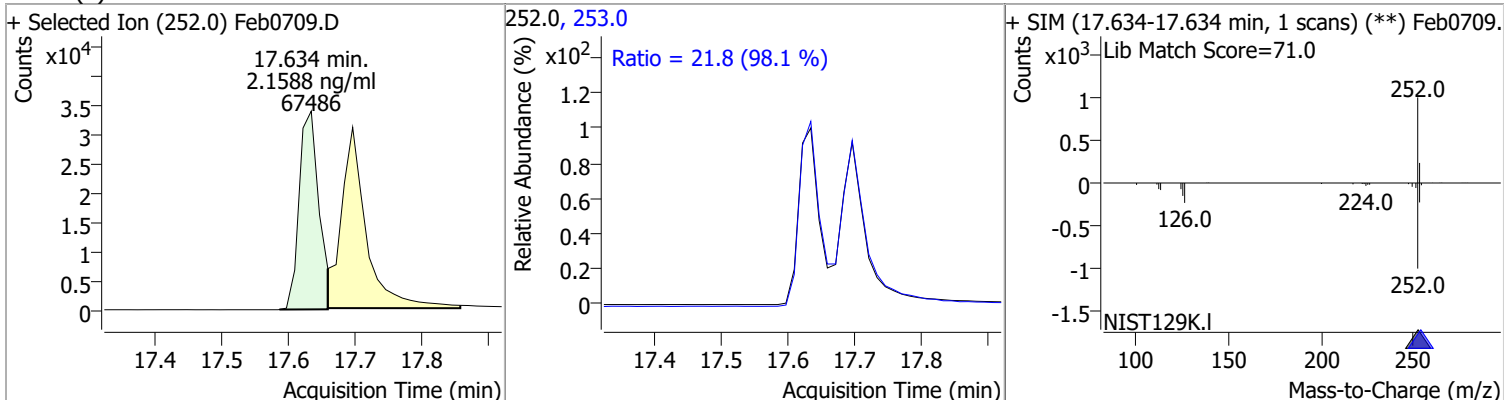


Quantitation Results Report (QT Reviewed)

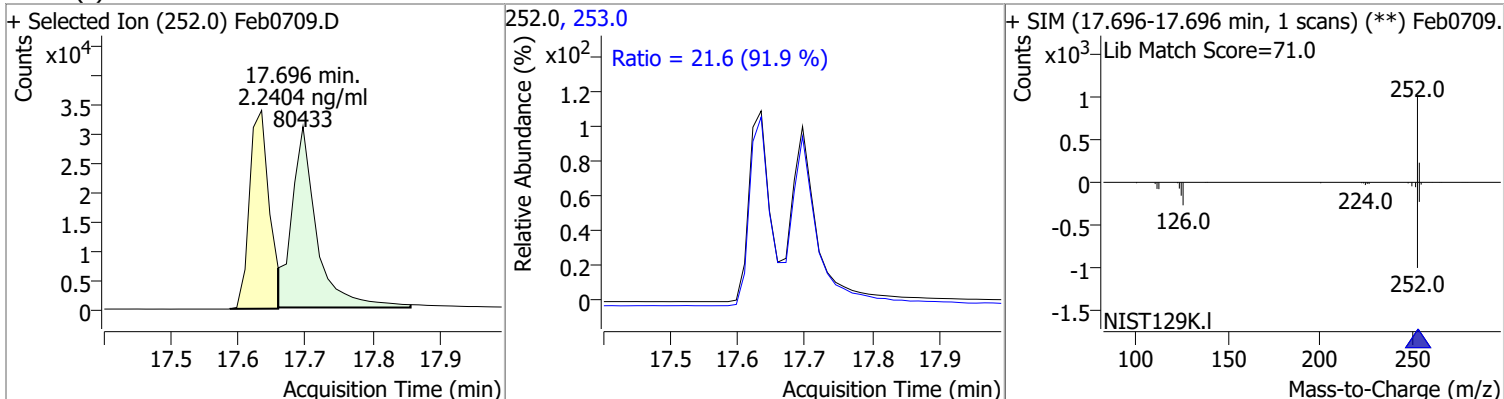
Compound	Conc.	RT	Dev(Min)	Resp.	QIon	QRatio	Lower	Upper
Chrysene	2.2029	14.68	0.00	114067	226.0	29.3	21.4	39.7
					229.0	22.3	14.2	26.3



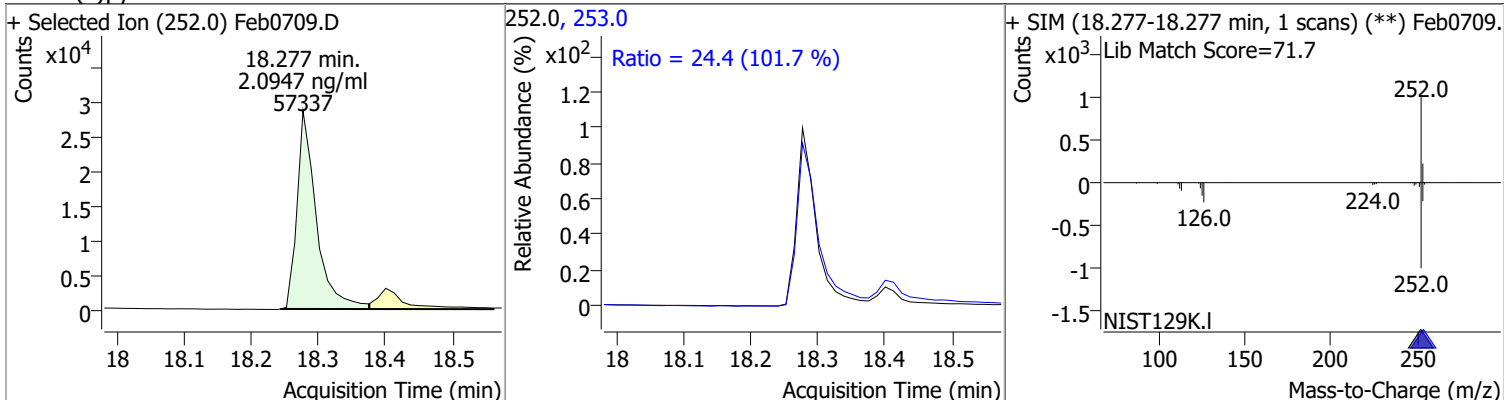
Compound	Conc.	RT	Dev(Min)	Resp.	QIon	QRatio	Lower	Upper
Benzo(b)fluoranthene	2.1588	17.63	0.01	67486	253.0	21.8	15.6	28.9



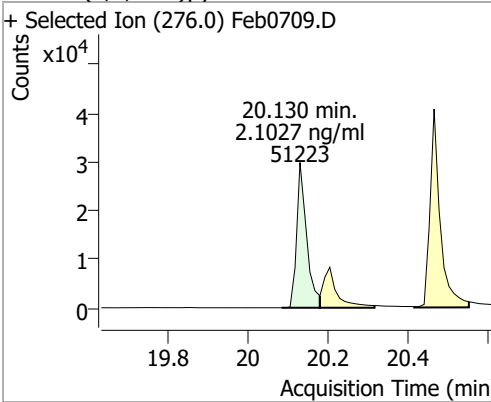
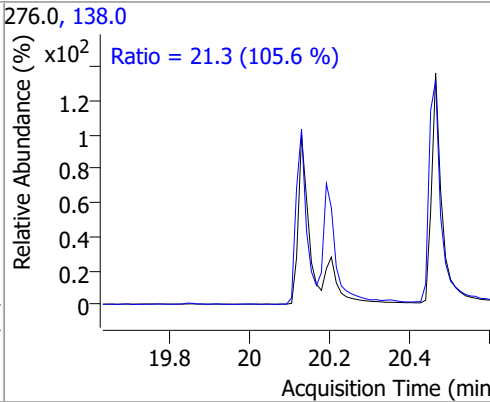
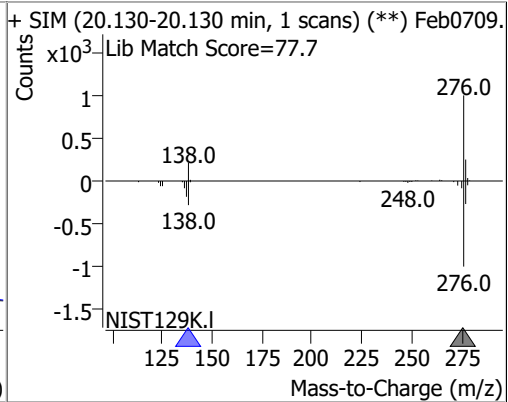
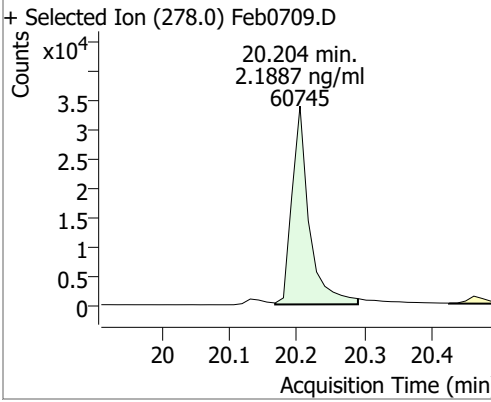
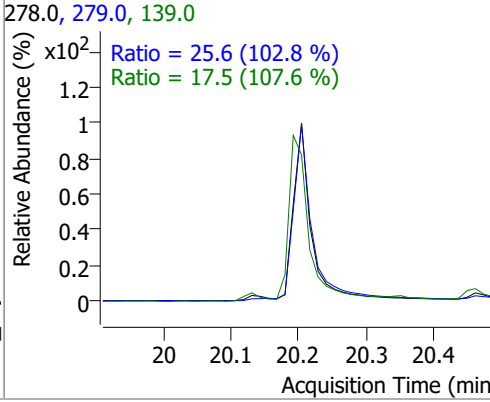
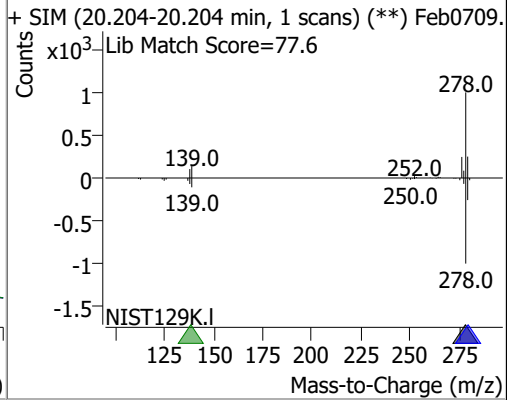
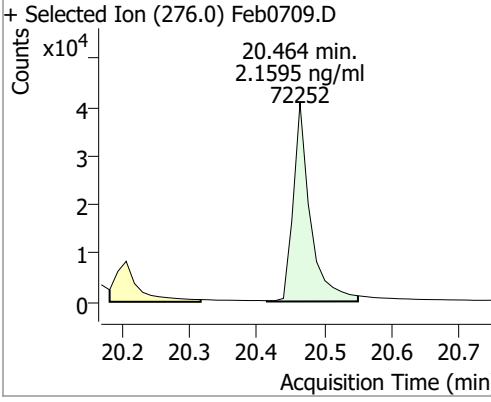
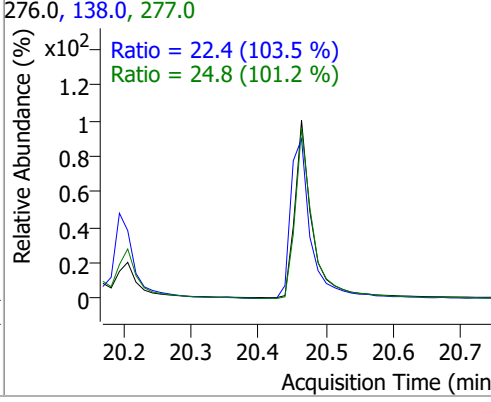
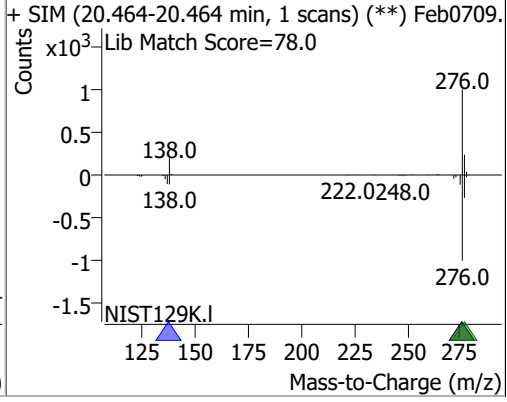
Compound	Conc.	RT	Dev(Min)	Resp.	QIon	QRatio	Lower	Upper
Benzo(k)fluoranthene	2.2404	17.70	0.00	80433	253.0	21.6	16.5	30.6



Compound	Conc.	RT	Dev(Min)	Resp.	QIon	QRatio	Lower	Upper
Benzo(a)pyrene	2.0947	18.28	0.00	57337	253.0	24.4	16.8	31.2



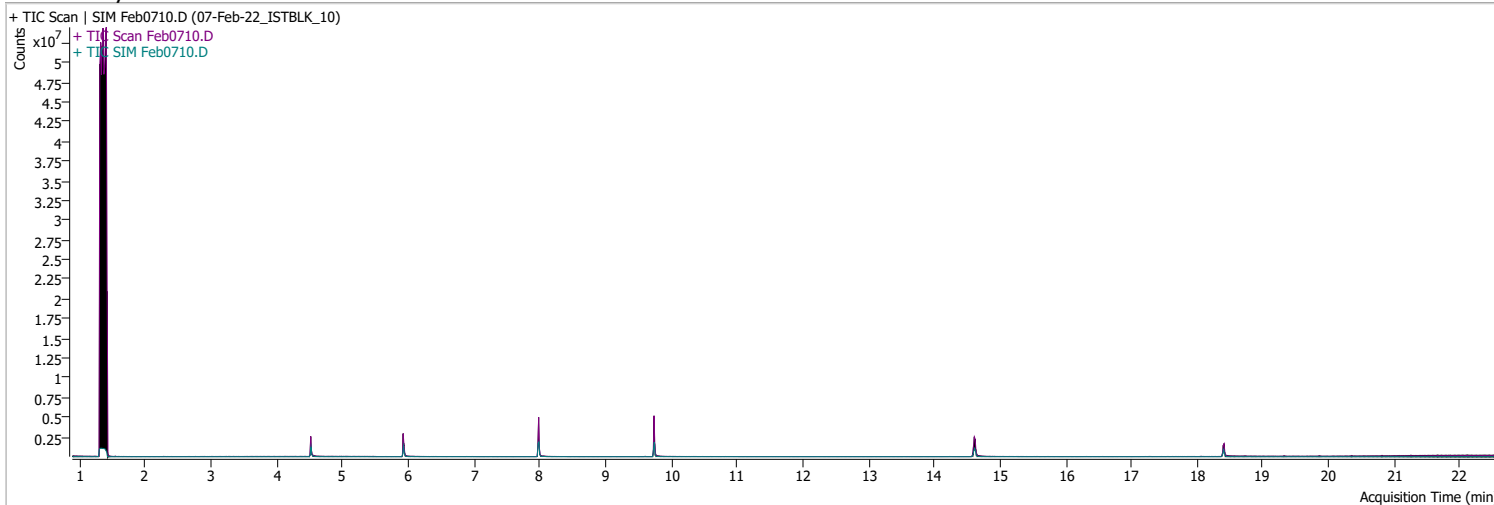
Quantitation Results Report (QT Reviewed)

Compound	Conc.	RT	Dev(Min)	Resp.	QIon	QRatio	Lower	Upper
Indeno(1,2,3-cd)pyrene	2.1027	20.13	0.00	51223	138.0	21.3	14.1	26.2
<div style="display: flex; justify-content: space-between;"> <div style="width: 30%;"> <p>+ Selected Ion (276.0) Feb0709.D</p>  </div> <div style="width: 30%;"> <p>276.0, 138.0</p> <p>Ratio = 21.3 (105.6 %)</p>  </div> <div style="width: 30%;"> <p>+ SIM (20.130-20.130 min, 1 scans) (**) Feb0709.</p> <p>Lib Match Score=77.7</p>  </div> </div>								
Dibenzo(a,h)anthracene	2.1887	20.20	0.00	60745	279.0	25.6	17.4	32.4
<div style="display: flex; justify-content: space-between;"> <div style="width: 30%;"> <p>+ Selected Ion (278.0) Feb0709.D</p>  </div> <div style="width: 30%;"> <p>278.0, 279.0, 139.0</p> <p>Ratio = 25.6 (102.8 %)</p> <p>Ratio = 17.5 (107.6 %)</p>  </div> <div style="width: 30%;"> <p>+ SIM (20.204-20.204 min, 1 scans) (**) Feb0709.</p> <p>Lib Match Score=77.6</p>  </div> </div>								
Benzo(g,h,i)perylene	2.1595	20.46	0.00	72252	277.0	24.8	17.2	31.9
<div style="display: flex; justify-content: space-between;"> <div style="width: 30%;"> <p>+ Selected Ion (276.0) Feb0709.D</p>  </div> <div style="width: 30%;"> <p>276.0, 138.0, 277.0</p> <p>Ratio = 22.4 (103.5 %)</p> <p>Ratio = 24.8 (101.2 %)</p>  </div> <div style="width: 30%;"> <p>+ SIM (20.464-20.464 min, 1 scans) (**) Feb0709.</p> <p>Lib Match Score=78.0</p>  </div> </div>								

Quantitation Results Report (QT Reviewed)

Data File	Feb0710.D	Operator	LIMS import
Acq. Method	5975BNASIM	Acq. Date-Time	2/7/2022 8:02:09 PM
Sample Name	07-Feb-22_ISTBLK_10	Instrument	GCMS
Vial	10	Multiplier	1.00
DA Method File		Comment	SVOC-8270-W-LLPAH
Tune File	dftppjph.u	Tune Date	
Batch Name	020722 bna SIM 1.batch.bin	Last Calib Update	2/8/2022 9:05:30 AM

Ref Library



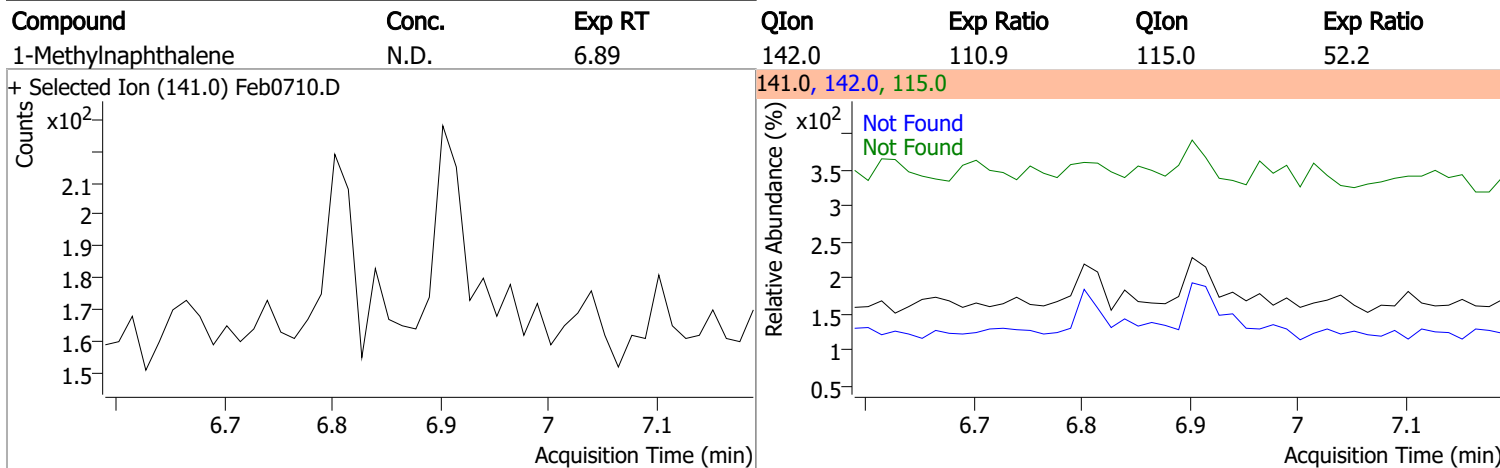
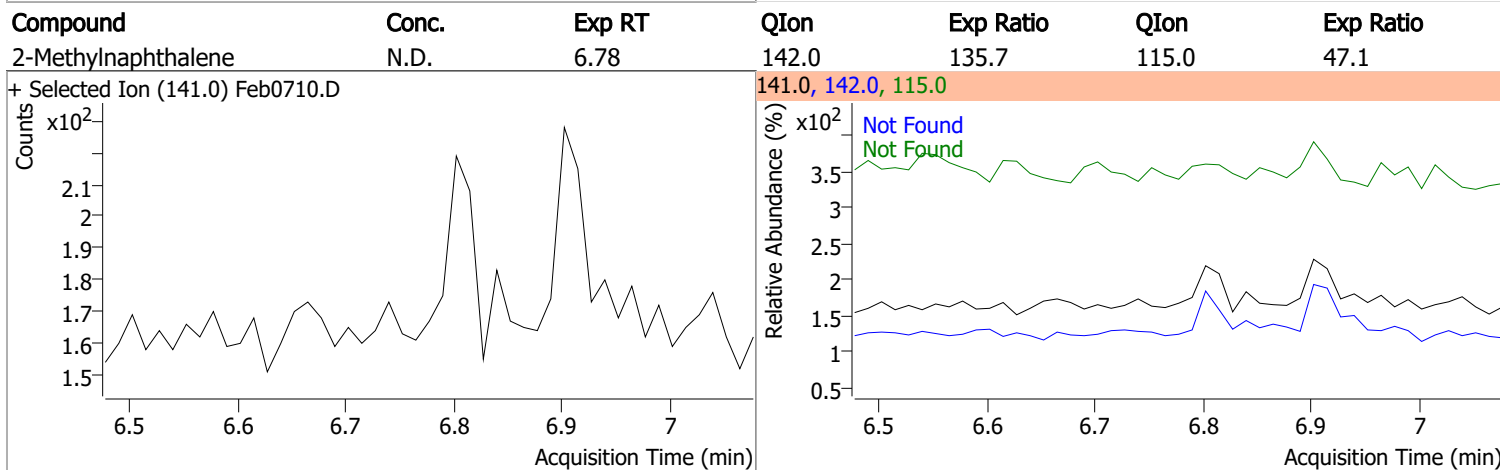
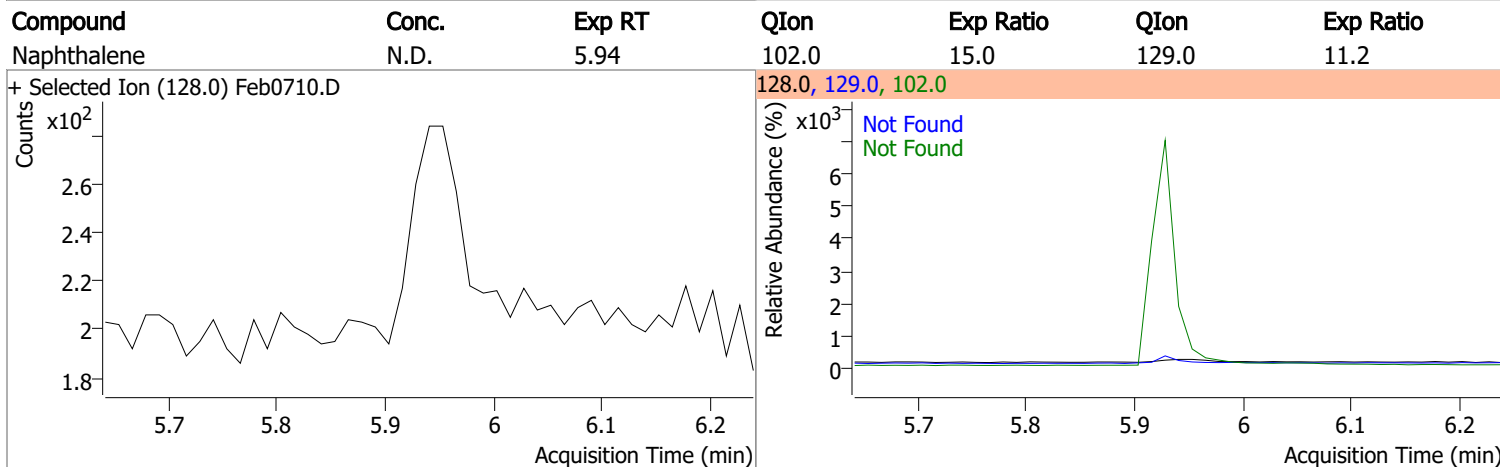
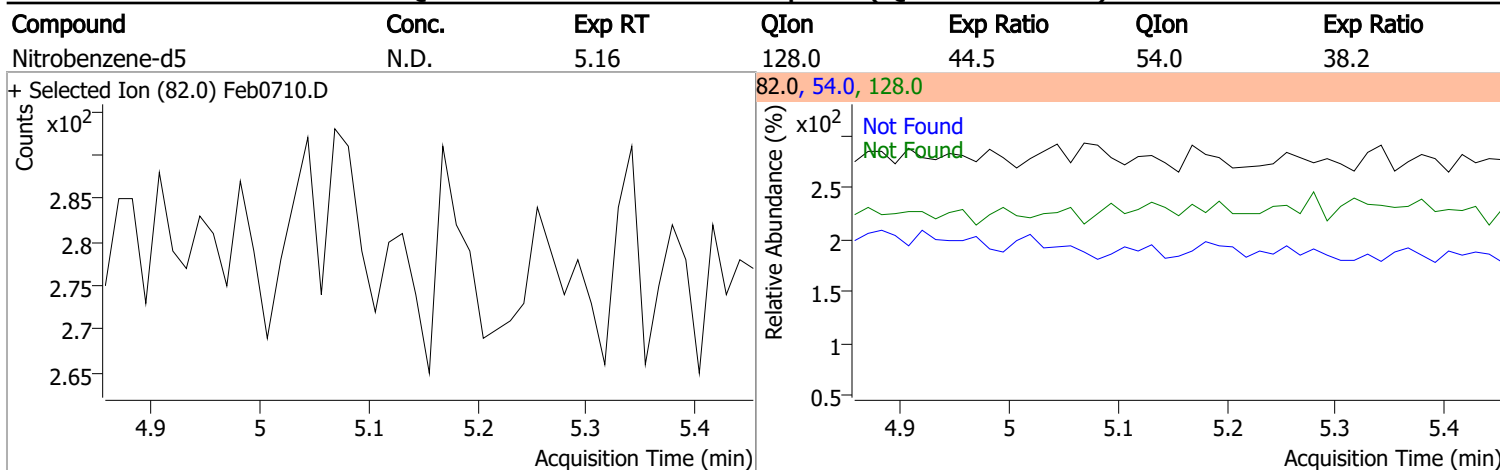
Compound	RT	QIon	Resp.	Conc.	Units	Dev(Min)
Internal Standards						
M 1,4-Dichlorobenzene-d4	4.522	152.0	429138	40.0000	ng/ml	0.000
M Naphthalene-d8	5.928	136.0	1519931	40.0000	ng/ml	0.000
M Acenaphthene-d10	7.988	164.0	1132723	40.0000	ng/ml	0.013
M Phenanthrene-d10	9.743	188.0	2152536	40.0000	ng/ml	0.012
M Chrysene-d12	14.614	240.0	1722705	40.0000	ng/ml	0.000
M Perylene-d12	18.401	264.0	1005049	40.0000	ng/ml	0.000
System Monitoring Compounds						
S Nitrobenzene-d5	0.000		0	N.D.		
Spiked Amount: 5.000	Range: 19.0 - 102.0%			Recovery = NA%		
S 2-Fluorobiphenyl	0.000		0	N.D.		
Spiked Amount: 5.000	Range: 25.0 - 94.0%			Recovery = NA%		
S o-Terphenyl	0.000		0	N.D.		
Spiked Amount: 5.000	Range: 40.0 - 140.0%			Recovery = NA%		
S Terphenyl-d14	0.000		0	N.D.		
Spiked Amount: 5.000	Range: 39.0 - 106.0%			Recovery = NA%		
Target Compounds						
T Naphthalene	0.000		0	N.D.		QValue
T 2-Methylnaphthalene	0.000		0	N.D.		
T 1-Methylnaphthalene	0.000		0	N.D.		
T Acenaphthylene	0.000		0	N.D.		
T Acenaphthene	7.976	154.0	0		ng/ml md	1
T Fluorene	0.000		0	N.D.		
T Phenanthrene	0.000		0	N.D.		
T Anthracene	0.000		0	N.D.		
T Fluoranthene	0.000		0	N.D.		
T Pyrene	0.000		0	N.D.		
T Benzo(a)Anthracene	14.614	228.0	0		ng/ml md	1
T Chrysene	14.614	228.0	0		ng/ml md	1
T Benzo(b)fluoranthene	0.000		0	N.D.		

Quantitation Results Report (QT Reviewed)

Compound	RT	QIon	Resp.	Conc.	Units	Dev(Min)
T Benzo(k)fluoranthene	0.000		0	N.D.		
T Benzo(a)pyrene	18.401	252.0	0		ng/ml	md 1
T Indeno(1,2,3-cd)pyrene	0.000		0	N.D.		
T Dibenzo(a,h)anthracene	0.000		0	N.D.		
T Benzo(g,h,i)perylene	0.000		0	N.D.		

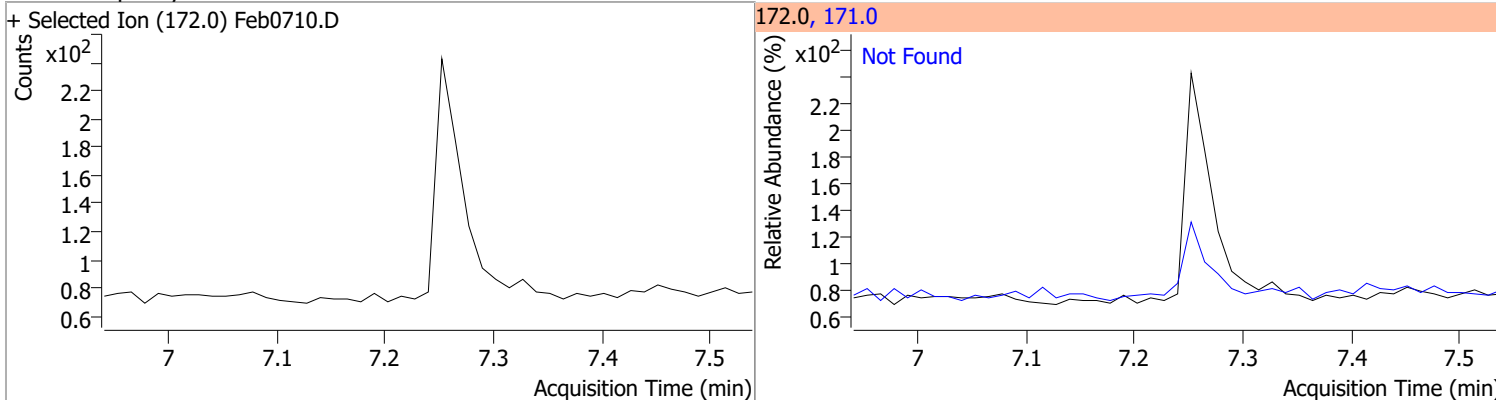
(#) = Qualifier Out of Range; (m) = Manual Integration; (+) = Area Summed; (*) = Surrogate Percent Recovery Out of Range; (d): Zeroed Peak

Quantitation Results Report (QT Reviewed)

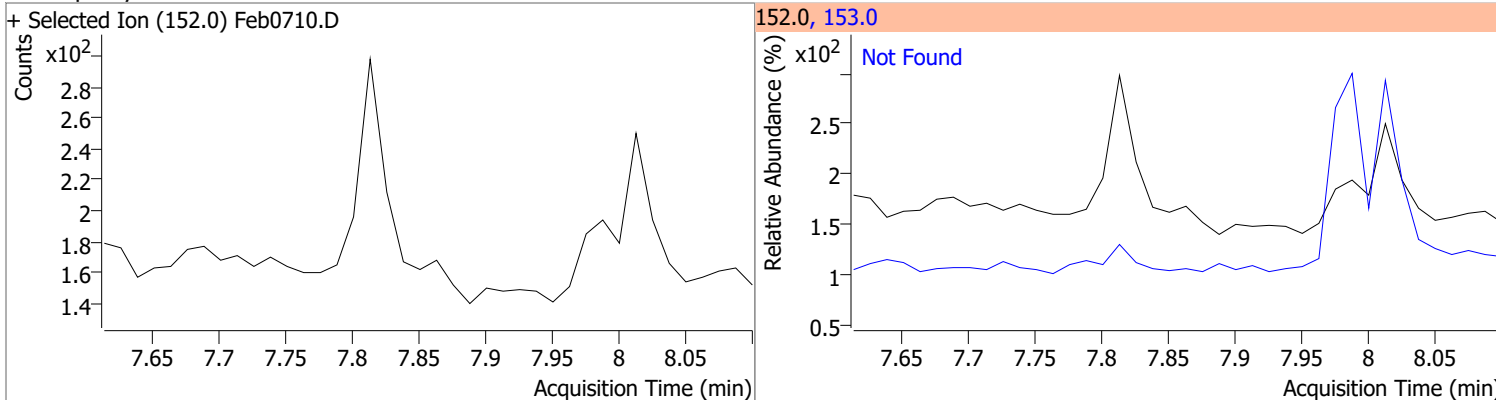


Quantitation Results Report (QT Reviewed)

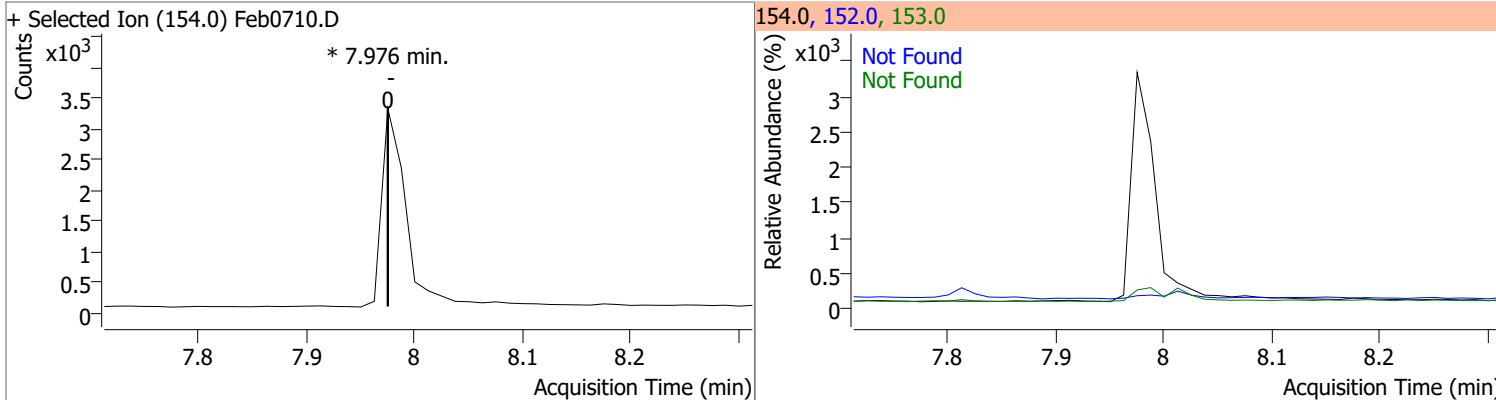
Compound	Conc.	Exp RT	QIon	Exp Ratio
2-Fluorobiphenyl	N.D.	7.24	171.0	35.7



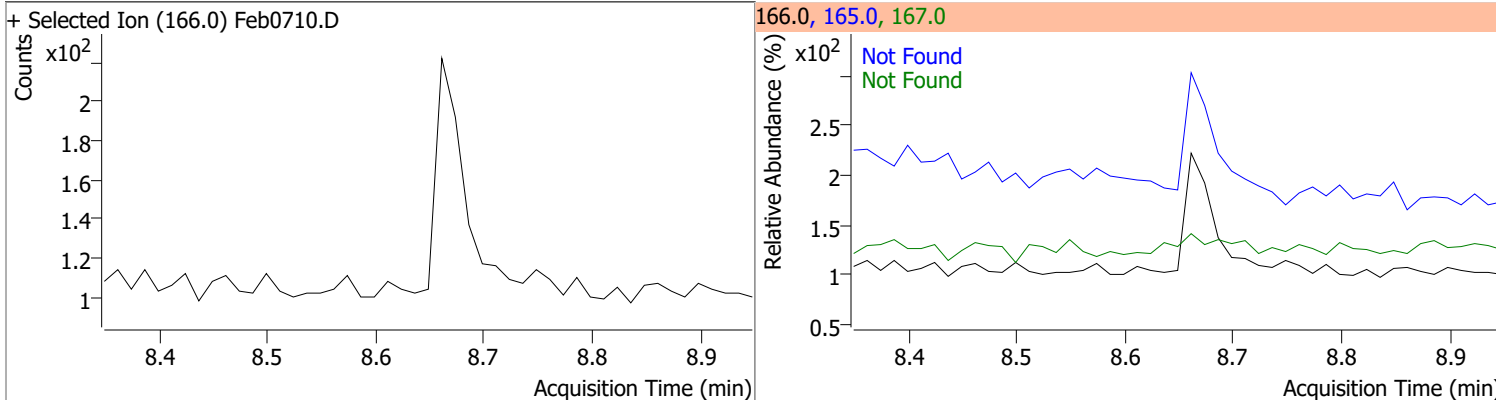
Compound	Conc.	Exp RT	QIon	Exp Ratio
Acenaphthylene	N.D.	7.80	153.0	17.6



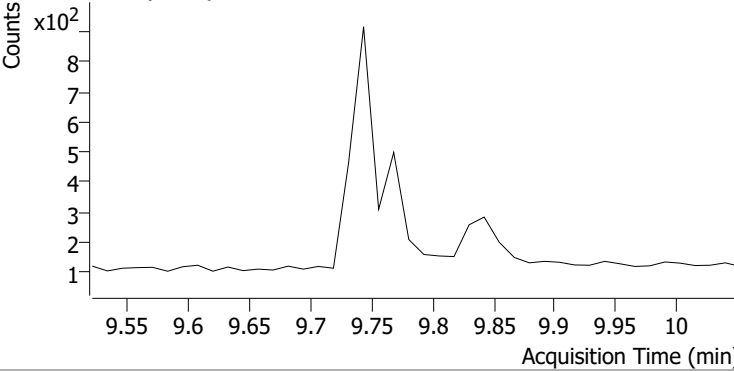
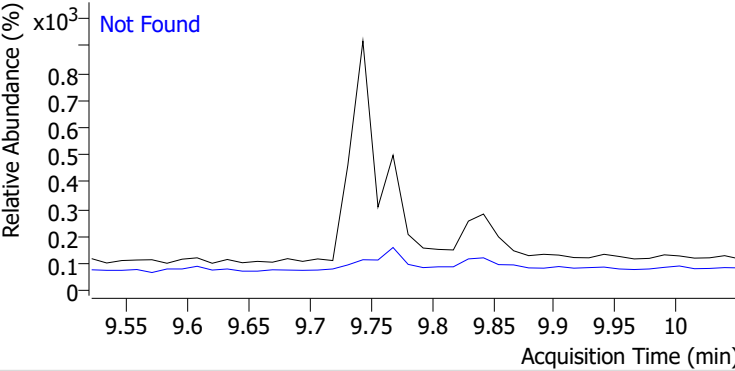
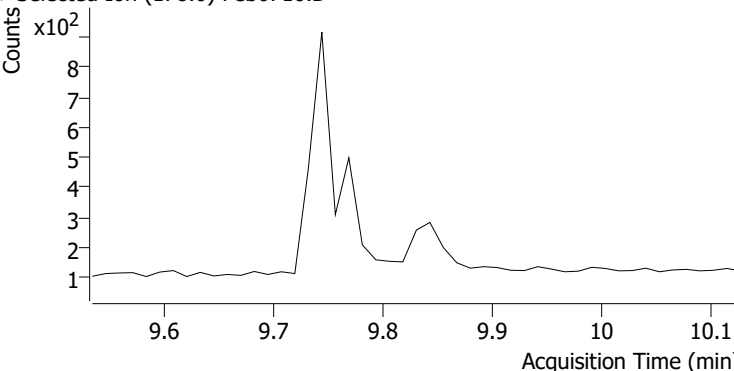
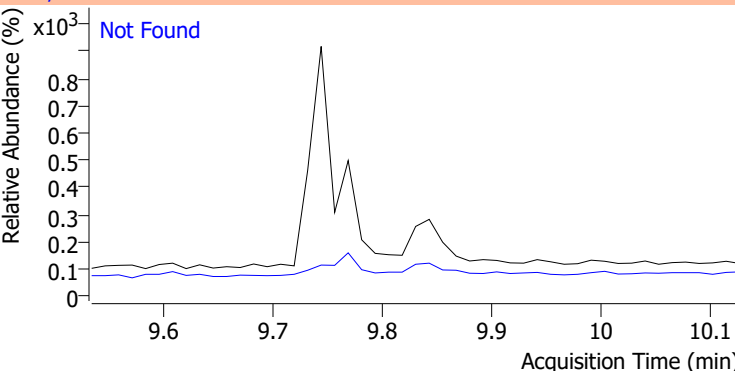
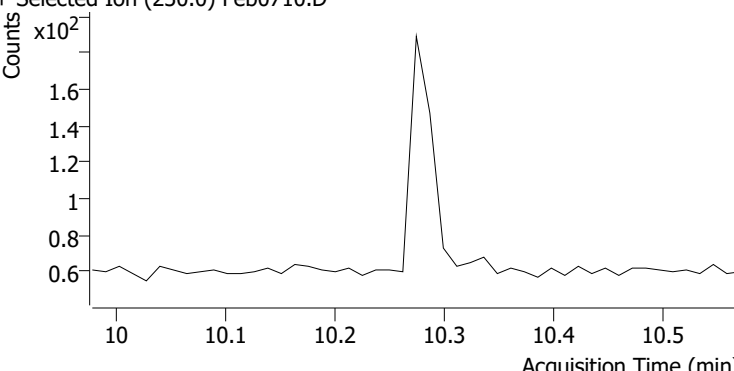
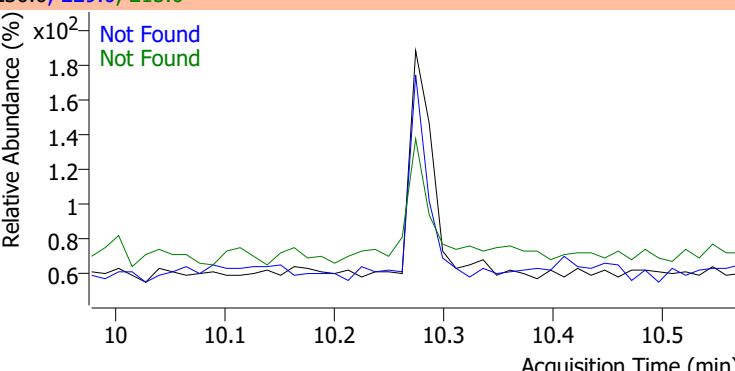
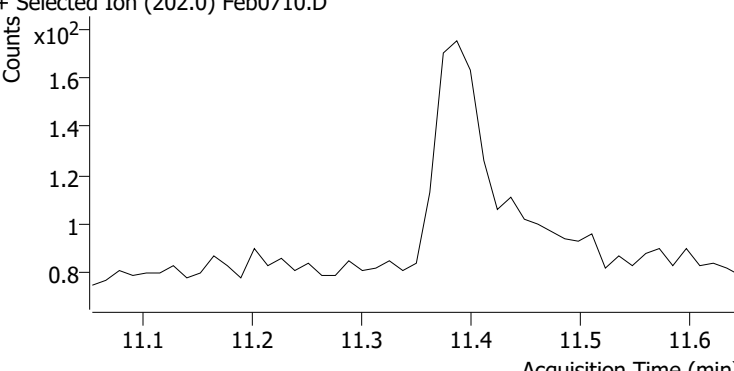
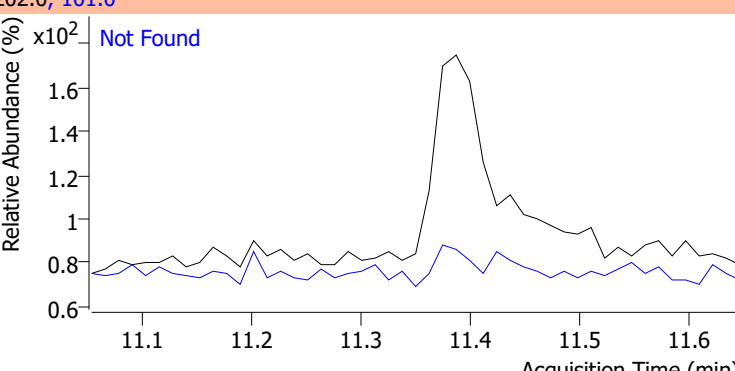
Compound	Conc.	RT	Dev(Min)	Resp.	QIon	QRatio	Lower	Upper
Acenaphthene		0		0	153.0		76.2	141.5
					152.0		37.0	68.7



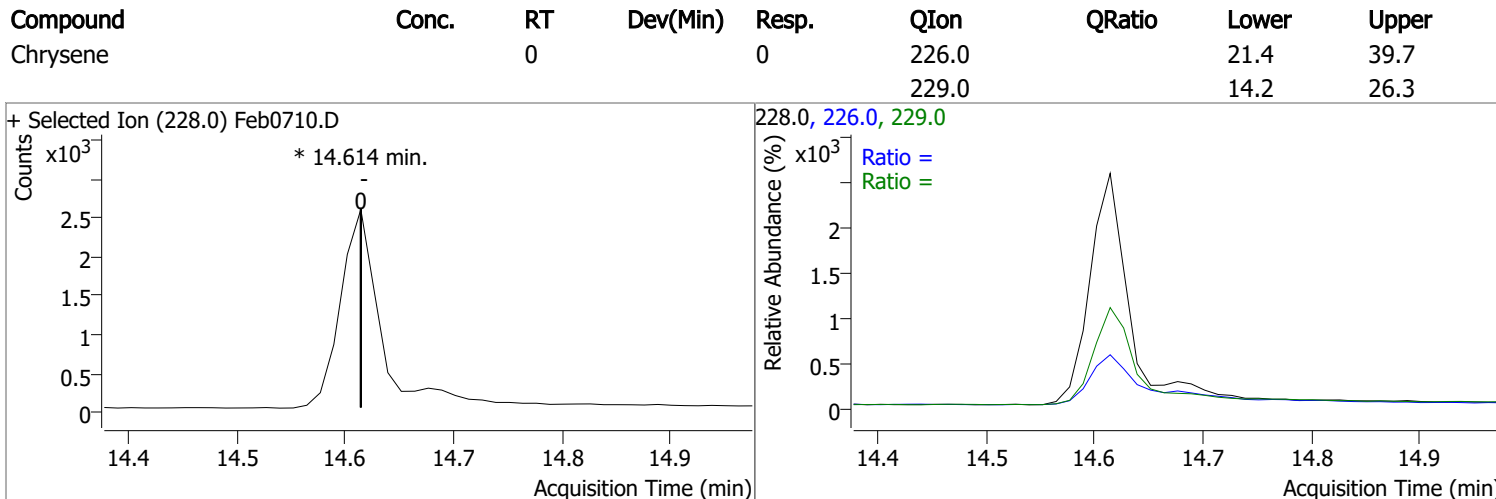
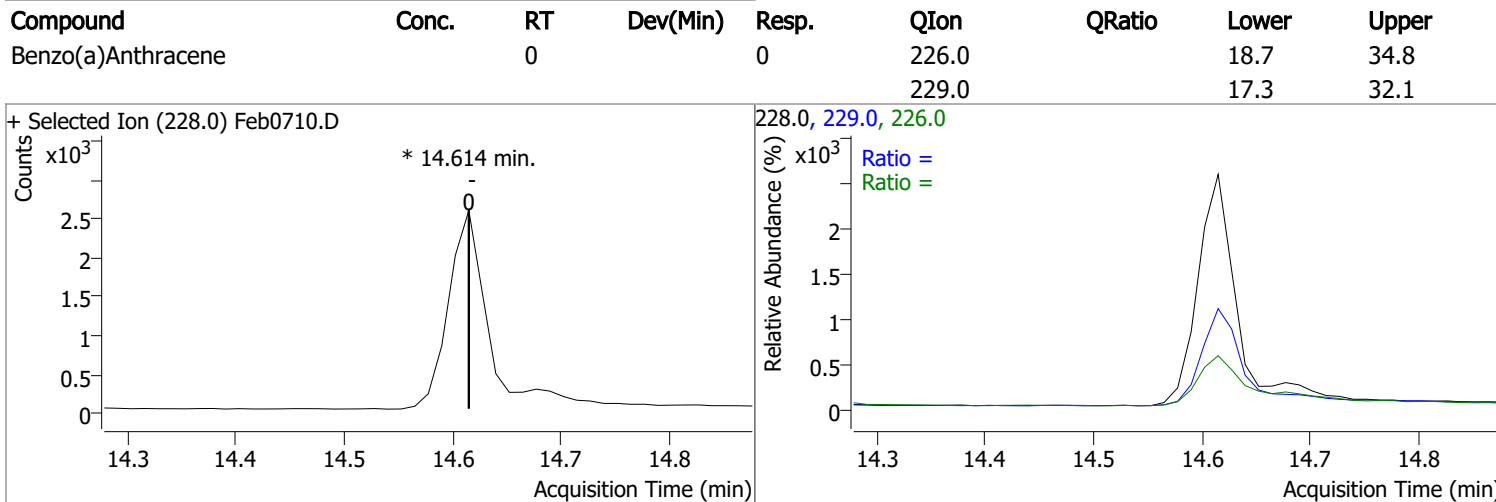
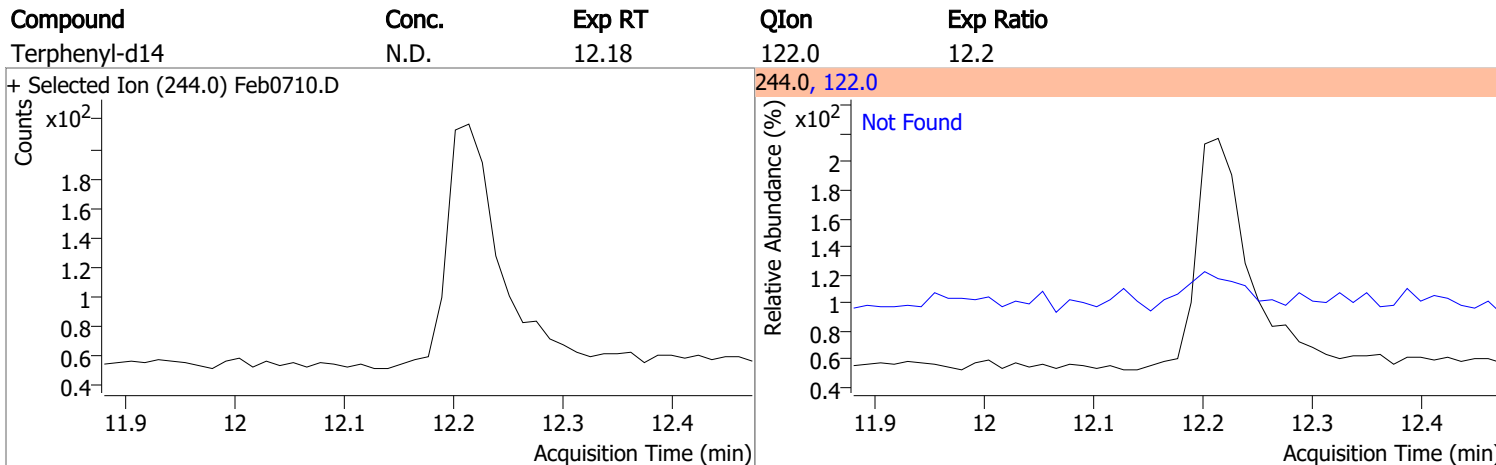
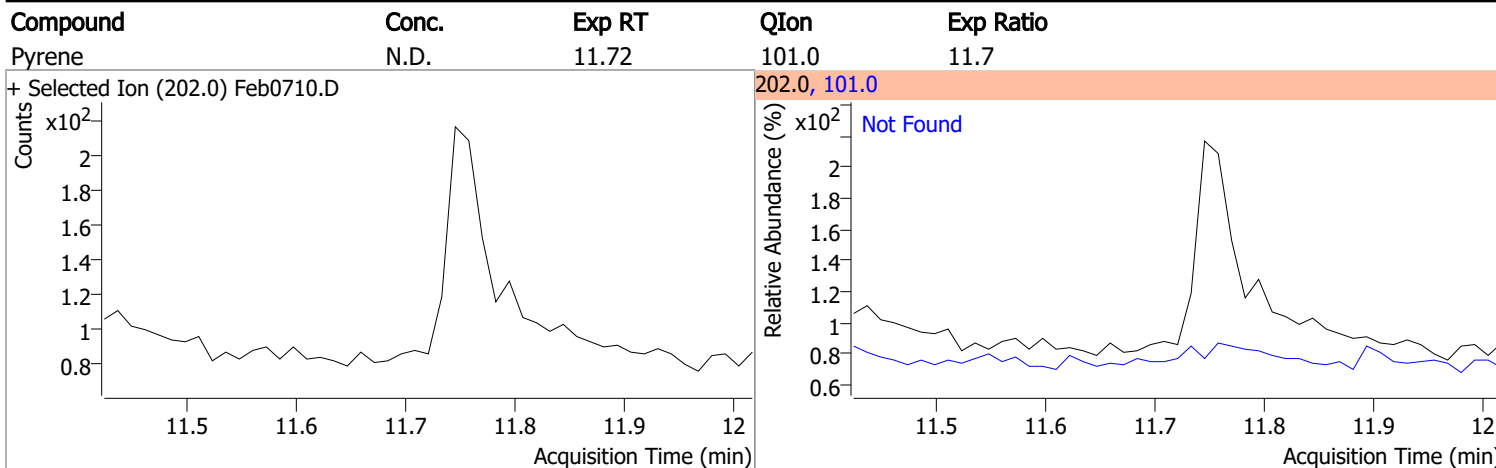
Compound	Conc.	Exp RT	QIon	Exp Ratio	QIon	Exp Ratio
Fluorene	N.D.	8.65	165.0	80.7	167.0	12.0



Quantitation Results Report (QT Reviewed)

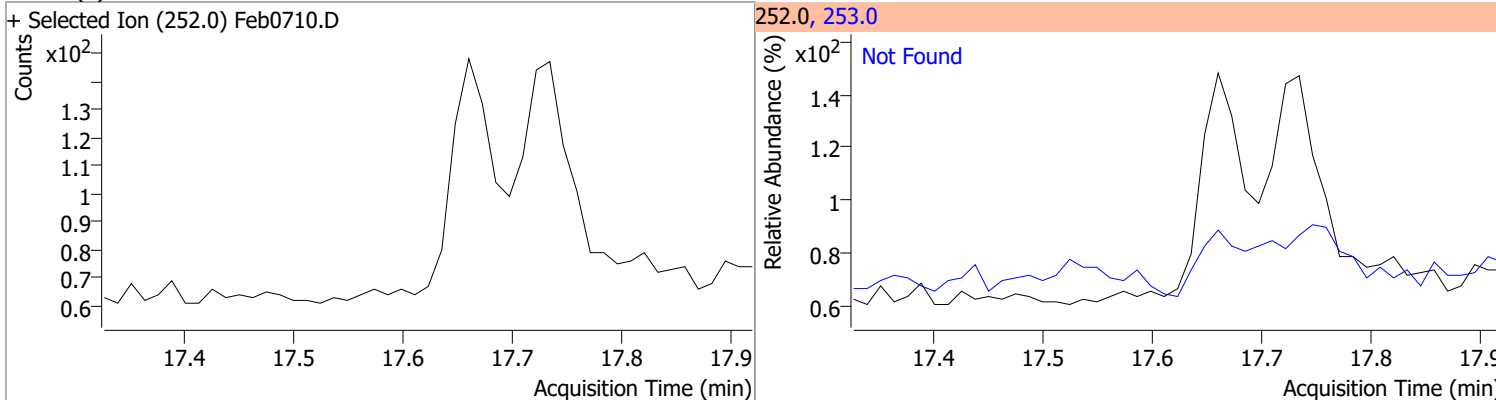
Compound	Conc.	Exp RT	QIon	Exp Ratio		
Phenanthrene	N.D.	9.76	176.0	18.4		
+ Selected Ion (178.0) Feb0710.D			178.0, 176.0			
						
Anthracene	N.D.	9.83	176.0	18.1		
+ Selected Ion (178.0) Feb0710.D			178.0, 176.0			
						
o-Terphenyl	N.D.	10.27	229.0	66.1	QIon	Exp Ratio
			215.0	41.2		
+ Selected Ion (230.0) Feb0710.D			230.0, 229.0, 215.0			
						
Fluoranthene	N.D.	11.35	101.0	9.4		
+ Selected Ion (202.0) Feb0710.D			202.0, 101.0			
						

Quantitation Results Report (QT Reviewed)

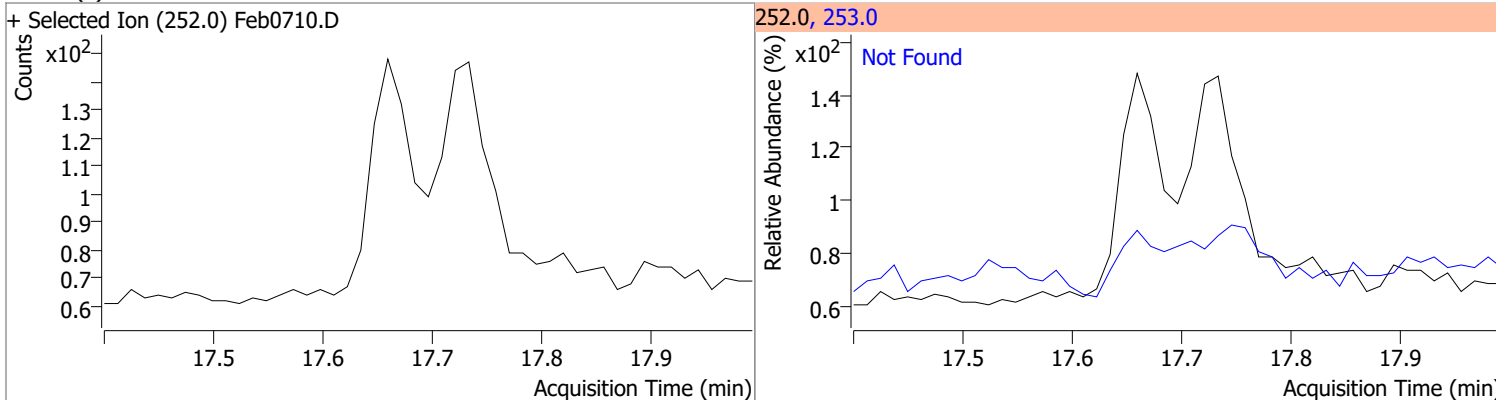


Quantitation Results Report (QT Reviewed)

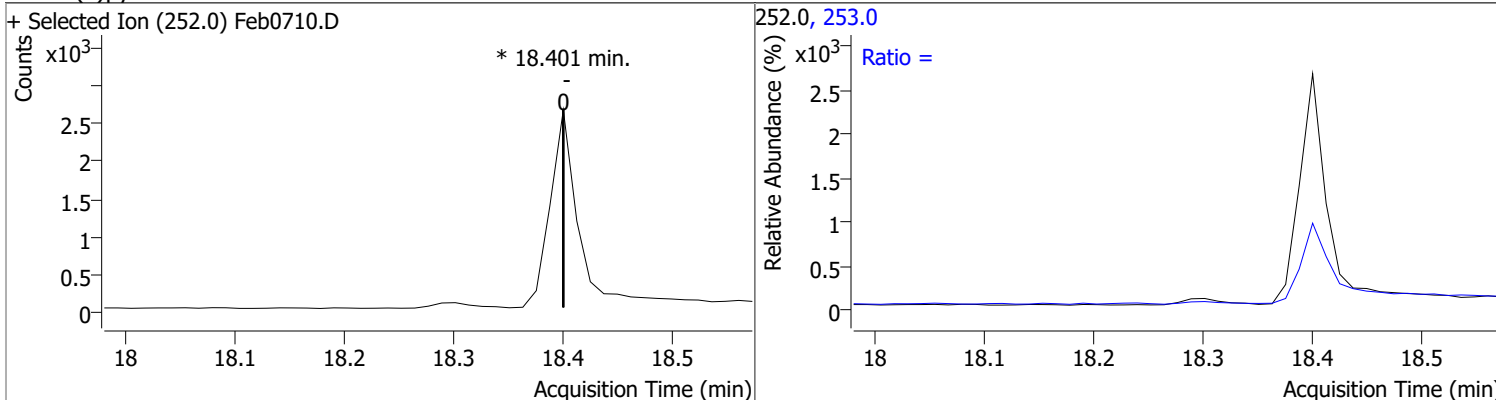
Compound	Conc.	Exp RT	QIon	Exp Ratio
Benzo(b)fluoranthene	N.D.	17.62	253.0	22.2



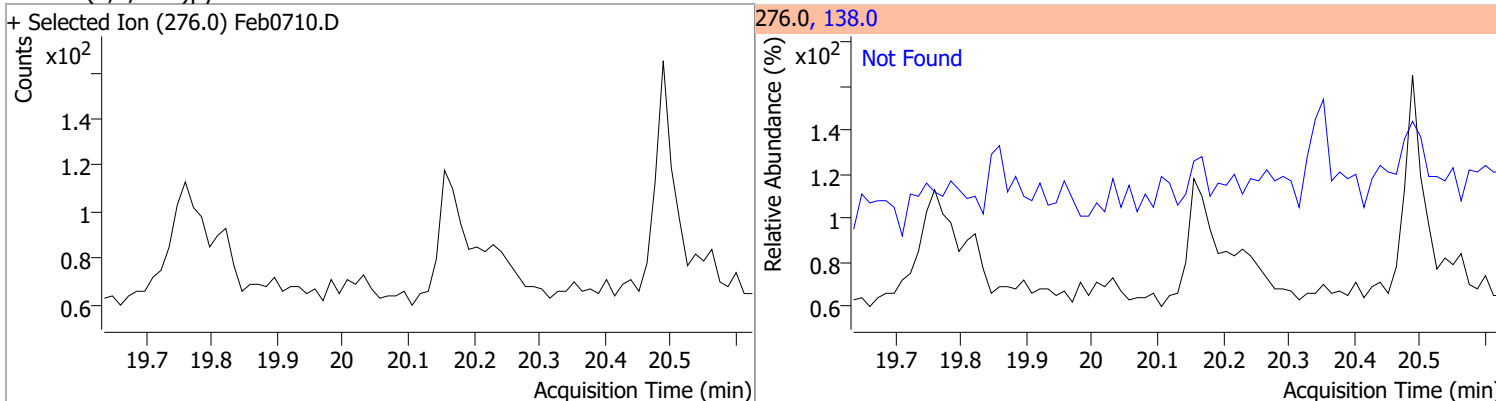
Compound	Conc.	Exp RT	QIon	Exp Ratio
Benzo(k)fluoranthene	N.D.	17.70	253.0	23.6



Compound	Conc.	RT	Dev(Min)	Resp.	QIon	QRatio	Lower	Upper
Benzo(a)pyrene		0		0	253.0		16.8	31.2

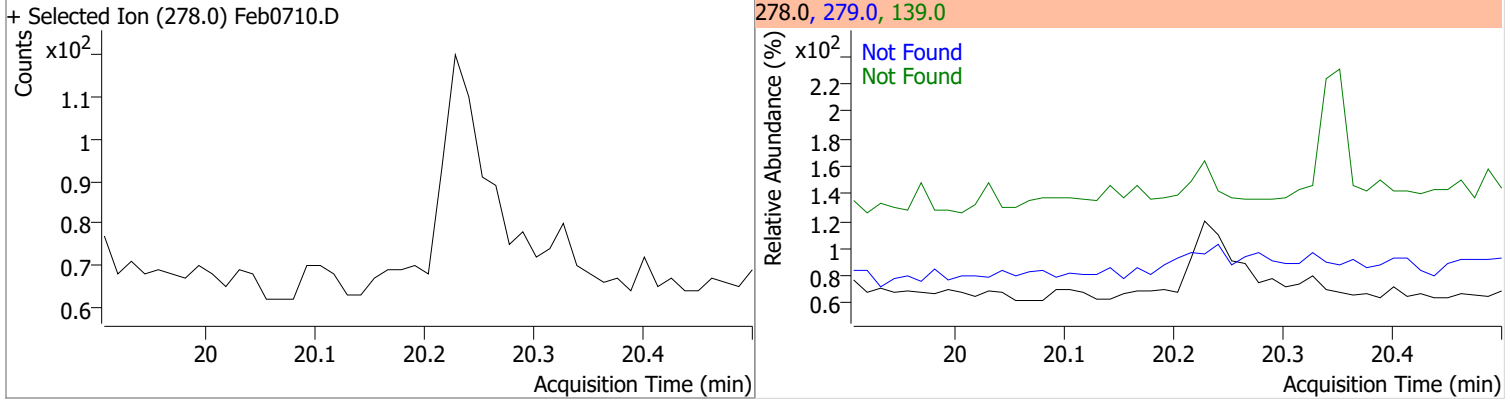


Compound	Conc.	Exp RT	QIon	Exp Ratio
Indeno(1,2,3-cd)pyrene	N.D.	20.13	138.0	20.2

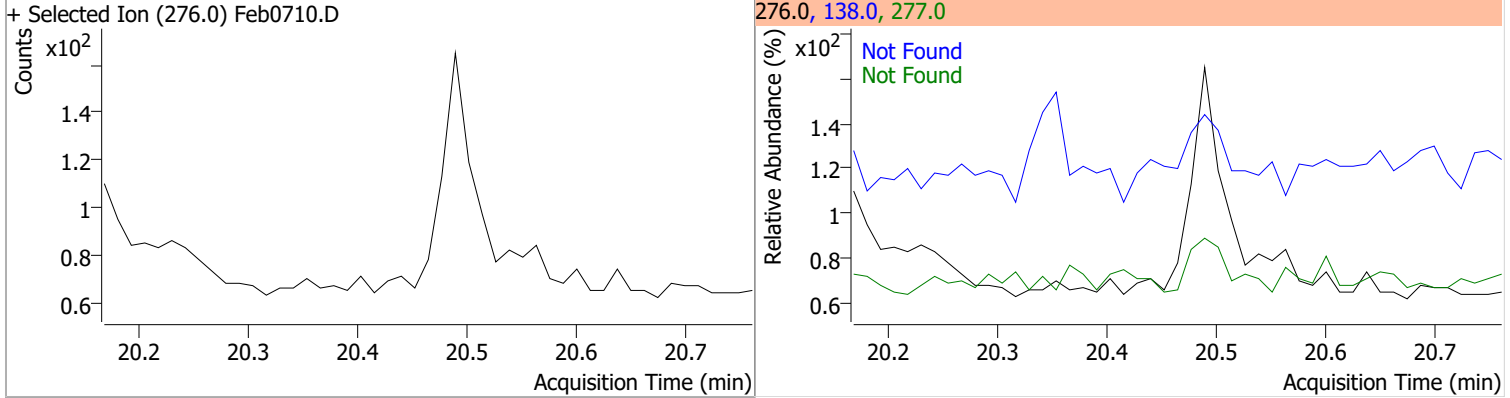


Quantitation Results Report (QT Reviewed)

Compound	Conc.	Exp RT	QIon	Exp Ratio	QIon	Exp Ratio
Dibenzo(a,h)anthracene	N.D.	20.20	279.0	24.9	139.0	16.2



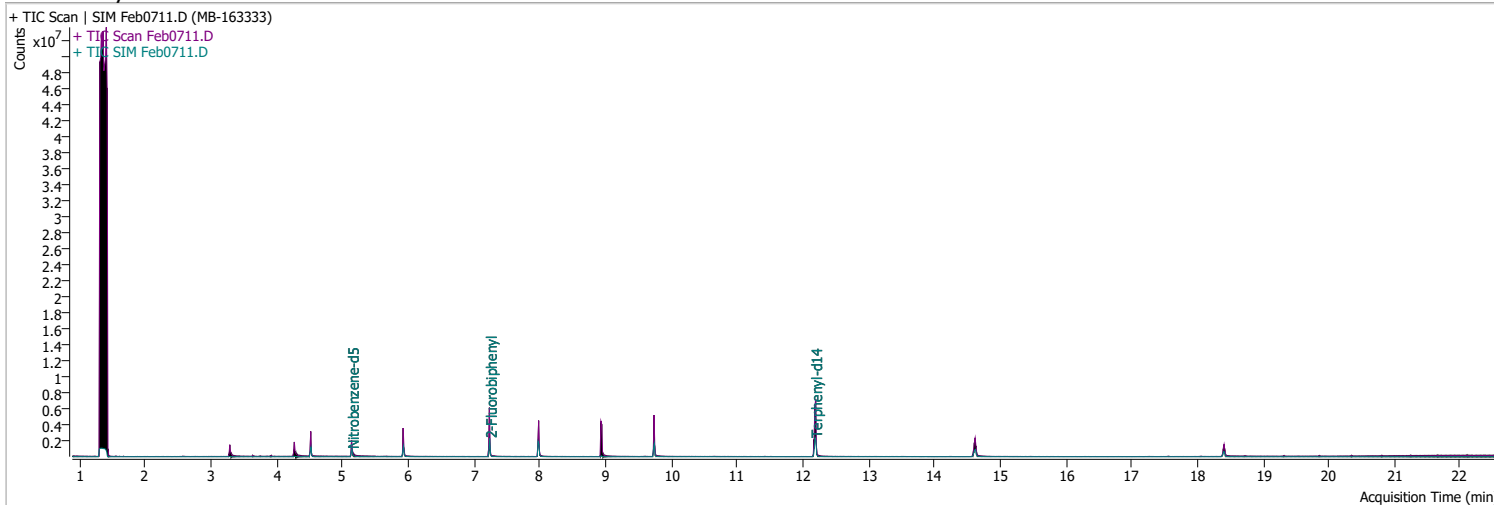
Compound	Conc.	Exp RT	QIon	Exp Ratio	QIon	Exp Ratio
Benzo(g,h,i)perylene	N.D.	20.46	277.0	24.5	138.0	21.6



Quantitation Results Report (QT Reviewed)

Data File	Feb0711.D	Operator	LIMS import
Acq. Method	5975BNASIM	Acq. Date-Time	2/7/2022 8:34:35 PM
Sample Name	MB-163333	Instrument	GCMS
Vial	11	Multiplier	1.00
DA Method File		Comment	SVOC-8270C-SIM-W-LLPAH
Tune File	dftppjph.u	Tune Date	
Batch Name	020722 bna SIM 1.batch.bin	Last Calib Update	2/8/2022 9:05:30 AM

Ref Library



Compound	RT	QIon	Resp.	Conc.	Units	Dev(Min)
Internal Standards						
M 1,4-Dichlorobenzene-d4	4.522	152.0	458283	40.0000	ng/ml	0.000
M Naphthalene-d8	5.928	136.0	1579827	40.0000	ng/ml	0.000
M Acenaphthene-d10	7.975	164.0	1092134	40.0000	ng/ml	0.000
M Phenanthrene-d10	9.743	188.0	1999393	40.0000	ng/ml	0.012
M Chrysene-d12	14.627	240.0	1577112	40.0000	ng/ml	0.012
M Perylene-d12	18.400	264.0	908502	40.0000	ng/ml	0.000
System Monitoring Compounds						
S Nitrobenzene-d5	5.143	82.0	822005	89.9764	ng/ml	-0.013
Spiked Amount: 5.000	Range: 19.0 - 102.0%			Recovery = 1799.53%	*	
S 2-Fluorobiphenyl	7.239	172.0	1824811	59.0221	ng/ml	0.000
Spiked Amount: 5.000	Range: 25.0 - 94.0%			Recovery = 1180.44%	*	
S o-Terphenyl	0.000		0	N.D.		
Spiked Amount: 5.000	Range: 40.0 - 140.0%			Recovery = NA%		
S Terphenyl-d14	12.189	244.0	3716600	69.4927	ng/ml	0.012
Spiked Amount: 5.000	Range: 39.0 - 106.0%			Recovery = 1389.85%	*	
Target Compounds						
T Naphthalene	0.000		0	N.D.		
T 2-Methylnaphthalene	0.000		0	N.D.		
T 1-Methylnaphthalene	0.000		0	N.D.		
T Acenaphthylene	0.000		0	N.D.		
T Acenaphthene	8.000	154.0	0		ng/ml	md 1
T Fluorene	8.935	166.0	0		ng/ml	md 1
T Phenanthrene	0.000		0	N.D.		
T Anthracene	0.000		0	N.D.		
T Fluoranthene	0.000		0	N.D.		
T Pyrene	0.000		0	N.D.		
T Benzo(a)Anthracene	14.614	228.0	0		ng/ml	md 1
T Chrysene	14.677	228.0	0		ng/ml	md 1
T Benzo(b)fluoranthene	0.000		0	N.D.		

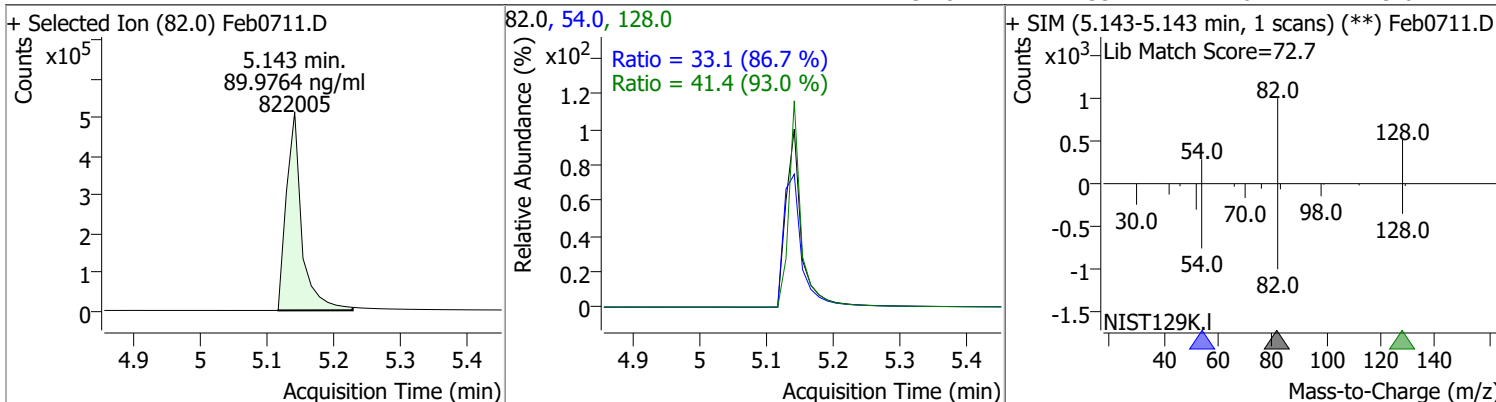
Quantitation Results Report (QT Reviewed)

Compound	RT	QIon	Resp.	Conc.	Units	Dev(Min)
T Benzo(k)fluoranthene	0.000		0	N.D.		
T Benzo(a)pyrene	18.400	252.0	0		ng/ml	md 1
T Indeno(1,2,3-cd)pyrene	0.000		0	N.D.		
T Dibenzo(a,h)anthracene	0.000		0	N.D.		
T Benzo(g,h,i)perylene	0.000		0	N.D.		

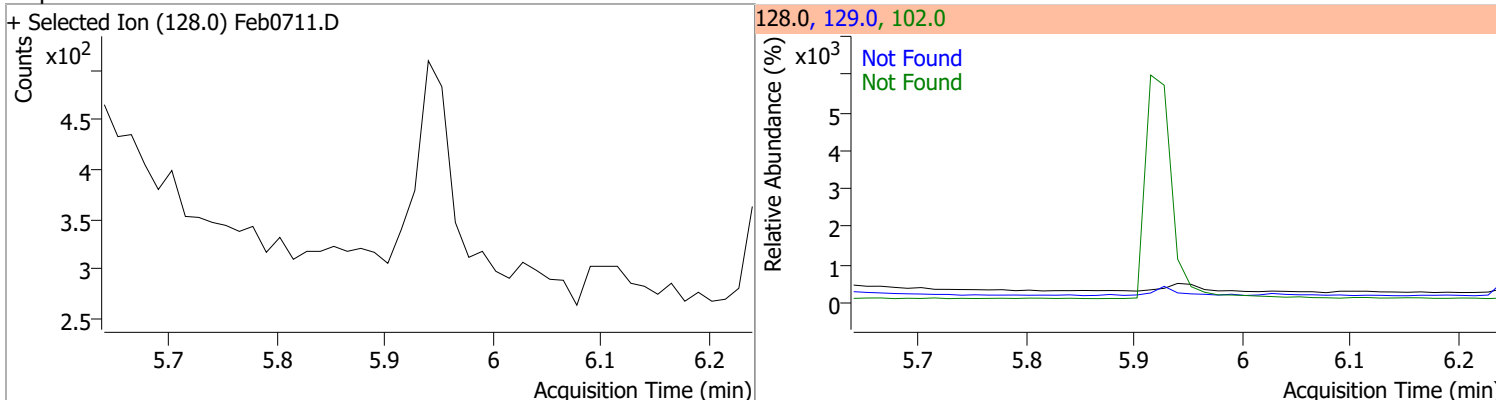
(#) = Qualifier Out of Range; (m) = Manual Integration; (+) = Area Summed; (*) = Surrogate Percent Recovery Out of Range; (d): Zeroed Peak

Quantitation Results Report (QT Reviewed)

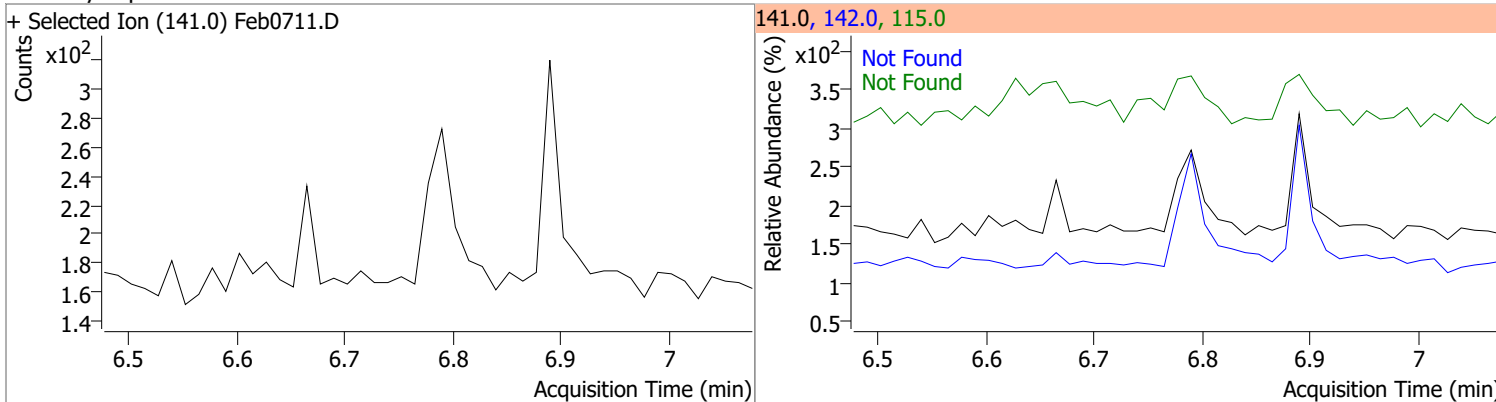
Compound	Conc.	RT	Dev(Min)	Resp.	QIon	QRatio	Lower	Upper
Nitrobenzene-d5	89.9764	5.14	-0.01	822005	128.0	41.4	31.2	57.9
					54.0	33.1	26.7	49.6



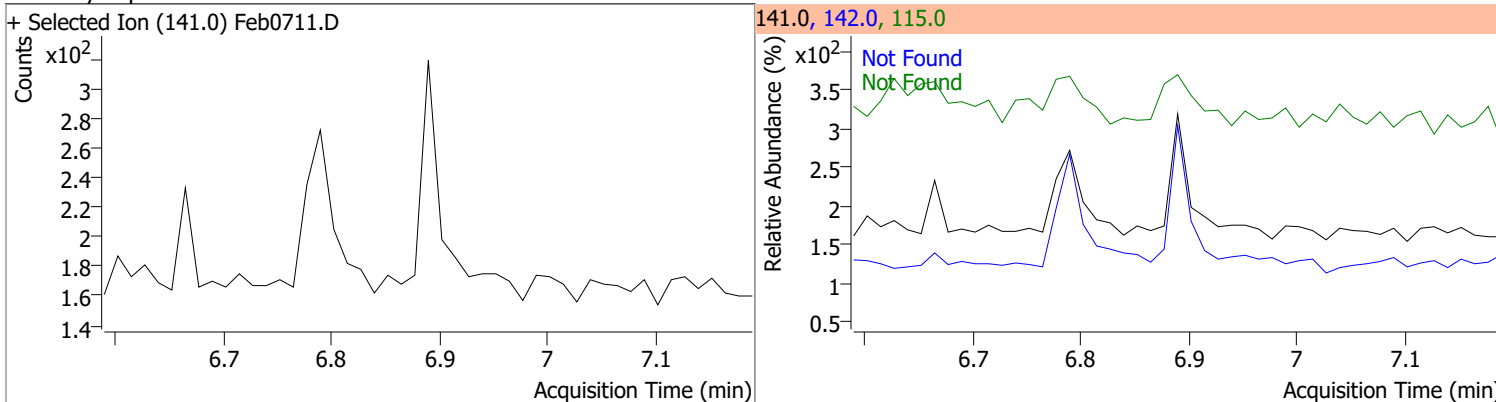
Compound	Conc.	Exp RT	QIon	Exp Ratio	QIon	Exp Ratio
Naphthalene	N.D.	5.94	102.0	15.0	129.0	11.2



Compound	Conc.	Exp RT	QIon	Exp Ratio	QIon	Exp Ratio
2-Methylnaphthalene	N.D.	6.78	142.0	135.7	115.0	47.1

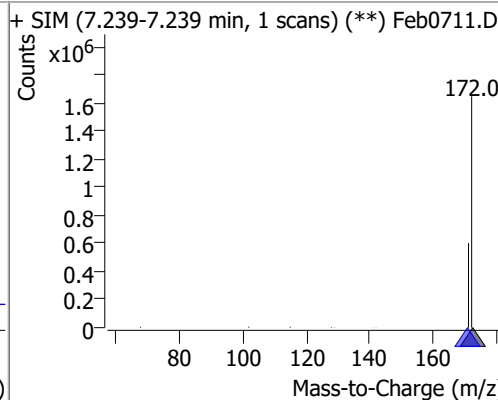
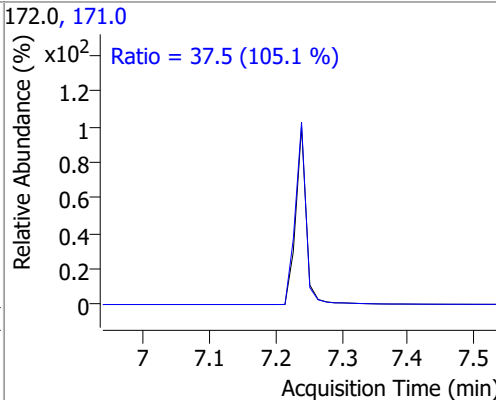
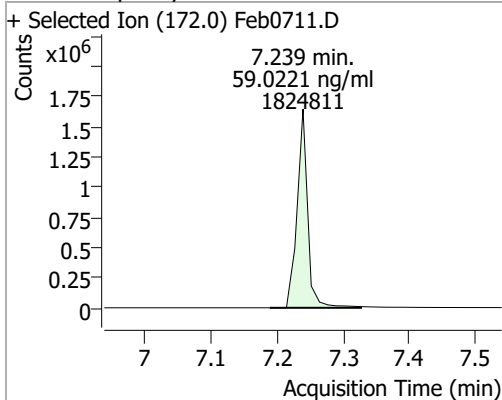


Compound	Conc.	Exp RT	QIon	Exp Ratio	QIon	Exp Ratio
1-Methylnaphthalene	N.D.	6.89	142.0	110.9	115.0	52.2

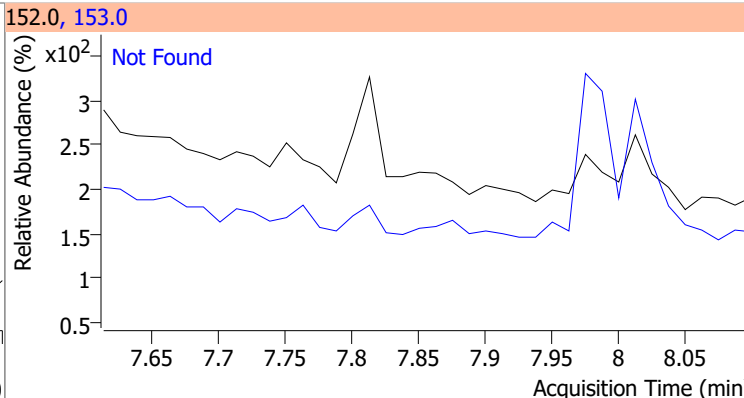
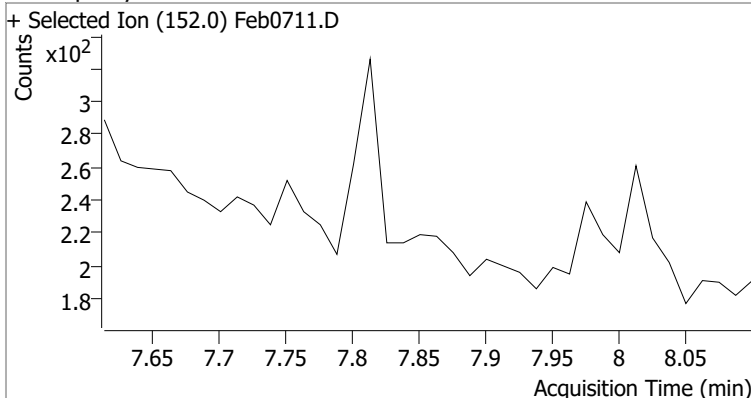


Quantitation Results Report (QT Reviewed)

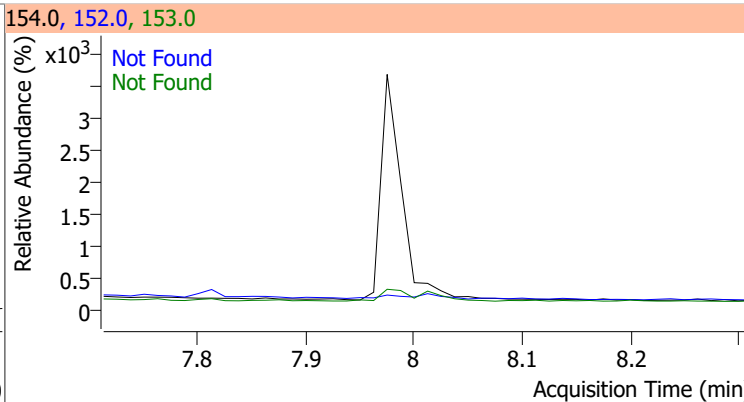
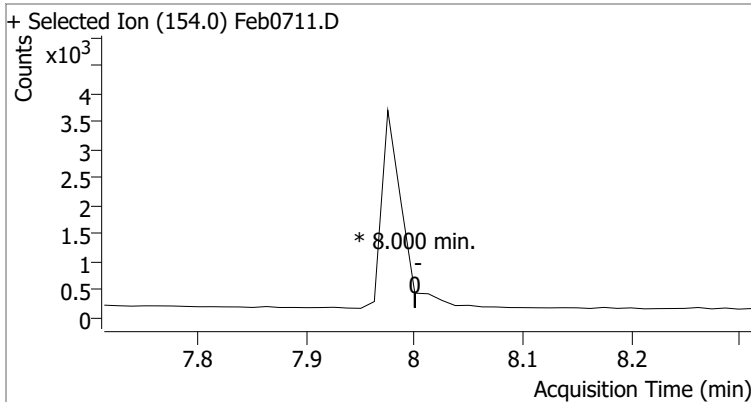
Compound	Conc.	RT	Dev(Min)	Resp.	QIon	QRatio	Lower	Upper
2-Fluorobiphenyl	59.0221	7.24	0.00	1824811	171.0	37.5	25.0	46.4



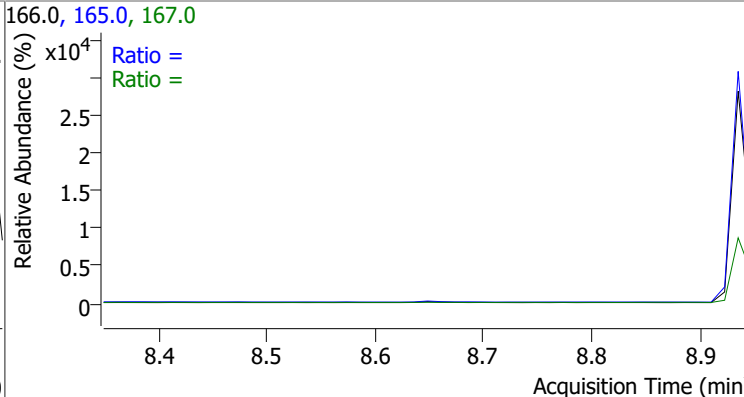
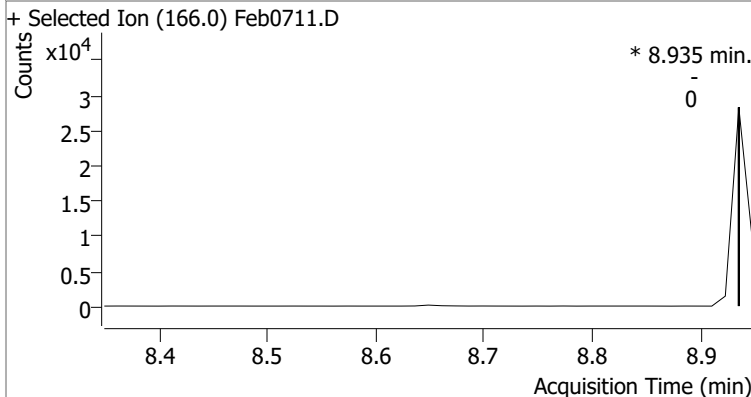
Compound	Conc.	Exp RT	QIon	Exp Ratio
Acenaphthylene	N.D.	7.80	153.0	17.6



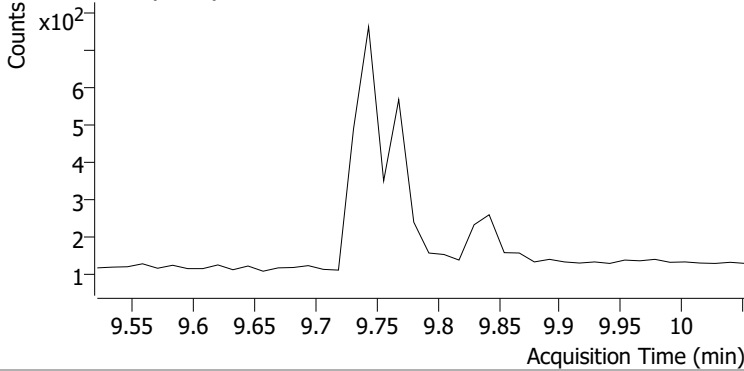
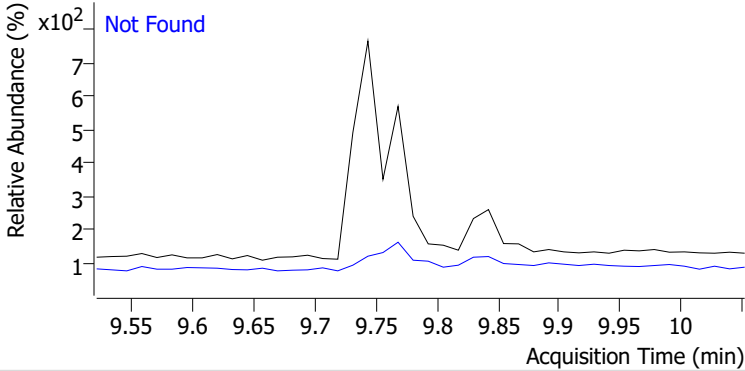
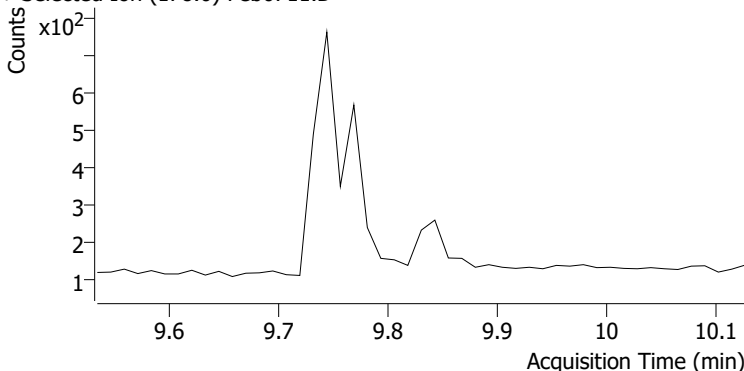
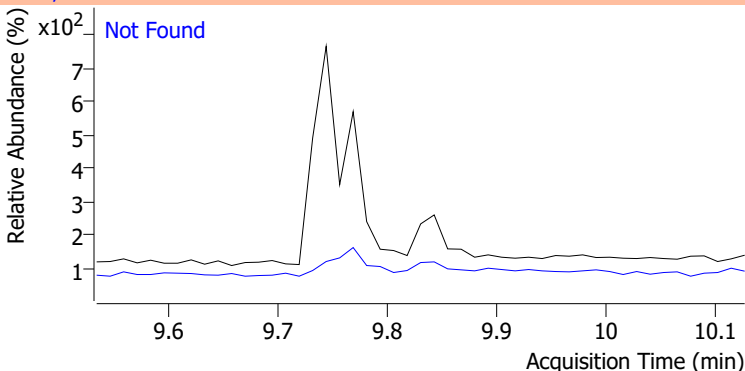
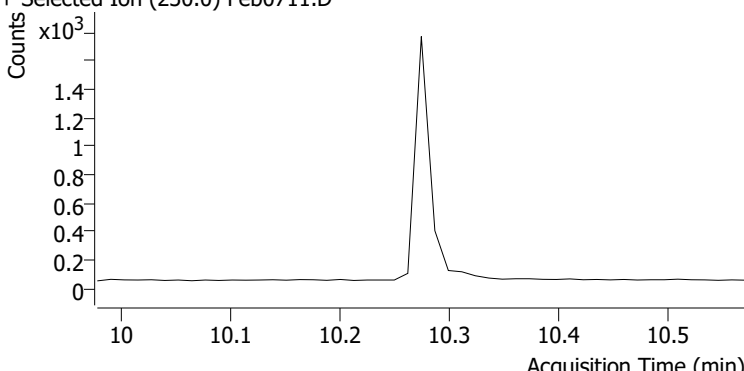
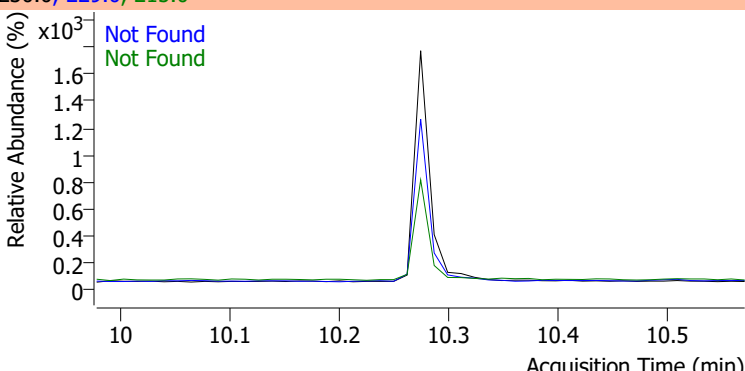
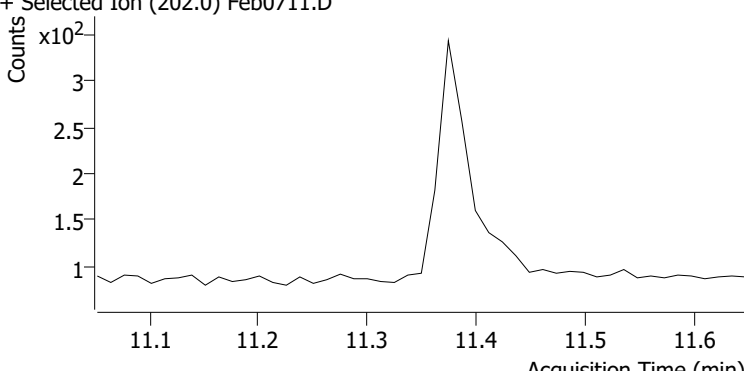
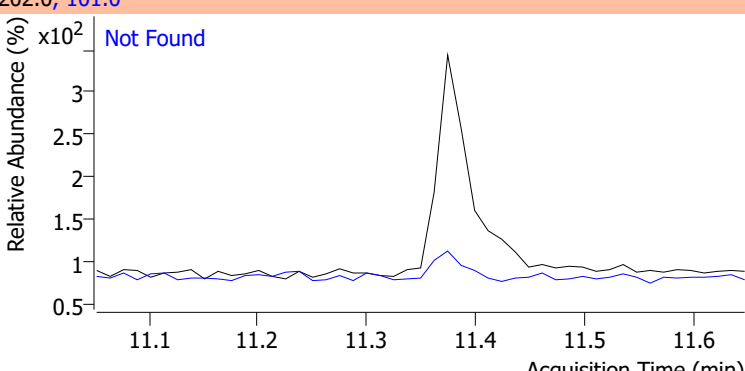
Compound	Conc.	RT	Dev(Min)	Resp.	QIon	QRatio	Lower	Upper
Acenaphthene		0		0	153.0		76.2	141.5
					152.0		37.0	68.7



Compound	Conc.	RT	Dev(Min)	Resp.	QIon	QRatio	Lower	Upper
Fluorene		0		0	165.0		56.5	104.9
					167.0		8.4	15.6

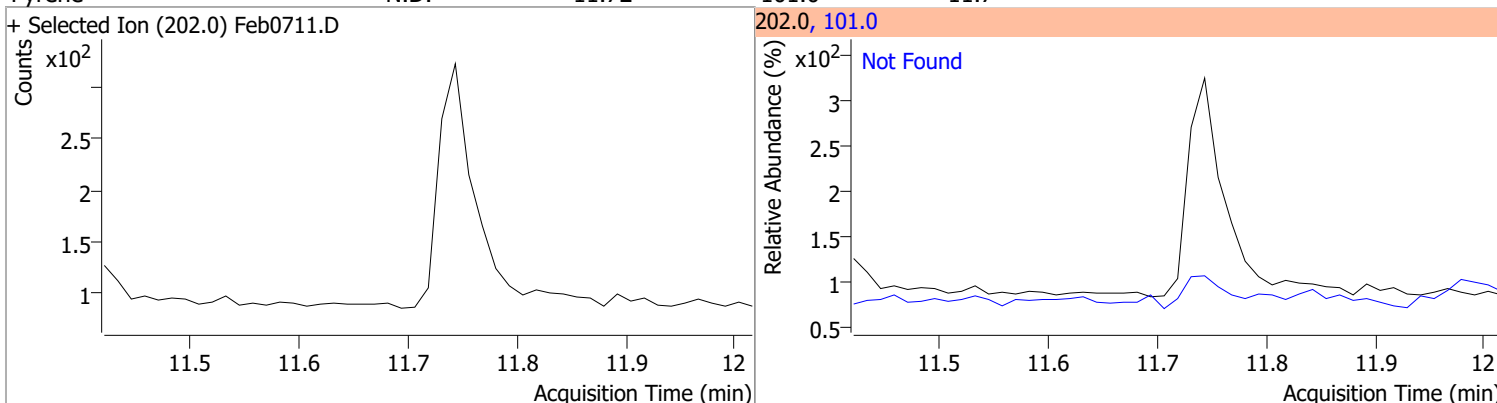


Quantitation Results Report (QT Reviewed)

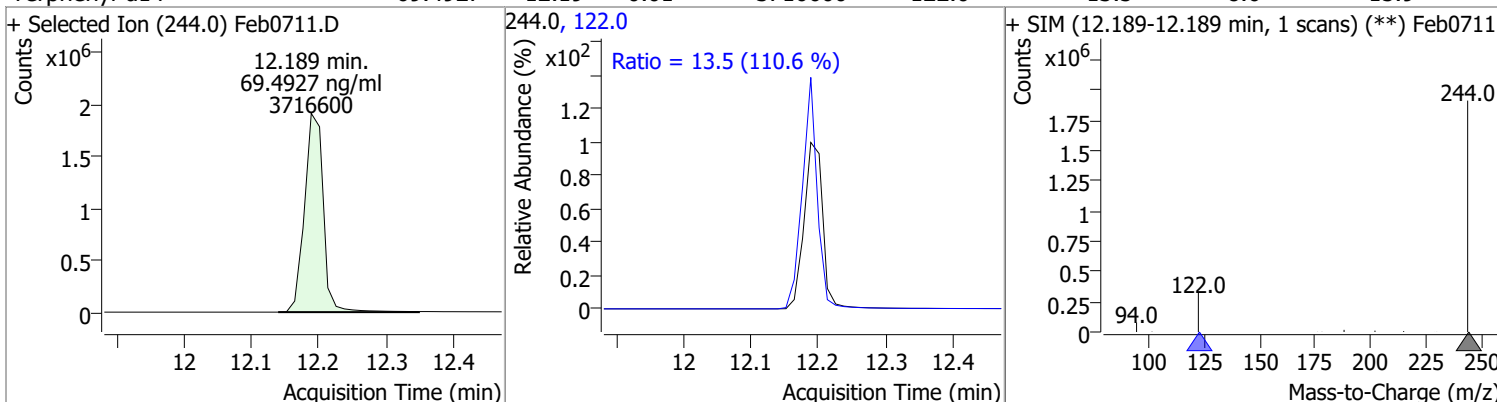
Compound	Conc.	Exp RT	QIon	Exp Ratio		
Phenanthrene	N.D.	9.76	176.0	18.4		
+ Selected Ion (178.0) Feb0711.D			178.0, 176.0			
						
Anthracene	N.D.	9.83	176.0	18.1		
+ Selected Ion (178.0) Feb0711.D			178.0, 176.0			
						
o-Terphenyl	N.D.	10.27	229.0	66.1	QIon	Exp Ratio
			215.0	41.2		
+ Selected Ion (230.0) Feb0711.D			230.0, 229.0, 215.0			
						
Fluoranthene	N.D.	11.35	101.0	9.4		
+ Selected Ion (202.0) Feb0711.D			202.0, 101.0			
						

Quantitation Results Report (QT Reviewed)

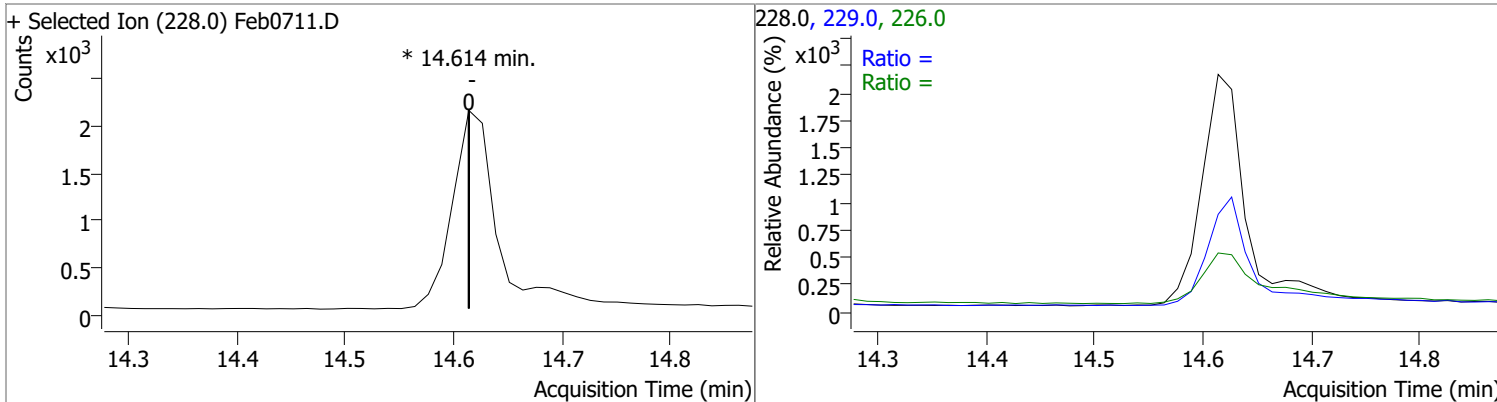
Compound	Conc.	Exp RT	QIon	Exp Ratio
Pyrene	N.D.	11.72	101.0	11.7



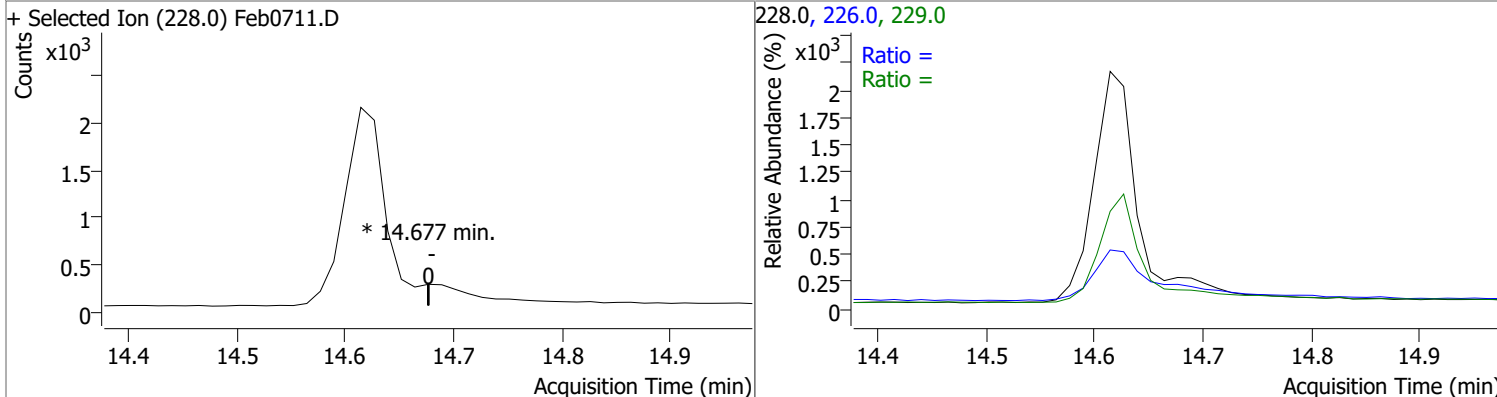
Compound	Conc.	RT	Dev(Min)	Resp.	QIon	QRatio	Lower	Upper
Terphenyl-d14	69.4927	12.19	0.01	3716600	122.0	13.5	8.6	15.9



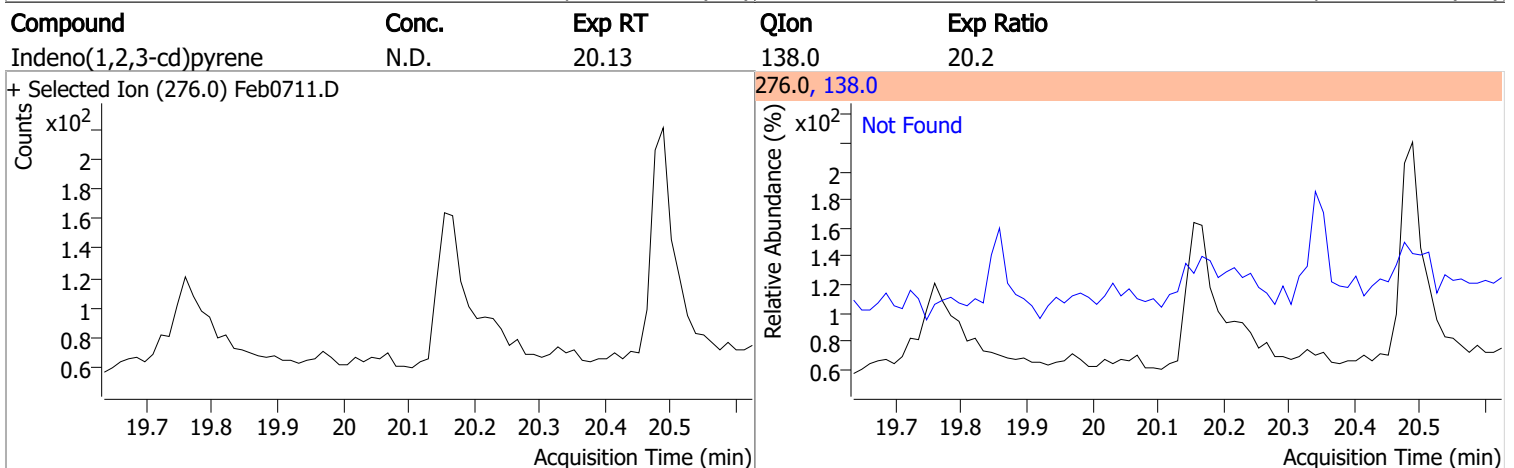
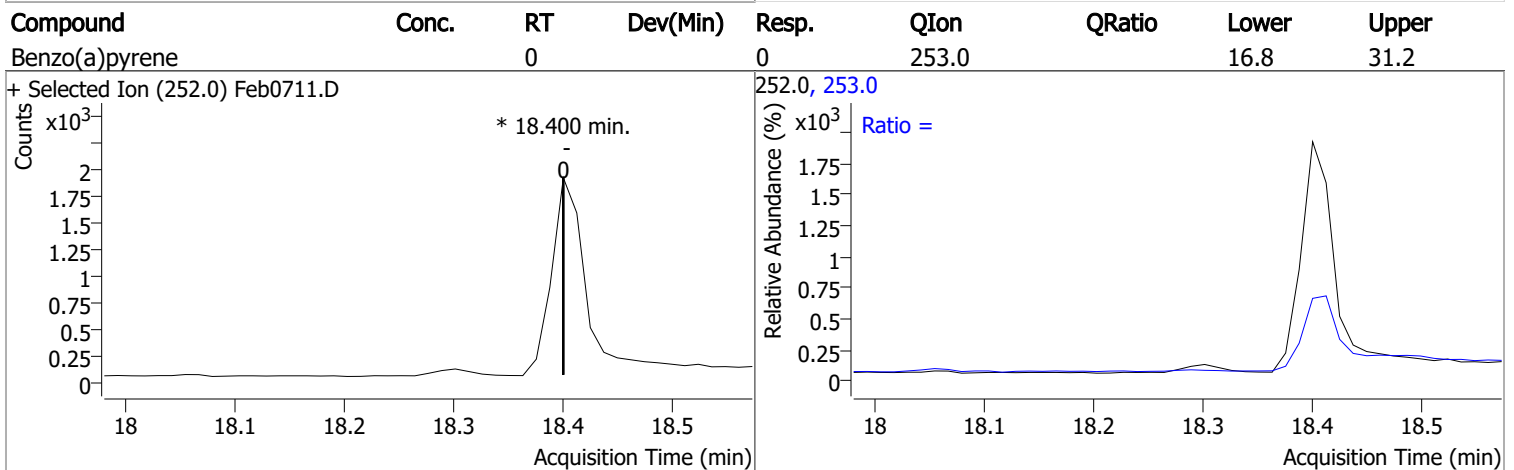
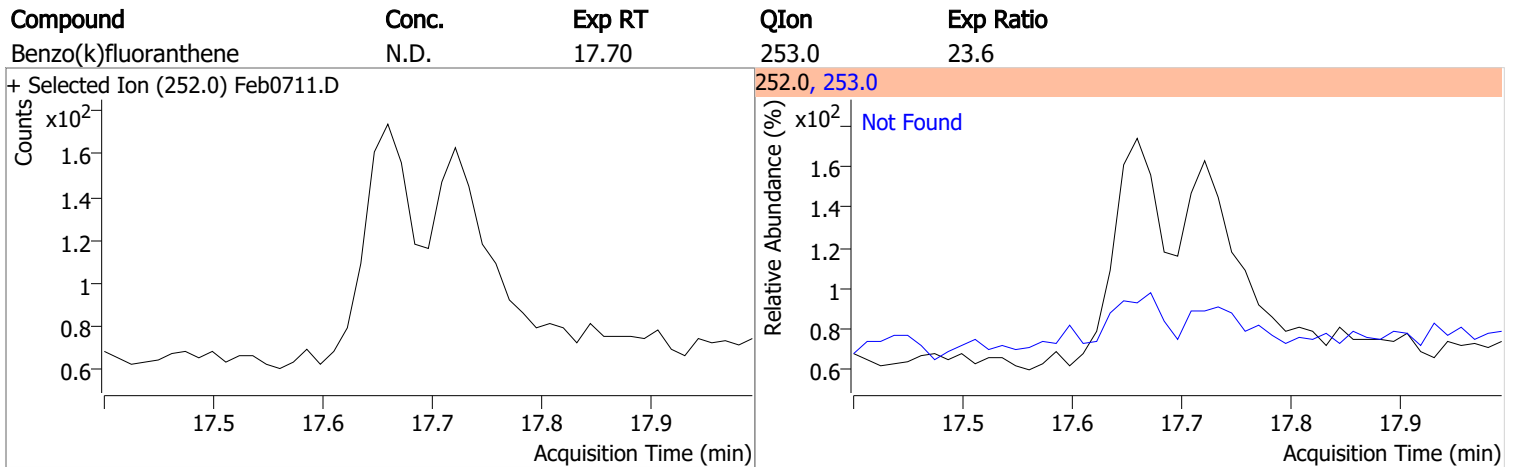
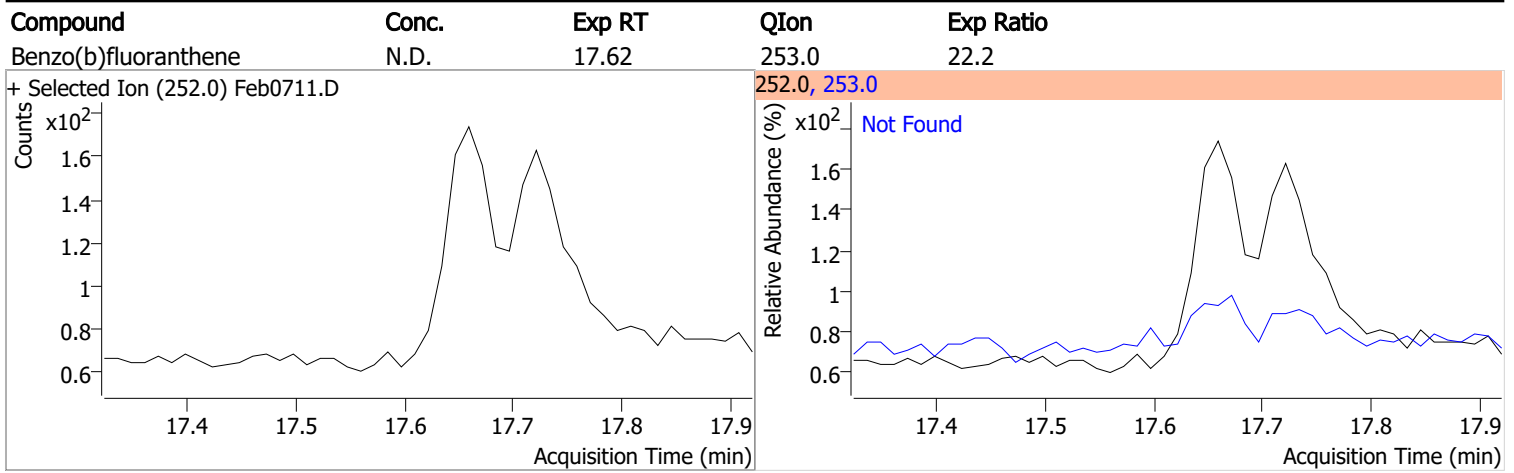
Compound	Conc.	RT	Dev(Min)	Resp.	QIon	QRatio	Lower	Upper
Benzo(a)Anthracene	0	0	0	0	226.0		18.7	34.8
					229.0		17.3	32.1



Compound	Conc.	RT	Dev(Min)	Resp.	QIon	QRatio	Lower	Upper
Chrysene	0	0	0	0	226.0		21.4	39.7
					229.0		14.2	26.3

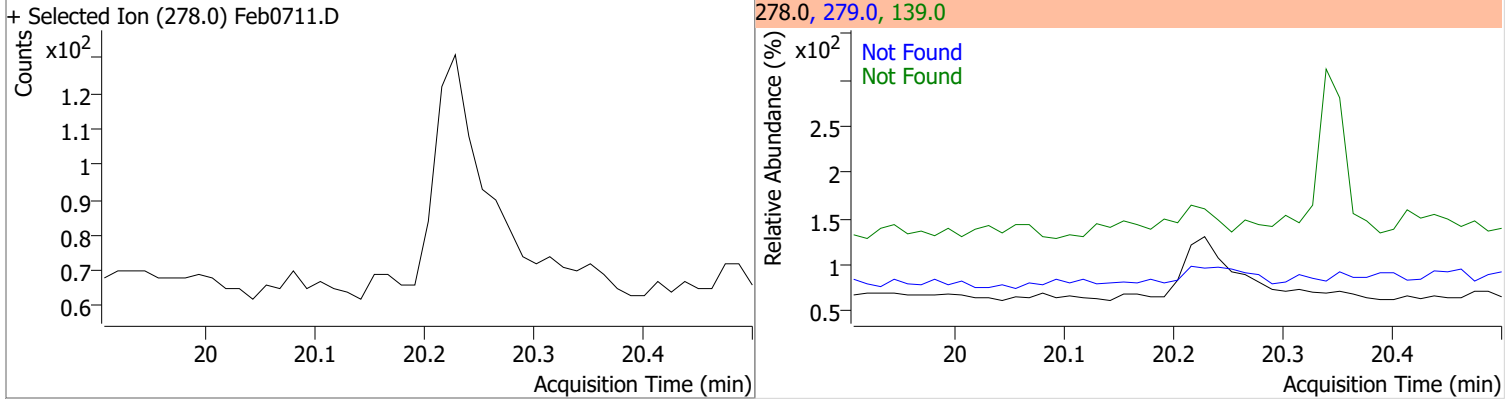


Quantitation Results Report (QT Reviewed)

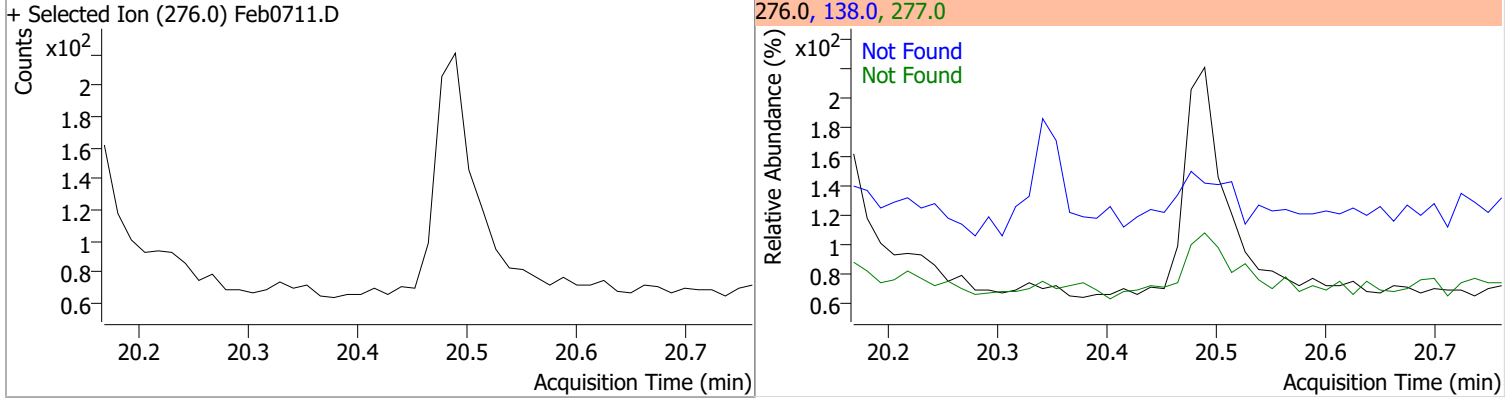


Quantitation Results Report (QT Reviewed)

Compound	Conc.	Exp RT	QIon	Exp Ratio	QIon	Exp Ratio
Dibenzo(a,h)anthracene	N.D.	20.20	279.0	24.9	139.0	16.2



Compound	Conc.	Exp RT	QIon	Exp Ratio	QIon	Exp Ratio
Benzo(g,h,i)perylene	N.D.	20.46	277.0	24.5	138.0	21.6

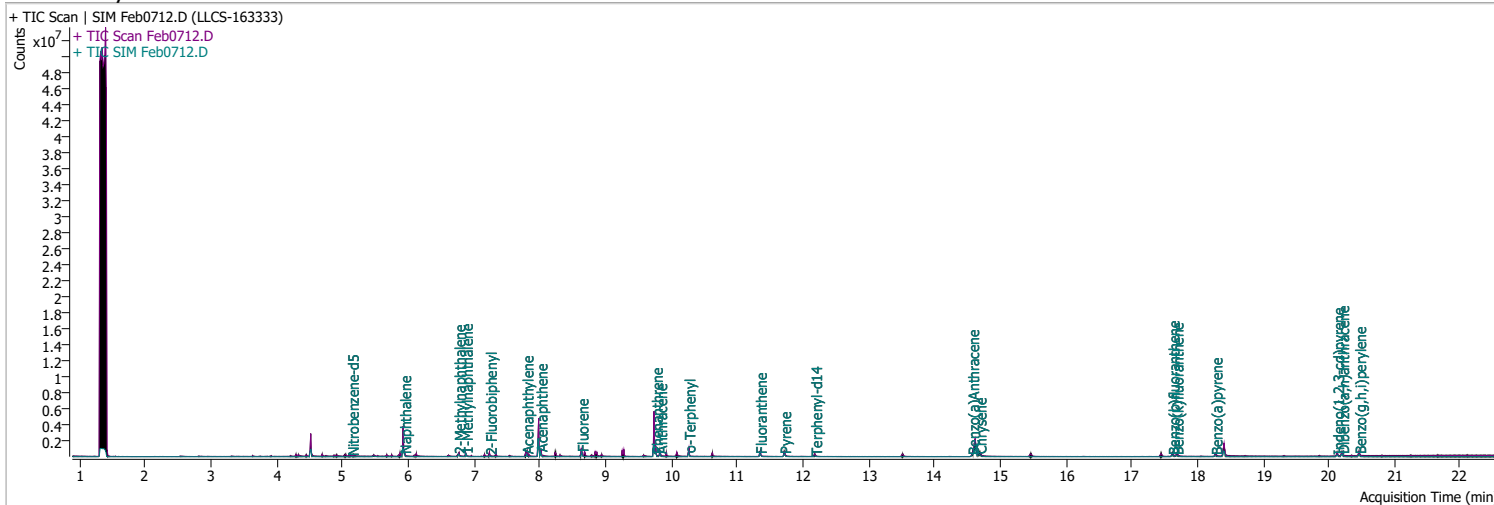


Quantitation Results Report (QT Reviewed)

Data File Feb0712.D
 Acq. Method 5975BNASIM
 Sample Name LLCS-163333
 Vial 12
 DA Method File
 Tune File dftppjph.u
 Batch Name 020722 bna SIM 1.batch.bin

Operator LIMS import
 Acq. Date-Time 2/7/2022 9:07:07 PM
 Instrument GCMS
 Multiplier 1.00
 Comment SVOC-8270C-SIM-W-LLPAH
 Tune Date
 Last Calib Update 2/8/2022 9:05:30 AM

Ref Library



Compound	RT	QIon	Resp.	Conc.	Units	Dev(Min)
Internal Standards						
M 1,4-Dichlorobenzene-d4	4.522	152.0	405039	40.0000	ng/ml	0.000
M Naphthalene-d8	5.916	136.0	1486172	40.0000	ng/ml	-0.013
M Acenaphthene-d10	7.976	164.0	1005726	40.0000	ng/ml	0.000
M Phenanthrene-d10	9.743	188.0	1946946	40.0000	ng/ml	0.012
M Chrysene-d12	14.627	240.0	1581007	40.0000	ng/ml	0.012
M Perylene-d12	18.400	264.0	933403	40.0000	ng/ml	0.000
System Monitoring Compounds						
S Nitrobenzene-d5	5.143	82.0	32367	4.0086	ng/ml	-0.012
Spiked Amount: 5.000	Range: 19.0 - 102.0%		Recovery = 80.17%			
S 2-Fluorobiphenyl	7.240	172.0	120160	3.8317	ng/ml	0.000
Spiked Amount: 5.000	Range: 25.0 - 94.0%		Recovery = 76.63%			
S o-Terphenyl	10.262	230.0	244137	7.4750	ng/ml	-0.012
Spiked Amount: 5.000	Range: 40.0 - 140.0%		Recovery = 149.50%		*	
S Terphenyl-d14	12.189	244.0	154043	4.5913	ng/ml	0.012
Spiked Amount: 5.000	Range: 39.0 - 106.0%		Recovery = 91.83%			
Target Compounds						
T Naphthalene	5.941	128.0	242154	5.9422	ng/ml	95
T 2-Methylnaphthalene	6.765	141.0	148540	5.9057	ng/ml	94
T 1-Methylnaphthalene	6.877	141.0	147264	6.0803	ng/ml	97
T Acenaphthylene	7.801	152.0	282092	7.3168	ng/ml	96
T Acenaphthene	8.013	154.0	214588	8.0215	ng/ml	98
T Fluorene	8.636	166.0	278380	8.3209	ng/ml	84
T Phenanthrene	9.768	178.0	406752	7.5407	ng/ml	99
T Anthracene	9.830	178.0	367232	7.9281	ng/ml	99
T Fluoranthene	11.349	202.0	453780	8.6411	ng/ml	99
T Pyrene	11.720	202.0	477501	8.7854	ng/ml	99
T Benzo(a)Anthracene	14.577	228.0	336733	8.8512	ng/ml	99
T Chrysene	14.689	228.0	458610	8.9374	ng/ml	97
T Benzo(b)fluoranthene	17.622	252.0	341117	9.4420	ng/ml	99

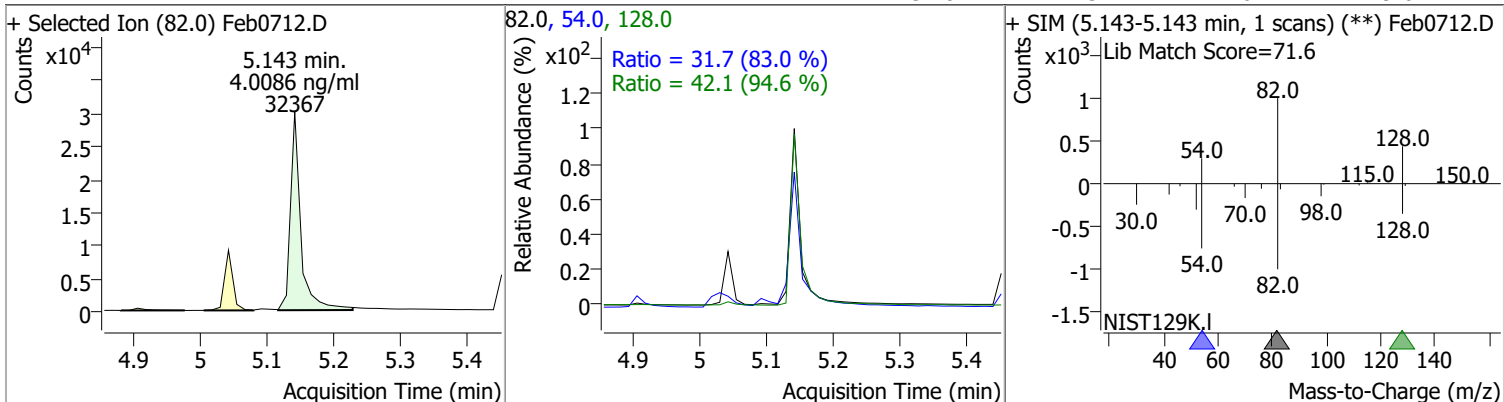
Quantitation Results Report (QT Reviewed)

Compound	RT	QIon	Resp.	Conc.	Units	Dev(Min)
T Benzo(k)fluoranthene	17.684	252.0	343221	9.1026	ng/ml	98
T Benzo(a)pyrene	18.277	252.0	258722	8.5993	ng/ml	100
T Indeno(1,2,3-cd)pyrene	20.130	276.0	243690	8.8392	ng/ml	98
T Dibenzo(a,h)anthracene	20.204	278.0	289397	9.1159	ng/ml	98
T Benzo(g,h,i)perylene	20.464	276.0	335817	9.0912	ng/ml	99

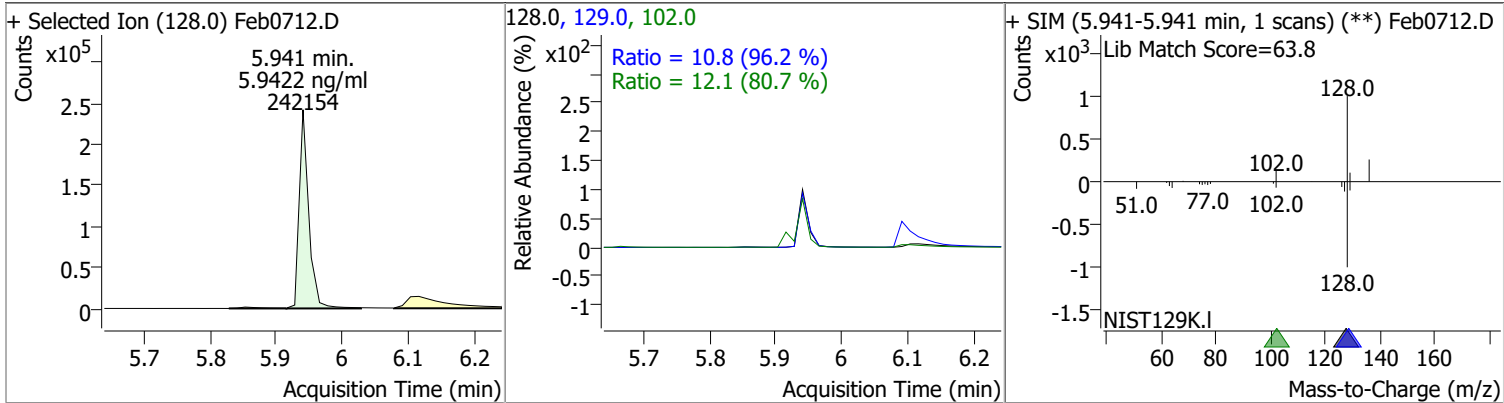
(#) = Qualifier Out of Range; (m) = Manual Integration; (+) = Area Summed; (*) = Surrogate Percent Recovery Out of Range; (d): Zeroed Peak

Quantitation Results Report (QT Reviewed)

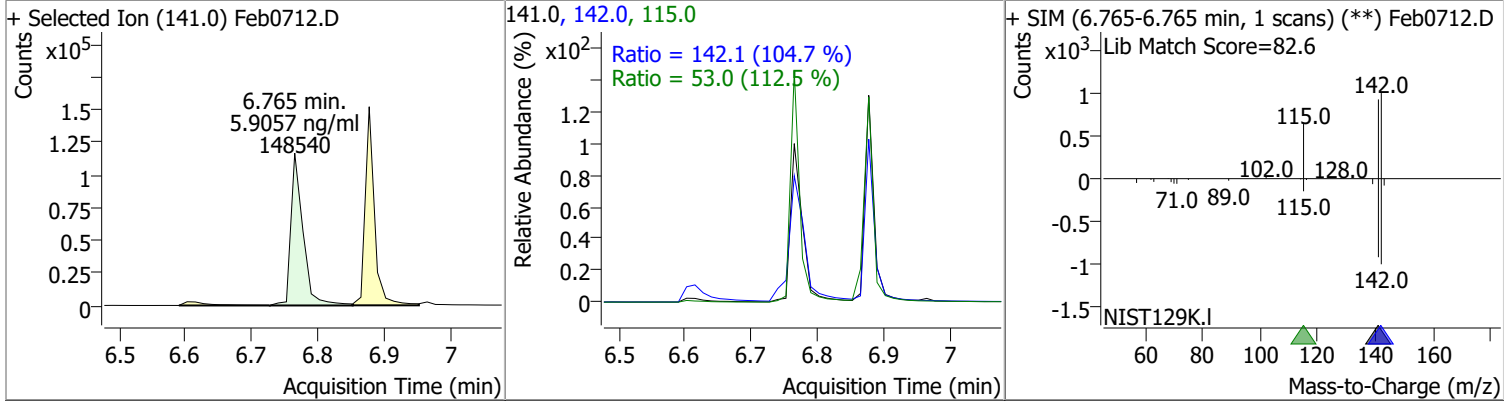
Compound	Conc.	RT	Dev(Min)	Resp.	QIon	QRatio	Lower	Upper
Nitrobenzene-d5	4.0086	5.14	-0.01	32367	128.0	42.1	31.2	57.9
					54.0	31.7	26.7	49.6



Compound	Conc.	RT	Dev(Min)	Resp.	QIon	QRatio	Lower	Upper
Naphthalene	5.9422	5.94	0.00	242154	102.0	12.1	0.0	45.0
					129.0	10.8	7.8	14.5

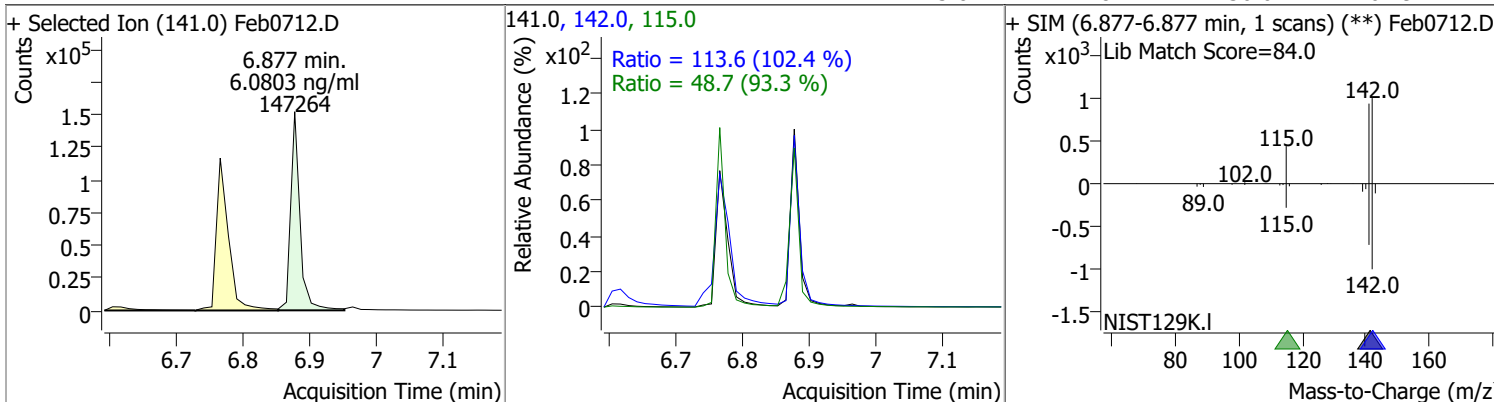


Compound	Conc.	RT	Dev(Min)	Resp.	QIon	QRatio	Lower	Upper
2-Methylnaphthalene	5.9057	6.76	-0.01	148540	142.0	142.1	95.0	176.4
					115.0	53.0	32.9	61.2

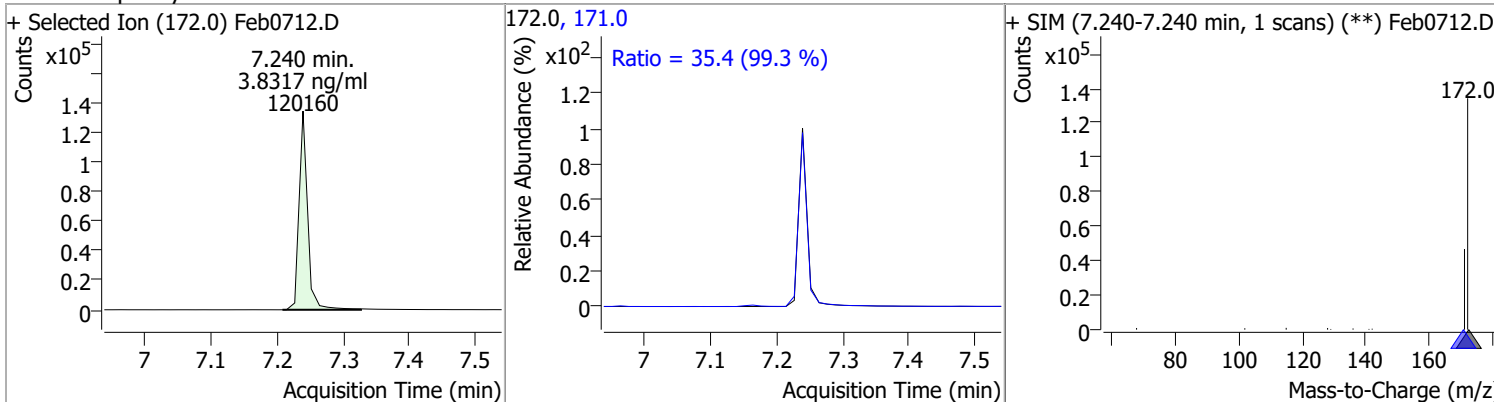


Quantitation Results Report (QT Reviewed)

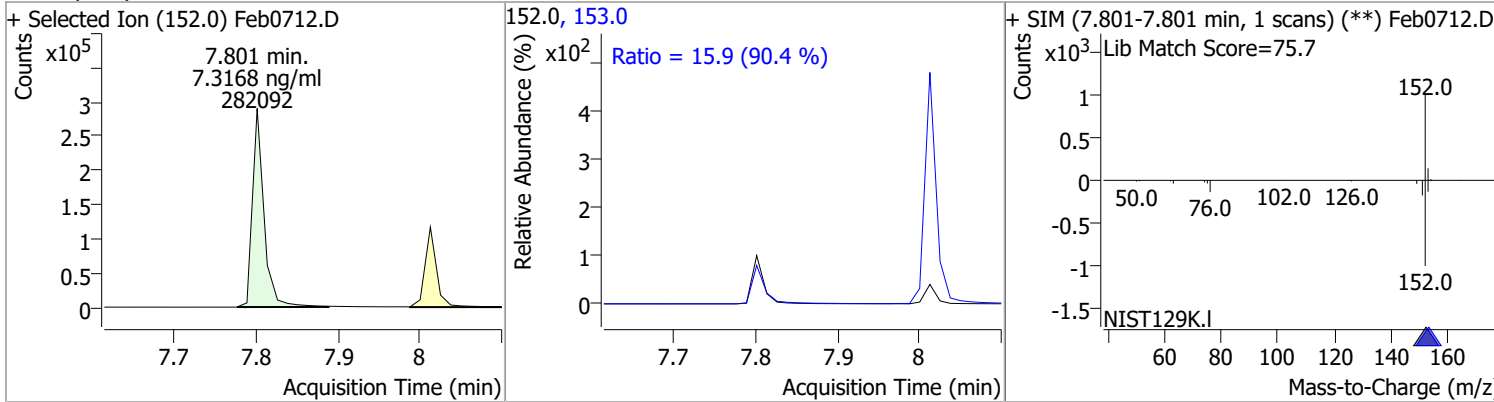
Compound	Conc.	RT	Dev(Min)	Resp.	QIon	QRatio	Lower	Upper
1-Methylnaphthalene	6.0803	6.88	-0.01	147264	142.0	113.6	77.7	144.2
					115.0	48.7	36.6	67.9



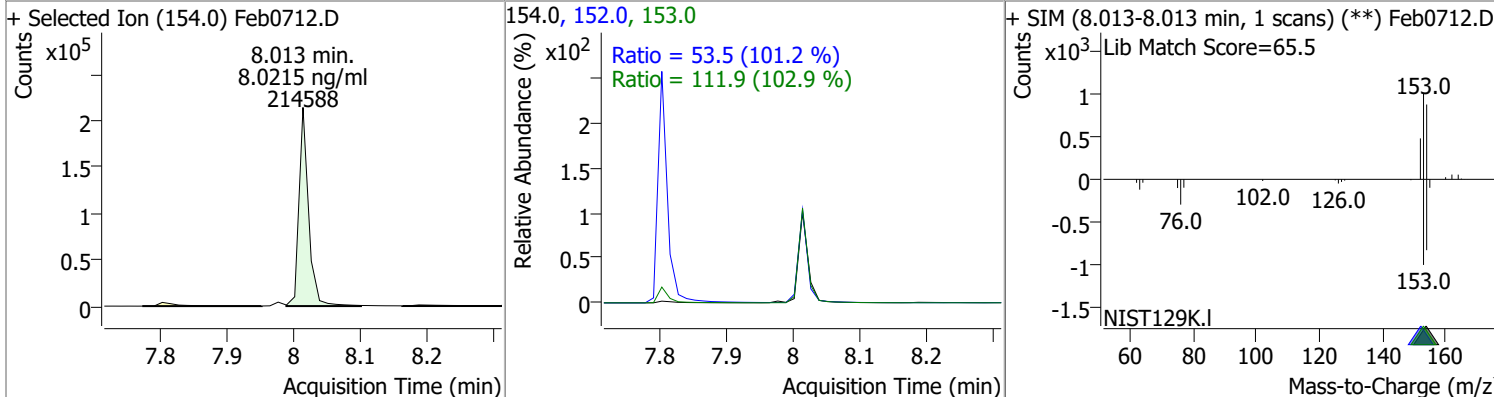
Compound	Conc.	RT	Dev(Min)	Resp.	QIon	QRatio	Lower	Upper
2-Fluorobiphenyl	3.8317	7.24	0.00	120160	171.0	35.4	25.0	46.4



Compound	Conc.	RT	Dev(Min)	Resp.	QIon	QRatio	Lower	Upper
Acenaphthylene	7.3168	7.80	0.00	282092	153.0	15.9	12.3	22.9

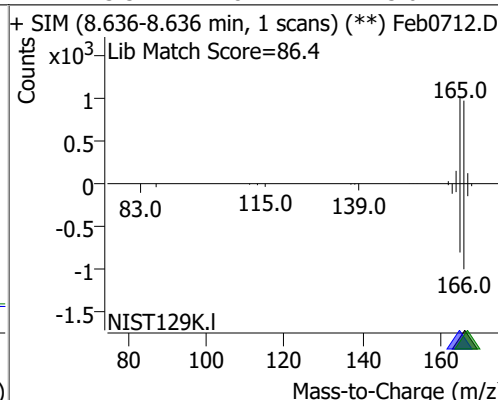
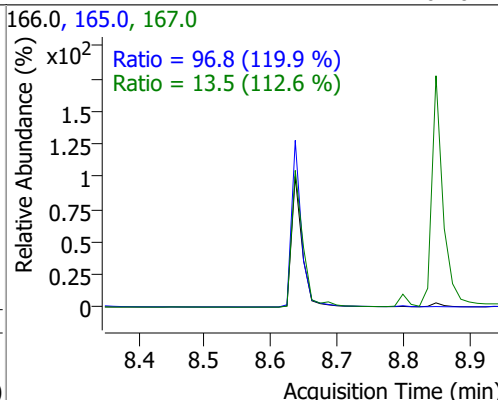
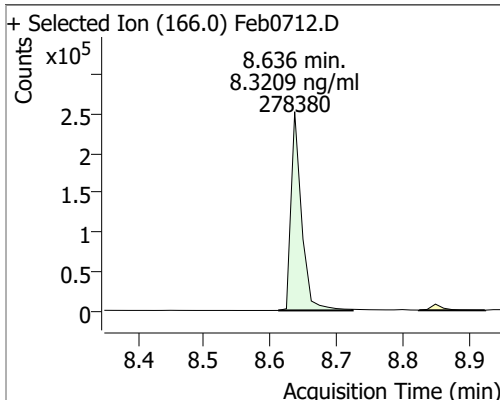


Compound	Conc.	RT	Dev(Min)	Resp.	QIon	QRatio	Lower	Upper
Acenaphthene	8.0215	8.01	0.00	214588	153.0	111.9	76.2	141.5
					152.0	53.5	37.0	68.7

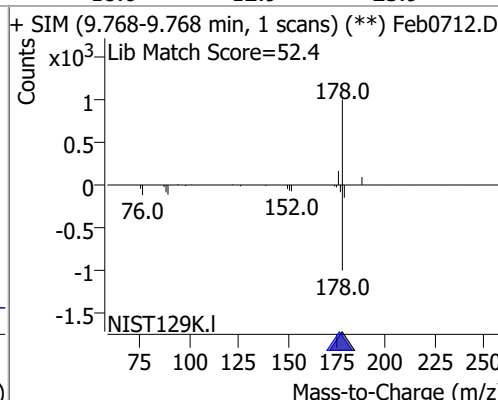
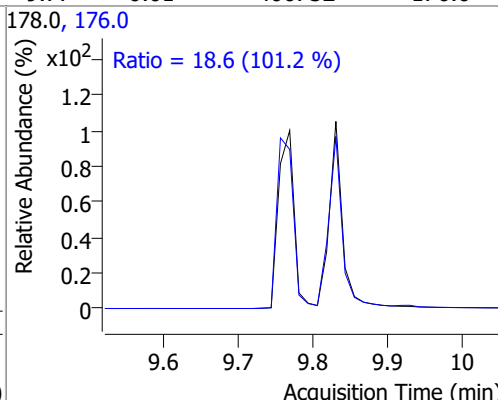
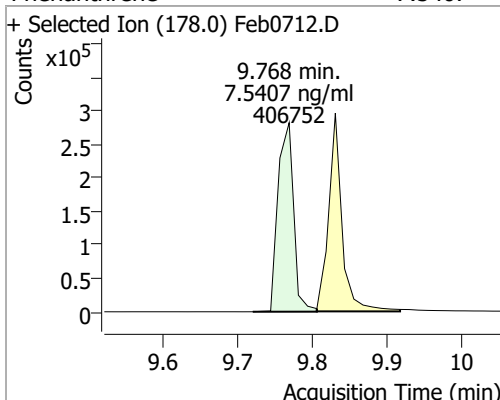


Quantitation Results Report (QT Reviewed)

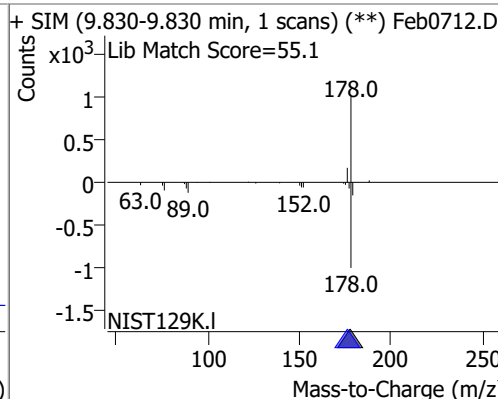
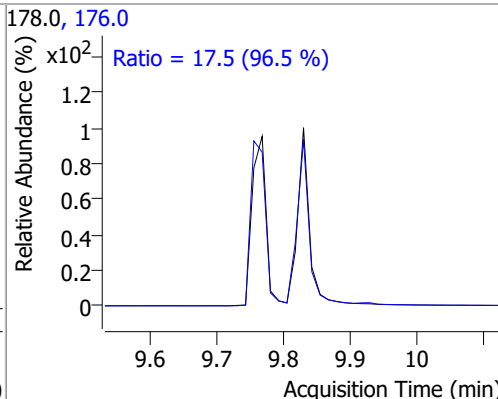
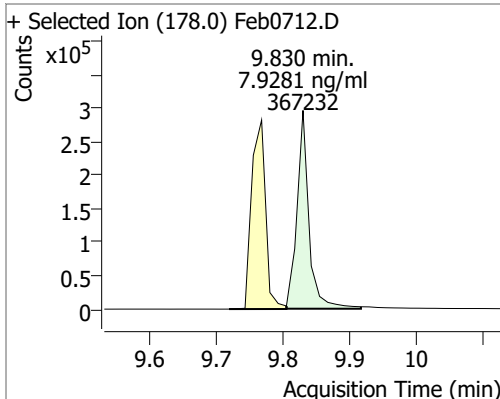
Compound	Conc.	RT	Dev(Min)	Resp.	QIon	QRatio	Lower	Upper
Fluorene	8.3209	8.64	-0.01	278380	165.0	96.8	56.5	104.9
					167.0	13.5	8.4	15.6



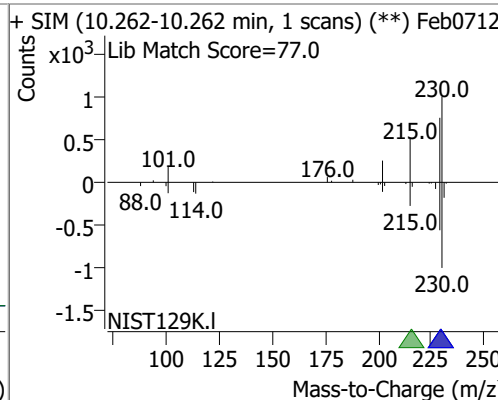
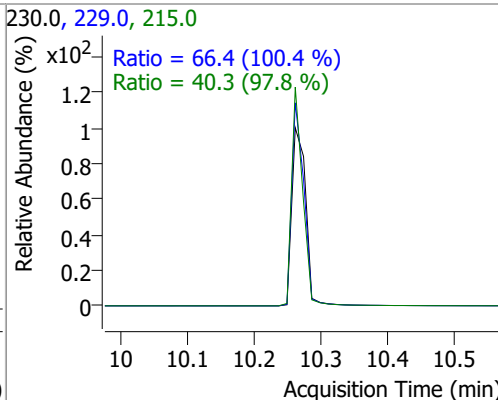
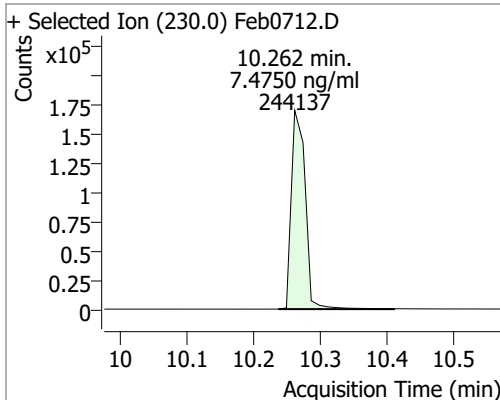
Compound	Conc.	RT	Dev(Min)	Resp.	QIon	QRatio	Lower	Upper
Phenanthrene	7.5407	9.77	0.01	406752	176.0	18.6	12.9	23.9



Compound	Conc.	RT	Dev(Min)	Resp.	QIon	QRatio	Lower	Upper
Anthracene	7.9281	9.83	0.00	367232	176.0	17.5	12.7	23.6

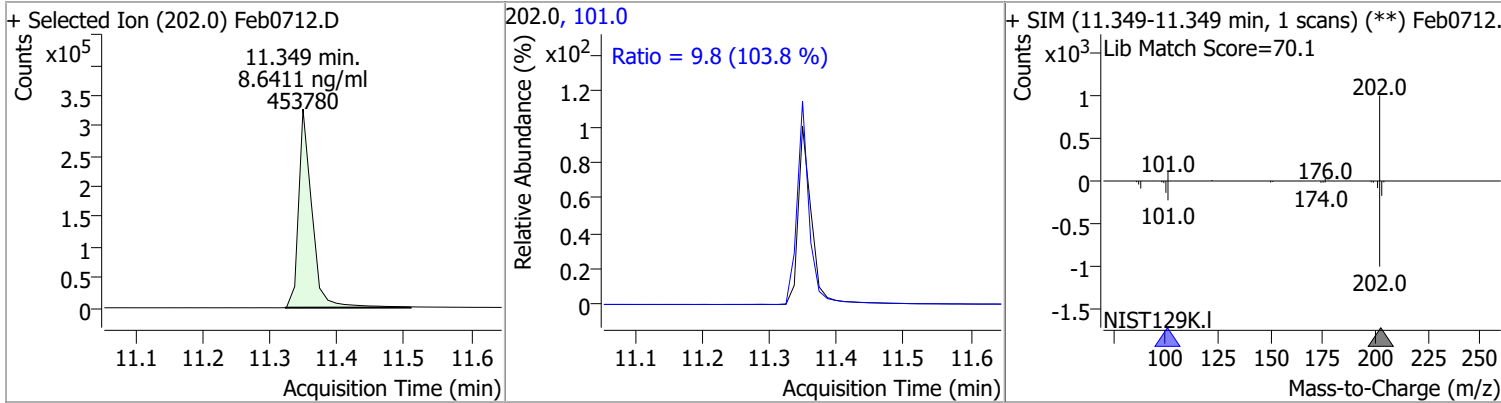


Compound	Conc.	RT	Dev(Min)	Resp.	QIon	QRatio	Lower	Upper
o-Terphenyl	7.4750	10.26	-0.01	244137	229.0	66.4	46.3	85.9
					215.0	40.3	28.9	53.6

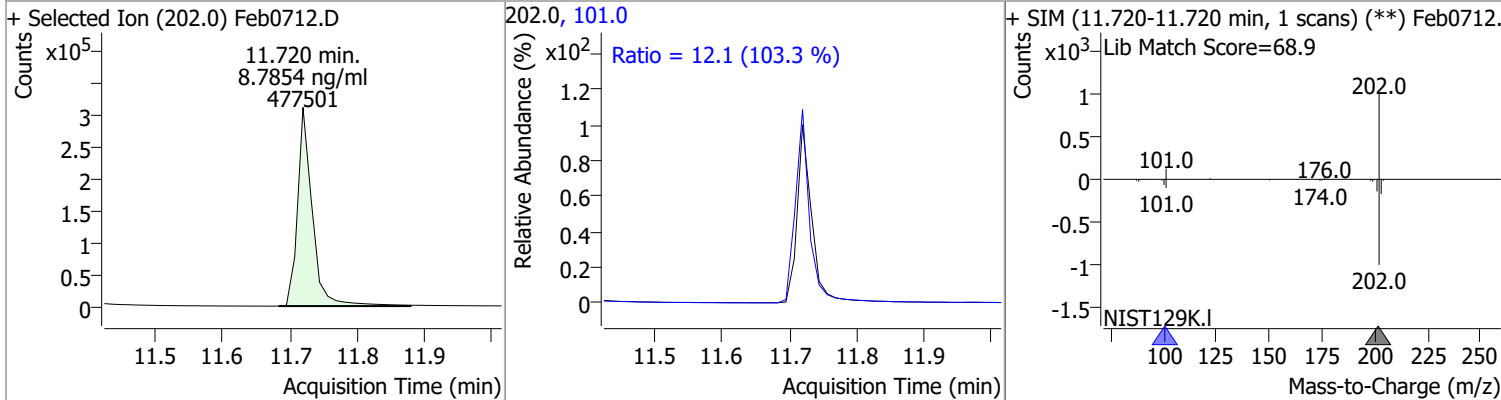


Quantitation Results Report (QT Reviewed)

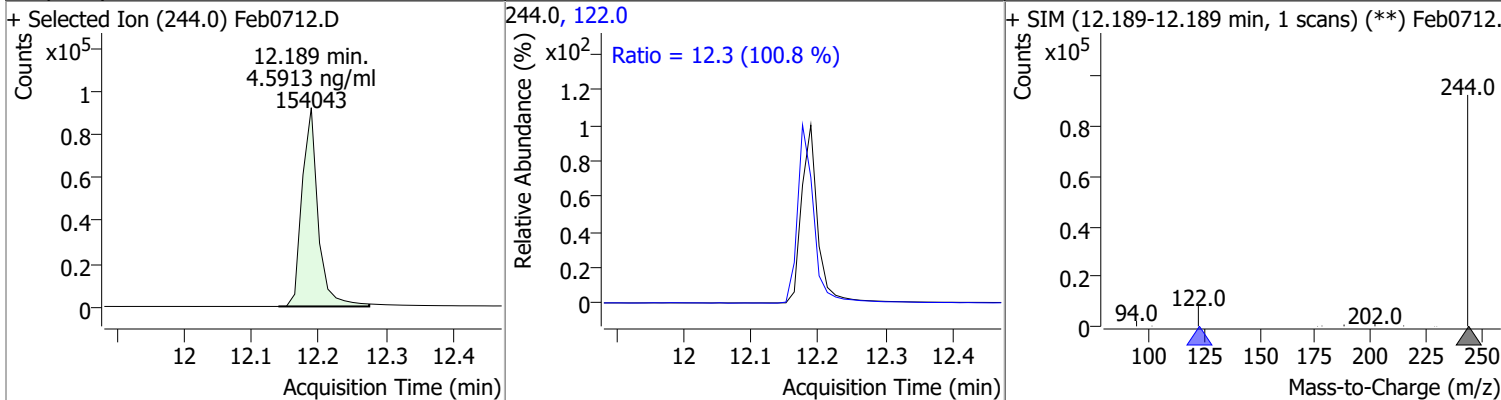
Compound	Conc.	RT	Dev(Min)	Resp.	QIon	QRatio	Lower	Upper
Fluoranthene	8.6411	11.35	0.00	453780	101.0	9.8	6.6	12.3



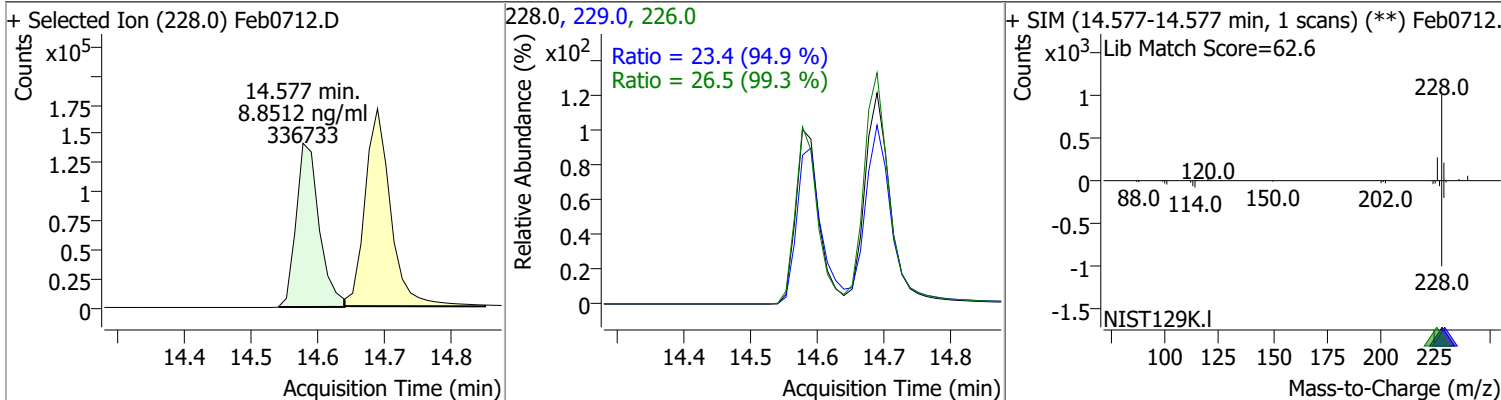
Compound	Conc.	RT	Dev(Min)	Resp.	QIon	QRatio	Lower	Upper
Pyrene	8.7854	11.72	0.00	477501	101.0	12.1	8.2	15.2



Compound	Conc.	RT	Dev(Min)	Resp.	QIon	QRatio	Lower	Upper
Terphenyl-d14	4.5913	12.19	0.01	154043	122.0	12.3	8.6	15.9

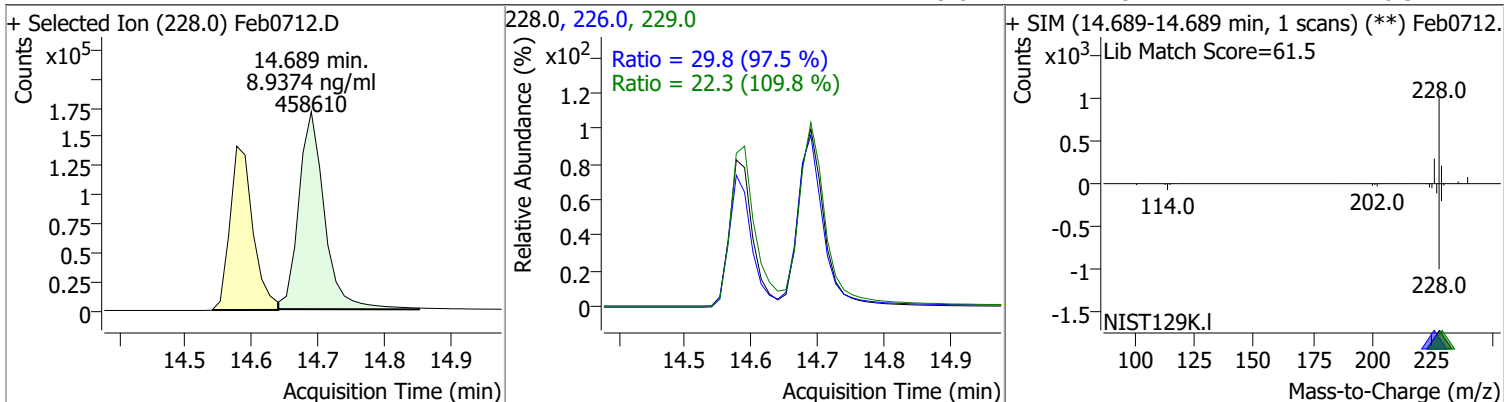


Compound	Conc.	RT	Dev(Min)	Resp.	QIon	QRatio	Lower	Upper
Benzo(a)Anthracene	8.8512	14.58	0.00	336733	226.0	26.5	18.7	34.8
					229.0	23.4	17.3	32.1

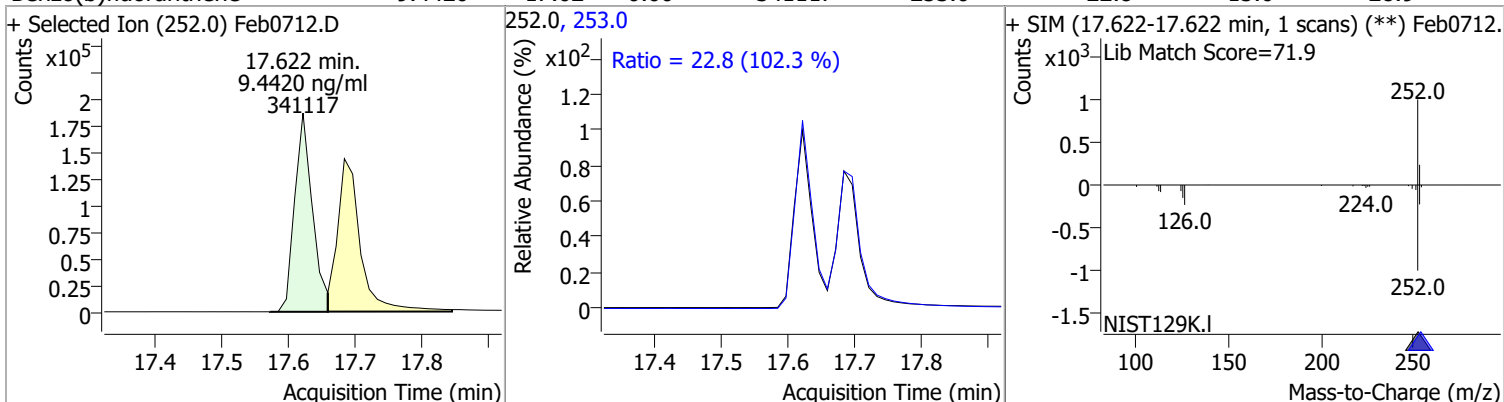


Quantitation Results Report (QT Reviewed)

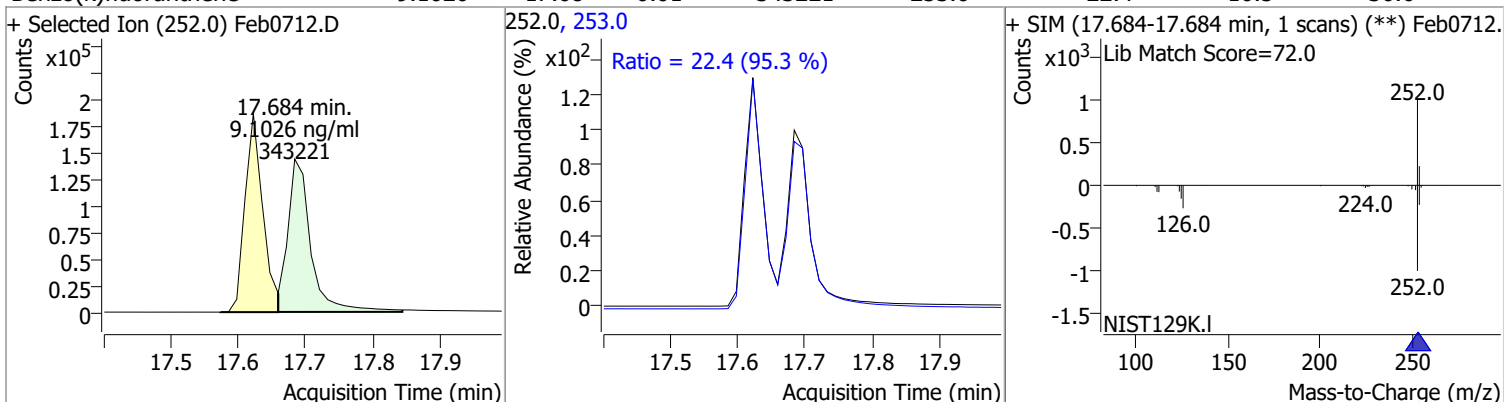
Compound	Conc.	RT	Dev(Min)	Resp.	QIon	QRatio	Lower	Upper
Chrysene	8.9374	14.69	0.01	458610	226.0	29.8	21.4	39.7
					229.0	22.3	14.2	26.3



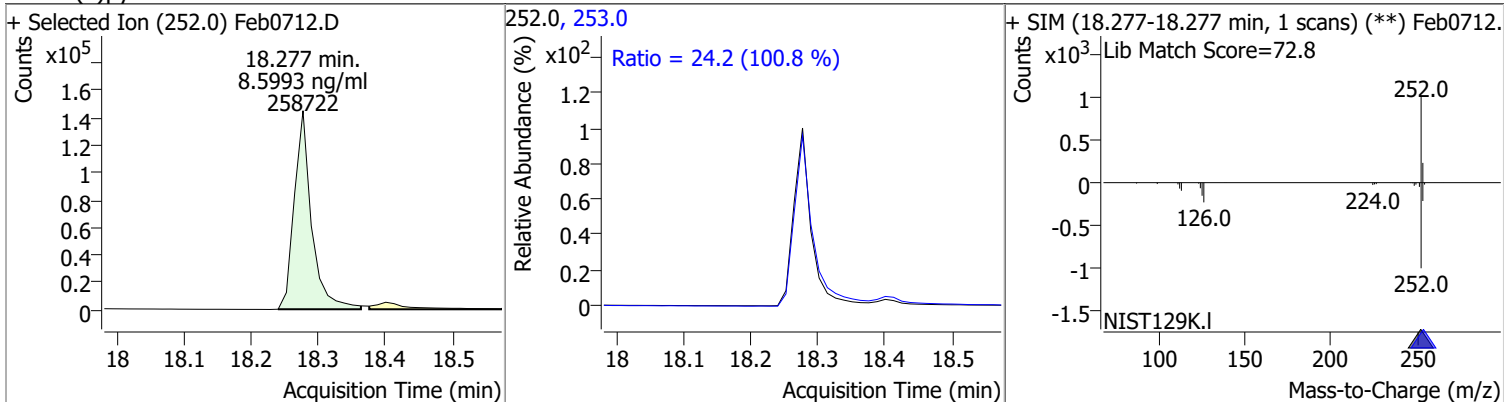
Compound	Conc.	RT	Dev(Min)	Resp.	QIon	QRatio	Lower	Upper
Benzo(b)fluoranthene	9.4420	17.62	0.00	341117	253.0	22.8	15.6	28.9



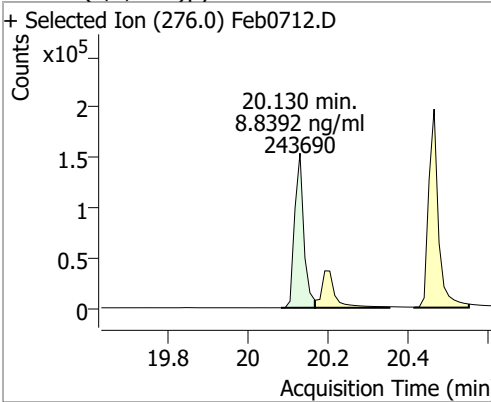
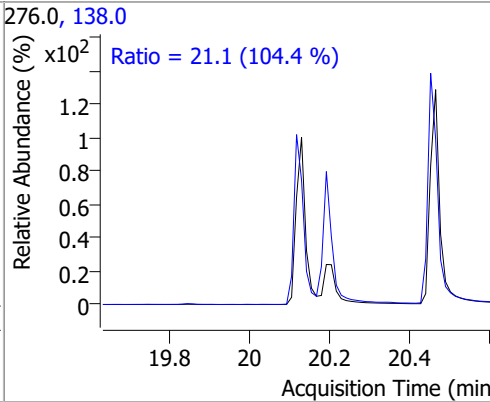
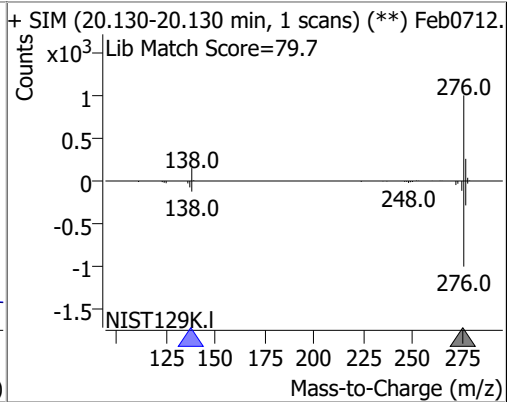
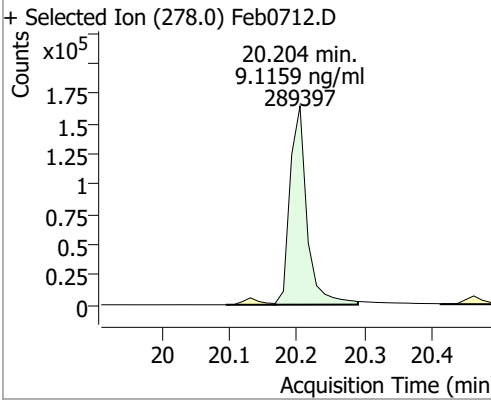
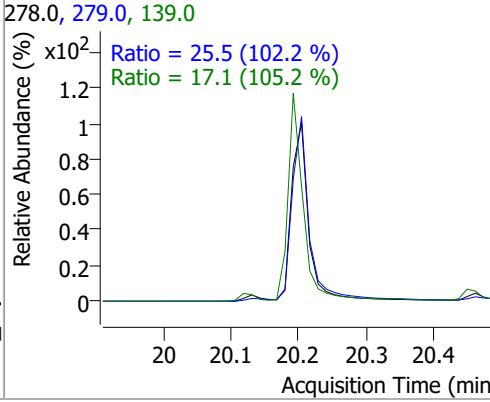
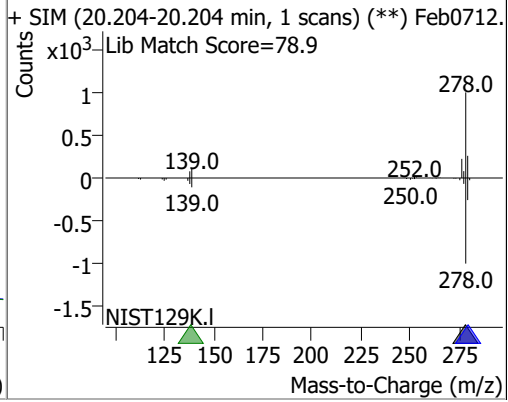
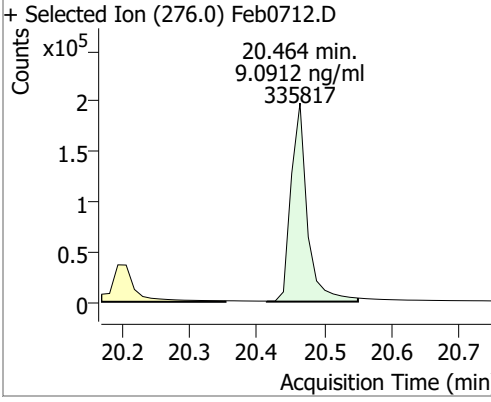
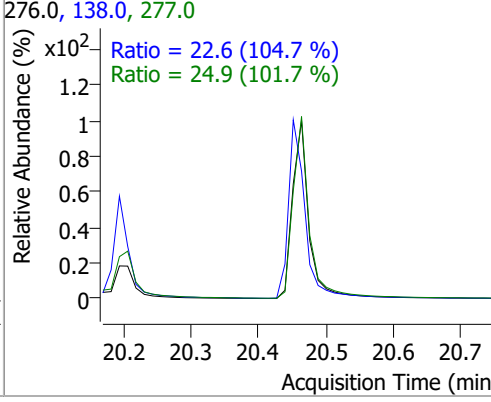
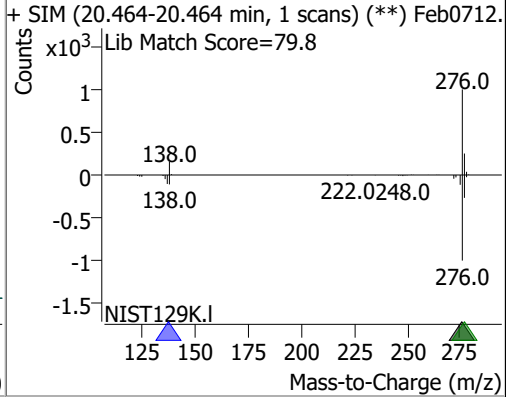
Compound	Conc.	RT	Dev(Min)	Resp.	QIon	QRatio	Lower	Upper
Benzo(k)fluoranthene	9.1026	17.68	-0.01	343221	253.0	22.4	16.5	30.6



Compound	Conc.	RT	Dev(Min)	Resp.	QIon	QRatio	Lower	Upper
Benzo(a)pyrene	8.5993	18.28	0.00	258722	253.0	24.2	16.8	31.2



Quantitation Results Report (QT Reviewed)

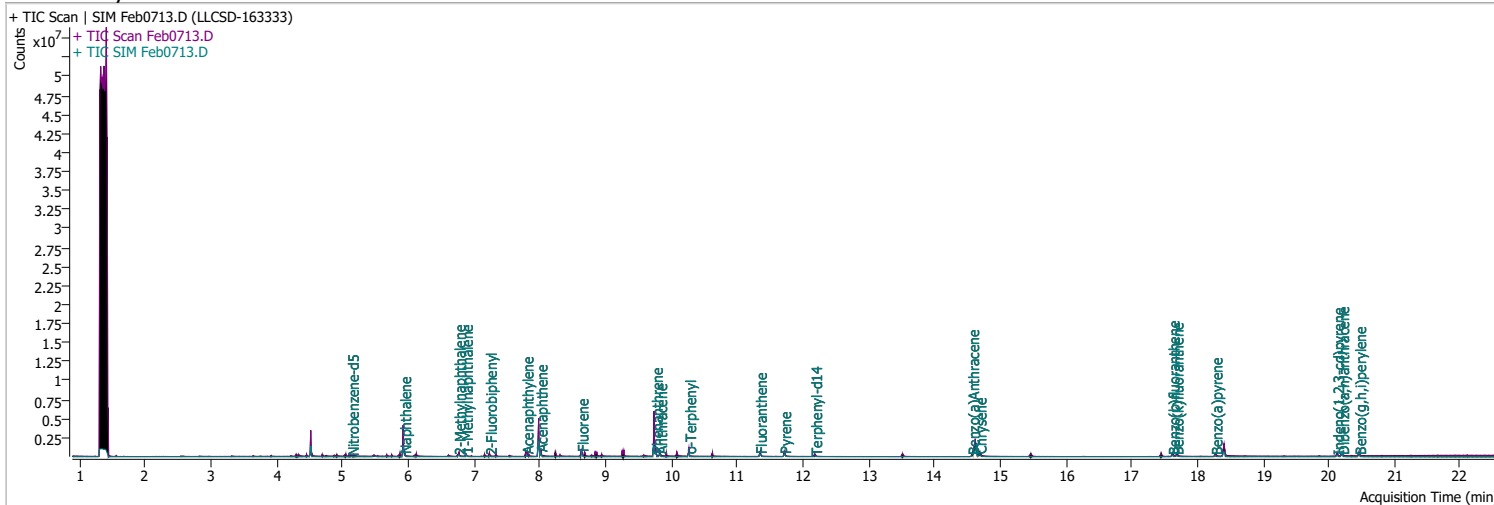
Compound	Conc.	RT	Dev(Min)	Resp.	QIon	QRatio	Lower	Upper
Indeno(1,2,3-cd)pyrene	8.8392	20.13	0.00	243690	138.0	21.1	14.1	26.2
<div style="display: flex; justify-content: space-between;"> <div style="width: 30%;"> <p>+ Selected Ion (276.0) Feb0712.D</p>  </div> <div style="width: 30%;"> <p>276.0, 138.0</p> <p>Ratio = 21.1 (104.4 %)</p>  </div> <div style="width: 30%;"> <p>+ SIM (20.130-20.130 min, 1 scans) (**) Feb0712.D</p> <p>Lib Match Score=79.7</p>  </div> </div>								
Dibenzo(a,h)anthracene	9.1159	20.20	0.00	289397	279.0	25.5	17.4	32.4
<div style="display: flex; justify-content: space-between;"> <div style="width: 30%;"> <p>+ Selected Ion (278.0) Feb0712.D</p>  </div> <div style="width: 30%;"> <p>278.0, 279.0, 139.0</p> <p>Ratio = 25.5 (102.2 %)</p> <p>Ratio = 17.1 (105.2 %)</p>  </div> <div style="width: 30%;"> <p>+ SIM (20.204-20.204 min, 1 scans) (**) Feb0712.D</p> <p>Lib Match Score=78.9</p>  </div> </div>								
Benzo(g,h,i)perylene	9.0912	20.46	0.00	335817	277.0	24.9	17.2	31.9
<div style="display: flex; justify-content: space-between;"> <div style="width: 30%;"> <p>+ Selected Ion (276.0) Feb0712.D</p>  </div> <div style="width: 30%;"> <p>276.0, 138.0, 277.0</p> <p>Ratio = 22.6 (104.7 %)</p> <p>Ratio = 24.9 (101.7 %)</p>  </div> <div style="width: 30%;"> <p>+ SIM (20.464-20.464 min, 1 scans) (**) Feb0712.D</p> <p>Lib Match Score=79.8</p>  </div> </div>								

Quantitation Results Report (QT Reviewed)

Data File Feb0713.D
 Acq. Method 5975BNASIM
 Sample Name LLCSD-163333
 Vial 13
 DA Method File
 Tune File dftppjph.u
 Batch Name 020722 bna SIM 1.batch.bin

Operator LIMS import
 Acq. Date-Time 2/7/2022 9:39:34 PM
 Instrument GCMS
 Multiplier 1.00
 Comment SVOC-8270C-SIM-W-LLPAH
 Tune Date
 Last Calib Update 2/8/2022 9:05:30 AM

Ref Library



Compound	RT	QIon	Resp.	Conc.	Units	Dev(Min)
Internal Standards						
M 1,4-Dichlorobenzene-d4	4.522	152.0	440233	40.0000	ng/ml	0.000
M Naphthalene-d8	5.928	136.0	1557779	40.0000	ng/ml	0.000
M Acenaphthene-d10	7.976	164.0	1030945	40.0000	ng/ml	0.000
M Phenanthrene-d10	9.743	188.0	1939554	40.0000	ng/ml	0.012
M Chrysene-d12	14.627	240.0	1602585	40.0000	ng/ml	0.012
M Perylene-d12	18.400	264.0	934717	40.0000	ng/ml	0.000
System Monitoring Compounds						
S Nitrobenzene-d5	5.143	82.0	36085	4.1118	ng/ml	-0.012
Spiked Amount: 5.000				Range: 19.0 - 102.0% Recovery = 82.24%		
S 2-Fluorobiphenyl	7.240	172.0	118264	3.6766	ng/ml	0.000
Spiked Amount: 5.000				Range: 25.0 - 94.0% Recovery = 73.53%		
S o-Terphenyl	10.274	230.0	243078	7.4716	ng/ml	0.000
Spiked Amount: 5.000				Range: 40.0 - 140.0% Recovery = 149.43% *		
S Terphenyl-d14	12.189	244.0	153585	4.5181	ng/ml	0.012
Spiked Amount: 5.000				Range: 39.0 - 106.0% Recovery = 90.36%		
Target Compounds						
T Naphthalene	5.941	128.0	226019	5.3159	ng/ml	97
T 2-Methylnaphthalene	6.765	141.0	143348	5.4664	ng/ml	91
T 1-Methylnaphthalene	6.877	141.0	143441	5.6167	ng/ml	98
T Acenaphthylene	7.801	152.0	271440	6.8683	ng/ml	# 82
T Acenaphthene	8.013	154.0	212706	7.7477	ng/ml	98
T Fluorene	8.636	166.0	268847	7.8554	ng/ml	82
T Phenanthrene	9.768	178.0	422470	7.8303	ng/ml	99
T Anthracene	9.830	178.0	367037	7.9498	ng/ml	98
T Fluoranthene	11.349	202.0	466214	8.8785	ng/ml	100
T Pyrene	11.720	202.0	494894	8.9724	ng/ml	100
T Benzo(a)Anthracene	14.577	228.0	336502	8.7357	ng/ml	99
T Chrysene	14.689	228.0	459181	8.8309	ng/ml	98
T Benzo(b)fluoranthene	17.622	252.0	335216	9.2893	ng/ml	98

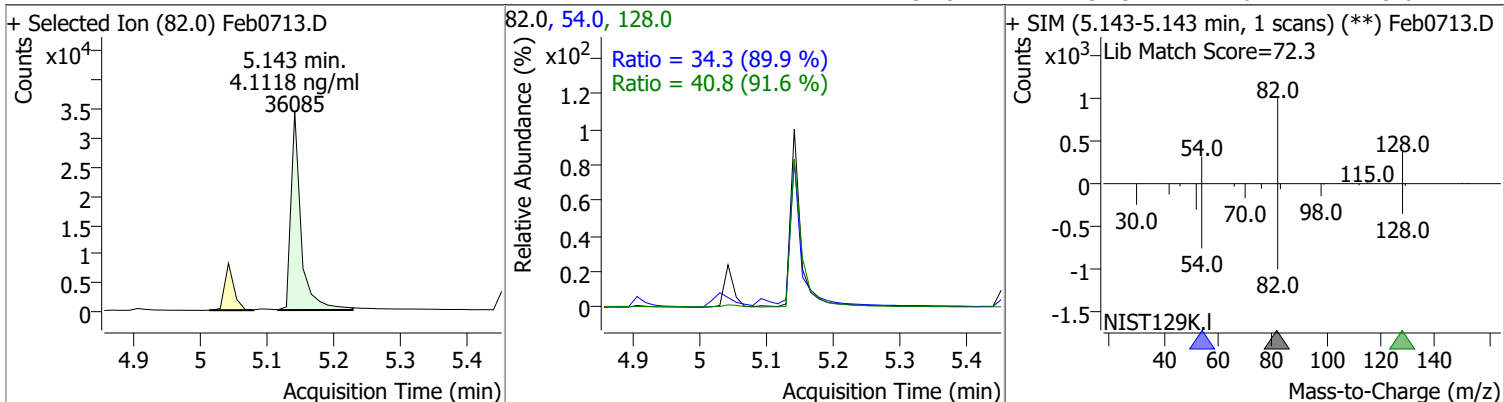
Quantitation Results Report (QT Reviewed)

Compound	RT	QIon	Resp.	Conc.	Units	Dev(Min)
T Benzo(k)fluoranthene	17.684	252.0	342217	9.0653	ng/ml	99
T Benzo(a)pyrene	18.277	252.0	248982	8.2950	ng/ml	97
T Indeno(1,2,3-cd)pyrene	20.130	276.0	237449	8.6287	ng/ml	97
T Dibenzo(a,h)anthracene	20.204	278.0	290997	9.1484	ng/ml	98
T Benzo(g,h,i)perylene	20.464	276.0	333128	9.0144	ng/ml	99

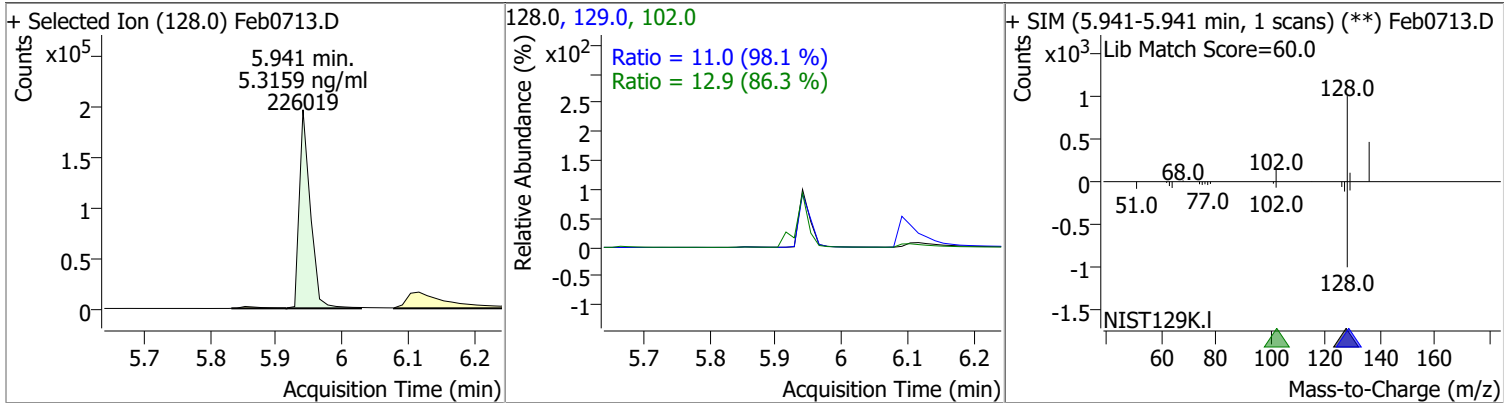
(#) = Qualifier Out of Range; (m) = Manual Integration; (+) = Area Summed; (*) = Surrogate Percent Recovery Out of Range; (d): Zeroed Peak

Quantitation Results Report (QT Reviewed)

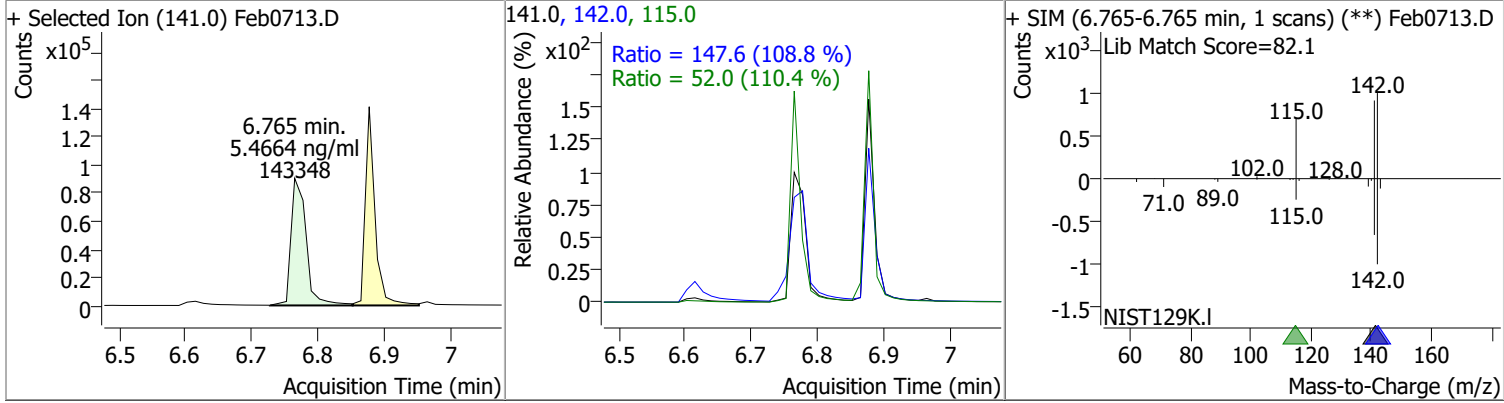
Compound	Conc.	RT	Dev(Min)	Resp.	QIon	QRatio	Lower	Upper
Nitrobenzene-d5	4.1118	5.14	-0.01	36085	128.0	40.8	31.2	57.9
					54.0	34.3	26.7	49.6



Compound	Conc.	RT	Dev(Min)	Resp.	QIon	QRatio	Lower	Upper
Naphthalene	5.3159	5.94	0.00	226019	102.0	12.9	0.0	45.0
					129.0	11.0	7.8	14.5

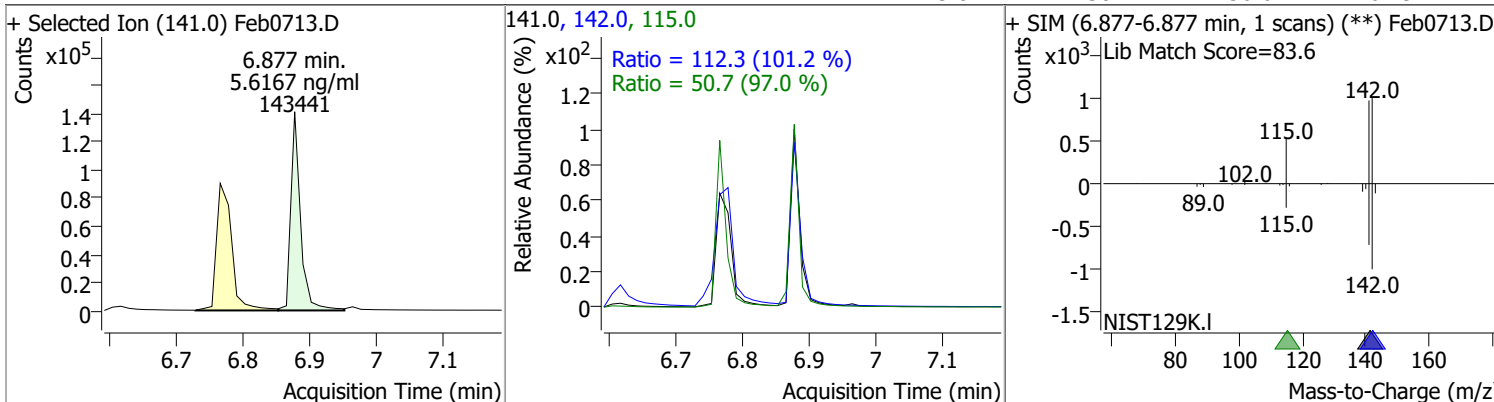


Compound	Conc.	RT	Dev(Min)	Resp.	QIon	QRatio	Lower	Upper
2-Methylnaphthalene	5.4664	6.76	-0.01	143348	142.0	147.6	95.0	176.4
					115.0	52.0	32.9	61.2

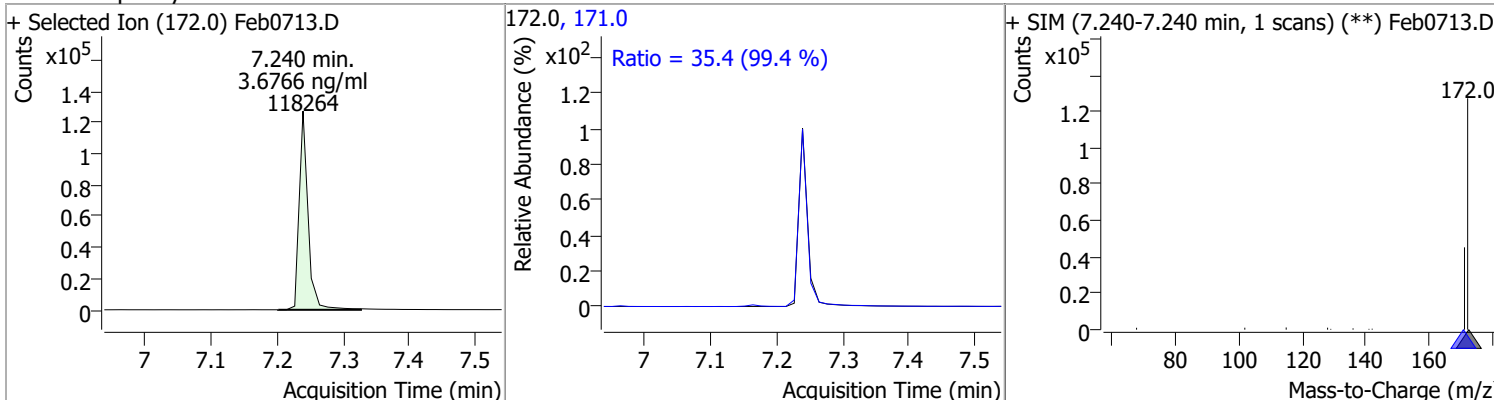


Quantitation Results Report (QT Reviewed)

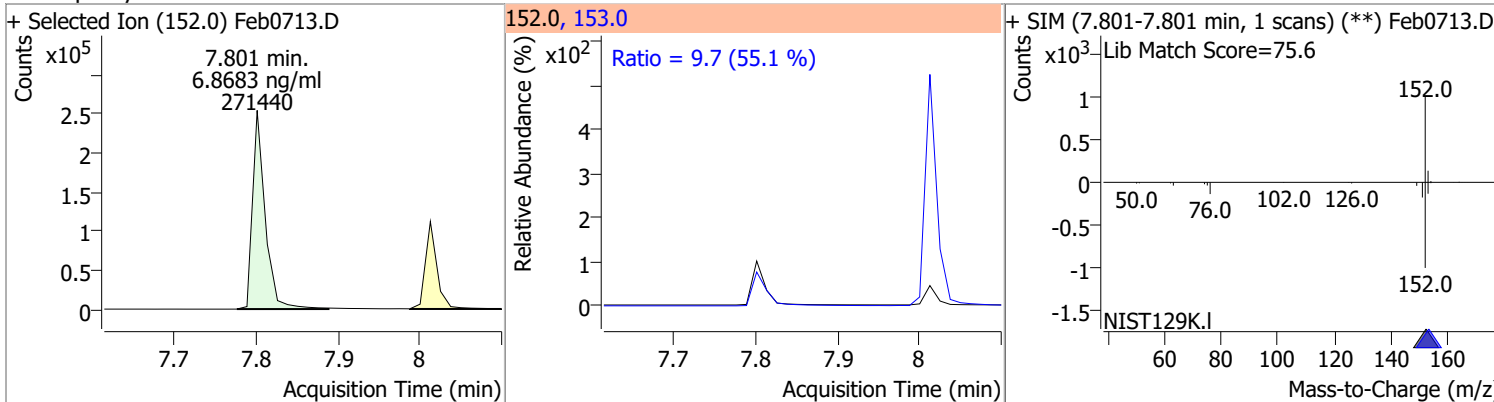
Compound	Conc.	RT	Dev(Min)	Resp.	QIon	QRatio	Lower	Upper
1-Methylnaphthalene	5.6167	6.88	-0.01	143441	142.0	112.3	77.7	144.2
					115.0	50.7	36.6	67.9



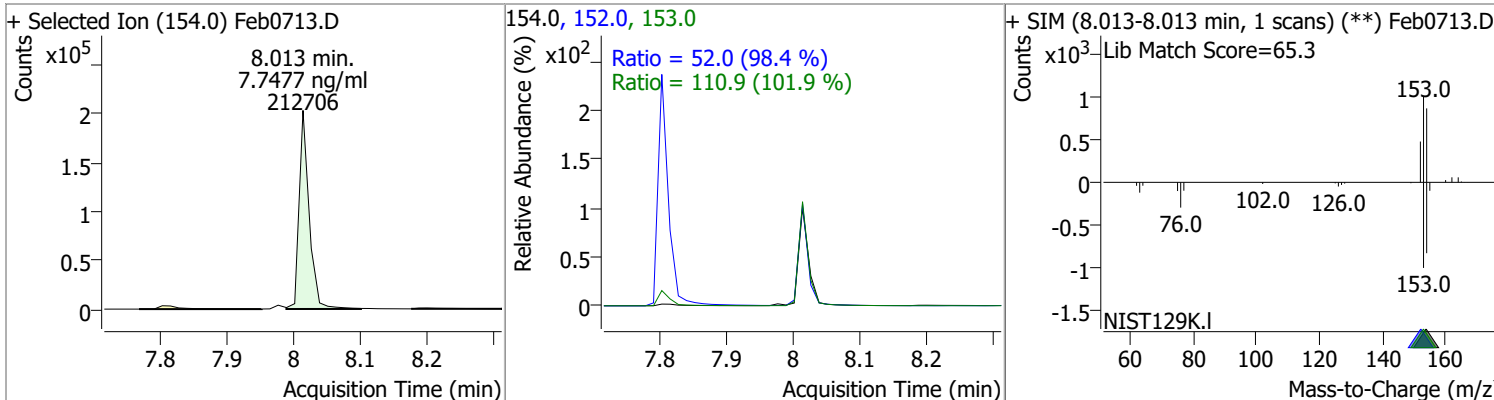
Compound	Conc.	RT	Dev(Min)	Resp.	QIon	QRatio	Lower	Upper
2-Fluorobiphenyl	3.6766	7.24	0.00	118264	171.0	35.4	25.0	46.4



Compound	Conc.	RT	Dev(Min)	Resp.	QIon	QRatio	Lower	Upper
Acenaphthylene	6.8683	7.80	0.00	271440	153.0	9.7	12.3	22.9

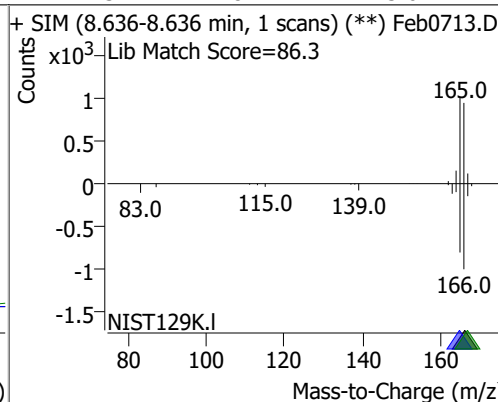
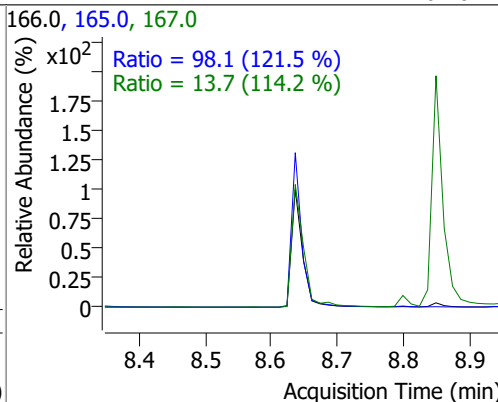
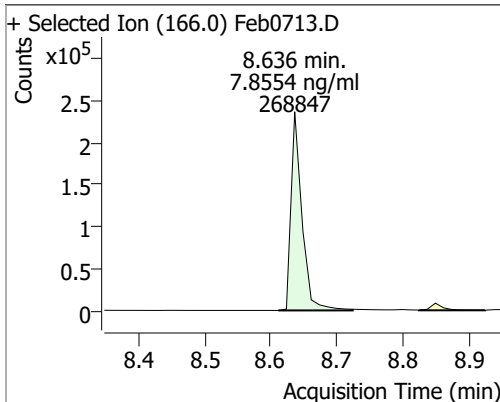


Compound	Conc.	RT	Dev(Min)	Resp.	QIon	QRatio	Lower	Upper
Acenaphthene	7.7477	8.01	0.00	212706	153.0	110.9	76.2	141.5
					152.0	52.0	37.0	68.7

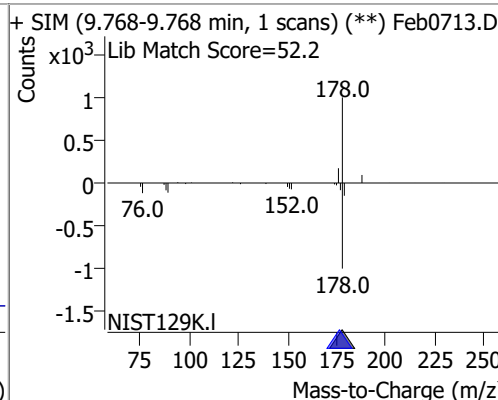
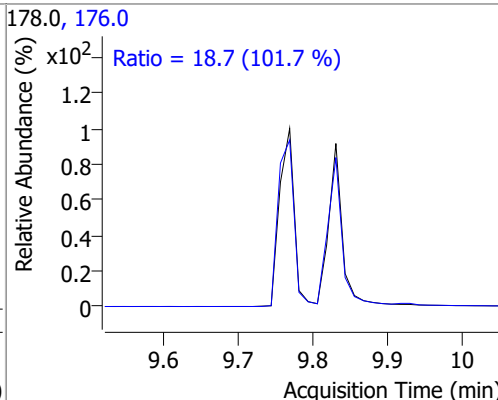
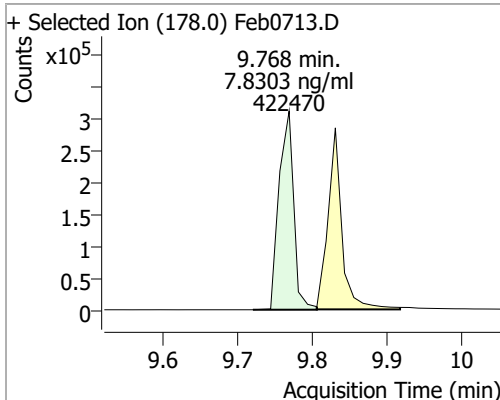


Quantitation Results Report (QT Reviewed)

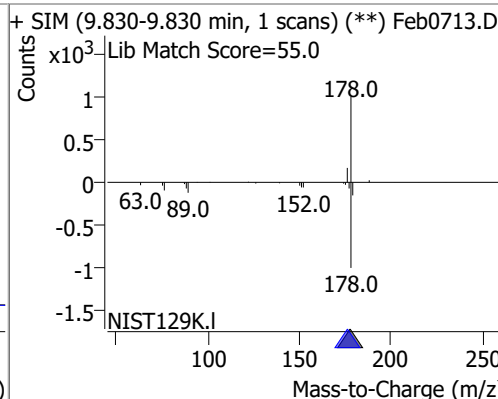
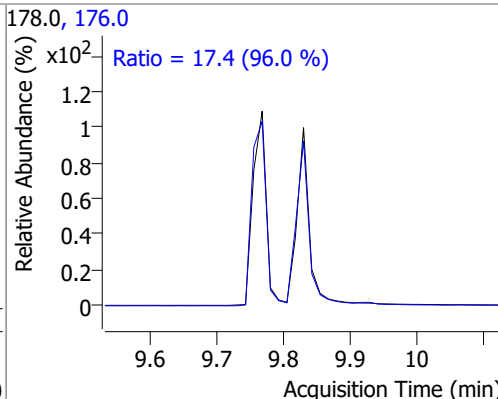
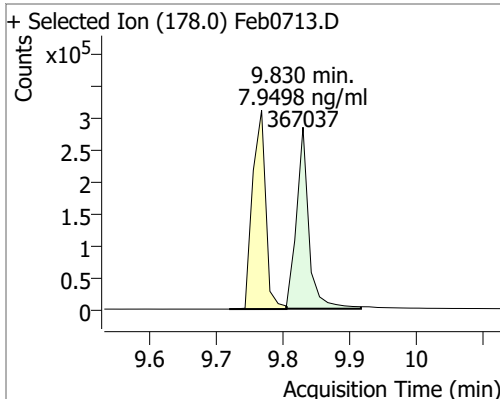
Compound	Conc.	RT	Dev(Min)	Resp.	QIon	QRatio	Lower	Upper
Fluorene	7.8554	8.64	-0.01	268847	165.0	98.1	56.5	104.9
					167.0	13.7	8.4	15.6



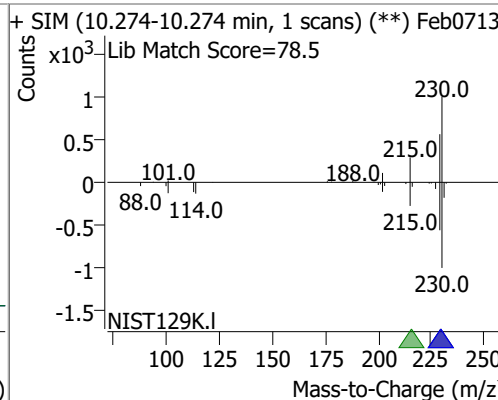
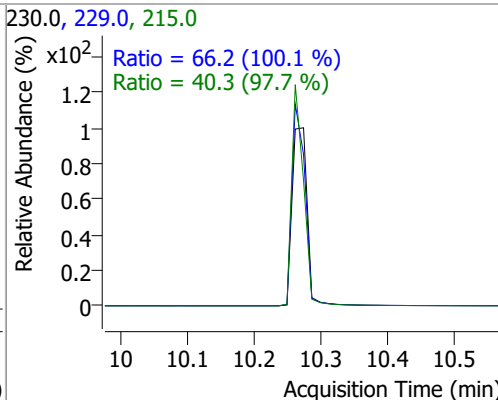
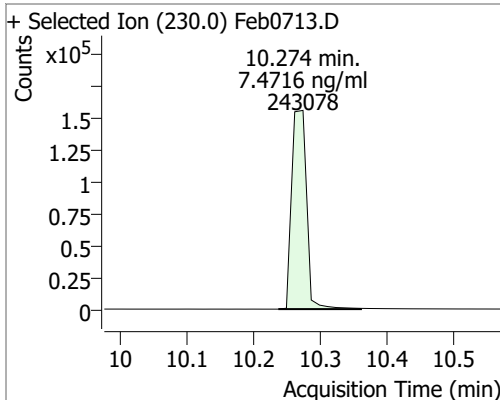
Compound	Conc.	RT	Dev(Min)	Resp.	QIon	QRatio	Lower	Upper
Phenanthrene	7.8303	9.77	0.01	422470	176.0	18.7	12.9	23.9



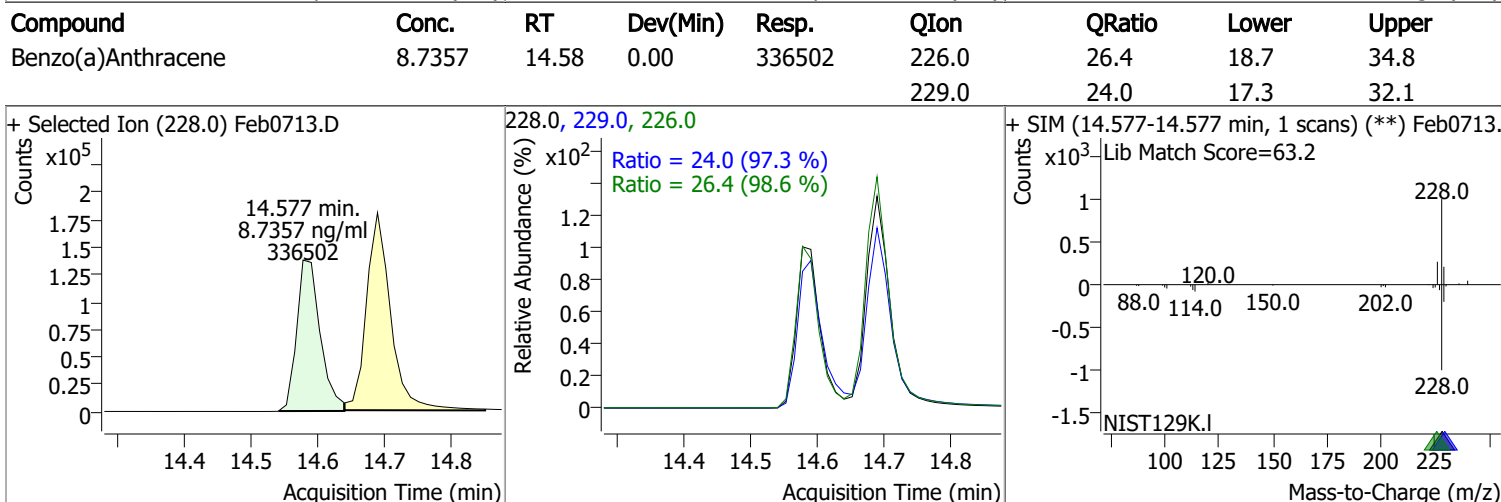
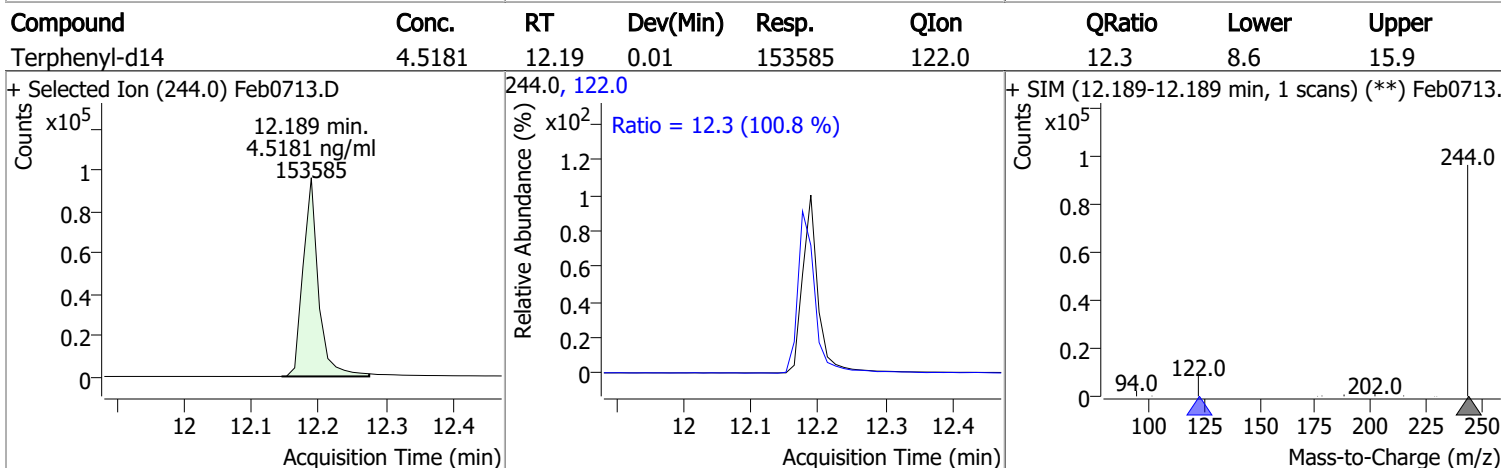
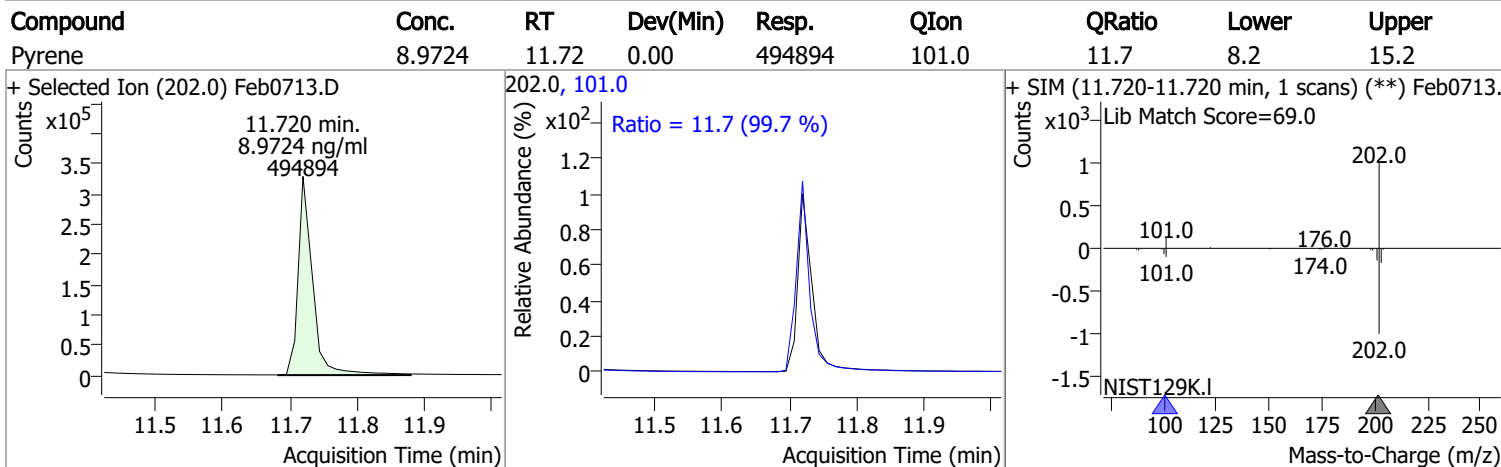
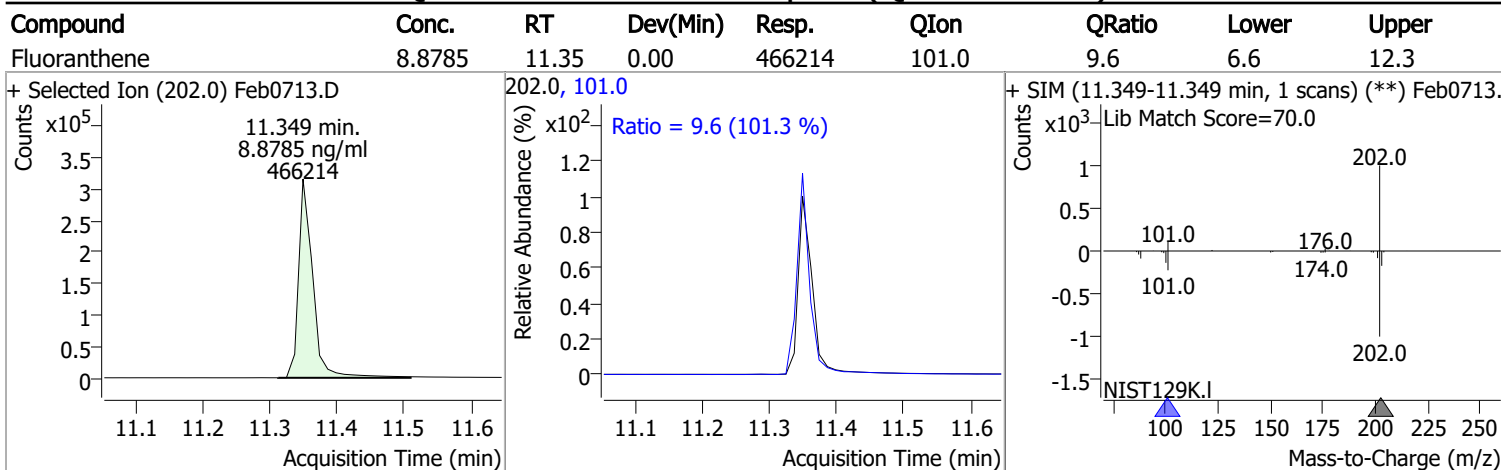
Compound	Conc.	RT	Dev(Min)	Resp.	QIon	QRatio	Lower	Upper
Anthracene	7.9498	9.83	0.00	367037	176.0	17.4	12.7	23.6



Compound	Conc.	RT	Dev(Min)	Resp.	QIon	QRatio	Lower	Upper
o-Terphenyl	7.4716	10.27	0.00	243078	229.0	66.2	46.3	85.9
					215.0	40.3	28.9	53.6

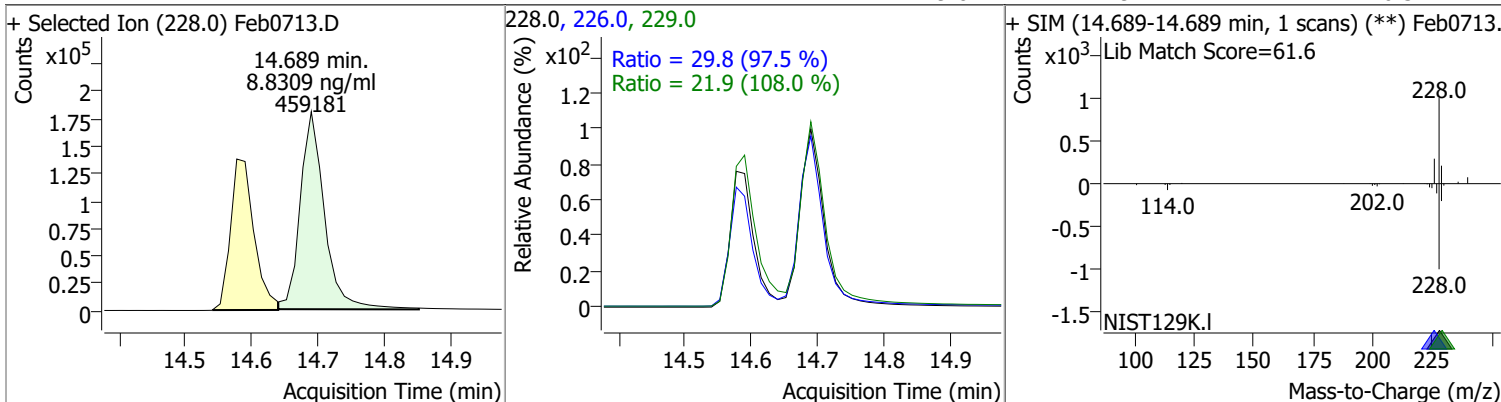


Quantitation Results Report (QT Reviewed)

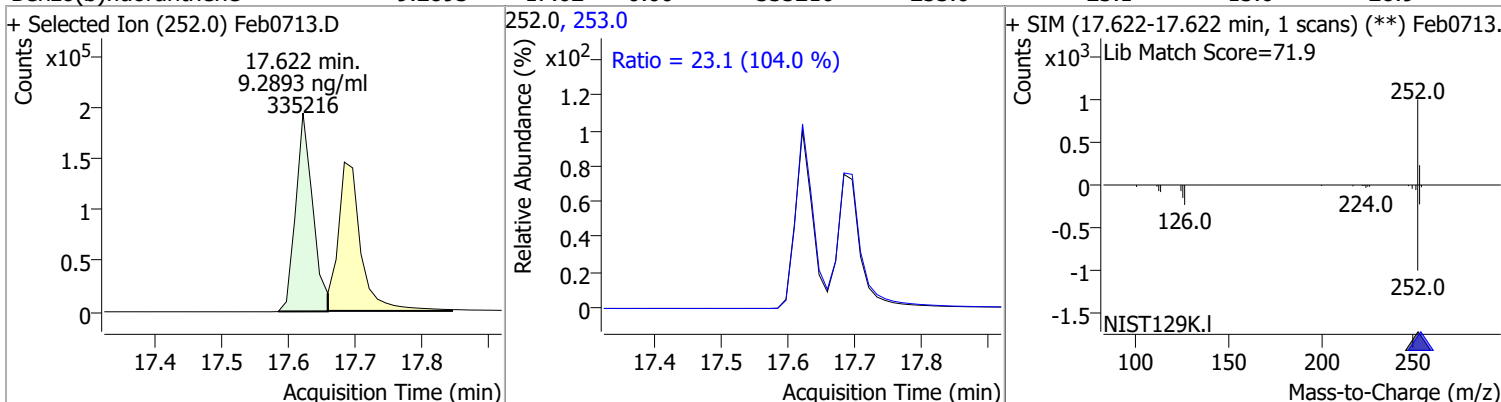


Quantitation Results Report (QT Reviewed)

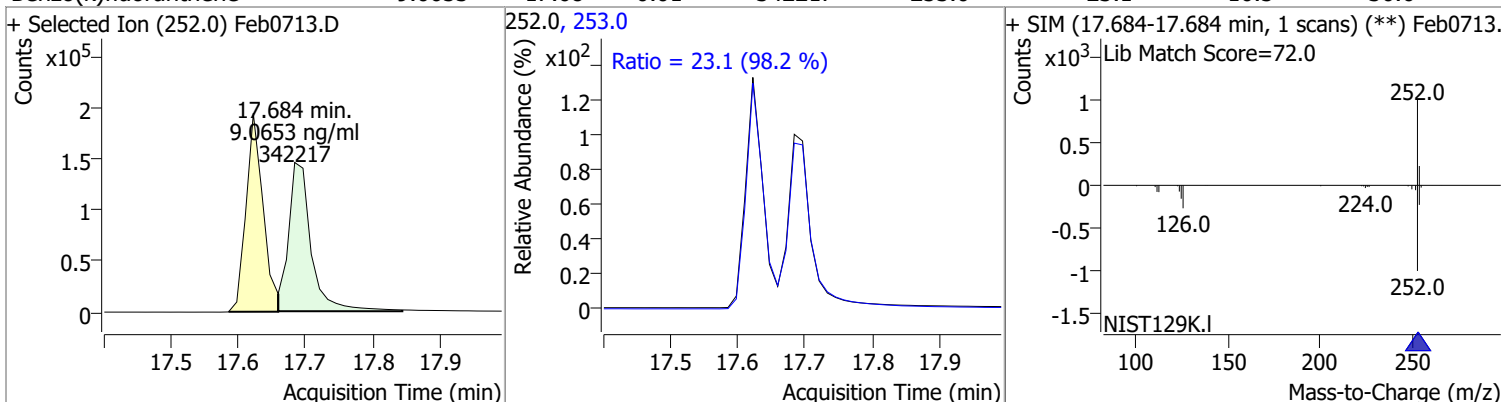
Compound	Conc.	RT	Dev(Min)	Resp.	QIon	QRatio	Lower	Upper
Chrysene	8.8309	14.69	0.01	459181	226.0 229.0	29.8 21.9	21.4 14.2	39.7 26.3



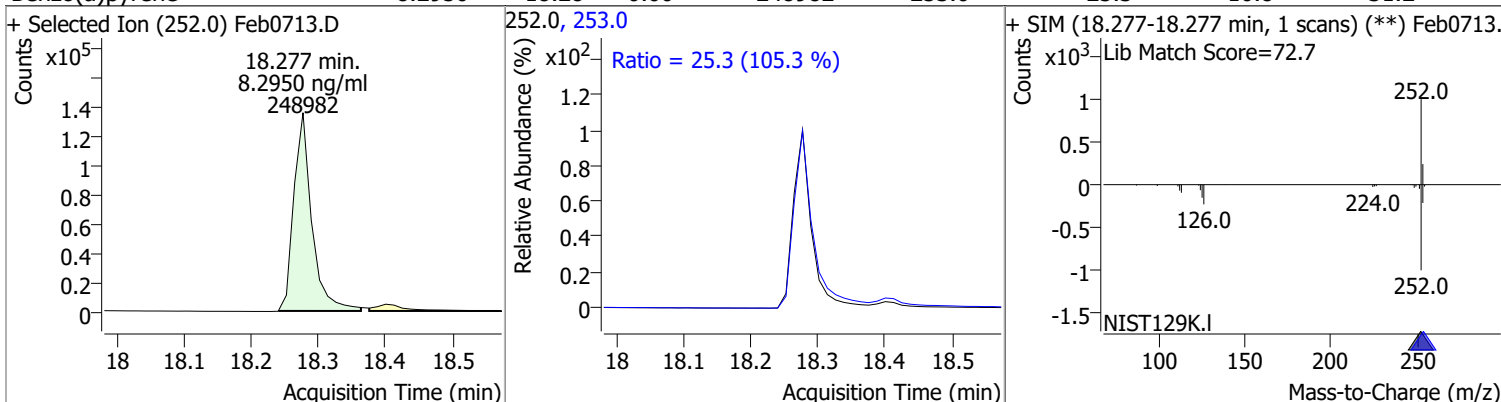
Compound	Conc.	RT	Dev(Min)	Resp.	QIon	QRatio	Lower	Upper
Benzo(b)fluoranthene	9.2893	17.62	0.00	335216	253.0	23.1	15.6	28.9



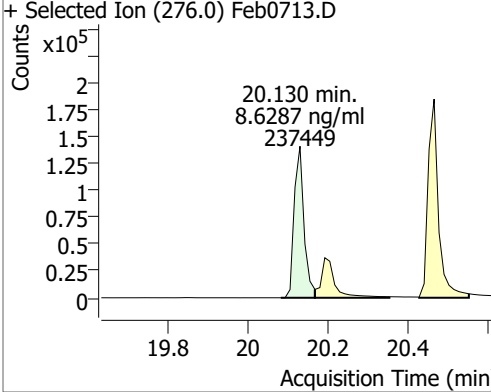
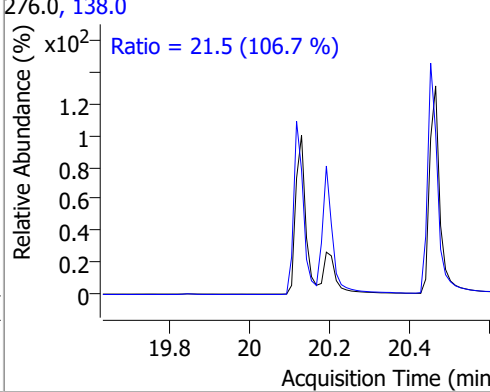
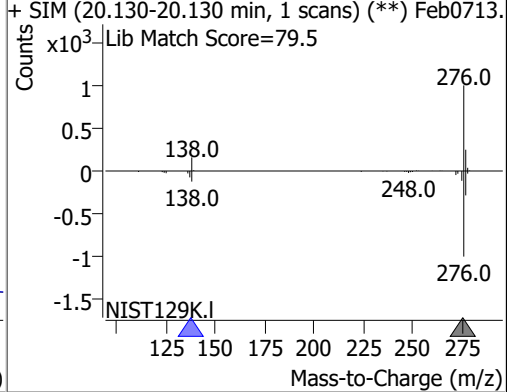
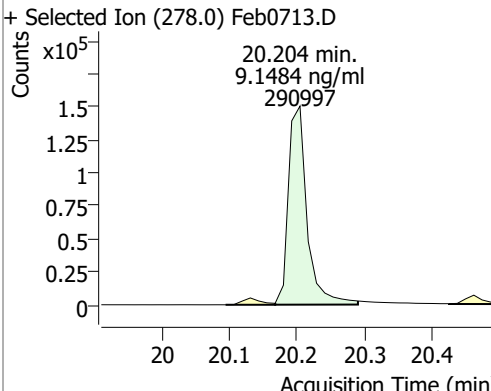
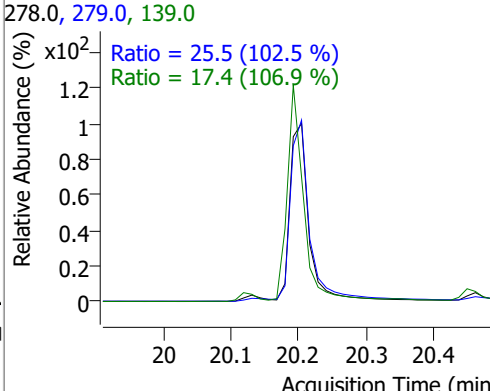
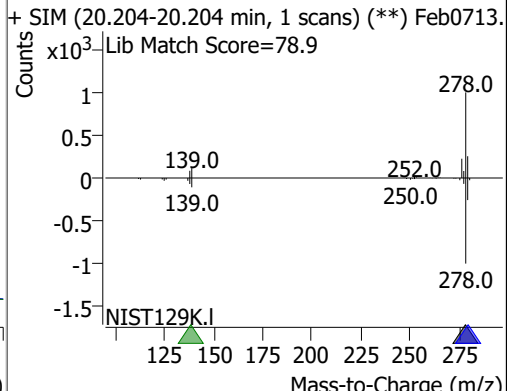
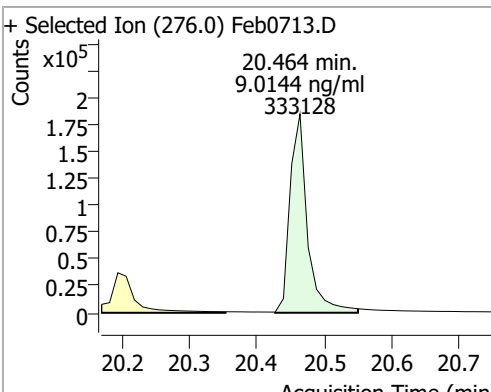
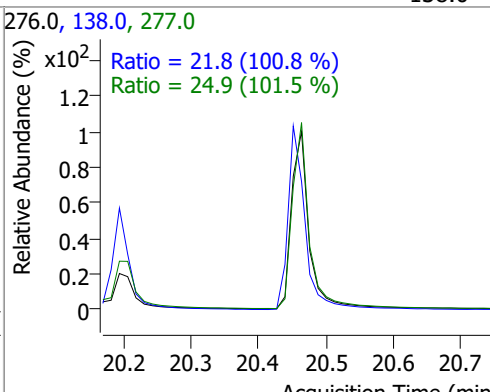
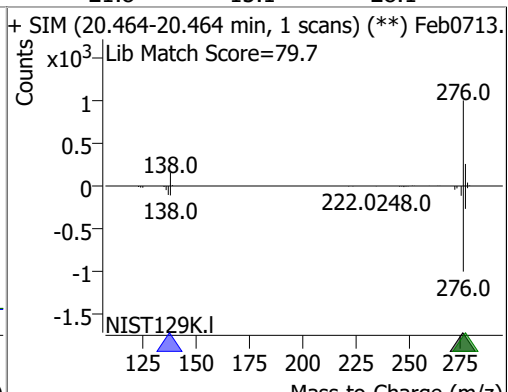
Compound	Conc.	RT	Dev(Min)	Resp.	QIon	QRatio	Lower	Upper
Benzo(k)fluoranthene	9.0653	17.68	-0.01	342217	253.0	23.1	16.5	30.6



Compound	Conc.	RT	Dev(Min)	Resp.	QIon	QRatio	Lower	Upper
Benzo(a)pyrene	8.2950	18.28	0.00	248982	253.0	25.3	16.8	31.2



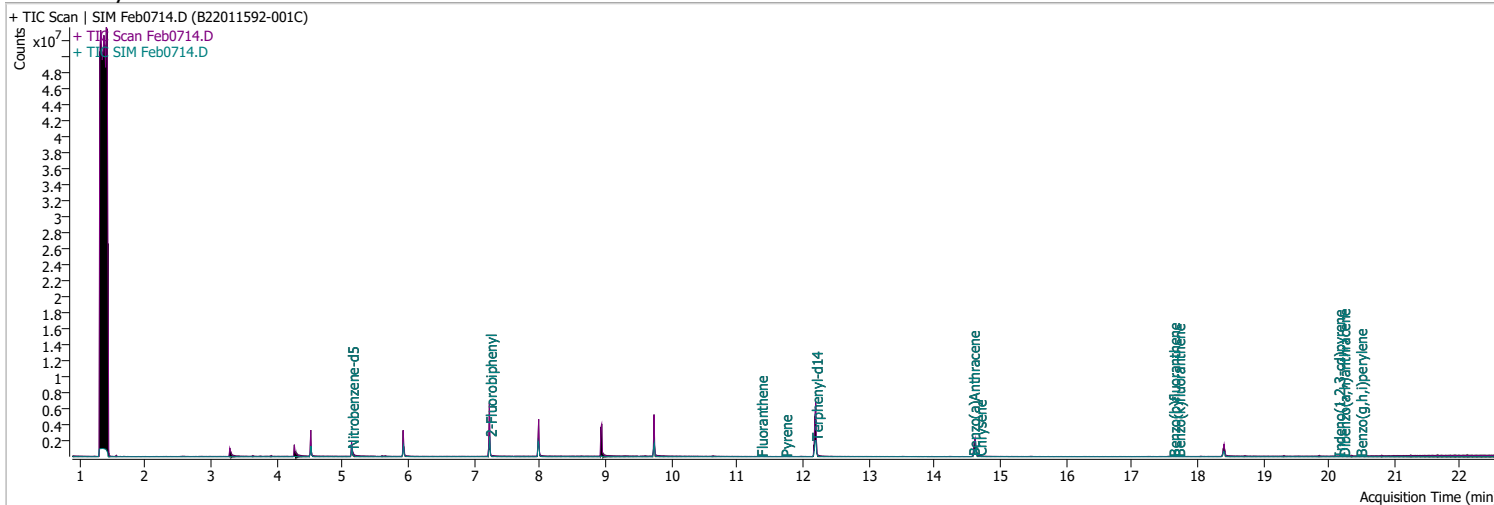
Quantitation Results Report (QT Reviewed)

Compound	Conc.	RT	Dev(Min)	Resp.	QIon	QRatio	Lower	Upper
Indeno(1,2,3-cd)pyrene	8.6287	20.13	0.00	237449	138.0	21.5	14.1	26.2
<div style="display: flex; justify-content: space-between;"> <div style="width: 30%;"> <p>+ Selected Ion (276.0) Feb0713.D</p>  </div> <div style="width: 30%;"> <p>276.0, 138.0</p> <p>Ratio = 21.5 (106.7 %)</p>  </div> <div style="width: 30%;"> <p>+ SIM (20.130-20.130 min, 1 scans) (**) Feb0713.</p> <p>Lib Match Score=79.5</p>  </div> </div>								
Dibenzo(a,h)anthracene	9.1484	20.20	0.00	290997	279.0	25.5	17.4	32.4
<div style="display: flex; justify-content: space-between;"> <div style="width: 30%;"> <p>+ Selected Ion (278.0) Feb0713.D</p>  </div> <div style="width: 30%;"> <p>278.0, 279.0, 139.0</p> <p>Ratio = 25.5 (102.5 %)</p> <p>Ratio = 17.4 (106.9 %)</p>  </div> <div style="width: 30%;"> <p>+ SIM (20.204-20.204 min, 1 scans) (**) Feb0713.</p> <p>Lib Match Score=78.9</p>  </div> </div>								
Benzo(g,h,i)perylene	9.0144	20.46	0.00	333128	277.0	24.9	17.2	31.9
<div style="display: flex; justify-content: space-between;"> <div style="width: 30%;"> <p>+ Selected Ion (276.0) Feb0713.D</p>  </div> <div style="width: 30%;"> <p>276.0, 138.0, 277.0</p> <p>Ratio = 21.8 (100.8 %)</p> <p>Ratio = 24.9 (101.5 %)</p>  </div> <div style="width: 30%;"> <p>+ SIM (20.464-20.464 min, 1 scans) (**) Feb0713.</p> <p>Lib Match Score=79.7</p>  </div> </div>								

Quantitation Results Report (QT Reviewed)

Data File	Feb0714.D	Operator	LIMS import
Acq. Method	5975BNASIM	Acq. Date-Time	2/7/2022 10:12:08 PM
Sample Name	B22011592-001C	Instrument	GCMS
Vial	14	Multiplier	1.00
DA Method File		Comment	SVOC-8270C-SIM-W-LLPAH
Tune File	dftppjph.u	Tune Date	
Batch Name	020722 bna SIM 1.batch.bin	Last Calib Update	2/8/2022 9:05:30 AM

Ref Library



Compound	RT	QIon	Resp.	Conc.	Units	Dev(Min)
Internal Standards						
M 1,4-Dichlorobenzene-d4	4.522	152.0	427384	40.0000	ng/ml	0.000
M Naphthalene-d8	5.928	136.0	1542608	40.0000	ng/ml	0.000
M Acenaphthene-d10	7.976	164.0	1025367	40.0000	ng/ml	0.000
M Phenanthrene-d10	9.743	188.0	1968043	40.0000	ng/ml	0.012
M Chrysene-d12	14.627	240.0	1544173	40.0000	ng/ml	0.012
M Perylene-d12	18.400	264.0	893055	40.0000	ng/ml	0.000
System Monitoring Compounds						
S Nitrobenzene-d5	5.143	82.0	787060	92.3800	ng/ml	-0.013
Spiked Amount: 5.000	Range: 19.0 - 102.0%			Recovery = 1847.60%	*	
S 2-Fluorobiphenyl	7.239	172.0	1958104	68.5517	ng/ml	0.000
Spiked Amount: 5.000	Range: 25.0 - 94.0%			Recovery = 1371.03%	*	
S o-Terphenyl	0.000		0	N.D.		
Spiked Amount: 5.000	Range: 40.0 - 140.0%			Recovery = NA%		
S Terphenyl-d14	12.201	244.0	3428132	66.5995	ng/ml	0.025
Spiked Amount: 5.000	Range: 39.0 - 106.0%			Recovery = 1331.99%	*	
Target Compounds						
T Naphthalene	0.000		0	N.D.		QValue
T 2-Methylnaphthalene	0.000		0	N.D.		
T 1-Methylnaphthalene	0.000		0	N.D.		
T Acenaphthylene	0.000		0	N.D.		
T Acenaphthene	8.013	154.0	0		ng/ml	md 1
T Fluorene	8.935	166.0	0		ng/ml	md 1
T Phenanthrene	0.000		0	N.D.		
T Anthracene	0.000		0	N.D.		
T Fluoranthene	11.361	202.0	4501	0.0449	ng/ml	98
T Pyrene	11.732	202.0	5122	0.0339	ng/ml	98
T Benzo(a)Anthracene	14.589	228.0	10532	0.1086	ng/ml	91
T Chrysene	14.689	228.0	9415	0.1181	ng/ml	94
T Benzo(b)fluoranthene	17.634	252.0	6442	0.1798	ng/ml	94

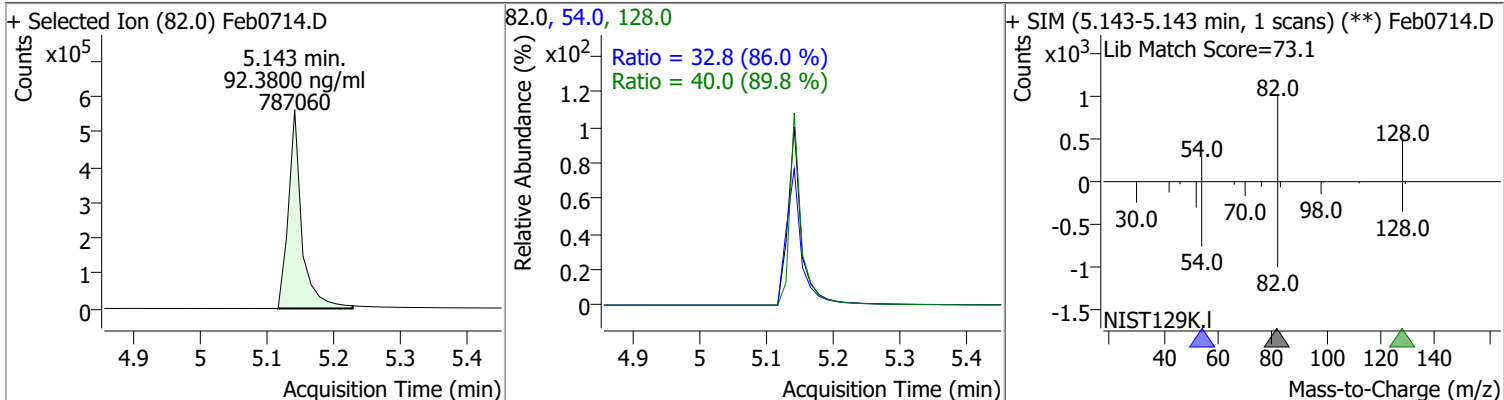
Quantitation Results Report (QT Reviewed)

Compound	RT	QIon	Resp.	Conc.	Units	Dev(Min)
T Benzo(k)fluoranthene	17.708	252.0	7080	0.1222	ng/ml	94
T Benzo(a)pyrene	18.289	252.0	0		ng/ml	md 1
T Indeno(1,2,3-cd)pyrene	20.143	276.0	3580	0.1131	ng/ml	m 100
T Dibenzo(a,h)anthracene	20.217	278.0	2765	0.0393	ng/ml	96
T Benzo(g,h,i)perylene	20.476	276.0	4571	0.0734	ng/ml	100

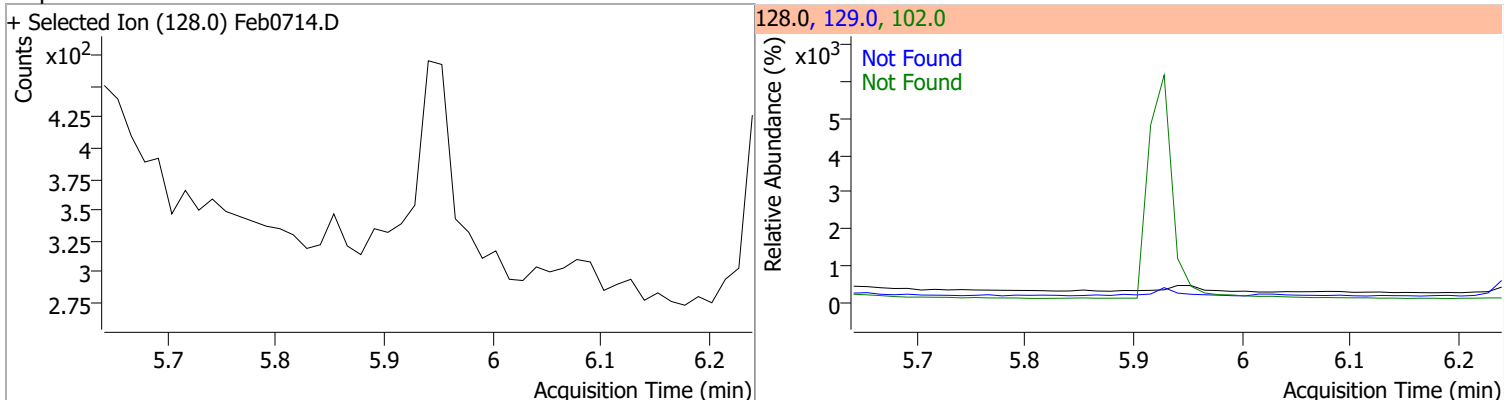
(#) = Qualifier Out of Range; (m) = Manual Integration; (+) = Area Summed; (*) = Surrogate Percent Recovery Out of Range; (d): Zeroed Peak

Quantitation Results Report (QT Reviewed)

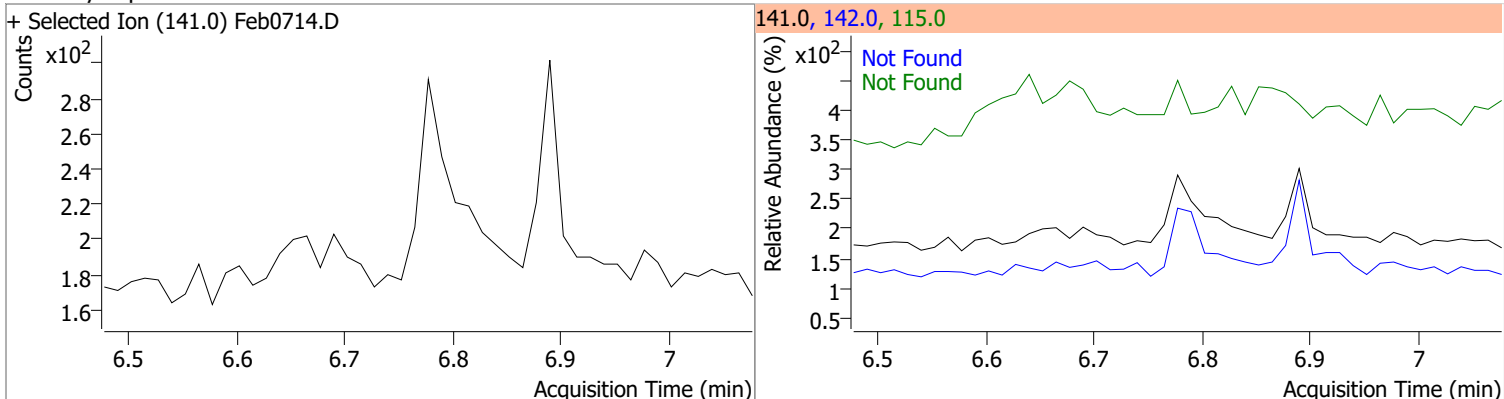
Compound	Conc.	RT	Dev(Min)	Resp.	QIon	QRatio	Lower	Upper
Nitrobenzene-d5	92.3800	5.14	-0.01	787060	128.0	40.0	31.2	57.9
					54.0	32.8	26.7	49.6



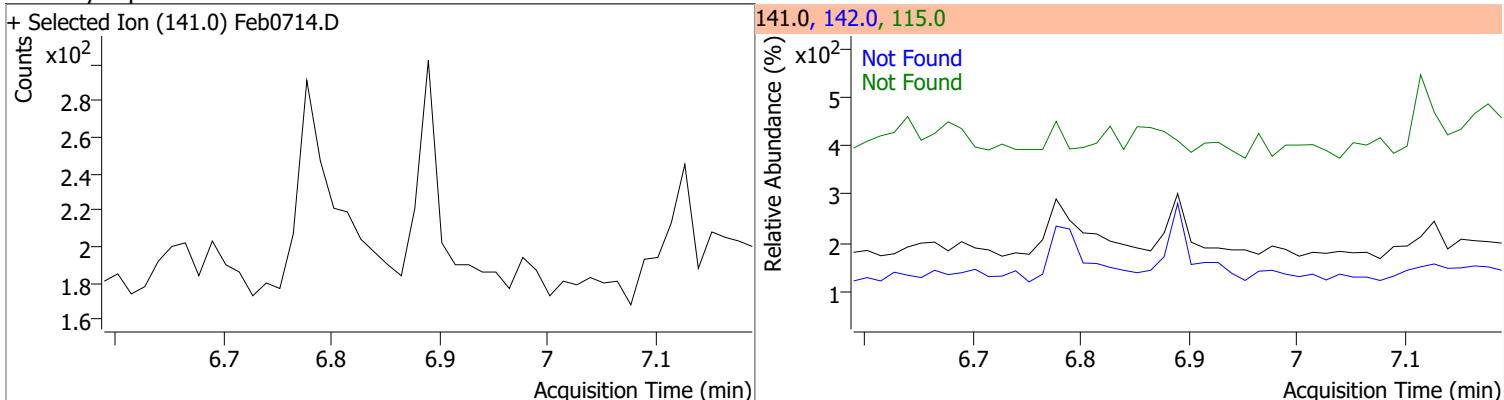
Compound	Conc.	Exp RT	QIon	Exp Ratio	QIon	Exp Ratio
Naphthalene	N.D.	5.94	102.0	15.0	129.0	11.2



Compound	Conc.	Exp RT	QIon	Exp Ratio	QIon	Exp Ratio
2-Methylnaphthalene	N.D.	6.78	142.0	135.7	115.0	47.1

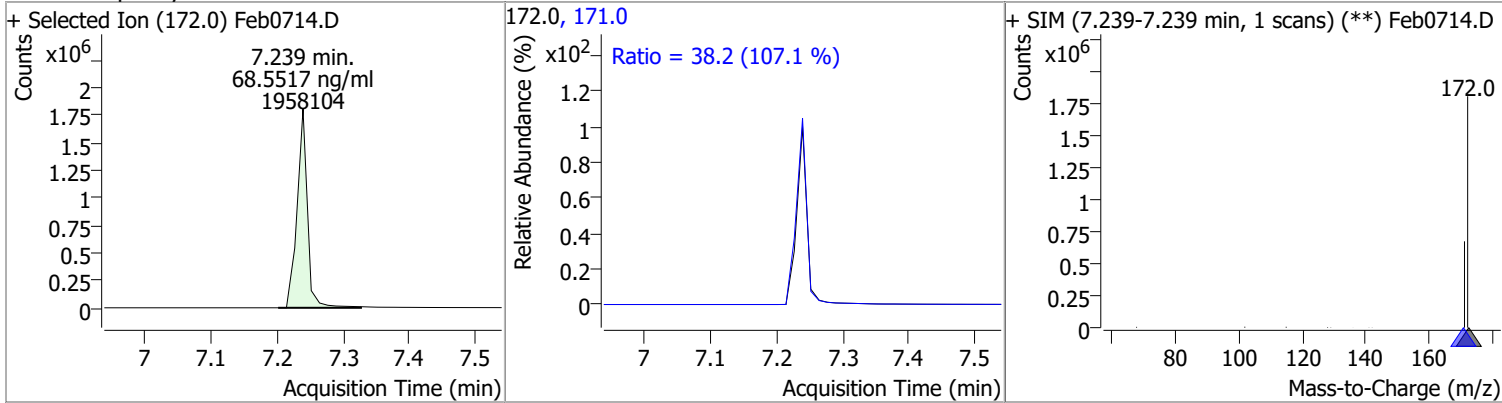


Compound	Conc.	Exp RT	QIon	Exp Ratio	QIon	Exp Ratio
1-Methylnaphthalene	N.D.	6.89	142.0	110.9	115.0	52.2

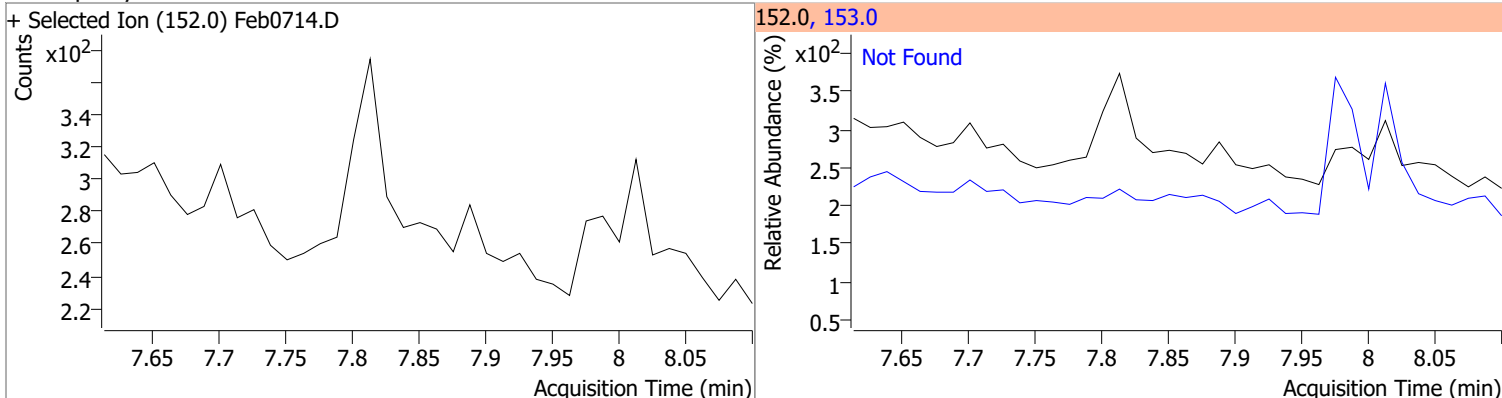


Quantitation Results Report (QT Reviewed)

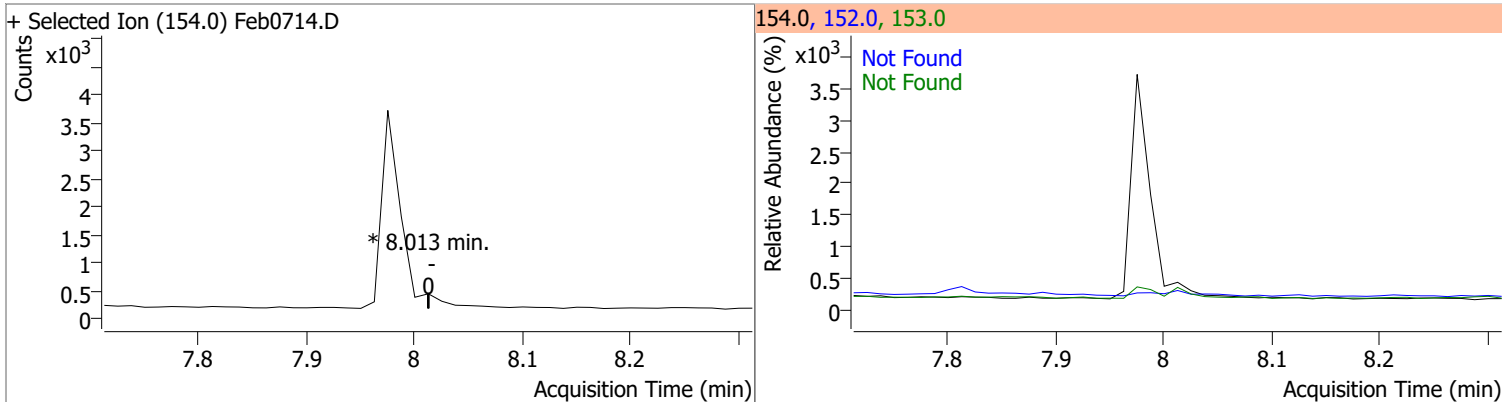
Compound	Conc.	RT	Dev(Min)	Resp.	QIon	QRatio	Lower	Upper
2-Fluorobiphenyl	68.5517	7.24	0.00	1958104	171.0	38.2	25.0	46.4



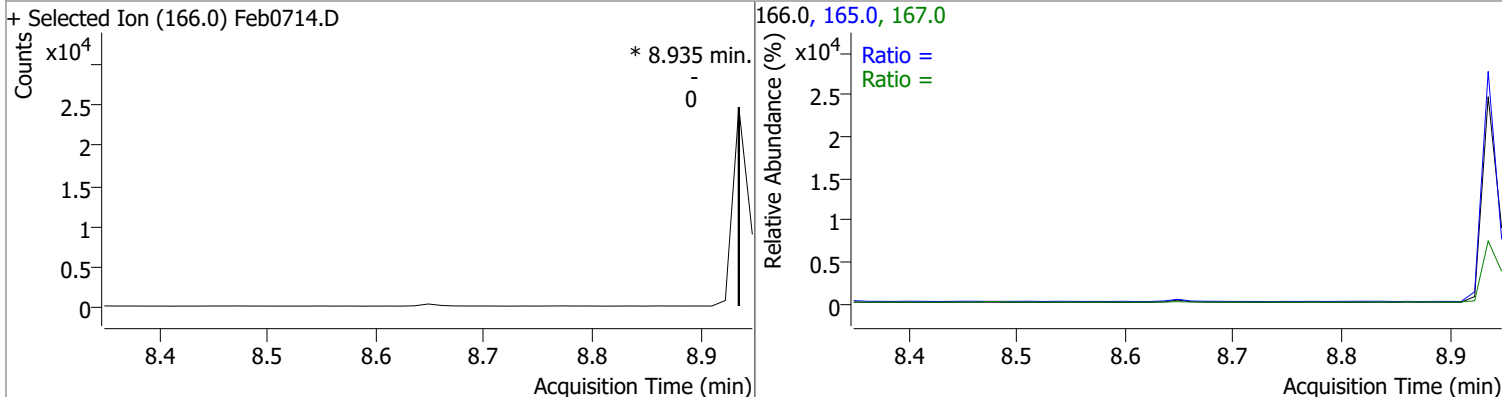
Compound	Conc.	Exp RT	QIon	Exp Ratio
Acenaphthylene	N.D.	7.80	153.0	17.6



Compound	Conc.	RT	Dev(Min)	Resp.	QIon	QRatio	Lower	Upper
Acenaphthene		0		0	153.0 152.0		76.2 37.0	141.5 68.7

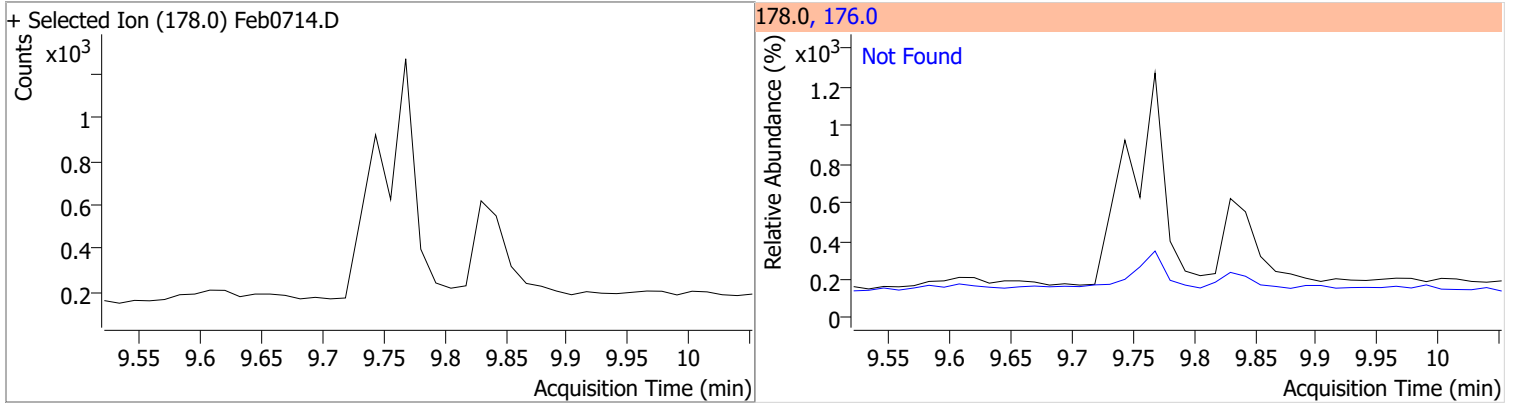


Compound	Conc.	RT	Dev(Min)	Resp.	QIon	QRatio	Lower	Upper
Fluorene		0		0	165.0 167.0		56.5 8.4	104.9 15.6

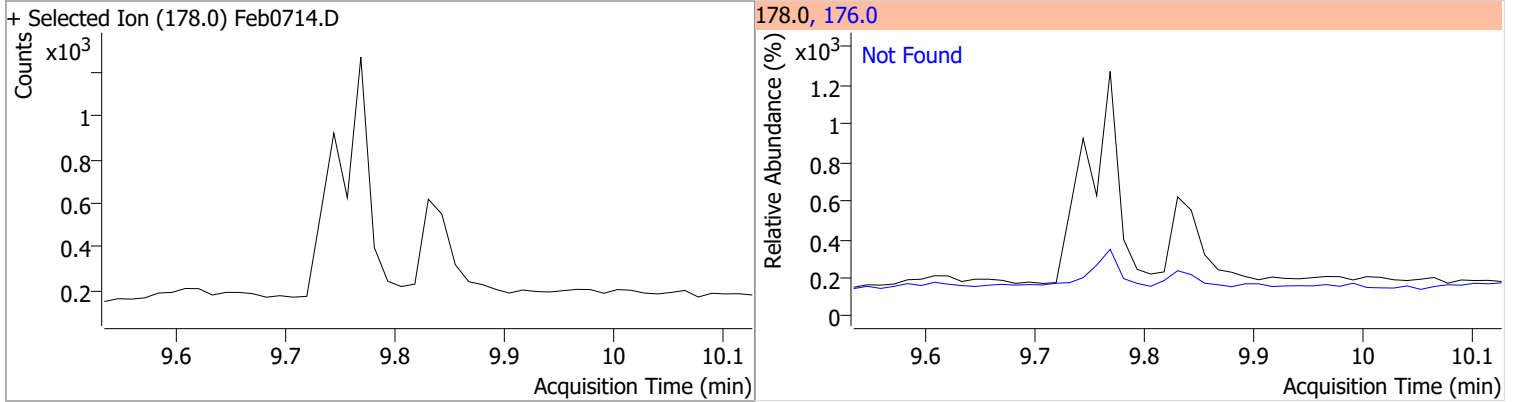


Quantitation Results Report (QT Reviewed)

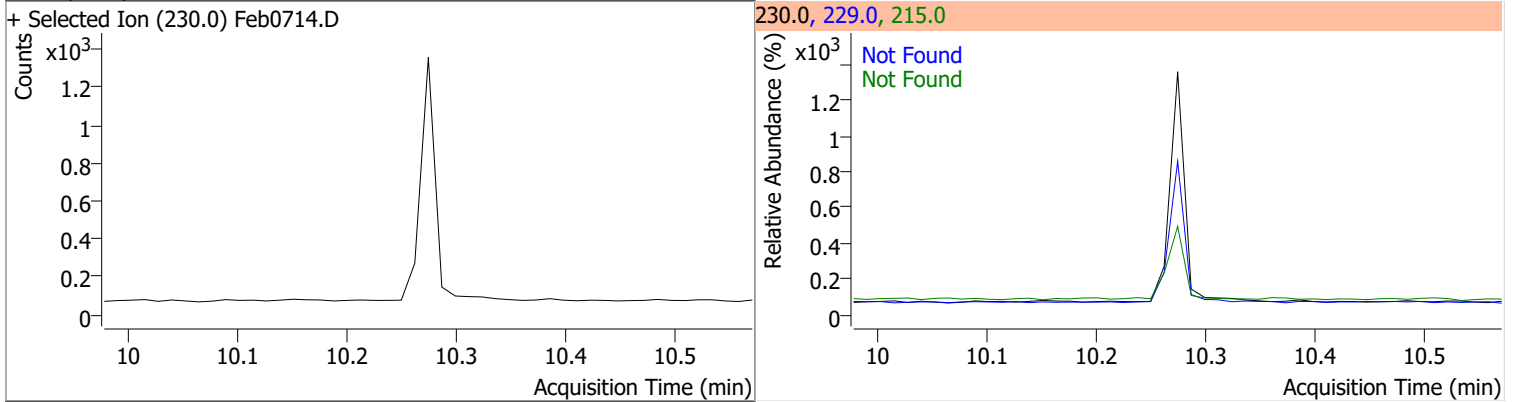
Compound	Conc.	Exp RT	QIon	Exp Ratio
Phenanthrene	N.D.	9.76	176.0	18.4



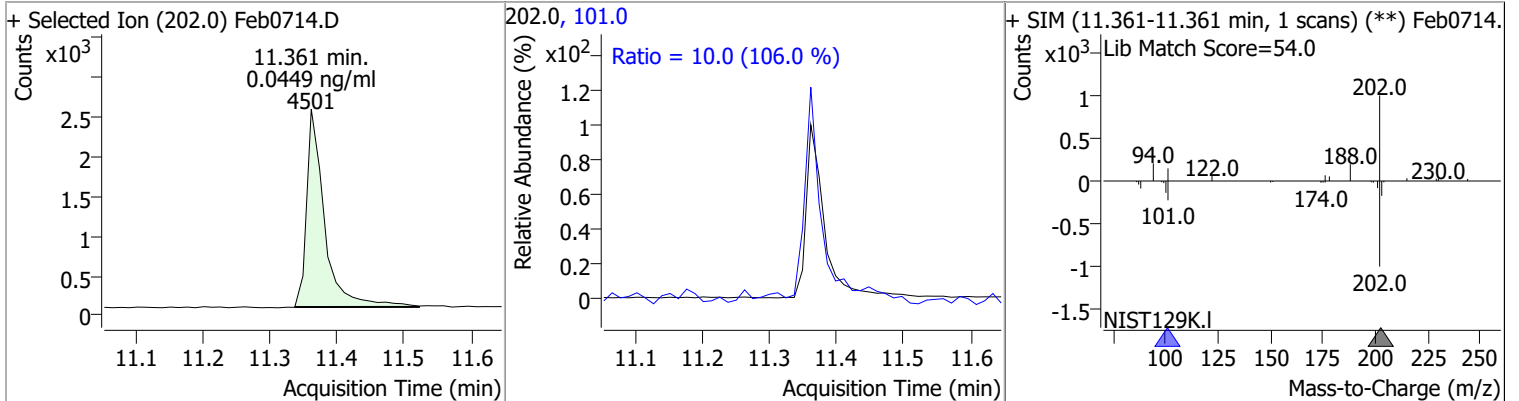
Compound	Conc.	Exp RT	QIon	Exp Ratio
Anthracene	N.D.	9.83	176.0	18.1



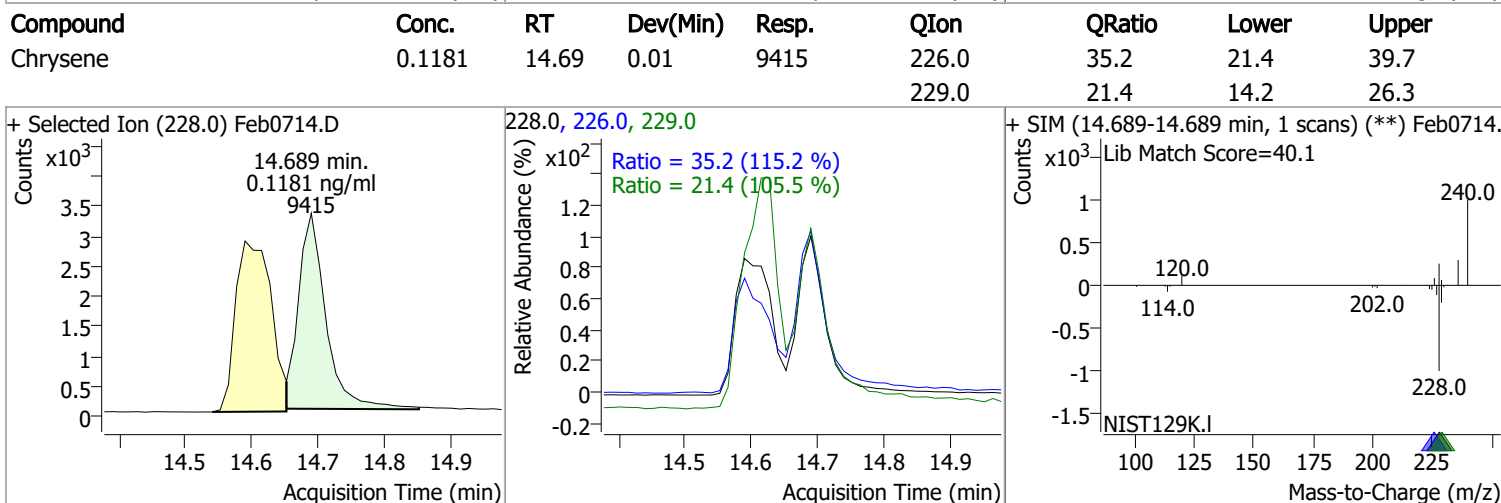
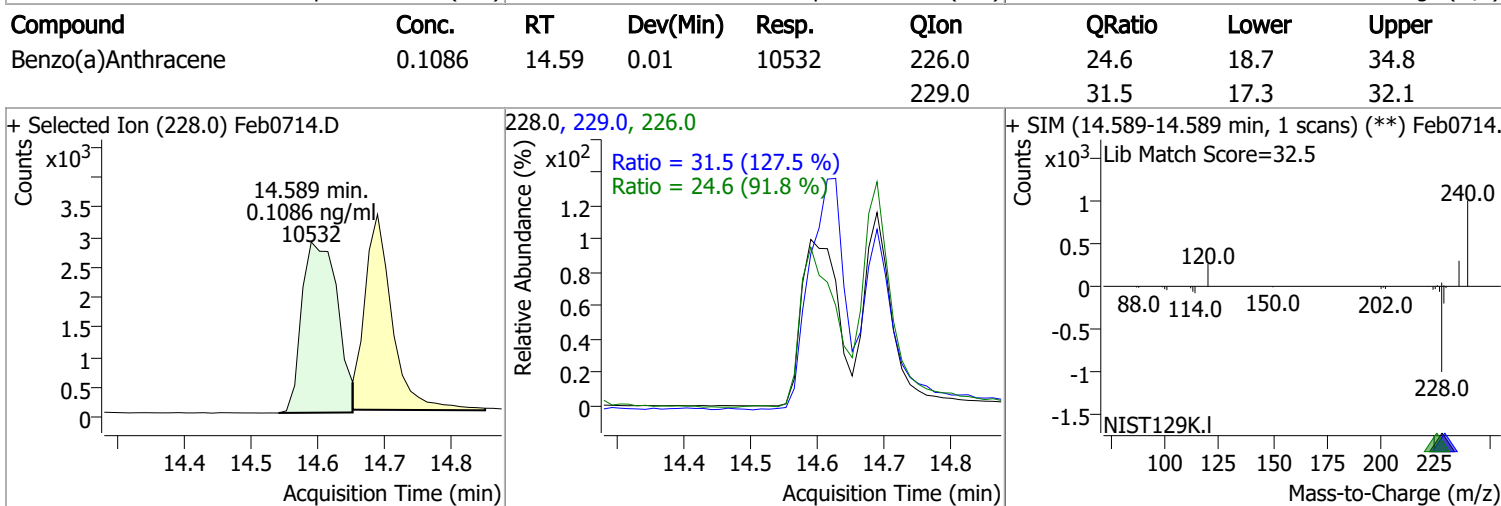
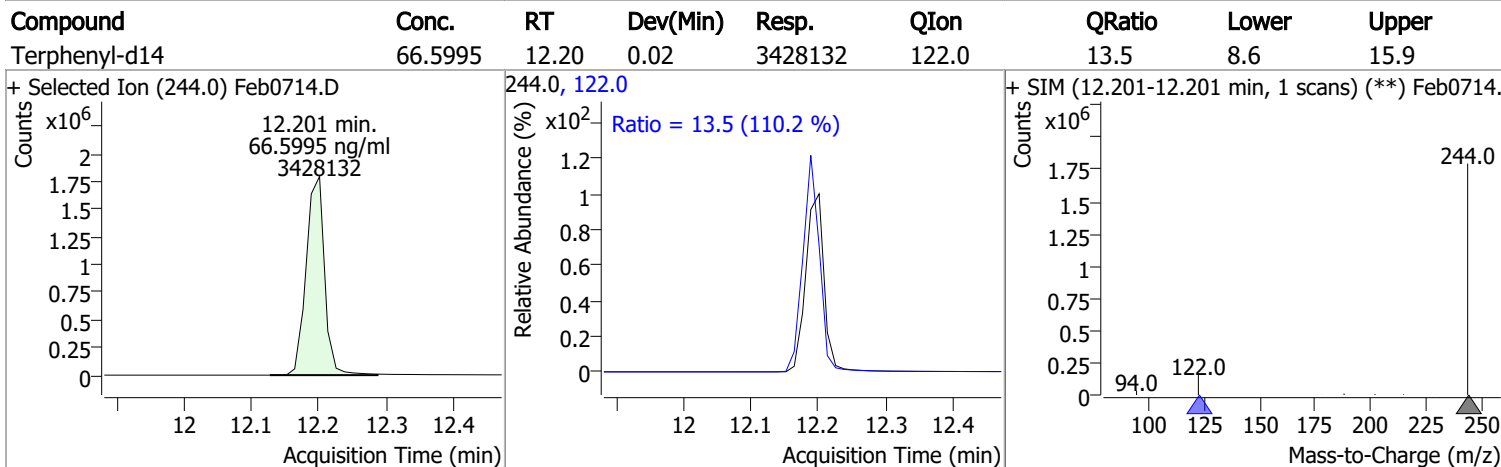
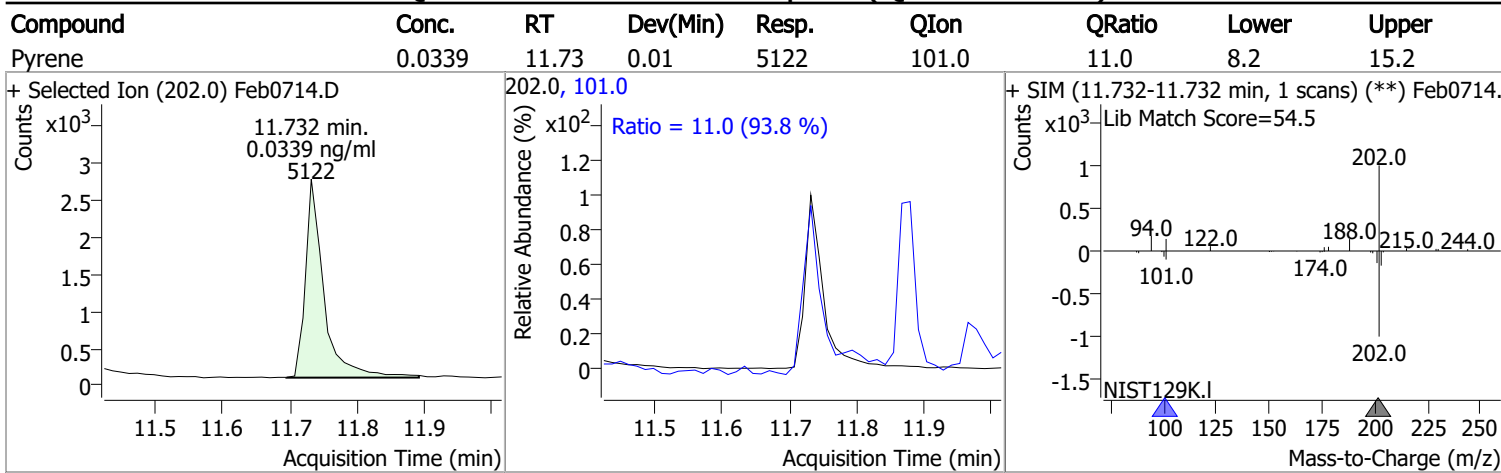
Compound	Conc.	Exp RT	QIon	Exp Ratio	QIon	Exp Ratio
o-Terphenyl	N.D.	10.27	229.0	66.1	215.0	41.2



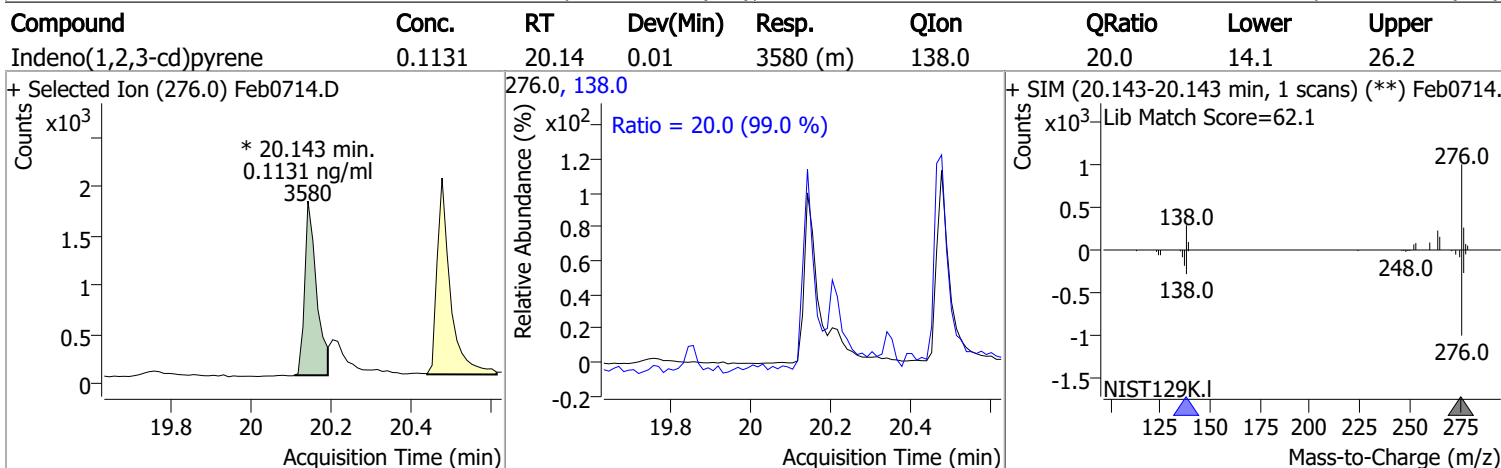
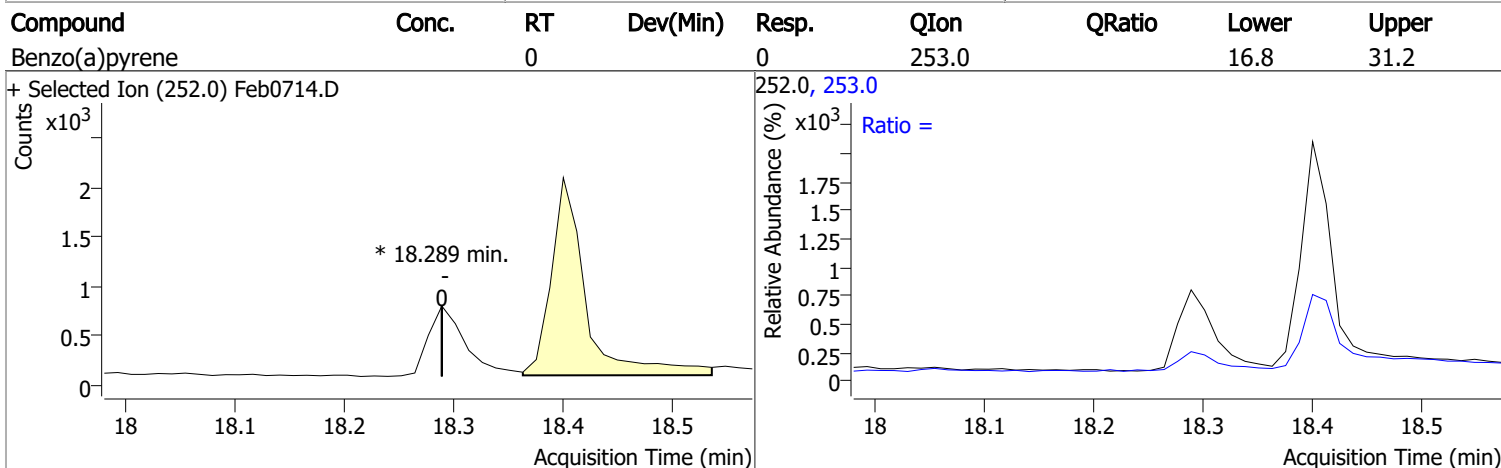
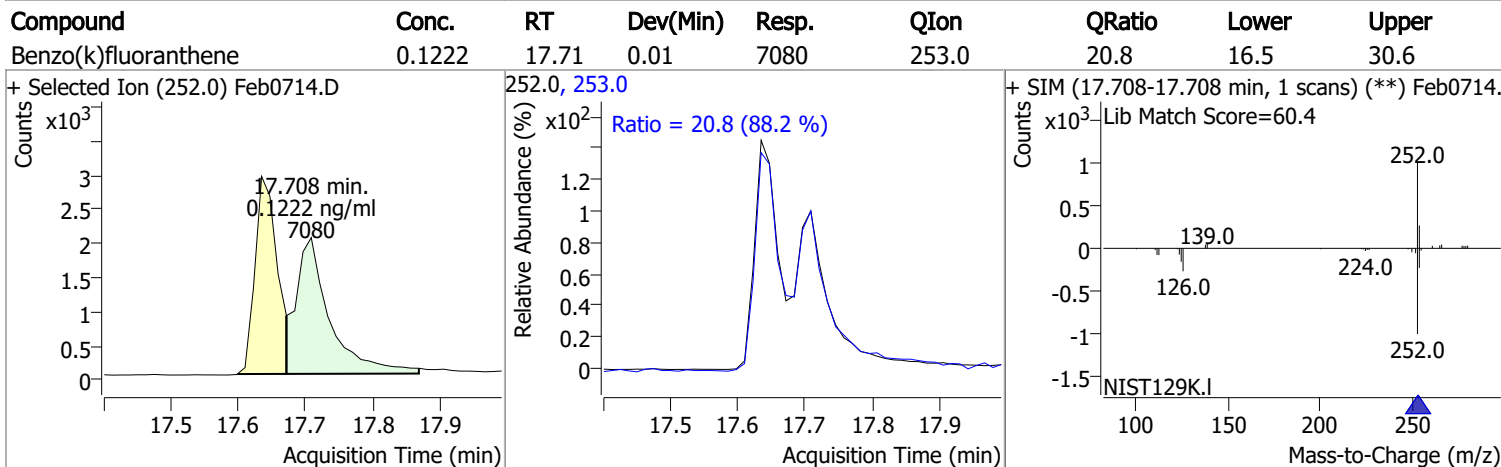
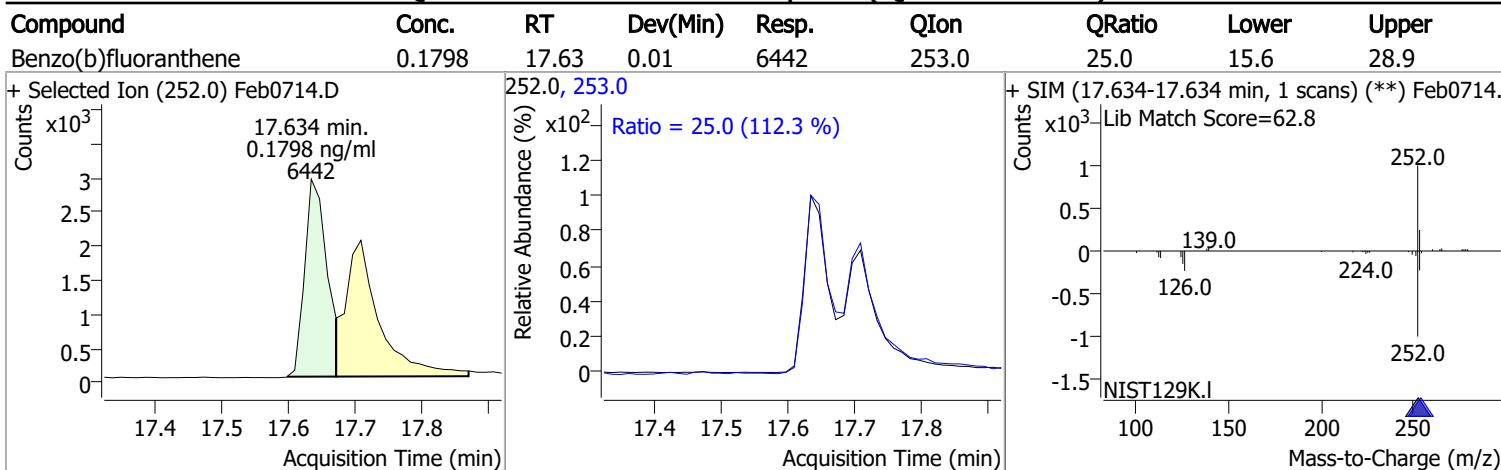
Compound	Conc.	RT	Dev(Min)	Resp.	QIon	QRatio	Lower	Upper
Fluoranthene	0.0449	11.36	0.01	4501	101.0	10.0	6.6	12.3



Quantitation Results Report (QT Reviewed)

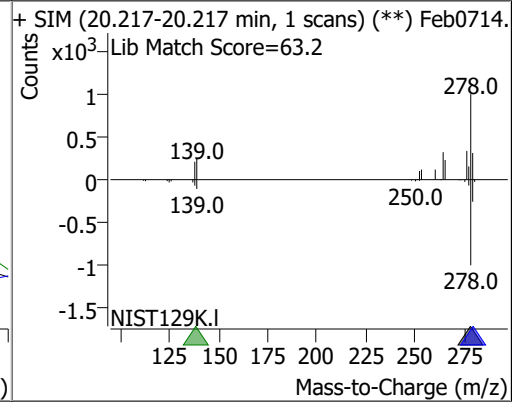
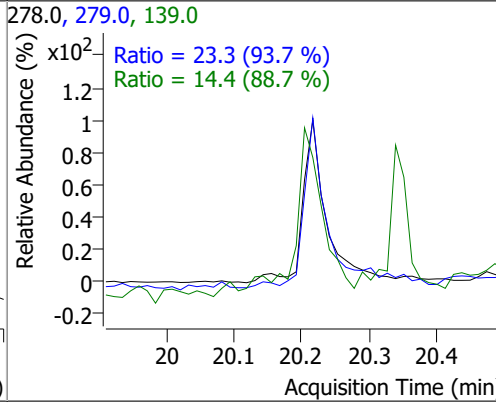
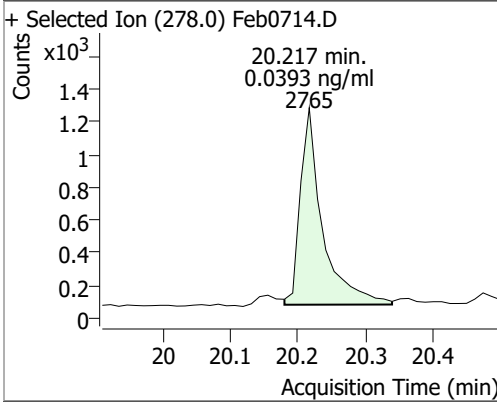


Quantitation Results Report (QT Reviewed)

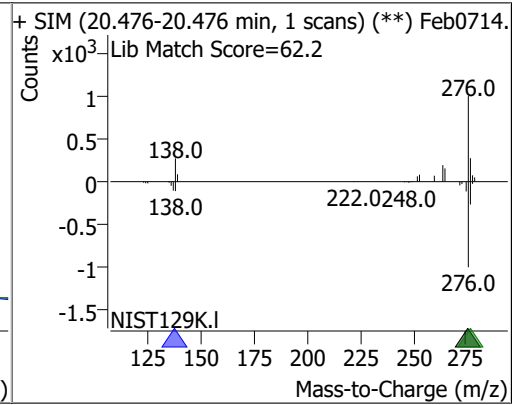
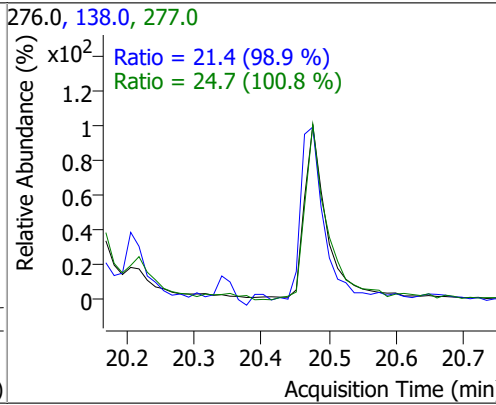
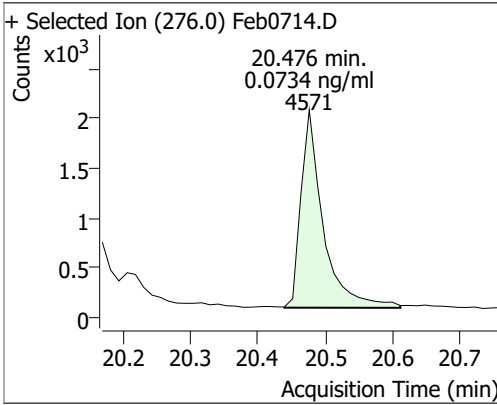


Quantitation Results Report (QT Reviewed)

Compound	Conc.	RT	Dev(Min)	Resp.	QIon	QRatio	Lower	Upper
Dibenzo(a,h)anthracene	0.0393	20.22	0.01	2765	279.0	23.3	17.4	32.4
					139.0	14.4	11.4	21.1



Compound	Conc.	RT	Dev(Min)	Resp.	QIon	QRatio	Lower	Upper
Benzo(g,h,i)perylene	0.0734	20.48	0.01	4571	277.0	24.7	17.2	31.9
					138.0	21.4	15.1	28.1

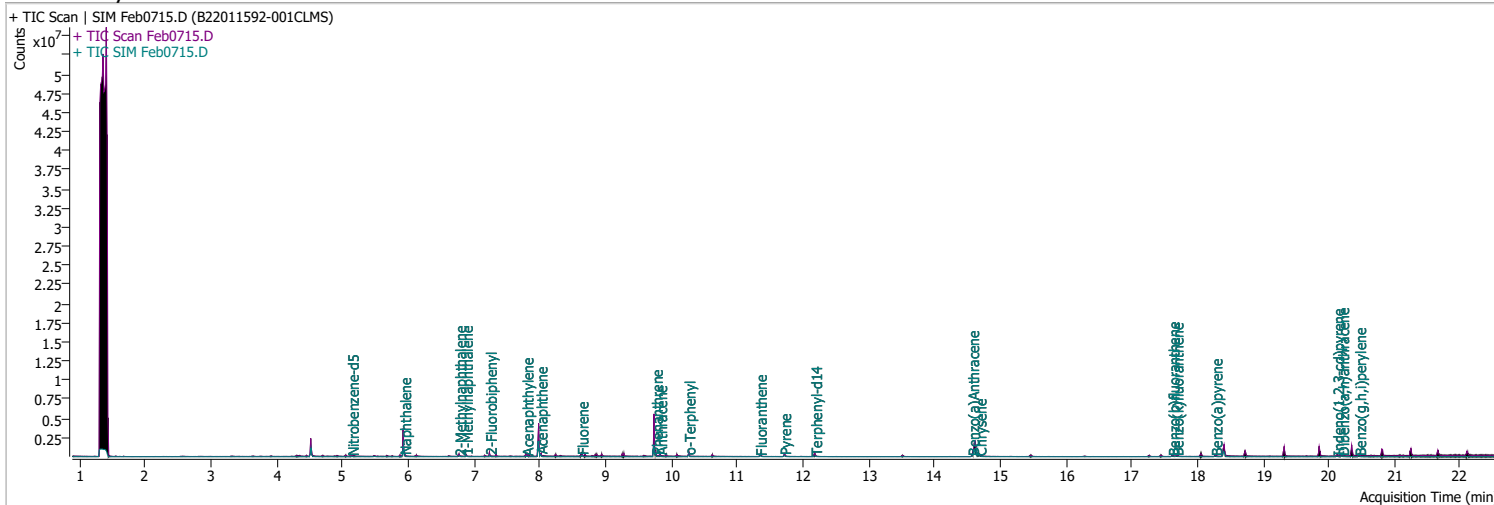


Quantitation Results Report (QT Reviewed)

Data File Feb0715.D
Acq. Method 5975BNASIM
Sample Name B22011592-001CLMS
Vial 15
DA Method File
Tune File dftppjph.u
Batch Name 020722 bna SIM 1.batch.bin

Operator LIMS import
Acq. Date-Time 2/7/2022 10:44:35 PM
Instrument GCMS
Multiplier 1.00
Comment SVOC-8270C-SIM-W-LLPAH
Tune Date
Last Calib Update 2/8/2022 9:05:30 AM

Ref Library



Compound	RT	QIon	Resp.	Conc.	Units	Dev(Min)
Internal Standards						
M 1,4-Dichlorobenzene-d4	4.522	152.0	401389	40.0000	ng/ml	0.000
M Naphthalene-d8	5.928	136.0	1449524	40.0000	ng/ml	0.000
M Acenaphthene-d10	7.975	164.0	958322	40.0000	ng/ml	0.000
M Phenanthrene-d10	9.743	188.0	1765260	40.0000	ng/ml	0.012
M Chrysene-d12	14.614	240.0	1489104	40.0000	ng/ml	0.000
M Perylene-d12	18.400	264.0	865696	40.0000	ng/ml	0.000
System Monitoring Compounds						
S Nitrobenzene-d5	5.143	82.0	41014	5.1257	ng/ml	-0.013
Spiked Amount: 5.000	Range: 19.0 - 102.0%			Recovery = 102.51%	*	
S 2-Fluorobiphenyl	7.239	172.0	143822	4.8295	ng/ml	0.000
Spiked Amount: 5.000	Range: 25.0 - 94.0%			Recovery = 96.59%	*	
S o-Terphenyl	10.262	230.0	112268	4.1308	ng/ml	-0.012
Spiked Amount: 5.000	Range: 40.0 - 140.0%			Recovery = 82.62%		
S Terphenyl-d14	12.189	244.0	190532	5.9708	ng/ml	0.012
Spiked Amount: 5.000	Range: 39.0 - 106.0%			Recovery = 119.42%	*	
Target Compounds						
T Naphthalene	5.941	128.0	109937	2.8150	ng/ml	98
T 2-Methylnaphthalene	6.777	141.0	69267	2.9157	ng/ml	m 96
T 1-Methylnaphthalene	6.877	141.0	69906	2.8217	ng/ml	m 97
T Acenaphthylene	7.801	152.0	128864	3.5078	ng/ml	95
T Acenaphthene	8.013	154.0	99176	3.8012	ng/ml	99
T Fluorene	8.636	166.0	124335	3.9631	ng/ml	84
T Phenanthrene	9.768	178.0	197254	4.2138	ng/ml	99
T Anthracene	9.830	178.0	165983	4.3291	ng/ml	98
T Fluoranthene	11.349	202.0	217075	4.8401	ng/ml	99
T Pyrene	11.719	202.0	231709	4.6306	ng/ml	100
T Benzo(a)Anthracene	14.577	228.0	156485	4.5090	ng/ml	98
T Chrysene	14.689	228.0	219233	4.5801	ng/ml	97
T Benzo(b)fluoranthene	17.622	252.0	147239	4.7578	ng/ml	98

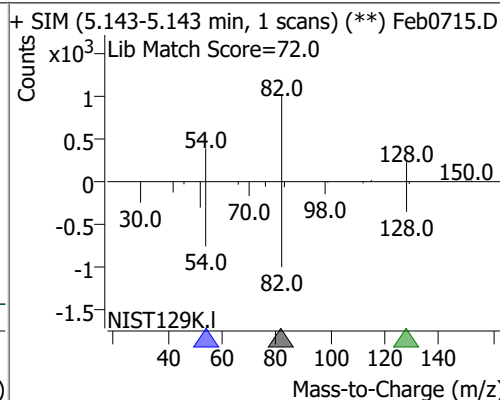
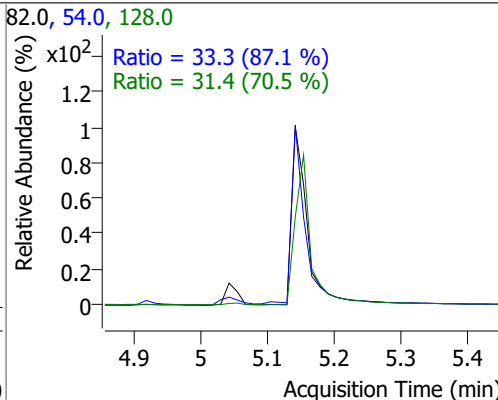
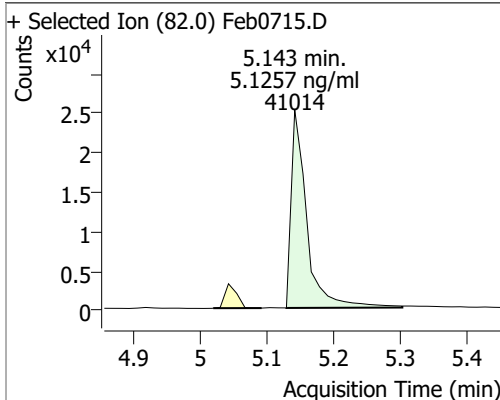
Quantitation Results Report (QT Reviewed)

Compound	RT	QIon	Resp.	Conc.	Units	Dev(Min)
T Benzo(k)fluoranthene	17.684	252.0	149587	4.3871	ng/ml	99
T Benzo(a)pyrene	18.277	252.0	110868	4.1870	ng/ml	97
T Indeno(1,2,3-cd)pyrene	20.130	276.0	109825	4.5866	ng/ml	97
T Dibenzo(a,h)anthracene	20.204	278.0	129373	4.7338	ng/ml	98
T Benzo(g,h,i)perylene	20.464	276.0	153340	4.7223	ng/ml	99

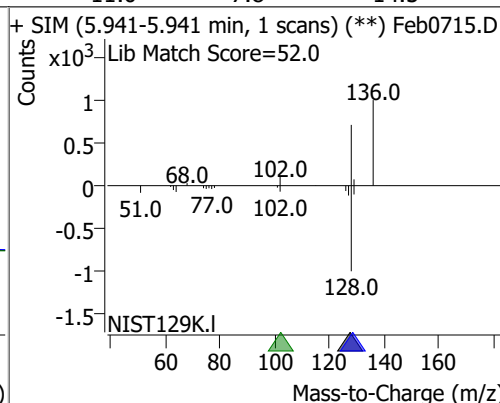
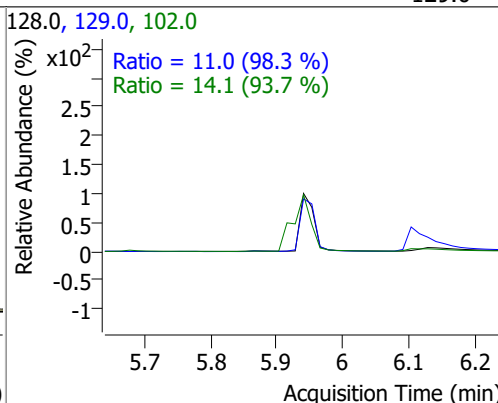
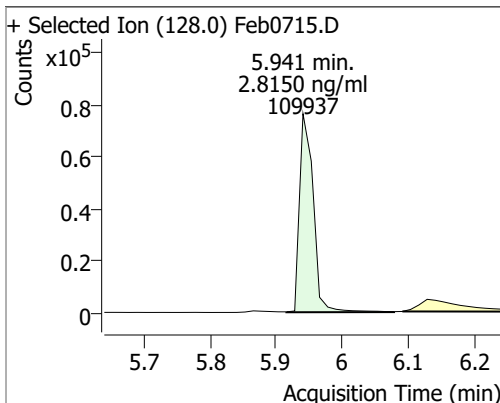
(#) = Qualifier Out of Range; (m) = Manual Integration; (+) = Area Summed; (*) = Surrogate Percent Recovery Out of Range; (d): Zeroed Peak

Quantitation Results Report (QT Reviewed)

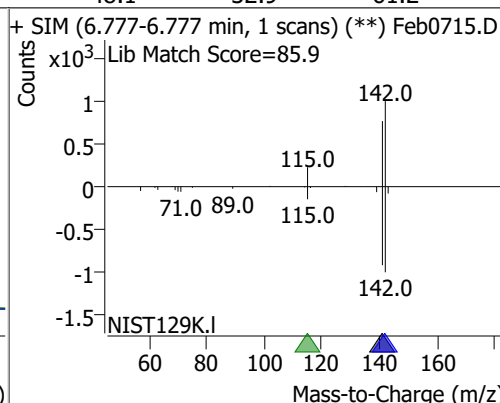
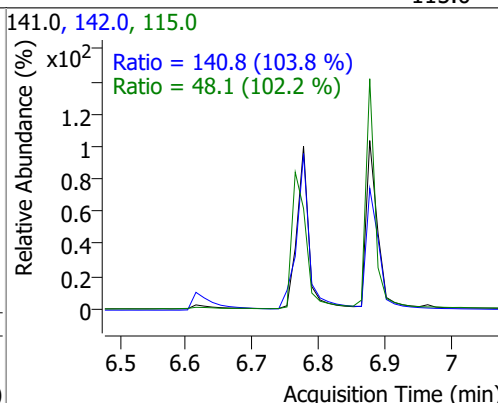
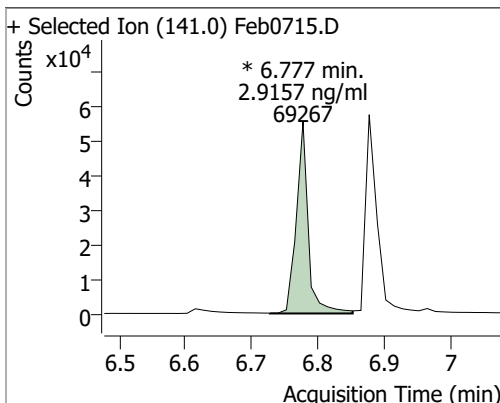
Compound	Conc.	RT	Dev(Min)	Resp.	QIon	QRatio	Lower	Upper
Nitrobenzene-d5	5.1257	5.14	-0.01	41014	128.0	31.4	31.2	57.9
					54.0	33.3	26.7	49.6



Compound	Conc.	RT	Dev(Min)	Resp.	QIon	QRatio	Lower	Upper
Naphthalene	2.8150	5.94	0.00	109937	102.0	14.1	0.0	45.0
					129.0	11.0	7.8	14.5

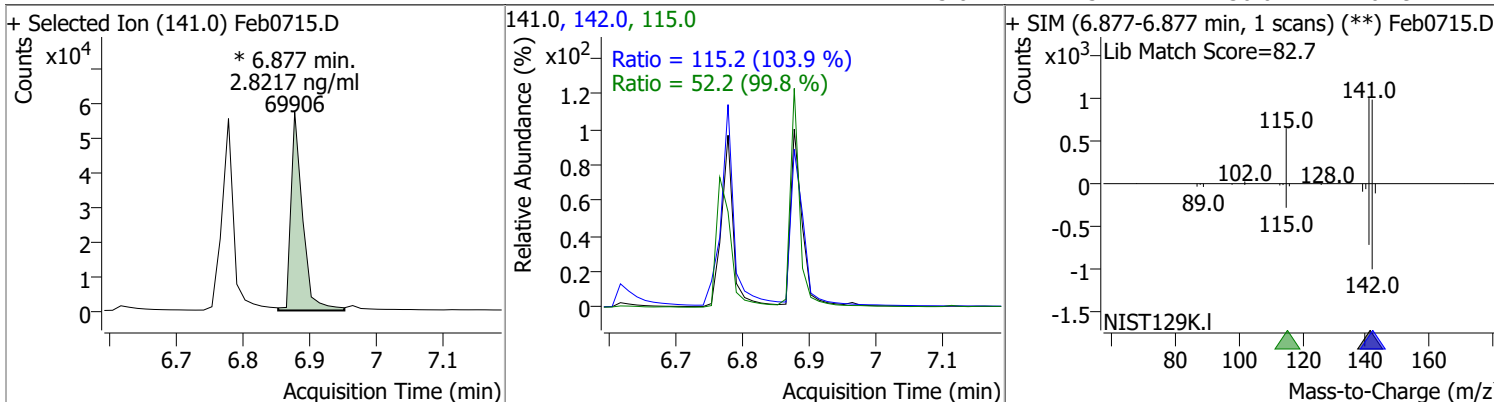


Compound	Conc.	RT	Dev(Min)	Resp.	QIon	QRatio	Lower	Upper
2-Methylnaphthalene	2.9157	6.78	0.00	69267 (m)	142.0	140.8	95.0	176.4
					115.0	48.1	32.9	61.2

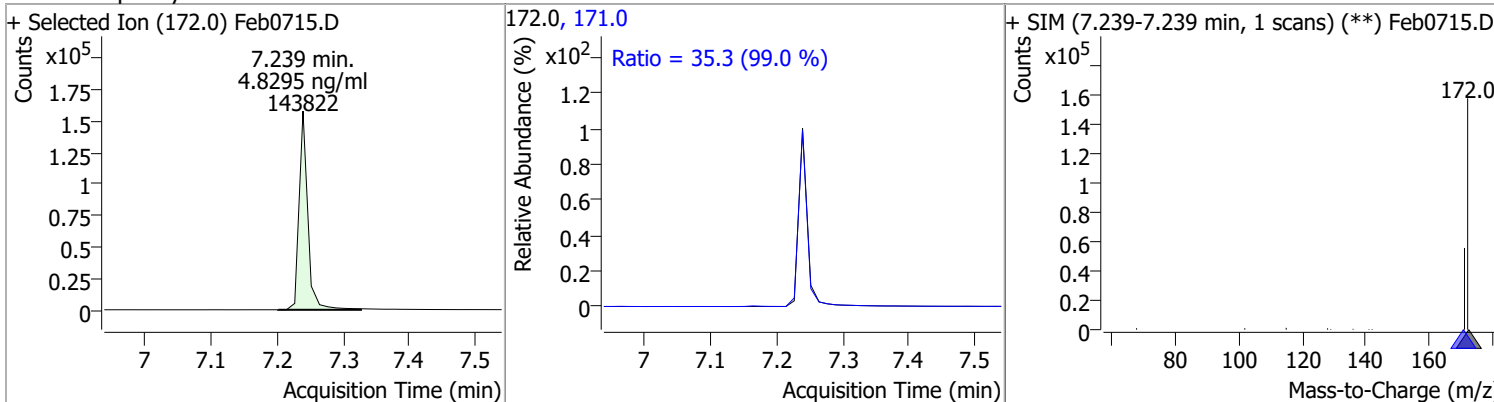


Quantitation Results Report (QT Reviewed)

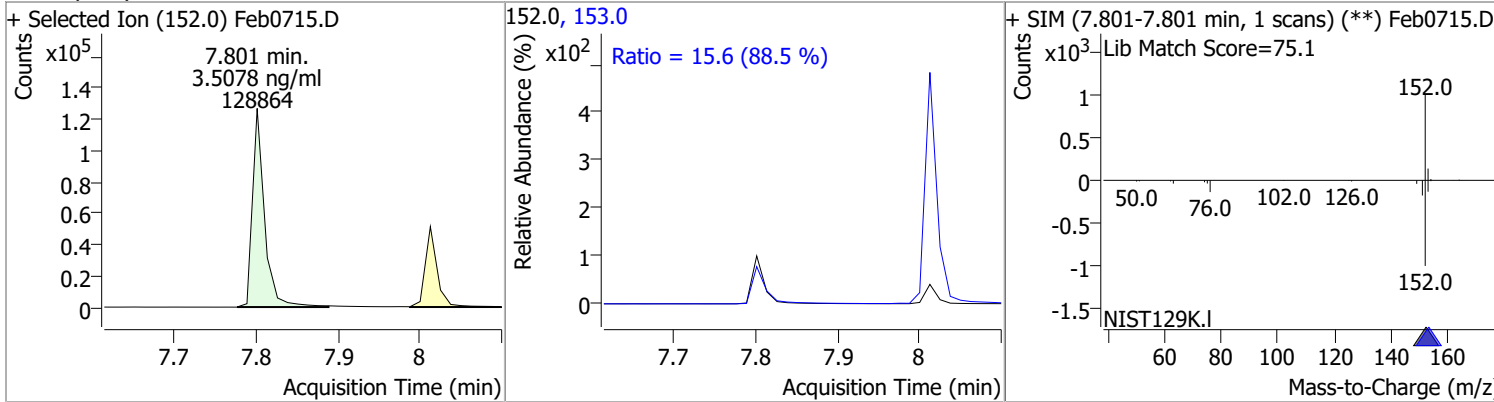
Compound	Conc.	RT	Dev(Min)	Resp.	QIon	QRatio	Lower	Upper
1-Methylnaphthalene	2.8217	6.88	-0.01	69906 (m)	142.0 115.0	115.2 52.2	77.7 36.6	144.2 67.9



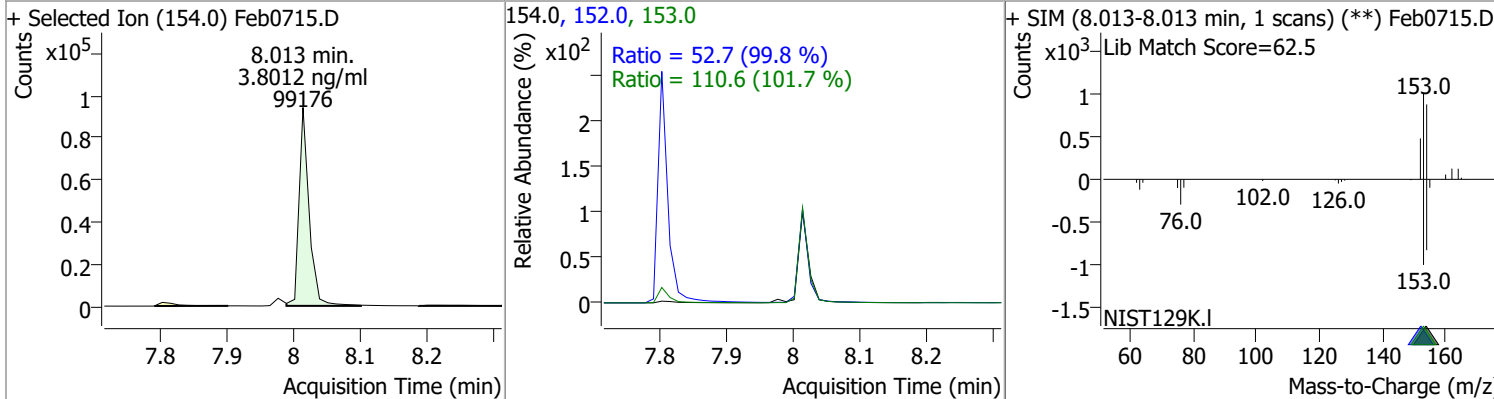
Compound	Conc.	RT	Dev(Min)	Resp.	QIon	QRatio	Lower	Upper
2-Fluorobiphenyl	4.8295	7.24	0.00	143822	171.0	35.3	25.0	46.4



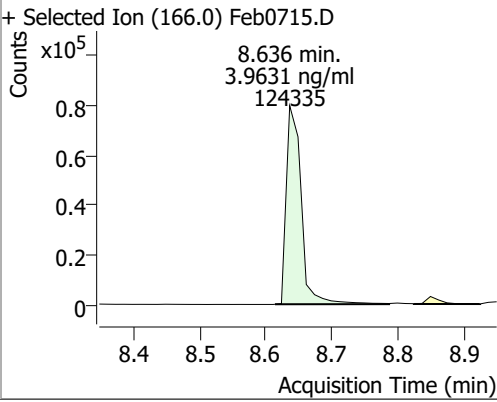
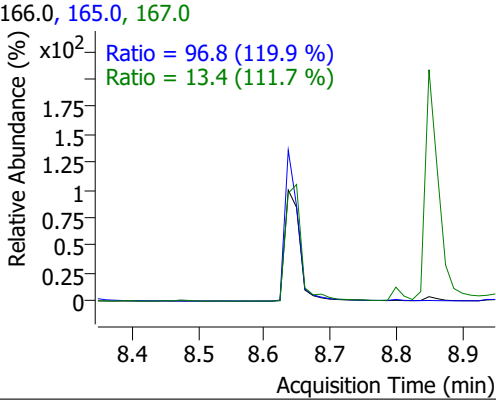
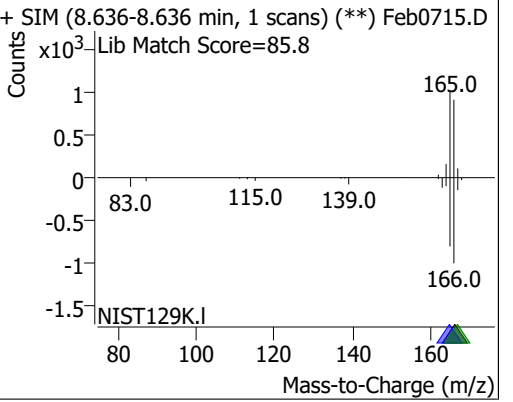
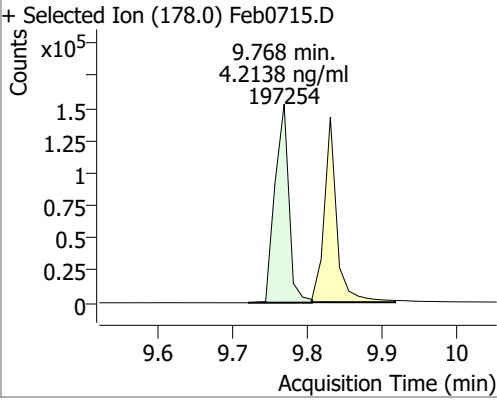
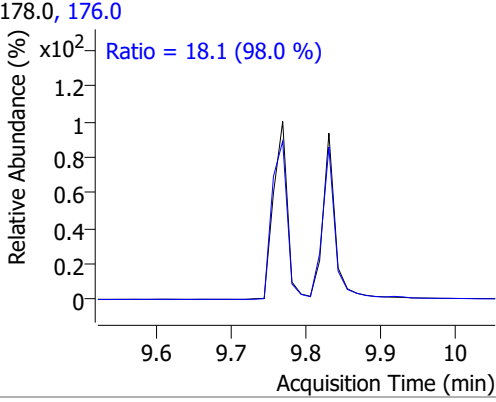
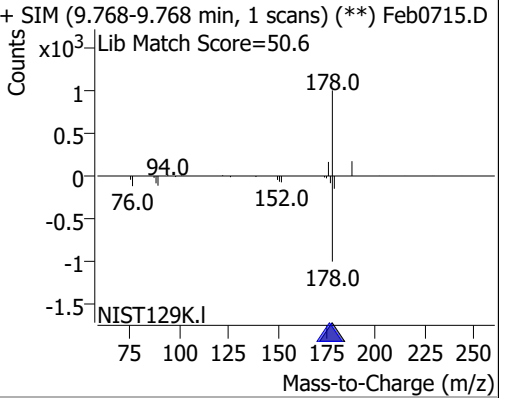
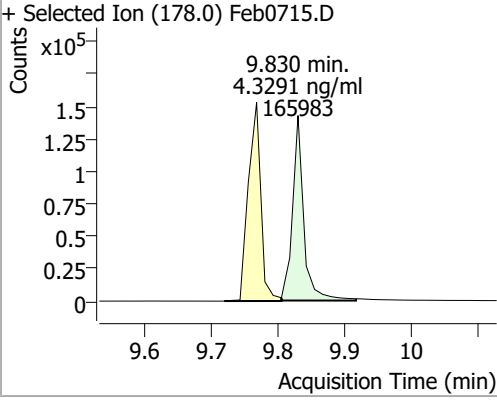
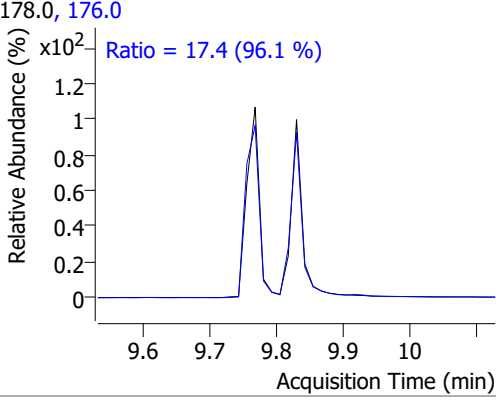
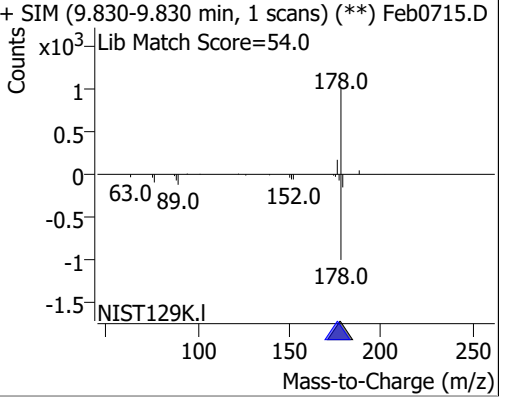
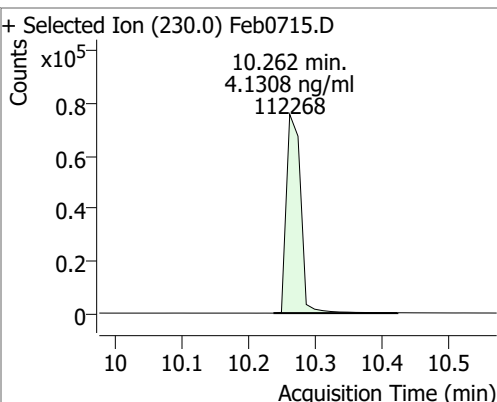
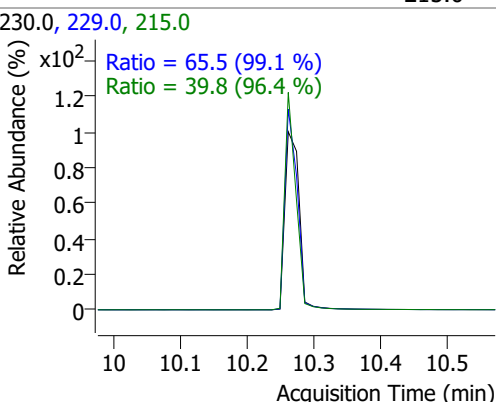
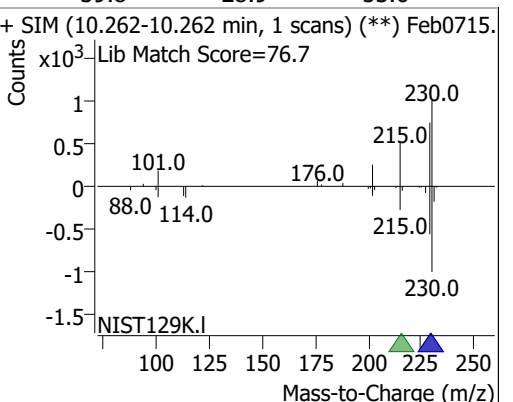
Compound	Conc.	RT	Dev(Min)	Resp.	QIon	QRatio	Lower	Upper
Acenaphthylene	3.5078	7.80	0.00	128864	153.0	15.6	12.3	22.9



Compound	Conc.	RT	Dev(Min)	Resp.	QIon	QRatio	Lower	Upper
Acenaphthene	3.8012	8.01	0.00	99176	153.0 152.0	110.6 52.7	76.2 37.0	141.5 68.7

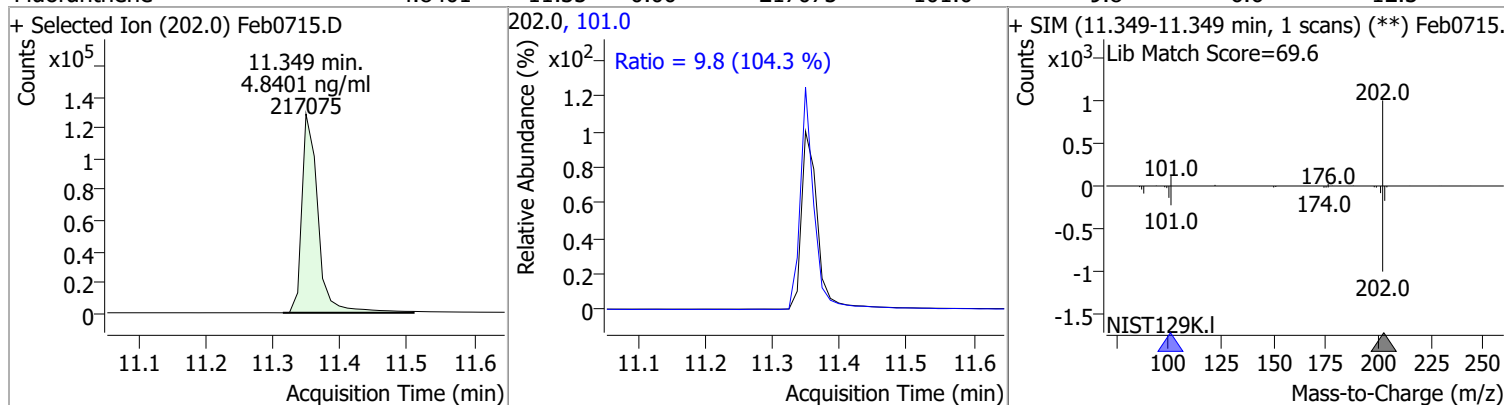


Quantitation Results Report (QT Reviewed)

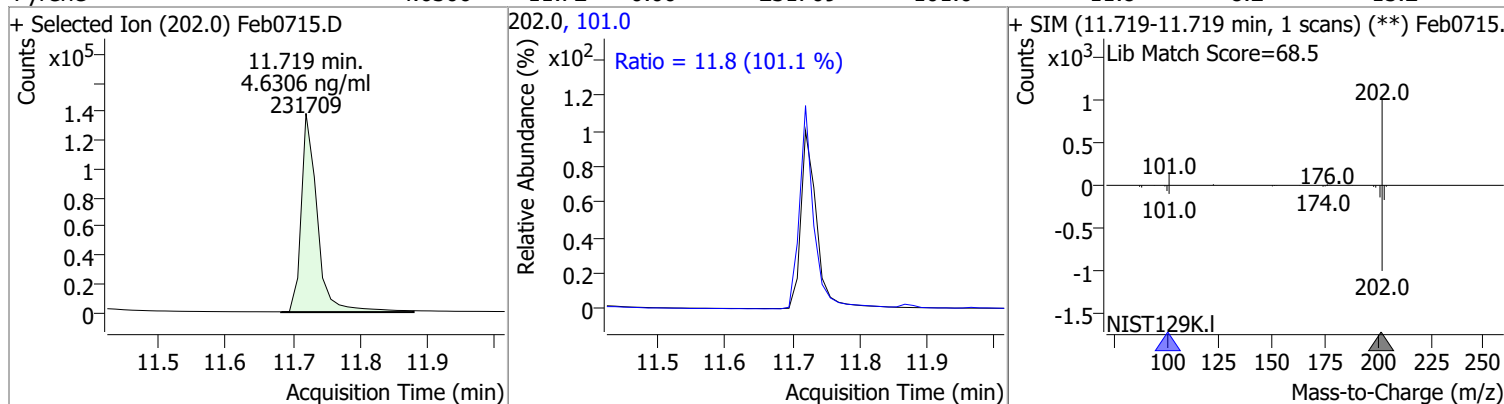
Compound	Conc.	RT	Dev(Min)	Resp.	QIon	QRatio	Lower	Upper
Fluorene	3.9631	8.64	-0.01	124335	165.0 167.0	96.8 13.4	56.5 8.4	104.9 15.6
+ Selected Ion (166.0) Feb0715.D 			166.0, 165.0, 167.0 			+ SIM (8.636-8.636 min, 1 scans) (**) Feb0715.D Lib Match Score=85.8 		
Phenanthrene	4.2138	9.77	0.01	197254	176.0	18.1	12.9	23.9
+ Selected Ion (178.0) Feb0715.D 			178.0, 176.0 			+ SIM (9.768-9.768 min, 1 scans) (**) Feb0715.D Lib Match Score=50.6 		
Anthracene	4.3291	9.83	0.00	165983	176.0	17.4	12.7	23.6
+ Selected Ion (178.0) Feb0715.D 			178.0, 176.0 			+ SIM (9.830-9.830 min, 1 scans) (**) Feb0715.D Lib Match Score=54.0 		
o-Terphenyl	4.1308	10.26	-0.01	112268	229.0 215.0	65.5 39.8	46.3 28.9	85.9 53.6
+ Selected Ion (230.0) Feb0715.D 			230.0, 229.0, 215.0 			+ SIM (10.262-10.262 min, 1 scans) (**) Feb0715.D Lib Match Score=76.7 		

Quantitation Results Report (QT Reviewed)

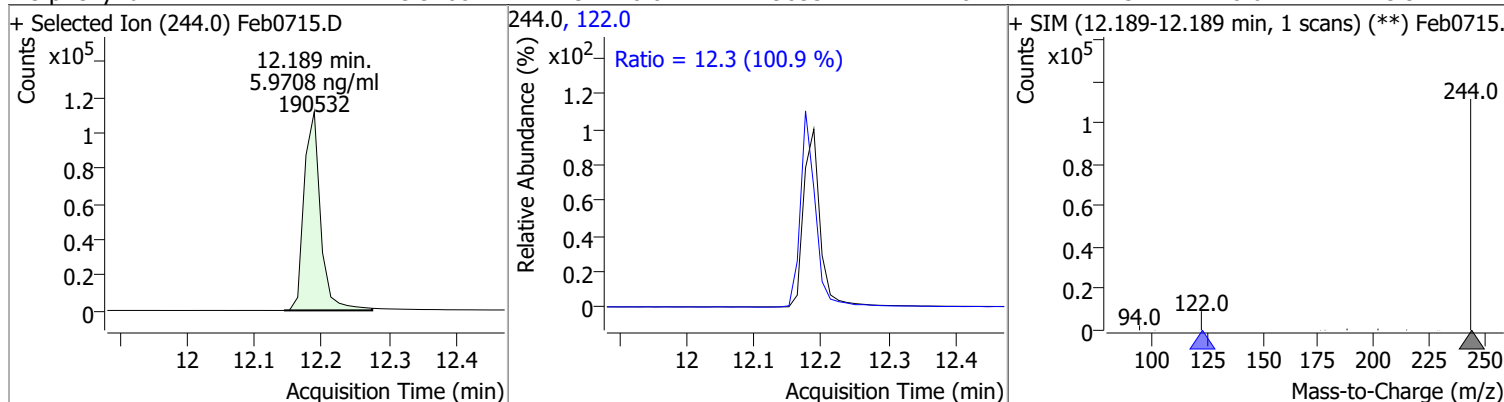
Compound	Conc.	RT	Dev(Min)	Resp.	QIon	QRatio	Lower	Upper
Fluoranthene	4.8401	11.35	0.00	217075	101.0	9.8	6.6	12.3



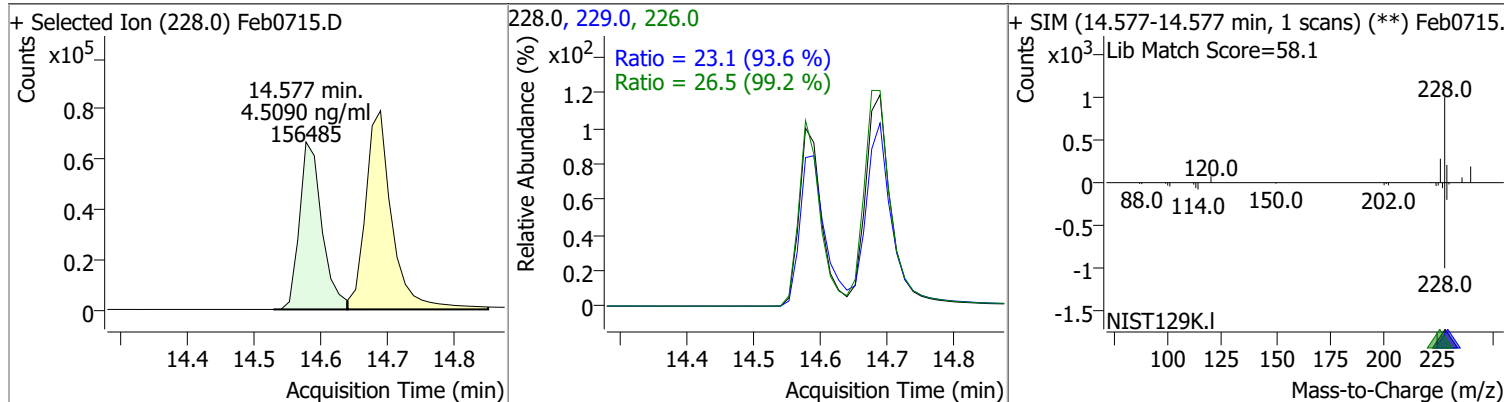
Pyrene	4.6306	11.72	0.00	231709	101.0	11.8	8.2	15.2
--------	--------	-------	------	--------	-------	------	-----	------



Terphenyl-d14	5.9708	12.19	0.01	190532	122.0	12.3	8.6	15.9
---------------	--------	-------	------	--------	-------	------	-----	------

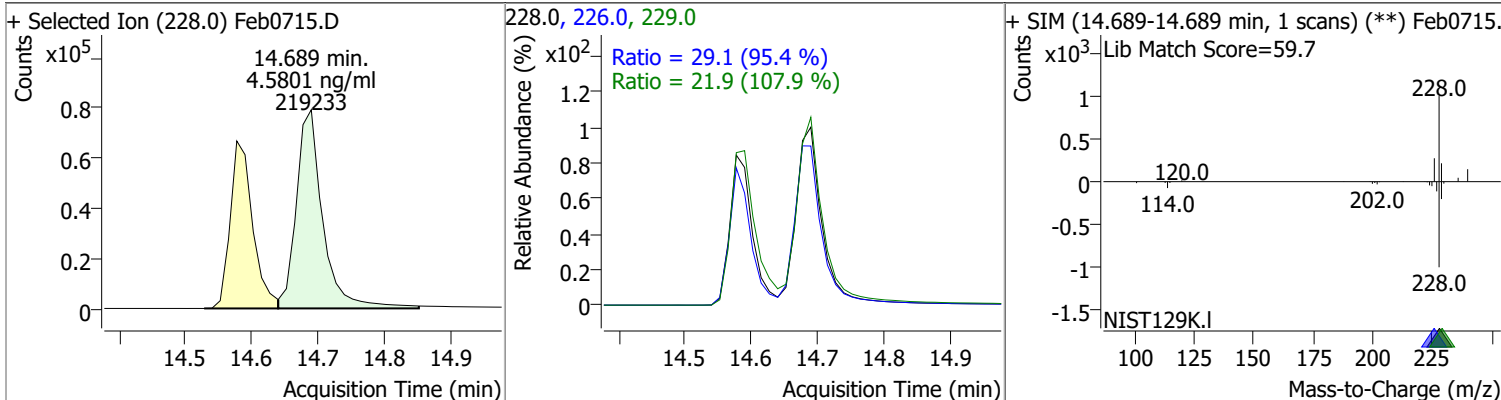


Benzo(a)Anthracene	4.5090	14.58	0.00	156485	226.0 229.0	26.5 23.1	18.7 17.3	34.8 32.1
--------------------	--------	-------	------	--------	----------------	--------------	--------------	--------------

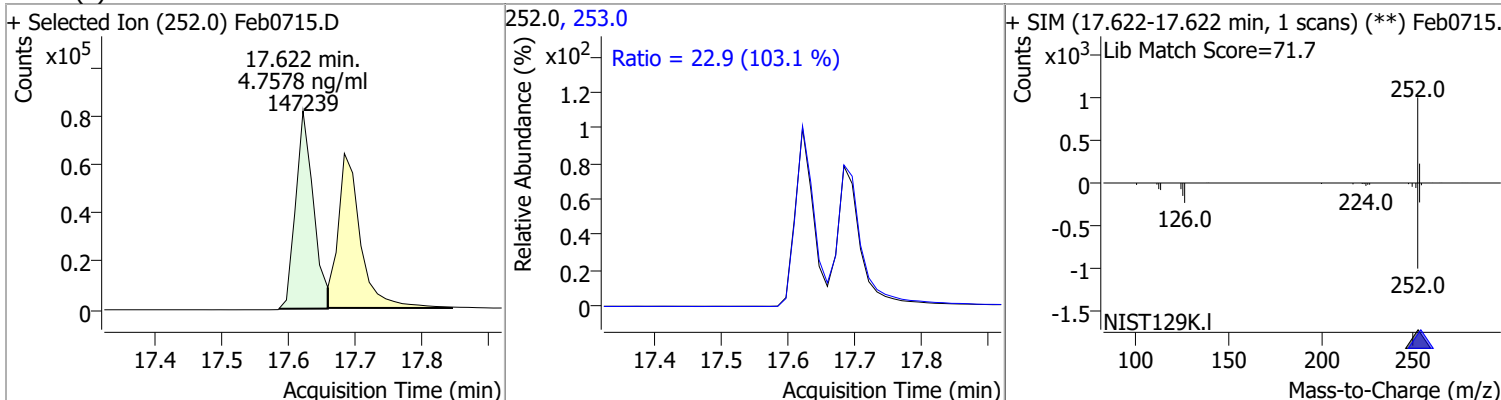


Quantitation Results Report (QT Reviewed)

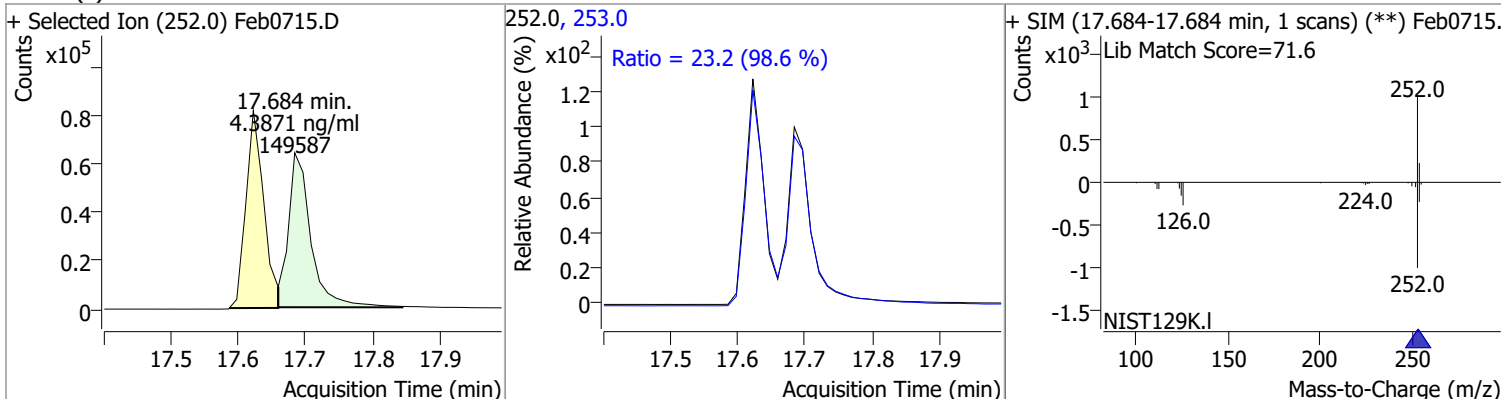
Compound	Conc.	RT	Dev(Min)	Resp.	QIon	QRatio	Lower	Upper
Chrysene	4.5801	14.69	0.01	219233	226.0	29.1	21.4	39.7
					229.0	21.9	14.2	26.3



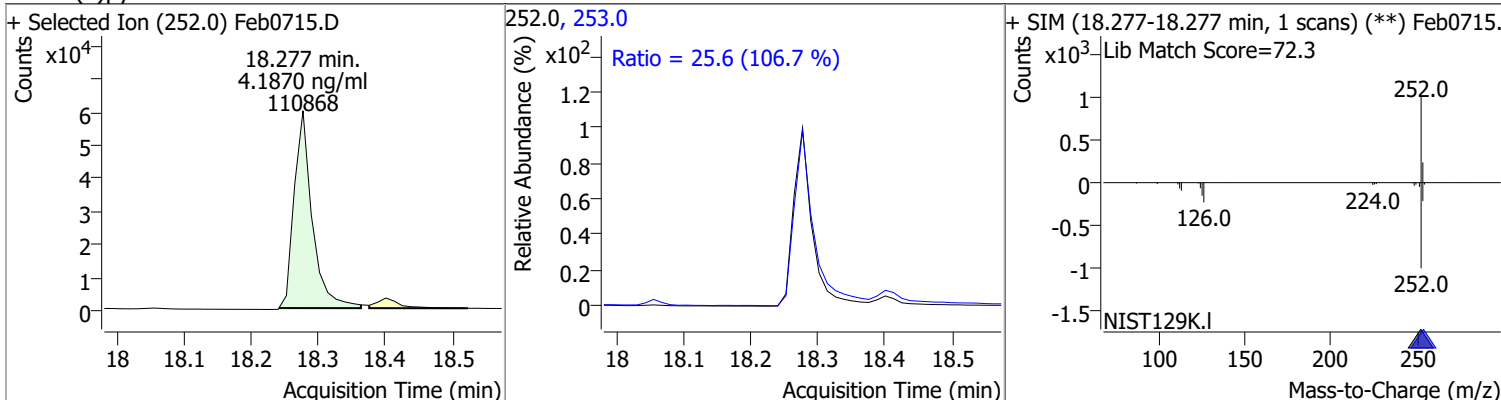
Compound	Conc.	RT	Dev(Min)	Resp.	QIon	QRatio	Lower	Upper
Benzo(b)fluoranthene	4.7578	17.62	0.00	147239	253.0	22.9	15.6	28.9



Compound	Conc.	RT	Dev(Min)	Resp.	QIon	QRatio	Lower	Upper
Benzo(k)fluoranthene	4.3871	17.68	-0.01	149587	253.0	23.2	16.5	30.6



Compound	Conc.	RT	Dev(Min)	Resp.	QIon	QRatio	Lower	Upper
Benzo(a)pyrene	4.1870	18.28	0.00	110868	253.0	25.6	16.8	31.2



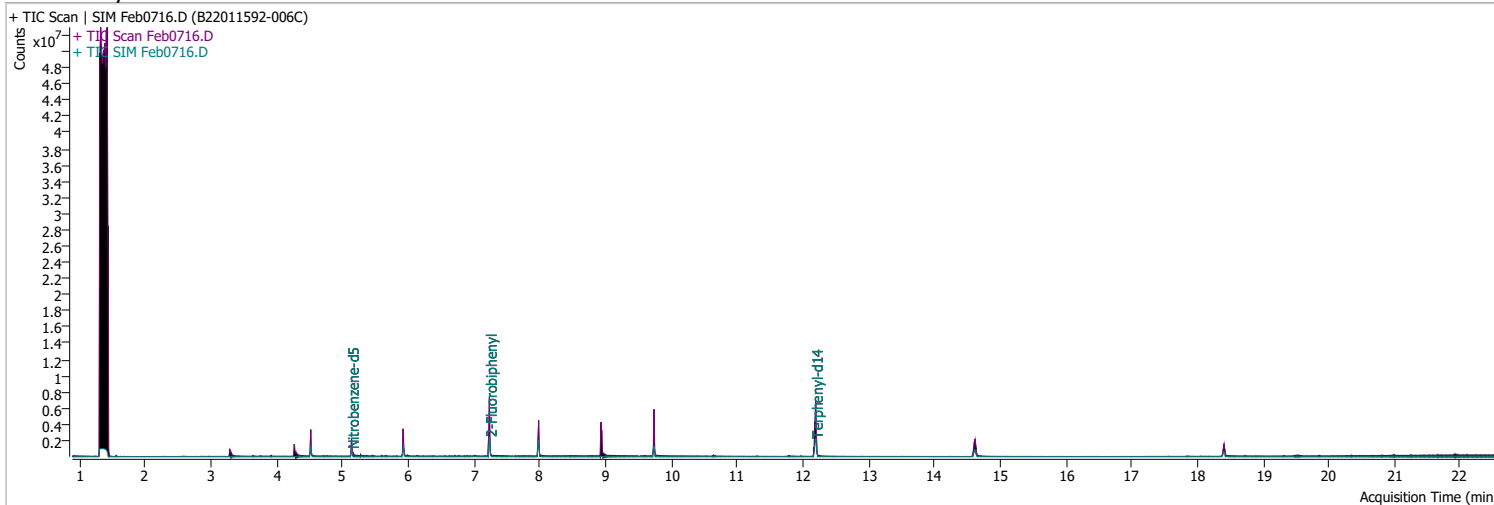
Quantitation Results Report (QT Reviewed)

Compound	Conc.	RT	Dev(Min)	Resp.	QIon	QRatio	Lower	Upper
Indeno(1,2,3-cd)pyrene	4.5866	20.13	0.00	109825	138.0	21.6	14.1	26.2
<div style="display: flex; justify-content: space-between;"> <div style="width: 30%;"> <p>+ Selected Ion (276.0) Feb0715.D</p> </div> <div style="width: 30%;"> <p>276.0, 138.0</p> <p>Ratio = 21.6 (106.8 %)</p> </div> <div style="width: 30%;"> <p>+ SIM (20.130-20.130 min, 1 scans) (**) Feb0715.</p> <p>Lib Match Score=79.0</p> </div> </div>								
Dibenzo(a,h)anthracene	4.7338	20.20	0.00	129373	279.0	25.8	17.4	32.4
<div style="display: flex; justify-content: space-between;"> <div style="width: 30%;"> <p>+ Selected Ion (278.0) Feb0715.D</p> </div> <div style="width: 30%;"> <p>278.0, 279.0, 139.0</p> <p>Ratio = 25.8 (103.4 %)</p> <p>Ratio = 17.5 (107.6 %)</p> </div> <div style="width: 30%;"> <p>+ SIM (20.204-20.204 min, 1 scans) (**) Feb0715.</p> <p>Lib Match Score=78.4</p> </div> </div>								
Benzo(g,h,i)perylene	4.7223	20.46	0.00	153340	277.0	24.9	17.2	31.9
<div style="display: flex; justify-content: space-between;"> <div style="width: 30%;"> <p>+ Selected Ion (276.0) Feb0715.D</p> </div> <div style="width: 30%;"> <p>276.0, 138.0, 277.0</p> <p>Ratio = 22.5 (103.8 %)</p> <p>Ratio = 24.9 (101.6 %)</p> </div> <div style="width: 30%;"> <p>+ SIM (20.464-20.464 min, 1 scans) (**) Feb0715.</p> <p>Lib Match Score=79.1</p> </div> </div>								

Quantitation Results Report (QT Reviewed)

Data File	Feb0716.D	Operator	LIMS import
Acq. Method	5975BNASIM	Acq. Date-Time	2/7/2022 11:17:13 PM
Sample Name	B22011592-006C	Instrument	GCMS
Vial	16	Multiplier	1.00
DA Method File		Comment	SVOC-8270C-SIM-W-LLPAH
Tune File	dftppjph.u	Tune Date	
Batch Name	020722 bna SIM 1.batch.bin	Last Calib Update	2/8/2022 9:05:30 AM

Ref Library



Compound	RT	QIon	Resp.	Conc.	Units	Dev(Min)
Internal Standards						
M 1,4-Dichlorobenzene-d4	4.522	152.0	439976	40.0000	ng/ml	0.000
M Naphthalene-d8	5.928	136.0	1527325	40.0000	ng/ml	0.000
M Acenaphthene-d10	7.976	164.0	1005784	40.0000	ng/ml	0.000
M Phenanthrene-d10	9.743	188.0	1780388	40.0000	ng/ml	0.012
M Chrysene-d12	14.614	240.0	1516150	40.0000	ng/ml	0.000
M Perylene-d12	18.400	264.0	883693	40.0000	ng/ml	0.000
System Monitoring Compounds						
S Nitrobenzene-d5	5.143	82.0	819491	93.4336	ng/ml	-0.012
Spiked Amount: 5.000	Range: 19.0 - 102.0%			Recovery = 1868.67% *		
S 2-Fluorobiphenyl	7.240	172.0	2325322	85.4459	ng/ml	0.000
Spiked Amount: 5.000	Range: 25.0 - 94.0%			Recovery = 1708.92% *		
S o-Terphenyl	0.000		0	N.D.		
Spiked Amount: 5.000	Range: 40.0 - 140.0%			Recovery = NA%		
S Terphenyl-d14	12.201	244.0	3350456	66.3805	ng/ml	0.025
Spiked Amount: 5.000	Range: 39.0 - 106.0%			Recovery = 1327.61% *		
Target Compounds						
T Naphthalene	5.928	128.0	0		ng/ml md	1
T 2-Methylnaphthalene	6.777	141.0	0		ng/ml md	1
T 1-Methylnaphthalene	7.015	141.0	0		ng/ml md	1
T Acenaphthylene	0.000		0	N.D.		
T Acenaphthene	8.013	154.0	0		ng/ml md	1
T Fluorene	8.649	166.0	0		ng/ml md	1
T Phenanthrene	0.000		0	N.D.		
T Anthracene	0.000		0	N.D.		
T Fluoranthene	0.000		0	N.D.		
T Pyrene	0.000		0	N.D.		
T Benzo(a)Anthracene	14.614	228.0	0		ng/ml md	1
T Chrysene	14.689	228.0	0		ng/ml md	1
T Benzo(b)fluoranthene	0.000		0	N.D.		

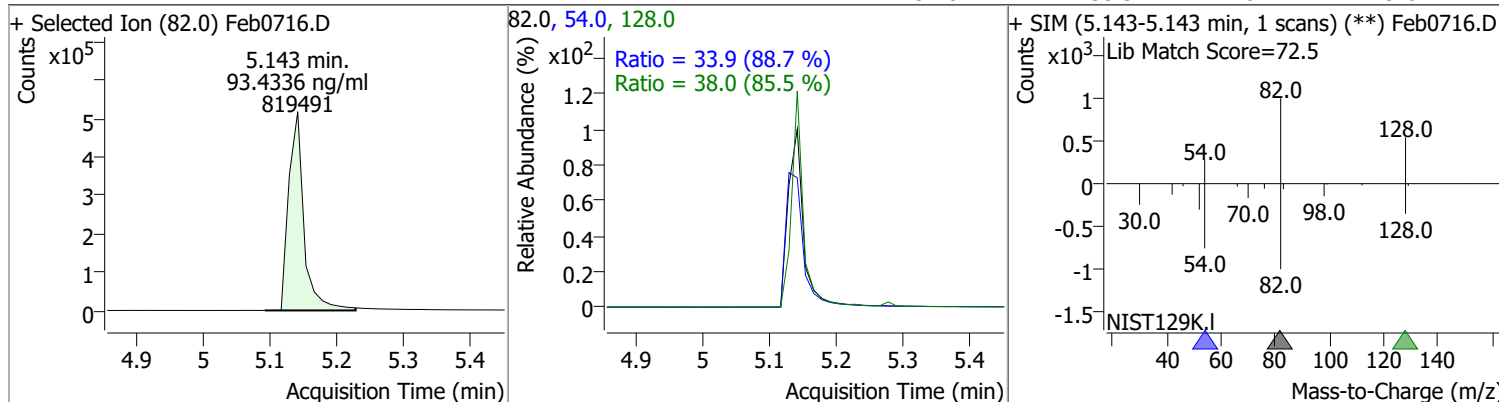
Quantitation Results Report (QT Reviewed)

Compound	RT	QIon	Resp.	Conc.	Units	Dev(Min)
T Benzo(k)fluoranthene	0.000		0	N.D.		
T Benzo(a)pyrene	18.289	252.0	0		ng/ml	md 1
T Indeno(1,2,3-cd)pyrene	0.000		0	N.D.		
T Dibenzo(a,h)anthracene	0.000		0	N.D.		
T Benzo(g,h,i)perylene	0.000		0	N.D.		

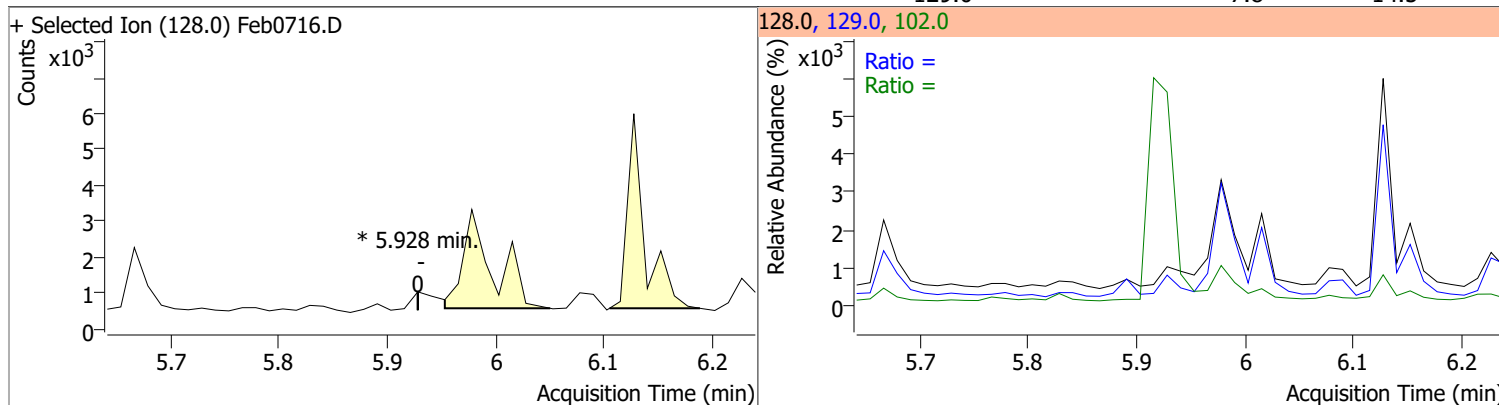
(#) = Qualifier Out of Range; (m) = Manual Integration; (+) = Area Summed; (*) = Surrogate Percent Recovery Out of Range; (d): Zeroed Peak

Quantitation Results Report (QT Reviewed)

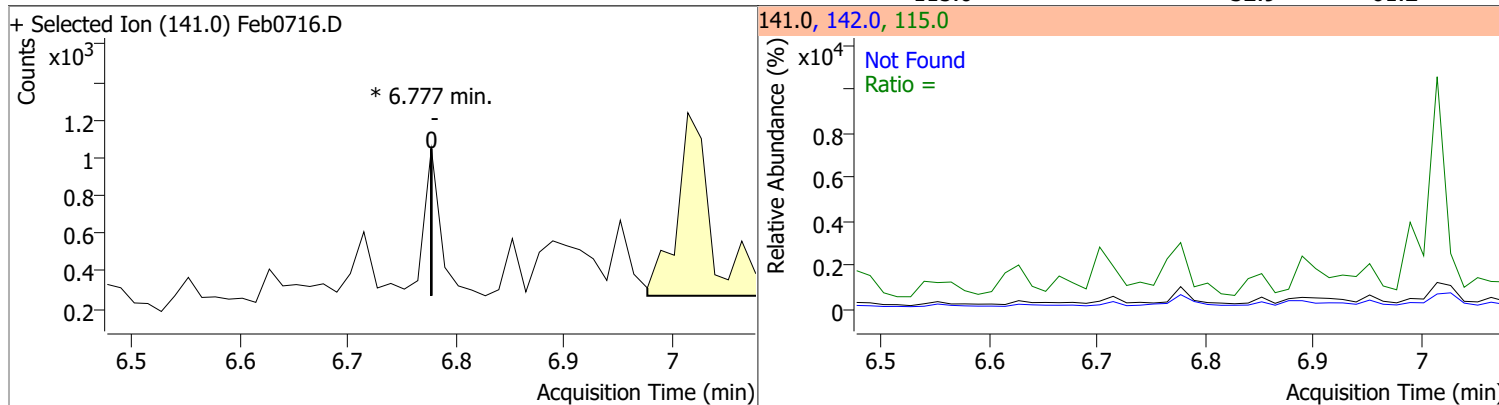
Compound	Conc.	RT	Dev(Min)	Resp.	QIon	QRatio	Lower	Upper
Nitrobenzene-d5	93.4336	5.14	-0.01	819491	128.0	38.0	31.2	57.9
					54.0	33.9	26.7	49.6



Compound	Conc.	RT	Dev(Min)	Resp.	QIon	QRatio	Lower	Upper
Naphthalene	0	0	0	0	102.0	0.0	0.0	45.0
					129.0	7.8	7.8	14.5

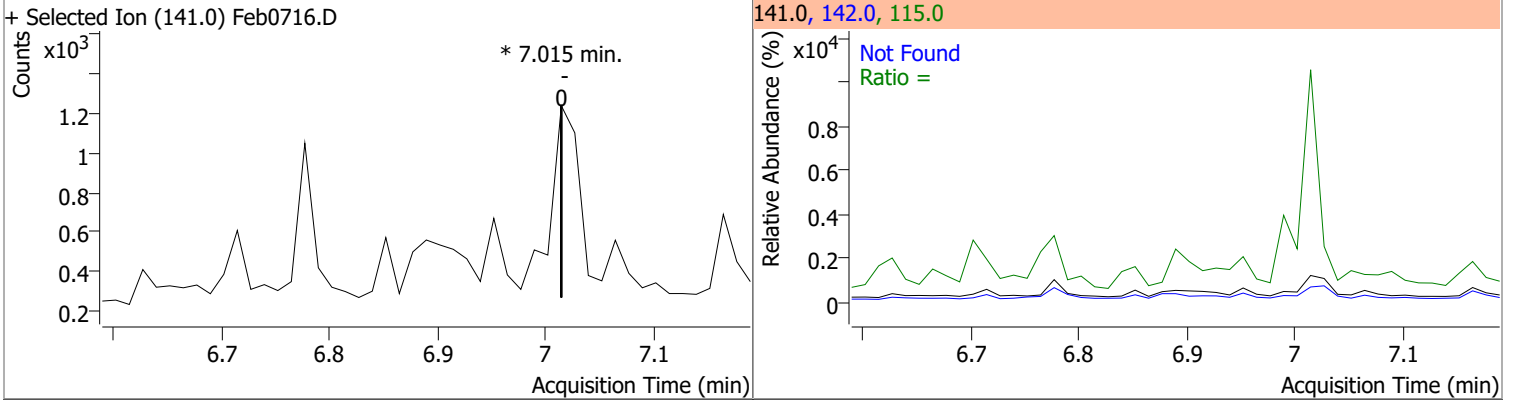


Compound	Conc.	RT	Dev(Min)	Resp.	QIon	QRatio	Lower	Upper
2-Methylnaphthalene	0	0	0	0	142.0	95.0	95.0	176.4
					115.0	32.9	32.9	61.2

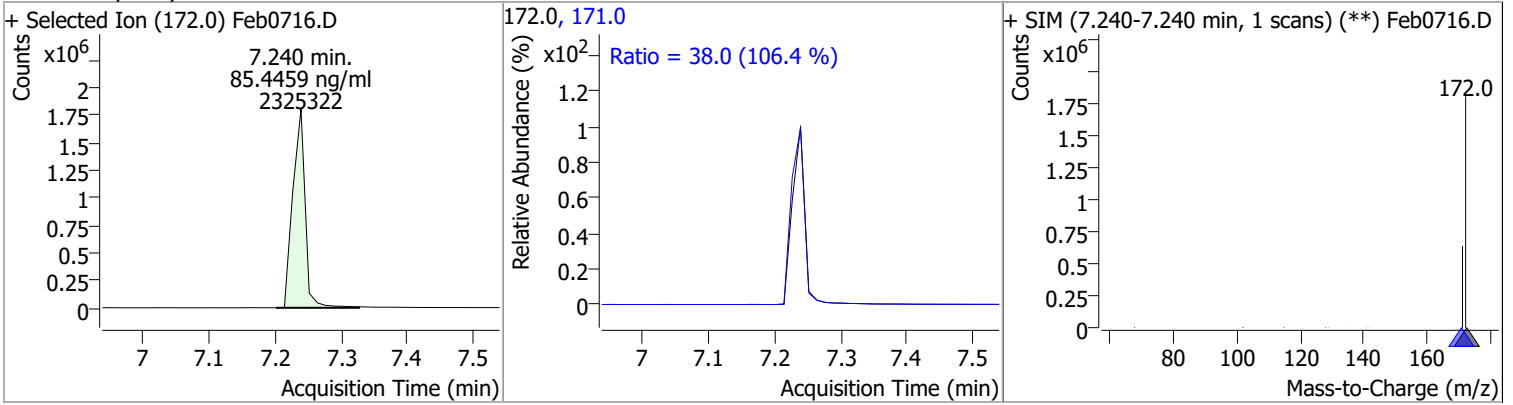


Quantitation Results Report (QT Reviewed)

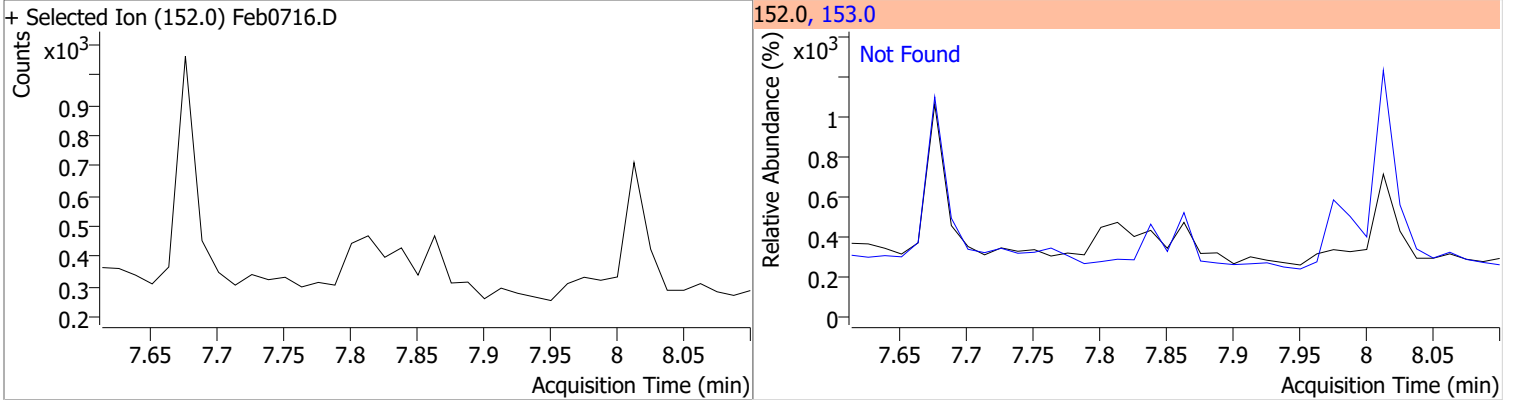
Compound	Conc.	RT	Dev(Min)	Resp.	QIon	QRatio	Lower	Upper
1-Methylnaphthalene		0		0	142.0		77.7	144.2
					115.0		36.6	67.9



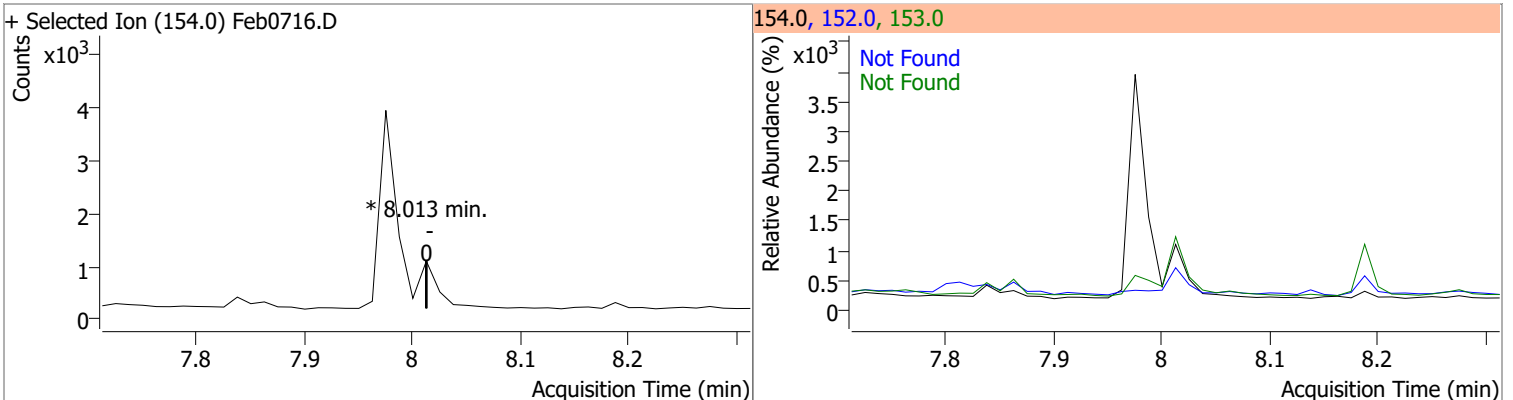
Compound	Conc.	RT	Dev(Min)	Resp.	QIon	QRatio	Lower	Upper
2-Fluorobiphenyl	85.4459	7.24	0.00	2325322	171.0	38.0	25.0	46.4



Compound	Conc.	Exp RT	QIon	Exp Ratio
Acenaphthylene	N.D.	7.80	153.0	17.6

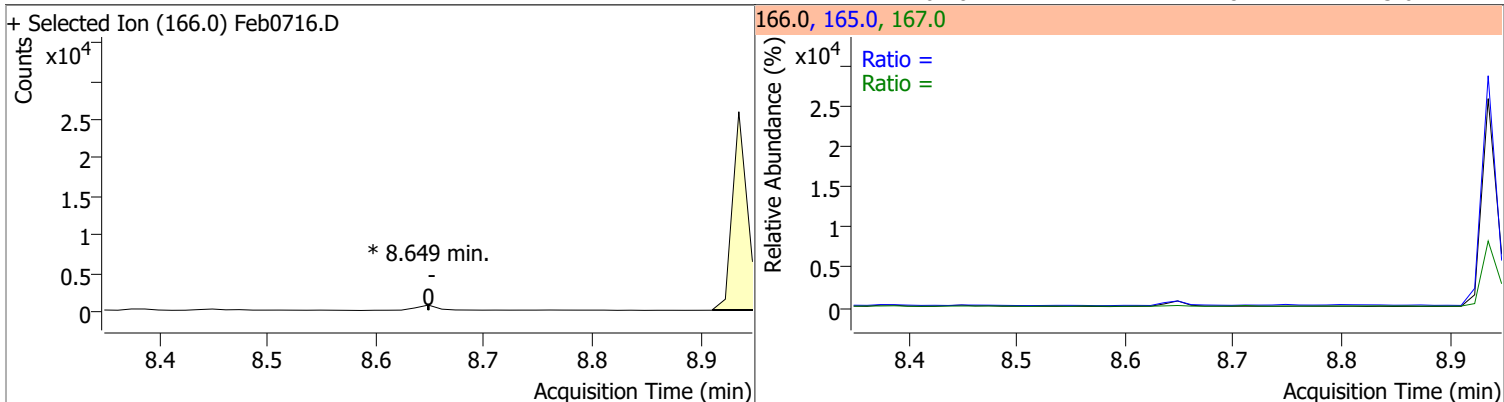


Compound	Conc.	RT	Dev(Min)	Resp.	QIon	QRatio	Lower	Upper
Acenaphthene		0		0	153.0		76.2	141.5
					152.0		37.0	68.7

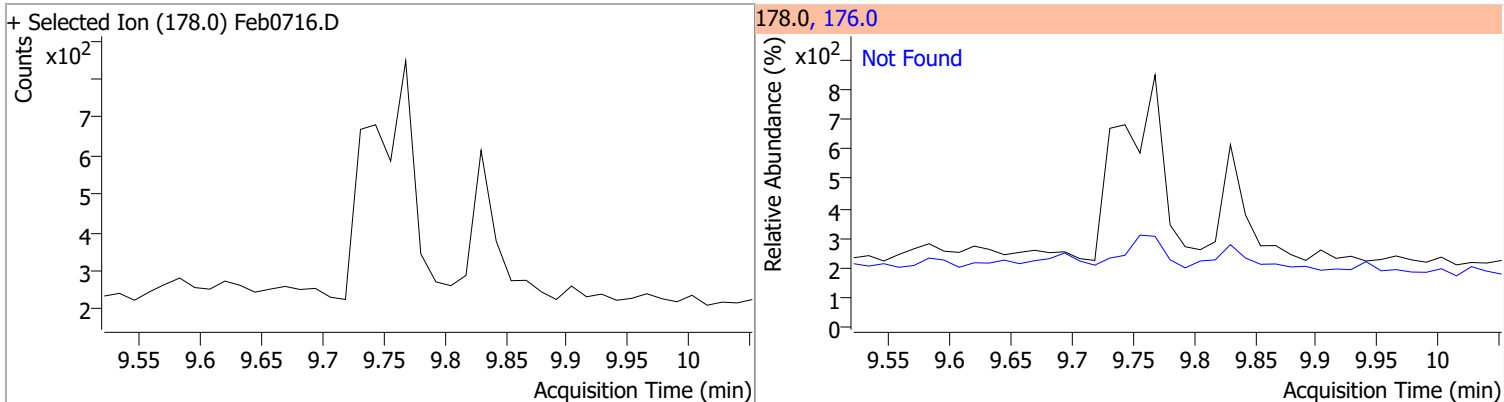


Quantitation Results Report (QT Reviewed)

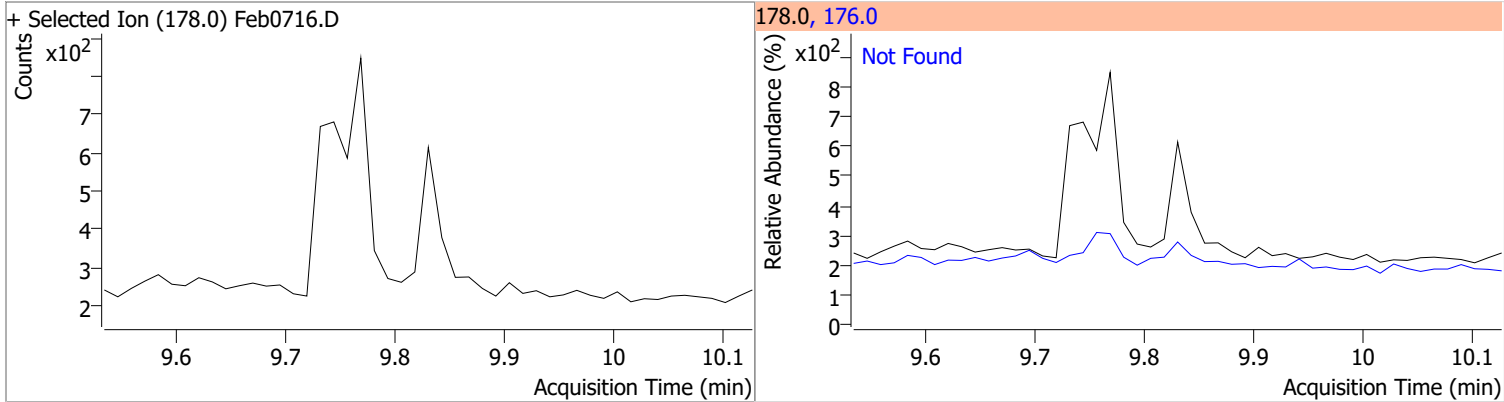
Compound	Conc.	RT	Dev(Min)	Resp.	QIon	QRatio	Lower	Upper
Fluorene		0		0	165.0 167.0		56.5 8.4	104.9 15.6



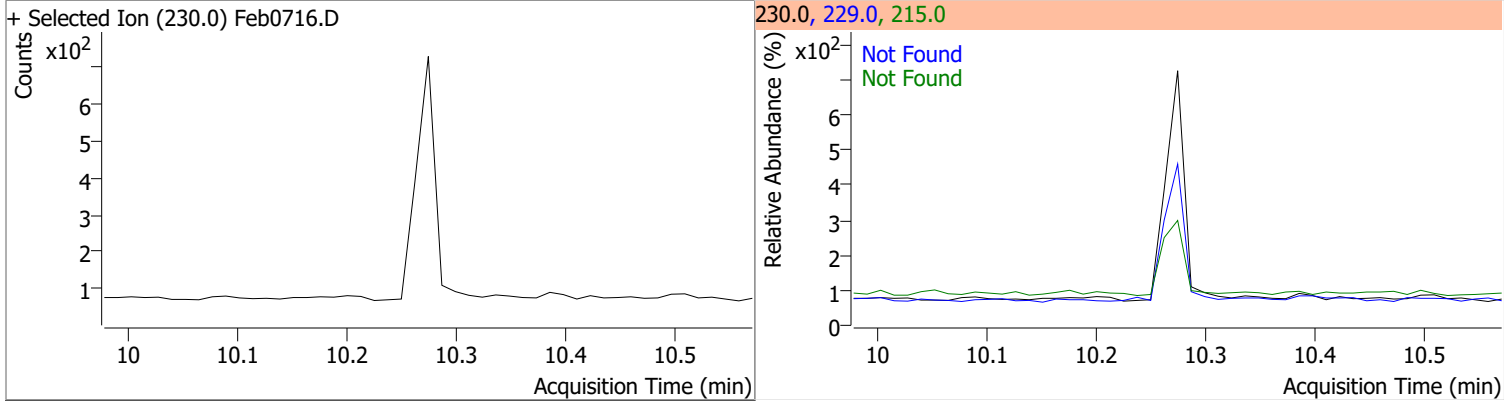
Compound	Conc.	Exp RT	QIon	Exp Ratio
Phenanthrene	N.D.	9.76	176.0	18.4



Compound	Conc.	Exp RT	QIon	Exp Ratio
Anthracene	N.D.	9.83	176.0	18.1

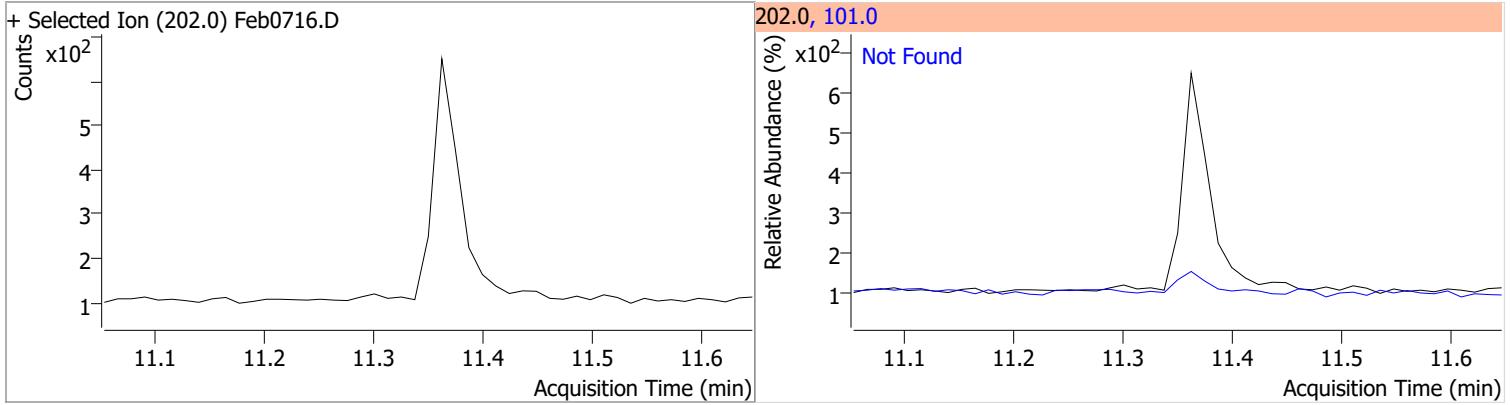


Compound	Conc.	Exp RT	QIon	Exp Ratio	QIon	Exp Ratio
o-Terphenyl	N.D.	10.27	229.0	66.1	215.0	41.2

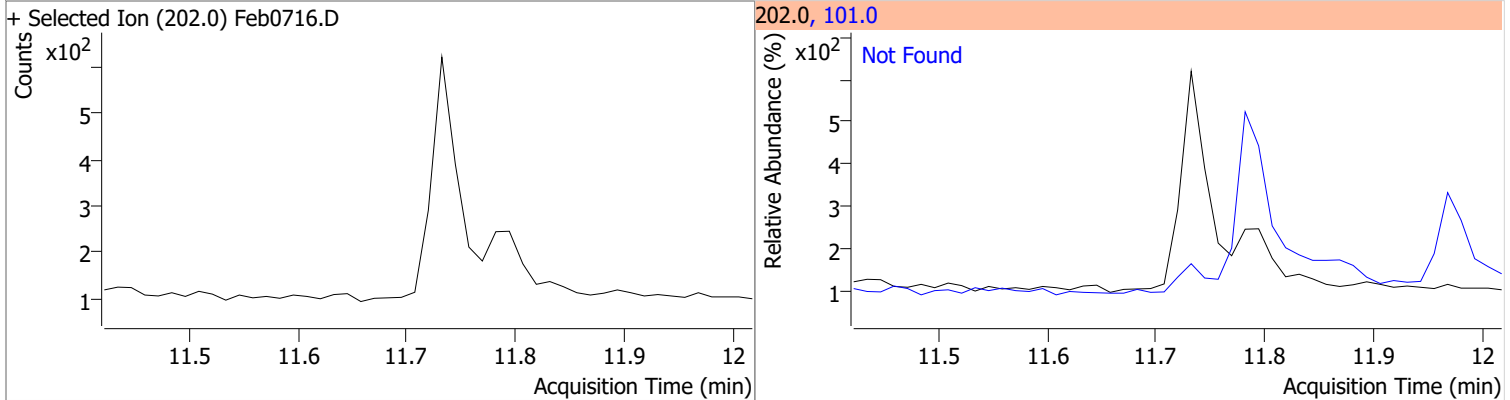


Quantitation Results Report (QT Reviewed)

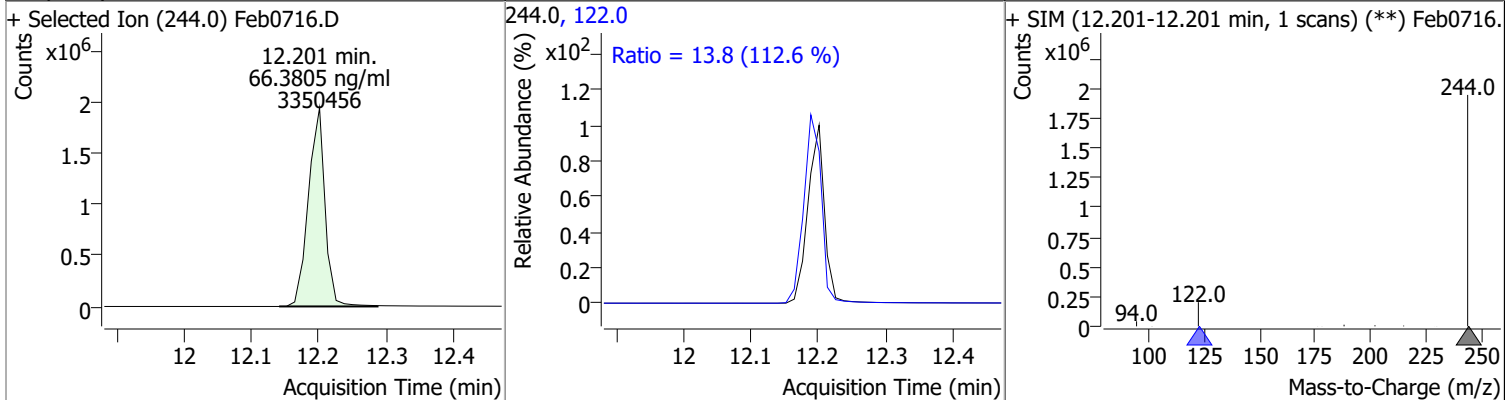
Compound	Conc.	Exp RT	QIon	Exp Ratio
Fluoranthene	N.D.	11.35	101.0	9.4



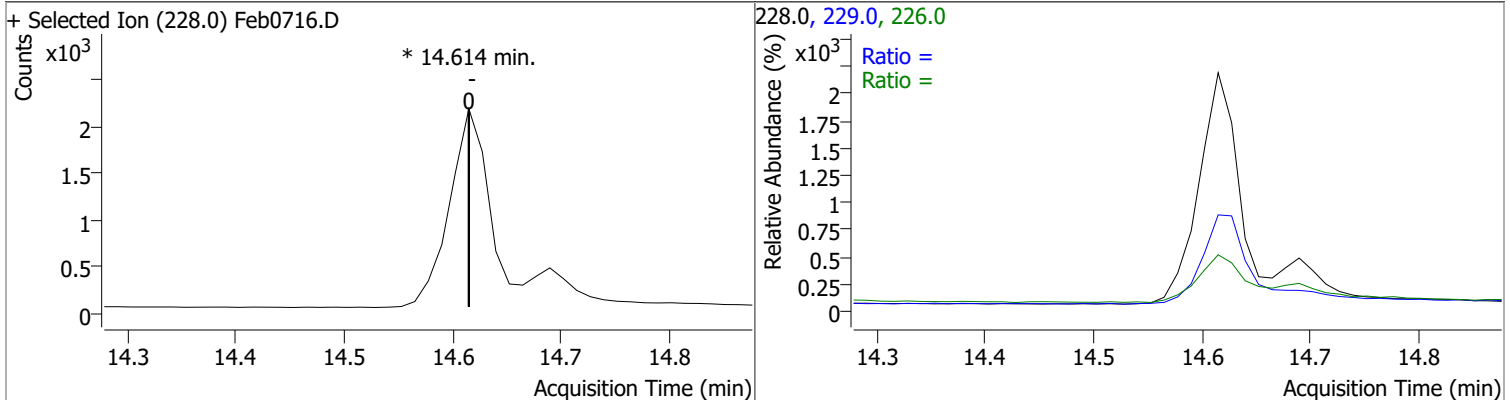
Compound	Conc.	Exp RT	QIon	Exp Ratio
Pyrene	N.D.	11.72	101.0	11.7



Compound	Conc.	RT	Dev(Min)	Resp.	QIon	QRatio	Lower	Upper
Terphenyl-d14	66.3805	12.20	0.02	3350456	122.0	13.8	8.6	15.9

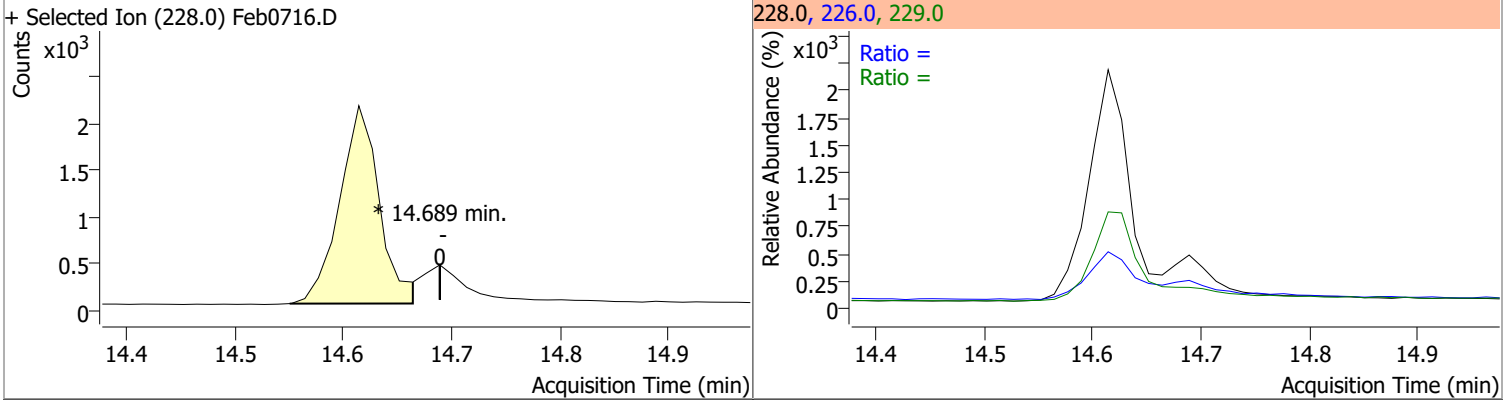


Compound	Conc.	RT	Dev(Min)	Resp.	QIon	QRatio	Lower	Upper
Benzo(a)Anthracene		0		0	226.0		18.7	34.8
					229.0		17.3	32.1

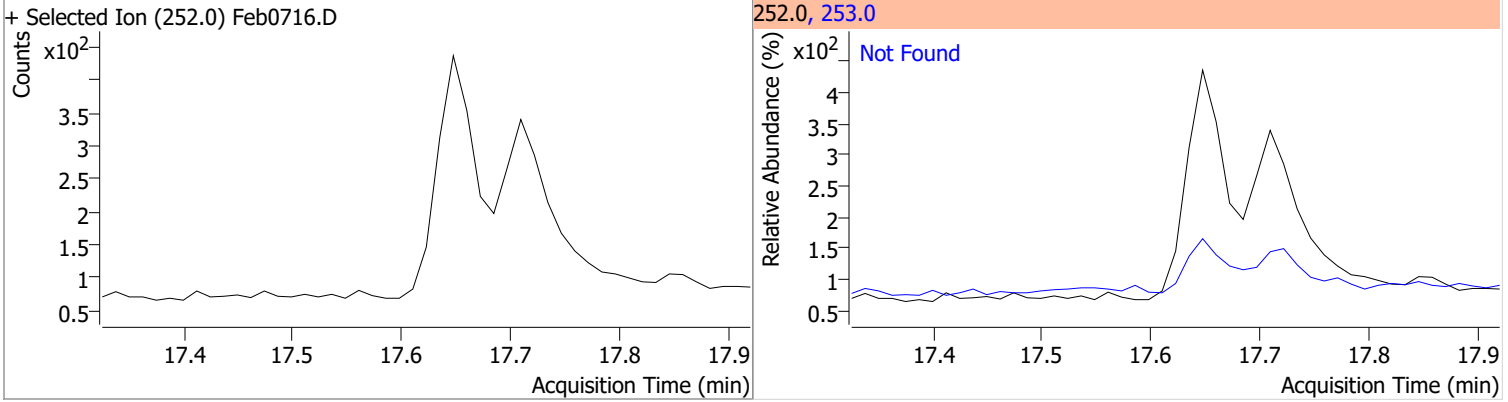


Quantitation Results Report (QT Reviewed)

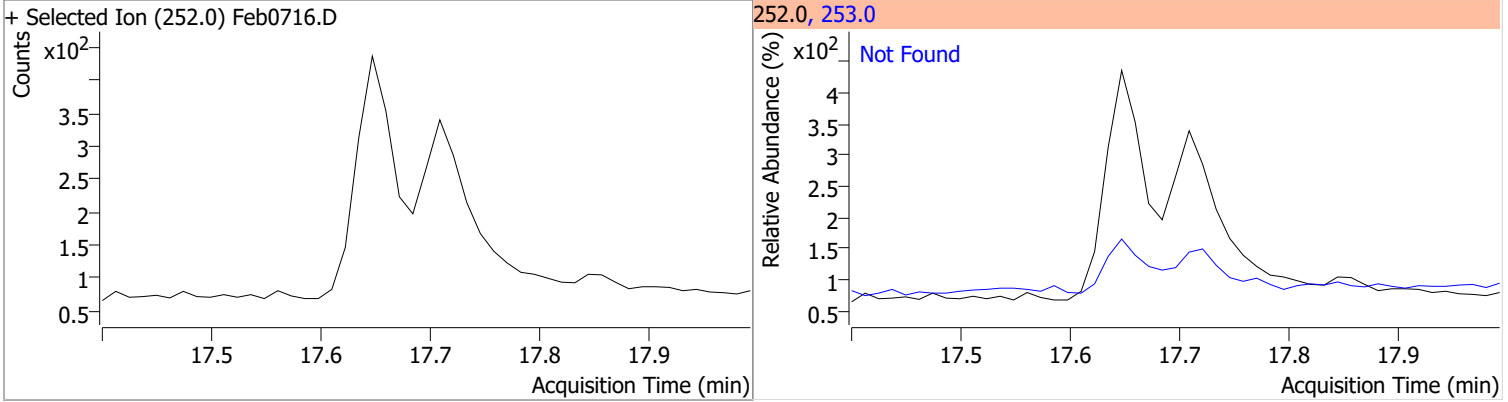
Compound	Conc.	RT	Dev(Min)	Resp.	QIon	QRatio	Lower	Upper
Chrysene		0		0	226.0		21.4	39.7
					229.0		14.2	26.3



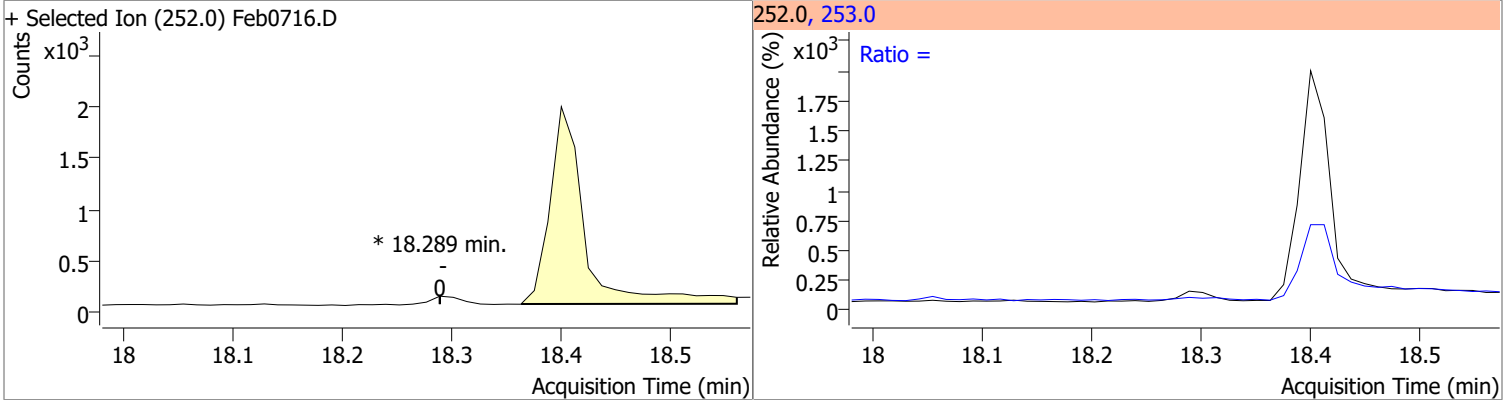
Compound	Conc.	Exp RT	QIon	Exp Ratio
Benzo(b)fluoranthene	N.D.	17.62	253.0	22.2



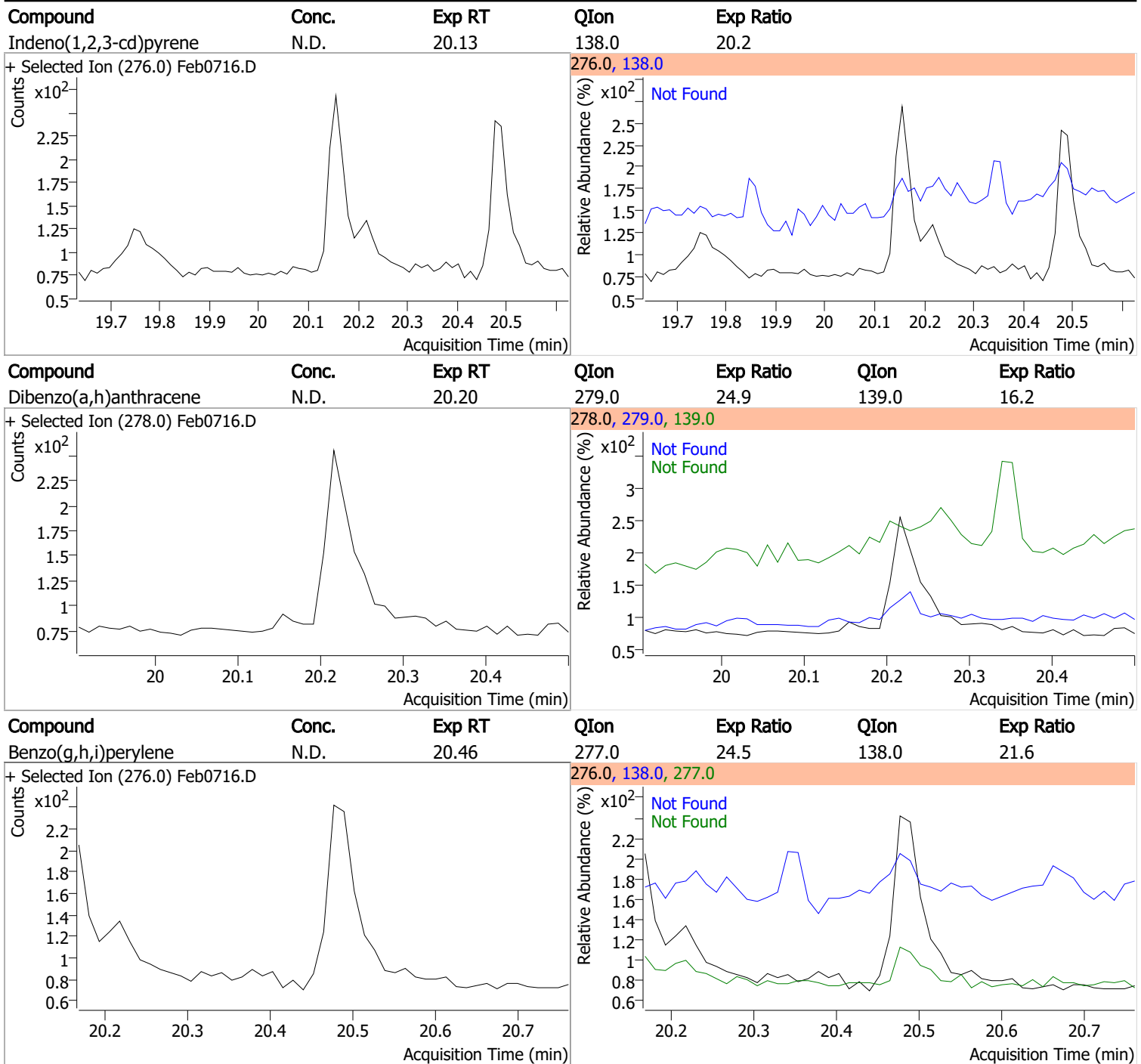
Compound	Conc.	Exp RT	QIon	Exp Ratio
Benzo(k)fluoranthene	N.D.	17.70	253.0	23.6



Compound	Conc.	RT	Dev(Min)	Resp.	QIon	QRatio	Lower	Upper
Benzo(a)pyrene		0		0	253.0		16.8	31.2



Quantitation Results Report (QT Reviewed)

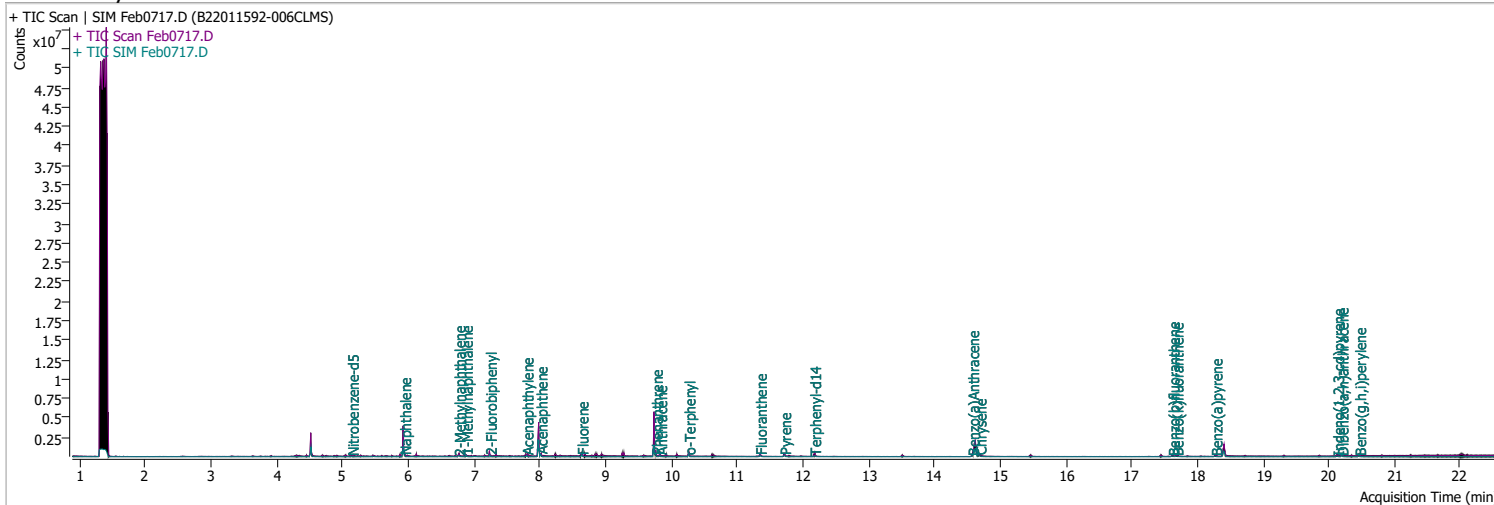


Quantitation Results Report (QT Reviewed)

Data File Feb0717.D
 Acq. Method 5975BNASIM
 Sample Name B22011592-006CLMS
 Vial 17
 DA Method File
 Tune File dftppjph.u
 Batch Name 020722 bna SIM 1.batch.bin

Operator LIMS import
 Acq. Date-Time 2/7/2022 11:49:51 PM
 Instrument GCMS
 Multiplier 1.00
 Comment SVOC-8270C-SIM-W-LLPAH
 Tune Date
 Last Calib Update 2/8/2022 9:05:30 AM

Ref Library



Compound	RT	QIon	Resp.	Conc.	Units	Dev(Min)
Internal Standards						
M 1,4-Dichlorobenzene-d4	4.522	152.0	399335	40.0000	ng/ml	0.000
M Naphthalene-d8	5.928	136.0	1499527	40.0000	ng/ml	0.000
M Acenaphthene-d10	7.975	164.0	956684	40.0000	ng/ml	0.000
M Phenanthrene-d10	9.743	188.0	1845948	40.0000	ng/ml	0.012
M Chrysene-d12	14.627	240.0	1557853	40.0000	ng/ml	0.012
M Perylene-d12	18.400	264.0	923073	40.0000	ng/ml	0.000
System Monitoring Compounds						
S Nitrobenzene-d5	5.143	82.0	48730	6.1214	ng/ml	-0.013
Spiked Amount: 5.000	Range: 19.0 - 102.0%			Recovery = 122.43%	*	
S 2-Fluorobiphenyl	7.239	172.0	167960	5.6631	ng/ml	0.000
Spiked Amount: 5.000	Range: 25.0 - 94.0%			Recovery = 113.26%	*	
S o-Terphenyl	10.262	230.0	119352	4.1930	ng/ml	-0.013
Spiked Amount: 5.000	Range: 40.0 - 140.0%			Recovery = 83.86%		
S Terphenyl-d14	12.176	244.0	210332	6.2853	ng/ml	0.000
Spiked Amount: 5.000	Range: 39.0 - 106.0%			Recovery = 125.71%	*	
Target Compounds						
T Naphthalene	5.941	128.0	137046	3.3869	ng/ml	95
T 2-Methylnaphthalene	6.765	141.0	78885	3.2025	ng/ml	91
T 1-Methylnaphthalene	6.877	141.0	83118	3.2690	ng/ml	97
T Acenaphthylene	7.801	152.0	148959	4.0617	ng/ml	91
T Acenaphthene	8.013	154.0	115295	4.4482	ng/ml	97
T Fluorene	8.636	166.0	140602	4.4837	ng/ml	86
T Phenanthrene	9.768	178.0	215734	4.3977	ng/ml	88
T Anthracene	9.830	178.0	180328	4.4807	ng/ml	96
T Fluoranthene	11.349	202.0	225597	4.8123	ng/ml	98
T Pyrene	11.719	202.0	239020	4.5671	ng/ml	98
T Benzo(a)Anthracene	14.577	228.0	170025	4.6804	ng/ml	98
T Chrysene	14.689	228.0	223144	4.4563	ng/ml	99
T Benzo(b)fluoranthene	17.622	252.0	157915	4.7835	ng/ml	98

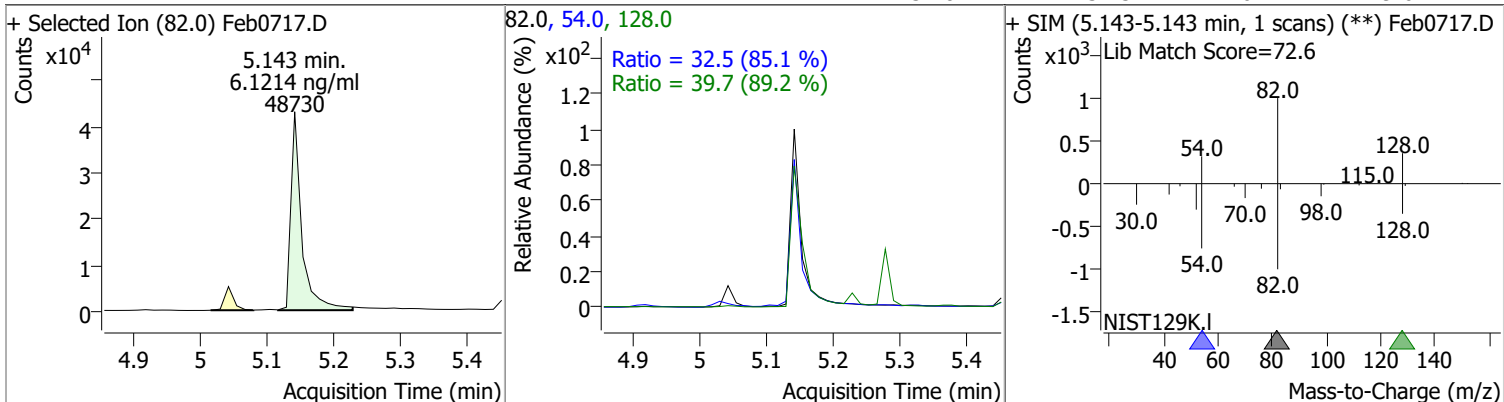
Quantitation Results Report (QT Reviewed)

Compound	RT	QIon	Resp.	Conc.	Units	Dev(Min)
T Benzo(k)fluoranthene	17.684	252.0	161566	4.4431	ng/ml	98
T Benzo(a)pyrene	18.277	252.0	113928	4.0413	ng/ml	99
T Indeno(1,2,3-cd)pyrene	20.130	276.0	113180	4.4424	ng/ml	99
T Dibenzo(a,h)anthracene	20.192	278.0	142381	4.8747	ng/ml	100
T Benzo(g,h,i)perylene	20.464	276.0	160896	4.6507	ng/ml	99

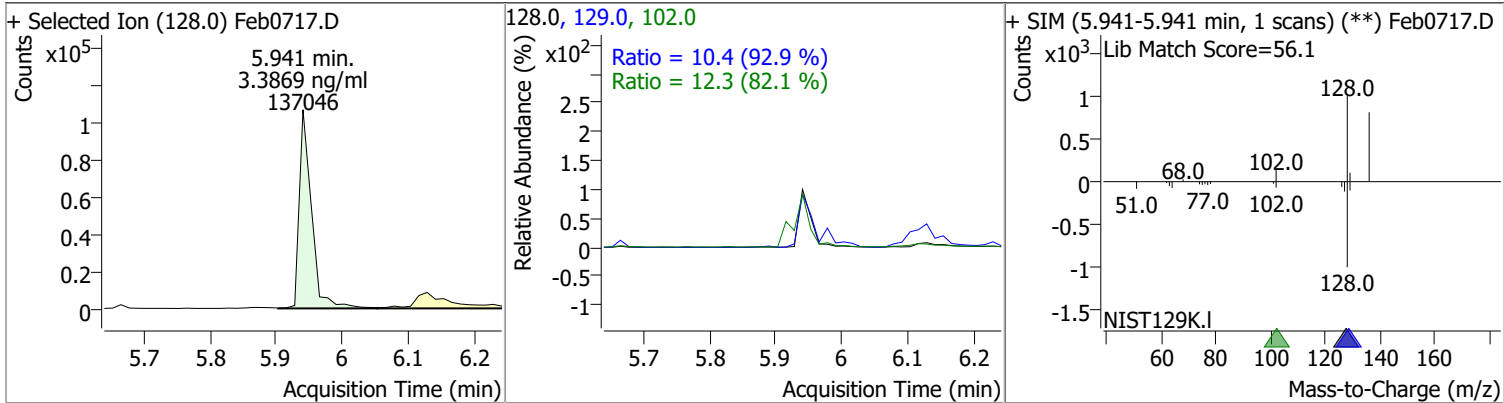
(#) = Qualifier Out of Range; (m) = Manual Integration; (+) = Area Summed; (*) = Surrogate Percent Recovery Out of Range; (d): Zeroed Peak

Quantitation Results Report (QT Reviewed)

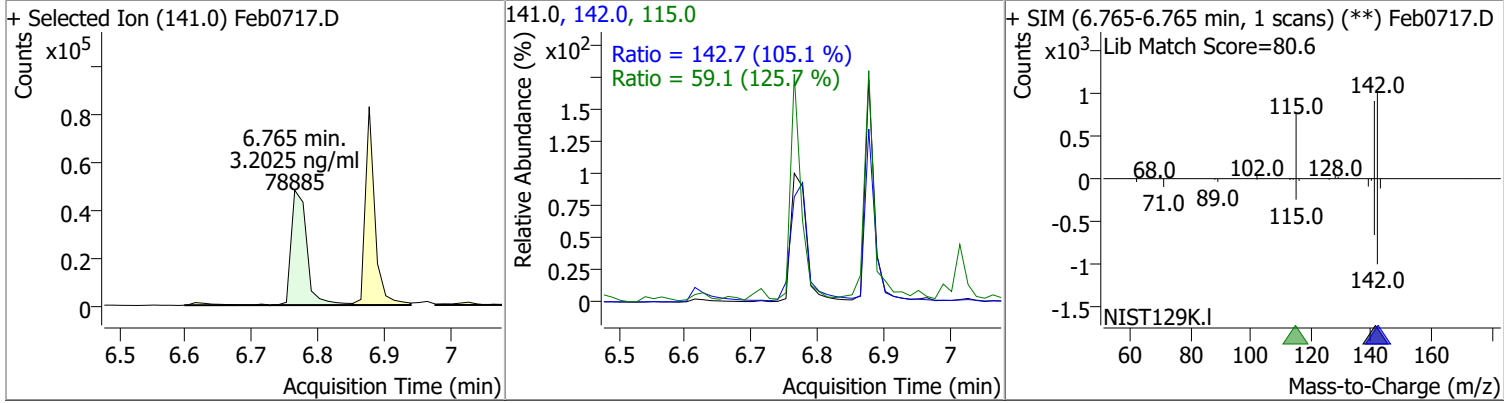
Compound	Conc.	RT	Dev(Min)	Resp.	QIon	QRatio	Lower	Upper
Nitrobenzene-d5	6.1214	5.14	-0.01	48730	128.0	39.7	31.2	57.9
					54.0	32.5	26.7	49.6



Compound	Conc.	RT	Dev(Min)	Resp.	QIon	QRatio	Lower	Upper
Naphthalene	3.3869	5.94	0.00	137046	102.0	12.3	0.0	45.0
					129.0	10.4	7.8	14.5

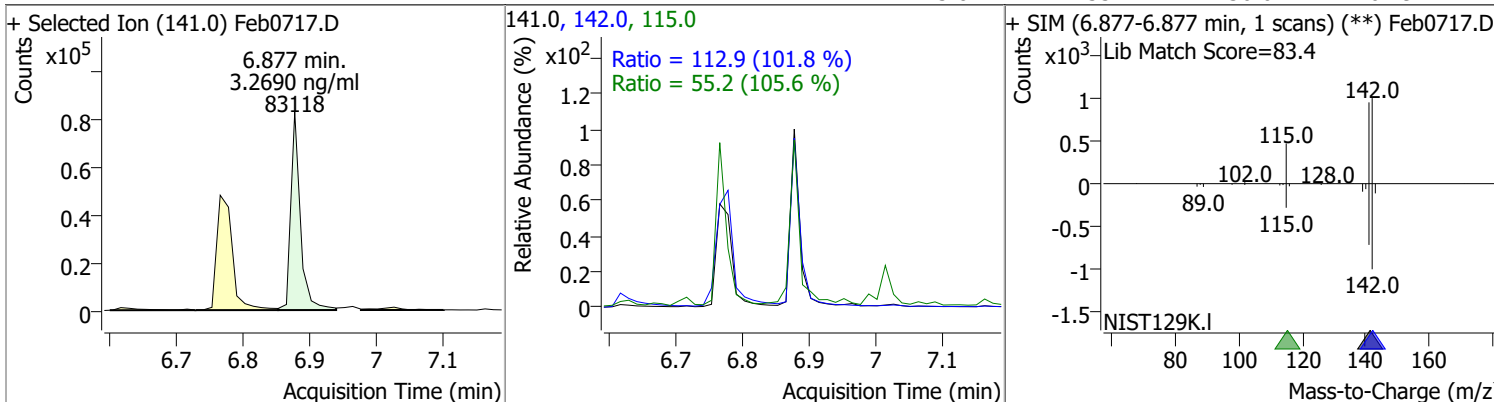


Compound	Conc.	RT	Dev(Min)	Resp.	QIon	QRatio	Lower	Upper
2-Methylnaphthalene	3.2025	6.76	-0.01	78885	142.0	142.7	95.0	176.4
					115.0	59.1	32.9	61.2

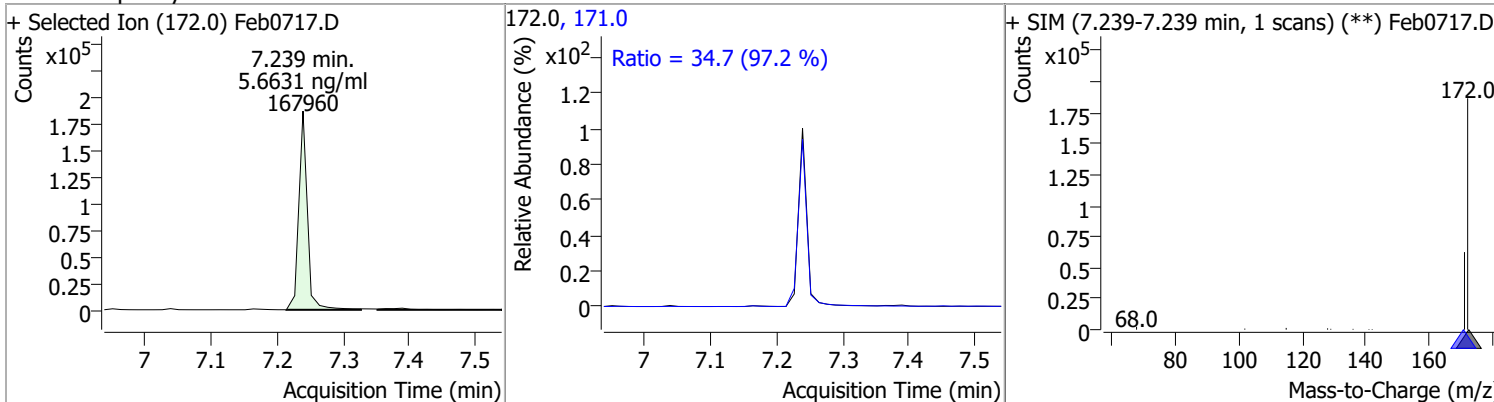


Quantitation Results Report (QT Reviewed)

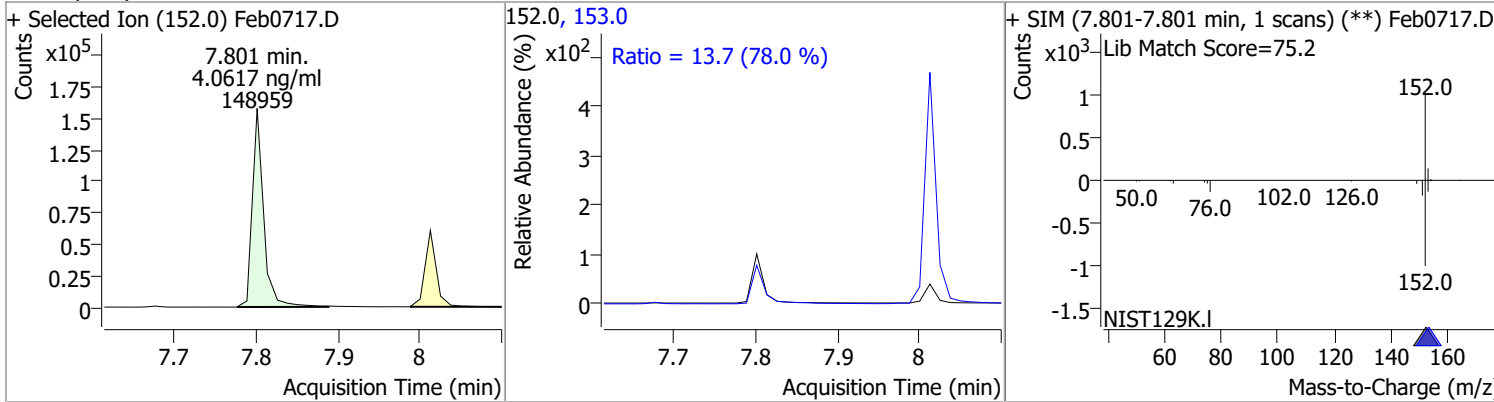
Compound	Conc.	RT	Dev(Min)	Resp.	QIon	QRatio	Lower	Upper
1-Methylnaphthalene	3.2690	6.88	-0.01	83118	142.0	112.9	77.7	144.2
					115.0	55.2	36.6	67.9



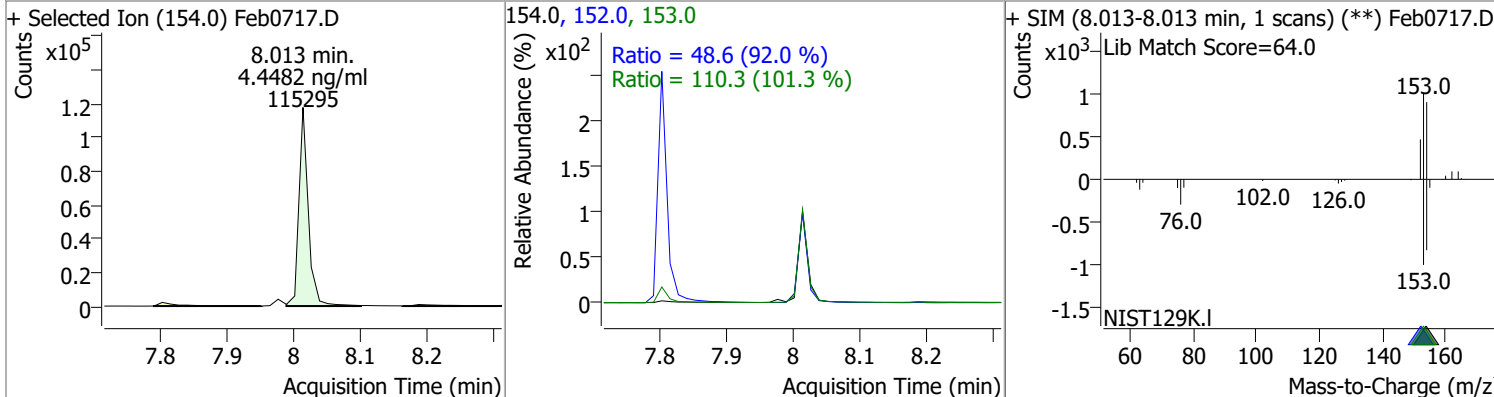
Compound	Conc.	RT	Dev(Min)	Resp.	QIon	QRatio	Lower	Upper
2-Fluorobiphenyl	5.6631	7.24	0.00	167960	171.0	34.7	25.0	46.4



Compound	Conc.	RT	Dev(Min)	Resp.	QIon	QRatio	Lower	Upper
Acenaphthylene	4.0617	7.80	0.00	148959	153.0	13.7	12.3	22.9

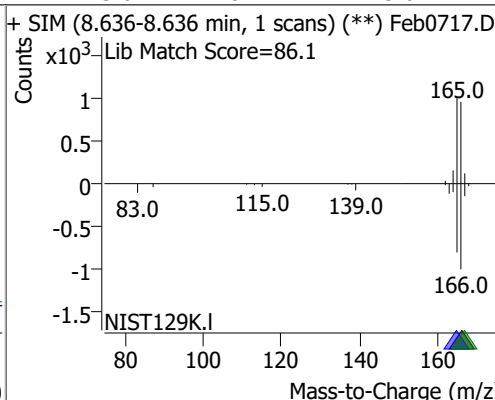
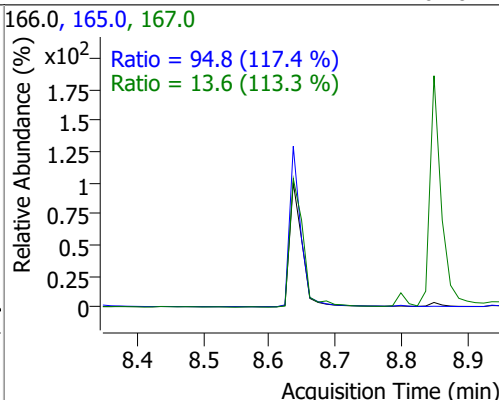
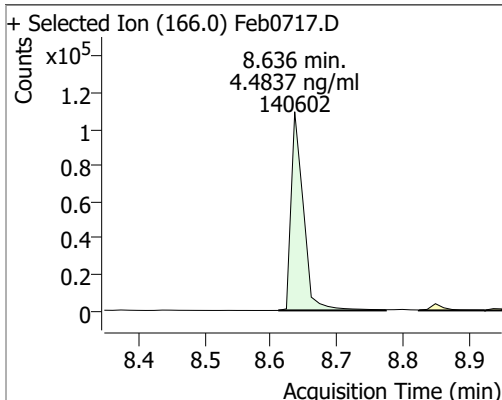


Compound	Conc.	RT	Dev(Min)	Resp.	QIon	QRatio	Lower	Upper
Acenaphthene	4.4482	8.01	0.00	115295	153.0	110.3	76.2	141.5
					152.0	48.6	37.0	68.7

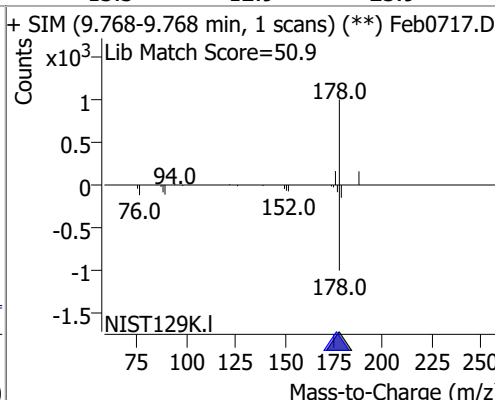
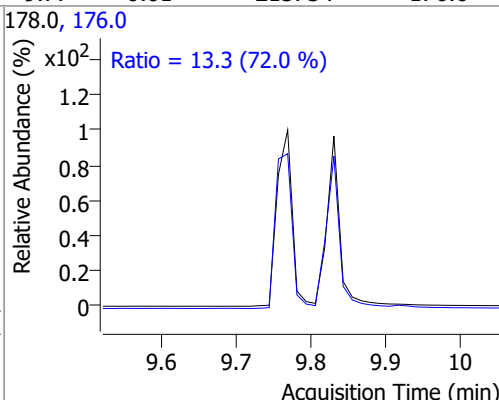
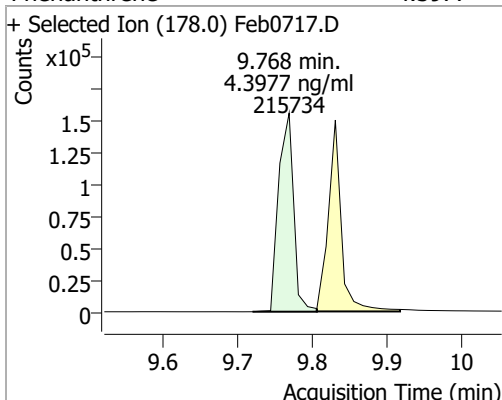


Quantitation Results Report (QT Reviewed)

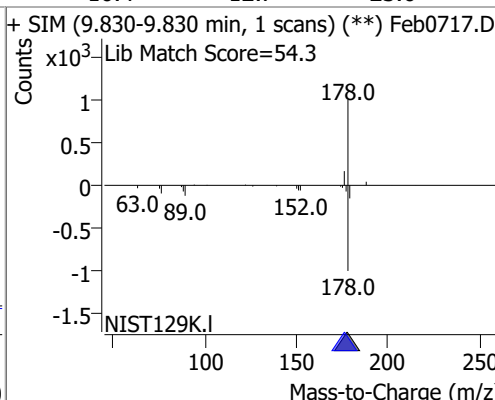
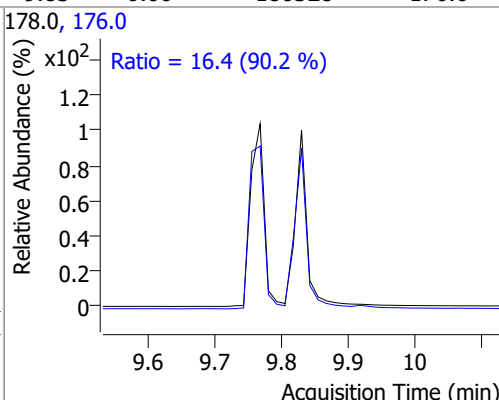
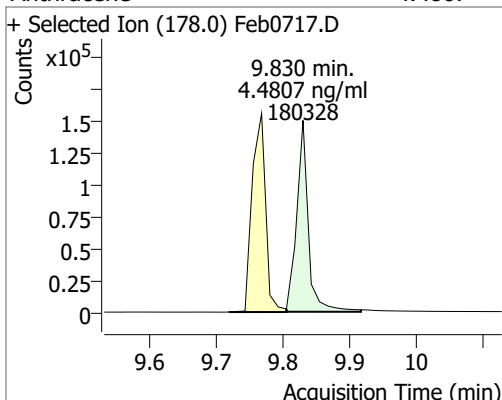
Compound	Conc.	RT	Dev(Min)	Resp.	QIon	QRatio	Lower	Upper
Fluorene	4.4837	8.64	-0.01	140602	165.0	94.8	56.5	104.9
					167.0	13.6	8.4	15.6



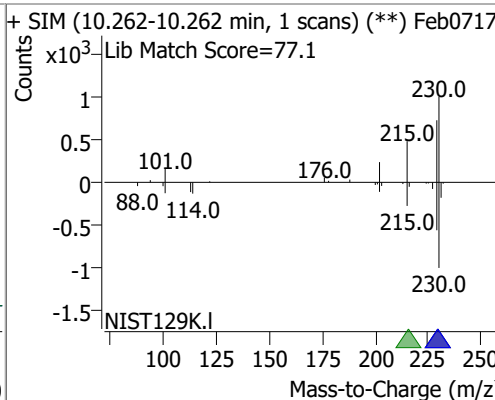
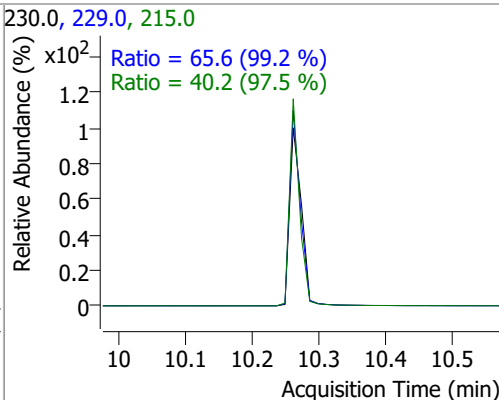
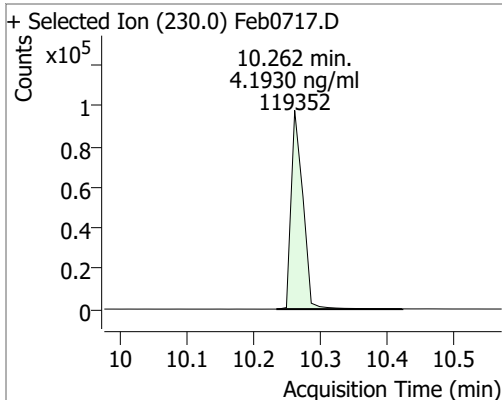
Compound	Conc.	RT	Dev(Min)	Resp.	QIon	QRatio	Lower	Upper
Phenanthrene	4.3977	9.77	0.01	215734	176.0	13.3	12.9	23.9



Compound	Conc.	RT	Dev(Min)	Resp.	QIon	QRatio	Lower	Upper
Anthracene	4.4807	9.83	0.00	180328	176.0	16.4	12.7	23.6

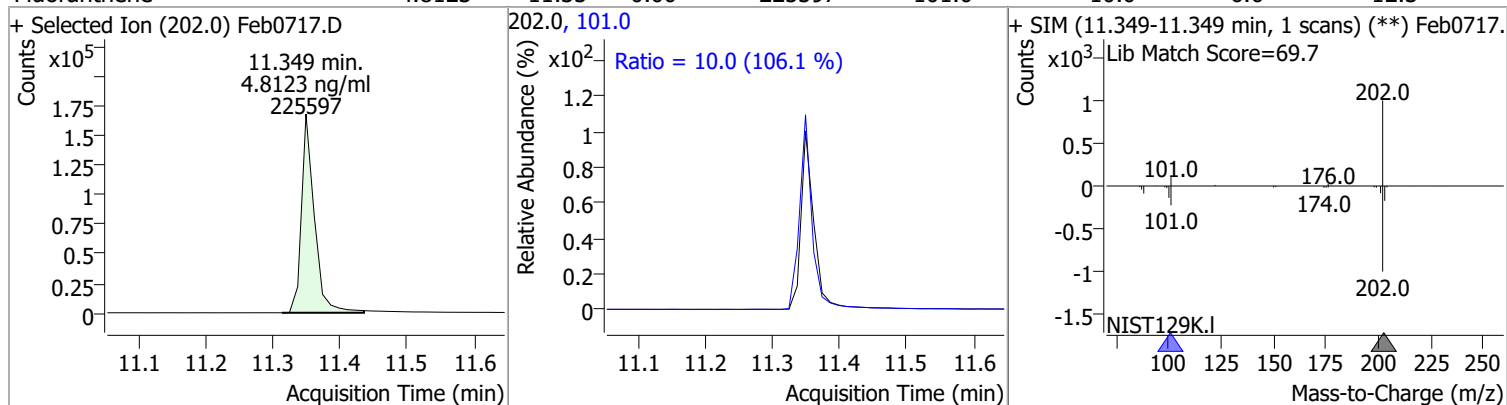


Compound	Conc.	RT	Dev(Min)	Resp.	QIon	QRatio	Lower	Upper
o-Terphenyl	4.1930	10.26	-0.01	119352	229.0	65.6	46.3	85.9
					215.0	40.2	28.9	53.6

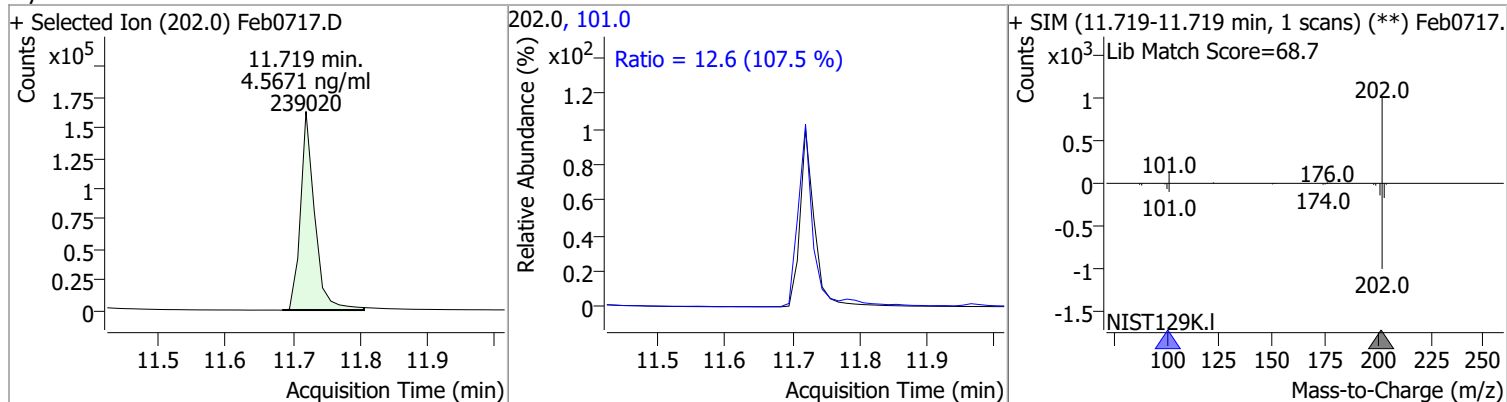


Quantitation Results Report (QT Reviewed)

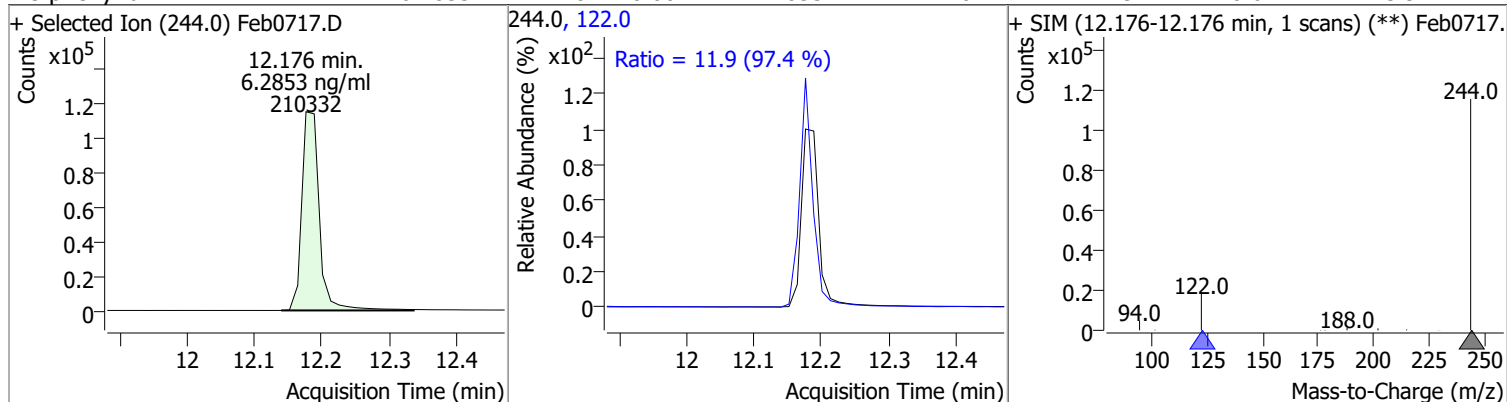
Compound	Conc.	RT	Dev(Min)	Resp.	QIon	QRatio	Lower	Upper
Fluoranthene	4.8123	11.35	0.00	225597	101.0	10.0	6.6	12.3



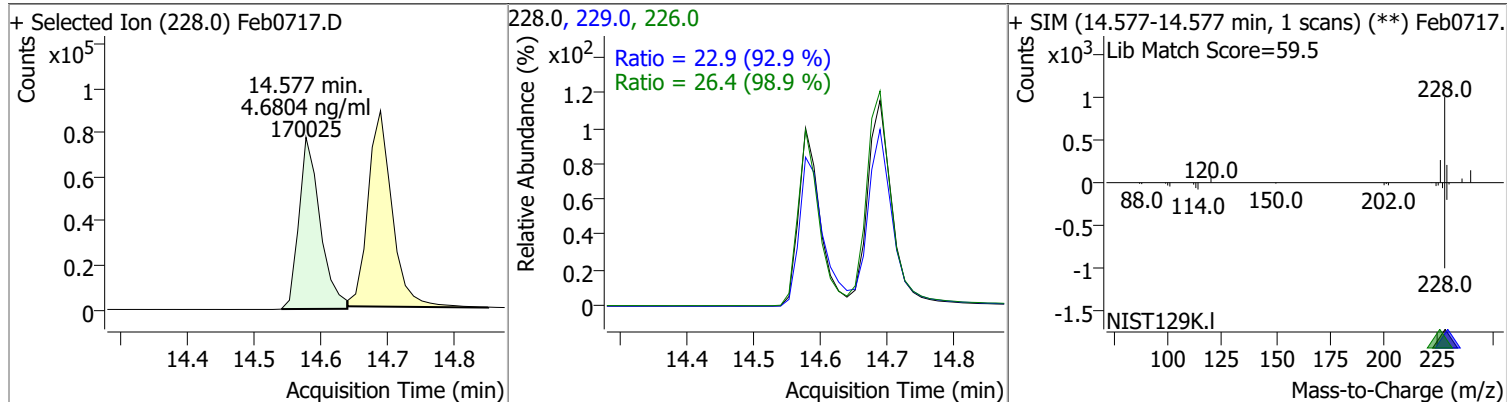
Compound	Conc.	RT	Dev(Min)	Resp.	QIon	QRatio	Lower	Upper
Pyrene	4.5671	11.72	0.00	239020	101.0	12.6	8.2	15.2



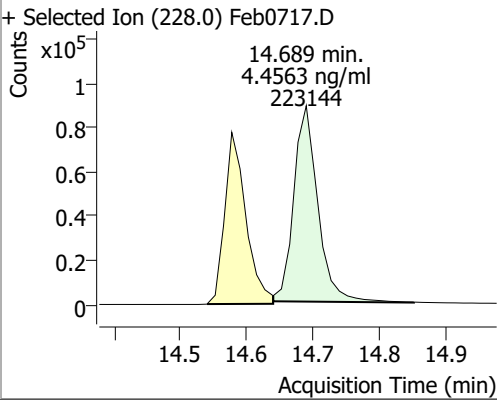
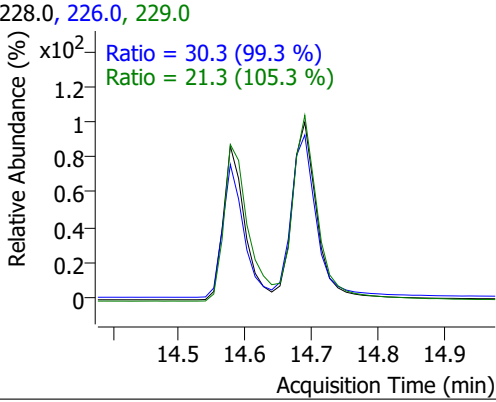
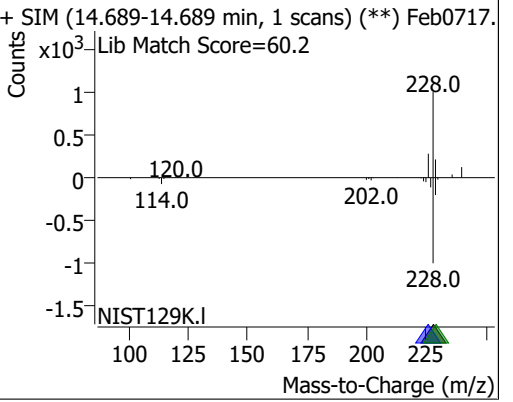
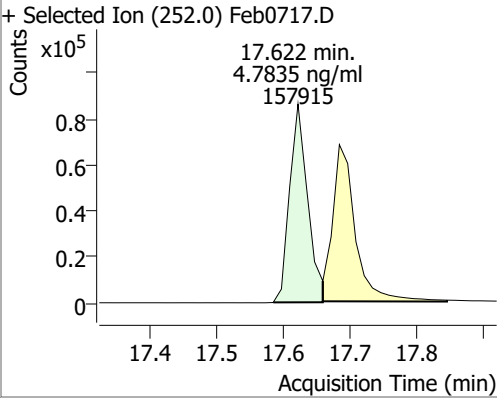
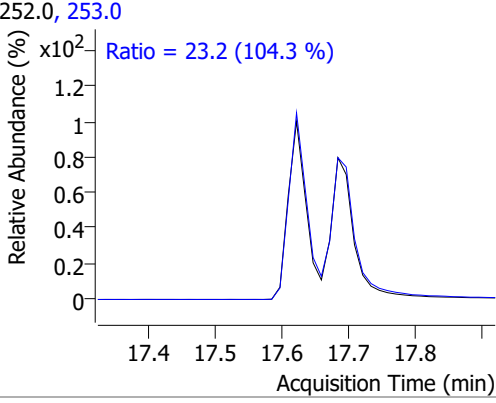
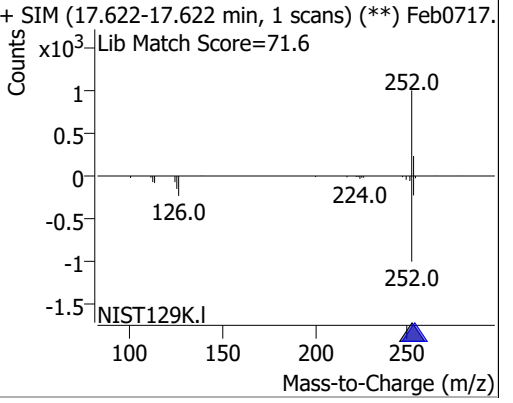
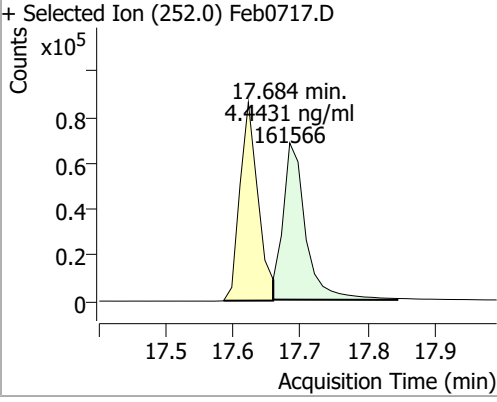
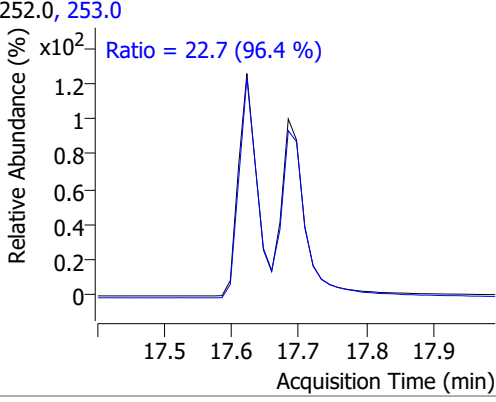
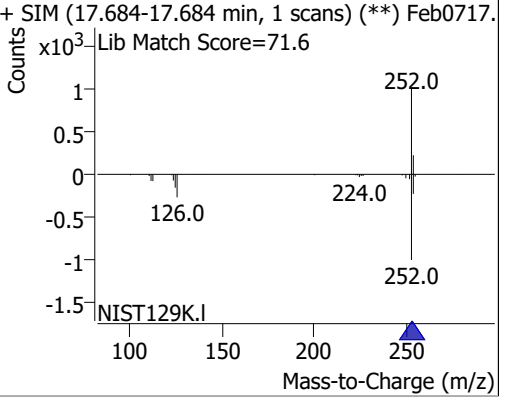
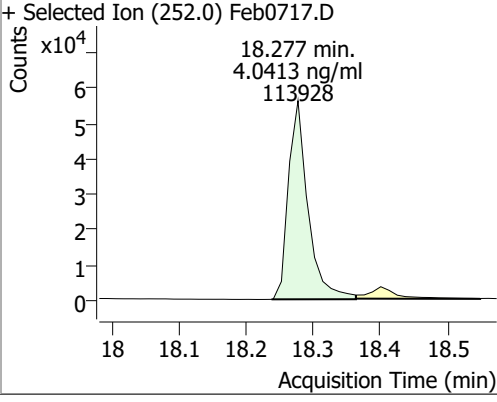
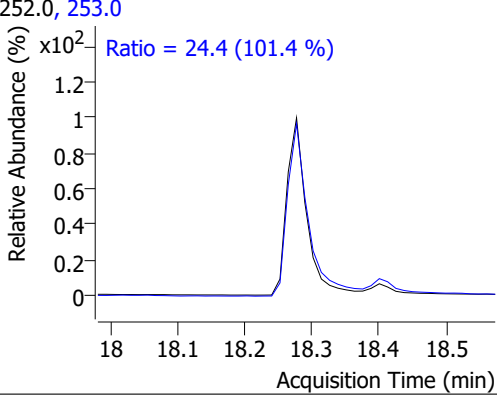
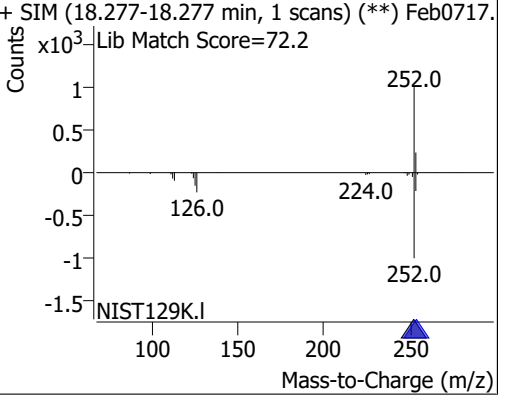
Compound	Conc.	RT	Dev(Min)	Resp.	QIon	QRatio	Lower	Upper
Terphenyl-d14	6.2853	12.18	0.00	210332	122.0	11.9	8.6	15.9



Compound	Conc.	RT	Dev(Min)	Resp.	QIon	QRatio	Lower	Upper
Benzo(a)Anthracene	4.6804	14.58	0.00	170025	226.0	26.4	18.7	34.8
					229.0	22.9	17.3	32.1

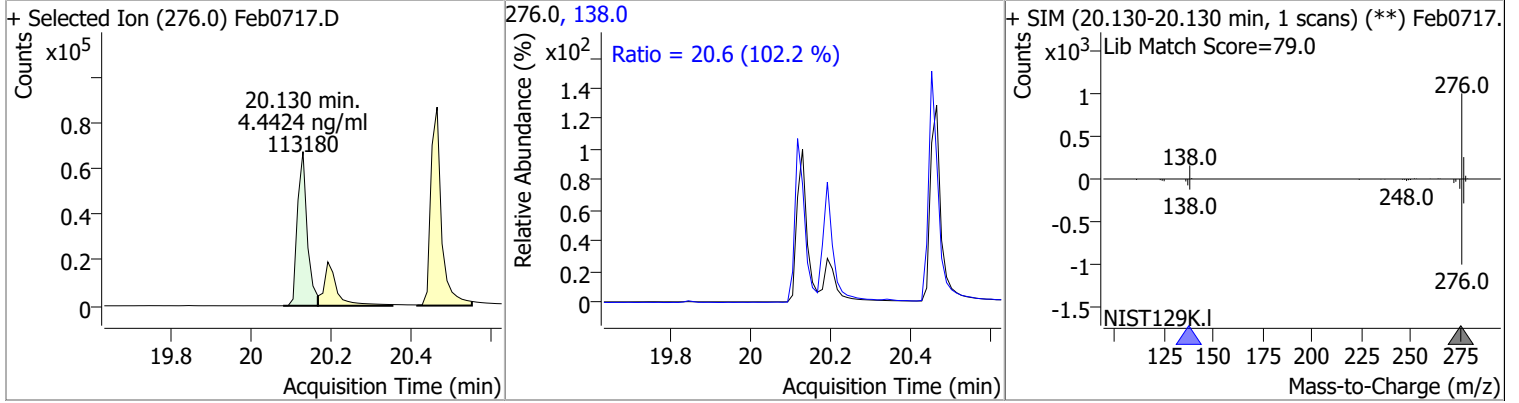


Quantitation Results Report (QT Reviewed)

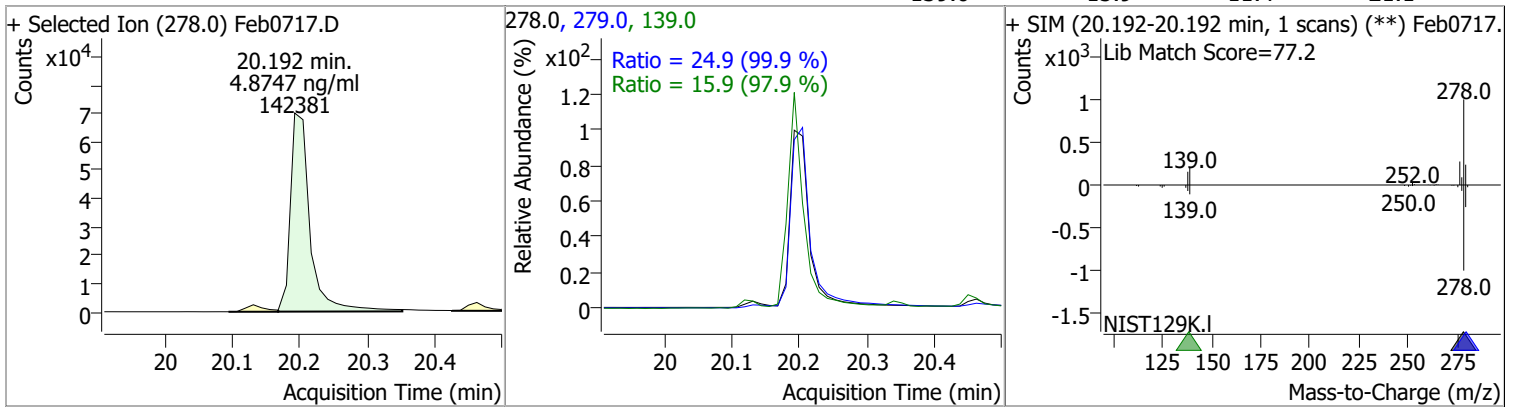
Compound	Conc.	RT	Dev(Min)	Resp.	QIon	QRatio	Lower	Upper
Chrysene	4.4563	14.69	0.01	223144	226.0 229.0	30.3 21.3	21.4 14.2	39.7 26.3
+ Selected Ion (228.0) Feb0717.D 			228.0, 226.0, 229.0 			+ SIM (14.689-14.689 min, 1 scans) (***) Feb0717. Lib Match Score=60.2 		
Benzo(b)fluoranthene	4.7835	17.62	0.00	157915	253.0	23.2	15.6	28.9
+ Selected Ion (252.0) Feb0717.D 			252.0, 253.0 			+ SIM (17.622-17.622 min, 1 scans) (***) Feb0717. Lib Match Score=71.6 		
Benzo(k)fluoranthene	4.4431	17.68	-0.01	161566	253.0	22.7	16.5	30.6
+ Selected Ion (252.0) Feb0717.D 			252.0, 253.0 			+ SIM (17.684-17.684 min, 1 scans) (***) Feb0717. Lib Match Score=71.6 		
Benzo(a)pyrene	4.0413	18.28	0.00	113928	253.0	24.4	16.8	31.2
+ Selected Ion (252.0) Feb0717.D 			252.0, 253.0 			+ SIM (18.277-18.277 min, 1 scans) (***) Feb0717. Lib Match Score=72.2 		

Quantitation Results Report (QT Reviewed)

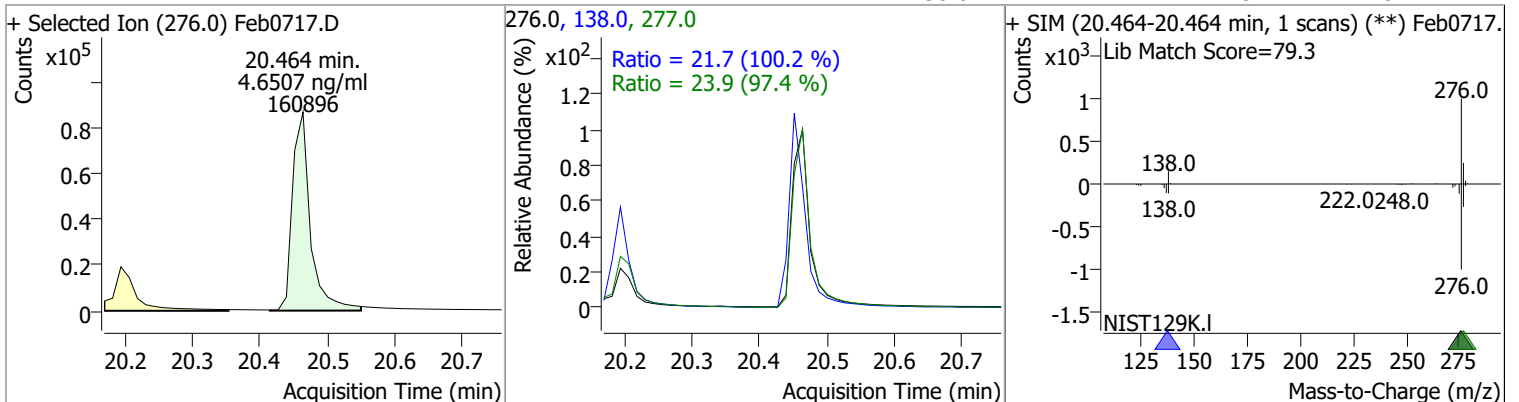
Compound	Conc.	RT	Dev(Min)	Resp.	QIon	QRatio	Lower	Upper
Indeno(1,2,3-cd)pyrene	4.4424	20.13	0.00	113180	138.0	20.6	14.1	26.2



Compound	Conc.	RT	Dev(Min)	Resp.	QIon	QRatio	Lower	Upper
Dibenzo(a,h)anthracene	4.8747	20.19	-0.01	142381	279.0	24.9	17.4	32.4



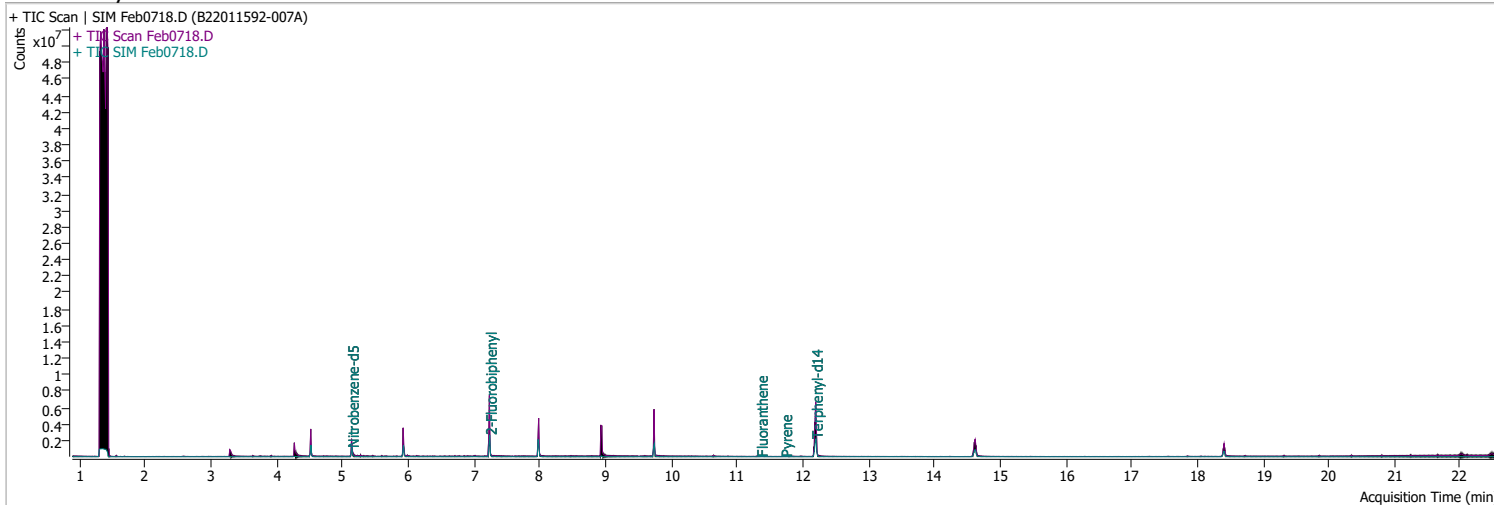
Compound	Conc.	RT	Dev(Min)	Resp.	QIon	QRatio	Lower	Upper
Benzo(g,h,i)perylene	4.6507	20.46	0.00	160896	277.0	23.9	17.2	31.9



Quantitation Results Report (QT Reviewed)

Data File	Feb0718.D	Operator	LIMS import
Acq. Method	5975BNASIM	Acq. Date-Time	2/8/2022 12:22:20 AM
Sample Name	B22011592-007A	Instrument	GCMS
Vial	18	Multiplier	1.00
DA Method File		Comment	SVOC-8270C-SIM-W-LLPAH
Tune File	dftppjph.u	Tune Date	
Batch Name	020722 bna SIM 1.batch.bin	Last Calib Update	2/8/2022 9:05:30 AM

Ref Library



Compound	RT	QIon	Resp.	Conc.	Units	Dev(Min)
Internal Standards						
M 1,4-Dichlorobenzene-d4	4.522	152.0	439811	40.0000	ng/ml	0.000
M Naphthalene-d8	5.928	136.0	1540025	40.0000	ng/ml	0.000
M Acenaphthene-d10	7.975	164.0	1024735	40.0000	ng/ml	0.000
M Phenanthrene-d10	9.743	188.0	1931624	40.0000	ng/ml	0.012
M Chrysene-d12	14.627	240.0	1558693	40.0000	ng/ml	0.012
M Perylene-d12	18.400	264.0	907578	40.0000	ng/ml	0.000
System Monitoring Compounds						
S Nitrobenzene-d5	5.143	82.0	824297	94.0168	ng/ml	-0.013
Spiked Amount: 5.000	Range: 19.0 - 102.0%			Recovery = 1880.34%	*	
S 2-Fluorobiphenyl	7.239	172.0	2237576	79.9301	ng/ml	0.000
Spiked Amount: 5.000	Range: 25.0 - 94.0%			Recovery = 1598.60%	*	
S o-Terphenyl	10.274	230.0	0		ng/ml	md
Spiked Amount: 5.000	Range: 40.0 - 140.0%			Recovery = NA%		
S Terphenyl-d14	12.201	244.0	3389776	65.6239	ng/ml	0.024
Spiked Amount: 5.000	Range: 39.0 - 106.0%			Recovery = 1312.48%	*	
Target Compounds						
T Naphthalene	5.978	128.0	0		ng/ml	md
T 2-Methylnaphthalene	0.000		0	N.D.		
T 1-Methylnaphthalene	0.000		0	N.D.		
T Acenaphthylene	0.000		0	N.D.		
T Acenaphthene	8.013	154.0	0		ng/ml	md
T Fluorene	8.648	166.0	0		ng/ml	md
T Phenanthrene	0.000		0	N.D.		
T Anthracene	0.000		0	N.D.		
T Fluoranthene	11.361	202.0	4660	0.0504	ng/ml	99
T Pyrene	11.732	202.0	4998	0.0304	ng/ml	95
T Benzo(a)Anthracene	14.614	228.0	0		ng/ml	md
T Chrysene	14.689	228.0	0		ng/ml	md
T Benzo(b)fluoranthene	0.000		0	N.D.		

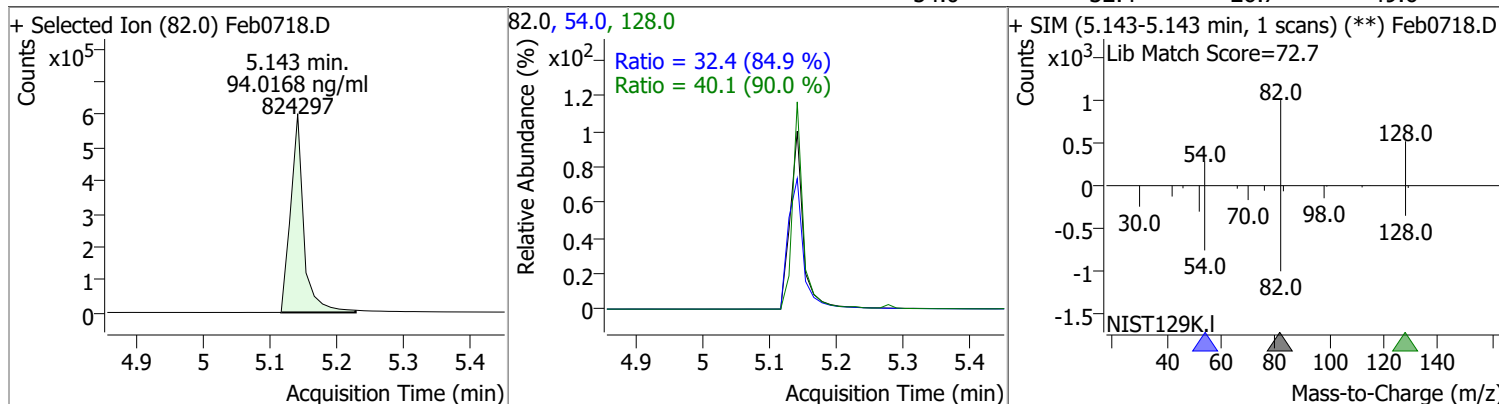
Quantitation Results Report (QT Reviewed)

Compound	RT	QIon	Resp.	Conc.	Units	Dev(Min)
T Benzo(k)fluoranthene	0.000		0	N.D.		
T Benzo(a)pyrene	18.400	252.0	0		ng/ml	md
T Indeno(1,2,3-cd)pyrene	0.000		0	N.D.		
T Dibenzo(a,h)anthracene	0.000		0	N.D.		
T Benzo(g,h,i)perylene	0.000		0	N.D.		

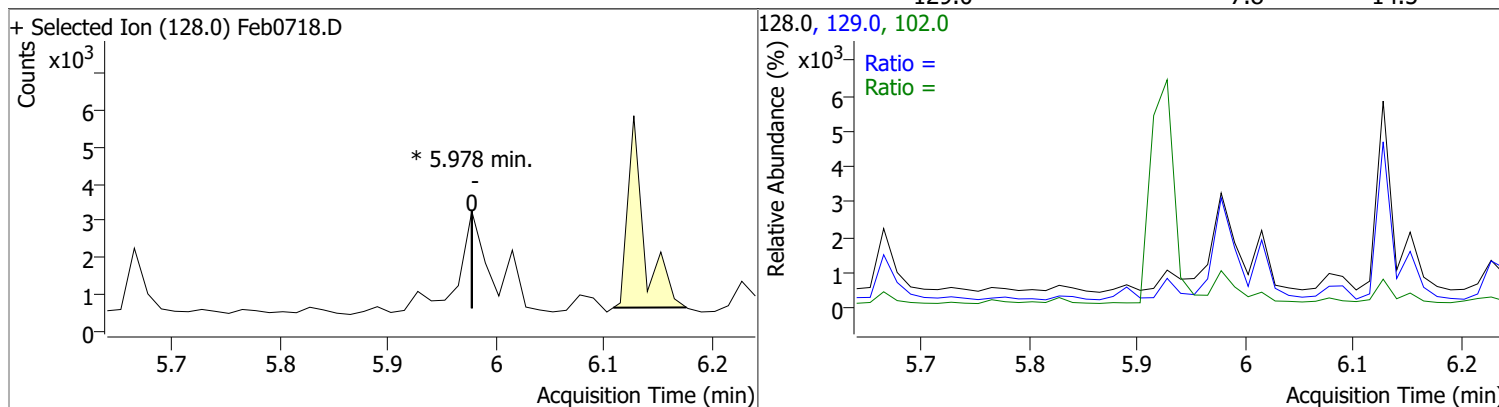
(#) = Qualifier Out of Range; (m) = Manual Integration; (+) = Area Summed; (*) = Surrogate Percent Recovery Out of Range; (d): Zeroed Peak

Quantitation Results Report (QT Reviewed)

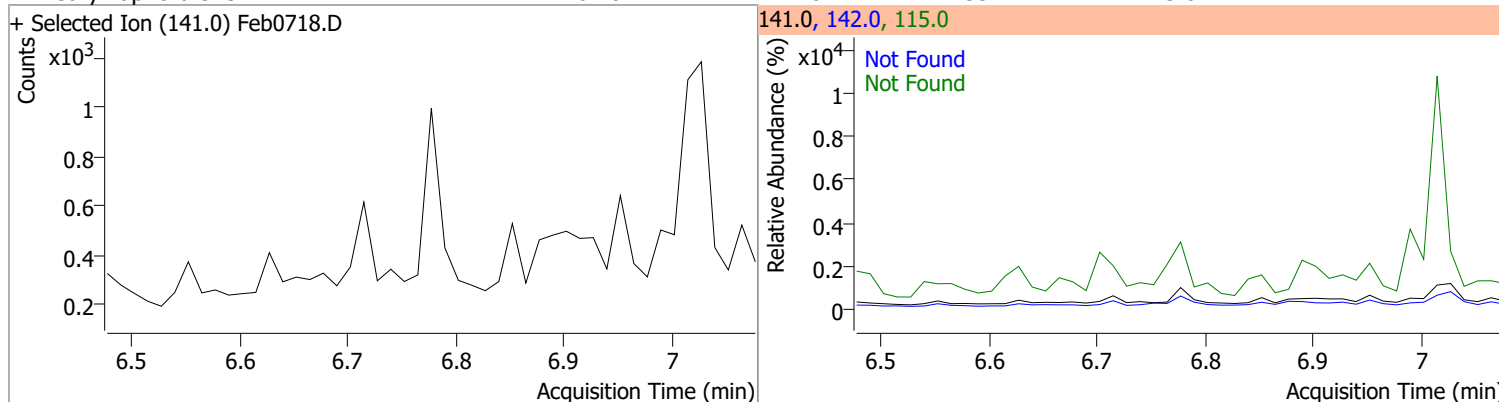
Compound	Conc.	RT	Dev(Min)	Resp.	QIon	QRatio	Lower	Upper
Nitrobenzene-d5	94.0168	5.14	-0.01	824297	128.0	40.1	31.2	57.9
					54.0	32.4	26.7	49.6



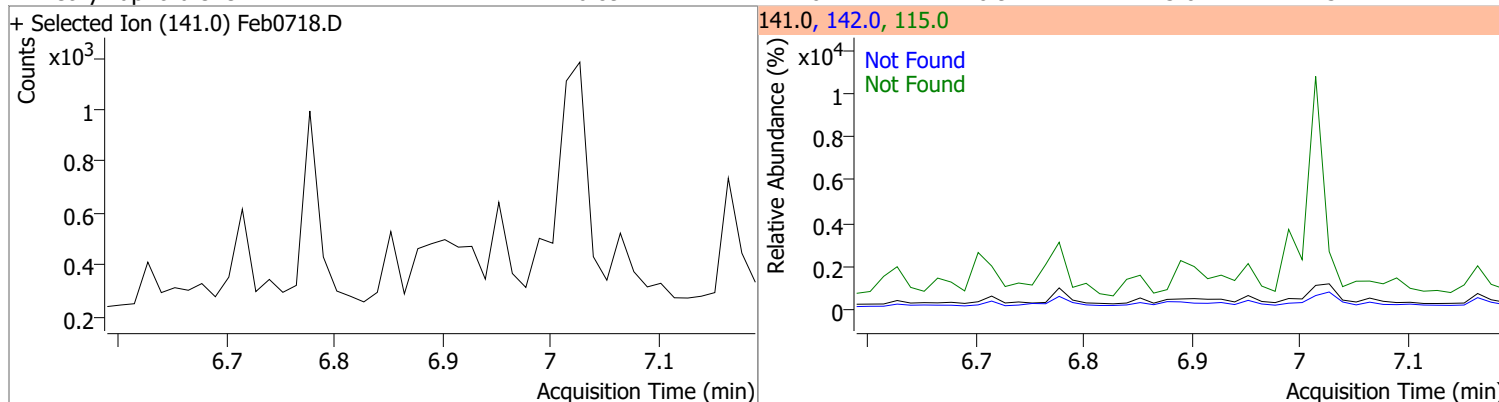
Compound	Conc.	RT	Dev(Min)	Resp.	QIon	QRatio	Lower	Upper
Naphthalene		0		0	102.0		0.0	45.0
					129.0		7.8	14.5



Compound	Conc.	Exp RT	QIon	Exp Ratio	QIon	Exp Ratio
2-Methylnaphthalene	N.D.	6.78	142.0	135.7	115.0	47.1

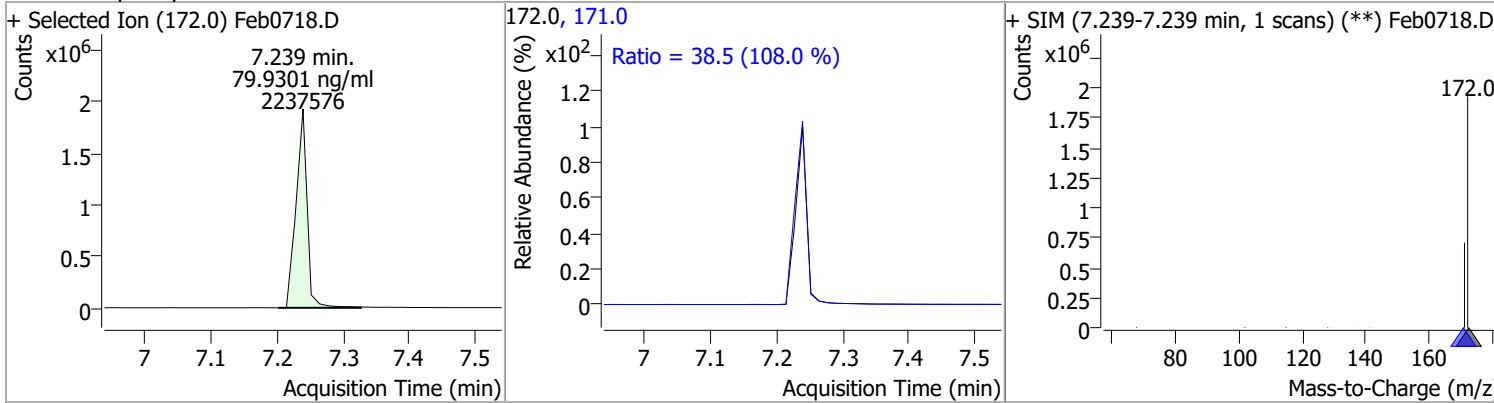


Compound	Conc.	Exp RT	QIon	Exp Ratio	QIon	Exp Ratio
1-Methylnaphthalene	N.D.	6.89	142.0	110.9	115.0	52.2

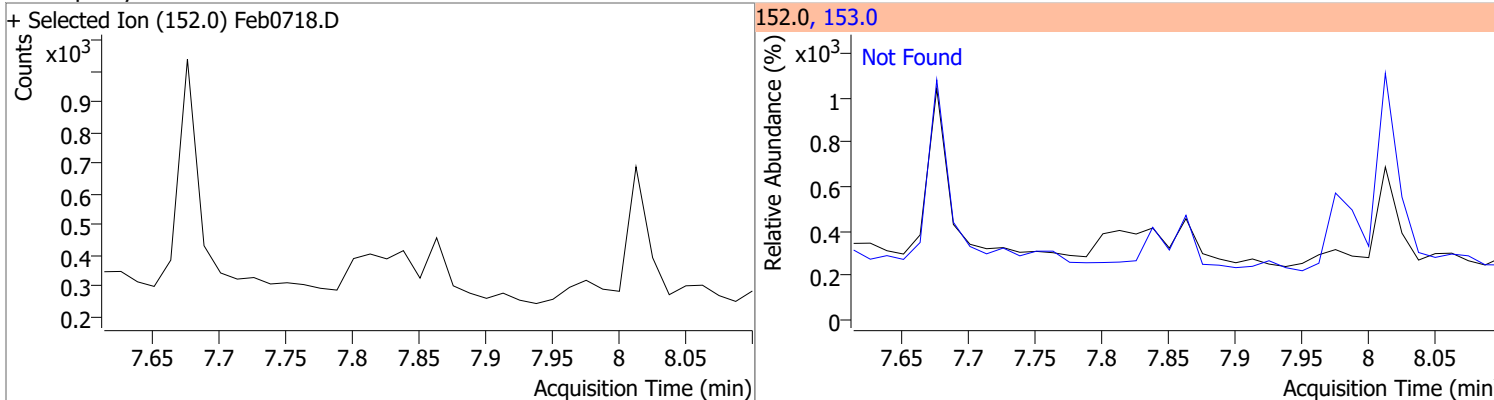


Quantitation Results Report (QT Reviewed)

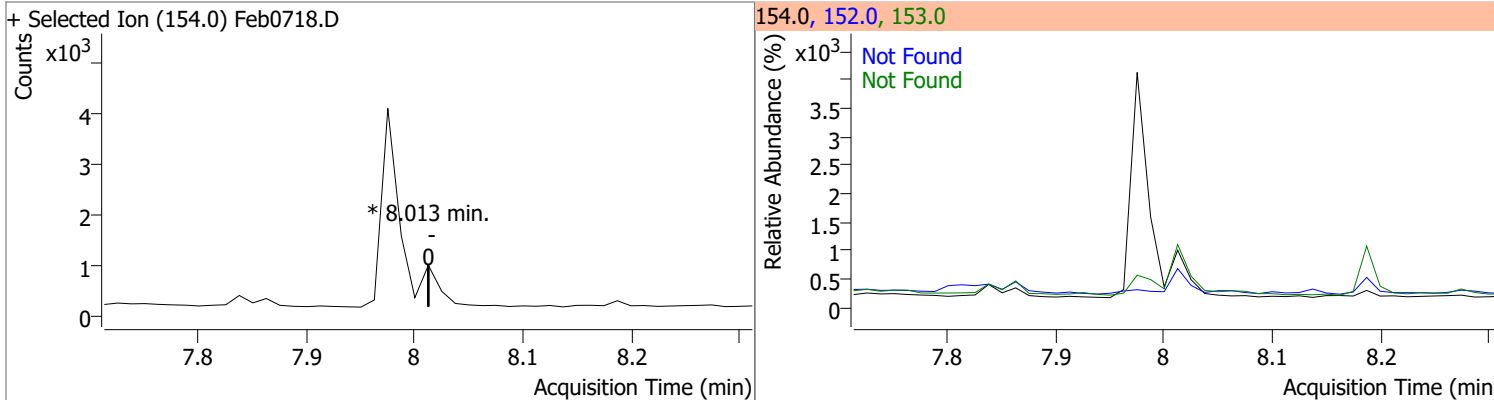
Compound	Conc.	RT	Dev(Min)	Resp.	QIon	QRatio	Lower	Upper
2-Fluorobiphenyl	79.9301	7.24	0.00	2237576	171.0	38.5	25.0	46.4



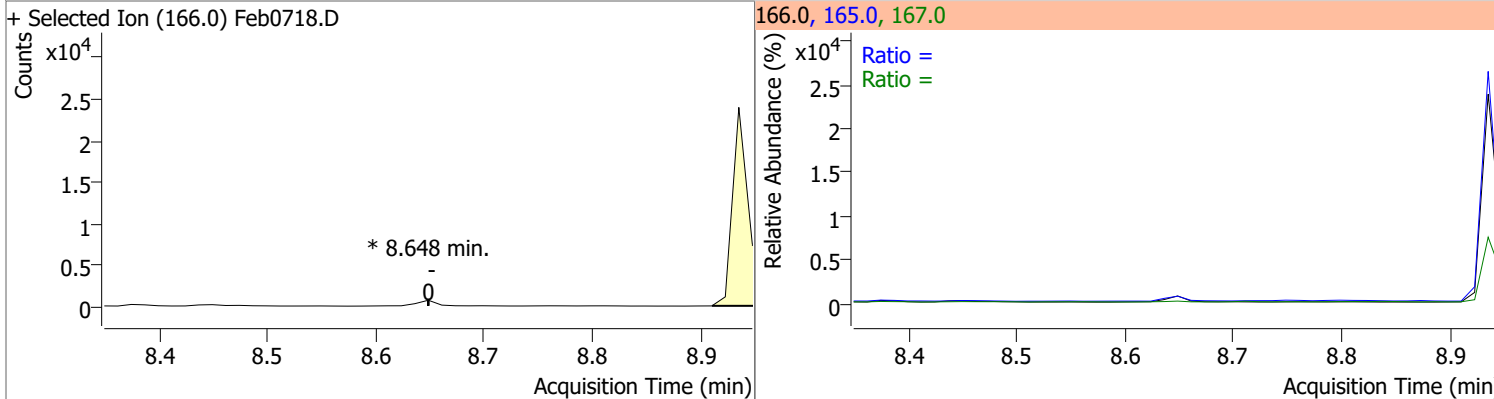
Compound	Conc.	Exp RT	QIon	Exp Ratio
Acenaphthylene	N.D.	7.80	153.0	17.6



Compound	Conc.	RT	Dev(Min)	Resp.	QIon	QRatio	Lower	Upper
Acenaphthene		0		0	153.0		76.2	141.5
					152.0		37.0	68.7

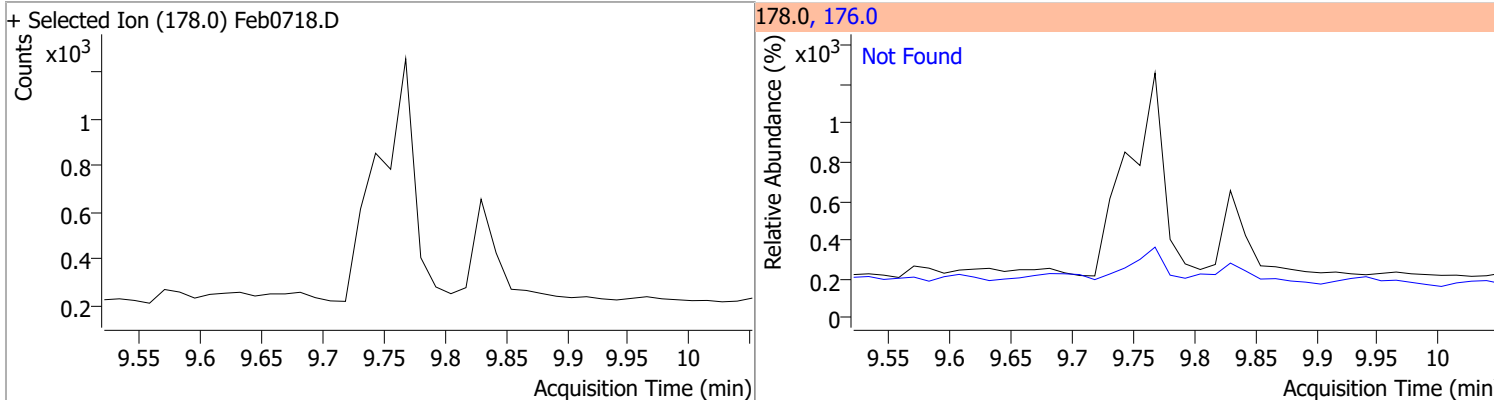


Compound	Conc.	RT	Dev(Min)	Resp.	QIon	QRatio	Lower	Upper
Fluorene		0		0	165.0		56.5	104.9
					167.0		8.4	15.6

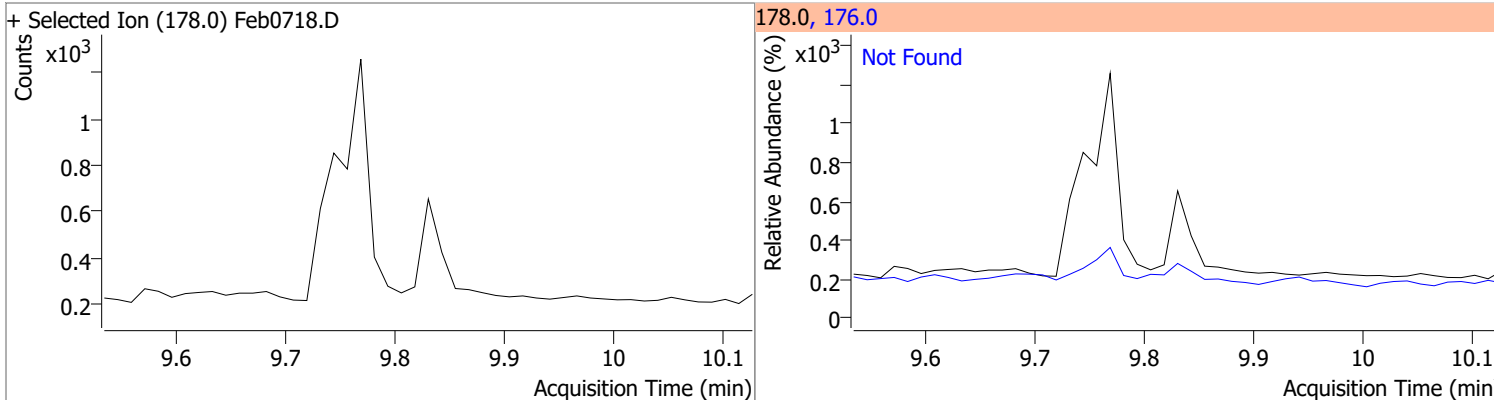


Quantitation Results Report (QT Reviewed)

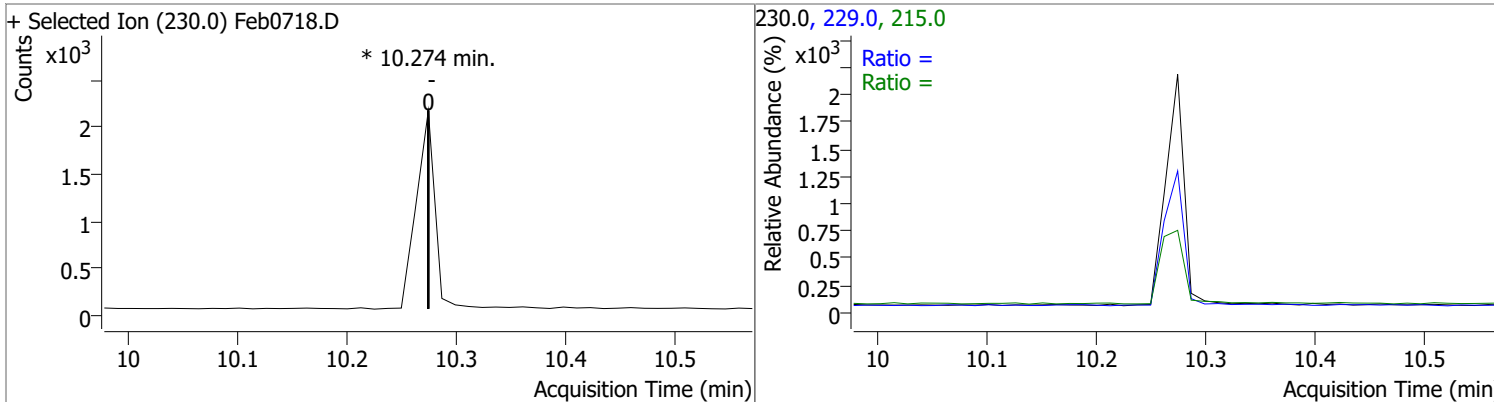
Compound	Conc.	Exp RT	QIon	Exp Ratio
Phenanthrene	N.D.	9.76	176.0	18.4



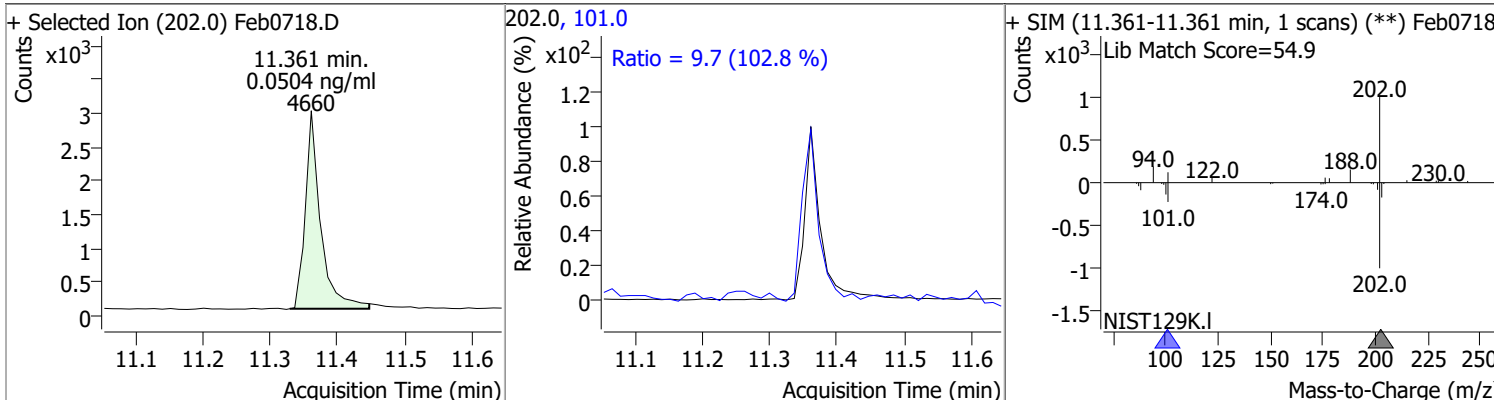
Compound	Conc.	Exp RT	QIon	Exp Ratio
Anthracene	N.D.	9.83	176.0	18.1



Compound	Conc.	RT	Dev(Min)	Resp.	QIon	QRatio	Lower	Upper
o-Terphenyl		0		0	229.0		46.3	85.9
					215.0		28.9	53.6

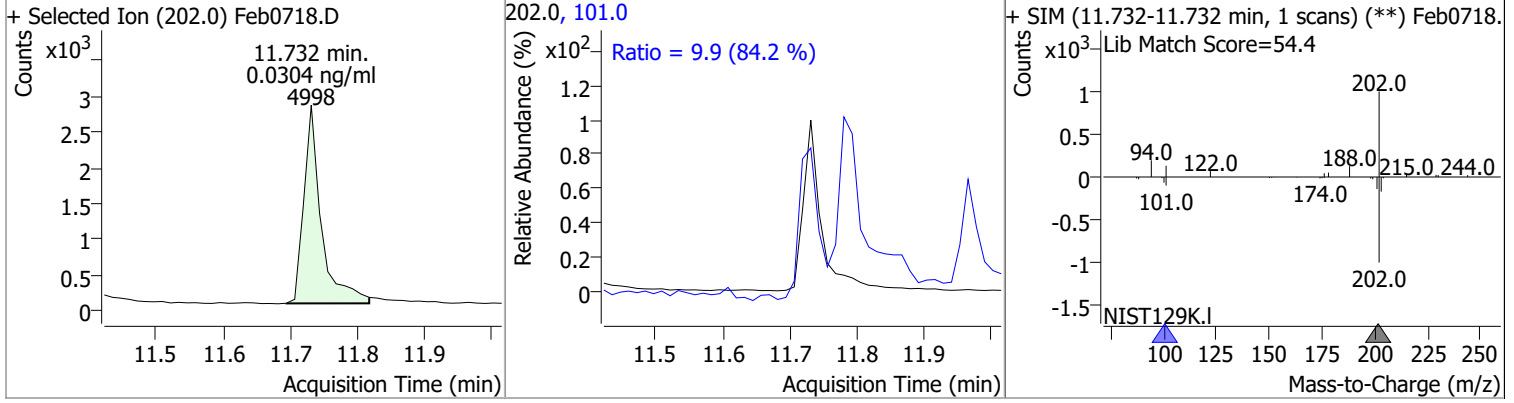


Compound	Conc.	RT	Dev(Min)	Resp.	QIon	QRatio	Lower	Upper
Fluoranthene	0.0504	11.36	0.01	4660	101.0	9.7	6.6	12.3

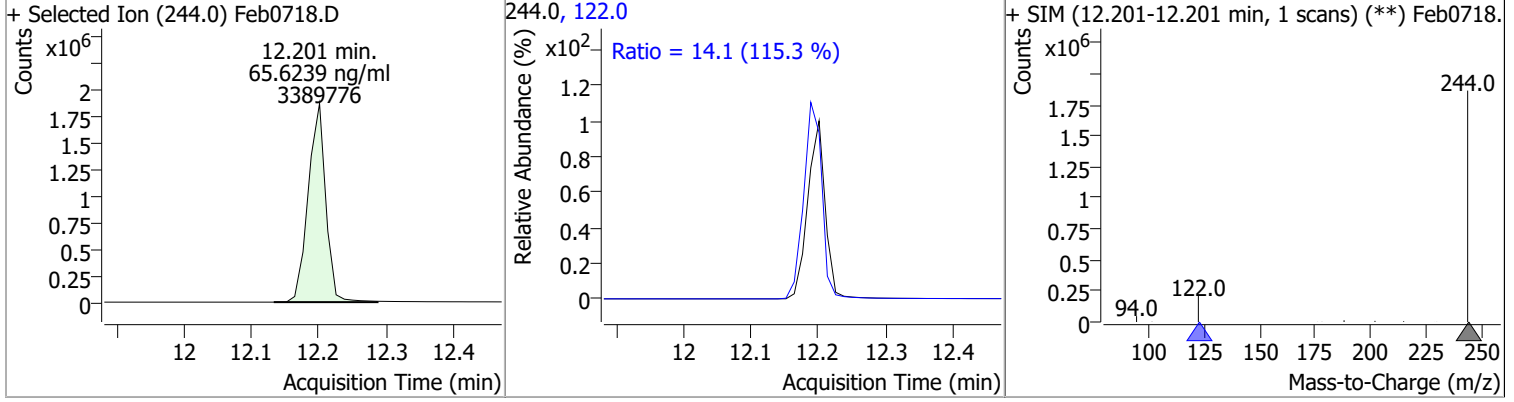


Quantitation Results Report (QT Reviewed)

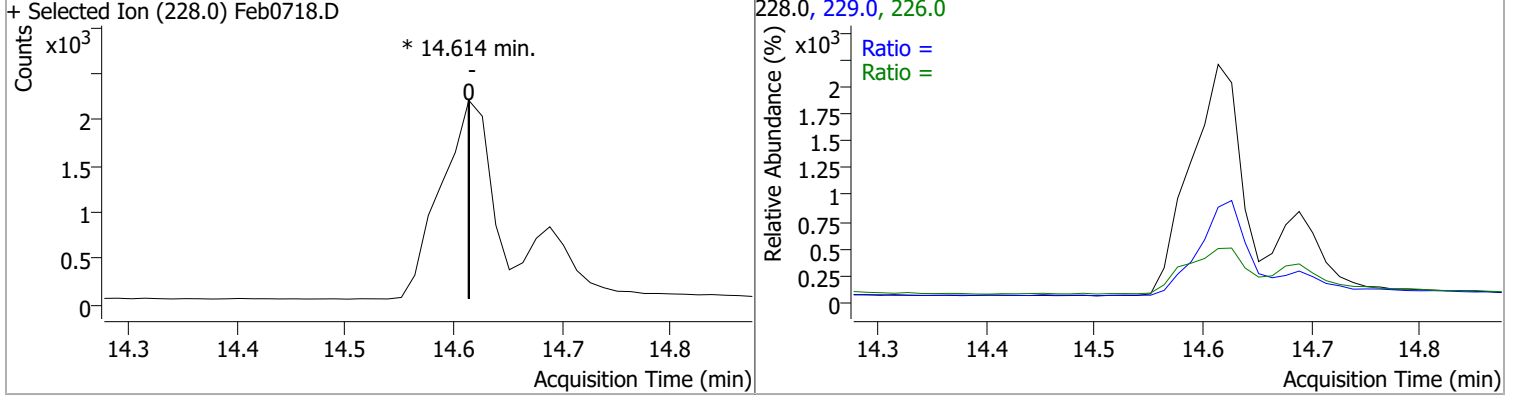
Compound	Conc.	RT	Dev(Min)	Resp.	QIon	QRatio	Lower	Upper
Pyrene	0.0304	11.73	0.01	4998	101.0	9.9	8.2	15.2



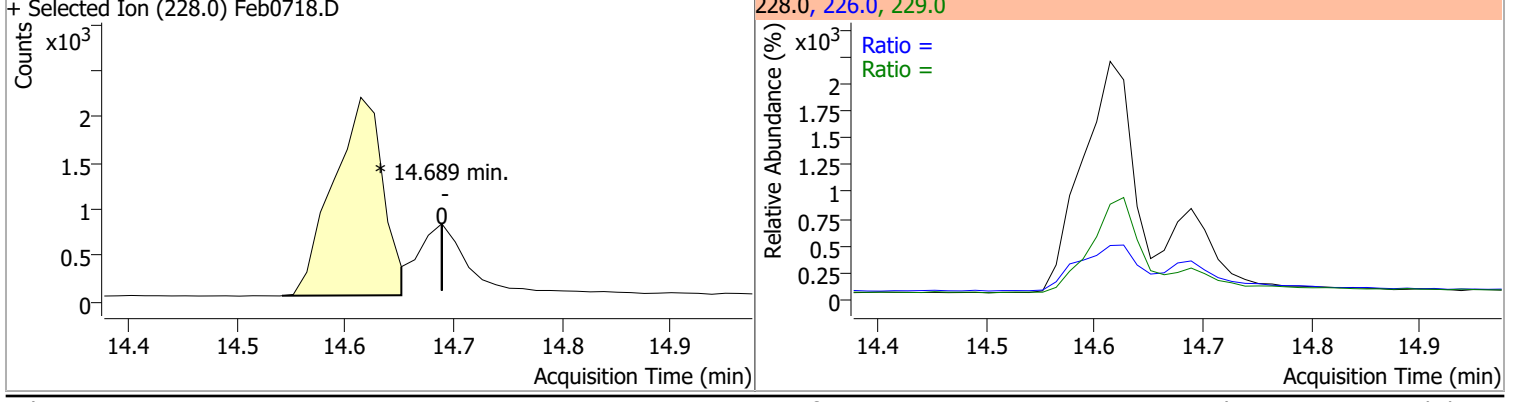
Compound	Conc.	RT	Dev(Min)	Resp.	QIon	QRatio	Lower	Upper
Terphenyl-d14	65.6239	12.20	0.02	3389776	122.0	14.1	8.6	15.9



Compound	Conc.	RT	Dev(Min)	Resp.	QIon	QRatio	Lower	Upper
Benzo(a)Anthracene	0	0	0	0	226.0 229.0		18.7 17.3	34.8 32.1

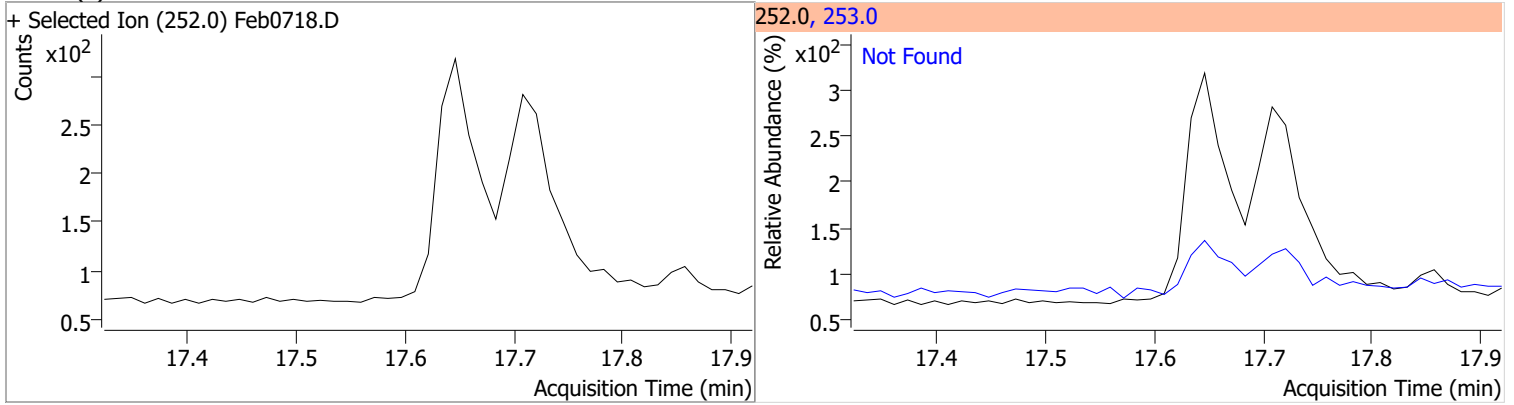


Compound	Conc.	RT	Dev(Min)	Resp.	QIon	QRatio	Lower	Upper
Chrysene	0	0	0	0	226.0 229.0		21.4 14.2	39.7 26.3

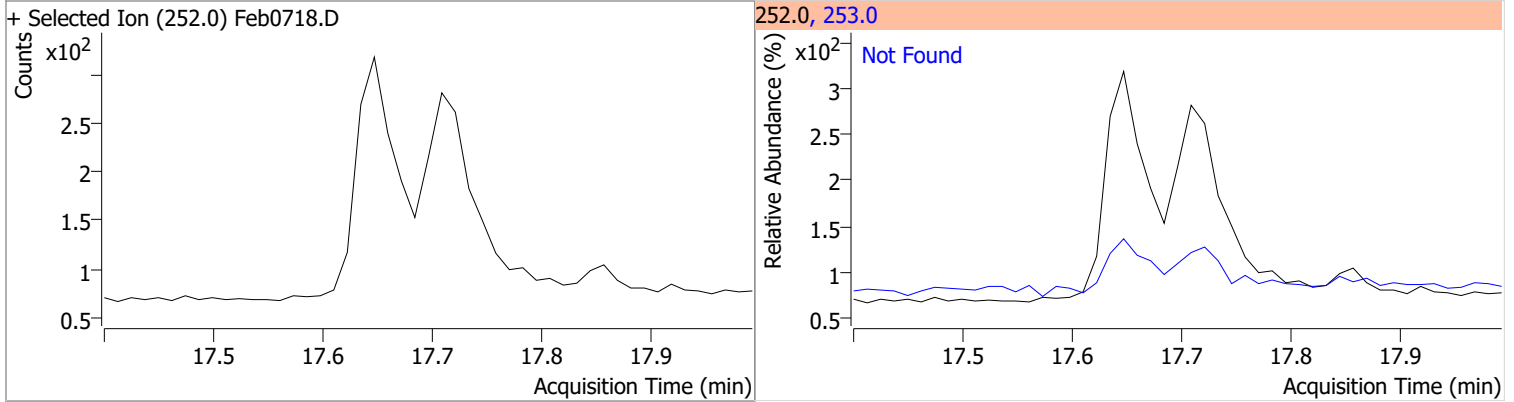


Quantitation Results Report (QT Reviewed)

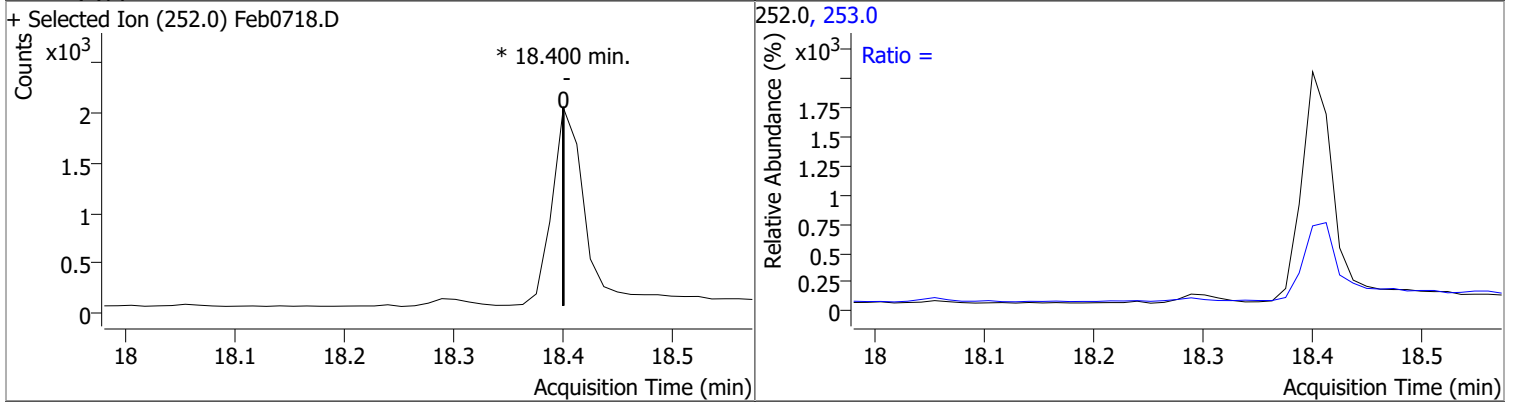
Compound	Conc.	Exp RT	QIon	Exp Ratio
Benzo(b)fluoranthene	N.D.	17.62	253.0	22.2



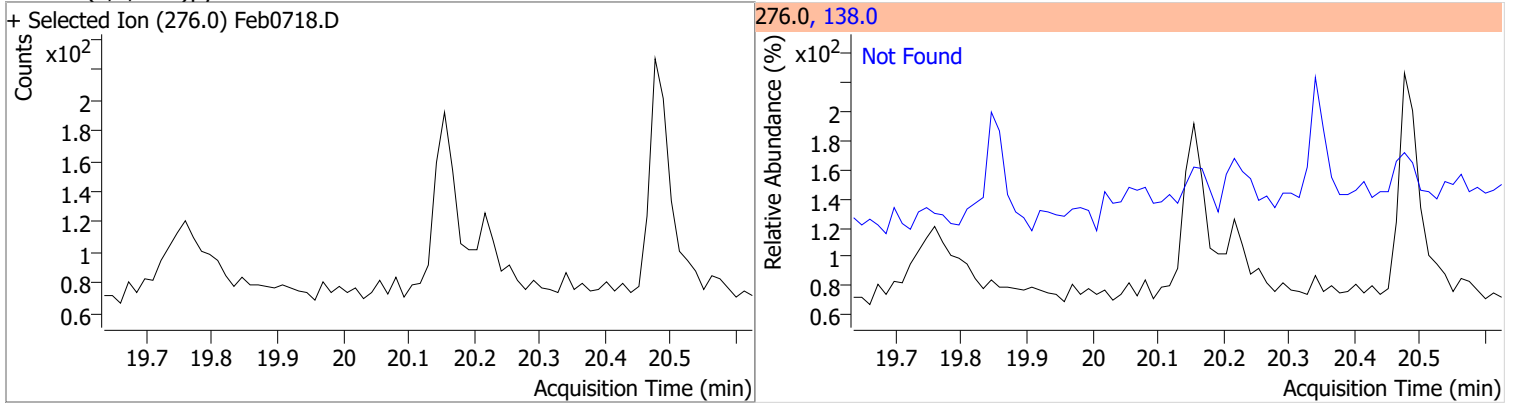
Compound	Conc.	Exp RT	QIon	Exp Ratio
Benzo(k)fluoranthene	N.D.	17.70	253.0	23.6



Compound	Conc.	RT	Dev(Min)	Resp.	QIon	QRatio	Lower	Upper
Benzo(a)pyrene		0		0	253.0		16.8	31.2

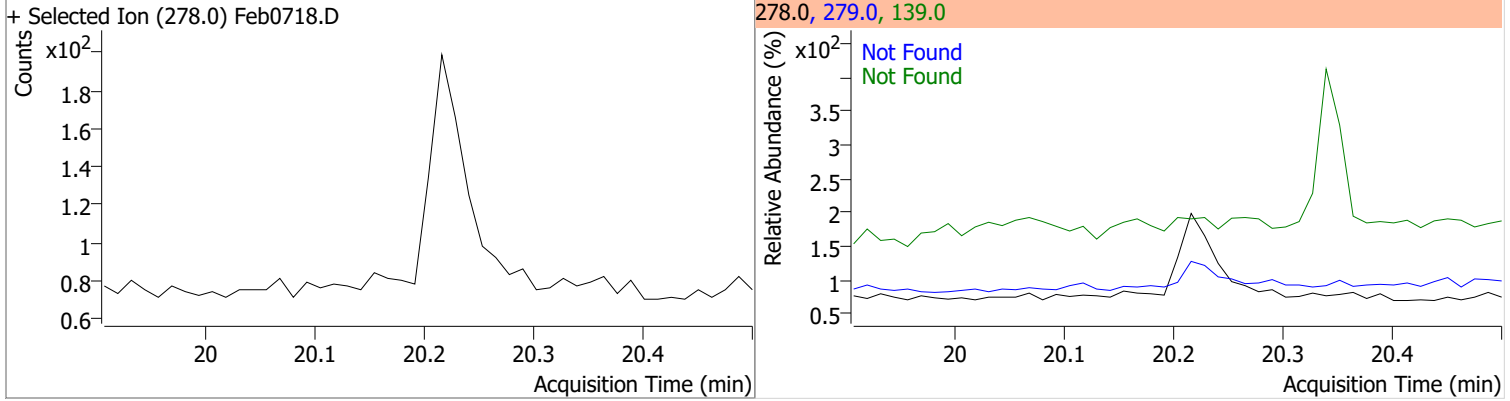


Compound	Conc.	Exp RT	QIon	Exp Ratio
Indeno(1,2,3-cd)pyrene	N.D.	20.13	138.0	20.2

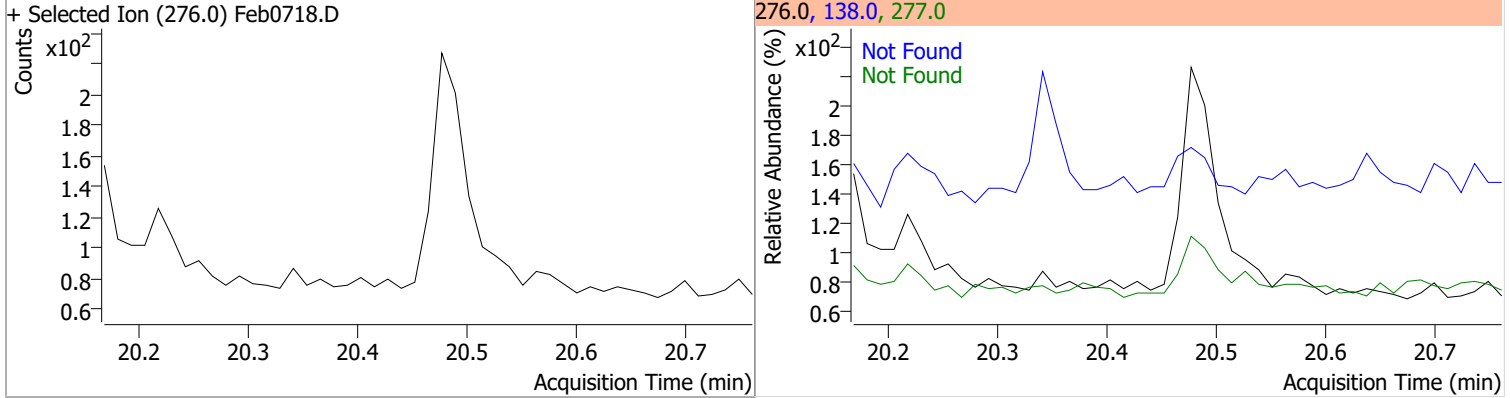


Quantitation Results Report (QT Reviewed)

Compound	Conc.	Exp RT	QIon	Exp Ratio	QIon	Exp Ratio
Dibenzo(a,h)anthracene	N.D.	20.20	279.0	24.9	139.0	16.2



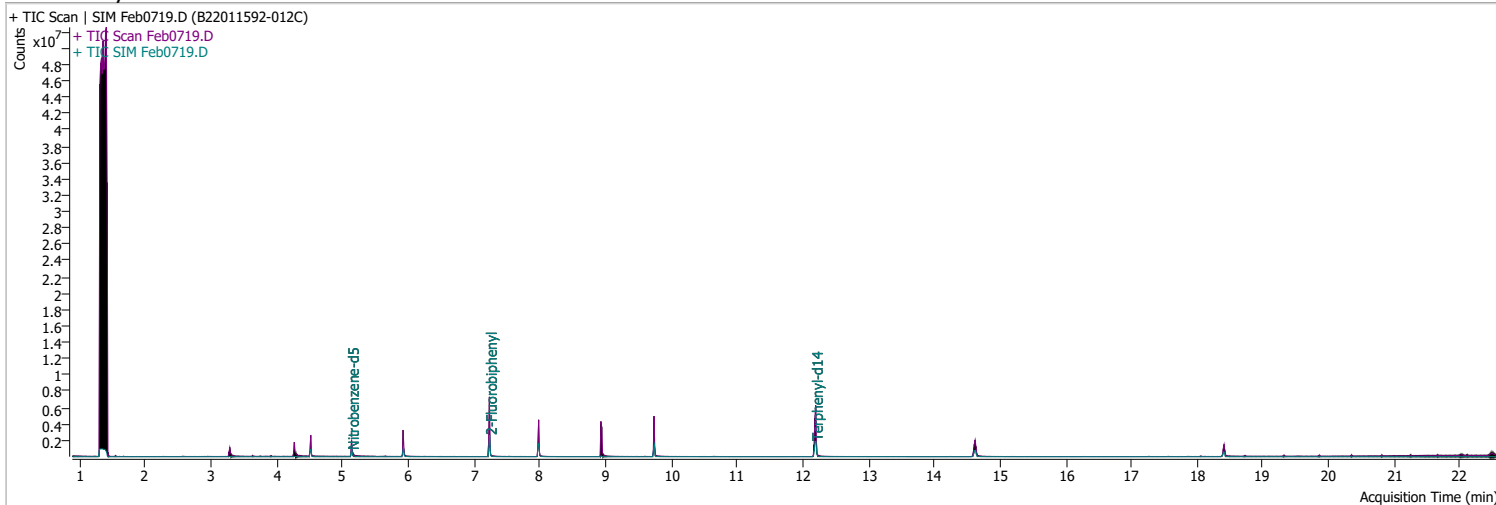
Compound	Conc.	Exp RT	QIon	Exp Ratio	QIon	Exp Ratio
Benzo(g,h,i)perylene	N.D.	20.46	277.0	24.5	138.0	21.6



Quantitation Results Report (QT Reviewed)

Data File	Feb0719.D	Operator	LIMS import
Acq. Method	5975BNASIM	Acq. Date-Time	2/8/2022 12:54:48 AM
Sample Name	B22011592-012C	Instrument	GCMS
Vial	19	Multiplier	1.00
DA Method File		Comment	SVOC-8270C-SIM-W-LLPAH
Tune File	dftppjph.u	Tune Date	
Batch Name	020722 bna SIM 1.batch.bin	Last Calib Update	2/8/2022 9:05:30 AM

Ref Library



Compound	RT	QIon	Resp.	Conc.	Units	Dev(Min)
Internal Standards						
M 1,4-Dichlorobenzene-d4	4.522	152.0	386960	40.0000	ng/ml	0.000
M Naphthalene-d8	5.928	136.0	1384320	40.0000	ng/ml	0.000
M Acenaphthene-d10	7.988	164.0	926342	40.0000	ng/ml	0.012
M Phenanthrene-d10	9.743	188.0	1737720	40.0000	ng/ml	0.012
M Chrysene-d12	14.627	240.0	1419308	40.0000	ng/ml	0.012
M Perylene-d12	18.401	264.0	836187	40.0000	ng/ml	0.000
System Monitoring Compounds						
S Nitrobenzene-d5	5.143	82.0	779354	101.0316	ng/ml	-0.012
Spiked Amount: 5.000	Range: 19.0 - 102.0%			Recovery = 2020.63%		*
S 2-Fluorobiphenyl	7.240	172.0	2196203	88.0179	ng/ml	0.000
Spiked Amount: 5.000	Range: 25.0 - 94.0%			Recovery = 1760.36%		*
S o-Terphenyl	0.000		0	N.D.		
Spiked Amount: 5.000	Range: 40.0 - 140.0%			Recovery = NA%		
S Terphenyl-d14	12.201	244.0	3201167	67.3564	ng/ml	0.025
Spiked Amount: 5.000	Range: 39.0 - 106.0%			Recovery = 1347.13%		*
Target Compounds						
T Naphthalene	0.000		0	N.D.		
T 2-Methylnaphthalene	0.000		0	N.D.		
T 1-Methylnaphthalene	0.000		0	N.D.		
T Acenaphthylene	0.000		0	N.D.		
T Acenaphthene	7.976	154.0	0		ng/ml	md 1
T Fluorene	8.935	166.0	0		ng/ml	md 1
T Phenanthrene	0.000		0	N.D.		
T Anthracene	0.000		0	N.D.		
T Fluoranthene	0.000		0	N.D.		
T Pyrene	0.000		0	N.D.		
T Benzo(a)Anthracene	14.614	228.0	0		ng/ml	md 1
T Chrysene	14.689	228.0	0		ng/ml	md 1
T Benzo(b)fluoranthene	0.000		0	N.D.		

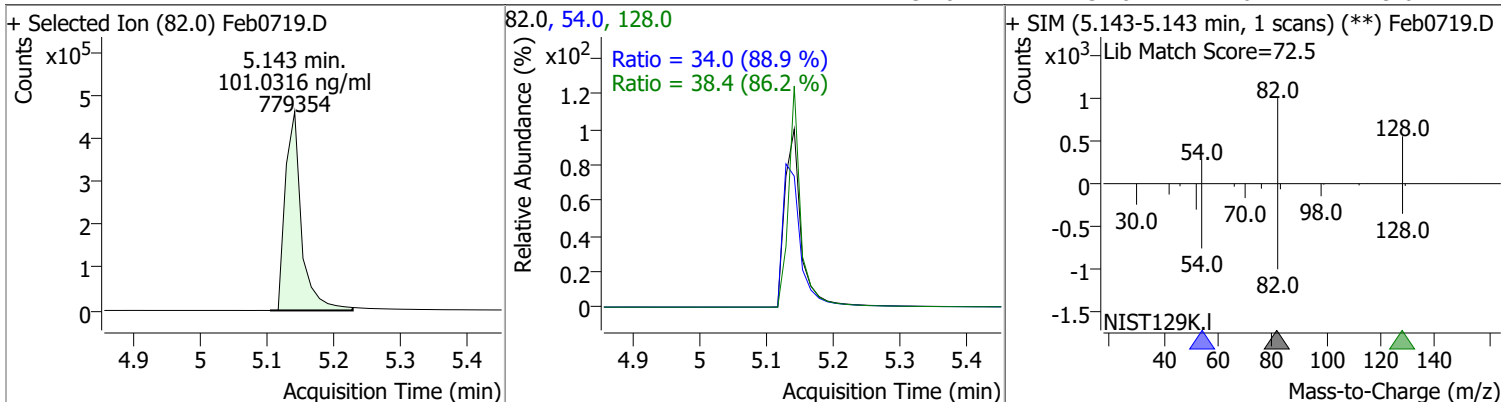
Quantitation Results Report (QT Reviewed)

Compound	RT	QIon	Resp.	Conc.	Units	Dev(Min)
T Benzo(k)fluoranthene	0.000		0	N.D.		
T Benzo(a)pyrene	18.401	252.0	0		ng/ml	md 1
T Indeno(1,2,3-cd)pyrene	0.000		0	N.D.		
T Dibenzo(a,h)anthracene	0.000		0	N.D.		
T Benzo(g,h,i)perylene	0.000		0	N.D.		

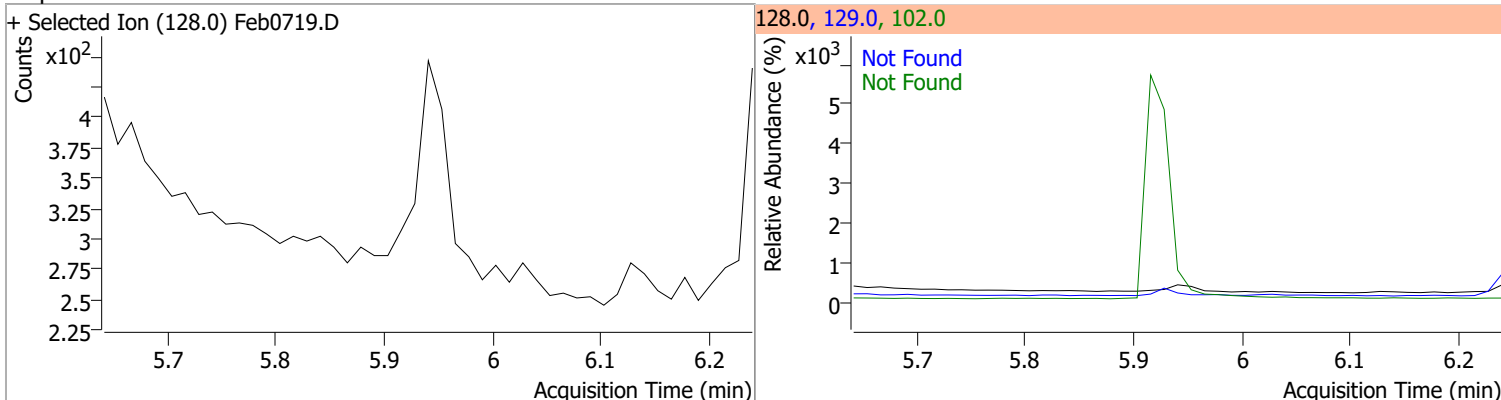
(#) = Qualifier Out of Range; (m) = Manual Integration; (+) = Area Summed; (*) = Surrogate Percent Recovery Out of Range; (d): Zeroed Peak

Quantitation Results Report (QT Reviewed)

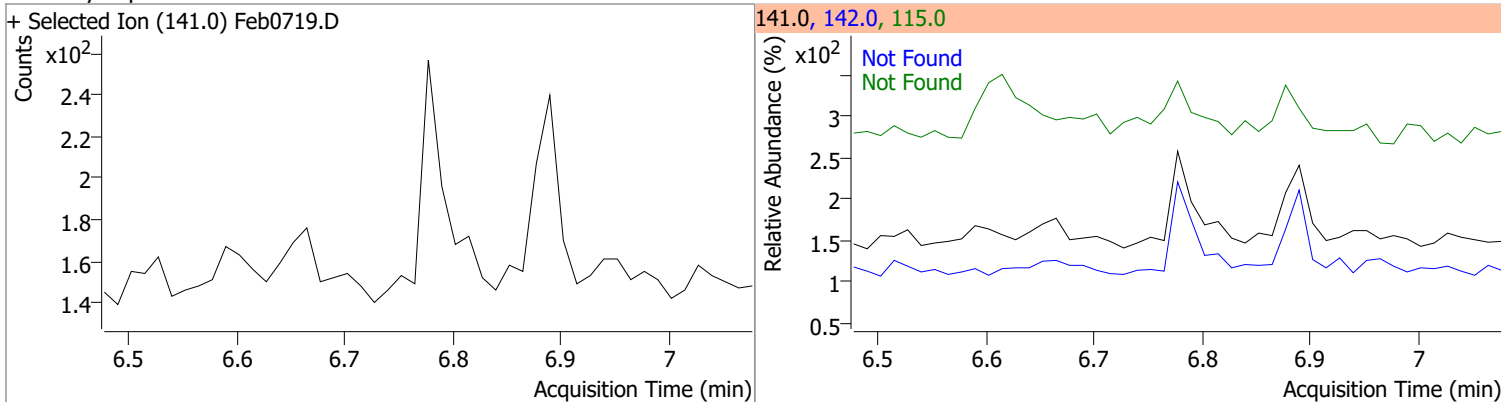
Compound	Conc.	RT	Dev(Min)	Resp.	QIon	QRatio	Lower	Upper
Nitrobenzene-d5	101.0316	5.14	-0.01	779354	128.0	38.4	31.2	57.9
					54.0	34.0	26.7	49.6



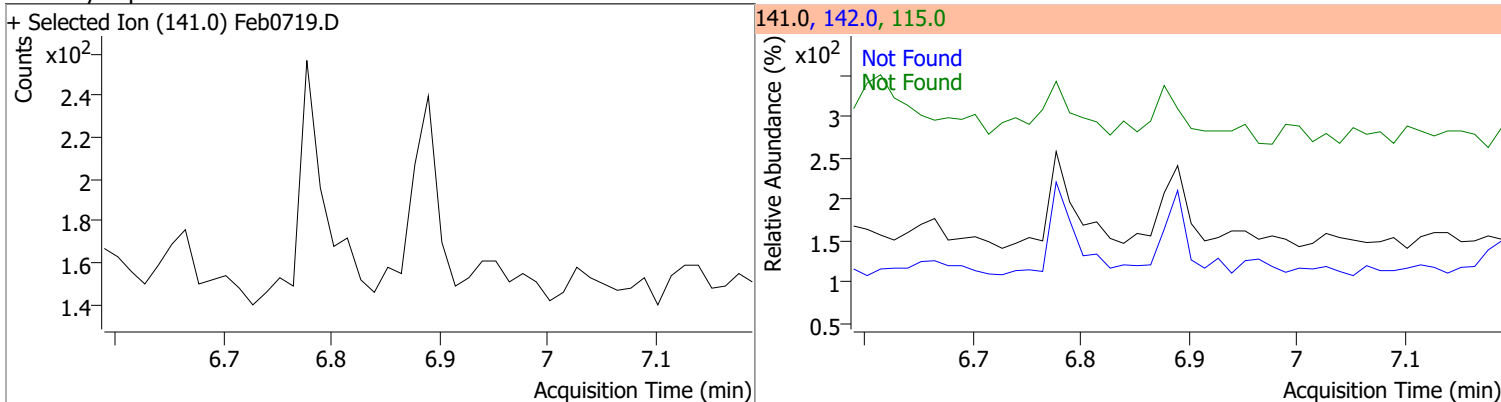
Compound	Conc.	Exp RT	QIon	Exp Ratio	QIon	Exp Ratio
Naphthalene	N.D.	5.94	102.0	15.0	129.0	11.2



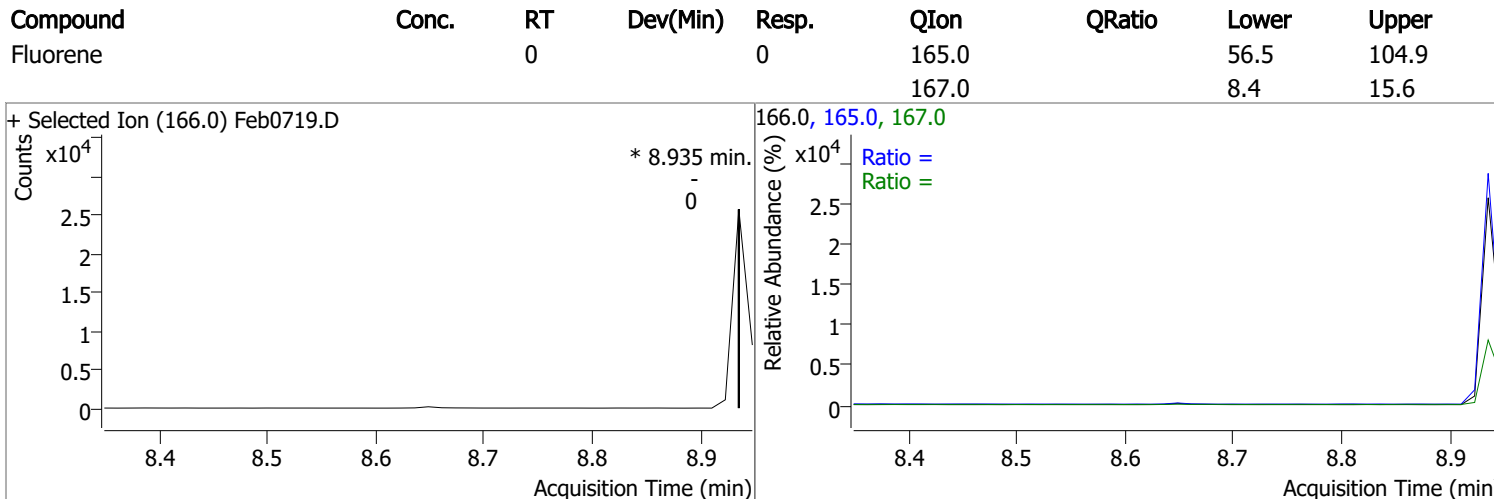
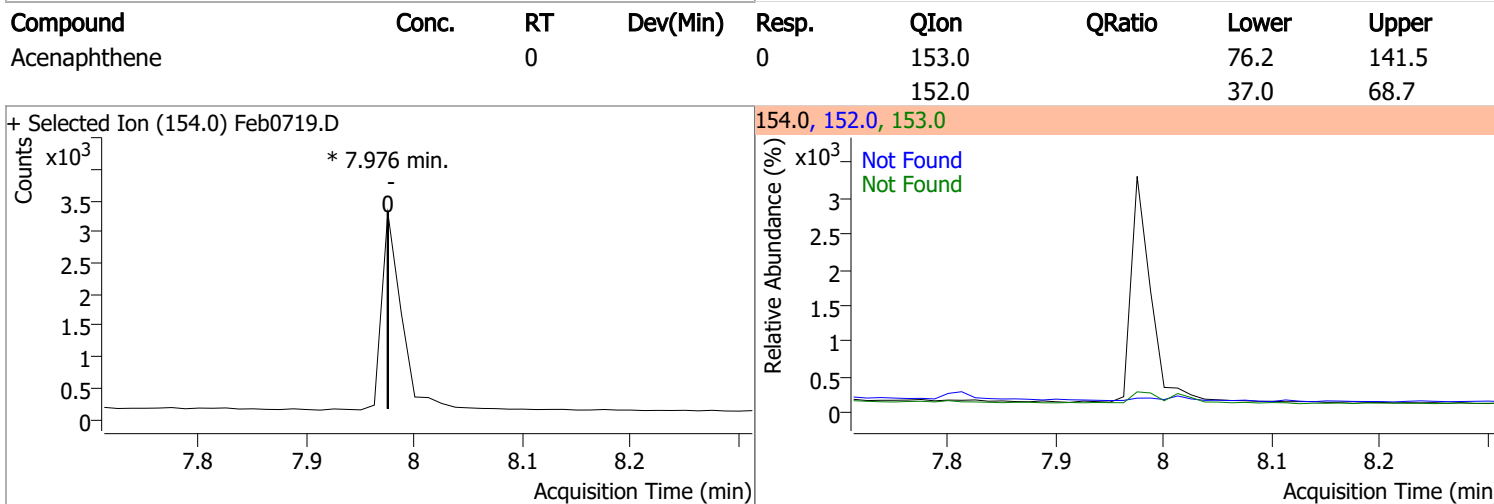
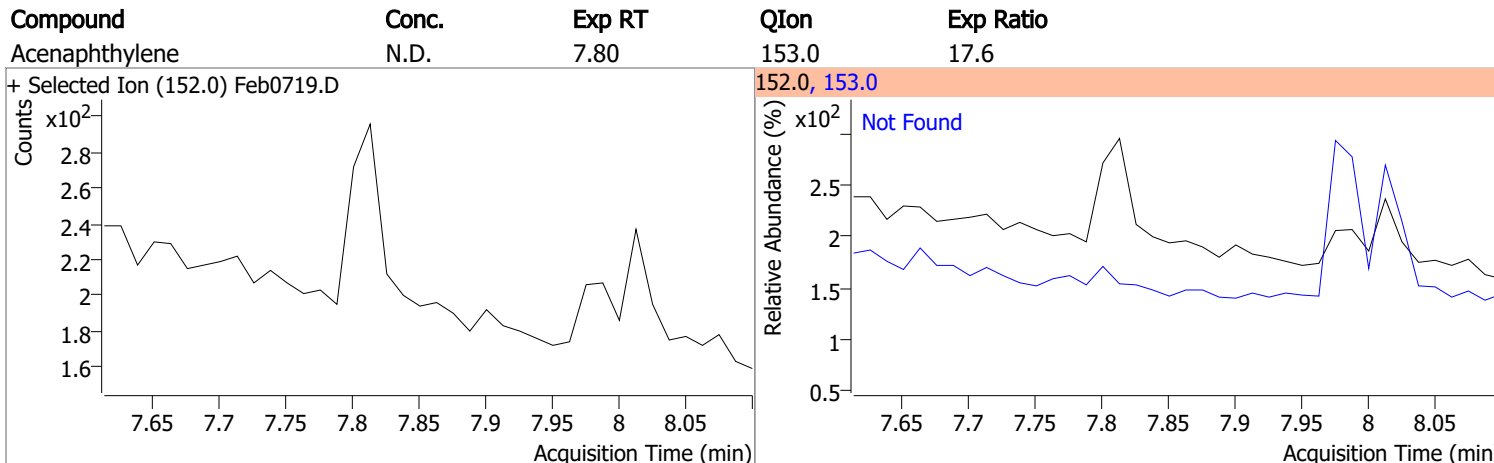
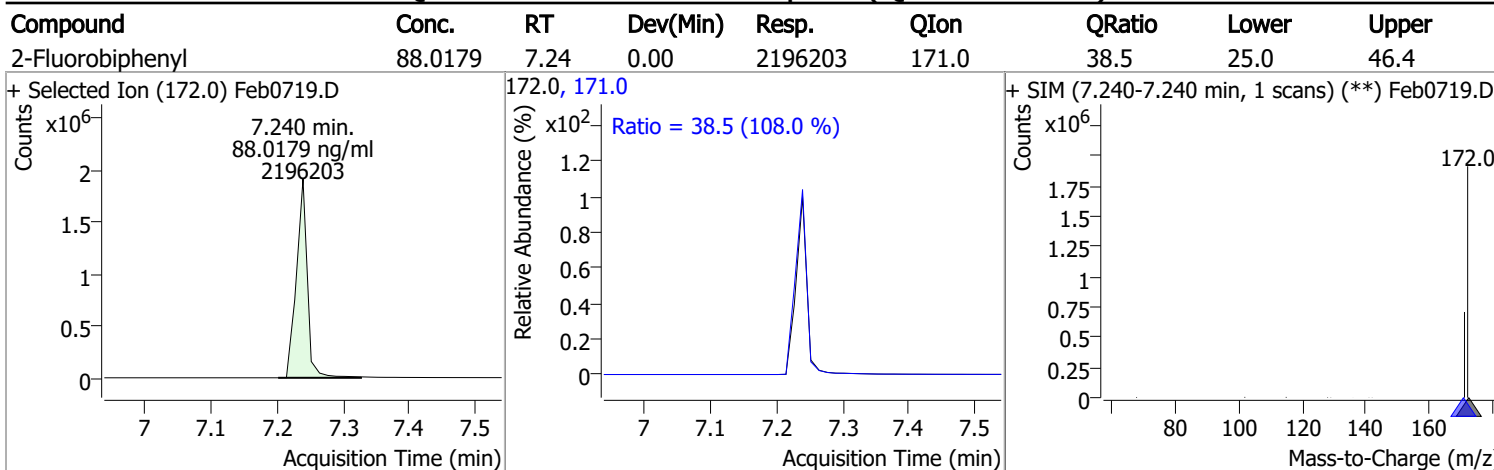
Compound	Conc.	Exp RT	QIon	Exp Ratio	QIon	Exp Ratio
2-Methylnaphthalene	N.D.	6.78	142.0	135.7	115.0	47.1



Compound	Conc.	Exp RT	QIon	Exp Ratio	QIon	Exp Ratio
1-Methylnaphthalene	N.D.	6.89	142.0	110.9	115.0	52.2

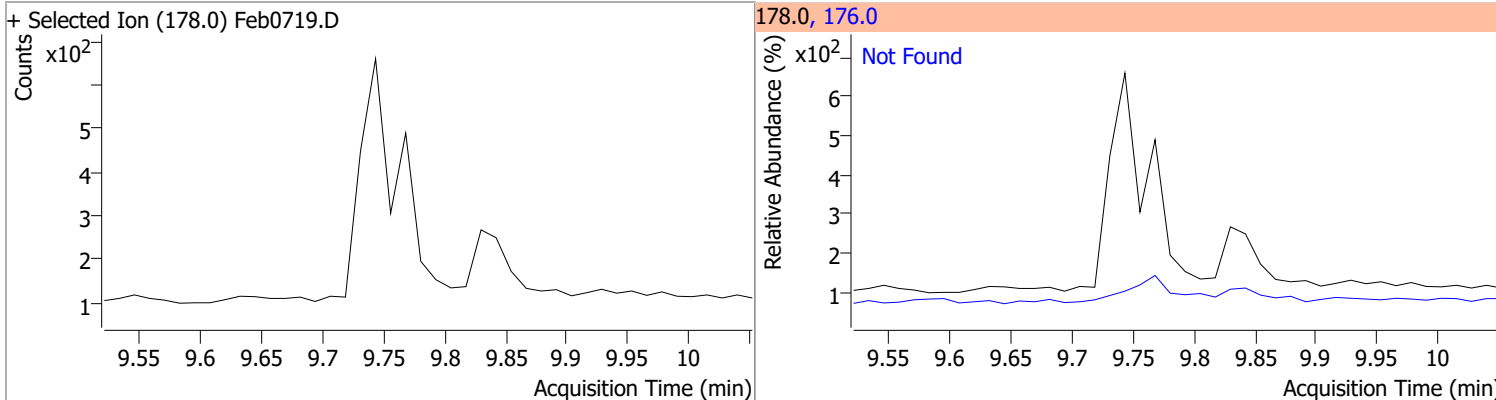


Quantitation Results Report (QT Reviewed)

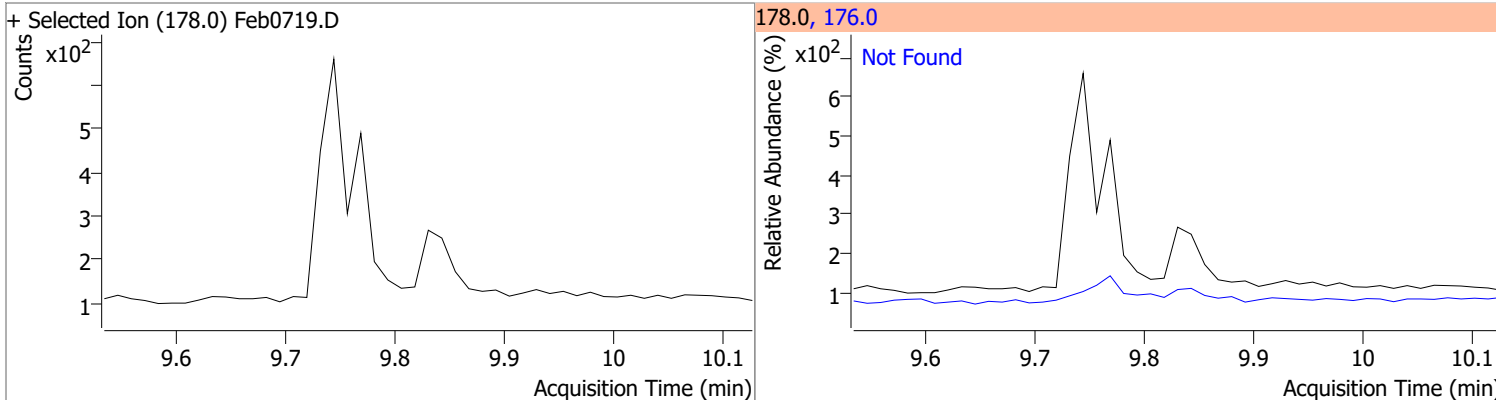


Quantitation Results Report (QT Reviewed)

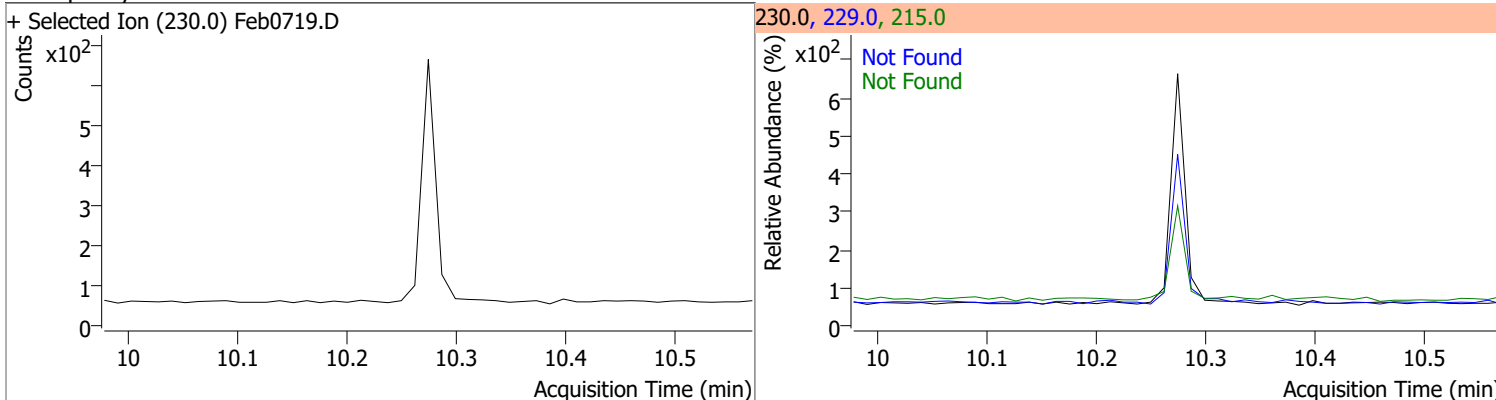
Compound	Conc.	Exp RT	QIon	Exp Ratio
Phenanthrene	N.D.	9.76	176.0	18.4



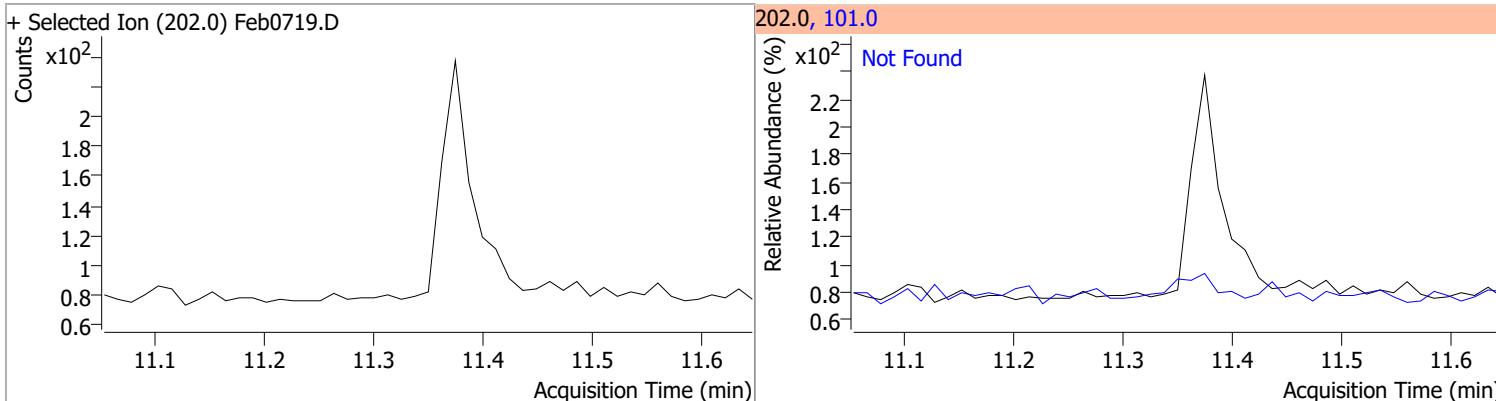
Compound	Conc.	Exp RT	QIon	Exp Ratio
Anthracene	N.D.	9.83	176.0	18.1



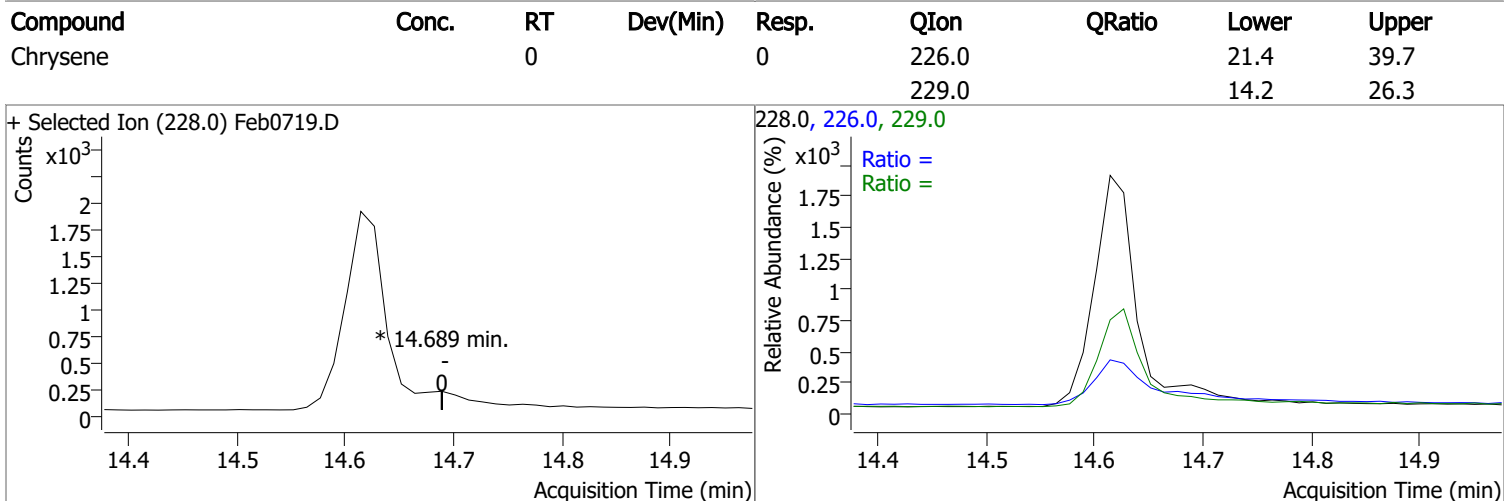
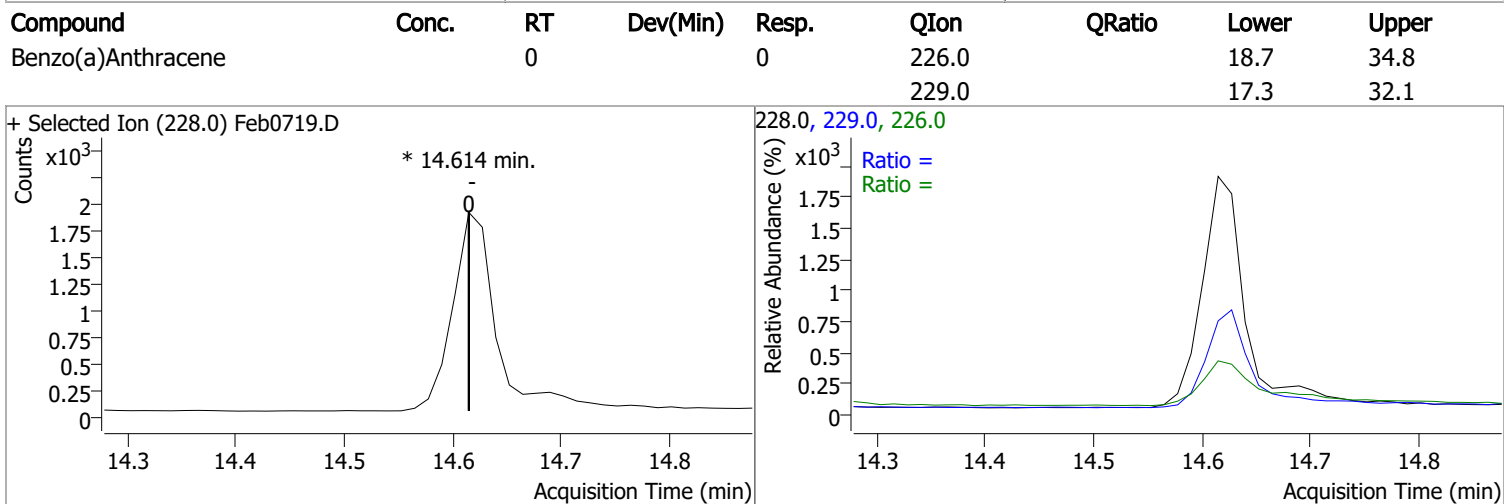
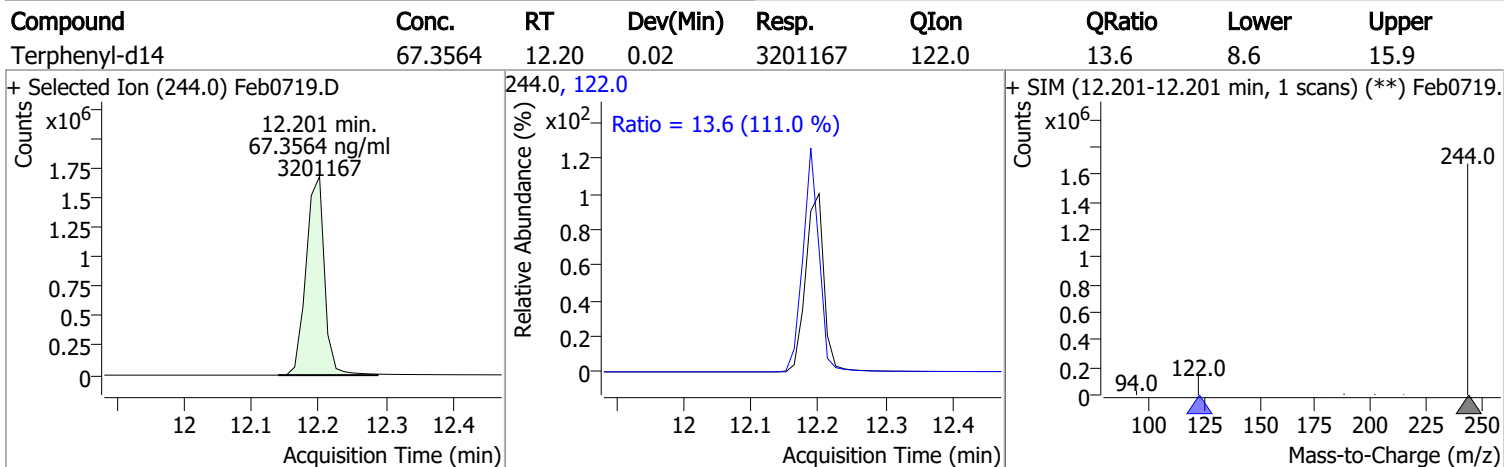
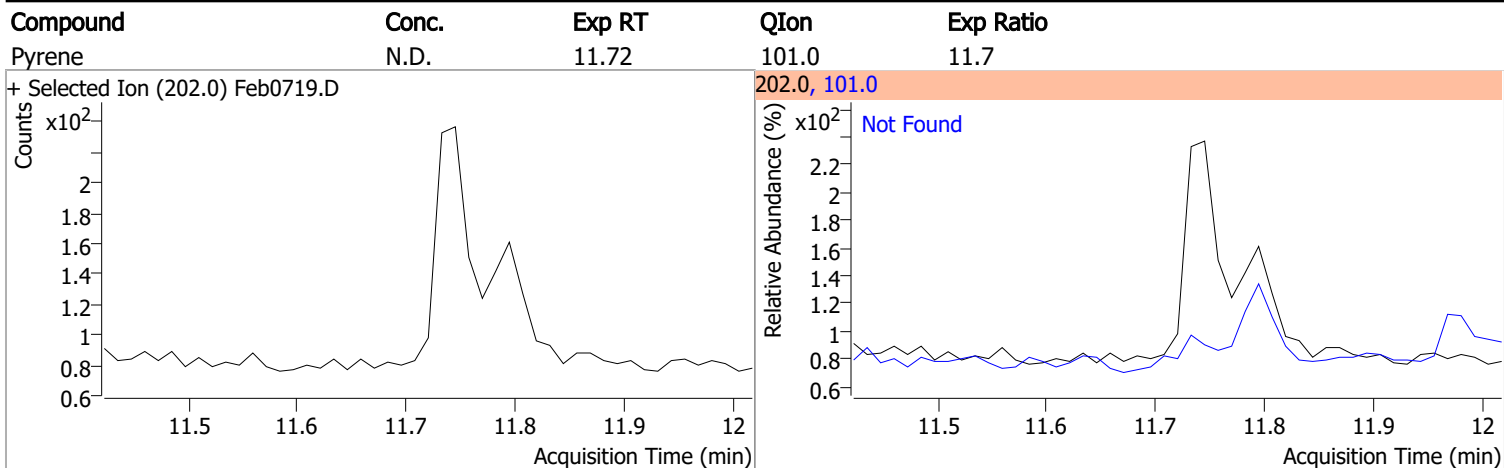
Compound	Conc.	Exp RT	QIon	Exp Ratio	QIon	Exp Ratio
o-Terphenyl	N.D.	10.27	229.0	66.1	215.0	41.2



Compound	Conc.	Exp RT	QIon	Exp Ratio
Fluoranthene	N.D.	11.35	101.0	9.4

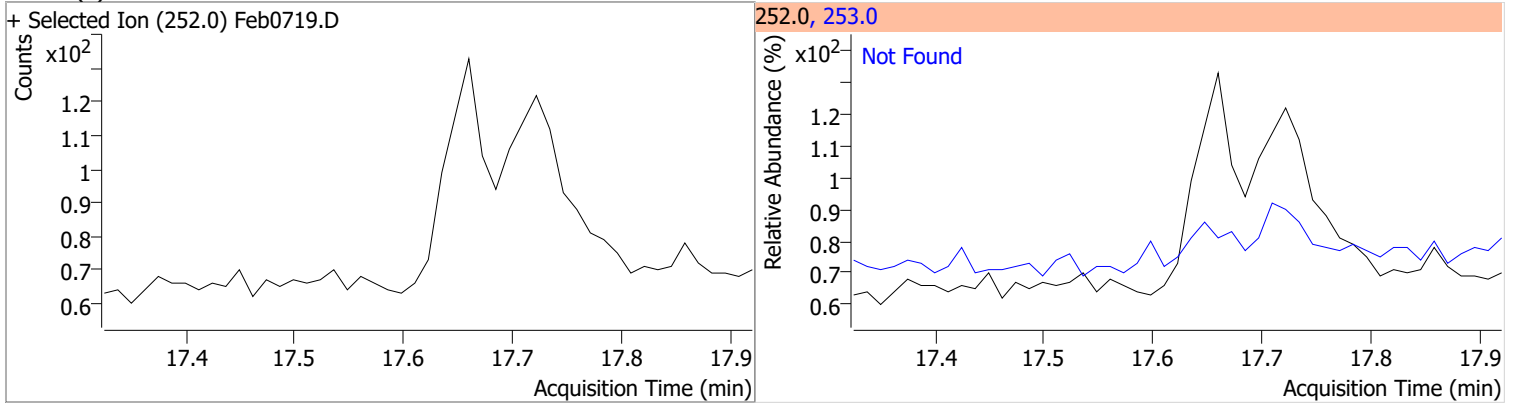


Quantitation Results Report (QT Reviewed)

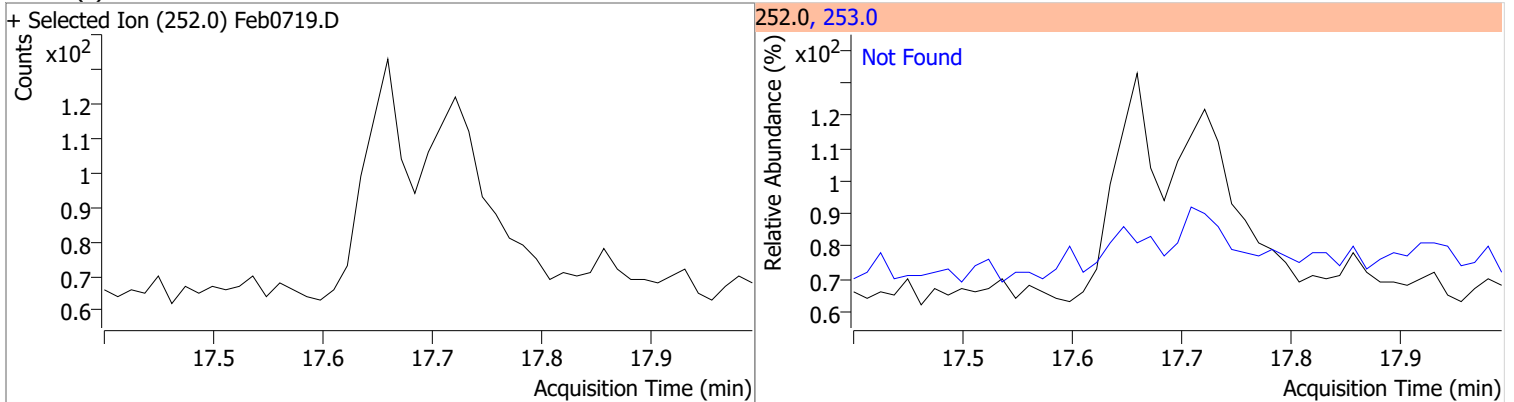


Quantitation Results Report (QT Reviewed)

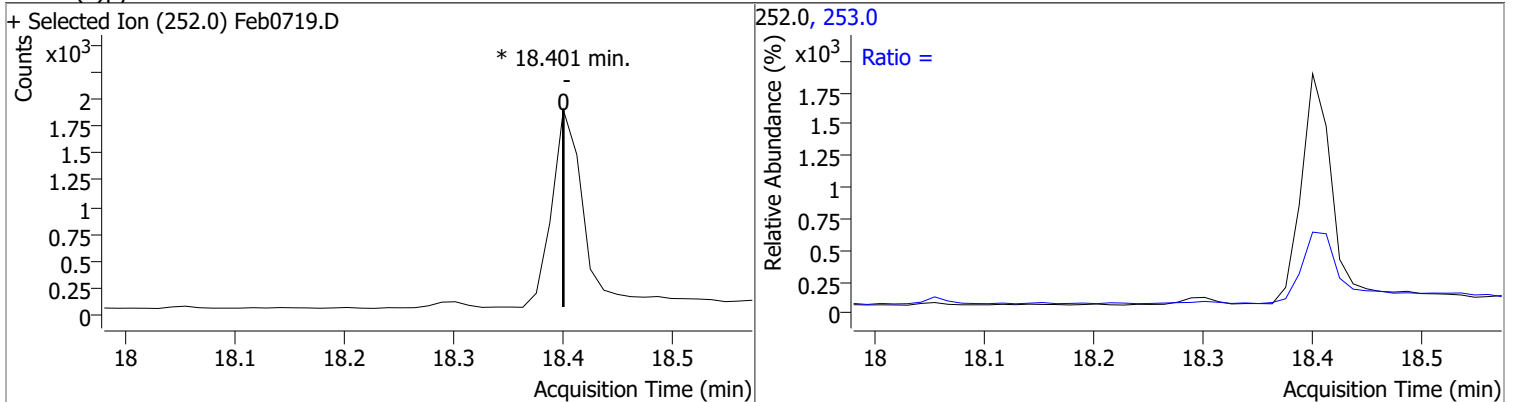
Compound	Conc.	Exp RT	QIon	Exp Ratio
Benzo(b)fluoranthene	N.D.	17.62	253.0	22.2



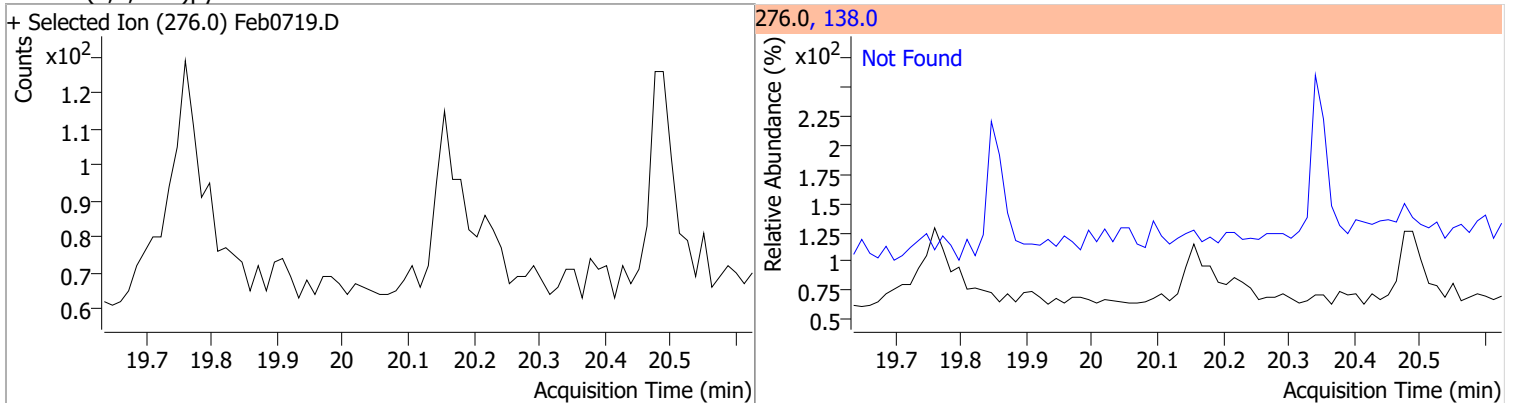
Compound	Conc.	Exp RT	QIon	Exp Ratio
Benzo(k)fluoranthene	N.D.	17.70	253.0	23.6



Compound	Conc.	RT	Dev(Min)	Resp.	QIon	QRatio	Lower	Upper
Benzo(a)pyrene		0		0	253.0		16.8	31.2

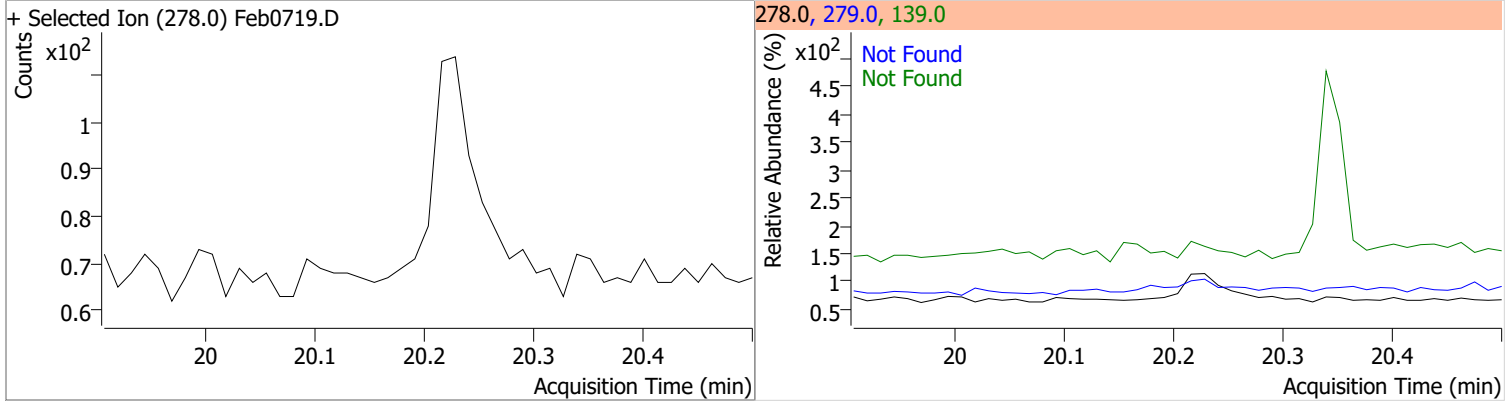


Compound	Conc.	Exp RT	QIon	Exp Ratio
Indeno(1,2,3-cd)pyrene	N.D.	20.13	138.0	20.2

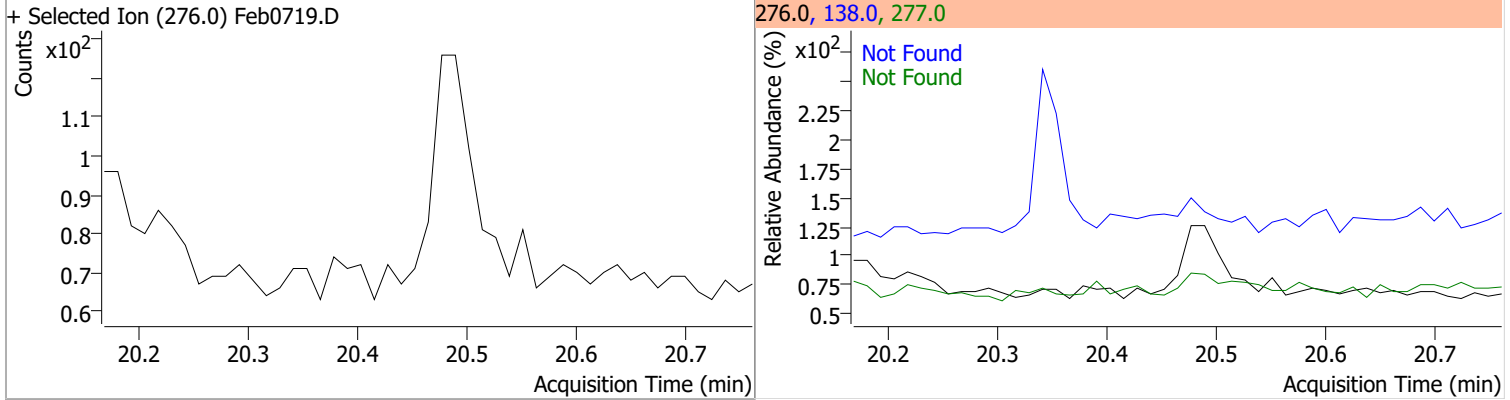


Quantitation Results Report (QT Reviewed)

Compound	Conc.	Exp RT	QIon	Exp Ratio	QIon	Exp Ratio
Dibenzo(a,h)anthracene	N.D.	20.20	279.0	24.9	139.0	16.2



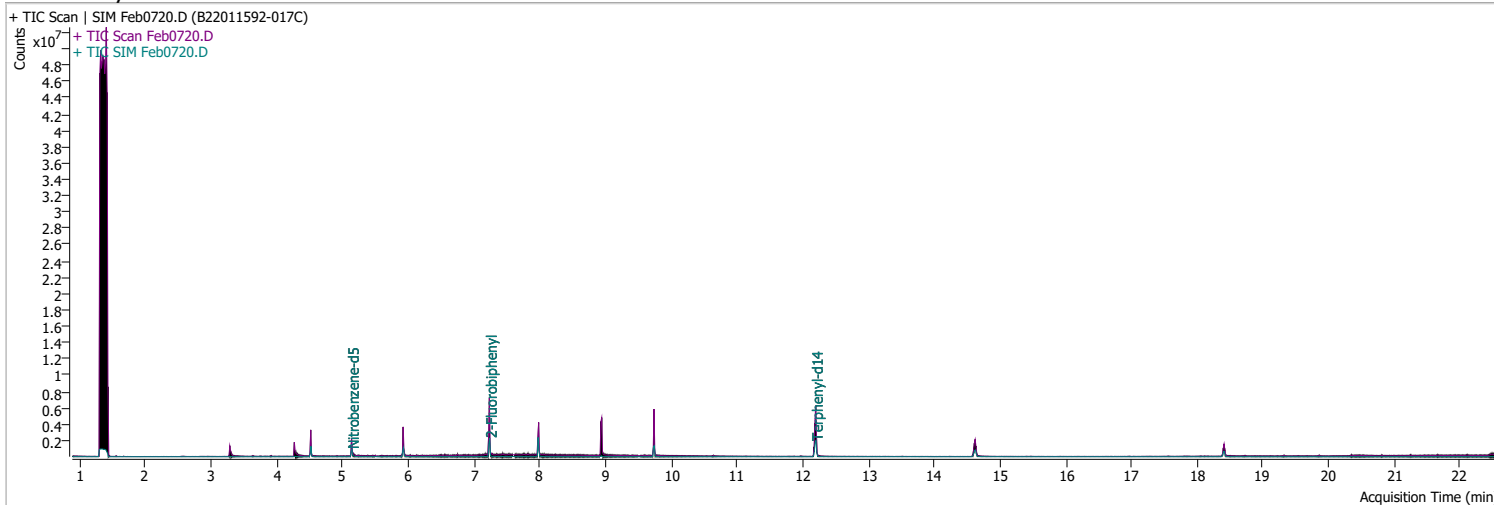
Compound	Conc.	Exp RT	QIon	Exp Ratio	QIon	Exp Ratio
Benzo(g,h,i)perylene	N.D.	20.46	277.0	24.5	138.0	21.6



Quantitation Results Report (QT Reviewed)

Data File	Feb0720.D	Operator	LIMS import
Acq. Method	5975BNASIM	Acq. Date-Time	2/8/2022 1:27:22 AM
Sample Name	B22011592-017C	Instrument	GCMS
Vial	20	Multiplier	1.00
DA Method File		Comment	SVOC-8270C-SIM-W-LLPAH
Tune File	dftppjph.u	Tune Date	
Batch Name	020722 bna SIM 1.batch.bin	Last Calib Update	2/8/2022 9:05:30 AM

Ref Library



Compound	RT	QIon	Resp.	Conc.	Units	Dev(Min)
Internal Standards						
M 1,4-Dichlorobenzene-d4	4.522	152.0	403867	40.0000	ng/ml	0.000
M Naphthalene-d8	5.928	136.0	1394627	40.0000	ng/ml	0.000
M Acenaphthene-d10	7.976	164.0	941487	40.0000	ng/ml	0.000
M Phenanthrene-d10	9.743	188.0	1830337	40.0000	ng/ml	0.012
M Chrysene-d12	14.627	240.0	1464595	40.0000	ng/ml	0.013
M Perylene-d12	18.401	264.0	900781	40.0000	ng/ml	0.000
System Monitoring Compounds						
S Nitrobenzene-d5	5.143	82.0	781991	97.1296	ng/ml	-0.012
Spiked Amount: 5.000	Range: 19.0 - 102.0%			Recovery = 1942.59%	*	
S 2-Fluorobiphenyl	7.240	172.0	2163769	84.8512	ng/ml	0.000
Spiked Amount: 5.000	Range: 25.0 - 94.0%			Recovery = 1697.02%	*	
S o-Terphenyl	0.000		0	N.D.		
Spiked Amount: 5.000	Range: 40.0 - 140.0%			Recovery = NA%		
S Terphenyl-d14	12.201	244.0	3157672	65.2175	ng/ml	0.025
Spiked Amount: 5.000	Range: 39.0 - 106.0%			Recovery = 1304.35%	*	
Target Compounds						
T Naphthalene	0.000		0	N.D.		
T 2-Methylnaphthalene	0.000		0	N.D.		
T 1-Methylnaphthalene	0.000		0	N.D.		
T Acenaphthylene	0.000		0	N.D.		
T Acenaphthene	8.013	154.0	0		ng/ml	md 1
T Fluorene	8.935	166.0	0		ng/ml	md 1
T Phenanthrene	0.000		0	N.D.		
T Anthracene	0.000		0	N.D.		
T Fluoranthene	0.000		0	N.D.		
T Pyrene	0.000		0	N.D.		
T Benzo(a)Anthracene	14.614	228.0	0		ng/ml	md 1
T Chrysene	14.689	228.0	0		ng/ml	md 1
T Benzo(b)fluoranthene	0.000		0	N.D.		

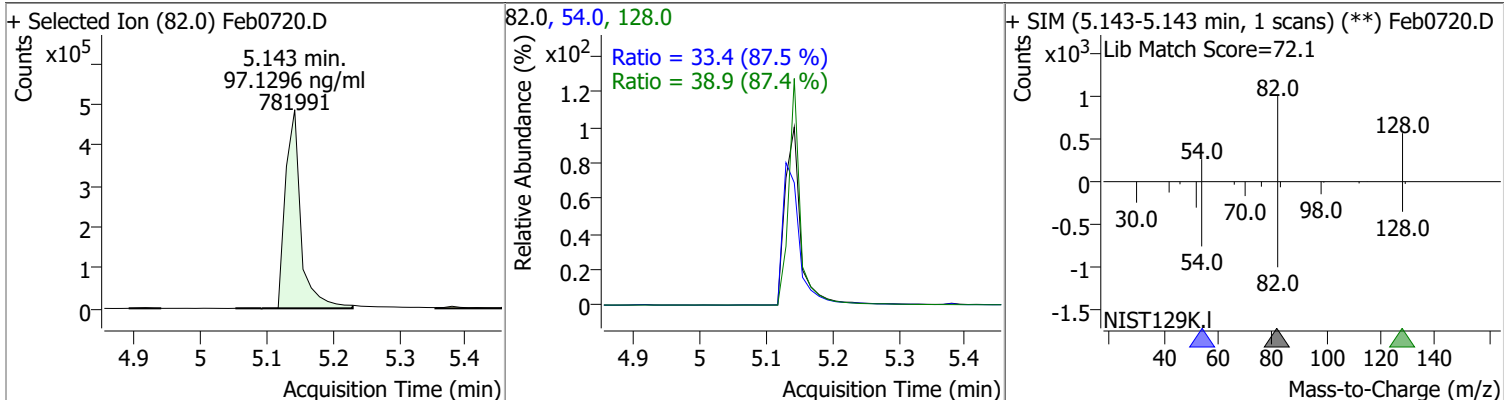
Quantitation Results Report (QT Reviewed)

Compound	RT	QIon	Resp.	Conc.	Units	Dev(Min)
T Benzo(k)fluoranthene	0.000		0	N.D.		
T Benzo(a)pyrene	18.401	252.0	0		ng/ml	md 1
T Indeno(1,2,3-cd)pyrene	0.000		0	N.D.		
T Dibenzo(a,h)anthracene	0.000		0	N.D.		
T Benzo(g,h,i)perylene	0.000		0	N.D.		

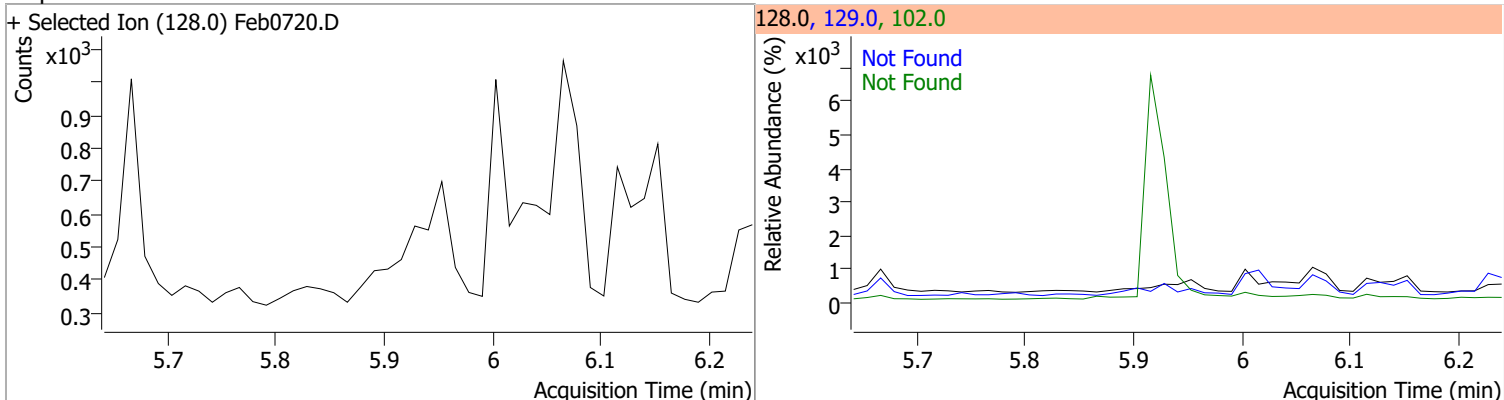
(#) = Qualifier Out of Range; (m) = Manual Integration; (+) = Area Summed; (*) = Surrogate Percent Recovery Out of Range; (d): Zeroed Peak

Quantitation Results Report (QT Reviewed)

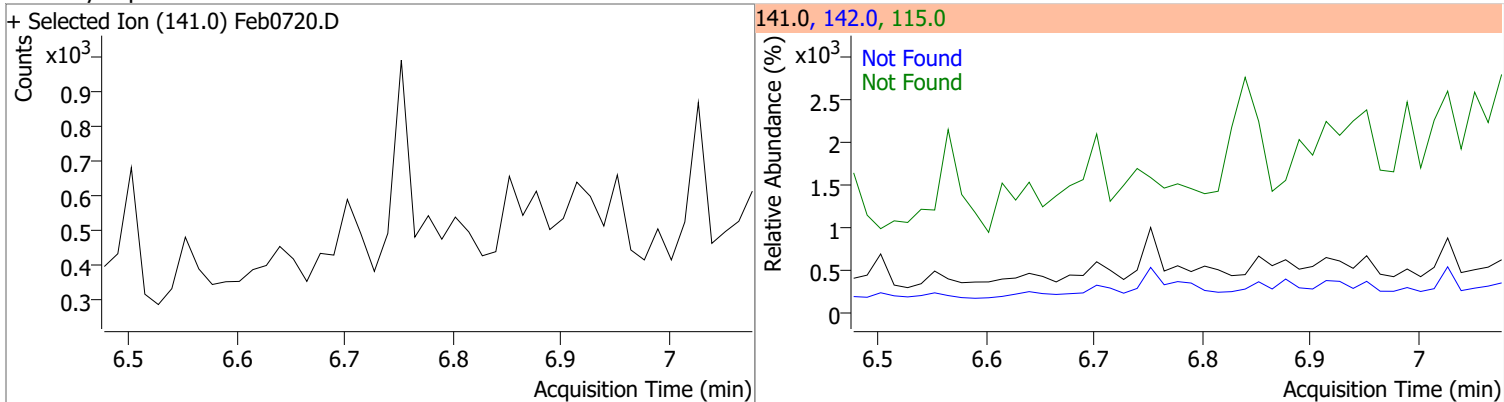
Compound	Conc.	RT	Dev(Min)	Resp.	QIon	QRatio	Lower	Upper
Nitrobenzene-d5	97.1296	5.14	-0.01	781991	128.0	38.9	31.2	57.9
					54.0	33.4	26.7	49.6



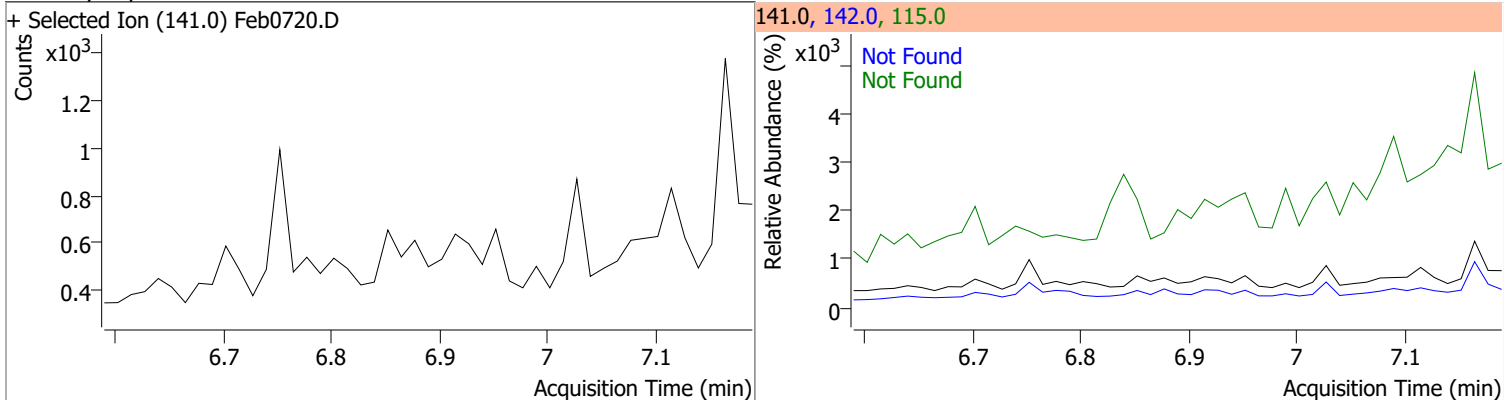
Compound	Conc.	Exp RT	QIon	Exp Ratio	QIon	Exp Ratio
Naphthalene	N.D.	5.94	102.0	15.0	129.0	11.2



Compound	Conc.	Exp RT	QIon	Exp Ratio	QIon	Exp Ratio
2-Methylnaphthalene	N.D.	6.78	142.0	135.7	115.0	47.1

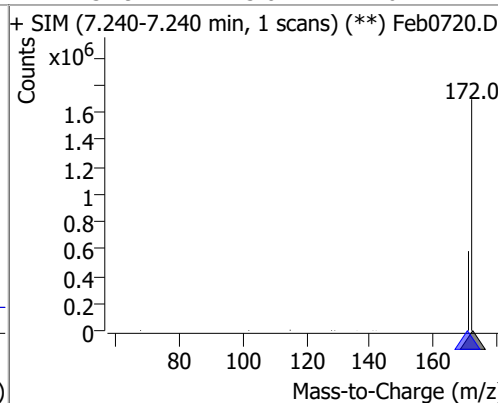
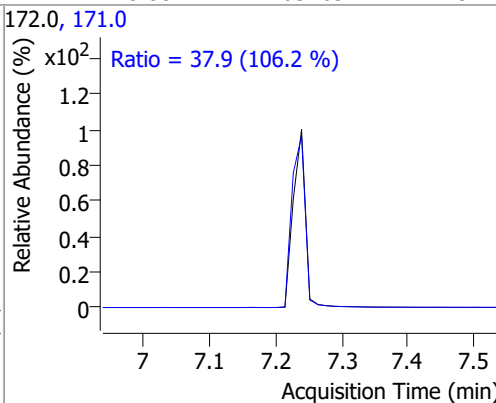
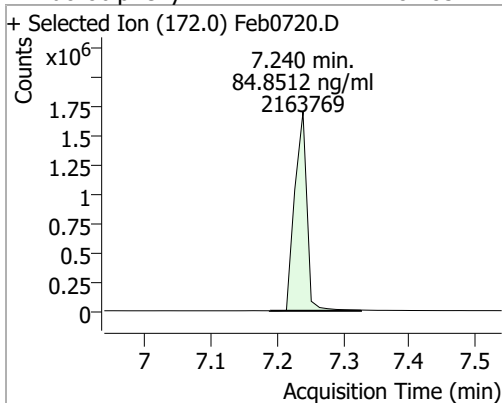


Compound	Conc.	Exp RT	QIon	Exp Ratio	QIon	Exp Ratio
1-Methylnaphthalene	N.D.	6.89	142.0	110.9	115.0	52.2

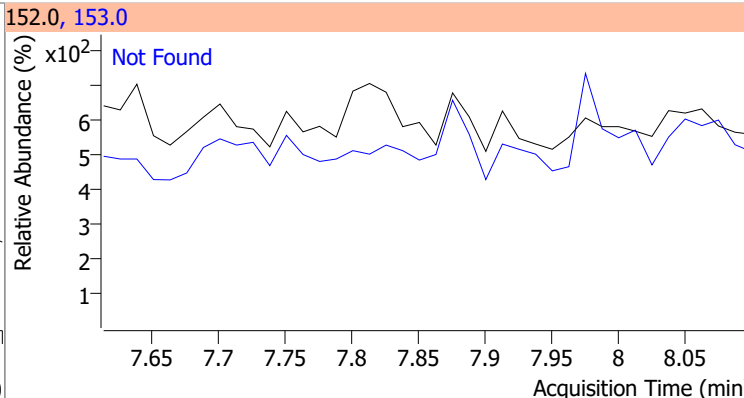
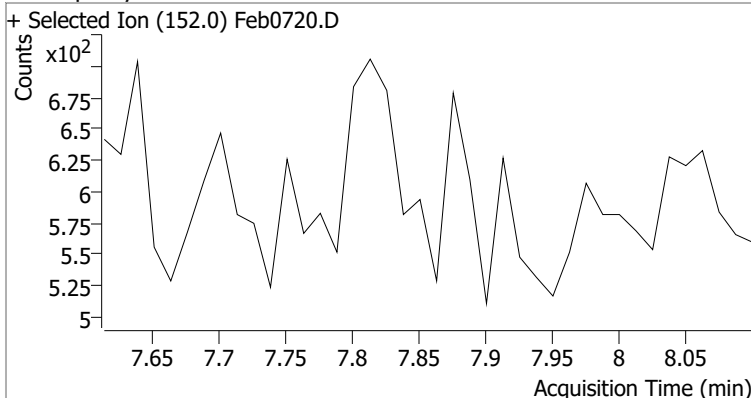


Quantitation Results Report (QT Reviewed)

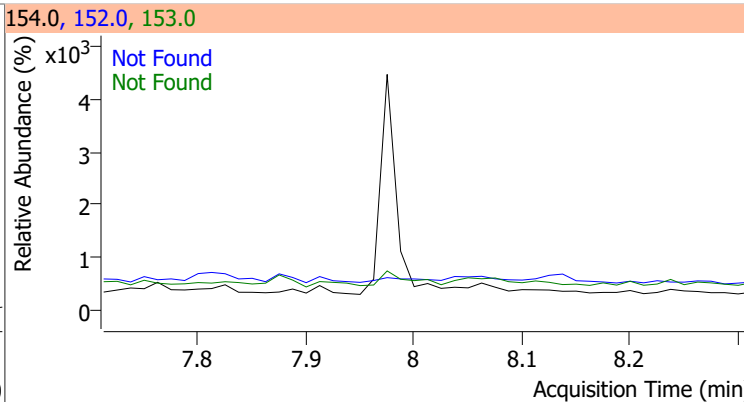
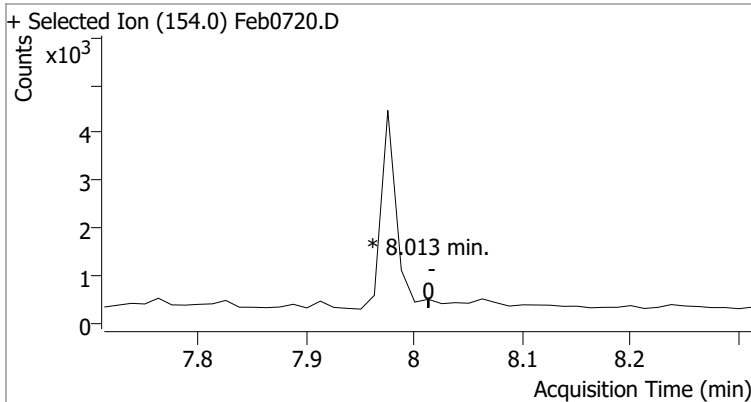
Compound	Conc.	RT	Dev(Min)	Resp.	QIon	QRatio	Lower	Upper
2-Fluorobiphenyl	84.8512	7.24	0.00	2163769	171.0	37.9	25.0	46.4



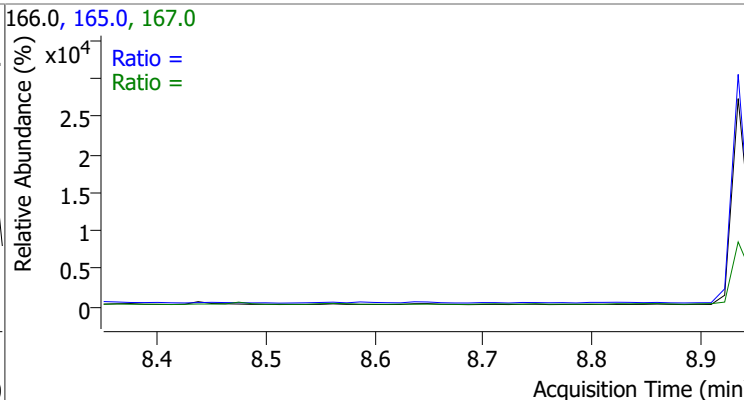
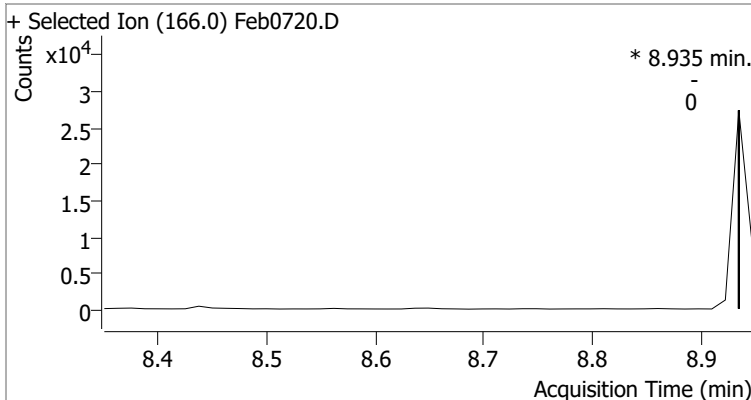
Compound	Conc.	Exp RT	QIon	Exp Ratio
Acenaphthylene	N.D.	7.80	153.0	17.6



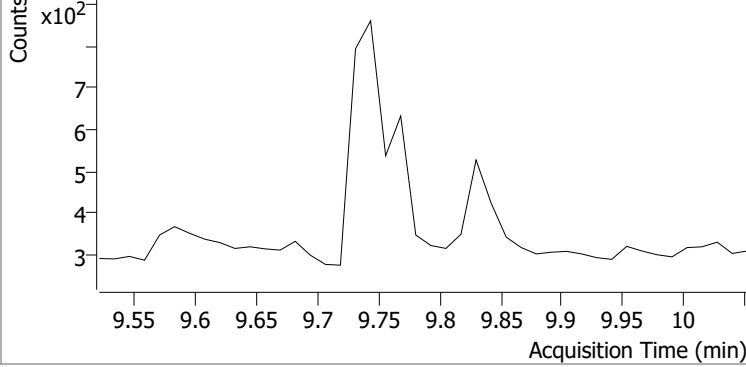
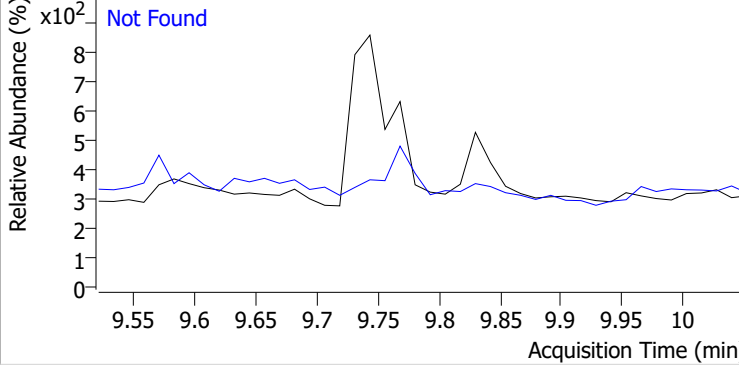
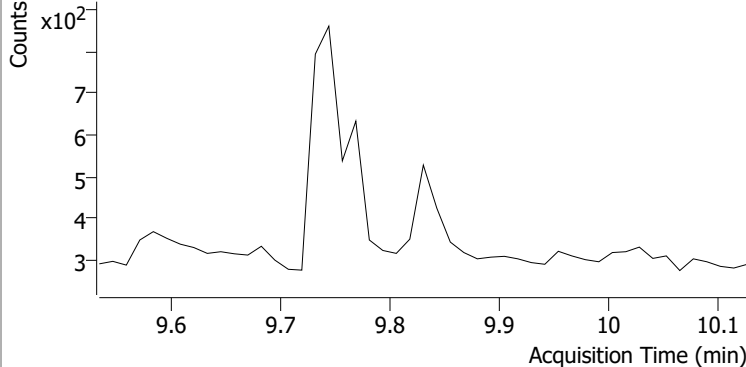
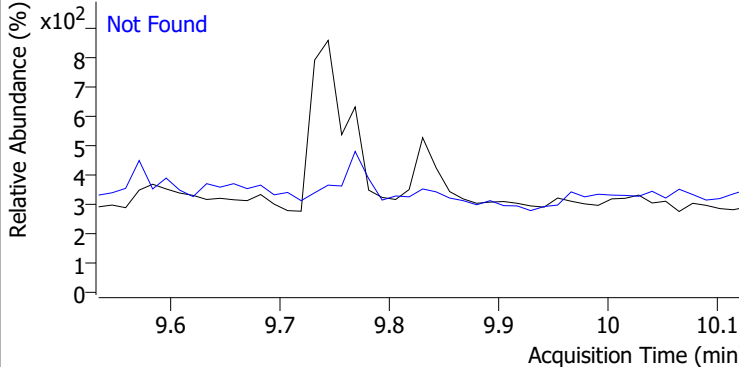
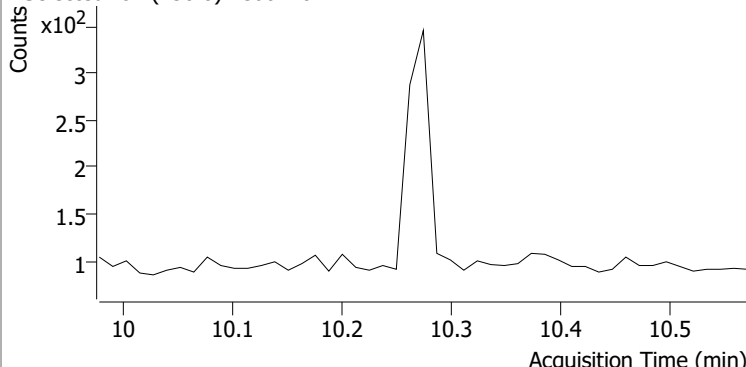
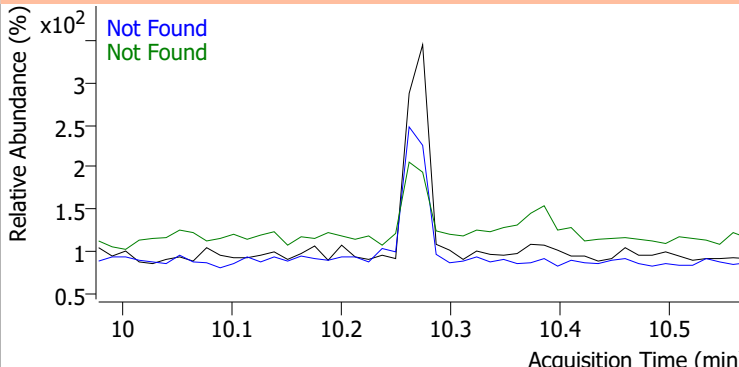
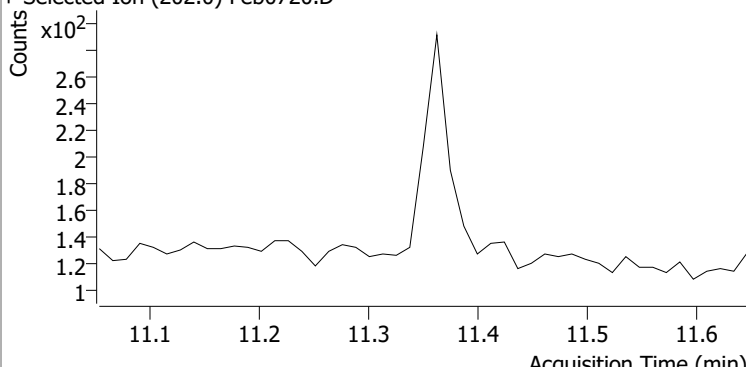
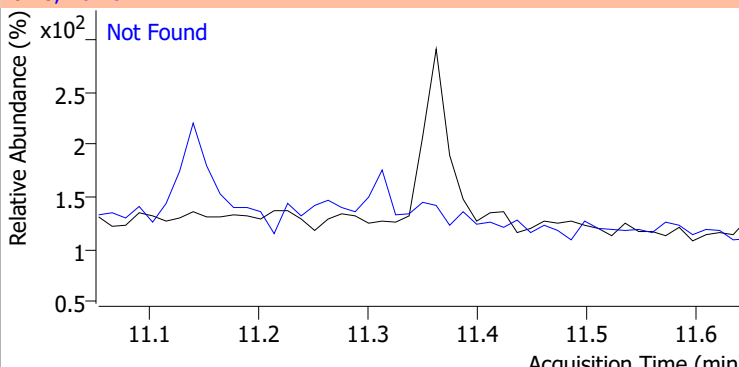
Compound	Conc.	RT	Dev(Min)	Resp.	QIon	QRatio	Lower	Upper
Acenaphthene		0		0	153.0		76.2	141.5
					152.0		37.0	68.7



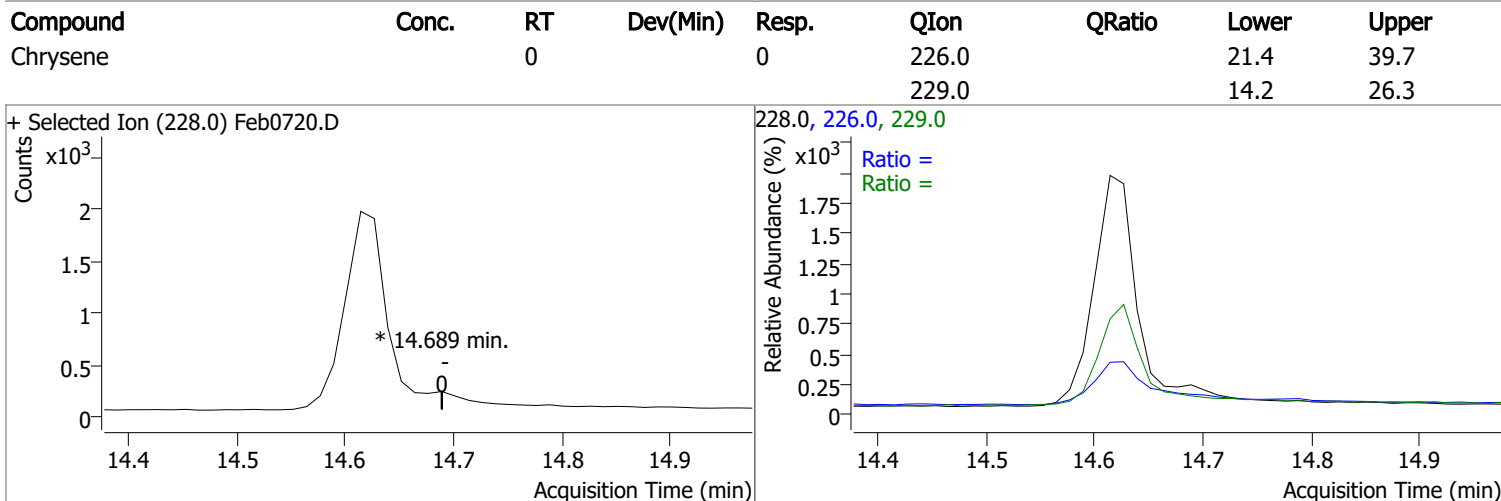
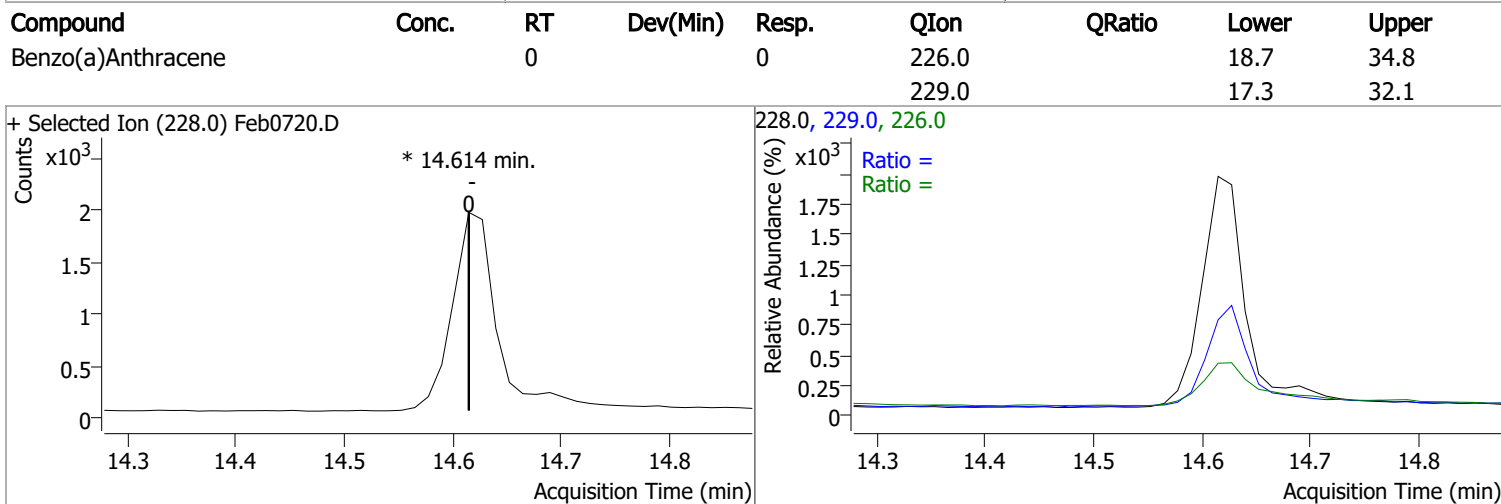
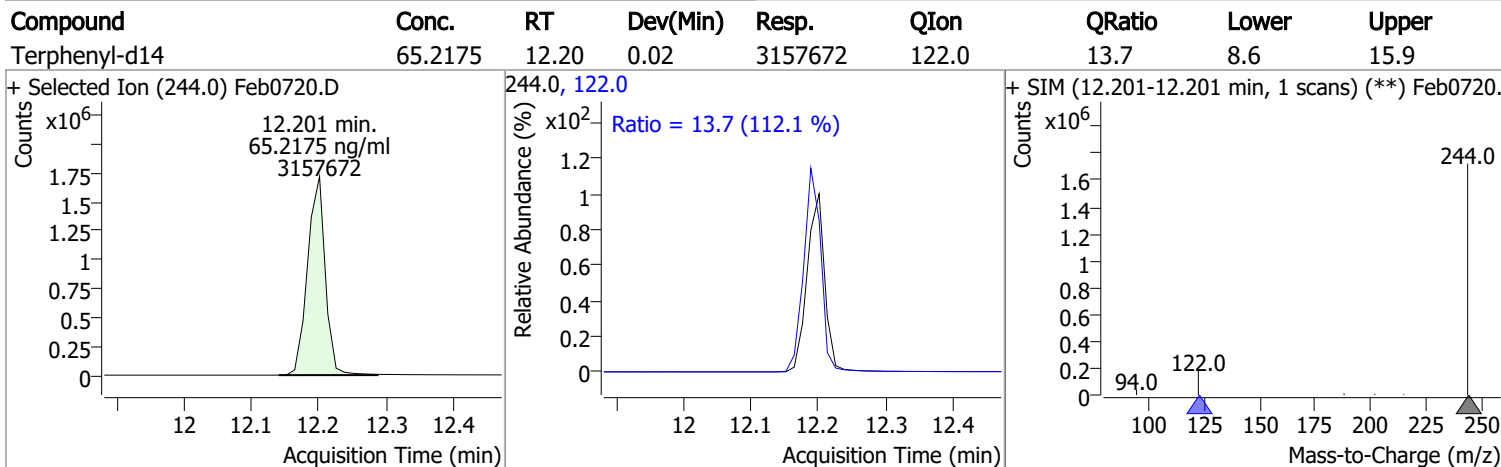
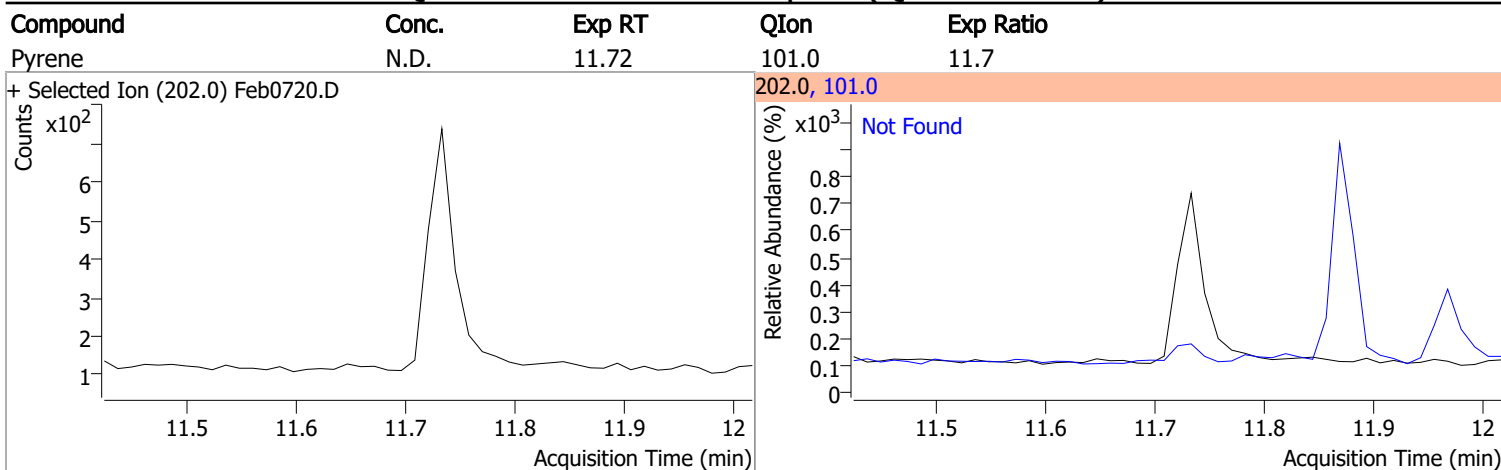
Compound	Conc.	RT	Dev(Min)	Resp.	QIon	QRatio	Lower	Upper
Fluorene		0		0	165.0		56.5	104.9
					167.0		8.4	15.6



Quantitation Results Report (QT Reviewed)

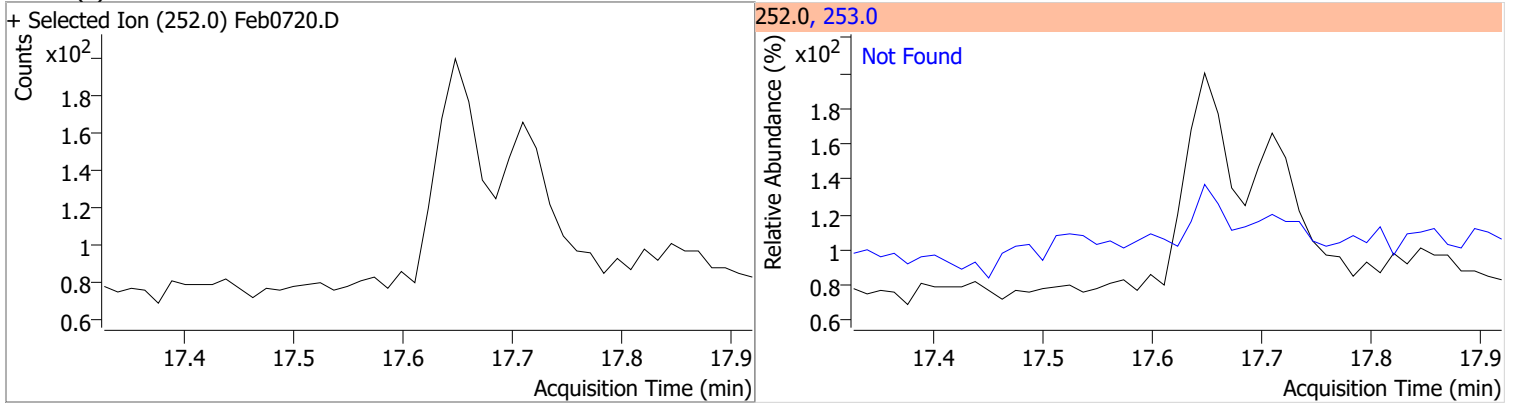
Compound	Conc.	Exp RT	QIon	Exp Ratio		
Phenanthrene	N.D.	9.76	176.0	18.4		
+ Selected Ion (178.0) Feb0720.D			178.0, 176.0			
						
Anthracene	N.D.	9.83	176.0	18.1		
+ Selected Ion (178.0) Feb0720.D			178.0, 176.0			
						
o-Terphenyl	N.D.	10.27	229.0	66.1	QIon	Exp Ratio
+ Selected Ion (230.0) Feb0720.D			230.0, 229.0, 215.0			
						
Fluoranthene	N.D.	11.35	101.0	9.4		
+ Selected Ion (202.0) Feb0720.D			202.0, 101.0			
						

Quantitation Results Report (QT Reviewed)

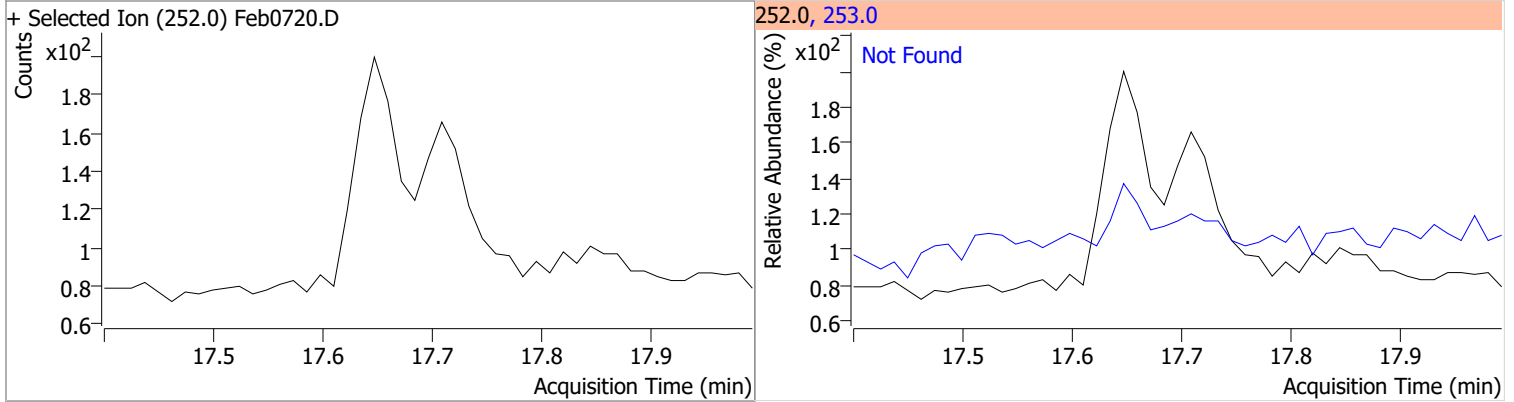


Quantitation Results Report (QT Reviewed)

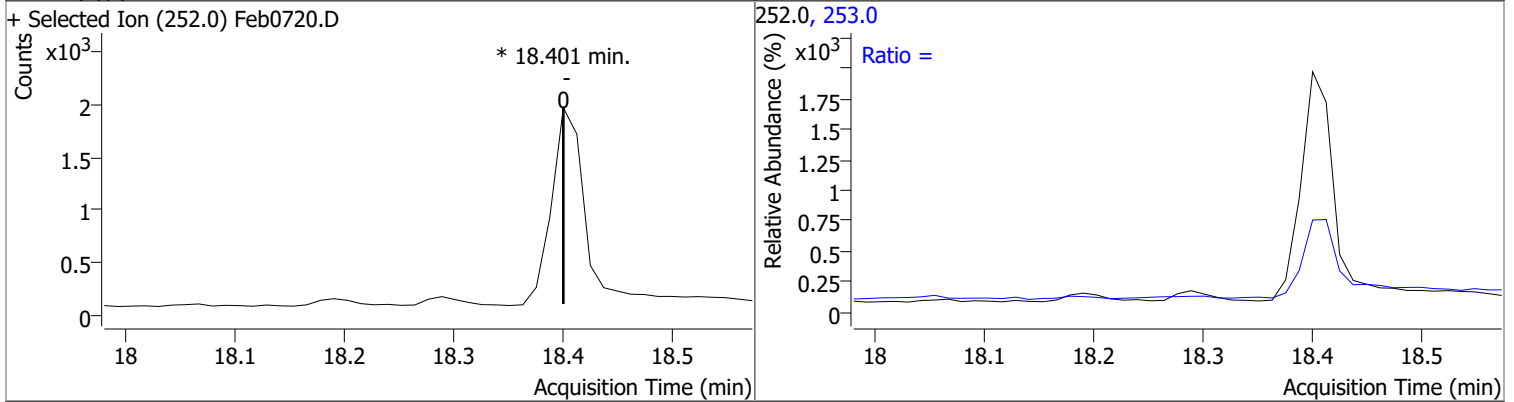
Compound	Conc.	Exp RT	QIon	Exp Ratio
Benzo(b)fluoranthene	N.D.	17.62	253.0	22.2



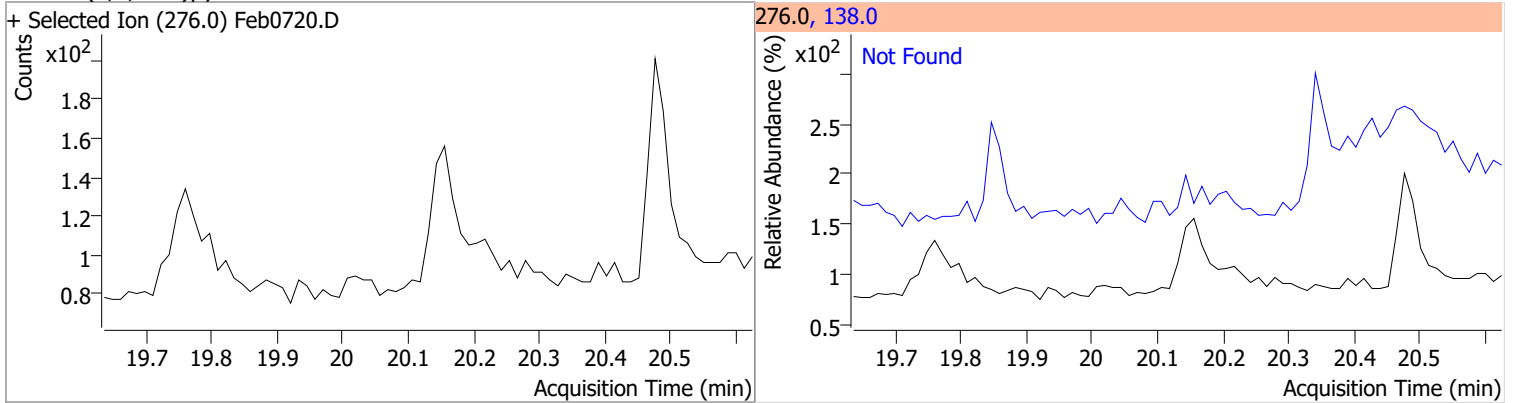
Compound	Conc.	Exp RT	QIon	Exp Ratio
Benzo(k)fluoranthene	N.D.	17.70	253.0	23.6



Compound	Conc.	RT	Dev(Min)	Resp.	QIon	QRatio	Lower	Upper
Benzo(a)pyrene		0		0	253.0		16.8	31.2

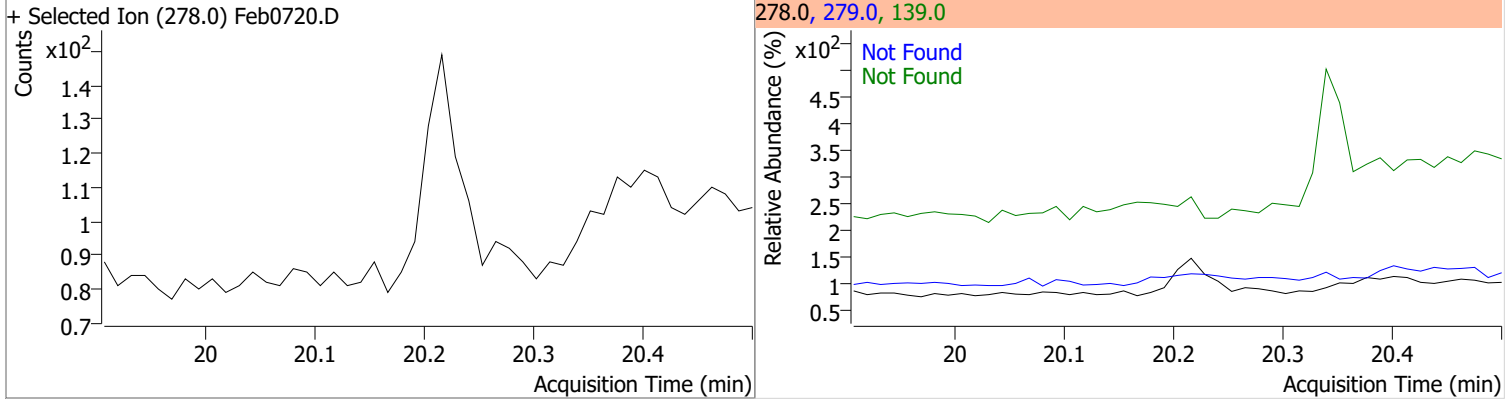


Compound	Conc.	Exp RT	QIon	Exp Ratio
Indeno(1,2,3-cd)pyrene	N.D.	20.13	138.0	20.2

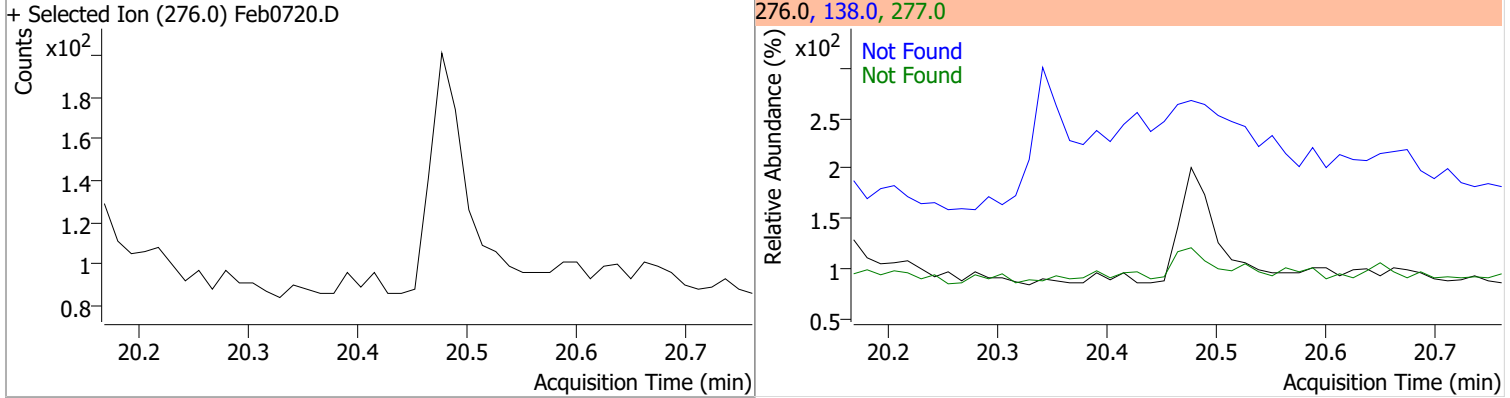


Quantitation Results Report (QT Reviewed)

Compound	Conc.	Exp RT	QIon	Exp Ratio	QIon	Exp Ratio
Dibenzo(a,h)anthracene	N.D.	20.20	279.0	24.9	139.0	16.2



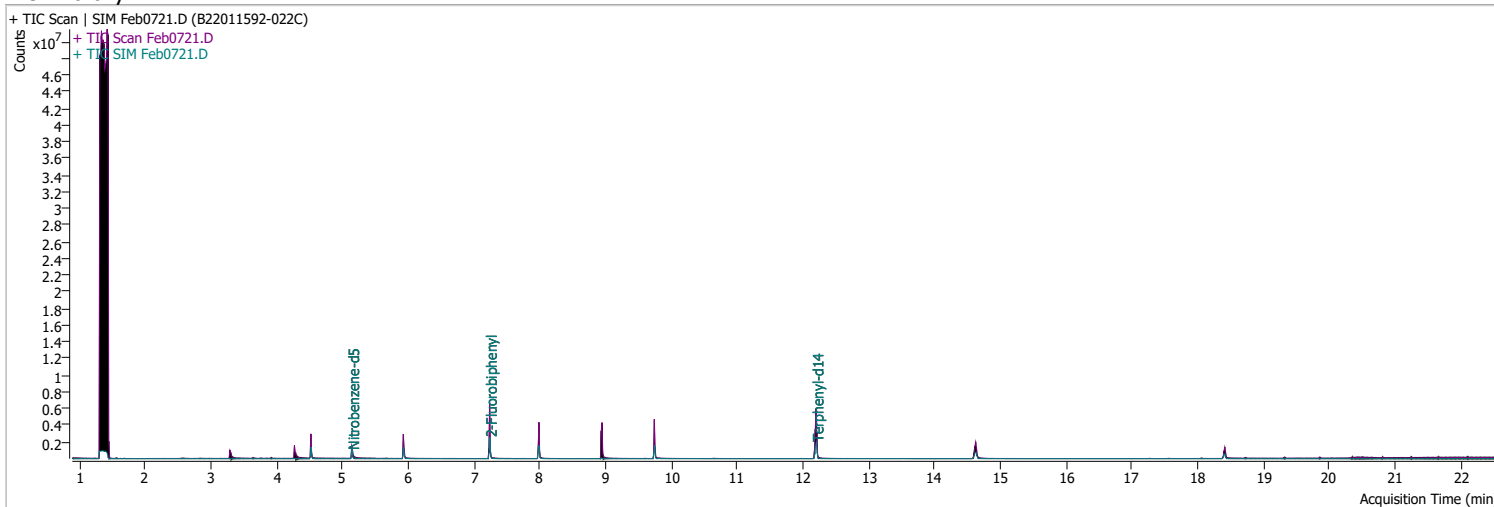
Compound	Conc.	Exp RT	QIon	Exp Ratio	QIon	Exp Ratio
Benzo(g,h,i)perylene	N.D.	20.46	277.0	24.5	138.0	21.6



Quantitation Results Report (QT Reviewed)

Data File	Feb0721.D	Operator	LIMS import
Acq. Method	5975BNASIM	Acq. Date-Time	2/8/2022 1:59:45 AM
Sample Name	B22011592-022C	Instrument	GCMS
Vial	21	Multiplier	1.00
DA Method File		Comment	SVOC-8270C-SIM-W-LLPAH
Tune File	dftppjph.u	Tune Date	
Batch Name	020722 bna SIM 1.batch.bin	Last Calib Update	2/8/2022 9:05:30 AM

Ref Library



Compound	RT	QIon	Resp.	Conc.	Units	Dev(Min)
Internal Standards						
M 1,4-Dichlorobenzene-d4	4.522	152.0	417522	40.0000	ng/ml	0.000
M Naphthalene-d8	5.928	136.0	1458304	40.0000	ng/ml	0.000
M Acenaphthene-d10	7.988	164.0	952542	40.0000	ng/ml	0.012
M Phenanthrene-d10	9.743	188.0	1785222	40.0000	ng/ml	0.012
M Chrysene-d12	14.627	240.0	1415008	40.0000	ng/ml	0.012
M Perylene-d12	18.400	264.0	823099	40.0000	ng/ml	0.000
System Monitoring Compounds						
S Nitrobenzene-d5	5.143	82.0	765387	91.9581	ng/ml	-0.013
Spiked Amount: 5.000	Range: 19.0 - 102.0%			Recovery = 1839.16%	*	
S 2-Fluorobiphenyl	7.239	172.0	1929338	73.3006	ng/ml	0.000
Spiked Amount: 5.000	Range: 25.0 - 94.0%			Recovery = 1466.01%	*	
S o-Terphenyl	0.000		0	N.D.		
Spiked Amount: 5.000	Range: 40.0 - 140.0%			Recovery = NA%		
S Terphenyl-d14	12.201	244.0	3067168	65.4690	ng/ml	0.025
Spiked Amount: 5.000	Range: 39.0 - 106.0%			Recovery = 1309.38%	*	
Target Compounds						
T Naphthalene	0.000		0	N.D.		
T 2-Methylnaphthalene	0.000		0	N.D.		
T 1-Methylnaphthalene	0.000		0	N.D.		
T Acenaphthylene	0.000		0	N.D.		
T Acenaphthene	8.000	154.0	0		ng/ml	md 1
T Fluorene	8.935	166.0	0		ng/ml	md 1
T Phenanthrene	0.000		0	N.D.		
T Anthracene	0.000		0	N.D.		
T Fluoranthene	0.000		0	N.D.		
T Pyrene	0.000		0	N.D.		
T Benzo(a)Anthracene	14.614	228.0	0		ng/ml	md 1
T Chrysene	14.614	228.0	0		ng/ml	md 1
T Benzo(b)fluoranthene	0.000		0	N.D.		

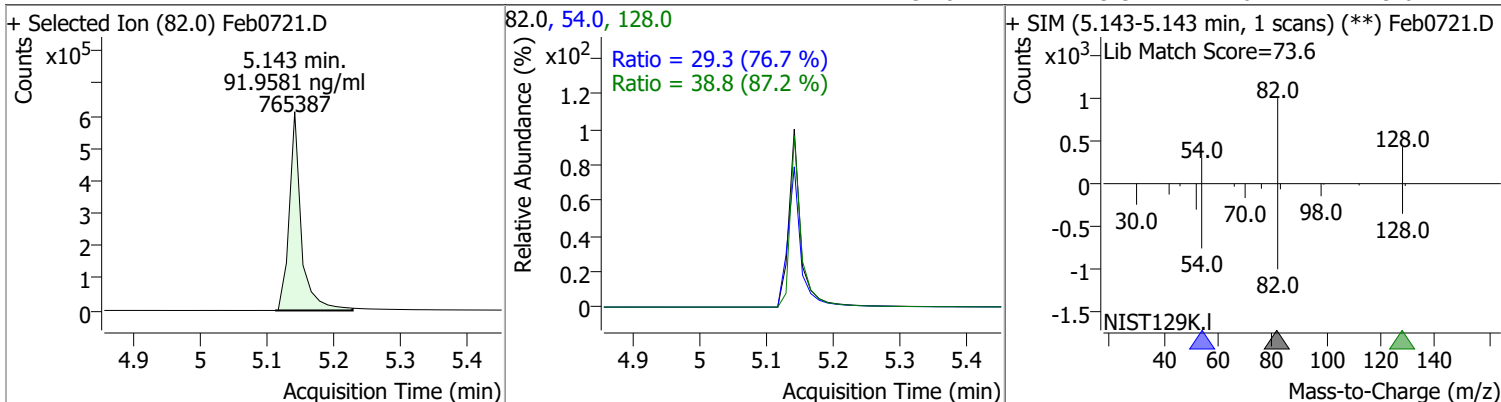
Quantitation Results Report (QT Reviewed)

Compound	RT	QIon	Resp.	Conc.	Units	Dev(Min)
T Benzo(k)fluoranthene	0.000		0	N.D.		
T Benzo(a)pyrene	18.400	252.0	0		ng/ml	md 1
T Indeno(1,2,3-cd)pyrene	0.000		0	N.D.		
T Dibenzo(a,h)anthracene	0.000		0	N.D.		
T Benzo(g,h,i)perylene	0.000		0	N.D.		

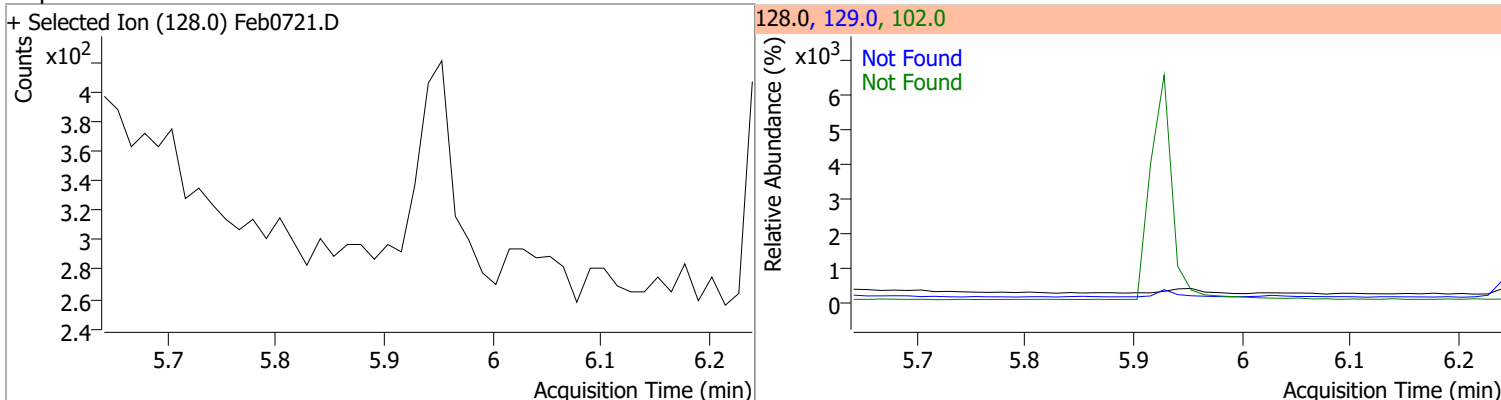
(#) = Qualifier Out of Range; (m) = Manual Integration; (+) = Area Summed; (*) = Surrogate Percent Recovery Out of Range; (d): Zeroed Peak

Quantitation Results Report (QT Reviewed)

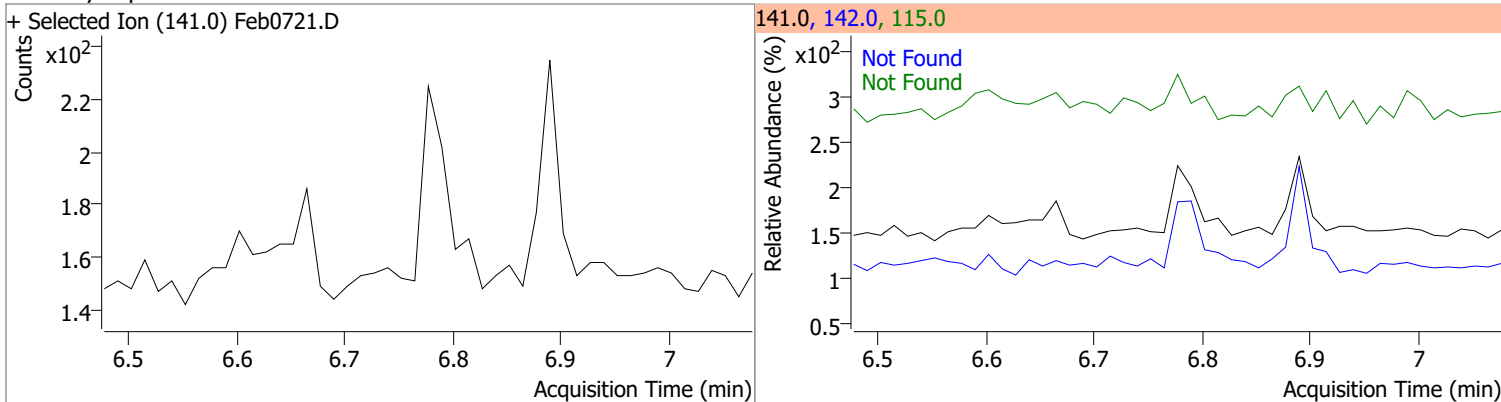
Compound	Conc.	RT	Dev(Min)	Resp.	QIon	QRatio	Lower	Upper
Nitrobenzene-d5	91.9581	5.14	-0.01	765387	128.0	38.8	31.2	57.9
					54.0	29.3	26.7	49.6



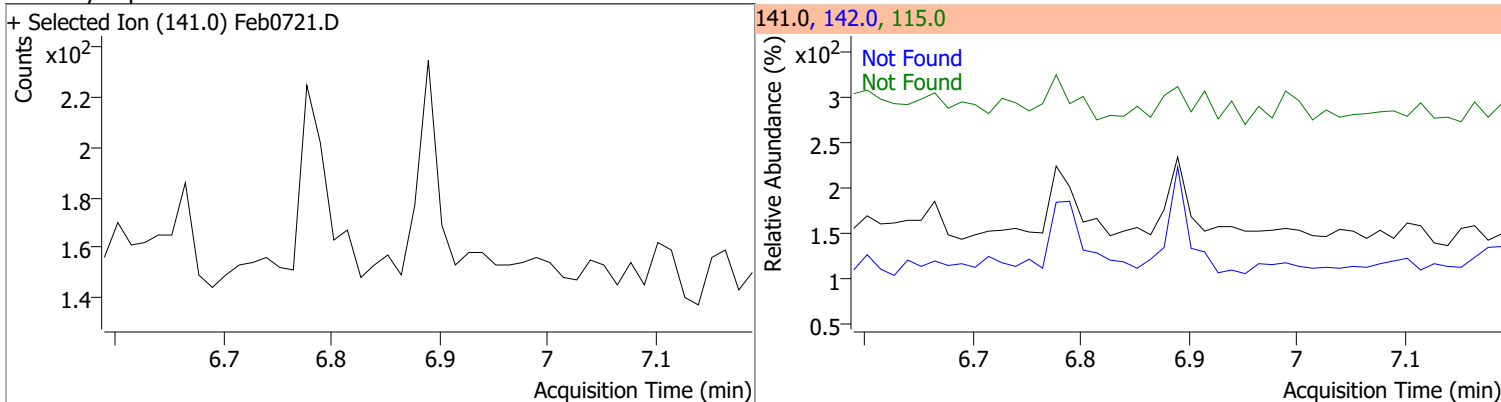
Compound	Conc.	Exp RT	QIon	Exp Ratio	QIon	Exp Ratio
Naphthalene	N.D.	5.94	102.0	15.0	129.0	11.2



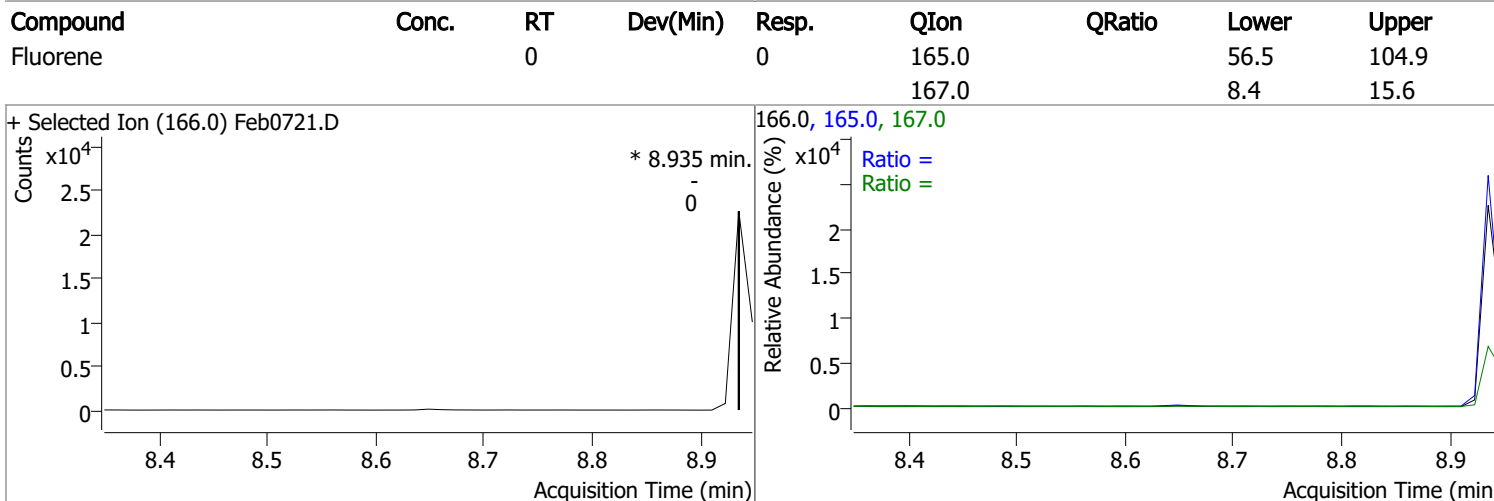
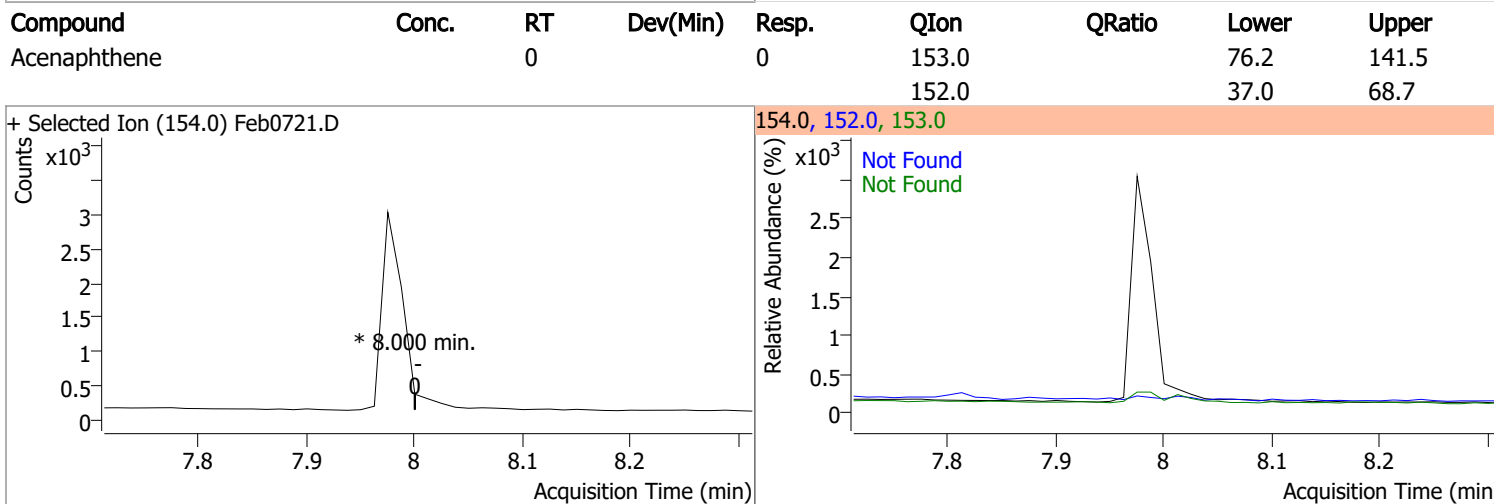
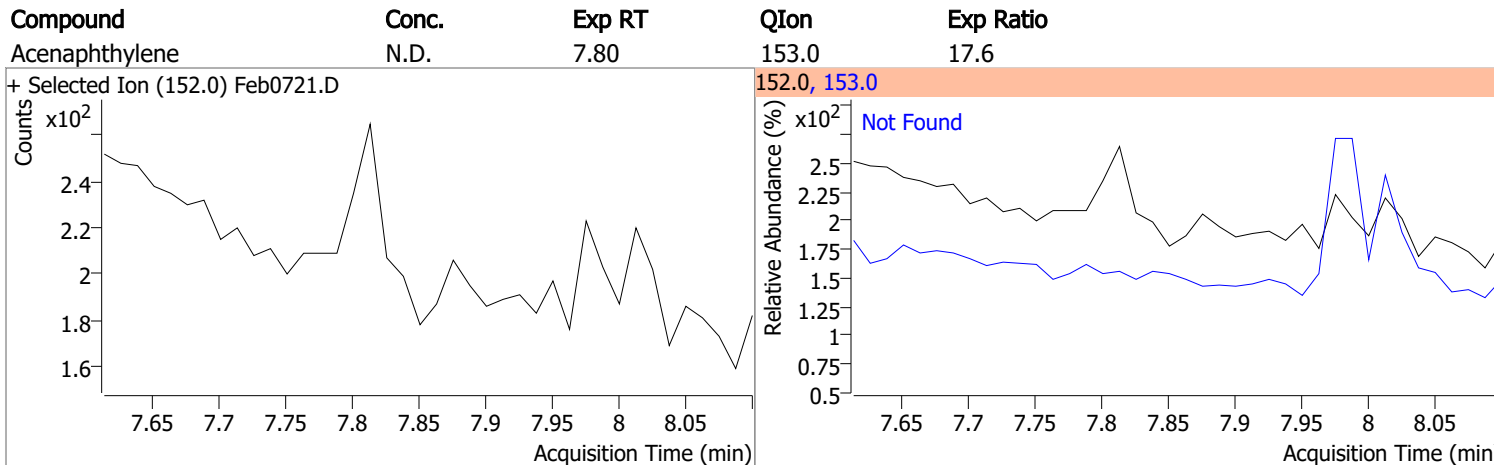
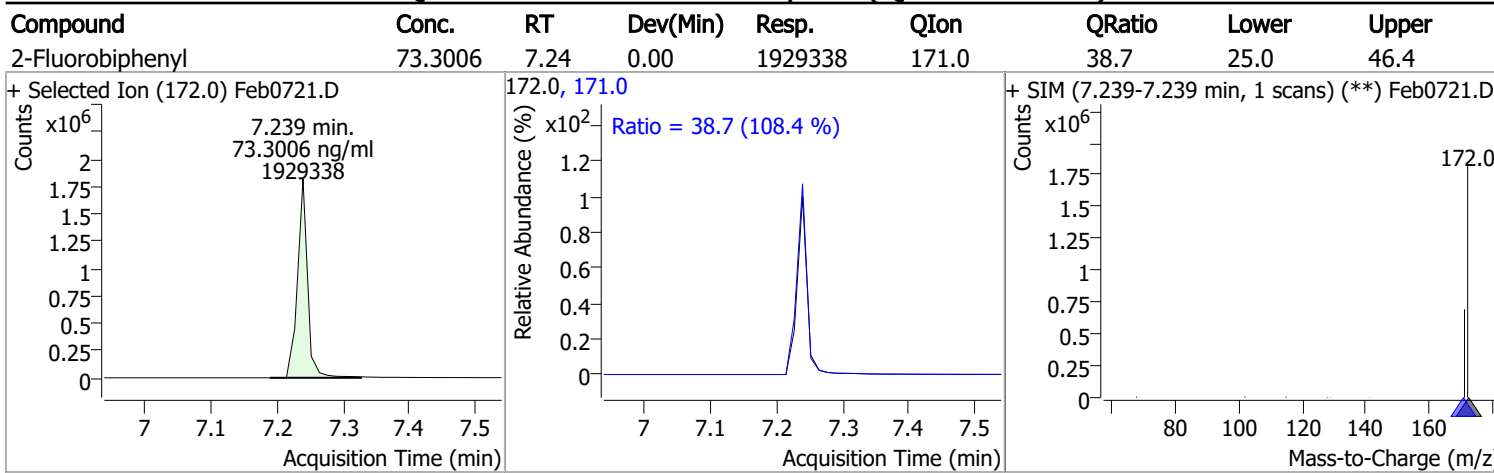
Compound	Conc.	Exp RT	QIon	Exp Ratio	QIon	Exp Ratio
2-Methylnaphthalene	N.D.	6.78	142.0	135.7	115.0	47.1



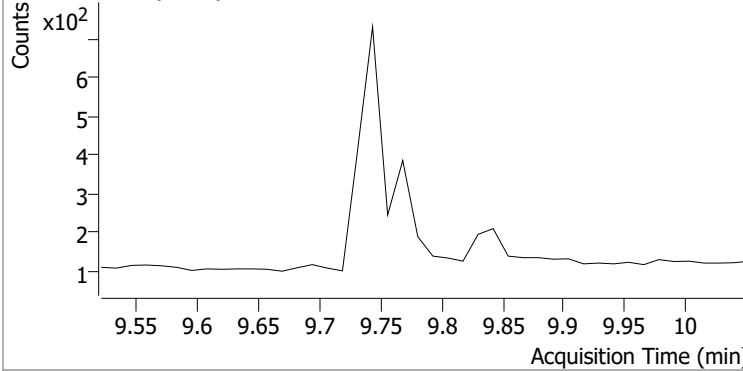
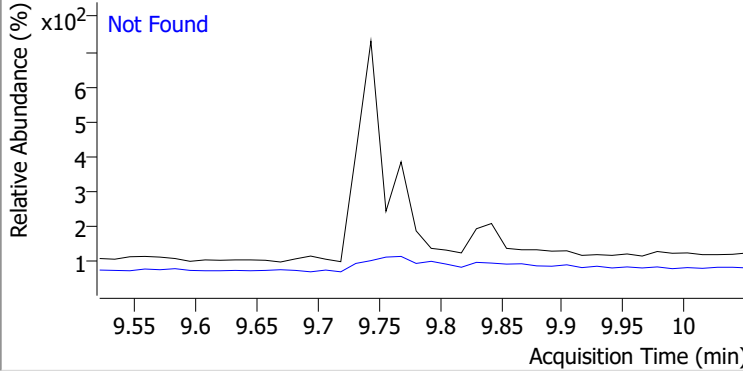
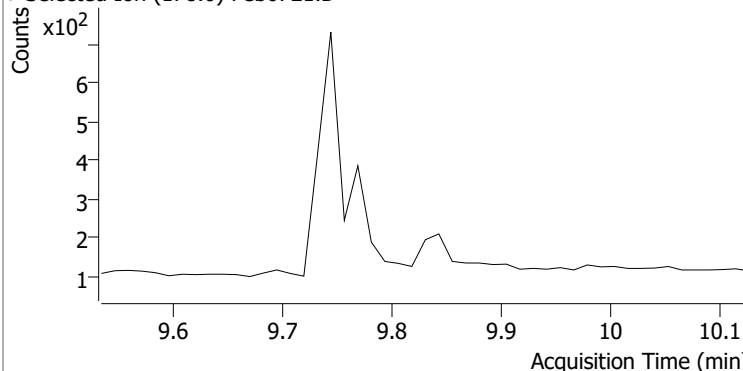
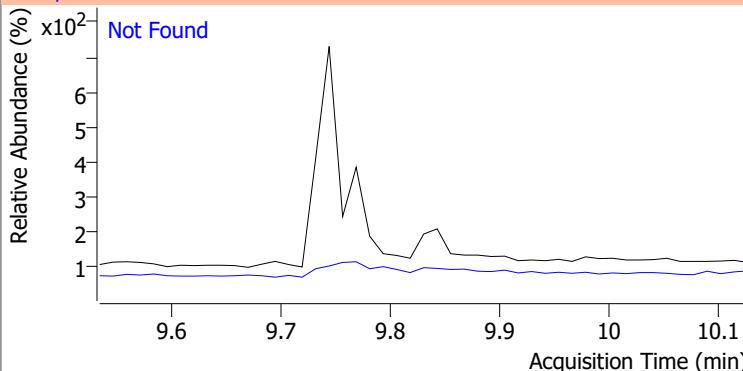
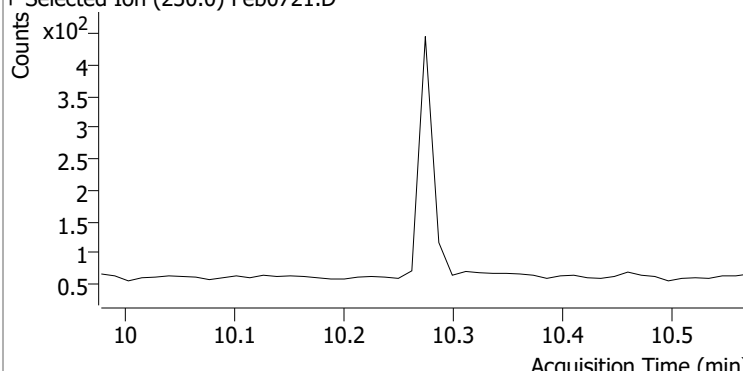
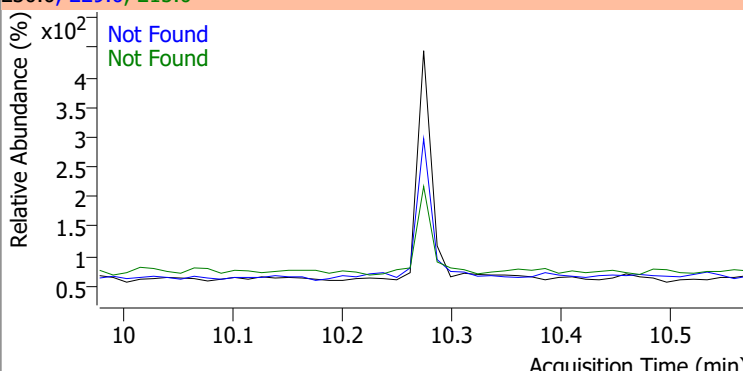
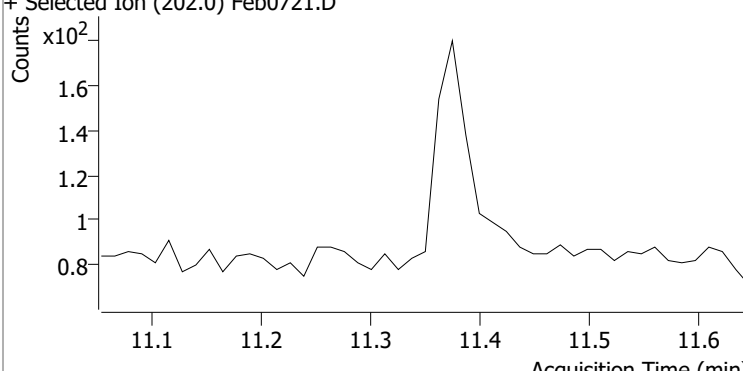
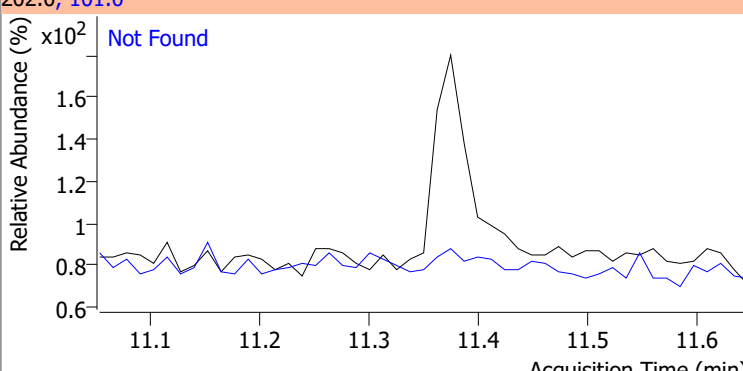
Compound	Conc.	Exp RT	QIon	Exp Ratio	QIon	Exp Ratio
1-Methylnaphthalene	N.D.	6.89	142.0	110.9	115.0	52.2



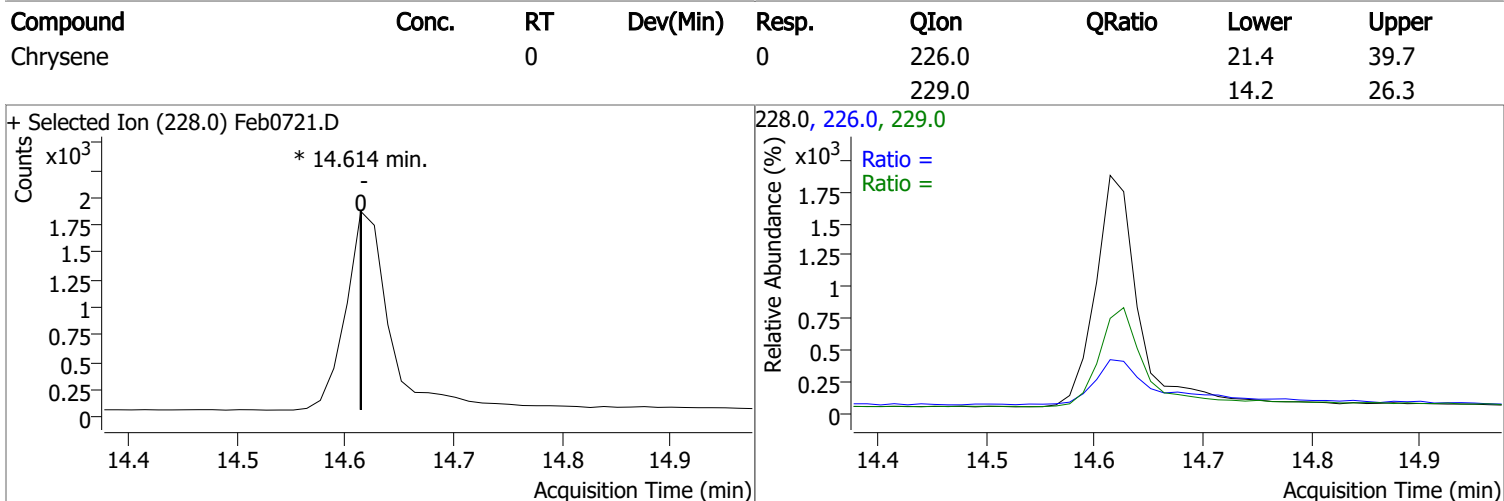
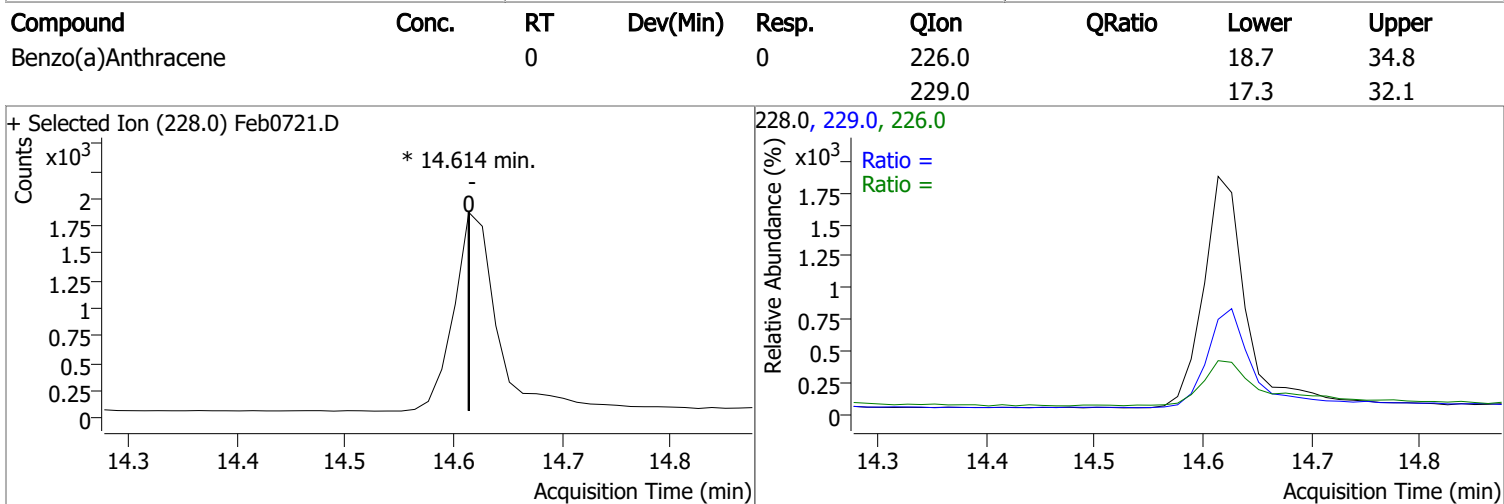
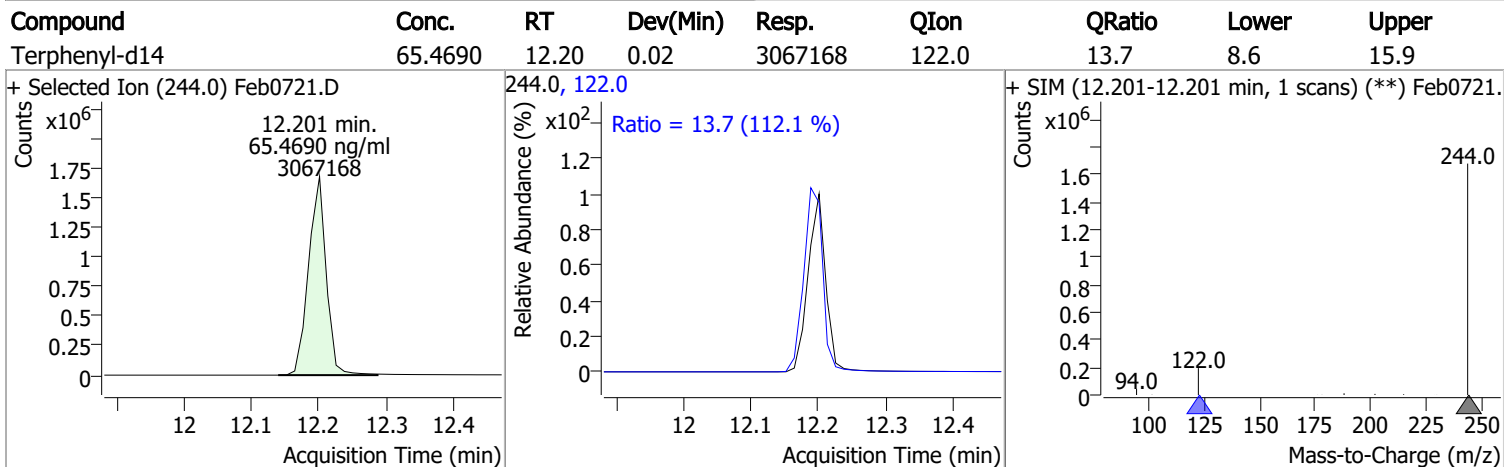
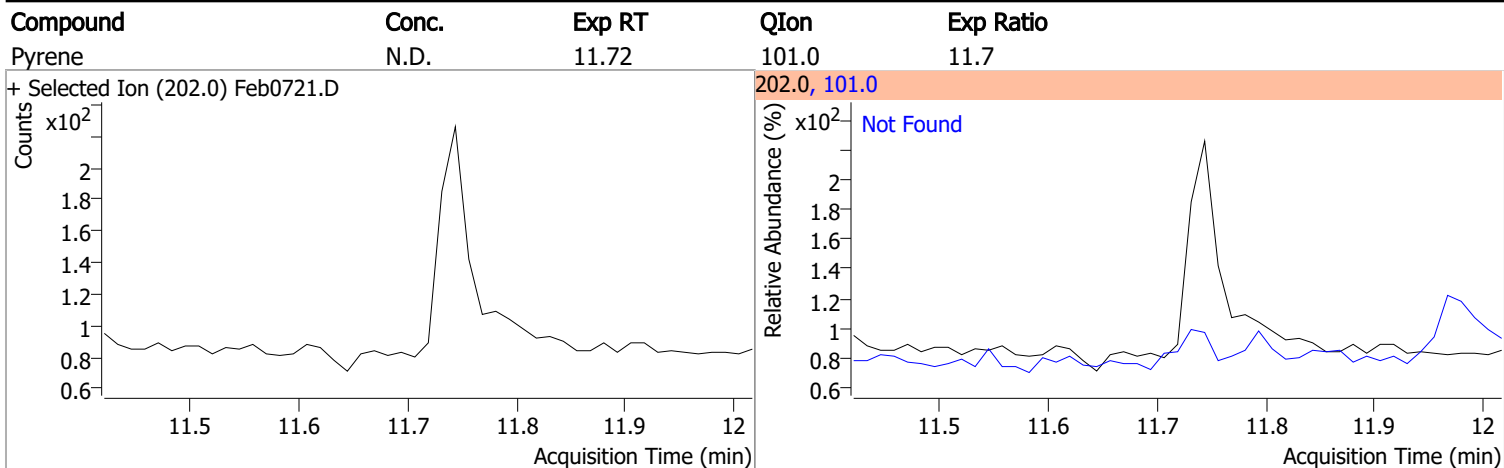
Quantitation Results Report (QT Reviewed)



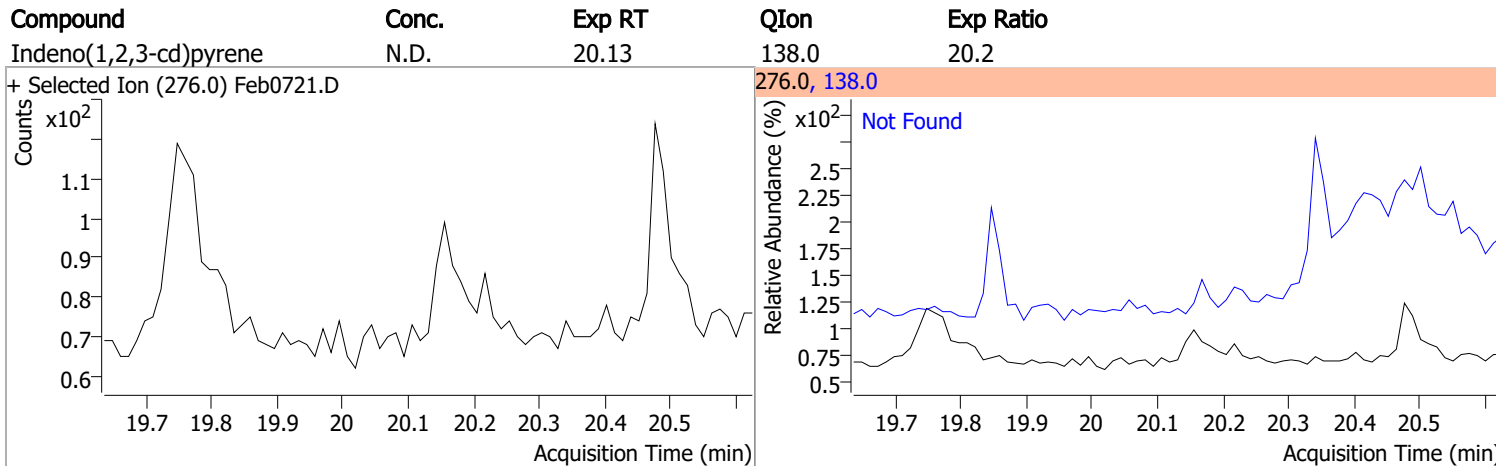
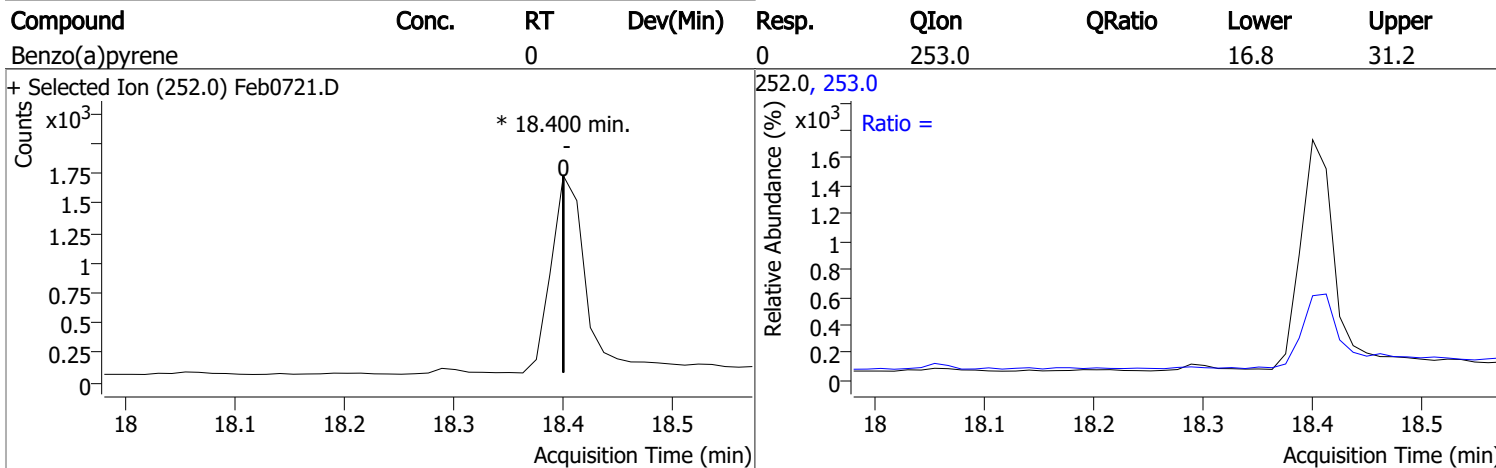
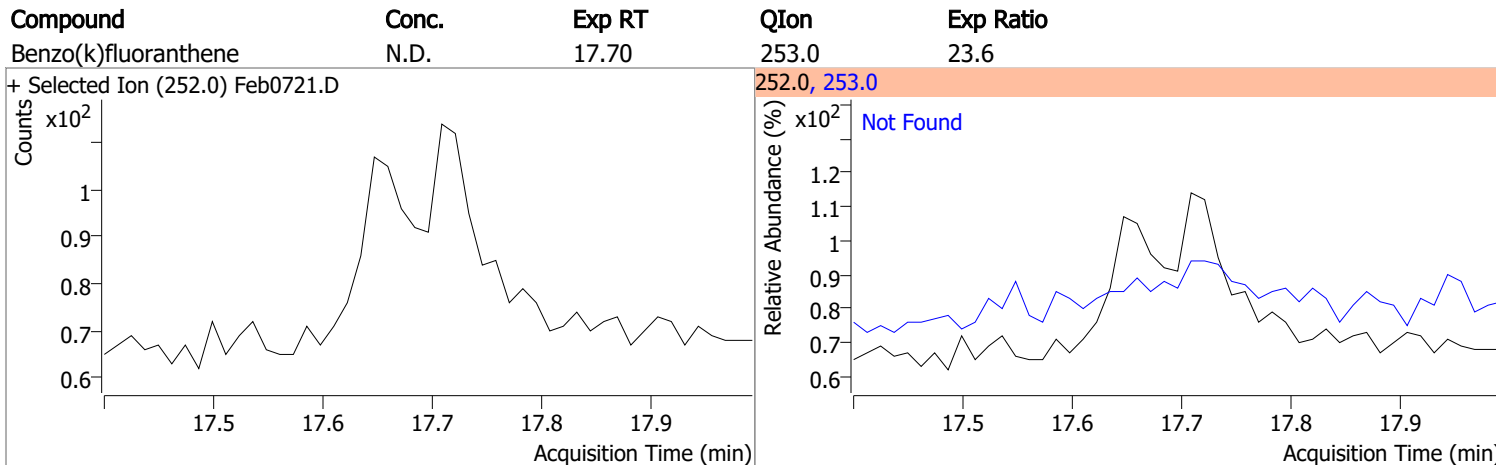
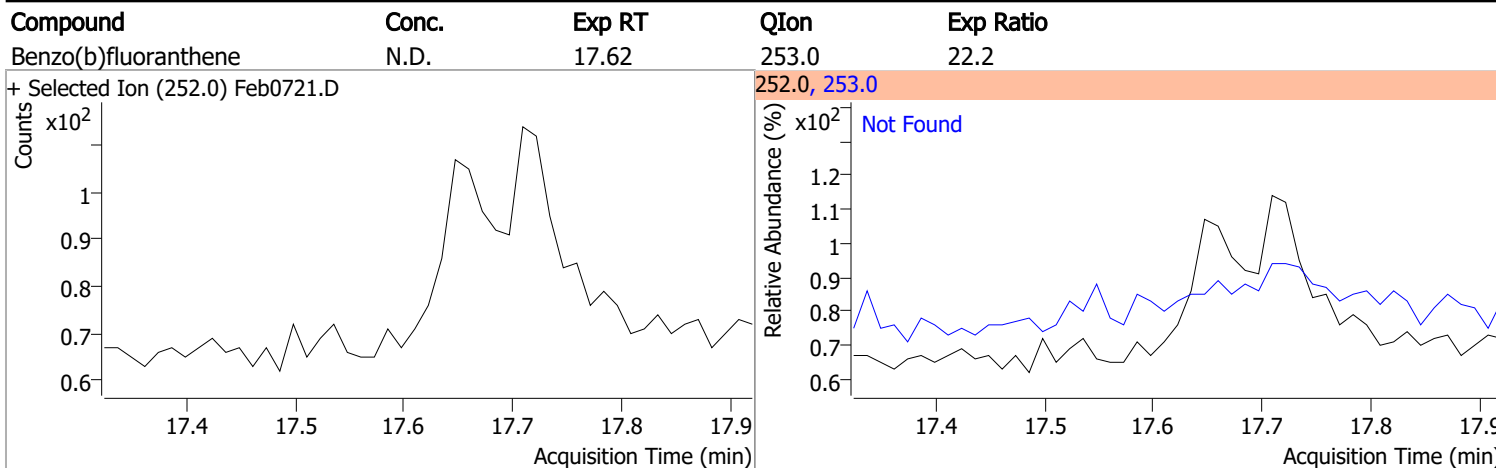
Quantitation Results Report (QT Reviewed)

Compound	Conc.	Exp RT	QIon	Exp Ratio		
Phenanthrene	N.D.	9.76	176.0	18.4		
+ Selected Ion (178.0) Feb0721.D			178.0, 176.0			
						
Anthracene	N.D.	9.83	176.0	18.1		
+ Selected Ion (178.0) Feb0721.D			178.0, 176.0			
						
o-Terphenyl	N.D.	10.27	229.0	66.1	QIon	Exp Ratio
+ Selected Ion (230.0) Feb0721.D			230.0, 229.0, 215.0			
						
Fluoranthene	N.D.	11.35	101.0	9.4		
+ Selected Ion (202.0) Feb0721.D			202.0, 101.0			
						

Quantitation Results Report (QT Reviewed)

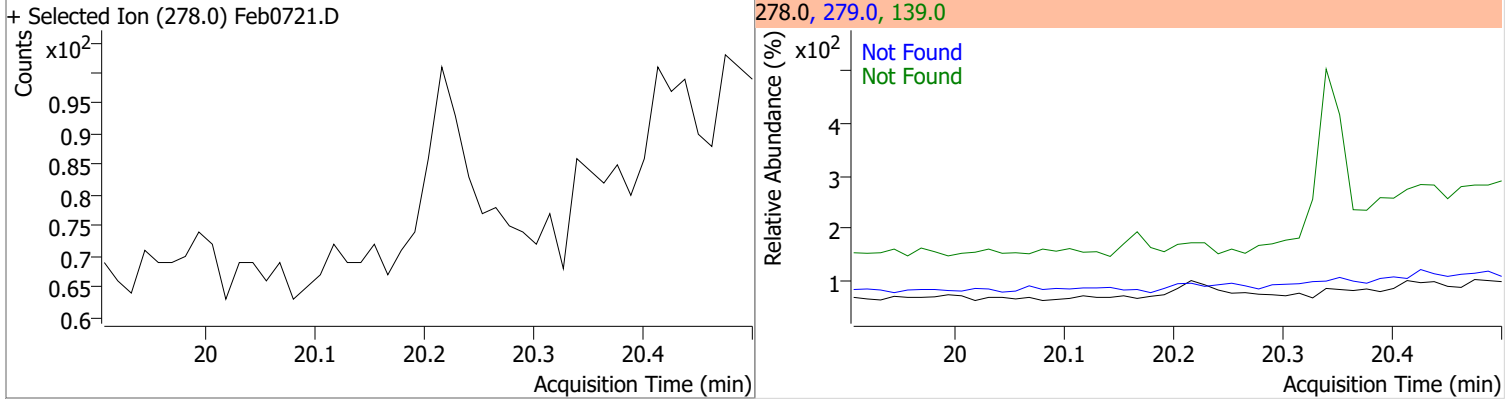


Quantitation Results Report (QT Reviewed)

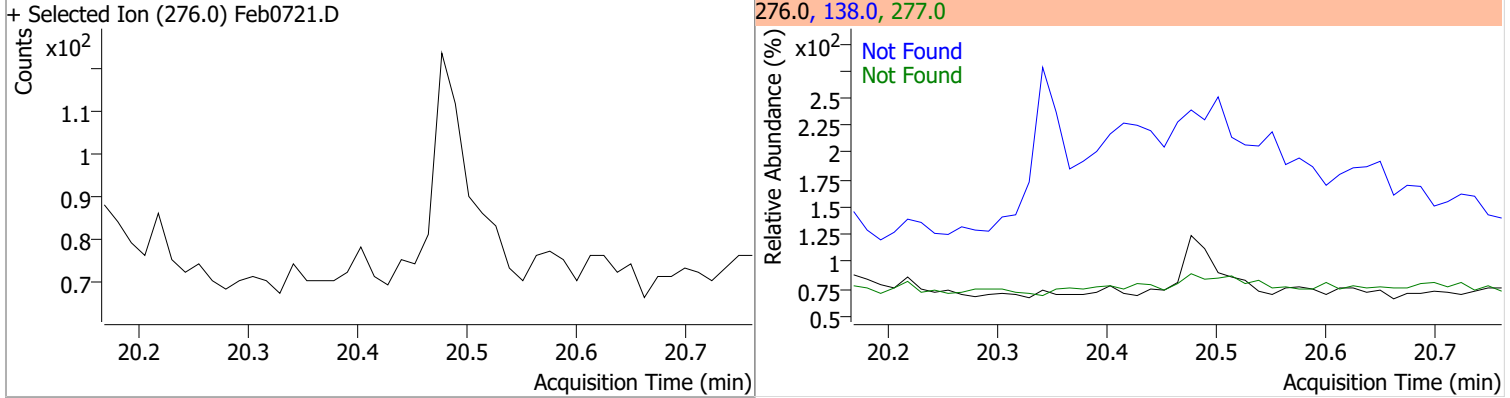


Quantitation Results Report (QT Reviewed)

Compound	Conc.	Exp RT	QIon	Exp Ratio	QIon	Exp Ratio
Dibenzo(a,h)anthracene	N.D.	20.20	279.0	24.9	139.0	16.2



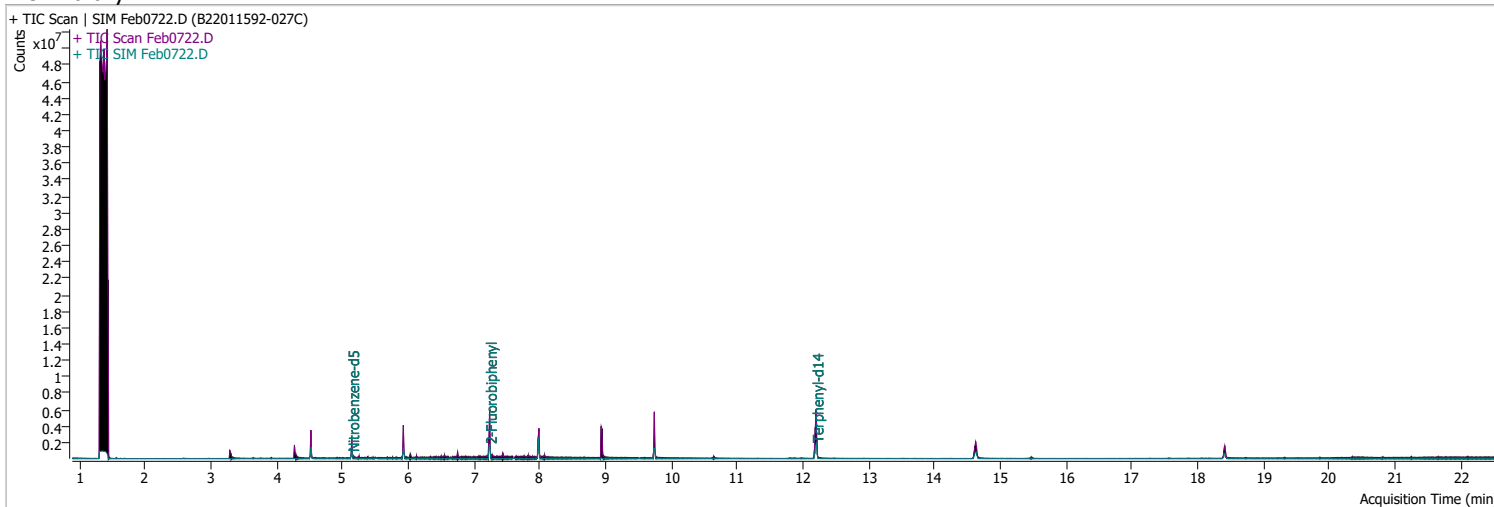
Compound	Conc.	Exp RT	QIon	Exp Ratio	QIon	Exp Ratio
Benzo(g,h,i)perylene	N.D.	20.46	277.0	24.5	138.0	21.6



Quantitation Results Report (QT Reviewed)

Data File	Feb0722.D	Operator	LIMS import
Acq. Method	5975BNASIM	Acq. Date-Time	2/8/2022 2:32:14 AM
Sample Name	B22011592-027C	Instrument	GCMS
Vial	22	Multiplier	1.00
DA Method File		Comment	SVOC-8270C-SIM-W-LLPAH
Tune File	dftppjph.u	Tune Date	
Batch Name	020722 bna SIM 1.batch.bin	Last Calib Update	2/8/2022 9:05:30 AM

Ref Library



Compound	RT	QIon	Resp.	Conc.	Units	Dev(Min)
Internal Standards						
M 1,4-Dichlorobenzene-d4	4.522	152.0	448315	40.0000	ng/ml	0.000
M Naphthalene-d8	5.928	136.0	1458196	40.0000	ng/ml	0.000
M Acenaphthene-d10	7.976	164.0	961539	40.0000	ng/ml	0.000
M Phenanthrene-d10	9.743	188.0	1813221	40.0000	ng/ml	0.012
M Chrysene-d12	14.627	240.0	1513008	40.0000	ng/ml	0.012
M Perylene-d12	18.400	264.0	896268	40.0000	ng/ml	0.000
System Monitoring Compounds						
S Nitrobenzene-d5	5.143	82.0	708617	79.2896	ng/ml	-0.013
Spiked Amount: 5.000	Range: 19.0 - 102.0%			Recovery = 1585.79% *		
S 2-Fluorobiphenyl	7.239	172.0	1833907	68.4542	ng/ml	0.000
Spiked Amount: 5.000	Range: 25.0 - 94.0%			Recovery = 1369.08% *		
S o-Terphenyl	0.000		0	N.D.		
Spiked Amount: 5.000	Range: 40.0 - 140.0%			Recovery = NA%		
S Terphenyl-d14	12.201	244.0	3006545	61.4913	ng/ml	0.025
Spiked Amount: 5.000	Range: 39.0 - 106.0%			Recovery = 1229.83% *		
Target Compounds						
T Naphthalene	0.000		0	N.D.		QValue
T 2-Methylnaphthalene	6.752	141.0	0		ng/ml md	1
T 1-Methylnaphthalene	6.752	141.0	0		ng/ml md	1
T Acenaphthylene	0.000		0	N.D.		
T Acenaphthene	7.988	154.0	0		ng/ml md	1
T Fluorene	8.935	166.0	0		ng/ml md	1
T Phenanthrene	0.000		0	N.D.		
T Anthracene	0.000		0	N.D.		
T Fluoranthene	0.000		0	N.D.		
T Pyrene	0.000		0	N.D.		
T Benzo(a)Anthracene	14.627	228.0	0		ng/ml md	1
T Chrysene	14.627	228.0	0		ng/ml md	1
T Benzo(b)fluoranthene	0.000		0	N.D.		

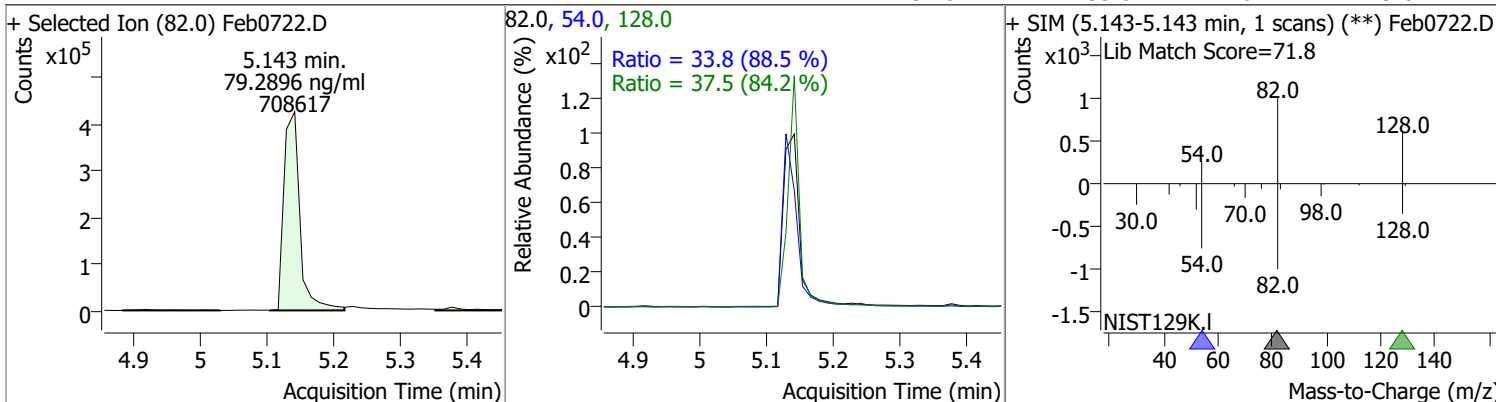
Quantitation Results Report (QT Reviewed)

Compound	RT	QIon	Resp.	Conc.	Units	Dev(Min)
T Benzo(k)fluoranthene	0.000		0	N.D.		
T Benzo(a)pyrene	18.289	252.0	0		ng/ml	md 1
T Indeno(1,2,3-cd)pyrene	0.000		0	N.D.		
T Dibenzo(a,h)anthracene	0.000		0	N.D.		
T Benzo(g,h,i)perylene	0.000		0	N.D.		

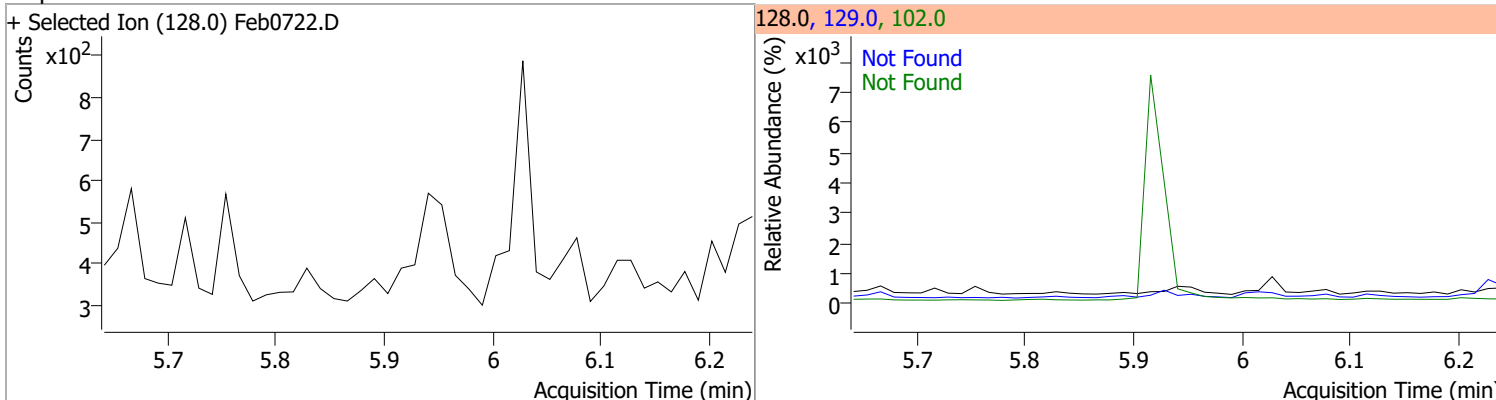
(#) = Qualifier Out of Range; (m) = Manual Integration; (+) = Area Summed; (*) = Surrogate Percent Recovery Out of Range; (d): Zeroed Peak

Quantitation Results Report (QT Reviewed)

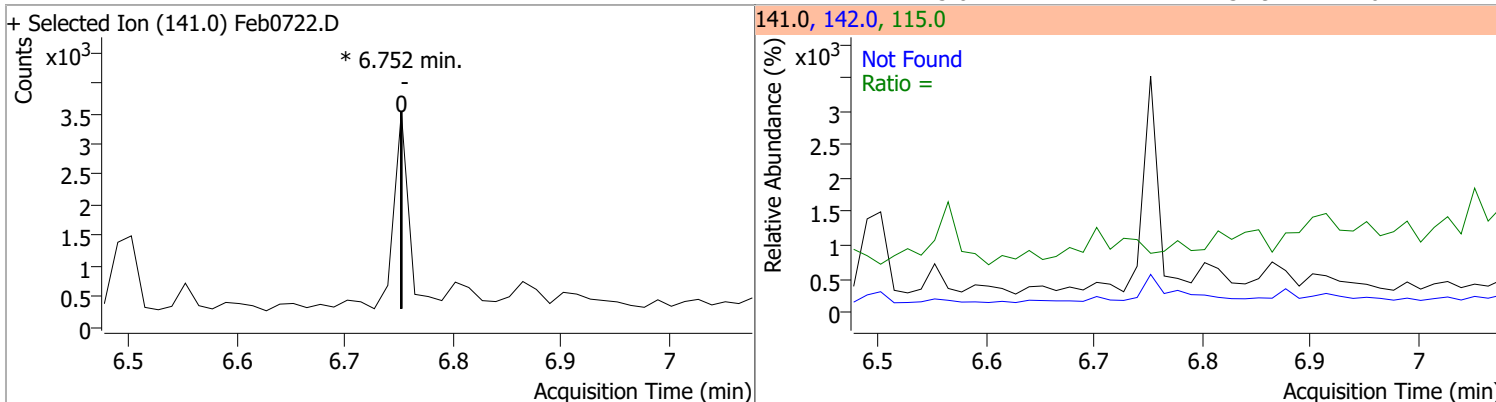
Compound	Conc.	RT	Dev(Min)	Resp.	QIon	QRatio	Lower	Upper
Nitrobenzene-d5	79.2896	5.14	-0.01	708617	128.0	37.5	31.2	57.9
					54.0	33.8	26.7	49.6



Compound	Conc.	Exp RT	QIon	Exp Ratio	QIon	Exp Ratio
Naphthalene	N.D.	5.94	102.0	15.0	129.0	11.2

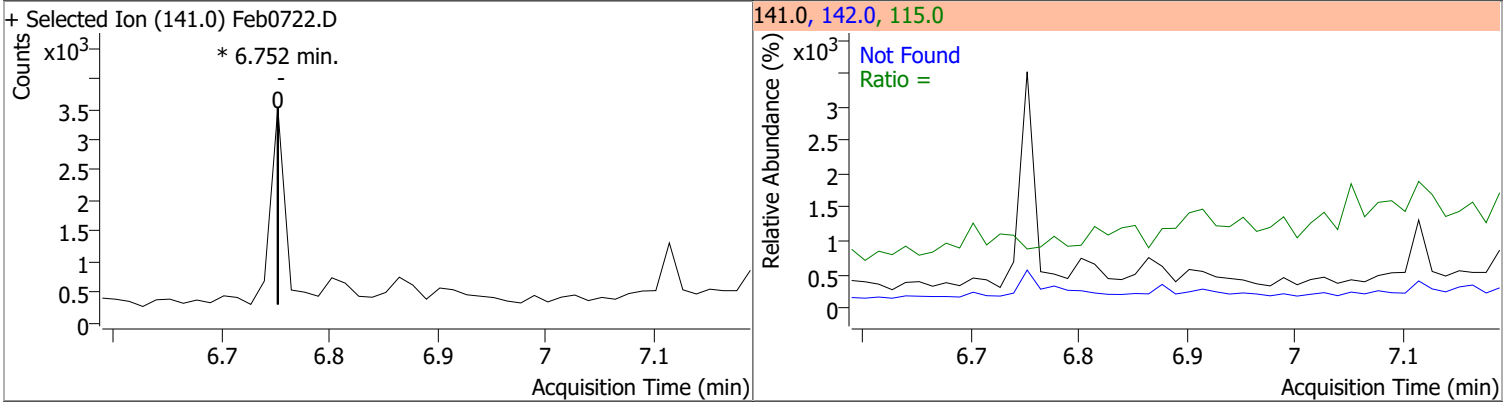


Compound	Conc.	RT	Dev(Min)	Resp.	QIon	QRatio	Lower	Upper
2-Methylnaphthalene		0		0	142.0		95.0	176.4
					115.0		32.9	61.2

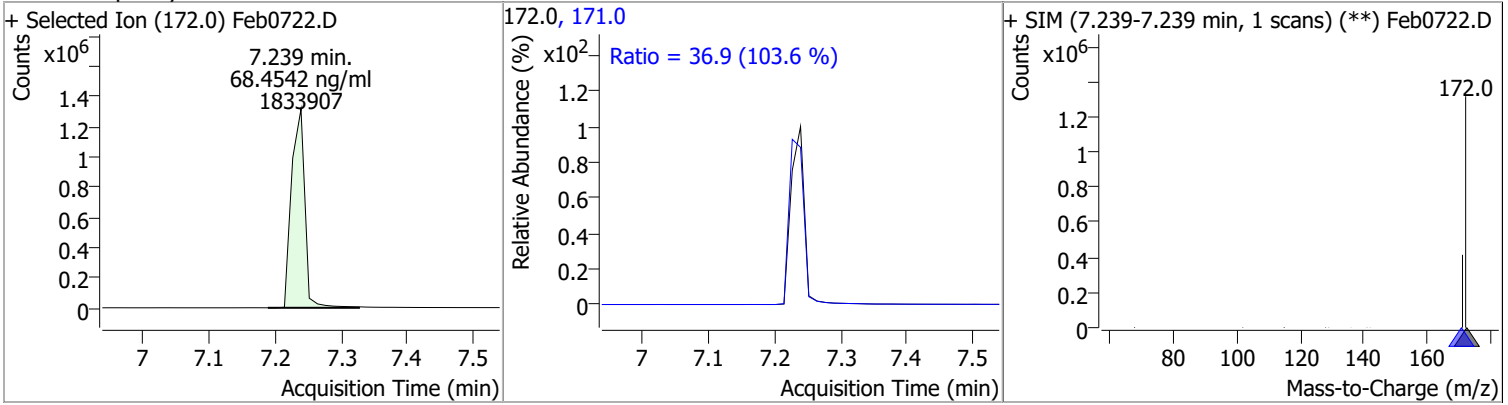


Quantitation Results Report (QT Reviewed)

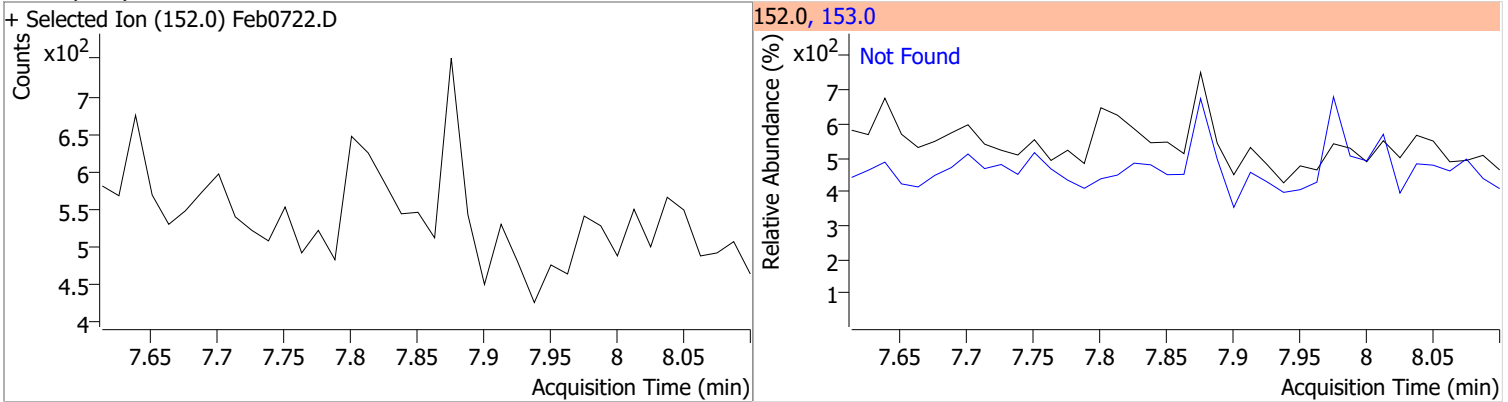
Compound	Conc.	RT	Dev(Min)	Resp.	QIon	QRatio	Lower	Upper
1-Methylnaphthalene		0		0	142.0 115.0		77.7 36.6	144.2 67.9



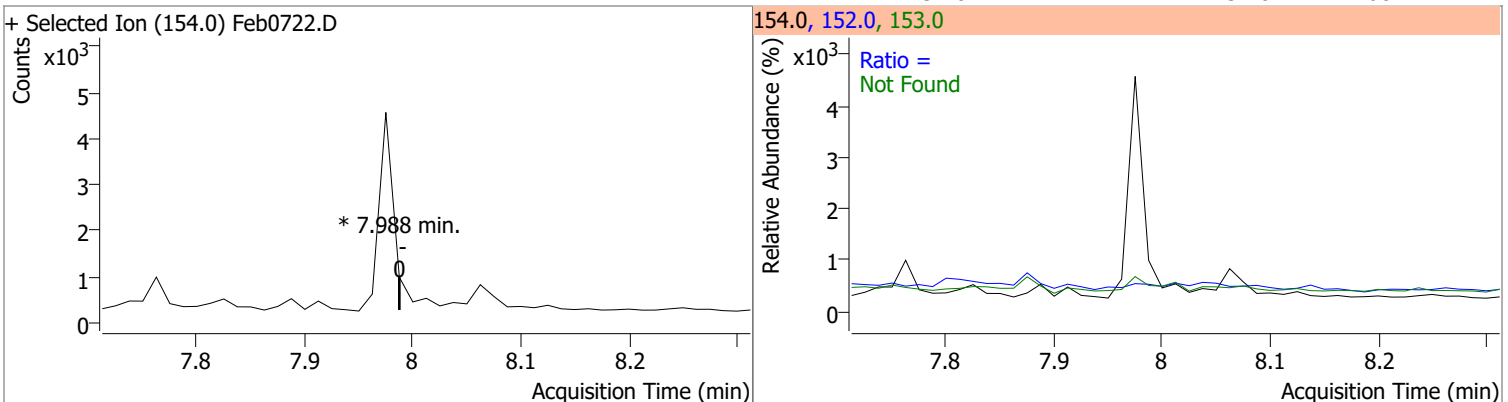
Compound	Conc.	RT	Dev(Min)	Resp.	QIon	QRatio	Lower	Upper
2-Fluorobiphenyl	68.4542	7.24	0.00	1833907	171.0	36.9	25.0	46.4



Compound	Conc.	Exp RT	QIon	Exp Ratio
Acenaphthylene	N.D.	7.80	153.0	17.6

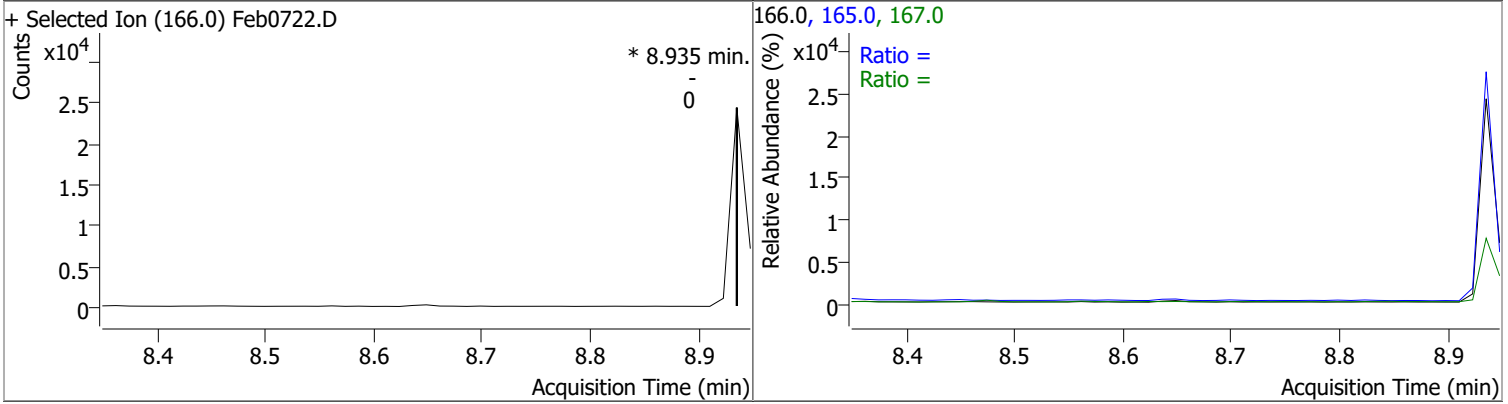


Compound	Conc.	RT	Dev(Min)	Resp.	QIon	QRatio	Lower	Upper
Acenaphthene		0		0	153.0 152.0		76.2 37.0	141.5 68.7

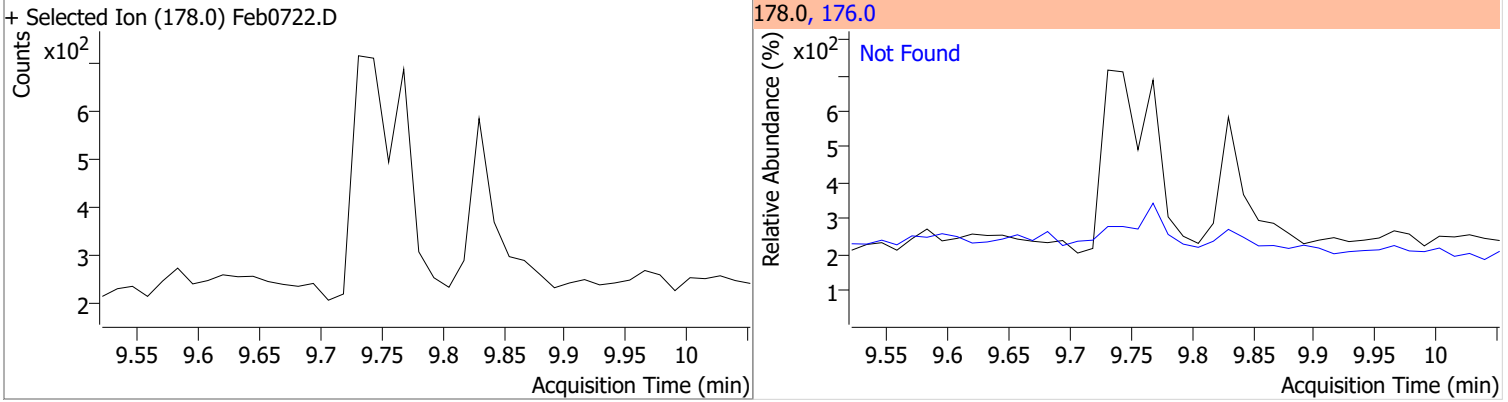


Quantitation Results Report (QT Reviewed)

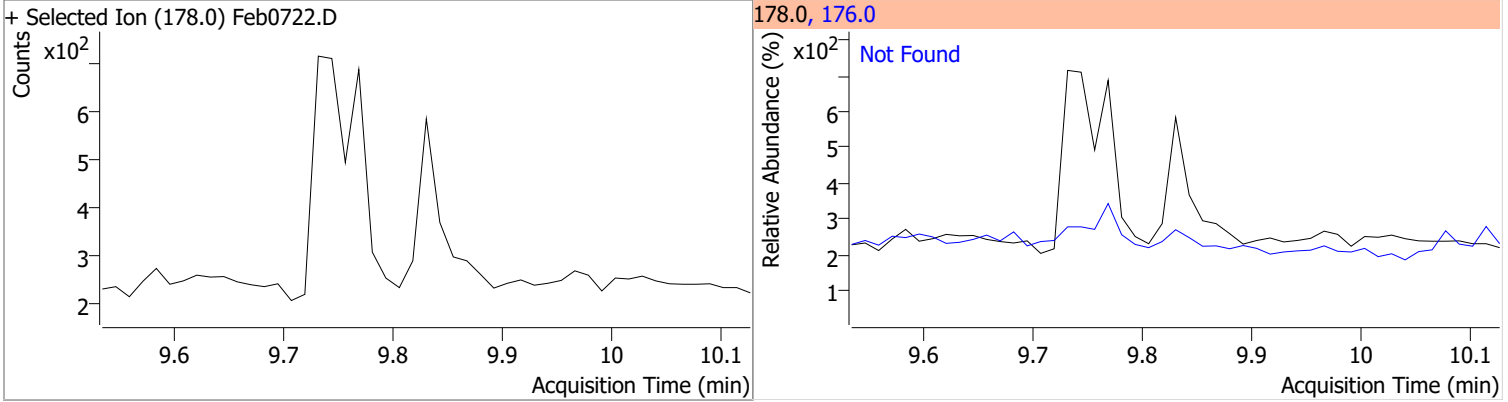
Compound	Conc.	RT	Dev(Min)	Resp.	QIon	QRatio	Lower	Upper
Fluorene	0	0		0	165.0 167.0		56.5 8.4	104.9 15.6



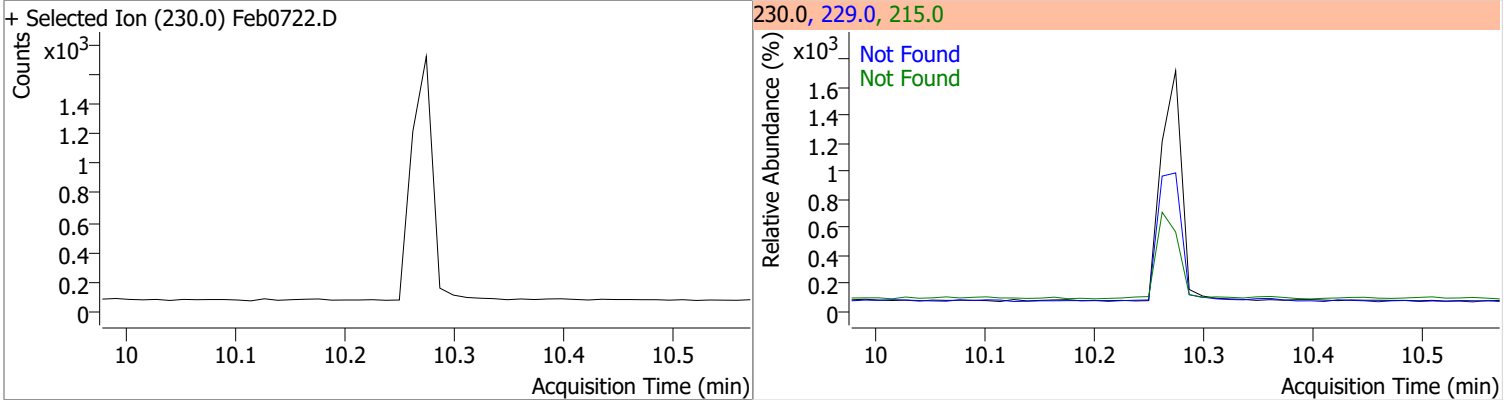
Compound	Conc.	Exp RT	QIon	Exp Ratio
Phenanthrene	N.D.	9.76	176.0	18.4



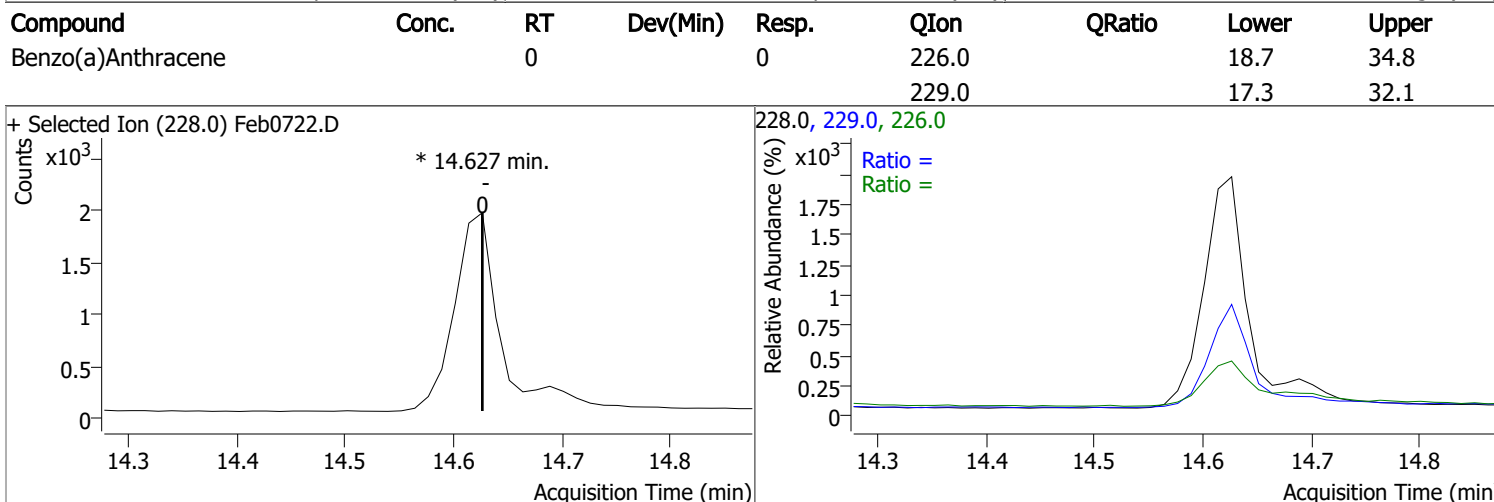
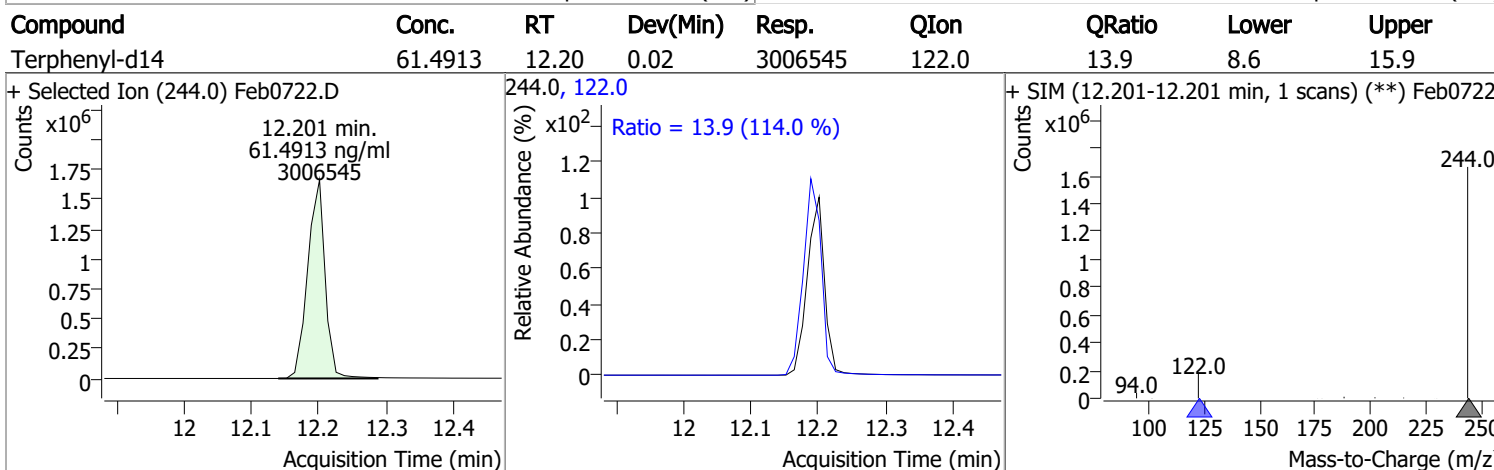
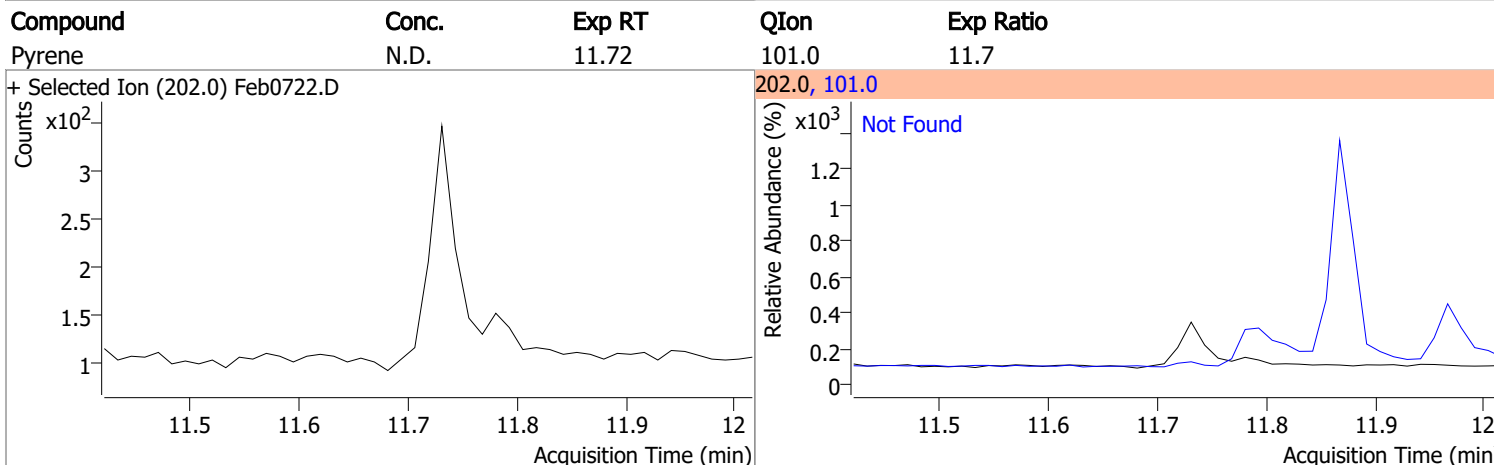
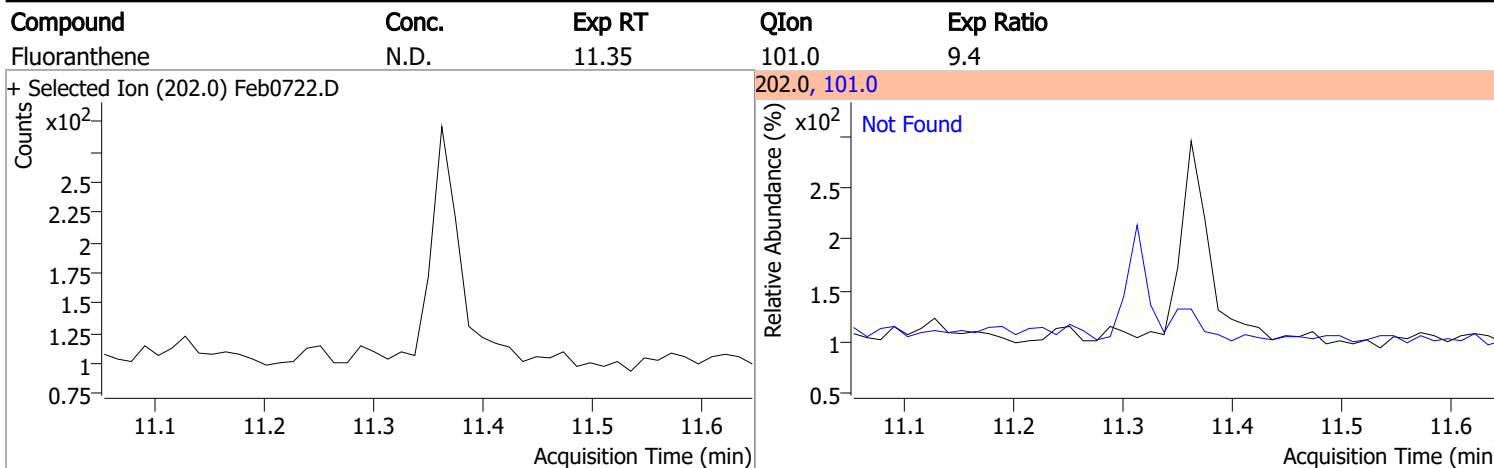
Compound	Conc.	Exp RT	QIon	Exp Ratio
Anthracene	N.D.	9.83	176.0	18.1



Compound	Conc.	Exp RT	QIon	Exp Ratio	QIon	Exp Ratio
o-Terphenyl	N.D.	10.27	229.0	66.1	215.0	41.2

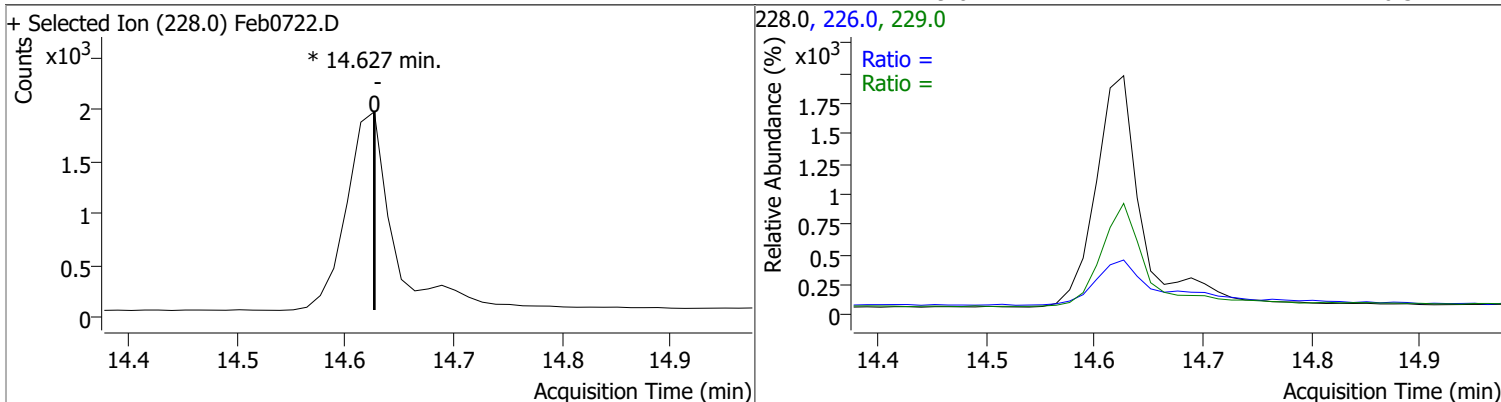


Quantitation Results Report (QT Reviewed)

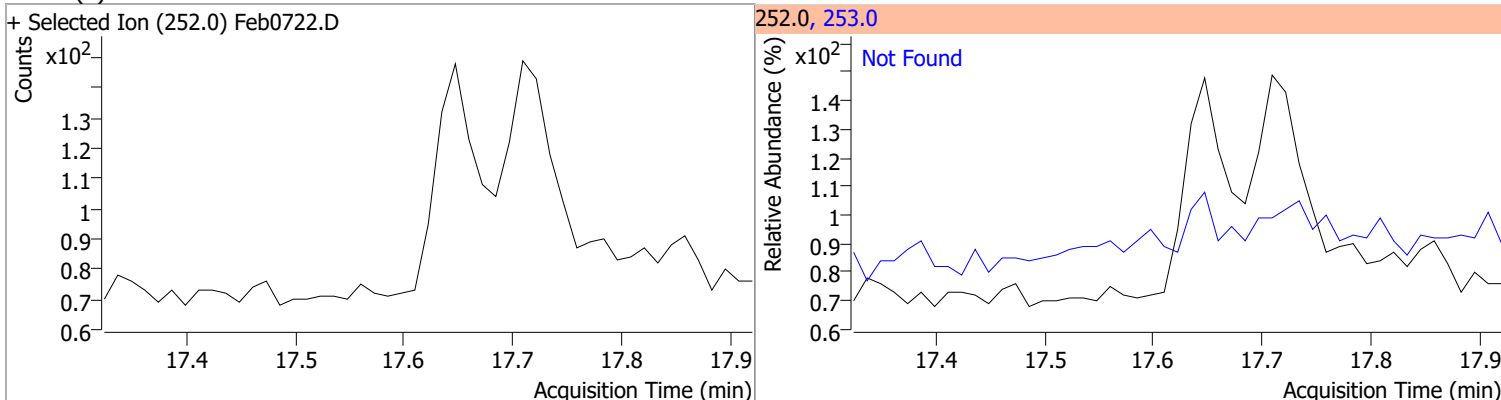


Quantitation Results Report (QT Reviewed)

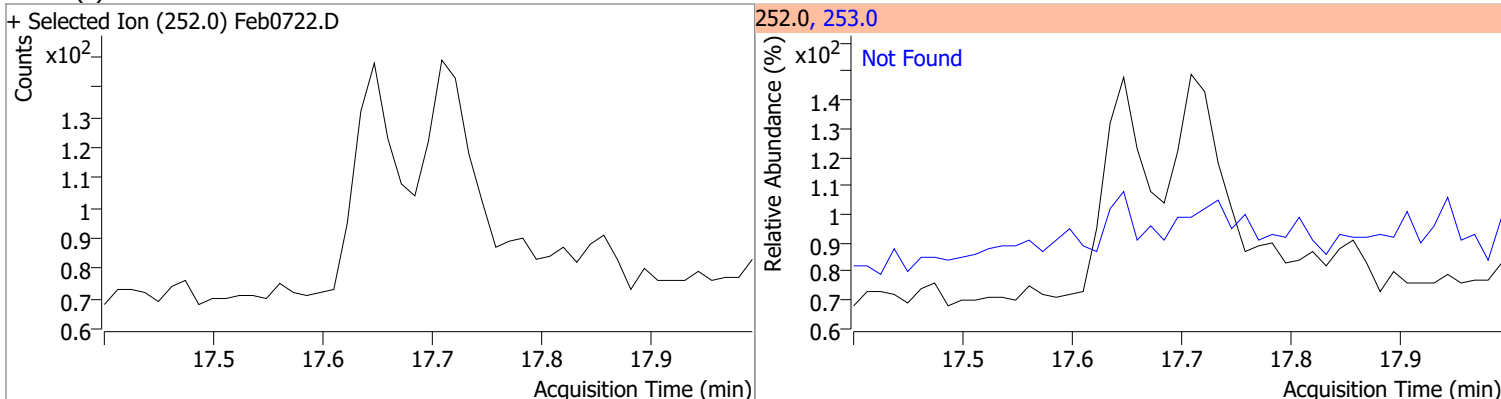
Compound	Conc.	RT	Dev(Min)	Resp.	QIon	QRatio	Lower	Upper
Chrysene		0		0	226.0		21.4	39.7
					229.0		14.2	26.3



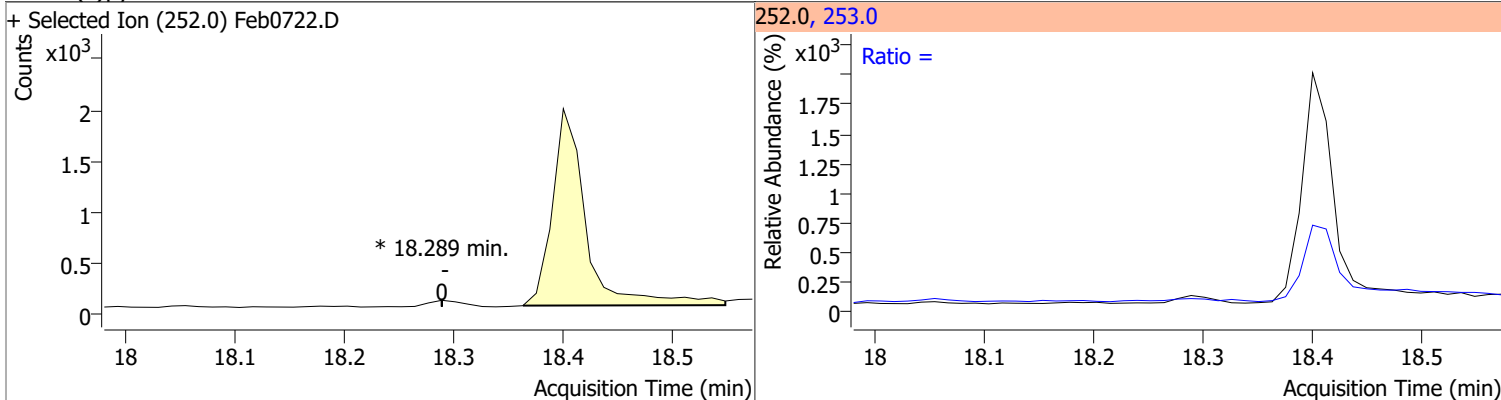
Compound	Conc.	Exp RT	QIon	Exp Ratio
Benzo(b)fluoranthene	N.D.	17.62	253.0	22.2



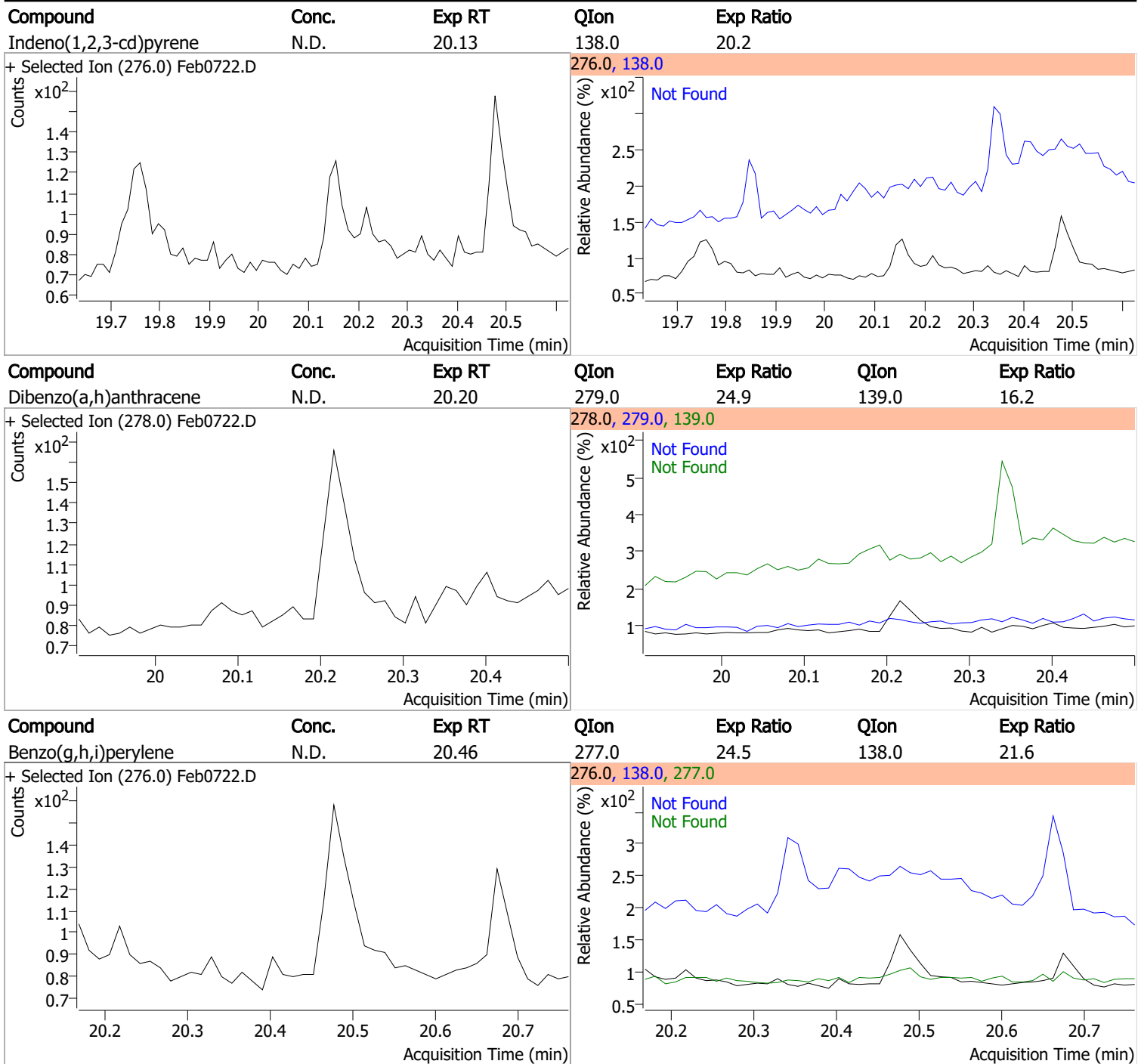
Compound	Conc.	Exp RT	QIon	Exp Ratio
Benzo(k)fluoranthene	N.D.	17.70	253.0	23.6



Compound	Conc.	RT	Dev(Min)	Resp.	QIon	QRatio	Lower	Upper
Benzo(a)pyrene		0		0	253.0		16.8	31.2



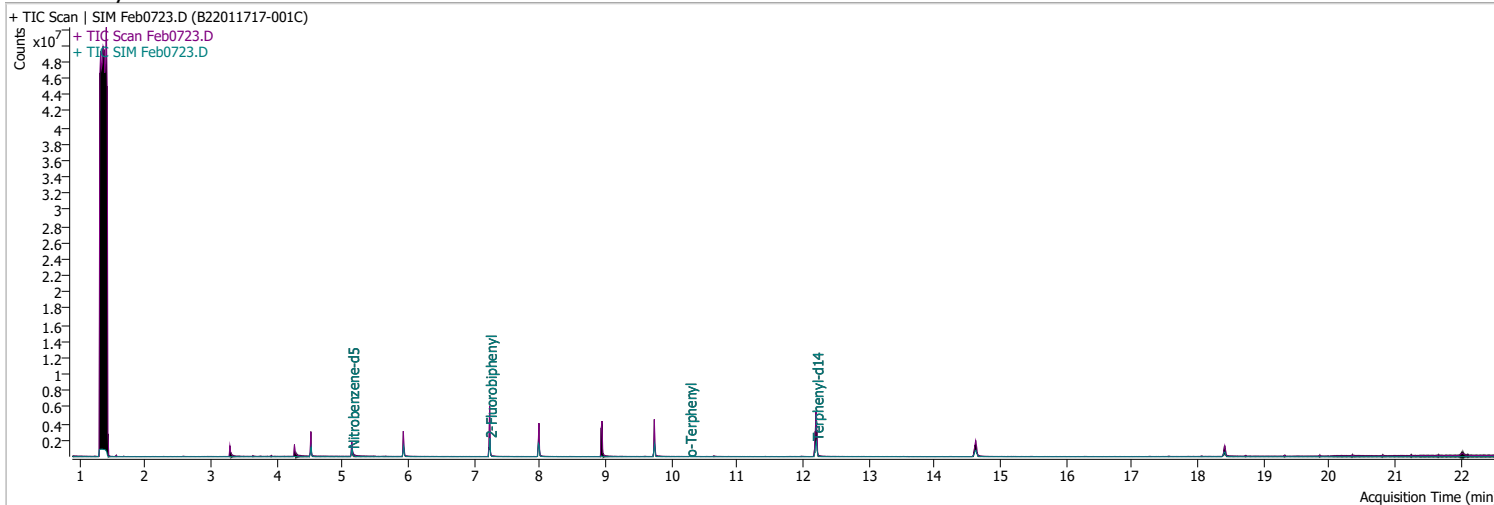
Quantitation Results Report (QT Reviewed)



Quantitation Results Report (QT Reviewed)

Data File	Feb0723.D	Operator	LIMS import
Acq. Method	5975BNASIM	Acq. Date-Time	2/8/2022 3:04:37 AM
Sample Name	B22011717-001C	Instrument	GCMS
Vial	23	Multiplier	1.00
DA Method File		Comment	SVOC-8270C-SIM-W-LLPAH
Tune File	dftppjph.u	Tune Date	
Batch Name	020722 bna SIM 1.batch.bin	Last Calib Update	2/8/2022 9:05:30 AM

Ref Library



Compound	RT	QIon	Resp.	Conc.	Units	Dev(Min)
Internal Standards						
M 1,4-Dichlorobenzene-d4	4.522	152.0	409761	40.0000	ng/ml	0.000
M Naphthalene-d8	5.928	136.0	1394590	40.0000	ng/ml	0.000
M Acenaphthene-d10	7.976	164.0	920310	40.0000	ng/ml	0.000
M Phenanthrene-d10	9.743	188.0	1747425	40.0000	ng/ml	0.012
M Chrysene-d12	14.627	240.0	1382259	40.0000	ng/ml	0.012
M Perylene-d12	18.401	264.0	810688	40.0000	ng/ml	0.000
System Monitoring Compounds						
S Nitrobenzene-d5	5.143	82.0	636650	77.9397	ng/ml	-0.012
Spiked Amount: 5.000	Range: 19.0 - 102.0%			Recovery = 1558.79%		*
S 2-Fluorobiphenyl	7.240	172.0	1812197	70.9789	ng/ml	0.000
Spiked Amount: 5.000	Range: 25.0 - 94.0%			Recovery = 1419.58%		*
S o-Terphenyl	10.274	230.0	4480	0.0953	ng/ml	0.000
Spiked Amount: 5.000	Range: 40.0 - 140.0%			Recovery = 1.91%		*
S Terphenyl-d14	12.201	244.0	2856646	63.2612	ng/ml	0.025
Spiked Amount: 5.000	Range: 39.0 - 106.0%			Recovery = 1265.22%		*
Target Compounds						QValue
T Naphthalene	0.000		0	N.D.		
T 2-Methylnaphthalene	0.000		0	N.D.		
T 1-Methylnaphthalene	0.000		0	N.D.		
T Acenaphthylene	0.000		0	N.D.		
T Acenaphthene	8.013	154.0	0		ng/ml	md 1
T Fluorene	8.935	166.0	0		ng/ml	md 1
T Phenanthrene	0.000		0	N.D.		
T Anthracene	0.000		0	N.D.		
T Fluoranthene	0.000		0	N.D.		
T Pyrene	0.000		0	N.D.		
T Benzo(a)Anthracene	14.627	228.0	0		ng/ml	md 1
T Chrysene	14.689	228.0	0		ng/ml	md 1
T Benzo(b)fluoranthene	0.000		0	N.D.		

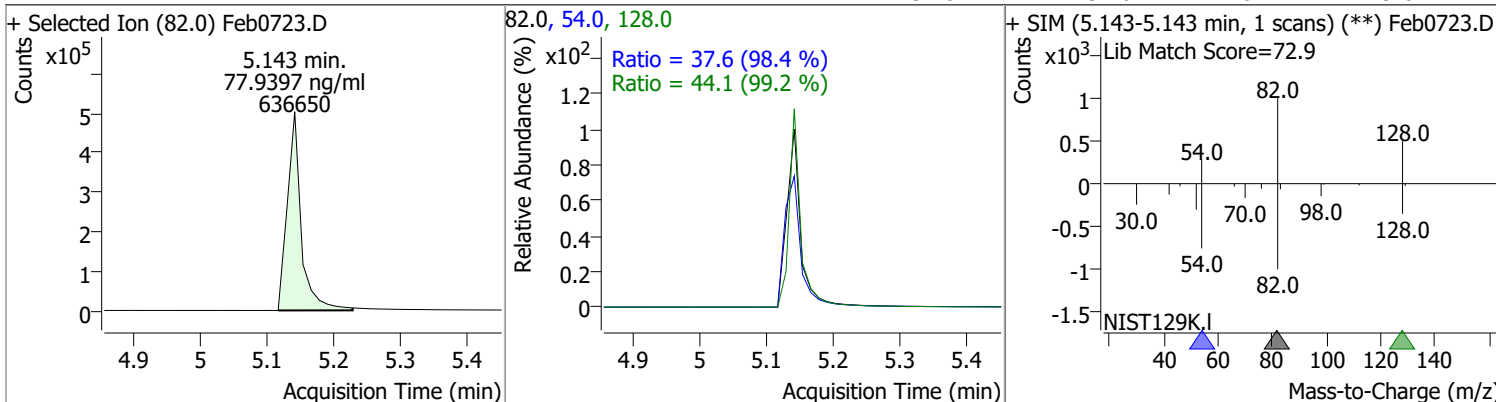
Quantitation Results Report (QT Reviewed)

Compound	RT	QIon	Resp.	Conc.	Units	Dev(Min)
T Benzo(k)fluoranthene	0.000		0	N.D.		
T Benzo(a)pyrene	18.289	252.0	0		ng/ml	md 1
T Indeno(1,2,3-cd)pyrene	0.000		0	N.D.		
T Dibenzo(a,h)anthracene	0.000		0	N.D.		
T Benzo(g,h,i)perylene	0.000		0	N.D.		

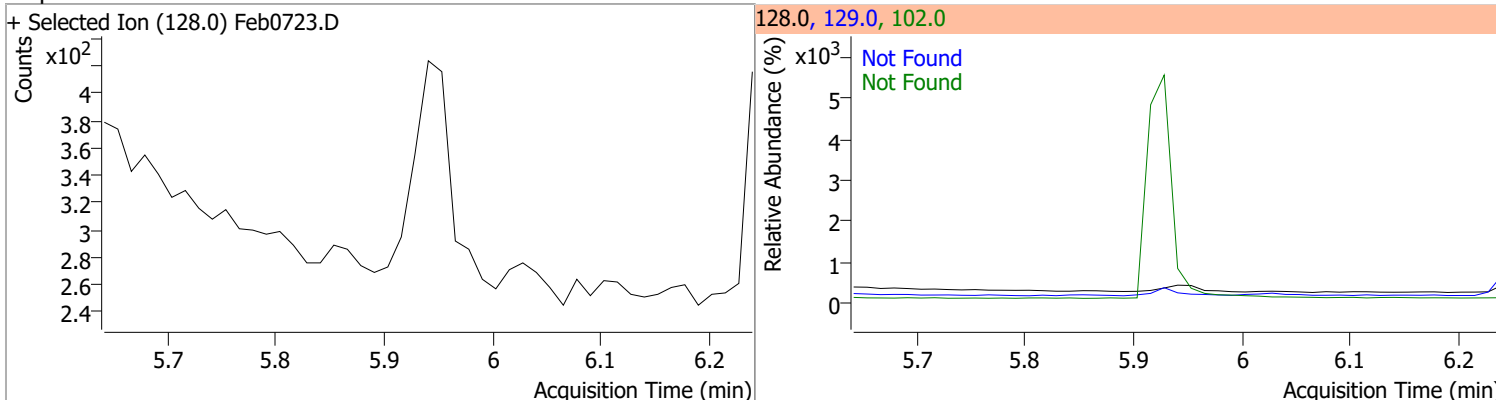
(#) = Qualifier Out of Range; (m) = Manual Integration; (+) = Area Summed; (*) = Surrogate Percent Recovery Out of Range; (d): Zeroed Peak

Quantitation Results Report (QT Reviewed)

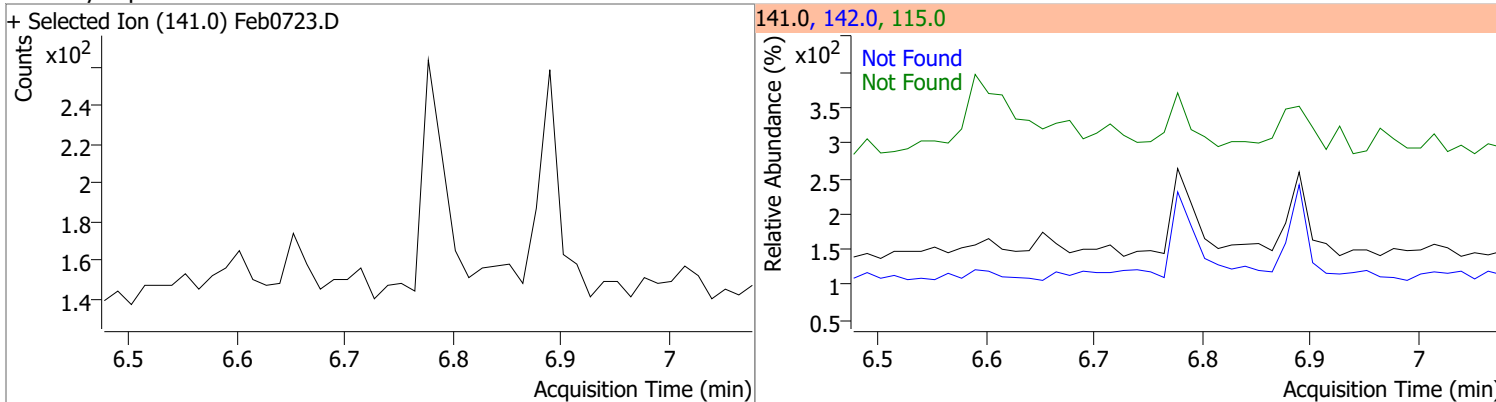
Compound	Conc.	RT	Dev(Min)	Resp.	QIon	QRatio	Lower	Upper
Nitrobenzene-d5	77.9397	5.14	-0.01	636650	128.0	44.1	31.2	57.9
					54.0	37.6	26.7	49.6



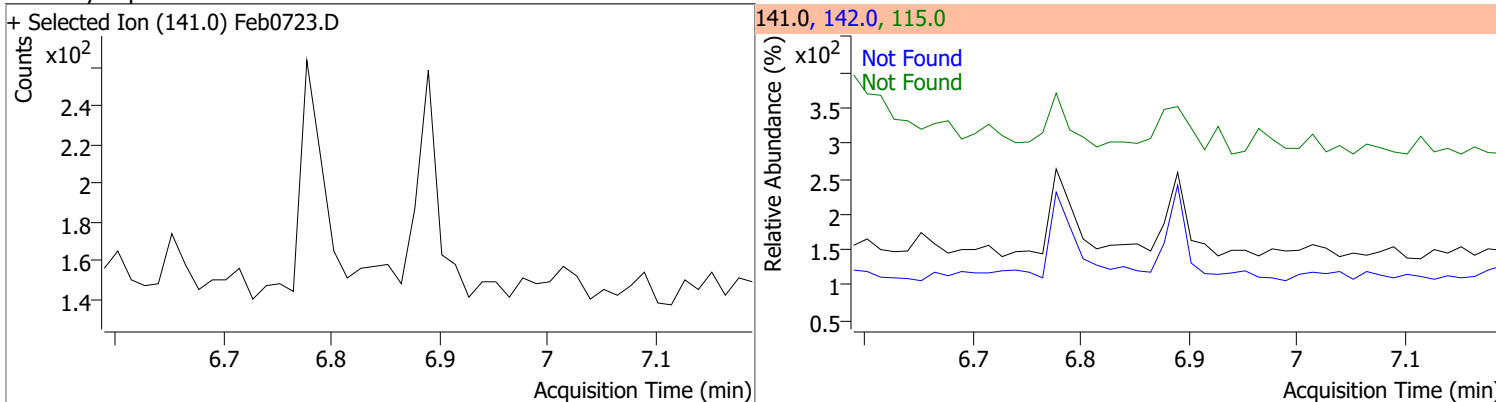
Compound	Conc.	Exp RT	QIon	Exp Ratio	QIon	Exp Ratio
Naphthalene	N.D.	5.94	102.0	15.0	129.0	11.2



Compound	Conc.	Exp RT	QIon	Exp Ratio	QIon	Exp Ratio
2-Methylnaphthalene	N.D.	6.78	142.0	135.7	115.0	47.1

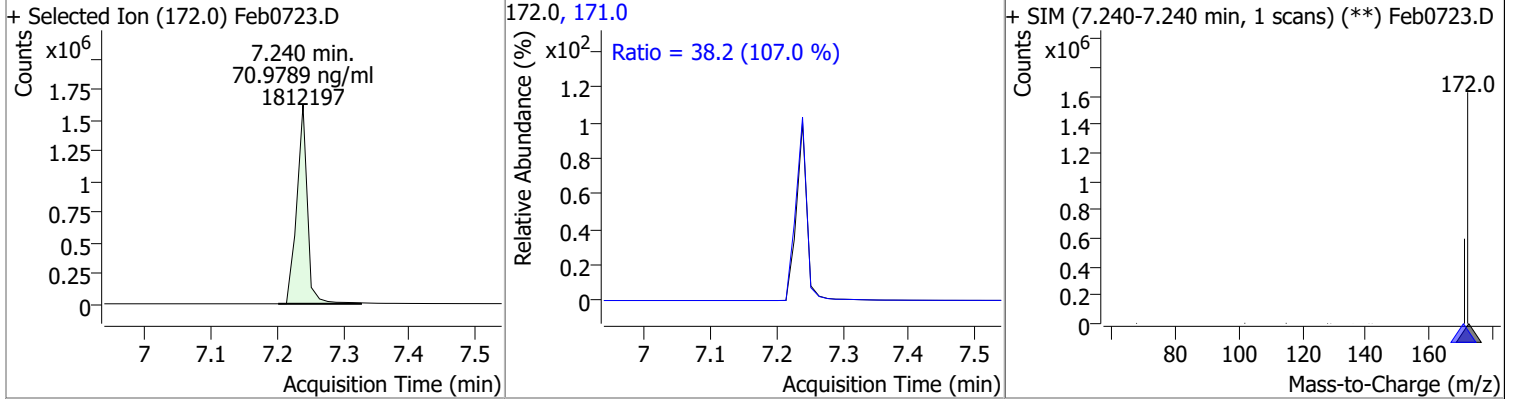


Compound	Conc.	Exp RT	QIon	Exp Ratio	QIon	Exp Ratio
1-Methylnaphthalene	N.D.	6.89	142.0	110.9	115.0	52.2

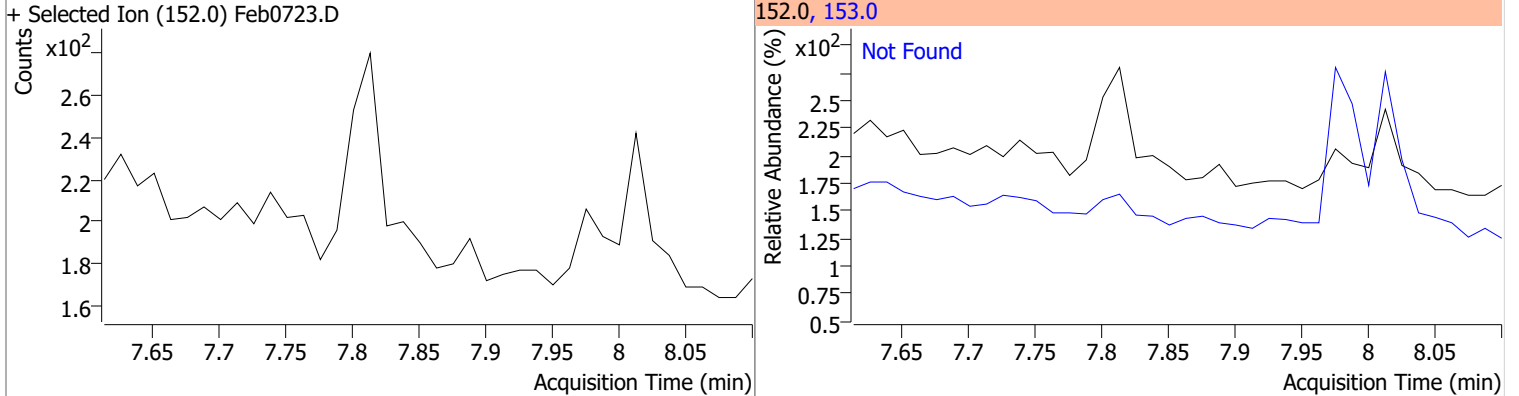


Quantitation Results Report (QT Reviewed)

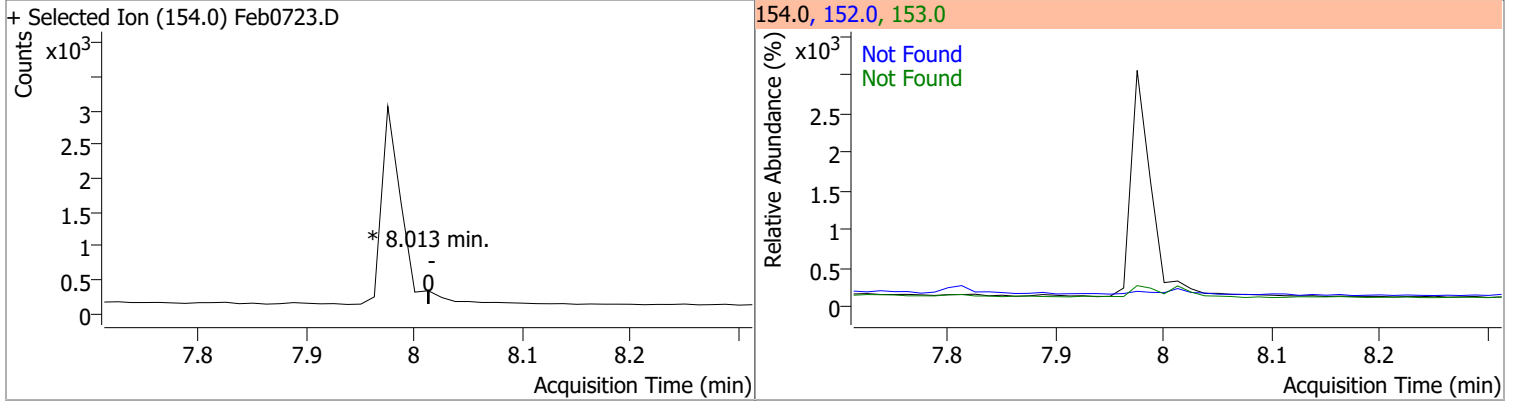
Compound	Conc.	RT	Dev(Min)	Resp.	QIon	QRatio	Lower	Upper
2-Fluorobiphenyl	70.9789	7.24	0.00	1812197	171.0	38.2	25.0	46.4



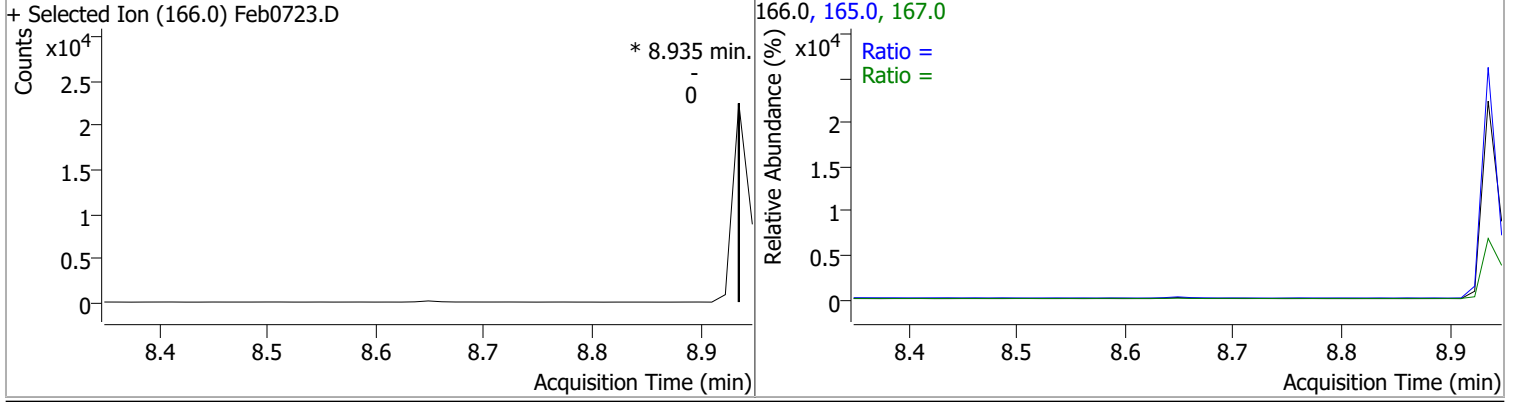
Compound	Conc.	Exp RT	QIon	Exp Ratio
Acenaphthylene	N.D.	7.80	153.0	17.6



Compound	Conc.	RT	Dev(Min)	Resp.	QIon	QRatio	Lower	Upper
Acenaphthene		0		0	153.0		76.2	141.5
					152.0		37.0	68.7

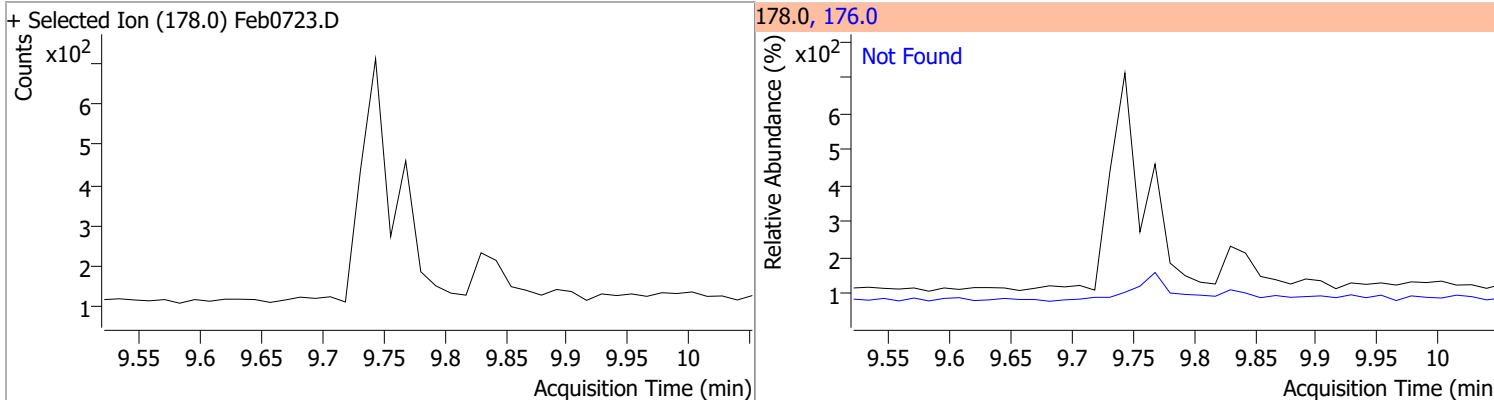


Compound	Conc.	RT	Dev(Min)	Resp.	QIon	QRatio	Lower	Upper
Fluorene		0		0	165.0		56.5	104.9
					167.0		8.4	15.6

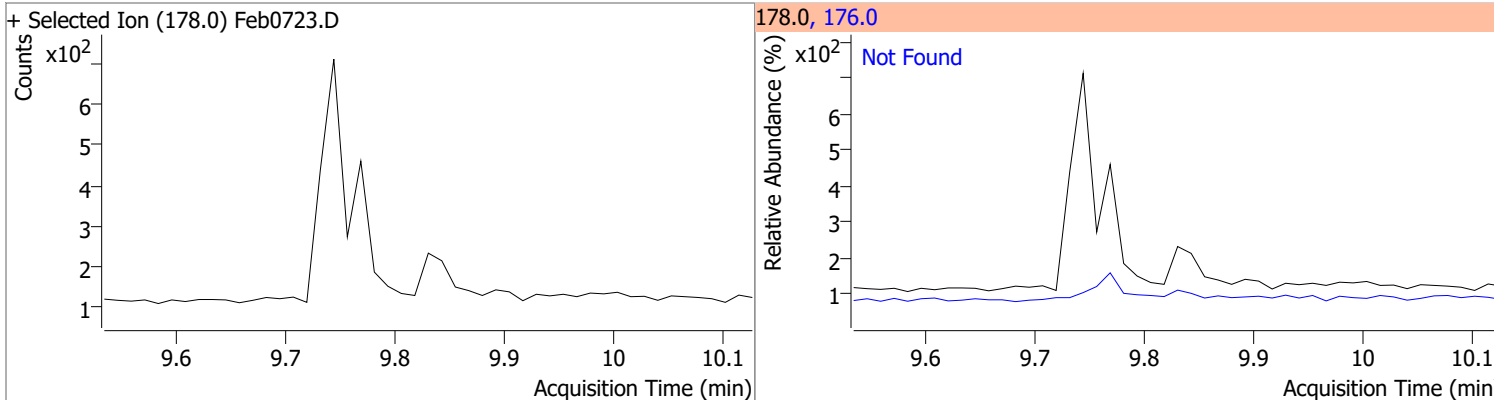


Quantitation Results Report (QT Reviewed)

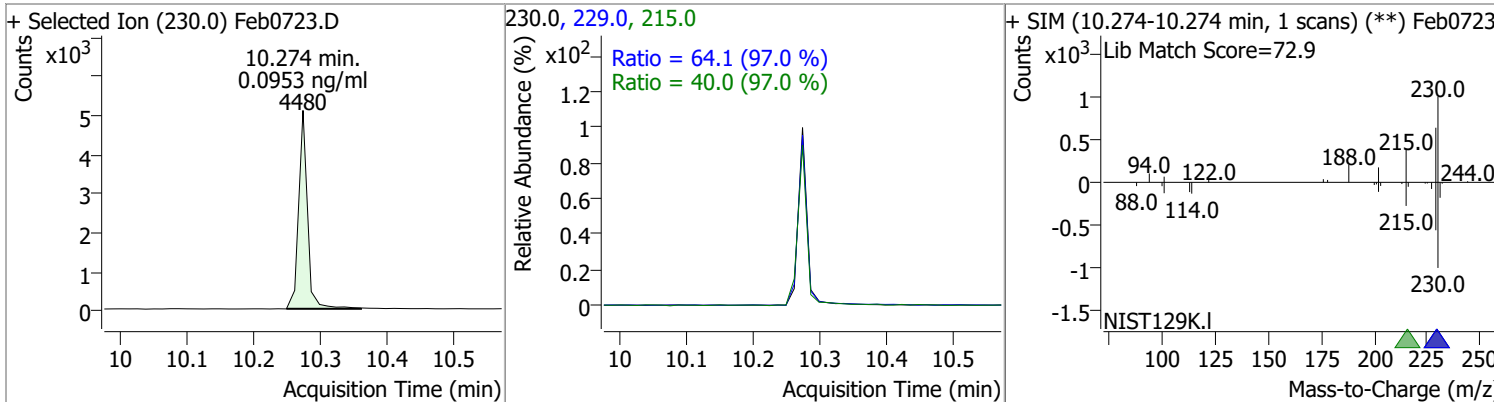
Compound	Conc.	Exp RT	QIon	Exp Ratio
Phenanthrene	N.D.	9.76	176.0	18.4



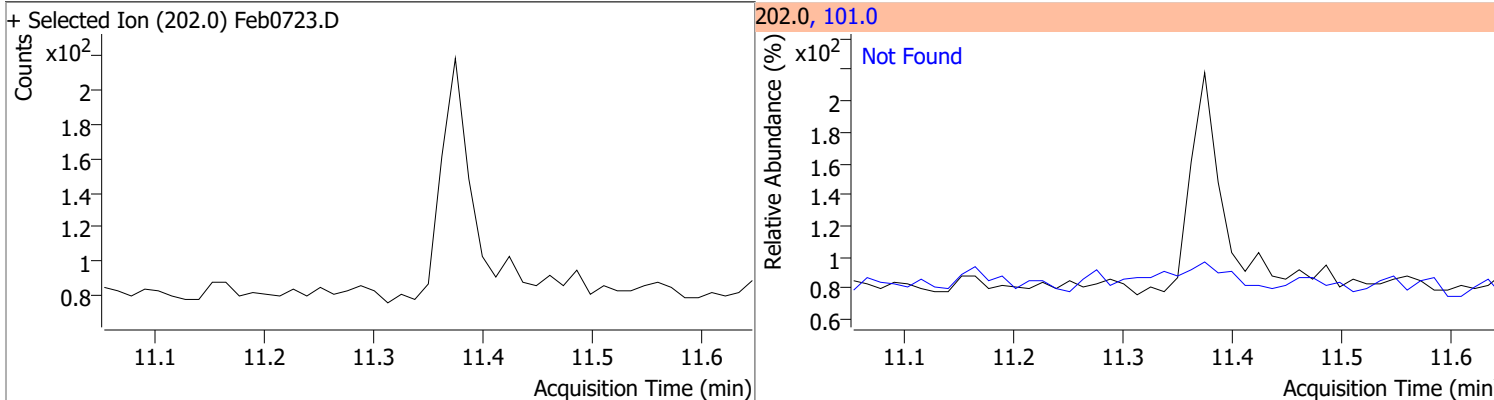
Compound	Conc.	Exp RT	QIon	Exp Ratio
Anthracene	N.D.	9.83	176.0	18.1



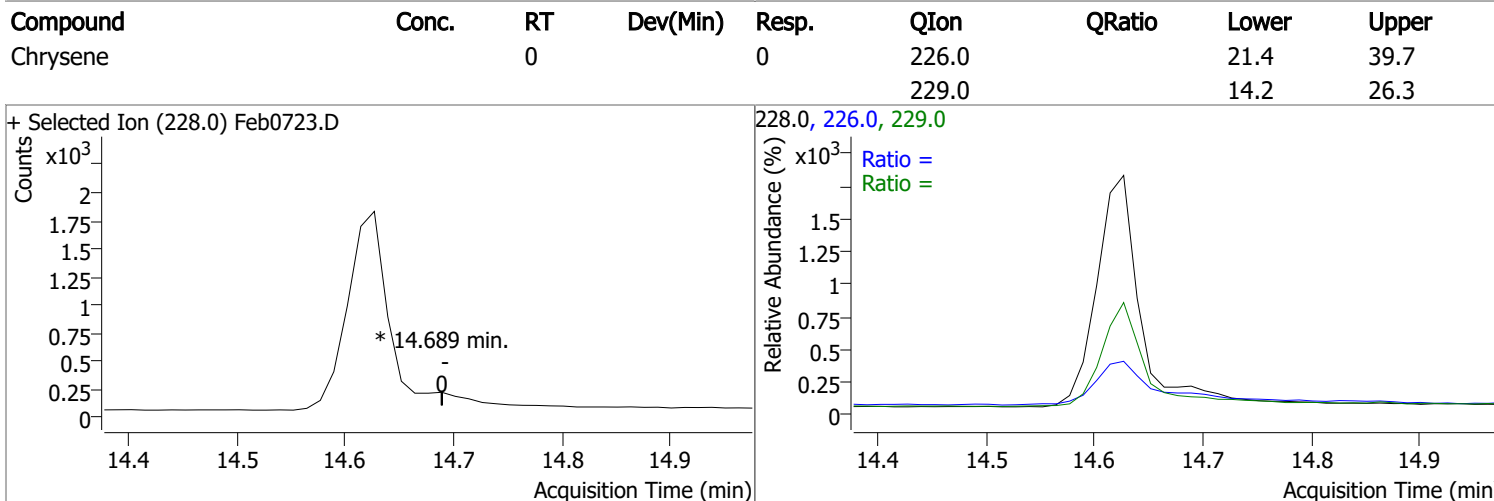
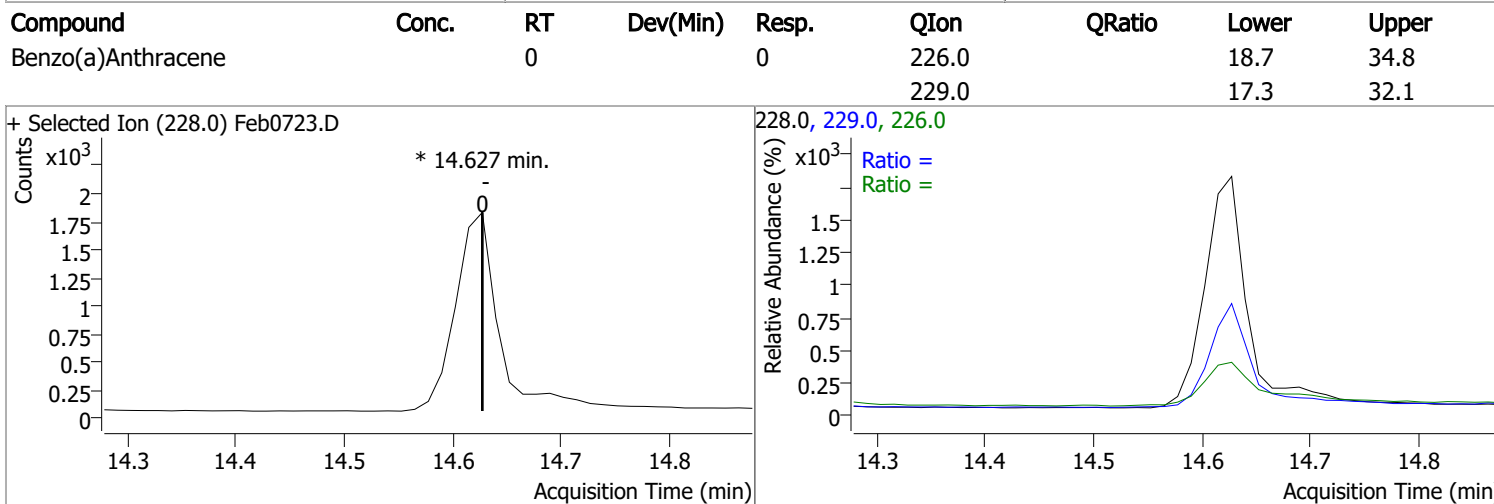
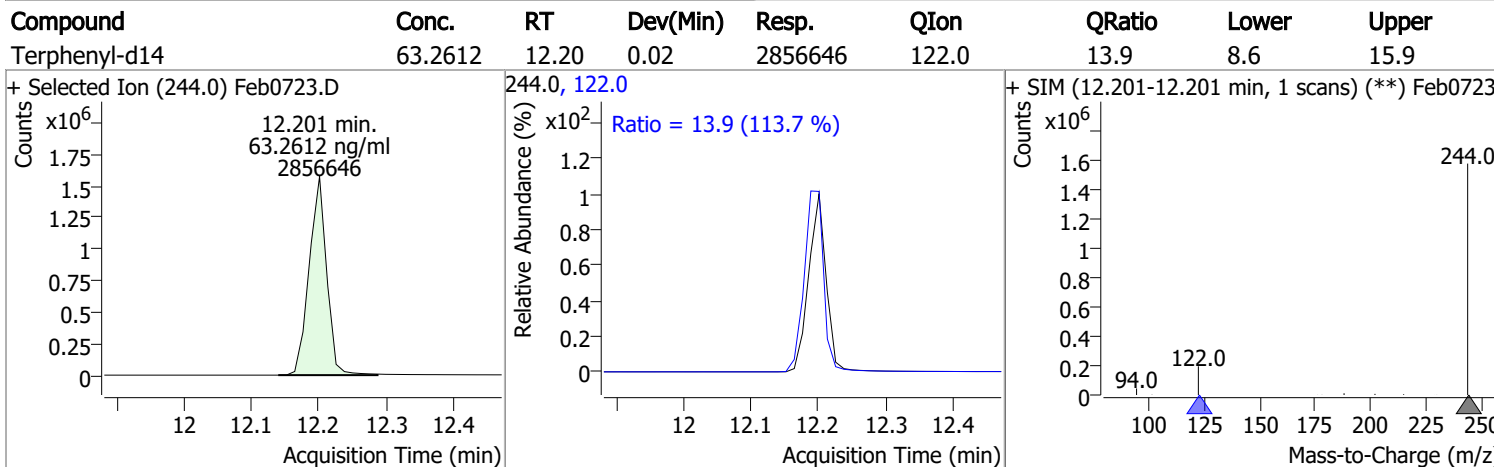
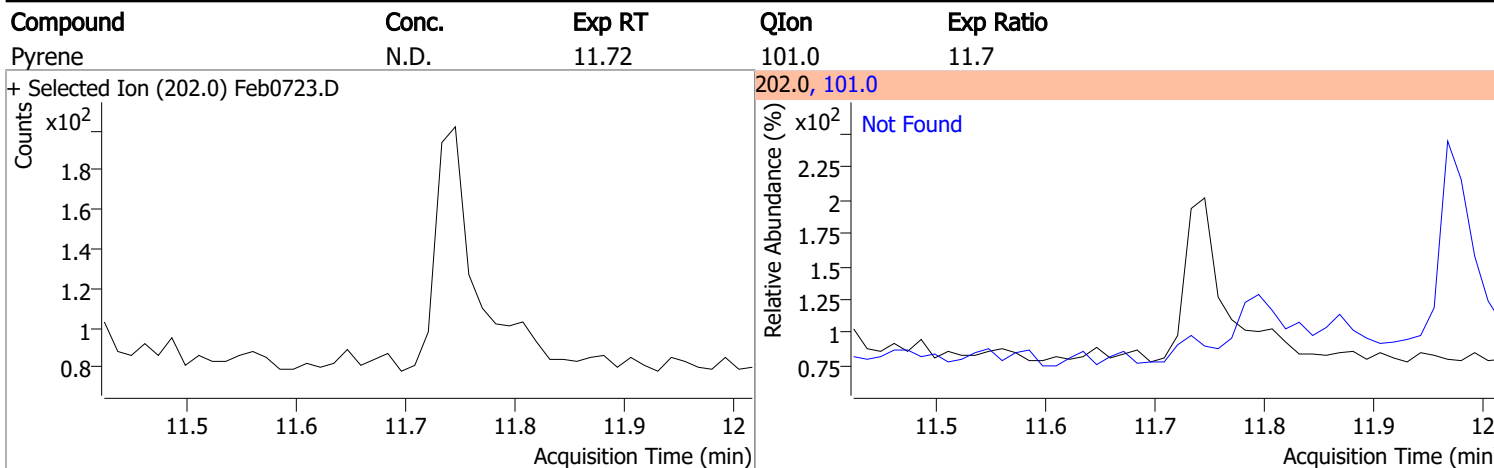
Compound	Conc.	RT	Dev(Min)	Resp.	QIon	QRatio	Lower	Upper
o-Terphenyl	0.0953	10.27	0.00	4480	229.0	64.1	46.3	85.9
					215.0	40.0	28.9	53.6



Compound	Conc.	Exp RT	QIon	Exp Ratio
Fluoranthene	N.D.	11.35	101.0	9.4

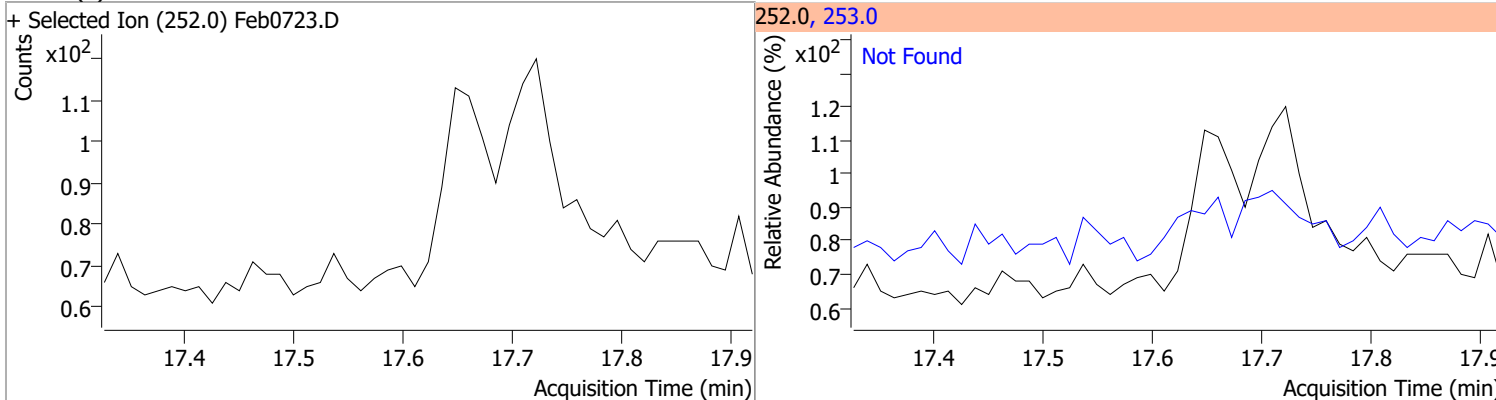


Quantitation Results Report (QT Reviewed)

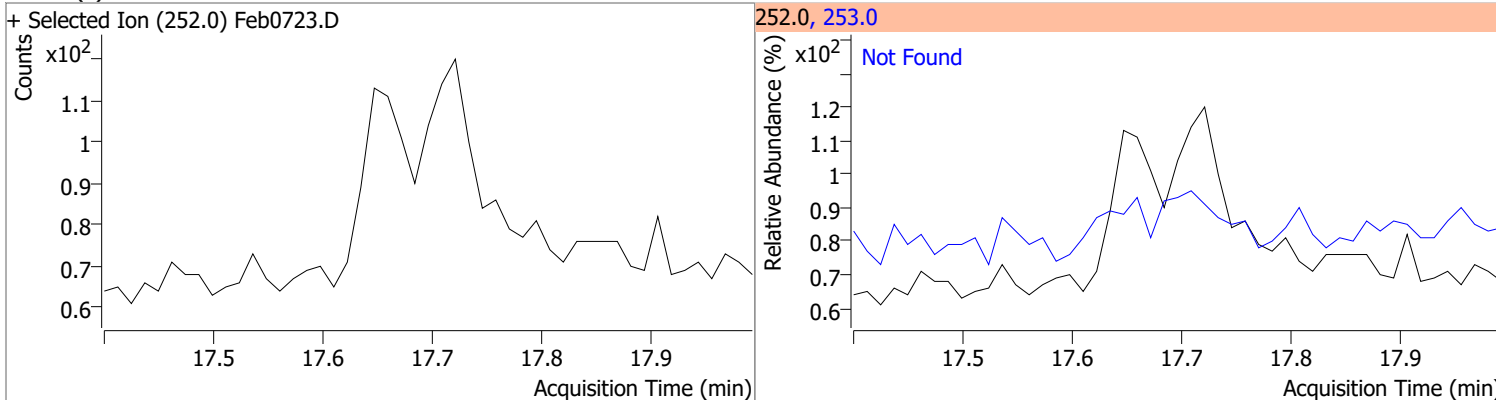


Quantitation Results Report (QT Reviewed)

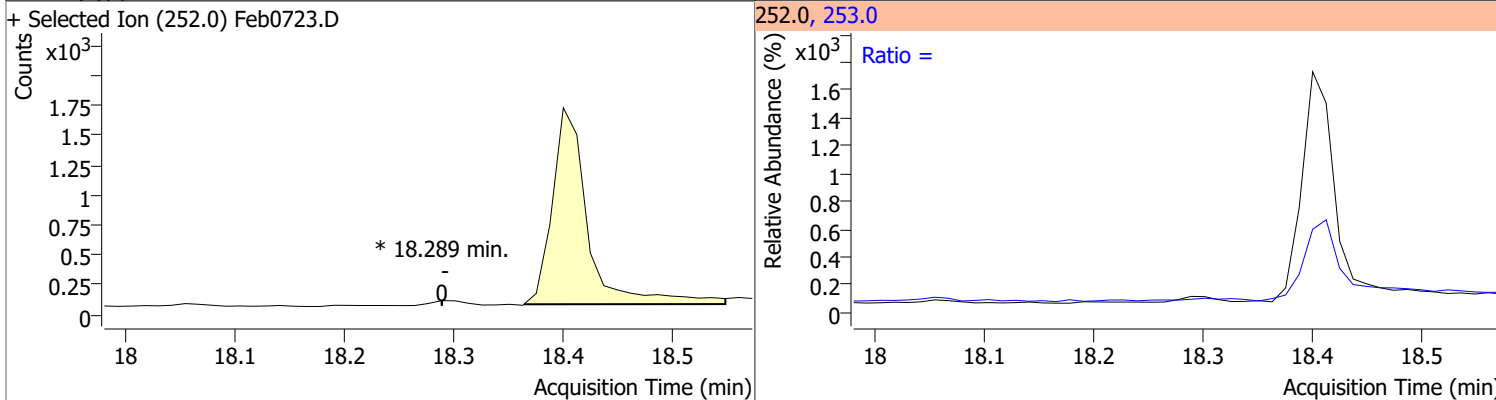
Compound	Conc.	Exp RT	QIon	Exp Ratio
Benzo(b)fluoranthene	N.D.	17.62	253.0	22.2



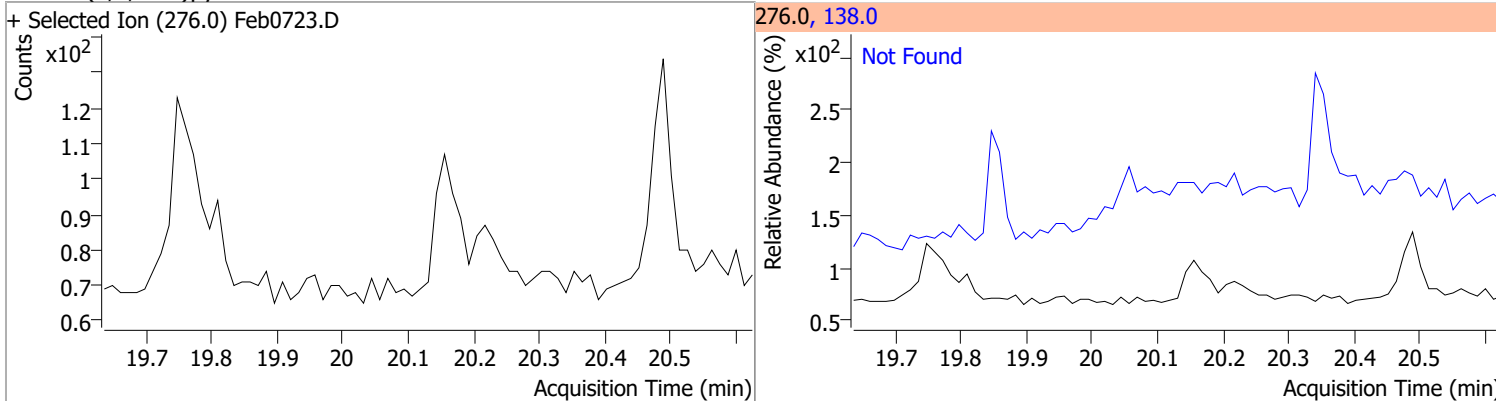
Compound	Conc.	Exp RT	QIon	Exp Ratio
Benzo(k)fluoranthene	N.D.	17.70	253.0	23.6



Compound	Conc.	RT	Dev(Min)	Resp.	QIon	QRatio	Lower	Upper
Benzo(a)pyrene		0		0	253.0		16.8	31.2

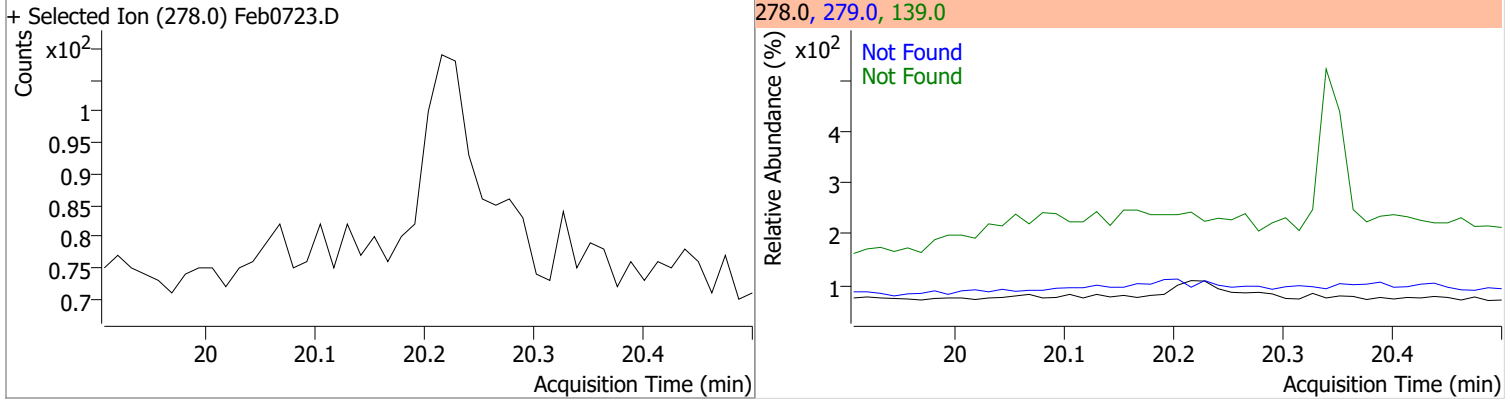


Compound	Conc.	Exp RT	QIon	Exp Ratio
Indeno(1,2,3-cd)pyrene	N.D.	20.13	138.0	20.2

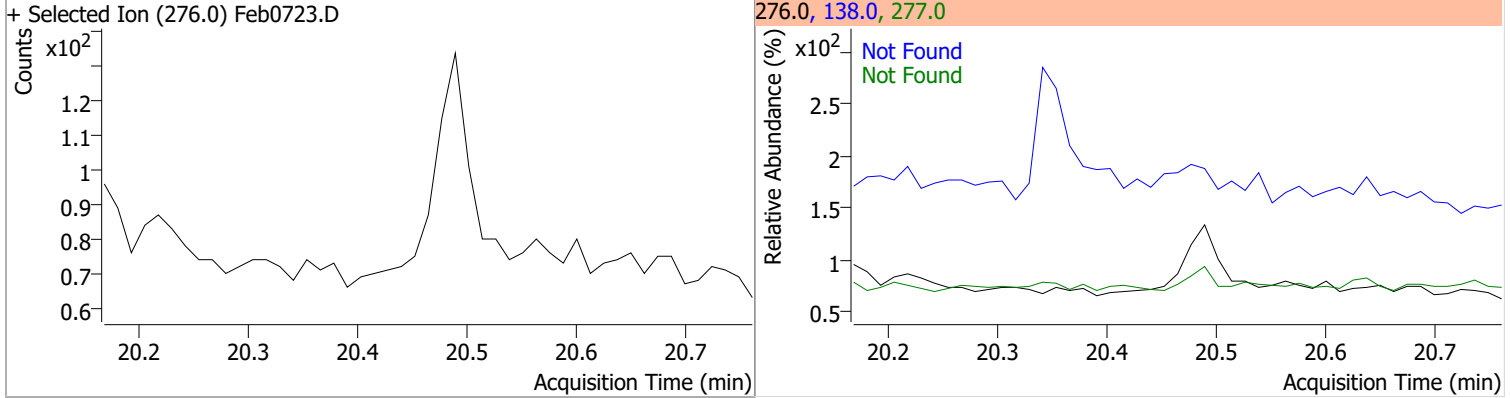


Quantitation Results Report (QT Reviewed)

Compound	Conc.	Exp RT	QIon	Exp Ratio	QIon	Exp Ratio
Dibenzo(a,h)anthracene	N.D.	20.20	279.0	24.9	139.0	16.2



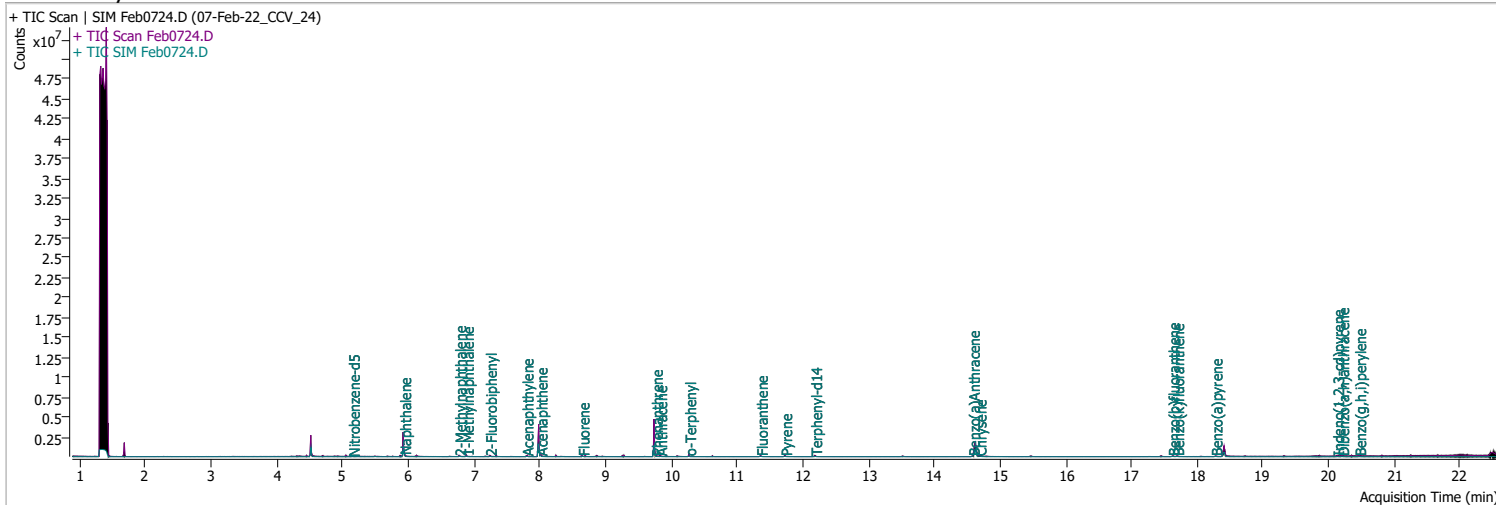
Compound	Conc.	Exp RT	QIon	Exp Ratio	QIon	Exp Ratio
Benzo(g,h,i)perylene	N.D.	20.46	277.0	24.5	138.0	21.6



Quantitation Results Report (QT Reviewed)

Data File	Feb0724.D	Operator	LIMS import
Acq. Method	5975BNASIM	Acq. Date-Time	2/8/2022 3:37:04 AM
Sample Name	07-Feb-22_CCV_24	Instrument	GCMS
Vial	4	Multiplier	1.00
DA Method File		Comment	SVOC-8270C-SIM-W-LLPAH
Tune File	dftppjph.u	Tune Date	
Batch Name	020722 bna SIM 1.batch.bin	Last Calib Update	2/8/2022 9:05:30 AM

Ref Library



Compound	RT	QIon	Resp.	Conc.	Units	Dev(Min)
Internal Standards						
M 1,4-Dichlorobenzene-d4	4.522	152.0	362289	40.0000	ng/ml	0.000
M Naphthalene-d8	5.928	136.0	1315391	40.0000	ng/ml	0.000
M Acenaphthene-d10	7.976	164.0	876934	40.0000	ng/ml	0.000
M Phenanthrene-d10	9.743	188.0	1610358	40.0000	ng/ml	0.012
M Chrysene-d12	14.627	240.0	1301737	40.0000	ng/ml	0.013
M Perylene-d12	18.413	264.0	767410	40.0000	ng/ml	0.012
System Monitoring Compounds						
S Nitrobenzene-d5	5.156	82.0	12123	1.6786	ng/ml	0.000
Spiked Amount: 5.000	Range: 19.0 - 102.0%			Recovery = 33.57%		
S 2-Fluorobiphenyl	7.240	172.0	51819	1.8714	ng/ml	0.000
Spiked Amount: 5.000	Range: 25.0 - 94.0%			Recovery = 37.43%		
S o-Terphenyl	10.274	230.0	44968	1.8929	ng/ml	0.000
Spiked Amount: 5.000	Range: 40.0 - 140.0%			Recovery = 37.86%		*
S Terphenyl-d14	12.189	244.0	51345	1.8691	ng/ml	0.012
Spiked Amount: 5.000	Range: 39.0 - 106.0%			Recovery = 37.38%		*
Target Compounds						
T Naphthalene	5.941	128.0	64814	1.8231	ng/ml	87
T 2-Methylnaphthalene	6.778	141.0	41688	1.9411	ng/ml	99
T 1-Methylnaphthalene	6.890	141.0	38804	1.6786	ng/ml	98
T Acenaphthylene	7.801	152.0	60282	1.7932	ng/ml	97
T Acenaphthene	8.013	154.0	44808	1.8255	ng/ml	96
T Fluorene	8.649	166.0	50598	1.7545	ng/ml	81
T Phenanthrene	9.768	178.0	76513	1.8178	ng/ml	99
T Anthracene	9.830	178.0	63210	1.8983	ng/ml	99
T Fluoranthene	11.361	202.0	73724	1.8682	ng/ml	97
T Pyrene	11.732	202.0	82953	1.8943	ng/ml	99
T Benzo(a)Anthracene	14.590	228.0	57358	1.8359	ng/ml	99
T Chrysene	14.689	228.0	81702	1.9296	ng/ml	97
T Benzo(b)fluoranthene	17.622	252.0	50139	1.9051	ng/ml	100

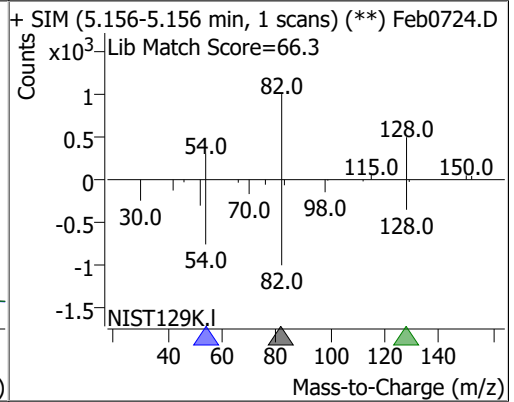
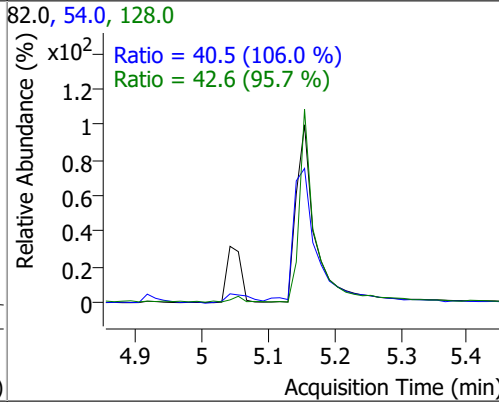
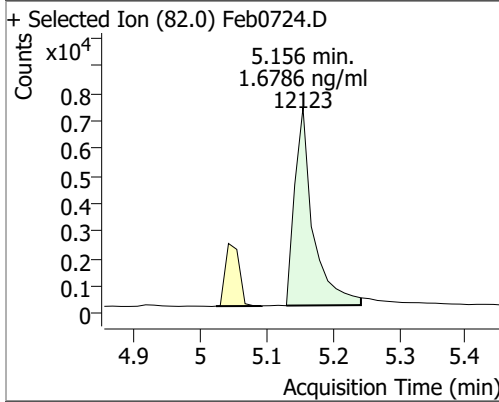
Quantitation Results Report (QT Reviewed)

Compound	RT	QIon	Resp.	Conc.	Units	Dev(Min)
T Benzo(k)fluoranthene	17.696	252.0	58491	1.9231	ng/ml	97
T Benzo(a)pyrene	18.277	252.0	42888	1.8566	ng/ml	99
T Indeno(1,2,3-cd)pyrene	20.130	276.0	40283	1.9615	ng/ml	98
T Dibenzo(a,h)anthracene	20.205	278.0	45893	1.9614	ng/ml	97
T Benzo(g,h,i)perylene	20.464	276.0	53813	1.9046	ng/ml	97

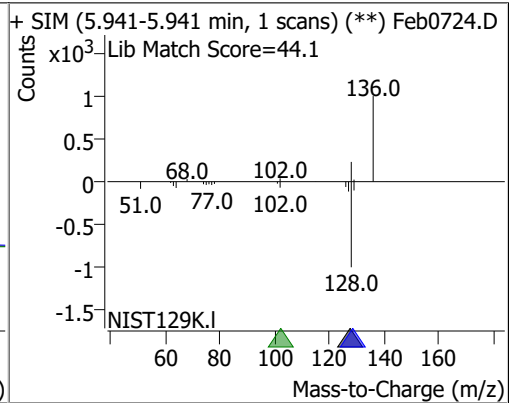
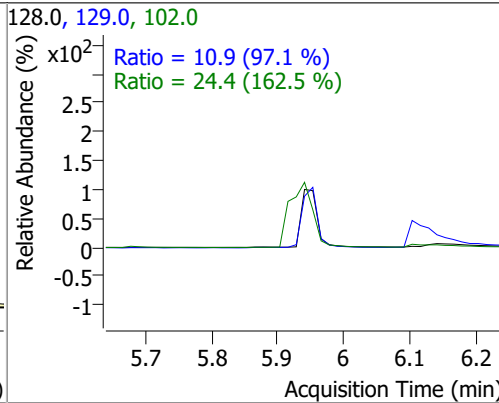
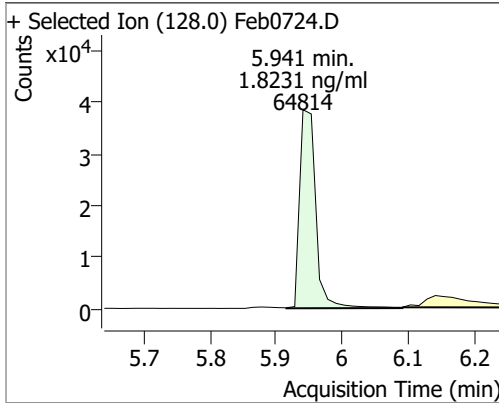
(#) = Qualifier Out of Range; (m) = Manual Integration; (+) = Area Summed; (*) = Surrogate Percent Recovery Out of Range; (d): Zeroed Peak

Quantitation Results Report (QT Reviewed)

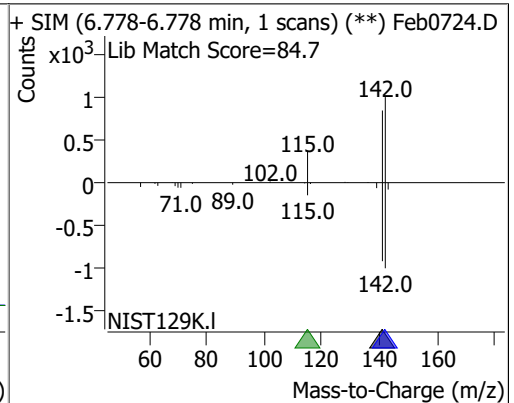
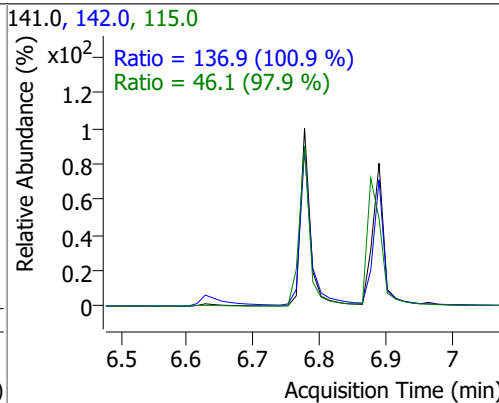
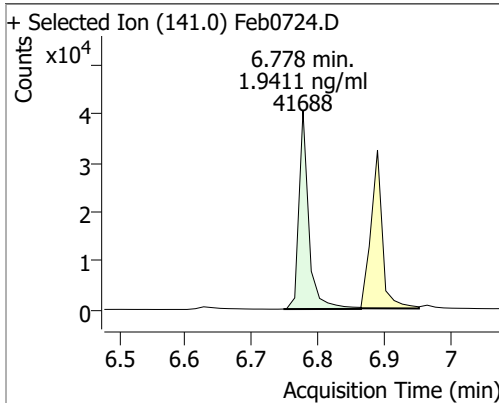
Compound	Conc.	RT	Dev(Min)	Resp.	QIon	QRatio	Lower	Upper
Nitrobenzene-d5	1.6786	5.16	0.00	12123	128.0	42.6	31.2	57.9
					54.0	40.5	26.7	49.6



Compound	Conc.	RT	Dev(Min)	Resp.	QIon	QRatio	Lower	Upper
Naphthalene	1.8231	5.94	0.00	64814	102.0	24.4	0.0	45.0
					129.0	10.9	7.8	14.5

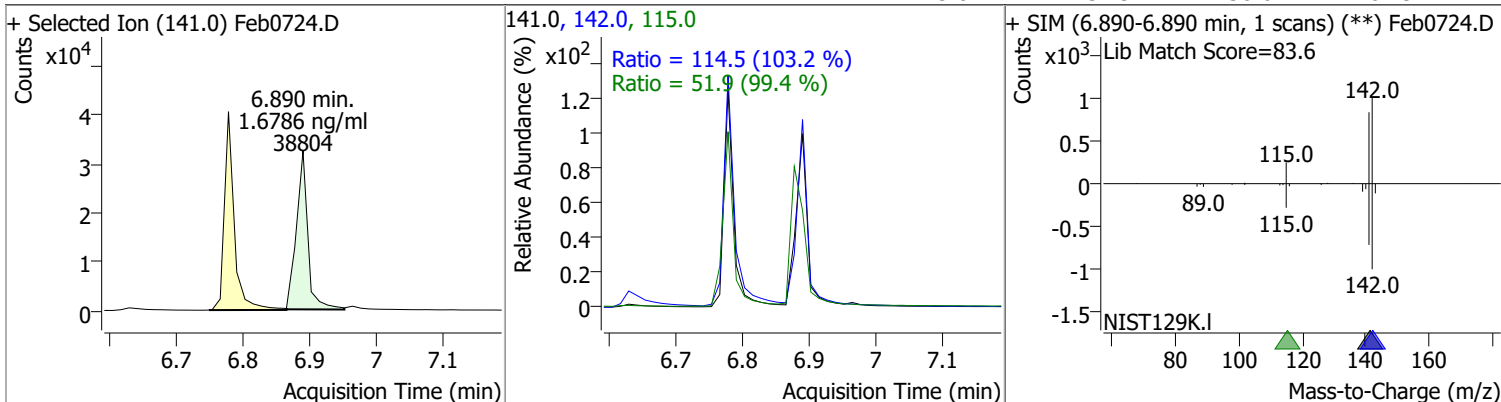


Compound	Conc.	RT	Dev(Min)	Resp.	QIon	QRatio	Lower	Upper
2-Methylnaphthalene	1.9411	6.78	0.00	41688	142.0	136.9	95.0	176.4
					115.0	46.1	32.9	61.2

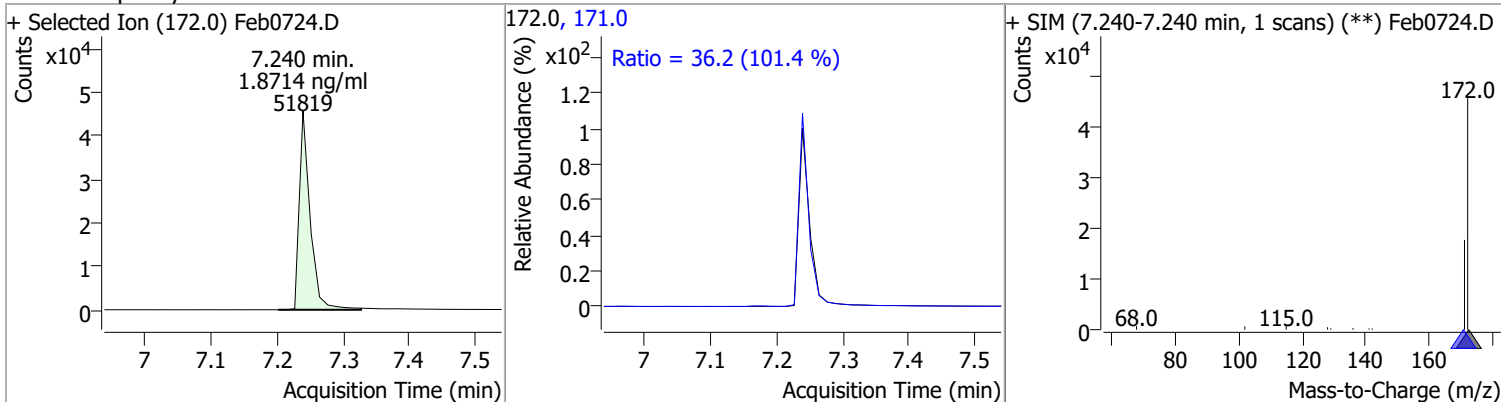


Quantitation Results Report (QT Reviewed)

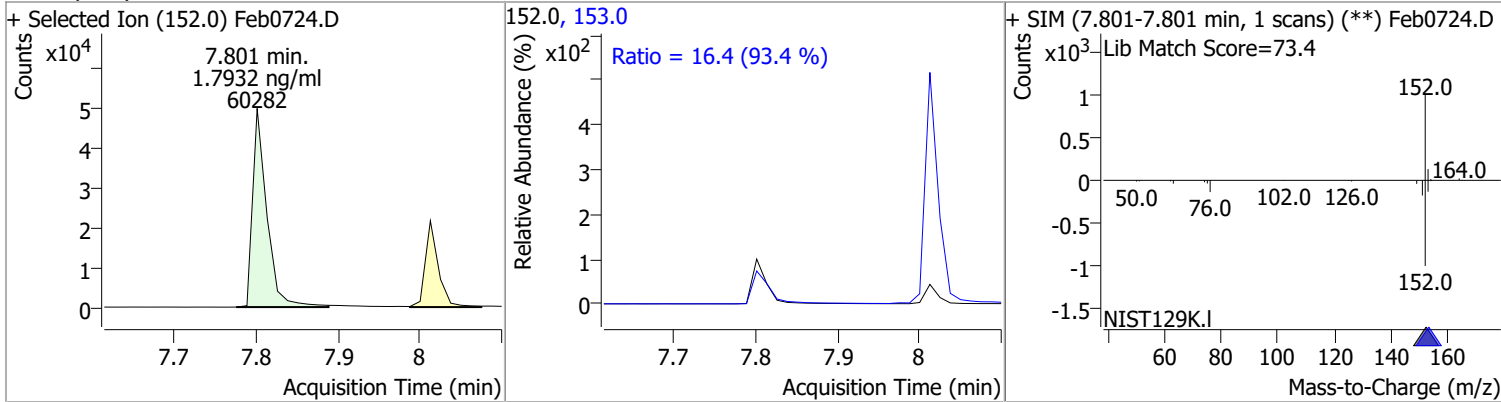
Compound	Conc.	RT	Dev(Min)	Resp.	QIon	QRatio	Lower	Upper
1-Methylnaphthalene	1.6786	6.89	0.00	38804	142.0	114.5	77.7	144.2
					115.0	51.9	36.6	67.9



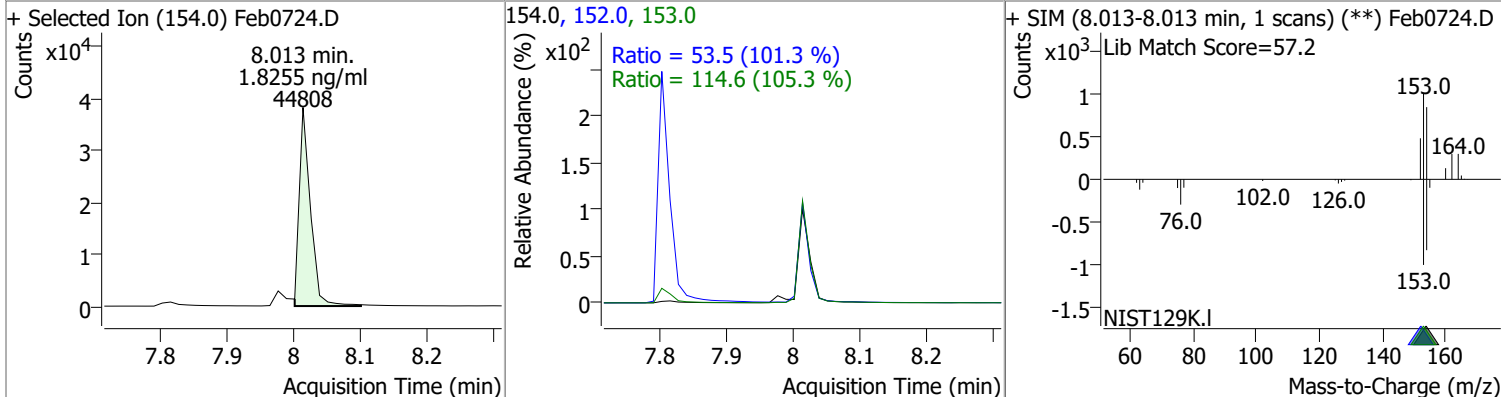
Compound	Conc.	RT	Dev(Min)	Resp.	QIon	QRatio	Lower	Upper
2-Fluorobiphenyl	1.8714	7.24	0.00	51819	171.0	36.2	25.0	46.4



Compound	Conc.	RT	Dev(Min)	Resp.	QIon	QRatio	Lower	Upper
Acenaphthylene	1.7932	7.80	0.00	60282	153.0	16.4	12.3	22.9

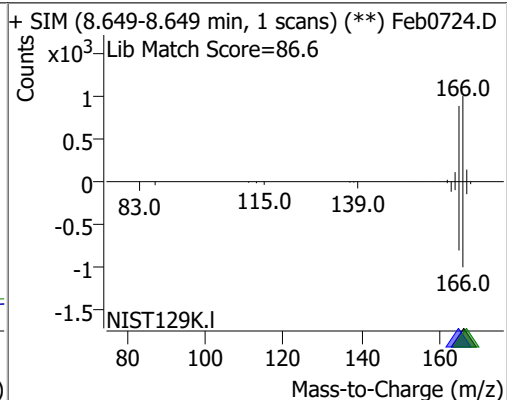
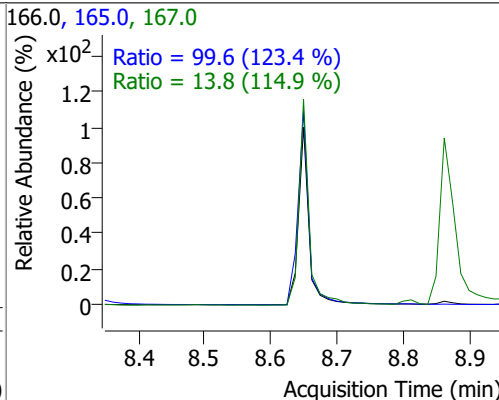
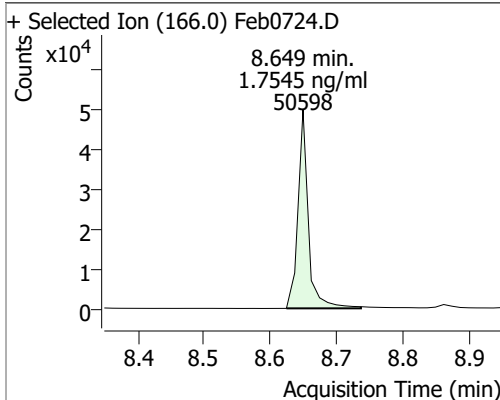


Compound	Conc.	RT	Dev(Min)	Resp.	QIon	QRatio	Lower	Upper
Acenaphthene	1.8255	8.01	0.00	44808	153.0	114.6	76.2	141.5
					152.0	53.5	37.0	68.7

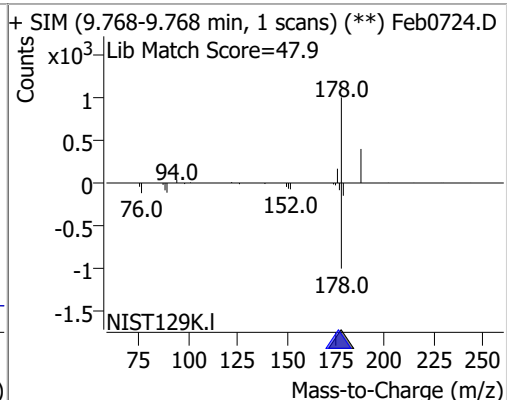
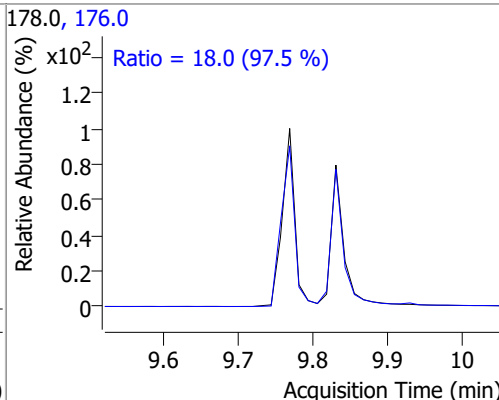
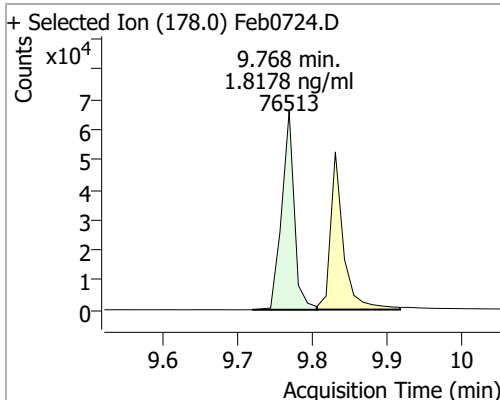


Quantitation Results Report (QT Reviewed)

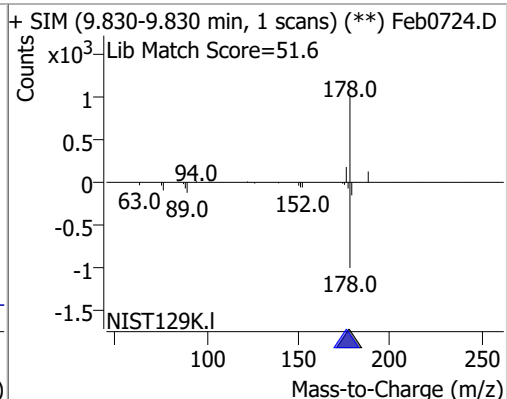
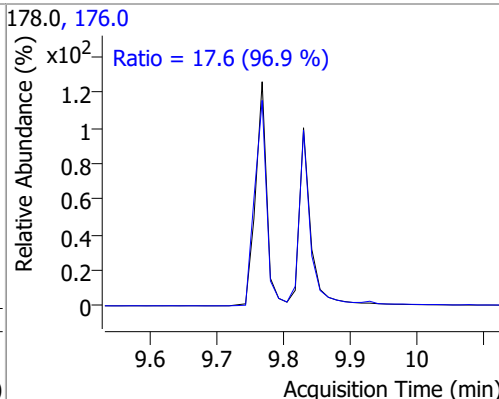
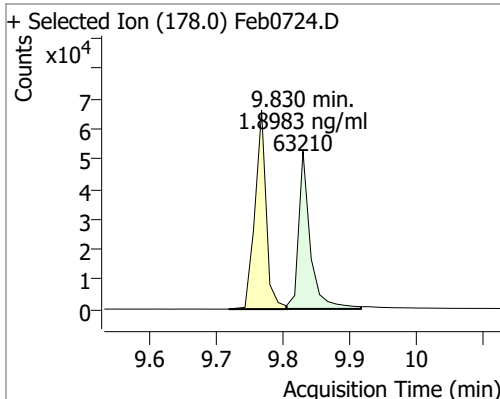
Compound	Conc.	RT	Dev(Min)	Resp.	QIon	QRatio	Lower	Upper
Fluorene	1.7545	8.65	0.00	50598	165.0	99.6	56.5	104.9
					167.0	13.8	8.4	15.6



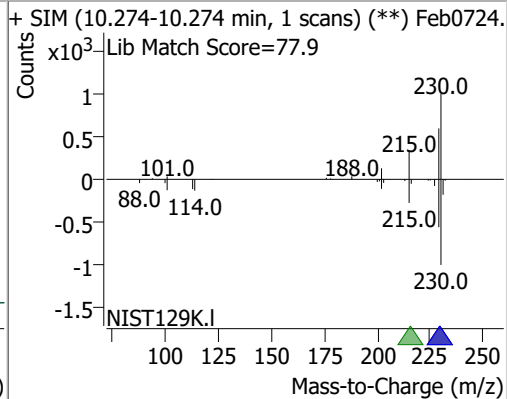
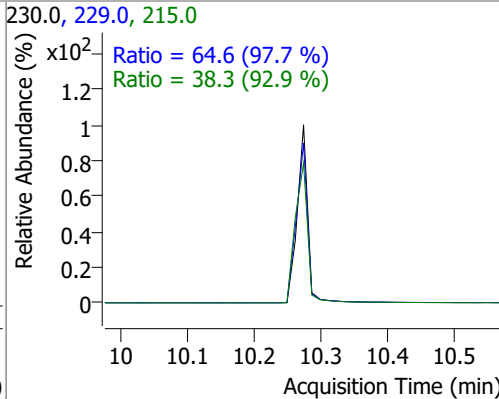
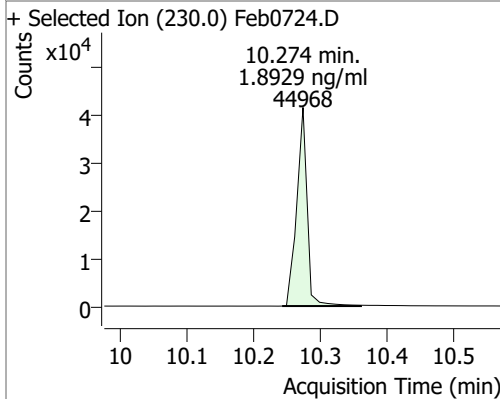
Compound	Conc.	RT	Dev(Min)	Resp.	QIon	QRatio	Lower	Upper
Phenanthrene	1.8178	9.77	0.01	76513	176.0	18.0	12.9	23.9



Compound	Conc.	RT	Dev(Min)	Resp.	QIon	QRatio	Lower	Upper
Anthracene	1.8983	9.83	0.00	63210	176.0	17.6	12.7	23.6

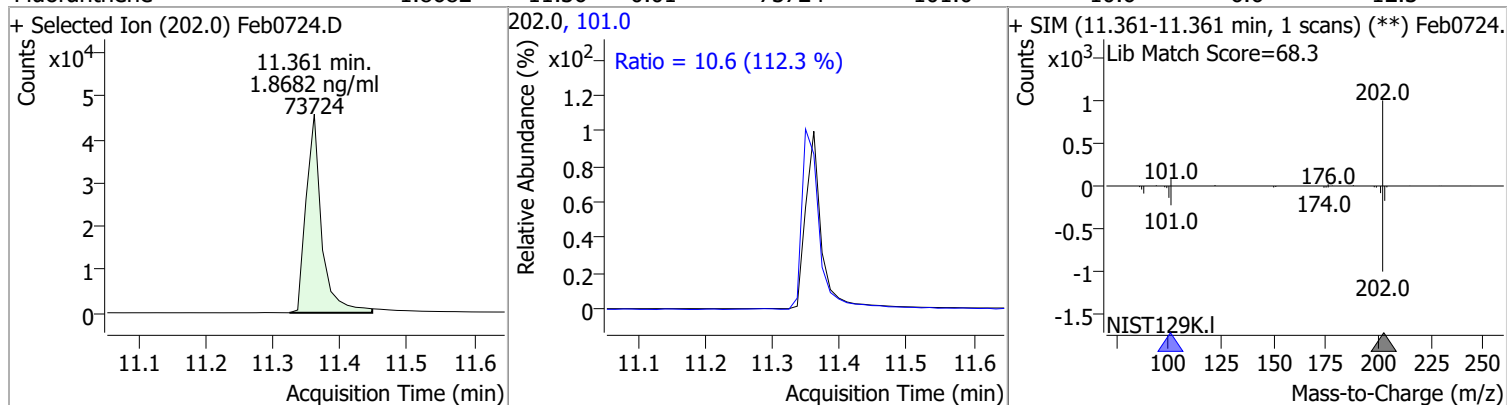


Compound	Conc.	RT	Dev(Min)	Resp.	QIon	QRatio	Lower	Upper
o-Terphenyl	1.8929	10.27	0.00	44968	229.0	64.6	46.3	85.9
					215.0	38.3	28.9	53.6

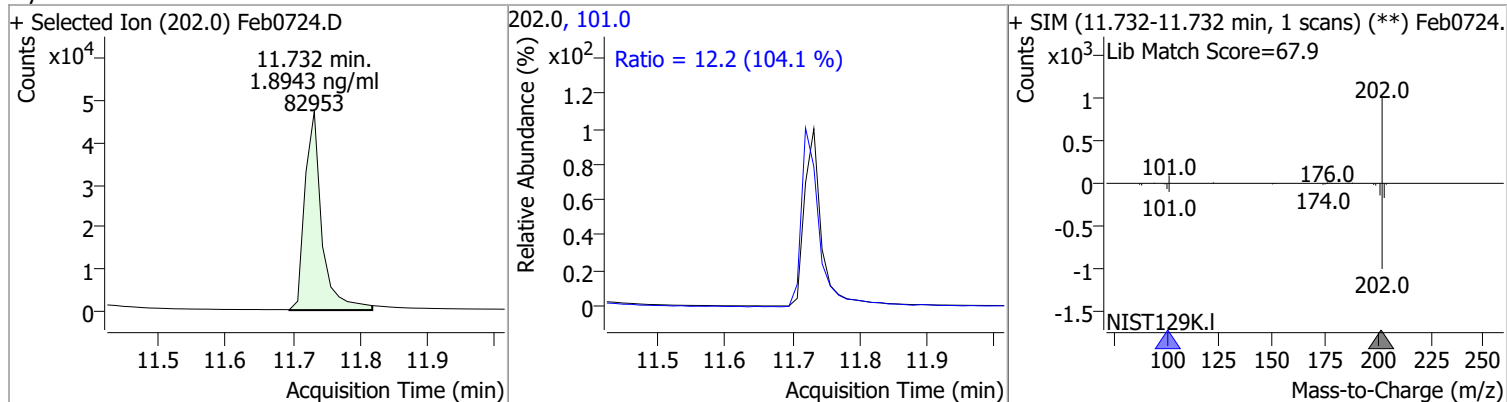


Quantitation Results Report (QT Reviewed)

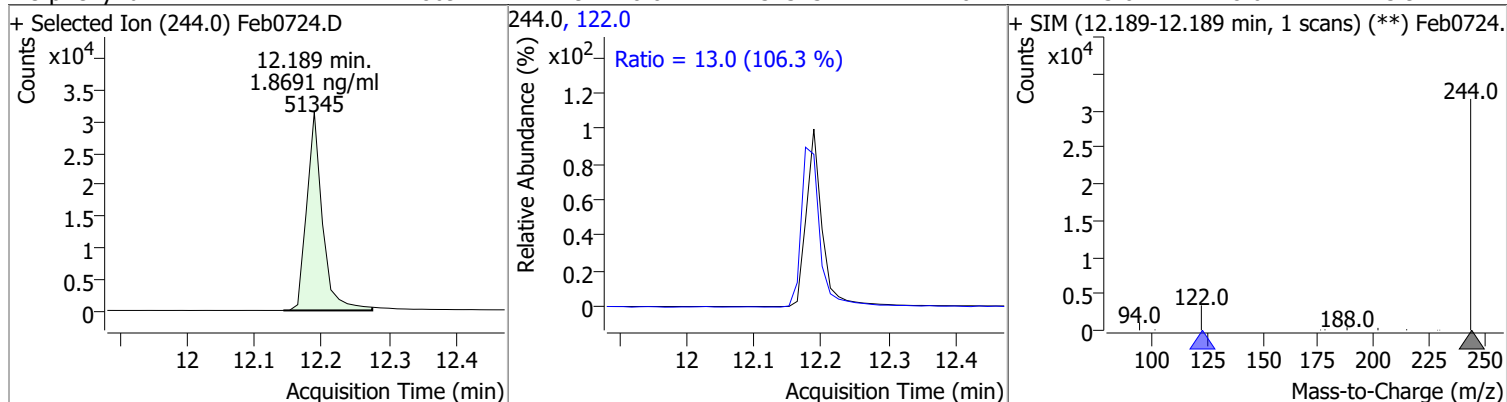
Compound	Conc.	RT	Dev(Min)	Resp.	QIon	QRatio	Lower	Upper
Fluoranthene	1.8682	11.36	0.01	73724	101.0	10.6	6.6	12.3



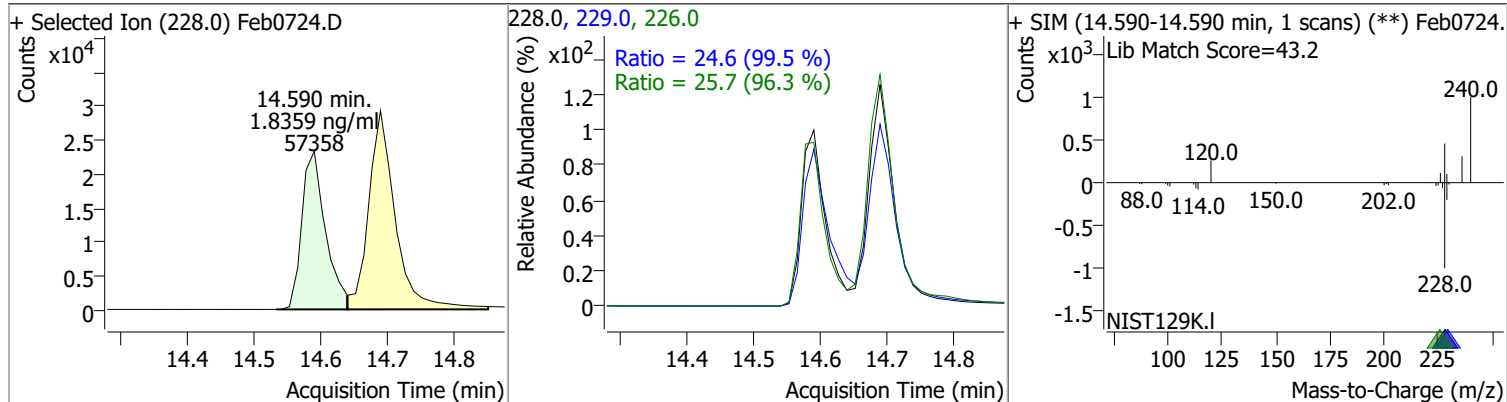
Compound	Conc.	RT	Dev(Min)	Resp.	QIon	QRatio	Lower	Upper
Pyrene	1.8943	11.73	0.01	82953	101.0	12.2	8.2	15.2



Compound	Conc.	RT	Dev(Min)	Resp.	QIon	QRatio	Lower	Upper
Terphenyl-d14	1.8691	12.19	0.01	51345	122.0	13.0	8.6	15.9

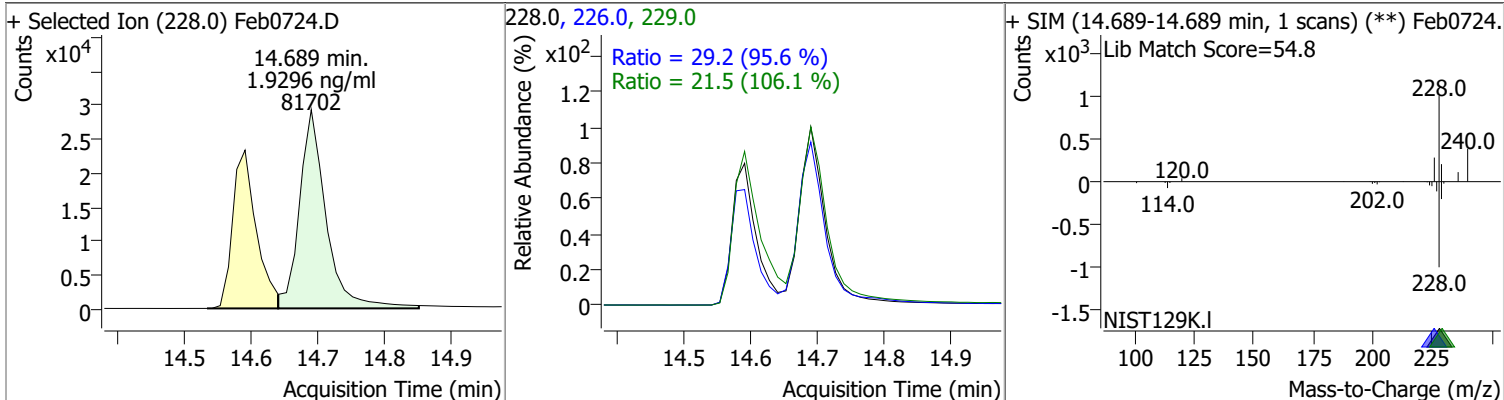


Compound	Conc.	RT	Dev(Min)	Resp.	QIon	QRatio	Lower	Upper
Benzo(a)Anthracene	1.8359	14.59	0.01	57358	226.0	25.7	18.7	34.8
					229.0	24.6	17.3	32.1

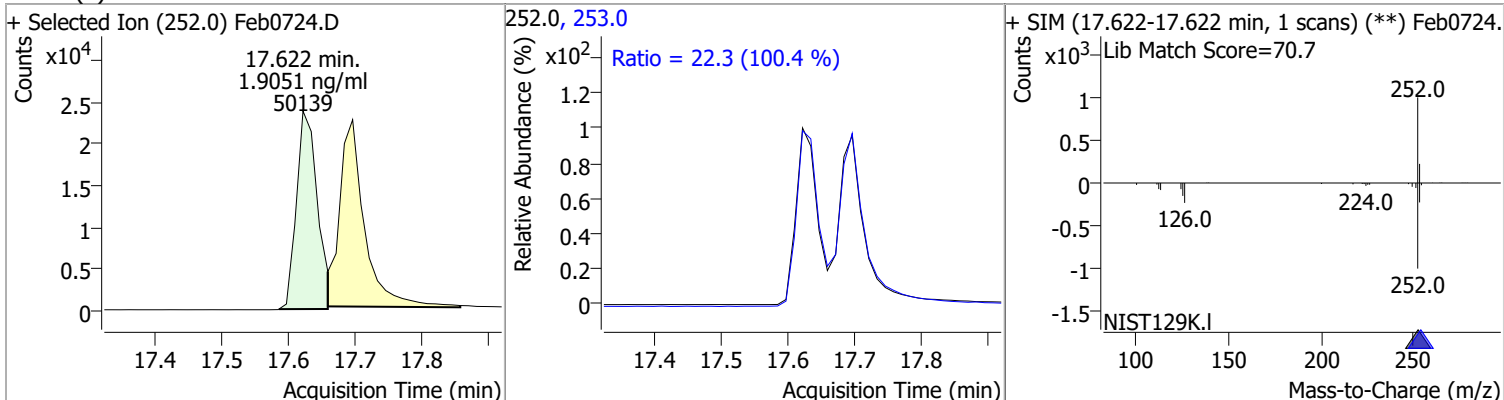


Quantitation Results Report (QT Reviewed)

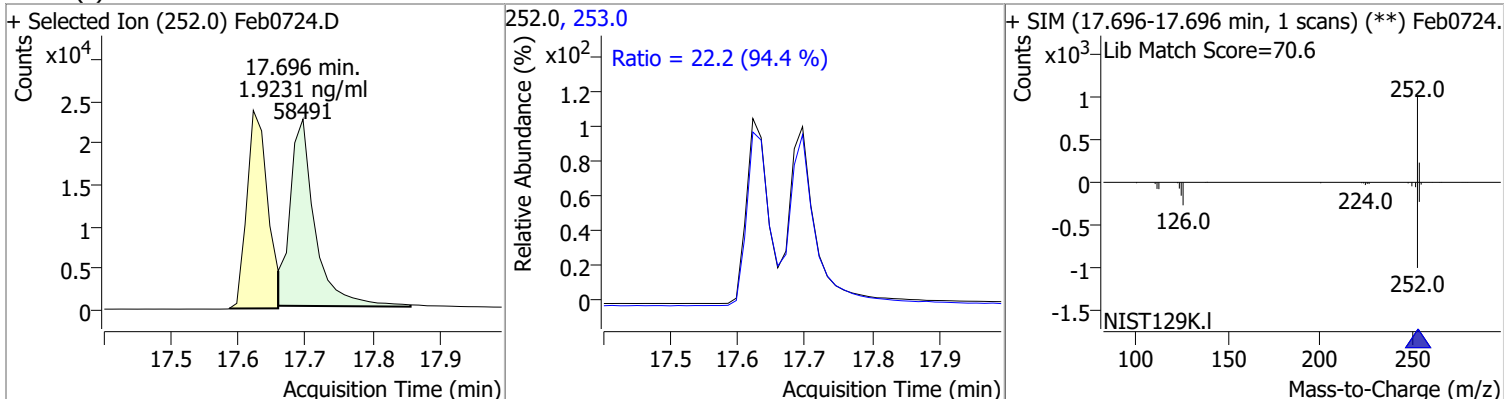
Compound	Conc.	RT	Dev(Min)	Resp.	QIon	QRatio	Lower	Upper
Chrysene	1.9296	14.69	0.01	81702	226.0	29.2	21.4	39.7
					229.0	21.5	14.2	26.3



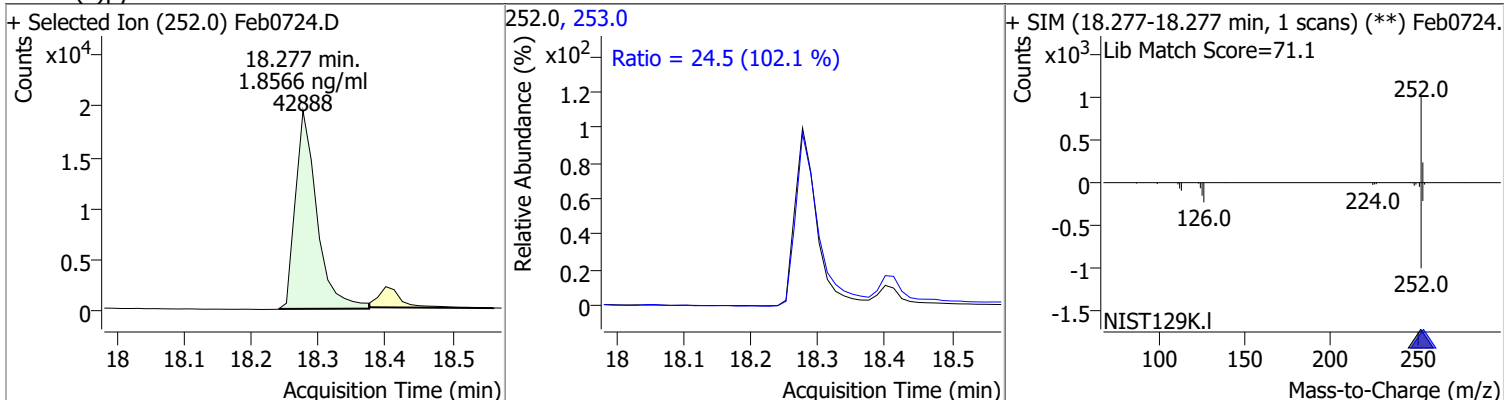
Compound	Conc.	RT	Dev(Min)	Resp.	QIon	QRatio	Lower	Upper
Benzo(b)fluoranthene	1.9051	17.62	0.00	50139	253.0	22.3	15.6	28.9



Compound	Conc.	RT	Dev(Min)	Resp.	QIon	QRatio	Lower	Upper
Benzo(k)fluoranthene	1.9231	17.70	0.00	58491	253.0	22.2	16.5	30.6



Compound	Conc.	RT	Dev(Min)	Resp.	QIon	QRatio	Lower	Upper
Benzo(a)pyrene	1.8566	18.28	0.00	42888	253.0	24.5	16.8	31.2



Quantitation Results Report (QT Reviewed)

Compound	Conc.	RT	Dev(Min)	Resp.	QIon	QRatio	Lower	Upper
Indeno(1,2,3-cd)pyrene	1.9615	20.13	0.00	40283	138.0	21.0	14.1	26.2
<div style="display: flex; justify-content: space-between;"> <div style="width: 30%;"> <p>+ Selected Ion (276.0) Feb0724.D</p> </div> <div style="width: 30%;"> <p>276.0, 138.0</p> </div> <div style="width: 30%;"> <p>+ SIM (20.130-20.130 min, 1 scans) (**) Feb0724.D</p> <p>Lib Match Score=77.3</p> </div> </div>								
Dibenzo(a,h)anthracene	1.9614	20.20	0.00	45893	279.0	25.6	17.4	32.4
<div style="display: flex; justify-content: space-between;"> <div style="width: 30%;"> <p>+ Selected Ion (278.0) Feb0724.D</p> </div> <div style="width: 30%;"> <p>278.0, 279.0, 139.0</p> </div> <div style="width: 30%;"> <p>+ SIM (20.205-20.205 min, 1 scans) (**) Feb0724.D</p> <p>Lib Match Score=77.4</p> </div> </div>								
Benzo(g,h,i)perylene	1.9046	20.46	0.00	53813	277.0	26.0	17.2	31.9
<div style="display: flex; justify-content: space-between;"> <div style="width: 30%;"> <p>+ Selected Ion (276.0) Feb0724.D</p> </div> <div style="width: 30%;"> <p>276.0, 138.0, 277.0</p> </div> <div style="width: 30%;"> <p>+ SIM (20.464-20.464 min, 1 scans) (**) Feb0724.D</p> <p>Lib Match Score=77.7</p> </div> </div>								

Continuing Calibration Report

Batch Name \\MASSHUNTER\Org\Data\SV5975.I\sh020722\1 e8270c bna SIM\QuantResults\020722 bna SIM 1.batch.bin
Method File
Daily CC \\MASSHUNTER\Org\Data\SV5975.I\sh020722\1 e8270c bna SIMFeb0724.D

Level name	Injection Time	Calibration Files
7	2/7/2022 3:41:27 PM	\\MASSHUNTER\Org\Data\SV5975.I\sh020722\1 e8270c bna SIM\Feb0702.D
6	2/7/2022 4:14:01 PM	\\MASSHUNTER\Org\Data\SV5975.I\sh020722\1 e8270c bna SIM\Feb0703.D
5	2/7/2022 4:46:39 PM	\\MASSHUNTER\Org\Data\SV5975.I\sh020722\1 e8270c bna SIM\Feb0704.D
4	2/7/2022 5:19:11 PM	\\MASSHUNTER\Org\Data\SV5975.I\sh020722\1 e8270c bna SIM\Feb0705.D
3	2/7/2022 5:51:55 PM	\\MASSHUNTER\Org\Data\SV5975.I\sh020722\1 e8270c bna SIM\Feb0706.D
2	2/7/2022 6:24:31 PM	\\MASSHUNTER\Org\Data\SV5975.I\sh020722\1 e8270c bna SIM\Feb0707.D
1	2/7/2022 6:57:09 PM	\\MASSHUNTER\Org\Data\SV5975.I\sh020722\1 e8270c bna SIM\Feb0708.D
CCV	2/8/2022 3:37:04 AM	\\MASSHUNTER\Org\Data\SV5975.I\sh020722\1 e8270c bna SIM\Feb0724.D <=====

ISTD Compound:	Avg Resp	Mid Resp	CC Resp	Area%	A/M
1,4-Dichlorobenzene-d4	446749	461660	362289	78.48	M
Naphthalene-d8	1576067	1672073	1315391	78.67	M
Acenaphthene-d10	1086425	1119297	876934	78.35	M
Phenanthrene-d10	1954951	2036232	1610358	79.09	M
Chrysene-d12	1590788	1667940	1301737	78.04	M
Perylene-d12	951821	1019908	767410	75.24	M

Target Compound	AvgRF/R2	CC RF	Exp. Conc	Calc. Conc	%Dev	Area%	Curve Fit
1,4-Dichlorobenzene-d4	-----ISTD-----						
Nitrobenzene-d5	0.7974	0.6693	2.00	1.68	-16.07	77.51	Avg RF
Naphthalene-d8	-----ISTD-----						
Naphthalene	0.9998	0.9855	2.00	1.82	8.84	73.11	Quadratic
2-Methylnaphthalene	0.9996	0.6339	2.00	1.94	2.95	78.00	Quadratic
1-Methylnaphthalene	0.9985	0.5900	2.00	1.68	16.07	71.58	Quadratic
Acenaphthene-d10	-----ISTD-----						
2-Fluorobiphenyl	0.9995	1.1818	2.00	1.87	6.43	73.58	Quadratic
Acenaphthylene	1.5334	1.3748	2.00	1.79	-10.34	72.22	Avg RF
Acenaphthene	0.9998	1.0219	2.00	1.83	8.72	72.66	Quadratic
Fluorene	0.9992	1.1540	2.00	1.75	12.27	72.75	Quadratic
Phenanthrene-d10	-----ISTD-----						
Phenanthrene	0.9995	0.9503	2.00	1.82	9.11	75.70	Quadratic
Anthracene	0.9993	0.7850	2.00	1.90	5.08	77.32	Quadratic
o-Terphenyl	0.9990	0.5585	2.00	1.89	5.35	77.27	Quadratic
Fluoranthene	0.9998	0.9156	2.00	1.87	6.59	73.27	Quadratic
Chrysene-d12	-----ISTD-----						
Pyrene	0.9998	1.2745	2.00	1.89	5.28	74.17	Quadratic
Terphenyl-d14	0.9995	0.7889	2.00	1.87	6.55	75.96	Quadratic
Benzo(a)Anthracene	0.9996	0.8812	2.00	1.84	8.21	74.46	Quadratic
Chrysene	0.9991	1.2553	2.00	1.93	3.52	79.47	Quadratic
Perylene-d12	-----ISTD-----						
Benzo(b)fluoranthene	0.9994	1.3067	2.00	1.91	4.74	76.00	Quadratic
Benzo(k)fluoranthene	0.9987	1.5244	2.00	1.92	3.85	78.12	Quadratic
Benzo(a)pyrene	0.9995	1.1177	2.00	1.86	7.17	73.10	Quadratic
Indeno(1,2,3-cd)pyrene	0.9999	1.0498	2.00	1.96	1.93	75.10	Quadratic
Dibenzo(a,h)anthracene	0.9994	1.1961	2.00	1.96	1.93	78.05	Quadratic
Benzo(g,h,i)perylene	0.9989	1.4025	2.00	1.90	4.77	76.92	Quadratic

A -- against Average; M -- against Mid Point; P -- against Previous CC in the Method;

Audit Trail report

Batch name and path: \\MASSHUNTER\Org\Data\SV5975.I\sh020722\1 e8270c bna SIM\QuantResults\020722 bna SIM 1.batch.bin
Quant batch version: 10.0
Quant reporting version: 10.0

Name	User	Time	Action	Reason	Comment	Succeed	Exception
CmdNewBatchTable	BL2000\jheine	2/7/2022 3:37:09 PM	Create new batch \\MASSHUNTER\Org\Data\SV5975.I\sh020722\1 e8270c bna SIM\020722 bna SIM 1.batch.bin			✓	
CmdImportSamplesFromWorklist	BL2000\jheine	2/7/2022 3:37:14 PM	Add samples from worklist: \\MASSHUNTER\Org\Data\SV5975.I\sh020722\1 e8270c bna SIM\Feb0701.D			✓	
CmdSetSampleAttribute	BL2000\jheine	2/7/2022 3:37:17 PM	Set SampleType = TuneCheck for sample Feb0701.D; previous value = Sample			✓	
CmdSaveBatchTable	BL2000\jheine	2/7/2022 3:38:35 PM	Save batch \\MASSHUNTER\Org\Data\SV5975.I\sh020722\1 e8270c bna SIM\QuantResults\020722 bna SIM 1.batch.bin			✓	
CmdImportSamplesFromWorklist	BL2000\jheine	2/7/2022 4:05:20 PM	Add samples from worklist: \\MASSHUNTER\Org\Data\SV5975.I\sh020722\1 e8270c bna SIM\Feb0702.D			✓	
CmdStartMethodEditing	BL2000\jheine	2/7/2022 4:05:51 PM	Start method editing			✓	
CmdImportMethodFromBatch	BL2000\jheine	2/7/2022 4:05:55 PM	Import method from batch \\MASSHUNTER\Org\Data\SV5975.I\sh013122\2 e8270c bna SIM\013122 bna SIM 2.batch.bin			✓	
CmdApplyMethodToAllSamples	BL2000\jheine	2/7/2022 4:05:59 PM	Apply method to all samples			✓	
CmdMethodClear	BL2000\jheine	2/7/2022 4:05:59 PM	Clear method			✓	
CmdEndMethodEditing	BL2000\jheine	2/7/2022 4:06:00 PM	End method editing			✓	
CmdQuantitate	BL2000\jheine	2/7/2022 4:06:04 PM	Quantitate all compounds in all samples			✓	
CmdSetSampleAttribute	BL2000\jheine	2/7/2022 4:06:09 PM	Set SampleType = Calibration for sample Feb0702.D; previous value = Sample			✓	
CmdSetSampleAttribute	BL2000\jheine	2/7/2022 4:06:11 PM	Set LevelName = 7 for sample Feb0702.D; previous value =			✓	
CmdQuantitate	BL2000\jheine	2/7/2022 4:06:12 PM	Quantitate all compounds in sample Feb0702.D			✓	
CmdManuallyIntegrateQualifierPeak	BL2000\jheine	2/7/2022 4:07:02 PM	Manually integrate qualifier 102.0 of compound Naphthalene in sample Feb0702.D, from x, y = 5.928, 4286 to 6.028, 223, result = 43007; previous integration is from x, y = 5.891, 223 to 6.028, 223 and previous response = 69170.			✓	

Audit Trail report

Name	User	Time	Action	Reason	Comment	Succeed	Exception
CmdManuallyIntegrateDropBaseline	BL2000\jheine	2/7/2022 4:07:04 PM	Drop baseline for qualifier 102.0 of compound Naphthalene in sample Feb0702.D to y = 223, new integration is from x, y = 5.928, 223 to 6.028, 223 and new response = 55182; previous integration is from x, y = 5.928, 4286 to 6.028, 223 and previous response = 43007.			✓	
CmdManuallyIntegratePeak	BL2000\jheine	2/7/2022 4:07:13 PM	Manually integrate compound 1-Methylnaphthalene in sample Feb0702.D, from x, y = 6.852, 27275 to 6.940, 54816, result = 58717; previous integration is from x, y = 6.727, 278 to 6.852, 278 and previous response = 305174.			✓	
CmdManuallyIntegrateSnapBaseline	BL2000\jheine	2/7/2022 4:07:14 PM	Snap baseline for compound 1-Methylnaphthalene in sample Feb0702.D, from x = 6.852 to x = 6.940, new integration is from x, y = 6.852, 1894 to 6.940, 2350 and new response = 262871; previous integration is from x, y = 6.852, 27275 to 6.940, 54816 and previous response = 58717.			✓	
CmdManuallyIntegrateDropBaseline	BL2000\jheine	2/7/2022 4:07:15 PM	Drop baseline for compound 1-Methylnaphthalene in sample Feb0702.D to y = 1894, new integration is from x, y = 6.852, 1894 to 6.940, 1894 and new response = 264067; previous integration is from x, y = 6.852, 1894 to 6.940, 2350 and previous response = 262871.			✓	
CmdManuallyIntegrateQualifierPeak	BL2000\jheine	2/7/2022 4:07:18 PM	Manually integrate qualifier 142.0 of compound 1-Methylnaphthalene in sample Feb0702.D from x, y = 6.852, 33420 to 6.940, 57878; result = 71747			✓	
CmdManuallyIntegrateSnapBaseline	BL2000\jheine	2/7/2022 4:07:18 PM	Snap baseline for qualifier 142.0 of compound 1-Methylnaphthalene in sample Feb0702.D from x = 6.852 to x = 6.940, new integration is from x, y = 6.852, 3960 to 6.940, 3153 and new response = 292522; previous integration is from x, y = 6.852, 33420 to 6.940, 57878 and previous response = 71747.			✓	
CmdManuallyIntegrateDropBaseline	BL2000\jheine	2/7/2022 4:07:19 PM	Drop baseline for qualifier 142.0 of compound 1-Methylnaphthalene in sample Feb0702.D to y = 3153, new integration is from x, y = 6.852, 3153 to 6.940, 3153 and new response = 294639; previous integration is from x, y = 6.852, 3960 to 6.940, 3153 and previous response = 292522.			✓	

Audit Trail report

Name	User	Time	Action	Reason	Comment	Succeed	Exception
CmdManuallyIntegrateDropBaseline	BL2000\jheine	2/7/2022 4:07:21 PM	Drop baseline for qualifier 142.0 of compound 1-Methylnaphthalene in sample Feb0702.D to y = 3153, new integration is from x, y = 6.852, 3153 to 6.940, 3153 and new response = 294639; previous integration is from x, y = 6.852, 3153 to 6.940, 3153 and previous response = 294639.			✓	
CmdSelectPeak	BL2000\jheine	2/7/2022 4:07:31 PM	Select peak for compound Phenanthrene in sample Feb0702.D			✓	
CmdSelectPeak	BL2000\jheine	2/7/2022 4:07:42 PM	Select peak for qualifier 229.0 of compound Benzo(a)Anthracene in sample Feb0702.D			✓	
CmdSelectPeak	BL2000\jheine	2/7/2022 4:07:44 PM	Select peak for compound Benzo(a)Anthracene in sample Feb0702.D			✓	
CmdSelectPeak	BL2000\jheine	2/7/2022 4:07:55 PM	Select peak for compound Benzo(b)fluoranthene in sample Feb0702.D			✓	
CmdSetTargetCompoundAttribute	BL2000\jheine	2/7/2022 4:07:57 PM	Set UserAnnotation = RT for compound Benzo(b)fluoranthene in sample Feb0702.D; previous value =			✓	
CmdSetTargetCompoundAttribute	BL2000\jheine	2/7/2022 4:08:00 PM	Set UserAnnotation = RT for compound Benzo(a)Anthracene in sample Feb0702.D; previous value =			✓	
CmdSetTargetCompoundAttribute	BL2000\jheine	2/7/2022 4:08:03 PM	Set UserAnnotation = RT for compound Phenanthrene in sample Feb0702.D; previous value =			✓	
CmdSetTargetCompoundAttribute	BL2000\jheine	2/7/2022 4:08:08 PM	Set UserAnnotation = GT for compound 1-Methylnaphthalene in sample Feb0702.D; previous value =			✓	
CmdSelectPeak	BL2000\jheine	2/7/2022 4:08:15 PM	Select peak for compound Benzo(a)pyrene in sample Feb0702.D			✓	
CmdSetTargetCompoundAttribute	BL2000\jheine	2/7/2022 4:08:21 PM	Set UserAnnotation = RT for compound Benzo(a)pyrene in sample Feb0702.D; previous value =			✓	
CmdSelectPeak	BL2000\jheine	2/7/2022 4:08:25 PM	Select peak for compound Indeno(1,2,3-cd)pyrene in sample Feb0702.D			✓	
CmdSetTargetCompoundAttribute	BL2000\jheine	2/7/2022 4:08:28 PM	Set UserAnnotation = RT for compound Indeno(1,2,3-cd)pyrene in sample Feb0702.D; previous value =			✓	

Audit Trail report

Name	User	Time	Action	Reason	Comment	Succeed	Exception
CmdUpdateRetentionTimes	BL2000\jheine	2/7/2022 4:08:53 PM	Update retention time for compound Perylene-d12; Chrysene-d12; Phenanthrene-d10; Acenaphthene-d10; Naphthalene-d8; 1,4-Dichlorobenzene-d4; o-Terphenyl; Terphenyl-d14; 2-Fluorobiphenyl; Nitrobenzene-d5; Dibenzo(a,h)anthracene; Indeno(1,2,3-cd)pyrene; Benzo(a)pyrene; Benzo(k)fluoranthene; Benzo(b)fluoranthene; Chrysene; Benzo(a)Anthracene; Pyrene; Fluoranthene; Anthracene; Phenanthrene; Fluorene; Acenaphthene; Acenaphthylene; 1-Methylnaphthalene; 2-Methylnaphthalene; Naphthalene; Benzo(g,h,i)perylene;			✓	
CmdQuantitate	BL2000\jheine	2/7/2022 4:08:58 PM	Quantitate all compounds in all samples			✓	
CmdSaveBatchTable	BL2000\jheine	2/7/2022 4:09:41 PM	Save batch \\MASSHUNTER\Org\Data\SV5975.I\sh020722\1 e8270c bna SIM\QuantResults\020722 bna SIM 1.batch.bin			✓	
CmdOpenBatchTable	BL2000\jheine	2/8/2022 8:29:57 AM	Open batch \\MASSHUNTER\Org\Data\SV5975.I\sh020722\1 e8270c bna SIM\020722 bna SIM 1.batch.bin			✓	
CmdImportSamplesFromWorklist	BL2000\jheine	2/8/2022 8:32:48 AM	Add samples from worklist: \\MASSHUNTER\Org\Data\SV5975.I\sh020722\1 e8270c bna SIM\Feb0709.D, \\MASSHUNTER\Org\Data\SV5975.I\sh020722\1 e8270c bna SIM\Feb0708.D, \\MASSHUNTER\Org\Data\SV5975.I\sh020722\1 e8270c bna SIM\Feb0707.D, \\MASSHUNTER\Org\Data\SV5975.I\sh020722\1 e8270c bna SIM\Feb0706.D, \\MASSHUNTER\Org\Data\SV5975.I\sh020722\1 e8270c bna SIM\Feb0705.D, \\MASSHUNTER\Org\Data\SV5975.I\sh020722\1 e8270c bna SIM\Feb0704.D, \\MASSHUNTER\Org\Data\SV5975.I\sh020722\1 e8270c bna SIM\Feb0703.D			✓	
CmdQuantitate	BL2000\jheine	2/8/2022 8:33:04 AM	Quantitate all compounds in all samples			✓	
CmdManuallyIntegrateQualifierPeak	BL2000\jheine	2/8/2022 8:33:43 AM	Manually integrate qualifier 102.0 of compound Naphthalene in sample Feb0704.D, from x, y = 5.928, 1441 to 6.028, 154, result = 9433; previous integration is from x, y = 5.860, 151 to 6.028, 154 and previous response = 21049.			✓	

Audit Trail report

Name	User	Time	Action	Reason	Comment	Succeed	Exception
CmdManuallyIntegrate DropBaseline	BL2000\jheine	2/8/2022 8:33:45 AM	Drop baseline for qualifier 102.0 of compound Naphthalene in sample Feb0704.D to y = 154, new integration is from x, y = 5.928, 154 to 6.028, 154 and new response = 13291; previous integration is from x, y = 5.928, 1441 to 6.028, 154 and previous response = 9433.			✓	
CmdUpdateRetentionTimes	BL2000\jheine	2/8/2022 8:34:30 AM	Update retention time for compound Perylene-d12; Chrysene-d12; Phenanthrene-d10; Acenaphthene-d10; Naphthalene-d8; 1,4-Dichlorobenzene-d4; o-Terphenyl; Terphenyl-d14; 2-Fluorobiphenyl; Nitrobenzene-d5; Dibenzo(a,h)anthracene; Indeno(1,2,3-cd)pyrene; Benzo(a)pyrene; Benzo(k)fluoranthene; Benzo(b)fluoranthene; Chrysene; Benzo(a)Anthracene; Pyrene; Fluoranthene; Anthracene; Phenanthrene; Fluorene; Acenaphthene; Acenaphthylene; 1-Methylnaphthalene; 2-Methylnaphthalene; Naphthalene; Benzo(g,h,i)perylene;			✓	
CmdQuantitate	BL2000\jheine	2/8/2022 8:34:54 AM	Quantitate all compounds in all samples			✓	

Audit Trail report

Name	User	Time	Action	Reason	Comment	Succeed	Exception
CmdUpdateQualifierRatios	BL2000\jheine	2/8/2022 8:36:16 AM	Update qualifier ratios for compound Perylene-d12; Update qualifier ratios for compound Chrysene-d12; Update qualifier ratios for compound Phenanthrene-d10; Update qualifier ratios for compound Acenaphthene-d10; Update qualifier ratios for compound Naphthalene-d8; Update qualifier ratios for compound 1,4-Dichlorobenzene-d4; Update qualifier ratios for compound o-Terphenyl; Update qualifier ratios for compound Terphenyl-d14; Update qualifier ratios for compound 2-Fluorobiphenyl; Update qualifier ratios for compound Nitrobenzene-d5; Update qualifier ratios for compound Dibenzo(a,h)anthracene; Update qualifier ratios for compound Indeno(1,2,3-cd)pyrene; Update qualifier ratios for compound Benzo(a)pyrene; Update qualifier ratios for compound Benzo(k)fluoranthene; Update qualifier ratios for compound Benzo(b)fluoranthene; Update qualifier ratios for compound Chrysene; Update qualifier ratios for compound Benzo(a)Anthracene; Update qualifier ratios for compound Pyrene; Update qualifier ratios for compound Fluoranthene; Update qualifier ratios for compound Anthracene; Update qualifier ratios for compound Phenanthrene; Update qualifier ratios for compound Fluorene; Update qualifier ratios for compound Acenaphthene; Update qualifier ratios for compound Acenaphthylene; Update qualifier ratios for compound 1-Methylnaphthalene; Update qualifier ratios for compound 2-Methylnaphthalene; Update qualifier ratios for compound Naphthalene; Update qualifier ratios for compound Benzo(g,h,i)perylene;			✓	
CmdQuantitate	BL2000\jheine	2/8/2022 8:36:25 AM	Quantitate all compounds in all samples			✓	
CmdManuallyIntegrateQualifierPeak	BL2000\jheine	2/8/2022 8:36:59 AM	Manually integrate qualifier 102.0 of compound Naphthalene in sample Feb0703.D, from x, y = 5.928, 1847 to 6.028, 240, result = 25231; previous integration is from x, y = 5.891, 202 to 6.028, 240 and previous response = 40518.			✓	

Audit Trail report

Name	User	Time	Action	Reason	Comment	Succeed	Exception
CmdManuallyIntegrateDropBaseline	BL2000\jheine	2/8/2022 8:37:00 AM	Drop baseline for qualifier 102.0 of compound Naphthalene in sample Feb0703.D to y = 240, new integration is from x, y = 5.928, 240 to 6.028, 240 and new response = 30048; previous integration is from x, y = 5.928, 1847 to 6.028, 240 and previous response = 25231.			✓	
CmdManuallyIntegrateQualifierPeak	BL2000\jheine	2/8/2022 8:37:12 AM	Manually integrate qualifier 152.0 of compound Acenaphthene in sample Feb0703.D from x, y = 7.976, 21692 to 8.050, 60152; result = -101258			✓	
CmdManuallyIntegrateSnapBaseline	BL2000\jheine	2/8/2022 8:37:13 AM	Snap baseline for qualifier 152.0 of compound Acenaphthene in sample Feb0703.D from x = 7.976 to x = 8.050, new integration is from x, y = 7.976, 644 to 8.050, 1547 and new response = 77445; previous integration is from x, y = 7.976, 21692 to 8.050, 60152 and previous response = -101258.			✓	
CmdManuallyIntegrateDropBaseline	BL2000\jheine	2/8/2022 8:37:14 AM	Drop baseline for qualifier 152.0 of compound Acenaphthene in sample Feb0703.D to y = 644, new integration is from x, y = 7.976, 644 to 8.050, 644 and new response = 79471; previous integration is from x, y = 7.976, 644 to 8.050, 1547 and previous response = 77445.			✓	
CmdQuantitate	BL2000\jheine	2/8/2022 8:39:23 AM	Quantitate all compounds in all samples			✓	
CmdQuantitate	BL2000\jheine	2/8/2022 8:39:34 AM	Quantitate all compounds in sample Feb0705.D			✓	
CmdQuantitate	BL2000\jheine	2/8/2022 8:39:39 AM	Quantitate compound Nitrobenzene-d5 in sample Feb0705.D			✓	
CmdManuallyIntegrateQualifierPeak	BL2000\jheine	2/8/2022 8:49:37 AM	Manually integrate qualifier 102.0 of compound Naphthalene in sample Feb0706.D, from x, y = 5.941, 769 to 6.003, 158, result = 1945; previous integration is from x, y = 5.903, 139 to 6.003, 158 and previous response = 10656.			✓	
CmdManuallyIntegrateDropBaseline	BL2000\jheine	2/8/2022 8:49:39 AM	Drop baseline for qualifier 102.0 of compound Naphthalene in sample Feb0706.D to y = 158, new integration is from x, y = 5.941, 158 to 6.003, 158 and new response = 3089; previous integration is from x, y = 5.941, 769 to 6.003, 158 and previous response = 1945.			✓	

Audit Trail report

Name	User	Time	Action	Reason	Comment	Succeed	Exception
CmdManuallyIntegrateQualifierPeak	BL2000\jheine	2/8/2022 8:50:25 AM	Manually integrate qualifier 128.0 of compound Nitrobenzene-d5 in sample Feb0707.D, from x, y = 5.143, 274 to 5.392, 327, result = 132; previous integration is from x, y = 5.151, 260 to 5.466, 247 and previous response = 907.			✓	
CmdManuallyIntegrateSnapBaseline	BL2000\jheine	2/8/2022 8:50:26 AM	Snap baseline for qualifier 128.0 of compound Nitrobenzene-d5 in sample Feb0707.D from x = 5.143 to x = 5.392, new integration is from x, y = 5.143, 248 to 5.392, 265 and new response = 781; previous integration is from x, y = 5.143, 274 to 5.392, 327 and previous response = 132.			✓	
CmdManuallyIntegrateDropBaseline	BL2000\jheine	2/8/2022 8:50:27 AM	Drop baseline for qualifier 128.0 of compound Nitrobenzene-d5 in sample Feb0707.D to y = 248, new integration is from x, y = 5.143, 248 to 5.392, 248 and new response = 908; previous integration is from x, y = 5.143, 248 to 5.392, 265 and previous response = 781.			✓	
CmdManuallyIntegrateQualifierPeak	BL2000\jheine	2/8/2022 8:50:34 AM	Manually integrate qualifier 102.0 of compound Naphthalene in sample Feb0707.D, from x, y = 5.941, 444 to 6.015, 114, result = 1194; previous integration is from x, y = 5.891, 113 to 6.015, 114 and previous response = 10422.			✓	
CmdManuallyIntegrateDropBaseline	BL2000\jheine	2/8/2022 8:50:36 AM	Drop baseline for qualifier 102.0 of compound Naphthalene in sample Feb0707.D to y = 114, new integration is from x, y = 5.941, 114 to 6.015, 114 and new response = 1936; previous integration is from x, y = 5.941, 444 to 6.015, 114 and previous response = 1194.			✓	
CmdManuallyIntegratePeak	BL2000\jheine	2/8/2022 8:50:47 AM	Manually integrate compound Acenaphthene in sample Feb0707.D, from x, y = 8.000, 3429 to 8.175, 147, result = -9749; previous integration is from x, y = 7.954, 145 to 8.175, 147 and previous response = 11307.			✓	
CmdManuallyIntegrateDropBaseline	BL2000\jheine	2/8/2022 8:50:49 AM	Drop baseline for compound Acenaphthene in sample Feb0707.D to y = 147, new integration is from x, y = 8.000, 147 to 8.175, 147 and new response = 7429; previous integration is from x, y = 8.000, 3429 to 8.175, 147 and previous response = -9749.			✓	

Audit Trail report

Name	User	Time	Action	Reason	Comment	Succeed	Exception
CmdManuallyIntegratePeak	BL2000\jheine	2/8/2022 8:51:27 AM	Manually integrate compound Nitrobenzene-d5 in sample Feb0708.D, from x, y = 5.156, 342 to 5.317, 440, result = 61; previous integration is from x, y = 5.157, 320 to 5.379, 324 and previous response = 757.			✓	
CmdManuallyIntegrateSnapBaseline	BL2000\jheine	2/8/2022 8:51:28 AM	Snap baseline for compound Nitrobenzene-d5 in sample Feb0708.D, from x = 5.156 to x = 5.317, new integration is from x, y = 5.156, 310 to 5.317, 336 and new response = 719; previous integration is from x, y = 5.156, 342 to 5.317, 440 and previous response = 61.			✓	
CmdManuallyIntegrateDropBaseline	BL2000\jheine	2/8/2022 8:51:29 AM	Drop baseline for compound Nitrobenzene-d5 in sample Feb0708.D to y = 310, new integration is from x, y = 5.156, 310 to 5.317, 310 and new response = 845; previous integration is from x, y = 5.156, 310 to 5.317, 336 and previous response = 719.			✓	
CmdManuallyIntegrateQualifierPeak	BL2000\jheine	2/8/2022 8:51:35 AM	Manually integrate qualifier 128.0 of compound Nitrobenzene-d5 in sample Feb0708.D, from x, y = 5.143, 249 to 5.280, 284, result = 166; previous integration is from x, y = 5.143, 249 to 5.442, 238 and previous response = 516.			✓	
CmdManuallyIntegrateDropBaseline	BL2000\jheine	2/8/2022 8:51:36 AM	Drop baseline for qualifier 128.0 of compound Nitrobenzene-d5 in sample Feb0708.D to y = 249, new integration is from x, y = 5.143, 249 to 5.280, 249 and new response = 309; previous integration is from x, y = 5.143, 249 to 5.280, 284 and previous response = 166.			✓	
CmdManuallyIntegrateQualifierPeak	BL2000\jheine	2/8/2022 8:51:40 AM	Manually integrate qualifier 54.0 of compound Nitrobenzene-d5 in sample Feb0708.D, from x, y = 5.156, 223 to 5.268, 229, result = 102; previous integration is from x, y = 5.158, 214 to 5.268, 210 and previous response = 190.			✓	
CmdManuallyIntegrateSnapBaseline	BL2000\jheine	2/8/2022 8:51:43 AM	Snap baseline for qualifier 54.0 of compound Nitrobenzene-d5 in sample Feb0708.D from x = 5.156 to x = 5.268, new integration is from x, y = 5.156, 209 to 5.268, 212 and new response = 207; previous integration is from x, y = 5.156, 223 to 5.268, 229 and previous response = 102.			✓	

Audit Trail report

Name	User	Time	Action	Reason	Comment	Succeed	Exception
CmdManuallyIntegrateDropBaseline	BL2000\jheine	2/8/2022 8:51:43 AM	Drop baseline for qualifier 54.0 of compound Nitrobenzene-d5 in sample Feb0708.D to y = 209, new integration is from x, y = 5.156, 209 to 5.268, 209 and new response = 217; previous integration is from x, y = 5.156, 209 to 5.268, 212 and previous response = 207.			✓	
CmdSetTargetCompoundAttribute	BL2000\jheine	2/8/2022 8:51:57 AM	Set UserAnnotation = LT for compound Nitrobenzene-d5 in sample Feb0708.D; previous value =			✓	
CmdSetTargetCompoundAttribute	BL2000\jheine	2/8/2022 8:52:02 AM	Set UserAnnotation = GT for compound Nitrobenzene-d5 in sample Feb0708.D; previous value = LT			✓	
CmdSetTargetCompoundAttribute	BL2000\jheine	2/8/2022 8:52:11 AM	Set UserAnnotation = CO for compound Acenaphthene in sample Feb0707.D; previous value =			✓	
CmdManuallyIntegrateQualifierPeak	BL2000\jheine	2/8/2022 8:52:42 AM	Manually integrate qualifier 102.0 of compound Naphthalene in sample Feb0709.D, from x, y = 5.928, 2149 to 6.091, 127, result = 4360; previous integration is from x, y = 5.858, 127 to 6.091, 127 and previous response = 20761.			✓	
CmdManuallyIntegrateDropBaseline	BL2000\jheine	2/8/2022 8:52:44 AM	Drop baseline for qualifier 102.0 of compound Naphthalene in sample Feb0709.D to y = 127, new integration is from x, y = 5.928, 127 to 6.091, 127 and new response = 14211; previous integration is from x, y = 5.928, 2149 to 6.091, 127 and previous response = 4360.			✓	
CmdManuallyIntegrateQualifierPeak	BL2000\jheine	2/8/2022 8:52:52 AM	Manually integrate qualifier 142.0 of compound 1-Methylnaphthalene in sample Feb0709.D from x, y = 6.865, 12102 to 6.990, 16644; result = -43986			✓	
CmdManuallyIntegrateSnapBaseline	BL2000\jheine	2/8/2022 8:52:53 AM	Snap baseline for qualifier 142.0 of compound 1-Methylnaphthalene in sample Feb0709.D from x = 6.865 to x = 6.990, new integration is from x, y = 6.865, 1450 to 6.990, 827 and new response = 55178; previous integration is from x, y = 6.865, 12102 to 6.990, 16644 and previous response = -43986.			✓	
CmdManuallyIntegrateDropBaseline	BL2000\jheine	2/8/2022 8:52:54 AM	Drop baseline for qualifier 142.0 of compound 1-Methylnaphthalene in sample Feb0709.D to y = 827, new integration is from x, y = 6.865, 827 to 6.990, 827 and new response = 57512; previous integration is from x, y = 6.865, 1450 to 6.990, 827 and previous response = 55178.			✓	

Audit Trail report

Name	User	Time	Action	Reason	Comment	Succeed	Exception
CmdSetSampleAttribute	BL2000\jheine	2/8/2022 8:58:25 AM	Set SampleType = Calibration for sample Feb0703.D; previous value = Sample			✓	
CmdSetSampleAttribute	BL2000\jheine	2/8/2022 8:58:28 AM	Set SampleType = Calibration for sample Feb0704.D; previous value = Sample			✓	
CmdSetSampleAttribute	BL2000\jheine	2/8/2022 8:58:31 AM	Set SampleType = Calibration for sample Feb0705.D; previous value = Sample			✓	
CmdSetSampleAttribute	BL2000\jheine	2/8/2022 8:58:34 AM	Set SampleType = Calibration for sample Feb0706.D; previous value = Sample			✓	
CmdSetSampleAttribute	BL2000\jheine	2/8/2022 8:58:36 AM	Set SampleType = Calibration for sample Feb0707.D; previous value = Sample			✓	
CmdSetSampleAttribute	BL2000\jheine	2/8/2022 8:58:39 AM	Set SampleType = Calibration for sample Feb0708.D; previous value = Sample			✓	
CmdSetSampleAttribute	BL2000\jheine	2/8/2022 8:58:42 AM	Set SampleType = QC for sample Feb0709.D; previous value = Sample			✓	
CmdSetSampleAttribute	BL2000\jheine	2/8/2022 8:58:45 AM	Set LevelName = ICV for sample Feb0709.D; previous value =			✓	
CmdSetSampleAttribute	BL2000\jheine	2/8/2022 8:58:48 AM	Set LevelName = 1 for sample Feb0708.D; previous value =			✓	
CmdSetSampleAttribute	BL2000\jheine	2/8/2022 8:58:51 AM	Set LevelName = 2 for sample Feb0707.D; previous value =			✓	
CmdSetSampleAttribute	BL2000\jheine	2/8/2022 8:58:54 AM	Set LevelName = 3 for sample Feb0706.D; previous value =			✓	
CmdSetSampleAttribute	BL2000\jheine	2/8/2022 8:58:57 AM	Set LevelName = 4 for sample Feb0705.D; previous value =			✓	
CmdSetSampleAttribute	BL2000\jheine	2/8/2022 8:59:00 AM	Set LevelName = 5 for sample Feb0704.D; previous value =			✓	
CmdSetSampleAttribute	BL2000\jheine	2/8/2022 8:59:03 AM	Set LevelName = 6 for sample Feb0703.D; previous value =			✓	
CmdQuantitate	BL2000\jheine	2/8/2022 8:59:08 AM	Quantitate all compounds in all samples			✓	

Audit Trail report

Name	User	Time	Action	Reason	Comment	Succeed	Exception
CmdCalibrate	BL2000\jheine	2/8/2022 8:59:59 AM	Replace level ICV with QC sample Feb0709.D for compounds {Benzo(g,h,i)perylene, Dibenzo(a,h)anthracene, Indeno(1,2,3-cd)pyrene, Benzo(a)pyrene, Benzo(k)fluoranthene, Benzo(b)fluoranthene, Chrysene, Benzo(a)Anthracene, Terphenyl-d14, Pyrene, Fluoranthene, o-Terphenyl, Anthracene, Phenanthrene, Fluorene, Acenaphthene, Acenaphthylene, 2-Fluorobiphenyl, 1-Methylnaphthalene, 2-Methylnaphthalene, Naphthalene, Nitrobenzene-d5}; Replace level 1 with Calibration sample Feb0708.D for compounds {Benzo(g,h,i)perylene, Dibenzo(a,h)anthracene, Indeno(1,2,3-cd)pyrene, Benzo(a)pyrene, Benzo(k)fluoranthene, Benzo(b)fluoranthene, Chrysene, Benzo(a)Anthracene, Terphenyl-d14, Pyrene, Fluoranthene, o-Terphenyl, Anthracene, Phenanthrene, Fluorene, Acenaphthene, Acenaphthylene, 2-Fluorobiphenyl, 1-Methylnaphthalene, 2-Methylnaphthalene, Naphthalene, Nitrobenzene-d5}; Replace level 2 with Calibration sample Feb0707.D for compounds {Benzo(g,h,i)perylene, Dibenzo(a,h)anthracene, Indeno(1,2,3-cd)pyrene, Benzo(a)pyrene, Benzo(k)fluoranthene, Benzo(b)fluoranthene, Chrysene, Benzo(a)Anthracene, Terphenyl-d14, Pyrene, Fluoranthene, o-Terphenyl, Anthracene, Phenanthrene, Fluorene, Acenaphthene, Acenaphthylene, 2-Fluorobiphenyl, 1-Methylnaphthalene, 2-Methylnaphthalene, Naphthalene, Nitrobenzene-d5}; Replace level 3 with Calibration sample Feb0706.D for compounds {Benzo(g,h,i)perylene, Dibenzo(a,h)anthracene, Indeno(1,2,3-cd)pyrene, Benzo(a)pyrene, Benzo(k)fluoranthene, Benzo(b)fluoranthene, Chrysene, Benzo(a)Anthracene, Terphenyl-d14, Pyrene, Fluoranthene, o-Terphenyl, Anthracene, Phenanthrene, Fluorene, Acenaphthene, Acenaphthylene, 2-Fluorobiphenyl, 1-Methylnaphthalene, 2-Methylnaphthalene, Naphthalene, Nitrobenzene-d5}; Replace level 4 with Calibration sample Feb0705.D for compounds {Benzo(g,h,i)perylene,			✓	

Audit Trail report

Name	User	Time	Action	Reason	Comment	Succeed	Exception
			Dibenzo(a,h)anthracene, Indeno(1,2,3-cd)pyrene, Benzo(a)pyrene, Benzo(k)fluoranthene, Benzo(b)fluoranthene, Chrysene, Benzo(a)Anthracene, Terphenyl-d14, Pyrene, Fluoranthene, o-Terphenyl, Anthracene, Phenanthrene, Fluorene, Acenaphthene, Acenaphthylene, 2- Fluorobiphenyl, 1-Methylnaphthalene, 2-Methylnaphthalene, Naphthalene, Nitrobenzene-d5}; Replace level 5 with Calibration sample Feb0704.D for compounds {Benzo(g,h,i)perylene, Dibenzo(a,h)anthracene, Indeno(1,2,3-cd)pyrene, Benzo(a)pyrene, Benzo(k)fluoranthene, Benzo(b)fluoranthene, Chrysene, Benzo(a)Anthracene, Terphenyl-d14, Pyrene, Fluoranthene, o-Terphenyl, Anthracene, Phenanthrene, Fluorene, Acenaphthene, Acenaphthylene, 2- Fluorobiphenyl, 1-Methylnaphthalene, 2-Methylnaphthalene, Naphthalene, Nitrobenzene-d5}; Replace level 6 with Calibration sample Feb0703.D for compounds {Benzo(g,h,i)perylene, Dibenzo(a,h)anthracene, Indeno(1,2,3-cd)pyrene, Benzo(a)pyrene, Benzo(k)fluoranthene, Benzo(b)fluoranthene, Chrysene, Benzo(a)Anthracene, Terphenyl-d14, Pyrene, Fluoranthene, o-Terphenyl, Anthracene, Phenanthrene, Fluorene, Acenaphthene, Acenaphthylene, 2- Fluorobiphenyl, 1-Methylnaphthalene, 2-Methylnaphthalene, Naphthalene, Nitrobenzene-d5}; Replace level 7 with Calibration sample Feb0702.D for compounds {Benzo(g,h,i)perylene, Dibenzo(a,h)anthracene, Indeno(1,2,3-cd)pyrene, Benzo(a)pyrene, Benzo(k)fluoranthene, Benzo(b)fluoranthene, Chrysene, Benzo(a)Anthracene, Terphenyl-d14, Pyrene, Fluoranthene, o-Terphenyl, Anthracene, Phenanthrene, Fluorene, Acenaphthene, Acenaphthylene, 2- Fluorobiphenyl, 1-Methylnaphthalene, 2-Methylnaphthalene, Naphthalene, Nitrobenzene-d5};				
CmdQuantitate	BL2000\jheine	2/8/2022 9:00:05 AM	Quantitate all compounds in all samples			✓	

Audit Trail report

Name	User	Time	Action	Reason	Comment	Succeed	Exception
CmdSetTargetCompoundAttribute	BL2000\jheine	2/8/2022 9:00:10 AM	Set CurveFit = fitAverageOfResponseFactors for compound Nitrobenzene-d5 in all samples; previous value = fitQuadratic			✓	
CmdSetTargetCompoundAttribute	BL2000\jheine	2/8/2022 9:00:13 AM	Set CurveFitWeight = weightEqual for compound Nitrobenzene-d5 in all samples; previous value = weightOneOverX			✓	
CmdQuantitate	BL2000\jheine	2/8/2022 9:00:19 AM	Quantitate all compounds in all samples			✓	
CmdSetTargetCompoundAttribute	BL2000\jheine	2/8/2022 9:00:33 AM	Set CurveFit = fitAverageOfResponseFactors for compound Naphthalene in all samples; previous value = fitQuadratic			✓	
CmdSetTargetCompoundAttribute	BL2000\jheine	2/8/2022 9:00:37 AM	Set CurveFit = fitQuadratic for compound Naphthalene in all samples; previous value = fitQuadratic			✓	
CmdSetTargetCompoundAttribute	BL2000\jheine	2/8/2022 9:00:43 AM	Set CurveFit = fitAverageOfResponseFactors for compound 2-Methylnaphthalene in all samples; previous value = fitQuadratic			✓	
CmdSetTargetCompoundAttribute	BL2000\jheine	2/8/2022 9:00:45 AM	Set CurveFit = fitQuadratic for compound 2-Methylnaphthalene in all samples; previous value = fitQuadratic			✓	
CmdSetTargetCompoundAttribute	BL2000\jheine	2/8/2022 9:00:49 AM	Set CurveFit = fitAverageOfResponseFactors for compound 1-Methylnaphthalene in all samples; previous value = fitQuadratic			✓	
CmdSetTargetCompoundAttribute	BL2000\jheine	2/8/2022 9:00:51 AM	Set CurveFit = fitQuadratic for compound 1-Methylnaphthalene in all samples; previous value = fitQuadratic			✓	
CmdSetTargetCompoundAttribute	BL2000\jheine	2/8/2022 9:00:55 AM	Set CurveFit = fitAverageOfResponseFactors for compound Acenaphthylene in all samples; previous value = fitQuadratic			✓	
CmdSetTargetCompoundAttribute	BL2000\jheine	2/8/2022 9:00:58 AM	Set CurveFitWeight = weightEqual for compound Acenaphthylene in all samples; previous value = weightOneOverX			✓	
CmdQuantitate	BL2000\jheine	2/8/2022 9:01:04 AM	Quantitate all compounds in all samples			✓	
CmdManuallyIntegratePeak	BL2000\jheine	2/8/2022 9:01:26 AM	Manually integrate compound Acenaphthene in sample Feb0708.D, from x, y = 8.001, 229 to 8.150, 123, result = 4242; previous integration is from x, y = 7.938, 123 to 8.150, 123 and previous response = 8604.			✓	

Audit Trail report

Name	User	Time	Action	Reason	Comment	Succeed	Exception
CmdManuallyIntegrate DropBaseline	BL2000\jheine	2/8/2022 9:01:27 AM	Drop baseline for compound Acenaphthene in sample Feb0708.D to y = 123, new integration is from x, y = 8.001, 123 to 8.150, 123 and new response = 4718; previous integration is from x, y = 8.001, 229 to 8.150, 123 and previous response = 4242.			✓	
CmdSetTargetCompoundAttribute	BL2000\jheine	2/8/2022 9:01:30 AM	Set UserAnnotation = CO for compound Acenaphthene in sample Feb0708.D; previous value =			✓	

Audit Trail report

Name	User	Time	Action	Reason	Comment	Succeed	Exception
CmdCalibrate	BL2000\jheine	2/8/2022 9:01:59 AM	Replace level ICV with QC sample Feb0709.D for compounds {Benzo(g,h,i)perylene, Dibenzo(a,h)anthracene, Indeno(1,2,3-cd)pyrene, Benzo(a)pyrene, Benzo(k)fluoranthene, Benzo(b)fluoranthene, Chrysene, Benzo(a)Anthracene, Terphenyl-d14, Pyrene, Fluoranthene, o-Terphenyl, Anthracene, Phenanthrene, Fluorene, Acenaphthylene, 2-Fluorobiphenyl, 1-Methylnaphthalene, 2-Methylnaphthalene, Naphthalene, Nitrobenzene-d5, Acenaphthene}; Replace level 1 with Calibration sample Feb0708.D for compounds {Benzo(g,h,i)perylene, Dibenzo(a,h)anthracene, Indeno(1,2,3-cd)pyrene, Benzo(a)pyrene, Benzo(k)fluoranthene, Benzo(b)fluoranthene, Chrysene, Benzo(a)Anthracene, Terphenyl-d14, Pyrene, Fluoranthene, o-Terphenyl, Anthracene, Phenanthrene, Fluorene, Acenaphthylene, 2-Fluorobiphenyl, 1-Methylnaphthalene, 2-Methylnaphthalene, Naphthalene, Nitrobenzene-d5, Acenaphthene}; Replace level 2 with Calibration sample Feb0707.D for compounds {Benzo(g,h,i)perylene, Dibenzo(a,h)anthracene, Indeno(1,2,3-cd)pyrene, Benzo(a)pyrene, Benzo(k)fluoranthene, Benzo(b)fluoranthene, Chrysene, Benzo(a)Anthracene, Terphenyl-d14, Pyrene, Fluoranthene, o-Terphenyl, Anthracene, Phenanthrene, Fluorene, Acenaphthylene, 2-Fluorobiphenyl, 1-Methylnaphthalene, 2-Methylnaphthalene, Naphthalene, Nitrobenzene-d5, Acenaphthene}; Replace level 3 with Calibration sample Feb0706.D for compounds {Benzo(g,h,i)perylene, Dibenzo(a,h)anthracene, Indeno(1,2,3-cd)pyrene, Benzo(a)pyrene, Benzo(k)fluoranthene, Benzo(b)fluoranthene, Chrysene, Benzo(a)Anthracene, Terphenyl-d14, Pyrene, Fluoranthene, o-Terphenyl, Anthracene, Phenanthrene, Fluorene, Acenaphthylene, 2-Fluorobiphenyl, 1-Methylnaphthalene, 2-Methylnaphthalene, Naphthalene,			✓	

Audit Trail report

Name	User	Time	Action	Reason	Comment	Succeed	Exception
			Nitrobenzene-d5, Acenaphthene}; Replace level 4 with Calibration sample Feb0705.D for compounds {Benzo(g,h,i)perylene, Dibenzo(a,h)anthracene, Indeno(1,2,3-cd)pyrene, Benzo(a)pyrene, Benzo(k)fluoranthene, Benzo(b)fluoranthene, Chrysene, Benzo(a)Anthracene, Terphenyl-d14, Pyrene, Fluoranthene, o-Terphenyl, Anthracene, Phenanthrene, Fluorene, Acenaphthylene, 2-Fluorobiphenyl, 1-Methylnaphthalene, 2-Methylnaphthalene, Naphthalene, Nitrobenzene-d5, Acenaphthene}; Replace level 5 with Calibration sample Feb0704.D for compounds {Benzo(g,h,i)perylene, Dibenzo(a,h)anthracene, Indeno(1,2,3-cd)pyrene, Benzo(a)pyrene, Benzo(k)fluoranthene, Benzo(b)fluoranthene, Chrysene, Benzo(a)Anthracene, Terphenyl-d14, Pyrene, Fluoranthene, o-Terphenyl, Anthracene, Phenanthrene, Fluorene, Acenaphthylene, 2-Fluorobiphenyl, 1-Methylnaphthalene, 2-Methylnaphthalene, Naphthalene, Nitrobenzene-d5, Acenaphthene}; Replace level 6 with Calibration sample Feb0703.D for compounds {Benzo(g,h,i)perylene, Dibenzo(a,h)anthracene, Indeno(1,2,3-cd)pyrene, Benzo(a)pyrene, Benzo(k)fluoranthene, Benzo(b)fluoranthene, Chrysene, Benzo(a)Anthracene, Terphenyl-d14, Pyrene, Fluoranthene, o-Terphenyl, Anthracene, Phenanthrene, Fluorene, Acenaphthylene, 2-Fluorobiphenyl, 1-Methylnaphthalene, 2-Methylnaphthalene, Naphthalene, Nitrobenzene-d5, Acenaphthene}; Replace level 7 with Calibration sample Feb0702.D for compounds {Benzo(g,h,i)perylene, Dibenzo(a,h)anthracene, Indeno(1,2,3-cd)pyrene, Benzo(a)pyrene, Benzo(k)fluoranthene, Benzo(b)fluoranthene, Chrysene, Benzo(a)Anthracene, Terphenyl-d14, Pyrene, Fluoranthene, o-Terphenyl, Anthracene, Phenanthrene, Fluorene, Acenaphthylene, 2-Fluorobiphenyl, 1-Methylnaphthalene, 2-				

Audit Trail report

Name	User	Time	Action	Reason	Comment	Succeed	Exception
			Methyl-naphthalene, Naphthalene, Nitrobenzene-d5, Acenaphthene};				
CmdQuantitate	BL2000\jheine	2/8/2022 9:02:03 AM	Quantitate all compounds in all samples			✓	
CmdSetTargetCompoundAttribute	BL2000\jheine	2/8/2022 9:03:03 AM	Set CurveFitWeight = weightOneOverX for compound Acenaphthene in all samples; previous value = weightOneOverXSquared			✓	
CmdQuantitate	BL2000\jheine	2/8/2022 9:03:09 AM	Quantitate all compounds in all samples			✓	
CmdSetTargetCompoundAttribute	BL2000\jheine	2/8/2022 9:03:12 AM	Set CurveFit = fitAverageOfResponseFactors for compound Acenaphthene in all samples; previous value = fitQuadratic			✓	
CmdSetTargetCompoundAttribute	BL2000\jheine	2/8/2022 9:03:15 AM	Set CurveFit = fitQuadratic for compound Acenaphthene in all samples; previous value = fitQuadratic			✓	
CmdSetTargetCompoundAttribute	BL2000\jheine	2/8/2022 9:03:24 AM	Set CurveFit = fitAverageOfResponseFactors for compound 2-Fluorobiphenyl in all samples; previous value = fitQuadratic			✓	
CmdSetTargetCompoundAttribute	BL2000\jheine	2/8/2022 9:03:27 AM	Set CurveFit = fitQuadratic for compound 2-Fluorobiphenyl in all samples; previous value = fitQuadratic			✓	
CmdSetTargetCompoundAttribute	BL2000\jheine	2/8/2022 9:03:30 AM	Set CurveFit = fitAverageOfResponseFactors for compound Phenanthrene in all samples; previous value = fitQuadratic			✓	
CmdSetTargetCompoundAttribute	BL2000\jheine	2/8/2022 9:03:33 AM	Set CurveFit = fitQuadratic for compound Phenanthrene in all samples; previous value = fitQuadratic			✓	
CmdSetTargetCompoundAttribute	BL2000\jheine	2/8/2022 9:03:39 AM	Set CurveFit = fitAverageOfResponseFactors for compound Anthracene in all samples; previous value = fitQuadratic			✓	
CmdSetTargetCompoundAttribute	BL2000\jheine	2/8/2022 9:03:42 AM	Set CurveFit = fitQuadratic for compound Anthracene in all samples; previous value = fitQuadratic			✓	
CmdSetTargetCompoundAttribute	BL2000\jheine	2/8/2022 9:03:52 AM	Set CurveFit = fitAverageOfResponseFactors for compound o-Terphenyl in all samples; previous value = fitQuadratic			✓	
CmdSetTargetCompoundAttribute	BL2000\jheine	2/8/2022 9:03:55 AM	Set CurveFit = fitQuadratic for compound o-Terphenyl in all samples; previous value = fitQuadratic			✓	
CmdManuallyIntegratePeak	BL2000\jheine	2/8/2022 9:04:28 AM	Manually integrate compound Benzo(k)fluoranthene in sample Feb0708.D, from x, y = 17.684, 894 to 17.980, 453, result = -4709; previous integration is from x, y = 17.684, 159 to 17.928, 123 and previous response = 4849.			✓	

Audit Trail report

Name	User	Time	Action	Reason	Comment	Succeed	Exception
CmdManuallyIntegrateSnapBaseline	BL2000\jheine	2/8/2022 9:04:31 AM	Snap baseline for compound Benzo(k)fluoranthene in sample Feb0708.D, from x = 17.684 to x = 17.980, new integration is from x, y = 17.684, 685 to 17.980, 102 and new response = 274; previous integration is from x, y = 17.684, 894 to 17.980, 453 and previous response = -4709.			✓	
CmdManuallyIntegrateDropBaseline	BL2000\jheine	2/8/2022 9:04:31 AM	Drop baseline for compound Benzo(k)fluoranthene in sample Feb0708.D to y = 102, new integration is from x, y = 17.684, 102 to 17.980, 102 and new response = 5460; previous integration is from x, y = 17.684, 685 to 17.980, 102 and previous response = 274.			✓	
CmdSetTargetCompoundAttribute	BL2000\jheine	2/8/2022 9:04:35 AM	Set UserAnnotation = BA for compound Benzo(k)fluoranthene in sample Feb0708.D; previous value =			✓	

Audit Trail report

Name	User	Time	Action	Reason	Comment	Succeed	Exception
CmdCalibrate	BL2000\jheine	2/8/2022 9:04:46 AM	Replace level ICV with QC sample Feb0709.D for compounds {Benzo(g,h,i)perylene, Dibenzo(a,h)anthracene, Indeno(1,2,3-cd)pyrene, Benzo(a)pyrene, Benzo(b)fluoranthene, Chrysene, Benzo(a)Anthracene, Terphenyl-d14, Pyrene, Fluoranthene, o-Terphenyl, Anthracene, Phenanthrene, Fluorene, Acenaphthene, Acenaphthylene, 2-Fluorobiphenyl, 1-Methylnaphthalene, 2-Methylnaphthalene, Naphthalene, Nitrobenzene-d5, Benzo(k)fluoranthene}; Replace level 1 with Calibration sample Feb0708.D for compounds {Benzo(g,h,i)perylene, Dibenzo(a,h)anthracene, Indeno(1,2,3-cd)pyrene, Benzo(a)pyrene, Benzo(b)fluoranthene, Chrysene, Benzo(a)Anthracene, Terphenyl-d14, Pyrene, Fluoranthene, o-Terphenyl, Anthracene, Phenanthrene, Fluorene, Acenaphthene, Acenaphthylene, 2-Fluorobiphenyl, 1-Methylnaphthalene, 2-Methylnaphthalene, Naphthalene, Nitrobenzene-d5, Benzo(k)fluoranthene}; Replace level 2 with Calibration sample Feb0707.D for compounds {Benzo(g,h,i)perylene, Dibenzo(a,h)anthracene, Indeno(1,2,3-cd)pyrene, Benzo(a)pyrene, Benzo(b)fluoranthene, Chrysene, Benzo(a)Anthracene, Terphenyl-d14, Pyrene, Fluoranthene, o-Terphenyl, Anthracene, Phenanthrene, Fluorene, Acenaphthene, Acenaphthylene, 2-Fluorobiphenyl, 1-Methylnaphthalene, 2-Methylnaphthalene, Naphthalene, Nitrobenzene-d5, Benzo(k)fluoranthene}; Replace level 3 with Calibration sample Feb0706.D for compounds {Benzo(g,h,i)perylene, Dibenzo(a,h)anthracene, Indeno(1,2,3-cd)pyrene, Benzo(a)pyrene, Benzo(b)fluoranthene, Chrysene, Benzo(a)Anthracene, Terphenyl-d14, Pyrene, Fluoranthene, o-Terphenyl, Anthracene, Phenanthrene, Fluorene, Acenaphthene, Acenaphthylene, 2-Fluorobiphenyl, 1-Methylnaphthalene, 2-Methylnaphthalene, Naphthalene, Nitrobenzene-d5, Benzo(k)fluoranthene}; Replace level 4 with Calibration sample Feb0705.D for compounds {Benzo(g,h,i)perylene,			✓	

Audit Trail report

Name	User	Time	Action	Reason	Comment	Succeed	Exception
			Dibenzo(a,h)anthracene, Indeno(1,2,3-cd)pyrene, Benzo(a)pyrene, Benzo(b)fluoranthene, Chrysene, Benzo(a)Anthracene, Terphenyl-d14, Pyrene, Fluoranthene, o-Terphenyl, Anthracene, Phenanthrene, Fluorene, Acenaphthene, Acenaphthylene, 2- Fluorobiphenyl, 1-Methylnaphthalene, 2-Methylnaphthalene, Naphthalene, Nitrobenzene-d5, Benzo(k)fluoranthene}; Replace level 5 with Calibration sample Feb0704.D for compounds {Benzo(g,h,i)perylene, Dibenzo(a,h)anthracene, Indeno(1,2,3-cd)pyrene, Benzo(a)pyrene, Benzo(b)fluoranthene, Chrysene, Benzo(a)Anthracene, Terphenyl-d14, Pyrene, Fluoranthene, o-Terphenyl, Anthracene, Phenanthrene, Fluorene, Acenaphthene, Acenaphthylene, 2- Fluorobiphenyl, 1-Methylnaphthalene, 2-Methylnaphthalene, Naphthalene, Nitrobenzene-d5, Benzo(k)fluoranthene}; Replace level 6 with Calibration sample Feb0703.D for compounds {Benzo(g,h,i)perylene, Dibenzo(a,h)anthracene, Indeno(1,2,3-cd)pyrene, Benzo(a)pyrene, Benzo(b)fluoranthene, Chrysene, Benzo(a)Anthracene, Terphenyl-d14, Pyrene, Fluoranthene, o-Terphenyl, Anthracene, Phenanthrene, Fluorene, Acenaphthene, Acenaphthylene, 2- Fluorobiphenyl, 1-Methylnaphthalene, 2-Methylnaphthalene, Naphthalene, Nitrobenzene-d5, Benzo(k)fluoranthene}; Replace level 7 with Calibration sample Feb0702.D for compounds {Benzo(g,h,i)perylene, Dibenzo(a,h)anthracene, Indeno(1,2,3-cd)pyrene, Benzo(a)pyrene, Benzo(b)fluoranthene, Chrysene, Benzo(a)Anthracene, Terphenyl-d14, Pyrene, Fluoranthene, o-Terphenyl, Anthracene, Phenanthrene, Fluorene, Acenaphthene, Acenaphthylene, 2- Fluorobiphenyl, 1-Methylnaphthalene, 2-Methylnaphthalene, Naphthalene, Nitrobenzene-d5, Benzo(k)fluoranthene};				
CmdQuantitate	BL2000\jheine	2/8/2022 9:04:52 AM	Quantitate all compounds in all samples			✓	

Audit Trail report

Name	User	Time	Action	Reason	Comment	Succeed	Exception
CmdManuallyIntegratePeak	BL2000\jheine	2/8/2022 9:05:12 AM	Manually integrate compound Indeno(1,2,3-cd)pyrene in sample Feb0708.D, from x, y = 20.107, 70 to 20.192, 207, result = 2736; previous integration is from x, y = 20.107, 70 to 20.365, 73 and previous response = 4700.			✓	
CmdManuallyIntegrateDropBaseline	BL2000\jheine	2/8/2022 9:05:13 AM	Drop baseline for compound Indeno(1,2,3-cd)pyrene in sample Feb0708.D to y = 70, new integration is from x, y = 20.107, 70 to 20.192, 70 and new response = 3086; previous integration is from x, y = 20.107, 70 to 20.192, 207 and previous response = 2736.			✓	
CmdSetTargetCompoundAttribute	BL2000\jheine	2/8/2022 9:05:15 AM	Set UserAnnotation = CO for compound Indeno(1,2,3-cd)pyrene in sample Feb0708.D; previous value =			✓	

Audit Trail report

Name	User	Time	Action	Reason	Comment	Succeed	Exception
CmdCalibrate	BL2000\jheine	2/8/2022 9:05:30 AM	Replace level ICV with QC sample Feb0709.D for compounds {Benzo(g,h,i)perylene, Dibenzo(a,h)anthracene, Benzo(a)pyrene, Benzo(k)fluoranthene, Benzo(b)fluoranthene, Chrysene, Benzo(a)Anthracene, Terphenyl-d14, Pyrene, Fluoranthene, o-Terphenyl, Anthracene, Phenanthrene, Fluorene, Acenaphthene, Acenaphthylene, 2-Fluorobiphenyl, 1-Methylnaphthalene, 2-Methylnaphthalene, Naphthalene, Nitrobenzene-d5, Indeno(1,2,3-cd)pyrene}; Replace level 1 with Calibration sample Feb0708.D for compounds {Benzo(g,h,i)perylene, Dibenzo(a,h)anthracene, Benzo(a)pyrene, Benzo(k)fluoranthene, Benzo(b)fluoranthene, Chrysene, Benzo(a)Anthracene, Terphenyl-d14, Pyrene, Fluoranthene, o-Terphenyl, Anthracene, Phenanthrene, Fluorene, Acenaphthene, Acenaphthylene, 2-Fluorobiphenyl, 1-Methylnaphthalene, 2-Methylnaphthalene, Naphthalene, Nitrobenzene-d5, Indeno(1,2,3-cd)pyrene}; Replace level 2 with Calibration sample Feb0707.D for compounds {Benzo(g,h,i)perylene, Dibenzo(a,h)anthracene, Benzo(a)pyrene, Benzo(k)fluoranthene, Benzo(b)fluoranthene, Chrysene, Benzo(a)Anthracene, Terphenyl-d14, Pyrene, Fluoranthene, o-Terphenyl, Anthracene, Phenanthrene, Fluorene, Acenaphthene, Acenaphthylene, 2-Fluorobiphenyl, 1-Methylnaphthalene, 2-Methylnaphthalene, Naphthalene, Nitrobenzene-d5, Indeno(1,2,3-cd)pyrene}; Replace level 3 with Calibration sample Feb0706.D for compounds {Benzo(g,h,i)perylene, Dibenzo(a,h)anthracene, Benzo(a)pyrene, Benzo(k)fluoranthene, Benzo(b)fluoranthene, Chrysene, Benzo(a)Anthracene, Terphenyl-d14, Pyrene, Fluoranthene, o-Terphenyl, Anthracene, Phenanthrene, Fluorene, Acenaphthene, Acenaphthylene, 2-Fluorobiphenyl, 1-Methylnaphthalene, 2-Methylnaphthalene, Naphthalene, Nitrobenzene-d5, Indeno(1,2,3-cd)pyrene}; Replace level 4 with Calibration sample Feb0705.D for compounds {Benzo(g,h,i)perylene,			✓	

Audit Trail report

Name	User	Time	Action	Reason	Comment	Succeed	Exception
			Dibenzo(a,h)anthracene, Benzo(a)pyrene, Benzo(k)fluoranthene, Benzo(b)fluoranthene, Chrysene, Benzo(a)Anthracene, Terphenyl-d14, Pyrene, Fluoranthene, o-Terphenyl, Anthracene, Phenanthrene, Fluorene, Acenaphthene, Acenaphthylene, 2- Fluorobiphenyl, 1-Methylnaphthalene, 2-Methylnaphthalene, Naphthalene, Nitrobenzene-d5, Indeno(1,2,3- cd)pyrene}; Replace level 5 with Calibration sample Feb0704.D for compounds {Benzo(g,h,i)perylene, Dibenzo(a,h)anthracene, Benzo(a)pyrene, Benzo(k)fluoranthene, Benzo(b)fluoranthene, Chrysene, Benzo(a)Anthracene, Terphenyl-d14, Pyrene, Fluoranthene, o-Terphenyl, Anthracene, Phenanthrene, Fluorene, Acenaphthene, Acenaphthylene, 2- Fluorobiphenyl, 1-Methylnaphthalene, 2-Methylnaphthalene, Naphthalene, Nitrobenzene-d5, Indeno(1,2,3- cd)pyrene}; Replace level 6 with Calibration sample Feb0703.D for compounds {Benzo(g,h,i)perylene, Dibenzo(a,h)anthracene, Benzo(a)pyrene, Benzo(k)fluoranthene, Benzo(b)fluoranthene, Chrysene, Benzo(a)Anthracene, Terphenyl-d14, Pyrene, Fluoranthene, o-Terphenyl, Anthracene, Phenanthrene, Fluorene, Acenaphthene, Acenaphthylene, 2- Fluorobiphenyl, 1-Methylnaphthalene, 2-Methylnaphthalene, Naphthalene, Nitrobenzene-d5, Indeno(1,2,3- cd)pyrene}; Replace level 7 with Calibration sample Feb0702.D for compounds {Benzo(g,h,i)perylene, Dibenzo(a,h)anthracene, Benzo(a)pyrene, Benzo(k)fluoranthene, Benzo(b)fluoranthene, Chrysene, Benzo(a)Anthracene, Terphenyl-d14, Pyrene, Fluoranthene, o-Terphenyl, Anthracene, Phenanthrene, Fluorene, Acenaphthene, Acenaphthylene, 2- Fluorobiphenyl, 1-Methylnaphthalene, 2-Methylnaphthalene, Naphthalene, Nitrobenzene-d5, Indeno(1,2,3- cd)pyrene};				
CmdQuantitate	BL2000\jheine	2/8/2022 9:05:35 AM	Quantitate all compounds in all samples			✓	

Audit Trail report

Name	User	Time	Action	Reason	Comment	Succeed	Exception
CmdSetTargetCompoundAttribute	BL2000\jheine	2/8/2022 9:05:46 AM	Set CurveFit = fitAverageOfResponseFactors for compound Indeno(1,2,3-cd)pyrene in all samples; previous value = fitQuadratic			✓	
CmdSetTargetCompoundAttribute	BL2000\jheine	2/8/2022 9:05:50 AM	Set CurveFitWeight = weightEqual for compound Indeno(1,2,3-cd)pyrene in all samples; previous value = weightOneOverX			✓	
CmdQuantitate	BL2000\jheine	2/8/2022 9:05:56 AM	Quantitate all compounds in all samples			✓	
CmdSetTargetCompoundAttribute	BL2000\jheine	2/8/2022 9:06:00 AM	Set CurveFit = fitQuadratic for compound Indeno(1,2,3-cd)pyrene in all samples; previous value = fitQuadratic			✓	
CmdSetTargetCompoundAttribute	BL2000\jheine	2/8/2022 9:06:01 AM	Set CurveFitWeight = weightOneOverX for compound Indeno(1,2,3-cd)pyrene in all samples; previous value = weightOneOverX			✓	
CmdQuantitate	BL2000\jheine	2/8/2022 9:06:07 AM	Quantitate all compounds in all samples			✓	
CmdImportSamplesFromWorklist	BL2000\jheine	2/8/2022 9:07:17 AM	Add samples from worklist: \\MASSHUNTER\Org\Data\SV5975.I\sh 020722\1 e8270c bna SIM\Feb0724.D, \\MASSHUNTER\Org\Data\SV5975.I\sh 020722\1 e8270c bna SIM\Feb0723.D, \\MASSHUNTER\Org\Data\SV5975.I\sh 020722\1 e8270c bna SIM\Feb0722.D, \\MASSHUNTER\Org\Data\SV5975.I\sh 020722\1 e8270c bna SIM\Feb0721.D, \\MASSHUNTER\Org\Data\SV5975.I\sh 020722\1 e8270c bna SIM\Feb0720.D, \\MASSHUNTER\Org\Data\SV5975.I\sh 020722\1 e8270c bna SIM\Feb0719.D, \\MASSHUNTER\Org\Data\SV5975.I\sh 020722\1 e8270c bna SIM\Feb0718.D, \\MASSHUNTER\Org\Data\SV5975.I\sh 020722\1 e8270c bna SIM\Feb0717.D, \\MASSHUNTER\Org\Data\SV5975.I\sh 020722\1 e8270c bna SIM\Feb0716.D, \\MASSHUNTER\Org\Data\SV5975.I\sh 020722\1 e8270c bna SIM\Feb0715.D, \\MASSHUNTER\Org\Data\SV5975.I\sh 020722\1 e8270c bna SIM\Feb0714.D, \\MASSHUNTER\Org\Data\SV5975.I\sh 020722\1 e8270c bna SIM\Feb0713.D, \\MASSHUNTER\Org\Data\SV5975.I\sh 020722\1 e8270c bna SIM\Feb0712.D, \\MASSHUNTER\Org\Data\SV5975.I\sh 020722\1 e8270c bna SIM\Feb0711.D, \\MASSHUNTER\Org\Data\SV5975.I\sh 020722\1 e8270c bna SIM\Feb0710.D			✓	
CmdSetSampleAttribute	BL2000\jheine	2/8/2022 9:07:26 AM	Set SampleType = Blank for sample Feb0711.D; previous value = Sample			✓	

Audit Trail report

Name	User	Time	Action	Reason	Comment	Succeed	Exception
CmdSetSampleAttribute	BL2000\jheine	2/8/2022 9:07:31 AM	Set SampleType = Matrix for sample Feb0712.D; previous value = Sample			✓	
CmdSetSampleAttribute	BL2000\jheine	2/8/2022 9:07:34 AM	Set SampleType = MatrixDup for sample Feb0713.D; previous value = Sample			✓	
CmdSetSampleAttribute	BL2000\jheine	2/8/2022 9:07:38 AM	Set SampleType = Matrix for sample Feb0715.D; previous value = Sample			✓	
CmdSetSampleAttribute	BL2000\jheine	2/8/2022 9:07:42 AM	Set SampleType = Matrix for sample Feb0717.D; previous value = Sample			✓	
CmdSetSampleAttribute	BL2000\jheine	2/8/2022 9:07:47 AM	Set MatrixSpikeGroup = B22011592-006C for sample Feb0716.D; previous value =			✓	
CmdSetSampleAttribute	BL2000\jheine	2/8/2022 9:07:49 AM	Set MatrixSpikeGroup = B22011592-006C for sample Feb0717.D; previous value =			✓	
CmdSetSampleAttribute	BL2000\jheine	2/8/2022 9:07:53 AM	Set MatrixSpikeGroup = B22011592-001C for sample Feb0714.D; previous value =			✓	
CmdSetSampleAttribute	BL2000\jheine	2/8/2022 9:07:54 AM	Set MatrixSpikeGroup = B22011592-001C for sample Feb0715.D; previous value =			✓	
CmdSetSampleAttribute	BL2000\jheine	2/8/2022 9:07:58 AM	Set MatrixSpikeGroup = MB-163333 for sample Feb0711.D; previous value =			✓	
CmdSetSampleAttribute	BL2000\jheine	2/8/2022 9:08:02 AM	Set MatrixSpikeGroup = MB-163333 for sample Feb0712.D; previous value =			✓	
CmdSetSampleAttribute	BL2000\jheine	2/8/2022 9:08:04 AM	Set MatrixSpikeGroup = MB-163333 for sample Feb0713.D; previous value =			✓	
CmdSetSampleAttribute	BL2000\jheine	2/8/2022 9:08:13 AM	Set SampleInformation = MatrixA for sample Feb0712.D; previous value =			✓	
CmdSetSampleAttribute	BL2000\jheine	2/8/2022 9:08:17 AM	Set SampleInformation = MatrixA for sample Feb0713.D; previous value =			✓	
CmdSetSampleAttribute	BL2000\jheine	2/8/2022 9:08:18 AM	Set SampleInformation = MatrixA for sample Feb0715.D; previous value =			✓	
CmdSetSampleAttribute	BL2000\jheine	2/8/2022 9:08:20 AM	Set SampleInformation = MatrixA for sample Feb0717.D; previous value =			✓	
CmdStartMethodEditing	BL2000\jheine	2/8/2022 9:08:49 AM	Start method editing			✓	
CmdImportMethodFrom Sample	BL2000\jheine	2/8/2022 9:08:49 AM	Import method from sample Feb0717.D			✓	
CmdSetMethodTargetCompoundAttribute	BL2000\jheine	2/8/2022 9:09:40 AM	No parameter change for PeakFilterThreshold			✓	
CmdSetMethodTargetCompoundAttribute	BL2000\jheine	2/8/2022 9:09:40 AM	Set PeakFilterThresholdValue = 2876.3967000971 for compound Naphthalene; previous value = 556.047048741229			✓	
CmdSetMethodTargetCompoundAttribute	BL2000\jheine	2/8/2022 9:09:40 AM	No parameter change for ThresholdNumberOfPeaks			✓	

Audit Trail report

Name	User	Time	Action	Reason	Comment	Succeed	Exception
CmdSetMethodTargetQualifierAttribute	BL2000\jheine	2/8/2022 9:09:40 AM	No parameter change for PeakFilterThreshold			✓	
CmdSetMethodTargetQualifierAttribute	BL2000\jheine	2/8/2022 9:09:41 AM	Set PeakFilterThresholdValue = 321.673551240114 for qualifier 129.0 of compound Naphthalene; previous value = 61.1233050731016			✓	
CmdSetMethodTargetQualifierAttribute	BL2000\jheine	2/8/2022 9:09:41 AM	No parameter change for ThresholdNumberOfPeaks			✓	
CmdSetMethodTargetQualifierAttribute	BL2000\jheine	2/8/2022 9:09:41 AM	No parameter change for PeakFilterThreshold			✓	
CmdSetMethodTargetQualifierAttribute	BL2000\jheine	2/8/2022 9:09:41 AM	Set PeakFilterThresholdValue = 431.245752148596 for qualifier 102.0 of compound Naphthalene; previous value = 110.383348557415			✓	
CmdSetMethodTargetQualifierAttribute	BL2000\jheine	2/8/2022 9:09:42 AM	No parameter change for ThresholdNumberOfPeaks			✓	
CmdSetMethodTargetCompoundAttribute	BL2000\jheine	2/8/2022 9:09:42 AM	No parameter change for PeakFilterThreshold			✓	
CmdSetMethodTargetCompoundAttribute	BL2000\jheine	2/8/2022 9:09:42 AM	Set PeakFilterThresholdValue = 1644.26573702702 for compound 2-Methylnaphthalene; previous value = 308.667237500002			✓	
CmdSetMethodTargetCompoundAttribute	BL2000\jheine	2/8/2022 9:09:42 AM	No parameter change for ThresholdNumberOfPeaks			✓	
CmdSetMethodTargetQualifierAttribute	BL2000\jheine	2/8/2022 9:09:42 AM	No parameter change for PeakFilterThreshold			✓	
CmdSetMethodTargetQualifierAttribute	BL2000\jheine	2/8/2022 9:09:42 AM	Set PeakFilterThresholdValue = 2231.14978850617 for qualifier 142.0 of compound 2-Methylnaphthalene; previous value = 434.502679515188			✓	
CmdSetMethodTargetQualifierAttribute	BL2000\jheine	2/8/2022 9:09:43 AM	No parameter change for ThresholdNumberOfPeaks			✓	
CmdSetMethodTargetQualifierAttribute	BL2000\jheine	2/8/2022 9:09:43 AM	No parameter change for PeakFilterThreshold			✓	
CmdSetMethodTargetQualifierAttribute	BL2000\jheine	2/8/2022 9:09:43 AM	Set PeakFilterThresholdValue = 773.818610217637 for qualifier 115.0 of compound 2-Methylnaphthalene; previous value = 184.261213073991			✓	
CmdSetMethodTargetQualifierAttribute	BL2000\jheine	2/8/2022 9:09:43 AM	No parameter change for ThresholdNumberOfPeaks			✓	
CmdSetMethodTargetCompoundAttribute	BL2000\jheine	2/8/2022 9:09:43 AM	No parameter change for PeakFilterThreshold			✓	
CmdSetMethodTargetCompoundAttribute	BL2000\jheine	2/8/2022 9:09:44 AM	Set PeakFilterThresholdValue = 1937.1065034811 for compound 1-Methylnaphthalene; previous value = 349.881033854167			✓	
CmdSetMethodTargetCompoundAttribute	BL2000\jheine	2/8/2022 9:09:44 AM	No parameter change for ThresholdNumberOfPeaks			✓	
CmdSetMethodTargetQualifierAttribute	BL2000\jheine	2/8/2022 9:09:44 AM	No parameter change for PeakFilterThreshold			✓	

Audit Trail report

Name	User	Time	Action	Reason	Comment	Succeed	Exception
CmdSetMethodTargetQualifierAttribute	BL2000\jheine	2/8/2022 9:09:44 AM	Set PeakFilterThresholdValue = 2149.04469637792 for qualifier 142.0 of compound 1-Methylnaphthalene; previous value = 395.844520979499			✓	
CmdSetMethodTargetQualifierAttribute	BL2000\jheine	2/8/2022 9:09:44 AM	No parameter change for ThresholdNumberOfPeaks			✓	
CmdSetMethodTargetQualifierAttribute	BL2000\jheine	2/8/2022 9:09:44 AM	No parameter change for PeakFilterThreshold			✓	
CmdSetMethodTargetQualifierAttribute	BL2000\jheine	2/8/2022 9:09:44 AM	Set PeakFilterThresholdValue = 1012.06697164975 for qualifier 115.0 of compound 1-Methylnaphthalene; previous value = 237.381833068489			✓	
CmdSetMethodTargetQualifierAttribute	BL2000\jheine	2/8/2022 9:09:45 AM	No parameter change for ThresholdNumberOfPeaks			✓	
CmdSetMethodTargetCompoundAttribute	BL2000\jheine	2/8/2022 9:09:45 AM	No parameter change for PeakFilterThreshold			✓	
CmdSetMethodTargetCompoundAttribute	BL2000\jheine	2/8/2022 9:09:45 AM	Set PeakFilterThresholdValue = 2096.77416413672 for compound Acenaphthylene; previous value = 537.083925833335			✓	
CmdSetMethodTargetCompoundAttribute	BL2000\jheine	2/8/2022 9:09:45 AM	No parameter change for ThresholdNumberOfPeaks			✓	
CmdSetMethodTargetQualifierAttribute	BL2000\jheine	2/8/2022 9:09:45 AM	No parameter change for PeakFilterThreshold			✓	
CmdSetMethodTargetQualifierAttribute	BL2000\jheine	2/8/2022 9:09:45 AM	Set PeakFilterThresholdValue = 368.75752935442 for qualifier 153.0 of compound Acenaphthylene; previous value = 68.7873861965026			✓	
CmdSetMethodTargetQualifierAttribute	BL2000\jheine	2/8/2022 9:09:45 AM	No parameter change for ThresholdNumberOfPeaks			✓	
CmdSetMethodTargetCompoundAttribute	BL2000\jheine	2/8/2022 9:09:46 AM	No parameter change for PeakFilterThreshold			✓	
CmdSetMethodTargetCompoundAttribute	BL2000\jheine	2/8/2022 9:09:46 AM	Set PeakFilterThresholdValue = 2358.75645025508 for compound Acenaphthene; previous value = 373.252000000011			✓	
CmdSetMethodTargetCompoundAttribute	BL2000\jheine	2/8/2022 9:09:46 AM	No parameter change for ThresholdNumberOfPeaks			✓	
CmdSetMethodTargetQualifierAttribute	BL2000\jheine	2/8/2022 9:09:46 AM	No parameter change for PeakFilterThreshold			✓	
CmdSetMethodTargetQualifierAttribute	BL2000\jheine	2/8/2022 9:09:46 AM	Set PeakFilterThresholdValue = 1245.97556436239 for qualifier 152.0 of compound Acenaphthene; previous value = 218.562419571157			✓	
CmdSetMethodTargetQualifierAttribute	BL2000\jheine	2/8/2022 9:09:46 AM	No parameter change for ThresholdNumberOfPeaks			✓	
CmdSetMethodTargetQualifierAttribute	BL2000\jheine	2/8/2022 9:09:47 AM	No parameter change for PeakFilterThreshold			✓	

Audit Trail report

Name	User	Time	Action	Reason	Comment	Succeed	Exception
CmdSetMethodTargetQualifierAttribute	BL2000\jheine	2/8/2022 9:09:47 AM	Set PeakFilterThresholdValue = 2567.30990000207 for qualifier 153.0 of compound Acenaphthene; previous value = 438.027552091583			✓	
CmdSetMethodTargetQualifierAttribute	BL2000\jheine	2/8/2022 9:09:47 AM	No parameter change for ThresholdNumberOfPeaks			✓	
CmdSetMethodTargetCompoundAttribute	BL2000\jheine	2/8/2022 9:09:47 AM	No parameter change for PeakFilterThreshold			✓	
CmdSetMethodTargetCompoundAttribute	BL2000\jheine	2/8/2022 9:09:47 AM	Set PeakFilterThresholdValue = 2224.33087777785 for compound Fluorene; previous value = 424.777029134499			✓	
CmdSetMethodTargetCompoundAttribute	BL2000\jheine	2/8/2022 9:09:48 AM	No parameter change for ThresholdNumberOfPeaks			✓	
CmdSetMethodTargetQualifierAttribute	BL2000\jheine	2/8/2022 9:09:48 AM	No parameter change for PeakFilterThreshold			✓	
CmdSetMethodTargetQualifierAttribute	BL2000\jheine	2/8/2022 9:09:48 AM	Set PeakFilterThresholdValue = 1795.31667031326 for qualifier 165.0 of compound Fluorene; previous value = 419.107271211773			✓	
CmdSetMethodTargetQualifierAttribute	BL2000\jheine	2/8/2022 9:09:48 AM	No parameter change for ThresholdNumberOfPeaks			✓	
CmdSetMethodTargetQualifierAttribute	BL2000\jheine	2/8/2022 9:09:48 AM	No parameter change for PeakFilterThreshold			✓	
CmdSetMethodTargetQualifierAttribute	BL2000\jheine	2/8/2022 9:09:48 AM	Set PeakFilterThresholdValue = 267.140836108124 for qualifier 167.0 of compound Fluorene; previous value = 58.8152577920192			✓	
CmdSetMethodTargetQualifierAttribute	BL2000\jheine	2/8/2022 9:09:49 AM	No parameter change for ThresholdNumberOfPeaks			✓	
CmdSetMethodTargetCompoundAttribute	BL2000\jheine	2/8/2022 9:09:49 AM	No parameter change for PeakFilterThreshold			✓	
CmdSetMethodTargetCompoundAttribute	BL2000\jheine	2/8/2022 9:09:49 AM	Set PeakFilterThresholdValue = 4054.35323703485 for compound Phenanthrene; previous value = 694.128737567089			✓	
CmdSetMethodTargetCompoundAttribute	BL2000\jheine	2/8/2022 9:09:49 AM	No parameter change for ThresholdNumberOfPeaks			✓	
CmdSetMethodTargetQualifierAttribute	BL2000\jheine	2/8/2022 9:09:49 AM	No parameter change for PeakFilterThreshold			✓	
CmdSetMethodTargetQualifierAttribute	BL2000\jheine	2/8/2022 9:09:49 AM	Set PeakFilterThresholdValue = 746.632268833991 for qualifier 176.0 of compound Phenanthrene; previous value = 107.4326524611			✓	
CmdSetMethodTargetQualifierAttribute	BL2000\jheine	2/8/2022 9:09:49 AM	No parameter change for ThresholdNumberOfPeaks			✓	
CmdSetMethodTargetCompoundAttribute	BL2000\jheine	2/8/2022 9:09:50 AM	No parameter change for PeakFilterThreshold			✓	

Audit Trail report

Name	User	Time	Action	Reason	Comment	Succeed	Exception
CmdSetMethodTargetCompoundAttribute	BL2000\jheine	2/8/2022 9:09:50 AM	Set PeakFilterThresholdValue = 2964.84926971362 for compound Anthracene; previous value = 549.674737099558			✓	
CmdSetMethodTargetCompoundAttribute	BL2000\jheine	2/8/2022 9:09:50 AM	No parameter change for ThresholdNumberOfPeaks			✓	
CmdSetMethodTargetQualifierAttribute	BL2000\jheine	2/8/2022 9:09:50 AM	No parameter change for PeakFilterThreshold			✓	
CmdSetMethodTargetQualifierAttribute	BL2000\jheine	2/8/2022 9:09:51 AM	Set PeakFilterThresholdValue = 537.618821104674 for qualifier 176.0 of compound Anthracene; previous value = 99.4845614153201			✓	
CmdSetMethodTargetQualifierAttribute	BL2000\jheine	2/8/2022 9:09:51 AM	No parameter change for ThresholdNumberOfPeaks			✓	
CmdSetMethodTargetCompoundAttribute	BL2000\jheine	2/8/2022 9:09:51 AM	No parameter change for PeakFilterThreshold			✓	
CmdSetMethodTargetCompoundAttribute	BL2000\jheine	2/8/2022 9:09:51 AM	Set PeakFilterThresholdValue = 3287.24854940544 for compound Fluoranthene; previous value = 610.793500000007			✓	
CmdSetMethodTargetCompoundAttribute	BL2000\jheine	2/8/2022 9:09:51 AM	No parameter change for ThresholdNumberOfPeaks			✓	
CmdSetMethodTargetQualifierAttribute	BL2000\jheine	2/8/2022 9:09:51 AM	No parameter change for PeakFilterThreshold			✓	
CmdSetMethodTargetQualifierAttribute	BL2000\jheine	2/8/2022 9:09:51 AM	Set PeakFilterThresholdValue = 310.020266673602 for qualifier 101.0 of compound Fluoranthene; previous value = 84.1386311384159			✓	
CmdSetMethodTargetQualifierAttribute	BL2000\jheine	2/8/2022 9:09:52 AM	No parameter change for ThresholdNumberOfPeaks			✓	
CmdSetMethodTargetCompoundAttribute	BL2000\jheine	2/8/2022 9:09:52 AM	No parameter change for PeakFilterThreshold			✓	
CmdSetMethodTargetCompoundAttribute	BL2000\jheine	2/8/2022 9:09:52 AM	Set PeakFilterThresholdValue = 3977.66934334569 for compound Pyrene; previous value = 654.831749999997			✓	
CmdSetMethodTargetCompoundAttribute	BL2000\jheine	2/8/2022 9:09:52 AM	No parameter change for ThresholdNumberOfPeaks			✓	
CmdSetMethodTargetQualifierAttribute	BL2000\jheine	2/8/2022 9:09:52 AM	No parameter change for PeakFilterThreshold			✓	
CmdSetMethodTargetQualifierAttribute	BL2000\jheine	2/8/2022 9:09:52 AM	Set PeakFilterThresholdValue = 466.096035901101 for qualifier 101.0 of compound Pyrene; previous value = 100.500391321538			✓	
CmdSetMethodTargetQualifierAttribute	BL2000\jheine	2/8/2022 9:09:53 AM	No parameter change for ThresholdNumberOfPeaks			✓	
CmdSetMethodTargetCompoundAttribute	BL2000\jheine	2/8/2022 9:09:53 AM	No parameter change for PeakFilterThreshold			✓	

Audit Trail report

Name	User	Time	Action	Reason	Comment	Succeed	Exception
CmdSetMethodTargetCompoundAttribute	BL2000\jheine	2/8/2022 9:09:53 AM	Set PeakFilterThresholdValue = 4716.0743425365 for compound Benzo(a)Anthracene; previous value = 930.104750000004			✓	
CmdSetMethodTargetCompoundAttribute	BL2000\jheine	2/8/2022 9:09:53 AM	No parameter change for ThresholdNumberOfPeaks			✓	
CmdSetMethodTargetQualifierAttribute	BL2000\jheine	2/8/2022 9:09:53 AM	No parameter change for PeakFilterThreshold			✓	
CmdSetMethodTargetQualifierAttribute	BL2000\jheine	2/8/2022 9:09:53 AM	Set PeakFilterThresholdValue = 1164.31349573075 for qualifier 229.0 of compound Benzo(a)Anthracene; previous value = 214.084265757749			✓	
CmdSetMethodTargetQualifierAttribute	BL2000\jheine	2/8/2022 9:09:54 AM	No parameter change for ThresholdNumberOfPeaks			✓	
CmdSetMethodTargetQualifierAttribute	BL2000\jheine	2/8/2022 9:09:54 AM	No parameter change for PeakFilterThreshold			✓	
CmdSetMethodTargetQualifierAttribute	BL2000\jheine	2/8/2022 9:09:54 AM	Set PeakFilterThresholdValue = 1261.0763118306 for qualifier 226.0 of compound Benzo(a)Anthracene; previous value = 251.471683618724			✓	
CmdSetMethodTargetQualifierAttribute	BL2000\jheine	2/8/2022 9:09:54 AM	No parameter change for ThresholdNumberOfPeaks			✓	
CmdSetMethodTargetCompoundAttribute	BL2000\jheine	2/8/2022 9:09:54 AM	No parameter change for PeakFilterThreshold			✓	
CmdSetMethodTargetCompoundAttribute	BL2000\jheine	2/8/2022 9:09:54 AM	Set PeakFilterThresholdValue = 3713.24104567477 for compound Chrysene; previous value = 585.823999999995			✓	
CmdSetMethodTargetCompoundAttribute	BL2000\jheine	2/8/2022 9:09:55 AM	No parameter change for ThresholdNumberOfPeaks			✓	
CmdSetMethodTargetQualifierAttribute	BL2000\jheine	2/8/2022 9:09:55 AM	No parameter change for PeakFilterThreshold			✓	
CmdSetMethodTargetQualifierAttribute	BL2000\jheine	2/8/2022 9:09:55 AM	Set PeakFilterThresholdValue = 1133.61438597952 for qualifier 226.0 of compound Chrysene; previous value = 177.55192908342			✓	
CmdSetMethodTargetQualifierAttribute	BL2000\jheine	2/8/2022 9:09:55 AM	No parameter change for ThresholdNumberOfPeaks			✓	
CmdSetMethodTargetQualifierAttribute	BL2000\jheine	2/8/2022 9:09:55 AM	No parameter change for PeakFilterThreshold			✓	
CmdSetMethodTargetQualifierAttribute	BL2000\jheine	2/8/2022 9:09:55 AM	Set PeakFilterThresholdValue = 752.4816671737 for qualifier 229.0 of compound Chrysene; previous value = 125.316635310255			✓	
CmdSetMethodTargetQualifierAttribute	BL2000\jheine	2/8/2022 9:09:56 AM	No parameter change for ThresholdNumberOfPeaks			✓	
CmdSetMethodTargetCompoundAttribute	BL2000\jheine	2/8/2022 9:09:56 AM	No parameter change for PeakFilterThreshold			✓	

Audit Trail report

Name	User	Time	Action	Reason	Comment	Succeed	Exception
CmdSetMethodTargetCompoundAttribute	BL2000\jheine	2/8/2022 9:09:56 AM	Set PeakFilterThresholdValue = 1924.22303435986 for compound Benzo(b)fluoranthene; previous value = 377.169306815265			✓	
CmdSetMethodTargetCompoundAttribute	BL2000\jheine	2/8/2022 9:09:56 AM	No parameter change for ThresholdNumberOfPeaks			✓	
CmdSetMethodTargetQualifierAttribute	BL2000\jheine	2/8/2022 9:09:56 AM	No parameter change for PeakFilterThreshold			✓	
CmdSetMethodTargetQualifierAttribute	BL2000\jheine	2/8/2022 9:09:56 AM	Set PeakFilterThresholdValue = 428.106490524784 for qualifier 253.0 of compound Benzo(b)fluoranthene; previous value = 85.1966065229381			✓	
CmdSetMethodTargetQualifierAttribute	BL2000\jheine	2/8/2022 9:09:56 AM	No parameter change for ThresholdNumberOfPeaks			✓	
CmdSetMethodTargetCompoundAttribute	BL2000\jheine	2/8/2022 9:09:57 AM	No parameter change for PeakFilterThreshold			✓	
CmdSetMethodTargetCompoundAttribute	BL2000\jheine	2/8/2022 9:09:57 AM	Set PeakFilterThresholdValue = 2730.19925000005 for compound Benzo(k)fluoranthene; previous value = 386.411249999997			✓	
CmdSetMethodTargetCompoundAttribute	BL2000\jheine	2/8/2022 9:09:57 AM	No parameter change for ThresholdNumberOfPeaks			✓	
CmdSetMethodTargetQualifierAttribute	BL2000\jheine	2/8/2022 9:09:57 AM	No parameter change for PeakFilterThreshold			✓	
CmdSetMethodTargetQualifierAttribute	BL2000\jheine	2/8/2022 9:09:57 AM	Set PeakFilterThresholdValue = 643.014098243119 for qualifier 253.0 of compound Benzo(k)fluoranthene; previous value = 88.9221430187413			✓	
CmdSetMethodTargetQualifierAttribute	BL2000\jheine	2/8/2022 9:09:57 AM	No parameter change for ThresholdNumberOfPeaks			✓	
CmdSetMethodTargetCompoundAttribute	BL2000\jheine	2/8/2022 9:09:58 AM	No parameter change for PeakFilterThreshold			✓	
CmdSetMethodTargetCompoundAttribute	BL2000\jheine	2/8/2022 9:09:58 AM	Set PeakFilterThresholdValue = 1873.28862499998 for compound Benzo(a)pyrene; previous value = 285.618250000009			✓	
CmdSetMethodTargetCompoundAttribute	BL2000\jheine	2/8/2022 9:09:58 AM	No parameter change for ThresholdNumberOfPeaks			✓	
CmdSetMethodTargetQualifierAttribute	BL2000\jheine	2/8/2022 9:09:58 AM	No parameter change for PeakFilterThreshold			✓	
CmdSetMethodTargetQualifierAttribute	BL2000\jheine	2/8/2022 9:09:58 AM	Set PeakFilterThresholdValue = 450.209004844411 for qualifier 253.0 of compound Benzo(a)pyrene; previous value = 67.2428298292366			✓	
CmdSetMethodTargetQualifierAttribute	BL2000\jheine	2/8/2022 9:09:59 AM	No parameter change for ThresholdNumberOfPeaks			✓	
CmdSetMethodTargetCompoundAttribute	BL2000\jheine	2/8/2022 9:09:59 AM	No parameter change for PeakFilterThreshold			✓	

Audit Trail report

Name	User	Time	Action	Reason	Comment	Succeed	Exception
CmdSetMethodTargetCompoundAttribute	BL2000\jheine	2/8/2022 9:09:59 AM	Set PeakFilterThresholdValue = 1542.77587297706 for compound Indeno(1,2,3-cd)pyrene; previous value = 266.112953496991			✓	
CmdSetMethodTargetCompoundAttribute	BL2000\jheine	2/8/2022 9:09:59 AM	No parameter change for ThresholdNumberOfPeaks			✓	
CmdSetMethodTargetQualifierAttribute	BL2000\jheine	2/8/2022 9:09:59 AM	No parameter change for PeakFilterThreshold			✓	
CmdSetMethodTargetQualifierAttribute	BL2000\jheine	2/8/2022 9:10:00 AM	Set PeakFilterThresholdValue = 311.351769645034 for qualifier 138.0 of compound Indeno(1,2,3-cd)pyrene; previous value = 76.9869880142317			✓	
CmdSetMethodTargetQualifierAttribute	BL2000\jheine	2/8/2022 9:10:00 AM	No parameter change for ThresholdNumberOfPeaks			✓	
CmdSetMethodTargetCompoundAttribute	BL2000\jheine	2/8/2022 9:10:00 AM	No parameter change for PeakFilterThreshold			✓	
CmdSetMethodTargetCompoundAttribute	BL2000\jheine	2/8/2022 9:10:00 AM	Set PeakFilterThresholdValue = 1941.96158089213 for compound Dibenzo(a,h)anthracene; previous value = 325.884361205036			✓	
CmdSetMethodTargetCompoundAttribute	BL2000\jheine	2/8/2022 9:10:00 AM	No parameter change for ThresholdNumberOfPeaks			✓	
CmdSetMethodTargetQualifierAttribute	BL2000\jheine	2/8/2022 9:10:00 AM	No parameter change for PeakFilterThreshold			✓	
CmdSetMethodTargetQualifierAttribute	BL2000\jheine	2/8/2022 9:10:01 AM	Set PeakFilterThresholdValue = 483.57412106567 for qualifier 279.0 of compound Dibenzo(a,h)anthracene; previous value = 81.8984960160734			✓	
CmdSetMethodTargetQualifierAttribute	BL2000\jheine	2/8/2022 9:10:01 AM	No parameter change for ThresholdNumberOfPeaks			✓	
CmdSetMethodTargetQualifierAttribute	BL2000\jheine	2/8/2022 9:10:01 AM	No parameter change for PeakFilterThreshold			✓	
CmdSetMethodTargetQualifierAttribute	BL2000\jheine	2/8/2022 9:10:01 AM	Set PeakFilterThresholdValue = 315.530645247294 for qualifier 139.0 of compound Dibenzo(a,h)anthracene; previous value = 78.5354573917998			✓	
CmdSetMethodTargetQualifierAttribute	BL2000\jheine	2/8/2022 9:10:01 AM	No parameter change for ThresholdNumberOfPeaks			✓	
CmdSetMethodTargetCompoundAttribute	BL2000\jheine	2/8/2022 9:10:02 AM	No parameter change for PeakFilterThreshold			✓	
CmdSetMethodTargetCompoundAttribute	BL2000\jheine	2/8/2022 9:10:02 AM	Set PeakFilterThresholdValue = 2445.86630695365 for compound Benzo(g,h,i)perylene; previous value = 403.29425			✓	
CmdSetMethodTargetCompoundAttribute	BL2000\jheine	2/8/2022 9:10:02 AM	No parameter change for ThresholdNumberOfPeaks			✓	
CmdSetMethodTargetQualifierAttribute	BL2000\jheine	2/8/2022 9:10:02 AM	No parameter change for PeakFilterThreshold			✓	

Audit Trail report

Name	User	Time	Action	Reason	Comment	Succeed	Exception
CmdSetMethodTargetQualifierAttribute	BL2000\jheine	2/8/2022 9:10:02 AM	Set PeakFilterThresholdValue = 529.173798535417 for qualifier 138.0 of compound Benzo(g,h,i)perylene; previous value = 113.117519663444			✓	
CmdSetMethodTargetQualifierAttribute	BL2000\jheine	2/8/2022 9:10:03 AM	No parameter change for ThresholdNumberOfPeaks			✓	
CmdSetMethodTargetQualifierAttribute	BL2000\jheine	2/8/2022 9:10:03 AM	No parameter change for PeakFilterThreshold			✓	
CmdSetMethodTargetQualifierAttribute	BL2000\jheine	2/8/2022 9:10:03 AM	Set PeakFilterThresholdValue = 599.314222249974 for qualifier 277.0 of compound Benzo(g,h,i)perylene; previous value = 93.7669618316075			✓	
CmdSetMethodTargetQualifierAttribute	BL2000\jheine	2/8/2022 9:10:03 AM	No parameter change for ThresholdNumberOfPeaks			✓	
CmdSetMethodTargetCompoundAttribute	BL2000\jheine	2/8/2022 9:10:03 AM	No parameter change for PeakFilterThreshold			✓	
CmdSetMethodTargetCompoundAttribute	BL2000\jheine	2/8/2022 9:10:03 AM	Set PeakFilterThresholdValue = 422.508000000001 for compound Nitrobenzene-d5; previous value = 142.440000000001			✓	
CmdSetMethodTargetCompoundAttribute	BL2000\jheine	2/8/2022 9:10:04 AM	No parameter change for ThresholdNumberOfPeaks			✓	
CmdSetMethodTargetQualifierAttribute	BL2000\jheine	2/8/2022 9:10:04 AM	No parameter change for PeakFilterThreshold			✓	
CmdSetMethodTargetQualifierAttribute	BL2000\jheine	2/8/2022 9:10:04 AM	Set PeakFilterThresholdValue = 161.327587554762 for qualifier 54.0 of compound Nitrobenzene-d5; previous value = 52.7133211898051			✓	
CmdSetMethodTargetQualifierAttribute	BL2000\jheine	2/8/2022 9:10:04 AM	No parameter change for ThresholdNumberOfPeaks			✓	
CmdSetMethodTargetQualifierAttribute	BL2000\jheine	2/8/2022 9:10:04 AM	No parameter change for PeakFilterThreshold			✓	
CmdSetMethodTargetQualifierAttribute	BL2000\jheine	2/8/2022 9:10:05 AM	Set PeakFilterThresholdValue = 188.051171399164 for qualifier 128.0 of compound Nitrobenzene-d5; previous value = 52.1520225575144			✓	
CmdSetMethodTargetQualifierAttribute	BL2000\jheine	2/8/2022 9:10:05 AM	No parameter change for ThresholdNumberOfPeaks			✓	
CmdSetMethodTargetCompoundAttribute	BL2000\jheine	2/8/2022 9:10:05 AM	No parameter change for PeakFilterThreshold			✓	
CmdSetMethodTargetCompoundAttribute	BL2000\jheine	2/8/2022 9:10:05 AM	Set PeakFilterThresholdValue = 2121.22518066658 for compound 2-Fluorobiphenyl; previous value = 430.332750000005			✓	
CmdSetMethodTargetCompoundAttribute	BL2000\jheine	2/8/2022 9:10:05 AM	No parameter change for ThresholdNumberOfPeaks			✓	
CmdSetMethodTargetQualifierAttribute	BL2000\jheine	2/8/2022 9:10:05 AM	No parameter change for PeakFilterThreshold			✓	

Audit Trail report

Name	User	Time	Action	Reason	Comment	Succeed	Exception
CmdSetMethodTargetQualifierAttribute	BL2000\jheine	2/8/2022 9:10:06 AM	Set PeakFilterThresholdValue = 756.31684539707 for qualifier 171.0 of compound 2-Fluorobiphenyl; previous value = 163.741114532514			✓	
CmdSetMethodTargetQualifierAttribute	BL2000\jheine	2/8/2022 9:10:06 AM	No parameter change for ThresholdNumberOfPeaks			✓	
CmdSetMethodTargetCompoundAttribute	BL2000\jheine	2/8/2022 9:10:06 AM	No parameter change for PeakFilterThreshold			✓	
CmdSetMethodTargetCompoundAttribute	BL2000\jheine	2/8/2022 9:10:06 AM	Set PeakFilterThresholdValue = 2440.30271588323 for compound Terphenyl-d14; previous value = 292.131788617147			✓	
CmdSetMethodTargetCompoundAttribute	BL2000\jheine	2/8/2022 9:10:06 AM	No parameter change for ThresholdNumberOfPeaks			✓	
CmdSetMethodTargetQualifierAttribute	BL2000\jheine	2/8/2022 9:10:06 AM	No parameter change for PeakFilterThreshold			✓	
CmdSetMethodTargetQualifierAttribute	BL2000\jheine	2/8/2022 9:10:07 AM	Set PeakFilterThresholdValue = 298.554567258021 for qualifier 122.0 of compound Terphenyl-d14; previous value = 56.0901280720104			✓	
CmdSetMethodTargetQualifierAttribute	BL2000\jheine	2/8/2022 9:10:07 AM	No parameter change for ThresholdNumberOfPeaks			✓	
CmdSetMethodTargetCompoundAttribute	BL2000\jheine	2/8/2022 9:10:07 AM	No parameter change for PeakFilterThreshold			✓	
CmdSetMethodTargetCompoundAttribute	BL2000\jheine	2/8/2022 9:10:07 AM	Set PeakFilterThresholdValue = 2242.49300466908 for compound o-Terphenyl; previous value = 307.533749999996			✓	
CmdSetMethodTargetCompoundAttribute	BL2000\jheine	2/8/2022 9:10:07 AM	No parameter change for ThresholdNumberOfPeaks			✓	
CmdSetMethodTargetQualifierAttribute	BL2000\jheine	2/8/2022 9:10:07 AM	No parameter change for PeakFilterThreshold			✓	
CmdSetMethodTargetQualifierAttribute	BL2000\jheine	2/8/2022 9:10:08 AM	Set PeakFilterThresholdValue = 1482.60261809708 for qualifier 229.0 of compound o-Terphenyl; previous value = 215.963649692389			✓	
CmdSetMethodTargetQualifierAttribute	BL2000\jheine	2/8/2022 9:10:08 AM	No parameter change for ThresholdNumberOfPeaks			✓	
CmdSetMethodTargetQualifierAttribute	BL2000\jheine	2/8/2022 9:10:08 AM	No parameter change for PeakFilterThreshold			✓	
CmdSetMethodTargetQualifierAttribute	BL2000\jheine	2/8/2022 9:10:08 AM	Set PeakFilterThresholdValue = 924.636609883368 for qualifier 215.0 of compound o-Terphenyl; previous value = 143.562068278791			✓	
CmdSetMethodTargetQualifierAttribute	BL2000\jheine	2/8/2022 9:10:08 AM	No parameter change for ThresholdNumberOfPeaks			✓	
CmdApplyMethodToAllSamples	BL2000\jheine	2/8/2022 9:10:26 AM	Apply method to all samples			✓	
CmdMethodClear	BL2000\jheine	2/8/2022 9:10:26 AM	Clear method			✓	
CmdEndMethodEditing	BL2000\jheine	2/8/2022 9:10:27 AM	End method editing			✓	

Audit Trail report

Name	User	Time	Action	Reason	Comment	Succeed	Exception
CmdQuantitate	BL2000\jheine	2/8/2022 9:10:41 AM	Quantitate all compounds in all samples			✓	
CmdZeroOutPeak	BL2000\jheine	2/8/2022 9:11:17 AM	Zero out primary peak of compound Benzo(a)pyrene in sample Feb0710.D			✓	
CmdZeroOutPeak	BL2000\jheine	2/8/2022 9:11:34 AM	Zero out primary peak of compound Acenaphthene in sample Feb0710.D			✓	
CmdZeroOutPeak	BL2000\jheine	2/8/2022 9:11:38 AM	Zero out primary peak of compound Chrysene in sample Feb0710.D			✓	
CmdManuallyIntegratePeak	BL2000\jheine	2/8/2022 9:11:49 AM	Manually integrate compound Benzo(a)Anthracene in sample Feb0710.D, from x, y = 14.839, 2135 to 14.851, 2145, result = -1522; previous integration is from x, y = 14.555, 67 to 14.652, 71 and previous response = 5620.			✓	
CmdClearManualIntegration	BL2000\jheine	2/8/2022 9:11:55 AM	Clear manual integration of target signal for compound Benzo(a)Anthracene in sample Feb0710.D			✓	
CmdZeroOutPeak	BL2000\jheine	2/8/2022 9:11:56 AM	Zero out primary peak of compound Benzo(a)Anthracene in sample Feb0710.D			✓	
CmdZeroOutPeak	BL2000\jheine	2/8/2022 9:12:11 AM	Zero out primary peak of compound Fluorene in sample Feb0711.D			✓	
CmdZeroOutPeak	BL2000\jheine	2/8/2022 9:12:14 AM	Zero out primary peak of compound Benzo(a)pyrene in sample Feb0711.D			✓	
CmdManuallyIntegratePeak	BL2000\jheine	2/8/2022 9:12:19 AM	Manually integrate compound Acenaphthene in sample Feb0711.D, from x, y = 8.000, 236 to 8.088, 175, result = 296; previous integration is from x, y = 7.953, 186 to 8.088, 175 and previous response = 4564.			✓	
CmdManuallyIntegrateDropBaseline	BL2000\jheine	2/8/2022 9:12:21 AM	Drop baseline for compound Acenaphthene in sample Feb0711.D to y = 175, new integration is from x, y = 8.000, 175 to 8.088, 175 and new response = 455; previous integration is from x, y = 8.000, 236 to 8.088, 175 and previous response = 296.			✓	
CmdZeroOutPeak	BL2000\jheine	2/8/2022 9:12:22 AM	Zero out primary peak of compound Acenaphthene in sample Feb0711.D			✓	
CmdManuallyIntegratePeak	BL2000\jheine	2/8/2022 9:12:30 AM	Manually integrate compound Chrysene in sample Feb0711.D, from x, y = 14.664, 167 to 14.776, 67, result = 511; previous integration is from x, y = 14.553, 67 to 14.776, 67 and previous response = 6203.			✓	

Audit Trail report

Name	User	Time	Action	Reason	Comment	Succeed	Exception
CmdManuallyIntegrateDropBaseline	BL2000\jheine	2/8/2022 9:12:31 AM	Drop baseline for compound Chrysene in sample Feb0711.D to y = 67, new integration is from x, y = 14.664, 67 to 14.776, 67 and new response = 848; previous integration is from x, y = 14.664, 167 to 14.776, 67 and previous response = 511.			✓	
CmdZeroOutPeak	BL2000\jheine	2/8/2022 9:12:32 AM	Zero out primary peak of compound Chrysene in sample Feb0711.D			✓	
CmdZeroOutPeak	BL2000\jheine	2/8/2022 9:12:35 AM	Zero out primary peak of compound Benzo(a)Anthracene in sample Feb0711.D			✓	
CmdManuallyIntegrateQualifierPeak	BL2000\jheine	2/8/2022 9:13:06 AM	Manually integrate qualifier 102.0 of compound Naphthalene in sample Feb0712.D, from x, y = 5.928, 1183 to 6.028, 152, result = 26188; previous integration is from x, y = 5.891, 152 to 6.028, 152 and previous response = 38003.			✓	
CmdManuallyIntegrateDropBaseline	BL2000\jheine	2/8/2022 9:13:07 AM	Drop baseline for qualifier 102.0 of compound Naphthalene in sample Feb0712.D to y = 152, new integration is from x, y = 5.928, 152 to 6.028, 152 and new response = 29281; previous integration is from x, y = 5.928, 1183 to 6.028, 152 and previous response = 26188.			✓	
CmdManuallyIntegrateQualifierPeak	BL2000\jheine	2/8/2022 9:14:16 AM	Manually integrate qualifier 102.0 of compound Naphthalene in sample Feb0713.D, from x, y = 5.928, 2181 to 6.028, 149, result = 23159; previous integration is from x, y = 5.891, 149 to 6.028, 149 and previous response = 36923.			✓	
CmdManuallyIntegrateDropBaseline	BL2000\jheine	2/8/2022 9:14:17 AM	Drop baseline for qualifier 102.0 of compound Naphthalene in sample Feb0713.D to y = 149, new integration is from x, y = 5.928, 149 to 6.028, 149 and new response = 29251; previous integration is from x, y = 5.928, 2181 to 6.028, 149 and previous response = 23159.			✓	
CmdZeroOutPeak	BL2000\jheine	2/8/2022 9:15:27 AM	Zero out primary peak of compound Fluorene in sample Feb0714.D			✓	
CmdManuallyIntegratePeak	BL2000\jheine	2/8/2022 9:15:38 AM	Manually integrate compound Indeno(1,2,3-cd)pyrene in sample Feb0714.D, from x, y = 20.109, 88 to 20.192, 306, result = 3037; previous integration is from x, y = 20.109, 88 to 20.291, 91 and previous response = 4648.			✓	

Audit Trail report

Name	User	Time	Action	Reason	Comment	Succeed	Exception
CmdManuallyIntegrateDropBaseline	BL2000\jheine	2/8/2022 9:15:40 AM	Drop baseline for compound Indeno(1,2,3-cd)pyrene in sample Feb0714.D to y = 88, new integration is from x, y = 20.109, 88 to 20.192, 88 and new response = 3580; previous integration is from x, y = 20.109, 88 to 20.192, 306 and previous response = 3037.			✓	
CmdManuallyIntegratePeak	BL2000\jheine	2/8/2022 9:15:51 AM	Manually integrate compound Benzo(a)pyrene in sample Feb0714.D, from x, y = 18.240, 153 to 18.363, 625, result = -539; previous integration is from x, y = 18.363, 99 to 18.536, 101 and previous response = 4437.			✓	
CmdManuallyIntegrateSnapBaseline	BL2000\jheine	2/8/2022 9:15:52 AM	Snap baseline for compound Benzo(a)pyrene in sample Feb0714.D, from x = 18.240 to x = 18.363, new integration is from x, y = 18.240, 89 to 18.363, 131 and new response = 1531; previous integration is from x, y = 18.240, 153 to 18.363, 625 and previous response = -539.			✓	
CmdManuallyIntegrateDropBaseline	BL2000\jheine	2/8/2022 9:15:53 AM	Drop baseline for compound Benzo(a)pyrene in sample Feb0714.D to y = 89, new integration is from x, y = 18.240, 89 to 18.363, 89 and new response = 1687; previous integration is from x, y = 18.240, 89 to 18.363, 131 and previous response = 1531.			✓	
CmdManuallyIntegrateQualifierPeak	BL2000\jheine	2/8/2022 9:15:56 AM	Manually integrate qualifier 253.0 of compound Benzo(a)pyrene in sample Feb0714.D from x, y = 18.252, 115 to 18.363, 245; result = -161			✓	
CmdManuallyIntegrateSnapBaseline	BL2000\jheine	2/8/2022 9:15:57 AM	Snap baseline for qualifier 253.0 of compound Benzo(a)pyrene in sample Feb0714.D from x = 18.252 to x = 18.363, new integration is from x, y = 18.252, 93 to 18.363, 111 and new response = 358; previous integration is from x, y = 18.252, 115 to 18.363, 245 and previous response = -161.			✓	
CmdManuallyIntegrateDropBaseline	BL2000\jheine	2/8/2022 9:15:58 AM	Drop baseline for qualifier 253.0 of compound Benzo(a)pyrene in sample Feb0714.D to y = 93, new integration is from x, y = 18.252, 93 to 18.363, 93 and new response = 418; previous integration is from x, y = 18.252, 93 to 18.363, 111 and previous response = 358.			✓	
CmdZeroOutPeak	BL2000\jheine	2/8/2022 9:16:03 AM	Zero out qualifier peak of compound Benzo(a)pyrene 253.0 in sample Feb0714.D			✓	
CmdZeroOutPeak	BL2000\jheine	2/8/2022 9:16:05 AM	Zero out primary peak of compound Benzo(a)pyrene in sample Feb0714.D			✓	

Audit Trail report

Name	User	Time	Action	Reason	Comment	Succeed	Exception
CmdManuallyIntegratePeak	BL2000\jheine	2/8/2022 9:16:13 AM	Manually integrate compound Acenaphthene in sample Feb0714.D, from x, y = 8.000, 698 to 8.063, 180, result = -508; previous integration is from x, y = 7.951, 180 to 8.063, 180 and previous response = 4494.			✓	
CmdManuallyIntegrateDropBaseline	BL2000\jheine	2/8/2022 9:16:15 AM	Drop baseline for compound Acenaphthene in sample Feb0714.D to y = 180, new integration is from x, y = 8.000, 180 to 8.063, 180 and new response = 460; previous integration is from x, y = 8.000, 698 to 8.063, 180 and previous response = -508.			✓	
CmdZeroOutPeak	BL2000\jheine	2/8/2022 9:16:17 AM	Zero out primary peak of compound Acenaphthene in sample Feb0714.D			✓	
CmdManuallyIntegrateQualifierPeak	BL2000\jheine	2/8/2022 9:17:11 AM	Manually integrate qualifier 102.0 of compound Naphthalene in sample Feb0715.D, from x, y = 5.928, 1837 to 6.028, 129, result = 10326; previous integration is from x, y = 5.891, 126 to 6.028, 129 and previous response = 21744.			✓	
CmdManuallyIntegrateDropBaseline	BL2000\jheine	2/8/2022 9:17:12 AM	Drop baseline for qualifier 102.0 of compound Naphthalene in sample Feb0715.D to y = 129, new integration is from x, y = 5.928, 129 to 6.028, 129 and new response = 15446; previous integration is from x, y = 5.928, 1837 to 6.028, 129 and previous response = 10326.			✓	
CmdManuallyIntegrateSplit	BL2000\jheine	2/8/2022 9:17:17 AM	Split peak for compound 2-Methylnaphthalene in sample Feb0715.D and keep left peak, new integration is from x, y = 6.727, 165.534340659341 to 6.852, 165.534340659341 and new response = 69267, previous integration is from x, y = 6.727, 166 to 6.952, 166 and previous response = 139173.			✓	
CmdManuallyIntegrateSplit	BL2000\jheine	2/8/2022 9:17:18 AM	Split qualifier 0 of compound 1 in sample 14, keep left peak.			✓	
CmdManuallyIntegrateQualifierPeak	BL2000\jheine	2/8/2022 9:17:23 AM	Manually integrate qualifier 142.0 of compound 2-Methylnaphthalene in sample Feb0715.D from x, y = 6.727, 6550 to 6.865, 16022; result = 10529			✓	
CmdManuallyIntegrateSnapBaseline	BL2000\jheine	2/8/2022 9:17:24 AM	Snap baseline for qualifier 142.0 of compound 2-Methylnaphthalene in sample Feb0715.D from x = 6.727 to x = 6.865, new integration is from x, y = 6.727, 727 to 6.865, 1858 and new response = 92899; previous integration is from x, y = 6.727, 6550 to 6.865, 16022 and previous response = 10529.			✓	

Audit Trail report

Name	User	Time	Action	Reason	Comment	Succeed	Exception
CmdManuallyIntegrateDropBaseline	BL2000\jheine	2/8/2022 9:17:25 AM	Drop baseline for qualifier 142.0 of compound 2-Methylnaphthalene in sample Feb0715.D to y = 727, new integration is from x, y = 6.727, 727 to 6.865, 727 and new response = 97560; previous integration is from x, y = 6.727, 727 to 6.865, 1858 and previous response = 92899.			✓	
CmdSetTargetCompoundAttribute	BL2000\jheine	2/8/2022 9:17:33 AM	Set UserAnnotation = CO for compound 2-Methylnaphthalene in sample Feb0715.D; previous value =			✓	
CmdManuallyIntegrateSplit	BL2000\jheine	2/8/2022 9:17:37 AM	Split peak for compound 1-Methylnaphthalene in sample Feb0715.D and keep right peak, new integration is from x, y = 6.852, 165.534340659341 to 6.952, 165.534340659341 and new response = 69906, previous integration is from x, y = 6.727, 166 to 6.952, 166 and previous response = 139173.			✓	
CmdManuallyIntegrateSplit	BL2000\jheine	2/8/2022 9:17:40 AM	Split qualifier 142.0 of compound 1-Methylnaphthalene in sample Feb0715.D and keep right peak, new integration is from x, y = 6.865, 122.763888888889 to 7.040, 122.763888888889 and new response = 80545, previous integration is from x, y = 6.727, 123 to 7.040, 123 and previous response = 183084.			✓	
CmdManuallyIntegratePeak	BL2000\jheine	2/8/2022 9:18:02 AM	Manually integrate compound Fluorene in sample Feb0716.D, from x, y = 8.624, 689 to 8.673, 2451, result = -3322; previous integration is from x, y = 8.910, 205 to 9.022, 211 and previous response = 26587.			✓	
CmdManuallyIntegrateSnapBaseline	BL2000\jheine	2/8/2022 9:18:04 AM	Snap baseline for compound Fluorene in sample Feb0716.D, from x = 8.624 to x = 8.673, new integration is from x, y = 8.624, 190 to 8.673, 211 and new response = 774; previous integration is from x, y = 8.624, 689 to 8.673, 2451 and previous response = -3322.			✓	
CmdManuallyIntegrateDropBaseline	BL2000\jheine	2/8/2022 9:18:04 AM	Drop baseline for compound Fluorene in sample Feb0716.D to y = 190, new integration is from x, y = 8.624, 190 to 8.673, 190 and new response = 805; previous integration is from x, y = 8.624, 190 to 8.673, 211 and previous response = 774.			✓	
CmdZeroOutPeak	BL2000\jheine	2/8/2022 9:18:06 AM	Zero out primary peak of compound Fluorene in sample Feb0716.D			✓	

Audit Trail report

Name	User	Time	Action	Reason	Comment	Succeed	Exception
CmdManuallyIntegratePeak	BL2000\jheine	2/8/2022 9:18:12 AM	Manually integrate compound Benzo(a)pyrene in sample Feb0716.D, from x, y = 18.265, 164 to 18.326, 258, result = -328; previous integration is from x, y = 18.364, 86 to 18.561, 88 and previous response = 4242.			✓	
CmdManuallyIntegrateSnapBaseline	BL2000\jheine	2/8/2022 9:18:13 AM	Snap baseline for compound Benzo(a)pyrene in sample Feb0716.D, from x = 18.265 to x = 18.326, new integration is from x, y = 18.265, 85 to 18.326, 86 and new response = 137; previous integration is from x, y = 18.265, 164 to 18.326, 258 and previous response = -328.			✓	
CmdManuallyIntegrateDropBaseline	BL2000\jheine	2/8/2022 9:18:14 AM	Drop baseline for compound Benzo(a)pyrene in sample Feb0716.D to y = 85, new integration is from x, y = 18.265, 85 to 18.326, 85 and new response = 139; previous integration is from x, y = 18.265, 85 to 18.326, 86 and previous response = 137.			✓	
CmdZeroOutPeak	BL2000\jheine	2/8/2022 9:18:16 AM	Zero out primary peak of compound Benzo(a)pyrene in sample Feb0716.D			✓	
CmdManuallyIntegratePeak	BL2000\jheine	2/8/2022 9:18:22 AM	Manually integrate compound Acenaphthene in sample Feb0716.D, from x, y = 8.001, 298 to 8.063, 205, result = 909; previous integration is from x, y = 7.951, 205 to 8.063, 205 and previous response = 5024.			✓	
CmdManuallyIntegrateDropBaseline	BL2000\jheine	2/8/2022 9:18:23 AM	Drop baseline for compound Acenaphthene in sample Feb0716.D to y = 205, new integration is from x, y = 8.001, 205 to 8.063, 205 and new response = 1082; previous integration is from x, y = 8.001, 298 to 8.063, 205 and previous response = 909.			✓	
CmdZeroOutPeak	BL2000\jheine	2/8/2022 9:18:25 AM	Zero out primary peak of compound Acenaphthene in sample Feb0716.D			✓	
CmdManuallyIntegratePeak	BL2000\jheine	2/8/2022 9:18:33 AM	Manually integrate compound Naphthalene in sample Feb0716.D, from x, y = 5.903, 646 to 5.953, 1380, result = -690; previous integration is from x, y = 5.953, 563 to 6.051, 563 and previous response = 5437.			✓	
CmdManuallyIntegrateSnapBaseline	BL2000\jheine	2/8/2022 9:18:34 AM	Snap baseline for compound Naphthalene in sample Feb0716.D, from x = 5.903 to x = 5.953, new integration is from x, y = 5.903, 509 to 5.953, 800 and new response = 385; previous integration is from x, y = 5.903, 646 to 5.953, 1380 and previous response = -690.			✓	

Audit Trail report

Name	User	Time	Action	Reason	Comment	Succeed	Exception
CmdManuallyIntegrateDropBaseline	BL2000\jheine	2/8/2022 9:18:35 AM	Drop baseline for compound Naphthalene in sample Feb0716.D to y = 509, new integration is from x, y = 5.903, 509 to 5.953, 509 and new response = 821; previous integration is from x, y = 5.903, 509 to 5.953, 800 and previous response = 385.			✓	
CmdZeroOutPeak	BL2000\jheine	2/8/2022 9:18:37 AM	Zero out primary peak of compound Naphthalene in sample Feb0716.D			✓	
CmdManuallyIntegratePeak	BL2000\jheine	2/8/2022 9:18:42 AM	Manually integrate compound Chrysene in sample Feb0716.D, from x, y = 14.664, 528 to 14.776, 456, result = -1583; previous integration is from x, y = 14.551, 75 to 14.664, 76 and previous response = 5326.			✓	
CmdManuallyIntegrateSnapBaseline	BL2000\jheine	2/8/2022 9:18:44 AM	Snap baseline for compound Chrysene in sample Feb0716.D, from x = 14.664 to x = 14.776, new integration is from x, y = 14.664, 305 to 14.776, 116 and new response = 310; previous integration is from x, y = 14.664, 528 to 14.776, 456 and previous response = -1583.			✓	
CmdManuallyIntegrateDropBaseline	BL2000\jheine	2/8/2022 9:18:45 AM	Drop baseline for compound Chrysene in sample Feb0716.D to y = 116, new integration is from x, y = 14.664, 116 to 14.776, 116 and new response = 945; previous integration is from x, y = 14.664, 305 to 14.776, 116 and previous response = 310.			✓	
CmdZeroOutPeak	BL2000\jheine	2/8/2022 9:18:47 AM	Zero out primary peak of compound Chrysene in sample Feb0716.D			✓	
CmdManuallyIntegratePeak	BL2000\jheine	2/8/2022 9:18:53 AM	Manually integrate compound 2-Methylnaphthalene in sample Feb0716.D, from x, y = 6.752, 306 to 6.827, 271, result = 751; previous integration is from x, y = 6.977, 271 to 7.140, 271 and previous response = 2284.			✓	
CmdManuallyIntegrateDropBaseline	BL2000\jheine	2/8/2022 9:18:55 AM	Drop baseline for compound 2-Methylnaphthalene in sample Feb0716.D to y = 271, new integration is from x, y = 6.752, 271 to 6.827, 271 and new response = 830; previous integration is from x, y = 6.752, 306 to 6.827, 271 and previous response = 751.			✓	
CmdZeroOutPeak	BL2000\jheine	2/8/2022 9:18:57 AM	Zero out primary peak of compound 2-Methylnaphthalene in sample Feb0716.D			✓	
CmdZeroOutPeak	BL2000\jheine	2/8/2022 9:19:01 AM	Zero out primary peak of compound 1-Methylnaphthalene in sample Feb0716.D			✓	

Audit Trail report

Name	User	Time	Action	Reason	Comment	Succeed	Exception
CmdZeroOutPeak	BL2000\jheine	2/8/2022 9:19:05 AM	Zero out primary peak of compound Benzo(a)Anthracene in sample Feb0716.D			✓	
CmdManuallyIntegrateQualifierPeak	BL2000\jheine	2/8/2022 9:19:23 AM	Manually integrate qualifier 129.0 of compound Naphthalene in sample Feb0717.D, from x, y = 5.903, 263 to 5.966, 430, result = 13927; previous integration is from x, y = 5.924, 756 to 6.022, 756 and previous response = 16565.			✓	
CmdManuallyIntegrateDropBaseline	BL2000\jheine	2/8/2022 9:19:25 AM	Drop baseline for qualifier 129.0 of compound Naphthalene in sample Feb0717.D to y = 263, new integration is from x, y = 5.903, 263 to 5.966, 263 and new response = 14240; previous integration is from x, y = 5.903, 263 to 5.966, 430 and previous response = 13927.			✓	
CmdManuallyIntegrateQualifierPeak	BL2000\jheine	2/8/2022 9:19:28 AM	Manually integrate qualifier 102.0 of compound Naphthalene in sample Feb0717.D, from x, y = 5.928, 6265 to 5.966, 53, result = 9883; previous integration is from x, y = 5.903, 226 to 6.028, 226 and previous response = 22480.			✓	
CmdManuallyIntegrateDropBaseline	BL2000\jheine	2/8/2022 9:19:30 AM	Drop baseline for qualifier 102.0 of compound Naphthalene in sample Feb0717.D to y = 53, new integration is from x, y = 5.928, 53 to 5.966, 53 and new response = 16865; previous integration is from x, y = 5.928, 6265 to 5.966, 53 and previous response = 9883.			✓	
CmdManuallyIntegrateQualifierPeak	BL2000\jheine	2/8/2022 9:19:44 AM	Manually integrate qualifier 153.0 of compound Acenaphthylene in sample Feb0717.D, from x, y = 7.789, 8425 to 7.838, 15171, result = -12827; previous integration is from x, y = 7.658, 265 to 7.708, 265 and previous response = 719.			✓	
CmdManuallyIntegrateSnapBaseline	BL2000\jheine	2/8/2022 9:19:45 AM	Snap baseline for qualifier 153.0 of compound Acenaphthylene in sample Feb0717.D from x = 7.789 to x = 7.838, new integration is from x, y = 7.789, 678 to 7.838, 1244 and new response = 19586; previous integration is from x, y = 7.789, 8425 to 7.838, 15171 and previous response = -12827.			✓	

Audit Trail report

Name	User	Time	Action	Reason	Comment	Succeed	Exception
CmdManuallyIntegrateDropBaseline	BL2000\jheine	2/8/2022 9:19:46 AM	Drop baseline for qualifier 153.0 of compound Acenaphthylene in sample Feb0717.D to y = 678, new integration is from x, y = 7.789, 678 to 7.838, 678 and new response = 20432; previous integration is from x, y = 7.789, 678 to 7.838, 1244 and previous response = 19586.			✓	
CmdManuallyIntegrateDropBaseline	BL2000\jheine	2/8/2022 9:19:48 AM	Drop baseline for qualifier 153.0 of compound Acenaphthylene in sample Feb0717.D to y = 678, new integration is from x, y = 7.789, 678 to 7.838, 678 and new response = 20432; previous integration is from x, y = 7.789, 678 to 7.838, 678 and previous response = 20432.			✓	
CmdManuallyIntegratePeak	BL2000\jheine	2/8/2022 9:20:25 AM	Manually integrate compound Fluorene in sample Feb0718.D, from x, y = 8.623, 652 to 8.673, 1553, result = -1974; previous integration is from x, y = 8.910, 186 to 9.022, 189 and previous response = 25593.			✓	
CmdManuallyIntegrateSnapBaseline	BL2000\jheine	2/8/2022 9:20:26 AM	Snap baseline for compound Fluorene in sample Feb0718.D, from x = 8.623 to x = 8.673, new integration is from x, y = 8.623, 194 to 8.673, 195 and new response = 743; previous integration is from x, y = 8.623, 652 to 8.673, 1553 and previous response = -1974.			✓	
CmdManuallyIntegrateDropBaseline	BL2000\jheine	2/8/2022 9:20:26 AM	Drop baseline for compound Fluorene in sample Feb0718.D to y = 194, new integration is from x, y = 8.623, 194 to 8.673, 194 and new response = 744; previous integration is from x, y = 8.623, 194 to 8.673, 195 and previous response = 743.			✓	
CmdZeroOutPeak	BL2000\jheine	2/8/2022 9:20:28 AM	Zero out primary peak of compound Fluorene in sample Feb0718.D			✓	
CmdZeroOutPeak	BL2000\jheine	2/8/2022 9:20:32 AM	Zero out primary peak of compound Benzo(a)pyrene in sample Feb0718.D			✓	
CmdManuallyIntegratePeak	BL2000\jheine	2/8/2022 9:20:37 AM	Manually integrate compound Acenaphthene in sample Feb0718.D, from x, y = 8.000, 277 to 8.063, 191, result = 819; previous integration is from x, y = 7.952, 191 to 8.063, 191 and previous response = 5083.			✓	
CmdManuallyIntegrateDropBaseline	BL2000\jheine	2/8/2022 9:20:38 AM	Drop baseline for compound Acenaphthene in sample Feb0718.D to y = 191, new integration is from x, y = 8.000, 191 to 8.063, 191 and new response = 980; previous integration is from x, y = 8.000, 277 to 8.063, 191 and previous response = 819.			✓	

Audit Trail report

Name	User	Time	Action	Reason	Comment	Succeed	Exception
CmdZeroOutPeak	BL2000\jheine	2/8/2022 9:20:39 AM	Zero out primary peak of compound Acenaphthene in sample Feb0718.D			✓	
CmdManuallyIntegratePeak	BL2000\jheine	2/8/2022 9:20:44 AM	Manually integrate compound Chrysene in sample Feb0718.D, from x, y = 14.664, 571 to 14.714, 741, result = 3; previous integration is from x, y = 14.542, 69 to 14.652, 74 and previous response = 6739.			✓	
CmdManuallyIntegratePeak	BL2000\jheine	2/8/2022 9:20:47 AM	Manually integrate compound Chrysene in sample Feb0718.D, from x, y = 14.652, 694 to 14.776, 775, result = -2484; previous integration is from x, y = 14.664, 571 to 14.714, 741 and previous response = 3.			✓	
CmdManuallyIntegrateSnapBaseline	BL2000\jheine	2/8/2022 9:20:48 AM	Snap baseline for compound Chrysene in sample Feb0718.D, from x = 14.652 to x = 14.776, new integration is from x, y = 14.652, 381 to 14.776, 125 and new response = 1112; previous integration is from x, y = 14.652, 694 to 14.776, 775 and previous response = -2484.			✓	
CmdManuallyIntegrateDropBaseline	BL2000\jheine	2/8/2022 9:20:49 AM	Drop baseline for compound Chrysene in sample Feb0718.D to y = 125, new integration is from x, y = 14.652, 125 to 14.776, 125 and new response = 2068; previous integration is from x, y = 14.652, 381 to 14.776, 125 and previous response = 1112.			✓	
CmdZeroOutPeak	BL2000\jheine	2/8/2022 9:20:50 AM	Zero out primary peak of compound Chrysene in sample Feb0718.D			✓	
CmdZeroOutPeak	BL2000\jheine	2/8/2022 9:20:54 AM	Zero out primary peak of compound Naphthalene in sample Feb0718.D			✓	
CmdZeroOutPeak	BL2000\jheine	2/8/2022 9:21:02 AM	Zero out primary peak of compound Benzo(a)Anthracene in sample Feb0718.D			✓	
CmdZeroOutPeak	BL2000\jheine	2/8/2022 9:21:06 AM	Zero out primary peak of compound o-Terphenyl in sample Feb0718.D			✓	
CmdZeroOutPeak	BL2000\jheine	2/8/2022 9:21:20 AM	Zero out primary peak of compound Fluorene in sample Feb0719.D			✓	
CmdZeroOutPeak	BL2000\jheine	2/8/2022 9:21:24 AM	Zero out primary peak of compound Benzo(a)pyrene in sample Feb0719.D			✓	
CmdZeroOutPeak	BL2000\jheine	2/8/2022 9:21:27 AM	Zero out primary peak of compound Acenaphthene in sample Feb0719.D			✓	
CmdManuallyIntegratePeak	BL2000\jheine	2/8/2022 9:21:32 AM	Manually integrate compound Chrysene in sample Feb0719.D, from x, y = 14.664, 463 to 14.751, 62, result = -454; previous integration is from x, y = 14.540, 61 to 14.751, 62 and previous response = 5261.			✓	

Audit Trail report

Name	User	Time	Action	Reason	Comment	Succeed	Exception
CmdManuallyIntegrateDropBaseline	BL2000\jheine	2/8/2022 9:21:33 AM	Drop baseline for compound Chrysene in sample Feb0719.D to y = 62, new integration is from x, y = 14.664, 62 to 14.751, 62 and new response = 595; previous integration is from x, y = 14.664, 463 to 14.751, 62 and previous response = -454.			✓	
CmdZeroOutPeak	BL2000\jheine	2/8/2022 9:21:34 AM	Zero out primary peak of compound Chrysene in sample Feb0719.D			✓	
CmdZeroOutPeak	BL2000\jheine	2/8/2022 9:21:38 AM	Zero out primary peak of compound Benzo(a)Anthracene in sample Feb0719.D			✓	
CmdZeroOutPeak	BL2000\jheine	2/8/2022 9:21:50 AM	Zero out primary peak of compound Fluorene in sample Feb0720.D			✓	
CmdZeroOutPeak	BL2000\jheine	2/8/2022 9:21:54 AM	Zero out primary peak of compound Benzo(a)pyrene in sample Feb0720.D			✓	
CmdManuallyIntegratePeak	BL2000\jheine	2/8/2022 9:21:59 AM	Manually integrate compound Acenaphthene in sample Feb0720.D, from x, y = 8.001, 866 to 8.050, 318, result = -466; previous integration is from x, y = 7.952, 318 to 8.050, 318 and previous response = 4194.			✓	
CmdManuallyIntegrateDropBaseline	BL2000\jheine	2/8/2022 9:22:00 AM	Drop baseline for compound Acenaphthene in sample Feb0720.D to y = 318, new integration is from x, y = 8.001, 318 to 8.050, 318 and new response = 353; previous integration is from x, y = 8.001, 866 to 8.050, 318 and previous response = -466.			✓	
CmdZeroOutPeak	BL2000\jheine	2/8/2022 9:22:01 AM	Zero out primary peak of compound Acenaphthene in sample Feb0720.D			✓	
CmdManuallyIntegratePeak	BL2000\jheine	2/8/2022 9:22:08 AM	Manually integrate compound Chrysene in sample Feb0720.D, from x, y = 14.664, 178 to 14.776, 80, result = 304; previous integration is from x, y = 14.552, 80 to 14.776, 80 and previous response = 5589.			✓	
CmdManuallyIntegrateDropBaseline	BL2000\jheine	2/8/2022 9:22:09 AM	Drop baseline for compound Chrysene in sample Feb0720.D to y = 80, new integration is from x, y = 14.664, 80 to 14.776, 80 and new response = 633; previous integration is from x, y = 14.664, 178 to 14.776, 80 and previous response = 304.			✓	
CmdZeroOutPeak	BL2000\jheine	2/8/2022 9:22:10 AM	Zero out primary peak of compound Chrysene in sample Feb0720.D			✓	
CmdZeroOutPeak	BL2000\jheine	2/8/2022 9:22:14 AM	Zero out primary peak of compound Benzo(a)Anthracene in sample Feb0720.D			✓	

Audit Trail report

Name	User	Time	Action	Reason	Comment	Succeed	Exception
CmdManuallyIntegratePeak	BL2000\jheine	2/8/2022 9:22:26 AM	Manually integrate compound Acenaphthene in sample Feb0721.D, from x, y = 8.000, 248 to 8.098, 156, result = 74; previous integration is from x, y = 7.954, 166 to 8.098, 156 and previous response = 3898.			✓	
CmdManuallyIntegrateDropBaseline	BL2000\jheine	2/8/2022 9:22:28 AM	Drop baseline for compound Acenaphthene in sample Feb0721.D to y = 156, new integration is from x, y = 8.000, 156 to 8.098, 156 and new response = 343; previous integration is from x, y = 8.000, 248 to 8.098, 156 and previous response = 74.			✓	
CmdZeroOutPeak	BL2000\jheine	2/8/2022 9:22:32 AM	Zero out primary peak of compound Acenaphthene in sample Feb0721.D			✓	
CmdZeroOutPeak	BL2000\jheine	2/8/2022 9:22:37 AM	Zero out primary peak of compound Fluorene in sample Feb0721.D			✓	
CmdZeroOutPeak	BL2000\jheine	2/8/2022 9:22:40 AM	Zero out primary peak of compound Benzo(a)Anthracene in sample Feb0721.D			✓	
CmdZeroOutPeak	BL2000\jheine	2/8/2022 9:22:44 AM	Zero out primary peak of compound Chrysene in sample Feb0721.D			✓	
CmdZeroOutPeak	BL2000\jheine	2/8/2022 9:22:47 AM	Zero out primary peak of compound Benzo(a)pyrene in sample Feb0721.D			✓	
CmdZeroOutPeak	BL2000\jheine	2/8/2022 9:22:59 AM	Zero out primary peak of compound Fluorene in sample Feb0722.D			✓	
CmdManuallyIntegratePeak	BL2000\jheine	2/8/2022 9:23:04 AM	Manually integrate compound Benzo(a)pyrene in sample Feb0722.D, from x, y = 18.264, 187 to 18.326, 312, result = -499; previous integration is from x, y = 18.363, 91 to 18.549, 95 and previous response = 4102.			✓	
CmdManuallyIntegrateSnapBaseline	BL2000\jheine	2/8/2022 9:23:06 AM	Snap baseline for compound Benzo(a)pyrene in sample Feb0722.D, from x = 18.264 to x = 18.326, new integration is from x, y = 18.264, 83 to 18.326, 82 and new response = 120; previous integration is from x, y = 18.264, 187 to 18.326, 312 and previous response = -499.			✓	
CmdManuallyIntegrateDropBaseline	BL2000\jheine	2/8/2022 9:23:06 AM	Drop baseline for compound Benzo(a)pyrene in sample Feb0722.D to y = 82, new integration is from x, y = 18.264, 82 to 18.326, 82 and new response = 122; previous integration is from x, y = 18.264, 83 to 18.326, 82 and previous response = 120.			✓	
CmdZeroOutPeak	BL2000\jheine	2/8/2022 9:23:08 AM	Zero out primary peak of compound Benzo(a)pyrene in sample Feb0722.D			✓	

Audit Trail report

Name	User	Time	Action	Reason	Comment	Succeed	Exception
CmdManuallyIntegratePeak	BL2000\jheine	2/8/2022 9:23:13 AM	Manually integrate compound Acenaphthene in sample Feb0722.D, from x, y = 7.988, 283 to 8.025, 283, result = 619; previous integration is from x, y = 7.951, 275 to 8.050, 275 and previous response = 4465.			✓	
CmdZeroOutPeak	BL2000\jheine	2/8/2022 9:23:16 AM	Zero out primary peak of compound Acenaphthene in sample Feb0722.D			✓	
CmdZeroOutPeak	BL2000\jheine	2/8/2022 9:23:20 AM	Zero out primary peak of compound 2-Methylnaphthalene in sample Feb0722.D			✓	
CmdZeroOutPeak	BL2000\jheine	2/8/2022 9:23:24 AM	Zero out primary peak of compound 1-Methylnaphthalene in sample Feb0722.D			✓	
CmdZeroOutPeak	BL2000\jheine	2/8/2022 9:23:27 AM	Zero out primary peak of compound Chrysene in sample Feb0722.D			✓	
CmdZeroOutPeak	BL2000\jheine	2/8/2022 9:23:29 AM	Zero out primary peak of compound Benzo(a)Anthracene in sample Feb0722.D			✓	
CmdZeroOutPeak	BL2000\jheine	2/8/2022 9:23:39 AM	Zero out primary peak of compound Fluorene in sample Feb0723.D			✓	
CmdManuallyIntegratePeak	BL2000\jheine	2/8/2022 9:23:45 AM	Manually integrate compound Benzo(a)pyrene in sample Feb0723.D, from x, y = 18.265, 127 to 18.326, 285, result = -398; previous integration is from x, y = 18.364, 85 to 18.549, 87 and previous response = 3698.			✓	
CmdManuallyIntegrateSnapBaseline	BL2000\jheine	2/8/2022 9:23:46 AM	Snap baseline for compound Benzo(a)pyrene in sample Feb0723.D, from x = 18.265 to x = 18.326, new integration is from x, y = 18.265, 75 to 18.326, 79 and new response = 79; previous integration is from x, y = 18.265, 127 to 18.326, 285 and previous response = -398.			✓	
CmdManuallyIntegrateDropBaseline	BL2000\jheine	2/8/2022 9:23:47 AM	Drop baseline for compound Benzo(a)pyrene in sample Feb0723.D to y = 75, new integration is from x, y = 18.265, 75 to 18.326, 75 and new response = 87; previous integration is from x, y = 18.265, 75 to 18.326, 79 and previous response = 79.			✓	
CmdZeroOutPeak	BL2000\jheine	2/8/2022 9:23:48 AM	Zero out primary peak of compound Benzo(a)pyrene in sample Feb0723.D			✓	
CmdManuallyIntegratePeak	BL2000\jheine	2/8/2022 9:23:58 AM	Manually integrate compound Acenaphthene in sample Feb0723.D, from x, y = 8.001, 532 to 8.113, 145, result = -918; previous integration is from x, y = 7.952, 157 to 8.113, 145 and previous response = 3717.			✓	

Audit Trail report

Name	User	Time	Action	Reason	Comment	Succeed	Exception
CmdManuallyIntegrateDropBaseline	BL2000\jheine	2/8/2022 9:23:59 AM	Drop baseline for compound Acenaphthene in sample Feb0723.D to y = 145, new integration is from x, y = 8.001, 145 to 8.113, 145 and new response = 384; previous integration is from x, y = 8.001, 532 to 8.113, 145 and previous response = -918.			✓	
CmdZeroOutPeak	BL2000\jheine	2/8/2022 9:24:01 AM	Zero out primary peak of compound Acenaphthene in sample Feb0723.D			✓	
CmdManuallyIntegratePeak	BL2000\jheine	2/8/2022 9:24:07 AM	Manually integrate compound Chrysene in sample Feb0723.D, from x, y = 14.664, 305 to 14.764, 298, result = -844; previous integration is from x, y = 14.553, 61 to 14.714, 62 and previous response = 4844.			✓	
CmdManuallyIntegrateSnapBaseline	BL2000\jheine	2/8/2022 9:24:08 AM	Snap baseline for compound Chrysene in sample Feb0723.D, from x = 14.664 to x = 14.764, new integration is from x, y = 14.664, 211 to 14.764, 103 and new response = 20; previous integration is from x, y = 14.664, 305 to 14.764, 298 and previous response = -844.			✓	
CmdManuallyIntegrateDropBaseline	BL2000\jheine	2/8/2022 9:24:09 AM	Drop baseline for compound Chrysene in sample Feb0723.D to y = 103, new integration is from x, y = 14.664, 103 to 14.764, 103 and new response = 343; previous integration is from x, y = 14.664, 211 to 14.764, 103 and previous response = 20.			✓	
CmdZeroOutPeak	BL2000\jheine	2/8/2022 9:24:11 AM	Zero out primary peak of compound Chrysene in sample Feb0723.D			✓	
CmdZeroOutPeak	BL2000\jheine	2/8/2022 9:24:14 AM	Zero out primary peak of compound Benzo(a)Anthracene in sample Feb0723.D			✓	
CmdSaveBatchTable	BL2000\jheine	2/8/2022 10:18:05 AM	Save batch \\MASSHUNTER\Org\Data\SV5975.I\sh020722\1 e8270c bna SIM\QuantResults\020722 bna SIM 1.batch.bin			✓	
CmdQuantitate	BL2000\jheine	2/8/2022 10:18:33 AM	Quantitate all compounds in all samples			✓	
CmdSaveBatchTable	BL2000\jheine	2/8/2022 10:19:24 AM	Save batch \\MASSHUNTER\Org\Data\SV5975.I\sh020722\1 e8270c bna SIM\QuantResults\020722 bna SIM 1.batch.bin			✓	
GenerateReport	BL2000\jheine	2/8/2022 10:20:31 AM	Generates report - Method: D:\Org\reports\GCMSSSEMI Report Templates\Calibration\Gen_Calibration.m, Output Path: \\MASSHUNTER\Org\Data\SV5975.I\sh020722\1 e8270c bna SIM\QuantReports\			✓	

Audit Trail report

Name	User	Time	Action	Reason	Comment	Succeed	Exception
GenerateReport	BL2000\jheine	2/8/2022 10:21:39 AM	Generates report - Method: D:\Org\reports\GCMSSSEMI Report Templates\Calibration\init_cal_rpt.m, Output Path: \\MASSHUNTER\Org\Data\SV5975.I\sh 020722\1 e8270c bna SIM\QuantReports\			✓	
GenerateReport	BL2000\jheine	2/8/2022 10:22:41 AM	Generates report - Method: D:\Org\reports\GCMSSSEMI Report Templates\Calibration\Gen_ResultsSummary.m, Output Path: \\MASSHUNTER\Org\Data\SV5975.I\sh 020722\1 e8270c bna SIM\QuantReports\			✓	
CmdSetSampleAttribute	BL2000\jheine	2/8/2022 10:22:58 AM	Set SampleApproved = True for sample Feb0702.D; previous value = False			✓	
CmdSetSampleAttribute	BL2000\jheine	2/8/2022 10:22:59 AM	Set SampleApproved = True for sample Feb0701.D; previous value = False			✓	
CmdSetSampleAttribute	BL2000\jheine	2/8/2022 10:23:00 AM	Set SampleApproved = True for sample Feb0703.D; previous value = False			✓	
CmdSetSampleAttribute	BL2000\jheine	2/8/2022 10:23:01 AM	Set SampleApproved = True for sample Feb0704.D; previous value = False			✓	
CmdSetSampleAttribute	BL2000\jheine	2/8/2022 10:23:03 AM	Set SampleApproved = True for sample Feb0705.D; previous value = False			✓	
CmdSetSampleAttribute	BL2000\jheine	2/8/2022 10:23:04 AM	Set SampleApproved = True for sample Feb0706.D; previous value = False			✓	
CmdSetSampleAttribute	BL2000\jheine	2/8/2022 10:23:05 AM	Set SampleApproved = True for sample Feb0707.D; previous value = False			✓	
CmdSetSampleAttribute	BL2000\jheine	2/8/2022 10:23:07 AM	Set SampleApproved = True for sample Feb0708.D; previous value = False			✓	
CmdSetSampleAttribute	BL2000\jheine	2/8/2022 10:23:08 AM	Set SampleApproved = True for sample Feb0709.D; previous value = False			✓	
CmdSetSampleAttribute	BL2000\jheine	2/8/2022 10:23:09 AM	Set SampleApproved = True for sample Feb0710.D; previous value = False			✓	
CmdSetSampleAttribute	BL2000\jheine	2/8/2022 10:23:11 AM	Set SampleApproved = True for sample Feb0711.D; previous value = False			✓	
CmdSetSampleAttribute	BL2000\jheine	2/8/2022 10:23:12 AM	Set SampleApproved = True for sample Feb0712.D; previous value = False			✓	
CmdSetSampleAttribute	BL2000\jheine	2/8/2022 10:23:14 AM	Set SampleApproved = True for sample Feb0713.D; previous value = False			✓	

Audit Trail report

Name	User	Time	Action	Reason	Comment	Succeed	Exception
CmdSetSampleAttribute	BL2000\jheine	2/8/2022 10:23:15 AM	Set SampleApproved = True for sample Feb0714.D; previous value = False			✓	
CmdSetSampleAttribute	BL2000\jheine	2/8/2022 10:23:17 AM	Set SampleApproved = True for sample Feb0715.D; previous value = False			✓	
CmdSetSampleAttribute	BL2000\jheine	2/8/2022 10:23:19 AM	Set SampleApproved = True for sample Feb0716.D; previous value = False			✓	
CmdSetSampleAttribute	BL2000\jheine	2/8/2022 10:23:20 AM	Set SampleApproved = True for sample Feb0717.D; previous value = False			✓	
CmdSetSampleAttribute	BL2000\jheine	2/8/2022 10:23:22 AM	Set SampleApproved = True for sample Feb0718.D; previous value = False			✓	
CmdSetSampleAttribute	BL2000\jheine	2/8/2022 10:23:23 AM	Set SampleApproved = True for sample Feb0719.D; previous value = False			✓	
CmdSetSampleAttribute	BL2000\jheine	2/8/2022 10:23:25 AM	Set SampleApproved = True for sample Feb0721.D; previous value = False			✓	
CmdSetSampleAttribute	BL2000\jheine	2/8/2022 10:23:28 AM	Set SampleApproved = True for sample Feb0720.D; previous value = False			✓	
CmdSetSampleAttribute	BL2000\jheine	2/8/2022 10:23:30 AM	Set SampleApproved = True for sample Feb0722.D; previous value = False			✓	
CmdSetSampleAttribute	BL2000\jheine	2/8/2022 10:23:33 AM	Set SampleApproved = True for sample Feb0723.D; previous value = False			✓	
CmdSetSampleAttribute	BL2000\jheine	2/8/2022 10:23:35 AM	Set SampleApproved = True for sample Feb0724.D; previous value = False			✓	
CmdSetSampleAttribute	BL2000\jheine	2/8/2022 10:23:42 AM	Set SampleType = CC for sample Feb0724.D; previous value = Sample			✓	
CmdSetSampleAttribute	BL2000\jheine	2/8/2022 10:23:53 AM	Set LevelName = CCV for sample Feb0724.D; previous value =			✓	
CmdQuantitate	BL2000\jheine	2/8/2022 10:23:54 AM	Quantitate all compounds in sample Feb0724.D			✓	
CmdSaveBatchTable	BL2000\jheine	2/8/2022 10:24:33 AM	Save batch \\MASSHUNTER\Org\Data\SV5975.I\sh 020722\1 e8270c bna SIM\QuantResults\020722 bna SIM 1.batch.bin			✓	
GenerateReport	BL2000\jheine	2/8/2022 10:28:25 AM	Generates report - Method: D:\Org\reports\GCMSSSEMI Report Templates\Calibration\Env_QuantResul ts_wGraphics+Chromatogram.m, Output Path: \\MASSHUNTER\Org\Data\SV5975.I\sh 020722\1 e8270c bna SIM\QuantReports\			✓	

Energy Laboratories Inc

ANALYTICAL RUN Summary

24-Feb-22

Run ID SV5975.I_220211A

Run Start Date:	2/11/2022
Analyst:	John P. Heine
Ical:	
Column ID:	ZB-SemiVolatiles
Comments:	Closing CCV didn't acquire. Ran closing CCV as soon as possible. System in compliance. JPH 2/14/22

Std ID	Std Name	Std Amount	Std Units	Samp Amount	Samp Units	SampType	Expiration Date
dcmsvoc13	DCM						11/17/2022
sv100506	BNA low 50 ug/mL	8	ul	192	ul	CCV	3/31/2022
sv100703	BNA Internals 2000 ug/mL	2	ul	100	ul	SAMP	5/31/2022
sv100801	BNA 2nd source 200ug/mL	2	ul	198	ul	ICV	10/1/2022
sv83311	DFTPP 1000 ug/mL	50	ul	50	ul	TUNE	10/31/2022

Seq No	Lab ID	Test Code	Sample Typ	File ID	Analysis Date	DF	Batch ID	Prep Date	SPKref	RPDref	pmoist					
15033852	Feb1101_D_TU	SVOC-8270-DF	TUNE	V5973N2.I\sg0212	11/2022 1:31:0	1	R374633		0	0						
Analyte	T	Units	RAW	Final	Text	Spike	SPKref	RPDref	MDL	PQL	UQL	%REC	LOW	HIGH	%RPD	Q
127, % of mass 198	A	%	46.9	46.9		100	0	0	0	0.01	0	47%	40	60	0%	
197, % of mass 198	A	%	0.1	0.1		100	0	0	0	0.01	0	0%	0	0.99	0%	
198, Base Peak	A	%	100	100		100	0	0	0	0.01	0	100%	100	100	0%	
199, % of mass 198	A	%	7.1	7.1		100	0	0	0	0.01	0	7%	5	9	0%	
275, % of mass 198	A	%	29.2	29.2		100	0	0	0	0.01	0	29%	10	30	0%	
365, % of mass 198	A	%	3.4	3.4		100	0	0	0	0.01	0	3%	1	99.99	0%	
441, % of mass 443	A	%	84.6	84.6		100	0	0	0	0.01	0	85%	0.01	150	0%	
442, % of mass 198	A	%	52.5	52.5		100	0	0	0	0.01	0	53%	40	100	0%	
443, % of mass 442	A	%	19.3	19.3		100	0	0	0	0.01	0	19%	17	23	0%	
51, % of mass 198	A	%	37.2	37.2		100	0	0	0	0.01	0	37%	30	60	0%	
68, % of mass 69	A	%	1.1	1.1		100	0	0	0	0.01	0	1%	0	1.99	0%	
70, % of mass 69	A	%	0.9	0.9		100	0	0	0	0.01	0	1%	0	1.99	0%	

Seq No	Lab ID	Test Code	Sample Typ	File ID	Analysis Date	DF	Batch ID	Prep Date	SPKref	RPDref	pmoist					
15033853	11-Feb-22_CC	SVOC-8270C-SI	CCV	√5975.I\sh0211222	2/11/2022 3:17:3	1	R374633		0	0						
Analyte	T	Units	RAW	Final	Text	Spike	SPKref	RPDref	MDL	PQL	UQL	%REC	LOW	HIGH	%RPD	Q
1-Methylnaphthalene	A	ug/L	1.91917	1.91917		2	0	0	0.0206	0.1	10	96%	80	120	0%	
2-Methylnaphthalene	A	ug/L	1.80388	1.80388		2	0	0	0.0176	0.1	10	90%	80	120	0%	
Acenaphthene	A	ug/L	1.92589	1.92589		2	0	0	0.0317	0.1	10	96%	80	120	0%	
Acenaphthylene	A	ug/L	2.03107	2.03107		2	0	0	0.025	0.1	10	102%	80	120	0%	
Anthracene	A	ug/L	1.98703	1.98703		2	0	0	0.0283	0.1	10	99%	80	120	0%	
Benzo(a)anthracene	A	ug/L	2.19722	2.19722		2	0	0	0.0272	0.1	10	110%	80	120	0%	
Benzo(a)pyrene	A	ug/L	1.97351	1.97351		2	0	0	0.0347	0.1	10	99%	80	120	0%	
Benzo(b)fluoranthene	A	ug/L	1.99509	1.99509		2	0	0	0.0226	0.1	10	100%	80	120	0%	
Benzo(g,h,i)perylene	A	ug/L	2.03251	2.03251		2	0	0	0.0267	0.1	10	102%	80	120	0%	
Benzo(k)fluoranthene	A	ug/L	1.93275	1.93275		2	0	0	0.0295	0.1	10	97%	80	120	0%	
Chrysene	A	ug/L	2.0249	2.0249		2	0	0	0.0458	0.1	10	101%	80	120	0%	
Dibenzo(a,h)anthracene	A	ug/L	2.02863	2.02863		2	0	0	0.0367	0.1	10	101%	80	120	0%	
Fluoranthene	A	ug/L	1.98219	1.98219		2	0	0	0.0233	0.1	10	99%	80	120	0%	
Fluorene	A	ug/L	2.03939	2.03939		2	0	0	0.0225	0.1	10	102%	80	120	0%	
Indeno(1,2,3-cd)pyrene	A	ug/L	1.95114	1.95114		2	0	0	0.0491	0.1	10	98%	80	120	0%	
Naphthalene	A	ug/L	1.8564	1.8564		2	0	0	0.029	0.1	10	93%	80	120	0%	
Phenanthrene	A	ug/L	1.92118	1.92118		2	0	0	0.0295	0.1	10	96%	80	120	0%	
Pyrene	A	ug/L	1.99777	1.99777		2	0	0	0.0239	0.1	10	100%	80	120	0%	
1,4-Dichlorobenzene-d4	I	ug/L	40	40		0	0	0	0.1	0.1		0%	80	120	0%	
Acenaphthene-d10	I	ug/L	40	40		0	0	0	0.1	0.1		0%	80	120	0%	
Chrysene-d12	I	ug/L	40	40		0	0	0	0.1	0.1		0%	80	120	0%	
Naphthalene-d8	I	ug/L	40	40		0	0	0	0.1	0.1		0%	80	120	0%	
Perylene-d12	I	ug/L	40	40		0	0	0	0.1	0.1		0%	80	120	0%	
Phenanthrene-d10	I	ug/L	40	40		0	0	0	0.1	0.1	10	0%	80	120	0%	
2-Fluorobiphenyl	S	ug/L	2.1897	2.1897		2	0	0	0.0444	0.1	10	109%	80	120	0%	
Nitrobenzene-d5	S	ug/L	1.89794	1.89794		2	0	0	0.0523	0.1	10	95%	80	120	0%	
Terphenyl-d14	S	ug/L	2.09034	2.09034		2	0	0	0.0563	0.1	10	105%	80	120	0%	
o-Terphenyl	X	ug/L	2.09043	2.09043		2	0	0	0.0654	0	0	105%	80	120	0%	

Seq No	Lab ID	Test Code	Sample Typ	File ID	Analysis Date	DF	Batch ID	Prep Date	SPKref	RPDref	pmoist					
15033854	11-Feb-22_ISTB	SVOC-8270C-SI	SAMP	√5975.I\sh0211222	2/11/2022 3:51:2	1	R374633		0	0						
Analyte	T	Units	RAW	Final	Text	Spike	SPKref	RPDref	MDL	PQL	UQL	%REC	LOW	HIGH	%RPD	Q

Seq No	Lab ID	Test Code	Sample Typ	File ID	Analysis Date	DF	Batch ID	Prep Date	SPKref	RPDref	pmoist					
15033854	11-Feb-22_ISTB	SVOC-8270C-SI	SAMP	√5975.I\sh0211222	2/11/2022 3:51:2	1	R374633		0	0						
Analyte	T	Units	RAW	Final	Text	Spike	SPKref	RPDref	MDL	PQL	UQL	%REC	LOW	HIGH	%RPD	Q
1-Methylnaphthalene	A	ug/L	0	0		0	0	0	0.0206	0.1	10	0%	0	0	0%	
2-Methylnaphthalene	A	ug/L	0	0		0	0	0	0.0176	0.1	10	0%	0	0	0%	
Acenaphthene	A	ug/L	0	0		0	0	0	0.0317	0.1	10	0%	0	0	0%	
Acenaphthylene	A	ug/L	0	0		0	0	0	0.025	0.1	10	0%	0	0	0%	
Anthracene	A	ug/L	0	0		0	0	0	0.0283	0.1	10	0%	0	0	0%	
Benzo(a)anthracene	A	ug/L	0	0		0	0	0	0.0272	0.1	10	0%	0	0	0%	
Benzo(a)pyrene	A	ug/L	0	0		0	0	0	0.0347	0.1	10	0%	0	0	0%	
Benzo(b)fluoranthene	A	ug/L	0	0		0	0	0	0.0226	0.1	10	0%	0	0	0%	
Benzo(g,h,i)perylene	A	ug/L	0	0		0	0	0	0.0267	0.1	10	0%	0	0	0%	
Benzo(k)fluoranthene	A	ug/L	0	0		0	0	0	0.0295	0.1	10	0%	0	0	0%	
Chrysene	A	ug/L	0	0		0	0	0	0.0458	0.1	10	0%	0	0	0%	
Dibenzo(a,h)anthracene	A	ug/L	0	0		0	0	0	0.0367	0.1	10	0%	0	0	0%	
Fluoranthene	A	ug/L	0	0		0	0	0	0.0233	0.1	10	0%	0	0	0%	
Fluorene	A	ug/L	0	0		0	0	0	0.0225	0.1	10	0%	0	0	0%	
Indeno(1,2,3-cd)pyrene	A	ug/L	0	0		0	0	0	0.0491	0.1	10	0%	0	0	0%	
Naphthalene	A	ug/L	0	0		0	0	0	0.029	0.1	10	0%	0	0	0%	
Phenanthrene	A	ug/L	0	0		0	0	0	0.0295	0.1	10	0%	0	0	0%	
Pyrene	A	ug/L	0	0		0	0	0	0.0239	0.1	10	0%	0	0	0%	
1,4-Dichlorobenzene-d4	I	ug/L	40	40		0	0	0	0.1	0.1		0%	0	0	0%	
Acenaphthene-d10	I	ug/L	40	40		0	0	0	0.1	0.1		0%	0	0	0%	
Chrysene-d12	I	ug/L	40	40		0	0	0	0.1	0.1		0%	0	0	0%	
Naphthalene-d8	I	ug/L	40	40		0	0	0	0.1	0.1		0%	0	0	0%	
Perylene-d12	I	ug/L	40	40		0	0	0	0.1	0.1		0%	0	0	0%	
Phenanthrene-d10	I	ug/L	40	40		0	0	0	0.1	0.1	10	0%	0	0	0%	E
2-Fluorobiphenyl	S	ug/L	0	0		5	0	0	0.0444	0.1	10	0%	25	94	0%	S
Nitrobenzene-d5	S	ug/L	0	0		5	0	0	0.0523	0.1	10	0%	19	102	0%	S
Terphenyl-d14	S	ug/L	0	0		5	0	0	0.0563	0.1	10	0%	39	106	0%	S
o-Terphenyl	X	ug/L	0	0		200	0	0	0.0654	0	0	0%	40	140	0%	S

Seq No	Lab ID	Test Code	Sample Typ	File ID	Analysis Date	DF	Batch ID	Prep Date	SPKref	RPDref	pmoist					
15033855	MB-163621	SVOC-8270C-SI	MBLK	√5975.I\sh0211222	2/11/2022 4:23:5	1	163621	2/9/2022 8:1	0	0						
Analyte	T	Units	RAW	Final	Text	Spike	SPKref	RPDref	MDL	PQL	UQL	%REC	LOW	HIGH	%RPD	Q

Seq No	Lab ID	Test Code	Sample Typ	File ID	Analysis Date	DF	Batch ID	Prep Date	SPKref	RPDref	pmoist					
15033855	MB-163621	SVOC-8270C-SI MBLK		√5975.I\sh021122	2/11/2022 4:23:5	1	163621	2/9/2022 8:1	0	0						
Analyte	T	Units	RAW	Final	Text	Spike	SPKref	RPDref	MDL	PQL	UQL	%REC	LOW	HIGH	%RPD	Q
1-Methylnaphthalene	A	ug/L	0	0		0	0	0	0.0206	0.1	10	0%			0%	
2-Methylnaphthalene	A	ug/L	0	0		0	0	0	0.0176	0.1	10	0%			0%	
Acenaphthene	A	ug/L	0	0		0	0	0	0.0317	0.1	10	0%			0%	
Acenaphthylene	A	ug/L	0	0		0	0	0	0.025	0.1	10	0%			0%	
Anthracene	A	ug/L	0	0		0	0	0	0.0283	0.1	10	0%			0%	
Benzo(a)anthracene	A	ug/L	0	0		0	0	0	0.0272	0.1	10	0%			0%	
Benzo(a)pyrene	A	ug/L	0	0		0	0	0	0.0347	0.1	10	0%			0%	
Benzo(b)fluoranthene	A	ug/L	0	0		0	0	0	0.0226	0.1	10	0%			0%	
Benzo(g,h,i)perylene	A	ug/L	0	0		0	0	0	0.0267	0.1	10	0%			0%	
Benzo(k)fluoranthene	A	ug/L	0	0		0	0	0	0.0295	0.1	10	0%			0%	
Chrysene	A	ug/L	0	0		0	0	0	0.0458	0.1	10	0%			0%	
Dibenzo(a,h)anthracene	A	ug/L	0	0		0	0	0	0.0367	0.1	10	0%			0%	
Fluoranthene	A	ug/L	0	0		0	0	0	0.0233	0.1	10	0%			0%	
Fluorene	A	ug/L	0	0		0	0	0	0.0225	0.1	10	0%			0%	
Indeno(1,2,3-cd)pyrene	A	ug/L	0	0		0	0	0	0.0491	0.1	10	0%			0%	
Naphthalene	A	ug/L	0	0		0	0	0	0.029	0.1	10	0%			0%	
Phenanthrene	A	ug/L	0	0		0	0	0	0.0295	0.1	10	0%			0%	
Pyrene	A	ug/L	0	0		0	0	0	0.0239	0.1	10	0%			0%	
1,4-Dichlorobenzene-d4	I	ug/L	40	40		0	0	0	0.1	0.1		0%			0%	
Acenaphthene-d10	I	ug/L	40	40		0	0	0	0.1	0.1		0%			0%	
Chrysene-d12	I	ug/L	40	40		0	0	0	0.1	0.1		0%			0%	
Naphthalene-d8	I	ug/L	40	40		0	0	0	0.1	0.1		0%			0%	
Perylene-d12	I	ug/L	40	40		0	0	0	0.1	0.1		0%			0%	
Phenanthrene-d10	I	ug/L	40	40		0	0	0	0.1	0.1	10	0%			0%	
2-Fluorobiphenyl	S	ug/L	68.83333	68.83333		100	0	0	0.0444	0.1	10	69%	25	94	0%	
Nitrobenzene-d5	S	ug/L	81.86627	81.86627		100	0	0	0.0523	0.1	10	82%	19	102	0%	
Terphenyl-d14	S	ug/L	63.26226	63.26226		100	0	0	0.0563	0.1	10	63%	39	106	0%	
o-Terphenyl	X	ug/L	0	0		0	0	0	0.0654	0	0	0%	40	140	0%	

Seq No	Lab ID	Test Code	Sample Typ	File ID	Analysis Date	DF	Batch ID	Prep Date	SPKref	RPDref	pmoist					
15033856	LLCS-163621	SVOC-8270C-SI LCS-DOD		√5975.I\sh021122	2/11/2022 4:56:3	1	163621	2/9/2022 8:1	0	0						
Analyte	T	Units	RAW	Final	Text	Spike	SPKref	RPDref	MDL	PQL	UQL	%REC	LOW	HIGH	%RPD	Q

Seq No	Lab ID	Test Code	Sample Typ	File ID	Analysis Date	DF	Batch ID	Prep Date	SPKref	RPDref	pmoist					
15033856	LLCS-163621	SVOC-8270C-SI	LCS-DOD	√5975.I\sh021122	2/11/2022 4:56:3	1	163621	2/9/2022 8:1	0	0						
Analyte	T	Units	RAW	Final	Text	Spike	SPKref	RPDref	MDL	PQL	UQL	%REC	LOW	HIGH	%RPD	Q
1-Methylnaphthalene	A	ug/L	2.81769	2.81769		5	0	0	0.0206	0.1	10	56%	41	115	0%	
2-Methylnaphthalene	A	ug/L	2.90787	2.90787		5	0	0	0.0176	0.1	10	58%	39	114	0%	
Acenaphthene	A	ug/L	3.65162	3.65162		5	0	0	0.0317	0.1	10	73%	48	114	0%	
Acenaphthylene	A	ug/L	3.38968	3.38968		5	0	0	0.025	0.1	10	68%	35	121	0%	
Anthracene	A	ug/L	4.38576	4.38576		5	0	0	0.0283	0.1	10	88%	53	119	0%	
Benzo(a)anthracene	A	ug/L	4.59261	4.59261		5	0	0	0.0272	0.1	10	92%	59	120	0%	
Benzo(a)pyrene	A	ug/L	4.14559	4.14559		5	0	0	0.0347	0.1	10	83%	53	120	0%	
Benzo(b)fluoranthene	A	ug/L	4.37832	4.37832		5	0	0	0.0226	0.1	10	88%	53	126	0%	
Benzo(g,h,i)perylene	A	ug/L	4.60669	4.60669		5	0	0	0.0267	0.1	10	92%	44	128	0%	
Benzo(k)fluoranthene	A	ug/L	4.21316	4.21316		5	0	0	0.0295	0.1	10	84%	54	125	0%	
Chrysene	A	ug/L	4.3577	4.3577		5	0	0	0.0458	0.1	10	87%	57	120	0%	
Dibenzo(a,h)anthracene	A	ug/L	4.48096	4.48096		5	0	0	0.0367	0.1	10	90%	44	141	0%	
Fluoranthene	A	ug/L	4.5314	4.5314		5	0	0	0.0233	0.1	10	91%	58	120	0%	
Fluorene	A	ug/L	3.64816	3.64816		5	0	0	0.0225	0.1	10	73%	50	118	0%	
Indeno(1,2,3-cd)pyrene	A	ug/L	4.32167	4.32167		5	0	0	0.0491	0.1	10	86%	48	130	0%	
Naphthalene	A	ug/L	2.74403	2.74403		5	0	0	0.029	0.1	10	55%	43	114	0%	
Phenanthrene	A	ug/L	4.14978	4.14978		5	0	0	0.0295	0.1	10	83%	53	115	0%	
Pyrene	A	ug/L	4.14889	4.14889		5	0	0	0.0239	0.1	10	83%	53	121	0%	
1,4-Dichlorobenzene-d4	I	ug/L	40	40		0	0	0	0.1	0.1		0%			0%	
Acenaphthene-d10	I	ug/L	40	40		0	0	0	0.1	0.1		0%			0%	
Chrysene-d12	I	ug/L	40	40		0	0	0	0.1	0.1		0%			0%	
Naphthalene-d8	I	ug/L	40	40		0	0	0	0.1	0.1		0%			0%	
Perylene-d12	I	ug/L	40	40		0	0	0	0.1	0.1		0%			0%	
Phenanthrene-d10	I	ug/L	40	40		0	0	0	0.1	0.1	10	0%			0%	
2-Fluorobiphenyl	S	ug/L	3.55611	3.55611		5	0	0	0.0444	0.1	10	71%	53	106	0%	
Nitrobenzene-d5	S	ug/L	3.59373	3.59373		5	0	0	0.0523	0.1	10	72%	55	111	0%	
Terphenyl-d14	S	ug/L	4.30279	4.30279		5	0	0	0.0563	0.1	10	86%	58	132	0%	
o-Terphenyl	X	ug/L	4.37328	4.37328		5	0	0	0.0654	0	0	87%	40	140	0%	

Seq No	Lab ID	Test Code	Sample Typ	File ID	Analysis Date	DF	Batch ID	Prep Date	SPKref	RPDref	pmoist					
15033857	LLCSD-163621	SVOC-8270C-SI	LCS-DOD	√5975.I\sh021122	2/11/2022 5:28:5	1	163621	2/9/2022 8:1	0	2E+07						
Analyte	T	Units	RAW	Final	Text	Spike	SPKref	RPDref	MDL	PQL	UQL	%REC	LOW	HIGH	%RPD	Q

Seq No	Lab ID	Test Code	Sample Typ	File ID	Analysis Date	DF	Batch ID	Prep Date	SPKref	RPDref	pmoist					
15033857	LLCSD-163621	SVOC-8270C-SI	LCSD-DOD	√5975.I\sh021122	2/11/2022 5:28:5	1	163621	2/9/2022 8:1	0	2E+07						
Analyte	T	Units	RAW	Final	Text	Spike	SPKref	RPDref	MDL	PQL	UQL	%REC	LOW	HIGH	%RPD	Q
1-Methylnaphthalene	A	ug/L	2.69891	2.69891		5	0	2.81769	0.0206	0.1	10	54%	41	115	4%	
2-Methylnaphthalene	A	ug/L	2.81664	2.81664		5	0	2.90787	0.0176	0.1	10	56%	39	114	3%	
Acenaphthene	A	ug/L	3.51438	3.51438		5	0	3.65162	0.0317	0.1	10	70%	48	114	4%	
Acenaphthylene	A	ug/L	3.266	3.266		5	0	3.38968	0.025	0.1	10	65%	35	121	4%	
Anthracene	A	ug/L	4.2951	4.2951		5	0	4.38576	0.0283	0.1	10	86%	53	119	2%	
Benzo(a)anthracene	A	ug/L	5.06426	5.06426		5	0	4.59261	0.0272	0.1	10	101%	59	120	10%	
Benzo(a)pyrene	A	ug/L	4.4067	4.4067		5	0	4.14559	0.0347	0.1	10	88%	53	120	6%	
Benzo(b)fluoranthene	A	ug/L	4.58534	4.58534		5	0	4.37832	0.0226	0.1	10	92%	53	126	5%	
Benzo(g,h,i)perylene	A	ug/L	4.8481	4.8481		5	0	4.60669	0.0267	0.1	10	97%	44	128	5%	
Benzo(k)fluoranthene	A	ug/L	4.30219	4.30219		5	0	4.21316	0.0295	0.1	10	86%	54	125	2%	
Chrysene	A	ug/L	4.70142	4.70142		5	0	4.3577	0.0458	0.1	10	94%	57	120	8%	
Dibenzo(a,h)anthracene	A	ug/L	4.62675	4.62675		5	0	4.48096	0.0367	0.1	10	93%	44	141	3%	
Fluoranthene	A	ug/L	4.42542	4.42542		5	0	4.5314	0.0233	0.1	10	89%	58	120	2%	
Fluorene	A	ug/L	3.54201	3.54201		5	0	3.64816	0.0225	0.1	10	71%	50	118	3%	
Indeno(1,2,3-cd)pyrene	A	ug/L	4.5861	4.5861		5	0	4.32167	0.0491	0.1	10	92%	48	130	6%	
Naphthalene	A	ug/L	2.62212	2.62212		5	0	2.74403	0.029	0.1	10	52%	43	114	5%	
Phenanthrene	A	ug/L	4.07997	4.07997		5	0	4.14978	0.0295	0.1	10	82%	53	115	2%	
Pyrene	A	ug/L	4.4596	4.4596		5	0	4.14889	0.0239	0.1	10	89%	53	121	7%	
1,4-Dichlorobenzene-d4	I	ug/L	40	40		0	0	0	0.1	0.1		0%			0%	
Acenaphthene-d10	I	ug/L	40	40		0	0	0	0.1	0.1		0%			0%	
Chrysene-d12	I	ug/L	40	40		0	0	0	0.1	0.1		0%			0%	
Naphthalene-d8	I	ug/L	40	40		0	0	0	0.1	0.1		0%			0%	
Perylene-d12	I	ug/L	40	40		0	0	0	0.1	0.1		0%			0%	
Phenanthrene-d10	I	ug/L	40	40		0	0	0	0.1	0.1	10	0%			0%	
2-Fluorobiphenyl	S	ug/L	3.51725	3.51725		5	0	0	0.0444	0.1	10	70%	53	106	0%	
Nitrobenzene-d5	S	ug/L	3.26444	3.26444		5	0	0	0.0523	0.1	10	65%	55	111	0%	
Terphenyl-d14	S	ug/L	4.7936	4.7936		5	0	0	0.0563	0.1	10	96%	58	132	0%	
o-Terphenyl	X	ug/L	4.07765	4.07765		5	0	4.37328	0.0654	0	0	82%	40	140	7%	

Seq No	Lab ID	Test Code	Sample Typ	File ID	Analysis Date	DF	Batch ID	Prep Date	SPKref	RPDref	pmoist					
15033858	B22020415-001	SVOC-8270C-SI	SAMP	√5975.I\sh021122	2/11/2022 6:01:3	1	163621	2/9/2022 8:1	0	0						
Analyte	T	Units	RAW	Final	Text	Spike	SPKref	RPDref	MDL	PQL	UQL	%REC	LOW	HIGH	%RPD	Q

Seq No	Lab ID	Test Code	Sample Typ	File ID	Analysis Date	DF	Batch ID	Prep Date	SPKref	RPDref	pmoist					
15033858	B22020415-001	SVOC-8270C-SI SAMP		√5975.I\sh0211222/11/2022	6:01:3	1	163621	2/9/2022 8:1	0	0						
Analyte	T	Units	RAW	Final	Text	Spike	SPKref	RPDref	MDL	PQL	UQL	%REC	LOW	HIGH	%RPD	Q
1-Methylnaphthalene	A	ug/L	0	0		0	0	0	0.0198172	0.1	10	0%	0	0	0%	U
2-Methylnaphthalene	A	ug/L	0	0		0	0	0	0.0169312	0.1	10	0%	0	0	0%	U
Acenaphthene	A	ug/L	0	0		0	0	0	0.0304954	0.1	10	0%	0	0	0%	U
Acenaphthylene	A	ug/L	0	0		0	0	0	0.02405	0.1	10	0%	0	0	0%	U
Anthracene	A	ug/L	0	0		0	0	0	0.0272246	0.1	10	0%	0	0	0%	U
Benzo(a)anthracene	A	ug/L	0	0		0	0	0	0.0261664	0.1	10	0%	0	0	0%	U
Benzo(a)pyrene	A	ug/L	0	0		0	0	0	0.0333814	0.1	10	0%	0	0	0%	U
Benzo(b)fluoranthene	A	ug/L	0	0		0	0	0	0.0217412	0.1	10	0%	0	0	0%	U
Benzo(g,h,i)perylene	A	ug/L	0	0		0	0	0	0.0256854	0.1	10	0%	0	0	0%	U
Benzo(k)fluoranthene	A	ug/L	0	0		0	0	0	0.028379	0.1	10	0%	0	0	0%	U
Chrysene	A	ug/L	0	0		0	0	0	0.0440596	0.1	10	0%	0	0	0%	U
Dibenzo(a,h)anthracene	A	ug/L	0	0		0	0	0	0.0353054	0.1	10	0%	0	0	0%	U
Fluoranthene	A	ug/L	0	0		0	0	0	0.0224146	0.1	10	0%	0	0	0%	U
Fluorene	A	ug/L	0	0		0	0	0	0.021645	0.1	10	0%	0	0	0%	U
Indeno(1,2,3-cd)pyrene	A	ug/L	0	0		0	0	0	0.0472342	0.1	10	0%	0	0	0%	U
Naphthalene	A	ug/L	0	0		0	0	0	0.027898	0.1	10	0%	0	0	0%	U
Phenanthrene	A	ug/L	0	0		0	0	0	0.028379	0.1	10	0%	0	0	0%	U
Pyrene	A	ug/L	0	0		0	0	0	0.0229918	0.1	10	0%	0	0	0%	U
1,4-Dichlorobenzene-d4	I	ug/L	40	38.48		0	0	0	0.0962	0.1		0%	0	0	0%	
Acenaphthene-d10	I	ug/L	40	38.48		0	0	0	0.0962	0.1		0%	0	0	0%	
Chrysene-d12	I	ug/L	40	38.48		0	0	0	0.0962	0.1		0%	0	0	0%	
Naphthalene-d8	I	ug/L	40	38.48		0	0	0	0.0962	0.1		0%	0	0	0%	
Perylene-d12	I	ug/L	40	38.48		0	0	0	0.0962	0.1		0%	0	0	0%	
Phenanthrene-d10	I	ug/L	40	38.48		0	0	0	0.0962	0.1	10	0%	0	0	0%	E
2-Fluorobiphenyl	S	ug/L	71.11179	68.409542		96.2	0	0	0.0427128	0.1	10	71%	25	94	0%	E
Nitrobenzene-d5	S	ug/L	83.20317	80.0414495		96.2	0	0	0.0503126	0.1	10	83%	19	102	0%	E
Terphenyl-d14	S	ug/L	63.9159	61.4870958		9.62	0	0	0.0541606	0.1	10	639%	39	106	0%	SE
o-Terphenyl	X	ug/L	0	0		0	0	0	0.0629148	0	0	0%	40	140	0%	U

Seq No	Lab ID	Test Code	Sample Typ	File ID	Analysis Date	DF	Batch ID	Prep Date	SPKref	RPDref	pmoist					
15033859	B22020415-001	SVOC-8270C-SI MS		√5975.I\sh0211222/11/2022	6:34:0	1	163621	2/9/2022 8:1	2E+07	0						
Analyte	T	Units	RAW	Final	Text	Spike	SPKref	RPDref	MDL	PQL	UQL	%REC	LOW	HIGH	%RPD	Q

Seq No	Lab ID	Test Code	Sample Typ	File ID	Analysis Date	DF	Batch ID	Prep Date	SPKref	RPDref	pmoist					
15033859	B22020415-001	SVOC-8270C-SI MS		√5975.I\sh0211222/11/2022	6:34:0	1	163621	2/9/2022 8:1	2E+07	0						
Analyte	T	Units	RAW	Final	Text	Spike	SPKref	RPDref	MDL	PQL	UQL	%REC	LOW	HIGH	%RPD	Q
1-Methylnaphthalene	A	ug/L	3.26196	3.13800552		4.81	0	0	0.0198172	0.1	10	65%	18	117	0%	
2-Methylnaphthalene	A	ug/L	3.82767	3.68221854		4.81	0	0	0.0169312	0.1	10	77%	17	118	0%	
Acenaphthene	A	ug/L	4.47725	4.3071145		4.81	0	0	0.0304954	0.1	10	90%	40	92	0%	
Acenaphthylene	A	ug/L	4.06048	3.90618176		4.81	0	0	0.02405	0.1	10	81%	37	96	0%	
Anthracene	A	ug/L	4.42702	4.25879324		4.81	0	0	0.0272246	0.1	10	89%	46	108	0%	
Benzo(a)anthracene	A	ug/L	4.82533	4.64196746		4.81	0	0	0.0261664	0.1	10	97%	41	105	0%	
Benzo(a)pyrene	A	ug/L	4.2839	4.1211118		4.81	0	0	0.0333814	0.1	10	86%	42	110	0%	
Benzo(b)fluoranthene	A	ug/L	4.55326	4.38023612		4.81	0	0	0.0217412	0.1	10	91%	27	121	0%	
Benzo(g,h,i)perylene	A	ug/L	4.66513	4.48785506		4.81	0	0	0.0256854	0.1	10	93%	44	108	0%	
Benzo(k)fluoranthene	A	ug/L	4.35514	4.18964468		4.81	0	0	0.028379	0.1	10	87%	44	111	0%	
Chrysene	A	ug/L	4.45068	4.28155416		4.81	0	0	0.0440596	0.1	10	89%	50	106	0%	
Dibenzo(a,h)anthracene	A	ug/L	4.66928	4.49184736		4.81	0	0	0.0353054	0.1	10	93%	47	111	0%	
Fluoranthene	A	ug/L	4.4396	4.2708952		4.81	0	0	0.0224146	0.1	10	89%	44	111	0%	
Fluorene	A	ug/L	4.24542	4.08409404		4.81	0	0	0.021645	0.1	10	85%	42	99	0%	
Indeno(1,2,3-cd)pyrene	A	ug/L	4.51816	4.34646992		4.81	0	0	0.0472342	0.1	10	90%	33	112	0%	
Naphthalene	A	ug/L	3.36837	3.24037194		4.81	0	0	0.027898	0.1	10	67%	22	108	0%	
Phenanthrene	A	ug/L	4.20124	4.04159288		4.81	0	0	0.028379	0.1	10	84%	43	106	0%	
Pyrene	A	ug/L	4.45201	4.28283362		4.81	0	0	0.0229918	0.1	10	89%	41	106	0%	
1,4-Dichlorobenzene-d4	I	ug/L	40	38.48		0	0	0	0.0962	0.1		0%			0%	
Acenaphthene-d10	I	ug/L	40	38.48		0	0	0	0.0962	0.1		0%			0%	
Chrysene-d12	I	ug/L	40	38.48		0	0	0	0.0962	0.1		0%			0%	
Naphthalene-d8	I	ug/L	40	38.48		0	0	0	0.0962	0.1		0%			0%	
Perylene-d12	I	ug/L	40	38.48		0	0	0	0.0962	0.1		0%			0%	
Phenanthrene-d10	I	ug/L	40	38.48		0	0	0	0.0962	0.1	10	0%			0%	E
2-Fluorobiphenyl	S	ug/L	3.59265	3.4561293		4.81	0	0	0.0427128	0.1	10	72%	25	94	0%	
Nitrobenzene-d5	S	ug/L	4.08504	3.92980848		4.81	0	0	0.0503126	0.1	10	82%	19	102	0%	
Terphenyl-d14	S	ug/L	4.59993	4.42513266		4.81	0	0	0.0541606	0.1	10	92%	39	106	0%	
o-Terphenyl	X	ug/L	4.24058	4.07943796		4.81	0	0	0.0629148	0	0	85%	40	140	0%	

Seq No	Lab ID	Test Code	Sample Typ	File ID	Analysis Date	DF	Batch ID	Prep Date	SPKref	RPDref	pmoist					
15033860	B22020415-006	SVOC-8270C-SI SAMP		√5975.I\sh0211222/11/2022	7:06:4	1	163621	2/9/2022 8:1	0	0						
Analyte	T	Units	RAW	Final	Text	Spike	SPKref	RPDref	MDL	PQL	UQL	%REC	LOW	HIGH	%RPD	Q

Seq No	Lab ID	Test Code	Sample Typ	File ID	Analysis Date	DF	Batch ID	Prep Date	SPKref	RPDref	pmoist					
15033860	B22020415-006	SVOC-8270C-SI SAMP		√5975.I\sh0211222/11/2022	7:06:4	1	163621	2/9/2022 8:1	0	0						
Analyte	T	Units	RAW	Final	Text	Spike	SPKref	RPDref	MDL	PQL	UQL	%REC	LOW	HIGH	%RPD	Q
1-Methylnaphthalene	A	ug/L	0.03639	0.0360261		0	0	0	0.020394	0.1	10	0%	0	0	0%	J
2-Methylnaphthalene	A	ug/L	0.03647	0.0361053		0	0	0	0.017424	0.1	10	0%	0	0	0%	J
Acenaphthene	A	ug/L	0	0		0	0	0	0.031383	0.1	10	0%	0	0	0%	U
Acenaphthylene	A	ug/L	0.0699	0.069201		0	0	0	0.02475	0.1	10	0%	0	0	0%	J
Anthracene	A	ug/L	0.0324	0.032076		0	0	0	0.028017	0.1	10	0%	0	0	0%	J
Benzo(a)anthracene	A	ug/L	0	0		0	0	0	0.026928	0.1	10	0%	0	0	0%	U
Benzo(a)pyrene	A	ug/L	0	0		0	0	0	0.034353	0.1	10	0%	0	0	0%	U
Benzo(b)fluoranthene	A	ug/L	0	0		0	0	0	0.022374	0.1	10	0%	0	0	0%	U
Benzo(g,h,i)perylene	A	ug/L	0	0		0	0	0	0.026433	0.1	10	0%	0	0	0%	U
Benzo(k)fluoranthene	A	ug/L	0	0		0	0	0	0.029205	0.1	10	0%	0	0	0%	U
Chrysene	A	ug/L	0	0		0	0	0	0.045342	0.1	10	0%	0	0	0%	U
Dibenzo(a,h)anthracene	A	ug/L	0	0		0	0	0	0.036333	0.1	10	0%	0	0	0%	U
Fluoranthene	A	ug/L	0	0		0	0	0	0.023067	0.1	10	0%	0	0	0%	U
Fluorene	A	ug/L	0.07394	0.0732006		0	0	0	0.022275	0.1	10	0%	0	0	0%	J
Indeno(1,2,3-cd)pyrene	A	ug/L	0	0		0	0	0	0.048609	0.1	10	0%	0	0	0%	U
Naphthalene	A	ug/L	0	0		0	0	0	0.02871	0.1	10	0%	0	0	0%	U
Phenanthrene	A	ug/L	0.03593	0.0355707		0	0	0	0.029205	0.1	10	0%	0	0	0%	J
Pyrene	A	ug/L	0	0		0	0	0	0.023661	0.1	10	0%	0	0	0%	U
1,4-Dichlorobenzene-d4	I	ug/L	40	39.6		0	0	0	0.099	0.1		0%	0	0	0%	
Acenaphthene-d10	I	ug/L	40	39.6		0	0	0	0.099	0.1		0%	0	0	0%	
Chrysene-d12	I	ug/L	40	39.6		0	0	0	0.099	0.1		0%	0	0	0%	
Naphthalene-d8	I	ug/L	40	39.6		0	0	0	0.099	0.1		0%	0	0	0%	
Perylene-d12	I	ug/L	40	39.6		0	0	0	0.099	0.1		0%	0	0	0%	
Phenanthrene-d10	I	ug/L	40	39.6		0	0	0	0.099	0.1	10	0%	0	0	0%	E
2-Fluorobiphenyl	S	ug/L	77.02428	76.2540372		99	0	0	0.043956	0.1	10	77%	25	94	0%	E
Nitrobenzene-d5	S	ug/L	77.90391	77.1248709		99	0	0	0.051777	0.1	10	78%	19	102	0%	E
Terphenyl-d14	S	ug/L	62.31262	61.6894938		99	0	0	0.055737	0.1	10	62%	39	106	0%	E
o-Terphenyl	X	ug/L	0.01506	0		0	0	0	0.064746	0	0	0%	40	140	0%	U

Seq No	Lab ID	Test Code	Sample Typ	File ID	Analysis Date	DF	Batch ID	Prep Date	SPKref	RPDref	pmoist					
15033861	B22020415-006	SVOC-8270C-SI MS		√5975.I\sh0211222/11/2022	7:39:0	1	163621	2/9/2022 8:1	2E+07	0						
Analyte	T	Units	RAW	Final	Text	Spike	SPKref	RPDref	MDL	PQL	UQL	%REC	LOW	HIGH	%RPD	Q

Seq No	Lab ID	Test Code	Sample Typ	File ID	Analysis Date	DF	Batch ID	Prep Date	SPKref	RPDref	pmoist					
15033861	B22020415-006	SVOC-8270C-SI MS		√5975.I\sh0211222/11/2022	7:39:0	1	163621	2/9/2022 8:1	2E+07	0						
Analyte	T	Units	RAW	Final	Text	Spike	SPKref	RPDref	MDL	PQL	UQL	%REC	LOW	HIGH	%RPD	Q
1-Methylnaphthalene	A	ug/L	2.85874	2.8301526		4.95	0.0360261	0	0.020394	0.1	10	56%	18	117	0%	
2-Methylnaphthalene	A	ug/L	3.16262	3.1309938		4.95	0.0361053	0	0.017424	0.1	10	63%	17	118	0%	
Acenaphthene	A	ug/L	3.82748	3.7892052		4.95	0	0	0.031383	0.1	10	77%	40	92	0%	
Acenaphthylene	A	ug/L	3.48277	3.4479423		4.95	0.069201	0	0.02475	0.1	10	68%	37	96	0%	
Anthracene	A	ug/L	4.0468	4.006332		4.95	0.032076	0	0.028017	0.1	10	80%	46	108	0%	
Benzo(a)anthracene	A	ug/L	4.83654	4.7881746		4.95	0	0	0.026928	0.1	10	97%	41	105	0%	
Benzo(a)pyrene	A	ug/L	3.96815	3.9284685		4.95	0	0	0.034353	0.1	10	79%	42	110	0%	
Benzo(b)fluoranthene	A	ug/L	4.40826	4.3641774		4.95	0	0	0.022374	0.1	10	88%	27	121	0%	
Benzo(g,h,i)perylene	A	ug/L	4.46558	4.4209242		4.95	0	0	0.026433	0.1	10	89%	44	108	0%	
Benzo(k)fluoranthene	A	ug/L	4.15038	4.1088762		4.95	0	0	0.029205	0.1	10	83%	44	111	0%	
Chrysene	A	ug/L	4.48403	4.4391897		4.95	0	0	0.045342	0.1	10	90%	50	106	0%	
Dibenzo(a,h)anthracene	A	ug/L	4.5627	4.517073		4.95	0	0	0.036333	0.1	10	91%	47	111	0%	
Fluoranthene	A	ug/L	4.47533	4.4305767		4.95	0	0	0.023067	0.1	10	90%	44	111	0%	
Fluorene	A	ug/L	3.82372	3.7854828		4.95	0.0732006	0	0.022275	0.1	10	75%	42	99	0%	
Indeno(1,2,3-cd)pyrene	A	ug/L	4.25373	4.2111927		4.95	0	0	0.048609	0.1	10	85%	33	112	0%	
Naphthalene	A	ug/L	2.7501	2.722599		4.95	0	0	0.02871	0.1	10	55%	22	108	0%	
Phenanthrene	A	ug/L	3.77174	3.7340226		4.95	0.0355707	0	0.029205	0.1	10	75%	43	106	0%	
Pyrene	A	ug/L	4.40568	4.3616232		4.95	0	0	0.023661	0.1	10	88%	41	106	0%	
1,4-Dichlorobenzene-d4	I	ug/L	40	39.6		0	0	0	0.099	0.1		0%			0%	
Acenaphthene-d10	I	ug/L	40	39.6		0	0	0	0.099	0.1		0%			0%	
Chrysene-d12	I	ug/L	40	39.6		0	0	0	0.099	0.1		0%			0%	
Naphthalene-d8	I	ug/L	40	39.6		0	0	0	0.099	0.1		0%			0%	
Perylene-d12	I	ug/L	40	39.6		0	0	0	0.099	0.1		0%			0%	
Phenanthrene-d10	I	ug/L	40	39.6		0	0	0	0.099	0.1	10	0%			0%	E
2-Fluorobiphenyl	S	ug/L	4.2665	4.223835		4.95	0	0	0.043956	0.1	10	85%	25	94	0%	
Nitrobenzene-d5	S	ug/L	3.36	3.3264		4.95	0	0	0.051777	0.1	10	67%	19	102	0%	
Terphenyl-d14	S	ug/L	6.03345	5.9731155		4.95	0	0	0.055737	0.1	10	121%	39	106	0%	S
o-Terphenyl	X	ug/L	4.07322	4.0324878		4.95	0	0	0.064746	0	0	81%	40	140	0%	

Seq No	Lab ID	Test Code	Sample Typ	File ID	Analysis Date	DF	Batch ID	Prep Date	SPKref	RPDref	pmoist					
15033862	B22020415-011	SVOC-8270C-SI SAMP		√5975.I\sh0211222/11/2022	8:11:3	1	163621	2/9/2022 8:1	0	0						
Analyte	T	Units	RAW	Final	Text	Spike	SPKref	RPDref	MDL	PQL	UQL	%REC	LOW	HIGH	%RPD	Q

Seq No	Lab ID	Test Code	Sample Typ	File ID	Analysis Date	DF	Batch ID	Prep Date	SPKref	RPDref	pmoist					
15033862	B22020415-011	SVOC-8270C-SI SAMP		√5975.I\sh0211222/11/2022	8:11:3	1	163621	2/9/2022 8:1	0	0						
Analyte	T	Units	RAW	Final	Text	Spike	SPKref	RPDref	MDL	PQL	UQL	%REC	LOW	HIGH	%RPD	Q
1-Methylnaphthalene	A	ug/L	0	0		0	0	0	0.0196112	0.1	10	0%	0	0	0%	U
2-Methylnaphthalene	A	ug/L	0	0		0	0	0	0.0167552	0.1	10	0%	0	0	0%	U
Acenaphthene	A	ug/L	0	0		0	0	0	0.0301784	0.1	10	0%	0	0	0%	U
Acenaphthylene	A	ug/L	0	0		0	0	0	0.0238	0.1	10	0%	0	0	0%	U
Anthracene	A	ug/L	0	0		0	0	0	0.0269416	0.1	10	0%	0	0	0%	U
Benzo(a)anthracene	A	ug/L	0	0		0	0	0	0.0258944	0.1	10	0%	0	0	0%	U
Benzo(a)pyrene	A	ug/L	0	0		0	0	0	0.0330344	0.1	10	0%	0	0	0%	U
Benzo(b)fluoranthene	A	ug/L	0	0		0	0	0	0.0215152	0.1	10	0%	0	0	0%	U
Benzo(g,h,i)perylene	A	ug/L	0	0		0	0	0	0.0254184	0.1	10	0%	0	0	0%	U
Benzo(k)fluoranthene	A	ug/L	0	0		0	0	0	0.028084	0.1	10	0%	0	0	0%	U
Chrysene	A	ug/L	0	0		0	0	0	0.0436016	0.1	10	0%	0	0	0%	U
Dibenzo(a,h)anthracene	A	ug/L	0	0		0	0	0	0.0349384	0.1	10	0%	0	0	0%	U
Fluoranthene	A	ug/L	0	0		0	0	0	0.0221816	0.1	10	0%	0	0	0%	U
Fluorene	A	ug/L	0	0		0	0	0	0.02142	0.1	10	0%	0	0	0%	U
Indeno(1,2,3-cd)pyrene	A	ug/L	0	0		0	0	0	0.0467432	0.1	10	0%	0	0	0%	U
Naphthalene	A	ug/L	0	0		0	0	0	0.027608	0.1	10	0%	0	0	0%	U
Phenanthrene	A	ug/L	0	0		0	0	0	0.028084	0.1	10	0%	0	0	0%	U
Pyrene	A	ug/L	0	0		0	0	0	0.0227528	0.1	10	0%	0	0	0%	U
1,4-Dichlorobenzene-d4	I	ug/L	40	38.08		0	0	0	0.0952	0.1		0%	0	0	0%	
Acenaphthene-d10	I	ug/L	40	38.08		0	0	0	0.0952	0.1		0%	0	0	0%	
Chrysene-d12	I	ug/L	40	38.08		0	0	0	0.0952	0.1		0%	0	0	0%	
Naphthalene-d8	I	ug/L	40	38.08		0	0	0	0.0952	0.1		0%	0	0	0%	
Perylene-d12	I	ug/L	40	38.08		0	0	0	0.0952	0.1		0%	0	0	0%	
Phenanthrene-d10	I	ug/L	40	38.08		0	0	0	0.0952	0.1	10	0%	0	0	0%	E
2-Fluorobiphenyl	S	ug/L	65.50924	62.3647965		95.2	0	0	0.0422688	0.1	10	66%	25	94	0%	E
Nitrobenzene-d5	S	ug/L	76.26121	72.6006719		95.2	0	0	0.0497896	0.1	10	76%	19	102	0%	E
Terphenyl-d14	S	ug/L	60.6599	57.7482248		95.2	0	0	0.0535976	0.1	10	61%	39	106	0%	E
o-Terphenyl	X	ug/L	0	0		0	0	0	0.0622608	0	0	0%	40	140	0%	U

Seq No	Lab ID	Test Code	Sample Typ	File ID	Analysis Date	DF	Batch ID	Prep Date	SPKref	RPDref	pmoist					
15033863	B22020415-016	SVOC-8270C-SI SAMP		√5975.I\sh0211222/11/2022	8:44:0	1	163621	2/9/2022 8:1	0	0						
Analyte	T	Units	RAW	Final	Text	Spike	SPKref	RPDref	MDL	PQL	UQL	%REC	LOW	HIGH	%RPD	Q

Seq No	Lab ID	Test Code	Sample Typ	File ID	Analysis Date	DF	Batch ID	Prep Date	SPKref	RPDref	pmoist					
15033863	B22020415-016	SVOC-8270C-SI SAMP		√5975.I\sh0211222/11/2022	8:44:0	1	163621	2/9/2022 8:1	0	0						
Analyte	T	Units	RAW	Final	Text	Spike	SPKref	RPDref	MDL	PQL	UQL	%REC	LOW	HIGH	%RPD	Q
1-Methylnaphthalene	A	ug/L	0	0		0	0	0	0.0196112	0.1	10	0%	0	0	0%	U
2-Methylnaphthalene	A	ug/L	0	0		0	0	0	0.0167552	0.1	10	0%	0	0	0%	U
Acenaphthene	A	ug/L	0	0		0	0	0	0.0301784	0.1	10	0%	0	0	0%	U
Acenaphthylene	A	ug/L	0	0		0	0	0	0.0238	0.1	10	0%	0	0	0%	U
Anthracene	A	ug/L	0	0		0	0	0	0.0269416	0.1	10	0%	0	0	0%	U
Benzo(a)anthracene	A	ug/L	0.03719	0.03540488		0	0	0	0.0258944	0.1	10	0%	0	0	0%	J
Benzo(a)pyrene	A	ug/L	0	0		0	0	0	0.0330344	0.1	10	0%	0	0	0%	U
Benzo(b)fluoranthene	A	ug/L	0	0		0	0	0	0.0215152	0.1	10	0%	0	0	0%	U
Benzo(g,h,i)perylene	A	ug/L	0	0		0	0	0	0.0254184	0.1	10	0%	0	0	0%	U
Benzo(k)fluoranthene	A	ug/L	0	0		0	0	0	0.028084	0.1	10	0%	0	0	0%	U
Chrysene	A	ug/L	0	0		0	0	0	0.0436016	0.1	10	0%	0	0	0%	U
Dibenzo(a,h)anthracene	A	ug/L	0	0		0	0	0	0.0349384	0.1	10	0%	0	0	0%	U
Fluoranthene	A	ug/L	0.16044	0.15273888		0	0	0	0.0221816	0.1	10	0%	0	0	0%	
Fluorene	A	ug/L	0	0		0	0	0	0.02142	0.1	10	0%	0	0	0%	U
Indeno(1,2,3-cd)pyrene	A	ug/L	0	0		0	0	0	0.0467432	0.1	10	0%	0	0	0%	U
Naphthalene	A	ug/L	0	0		0	0	0	0.027608	0.1	10	0%	0	0	0%	U
Phenanthrene	A	ug/L	0	0		0	0	0	0.028084	0.1	10	0%	0	0	0%	U
Pyrene	A	ug/L	0.1468	0.1397536		0	0	0	0.0227528	0.1	10	0%	0	0	0%	
1,4-Dichlorobenzene-d4	I	ug/L	40	38.08		0	0	0	0.0952	0.1		0%	0	0	0%	
Acenaphthene-d10	I	ug/L	40	38.08		0	0	0	0.0952	0.1		0%	0	0	0%	
Chrysene-d12	I	ug/L	40	38.08		0	0	0	0.0952	0.1		0%	0	0	0%	
Naphthalene-d8	I	ug/L	40	38.08		0	0	0	0.0952	0.1		0%	0	0	0%	
Perylene-d12	I	ug/L	40	38.08		0	0	0	0.0952	0.1		0%	0	0	0%	
Phenanthrene-d10	I	ug/L	40	38.08		0	0	0	0.0952	0.1	10	0%	0	0	0%	E
2-Fluorobiphenyl	S	ug/L	68.47164	65.1850013		95.2	0	0	0.0422688	0.1	10	68%	25	94	0%	E
Nitrobenzene-d5	S	ug/L	72.70236	69.2126467		95.2	0	0	0.0497896	0.1	10	73%	19	102	0%	E
Terphenyl-d14	S	ug/L	62.39353	59.3986406		95.2	0	0	0.0535976	0.1	10	62%	39	106	0%	E
o-Terphenyl	X	ug/L	0.05907	0		0	0	0	0.0622608	0	0	0%	40	140	0%	U

Seq No	Lab ID	Test Code	Sample Typ	File ID	Analysis Date	DF	Batch ID	Prep Date	SPKref	RPDref	pmoist					
15033864	B22020415-017	SVOC-8270C-SI SAMP		√5975.I\sh0211222/11/2022	9:16:3	1	163621	2/9/2022 8:1	0	0						
Analyte	T	Units	RAW	Final	Text	Spike	SPKref	RPDref	MDL	PQL	UQL	%REC	LOW	HIGH	%RPD	Q

Seq No	Lab ID	Test Code	Sample Typ	File ID	Analysis Date	DF	Batch ID	Prep Date	SPKref	RPDref	pmoist					
15033864	B22020415-017	SVOC-8270C-SI SAMP		√5975.I\sh0211222/11/2022	9:16:3	1	163621	2/9/2022 8:1	0	0						
Analyte	T	Units	RAW	Final	Text	Spike	SPKref	RPDref	MDL	PQL	UQL	%REC	LOW	HIGH	%RPD	Q
1-Methylnaphthalene	A	ug/L	0.08938	0.08508976		0	0	0	0.0196112	0.1	10	0%	0	0	0%	J
2-Methylnaphthalene	A	ug/L	0.10439	0.09937928		0	0	0	0.0167552	0.1	10	0%	0	0	0%	J
Acenaphthene	A	ug/L	0.11036	0.10506272		0	0	0	0.0301784	0.1	10	0%	0	0	0%	
Acenaphthylene	A	ug/L	0.15378	0.14639856		0	0	0	0.0238	0.1	10	0%	0	0	0%	
Anthracene	A	ug/L	0	0		0	0	0	0.0269416	0.1	10	0%	0	0	0%	U
Benzo(a)anthracene	A	ug/L	0.01837	0		0	0	0	0.0258944	0.1	10	0%	0	0	0%	U
Benzo(a)pyrene	A	ug/L	0	0		0	0	0	0.0330344	0.1	10	0%	0	0	0%	U
Benzo(b)fluoranthene	A	ug/L	0	0		0	0	0	0.0215152	0.1	10	0%	0	0	0%	U
Benzo(g,h,i)perylene	A	ug/L	0	0		0	0	0	0.0254184	0.1	10	0%	0	0	0%	U
Benzo(k)fluoranthene	A	ug/L	0	0		0	0	0	0.028084	0.1	10	0%	0	0	0%	U
Chrysene	A	ug/L	0	0		0	0	0	0.0436016	0.1	10	0%	0	0	0%	U
Dibenzo(a,h)anthracene	A	ug/L	0	0		0	0	0	0.0349384	0.1	10	0%	0	0	0%	U
Fluoranthene	A	ug/L	0.15398	0.14658896		0	0	0	0.0221816	0.1	10	0%	0	0	0%	
Fluorene	A	ug/L	0.07234	0.06886768		0	0	0	0.02142	0.1	10	0%	0	0	0%	J
Indeno(1,2,3-cd)pyrene	A	ug/L	0	0		0	0	0	0.0467432	0.1	10	0%	0	0	0%	U
Naphthalene	A	ug/L	0.07247	0.06899144		0	0	0	0.027608	0.1	10	0%	0	0	0%	J
Phenanthrene	A	ug/L	0.02721	0		0	0	0	0.028084	0.1	10	0%	0	0	0%	U
Pyrene	A	ug/L	0.12525	0.119238		0	0	0	0.0227528	0.1	10	0%	0	0	0%	
1,4-Dichlorobenzene-d4	I	ug/L	40	38.08		0	0	0	0.0952	0.1		0%	0	0	0%	
Acenaphthene-d10	I	ug/L	40	38.08		0	0	0	0.0952	0.1		0%	0	0	0%	
Chrysene-d12	I	ug/L	40	38.08		0	0	0	0.0952	0.1		0%	0	0	0%	
Naphthalene-d8	I	ug/L	40	38.08		0	0	0	0.0952	0.1		0%	0	0	0%	
Perylene-d12	I	ug/L	40	38.08		0	0	0	0.0952	0.1		0%	0	0	0%	
Phenanthrene-d10	I	ug/L	40	38.08		0	0	0	0.0952	0.1	10	0%	0	0	0%	E
2-Fluorobiphenyl	S	ug/L	74.35153	70.7826566		95.2	0	0	0.0422688	0.1	10	74%	25	94	0%	E
Nitrobenzene-d5	S	ug/L	79.19827	75.3967530		95.2	0	0	0.0497896	0.1	10	79%	19	102	0%	E
Terphenyl-d14	S	ug/L	63.19217	60.1589458		95.2	0	0	0.0535976	0.1	10	63%	39	106	0%	E
o-Terphenyl	X	ug/L	0.0803	0.0764456		0	0	0	0.0622608	0	0	0%	40	140	0%	

Seq No	Lab ID	Test Code	Sample Typ	File ID	Analysis Date	DF	Batch ID	Prep Date	SPKref	RPDref	pmoist					
15033865	B22020415-022	SVOC-8270C-SI SAMP		√5975.I\sh0211222/11/2022	9:48:5	1	163621	2/9/2022 8:1	0	0						
Analyte	T	Units	RAW	Final	Text	Spike	SPKref	RPDref	MDL	PQL	UQL	%REC	LOW	HIGH	%RPD	Q

Seq No	Lab ID	Test Code	Sample Typ	File ID	Analysis Date	DF	Batch ID	Prep Date	SPKref	RPDref	pmoist					
15033865	B22020415-022	SVOC-8270C-SI SAMP		√5975.I\sh0211222/11/2022	9:48:5	1	163621	2/9/2022 8:1	0	0						
Analyte	T	Units	RAW	Final	Text	Spike	SPKref	RPDref	MDL	PQL	UQL	%REC	LOW	HIGH	%RPD	Q
1-Methylnaphthalene	A	ug/L	0	0		0	0	0	0.020806	0.101	10	0%	0	0	0%	U
2-Methylnaphthalene	A	ug/L	0	0		0	0	0	0.017776	0.101	10	0%	0	0	0%	U
Acenaphthene	A	ug/L	0	0		0	0	0	0.032017	0.101	10	0%	0	0	0%	U
Acenaphthylene	A	ug/L	0	0		0	0	0	0.02525	0.101	10	0%	0	0	0%	U
Anthracene	A	ug/L	0	0		0	0	0	0.028583	0.101	10	0%	0	0	0%	U
Benzo(a)anthracene	A	ug/L	0	0		0	0	0	0.027472	0.101	10	0%	0	0	0%	U
Benzo(a)pyrene	A	ug/L	0	0		0	0	0	0.035047	0.101	10	0%	0	0	0%	U
Benzo(b)fluoranthene	A	ug/L	0	0		0	0	0	0.022826	0.101	10	0%	0	0	0%	U
Benzo(g,h,i)perylene	A	ug/L	0	0		0	0	0	0.026967	0.101	10	0%	0	0	0%	U
Benzo(k)fluoranthene	A	ug/L	0	0		0	0	0	0.029795	0.101	10	0%	0	0	0%	U
Chrysene	A	ug/L	0	0		0	0	0	0.046258	0.101	10	0%	0	0	0%	U
Dibenzo(a,h)anthracene	A	ug/L	0	0		0	0	0	0.037067	0.101	10	0%	0	0	0%	U
Fluoranthene	A	ug/L	0	0		0	0	0	0.023533	0.101	10	0%	0	0	0%	U
Fluorene	A	ug/L	0	0		0	0	0	0.022725	0.101	10	0%	0	0	0%	U
Indeno(1,2,3-cd)pyrene	A	ug/L	0	0		0	0	0	0.049591	0.101	10	0%	0	0	0%	U
Naphthalene	A	ug/L	0	0		0	0	0	0.02929	0.101	10	0%	0	0	0%	U
Phenanthrene	A	ug/L	0	0		0	0	0	0.029795	0.101	10	0%	0	0	0%	U
Pyrene	A	ug/L	0	0		0	0	0	0.024139	0.101	10	0%	0	0	0%	U
1,4-Dichlorobenzene-d4	I	ug/L	40	40.4		0	0	0	0.101	0.101		0%	0	0	0%	
Acenaphthene-d10	I	ug/L	40	40.4		0	0	0	0.101	0.101		0%	0	0	0%	
Chrysene-d12	I	ug/L	40	40.4		0	0	0	0.101	0.101		0%	0	0	0%	
Naphthalene-d8	I	ug/L	40	40.4		0	0	0	0.101	0.101		0%	0	0	0%	
Perylene-d12	I	ug/L	40	40.4		0	0	0	0.101	0.101		0%	0	0	0%	
Phenanthrene-d10	I	ug/L	40	40.4		0	0	0	0.101	0.101	10	0%	0	0	0%	E
2-Fluorobiphenyl	S	ug/L	84.16072	85.0023272		101	0	0	0.044844	0.101	10	84%	25	94	0%	E
Nitrobenzene-d5	S	ug/L	94.73645	95.6838145		101	0	0	0.052823	0.101	10	95%	19	102	0%	E
Terphenyl-d14	S	ug/L	65.65856	66.3151456		101	0	0	0.056863	0.101	10	66%	39	106	0%	E
o-Terphenyl	X	ug/L	0	0		0	0	0	0.066054	0	0	0%	40	140	0%	U

Seq No	Lab ID	Test Code	Sample Typ	File ID	Analysis Date	DF	Batch ID	Prep Date	SPKref	RPDref	pmoist					
15033866	B22020415-027	SVOC-8270C-SI SAMP		√5975.I\sh0211222/11/2022	10:21:	1	163621	2/9/2022 8:1	0	0						
Analyte	T	Units	RAW	Final	Text	Spike	SPKref	RPDref	MDL	PQL	UQL	%REC	LOW	HIGH	%RPD	Q

Seq No	Lab ID	Test Code	Sample Typ	File ID	Analysis Date	DF	Batch ID	Prep Date	SPKref	RPDref	pmoist					
15033866	B22020415-027	SVOC-8270C-SI SAMP		√5975.I\sh0211222/11/2022	10:21:	1	163621	2/9/2022 8:1	0	0						
Analyte	T	Units	RAW	Final	Text	Spike	SPKref	RPDref	MDL	PQL	UQL	%REC	LOW	HIGH	%RPD	Q
1-Methylnaphthalene	A	ug/L	0	0		0	0	0	0.0200026	0.1	10	0%	0	0	0%	U
2-Methylnaphthalene	A	ug/L	0	0		0	0	0	0.0170896	0.1	10	0%	0	0	0%	U
Acenaphthene	A	ug/L	0	0		0	0	0	0.0307807	0.1	10	0%	0	0	0%	U
Acenaphthylene	A	ug/L	0	0		0	0	0	0.024275	0.1	10	0%	0	0	0%	U
Anthracene	A	ug/L	0	0		0	0	0	0.0274793	0.1	10	0%	0	0	0%	U
Benzo(a)anthracene	A	ug/L	0	0		0	0	0	0.0264112	0.1	10	0%	0	0	0%	U
Benzo(a)pyrene	A	ug/L	0	0		0	0	0	0.0336937	0.1	10	0%	0	0	0%	U
Benzo(b)fluoranthene	A	ug/L	0	0		0	0	0	0.0219446	0.1	10	0%	0	0	0%	U
Benzo(g,h,i)perylene	A	ug/L	0	0		0	0	0	0.0259257	0.1	10	0%	0	0	0%	U
Benzo(k)fluoranthene	A	ug/L	0	0		0	0	0	0.0286445	0.1	10	0%	0	0	0%	U
Chrysene	A	ug/L	0	0		0	0	0	0.0444718	0.1	10	0%	0	0	0%	U
Dibenzo(a,h)anthracene	A	ug/L	0	0		0	0	0	0.0356357	0.1	10	0%	0	0	0%	U
Fluoranthene	A	ug/L	0	0		0	0	0	0.0226243	0.1	10	0%	0	0	0%	U
Fluorene	A	ug/L	0	0		0	0	0	0.0218475	0.1	10	0%	0	0	0%	U
Indeno(1,2,3-cd)pyrene	A	ug/L	0	0		0	0	0	0.0476761	0.1	10	0%	0	0	0%	U
Naphthalene	A	ug/L	0	0		0	0	0	0.028159	0.1	10	0%	0	0	0%	U
Phenanthrene	A	ug/L	0	0		0	0	0	0.0286445	0.1	10	0%	0	0	0%	U
Pyrene	A	ug/L	0	0		0	0	0	0.0232069	0.1	10	0%	0	0	0%	U
1,4-Dichlorobenzene-d4	I	ug/L	40	38.84		0	0	0	0.0971	0.1		0%	0	0	0%	
Acenaphthene-d10	I	ug/L	40	38.84		0	0	0	0.0971	0.1		0%	0	0	0%	
Chrysene-d12	I	ug/L	40	38.84		0	0	0	0.0971	0.1		0%	0	0	0%	
Naphthalene-d8	I	ug/L	40	38.84		0	0	0	0.0971	0.1		0%	0	0	0%	
Perylene-d12	I	ug/L	40	38.84		0	0	0	0.0971	0.1		0%	0	0	0%	
Phenanthrene-d10	I	ug/L	40	38.84		0	0	0	0.0971	0.1	10	0%	0	0	0%	E
2-Fluorobiphenyl	S	ug/L	68.87146	66.8741877		97.1	0	0	0.0431124	0.1	10	69%	25	94	0%	E
Nitrobenzene-d5	S	ug/L	81.74712	79.3764535		97.1	0	0	0.0507833	0.1	10	82%	19	102	0%	E
Terphenyl-d14	S	ug/L	63.49752	61.6560919		97.1	0	0	0.0546673	0.1	10	63%	39	106	0%	E
o-Terphenyl	X	ug/L	0.03138	0		0	0	0	0.0635034	0	0	0%	40	140	0%	U

Seq No	Lab ID	Test Code	Sample Typ	File ID	Analysis Date	DF	Batch ID	Prep Date	SPKref	RPDref	pmoist					
15033867	B22020415-032	SVOC-8270C-SI SAMP		√5975.I\sh0211222/11/2022	10:53:	1	163621	2/9/2022 8:1	0	0						
Analyte	T	Units	RAW	Final	Text	Spike	SPKref	RPDref	MDL	PQL	UQL	%REC	LOW	HIGH	%RPD	Q

Seq No	Lab ID	Test Code	Sample Typ	File ID	Analysis Date	DF	Batch ID	Prep Date	SPKref	RPDref	pmoist					
15033867	B22020415-032	SVOC-8270C-SI	SAMP	√5975.I\sh0211222/11/2022	10:53:	1	163621	2/9/2022 8:1	0	0						
Analyte	T	Units	RAW	Final	Text	Spike	SPKref	RPDref	MDL	PQL	UQL	%REC	LOW	HIGH	%RPD	Q
1-Methylnaphthalene	A	ug/L	0	0		0	0	0	0.020188	0.1	10	0%	0	0	0%	U
2-Methylnaphthalene	A	ug/L	0	0		0	0	0	0.017248	0.1	10	0%	0	0	0%	U
Acenaphthene	A	ug/L	0	0		0	0	0	0.031066	0.1	10	0%	0	0	0%	U
Acenaphthylene	A	ug/L	0	0		0	0	0	0.0245	0.1	10	0%	0	0	0%	U
Anthracene	A	ug/L	0	0		0	0	0	0.027734	0.1	10	0%	0	0	0%	U
Benzo(a)anthracene	A	ug/L	0	0		0	0	0	0.026656	0.1	10	0%	0	0	0%	U
Benzo(a)pyrene	A	ug/L	0	0		0	0	0	0.034006	0.1	10	0%	0	0	0%	U
Benzo(b)fluoranthene	A	ug/L	0	0		0	0	0	0.022148	0.1	10	0%	0	0	0%	U
Benzo(g,h,i)perylene	A	ug/L	0	0		0	0	0	0.026166	0.1	10	0%	0	0	0%	U
Benzo(k)fluoranthene	A	ug/L	0	0		0	0	0	0.02891	0.1	10	0%	0	0	0%	U
Chrysene	A	ug/L	0	0		0	0	0	0.044884	0.1	10	0%	0	0	0%	U
Dibenzo(a,h)anthracene	A	ug/L	0	0		0	0	0	0.035966	0.1	10	0%	0	0	0%	U
Fluoranthene	A	ug/L	0	0		0	0	0	0.022834	0.1	10	0%	0	0	0%	U
Fluorene	A	ug/L	0	0		0	0	0	0.02205	0.1	10	0%	0	0	0%	U
Indeno(1,2,3-cd)pyrene	A	ug/L	0	0		0	0	0	0.048118	0.1	10	0%	0	0	0%	U
Naphthalene	A	ug/L	0	0		0	0	0	0.02842	0.1	10	0%	0	0	0%	U
Phenanthrene	A	ug/L	0	0		0	0	0	0.02891	0.1	10	0%	0	0	0%	U
Pyrene	A	ug/L	0	0		0	0	0	0.023422	0.1	10	0%	0	0	0%	U
1,4-Dichlorobenzene-d4	I	ug/L	40	39.2		0	0	0	0.098	0.1		0%	0	0	0%	
Acenaphthene-d10	I	ug/L	40	39.2		0	0	0	0.098	0.1		0%	0	0	0%	
Chrysene-d12	I	ug/L	40	39.2		0	0	0	0.098	0.1		0%	0	0	0%	
Naphthalene-d8	I	ug/L	40	39.2		0	0	0	0.098	0.1		0%	0	0	0%	
Perylene-d12	I	ug/L	40	39.2		0	0	0	0.098	0.1		0%	0	0	0%	
Phenanthrene-d10	I	ug/L	40	39.2		0	0	0	0.098	0.1	10	0%	0	0	0%	E
2-Fluorobiphenyl	S	ug/L	71.34995	69.922951		98	0	0	0.043512	0.1	10	71%	25	94	0%	E
Nitrobenzene-d5	S	ug/L	73.94588	72.4669624		98	0	0	0.051254	0.1	10	74%	19	102	0%	E
Terphenyl-d14	S	ug/L	60.89097	59.6731506		98	0	0	0.055174	0.1	10	61%	39	106	0%	E
o-Terphenyl	X	ug/L	0.69868	0.6847064		0	0	0	0.064092	0	0	0%	40	140	0%	

Seq No	Lab ID	Test Code	Sample Typ	File ID	Analysis Date	DF	Batch ID	Prep Date	SPKref	RPDref	pmoist					
15033868	B22020528-001	SVOC-8270-W-	SAMP	√5975.I\sh0211222/11/2022	11:26:	20	163621	2/9/2022 8:1	0	0						
Analyte	T	Units	RAW	Final	Text	Spike	SPKref	RPDref	MDL	PQL	UQL	%REC	LOW	HIGH	%RPD	Q

Seq No	Lab ID	Test Code	Sample Typ	File ID	Analysis Date	DF	Batch ID	Prep Date	SPKref	RPDref	pmoist					
15033868	B22020528-001	SVOC-8270-W-	SAMP	√5975.I\sh021122	2/11/2022 11:26:	20	163621	2/9/2022 8:1	0	0						
Analyte	T	Units	RAW	Final	Text	Spike	SPKref	RPDref	MDL	PQL	UQL	%REC	LOW	HIGH	%RPD	Q
2-Fluorobiphenyl	S	ug/L	2.9751	58.90698		99	0	0	0.87912	10	0	60%	28	107	0%	
Nitrobenzene-d5	S	ug/L	2.54543	50.399514		99	0	0	1.03554	10	0	51%	32	94	0%	
Terphenyl-d14	S	ug/L	4.27311	84.607578		99	0	0	1.11474	10	0	85%	32	122	0%	

Seq No	Lab ID	Test Code	Sample Typ	File ID	Analysis Date	DF	Batch ID	Prep Date	SPKref	RPDref	pmoist					
15033869	B22020528-001	SVOC-8270-W-	SAMP	√5975.I\sh021122	2/11/2022 11:58:	1	163621	2/9/2022 8:1	0	0						
Analyte	T	Units	RAW	Final	Text	Spike	SPKref	RPDref	MDL	PQL	UQL	%REC	LOW	HIGH	%RPD	Q
1-Methylnaphthalene	A	ug/L	0	0		0	0	0	0.020394	10	150	0%	0	0	0%	
2-Methylnaphthalene	A	ug/L	0	0		0	0	0	0.017424	10	150	0%	0	0	0%	
Acenaphthene	A	ug/L	0	0		0	0	0	0.031383	10	150	0%	0	0	0%	
Acenaphthylene	A	ug/L	0	0		0	0	0	0.02475	10	150	0%	0	0	0%	
Anthracene	A	ug/L	0	0		0	0	0	0.028017	10	150	0%	0	0	0%	
Benzo(a)anthracene	A	ug/L	0	0		0	0	0	0.026928	10	150	0%	0	0	0%	
Benzo(a)pyrene	A	ug/L	0	0		0	0	0	0.034353	10	150	0%	0	0	0%	
Benzo(b)fluoranthene	A	ug/L	0	0		0	0	0	0.022374	10	150	0%	0	0	0%	
Benzo(g,h,i)perylene	A	ug/L	0	0		0	0	0	0.026433	10	150	0%	0	0	0%	
Benzo(k)fluoranthene	A	ug/L	0	0		0	0	0	0.029205	10	150	0%	0	0	0%	
Chrysene	A	ug/L	0	0		0	0	0	0.045342	10	150	0%	0	0	0%	
Dibenzo(a,h)anthracene	A	ug/L	0	0		0	0	0	0.036333	10	150	0%	0	0	0%	
Fluoranthene	A	ug/L	0	0		0	0	0	0.023067	10	150	0%	0	0	0%	
Fluorene	A	ug/L	0	0		0	0	0	0.022275	10	150	0%	0	0	0%	
Indeno(1,2,3-cd)pyrene	A	ug/L	0	0		0	0	0	0.048609	10	150	0%	0	0	0%	
Naphthalene	A	ug/L	0	0		0	0	0	0.02871	10	150	0%	0	0	0%	
Phenanthrene	A	ug/L	0	0		0	0	0	0.029205	10	150	0%	0	0	0%	
Pyrene	A	ug/L	0	0		0	0	0	0.023661	10	150	0%	0	0	0%	
1,4-Dichlorobenzene-d4	I	ug/L	40	39.6		0	0	0	0.099	10	150	0%	0	0	0%	
Acenaphthene-d10	I	ug/L	40	39.6		0	0	0	0.099	10	150	0%	0	0	0%	
Chrysene-d12	I	ug/L	40	39.6		0	0	0	0.099	10	150	0%	0	0	0%	
Naphthalene-d8	I	ug/L	40	39.6		0	0	0	0.099	10	150	0%	0	0	0%	
Perylene-d12	I	ug/L	40	39.6		0	0	0	0.099	10	150	0%	0	0	0%	
Phenanthrene-d10	I	ug/L	40	39.6		0	0	0	0.099	10	150	0%	0	0	0%	
o-Terphenyl	X	ug/L	0	0		198	0	0	0.064746	10	150	0%	40	140	0%	S

Seq No	Lab ID	Test Code	Sample Typ	File ID	Analysis Date	DF	Batch ID	Prep Date	SPKref	RPDref	pmoist					
15033870	11-Feb-22_ISTB	SVOC-8270C-SI	SAMP	√5975.I\sh0211222	12/2022 12:31:	1	R374633		0	0						
Analyte	T	Units	RAW	Final	Text	Spike	SPKref	RPDref	MDL	PQL	UQL	%REC	LOW	HIGH	%RPD	Q
1-Methylnaphthalene	A	ug/L	0	0		0	0	0	0.0206	0.1	10	0%	0	0	0%	
2-Methylnaphthalene	A	ug/L	0	0		0	0	0	0.0176	0.1	10	0%	0	0	0%	
Acenaphthene	A	ug/L	0	0		0	0	0	0.0317	0.1	10	0%	0	0	0%	
Acenaphthylene	A	ug/L	0	0		0	0	0	0.025	0.1	10	0%	0	0	0%	
Anthracene	A	ug/L	0	0		0	0	0	0.0283	0.1	10	0%	0	0	0%	
Benzo(a)anthracene	A	ug/L	0	0		0	0	0	0.0272	0.1	10	0%	0	0	0%	
Benzo(a)pyrene	A	ug/L	0	0		0	0	0	0.0347	0.1	10	0%	0	0	0%	
Benzo(b)fluoranthene	A	ug/L	0	0		0	0	0	0.0226	0.1	10	0%	0	0	0%	
Benzo(g,h,i)perylene	A	ug/L	0	0		0	0	0	0.0267	0.1	10	0%	0	0	0%	
Benzo(k)fluoranthene	A	ug/L	0	0		0	0	0	0.0295	0.1	10	0%	0	0	0%	
Chrysene	A	ug/L	0	0		0	0	0	0.0458	0.1	10	0%	0	0	0%	
Dibenzo(a,h)anthracene	A	ug/L	0	0		0	0	0	0.0367	0.1	10	0%	0	0	0%	
Fluoranthene	A	ug/L	0	0		0	0	0	0.0233	0.1	10	0%	0	0	0%	
Fluorene	A	ug/L	0	0		0	0	0	0.0225	0.1	10	0%	0	0	0%	
Indeno(1,2,3-cd)pyrene	A	ug/L	0	0		0	0	0	0.0491	0.1	10	0%	0	0	0%	
Naphthalene	A	ug/L	0	0		0	0	0	0.029	0.1	10	0%	0	0	0%	
Phenanthrene	A	ug/L	0	0		0	0	0	0.0295	0.1	10	0%	0	0	0%	
Pyrene	A	ug/L	0	0		0	0	0	0.0239	0.1	10	0%	0	0	0%	
1,4-Dichlorobenzene-d4	I	ug/L	40	40		0	0	0	0.1	0.1		0%	0	0	0%	
Acenaphthene-d10	I	ug/L	40	40		0	0	0	0.1	0.1		0%	0	0	0%	
Chrysene-d12	I	ug/L	40	40		0	0	0	0.1	0.1		0%	0	0	0%	
Naphthalene-d8	I	ug/L	40	40		0	0	0	0.1	0.1		0%	0	0	0%	
Perylene-d12	I	ug/L	40	40		0	0	0	0.1	0.1		0%	0	0	0%	
Phenanthrene-d10	I	ug/L	40	40		0	0	0	0.1	0.1	10	0%	0	0	0%	E
2-Fluorobiphenyl	S	ug/L	0	0		5	0	0	0.0444	0.1	10	0%	25	94	0%	S
Nitrobenzene-d5	S	ug/L	0	0		5	0	0	0.0523	0.1	10	0%	19	102	0%	S
Terphenyl-d14	S	ug/L	0	0		5	0	0	0.0563	0.1	10	0%	39	106	0%	S
o-Terphenyl	X	ug/L	0	0		200	0	0	0.0654	0	0	0%	40	140	0%	S

Seq No	Lab ID	Test Code	Sample Typ	File ID	Analysis Date	DF	Batch ID	Prep Date	SPKref	RPDref	pmoist					
15033871	11-Feb-22_CCV	SVOC-8270C-SI	CCV	√5975.I\sh0211222	14/2022 11:04:	1	R374633		0	0						
Analyte	T	Units	RAW	Final	Text	Spike	SPKref	RPDref	MDL	PQL	UQL	%REC	LOW	HIGH	%RPD	Q

Seq No	Lab ID	Test Code	Sample Typ	File ID	Analysis Date	DF	Batch ID	Prep Date	SPKref	RPDref	pmoist					
15033871	11-Feb-22_CCV	SVOC-8270C-SI	CCV	√5975.I\sh0211222	14/2022 11:04:	1	R374633		0	0						
Analyte	T	Units	RAW	Final	Text	Spike	SPKref	RPDref	MDL	PQL	UQL	%REC	LOW	HIGH	%RPD	Q
1-Methylnaphthalene	A	ug/L	1.88599	1.88599		2	0	0	0.0206	0.1	10	94%	50	150	0%	
2-Methylnaphthalene	A	ug/L	1.883	1.883		2	0	0	0.0176	0.1	10	94%	50	150	0%	
Acenaphthene	A	ug/L	1.85587	1.85587		2	0	0	0.0317	0.1	10	93%	50	150	0%	
Acenaphthylene	A	ug/L	1.8805	1.8805		2	0	0	0.025	0.1	10	94%	50	150	0%	
Anthracene	A	ug/L	2.03492	2.03492		2	0	0	0.0283	0.1	10	102%	50	150	0%	
Benzo(a)anthracene	A	ug/L	2.11354	2.11354		2	0	0	0.0272	0.1	10	106%	50	150	0%	
Benzo(a)pyrene	A	ug/L	1.86354	1.86354		2	0	0	0.0347	0.1	10	93%	50	150	0%	
Benzo(b)fluoranthene	A	ug/L	1.90387	1.90387		2	0	0	0.0226	0.1	10	95%	50	150	0%	
Benzo(g,h,i)perylene	A	ug/L	1.9353	1.9353		2	0	0	0.0267	0.1	10	97%	50	150	0%	
Benzo(k)fluoranthene	A	ug/L	1.82616	1.82616		2	0	0	0.0295	0.1	10	91%	50	150	0%	
Chrysene	A	ug/L	1.92272	1.92272		2	0	0	0.0458	0.1	10	96%	50	150	0%	
Dibenzo(a,h)anthracene	A	ug/L	1.97925	1.97925		2	0	0	0.0367	0.1	10	99%	50	150	0%	
Fluoranthene	A	ug/L	2.08204	2.08204		2	0	0	0.0233	0.1	10	104%	50	150	0%	
Fluorene	A	ug/L	2.06322	2.06322		2	0	0	0.0225	0.1	10	103%	50	150	0%	
Indeno(1,2,3-cd)pyrene	A	ug/L	1.95582	1.95582		2	0	0	0.0491	0.1	10	98%	50	150	0%	
Naphthalene	A	ug/L	1.79837	1.79837		2	0	0	0.029	0.1	10	90%	50	150	0%	
Phenanthrene	A	ug/L	1.99108	1.99108		2	0	0	0.0295	0.1	10	100%	50	150	0%	
Pyrene	A	ug/L	2.11052	2.11052		2	0	0	0.0239	0.1	10	106%	50	150	0%	
1,4-Dichlorobenzene-d4	I	ug/L	40	40		0	0	0	0.1	0.1		0%	50	150	0%	
Acenaphthene-d10	I	ug/L	40	40		0	0	0	0.1	0.1		0%	50	150	0%	
Chrysene-d12	I	ug/L	40	40		0	0	0	0.1	0.1		0%	50	150	0%	
Naphthalene-d8	I	ug/L	40	40		0	0	0	0.1	0.1		0%	50	150	0%	
Perylene-d12	I	ug/L	40	40		0	0	0	0.1	0.1		0%	50	150	0%	
Phenanthrene-d10	I	ug/L	40	40		0	0	0	0.1	0.1	10	0%	50	150	0%	
2-Fluorobiphenyl	S	ug/L	2.14668	2.14668		2	0	0	0.0444	0.1	10	107%	50	150	0%	
Nitrobenzene-d5	S	ug/L	1.83823	1.83823		2	0	0	0.0523	0.1	10	92%	50	150	0%	
Terphenyl-d14	S	ug/L	2.03048	2.03048		2	0	0	0.0563	0.1	10	102%	50	150	0%	
o-Terphenyl	X	ug/L	2.09053	2.09053		2	0	0	0.0654	0	0	105%	50	150	0%	

Seq No	Lab ID	Test Code	Sample Typ	File ID	Analysis Date	DF	Batch ID	Prep Date	SPKref	RPDref	pmoist					
15033875	11-Feb-22_CCV	SVOC-8270-W-	CCV	√5975.I\sh0211222	11/2022 3:17:3	1	R374633		0	0						
Analyte	T	Units	RAW	Final	Text	Spike	SPKref	RPDref	MDL	PQL	UQL	%REC	LOW	HIGH	%RPD	Q

Seq No	Lab ID	Test Code	Sample Typ	File ID	Analysis Date	DF	Batch ID	Prep Date	SPKref	RPDref	pmoist					
15033875	11-Feb-22_CCV	SVOC-8270-W-	CCV	√5975.I\sh0211222	2/11/2022 3:17:3	1	R374633		0	0						
Analyte	T	Units	RAW	Final	Text	Spike	SPKref	RPDref	MDL	PQL	UQL	%REC	LOW	HIGH	%RPD	Q
1-Methylnaphthalene	A	ug/L	1.91917	1.91917		2	0	0	0.0206	0.1	10	96%	80	120	0%	
2-Methylnaphthalene	A	ug/L	1.80388	1.80388		2	0	0	0.0176	0.1	10	90%	80	120	0%	
Acenaphthene	A	ug/L	1.92589	1.92589		2	0	0	0.0317	0.1	10	96%	80	120	0%	
Acenaphthylene	A	ug/L	2.03107	2.03107		2	0	0	0.025	0.1	10	102%	80	120	0%	
Anthracene	A	ug/L	1.98703	1.98703		2	0	0	0.0283	0.1	10	99%	80	120	0%	
Benzo(a)anthracene	A	ug/L	2.19722	2.19722		2	0	0	0.0272	0.1	10	110%	80	120	0%	
Benzo(a)pyrene	A	ug/L	1.97351	1.97351		2	0	0	0.0347	0.1	10	99%	80	120	0%	
Benzo(b)fluoranthene	A	ug/L	1.99509	1.99509		2	0	0	0.0226	0.1	10	100%	80	120	0%	
Benzo(g,h,i)perylene	A	ug/L	2.03251	2.03251		2	0	0	0.0267	0.1	10	102%	80	120	0%	
Benzo(k)fluoranthene	A	ug/L	1.93275	1.93275		2	0	0	0.0295	0.1	10	97%	80	120	0%	
Chrysene	A	ug/L	2.0249	2.0249		2	0	0	0.0458	0.1	10	101%	80	120	0%	
Dibenzo(a,h)anthracene	A	ug/L	2.02863	2.02863		2	0	0	0.0367	0.1	10	101%	80	120	0%	
Fluoranthene	A	ug/L	1.98219	1.98219		2	0	0	0.0233	0.1	10	99%	80	120	0%	
Fluorene	A	ug/L	2.03939	2.03939		2	0	0	0.0225	0.1	10	102%	80	120	0%	
Indeno(1,2,3-cd)pyrene	A	ug/L	1.95114	1.95114		2	0	0	0.0491	0.1	10	98%	80	120	0%	
Naphthalene	A	ug/L	1.8564	1.8564		2	0	0	0.029	0.1	10	93%	80	120	0%	
Phenanthrene	A	ug/L	1.92118	1.92118		2	0	0	0.0295	0.1	10	96%	80	120	0%	
Pyrene	A	ug/L	1.99777	1.99777		2	0	0	0.0239	0.1	10	100%	80	120	0%	
1,4-Dichlorobenzene-d4	I	ug/L	40	40		0	0	0	0.1	0.1		0%	80	120	0%	
Acenaphthene-d10	I	ug/L	40	40		0	0	0	0.1	0.1		0%	80	120	0%	
Chrysene-d12	I	ug/L	40	40		0	0	0	0.1	0.1		0%	80	120	0%	
Naphthalene-d8	I	ug/L	40	40		0	0	0	0.1	0.1		0%	80	120	0%	
Perylene-d12	I	ug/L	40	40		0	0	0	0.1	0.1		0%	80	120	0%	
Phenanthrene-d10	I	ug/L	40	40		0	0	0	0.1	0.1		0%	80	120	0%	
2-Fluorobiphenyl	S	ug/L	2.1897	2.1897		2	0	0	0.0444	0.1	10	109%	80	120	0%	
Nitrobenzene-d5	S	ug/L	1.89794	1.89794		2	0	0	0.0523	0.1	10	95%	80	120	0%	
Terphenyl-d14	S	ug/L	2.09034	2.09034		2	0	0	0.0563	0.1	10	105%	80	120	0%	
o-Terphenyl	X	ug/L	2.09043	2.09043		2	0	0	0.0654	0.1	10	105%	80	120	0%	

Seq No	Lab ID	Test Code	Sample Typ	File ID	Analysis Date	DF	Batch ID	Prep Date	SPKref	RPDref	pmoist					
15033876	MB-163621	SVOC-8270-W-	MBLK	√5975.I\sh0211222	2/11/2022 4:23:5	1	163621	2/9/2022 8:1	0	0						
Analyte	T	Units	RAW	Final	Text	Spike	SPKref	RPDref	MDL	PQL	UQL	%REC	LOW	HIGH	%RPD	Q

Seq No	Lab ID	Test Code	Sample Typ	File ID	Analysis Date	DF	Batch ID	Prep Date	SPKref	RPDref	pmoist					
15033876	MB-163621	SVOC-8270-W-	MBLK	√5975.I\sh0211222	2/11/2022 4:23:5	1	163621	2/9/2022 8:1	0	0						
Analyte	T	Units	RAW	Final	Text	Spike	SPKref	RPDref	MDL	PQL	UQL	%REC	LOW	HIGH	%RPD	Q
1-Methylnaphthalene	A	ug/L	0	0		0	0	0	0.0206	0.1	10	0%			0%	
2-Methylnaphthalene	A	ug/L	0	0		0	0	0	0.0176	0.1	10	0%			0%	
Acenaphthene	A	ug/L	0	0		0	0	0	0.0317	0.1	10	0%			0%	
Acenaphthylene	A	ug/L	0	0		0	0	0	0.025	0.1	10	0%			0%	
Anthracene	A	ug/L	0	0		0	0	0	0.0283	0.1	10	0%			0%	
Benzo(a)anthracene	A	ug/L	0	0		0	0	0	0.0272	0.1	10	0%			0%	
Benzo(a)pyrene	A	ug/L	0	0		0	0	0	0.0347	0.1	10	0%			0%	
Benzo(b)fluoranthene	A	ug/L	0	0		0	0	0	0.0226	0.1	10	0%			0%	
Benzo(g,h,i)perylene	A	ug/L	0	0		0	0	0	0.0267	0.1	10	0%			0%	
Benzo(k)fluoranthene	A	ug/L	0	0		0	0	0	0.0295	0.1	10	0%			0%	
Chrysene	A	ug/L	0	0		0	0	0	0.0458	0.1	10	0%			0%	
Dibenzo(a,h)anthracene	A	ug/L	0	0		0	0	0	0.0367	0.1	10	0%			0%	
Fluoranthene	A	ug/L	0	0		0	0	0	0.0233	0.1	10	0%			0%	
Fluorene	A	ug/L	0	0		0	0	0	0.0225	0.1	10	0%			0%	
Indeno(1,2,3-cd)pyrene	A	ug/L	0	0		0	0	0	0.0491	0.1	10	0%			0%	
Naphthalene	A	ug/L	0	0		0	0	0	0.029	0.1	10	0%			0%	
Phenanthrene	A	ug/L	0	0		0	0	0	0.0295	0.1	10	0%			0%	
Pyrene	A	ug/L	0	0		0	0	0	0.0239	0.1	10	0%			0%	
1,4-Dichlorobenzene-d4	I	ug/L	40	40		0	0	0	0.1	0.1		0%			0%	
Acenaphthene-d10	I	ug/L	40	40		0	0	0	0.1	0.1		0%			0%	
Chrysene-d12	I	ug/L	40	40		0	0	0	0.1	0.1		0%			0%	
Naphthalene-d8	I	ug/L	40	40		0	0	0	0.1	0.1		0%			0%	
Perylene-d12	I	ug/L	40	40		0	0	0	0.1	0.1		0%			0%	
Phenanthrene-d10	I	ug/L	40	40		0	0	0	0.1	0.1		0%			0%	
2-Fluorobiphenyl	S	ug/L	68.83333	68.83333		100	0	0	0.0444	0.1	10	69%	25	94	0%	
Nitrobenzene-d5	S	ug/L	81.86627	81.86627		100	0	0	0.0523	0.1	10	82%	19	102	0%	
Terphenyl-d14	S	ug/L	63.26226	63.26226		100	0	0	0.0563	0.1	10	63%	39	106	0%	
o-Terphenyl	X	ug/L	0	0		0	0	0	0.0654	0.1	10	0%	40	140	0%	

Seq No	Lab ID	Test Code	Sample Typ	File ID	Analysis Date	DF	Batch ID	Prep Date	SPKref	RPDref	pmoist					
15033877	LLCS-163621	SVOC-8270-W-	LCS	√5975.I\sh0211222	2/11/2022 4:56:3	1	163621	2/9/2022 8:1	0	0						
Analyte	T	Units	RAW	Final	Text	Spike	SPKref	RPDref	MDL	PQL	UQL	%REC	LOW	HIGH	%RPD	Q

Seq No	Lab ID	Test Code	Sample Typ	File ID	Analysis Date	DF	Batch ID	Prep Date	SPKref	RPDref	pmoist					
15033877	LLCS-163621	SVOC-8270-W-	LCS	√5975.I\sh0211222	2/11/2022 4:56:3	1	163621	2/9/2022 8:1	0	0						
Analyte	T	Units	RAW	Final	Text	Spike	SPKref	RPDref	MDL	PQL	UQL	%REC	LOW	HIGH	%RPD	Q
1-Methylnaphthalene	A	ug/L	2.81769	2.81769		5	0	0	0.0206	0.1	10	56%	18	117	0%	
2-Methylnaphthalene	A	ug/L	2.90787	2.90787		5	0	0	0.0176	0.1	10	58%	18	117	0%	
Acenaphthene	A	ug/L	3.65162	3.65162		5	0	0	0.0317	0.1	10	73%	40	92	0%	
Acenaphthylene	A	ug/L	3.38968	3.38968		5	0	0	0.025	0.1	10	68%	37	96	0%	
Anthracene	A	ug/L	4.38576	4.38576		5	0	0	0.0283	0.1	10	88%	46	108	0%	
Benzo(a)anthracene	A	ug/L	4.59261	4.59261		5	0	0	0.0272	0.1	10	92%	41	105	0%	
Benzo(a)pyrene	A	ug/L	4.14559	4.14559		5	0	0	0.0347	0.1	10	83%	42	110	0%	
Benzo(b)fluoranthene	A	ug/L	4.37832	4.37832		5	0	0	0.0226	0.1	10	88%	27	121	0%	
Benzo(g,h,i)perylene	A	ug/L	4.60669	4.60669		5	0	0	0.0267	0.1	10	92%	44	108	0%	
Benzo(k)fluoranthene	A	ug/L	4.21316	4.21316		5	0	0	0.0295	0.1	10	84%	44	111	0%	
Chrysene	A	ug/L	4.3577	4.3577		5	0	0	0.0458	0.1	10	87%	50	106	0%	
Dibenzo(a,h)anthracene	A	ug/L	4.48096	4.48096		5	0	0	0.0367	0.1	10	90%	47	111	0%	
Fluoranthene	A	ug/L	4.5314	4.5314		5	0	0	0.0233	0.1	10	91%	44	111	0%	
Fluorene	A	ug/L	3.64816	3.64816		5	0	0	0.0225	0.1	10	73%	42	99	0%	
Indeno(1,2,3-cd)pyrene	A	ug/L	4.32167	4.32167		5	0	0	0.0491	0.1	10	86%	33	112	0%	
Naphthalene	A	ug/L	2.74403	2.74403		5	0	0	0.029	0.1	10	55%	22	108	0%	
Phenanthrene	A	ug/L	4.14978	4.14978		5	0	0	0.0295	0.1	10	83%	43	106	0%	
Pyrene	A	ug/L	4.14889	4.14889		5	0	0	0.0239	0.1	10	83%	41	106	0%	
1,4-Dichlorobenzene-d4	I	ug/L	40	40		0	0	0	0.1	0.1		0%			0%	
Acenaphthene-d10	I	ug/L	40	40		0	0	0	0.1	0.1		0%			0%	
Chrysene-d12	I	ug/L	40	40		0	0	0	0.1	0.1		0%			0%	
Naphthalene-d8	I	ug/L	40	40		0	0	0	0.1	0.1		0%			0%	
Perylene-d12	I	ug/L	40	40		0	0	0	0.1	0.1		0%			0%	
Phenanthrene-d10	I	ug/L	40	40		0	0	0	0.1	0.1		0%			0%	
2-Fluorobiphenyl	S	ug/L	3.55611	3.55611		5	0	0	0.0444	0.1	10	71%	25	94	0%	
Nitrobenzene-d5	S	ug/L	3.59373	3.59373		5	0	0	0.0523	0.1	10	72%	19	102	0%	
Terphenyl-d14	S	ug/L	4.30279	4.30279		5	0	0	0.0563	0.1	10	86%	39	106	0%	
o-Terphenyl	X	ug/L	4.37328	4.37328		5	0	0	0.0654	0.1	10	87%	40	140	0%	

Seq No	Lab ID	Test Code	Sample Typ	File ID	Analysis Date	DF	Batch ID	Prep Date	SPKref	RPDref	pmoist					
15033878	LLCSD-163621	SVOC-8270-W-	LCSD	√5975.I\sh0211222	2/11/2022 5:28:5	1	163621	2/9/2022 8:1	0	2E+07						
Analyte	T	Units	RAW	Final	Text	Spike	SPKref	RPDref	MDL	PQL	UQL	%REC	LOW	HIGH	%RPD	Q

Seq No	Lab ID	Test Code	Sample Typ	File ID	Analysis Date	DF	Batch ID	Prep Date	SPKref	RPDref	pmoist					
15033878	LLCSD-163621	SVOC-8270-W-	LCSD	√5975.I\sh0211222/11/2022	5:28:5	1	163621	2/9/2022 8:1	0	2E+07						
Analyte	T	Units	RAW	Final	Text	Spike	SPKref	RPDref	MDL	PQL	UQL	%REC	LOW	HIGH	%RPD	Q
1-Methylnaphthalene	A	ug/L	2.69891	2.69891		5	0	2.81769	0.0206	0.1	10	54%	18	117	4%	
2-Methylnaphthalene	A	ug/L	2.81664	2.81664		5	0	2.90787	0.0176	0.1	10	56%	18	117	3%	
Acenaphthene	A	ug/L	3.51438	3.51438		5	0	3.65162	0.0317	0.1	10	70%	40	92	4%	
Acenaphthylene	A	ug/L	3.266	3.266		5	0	3.38968	0.025	0.1	10	65%	37	96	4%	
Anthracene	A	ug/L	4.2951	4.2951		5	0	4.38576	0.0283	0.1	10	86%	46	108	2%	
Benzo(a)anthracene	A	ug/L	5.06426	5.06426		5	0	4.59261	0.0272	0.1	10	101%	41	105	10%	
Benzo(a)pyrene	A	ug/L	4.4067	4.4067		5	0	4.14559	0.0347	0.1	10	88%	42	110	6%	
Benzo(b)fluoranthene	A	ug/L	4.58534	4.58534		5	0	4.37832	0.0226	0.1	10	92%	27	121	5%	
Benzo(g,h,i)perylene	A	ug/L	4.8481	4.8481		5	0	4.60669	0.0267	0.1	10	97%	44	108	5%	
Benzo(k)fluoranthene	A	ug/L	4.30219	4.30219		5	0	4.21316	0.0295	0.1	10	86%	44	111	2%	
Chrysene	A	ug/L	4.70142	4.70142		5	0	4.3577	0.0458	0.1	10	94%	50	106	8%	
Dibenzo(a,h)anthracene	A	ug/L	4.62675	4.62675		5	0	4.48096	0.0367	0.1	10	93%	47	111	3%	
Fluoranthene	A	ug/L	4.42542	4.42542		5	0	4.5314	0.0233	0.1	10	89%	44	111	2%	
Fluorene	A	ug/L	3.54201	3.54201		5	0	3.64816	0.0225	0.1	10	71%	42	99	3%	
Indeno(1,2,3-cd)pyrene	A	ug/L	4.5861	4.5861		5	0	4.32167	0.0491	0.1	10	92%	33	112	6%	
Naphthalene	A	ug/L	2.62212	2.62212		5	0	2.74403	0.029	0.1	10	52%	22	108	5%	
Phenanthrene	A	ug/L	4.07997	4.07997		5	0	4.14978	0.0295	0.1	10	82%	43	106	2%	
Pyrene	A	ug/L	4.4596	4.4596		5	0	4.14889	0.0239	0.1	10	89%	41	106	7%	
1,4-Dichlorobenzene-d4	I	ug/L	40	40		0	0	0	0.1	0.1		0%			0%	
Acenaphthene-d10	I	ug/L	40	40		0	0	0	0.1	0.1		0%			0%	
Chrysene-d12	I	ug/L	40	40		0	0	0	0.1	0.1		0%			0%	
Naphthalene-d8	I	ug/L	40	40		0	0	0	0.1	0.1		0%			0%	
Perylene-d12	I	ug/L	40	40		0	0	0	0.1	0.1		0%			0%	
Phenanthrene-d10	I	ug/L	40	40		0	0	0	0.1	0.1		0%			0%	
2-Fluorobiphenyl	S	ug/L	3.51725	3.51725		5	0	0	0.0444	0.1	10	70%	25	94	0%	
Nitrobenzene-d5	S	ug/L	3.26444	3.26444		5	0	0	0.0523	0.1	10	65%	19	102	0%	
Terphenyl-d14	S	ug/L	4.7936	4.7936		5	0	0	0.0563	0.1	10	96%	39	106	0%	
o-Terphenyl	X	ug/L	4.07765	4.07765		5	0	4.37328	0.0654	0.1	10	82%	40	140	7%	

Seq No	Lab ID	Test Code	Sample Typ	File ID	Analysis Date	DF	Batch ID	Prep Date	SPKref	RPDref	pmoist					
15033879	B22020415-001	SVOC-8270-W-	MS	√5975.I\sh0211222/11/2022	6:34:0	1	163621	2/9/2022 8:1	2E+07	0						
Analyte	T	Units	RAW	Final	Text	Spike	SPKref	RPDref	MDL	PQL	UQL	%REC	LOW	HIGH	%RPD	Q

Seq No	Lab ID	Test Code	Sample Typ	File ID	Analysis Date	DF	Batch ID	Prep Date	SPKref	RPDref	pmoist					
15033879	B22020415-001	SVOC-8270-W-	MS	√5975.I\sh021122	2/11/2022 6:34:0	1	163621	2/9/2022 8:1	2E+07	0						
Analyte	T	Units	RAW	Final	Text	Spike	SPKref	RPDref	MDL	PQL	UQL	%REC	LOW	HIGH	%RPD	Q
1-Methylnaphthalene	A	ug/L	3.26196	3.13800552		4.81	0	0	0.0198172	0.1	10	65%	18	117	0%	
2-Methylnaphthalene	A	ug/L	3.82767	3.68221854		4.81	0	0	0.0169312	0.1	10	77%	17	118	0%	
Acenaphthene	A	ug/L	4.47725	4.3071145		4.81	0	0	0.0304954	0.1	10	90%	40	92	0%	
Acenaphthylene	A	ug/L	4.06048	3.90618176		4.81	0	0	0.02405	0.1	10	81%	37	96	0%	
Anthracene	A	ug/L	4.42702	4.25879324		4.81	0	0	0.0272246	0.1	10	89%	46	108	0%	
Benzo(a)anthracene	A	ug/L	4.82533	4.64196746		4.81	0	0	0.0261664	0.1	10	97%	41	105	0%	
Benzo(a)pyrene	A	ug/L	4.2839	4.1211118		4.81	0	0	0.0333814	0.1	10	86%	42	110	0%	
Benzo(b)fluoranthene	A	ug/L	4.55326	4.38023612		4.81	0	0	0.0217412	0.1	10	91%	27	121	0%	
Benzo(g,h,i)perylene	A	ug/L	4.66513	4.48785506		4.81	0	0	0.0256854	0.1	10	93%	44	108	0%	
Benzo(k)fluoranthene	A	ug/L	4.35514	4.18964468		4.81	0	0	0.028379	0.1	10	87%	44	111	0%	
Chrysene	A	ug/L	4.45068	4.28155416		4.81	0	0	0.0440596	0.1	10	89%	50	106	0%	
Dibenzo(a,h)anthracene	A	ug/L	4.66928	4.49184736		4.81	0	0	0.0353054	0.1	10	93%	47	111	0%	
Fluoranthene	A	ug/L	4.4396	4.2708952		4.81	0	0	0.0224146	0.1	10	89%	44	111	0%	
Fluorene	A	ug/L	4.24542	4.08409404		4.81	0	0	0.021645	0.1	10	85%	42	99	0%	
Indeno(1,2,3-cd)pyrene	A	ug/L	4.51816	4.34646992		4.81	0	0	0.0472342	0.1	10	90%	33	112	0%	
Naphthalene	A	ug/L	3.36837	3.24037194		4.81	0	0	0.027898	0.1	10	67%	22	108	0%	
Phenanthrene	A	ug/L	4.20124	4.04159288		4.81	0	0	0.028379	0.1	10	84%	43	106	0%	
Pyrene	A	ug/L	4.45201	4.28283362		4.81	0	0	0.0229918	0.1	10	89%	41	106	0%	
1,4-Dichlorobenzene-d4	I	ug/L	40	38.48		0	0	0	0.0962	0.1		0%			0%	
Acenaphthene-d10	I	ug/L	40	38.48		0	0	0	0.0962	0.1		0%			0%	
Chrysene-d12	I	ug/L	40	38.48		0	0	0	0.0962	0.1		0%			0%	
Naphthalene-d8	I	ug/L	40	38.48		0	0	0	0.0962	0.1		0%			0%	
Perylene-d12	I	ug/L	40	38.48		0	0	0	0.0962	0.1		0%			0%	
Phenanthrene-d10	I	ug/L	40	38.48		0	0	0	0.0962	0.1		0%			0%	
2-Fluorobiphenyl	S	ug/L	3.59265	3.4561293		4.81	0	0	0.0427128	0.1	10	72%	25	94	0%	
Nitrobenzene-d5	S	ug/L	4.08504	3.92980848		4.81	0	0	0.0503126	0.1	10	82%	19	102	0%	
Terphenyl-d14	S	ug/L	4.59993	4.42513266		4.81	0	0	0.0541606	0.1	10	92%	39	106	0%	
o-Terphenyl	X	ug/L	4.24058	4.07943796		192.4	0	0	0.0629148	0.1	10	2%	40	140	0%	S

Seq No	Lab ID	Test Code	Sample Typ	File ID	Analysis Date	DF	Batch ID	Prep Date	SPKref	RPDref	pmoist					
15033880	B22020415-006	SVOC-8270-W-	MS	√5975.I\sh021122	2/11/2022 7:39:0	1	163621	2/9/2022 8:1	2E+07	0						
Analyte	T	Units	RAW	Final	Text	Spike	SPKref	RPDref	MDL	PQL	UQL	%REC	LOW	HIGH	%RPD	Q

Seq No	Lab ID	Test Code	Sample Typ	File ID	Analysis Date	DF	Batch ID	Prep Date	SPKref	RPDref	pmoist					
15033880	B22020415-006	SVOC-8270-W-	MS	√5975.I\sh0211222	2/11/2022 7:39:0	1	163621	2/9/2022 8:1	2E+07	0						
Analyte	T	Units	RAW	Final	Text	Spike	SPKref	RPDref	MDL	PQL	UQL	%REC	LOW	HIGH	%RPD	Q
1-Methylnaphthalene	A	ug/L	2.85874	2.8301526		4.95	0.0360261	0	0.020394	0.1	10	56%	18	117	0%	
2-Methylnaphthalene	A	ug/L	3.16262	3.1309938		4.95	0.0361053	0	0.017424	0.1	10	63%	17	118	0%	
Acenaphthene	A	ug/L	3.82748	3.7892052		4.95	0	0	0.031383	0.1	10	77%	40	92	0%	
Acenaphthylene	A	ug/L	3.48277	3.4479423		4.95	0.069201	0	0.02475	0.1	10	68%	37	96	0%	
Anthracene	A	ug/L	4.0468	4.006332		4.95	0.032076	0	0.028017	0.1	10	80%	46	108	0%	
Benzo(a)anthracene	A	ug/L	4.83654	4.7881746		4.95	0	0	0.026928	0.1	10	97%	41	105	0%	
Benzo(a)pyrene	A	ug/L	3.96815	3.9284685		4.95	0	0	0.034353	0.1	10	79%	42	110	0%	
Benzo(b)fluoranthene	A	ug/L	4.40826	4.3641774		4.95	0	0	0.022374	0.1	10	88%	27	121	0%	
Benzo(g,h,i)perylene	A	ug/L	4.46558	4.4209242		4.95	0	0	0.026433	0.1	10	89%	44	108	0%	
Benzo(k)fluoranthene	A	ug/L	4.15038	4.1088762		4.95	0	0	0.029205	0.1	10	83%	44	111	0%	
Chrysene	A	ug/L	4.48403	4.4391897		4.95	0	0	0.045342	0.1	10	90%	50	106	0%	
Dibenzo(a,h)anthracene	A	ug/L	4.5627	4.517073		4.95	0	0	0.036333	0.1	10	91%	47	111	0%	
Fluoranthene	A	ug/L	4.47533	4.4305767		4.95	0	0	0.023067	0.1	10	90%	44	111	0%	
Fluorene	A	ug/L	3.82372	3.7854828		4.95	0.0732006	0	0.022275	0.1	10	75%	42	99	0%	
Indeno(1,2,3-cd)pyrene	A	ug/L	4.25373	4.2111927		4.95	0	0	0.048609	0.1	10	85%	33	112	0%	
Naphthalene	A	ug/L	2.7501	2.722599		4.95	0	0	0.02871	0.1	10	55%	22	108	0%	
Phenanthrene	A	ug/L	3.77174	3.7340226		4.95	0.0355707	0	0.029205	0.1	10	75%	43	106	0%	
Pyrene	A	ug/L	4.40568	4.3616232		4.95	0	0	0.023661	0.1	10	88%	41	106	0%	
1,4-Dichlorobenzene-d4	I	ug/L	40	39.6		0	0	0	0.099	0.1		0%			0%	
Acenaphthene-d10	I	ug/L	40	39.6		0	0	0	0.099	0.1		0%			0%	
Chrysene-d12	I	ug/L	40	39.6		0	0	0	0.099	0.1		0%			0%	
Naphthalene-d8	I	ug/L	40	39.6		0	0	0	0.099	0.1		0%			0%	
Perylene-d12	I	ug/L	40	39.6		0	0	0	0.099	0.1		0%			0%	
Phenanthrene-d10	I	ug/L	40	39.6		0	0	0	0.099	0.1		0%			0%	
2-Fluorobiphenyl	S	ug/L	4.2665	4.223835		4.95	0	0	0.043956	0.1	10	85%	25	94	0%	
Nitrobenzene-d5	S	ug/L	3.36	3.3264		4.95	0	0	0.051777	0.1	10	67%	19	102	0%	
Terphenyl-d14	S	ug/L	6.03345	5.9731155		4.95	0	0	0.055737	0.1	10	121%	39	106	0%	S
o-Terphenyl	X	ug/L	4.07322	4.0324878		198	0	0	0.064746	0.1	10	2%	40	140	0%	S

Seq No	Lab ID	Test Code	Sample Typ	File ID	Analysis Date	DF	Batch ID	Prep Date	SPKref	RPDref	pmoist					
15044514	LLCS-163621	SVOC-8270-W-	LCS	√5975.I\sh0211222	2/11/2022 4:56:3	1	163621	2/9/2022 8:1	0	0						
Analyte	T	Units	RAW	Final	Text	Spike	SPKref	RPDref	MDL	PQL	UQL	%REC	LOW	HIGH	%RPD	Q

Seq No	Lab ID	Test Code	Sample Typ	File ID	Analysis Date	DF	Batch ID	Prep Date	SPKref	RPDref	pmoist					
15044514	LLCS-163621	SVOC-8270-W-	LCS	√5975.I\sh0211222	2/11/2022 4:56:3	1	163621	2/9/2022 8:1	0	0						
Analyte	T	Units	RAW	Final	Text	Spike	SPKref	RPDref	MDL	PQL	UQL	%REC	LOW	HIGH	%RPD	Q
1-Methylnaphthalene	A	ug/L	2.81769	2.81769		5	0	0	0.0206	0.1	10	56%	18	117	0%	
2-Methylnaphthalene	A	ug/L	2.90787	2.90787		5	0	0	0.0176	0.1	10	58%	18	117	0%	
Acenaphthene	A	ug/L	3.65162	3.65162		5	0	0	0.0317	0.1	10	73%	40	92	0%	
Acenaphthylene	A	ug/L	3.38968	3.38968		5	0	0	0.025	0.1	10	68%	37	96	0%	
Anthracene	A	ug/L	4.38576	4.38576		5	0	0	0.0283	0.1	10	88%	46	108	0%	
Benzo(a)anthracene	A	ug/L	4.59261	4.59261		5	0	0	0.0272	0.1	10	92%	41	105	0%	
Benzo(a)pyrene	A	ug/L	4.14559	4.14559		5	0	0	0.0347	0.1	10	83%	42	110	0%	
Benzo(b)fluoranthene	A	ug/L	4.37832	4.37832		5	0	0	0.0226	0.1	10	88%	27	121	0%	
Benzo(g,h,i)perylene	A	ug/L	4.60669	4.60669		5	0	0	0.0267	0.1	10	92%	44	108	0%	
Benzo(k)fluoranthene	A	ug/L	4.21316	4.21316		5	0	0	0.0295	0.1	10	84%	44	111	0%	
Chrysene	A	ug/L	4.3577	4.3577		5	0	0	0.0458	0.1	10	87%	50	106	0%	
Dibenzo(a,h)anthracene	A	ug/L	4.48096	4.48096		5	0	0	0.0367	0.1	10	90%	47	111	0%	
Fluoranthene	A	ug/L	4.5314	4.5314		5	0	0	0.0233	0.1	10	91%	44	111	0%	
Fluorene	A	ug/L	3.64816	3.64816		5	0	0	0.0225	0.1	10	73%	42	99	0%	
Indeno(1,2,3-cd)pyrene	A	ug/L	4.32167	4.32167		5	0	0	0.0491	0.1	10	86%	33	112	0%	
Naphthalene	A	ug/L	2.74403	2.74403		5	0	0	0.029	0.1	10	55%	22	108	0%	
Phenanthrene	A	ug/L	4.14978	4.14978		5	0	0	0.0295	0.1	10	83%	43	106	0%	
Pyrene	A	ug/L	4.14889	4.14889		5	0	0	0.0239	0.1	10	83%	41	106	0%	
1,4-Dichlorobenzene-d4	I	ug/L	40	40		0	0	0	0.1	0.1		0%			0%	
Acenaphthene-d10	I	ug/L	40	40		0	0	0	0.1	0.1		0%			0%	
Chrysene-d12	I	ug/L	40	40		0	0	0	0.1	0.1		0%			0%	
Naphthalene-d8	I	ug/L	40	40		0	0	0	0.1	0.1		0%			0%	
Perylene-d12	I	ug/L	40	40		0	0	0	0.1	0.1		0%			0%	
Phenanthrene-d10	I	ug/L	40	40		0	0	0	0.1	0.1		0%			0%	
2-Fluorobiphenyl	S	ug/L	3.55611	3.55611		5	0	0	0.0444	0.1	10	71%	25	94	0%	
Nitrobenzene-d5	S	ug/L	3.59373	3.59373		5	0	0	0.0523	0.1	10	72%	19	102	0%	
Terphenyl-d14	S	ug/L	4.30279	4.30279		5	0	0	0.0563	0.1	10	86%	39	106	0%	
o-Terphenyl	X	ug/L	4.37328	4.37328		5	0	0	0.0654	0.1	10	87%	40	140	0%	

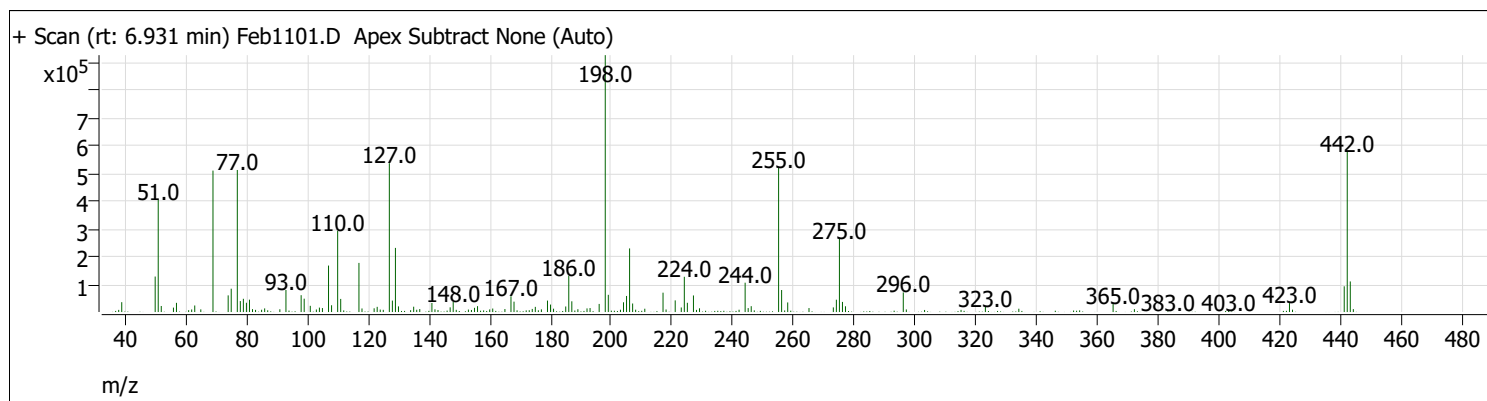
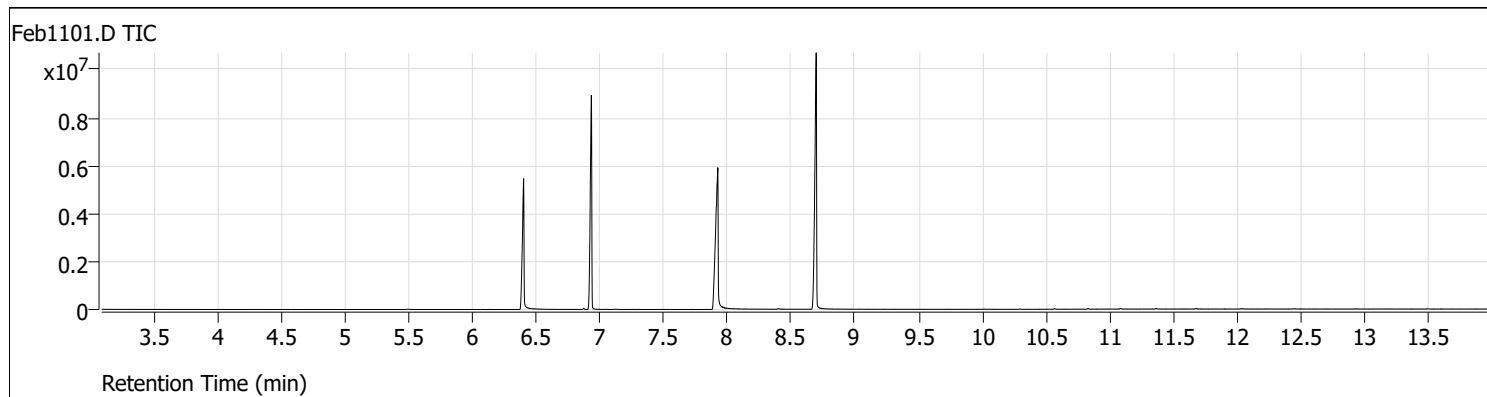
Seq No	Lab ID	Test Code	Sample Typ	File ID	Analysis Date	DF	Batch ID	Prep Date	SPKref	RPDref	pmoist					
15044515	LLCSD-163621	SVOC-8270-W-	LCSD	√5975.I\sh0211222	2/11/2022 5:28:5	1	163621	2/9/2022 8:1	0	0						
Analyte	T	Units	RAW	Final	Text	Spike	SPKref	RPDref	MDL	PQL	UQL	%REC	LOW	HIGH	%RPD	Q

Seq No	Lab ID	Test Code	Sample Typ	File ID	Analysis Date	DF	Batch ID	Prep Date	SPKref	RPDref	pmoist					
15044515	LLCSD-163621	SVOC-8270-W-	LCSD	75975.I\sh0211222	2/11/2022 5:28:5	1	163621	2/9/2022 8:1	0	0						
Analyte	T	Units	RAW	Final	Text	Spike	SPKref	RPDref	MDL	PQL	UQL	%REC	LOW	HIGH	%RPD	Q
1-Methylnaphthalene	A	ug/L	2.69891	2.69891		5	0	0	0.0206	0.1	10	54%	18	117	0%	
2-Methylnaphthalene	A	ug/L	2.81664	2.81664		5	0	0	0.0176	0.1	10	56%	18	117	0%	
Acenaphthene	A	ug/L	3.51438	3.51438		5	0	0	0.0317	0.1	10	70%	40	92	0%	
Acenaphthylene	A	ug/L	3.266	3.266		5	0	0	0.025	0.1	10	65%	37	96	0%	
Anthracene	A	ug/L	4.2951	4.2951		5	0	0	0.0283	0.1	10	86%	46	108	0%	
Benzo(a)anthracene	A	ug/L	5.06426	5.06426		5	0	0	0.0272	0.1	10	101%	41	105	0%	
Benzo(a)pyrene	A	ug/L	4.4067	4.4067		5	0	0	0.0347	0.1	10	88%	42	110	0%	
Benzo(b)fluoranthene	A	ug/L	4.58534	4.58534		5	0	0	0.0226	0.1	10	92%	27	121	0%	
Benzo(g,h,i)perylene	A	ug/L	4.8481	4.8481		5	0	0	0.0267	0.1	10	97%	44	108	0%	
Benzo(k)fluoranthene	A	ug/L	4.30219	4.30219		5	0	0	0.0295	0.1	10	86%	44	111	0%	
Chrysene	A	ug/L	4.70142	4.70142		5	0	0	0.0458	0.1	10	94%	50	106	0%	
Dibenzo(a,h)anthracene	A	ug/L	4.62675	4.62675		5	0	0	0.0367	0.1	10	93%	47	111	0%	
Fluoranthene	A	ug/L	4.42542	4.42542		5	0	0	0.0233	0.1	10	89%	44	111	0%	
Fluorene	A	ug/L	3.54201	3.54201		5	0	0	0.0225	0.1	10	71%	42	99	0%	
Indeno(1,2,3-cd)pyrene	A	ug/L	4.5861	4.5861		5	0	0	0.0491	0.1	10	92%	33	112	0%	
Naphthalene	A	ug/L	2.62212	2.62212		5	0	0	0.029	0.1	10	52%	22	108	0%	
Phenanthrene	A	ug/L	4.07997	4.07997		5	0	0	0.0295	0.1	10	82%	43	106	0%	
Pyrene	A	ug/L	4.4596	4.4596		5	0	0	0.0239	0.1	10	89%	41	106	0%	
1,4-Dichlorobenzene-d4	I	ug/L	40	40		0	0	0	0.1	0.1		0%			0%	
Acenaphthene-d10	I	ug/L	40	40		0	0	0	0.1	0.1		0%			0%	
Chrysene-d12	I	ug/L	40	40		0	0	0	0.1	0.1		0%			0%	
Naphthalene-d8	I	ug/L	40	40		0	0	0	0.1	0.1		0%			0%	
Perylene-d12	I	ug/L	40	40		0	0	0	0.1	0.1		0%			0%	
Phenanthrene-d10	I	ug/L	40	40		0	0	0	0.1	0.1		0%			0%	
2-Fluorobiphenyl	S	ug/L	3.51725	3.51725		5	0	0	0.0444	0.1	10	70%	25	94	0%	
Nitrobenzene-d5	S	ug/L	3.26444	3.26444		5	0	0	0.0523	0.1	10	65%	19	102	0%	
Terphenyl-d14	S	ug/L	4.7936	4.7936		5	0	0	0.0563	0.1	10	96%	39	106	0%	
o-Terphenyl	X	ug/L	4.07765	4.07765		5	0	0	0.0654	0.1	10	82%	40	140	0%	

File Name	Sample Name	Line No.	Test Code	Multiplier	Divisor	Method Name
Feb1101.d	11-Feb-22_TUNE_1	1		1	1	5975Tune.M
Feb1102.d	11-Feb-22_CCV_2	2	SVOC-8270C-SIM-W-LLPA	1	1	5975BNASIM.M
Feb1103.d	11-Feb-22_ISTBLK_3	3	SVOC-8270C-SIM-W-LLPA	1	1	5975BNASIM.M
Feb1104.d	MB-163621	4	SVOC-8270C-SIM-W-LLPA	1	1	5975BNASIM.M
Feb1105.d	LLCS-163621	5	SVOC-8270C-SIM-W-LLPA	1	1	5975BNASIM.M
Feb1106.d	LLCSD-163621	6	SVOC-8270C-SIM-W-LLPA	1	1	5975BNASIM.M
Feb1107.d	B22020415-001C	7	SVOC-8270C-SIM-W-LLPA	1	1	5975BNASIM.M
Feb1108.d	B22020415-001CLMS	8	SVOC-8270C-SIM-W-LLPA	1	1	5975BNASIM.M
Feb1109.d	B22020415-006C	9	SVOC-8270C-SIM-W-LLPA	1	1	5975BNASIM.M
Feb1110.d	B22020415-006CLMS	10	SVOC-8270C-SIM-W-LLPA	1	1	5975BNASIM.M
Feb1111.d	B22020415-011C	11	SVOC-8270C-SIM-W-LLPA	1	1	5975BNASIM.M
Feb1112.d	B22020415-016A	12	SVOC-8270C-SIM-W-LLPA	1	1	5975BNASIM.M
Feb1113.d	B22020415-017C	13	SVOC-8270C-SIM-W-LLPA	1	1	5975BNASIM.M
Feb1114.d	B22020415-022C	14	SVOC-8270C-SIM-W-LLPA	1	1	5975BNASIM.M
Feb1115.d	B22020415-027C	15	SVOC-8270C-SIM-W-LLPA	1	1	5975BNASIM.M
Feb1116.d	B22020415-032C	16	SVOC-8270C-SIM-W-LLPA	1	1	5975BNASIM.M
Feb1117.d	B22020528-001B	17	SVOC-8270-W-PAH	20	1	5975BNASIM.M
Feb1118.d	B22020528-001B	18	SVOC-8270-W-PAH	1	1	5975BNASIM.M
Feb1119.d	11-Feb-22_ISTBLK_19	3	SVOC-8270C-SIM-W-LLPA	1	1	5975BNASIM.M
Feb1120.d	11-Feb-22_CCV_20	19	SVOC-8270C-SIM-W-LLPA	1	1	5975BNASIM.M

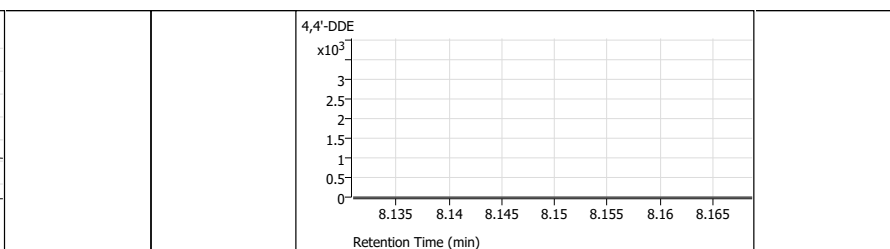
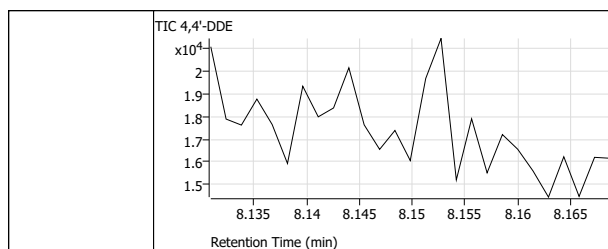
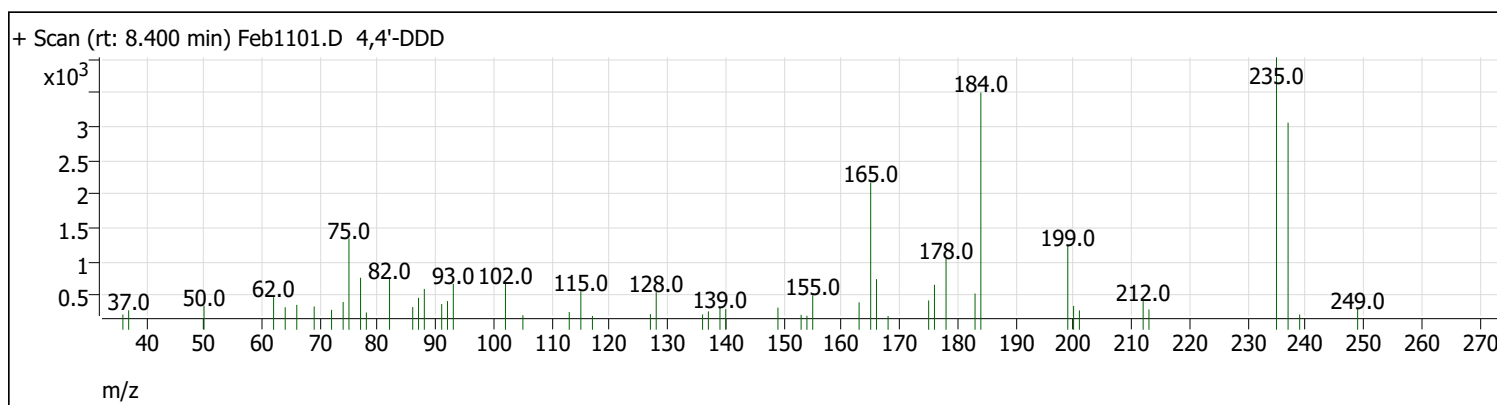
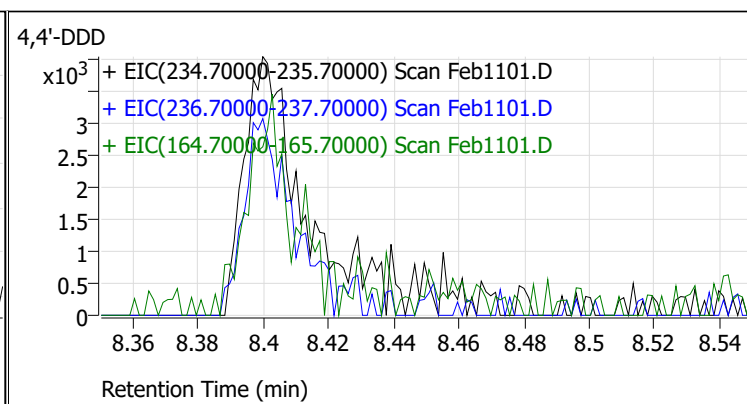
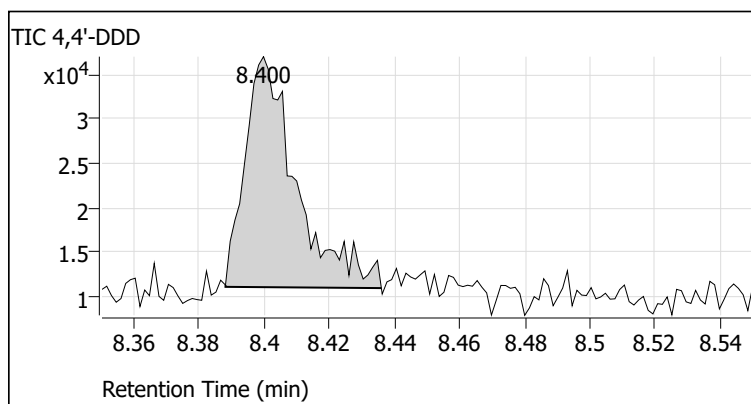
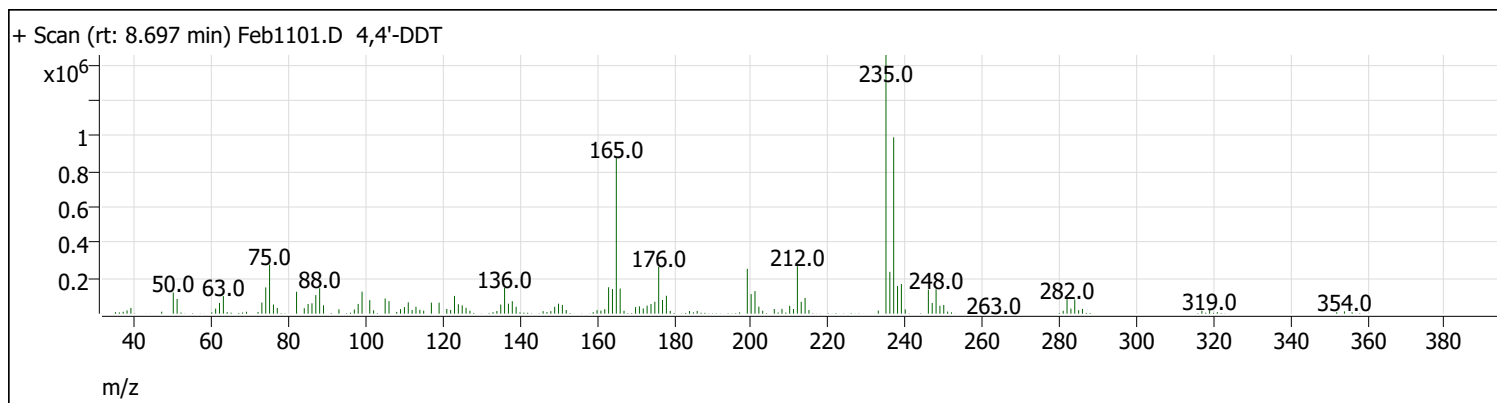
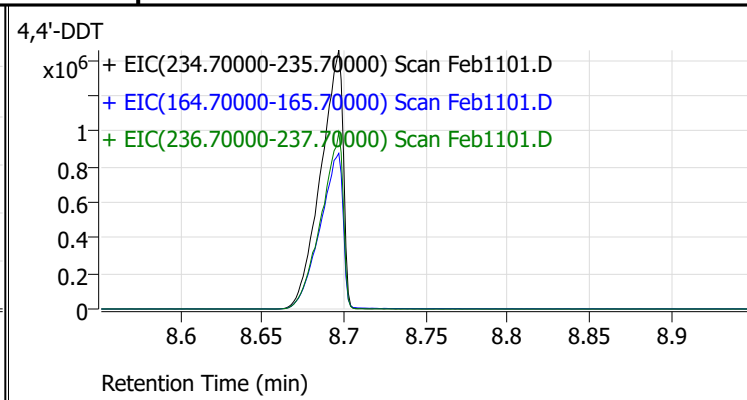
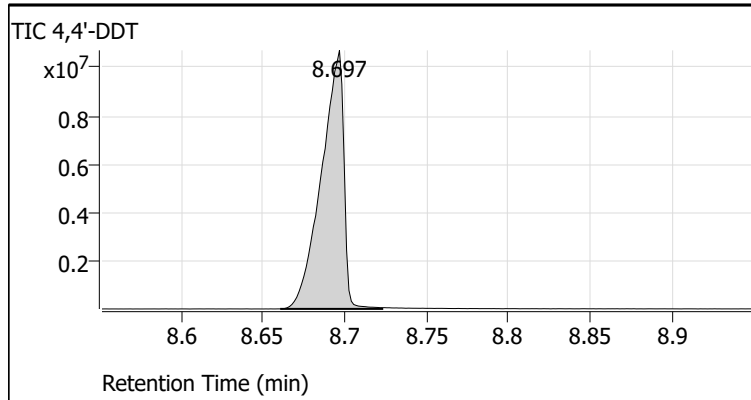
Tune Evaluation Report

Data Path: \\MASSHUNTER\Org\Data\SV5975.I\sh021122\1 e8270c bna SIMFeb1101.D
 Acq on: 2/11/2022 2:53:48 PM
 Operator: LIMS import
 Sample: 11-Feb-22_TUNE_1
 Inst Name: GCMS
 ALS Vial: 1
 Method: \\MASSHUNTER\Org\Data\SV5975.I\Methods\DFTPP5975625.m



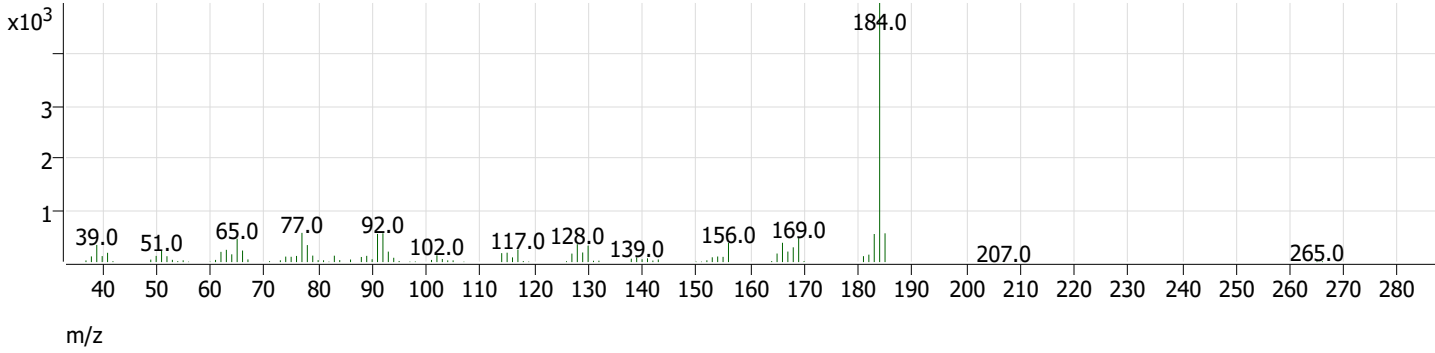
Target Mass	Rel. To Mass	Lower Limit%	Upper Limit%	Rel. Abn%	Raw Abn	Pass/Fail
51	198	30	60	43.7	404416	Pass
68	69	0	2	0.0	0	Pass
70	69	0	2	0.4	2050	Pass
127	198	40	60	57.9	535744	Pass
197	198	0	1	0.0	0	Pass
198	198	100	100	100.0	924544	Pass
199	198	5	9	6.7	61968	Pass
275	198	10	30	28.4	262912	Pass
365	198	1	100	3.1	28640	Pass
441	443	1E-10	150	84.1	92616	Pass
442	198	40	100	62.4	576960	Pass
443	442	17	23	19.1	110128	Pass
69	69	100	100	100.0	509120	Pass

Tune Evaluation Report



Tune Evaluation Report

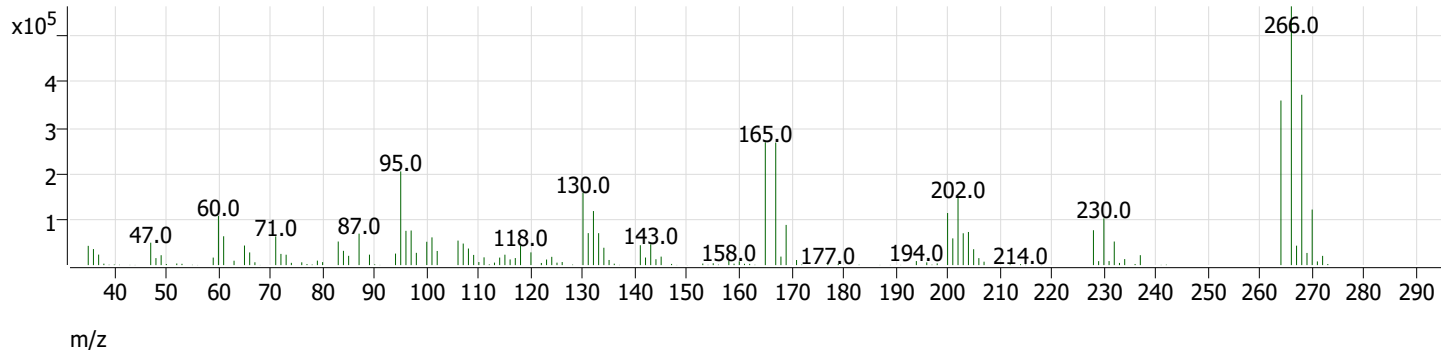
+ Scan (rt: 8.131-8.169 min, 27 scans) Feb1101.D 4,4'-DDE



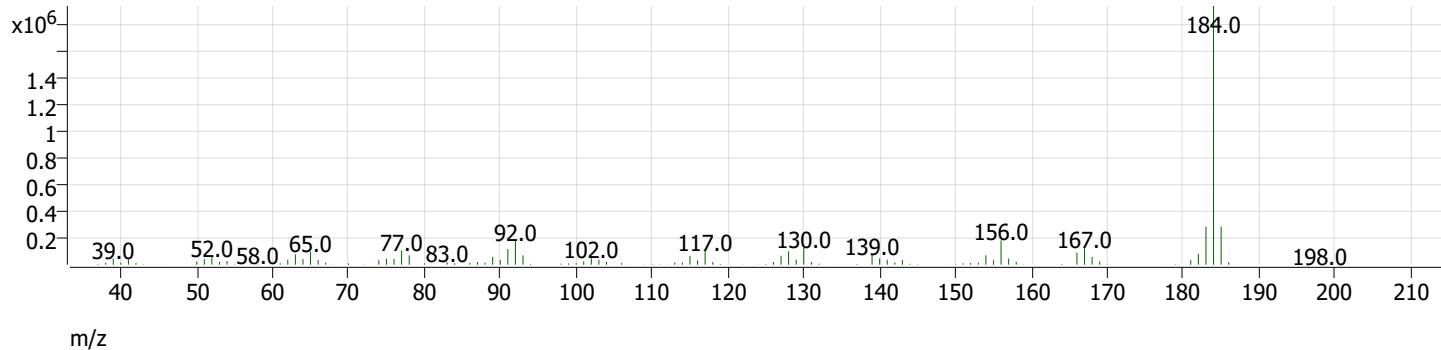
Compound Name	Expected RT	Observed RT	TIC Area	Breakdown %	Pass/Fail
4,4'-DDT	8.750	8.697	10188689	0.3	Pass
4,4'-DDD	8.450	8.400	28134		
4,4'-DDE	8.150	0.000	0		

Tune Evaluation Report

+ Scan (rt: 6.400 min) Feb1101.D Pentachlorophenol



+ Scan (rt: 7.924 min) Feb1101.D Benzidine

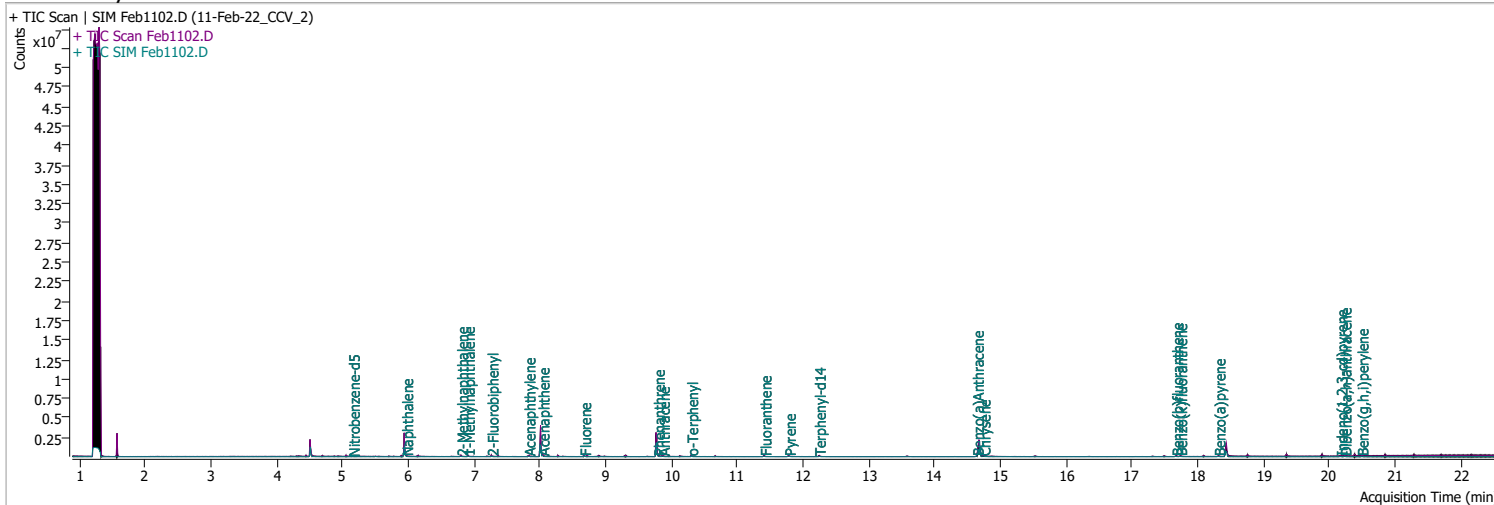


Compound Name	Expected RT	Observed RT	Tailing Factor	PGF	Pass/Fail
Pentachlorophenol	6.800	6.400	0.3	3.3	Pass
Benzidine	8.400	7.924	0.2	2.1	Pass

Quantitation Results Report (QT Reviewed)

Data File	Feb1102.D	Operator	LIMS import
Acq. Method	5975BNASIM	Acq. Date-Time	2/11/2022 3:17:33 PM
Sample Name	11-Feb-22_CCV_2	Instrument	GCMS
Vial	2	Multiplier	1.00
DA Method File	020722 bna SIM 1.batch.bin	Comment	SVOC-8270C-SIM-W-LLPAH
Tune File	dftppjph.u	Tune Date	
Batch Name	021122 bna SIM 1.batch.bin	Last Calib Update	2/14/2022 11:10:52 AM

Ref Library



Compound	RT	QIon	Resp.	Conc.	Units	Dev(Min)
Internal Standards						
M 1,4-Dichlorobenzene-d4	4.509	152.0	371030	40.0000	ng/ml	0.000
M Naphthalene-d8	5.941	136.0	1354621	40.0000	ng/ml	0.000
M Acenaphthene-d10	8.013	164.0	882464	40.0000	ng/ml	0.000
M Phenanthrene-d10	9.768	188.0	1686375	40.0000	ng/ml	m 0.000
M Chrysene-d12	14.677	240.0	1338238	40.0000	ng/ml	0.000
M Perylene-d12	18.425	264.0	896121	40.0000	ng/ml	0.000
System Monitoring Compounds						
S Nitrobenzene-d5	5.156	82.0	14038	1.8979	ng/ml	0.000
Spiked Amount: 5.000	Range: 19.0 - 102.0%		Recovery = 37.96%			
S 2-Fluorobiphenyl	7.265	172.0	60820	2.1897	ng/ml	0.000
Spiked Amount: 5.000	Range: 25.0 - 94.0%		Recovery = 43.79%			
S o-Terphenyl	10.299	230.0	52091	2.0904	ng/ml	0.000
Spiked Amount: 5.000	Range: 40.0 - 140.0%		Recovery = 41.81%			
S Terphenyl-d14	12.238	244.0	58944	2.0903	ng/ml	0.000
Spiked Amount: 5.000	Range: 39.0 - 106.0%		Recovery = 41.81%			
Target Compounds						
T Naphthalene	5.966	128.0	67943	1.8564	ng/ml	88
T 2-Methylnaphthalene	6.803	141.0	39911	1.8039	ng/ml	97
T 1-Methylnaphthalene	6.902	141.0	45351	1.9192	ng/ml	94
T Acenaphthylene	7.826	152.0	68709	2.0311	ng/ml	97
T Acenaphthene	8.038	154.0	47453	1.9259	ng/ml	97
T Fluorene	8.674	166.0	59034	2.0394	ng/ml	88
T Phenanthrene	9.793	178.0	84632	1.9212	ng/ml	100
T Anthracene	9.867	178.0	69346	1.9870	ng/ml	m 100
T Fluoranthene	11.411	202.0	81953	1.9822	ng/ml	99
T Pyrene	11.781	202.0	89838	1.9978	ng/ml	99
T Benzo(a)Anthracene	14.639	228.0	69684	2.1972	ng/ml	98
T Chrysene	14.739	228.0	88013	2.0249	ng/ml	m 96
T Benzo(b)fluoranthene	17.672	252.0	61361	1.9951	ng/ml	97

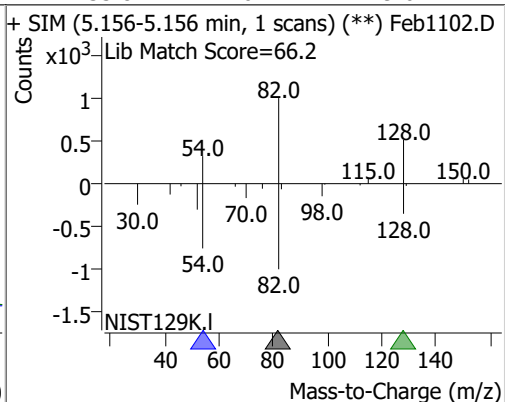
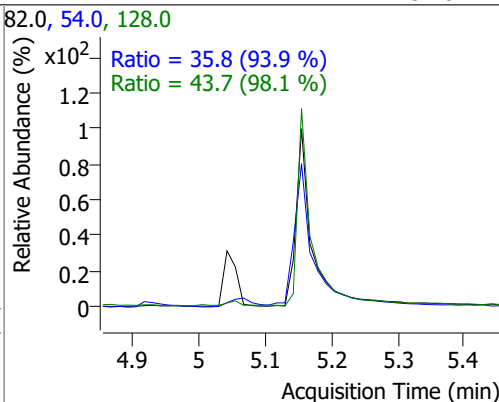
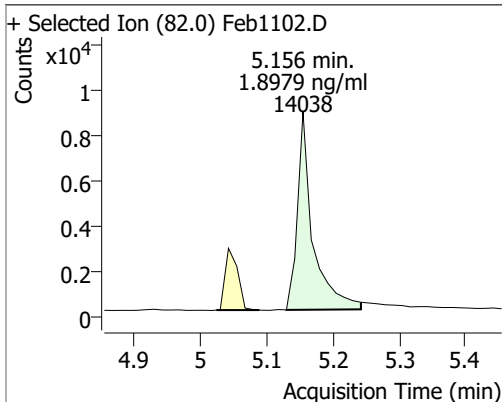
Quantitation Results Report (QT Reviewed)

Compound	RT	QIon	Resp.	Conc.	Units	Dev(Min)
T Benzo(k)fluoranthene	17.733	252.0	68634	1.9327	ng/ml	m 99
T Benzo(a)pyrene	18.314	252.0	53228	1.9735	ng/ml	97
T Indeno(1,2,3-cd)pyrene	20.167	276.0	46788	1.9511	ng/ml	99
T Dibenzo(a,h)anthracene	20.229	278.0	55439	2.0286	ng/ml	98
T Benzo(g,h,i)perylene	20.489	276.0	67028	2.0325	ng/ml	95

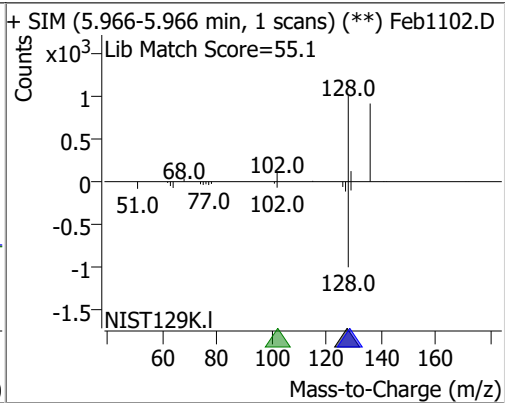
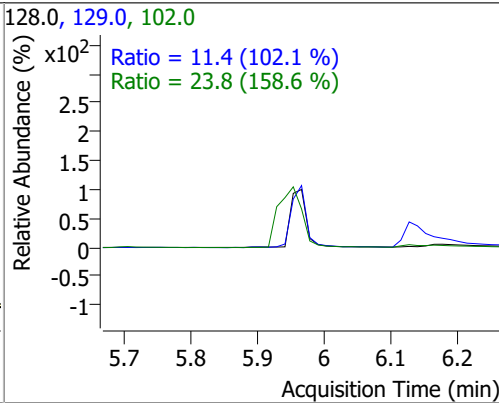
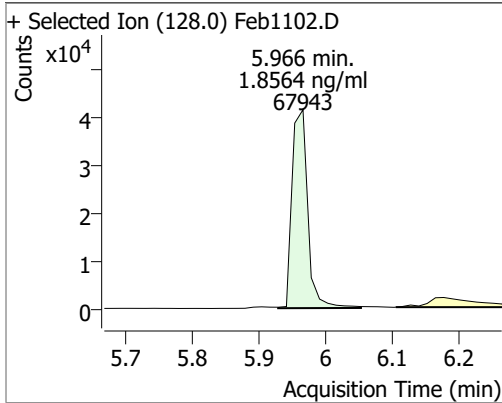
(#) = Qualifier Out of Range; (m) = Manual Integration; (+) = Area Summed; (*) = Surrogate Percent Recovery Out of Range; (d): Zeroed Peak

Quantitation Results Report (QT Reviewed)

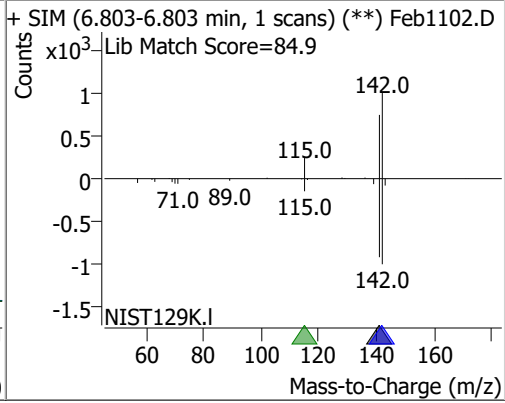
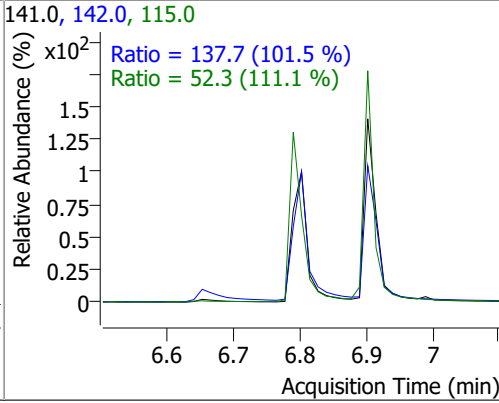
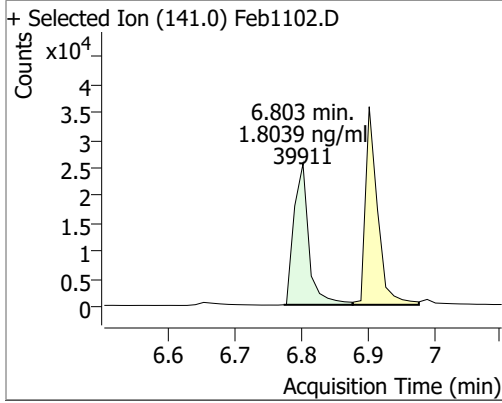
Compound	Conc.	RT	Dev(Min)	Resp.	QIon	QRatio	Lower	Upper
Nitrobenzene-d5	1.8979	5.16	0.00	14038	128.0	43.7	31.2	57.9
					54.0	35.8	26.7	49.6



Compound	Conc.	RT	Dev(Min)	Resp.	QIon	QRatio	Lower	Upper
Naphthalene	1.8564	5.97	0.00	67943	102.0	23.8	0.0	45.0
					129.0	11.4	7.8	14.5

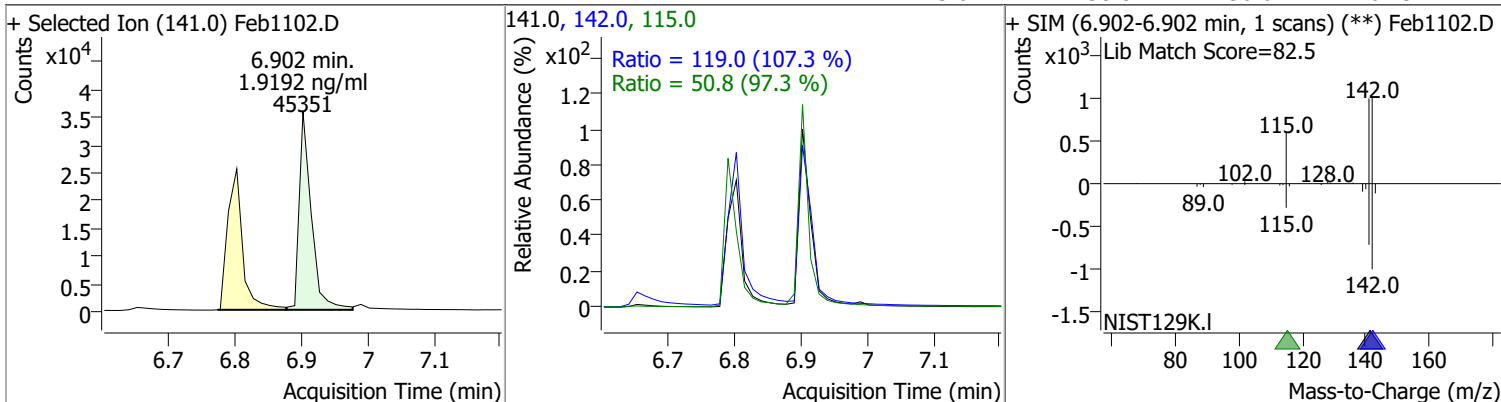


Compound	Conc.	RT	Dev(Min)	Resp.	QIon	QRatio	Lower	Upper
2-Methylnaphthalene	1.8039	6.80	0.00	39911	142.0	137.7	95.0	176.4
					115.0	52.3	32.9	61.2

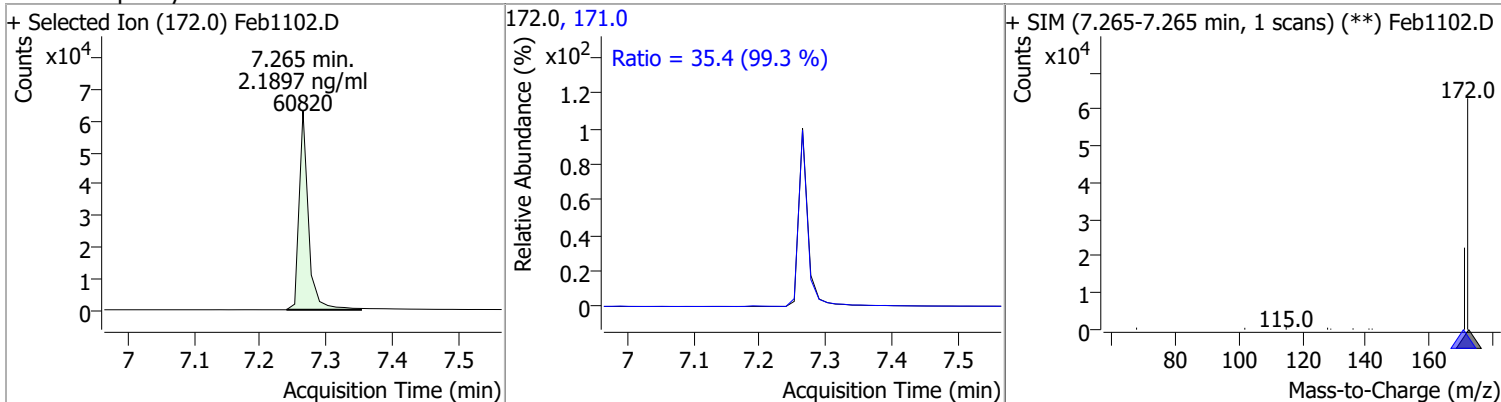


Quantitation Results Report (QT Reviewed)

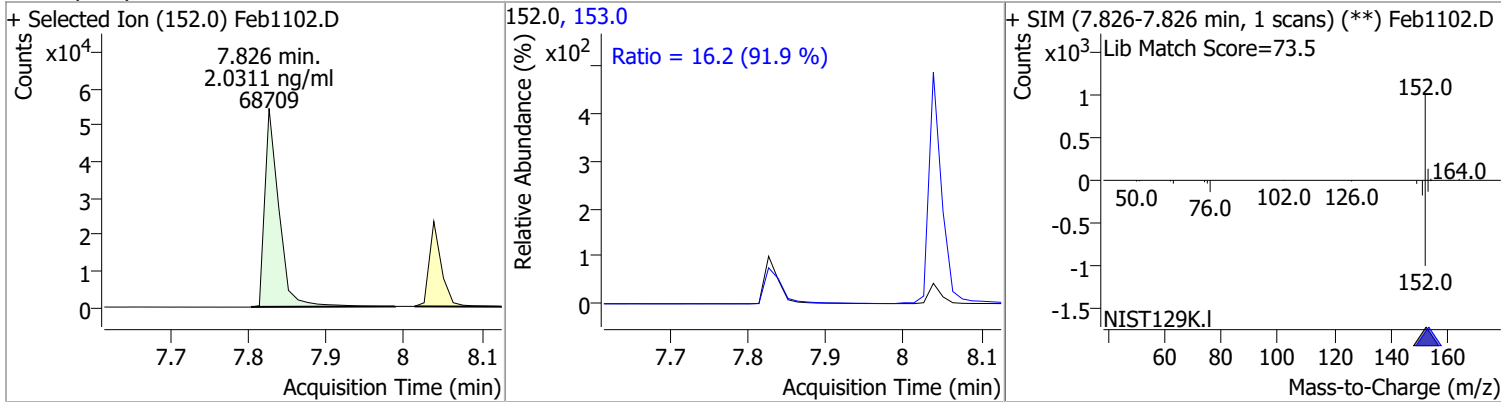
Compound	Conc.	RT	Dev(Min)	Resp.	QIon	QRatio	Lower	Upper
1-Methylnaphthalene	1.9192	6.90	0.00	45351	142.0	119.0	77.7	144.2
					115.0	50.8	36.6	67.9



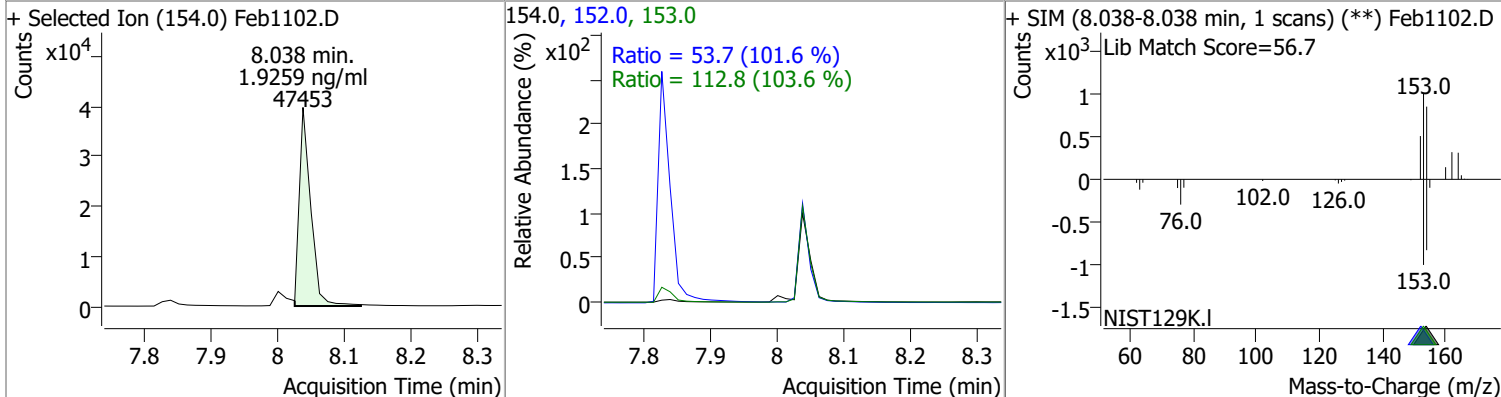
Compound	Conc.	RT	Dev(Min)	Resp.	QIon	QRatio	Lower	Upper
2-Fluorobiphenyl	2.1897	7.26	0.00	60820	171.0	35.4	25.0	46.4



Compound	Conc.	RT	Dev(Min)	Resp.	QIon	QRatio	Lower	Upper
Acenaphthylene	2.0311	7.83	0.00	68709	153.0	16.2	12.3	22.9

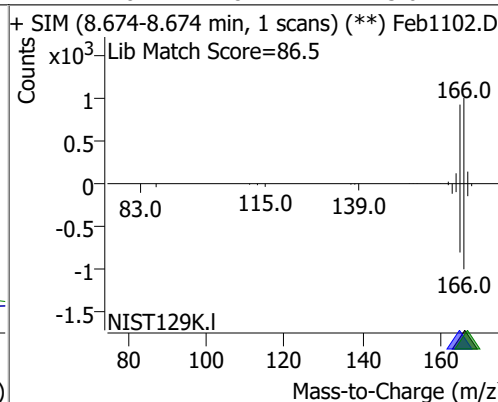
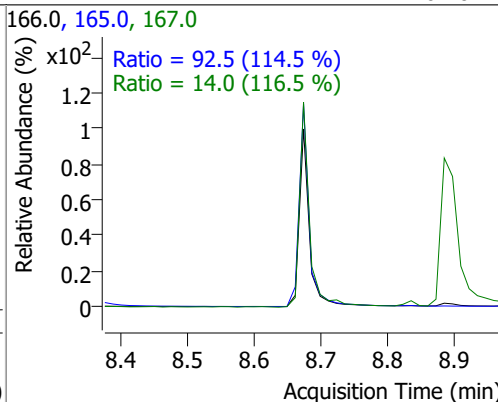
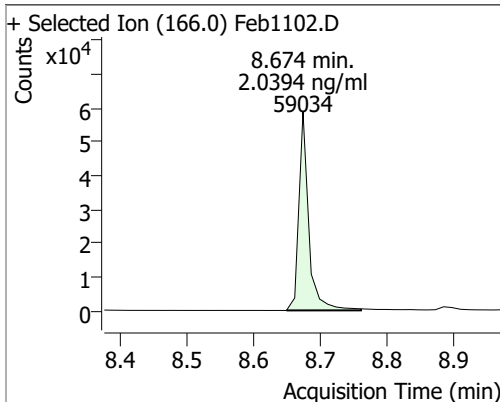


Compound	Conc.	RT	Dev(Min)	Resp.	QIon	QRatio	Lower	Upper
Acenaphthene	1.9259	8.04	0.00	47453	153.0	112.8	76.2	141.5
					152.0	53.7	37.0	68.7

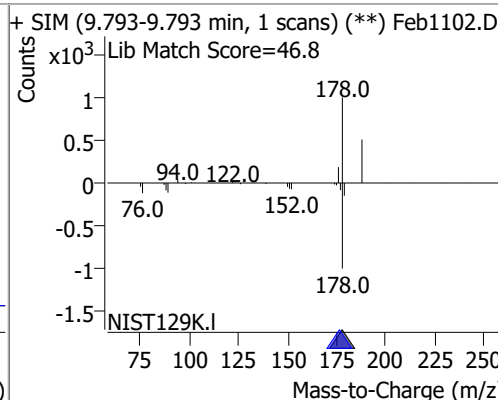
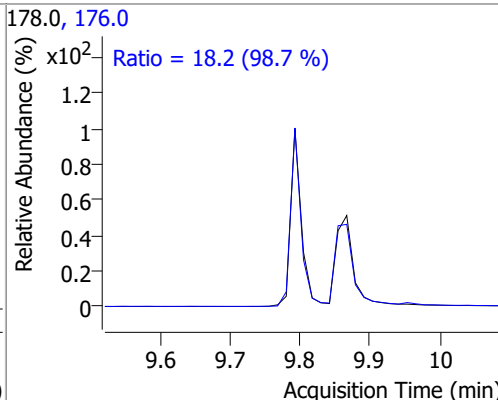
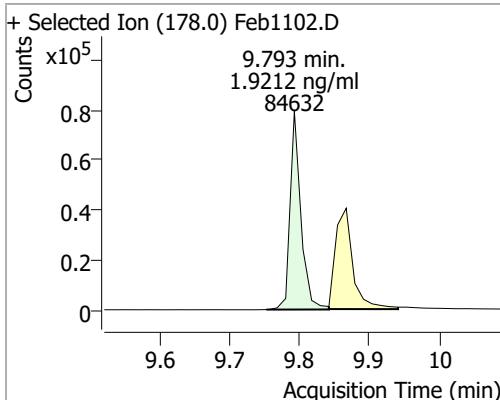


Quantitation Results Report (QT Reviewed)

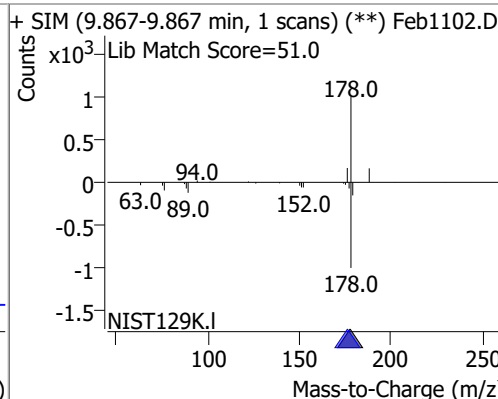
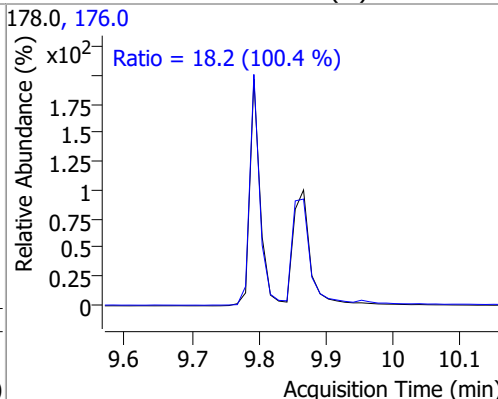
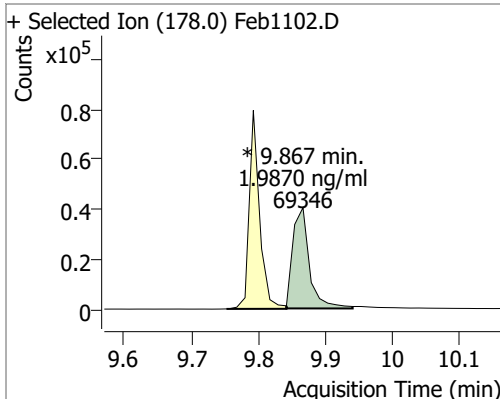
Compound	Conc.	RT	Dev(Min)	Resp.	QIon	QRatio	Lower	Upper
Fluorene	2.0394	8.67	0.00	59034	165.0 167.0	92.5 14.0	56.5 8.4	104.9 15.6



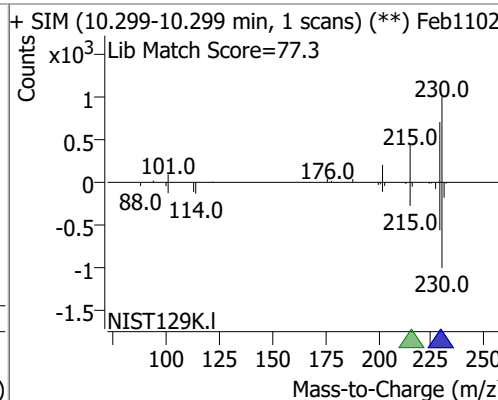
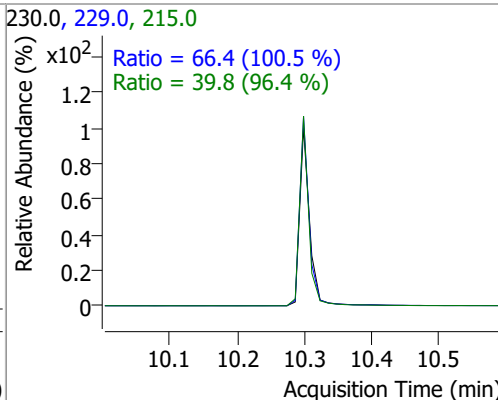
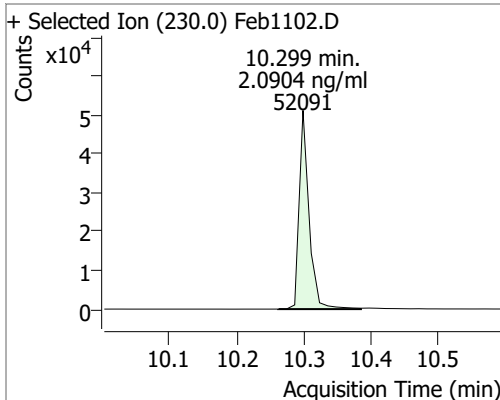
Compound	Conc.	RT	Dev(Min)	Resp.	QIon	QRatio	Lower	Upper
Phenanthrene	1.9212	9.79	0.00	84632	176.0	18.2	12.9	23.9



Compound	Conc.	RT	Dev(Min)	Resp.	QIon	QRatio	Lower	Upper
Anthracene	1.9870	9.87	0.00	69346 (m)	176.0	18.2	12.7	23.6

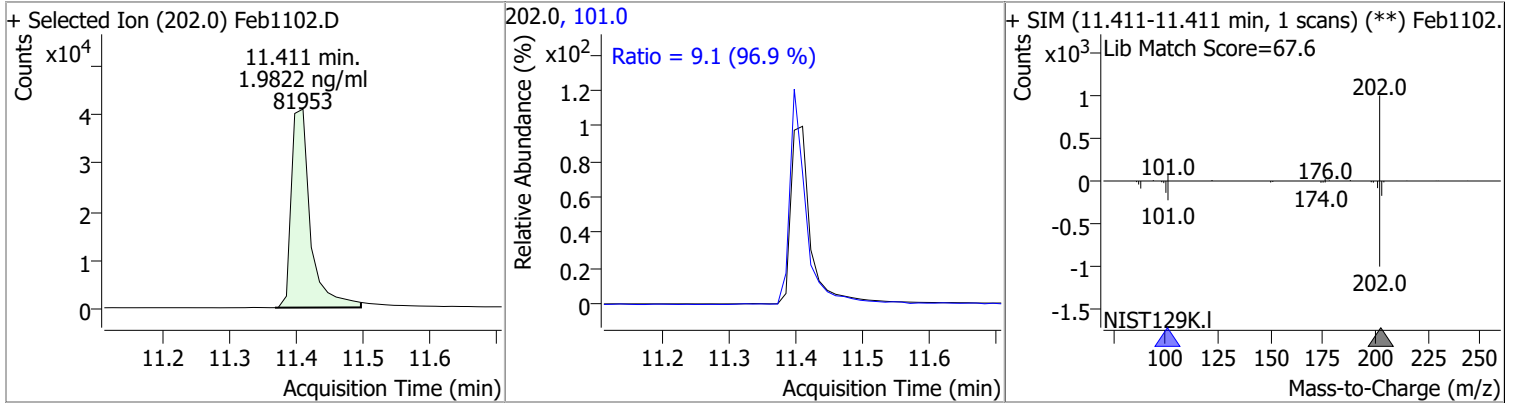


Compound	Conc.	RT	Dev(Min)	Resp.	QIon	QRatio	Lower	Upper
o-Terphenyl	2.0904	10.30	0.00	52091	229.0 215.0	66.4 39.8	46.3 28.9	85.9 53.6

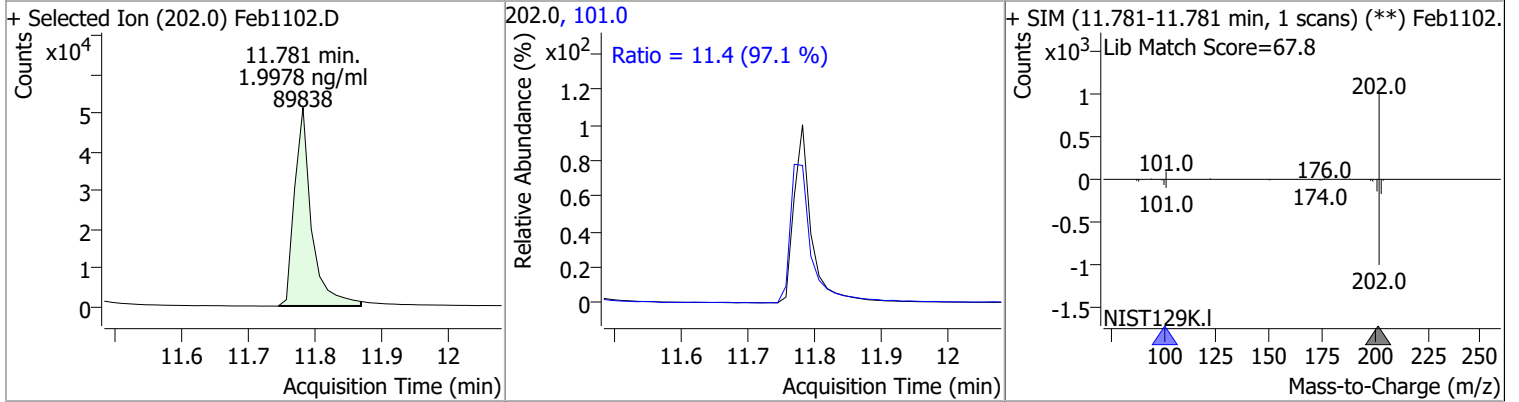


Quantitation Results Report (QT Reviewed)

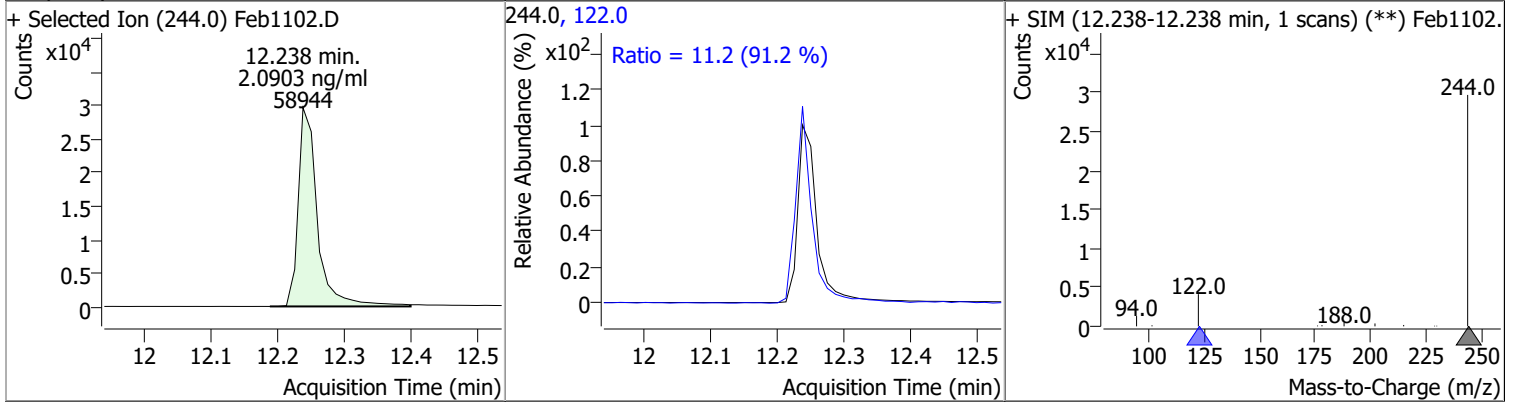
Compound	Conc.	RT	Dev(Min)	Resp.	QIon	QRatio	Lower	Upper
Fluoranthene	1.9822	11.41	0.00	81953	101.0	9.1	6.6	12.3



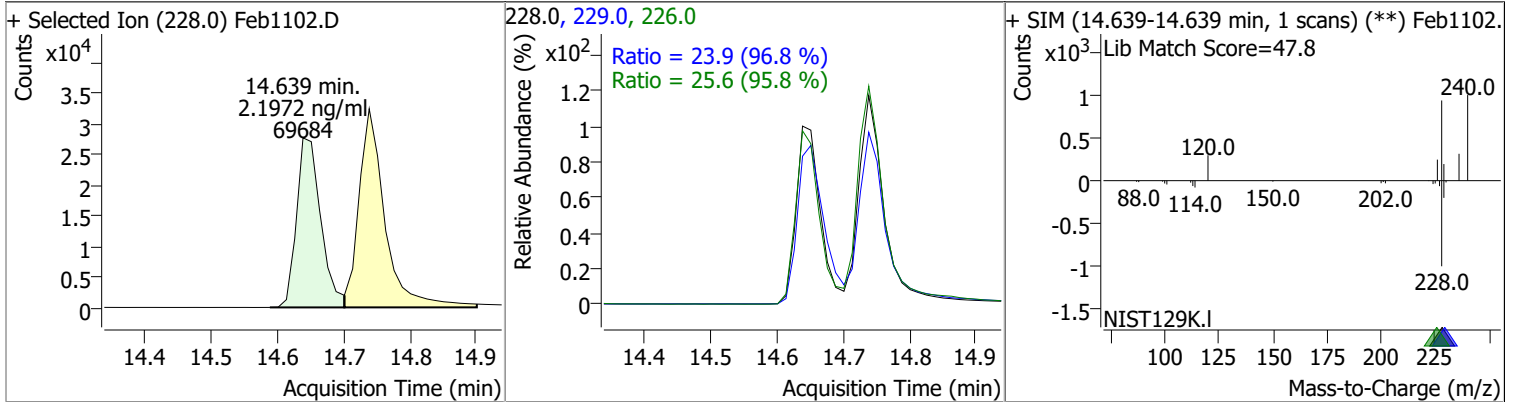
Compound	Conc.	RT	Dev(Min)	Resp.	QIon	QRatio	Lower	Upper
Pyrene	1.9978	11.78	0.00	89838	101.0	11.4	8.2	15.2



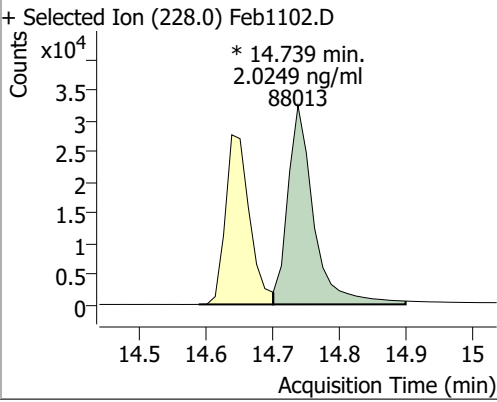
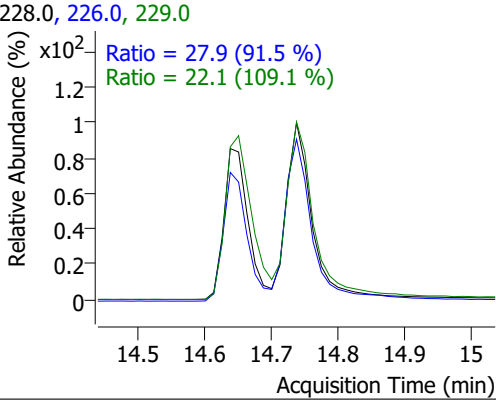
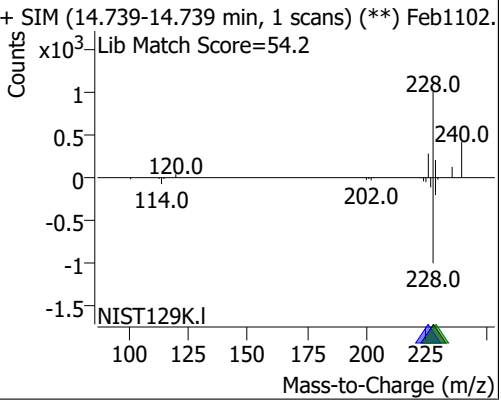
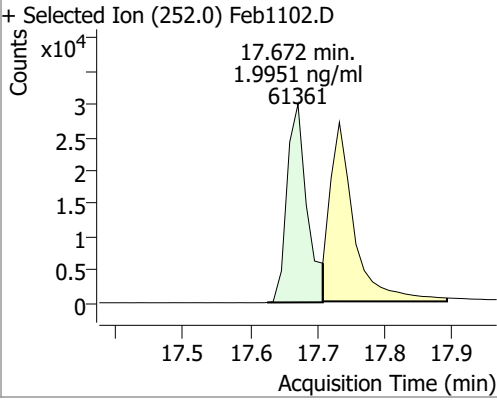
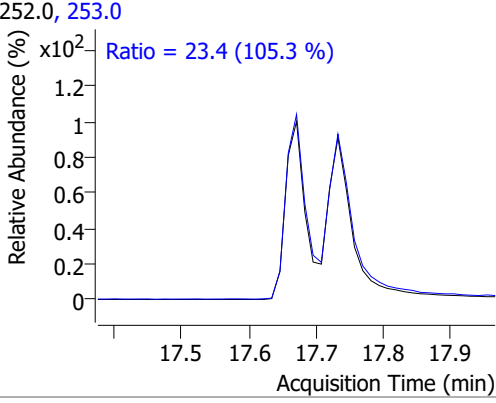
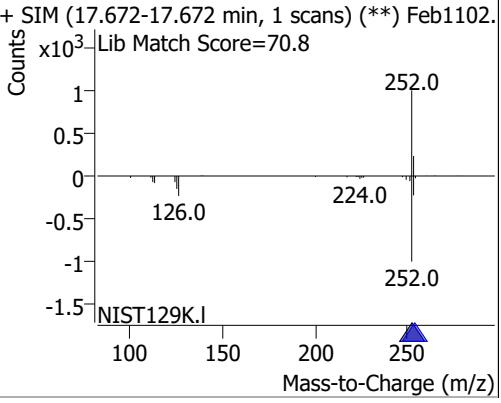
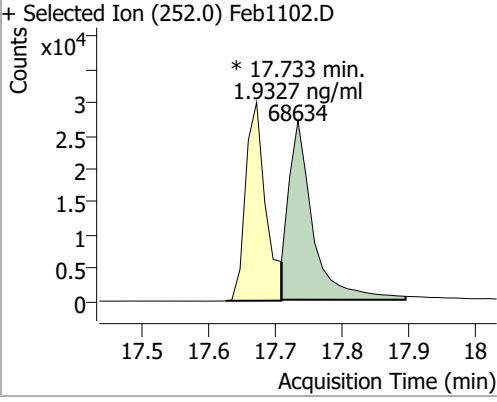
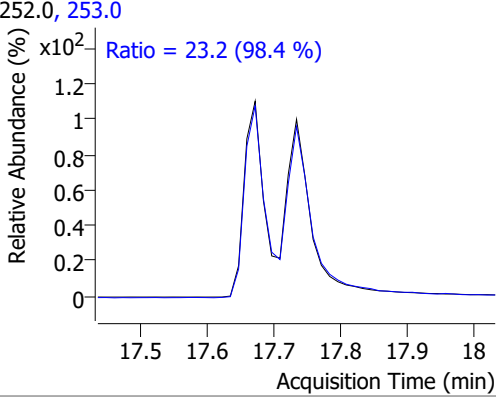
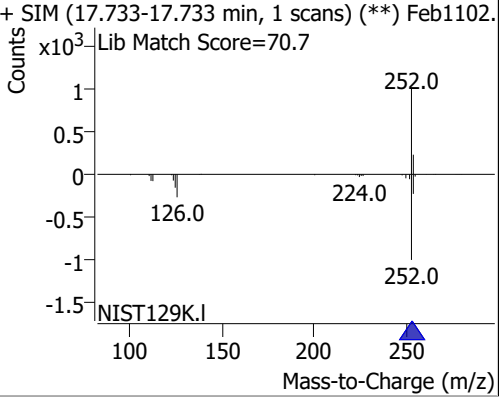
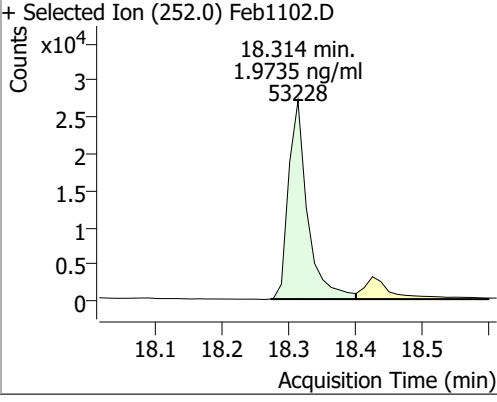
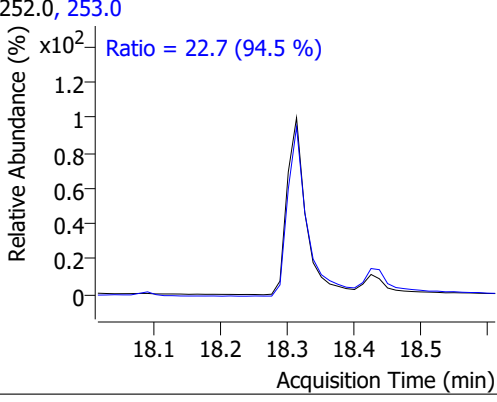
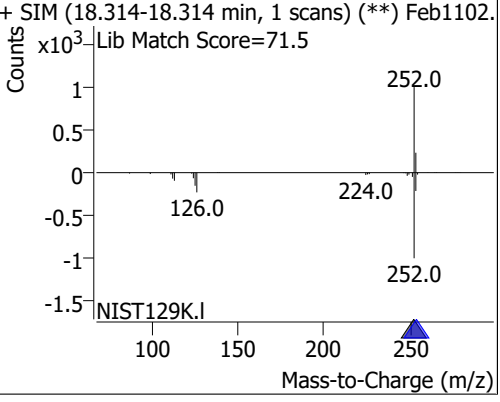
Compound	Conc.	RT	Dev(Min)	Resp.	QIon	QRatio	Lower	Upper
Terphenyl-d14	2.0903	12.24	0.00	58944	122.0	11.2	8.6	15.9



Compound	Conc.	RT	Dev(Min)	Resp.	QIon	QRatio	Lower	Upper
Benzo(a)Anthracene	2.1972	14.64	0.00	69684	226.0	25.6	18.7	34.8
					229.0	23.9	17.3	32.1



Quantitation Results Report (QT Reviewed)

Compound	Conc.	RT	Dev(Min)	Resp.	QIon	QRatio	Lower	Upper
Chrysene	2.0249	14.74	0.00	88013 (m)	226.0 229.0	27.9 22.1	21.4 14.2	39.7 26.3
+ Selected Ion (228.0) Feb1102.D 			228.0, 226.0, 229.0 			+ SIM (14.739-14.739 min, 1 scans) (***) Feb1102. Lib Match Score=54.2 		
Benzo(b)fluoranthene	1.9951	17.67	0.00	61361	253.0	23.4	15.6	28.9
+ Selected Ion (252.0) Feb1102.D 			252.0, 253.0 			+ SIM (17.672-17.672 min, 1 scans) (***) Feb1102. Lib Match Score=70.8 		
Benzo(k)fluoranthene	1.9327	17.73	0.00	68634 (m)	253.0	23.2	16.5	30.6
+ Selected Ion (252.0) Feb1102.D 			252.0, 253.0 			+ SIM (17.733-17.733 min, 1 scans) (***) Feb1102. Lib Match Score=70.7 		
Benzo(a)pyrene	1.9735	18.31	0.00	53228	253.0	22.7	16.8	31.2
+ Selected Ion (252.0) Feb1102.D 			252.0, 253.0 			+ SIM (18.314-18.314 min, 1 scans) (***) Feb1102. Lib Match Score=71.5 		

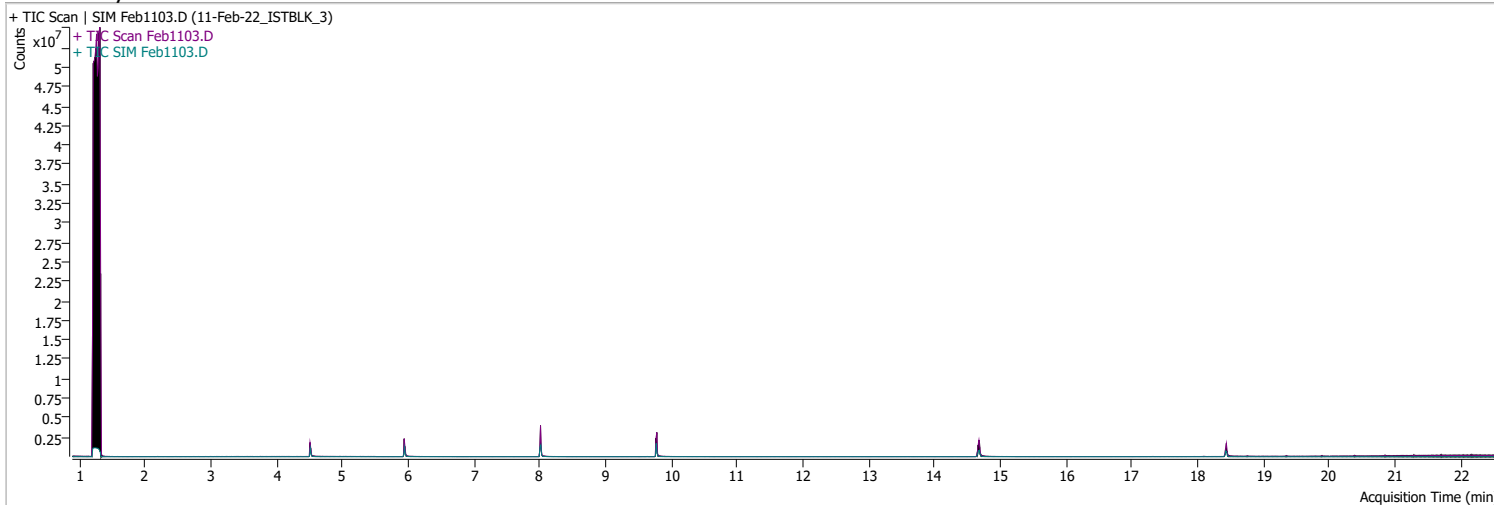
Quantitation Results Report (QT Reviewed)

Compound	Conc.	RT	Dev(Min)	Resp.	QIon	QRatio	Lower	Upper
Indeno(1,2,3-cd)pyrene	1.9511	20.17	0.00	46788	138.0	19.6	14.1	26.2
<div style="display: flex; justify-content: space-between;"> <div style="width: 30%;"> <p>+ Selected Ion (276.0) Feb1102.D</p> </div> <div style="width: 30%;"> <p>276.0, 138.0</p> <p>Ratio = 19.6 (96.9 %)</p> </div> <div style="width: 30%;"> <p>+ SIM (20.167-20.167 min, 1 scans) (**) Feb1102.</p> <p>Lib Match Score=76.9</p> </div> </div>								
Dibenzo(a,h)anthracene	2.0286	20.23	0.00	55439	279.0	25.3	17.4	32.4
<div style="display: flex; justify-content: space-between;"> <div style="width: 30%;"> <p>+ Selected Ion (278.0) Feb1102.D</p> </div> <div style="width: 30%;"> <p>278.0, 279.0, 139.0</p> <p>Ratio = 25.3 (101.6 %)</p> <p>Ratio = 14.2 (87.2 %)</p> </div> <div style="width: 30%;"> <p>+ SIM (20.229-20.229 min, 1 scans) (**) Feb1102.</p> <p>Lib Match Score=76.2</p> </div> </div>								
Benzo(g,h,i)perylene	2.0325	20.49	0.00	67028	277.0	22.9	17.2	31.9
<div style="display: flex; justify-content: space-between;"> <div style="width: 30%;"> <p>+ Selected Ion (276.0) Feb1102.D</p> </div> <div style="width: 30%;"> <p>276.0, 138.0, 277.0</p> <p>Ratio = 18.7 (86.6 %)</p> <p>Ratio = 22.9 (93.4 %)</p> </div> <div style="width: 30%;"> <p>+ SIM (20.489-20.489 min, 1 scans) (**) Feb1102.</p> <p>Lib Match Score=77.0</p> </div> </div>								

Quantitation Results Report (QT Reviewed)

Data File	Feb1103.D	Operator	LIMS import
Acq. Method	5975BNASIM	Acq. Date-Time	2/11/2022 3:51:27 PM
Sample Name	11-Feb-22_ISTBLK_3	Instrument	GCMS
Vial	3	Multiplier	1.00
DA Method File	020722 bna SIM 1.batch.bin	Comment	SVOC-8270C-SIM-W-LLPAH
Tune File	dftppjph.u	Tune Date	
Batch Name	021122 bna SIM 1.batch.bin	Last Calib Update	2/14/2022 11:10:52 AM

Ref Library



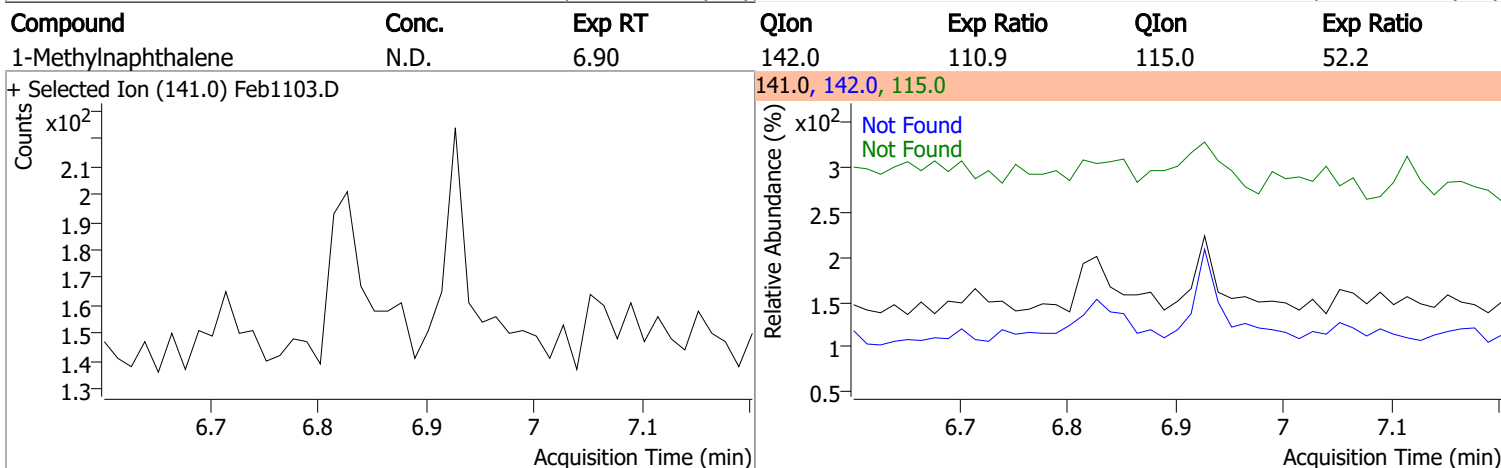
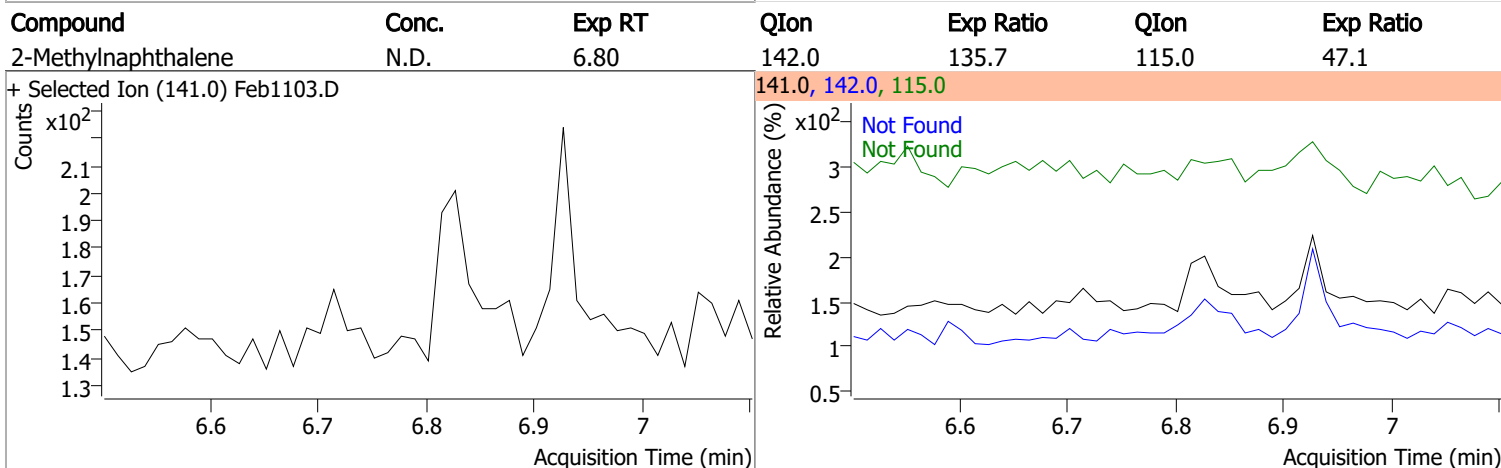
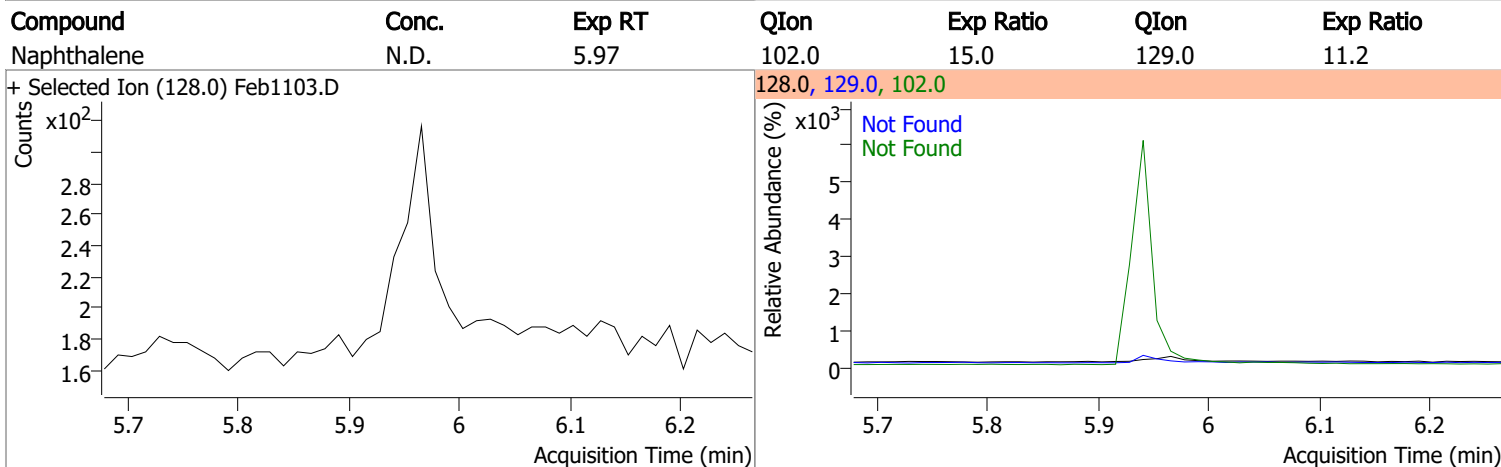
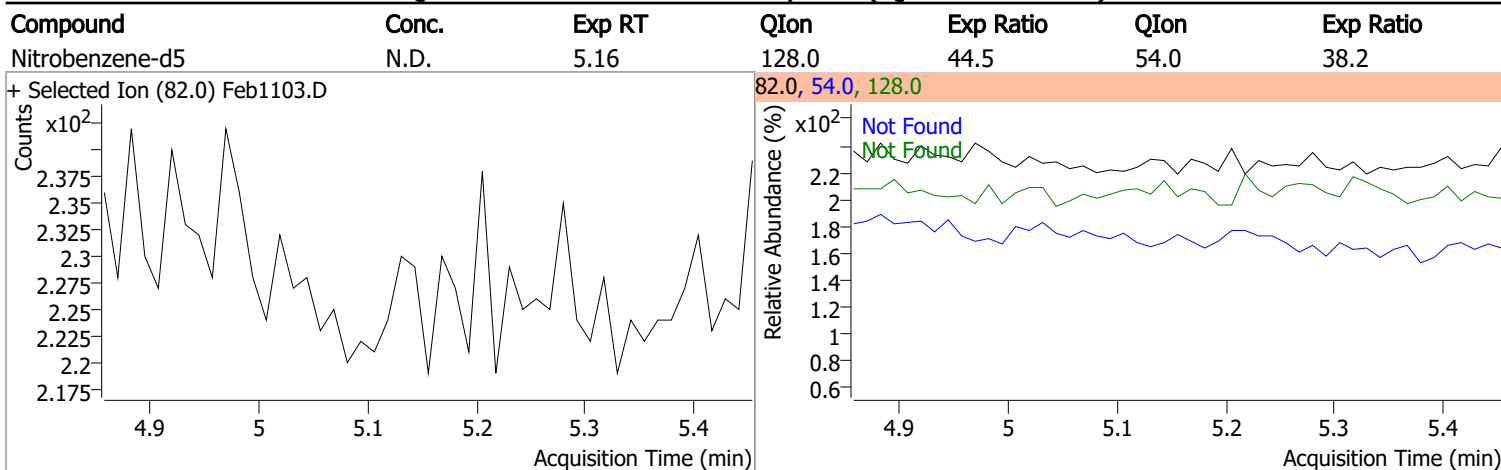
Compound	RT	QIon	Resp.	Conc.	Units	Dev(Min)
Internal Standards						
M 1,4-Dichlorobenzene-d4	4.509	152.0	367636	40.0000	ng/ml	0.000
M Naphthalene-d8	5.941	136.0	1261596	40.0000	ng/ml	0.000
M Acenaphthene-d10	8.013	164.0	896168	40.0000	ng/ml	0.000
M Phenanthrene-d10	9.768	188.0	1637724	40.0000	ng/ml	0.000
M Chrysene-d12	14.676	240.0	1346566	40.0000	ng/ml	0.000
M Perylene-d12	18.425	264.0	898880	40.0000	ng/ml	0.000
System Monitoring Compounds						
S Nitrobenzene-d5	0.000		0	N.D.		
Spiked Amount: 5.000	Range: 19.0 - 102.0%			Recovery = NA%		
S 2-Fluorobiphenyl	0.000		0	N.D.		
Spiked Amount: 5.000	Range: 25.0 - 94.0%			Recovery = NA%		
S o-Terphenyl	0.000		0	N.D.		
Spiked Amount: 5.000	Range: 40.0 - 140.0%			Recovery = NA%		
S Terphenyl-d14	0.000		0	N.D.		
Spiked Amount: 5.000	Range: 39.0 - 106.0%			Recovery = NA%		
Target Compounds						
T Naphthalene	0.000		0	N.D.		
T 2-Methylnaphthalene	0.000		0	N.D.		
T 1-Methylnaphthalene	0.000		0	N.D.		
T Acenaphthylene	0.000		0	N.D.		
T Acenaphthene	8.000	154.0	0		ng/ml md	1
T Fluorene	0.000		0	N.D.		
T Phenanthrene	0.000		0	N.D.		
T Anthracene	0.000		0	N.D.		
T Fluoranthene	0.000		0	N.D.		
T Pyrene	0.000		0	N.D.		
T Benzo(a)Anthracene	14.664	228.0	0		ng/ml md	1
T Chrysene	14.664	228.0	0		ng/ml md	1
T Benzo(b)fluoranthene	0.000		0	N.D.		

Quantitation Results Report (QT Reviewed)

Compound	RT	QIon	Resp.	Conc.	Units	Dev(Min)
T Benzo(k)fluoranthene	0.000		0	N.D.		
T Benzo(a)pyrene	18.326	252.0	0		ng/ml md	1
T Indeno(1,2,3-cd)pyrene	0.000		0	N.D.		
T Dibenzo(a,h)anthracene	0.000		0	N.D.		
T Benzo(g,h,i)perylene	0.000		0	N.D.		

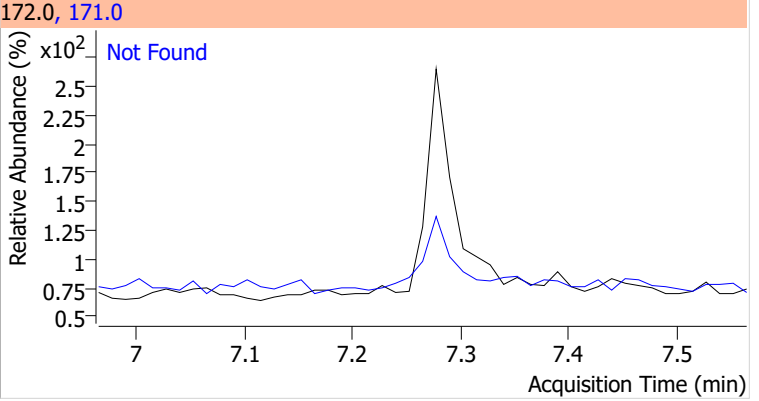
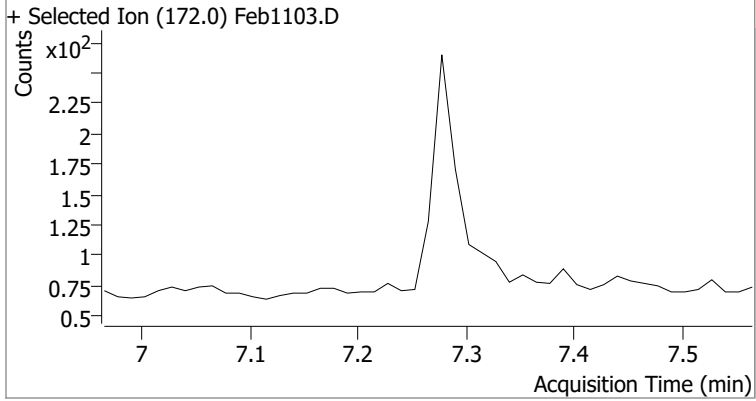
(#) = Qualifier Out of Range; (m) = Manual Integration; (+) = Area Summed; (*) = Surrogate Percent Recovery Out of Range; (d): Zeroed Peak

Quantitation Results Report (QT Reviewed)

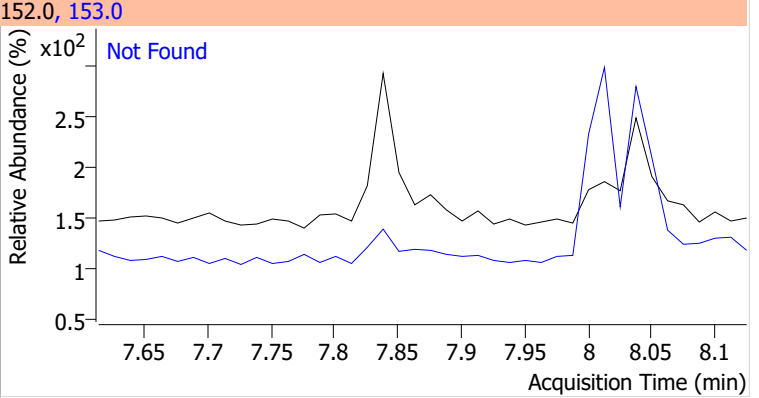
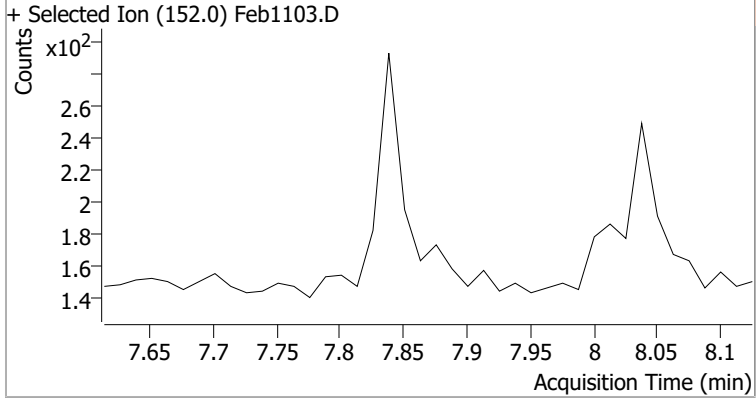


Quantitation Results Report (QT Reviewed)

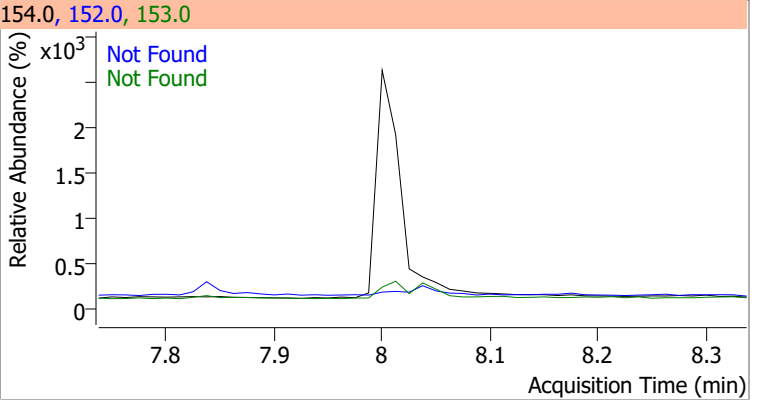
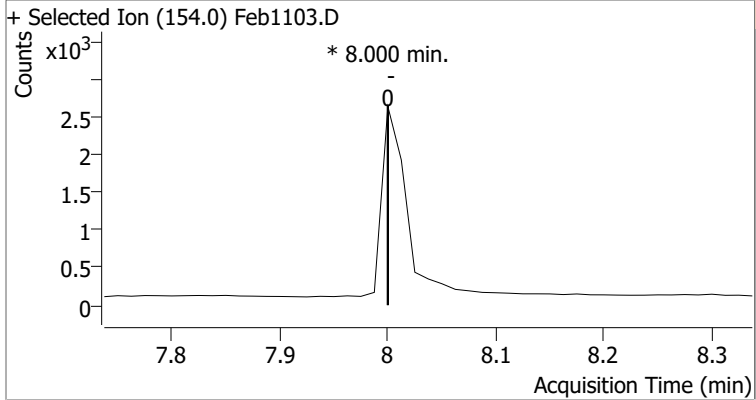
Compound	Conc.	Exp RT	QIon	Exp Ratio
2-Fluorobiphenyl	N.D.	7.26	171.0	35.7



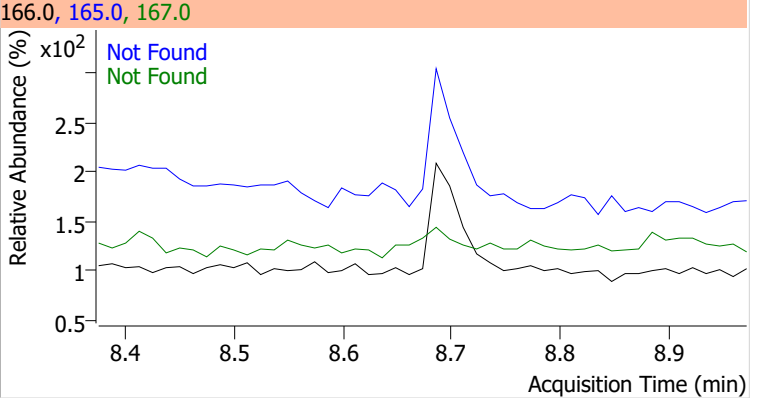
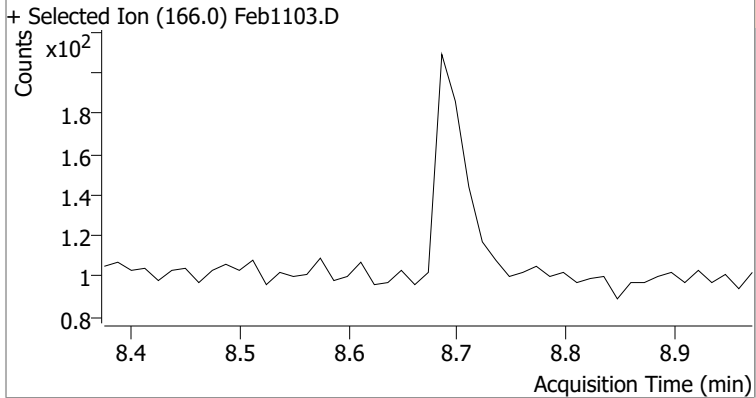
Compound	Conc.	Exp RT	QIon	Exp Ratio
Acenaphthylene	N.D.	7.83	153.0	17.6



Compound	Conc.	RT	Dev(Min)	Resp.	QIon	QRatio	Lower	Upper
Acenaphthene		0		0	153.0		76.2	141.5
					152.0		37.0	68.7

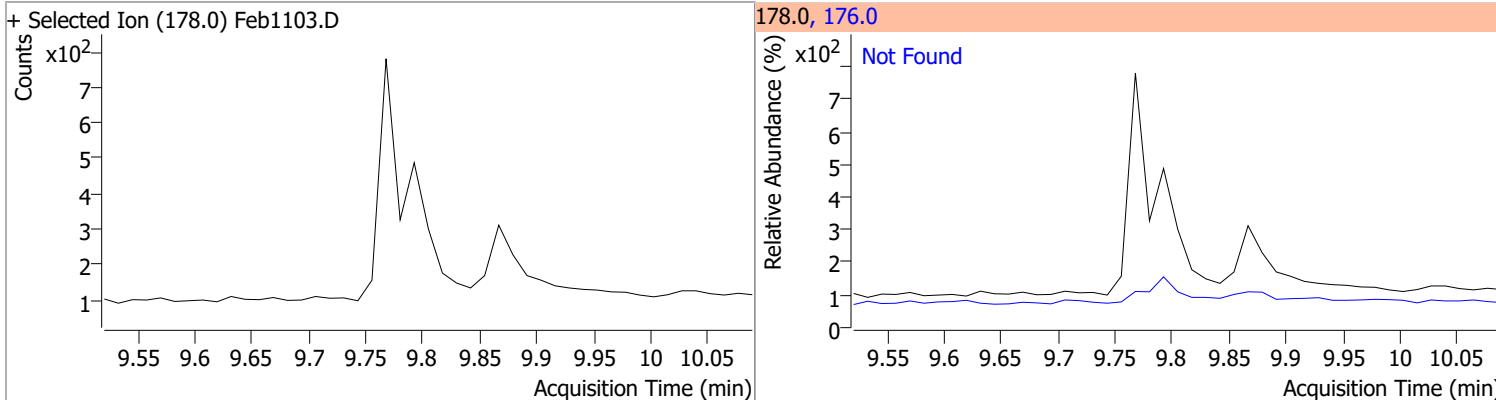


Compound	Conc.	Exp RT	QIon	Exp Ratio	QIon	Exp Ratio
Fluorene	N.D.	8.67	165.0	80.7	167.0	12.0

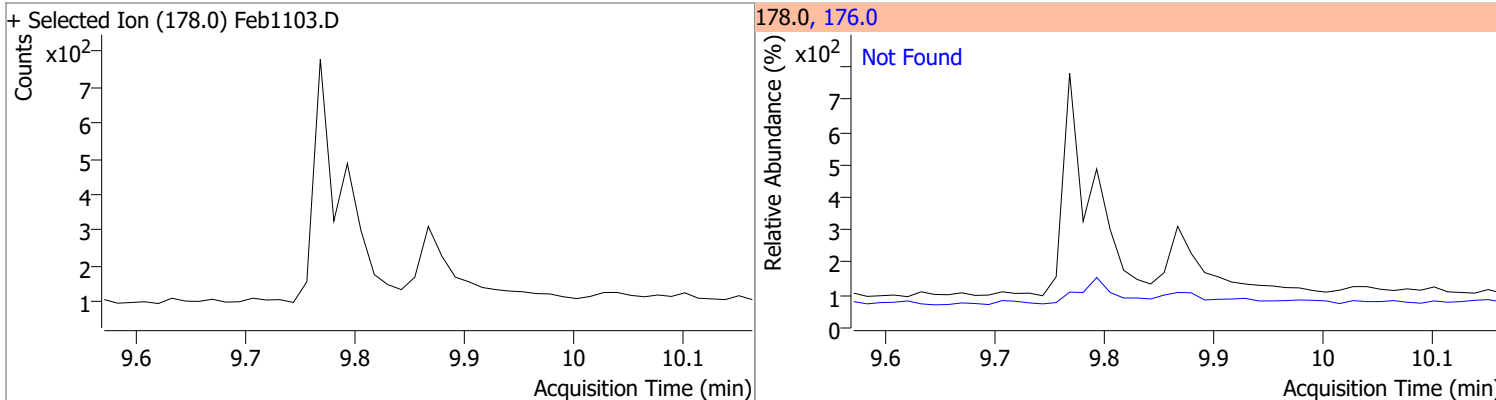


Quantitation Results Report (QT Reviewed)

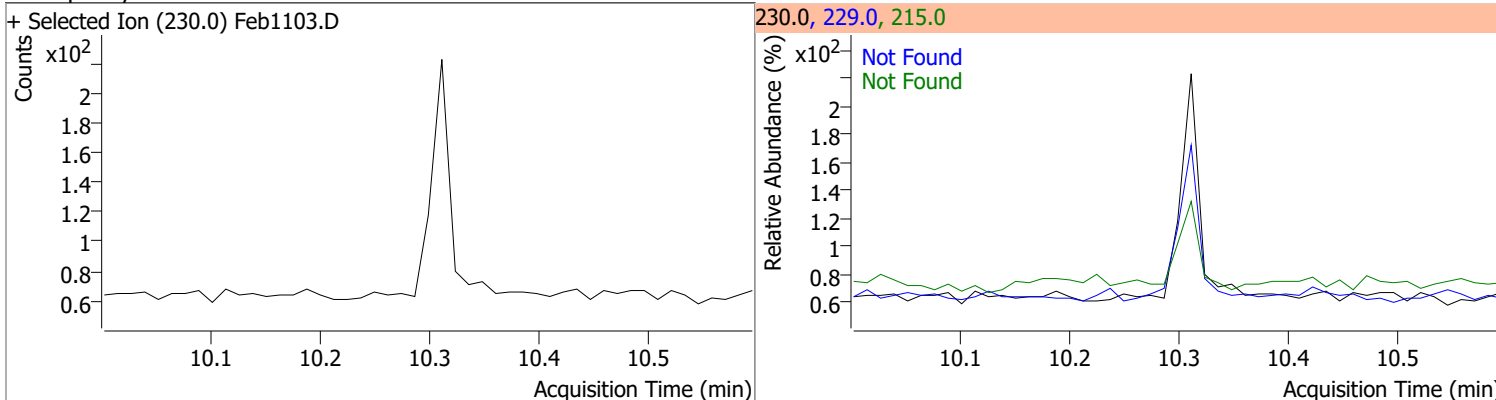
Compound	Conc.	Exp RT	QIon	Exp Ratio
Phenanthrene	N.D.	9.79	176.0	18.4



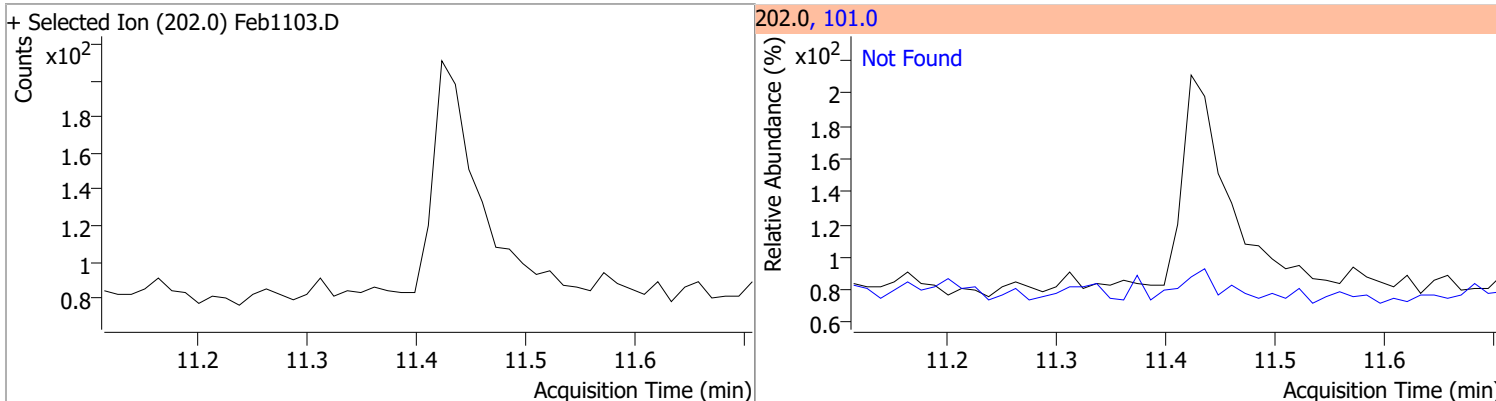
Compound	Conc.	Exp RT	QIon	Exp Ratio
Anthracene	N.D.	9.87	176.0	18.1



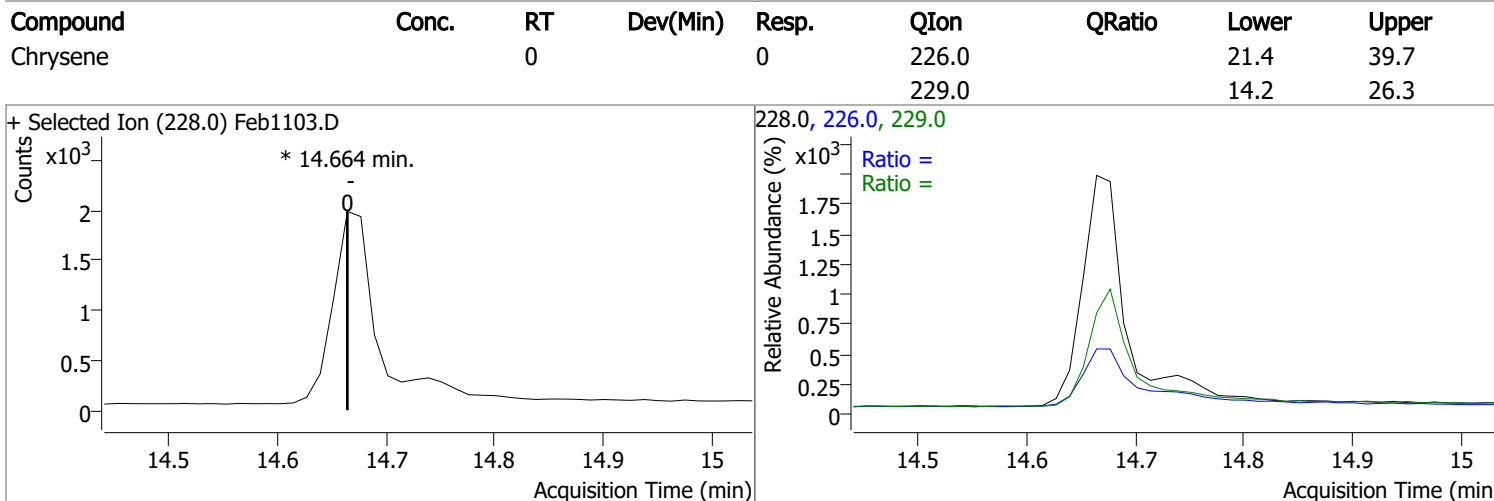
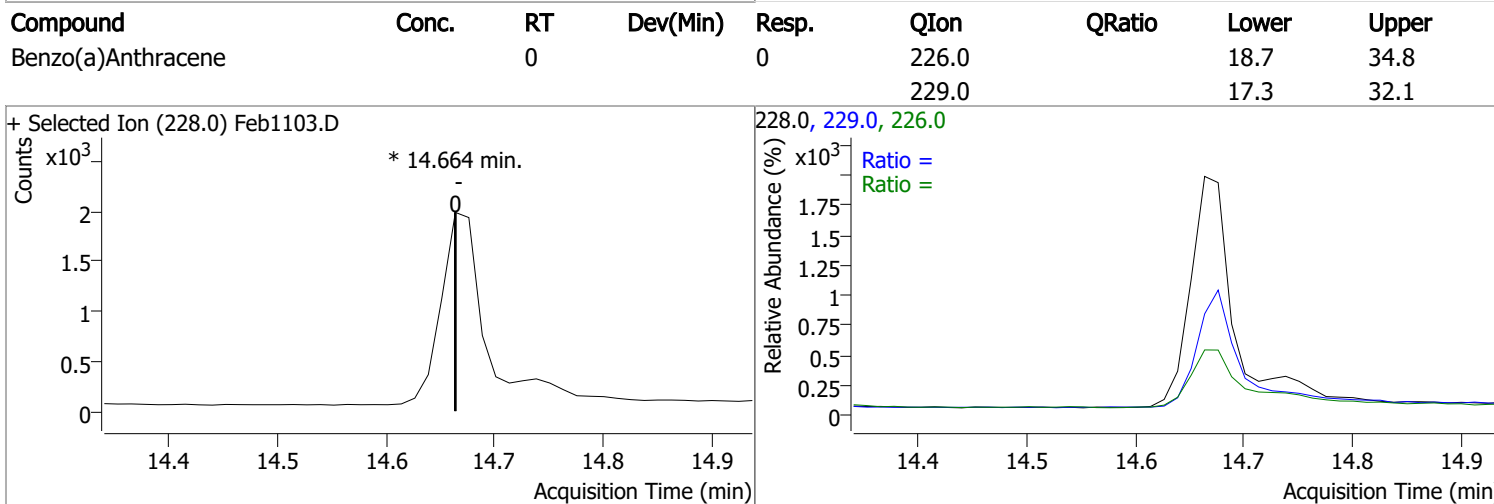
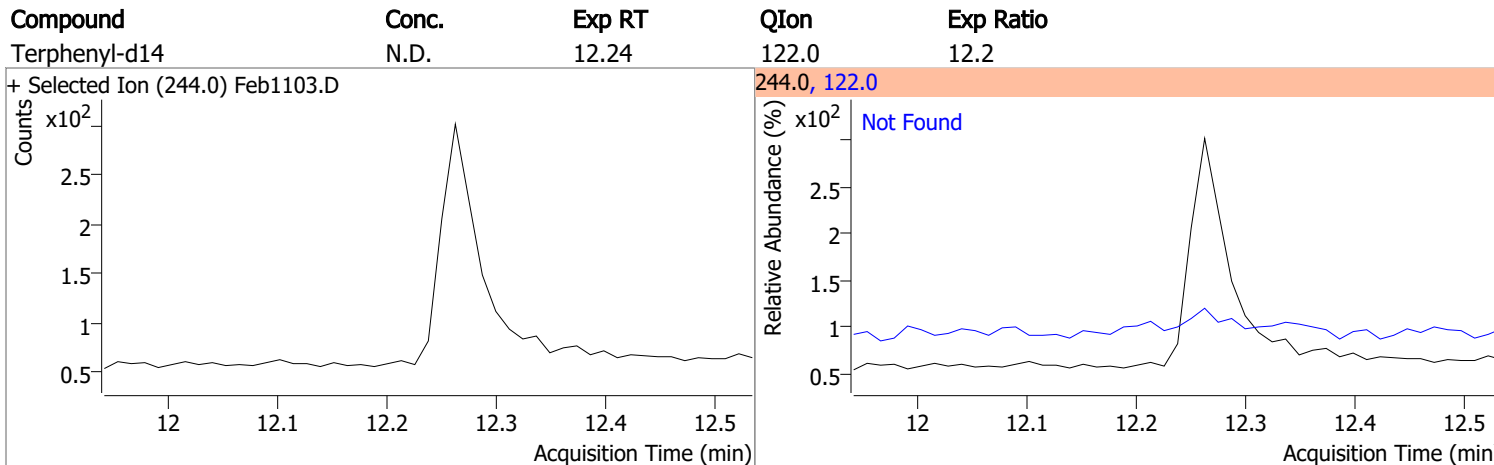
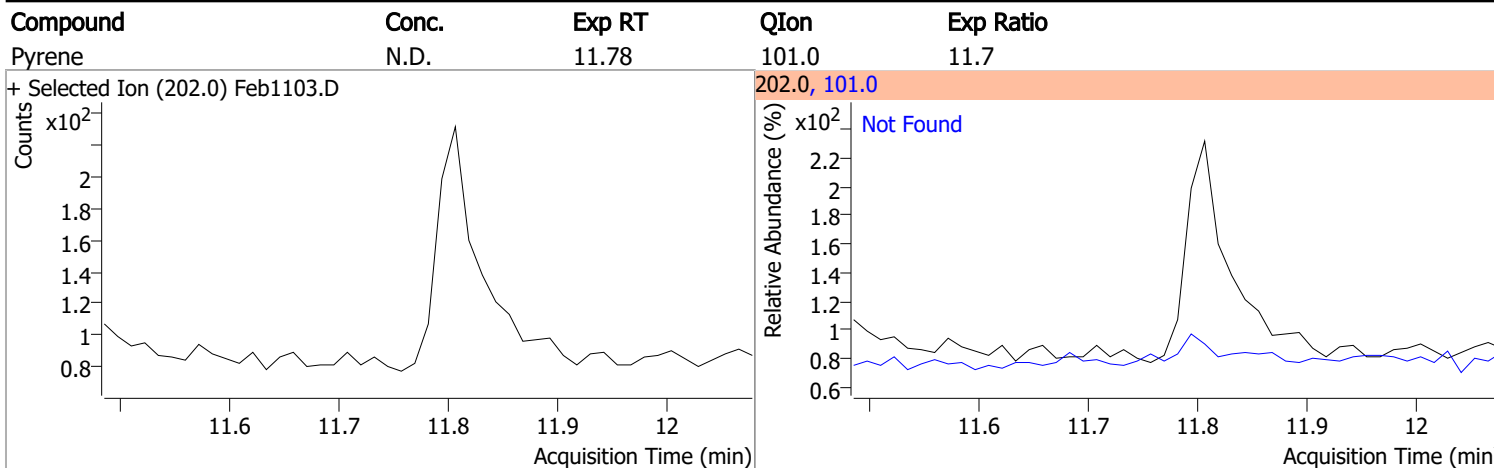
Compound	Conc.	Exp RT	QIon	Exp Ratio	QIon	Exp Ratio
o-Terphenyl	N.D.	10.30	229.0	66.1	215.0	41.2



Compound	Conc.	Exp RT	QIon	Exp Ratio
Fluoranthene	N.D.	11.41	101.0	9.4

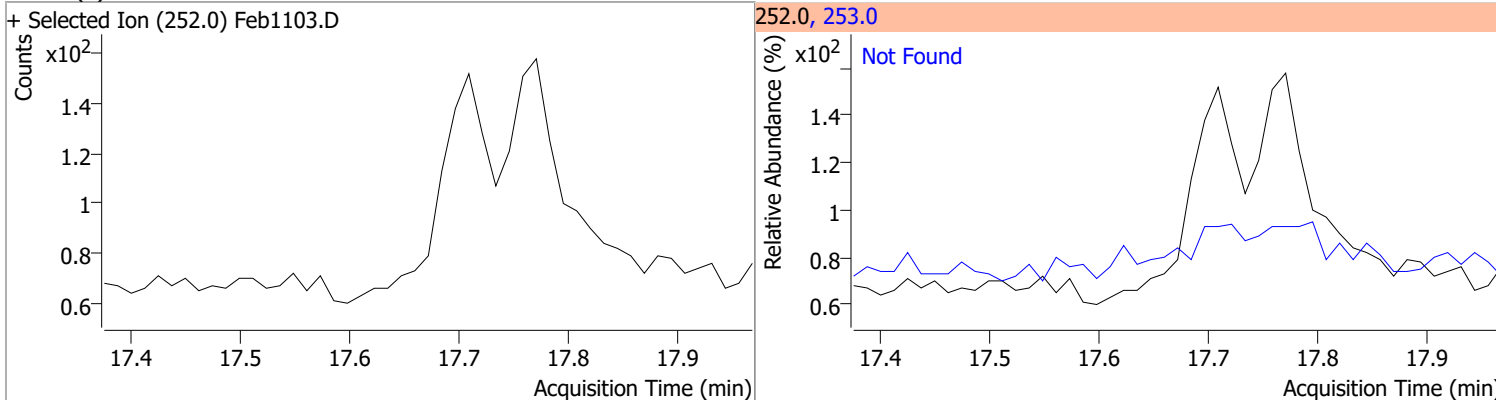


Quantitation Results Report (QT Reviewed)

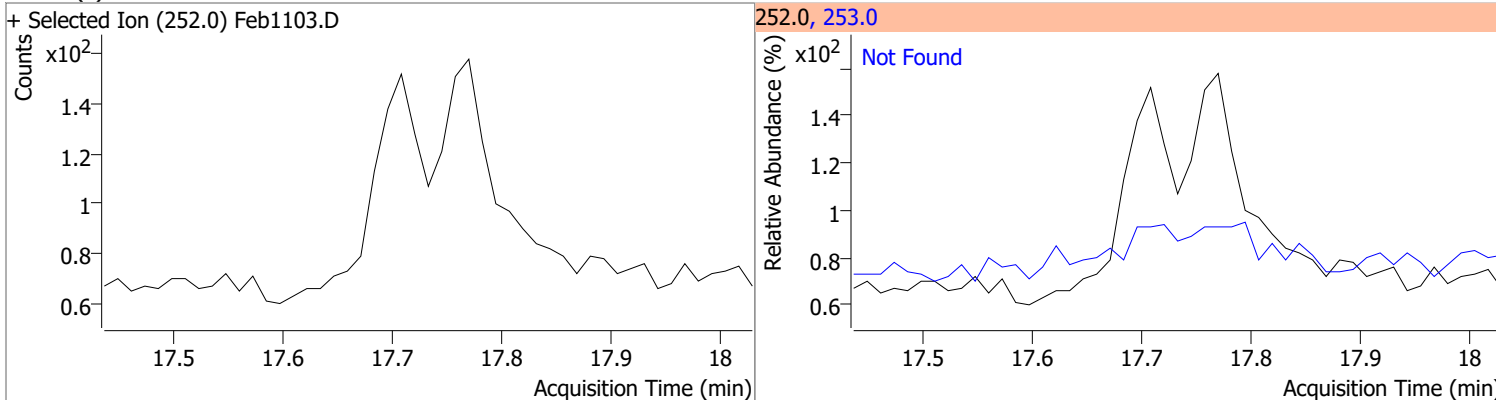


Quantitation Results Report (QT Reviewed)

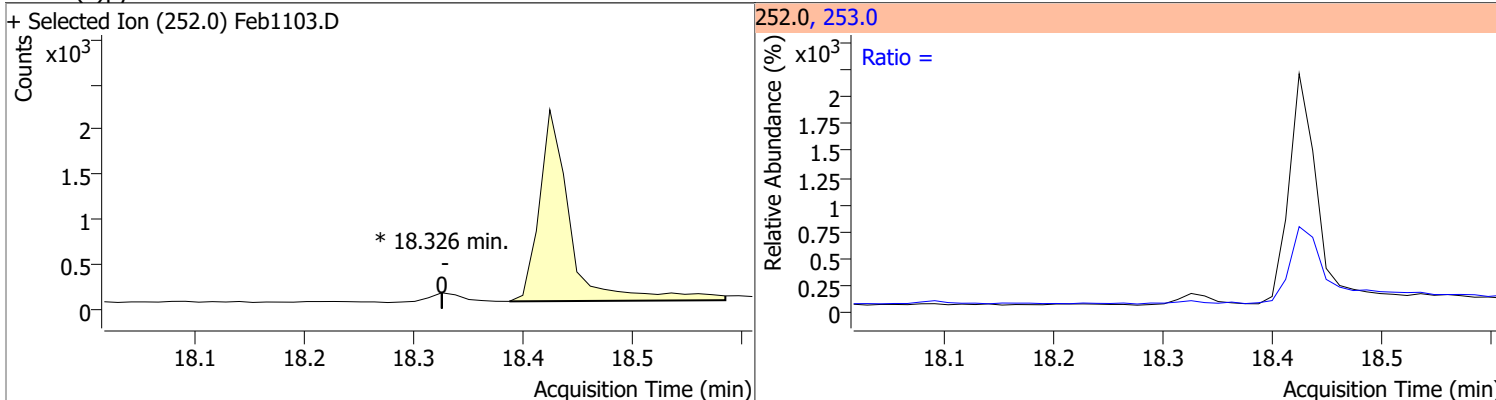
Compound	Conc.	Exp RT	QIon	Exp Ratio
Benzo(b)fluoranthene	N.D.	17.67	253.0	22.2



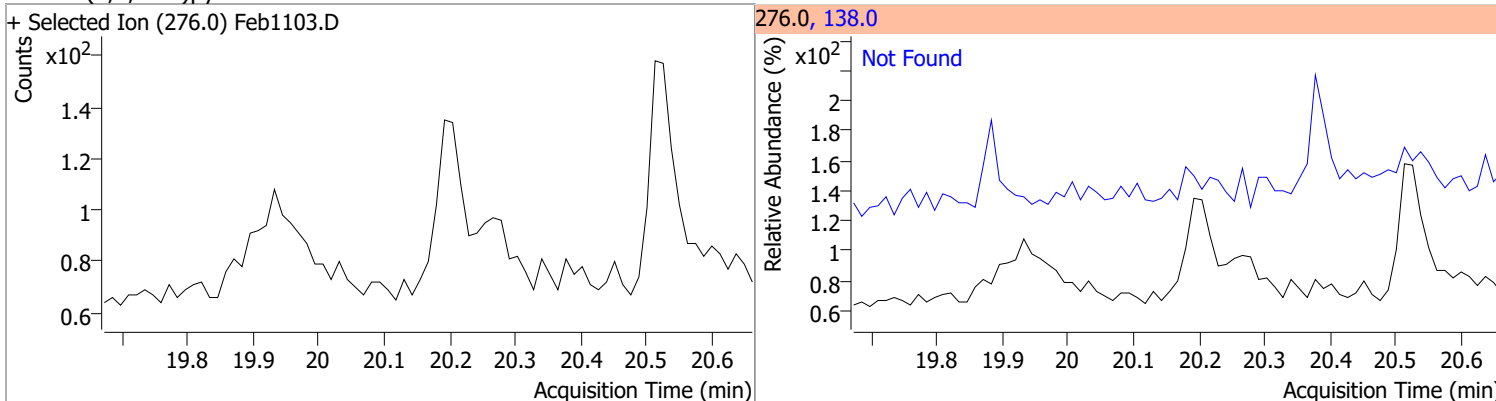
Compound	Conc.	Exp RT	QIon	Exp Ratio
Benzo(k)fluoranthene	N.D.	17.73	253.0	23.6



Compound	Conc.	RT	Dev(Min)	Resp.	QIon	QRatio	Lower	Upper
Benzo(a)pyrene		0		0	253.0		16.8	31.2

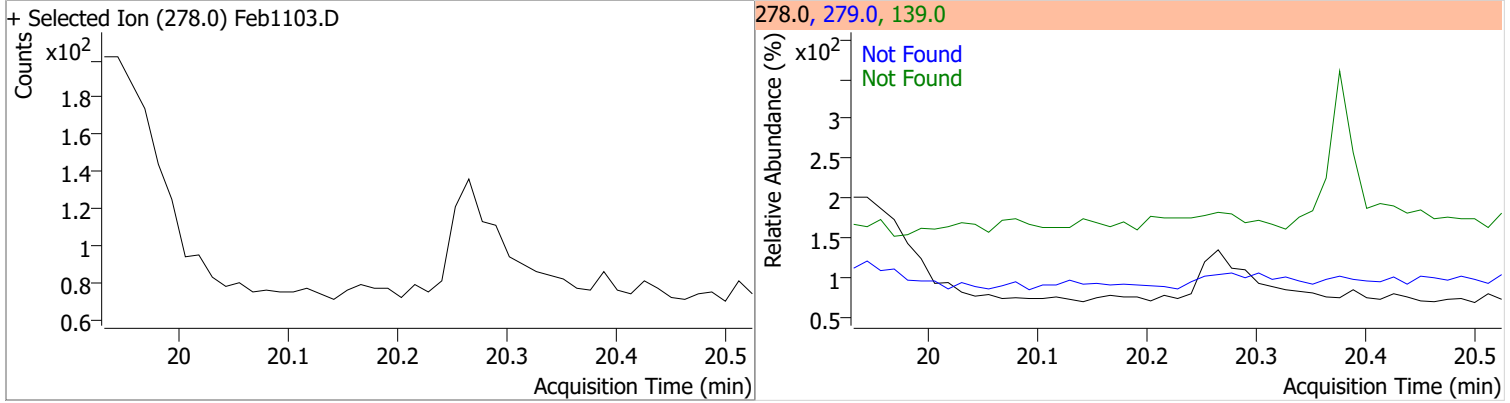


Compound	Conc.	Exp RT	QIon	Exp Ratio
Indeno(1,2,3-cd)pyrene	N.D.	20.17	138.0	20.2

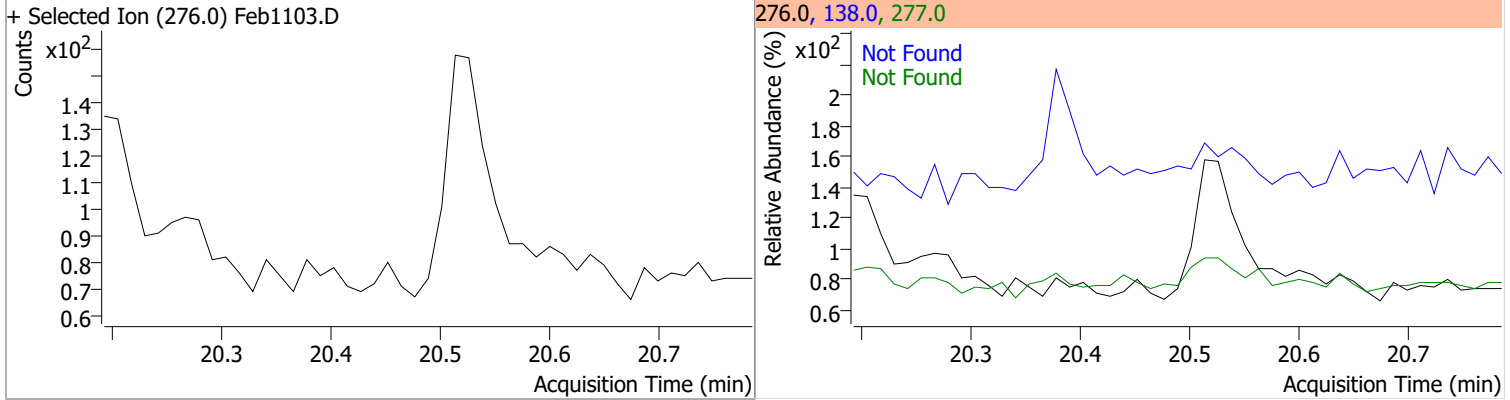


Quantitation Results Report (QT Reviewed)

Compound	Conc.	Exp RT	QIon	Exp Ratio	QIon	Exp Ratio
Dibenzo(a,h)anthracene	N.D.	20.23	279.0	24.9	139.0	16.2



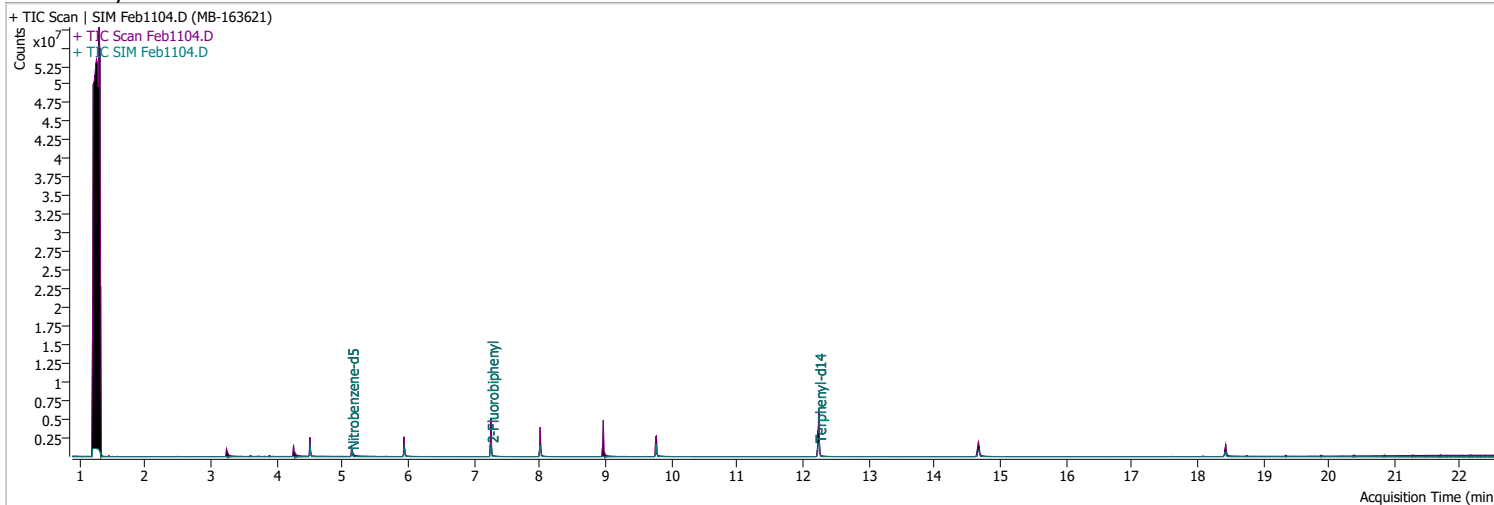
Compound	Conc.	Exp RT	QIon	Exp Ratio	QIon	Exp Ratio
Benzo(g,h,i)perylene	N.D.	20.49	277.0	24.5	138.0	21.6



Quantitation Results Report (QT Reviewed)

Data File	Feb1104.D	Operator	LIMS import
Acq. Method	5975BNASIM	Acq. Date-Time	2/11/2022 4:23:56 PM
Sample Name	MB-163621	Instrument	GCMS
Vial	4	Multiplier	1.00
DA Method File	020722 bna SIM 1.batch.bin	Comment	SVOC-8270C-SIM-W-LLPAH
Tune File	dftppjph.u	Tune Date	
Batch Name	021122 bna SIM 1.batch.bin	Last Calib Update	2/14/2022 11:10:52 AM

Ref Library



Compound	RT	QIon	Resp.	Conc.	Units	Dev(Min)
Internal Standards						
M 1,4-Dichlorobenzene-d4	4.509	152.0	375110	40.0000	ng/ml	0.000
M Naphthalene-d8	5.941	136.0	1330661	40.0000	ng/ml	0.000
M Acenaphthene-d10	8.013	164.0	875552	40.0000	ng/ml	0.000
M Phenanthrene-d10	9.768	188.0	1583708	40.0000	ng/ml	0.000
M Chrysene-d12	14.677	240.0	1324380	40.0000	ng/ml	0.000
M Perylene-d12	18.437	264.0	829721	40.0000	ng/ml	0.012
System Monitoring Compounds						
S Nitrobenzene-d5	5.143	82.0	612175	81.8663	ng/ml	-0.013
Spiked Amount: 5.000	Range: 19.0 - 102.0%			Recovery = 1637.33%	*	
S 2-Fluorobiphenyl	7.264	172.0	1678074	68.8333	ng/ml	0.000
Spiked Amount: 5.000	Range: 25.0 - 94.0%			Recovery = 1376.67%	*	
S o-Terphenyl	0.000		0	N.D.		
Spiked Amount: 5.000	Range: 40.0 - 140.0%			Recovery = NA%		
S Terphenyl-d14	12.251	244.0	2737095	63.2623	ng/ml	0.012
Spiked Amount: 5.000	Range: 39.0 - 106.0%			Recovery = 1265.25%	*	
Target Compounds						
T Naphthalene	0.000		0	N.D.		
T 2-Methylnaphthalene	0.000		0	N.D.		
T 1-Methylnaphthalene	0.000		0	N.D.		
T Acenaphthylene	0.000		0	N.D.		
T Acenaphthene	8.038	154.0	0		ng/ml	md 1
T Fluorene	8.673	166.0	0		ng/ml	md 1
T Phenanthrene	0.000		0	N.D.		
T Anthracene	0.000		0	N.D.		
T Fluoranthene	0.000		0	N.D.		
T Pyrene	0.000		0	N.D.		
T Benzo(a)Anthracene	14.677	228.0	0		ng/ml	md 1
T Chrysene	14.739	228.0	0		ng/ml	md 1
T Benzo(b)fluoranthene	0.000		0	N.D.		

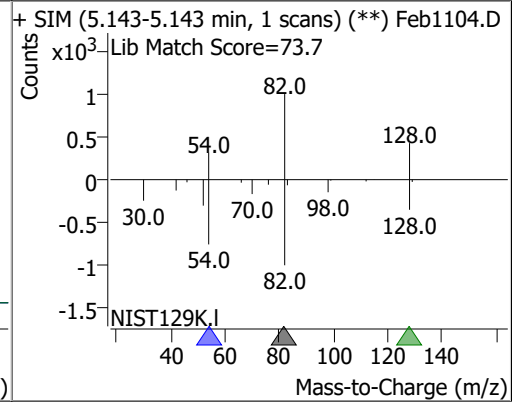
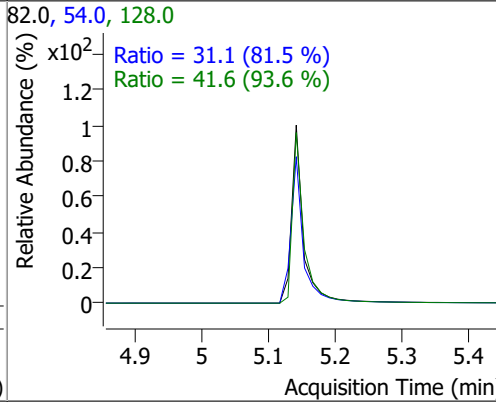
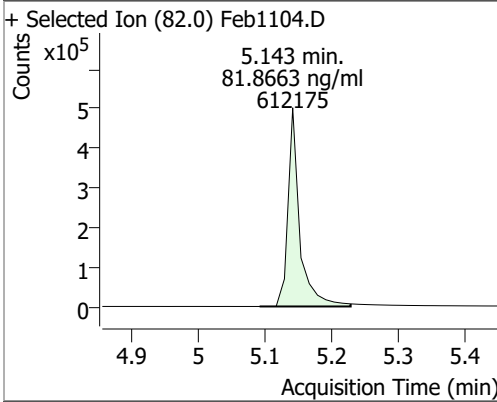
Quantitation Results Report (QT Reviewed)

Compound	RT	QIon	Resp.	Conc.	Units	Dev(Min)
T Benzo(k)fluoranthene	0.000		0	N.D.		
T Benzo(a)pyrene	18.326	252.0	0		ng/ml md	1
T Indeno(1,2,3-cd)pyrene	0.000		0	N.D.		
T Dibenzo(a,h)anthracene	0.000		0	N.D.		
T Benzo(g,h,i)perylene	0.000		0	N.D.		

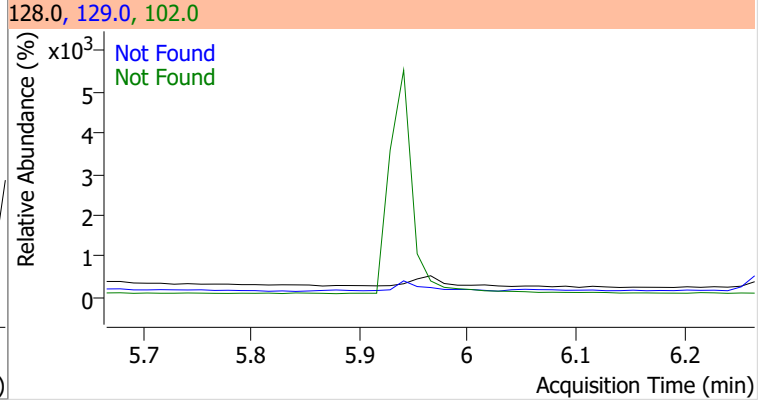
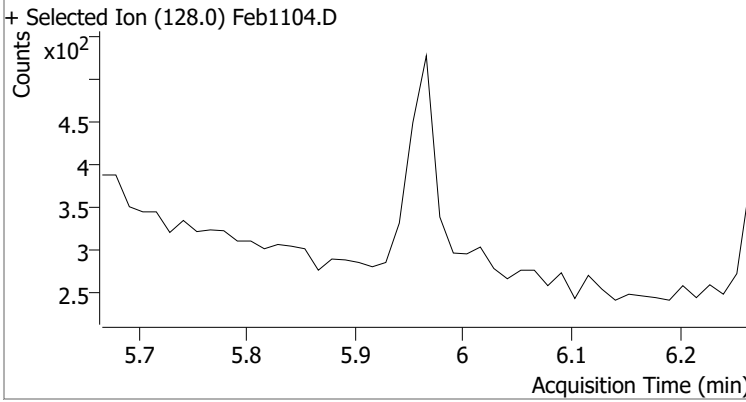
(#) = Qualifier Out of Range; (m) = Manual Integration; (+) = Area Summed; (*) = Surrogate Percent Recovery Out of Range; (d): Zeroed Peak

Quantitation Results Report (QT Reviewed)

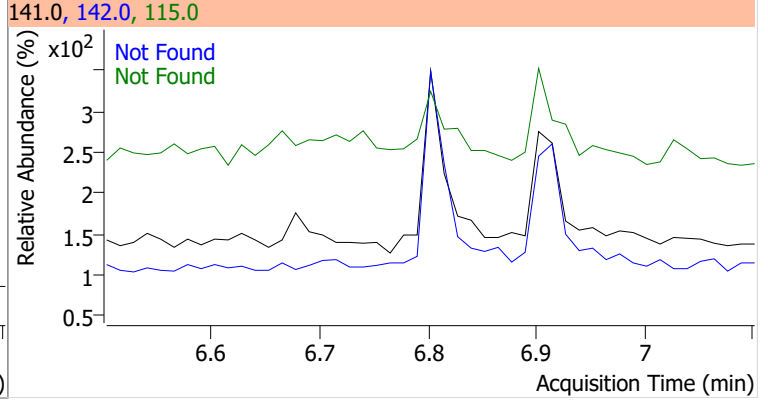
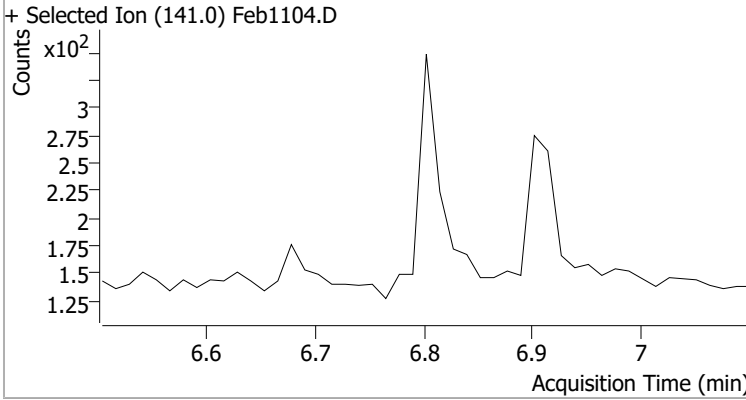
Compound	Conc.	RT	Dev(Min)	Resp.	QIon	QRatio	Lower	Upper
Nitrobenzene-d5	81.8663	5.14	-0.01	612175	128.0	41.6	31.2	57.9
					54.0	31.1	26.7	49.6



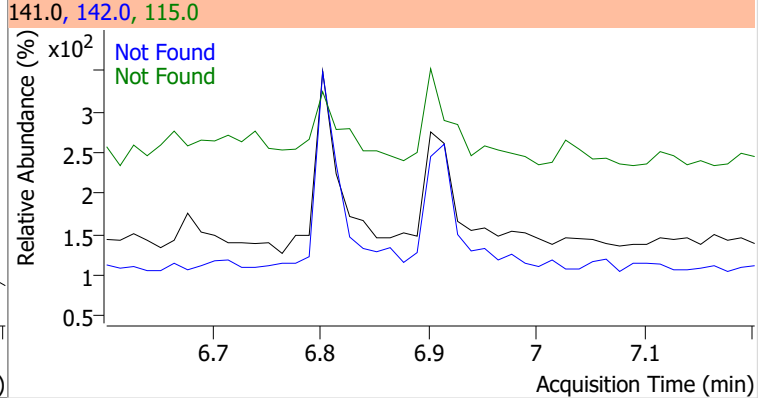
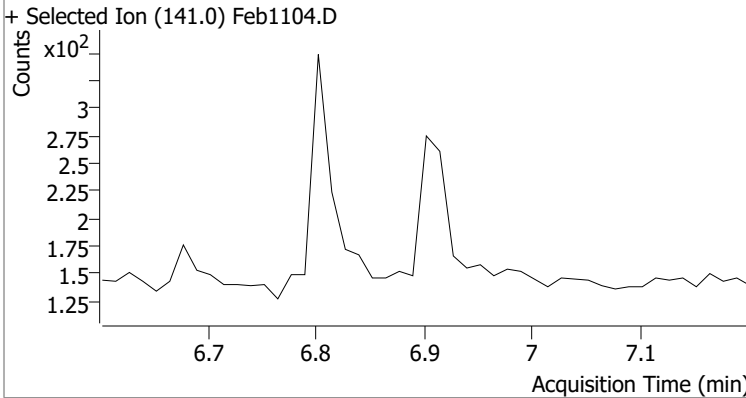
Compound	Conc.	Exp RT	QIon	Exp Ratio	QIon	Exp Ratio
Naphthalene	N.D.	5.97	102.0	15.0	129.0	11.2



Compound	Conc.	Exp RT	QIon	Exp Ratio	QIon	Exp Ratio
2-Methylnaphthalene	N.D.	6.80	142.0	135.7	115.0	47.1

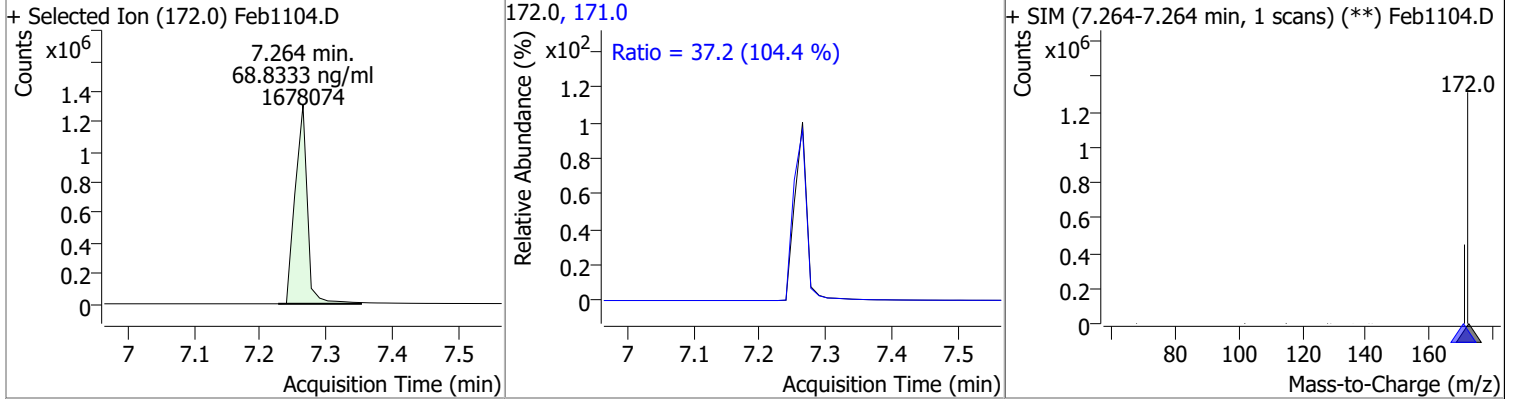


Compound	Conc.	Exp RT	QIon	Exp Ratio	QIon	Exp Ratio
1-Methylnaphthalene	N.D.	6.90	142.0	110.9	115.0	52.2

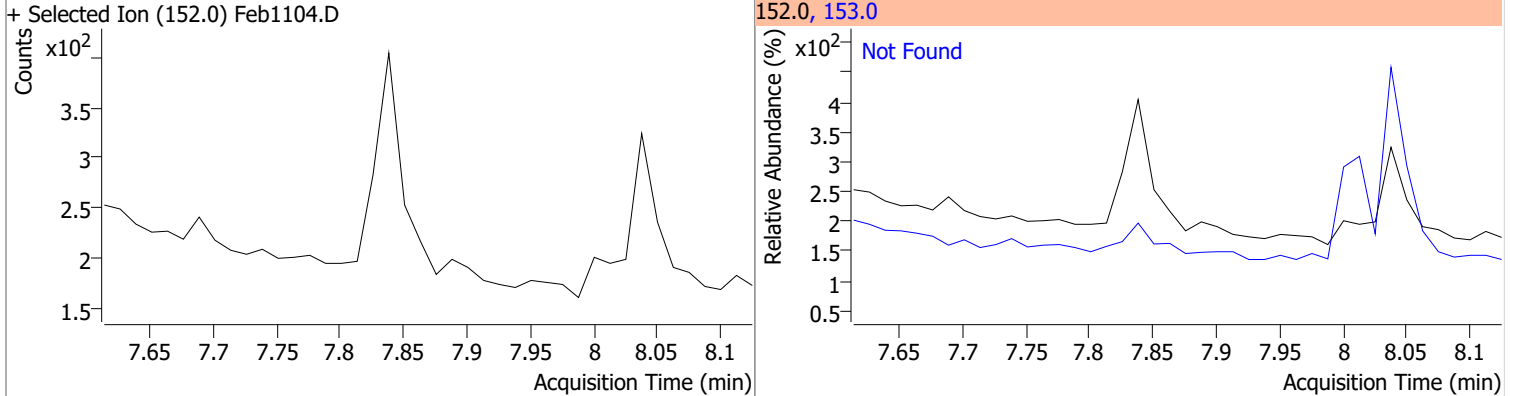


Quantitation Results Report (QT Reviewed)

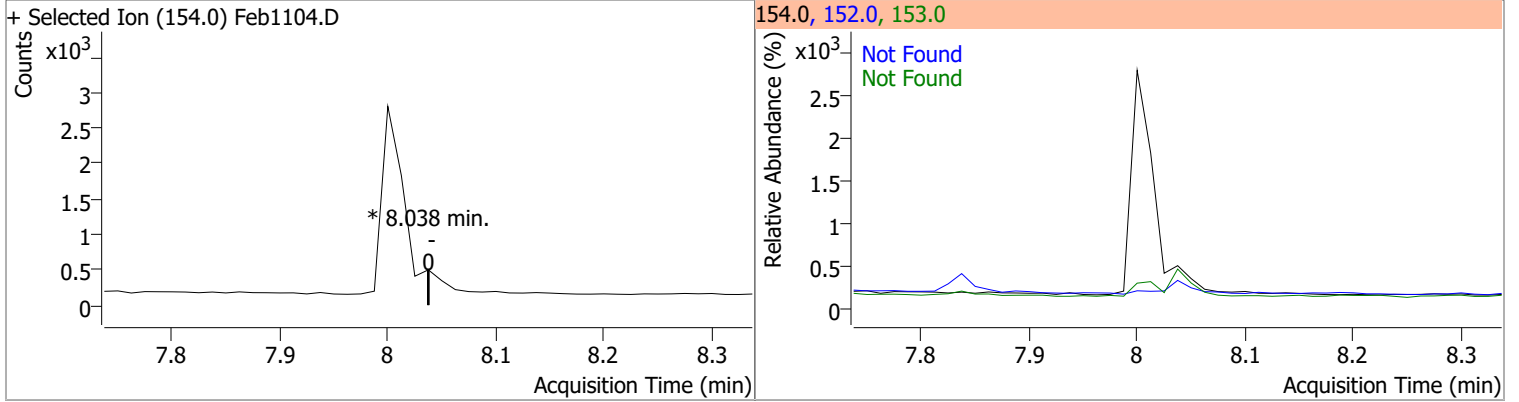
Compound	Conc.	RT	Dev(Min)	Resp.	QIon	QRatio	Lower	Upper
2-Fluorobiphenyl	68.8333	7.26	0.00	1678074	171.0	37.2	25.0	46.4



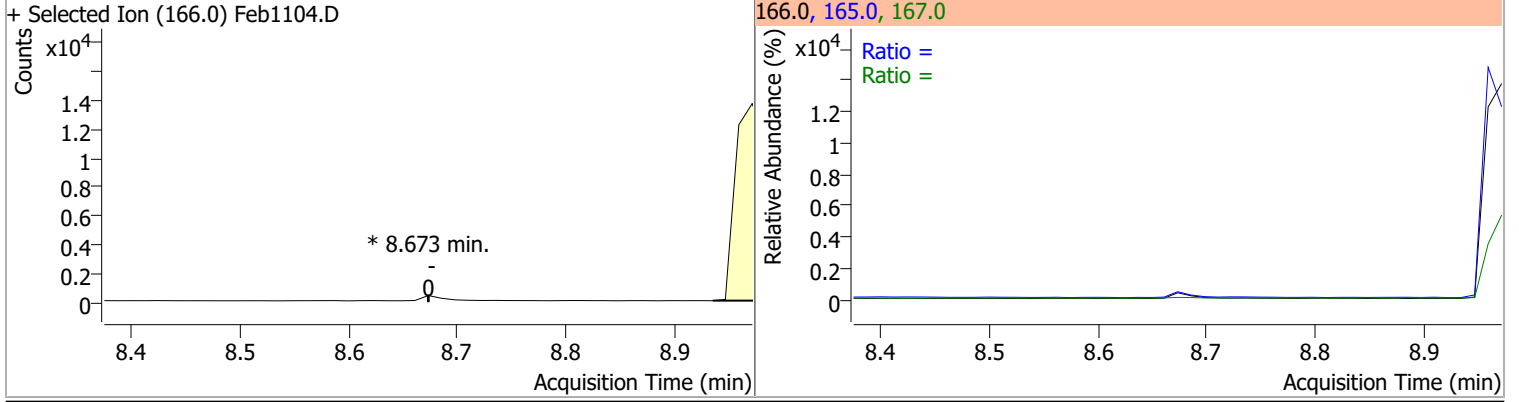
Compound	Conc.	Exp RT	QIon	Exp Ratio
Acenaphthylene	N.D.	7.83	153.0	17.6



Compound	Conc.	RT	Dev(Min)	Resp.	QIon	QRatio	Lower	Upper
Acenaphthene	0	0	0	0	153.0 152.0	76.2 37.0	141.5 68.7	

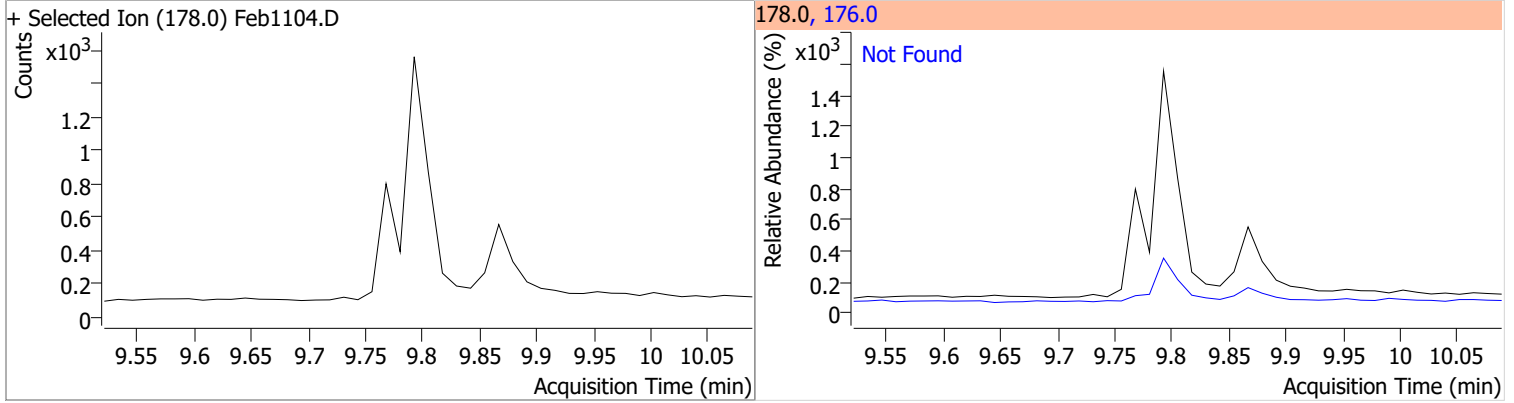


Compound	Conc.	RT	Dev(Min)	Resp.	QIon	QRatio	Lower	Upper
Fluorene	0	0	0	0	165.0 167.0	56.5 8.4	104.9 15.6	

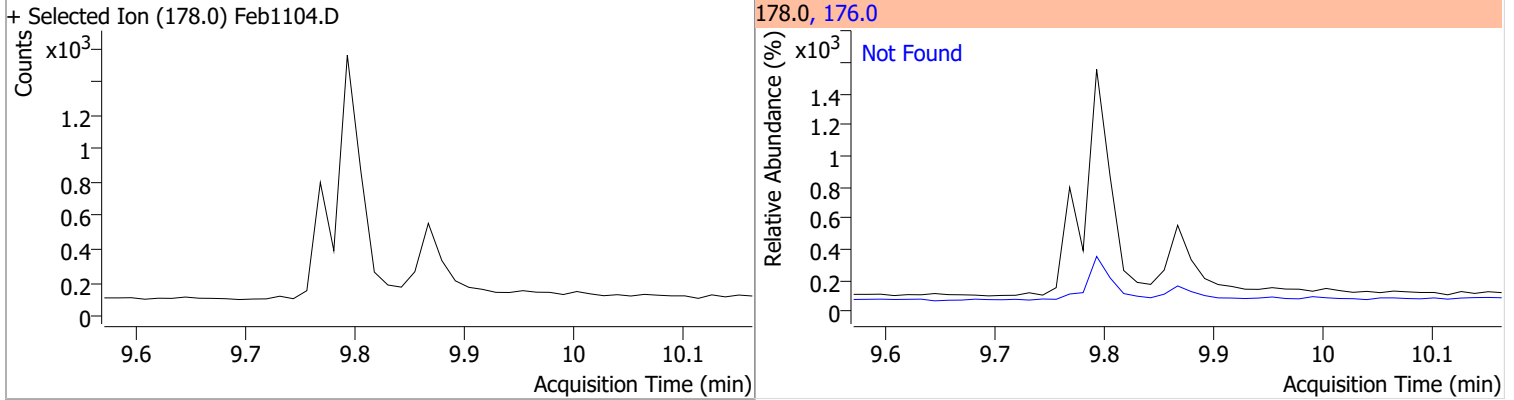


Quantitation Results Report (QT Reviewed)

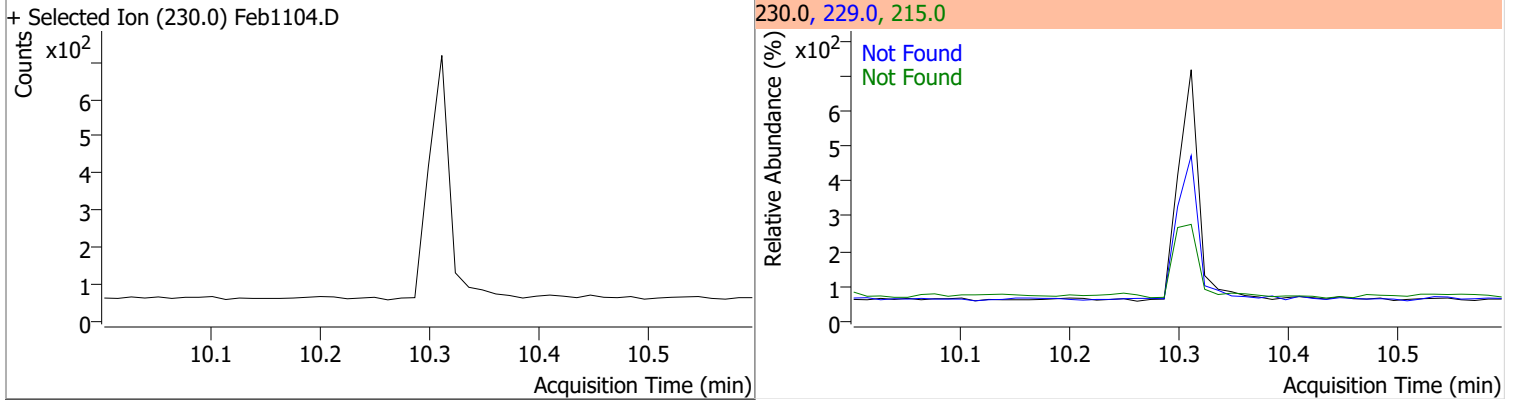
Compound	Conc.	Exp RT	QIon	Exp Ratio
Phenanthrene	N.D.	9.79	176.0	18.4



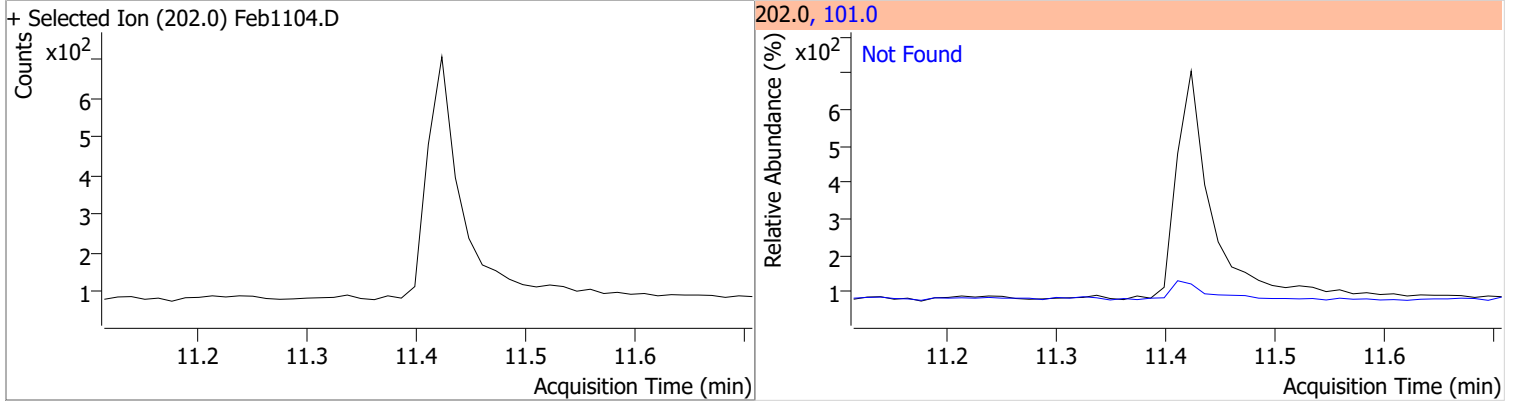
Compound	Conc.	Exp RT	QIon	Exp Ratio
Anthracene	N.D.	9.87	176.0	18.1



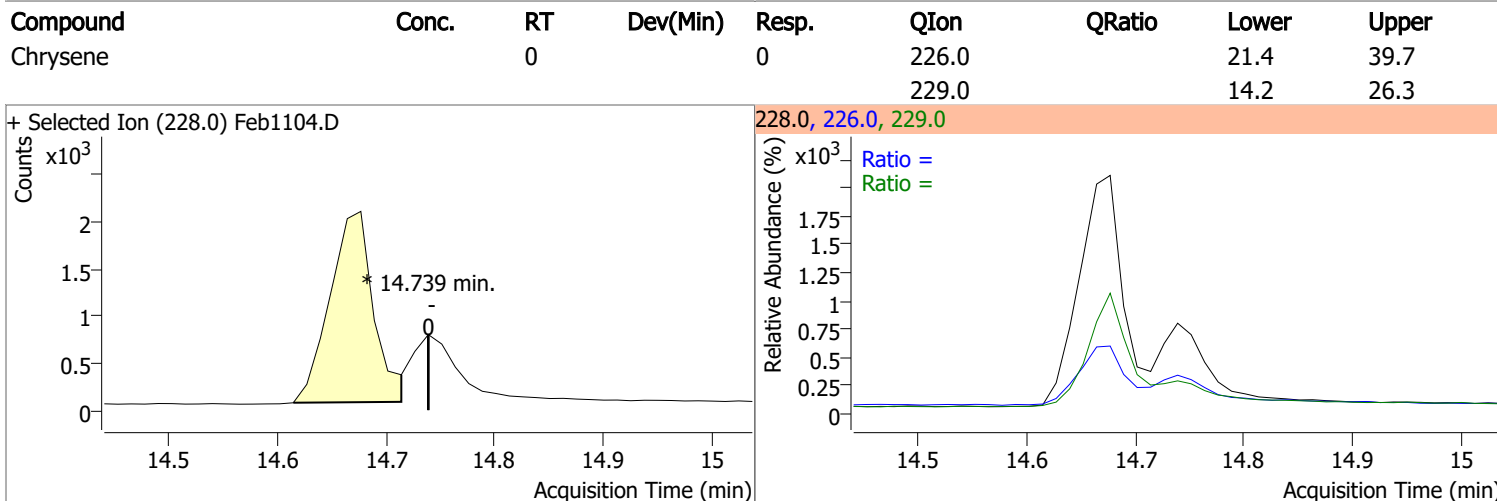
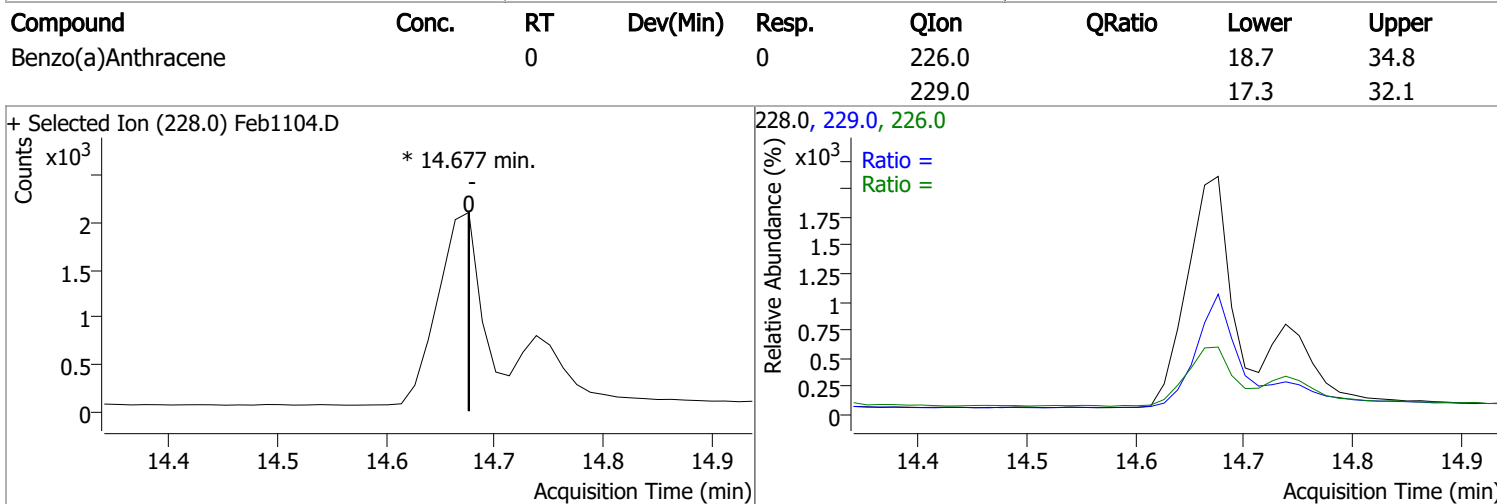
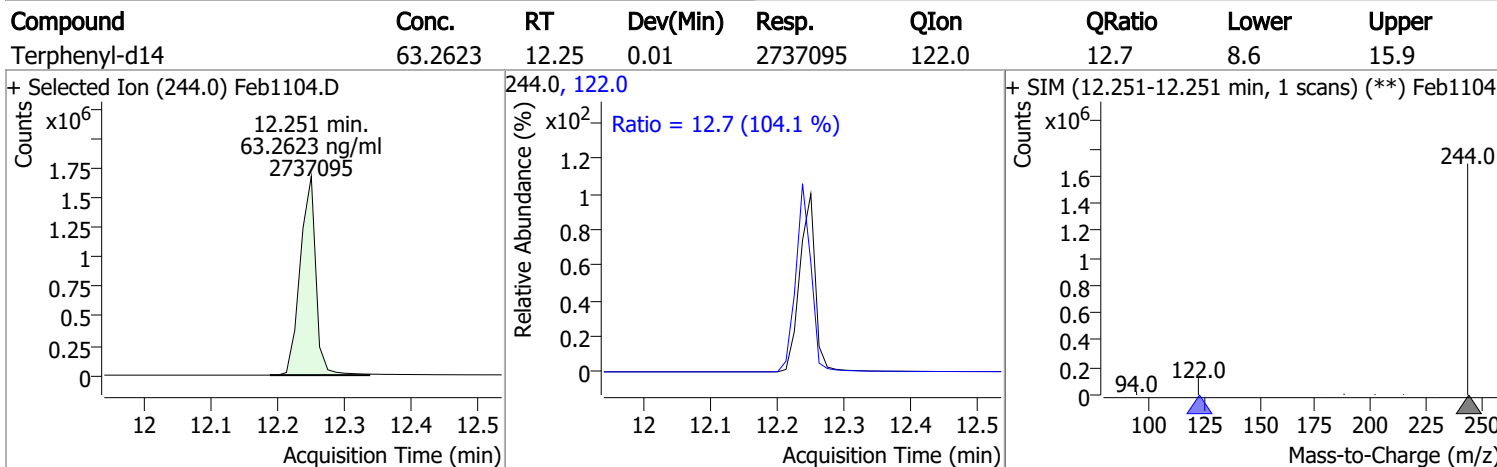
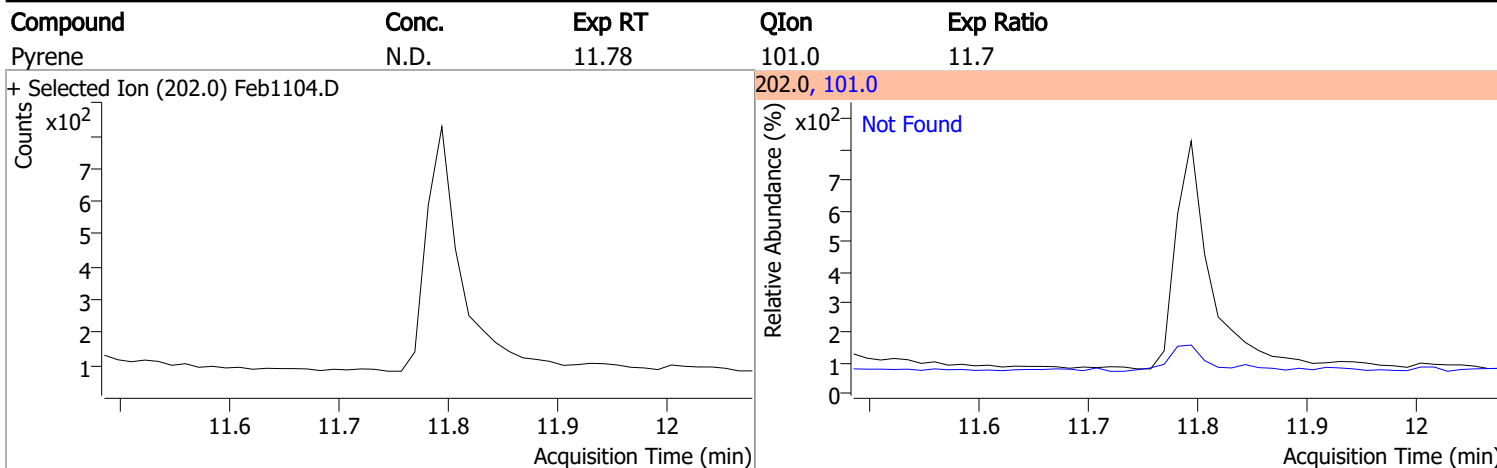
Compound	Conc.	Exp RT	QIon	Exp Ratio	QIon	Exp Ratio
o-Terphenyl	N.D.	10.30	229.0	66.1	215.0	41.2



Compound	Conc.	Exp RT	QIon	Exp Ratio
Fluoranthene	N.D.	11.41	101.0	9.4

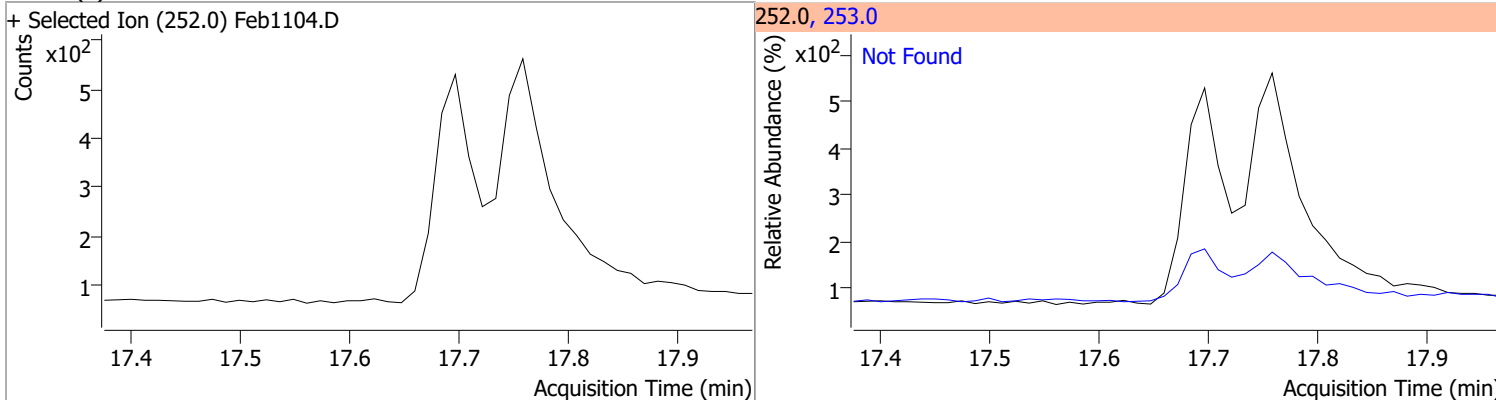


Quantitation Results Report (QT Reviewed)

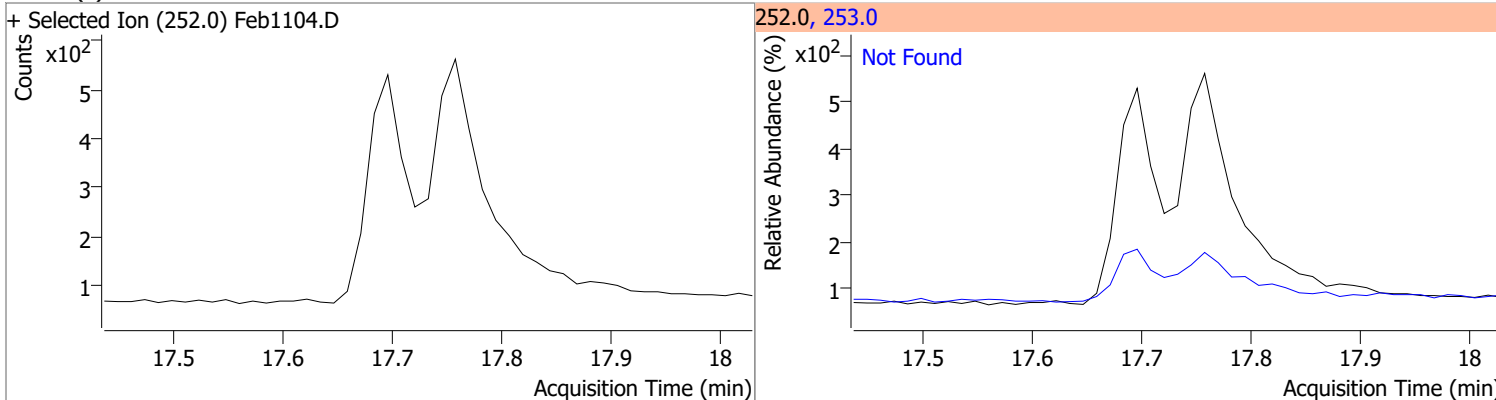


Quantitation Results Report (QT Reviewed)

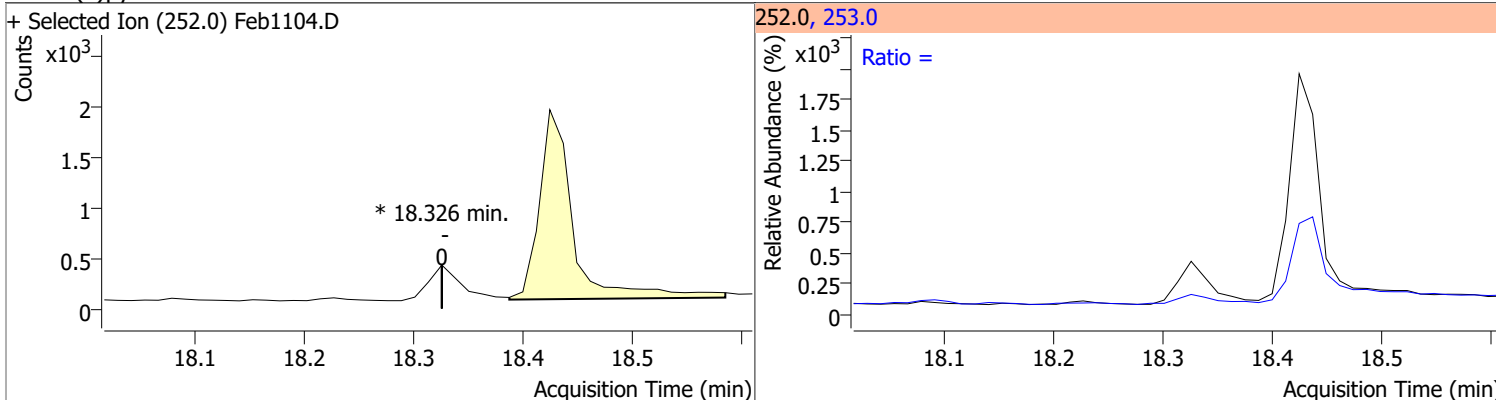
Compound	Conc.	Exp RT	QIon	Exp Ratio
Benzo(b)fluoranthene	N.D.	17.67	253.0	22.2



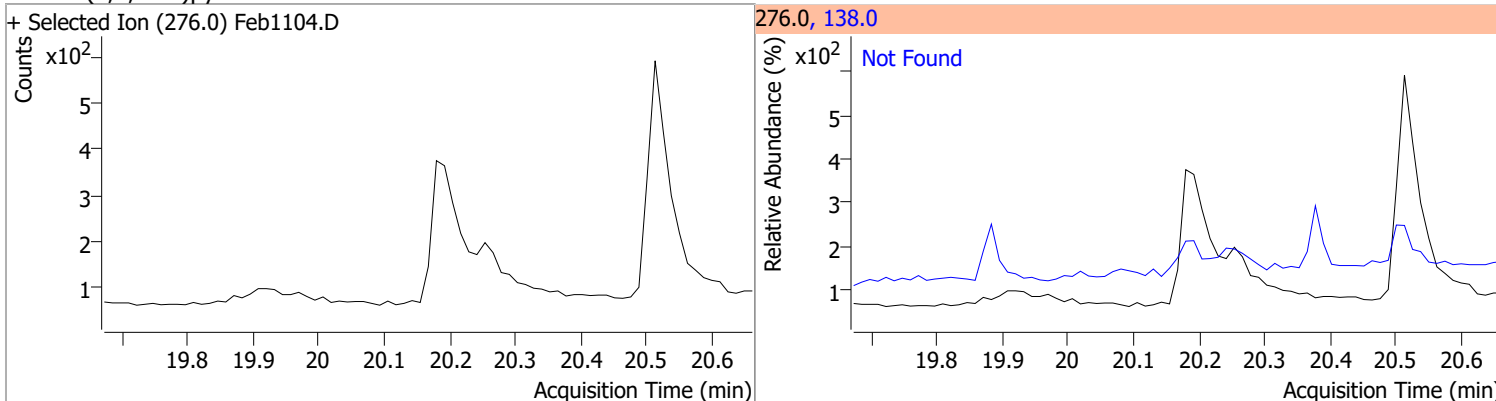
Compound	Conc.	Exp RT	QIon	Exp Ratio
Benzo(k)fluoranthene	N.D.	17.73	253.0	23.6



Compound	Conc.	RT	Dev(Min)	Resp.	QIon	QRatio	Lower	Upper
Benzo(a)pyrene		0		0	253.0		16.8	31.2

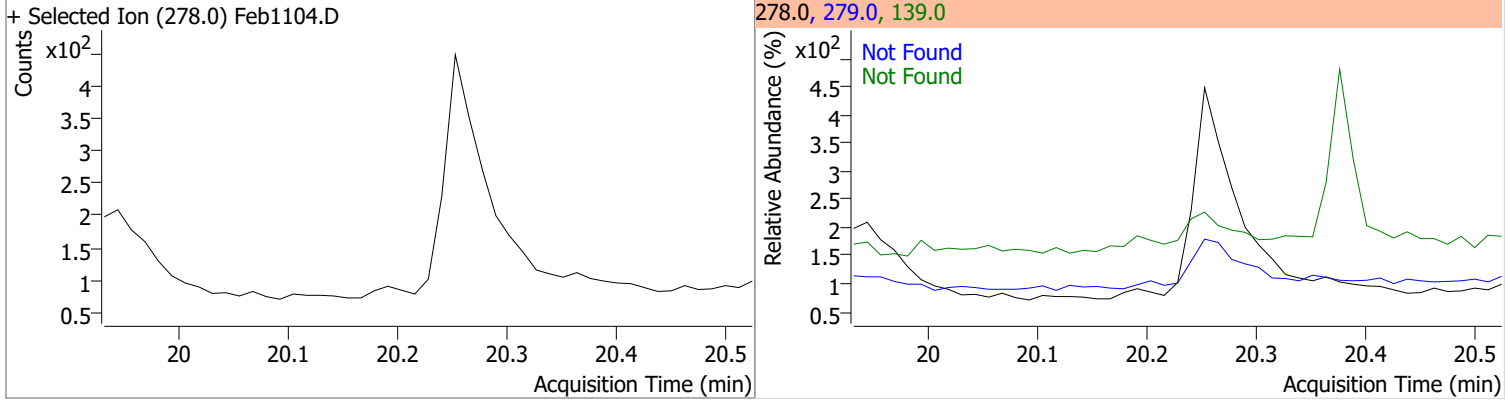


Compound	Conc.	Exp RT	QIon	Exp Ratio
Indeno(1,2,3-cd)pyrene	N.D.	20.17	138.0	20.2

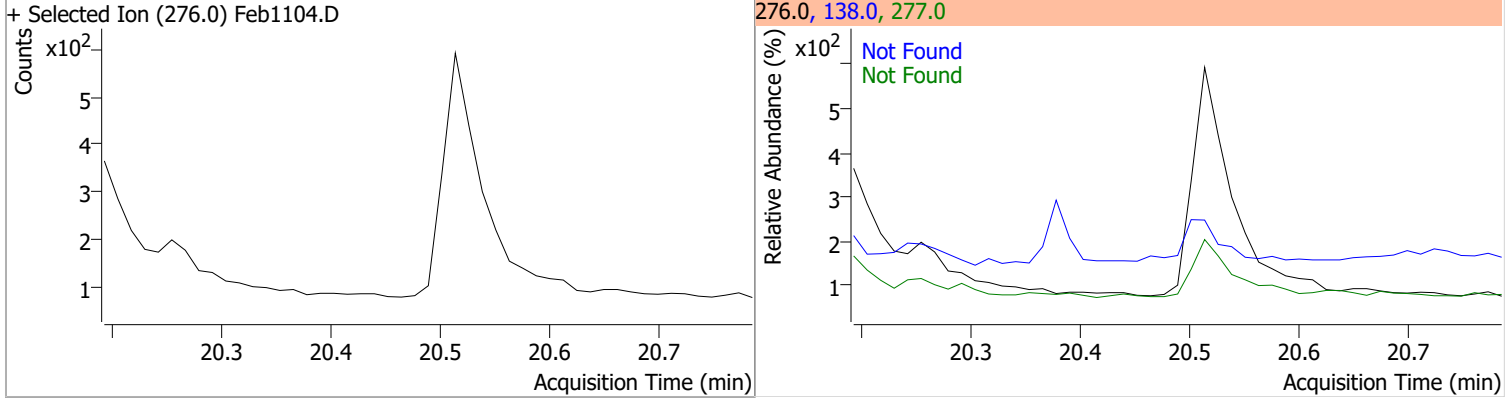


Quantitation Results Report (QT Reviewed)

Compound	Conc.	Exp RT	QIon	Exp Ratio	QIon	Exp Ratio
Dibenzo(a,h)anthracene	N.D.	20.23	279.0	24.9	139.0	16.2



Compound	Conc.	Exp RT	QIon	Exp Ratio	QIon	Exp Ratio
Benzo(g,h,i)perylene	N.D.	20.49	277.0	24.5	138.0	21.6

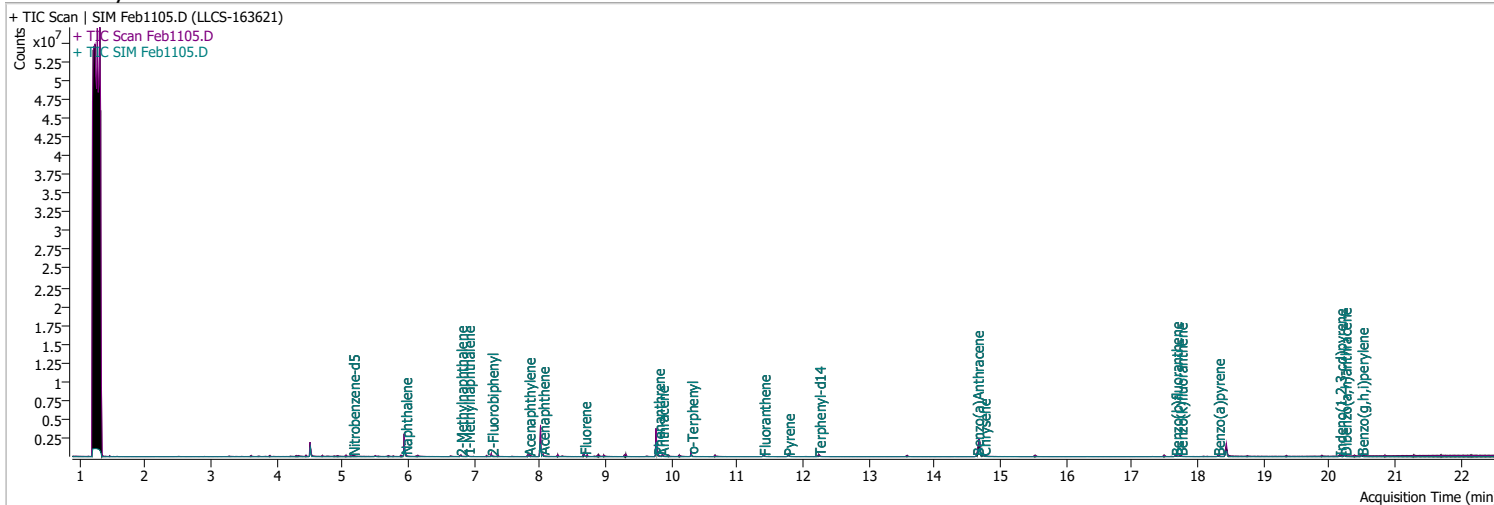


Quantitation Results Report (QT Reviewed)

Data File Feb1105.D
 Acq. Method 5975BNASIM
 Sample Name LLCS-163621
 Vial 5
 DA Method File 020722 bna SIM 1.batch.bin
 Tune File dftppjph.u
 Batch Name 021122 bna SIM 1.batch.bin

Operator LIMS import
 Acq. Date-Time 2/11/2022 4:56:32 PM
 Instrument GCMS
 Multiplier 1.00
 Comment SVOC-8270C-SIM-W-LLPAH
 Tune Date
 Last Calib Update 2/14/2022 11:10:52 AM

Ref Library



Compound	RT	QIon	Resp.	Conc.	Units	Dev(Min)
Internal Standards						
M 1,4-Dichlorobenzene-d4	4.509	152.0	345192	40.0000	ng/ml	0.000
M Naphthalene-d8	5.941	136.0	1311534	40.0000	ng/ml	0.000
M Acenaphthene-d10	8.001	164.0	887030	40.0000	ng/ml	-0.013
M Phenanthrene-d10	9.768	188.0	1705909	40.0000	ng/ml	0.000
M Chrysene-d12	14.677	240.0	1532989	40.0000	ng/ml	0.000
M Perylene-d12	18.438	264.0	937343	40.0000	ng/ml	0.012
System Monitoring Compounds						
S Nitrobenzene-d5	5.156	82.0	24730	3.5937	ng/ml	0.000
Spiked Amount: 5.000	Range: 19.0 - 102.0%		Recovery = 71.87%			
S 2-Fluorobiphenyl	7.265	172.0	98469	3.5561	ng/ml	0.000
Spiked Amount: 5.000	Range: 25.0 - 94.0%		Recovery = 71.12%			
S o-Terphenyl	10.299	230.0	115555	4.3733	ng/ml	0.000
Spiked Amount: 5.000	Range: 40.0 - 140.0%		Recovery = 87.47%			
S Terphenyl-d14	12.238	244.0	139728	4.3028	ng/ml	0.000
Spiked Amount: 5.000	Range: 39.0 - 106.0%		Recovery = 86.06%			
Target Compounds						
T Naphthalene	5.953	128.0	96954	2.7440	ng/ml	100
T 2-Methylnaphthalene	6.790	141.0	62501	2.9079	ng/ml	94
T 1-Methylnaphthalene	6.902	141.0	63165	2.8177	ng/ml	95
T Acenaphthylene	7.826	152.0	115262	3.3897	ng/ml	100
T Acenaphthene	8.038	154.0	88298	3.6516	ng/ml	99
T Fluorene	8.673	166.0	105883	3.6482	ng/ml	85
T Phenanthrene	9.793	178.0	187586	4.1498	ng/ml	99
T Anthracene	9.854	178.0	162731	4.3858	ng/ml	98
T Fluoranthene	11.398	202.0	195480	4.5314	ng/ml	100
T Pyrene	11.769	202.0	213341	4.1489	ng/ml	98
T Benzo(a)Anthracene	14.639	228.0	164125	4.5926	ng/ml	99
T Chrysene	14.739	228.0	214722	4.3577	ng/ml	96
T Benzo(b)fluoranthene	17.659	252.0	145781	4.3783	ng/ml	98

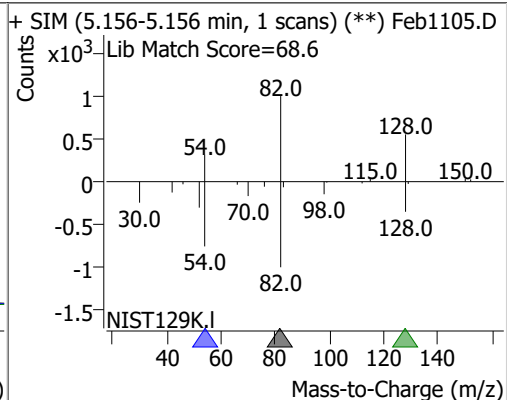
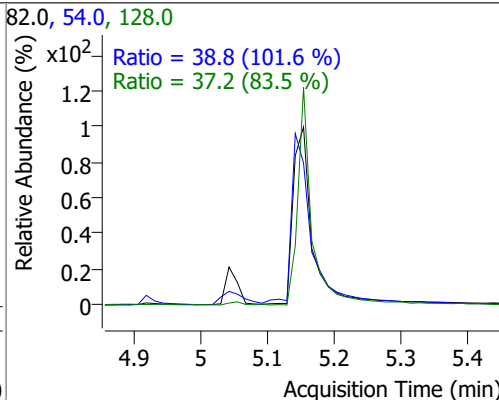
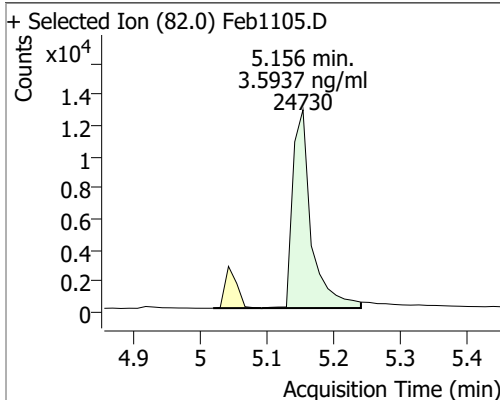
Quantitation Results Report (QT Reviewed)

Compound	RT	QIon	Resp.	Conc.	Units	Dev(Min)
T Benzo(k)fluoranthene	17.733	252.0	155465	4.2132	ng/ml	99
T Benzo(a)pyrene	18.302	252.0	118804	4.1456	ng/ml	99
T Indeno(1,2,3-cd)pyrene	20.155	276.0	111604	4.3217	ng/ml	99
T Dibenzo(a,h)anthracene	20.229	278.0	132057	4.4810	ng/ml	99
T Benzo(g,h,i)perylene	20.489	276.0	161759	4.6067	ng/ml	98

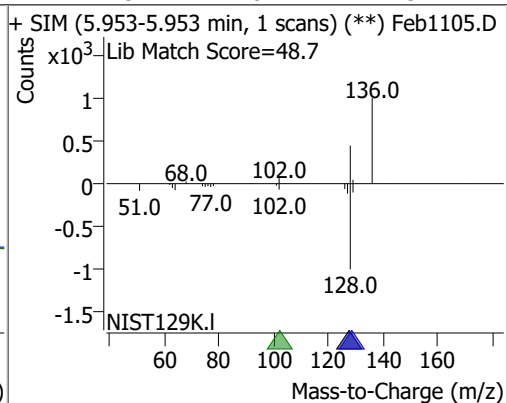
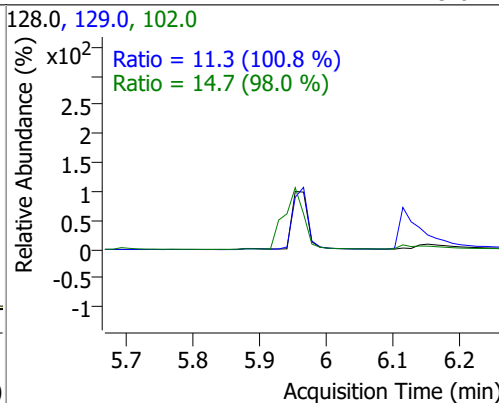
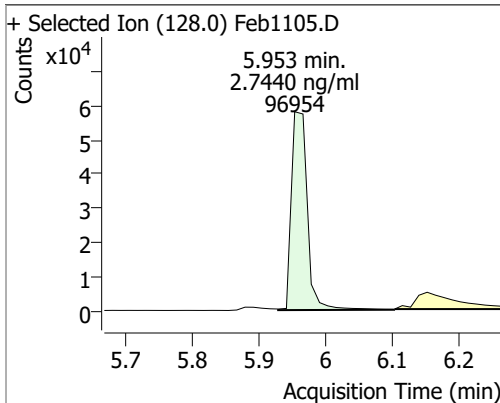
(#) = Qualifier Out of Range; (m) = Manual Integration; (+) = Area Summed; (*) = Surrogate Percent Recovery Out of Range; (d): Zeroed Peak

Quantitation Results Report (QT Reviewed)

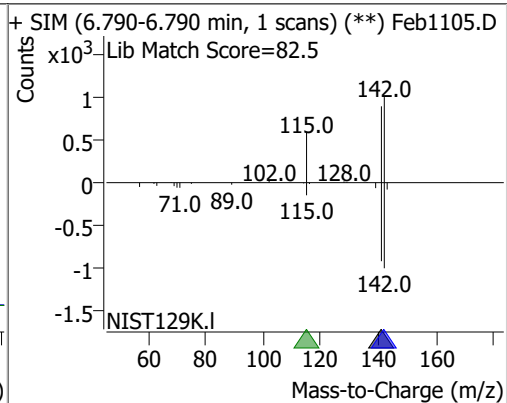
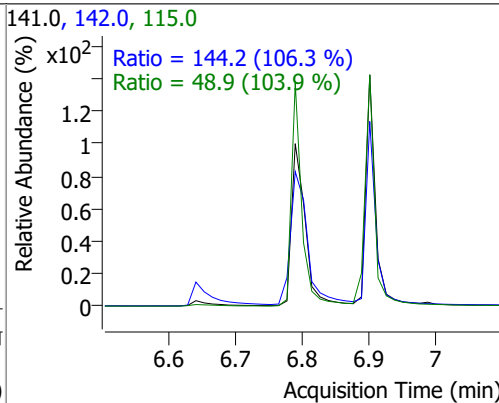
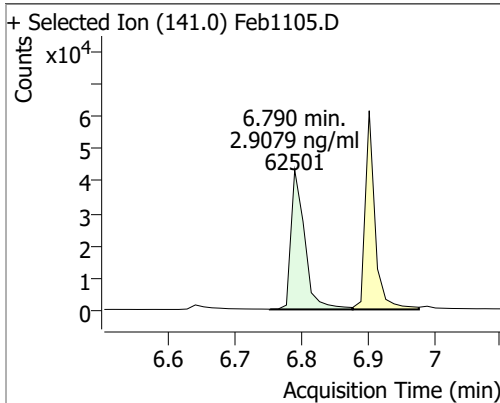
Compound	Conc.	RT	Dev(Min)	Resp.	QIon	QRatio	Lower	Upper
Nitrobenzene-d5	3.5937	5.16	0.00	24730	128.0	37.2	31.2	57.9
					54.0	38.8	26.7	49.6



Compound	Conc.	RT	Dev(Min)	Resp.	QIon	QRatio	Lower	Upper
Naphthalene	2.7440	5.95	-0.01	96954	102.0	14.7	0.0	45.0
					129.0	11.3	7.8	14.5

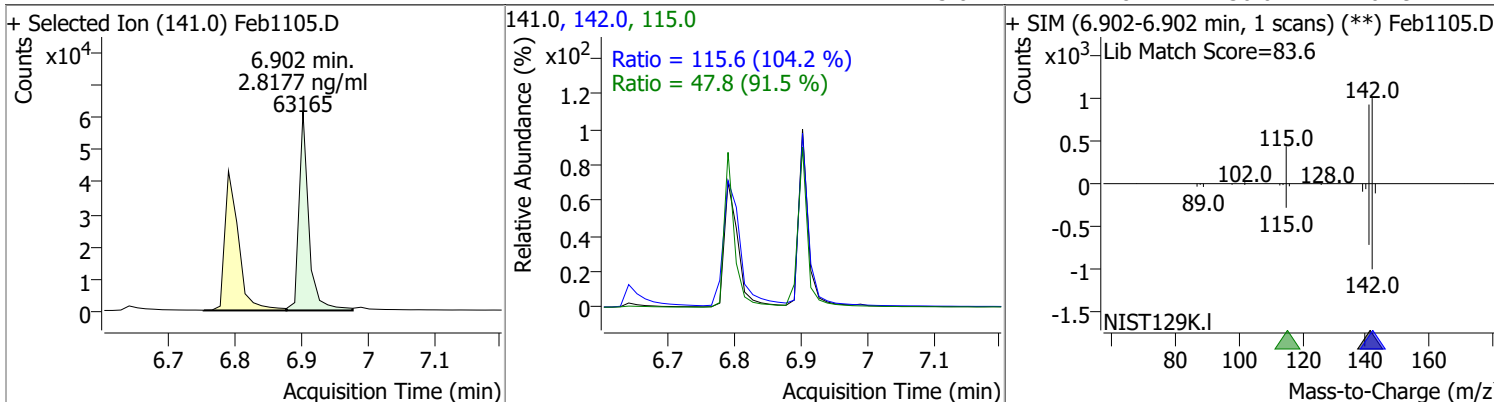


Compound	Conc.	RT	Dev(Min)	Resp.	QIon	QRatio	Lower	Upper
2-Methylnaphthalene	2.9079	6.79	-0.01	62501	142.0	144.2	95.0	176.4
					115.0	48.9	32.9	61.2

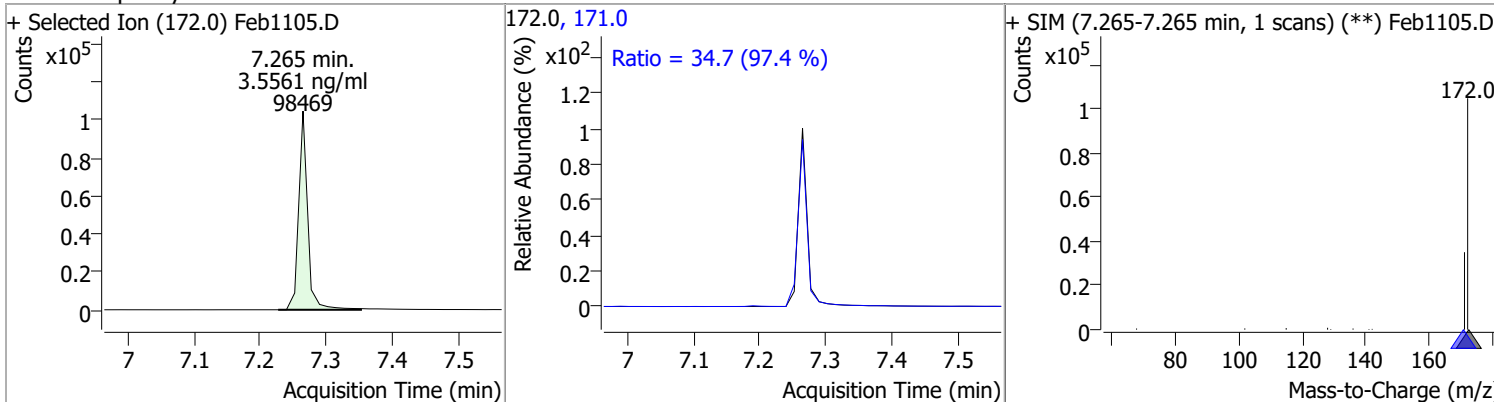


Quantitation Results Report (QT Reviewed)

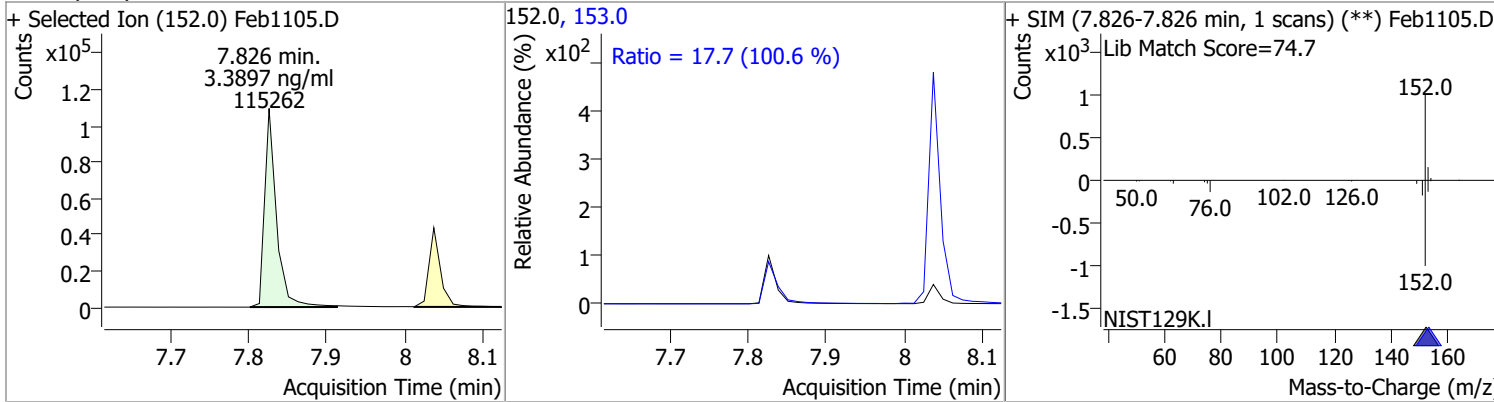
Compound	Conc.	RT	Dev(Min)	Resp.	QIon	QRatio	Lower	Upper
1-Methylnaphthalene	2.8177	6.90	0.00	63165	142.0	115.6	77.7	144.2
					115.0	47.8	36.6	67.9



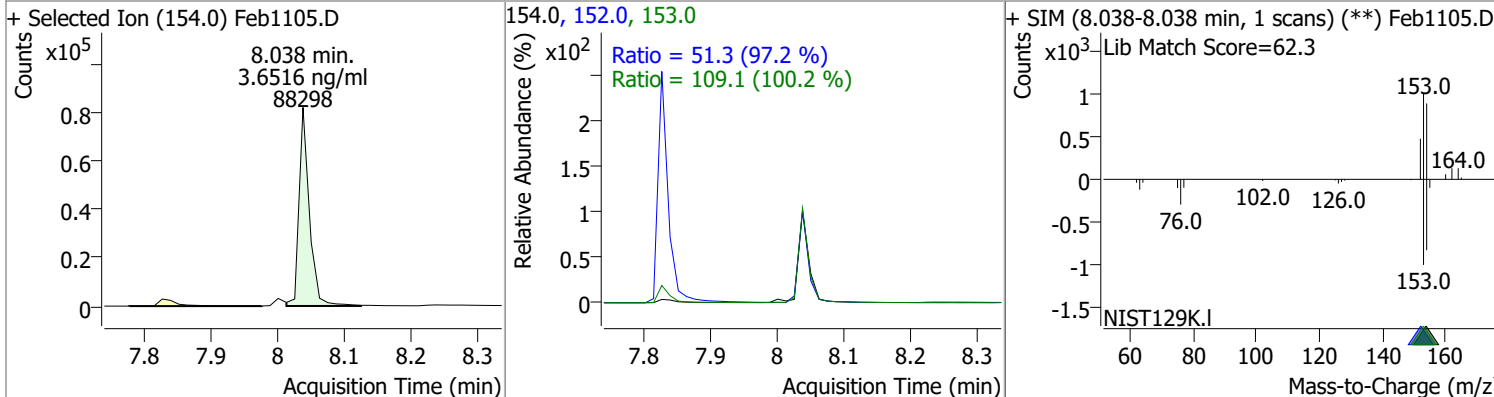
Compound	Conc.	RT	Dev(Min)	Resp.	QIon	QRatio	Lower	Upper
2-Fluorobiphenyl	3.5561	7.26	0.00	98469	171.0	34.7	25.0	46.4



Compound	Conc.	RT	Dev(Min)	Resp.	QIon	QRatio	Lower	Upper
Acenaphthylene	3.3897	7.83	0.00	115262	153.0	17.7	12.3	22.9

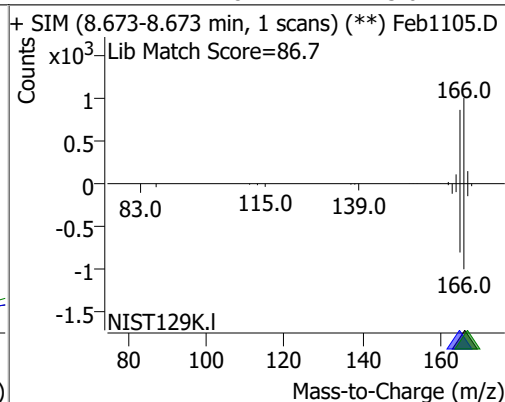
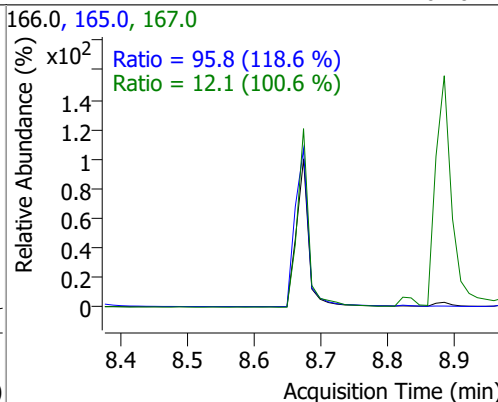
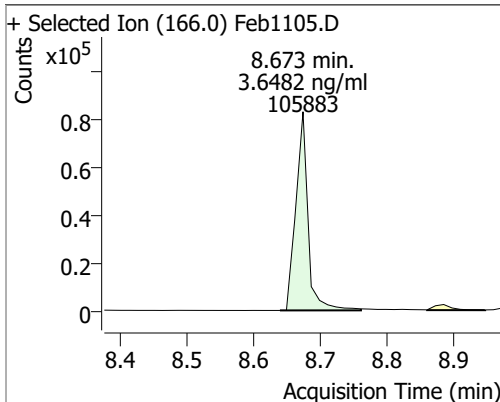


Compound	Conc.	RT	Dev(Min)	Resp.	QIon	QRatio	Lower	Upper
Acenaphthene	3.6516	8.04	0.00	88298	153.0	109.1	76.2	141.5
					152.0	51.3	37.0	68.7

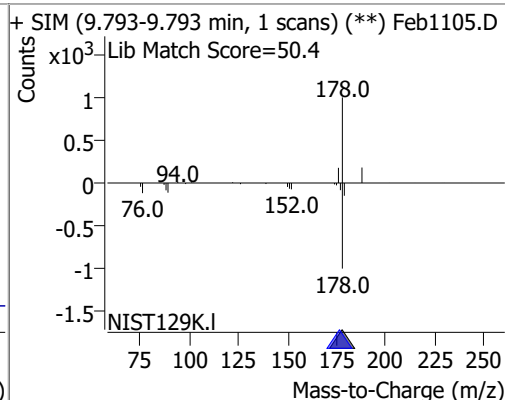
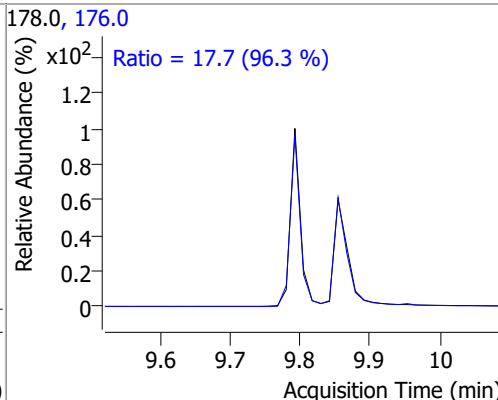
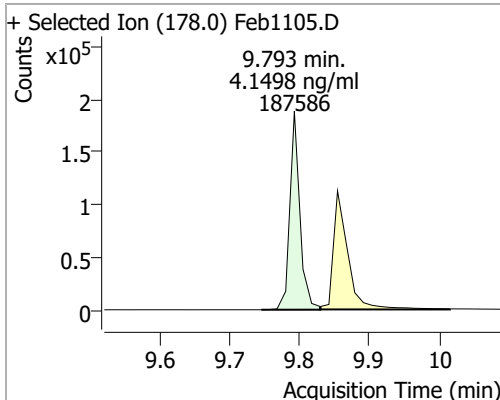


Quantitation Results Report (QT Reviewed)

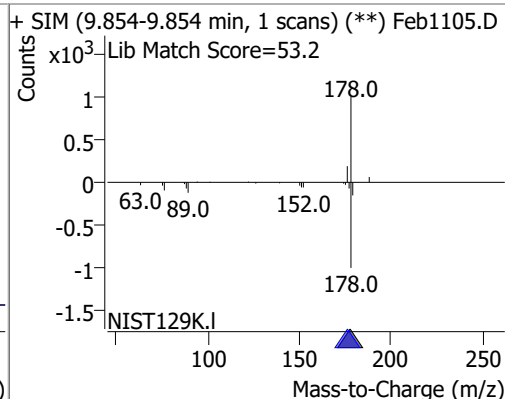
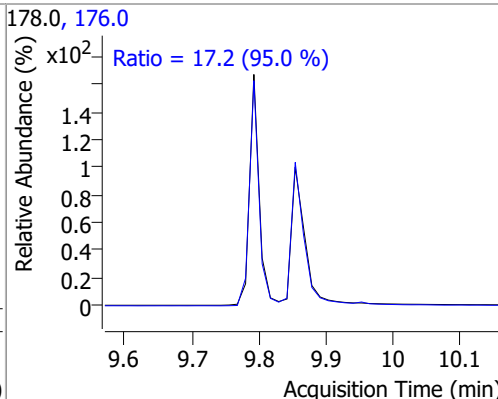
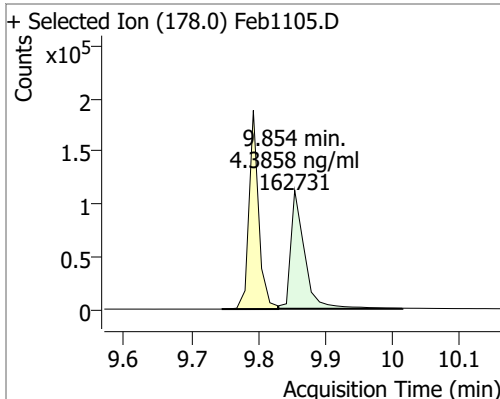
Compound	Conc.	RT	Dev(Min)	Resp.	QIon	QRatio	Lower	Upper
Fluorene	3.6482	8.67	0.00	105883	165.0	95.8	56.5	104.9
					167.0	12.1	8.4	15.6



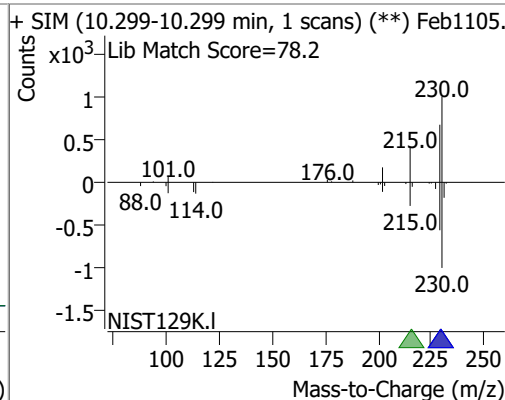
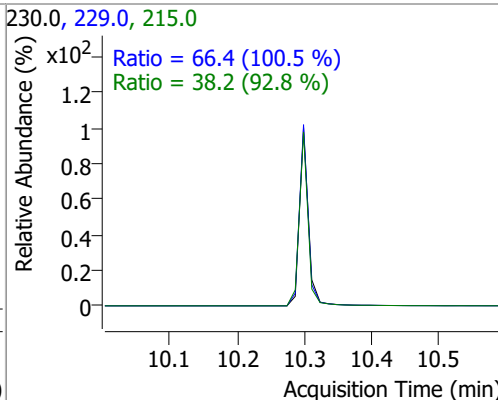
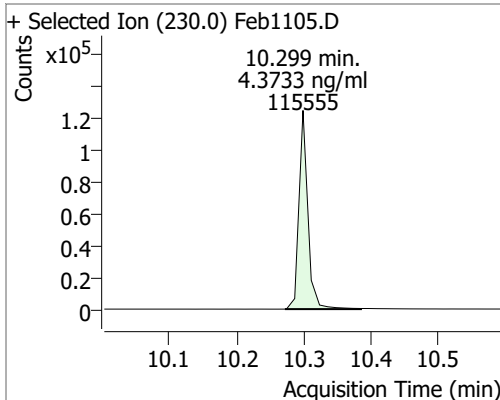
Compound	Conc.	RT	Dev(Min)	Resp.	QIon	QRatio	Lower	Upper
Phenanthrene	4.1498	9.79	0.00	187586	176.0	17.7	12.9	23.9



Compound	Conc.	RT	Dev(Min)	Resp.	QIon	QRatio	Lower	Upper
Anthracene	4.3858	9.85	-0.01	162731	176.0	17.2	12.7	23.6

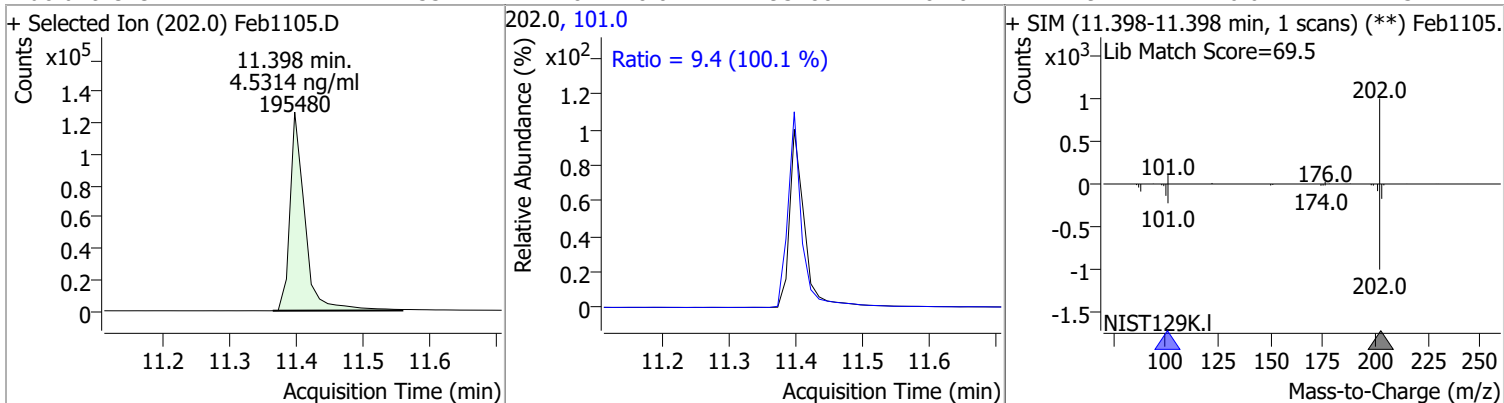


Compound	Conc.	RT	Dev(Min)	Resp.	QIon	QRatio	Lower	Upper
o-Terphenyl	4.3733	10.30	0.00	115555	229.0	66.4	46.3	85.9
					215.0	38.2	28.9	53.6

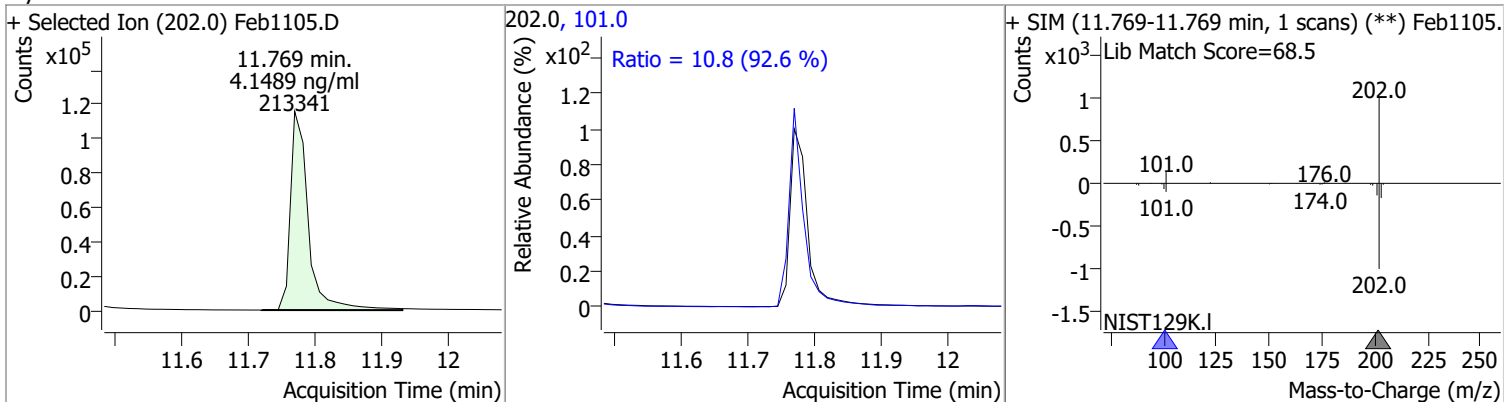


Quantitation Results Report (QT Reviewed)

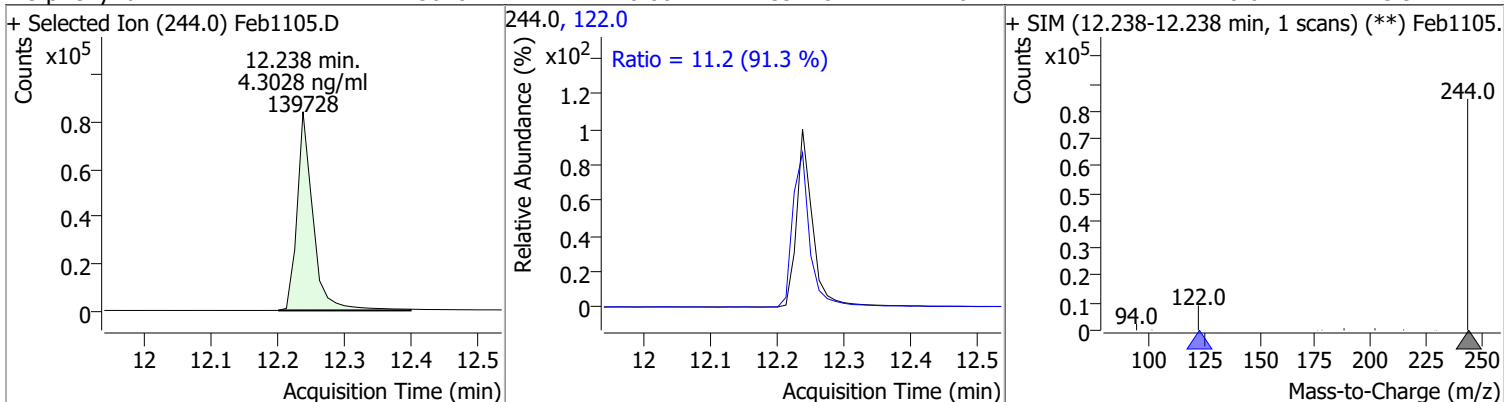
Compound	Conc.	RT	Dev(Min)	Resp.	QIon	QRatio	Lower	Upper
Fluoranthene	4.5314	11.40	-0.01	195480	101.0	9.4	6.6	12.3



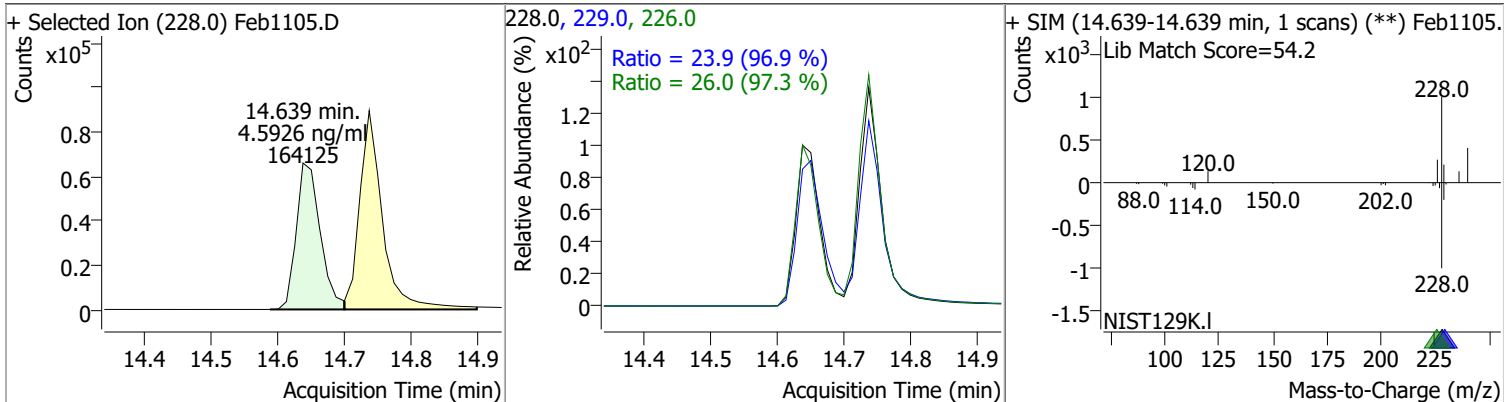
Compound	Conc.	RT	Dev(Min)	Resp.	QIon	QRatio	Lower	Upper
Pyrene	4.1489	11.77	-0.01	213341	101.0	10.8	8.2	15.2



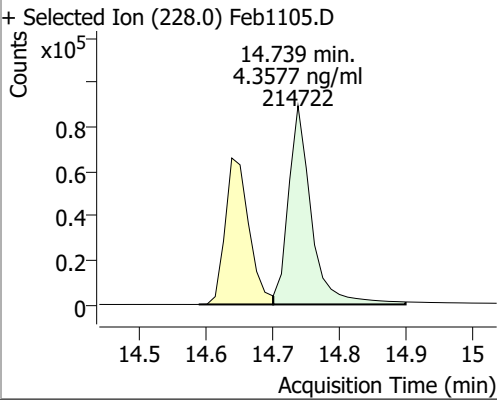
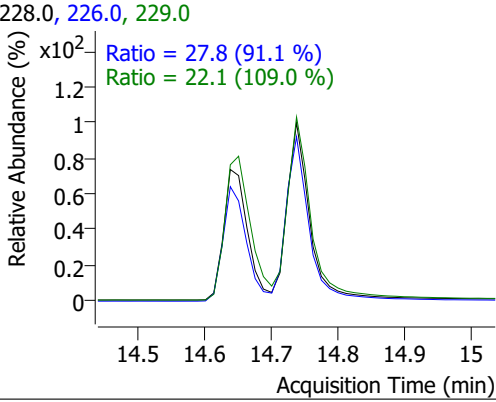
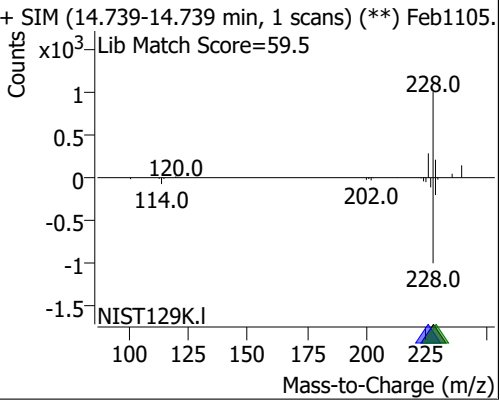
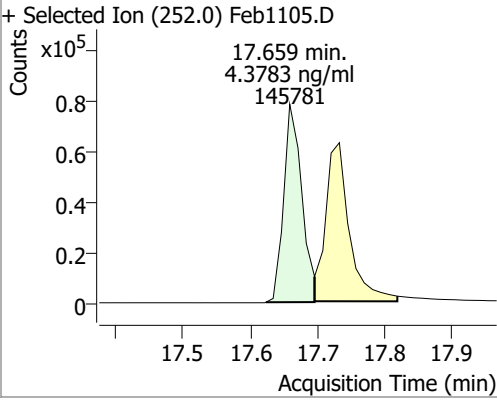
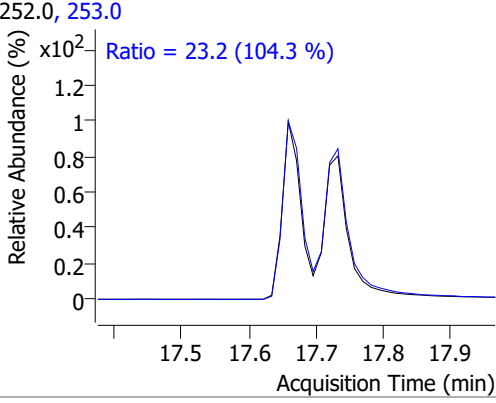
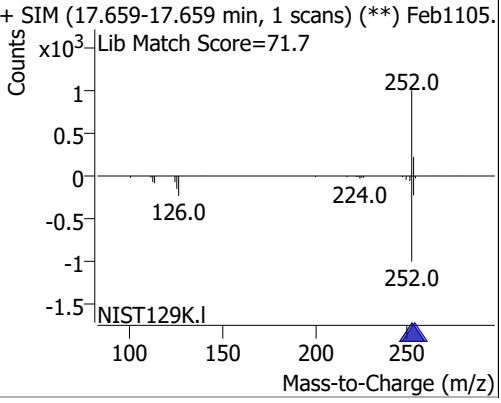
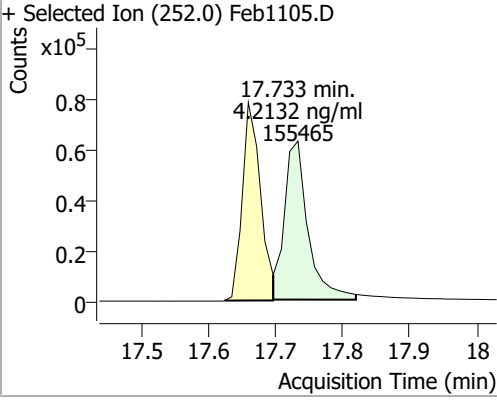
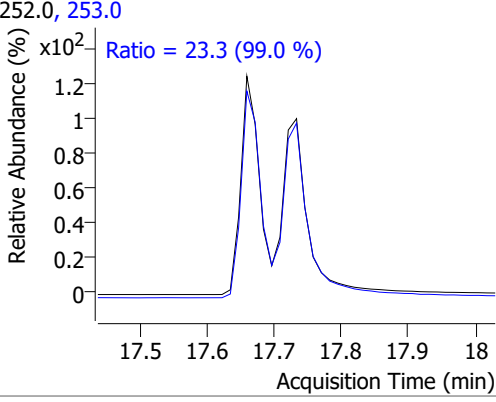
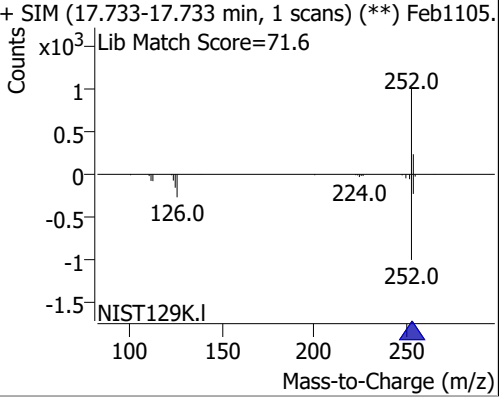
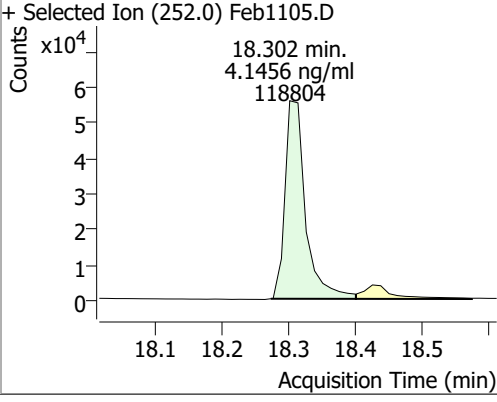
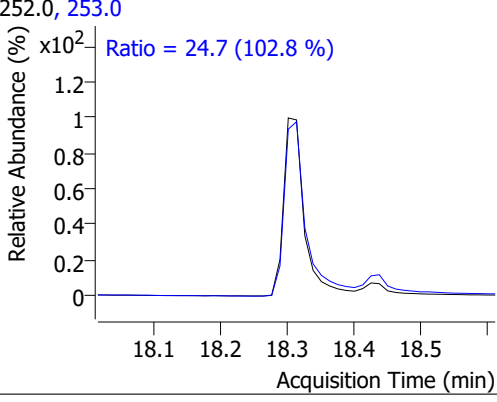
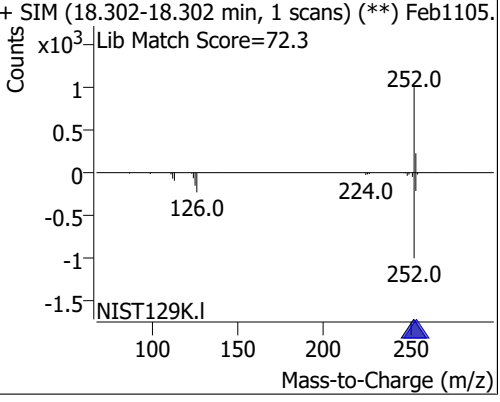
Compound	Conc.	RT	Dev(Min)	Resp.	QIon	QRatio	Lower	Upper
Terphenyl-d14	4.3028	12.24	0.00	139728	122.0	11.2	8.6	15.9



Compound	Conc.	RT	Dev(Min)	Resp.	QIon	QRatio	Lower	Upper
Benzo(a)Anthracene	4.5926	14.64	0.00	164125	226.0	26.0	18.7	34.8
					229.0	23.9	17.3	32.1



Quantitation Results Report (QT Reviewed)

Compound	Conc.	RT	Dev(Min)	Resp.	QIon	QRatio	Lower	Upper
Chrysene	4.3577	14.74	0.00	214722	226.0 229.0	27.8 22.1	21.4 14.2	39.7 26.3
+ Selected Ion (228.0) Feb1105.D 			228.0, 226.0, 229.0 			+ SIM (14.739-14.739 min, 1 scans) (***) Feb1105. Lib Match Score=59.5 		
Benzo(b)fluoranthene	4.3783	17.66	-0.01	145781	253.0	23.2	15.6	28.9
+ Selected Ion (252.0) Feb1105.D 			252.0, 253.0 			+ SIM (17.659-17.659 min, 1 scans) (***) Feb1105. Lib Match Score=71.7 		
Benzo(k)fluoranthene	4.2132	17.73	0.00	155465	253.0	23.3	16.5	30.6
+ Selected Ion (252.0) Feb1105.D 			252.0, 253.0 			+ SIM (17.733-17.733 min, 1 scans) (***) Feb1105. Lib Match Score=71.6 		
Benzo(a)pyrene	4.1456	18.30	-0.01	118804	253.0	24.7	16.8	31.2
+ Selected Ion (252.0) Feb1105.D 			252.0, 253.0 			+ SIM (18.302-18.302 min, 1 scans) (***) Feb1105. Lib Match Score=72.3 		

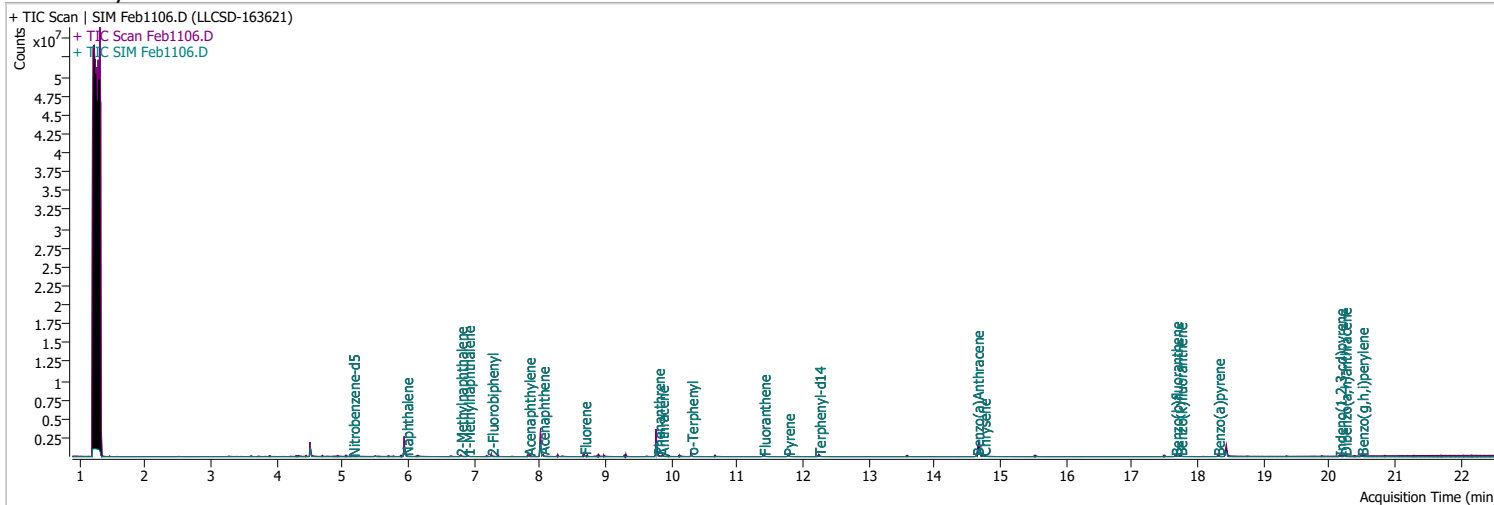
Quantitation Results Report (QT Reviewed)

Compound	Conc.	RT	Dev(Min)	Resp.	QIon	QRatio	Lower	Upper
Indeno(1,2,3-cd)pyrene	4.3217	20.16	-0.01	111604	138.0	20.0	14.1	26.2
<div style="display: flex; justify-content: space-between;"> <div style="width: 30%;"> <p>+ Selected Ion (276.0) Feb1105.D</p> </div> <div style="width: 30%;"> <p>276.0, 138.0</p> <p>Ratio = 20.0 (98.9 %)</p> </div> <div style="width: 30%;"> <p>+ SIM (20.155-20.155 min, 1 scans) (**) Feb1105.</p> <p>Lib Match Score=78.8</p> </div> </div>								
Dibenzo(a,h)anthracene	4.4810	20.23	0.00	132057	279.0	25.6	17.4	32.4
<div style="display: flex; justify-content: space-between;"> <div style="width: 30%;"> <p>+ Selected Ion (278.0) Feb1105.D</p> </div> <div style="width: 30%;"> <p>278.0, 279.0, 139.0</p> <p>Ratio = 25.6 (102.9 %)</p> <p>Ratio = 16.4 (101.0 %)</p> </div> <div style="width: 30%;"> <p>+ SIM (20.229-20.229 min, 1 scans) (**) Feb1105.</p> <p>Lib Match Score=78.2</p> </div> </div>								
Benzo(g,h,i)perylene	4.6067	20.49	0.00	161759	277.0	24.9	17.2	31.9
<div style="display: flex; justify-content: space-between;"> <div style="width: 30%;"> <p>+ Selected Ion (276.0) Feb1105.D</p> </div> <div style="width: 30%;"> <p>276.0, 138.0, 277.0</p> <p>Ratio = 19.7 (91.1 %)</p> <p>Ratio = 24.9 (101.5 %)</p> </div> <div style="width: 30%;"> <p>+ SIM (20.489-20.489 min, 1 scans) (**) Feb1105.</p> <p>Lib Match Score=79.2</p> </div> </div>								

Quantitation Results Report (QT Reviewed)

Data File	Feb1106.D	Operator	LIMS import
Acq. Method	5975BNASIM	Acq. Date-Time	2/11/2022 5:28:59 PM
Sample Name	LLCSD-163621	Instrument	GCMS
Vial	6	Multiplier	1.00
DA Method File	020722 bna SIM 1.batch.bin	Comment	SVOC-8270C-SIM-W-LLPAH
Tune File	dftppjph.u	Tune Date	
Batch Name	021122 bna SIM 1.batch.bin	Last Calib Update	2/14/2022 11:10:52 AM

Ref Library



Compound	RT	QIon	Resp.	Conc.	Units	Dev(Min)
Internal Standards						
M 1,4-Dichlorobenzene-d4	4.509	152.0	338240	40.0000	ng/ml	0.000
M Naphthalene-d8	5.941	136.0	1239063	40.0000	ng/ml	0.000
M Acenaphthene-d10	8.000	164.0	867393	40.0000	ng/ml	-0.013
M Phenanthrene-d10	9.768	188.0	1653383	40.0000	ng/ml	0.000
M Chrysene-d12	14.677	240.0	1311744	40.0000	ng/ml	0.000
M Perylene-d12	18.425	264.0	847329	40.0000	ng/ml	0.000
System Monitoring Compounds						
S Nitrobenzene-d5	5.156	82.0	22011	3.2644	ng/ml	0.000
Spiked Amount: 5.000				Range: 19.0 - 102.0% Recovery = 65.29%		
S 2-Fluorobiphenyl	7.264	172.0	95253	3.5172	ng/ml	0.000
Spiked Amount: 5.000				Range: 25.0 - 94.0% Recovery = 70.34%		
S o-Terphenyl	10.299	230.0	103666	4.0776	ng/ml	0.000
Spiked Amount: 5.000				Range: 40.0 - 140.0% Recovery = 81.55%		
S Terphenyl-d14	12.238	244.0	133616	4.7936	ng/ml	0.000
Spiked Amount: 5.000				Range: 39.0 - 106.0% Recovery = 95.87%		
Target Compounds						
T Naphthalene	5.966	128.0	87522	2.6221	ng/ml	92
T 2-Methylnaphthalene	6.790	141.0	57158	2.8166	ng/ml	93
T 1-Methylnaphthalene	6.902	141.0	57290	2.6989	ng/ml	97
T Acenaphthylene	7.826	152.0	108598	3.2660	ng/ml	99
T Acenaphthene	8.038	154.0	83201	3.5144	ng/ml	99
T Fluorene	8.673	166.0	100512	3.5420	ng/ml	84
T Phenanthrene	9.793	178.0	178610	4.0800	ng/ml	100
T Anthracene	9.854	178.0	154114	4.2951	ng/ml	99
T Fluoranthene	11.398	202.0	184736	4.4254	ng/ml	97
T Pyrene	11.769	202.0	196441	4.4596	ng/ml	100
T Benzo(a)Anthracene	14.639	228.0	155152	5.0643	ng/ml	98
T Chrysene	14.739	228.0	198251	4.7014	ng/ml	97
T Benzo(b)fluoranthene	17.659	252.0	138490	4.5853	ng/ml	97

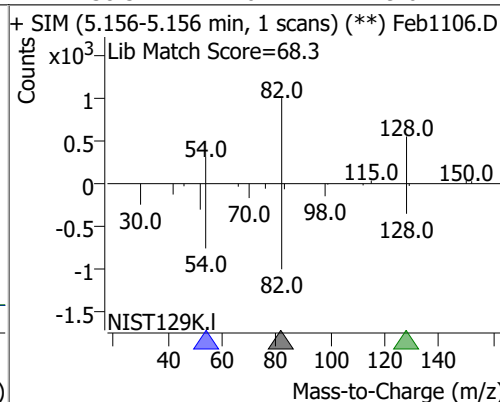
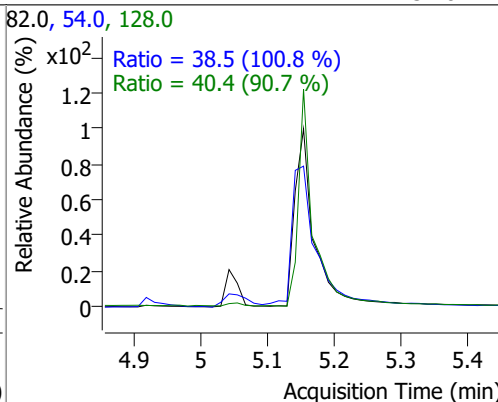
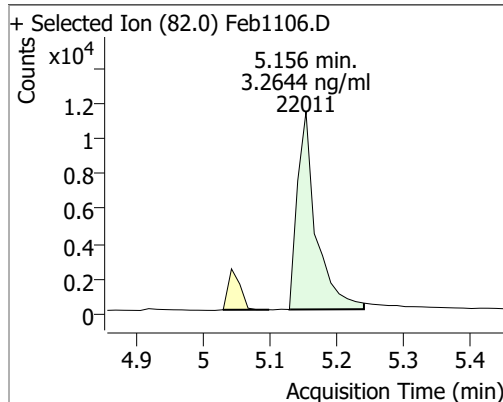
Quantitation Results Report (QT Reviewed)

Compound	RT	QIon	Resp.	Conc.	Units	Dev(Min)
T Benzo(k)fluoranthene	17.733	252.0	143541	4.3022	ng/ml	98
T Benzo(a)pyrene	18.302	252.0	114480	4.4067	ng/ml	99
T Indeno(1,2,3-cd)pyrene	20.155	276.0	107483	4.5861	ng/ml	99
T Dibenzo(a,h)anthracene	20.229	278.0	123550	4.6268	ng/ml	97
T Benzo(g,h,i)perylene	20.489	276.0	154302	4.8481	ng/ml	98

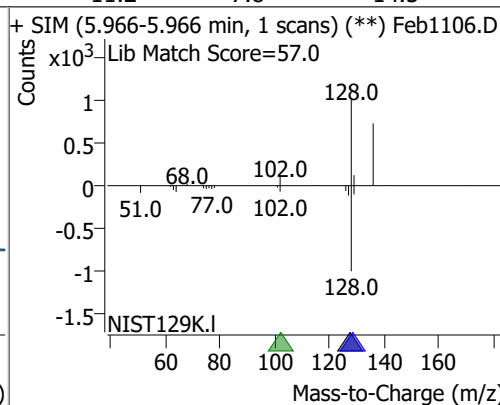
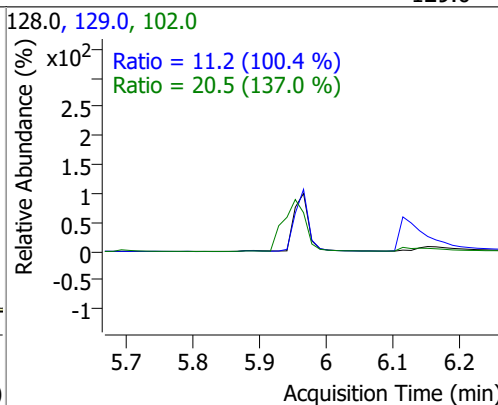
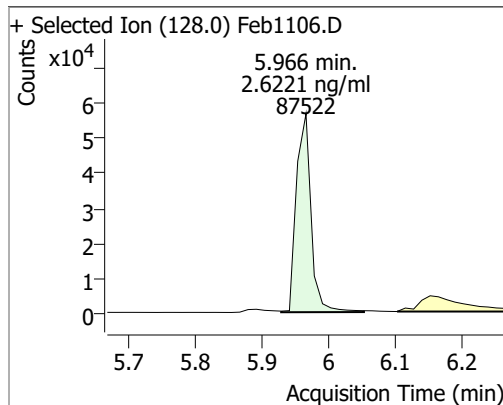
(#) = Qualifier Out of Range; (m) = Manual Integration; (+) = Area Summed; (*) = Surrogate Percent Recovery Out of Range; (d): Zeroed Peak

Quantitation Results Report (QT Reviewed)

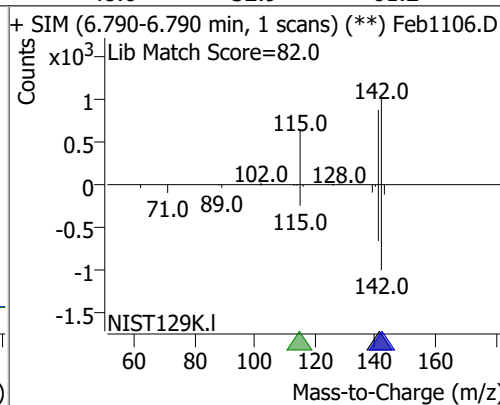
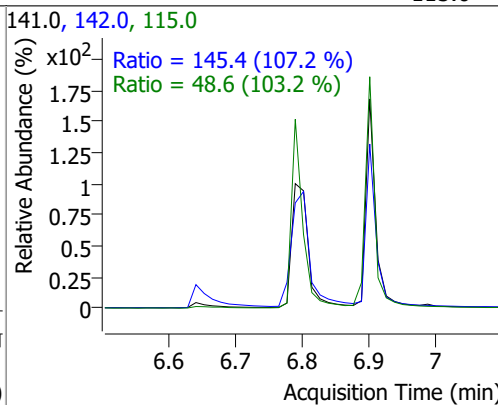
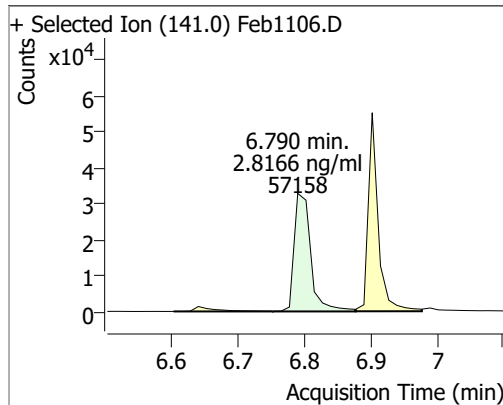
Compound	Conc.	RT	Dev(Min)	Resp.	QIon	QRatio	Lower	Upper
Nitrobenzene-d5	3.2644	5.16	0.00	22011	128.0	40.4	31.2	57.9
					54.0	38.5	26.7	49.6



Compound	Conc.	RT	Dev(Min)	Resp.	QIon	QRatio	Lower	Upper
Naphthalene	2.6221	5.97	0.00	87522	102.0	20.5	0.0	45.0
					129.0	11.2	7.8	14.5

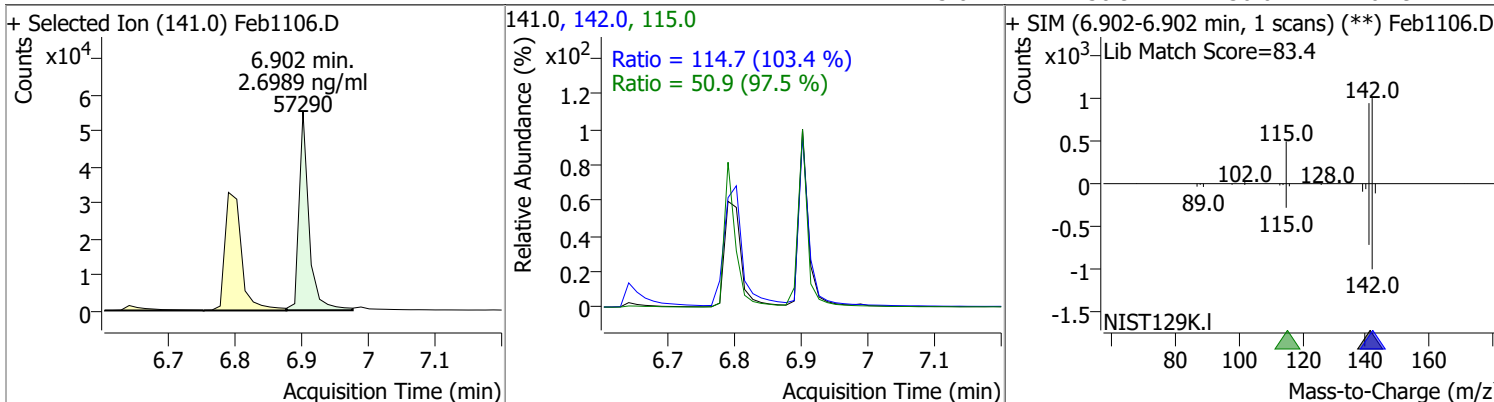


Compound	Conc.	RT	Dev(Min)	Resp.	QIon	QRatio	Lower	Upper
2-Methylnaphthalene	2.8166	6.79	-0.01	57158	142.0	145.4	95.0	176.4
					115.0	48.6	32.9	61.2

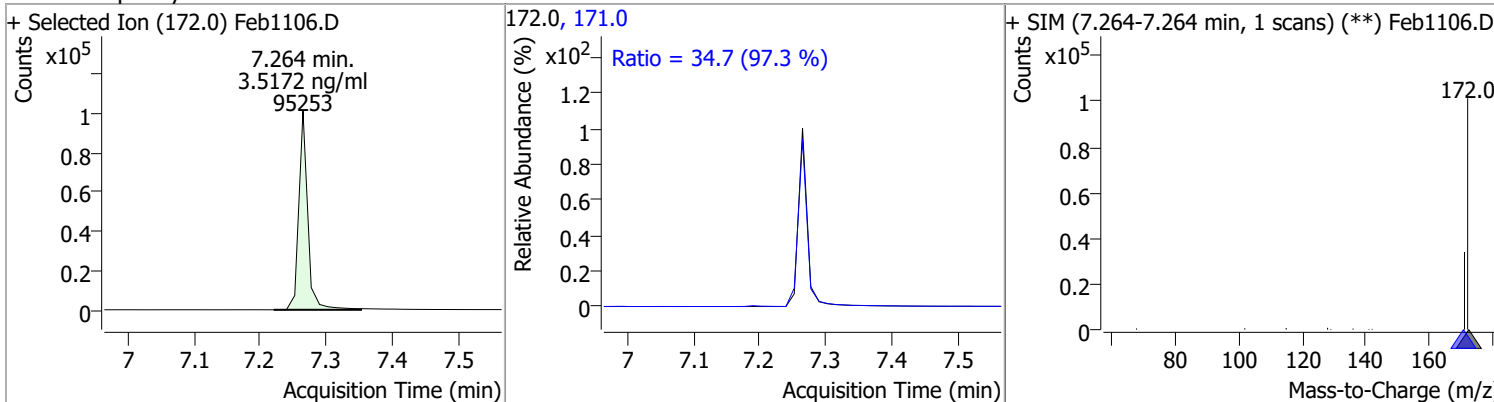


Quantitation Results Report (QT Reviewed)

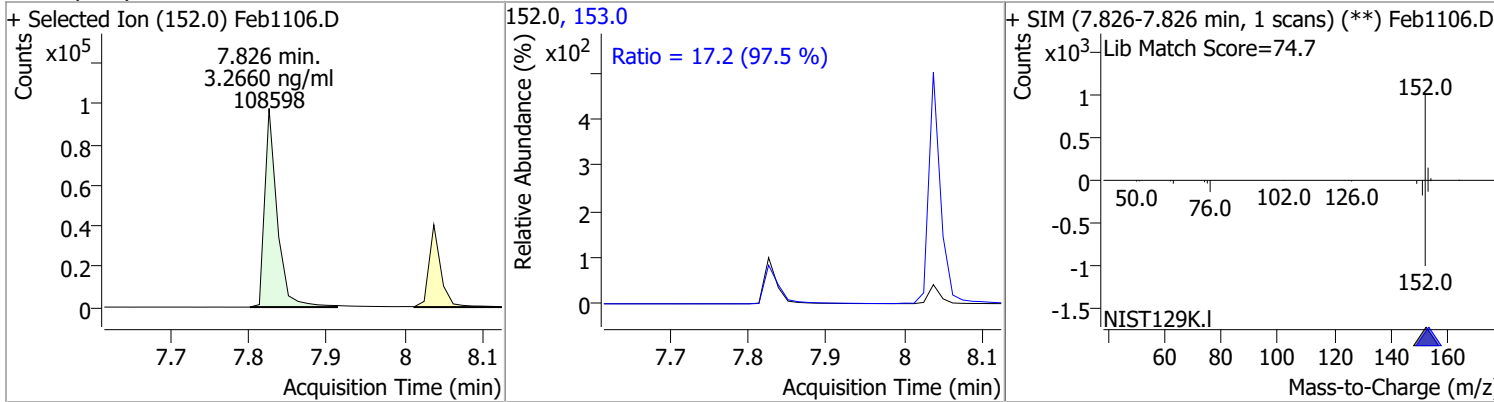
Compound	Conc.	RT	Dev(Min)	Resp.	QIon	QRatio	Lower	Upper
1-Methylnaphthalene	2.6989	6.90	0.00	57290	142.0	114.7	77.7	144.2
					115.0	50.9	36.6	67.9



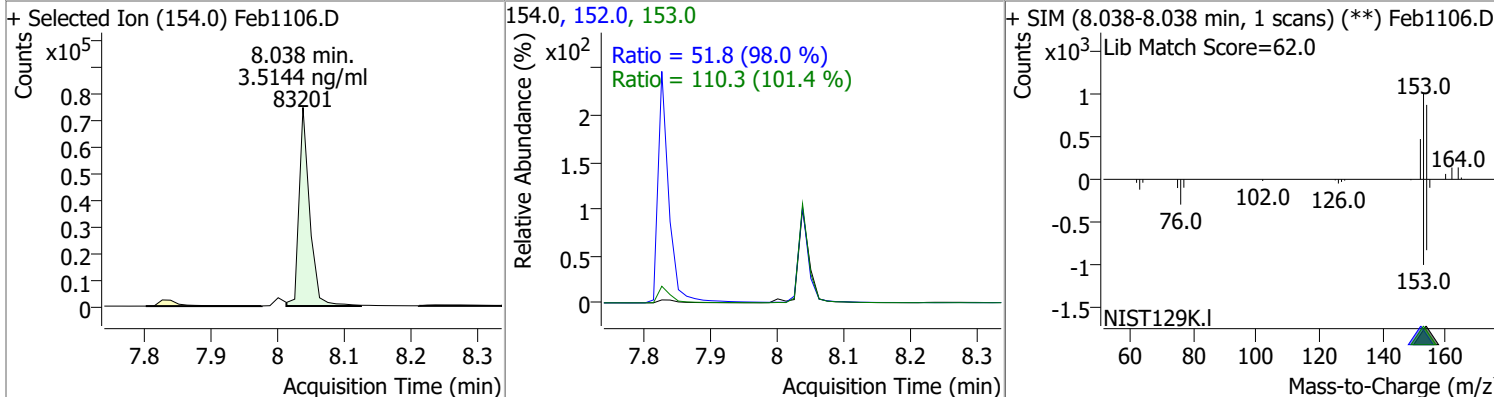
Compound	Conc.	RT	Dev(Min)	Resp.	QIon	QRatio	Lower	Upper
2-Fluorobiphenyl	3.5172	7.26	0.00	95253	171.0	34.7	25.0	46.4



Compound	Conc.	RT	Dev(Min)	Resp.	QIon	QRatio	Lower	Upper
Acenaphthylene	3.2660	7.83	0.00	108598	153.0	17.2	12.3	22.9

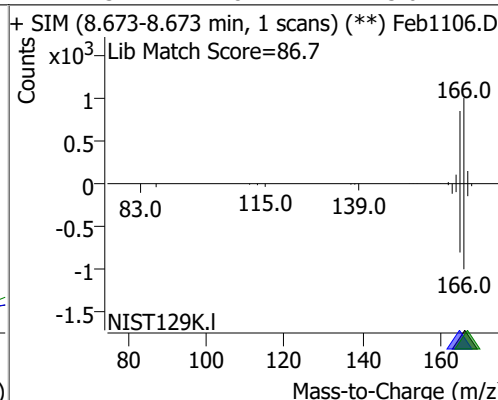
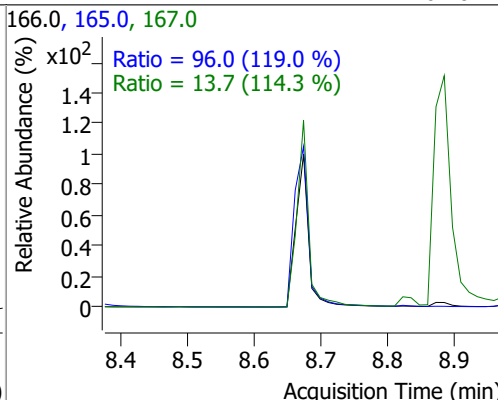
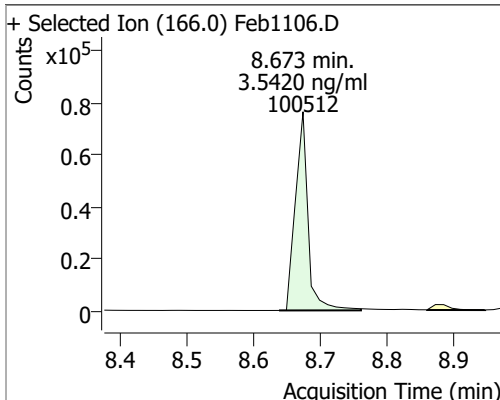


Compound	Conc.	RT	Dev(Min)	Resp.	QIon	QRatio	Lower	Upper
Acenaphthene	3.5144	8.04	0.00	83201	153.0	110.3	76.2	141.5
					152.0	51.8	37.0	68.7

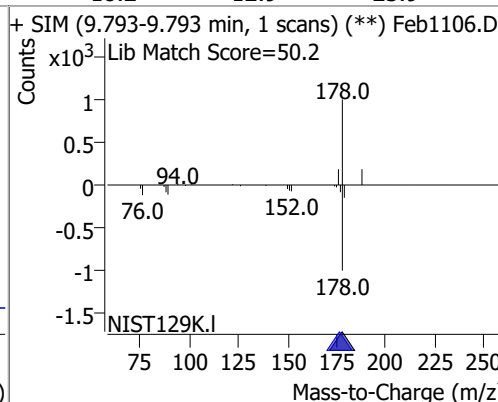
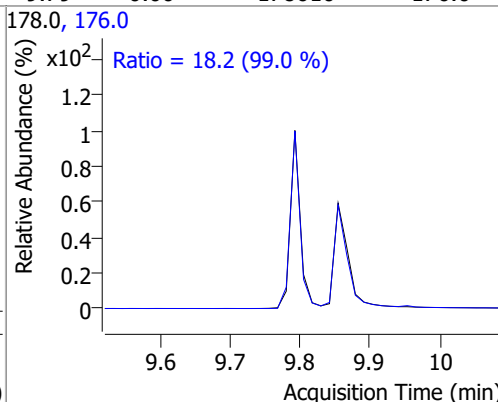
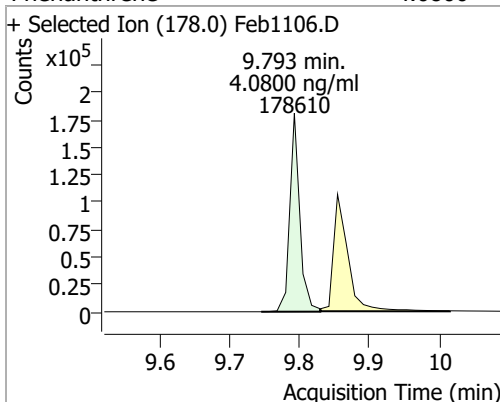


Quantitation Results Report (QT Reviewed)

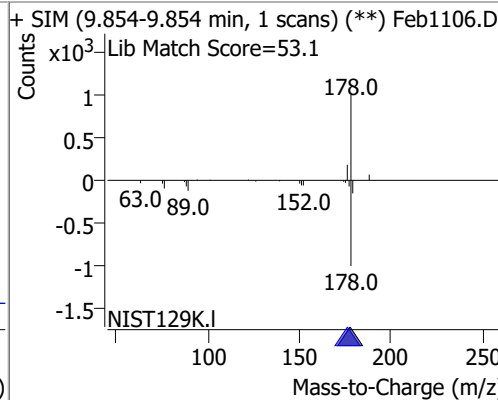
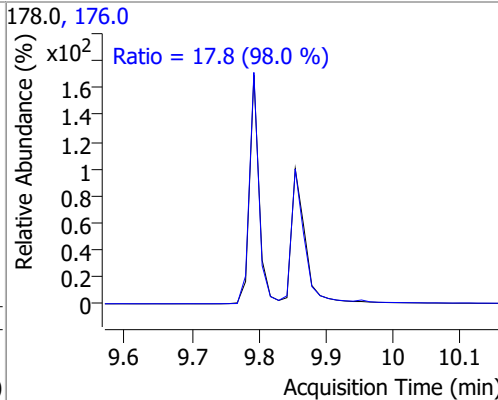
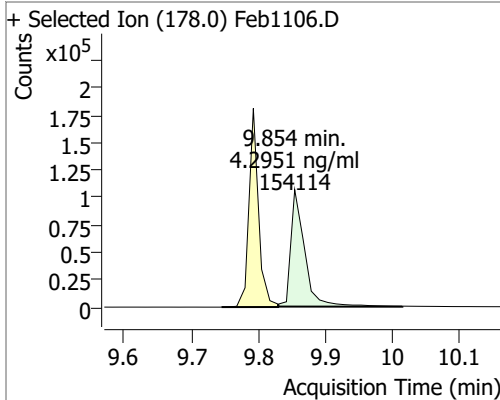
Compound	Conc.	RT	Dev(Min)	Resp.	QIon	QRatio	Lower	Upper
Fluorene	3.5420	8.67	0.00	100512	165.0	96.0	56.5	104.9
					167.0	13.7	8.4	15.6



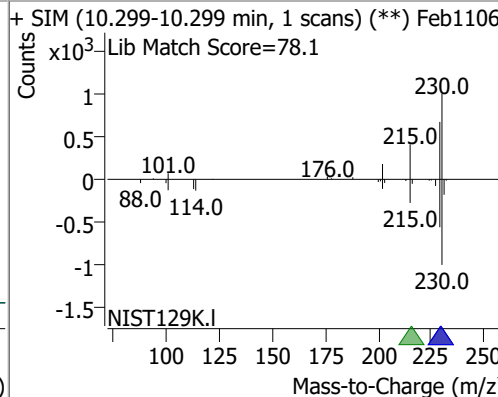
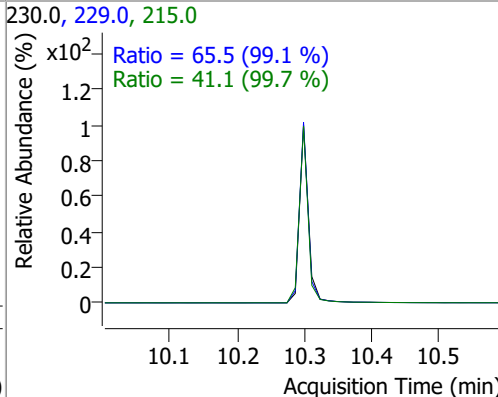
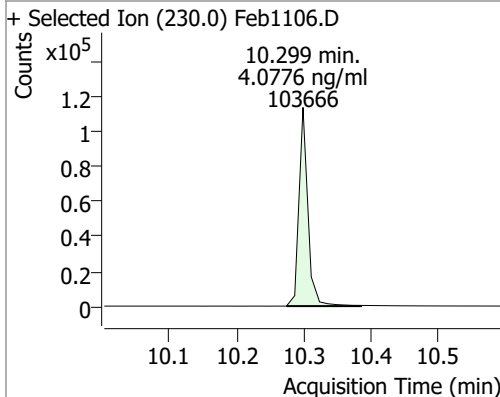
Compound	Conc.	RT	Dev(Min)	Resp.	QIon	QRatio	Lower	Upper
Phenanthrene	4.0800	9.79	0.00	178610	176.0	18.2	12.9	23.9



Compound	Conc.	RT	Dev(Min)	Resp.	QIon	QRatio	Lower	Upper
Anthracene	4.2951	9.85	-0.01	154114	176.0	17.8	12.7	23.6

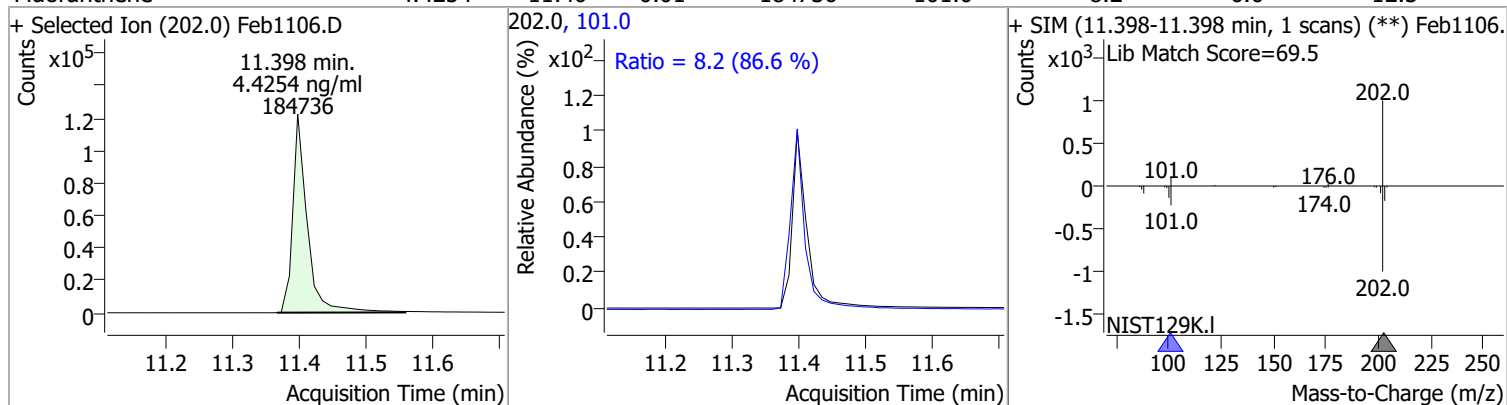


Compound	Conc.	RT	Dev(Min)	Resp.	QIon	QRatio	Lower	Upper
o-Terphenyl	4.0776	10.30	0.00	103666	229.0	65.5	46.3	85.9
					215.0	41.1	28.9	53.6

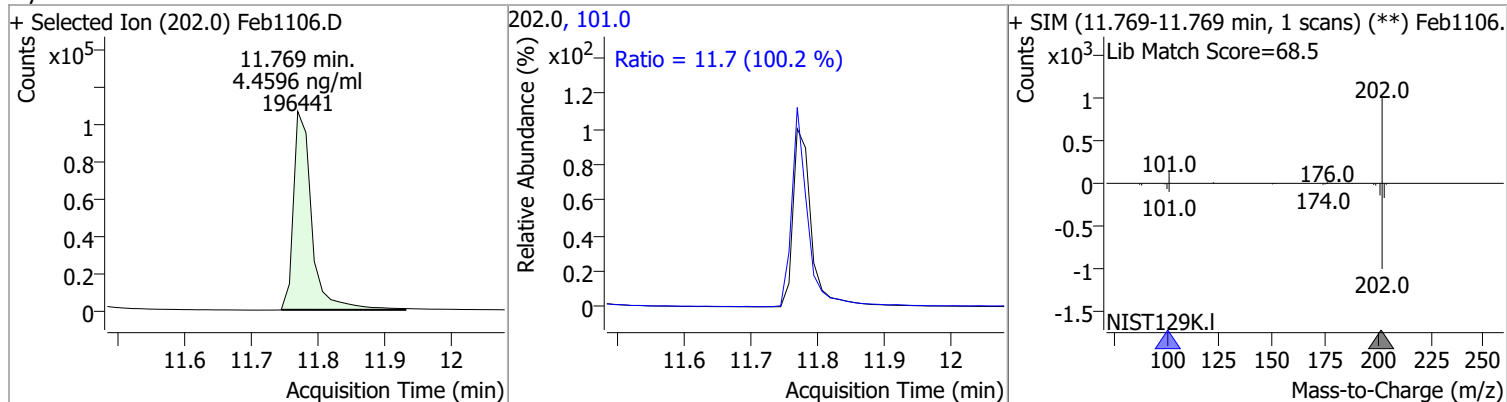


Quantitation Results Report (QT Reviewed)

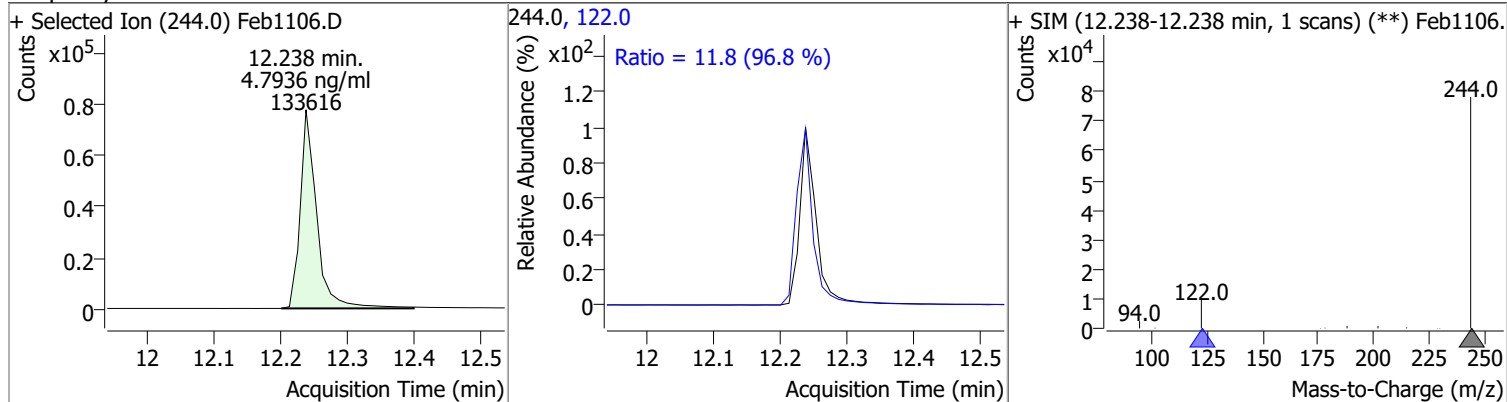
Compound	Conc.	RT	Dev(Min)	Resp.	QIon	QRatio	Lower	Upper
Fluoranthene	4.4254	11.40	-0.01	184736	101.0	8.2	6.6	12.3



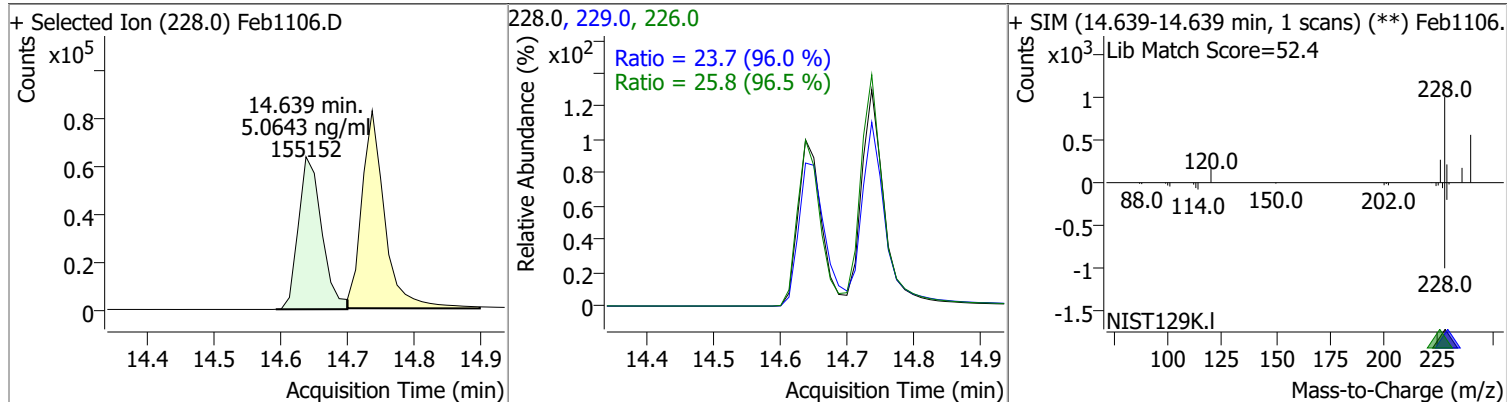
Compound	Conc.	RT	Dev(Min)	Resp.	QIon	QRatio	Lower	Upper
Pyrene	4.4596	11.77	-0.01	196441	101.0	11.7	8.2	15.2



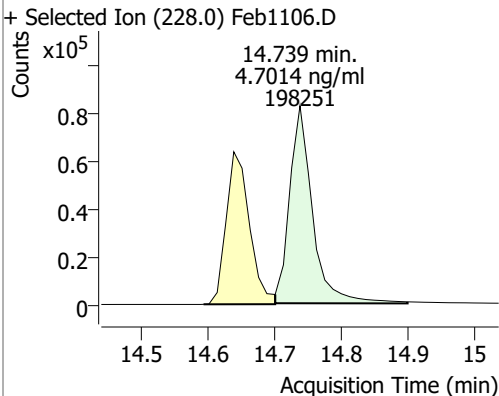
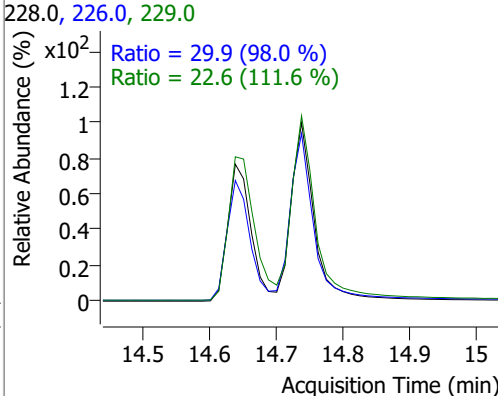
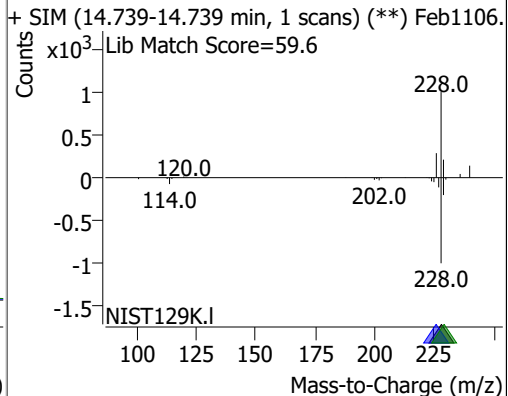
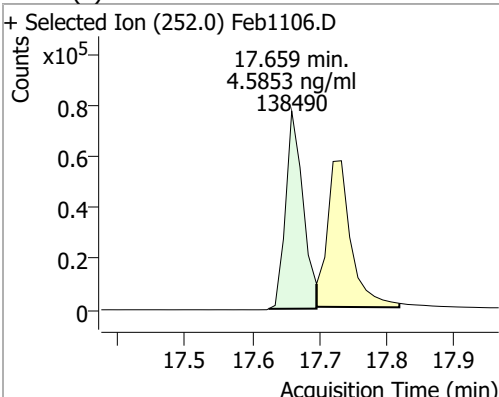
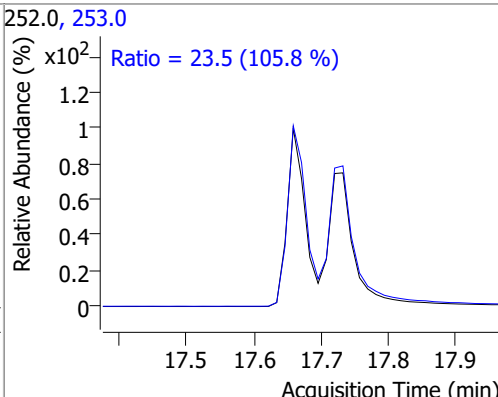
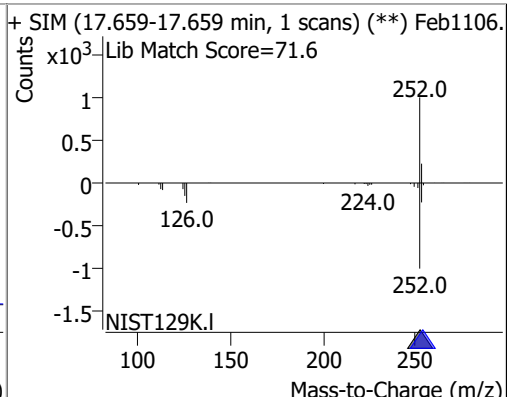
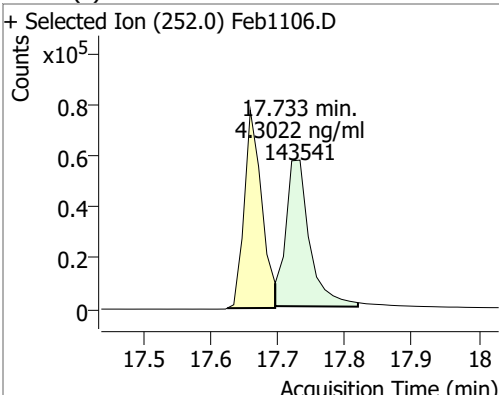
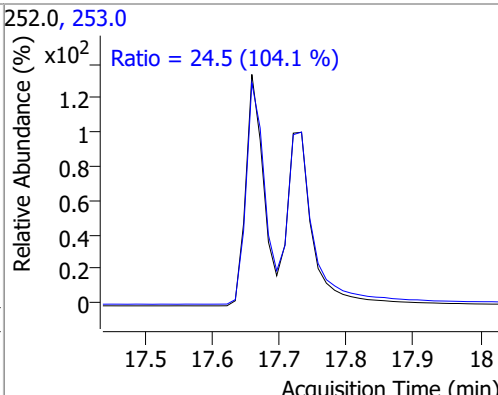
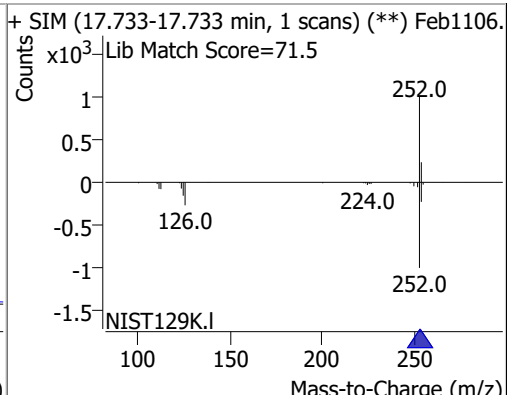
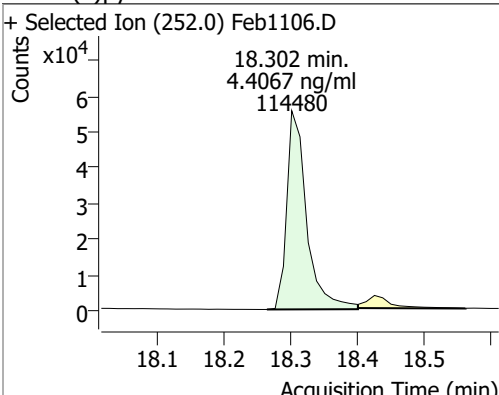
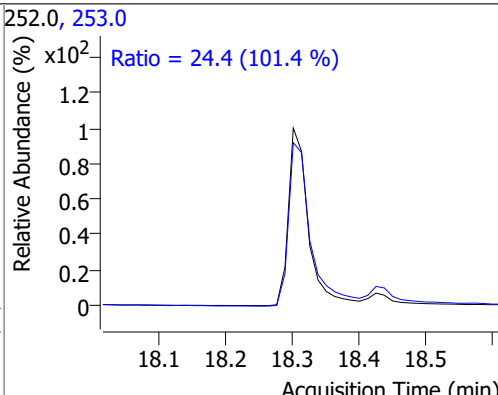
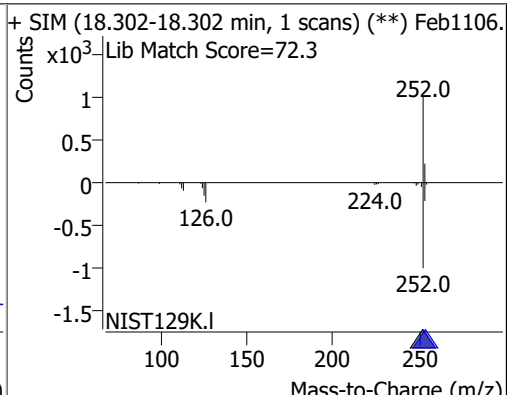
Compound	Conc.	RT	Dev(Min)	Resp.	QIon	QRatio	Lower	Upper
Terphenyl-d14	4.7936	12.24	0.00	133616	122.0	11.8	8.6	15.9



Compound	Conc.	RT	Dev(Min)	Resp.	QIon	QRatio	Lower	Upper
Benzo(a)Anthracene	5.0643	14.64	0.00	155152	226.0	25.8	18.7	34.8
					229.0	23.7	17.3	32.1



Quantitation Results Report (QT Reviewed)

Compound	Conc.	RT	Dev(Min)	Resp.	QIon	QRatio	Lower	Upper
Chrysene	4.7014	14.74	0.00	198251	226.0 229.0	29.9 22.6	21.4 14.2	39.7 26.3
+ Selected Ion (228.0) Feb1106.D			228.0, 226.0, 229.0			+ SIM (14.739-14.739 min, 1 scans) (**) Feb1106.		
								
Benzo(b)fluoranthene	4.5853	17.66	-0.01	138490	253.0	23.5	15.6	28.9
+ Selected Ion (252.0) Feb1106.D			252.0, 253.0			+ SIM (17.659-17.659 min, 1 scans) (**) Feb1106.		
								
Benzo(k)fluoranthene	4.3022	17.73	0.00	143541	253.0	24.5	16.5	30.6
+ Selected Ion (252.0) Feb1106.D			252.0, 253.0			+ SIM (17.733-17.733 min, 1 scans) (**) Feb1106.		
								
Benzo(a)pyrene	4.4067	18.30	-0.01	114480	253.0	24.4	16.8	31.2
+ Selected Ion (252.0) Feb1106.D			252.0, 253.0			+ SIM (18.302-18.302 min, 1 scans) (**) Feb1106.		
								

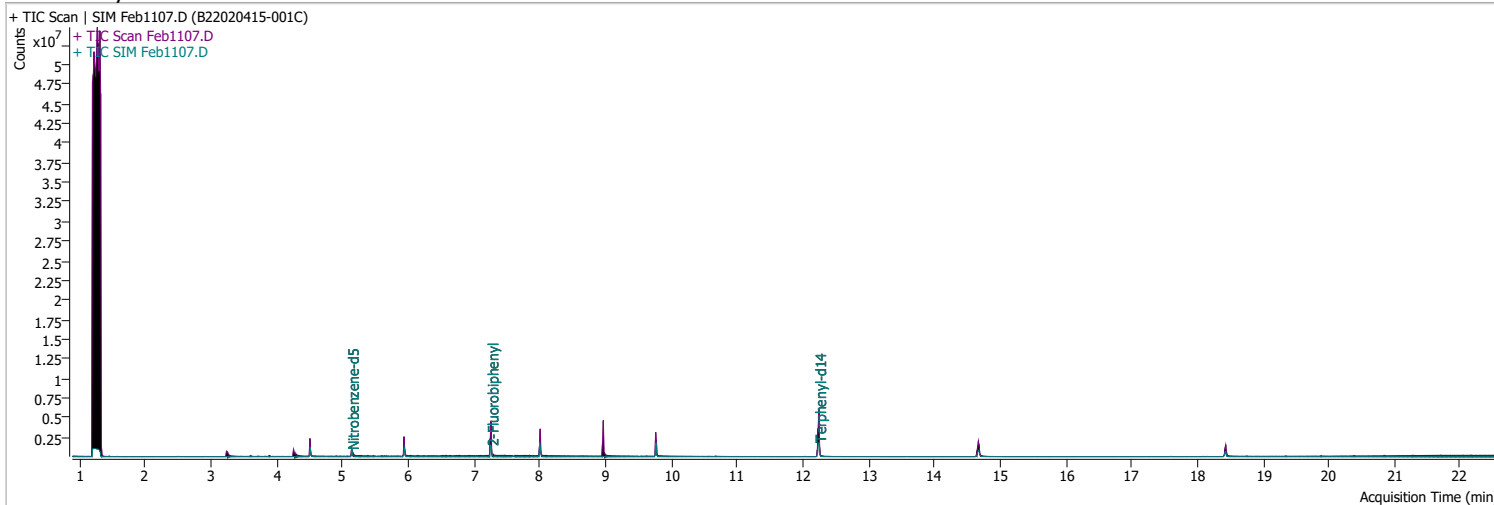
Quantitation Results Report (QT Reviewed)

Compound	Conc.	RT	Dev(Min)	Resp.	QIon	QRatio	Lower	Upper
Indeno(1,2,3-cd)pyrene	4.5861	20.15	-0.01	107483	138.0	19.7	14.1	26.2
<div style="display: flex; justify-content: space-between;"> <div style="width: 30%;"> <p>+ Selected Ion (276.0) Feb1106.D</p> </div> <div style="width: 30%;"> <p>276.0, 138.0</p> <p>Ratio = 19.7 (97.7 %)</p> </div> <div style="width: 30%;"> <p>+ SIM (20.155-20.155 min, 1 scans) (**) Feb1106.</p> <p>Lib Match Score=78.8</p> </div> </div>								
Dibenzo(a,h)anthracene	4.6268	20.23	0.00	123550	279.0	26.7	17.4	32.4
<div style="display: flex; justify-content: space-between;"> <div style="width: 30%;"> <p>+ Selected Ion (278.0) Feb1106.D</p> </div> <div style="width: 30%;"> <p>278.0, 279.0, 139.0</p> <p>Ratio = 26.7 (107.2 %)</p> <p>Ratio = 16.6 (102.4 %)</p> </div> <div style="width: 30%;"> <p>+ SIM (20.229-20.229 min, 1 scans) (**) Feb1106.</p> <p>Lib Match Score=78.0</p> </div> </div>								
Benzo(g,h,i)perylene	4.8481	20.49	0.00	154302	277.0	24.6	17.2	31.9
<div style="display: flex; justify-content: space-between;"> <div style="width: 30%;"> <p>+ Selected Ion (276.0) Feb1106.D</p> </div> <div style="width: 30%;"> <p>276.0, 138.0, 277.0</p> <p>Ratio = 19.9 (91.9 %)</p> <p>Ratio = 24.6 (100.6 %)</p> </div> <div style="width: 30%;"> <p>+ SIM (20.489-20.489 min, 1 scans) (**) Feb1106.</p> <p>Lib Match Score=78.9</p> </div> </div>								

Quantitation Results Report (QT Reviewed)

Data File	Feb1107.D	Operator	LIMS import
Acq. Method	5975BNASIM	Acq. Date-Time	2/11/2022 6:01:37 PM
Sample Name	B22020415-001C	Instrument	GCMS
Vial	7	Multiplier	1.00
DA Method File	020722 bna SIM 1.batch.bin	Comment	SVOC-8270C-SIM-W-LLPAH
Tune File	dftppjph.u	Tune Date	
Batch Name	021122 bna SIM 1.batch.bin	Last Calib Update	2/14/2022 11:10:52 AM

Ref Library



Compound	RT	QIon	Resp.	Conc.	Units	Dev(Min)
Internal Standards						
M 1,4-Dichlorobenzene-d4	4.509	152.0	341028	40.0000	ng/ml	0.000
M Naphthalene-d8	5.941	136.0	1201749	40.0000	ng/ml	0.000
M Acenaphthene-d10	8.000	164.0	800269	40.0000	ng/ml	-0.013
M Phenanthrene-d10	9.768	188.0	1568643	40.0000	ng/ml	0.000
M Chrysene-d12	14.677	240.0	1257362	40.0000	ng/ml	0.000
M Perylene-d12	18.425	264.0	809585	40.0000	ng/ml	0.000
System Monitoring Compounds						
S Nitrobenzene-d5	5.143	82.0	565642	83.2032	ng/ml	-0.013
Spiked Amount: 5.000	Range: 19.0 - 102.0%			Recovery = 1664.06%		*
S 2-Fluorobiphenyl	7.264	172.0	1578414	71.1118	ng/ml	0.000
Spiked Amount: 5.000	Range: 25.0 - 94.0%			Recovery = 1422.24%		*
S o-Terphenyl	0.000		0	N.D.		
Spiked Amount: 5.000	Range: 40.0 - 140.0%			Recovery = NA%		
S Terphenyl-d14	12.251	244.0	2635914	63.9159	ng/ml	0.012
Spiked Amount: 5.000	Range: 39.0 - 106.0%			Recovery = 1278.32%		*
Target Compounds						
T Naphthalene	0.000		0	N.D.		
T 2-Methylnaphthalene	0.000		0	N.D.		
T 1-Methylnaphthalene	0.000		0	N.D.		
T Acenaphthylene	0.000		0	N.D.		
T Acenaphthene	8.038	154.0	0		ng/ml	md 1
T Fluorene	8.673	166.0	0		ng/ml	md 1
T Phenanthrene	0.000		0	N.D.		
T Anthracene	0.000		0	N.D.		
T Fluoranthene	0.000		0	N.D.		
T Pyrene	0.000		0	N.D.		
T Benzo(a)Anthracene	14.677	228.0	0		ng/ml	md 1
T Chrysene	14.739	228.0	0		ng/ml	md 1
T Benzo(b)fluoranthene	0.000		0	N.D.		

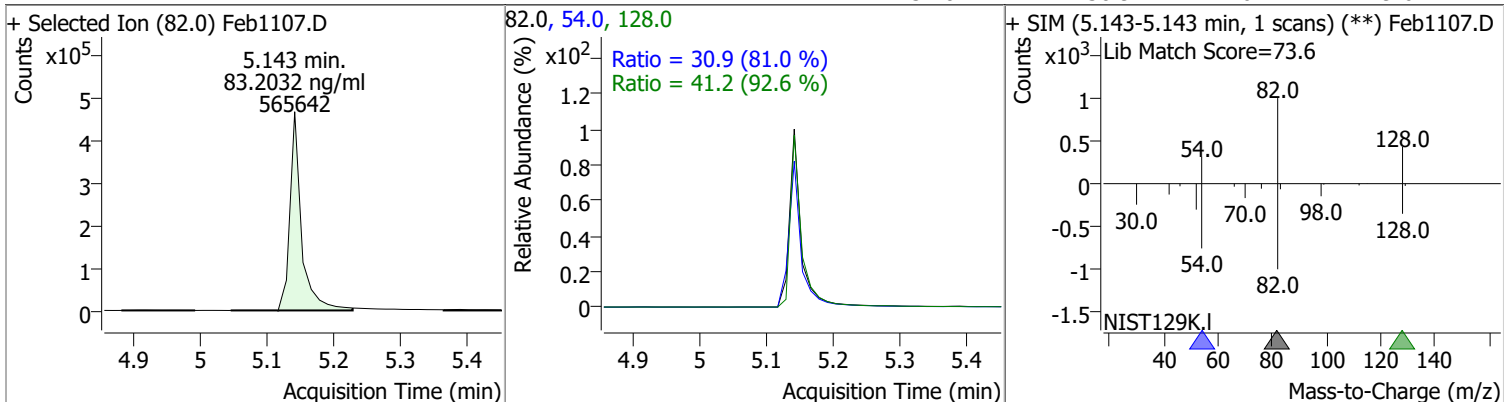
Quantitation Results Report (QT Reviewed)

Compound	RT	QIon	Resp.	Conc.	Units	Dev(Min)
T Benzo(k)fluoranthene	0.000		0	N.D.		
T Benzo(a)pyrene	18.425	252.0	0		ng/ml	md 1
T Indeno(1,2,3-cd)pyrene	0.000		0	N.D.		
T Dibenzo(a,h)anthracene	0.000		0	N.D.		
T Benzo(g,h,i)perylene	0.000		0	N.D.		

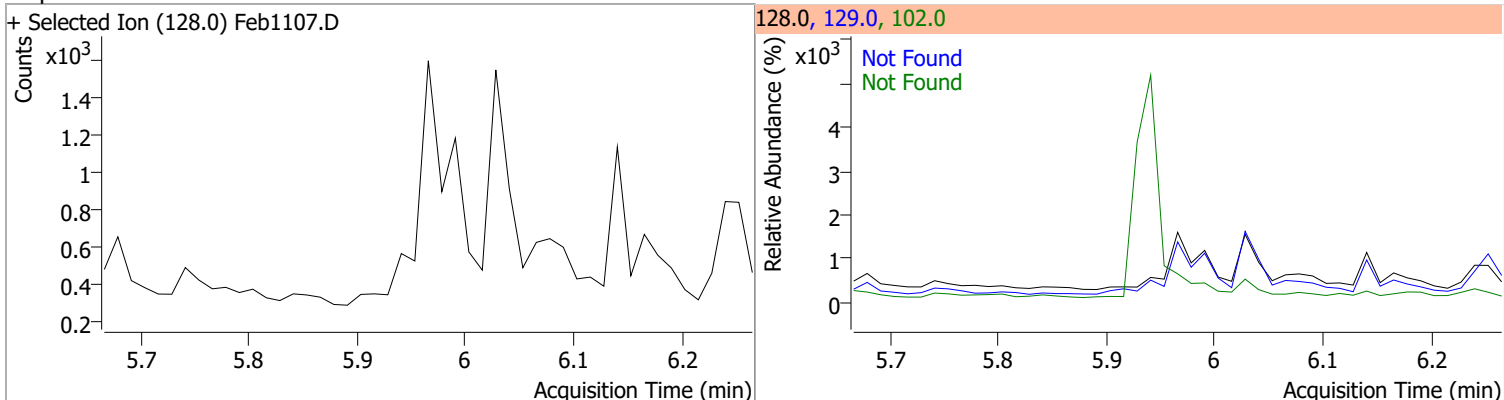
(#) = Qualifier Out of Range; (m) = Manual Integration; (+) = Area Summed; (*) = Surrogate Percent Recovery Out of Range; (d): Zeroed Peak

Quantitation Results Report (QT Reviewed)

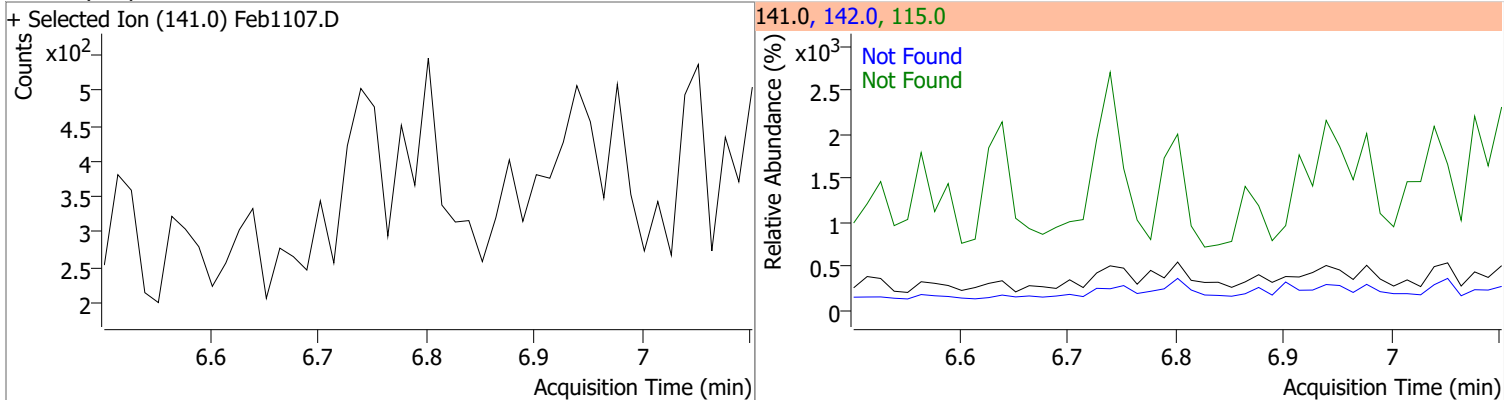
Compound	Conc.	RT	Dev(Min)	Resp.	QIon	QRatio	Lower	Upper
Nitrobenzene-d5	83.2032	5.14	-0.01	565642	128.0	41.2	31.2	57.9
					54.0	30.9	26.7	49.6



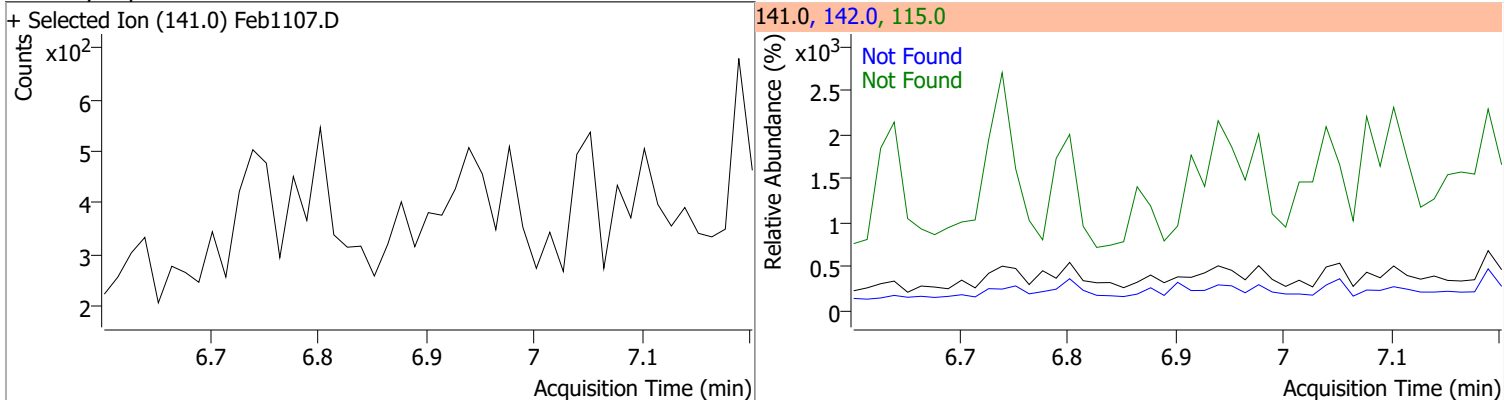
Compound	Conc.	Exp RT	QIon	Exp Ratio	QIon	Exp Ratio
Naphthalene	N.D.	5.97	102.0	15.0	129.0	11.2



Compound	Conc.	Exp RT	QIon	Exp Ratio	QIon	Exp Ratio
2-Methylnaphthalene	N.D.	6.80	142.0	135.7	115.0	47.1

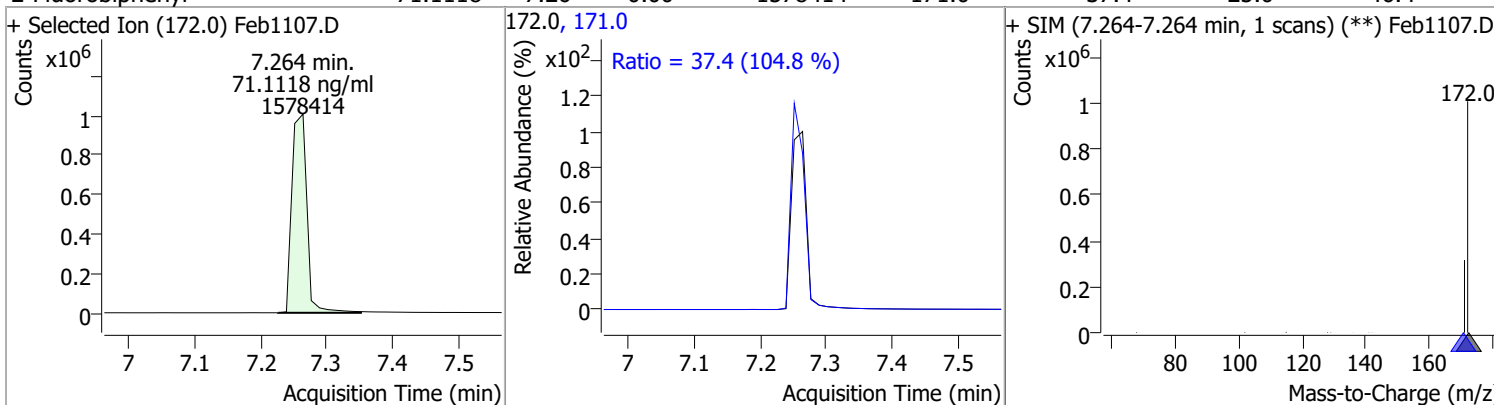


Compound	Conc.	Exp RT	QIon	Exp Ratio	QIon	Exp Ratio
1-Methylnaphthalene	N.D.	6.90	142.0	110.9	115.0	52.2

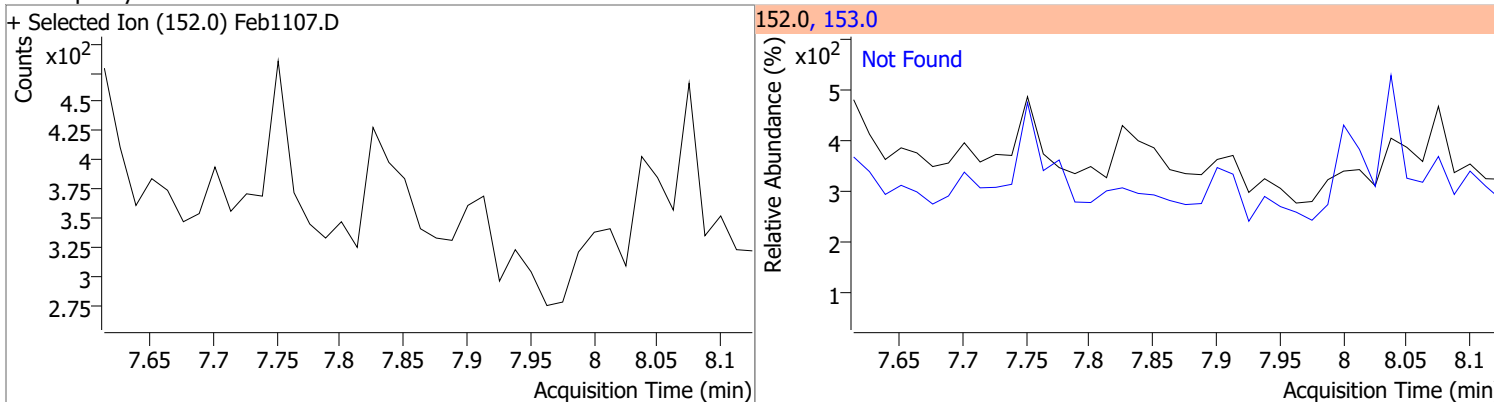


Quantitation Results Report (QT Reviewed)

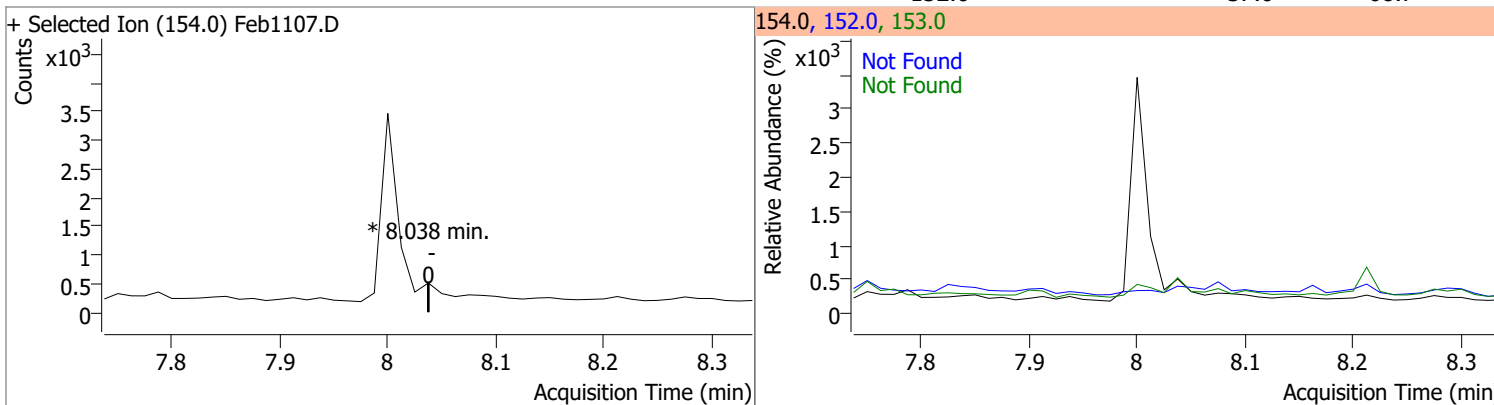
Compound	Conc.	RT	Dev(Min)	Resp.	QIon	QRatio	Lower	Upper
2-Fluorobiphenyl	71.1118	7.26	0.00	1578414	171.0	37.4	25.0	46.4



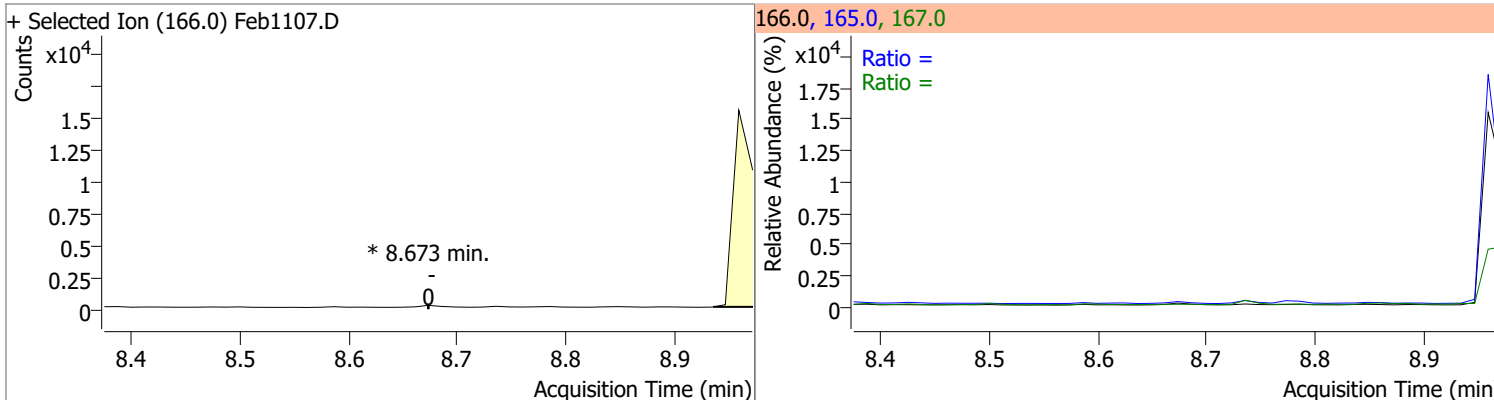
Compound	Conc.	Exp RT	QIon	Exp Ratio
Acenaphthylene	N.D.	7.83	153.0	17.6



Compound	Conc.	RT	Dev(Min)	Resp.	QIon	QRatio	Lower	Upper
Acenaphthene		0		0	153.0		76.2	141.5
					152.0		37.0	68.7

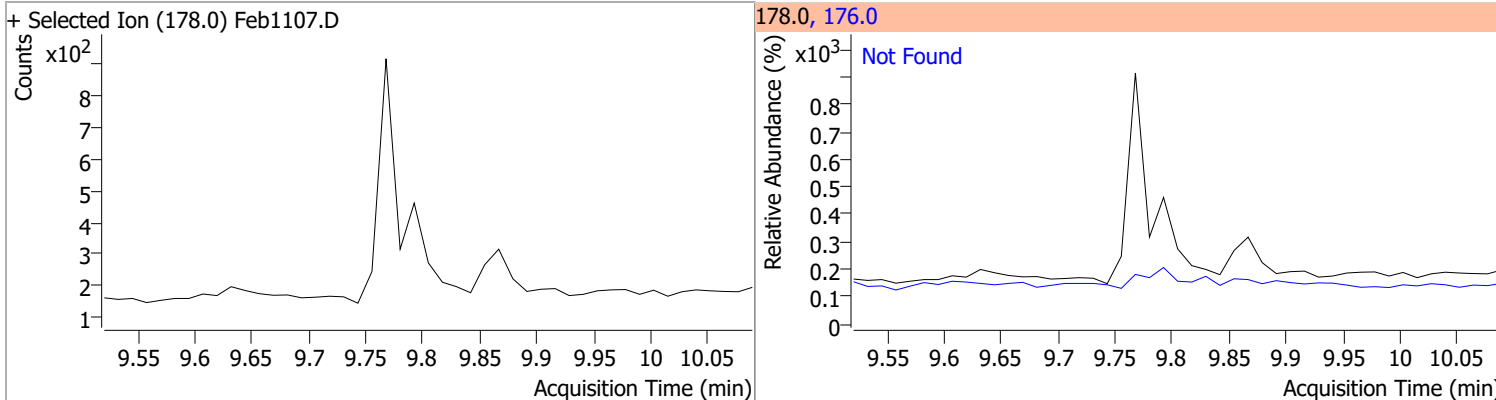


Compound	Conc.	RT	Dev(Min)	Resp.	QIon	QRatio	Lower	Upper
Fluorene		0		0	165.0		56.5	104.9
					167.0		8.4	15.6

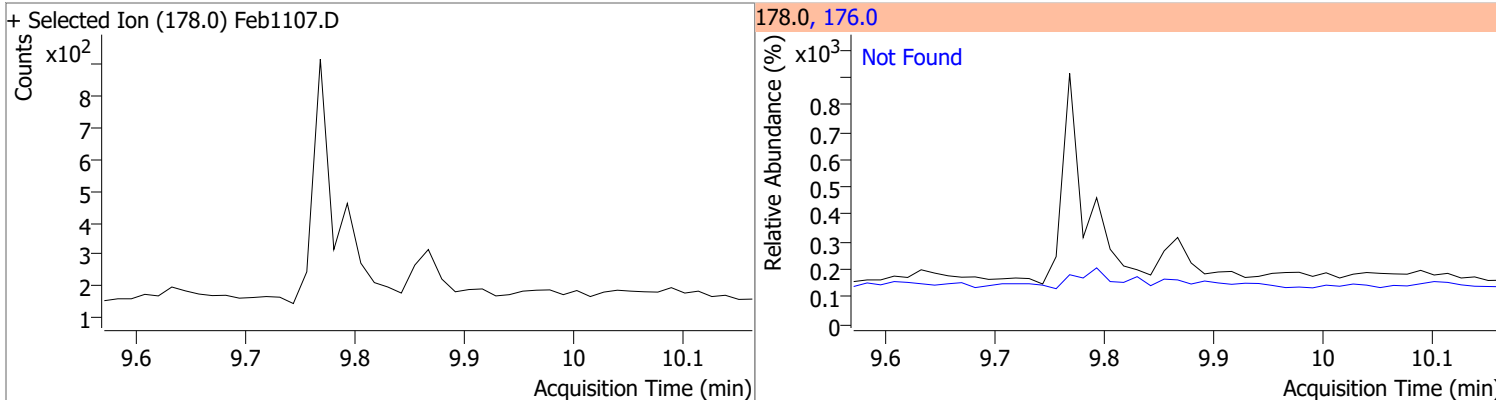


Quantitation Results Report (QT Reviewed)

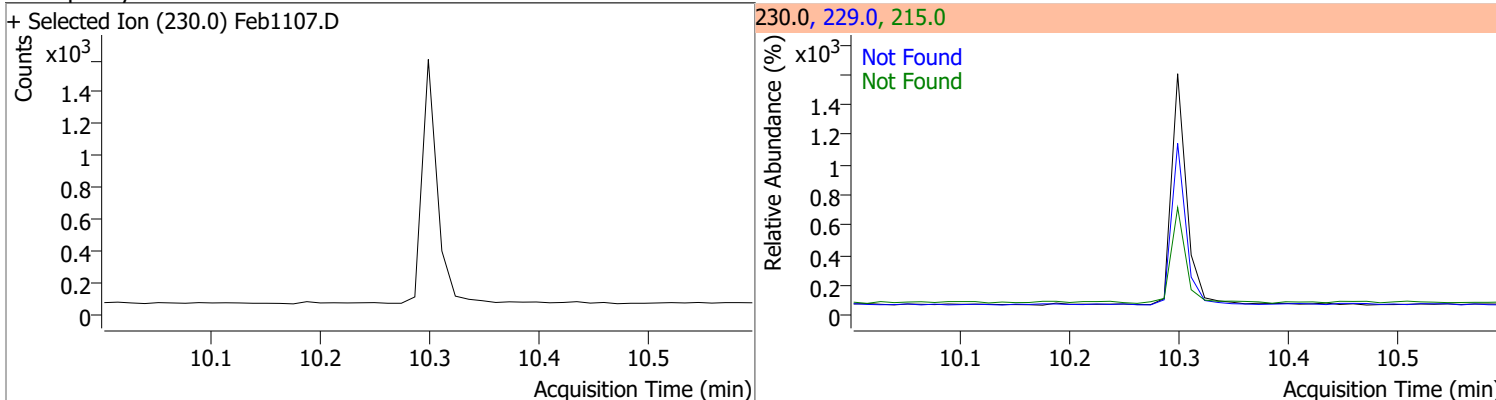
Compound	Conc.	Exp RT	QIon	Exp Ratio
Phenanthrene	N.D.	9.79	176.0	18.4



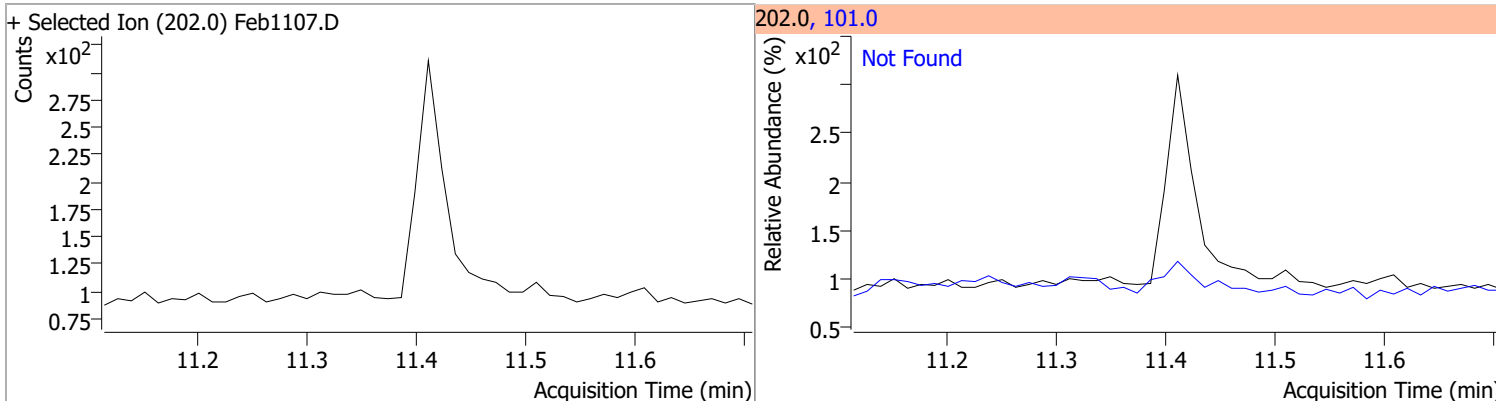
Compound	Conc.	Exp RT	QIon	Exp Ratio
Anthracene	N.D.	9.87	176.0	18.1



Compound	Conc.	Exp RT	QIon	Exp Ratio	QIon	Exp Ratio
o-Terphenyl	N.D.	10.30	229.0	66.1	215.0	41.2

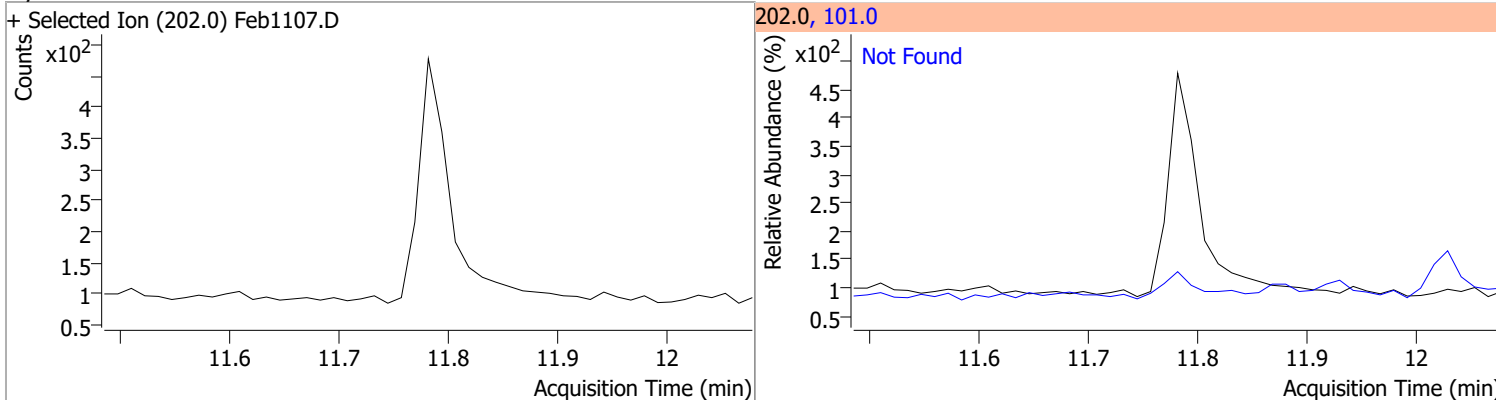


Compound	Conc.	Exp RT	QIon	Exp Ratio
Fluoranthene	N.D.	11.41	101.0	9.4

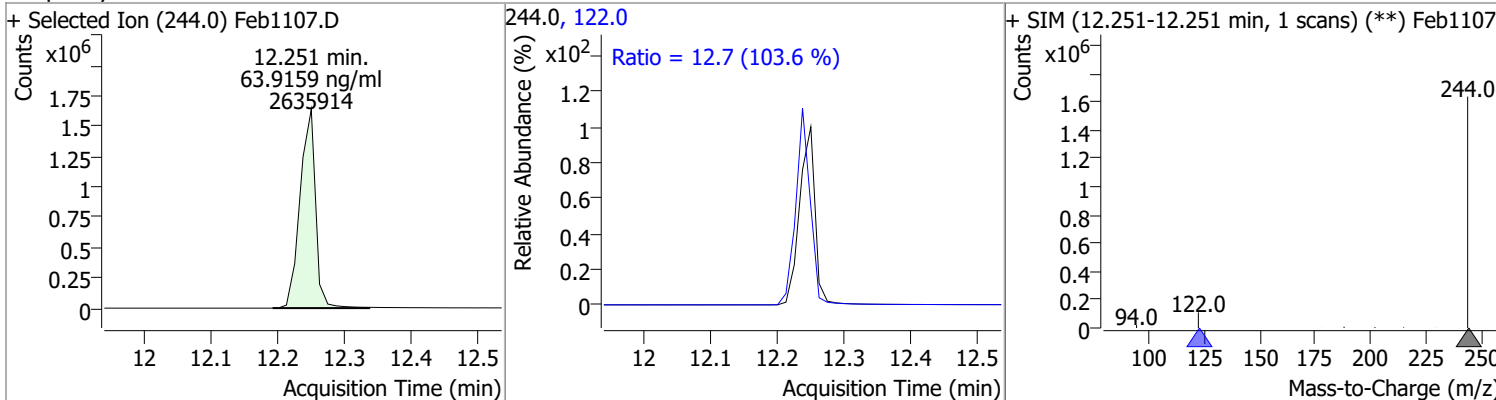


Quantitation Results Report (QT Reviewed)

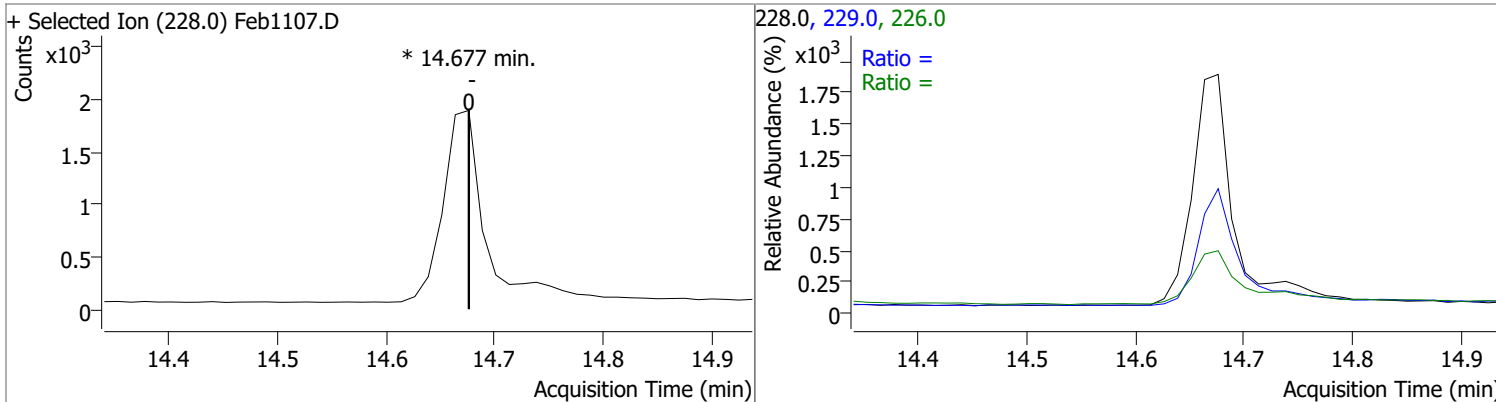
Compound	Conc.	Exp RT	QIon	Exp Ratio
Pyrene	N.D.	11.78	101.0	11.7



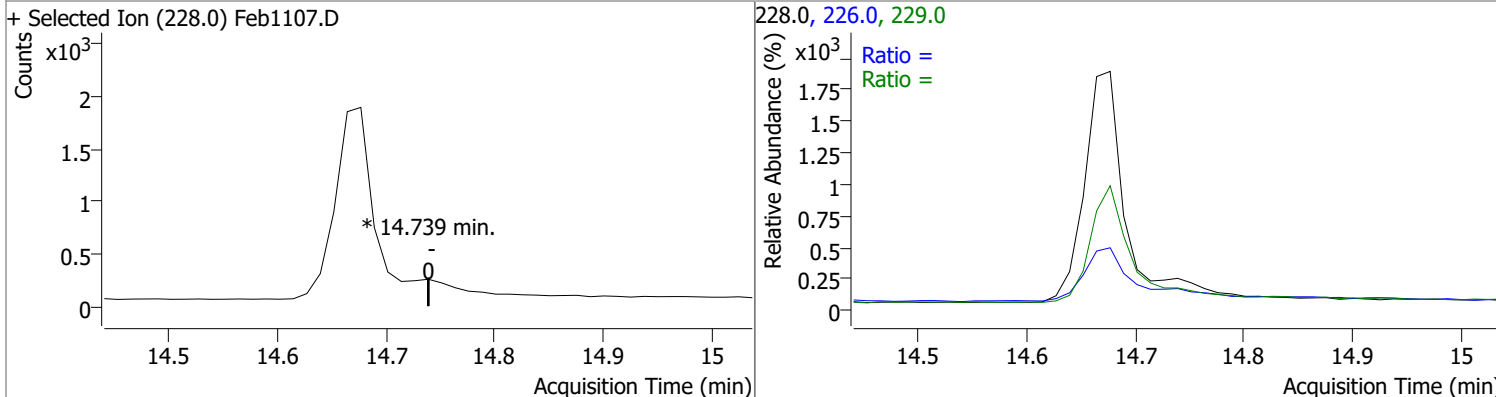
Compound	Conc.	RT	Dev(Min)	Resp.	QIon	QRatio	Lower	Upper
Terphenyl-d14	63.9159	12.25	0.01	2635914	122.0	12.7	8.6	15.9



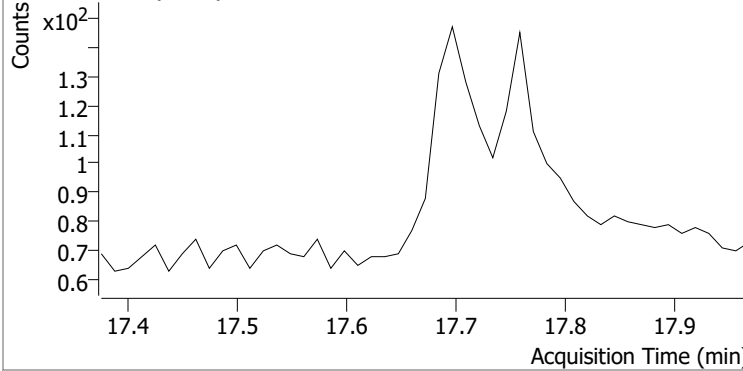
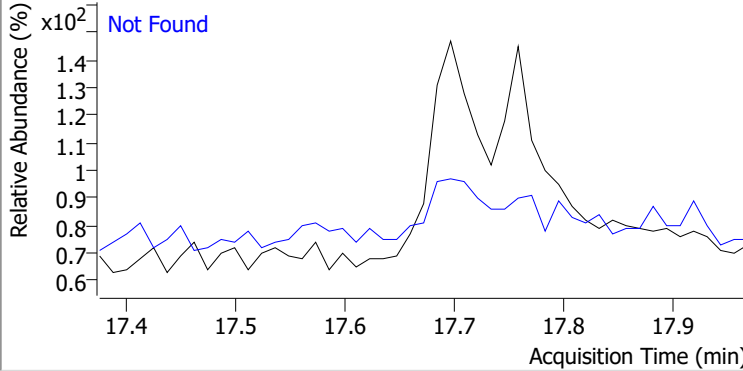
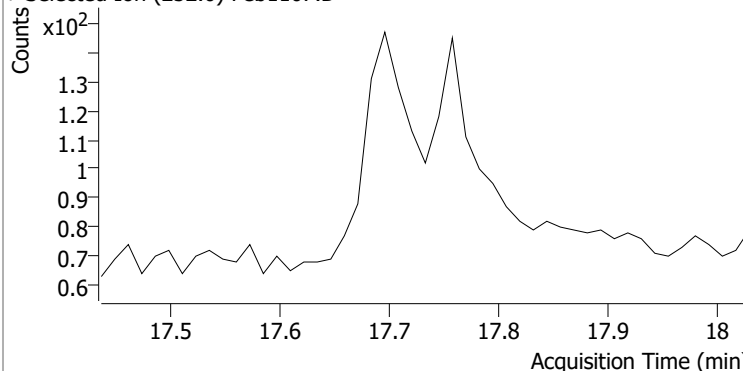
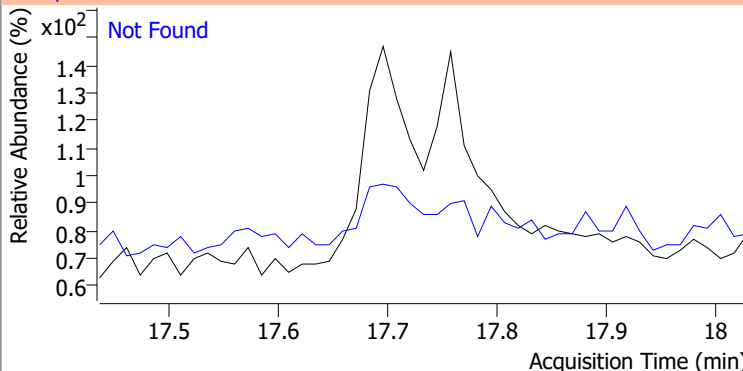
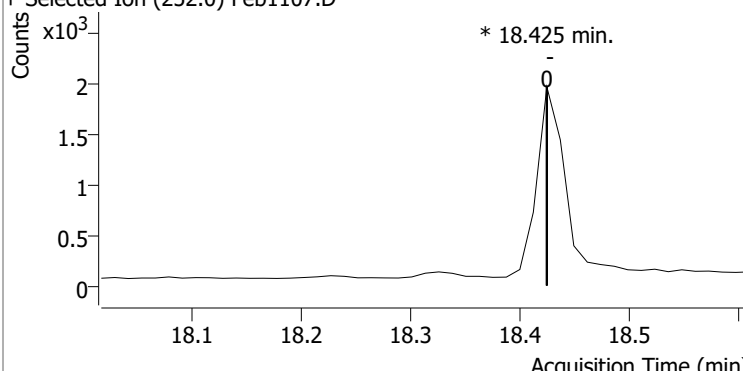
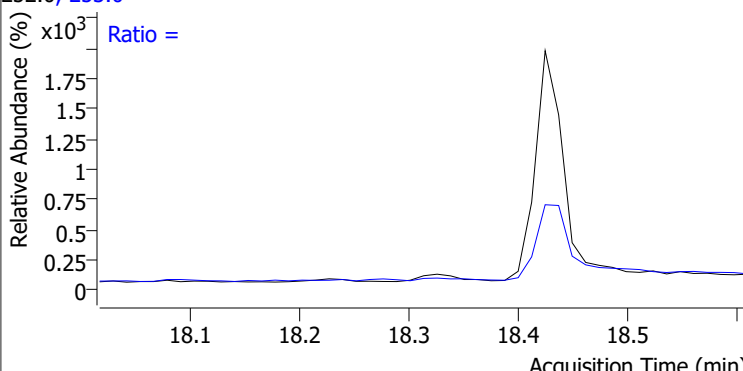
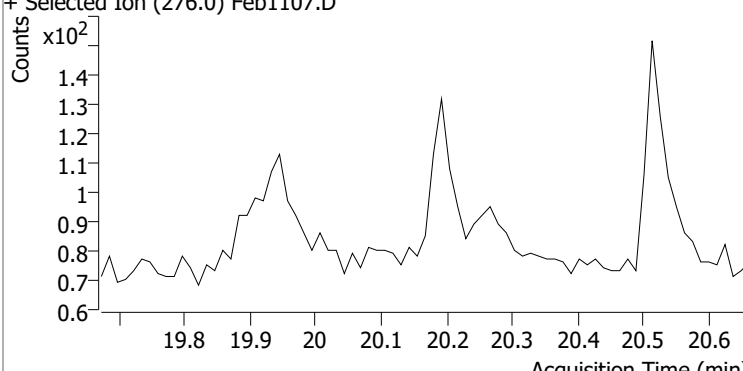
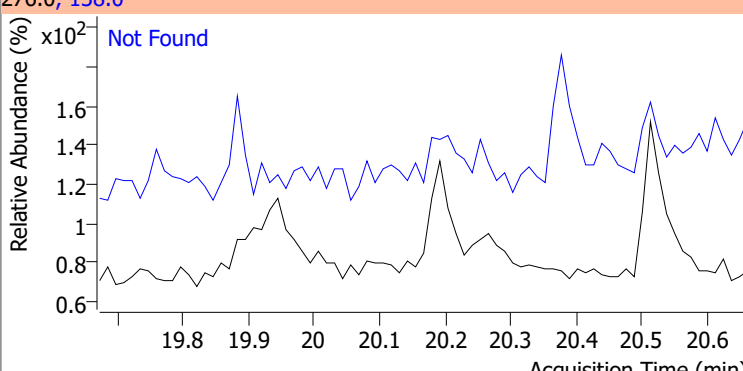
Compound	Conc.	RT	Dev(Min)	Resp.	QIon	QRatio	Lower	Upper
Benzo(a)Anthracene		0		0	226.0 229.0		18.7 17.3	34.8 32.1



Compound	Conc.	RT	Dev(Min)	Resp.	QIon	QRatio	Lower	Upper
Chrysene		0		0	226.0 229.0		21.4 14.2	39.7 26.3

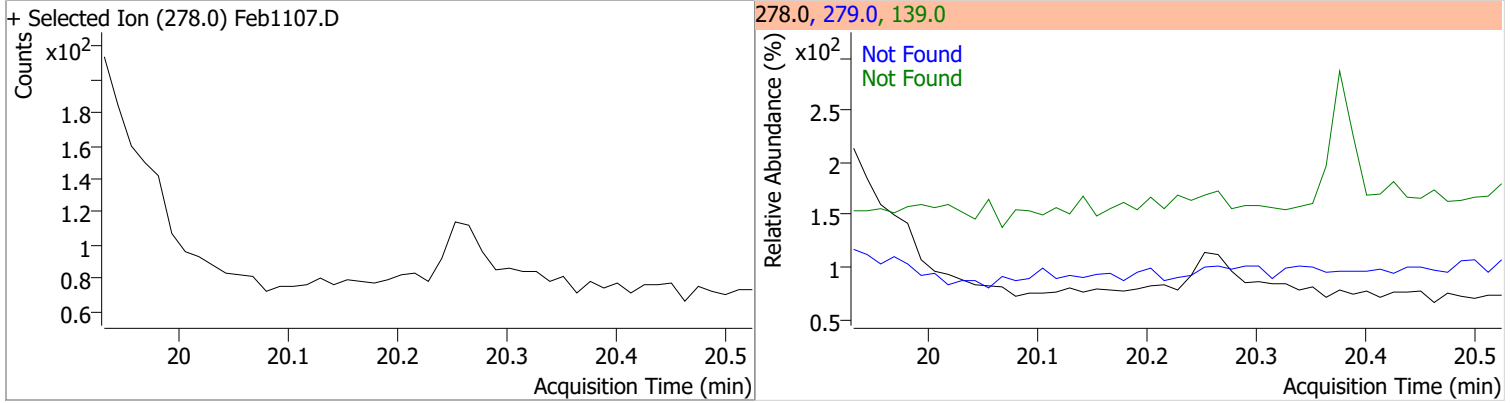


Quantitation Results Report (QT Reviewed)

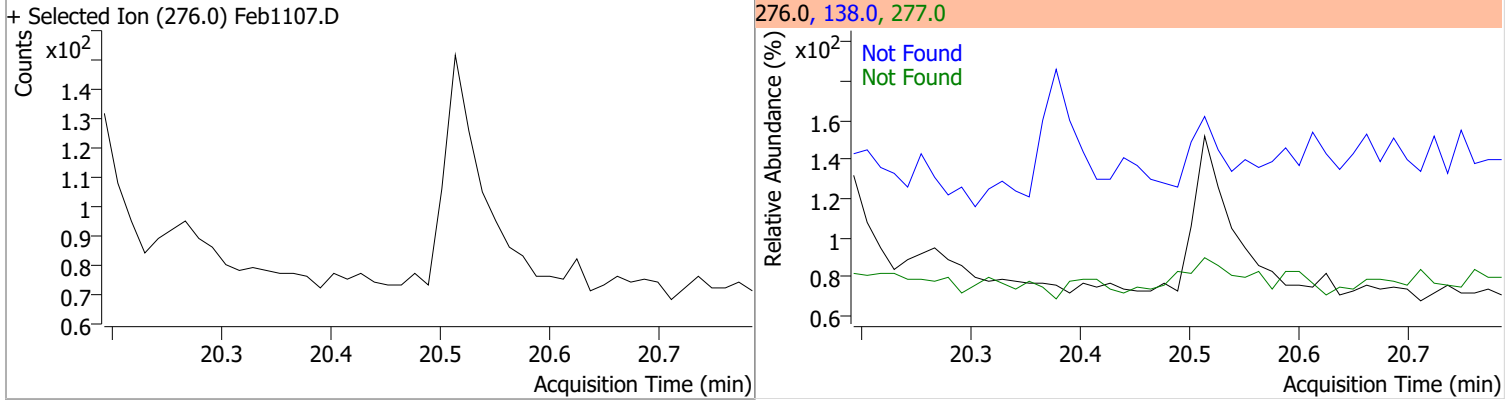
Compound	Conc.	Exp RT	QIon	Exp Ratio				
Benzo(b)fluoranthene	N.D.	17.67	253.0	22.2				
+ Selected Ion (252.0) Feb1107.D		252.0, 253.0						
								
Benzo(k)fluoranthene	N.D.	17.73	253.0	23.6				
+ Selected Ion (252.0) Feb1107.D		252.0, 253.0						
								
Benzo(a)pyrene		RT	Dev(Min)	Resp.	QIon	QRatio	Lower	Upper
		0		0	253.0		16.8	31.2
+ Selected Ion (252.0) Feb1107.D		252.0, 253.0			Ratio =			
								
Indeno(1,2,3-cd)pyrene	N.D.	20.17	138.0	20.2				
+ Selected Ion (276.0) Feb1107.D		276.0, 138.0						
								

Quantitation Results Report (QT Reviewed)

Compound	Conc.	Exp RT	QIon	Exp Ratio	QIon	Exp Ratio
Dibenzo(a,h)anthracene	N.D.	20.23	279.0	24.9	139.0	16.2



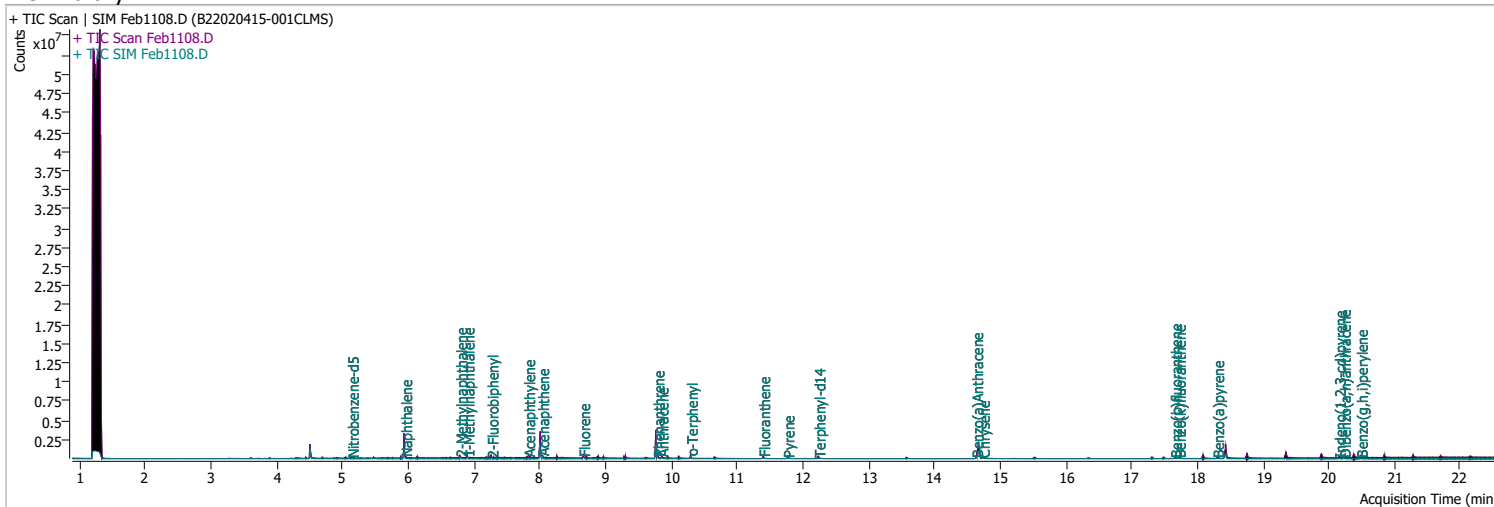
Compound	Conc.	Exp RT	QIon	Exp Ratio	QIon	Exp Ratio
Benzo(g,h,i)perylene	N.D.	20.49	277.0	24.5	138.0	21.6



Quantitation Results Report (QT Reviewed)

Data File	Feb1108.D	Operator	LIMS import
Acq. Method	5975BNASIM	Acq. Date-Time	2/11/2022 6:34:05 PM
Sample Name	B22020415-001CLMS	Instrument	GCMS
Vial	8	Multiplier	1.00
DA Method File	020722 bna SIM 1.batch.bin	Comment	SVOC-8270C-SIM-W-LLPAH
Tune File	dftppjph.u	Tune Date	
Batch Name	021122 bna SIM 1.batch.bin	Last Calib Update	2/14/2022 11:10:52 AM

Ref Library



Compound	RT	QIon	Resp.	Conc.	Units	Dev(Min)
Internal Standards						
M 1,4-Dichlorobenzene-d4	4.509	152.0	321907	40.0000	ng/ml	0.000
M Naphthalene-d8	5.941	136.0	1209564	40.0000	ng/ml	0.000
M Acenaphthene-d10	8.001	164.0	807567	40.0000	ng/ml	-0.013
M Phenanthrene-d10	9.768	188.0	1640840	40.0000	ng/ml	0.000
M Chrysene-d12	14.677	240.0	1348843	40.0000	ng/ml	0.000
M Perylene-d12	18.438	264.0	849109	40.0000	ng/ml	0.012
System Monitoring Compounds						
S Nitrobenzene-d5	5.143	82.0	26214	4.0850	ng/ml	-0.013
Spiked Amount: 5.000				Range: 19.0 - 102.0% Recovery = 81.70%		
S 2-Fluorobiphenyl	7.265	172.0	90555	3.5926	ng/ml	0.000
Spiked Amount: 5.000				Range: 25.0 - 94.0% Recovery = 71.85%		
S o-Terphenyl	10.299	230.0	107420	4.2406	ng/ml	0.000
Spiked Amount: 5.000				Range: 40.0 - 140.0% Recovery = 84.81%		
S Terphenyl-d14	12.238	244.0	131677	4.5999	ng/ml	0.000
Spiked Amount: 5.000				Range: 39.0 - 106.0% Recovery = 92.00%		
Target Compounds						
T Naphthalene	5.953	128.0	109933	3.3684	ng/ml	m 97
T 2-Methylnaphthalene	6.790	141.0	76505	3.8277	ng/ml	97
T 1-Methylnaphthalene	6.902	141.0	66908	3.2620	ng/ml	95
T Acenaphthylene	7.826	152.0	125703	4.0605	ng/ml	96
T Acenaphthene	8.038	154.0	97939	4.4772	ng/ml	98
T Fluorene	8.661	166.0	112311	4.2454	ng/ml	82
T Phenanthrene	9.793	178.0	182777	4.2012	ng/ml	98
T Anthracene	9.854	178.0	158158	4.4270	ng/ml	99
T Fluoranthene	11.398	202.0	183961	4.4396	ng/ml	100
T Pyrene	11.769	202.0	201647	4.4520	ng/ml	99
T Benzo(a)Anthracene	14.639	228.0	151853	4.8253	ng/ml	99
T Chrysene	14.739	228.0	192963	4.4507	ng/ml	97
T Benzo(b)fluoranthene	17.659	252.0	137736	4.5533	ng/ml	99

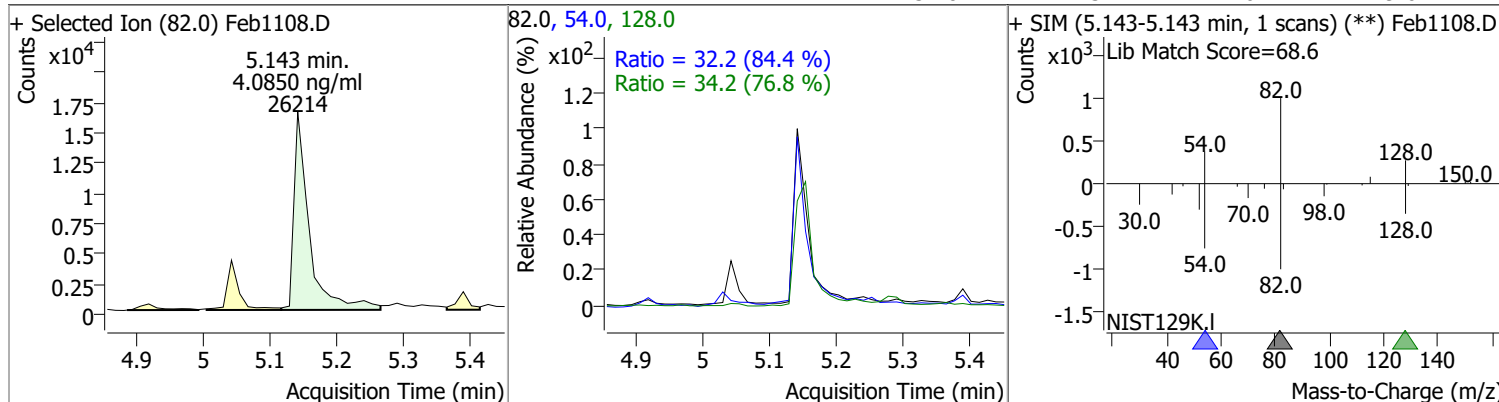
Quantitation Results Report (QT Reviewed)

Compound	RT	QIon	Resp.	Conc.	Units	Dev(Min)
T Benzo(k)fluoranthene	17.721	252.0	145637	4.3551	ng/ml	95
T Benzo(a)pyrene	18.302	252.0	111375	4.2839	ng/ml	100
T Indeno(1,2,3-cd)pyrene	20.155	276.0	106005	4.5182	ng/ml	98
T Dibenzo(a,h)anthracene	20.229	278.0	125033	4.6693	ng/ml	99
T Benzo(g,h,i)perylene	20.489	276.0	148487	4.6651	ng/ml	97

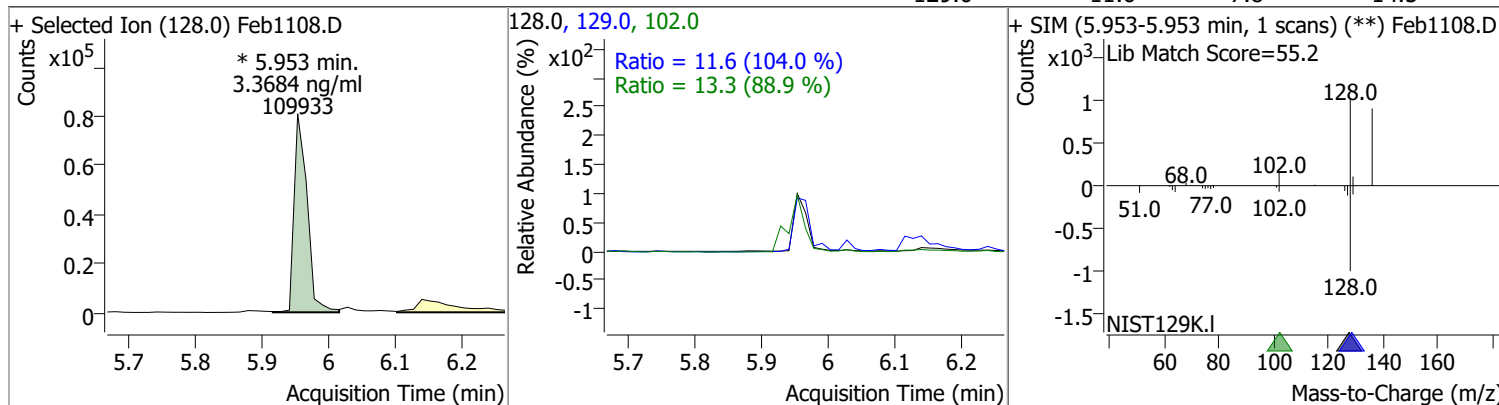
(#) = Qualifier Out of Range; (m) = Manual Integration; (+) = Area Summed; (*) = Surrogate Percent Recovery Out of Range; (d): Zeroed Peak

Quantitation Results Report (QT Reviewed)

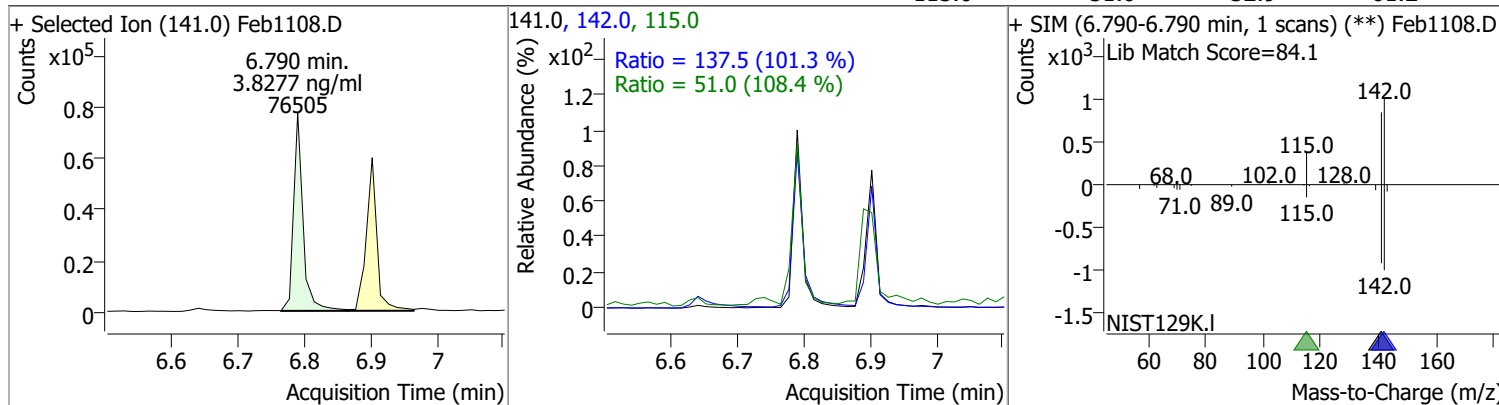
Compound	Conc.	RT	Dev(Min)	Resp.	QIon	QRatio	Lower	Upper
Nitrobenzene-d5	4.0850	5.14	-0.01	26214	128.0	34.2	31.2	57.9
					54.0	32.2	26.7	49.6



Compound	Conc.	RT	Dev(Min)	Resp.	QIon	QRatio	Lower	Upper
Naphthalene	3.3684	5.95	-0.01	109933 (m)	102.0	13.3	0.0	45.0
					129.0	11.6	7.8	14.5

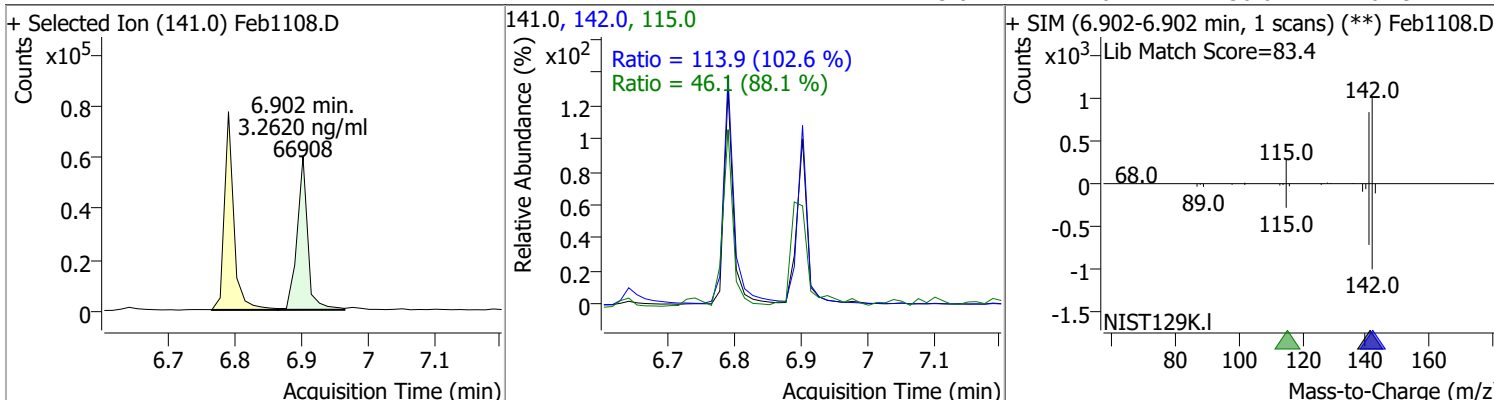


Compound	Conc.	RT	Dev(Min)	Resp.	QIon	QRatio	Lower	Upper
2-Methylnaphthalene	3.8277	6.79	-0.01	76505	142.0	137.5	95.0	176.4
					115.0	51.0	32.9	61.2

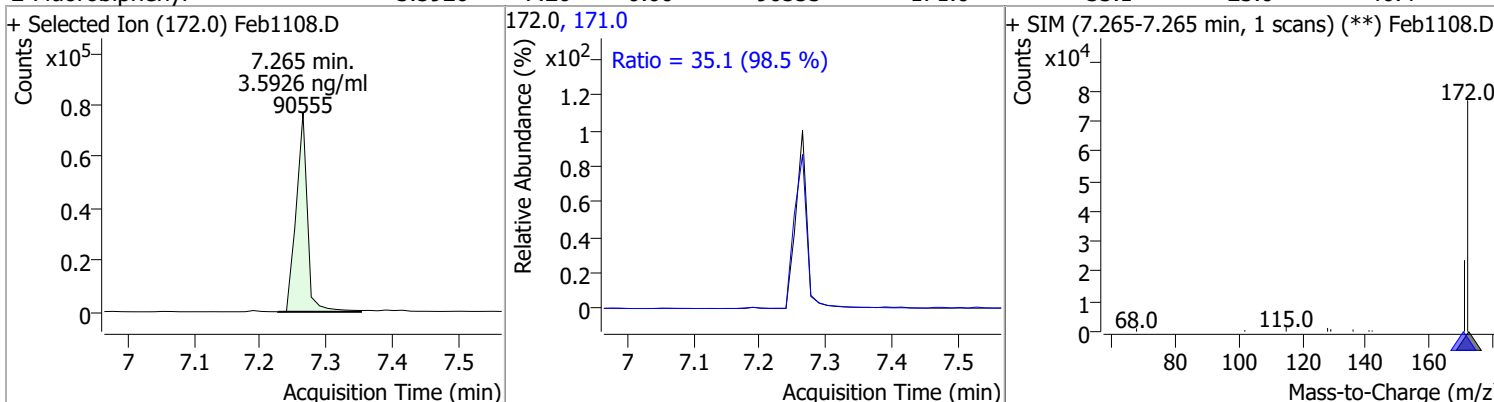


Quantitation Results Report (QT Reviewed)

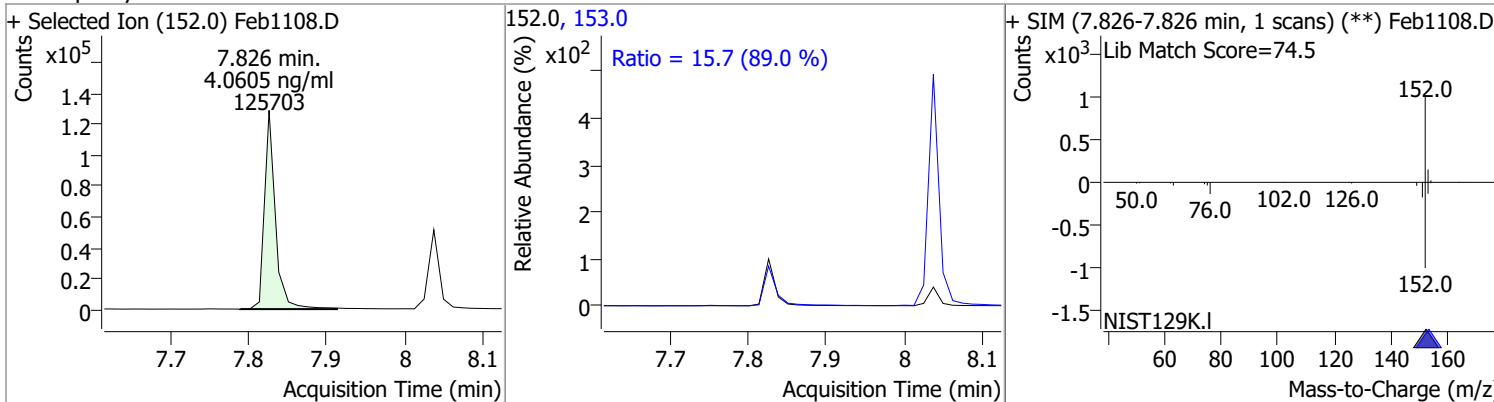
Compound	Conc.	RT	Dev(Min)	Resp.	QIon	QRatio	Lower	Upper
1-Methylnaphthalene	3.2620	6.90	0.00	66908	142.0	113.9	77.7	144.2
					115.0	46.1	36.6	67.9



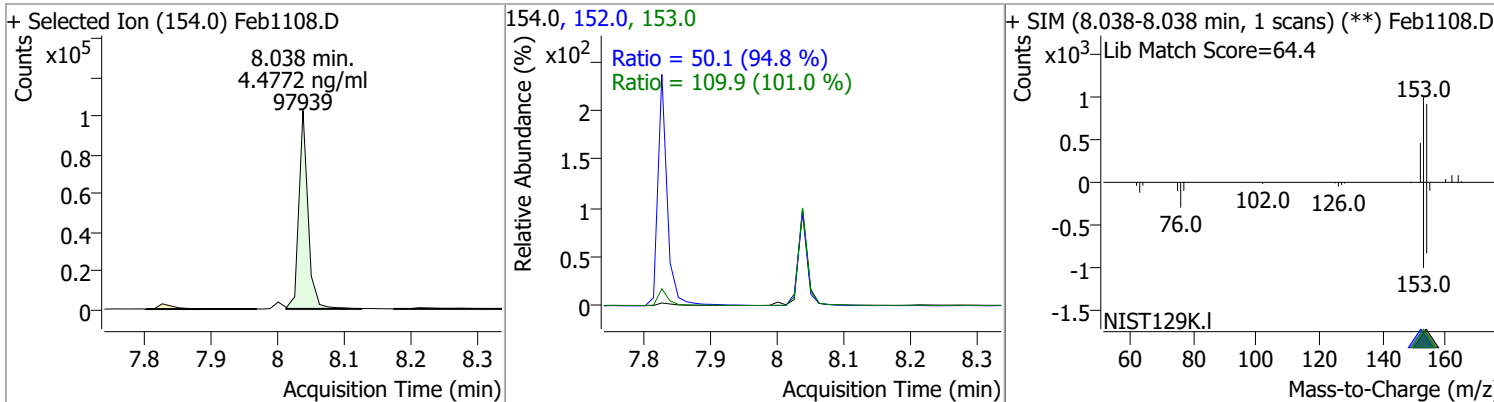
Compound	Conc.	RT	Dev(Min)	Resp.	QIon	QRatio	Lower	Upper
2-Fluorobiphenyl	3.5926	7.26	0.00	90555	171.0	35.1	25.0	46.4



Compound	Conc.	RT	Dev(Min)	Resp.	QIon	QRatio	Lower	Upper
Acenaphthylene	4.0605	7.83	0.00	125703	153.0	15.7	12.3	22.9

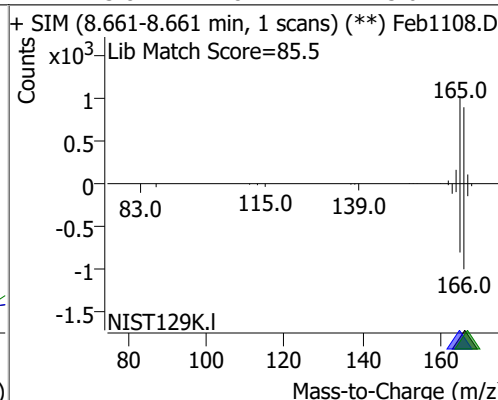
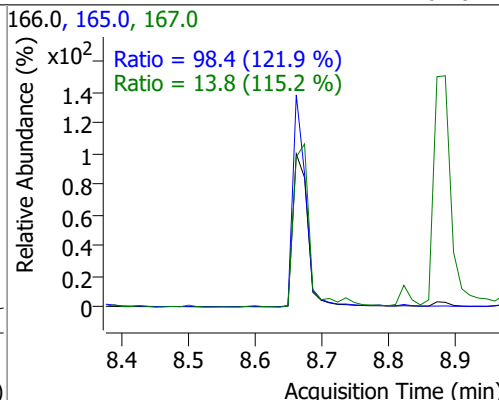
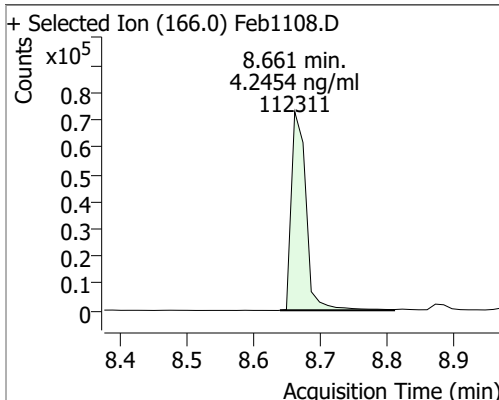


Compound	Conc.	RT	Dev(Min)	Resp.	QIon	QRatio	Lower	Upper
Acenaphthene	4.4772	8.04	0.00	97939	153.0	109.9	76.2	141.5
					152.0	50.1	37.0	68.7

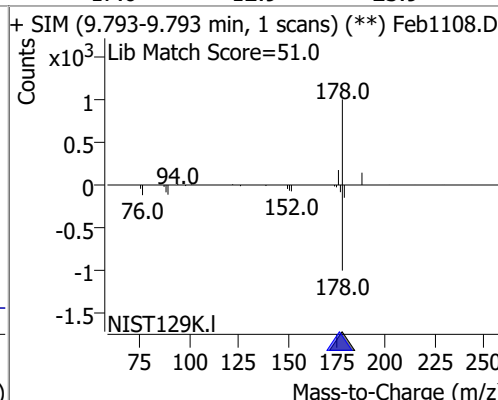
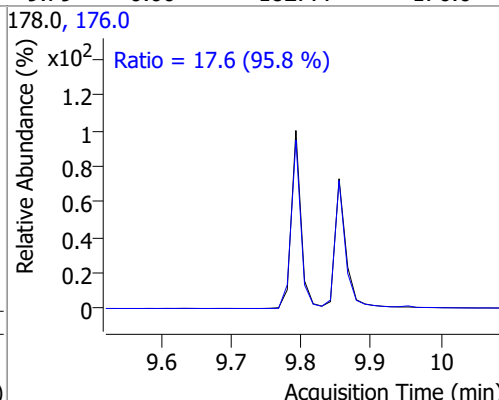
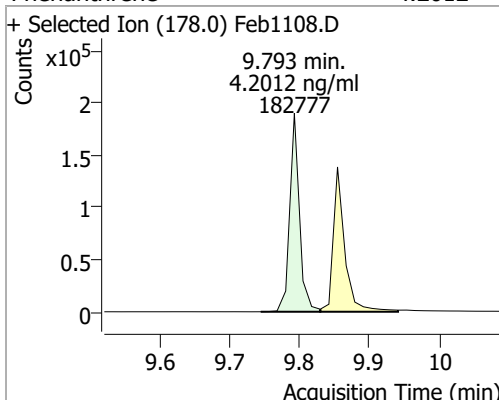


Quantitation Results Report (QT Reviewed)

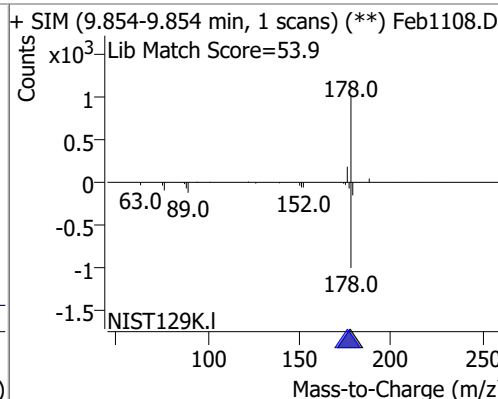
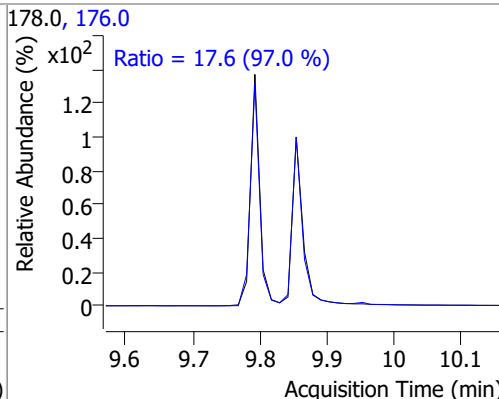
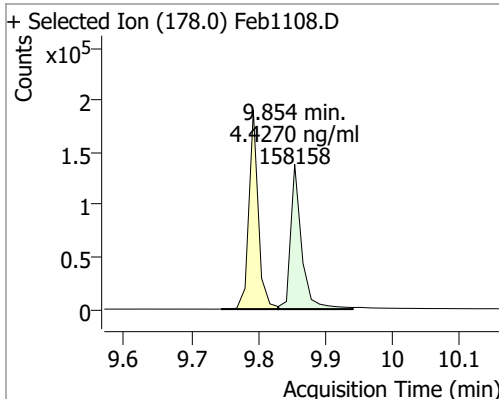
Compound	Conc.	RT	Dev(Min)	Resp.	QIon	QRatio	Lower	Upper
Fluorene	4.2454	8.66	-0.01	112311	165.0 167.0	98.4 13.8	56.5 8.4	104.9 15.6



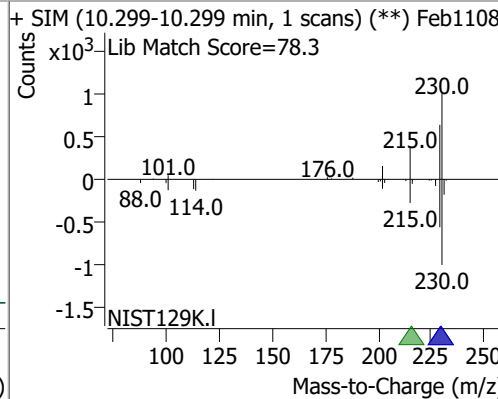
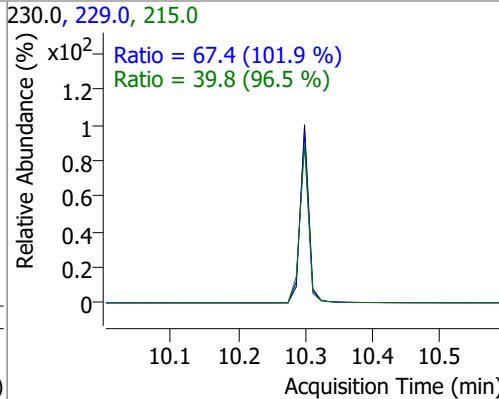
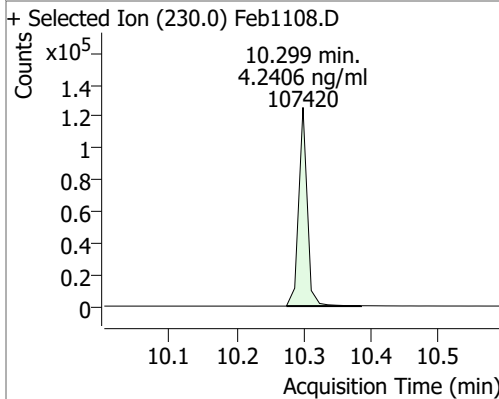
Compound	Conc.	RT	Dev(Min)	Resp.	QIon	QRatio	Lower	Upper
Phenanthrene	4.2012	9.79	0.00	182777	176.0	17.6	12.9	23.9



Compound	Conc.	RT	Dev(Min)	Resp.	QIon	QRatio	Lower	Upper
Anthracene	4.4270	9.85	-0.01	158158	176.0	17.6	12.7	23.6

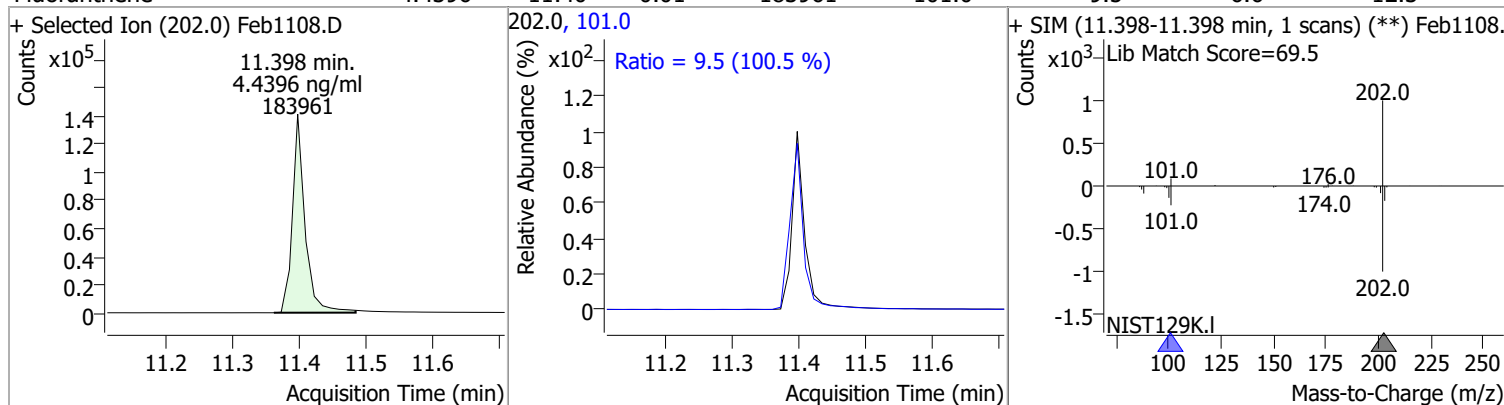


Compound	Conc.	RT	Dev(Min)	Resp.	QIon	QRatio	Lower	Upper
o-Terphenyl	4.2406	10.30	0.00	107420	229.0 215.0	67.4 39.8	46.3 28.9	85.9 53.6

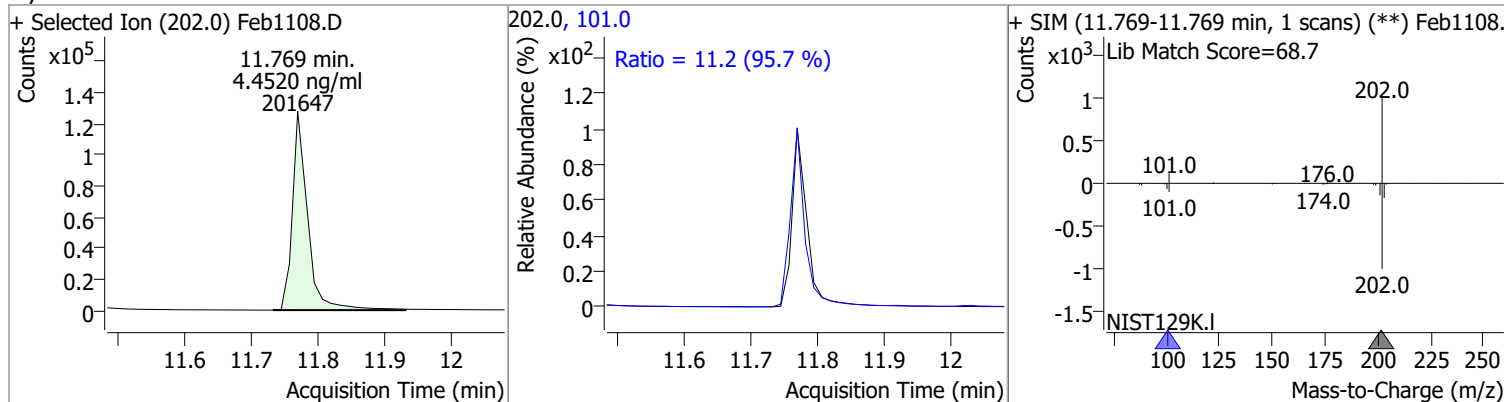


Quantitation Results Report (QT Reviewed)

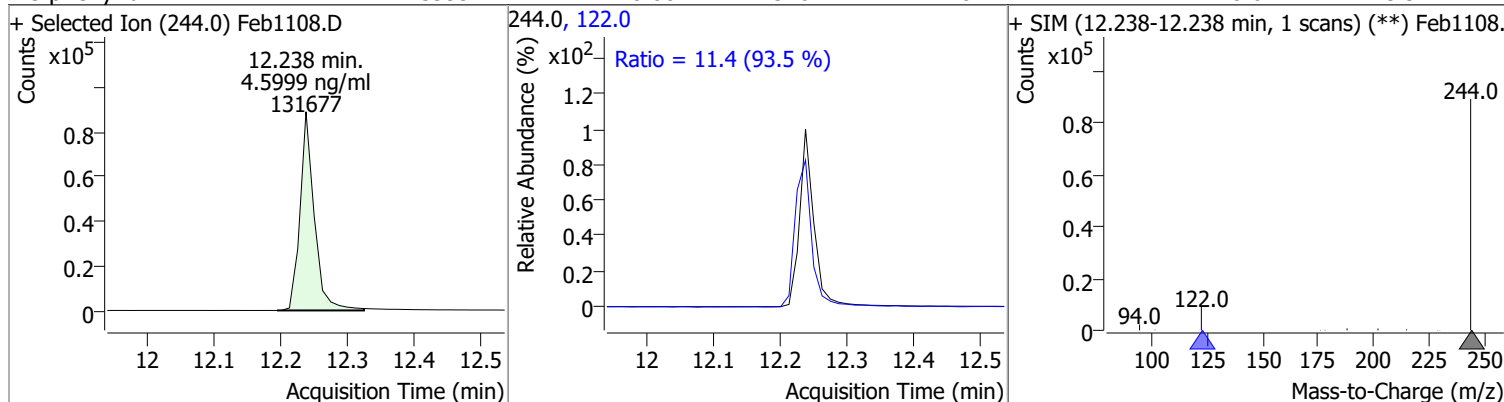
Compound	Conc.	RT	Dev(Min)	Resp.	QIon	QRatio	Lower	Upper
Fluoranthene	4.4396	11.40	-0.01	183961	101.0	9.5	6.6	12.3



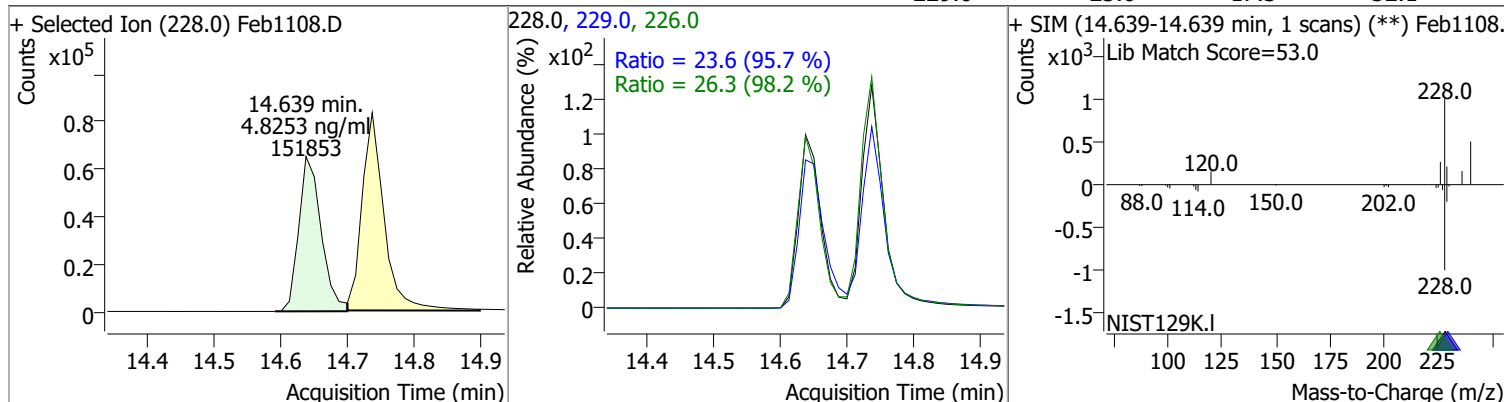
Compound	Conc.	RT	Dev(Min)	Resp.	QIon	QRatio	Lower	Upper
Pyrene	4.4520	11.77	-0.01	201647	101.0	11.2	8.2	15.2



Compound	Conc.	RT	Dev(Min)	Resp.	QIon	QRatio	Lower	Upper
Terphenyl-d14	4.5999	12.24	0.00	131677	122.0	11.4	8.6	15.9

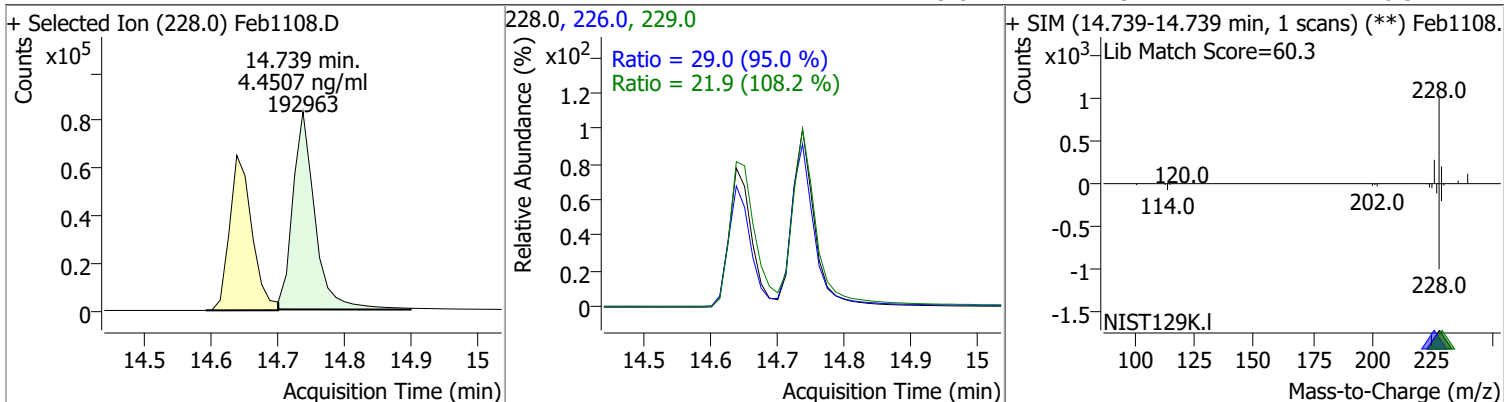


Compound	Conc.	RT	Dev(Min)	Resp.	QIon	QRatio	Lower	Upper
Benzo(a)Anthracene	4.8253	14.64	0.00	151853	226.0	26.3	18.7	34.8
					229.0	23.6	17.3	32.1

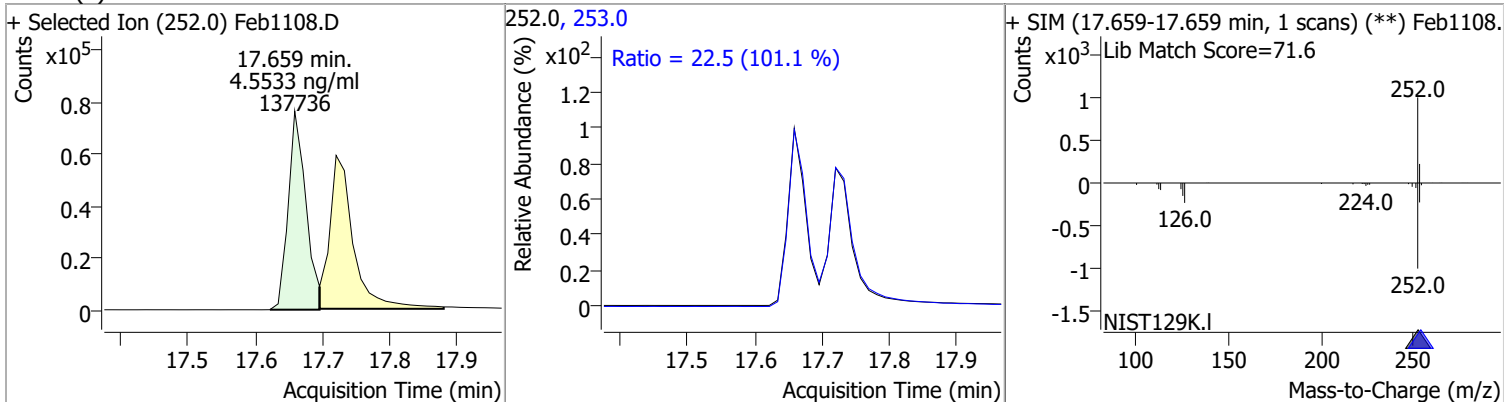


Quantitation Results Report (QT Reviewed)

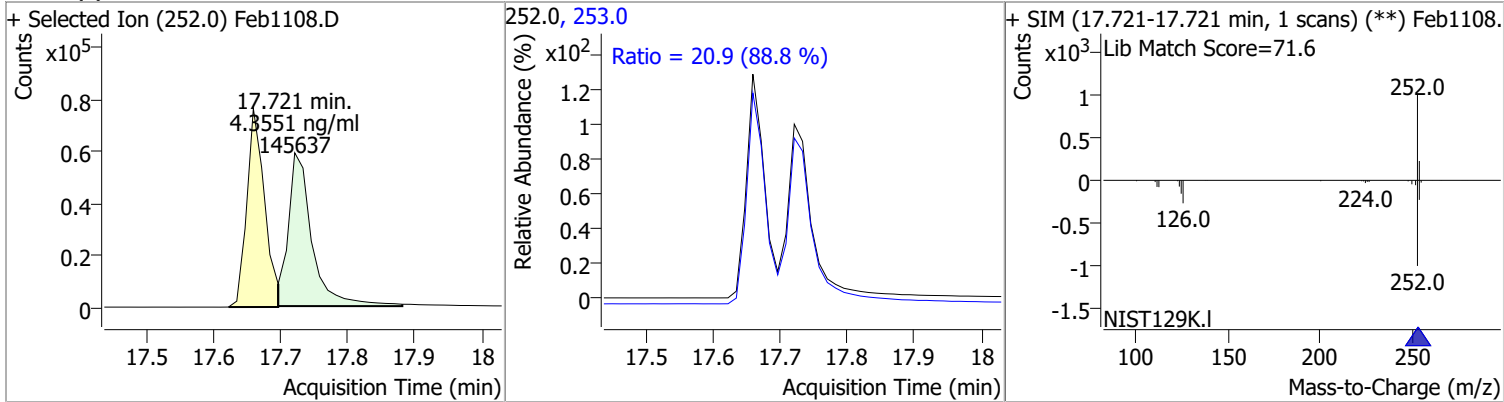
Compound	Conc.	RT	Dev(Min)	Resp.	QIon	QRatio	Lower	Upper
Chrysene	4.4507	14.74	0.00	192963	226.0	29.0	21.4	39.7
					229.0	21.9	14.2	26.3



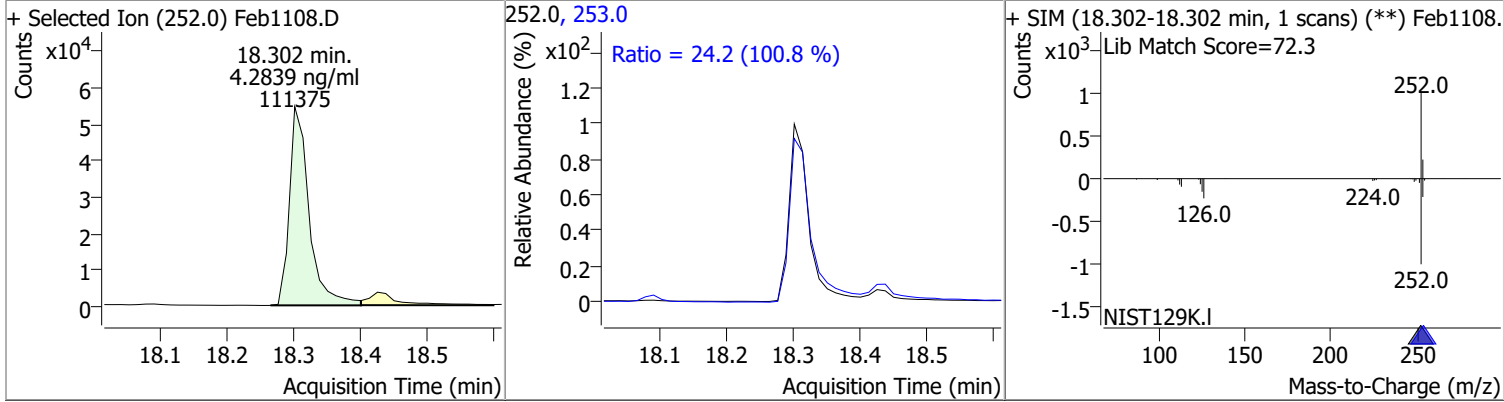
Compound	Conc.	RT	Dev(Min)	Resp.	QIon	QRatio	Lower	Upper
Benzo(b)fluoranthene	4.5533	17.66	-0.01	137736	253.0	22.5	15.6	28.9



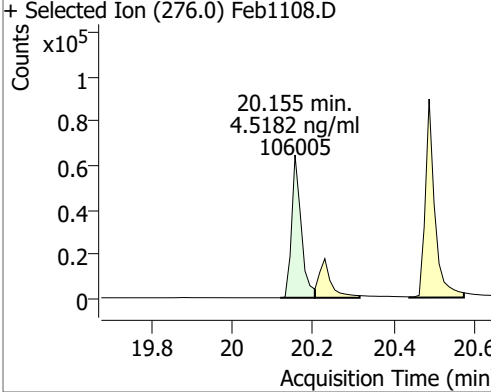
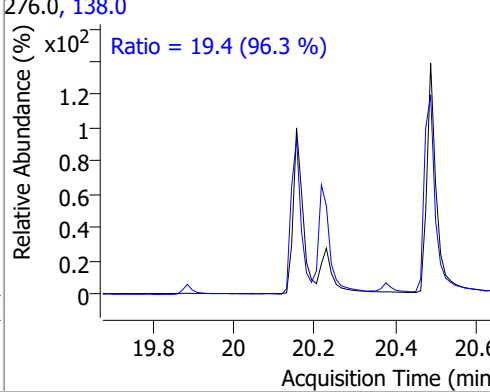
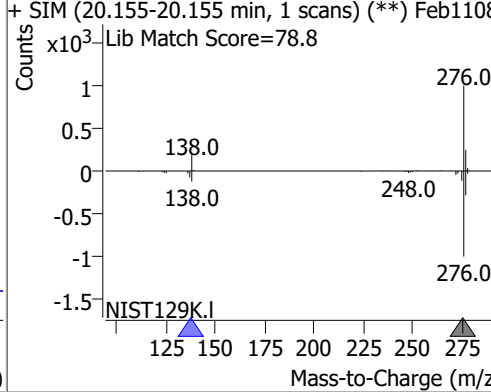
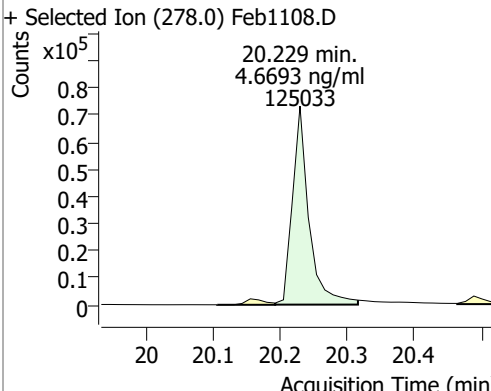
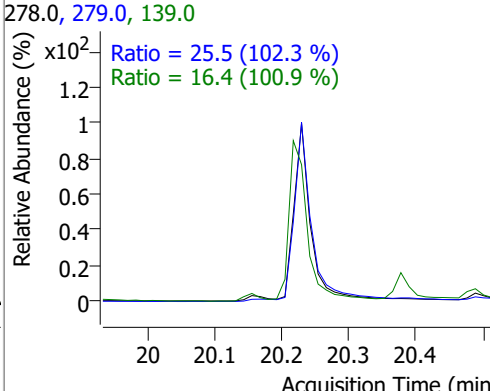
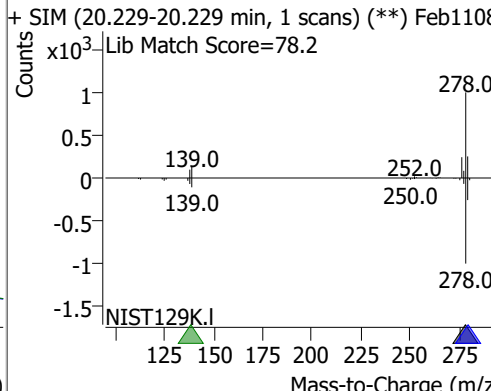
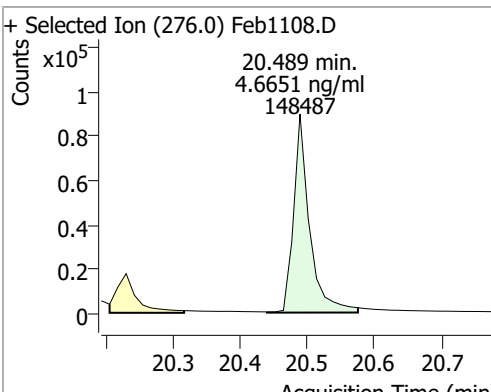
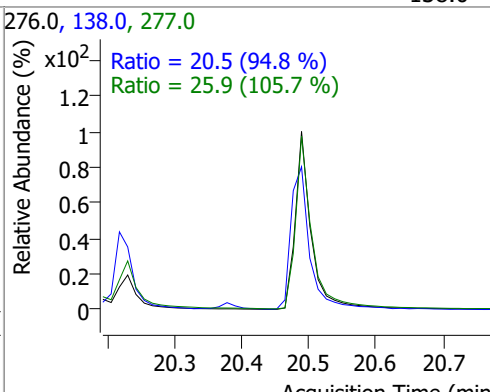
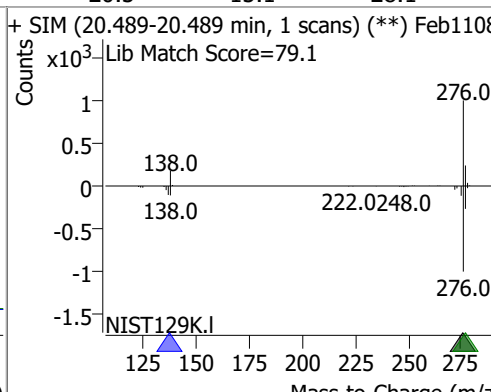
Compound	Conc.	RT	Dev(Min)	Resp.	QIon	QRatio	Lower	Upper
Benzo(k)fluoranthene	4.3551	17.72	-0.01	145637	253.0	20.9	16.5	30.6



Compound	Conc.	RT	Dev(Min)	Resp.	QIon	QRatio	Lower	Upper
Benzo(a)pyrene	4.2839	18.30	-0.01	111375	253.0	24.2	16.8	31.2



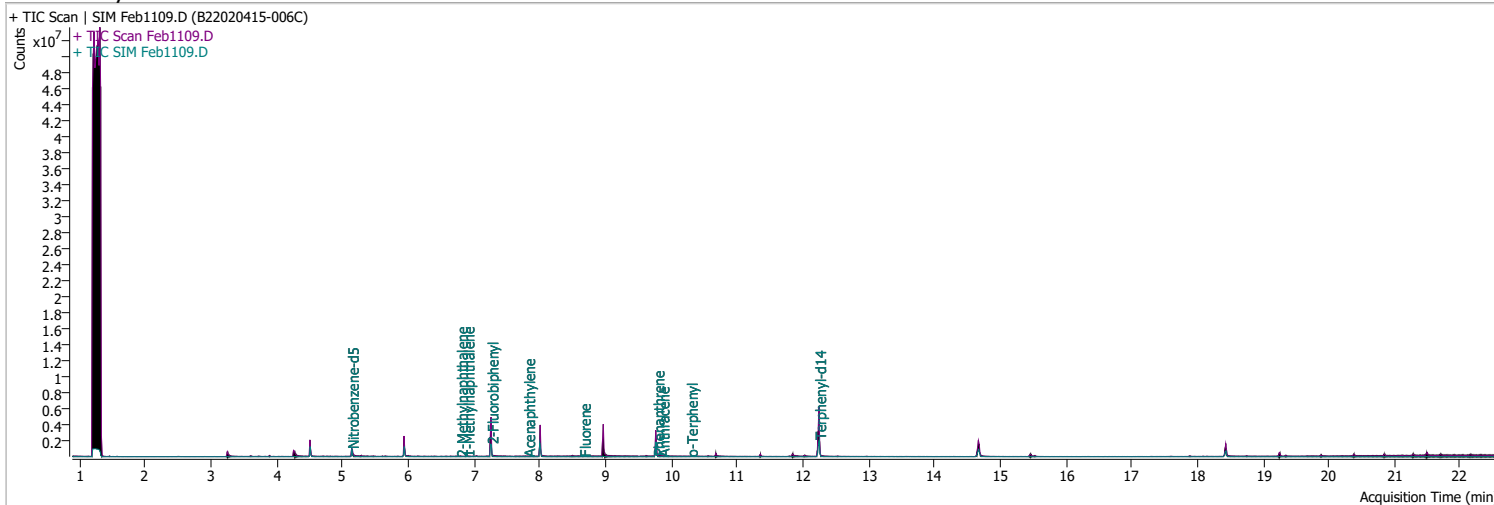
Quantitation Results Report (QT Reviewed)

Compound	Conc.	RT	Dev(Min)	Resp.	QIon	QRatio	Lower	Upper
Indeno(1,2,3-cd)pyrene	4.5182	20.15	-0.01	106005	138.0	19.4	14.1	26.2
<div style="display: flex; justify-content: space-between;"> <div style="width: 30%;"> <p>+ Selected Ion (276.0) Feb1108.D</p>  </div> <div style="width: 30%;"> <p>276.0, 138.0</p> <p>Ratio = 19.4 (96.3 %)</p>  </div> <div style="width: 30%;"> <p>+ SIM (20.155-20.155 min, 1 scans) (**) Feb1108.</p> <p>Lib Match Score=78.8</p>  </div> </div>								
Dibenzo(a,h)anthracene	4.6693	20.23	0.00	125033	279.0	25.5	17.4	32.4
<div style="display: flex; justify-content: space-between;"> <div style="width: 30%;"> <p>+ Selected Ion (278.0) Feb1108.D</p>  </div> <div style="width: 30%;"> <p>278.0, 279.0, 139.0</p> <p>Ratio = 25.5 (102.3 %)</p> <p>Ratio = 16.4 (100.9 %)</p>  </div> <div style="width: 30%;"> <p>+ SIM (20.229-20.229 min, 1 scans) (**) Feb1108.</p> <p>Lib Match Score=78.2</p>  </div> </div>								
Benzo(g,h,i)perylene	4.6651	20.49	0.00	148487	277.0	25.9	17.2	31.9
<div style="display: flex; justify-content: space-between;"> <div style="width: 30%;"> <p>+ Selected Ion (276.0) Feb1108.D</p>  </div> <div style="width: 30%;"> <p>276.0, 138.0, 277.0</p> <p>Ratio = 20.5 (94.8 %)</p> <p>Ratio = 25.9 (105.7 %)</p>  </div> <div style="width: 30%;"> <p>+ SIM (20.489-20.489 min, 1 scans) (**) Feb1108.</p> <p>Lib Match Score=79.1</p>  </div> </div>								

Quantitation Results Report (QT Reviewed)

Data File	Feb1109.D	Operator	LIMS import
Acq. Method	5975BNASIM	Acq. Date-Time	2/11/2022 7:06:40 PM
Sample Name	B22020415-006C	Instrument	GCMS
Vial	9	Multiplier	1.00
DA Method File	020722 bna SIM 1.batch.bin	Comment	SVOC-8270C-SIM-W-LLPAH
Tune File	dftppjph.u	Tune Date	
Batch Name	021122 bna SIM 1.batch.bin	Last Calib Update	2/14/2022 11:10:52 AM

Ref Library



Compound	RT	QIon	Resp.	Conc.	Units	Dev(Min)	
Internal Standards							
M 1,4-Dichlorobenzene-d4	4.509	152.0	345582	40.0000	ng/ml	0.000	
M Naphthalene-d8	5.941	136.0	1274394	40.0000	ng/ml	0.000	
M Acenaphthene-d10	8.000	164.0	827861	40.0000	ng/ml	-0.013	
M Phenanthrene-d10	9.768	188.0	1629326	40.0000	ng/ml	0.000	
M Chrysene-d12	14.677	240.0	1351643	40.0000	ng/ml	0.000	
M Perylene-d12	18.437	264.0	857896	40.0000	ng/ml	0.012	
System Monitoring Compounds							
S Nitrobenzene-d5	5.143	82.0	536688	77.9039	ng/ml	-0.013	
Spiked Amount: 5.000	Range: 19.0 - 102.0%			Recovery = 1558.08%	*		
S 2-Fluorobiphenyl	7.264	172.0	1750741	77.0243	ng/ml	0.000	
Spiked Amount: 5.000	Range: 25.0 - 94.0%			Recovery = 1540.49%	*		
S o-Terphenyl	10.299	230.0	2445	0.0151	ng/ml	0.000	
Spiked Amount: 5.000	Range: 40.0 - 140.0%			Recovery = 0.30%	*		
S Terphenyl-d14	12.251	244.0	2735560	62.3126	ng/ml	0.012	
Spiked Amount: 5.000	Range: 39.0 - 106.0%			Recovery = 1246.25%	*		
Target Compounds							
T Naphthalene	5.966	128.0	0		ng/ml	md	1
T 2-Methylnaphthalene	6.802	141.0	1952	0.0365	ng/ml	#	60
T 1-Methylnaphthalene	6.902	141.0	2284	0.0364	ng/ml	#	74
T Acenaphthylene	7.826	152.0	2218	0.0699	ng/ml		99
T Acenaphthene	8.038	154.0	0		ng/ml	md	1
T Fluorene	8.673	166.0	3307	0.0739	ng/ml		91
T Phenanthrene	9.793	178.0	4684	0.0359	ng/ml	m	99
T Anthracene	9.867	178.0	3564	0.0324	ng/ml		100
T Fluoranthene	0.000		0	N.D.			
T Pyrene	0.000		0	N.D.			
T Benzo(a)Anthracene	14.677	228.0	0		ng/ml	md	1
T Chrysene	14.739	228.0	0		ng/ml	md	1
T Benzo(b)fluoranthene	0.000		0	N.D.			

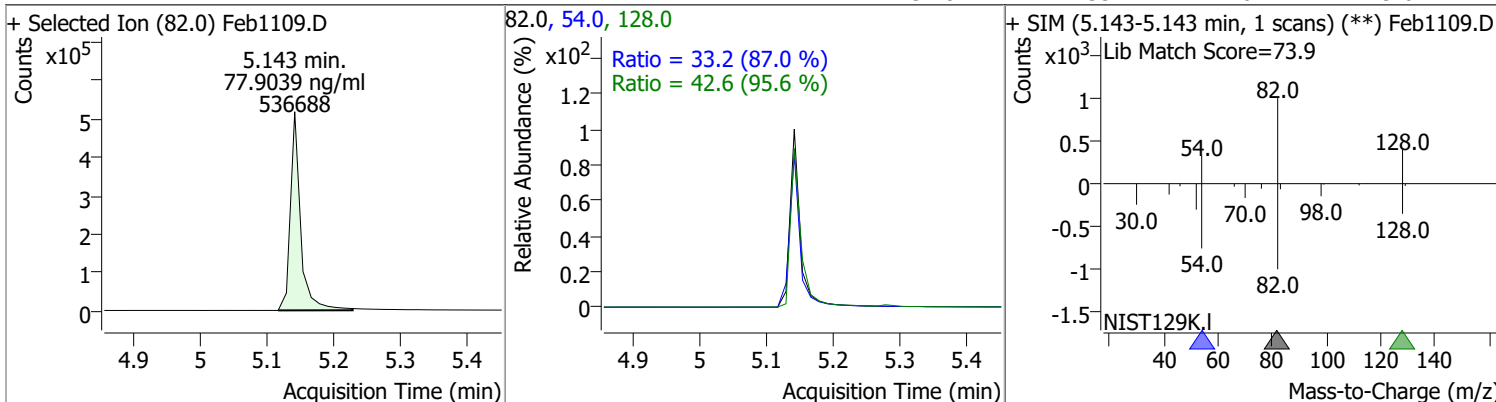
Quantitation Results Report (QT Reviewed)

Compound	RT	QIon	Resp.	Conc.	Units	Dev(Min)
T Benzo(k)fluoranthene	0.000		0	N.D.		
T Benzo(a)pyrene	18.437	252.0	0		ng/ml	md 1
T Indeno(1,2,3-cd)pyrene	0.000		0	N.D.		
T Dibenzo(a,h)anthracene	0.000		0	N.D.		
T Benzo(g,h,i)perylene	0.000		0	N.D.		

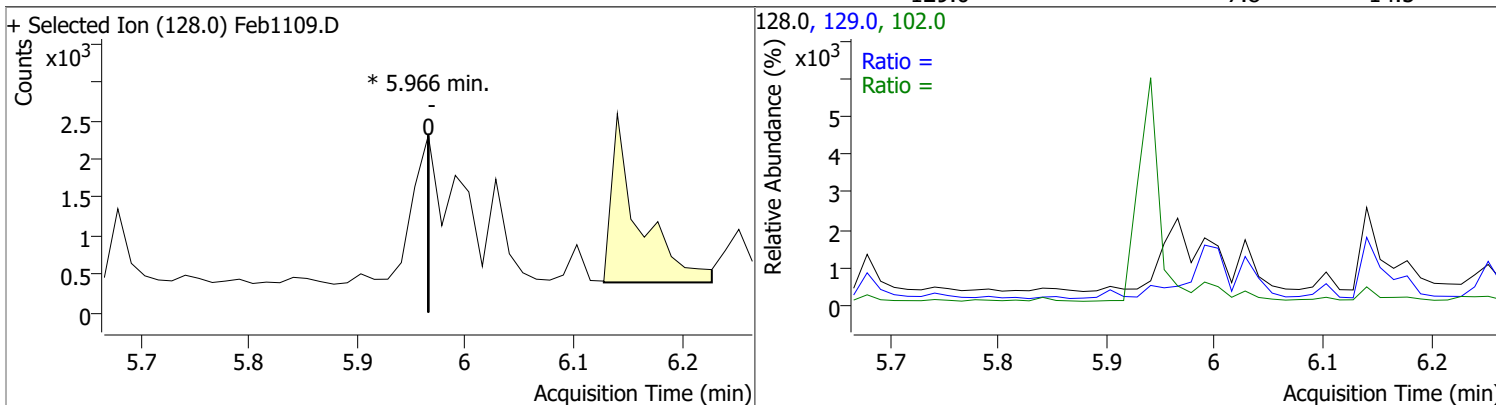
(#) = Qualifier Out of Range; (m) = Manual Integration; (+) = Area Summed; (*) = Surrogate Percent Recovery Out of Range; (d): Zeroed Peak

Quantitation Results Report (QT Reviewed)

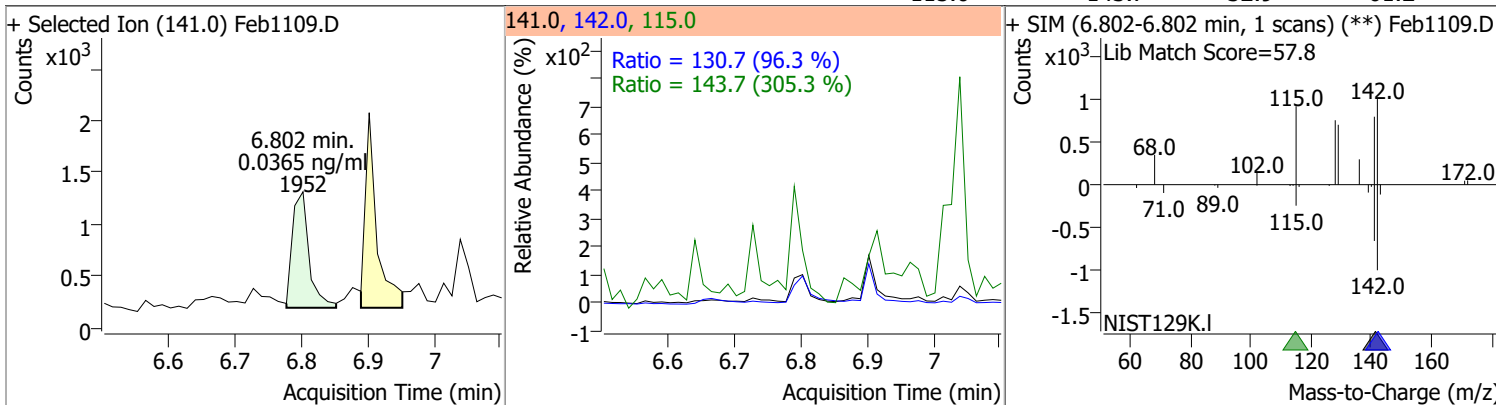
Compound	Conc.	RT	Dev(Min)	Resp.	QIon	QRatio	Lower	Upper
Nitrobenzene-d5	77.9039	5.14	-0.01	536688	128.0	42.6	31.2	57.9
					54.0	33.2	26.7	49.6



Compound	Conc.	RT	Dev(Min)	Resp.	QIon	QRatio	Lower	Upper
Naphthalene	0	0	0	0	102.0		0.0	45.0
					129.0		7.8	14.5

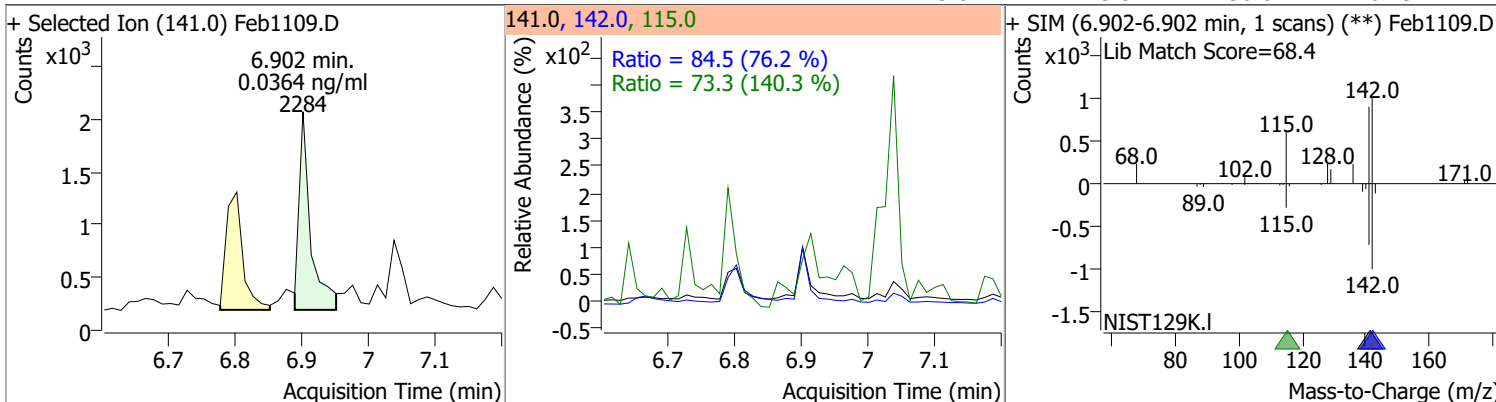


Compound	Conc.	RT	Dev(Min)	Resp.	QIon	QRatio	Lower	Upper
2-Methylnaphthalene	0.0365	6.80	0.00	1952	142.0	130.7	95.0	176.4
					115.0	143.7	32.9	61.2

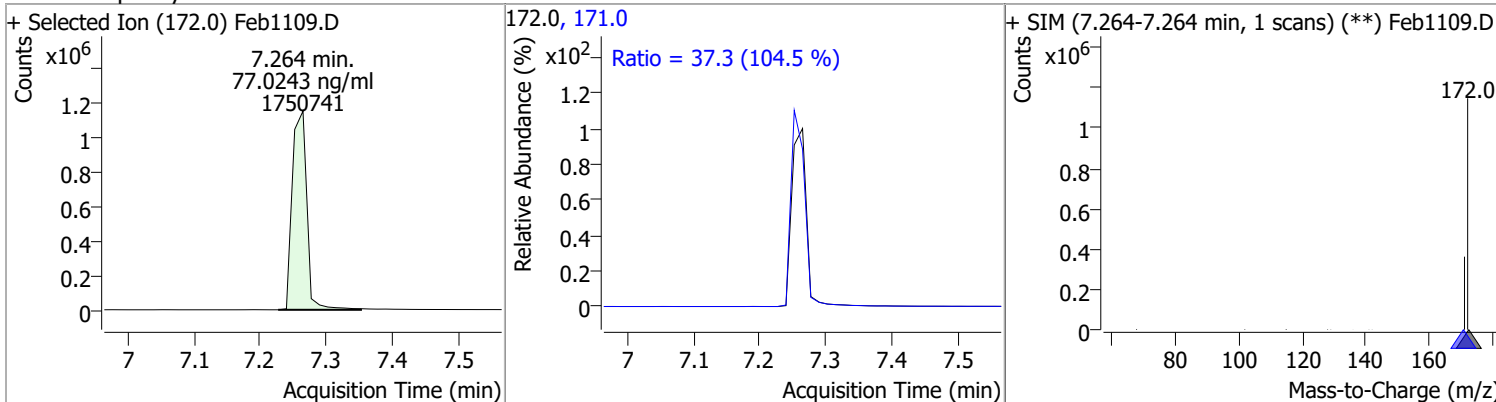


Quantitation Results Report (QT Reviewed)

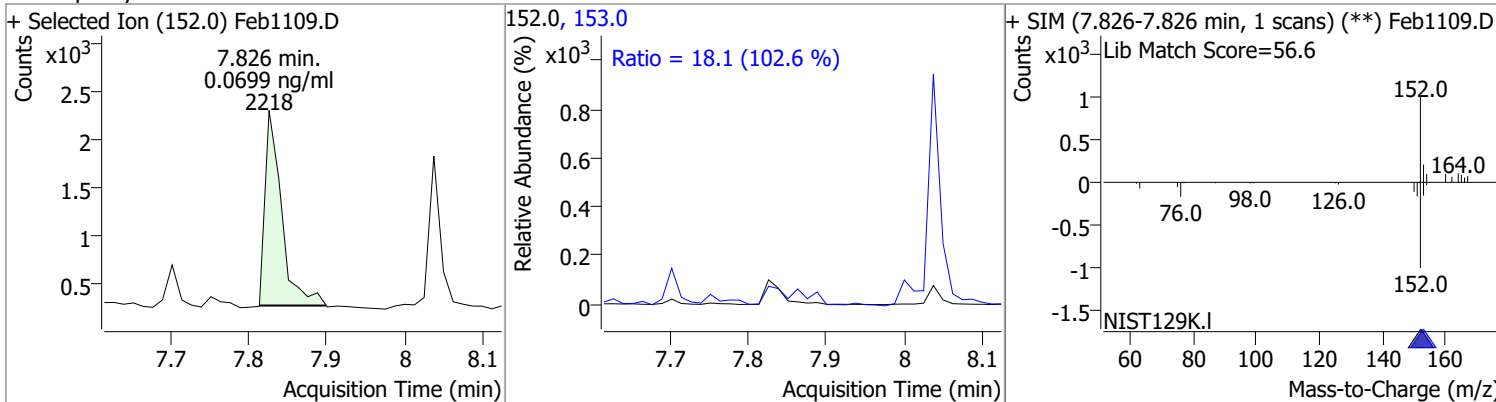
Compound	Conc.	RT	Dev(Min)	Resp.	QIon	QRatio	Lower	Upper
1-Methylnaphthalene	0.0364	6.90	0.00	2284	142.0	84.5	77.7	144.2
					115.0	73.3	36.6	67.9



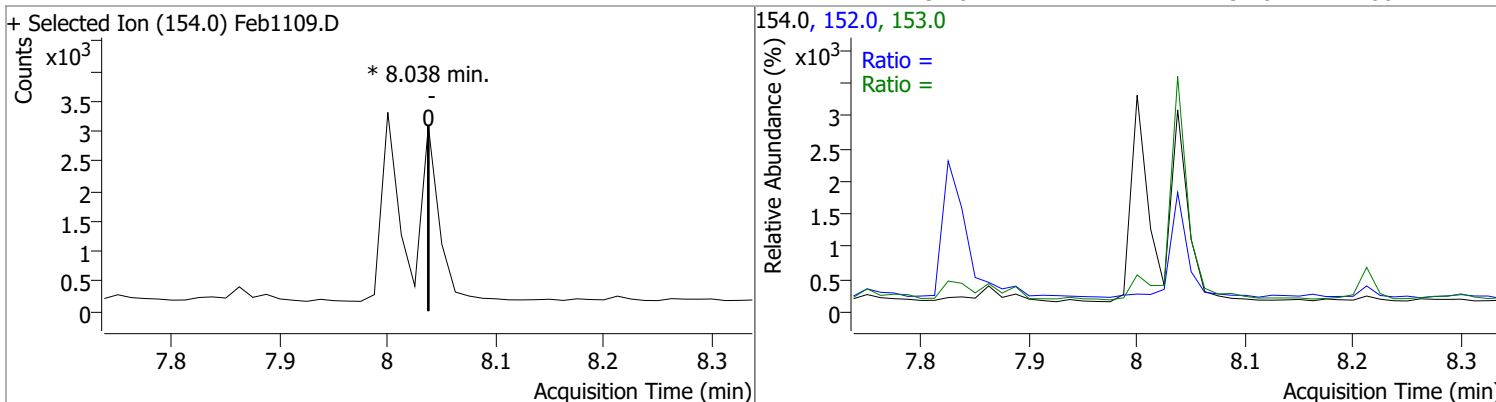
Compound	Conc.	RT	Dev(Min)	Resp.	QIon	QRatio	Lower	Upper
2-Fluorobiphenyl	77.0243	7.26	0.00	1750741	171.0	37.3	25.0	46.4



Compound	Conc.	RT	Dev(Min)	Resp.	QIon	QRatio	Lower	Upper
Acenaphthylene	0.0699	7.83	0.00	2218	153.0	18.1	12.3	22.9

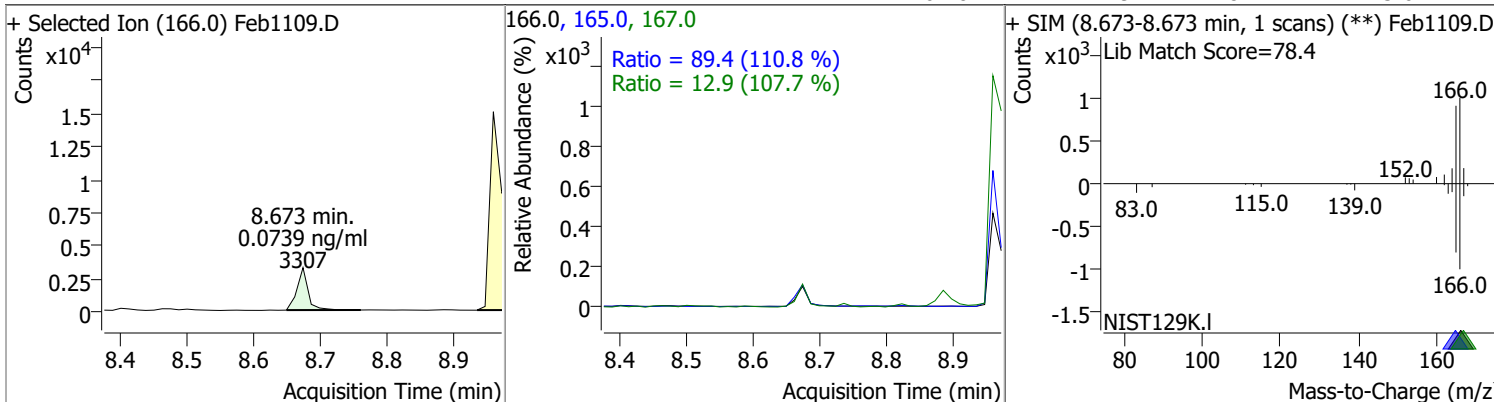


Compound	Conc.	RT	Dev(Min)	Resp.	QIon	QRatio	Lower	Upper
Acenaphthene		0		0	153.0		76.2	141.5
					152.0		37.0	68.7

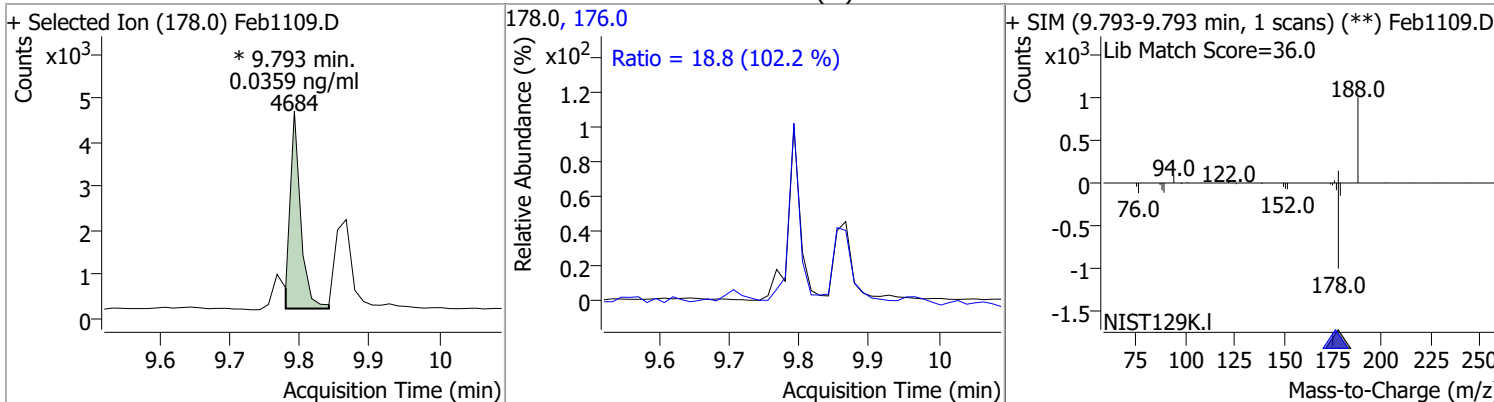


Quantitation Results Report (QT Reviewed)

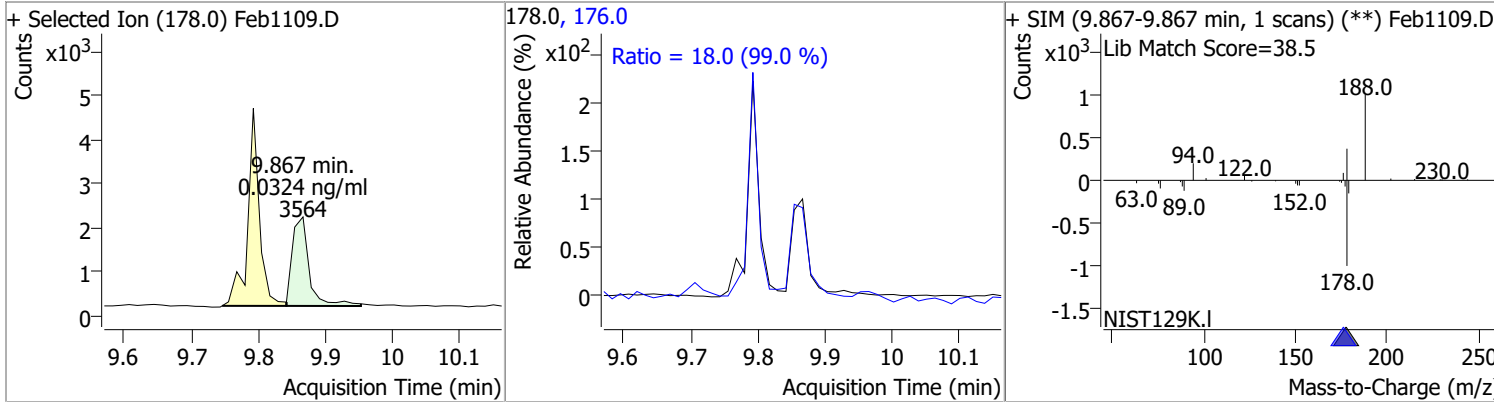
Compound	Conc.	RT	Dev(Min)	Resp.	QIon	QRatio	Lower	Upper
Fluorene	0.0739	8.67	0.00	3307	165.0 167.0	89.4 12.9	56.5 8.4	104.9 15.6



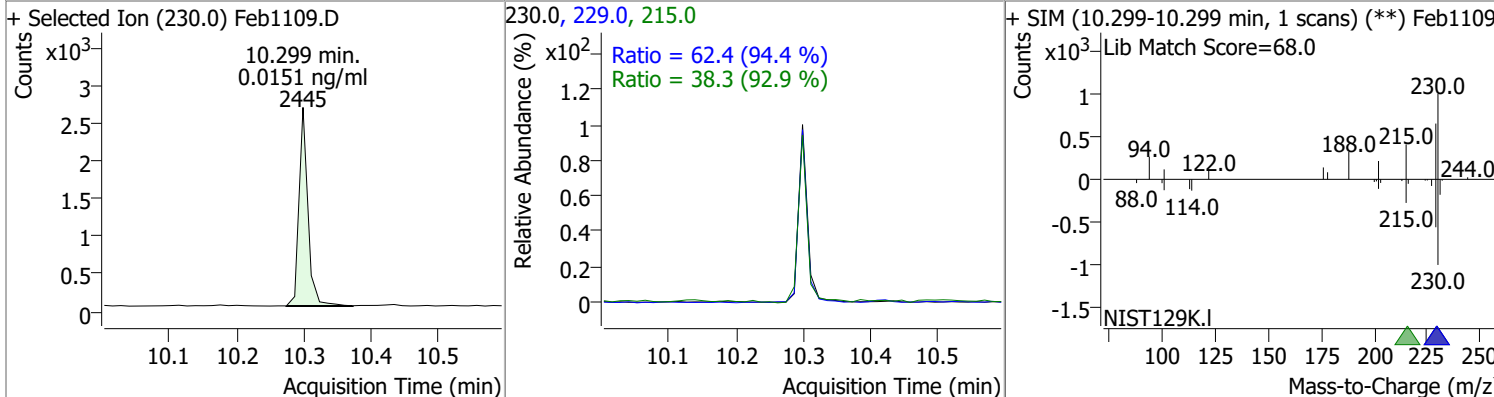
Compound	Conc.	RT	Dev(Min)	Resp.	QIon	QRatio	Lower	Upper
Phenanthrene	0.0359	9.79	0.00	4684 (m)	176.0	18.8	12.9	23.9



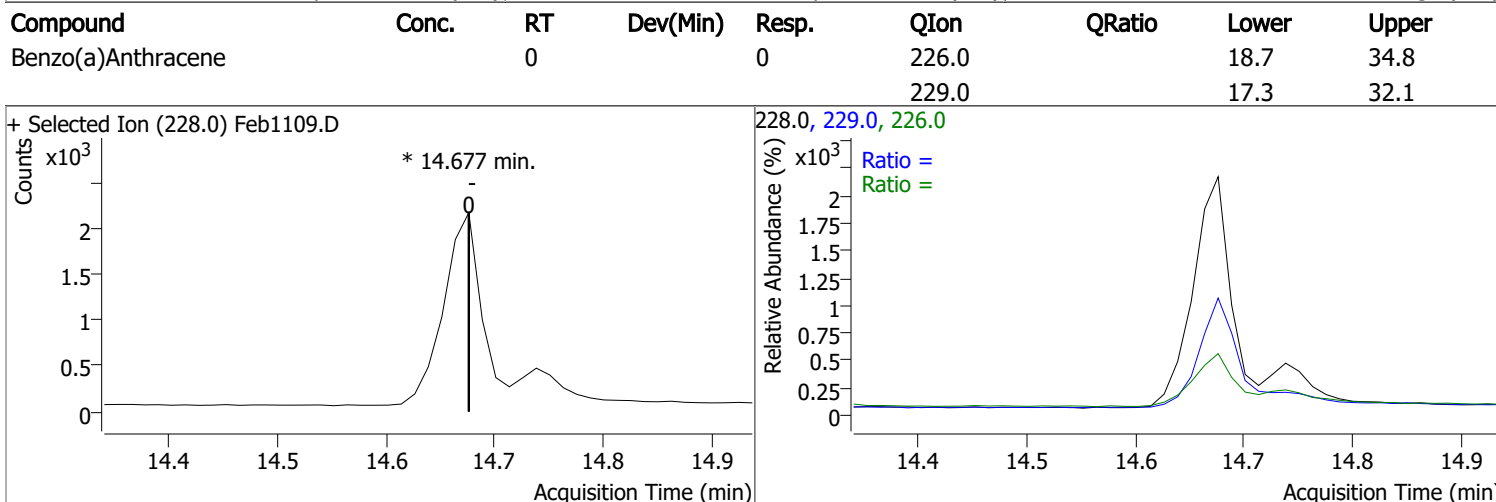
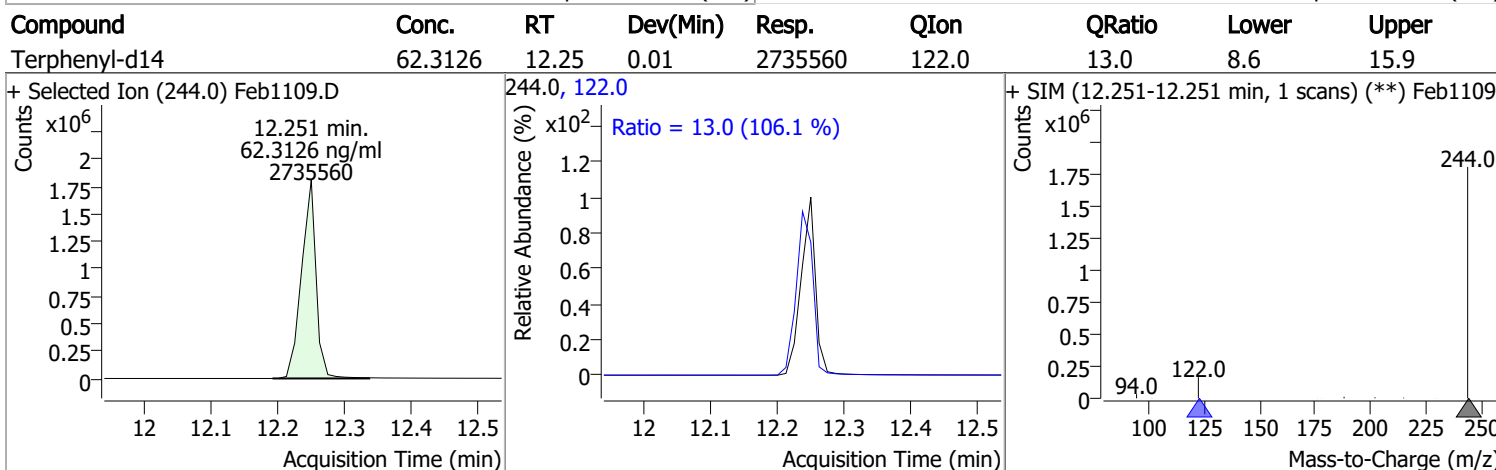
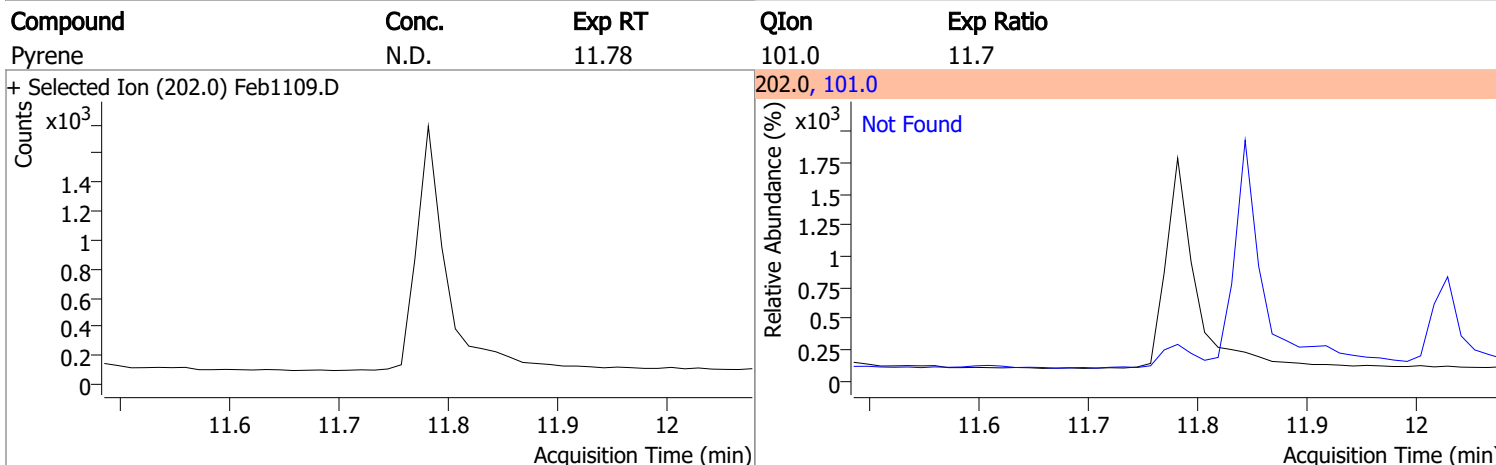
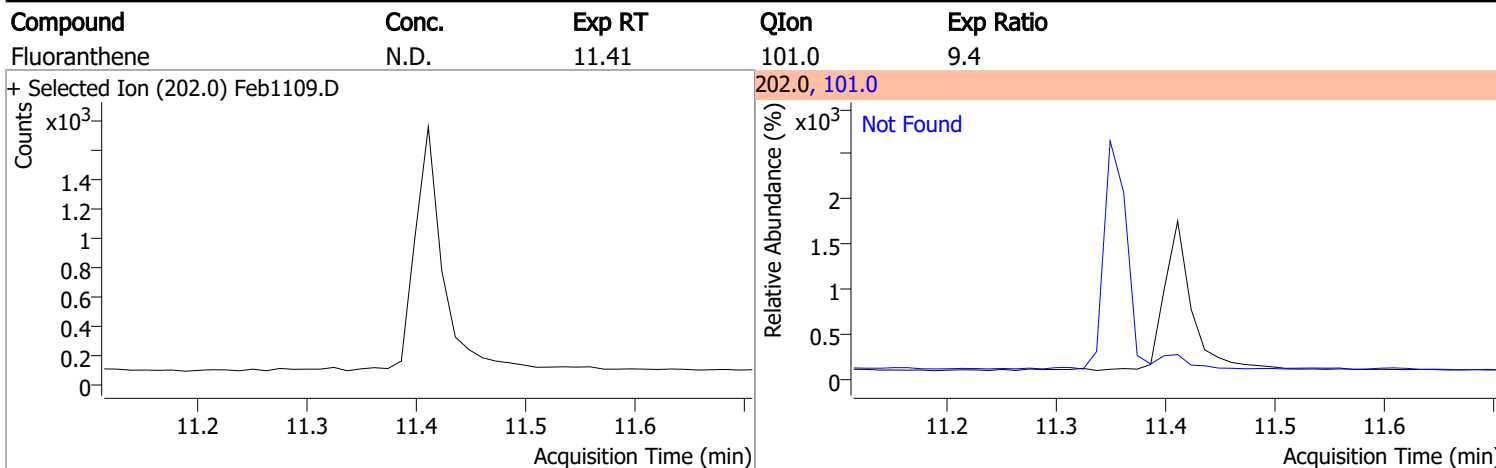
Compound	Conc.	RT	Dev(Min)	Resp.	QIon	QRatio	Lower	Upper
Anthracene	0.0324	9.87	0.00	3564	176.0	18.0	12.7	23.6



Compound	Conc.	RT	Dev(Min)	Resp.	QIon	QRatio	Lower	Upper
o-Terphenyl	0.0151	10.30	0.00	2445	229.0 215.0	62.4 38.3	46.3 28.9	85.9 53.6

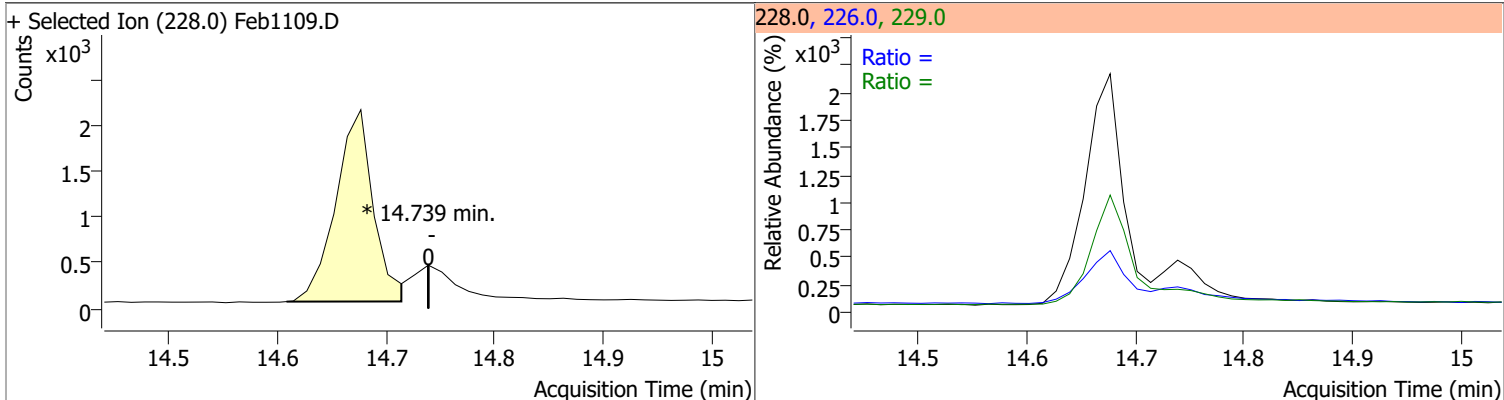


Quantitation Results Report (QT Reviewed)

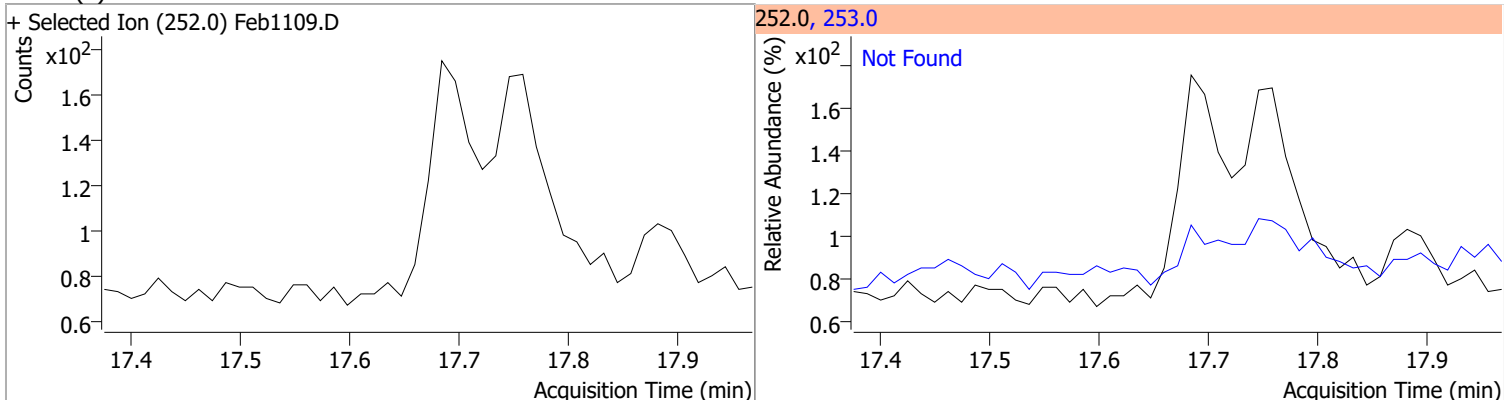


Quantitation Results Report (QT Reviewed)

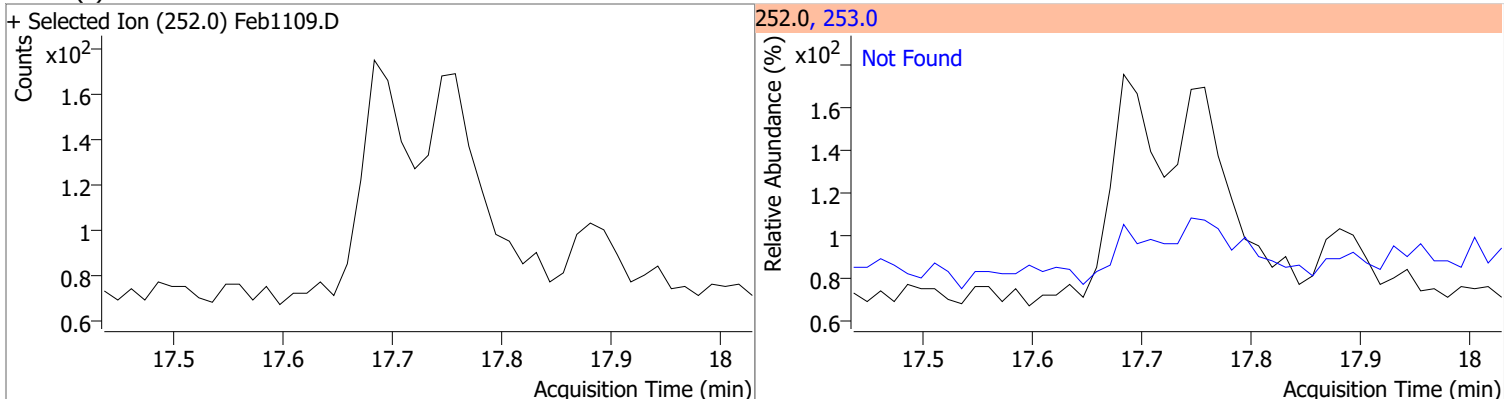
Compound	Conc.	RT	Dev(Min)	Resp.	QIon	QRatio	Lower	Upper
Chrysene		0		0	226.0 229.0		21.4 14.2	39.7 26.3



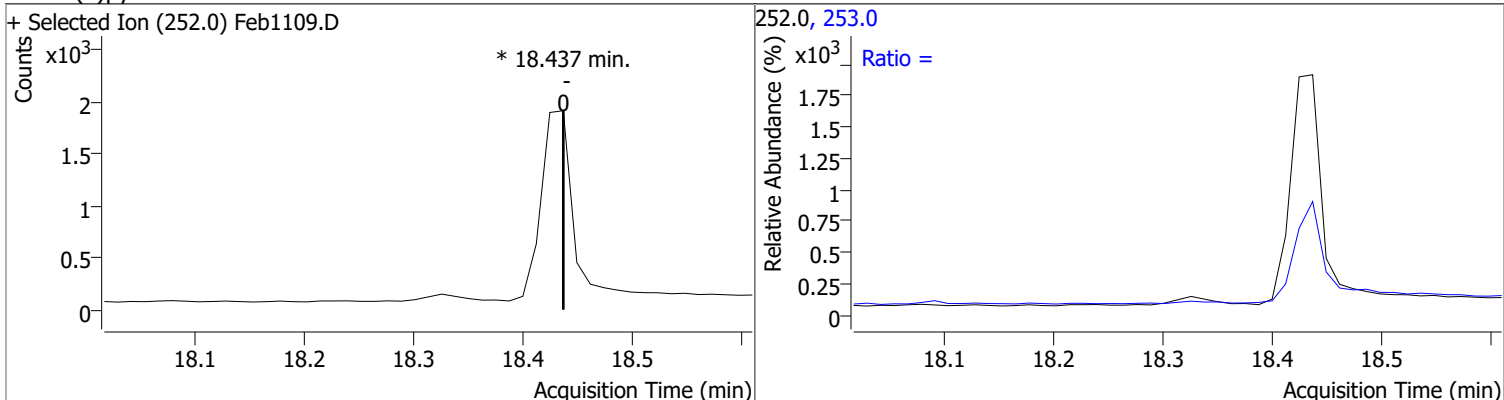
Compound	Conc.	Exp RT	QIon	Exp Ratio
Benzo(b)fluoranthene	N.D.	17.67	253.0	22.2



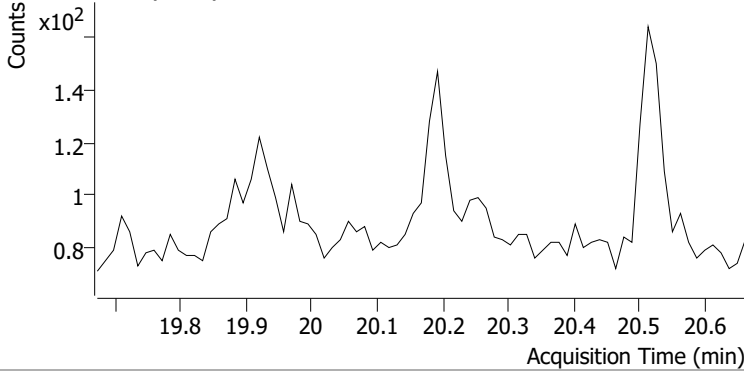
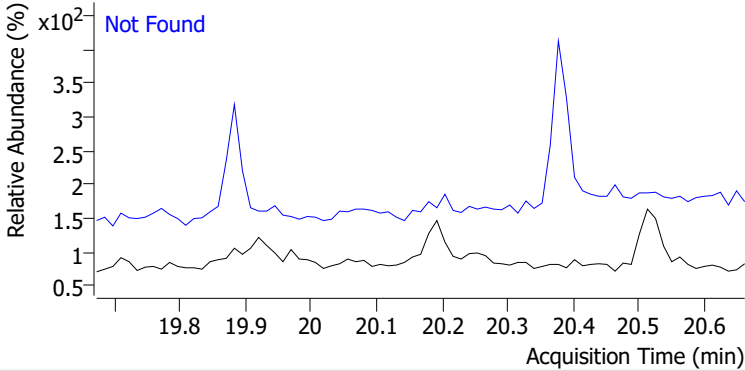
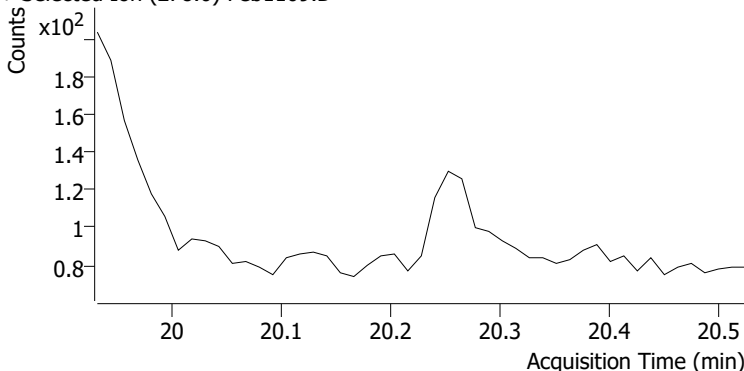
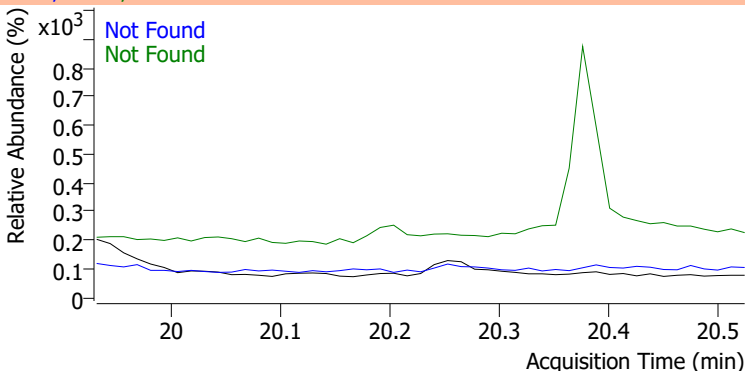
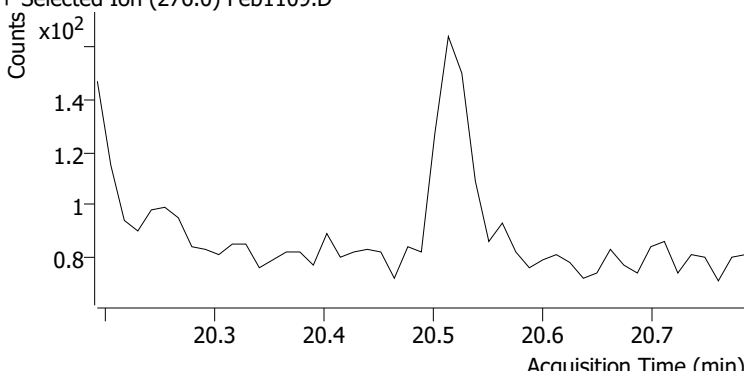
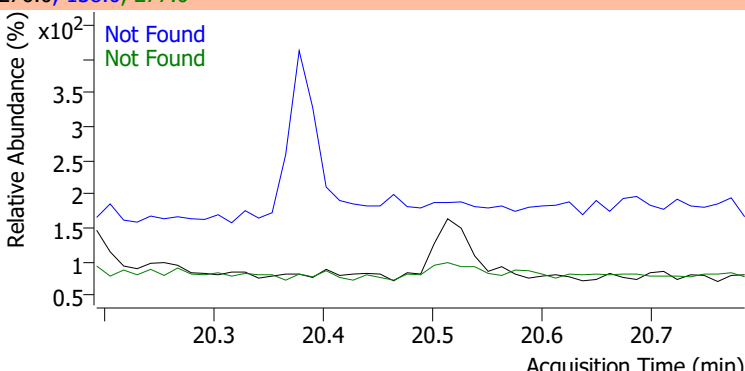
Compound	Conc.	Exp RT	QIon	Exp Ratio
Benzo(k)fluoranthene	N.D.	17.73	253.0	23.6



Compound	Conc.	RT	Dev(Min)	Resp.	QIon	QRatio	Lower	Upper
Benzo(a)pyrene		0		0	253.0		16.8	31.2



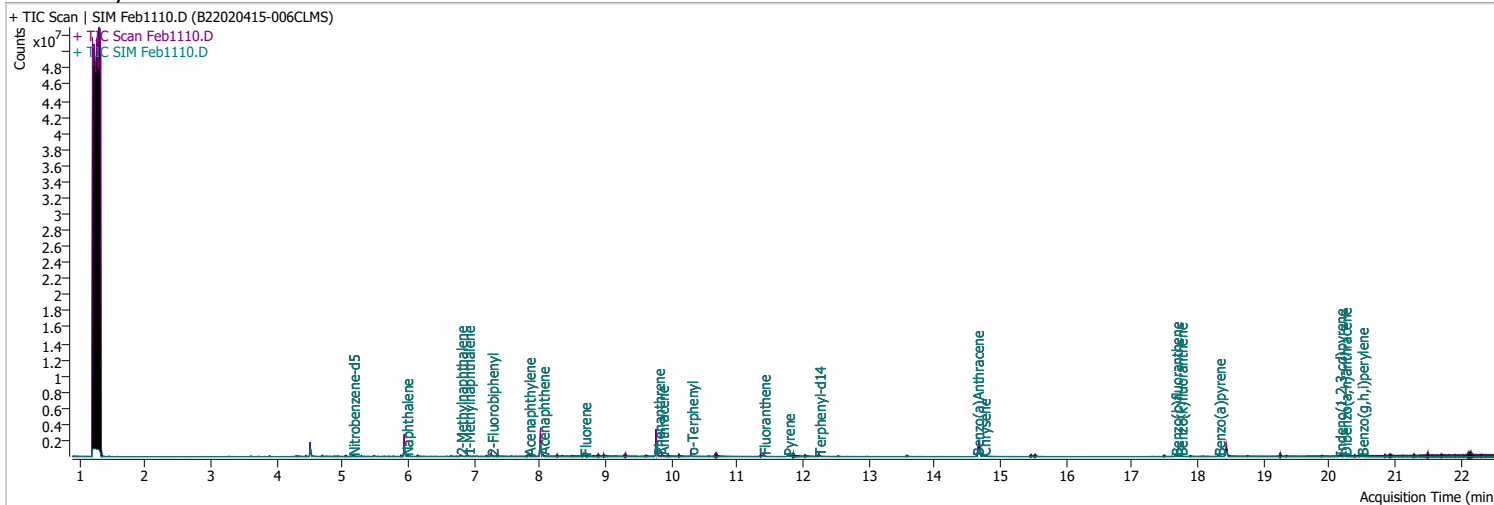
Quantitation Results Report (QT Reviewed)

Compound	Conc.	Exp RT	QIon	Exp Ratio		
Indeno(1,2,3-cd)pyrene	N.D.	20.17	138.0	20.2		
+ Selected Ion (276.0) Feb1109.D			276.0, 138.0			
						
Dibenzo(a,h)anthracene	N.D.	20.23	279.0	24.9	QIon	Exp Ratio
			139.0	16.2		
+ Selected Ion (278.0) Feb1109.D			278.0, 279.0, 139.0			
						
Benzo(g,h,i)perylene	N.D.	20.49	277.0	24.5	QIon	Exp Ratio
			138.0	21.6		
+ Selected Ion (276.0) Feb1109.D			276.0, 138.0, 277.0			
						

Quantitation Results Report (QT Reviewed)

Data File	Feb1110.D	Operator	LIMS import
Acq. Method	5975BNASIM	Acq. Date-Time	2/11/2022 7:39:04 PM
Sample Name	B22020415-006CLMS	Instrument	GCMS
Vial	10	Multiplier	1.00
DA Method File	020722 bna SIM 1.batch.bin	Comment	SVOC-8270C-SIM-W-LLPAH
Tune File	dftppjph.u	Tune Date	
Batch Name	021122 bna SIM 1.batch.bin	Last Calib Update	2/14/2022 11:10:52 AM

Ref Library



Compound	RT	QIon	Resp.	Conc.	Units	Dev(Min)
Internal Standards						
M 1,4-Dichlorobenzene-d4	4.509	152.0	303570	40.0000	ng/ml	0.000
M Naphthalene-d8	5.941	136.0	1160200	40.0000	ng/ml	0.000
M Acenaphthene-d10	8.001	164.0	741326	40.0000	ng/ml	-0.013
M Phenanthrene-d10	9.768	188.0	1535419	40.0000	ng/ml	0.000
M Chrysene-d12	14.677	240.0	1271278	40.0000	ng/ml	0.000
M Perylene-d12	18.438	264.0	832571	40.0000	ng/ml	0.012
System Monitoring Compounds						
S Nitrobenzene-d5	5.156	82.0	20333	3.3600	ng/ml	0.000
Spiked Amount: 5.000	Range: 19.0 - 102.0%		Recovery = 67.20%			
S 2-Fluorobiphenyl	7.265	172.0	98464	4.2665	ng/ml	0.000
Spiked Amount: 5.000	Range: 25.0 - 94.0%		Recovery = 85.33%			
S o-Terphenyl	10.299	230.0	96155	4.0732	ng/ml	0.000
Spiked Amount: 5.000	Range: 40.0 - 140.0%		Recovery = 81.46%			
S Terphenyl-d14	12.238	244.0	164446	6.0335	ng/ml	0.000
Spiked Amount: 5.000	Range: 39.0 - 106.0%		Recovery = 120.67%		*	
Target Compounds						
T Naphthalene	5.966	128.0	85957	2.7501	ng/ml	95
T 2-Methylnaphthalene	6.790	141.0	60255	3.1626	ng/ml	100
T 1-Methylnaphthalene	6.902	141.0	56647	2.8587	ng/ml	96
T Acenaphthylene	7.826	152.0	98975	3.4828	ng/ml	96
T Acenaphthene	8.038	154.0	77233	3.8275	ng/ml	98
T Fluorene	8.673	166.0	92775	3.8237	ng/ml	83
T Phenanthrene	9.793	178.0	152818	3.7717	ng/ml	96
T Anthracene	9.854	178.0	134026	4.0468	ng/ml	99
T Fluoranthene	11.398	202.0	173620	4.4753	ng/ml	100
T Pyrene	11.769	202.0	188041	4.4057	ng/ml	97
T Benzo(a)Anthracene	14.639	228.0	143460	4.8365	ng/ml	98
T Chrysene	14.739	228.0	183231	4.4840	ng/ml	97
T Benzo(b)fluoranthene	17.659	252.0	130437	4.4083	ng/ml	98

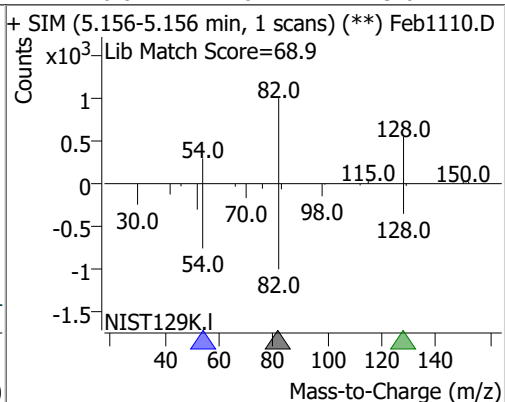
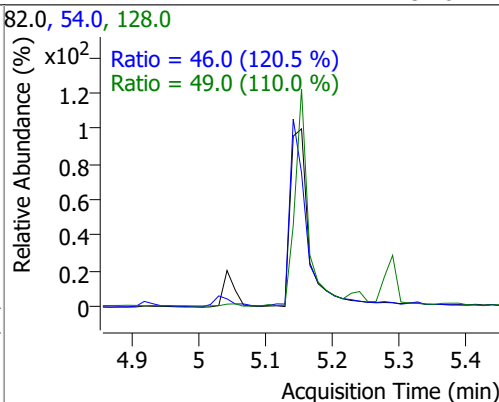
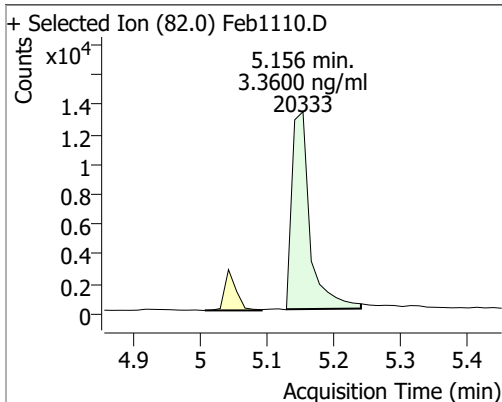
Quantitation Results Report (QT Reviewed)

Compound	RT	QIon	Resp.	Conc.	Units	Dev(Min)
T Benzo(k)fluoranthene	17.733	252.0	136007	4.1504	ng/ml	99
T Benzo(a)pyrene	18.314	252.0	100821	3.9681	ng/ml	100
T Indeno(1,2,3-cd)pyrene	20.155	276.0	97473	4.2537	ng/ml	97
T Dibenzo(a,h)anthracene	20.229	278.0	119593	4.5627	ng/ml	98
T Benzo(g,h,i)perylene	20.489	276.0	139063	4.4656	ng/ml	98

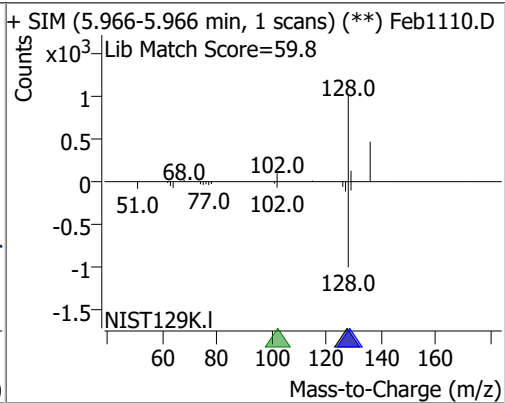
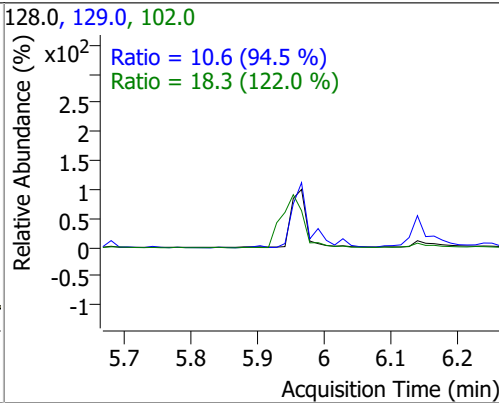
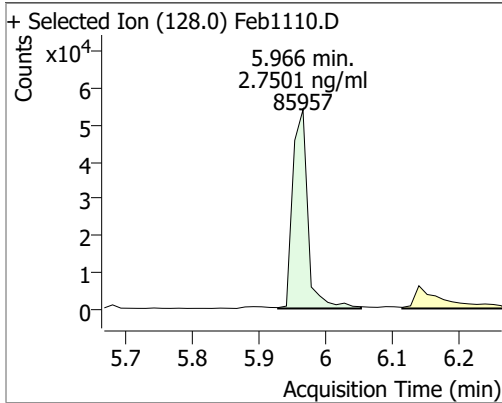
(#) = Qualifier Out of Range; (m) = Manual Integration; (+) = Area Summed; (*) = Surrogate Percent Recovery Out of Range; (d): Zeroed Peak

Quantitation Results Report (QT Reviewed)

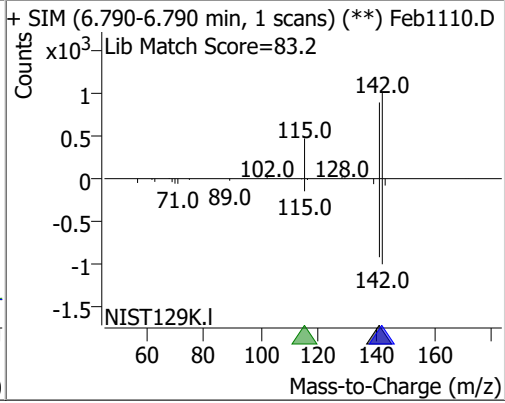
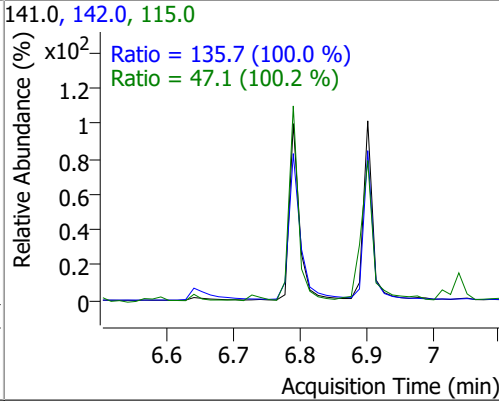
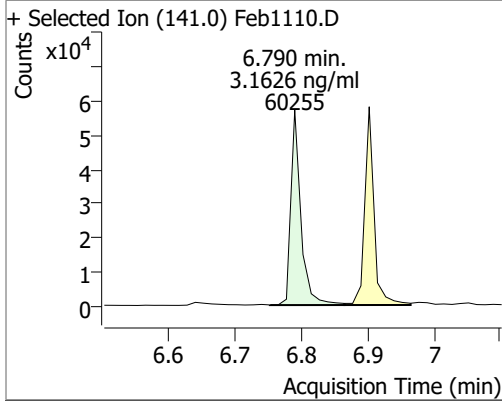
Compound	Conc.	RT	Dev(Min)	Resp.	QIon	QRatio	Lower	Upper
Nitrobenzene-d5	3.3600	5.16	0.00	20333	128.0	49.0	31.2	57.9
					54.0	46.0	26.7	49.6



Compound	Conc.	RT	Dev(Min)	Resp.	QIon	QRatio	Lower	Upper
Naphthalene	2.7501	5.97	0.00	85957	102.0	18.3	0.0	45.0
					129.0	10.6	7.8	14.5

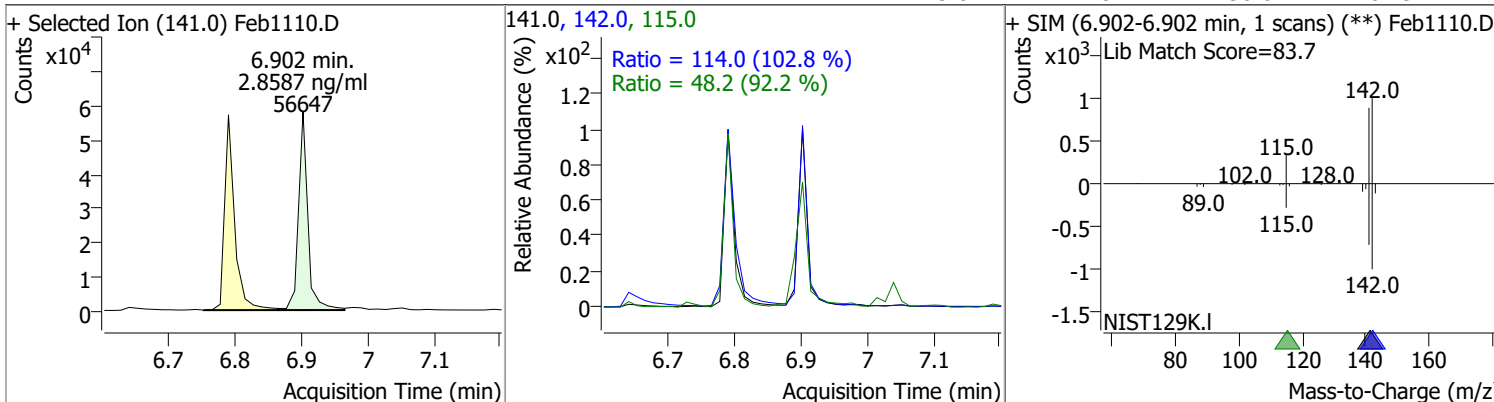


Compound	Conc.	RT	Dev(Min)	Resp.	QIon	QRatio	Lower	Upper
2-Methylnaphthalene	3.1626	6.79	-0.01	60255	142.0	135.7	95.0	176.4
					115.0	47.1	32.9	61.2

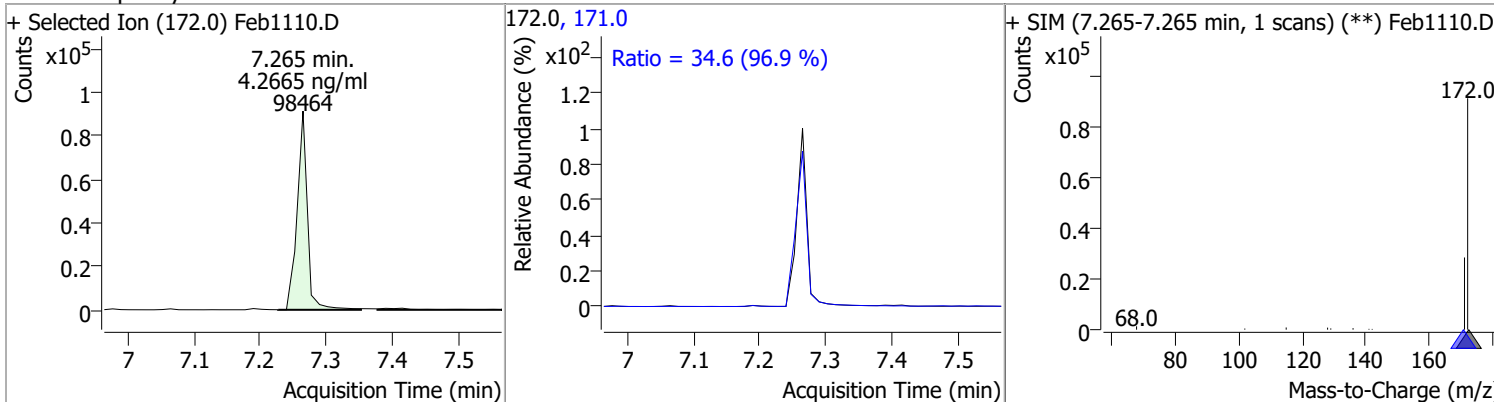


Quantitation Results Report (QT Reviewed)

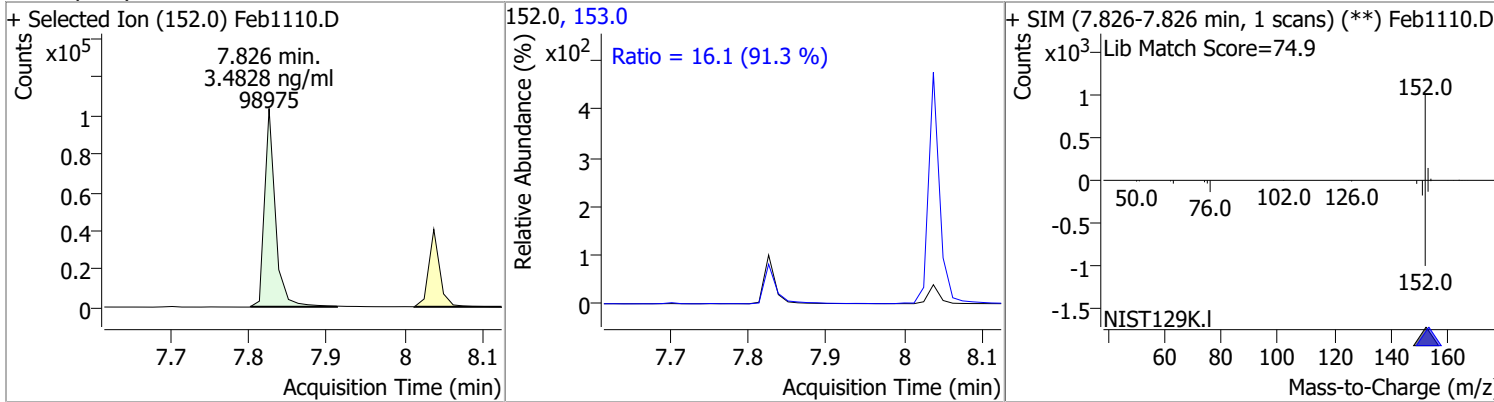
Compound	Conc.	RT	Dev(Min)	Resp.	QIon	QRatio	Lower	Upper
1-Methylnaphthalene	2.8587	6.90	0.00	56647	142.0	114.0	77.7	144.2
					115.0	48.2	36.6	67.9



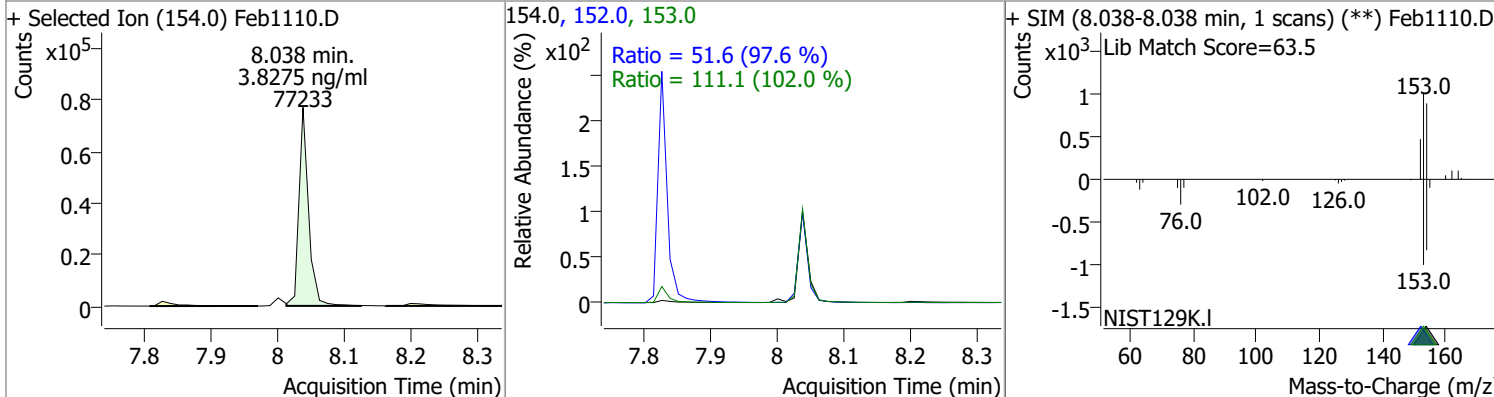
Compound	Conc.	RT	Dev(Min)	Resp.	QIon	QRatio	Lower	Upper
2-Fluorobiphenyl	4.2665	7.26	0.00	98464	171.0	34.6	25.0	46.4



Compound	Conc.	RT	Dev(Min)	Resp.	QIon	QRatio	Lower	Upper
Acenaphthylene	3.4828	7.83	0.00	98975	153.0	16.1	12.3	22.9

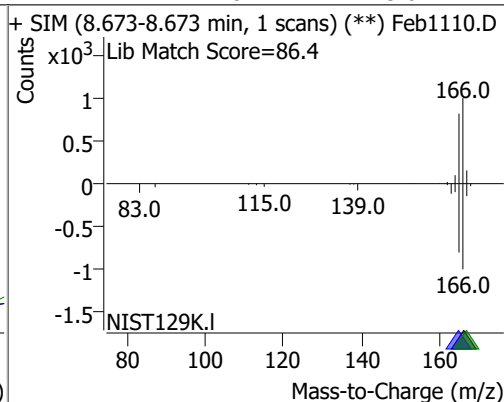
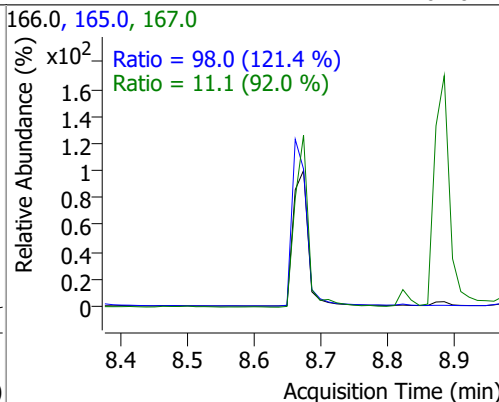
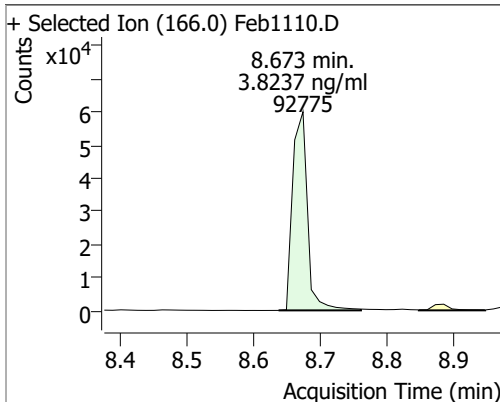


Compound	Conc.	RT	Dev(Min)	Resp.	QIon	QRatio	Lower	Upper
Acenaphthene	3.8275	8.04	0.00	77233	153.0	111.1	76.2	141.5
					152.0	51.6	37.0	68.7

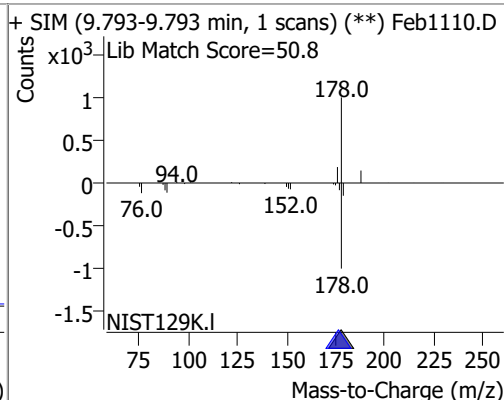
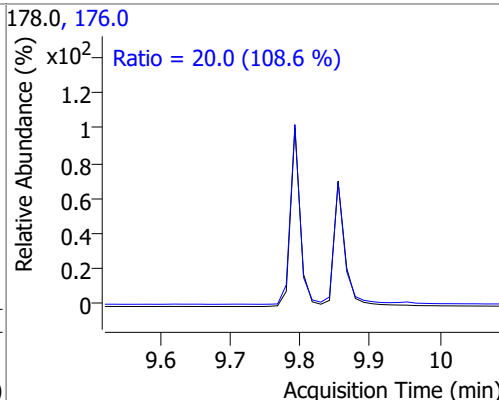
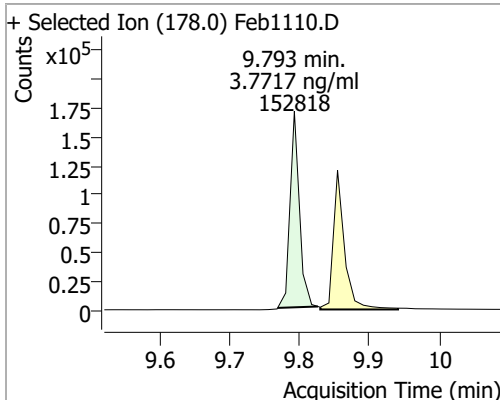


Quantitation Results Report (QT Reviewed)

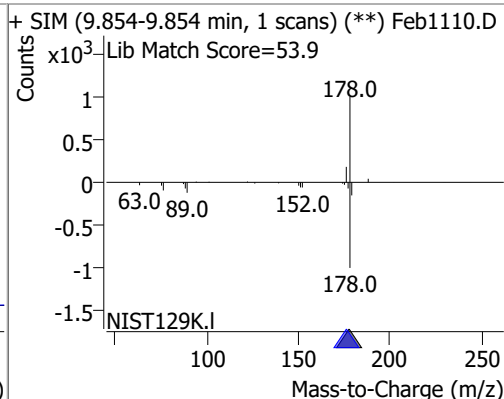
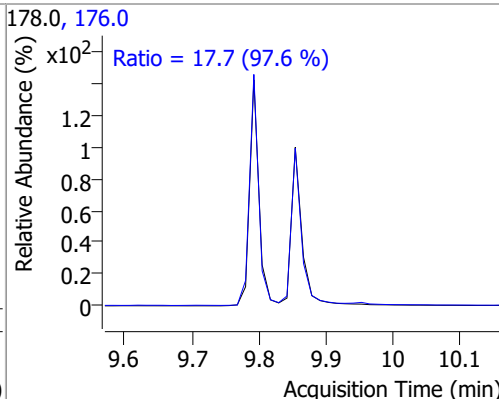
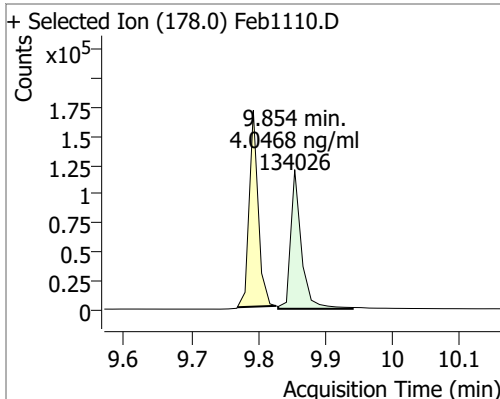
Compound	Conc.	RT	Dev(Min)	Resp.	QIon	QRatio	Lower	Upper
Fluorene	3.8237	8.67	0.00	92775	165.0	98.0	56.5	104.9
					167.0	11.1	8.4	15.6



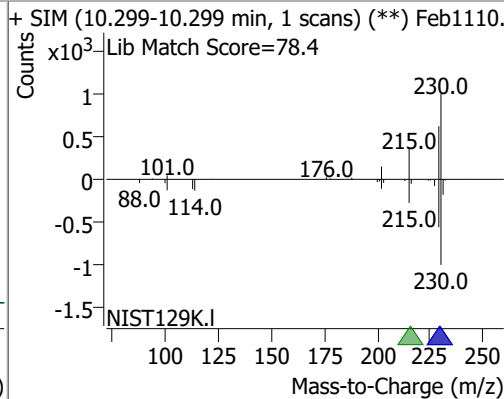
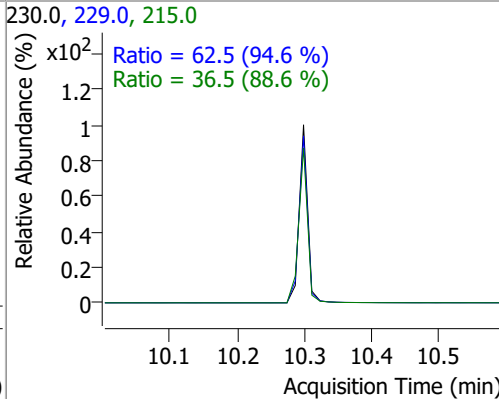
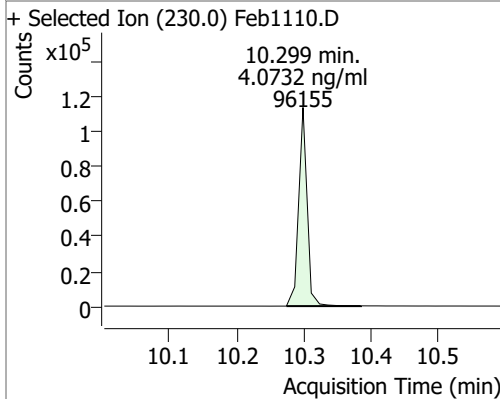
Compound	Conc.	RT	Dev(Min)	Resp.	QIon	QRatio	Lower	Upper
Phenanthrene	3.7717	9.79	0.00	152818	176.0	20.0	12.9	23.9



Compound	Conc.	RT	Dev(Min)	Resp.	QIon	QRatio	Lower	Upper
Anthracene	4.0468	9.85	-0.01	134026	176.0	17.7	12.7	23.6

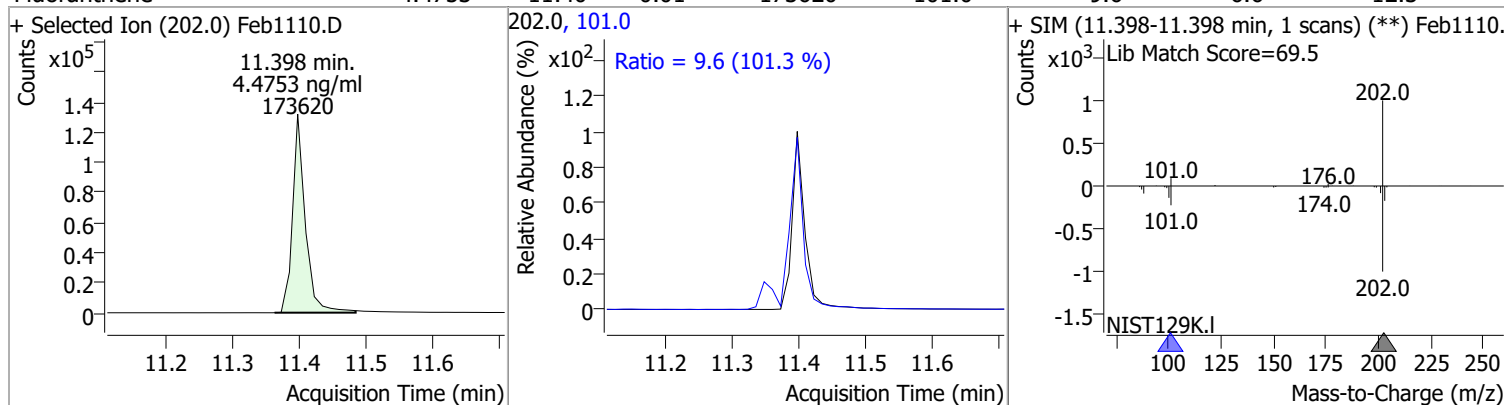


Compound	Conc.	RT	Dev(Min)	Resp.	QIon	QRatio	Lower	Upper
o-Terphenyl	4.0732	10.30	0.00	96155	229.0	62.5	46.3	85.9
					215.0	36.5	28.9	53.6

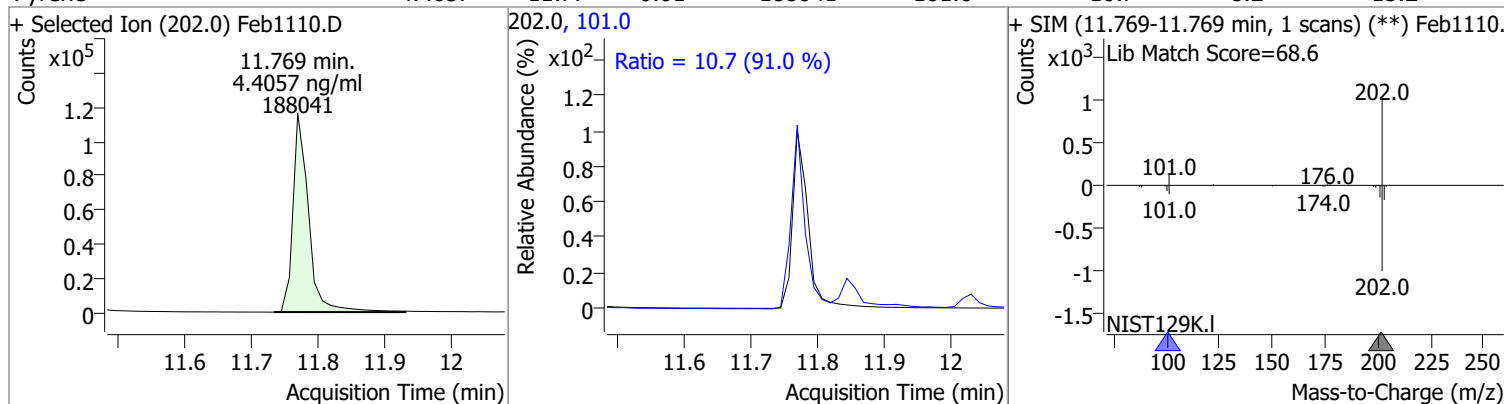


Quantitation Results Report (QT Reviewed)

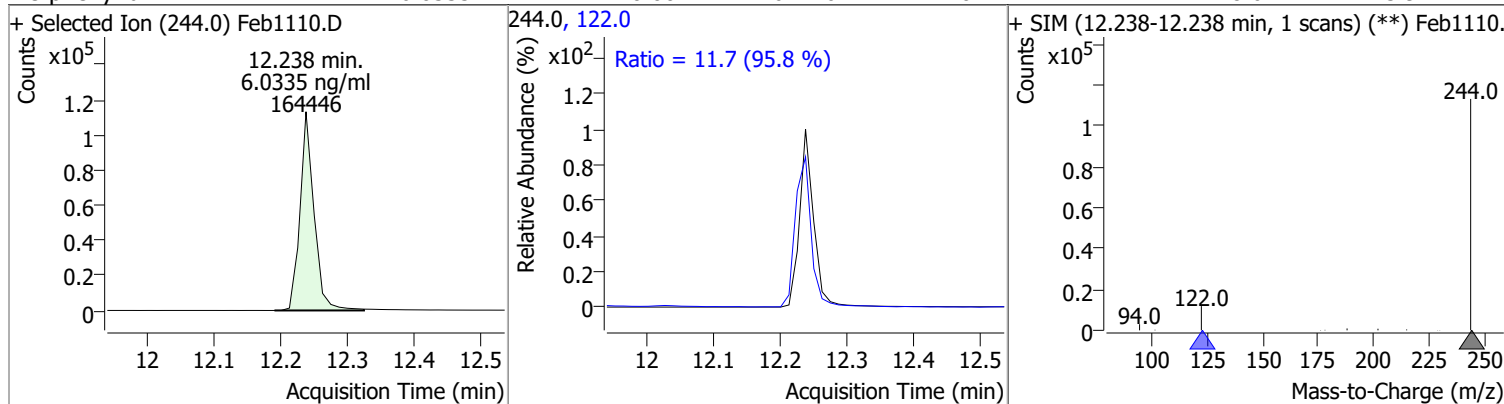
Compound	Conc.	RT	Dev(Min)	Resp.	QIon	QRatio	Lower	Upper
Fluoranthene	4.4753	11.40	-0.01	173620	101.0	9.6	6.6	12.3



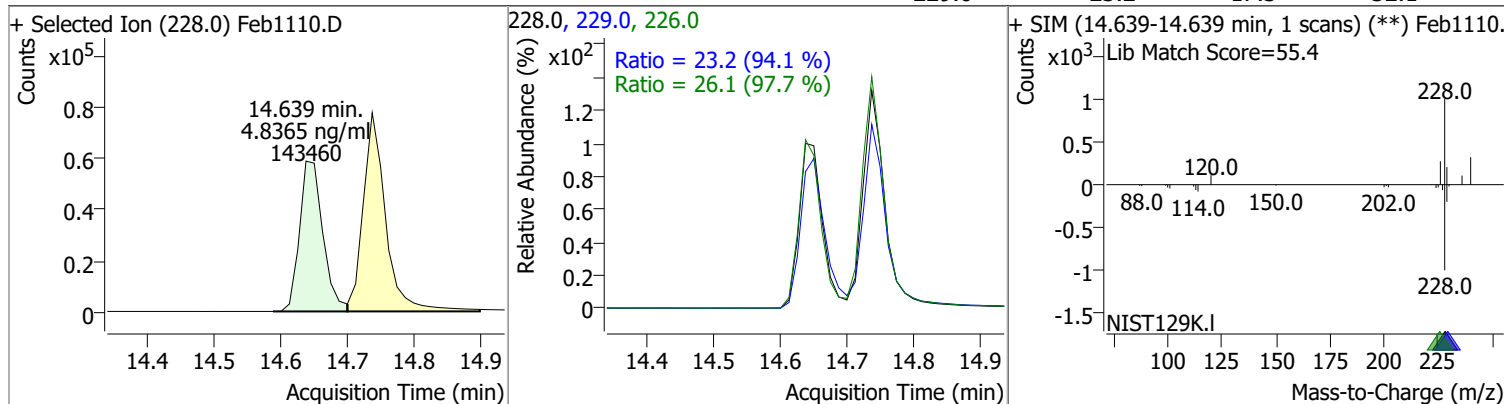
Compound	Conc.	RT	Dev(Min)	Resp.	QIon	QRatio	Lower	Upper
Pyrene	4.4057	11.77	-0.01	188041	101.0	10.7	8.2	15.2



Compound	Conc.	RT	Dev(Min)	Resp.	QIon	QRatio	Lower	Upper
Terphenyl-d14	6.0335	12.24	0.00	164446	122.0	11.7	8.6	15.9

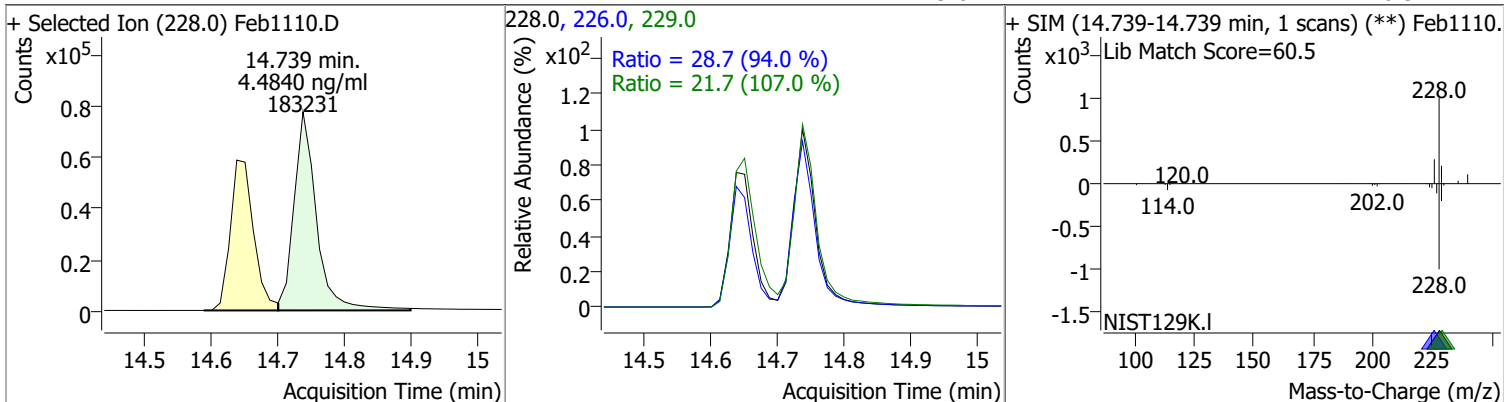


Compound	Conc.	RT	Dev(Min)	Resp.	QIon	QRatio	Lower	Upper
Benzo(a)Anthracene	4.8365	14.64	0.00	143460	226.0 229.0	26.1 23.2	18.7 17.3	34.8 32.1

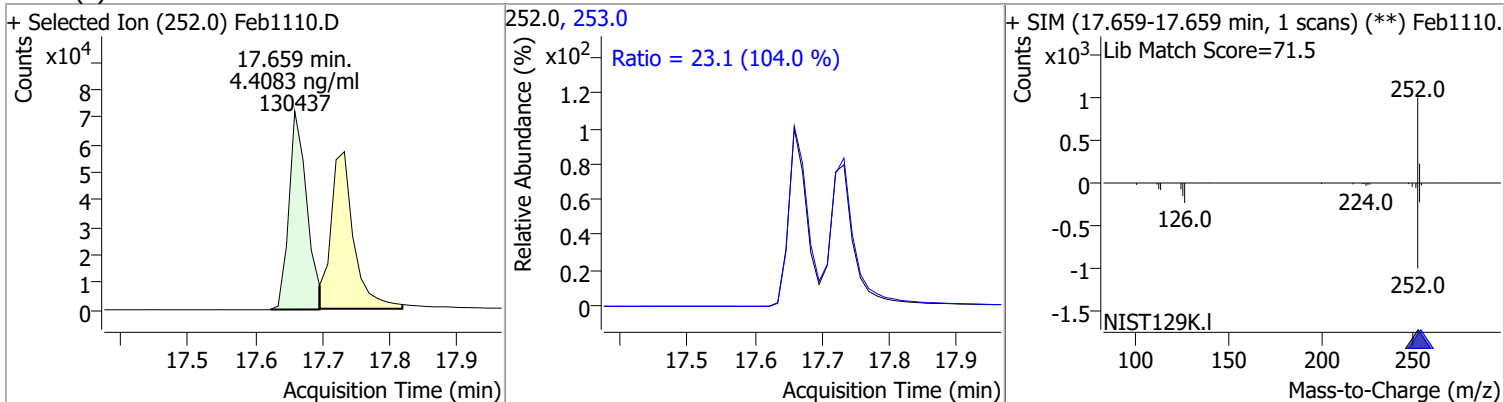


Quantitation Results Report (QT Reviewed)

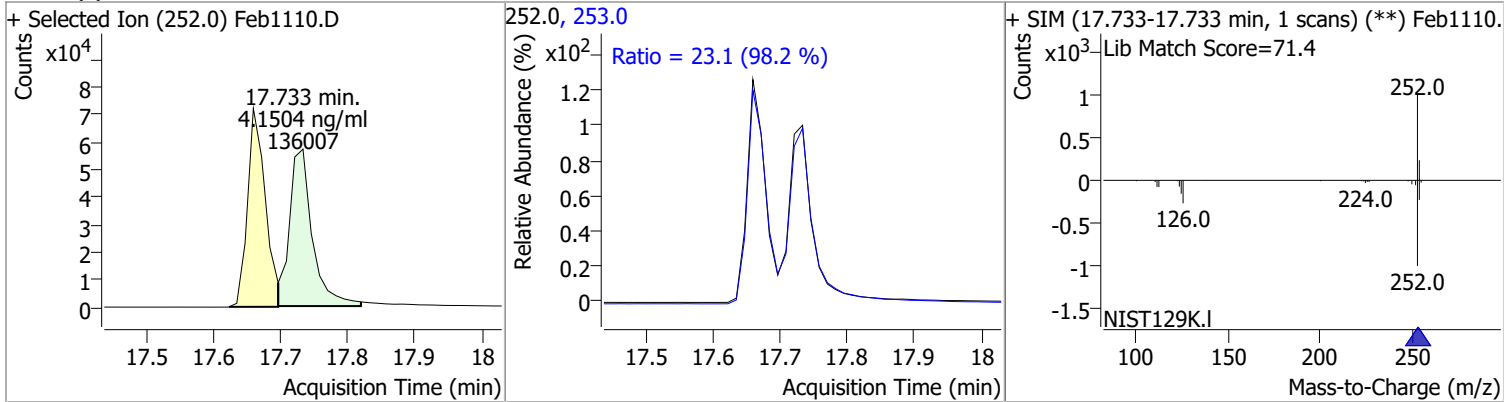
Compound	Conc.	RT	Dev(Min)	Resp.	QIon	QRatio	Lower	Upper
Chrysene	4.4840	14.74	0.00	183231	226.0	28.7	21.4	39.7
					229.0	21.7	14.2	26.3



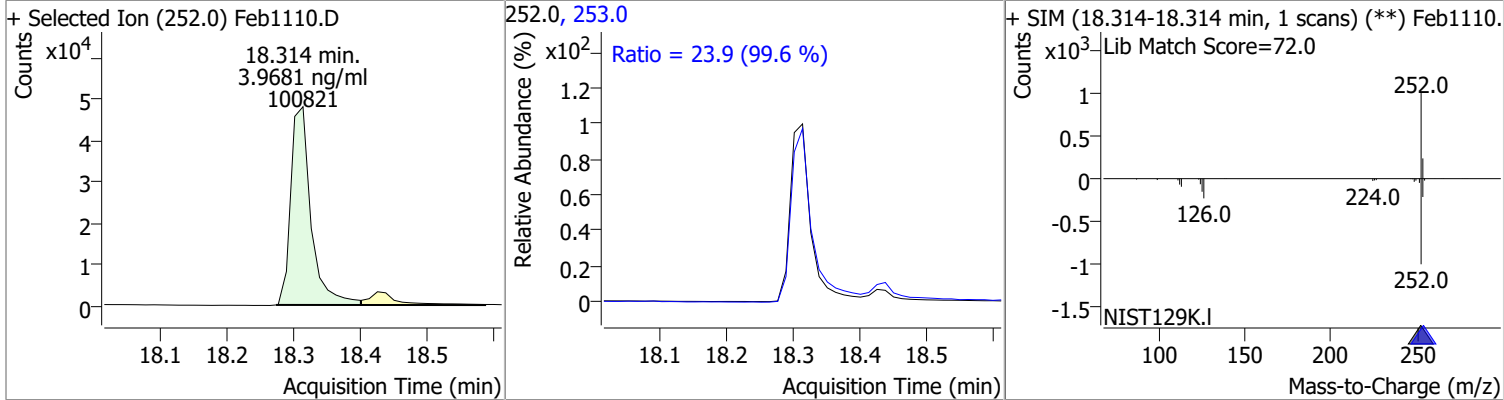
Compound	Conc.	RT	Dev(Min)	Resp.	QIon	QRatio	Lower	Upper
Benzo(b)fluoranthene	4.4083	17.66	-0.01	130437	253.0	23.1	15.6	28.9



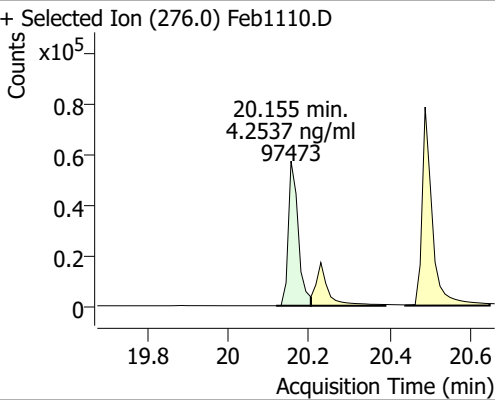
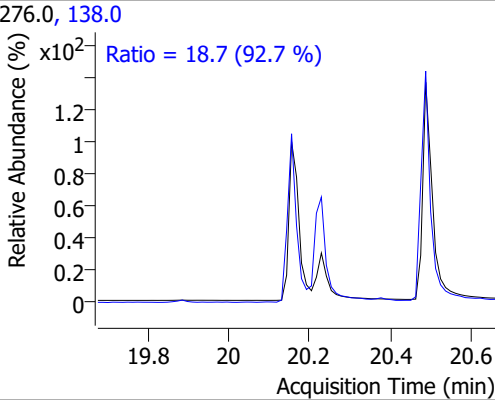
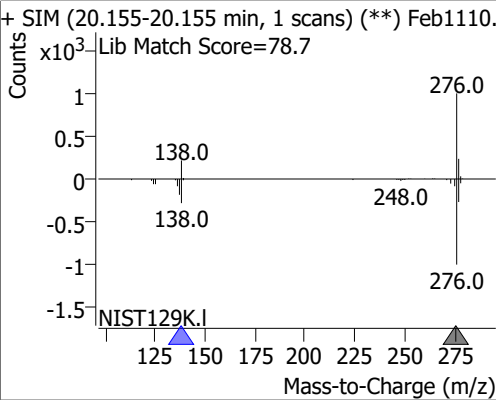
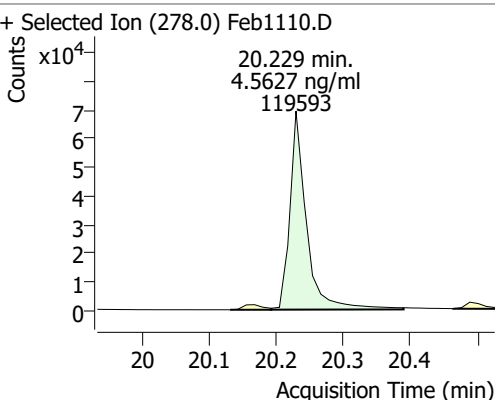
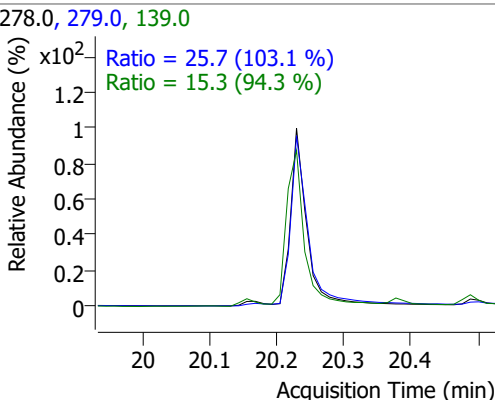
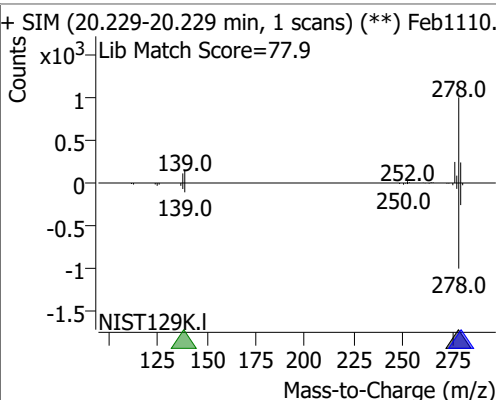
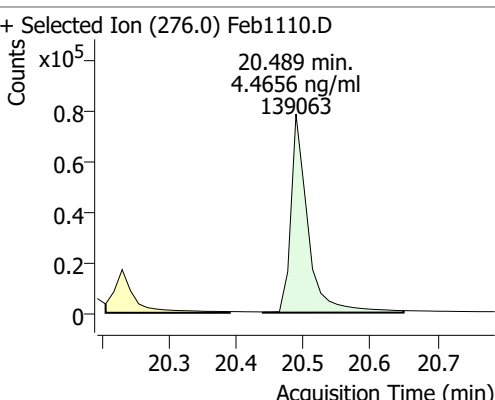
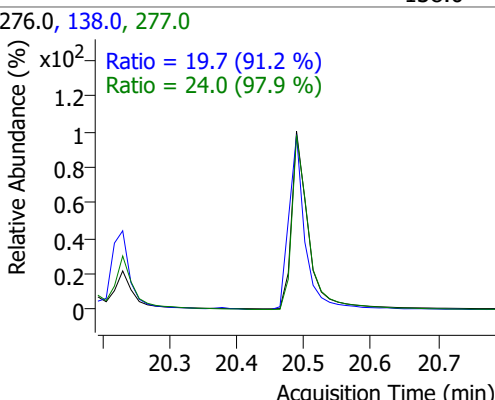
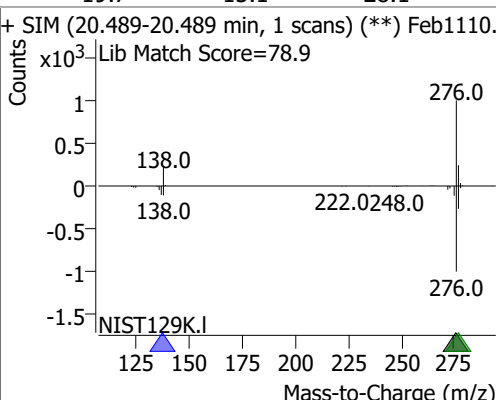
Compound	Conc.	RT	Dev(Min)	Resp.	QIon	QRatio	Lower	Upper
Benzo(k)fluoranthene	4.1504	17.73	0.00	136007	253.0	23.1	16.5	30.6



Compound	Conc.	RT	Dev(Min)	Resp.	QIon	QRatio	Lower	Upper
Benzo(a)pyrene	3.9681	18.31	0.00	100821	253.0	23.9	16.8	31.2



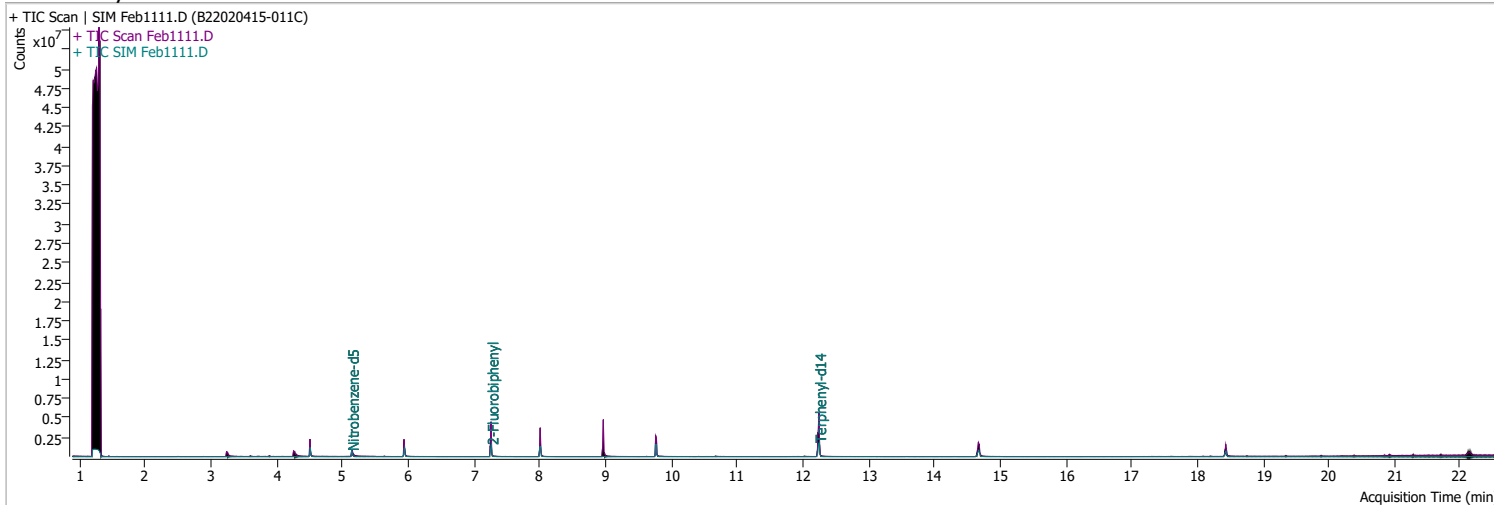
Quantitation Results Report (QT Reviewed)

Compound	Conc.	RT	Dev(Min)	Resp.	QIon	QRatio	Lower	Upper
Indeno(1,2,3-cd)pyrene	4.2537	20.15	-0.01	97473	138.0	18.7	14.1	26.2
<div style="display: flex; justify-content: space-between;"> <div style="width: 30%;"> <p>+ Selected Ion (276.0) Feb1110.D</p>  </div> <div style="width: 30%;"> <p>276.0, 138.0</p> <p>Ratio = 18.7 (92.7 %)</p>  </div> <div style="width: 30%;"> <p>+ SIM (20.155-20.155 min, 1 scans) (**) Feb1110.</p> <p>Lib Match Score=78.7</p>  </div> </div>								
Dibenzo(a,h)anthracene	4.5627	20.23	0.00	119593	279.0	25.7	17.4	32.4
<div style="display: flex; justify-content: space-between;"> <div style="width: 30%;"> <p>+ Selected Ion (278.0) Feb1110.D</p>  </div> <div style="width: 30%;"> <p>278.0, 279.0, 139.0</p> <p>Ratio = 25.7 (103.1 %)</p> <p>Ratio = 15.3 (94.3 %)</p>  </div> <div style="width: 30%;"> <p>+ SIM (20.229-20.229 min, 1 scans) (**) Feb1110.</p> <p>Lib Match Score=77.9</p>  </div> </div>								
Benzo(g,h,i)perylene	4.4656	20.49	0.00	139063	277.0	24.0	17.2	31.9
<div style="display: flex; justify-content: space-between;"> <div style="width: 30%;"> <p>+ Selected Ion (276.0) Feb1110.D</p>  </div> <div style="width: 30%;"> <p>276.0, 138.0, 277.0</p> <p>Ratio = 19.7 (91.2 %)</p> <p>Ratio = 24.0 (97.9 %)</p>  </div> <div style="width: 30%;"> <p>+ SIM (20.489-20.489 min, 1 scans) (**) Feb1110.</p> <p>Lib Match Score=78.9</p>  </div> </div>								

Quantitation Results Report (QT Reviewed)

Data File	Feb1111.D	Operator	LIMS import
Acq. Method	5975BNASIM	Acq. Date-Time	2/11/2022 8:11:36 PM
Sample Name	B22020415-011C	Instrument	GCMS
Vial	11	Multiplier	1.00
DA Method File	020722 bna SIM 1.batch.bin	Comment	SVOC-8270C-SIM-W-LLPAH
Tune File	dftppjph.u	Tune Date	
Batch Name	021122 bna SIM 1.batch.bin	Last Calib Update	2/14/2022 11:10:52 AM

Ref Library



Compound	RT	QIon	Resp.	Conc.	Units	Dev(Min)
Internal Standards						
M 1,4-Dichlorobenzene-d4	4.509	152.0	346114	40.0000	ng/ml	0.000
M Naphthalene-d8	5.941	136.0	1191552	40.0000	ng/ml	0.000
M Acenaphthene-d10	8.013	164.0	796177	40.0000	ng/ml	0.000
M Phenanthrene-d10	9.768	188.0	1473092	40.0000	ng/ml	0.000
M Chrysene-d12	14.677	240.0	1287516	40.0000	ng/ml	0.000
M Perylene-d12	18.437	264.0	810734	40.0000	ng/ml	0.012
System Monitoring Compounds						
S Nitrobenzene-d5	5.143	82.0	526180	76.2612	ng/ml	-0.013
Spiked Amount: 5.000	Range: 19.0 - 102.0%			Recovery = 1525.22% *		
S 2-Fluorobiphenyl	7.264	172.0	1460471	65.5092	ng/ml	0.000
Spiked Amount: 5.000	Range: 25.0 - 94.0%			Recovery = 1310.18% *		
S o-Terphenyl	0.000		0	N.D.		
Spiked Amount: 5.000	Range: 40.0 - 140.0%			Recovery = NA%		
S Terphenyl-d14	12.251	244.0	2510927	60.6599	ng/ml	0.012
Spiked Amount: 5.000	Range: 39.0 - 106.0%			Recovery = 1213.20% *		
Target Compounds						
T Naphthalene	0.000		0	N.D.		QValue
T 2-Methylnaphthalene	0.000		0	N.D.		
T 1-Methylnaphthalene	0.000		0	N.D.		
T Acenaphthylene	0.000		0	N.D.		
T Acenaphthene	8.000	154.0	0		ng/ml	md
T Fluorene	8.673	166.0	0		ng/ml	md
T Phenanthrene	0.000		0	N.D.		
T Anthracene	0.000		0	N.D.		
T Fluoranthene	0.000		0	N.D.		
T Pyrene	0.000		0	N.D.		
T Benzo(a)Anthracene	0.000		0	N.D.		
T Chrysene	14.739	228.0	0		ng/ml	md
T Benzo(b)fluoranthene	0.000		0	N.D.		

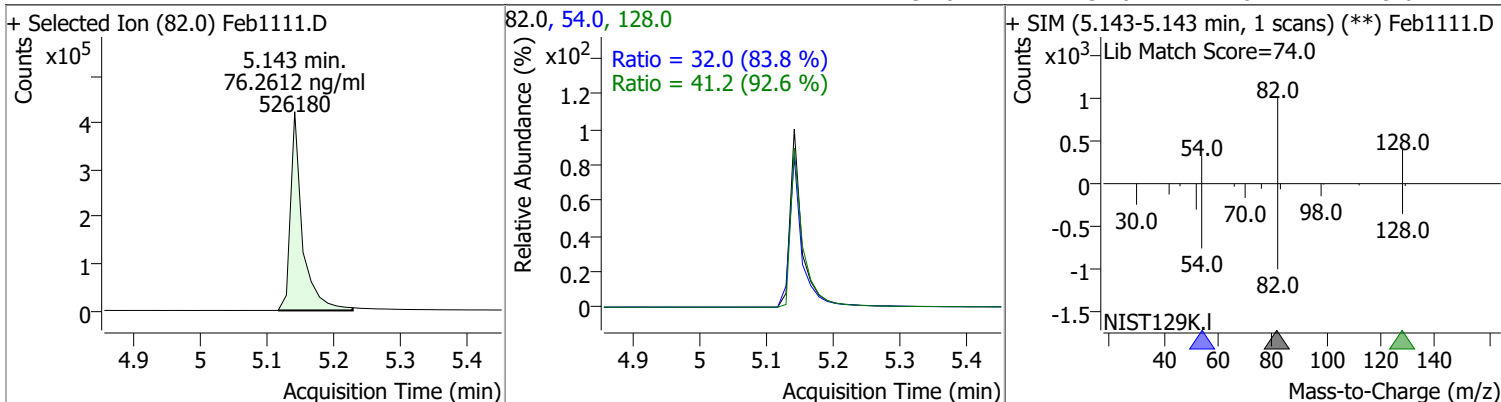
Quantitation Results Report (QT Reviewed)

Compound	RT	QIon	Resp.	Conc.	Units	Dev(Min)
T Benzo(k)fluoranthene	0.000		0	N.D.		
T Benzo(a)pyrene	18.437	252.0	0		ng/ml	md 1
T Indeno(1,2,3-cd)pyrene	0.000		0	N.D.		
T Dibenzo(a,h)anthracene	0.000		0	N.D.		
T Benzo(g,h,i)perylene	0.000		0	N.D.		

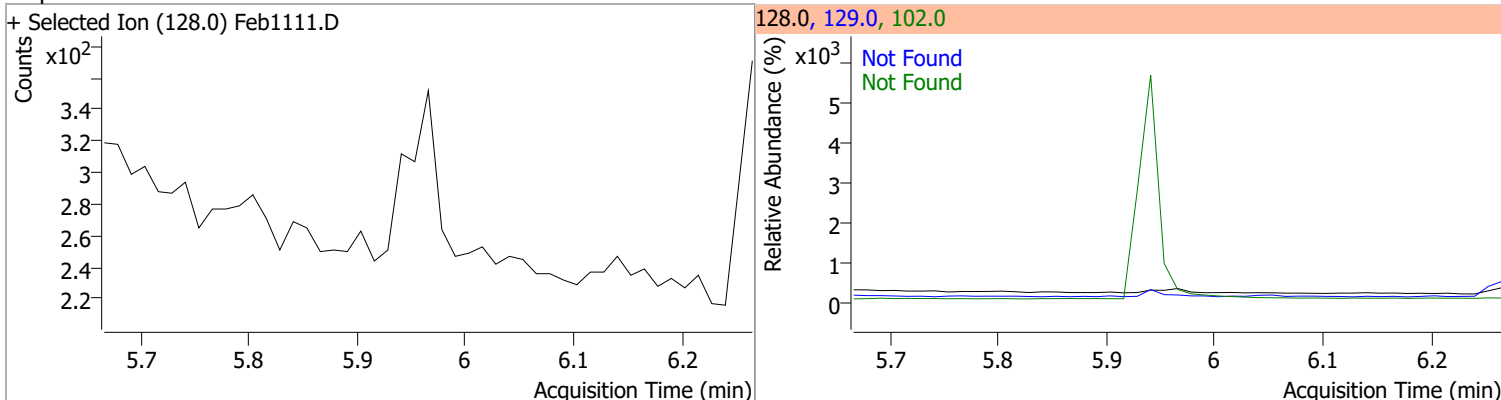
(#) = Qualifier Out of Range; (m) = Manual Integration; (+) = Area Summed; (*) = Surrogate Percent Recovery Out of Range; (d): Zeroed Peak

Quantitation Results Report (QT Reviewed)

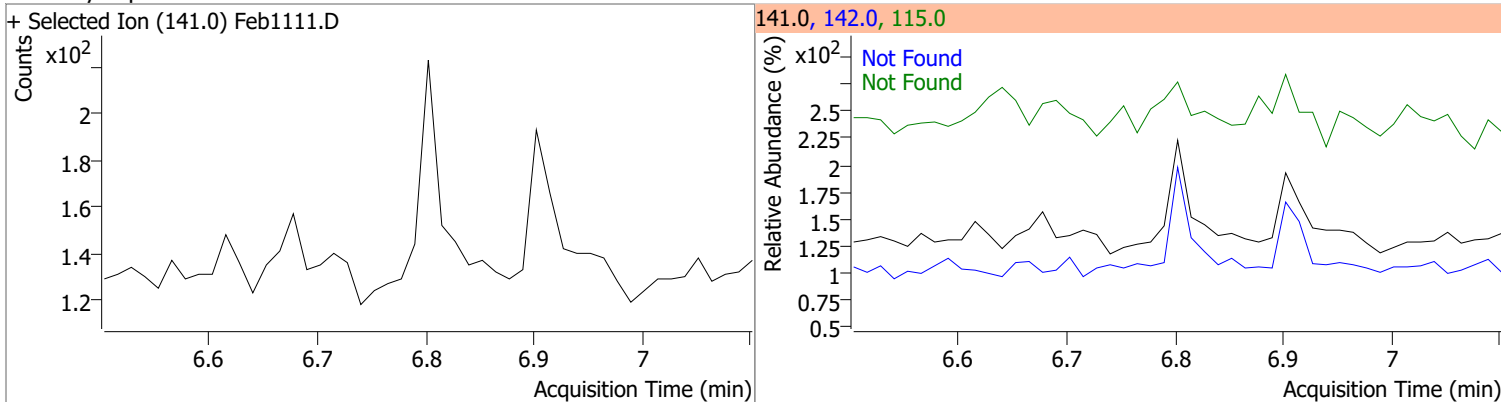
Compound	Conc.	RT	Dev(Min)	Resp.	QIon	QRatio	Lower	Upper
Nitrobenzene-d5	76.2612	5.14	-0.01	526180	128.0	41.2	31.2	57.9
					54.0	32.0	26.7	49.6



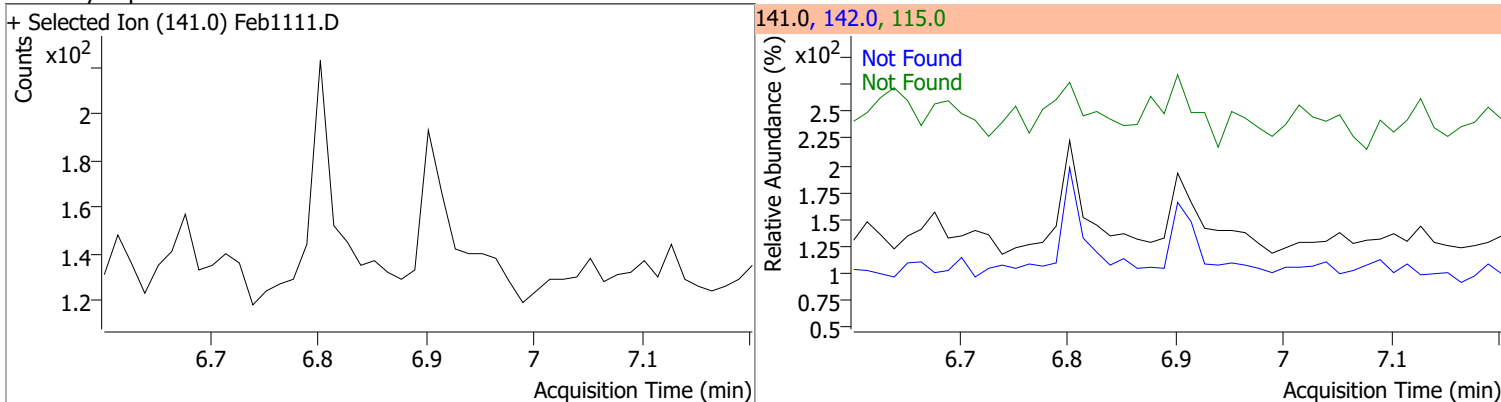
Compound	Conc.	Exp RT	QIon	Exp Ratio	QIon	Exp Ratio
Naphthalene	N.D.	5.97	102.0	15.0	129.0	11.2



Compound	Conc.	Exp RT	QIon	Exp Ratio	QIon	Exp Ratio
2-Methylnaphthalene	N.D.	6.80	142.0	135.7	115.0	47.1

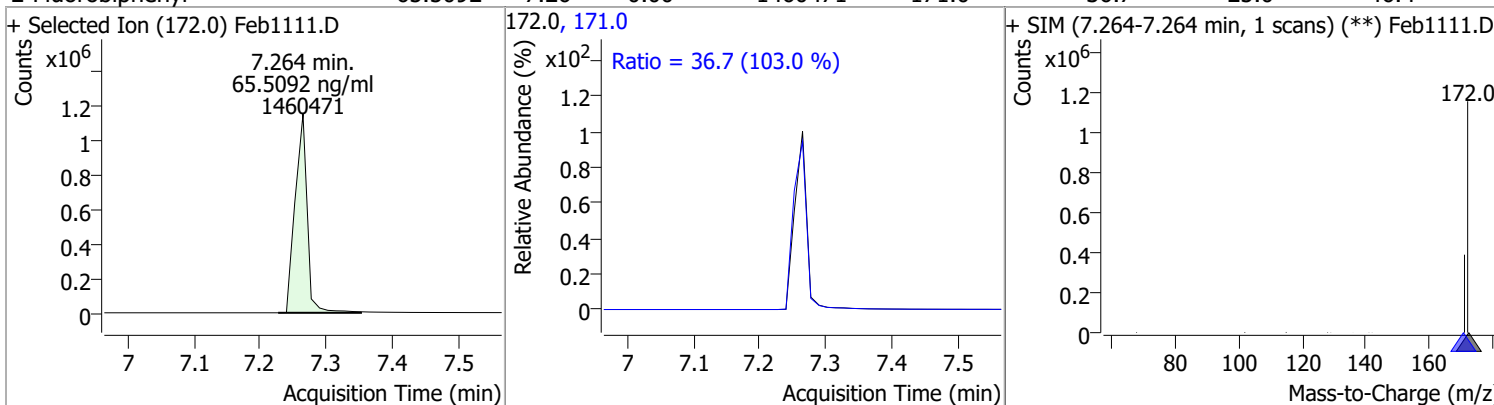


Compound	Conc.	Exp RT	QIon	Exp Ratio	QIon	Exp Ratio
1-Methylnaphthalene	N.D.	6.90	142.0	110.9	115.0	52.2

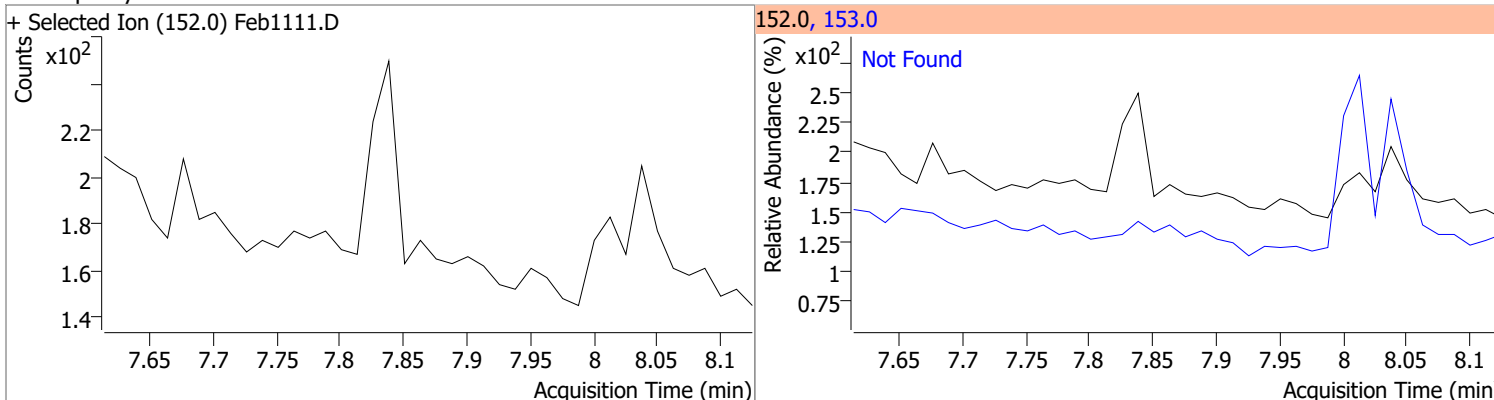


Quantitation Results Report (QT Reviewed)

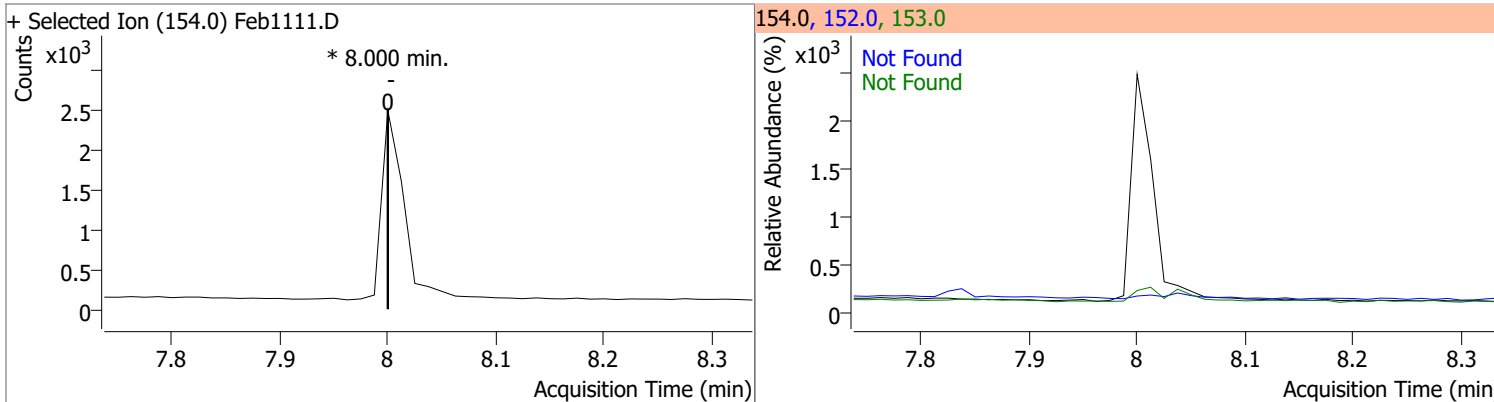
Compound	Conc.	RT	Dev(Min)	Resp.	QIon	QRatio	Lower	Upper
2-Fluorobiphenyl	65.5092	7.26	0.00	1460471	171.0	36.7	25.0	46.4



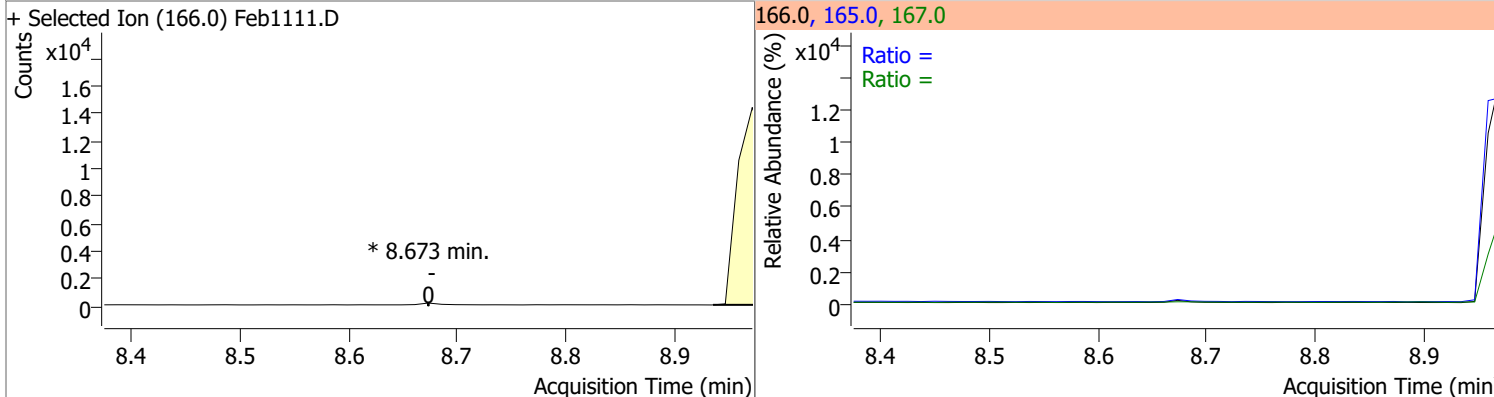
Compound	Conc.	Exp RT	QIon	Exp Ratio
Acenaphthylene	N.D.	7.83	153.0	17.6



Compound	Conc.	RT	Dev(Min)	Resp.	QIon	QRatio	Lower	Upper
Acenaphthene	0	0	0	0	153.0 152.0	76.2 37.0	141.5 68.7	

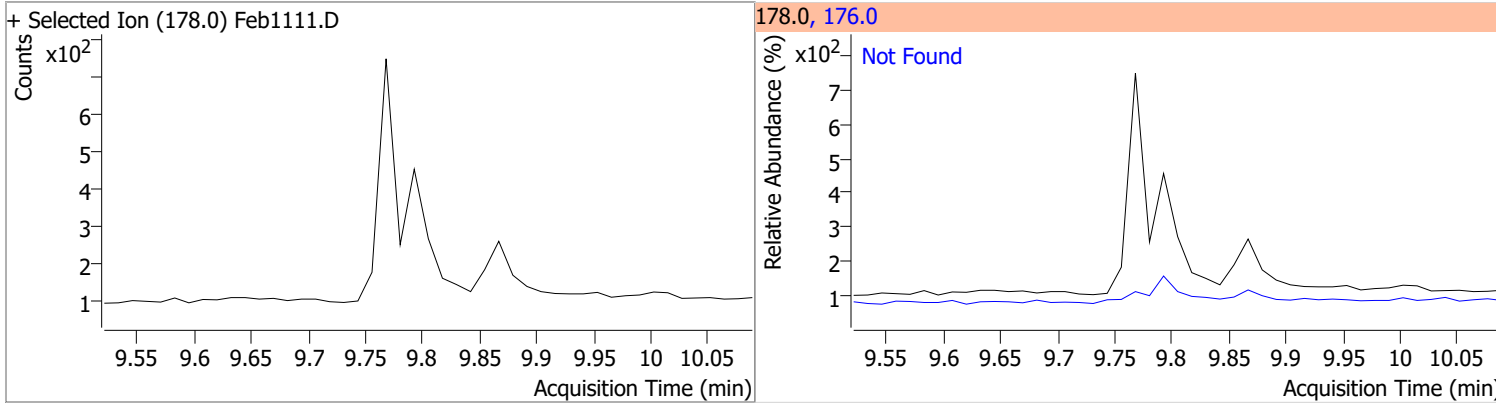


Compound	Conc.	RT	Dev(Min)	Resp.	QIon	QRatio	Lower	Upper
Fluorene	0	0	0	0	165.0 167.0	56.5 8.4	104.9 15.6	

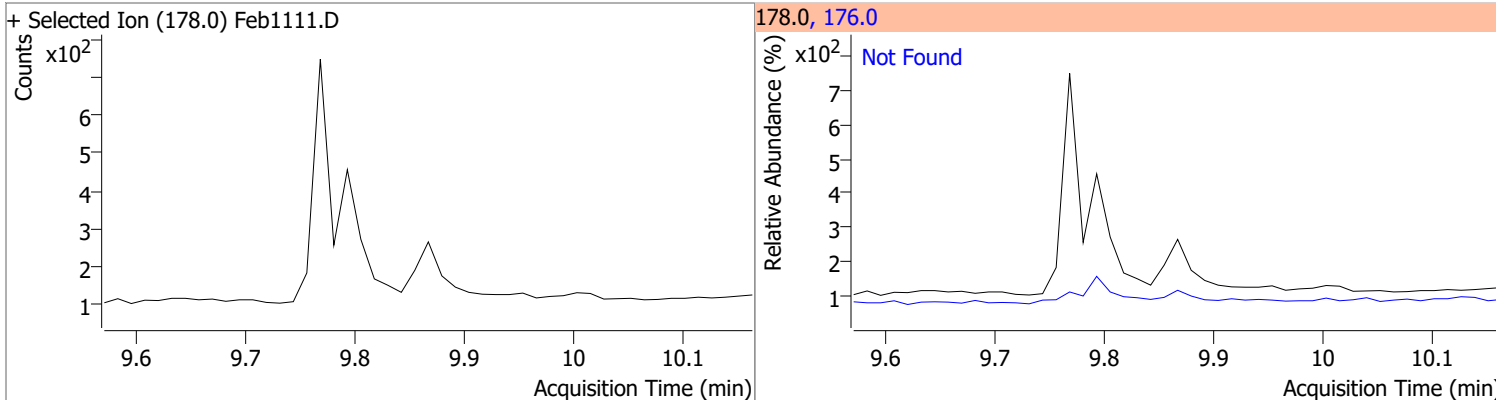


Quantitation Results Report (QT Reviewed)

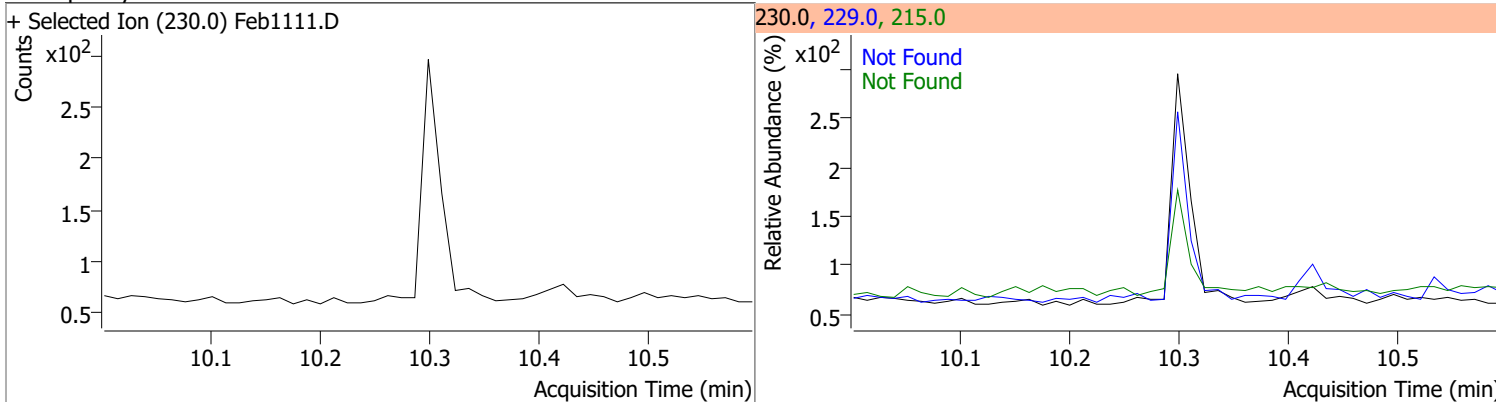
Compound	Conc.	Exp RT	QIon	Exp Ratio
Phenanthrene	N.D.	9.79	176.0	18.4



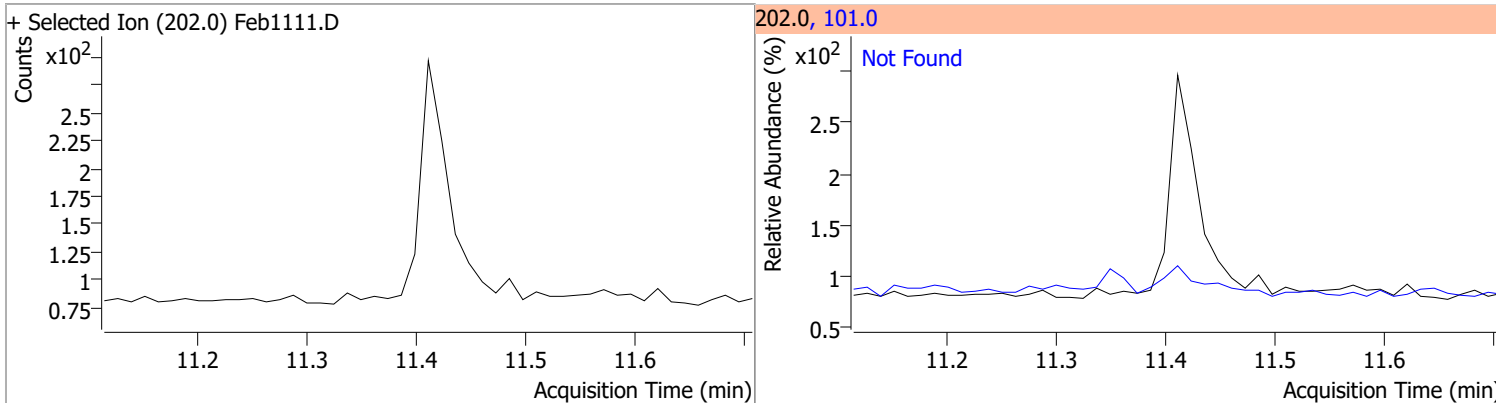
Compound	Conc.	Exp RT	QIon	Exp Ratio
Anthracene	N.D.	9.87	176.0	18.1



Compound	Conc.	Exp RT	QIon	Exp Ratio	QIon	Exp Ratio
o-Terphenyl	N.D.	10.30	229.0	66.1	215.0	41.2

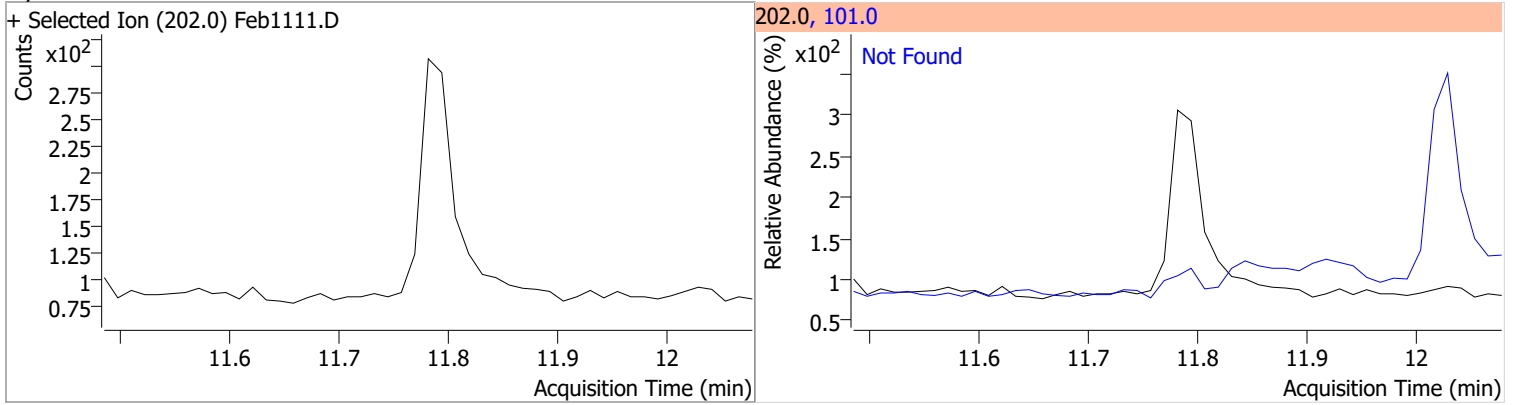


Compound	Conc.	Exp RT	QIon	Exp Ratio
Fluoranthene	N.D.	11.41	101.0	9.4

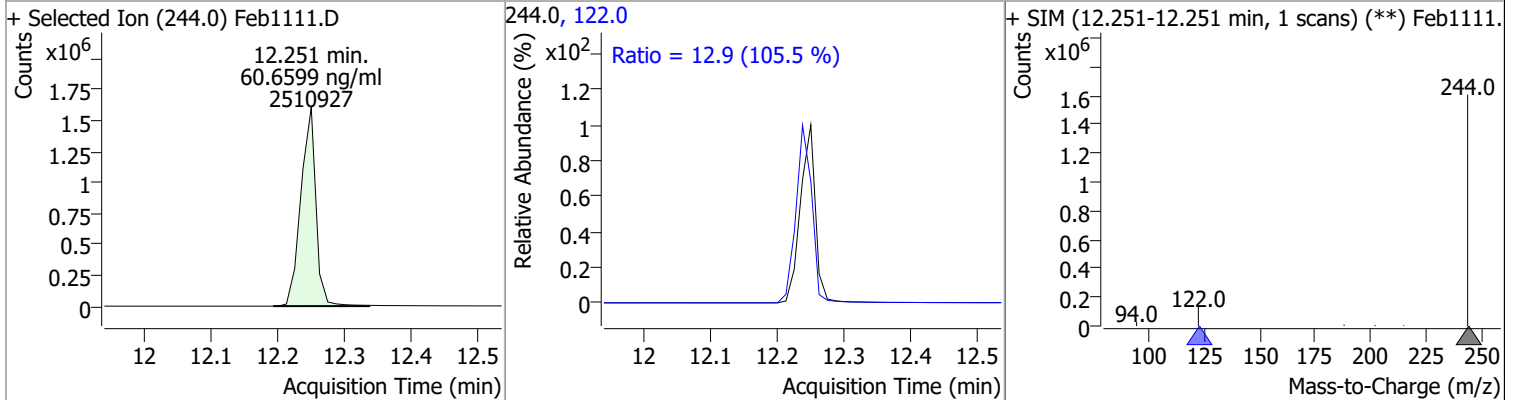


Quantitation Results Report (QT Reviewed)

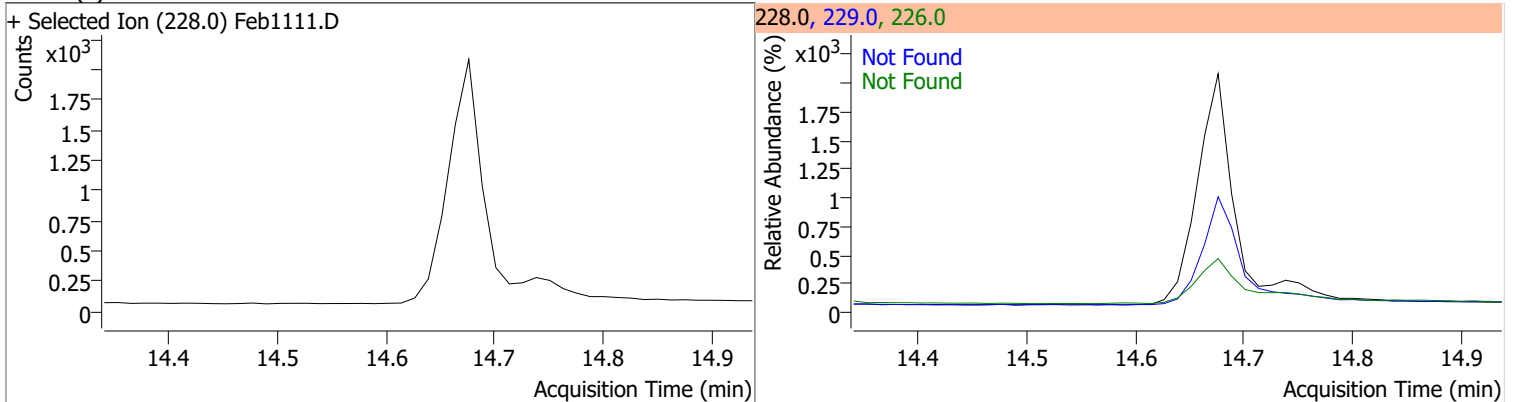
Compound	Conc.	Exp RT	QIon	Exp Ratio
Pyrene	N.D.	11.78	101.0	11.7



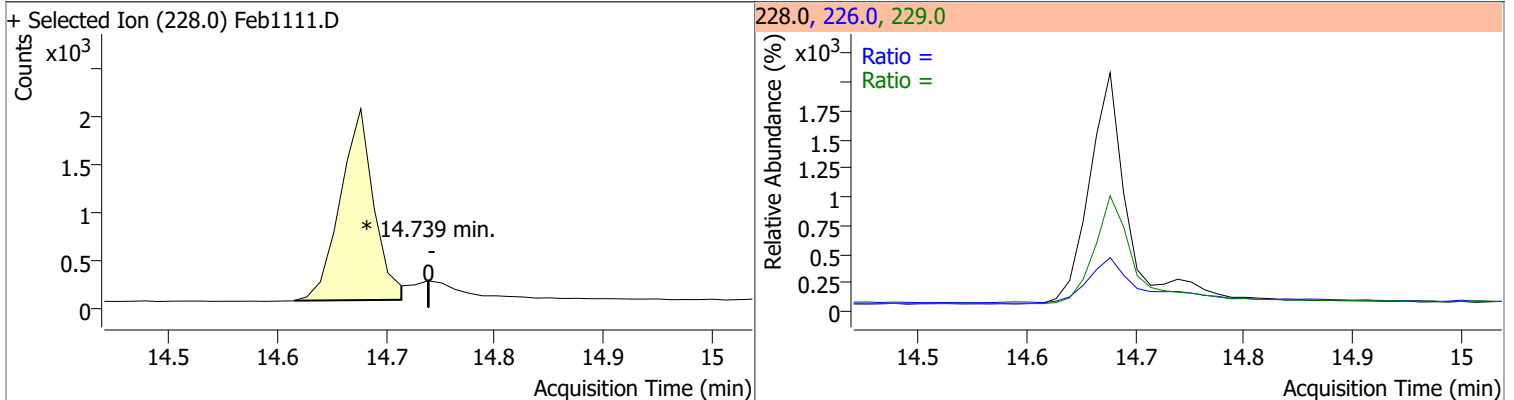
Compound	Conc.	RT	Dev(Min)	Resp.	QIon	QRatio	Lower	Upper
Terphenyl-d14	60.6599	12.25	0.01	2510927	122.0	12.9	8.6	15.9



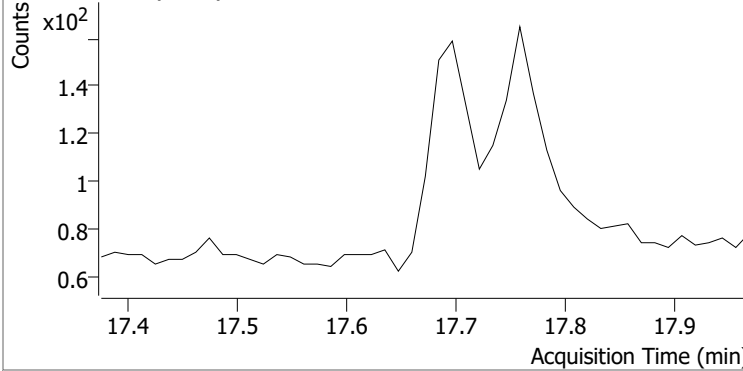
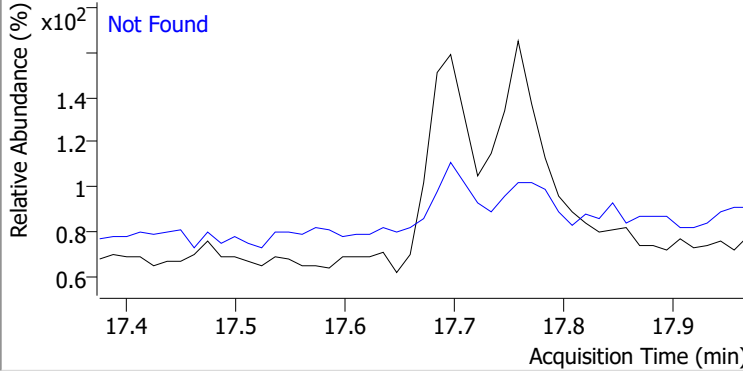
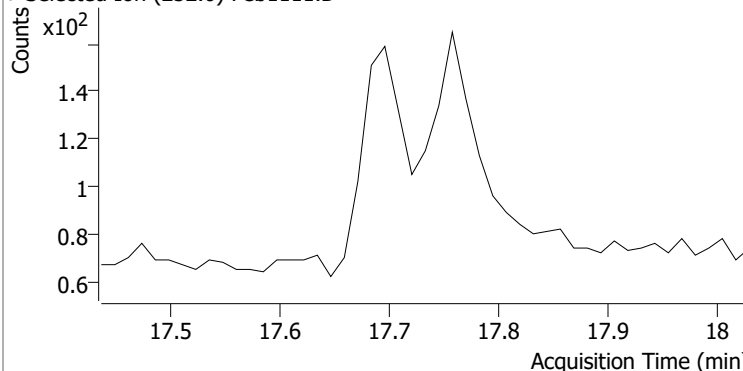
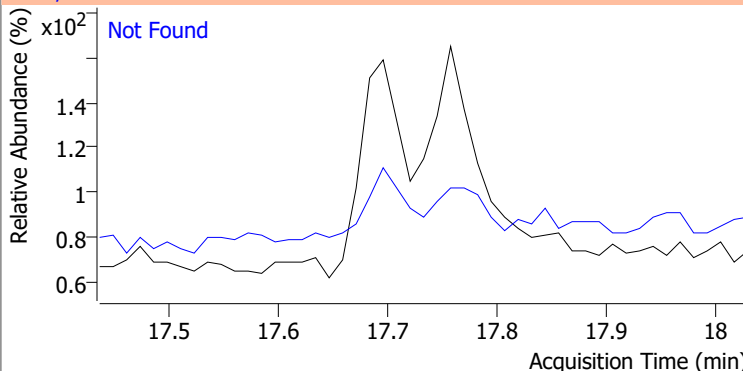
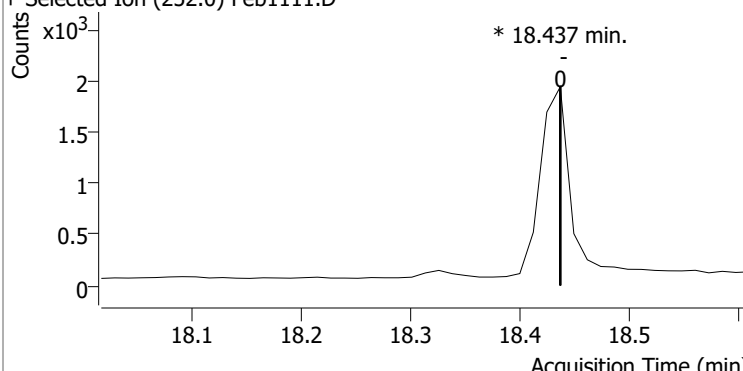
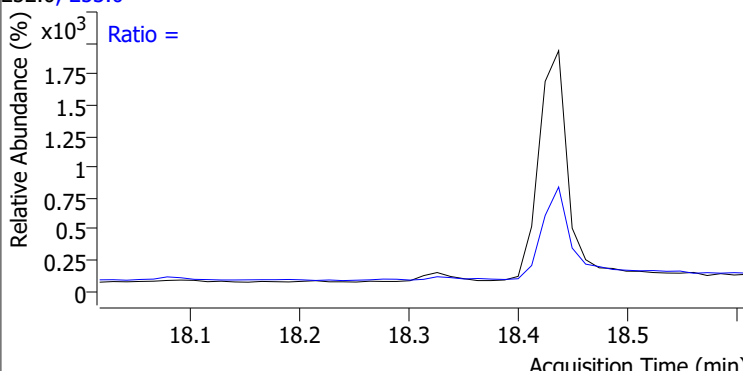
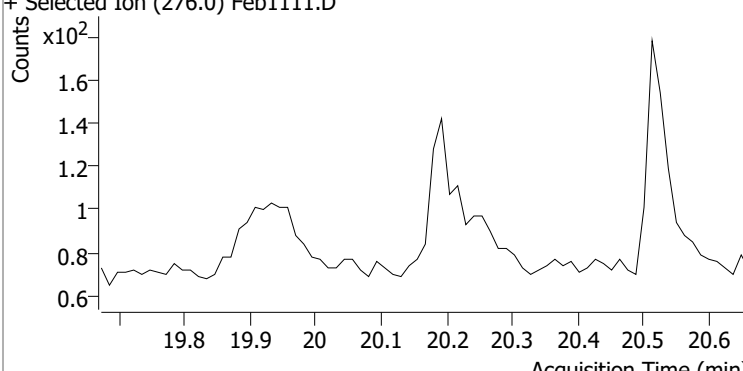
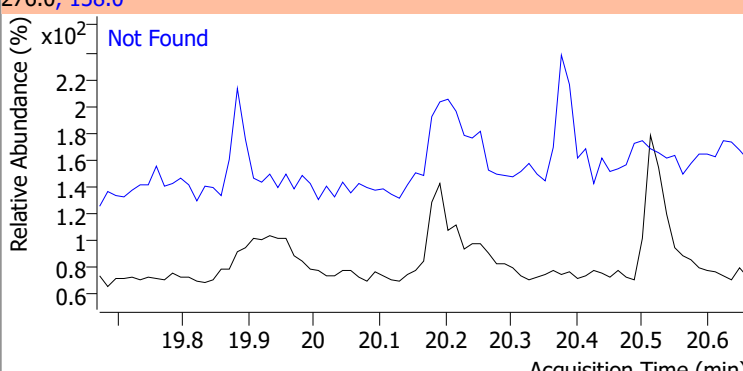
Compound	Conc.	Exp RT	QIon	Exp Ratio	QIon	Exp Ratio
Benzo(a)Anthracene	N.D.	14.64	226.0	26.7	229.0	24.7



Compound	Conc.	RT	Dev(Min)	Resp.	QIon	QRatio	Lower	Upper
Chrysene		0		0	226.0		21.4	39.7
					229.0		14.2	26.3

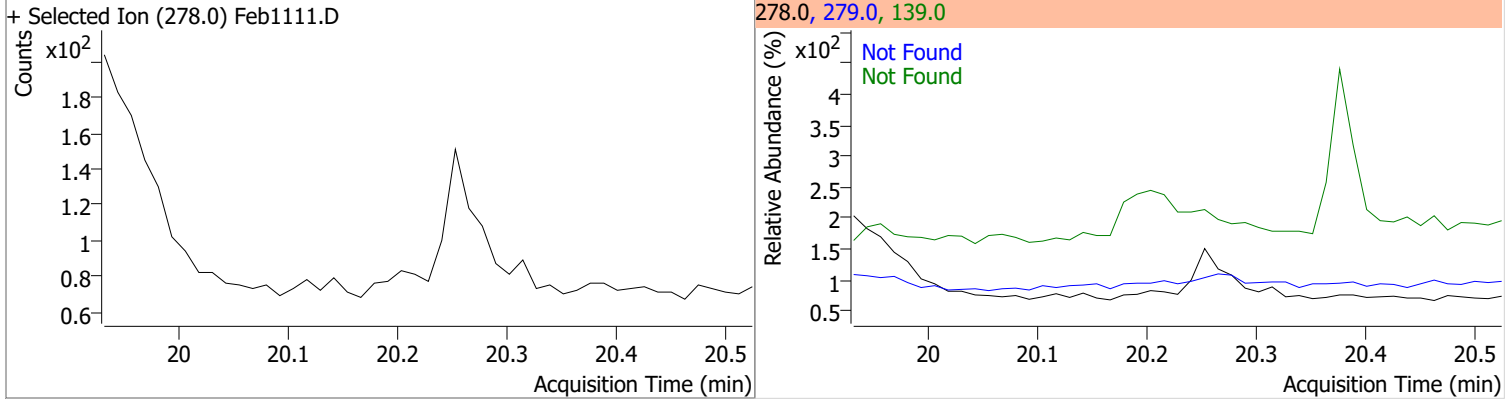


Quantitation Results Report (QT Reviewed)

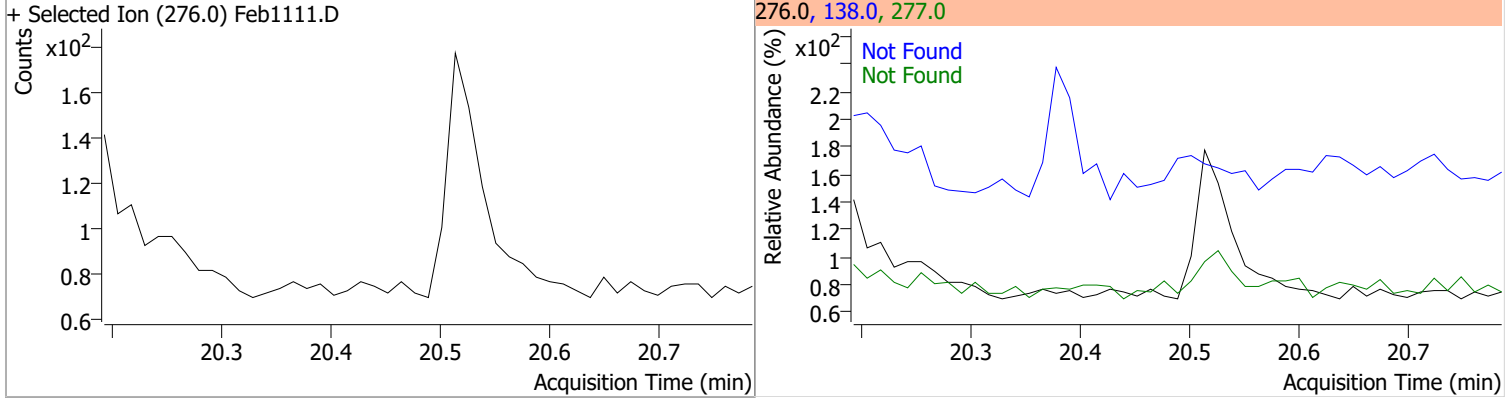
Compound	Conc.	Exp RT	QIon	Exp Ratio				
Benzo(b)fluoranthene	N.D.	17.67	253.0	22.2				
+ Selected Ion (252.0) Feb1111.D		252.0, 253.0						
								
Benzo(k)fluoranthene	N.D.	17.73	253.0	23.6				
+ Selected Ion (252.0) Feb1111.D		252.0, 253.0						
								
Benzo(a)pyrene		RT	Dev(Min)	Resp.	QIon	QRatio	Lower	Upper
		0		0	253.0		16.8	31.2
+ Selected Ion (252.0) Feb1111.D		252.0, 253.0			Ratio =			
								
Indeno(1,2,3-cd)pyrene	N.D.	20.17	138.0	20.2				
+ Selected Ion (276.0) Feb1111.D		276.0, 138.0						
								

Quantitation Results Report (QT Reviewed)

Compound	Conc.	Exp RT	QIon	Exp Ratio	QIon	Exp Ratio
Dibenzo(a,h)anthracene	N.D.	20.23	279.0	24.9	139.0	16.2



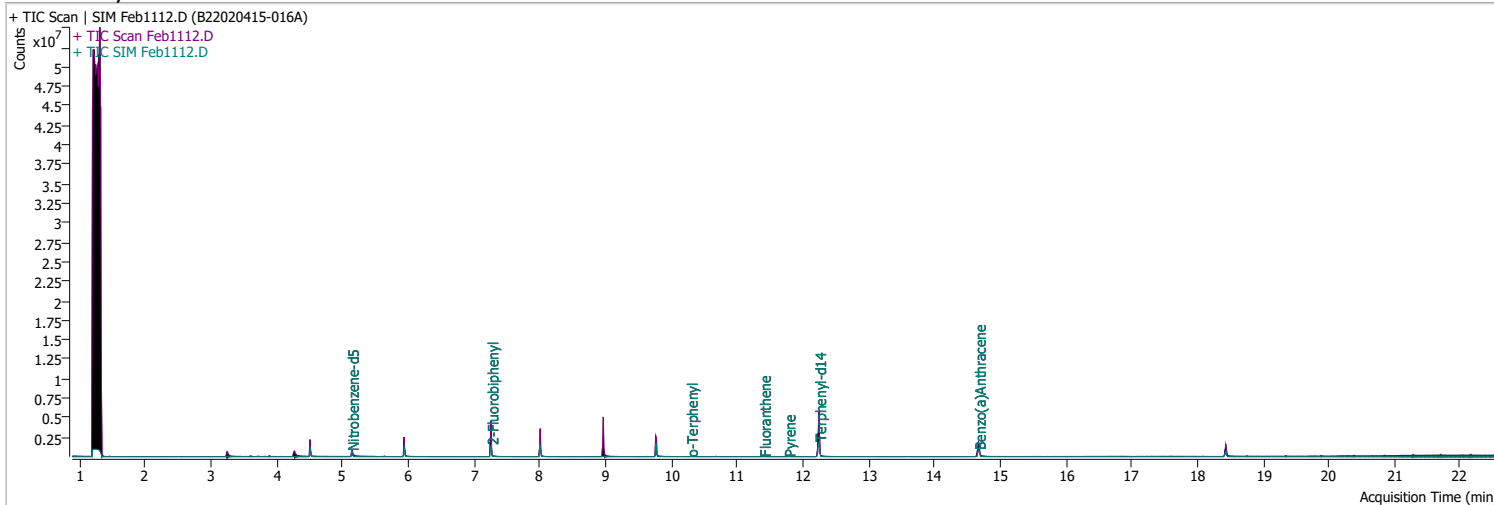
Compound	Conc.	Exp RT	QIon	Exp Ratio	QIon	Exp Ratio
Benzo(g,h,i)perylene	N.D.	20.49	277.0	24.5	138.0	21.6



Quantitation Results Report (QT Reviewed)

Data File	Feb1112.D	Operator	LIMS import
Acq. Method	5975BNASIM	Acq. Date-Time	2/11/2022 8:44:03 PM
Sample Name	B22020415-016A	Instrument	GCMS
Vial	12	Multiplier	1.00
DA Method File	020722 bna SIM 1.batch.bin	Comment	SVOC-8270C-SIM-W-LLPAH
Tune File	dftppjph.u	Tune Date	
Batch Name	021122 bna SIM 1.batch.bin	Last Calib Update	2/14/2022 11:10:52 AM

Ref Library



Compound	RT	QIon	Resp.	Conc.	Units	Dev(Min)
Internal Standards						
M 1,4-Dichlorobenzene-d4	4.509	152.0	346175	40.0000	ng/ml	0.000
M Naphthalene-d8	5.941	136.0	1218381	40.0000	ng/ml	0.000
M Acenaphthene-d10	8.001	164.0	819829	40.0000	ng/ml	-0.013
M Phenanthrene-d10	9.768	188.0	1560729	40.0000	ng/ml	0.000
M Chrysene-d12	14.677	240.0	1303600	40.0000	ng/ml	0.000
M Perylene-d12	18.438	264.0	832680	40.0000	ng/ml	0.012
System Monitoring Compounds						
S Nitrobenzene-d5	5.143	82.0	501714	72.7024	ng/ml	-0.013
Spiked Amount: 5.000	Range: 19.0 - 102.0%			Recovery = 1454.05%		*
S 2-Fluorobiphenyl	7.265	172.0	1563982	68.4716	ng/ml	0.000
Spiked Amount: 5.000	Range: 25.0 - 94.0%			Recovery = 1369.43%		*
S o-Terphenyl	10.299	230.0	3252	0.0591	ng/ml	0.000
Spiked Amount: 5.000	Range: 40.0 - 140.0%			Recovery = 1.18%		*
S Terphenyl-d14	12.251	244.0	2643065	62.3935	ng/ml	0.012
Spiked Amount: 5.000	Range: 39.0 - 106.0%			Recovery = 1247.87%		*
Target Compounds						QValue
T Naphthalene	0.000		0	N.D.		
T 2-Methylnaphthalene	0.000		0	N.D.		
T 1-Methylnaphthalene	0.000		0	N.D.		
T Acenaphthylene	0.000		0	N.D.		
T Acenaphthene	8.038	154.0	0		ng/ml	md 1
T Fluorene	8.674	166.0	0		ng/ml	md 1
T Phenanthrene	0.000		0	N.D.		
T Anthracene	0.000		0	N.D.		
T Fluoranthene	11.411	202.0	7734	0.1604	ng/ml	99
T Pyrene	11.781	202.0	9042	0.1468	ng/ml	96
T Benzo(a)Anthracene	14.677	228.0	6932	0.0372	ng/ml	# 87
T Chrysene	14.739	228.0	0		ng/ml	md 1
T Benzo(b)fluoranthene	0.000		0	N.D.		

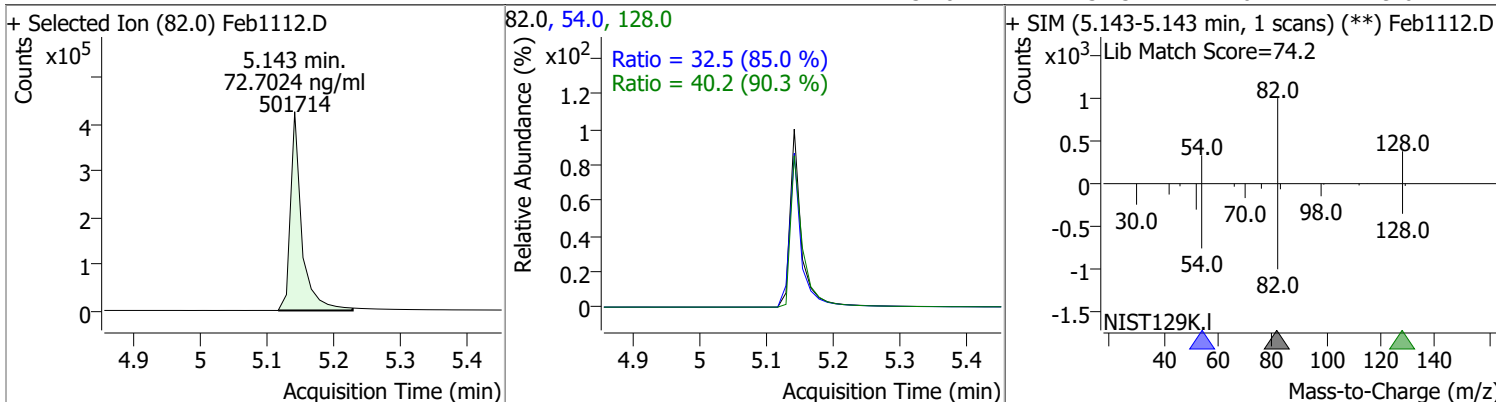
Quantitation Results Report (QT Reviewed)

Compound	RT	QIon	Resp.	Conc.	Units	Dev(Min)
T Benzo(k)fluoranthene	0.000		0	N.D.		
T Benzo(a)pyrene	18.326	252.0	0		ng/ml	md 1
T Indeno(1,2,3-cd)pyrene	0.000		0	N.D.		
T Dibenzo(a,h)anthracene	0.000		0	N.D.		
T Benzo(g,h,i)perylene	0.000		0	N.D.		

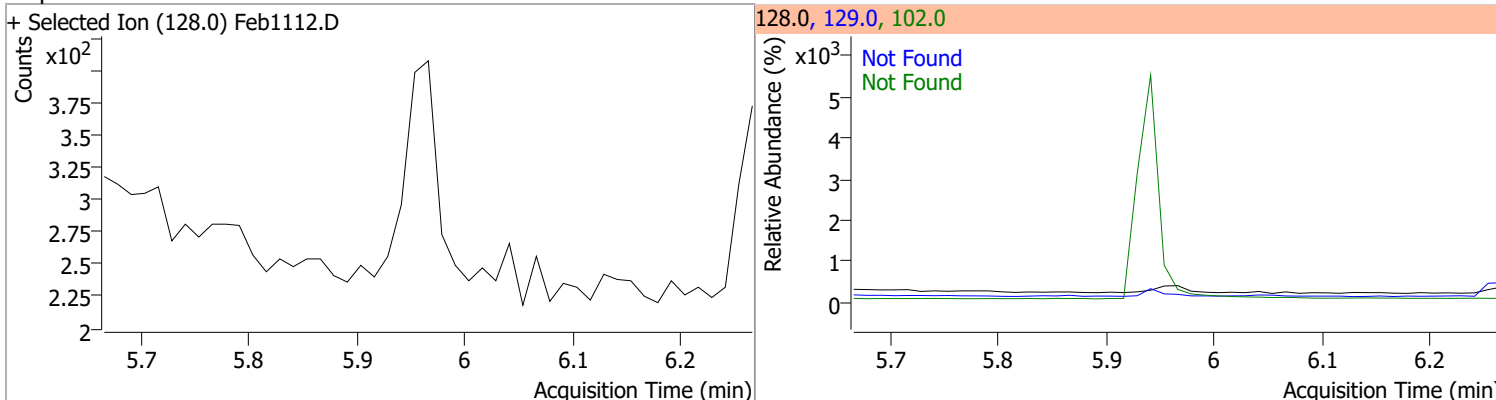
(#) = Qualifier Out of Range; (m) = Manual Integration; (+) = Area Summed; (*) = Surrogate Percent Recovery Out of Range; (d): Zeroed Peak

Quantitation Results Report (QT Reviewed)

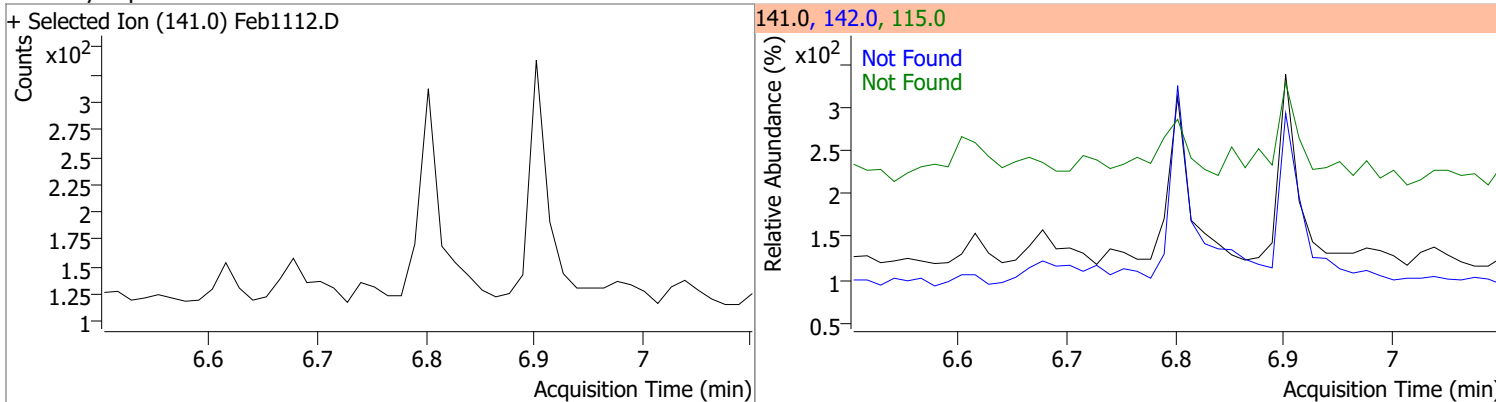
Compound	Conc.	RT	Dev(Min)	Resp.	QIon	QRatio	Lower	Upper
Nitrobenzene-d5	72.7024	5.14	-0.01	501714	128.0	40.2	31.2	57.9
					54.0	32.5	26.7	49.6



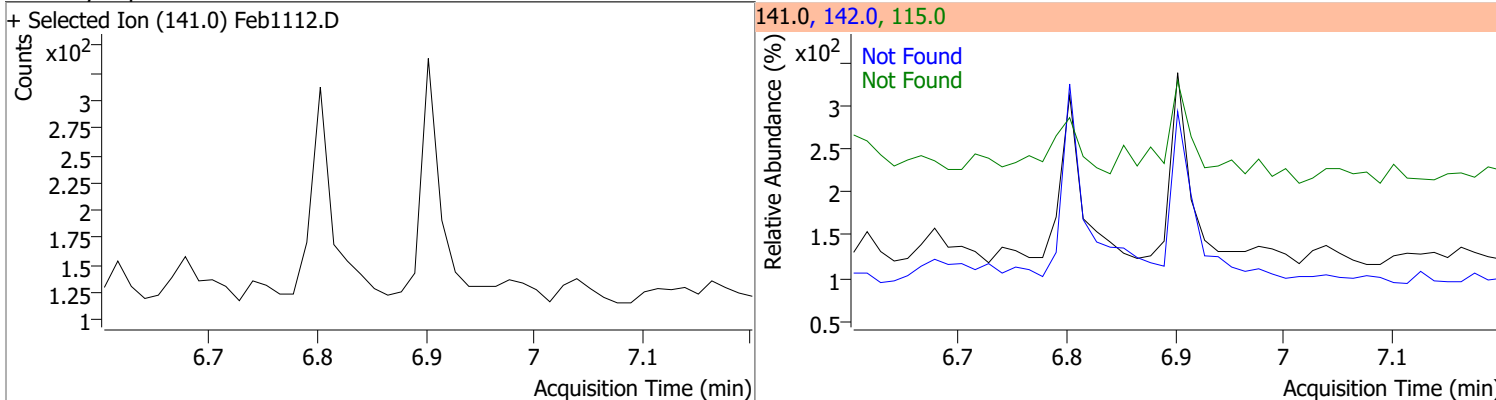
Compound	Conc.	Exp RT	QIon	Exp Ratio	QIon	Exp Ratio
Naphthalene	N.D.	5.97	102.0	15.0	129.0	11.2



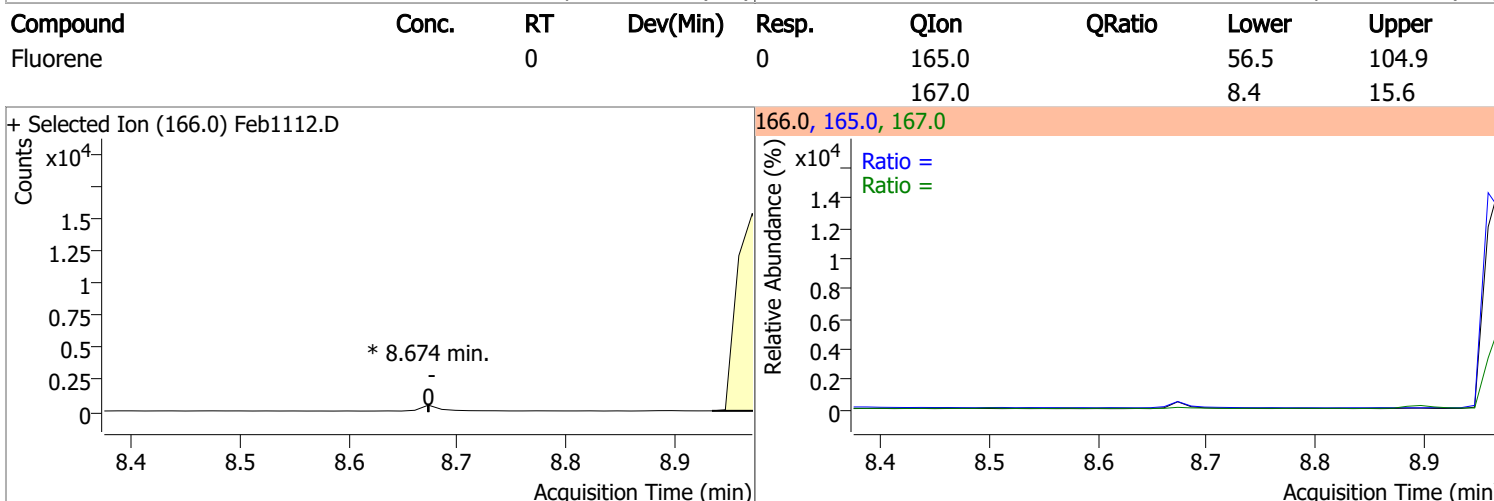
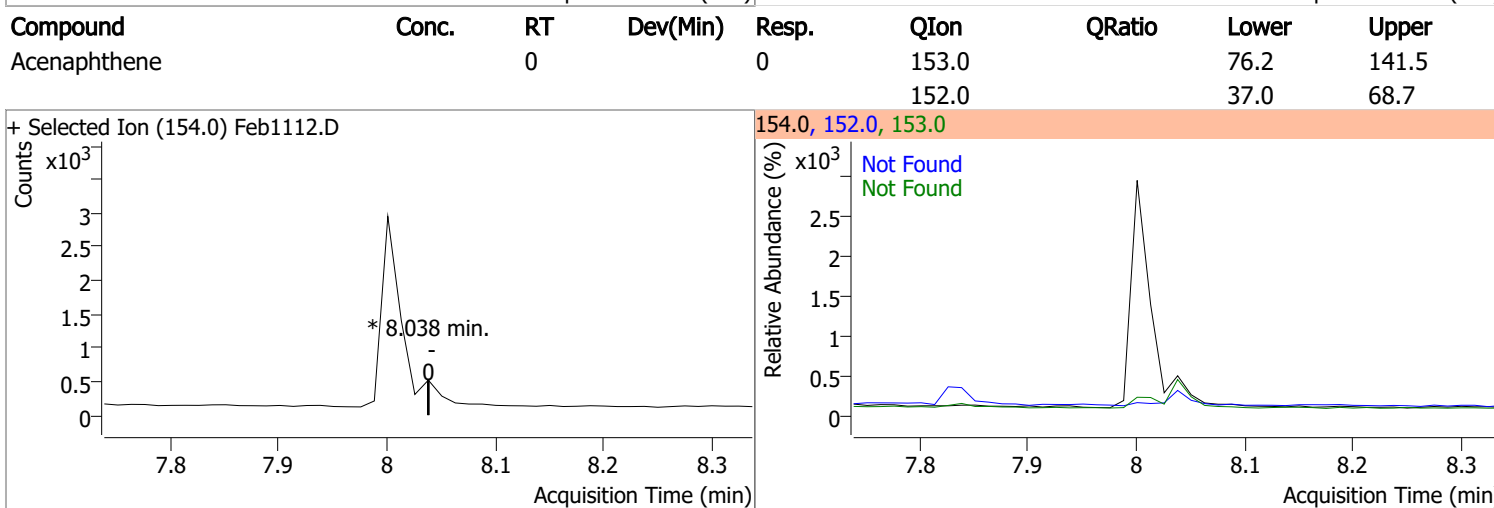
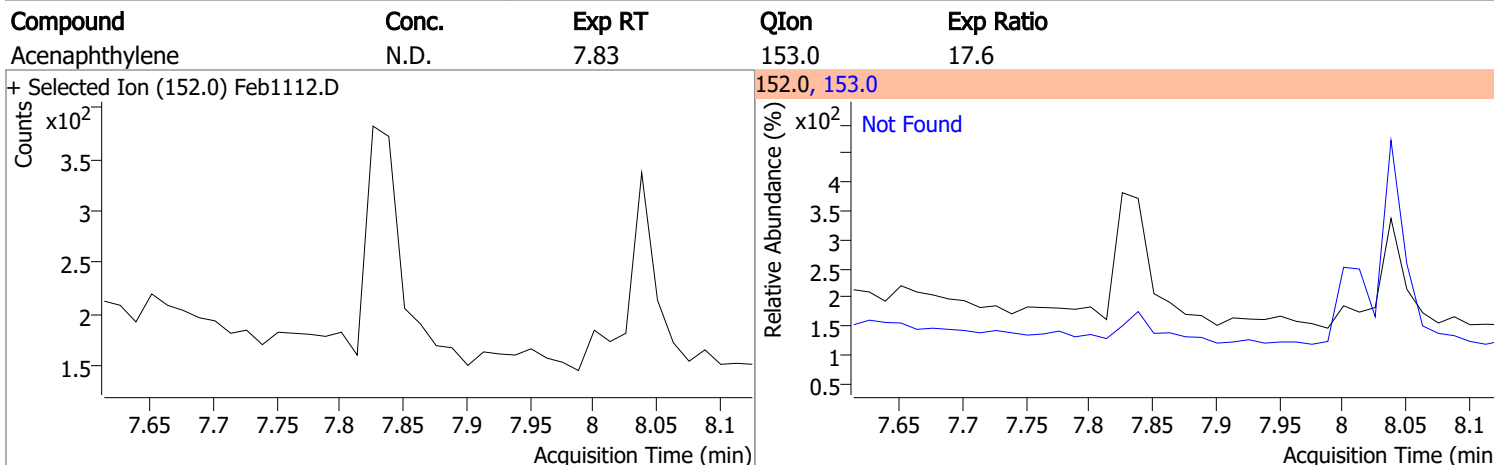
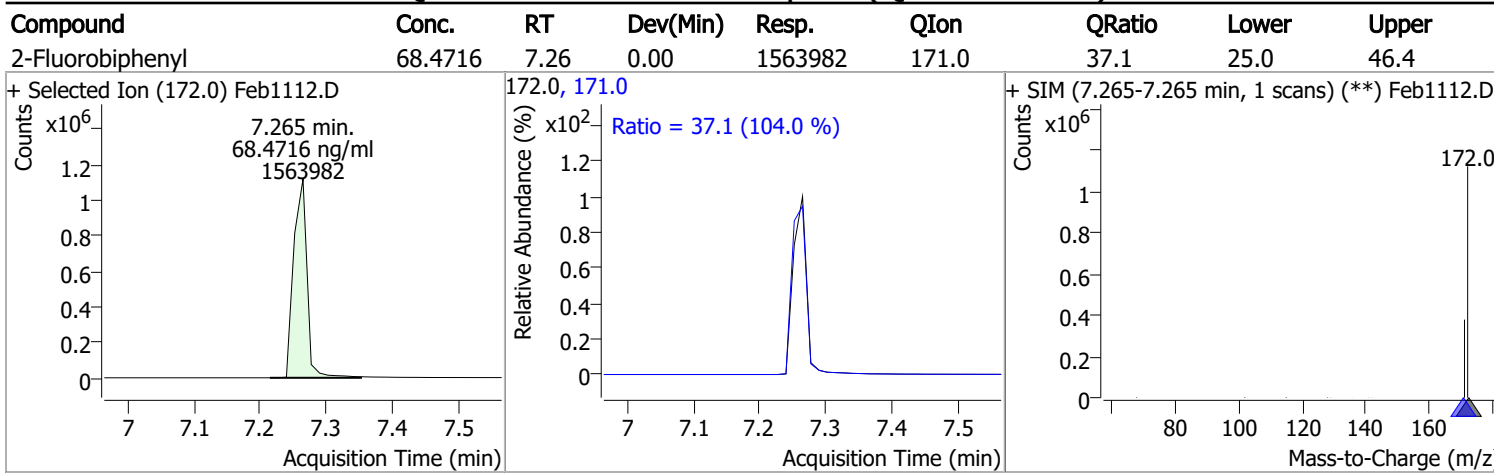
Compound	Conc.	Exp RT	QIon	Exp Ratio	QIon	Exp Ratio
2-Methylnaphthalene	N.D.	6.80	142.0	135.7	115.0	47.1



Compound	Conc.	Exp RT	QIon	Exp Ratio	QIon	Exp Ratio
1-Methylnaphthalene	N.D.	6.90	142.0	110.9	115.0	52.2

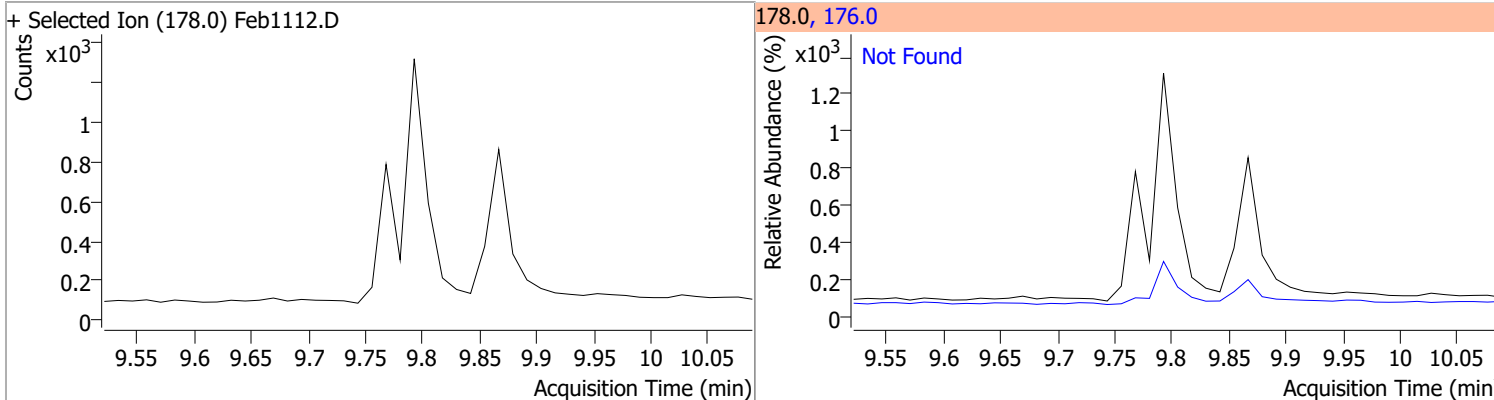


Quantitation Results Report (QT Reviewed)

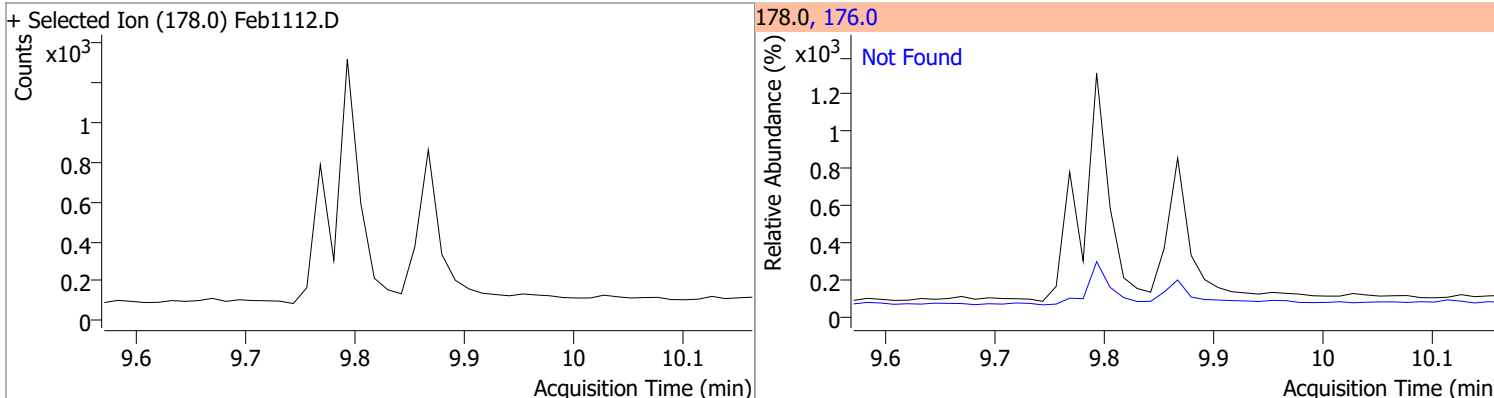


Quantitation Results Report (QT Reviewed)

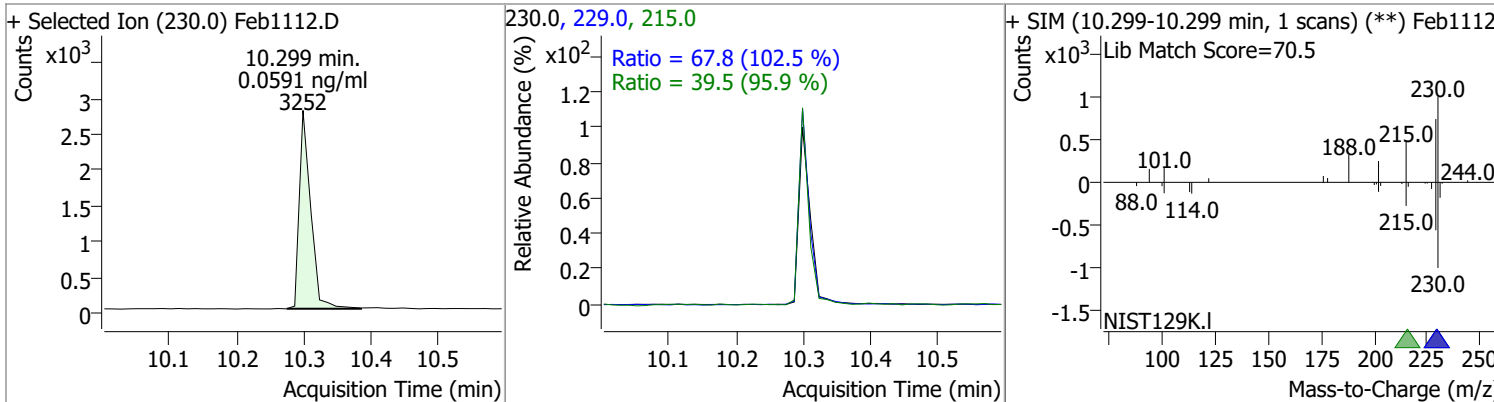
Compound	Conc.	Exp RT	QIon	Exp Ratio
Phenanthrene	N.D.	9.79	176.0	18.4



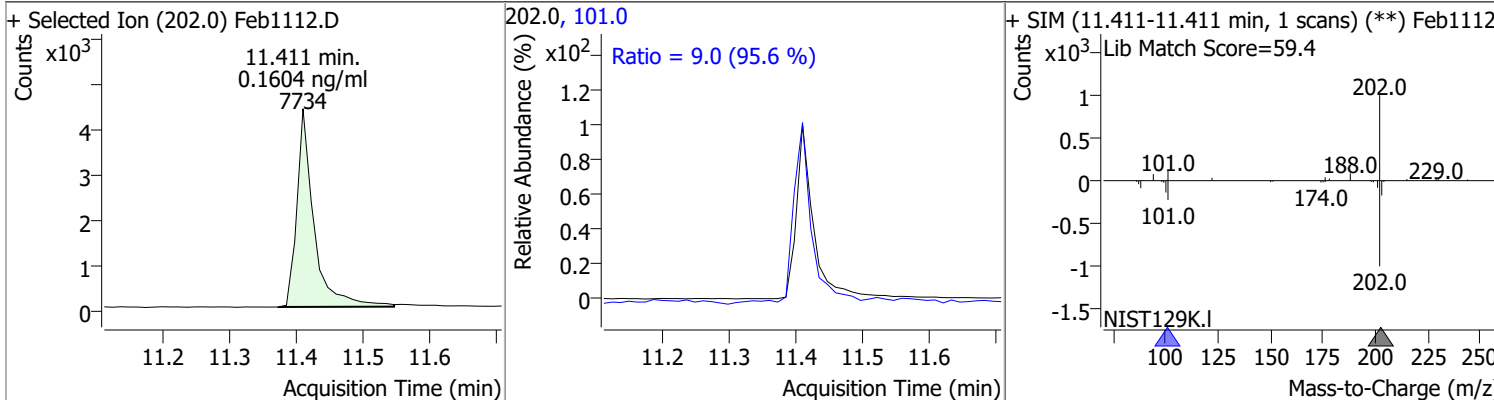
Compound	Conc.	Exp RT	QIon	Exp Ratio
Anthracene	N.D.	9.87	176.0	18.1



Compound	Conc.	RT	Dev(Min)	Resp.	QIon	QRatio	Lower	Upper
o-Terphenyl	0.0591	10.30	0.00	3252	229.0 215.0	67.8 39.5	46.3 28.9	85.9 53.6

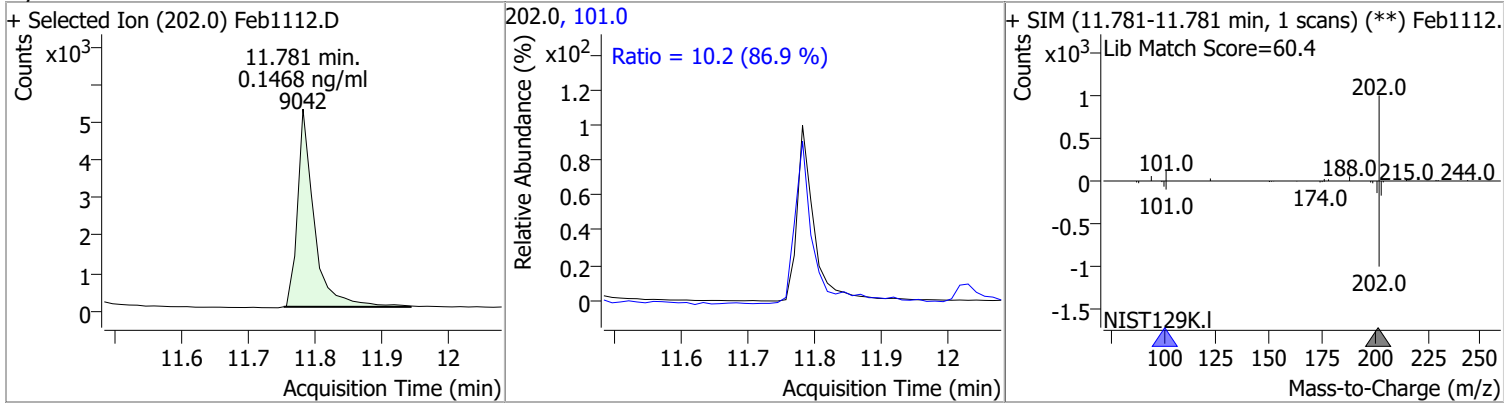


Compound	Conc.	RT	Dev(Min)	Resp.	QIon	QRatio	Lower	Upper
Fluoranthene	0.1604	11.41	0.00	7734	101.0	9.0	6.6	12.3

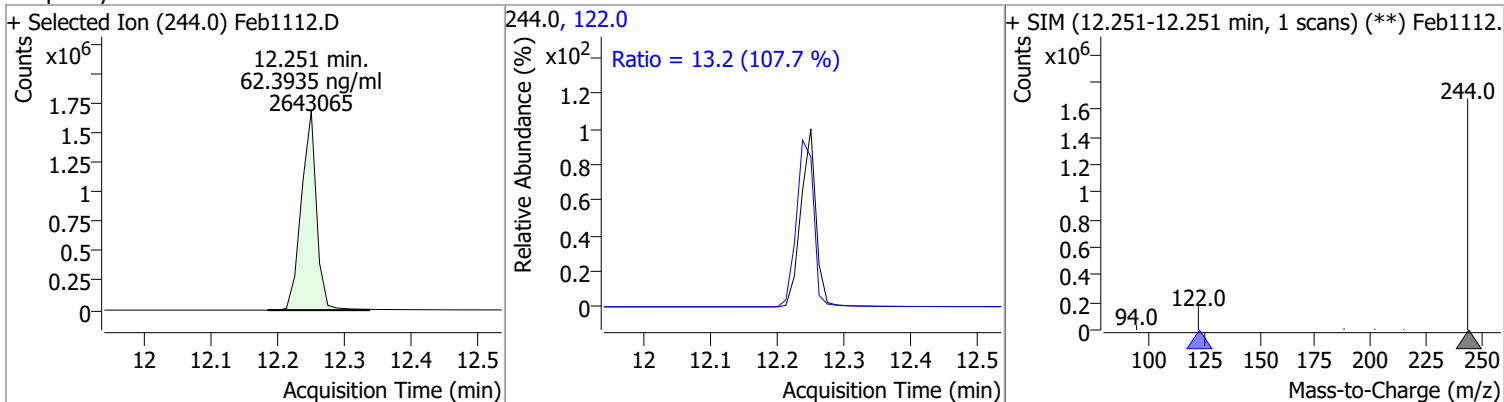


Quantitation Results Report (QT Reviewed)

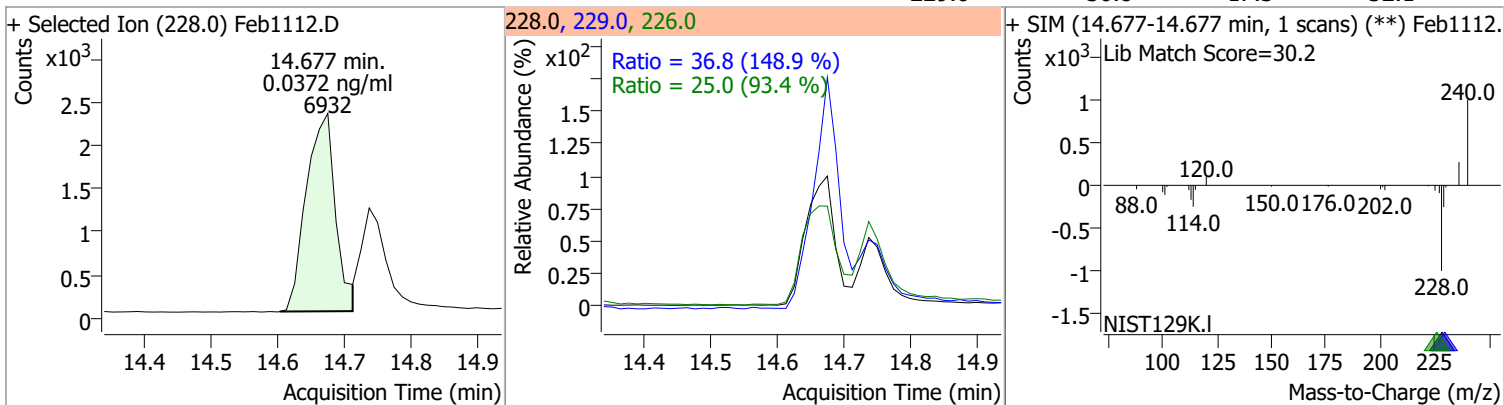
Compound	Conc.	RT	Dev(Min)	Resp.	QIon	QRatio	Lower	Upper
Pyrene	0.1468	11.78	0.00	9042	101.0	10.2	8.2	15.2



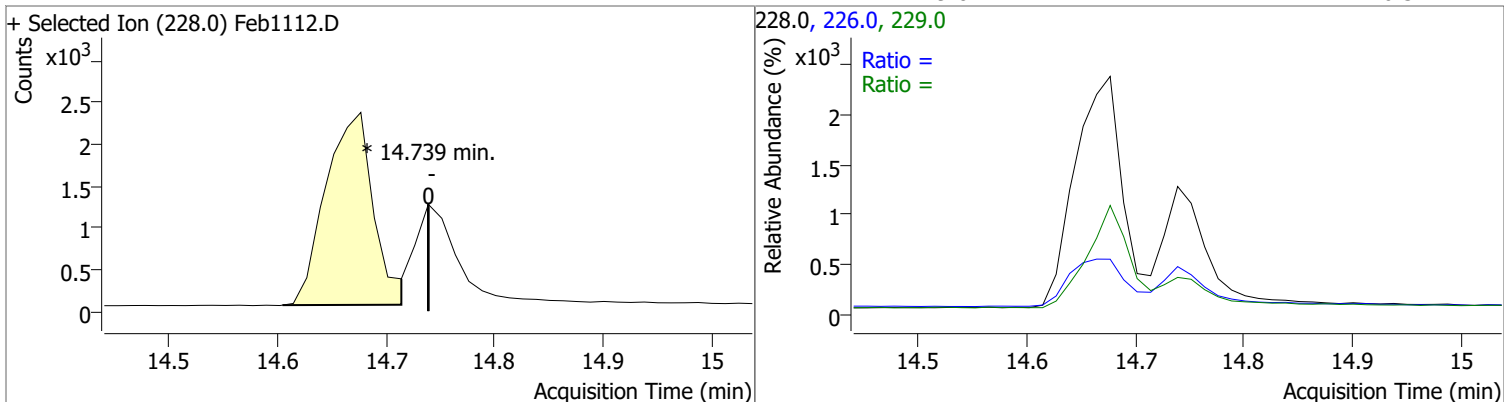
Compound	Conc.	RT	Dev(Min)	Resp.	QIon	QRatio	Lower	Upper
Terphenyl-d14	62.3935	12.25	0.01	2643065	122.0	13.2	8.6	15.9



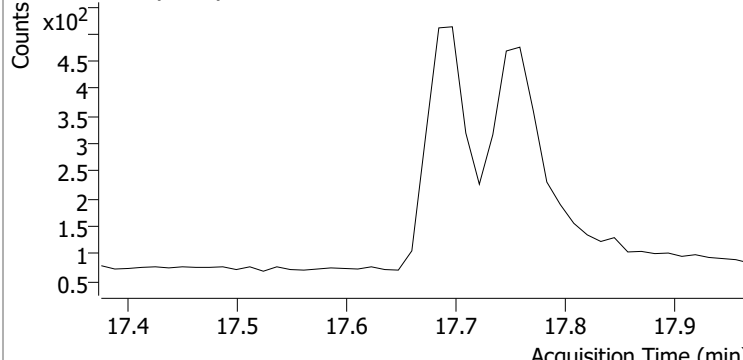
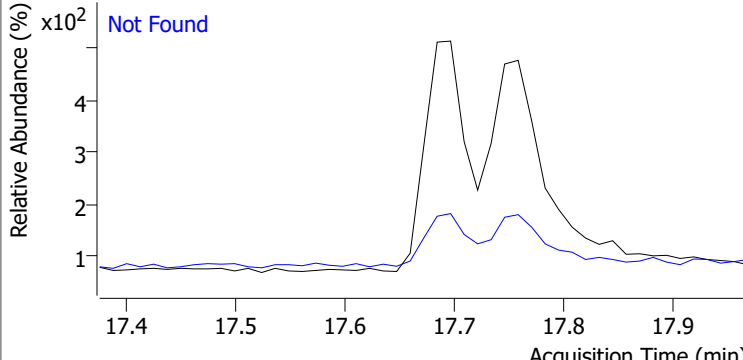
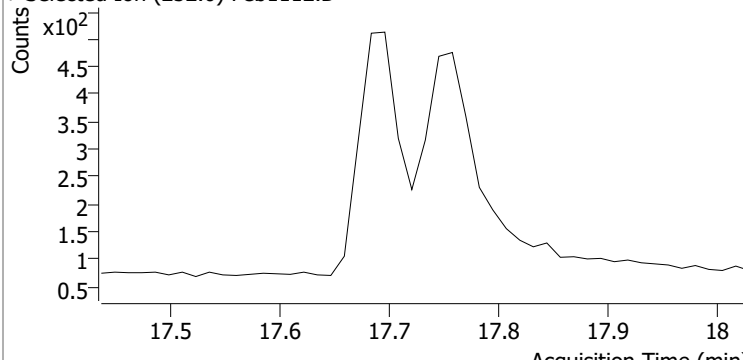
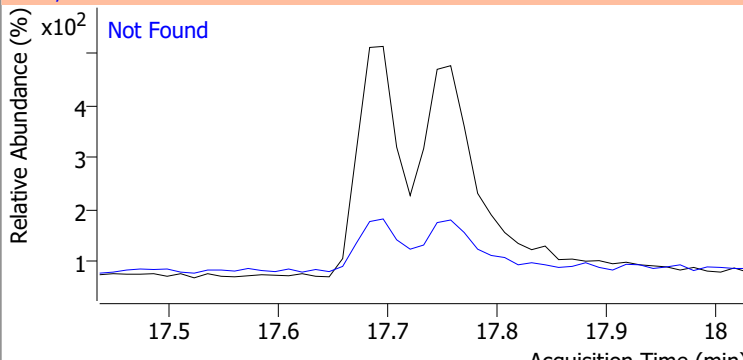
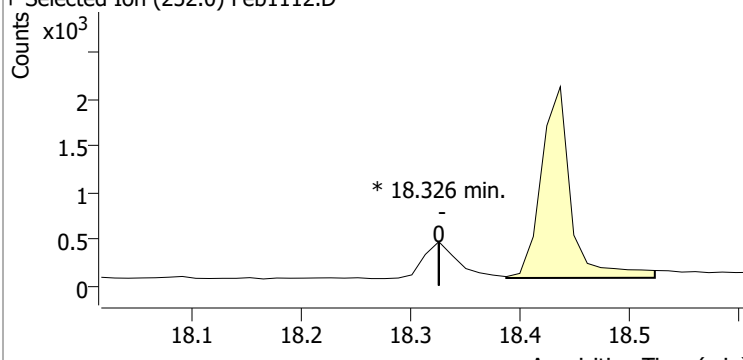
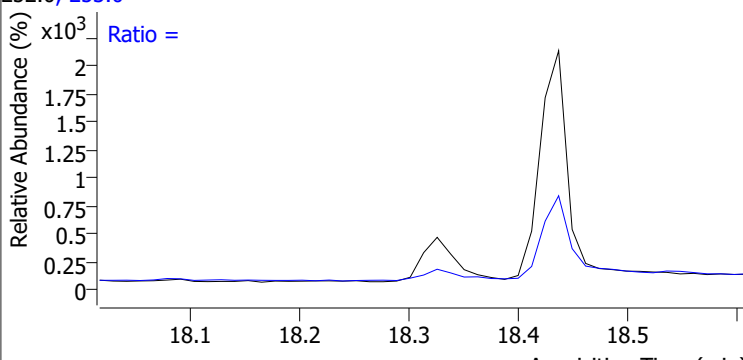
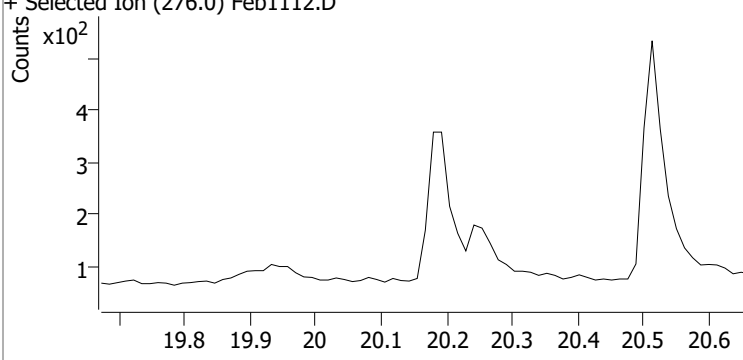
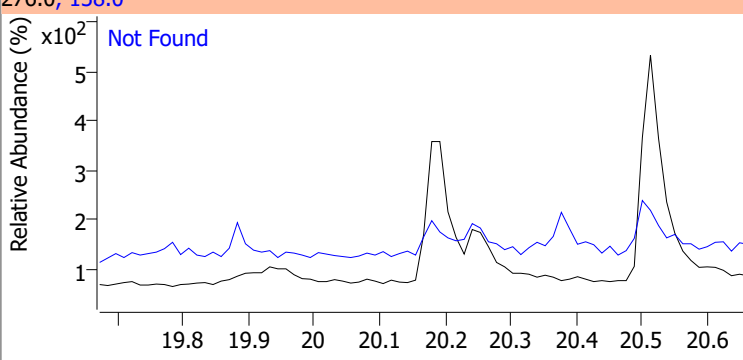
Compound	Conc.	RT	Dev(Min)	Resp.	QIon	QRatio	Lower	Upper
Benzo(a)Anthracene	0.0372	14.68	0.04	6932	226.0 229.0	25.0 36.8	18.7 17.3	34.8 32.1



Compound	Conc.	RT	Dev(Min)	Resp.	QIon	QRatio	Lower	Upper
Chrysene	0	0	0	0	226.0 229.0	21.4 14.2	14.2	39.7 26.3

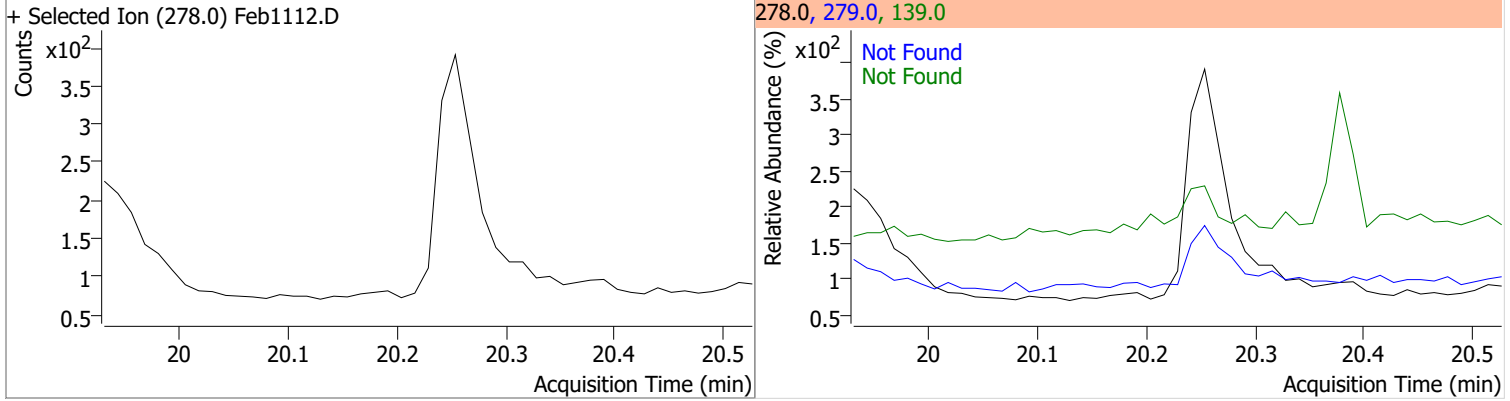


Quantitation Results Report (QT Reviewed)

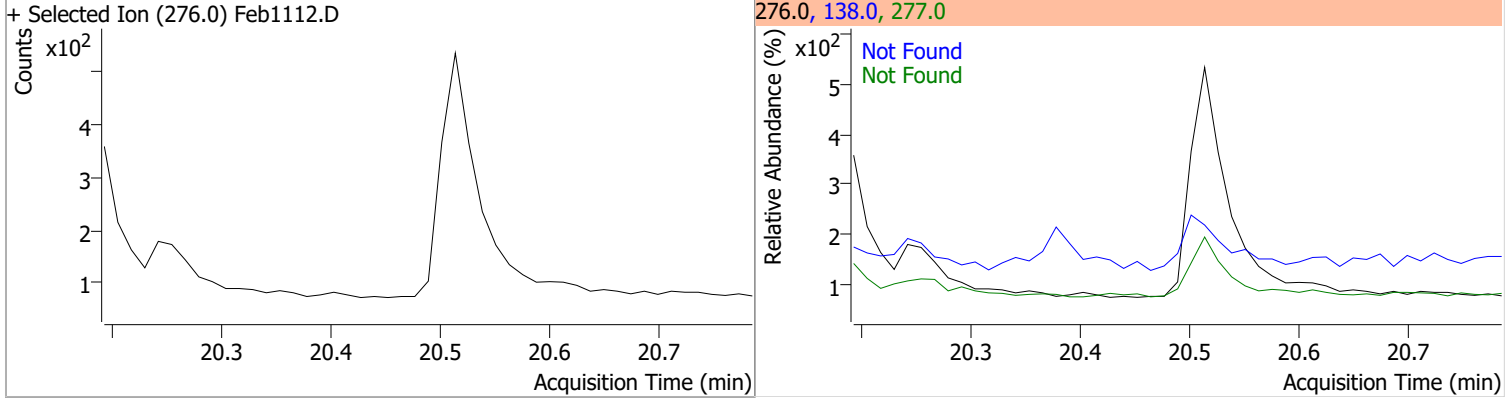
Compound	Conc.	Exp RT	QIon	Exp Ratio				
Benzo(b)fluoranthene	N.D.	17.67	253.0	22.2				
+ Selected Ion (252.0) Feb1112.D		252.0, 253.0						
								
Benzo(k)fluoranthene	N.D.	17.73	253.0	23.6				
+ Selected Ion (252.0) Feb1112.D		252.0, 253.0						
								
Benzo(a)pyrene		RT	Dev(Min)	Resp.	QIon	QRatio	Lower	Upper
		0		0	253.0		16.8	31.2
+ Selected Ion (252.0) Feb1112.D		252.0, 253.0						
								
Indeno(1,2,3-cd)pyrene	N.D.	20.17	138.0	20.2				
+ Selected Ion (276.0) Feb1112.D		276.0, 138.0						
								

Quantitation Results Report (QT Reviewed)

Compound	Conc.	Exp RT	QIon	Exp Ratio	QIon	Exp Ratio
Dibenzo(a,h)anthracene	N.D.	20.23	279.0	24.9	139.0	16.2



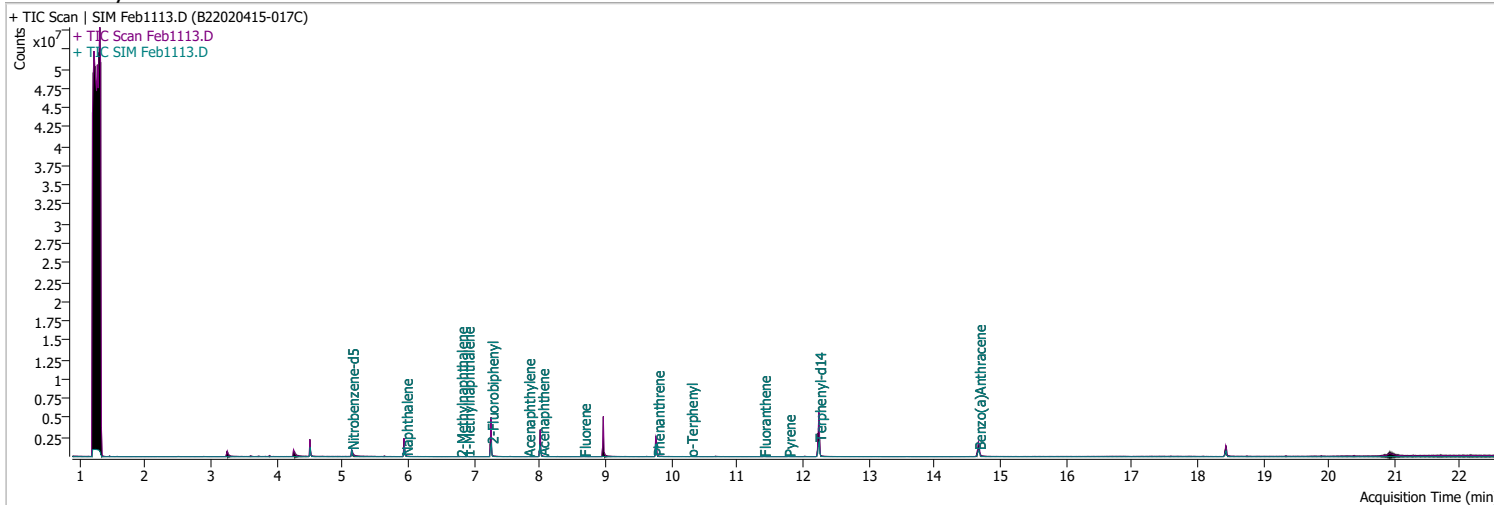
Compound	Conc.	Exp RT	QIon	Exp Ratio	QIon	Exp Ratio
Benzo(g,h,i)perylene	N.D.	20.49	277.0	24.5	138.0	21.6



Quantitation Results Report (QT Reviewed)

Data File	Feb1113.D	Operator	LIMS import
Acq. Method	5975BNASIM	Acq. Date-Time	2/11/2022 9:16:30 PM
Sample Name	B22020415-017C	Instrument	GCMS
Vial	13	Multiplier	1.00
DA Method File	020722 bna SIM 1.batch.bin	Comment	SVOC-8270C-SIM-W-LLPAH
Tune File	dftppjph.u	Tune Date	
Batch Name	021122 bna SIM 1.batch.bin	Last Calib Update	2/14/2022 11:10:52 AM

Ref Library



Compound	RT	QIon	Resp.	Conc.	Units	Dev(Min)
Internal Standards						
M 1,4-Dichlorobenzene-d4	4.509	152.0	332067	40.0000	ng/ml	0.000
M Naphthalene-d8	5.941	136.0	1185463	40.0000	ng/ml	0.000
M Acenaphthene-d10	8.001	164.0	791068	40.0000	ng/ml	-0.013
M Phenanthrene-d10	9.768	188.0	1494195	40.0000	ng/ml	0.000
M Chrysene-d12	14.677	240.0	1271955	40.0000	ng/ml	0.000
M Perylene-d12	18.438	264.0	805174	40.0000	ng/ml	0.012
System Monitoring Compounds						
S Nitrobenzene-d5	5.143	82.0	524267	79.1983	ng/ml	-0.013
Spiked Amount: 5.000	Range: 19.0 - 102.0%			Recovery = 1583.97%	*	
S 2-Fluorobiphenyl	7.265	172.0	1622324	74.3515	ng/ml	0.000
Spiked Amount: 5.000	Range: 25.0 - 94.0%			Recovery = 1487.03%	*	
S o-Terphenyl	10.299	230.0	3534	0.0803	ng/ml	0.000
Spiked Amount: 5.000	Range: 40.0 - 140.0%			Recovery = 1.61%	*	
S Terphenyl-d14	12.251	244.0	2624713	63.1922	ng/ml	0.012
Spiked Amount: 5.000	Range: 39.0 - 106.0%			Recovery = 1263.84%	*	
Target Compounds						
T Naphthalene	5.966	128.0	4293	0.0725	ng/ml	82
T 2-Methylnaphthalene	6.802	141.0	3057	0.1044	ng/ml	95
T 1-Methylnaphthalene	6.902	141.0	3202	0.0894	ng/ml	95
T Acenaphthylene	7.826	152.0	4663	0.1538	ng/ml	89
T Acenaphthene	8.038	154.0	4049	0.1104	ng/ml	m 97
T Fluorene	8.673	166.0	3120	0.0723	ng/ml	88
T Phenanthrene	9.793	178.0	3979	0.0272	ng/ml	m 97
T Anthracene	9.867	178.0	0		ng/ml	md 1
T Fluoranthene	11.411	202.0	7180	0.1540	ng/ml	100
T Pyrene	11.781	202.0	7944	0.1253	ng/ml	99
T Benzo(a)Anthracene	14.677	228.0	6260	0.0184	ng/ml	# 85
T Chrysene	14.739	228.0	0		ng/ml	md 1
T Benzo(b)fluoranthene	0.000		0	N.D.		

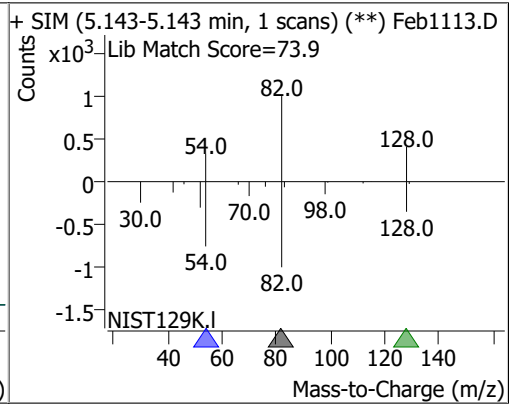
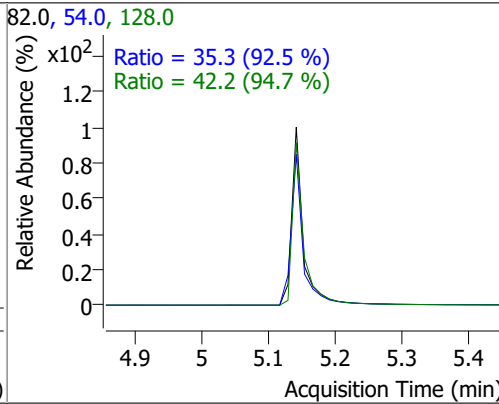
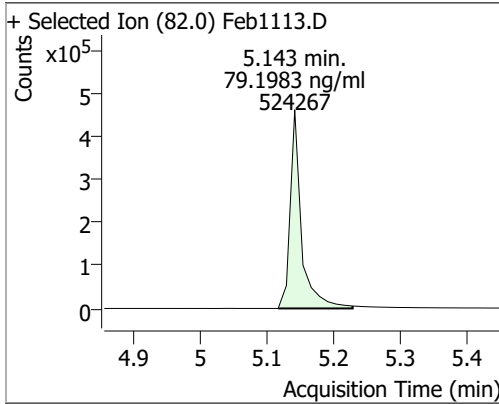
Quantitation Results Report (QT Reviewed)

Compound	RT	QIon	Resp.	Conc.	Units	Dev(Min)
T Benzo(k)fluoranthene	0.000		0	N.D.		
T Benzo(a)pyrene	18.326	252.0	0		ng/ml	md 1
T Indeno(1,2,3-cd)pyrene	0.000		0	N.D.		
T Dibenzo(a,h)anthracene	0.000		0	N.D.		
T Benzo(g,h,i)perylene	0.000		0	N.D.		

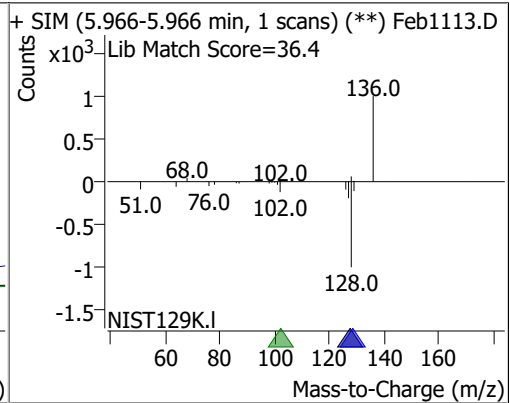
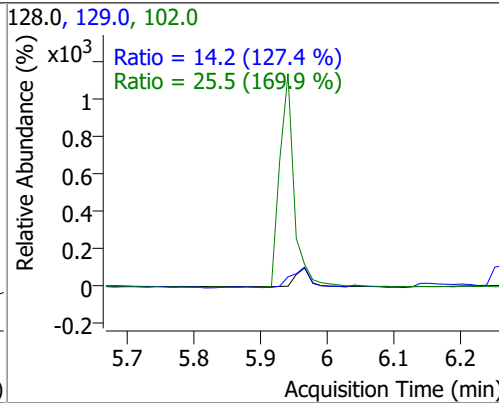
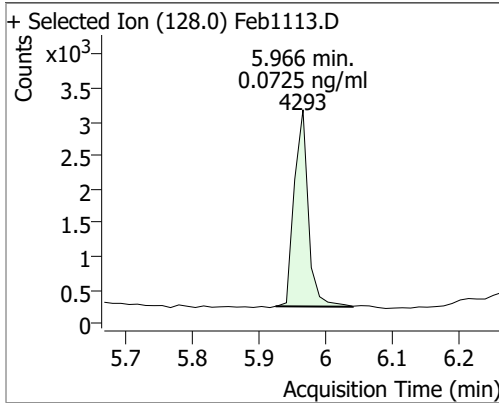
(#) = Qualifier Out of Range; (m) = Manual Integration; (+) = Area Summed; (*) = Surrogate Percent Recovery Out of Range; (d): Zeroed Peak

Quantitation Results Report (QT Reviewed)

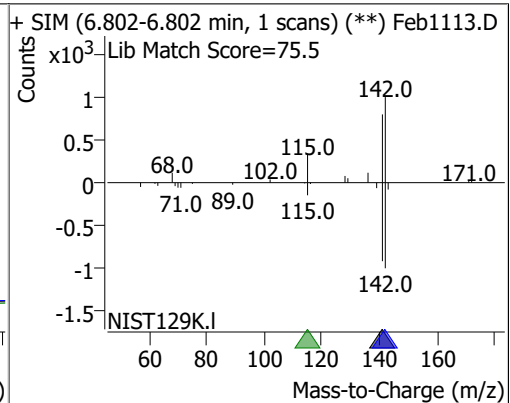
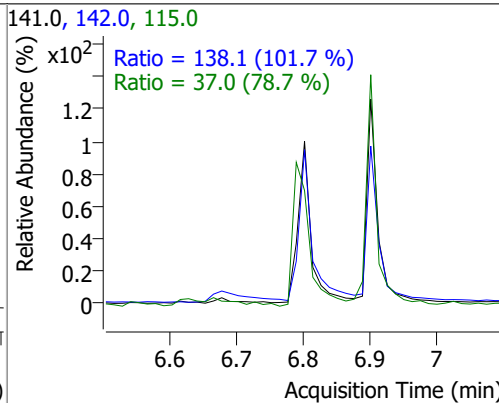
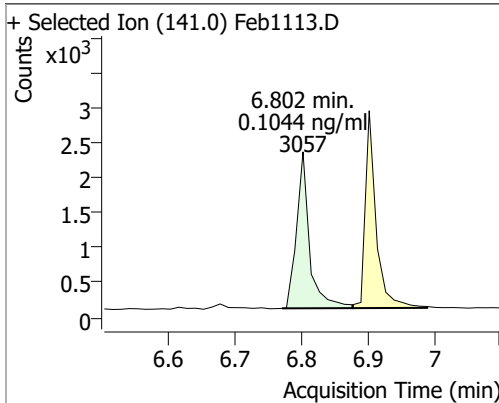
Compound	Conc.	RT	Dev(Min)	Resp.	QIon	QRatio	Lower	Upper
Nitrobenzene-d5	79.1983	5.14	-0.01	524267	128.0	42.2	31.2	57.9
					54.0	35.3	26.7	49.6



Compound	Conc.	RT	Dev(Min)	Resp.	QIon	QRatio	Lower	Upper
Naphthalene	0.0725	5.97	0.00	4293	102.0	25.5	0.0	45.0
					129.0	14.2	7.8	14.5

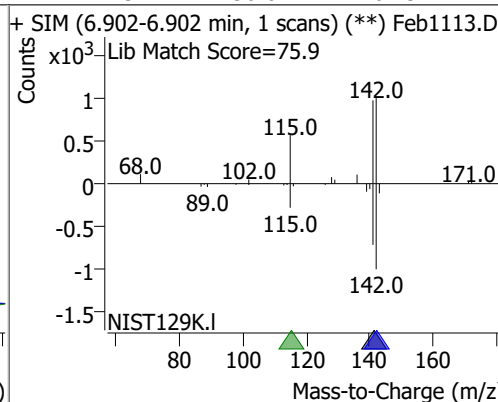
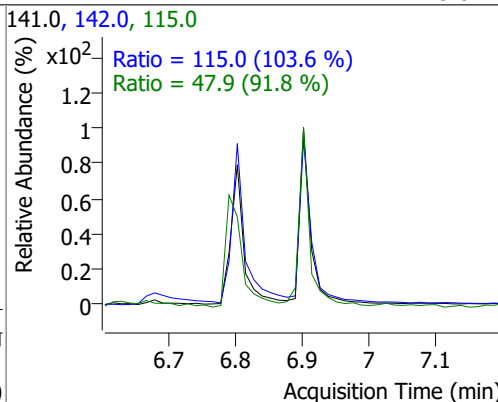
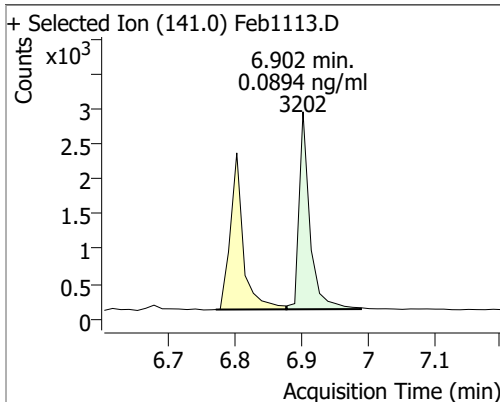


Compound	Conc.	RT	Dev(Min)	Resp.	QIon	QRatio	Lower	Upper
2-Methylnaphthalene	0.1044	6.80	0.00	3057	142.0	138.1	95.0	176.4
					115.0	37.0	32.9	61.2

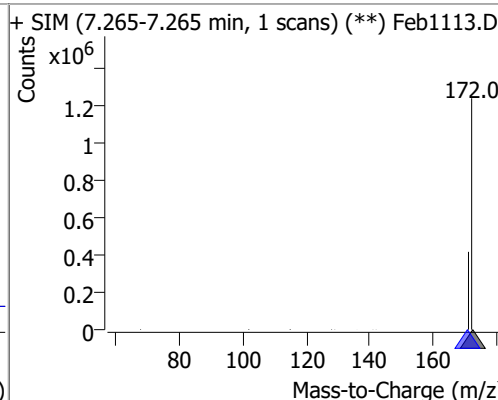
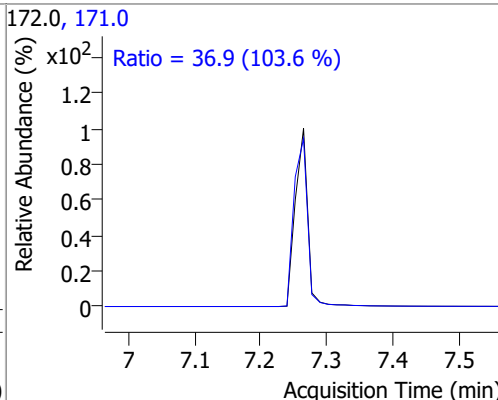
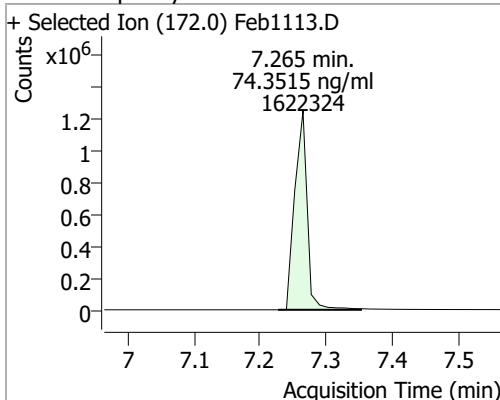


Quantitation Results Report (QT Reviewed)

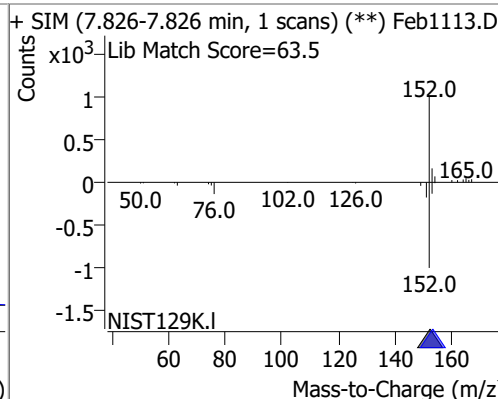
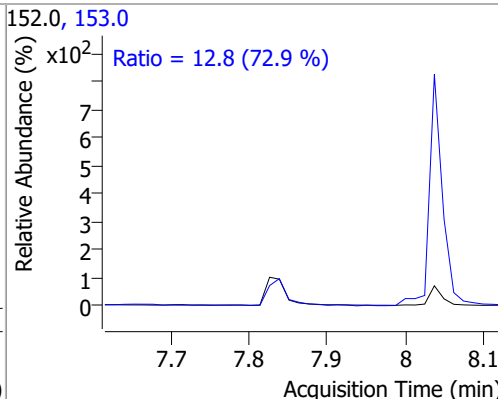
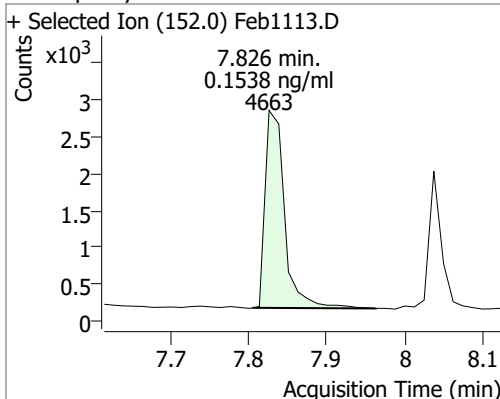
Compound	Conc.	RT	Dev(Min)	Resp.	QIon	QRatio	Lower	Upper
1-Methylnaphthalene	0.0894	6.90	0.00	3202	142.0	115.0	77.7	144.2
					115.0	47.9	36.6	67.9



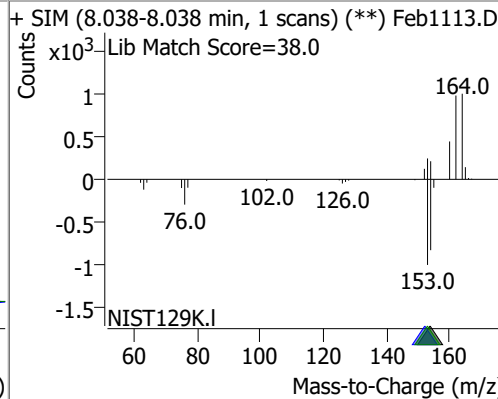
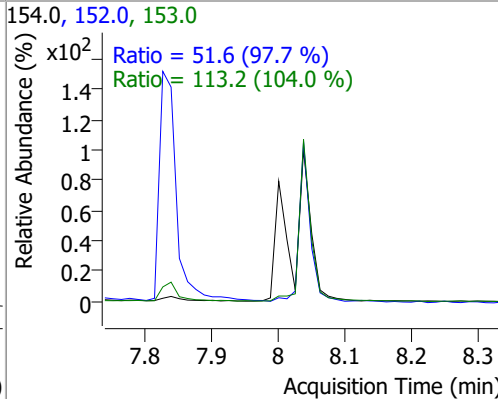
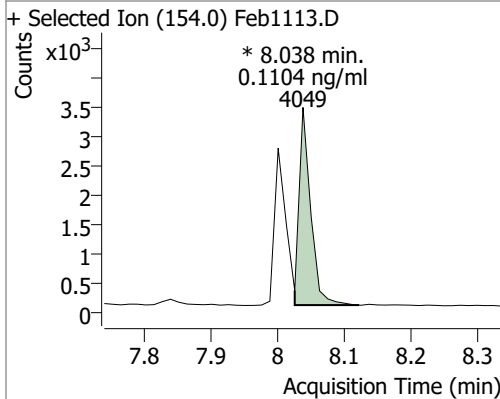
Compound	Conc.	RT	Dev(Min)	Resp.	QIon	QRatio	Lower	Upper
2-Fluorobiphenyl	74.3515	7.26	0.00	1622324	171.0	36.9	25.0	46.4



Compound	Conc.	RT	Dev(Min)	Resp.	QIon	QRatio	Lower	Upper
Acenaphthylene	0.1538	7.83	0.00	4663	153.0	12.8	12.3	22.9

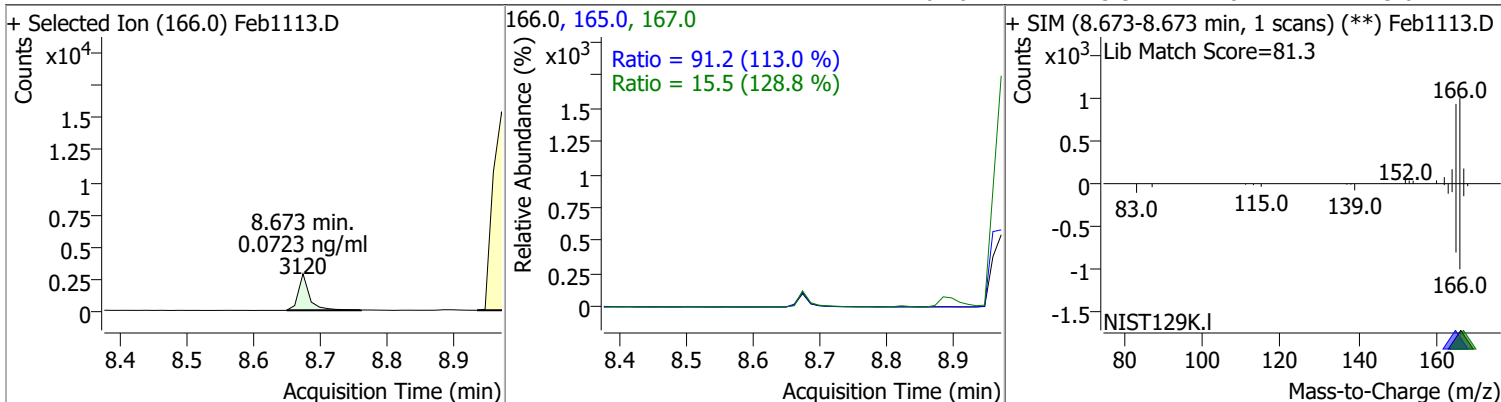


Compound	Conc.	RT	Dev(Min)	Resp.	QIon	QRatio	Lower	Upper
Acenaphthene	0.1104	8.04	0.00	4049 (m)	153.0	113.2	76.2	141.5
					152.0	51.6	37.0	68.7

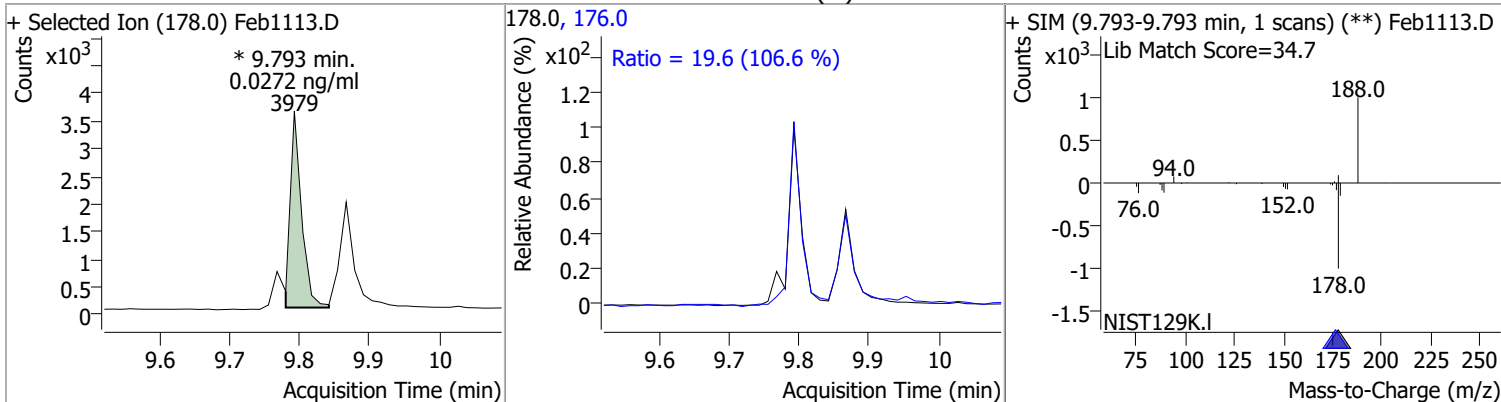


Quantitation Results Report (QT Reviewed)

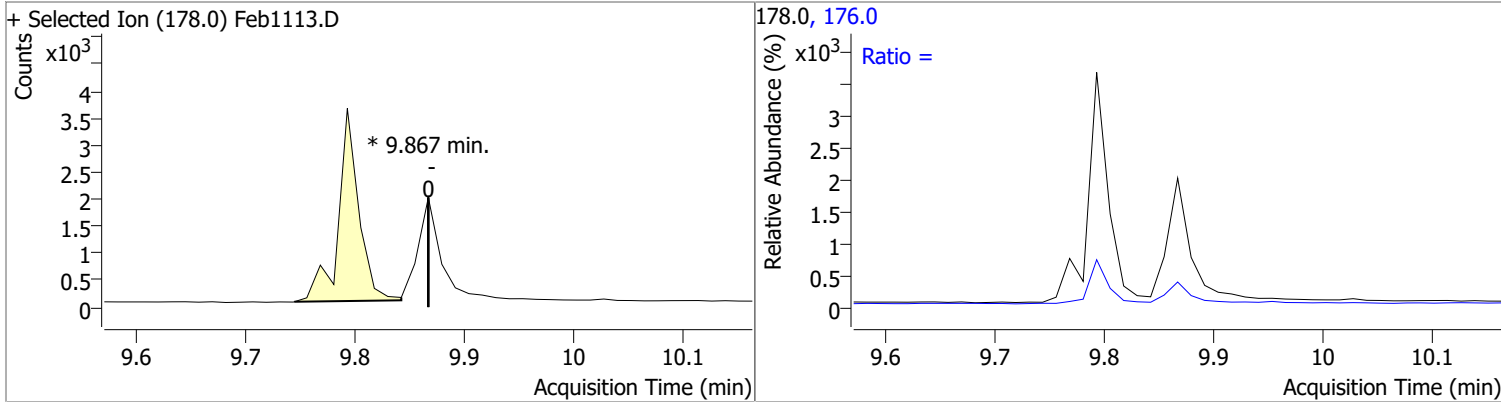
Compound	Conc.	RT	Dev(Min)	Resp.	QIon	QRatio	Lower	Upper
Fluorene	0.0723	8.67	0.00	3120	165.0 167.0	91.2 15.5	56.5 8.4	104.9 15.6



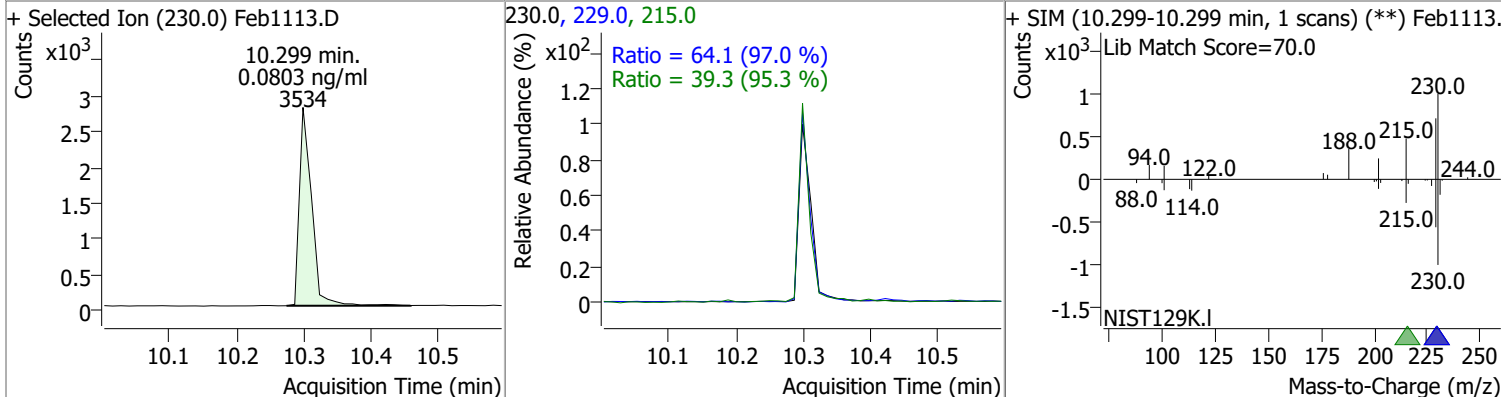
Compound	Conc.	RT	Dev(Min)	Resp.	QIon	QRatio	Lower	Upper
Phenanthrene	0.0272	9.79	0.00	3979 (m)	176.0	19.6	12.9	23.9



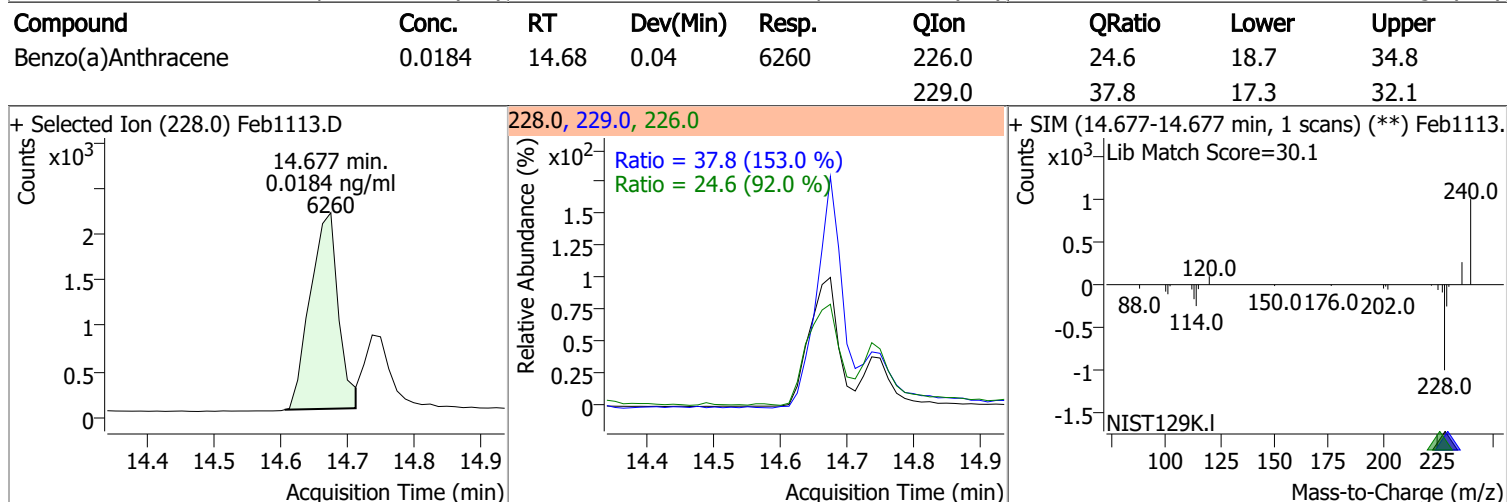
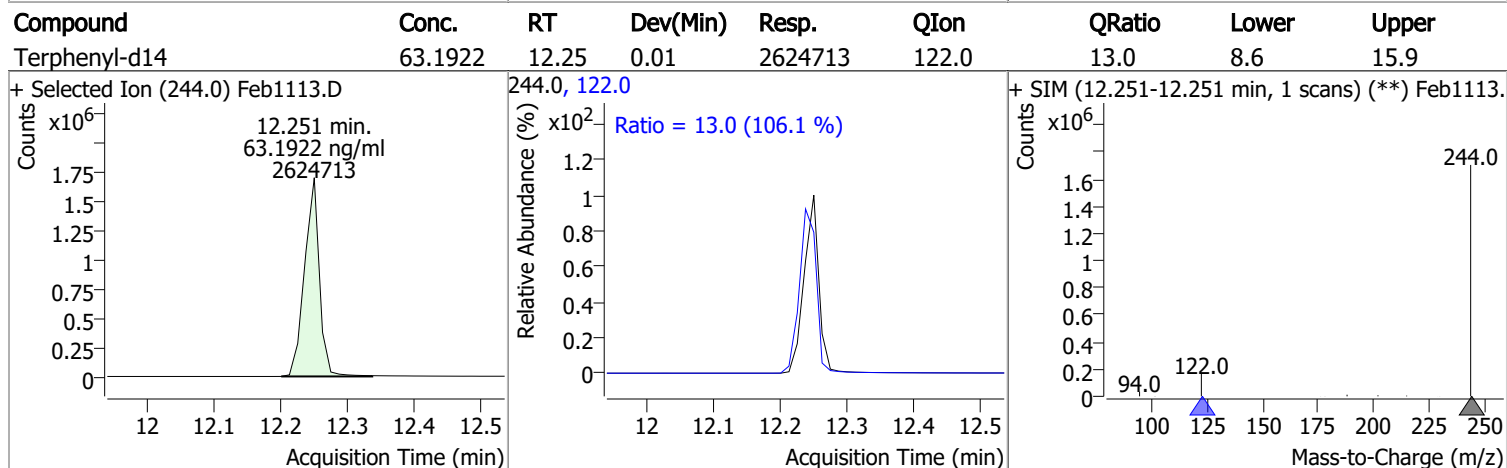
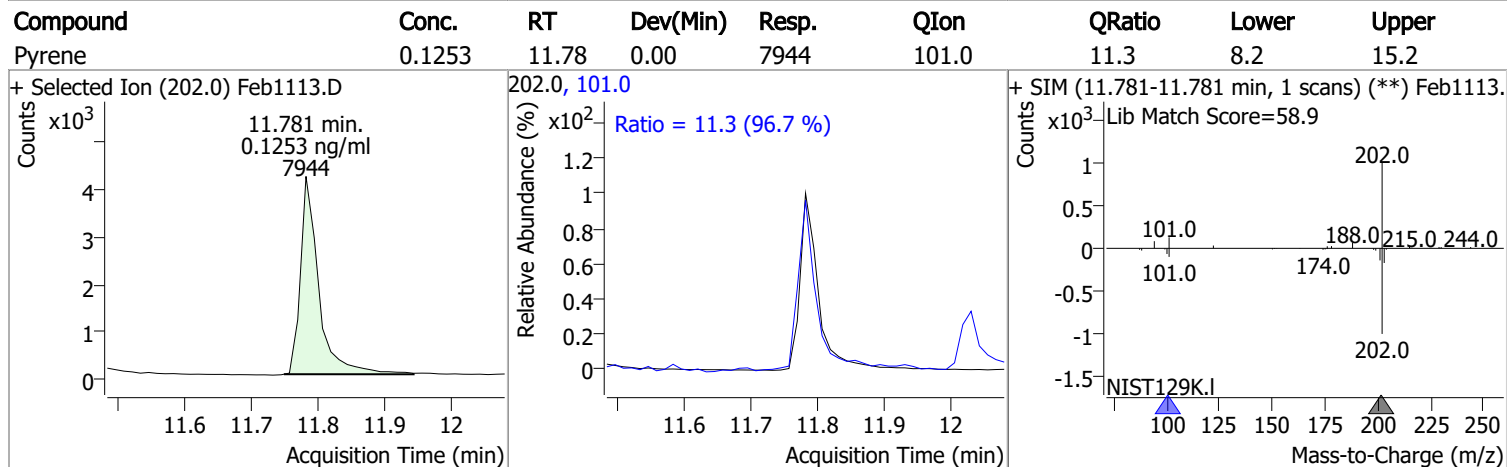
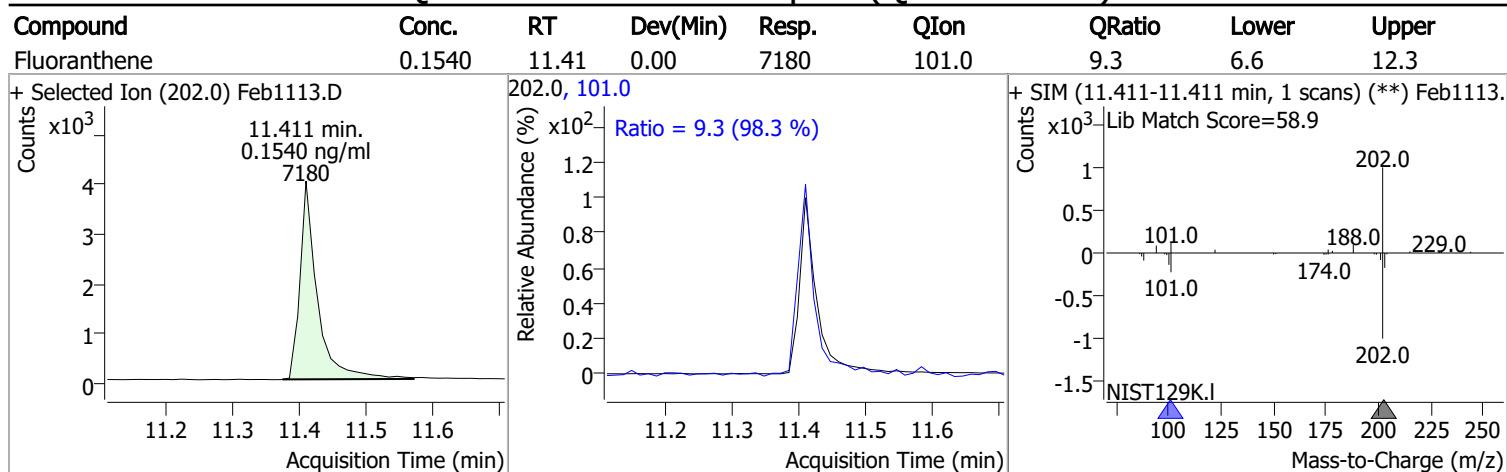
Compound	Conc.	RT	Dev(Min)	Resp.	QIon	QRatio	Lower	Upper
Anthracene	0	0	0	0	176.0		12.7	23.6



Compound	Conc.	RT	Dev(Min)	Resp.	QIon	QRatio	Lower	Upper
o-Terphenyl	0.0803	10.30	0.00	3534	229.0 215.0	64.1 39.3	46.3 28.9	85.9 53.6

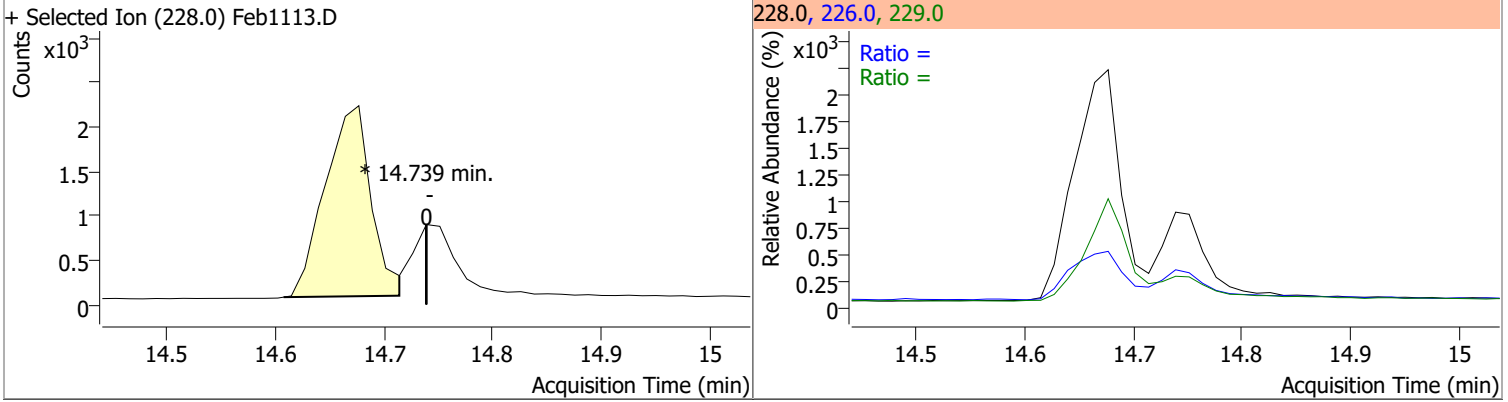


Quantitation Results Report (QT Reviewed)

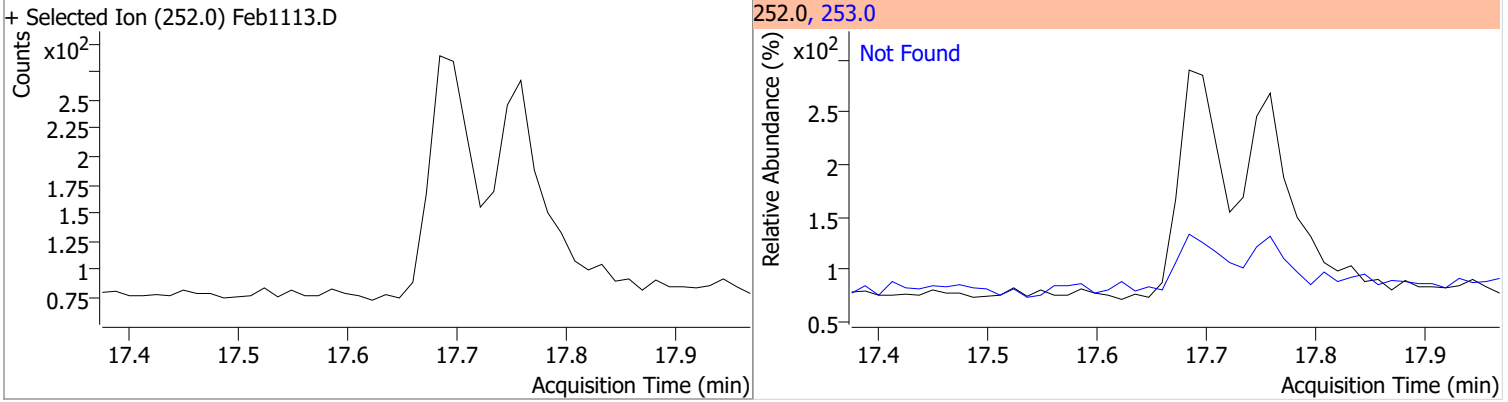


Quantitation Results Report (QT Reviewed)

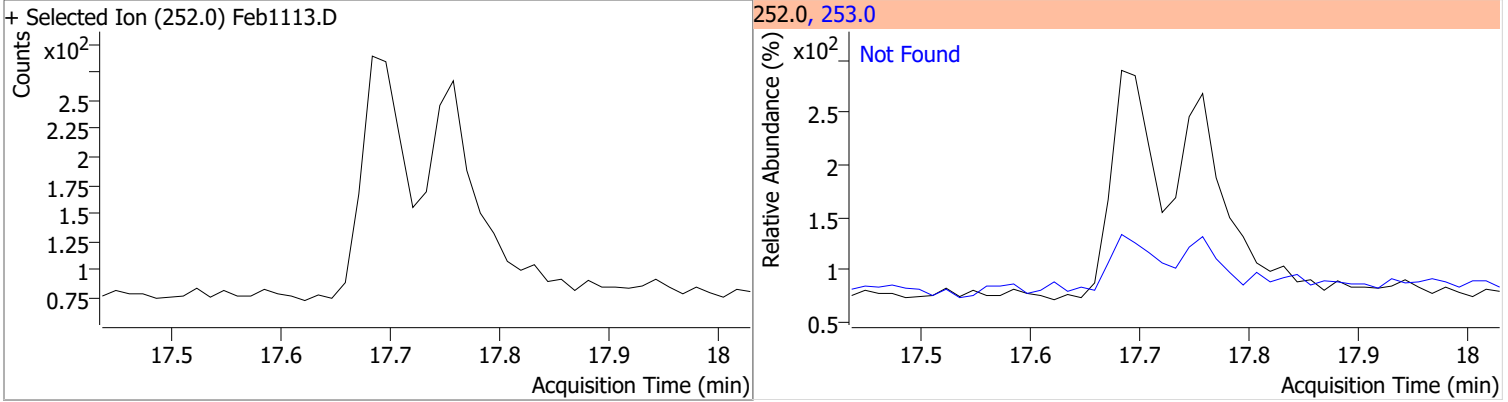
Compound	Conc.	RT	Dev(Min)	Resp.	QIon	QRatio	Lower	Upper
Chrysene		0		0	226.0		21.4	39.7
					229.0		14.2	26.3



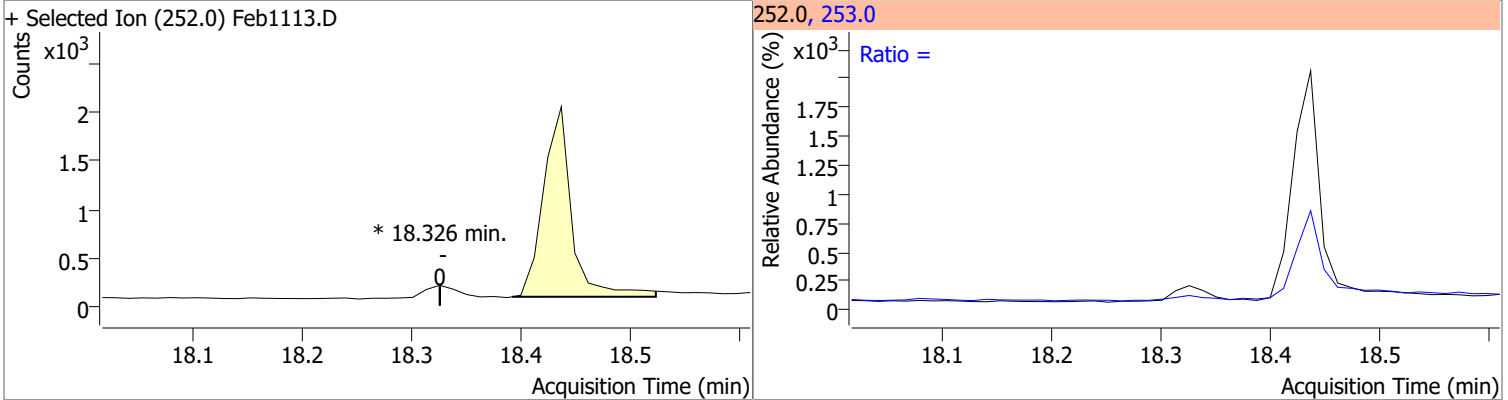
Compound	Conc.	Exp RT	QIon	Exp Ratio
Benzo(b)fluoranthene	N.D.	17.67	253.0	22.2



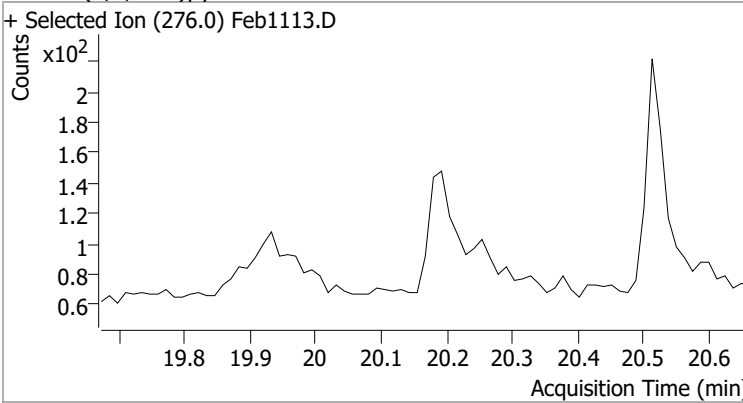
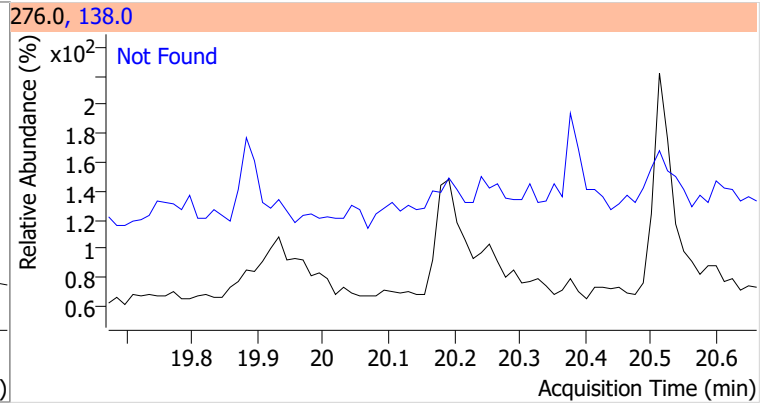
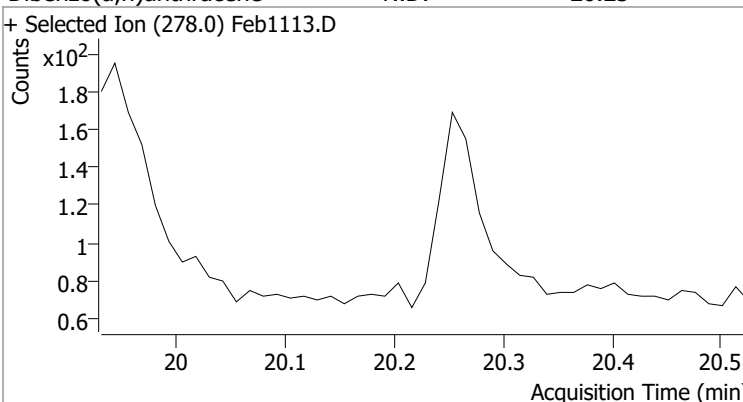
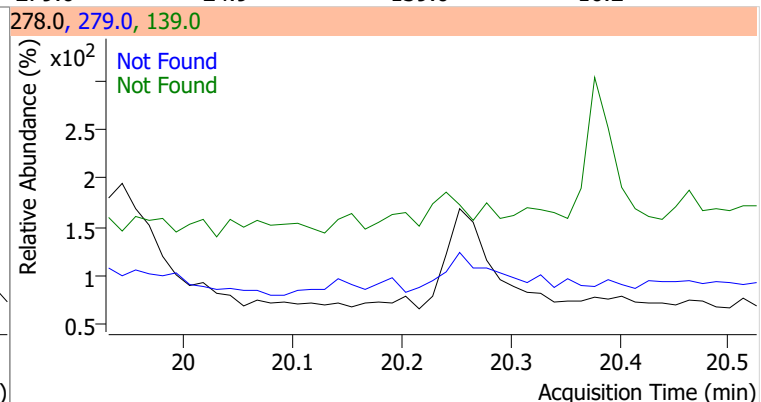
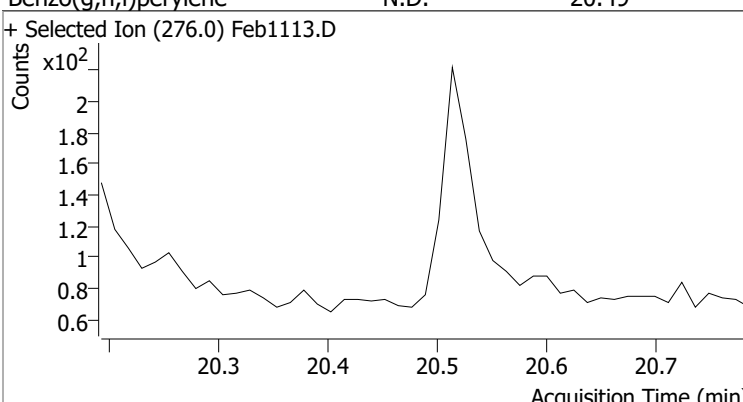
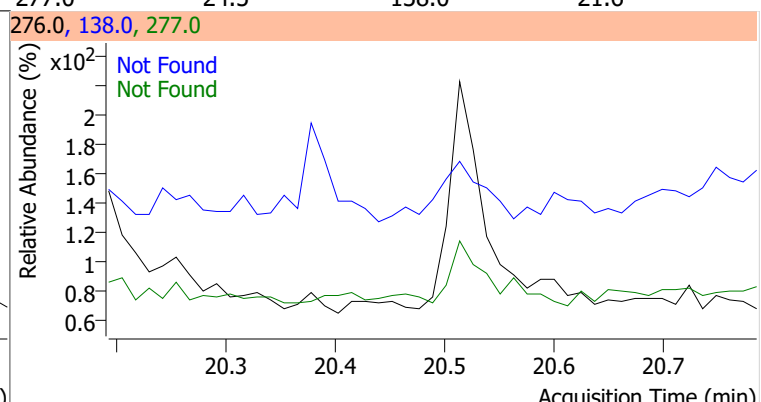
Compound	Conc.	Exp RT	QIon	Exp Ratio
Benzo(k)fluoranthene	N.D.	17.73	253.0	23.6



Compound	Conc.	RT	Dev(Min)	Resp.	QIon	QRatio	Lower	Upper
Benzo(a)pyrene		0		0	253.0		16.8	31.2



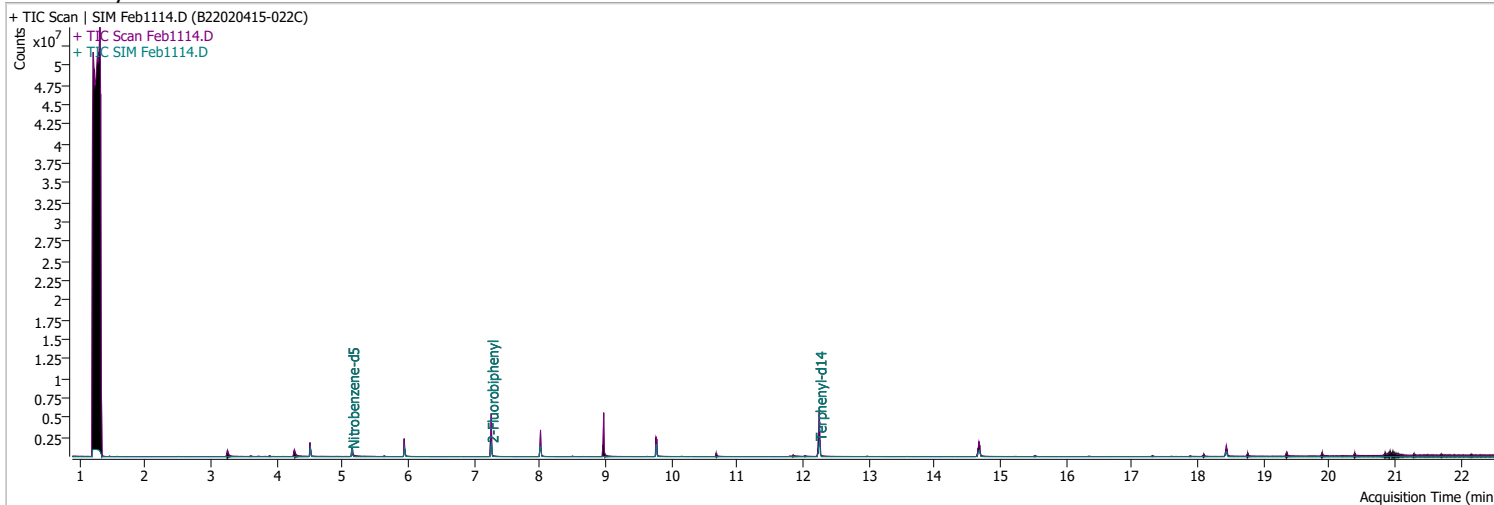
Quantitation Results Report (QT Reviewed)

Compound	Conc.	Exp RT	QIon	Exp Ratio		
Indeno(1,2,3-cd)pyrene	N.D.	20.17	138.0	20.2		
+ Selected Ion (276.0) Feb1113.D			276.0, 138.0			
						
Dibenzo(a,h)anthracene	N.D.	20.23	279.0	24.9	QIon	Exp Ratio
			139.0	16.2		
+ Selected Ion (278.0) Feb1113.D			278.0, 279.0, 139.0			
						
Benzo(g,h,i)perylene	N.D.	20.49	277.0	24.5	QIon	Exp Ratio
			138.0	21.6		
+ Selected Ion (276.0) Feb1113.D			276.0, 138.0, 277.0			
						

Quantitation Results Report (QT Reviewed)

Data File	Feb1114.D	Operator	LIMS import
Acq. Method	5975BNASIM	Acq. Date-Time	2/11/2022 9:48:56 PM
Sample Name	B22020415-022C	Instrument	GCMS
Vial	14	Multiplier	1.00
DA Method File	020722 bna SIM 1.batch.bin	Comment	SVOC-8270C-SIM-W-LLPAH
Tune File	dftppjph.u	Tune Date	
Batch Name	021122 bna SIM 1.batch.bin	Last Calib Update	2/14/2022 11:10:52 AM

Ref Library



Compound	RT	QIon	Resp.	Conc.	Units	Dev(Min)
Internal Standards						
M 1,4-Dichlorobenzene-d4	4.509	152.0	309104	40.0000	ng/ml	0.000
M Naphthalene-d8	5.941	136.0	1136160	40.0000	ng/ml	0.000
M Acenaphthene-d10	8.013	164.0	764530	40.0000	ng/ml	0.000
M Phenanthrene-d10	9.768	188.0	1406930	40.0000	ng/ml	0.000
M Chrysene-d12	14.677	240.0	1208710	40.0000	ng/ml	0.000
M Perylene-d12	18.438	264.0	756610	40.0000	ng/ml	0.012
System Monitoring Compounds						
S Nitrobenzene-d5	5.143	82.0	583759	94.7364	ng/ml	-0.012
Spiked Amount: 5.000	Range: 19.0 - 102.0%			Recovery = 1894.73% *		
S 2-Fluorobiphenyl	7.265	172.0	1744882	84.1607	ng/ml	0.000
Spiked Amount: 5.000	Range: 25.0 - 94.0%			Recovery = 1683.21% *		
S o-Terphenyl	0.000		0	N.D.		
Spiked Amount: 5.000	Range: 40.0 - 140.0%			Recovery = NA%		
S Terphenyl-d14	12.251	244.0	2630586	65.6586	ng/ml	0.012
Spiked Amount: 5.000	Range: 39.0 - 106.0%			Recovery = 1313.17% *		
Target Compounds						
T Naphthalene	0.000		0	N.D.		QValue
T 2-Methylnaphthalene	0.000		0	N.D.		
T 1-Methylnaphthalene	0.000		0	N.D.		
T Acenaphthylene	0.000		0	N.D.		
T Acenaphthene	8.038	154.0	0		ng/ml	md
T Fluorene	8.674	166.0	0		ng/ml	md
T Phenanthrene	0.000		0	N.D.		
T Anthracene	0.000		0	N.D.		
T Fluoranthene	0.000		0	N.D.		
T Pyrene	0.000		0	N.D.		
T Benzo(a)Anthracene	14.677	228.0	0		ng/ml	md
T Chrysene	14.739	228.0	0		ng/ml	md
T Benzo(b)fluoranthene	0.000		0	N.D.		

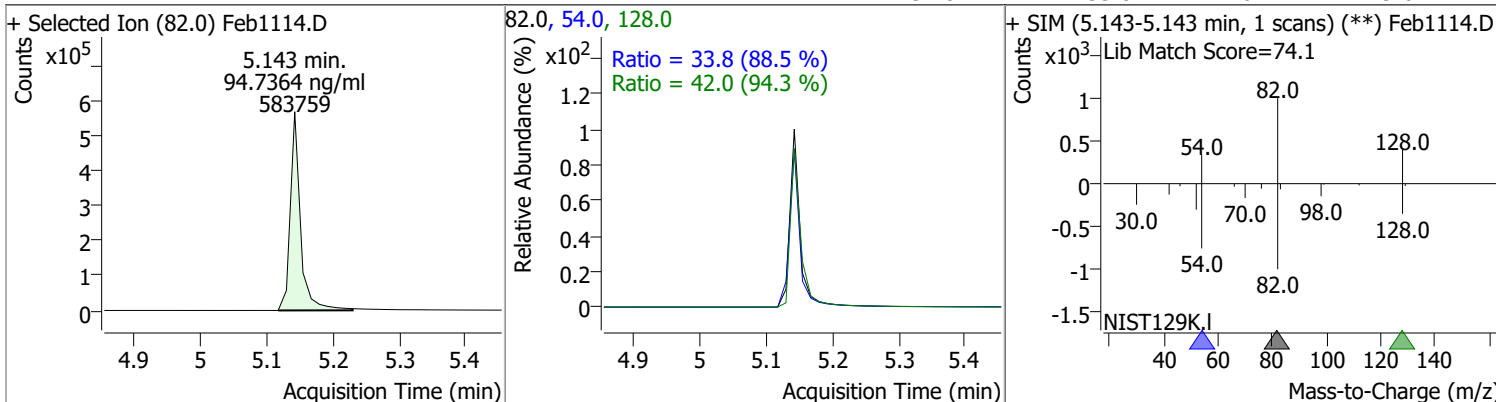
Quantitation Results Report (QT Reviewed)

Compound	RT	QIon	Resp.	Conc.	Units	Dev(Min)
T Benzo(k)fluoranthene	0.000		0	N.D.		
T Benzo(a)pyrene	18.326	252.0	0		ng/ml	md 1
T Indeno(1,2,3-cd)pyrene	0.000		0	N.D.		
T Dibenzo(a,h)anthracene	0.000		0	N.D.		
T Benzo(g,h,i)perylene	0.000		0	N.D.		

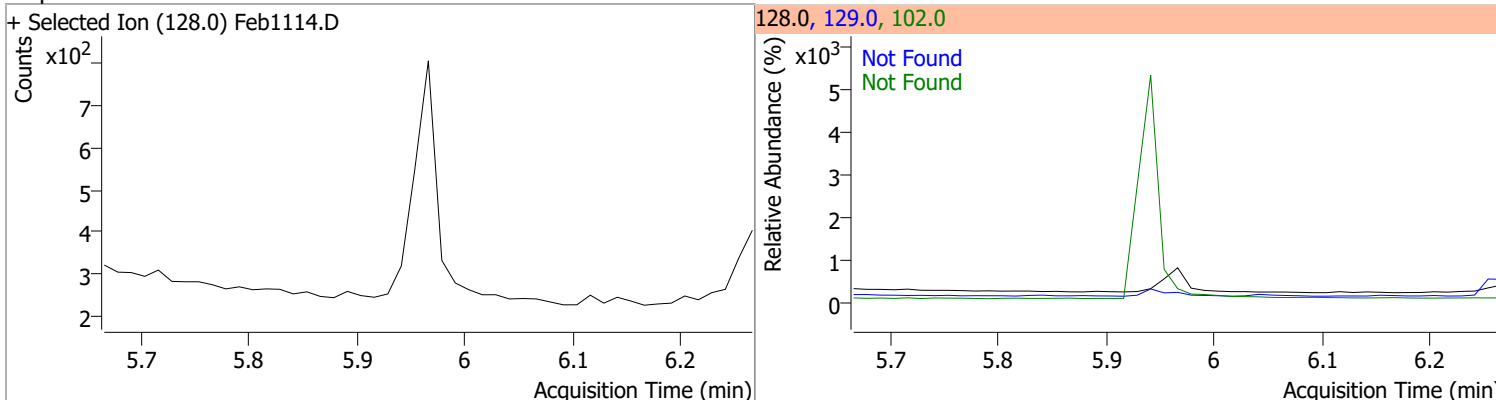
(#) = Qualifier Out of Range; (m) = Manual Integration; (+) = Area Summed; (*) = Surrogate Percent Recovery Out of Range; (d): Zeroed Peak

Quantitation Results Report (QT Reviewed)

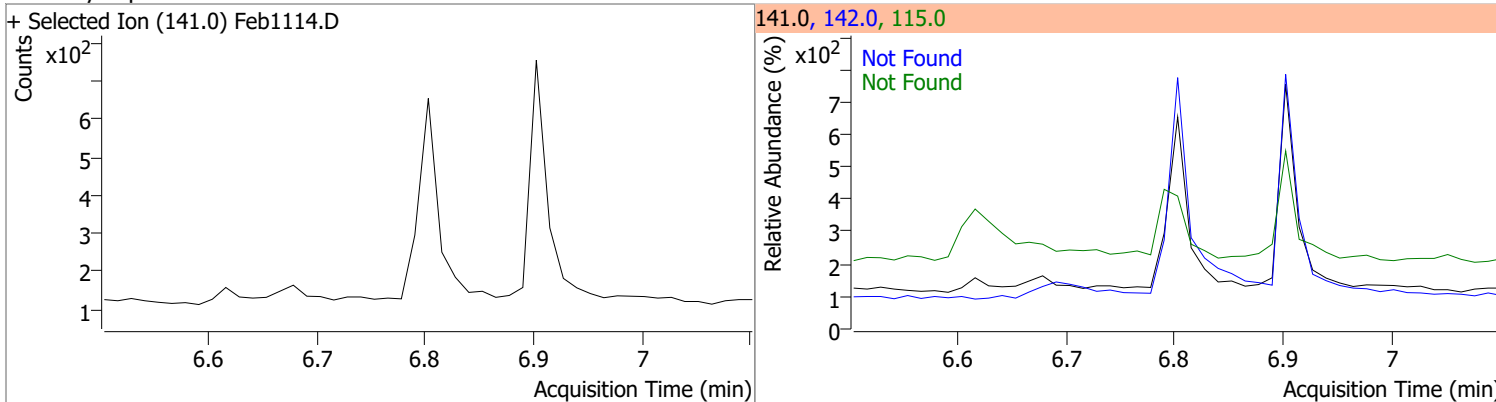
Compound	Conc.	RT	Dev(Min)	Resp.	QIon	QRatio	Lower	Upper
Nitrobenzene-d5	94.7364	5.14	-0.01	583759	128.0	42.0	31.2	57.9
					54.0	33.8	26.7	49.6



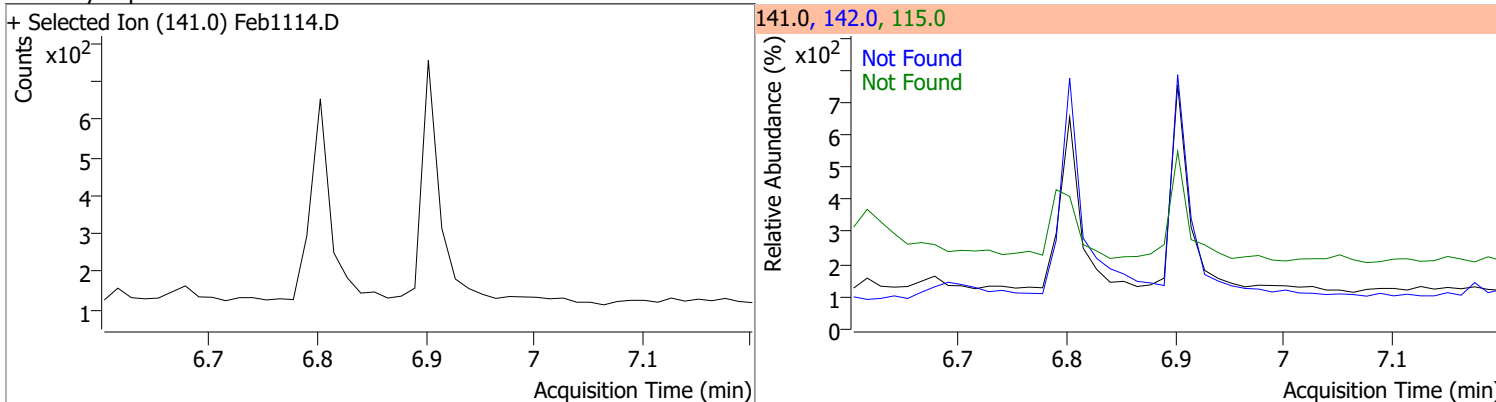
Compound	Conc.	Exp RT	QIon	Exp Ratio	QIon	Exp Ratio
Naphthalene	N.D.	5.97	102.0	15.0	129.0	11.2



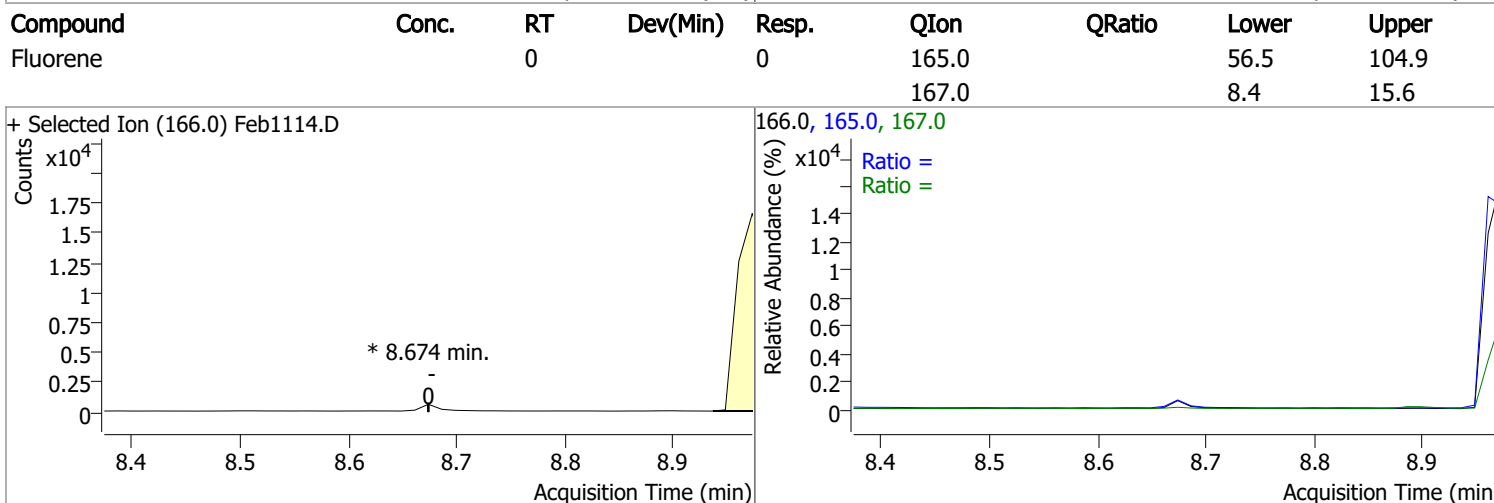
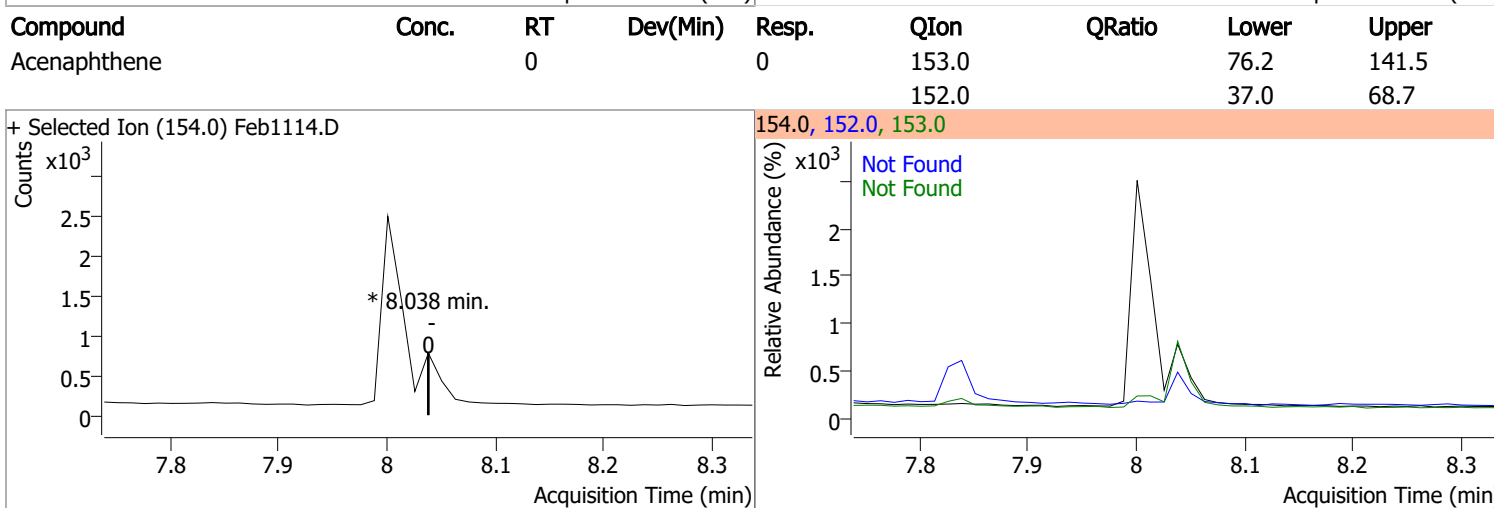
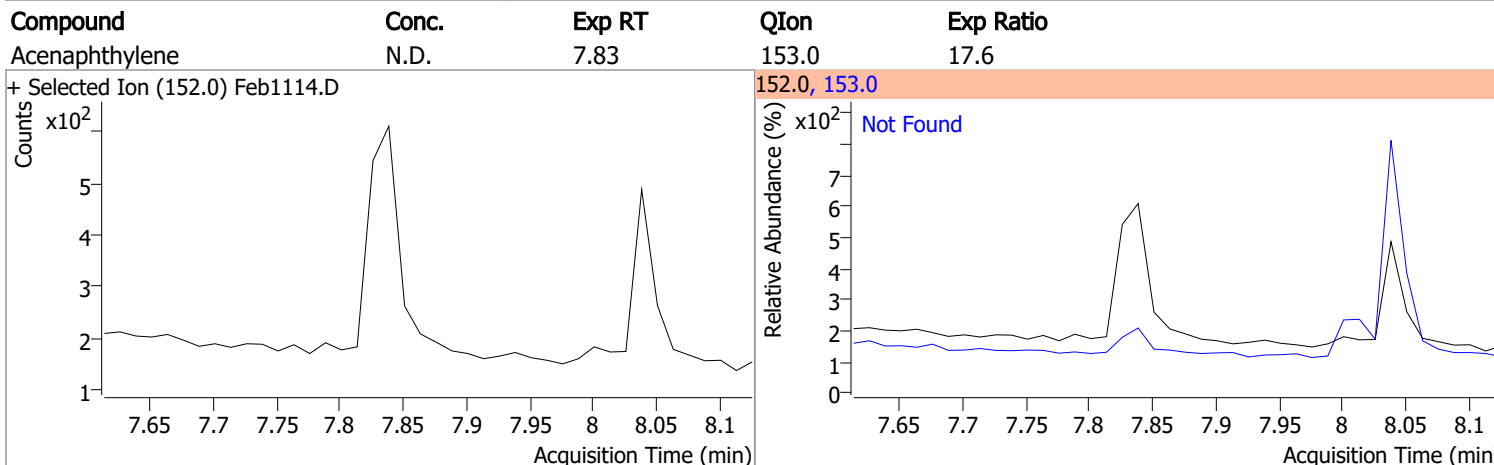
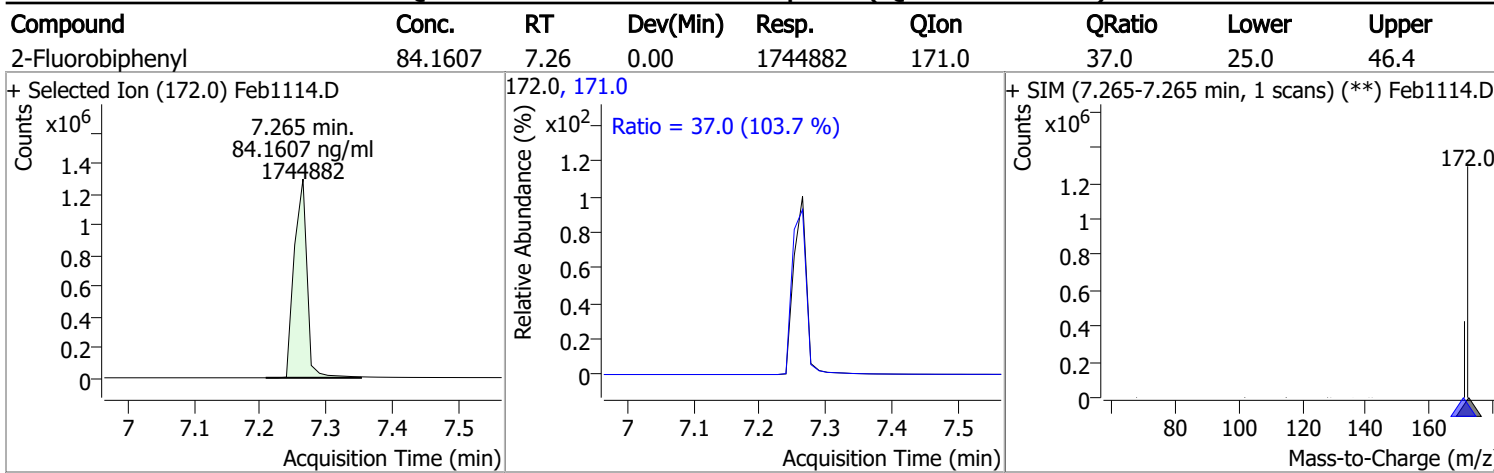
Compound	Conc.	Exp RT	QIon	Exp Ratio	QIon	Exp Ratio
2-Methylnaphthalene	N.D.	6.80	142.0	135.7	115.0	47.1



Compound	Conc.	Exp RT	QIon	Exp Ratio	QIon	Exp Ratio
1-Methylnaphthalene	N.D.	6.90	142.0	110.9	115.0	52.2

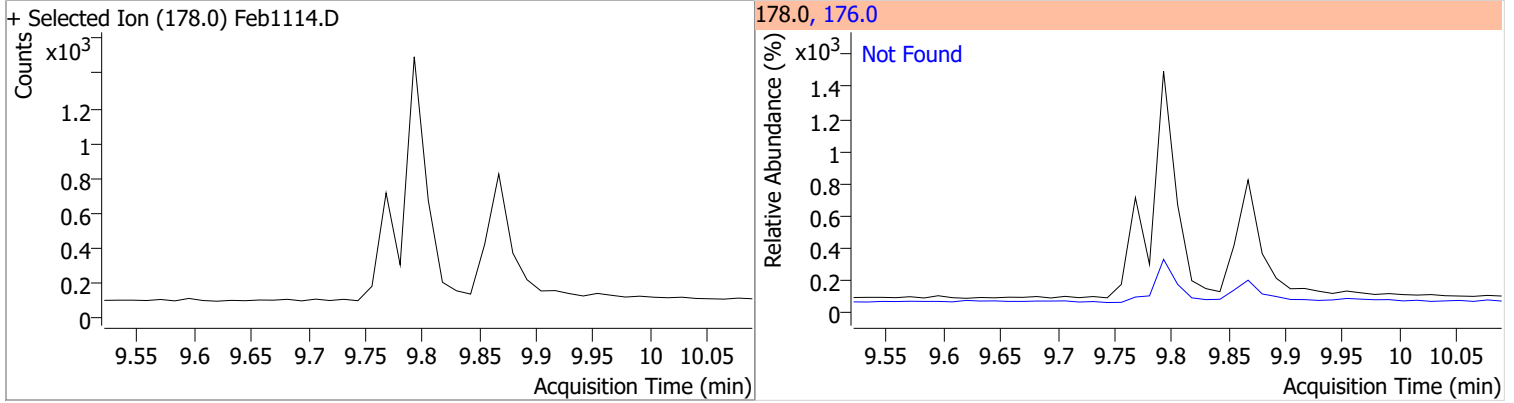


Quantitation Results Report (QT Reviewed)

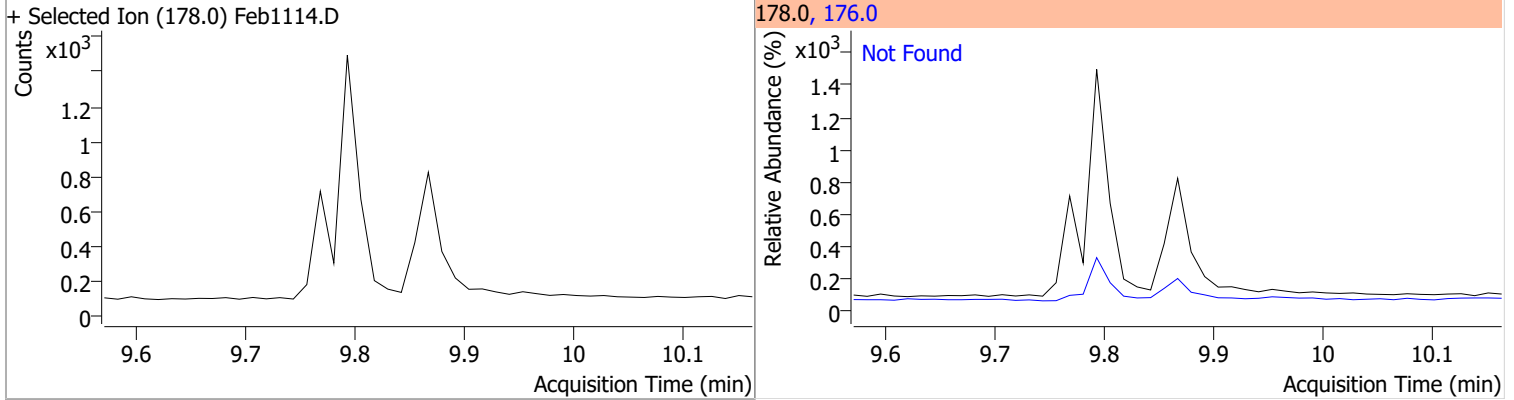


Quantitation Results Report (QT Reviewed)

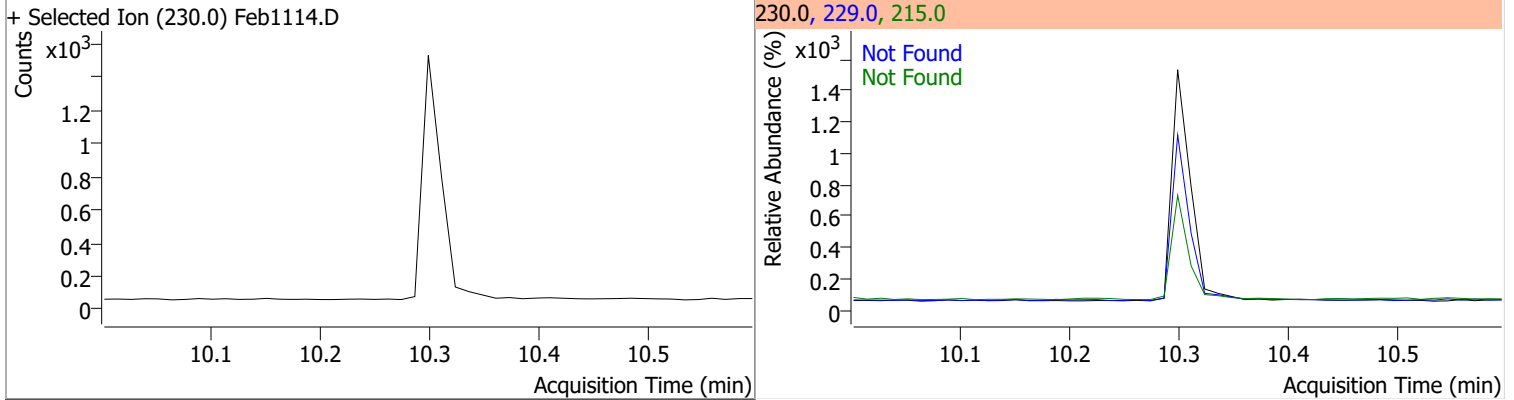
Compound	Conc.	Exp RT	QIon	Exp Ratio
Phenanthrene	N.D.	9.79	176.0	18.4



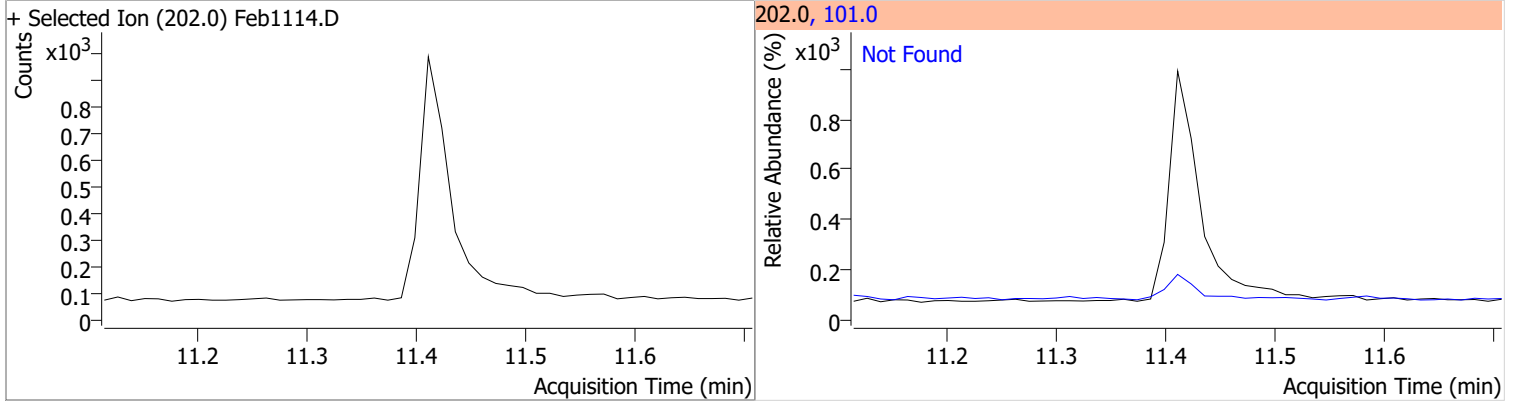
Compound	Conc.	Exp RT	QIon	Exp Ratio
Anthracene	N.D.	9.87	176.0	18.1



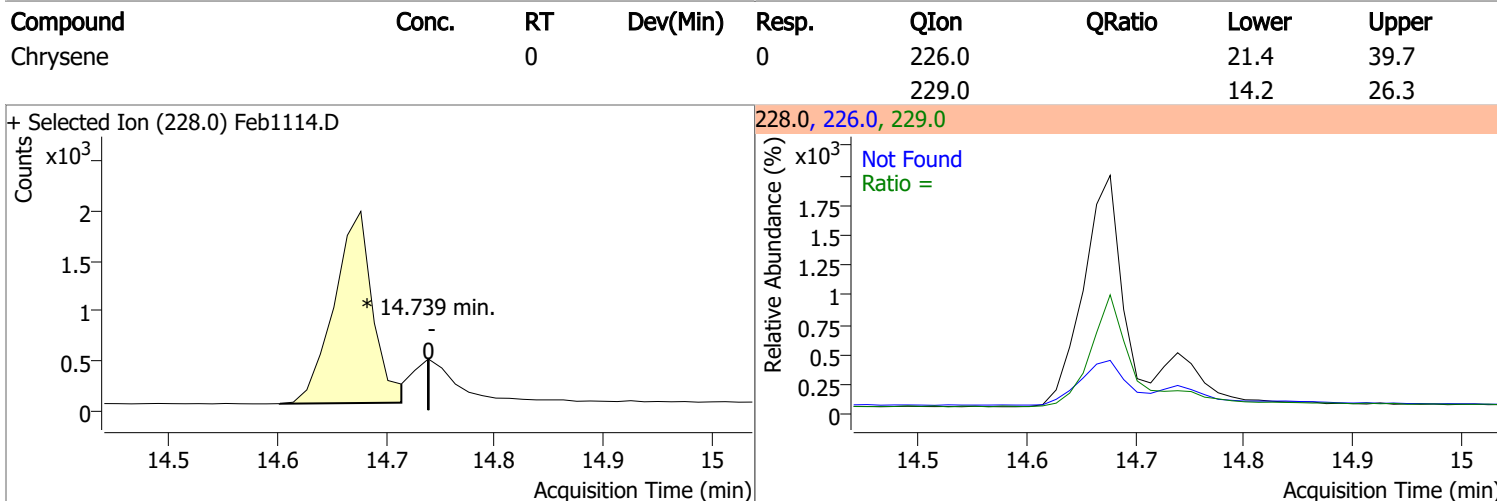
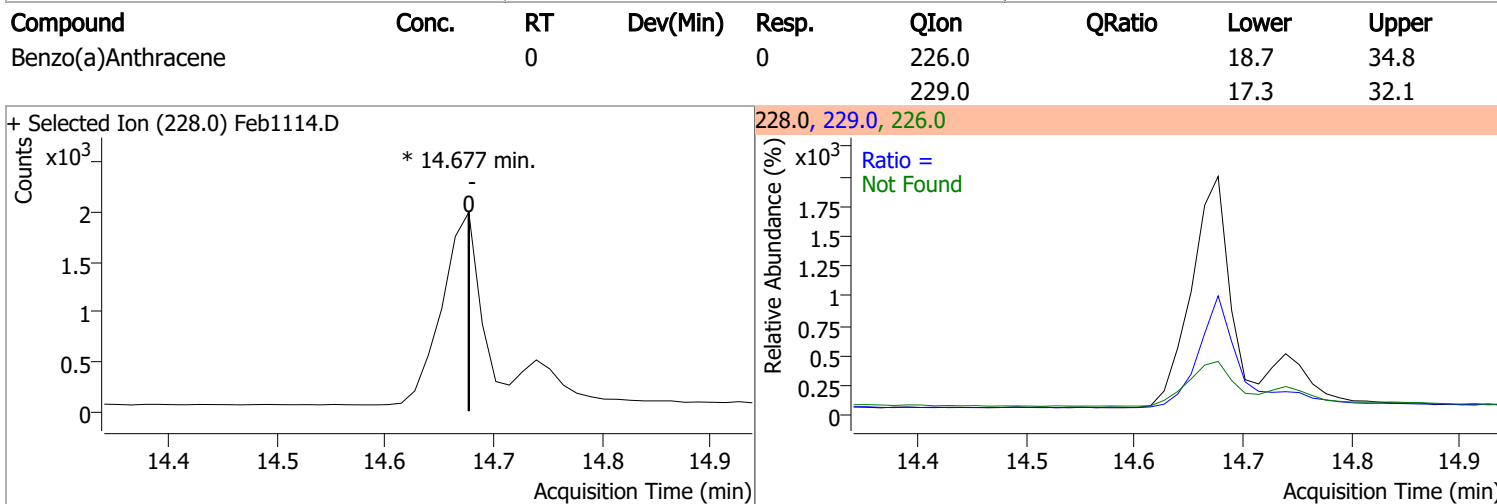
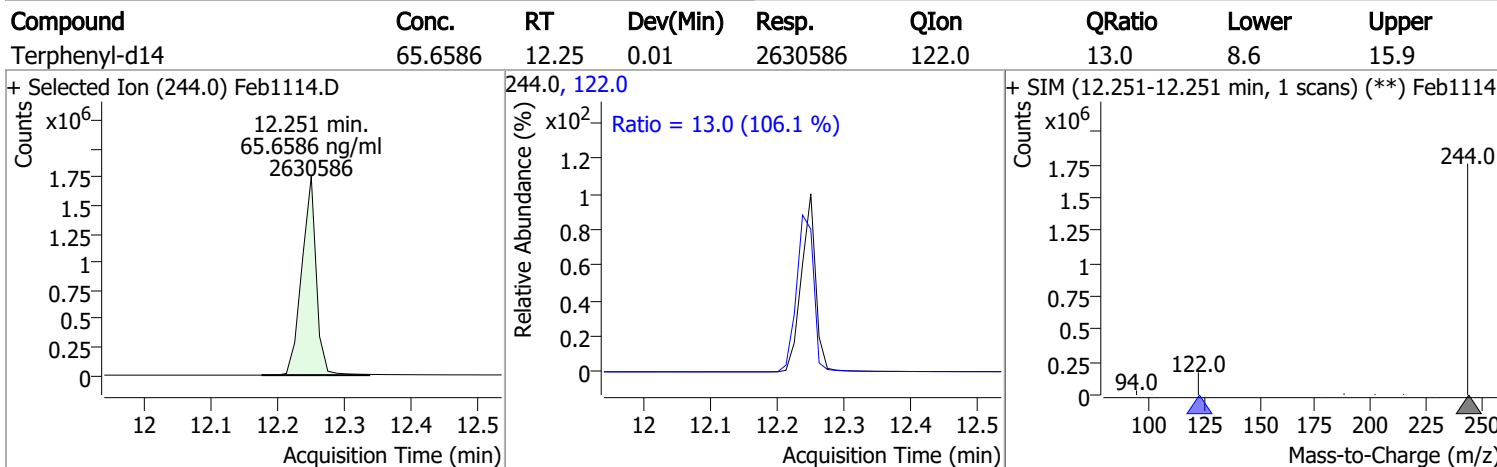
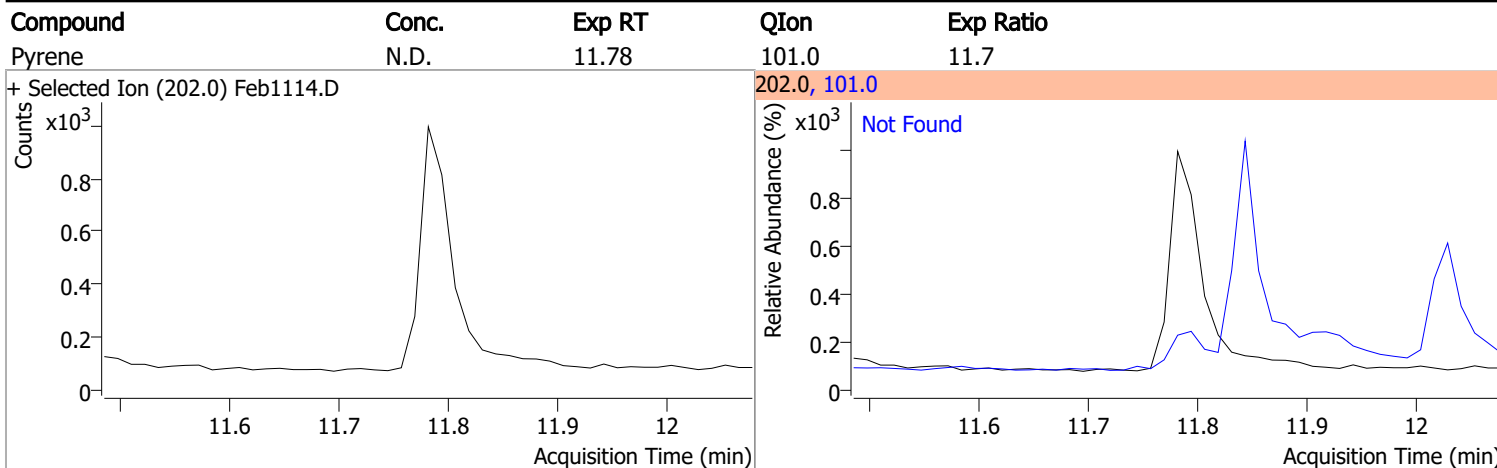
Compound	Conc.	Exp RT	QIon	Exp Ratio	QIon	Exp Ratio
o-Terphenyl	N.D.	10.30	229.0	66.1	215.0	41.2



Compound	Conc.	Exp RT	QIon	Exp Ratio
Fluoranthene	N.D.	11.41	101.0	9.4

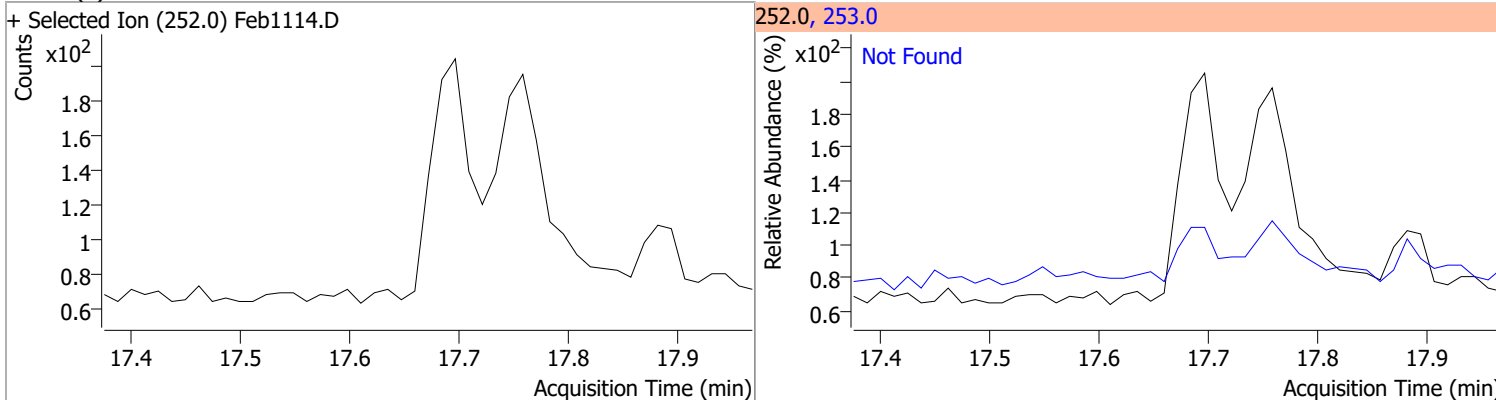


Quantitation Results Report (QT Reviewed)

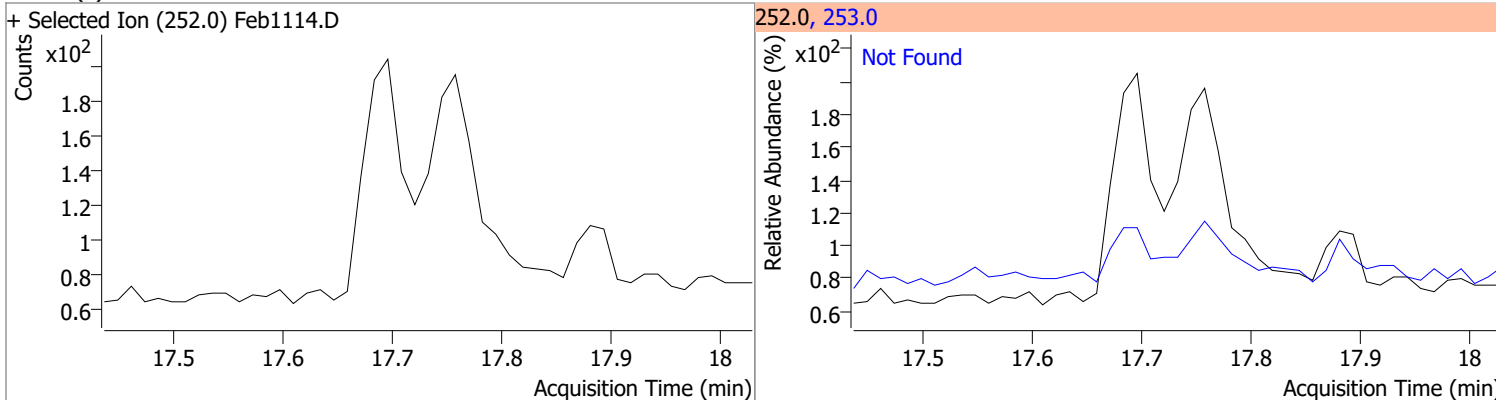


Quantitation Results Report (QT Reviewed)

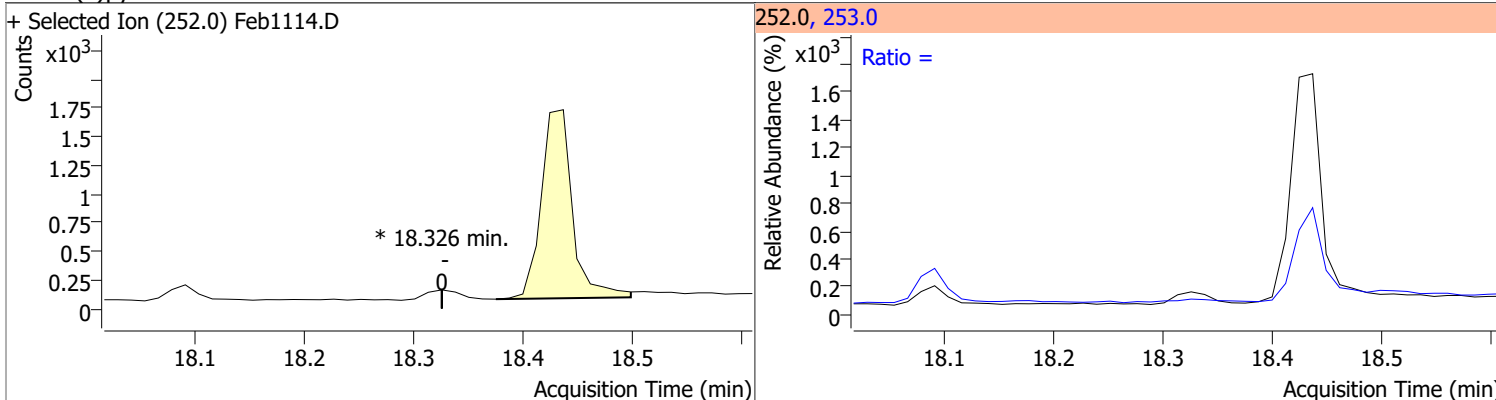
Compound	Conc.	Exp RT	QIon	Exp Ratio
Benzo(b)fluoranthene	N.D.	17.67	253.0	22.2



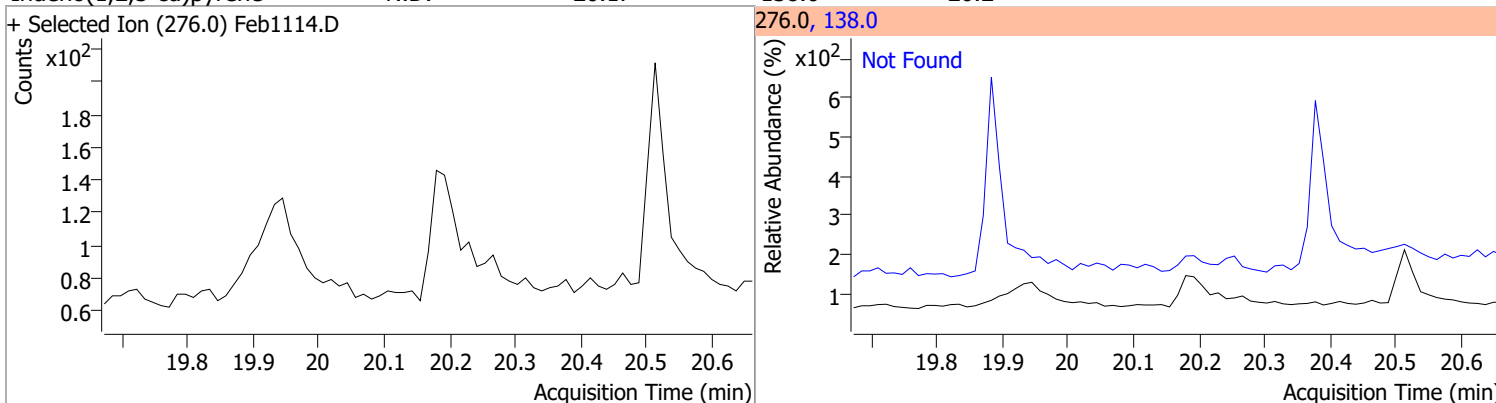
Compound	Conc.	Exp RT	QIon	Exp Ratio
Benzo(k)fluoranthene	N.D.	17.73	253.0	23.6



Compound	Conc.	RT	Dev(Min)	Resp.	QIon	QRatio	Lower	Upper
Benzo(a)pyrene		0		0	253.0		16.8	31.2

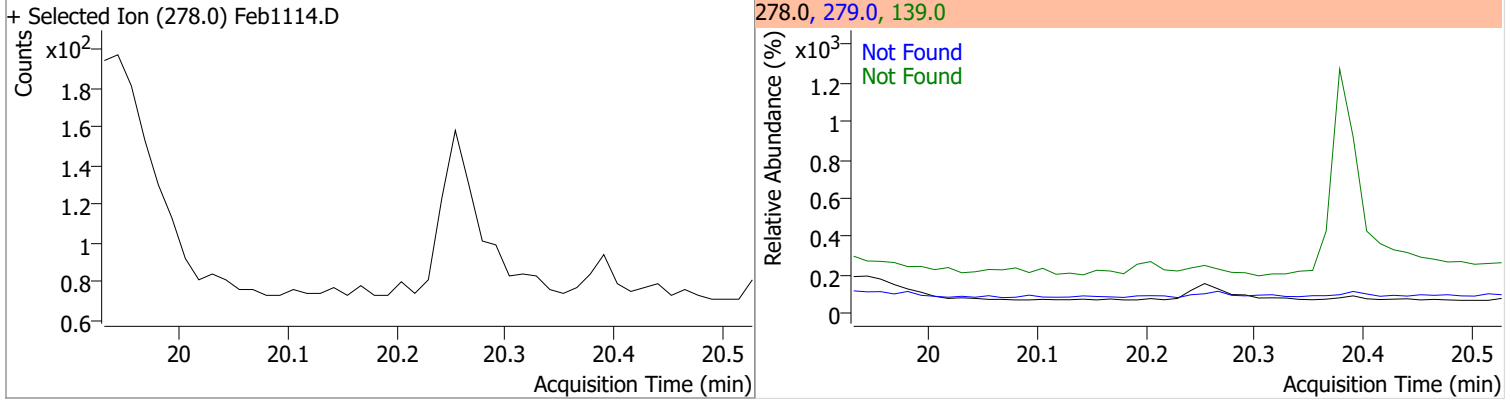


Compound	Conc.	Exp RT	QIon	Exp Ratio
Indeno(1,2,3-cd)pyrene	N.D.	20.17	138.0	20.2

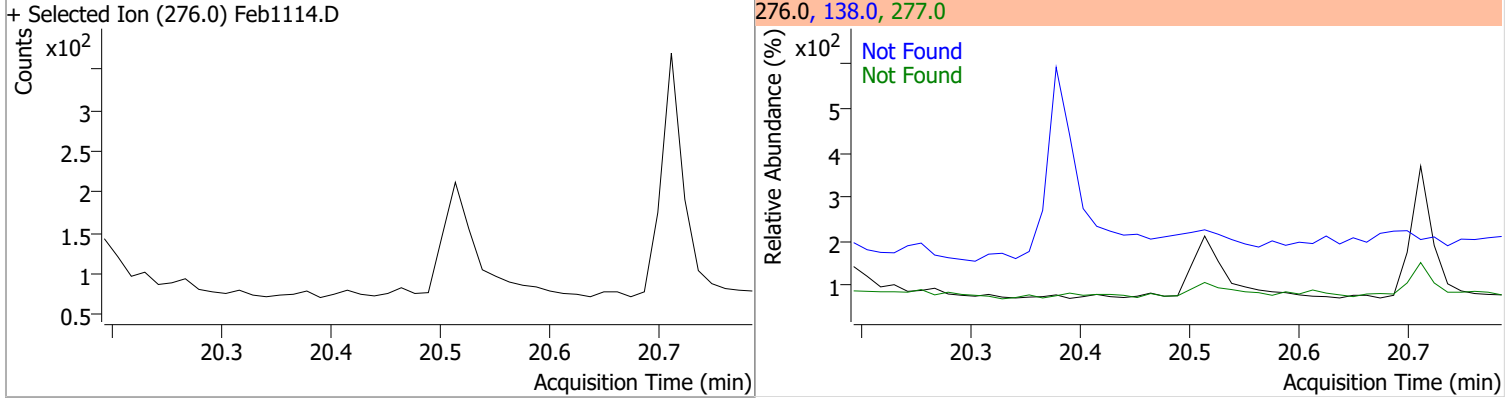


Quantitation Results Report (QT Reviewed)

Compound	Conc.	Exp RT	QIon	Exp Ratio	QIon	Exp Ratio
Dibenzo(a,h)anthracene	N.D.	20.23	279.0	24.9	139.0	16.2



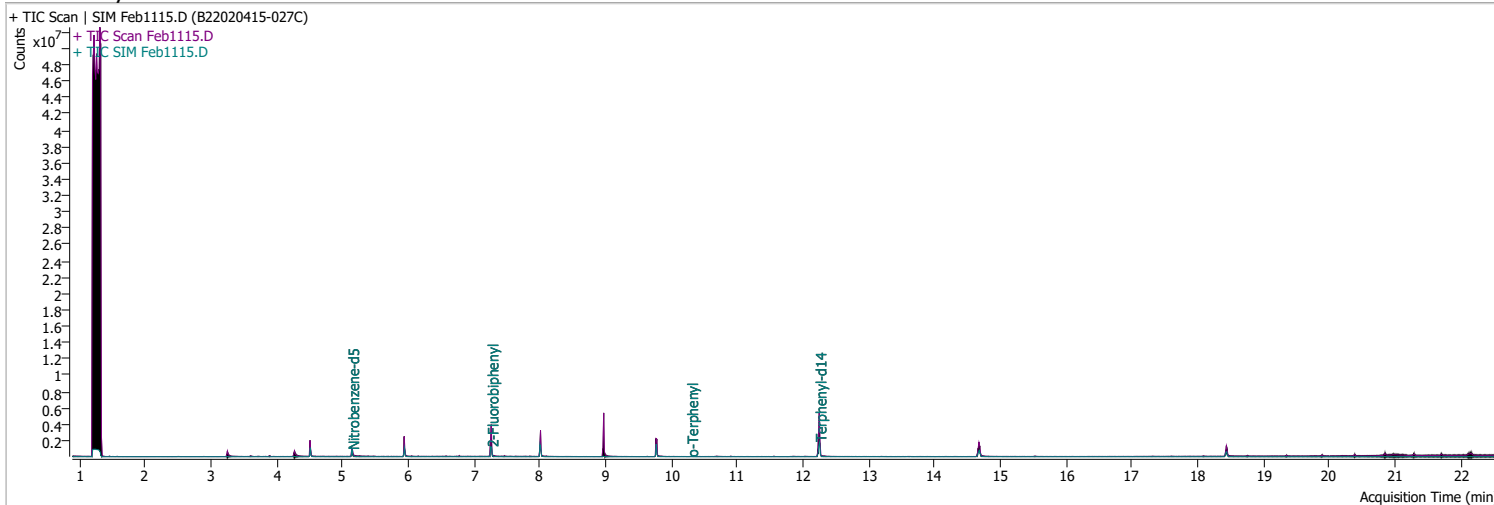
Compound	Conc.	Exp RT	QIon	Exp Ratio	QIon	Exp Ratio
Benzo(g,h,i)perylene	N.D.	20.49	277.0	24.5	138.0	21.6



Quantitation Results Report (QT Reviewed)

Data File	Feb1115.D	Operator	LIMS import
Acq. Method	5975BNASIM	Acq. Date-Time	2/11/2022 10:21:26 PM
Sample Name	B22020415-027C	Instrument	GCMS
Vial	15	Multiplier	1.00
DA Method File	020722 bna SIM 1.batch.bin	Comment	SVOC-8270C-SIM-W-LLPAH
Tune File	dftppjph.u	Tune Date	
Batch Name	021122 bna SIM 1.batch.bin	Last Calib Update	2/14/2022 11:10:52 AM

Ref Library



Compound	RT	QIon	Resp.	Conc.	Units	Dev(Min)
Internal Standards						
M 1,4-Dichlorobenzene-d4	4.509	152.0	299327	40.0000	ng/ml	0.000
M Naphthalene-d8	5.941	136.0	1093321	40.0000	ng/ml	0.000
M Acenaphthene-d10	8.000	164.0	709878	40.0000	ng/ml	-0.013
M Phenanthrene-d10	9.768	188.0	1367549	40.0000	ng/ml	0.000
M Chrysene-d12	14.677	240.0	1157695	40.0000	ng/ml	0.000
M Perylene-d12	18.437	264.0	712203	40.0000	ng/ml	0.012
System Monitoring Compounds						
S Nitrobenzene-d5	5.143	82.0	487786	81.7471	ng/ml	-0.013
Spiked Amount: 5.000	Range: 19.0 - 102.0%			Recovery = 1634.94%	*	
S 2-Fluorobiphenyl	7.264	172.0	1361209	68.8715	ng/ml	0.000
Spiked Amount: 5.000	Range: 25.0 - 94.0%			Recovery = 1377.43%	*	
S o-Terphenyl	10.299	230.0	2348	0.0314	ng/ml	0.000
Spiked Amount: 5.000	Range: 40.0 - 140.0%			Recovery = 0.63%	*	
S Terphenyl-d14	12.251	244.0	2404954	63.4975	ng/ml	0.012
Spiked Amount: 5.000	Range: 39.0 - 106.0%			Recovery = 1269.95%	*	
Target Compounds						
T Naphthalene	0.000		0	N.D.		
T 2-Methylnaphthalene	0.000		0	N.D.		
T 1-Methylnaphthalene	0.000		0	N.D.		
T Acenaphthylene	0.000		0	N.D.		
T Acenaphthene	8.038	154.0	0		ng/ml	md 1
T Fluorene	8.673	166.0	0		ng/ml	md 1
T Phenanthrene	0.000		0	N.D.		
T Anthracene	0.000		0	N.D.		
T Fluoranthene	0.000		0	N.D.		
T Pyrene	0.000		0	N.D.		
T Benzo(a)Anthracene	0.000		0	N.D.		
T Chrysene	14.739	228.0	0		ng/ml	md 1
T Benzo(b)fluoranthene	0.000		0	N.D.		

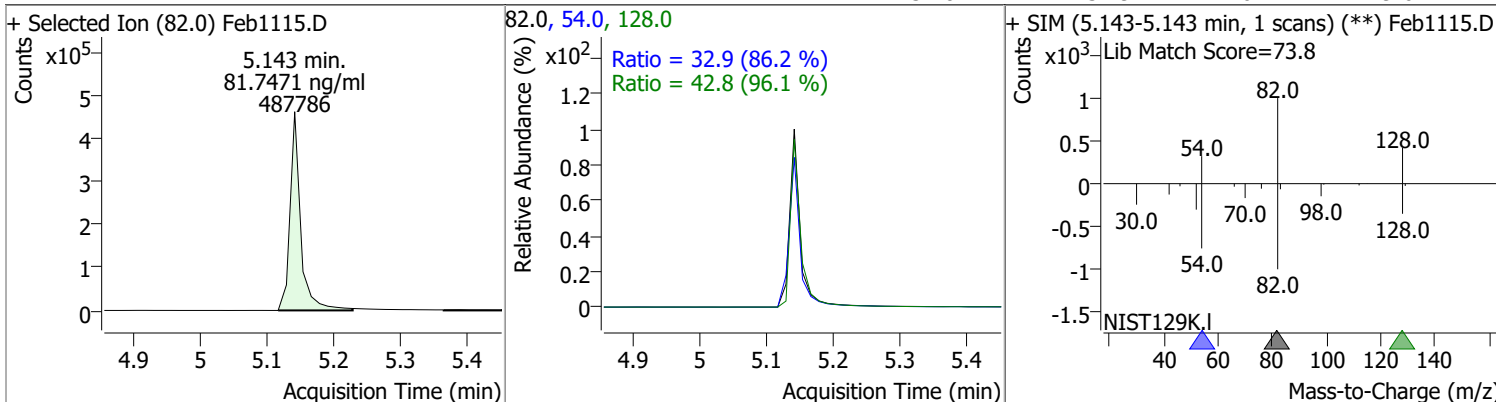
Quantitation Results Report (QT Reviewed)

Compound	RT	QIon	Resp.	Conc.	Units	Dev(Min)
T Benzo(k)fluoranthene	0.000		0	N.D.		
T Benzo(a)pyrene	18.326	252.0	0		ng/ml	md 1
T Indeno(1,2,3-cd)pyrene	0.000		0	N.D.		
T Dibenzo(a,h)anthracene	0.000		0	N.D.		
T Benzo(g,h,i)perylene	0.000		0	N.D.		

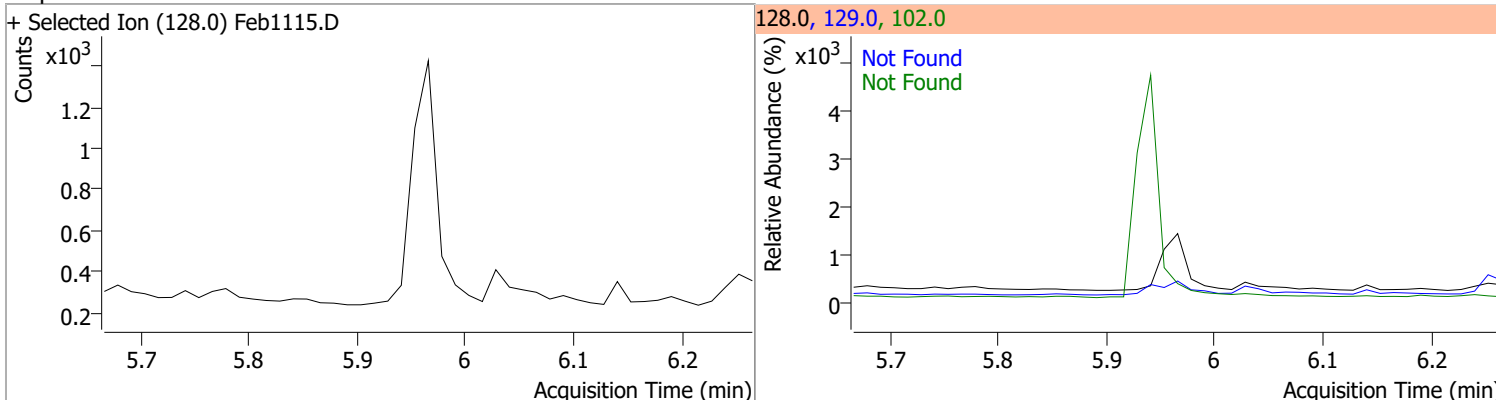
(#) = Qualifier Out of Range; (m) = Manual Integration; (+) = Area Summed; (*) = Surrogate Percent Recovery Out of Range; (d): Zeroed Peak

Quantitation Results Report (QT Reviewed)

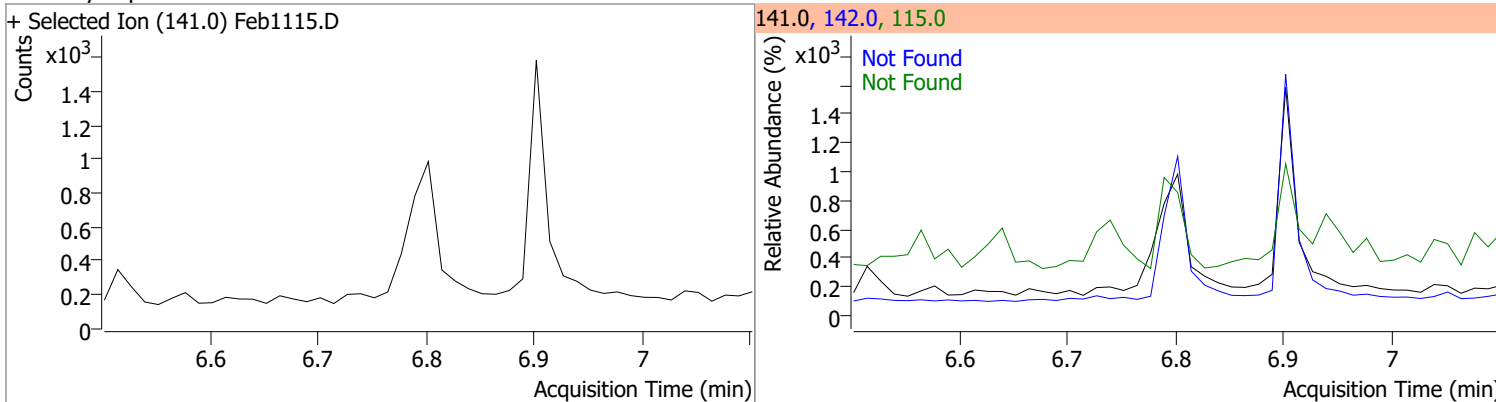
Compound	Conc.	RT	Dev(Min)	Resp.	QIon	QRatio	Lower	Upper
Nitrobenzene-d5	81.7471	5.14	-0.01	487786	128.0	42.8	31.2	57.9
					54.0	32.9	26.7	49.6



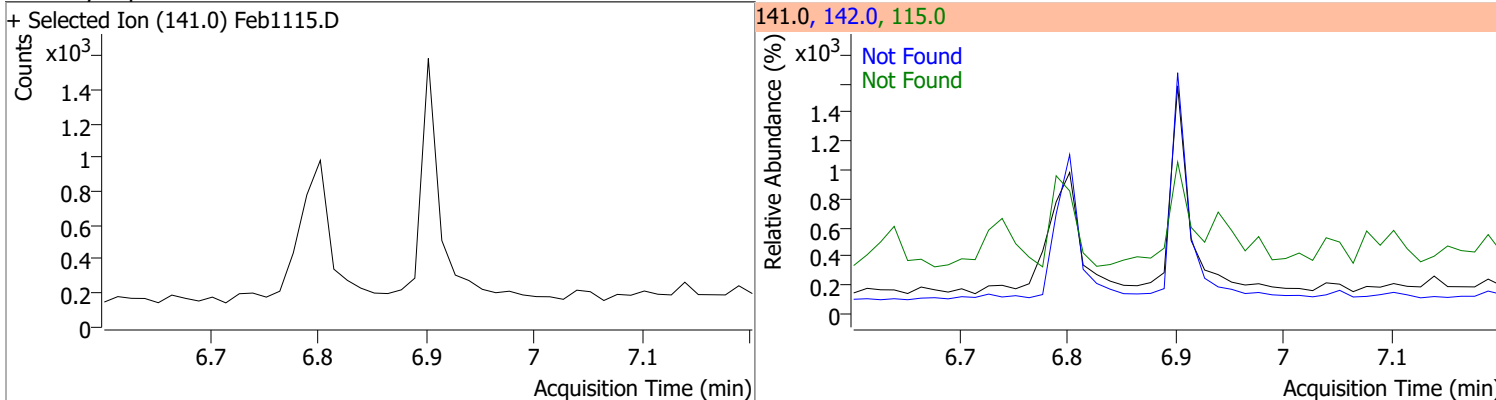
Compound	Conc.	Exp RT	QIon	Exp Ratio	QIon	Exp Ratio
Naphthalene	N.D.	5.97	102.0	15.0	129.0	11.2



Compound	Conc.	Exp RT	QIon	Exp Ratio	QIon	Exp Ratio
2-Methylnaphthalene	N.D.	6.80	142.0	135.7	115.0	47.1

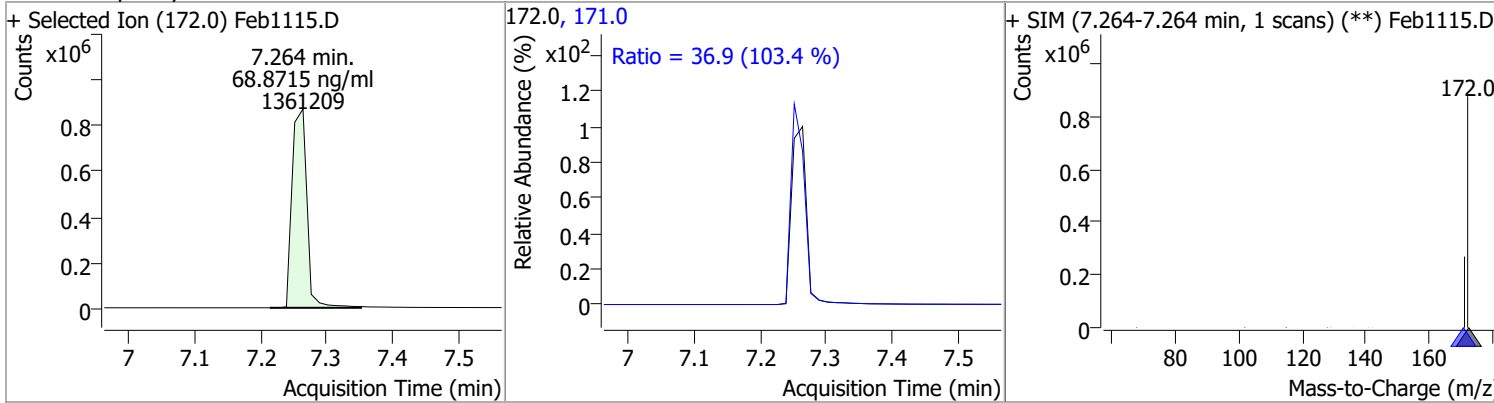


Compound	Conc.	Exp RT	QIon	Exp Ratio	QIon	Exp Ratio
1-Methylnaphthalene	N.D.	6.90	142.0	110.9	115.0	52.2

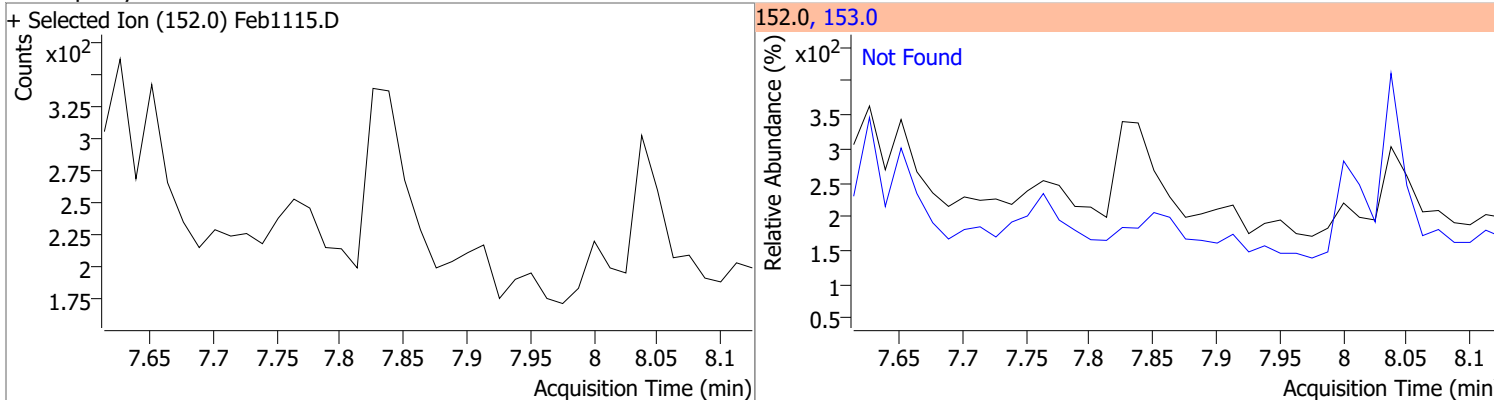


Quantitation Results Report (QT Reviewed)

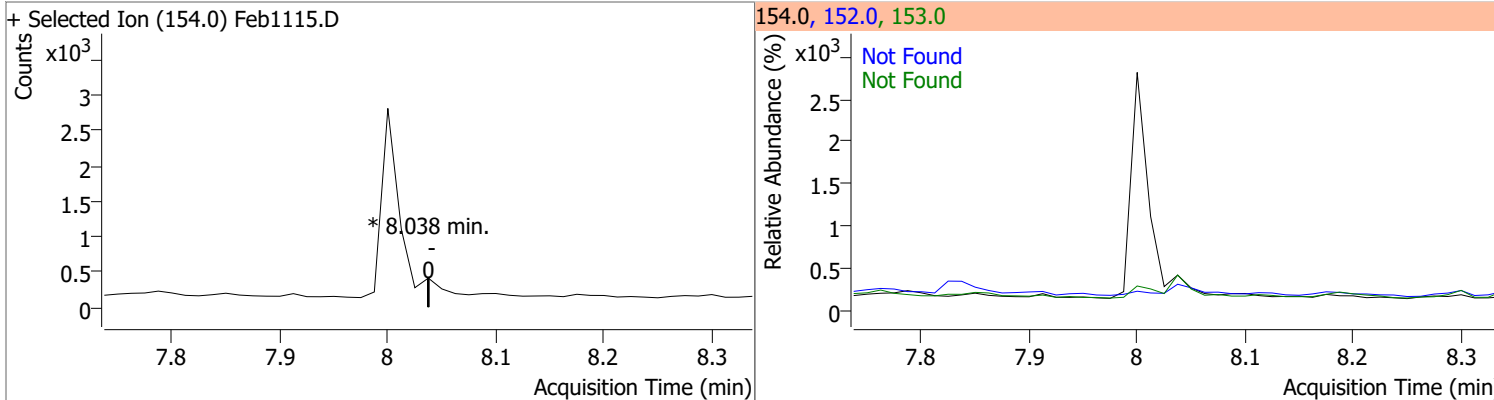
Compound	Conc.	RT	Dev(Min)	Resp.	QIon	QRatio	Lower	Upper
2-Fluorobiphenyl	68.8715	7.26	0.00	1361209	171.0	36.9	25.0	46.4



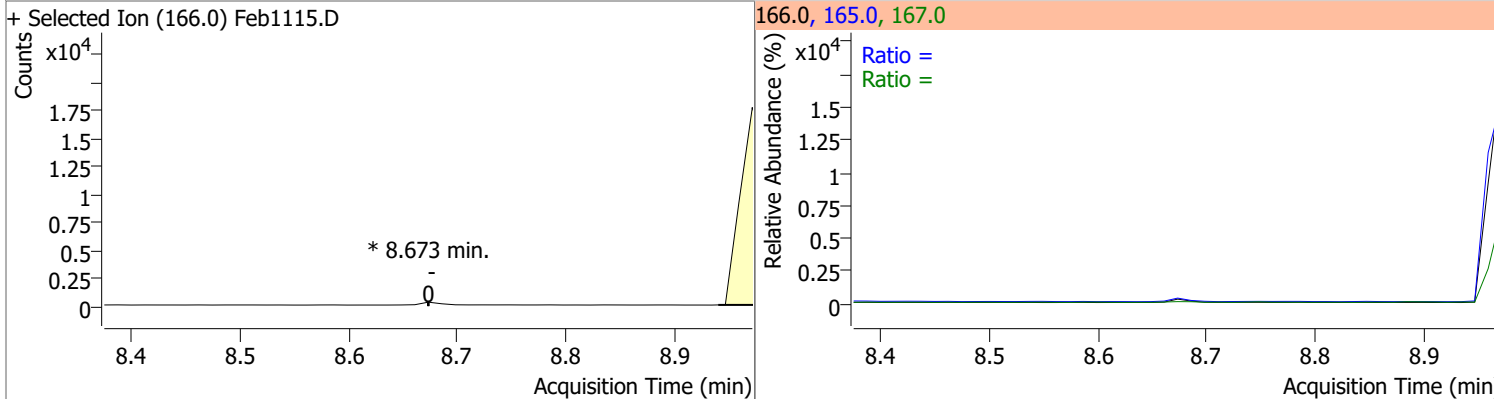
Compound	Conc.	Exp RT	QIon	Exp Ratio
Acenaphthylene	N.D.	7.83	153.0	17.6



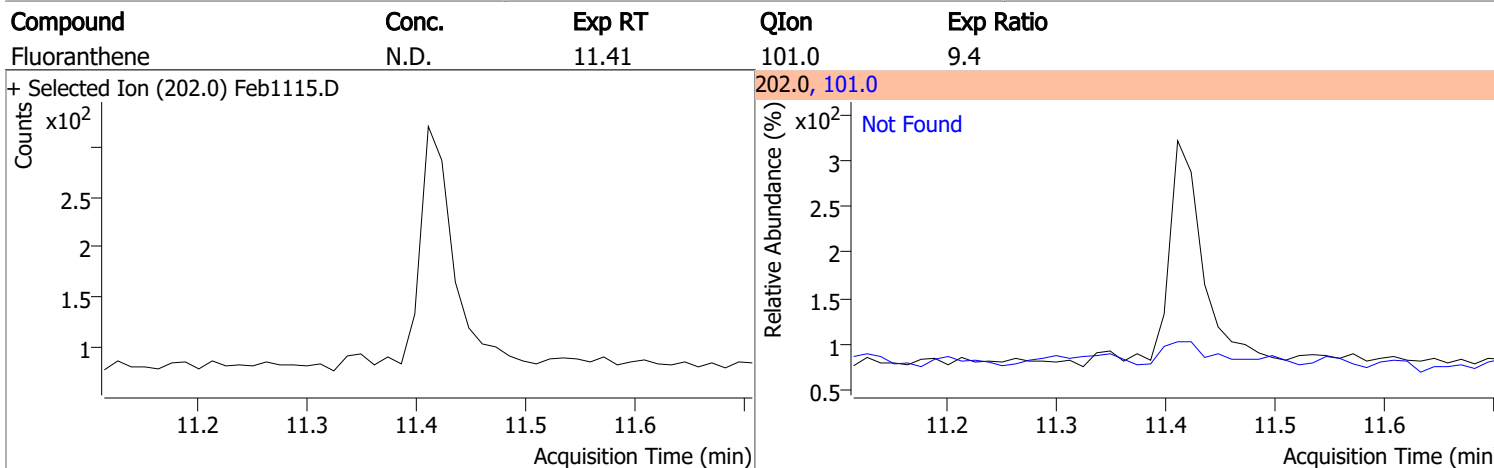
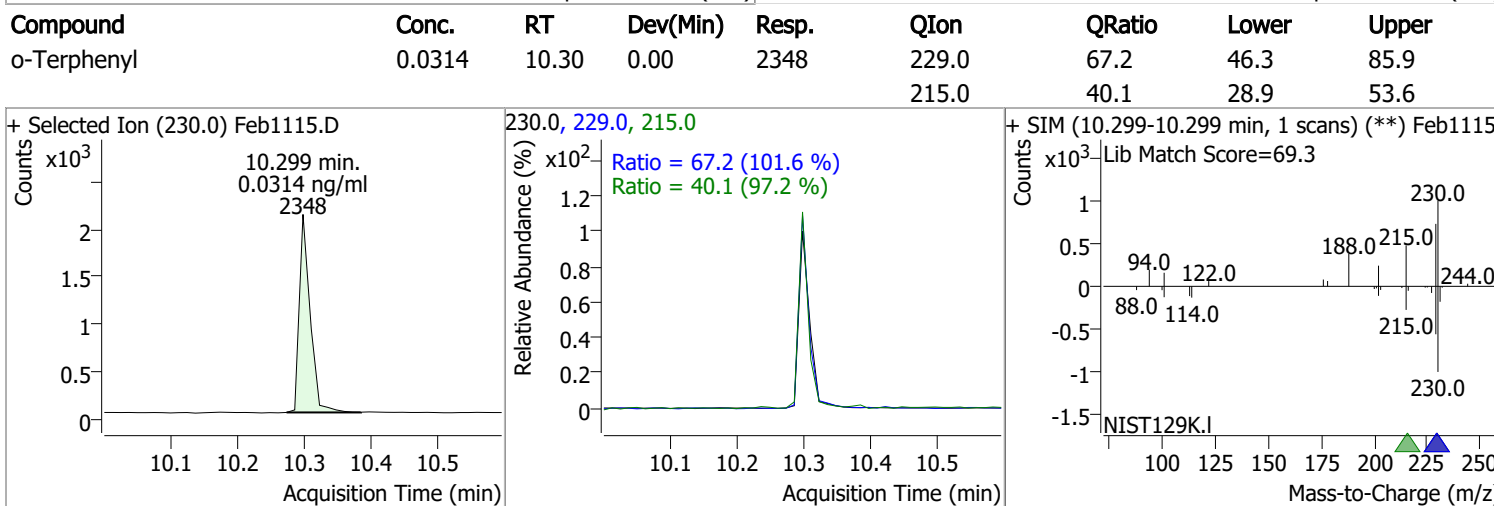
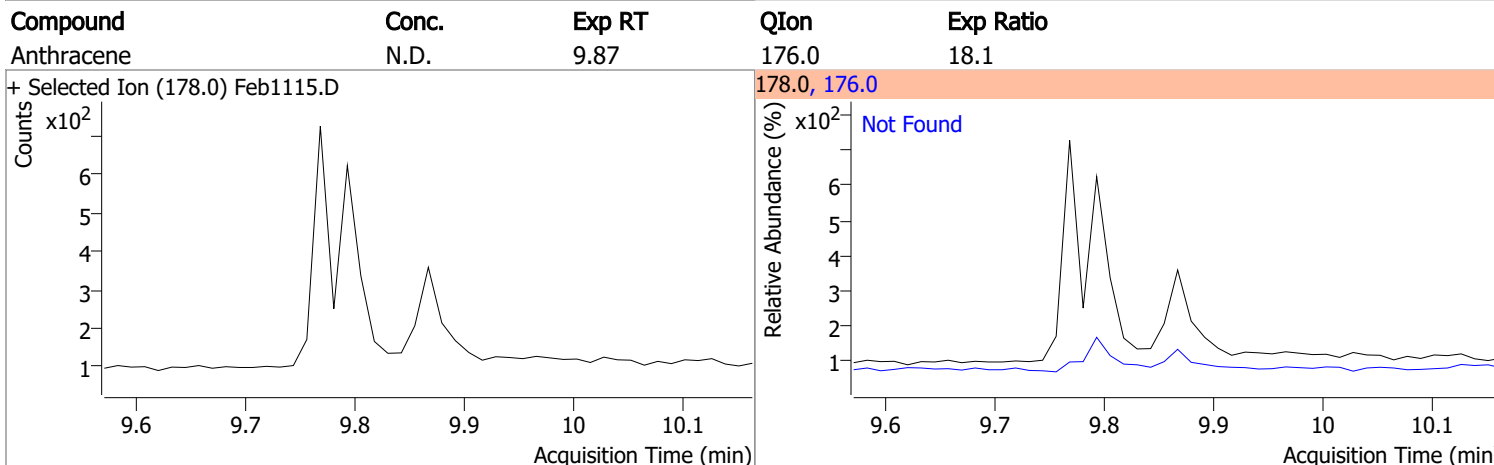
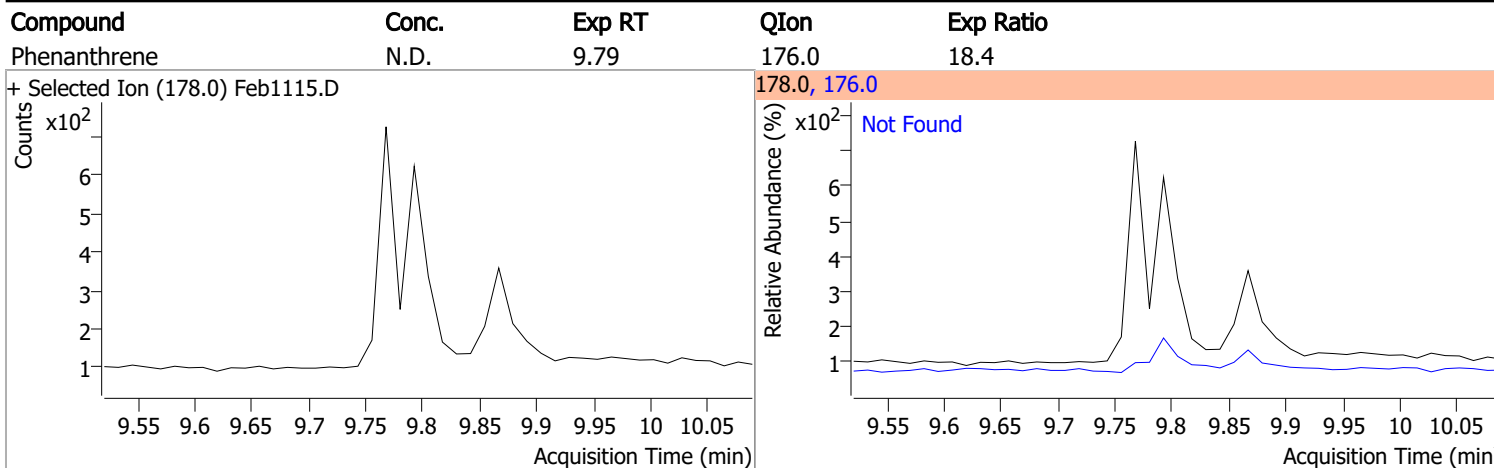
Compound	Conc.	RT	Dev(Min)	Resp.	QIon	QRatio	Lower	Upper
Acenaphthene		0		0	153.0 152.0		76.2 37.0	141.5 68.7



Compound	Conc.	RT	Dev(Min)	Resp.	QIon	QRatio	Lower	Upper
Fluorene		0		0	165.0 167.0		56.5 8.4	104.9 15.6

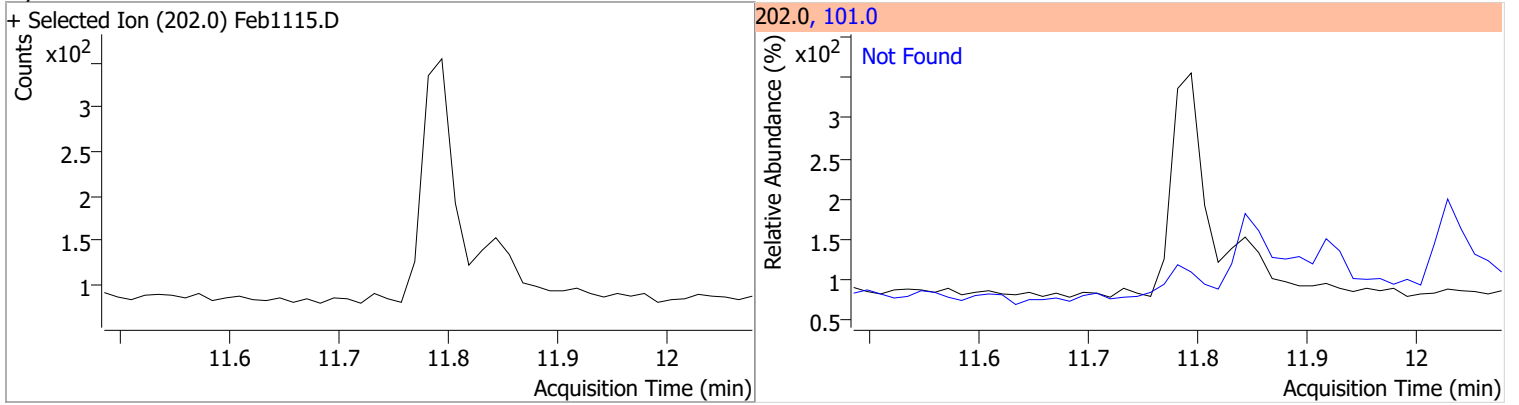


Quantitation Results Report (QT Reviewed)

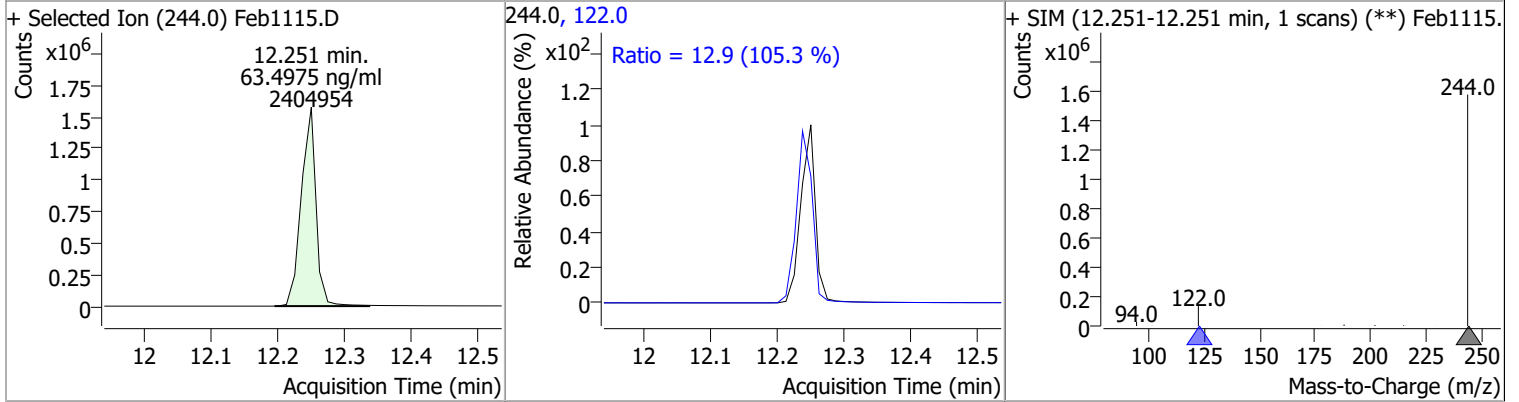


Quantitation Results Report (QT Reviewed)

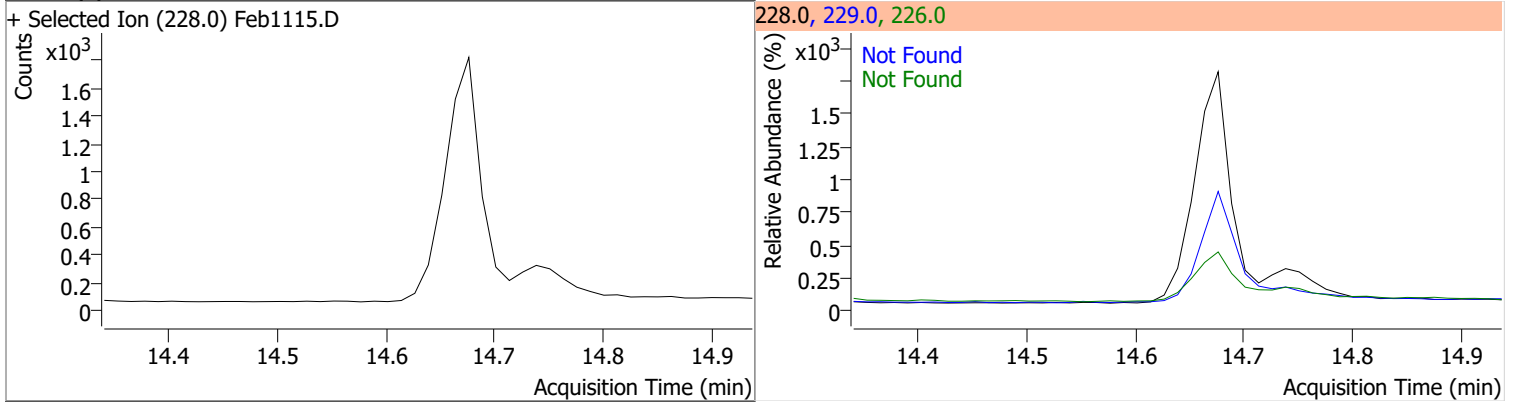
Compound	Conc.	Exp RT	QIon	Exp Ratio
Pyrene	N.D.	11.78	101.0	11.7



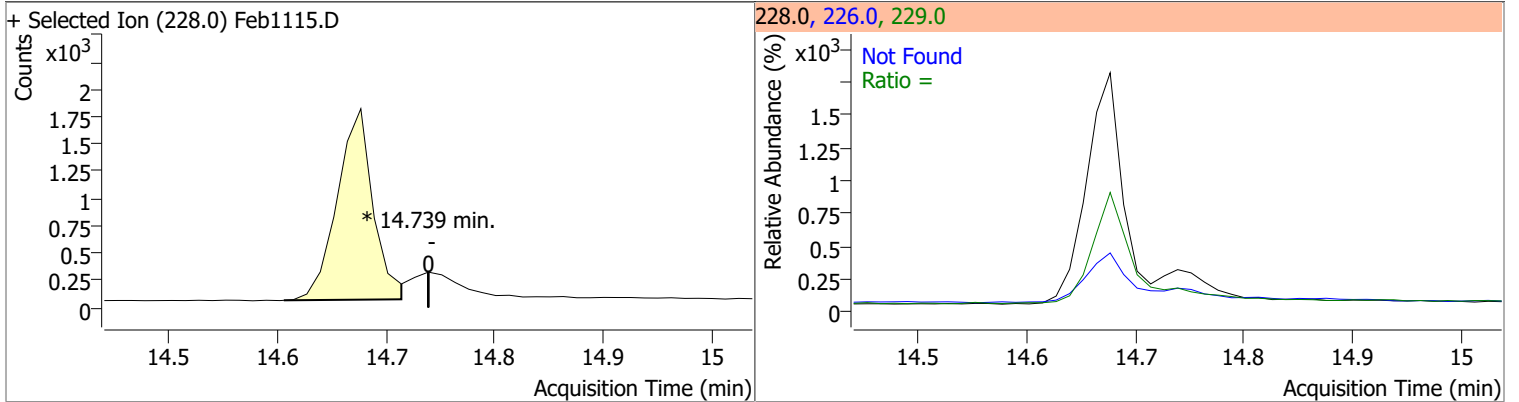
Compound	Conc.	RT	Dev(Min)	Resp.	QIon	QRatio	Lower	Upper
Terphenyl-d14	63.4975	12.25	0.01	2404954	122.0	12.9	8.6	15.9



Compound	Conc.	Exp RT	QIon	Exp Ratio	QIon	Exp Ratio
Benzo(a)Anthracene	N.D.	14.64	226.0	26.7	229.0	24.7

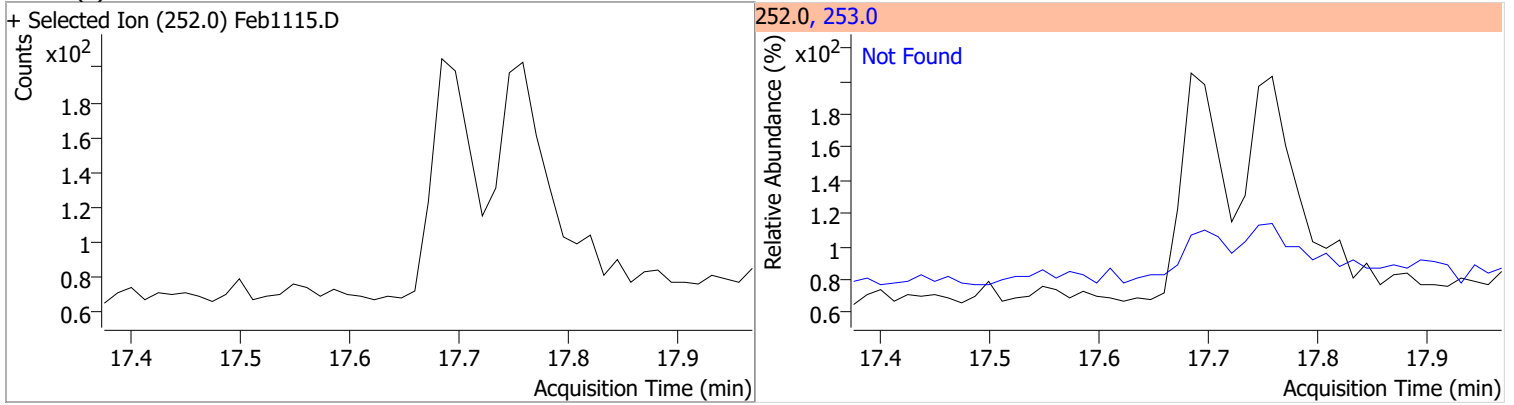


Compound	Conc.	RT	Dev(Min)	Resp.	QIon	QRatio	Lower	Upper
Chrysene		0		0	226.0		21.4	39.7
					229.0		14.2	26.3

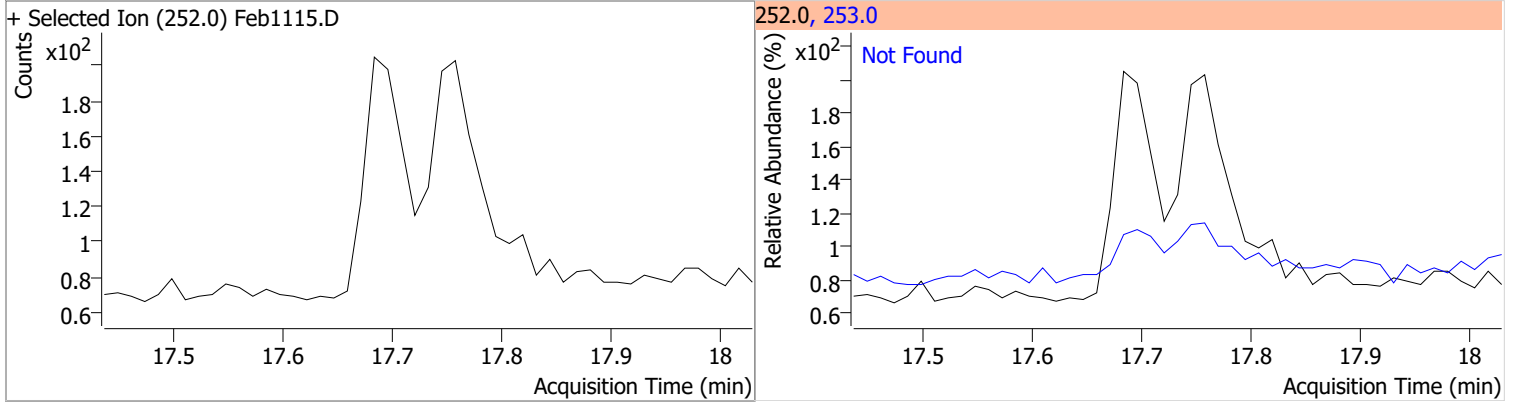


Quantitation Results Report (QT Reviewed)

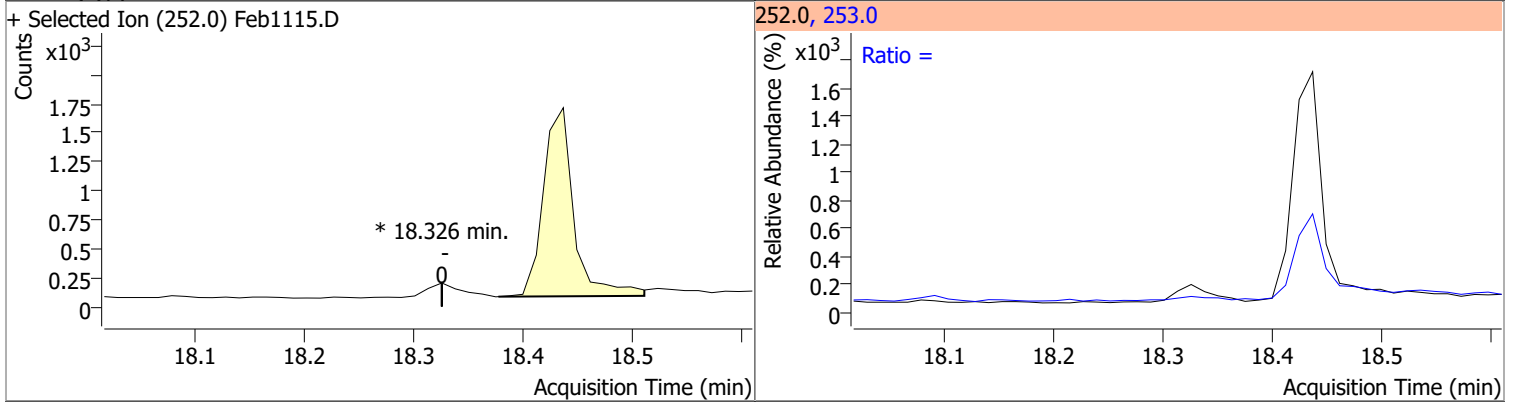
Compound	Conc.	Exp RT	QIon	Exp Ratio
Benzo(b)fluoranthene	N.D.	17.67	253.0	22.2



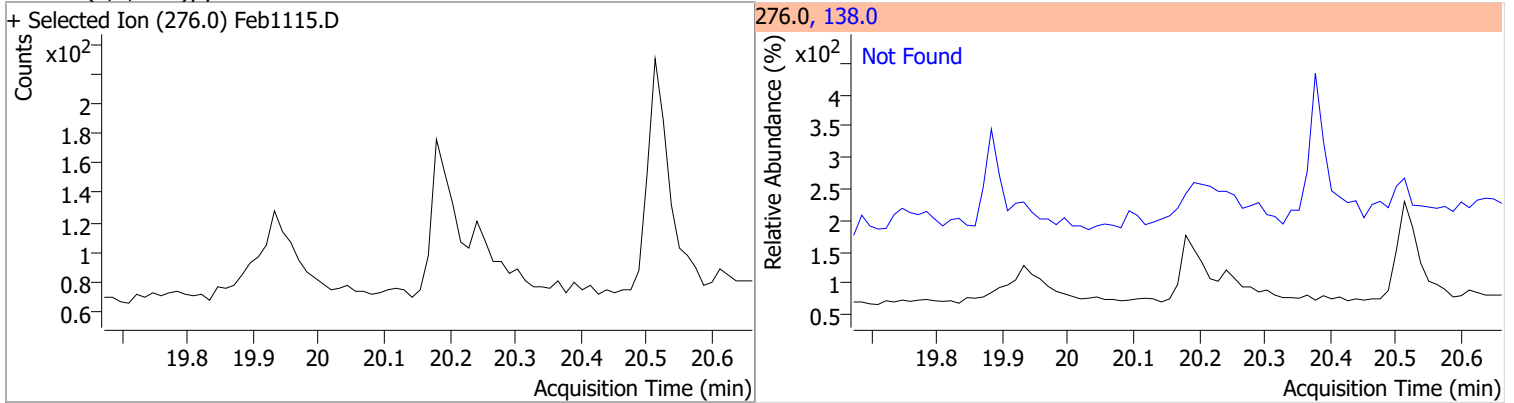
Compound	Conc.	Exp RT	QIon	Exp Ratio
Benzo(k)fluoranthene	N.D.	17.73	253.0	23.6



Compound	Conc.	RT	Dev(Min)	Resp.	QIon	QRatio	Lower	Upper
Benzo(a)pyrene		0		0	253.0		16.8	31.2

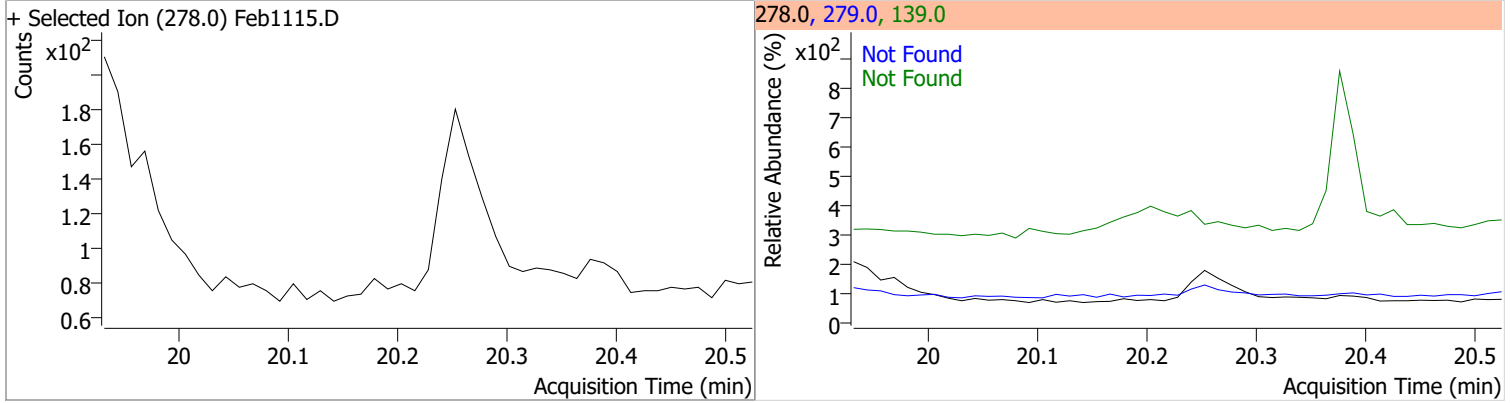


Compound	Conc.	Exp RT	QIon	Exp Ratio
Indeno(1,2,3-cd)pyrene	N.D.	20.17	138.0	20.2

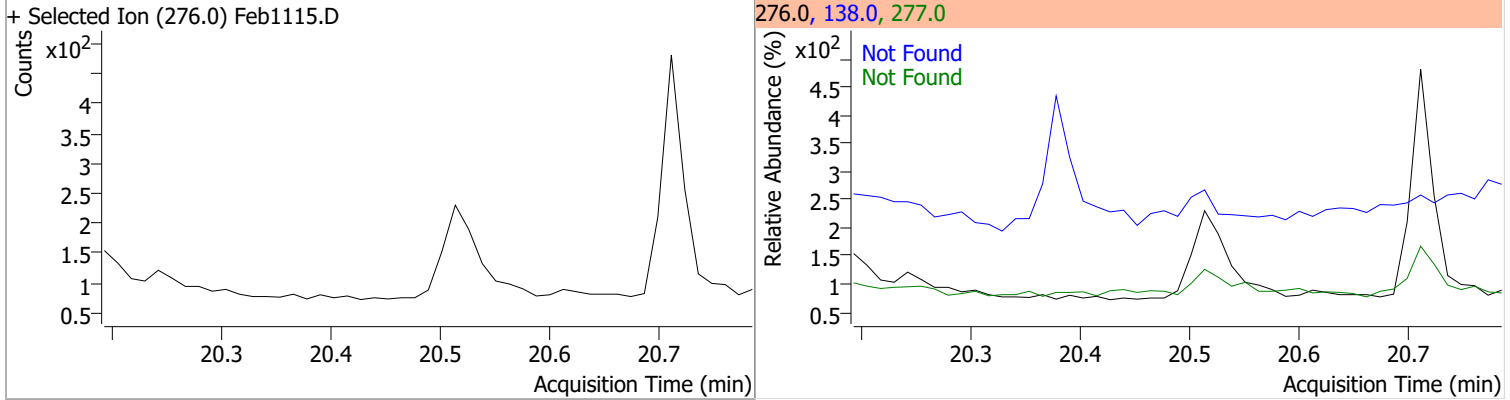


Quantitation Results Report (QT Reviewed)

Compound	Conc.	Exp RT	QIon	Exp Ratio	QIon	Exp Ratio
Dibenzo(a,h)anthracene	N.D.	20.23	279.0	24.9	139.0	16.2



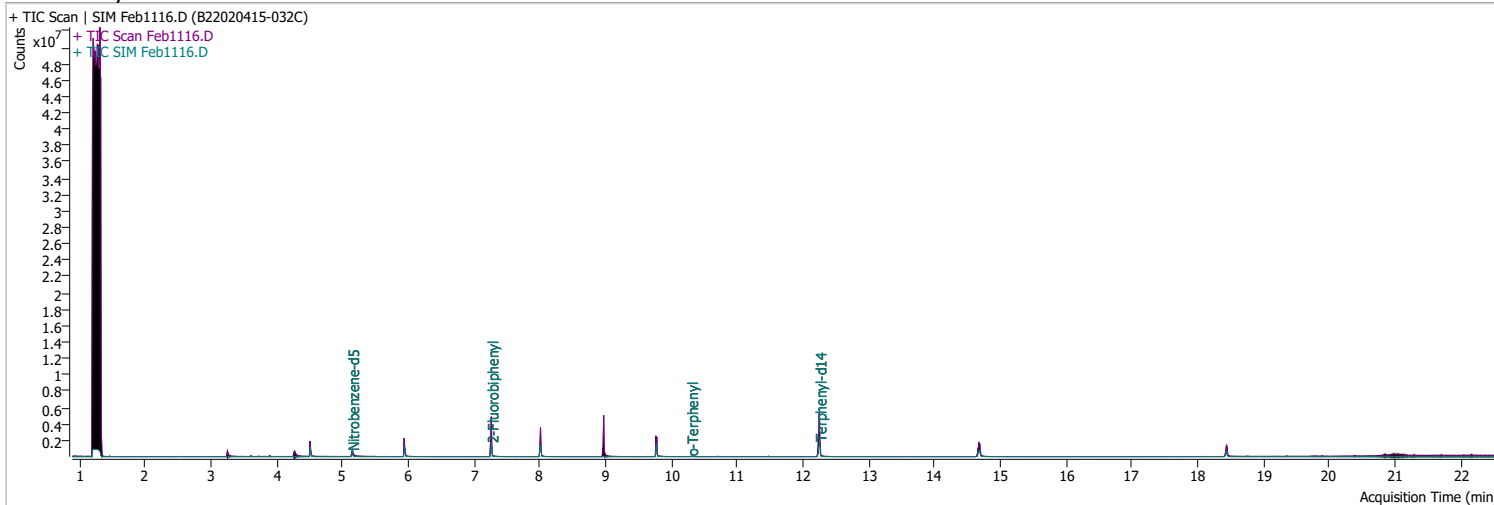
Compound	Conc.	Exp RT	QIon	Exp Ratio	QIon	Exp Ratio
Benzo(g,h,i)perylene	N.D.	20.49	277.0	24.5	138.0	21.6



Quantitation Results Report (QT Reviewed)

Data File	Feb1116.D	Operator	LIMS import
Acq. Method	5975BNASIM	Acq. Date-Time	2/11/2022 10:53:44 PM
Sample Name	B22020415-032C	Instrument	GCMS
Vial	16	Multiplier	1.00
DA Method File	020722 bna SIM 1.batch.bin	Comment	SVOC-8270C-SIM-W-LLPAH
Tune File	dftppjph.u	Tune Date	
Batch Name	021122 bna SIM 1.batch.bin	Last Calib Update	2/14/2022 11:10:52 AM

Ref Library



Compound	RT	QIon	Resp.	Conc.	Units	Dev(Min)
Internal Standards						
M 1,4-Dichlorobenzene-d4	4.509	152.0	325619	40.0000	ng/ml	0.000
M Naphthalene-d8	5.941	136.0	1164394	40.0000	ng/ml	0.000
M Acenaphthene-d10	8.013	164.0	771593	40.0000	ng/ml	0.000
M Phenanthrene-d10	9.768	188.0	1447249	40.0000	ng/ml	0.000
M Chrysene-d12	14.677	240.0	1230246	40.0000	ng/ml	0.000
M Perylene-d12	18.438	264.0	780850	40.0000	ng/ml	0.012
System Monitoring Compounds						
S Nitrobenzene-d5	5.143	82.0	479993	73.9459	ng/ml	-0.013
Spiked Amount: 5.000	Range: 19.0 - 102.0%			Recovery = 1478.92%	*	
S 2-Fluorobiphenyl	7.264	172.0	1526329	71.3499	ng/ml	0.000
Spiked Amount: 5.000	Range: 25.0 - 94.0%			Recovery = 1427.00%	*	
S o-Terphenyl	10.299	230.0	15556	0.6987	ng/ml	0.000
Spiked Amount: 5.000	Range: 40.0 - 140.0%			Recovery = 13.97%	*	
S Terphenyl-d14	12.251	244.0	2411828	60.8910	ng/ml	0.012
Spiked Amount: 5.000	Range: 39.0 - 106.0%			Recovery = 1217.82%	*	
Target Compounds						
T Naphthalene	0.000		0	N.D.		QValue
T 2-Methylnaphthalene	0.000		0	N.D.		
T 1-Methylnaphthalene	0.000		0	N.D.		
T Acenaphthylene	0.000		0	N.D.		
T Acenaphthene	8.038	154.0	0		ng/ml	md
T Fluorene	8.673	166.0	0		ng/ml	md
T Phenanthrene	0.000		0	N.D.		
T Anthracene	0.000		0	N.D.		
T Fluoranthene	0.000		0	N.D.		
T Pyrene	0.000		0	N.D.		
T Benzo(a)Anthracene	0.000		0	N.D.		
T Chrysene	14.739	228.0	0		ng/ml	md
T Benzo(b)fluoranthene	0.000		0	N.D.		

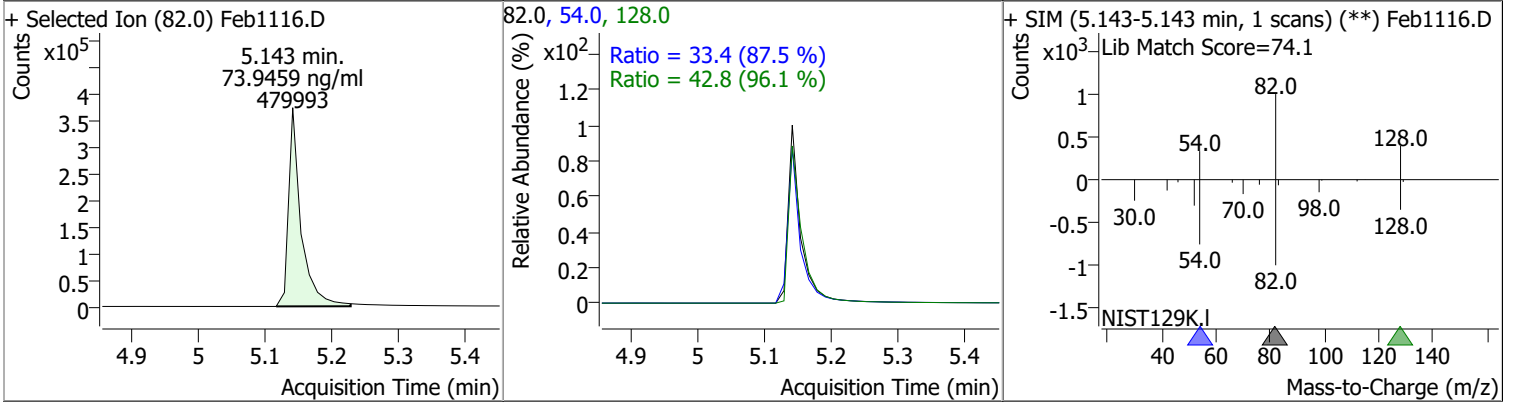
Quantitation Results Report (QT Reviewed)

Compound	RT	QIon	Resp.	Conc.	Units	Dev(Min)
T Benzo(k)fluoranthene	0.000		0	N.D.		
T Benzo(a)pyrene	18.326	252.0	0		ng/ml	md 1
T Indeno(1,2,3-cd)pyrene	0.000		0	N.D.		
T Dibenzo(a,h)anthracene	0.000		0	N.D.		
T Benzo(g,h,i)perylene	0.000		0	N.D.		

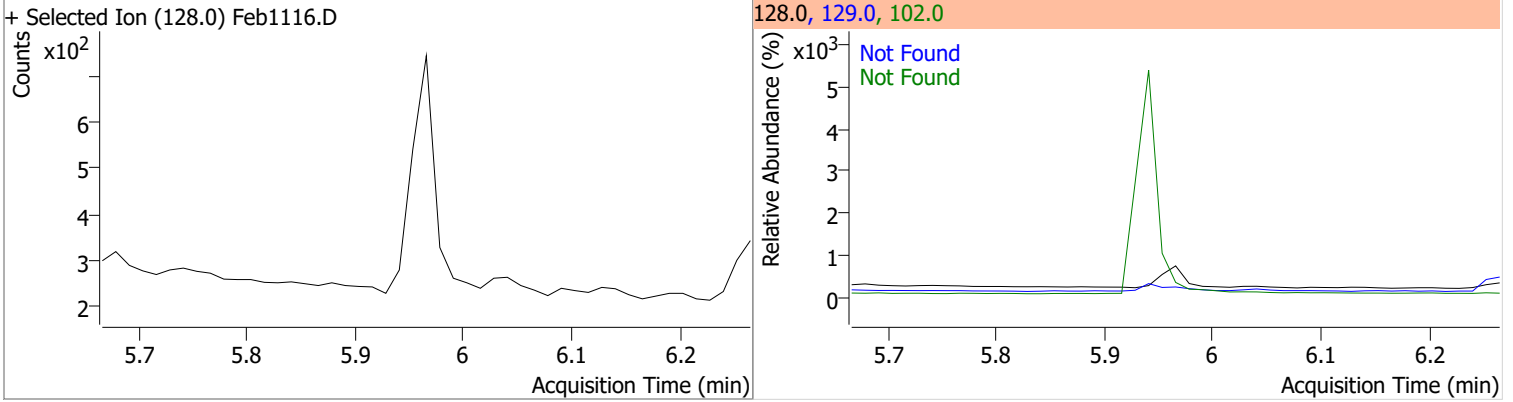
(#) = Qualifier Out of Range; (m) = Manual Integration; (+) = Area Summed; (*) = Surrogate Percent Recovery Out of Range; (d): Zeroed Peak

Quantitation Results Report (QT Reviewed)

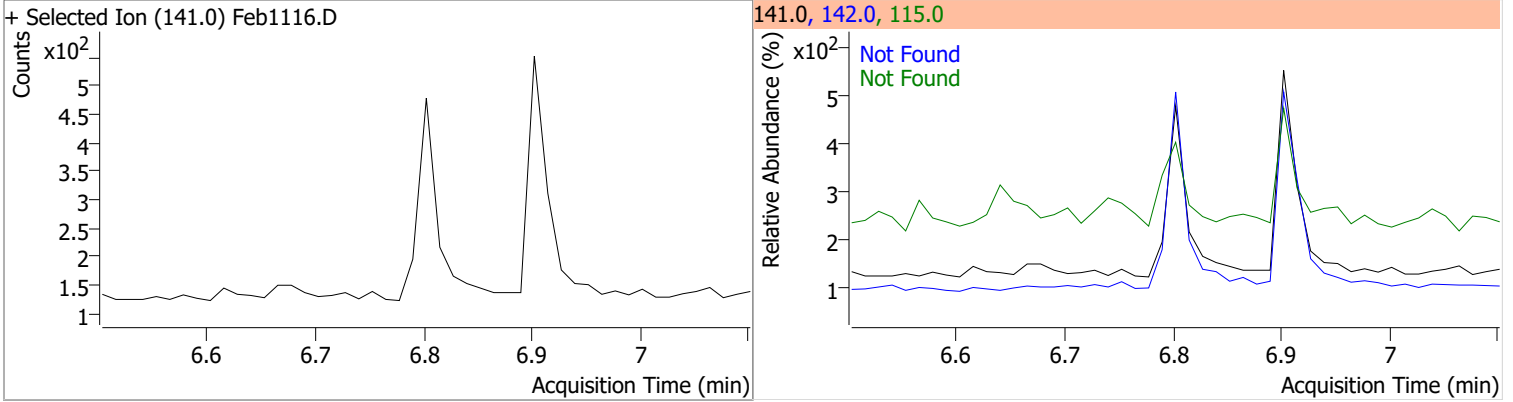
Compound	Conc.	RT	Dev(Min)	Resp.	QIon	QRatio	Lower	Upper
Nitrobenzene-d5	73.9459	5.14	-0.01	479993	128.0	42.8	31.2	57.9
					54.0	33.4	26.7	49.6



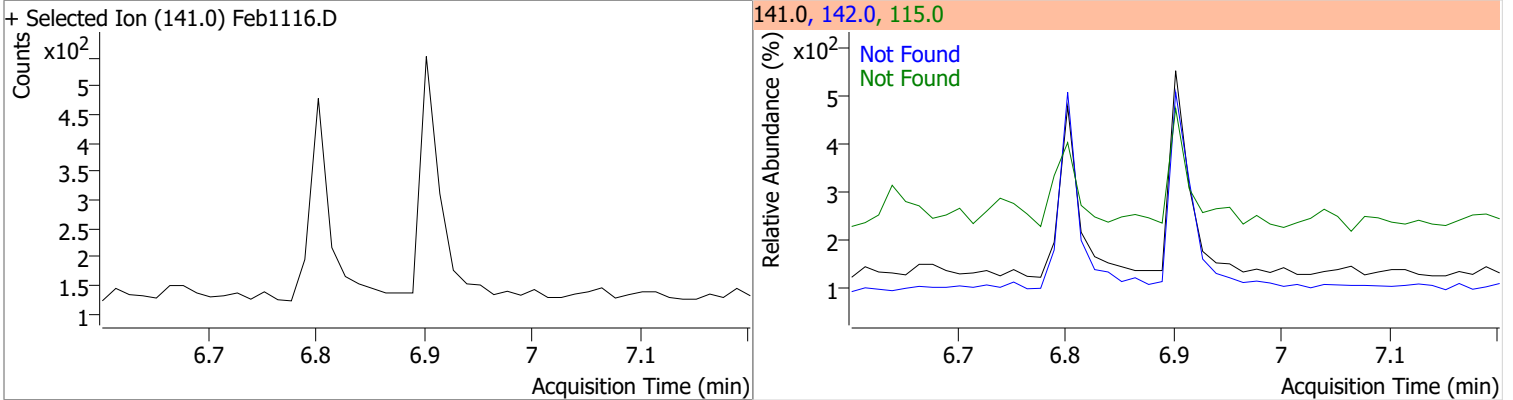
Compound	Conc.	Exp RT	QIon	Exp Ratio	QIon	Exp Ratio
Naphthalene	N.D.	5.97	102.0	15.0	129.0	11.2



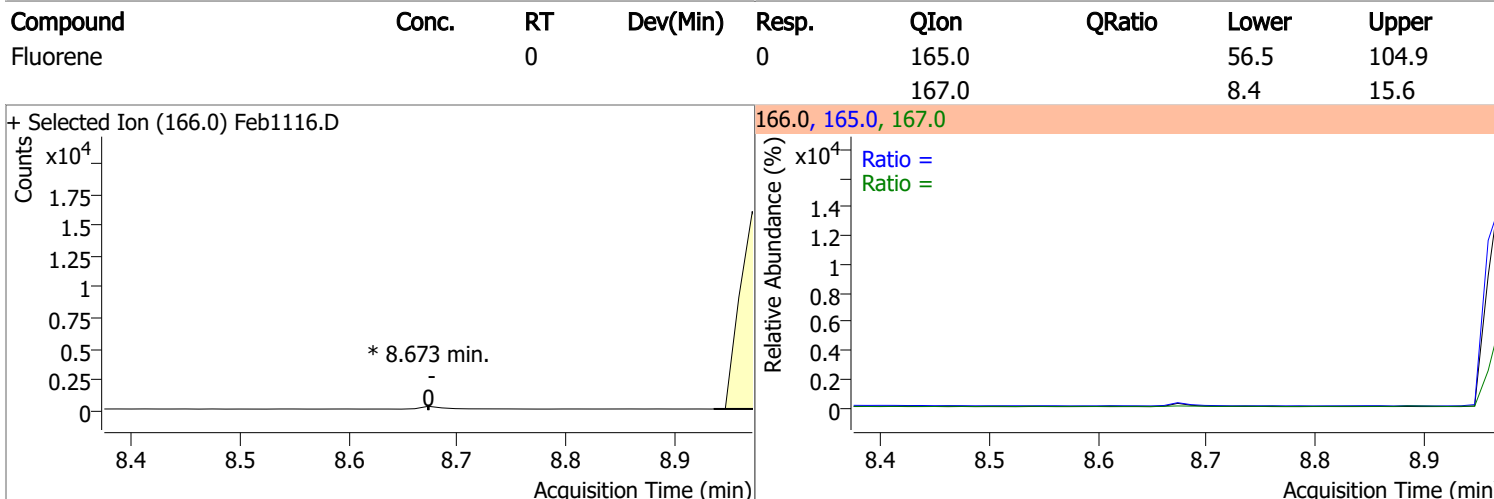
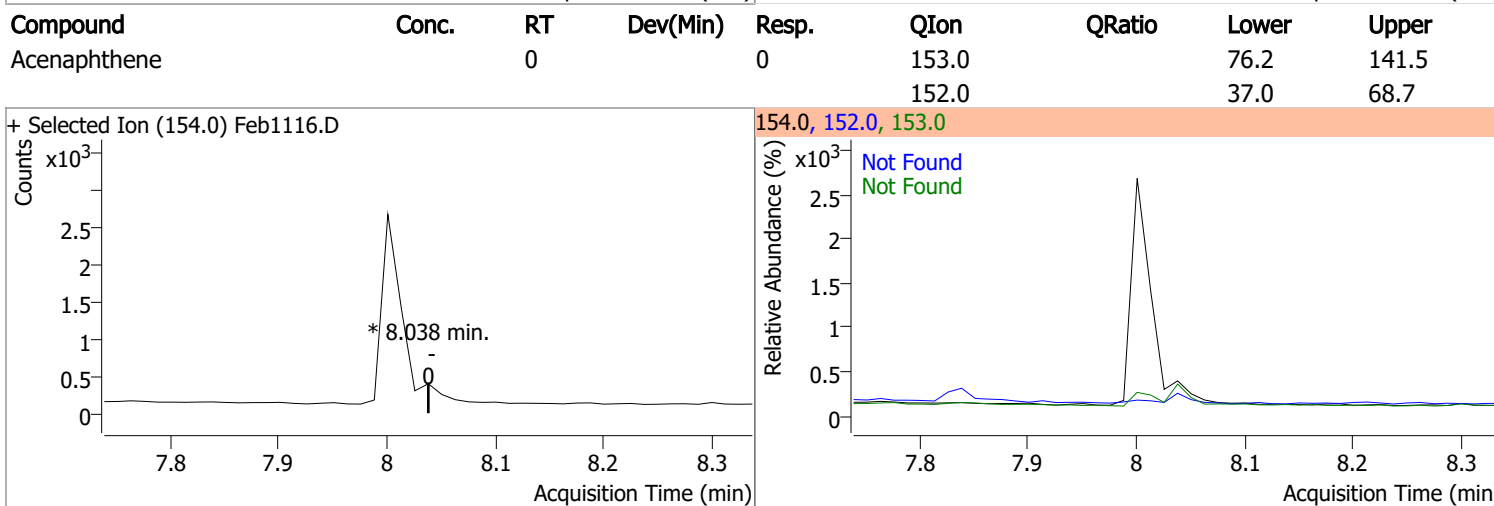
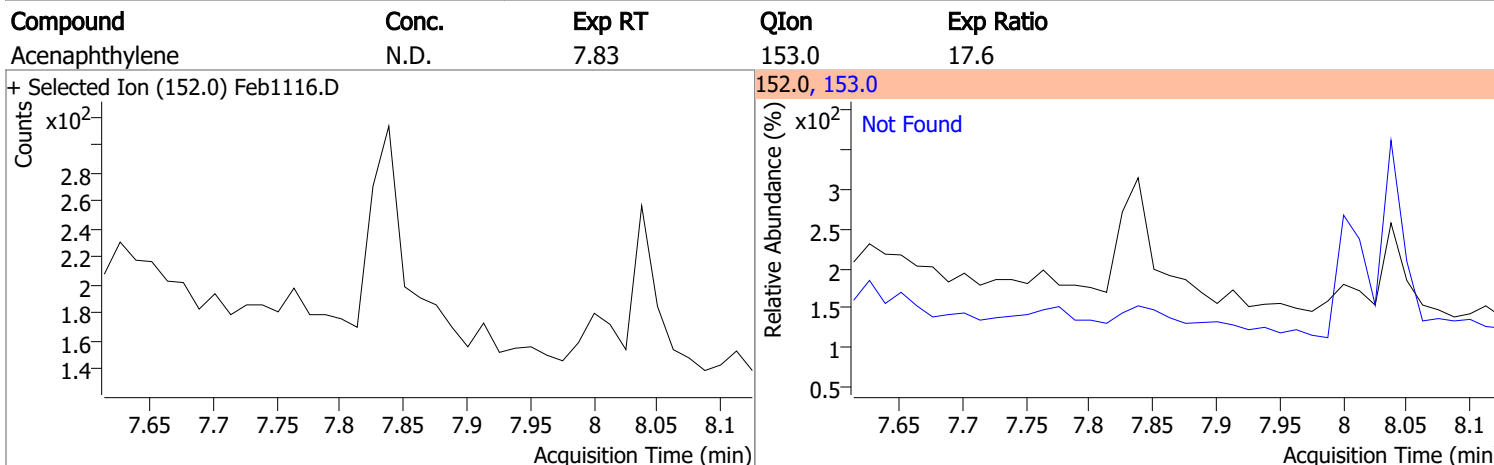
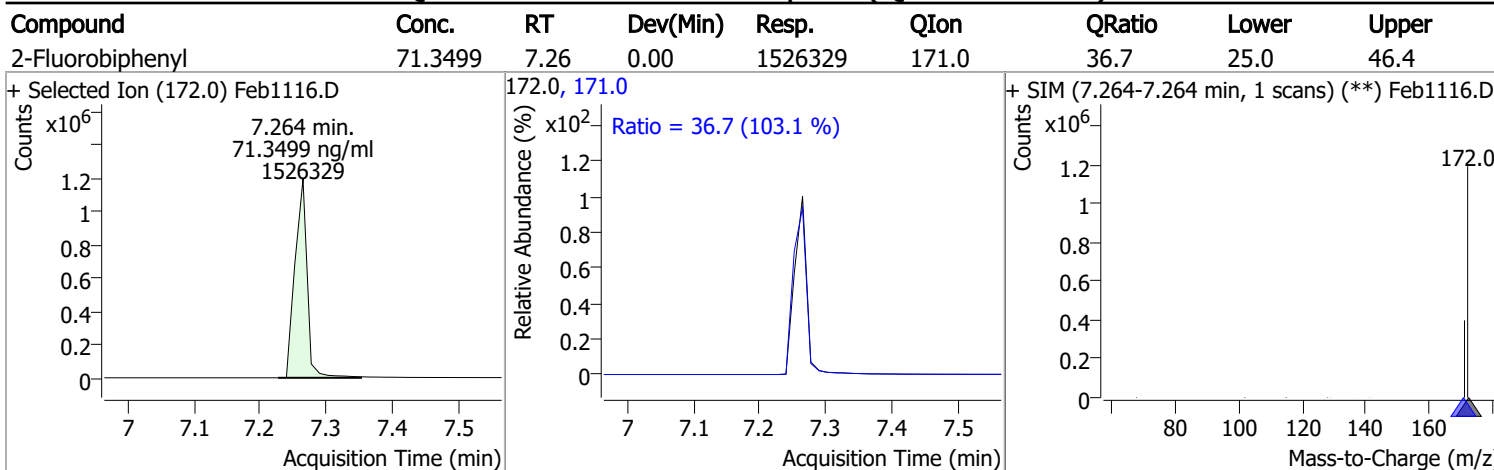
Compound	Conc.	Exp RT	QIon	Exp Ratio	QIon	Exp Ratio
2-Methylnaphthalene	N.D.	6.80	142.0	135.7	115.0	47.1



Compound	Conc.	Exp RT	QIon	Exp Ratio	QIon	Exp Ratio
1-Methylnaphthalene	N.D.	6.90	142.0	110.9	115.0	52.2

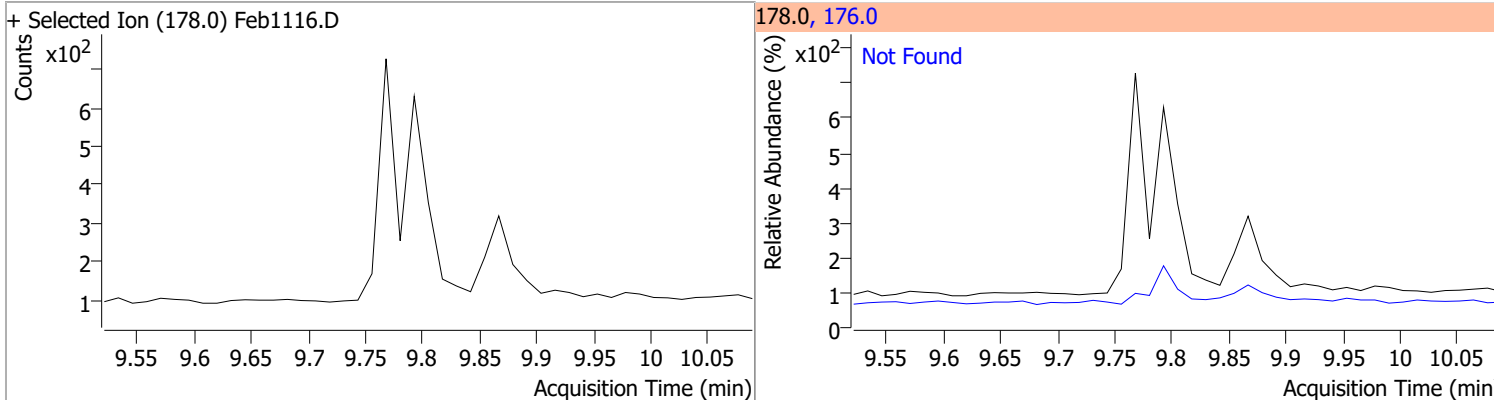


Quantitation Results Report (QT Reviewed)

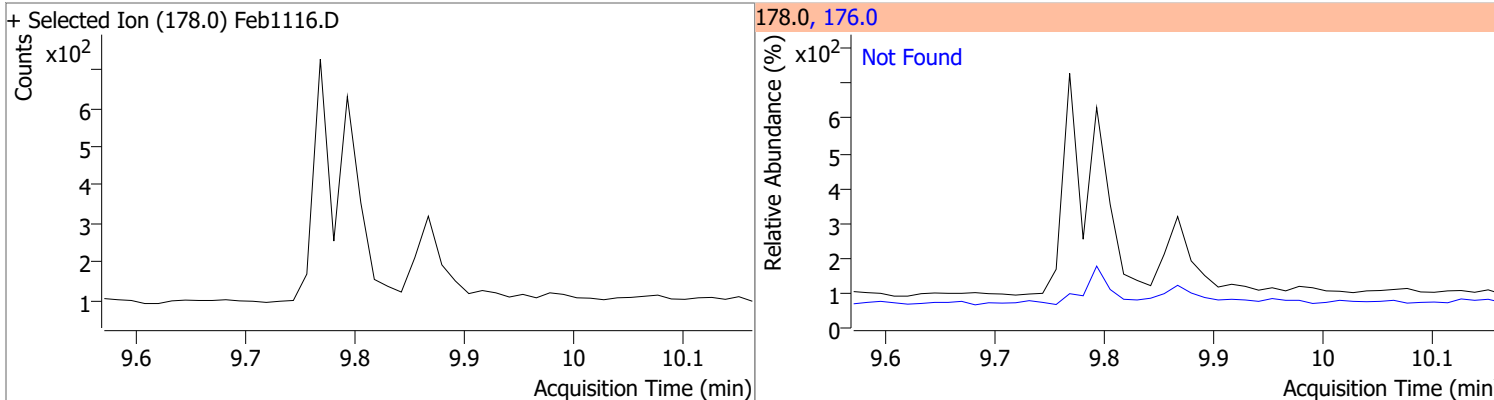


Quantitation Results Report (QT Reviewed)

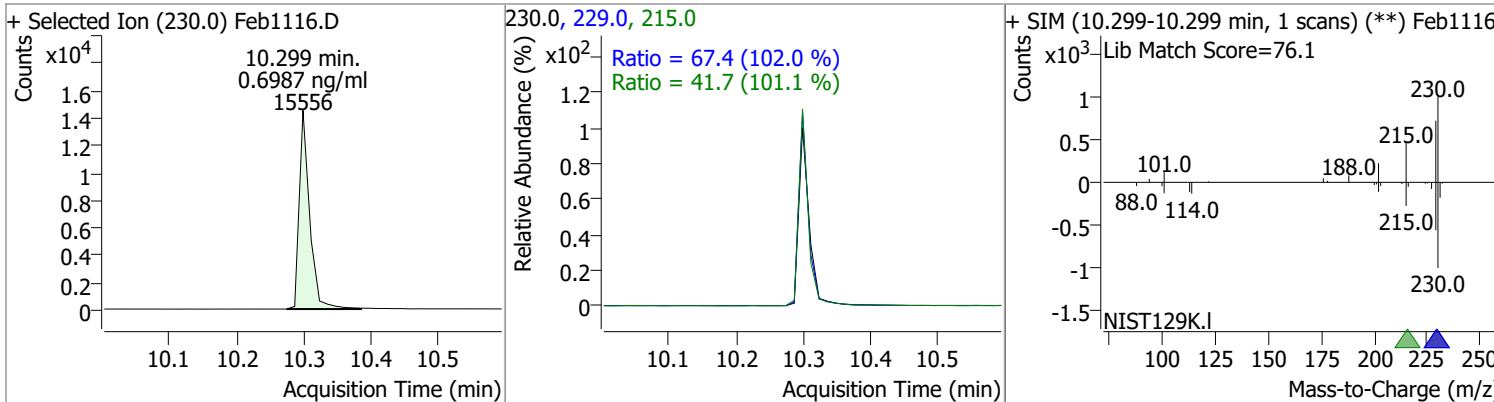
Compound	Conc.	Exp RT	QIon	Exp Ratio
Phenanthrene	N.D.	9.79	176.0	18.4



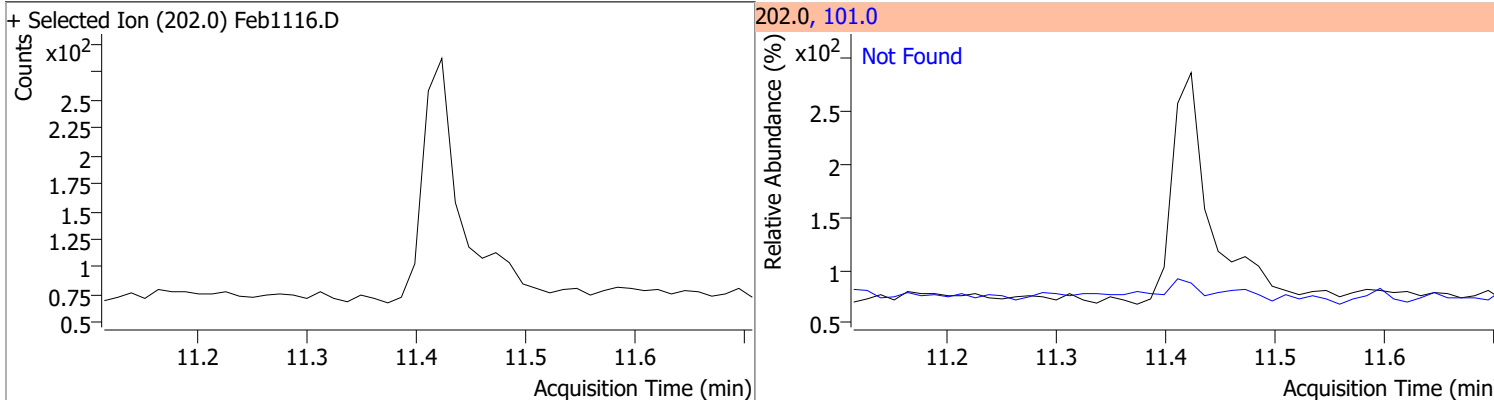
Compound	Conc.	Exp RT	QIon	Exp Ratio
Anthracene	N.D.	9.87	176.0	18.1



Compound	Conc.	RT	Dev(Min)	Resp.	QIon	QRatio	Lower	Upper
o-Terphenyl	0.6987	10.30	0.00	15556	229.0	67.4	46.3	85.9
					215.0	41.7	28.9	53.6

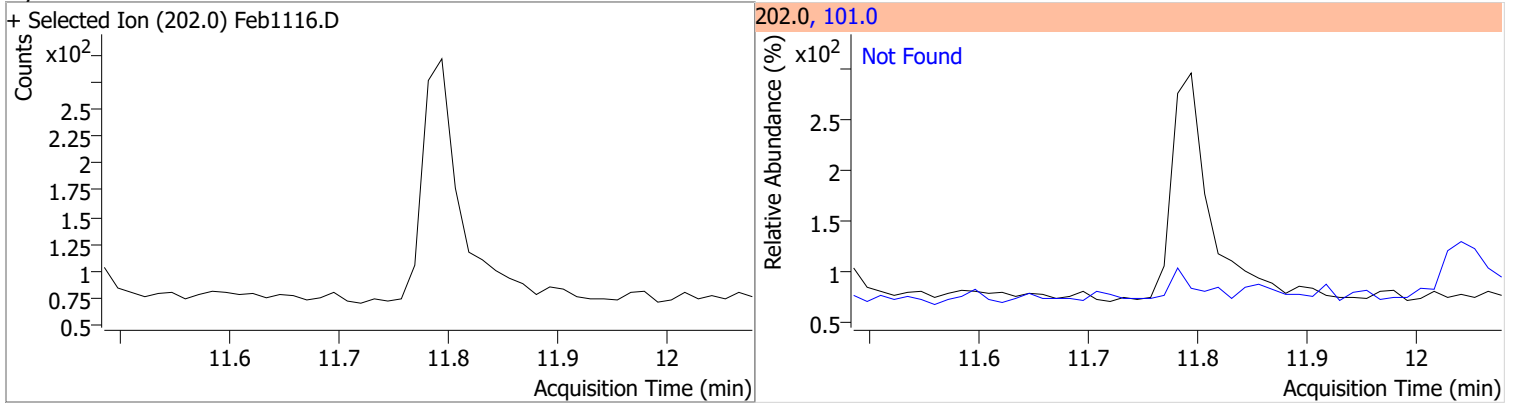


Compound	Conc.	Exp RT	QIon	Exp Ratio
Fluoranthene	N.D.	11.41	101.0	9.4

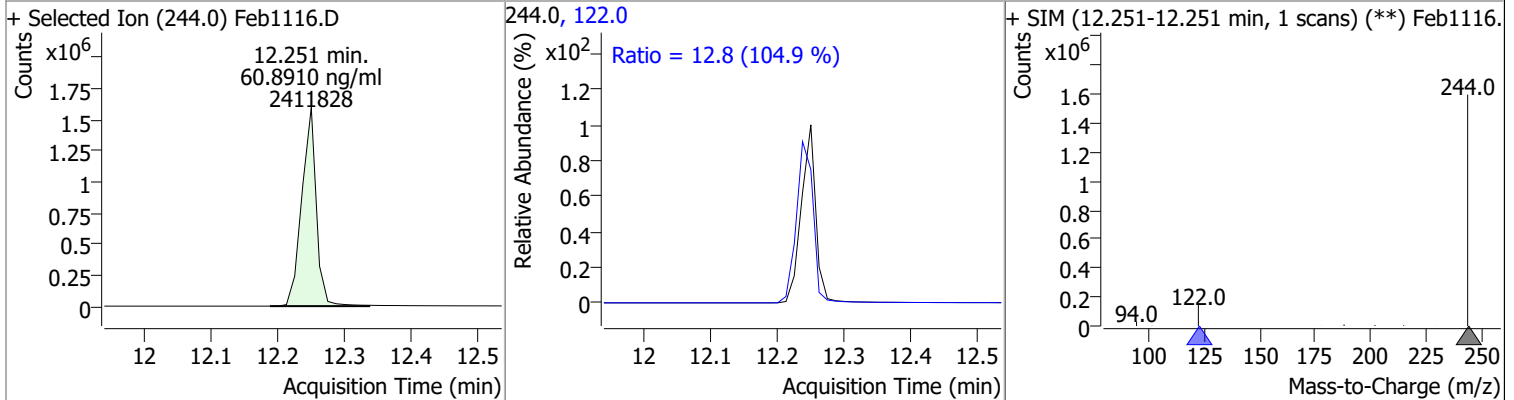


Quantitation Results Report (QT Reviewed)

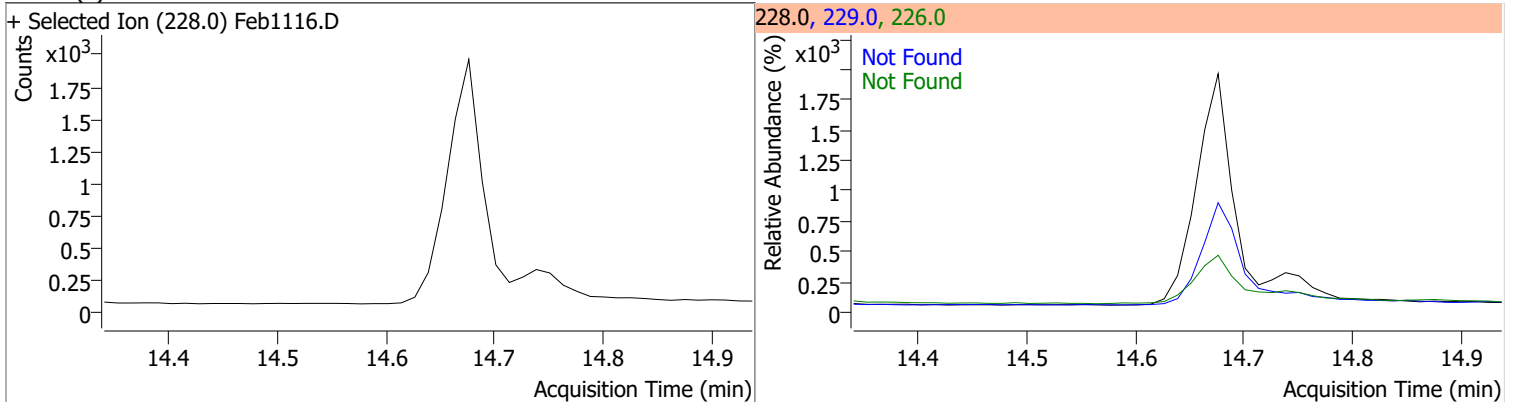
Compound	Conc.	Exp RT	QIon	Exp Ratio
Pyrene	N.D.	11.78	101.0	11.7



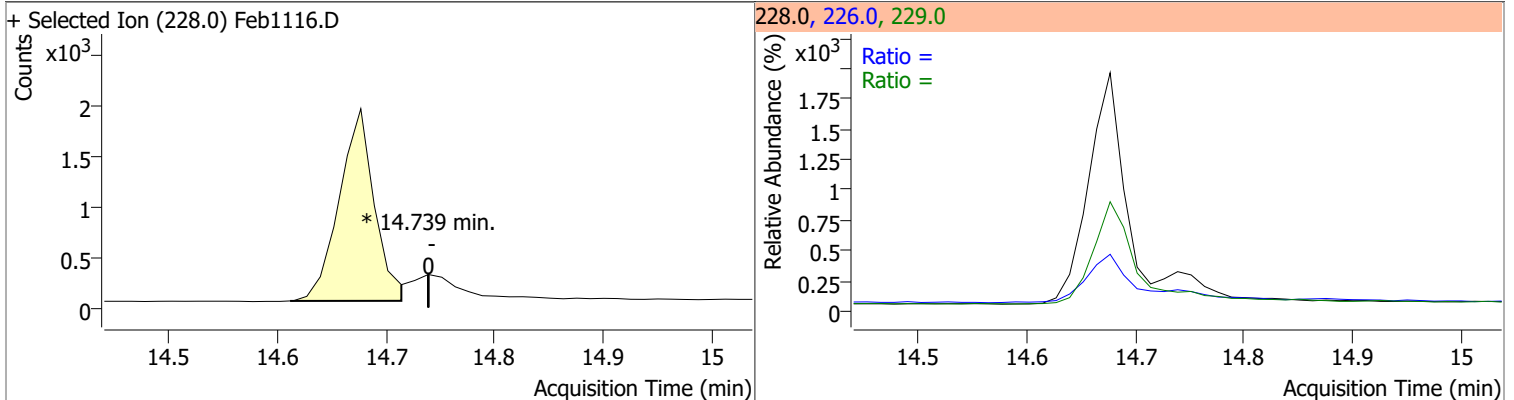
Compound	Conc.	RT	Dev(Min)	Resp.	QIon	QRatio	Lower	Upper
Terphenyl-d14	60.8910	12.25	0.01	2411828	122.0	12.8	8.6	15.9



Compound	Conc.	Exp RT	QIon	Exp Ratio	QIon	Exp Ratio
Benzo(a)Anthracene	N.D.	14.64	226.0	26.7	229.0	24.7

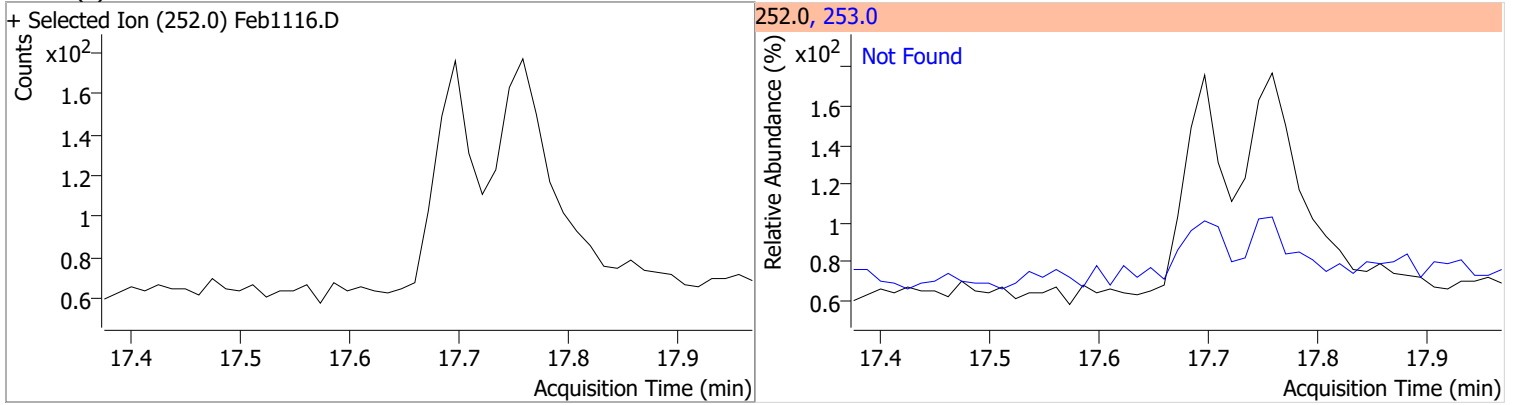


Compound	Conc.	RT	Dev(Min)	Resp.	QIon	QRatio	Lower	Upper
Chrysene		0		0	226.0		21.4	39.7
					229.0		14.2	26.3

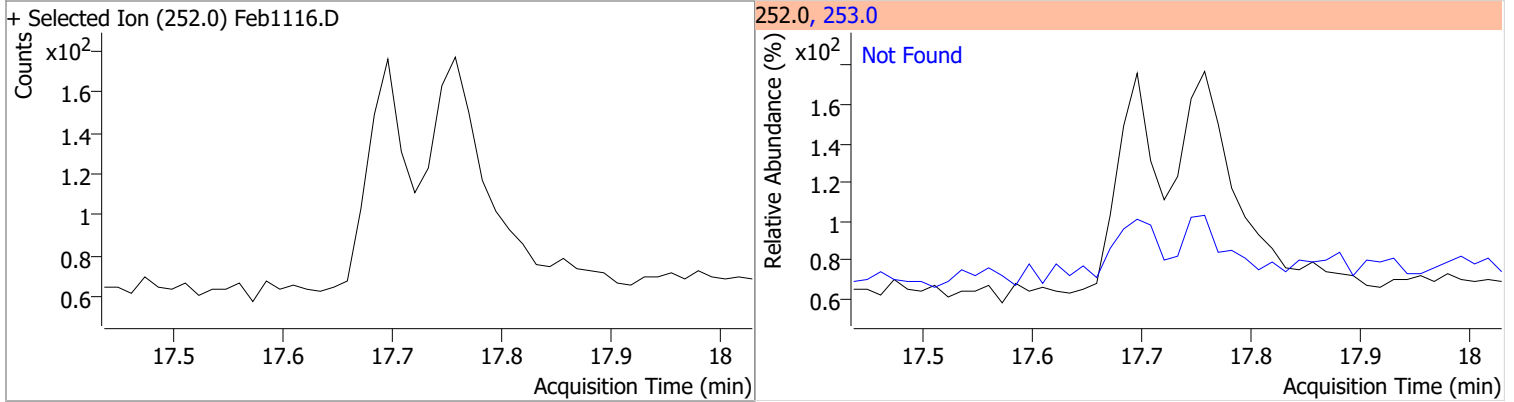


Quantitation Results Report (QT Reviewed)

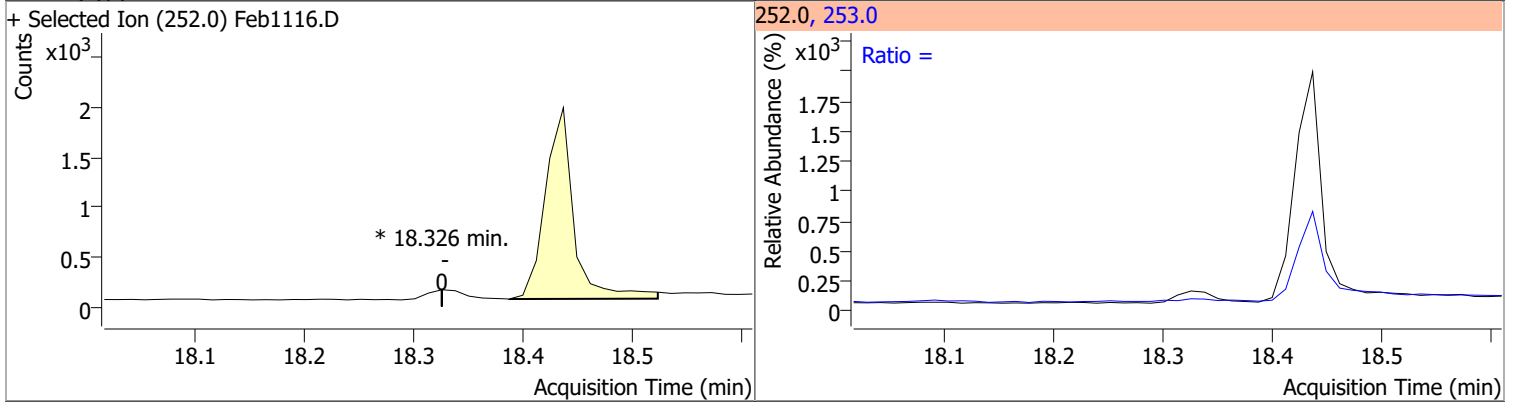
Compound	Conc.	Exp RT	QIon	Exp Ratio
Benzo(b)fluoranthene	N.D.	17.67	253.0	22.2



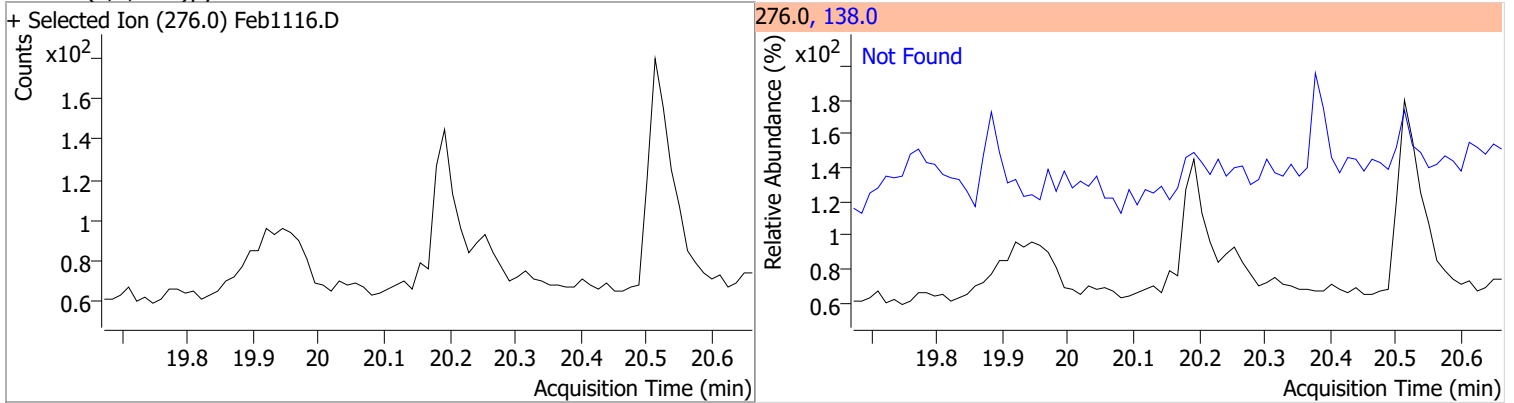
Compound	Conc.	Exp RT	QIon	Exp Ratio
Benzo(k)fluoranthene	N.D.	17.73	253.0	23.6



Compound	Conc.	RT	Dev(Min)	Resp.	QIon	QRatio	Lower	Upper
Benzo(a)pyrene		0		0	253.0		16.8	31.2

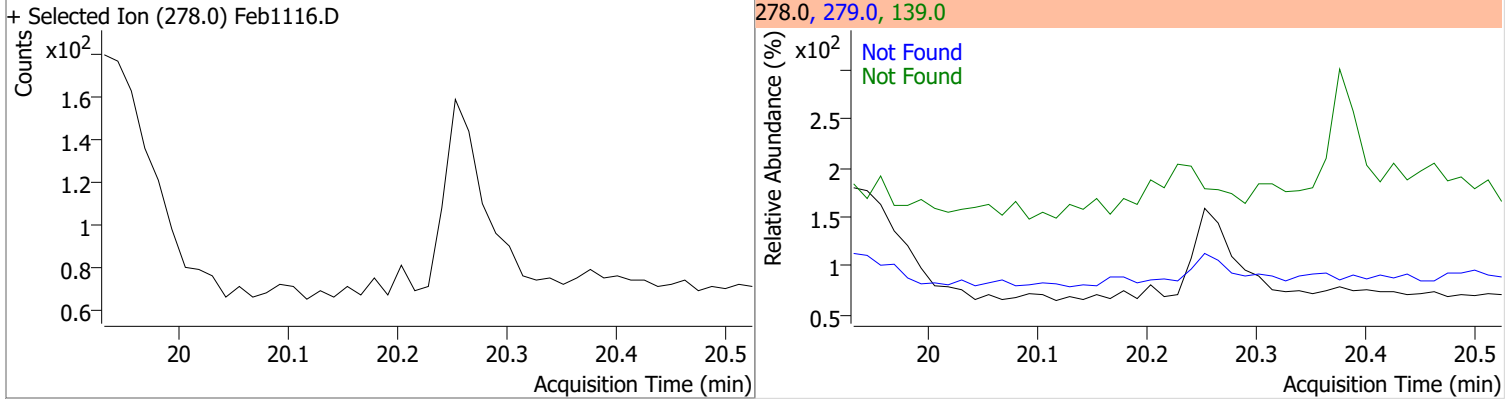


Compound	Conc.	Exp RT	QIon	Exp Ratio
Indeno(1,2,3-cd)pyrene	N.D.	20.17	138.0	20.2

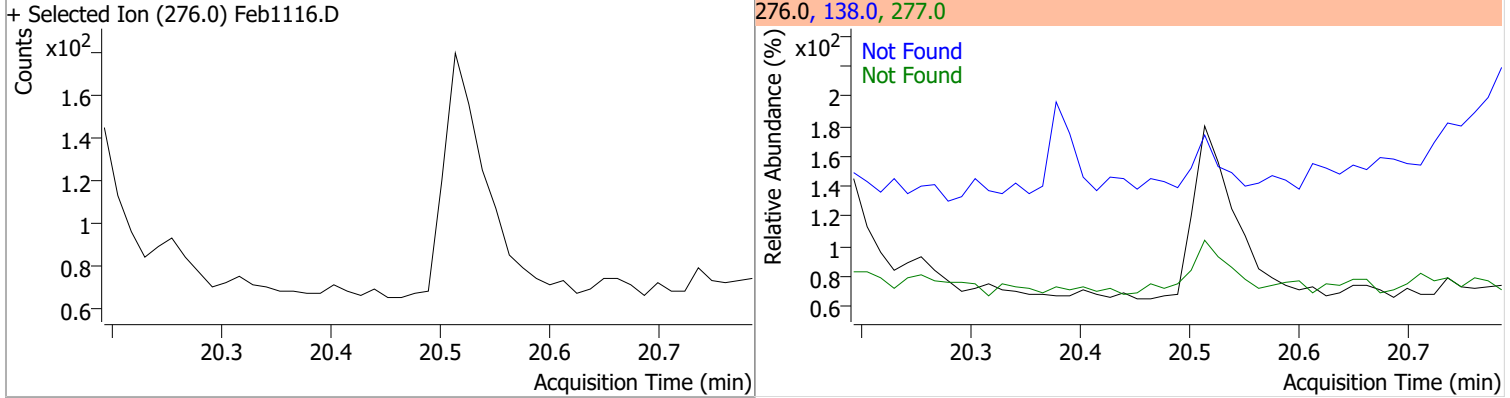


Quantitation Results Report (QT Reviewed)

Compound	Conc.	Exp RT	QIon	Exp Ratio	QIon	Exp Ratio
Dibenzo(a,h)anthracene	N.D.	20.23	279.0	24.9	139.0	16.2



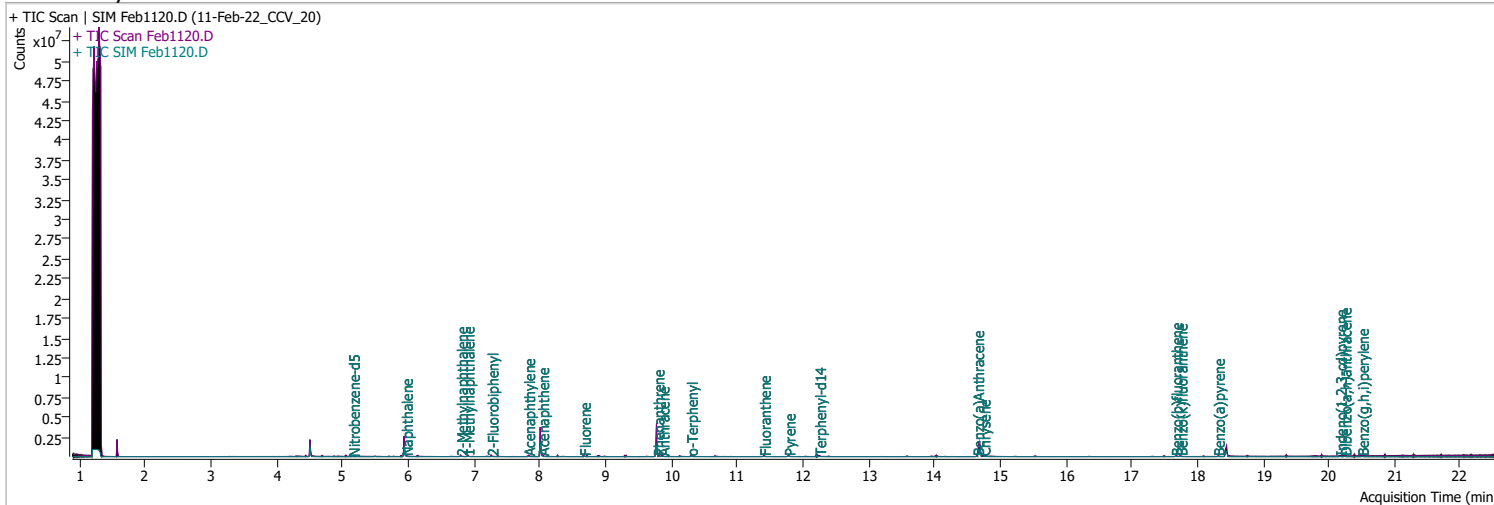
Compound	Conc.	Exp RT	QIon	Exp Ratio	QIon	Exp Ratio
Benzo(g,h,i)perylene	N.D.	20.49	277.0	24.5	138.0	21.6



Quantitation Results Report (QT Reviewed)

Data File	Feb1120.D	Operator	LIMS import
Acq. Method	5975BNASIM	Acq. Date-Time	2/14/2022 11:04:17 AM
Sample Name	11-Feb-22_CCV_20	Instrument	GCMS
Vial	19	Multiplier	1.00
DA Method File	020722 bna SIM 1.batch.bin	Comment	SVOC-8270C-SIM-W-LLPAH
Tune File	dftppjph.u	Tune Date	
Batch Name	021122 bna SIM 1.batch.bin	Last Calib Update	2/14/2022 11:10:52 AM

Ref Library



Compound	RT	QIon	Resp.	Conc.	Units	Dev(Min)
Internal Standards						
M 1,4-Dichlorobenzene-d4	4.509	152.0	321705	40.0000	ng/ml	0.000
M Naphthalene-d8	5.941	136.0	1218576	40.0000	ng/ml	0.000
M Acenaphthene-d10	8.013	164.0	829875	40.0000	ng/ml	0.000
M Phenanthrene-d10	9.768	188.0	1506691	40.0000	ng/ml	0.000
M Chrysene-d12	14.689	240.0	1255478	40.0000	ng/ml	0.012
M Perylene-d12	18.438	264.0	818614	40.0000	ng/ml	0.012
System Monitoring Compounds						
S Nitrobenzene-d5	5.156	82.0	11789	1.8382	ng/ml	0.000
Spiked Amount: 5.000	Range: 19.0 - 102.0%		Recovery = 36.76%			
S 2-Fluorobiphenyl	7.265	172.0	56094	2.1467	ng/ml	0.000
Spiked Amount: 5.000	Range: 25.0 - 94.0%		Recovery = 42.93%			
S o-Terphenyl	10.299	230.0	46543	2.0905	ng/ml	0.000
Spiked Amount: 5.000	Range: 40.0 - 140.0%		Recovery = 41.81%			
S Terphenyl-d14	12.251	244.0	53733	2.0305	ng/ml	0.012
Spiked Amount: 5.000	Range: 39.0 - 106.0%		Recovery = 40.61%			
Target Compounds						
T Naphthalene	5.966	128.0	59244	1.7984	ng/ml	87
T 2-Methylnaphthalene	6.802	141.0	37468	1.8830	ng/ml	98
T 1-Methylnaphthalene	6.902	141.0	40129	1.8860	ng/ml	m 95
T Acenaphthylene	7.826	152.0	59824	1.8805	ng/ml	96
T Acenaphthene	8.038	154.0	43075	1.8559	ng/ml	95
T Fluorene	8.673	166.0	56156	2.0632	ng/ml	85
T Phenanthrene	9.793	178.0	78344	1.9911	ng/ml	100
T Anthracene	9.867	178.0	63484	2.0349	ng/ml	99
T Fluoranthene	11.411	202.0	76953	2.0820	ng/ml	100
T Pyrene	11.781	202.0	88953	2.1105	ng/ml	98
T Benzo(a)Anthracene	14.652	228.0	63037	2.1135	ng/ml	97
T Chrysene	14.751	228.0	78526	1.9227	ng/ml	99
T Benzo(b)fluoranthene	17.671	252.0	53449	1.9039	ng/ml	99

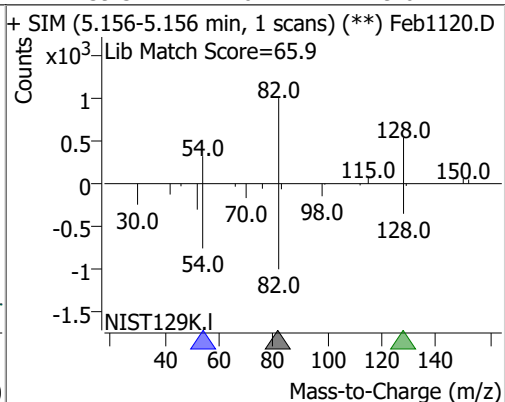
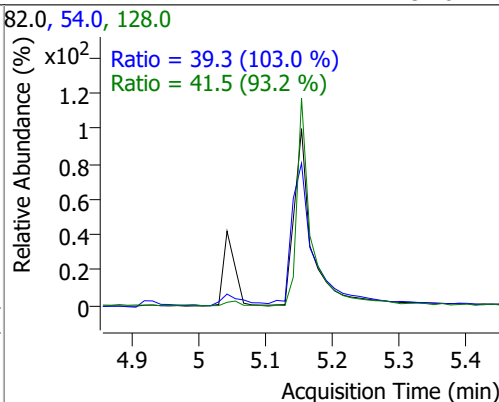
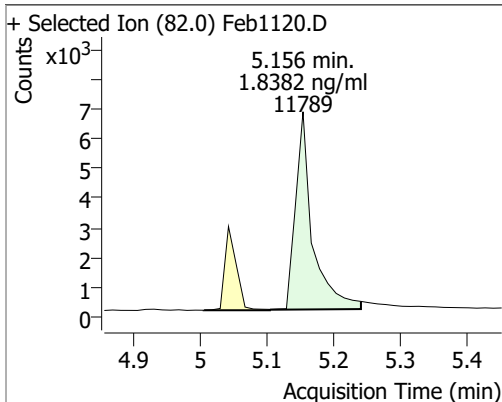
Quantitation Results Report (QT Reviewed)

Compound	RT	QIon	Resp.	Conc.	Units	Dev(Min)
T Benzo(k)fluoranthene	17.746	252.0	59345	1.8262	ng/ml	97
T Benzo(a)pyrene	18.314	252.0	45919	1.8635	ng/ml	99
T Indeno(1,2,3-cd)pyrene	20.167	276.0	42845	1.9558	ng/ml	100
T Dibenzo(a,h)anthracene	20.242	278.0	49403	1.9793	ng/ml	99
T Benzo(g,h,i)perylene	20.501	276.0	58321	1.9353	ng/ml m	98

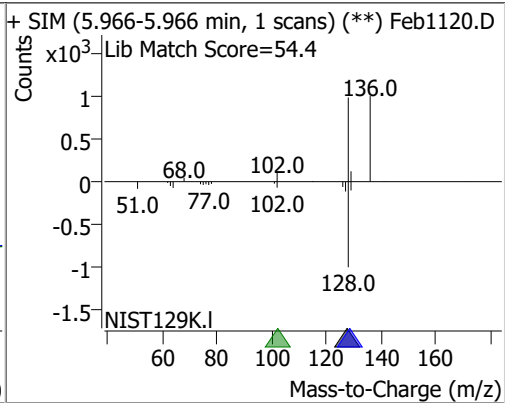
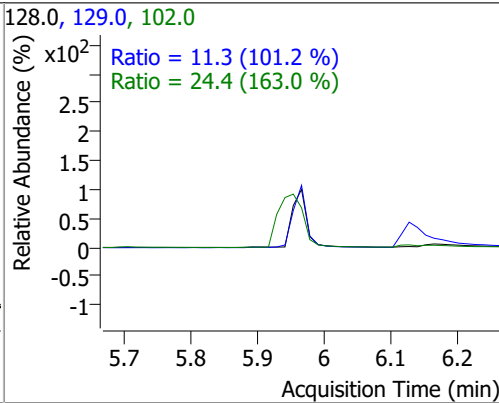
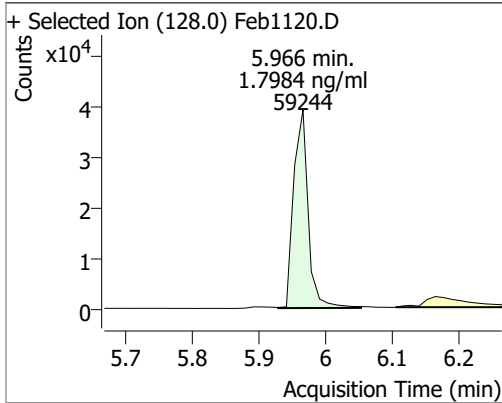
(#) = Qualifier Out of Range; (m) = Manual Integration; (+) = Area Summed; (*) = Surrogate Percent Recovery Out of Range; (d): Zeroed Peak

Quantitation Results Report (QT Reviewed)

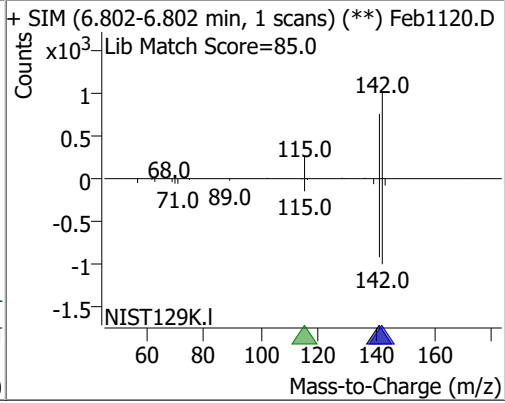
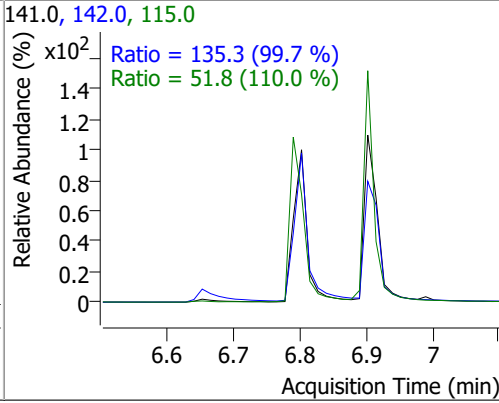
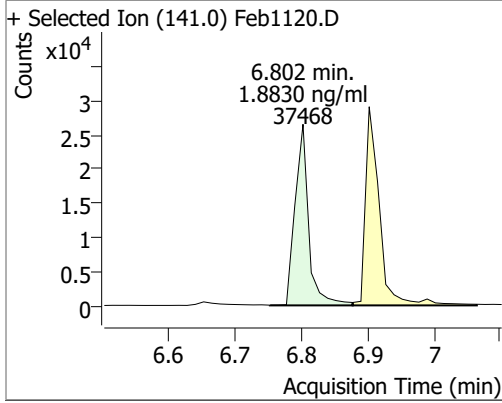
Compound	Conc.	RT	Dev(Min)	Resp.	QIon	QRatio	Lower	Upper
Nitrobenzene-d5	1.8382	5.16	0.00	11789	128.0	41.5	31.2	57.9
					54.0	39.3	26.7	49.6



Compound	Conc.	RT	Dev(Min)	Resp.	QIon	QRatio	Lower	Upper
Naphthalene	1.7984	5.97	0.00	59244	102.0	24.4	0.0	45.0
					129.0	11.3	7.8	14.5

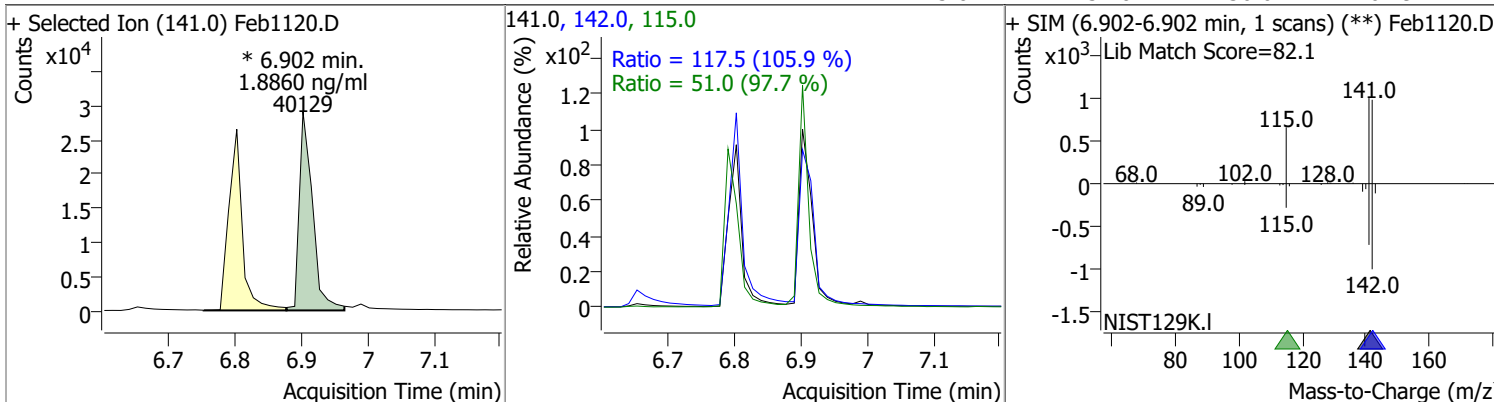


Compound	Conc.	RT	Dev(Min)	Resp.	QIon	QRatio	Lower	Upper
2-Methylnaphthalene	1.8830	6.80	0.00	37468	142.0	135.3	95.0	176.4
					115.0	51.8	32.9	61.2

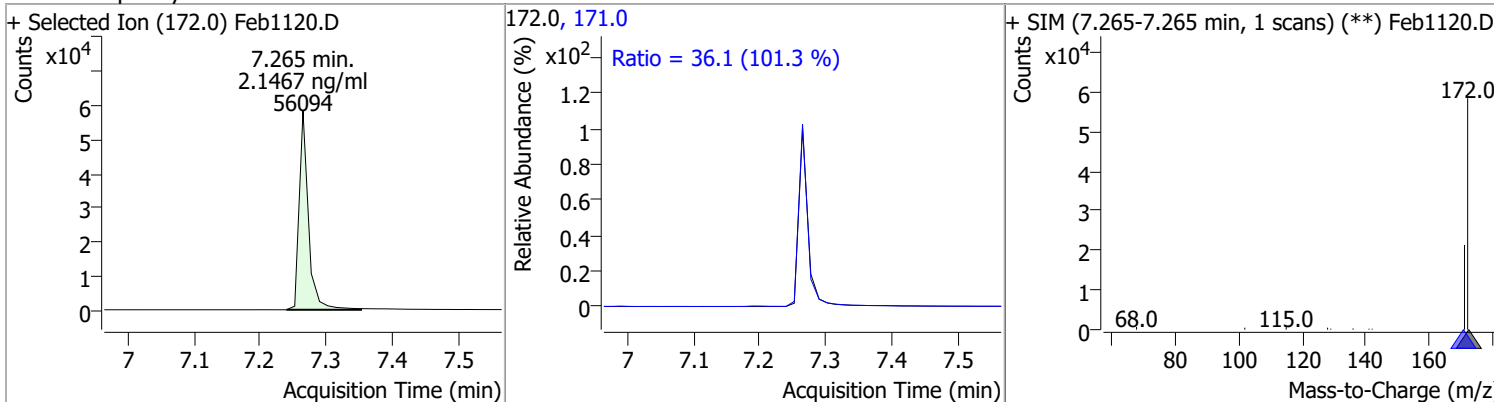


Quantitation Results Report (QT Reviewed)

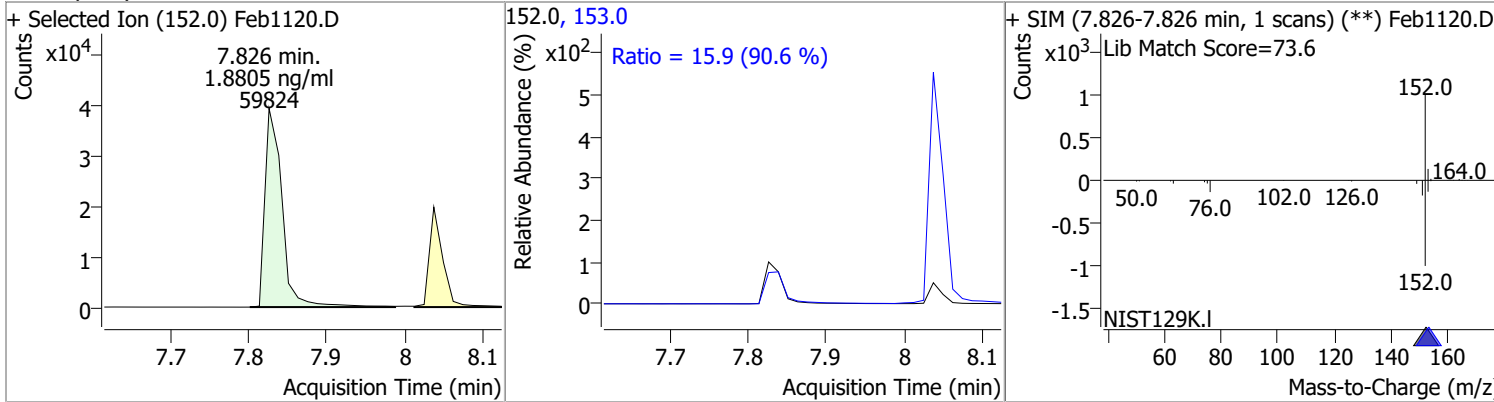
Compound	Conc.	RT	Dev(Min)	Resp.	QIon	QRatio	Lower	Upper
1-Methylnaphthalene	1.8860	6.90	0.00	40129 (m)	142.0 115.0	117.5 51.0	77.7 36.6	144.2 67.9



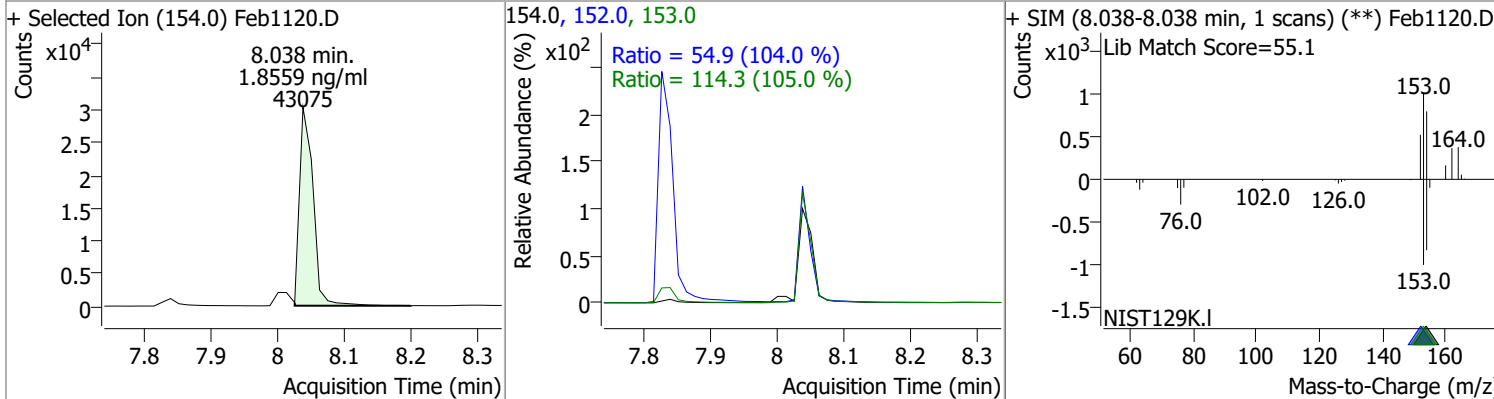
Compound	Conc.	RT	Dev(Min)	Resp.	QIon	QRatio	Lower	Upper
2-Fluorobiphenyl	2.1467	7.26	0.00	56094	171.0	36.1	25.0	46.4



Compound	Conc.	RT	Dev(Min)	Resp.	QIon	QRatio	Lower	Upper
Acenaphthylene	1.8805	7.83	0.00	59824	153.0	15.9	12.3	22.9

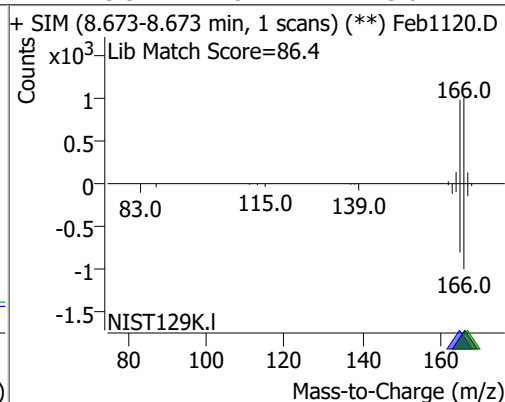
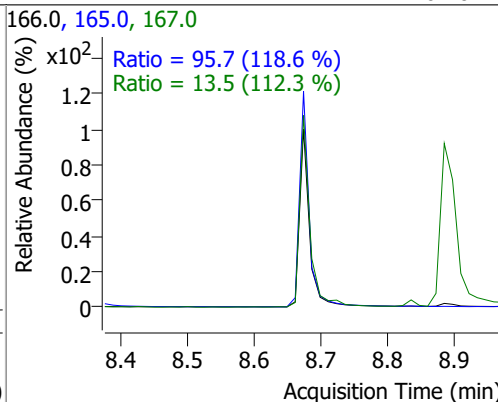
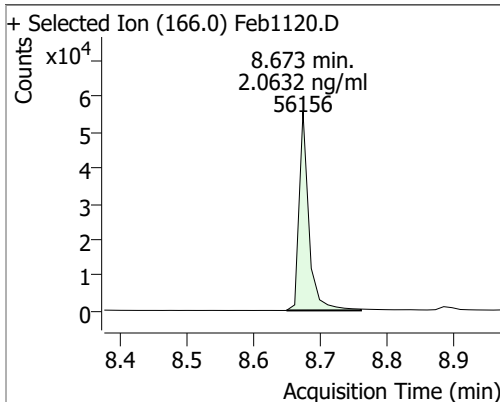


Compound	Conc.	RT	Dev(Min)	Resp.	QIon	QRatio	Lower	Upper
Acenaphthene	1.8559	8.04	0.00	43075	153.0 152.0	114.3 54.9	76.2 37.0	141.5 68.7

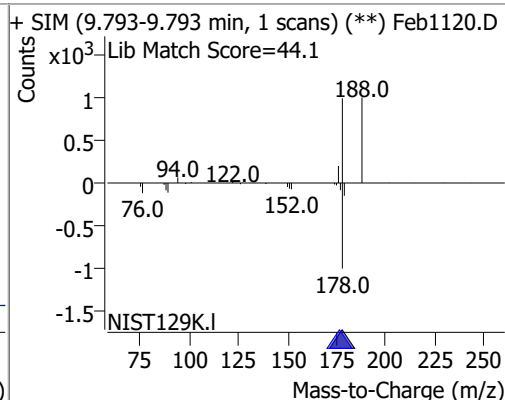
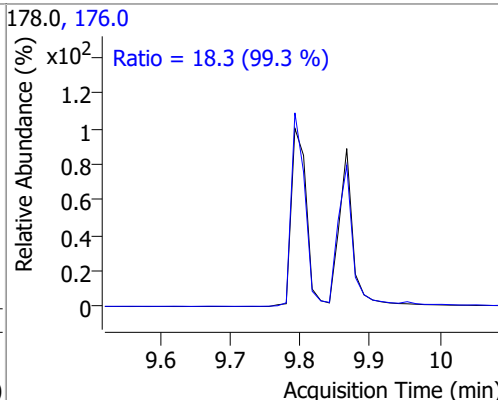
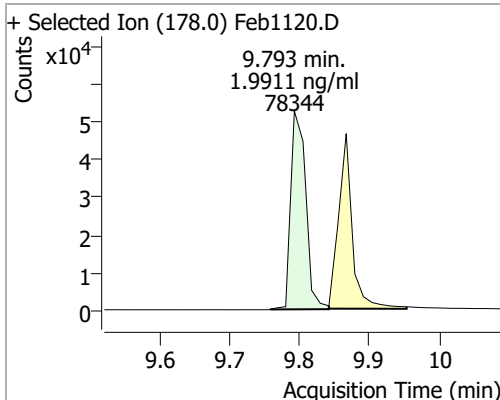


Quantitation Results Report (QT Reviewed)

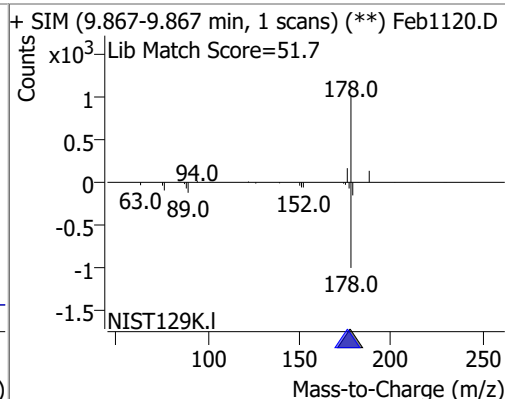
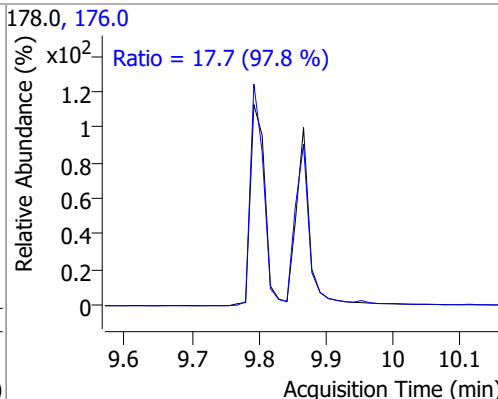
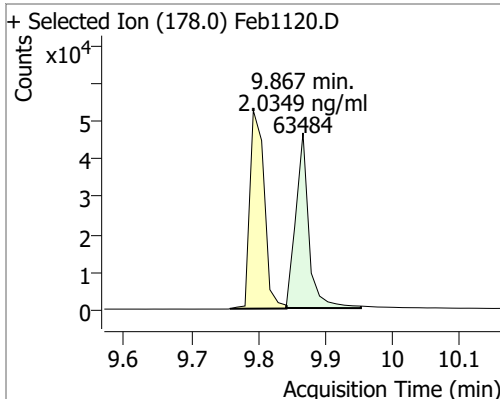
Compound	Conc.	RT	Dev(Min)	Resp.	QIon	QRatio	Lower	Upper
Fluorene	2.0632	8.67	0.00	56156	165.0	95.7	56.5	104.9
					167.0	13.5	8.4	15.6



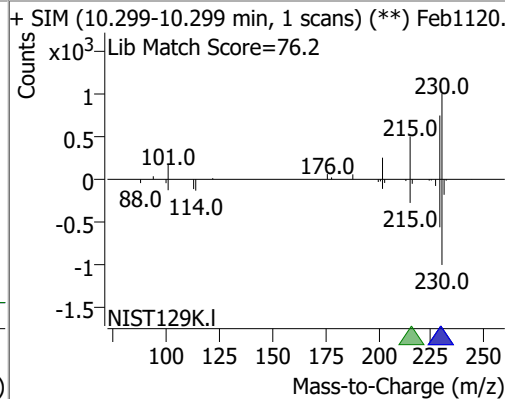
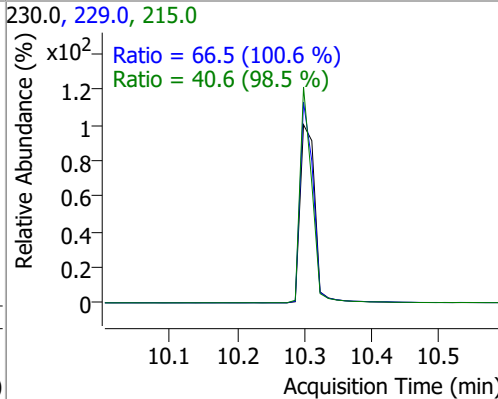
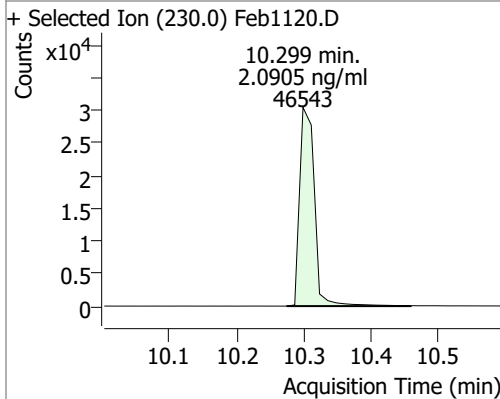
Compound	Conc.	RT	Dev(Min)	Resp.	QIon	QRatio	Lower	Upper
Phenanthrene	1.9911	9.79	0.00	78344	176.0	18.3	12.9	23.9



Compound	Conc.	RT	Dev(Min)	Resp.	QIon	QRatio	Lower	Upper
Anthracene	2.0349	9.87	0.00	63484	176.0	17.7	12.7	23.6

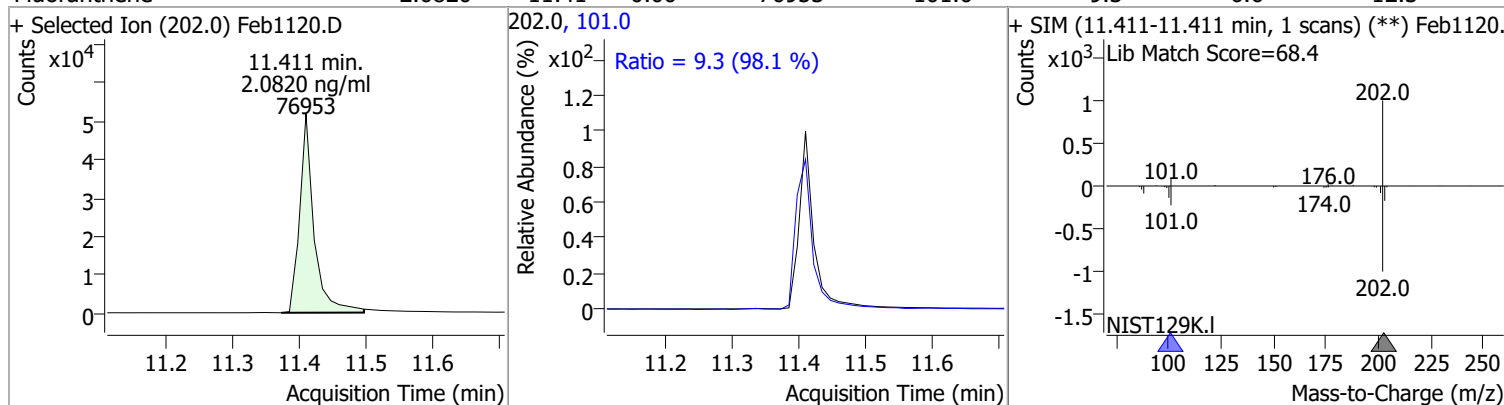


Compound	Conc.	RT	Dev(Min)	Resp.	QIon	QRatio	Lower	Upper
o-Terphenyl	2.0905	10.30	0.00	46543	229.0	66.5	46.3	85.9
					215.0	40.6	28.9	53.6

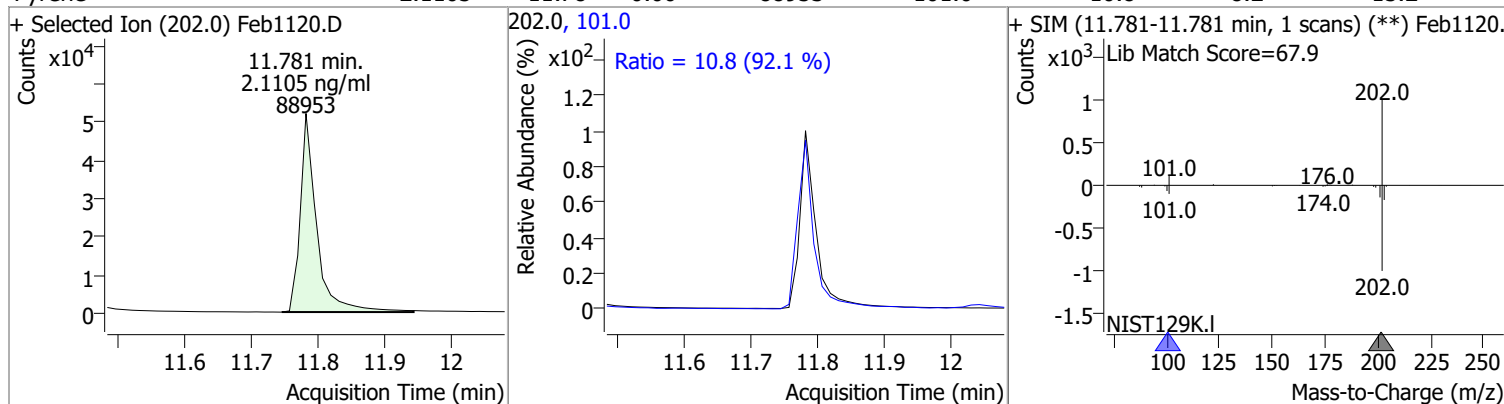


Quantitation Results Report (QT Reviewed)

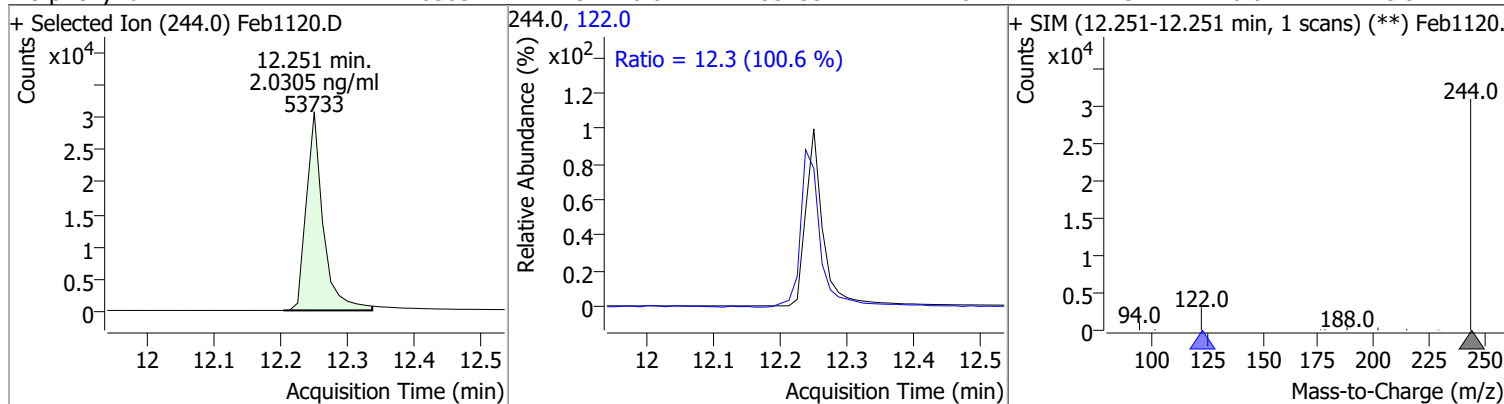
Compound	Conc.	RT	Dev(Min)	Resp.	QIon	QRatio	Lower	Upper
Fluoranthene	2.0820	11.41	0.00	76953	101.0	9.3	6.6	12.3



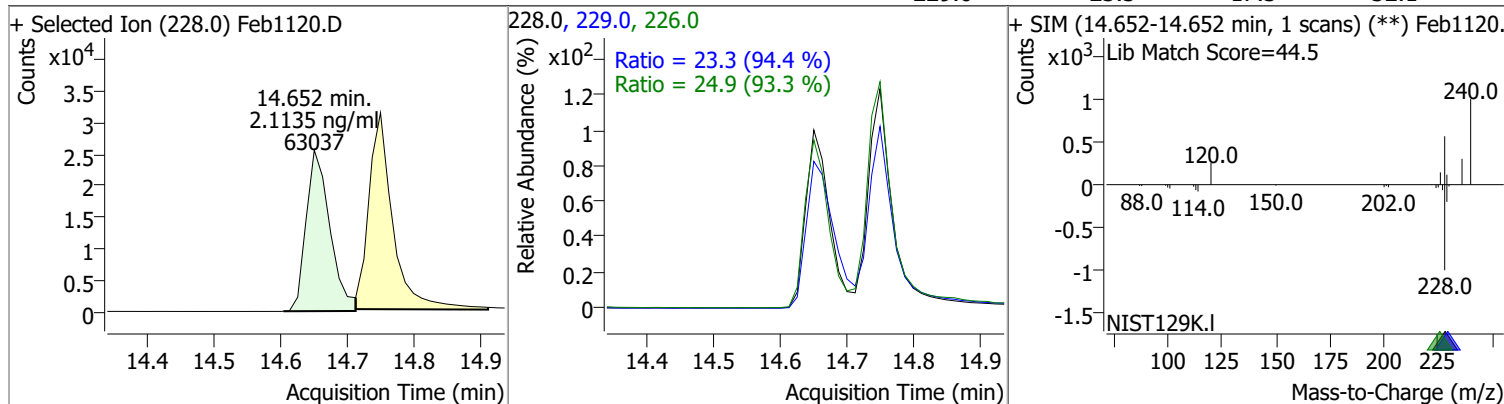
Pyrene	2.1105	11.78	0.00	88953	101.0	10.8	8.2	15.2
--------	--------	-------	------	-------	-------	------	-----	------



Terphenyl-d14	2.0305	12.25	0.01	53733	122.0	12.3	8.6	15.9
---------------	--------	-------	------	-------	-------	------	-----	------

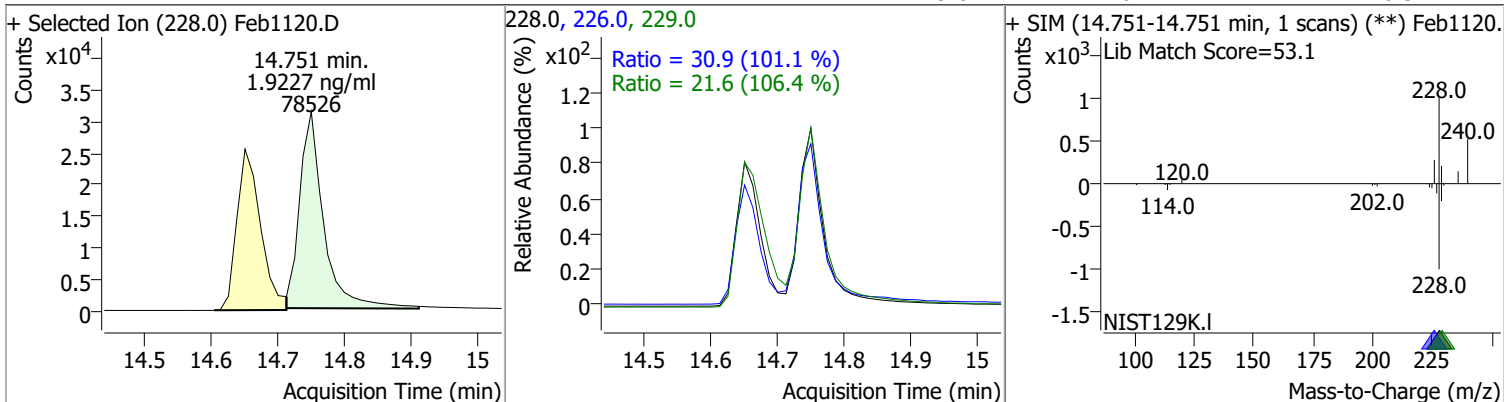


Benzo(a)Anthracene	2.1135	14.65	0.01	63037	226.0	24.9	18.7	34.8
					229.0	23.3	17.3	32.1

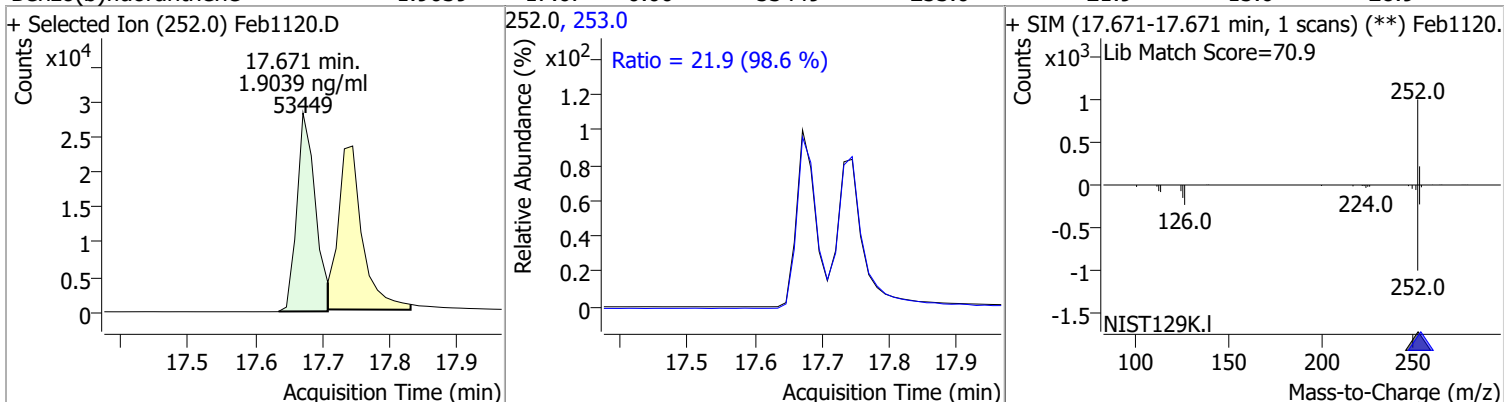


Quantitation Results Report (QT Reviewed)

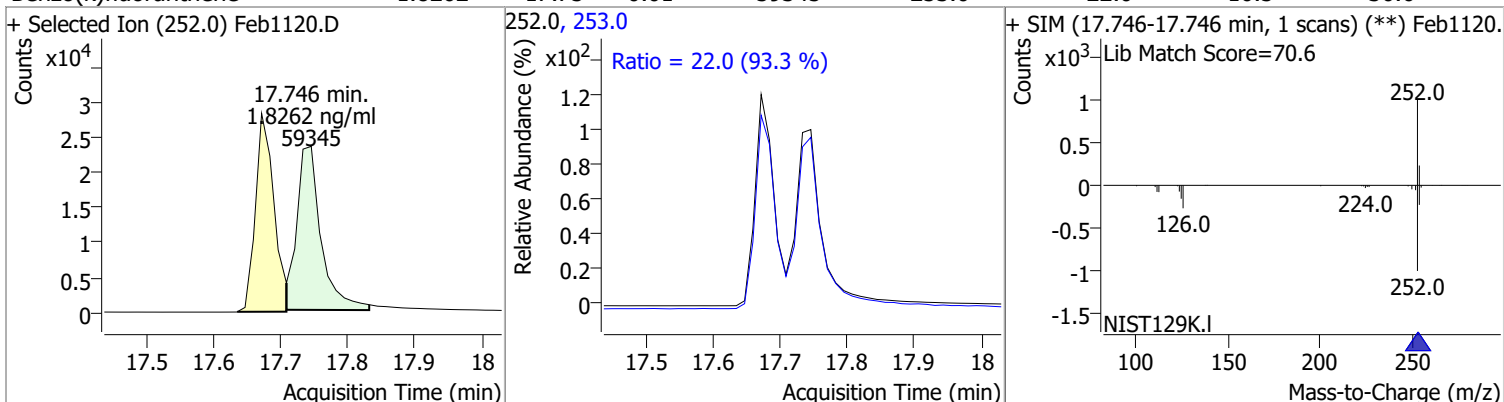
Compound	Conc.	RT	Dev(Min)	Resp.	QIon	QRatio	Lower	Upper
Chrysene	1.9227	14.75	0.01	78526	226.0	30.9	21.4	39.7
					229.0	21.6	14.2	26.3



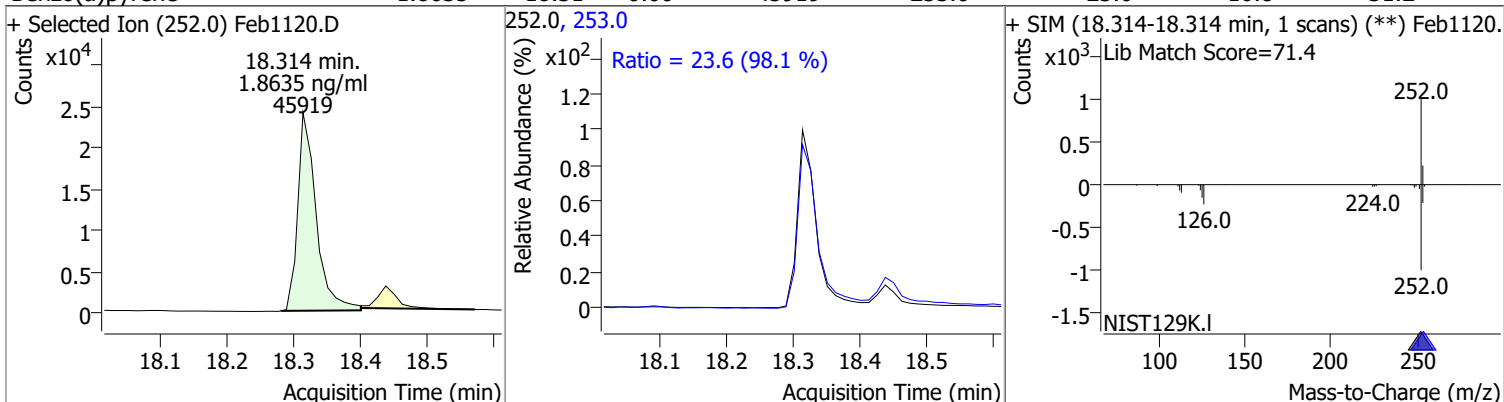
Compound	Conc.	RT	Dev(Min)	Resp.	QIon	QRatio	Lower	Upper
Benzo(b)fluoranthene	1.9039	17.67	0.00	53449	253.0	21.9	15.6	28.9



Compound	Conc.	RT	Dev(Min)	Resp.	QIon	QRatio	Lower	Upper
Benzo(k)fluoranthene	1.8262	17.75	0.01	59345	253.0	22.0	16.5	30.6



Compound	Conc.	RT	Dev(Min)	Resp.	QIon	QRatio	Lower	Upper
Benzo(a)pyrene	1.8635	18.31	0.00	45919	253.0	23.6	16.8	31.2



Quantitation Results Report (QT Reviewed)

Compound	Conc.	RT	Dev(Min)	Resp.	QIon	QRatio	Lower	Upper
Indeno(1,2,3-cd)pyrene	1.9558	20.17	0.00	42845	138.0	20.4	14.1	26.2
<div style="display: flex; justify-content: space-between;"> <div style="width: 30%;"> <p>+ Selected Ion (276.0) Feb1120.D</p> </div> <div style="width: 30%;"> <p>276.0, 138.0</p> <p>Ratio = 20.4 (101.1 %)</p> </div> <div style="width: 30%;"> <p>+ SIM (20.167-20.167 min, 1 scans) (**) Feb1120.</p> <p>Lib Match Score=77.3</p> </div> </div>								
Dibenzo(a,h)anthracene	1.9793	20.24	0.01	49403	279.0	24.6	17.4	32.4
<div style="display: flex; justify-content: space-between;"> <div style="width: 30%;"> <p>+ Selected Ion (278.0) Feb1120.D</p> </div> <div style="width: 30%;"> <p>278.0, 279.0, 139.0</p> <p>Ratio = 24.6 (98.7 %)</p> <p>Ratio = 16.7 (102.7 %)</p> </div> <div style="width: 30%;"> <p>+ SIM (20.242-20.242 min, 1 scans) (**) Feb1120.</p> <p>Lib Match Score=77.6</p> </div> </div>								
Benzo(g,h,i)perylene	1.9353	20.50	0.01	58321 (m)	277.0	24.1	17.2	31.9
<div style="display: flex; justify-content: space-between;"> <div style="width: 30%;"> <p>+ Selected Ion (276.0) Feb1120.D</p> </div> <div style="width: 30%;"> <p>276.0, 138.0, 277.0</p> <p>Ratio = 20.4 (94.3 %)</p> <p>Ratio = 24.1 (98.5 %)</p> </div> <div style="width: 30%;"> <p>+ SIM (20.501-20.501 min, 1 scans) (**) Feb1120.</p> <p>Lib Match Score=77.7</p> </div> </div>								

Continuing Calibration Report

Batch Name \\MASSHUNTER\Org\Data\SV5975.I\sh021122\1 e8270c bna SIM\QuantResults\021122 bna SIM 1.batch.bin
Method File \\MASSHUNTER\Org\Data\SV5975.I\sh020722\1 e8270c bna SIM\020722 bna SIM 1.batch.bin
Daily CC \\MASSHUNTER\Org\Data\SV5975.I\sh021122\1 e8270c bna SIMFeb1102.D

Level name	Injection Time	Calibration Files
7	2/7/2022 3:41:27 PM	\\MASSHUNTER\Org\Data\SV5975.I\sh020722\1 e8270c bna SIM\Feb0702.D
6	2/7/2022 4:14:01 PM	\\MASSHUNTER\Org\Data\SV5975.I\sh020722\1 e8270c bna SIM\Feb0703.D
5	2/7/2022 4:46:39 PM	\\MASSHUNTER\Org\Data\SV5975.I\sh020722\1 e8270c bna SIM\Feb0704.D
4	2/7/2022 5:19:11 PM	\\MASSHUNTER\Org\Data\SV5975.I\sh020722\1 e8270c bna SIM\Feb0705.D
3	2/7/2022 5:51:55 PM	\\MASSHUNTER\Org\Data\SV5975.I\sh020722\1 e8270c bna SIM\Feb0706.D
2	2/7/2022 6:24:31 PM	\\MASSHUNTER\Org\Data\SV5975.I\sh020722\1 e8270c bna SIM\Feb0707.D
1	2/7/2022 6:57:09 PM	\\MASSHUNTER\Org\Data\SV5975.I\sh020722\1 e8270c bna SIM\Feb0708.D
CCV	2/11/2022 3:17:33 PM	\\MASSHUNTER\Org\Data\SV5975.I\sh021122\1 e8270c bna SIM\Feb1102.D <=====

ISTD Compound:	Avg Resp	Mid Resp	CC Resp	Area%	A/M
1,4-Dichlorobenzene-d4	446749	461660	371030	80.37	M
Naphthalene-d8	1576067	1672073	1354621	81.01	M
Acenaphthene-d10	1086425	1119297	882464	78.84	M
Phenanthrene-d10	1954951	2036232	1686375	82.82	M
Chrysene-d12	1590788	1667940	1338238	80.23	M
Perylene-d12	951821	1019908	896121	87.86	M

Target Compound	AvgRF/R2	CC RF	Exp. Conc	Calc. Conc	%Dev	Area%	Curve Fit
1,4-Dichlorobenzene-d4	-----ISTD-----						
Nitrobenzene-d5	0.7974	0.7567	2.00	1.90	-5.10	89.75	Avg RF
Naphthalene-d8	-----ISTD-----						
Naphthalene	0.9998	1.0031	2.00	1.86	7.18	76.64	Quadratic
2-Methylnaphthalene	0.9996	0.5893	2.00	1.80	9.81	74.67	Quadratic
1-Methylnaphthalene	0.9985	0.6696	2.00	1.92	4.04	83.65	Quadratic
Acenaphthene-d10	-----ISTD-----						
2-Fluorobiphenyl	0.9995	1.3784	2.00	2.19	-9.48	86.36	Quadratic
Acenaphthylene	1.5334	1.5572	2.00	2.03	1.55	82.32	Avg RF
Acenaphthene	0.9998	1.0755	2.00	1.93	3.71	76.95	Quadratic
Fluorene	0.9992	1.3379	2.00	2.04	-1.97	84.88	Quadratic
Phenanthrene-d10	-----ISTD-----						
Phenanthrene	0.9995	1.0037	2.00	1.92	3.94	83.73	Quadratic
Anthracene	0.9993	0.8224	2.00	1.99	0.65	84.83	Quadratic
o-Terphenyl	0.9990	0.6178	2.00	2.09	-4.52	89.52	Quadratic
Fluoranthene	0.9998	0.9719	2.00	1.98	0.89	81.45	Quadratic
Chrysene-d12	-----ISTD-----						
Pyrene	0.9998	1.3426	2.00	2.00	0.11	80.32	Quadratic
Terphenyl-d14	0.9995	0.8809	2.00	2.09	-4.52	87.21	Quadratic
Benzo(a)Anthracene	0.9996	1.0414	2.00	2.20	-9.86	90.46	Quadratic
Chrysene	0.9991	1.3154	2.00	2.02	-1.24	85.60	Quadratic
Perylene-d12	-----ISTD-----						
Benzo(b)fluoranthene	0.9994	1.3695	2.00	2.00	0.25	93.01	Quadratic
Benzo(k)fluoranthene	0.9987	1.5318	2.00	1.93	3.36	91.67	Quadratic
Benzo(a)pyrene	0.9995	1.1880	2.00	1.97	1.32	90.72	Quadratic
Indeno(1,2,3-cd)pyrene	0.9999	1.0442	2.00	1.95	2.44	87.22	Quadratic
Dibenzo(a,h)anthracene	0.9994	1.2373	2.00	2.03	-1.43	94.28	Quadratic
Benzo(g,h,i)perylene	0.9989	1.4960	2.00	2.03	-1.63	95.81	Quadratic

A -- against Average; M -- against Mid Point; P -- against Previous CC in the Method;

Continuing Calibration Report

Batch Name \\MASSHUNTER\Org\Data\SV5975.I\sh021122\1 e8270c bna SIM\QuantResults\021122 bna SIM 1.batch.bin
Method File \\MASSHUNTER\Org\Data\SV5975.I\sh020722\1 e8270c bna SIM\020722 bna SIM 1.batch.bin
Daily CC \\MASSHUNTER\Org\Data\SV5975.I\sh021122\1 e8270c bna SIMFeb1120.D

Level name	Injection Time	Calibration Files
7	2/7/2022 3:41:27 PM	\\MASSHUNTER\Org\Data\SV5975.I\sh020722\1 e8270c bna SIM\Feb0702.D
6	2/7/2022 4:14:01 PM	\\MASSHUNTER\Org\Data\SV5975.I\sh020722\1 e8270c bna SIM\Feb0703.D
5	2/7/2022 4:46:39 PM	\\MASSHUNTER\Org\Data\SV5975.I\sh020722\1 e8270c bna SIM\Feb0704.D
4	2/7/2022 5:19:11 PM	\\MASSHUNTER\Org\Data\SV5975.I\sh020722\1 e8270c bna SIM\Feb0705.D
3	2/7/2022 5:51:55 PM	\\MASSHUNTER\Org\Data\SV5975.I\sh020722\1 e8270c bna SIM\Feb0706.D
2	2/7/2022 6:24:31 PM	\\MASSHUNTER\Org\Data\SV5975.I\sh020722\1 e8270c bna SIM\Feb0707.D
1	2/7/2022 6:57:09 PM	\\MASSHUNTER\Org\Data\SV5975.I\sh020722\1 e8270c bna SIM\Feb0708.D
CCV	2/14/2022 11:04:17 AM	\\MASSHUNTER\Org\Data\SV5975.I\sh021122\1 e8270c bna SIM\Feb1120.D <=====

ISTD Compound:	Avg Resp	Mid Resp	CC Resp	Area%	A/M
1,4-Dichlorobenzene-d4	446749	461660	371030	80.37	M
Naphthalene-d8	1576067	1672073	1354621	81.01	M
Acenaphthene-d10	1086425	1119297	882464	78.84	M
Phenanthrene-d10	1954951	2036232	1686375	82.82	M
Chrysene-d12	1590788	1667940	1338238	80.23	M
Perylene-d12	951821	1019908	896121	87.86	M

Target Compound	AvgRF/R2	CC RF	Exp. Conc	Calc. Conc	%Dev	Area%	Curve Fit
1,4-Dichlorobenzene-d4	-----ISTD-----						
Nitrobenzene-d5	0.7974	0.7567	2.00	1.90	-5.10	89.75	Avg RF
Naphthalene-d8	-----ISTD-----						
Naphthalene	0.9998	1.0031	2.00	1.86	7.18	76.64	Quadratic
2-Methylnaphthalene	0.9996	0.5893	2.00	1.80	9.81	74.67	Quadratic
1-Methylnaphthalene	0.9985	0.6696	2.00	1.92	4.04	83.65	Quadratic
Acenaphthene-d10	-----ISTD-----						
2-Fluorobiphenyl	0.9995	1.3784	2.00	2.19	-9.48	86.36	Quadratic
Acenaphthylene	1.5334	1.5572	2.00	2.03	1.55	82.32	Avg RF
Acenaphthene	0.9998	1.0755	2.00	1.93	3.71	76.95	Quadratic
Fluorene	0.9992	1.3379	2.00	2.04	-1.97	84.88	Quadratic
Phenanthrene-d10	-----ISTD-----						
Phenanthrene	0.9995	1.0037	2.00	1.92	3.94	83.73	Quadratic
Anthracene	0.9993	0.8224	2.00	1.99	0.65	84.83	Quadratic
o-Terphenyl	0.9990	0.6178	2.00	2.09	-4.52	89.52	Quadratic
Fluoranthene	0.9998	0.9719	2.00	1.98	0.89	81.45	Quadratic
Chrysene-d12	-----ISTD-----						
Pyrene	0.9998	1.3426	2.00	2.00	0.11	80.32	Quadratic
Terphenyl-d14	0.9995	0.8809	2.00	2.09	-4.52	87.21	Quadratic
Benzo(a)Anthracene	0.9996	1.0414	2.00	2.20	-9.86	90.46	Quadratic
Chrysene	0.9991	1.3154	2.00	2.02	-1.24	85.60	Quadratic
Perylene-d12	-----ISTD-----						
Benzo(b)fluoranthene	0.9994	1.3695	2.00	2.00	0.25	93.01	Quadratic
Benzo(k)fluoranthene	0.9987	1.5318	2.00	1.93	3.36	91.67	Quadratic
Benzo(a)pyrene	0.9995	1.1880	2.00	1.97	1.32	90.72	Quadratic
Indeno(1,2,3-cd)pyrene	0.9999	1.0442	2.00	1.95	2.44	87.22	Quadratic
Dibenzo(a,h)anthracene	0.9994	1.2373	2.00	2.03	-1.43	94.28	Quadratic
Benzo(g,h,i)perylene	0.9989	1.4960	2.00	2.03	-1.63	95.81	Quadratic

A -- against Average; M -- against Mid Point; P -- against Previous CC in the Method;

Audit Trail report

Batch name and path: \\MASSHUNTER\Org\Data\SV5975.I\sh021122\1 e8270c bna SIM\QuantResults\021122 bna SIM 1.batch.bin
Quant batch version: 10.0
Quant reporting version: 10.0

Name	User	Time	Action	Reason	Comment	Succeed	Exception
CmdNewBatchTable	BL2000\jheine	2/11/2022 3:14:42 PM	Create new batch \\MASSHUNTER\Org\Data\SV5975.I\sh021122\1 e8270c bna SIM\021122 bna SIM 1.batch.bin			✓	
CmdImportSamplesFromWorklist	BL2000\jheine	2/11/2022 3:14:46 PM	Add samples from worklist: \\MASSHUNTER\Org\Data\SV5975.I\sh021122\1 e8270c bna SIM\Feb1101.D			✓	
CmdSetSampleAttribute	BL2000\jheine	2/11/2022 3:14:51 PM	Set SampleType = TuneCheck for sample Feb1101.D; previous value = Sample			✓	
CmdSaveBatchTable	BL2000\jheine	2/11/2022 3:15:29 PM	Save batch \\MASSHUNTER\Org\Data\SV5975.I\sh021122\1 e8270c bna SIM\QuantResults\021122 bna SIM 1.batch.bin			✓	
CmdSaveBatchTable	BL2000\jheine	2/11/2022 3:25:13 PM	Save batch \\MASSHUNTER\Org\Data\SV5975.I\sh021122\1 e8270c bna SIM\QuantResults\021122 bna SIM 1.batch.bin			✓	
CmdOpenBatchTable	BL2000\jheine	2/11/2022 3:45:24 PM	Open batch \\MASSHUNTER\Org\Data\SV5975.I\sh021122\1 e8270c bna SIM\021122 bna SIM 1.batch.bin			✓	
CmdImportSamplesFromWorklist	BL2000\jheine	2/11/2022 3:45:33 PM	Add samples from worklist: \\MASSHUNTER\Org\Data\SV5975.I\sh021122\1 e8270c bna SIM\Feb1102.D			✓	
CmdStartMethodEditing	BL2000\jheine	2/11/2022 3:45:57 PM	Start method editing			✓	
CmdImportMethodFromBatch	BL2000\jheine	2/11/2022 3:45:58 PM	Import method from batch \\MASSHUNTER\Org\Data\SV5975.I\sh020722\1 e8270c bna SIM\020722 bna SIM 1.batch.bin			✓	
CmdApplyMethodToAllSamples	BL2000\jheine	2/11/2022 3:46:02 PM	Apply method to all samples			✓	
CmdMethodClear	BL2000\jheine	2/11/2022 3:46:02 PM	Clear method			✓	
CmdEndMethodEditing	BL2000\jheine	2/11/2022 3:46:02 PM	End method editing			✓	
CmdQuantitate	BL2000\jheine	2/11/2022 3:46:05 PM	Quantitate all compounds in all samples			✓	
CmdSetSampleAttribute	BL2000\jheine	2/11/2022 3:46:07 PM	Set SampleType = CC for sample Feb1102.D; previous value = Sample			✓	
CmdSetSampleAttribute	BL2000\jheine	2/11/2022 3:46:08 PM	Set LevelName = CCV for sample Feb1102.D; previous value =			✓	
CmdQuantitate	BL2000\jheine	2/11/2022 3:46:10 PM	Quantitate all compounds in sample Feb1102.D			✓	

Audit Trail report

Name	User	Time	Action	Reason	Comment	Succeed	Exception
CmdManuallyIntegratePeak	BL2000\jheine	2/11/2022 3:46:47 PM	Manually integrate compound Anthracene in sample Feb1102.D, from x, y = 9.768, 4351 to 9.842, 10278, result = 52797; previous integration is from x, y = 9.753, 191 to 9.842, 227 and previous response = 84632.			✓	
CmdClearManualIntegration	BL2000\jheine	2/11/2022 3:46:52 PM	Clear manual integration of target signal for compound Anthracene in sample Feb1102.D			✓	
CmdManuallyIntegratePeak	BL2000\jheine	2/11/2022 3:47:01 PM	Manually integrate compound Phenanthrene-d10 in sample Feb1102.D, from x, y = 9.731, 21183 to 10.064, 49725, result = 978335; previous integration is from x, y = 9.743, 266 to 9.830, 361 and previous response = 1551484.			✓	
CmdManuallyIntegrateSnapBaseline	BL2000\jheine	2/11/2022 3:47:02 PM	Snap baseline for compound Phenanthrene-d10 in sample Feb1102.D, from x = 9.731 to x = 10.064, new integration is from x, y = 9.731, 70 to 10.064, 1932 and new response = 1667746; previous integration is from x, y = 9.731, 21183 to 10.064, 49725 and previous response = 978335.			✓	
CmdManuallyIntegrateDropBaseline	BL2000\jheine	2/11/2022 3:47:02 PM	Drop baseline for compound Phenanthrene-d10 in sample Feb1102.D to y = 70, new integration is from x, y = 9.731, 70 to 10.064, 70 and new response = 1686375; previous integration is from x, y = 9.731, 70 to 10.064, 1932 and previous response = 1667746.			✓	
CmdManuallyIntegratePeak	BL2000\jheine	2/11/2022 3:47:09 PM	Manually integrate compound Anthracene in sample Feb1102.D, from x, y = 9.768, 6687 to 9.842, 13695, result = 40009; previous integration is from x, y = 9.753, 191 to 9.842, 227 and previous response = 84632.			✓	
CmdManuallyIntegrateSnapBaseline	BL2000\jheine	2/11/2022 3:47:10 PM	Snap baseline for compound Anthracene in sample Feb1102.D, from x = 9.768 to x = 9.842, new integration is from x, y = 9.768, 873 to 9.842, 1425 and new response = 80209; previous integration is from x, y = 9.768, 6687 to 9.842, 13695 and previous response = 40009.			✓	
CmdManuallyIntegrateDropBaseline	BL2000\jheine	2/11/2022 3:47:10 PM	Drop baseline for compound Anthracene in sample Feb1102.D to y = 873, new integration is from x, y = 9.768, 873 to 9.842, 873 and new response = 81436; previous integration is from x, y = 9.768, 873 to 9.842, 1425 and previous response = 80209.			✓	

Audit Trail report

Name	User	Time	Action	Reason	Comment	Succeed	Exception
CmdSetTargetCompoundAttribute	BL2000\jheine	2/11/2022 3:47:12 PM	Set UserAnnotation = BA for compound Anthracene in sample Feb1102.D; previous value =			✓	
CmdSetTargetCompoundAttribute	BL2000\jheine	2/11/2022 3:47:18 PM	Set UserAnnotation = BA for compound Phenanthrene-d10 in sample Feb1102.D; previous value =			✓	
CmdSelectPeak	BL2000\jheine	2/11/2022 3:47:35 PM	Select peak for compound Chrysene in sample Feb1102.D			✓	
CmdSelectPeak	BL2000\jheine	2/11/2022 3:47:39 PM	Select peak for compound Benzo(k)fluoranthene in sample Feb1102.D			✓	
CmdSetTargetCompoundAttribute	BL2000\jheine	2/11/2022 3:47:41 PM	Set UserAnnotation = RT for compound Benzo(k)fluoranthene in sample Feb1102.D; previous value =			✓	
CmdSetTargetCompoundAttribute	BL2000\jheine	2/11/2022 3:47:44 PM	Set UserAnnotation = RT for compound Chrysene in sample Feb1102.D; previous value =			✓	
CmdSaveBatchTable	BL2000\jheine	2/11/2022 3:51:21 PM	Save batch \\MASSHUNTER\Org\Data\SV5975.I\sh 021122\1 e8270c bna SIM\QuantResults\021122 bna SIM 1.batch.bin			✓	
CmdOpenBatchTable	BL2000\jheine	2/14/2022 10:58:40 AM	Open batch \\MASSHUNTER\Org\Data\SV5975.I\sh 021122\1 e8270c bna SIM\021122 bna SIM 1.batch.bin			✓	

Audit Trail report

Name	User	Time	Action	Reason	Comment	Succeed	Exception
CmdImportSamplesFromWorklist	BL2000\jheine	2/14/2022 11:00:29 AM	Add samples from worklist: \\MASSHUNTER\Org\Data\SV5975.I\sh 021122\1 e8270c bna SIM\Feb1120.D, \\MASSHUNTER\Org\Data\SV5975.I\sh 021122\1 e8270c bna SIM\Feb1119.D, \\MASSHUNTER\Org\Data\SV5975.I\sh 021122\1 e8270c bna SIM\Feb1118.D, \\MASSHUNTER\Org\Data\SV5975.I\sh 021122\1 e8270c bna SIM\Feb1117.D, \\MASSHUNTER\Org\Data\SV5975.I\sh 021122\1 e8270c bna SIM\Feb1116.D, \\MASSHUNTER\Org\Data\SV5975.I\sh 021122\1 e8270c bna SIM\Feb1115.D, \\MASSHUNTER\Org\Data\SV5975.I\sh 021122\1 e8270c bna SIM\Feb1114.D, \\MASSHUNTER\Org\Data\SV5975.I\sh 021122\1 e8270c bna SIM\Feb1113.D, \\MASSHUNTER\Org\Data\SV5975.I\sh 021122\1 e8270c bna SIM\Feb1112.D, \\MASSHUNTER\Org\Data\SV5975.I\sh 021122\1 e8270c bna SIM\Feb1111.D, \\MASSHUNTER\Org\Data\SV5975.I\sh 021122\1 e8270c bna SIM\Feb1110.D, \\MASSHUNTER\Org\Data\SV5975.I\sh 021122\1 e8270c bna SIM\Feb1109.D, \\MASSHUNTER\Org\Data\SV5975.I\sh 021122\1 e8270c bna SIM\Feb1108.D, \\MASSHUNTER\Org\Data\SV5975.I\sh 021122\1 e8270c bna SIM\Feb1107.D, \\MASSHUNTER\Org\Data\SV5975.I\sh 021122\1 e8270c bna SIM\Feb1106.D, \\MASSHUNTER\Org\Data\SV5975.I\sh 021122\1 e8270c bna SIM\Feb1105.D, \\MASSHUNTER\Org\Data\SV5975.I\sh 021122\1 e8270c bna SIM\Feb1104.D, \\MASSHUNTER\Org\Data\SV5975.I\sh 021122\1 e8270c bna SIM\Feb1103.D			✓	
CmdSetSampleAttribute	BL2000\jheine	2/14/2022 11:00:38 AM	Set SampleType = Blank for sample Feb1104.D; previous value = Sample			✓	
CmdSetSampleAttribute	BL2000\jheine	2/14/2022 11:00:40 AM	Set SampleType = Matrix for sample Feb1105.D; previous value = Sample			✓	
CmdSetSampleAttribute	BL2000\jheine	2/14/2022 11:00:44 AM	Set SampleType = MatrixDup for sample Feb1106.D; previous value = Sample			✓	
CmdSetSampleAttribute	BL2000\jheine	2/14/2022 11:00:48 AM	Set SampleType = Matrix for sample Feb1108.D; previous value = Sample			✓	
CmdSetSampleAttribute	BL2000\jheine	2/14/2022 11:00:52 AM	Set SampleType = Matrix for sample Feb1110.D; previous value = Sample			✓	

Audit Trail report

Name	User	Time	Action	Reason	Comment	Succeed	Exception
CmdQuantitate	BL2000\jheine	2/14/2022 11:01:14 AM	Quantitate all compounds in all samples				<p>Agilent.MassSpectrometry.DataAnalysis.Quantitative.ApplicationCommandException: Batch quantitation failed ---> System.ApplicationException: Failed to open data access for sample Feb1120.D ---> System.ApplicationException: Data access failed for sample path \\MASSHUNTER\Org\Data\SV5975.I\sh021122\1 e8270c bna SIM\Feb1120.D: The file \\MASSHUNTER\Org\Data\SV5975.I\sh021122\1 e8270c bna SIM\Feb1120.D does not contain any data.</p> <p>at Agilent.MassSpectrometry.DataAnalysis.Quantitative.MSDataAccess..ctor(IQuantDataSet dataSet, Int16 batchId, Int16 sampleId, String sampleDataPath) at Agilent.MassSpectrometry.DataAnalysis.Quantitative.MSDataAccess.OpenSampleData(QuantitationDataSet dataSet, Int16 batchId, Int16 sampleId, String sampleDataPath, Boolean& newlyOpened) at Agilent.MassSpectrometry.DataAnalysis.Quantitative.Analysis.Sample.GetDataAccess() --- End of inner exception stack trace --- at Agilent.MassSpectrometry.DataAnalysis.Quantitative.Analysis.Sample.GetDataAccess() at Agilent.MassSpectrometry.DataAnalysis.Quantitative.Analysis.QuantifierIon.GetChromatogram() at Agilent.MassSpectrometry.DataAnalysis.Quantitative.Analysis.Compound.UpdateNoiseOfRawSignal() at Agilent.MassSpectrometry.DataAnalysis.Quantitative.Analysis.Sample.UpdateCompounds() at Agilent.MassSpectrometry.DataAnalysis.Quantitative.Analysis.Sample.UpdateIntegrationResults() at Agilent.MassSpectrometry.DataAnalysis.Quantitative.Analysis.Sample.IntegrateImpl(Boolean clearResults, Boolean updateResults) at</p>

Audit Trail report

Name	User	Time	Action	Reason	Comment	Succeed	Exception
							Agilent.MassSpectrometry.DataAnalysis.Quantitative.Analysis.Batch.QuantitateImpl() at Agilent.MassSpectrometry.DataAnalysis.Quantitative.Analysis.Batch.Quantitate() e() --- End of inner exception stack trace --- at Agilent.MassSpectrometry.DataAnalysis.Quantitative.Analysis.Batch.Quantitate() e() at Agilent.MassSpectrometry.DataAnalysis.Quantitative.CmdQuantitate.QuantitateBatch(Int16 batchId) at Agilent.MassSpectrometry.CommandModel.CommandHistory.Invoke(ICommand cmd) at Agilent.MassSpectrometry.DataAnalysis.Quantitative.AppCommandContext._Invoke(ICommand cmd)
CmdSetSampleAttribute	BL2000\jheine	2/14/2022 11:01:35 AM	Set SampleType = CC for sample Feb1120.D; previous value = Sample			✓	
CmdSetSampleAttribute	BL2000\jheine	2/14/2022 11:01:39 AM	Set LevelName = CCV for sample Feb1120.D; previous value =			✓	

Audit Trail report

Name	User	Time	Action	Reason	Comment	Succeed	Exception
CmdQuantitate	BL2000\jheine	2/14/2022 11:01:44 AM	Quantitate all compounds in all samples				Agilent.MassSpectrometry.DataAnalysis.Quantitative.ApplicationCommandException: Batch quantitation failed ---> System.ApplicationException: Failed to open data access for sample Feb1120.D ---> System.ApplicationException: Data access failed for sample path \\MASSHUNTER\Org\Data\SV5975.I\sh021122\1 e8270c bna SIM\Feb1120.D: The file \\MASSHUNTER\Org\Data\SV5975.I\sh021122\1 e8270c bna SIM\Feb1120.D does not contain any data. at Agilent.MassSpectrometry.DataAnalysis.Quantitative.MSDataAccess..ctor(IQuantDataSet dataSet, Int16 batchId, Int16 sampleId, String sampleDataPath) at Agilent.MassSpectrometry.DataAnalysis.Quantitative.MSDataAccess.OpenSampleData(QuantitationDataSet dataSet, Int16 batchId, Int16 sampleId, String sampleDataPath, Boolean& newlyOpened) at Agilent.MassSpectrometry.DataAnalysis.Quantitative.Analysis.Sample.GetDataAccess() --- End of inner exception stack trace --- at Agilent.MassSpectrometry.DataAnalysis.Quantitative.Analysis.Sample.GetDataAccess() at Agilent.MassSpectrometry.DataAnalysis.Quantitative.Analysis.QuantifierIon.GetChromatogram() at Agilent.MassSpectrometry.DataAnalysis.Quantitative.Analysis.Compound.UpdateNoiseOfRawSignal() at Agilent.MassSpectrometry.DataAnalysis.Quantitative.Analysis.Sample.UpdateCompounds() at Agilent.MassSpectrometry.DataAnalysis.Quantitative.Analysis.Sample.UpdateIntegrationResults() at Agilent.MassSpectrometry.DataAnalysis.Quantitative.Analysis.Sample.IntegrateImpl(Boolean clearResults, Boolean updateResults) at

Audit Trail report

Name	User	Time	Action	Reason	Comment	Succeed	Exception
							Agilent.MassSpectrometry.DataAnalysis.Quantitative.Analysis.Batch.QuantitateImpl() at Agilent.MassSpectrometry.DataAnalysis.Quantitative.Analysis.Batch.Quantitate() --- End of inner exception stack trace --- at Agilent.MassSpectrometry.DataAnalysis.Quantitative.Analysis.Batch.Quantitate() at Agilent.MassSpectrometry.DataAnalysis.Quantitative.CmdQuantitate.QuantitateBatch(Int16 batchId) at Agilent.MassSpectrometry.CommandModel.CommandHistory.Invoke(ICommand cmd) at Agilent.MassSpectrometry.DataAnalysis.Quantitative.AppCommandContext.Invoke(ICommand cmd)
CmdRemoveSamples	BL2000\jheine	2/14/2022 11:06:48 AM	Remove 1 sample(s): Remove CC sample 11-Feb-22_CCV_20, data file Feb1120.D ;			✓	
CmdSetSampleAttribute	BL2000\jheine	2/14/2022 11:08:00 AM	Set MatrixSpikeGroup = MB-163621 for sample Feb1104.D; previous value =			✓	
CmdSetSampleAttribute	BL2000\jheine	2/14/2022 11:08:01 AM	Set MatrixSpikeGroup = MB-163621 for sample Feb1105.D; previous value =			✓	
CmdSetSampleAttribute	BL2000\jheine	2/14/2022 11:08:03 AM	Set MatrixSpikeGroup = MB-163621 for sample Feb1106.D; previous value =			✓	
CmdSetSampleAttribute	BL2000\jheine	2/14/2022 11:08:07 AM	Set MatrixSpikeGroup = B22020415-001C for sample Feb1107.D; previous value =			✓	
CmdSetSampleAttribute	BL2000\jheine	2/14/2022 11:08:08 AM	Set MatrixSpikeGroup = B22020415-001C for sample Feb1108.D; previous value =			✓	
CmdSetSampleAttribute	BL2000\jheine	2/14/2022 11:08:12 AM	Set MatrixSpikeGroup = B22020415-006C for sample Feb1109.D; previous value =			✓	
CmdSetSampleAttribute	BL2000\jheine	2/14/2022 11:08:13 AM	Set MatrixSpikeGroup = B22020415-006C for sample Feb1110.D; previous value =			✓	
CmdSetSampleAttribute	BL2000\jheine	2/14/2022 11:08:18 AM	Set SampleInformation = MatrixA for sample Feb1105.D; previous value =			✓	
CmdSetSampleAttribute	BL2000\jheine	2/14/2022 11:08:22 AM	Set SampleInformation = MatrixA for sample Feb1106.D; previous value =			✓	

Audit Trail report

Name	User	Time	Action	Reason	Comment	Succeed	Exception
CmdSetSampleAttribute	BL2000\jheine	2/14/2022 11:08:25 AM	Set SampleInformation = MatrixA for sample Feb1108.D; previous value =			✓	
CmdSetSampleAttribute	BL2000\jheine	2/14/2022 11:08:26 AM	Set SampleInformation = MatrixA for sample Feb1110.D; previous value =			✓	
CmdQuantitate	BL2000\jheine	2/14/2022 11:09:13 AM	Quantitate all compounds in all samples			✓	
CmdUpdateRetentionTimes	BL2000\jheine	2/14/2022 11:10:40 AM	Update retention time for compound Perylene-d12; Chrysene-d12; Phenanthrene-d10; Acenaphthene-d10; Naphthalene-d8; 1,4-Dichlorobenzene-d4; o-Terphenyl; Terphenyl-d14; 2-Fluorobiphenyl; Nitrobenzene-d5; Benzo(g,h,i)perylene; Dibenzo(a,h)anthracene; Indeno(1,2,3-cd)pyrene; Benzo(k)fluoranthene; Benzo(b)fluoranthene; Chrysene; Benzo(a)Anthracene; Pyrene; Fluoranthene; Anthracene; Phenanthrene; Fluorene; Acenaphthene; Acenaphthylene; 1-Methylnaphthalene; 2-Methylnaphthalene; Naphthalene; Benzo(a)pyrene;			✓	
CmdCalibrate	BL2000\jheine	2/14/2022 11:10:52 AM	Replace level CCV with CC sample Feb1102.D for compounds {Benzo(g,h,i)perylene, Dibenzo(a,h)anthracene, Indeno(1,2,3-cd)pyrene, Benzo(k)fluoranthene, Benzo(b)fluoranthene, Chrysene, Benzo(a)Anthracene, Terphenyl-d14, Pyrene, Fluoranthene, o-Terphenyl, Anthracene, Phenanthrene, Fluorene, Acenaphthene, Acenaphthylene, 2-Fluorobiphenyl, 1-Methylnaphthalene, 2-Methylnaphthalene, Naphthalene, Nitrobenzene-d5, Benzo(a)pyrene};			✓	
CmdQuantitate	BL2000\jheine	2/14/2022 11:11:03 AM	Quantitate all compounds in all samples			✓	
CmdManuallyIntegratePeak	BL2000\jheine	2/14/2022 11:11:42 AM	Manually integrate compound Benzo(a)pyrene in sample Feb1103.D, from x, y = 18.289, 72 to 18.376, 355, result = -524; previous integration is from x, y = 18.388, 79 to 18.586, 92 and previous response = 4211.			✓	
CmdManuallyIntegrateSnapBaseline	BL2000\jheine	2/14/2022 11:11:43 AM	Snap baseline for compound Benzo(a)pyrene in sample Feb1103.D, from x = 18.289 to x = 18.376, new integration is from x, y = 18.289, 72 to 18.376, 80 and new response = 191; previous integration is from x, y = 18.289, 72 to 18.376, 355 and previous response = -524.			✓	

Audit Trail report

Name	User	Time	Action	Reason	Comment	Succeed	Exception
CmdManuallyIntegrateDropBaseline	BL2000\jheine	2/14/2022 11:11:44 AM	Drop baseline for compound Benzo(a)pyrene in sample Feb1103.D to y = 72, new integration is from x, y = 18.289, 72 to 18.376, 72 and new response = 211; previous integration is from x, y = 18.289, 72 to 18.376, 80 and previous response = 191.			✓	
CmdZeroOutPeak	BL2000\jheine	2/14/2022 11:11:46 AM	Zero out primary peak of compound Benzo(a)pyrene in sample Feb1103.D			✓	
CmdZeroOutPeak	BL2000\jheine	2/14/2022 11:11:48 AM	Zero out primary peak of compound Acenaphthene in sample Feb1103.D			✓	
CmdZeroOutPeak	BL2000\jheine	2/14/2022 11:11:50 AM	Zero out primary peak of compound Chrysene in sample Feb1103.D			✓	
CmdZeroOutPeak	BL2000\jheine	2/14/2022 11:11:51 AM	Zero out primary peak of compound Benzo(a)Anthracene in sample Feb1103.D			✓	
CmdManuallyIntegratePeak	BL2000\jheine	2/14/2022 11:12:11 AM	Manually integrate compound Fluorene in sample Feb1104.D, from x, y = 8.661, 137 to 8.723, 126, result = 345; previous integration is from x, y = 8.936, 103 to 9.060, 105 and previous response = 21737.			✓	
CmdManuallyIntegrateSnapBaseline	BL2000\jheine	2/14/2022 11:12:12 AM	Snap baseline for compound Fluorene in sample Feb1104.D, from x = 8.661 to x = 8.723, new integration is from x, y = 8.661, 111 to 8.723, 115 and new response = 414; previous integration is from x, y = 8.661, 137 to 8.723, 126 and previous response = 345.			✓	
CmdManuallyIntegrateDropBaseline	BL2000\jheine	2/14/2022 11:12:13 AM	Drop baseline for compound Fluorene in sample Feb1104.D to y = 111, new integration is from x, y = 8.661, 111 to 8.723, 111 and new response = 421; previous integration is from x, y = 8.661, 111 to 8.723, 115 and previous response = 414.			✓	
CmdZeroOutPeak	BL2000\jheine	2/14/2022 11:12:14 AM	Zero out primary peak of compound Fluorene in sample Feb1104.D			✓	
CmdManuallyIntegratePeak	BL2000\jheine	2/14/2022 11:12:20 AM	Manually integrate compound Benzo(a)pyrene in sample Feb1104.D, from x, y = 18.289, 199 to 18.388, 436, result = -684; previous integration is from x, y = 18.388, 88 to 18.586, 108 and previous response = 4032.			✓	
CmdManuallyIntegrateSnapBaseline	BL2000\jheine	2/14/2022 11:12:21 AM	Snap baseline for compound Benzo(a)pyrene in sample Feb1104.D, from x = 18.289 to x = 18.388, new integration is from x, y = 18.289, 77 to 18.388, 109 and new response = 649; previous integration is from x, y = 18.289, 199 to 18.388, 436 and previous response = -684.			✓	

Audit Trail report

Name	User	Time	Action	Reason	Comment	Succeed	Exception
CmdManuallyIntegrateDropBaseline	BL2000\jheine	2/14/2022 11:12:22 AM	Drop baseline for compound Benzo(a)pyrene in sample Feb1104.D to y = 77, new integration is from x, y = 18.289, 77 to 18.388, 77 and new response = 744; previous integration is from x, y = 18.289, 77 to 18.388, 109 and previous response = 649.			✓	
CmdZeroOutPeak	BL2000\jheine	2/14/2022 11:12:24 AM	Zero out primary peak of compound Benzo(a)pyrene in sample Feb1104.D			✓	
CmdManuallyIntegratePeak	BL2000\jheine	2/14/2022 11:12:31 AM	Manually integrate compound Acenaphthene in sample Feb1104.D, from x, y = 8.025, 282 to 8.113, 171, result = 252; previous integration is from x, y = 7.983, 181 to 8.113, 171 and previous response = 3815.			✓	
CmdManuallyIntegrateDropBaseline	BL2000\jheine	2/14/2022 11:12:32 AM	Drop baseline for compound Acenaphthene in sample Feb1104.D to y = 171, new integration is from x, y = 8.025, 171 to 8.113, 171 and new response = 542; previous integration is from x, y = 8.025, 282 to 8.113, 171 and previous response = 252.			✓	
CmdZeroOutPeak	BL2000\jheine	2/14/2022 11:12:33 AM	Zero out primary peak of compound Acenaphthene in sample Feb1104.D			✓	
CmdManuallyIntegratePeak	BL2000\jheine	2/14/2022 11:12:39 AM	Manually integrate compound Chrysene in sample Feb1104.D, from x, y = 14.714, 554 to 14.851, 446, result = -1183; previous integration is from x, y = 14.614, 79 to 14.714, 88 and previous response = 5522.			✓	
CmdManuallyIntegrateSnapBaseline	BL2000\jheine	2/14/2022 11:12:40 AM	Snap baseline for compound Chrysene in sample Feb1104.D, from x = 14.714 to x = 14.851, new integration is from x, y = 14.714, 375 to 14.851, 123 and new response = 878; previous integration is from x, y = 14.714, 554 to 14.851, 446 and previous response = -1183.			✓	
CmdManuallyIntegrateDropBaseline	BL2000\jheine	2/14/2022 11:12:41 AM	Drop baseline for compound Chrysene in sample Feb1104.D to y = 123, new integration is from x, y = 14.714, 123 to 14.851, 123 and new response = 1913; previous integration is from x, y = 14.714, 375 to 14.851, 123 and previous response = 878.			✓	
CmdZeroOutPeak	BL2000\jheine	2/14/2022 11:12:43 AM	Zero out primary peak of compound Chrysene in sample Feb1104.D			✓	
CmdZeroOutPeak	BL2000\jheine	2/14/2022 11:12:45 AM	Zero out primary peak of compound Benzo(a)Anthracene in sample Feb1104.D			✓	

Audit Trail report

Name	User	Time	Action	Reason	Comment	Succeed	Exception
CmdManuallyIntegrateQualifierPeak	BL2000\jheine	2/14/2022 11:13:00 AM	Manually integrate qualifier 102.0 of compound Naphthalene in sample Feb1105.D, from x, y = 5.941, 1901 to 6.091, 113, result = 6215; previous integration is from x, y = 5.916, 112 to 6.091, 113 and previous response = 19560.			✓	
CmdManuallyIntegrateDropBaseline	BL2000\jheine	2/14/2022 11:13:02 AM	Drop baseline for qualifier 102.0 of compound Naphthalene in sample Feb1105.D to y = 113, new integration is from x, y = 5.941, 113 to 6.091, 113 and new response = 14250; previous integration is from x, y = 5.941, 1901 to 6.091, 113 and previous response = 6215.			✓	
CmdSelectPeak	BL2000\jheine	2/14/2022 11:13:34 AM	Select peak for compound Anthracene in sample Feb1105.D			✓	
CmdClearManualIntegration	BL2000\jheine	2/14/2022 11:13:39 AM	Clear manual integration of target signal for compound Anthracene in sample Feb1105.D			✓	
CmdManuallyIntegrateQualifierPeak	BL2000\jheine	2/14/2022 11:14:04 AM	Manually integrate qualifier 102.0 of compound Naphthalene in sample Feb1102.D, from x, y = 5.903, 439 to 6.097, 162, result = 14452; previous integration is from x, y = 5.904, 144 to 6.097, 162 and previous response = 16154.			✓	
CmdClearManualIntegration	BL2000\jheine	2/14/2022 11:14:06 AM	Clear manual integration of qualifier 102.0 for compound Naphthalene in sample Feb1102.D			✓	
CmdSelectPeak	BL2000\jheine	2/14/2022 11:14:43 AM	Select peak for compound Anthracene in sample Feb1102.D			✓	
CmdSetTargetCompoundAttribute	BL2000\jheine	2/14/2022 11:14:46 AM	Set UserAnnotation = RT for compound Anthracene in sample Feb1102.D; previous value = BA			✓	
CmdUpdateRetentionTimes	BL2000\jheine	2/14/2022 11:15:39 AM	Update retention time for compound Perylene-d12; Chrysene-d12; Phenanthrene-d10; Acenaphthene-d10; Naphthalene-d8; 1,4-Dichlorobenzene-d4; Terphenyl-d14; 2-Fluorobiphenyl; Nitrobenzene-d5; Benzo(g,h,i)perylene; Dibenzo(a,h)anthracene; Indeno(1,2,3-cd)pyrene; Benzo(a)pyrene; Benzo(k)fluoranthene; Benzo(b)fluoranthene; Chrysene; Benzo(a)Anthracene; Pyrene; Fluoranthene; Anthracene; Phenanthrene; Fluorene; Acenaphthene; Acenaphthylene; 1-Methylnaphthalene; 2-Methylnaphthalene; Naphthalene; o-Terphenyl;			✓	

Audit Trail report

Name	User	Time	Action	Reason	Comment	Succeed	Exception
CmdQuantitate	BL2000\jheine	2/14/2022 11:15:53 AM	Quantitate all compounds in all samples			✓	
CmdManuallyIntegratePeak	BL2000\jheine	2/14/2022 11:19:43 AM	Manually integrate compound Fluorene in sample Feb1107.D, from x, y = 8.648, 149 to 8.711, 188, result = 114; previous integration is from x, y = 8.936, 177 to 9.122, 177 and previous response = 21408.			✓	
CmdManuallyIntegrateSnapBaseline	BL2000\jheine	2/14/2022 11:19:44 AM	Snap baseline for compound Fluorene in sample Feb1107.D, from x = 8.648 to x = 8.711, new integration is from x, y = 8.648, 149 to 8.711, 148 and new response = 188; previous integration is from x, y = 8.648, 149 to 8.711, 188 and previous response = 114.			✓	
CmdManuallyIntegrateDropBaseline	BL2000\jheine	2/14/2022 11:19:44 AM	Drop baseline for compound Fluorene in sample Feb1107.D to y = 148, new integration is from x, y = 8.648, 148 to 8.711, 148 and new response = 190; previous integration is from x, y = 8.648, 149 to 8.711, 148 and previous response = 188.			✓	
CmdZeroOutPeak	BL2000\jheine	2/14/2022 11:19:46 AM	Zero out primary peak of compound Fluorene in sample Feb1107.D			✓	
CmdZeroOutPeak	BL2000\jheine	2/14/2022 11:19:51 AM	Zero out primary peak of compound Benzo(a)pyrene in sample Feb1107.D			✓	
CmdManuallyIntegratePeak	BL2000\jheine	2/14/2022 11:19:58 AM	Manually integrate compound Acenaphthene in sample Feb1107.D, from x, y = 8.025, 811 to 8.063, 195, result = -274; previous integration is from x, y = 7.976, 195 to 8.063, 195 and previous response = 3673.			✓	
CmdManuallyIntegrateDropBaseline	BL2000\jheine	2/14/2022 11:19:59 AM	Drop baseline for compound Acenaphthene in sample Feb1107.D to y = 195, new integration is from x, y = 8.025, 195 to 8.063, 195 and new response = 417; previous integration is from x, y = 8.025, 811 to 8.063, 195 and previous response = -274.			✓	
CmdZeroOutPeak	BL2000\jheine	2/14/2022 11:20:02 AM	Zero out primary peak of compound Acenaphthene in sample Feb1107.D			✓	
CmdManuallyIntegratePeak	BL2000\jheine	2/14/2022 11:20:14 AM	Manually integrate compound Chrysene in sample Feb1107.D, from x, y = 14.714, 340 to 14.813, 347, result = -964; previous integration is from x, y = 14.604, 67 to 14.764, 67 and previous response = 4798.			✓	

Audit Trail report

Name	User	Time	Action	Reason	Comment	Succeed	Exception
CmdManuallyIntegrateSnapBaseline	BL2000\jheine	2/14/2022 11:20:16 AM	Snap baseline for compound Chrysene in sample Feb1107.D, from x = 14.714 to x = 14.813, new integration is from x, y = 14.714, 235 to 14.813, 114 and new response = 46; previous integration is from x, y = 14.714, 340 to 14.813, 347 and previous response = -964.			✓	
CmdManuallyIntegrateDropBaseline	BL2000\jheine	2/14/2022 11:20:17 AM	Drop baseline for compound Chrysene in sample Feb1107.D to y = 114, new integration is from x, y = 14.714, 114 to 14.813, 114 and new response = 407; previous integration is from x, y = 14.714, 235 to 14.813, 114 and previous response = 46.			✓	
CmdZeroOutPeak	BL2000\jheine	2/14/2022 11:20:27 AM	Zero out primary peak of compound Chrysene in sample Feb1107.D			✓	
CmdManuallyIntegratePeak	BL2000\jheine	2/14/2022 11:20:36 AM	Manually integrate compound Benzo(a)Anthracene in sample Feb1107.D, from x, y = 14.604, 67 to 14.714, 192, result = 3895; previous integration is from x, y = 14.604, 67 to 14.764, 67 and previous response = 4798.			✓	
CmdManuallyIntegrateDropBaseline	BL2000\jheine	2/14/2022 11:20:37 AM	Drop baseline for compound Benzo(a)Anthracene in sample Feb1107.D to y = 67, new integration is from x, y = 14.604, 67 to 14.714, 67 and new response = 4309; previous integration is from x, y = 14.604, 67 to 14.714, 192 and previous response = 3895.			✓	
CmdZeroOutPeak	BL2000\jheine	2/14/2022 11:20:38 AM	Zero out primary peak of compound Benzo(a)Anthracene in sample Feb1107.D			✓	
CmdManuallyIntegrateQualifierPeak	BL2000\jheine	2/14/2022 11:20:58 AM	Manually integrate qualifier 129.0 of compound Naphthalene in sample Feb1108.D, from x, y = 5.928, 289 to 5.978, 624, result = 12285; previous integration is from x, y = 5.941, 937 to 5.998, 937 and previous response = 8743.			✓	
CmdManuallyIntegrateDropBaseline	BL2000\jheine	2/14/2022 11:20:59 AM	Drop baseline for qualifier 129.0 of compound Naphthalene in sample Feb1108.D to y = 289, new integration is from x, y = 5.928, 289 to 5.978, 289 and new response = 12788; previous integration is from x, y = 5.928, 289 to 5.978, 624 and previous response = 12285.			✓	

Audit Trail report

Name	User	Time	Action	Reason	Comment	Succeed	Exception
CmdManuallyIntegratePeak	BL2000\jheine	2/14/2022 11:21:13 AM	Manually integrate compound Naphthalene in sample Feb1108.D, from x, y = 5.916, 266 to 6.016, 16548, result = 61128; previous integration is from x, y = 5.916, 266 to 6.103, 266 and previous response = 114635.			✓	
CmdManuallyIntegrateDropBaseline	BL2000\jheine	2/14/2022 11:21:15 AM	Drop baseline for compound Naphthalene in sample Feb1108.D to y = 266, new integration is from x, y = 5.916, 266 to 6.016, 266 and new response = 109933; previous integration is from x, y = 5.916, 266 to 6.016, 16548 and previous response = 61128.			✓	
CmdSetTargetCompoundAttribute	BL2000\jheine	2/14/2022 11:21:19 AM	Set UserAnnotation = GT for compound Naphthalene in sample Feb1108.D; previous value =			✓	
CmdManuallyIntegrateQualifierPeak	BL2000\jheine	2/14/2022 11:21:22 AM	Manually integrate qualifier 102.0 of compound Naphthalene in sample Feb1108.D, from x, y = 5.941, 1582 to 6.003, 278, result = 12208; previous integration is from x, y = 5.916, 278 to 6.003, 278 and previous response = 18024.			✓	
CmdManuallyIntegrateDropBaseline	BL2000\jheine	2/14/2022 11:21:23 AM	Drop baseline for qualifier 102.0 of compound Naphthalene in sample Feb1108.D to y = 278, new integration is from x, y = 5.941, 278 to 6.003, 278 and new response = 14650; previous integration is from x, y = 5.941, 1582 to 6.003, 278 and previous response = 12208.			✓	
CmdManuallyIntegrateQualifierPeak	BL2000\jheine	2/14/2022 11:21:35 AM	Manually integrate qualifier 115.0 of compound 1-Methylnaphthalene in sample Feb1108.D, from x, y = 6.877, 2983 to 6.927, 1389, result = 28424; previous integration is from x, y = 6.852, 441 to 7.027, 441 and previous response = 44878.			✓	
CmdManuallyIntegrateDropBaseline	BL2000\jheine	2/14/2022 11:21:37 AM	Drop baseline for qualifier 115.0 of compound 1-Methylnaphthalene in sample Feb1108.D to y = 1389, new integration is from x, y = 6.877, 1389 to 6.927, 1389 and new response = 30812; previous integration is from x, y = 6.877, 2983 to 6.927, 1389 and previous response = 28424.			✓	
CmdManuallyIntegrateQualifierPeak	BL2000\jheine	2/14/2022 11:21:55 AM	Manually integrate qualifier 153.0 of compound Acenaphthylene in sample Feb1108.D, from x, y = 7.801, 10991 to 7.863, 21978, result = -40965; previous integration is from x, y = 8.013, 276 to 8.125, 276 and previous response = 107668.			✓	

Audit Trail report

Name	User	Time	Action	Reason	Comment	Succeed	Exception
CmdManuallyIntegrateSnapBaseline	BL2000\jheine	2/14/2022 11:21:56 AM	Snap baseline for qualifier 153.0 of compound Acenaphthylene in sample Feb1108.D from x = 7.801 to x = 7.863, new integration is from x, y = 7.801, 260 to 7.863, 983 and new response = 18332; previous integration is from x, y = 7.801, 10991 to 7.863, 21978 and previous response = -40965.			✓	
CmdManuallyIntegrateDropBaseline	BL2000\jheine	2/14/2022 11:22:00 AM	Drop baseline for qualifier 153.0 of compound Acenaphthylene in sample Feb1108.D to y = 260, new integration is from x, y = 7.801, 260 to 7.863, 260 and new response = 19683; previous integration is from x, y = 7.801, 260 to 7.863, 983 and previous response = 18332.			✓	
CmdManuallyIntegrateQualifierPeak	BL2000\jheine	2/14/2022 11:22:21 AM	Manually integrate qualifier 152.0 of compound Acenaphthene in sample Feb1108.D from x, y = 8.001, 14877 to 8.088, 24864; result = -52160			✓	
CmdManuallyIntegrateSnapBaseline	BL2000\jheine	2/14/2022 11:22:22 AM	Snap baseline for qualifier 152.0 of compound Acenaphthene in sample Feb1108.D from x = 8.001 to x = 8.088, new integration is from x, y = 8.001, 537 to 8.088, 824 and new response = 48299; previous integration is from x, y = 8.001, 14877 to 8.088, 24864 and previous response = -52160.			✓	
CmdManuallyIntegrateDropBaseline	BL2000\jheine	2/14/2022 11:22:23 AM	Drop baseline for qualifier 152.0 of compound Acenaphthene in sample Feb1108.D to y = 537, new integration is from x, y = 8.001, 537 to 8.088, 537 and new response = 49050; previous integration is from x, y = 8.001, 537 to 8.088, 824 and previous response = 48299.			✓	
CmdManuallyIntegratePeak	BL2000\jheine	2/14/2022 11:23:37 AM	Manually integrate compound Acenaphthene in sample Feb1109.D, from x, y = 8.025, 256 to 8.088, 180, result = 2991; previous integration is from x, y = 7.977, 180 to 8.088, 180 and previous response = 6414.			✓	
CmdManuallyIntegrateDropBaseline	BL2000\jheine	2/14/2022 11:23:46 AM	Drop baseline for compound Acenaphthene in sample Feb1109.D to y = 180, new integration is from x, y = 8.025, 180 to 8.088, 180 and new response = 3133; previous integration is from x, y = 8.025, 256 to 8.088, 180 and previous response = 2991.			✓	

Audit Trail report

Name	User	Time	Action	Reason	Comment	Succeed	Exception
CmdManuallyIntegrateQualifierPeak	BL2000\jheine	2/14/2022 11:23:58 AM	Manually integrate qualifier 153.0 of compound Acenaphthene in sample Feb1109.D, from x, y = 8.025, 352 to 8.107, 231, result = 3139; previous integration is from x, y = 7.988, 231 to 8.107, 231 and previous response = 3761.			✓	
CmdManuallyIntegrateDropBaseline	BL2000\jheine	2/14/2022 11:23:59 AM	Drop baseline for qualifier 153.0 of compound Acenaphthene in sample Feb1109.D to y = 231, new integration is from x, y = 8.025, 231 to 8.107, 231 and new response = 3432; previous integration is from x, y = 8.025, 352 to 8.107, 231 and previous response = 3139.			✓	
CmdZeroOutPeak	BL2000\jheine	2/14/2022 11:24:01 AM	Zero out primary peak of compound Acenaphthene in sample Feb1109.D			✓	
CmdManuallyIntegratePeak	BL2000\jheine	2/14/2022 11:24:07 AM	Manually integrate compound Naphthalene in sample Feb1109.D, from x, y = 5.928, 434 to 5.978, 443, result = 2721; previous integration is from x, y = 5.891, 392 to 6.078, 392 and previous response = 6741.			✓	
CmdManuallyIntegrateDropBaseline	BL2000\jheine	2/14/2022 11:24:08 AM	Drop baseline for compound Naphthalene in sample Feb1109.D to y = 434, new integration is from x, y = 5.928, 434 to 5.978, 434 and new response = 2735; previous integration is from x, y = 5.928, 434 to 5.978, 443 and previous response = 2721.			✓	
CmdZeroOutPeak	BL2000\jheine	2/14/2022 11:24:12 AM	Zero out primary peak of compound Naphthalene in sample Feb1109.D			✓	
CmdZeroOutPeak	BL2000\jheine	2/14/2022 11:24:15 AM	Zero out primary peak of compound Benzo(a)pyrene in sample Feb1109.D			✓	
CmdManuallyIntegrateQualifierPeak	BL2000\jheine	2/14/2022 11:24:26 AM	Manually integrate qualifier 153.0 of compound Acenaphthylene in sample Feb1109.D, from x, y = 7.813, 217 to 7.851, 213, result = 400; previous integration is from x, y = 7.680, 231 to 7.739, 231 and previous response = 485.			✓	
CmdManuallyIntegratePeak	BL2000\jheine	2/14/2022 11:24:33 AM	Manually integrate compound Phenanthrene in sample Feb1109.D, from x, y = 9.780, 437 to 9.842, 222, result = 4285; previous integration is from x, y = 9.746, 223 to 9.842, 222 and previous response = 5467.			✓	
CmdManuallyIntegrateDropBaseline	BL2000\jheine	2/14/2022 11:24:35 AM	Drop baseline for compound Phenanthrene in sample Feb1109.D to y = 222, new integration is from x, y = 9.780, 222 to 9.842, 222 and new response = 4684; previous integration is from x, y = 9.780, 437 to 9.842, 222 and previous response = 4285.			✓	

Audit Trail report

Name	User	Time	Action	Reason	Comment	Succeed	Exception
CmdManuallyIntegratePeak	BL2000\jheine	2/14/2022 11:24:44 AM	Manually integrate compound Chrysene in sample Feb1109.D, from x, y = 14.714, 407 to 14.826, 339, result = -803; previous integration is from x, y = 14.608, 75 to 14.714, 77 and previous response = 5014.			✓	
CmdManuallyIntegrateSnapBaseline	BL2000\jheine	2/14/2022 11:24:45 AM	Snap baseline for compound Chrysene in sample Feb1109.D, from x = 14.714 to x = 14.826, new integration is from x, y = 14.714, 270 to 14.826, 119 and new response = 395; previous integration is from x, y = 14.714, 407 to 14.826, 339 and previous response = -803.			✓	
CmdManuallyIntegrateDropBaseline	BL2000\jheine	2/14/2022 11:24:46 AM	Drop baseline for compound Chrysene in sample Feb1109.D to y = 119, new integration is from x, y = 14.714, 119 to 14.826, 119 and new response = 903; previous integration is from x, y = 14.714, 270 to 14.826, 119 and previous response = 395.			✓	
CmdZeroOutPeak	BL2000\jheine	2/14/2022 11:24:48 AM	Zero out primary peak of compound Chrysene in sample Feb1109.D			✓	
CmdManuallyIntegrateSnapBaseline	BL2000\jheine	2/14/2022 11:24:53 AM	Snap baseline for qualifier 142.0 of compound 2-Methylnaphthalene in sample Feb1109.D from x = 6.765 to x = 6.865, new integration is from x, y = 6.765, 203 to 6.865, 272 and new response = 2345; previous integration is from x, y = 6.765, 119 to 6.865, 119 and previous response = 3056.			✓	
CmdManuallyIntegrateDropBaseline	BL2000\jheine	2/14/2022 11:24:54 AM	Drop baseline for qualifier 142.0 of compound 2-Methylnaphthalene in sample Feb1109.D to y = 203, new integration is from x, y = 6.765, 203 to 6.865, 203 and new response = 2552; previous integration is from x, y = 6.765, 203 to 6.865, 272 and previous response = 2345.			✓	
CmdManuallyIntegrateSnapBaseline	BL2000\jheine	2/14/2022 11:24:58 AM	Snap baseline for qualifier 115.0 of compound 2-Methylnaphthalene in sample Feb1109.D from x = 6.777 to x = 6.852, new integration is from x, y = 6.777, 771 to 6.852, 528 and new response = 2259; previous integration is from x, y = 6.777, 343 to 6.852, 343 and previous response = 3639.			✓	
CmdManuallyIntegrateDropBaseline	BL2000\jheine	2/14/2022 11:24:59 AM	Drop baseline for qualifier 115.0 of compound 2-Methylnaphthalene in sample Feb1109.D to y = 528, new integration is from x, y = 6.777, 528 to 6.852, 528 and new response = 2805; previous integration is from x, y = 6.777, 771 to 6.852, 528 and previous response = 2259.			✓	

Audit Trail report

Name	User	Time	Action	Reason	Comment	Succeed	Exception
CmdManuallyIntegrateQualifierPeak	BL2000\jheine	2/14/2022 11:25:11 AM	Manually integrate qualifier 142.0 of compound 1-Methylnaphthalene in sample Feb1109.D, from x, y = 6.890, 507 to 6.952, 217, result = 1596; previous integration is from x, y = 6.865, 119 to 6.965, 119 and previous response = 2916.			✓	
CmdManuallyIntegrateSnapBaseline	BL2000\jheine	2/14/2022 11:25:14 AM	Snap baseline for qualifier 142.0 of compound 1-Methylnaphthalene in sample Feb1109.D from x = 6.890 to x = 6.952, new integration is from x, y = 6.890, 319 to 6.952, 273 and new response = 1844; previous integration is from x, y = 6.890, 507 to 6.952, 217 and previous response = 1596.			✓	
CmdManuallyIntegrateDropBaseline	BL2000\jheine	2/14/2022 11:25:15 AM	Drop baseline for qualifier 142.0 of compound 1-Methylnaphthalene in sample Feb1109.D to y = 273, new integration is from x, y = 6.890, 273 to 6.952, 273 and new response = 1930; previous integration is from x, y = 6.890, 319 to 6.952, 273 and previous response = 1844.			✓	
CmdManuallyIntegrateQualifierPeak	BL2000\jheine	2/14/2022 11:25:19 AM	Manually integrate qualifier 115.0 of compound 1-Methylnaphthalene in sample Feb1109.D, from x, y = 6.890, 655 to 6.927, 672, result = 1655; previous integration is from x, y = 6.852, 343 to 6.952, 343 and previous response = 4588.			✓	
CmdManuallyIntegrateDropBaseline	BL2000\jheine	2/14/2022 11:25:20 AM	Drop baseline for qualifier 115.0 of compound 1-Methylnaphthalene in sample Feb1109.D to y = 655, new integration is from x, y = 6.890, 655 to 6.927, 655 and new response = 1674; previous integration is from x, y = 6.890, 655 to 6.927, 672 and previous response = 1655.			✓	
CmdManuallyIntegrateQualifierPeak	BL2000\jheine	2/14/2022 11:25:33 AM	Manually integrate qualifier 215.0 of compound o-Terphenyl in sample Feb1109.D from x, y = 10.274, 149 to 10.336, 205; result = 580			✓	
CmdManuallyIntegrateSnapBaseline	BL2000\jheine	2/14/2022 11:25:34 AM	Snap baseline for qualifier 215.0 of compound o-Terphenyl in sample Feb1109.D from x = 10.274 to x = 10.336, new integration is from x, y = 10.274, 81 to 10.336, 96 and new response = 909; previous integration is from x, y = 10.274, 149 to 10.336, 205 and previous response = 580.			✓	

Audit Trail report

Name	User	Time	Action	Reason	Comment	Succeed	Exception
CmdManuallyIntegrateDropBaseline	BL2000\jheine	2/14/2022 11:25:35 AM	Drop baseline for qualifier 215.0 of compound o-Terphenyl in sample Feb1109.D to y = 81, new integration is from x, y = 10.274, 81 to 10.336, 81 and new response = 937; previous integration is from x, y = 10.274, 81 to 10.336, 96 and previous response = 909.			✓	
CmdZeroOutPeak	BL2000\jheine	2/14/2022 11:25:44 AM	Zero out primary peak of compound Benzo(a)Anthracene in sample Feb1109.D			✓	
CmdZeroOutPeak	BL2000\jheine	2/14/2022 11:25:49 AM	Zero out primary peak of compound Chrysene in sample Feb1109.D			✓	
CmdManuallyIntegrateQualifierPeak	BL2000\jheine	2/14/2022 11:26:11 AM	Manually integrate qualifier 129.0 of compound Naphthalene in sample Feb1110.D, from x, y = 5.928, 212 to 5.978, 548, result = 8579; previous integration is from x, y = 5.938, 533 to 6.014, 533 and previous response = 9800.			✓	
CmdManuallyIntegrateDropBaseline	BL2000\jheine	2/14/2022 11:26:13 AM	Drop baseline for qualifier 129.0 of compound Naphthalene in sample Feb1110.D to y = 212, new integration is from x, y = 5.928, 212 to 5.978, 212 and new response = 9082; previous integration is from x, y = 5.928, 212 to 5.978, 548 and previous response = 8579.			✓	
CmdManuallyIntegratePeak	BL2000\jheine	2/14/2022 11:27:16 AM	Manually integrate compound Fluorene in sample Feb1111.D, from x, y = 8.648, 92 to 8.698, 184, result = 9; previous integration is from x, y = 8.936, 92 to 9.060, 95 and previous response = 20521.			✓	
CmdManuallyIntegrateDropBaseline	BL2000\jheine	2/14/2022 11:27:17 AM	Drop baseline for compound Fluorene in sample Feb1111.D to y = 92, new integration is from x, y = 8.648, 92 to 8.698, 92 and new response = 146; previous integration is from x, y = 8.648, 92 to 8.698, 184 and previous response = 9.			✓	
CmdZeroOutPeak	BL2000\jheine	2/14/2022 11:27:19 AM	Zero out primary peak of compound Fluorene in sample Feb1111.D			✓	
CmdZeroOutPeak	BL2000\jheine	2/14/2022 11:27:23 AM	Zero out primary peak of compound Benzo(a)pyrene in sample Feb1111.D			✓	
CmdZeroOutPeak	BL2000\jheine	2/14/2022 11:27:25 AM	Zero out primary peak of compound Acenaphthene in sample Feb1111.D			✓	
CmdManuallyIntegratePeak	BL2000\jheine	2/14/2022 11:27:32 AM	Manually integrate compound Chrysene in sample Feb1111.D, from x, y = 14.714, 350 to 14.789, 498, result = -940; previous integration is from x, y = 14.615, 71 to 14.714, 81 and previous response = 4266.			✓	

Audit Trail report

Name	User	Time	Action	Reason	Comment	Succeed	Exception
CmdManuallyIntegrateSnapBaseline	BL2000\jheine	2/14/2022 11:27:33 AM	Snap baseline for compound Chrysene in sample Feb1111.D, from x = 14.714 to x = 14.789, new integration is from x, y = 14.714, 227 to 14.789, 122 and new response = 178; previous integration is from x, y = 14.714, 350 to 14.789, 498 and previous response = -940.			✓	
CmdManuallyIntegrateDropBaseline	BL2000\jheine	2/14/2022 11:27:34 AM	Drop baseline for compound Chrysene in sample Feb1111.D to y = 122, new integration is from x, y = 14.714, 122 to 14.789, 122 and new response = 413; previous integration is from x, y = 14.714, 227 to 14.789, 122 and previous response = 178.			✓	
CmdZeroOutPeak	BL2000\jheine	2/14/2022 11:27:36 AM	Zero out primary peak of compound Chrysene in sample Feb1111.D			✓	
CmdManuallyIntegratePeak	BL2000\jheine	2/14/2022 11:27:49 AM	Manually integrate compound Fluorene in sample Feb1112.D, from x, y = 8.649, 85 to 8.711, 112, result = 476; previous integration is from x, y = 8.935, 99 to 9.060, 100 and previous response = 22141.			✓	
CmdManuallyIntegrateDropBaseline	BL2000\jheine	2/14/2022 11:27:50 AM	Drop baseline for compound Fluorene in sample Feb1112.D to y = 85, new integration is from x, y = 8.649, 85 to 8.711, 85 and new response = 527; previous integration is from x, y = 8.649, 85 to 8.711, 112 and previous response = 476.			✓	
CmdZeroOutPeak	BL2000\jheine	2/14/2022 11:27:51 AM	Zero out primary peak of compound Fluorene in sample Feb1112.D			✓	
CmdManuallyIntegratePeak	BL2000\jheine	2/14/2022 11:28:02 AM	Manually integrate compound Benzo(a)pyrene in sample Feb1112.D, from x, y = 18.289, 164 to 18.388, 357, result = -241; previous integration is from x, y = 18.388, 80 to 18.524, 83 and previous response = 3885.			✓	
CmdManuallyIntegrateSnapBaseline	BL2000\jheine	2/14/2022 11:28:03 AM	Snap baseline for compound Benzo(a)pyrene in sample Feb1112.D, from x = 18.289 to x = 18.388, new integration is from x, y = 18.289, 80 to 18.388, 95 and new response = 785; previous integration is from x, y = 18.289, 164 to 18.388, 357 and previous response = -241.			✓	
CmdManuallyIntegrateDropBaseline	BL2000\jheine	2/14/2022 11:28:04 AM	Drop baseline for compound Benzo(a)pyrene in sample Feb1112.D to y = 80, new integration is from x, y = 18.289, 80 to 18.388, 80 and new response = 830; previous integration is from x, y = 18.289, 80 to 18.388, 95 and previous response = 785.			✓	

Audit Trail report

Name	User	Time	Action	Reason	Comment	Succeed	Exception
CmdManuallyIntegrateQualifierPeak	BL2000\jheine	2/14/2022 11:28:08 AM	Manually integrate qualifier 253.0 of compound Benzo(a)pyrene in sample Feb1112.D from x, y = 18.289, 141 to 18.351, 279; result = -274			✓	
CmdManuallyIntegrateSnapBaseline	BL2000\jheine	2/14/2022 11:28:09 AM	Snap baseline for qualifier 253.0 of compound Benzo(a)pyrene in sample Feb1112.D from x = 18.289 to x = 18.351, new integration is from x, y = 18.289, 85 to 18.351, 116 and new response = 131; previous integration is from x, y = 18.289, 141 to 18.351, 279 and previous response = -274.			✓	
CmdManuallyIntegrateDropBaseline	BL2000\jheine	2/14/2022 11:28:10 AM	Drop baseline for qualifier 253.0 of compound Benzo(a)pyrene in sample Feb1112.D to y = 85, new integration is from x, y = 18.289, 85 to 18.351, 85 and new response = 189; previous integration is from x, y = 18.289, 85 to 18.351, 116 and previous response = 131.			✓	
CmdZeroOutPeak	BL2000\jheine	2/14/2022 11:28:14 AM	Zero out primary peak of compound Benzo(a)pyrene in sample Feb1112.D			✓	
CmdManuallyIntegratePeak	BL2000\jheine	2/14/2022 11:28:25 AM	Manually integrate compound Chrysene in sample Feb1112.D, from x, y = 14.714, 695 to 14.851, 517, result = -987; previous integration is from x, y = 14.604, 72 to 14.714, 76 and previous response = 6932.			✓	
CmdManuallyIntegrateSnapBaseline	BL2000\jheine	2/14/2022 11:28:26 AM	Snap baseline for compound Chrysene in sample Feb1112.D, from x = 14.714 to x = 14.851, new integration is from x, y = 14.714, 387 to 14.851, 128 and new response = 1879; previous integration is from x, y = 14.714, 695 to 14.851, 517 and previous response = -987.			✓	
CmdManuallyIntegrateDropBaseline	BL2000\jheine	2/14/2022 11:28:27 AM	Drop baseline for compound Chrysene in sample Feb1112.D to y = 128, new integration is from x, y = 14.714, 128 to 14.851, 128 and new response = 2943; previous integration is from x, y = 14.714, 387 to 14.851, 128 and previous response = 1879.			✓	
CmdZeroOutPeak	BL2000\jheine	2/14/2022 11:28:30 AM	Zero out primary peak of compound Chrysene in sample Feb1112.D			✓	
CmdManuallyIntegratePeak	BL2000\jheine	2/14/2022 11:28:37 AM	Manually integrate compound Acenaphthene in sample Feb1112.D, from x, y = 8.025, 235 to 8.088, 141, result = 333; previous integration is from x, y = 7.979, 144 to 8.088, 141 and previous response = 3639.			✓	

Audit Trail report

Name	User	Time	Action	Reason	Comment	Succeed	Exception
CmdManuallyIntegrateDropBaseline	BL2000\jheine	2/14/2022 11:28:39 AM	Drop baseline for compound Acenaphthene in sample Feb1112.D to y = 141, new integration is from x, y = 8.025, 141 to 8.088, 141 and new response = 509; previous integration is from x, y = 8.025, 235 to 8.088, 141 and previous response = 333.			✓	
CmdZeroOutPeak	BL2000\jheine	2/14/2022 11:28:41 AM	Zero out primary peak of compound Acenaphthene in sample Feb1112.D			✓	
CmdManuallyIntegratePeak	BL2000\jheine	2/14/2022 11:29:51 AM	Manually integrate compound Acenaphthene in sample Feb1113.D, from x, y = 8.025, 304 to 8.122, 140, result = 3573; previous integration is from x, y = 7.977, 148 to 8.122, 140 and previous response = 7146.			✓	
CmdManuallyIntegrateDropBaseline	BL2000\jheine	2/14/2022 11:29:52 AM	Drop baseline for compound Acenaphthene in sample Feb1113.D to y = 140, new integration is from x, y = 8.025, 140 to 8.122, 140 and new response = 4049; previous integration is from x, y = 8.025, 304 to 8.122, 140 and previous response = 3573.			✓	
CmdManuallyIntegratePeak	BL2000\jheine	2/14/2022 11:30:11 AM	Manually integrate compound Benzo(a)pyrene in sample Feb1113.D, from x, y = 18.302, 174 to 18.363, 401, result = -515; previous integration is from x, y = 18.392, 90 to 18.524, 91 and previous response = 3550.			✓	
CmdManuallyIntegrateSnapBaseline	BL2000\jheine	2/14/2022 11:30:12 AM	Snap baseline for compound Benzo(a)pyrene in sample Feb1113.D, from x = 18.302 to x = 18.363, new integration is from x, y = 18.302, 84 to 18.363, 89 and new response = 231; previous integration is from x, y = 18.302, 174 to 18.363, 401 and previous response = -515.			✓	
CmdManuallyIntegrateDropBaseline	BL2000\jheine	2/14/2022 11:30:13 AM	Drop baseline for compound Benzo(a)pyrene in sample Feb1113.D to y = 84, new integration is from x, y = 18.302, 84 to 18.363, 84 and new response = 241; previous integration is from x, y = 18.302, 84 to 18.363, 89 and previous response = 231.			✓	
CmdZeroOutPeak	BL2000\jheine	2/14/2022 11:30:15 AM	Zero out primary peak of compound Benzo(a)pyrene in sample Feb1113.D			✓	
CmdManuallyIntegratePeak	BL2000\jheine	2/14/2022 11:30:24 AM	Manually integrate compound Anthracene in sample Feb1113.D, from x, y = 9.842, 468 to 9.929, 715, result = 369; previous integration is from x, y = 9.744, 100 to 9.842, 127 and previous response = 4650.			✓	

Audit Trail report

Name	User	Time	Action	Reason	Comment	Succeed	Exception
CmdManuallyIntegrateSnapBaseline	BL2000\jheine	2/14/2022 11:30:25 AM	Snap baseline for compound Anthracene in sample Feb1113.D, from x = 9.842 to x = 9.929, new integration is from x, y = 9.842, 179 to 9.929, 176 and new response = 2519; previous integration is from x, y = 9.842, 468 to 9.929, 715 and previous response = 369.			✓	
CmdManuallyIntegrateDropBaseline	BL2000\jheine	2/14/2022 11:30:26 AM	Drop baseline for compound Anthracene in sample Feb1113.D to y = 176, new integration is from x, y = 9.842, 176 to 9.929, 176 and new response = 2527; previous integration is from x, y = 9.842, 179 to 9.929, 176 and previous response = 2519.			✓	
CmdManuallyIntegrateQualifierPeak	BL2000\jheine	2/14/2022 11:30:32 AM	Manually integrate qualifier 176.0 of compound Anthracene in sample Feb1113.D from x, y = 9.842, 160 to 9.916, 187; result = 72			✓	
CmdManuallyIntegrateSnapBaseline	BL2000\jheine	2/14/2022 11:30:33 AM	Snap baseline for qualifier 176.0 of compound Anthracene in sample Feb1113.D from x = 9.842 to x = 9.916, new integration is from x, y = 9.842, 94 to 9.916, 96 and new response = 422; previous integration is from x, y = 9.842, 160 to 9.916, 187 and previous response = 72.			✓	
CmdManuallyIntegrateDropBaseline	BL2000\jheine	2/14/2022 11:30:34 AM	Drop baseline for qualifier 176.0 of compound Anthracene in sample Feb1113.D to y = 94, new integration is from x, y = 9.842, 94 to 9.916, 94 and new response = 426; previous integration is from x, y = 9.842, 94 to 9.916, 96 and previous response = 422.			✓	
CmdZeroOutPeak	BL2000\jheine	2/14/2022 11:30:38 AM	Zero out primary peak of compound Anthracene in sample Feb1113.D			✓	
CmdManuallyIntegratePeak	BL2000\jheine	2/14/2022 11:30:46 AM	Manually integrate compound Chrysene in sample Feb1113.D, from x, y = 14.714, 540 to 14.838, 558, result = -1087; previous integration is from x, y = 14.607, 82 to 14.714, 99 and previous response = 6260.			✓	
CmdManuallyIntegrateSnapBaseline	BL2000\jheine	2/14/2022 11:30:48 AM	Snap baseline for compound Chrysene in sample Feb1113.D, from x = 14.714 to x = 14.838, new integration is from x, y = 14.714, 324 to 14.838, 117 and new response = 1364; previous integration is from x, y = 14.714, 540 to 14.838, 558 and previous response = -1087.			✓	

Audit Trail report

Name	User	Time	Action	Reason	Comment	Succeed	Exception
CmdManuallyIntegrateDropBaseline	BL2000\jheine	2/14/2022 11:30:49 AM	Drop baseline for compound Chrysene in sample Feb1113.D to y = 117, new integration is from x, y = 14.714, 117 to 14.838, 117 and new response = 2137; previous integration is from x, y = 14.714, 324 to 14.838, 117 and previous response = 1364.			✓	
CmdZeroOutPeak	BL2000\jheine	2/14/2022 11:30:55 AM	Zero out primary peak of compound Chrysene in sample Feb1113.D			✓	
CmdManuallyIntegrateQualifierPeak	BL2000\jheine	2/14/2022 11:31:01 AM	Manually integrate qualifier 102.0 of compound Naphthalene in sample Feb1113.D, from x, y = 5.953, 420 to 6.028, 108, result = 393; previous integration is from x, y = 5.916, 105 to 6.028, 108 and previous response = 7486.			✓	
CmdManuallyIntegrateDropBaseline	BL2000\jheine	2/14/2022 11:31:02 AM	Drop baseline for qualifier 102.0 of compound Naphthalene in sample Feb1113.D to y = 108, new integration is from x, y = 5.953, 108 to 6.028, 108 and new response = 1093; previous integration is from x, y = 5.953, 420 to 6.028, 108 and previous response = 393.			✓	
CmdManuallyIntegratePeak	BL2000\jheine	2/14/2022 11:31:41 AM	Manually integrate compound Phenanthrene in sample Feb1113.D, from x, y = 9.780, 192 to 9.842, 127, result = 3858; previous integration is from x, y = 9.744, 100 to 9.842, 127 and previous response = 4650.			✓	
CmdManuallyIntegrateDropBaseline	BL2000\jheine	2/14/2022 11:31:42 AM	Drop baseline for compound Phenanthrene in sample Feb1113.D to y = 127, new integration is from x, y = 9.780, 127 to 9.842, 127 and new response = 3979; previous integration is from x, y = 9.780, 192 to 9.842, 127 and previous response = 3858.			✓	
CmdManuallyIntegratePeak	BL2000\jheine	2/14/2022 11:32:10 AM	Manually integrate compound Fluorene in sample Feb1114.D, from x, y = 8.649, 91 to 8.723, 108, result = 626; previous integration is from x, y = 8.936, 94 to 9.060, 96 and previous response = 23706.			✓	
CmdManuallyIntegrateDropBaseline	BL2000\jheine	2/14/2022 11:32:12 AM	Drop baseline for compound Fluorene in sample Feb1114.D to y = 91, new integration is from x, y = 8.649, 91 to 8.723, 91 and new response = 664; previous integration is from x, y = 8.649, 91 to 8.723, 108 and previous response = 626.			✓	
CmdManuallyIntegrateQualifierPeak	BL2000\jheine	2/14/2022 11:32:31 AM	Manually integrate qualifier 165.0 of compound Fluorene in sample Feb1114.D from x, y = 8.649, 558 to 8.711, 1027; result = -1779			✓	

Audit Trail report

Name	User	Time	Action	Reason	Comment	Succeed	Exception
CmdManuallyIntegrateSnapBaseline	BL2000\jheine	2/14/2022 11:32:32 AM	Snap baseline for qualifier 165.0 of compound Fluorene in sample Feb1114.D from x = 8.649 to x = 8.711, new integration is from x, y = 8.649, 144 to 8.711, 168 and new response = 600; previous integration is from x, y = 8.649, 558 to 8.711, 1027 and previous response = -1779.			✓	
CmdManuallyIntegrateDropBaseline	BL2000\jheine	2/14/2022 11:32:32 AM	Drop baseline for qualifier 165.0 of compound Fluorene in sample Feb1114.D to y = 144, new integration is from x, y = 8.649, 144 to 8.711, 144 and new response = 645; previous integration is from x, y = 8.649, 144 to 8.711, 168 and previous response = 600.			✓	
CmdManuallyIntegrateQualifierPeak	BL2000\jheine	2/14/2022 11:32:55 AM	Manually integrate qualifier 167.0 of compound Fluorene in sample Feb1114.D from x, y = 8.649, 105 to 8.699, 106; result = 89			✓	
CmdZeroOutPeak	BL2000\jheine	2/14/2022 11:33:31 AM	Zero out qualifier peak of compound Fluorene 167.0 in sample Feb1114.D			✓	
CmdZeroOutPeak	BL2000\jheine	2/14/2022 11:33:32 AM	Zero out primary peak of compound Fluorene in sample Feb1114.D			✓	
CmdManuallyIntegratePeak	BL2000\jheine	2/14/2022 11:33:36 AM	Manually integrate compound Acenaphthene in sample Feb1114.D, from x, y = 8.026, 230 to 8.130, 139, result = 567; previous integration is from x, y = 7.979, 146 to 8.130, 139 and previous response = 3657.			✓	
CmdManuallyIntegrateDropBaseline	BL2000\jheine	2/14/2022 11:33:38 AM	Drop baseline for compound Acenaphthene in sample Feb1114.D to y = 139, new integration is from x, y = 8.026, 139 to 8.130, 139 and new response = 851; previous integration is from x, y = 8.026, 230 to 8.130, 139 and previous response = 567.			✓	
CmdZeroOutPeak	BL2000\jheine	2/14/2022 11:33:39 AM	Zero out primary peak of compound Acenaphthene in sample Feb1114.D			✓	
CmdManuallyIntegratePeak	BL2000\jheine	2/14/2022 11:33:45 AM	Manually integrate compound Benzo(a)pyrene in sample Feb1114.D, from x, y = 18.289, 162 to 18.364, 270, result = -440; previous integration is from x, y = 18.376, 81 to 18.499, 97 and previous response = 3276.			✓	
CmdManuallyIntegrateSnapBaseline	BL2000\jheine	2/14/2022 11:33:46 AM	Snap baseline for compound Benzo(a)pyrene in sample Feb1114.D, from x = 18.289 to x = 18.364, new integration is from x, y = 18.289, 71 to 18.364, 83 and new response = 179; previous integration is from x, y = 18.289, 162 to 18.364, 270 and previous response = -440.			✓	

Audit Trail report

Name	User	Time	Action	Reason	Comment	Succeed	Exception
CmdManuallyIntegrateDropBaseline	BL2000\jheine	2/14/2022 11:33:47 AM	Drop baseline for compound Benzo(a)pyrene in sample Feb1114.D to y = 71, new integration is from x, y = 18.289, 71 to 18.364, 71 and new response = 205; previous integration is from x, y = 18.289, 71 to 18.364, 83 and previous response = 179.			✓	
CmdZeroOutPeak	BL2000\jheine	2/14/2022 11:33:49 AM	Zero out primary peak of compound Benzo(a)pyrene in sample Feb1114.D			✓	
CmdManuallyIntegratePeak	BL2000\jheine	2/14/2022 11:33:54 AM	Manually integrate compound Chrysene in sample Feb1114.D, from x, y = 14.714, 371 to 14.801, 465, result = -601; previous integration is from x, y = 14.602, 65 to 14.714, 75 and previous response = 4741.			✓	
CmdManuallyIntegrateSnapBaseline	BL2000\jheine	2/14/2022 11:33:56 AM	Snap baseline for compound Chrysene in sample Feb1114.D, from x = 14.714 to x = 14.801, new integration is from x, y = 14.714, 262 to 14.801, 121 and new response = 581; previous integration is from x, y = 14.714, 371 to 14.801, 465 and previous response = -601.			✓	
CmdManuallyIntegrateDropBaseline	BL2000\jheine	2/14/2022 11:33:57 AM	Drop baseline for compound Chrysene in sample Feb1114.D to y = 121, new integration is from x, y = 14.714, 121 to 14.801, 121 and new response = 950; previous integration is from x, y = 14.714, 262 to 14.801, 121 and previous response = 581.			✓	
CmdZeroOutPeak	BL2000\jheine	2/14/2022 11:33:59 AM	Zero out primary peak of compound Chrysene in sample Feb1114.D			✓	
CmdZeroOutPeak	BL2000\jheine	2/14/2022 11:34:02 AM	Zero out primary peak of compound Benzo(a)Anthracene in sample Feb1114.D			✓	
CmdManuallyIntegratePeak	BL2000\jheine	2/14/2022 11:34:19 AM	Manually integrate compound Fluorene in sample Feb1115.D, from x, y = 8.648, 110 to 8.698, 114, result = 263; previous integration is from x, y = 8.941, 108 to 9.060, 110 and previous response = 21865.			✓	
CmdZeroOutPeak	BL2000\jheine	2/14/2022 11:34:21 AM	Zero out primary peak of compound Fluorene in sample Feb1115.D			✓	
CmdManuallyIntegratePeak	BL2000\jheine	2/14/2022 11:34:25 AM	Manually integrate compound Benzo(a)pyrene in sample Feb1115.D, from x, y = 18.301, 147 to 18.376, 327, result = -440; previous integration is from x, y = 18.378, 85 to 18.512, 92 and previous response = 3150.			✓	

Audit Trail report

Name	User	Time	Action	Reason	Comment	Succeed	Exception
CmdManuallyIntegrateSnapBaseline	BL2000\jheine	2/14/2022 11:34:26 AM	Snap baseline for compound Benzo(a)pyrene in sample Feb1115.D, from x = 18.301 to x = 18.376, new integration is from x, y = 18.301, 91 to 18.376, 83 and new response = 226; previous integration is from x, y = 18.301, 147 to 18.376, 327 and previous response = -440.			✓	
CmdManuallyIntegrateDropBaseline	BL2000\jheine	2/14/2022 11:34:27 AM	Drop baseline for compound Benzo(a)pyrene in sample Feb1115.D to y = 83, new integration is from x, y = 18.301, 83 to 18.376, 83 and new response = 244; previous integration is from x, y = 18.301, 91 to 18.376, 83 and previous response = 226.			✓	
CmdZeroOutPeak	BL2000\jheine	2/14/2022 11:34:28 AM	Zero out primary peak of compound Benzo(a)pyrene in sample Feb1115.D			✓	
CmdManuallyIntegratePeak	BL2000\jheine	2/14/2022 11:34:35 AM	Manually integrate compound Acenaphthene in sample Feb1115.D, from x, y = 8.025, 200 to 8.075, 155, result = 282; previous integration is from x, y = 7.979, 159 to 8.075, 155 and previous response = 3106.			✓	
CmdManuallyIntegrateDropBaseline	BL2000\jheine	2/14/2022 11:34:36 AM	Drop baseline for compound Acenaphthene in sample Feb1115.D to y = 155, new integration is from x, y = 8.025, 155 to 8.075, 155 and new response = 350; previous integration is from x, y = 8.025, 200 to 8.075, 155 and previous response = 282.			✓	
CmdZeroOutPeak	BL2000\jheine	2/14/2022 11:34:46 AM	Zero out primary peak of compound Acenaphthene in sample Feb1115.D			✓	
CmdManuallyIntegratePeak	BL2000\jheine	2/14/2022 11:34:52 AM	Manually integrate compound Chrysene in sample Feb1115.D, from x, y = 14.714, 305 to 14.801, 497, result = -909; previous integration is from x, y = 14.605, 65 to 14.714, 75 and previous response = 3983.			✓	
CmdManuallyIntegrateSnapBaseline	BL2000\jheine	2/14/2022 11:34:53 AM	Snap baseline for compound Chrysene in sample Feb1115.D, from x = 14.714 to x = 14.801, new integration is from x, y = 14.714, 215 to 14.801, 109 and new response = 342; previous integration is from x, y = 14.714, 305 to 14.801, 497 and previous response = -909.			✓	
CmdManuallyIntegrateDropBaseline	BL2000\jheine	2/14/2022 11:34:54 AM	Drop baseline for compound Chrysene in sample Feb1115.D to y = 109, new integration is from x, y = 14.714, 109 to 14.801, 109 and new response = 619; previous integration is from x, y = 14.714, 215 to 14.801, 109 and previous response = 342.			✓	
CmdZeroOutPeak	BL2000\jheine	2/14/2022 11:35:07 AM	Zero out primary peak of compound Chrysene in sample Feb1115.D			✓	

Audit Trail report

Name	User	Time	Action	Reason	Comment	Succeed	Exception
CmdManuallyIntegratePeak	BL2000\jheine	2/14/2022 11:35:30 AM	Manually integrate compound Fluorene in sample Feb1116.D, from x, y = 8.649, 82 to 8.711, 103, result = 268; previous integration is from x, y = 8.937, 94 to 9.060, 97 and previous response = 20953.			✓	
CmdManuallyIntegrateDropBaseline	BL2000\jheine	2/14/2022 11:35:31 AM	Drop baseline for compound Fluorene in sample Feb1116.D to y = 82, new integration is from x, y = 8.649, 82 to 8.711, 82 and new response = 308; previous integration is from x, y = 8.649, 82 to 8.711, 103 and previous response = 268.			✓	
CmdZeroOutPeak	BL2000\jheine	2/14/2022 11:35:32 AM	Zero out primary peak of compound Fluorene in sample Feb1116.D			✓	
CmdManuallyIntegratePeak	BL2000\jheine	2/14/2022 11:35:39 AM	Manually integrate compound Benzo(a)pyrene in sample Feb1116.D, from x, y = 18.289, 146 to 18.363, 326, result = -519; previous integration is from x, y = 18.388, 75 to 18.524, 78 and previous response = 3483.			✓	
CmdManuallyIntegrateSnapBaseline	BL2000\jheine	2/14/2022 11:35:40 AM	Snap baseline for compound Benzo(a)pyrene in sample Feb1116.D, from x = 18.289 to x = 18.363, new integration is from x, y = 18.289, 66 to 18.363, 85 and new response = 195; previous integration is from x, y = 18.289, 146 to 18.363, 326 and previous response = -519.			✓	
CmdManuallyIntegrateDropBaseline	BL2000\jheine	2/14/2022 11:35:41 AM	Drop baseline for compound Benzo(a)pyrene in sample Feb1116.D to y = 66, new integration is from x, y = 18.289, 66 to 18.363, 66 and new response = 238; previous integration is from x, y = 18.289, 66 to 18.363, 85 and previous response = 195.			✓	
CmdZeroOutPeak	BL2000\jheine	2/14/2022 11:35:42 AM	Zero out primary peak of compound Benzo(a)pyrene in sample Feb1116.D			✓	
CmdManuallyIntegratePeak	BL2000\jheine	2/14/2022 11:35:49 AM	Manually integrate compound Acenaphthene in sample Feb1116.D, from x, y = 8.013, 162 to 8.109, 137, result = 864; previous integration is from x, y = 7.981, 145 to 8.109, 137 and previous response = 3300.			✓	
CmdManuallyIntegratePeak	BL2000\jheine	2/14/2022 11:35:58 AM	Manually integrate compound Acenaphthene in sample Feb1116.D, from x, y = 8.025, 192 to 8.109, 137, result = 260; previous integration is from x, y = 8.013, 162 to 8.109, 137 and previous response = 864.			✓	

Audit Trail report

Name	User	Time	Action	Reason	Comment	Succeed	Exception
CmdManuallyIntegrateDropBaseline	BL2000\jheine	2/14/2022 11:36:00 AM	Drop baseline for compound Acenaphthene in sample Feb1116.D to y = 137, new integration is from x, y = 8.025, 137 to 8.109, 137 and new response = 398; previous integration is from x, y = 8.025, 192 to 8.109, 137 and previous response = 260.			✓	
CmdZeroOutPeak	BL2000\jheine	2/14/2022 11:36:12 AM	Zero out primary peak of compound Acenaphthene in sample Feb1116.D			✓	
CmdManuallyIntegratePeak	BL2000\jheine	2/14/2022 11:36:18 AM	Manually integrate compound Chrysene in sample Feb1116.D, from x, y = 14.714, 353 to 14.789, 423, result = -676; previous integration is from x, y = 14.611, 65 to 14.714, 66 and previous response = 4235.			✓	
CmdManuallyIntegrateSnapBaseline	BL2000\jheine	2/14/2022 11:36:19 AM	Snap baseline for compound Chrysene in sample Feb1116.D, from x = 14.714 to x = 14.789, new integration is from x, y = 14.714, 225 to 14.789, 116 and new response = 298; previous integration is from x, y = 14.714, 353 to 14.789, 423 and previous response = -676.			✓	
CmdManuallyIntegrateDropBaseline	BL2000\jheine	2/14/2022 11:36:20 AM	Drop baseline for compound Chrysene in sample Feb1116.D to y = 116, new integration is from x, y = 14.714, 116 to 14.789, 116 and new response = 543; previous integration is from x, y = 14.714, 225 to 14.789, 116 and previous response = 298.			✓	
CmdZeroOutPeak	BL2000\jheine	2/14/2022 11:36:33 AM	Zero out primary peak of compound Chrysene in sample Feb1116.D			✓	
CmdManuallyIntegratePeak	BL2000\jheine	2/14/2022 11:36:50 AM	Manually integrate compound Benzo(a)pyrene in sample Feb1117.D, from x, y = 18.289, 130 to 18.363, 416, result = -737; previous integration is from x, y = 18.388, 78 to 18.524, 89 and previous response = 3264.			✓	
CmdManuallyIntegrateSnapBaseline	BL2000\jheine	2/14/2022 11:36:51 AM	Snap baseline for compound Benzo(a)pyrene in sample Feb1117.D, from x = 18.289 to x = 18.363, new integration is from x, y = 18.289, 67 to 18.363, 77 and new response = 157; previous integration is from x, y = 18.289, 130 to 18.363, 416 and previous response = -737.			✓	
CmdManuallyIntegrateDropBaseline	BL2000\jheine	2/14/2022 11:36:52 AM	Drop baseline for compound Benzo(a)pyrene in sample Feb1117.D to y = 67, new integration is from x, y = 18.289, 67 to 18.363, 67 and new response = 179; previous integration is from x, y = 18.289, 67 to 18.363, 77 and previous response = 157.			✓	

Audit Trail report

Name	User	Time	Action	Reason	Comment	Succeed	Exception
CmdZeroOutPeak	BL2000\jheine	2/14/2022 11:36:55 AM	Zero out primary peak of compound Benzo(a)pyrene in sample Feb1117.D			✓	
CmdManuallyIntegratePeak	BL2000\jheine	2/14/2022 11:37:00 AM	Manually integrate compound Acenaphthene in sample Feb1117.D, from x, y = 8.025, 374 to 8.100, 496, result = -1093; previous integration is from x, y = 7.978, 97 to 8.138, 97 and previous response = 3110.			✓	
CmdManuallyIntegrateSnapBaseline	BL2000\jheine	2/14/2022 11:37:01 AM	Snap baseline for compound Acenaphthene in sample Feb1117.D, from x = 8.025 to x = 8.100, new integration is from x, y = 8.025, 287 to 8.100, 123 and new response = -63; previous integration is from x, y = 8.025, 374 to 8.100, 496 and previous response = -1093.			✓	
CmdManuallyIntegrateDropBaseline	BL2000\jheine	2/14/2022 11:37:01 AM	Drop baseline for compound Acenaphthene in sample Feb1117.D to y = 123, new integration is from x, y = 8.025, 123 to 8.100, 123 and new response = 305; previous integration is from x, y = 8.025, 287 to 8.100, 123 and previous response = -63.			✓	
CmdZeroOutPeak	BL2000\jheine	2/14/2022 11:37:22 AM	Zero out primary peak of compound Acenaphthene in sample Feb1117.D			✓	
CmdManuallyIntegratePeak	BL2000\jheine	2/14/2022 11:37:30 AM	Manually integrate compound Chrysene in sample Feb1117.D, from x, y = 14.714, 315 to 14.814, 447, result = -1135; previous integration is from x, y = 14.609, 66 to 14.714, 71 and previous response = 3843.			✓	
CmdManuallyIntegrateSnapBaseline	BL2000\jheine	2/14/2022 11:37:31 AM	Snap baseline for compound Chrysene in sample Feb1117.D, from x = 14.714 to x = 14.814, new integration is from x, y = 14.714, 227 to 14.814, 106 and new response = 146; previous integration is from x, y = 14.714, 315 to 14.814, 447 and previous response = -1135.			✓	
CmdManuallyIntegrateDropBaseline	BL2000\jheine	2/14/2022 11:37:32 AM	Drop baseline for compound Chrysene in sample Feb1117.D to y = 106, new integration is from x, y = 14.714, 106 to 14.814, 106 and new response = 507; previous integration is from x, y = 14.714, 227 to 14.814, 106 and previous response = 146.			✓	
CmdZeroOutPeak	BL2000\jheine	2/14/2022 11:37:34 AM	Zero out primary peak of compound Chrysene in sample Feb1117.D			✓	
CmdManuallyIntegratePeak	BL2000\jheine	2/14/2022 11:38:37 AM	Manually integrate compound Fluorene in sample Feb1118.D, from x, y = 8.649, 261 to 8.711, 1713, result = -1685; previous integration is from x, y = 8.941, 291 to 9.047, 302 and previous response = 19273.			✓	

Audit Trail report

Name	User	Time	Action	Reason	Comment	Succeed	Exception
CmdManuallyIntegrateSnapBaseline	BL2000\jheine	2/14/2022 11:38:38 AM	Snap baseline for compound Fluorene in sample Feb1118.D, from x = 8.649 to x = 8.711, new integration is from x, y = 8.649, 261 to 8.711, 247 and new response = 1055; previous integration is from x, y = 8.649, 261 to 8.711, 1713 and previous response = -1685.			✓	
CmdManuallyIntegrateDropBaseline	BL2000\jheine	2/14/2022 11:38:38 AM	Drop baseline for compound Fluorene in sample Feb1118.D to y = 247, new integration is from x, y = 8.649, 247 to 8.711, 247 and new response = 1081; previous integration is from x, y = 8.649, 261 to 8.711, 247 and previous response = 1055.			✓	
CmdZeroOutPeak	BL2000\jheine	2/14/2022 11:39:52 AM	Zero out primary peak of compound Fluorene in sample Feb1118.D			✓	
CmdManuallyIntegratePeak	BL2000\jheine	2/14/2022 11:39:57 AM	Manually integrate compound Benzo(a)pyrene in sample Feb1118.D, from x, y = 18.289, 99 to 18.363, 121, result = 251; previous integration is from x, y = 18.389, 116 to 18.524, 126 and previous response = 3522.			✓	
CmdZeroOutPeak	BL2000\jheine	2/14/2022 11:39:58 AM	Zero out primary peak of compound Benzo(a)pyrene in sample Feb1118.D			✓	
CmdManuallyIntegratePeak	BL2000\jheine	2/14/2022 11:40:03 AM	Manually integrate compound Acenaphthene in sample Feb1118.D, from x, y = 8.025, 265 to 8.063, 270, result = 562; previous integration is from x, y = 7.988, 270 to 8.063, 270 and previous response = 3097.			✓	
CmdManuallyIntegrateDropBaseline	BL2000\jheine	2/14/2022 11:40:05 AM	Drop baseline for compound Acenaphthene in sample Feb1118.D to y = 265, new integration is from x, y = 8.025, 265 to 8.063, 265 and new response = 567; previous integration is from x, y = 8.025, 265 to 8.063, 270 and previous response = 562.			✓	
CmdZeroOutPeak	BL2000\jheine	2/14/2022 11:40:06 AM	Zero out primary peak of compound Acenaphthene in sample Feb1118.D			✓	
CmdZeroOutPeak	BL2000\jheine	2/14/2022 11:40:10 AM	Zero out primary peak of compound 2-Methylnaphthalene in sample Feb1118.D			✓	
CmdZeroOutPeak	BL2000\jheine	2/14/2022 11:40:12 AM	Zero out primary peak of compound Chrysene in sample Feb1118.D			✓	
CmdZeroOutPeak	BL2000\jheine	2/14/2022 11:40:14 AM	Zero out primary peak of compound 1-Methylnaphthalene in sample Feb1118.D			✓	
CmdZeroOutPeak	BL2000\jheine	2/14/2022 11:40:15 AM	Zero out primary peak of compound Naphthalene in sample Feb1118.D			✓	
CmdZeroOutPeak	BL2000\jheine	2/14/2022 11:40:25 AM	Zero out primary peak of compound Benzo(a)pyrene in sample Feb1119.D			✓	

Audit Trail report

Name	User	Time	Action	Reason	Comment	Succeed	Exception
CmdZeroOutPeak	BL2000\jheine	2/14/2022 11:40:28 AM	Zero out primary peak of compound Acenaphthene in sample Feb1119.D			✓	
CmdZeroOutPeak	BL2000\jheine	2/14/2022 11:40:29 AM	Zero out primary peak of compound Chrysene in sample Feb1119.D			✓	
CmdImportSamplesFromWorklist	BL2000\jheine	2/14/2022 11:42:58 AM	Add samples from worklist: \\MASSHUNTER\Org\Data\SV5975.I\sh021122\1 e8270c bna SIM\Feb1120.D			✓	
CmdSetSampleAttribute	BL2000\jheine	2/14/2022 11:43:11 AM	Set SampleType = CC for sample Feb1120.D; previous value = Sample			✓	
CmdSetSampleAttribute	BL2000\jheine	2/14/2022 11:43:21 AM	Set LevelName = CCV for sample Feb1120.D; previous value =			✓	
CmdQuantitate	BL2000\jheine	2/14/2022 11:43:22 AM	Quantitate all compounds in sample Feb1120.D			✓	
CmdManuallyIntegrateSplit	BL2000\jheine	2/14/2022 11:44:06 AM	Split peak for compound 1-Methylnaphthalene in sample Feb1120.D and keep left peak, new integration is from x, y = 6.877, 147.15 to 6.965, 147.15 and new response = 40129, previous integration is from x, y = 6.877, 147 to 7.065, 147 and previous response = 42410.			✓	
CmdSetTargetCompoundAttribute	BL2000\jheine	2/14/2022 11:44:09 AM	Set UserAnnotation = GT for compound 1-Methylnaphthalene in sample Feb1120.D; previous value =			✓	
CmdManuallyIntegratePeak	BL2000\jheine	2/14/2022 11:44:50 AM	Manually integrate compound Benzo(g,h,i)perylene in sample Feb1120.D, from x, y = 20.464, 1659 to 20.625, 5450, result = 26325; previous integration is from x, y = 20.478, 1747 to 20.564, 1532 and previous response = 44929.			✓	
CmdManuallyIntegrateSnapBaseline	BL2000\jheine	2/14/2022 11:44:51 AM	Snap baseline for compound Benzo(g,h,i)perylene in sample Feb1120.D, from x = 20.464 to x = 20.625, new integration is from x, y = 20.464, 235 to 20.625, 642 and new response = 56360; previous integration is from x, y = 20.464, 1659 to 20.625, 5450 and previous response = 26325.			✓	
CmdManuallyIntegrateDropBaseline	BL2000\jheine	2/14/2022 11:44:52 AM	Drop baseline for compound Benzo(g,h,i)perylene in sample Feb1120.D to y = 235, new integration is from x, y = 20.464, 235 to 20.625, 235 and new response = 58321; previous integration is from x, y = 20.464, 235 to 20.625, 642 and previous response = 56360.			✓	
CmdSetTargetCompoundAttribute	BL2000\jheine	2/14/2022 11:44:55 AM	Set UserAnnotation = BA for compound Benzo(g,h,i)perylene in sample Feb1120.D; previous value =			✓	

Audit Trail report

Name	User	Time	Action	Reason	Comment	Succeed	Exception
CmdSaveBatchTable	BL2000\jheine	2/14/2022 11:45:06 AM	Save batch \\MASSHUNTER\Org\Data\SV5975.I\sh 021122\1 e8270c bna SIM\QuantResults\021122 bna SIM 1.batch.bin			✓	
CmdSaveBatchTable	BL2000\jheine	2/14/2022 11:45:46 AM	Save batch \\MASSHUNTER\Org\Data\SV5975.I\sh 021122\1 e8270c bna SIM\QuantResults\021122 bna SIM 1.batch.bin			✓	
CmdSetSampleAttribute	BL2000\jheine	2/14/2022 12:16:49 PM	Set SampleApproved = True for sample Feb1101.D; previous value = False			✓	
CmdSetSampleAttribute	BL2000\jheine	2/14/2022 12:16:50 PM	Set SampleApproved = True for sample Feb1102.D; previous value = False			✓	
CmdSaveBatchTable	BL2000\jheine	2/14/2022 2:08:42 PM	Save batch \\MASSHUNTER\Org\Data\SV5975.I\sh 021122\1 e8270c bna SIM\QuantResults\021122 bna SIM 1.batch.bin			✓	
CmdOpenBatchTable	BL2000\jheine	2/14/2022 2:08:49 PM	Open batch \\MASSHUNTER\Org\Data\SV5975.I\sh 021122\1 e8270c bna SIM\021122 bna SIM 1.batch.bin			✓	
CmdSetSampleAttribute	BL2000\jheine	2/14/2022 2:08:53 PM	Set SampleApproved = True for sample Feb1103.D; previous value = False			✓	
CmdSetSampleAttribute	BL2000\jheine	2/14/2022 2:08:54 PM	Set SampleApproved = True for sample Feb1104.D; previous value = False			✓	
CmdSetSampleAttribute	BL2000\jheine	2/14/2022 2:08:56 PM	Set SampleApproved = True for sample Feb1105.D; previous value = False			✓	
CmdSetSampleAttribute	BL2000\jheine	2/14/2022 2:08:58 PM	Set SampleApproved = True for sample Feb1106.D; previous value = False			✓	
CmdSetSampleAttribute	BL2000\jheine	2/14/2022 2:08:59 PM	Set SampleApproved = True for sample Feb1107.D; previous value = False			✓	
CmdSetSampleAttribute	BL2000\jheine	2/14/2022 2:09:01 PM	Set SampleApproved = True for sample Feb1108.D; previous value = False			✓	
CmdSetSampleAttribute	BL2000\jheine	2/14/2022 2:09:02 PM	Set SampleApproved = True for sample Feb1109.D; previous value = False			✓	
CmdSetSampleAttribute	BL2000\jheine	2/14/2022 2:09:04 PM	Set SampleApproved = True for sample Feb1110.D; previous value = False			✓	
CmdSetSampleAttribute	BL2000\jheine	2/14/2022 2:09:05 PM	Set SampleApproved = True for sample Feb1111.D; previous value = False			✓	

Audit Trail report

Name	User	Time	Action	Reason	Comment	Succeed	Exception
CmdSetSampleAttribute	BL2000\jheine	2/14/2022 2:09:06 PM	Set SampleApproved = True for sample Feb1112.D; previous value = False			✓	
CmdSetSampleAttribute	BL2000\jheine	2/14/2022 2:09:08 PM	Set SampleApproved = True for sample Feb1113.D; previous value = False			✓	
CmdSetSampleAttribute	BL2000\jheine	2/14/2022 2:09:09 PM	Set SampleApproved = False for sample Feb1113.D; previous value = True			✓	
CmdSetSampleAttribute	BL2000\jheine	2/14/2022 2:09:10 PM	Set SampleApproved = True for sample Feb1114.D; previous value = False			✓	
CmdSetSampleAttribute	BL2000\jheine	2/14/2022 2:09:11 PM	Set SampleApproved = True for sample Feb1113.D; previous value = False			✓	
CmdSetSampleAttribute	BL2000\jheine	2/14/2022 2:09:13 PM	Set SampleApproved = True for sample Feb1115.D; previous value = False			✓	
CmdSetSampleAttribute	BL2000\jheine	2/14/2022 2:09:14 PM	Set SampleApproved = True for sample Feb1116.D; previous value = False			✓	
CmdSetSampleAttribute	BL2000\jheine	2/14/2022 2:09:20 PM	Set SampleApproved = True for sample Feb1120.D; previous value = False			✓	
CmdSaveBatchTable	BL2000\jheine	2/14/2022 2:09:32 PM	Save batch \\MASSHUNTER\Org\Data\SV5975.I\sh 021122\1 e8270c bna SIM\QuantResults\021122 bna SIM 1.batch.bin			✓	
CmdQuantitate	BL2000\jheine	2/14/2022 2:09:47 PM	Quantitate all compounds in all samples			✓	
CmdSaveBatchTable	BL2000\jheine	2/14/2022 2:09:53 PM	Save batch \\MASSHUNTER\Org\Data\SV5975.I\sh 021122\1 e8270c bna SIM\QuantResults\021122 bna SIM 1.batch.bin			✓	
GenerateReport	BL2000\jheine	2/14/2022 2:17:35 PM	Generates report - Method: D:\Org\reports\GCMSSSEMI Report Templates\Tests_for_LevelIV\Env_Qua ntResults_wGraphics+Chromatogram. m, Output Path: \\MASSHUNTER\Org\Data\SV5975.I\sh 021122\1 e8270c bna SIM\QuantReports\ 			✓	
GenerateReport	BL2000\jheine	2/14/2022 2:25:11 PM	Generates report - Method: D:\Org\reports\GCMSSSEMI Report Templates\Tests_for_LevelIV\Env_Qua ntResults_wGraphics+Chromatogram. m, Output Path: \\MASSHUNTER\Org\Data\SV5975.I\sh 021122\1 e8270c bna SIM\QuantReports\ 			✓	



Prep Batch 163621 Standards Traceability Report

Spike ID: sv83514

Spike Name: Additional

Prep Date: 9/22/2021

Exp Date: 10/1/2022

Department: GCMSPR

Vendor: AccuStandard

Lot Number: 22002155-02

Balance ID:

Comments: 12x1mL ampules

Type: Primary

Prep By: Ryan F. Bengel

Status: Open

Final Volume: 1 mL

Chemical/Solvent Used	Bottle No	Amt	Units	Expires
Custom Semi-Volatile Standard	14279	1	mL	10/1/2022

Stock Source	Base Units	Amount Added
--------------	------------	--------------



Prep Batch 163621 Standards Traceability Report

Spike ID: sv83604

Spike Name: BN Surr

Prep Date: 10/25/2021

Exp Date: 7/31/2027

Department: GCMSPR

Vendor: Restek

Lot Number: A0175748

Balance ID:

Comments: 6 ampules

Type: Primary

Prep By: Ryan F. Bengel

Status: New

Final Volume: 5 mL

Chemical/Solvent Used	Bottle No	Amt	Units	Expires
B/N Surrogate Mix (4/89 SOW)	14431	5	mL	7/31/2027
Stock Source	Base Units	Amount Added		



Prep Batch 163621 Standards Traceability Report

Spike ID: sv83608

Spike Name: 625 LCS

Prep Date: 11/29/2021

Exp Date: 9/15/2026

Department: GCMSPR

Vendor:

Lot Number:

Balance ID:

Comments: 20x1 mL ampule

Type: Secondary

Prep By: Ryan F. Benge

Status: New

Final Volume: mL

Chemical/Solvent Used	Bottle No	Amt	Units	Expires
CLP Semi-volatile calibration standard	14546		mL	9/15/2026
Stock Source	Base Units	Amount Added		



Prep Batch 163621 Standards Traceability Report

Spike ID: sv83609

Spike Name: AE Surrogate

Prep Date: 11/29/2021

Exp Date: 3/6/2023

Department: GCMSPR

Vendor:

Lot Number:

Balance ID:

Comments: 5x1 mL ampule

Type: Secondary

Prep By: Ryan F. Benge

Status: New

Final Volume: mL

Chemical/Solvent Used	Bottle No	Amt	Units	Expires
Acid Surrogate	14527		mL	3/6/2023
Stock Source	Base Units	Amount Added		



Prep Batch 163621 Standards Traceability Report

Spike ID: sv92706

Spike Name: BNA Surr

Prep Date: 12/22/2021

Exp Date: 3/31/2022

Department: GCMSPR

Vendor:

Lot Number:

Balance ID:

Comments: 2000/1000ug/mL

Type: Tertiary

Prep By: Zachary B. Zaccardi

Status: New

Final Volume: 25 mL

Chemical/Solvent Used	Bottle No	Amt	Units	Expires
Acetone DZ963	13755	17.5	mL	3/31/2022

Stock Source	Base Units	Amount Added
sv83609	ug/mL	2.5 mL
sv83604	ug/mL	5 mL



Prep Batch 163621 Standards Traceability Report

Spike ID: sv92717

Spike Name: LL BNA Surr

Prep Date: 1/14/2022

Exp Date: 3/31/2022

Department: GCMSPR

Vendor:

Lot Number:

Balance ID:

Comments: 100/50 ug/mL

Type: Tertiary

Prep By: Zachary B. Zaccardi

Status: New

Final Volume: 4 mL

Chemical/Solvent Used	Bottle No	Amt	Units	Expires
Acetone DZ963	13755	3.8	mL	3/31/2022
Stock Source	Base Units	Amount Added		
sv92706	ug/mL	0.2 mL		



Prep Batch 163621 Standards Traceability Report

Spike ID: sv92718

Spike Name: BNA Surr

Prep Date: 1/17/2022

Exp Date: 3/31/2022

Department: GCMSPR

Vendor:

Lot Number:

Balance ID:

Comments: 2000/1000ug/mL

Type: Tertiary

Prep By: Zachary B. Zaccardi

Status: New

Final Volume: 25 mL

Chemical/Solvent Used	Bottle No	Amt	Units	Expires
Acetone DZ963	13755	17.5	mL	3/31/2022

Stock Source	Base Units	Amount Added
sv83609	ug/mL	2.5 mL
sv83604	ug/mL	5 mL



Prep Batch 163621 Standards Traceability Report

Spike ID: sv92809

Spike Name: LCS/Add Extractions

Prep Date: 2/7/2022

Exp Date: 7/22/2022

Department: GCMSPR

Vendor:

Lot Number:

Balance ID:

Comments: 100ug/mL. Spike 1mL into water.

Type: Secondary

Prep By: Zachary B. Zaccardi

Status: New

Final Volume: 25 mL

Chemical/Solvent Used	Bottle No	Amt	Units	Expires
Acetone DZ509	13553	21.25	mL	7/22/2022

Stock Source	Base Units	Amount Added
sv83514	ug/mL	1.25 mL
sv83608	ug/mL	2.5 mL

CERTIFICATE OF ANALYSIS

Catalog No: S-14500-R2
Description: Custom Semi-Volatile Standard
Lot: 220021255-02
Solvent: Dichloromethane
Hazards: Refer to SDS for complete safety information

Date Certified: Aug 31, 2021
Expiration: Oct 1, 2022
Sample Size: 1 mL
Components: 10
Storage Condition: Freeze (<-10 °C)/Sonicate



Signal Word: Warning

Certified Reference Material



AR-1463

Component	CAS #	Purity % (GC/MS)	Prepared Concentration ² (µg/mL)	Certified Analyte Concentration ¹ (µg/mL)
Pyridine				
4-Chlorophenol	110-86-1	98.7	2026	2000
1-Methylnaphthalene	106-48-9	100.0	2019	2019
N-Nitrosodiphenylamine	90-12-0	98.5	2003	1973
4-Chloro-2-methylphenol	86-30-6	100.0	2022	2022
Benzoic acid	1570-64-5	97.0	2069*	2007
Aniline	65-85-0	99.5	2010	2000
Benzyl alcohol	62-53-3	98.0	2002	1962
Triallate	100-51-6	99.9	2011	2009
o-Terphenyl	2303-17-5	99.9	2013	2011
	84-15-1	99.9	2019	2017

ID #: 14279
Opened: _____
Custom Semi-Volatile Standard
Expires: 10/1/2022
Rec'd: 9/16/2021
Enerav Laboratories Inc 1120 So. 27th Street
Billings MT 59107

This Certified Reference Material was verified in accordance with ISO/IEC 17025

* Weight compensated to 100% purity.

A product with a suffix (-1A, -2B, etc. or -01, -02, etc.) on its lot number has had its expiration date extended and is identical to the same lot number without the suffix.

² All weights are traceable through NIST, Test No. 684/289871-17

¹ Certified Analyte Concentration = Purity x Prepared Concentration.


The Uncertainty associated with the certified concentration reported on this certificate is ±2.4%. This value is the combined expanded uncertainty and represents an estimated standard deviation equal to the positive square root of the total variation of the uncertainty of components. A normal distribution is assumed and a coverage factor of K=2 is chosen using approximately a 95% confidence level.

Labels and certificates follow U.S. Conventions in reporting numerical values: A comma (,) is used to separate units of one-thousand or greater. A period (.) is used as a decimal place marker.

The information on this certificate may not be reproduced without the express permission of the manufacturer. See reverse side for additional information

Hazard Information: Please refer to the SDS for information regarding the hazards associated with using this material.

This product was prepared according to in-house procedures and is guaranteed to be homogeneous.

Certified By: 
Larry Decker, Organic QC Manager

For use in routine laboratory analysis.



CERTIFIED REFERENCE MATERIAL

110 Benner Circle
Bellefonte, PA 16823-8812
Tel: (800)356-1688
Fax: (814)353-1309

www.restek.com

Certificate of Analysis



FOR LABORATORY USE ONLY-READ SDS PRIOR TO USE.

This Reference Material is intended for Laboratory Use Only as a standard for the qualitative and/or quantitative determination of the analyte(s) listed.

Catalog No. : 31086 **Lot No.:** A0175748

Description : B/N Surrogate Mix (4/89 SOW)
Base Neutral Surrogate 5000µg/mL, Methylene Chloride, 5mL/ampul

Container Size : 5 mL **Pkg Amt:** > 5 mL

Expiration Date : July 31, 2027 **Storage:** 10°C or colder

Handling: Sonicate prior to use. **Ship:** Ambient

ID #: 14431
Opened: _____
 B/N Surrogate Mix (4/89 SOW)
Expires: 7/31/2027
 Rec'd: 10/25/2021
 Energy Laboratories Inc. 1120 So. 27th Street
 Billings MT 59107

CERTIFIED VALUES

Elution Order	Compound	Grav. Conc. (weight/volume)	Expanded Uncertainty (95% C.L.; K=2)	
1	Nitrobenzene-d5 CAS # 4165-60-0 Purity 99% (Lot PR-29940A)	5,027.3 µg/mL	+/- 29.2293 µg/mL	Gravimetric
			+/- 226.4341 µg/mL	Unstressed
			+/- 251.2566 µg/mL	Stressed
2	2-Fluorobiphenyl CAS # 321-60-8 Purity 99% (Lot 00019169)	5,001.1 µg/mL	+/- 29.0767 µg/mL	Gravimetric
			+/- 225.2518 µg/mL	Unstressed
			+/- 249.9447 µg/mL	Stressed
3	p-Terphenyl-d14 CAS # 1718-51-0 Purity 99% (Lot PR-30504)	5,001.4 µg/mL	+/- 29.0787 µg/mL	Gravimetric
			+/- 225.2668 µg/mL	Unstressed
			+/- 249.9613 µg/mL	Stressed

Solvent: Methylene chloride
 CAS # 75-09-2
 Purity 99%

Tech Tips:

Due to the limited solubility of p-terphenyl-d14 in methanol, we do not recommend that this mixture be diluted in methanol.

Column:

30m x 0.25mm x 0.25µm
Rtx-5 (cat.#10223)

Carrier Gas:

hydrogen-constant pressure 10 psi.

Temp. Program:

40°C (hold 2 min.) to 330°C
@ 10°C/min. (hold 10 min.)

Inj. Temp:

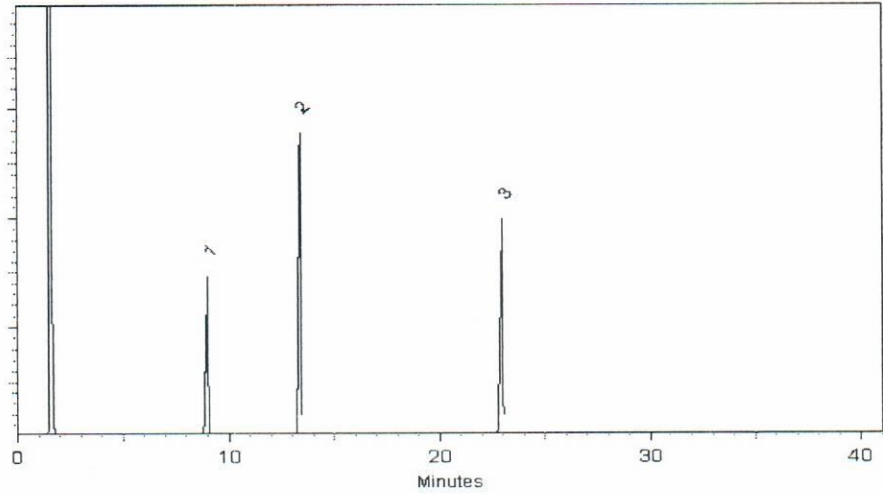
250°C

Det. Temp:

330°C

Det. Type:

FID



This chromatogram represents a general set of testing conditions chosen for product acceptance. For optimal results in your lab, conditions should be adjusted for your specific instrument, method, and application.

Sam Moodler
Sam Moodler - Operations Tech I

Date Mixed: 25-Aug-2021 Balance: B345965662

Marline Cowan
Marline Cowan - Operations Tech I

Date Passed: 27-Aug-2021

Manufactured under Restek's ISO 9001:2015
Registered Quality System
Certificate #FM 80397

General Certified Reference Material Notes

Expiration Notes:

- Expiration date valid for unopened ampul stored in compliance with the recommended conditions.
- Uncertainty, concentration, and expiration of the CRM are based on the unopened product being stored according to the recommended condition found in the storage field.

Purity Notes:

- Purity and/or chemical identity are determined by one or more of the following techniques: GC/FID, HPLC, GC/ μ ECD, GC/MS, LC/MS, RI, and/or melting point.
- Compounds with a listed purity of less than 99% have been weight corrected to compensate for impurities and/or salts. A correction factor is used to calculate the amount of compound necessary to achieve the desired concentration of the parent compound in solution.
- Purity of isomeric compounds is reported as the sum of the isomers.
- Purity values are rounded to the nearest whole number.

Certified Uncertainty Value Notes:

- The uncertainties are determined in accordance with ISO 17034 and Guide 35. The certified combined stressed uncertainty value (includes gravimetric uncertainty, homogeneity between-ampul uncertainty, storage stability uncertainty and shipping stability uncertainty and were combined using the following formula:

$$U_{combined\ stressed} = k \sqrt{U_{gravimetric}^2 + U_{homogeneity}^2 + U_{storage\ stability}^2 + U_{shipping\ stability}^2}$$

k is a coverage factor of 2, which gives a level of confidence of approximately 95%.

- It is important to note that the shipping stability uncertainty was obtained under temperature extremes for specific time intervals; therefore, the certified combined stressed uncertainty value should only be applied to the product if it was stored at non-standard temperature conditions up to and including 7 days. Contact Restek Technical Service at www.restek.com/Contact-Us for use recommendations if your shipment was in-transit for more than 7 days at non-standard temperature conditions.
- Apply the certified combined unstressed uncertainty value if the product was received under standard shipping conditions. Apply the certified combined stressed uncertainty value if the product was received under non-standard conditions as specified below.

Label Conditions	Standard Conditions	Non-Standard Conditions
25°C Nominal (Room Temperature)	< 60°C	≥ 60°C up to 7 days
10°C or colder (Refrigerate)	< 40°C	≥ 40°C up to 7 days
0°C or colder (Freezer) -20°C or colder (Deep Freezer)	< 25°C	≥ 25°C up to 7 days

- Separate (not combined) uncertainty values for gravimetric uncertainty are also displayed on the certificate, if needed, separate homogeneity between-ampul uncertainty, storage stability uncertainty and shipping stability uncertainty values are available by contacting Restek Technical Service at www.restek.com/Contact-Us.
- The packaged amount is the minimum sample size for which uncertainty is valid. The ampules are over-filled to ensure that the minimum packaged amount can be sufficiently transferred.

Manufacturing Notes:

- Concentration is based upon gravimetric preparation using either a balance whose calibration has been verified daily using NIST traceable weights, and/or dilutions with Class A glassware.

Handling Notes:

- Stability of the unopened product, when stored in compliance with the recommended conditions, is guaranteed through the expiration displayed on the product label and certificate. Contact Restek for additional opened product stability information, with the knowledge/understanding that open product stability is subject to the specific handling and environmental conditions to which the product is exposed. For your convenience Restek supplies deactivated vials with most standards packed in 2mL ampules. Larger volume deactivated vials are available through Restek as a custom ordered item. Additionally, Restek sells DMDCS for the purpose of glassware deactivation as catalog number 31861, which includes complete instructions.

CERTIFICATE OF ANALYSIS

Catalog No: CLP-AS-10X
Description: Acid Surrogate
Lot: 220031065
Solvent: Methanol
Hazards: Refer to SDS for complete safety information

Date Certified: Mar 6, 2020
Expiration: Mar 6, 2023
Sample Size: 1 mL
Components: 3
Storage Condition: Ambient (>5 °C)



Signal Word: Danger

Certified Reference Material



Component	CAS #	Purity % (GC/MS)	Prepared Concentration ² (mg/mL)	Certified Analyte Concentration ¹ (mg/mL)
2-Fluorophenol	367-12-4	99.8	20.20	20.16
Phenol-d5	4165-62-2	99.9	20.05	20.03
2,4,6-Tribromophenol	118-79-6	99.9	20.19	20.17

ID #: 14527
Opened: _____
Acid Surrogate
Expires: 3/6/2023
Rec'd: 11/17/2021
Energy Laboratories Inc 1120 So. 27th Street
Billings MT 59107

A product with a suffix (-1A, -2B, etc. or -01, -02, etc.) on its lot number has had its expiration date extended and is identical to the same lot number without the suffix.

² All weights are traceable through NIST, Test No. 684/289871-17

¹ Certified Analyte Concentration = Purity x Prepared Concentration.

The Uncertainty associated with the certified concentration reported on this certificate is $\pm 2.4\%$. This value is the combined expanded uncertainty and represents an estimated standard deviation equal to the positive square root of the total variation of the uncertainty of components. A normal distribution is assumed and a coverage factor of K=2 is chosen using approximately a 95% confidence level.

Labels and certificates follow U.S. Conventions in reporting numerical values: A comma (,) is used to separate units of one-thousand or greater. A period (.) is used as a decimal place marker.

The information on this certificate may not be reproduced without the express permission of the manufacturer. See reverse side for additional information

Hazard Information: Please refer to the SDS for information regarding the hazards associated with using this material.

This product was prepared according to in-house procedures and is guaranteed to be homogeneous.

Certified By: 

Larry Decker, Organic QC Manager

CERTIFIED WEIGHT REPORT

Part Number: 92180
Lot Number: 091521
Description: CLP Semi-Volatile Calibration Standard
64 components
Expiration Date: 091526
Recommended Storage: Freezer (0 °C)
Nominal Concentration (µg/mL): 1000
NIST Test ID#: 6UTB

Solvent: Methylene chloride
Lot#: 104929

Formulated By: Prashant Chauhan
Reviewed By: Pedro L. Rentas
DATE: 091521

Weight(s) shown below were combined and diluted to (mL): 100.0 0.003
5E-05 Balance Uncertainty
Flask Uncertainty

Table with columns: Compound, (RM#), Lot Number, Dil. Factor, Initial Vol. (mL), Initial Conc (µg/mL), Nominal Conc (µg/mL), Purity (%), Uncertainty Purity (%), Uncertainty Pipette (mL), Target Weight (g), Actual Weight (g), Actual Conc (µg/mL), Expanded Uncertainty (µg/mL), CAS#, SDS Information (OSHA PEL (TWA), L050), orl-rat, ipr-mus, scu-rat.

The certified value is the concentration calculated from gravimetric and volumetric measurements unless otherwise stated.
Standards are prepared gravimetrically using balances that are calibrated with weights traceable to NIST (see above).
Standards are certified (±) 0.5% of the stated value, unless otherwise stated.
All Standards, after opening ampule, should be stored with caps tight and under appropriate laboratory conditions.
Uncertainty Reference: Taylor, B.N. and Kuyat, C.E., "Guidelines for Evaluating and Expressing the Uncertainty of NIST Measurement Result," NIST Technical Note 1297, U.S. Government Printing Office, Washington, DC, (1994).

ID #: 14546

Opened:

CLP Semi-volatile calibration standard

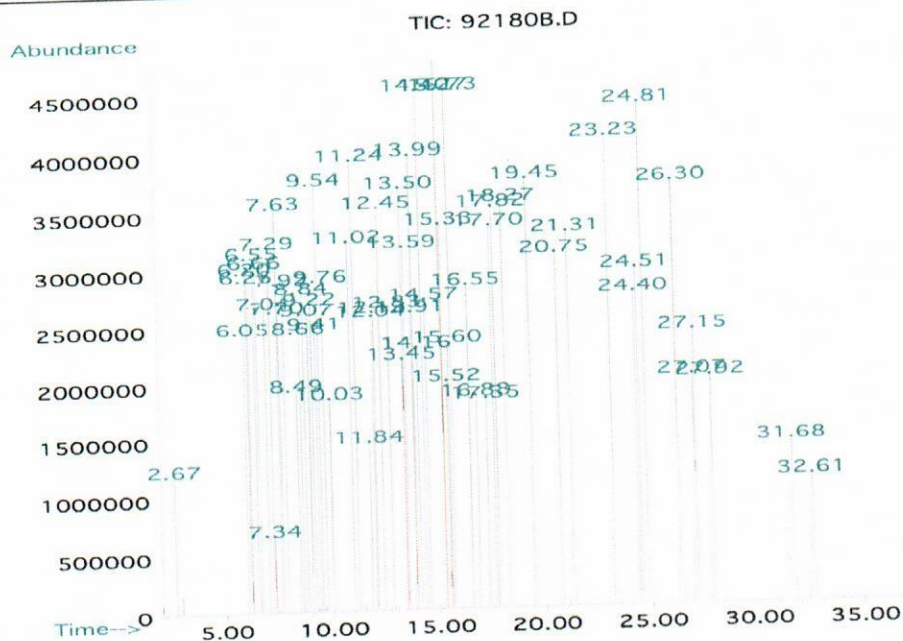
Expires: 9/15/2026

Rec'd: 11/23/2021

Envac Laboratories Inc 1120 So. 27th Street
Billings MT 59107



Method GC8MSD-2.M: Column:SBB-5 (30m X 0.25mm ID X 0.25µm film thickness) Temp 1 = 50°C (1min.), Temp 2 = 300°C (14 min.), Rate = 10°C/min., Injector B = 250°C, Detector B = 290°C, Split Ratio = 100:1, Scan Rate = 2. Analysis performed by Melissa Stonier.



Peak No	Name	MSD RT (min.)
1	N-nitrosodimethylamine	2.67
2	Phenol	6.05
3	bis(2-Chloroethyl)ether	6.20
4	2-Chlorophenol	6.26
5	1,3-Dichlorobenzene	6.55
6	1,4-Dichlorobenzene	6.63
7	1,2-Dichlorobenzene	7.04
8	o-Cresol (2-methylphenol)	7.29
9	bis(2-Chloroisopropyl)ether	7.34
10	p-Cresol (4-methylphenol)/N-nitrosodi-n-propylamine	7.63
11	Hexachloroethane	7.70
12	Nitrobenzene	7.92
13	Isophorone	8.49
14	2-Nitrophenol	8.66
15	2,4-Dimethylphenol	8.84
16	bis(2-Chloroethoxy)methane	9.07
17	2,4-Dichlorophenol	9.22
18	1,2,4-Trichlorobenzene	9.41
19	Naphthalene	9.54
20	4-Chloroaniline	9.76
21	Hexachloro-1,3-Butadiene	10.03
22	4-Chloro-3-methylphenol	11.02
23	2-Methylnaphthalene	11.24
24	Hexachlorocyclopentadiene	11.84
25	2,4,6-Trichlorophenol	12.13
26	2,4,5-Trichlorophenol	12.45
27	2-Chloronaphthalene	12.84
28	2-Nitroaniline	13.45
29	Dimethyl phthalate	13.50
30	Acenaphthylene	13.59
31	2,6-Dinitrotoluene	13.91
32	3-Nitroaniline	13.99
33	Acenaphthene	14.16
34	2,4-Dinitrophenol	14.40
35	Dibenzofuran/4-Nitrophenol	14.57
36	2,4-Dinitrotoluene	15.27
37	Diethyl phthalate/fluorene	15.33
38	4-Chlorophenyl phenyl ether	15.52
39	4-Nitroaniline	15.60
40	4,6-Dinitro-2-methylphenol	15.73
41	Azobenzene	16.56
42	4-Bromophenyl phenyl ether	16.89
43	Hexachlorobenzene	17.70
44	Pentachlorophenol	17.82
45	Phenanthrene	18.27
46	Anthracene	19.45
47	Carbazole	20.75
48	Di-n-butyl phthalate	21.31
49	Fluoranthene	23.23
50	Pyrene	24.40
51	Benzyl butyl phthalate	24.51
52	Benzo(a)anthracene	24.82
53	Chrysene	26.30
54	bis(2-Ethylhexyl)phthalate	27.07
55	Di-n-octyl phthalate	27.15
56	Benzo(b)fluoranthene	27.92
57	Benzo(k)fluoranthene	31.68
58	Benzo(a)pyrene	32.61
59	Indeno(1,2,3-cd)pyrene/Dibenz(a,h)anthracene	
60	Benzo(g,h,i)perylene	



Analytical RunID SV5975.I_220207A Standards Traceability Report

Spike ID: sv100418

Spike Name: BNA mix 200 ug/mL

Prep Date: 6/2/2021

Exp Date: 3/31/2022

Department: GCMSSEMI

Vendor:

Lot Number:

Balance ID:

Comments:

Type: Secondary

Prep By: John P. Heine

Status: New

Final Volume: 1.5 mL

Chemical/Solvent Used	Bottle No	Amt	Units	Expires
Dichloromethane EA342	13510	0.51	mL	3/31/2022

Stock Source	Base Units	Amount Added
sv82908	ug/mL	0.03 mL
sv83301	ug/mL	0.15 mL
sv83120	ug/mL	0.15 mL
sv83419	ug/mL	0.15 mL
sv82917	ug/mL	0.15 mL
sv83410	ug/mL	0.15 mL
sv83407	ug/mL	0.06 mL
sv83201	ug/mL	0.15 mL



Analytical RunID SV5975.I_220207A Standards Traceability Report

Spike ID: sv100506

Spike Name: BNA low 50 ug/mL

Prep Date: 6/2/2021

Exp Date: 3/31/2022

Department: GCMSSEMI

Vendor:

Lot Number:

Balance ID:

Comments:

Type: Secondary

Prep By: John P. Heine

Status: New

Final Volume: 0.8 mL

Chemical/Solvent Used	Bottle No	Amt	Units	Expires
Dichloromethane EA342	13510	0.6	mL	3/31/2022

Stock Source	Base Units	Amount Added
sv100418	ug/mL	0.2 mL



Analytical RunID SV5975.I_220207A Standards Traceability Report

Spike ID: sv100703

Spike Name: BNA Internals 2000 ug/mL

Prep Date: 12/9/2021

Exp Date: 5/31/2022

Department: GCMSSEMI

Vendor: Chemservice

Lot Number: 8443500

Balance ID:

Comments:

Type: Secondary

Prep By: John P. Heine

Status: New

Final Volume: 2.12 mL

Chemical/Solvent Used	Bottle No	Amt	Units	Expires
Dichloromethane EA342	13510	1.06	mL	5/31/2022

Stock Source	Base Units	Amount Added
sv83403	ug/mL	1.06 mL



Analytical RunID SV5975.I_220207A Standards Traceability Report

Spike ID: sv100801

Spike Name: BNA 2nd source 200ug/mL

Prep Date: 1/17/2022

Exp Date: 10/1/2022

Department: GCMSSEMI

Vendor:

Lot Number:

Balance ID:

Comments:

Type: Secondary

Prep By: John P. Heine

Status: New

Final Volume: 1 mL

Chemical/Solvent Used	Bottle No	Amt	Units	Expires
Dichloromethane EA342	13510	540	uL	10/1/2022

Stock Source	Base Units	Amount Added
sv83514	ug/mL	0.1 mL
sv82702	ug/mL	0.02 mL
sv83218	ug/mL	0.1 mL
sv83512	ug/mL	0.2 mL
sv83411	ug/mL	0.04 mL



Analytical RunID SV5975.I_220207A Standards Traceability Report

Standard ID: sv82702

Standard Name: AE Surr

Prep Date: 8/28/2018

Exp Date: 4/30/2023

Department: GCMSPR

Vendor: Restek

Lot Number: A0137474

Balance ID:

Comments:

Type: Primary

Prep By: Craig A. Bardelli

Status: New

Final Volume: mL

Chemical/Solvent Used	Bottle No	Amt	Units	Expires
Acid Surrogate Standard Mix (4/89)	10707	1	mL	4/30/2023
Stock Source	Base Units	Amount Added		



Analytical RunID SV5975.I_220207A Standards Traceability Report

Spike ID: sv82908

Spike Name: AE surr

Prep Date: 4/10/2019

Exp Date: 3/31/2022

Department: GCMSSEMI

Vendor: Sigma-Aldrich

Lot Number: LRAC2239

Balance ID:

Comments:

Type: Primary

Prep By: Sean McGrew

Status: New

Final Volume: mL

Chemical/Solvent Used	Bottle No	Amt	Units	Expires
EPA 8270 Acids Surrogate Spike Mix HC	11383		mL	3/31/2022
Stock Source	Base Units	Amount Added		



Analytical RunID SV5975.I_220207A Standards Traceability Report

Spike ID: sv82917

Spike Name: BNA Custom for Cal

Prep Date: 6/3/2019

Exp Date: 5/28/2023

Department: GCMSSEMI

Vendor: AccuStandard

Lot Number: 219051432

Balance ID:

Comments: Date prepared is date received (10 1mL ampules) - recert from 6/21/21 to 5/28/23

Type: Primary

Prep By: John P. Heine

Status: New

Final Volume: 1 mL

Chemical/Solvent Used	Bottle No	Amt	Units	Expires
Custom BNA Mix	11547	1	mL	5/28/2023

Stock Source	Base Units	Amount Added
--------------	------------	--------------



Analytical RunID SV5975.I_220207A Standards Traceability Report

Spike ID: sv83120

Spike Name: BN mix

Prep Date: 3/12/2020

Exp Date: 1/31/2023

Department: GCMSSEMI

Vendor: Sigma-Aldrich

Lot Number: LRAC4915

Balance ID:

Comments:

Type: Primary

Prep By: Sean McGrew

Status: New

Final Volume: 1 mL

Chemical/Solvent Used	Bottle No	Amt	Units	Expires
TCL Base-Neutrals Mix	12503	1	mL	1/31/2023
Stock Source	Base Units	Amount Added		



Analytical RunID SV5975.I_220207A Standards Traceability Report

Spike ID: sv83201

Spike Name: Phenols mix

Prep Date: 3/17/2020

Exp Date: 1/31/2028

Department: GCMSSEMI

Vendor: Restek

Lot Number: A0157111

Balance ID:

Comments:

Type: Primary

Prep By: Sean McGrew

Status: New

Final Volume: 1 mL

Chemical/Solvent Used	Bottle No	Amt	Units	Expires
604 Phenols Calibration Mix	12512		mL	1/31/2028
Stock Source	Base Units	Amount Added		



Analytical RunID SV5975.I_220207A Standards Traceability Report

Spike ID: sv83218

Spike Name: Benzidines

Prep Date: 7/7/2020

Exp Date: 5/1/2024

Department: GCMSSEMI

Vendor: AccuStandard

Lot Number: 220041353

Balance ID:

Comments: 2000 ug/mL 12839

Type: Primary

Prep By: John P. Heine

Status: New

Final Volume: 1 mL

Chemical/Solvent Used	Bottle No	Amt	Units	Expires
Benzidine & 3,3'-Dichlorobenzidine	12839	1	mL	5/1/2024
Stock Source	Base Units	Amount Added		



Analytical RunID SV5975.I_220207A Standards Traceability Report

Spike ID: sv83301

Spike Name: PAH Mix

Prep Date: 7/13/2020

Exp Date: 9/30/2022

Department: GCMSSEMI

Vendor: Sigma-Aldrich

Lot Number: LRAC3877

Balance ID:

Comments: 4 x 1mL

Type: Primary

Prep By: John P. Heine

Status: New

Final Volume: 6 mL

Chemical/Solvent Used	Bottle No	Amt	Units	Expires
TCL PAH Mix	12846	6	mL	9/30/2022
Stock Source	Base Units	Amount Added		



Analytical RunID SV5975.I_220207A Standards Traceability Report

Spike ID: sv83403

Spike Name: BNA Internals 4000ug/mL

Prep Date: 12/29/2020

Exp Date: 5/31/2022

Department: GCMSSEMI

Vendor: Chemservice

Lot Number: 10051700

Balance ID:

Comments:

Type: Primary

Prep By: John P. Heine

Status: New

Final Volume: 8 mL

Chemical/Solvent Used	Bottle No	Amt	Units	Expires
Mixture #8-Internal Standards	13372	8	mL	5/31/2022
Stock Source	Base Units	Amount Added		



Analytical RunID SV5975.I_220207A Standards Traceability Report

Standard ID: sv83407

Standard Name: BN Surr 5000 ug/mL

Prep Date: 12/14/2020

Exp Date: 10/31/2026

Department: GCMSSEMI

Vendor: Restek

Lot Number: A0166081

Balance ID:

Comments:

Type: Primary

Prep By: John P. Heine

Status: New

Final Volume: 5 mL

Chemical/Solvent Used	Bottle No	Amt	Units	Expires
B/N Surrogate Mix (4/89 SOW)	13328	1	mL	10/31/2026
Stock Source	Base Units	Amount Added		



Analytical RunID SV5975.I_220207A Standards Traceability Report

Spike ID: sv83410

Spike Name: H.S. Mix

Prep Date: 4/7/2021

Exp Date: 2/28/2024

Department: GCMSSEMI

Vendor: Sigma-Aldrich

Lot Number: LRAC9004

Balance ID:

Comments: 2000 ug/mL

Type: Primary

Prep By: Sean McGrew

Status: New

Final Volume: mL

Chemical/Solvent Used	Bottle No	Amt	Units	Expires
EPA TCL Hazardous Substances Mix (12 cmpds)	13691		mL	2/28/2024
Stock Source	Base Units	Amount Added		



Analytical RunID SV5975.I_220207A Standards Traceability Report

Spike ID: sv83411

Spike Name: BN surr

Prep Date: 4/7/2021

Exp Date: 11/20/2026

Department: GCMSSEMI

Vendor: Restek

Lot Number: A6167670

Balance ID:

Comments: 5000 ug/mL

Type: Primary

Prep By: Sean McGrew

Status: New

Final Volume: mL

Chemical/Solvent Used	Bottle No	Amt	Units	Expires
B/N Surrogate Mix (4/89 SOW)	13666		mL	11/20/2026
Stock Source	Base Units	Amount Added		



Analytical RunID SV5975.I_220207A Standards Traceability Report

Spike ID: sv83419

Spike Name: Benzidines CAL 2000ug/mL

Prep Date: 5/18/2021

Exp Date: 4/30/2023

Department: GCMSSEMI

Vendor: Agilent

Lot Number: 0006592783

Balance ID:

Comments: 2000 ug/mL

Type: Primary

Prep By: John P. Heine

Status: New

Final Volume: 1 mL

Chemical/Solvent Used	Bottle No	Amt	Units	Expires
Benzidines Standard	13854	1	mL	4/30/2023
Stock Source	Base Units	Amount Added		



Analytical RunID SV5975.I_220207A Standards Traceability Report

Spike ID: sv83512

Spike Name: 625 LCS Spk

Prep Date: 7/30/2021

Exp Date: 2/2/2026

Department: GCMSPR

Vendor: Absolute Standards

Lot Number: 020221

Balance ID:

Comments: 12x1mL ampules

Type: Primary

Prep By: Ryan F. Bengel

Status: Open

Final Volume: 1 mL

Chemical/Solvent Used	Bottle No	Amt	Units	Expires
CLP Semivolatile Calibration Standard	14074	1	mL	2/2/2026
Stock Source	Base Units	Amount Added		



Analytical RunID SV5975.I_220207A Standards Traceability Report

Spike ID: sv83514

Spike Name: Additional

Prep Date: 9/22/2021

Exp Date: 10/1/2022

Department: GCMSPR

Vendor: AccuStandard

Lot Number: 22002155-02

Balance ID:

Comments: 12x1mL ampules

Type: Primary

Prep By: Ryan F. Bengel

Status: Open

Final Volume: 1 mL

Chemical/Solvent Used	Bottle No	Amt	Units	Expires
Custom Semi-Volatile Standard	14279	1	mL	10/1/2022

Stock Source	Base Units	Amount Added
--------------	------------	--------------



110 Benner Circle
 Bellefonte, PA 16823-8812
 Tel: (800)356-1688
 Fax: (814)353-1309

www.restek.com

CERTIFIED REFERENCE MATERIAL

Certificate of Analysis



FOR LABORATORY USE ONLY-READ SDS PRIOR TO USE.

This Reference Material is intended for Laboratory Use Only as a standard for the qualitative and/or quantitative determination of the analyte(s) listed.

Catalog No. : 31063 **Lot No.:** A0137474
Description : Acid Surrogate Standard Mix (4/89)
Acid Surrogate Standard Mix (4/89) 10,000 µg/mL, Methanol, 1mL/ampul
Container Size : 2 mL **Pkg Amt:** > 1 mL
Expiration Date : April 30, 2023 **Storage:** 10°C or colder

CERTIFIED VALUES

Elution Order	Compound	Grav. Conc. (weight/volume)	Expanded Uncertainty (95% C.L., K=2)
1	2-Fluorophenol	10,046.4 µg/mL	+/- 58.8239 µg/mL
	CAS # 367-12-4 (Lot STBD7945V)		+/- 293.2702 µg/mL
	Purity 99%		+/- 355.8400 µg/mL
2	Phenol-d6	10,023.6 µg/mL	+/- 58.6904 µg/mL
	CAS # 13127-88-3 (Lot PR-27801)		+/- 292.6047 µg/mL
	Purity 99%		+/- 355.0324 µg/mL
3	2,4,6-Tribromophenol	10,057.2 µg/mL	+/- 58.8871 µg/mL
	CAS # 118-79-6 (Lot 29699MJV)		+/- 293.5855 µg/mL
	Purity 99%		+/- 356.2225 µg/mL

Solvent: Methanol
CAS # 67-56-1
Purity 99%

ID #: 10707
Opened: _____
Acid Surrogate Standard Mix (4/89)
Expires: 4/30/2023
Rec'd: 8/24/2018
 Energy Laboratories Inc 1120 So. 27th Street
 Billings MT 59107

Certificate of Analysis

EPA 8270 ACIDS SURROGATE SPIKE MIX
HC, 1X1ML, 10MG/ML, METHANOL

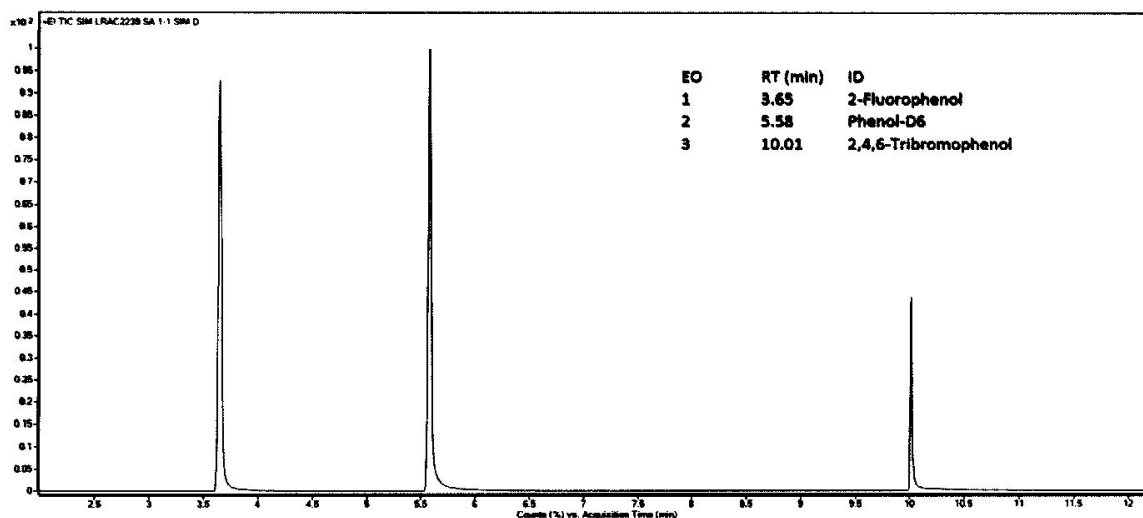
Certified
Reference
Material

Description

Product ID 47260-U
Lot LRAC2239
Expiration Date March 2022
Manufacturing Date March 2019
Storage Conditions Room Temperature
Solvent/Matrix METHANOL

Certified Values

Analyte	Units	Certified Value ^{1,4}	Raw Material Purity, %	Analytical Value	Elution order	Raw Material Lot	CAS
2-FLUOROPHENOL	µg/mL	9930 ± 288	99.9	10037	1	LB92543	367-12-4
PHENOL-D6	µg/mL	9930 ± 290	99.4	9900	2	LB91168	13127-88-3
2,4,6-TRIBROMOPHENOL	µg/mL	9930 ± 318	99.7	9900	3	LB81262	118-79-6



Additional Information:

Analytical Method Parameters:

Column: SLB-5MS, 30 m x 0.25 mm x 0.25 µm df, Flow: 1.0 ml/min
Inlet: 200 °C, Injection Mode: Split, 60:1
80 °C (5 min) to 250 °C (3 min) at 40 °C /min
Detector: MSD, SIM, Transfer line: 250 °C
Injection Volume: 0.5 µL

ID #: 11383

Opened:

EPA 8270 Acids Surrogate Spike Mix HC

Expires: 3/31/2022

Rec'd: 4/10/2019

Energyl Laboratories Inc 1120 So. 27th Street
Billings MT 59107



SIGMA-ALDRICH

2931 Soldier Springs Rd. Laramie, Wyoming 82070 USA
307-742-5452
rctechgroup@sia.com www.sigma-aldrich.com

CERTIFICATE OF ANALYSIS

Catalog No: S-6237A-R1

Description: Custom BNA Mix

Lot: 219051432-01

Solvent: Dichloromethane

Hazards: Refer to SDS for complete safety information

Date Certified: Apr 28, 2021

Expiration: May 28, 2023

Sample Size: 1 mL

Components: 6

Storage Condition: Ambient (>5 °C)



Signal Word: Warning

Certified Reference Material



Component	CAS #	Purity %	Prepared Concentration ²	Certified Analyte Concentration ¹
		(GC/MS)	(µg/mL)	(µg/mL)
4-Chloro-2-methylphenol	1570-64-5	97.0	2064*	2002
4-Chlorophenol	106-48-9	98.6	2012	1984
1-Methylnaphthalene	90-12-0	99.7	2016	2010
Pyridine	110-86-1	98.7	2003	1977
o-Terphenyl	84-15-1	99.9	2003	2001
Triallate	2303-17-5	99.9	2013	2011

ID #: 11547

Opened: _____

Custom BNA Mix

Expires: 5/28/2023

Rec'd: 5/31/2019

Energv Laboratories Inc 1120 So. 27th Street
Billings MT 59107

* Weight compensated to 100% purity.

A product with a suffix (-1A, -2B, etc. or -01, -02, etc.) on its lot number has had its expiration date extended and is identical to the same lot number without the suffix.

² All weights are traceable through NIST, Test No. 684/289871-17

¹ Certified Analyte Concentration = Purity x Prepared Concentration.

The Uncertainty associated with the certified concentration reported on this certificate is ±2.4%. This value is the combined expanded uncertainty and represents an estimated standard deviation equal to the positive square root of the total variation of the uncertainty of components. A normal distribution is assumed and a coverage factor of K=2 is chosen using approximately a 95% confidence level.

Labels and certificates follow U.S. Conventions in reporting numerical values: A comma (,) is used to separate units of one-thousand or greater. A period (.) is used as a decimal place marker.

The information on this certificate may not be reproduced without the express permission of the manufacturer. See reverse side for additional information

Hazard Information: Please refer to the SDS for information regarding the hazards associated with using this material.

This product was prepared according to in-house procedures and is guaranteed to be homogeneous.

Certified By: _____

Larry Decker, Organic QC Manager

Certificate of Analysis

TCL BASE-NEUTRALS
MIX, 1X1 ML, 2000 UG/ML, DICHLOROMETHANE

Certified
Reference
Material

Description

Product ID 47991-U
Lot LRAC4915
Expiration Date January 2023
Manufacturing Date January 2020
Storage Conditions Refrigerate
Solvent/Matrix DICHLOROMETHANE

Certified Values

Analyte	Certified Value ^{1,4}	Units	Raw Material Purity, %	Elution order	Raw Material Lot	CAS
N-NITROSODIMETHYLAMINE	1999 ± 39	µg/mL	98.1	1	11-RFS-142-1	62-75-9
BIS (2-CHLOROETHYL) ETHER	2003 ± 42	µg/mL	99.4	2	06413MS	111-44-4
1,3-DICHLOROBENZENE	2001 ± 47	µg/mL	99.6	3	11221HC	541-73-1
1,4-DICHLOROBENZENE	2000 ± 66	µg/mL	99.9	4	MKBG7690V	106-46-7
1,2-DICHLOROBENZENE	2005 ± 65	µg/mL	99.4	5	LB58923	95-50-1
BIS (2-CHLOROISOPROPYL) ETHER	2000 ± 45	µg/mL	96.7	6	LC19632	108-60-1
N-NITROSODI-N-PROPYLAMINE	2001 ± 36	µg/mL	100.0	7	2D5VJ-PB	621-64-7
HEXACHLOROETHANE	2000 ± 125	µg/mL	99.9	8	12719AO	67-72-1
NITROBENZENE	2000 ± 53	µg/mL	99.9	9	LB47070	98-95-3
ISOPHORONE	1999 ± 34	µg/mL	99.5	10	LC14006	78-59-1
BIS (2-CHLOROETHOXY) METHANE	2000 ± 33	µg/mL	98.7	11	LB46081	111-91-1
1,2,4-TRICHLOROBENZENE	2003 ± 91	µg/mL	99.9	12	447	120-82-1
HEXACHLOROBUTADIENE	1999 ± 97	µg/mL	97.2	13	MKCG6212	87-68-3
HEXACHLOROCYCLOPENTADIENE	2001 ± 111	µg/mL	96.0	14	LB95525	77-47-4
2-CHLORONAPHTHALENE	2000 ± 120	µg/mL	99.9	15	LC11403	91-58-7
DIMETHYL PHTHALATE	2006 ± 44	µg/mL	99.9	16	LB30494	131-11-3
2,6-DINITROTOLUENE	2000 ± 91	µg/mL	99.2	17	11231AN	606-20-2
2,4-DINITROTOLUENE	2000 ± 71	µg/mL	98.9	18	12316HF	121-14-2
DIETHYL PHTHALATE	1998 ± 51	µg/mL	99.9	19	207	84-66-2
4-CHLOROPHENYLPHENYL ETHER	2006 ± 52	µg/mL	99.3	20	JS00081	7005-72-3
N-NITROSODIPHENYLAMINE	2000 ± 72	µg/mL	95.5	21	LC07185	86-30-6
AZOBENZENE	2000 ± 48	µg/mL	98.2	22	BCBS6535V	103-33-3
4-BROMOPHENYLPHENYL ETHER	2006 ± 48	µg/mL	99.0	23	05916LS	101-55-3

ID #: 12503

Opened:

TCL Base-Neutrals Mix

Expires: 1/31/2023

Rec'd: 3/12/2020

Energy Laboratories Inc 1120 So. 27th Street
Billings MT 59107



SIGMA-ALDRICH

2931 Soldier Springs Rd. Laramie, Wyoming 82070 USA
800-325-5832

TechService@milliporesigma.com www.sigma-aldrich.com

RESTEK® CERTIFIED REFERENCE MATERIAL

110 Benner Circle
 Bellefonte, PA 16823-8812
 Tel: (800)356-1688
 Fax: (814)353-1309

www.restek.com

Certificate of Analysis



FOR LABORATORY USE ONLY-READ SDS PRIOR TO USE.

This Reference Material is intended for Laboratory Use Only as a standard for the qualitative and/or quantitative determination of the analyte(s) listed.

Catalog No. : 31029 **Lot No.:** A0157111
Description : 604 Phenols Calibration Mix
604 Calibration Std Phenols 2000µg/mL, Methanol, 1mL/ampul
Container Size : 2 mL **Pkg Amt:** > 1 mL
Expiration Date : January 31, 2028 **Storage:** 10°C or colder

ID #: 12512
Opened: _____
604 Phenols Calibration Mix
Expires: 1/31/2028
Rec'd: 3/17/2020
 Energy Laboratories Inc 1120 So. 27th Street
 Billings MT 59107

CERTIFIED VALUES

Elution Order	Compound	Grav. Conc. (weight:volume)	Expanded Uncertainty (95% C.L., K=2)				
1	Phenol	2,004.0 µg/mL (Lot SHBF9719V)	+/-	11.9032	µg/mL	Gravimetric	
	CAS # 108-95-2		+/-	58.5341	µg/mL	Unstressed	
	Purity 99%		+/-	71.0092	µg/mL	Stressed	
2	2-Chlorophenol	2,000.0 µg/mL (Lot STBH7290)	+/-	11.8794	µg/mL	Gravimetric	
	CAS # 95-57-8		+/-	58.4173	µg/mL	Unstressed	
	Purity 99%		+/-	70.8674	µg/mL	Stressed	
3	2-Nitrophenol	2,000.0 µg/mL (Lot BCBH7602V)	+/-	11.8794	µg/mL	Gravimetric	
	CAS # 88-75-5		+/-	58.4173	µg/mL	Unstressed	
	Purity 99%		+/-	70.8674	µg/mL	Stressed	
4	2,4-Dimethylphenol	2,000.0 µg/mL (Lot 10165155)	+/-	11.8794	µg/mL	Gravimetric	
	CAS # 105-67-9		+/-	58.4173	µg/mL	Unstressed	
	Purity 99%		+/-	70.8674	µg/mL	Stressed	
5	2,4-Dichlorophenol	2,004.0 µg/mL (Lot BCBJ8113V)	+/-	11.9032	µg/mL	Gravimetric	
	CAS # 120-83-2		+/-	58.5341	µg/mL	Unstressed	
	Purity 99%		+/-	71.0092	µg/mL	Stressed	
6	4-Chloro-3-methylphenol	2,004.0 µg/mL (Lot STBC7309V)	+/-	11.9032	µg/mL	Gravimetric	
	CAS # 59-50-7		+/-	58.5341	µg/mL	Unstressed	
	Purity 99%		+/-	71.0092	µg/mL	Stressed	
7	2,4,6-Trichlorophenol	2,002.0 µg/mL (Lot STBH7520)	+/-	11.8913	µg/mL	Gravimetric	
	CAS # 88-06-2		+/-	58.4757	µg/mL	Unstressed	
	Purity 99%		+/-	70.9383	µg/mL	Stressed	

CERTIFICATE OF ANALYSIS

Catalog No: Z-014F
Description: Benzidine & 3,3'-Dichlorobenzidine
Lot: 220041353
Solvent: Methanol
Hazards: Refer to SDS for complete safety information

Date Certified: May 1, 2020
Expiration: May 1, 2024
Sample Size: 1 mL
Components: 2
Storage Condition: Ambient (>5 °C)



Signal Word: Danger

Certified Reference Material



Component	CAS #	Purity % (GC/MS)	Prepared Concentration ² (µg/mL)	Certified Analyte Concentration ¹ (µg/mL)
Benzidine **	92-87-5	99.9	2004	2002
3,3'-Dichlorobenzidine **	91-94-1	100.0	2001	2001

ID #: 12839

Opened: _____

Benzidine & 3,3'-Dichlorobenzidine

Expires: 5/1/2024

Rec'd: 7/7/2020

Energy Laboratories Inc 1120 So. 27th Street
Billings MT 59107

**Benzidine and 3,3'-Dichlorobenzidine are subject to oxidative degradation

**Benzidine and 3,3'-Dichlorobenzidine are subject to oxidative degradation

A product with a suffix (-1A, -2B, etc. or -01, -02, etc.) on its lot number has had its expiration date extended and is identical to the same lot number without the suffix.

² All weights are traceable through NIST, Test No. 684/289871-17

¹ Certified Analyte Concentration = Purity x Prepared Concentration.

The Uncertainty associated with the certified concentration reported on this certificate is $\pm 2.4\%$. This value is the combined expanded uncertainty and represents an estimated standard deviation equal to the positive square root of the total variation of the uncertainty of components. A normal distribution is assumed and a coverage factor of K=2 is chosen using approximately a 95% confidence level.

Labels and certificates follow U.S. Conventions in reporting numerical values: A comma (,) is used to separate units of one-thousand or greater. A period (.) is used as a decimal place marker.

The information on this certificate may not be reproduced without the express permission of the manufacturer. See reverse side for additional information

Certified By: _____

Larry Decker, Organic QC Manager



CERTIFICATE OF ANALYSIS

Catalog No: Z-014F
Description: Benzidine & 3,3'-Dichlorobenzidine
Lot: 220041353
Solvent: Methanol

Date Certified: May 1, 2020
Expiration: May 1, 2024
Sample Size: 1 mL
Components: 2

I-TEST

AccuStandard, Inc.
 Statistical Report for CLP (SOW 1997)
 1-May-2020

QR-CO-003 rev. 3/16

Peak	Z-014F 220041353								Z-014F 220031213								NOTES:							
	Run #1	Run #2	Run #3	Run #4	Mean	Std Dev	% RSD		Run #1	Run #2	Run #3	Run #4	Mean	Std Dev	% RSD		L.025	U.025	# of	10 % error				
1 Benzidine (92-87-5)	90	83	79	78	83	5.45	6.60%		84	84	80	76	81	3.83	4.73%		0.45	23.7	220041353	Component	220031213	Runs	Conc.	means
2 3,3'-Dichlorobenzidine (91-94-1)	104	96	93	91	96	5.72	5.95%		98	99	94	89	95	4.27	4.51%		0.35	20.9	1.1%	3,3'-Dichlorobenzidine (91-94-1)	15.8	4	2000	1%

AccuStandard


CERTIFICATE OF ANALYSIS

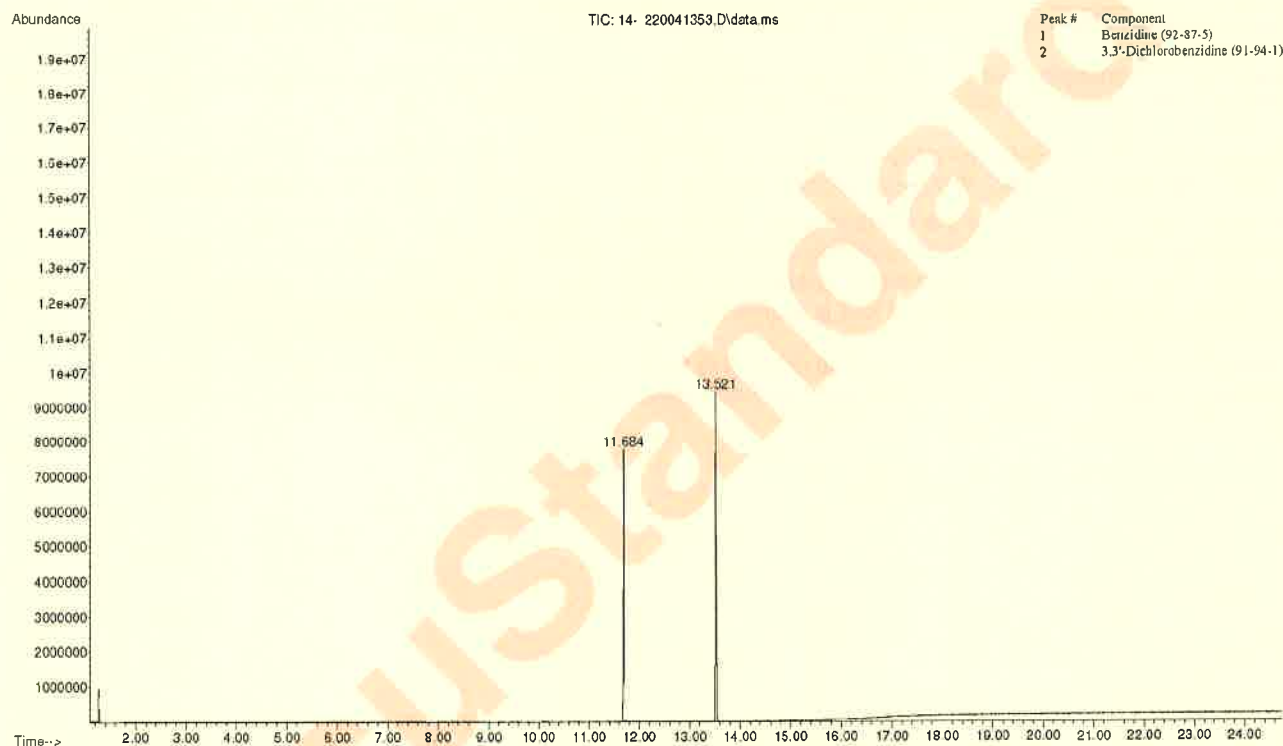
Catalog No: Z-014F
Description: Benzidine & 3,3'-Dichlorobenzidine
Lot: 220041353
Solvent: Methanol

Date Certified: May 1, 2020
Expiration: May 1, 2024
Sample Size: 1 mL
Components: 2

Chromatogram

File :D:\MassHunter\GCMS\1\DATA\043020\14- 220041353.D
Operator : Organic QC Lab
Acquired : 30 Apr 2020 17:16 using AcqMethod CHICK_2019_S100.M
Instrument : GCMS 6
Sample Name: Z-014F (220041353)
Misc Info : Z-014F @2000ug/mL in Methanol
Vial Number: 138

 **AccuStandard®**
Leader in Analytical Reference Standards
Column: DB-5MS, 30m, 0.25 ID, 0.25 um
Oven Program: 80c 17c/min to 340c, 8min
GC Parameters: Cons. Split, 12psi constant flow
Split 100:1, 1uL inj.; GC/MS; INJ 270c



CERTIFICATE OF ANALYSIS

Catalog No: Z-014F
Description: Benzidine & 3,3'-Dichlorobenzidine
Lot: 220041353
Solvent: Methanol

Date Certified: May 1, 2020
Expiration: May 1, 2024
Sample Size: 1 mL
Components: 2

RAW DATA

Data Path : D:\MassHunter\GCMS\1\DATA\043020\
Data File : 14- 220041353.D
Acq On : 30 Apr 20 05:16 pm
Operator : Organic QC Lab
Sample : Z-014F (220041353)
Misc : Z-014F @2000ug/mL in Methanol
ALS Vial : 138 Sample Multiplier: 1

Integration Parameters: events.e
Integrator: ChemStation

Method : D:\MassHunter\GCMS\1\methods\CHICK_2019.M
Title :

Signal : TIC: 14- 220041353.D\data.ms

peak #	R.T. min	first scan	max scan	last scan	PK TY	peak height	corr. area	corr. % max.	% of total
1	11.684	2371	2386	2399	PV	7555441	90932217	86.94%	46.506%
2	13.521	2790	2799	2825	BB	9071921	104594086	100.00%	53.494%

Certificate of Analysis

Certified
Reference
Material

TCL PAH

MIX,1X1ML,2000UG/ML,BENZENE:DICHLOROMETHANE

Description

Product ID CRM48905
Lot LRAC3877
Expiration Date September 2022
Manufacturing Date September 2019
Storage Conditions Refrigerate
Solvent/Matrix methylene chloride: benzene (1:1)

Certified Values

Analyte	Certified Value ^{1,4}	Units	Raw Material Purity,%	Analytical Value ⁶	Elution order	Raw Material Lot	CAS
NAPHTHALENE	2000 ± 32	µg/mL	100.0	2022	01	01112017-5	91-20-
ACENAPHTHYLENE	2000 ± 66	µg/mL	99.8	2005	02	LC21494	208-96-
ACENAPHTHENE	2000 ± 63	µg/mL	99.9	2031	03	MKCC8329	83-32-'
FLUORENE	2000 ± 90	µg/mL	99.4	2009	04	LC19126	86-73-'
PHENANTHRENE	2000 ± 56	µg/mL	99.6	2043	05	MKCD3760	85-01-i
ANTHRACENE	2000 ± 39	µg/mL	99.9	2005	06	LC14310	120-12-
FLUORANTHENE	2000 ± 69	µg/mL	98.5	2031	07	LB99099	206-44-
PYRENE	2000 ± 68	µg/mL	91.6	2078	08	LB70761	129-00-
BENZO (A) ANTHRACENE	2000 ± 63	µg/mL	99.9	2002	09	LC19271	56-55-;
CHRYSENE	2000 ± 59	µg/mL	99.0	2026	10	21L74	218-01-
BENZO (B) FLUORANTHENE	2000 ± 62	µg/mL	99.5	1998	11	LB95773	205-99-
BENZO (K) FLUORANTHENE	2000 ± 62	µg/mL	99.9	2043	12	0000029501	207-08-
BENZO(A)PYRENE	2002 ± 64	µg/mL	99.6	2037	13	LB73826	50-32-i
DIBENZ (A,H) ANTHRACENE	2000 ± 64	µg/mL	99.0	2050	14	0012014	53-70-
BENZO (G,I,I) PERYLENE	2000 ± 67	µg/mL	98.5	2059	15	LC19498	191-24-
INDENO (1,2,3-CD) PYRENE	2000 ± 64	µg/mL	99.5	1995	16	ER082107-02	193-39-

ID #: 12846

Opened: _____

TCL PAH

Expires: 9/30/2022

Rec'd: 7/13/2020

Eneray Laboratories Inc 1120 So. 27th Street
Billings MT 59107



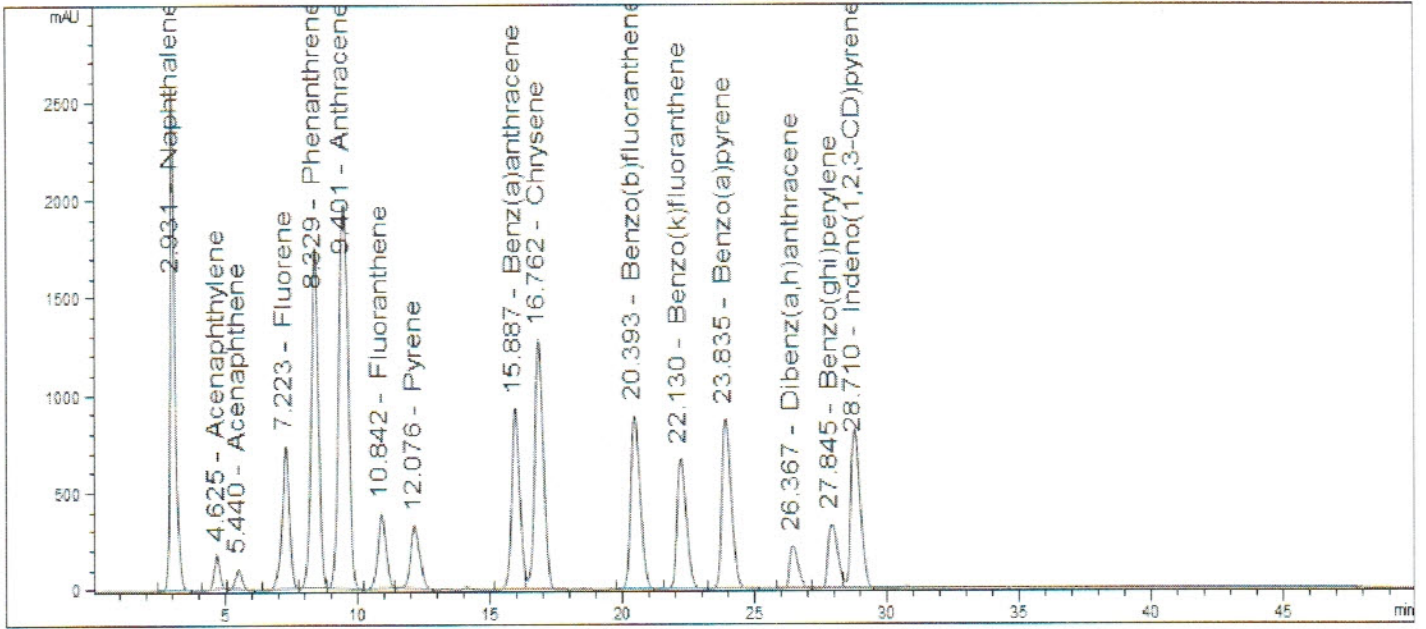
SIGMA-ALDRICH

2931 Soldier Springs Rd. Laramie, Wyoming 82070 USA
307-742-5452
rtctechgroup@sial.com www.sigma-aldrich.com

Description

Lot LRAC3877
 Expiration Date September 2022
 Manufacturing Date September 2019
 Storage Conditions Refrigerate
 Solvent/Matrix methylene chloride: benzene (1:1)

Informational Values



Additional Information:

Analytical Method Parameters:
 Column: Supelco LC-PAH, 250 mm x 4.6mm, 5µm particle size
 Mobile Phase A: Water
 Mobile Phase B: Acetonitrile
 Detector: UV/DAD/VWD, Wavelength: 254 nm
 Flow Rate: 1.7 mL/min
 Column Temperature: 30 °C
 Injection Volume: 2 µL

Gradient

TIME (min)	A%	B%
0	40	60
5	40	60
30	0	100
45	0	100
50	40	60

Certificate of Analysis

Certified
Reference
Material

TCL PAH

MIX,1X1ML,2000UG/ML,BENZENE:DICHLOROMETHANE

Description

Product ID CRM48905
Lot LRAC3877
Expiration Date September 2022
Manufacturing Date September 2019
Storage Conditions Refrigerate
Solvent/Matrix methylene chloride: benzene (1:1)

1 Metrological traceability: Traceable to the SI and higher order standards from NIST through an unbroken chain of comparisons. The balance used to weigh raw materials is accurate to +/-0.0001 g and calibrated regularly using mass standards traceable to NIST. All dilutions were performed gravimetrically. Additionally, individual analytes are traceable to NIST SRMs where available and specified above.
4 Ucrm - Uncertainty values in this document are expressed as Expanded Uncertainty (Ucrm) corresponding to the 95% confidence interval. Ucrm is derived from the combined standard uncertainty multiplied by the coverage factor k, which is obtained from a t-distribution and degrees of freedom. The components of combined standard uncertainty include the uncertainties due to characterization, homogeneity, long term stability, and short term stability (transport). The components due to stability are generally considered to be negligible unless otherwise indicated by stability studies. The mathematical representation of the Ucrm calculation is as follows:

$$u_{CRM} = \sqrt{u_{char}^2 + u_{homogeneity}^2 + u_{stability}^2}$$

k: Coverage factor derived from a t-distribution table, based on the degrees of freedom of the data set. Assume 2.0 for a **Confidence interval = 95%**

6 Analytical Value- For QC verification of the certified value only- not to be used in calculations. Represents the analytical data obtained by comparison to a standard as analyzed by the method described in the CoA or another acceptable method. The result may differ from the certified value and UCRM based on method uncertainty as well as the uncertainty associated with the standard used for comparison.

Traceability: The standard was manufactured under an ISO/IEC 17025:2017 certified quality system. The balance used to weigh raw materials is accurate to +/- 0.0001g and calibrated regularly using mass standards traceable to NIST. All dilutions were performed gravimetrically. Additionally, individual analytes are traceable to NIST SRMs where available and specified above.

Homogeneity: Homogeneity was assessed in accordance with ISO 17034:2016. Completed units were sampled using a random stratified sampling protocol. The results of chemical analysis were then compared using a one-way analysis of variance approach as described by TNI EL-V3-2009 Appendix A.2. See Instructions for minimum sub-sample size.

Expiration is at end of month given on certificate and label.

THIS PRODUCT WAS DESIGNED, PRODUCED AND VERIFIED FOR ACCURACY AND STABILITY IN ACCORDANCE WITH **ISO/IEC 17025:2017 (ANAB Cert AT-1467)** and **ISO 17034:2016 (ANAB Cert AR-1470)**.

MSDS reports for components comprising greater than 1.0% of the solution or 0.1% for components known to be carcinogens are available upon request.

Andy Ommen - QC Manager

Mark Pooler - QA Supervisor

Certification Date October 17, 2019
Version 0-10172019



SIGMA-ALDRICH

2931 Soldier Springs Rd. Laramie, Wyoming 82070 USA
307-742-5452
rtctechgroup@sial.com www.sigma-aldrich.com



CERTIFIED REFERENCE MATERIAL

110 Benner Circle
Bellefonte, PA 16823-8812
Tel: (800)356-1688
Fax: (814)353-1309

www.restek.com

Certificate of Analysis



FOR LABORATORY USE ONLY-READ SDS PRIOR TO USE.

This Reference Material is intended for Laboratory Use Only as a standard for the qualitative and/or quantitative determination of the analyte(s) listed.

Catalog No. : 31086 **Lot No.:** A0166081

Description : B/N Surrogate Mix (4/89 SOW)
Base Neutral Surrogate 5000µg/mL, Methylene Chloride, 5mL/ampul

Container Size : 5 mL **Pkg Amt:** > 5 mL

Expiration Date : October 31, 2026 **Storage:** 10°C or colder

Handling: Sonicate prior to use. **Ship:** Ambient

ID #: 13328
Opened: _____
B/N Surrogate Mix (4/89 SOW)
Expires: 10/31/2026
Rec'd: 12/14/2020
Enerav Laboratories Inc 1120 So. 27th Street
Billings MT 59107

CERTIFIED VALUES

Elution Order	Compound	Grav. Conc. (weight/volume)	Expanded Uncertainty (95% C.L.; K=2)	
1	Nitrobenzene-d5 CAS # 4165-60-0 Purity 99% (Lot PR-29940B)	5,017.7 µg/mL	+/- 29.1731 µg/mL	Gravimetric
			+/- 225.9987 µg/mL	Unstressed
			+/- 250.7735 µg/mL	Stressed
2	2-Fluorobiphenyl CAS # 321-60-8 Purity 99% (Lot 00019169)	5,049.7 µg/mL	+/- 29.3592 µg/mL	Gravimetric
			+/- 227.4400 µg/mL	Unstressed
			+/- 252.3728 µg/mL	Stressed
3	p-Terphenyl-d14 CAS # 1718-51-0 Purity 99% (Lot PR-27278)	5,029.9 µg/mL	+/- 29.2444 µg/mL	Gravimetric
			+/- 226.5505 µg/mL	Unstressed
			+/- 251.3857 µg/mL	Stressed

Solvent: Methylene chloride
CAS # 75-09-2
Purity 99%

Tech Tips:

Due to the limited solubility of p-terphenyl-d14 in methanol, we do not recommend that this mixture be diluted in methanol.

Column:

30m x 0.25mm x 0.25µm
Rtx-5 (cat.#10223)

Carrier Gas:

hydrogen-constant pressure 10 psi.

Temp. Program:

40°C (hold 2 min.) to 330°C
@ 10°C/min. (hold 10 min.)

Inj. Temp:

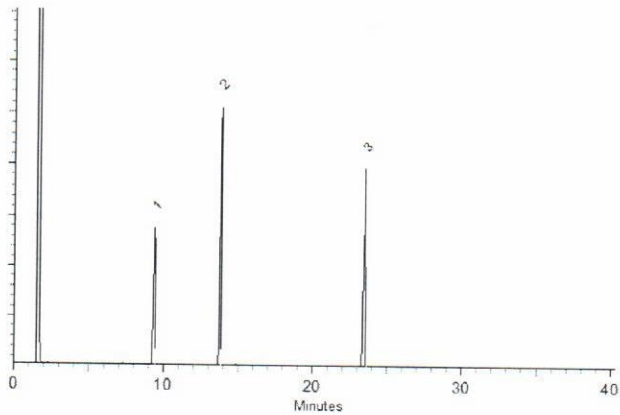
250°C

Det. Temp:

330°C

Det. Type:

FID



This chromatogram represents a general set of testing conditions chosen for product acceptance. For optimal results in your lab, conditions should be adjusted for your specific instrument, method, and application.

Dalton Stover - Operations Technician I

Date Mixed: 04-Nov-2020

Balance: 1128353505

Justine Albertson - Operations Tech-ARM QC

Date Passed: 06-Nov-2020

Manufactured under Restek's ISO 9001:2015
Registered Quality System
Certificate #FM 80397

General Certified Reference Material Notes

Expiration Notes:

- Expiration date valid for unopened ampul stored in compliance with the recommended conditions.
- Uncertainty, concentration, and expiration of the CRM are based on the unopened product being stored according to the recommended condition found in the storage field.

Purity Notes:

- Purity and/or chemical identity are determined by one or more of the following techniques: GC/FID, HPLC, GC/μECD, GC/MS, LC/MS, RI, and/or melting point.
- Compounds with a listed purity of less than 99% have been weight corrected to compensate for impurities and/or salts. A correction factor is used to calculate the amount of compound necessary to achieve the desired concentration of the parent compound in solution.
- Purity of isomeric compounds is reported as the sum of the isomers.
- Purity values are rounded to the nearest whole number.

Certified Uncertainty Value Notes:

- The uncertainties are determined in accordance with ISO 17034 and Guide 35. The certified combined stressed uncertainty value (includes gravimetric uncertainty, homogeneity between-ampul uncertainty, storage stability uncertainty and shipping stability uncertainty and were combined using the following formula:

$$U_{combined\ stressed} = k \sqrt{U_{gravimetric}^2 + U_{homogeneity}^2 + U_{storage\ stability}^2 + U_{shipping\ stability}^2}$$

k is a coverage factor of 2, which gives a level of confidence of approximately 95%.

- It is important to note that the shipping stability uncertainty was obtained under temperature extremes for specific time intervals; therefore, the certified combined stressed uncertainty value should only be applied to the product if it was stored at non-standard temperature conditions up to and including 7 days. Contact Restek Technical Service at www.restek.com/Contact-Us for use recommendations if your shipment was in-transit for more than 7 days at non-standard temperature conditions.
- Apply the certified combined unstressed uncertainty value if the product was received under standard shipping conditions. Apply the certified combined stressed uncertainty value if the product was received under non-standard conditions as specified below.

Label Conditions	Standard Conditions	Non-Standard Conditions
25°C Nominal (Room Temperature)	< 60°C	≥ 60°C up to 7 days
10°C or colder (Refrigerate)	< 40°C	≥ 40°C up to 7 days
0°C or colder (Freezer) -20°C or colder (Deep Freezer)	< 25°C	≥ 25°C up to 7 days

- Separate (not combined) uncertainty values for gravimetric uncertainty are also displayed on the certificate, if needed, separate homogeneity between-ampul uncertainty, storage stability uncertainty and shipping stability uncertainty values are available by contacting Restek Technical Service at www.restek.com/Contact-Us.
- The packaged amount is the minimum sample size for which uncertainty is valid. The ampules are over-filled to ensure that the minimum packaged amount can be sufficiently transferred.

Manufacturing Notes:

- Concentration is based upon gravimetric preparation using either a balance whose calibration has been verified daily using NIST traceable weights, and/or dilutions with Class A glassware.

Handling Notes:

- Stability of the unopened product, when stored in compliance with the recommended conditions, is guaranteed through the expiration displayed on the product label and certificate. Contact Restek for additional opened product stability information, with the knowledge/understanding that open product stability is subject to the specific handling and environmental conditions to which the product is exposed. For your convenience Restek supplies deactivated vials with most standards packed in 2mL ampules. Larger volume deactivated vials are available through Restek as a custom ordered item. Additionally, Restek sells DMDCS for the purpose of glassware deactivation as catalog number 31861, which includes complete instructions.

660 Tower Lane • P.O. Box 599 • West Chester, PA 19381-0599
1-800-452-9994 • 1-610-692-3026 • Fax 1-610-692-8729
info@chemservice.com • www.chemservice.com

ID #: 13372

Opened:

Mixture #8-Internal Standards

Expires: 5/31/2022

Rec'd: 12/29/2020

Energy Laboratories Inc 1120 So. 27th Street
Billings MT 59107

CERTIFICATE OF ANALYSIS

Mixture #8-Internal Standards

CONCENTRATION 4000ug/ml in Methylene chloride
CATALOG NUMBER M-PPHC8X12-1ML
LOT NUMBER 10051700
DATE CERTIFIED 05/13/20
EXPIRATION DATE 05/31/22
STORAGE Store at room temperature (20 - 25 °C).
HANDLING See Safety Data Sheet
INTENDED USE For laboratory use only.
ISO 17034:2016 CERTIFIED [X]

ID	Analyte	CAS	Weight Analyte (mg)	Lot	Purity	Certified Concentration (ug/mL)
N-11000	Acenaphthene-d10	15067-26-2	1005.50	00027326	99.50	4001.9
N-11467	Chrysene-d12	1719-03-5	1012.20	00027327	98.80	4000.2
N-10217	1,4-Dichlorobenzene-d4	3855-82-1	1004.10	00027328	99.50	3996.3
N-12645	Naphthalene-d8	1146-65-2	1006.50	00025577	99.50	4005.9
N-12851	Perylene-d12	1520-96-3	1009.50	00027330	99.50	4017.8
N-12856	Phenanthrene-d10	1517-22-2	1021.10	00027331	99.00	4043.6

Analytical Test

CONCENTRATION (GC/FID)

Value

VERIFIED

Instructions for Use:

Shake mixture prior to use. If particles are present, sonicate for homogeneity. If sample is diluted to lower concentrations, Class A volumetric glassware must be used.

Minimum Sample Size- 0.2 uL for Direct Injection.

Chem Service Inc. guarantees the expanded uncertainty of the above analytes to be +/- 2.0% of the certified concentrations based on gravimetric preparation. The test results published in this report were obtained using equipment capable of producing results that are traceable to NIST and through NIST to the International System of Units (SI). The reported expanded uncertainty of measurement is stated as the combined standard uncertainty of measurement multiplied by the coverage factor k (k=2) such that the coverage probability corresponds to approximately 95%. For certified reference materials, homogeneity and thermal stability testing are available upon request.

Certified By:

Mary Beth O'Donnell

Mary Beth O'Donnell
CSM/TC

Chem Service is accredited to ISO 17034:2016, ISO/IEC 17025:2017 and certified to ISO 9001:2015



COA Form
Revision 3 (3/2015)

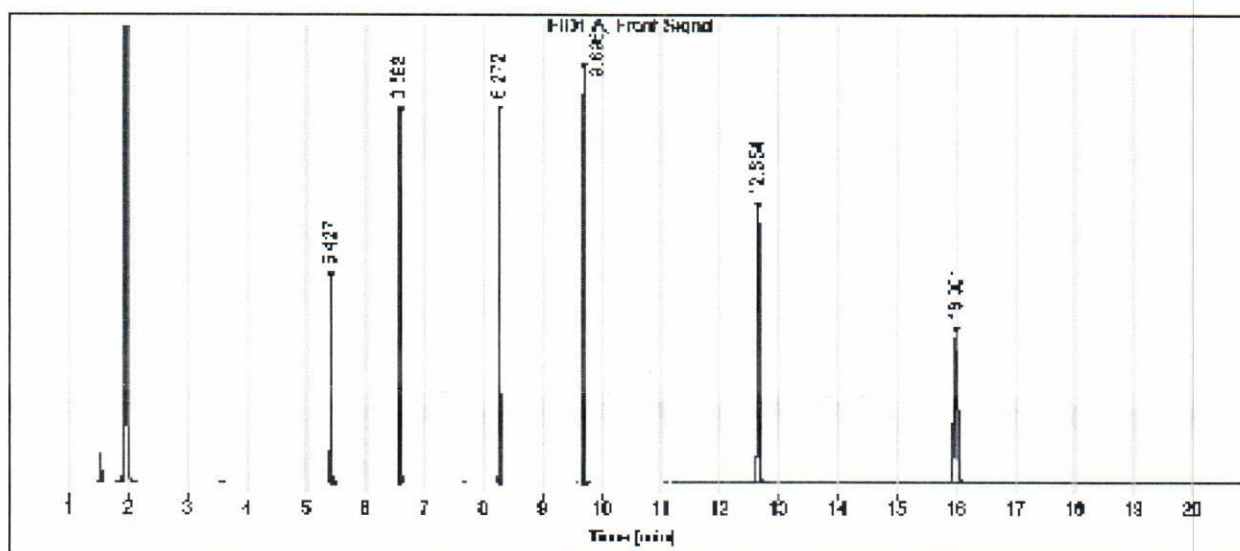
660 Tower Lane • P.O. Box 599 • West Chester, PA 19381-0599
 1-800-452-9994 • 1-610-692-3026 • Fax 1-610-692-8729
info@chemservice.com • www.chemservice.com

Gas

Data file: C:\CHEM3\
 Sample name: M-PPCH8X
 Instrument: GC 2
 Injection date: 5/13/2020 8:56:25 AM
 Acq. method: M-PPHC8X12.M
 Column name: HP-5

CERTIFICATE OF ANALYSIS

Sample type: Sample
 Location: Vial 3
 Injection volume: 1.0uL



Signal: FID1 A, Front Signal

RT [min]	Type	Width [min]	Area	Height	Area%
5.427	BB	0.0181	1240.1130	1041.0874	8.36
6.593	BB	0.0189	2274.8877	1876.2654	15.33
8.272	BB	0.0196	2371.0022	1888.8049	15.98
9.696	BV	0.0197	2694.9399	2106.0442	18.16
12.654	BB	0.0330	2999.0918	1397.3110	20.21
16.001	BB	0.0562	3260.5679	751.0330	21.97
		Sum	14840.6025		

Chem Service is accredited to ISO 17034:2016, ISO/IEC 17025:2017 and certified to ISO 9001:2015





CERTIFIED REFERENCE MATERIAL

110 Benner Circle
Bellefonte, PA 16823-8812
Tel: (800)356-1688
Fax: (814)353-1309

www.restek.com

Certificate of Analysis



FOR LABORATORY USE ONLY-READ SDS PRIOR TO USE.

This Reference Material is intended for Laboratory Use Only as a standard for the qualitative and/or quantitative determination of the analyte(s) listed.

Catalog No. : 31062 **Lot No.:** A0167670

Description : B/N Surrogate Mix (4/89 SOW)
Base Neutral Surrogate 4/89(SOW) 5000µg/mL, Methylene Chloride, 1mL/ampul

Container Size : 2 mL **Pkg Amt:** > 1 mL

Expiration Date : November 30, 2026 **Storage:** 10°C or colder

Handling: Sonicate prior to use. **Ship:** Ambient

CERTIFIED VALUES

Elution Order	Compound	Grav. Conc. (weight/volume)	Expanded Uncertainty (95% C.L.; K=2)			
1	Nitrobenzene-d5 CAS # 4165-60-0 Purity 99% (Lot PR-29940B)	5,014.0 µg/mL	+/-	29.3583	µg/mL	Gravimetric
			+/-	225.8621	µg/mL	Unstressed
			+/-	250.6163	µg/mL	Stressed
2	2-Fluorobiphenyl CAS # 321-60-8 Purity 99% (Lot 00019169)	5,019.6 µg/mL	+/-	29.3911	µg/mL	Gravimetric
			+/-	226.1143	µg/mL	Unstressed
			+/-	250.8962	µg/mL	Stressed
3	p-Terphenyl-d14 CAS # 1718-51-0 Purity 99% (Lot PR-27278)	5,020.6 µg/mL	+/-	29.3967	µg/mL	Gravimetric
			+/-	226.1576	µg/mL	Unstressed
			+/-	250.9442	µg/mL	Stressed

Solvent: Methylene chloride
CAS # 75-09-2
Purity 99%

ID #: 13666

Opened: _____

B/N Surrogate Mix (4/89 SOW)

Expires: 11/30/2026

Rec'd: 3/19/2021

Energry Laboratories Inc 1120 So. 27th Street
Billings MT 59107

Tech Tips:

Due to the limited solubility of p-terphenyl-d14 in methanol, we do not recommend that this mixture be diluted in methanol.

Column:

30m x 0.25mm x 0.25µm
Rtx-5 (cat.#10223)

Carrier Gas:

hydrogen-constant pressure 10 psi.

Temp. Program:

75°C (hold 1 min.) to 330°C
@ 20°C/min. (hold 10 min.)

Inj. Temp:

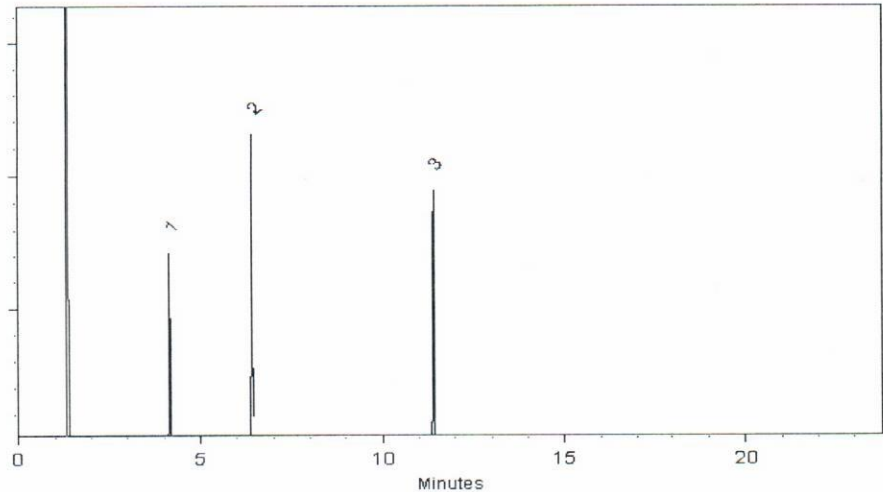
250°C

Det. Temp:

330°C

Det. Type:

FID



This chromatogram represents a general set of testing conditions chosen for product acceptance. For optimal results in your lab, conditions should be adjusted for your specific instrument, method, and application.


Katelyn McGinni - Operations Tech I

Date Mixed: 30-Dec-2020 Balance: 1128353505


Alexis Shelow - Operations Tech I

Date Passed: 06-Jan-2021

Manufactured under Restek's ISO 9001:2015
Registered Quality System
Certificate #FM 80397

General Certified Reference Material Notes

Expiration Notes:

- Expiration date valid for unopened ampul stored in compliance with the recommended conditions.
- Uncertainty, concentration, and expiration of the CRM are based on the unopened product being stored according to the recommended condition found in the storage field.

Purity Notes:

- Purity and/or chemical identity are determined by one or more of the following techniques: GC/FID, HPLC, GC/μECD, GC/MS, LC/MS, RI, and/or melting point.
- Compounds with a listed purity of less than 99% have been weight corrected to compensate for impurities and/or salts. A correction factor is used to calculate the amount of compound necessary to achieve the desired concentration of the parent compound in solution.
- Purity of isomeric compounds is reported as the sum of the isomers.
- Purity values are rounded to the nearest whole number.

Certified Uncertainty Value Notes:

- The uncertainties are determined in accordance with ISO 17034 and Guide 35. The certified combined stressed uncertainty value (includes gravimetric uncertainty, homogeneity between-ampul uncertainty, storage stability uncertainty and shipping stability uncertainty and were combined using the following formula:

$$U_{combined\ stressed} = k \sqrt{U_{gravimetric}^2 + U_{homogeneity}^2 + U_{storage\ stability}^2 + U_{shipping\ stability}^2}$$

k is a coverage factor of 2, which gives a level of confidence of approximately 95%.

- It is important to note that the shipping stability uncertainty was obtained under temperature extremes for specific time intervals; therefore, the certified combined stressed uncertainty value should only be applied to the product if it was stored at non-standard temperature conditions up to and including 7 days. Contact Restek Technical Service at www.restek.com/Contact-Us for use recommendations if your shipment was in-transit for more than 7 days at non-standard temperature conditions.
- Apply the certified combined unstressed uncertainty value if the product was received under standard shipping conditions. Apply the certified combined stressed uncertainty value if the product was received under non-standard conditions as specified below.

Label Conditions	Standard Conditions	Non-Standard Conditions
25°C Nominal (Room Temperature)	< 60°C	≥ 60°C up to 7 days
10°C or colder (Refrigerate)	< 40°C	≥ 40°C up to 7 days
0°C or colder (Freezer) -20°C or colder (Deep Freezer)	< 25°C	≥ 25°C up to 7 days

- Separate (not combined) uncertainty values for gravimetric uncertainty are also displayed on the certificate, if needed, separate homogeneity between-ampul uncertainty, storage stability uncertainty and shipping stability uncertainty values are available by contacting Restek Technical Service at www.restek.com/Contact-Us.
- The packaged amount is the minimum sample size for which uncertainty is valid. The ampules are over-filled to ensure that the minimum packaged amount can be sufficiently transferred.

Manufacturing Notes:

- Concentration is based upon gravimetric preparation using either a balance whose calibration has been verified daily using NIST traceable weights, and/or dilutions with Class A glassware.

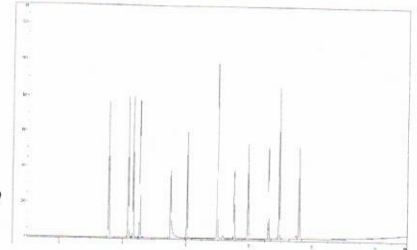
Handling Notes:

- Stability of the unopened product, when stored in compliance with the recommended conditions, is guaranteed through the expiration displayed on the product label and certificate. Contact Restek for additional opened product stability information, with the knowledge/understanding that open product stability is subject to the specific handling and environmental conditions to which the product is exposed. For your convenience Restek supplies deactivated vials with most standards packed in 2mL ampules. Larger volume deactivated vials are available through Restek as a custom ordered item. Additionally, Restek sells DMDCS for the purpose of glassware deactivation as catalog number 31861, which includes complete instructions.

Certificate of Analysis - Certified Reference Material

EPA TCL Hazardous Substances Mix (12 cmpds)

Product no.: 47990-U
Lot no.: LRAC9004
Expiry Date: February 2024
Manufacturing Date: February 2021
Storage: Refrigerate
Solvent/Matrix: Dichloromethane
Certificate version: LRAC9004.01 (Note: Certificates may be updated due to the availability of new data. Check our website at: www.sigma-aldrich.com for the most current version.)



Certified Values:

Analyte	Certified Value	Units	Raw Material Purity, %	Raw Material Elution order	Raw Material Lot
ANILINE CAS# 62-53-3	2022 ± 25	µg/mL	99.9	01	LA41596
BENZYL ALCOHOL CAS# 100-51-6	2022 ± 15	µg/mL	99.7	02	LB99705
2-METHYLPHENOL CAS# 95-48-7	2022 ± 14	µg/mL	99.9	03	LB91878
4-METHYLPHENOL CAS# 106-44-5	2022 ± 17	µg/mL	99.9	04	LB32518
BENZOIC ACID CAS# 65-85-0	2021 ± 27	µg/mL	98.8	05	442-137B
4-CHLOROANILINE CAS# 106-47-8	2022 ± 32	µg/mL	100.0	06	MKBZ6909V
2,4,5-TRICHLOROPHENOL CAS# 95-95-4	2022 ± 18	µg/mL	99.9	07	JS00008
2-METHYLNAPHTHALENE CAS# 91-57-6	2021 ± 11	µg/mL	98.2	08	LB97828
2-NITROANILINE CAS# 88-74-4	2022 ± 12	µg/mL	99.9	09	07411KN
3-NITROANILINE CAS# 99-09-2	2022 ± 15	µg/mL	99.9	10	LC09264
DIBENZOFURAN CAS# 132-64-9	2021 ± 10	µg/mL	98.8	11	LB78814
4-NITROANILINE CAS# 100-01-6	2022 ± 23	µg/mL	99.9	12	15609AA

ID #: 13691

Opened:

EPA TCL Hazardous Substances Mix (12 cmp)

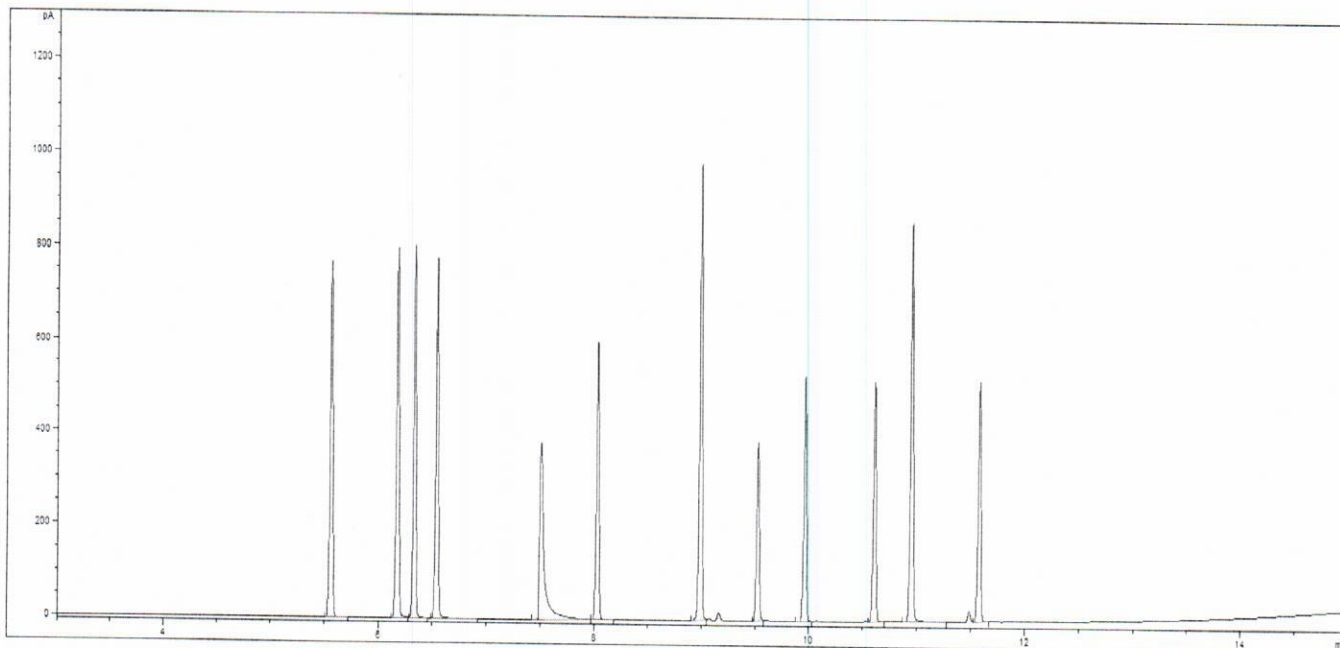
Expires: 2/28/2024

Rec'd: 3/26/2021

Energv Laboratories Inc 1120 So. 27th Street
Billings MT 59107



Informational Values:



Additional Information:

Analytical Method Parameters:
Column: SPB-5, 30 m x 0.53 mm I.D., 1.5 µm film thickness (Column #214)
Carrier Gas: H2, Flow: 4.5 mL/min
Inlet Temperature: 240 °C, Injection Volume: 1 µL
Injection Mode: Split, Split Ratio: 25:1
Temperature Program: 80 °C (Hold 2 min) @ 15 °C/min to 280 °C (Hold 2 min)
Detector: FID
Detector Temperature: 310 °C

Metrological traceability:

Traceable to the SI and higher order standards from NIST through an unbroken chain of comparisons. The balance used to weigh raw materials is accurate to +/-0.0001 g and calibrated regularly using mass standards traceable to NIST. All dilutions were performed gravimetrically. Additionally, individual analytes are traceable to NIST SRMs where available and specified above.

Measurement method:

Where applicable, the assigned value is based on a purity determination by mass balance and gravimetrically prepared value.

Intended use:

Intended for R&D and Analytical Use only. Not for drug, household or other uses.

Minimum sample size:

1 µL

Packaging:

1 ML IN AMBER AMPULE

Instructions for handling and correct use:

Use on the as is basis. The internal pressure of the container may be slightly different from the atmospheric pressure at the user`s location. Open slowly and carefully to avoid dispersion of the material.

Health and safety information:

All chemical reference materials should be considered potentially hazardous and should be used only by qualified laboratory personnel. Please refer to the Safety Data Sheet for detailed information about the nature of any hazard and appropriate precautions to be taken.

Accreditation:

Sigma-Aldrich RTC is accredited by the US accreditation authority ANAB as a registered reference material producer AR-1470 in accordance with ISO 17034.

Certificate issue date:

26-Feb-2021



Andy Ommen - QC Manager

Mark Pooler - QA Supervisor

Details on metrological traceability:

This standard has been gravimetrically prepared using balances that have been fully qualified and calibrated to ISO 17025 requirements. All calibrations utilize NIST traceable weights which are calibrated externally by a qualified ISO 17025 accredited calibration laboratory to NIST standards. Qualification of each balance includes the assignment of a minimum weighing by a qualified and ISO 17025 accredited calibration vendor taking into consideration the balance and installed environmental conditions to ensure compliance with USP tolerances of NMT 0.10% relative error. Fill volume to predetermined specifications is gravimetrically verified throughout the dispensing process using qualified and calibrated balances. Further traceability to a corresponding Primary Standard may be achieved through a direct comparison assay. Where a Primary Standard is available, the assay value will be included in the specified section of the COA.

Details on metrological traceability:

Ucrm - Uncertainty values in this document are expressed as Expanded Uncertainty (Ucrm) corresponding to the 95% confidence interval. Ucrm is derived from the combined standard uncertainty multiplied by the coverage factor k , which is obtained from a t -distribution and degrees of freedom. The components of combined standard uncertainty include the uncertainties due to characterization, homogeneity, long term stability, and short term stability (transport). The components due to stability are generally considered to be negligible unless otherwise indicated by stability studies. The mathematical

$$u_{CRM} = \sqrt{u_{char}^2 + u_{homogeneity}^2 + u_{stability}^2}$$

Homogeneity assessment:

Homogeneity was assessed in accordance with ISO Guide 35. Completed units were sampled using a random stratified sampling protocol. The results of chemical analysis were then compared by Single Factor Analysis of Variance (ANOVA). The uncertainty due to homogeneity was derived from the ANOVA. Heterogeneity was not detected under the conditions of the ANOVA.

Stability assessment:

Significance of the stability assessment will be demonstrated if the analytical result of the study and the range of values represented by the Expanded Uncertainty do not overlap the result of the original assay and the range of its values represented by the Expanded Uncertainty. The method employed will usually be the same method used to characterize the assay value in the initial

Certificate of analysis revision history:

Certificate version	Date	Reason for version
LRAC9004.01	26-Feb-2021	Original Release Date

Disclaimer: The purchaser is required to determine the suitability of this product for any particular application. Sigma-Aldrich RTC makes no warranty of any kind, express or implied, other than its products meet all quality control standards set by Sigma-Aldrich RTC. We do not guarantee that the product can be used for any particular application.

The vibrant M, Supelco, TraceCERT and Sigma-Aldrich are trademarks of Merck KGaA, Darmstadt, Germany or its affiliates. All other trademarks are the property of their respective owners. Detailed information on trademarks is available via publicly accessible resources. © 2018 Merck KGaA, Darmstadt, Germany and/or its affiliates. All Rights Reserved.

The life science business of Merck KGaA, Darmstadt, Germany operates as MilliporeSigma in the US and Canada.



Certificate of Analysis

Product Name: Benzidines Standard

Product Number: US-290-1

Lot Number: 0006592783

Lot Issue Date: 03-Mar-2021

Expiration Date: 30-Apr-2023

Description:

This analytical reference material (RM) was manufactured and verified in accordance with an ISO 9001 registered quality system and analyte concentrations were verified by an ISO 17025 accredited laboratory. The concentration and uncertainty value at the 95% confidence level for each analyte, determined gravimetrically, is listed below.

Analyte	CAS#	Analyte Lot	Concentration ± Uncertainty
benzidine	000092-87-5	RM10200	2004 ± 10 µg/mL
3,3'-dichlorobenzidine	000091-94-1	RM12559	2001 ± 10 µg/mL

Matrix: methylene chloride (dichloromethane)

Storage Conditions: Store at Room Temperature (15° to 30°C).

Traceability:

The balances used for these measurements are calibrated with weights traceable to NIST in compliance with ANSI/NCCL Z540.3, ISO 9001, ISO 17025, and ISO 17034. Calibrated Class A glassware is used for volumetric measurements. Thermometers are calibrated against a NIST traceable thermometer in accordance with NIST Special Publication 1088.

Homogeneity:

This RM was unitized according to an in-house procedure and is guaranteed to be homogeneous. There is no minimum sub-sample size required.

Intended Use:

This RM is intended for the preparation of working reference samples for use in routine laboratory analyses, calibration of instruments, validation of analytical methods, assessments of measurement methods, and continuing calibration verification.

Instructions for Use:

Sample aliquots for analysis should be withdrawn at 20°C to 25°C immediately after opening the container and should be processed without delay for the certified values to be valid within the stated uncertainties.

Hazards:

Refer to the Safety Data Sheet on www.agilent.com for information regarding this RM.

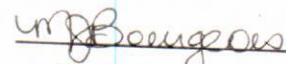
Expiration of Certification:

The certification of this RM is valid until the expiration date specified above, provided the RM is handled and stored in accordance with the instructions given in this certificate. This certification is nullified if the RM is damaged, contaminated, or otherwise modified.

Maintenance of Certification:

If substantive changes are noted that affect the certification before the expiration of this certificate, Agilent will notify the purchaser.

Sample lot approver:



Monica Bourgeois

QMS Representative

ISO 17034 Cert
No. AR-1936

RM was produced in accordance with the LRQA registered ISO 9001:2015 Quality Management System. Cert # 10303760

Page: 1 of 1

www.agilent.com/quality/
CSD-QA-015.1ISO 17025 Cert
No. AT-1937



CERTIFIED WEIGHT REPORT

Part Number: 92180
Lot Number: 020221
Description: CLP Semi-Volatile Calibration Standard
Expiration Date: 020226
Recommended Storage: Freezer (0 °C)
Nominal Concentration (µg/mL): 1000
NIST Test ID#: 23060
Weight(s) shown below were combined and diluted to (mL): 100.0

Solvent: Lot#
Methylene chloride 104929

Handwritten signatures and dates:
Formulated By: Eli Alaga 020221 DATE
Reviewed By: Pedro L. Rentas 020221 DATE

Table with columns: Compound, CAS#, Lot Number, etc. Lists various chemical compounds and their concentrations.

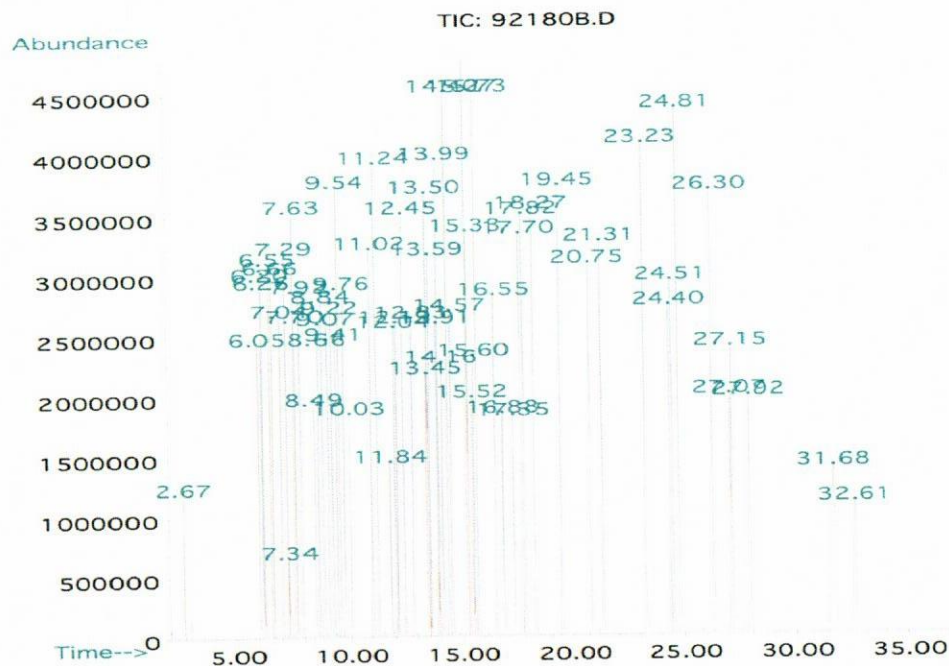
ID #: 14074

Opened:
CLP Semivolatile Calibration Standard
Expires: 2/2/2021
Rec'd: 7/16/2021
Eneray Laboratories Inc 1120 So. 27th Street
Billings MT 59107

*The certified value is the concentration calculated from gravimetric and volumetric measurements unless otherwise stated.
- Standards are prepared gravimetrically using balances that are calibrated with weights traceable to NIST (see above).
- Standards are certified ±0.2% of the stated value, unless otherwise stated.
- All Standards, after opening ampule, should be stored with cap tight and under appropriate laboratory conditions.
- Uncertainty Reference: Taylor, B.N. and Karay, C.L., "Guidelines for Evaluating and Expressing the Uncertainty of NIST Measurement Results," NIST Technical Note 1297, U.S. Government Printing Office, Washington, DC, (1994).



Method GC8MSD-2.M; Column:SBB-5 (30m X 0.25mm ID X 0.25µm film thickness) Temp 1 = 50°C (1min.), Temp 2 = 300°C (14 min.), Rate = 10°C/min., Injector B= 250°C, Detector B = 290°C, Split Ratio = 100:1, Scan Rate = 2. Analysis performed by Melissa Stonier.



Peak No	Name	MSD RT (min.)
1	N-nitrosodimethylamine	2.67
2	Phenol	6.05
3	bis(2-Chloroethyl)ether	6.20
4	2-Chlorophenol	6.26
5	1,3-Dichlorobenzene	6.55
6	1,4-Dichlorobenzene	6.63
7	1,2-Dichlorobenzene	7.04
8	o-Cresol (2-methylphenol)	7.29
9	bis(2-Chloroisopropyl)ether	7.34
10	p-Cresol (4-methylphenol)/N-nitrosopropylamine	7.63
11	Hexachloroethane	7.70
12	Nitrobenzene	7.92
13	Isophorane	8.49
14	2-Nitrophenol	8.66
15	2,4-Dimethylphenol	8.84
16	bis(2-Chloroethoxy)methane	9.07
17	2,4-Dichlorophenol	9.22
18	1,2,4-Trichlorobenzene	9.41
19	Naphthalene	9.54
20	4-Chloroaniline	9.76
21	Hexachloro-1,3-butadiene	10.03
22	4-Chloro-3-methylphenol	11.02
23	2-Methylnaphthalene	11.24
24	Hexachlorocyclopentadiene	11.84
25	2,4,6-Trichlorophenol	12.04
26	2,4,5-Trichlorophenol	12.13
27	2-Chloronaphthalene	12.45
28	2-Nitroaniline	12.84
29	Dimethyl phthalate	13.45
30	Acenaphthylene	13.50
31	2,6-Dinitrotoluene	13.59
32	3-Nitroaniline	13.91
33	Acenaphthene	13.99
34	2,4-Dinitrophenol	14.16
35	Dibenzofuran/4-Nitrophenol	14.40
36	2,4-Dinitrotoluene	14.57
37	Diethyl phthalate/Fluorene	15.27
38	4-Chlorophenyl phenyl ether	15.33
39	4-Nitroaniline	15.52
40	4,6-Dinitro-2-methylphenol	15.60
41	Azobenzene	15.73
42	4-Bromophenyl phenyl ether	16.56
43	Hexachlorobenzene	16.89
44	Pentachlorophenol	13.35
45	Phenanthrene	17.70
46	Anthracene	17.82
47	Carbazole	18.27
48	Di-n-butyl phthalate	19.45
49	Fluoranthene	20.75
50	Pyrene	21.31
51	Benzyl butyl phthalate	23.23
52	Benzo(a)anthracene	24.40
53	Chrysene	24.51
54	bis(2-Ethylhexyl)phthalate	24.82
55	Di-n-octyl phthalate	26.30
56	Benzo(b)fluoranthene	27.07
57	Benzo(k)fluoranthene	27.15
58	Benzo(a)pyrene	27.92
59	Indeno(1,2,3-cd)pyrene/Dibenzo(a,h)anthracene	31.68
60	Benzo(g,h,i)perylene	32.61

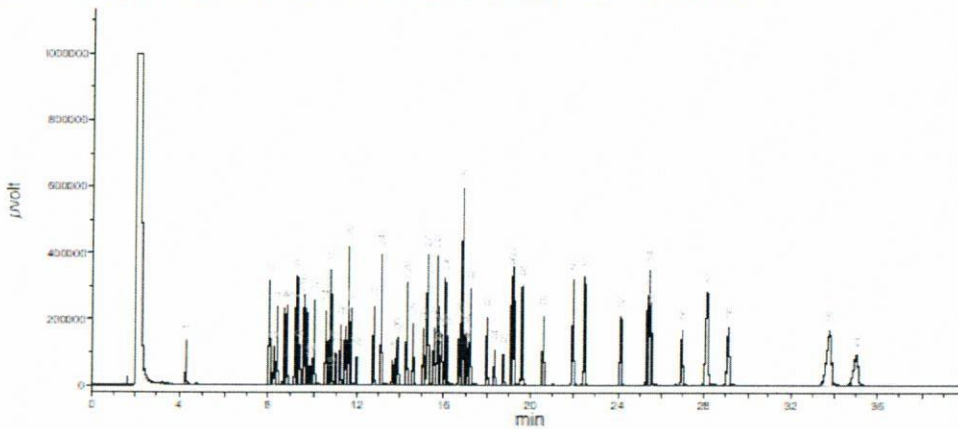


Run 19, "P92180 L020221 [1000µg/mL in MeCl2]"

Run Length: 40.00 min, 23999 points at 10 points/second.
Created: Sat, Feb 6, 2021 at 4:44:57 AM.
Sampled: Sequence "020521-GC4M2", Method "GC4-M2".
Analyzed using Method "GC4-M2".

Comments

GC4-M2 Analysis by Melissa Stonier
Column ID SPB-5 L#60062-01A 30 meter x 0.53mm x 1.5µm Film Thickness.
Flow rates: Total Flow = 300 ml/min, Helium (carrier) = 6.5 mL, Helium (make-up) = 25 mL.
Hydrogen (detector) = 30 mL, Air (detector) = 360 mL Oven Temp 1 = 50°C (1 min).
Rate = 10°C/min, Oven Temp 2 = 300°C (14 min), Total Run Time = 40 Minutes. Injector Temp = 250°C.
FID Temp = 300°C, FID Signal = eDaq Channel 1.
Gas Chromatograph = HP 5890, Auto Sampler = HP 7673, Standard injection = 0.5 µL, Range = 3



Peak No	Name	FID RT (min.)
1	N-nitrosodimethylamine	4.30
2	Phenol	6.05
3	bis(2-Chloroethyl)ether	6.25
4	2-Chlorophenol	6.40
5	1,3-Dichlorobenzene	6.71
6	1,4-Dichlorobenzene	6.80
7	1,2-Dichlorobenzene	9.19
8	o-Cresol (2-methylphenol)	9.27
9	bis(2-Chloroisopropyl)ether	9.38
10	p-Cresol (4-methylphenol)/N-nitrosodipropylamine	9.39
11	Hexachloroethane	9.70
12	Nitrobenzene	9.85
13	Isophorone	10.02
14	2-Nitrophenol	10.53
15	2,4-Dimethylphenol	10.74
16	bis(2-Chloroethoxy)methane	10.81
17	2,4-Dichlorophenol	10.97
18	1,2,4-Trichlorobenzene	11.21
19	Naphthalene	11.43
20	4-Chloroaniline	11.57
21	Hexachloro-1,3-butadiene	11.70
22	4-Chloro-3-methylphenol	11.96
23	2-Methylnaphthalene	12.77
24	Hexachlorocyclopentadiene	13.14
25	2,4,6-Trichlorophenol	13.65
26	2,4,5-Trichlorophenol	13.83
27	2-Chloronaphthalene	13.91
28	2-Nitroaniline	14.26
29	Dimethyl phthalate	14.56
30	Acenaphthylene	15.05
31	2,6-Dinitrotoluene	15.25
32	3-Nitroaniline	15.54
33	Acenaphthene	15.69
34	2,4-Dinitrophenol	15.77
35	Dibenzofuran, 4-Nitrophenol	15.89
36	2,4-Dinitrotoluene	16.06
37	Diethyl phthalate/Fluorene	16.14
38	4-Chlorophenyl phenyl ether	16.72
39	4-Nitroaniline	16.87
40	4,6-Dinitro-2-methylphenol	17.00
41	Azobenzene	17.09
42	4-Bromophenyl phenyl ether	17.23
43	Hexachlorobenzene	18.00
44	Pentachlorophenol	18.36
45	Phenanthrene	18.76
46	Anthracene	19.13
47	Carbazole	19.24
48	Di-n-butyl phthalate	19.61
49	Fluoranthene	20.55
50	Pyrene	21.96
51	Benzyl butyl phthalate	22.49
52	Benzo(a)anthracene	24.11
53	Chrysene	25.34
54	bis(2-Ethylhexyl)phthalate	25.45
55	Di-n-octyl phthalate	25.52
56	Benzo(b)fluoranthene	26.98
57	Benzo(k)fluoranthene	28.16
58	Benzo(a)pyrene	29.10
59	Indeno(1,2,3-cd)pyrene/Dibenzo(a,h)anthracene	33.79
60	Benzo(g,h,i)perylene	35.02

CERTIFICATE OF ANALYSIS

Catalog No: S-14500-R2
Description: Custom Semi-Volatile Standard
Lot: 220021255-02
Solvent: Dichloromethane
Hazards: Refer to SDS for complete safety information

Date Certified: Aug 31, 2021
Expiration: Oct 1, 2022
Sample Size: 1 mL
Components: 10
Storage Condition: Freeze (<-10 °C)/Sonicate



Signal Word: Warning

Certified Reference Material



Component	CAS #	Purity % (GC/MS)	Prepared Concentration ² (µg/mL)	Certified Analyte Concentration ¹ (µg/mL)
Pyridine				
4-Chlorophenol	110-86-1	98.7	2026	2000
1-Methylnaphthalene	106-48-9	100.0	2019	2019
N-Nitrosodiphenylamine	90-12-0	98.5	2003	1973
4-Chloro-2-methylphenol	86-30-6	100.0	2022	2022
Benzoic acid	1570-64-5	97.0	2069*	2007
Aniline	65-85-0	99.5	2010	2000
Benzyl alcohol	62-53-3	98.0	2002	1962
Triallate	100-51-6	99.9	2011	2009
o-Terphenyl	2303-17-5	99.9	2013	2011
	84-15-1	99.9	2019	2017

ID #: 14279
Opened: _____
Custom Semi-Volatile Standard
Expires: 10/1/2022
Rec'd: 9/16/2021
Enerav Laboratories Inc 1120 So. 27th Street
Billings MT 59107

This Certified Reference Material was verified in accordance with ISO/IEC 17025

* Weight compensated to 100% purity.

A product with a suffix (-1A, -2B, etc. or -01, -02, etc.) on its lot number has had its expiration date extended and is identical to the same lot number without the suffix.

² All weights are traceable through NIST, Test No. 684/289871-17

¹ Certified Analyte Concentration = Purity x Prepared Concentration.


The Uncertainty associated with the certified concentration reported on this certificate is ±2.4%. This value is the combined expanded uncertainty and represents an estimated standard deviation equal to the positive square root of the total variation of the uncertainty of components. A normal distribution is assumed and a coverage factor of K=2 is chosen using approximately a 95% confidence level.

Labels and certificates follow U.S. Conventions in reporting numerical values: A comma (,) is used to separate units of one-thousand or greater. A period (.) is used as a decimal place marker.

The information on this certificate may not be reproduced without the express permission of the manufacturer. See reverse side for additional information

Hazard Information: Please refer to the SDS for information regarding the hazards associated with using this material.

This product was prepared according to in-house procedures and is guaranteed to be homogeneous.

Certified By: 
Larry Decker, Organic QC Manager