

PREP BATCH REPORT

Prep Code: **SVOC-3510C-8270**
 Prep Batch **163174** Prep Temp **NA °C**

Technician: **Zachary B. Zaccardi**
 Batch Units: **ML**

Prep Start Date: **1/24/2022 11:48:22 A**
 Prep End Date: **1/26/2022 12:41:00 P**

Sample ID	Matrix	pH	Initial Samp Amt	Sol Added	Sol Recovered	Final Vol (mL)	Factor	Balance	Prep Start Date	Prep End Date
MB-163174			1000	0	0	1.00	0.001		1/24/2022	1/26/2022
	Supervised by RJB									
LCS-163174			1000	0	0	1.00	0.001		1/24/2022	1/26/2022
LCSD-163174			1000	0	0	1.00	0.001		1/24/2022	1/26/2022
LLCS-163174			1000	0	0	1.00	0.001		1/24/2022	1/26/2022
LLCSD-163174			1000	0	0	1.00	0.001		1/24/2022	1/26/2022
B22011214-001C	Ground Water	6	1000	0	0	1.00	0.001		1/24/2022	1/26/2022
	Sample was clear (1/2)									
B22011227-001C	Ground Water	6	960	0	0	1.00	0.00104		1/24/2022	1/26/2022
	Sample was clear (1/2)									
B22011228-001C	Ground Water	6	990	0	0	1.00	0.00101		1/24/2022	1/26/2022
	Sample was clear (1/2)									
B22011418-002A	Aqueous	6	1020	0	0	1.00	0.00098		1/24/2022	1/26/2022
	Sample was cloudy yellow, with brown precipitate									
B22011446-001C	Ground Water	6	980	0	0	1.00	0.00102		1/24/2022	1/26/2022
	Sample was clear (1/2)									
B22011446-006C	Ground Water	6	970	0	0	1.00	0.00103		1/24/2022	1/26/2022
	Sample was clear (1/2)									
B22011446-011C	Ground Water	6	1000	0	0	1.00	0.001		1/24/2022	1/26/2022
	Sample was clear (1/2)									
B22011446-012A	Ground Water	6	1000	0	0	1.00	0.001		1/24/2022	1/26/2022
	Sample was clear (1/2)									
B22011446-017C	Ground Water	6	1050	0	0	1.00	0.000952		1/24/2022	1/26/2022
	Sample was clear (1/2)									
B22011446-022C	Ground Water	6	1020	0	0	1.00	0.00098		1/24/2022	1/26/2022
	Sample was clear (1/2)									

Number	Reagent Name	Exp Date	
13124	Sulfuric Acid 2020070739	7/2/2022	2mL
13273	pH-indicator Strips 0-14 HC025486	9/30/2024	
14747	Dichloromethane EC849	11/1/2023	100, 50

Spk ID	Spike Name	SampType	AmtAdd	Exp Date
FP220120 14244	DCM RINSED FILTER PAPER	ALL		4/6/2026
Sulfate 01/18/22 (Baked Sodium Sulfate	ALL	varies	11/29/2026
sv83418	Benzidines	LCS, MS	50 uL	3/17/2024
sv92801	LCS/Add Extractions	LCS, MS; LLCS/D	1.0 mL; 5	7/22/2022
sv92717	LL BNA Surr	LMS, LLCS/D	100 uL	3/31/2022
SVOC NaOH 122	10 N NaOH	MB, LCS, SAMP,	5 drops	7/31/2023
sv92718	BNA Surr	SAMP, MB, LCS,	100 uL	3/31/2022

PREP BATCH REPORT

Prep Code: **SVOC-3510C-8270**
 Prep Batch **163174** Prep Temp **NA °C**

Technician: **Zachary B. Zaccardi**
 Batch Units: **ML**

Prep Start Date: **1/24/2022 11:48:22 A**
 Prep End Date: **1/26/2022 12:41:00 P**

Sample ID	Matrix	pH	Initial Samp Amt	Sol Added	Sol Recovered	Final Vol (mL)	Factor	Balance	Prep Start Date	Prep End Date
B22011446-027C Sample was clear (1/2)	Ground Water	6	990	0	0	1.00	0.00101		1/24/2022	1/26/2022
B22011446-032C Sample was clear (1/2)	Ground Water	6	970	0	0	1.00	0.00103		1/24/2022	1/26/2022
B22011446-006CMS Sample was clear (2/2)	Ground Water	6	970	0	0	1.00	0.00103		1/25/2022	1/26/2022
B22011446-011CLMS Sample was clear (2/2)	Ground Water	6	980	0	0	1.00	0.00102		1/25/2022	1/26/2022
B22011446-012AMS Sample was clear (2/2)	Ground Water	6	980	0	0	1.00	0.00102		1/25/2022	1/26/2022
B22011446-017CLMS Sample was clear (2/2)	Ground Water	6	1040	0	0	1.00	0.000962		1/25/2022	1/26/2022

Number	Reagent Name	Exp Date	
13124	Sulfuric Acid 2020070739	7/2/2022	2mL
13273	pH-indicator Strips 0-14 HC025486	9/30/2024	
14747	Dichloromethane EC849	11/1/2023	100, 50

Spk ID	Spike Name	SampType	AmtAdd	Exp Date
FP220120 14244	DCM RINSED FILTER PAPER	ALL		4/6/2026
Sulfate 01/18/22 (Baked Sodium Sulfate	ALL	varies	11/29/2026
sv83418	Benzidines	LCS, MS	50 uL	3/17/2024
sv92801	LCS/Add Extractions	LCS, MS; LLCS/D	1.0 mL; 5	7/22/2022
sv92717	LL BNA Surr	LMS, LLCS/D	100 uL	3/31/2022
SVOC NaOH 122	10 N NaOH	MB, LCS, SAMP,	5 drops	7/31/2023
sv92718	BNA Surr	SAMP, MB, LCS,	100 uL	3/31/2022

Energy Laboratories Inc

ANALYTICAL RUN Summary

24-Feb-22

Run ID SV5975.I_220126A

Run Start Date: 1/26/2022
Analyst: John P. Heine
Ical:
Column ID: ZB-SemiVolatiles
Comments:

Std ID	Std Name	Std Amount	Std Units	Samp Amount	Samp Units	SampType	Expiration Date
dcmsvoc13	DCM						11/17/2022
sv100506	BNA low 50 ug/mL	8	ul	192	ul	CCV	3/31/2022
sv100703	BNA Internals 2000 ug/mL	2	ul	100	ul	SAMP	5/31/2022
sv100801	BNA 2nd source 200ug/mL	2	ul	198	ul	ICV	10/1/2022
sv83311	DFTPP 1000 ug/mL	50	ul	50	ul	TUNE	10/31/2022

Seq No	Lab ID	Test Code	Sample Typ	File ID	Analysis Date	DF	Batch ID	Prep Date	SPKref	RPDref	pmoist					
15003992	Jan2601_D_TU	SVOC-8270-DF	TUNE	5975.I\sh012622	11/26/2022 4:53:0	1	R373840		0	0						
Analyte	T	Units	RAW	Final	Text	Spike	SPKref	RPDref	MDL	PQL	UQL	%REC	LOW	HIGH	%RPD	Q
127, % of mass 198	A	%	47.4	47.4		100	0	0	0	0.01	0	47%	40	60	0%	
197, % of mass 198	A	%	0	0		100	0	0	0	0.01	0	0%	0	0.99	0%	
198, Base Peak	A	%	100	100		100	0	0	0	0.01	0	100%	100	100	0%	
199, % of mass 198	A	%	7	7		100	0	0	0	0.01	0	7%	5	9	0%	
275, % of mass 198	A	%	26.1	26.1		100	0	0	0	0.01	0	26%	10	30	0%	
365, % of mass 198	A	%	3.2	3.2		100	0	0	0	0.01	0	3%	1	99.99	0%	
441, % of mass 443	A	%	110.5	110.5		100	0	0	0	0.01	0	111%	0.01	150	0%	
442, % of mass 198	A	%	41.4	41.4		100	0	0	0	0.01	0	41%	40	100	0%	
443, % of mass 442	A	%	19.3	19.3		100	0	0	0	0.01	0	19%	17	23	0%	
51, % of mass 198	A	%	50.5	50.5		100	0	0	0	0.01	0	51%	30	60	0%	
68, % of mass 69	A	%	0	0		100	0	0	0	0.01	0	0%	0	1.99	0%	
70, % of mass 69	A	%	0.5	0.5		100	0	0	0	0.01	0	1%	0	1.99	0%	

Seq No	Lab ID	Test Code	Sample Typ	File ID	Analysis Date	DF	Batch ID	Prep Date	SPKref	RPDref	pmoist					
15003993	26-Jan-22_CAL_	SVOC-8270-W-	ICAL	5975.I\sh012622\	11/26/2022 5:17:4	1	R373840		0	0						
Analyte	T	Units	RAW	Final	Text	Spike	SPKref	RPDref	MDL	PQL	UQL	%REC	LOW	HIGH	%RPD	Q
1-Methylnaphthalene	A	ug/L	10.07823	10.07823		10	0	0	0.0206	0.1	10	101%	20	120	0%	
2-Methylnaphthalene	A	ug/L	10.05916	10.05916		10	0	0	0.0176	0.1	10	101%	20	120	0%	
Acenaphthene	A	ug/L	10.37477	10.37477		10	0	0	0.0317	0.1	10	104%	20	120	0%	
Acenaphthylene	A	ug/L	10.07457	10.07457		10	0	0	0.025	0.1	10	101%	20	120	0%	
Anthracene	A	ug/L	9.9226	9.9226		10	0	0	0.0283	0.1	10	99%	20	120	0%	
Benzo(a)anthracene	A	ug/L	10.03609	10.03609		10	0	0	0.0272	0.1	10	100%	20	120	0%	
Benzo(a)pyrene	A	ug/L	10.03458	10.03458		10	0	0	0.0347	0.1	10	100%	20	120	0%	
Benzo(b)fluoranthene	A	ug/L	9.97493	9.97493		10	0	0	0.0226	0.1	10	100%	20	120	0%	
Benzo(g,h,i)perylene	A	ug/L	10.01537	10.01537		10	0	0	0.0267	0.1	10	100%	20	120	0%	
Benzo(k)fluoranthene	A	ug/L	10.03433	10.03433		10	0	0	0.0295	0.1	10	100%	20	120	0%	
Chrysene	A	ug/L	10.04445	10.04445		10	0	0	0.0458	0.1	10	100%	20	120	0%	
Dibenzo(a,h)anthracene	A	ug/L	10.0075	10.0075		10	0	0	0.0367	0.1	10	100%	20	120	0%	
Fluoranthene	A	ug/L	10.0275	10.0275		10	0	0	0.0233	0.1	10	100%	20	120	0%	
Fluorene	A	ug/L	10.03334	10.03334		10	0	0	0.0225	0.1	10	100%	20	120	0%	
Indeno(1,2,3-cd)pyrene	A	ug/L	9.99662	9.99662		10	0	0	0.0491	0.1	10	100%	20	120	0%	
Naphthalene	A	ug/L	10.10067	10.10067		10	0	0	0.029	0.1	10	101%	20	120	0%	
Phenanthrene	A	ug/L	10.04362	10.04362		10	0	0	0.0295	0.1	10	100%	20	120	0%	
Pyrene	A	ug/L	10.05992	10.05992		10	0	0	0.0239	0.1	10	101%	20	120	0%	
1,4-Dichlorobenzene-d4	I	ug/L	40	40		0	0	0	0.1	0.1		0%			0%	
Acenaphthene-d10	I	ug/L	40	40		0	0	0	0.1	0.1		0%			0%	
Chrysene-d12	I	ug/L	40	40		0	0	0	0.1	0.1		0%			0%	
Naphthalene-d8	I	ug/L	40	40		0	0	0	0.1	0.1		0%			0%	
Perylene-d12	I	ug/L	40	40		0	0	0	0.1	0.1		0%			0%	
Phenanthrene-d10	I	ug/L	40	40		0	0	0	0.1	0.1		0%			0%	
2-Fluorobiphenyl	S	ug/L	10.0306	10.0306		10	0	0	0.0444	0.1	10	100%	20	120	0%	
Nitrobenzene-d5	S	ug/L	9.88418	9.88418		10	0	0	0.0523	0.1	10	99%	20	120	0%	
Terphenyl-d14	S	ug/L	10.05641	10.05641		10	0	0	0.0563	0.1	10	101%	20	120	0%	
o-Terphenyl	X	ug/L	10.04805	10.04805		10	0	0	0.0654	0.1	10	100%	20	120	0%	

Seq No	Lab ID	Test Code	Sample Typ	File ID	Analysis Date	DF	Batch ID	Prep Date	SPKref	RPDref	pmoist					
15003994	26-Jan-22_CAL_	SVOC-8270-W-	ICAL	5975.I\sh012622\	11/26/2022 5:50:1	1	R373840		0	0						
Analyte	T	Units	RAW	Final	Text	Spike	SPKref	RPDref	MDL	PQL	UQL	%REC	LOW	HIGH	%RPD	Q

Seq No	Lab ID	Test Code	Sample Typ	File ID	Analysis Date	DF	Batch ID	Prep Date	SPKref	RPDref	pmoist					
15003994	26-Jan-22_CAL_	SVOC-8270-W-	ICAL	5975.I\sh012622\	11/26/2022 5:50:1	1	R373840		0	0						
Analyte	T	Units	RAW	Final	Text	Spike	SPKref	RPDref	MDL	PQL	UQL	%REC	LOW	HIGH	%RPD	Q
1-Methylnaphthalene	A	ug/L	4.80486	4.80486		5	0	0	0.0206	0.1	10	96%	20	120	0%	
2-Methylnaphthalene	A	ug/L	4.83933	4.83933		5	0	0	0.0176	0.1	10	97%	20	120	0%	
Acenaphthene	A	ug/L	4.73205	4.73205		5	0	0	0.0317	0.1	10	95%	20	120	0%	
Acenaphthylene	A	ug/L	4.80644	4.80644		5	0	0	0.025	0.1	10	96%	20	120	0%	
Anthracene	A	ug/L	5.15786	5.15786		5	0	0	0.0283	0.1	10	103%	20	120	0%	
Benzo(a)anthracene	A	ug/L	4.90798	4.90798		5	0	0	0.0272	0.1	10	98%	20	120	0%	
Benzo(a)pyrene	A	ug/L	4.90885	4.90885		5	0	0	0.0347	0.1	10	98%	20	120	0%	
Benzo(b)fluoranthene	A	ug/L	5.07665	5.07665		5	0	0	0.0226	0.1	10	102%	20	120	0%	
Benzo(g,h,i)perylene	A	ug/L	4.96874	4.96874		5	0	0	0.0267	0.1	10	99%	20	120	0%	
Benzo(k)fluoranthene	A	ug/L	4.9027	4.9027		5	0	0	0.0295	0.1	10	98%	20	120	0%	
Chrysene	A	ug/L	4.90211	4.90211		5	0	0	0.0458	0.1	10	98%	20	120	0%	
Dibenzo(a,h)anthracene	A	ug/L	4.98395	4.98395		5	0	0	0.0367	0.1	10	100%	20	120	0%	
Fluoranthene	A	ug/L	4.94217	4.94217		5	0	0	0.0233	0.1	10	99%	20	120	0%	
Fluorene	A	ug/L	4.93947	4.93947		5	0	0	0.0225	0.1	10	99%	20	120	0%	
Indeno(1,2,3-cd)pyrene	A	ug/L	5.01872	5.01872		5	0	0	0.0491	0.1	10	100%	20	120	0%	
Naphthalene	A	ug/L	4.7592	4.7592		5	0	0	0.029	0.1	10	95%	20	120	0%	
Phenanthrene	A	ug/L	4.89592	4.89592		5	0	0	0.0295	0.1	10	98%	20	120	0%	
Pyrene	A	ug/L	4.85513	4.85513		5	0	0	0.0239	0.1	10	97%	20	120	0%	
1,4-Dichlorobenzene-d4	I	ug/L	40	40		0	0	0	0.1	0.1		0%			0%	
Acenaphthene-d10	I	ug/L	40	40		0	0	0	0.1	0.1		0%			0%	
Chrysene-d12	I	ug/L	40	40		0	0	0	0.1	0.1		0%			0%	
Naphthalene-d8	I	ug/L	40	40		0	0	0	0.1	0.1		0%			0%	
Perylene-d12	I	ug/L	40	40		0	0	0	0.1	0.1		0%			0%	
Phenanthrene-d10	I	ug/L	40	40		0	0	0	0.1	0.1		0%			0%	
2-Fluorobiphenyl	S	ug/L	4.9433	4.9433		5	0	0	0.0444	0.1	10	99%	20	120	0%	
Nitrobenzene-d5	S	ug/L	5.38068	5.38068		5	0	0	0.0523	0.1	10	108%	20	120	0%	
Terphenyl-d14	S	ug/L	4.85575	4.85575		5	0	0	0.0563	0.1	10	97%	20	120	0%	
o-Terphenyl	X	ug/L	4.88418	4.88418		5	0	0	0.0654	0.1	10	98%	20	120	0%	

Seq No	Lab ID	Test Code	Sample Typ	File ID	Analysis Date	DF	Batch ID	Prep Date	SPKref	RPDref	pmoist					
15003995	26-Jan-22_CAL_	SVOC-8270-W-	ICAL	5975.I\sh012622\	11/26/2022 6:22:3	1	R373840		0	0						
Analyte	T	Units	RAW	Final	Text	Spike	SPKref	RPDref	MDL	PQL	UQL	%REC	LOW	HIGH	%RPD	Q

Seq No	Lab ID	Test Code	Sample Typ	File ID	Analysis Date	DF	Batch ID	Prep Date	SPKref	RPDref	pmoist					
15003995	26-Jan-22_CAL_	SVOC-8270-W-	ICAL	5975.I\sh012622\	11/26/2022 6:22:3	1	R373840		0	0						
Analyte	T	Units	RAW	Final	Text	Spike	SPKref	RPDref	MDL	PQL	UQL	%REC	LOW	HIGH	%RPD	Q
1-Methylnaphthalene	A	ug/L	2.06394	2.06394		2	0	0	0.0206	0.1	10	103%	20	120	0%	
2-Methylnaphthalene	A	ug/L	2.10883	2.10883		2	0	0	0.0176	0.1	10	105%	20	120	0%	
Acenaphthene	A	ug/L	1.87747	1.87747		2	0	0	0.0317	0.1	10	94%	20	120	0%	
Acenaphthylene	A	ug/L	2.03042	2.03042		2	0	0	0.025	0.1	10	102%	20	120	0%	
Anthracene	A	ug/L	1.94076	1.94076		2	0	0	0.0283	0.1	10	97%	20	120	0%	
Benzo(a)anthracene	A	ug/L	1.99705	1.99705		2	0	0	0.0272	0.1	10	100%	20	120	0%	
Benzo(a)pyrene	A	ug/L	1.99348	1.99348		2	0	0	0.0347	0.1	10	100%	20	120	0%	
Benzo(b)fluoranthene	A	ug/L	1.95142	1.95142		2	0	0	0.0226	0.1	10	98%	20	120	0%	
Benzo(g,h,i)perylene	A	ug/L	1.97182	1.97182		2	0	0	0.0267	0.1	10	99%	20	120	0%	
Benzo(k)fluoranthene	A	ug/L	2.03863	2.03863		2	0	0	0.0295	0.1	10	102%	20	120	0%	
Chrysene	A	ug/L	2.00958	2.00958		2	0	0	0.0458	0.1	10	100%	20	120	0%	
Dibenzo(a,h)anthracene	A	ug/L	1.9839	1.9839		2	0	0	0.0367	0.1	10	99%	20	120	0%	
Fluoranthene	A	ug/L	1.98535	1.98535		2	0	0	0.0233	0.1	10	99%	20	120	0%	
Fluorene	A	ug/L	1.95047	1.95047		2	0	0	0.0225	0.1	10	98%	20	120	0%	
Indeno(1,2,3-cd)pyrene	A	ug/L	1.95856	1.95856		2	0	0	0.0491	0.1	10	98%	20	120	0%	
Naphthalene	A	ug/L	2.06847	2.06847		2	0	0	0.029	0.1	10	103%	20	120	0%	
Phenanthrene	A	ug/L	2.00333	2.00333		2	0	0	0.0295	0.1	10	100%	20	120	0%	
Pyrene	A	ug/L	1.99234	1.99234		2	0	0	0.0239	0.1	10	100%	20	120	0%	
1,4-Dichlorobenzene-d4	I	ug/L	40	40		0	0	0	0.1	0.1		0%			0%	
Acenaphthene-d10	I	ug/L	40	40		0	0	0	0.1	0.1		0%			0%	
Chrysene-d12	I	ug/L	40	40		0	0	0	0.1	0.1		0%			0%	
Naphthalene-d8	I	ug/L	40	40		0	0	0	0.1	0.1		0%			0%	
Perylene-d12	I	ug/L	40	40		0	0	0	0.1	0.1		0%			0%	
Phenanthrene-d10	I	ug/L	40	40		0	0	0	0.1	0.1		0%			0%	
2-Fluorobiphenyl	S	ug/L	1.94844	1.94844		2	0	0	0.0444	0.1	10	97%	20	120	0%	
Nitrobenzene-d5	S	ug/L	1.78548	1.78548		2	0	0	0.0523	0.1	10	89%	20	120	0%	
Terphenyl-d14	S	ug/L	2.03502	2.03502		2	0	0	0.0563	0.1	10	102%	20	120	0%	
o-Terphenyl	X	ug/L	2.02832	2.02832		2	0	0	0.0654	0.1	10	101%	20	120	0%	

Seq No	Lab ID	Test Code	Sample Typ	File ID	Analysis Date	DF	Batch ID	Prep Date	SPKref	RPDref	pmoist					
15003996	26-Jan-22_CAL_	SVOC-8270-W-	ICAL	5975.I\sh012622\	11/26/2022 6:55:1	1	R373840		0	0						
Analyte	T	Units	RAW	Final	Text	Spike	SPKref	RPDref	MDL	PQL	UQL	%REC	LOW	HIGH	%RPD	Q

Seq No	Lab ID	Test Code	Sample Typ	File ID	Analysis Date	DF	Batch ID	Prep Date	SPKref	RPDref	pmoist					
15003996	26-Jan-22_CAL_	SVOC-8270-W-	ICAL	5975.I\sh012622\	11/26/2022 6:55:1	1	R373840		0	0						
Analyte	T	Units	RAW	Final	Text	Spike	SPKref	RPDref	MDL	PQL	UQL	%REC	LOW	HIGH	%RPD	Q
1-Methylnaphthalene	A	ug/L	1.03933	1.03933		1	0	0	0.0206	0.1	10	104%	20	120	0%	
2-Methylnaphthalene	A	ug/L	0.9978	0.9978		1	0	0	0.0176	0.1	10	100%	20	120	0%	
Acenaphthene	A	ug/L	1.03568	1.03568		1	0	0	0.0317	0.1	10	104%	20	120	0%	
Acenaphthylene	A	ug/L	1.08951	1.08951		1	0	0	0.025	0.1	10	109%	20	120	0%	
Anthracene	A	ug/L	0.96919	0.96919		1	0	0	0.0283	0.1	10	97%	20	120	0%	
Benzo(a)anthracene	A	ug/L	1.05908	1.05908		1	0	0	0.0272	0.1	10	106%	20	120	0%	
Benzo(a)pyrene	A	ug/L	1.06256	1.06256		1	0	0	0.0347	0.1	10	106%	20	120	0%	
Benzo(b)fluoranthene	A	ug/L	1.01991	1.01991		1	0	0	0.0226	0.1	10	102%	20	120	0%	
Benzo(g,h,i)perylene	A	ug/L	1.03988	1.03988		1	0	0	0.0267	0.1	10	104%	20	120	0%	
Benzo(k)fluoranthene	A	ug/L	1.07251	1.07251		1	0	0	0.0295	0.1	10	107%	20	120	0%	
Chrysene	A	ug/L	1.02318	1.02318		1	0	0	0.0458	0.1	10	102%	20	120	0%	
Dibenzo(a,h)anthracene	A	ug/L	1.02766	1.02766		1	0	0	0.0367	0.1	10	103%	20	120	0%	
Fluoranthene	A	ug/L	1.01999	1.01999		1	0	0	0.0233	0.1	10	102%	20	120	0%	
Fluorene	A	ug/L	1.07247	1.07247		1	0	0	0.0225	0.1	10	107%	20	120	0%	
Indeno(1,2,3-cd)pyrene	A	ug/L	1.02192	1.02192		1	0	0	0.0491	0.1	10	102%	20	120	0%	
Naphthalene	A	ug/L	1.07158	1.07158		1	0	0	0.029	0.1	10	107%	20	120	0%	
Phenanthrene	A	ug/L	1.03745	1.03745		1	0	0	0.0295	0.1	10	104%	20	120	0%	
Pyrene	A	ug/L	1.07737	1.07737		1	0	0	0.0239	0.1	10	108%	20	120	0%	
1,4-Dichlorobenzene-d4	I	ug/L	40	40		0	0	0	0.1	0.1		0%			0%	
Acenaphthene-d10	I	ug/L	40	40		0	0	0	0.1	0.1		0%			0%	
Chrysene-d12	I	ug/L	40	40		0	0	0	0.1	0.1		0%			0%	
Naphthalene-d8	I	ug/L	40	40		0	0	0	0.1	0.1		0%			0%	
Perylene-d12	I	ug/L	40	40		0	0	0	0.1	0.1		0%			0%	
Phenanthrene-d10	I	ug/L	40	40		0	0	0	0.1	0.1		0%			0%	
2-Fluorobiphenyl	S	ug/L	1.05985	1.05985		1	0	0	0.0444	0.1	10	106%	20	120	0%	
Nitrobenzene-d5	S	ug/L	0.90151	0.90151		1	0	0	0.0523	0.1	10	90%	20	120	0%	
Terphenyl-d14	S	ug/L	1.04142	1.04142		1	0	0	0.0563	0.1	10	104%	20	120	0%	
o-Terphenyl	X	ug/L	1.0184	1.0184		1	0	0	0.0654	0.1	10	102%	20	120	0%	

Seq No	Lab ID	Test Code	Sample Typ	File ID	Analysis Date	DF	Batch ID	Prep Date	SPKref	RPDref	pmoist					
15003997	26-Jan-22_CAL_	SVOC-8270-W-	ICAL	5975.I\sh012622\	11/26/2022 7:27:4	1	R373840		0	0						
Analyte	T	Units	RAW	Final	Text	Spike	SPKref	RPDref	MDL	PQL	UQL	%REC	LOW	HIGH	%RPD	Q

Seq No	Lab ID	Test Code	Sample Typ	File ID	Analysis Date	DF	Batch ID	Prep Date	SPKref	RPDref	pmoist					
15003997	26-Jan-22_CAL_	SVOC-8270-W-	ICAL	5975.I\sh012622\	11/26/2022 7:27:4	1	R373840		0	0						
Analyte	T	Units	RAW	Final	Text	Spike	SPKref	RPDref	MDL	PQL	UQL	%REC	LOW	HIGH	%RPD	Q
1-Methylnaphthalene	A	ug/L	0.51515	0.51515		0.5	0	0	0.0206	0.1	10	103%	20	120	0%	
2-Methylnaphthalene	A	ug/L	0.49543	0.49543		0.5	0	0	0.0176	0.1	10	99%	20	120	0%	
Acenaphthene	A	ug/L	0.51063	0.51063		0.5	0	0	0.0317	0.1	10	102%	20	120	0%	
Acenaphthylene	A	ug/L	0.51104	0.51104		0.5	0	0	0.025	0.1	10	102%	20	120	0%	
Anthracene	A	ug/L	0.49371	0.49371		0.5	0	0	0.0283	0.1	10	99%	20	120	0%	
Benzo(a)anthracene	A	ug/L	0.50478	0.50478		0.5	0	0	0.0272	0.1	10	101%	20	120	0%	
Benzo(a)pyrene	A	ug/L	0.512	0.512		0.5	0	0	0.0347	0.1	10	102%	20	120	0%	
Benzo(b)fluoranthene	A	ug/L	0.46183	0.46183		0.5	0	0	0.0226	0.1	10	92%	20	120	0%	
Benzo(g,h,i)perylene	A	ug/L	0.50804	0.50804		0.5	0	0	0.0267	0.1	10	102%	20	120	0%	
Benzo(k)fluoranthene	A	ug/L	0.44829	0.44829		0.5	0	0	0.0295	0.1	10	90%	20	120	0%	
Chrysene	A	ug/L	0.5307	0.5307		0.5	0	0	0.0458	0.1	10	106%	20	120	0%	
Dibenzo(a,h)anthracene	A	ug/L	0.51284	0.51284		0.5	0	0	0.0367	0.1	10	103%	20	120	0%	
Fluoranthene	A	ug/L	0.53004	0.53004		0.5	0	0	0.0233	0.1	10	106%	20	120	0%	
Fluorene	A	ug/L	0.51188	0.51188		0.5	0	0	0.0225	0.1	10	102%	20	120	0%	
Indeno(1,2,3-cd)pyrene	A	ug/L	0.50136	0.50136		0.5	0	0	0.0491	0.1	10	100%	20	120	0%	
Naphthalene	A	ug/L	0.51408	0.51408		0.5	0	0	0.029	0.1	10	103%	20	120	0%	
Phenanthrene	A	ug/L	0.53088	0.53088		0.5	0	0	0.0295	0.1	10	106%	20	120	0%	
Pyrene	A	ug/L	0.53505	0.53505		0.5	0	0	0.0239	0.1	10	107%	20	120	0%	
1,4-Dichlorobenzene-d4	I	ug/L	40	40		0	0	0	0.1	0.1		0%			0%	
Acenaphthene-d10	I	ug/L	40	40		0	0	0	0.1	0.1		0%			0%	
Chrysene-d12	I	ug/L	40	40		0	0	0	0.1	0.1		0%			0%	
Naphthalene-d8	I	ug/L	40	40		0	0	0	0.1	0.1		0%			0%	
Perylene-d12	I	ug/L	40	40		0	0	0	0.1	0.1		0%			0%	
Phenanthrene-d10	I	ug/L	40	40		0	0	0	0.1	0.1		0%			0%	
2-Fluorobiphenyl	S	ug/L	0.52295	0.52295		0.5	0	0	0.0444	0.1	10	105%	20	120	0%	
Nitrobenzene-d5	S	ug/L	0.50805	0.50805		0.5	0	0	0.0523	0.1	10	102%	20	120	0%	
Terphenyl-d14	S	ug/L	0.52927	0.52927		0.5	0	0	0.0563	0.1	10	106%	20	120	0%	
o-Terphenyl	X	ug/L	0.52319	0.52319		0.5	0	0	0.0654	0.1	10	105%	20	120	0%	

Seq No	Lab ID	Test Code	Sample Typ	File ID	Analysis Date	DF	Batch ID	Prep Date	SPKref	RPDref	pmoist					
15003998	26-Jan-22_CAL_	SVOC-8270-W-	ICAL	5975.I\sh012622\	11/26/2022 8:00:1	1	R373840		0	0						
Analyte	T	Units	RAW	Final	Text	Spike	SPKref	RPDref	MDL	PQL	UQL	%REC	LOW	HIGH	%RPD	Q

Seq No	Lab ID	Test Code	Sample Typ	File ID	Analysis Date	DF	Batch ID	Prep Date	SPKref	RPDref	pmoist					
15003998	26-Jan-22_CAL_	SVOC-8270-W-	ICAL	5975.I\sh012622\	11/26/2022 8:00:1	1	R373840		0	0						
Analyte	T	Units	RAW	Final	Text	Spike	SPKref	RPDref	MDL	PQL	UQL	%REC	LOW	HIGH	%RPD	Q
1-Methylnaphthalene	A	ug/L	0.21099	0.21099		0.2	0	0	0.0206	0.1	10	105%	20	120	0%	
2-Methylnaphthalene	A	ug/L	0.2023	0.2023		0.2	0	0	0.0176	0.1	10	101%	20	120	0%	
Acenaphthene	A	ug/L	0.21016	0.21016		0.2	0	0	0.0317	0.1	10	105%	20	120	0%	
Acenaphthylene	A	ug/L	0.19711	0.19711		0.2	0	0	0.025	0.1	10	99%	20	120	0%	
Anthracene	A	ug/L	0.214	0.214		0.2	0	0	0.0283	0.1	10	107%	20	120	0%	
Benzo(a)anthracene	A	ug/L	0.20286	0.20286		0.2	0	0	0.0272	0.1	10	101%	20	120	0%	
Benzo(a)pyrene	A	ug/L	0.1952	0.1952		0.2	0	0	0.0347	0.1	10	98%	20	120	0%	
Benzo(b)fluoranthene	A	ug/L	0.21239	0.21239		0.2	0	0	0.0226	0.1	10	106%	20	120	0%	
Benzo(g,h,i)perylene	A	ug/L	0.20034	0.20034		0.2	0	0	0.0267	0.1	10	100%	20	120	0%	
Benzo(k)fluoranthene	A	ug/L	0.20185	0.20185		0.2	0	0	0.0295	0.1	10	101%	20	120	0%	
Chrysene	A	ug/L	0.19499	0.19499		0.2	0	0	0.0458	0.1	10	97%	20	120	0%	
Dibenzo(a,h)anthracene	A	ug/L	0.17714	0.17714		0.2	0	0	0.0367	0.1	10	89%	20	120	0%	
Fluoranthene	A	ug/L	0.20277	0.20277		0.2	0	0	0.0233	0.1	10	101%	20	120	0%	
Fluorene	A	ug/L	0.19744	0.19744		0.2	0	0	0.0225	0.1	10	99%	20	120	0%	
Indeno(1,2,3-cd)pyrene	A	ug/L	0.20692	0.20692		0.2	0	0	0.0491	0.1	10	103%	20	120	0%	
Naphthalene	A	ug/L	0.19154	0.19154		0.2	0	0	0.029	0.1	10	96%	20	120	0%	
Phenanthrene	A	ug/L	0.19502	0.19502		0.2	0	0	0.0295	0.1	10	98%	20	120	0%	
Pyrene	A	ug/L	0.18584	0.18584		0.2	0	0	0.0239	0.1	10	93%	20	120	0%	
1,4-Dichlorobenzene-d4	I	ug/L	40	40		0	0	0	0.1	0.1		0%			0%	
Acenaphthene-d10	I	ug/L	40	40		0	0	0	0.1	0.1		0%			0%	
Chrysene-d12	I	ug/L	40	40		0	0	0	0.1	0.1		0%			0%	
Naphthalene-d8	I	ug/L	40	40		0	0	0	0.1	0.1		0%			0%	
Perylene-d12	I	ug/L	40	40		0	0	0	0.1	0.1		0%			0%	
Phenanthrene-d10	I	ug/L	40	40		0	0	0	0.1	0.1		0%			0%	
2-Fluorobiphenyl	S	ug/L	0.20411	0.20411		0.2	0	0	0.0444	0.1	10	102%	20	120	0%	
Nitrobenzene-d5	S	ug/L	0.19749	0.19749		0.2	0	0	0.0523	0.1	10	99%	20	120	0%	
Terphenyl-d14	S	ug/L	0.18373	0.18373		0.2	0	0	0.0563	0.1	10	92%	20	120	0%	
o-Terphenyl	X	ug/L	0.20787	0.20787		0.2	0	0	0.0654	0.1	10	104%	20	120	0%	

Seq No	Lab ID	Test Code	Sample Typ	File ID	Analysis Date	DF	Batch ID	Prep Date	SPKref	RPDref	pmoist					
15003999	26-Jan-22_CAL_	SVOC-8270-W-	ICAL	5975.I\sh012622\	11/26/2022 8:32:5	1	R373840		0	0						
Analyte	T	Units	RAW	Final	Text	Spike	SPKref	RPDref	MDL	PQL	UQL	%REC	LOW	HIGH	%RPD	Q

Seq No	Lab ID	Test Code	Sample Typ	File ID	Analysis Date	DF	Batch ID	Prep Date	SPKref	RPDref	pmoist					
15003999	26-Jan-22_CAL_	SVOC-8270-W-	ICAL	5975.I\sh012622\	11/26/2022 8:32:5	1	R373840		0	0						
Analyte	T	Units	RAW	Final	Text	Spike	SPKref	RPDref	MDL	PQL	UQL	%REC	LOW	HIGH	%RPD	Q
1-Methylnaphthalene	A	ug/L	0.08746	0.08746		0.1	0	0	0.0206	0.1	10	87%	20	120	0%	
2-Methylnaphthalene	A	ug/L	0.09716	0.09716		0.1	0	0	0.0176	0.1	10	97%	20	120	0%	
Acenaphthene	A	ug/L	0.09705	0.09705		0.1	0	0	0.0317	0.1	10	97%	20	120	0%	
Acenaphthylene	A	ug/L	0.09187	0.09187		0.1	0	0	0.025	0.1	10	92%	20	120	0%	
Anthracene	A	ug/L	0.09792	0.09792		0.1	0	0	0.0283	0.1	10	98%	20	120	0%	
Benzo(a)anthracene	A	ug/L	0.09332	0.09332		0.1	0	0	0.0272	0.1	10	93%	20	120	0%	
Benzo(a)pyrene	A	ug/L	0.09552	0.09552		0.1	0	0	0.0347	0.1	10	96%	20	120	0%	
Benzo(b)fluoranthene	A	ug/L	0.10059	0.10059		0.1	0	0	0.0226	0.1	10	101%	20	120	0%	
Benzo(g,h,i)perylene	A	ug/L	0.09611	0.09611		0.1	0	0	0.0267	0.1	10	96%	20	120	0%	
Benzo(k)fluoranthene	A	ug/L	0.10183	0.10183		0.1	0	0	0.0295	0.1	10	102%	20	120	0%	
Chrysene	A	ug/L	0.09508	0.09508		0.1	0	0	0.0458	0.1	10	95%	20	120	0%	
Dibenzo(a,h)anthracene	A	ug/L	0.10714	0.10714		0.1	0	0	0.0367	0.1	10	107%	20	120	0%	
Fluoranthene	A	ug/L	0.09222	0.09222		0.1	0	0	0.0233	0.1	10	92%	20	120	0%	
Fluorene	A	ug/L	0.09501	0.09501		0.1	0	0	0.0225	0.1	10	95%	20	120	0%	
Indeno(1,2,3-cd)pyrene	A	ug/L	0.0958	0.0958		0.1	0	0	0.0491	0.1	10	96%	20	120	0%	
Naphthalene	A	ug/L	0.09464	0.09464		0.1	0	0	0.029	0.1	10	95%	20	120	0%	
Phenanthrene	A	ug/L	0.09404	0.09404		0.1	0	0	0.0295	0.1	10	94%	20	120	0%	
Pyrene	A	ug/L	0.095	0.095		0.1	0	0	0.0239	0.1	10	95%	20	120	0%	
1,4-Dichlorobenzene-d4	I	ug/L	40	40		0	0	0	0.1	0.1		0%			0%	
Acenaphthene-d10	I	ug/L	40	40		0	0	0	0.1	0.1		0%			0%	
Chrysene-d12	I	ug/L	40	40		0	0	0	0.1	0.1		0%			0%	
Naphthalene-d8	I	ug/L	40	40		0	0	0	0.1	0.1		0%			0%	
Perylene-d12	I	ug/L	40	40		0	0	0	0.1	0.1		0%			0%	
Phenanthrene-d10	I	ug/L	40	40		0	0	0	0.1	0.1		0%			0%	
2-Fluorobiphenyl	S	ug/L	0.09077	0.09077		0.1	0	0	0.0444	0.1	10	91%	20	120	0%	
Nitrobenzene-d5	S	ug/L	0.11373	0.11373		0.1	0	0	0.0523	0.1	10	114%	20	120	0%	
Terphenyl-d14	S	ug/L	0.0987	0.0987		0.1	0	0	0.0563	0.1	10	99%	20	120	0%	
o-Terphenyl	X	ug/L	0.09	0.09		0.1	0	0	0.0654	0.1	10	90%	20	120	0%	

Seq No	Lab ID	Test Code	Sample Typ	File ID	Analysis Date	DF	Batch ID	Prep Date	SPKref	RPDref	pmoist					
15004000	26-Jan-22_CCV	SVOC-8270-W-	ICV	5975.I\sh012622\	11/26/2022 9:05:2	1	R373840		0	0						
Analyte	T	Units	RAW	Final	Text	Spike	SPKref	RPDref	MDL	PQL	UQL	%REC	LOW	HIGH	%RPD	Q

Seq No	Lab ID	Test Code	Sample Typ	File ID	Analysis Date	DF	Batch ID	Prep Date	SPKref	RPDref	pmoist					
15004000	26-Jan-22_CCV	SVOC-8270-W-	ICV	5975.I\sh012622\11/26/2022	9:05:2	1	R373840		0	0						
Analyte	T	Units	RAW	Final	Text	Spike	SPKref	RPDref	MDL	PQL	UQL	%REC	LOW	HIGH	%RPD	Q
1-Methylnaphthalene	A	ug/L	2.21265	2.21265		2	0	0	0.0206	0.1	10	111%	80	120	0%	
2-Methylnaphthalene	A	ug/L	2.33456	2.33456		2	0	0	0.0176	0.1	10	117%	80	120	0%	
Acenaphthene	A	ug/L	2.29804	2.29804		2	0	0	0.0317	0.1	10	115%	80	120	0%	
Acenaphthylene	A	ug/L	2.15764	2.15764		2	0	0	0.025	0.1	10	108%	80	120	0%	
Anthracene	A	ug/L	2.32964	2.32964		2	0	0	0.0283	0.1	10	116%	80	120	0%	
Benzo(a)anthracene	A	ug/L	2.38462	2.38462		2	0	0	0.0272	0.1	10	119%	80	120	0%	
Benzo(a)pyrene	A	ug/L	2.18496	2.18496		2	0	0	0.0347	0.1	10	109%	80	120	0%	
Benzo(b)fluoranthene	A	ug/L	2.36483	2.36483		2	0	0	0.0226	0.1	10	118%	80	120	0%	
Benzo(g,h,i)perylene	A	ug/L	2.28569	2.28569		2	0	0	0.0267	0.1	10	114%	80	120	0%	
Benzo(k)fluoranthene	A	ug/L	2.16565	2.16565		2	0	0	0.0295	0.1	10	108%	80	120	0%	
Chrysene	A	ug/L	2.27118	2.27118		2	0	0	0.0458	0.1	10	114%	80	120	0%	
Dibenzo(a,h)anthracene	A	ug/L	2.33442	2.33442		2	0	0	0.0367	0.1	10	117%	80	120	0%	
Fluoranthene	A	ug/L	2.23834	2.23834		2	0	0	0.0233	0.1	10	112%	80	120	0%	
Fluorene	A	ug/L	2.16324	2.16324		2	0	0	0.0225	0.1	10	108%	80	120	0%	
Indeno(1,2,3-cd)pyrene	A	ug/L	2.16975	2.16975		2	0	0	0.0491	0.1	10	108%	80	120	0%	
Naphthalene	A	ug/L	2.1673	2.1673		2	0	0	0.029	0.1	10	108%	80	120	0%	
Phenanthrene	A	ug/L	2.29047	2.29047		2	0	0	0.0295	0.1	10	115%	80	120	0%	
Pyrene	A	ug/L	2.18961	2.18961		2	0	0	0.0239	0.1	10	109%	80	120	0%	
1,4-Dichlorobenzene-d4	I	ug/L	40	40		0	0	0	0.1	0.1		0%			0%	
Acenaphthene-d10	I	ug/L	40	40		0	0	0	0.1	0.1		0%			0%	
Chrysene-d12	I	ug/L	40	40		0	0	0	0.1	0.1		0%			0%	
Naphthalene-d8	I	ug/L	40	40		0	0	0	0.1	0.1		0%			0%	
Perylene-d12	I	ug/L	40	40		0	0	0	0.1	0.1		0%			0%	
Phenanthrene-d10	I	ug/L	40	40		0	0	0	0.1	0.1		0%			0%	
2-Fluorobiphenyl	S	ug/L	2.09101	2.09101		2	0	0	0.0444	0.1	10	105%	80	120	0%	
Nitrobenzene-d5	S	ug/L	2.28544	2.28544		2	0	0	0.0523	0.1	10	114%	80	120	0%	
Terphenyl-d14	S	ug/L	2.15995	2.15995		2	0	0	0.0563	0.1	10	108%	80	120	0%	
o-Terphenyl	X	ug/L	2.30888	2.30888		2	0	0	0.0654	0.1	10	115%	80	120	0%	

Seq No	Lab ID	Test Code	Sample Typ	File ID	Analysis Date	DF	Batch ID	Prep Date	SPKref	RPDref	pmoist					
15004001	26-Jan-22_CCV	SVOC-8270C-SI	ICV	5975.I\sh012622\11/26/2022	9:05:2	1	R373840		0	0						
Analyte	T	Units	RAW	Final	Text	Spike	SPKref	RPDref	MDL	PQL	UQL	%REC	LOW	HIGH	%RPD	Q

Seq No	Lab ID	Test Code	Sample Typ	File ID	Analysis Date	DF	Batch ID	Prep Date	SPKref	RPDref	pmoist					
15004001	26-Jan-22_CCV	SVOC-8270C-SI ICV		5975.I\sh012622\11/26/2022	9:05:2	1	R373840		0	0						
Analyte	T	Units	RAW	Final	Text	Spike	SPKref	RPDref	MDL	PQL	UQL	%REC	LOW	HIGH	%RPD	Q
1-Methylnaphthalene	A	ug/L	2.21265	2.21265		2	0	0	0.0206	0.1	10	111%	80	120	0%	
2-Methylnaphthalene	A	ug/L	2.33456	2.33456		2	0	0	0.0176	0.1	10	117%	80	120	0%	
Acenaphthene	A	ug/L	2.29804	2.29804		2	0	0	0.0317	0.1	10	115%	80	120	0%	
Acenaphthylene	A	ug/L	2.15764	2.15764		2	0	0	0.025	0.1	10	108%	80	120	0%	
Anthracene	A	ug/L	2.32964	2.32964		2	0	0	0.0283	0.1	10	116%	80	120	0%	
Benzo(a)anthracene	A	ug/L	2.38462	2.38462		2	0	0	0.0272	0.1	10	119%	80	120	0%	
Benzo(a)pyrene	A	ug/L	2.18496	2.18496		2	0	0	0.0347	0.1	10	109%	80	120	0%	
Benzo(b)fluoranthene	A	ug/L	2.36483	2.36483		2	0	0	0.0226	0.1	10	118%	80	120	0%	
Benzo(g,h,i)perylene	A	ug/L	2.28569	2.28569		2	0	0	0.0267	0.1	10	114%	80	120	0%	
Benzo(k)fluoranthene	A	ug/L	2.16565	2.16565		2	0	0	0.0295	0.1	10	108%	80	120	0%	
Chrysene	A	ug/L	2.27118	2.27118		2	0	0	0.0458	0.1	10	114%	80	120	0%	
Dibenzo(a,h)anthracene	A	ug/L	2.33442	2.33442		2	0	0	0.0367	0.1	10	117%	80	120	0%	
Fluoranthene	A	ug/L	2.23834	2.23834		2	0	0	0.0233	0.1	10	112%	80	120	0%	
Fluorene	A	ug/L	2.16324	2.16324		2	0	0	0.0225	0.1	10	108%	80	120	0%	
Indeno(1,2,3-cd)pyrene	A	ug/L	2.16975	2.16975		2	0	0	0.0491	0.1	10	108%	80	120	0%	
Naphthalene	A	ug/L	2.1673	2.1673		2	0	0	0.029	0.1	10	108%	80	120	0%	
Phenanthrene	A	ug/L	2.29047	2.29047		2	0	0	0.0295	0.1	10	115%	80	120	0%	
Pyrene	A	ug/L	2.18961	2.18961		2	0	0	0.0239	0.1	10	109%	80	120	0%	
1,4-Dichlorobenzene-d4	I	ug/L	40	40		0	0	0	0.1	0.1		0%			0%	
Acenaphthene-d10	I	ug/L	40	40		0	0	0	0.1	0.1		0%			0%	
Chrysene-d12	I	ug/L	40	40		0	0	0	0.1	0.1		0%			0%	
Naphthalene-d8	I	ug/L	40	40		0	0	0	0.1	0.1		0%			0%	
Perylene-d12	I	ug/L	40	40		0	0	0	0.1	0.1		0%			0%	
Phenanthrene-d10	I	ug/L	40	40		0	0	0	0.1	0.1	10	0%			0%	
2-Fluorobiphenyl	S	ug/L	2.09101	2.09101		2	0	0	0.0444	0.1	10	105%	80	120	0%	
Nitrobenzene-d5	S	ug/L	2.28544	2.28544		2	0	0	0.0523	0.1	10	114%	80	120	0%	
Terphenyl-d14	S	ug/L	2.15995	2.15995		2	0	0	0.0563	0.1	10	108%	80	120	0%	
o-Terphenyl	X	ug/L	2.30888	2.30888		2	0	0	0.0654	0	0	115%	80	120	0%	

Seq No	Lab ID	Test Code	Sample Typ	File ID	Analysis Date	DF	Batch ID	Prep Date	SPKref	RPDref	pmoist					
15004002	26-Jan-22_ISTB	SVOC-8270C-SI SAMP		5975.I\sh012622\11/26/2022	9:37:5	1	R373840		0	0						
Analyte	T	Units	RAW	Final	Text	Spike	SPKref	RPDref	MDL	PQL	UQL	%REC	LOW	HIGH	%RPD	Q

Seq No	Lab ID	Test Code	Sample Typ	File ID	Analysis Date	DF	Batch ID	Prep Date	SPKref	RPDref	pmoist					
15004002	26-Jan-22_ISTB	SVOC-8270C-SI SAMP		5975.I\sh012622\11/26/2022	9:37:5	1	R373840		0	0						
Analyte	T	Units	RAW	Final	Text	Spike	SPKref	RPDref	MDL	PQL	UQL	%REC	LOW	HIGH	%RPD	Q
1-Methylnaphthalene	A	ug/L	0	0		0	0	0	0.0206	0.1	10	0%	0	0	0%	
2-Methylnaphthalene	A	ug/L	0	0		0	0	0	0.0176	0.1	10	0%	0	0	0%	
Acenaphthene	A	ug/L	0	0		0	0	0	0.0317	0.1	10	0%	0	0	0%	
Acenaphthylene	A	ug/L	0	0		0	0	0	0.025	0.1	10	0%	0	0	0%	
Anthracene	A	ug/L	0	0		0	0	0	0.0283	0.1	10	0%	0	0	0%	
Benzo(a)anthracene	A	ug/L	0	0		0	0	0	0.0272	0.1	10	0%	0	0	0%	
Benzo(a)pyrene	A	ug/L	0	0		0	0	0	0.0347	0.1	10	0%	0	0	0%	
Benzo(b)fluoranthene	A	ug/L	0	0		0	0	0	0.0226	0.1	10	0%	0	0	0%	
Benzo(g,h,i)perylene	A	ug/L	0	0		0	0	0	0.0267	0.1	10	0%	0	0	0%	
Benzo(k)fluoranthene	A	ug/L	0	0		0	0	0	0.0295	0.1	10	0%	0	0	0%	
Chrysene	A	ug/L	0	0		0	0	0	0.0458	0.1	10	0%	0	0	0%	
Dibenzo(a,h)anthracene	A	ug/L	0	0		0	0	0	0.0367	0.1	10	0%	0	0	0%	
Fluoranthene	A	ug/L	0	0		0	0	0	0.0233	0.1	10	0%	0	0	0%	
Fluorene	A	ug/L	0	0		0	0	0	0.0225	0.1	10	0%	0	0	0%	
Indeno(1,2,3-cd)pyrene	A	ug/L	0	0		0	0	0	0.0491	0.1	10	0%	0	0	0%	
Naphthalene	A	ug/L	0	0		0	0	0	0.029	0.1	10	0%	0	0	0%	
Phenanthrene	A	ug/L	0	0		0	0	0	0.0295	0.1	10	0%	0	0	0%	
Pyrene	A	ug/L	0	0		0	0	0	0.0239	0.1	10	0%	0	0	0%	
1,4-Dichlorobenzene-d4	I	ug/L	40	40		0	0	0	0.1	0.1		0%	0	0	0%	
Acenaphthene-d10	I	ug/L	40	40		0	0	0	0.1	0.1		0%	0	0	0%	
Chrysene-d12	I	ug/L	40	40		0	0	0	0.1	0.1		0%	0	0	0%	
Naphthalene-d8	I	ug/L	40	40		0	0	0	0.1	0.1		0%	0	0	0%	
Perylene-d12	I	ug/L	40	40		0	0	0	0.1	0.1		0%	0	0	0%	
Phenanthrene-d10	I	ug/L	40	40		0	0	0	0.1	0.1	10	0%	0	0	0%	E
2-Fluorobiphenyl	S	ug/L	0	0		5	0	0	0.0444	0.1	10	0%	25	94	0%	S
Nitrobenzene-d5	S	ug/L	0	0		5	0	0	0.0523	0.1	10	0%	19	102	0%	S
Terphenyl-d14	S	ug/L	0	0		5	0	0	0.0563	0.1	10	0%	39	106	0%	S
o-Terphenyl	X	ug/L	0	0		200	0	0	0.0654	0	0	0%	40	140	0%	S

Seq No	Lab ID	Test Code	Sample Typ	File ID	Analysis Date	DF	Batch ID	Prep Date	SPKref	RPDref	pmoist					
15004049	B22010759-001	SVOC-8270C-SI MS-DOD		5975.I\sh012622\11/26/2022	10:10:	20	162956	1/14/2022 2:	0	0						
Analyte	T	Units	RAW	Final	Text	Spike	SPKref	RPDref	MDL	PQL	UQL	%REC	LOW	HIGH	%RPD	Q

Seq No	Lab ID	Test Code	Sample Typ	File ID	Analysis Date	DF	Batch ID	Prep Date	SPKref	RPDref	pmoist					
15004049	B22010759-001	SVOC-8270C-SI	MS-DOD	5975.I\sh012622\	11/26/2022 10:10:	20	162956	1/14/2022 2:	0	0						
Analyte	T	Units	RAW	Final	Text	Spike	SPKref	RPDref	MDL	PQL	UQL	%REC	LOW	HIGH	%RPD	Q
2-Fluorobiphenyl	S	ug/L	3.32472	65.164512		98	0	0	0.87024	1.96	10	66%	53	106	0%	
Nitrobenzene-d5	S	ug/L	3.22095	63.13062		98	0	0	1.02508	1.96	10	64%	55	111	0%	
Terphenyl-d14	S	ug/L	5.13423	100.630908		98	0	0	1.10348	1.96	10	103%	58	132	0%	

Seq No	Lab ID	Test Code	Sample Typ	File ID	Analysis Date	DF	Batch ID	Prep Date	SPKref	RPDref	pmoist					
15004050	B22010759-001	SVOC-8270C-SI	MS-DOD	5975.I\sh012622\	11/26/2022 10:42:	20	162956	1/14/2022 2:	0	2E+07						
Analyte	T	Units	RAW	Final	Text	Spike	SPKref	RPDref	MDL	PQL	UQL	%REC	LOW	HIGH	%RPD	Q
2-Fluorobiphenyl	S	ug/L	3.30784	64.2382528		97.1	0	0	0.862248	1.942	10	66%	53	106	0%	
Nitrobenzene-d5	S	ug/L	3.90871	75.9071482		97.1	0	0	1.015666	1.942	10	78%	55	111	0%	
Terphenyl-d14	S	ug/L	4.63861	90.0818062		97.1	0	0	1.093346	1.942	10	93%	58	132	0%	

Seq No	Lab ID	Test Code	Sample Typ	File ID	Analysis Date	DF	Batch ID	Prep Date	SPKref	RPDref	pmoist					
15004053	MB-163072	SVOC-8270C-SI	MBLK	5975.I\sh012622\	11/27/2022 12:20:	1	163072	1/19/2022 3:	0	0						
Analyte	T	Units	RAW	Final	Text	Spike	SPKref	RPDref	MDL	PQL	UQL	%REC	LOW	HIGH	%RPD	Q
1-Methylnaphthalene	A	ug/L	0	0		0	0	0	0.0206	0.1	10	0%			0%	
2-Methylnaphthalene	A	ug/L	0	0		0	0	0	0.0176	0.1	10	0%			0%	
Acenaphthene	A	ug/L	0	0		0	0	0	0.0317	0.1	10	0%			0%	
Acenaphthylene	A	ug/L	0	0		0	0	0	0.025	0.1	10	0%			0%	
Anthracene	A	ug/L	0	0		0	0	0	0.0283	0.1	10	0%			0%	
Benzo(a)anthracene	A	ug/L	0	0		0	0	0	0.0272	0.1	10	0%			0%	
Benzo(a)pyrene	A	ug/L	0	0		0	0	0	0.0347	0.1	10	0%			0%	
Benzo(b)fluoranthene	A	ug/L	0	0		0	0	0	0.0226	0.1	10	0%			0%	
Benzo(g,h,i)perylene	A	ug/L	0	0		0	0	0	0.0267	0.1	10	0%			0%	
Benzo(k)fluoranthene	A	ug/L	0	0		0	0	0	0.0295	0.1	10	0%			0%	
Chrysene	A	ug/L	0	0		0	0	0	0.0458	0.1	10	0%			0%	
Dibenzo(a,h)anthracene	A	ug/L	0	0		0	0	0	0.0367	0.1	10	0%			0%	
Fluoranthene	A	ug/L	0	0		0	0	0	0.0233	0.1	10	0%			0%	
Fluorene	A	ug/L	0	0		0	0	0	0.0225	0.1	10	0%			0%	
Indeno(1,2,3-cd)pyrene	A	ug/L	0	0		0	0	0	0.0491	0.1	10	0%			0%	
Naphthalene	A	ug/L	0	0		0	0	0	0.029	0.1	10	0%			0%	
Phenanthrene	A	ug/L	0	0		0	0	0	0.0295	0.1	10	0%			0%	
Pyrene	A	ug/L	0	0		0	0	0	0.0239	0.1	10	0%			0%	

Seq No	Lab ID	Test Code	Sample Typ	File ID	Analysis Date	DF	Batch ID	Prep Date	SPKref	RPDref	pmoist					
15004053	MB-163072	SVOC-8270C-SI MBLK		5975.I\sh012622\11/27/2022	12:20:	1	163072	1/19/2022 3:	0	0						
Analyte	T	Units	RAW	Final	Text	Spike	SPKref	RPDref	MDL	PQL	UQL	%REC	LOW	HIGH	%RPD	Q
1,4-Dichlorobenzene-d4	I	ug/L	40	40		0	0	0	0.1	0.1		0%				0%
Acenaphthene-d10	I	ug/L	40	40		0	0	0	0.1	0.1		0%				0%
Chrysene-d12	I	ug/L	40	40		0	0	0	0.1	0.1		0%				0%
Naphthalene-d8	I	ug/L	40	40		0	0	0	0.1	0.1		0%				0%
Perylene-d12	I	ug/L	40	40		0	0	0	0.1	0.1		0%				0%
Phenanthrene-d10	I	ug/L	40	40		0	0	0	0.1	0.1	10	0%				0%
2-Fluorobiphenyl	S	ug/L	58.16177	58.16177		100	0	0	0.0444	0.1	10	58%	25	94		0%
Nitrobenzene-d5	S	ug/L	47.05015	47.05015		100	0	0	0.0523	0.1	10	47%	19	102		0%
Terphenyl-d14	S	ug/L	79.27763	79.27763		100	0	0	0.0563	0.1	10	79%	39	106		0%
o-Terphenyl	X	ug/L	0	0		200	0	0	0.0654	0	0	0%	40	140		0% S

Seq No	Lab ID	Test Code	Sample Typ	File ID	Analysis Date	DF	Batch ID	Prep Date	SPKref	RPDref	pmoist					
15004054	LLCS-163072	SVOC-8270C-SI LCS-DOD		5975.I\sh012622\11/27/2022	12:52:	1	163072	1/19/2022 3:	0	0						
Analyte	T	Units	RAW	Final	Text	Spike	SPKref	RPDref	MDL	PQL	UQL	%REC	LOW	HIGH	%RPD	Q
1-Methylnaphthalene	A	ug/L	2.57435	2.57435		5	0	0	0.0206	0.1	10	51%	41	115		0%
2-Methylnaphthalene	A	ug/L	2.56925	2.56925		5	0	0	0.0176	0.1	10	51%	39	114		0%
Acenaphthene	A	ug/L	3.37448	3.37448		5	0	0	0.0317	0.1	10	67%	48	114		0%
Acenaphthylene	A	ug/L	3.48608	3.48608		5	0	0	0.025	0.1	10	70%	35	121		0%
Anthracene	A	ug/L	5.10755	5.10755		5	0	0	0.0283	0.1	10	102%	53	119		0%
Benzo(a)anthracene	A	ug/L	5.78572	5.78572		5	0	0	0.0272	0.1	10	116%	59	120		0%
Benzo(a)pyrene	A	ug/L	5.28032	5.28032		5	0	0	0.0347	0.1	10	106%	53	120		0%
Benzo(b)fluoranthene	A	ug/L	5.31632	5.31632		5	0	0	0.0226	0.1	10	106%	53	126		0%
Benzo(g,h,i)perylene	A	ug/L	5.29839	5.29839		5	0	0	0.0267	0.1	10	106%	44	128		0%
Benzo(k)fluoranthene	A	ug/L	4.86223	4.86223		5	0	0	0.0295	0.1	10	97%	54	125		0%
Chrysene	A	ug/L	5.4542	5.4542		5	0	0	0.0458	0.1	10	109%	57	120		0%
Dibenzo(a,h)anthracene	A	ug/L	5.6959	5.6959		5	0	0	0.0367	0.1	10	114%	44	141		0%
Fluoranthene	A	ug/L	5.20065	5.20065		5	0	0	0.0233	0.1	10	104%	58	120		0%
Fluorene	A	ug/L	3.46548	3.46548		5	0	0	0.0225	0.1	10	69%	50	118		0%
Indeno(1,2,3-cd)pyrene	A	ug/L	5.42612	5.42612		5	0	0	0.0491	0.1	10	109%	48	130		0%
Naphthalene	A	ug/L	2.53756	2.53756		5	0	0	0.029	0.1	10	51%	43	114		0%
Phenanthrene	A	ug/L	4.5253	4.5253		5	0	0	0.0295	0.1	10	91%	53	115		0%
Pyrene	A	ug/L	5.15299	5.15299		5	0	0	0.0239	0.1	10	103%	53	121		0%
1,4-Dichlorobenzene-d4	I	ug/L	40	40		0	0	0	0.1	0.1		0%				0%
Acenaphthene-d10	I	ug/L	40	40		0	0	0	0.1	0.1		0%				0%

Seq No	Lab ID	Test Code	Sample Typ	File ID	Analysis Date	DF	Batch ID	Prep Date	SPKref	RPDref	pmoist					
15004054	LLCS-163072	SVOC-8270C-SI	LCS-DOD	5975.I\sh012622\	11/27/2022 12:52:	1	163072	1/19/2022 3:	0	0						
Analyte	T	Units	RAW	Final	Text	Spike	SPKref	RPDref	MDL	PQL	UQL	%REC	LOW	HIGH	%RPD	Q
Chrysene-d12	I	ug/L	40	40		0	0	0	0.1	0.1		0%				0%
Naphthalene-d8	I	ug/L	40	40		0	0	0	0.1	0.1		0%				0%
Perylene-d12	I	ug/L	40	40		0	0	0	0.1	0.1		0%				0%
Phenanthrene-d10	I	ug/L	40	40		0	0	0	0.1	0.1	10	0%				0%
2-Fluorobiphenyl	S	ug/L	3.79523	3.79523		5	0	0	0.0444	0.1	10	76%	53	106		0%
Nitrobenzene-d5	S	ug/L	4.64249	4.64249		5	0	0	0.0523	0.1	10	93%	55	111		0%
Terphenyl-d14	S	ug/L	5.64143	5.64143		5	0	0	0.0563	0.1	10	113%	58	132		0%
o-Terphenyl	X	ug/L	4.65436	4.65436		5	0	0	0.0654	0	0	93%	40	140		0%

Seq No	Lab ID	Test Code	Sample Typ	File ID	Analysis Date	DF	Batch ID	Prep Date	SPKref	RPDref	pmoist					
15004055	LLCSD-163072	SVOC-8270C-SI	LCSD-DOD	5975.I\sh012622\	11/27/2022 1:25:1	1	163072	1/19/2022 3:	0	2E+07						
Analyte	T	Units	RAW	Final	Text	Spike	SPKref	RPDref	MDL	PQL	UQL	%REC	LOW	HIGH	%RPD	Q
1-Methylnaphthalene	A	ug/L	2.74459	2.74459		5	0	2.57435	0.0206	0.1	10	55%	41	115		6%
2-Methylnaphthalene	A	ug/L	2.82642	2.82642		5	0	2.56925	0.0176	0.1	10	57%	39	114		10%
Acenaphthene	A	ug/L	3.55217	3.55217		5	0	3.37448	0.0317	0.1	10	71%	48	114		5%
Acenaphthylene	A	ug/L	3.72266	3.72266		5	0	3.48608	0.025	0.1	10	74%	35	121		7%
Anthracene	A	ug/L	5.33776	5.33776		5	0	5.10755	0.0283	0.1	10	107%	53	119		4%
Benzo(a)anthracene	A	ug/L	5.76361	5.76361		5	0	5.78572	0.0272	0.1	10	115%	59	120		0%
Benzo(a)pyrene	A	ug/L	4.98876	4.98876		5	0	5.28032	0.0347	0.1	10	100%	53	120		6%
Benzo(b)fluoranthene	A	ug/L	5.12426	5.12426		5	0	5.31632	0.0226	0.1	10	102%	53	126		4%
Benzo(g,h,i)perylene	A	ug/L	5.26089	5.26089		5	0	5.29839	0.0267	0.1	10	105%	44	128		1%
Benzo(k)fluoranthene	A	ug/L	4.67392	4.67392		5	0	4.86223	0.0295	0.1	10	93%	54	125		4%
Chrysene	A	ug/L	5.42792	5.42792		5	0	5.4542	0.0458	0.1	10	109%	57	120		0%
Dibenzo(a,h)anthracene	A	ug/L	5.49969	5.49969		5	0	5.6959	0.0367	0.1	10	110%	44	141		4%
Fluoranthene	A	ug/L	5.36486	5.36486		5	0	5.20065	0.0233	0.1	10	107%	58	120		3%
Fluorene	A	ug/L	3.81396	3.81396		5	0	3.46548	0.0225	0.1	10	76%	50	118		10%
Indeno(1,2,3-cd)pyrene	A	ug/L	5.18867	5.18867		5	0	5.42612	0.0491	0.1	10	104%	48	130		4%
Naphthalene	A	ug/L	2.52861	2.52861		5	0	2.53756	0.029	0.1	10	51%	43	114		0%
Phenanthrene	A	ug/L	4.78764	4.78764		5	0	4.5253	0.0295	0.1	10	96%	53	115		6%
Pyrene	A	ug/L	5.21631	5.21631		5	0	5.15299	0.0239	0.1	10	104%	53	121		1%
1,4-Dichlorobenzene-d4	I	ug/L	40	40		0	0	0	0.1	0.1		0%				0%
Acenaphthene-d10	I	ug/L	40	40		0	0	0	0.1	0.1		0%				0%
Chrysene-d12	I	ug/L	40	40		0	0	0	0.1	0.1		0%				0%
Naphthalene-d8	I	ug/L	40	40		0	0	0	0.1	0.1		0%				0%

Seq No	Lab ID	Test Code	Sample Typ	File ID	Analysis Date	DF	Batch ID	Prep Date	SPKref	RPDref	pmoist					
15004055	LLCSD-163072	SVOC-8270C-SI	LCSD-DOD	5975.I\sh012622	11/27/2022 1:25:1	1	163072	1/19/2022 3:	0	2E+07						
Analyte	T	Units	RAW	Final	Text	Spike	SPKref	RPDref	MDL	PQL	UQL	%REC	LOW	HIGH	%RPD	Q
Perylene-d12	I	ug/L	40	40		0	0	0	0.1	0.1		0%			0%	
Phenanthrene-d10	I	ug/L	40	40		0	0	0	0.1	0.1	10	0%			0%	
2-Fluorobiphenyl	S	ug/L	3.67805	3.67805		5	0	0	0.0444	0.1	10	74%	53	106	0%	
Nitrobenzene-d5	S	ug/L	4.64422	4.64422		5	0	0	0.0523	0.1	10	93%	55	111	0%	
Terphenyl-d14	S	ug/L	5.53041	5.53041		5	0	0	0.0563	0.1	10	111%	58	132	0%	
o-Terphenyl	X	ug/L	4.84082	4.84082		5	0	4.65436	0.0654	0	0	97%	40	140	4%	

Seq No	Lab ID	Test Code	Sample Typ	File ID	Analysis Date	DF	Batch ID	Prep Date	SPKref	RPDref	pmoist					
15004056	B22011124-001	SVOC-8270C-SI	SAMP	5975.I\sh012622	11/27/2022 1:57:2	1	163072	1/20/2022 7:	0	0						
Analyte	T	Units	RAW	Final	Text	Spike	SPKref	RPDref	MDL	PQL	UQL	%REC	LOW	HIGH	%RPD	Q
1-Methylnaphthalene	A	ug/L	0	0		0	0	0	0.021012	0.102	10	0%	0	0	0%	U
2-Methylnaphthalene	A	ug/L	0	0		0	0	0	0.017952	0.102	10	0%	0	0	0%	U
Acenaphthene	A	ug/L	0	0		0	0	0	0.032334	0.102	10	0%	0	0	0%	U
Acenaphthylene	A	ug/L	0	0		0	0	0	0.0255	0.102	10	0%	0	0	0%	U
Anthracene	A	ug/L	0	0		0	0	0	0.028866	0.102	10	0%	0	0	0%	U
Benzo(a)anthracene	A	ug/L	0	0		0	0	0	0.027744	0.102	10	0%	0	0	0%	U
Benzo(a)pyrene	A	ug/L	0	0		0	0	0	0.035394	0.102	10	0%	0	0	0%	U
Benzo(b)fluoranthene	A	ug/L	0	0		0	0	0	0.023052	0.102	10	0%	0	0	0%	U
Benzo(g,h,i)perylene	A	ug/L	0	0		0	0	0	0.027234	0.102	10	0%	0	0	0%	U
Benzo(k)fluoranthene	A	ug/L	0	0		0	0	0	0.03009	0.102	10	0%	0	0	0%	U
Chrysene	A	ug/L	0	0		0	0	0	0.046716	0.102	10	0%	0	0	0%	U
Dibenzo(a,h)anthracene	A	ug/L	0	0		0	0	0	0.037434	0.102	10	0%	0	0	0%	U
Fluoranthene	A	ug/L	0	0		0	0	0	0.023766	0.102	10	0%	0	0	0%	U
Fluorene	A	ug/L	0	0		0	0	0	0.02295	0.102	10	0%	0	0	0%	U
Indeno(1,2,3-cd)pyrene	A	ug/L	0	0		0	0	0	0.050082	0.102	10	0%	0	0	0%	U
Naphthalene	A	ug/L	0	0		0	0	0	0.02958	0.102	10	0%	0	0	0%	U
Phenanthrene	A	ug/L	0	0		0	0	0	0.03009	0.102	10	0%	0	0	0%	U
Pyrene	A	ug/L	0	0		0	0	0	0.024378	0.102	10	0%	0	0	0%	U
1,4-Dichlorobenzene-d4	I	ug/L	40	40.8		0	0	0	0.102	0.102		0%	0	0	0%	
Acenaphthene-d10	I	ug/L	40	40.8		0	0	0	0.102	0.102		0%	0	0	0%	
Chrysene-d12	I	ug/L	40	40.8		0	0	0	0.102	0.102		0%	0	0	0%	
Naphthalene-d8	I	ug/L	40	40.8		0	0	0	0.102	0.102		0%	0	0	0%	
Perylene-d12	I	ug/L	40	40.8		0	0	0	0.102	0.102		0%	0	0	0%	
Phenanthrene-d10	I	ug/L	40	40.8		0	0	0	0.102	0.102	10	0%	0	0	0%	E

Seq No	Lab ID	Test Code	Sample Typ	File ID	Analysis Date	DF	Batch ID	Prep Date	SPKref	RPDref	pmoist					
15004056	B22011124-001	SVOC-8270C-SI SAMP		5975.I\sh012622\11/27/2022	1:57:2	1	163072	1/20/2022 7:	0	0						
Analyte	T	Units	RAW	Final	Text	Spike	SPKref	RPDref	MDL	PQL	UQL	%REC	LOW	HIGH	%RPD	Q
o-Terphenyl	X	ug/L	0	0		0	0	0	0.066708	0	0	0%	40	140	0%	U
Seq No	Lab ID	Test Code	Sample Typ	File ID	Analysis Date	DF	Batch ID	Prep Date	SPKref	RPDref	pmoist					
15004057	B22011125-001	SVOC-8270C-SI SAMP		5975.I\sh012622\11/27/2022	2:29:5	1	163072	1/19/2022 3:	0	0						
Analyte	T	Units	RAW	Final	Text	Spike	SPKref	RPDref	MDL	PQL	UQL	%REC	LOW	HIGH	%RPD	Q
1-Methylnaphthalene	A	ug/L	0	0		0	0	0	0.0200026	0.1	10	0%	0	0	0%	U
2-Methylnaphthalene	A	ug/L	0	0		0	0	0	0.0170896	0.1	10	0%	0	0	0%	U
Acenaphthene	A	ug/L	0	0		0	0	0	0.0307807	0.1	10	0%	0	0	0%	U
Acenaphthylene	A	ug/L	0	0		0	0	0	0.024275	0.1	10	0%	0	0	0%	U
Anthracene	A	ug/L	0	0		0	0	0	0.0274793	0.1	10	0%	0	0	0%	U
Benzo(a)anthracene	A	ug/L	0	0		0	0	0	0.0264112	0.1	10	0%	0	0	0%	U
Benzo(a)pyrene	A	ug/L	0	0		0	0	0	0.0336937	0.1	10	0%	0	0	0%	U
Benzo(b)fluoranthene	A	ug/L	0	0		0	0	0	0.0219446	0.1	10	0%	0	0	0%	U
Benzo(g,h,i)perylene	A	ug/L	0	0		0	0	0	0.0259257	0.1	10	0%	0	0	0%	U
Benzo(k)fluoranthene	A	ug/L	0	0		0	0	0	0.0286445	0.1	10	0%	0	0	0%	U
Chrysene	A	ug/L	0	0		0	0	0	0.0444718	0.1	10	0%	0	0	0%	U
Dibenzo(a,h)anthracene	A	ug/L	0	0		0	0	0	0.0356357	0.1	10	0%	0	0	0%	U
Fluoranthene	A	ug/L	0	0		0	0	0	0.0226243	0.1	10	0%	0	0	0%	U
Fluorene	A	ug/L	0	0		0	0	0	0.0218475	0.1	10	0%	0	0	0%	U
Indeno(1,2,3-cd)pyrene	A	ug/L	0	0		0	0	0	0.0476761	0.1	10	0%	0	0	0%	U
Naphthalene	A	ug/L	0	0		0	0	0	0.028159	0.1	10	0%	0	0	0%	U
Phenanthrene	A	ug/L	0	0		0	0	0	0.0286445	0.1	10	0%	0	0	0%	U
Pyrene	A	ug/L	0	0		0	0	0	0.0232069	0.1	10	0%	0	0	0%	U
1,4-Dichlorobenzene-d4	I	ug/L	40	38.84		0	0	0	0.0971	0.1		0%	0	0	0%	
Acenaphthene-d10	I	ug/L	40	38.84		0	0	0	0.0971	0.1		0%	0	0	0%	
Chrysene-d12	I	ug/L	40	38.84		0	0	0	0.0971	0.1		0%	0	0	0%	
Naphthalene-d8	I	ug/L	40	38.84		0	0	0	0.0971	0.1		0%	0	0	0%	
Perylene-d12	I	ug/L	40	38.84		0	0	0	0.0971	0.1		0%	0	0	0%	
Phenanthrene-d10	I	ug/L	40	38.84		0	0	0	0.0971	0.1	10	0%	0	0	0%	E
o-Terphenyl	X	ug/L	0	0		0	0	0	0.0635034	0	0	0%	40	140	0%	U

Seq No	Lab ID	Test Code	Sample Typ	File ID	Analysis Date	DF	Batch ID	Prep Date	SPKref	RPDref	pmoist					
15004058	B22011126-001	SVOC-8270C-SI SAMP		5975.I\sh012622\11/27/2022 3:02:1		1	163072	1/20/2022 7:	0	0						
Analyte	T	Units	RAW	Final	Text	Spike	SPKref	RPDref	MDL	PQL	UQL	%REC	LOW	HIGH	%RPD	Q
1-Methylnaphthalene	A	ug/L	0	0		0	0	0	0.0198172	0.1	10	0%	0	0	0%	U
2-Methylnaphthalene	A	ug/L	0	0		0	0	0	0.0169312	0.1	10	0%	0	0	0%	U
Acenaphthene	A	ug/L	0	0		0	0	0	0.0304954	0.1	10	0%	0	0	0%	U
Acenaphthylene	A	ug/L	0	0		0	0	0	0.02405	0.1	10	0%	0	0	0%	U
Anthracene	A	ug/L	0	0		0	0	0	0.0272246	0.1	10	0%	0	0	0%	U
Benzo(a)anthracene	A	ug/L	0	0		0	0	0	0.0261664	0.1	10	0%	0	0	0%	U
Benzo(a)pyrene	A	ug/L	0	0		0	0	0	0.0333814	0.1	10	0%	0	0	0%	U
Benzo(b)fluoranthene	A	ug/L	0	0		0	0	0	0.0217412	0.1	10	0%	0	0	0%	U
Benzo(g,h,i)perylene	A	ug/L	0	0		0	0	0	0.0256854	0.1	10	0%	0	0	0%	U
Benzo(k)fluoranthene	A	ug/L	0	0		0	0	0	0.028379	0.1	10	0%	0	0	0%	U
Chrysene	A	ug/L	0	0		0	0	0	0.0440596	0.1	10	0%	0	0	0%	U
Dibenzo(a,h)anthracene	A	ug/L	0	0		0	0	0	0.0353054	0.1	10	0%	0	0	0%	U
Fluoranthene	A	ug/L	0	0		0	0	0	0.0224146	0.1	10	0%	0	0	0%	U
Fluorene	A	ug/L	0	0		0	0	0	0.021645	0.1	10	0%	0	0	0%	U
Indeno(1,2,3-cd)pyrene	A	ug/L	0	0		0	0	0	0.0472342	0.1	10	0%	0	0	0%	U
Naphthalene	A	ug/L	0	0		0	0	0	0.027898	0.1	10	0%	0	0	0%	U
Phenanthrene	A	ug/L	0	0		0	0	0	0.028379	0.1	10	0%	0	0	0%	U
Pyrene	A	ug/L	0	0		0	0	0	0.0229918	0.1	10	0%	0	0	0%	U
1,4-Dichlorobenzene-d4	I	ug/L	40	38.48		0	0	0	0.0962	0.1		0%	0	0	0%	
Acenaphthene-d10	I	ug/L	40	38.48		0	0	0	0.0962	0.1		0%	0	0	0%	
Chrysene-d12	I	ug/L	40	38.48		0	0	0	0.0962	0.1		0%	0	0	0%	
Naphthalene-d8	I	ug/L	40	38.48		0	0	0	0.0962	0.1		0%	0	0	0%	
Perylene-d12	I	ug/L	40	38.48		0	0	0	0.0962	0.1		0%	0	0	0%	
Phenanthrene-d10	I	ug/L	40	38.48		0	0	0	0.0962	0.1	10	0%	0	0	0%	E
o-Terphenyl	X	ug/L	0	0		0	0	0	0.0629148	0	0	0%	40	140	0%	U

Seq No	Lab ID	Test Code	Sample Typ	File ID	Analysis Date	DF	Batch ID	Prep Date	SPKref	RPDref	pmoist					
15004059	B22011127-001	SVOC-8270C-SI SAMP		5975.I\sh012622\11/27/2022 3:34:5		1	163072	1/20/2022 7:	0	0						
Analyte	T	Units	RAW	Final	Text	Spike	SPKref	RPDref	MDL	PQL	UQL	%REC	LOW	HIGH	%RPD	Q
1-Methylnaphthalene	A	ug/L	0	0		0	0	0	0.0198172	0.1	10	0%	0	0	0%	U
2-Methylnaphthalene	A	ug/L	0	0		0	0	0	0.0169312	0.1	10	0%	0	0	0%	U
Acenaphthene	A	ug/L	0	0		0	0	0	0.0304954	0.1	10	0%	0	0	0%	U
Acenaphthylene	A	ug/L	0	0		0	0	0	0.02405	0.1	10	0%	0	0	0%	U
Anthracene	A	ug/L	0	0		0	0	0	0.0272246	0.1	10	0%	0	0	0%	U

Seq No	Lab ID	Test Code	Sample Typ	File ID	Analysis Date	DF	Batch ID	Prep Date	SPKref	RPDref	pmoist					
15004059	B22011127-001	SVOC-8270C-SI SAMP		5975.I\sh012622\11/27/2022 3:34:5		1	163072	1/20/2022 7:	0	0						
Analyte	T	Units	RAW	Final	Text	Spike	SPKref	RPDref	MDL	PQL	UQL	%REC	LOW	HIGH	%RPD	Q
Benzo(a)anthracene	A	ug/L	0	0		0	0	0	0.0261664	0.1	10	0%	0	0	0%	U
Benzo(a)pyrene	A	ug/L	0	0		0	0	0	0.0333814	0.1	10	0%	0	0	0%	U
Benzo(b)fluoranthene	A	ug/L	0	0		0	0	0	0.0217412	0.1	10	0%	0	0	0%	U
Benzo(g,h,i)perylene	A	ug/L	0	0		0	0	0	0.0256854	0.1	10	0%	0	0	0%	U
Benzo(k)fluoranthene	A	ug/L	0	0		0	0	0	0.028379	0.1	10	0%	0	0	0%	U
Chrysene	A	ug/L	0	0		0	0	0	0.0440596	0.1	10	0%	0	0	0%	U
Dibenzo(a,h)anthracene	A	ug/L	0	0		0	0	0	0.0353054	0.1	10	0%	0	0	0%	U
Fluoranthene	A	ug/L	0	0		0	0	0	0.0224146	0.1	10	0%	0	0	0%	U
Fluorene	A	ug/L	0	0		0	0	0	0.021645	0.1	10	0%	0	0	0%	U
Indeno(1,2,3-cd)pyrene	A	ug/L	0	0		0	0	0	0.0472342	0.1	10	0%	0	0	0%	U
Naphthalene	A	ug/L	0	0		0	0	0	0.027898	0.1	10	0%	0	0	0%	U
Phenanthrene	A	ug/L	0	0		0	0	0	0.028379	0.1	10	0%	0	0	0%	U
Pyrene	A	ug/L	0	0		0	0	0	0.0229918	0.1	10	0%	0	0	0%	U
1,4-Dichlorobenzene-d4	I	ug/L	40	38.48		0	0	0	0.0962	0.1		0%	0	0	0%	
Acenaphthene-d10	I	ug/L	40	38.48		0	0	0	0.0962	0.1		0%	0	0	0%	
Chrysene-d12	I	ug/L	40	38.48		0	0	0	0.0962	0.1		0%	0	0	0%	
Naphthalene-d8	I	ug/L	40	38.48		0	0	0	0.0962	0.1		0%	0	0	0%	
Perylene-d12	I	ug/L	40	38.48		0	0	0	0.0962	0.1		0%	0	0	0%	
Phenanthrene-d10	I	ug/L	40	38.48		0	0	0	0.0962	0.1	10	0%	0	0	0%	E
o-Terphenyl	X	ug/L	0	0		0	0	0	0.0629148	0	0	0%	40	140	0%	U

Seq No	Lab ID	Test Code	Sample Typ	File ID	Analysis Date	DF	Batch ID	Prep Date	SPKref	RPDref	pmoist					
15004060	B22011128-001	SVOC-8270C-SI SAMP		5975.I\sh012622\11/27/2022 4:07:1		1	163072	1/19/2022 3:	0	0						
Analyte	T	Units	RAW	Final	Text	Spike	SPKref	RPDref	MDL	PQL	UQL	%REC	LOW	HIGH	%RPD	Q
1-Methylnaphthalene	A	ug/L	0	0		0	0	0	0.020188	0.1	10	0%	0	0	0%	U
2-Methylnaphthalene	A	ug/L	0	0		0	0	0	0.017248	0.1	10	0%	0	0	0%	U
Acenaphthene	A	ug/L	0	0		0	0	0	0.031066	0.1	10	0%	0	0	0%	U
Acenaphthylene	A	ug/L	0	0		0	0	0	0.0245	0.1	10	0%	0	0	0%	U
Anthracene	A	ug/L	0	0		0	0	0	0.027734	0.1	10	0%	0	0	0%	U
Benzo(a)anthracene	A	ug/L	0	0		0	0	0	0.026656	0.1	10	0%	0	0	0%	U
Benzo(a)pyrene	A	ug/L	0	0		0	0	0	0.034006	0.1	10	0%	0	0	0%	U
Benzo(b)fluoranthene	A	ug/L	0	0		0	0	0	0.022148	0.1	10	0%	0	0	0%	U
Benzo(g,h,i)perylene	A	ug/L	0	0		0	0	0	0.026166	0.1	10	0%	0	0	0%	U
Benzo(k)fluoranthene	A	ug/L	0	0		0	0	0	0.02891	0.1	10	0%	0	0	0%	U

Seq No	Lab ID	Test Code	Sample Typ	File ID	Analysis Date	DF	Batch ID	Prep Date	SPKref	RPDref	pmoist					
15004060	B22011128-001	SVOC-8270C-SI	SAMP	5975.I\sh012622\	11/27/2022 4:07:1	1	163072	1/19/2022 3:	0	0						
Analyte	T	Units	RAW	Final	Text	Spike	SPKref	RPDref	MDL	PQL	UQL	%REC	LOW	HIGH	%RPD	Q
Chrysene	A	ug/L	0	0		0	0	0	0.044884	0.1	10	0%	0	0	0%	U
Dibenzo(a,h)anthracene	A	ug/L	0	0		0	0	0	0.035966	0.1	10	0%	0	0	0%	U
Fluoranthene	A	ug/L	0	0		0	0	0	0.022834	0.1	10	0%	0	0	0%	U
Fluorene	A	ug/L	0	0		0	0	0	0.02205	0.1	10	0%	0	0	0%	U
Indeno(1,2,3-cd)pyrene	A	ug/L	0	0		0	0	0	0.048118	0.1	10	0%	0	0	0%	U
Naphthalene	A	ug/L	0	0		0	0	0	0.02842	0.1	10	0%	0	0	0%	U
Phenanthrene	A	ug/L	0	0		0	0	0	0.02891	0.1	10	0%	0	0	0%	U
Pyrene	A	ug/L	0	0		0	0	0	0.023422	0.1	10	0%	0	0	0%	U
1,4-Dichlorobenzene-d4	I	ug/L	40	39.2		0	0	0	0.098	0.1		0%	0	0	0%	
Acenaphthene-d10	I	ug/L	40	39.2		0	0	0	0.098	0.1		0%	0	0	0%	
Chrysene-d12	I	ug/L	40	39.2		0	0	0	0.098	0.1		0%	0	0	0%	
Naphthalene-d8	I	ug/L	40	39.2		0	0	0	0.098	0.1		0%	0	0	0%	
Perylene-d12	I	ug/L	40	39.2		0	0	0	0.098	0.1		0%	0	0	0%	
Phenanthrene-d10	I	ug/L	40	39.2		0	0	0	0.098	0.1	10	0%	0	0	0%	E
o-Terphenyl	X	ug/L	0	0		0	0	0	0.064092	0	0	0%	40	140	0%	U

Seq No	Lab ID	Test Code	Sample Typ	File ID	Analysis Date	DF	Batch ID	Prep Date	SPKref	RPDref	pmoist					
15004061	B22011129-001	SVOC-8270C-SI	SAMP	5975.I\sh012622\	11/27/2022 4:39:3	1	163072	1/19/2022 3:	0	0						
Analyte	T	Units	RAW	Final	Text	Spike	SPKref	RPDref	MDL	PQL	UQL	%REC	LOW	HIGH	%RPD	Q
1-Methylnaphthalene	A	ug/L	0	0		0	0	0	0.0198172	0.1	10	0%	0	0	0%	U
2-Methylnaphthalene	A	ug/L	0	0		0	0	0	0.0169312	0.1	10	0%	0	0	0%	U
Acenaphthene	A	ug/L	0	0		0	0	0	0.0304954	0.1	10	0%	0	0	0%	U
Acenaphthylene	A	ug/L	0	0		0	0	0	0.02405	0.1	10	0%	0	0	0%	U
Anthracene	A	ug/L	0	0		0	0	0	0.0272246	0.1	10	0%	0	0	0%	U
Benzo(a)anthracene	A	ug/L	0	0		0	0	0	0.0261664	0.1	10	0%	0	0	0%	U
Benzo(a)pyrene	A	ug/L	0	0		0	0	0	0.0333814	0.1	10	0%	0	0	0%	U
Benzo(b)fluoranthene	A	ug/L	0	0		0	0	0	0.0217412	0.1	10	0%	0	0	0%	U
Benzo(g,h,i)perylene	A	ug/L	0	0		0	0	0	0.0256854	0.1	10	0%	0	0	0%	U
Benzo(k)fluoranthene	A	ug/L	0	0		0	0	0	0.028379	0.1	10	0%	0	0	0%	U
Chrysene	A	ug/L	0	0		0	0	0	0.0440596	0.1	10	0%	0	0	0%	U
Dibenzo(a,h)anthracene	A	ug/L	0	0		0	0	0	0.0353054	0.1	10	0%	0	0	0%	U
Fluoranthene	A	ug/L	0	0		0	0	0	0.0224146	0.1	10	0%	0	0	0%	U
Fluorene	A	ug/L	0	0		0	0	0	0.021645	0.1	10	0%	0	0	0%	U
Indeno(1,2,3-cd)pyrene	A	ug/L	0	0		0	0	0	0.0472342	0.1	10	0%	0	0	0%	U

Seq No	Lab ID	Test Code	Sample Typ	File ID	Analysis Date	DF	Batch ID	Prep Date	SPKref	RPDref	pmoist					
15004061	B22011129-001	SVOC-8270C-SI SAMP		5975.I\sh012622\11/27/2022	4:39:3	1	163072	1/19/2022 3:	0	0						
Analyte	T	Units	RAW	Final	Text	Spike	SPKref	RPDref	MDL	PQL	UQL	%REC	LOW	HIGH	%RPD	Q
Naphthalene	A	ug/L	0	0		0	0	0	0.027898	0.1	10	0%	0	0	0%	U
Phenanthrene	A	ug/L	0	0		0	0	0	0.028379	0.1	10	0%	0	0	0%	U
Pyrene	A	ug/L	0	0		0	0	0	0.0229918	0.1	10	0%	0	0	0%	U
1,4-Dichlorobenzene-d4	I	ug/L	40	38.48		0	0	0	0.0962	0.1		0%	0	0	0%	
Acenaphthene-d10	I	ug/L	40	38.48		0	0	0	0.0962	0.1		0%	0	0	0%	
Chrysene-d12	I	ug/L	40	38.48		0	0	0	0.0962	0.1		0%	0	0	0%	
Naphthalene-d8	I	ug/L	40	38.48		0	0	0	0.0962	0.1		0%	0	0	0%	
Perylene-d12	I	ug/L	40	38.48		0	0	0	0.0962	0.1		0%	0	0	0%	
Phenanthrene-d10	I	ug/L	40	38.48		0	0	0	0.0962	0.1	10	0%	0	0	0%	E
o-Terphenyl	X	ug/L	0	0		0	0	0	0.0629148	0	0	0%	40	140	0%	U

Seq No	Lab ID	Test Code	Sample Typ	File ID	Analysis Date	DF	Batch ID	Prep Date	SPKref	RPDref	pmoist					
15004062	26-Jan-22_CC	SVOC-8270C-SI CCV		5975.I\sh012622\11/27/2022	5:11:5	1	R373840		0	0						
Analyte	T	Units	RAW	Final	Text	Spike	SPKref	RPDref	MDL	PQL	UQL	%REC	LOW	HIGH	%RPD	Q
1-Methylnaphthalene	A	ug/L	2.21958	2.21958		2	0	0	0.0206	0.1	10	111%	50	150	0%	
2-Methylnaphthalene	A	ug/L	2.26757	2.26757		2	0	0	0.0176	0.1	10	113%	50	150	0%	
Acenaphthene	A	ug/L	1.98007	1.98007		2	0	0	0.0317	0.1	10	99%	50	150	0%	
Acenaphthylene	A	ug/L	2.11187	2.11187		2	0	0	0.025	0.1	10	106%	50	150	0%	
Anthracene	A	ug/L	2.15933	2.15933		2	0	0	0.0283	0.1	10	108%	50	150	0%	
Benzo(a)anthracene	A	ug/L	2.33071	2.33071		2	0	0	0.0272	0.1	10	117%	50	150	0%	
Benzo(a)pyrene	A	ug/L	2.18907	2.18907		2	0	0	0.0347	0.1	10	109%	50	150	0%	
Benzo(b)fluoranthene	A	ug/L	2.31793	2.31793		2	0	0	0.0226	0.1	10	116%	50	150	0%	
Benzo(g,h,i)perylene	A	ug/L	2.18932	2.18932		2	0	0	0.0267	0.1	10	109%	50	150	0%	
Benzo(k)fluoranthene	A	ug/L	2.10424	2.10424		2	0	0	0.0295	0.1	10	105%	50	150	0%	
Chrysene	A	ug/L	2.15761	2.15761		2	0	0	0.0458	0.1	10	108%	50	150	0%	
Dibenzo(a,h)anthracene	A	ug/L	2.26361	2.26361		2	0	0	0.0367	0.1	10	113%	50	150	0%	
Fluoranthene	A	ug/L	2.20669	2.20669		2	0	0	0.0233	0.1	10	110%	50	150	0%	
Fluorene	A	ug/L	2.08433	2.08433		2	0	0	0.0225	0.1	10	104%	50	150	0%	
Indeno(1,2,3-cd)pyrene	A	ug/L	2.43373	2.43373		2	0	0	0.0491	0.1	10	122%	50	150	0%	
Naphthalene	A	ug/L	2.2855	2.2855		2	0	0	0.029	0.1	10	114%	50	150	0%	
Phenanthrene	A	ug/L	2.18103	2.18103		2	0	0	0.0295	0.1	10	109%	50	150	0%	
Pyrene	A	ug/L	2.23724	2.23724		2	0	0	0.0239	0.1	10	112%	50	150	0%	
1,4-Dichlorobenzene-d4	I	ug/L	40	40		0	0	0	0.1	0.1		0%	50	150	0%	
Acenaphthene-d10	I	ug/L	40	40		0	0	0	0.1	0.1		0%	50	150	0%	

Seq No	Lab ID	Test Code	Sample Typ	File ID	Analysis Date	DF	Batch ID	Prep Date	SPKref	RPDref	pmoist					
15004062	26-Jan-22_CCV	SVOC-8270C-SI	CCV	5975.I\sh012622\	11/27/2022 5:11:5	1	R373840		0	0						
Analyte	T	Units	RAW	Final	Text	Spike	SPKref	RPDref	MDL	PQL	UQL	%REC	LOW	HIGH	%RPD	Q
Chrysene-d12	I	ug/L	40	40		0	0	0	0.1	0.1		0%	50	150	0%	
Naphthalene-d8	I	ug/L	40	40		0	0	0	0.1	0.1		0%	50	150	0%	
Perylene-d12	I	ug/L	40	40		0	0	0	0.1	0.1		0%	50	150	0%	
Phenanthrene-d10	I	ug/L	40	40		0	0	0	0.1	0.1	10	0%	50	150	0%	
2-Fluorobiphenyl	S	ug/L	2.06597	2.06597		2	0	0	0.0444	0.1	10	103%	50	150	0%	
Nitrobenzene-d5	S	ug/L	2.78024	2.78024		2	0	0	0.0523	0.1	10	139%	50	150	0%	
Terphenyl-d14	S	ug/L	2.2168	2.2168		2	0	0	0.0563	0.1	10	111%	50	150	0%	
o-Terphenyl	X	ug/L	2.12932	2.12932		2	0	0	0.0654	0	0	106%	50	150	0%	

Seq No	Lab ID	Test Code	Sample Typ	File ID	Analysis Date	DF	Batch ID	Prep Date	SPKref	RPDref	pmoist					
15017141	26-Jan-22_CCV	SVOC-8270-W-	CCV	5975.I\sh012622\	11/26/2022 9:05:2	1	R373840		0	0						
Analyte	T	Units	RAW	Final	Text	Spike	SPKref	RPDref	MDL	PQL	UQL	%REC	LOW	HIGH	%RPD	Q
1-Methylnaphthalene	A	ug/L	2.21265	2.21265		2	0	0	0.0206	0.1	10	111%	80	120	0%	
2-Methylnaphthalene	A	ug/L	2.33456	2.33456		2	0	0	0.0176	0.1	10	117%	80	120	0%	
Acenaphthene	A	ug/L	2.29804	2.29804		2	0	0	0.0317	0.1	10	115%	80	120	0%	
Acenaphthylene	A	ug/L	2.15764	2.15764		2	0	0	0.025	0.1	10	108%	80	120	0%	
Anthracene	A	ug/L	2.32964	2.32964		2	0	0	0.0283	0.1	10	116%	80	120	0%	
Benzo(a)anthracene	A	ug/L	2.38462	2.38462		2	0	0	0.0272	0.1	10	119%	80	120	0%	
Benzo(a)pyrene	A	ug/L	2.18496	2.18496		2	0	0	0.0347	0.1	10	109%	80	120	0%	
Benzo(b)fluoranthene	A	ug/L	2.36483	2.36483		2	0	0	0.0226	0.1	10	118%	80	120	0%	
Benzo(g,h,i)perylene	A	ug/L	2.28569	2.28569		2	0	0	0.0267	0.1	10	114%	80	120	0%	
Benzo(k)fluoranthene	A	ug/L	2.16565	2.16565		2	0	0	0.0295	0.1	10	108%	80	120	0%	
Chrysene	A	ug/L	2.27118	2.27118		2	0	0	0.0458	0.1	10	114%	80	120	0%	
Dibenzo(a,h)anthracene	A	ug/L	2.33442	2.33442		2	0	0	0.0367	0.1	10	117%	80	120	0%	
Fluoranthene	A	ug/L	2.23834	2.23834		2	0	0	0.0233	0.1	10	112%	80	120	0%	
Fluorene	A	ug/L	2.16324	2.16324		2	0	0	0.0225	0.1	10	108%	80	120	0%	
Indeno(1,2,3-cd)pyrene	A	ug/L	2.16975	2.16975		2	0	0	0.0491	0.1	10	108%	80	120	0%	
Naphthalene	A	ug/L	2.1673	2.1673		2	0	0	0.029	0.1	10	108%	80	120	0%	
Phenanthrene	A	ug/L	2.29047	2.29047		2	0	0	0.0295	0.1	10	115%	80	120	0%	
Pyrene	A	ug/L	2.18961	2.18961		2	0	0	0.0239	0.1	10	109%	80	120	0%	
1,4-Dichlorobenzene-d4	I	ug/L	40	40		0	0	0	0.1	0.1		0%	80	120	0%	
Acenaphthene-d10	I	ug/L	40	40		0	0	0	0.1	0.1		0%	80	120	0%	
Chrysene-d12	I	ug/L	40	40		0	0	0	0.1	0.1		0%	80	120	0%	
Naphthalene-d8	I	ug/L	40	40		0	0	0	0.1	0.1		0%	80	120	0%	

Seq No	Lab ID	Test Code	Sample Typ	File ID	Analysis Date	DF	Batch ID	Prep Date	SPKref	RPDref	pmoist					
15017141	26-Jan-22_CCV	SVOC-8270-W-	CCV	5975.I\sh012622	11/26/2022 9:05:2	1	R373840		0	0						
Analyte	T	Units	RAW	Final	Text	Spike	SPKref	RPDref	MDL	PQL	UQL	%REC	LOW	HIGH	%RPD	Q
Perylene-d12	I	ug/L	40	40		0	0	0	0.1	0.1		0%	80	120	0%	
Phenanthrene-d10	I	ug/L	40	40		0	0	0	0.1	0.1		0%	80	120	0%	
2-Fluorobiphenyl	S	ug/L	2.09101	2.09101		2	0	0	0.0444	0.1	10	105%	80	120	0%	
Nitrobenzene-d5	S	ug/L	2.28544	2.28544		2	0	0	0.0523	0.1	10	114%	80	120	0%	
Terphenyl-d14	S	ug/L	2.15995	2.15995		2	0	0	0.0563	0.1	10	108%	80	120	0%	
o-Terphenyl	X	ug/L	2.30888	2.30888		2	0	0	0.0654	0.1	10	115%	80	120	0%	

Seq No	Lab ID	Test Code	Sample Typ	File ID	Analysis Date	DF	Batch ID	Prep Date	SPKref	RPDref	pmoist					
15017142	MB-163072	SVOC-8270-W-	MBLK	5975.I\sh012622	11/27/2022 12:20:	1	163072	1/19/2022 3:	0	0						
Analyte	T	Units	RAW	Final	Text	Spike	SPKref	RPDref	MDL	PQL	UQL	%REC	LOW	HIGH	%RPD	Q
1-Methylnaphthalene	A	ug/L	0	0		0	0	0	0.0206	0.1	10	0%			0%	
2-Methylnaphthalene	A	ug/L	0	0		0	0	0	0.0176	0.1	10	0%			0%	
Acenaphthene	A	ug/L	0	0		0	0	0	0.0317	0.1	10	0%			0%	
Acenaphthylene	A	ug/L	0	0		0	0	0	0.025	0.1	10	0%			0%	
Anthracene	A	ug/L	0	0		0	0	0	0.0283	0.1	10	0%			0%	
Benzo(a)anthracene	A	ug/L	0	0		0	0	0	0.0272	0.1	10	0%			0%	
Benzo(a)pyrene	A	ug/L	0	0		0	0	0	0.0347	0.1	10	0%			0%	
Benzo(b)fluoranthene	A	ug/L	0	0		0	0	0	0.0226	0.1	10	0%			0%	
Benzo(g,h,i)perylene	A	ug/L	0	0		0	0	0	0.0267	0.1	10	0%			0%	
Benzo(k)fluoranthene	A	ug/L	0	0		0	0	0	0.0295	0.1	10	0%			0%	
Chrysene	A	ug/L	0	0		0	0	0	0.0458	0.1	10	0%			0%	
Dibenzo(a,h)anthracene	A	ug/L	0	0		0	0	0	0.0367	0.1	10	0%			0%	
Fluoranthene	A	ug/L	0	0		0	0	0	0.0233	0.1	10	0%			0%	
Fluorene	A	ug/L	0	0		0	0	0	0.0225	0.1	10	0%			0%	
Indeno(1,2,3-cd)pyrene	A	ug/L	0	0		0	0	0	0.0491	0.1	10	0%			0%	
Naphthalene	A	ug/L	0	0		0	0	0	0.029	0.1	10	0%			0%	
Phenanthrene	A	ug/L	0	0		0	0	0	0.0295	0.1	10	0%			0%	
Pyrene	A	ug/L	0	0		0	0	0	0.0239	0.1	10	0%			0%	
1,4-Dichlorobenzene-d4	I	ug/L	40	40		0	0	0	0.1	0.1		0%			0%	
Acenaphthene-d10	I	ug/L	40	40		0	0	0	0.1	0.1		0%			0%	
Chrysene-d12	I	ug/L	40	40		0	0	0	0.1	0.1		0%			0%	
Naphthalene-d8	I	ug/L	40	40		0	0	0	0.1	0.1		0%			0%	
Perylene-d12	I	ug/L	40	40		0	0	0	0.1	0.1		0%			0%	
Phenanthrene-d10	I	ug/L	40	40		0	0	0	0.1	0.1		0%			0%	

Seq No	Lab ID	Test Code	Sample Typ	File ID	Analysis Date	DF	Batch ID	Prep Date	SPKref	RPDref	pmoist					
15017142	MB-163072	SVOC-8270-W-	MBLK	5975.I\sh012622\	11/27/2022 12:20:	1	163072	1/19/2022 3:	0	0						
Analyte	T	Units	RAW	Final	Text	Spike	SPKref	RPDref	MDL	PQL	UQL	%REC	LOW	HIGH	%RPD	Q

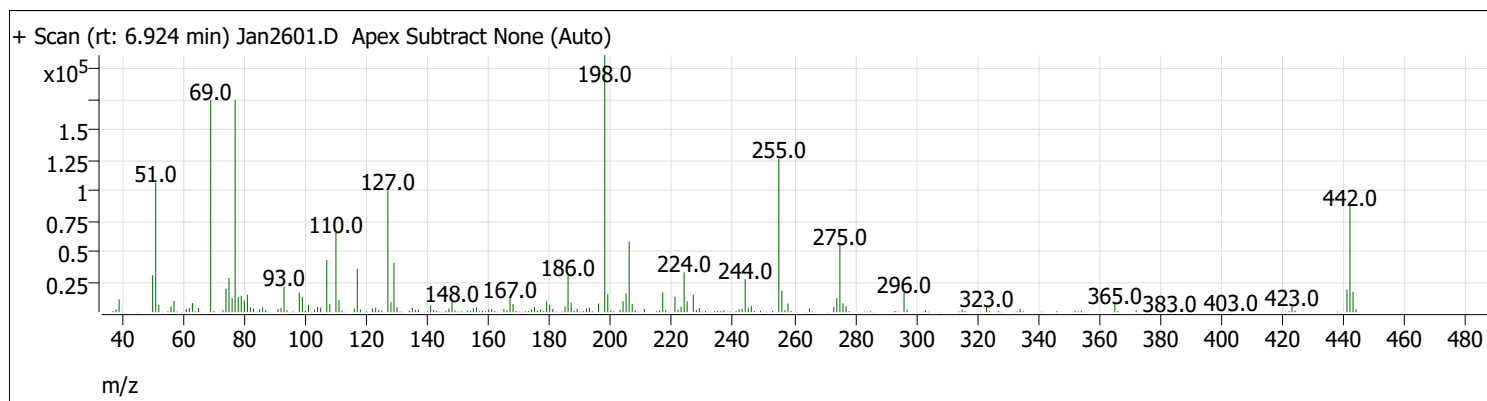
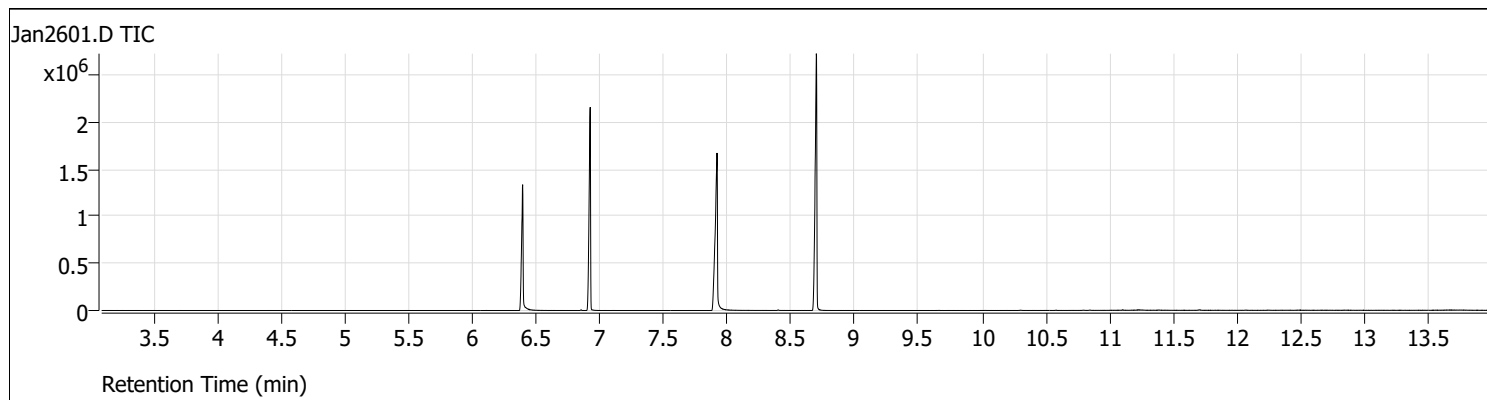
Seq No	Lab ID	Test Code	Sample Typ	File ID	Analysis Date	DF	Batch ID	Prep Date	SPKref	RPDref	pmoist					
15017143	LLCS-163072	SVOC-8270-W-	LCS	5975.I\sh012622\	11/27/2022 12:52:	1	163072	1/19/2022 3:	0	0						
Analyte	T	Units	RAW	Final	Text	Spike	SPKref	RPDref	MDL	PQL	UQL	%REC	LOW	HIGH	%RPD	Q
1-Methylnaphthalene	A	ug/L	2.57435	2.57435		5	0	0	0.0206	0.1	10	51%	18	117	0%	
2-Methylnaphthalene	A	ug/L	2.56925	2.56925		5	0	0	0.0176	0.1	10	51%	18	117	0%	
Acenaphthene	A	ug/L	3.37448	3.37448		5	0	0	0.0317	0.1	10	67%	40	92	0%	
Acenaphthylene	A	ug/L	3.48608	3.48608		5	0	0	0.025	0.1	10	70%	37	96	0%	
Anthracene	A	ug/L	5.10755	5.10755		5	0	0	0.0283	0.1	10	102%	46	108	0%	
Benzo(a)anthracene	A	ug/L	5.78572	5.78572		5	0	0	0.0272	0.1	10	116%	41	105	0%	S
Benzo(a)pyrene	A	ug/L	5.28032	5.28032		5	0	0	0.0347	0.1	10	106%	42	110	0%	
Benzo(b)fluoranthene	A	ug/L	5.31632	5.31632		5	0	0	0.0226	0.1	10	106%	27	121	0%	
Benzo(g,h,i)perylene	A	ug/L	5.29839	5.29839		5	0	0	0.0267	0.1	10	106%	44	108	0%	
Benzo(k)fluoranthene	A	ug/L	4.86223	4.86223		5	0	0	0.0295	0.1	10	97%	44	111	0%	
Chrysene	A	ug/L	5.4542	5.4542		5	0	0	0.0458	0.1	10	109%	50	106	0%	S
Dibenzo(a,h)anthracene	A	ug/L	5.6959	5.6959		5	0	0	0.0367	0.1	10	114%	47	111	0%	S
Fluoranthene	A	ug/L	5.20065	5.20065		5	0	0	0.0233	0.1	10	104%	44	111	0%	
Fluorene	A	ug/L	3.46548	3.46548		5	0	0	0.0225	0.1	10	69%	42	99	0%	
Indeno(1,2,3-cd)pyrene	A	ug/L	5.42612	5.42612		5	0	0	0.0491	0.1	10	109%	33	112	0%	
Naphthalene	A	ug/L	2.53756	2.53756		5	0	0	0.029	0.1	10	51%	22	108	0%	
Phenanthrene	A	ug/L	4.5253	4.5253		5	0	0	0.0295	0.1	10	91%	43	106	0%	
Pyrene	A	ug/L	5.15299	5.15299		5	0	0	0.0239	0.1	10	103%	41	106	0%	
1,4-Dichlorobenzene-d4	I	ug/L	40	40		0	0	0	0.1	0.1		0%			0%	
Acenaphthene-d10	I	ug/L	40	40		0	0	0	0.1	0.1		0%			0%	
Chrysene-d12	I	ug/L	40	40		0	0	0	0.1	0.1		0%			0%	
Naphthalene-d8	I	ug/L	40	40		0	0	0	0.1	0.1		0%			0%	
Perylene-d12	I	ug/L	40	40		0	0	0	0.1	0.1		0%			0%	
Phenanthrene-d10	I	ug/L	40	40		0	0	0	0.1	0.1		0%			0%	
2-Fluorobiphenyl	S	ug/L	3.79523	3.79523		5	0	0	0.0444	0.1	10	76%	25	94	0%	
Nitrobenzene-d5	S	ug/L	4.64249	4.64249		5	0	0	0.0523	0.1	10	93%	19	102	0%	
Terphenyl-d14	S	ug/L	5.64143	5.64143		5	0	0	0.0563	0.1	10	113%	39	106	0%	S
o-Terphenyl	X	ug/L	4.65436	4.65436		5	0	0	0.0654	0.1	10	93%	40	140	0%	

Seq No	Lab ID	Test Code	Sample Typ	File ID	Analysis Date	DF	Batch ID	Prep Date	SPKref	RPDref	pmoist					
15017144	LLCSD-163072	SVOC-8270-W-	LCSD	5975.I\sh012622\11/27/2022	1:25:1	1	163072	1/19/2022 3:	0	2E+07						
Analyte	T	Units	RAW	Final	Text	Spike	SPKref	RPDref	MDL	PQL	UQL	%REC	LOW	HIGH	%RPD	Q
1-Methylnaphthalene	A	ug/L	2.74459	2.74459		5	0	2.57435	0.0206	0.1	10	55%	18	117	6%	
2-Methylnaphthalene	A	ug/L	2.82642	2.82642		5	0	2.56925	0.0176	0.1	10	57%	18	117	10%	
Acenaphthene	A	ug/L	3.55217	3.55217		5	0	3.37448	0.0317	0.1	10	71%	40	92	5%	
Acenaphthylene	A	ug/L	3.72266	3.72266		5	0	3.48608	0.025	0.1	10	74%	37	96	7%	
Anthracene	A	ug/L	5.33776	5.33776		5	0	5.10755	0.0283	0.1	10	107%	46	108	4%	
Benzo(a)anthracene	A	ug/L	5.76361	5.76361		5	0	5.78572	0.0272	0.1	10	115%	41	105	0%	S
Benzo(a)pyrene	A	ug/L	4.98876	4.98876		5	0	5.28032	0.0347	0.1	10	100%	42	110	6%	
Benzo(b)fluoranthene	A	ug/L	5.12426	5.12426		5	0	5.31632	0.0226	0.1	10	102%	27	121	4%	
Benzo(g,h,i)perylene	A	ug/L	5.26089	5.26089		5	0	5.29839	0.0267	0.1	10	105%	44	108	1%	
Benzo(k)fluoranthene	A	ug/L	4.67392	4.67392		5	0	4.86223	0.0295	0.1	10	93%	44	111	4%	
Chrysene	A	ug/L	5.42792	5.42792		5	0	5.4542	0.0458	0.1	10	109%	50	106	0%	S
Dibenzo(a,h)anthracene	A	ug/L	5.49969	5.49969		5	0	5.6959	0.0367	0.1	10	110%	47	111	4%	
Fluoranthene	A	ug/L	5.36486	5.36486		5	0	5.20065	0.0233	0.1	10	107%	44	111	3%	
Fluorene	A	ug/L	3.81396	3.81396		5	0	3.46548	0.0225	0.1	10	76%	42	99	10%	
Indeno(1,2,3-cd)pyrene	A	ug/L	5.18867	5.18867		5	0	5.42612	0.0491	0.1	10	104%	33	112	4%	
Naphthalene	A	ug/L	2.52861	2.52861		5	0	2.53756	0.029	0.1	10	51%	22	108	0%	
Phenanthrene	A	ug/L	4.78764	4.78764		5	0	4.5253	0.0295	0.1	10	96%	43	106	6%	
Pyrene	A	ug/L	5.21631	5.21631		5	0	5.15299	0.0239	0.1	10	104%	41	106	1%	
1,4-Dichlorobenzene-d4	I	ug/L	40	40		0	0	0	0.1	0.1		0%			0%	
Acenaphthene-d10	I	ug/L	40	40		0	0	0	0.1	0.1		0%			0%	
Chrysene-d12	I	ug/L	40	40		0	0	0	0.1	0.1		0%			0%	
Naphthalene-d8	I	ug/L	40	40		0	0	0	0.1	0.1		0%			0%	
Perylene-d12	I	ug/L	40	40		0	0	0	0.1	0.1		0%			0%	
Phenanthrene-d10	I	ug/L	40	40		0	0	0	0.1	0.1		0%			0%	
2-Fluorobiphenyl	S	ug/L	3.67805	3.67805		5	0	0	0.0444	0.1	10	74%	25	94	0%	
Nitrobenzene-d5	S	ug/L	4.64422	4.64422		5	0	0	0.0523	0.1	10	93%	19	102	0%	
Terphenyl-d14	S	ug/L	5.53041	5.53041		5	0	0	0.0563	0.1	10	111%	39	106	0%	S
o-Terphenyl	X	ug/L	4.84082	4.84082		5	0	4.65436	0.0654	0.1	10	97%	40	140	4%	

File Name	Sample Name	Line No.	Test Code	Multiplier	Divisor	Method Name
Jan2601.d	26-Jan-22_TUNE_1	1		1	1	5975Tune.M
Jan2602.d	26-Jan-22_CAL_7	2	SVOC-8270-W-LLPAH	1	1	5975BNASIM.M
Jan2603.d	26-Jan-22_CAL_6	3	SVOC-8270-W-LLPAH	1	1	5975BNASIM.M
Jan2604.d	26-Jan-22_CAL_5	4	SVOC-8270-W-LLPAH	1	1	5975BNASIM.M
Jan2605.d	26-Jan-22_CAL_4	5	SVOC-8270-W-LLPAH	1	1	5975BNASIM.M
Jan2606.d	26-Jan-22_CAL_3	6	SVOC-8270-W-LLPAH	1	1	5975BNASIM.M
Jan2607.d	26-Jan-22_CAL_2	7	SVOC-8270-W-LLPAH	1	1	5975BNASIM.M
Jan2608.d	26-Jan-22_CAL_1	8	SVOC-8270-W-LLPAH	1	1	5975BNASIM.M
Jan2609.d	26-Jan-22_CCV_9	9	SVOC-8270-W-LLPAH	1	1	5975BNASIM.M
Jan2610.d	26-Jan-22_ISTBLK_10	10	SVOC-8270-W-LLPAH	1	1	5975BNASIM.M
Jan2611.d	B22010759-001CLMS	11	SVOC-8270C-SIM-W-LLPA	20	1	5975BNASIM.M
Jan2612.d	B22010759-001CLMSD	12	SVOC-8270C-SIM-W-LLPA	20	1	5975BNASIM.M
Jan2613.d	LLCS-162956	13	SVOC-8270C-SIM-W-LLPA	1	1	5975BNASIM.M
Jan2614.d	LLCSD-162956	14	SVOC-8270C-SIM-W-LLPA	1	1	5975BNASIM.M
Jan2615.d	MB-163072	15	SVOC-8270C-SIM-W-LLPA	1	1	5975BNASIM.M
Jan2616.d	LLCS-163072	16	SVOC-8270C-SIM-W-LLPA	1	1	5975BNASIM.M
Jan2617.d	LLCSD-163072	17	SVOC-8270C-SIM-W-LLPA	1	1	5975BNASIM.M
Jan2618.d	B22011124-001C	18	SVOC-8270C-SIM-W-LLPA	1	1	5975BNASIM.M
Jan2619.d	B22011125-001C	19	SVOC-8270C-SIM-W-LLPA	1	1	5975BNASIM.M
Jan2620.d	B22011126-001C	20	SVOC-8270C-SIM-W-LLPA	1	1	5975BNASIM.M
Jan2621.d	B22011127-001C	21	SVOC-8270C-SIM-W-LLPA	1	1	5975BNASIM.M
Jan2622.d	B22011128-001C	22	SVOC-8270C-SIM-W-LLPA	1	1	5975BNASIM.M
Jan2623.d	B22011129-001C	23	SVOC-8270C-SIM-W-LLPA	1	1	5975BNASIM.M
Jan2624.d	26-Jan-22_CCV_24	24	SVOC-8270C-SIM-W-LLPA	1	1	5975BNASIM.M
Jan2625.d	26-Jan-22_TUNE_25	25		1	1	5975Tune.M
Jan2626.d	26-Jan-22_CCV_26	26	SVOC-8270C-SIM-W-LLPA	1	1	5975BNASIM.M
Jan2627.d	26-Jan-22_ISTBLK_27	27	SVOC-8270C-SIM-W-LLPA	1	1	5975BNASIM.M
Jan2628.d	B22011130-001C	28	SVOC-8270C-SIM-W-LLPA	1	1	5975BNASIM.M
Jan2629.d	B22011131-001C	29	SVOC-8270C-SIM-W-LLPA	1	1	5975BNASIM.M
Jan2630.d	B22011132-001C	30	SVOC-8270C-SIM-W-LLPA	1	1	5975BNASIM.M
Jan2631.d	B22011133-001C	31	SVOC-8270C-SIM-W-LLPA	1	1	5975BNASIM.M
Jan2632.d	B22011134-001C	32	SVOC-8270C-SIM-W-LLPA	1	1	5975BNASIM.M
Jan2633.d	B22011134-002A	33	SVOC-8270C-SIM-W-LLPA	1	1	5975BNASIM.M
Jan2634.d	B22011135-001C	34	SVOC-8270C-SIM-W-LLPA	1	1	5975BNASIM.M
Jan2635.d	B22011136-001C	35	SVOC-8270C-SIM-W-LLPA	1	1	5975BNASIM.M
Jan2636.d	B22011136-001CLMS	36	SVOC-8270C-SIM-W-LLPA	1	1	5975BNASIM.M
Jan2637.d	B22011136-001CLMSD	37	SVOC-8270C-SIM-W-LLPA	1	1	5975BNASIM.M
Jan2638.d	B22011137-001C	38	SVOC-8270C-SIM-W-LLPA	1	1	5975BNASIM.M
Jan2639.d	26-Jan-22_CCV_39	39	SVOC-8270C-SIM-W-LLPA	1	1	5975BNASIM.M

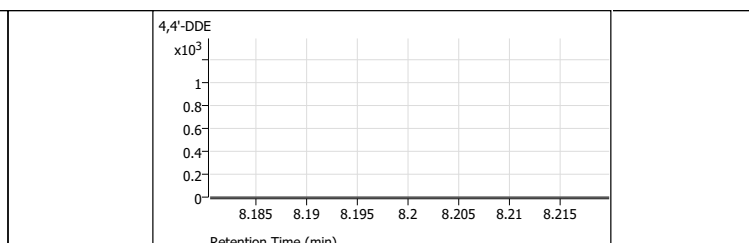
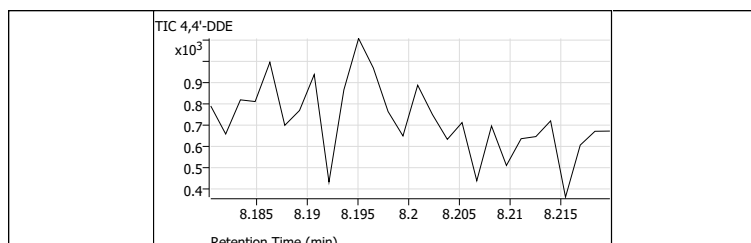
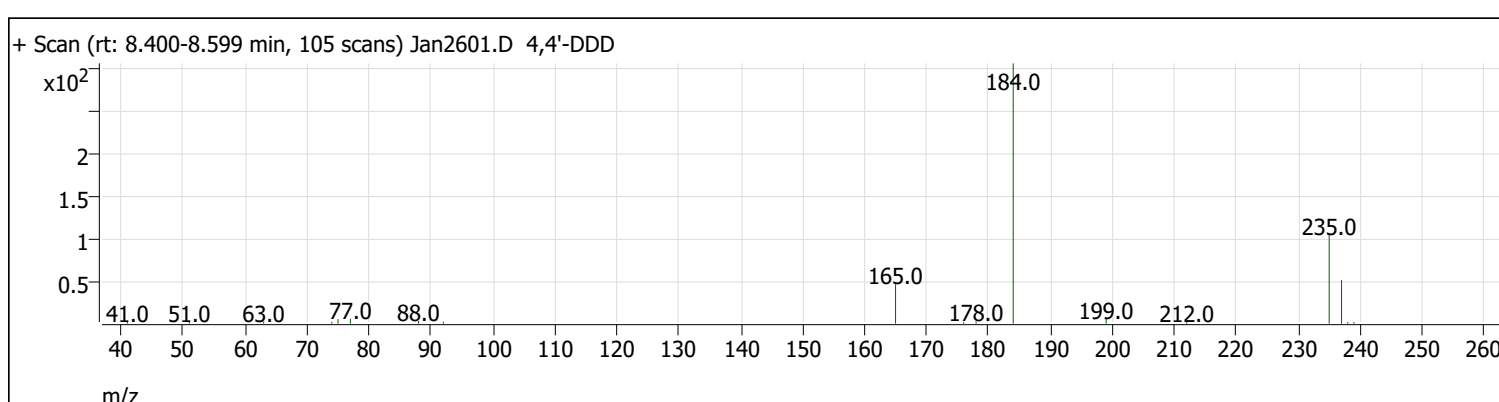
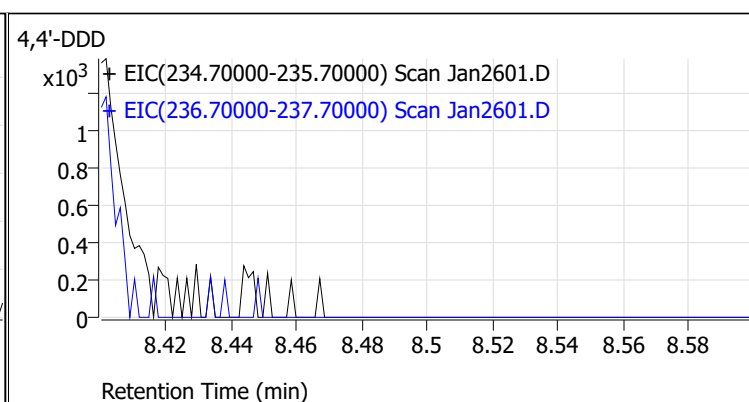
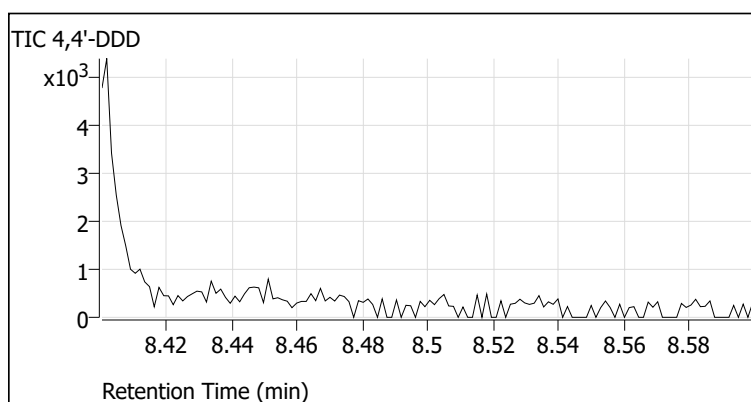
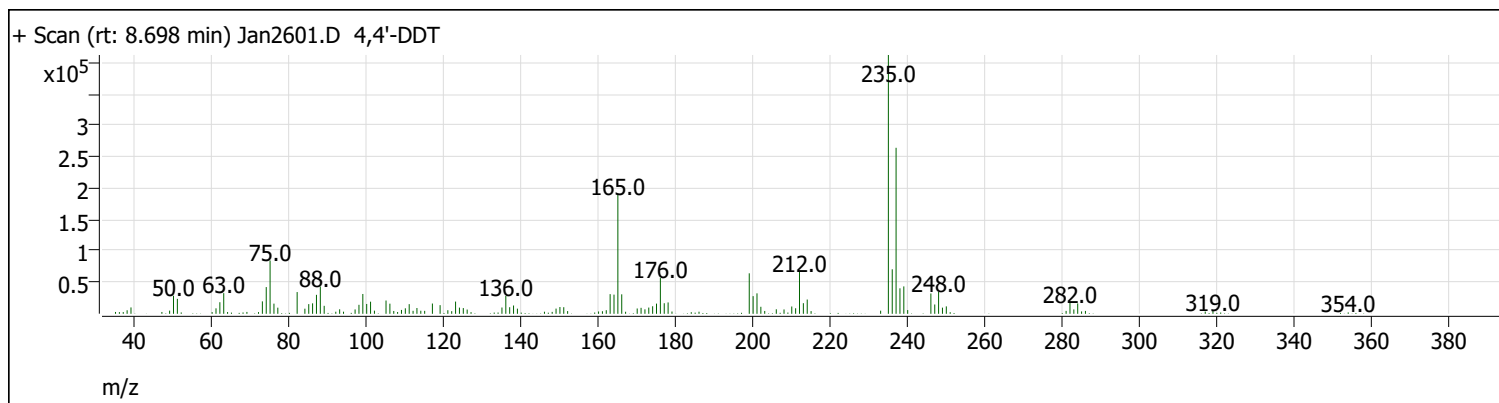
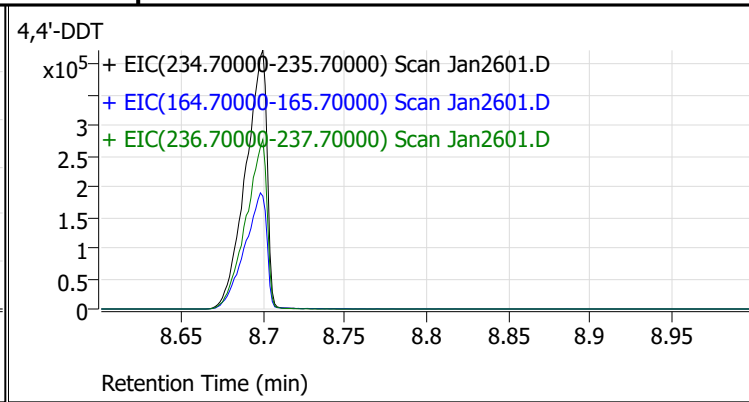
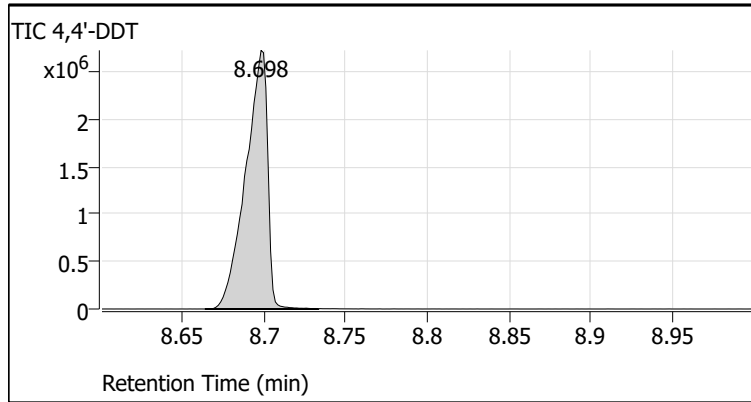
Tune Evaluation Report

Data Path: \\MASSHUNTER\Org\Data\SV5975.I\sh012622\1 e8270c bna SIM cal\Jan2601.D
 Acq on: 1/26/2022 4:53:58 PM
 Operator: LIMS import
 Sample: 26-Jan-22_TUNE_1
 Inst Name: GCMS
 ALS Vial: 1
 Method: \\MASSHUNTER\Org\Data\SV5975.I\Methods\DFTPP5975625.m



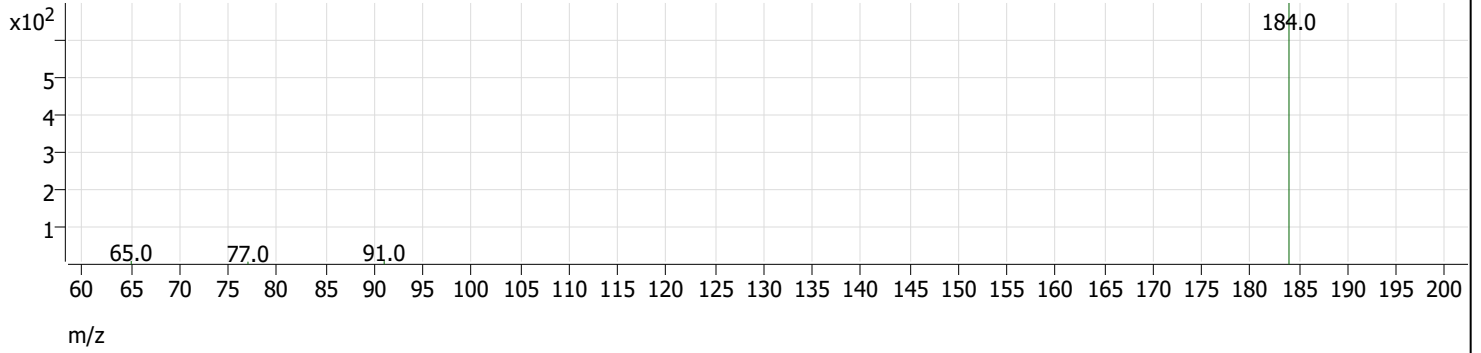
Target Mass	Rel. To Mass	Lower Limit%	Upper Limit%	Rel. Abn%	Raw Abn	Pass/Fail
51	198	30	60	50.5	106664	Pass
68	69	0	2	0.0	0	Pass
70	69	0	2	0.5	895	Pass
127	198	40	60	47.4	99976	Pass
197	198	0	1	0.0	0	Pass
198	198	100	100	100.0	211008	Pass
199	198	5	9	7.0	14815	Pass
275	198	10	30	26.1	55080	Pass
365	198	1	100	3.2	6732	Pass
441	443	1E-10	150	110.5	18592	Pass
442	198	40	100	41.4	87384	Pass
443	442	17	23	19.3	16832	Pass
69	69	100	100	100.0	174336	Pass

Tune Evaluation Report



Tune Evaluation Report

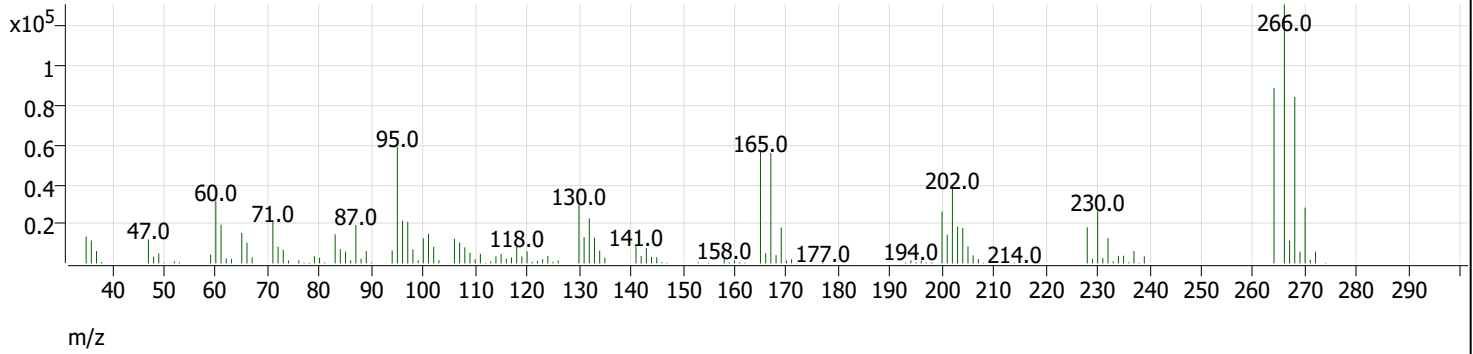
+ Scan (rt: 8.181-8.220 min, 28 scans) Jan2601.D 4,4'-DDE



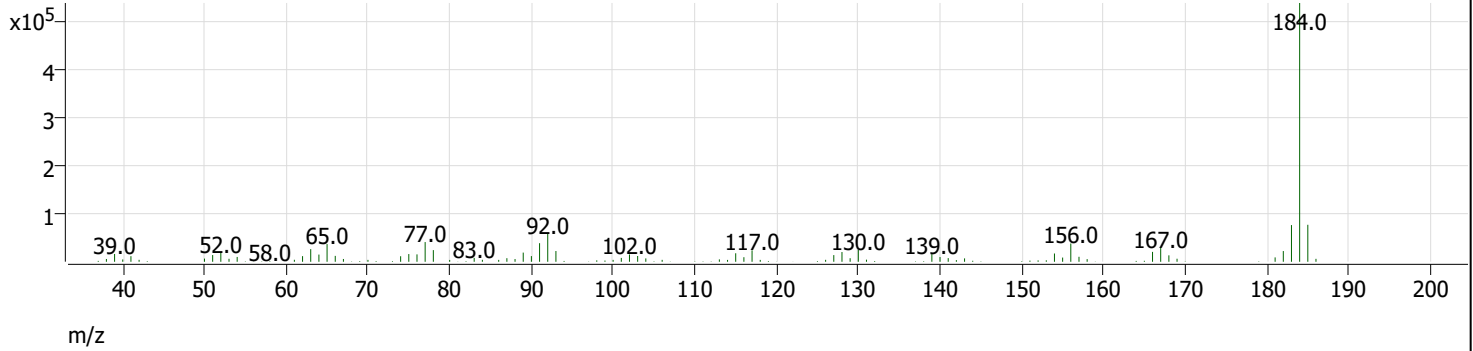
Compound Name	Expected RT	Observed RT	TIC Area	Breakdown %	Pass/Fail
4,4'-DDT	8.800	8.698	2543414	0.0	Pass
4,4'-DDD	8.500	0.000	0		
4,4'-DDE	8.200	0.000	0		

Tune Evaluation Report

+ Scan (rt: 6.393 min) Jan2601.D Pentachlorophenol



+ Scan (rt: 7.919 min) Jan2601.D Benzidine

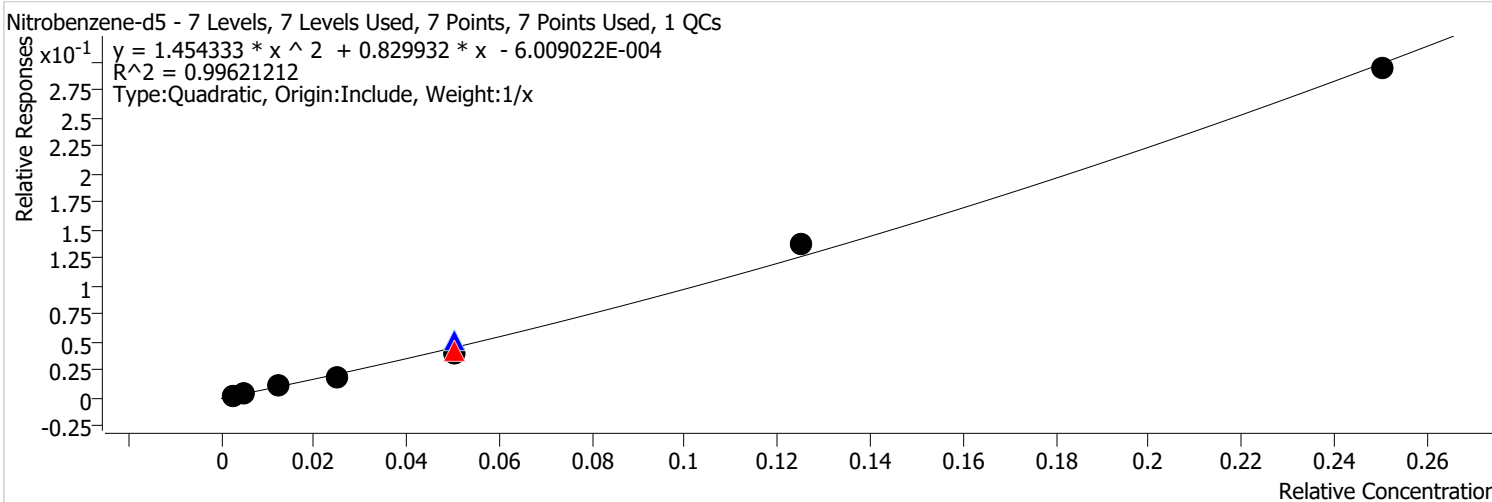


Compound Name	Expected RT	Observed RT	Tailing Factor	PGF	Pass/Fail
Pentachlorophenol	6.800	6.393	0.4	3.5	Pass
Benzidine	8.400	7.919	0.2	2.5	Pass

Calibration Report

Batch Path	\\MASSHUNTER\Org\Data\SV5975.I\sh012622\1 e8270c bna SIM cal\QuantResults\012622 bna SIM 1.batch.bin		
Analysis Time	1/27/2022 9:05 AM	Analyst Name	BL2000\jheine
Report Time	2/10/2022 2:09:39 PM	Reporter Name	BL2000\jheine
Last Calib Update	1/27/2022 8:37 AM	Batch State	Processed
Quant Batch Version	10.0	Quant Report Version	10.0

Nitrobenzene-d5 %RSE =

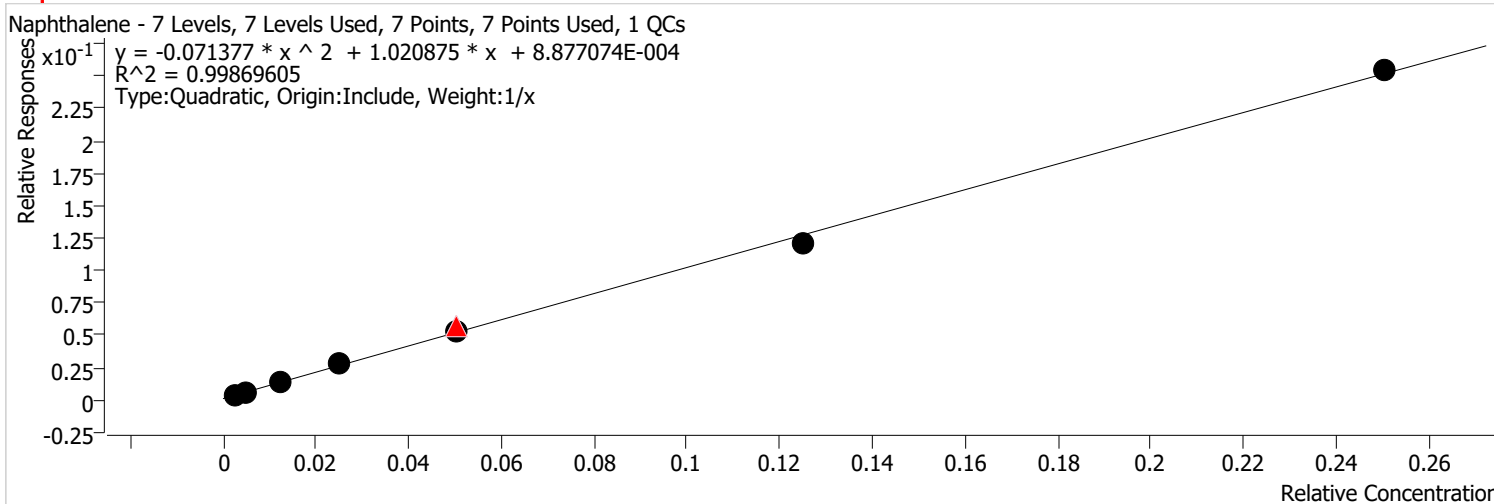


Calibration STD Path	Cal Type	Level	Enabled	Resp.	Exp. Conc	Resp. Factor	Level RSD
\\MASSHUNTER\Org\Data\SV5975.I\sh012622\1 e8270c bna SIM cal\Jan2608.D	Calibration	1	x	184	0.1000	0.7082	
\\MASSHUNTER\Org\Data\SV5975.I\sh012622\1 e8270c bna SIM cal\Jan2607.D	Calibration	2	x	376	0.2000	0.7064	
\\MASSHUNTER\Org\Data\SV5975.I\sh012622\1 e8270c bna SIM cal\Jan2606.D	Calibration	3	x	1090	0.5000	0.8140	
\\MASSHUNTER\Org\Data\SV5975.I\sh012622\1 e8270c bna SIM cal\Jan2605.D	Calibration	4	x	2239	1.0000	0.7537	
\\MASSHUNTER\Org\Data\SV5975.I\sh010421\1 e8270c bna SIM\Jan0402.D	CC	CCV	x	16927	2.0000	0.8426	
\\MASSHUNTER\Org\Data\SV5975.I\sh012622\1 e8270c bna SIM cal\Jan2609.D	QC	ICV	x	5997	2.0000	1.0313	
\\MASSHUNTER\Org\Data\SV5975.I\sh012622\1 e8270c bna SIM cal\Jan2604.D	Calibration	5	x	4752	2.0000	0.7868	
\\MASSHUNTER\Org\Data\SV5975.I\sh012622\1 e8270c bna SIM cal\Jan2603.D	Calibration	6	x	16695	5.0000	1.0988	
\\MASSHUNTER\Org\Data\SV5975.I\sh012622\1 e8270c bna SIM cal\Jan2602.D	Calibration	7	x	36073	10.0000	1.1731	

Calibration Report

Batch Path	\\MASSHUNTER\Org\Data\SV5975.I\sh012622\1 e8270c bna SIM cal\QuantResults\012622 bna SIM 1.batch.bin		
Analysis Time	1/27/2022 9:05 AM	Analyst Name	BL2000\jheine
Report Time	2/10/2022 2:09:44 PM	Reporter Name	BL2000\jheine
Last Calib Update	1/27/2022 8:37 AM	Batch State	Processed
Quant Batch Version	10.0	Quant Report Version	10.0

Naphthalene %RSE = 6.0

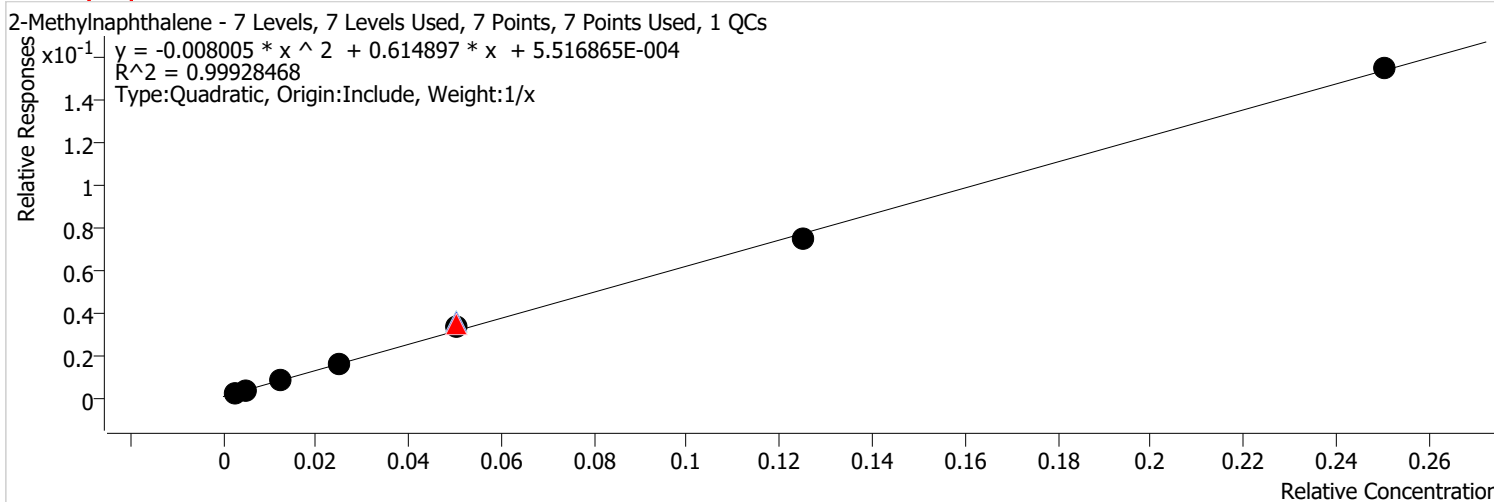


Calibration STD Path	Cal Type	Level	Enabled	Resp.	Exp. Conc	Resp. Factor	Level RSD
\\MASSHUNTER\Org\Data\SV5975.I\sh012622\1 e8270c bna SIM cal\Jan2608.D	Calibration	1	x	649	0.1000	1.3211	
\\MASSHUNTER\Org\Data\SV5975.I\sh012622\1 e8270c bna SIM cal\Jan2607.D	Calibration	2	x	1109	0.2000	1.1549	
\\MASSHUNTER\Org\Data\SV5975.I\sh012622\1 e8270c bna SIM cal\Jan2606.D	Calibration	3	x	2733	0.5000	1.1197	
\\MASSHUNTER\Org\Data\SV5975.I\sh012622\1 e8270c bna SIM cal\Jan2605.D	Calibration	4	x	5832	1.0000	1.1274	
\\MASSHUNTER\Org\Data\SV5975.I\sh010421\1 e8270c bna SIM\Jan0402.D	CC	CCV	x	43467	2.0000	1.1266	
\\MASSHUNTER\Org\Data\SV5975.I\sh012622\1 e8270c bna SIM cal\Jan2609.D	QC	ICV	x	12403	2.0000	1.1198	
\\MASSHUNTER\Org\Data\SV5975.I\sh012622\1 e8270c bna SIM cal\Jan2604.D	Calibration	5	x	11591	2.0000	1.0698	
\\MASSHUNTER\Org\Data\SV5975.I\sh012622\1 e8270c bna SIM cal\Jan2603.D	Calibration	6	x	28378	5.0000	0.9707	
\\MASSHUNTER\Org\Data\SV5975.I\sh012622\1 e8270c bna SIM cal\Jan2602.D	Calibration	7	x	57793	10.0000	1.0165	

Calibration Report

Batch Path	\\MASSHUNTER\Org\Data\SV5975.I\sh012622\1 e8270c bna SIM cal\QuantResults\012622 bna SIM 1.batch.bin		
Analysis Time	1/27/2022 9:05 AM	Analyst Name	BL2000\jheine
Report Time	2/10/2022 2:09:44 PM	Reporter Name	BL2000\jheine
Last Calib Update	1/27/2022 8:37 AM	Batch State	Processed
Quant Batch Version	10.0	Quant Report Version	10.0

2-Methylnaphthalene %RSE = 3.6

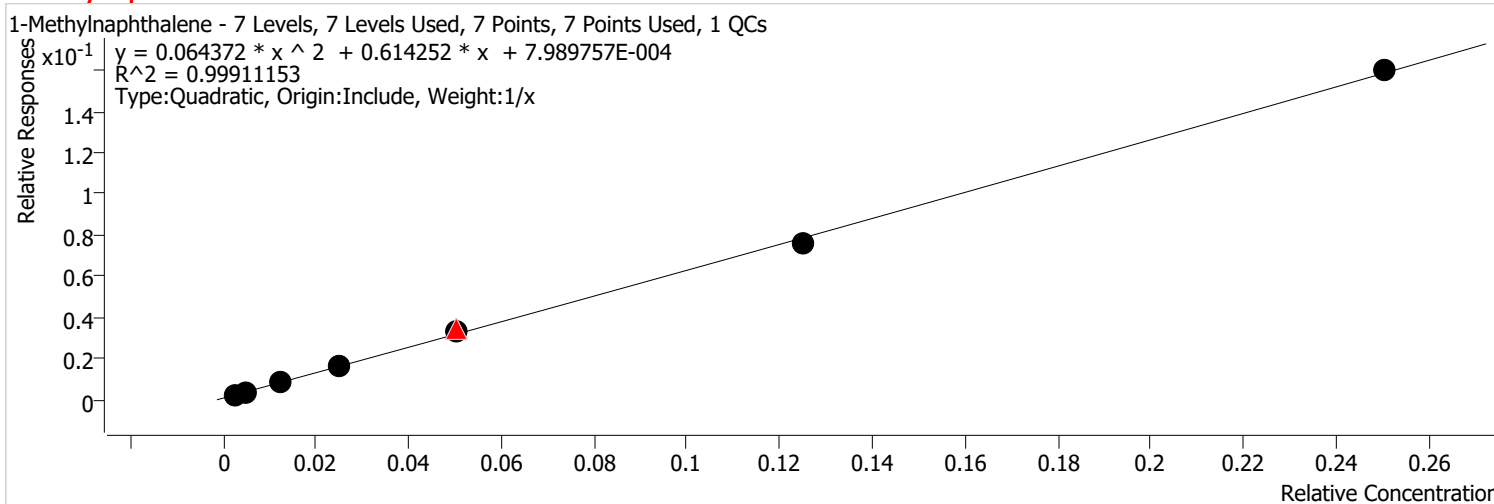


Calibration STD Path	Cal Type	Level	Enabled	Resp.	Exp. Conc	Resp. Factor	Level RSD
\\MASSHUNTER\Org\Data\SV5975.I\sh012622\1 e8270c bna SIM cal\Jan2608.D	Calibration	1	x	402	0.1000	0.8181	
\\MASSHUNTER\Org\Data\SV5975.I\sh012622\1 e8270c bna SIM cal\Jan2607.D	Calibration	2	x	703	0.2000	0.7323	
\\MASSHUNTER\Org\Data\SV5975.I\sh012622\1 e8270c bna SIM cal\Jan2606.D	Calibration	3	x	1595	0.5000	0.6533	
\\MASSHUNTER\Org\Data\SV5975.I\sh012622\1 e8270c bna SIM cal\Jan2605.D	Calibration	4	x	3287	1.0000	0.6354	
\\MASSHUNTER\Org\Data\SV5975.I\sh010421\1 e8270c bna SIM\Jan0402.D	CC	CCV	x	26546	2.0000	0.6880	
\\MASSHUNTER\Org\Data\SV5975.I\sh012622\1 e8270c bna SIM cal\Jan2609.D	QC	ICV	x	8066	2.0000	0.7282	
\\MASSHUNTER\Org\Data\SV5975.I\sh012622\1 e8270c bna SIM cal\Jan2604.D	Calibration	5	x	7140	2.0000	0.6589	
\\MASSHUNTER\Org\Data\SV5975.I\sh012622\1 e8270c bna SIM cal\Jan2603.D	Calibration	6	x	17499	5.0000	0.5986	
\\MASSHUNTER\Org\Data\SV5975.I\sh012622\1 e8270c bna SIM cal\Jan2602.D	Calibration	7	x	35177	10.0000	0.6187	

Calibration Report

Batch Path	\\MASSHUNTER\Org\Data\SV5975.I\sh012622\1 e8270c bna SIM cal\QuantResults\012622 bna SIM 1.batch.bin		
Analysis Time	1/27/2022 9:05 AM	Analyst Name	BL2000\jheine
Report Time	2/10/2022 2:09:44 PM	Reporter Name	BL2000\jheine
Last Calib Update	1/27/2022 8:37 AM	Batch State	Processed
Quant Batch Version	10.0	Quant Report Version	10.0

1-Methylnaphthalene %RSE = 7.7



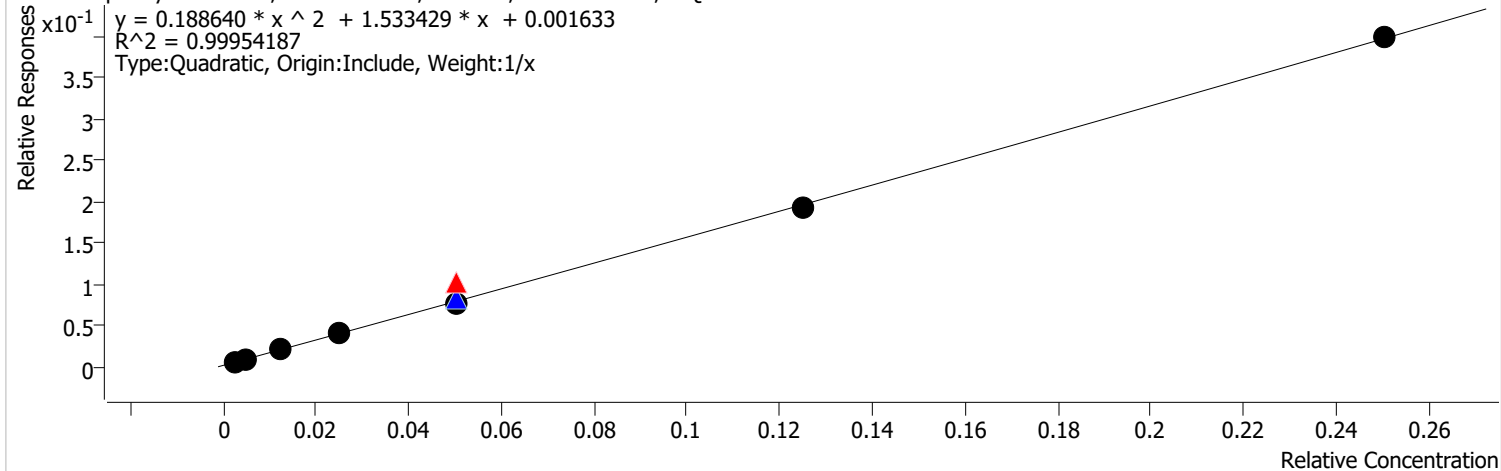
Calibration STD Path	Cal Type	Level	Enabled	Resp.	Exp. Conc	Resp. Factor	Level RSD
\\MASSHUNTER\Org\Data\SV5975.I\sh012622\1 e8270c bna SIM cal\Jan2608.D	Calibration	1	x	421	0.1000	0.8570	
\\MASSHUNTER\Org\Data\SV5975.I\sh012622\1 e8270c bna SIM cal\Jan2607.D	Calibration	2	x	776	0.2000	0.8082	
\\MASSHUNTER\Org\Data\SV5975.I\sh012622\1 e8270c bna SIM cal\Jan2606.D	Calibration	3	x	1703	0.5000	0.6976	
\\MASSHUNTER\Org\Data\SV5975.I\sh012622\1 e8270c bna SIM cal\Jan2605.D	Calibration	4	x	3477	1.0000	0.6721	
\\MASSHUNTER\Org\Data\SV5975.I\sh010421\1 e8270c bna SIM\Jan0402.D	CC	CCV	x	26180	2.0000	0.6786	
\\MASSHUNTER\Org\Data\SV5975.I\sh012622\1 e8270c bna SIM cal\Jan2609.D	QC	ICV	x	7747	2.0000	0.6995	
\\MASSHUNTER\Org\Data\SV5975.I\sh012622\1 e8270c bna SIM cal\Jan2604.D	Calibration	5	x	7079	2.0000	0.6533	
\\MASSHUNTER\Org\Data\SV5975.I\sh012622\1 e8270c bna SIM cal\Jan2603.D	Calibration	6	x	17660	5.0000	0.6041	
\\MASSHUNTER\Org\Data\SV5975.I\sh012622\1 e8270c bna SIM cal\Jan2602.D	Calibration	7	x	36308	10.0000	0.6386	

Calibration Report

Batch Path	\\MASSHUNTER\Org\Data\SV5975.I\sh012622\1 e8270c bna SIM cal\QuantResults\012622 bna SIM 1.batch.bin		
Analysis Time	1/27/2022 9:05 AM	Analyst Name	BL2000\jheine
Report Time	2/10/2022 2:09:44 PM	Reporter Name	BL2000\jheine
Last Calib Update	1/27/2022 8:37 AM	Batch State	Processed
Quant Batch Version	10.0	Quant Report Version	10.0

2-Fluorobiphenyl %RSE =

2-Fluorobiphenyl - 7 Levels, 7 Levels Used, 7 Points, 7 Points Used, 1 QCs

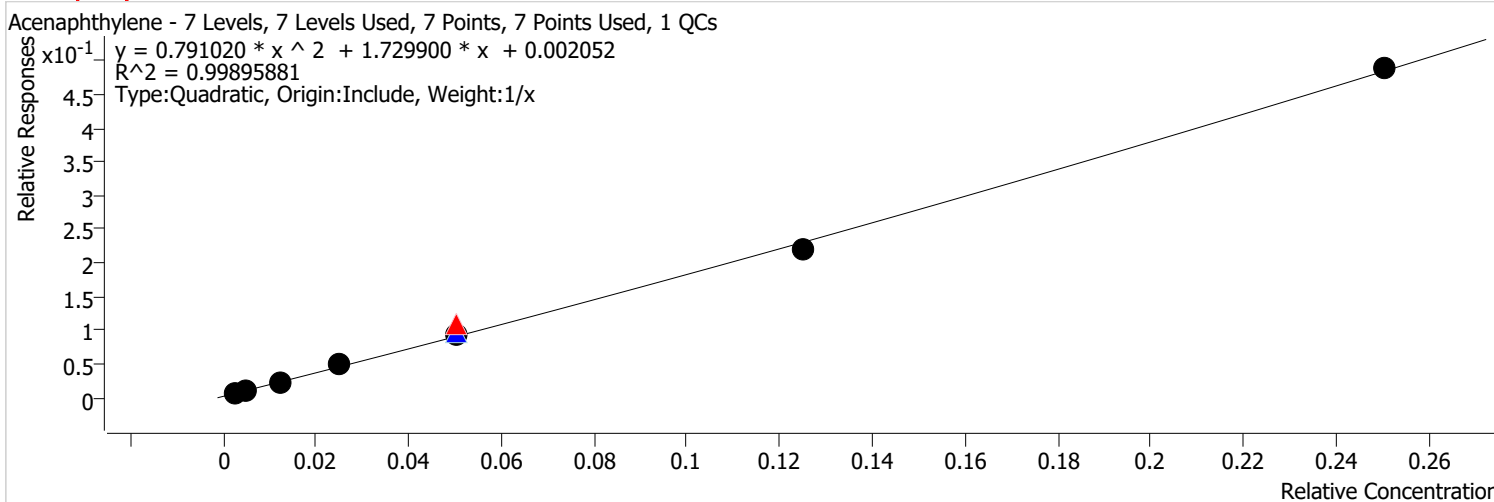


Calibration STD Path	Cal Type	Level	Enabled	Resp.	Exp. Conc	Resp. Factor	Level RSD
\\MASSHUNTER\Org\Data\SV5975.I\sh012622\1 e8270c bna SIM cal\Jan2608.D	Calibration	1	x	650	0.1000	2.0454	
\\MASSHUNTER\Org\Data\SV5975.I\sh012622\1 e8270c bna SIM cal\Jan2607.D	Calibration	2	x	1149	0.2000	1.8925	
\\MASSHUNTER\Org\Data\SV5975.I\sh012622\1 e8270c bna SIM cal\Jan2606.D	Calibration	3	x	2663	0.5000	1.7370	
\\MASSHUNTER\Org\Data\SV5975.I\sh012622\1 e8270c bna SIM cal\Jan2605.D	Calibration	4	x	5663	1.0000	1.6958	
\\MASSHUNTER\Org\Data\SV5975.I\sh010421\1 e8270c bna SIM\Jan0402.D	CC	CCV	x	41814	2.0000	2.0259	
\\MASSHUNTER\Org\Data\SV5975.I\sh012622\1 e8270c bna SIM cal\Jan2609.D	QC	ICV	x	11419	2.0000	1.6462	
\\MASSHUNTER\Org\Data\SV5975.I\sh012622\1 e8270c bna SIM cal\Jan2604.D	Calibration	5	x	10896	2.0000	1.5355	
\\MASSHUNTER\Org\Data\SV5975.I\sh012622\1 e8270c bna SIM cal\Jan2603.D	Calibration	6	x	28336	5.0000	1.5522	
\\MASSHUNTER\Org\Data\SV5975.I\sh012622\1 e8270c bna SIM cal\Jan2602.D	Calibration	7	x	55651	10.0000	1.5921	

Calibration Report

Batch Path	\\MASSHUNTER\Org\Data\SV5975.I\sh012622\1 e8270c bna SIM cal\QuantResults\012622 bna SIM 1.batch.bin		
Analysis Time	1/27/2022 9:05 AM	Analyst Name	BL2000\jheine
Report Time	2/10/2022 2:09:44 PM	Reporter Name	BL2000\jheine
Last Calib Update	1/27/2022 8:37 AM	Batch State	Processed
Quant Batch Version	10.0	Quant Report Version	10.0

Acenaphthylene %RSE = 6.5



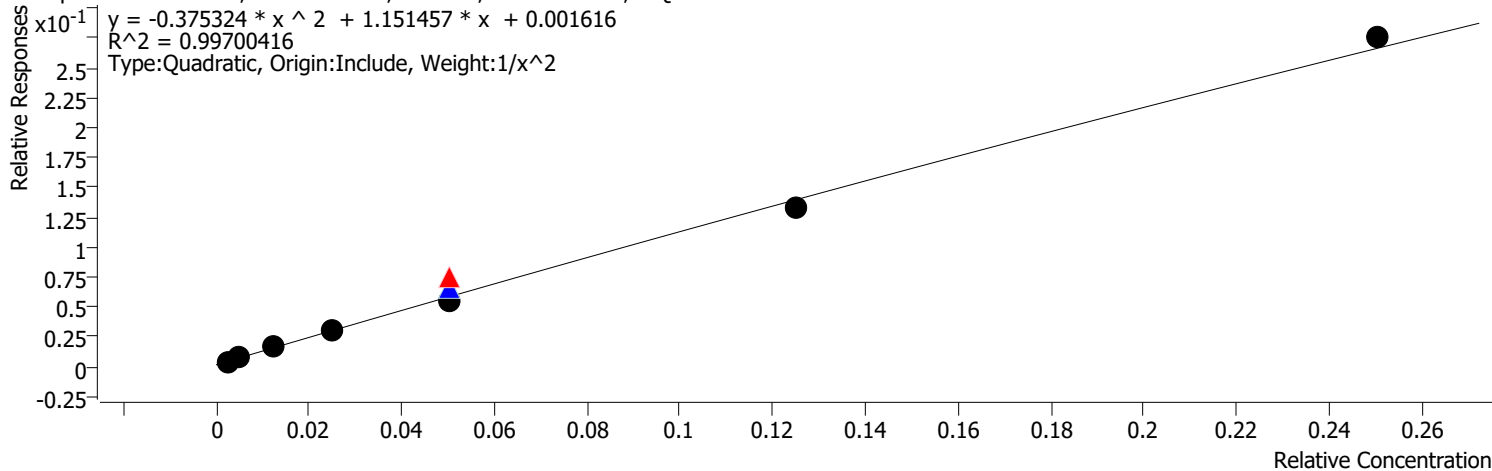
Calibration STD Path	Cal Type	Level	Enabled	Resp.	Exp. Conc	Resp. Factor	Level RSD
\\MASSHUNTER\Org\Data\SV5975.I\sh012622\1 e8270c bna SIM cal\Jan2608.D	Calibration	1	x	767	0.1000	2.4116	
\\MASSHUNTER\Org\Data\SV5975.I\sh012622\1 e8270c bna SIM cal\Jan2607.D	Calibration	2	x	1286	0.2000	2.1191	
\\MASSHUNTER\Org\Data\SV5975.I\sh012622\1 e8270c bna SIM cal\Jan2606.D	Calibration	3	x	2978	0.5000	1.9425	
\\MASSHUNTER\Org\Data\SV5975.I\sh012622\1 e8270c bna SIM cal\Jan2605.D	Calibration	4	x	6647	1.0000	1.9903	
\\MASSHUNTER\Org\Data\SV5975.I\sh010421\1 e8270c bna SIM\Jan0402.D	CC	CCV	x	45154	2.0000	2.1877	
\\MASSHUNTER\Org\Data\SV5975.I\sh012622\1 e8270c bna SIM cal\Jan2609.D	QC	ICV	x	13549	2.0000	1.9533	
\\MASSHUNTER\Org\Data\SV5975.I\sh012622\1 e8270c bna SIM cal\Jan2604.D	Calibration	5	x	13042	2.0000	1.8380	
\\MASSHUNTER\Org\Data\SV5975.I\sh012622\1 e8270c bna SIM cal\Jan2603.D	Calibration	6	x	32326	5.0000	1.7707	
\\MASSHUNTER\Org\Data\SV5975.I\sh012622\1 e8270c bna SIM cal\Jan2602.D	Calibration	7	x	68221	10.0000	1.9517	

Calibration Report

Batch Path	\\MASSHUNTER\Org\Data\SV5975.I\sh012622\1 e8270c bna SIM cal\QuantResults\012622 bna SIM 1.batch.bin		
Analysis Time	1/27/2022 9:05 AM	Analyst Name	BL2000\jheine
Report Time	2/10/2022 2:09:44 PM	Reporter Name	BL2000\jheine
Last Calib Update	1/27/2022 8:37 AM	Batch State	Processed
Quant Batch Version	10.0	Quant Report Version	10.0

Acenaphthene %RSE = 5.7

Acenaphthene - 7 Levels, 7 Levels Used, 7 Points, 7 Points Used, 1 QCs

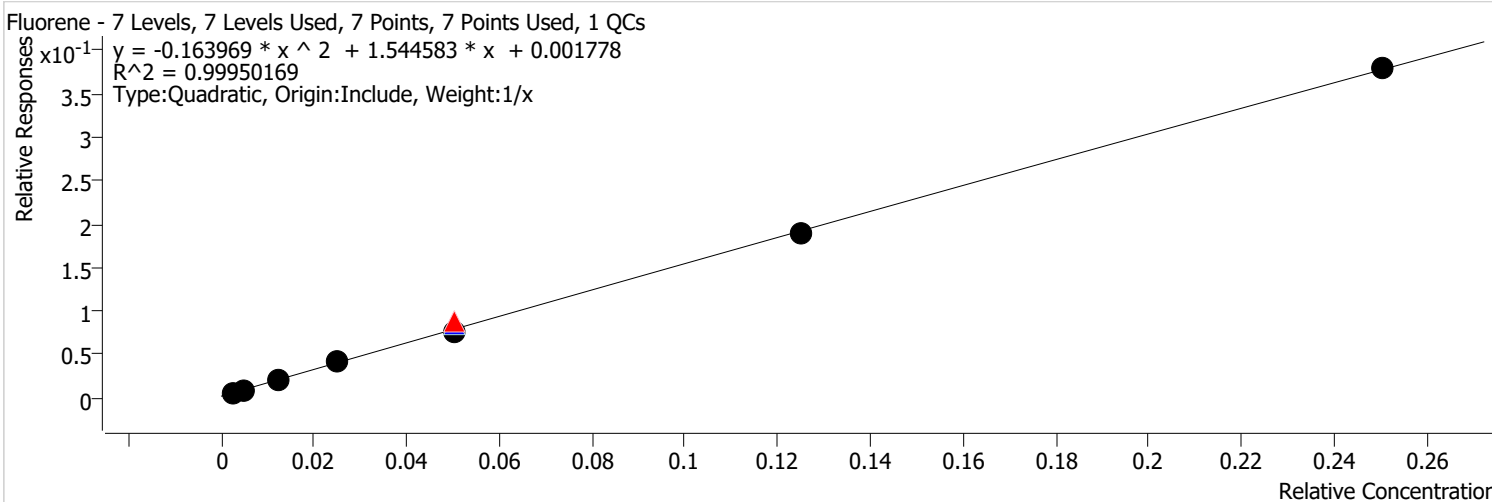


Calibration STD Path	Cal Type	Level	Enabled	Resp.	Exp. Conc	Resp. Factor	Level RSD
\\MASSHUNTER\Org\Data\SV5975.I\sh012622\1 e8270c bna SIM cal\Jan2608.D	Calibration	1	x	560	0.1000	1.7630	
\\MASSHUNTER\Org\Data\SV5975.I\sh012622\1 e8270c bna SIM cal\Jan2607.D	Calibration	2	x	929	0.2000	1.5311	
\\MASSHUNTER\Org\Data\SV5975.I\sh012622\1 e8270c bna SIM cal\Jan2606.D	Calibration	3	x	1993	0.5000	1.3003	
\\MASSHUNTER\Org\Data\SV5975.I\sh012622\1 e8270c bna SIM cal\Jan2605.D	Calibration	4	x	4165	1.0000	1.2471	
\\MASSHUNTER\Org\Data\SV5975.I\sh010421\1 e8270c bna SIM\Jan0402.D	CC	CCV	x	30942	2.0000	1.4992	
\\MASSHUNTER\Org\Data\SV5975.I\sh012622\1 e8270c bna SIM cal\Jan2609.D	QC	ICV	x	9230	2.0000	1.3306	
\\MASSHUNTER\Org\Data\SV5975.I\sh012622\1 e8270c bna SIM cal\Jan2604.D	Calibration	5	x	7782	2.0000	1.0967	
\\MASSHUNTER\Org\Data\SV5975.I\sh012622\1 e8270c bna SIM cal\Jan2603.D	Calibration	6	x	19363	5.0000	1.0607	
\\MASSHUNTER\Org\Data\SV5975.I\sh012622\1 e8270c bna SIM cal\Jan2602.D	Calibration	7	x	38452	10.0000	1.1001	

Calibration Report

Batch Path	\\MASSHUNTER\Org\Data\SV5975.I\sh012622\1 e8270c bna SIM cal\QuantResults\012622 bna SIM 1.batch.bin		
Analysis Time	1/27/2022 9:05 AM	Analyst Name	BL2000\jheine
Report Time	2/10/2022 2:09:44 PM	Reporter Name	BL2000\jheine
Last Calib Update	1/27/2022 8:37 AM	Batch State	Processed
Quant Batch Version	10.0	Quant Report Version	10.0

Fluorene %RSE = 4.8



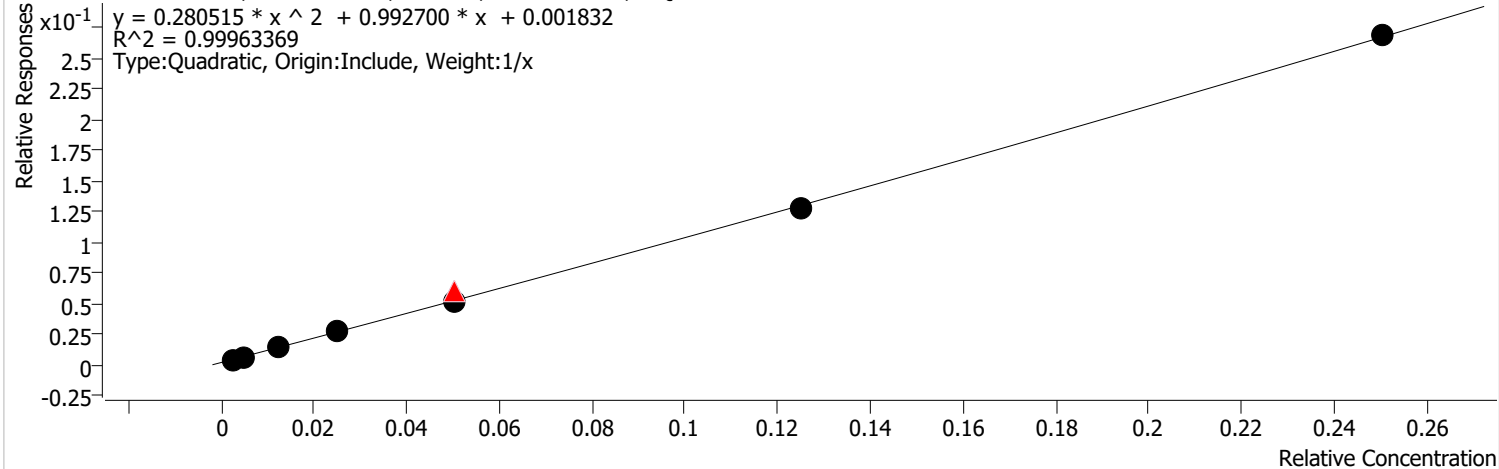
Calibration STD Path	Cal Type	Level	Enabled	Resp.	Exp. Conc	Resp. Factor	Level RSD
\\MASSHUNTER\Org\Data\SV5975.I\sh012622\1 e8270c bna SIM cal\Jan2608.D	Calibration	1	x	693	0.1000	2.1782	
\\MASSHUNTER\Org\Data\SV5975.I\sh012622\1 e8270c bna SIM cal\Jan2607.D	Calibration	2	x	1141	0.2000	1.8795	
\\MASSHUNTER\Org\Data\SV5975.I\sh012622\1 e8270c bna SIM cal\Jan2606.D	Calibration	3	x	2639	0.5000	1.7213	
\\MASSHUNTER\Org\Data\SV5975.I\sh012622\1 e8270c bna SIM cal\Jan2605.D	Calibration	4	x	5754	1.0000	1.7229	
\\MASSHUNTER\Org\Data\SV5975.I\sh010421\1 e8270c bna SIM\Jan0402.D	CC	CCV	x	35790	2.0000	1.7340	
\\MASSHUNTER\Org\Data\SV5975.I\sh012622\1 e8270c bna SIM cal\Jan2609.D	QC	ICV	x	11769	2.0000	1.6966	
\\MASSHUNTER\Org\Data\SV5975.I\sh012622\1 e8270c bna SIM cal\Jan2604.D	Calibration	5	x	10886	2.0000	1.5341	
\\MASSHUNTER\Org\Data\SV5975.I\sh012622\1 e8270c bna SIM cal\Jan2603.D	Calibration	6	x	27751	5.0000	1.5201	
\\MASSHUNTER\Org\Data\SV5975.I\sh012622\1 e8270c bna SIM cal\Jan2602.D	Calibration	7	x	52976	10.0000	1.5156	

Calibration Report

Batch Path	\\MASSHUNTER\Org\Data\SV5975.I\sh012622\1 e8270c bna SIM cal\QuantResults\012622 bna SIM 1.batch.bin		
Analysis Time	1/27/2022 9:05 AM	Analyst Name	BL2000\jheine
Report Time	2/10/2022 2:09:44 PM	Reporter Name	BL2000\jheine
Last Calib Update	1/27/2022 8:37 AM	Batch State	Processed
Quant Batch Version	10.0	Quant Report Version	10.0

Phenanthrene %RSE = 5.0

Phenanthrene - 7 Levels, 7 Levels Used, 7 Points, 7 Points Used, 1 QCs

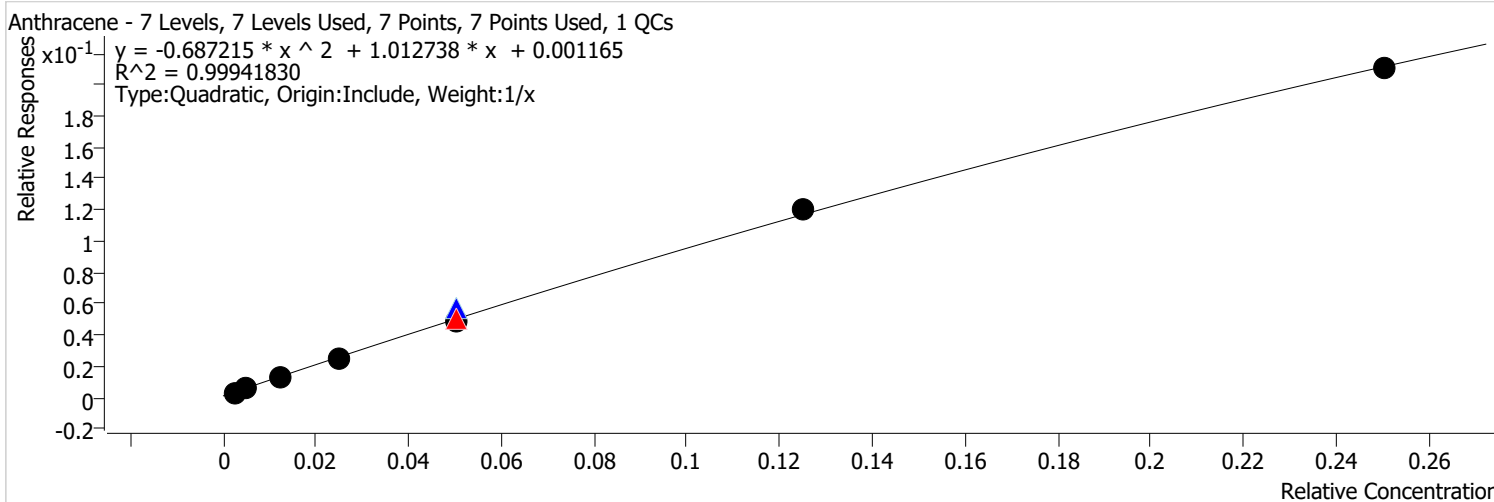


Calibration STD Path	Cal Type	Level	Enabled	Resp.	Exp. Conc	Resp. Factor	Level RSD
\\MASSHUNTER\Org\Data\SV5975.I\sh012622\1 e8270c bna SIM cal\Jan2608.D	Calibration	1	x	1114	0.1000	1.6670	
\\MASSHUNTER\Org\Data\SV5975.I\sh012622\1 e8270c bna SIM cal\Jan2607.D	Calibration	2	x	1762	0.2000	1.3357	
\\MASSHUNTER\Org\Data\SV5975.I\sh012622\1 e8270c bna SIM cal\Jan2606.D	Calibration	3	x	3972	0.5000	1.2045	
\\MASSHUNTER\Org\Data\SV5975.I\sh012622\1 e8270c bna SIM cal\Jan2605.D	Calibration	4	x	8253	1.0000	1.1107	
\\MASSHUNTER\Org\Data\SV5975.I\sh010421\1 e8270c bna SIM\Jan0402.D	CC	CCV	x	54393	2.0000	1.2205	
\\MASSHUNTER\Org\Data\SV5975.I\sh012622\1 e8270c bna SIM cal\Jan2609.D	QC	ICV	x	17438	2.0000	1.1919	
\\MASSHUNTER\Org\Data\SV5975.I\sh012622\1 e8270c bna SIM cal\Jan2604.D	Calibration	5	x	15947	2.0000	1.0451	
\\MASSHUNTER\Org\Data\SV5975.I\sh012622\1 e8270c bna SIM cal\Jan2603.D	Calibration	6	x	39590	5.0000	1.0203	
\\MASSHUNTER\Org\Data\SV5975.I\sh012622\1 e8270c bna SIM cal\Jan2602.D	Calibration	7	x	82275	10.0000	1.0751	

Calibration Report

Batch Path	\\MASSHUNTER\Org\Data\SV5975.I\sh012622\1 e8270c bna SIM cal\QuantResults\012622 bna SIM 1.batch.bin		
Analysis Time	1/27/2022 9:05 AM	Analyst Name	BL2000\jheine
Report Time	2/10/2022 2:09:45 PM	Reporter Name	BL2000\jheine
Last Calib Update	1/27/2022 8:37 AM	Batch State	Processed
Quant Batch Version	10.0	Quant Report Version	10.0

Anthracene %RSE = 4.6



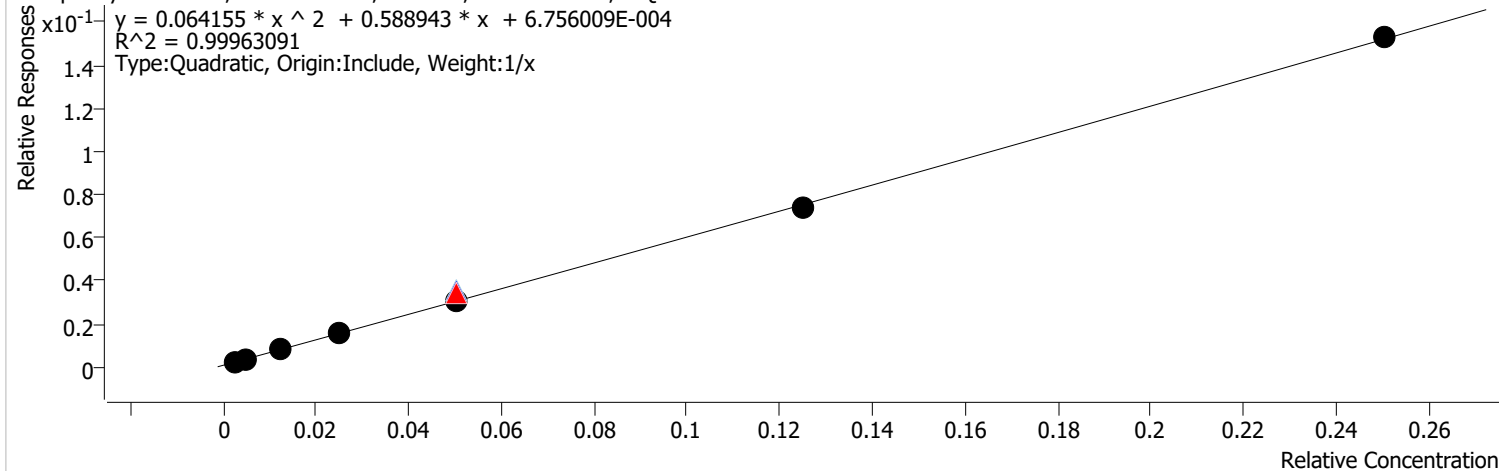
Calibration STD Path	Cal Type	Level	Enabled	Resp.	Exp. Conc	Resp. Factor	Level RSD
\\MASSHUNTER\Org\Data\SV5975.I\sh012622\1 e8270c bna SIM cal\Jan2608.D	Calibration	1	x	973	0.1000	1.4560	
\\MASSHUNTER\Org\Data\SV5975.I\sh012622\1 e8270c bna SIM cal\Jan2607.D	Calibration	2	x	1732	0.2000	1.3127	
\\MASSHUNTER\Org\Data\SV5975.I\sh012622\1 e8270c bna SIM cal\Jan2606.D	Calibration	3	x	3577	0.5000	1.0848	
\\MASSHUNTER\Org\Data\SV5975.I\sh012622\1 e8270c bna SIM cal\Jan2605.D	Calibration	4	x	7520	1.0000	1.0120	
\\MASSHUNTER\Org\Data\SV5975.I\sh010421\1 e8270c bna SIM\Jan0402.D	CC	CCV	x	45714	2.0000	1.0258	
\\MASSHUNTER\Org\Data\SV5975.I\sh012622\1 e8270c bna SIM cal\Jan2609.D	QC	ICV	x	16918	2.0000	1.1563	
\\MASSHUNTER\Org\Data\SV5975.I\sh012622\1 e8270c bna SIM cal\Jan2604.D	Calibration	5	x	14858	2.0000	0.9737	
\\MASSHUNTER\Org\Data\SV5975.I\sh012622\1 e8270c bna SIM cal\Jan2603.D	Calibration	6	x	37352	5.0000	0.9626	
\\MASSHUNTER\Org\Data\SV5975.I\sh012622\1 e8270c bna SIM cal\Jan2602.D	Calibration	7	x	64314	10.0000	0.8404	

Calibration Report

Batch Path	\\MASSHUNTER\Org\Data\SV5975.I\sh012622\1 e8270c bna SIM cal\QuantResults\012622 bna SIM 1.batch.bin		
Analysis Time	1/27/2022 9:05 AM	Analyst Name	BL2000\jheine
Report Time	2/10/2022 2:09:45 PM	Reporter Name	BL2000\jheine
Last Calib Update	1/27/2022 8:37 AM	Batch State	Processed
Quant Batch Version	10.0	Quant Report Version	10.0

o-Terphenyl %RSE =

o-Terphenyl - 7 Levels, 7 Levels Used, 7 Points, 7 Points Used, 1 QCs

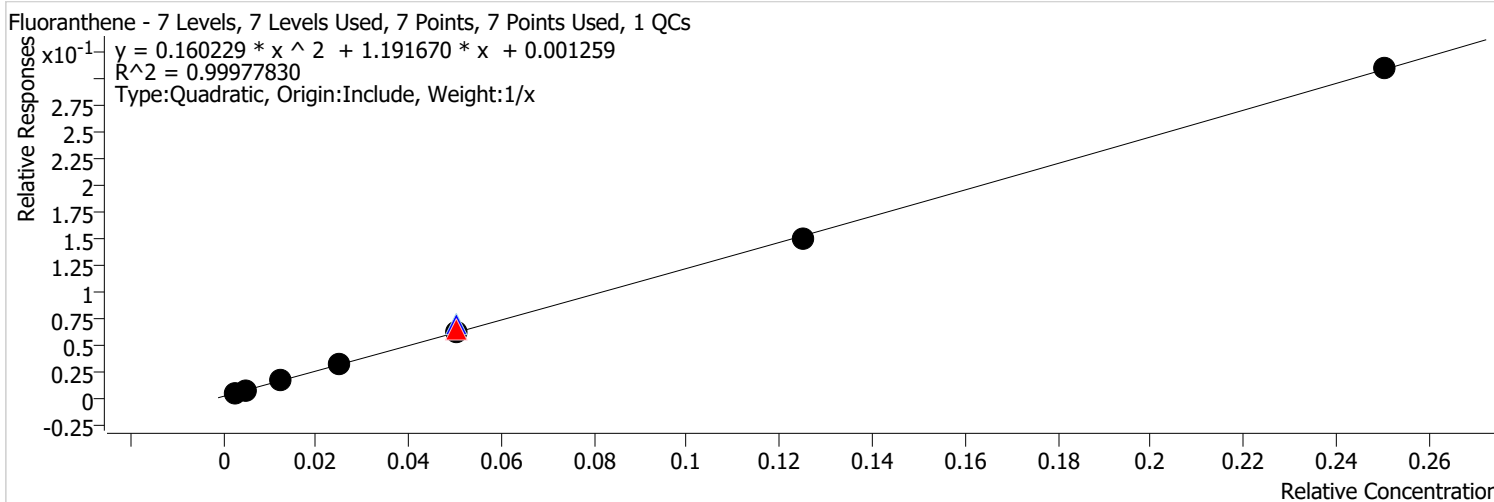


Calibration STD Path	Cal Type	Level	Enabled	Resp.	Exp. Conc	Resp. Factor	Level RSD
\\MASSHUNTER\Org\Data\SV5975.I\sh012622\1 e8270c bna SIM cal\Jan2608.D	Calibration	1	x	535	0.1000	0.8004	
\\MASSHUNTER\Org\Data\SV5975.I\sh012622\1 e8270c bna SIM cal\Jan2607.D	Calibration	2	x	986	0.2000	0.7476	
\\MASSHUNTER\Org\Data\SV5975.I\sh012622\1 e8270c bna SIM cal\Jan2606.D	Calibration	3	x	2213	0.5000	0.6712	
\\MASSHUNTER\Org\Data\SV5975.I\sh012622\1 e8270c bna SIM cal\Jan2605.D	Calibration	4	x	4670	1.0000	0.6285	
\\MASSHUNTER\Org\Data\SV5975.I\sh010421\1 e8270c bna SIM\Jan0402.D	CC	CCV	x	30546	2.0000	0.6854	
\\MASSHUNTER\Org\Data\SV5975.I\sh012622\1 e8270c bna SIM cal\Jan2609.D	QC	ICV	x	10208	2.0000	0.6977	
\\MASSHUNTER\Org\Data\SV5975.I\sh012622\1 e8270c bna SIM cal\Jan2604.D	Calibration	5	x	9371	2.0000	0.6141	
\\MASSHUNTER\Org\Data\SV5975.I\sh012622\1 e8270c bna SIM cal\Jan2603.D	Calibration	6	x	22829	5.0000	0.5884	
\\MASSHUNTER\Org\Data\SV5975.I\sh012622\1 e8270c bna SIM cal\Jan2602.D	Calibration	7	x	46733	10.0000	0.6107	

Calibration Report

Batch Path	\\MASSHUNTER\Org\Data\SV5975.I\sh012622\1 e8270c bna SIM cal\QuantResults\012622 bna SIM 1.batch.bin		
Analysis Time	1/27/2022 9:05 AM	Analyst Name	BL2000\jheine
Report Time	2/10/2022 2:09:45 PM	Reporter Name	BL2000\jheine
Last Calib Update	1/27/2022 8:37 AM	Batch State	Processed
Quant Batch Version	10.0	Quant Report Version	10.0

Fluoranthene %RSE = 5.1

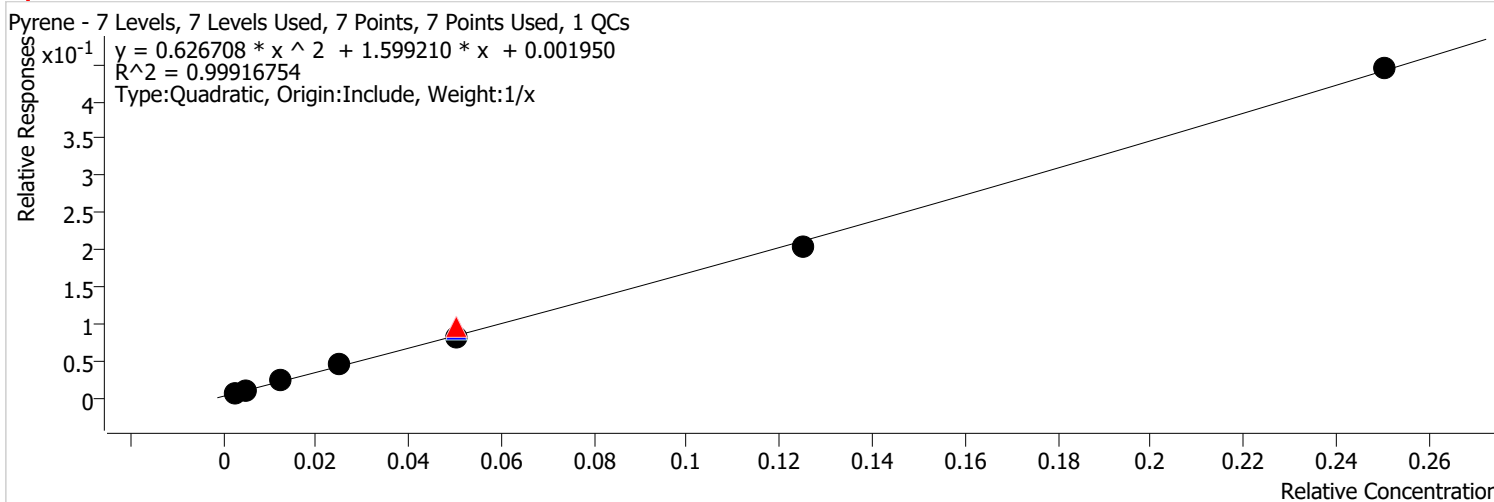


Calibration STD Path	Cal Type	Level	Enabled	Resp.	Exp. Conc	Resp. Factor	Level RSD
\\MASSHUNTER\Org\Data\SV5975.I\sh012622\1 e8270c bna SIM cal\Jan2608.D	Calibration	1	x	1071	0.1000	1.6028	
\\MASSHUNTER\Org\Data\SV5975.I\sh012622\1 e8270c bna SIM cal\Jan2607.D	Calibration	2	x	1927	0.2000	1.4608	
\\MASSHUNTER\Org\Data\SV5975.I\sh012622\1 e8270c bna SIM cal\Jan2606.D	Calibration	3	x	4505	0.5000	1.3662	
\\MASSHUNTER\Org\Data\SV5975.I\sh012622\1 e8270c bna SIM cal\Jan2605.D	Calibration	4	x	9437	1.0000	1.2700	
\\MASSHUNTER\Org\Data\SV5975.I\sh010421\1 e8270c bna SIM\Jan0402.D	CC	CCV	x	57037	2.0000	1.2799	
\\MASSHUNTER\Org\Data\SV5975.I\sh012622\1 e8270c bna SIM cal\Jan2609.D	QC	ICV	x	20028	2.0000	1.3689	
\\MASSHUNTER\Org\Data\SV5975.I\sh012622\1 e8270c bna SIM cal\Jan2604.D	Calibration	5	x	18556	2.0000	1.2160	
\\MASSHUNTER\Org\Data\SV5975.I\sh012622\1 e8270c bna SIM cal\Jan2603.D	Calibration	6	x	46854	5.0000	1.2075	
\\MASSHUNTER\Org\Data\SV5975.I\sh012622\1 e8270c bna SIM cal\Jan2602.D	Calibration	7	x	94914	10.0000	1.2403	

Calibration Report

Batch Path	\\MASSHUNTER\Org\Data\SV5975.I\sh012622\1 e8270c bna SIM cal\QuantResults\012622 bna SIM 1.batch.bin		
Analysis Time	1/27/2022 9:05 AM	Analyst Name	BL2000\jheine
Report Time	2/10/2022 2:09:45 PM	Reporter Name	BL2000\jheine
Last Calib Update	1/27/2022 8:37 AM	Batch State	Processed
Quant Batch Version	10.0	Quant Report Version	10.0

Pyrene %RSE = 6.9

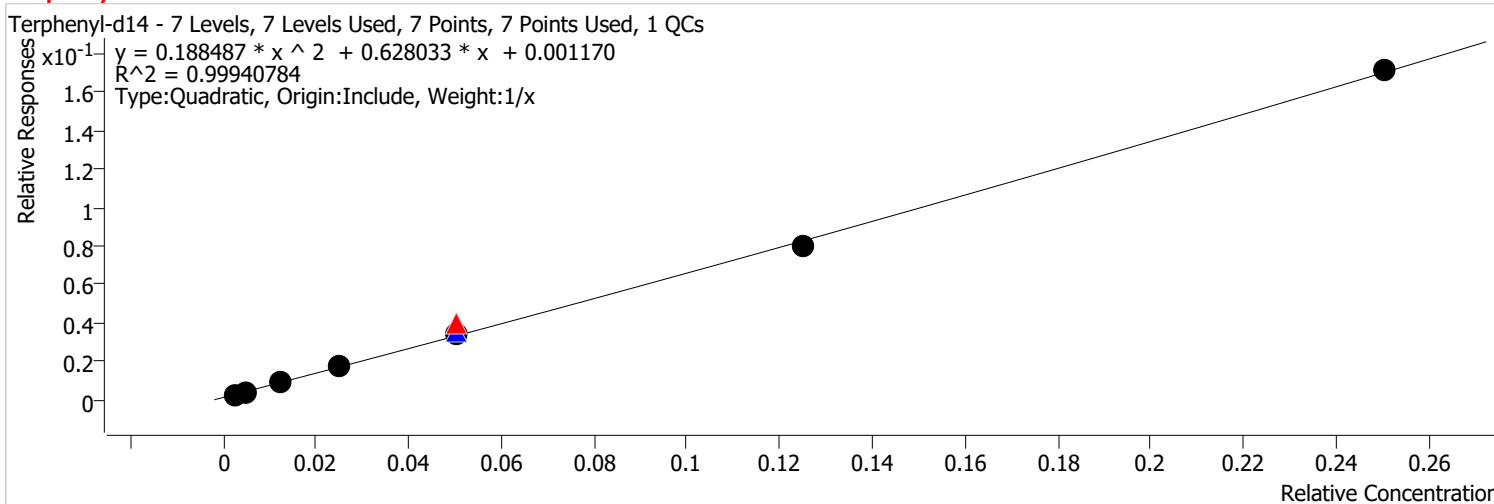


Calibration STD Path	Cal Type	Level	Enabled	Resp.	Exp. Conc	Resp. Factor	Level RSD
\\MASSHUNTER\Org\Data\SV5975.I\sh012622\1 e8270c bna SIM cal\Jan2608.D	Calibration	1	x	1244	0.1000	2.3008	
\\MASSHUNTER\Org\Data\SV5975.I\sh012622\1 e8270c bna SIM cal\Jan2607.D	Calibration	2	x	1996	0.2000	1.8788	
\\MASSHUNTER\Org\Data\SV5975.I\sh012622\1 e8270c bna SIM cal\Jan2606.D	Calibration	3	x	4977	0.5000	1.8763	
\\MASSHUNTER\Org\Data\SV5975.I\sh012622\1 e8270c bna SIM cal\Jan2605.D	Calibration	4	x	10476	1.0000	1.8191	
\\MASSHUNTER\Org\Data\SV5975.I\sh010421\1 e8270c bna SIM\Jan0402.D	CC	CCV	x	62808	2.0000	1.9194	
\\MASSHUNTER\Org\Data\SV5975.I\sh012622\1 e8270c bna SIM cal\Jan2609.D	QC	ICV	x	21819	2.0000	1.8274	
\\MASSHUNTER\Org\Data\SV5975.I\sh012622\1 e8270c bna SIM cal\Jan2604.D	Calibration	5	x	20015	2.0000	1.6632	
\\MASSHUNTER\Org\Data\SV5975.I\sh012622\1 e8270c bna SIM cal\Jan2603.D	Calibration	6	x	50901	5.0000	1.6423	
\\MASSHUNTER\Org\Data\SV5975.I\sh012622\1 e8270c bna SIM cal\Jan2602.D	Calibration	7	x	104545	10.0000	1.7752	

Calibration Report

Batch Path	\\MASSHUNTER\Org\Data\SV5975.I\sh012622\1 e8270c bna SIM cal\QuantResults\012622 bna SIM 1.batch.bin		
Analysis Time	1/27/2022 9:05 AM	Analyst Name	BL2000\jheine
Report Time	2/10/2022 2:09:45 PM	Reporter Name	BL2000\jheine
Last Calib Update	1/27/2022 8:37 AM	Batch State	Processed
Quant Batch Version	10.0	Quant Report Version	10.0

Terphenyl-d14 %RSE =

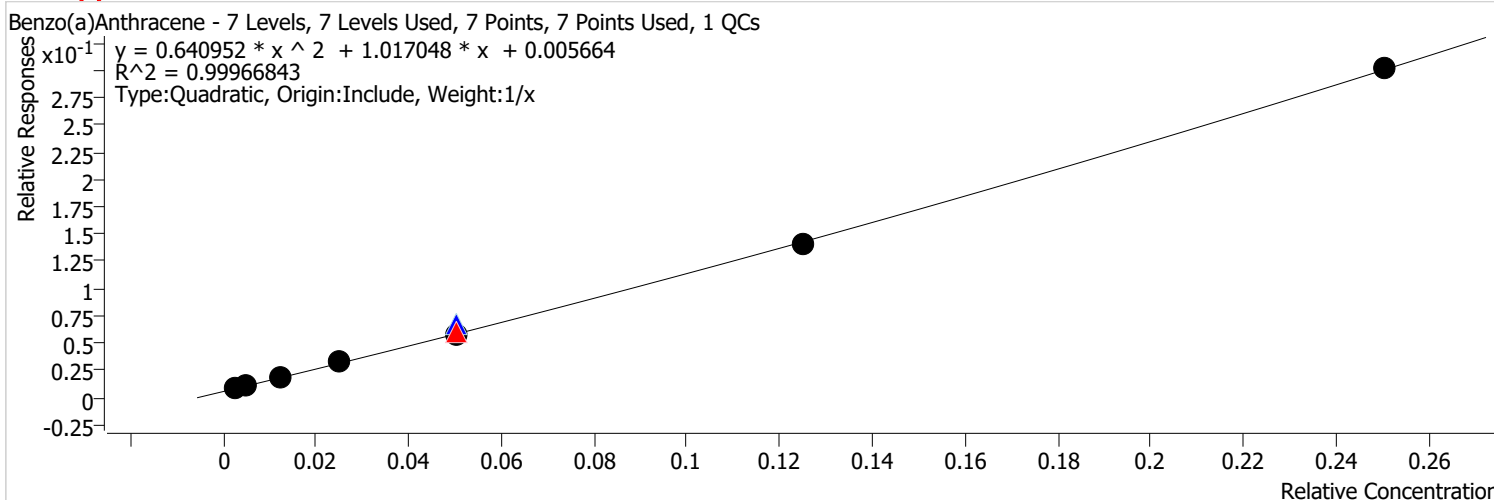


Calibration STD Path	Cal Type	Level	Enabled	Resp.	Exp. Conc	Resp. Factor	Level RSD
\\MASSHUNTER\Org\Data\SV5975.I\sh012622\1 e8270c bna SIM cal\Jan2608.D	Calibration	1	x	589	0.1000	1.0884	
\\MASSHUNTER\Org\Data\SV5975.I\sh012622\1 e8270c bna SIM cal\Jan2607.D	Calibration	2	x	862	0.2000	0.8118	
\\MASSHUNTER\Org\Data\SV5975.I\sh012622\1 e8270c bna SIM cal\Jan2606.D	Calibration	3	x	2019	0.5000	0.7611	
\\MASSHUNTER\Org\Data\SV5975.I\sh012622\1 e8270c bna SIM cal\Jan2605.D	Calibration	4	x	4066	1.0000	0.7060	
\\MASSHUNTER\Org\Data\SV5975.I\sh010421\1 e8270c bna SIM\Jan0402.D	CC	CCV	x	26408	2.0000	0.8070	
\\MASSHUNTER\Org\Data\SV5975.I\sh012622\1 e8270c bna SIM cal\Jan2609.D	QC	ICV	x	8509	2.0000	0.7127	
\\MASSHUNTER\Org\Data\SV5975.I\sh012622\1 e8270c bna SIM cal\Jan2604.D	Calibration	5	x	8089	2.0000	0.6722	
\\MASSHUNTER\Org\Data\SV5975.I\sh012622\1 e8270c bna SIM cal\Jan2603.D	Calibration	6	x	19882	5.0000	0.6415	
\\MASSHUNTER\Org\Data\SV5975.I\sh012622\1 e8270c bna SIM cal\Jan2602.D	Calibration	7	x	40278	10.0000	0.6839	

Calibration Report

Batch Path	\\MASSHUNTER\Org\Data\SV5975.I\sh012622\1 e8270c bna SIM cal\QuantResults\012622 bna SIM 1.batch.bin		
Analysis Time	1/27/2022 9:05 AM	Analyst Name	BL2000\jheine
Report Time	2/10/2022 2:09:45 PM	Reporter Name	BL2000\jheine
Last Calib Update	1/27/2022 8:37 AM	Batch State	Processed
Quant Batch Version	10.0	Quant Report Version	10.0

Benzo(a)Anthracene %RSE = 4.6

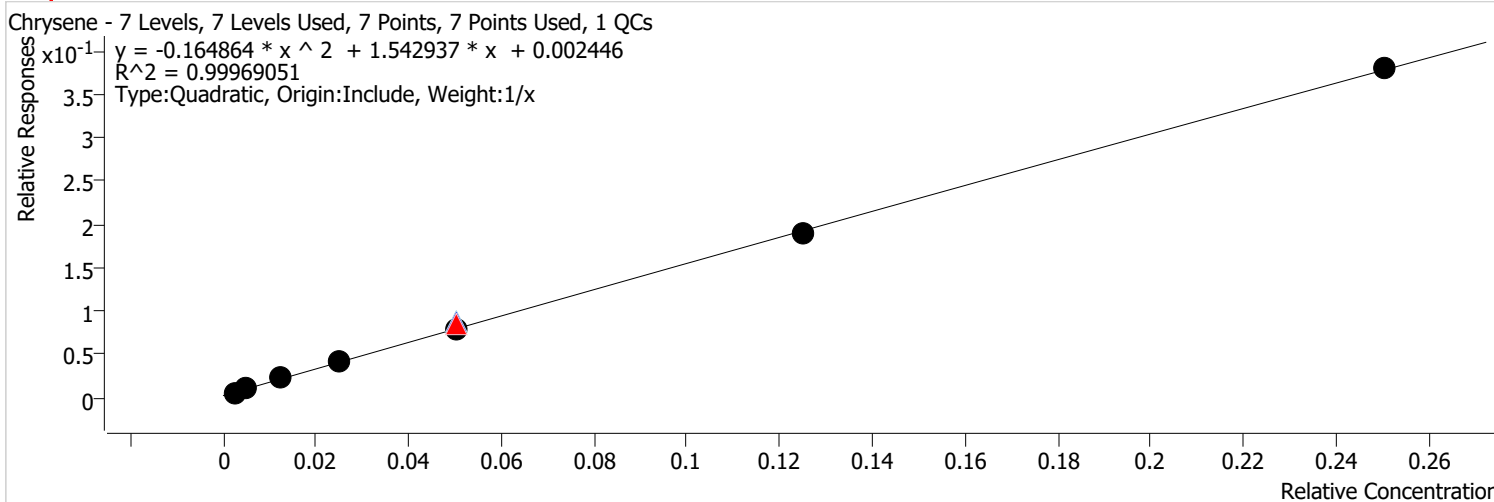


Calibration STD Path	Cal Type	Level	Enabled	Resp.	Exp. Conc	Resp. Factor	Level RSD
\\MASSHUNTER\Org\Data\SV5975.I\sh012622\1 e8270c bna SIM cal\Jan2608.D	Calibration	1	x	1739	0.1000	3.2162	
\\MASSHUNTER\Org\Data\SV5975.I\sh012622\1 e8270c bna SIM cal\Jan2607.D	Calibration	2	x	2303	0.2000	2.1677	
\\MASSHUNTER\Org\Data\SV5975.I\sh012622\1 e8270c bna SIM cal\Jan2606.D	Calibration	3	x	3947	0.5000	1.4881	
\\MASSHUNTER\Org\Data\SV5975.I\sh012622\1 e8270c bna SIM cal\Jan2605.D	Calibration	4	x	7611	1.0000	1.3217	
\\MASSHUNTER\Org\Data\SV5975.I\sh010421\1 e8270c bna SIM\Jan0402.D	CC	CCV	x	40166	2.0000	1.2275	
\\MASSHUNTER\Org\Data\SV5975.I\sh012622\1 e8270c bna SIM cal\Jan2609.D	QC	ICV	x	16376	2.0000	1.3715	
\\MASSHUNTER\Org\Data\SV5975.I\sh012622\1 e8270c bna SIM cal\Jan2604.D	Calibration	5	x	13969	2.0000	1.1608	
\\MASSHUNTER\Org\Data\SV5975.I\sh012622\1 e8270c bna SIM cal\Jan2603.D	Calibration	6	x	34738	5.0000	1.1208	
\\MASSHUNTER\Org\Data\SV5975.I\sh012622\1 e8270c bna SIM cal\Jan2602.D	Calibration	7	x	70953	10.0000	1.2048	

Calibration Report

Batch Path	\\MASSHUNTER\Org\Data\SV5975.I\sh012622\1 e8270c bna SIM cal\QuantResults\012622 bna SIM 1.batch.bin		
Analysis Time	1/27/2022 9:05 AM	Analyst Name	BL2000\jheine
Report Time	2/10/2022 2:09:45 PM	Reporter Name	BL2000\jheine
Last Calib Update	1/27/2022 8:37 AM	Batch State	Processed
Quant Batch Version	10.0	Quant Report Version	10.0

Chrysene %RSE = 4.4



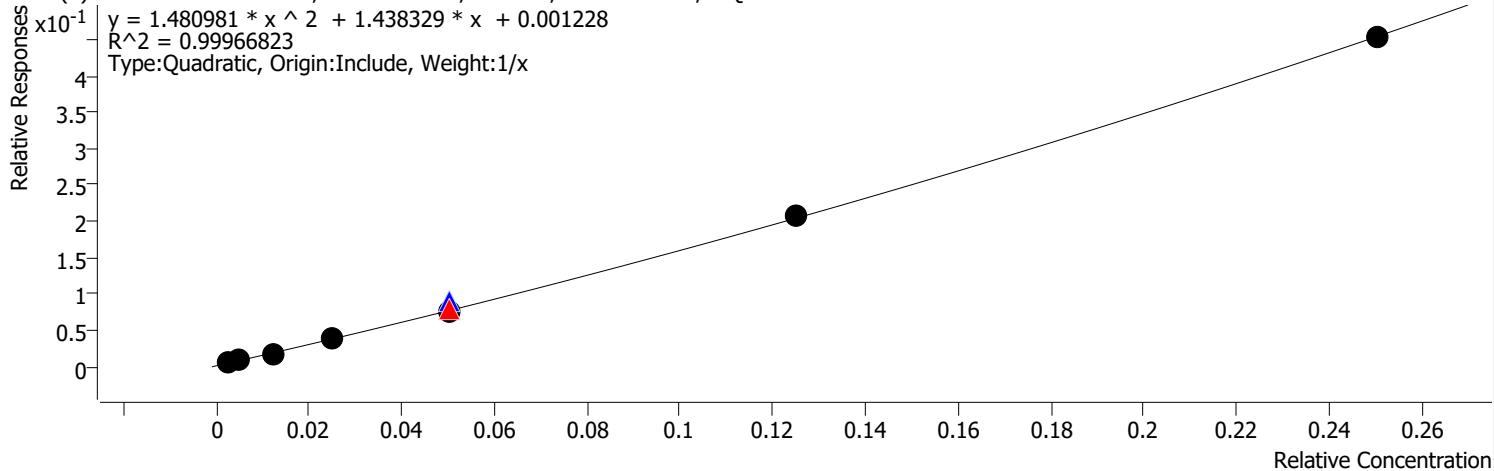
Calibration STD Path	Cal Type	Level	Enabled	Resp.	Exp. Conc	Resp. Factor	Level RSD
\\MASSHUNTER\Org\Data\SV5975.I\sh012622\1 e8270c bna SIM cal\Jan2608.D	Calibration	1	x	1322	0.1000	2.4450	
\\MASSHUNTER\Org\Data\SV5975.I\sh012622\1 e8270c bna SIM cal\Jan2607.D	Calibration	2	x	2117	0.2000	1.9927	
\\MASSHUNTER\Org\Data\SV5975.I\sh012622\1 e8270c bna SIM cal\Jan2606.D	Calibration	3	x	4857	0.5000	1.8310	
\\MASSHUNTER\Org\Data\SV5975.I\sh012622\1 e8270c bna SIM cal\Jan2605.D	Calibration	4	x	9630	1.0000	1.6722	
\\MASSHUNTER\Org\Data\SV5975.I\sh010421\1 e8270c bna SIM\Jan0402.D	CC	CCV	x	56647	2.0000	1.7311	
\\MASSHUNTER\Org\Data\SV5975.I\sh012622\1 e8270c bna SIM cal\Jan2609.D	QC	ICV	x	21378	2.0000	1.7904	
\\MASSHUNTER\Org\Data\SV5975.I\sh012622\1 e8270c bna SIM cal\Jan2604.D	Calibration	5	x	19145	2.0000	1.5909	
\\MASSHUNTER\Org\Data\SV5975.I\sh012622\1 e8270c bna SIM cal\Jan2603.D	Calibration	6	x	46876	5.0000	1.5125	
\\MASSHUNTER\Org\Data\SV5975.I\sh012622\1 e8270c bna SIM cal\Jan2602.D	Calibration	7	x	89400	10.0000	1.5180	

Calibration Report

Batch Path	\\MASSHUNTER\Org\Data\SV5975.I\sh012622\1 e8270c bna SIM cal\QuantResults\012622 bna SIM 1.batch.bin		
Analysis Time	1/27/2022 9:05 AM	Analyst Name	BL2000\jheine
Report Time	2/10/2022 2:09:45 PM	Reporter Name	BL2000\jheine
Last Calib Update	1/27/2022 8:37 AM	Batch State	Processed
Quant Batch Version	10.0	Quant Report Version	10.0

Benzo(b)fluoranthene %RSE = 5.2

Benzo(b)fluoranthene - 7 Levels, 7 Levels Used, 7 Points, 7 Points Used, 1 QCs



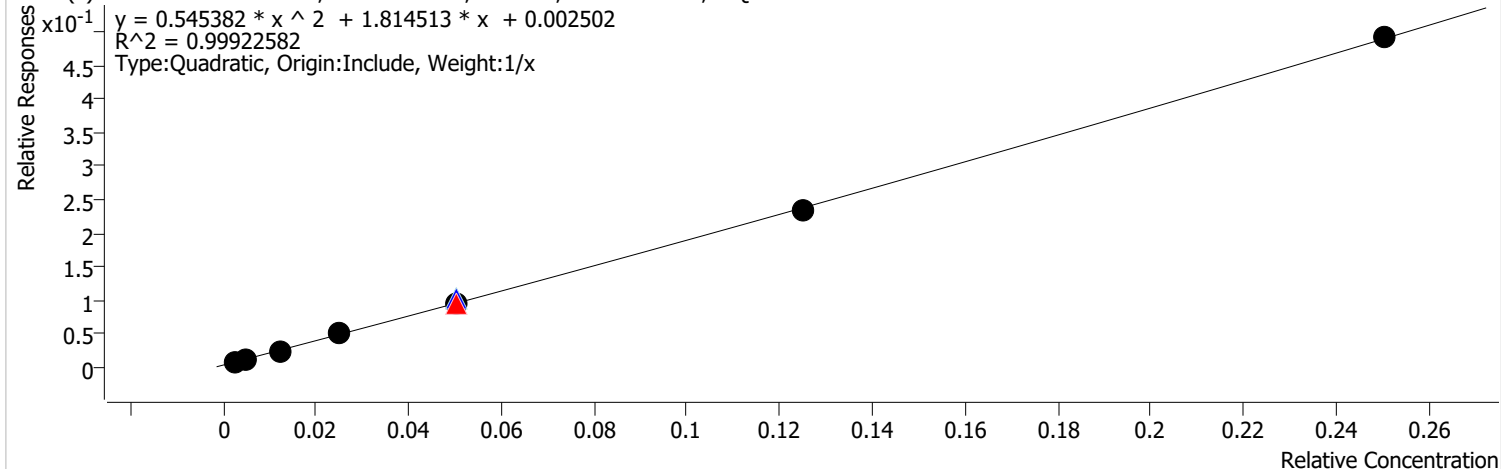
Calibration STD Path	Cal Type	Level	Enabled	Resp.	Exp. Conc	Resp. Factor	Level RSD
\\MASSHUNTER\Org\Data\SV5975.I\sh012622\1 e8270c bna SIM cal\Jan2608.D	Calibration	1	x	673	0.1000	1.9419	
\\MASSHUNTER\Org\Data\SV5975.I\sh012622\1 e8270c bna SIM cal\Jan2607.D	Calibration	2	x	1195	0.2000	1.7815	
\\MASSHUNTER\Org\Data\SV5975.I\sh012622\1 e8270c bna SIM cal\Jan2606.D	Calibration	3	x	2452	0.5000	1.4426	
\\MASSHUNTER\Org\Data\SV5975.I\sh012622\1 e8270c bna SIM cal\Jan2605.D	Calibration	4	x	5811	1.0000	1.5546	
\\MASSHUNTER\Org\Data\SV5975.I\sh010421\1 e8270c bna SIM\Jan0402.D	CC	CCV	x	34226	2.0000	1.6168	
\\MASSHUNTER\Org\Data\SV5975.I\sh012622\1 e8270c bna SIM cal\Jan2609.D	QC	ICV	x	14117	2.0000	1.8288	
\\MASSHUNTER\Org\Data\SV5975.I\sh012622\1 e8270c bna SIM cal\Jan2604.D	Calibration	5	x	11665	2.0000	1.4985	
\\MASSHUNTER\Org\Data\SV5975.I\sh012622\1 e8270c bna SIM cal\Jan2603.D	Calibration	6	x	33353	5.0000	1.6610	
\\MASSHUNTER\Org\Data\SV5975.I\sh012622\1 e8270c bna SIM cal\Jan2602.D	Calibration	7	x	69326	10.0000	1.8080	

Calibration Report

Batch Path	\\MASSHUNTER\Org\Data\SV5975.I\sh012622\1 e8270c bna SIM cal\QuantResults\012622 bna SIM 1.batch.bin		
Analysis Time	1/27/2022 9:05 AM	Analyst Name	BL2000\jheine
Report Time	2/10/2022 2:09:45 PM	Reporter Name	BL2000\jheine
Last Calib Update	1/27/2022 8:37 AM	Batch State	Processed
Quant Batch Version	10.0	Quant Report Version	10.0

Benzo(k)fluoranthene %RSE = 6.5

Benzo(k)fluoranthene - 7 Levels, 7 Levels Used, 7 Points, 7 Points Used, 1 QCs

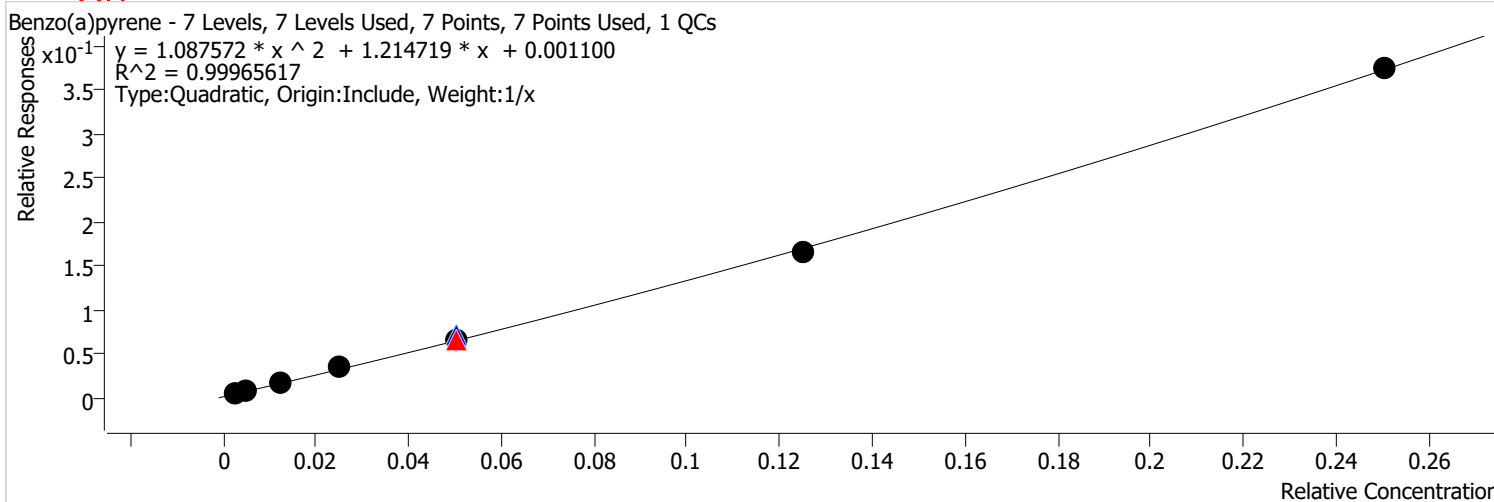


Calibration STD Path	Cal Type	Level	Enabled	Resp.	Exp. Conc	Resp. Factor	Level RSD
\\MASSHUNTER\Org\Data\SV5975.I\sh012622\1 e8270c bna SIM cal\Jan2608.D	Calibration	1	x	988	0.1000	2.8499	
\\MASSHUNTER\Org\Data\SV5975.I\sh012622\1 e8270c bna SIM cal\Jan2607.D	Calibration	2	x	1566	0.2000	2.3345	
\\MASSHUNTER\Org\Data\SV5975.I\sh012622\1 e8270c bna SIM cal\Jan2606.D	Calibration	3	x	3114	0.5000	1.8325	
\\MASSHUNTER\Org\Data\SV5975.I\sh012622\1 e8270c bna SIM cal\Jan2605.D	Calibration	4	x	7708	1.0000	2.0618	
\\MASSHUNTER\Org\Data\SV5975.I\sh010421\1 e8270c bna SIM\Jan0402.D	CC	CCV	x	39503	2.0000	1.8661	
\\MASSHUNTER\Org\Data\SV5975.I\sh012622\1 e8270c bna SIM cal\Jan2609.D	QC	ICV	x	15799	2.0000	2.0468	
\\MASSHUNTER\Org\Data\SV5975.I\sh012622\1 e8270c bna SIM cal\Jan2604.D	Calibration	5	x	15008	2.0000	1.9279	
\\MASSHUNTER\Org\Data\SV5975.I\sh012622\1 e8270c bna SIM cal\Jan2603.D	Calibration	6	x	37444	5.0000	1.8648	
\\MASSHUNTER\Org\Data\SV5975.I\sh012622\1 e8270c bna SIM cal\Jan2602.D	Calibration	7	x	75461	10.0000	1.9680	

Calibration Report

Batch Path	\\MASSHUNTER\Org\Data\SV5975.I\sh012622\1 e8270c bna SIM cal\QuantResults\012622 bna SIM 1.batch.bin		
Analysis Time	1/27/2022 9:05 AM	Analyst Name	BL2000\jheine
Report Time	2/10/2022 2:09:46 PM	Reporter Name	BL2000\jheine
Last Calib Update	1/27/2022 8:37 AM	Batch State	Processed
Quant Batch Version	10.0	Quant Report Version	10.0

Benzo(a)pyrene %RSE = 4.3

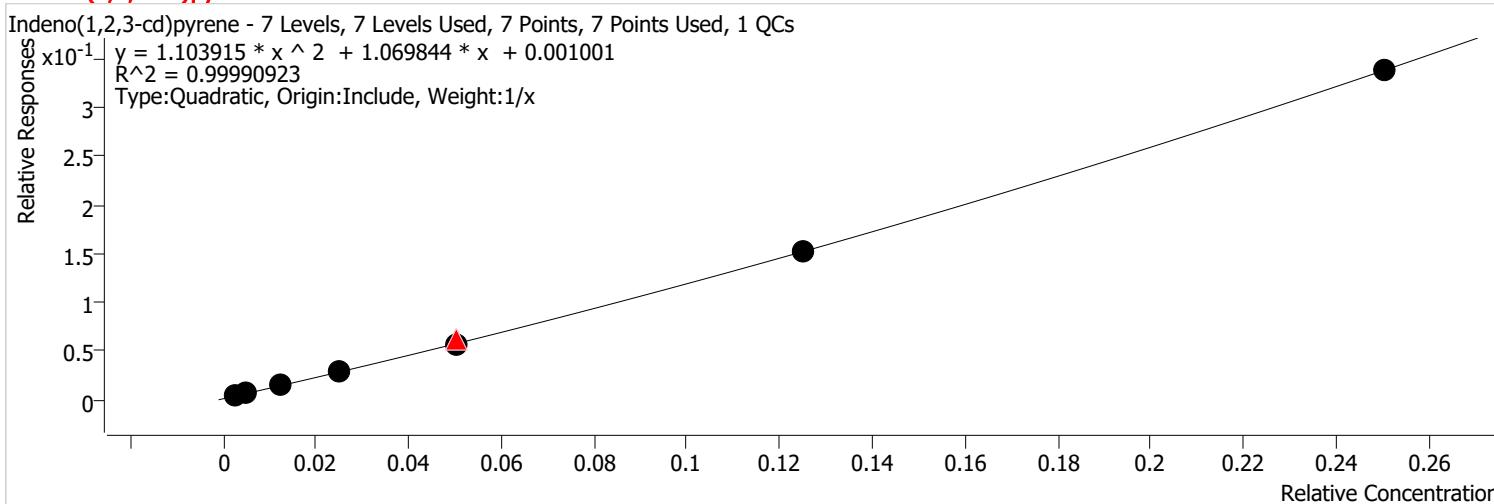


Calibration STD Path	Cal Type	Level	Enabled	Resp.	Exp. Conc	Resp. Factor	Level RSD
\\MASSHUNTER\Org\Data\SV5975.I\sh012622\1 e8270c bna SIM cal\Jan2608.D	Calibration	1	x	556	0.1000	1.6027	
\\MASSHUNTER\Org\Data\SV5975.I\sh012622\1 e8270c bna SIM cal\Jan2607.D	Calibration	2	x	946	0.2000	1.4107	
\\MASSHUNTER\Org\Data\SV5975.I\sh012622\1 e8270c bna SIM cal\Jan2606.D	Calibration	3	x	2288	0.5000	1.3461	
\\MASSHUNTER\Org\Data\SV5975.I\sh012622\1 e8270c bna SIM cal\Jan2605.D	Calibration	4	x	5104	1.0000	1.3654	
\\MASSHUNTER\Org\Data\SV5975.I\sh010421\1 e8270c bna SIM\Jan0402.D	CC	CCV	x	27265	2.0000	1.2880	
\\MASSHUNTER\Org\Data\SV5975.I\sh012622\1 e8270c bna SIM cal\Jan2609.D	QC	ICV	x	10914	2.0000	1.4140	
\\MASSHUNTER\Org\Data\SV5975.I\sh012622\1 e8270c bna SIM cal\Jan2604.D	Calibration	5	x	10017	2.0000	1.2868	
\\MASSHUNTER\Org\Data\SV5975.I\sh012622\1 e8270c bna SIM cal\Jan2603.D	Calibration	6	x	26754	5.0000	1.3324	
\\MASSHUNTER\Org\Data\SV5975.I\sh012622\1 e8270c bna SIM cal\Jan2602.D	Calibration	7	x	57404	10.0000	1.4971	

Calibration Report

Batch Path	\\MASSHUNTER\Org\Data\SV5975.I\sh012622\1 e8270c bna SIM cal\QuantResults\012622 bna SIM 1.batch.bin		
Analysis Time	1/27/2022 9:05 AM	Analyst Name	BL2000\jheine
Report Time	2/10/2022 2:09:46 PM	Reporter Name	BL2000\jheine
Last Calib Update	1/27/2022 8:37 AM	Batch State	Processed
Quant Batch Version	10.0	Quant Report Version	10.0

Indeno(1,2,3-cd)pyrene %RSE = 3.1

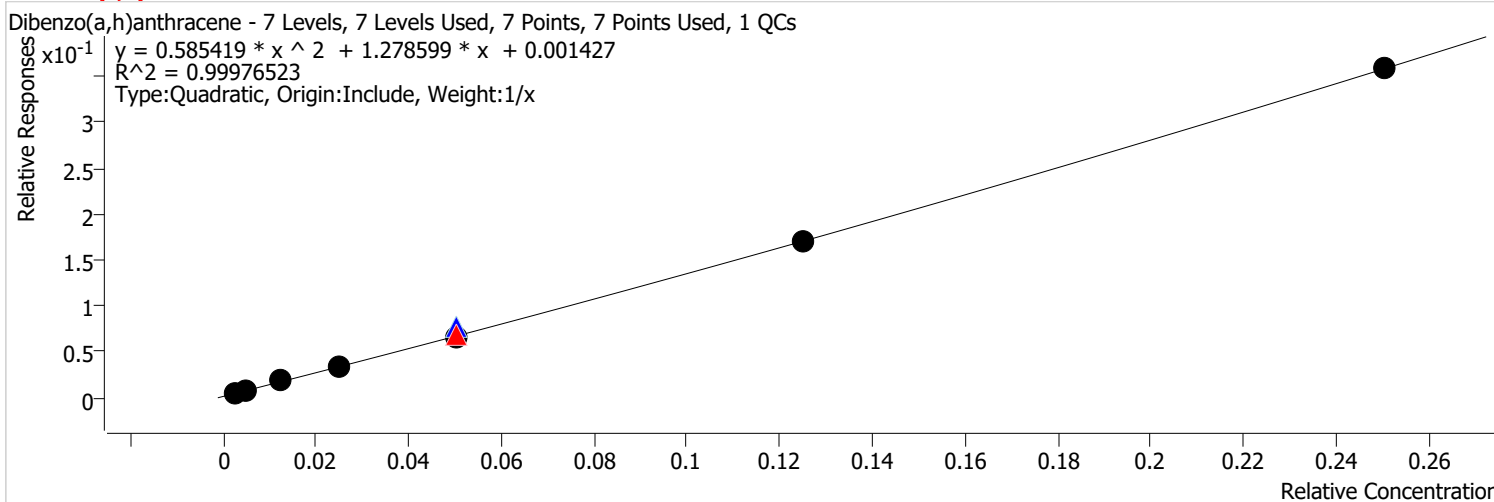


Calibration STD Path	Cal Type	Level	Enabled	Resp.	Exp. Conc	Resp. Factor	Level RSD
\\MASSHUNTER\Org\Data\SV5975.I\sh012622\1 e8270c bna SIM cal\Jan2608.D	Calibration	1	x	495	0.1000	1.4278	
\\MASSHUNTER\Org\Data\SV5975.I\sh012622\1 e8270c bna SIM cal\Jan2607.D	Calibration	2	x	881	0.2000	1.3129	
\\MASSHUNTER\Org\Data\SV5975.I\sh012622\1 e8270c bna SIM cal\Jan2606.D	Calibration	3	x	1983	0.5000	1.1667	
\\MASSHUNTER\Org\Data\SV5975.I\sh012622\1 e8270c bna SIM cal\Jan2605.D	Calibration	4	x	4344	1.0000	1.1621	
\\MASSHUNTER\Org\Data\SV5975.I\sh010421\1 e8270c bna SIM\Jan0402.D	CC	CCV	x	26047	2.0000	1.2305	
\\MASSHUNTER\Org\Data\SV5975.I\sh012622\1 e8270c bna SIM cal\Jan2609.D	QC	ICV	x	9615	2.0000	1.2456	
\\MASSHUNTER\Org\Data\SV5975.I\sh012622\1 e8270c bna SIM cal\Jan2604.D	Calibration	5	x	8723	2.0000	1.1206	
\\MASSHUNTER\Org\Data\SV5975.I\sh012622\1 e8270c bna SIM cal\Jan2603.D	Calibration	6	x	24515	5.0000	1.2209	
\\MASSHUNTER\Org\Data\SV5975.I\sh012622\1 e8270c bna SIM cal\Jan2602.D	Calibration	7	x	51736	10.0000	1.3493	

Calibration Report

Batch Path	\\MASSHUNTER\Org\Data\SV5975.I\sh012622\1 e8270c bna SIM cal\QuantResults\012622 bna SIM 1.batch.bin		
Analysis Time	1/27/2022 9:05 AM	Analyst Name	BL2000\jheine
Report Time	2/10/2022 2:09:46 PM	Reporter Name	BL2000\jheine
Last Calib Update	1/27/2022 8:37 AM	Batch State	Processed
Quant Batch Version	10.0	Quant Report Version	10.0

Dibenzo(a,h)anthracene %RSE = 7.0

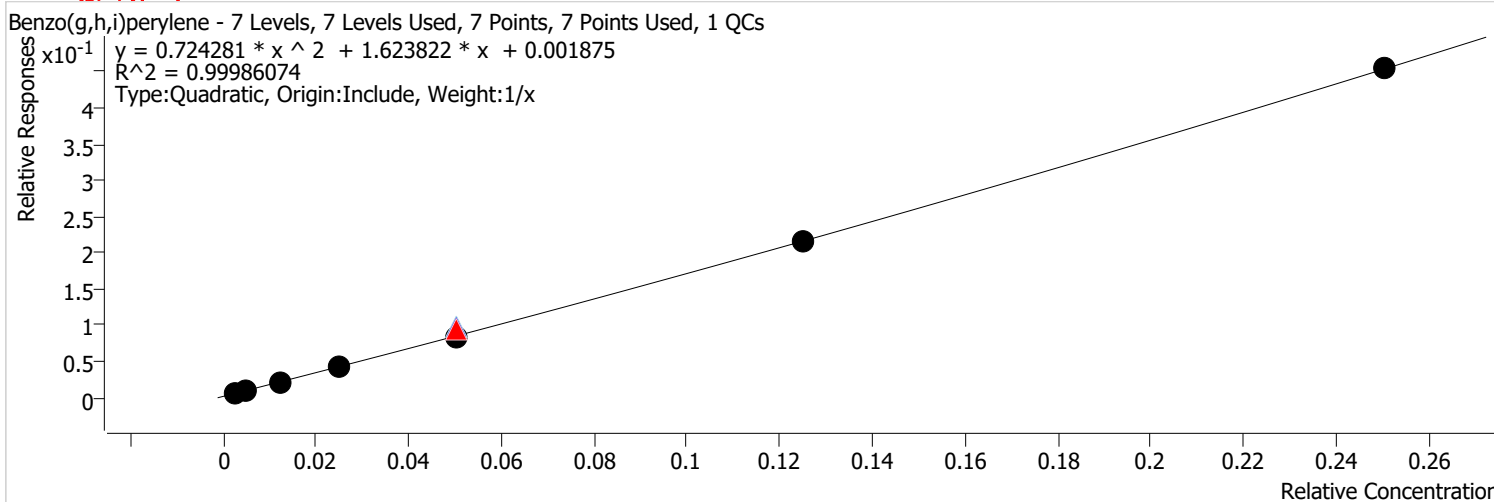


Calibration STD Path	Cal Type	Level	Enabled	Resp.	Exp. Conc	Resp. Factor	Level RSD
\\MASSHUNTER\Org\Data\SV5975.I\sh012622\1 e8270c bna SIM cal\Jan2608.D	Calibration	1	x	673	0.1000	1.9425	
\\MASSHUNTER\Org\Data\SV5975.I\sh012622\1 e8270c bna SIM cal\Jan2607.D	Calibration	2	x	953	0.2000	1.4203	
\\MASSHUNTER\Org\Data\SV5975.I\sh012622\1 e8270c bna SIM cal\Jan2606.D	Calibration	3	x	2436	0.5000	1.4333	
\\MASSHUNTER\Org\Data\SV5975.I\sh012622\1 e8270c bna SIM cal\Jan2605.D	Calibration	4	x	5183	1.0000	1.3865	
\\MASSHUNTER\Org\Data\SV5975.I\sh010421\1 e8270c bna SIM\Jan0402.D	CC	CCV	x	28600	2.0000	1.3510	
\\MASSHUNTER\Org\Data\SV5975.I\sh012622\1 e8270c bna SIM cal\Jan2609.D	QC	ICV	x	12048	2.0000	1.5608	
\\MASSHUNTER\Org\Data\SV5975.I\sh012622\1 e8270c bna SIM cal\Jan2604.D	Calibration	5	x	10320	2.0000	1.3257	
\\MASSHUNTER\Org\Data\SV5975.I\sh012622\1 e8270c bna SIM cal\Jan2603.D	Calibration	6	x	27281	5.0000	1.3586	
\\MASSHUNTER\Org\Data\SV5975.I\sh012622\1 e8270c bna SIM cal\Jan2602.D	Calibration	7	x	54902	10.0000	1.4318	

Calibration Report

Batch Path	\\MASSHUNTER\Org\Data\SV5975.I\sh012622\1 e8270c bna SIM cal\QuantResults\012622 bna SIM 1.batch.bin		
Analysis Time	1/27/2022 9:05 AM	Analyst Name	BL2000\jheine
Report Time	2/10/2022 2:09:46 PM	Reporter Name	BL2000\jheine
Last Calib Update	1/27/2022 8:37 AM	Batch State	Processed
Quant Batch Version	10.0	Quant Report Version	10.0

Benzo(g,h,i)perylene %RSE = 3.0



Calibration STD Path	Cal Type	Level	Enabled	Resp.	Exp. Conc	Resp. Factor	Level RSD
\\MASSHUNTER\Org\Data\SV5975.I\sh012622\1 e8270c bna SIM cal\Jan2608.D	Calibration	1	x	801	0.1000	2.3122	
\\MASSHUNTER\Org\Data\SV5975.I\sh012622\1 e8270c bna SIM cal\Jan2607.D	Calibration	2	x	1345	0.2000	2.0051	
\\MASSHUNTER\Org\Data\SV5975.I\sh012622\1 e8270c bna SIM cal\Jan2606.D	Calibration	3	x	3075	0.5000	1.8092	
\\MASSHUNTER\Org\Data\SV5975.I\sh012622\1 e8270c bna SIM cal\Jan2605.D	Calibration	4	x	6666	1.0000	1.7831	
\\MASSHUNTER\Org\Data\SV5975.I\sh010421\1 e8270c bna SIM\Jan0402.D	CC	CCV	x	40497	2.0000	1.9131	
\\MASSHUNTER\Org\Data\SV5975.I\sh012622\1 e8270c bna SIM cal\Jan2609.D	QC	ICV	x	14979	2.0000	1.9406	
\\MASSHUNTER\Org\Data\SV5975.I\sh012622\1 e8270c bna SIM cal\Jan2604.D	Calibration	5	x	13028	2.0000	1.6736	
\\MASSHUNTER\Org\Data\SV5975.I\sh012622\1 e8270c bna SIM cal\Jan2603.D	Calibration	6	x	34498	5.0000	1.7181	
\\MASSHUNTER\Org\Data\SV5975.I\sh012622\1 e8270c bna SIM cal\Jan2602.D	Calibration	7	x	69610	10.0000	1.8154	

Initial Calibration Report - GCMS

Method Path \\MASSHUNTER\Org\Data\SV5975.I\sh012522\2 e8270c bna SIM
 Method File 012522 ban SIM 2.batch.bin
 Batch Name \\MASSHUNTER\Org\Data\SV5975.I\sh012622\1 e8270c bna SIM cal\QuantResults\012622 bna SIM 1.batch.bin
 Last Calib Update 1/27/2022 8:37:26 AM

Level Name	Calibration Files	Acq. Date-Time	Level Last Update Time
7	\\MASSHUNTER\Org\Data\SV5975.I\sh012622\1 e8270c bna SIM cal\Jan2602.D	1/26/2022 5:17:42 PM	1/27/2022 8:37:25 AM
6	\\MASSHUNTER\Org\Data\SV5975.I\sh012622\1 e8270c bna SIM cal\Jan2603.D	1/26/2022 5:50:10 PM	1/27/2022 8:37:25 AM
5	\\MASSHUNTER\Org\Data\SV5975.I\sh012622\1 e8270c bna SIM cal\Jan2604.D	1/26/2022 6:22:37 PM	1/27/2022 8:37:25 AM
4	\\MASSHUNTER\Org\Data\SV5975.I\sh012622\1 e8270c bna SIM cal\Jan2605.D	1/26/2022 6:55:13 PM	1/27/2022 8:37:25 AM
3	\\MASSHUNTER\Org\Data\SV5975.I\sh012622\1 e8270c bna SIM cal\Jan2606.D	1/26/2022 7:27:45 PM	1/27/2022 8:37:25 AM
2	\\MASSHUNTER\Org\Data\SV5975.I\sh012622\1 e8270c bna SIM cal\Jan2607.D	1/26/2022 8:00:19 PM	1/27/2022 8:37:25 AM
1	\\MASSHUNTER\Org\Data\SV5975.I\sh012622\1 e8270c bna SIM cal\Jan2608.D	1/26/2022 8:32:51 PM	1/27/2022 8:37:25 AM

Compound	Curve Fit	7	6	5	4	3	2	1	Avg RF	%RSD
I 1,4-Dichlorobenzene-d4										
S Nitrobenzene-d5	Quadratic	1.1731	1.0988	0.7868	0.7537	0.8140	0.7064	0.7082	0.8630	22.208
I Naphthalene-d8										
T Naphthalene	Quadratic	1.0165	0.9707	1.0698	1.1274	1.1197	1.1549	1.3211	1.1114	10.175
T 2-Methylnaphthalene	Quadratic	0.6187	0.5986	0.6589	0.6354	0.6533	0.7323	0.8181	0.6736	11.345
T 1-Methylnaphthalene	Quadratic	0.6386	0.6041	0.6533	0.6721	0.6976	0.8082	0.8570	0.7044	13.232
I Acenaphthene-d10										
S 2-Fluorobiphenyl	Quadratic	1.5921	1.5522	1.5355	1.6958	1.7370	1.8925	2.0454	1.7215	10.998
T Acenaphthylene	Quadratic	1.9517	1.7707	1.8380	1.9903	1.9425	2.1191	2.4116	2.0034	10.550
T Acenaphthene	Quadratic	1.1001	1.0607	1.0967	1.2471	1.3003	1.5311	1.7630	1.2998	20.089
T Fluorene	Quadratic	1.5156	1.5201	1.5341	1.7229	1.7213	1.8795	2.1782	1.7245	14.037
I Phenanthrene-d10										
T Phenanthrene	Quadratic	1.0751	1.0203	1.0451	1.1107	1.2045	1.3357	1.6670	1.2083	18.989
T Anthracene	Quadratic	0.8404	0.9626	0.9737	1.0120	1.0848	1.3127	1.4560	1.0918	19.848
S o-Terphenyl	Quadratic	0.6107	0.5884	0.6141	0.6285	0.6712	0.7476	0.8004	0.6658	11.945
T Fluoranthene	Quadratic	1.2403	1.2075	1.2160	1.2700	1.3662	1.4608	1.6028	1.3376	11.091
I Chrysene-d12										
T Pyrene	Quadratic	1.7752	1.6423	1.6632	1.8191	1.8763	1.8788	2.3008	1.8508	11.865
S Terphenyl-d14	Quadratic	0.6839	0.6415	0.6722	0.7060	0.7611	0.8118	1.0884	0.7664	19.981
T Benzo(a)Anthracene	Quadratic	1.2048	1.1208	1.1608	1.3217	1.4881	2.1677	3.2162	1.6686	46.229
T Chrysene	Quadratic	1.5180	1.5125	1.5909	1.6722	1.8310	1.9927	2.4450	1.7946	18.705
I Perylene-d12										
T Benzo(b)fluoranthene	Quadratic	1.8080	1.6610	1.4985	1.5546	1.4426	1.7815	1.9419	1.6697	10.933
T Benzo(k)fluoranthene	Quadratic	1.9680	1.8648	1.9279	2.0618	1.8325	2.3345	2.8499	2.1199	17.116
T Benzo(a)pyrene	Quadratic	1.4971	1.3324	1.2868	1.3654	1.3461	1.4107	1.6027	1.4059	7.785
T Indeno(1,2,3-cd)pyrene	Quadratic	1.3493	1.2209	1.1206	1.1621	1.1667	1.3129	1.4278	1.2515	9.090
T Dibenzo(a,h)anthracene	Quadratic	1.4318	1.3586	1.3257	1.3865	1.4333	1.4203	1.9425	1.4713	14.385

Initial Calibration Report - GCMS

Compound	Curve Fit	7	6	5	4	3	2	1	Avg RF	%RSD
T Benzo(g,h,i)perylene	Quadratic	1.8154	1.7181	1.6736	1.7831	1.8092	2.0051	2.3122	1.8738	11.724

(RedFont and #) = Outlier Flag; (I) = Internal Standard; (T) = Target; (S) = Surrogate; (M) = Matrix Spike

Compounds with Curve fitting not using Avg Response Factor:

Compound	Curve Fit	Curve Fit Formula	Curve Fit R2
S Nitrobenzene-d5	Quadratic	$y = 1.454333 * x^2 + 0.829932 * x - 6.009022E-004$	0.996212
T Naphthalene	Quadratic	$y = -0.071377 * x^2 + 1.020875 * x + 8.877074E-004$	0.998696
T 2-Methylnaphthalene	Quadratic	$y = -0.008005 * x^2 + 0.614897 * x + 5.516865E-004$	0.999285
T 1-Methylnaphthalene	Quadratic	$y = 0.064372 * x^2 + 0.614252 * x + 7.989757E-004$	0.999112
S 2-Fluorobiphenyl	Quadratic	$y = 0.188640 * x^2 + 1.533429 * x + 0.001633$	0.999542
T Acenaphthylene	Quadratic	$y = 0.791020 * x^2 + 1.729900 * x + 0.002052$	0.998959
T Acenaphthene	Quadratic	$y = -0.375324 * x^2 + 1.151457 * x + 0.001616$	0.997004
T Fluorene	Quadratic	$y = -0.163969 * x^2 + 1.544583 * x + 0.001778$	0.999502
T Phenanthrene	Quadratic	$y = 0.280515 * x^2 + 0.992700 * x + 0.001832$	0.999634
T Anthracene	Quadratic	$y = -0.687215 * x^2 + 1.012738 * x + 0.001165$	0.999418
S o-Terphenyl	Quadratic	$y = 0.064155 * x^2 + 0.588943 * x + 6.756009E-004$	0.999631
T Fluoranthene	Quadratic	$y = 0.160229 * x^2 + 1.191670 * x + 0.001259$	0.999778
T Pyrene	Quadratic	$y = 0.626708 * x^2 + 1.599210 * x + 0.001950$	0.999168
S Terphenyl-d14	Quadratic	$y = 0.188487 * x^2 + 0.628033 * x + 0.001170$	0.999408
T Benzo(a)Anthracene	Quadratic	$y = 0.640952 * x^2 + 1.017048 * x + 0.005664$	0.999668
T Chrysene	Quadratic	$y = -0.164864 * x^2 + 1.542937 * x + 0.002446$	0.999691
T Benzo(b)fluoranthene	Quadratic	$y = 1.480981 * x^2 + 1.438329 * x + 0.001228$	0.999668
T Benzo(k)fluoranthene	Quadratic	$y = 0.545382 * x^2 + 1.814513 * x + 0.002502$	0.999226
T Benzo(a)pyrene	Quadratic	$y = 1.087572 * x^2 + 1.214719 * x + 0.001100$	0.999656
T Indeno(1,2,3-cd)pyrene	Quadratic	$y = 1.103915 * x^2 + 1.069844 * x + 0.001001$	0.999909
T Dibenzo(a,h)anthracene	Quadratic	$y = 0.585419 * x^2 + 1.278599 * x + 0.001427$	0.999765
T Benzo(g,h,i)perylene	Quadratic	$y = 0.724281 * x^2 + 1.623822 * x + 0.001875$	0.999861

(RedFont and #) = Outlier Flag; (I) = Internal Standard; (T) = Target; (S) = Surrogate; (M) = Matrix Spike

Quantitative Analysis Results Summary Report

Batch Path	\\MASSHUNTER\Org\Data\SV5975.I\sh012622\1_e8270c_bna SIM cal\QuantResults\012622_bna SIM 1.batch.bin	Analyst Name	BL2000\jheine
Analysis Time	1/27/2022 9:05 AM	Reporter Name	BL2000\jheine
Report Time	2/10/2022 2:13:01 PM	Batch State	Processed
Last Calib Update	1/27/2022 8:37 AM	Quant Report Version	10.0
Quant Batch Version	10.0		

Sequence Table

Data File	sample Name	Sample Type	Vial Position	Inj Vol	Level	Acq Method File
Jan2602.D	26-Jan-22_CAL_7	Cal	2	0.1	7	5975BNASIM
Jan2603.D	26-Jan-22_CAL_6	Cal	3	0.1	6	5975BNASIM
Jan2604.D	26-Jan-22_CAL_5	Cal	4	0.1	5	5975BNASIM
Jan2605.D	26-Jan-22_CAL_4	Cal	5	0.1	4	5975BNASIM
Jan2606.D	26-Jan-22_CAL_3	Cal	6	0.1	3	5975BNASIM
Jan2607.D	26-Jan-22_CAL_2	Cal	7	0.1	2	5975BNASIM
Jan2608.D	26-Jan-22_CAL_1	Cal	8	0.1	1	5975BNASIM
Jan2609.D	26-Jan-22_CCV_9	QC	9	0.1	ICV	5975BNASIM

Quantitation Results

Compound: Nitrobenzene-d5

Data File	Sample Type	ISTD	RT	Resp	ISTD Resp	Resp Ratio	Final Conc	Exp. Conc	Accuracy
Jan2602.D	Calibration	1,4-Dichlorobenzene-d4	5.106	36073	122997	0.2933	9.8842	10.0000	98.8
Jan2603.D	Calibration	1,4-Dichlorobenzene-d4	5.106	16695	121546	0.1374	5.3807	5.0000	107.6
Jan2604.D	Calibration	1,4-Dichlorobenzene-d4	5.118	4752	120793	0.0393	1.7855	2.0000	89.3
Jan2605.D	Calibration	1,4-Dichlorobenzene-d4	5.118	2239	118804	0.0188	0.9015	1.0000	90.2
Jan2606.D	Calibration	1,4-Dichlorobenzene-d4	5.118	1090	107131	0.0102	0.5080	0.5000	101.6
Jan2607.D	Calibration	1,4-Dichlorobenzene-d4	5.131	376	106391	0.0035	0.1975	0.2000	98.7
Jan2608.D	Calibration	1,4-Dichlorobenzene-d4	5.131	184	103972	0.0018	0.1137	0.1000	113.7
Jan2609.D	QC	1,4-Dichlorobenzene-d4	5.118	5997	116299	0.0516	2.2854	2.0000	114.3

Compound: Naphthalene

Data File	Sample Type	ISTD	RT	Resp	ISTD Resp	Resp Ratio	Final Conc	Exp. Conc	Accuracy
Jan2602.D	Calibration	Naphthalene-d8	5.941	57793	227420	0.2541	10.1007	10.0000	101.0
Jan2603.D	Calibration	Naphthalene-d8	5.941	28378	233866	0.1213	4.7592	5.0000	95.2
Jan2604.D	Calibration	Naphthalene-d8	5.941	11591	216708	0.0535	2.0685	2.0000	103.4
Jan2605.D	Calibration	Naphthalene-d8	5.941	5832	206930	0.0282	1.0716	1.0000	107.2
Jan2606.D	Calibration	Naphthalene-d8	5.941	2733	195249	0.0140	0.5141	0.5000	102.8
Jan2607.D	Calibration	Naphthalene-d8	5.941	1109	192032	0.0058	0.1915	0.2000	95.8
Jan2608.D	Calibration	Naphthalene-d8	5.941	649	196590	0.0033	0.0946	0.1000	94.6
Jan2609.D	QC	Naphthalene-d8	5.941	12403	221507	0.0560	2.1673	2.0000	108.4

Compound: 2-Methylnaphthalene

Data File	Sample Type	ISTD	RT	Resp	ISTD Resp	Resp Ratio	Final Conc	Exp. Conc	Accuracy
Jan2602.D	Calibration	Naphthalene-d8	6.777	35177	227420	0.1547	10.0592	10.0000	100.6
Jan2603.D	Calibration	Naphthalene-d8	6.778	17499	233866	0.0748	4.8393	5.0000	96.8
Jan2604.D	Calibration	Naphthalene-d8	6.777	7140	216708	0.0329	2.1088	2.0000	105.4

Quantitative Analysis Results Summary Report

Compound: 2-Methylnaphthalene

Data File	Sample Type	ISTD	RT	Resp	ISTD Resp	Resp Ratio	Final Conc	Exp. Conc	Accuracy
Jan2605.D	Calibration	Naphthalene-d8	6.777	3287	206930	0.0159	0.9978	1.0000	99.8
Jan2606.D	Calibration	Naphthalene-d8	6.777	1595	195249	0.0082	0.4954	0.5000	99.1
Jan2607.D	Calibration	Naphthalene-d8	6.777	703	192032	0.0037	0.2023	0.2000	101.2
Jan2608.D	Calibration	Naphthalene-d8	6.777	402	196590	0.0020	0.0972	0.1000	97.2
Jan2609.D	QC	Naphthalene-d8	6.777	8066	221507	0.0364	2.3346	2.0000	116.7

Compound: 1-Methylnaphthalene

Data File	Sample Type	ISTD	RT	Resp	ISTD Resp	Resp Ratio	Final Conc	Exp. Conc	Accuracy
Jan2602.D	Calibration	Naphthalene-d8	6.877	36308	227420	0.1596	10.0782	10.0000	100.8
Jan2603.D	Calibration	Naphthalene-d8	6.877	17660	233866	0.0755	4.8049	5.0000	96.1
Jan2604.D	Calibration	Naphthalene-d8	6.877	7079	216708	0.0327	2.0639	2.0000	103.2
Jan2605.D	Calibration	Naphthalene-d8	6.890	3477	206930	0.0168	1.0393	1.0000	103.9
Jan2606.D	Calibration	Naphthalene-d8	6.890	1703	195249	0.0087	0.5151	0.5000	103.0
Jan2607.D	Calibration	Naphthalene-d8	6.890	776	192032	0.0040	0.2110	0.2000	105.5
Jan2608.D	Calibration	Naphthalene-d8	6.890	421	196590	0.0021	0.0875	0.1000	87.5
Jan2609.D	QC	Naphthalene-d8	6.877	7747	221507	0.0350	2.2126	2.0000	110.6

Compound: 2-Fluorobiphenyl

Data File	Sample Type	ISTD	RT	Resp	ISTD Resp	Resp Ratio	Final Conc	Exp. Conc	Accuracy
Jan2602.D	Calibration	Acenaphthene-d10	7.239	55651	139817	0.3980	10.0306	10.0000	100.3
Jan2603.D	Calibration	Acenaphthene-d10	7.252	28336	146048	0.1940	4.9433	5.0000	98.9
Jan2604.D	Calibration	Acenaphthene-d10	7.252	10896	141919	0.0768	1.9484	2.0000	97.4
Jan2605.D	Calibration	Acenaphthene-d10	7.252	5663	133588	0.0424	1.0598	1.0000	106.0
Jan2606.D	Calibration	Acenaphthene-d10	7.252	2663	122643	0.0217	0.5229	0.5000	104.6
Jan2607.D	Calibration	Acenaphthene-d10	7.252	1149	121408	0.0095	0.2041	0.2000	102.1
Jan2608.D	Calibration	Acenaphthene-d10	7.252	650	127169	0.0051	0.0908	0.1000	90.8
Jan2609.D	QC	Acenaphthene-d10	7.252	11419	138731	0.0823	2.0910	2.0000	104.6

Compound: Acenaphthylene

Data File	Sample Type	ISTD	RT	Resp	ISTD Resp	Resp Ratio	Final Conc	Exp. Conc	Accuracy
Jan2602.D	Calibration	Acenaphthene-d10	7.814	68221	139817	0.4879	10.0746	10.0000	100.7
Jan2603.D	Calibration	Acenaphthene-d10	7.814	32326	146048	0.2213	4.8064	5.0000	96.1
Jan2604.D	Calibration	Acenaphthene-d10	7.814	13042	141919	0.0919	2.0304	2.0000	101.5
Jan2605.D	Calibration	Acenaphthene-d10	7.813	6647	133588	0.0498	1.0895	1.0000	109.0
Jan2606.D	Calibration	Acenaphthene-d10	7.826	2978	122643	0.0243	0.5110	0.5000	102.2
Jan2607.D	Calibration	Acenaphthene-d10	7.826	1286	121408	0.0106	0.1971	0.2000	98.6
Jan2608.D	Calibration	Acenaphthene-d10	7.826	767	127169	0.0060	0.0919	0.1000	91.9
Jan2609.D	QC	Acenaphthene-d10	7.814	13549	138731	0.0977	2.1576	2.0000	107.9

Compound: Acenaphthene

Data File	Sample Type	ISTD	RT	Resp	ISTD Resp	Resp Ratio	Final Conc	Exp. Conc	Accuracy
Jan2602.D	Calibration	Acenaphthene-d10	8.025	38452	139817	0.2750	10.3748	10.0000	103.7

Quantitative Analysis Results Summary Report

Compound: Acenaphthene

Data File	Sample Type	ISTD	RT	Resp	ISTD Resp	Resp Ratio	Final Conc	Exp. Conc	Accuracy
Jan2603.D	Calibration	Acenaphthene-d10	8.026	19363	146048	0.1326	4.7320	5.0000	94.6
Jan2604.D	Calibration	Acenaphthene-d10	8.025	7782	141919	0.0548	1.8775	2.0000	93.9
Jan2605.D	Calibration	Acenaphthene-d10	8.025	4165	133588	0.0312	1.0357	1.0000	103.6
Jan2606.D	Calibration	Acenaphthene-d10	8.025	1993	122643	0.0163	0.5106	0.5000	102.1
Jan2607.D	Calibration	Acenaphthene-d10	8.025	929	121408	0.0077	0.2102	0.2000	105.1
Jan2608.D	Calibration	Acenaphthene-d10	8.025	560	127169	0.0044	0.0971	0.1000	97.1
Jan2609.D	QC	Acenaphthene-d10	8.025	9230	138731	0.0665	2.2980	2.0000	114.9

Compound: Fluorene

Data File	Sample Type	ISTD	RT	Resp	ISTD Resp	Resp Ratio	Final Conc	Exp. Conc	Accuracy
Jan2602.D	Calibration	Acenaphthene-d10	8.661	52976	139817	0.3789	10.0333	10.0000	100.3
Jan2603.D	Calibration	Acenaphthene-d10	8.661	27751	146048	0.1900	4.9395	5.0000	98.8
Jan2604.D	Calibration	Acenaphthene-d10	8.661	10886	141919	0.0767	1.9505	2.0000	97.5
Jan2605.D	Calibration	Acenaphthene-d10	8.661	5754	133588	0.0431	1.0725	1.0000	107.2
Jan2606.D	Calibration	Acenaphthene-d10	8.661	2639	122643	0.0215	0.5119	0.5000	102.4
Jan2607.D	Calibration	Acenaphthene-d10	8.661	1141	121408	0.0094	0.1974	0.2000	98.7
Jan2608.D	Calibration	Acenaphthene-d10	8.661	693	127169	0.0054	0.0950	0.1000	95.0
Jan2609.D	QC	Acenaphthene-d10	8.661	11769	138731	0.0848	2.1632	2.0000	108.2

Compound: Phenanthrene

Data File	Sample Type	ISTD	RT	Resp	ISTD Resp	Resp Ratio	Final Conc	Exp. Conc	Accuracy
Jan2602.D	Calibration	Phenanthrene-d10	9.793	82275	306110	0.2688	10.0436	10.0000	100.4
Jan2603.D	Calibration	Phenanthrene-d10	9.793	39590	310415	0.1275	4.8959	5.0000	97.9
Jan2604.D	Calibration	Phenanthrene-d10	9.793	15947	305194	0.0523	2.0033	2.0000	100.2
Jan2605.D	Calibration	Phenanthrene-d10	9.793	8253	297219	0.0278	1.0374	1.0000	103.7
Jan2606.D	Calibration	Phenanthrene-d10	9.793	3972	263782	0.0151	0.5309	0.5000	106.2
Jan2607.D	Calibration	Phenanthrene-d10	9.793	1762	263871	0.0067	0.1950	0.2000	97.5
Jan2608.D	Calibration	Phenanthrene-d10	9.793	1114	267387	0.0042	0.0940	0.1000	94.0
Jan2609.D	QC	Phenanthrene-d10	9.793	17438	292610	0.0596	2.2905	2.0000	114.5

Compound: Anthracene

Data File	Sample Type	ISTD	RT	Resp	ISTD Resp	Resp Ratio	Final Conc	Exp. Conc	Accuracy
Jan2602.D	Calibration	Phenanthrene-d10	9.854	64314	306110	0.2101	9.9226	10.0000	99.2
Jan2603.D	Calibration	Phenanthrene-d10	9.854	37352	310415	0.1203	5.1579	5.0000	103.2
Jan2604.D	Calibration	Phenanthrene-d10	9.854	14858	305194	0.0487	1.9408	2.0000	97.0
Jan2605.D	Calibration	Phenanthrene-d10	9.854	7520	297219	0.0253	0.9692	1.0000	96.9
Jan2606.D	Calibration	Phenanthrene-d10	9.854	3577	263782	0.0136	0.4937	0.5000	98.7
Jan2607.D	Calibration	Phenanthrene-d10	9.854	1732	263871	0.0066	0.2140	0.2000	107.0
Jan2608.D	Calibration	Phenanthrene-d10	9.854	973	267387	0.0036	0.0979	0.1000	97.9
Jan2609.D	QC	Phenanthrene-d10	9.854	16918	292610	0.0578	2.3296	2.0000	116.5

Quantitative Analysis Results Summary Report

Compound: o-Terphenyl

Data File	Sample Type	ISTD	RT	Resp	ISTD Resp	Resp Ratio	Final Conc	Exp. Conc	Accuracy
Jan2602.D	Calibration	Phenanthrene-d10	10.299	46733	306110	0.1527	10.0480	10.0000	100.5
Jan2603.D	Calibration	Phenanthrene-d10	10.299	22829	310415	0.0735	4.8842	5.0000	97.7
Jan2604.D	Calibration	Phenanthrene-d10	10.299	9371	305194	0.0307	2.0283	2.0000	101.4
Jan2605.D	Calibration	Phenanthrene-d10	10.299	4670	297219	0.0157	1.0184	1.0000	101.8
Jan2606.D	Calibration	Phenanthrene-d10	10.299	2213	263782	0.0084	0.5232	0.5000	104.6
Jan2607.D	Calibration	Phenanthrene-d10	10.299	986	263871	0.0037	0.2079	0.2000	103.9
Jan2608.D	Calibration	Phenanthrene-d10	10.299	535	267387	0.0020	0.0900	0.1000	90.0
Jan2609.D	QC	Phenanthrene-d10	10.299	10208	292610	0.0349	2.3089	2.0000	115.4

Compound: Fluoranthene

Data File	Sample Type	ISTD	RT	Resp	ISTD Resp	Resp Ratio	Final Conc	Exp. Conc	Accuracy
Jan2602.D	Calibration	Phenanthrene-d10	11.398	94914	306110	0.3101	10.0275	10.0000	100.3
Jan2603.D	Calibration	Phenanthrene-d10	11.398	46854	310415	0.1509	4.9422	5.0000	98.8
Jan2604.D	Calibration	Phenanthrene-d10	11.411	18556	305194	0.0608	1.9853	2.0000	99.3
Jan2605.D	Calibration	Phenanthrene-d10	11.411	9437	297219	0.0318	1.0200	1.0000	102.0
Jan2606.D	Calibration	Phenanthrene-d10	11.423	4505	263782	0.0171	0.5300	0.5000	106.0
Jan2607.D	Calibration	Phenanthrene-d10	11.423	1927	263871	0.0073	0.2028	0.2000	101.4
Jan2608.D	Calibration	Phenanthrene-d10	11.423	1071	267387	0.0040	0.0922	0.1000	92.2
Jan2609.D	QC	Phenanthrene-d10	11.411	20028	292610	0.0684	2.2383	2.0000	111.9

Compound: Pyrene

Data File	Sample Type	ISTD	RT	Resp	ISTD Resp	Resp Ratio	Final Conc	Exp. Conc	Accuracy
Jan2602.D	Calibration	Chrysene-d12	11.769	104545	235573	0.4438	10.0599	10.0000	100.6
Jan2603.D	Calibration	Chrysene-d12	11.781	50901	247943	0.2053	4.8551	5.0000	97.1
Jan2604.D	Calibration	Chrysene-d12	11.781	20015	240679	0.0832	1.9923	2.0000	99.6
Jan2605.D	Calibration	Chrysene-d12	11.781	10476	230359	0.0455	1.0774	1.0000	107.7
Jan2606.D	Calibration	Chrysene-d12	11.794	4977	212195	0.0235	0.5351	0.5000	107.0
Jan2607.D	Calibration	Chrysene-d12	11.794	1996	212491	0.0094	0.1858	0.2000	92.9
Jan2608.D	Calibration	Chrysene-d12	11.794	1244	216320	0.0058	0.0950	0.1000	95.0
Jan2609.D	QC	Chrysene-d12	11.781	21819	238801	0.0914	2.1896	2.0000	109.5

Compound: Terphenyl-d14

Data File	Sample Type	ISTD	RT	Resp	ISTD Resp	Resp Ratio	Final Conc	Exp. Conc	Accuracy
Jan2602.D	Calibration	Chrysene-d12	12.251	40278	235573	0.1710	10.0564	10.0000	100.6
Jan2603.D	Calibration	Chrysene-d12	12.251	19882	247943	0.0802	4.8558	5.0000	97.1
Jan2604.D	Calibration	Chrysene-d12	12.251	8089	240679	0.0336	2.0350	2.0000	101.8
Jan2605.D	Calibration	Chrysene-d12	12.251	4066	230359	0.0176	1.0414	1.0000	104.1
Jan2606.D	Calibration	Chrysene-d12	12.251	2019	212195	0.0095	0.5293	0.5000	105.9
Jan2607.D	Calibration	Chrysene-d12	12.263	862	212491	0.0041	0.1837	0.2000	91.9
Jan2608.D	Calibration	Chrysene-d12	12.263	589	216320	0.0027	0.0987	0.1000	98.7
Jan2609.D	QC	Chrysene-d12	12.251	8509	238801	0.0356	2.1600	2.0000	108.0

Quantitative Analysis Results Summary Report

Compound: Benzo(a)Anthracene

Data File	Sample Type	ISTD	RT	Resp	ISTD Resp	Resp Ratio	Final Conc	Exp. Conc	Accuracy
Jan2602.D	Calibration	Chrysene-d12	14.677	70953	235573	0.3012	10.0361	10.0000	100.4
Jan2603.D	Calibration	Chrysene-d12	14.677	34738	247943	0.1401	4.9080	5.0000	98.2
Jan2604.D	Calibration	Chrysene-d12	14.677	13969	240679	0.0580	1.9971	2.0000	99.9
Jan2605.D	Calibration	Chrysene-d12	14.677	7611	230359	0.0330	1.0591	1.0000	105.9
Jan2606.D	Calibration	Chrysene-d12	14.677	3947	212195	0.0186	0.5048	0.5000	101.0
Jan2607.D	Calibration	Chrysene-d12	14.689	2303	212491	0.0108	0.2029	0.2000	101.4
Jan2608.D	Calibration	Chrysene-d12	14.689	1739	216320	0.0080	0.0933	0.1000	93.3
Jan2609.D	QC	Chrysene-d12	14.677	16376	238801	0.0686	2.3846	2.0000	119.2

Compound: Chrysene

Data File	Sample Type	ISTD	RT	Resp	ISTD Resp	Resp Ratio	Final Conc	Exp. Conc	Accuracy
Jan2602.D	Calibration	Chrysene-d12	14.776	89400	235573	0.3795	10.0444	10.0000	100.4
Jan2603.D	Calibration	Chrysene-d12	14.764	46876	247943	0.1891	4.9021	5.0000	98.0
Jan2604.D	Calibration	Chrysene-d12	14.764	19145	240679	0.0795	2.0096	2.0000	100.5
Jan2605.D	Calibration	Chrysene-d12	14.764	9630	230359	0.0418	1.0232	1.0000	102.3
Jan2606.D	Calibration	Chrysene-d12	14.764	4857	212195	0.0229	0.5307	0.5000	106.1
Jan2607.D	Calibration	Chrysene-d12	14.764	2117	212491	0.0100	0.1950	0.2000	97.5
Jan2608.D	Calibration	Chrysene-d12	14.764	1322	216320	0.0061	0.0951	0.1000	95.1
Jan2609.D	QC	Chrysene-d12	14.764	21378	238801	0.0895	2.2712	2.0000	113.6

Compound: Benzo(b)fluoranthene

Data File	Sample Type	ISTD	RT	Resp	ISTD Resp	Resp Ratio	Final Conc	Exp. Conc	Accuracy
Jan2602.D	Calibration	Perylene-d12	17.708	69326	153374	0.4520	9.9749	10.0000	99.7
Jan2603.D	Calibration	Perylene-d12	17.709	33353	160637	0.2076	5.0766	5.0000	101.5
Jan2604.D	Calibration	Perylene-d12	17.709	11665	155689	0.0749	1.9514	2.0000	97.6
Jan2605.D	Calibration	Perylene-d12	17.708	5811	149526	0.0389	1.0199	1.0000	102.0
Jan2606.D	Calibration	Perylene-d12	17.721	2452	135956	0.0180	0.4618	0.5000	92.4
Jan2607.D	Calibration	Perylene-d12	17.721	1195	134184	0.0089	0.2124	0.2000	106.2
Jan2608.D	Calibration	Perylene-d12	17.721	673	138644	0.0049	0.1006	0.1000	100.6
Jan2609.D	QC	Perylene-d12	17.709	14117	154381	0.0914	2.3648	2.0000	118.2

Compound: Benzo(k)fluoranthene

Data File	Sample Type	ISTD	RT	Resp	ISTD Resp	Resp Ratio	Final Conc	Exp. Conc	Accuracy
Jan2602.D	Calibration	Perylene-d12	17.770	75461	153374	0.4920	10.0343	10.0000	100.3
Jan2603.D	Calibration	Perylene-d12	17.770	37444	160637	0.2331	4.9027	5.0000	98.1
Jan2604.D	Calibration	Perylene-d12	17.770	15008	155689	0.0964	2.0386	2.0000	101.9
Jan2605.D	Calibration	Perylene-d12	17.770	7708	149526	0.0515	1.0725	1.0000	107.3
Jan2606.D	Calibration	Perylene-d12	17.783	3114	135956	0.0229	0.4483	0.5000	89.7
Jan2607.D	Calibration	Perylene-d12	17.783	1566	134184	0.0117	0.2019	0.2000	100.9
Jan2608.D	Calibration	Perylene-d12	17.783	988	138644	0.0071	0.1018	0.1000	101.8
Jan2609.D	QC	Perylene-d12	17.770	15799	154381	0.1023	2.1657	2.0000	108.3

Quantitative Analysis Results Summary Report

Compound: Benzo(a)pyrene

Data File	Sample Type	ISTD	RT	Resp	ISTD Resp	Resp Ratio	Final Conc	Exp. Conc	Accuracy
Jan2602.D	Calibration	Perylene-d12	18.351	57404	153374	0.3743	10.0346	10.0000	100.3
Jan2603.D	Calibration	Perylene-d12	18.351	26754	160637	0.1666	4.9089	5.0000	98.2
Jan2604.D	Calibration	Perylene-d12	18.351	10017	155689	0.0643	1.9935	2.0000	99.7
Jan2605.D	Calibration	Perylene-d12	18.363	5104	149526	0.0341	1.0626	1.0000	106.3
Jan2606.D	Calibration	Perylene-d12	18.363	2288	135956	0.0168	0.5120	0.5000	102.4
Jan2607.D	Calibration	Perylene-d12	18.363	946	134184	0.0071	0.1952	0.2000	97.6
Jan2608.D	Calibration	Perylene-d12	18.363	556	138644	0.0040	0.0955	0.1000	95.5
Jan2609.D	QC	Perylene-d12	18.351	10914	154381	0.0707	2.1850	2.0000	109.2

Compound: Indeno(1,2,3-cd)pyrene

Data File	Sample Type	ISTD	RT	Resp	ISTD Resp	Resp Ratio	Final Conc	Exp. Conc	Accuracy
Jan2602.D	Calibration	Perylene-d12	20.204	51736	153374	0.3373	9.9966	10.0000	100.0
Jan2603.D	Calibration	Perylene-d12	20.204	24515	160637	0.1526	5.0187	5.0000	100.4
Jan2604.D	Calibration	Perylene-d12	20.217	8723	155689	0.0560	1.9586	2.0000	97.9
Jan2605.D	Calibration	Perylene-d12	20.217	4344	149526	0.0291	1.0219	1.0000	102.2
Jan2606.D	Calibration	Perylene-d12	20.217	1983	135956	0.0146	0.5014	0.5000	100.3
Jan2607.D	Calibration	Perylene-d12	20.229	881	134184	0.0066	0.2069	0.2000	103.5
Jan2608.D	Calibration	Perylene-d12	20.229	495	138644	0.0036	0.0958	0.1000	95.8
Jan2609.D	QC	Perylene-d12	20.204	9615	154381	0.0623	2.1697	2.0000	108.5

Compound: Dibenzo(a,h)anthracene

Data File	Sample Type	ISTD	RT	Resp	ISTD Resp	Resp Ratio	Final Conc	Exp. Conc	Accuracy
Jan2602.D	Calibration	Perylene-d12	20.278	54902	153374	0.3580	10.0075	10.0000	100.1
Jan2603.D	Calibration	Perylene-d12	20.279	27281	160637	0.1698	4.9840	5.0000	99.7
Jan2604.D	Calibration	Perylene-d12	20.279	10320	155689	0.0663	1.9839	2.0000	99.2
Jan2605.D	Calibration	Perylene-d12	20.278	5183	149526	0.0347	1.0277	1.0000	102.8
Jan2606.D	Calibration	Perylene-d12	20.291	2436	135956	0.0179	0.5128	0.5000	102.6
Jan2607.D	Calibration	Perylene-d12	20.291	953	134184	0.0071	0.1771	0.2000	88.6
Jan2608.D	Calibration	Perylene-d12	20.291	673	138644	0.0049	0.1071	0.1000	107.1
Jan2609.D	QC	Perylene-d12	20.279	12048	154381	0.0780	2.3344	2.0000	116.7

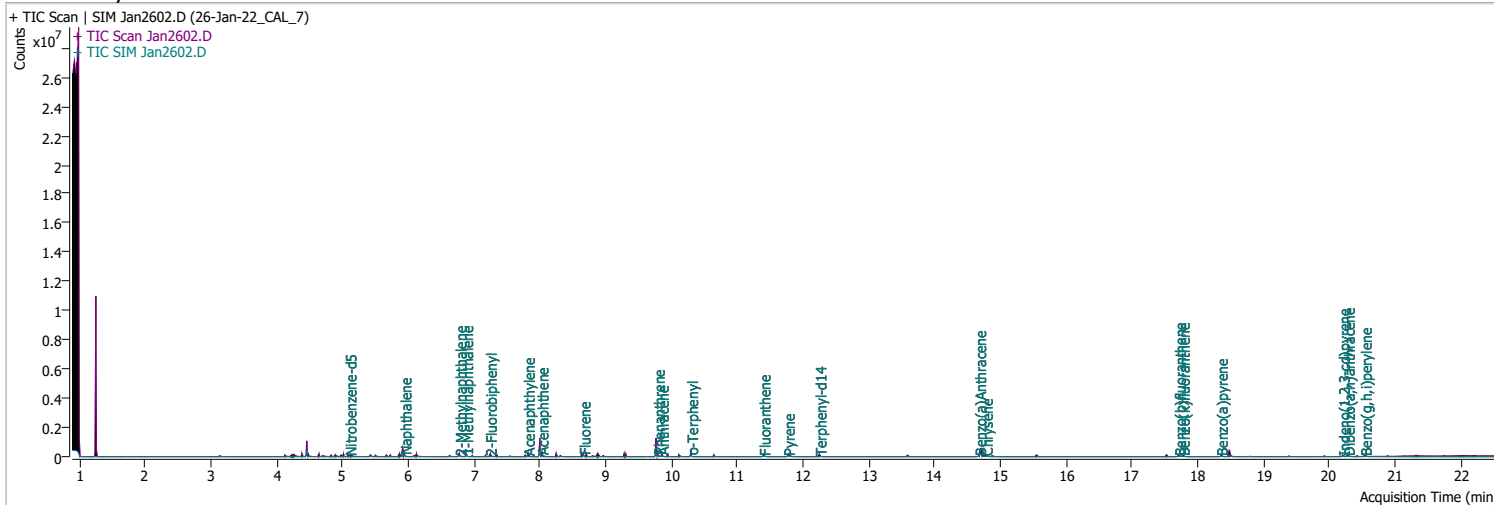
Compound: Benzo(g,h,i)perylene

Data File	Sample Type	ISTD	RT	Resp	ISTD Resp	Resp Ratio	Final Conc	Exp. Conc	Accuracy
Jan2602.D	Calibration	Perylene-d12	20.538	69610	153374	0.4539	10.0154	10.0000	100.2
Jan2603.D	Calibration	Perylene-d12	20.538	34498	160637	0.2148	4.9687	5.0000	99.4
Jan2604.D	Calibration	Perylene-d12	20.538	13028	155689	0.0837	1.9718	2.0000	98.6
Jan2605.D	Calibration	Perylene-d12	20.550	6666	149526	0.0446	1.0399	1.0000	104.0
Jan2606.D	Calibration	Perylene-d12	20.550	3075	135956	0.0226	0.5080	0.5000	101.6
Jan2607.D	Calibration	Perylene-d12	20.550	1345	134184	0.0100	0.2003	0.2000	100.2
Jan2608.D	Calibration	Perylene-d12	20.550	801	138644	0.0058	0.0961	0.1000	96.1
Jan2609.D	QC	Perylene-d12	20.538	14979	154381	0.0970	2.2857	2.0000	114.3

Quantitation Results Report (QT Reviewed)

Data File	Jan2602.D	Operator	LIMS import
Acq. Method	5975BNASIM	Acq. Date-Time	1/26/2022 5:17:42 PM
Sample Name	26-Jan-22_CAL_7	Instrument	GCMS
Vial	2	Multiplier	1.00
DA Method File	012522 ban SIM 2.batch.bin	Comment	SVOC-8270-W-LLPAH
Tune File	dftppjph.u	Tune Date	
Batch Name	012622 bna SIM 1.batch.bin	Last Calib Update	1/27/2022 8:37:26 AM

Ref Library



Compound	RT	QIon	Resp.	Conc.	Units	Dev(Min)
Internal Standards						
M 1,4-Dichlorobenzene-d4	4.460	152.0	122997	40.0000	ng/ml	0.000
M Naphthalene-d8	5.916	136.0	227420	40.0000	ng/ml	0.000
M Acenaphthene-d10	8.000	164.0	139817	40.0000	ng/ml	0.000
M Phenanthrene-d10	9.768	188.0	306110	40.0000	ng/ml	0.000
M Chrysene-d12	14.701	240.0	235573	40.0000	ng/ml	0.000
M Perylene-d12	18.475	264.0	153374	40.0000	ng/ml	0.000
System Monitoring Compounds						
S Nitrobenzene-d5	5.106	82.0	36073	9.8842	ng/ml	-0.013
Spiked Amount: 5.000	Range: 19.0 - 102.0%			Recovery = 197.68%	*	
S 2-Fluorobiphenyl	7.239	172.0	55651	10.0306	ng/ml	-0.013
Spiked Amount: 5.000	Range: 25.0 - 94.0%			Recovery = 200.61%	*	
S o-Terphenyl	10.299	230.0	46733	10.0480	ng/ml	0.000
Spiked Amount: 5.000	Range: 40.0 - 140.0%			Recovery = 200.96%	*	
S Terphenyl-d14	12.251	244.0	40278	10.0564	ng/ml	0.000
Spiked Amount: 5.000	Range: 39.0 - 106.0%			Recovery = 201.13%	*	
Target Compounds						
T Naphthalene	5.941	128.0	57793	10.1007	ng/ml	93
T 2-Methylnaphthalene	6.777	141.0	35177	10.0592	ng/ml	91
T 1-Methylnaphthalene	6.877	141.0	36308	10.0782	ng/ml	99
T Acenaphthylene	7.814	152.0	68221	10.0746	ng/ml	99
T Acenaphthene	8.025	154.0	38452	10.3748	ng/ml	m 99
T Fluorene	8.661	166.0	52976	10.0333	ng/ml	97
T Phenanthrene	9.793	178.0	82275	10.0436	ng/ml	m 100
T Anthracene	9.854	178.0	64314	9.9226	ng/ml	94
T Fluoranthene	11.398	202.0	94914	10.0275	ng/ml	98
T Pyrene	11.769	202.0	104545	10.0599	ng/ml	98
T Benzo(a)Anthracene	14.677	228.0	70953	10.0361	ng/ml	98
T Chrysene	14.776	228.0	89400	10.0444	ng/ml	98
T Benzo(b)fluoranthene	17.708	252.0	69326	9.9749	ng/ml	98

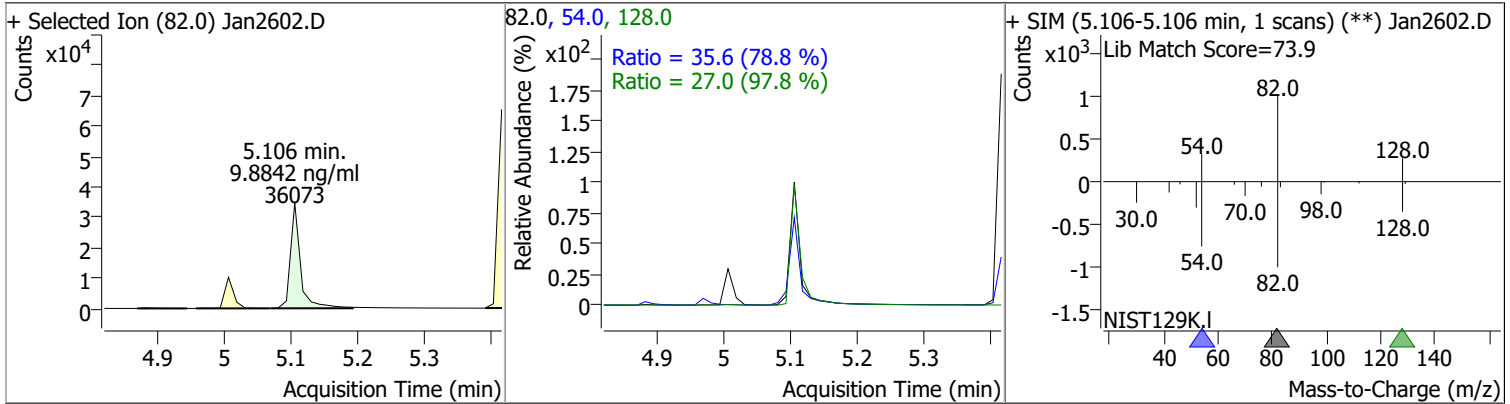
Quantitation Results Report (QT Reviewed)

Compound	RT	QIon	Resp.	Conc.	Units	Dev(Min)
T Benzo(k)fluoranthene	17.770	252.0	75461	10.0343	ng/ml	91
T Benzo(a)pyrene	18.351	252.0	57404	10.0346	ng/ml	99
T Indeno(1,2,3-cd)pyrene	20.204	276.0	51736	9.9966	ng/ml	95
T Dibenzo(a,h)anthracene	20.278	278.0	54902	10.0075	ng/ml	100
T Benzo(g,h,i)perylene	20.538	276.0	69610	10.0154	ng/ml	97

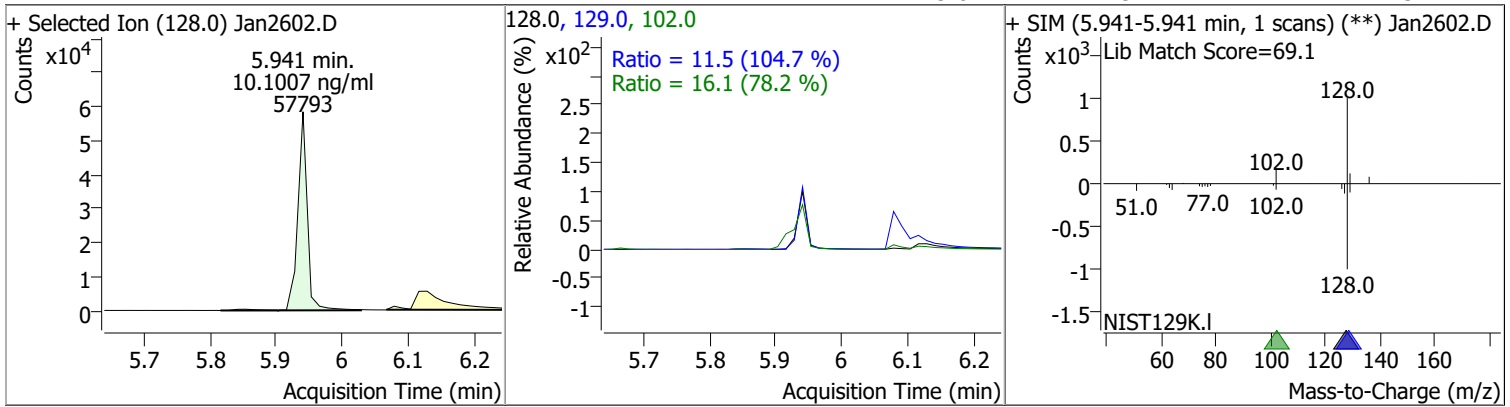
(#) = Qualifier Out of Range; (m) = Manual Integration; (+) = Area Summed; (*) = Surrogate Percent Recovery Out of Range; (d): Zeroed Peak

Quantitation Results Report (QT Reviewed)

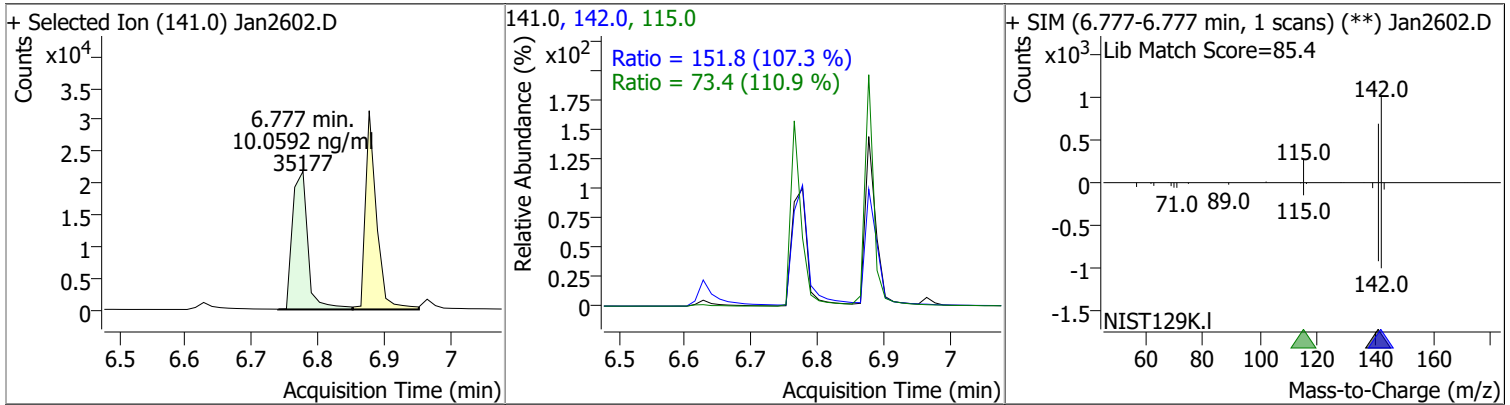
Compound	Conc.	RT	Dev(Min)	Resp.	QIon	QRatio	Lower	Upper
Nitrobenzene-d5	9.8842	5.11	-0.01	36073	54.0 128.0	35.6 27.0	31.6 19.3	58.8 35.9



Compound	Conc.	RT	Dev(Min)	Resp.	QIon	QRatio	Lower	Upper
Naphthalene	10.1007	5.94	0.00	57793	102.0 129.0	16.1 11.5	0.0 7.7	61.8 14.3

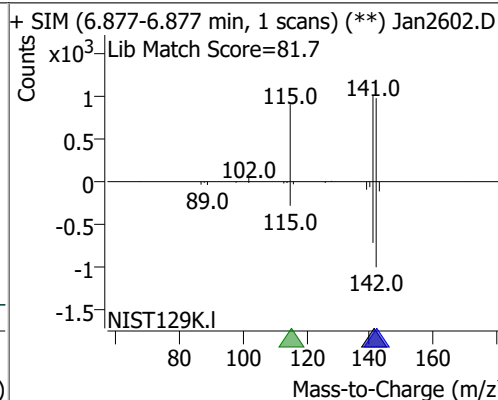
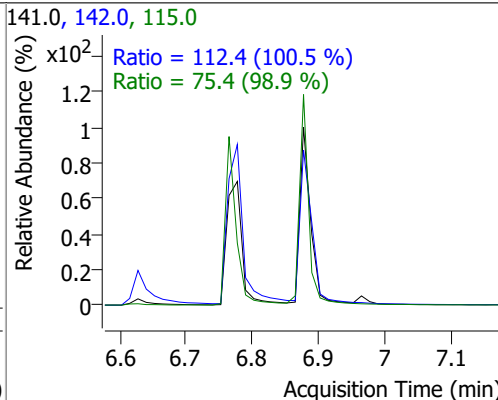
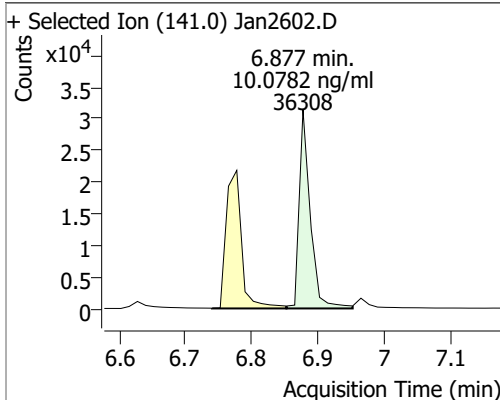


Compound	Conc.	RT	Dev(Min)	Resp.	QIon	QRatio	Lower	Upper
2-Methylnaphthalene	10.0592	6.78	0.00	35177	142.0 115.0	151.8 73.4	99.1 46.3	184.0 86.0

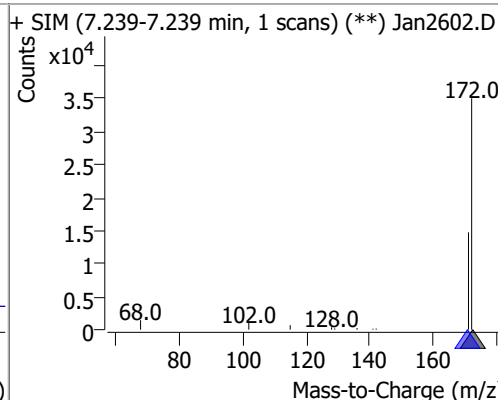
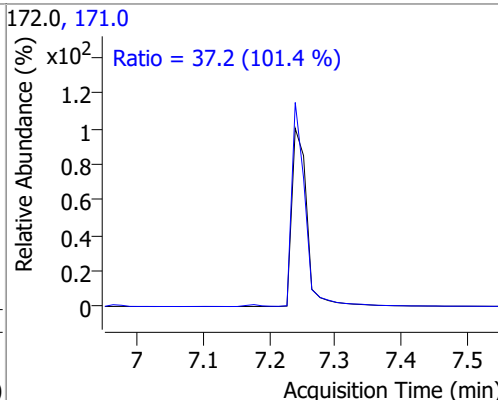
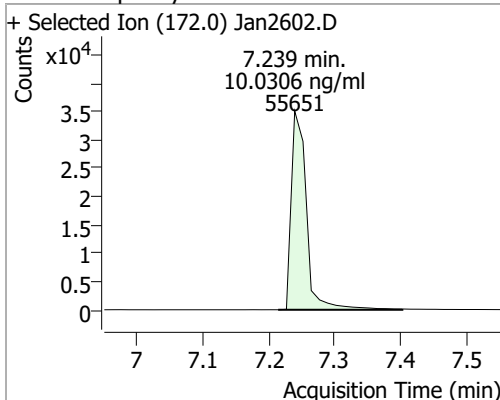


Quantitation Results Report (QT Reviewed)

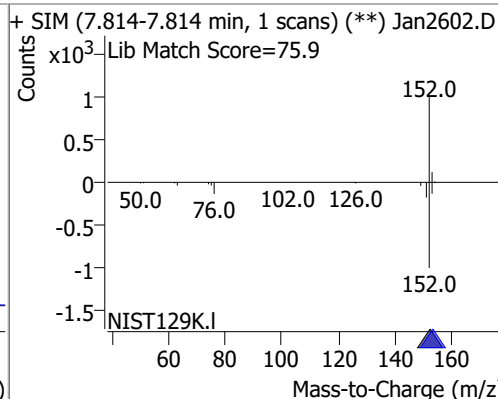
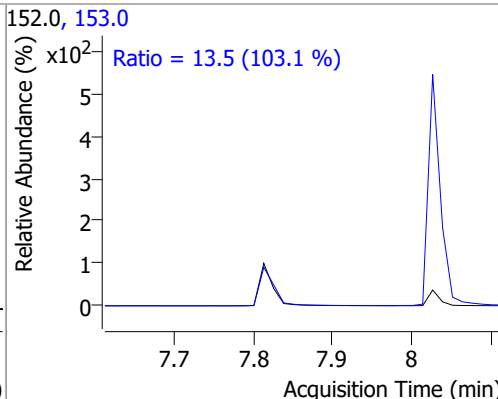
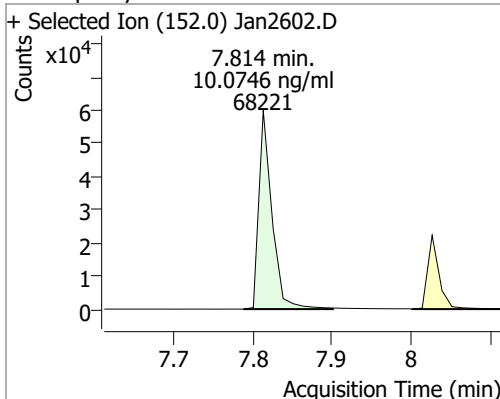
Compound	Conc.	RT	Dev(Min)	Resp.	QIon	QRatio	Lower	Upper
1-Methylnaphthalene	10.0782	6.88	0.00	36308	142.0	112.4	78.3	145.5
					115.0	75.4	53.4	99.2



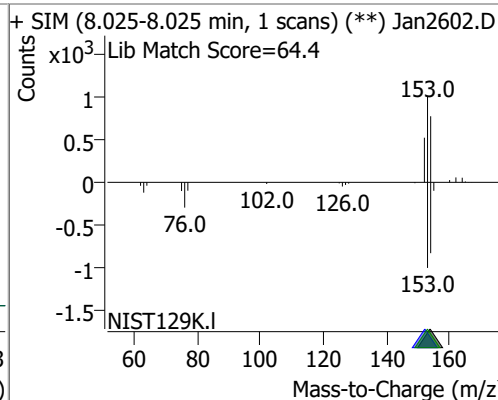
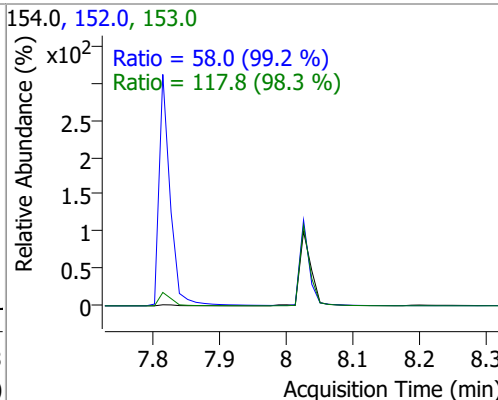
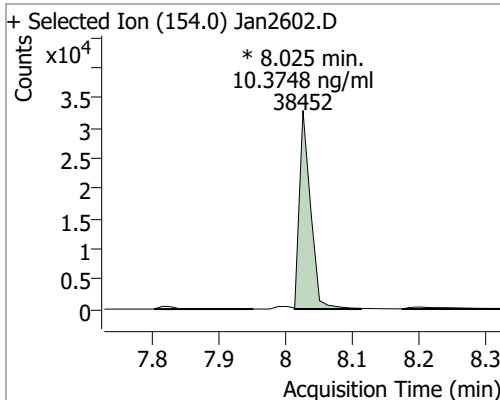
Compound	Conc.	RT	Dev(Min)	Resp.	QIon	QRatio	Lower	Upper
2-Fluorobiphenyl	10.0306	7.24	-0.01	55651	171.0	37.2	25.6	47.6



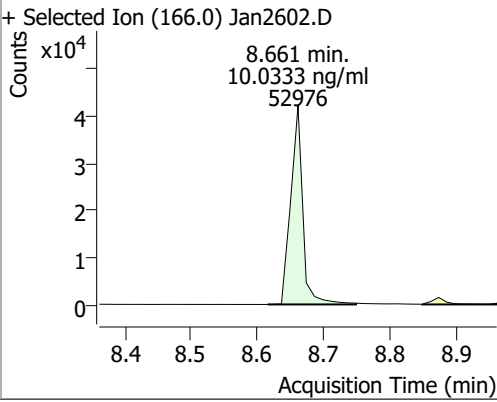
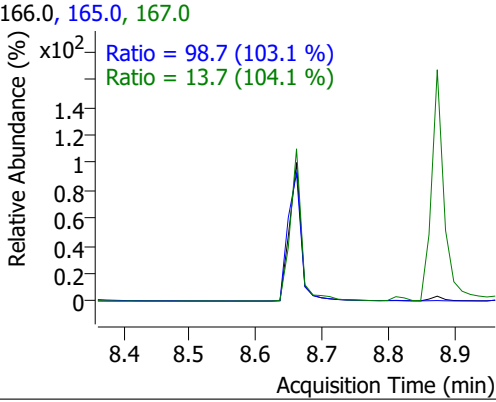
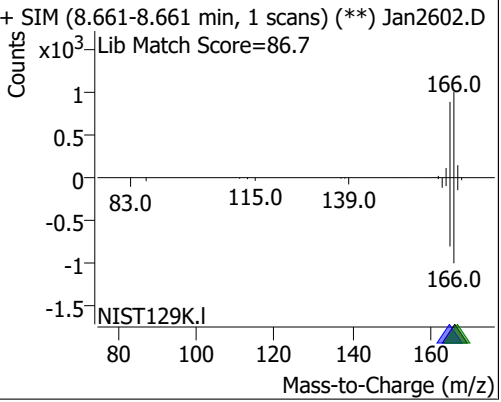
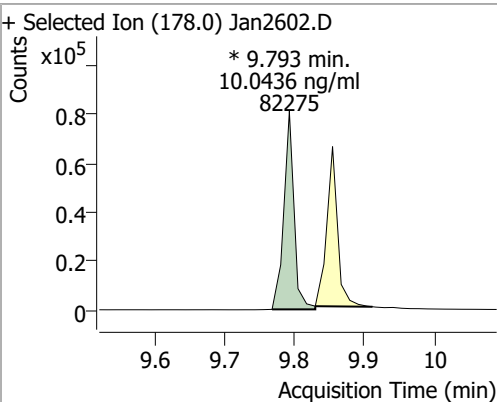
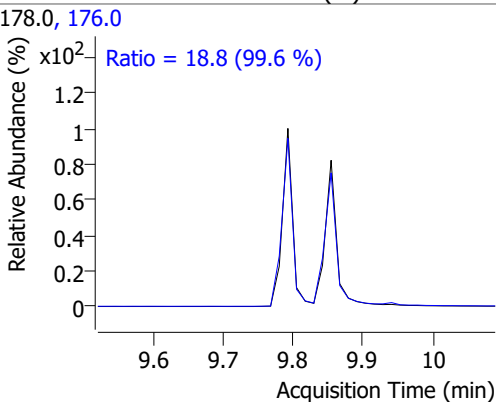
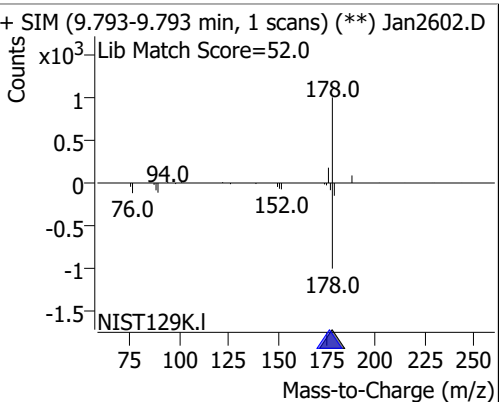
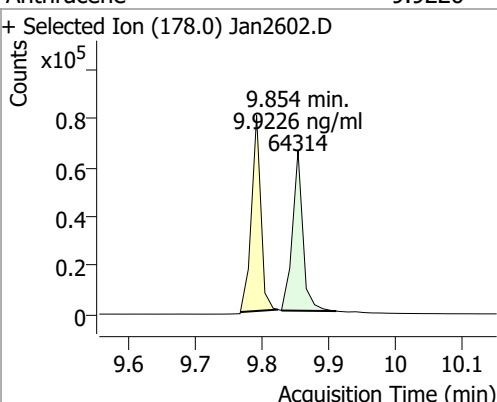
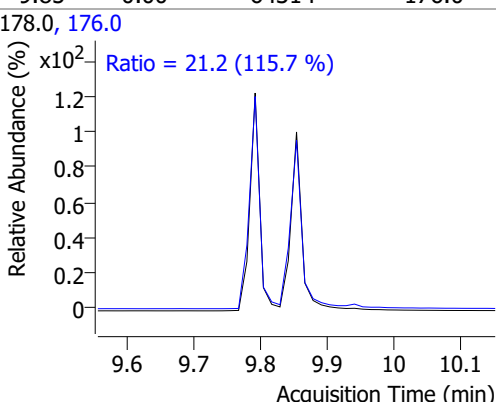
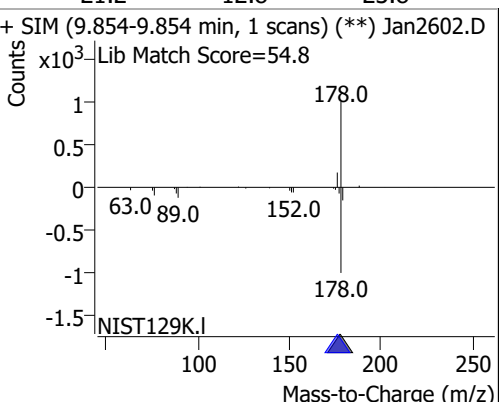
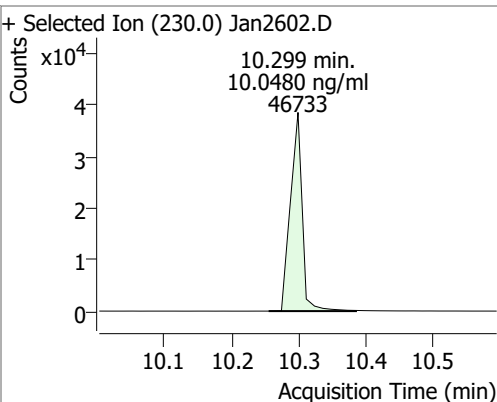
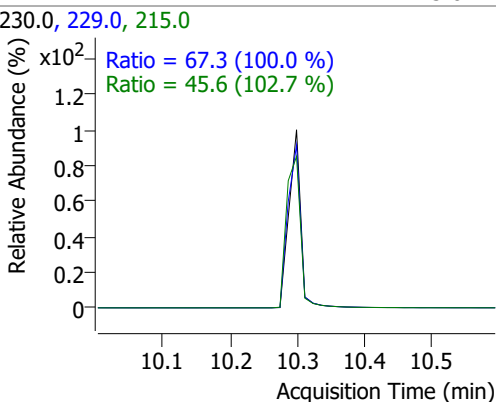
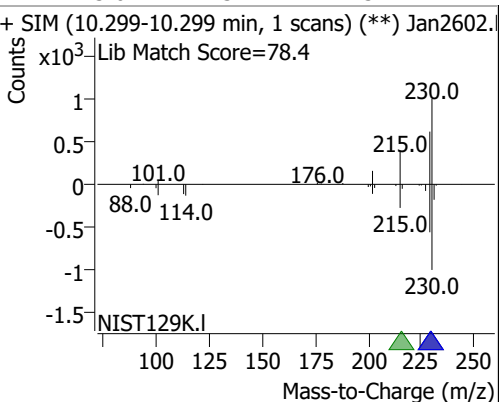
Compound	Conc.	RT	Dev(Min)	Resp.	QIon	QRatio	Lower	Upper
Acenaphthylene	10.0746	7.81	0.00	68221	153.0	13.5	9.1	17.0



Compound	Conc.	RT	Dev(Min)	Resp.	QIon	QRatio	Lower	Upper
Acenaphthene	10.3748	8.03	0.00	38452 (m)	153.0	117.8	83.9	155.8
					152.0	58.0	40.9	76.0

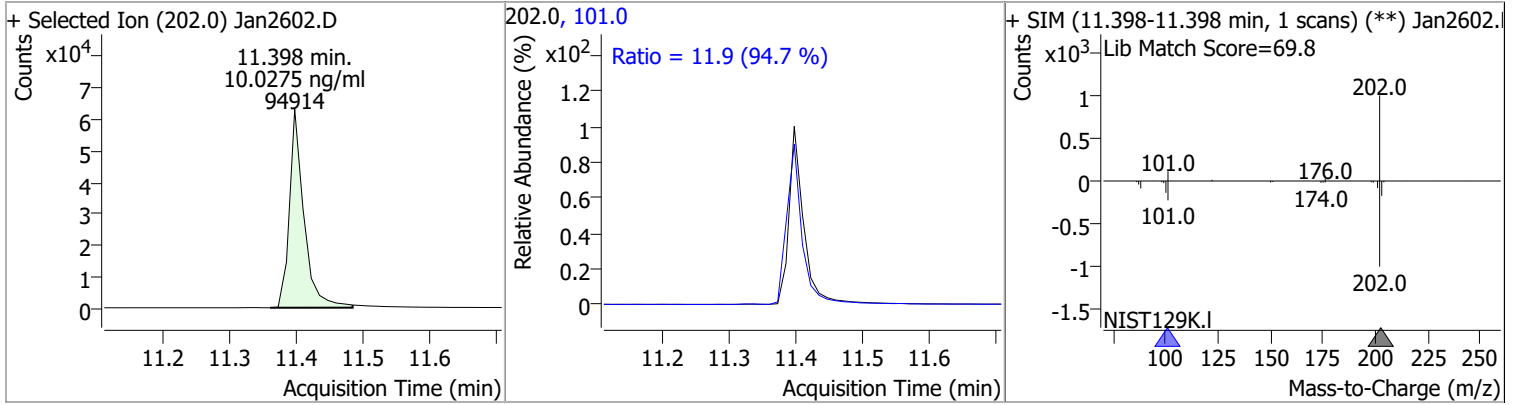


Quantitation Results Report (QT Reviewed)

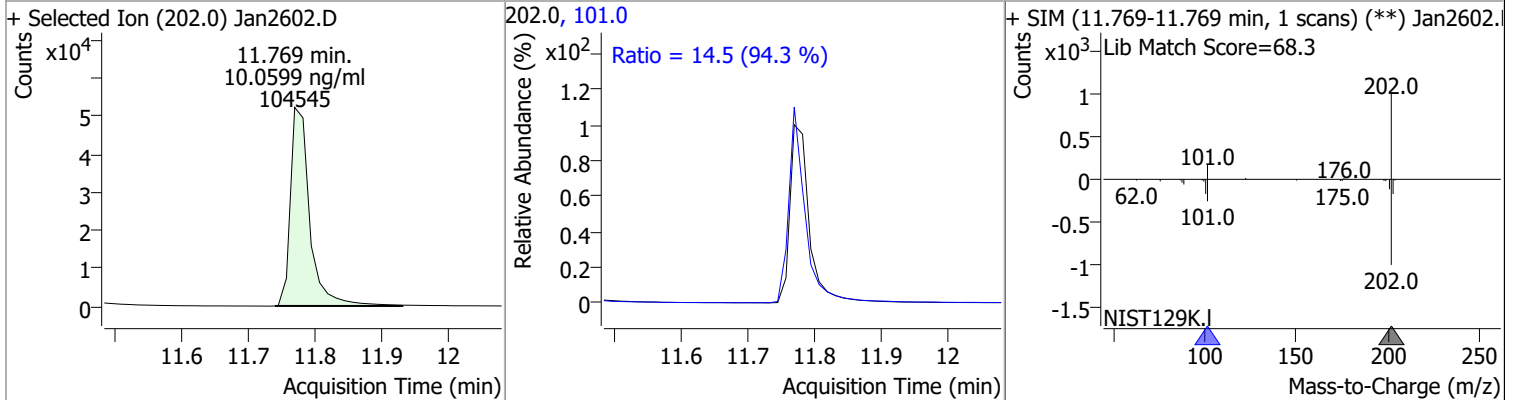
Compound	Conc.	RT	Dev(Min)	Resp.	QIon	QRatio	Lower	Upper
Fluorene	10.0333	8.66	0.00	52976	165.0 167.0	98.7 13.7	67.0 9.2	124.5 17.1
+ Selected Ion (166.0) Jan2602.D 			166.0, 165.0, 167.0 			+ SIM (8.661-8.661 min, 1 scans) (**) Jan2602.D Lib Match Score=86.7 		
Phenanthrene	10.0436	9.79	0.00	82275 (m)	176.0	18.8	13.2	24.6
+ Selected Ion (178.0) Jan2602.D 			178.0, 176.0 			+ SIM (9.793-9.793 min, 1 scans) (**) Jan2602.D Lib Match Score=52.0 		
Anthracene	9.9226	9.85	0.00	64314	176.0	21.2	12.8	23.8
+ Selected Ion (178.0) Jan2602.D 			178.0, 176.0 			+ SIM (9.854-9.854 min, 1 scans) (**) Jan2602.D Lib Match Score=54.8 		
o-Terphenyl	10.0480	10.30	0.00	46733	229.0 215.0	67.3 45.6	47.1 31.1	87.5 57.7
+ Selected Ion (230.0) Jan2602.D 			230.0, 229.0, 215.0 			+ SIM (10.299-10.299 min, 1 scans) (**) Jan2602.D Lib Match Score=78.4 		

Quantitation Results Report (QT Reviewed)

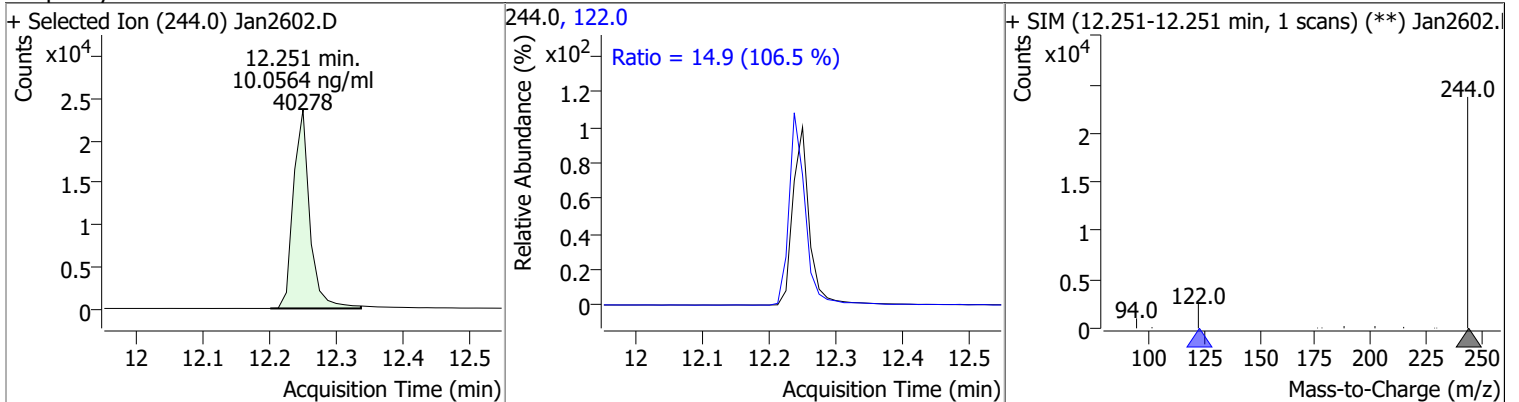
Compound	Conc.	RT	Dev(Min)	Resp.	QIon	QRatio	Lower	Upper
Fluoranthene	10.0275	11.40	-0.01	94914	101.0	11.9	8.8	16.3



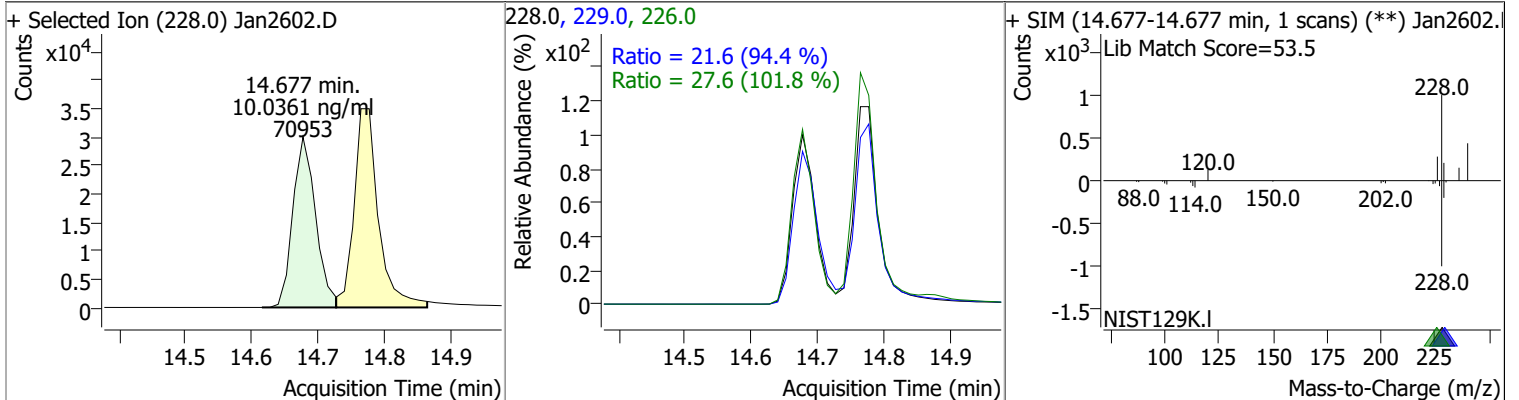
Compound	Conc.	RT	Dev(Min)	Resp.	QIon	QRatio	Lower	Upper
Pyrene	10.0599	11.77	-0.01	104545	101.0	14.5	10.8	20.0



Compound	Conc.	RT	Dev(Min)	Resp.	QIon	QRatio	Lower	Upper
Terphenyl-d14	10.0564	12.25	0.00	40278	122.0	14.9	9.8	18.2

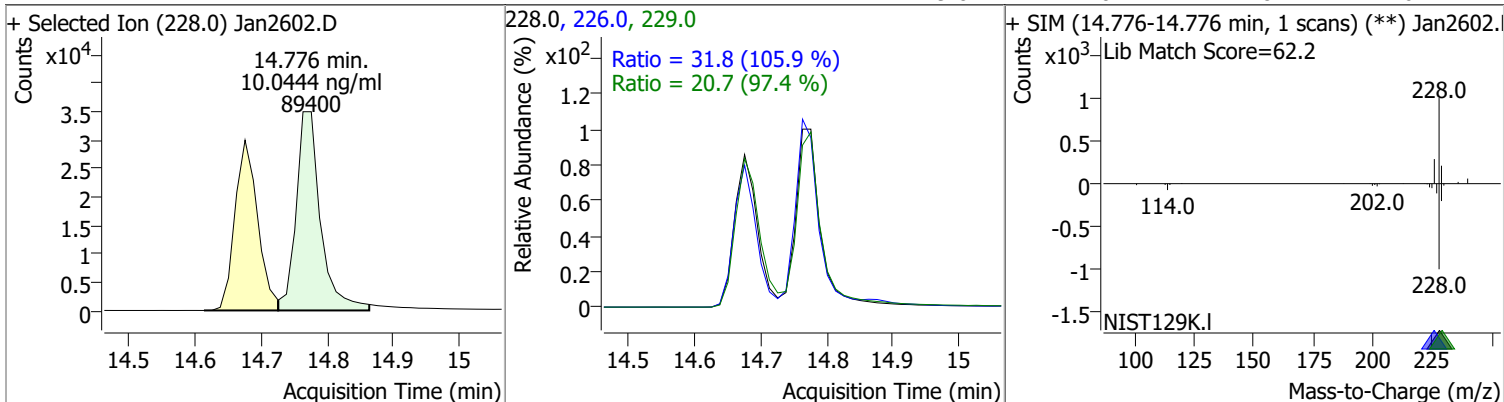


Compound	Conc.	RT	Dev(Min)	Resp.	QIon	QRatio	Lower	Upper
Benzo(a)Anthracene	10.0361	14.68	0.00	70953	226.0	27.6	19.0	35.2
					229.0	21.6	16.0	29.7

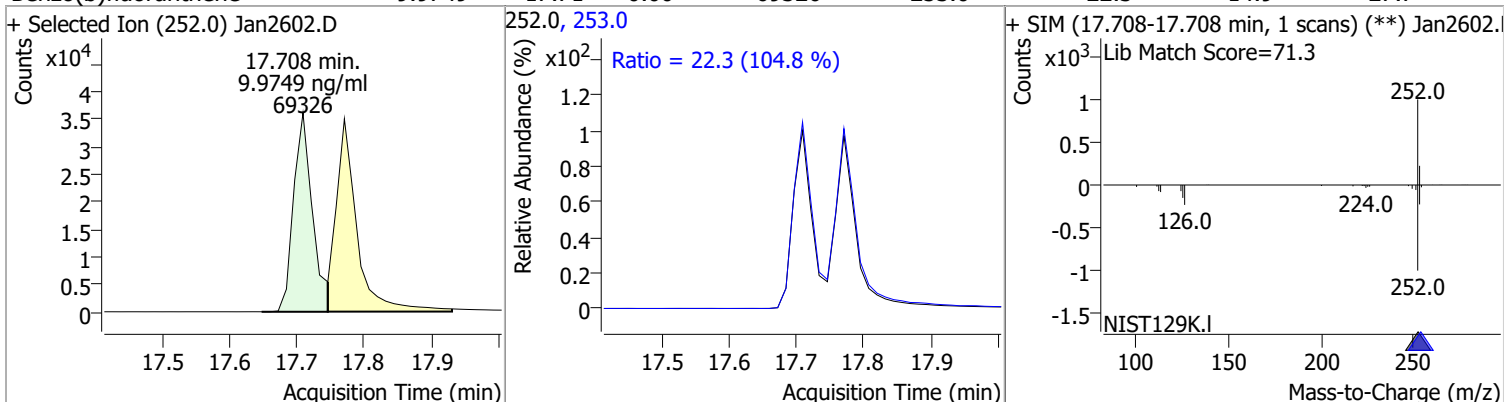


Quantitation Results Report (QT Reviewed)

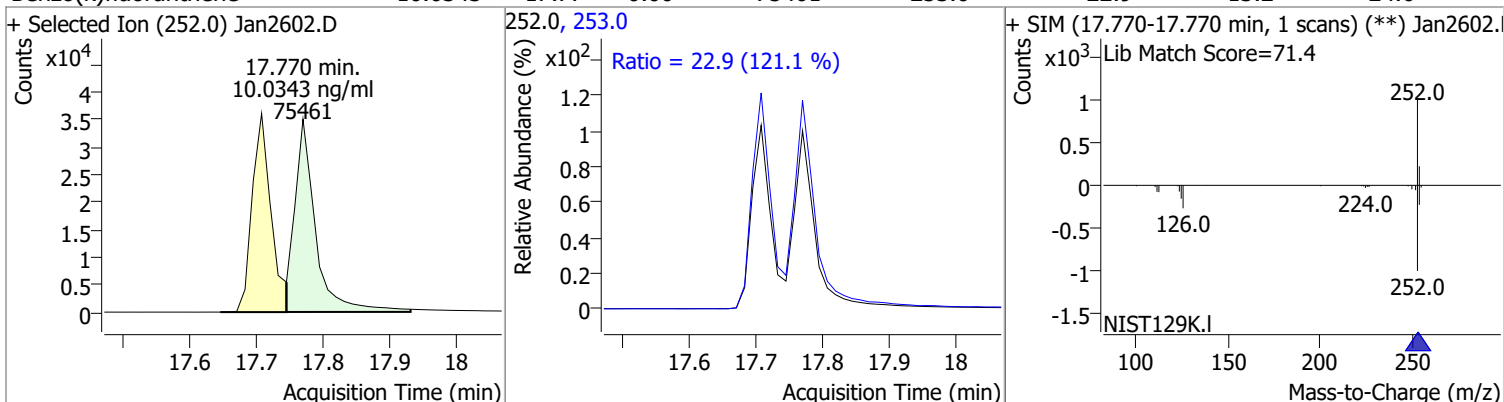
Compound	Conc.	RT	Dev(Min)	Resp.	QIon	QRatio	Lower	Upper
Chrysene	10.0444	14.78	0.01	89400	226.0	31.8	21.0	39.1
					229.0	20.7	14.8	27.6



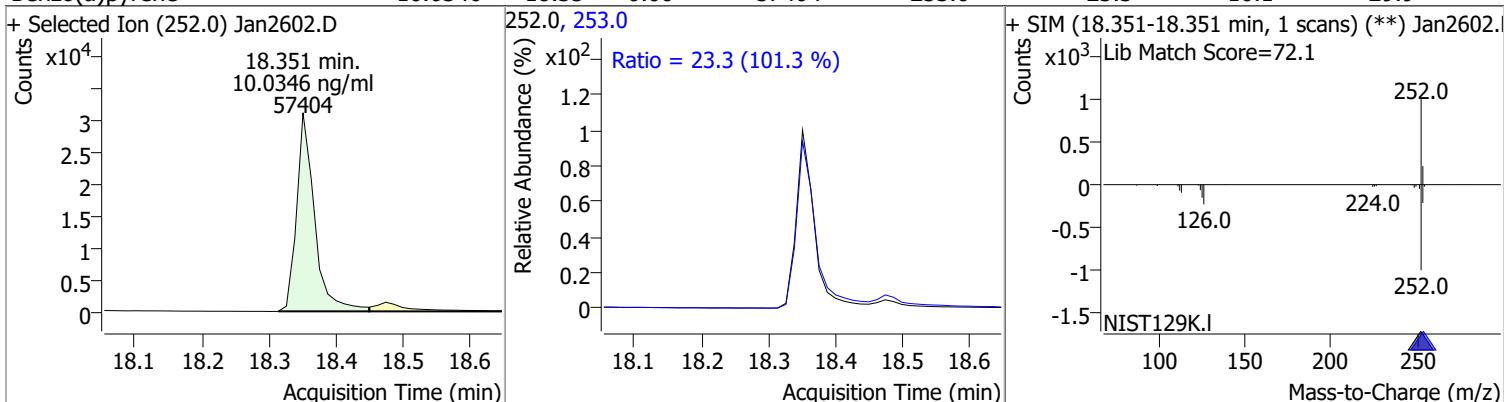
Compound	Conc.	RT	Dev(Min)	Resp.	QIon	QRatio	Lower	Upper
Benzo(b)fluoranthene	9.9749	17.71	0.00	69326	253.0	22.3	14.9	27.7



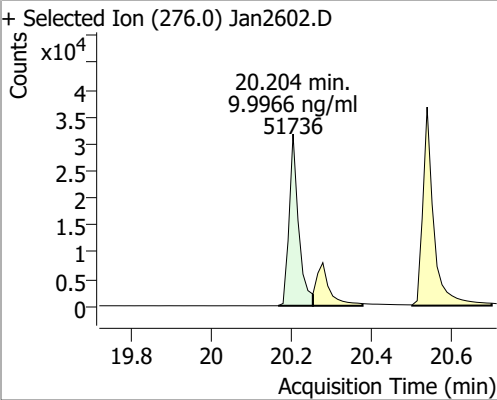
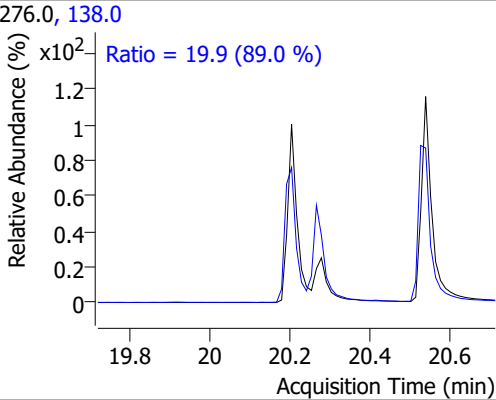
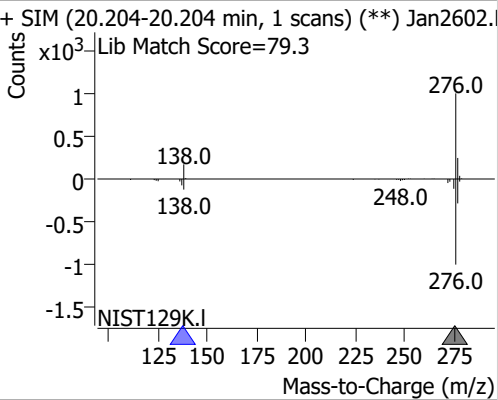
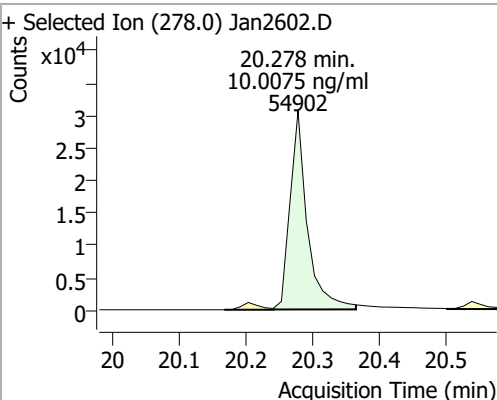
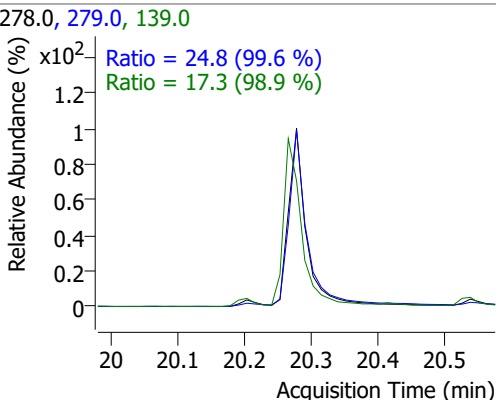
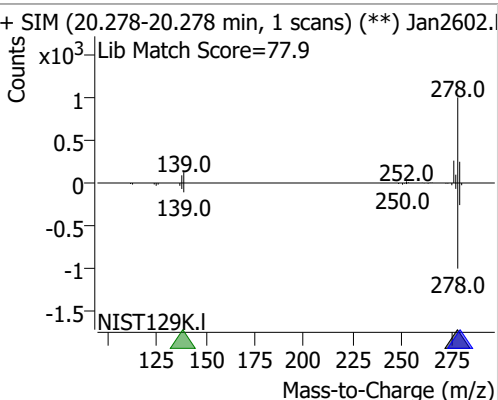
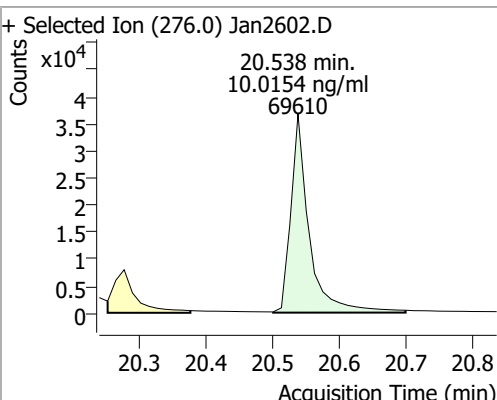
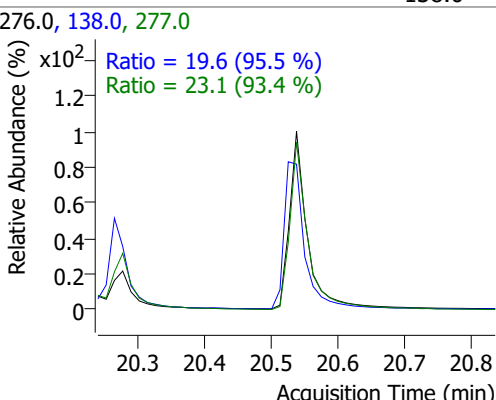
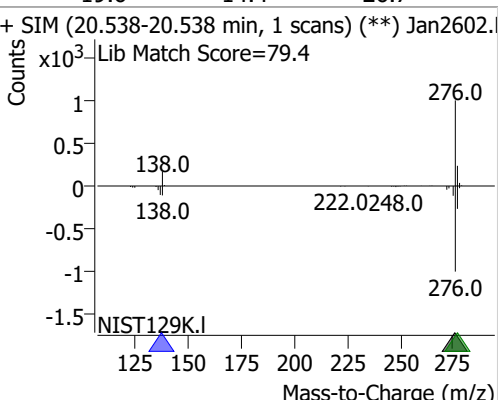
Compound	Conc.	RT	Dev(Min)	Resp.	QIon	QRatio	Lower	Upper
Benzo(k)fluoranthene	10.0343	17.77	0.00	75461	253.0	22.9	13.2	24.6



Compound	Conc.	RT	Dev(Min)	Resp.	QIon	QRatio	Lower	Upper
Benzo(a)pyrene	10.0346	18.35	0.00	57404	253.0	23.3	16.1	29.9



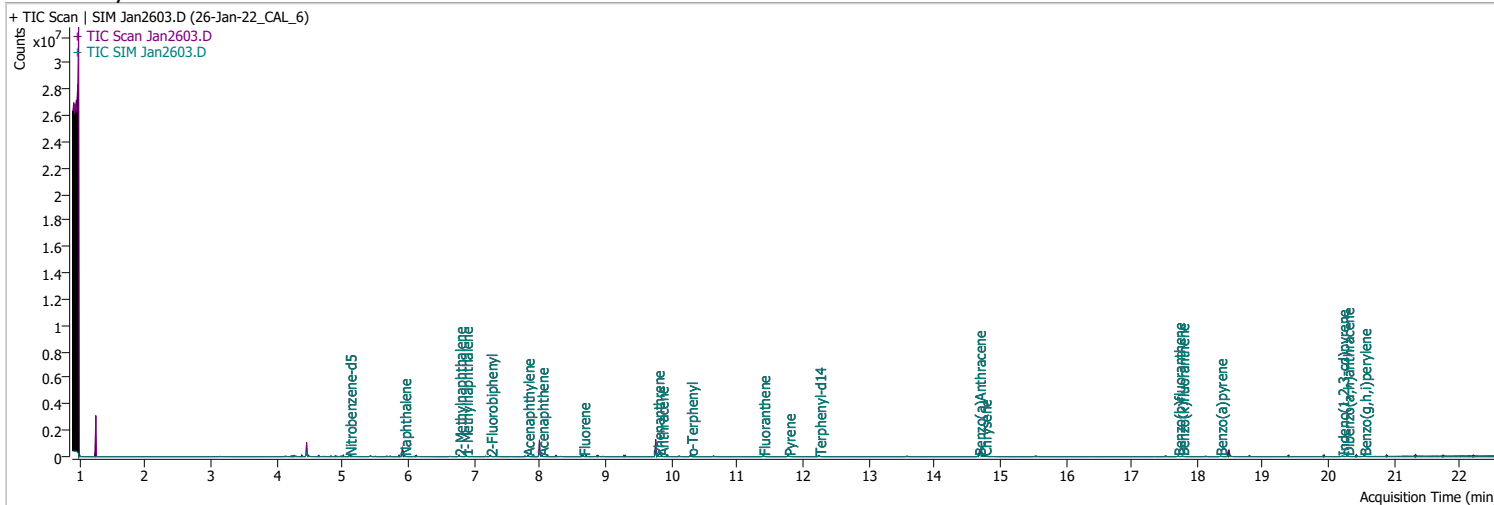
Quantitation Results Report (QT Reviewed)

Compound	Conc.	RT	Dev(Min)	Resp.	QIon	QRatio	Lower	Upper
Indeno(1,2,3-cd)pyrene	9.9966	20.20	-0.01	51736	138.0	19.9	15.7	29.1
<div style="display: flex; justify-content: space-between;"> <div style="width: 30%;"> <p>+ Selected Ion (276.0) Jan2602.D</p>  </div> <div style="width: 30%;"> <p>276.0, 138.0</p> <p>Ratio = 19.9 (89.0 %)</p>  </div> <div style="width: 30%;"> <p>+ SIM (20.204-20.204 min, 1 scans) (**) Jan2602.D</p> <p>Lib Match Score=79.3</p>  </div> </div>								
Dibenzo(a,h)anthracene	10.0075	20.28	0.00	54902	279.0	24.8	17.4	32.3
<div style="display: flex; justify-content: space-between;"> <div style="width: 30%;"> <p>+ Selected Ion (278.0) Jan2602.D</p>  </div> <div style="width: 30%;"> <p>278.0, 279.0, 139.0</p> <p>Ratio = 24.8 (99.6 %)</p> <p>Ratio = 17.3 (98.9 %)</p>  </div> <div style="width: 30%;"> <p>+ SIM (20.278-20.278 min, 1 scans) (**) Jan2602.D</p> <p>Lib Match Score=77.9</p>  </div> </div>								
Benzo(g,h,i)perylene	10.0154	20.54	0.00	69610	277.0	23.1	17.3	32.2
<div style="display: flex; justify-content: space-between;"> <div style="width: 30%;"> <p>+ Selected Ion (276.0) Jan2602.D</p>  </div> <div style="width: 30%;"> <p>276.0, 138.0, 277.0</p> <p>Ratio = 19.6 (95.5 %)</p> <p>Ratio = 23.1 (93.4 %)</p>  </div> <div style="width: 30%;"> <p>+ SIM (20.538-20.538 min, 1 scans) (**) Jan2602.D</p> <p>Lib Match Score=79.4</p>  </div> </div>								

Quantitation Results Report (QT Reviewed)

Data File	Jan2603.D	Operator	LIMS import
Acq. Method	5975BNASIM	Acq. Date-Time	1/26/2022 5:50:10 PM
Sample Name	26-Jan-22_CAL_6	Instrument	GCMS
Vial	3	Multiplier	1.00
DA Method File	012522 ban SIM 2.batch.bin	Comment	SVOC-8270-W-LLPAH
Tune File	dftppjph.u	Tune Date	
Batch Name	012622 bna SIM 1.batch.bin	Last Calib Update	1/27/2022 8:37:26 AM

Ref Library



Compound	RT	QIon	Resp.	Conc.	Units	Dev(Min)
Internal Standards						
M 1,4-Dichlorobenzene-d4	4.460	152.0	121546	40.0000	ng/ml	0.000
M Naphthalene-d8	5.916	136.0	233866	40.0000	ng/ml	0.000
M Acenaphthene-d10	8.001	164.0	146048	40.0000	ng/ml	0.000
M Phenanthrene-d10	9.768	188.0	310415	40.0000	ng/ml	0.000
M Chrysene-d12	14.702	240.0	247943	40.0000	ng/ml	0.000
M Perylene-d12	18.475	264.0	160637	40.0000	ng/ml	0.000
System Monitoring Compounds						
S Nitrobenzene-d5	5.106	82.0	16695	5.3807	ng/ml	-0.012
Spiked Amount: 5.000	Range: 19.0 - 102.0%			Recovery = 107.61%	*	
S 2-Fluorobiphenyl	7.252	172.0	28336	4.9433	ng/ml	0.000
Spiked Amount: 5.000	Range: 25.0 - 94.0%			Recovery = 98.87%	*	
S o-Terphenyl	10.299	230.0	22829	4.8842	ng/ml	0.000
Spiked Amount: 5.000	Range: 40.0 - 140.0%			Recovery = 97.68%		
S Terphenyl-d14	12.251	244.0	19882	4.8558	ng/ml	0.000
Spiked Amount: 5.000	Range: 39.0 - 106.0%			Recovery = 97.12%		
Target Compounds						
T Naphthalene	5.941	128.0	28378	4.7592	ng/ml	93
T 2-Methylnaphthalene	6.778	141.0	17499	4.8393	ng/ml	94
T 1-Methylnaphthalene	6.877	141.0	17660	4.8049	ng/ml	m 96
T Acenaphthylene	7.814	152.0	32326	4.8064	ng/ml	98
T Acenaphthene	8.026	154.0	19363	4.7320	ng/ml	99
T Fluorene	8.661	166.0	27751	4.9395	ng/ml	99
T Phenanthrene	9.793	178.0	39590	4.8959	ng/ml	99
T Anthracene	9.854	178.0	37352	5.1579	ng/ml	100
T Fluoranthene	11.398	202.0	46854	4.9422	ng/ml	98
T Pyrene	11.781	202.0	50901	4.8551	ng/ml	99
T Benzo(a)Anthracene	14.677	228.0	34738	4.9080	ng/ml	98
T Chrysene	14.764	228.0	46876	4.9021	ng/ml	99
T Benzo(b)fluoranthene	17.709	252.0	33353	5.0766	ng/ml	98

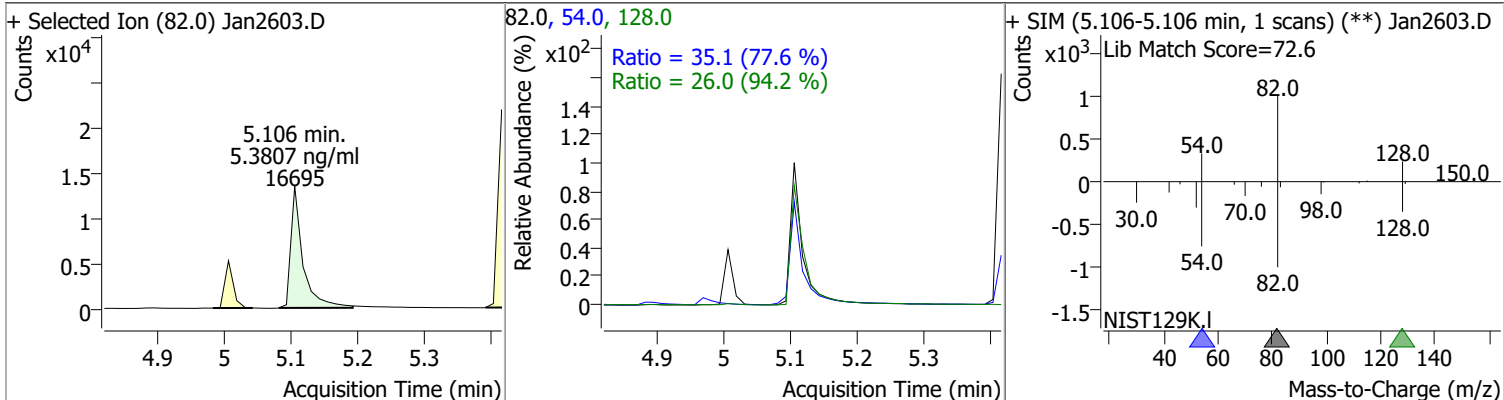
Quantitation Results Report (QT Reviewed)

Compound	RT	QIon	Resp.	Conc.	Units	Dev(Min)
T Benzo(k)fluoranthene	17.770	252.0	37444	4.9027	ng/ml	94
T Benzo(a)pyrene	18.351	252.0	26754	4.9089	ng/ml	98
T Indeno(1,2,3-cd)pyrene	20.204	276.0	24515	5.0187	ng/ml	97
T Dibenzo(a,h)anthracene	20.279	278.0	27281	4.9840	ng/ml	99
T Benzo(g,h,i)perylene	20.538	276.0	34498	4.9687	ng/ml	99

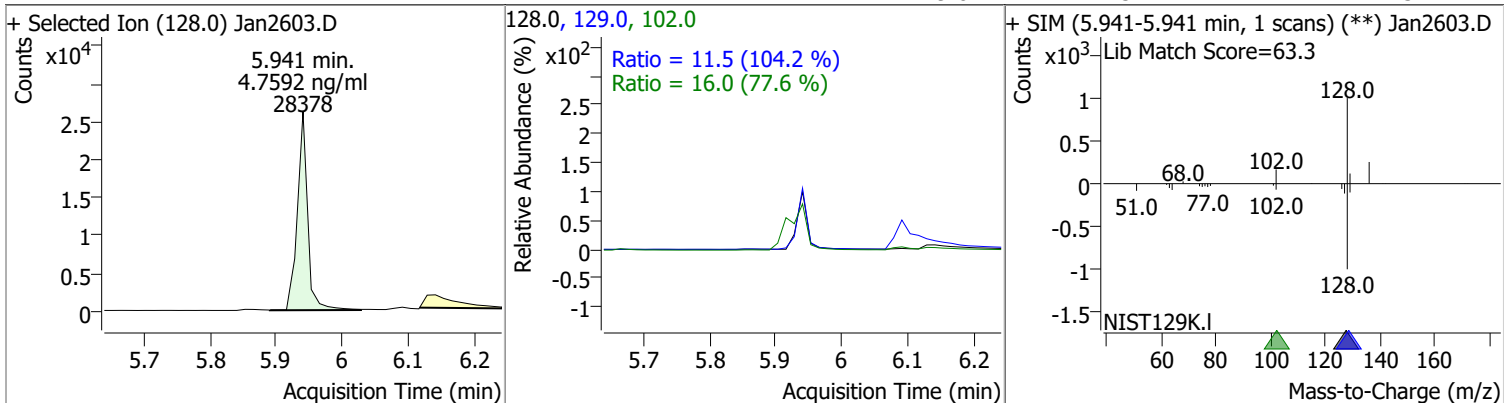
(#) = Qualifier Out of Range; (m) = Manual Integration; (+) = Area Summed; (*) = Surrogate Percent Recovery Out of Range; (d): Zeroed Peak

Quantitation Results Report (QT Reviewed)

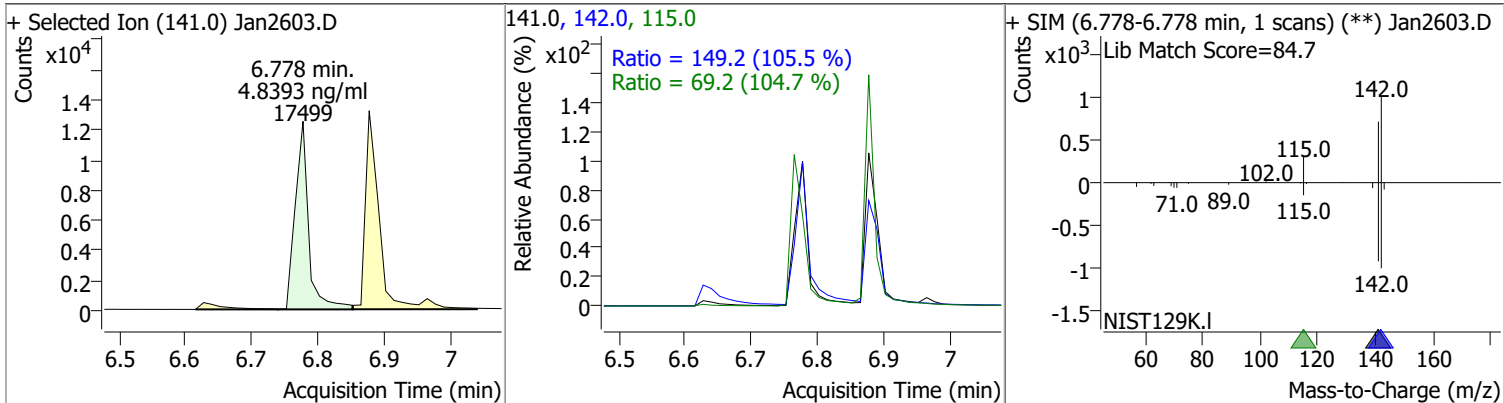
Compound	Conc.	RT	Dev(Min)	Resp.	QIon	QRatio	Lower	Upper
Nitrobenzene-d5	5.3807	5.11	-0.01	16695	54.0	35.1	31.6	58.8
					128.0	26.0	19.3	35.9



Compound	Conc.	RT	Dev(Min)	Resp.	QIon	QRatio	Lower	Upper
Naphthalene	4.7592	5.94	0.00	28378	102.0	16.0	0.0	61.8
					129.0	11.5	7.7	14.3

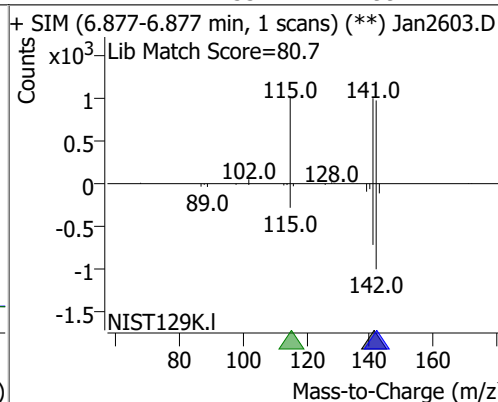
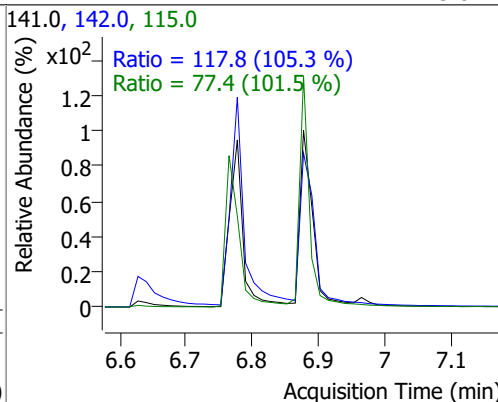
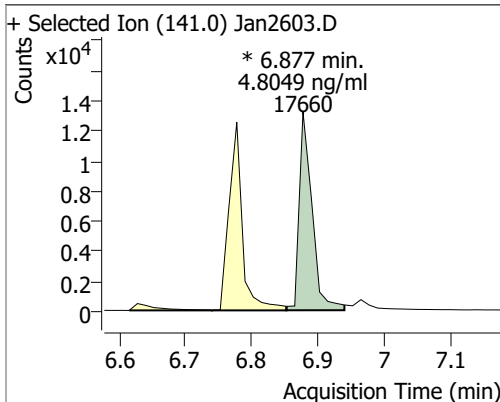


Compound	Conc.	RT	Dev(Min)	Resp.	QIon	QRatio	Lower	Upper
2-Methylnaphthalene	4.8393	6.78	0.00	17499	142.0	149.2	99.1	184.0
					115.0	69.2	46.3	86.0

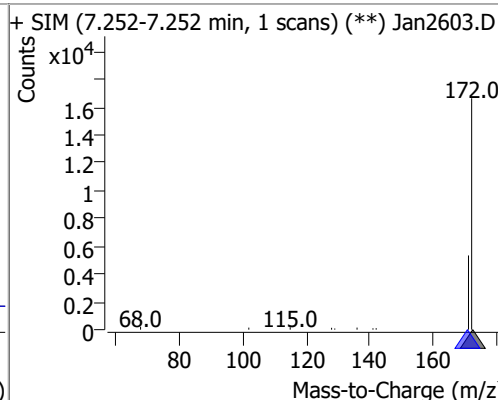
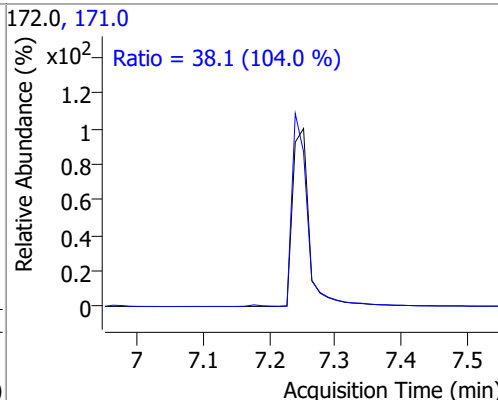
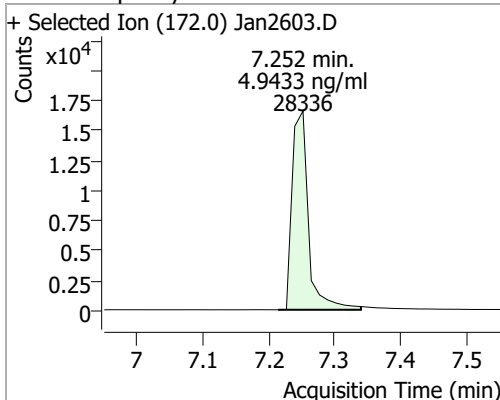


Quantitation Results Report (QT Reviewed)

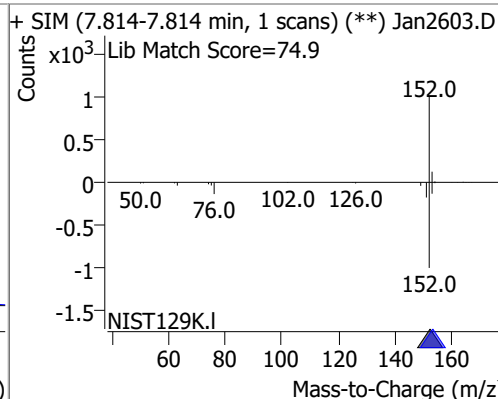
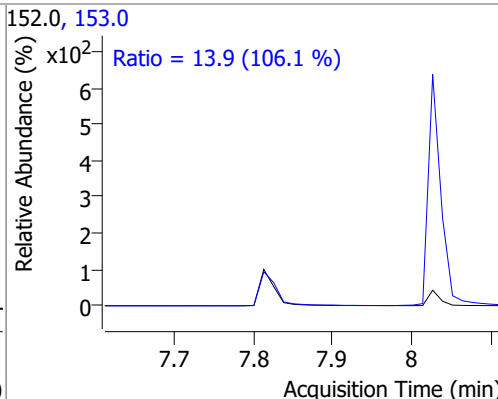
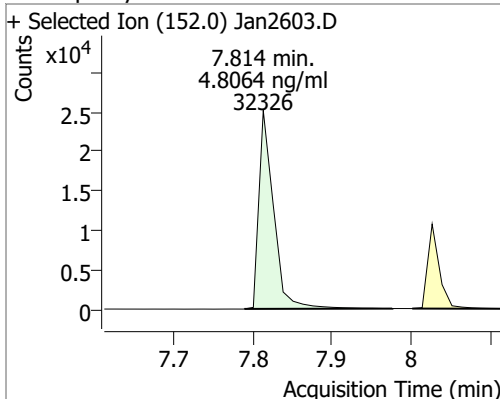
Compound	Conc.	RT	Dev(Min)	Resp.	QIon	QRatio	Lower	Upper
1-Methylnaphthalene	4.8049	6.88	0.00	17660 (m)	142.0	117.8	78.3	145.5
					115.0	77.4	53.4	99.2



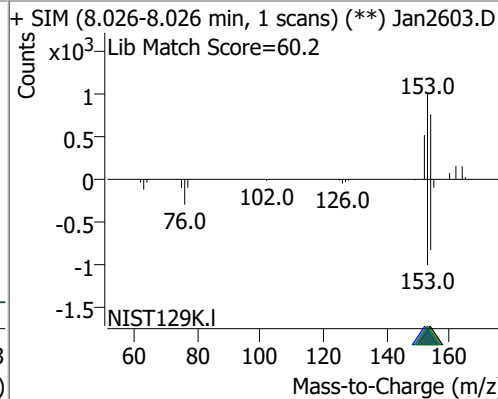
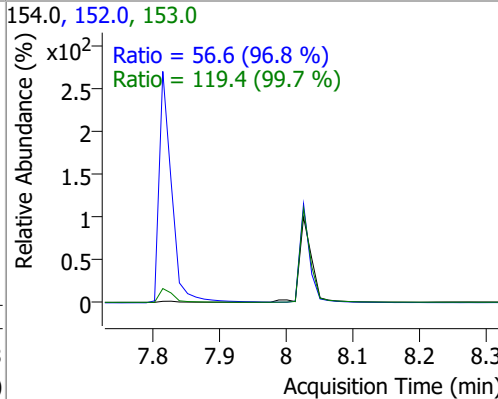
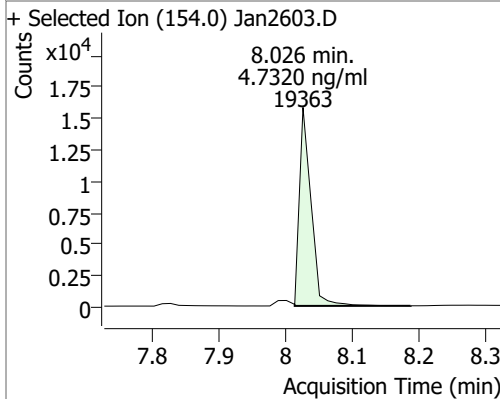
Compound	Conc.	RT	Dev(Min)	Resp.	QIon	QRatio	Lower	Upper
2-Fluorobiphenyl	4.9433	7.25	0.00	28336	171.0	38.1	25.6	47.6



Compound	Conc.	RT	Dev(Min)	Resp.	QIon	QRatio	Lower	Upper
Acenaphthylene	4.8064	7.81	0.00	32326	153.0	13.9	9.1	17.0

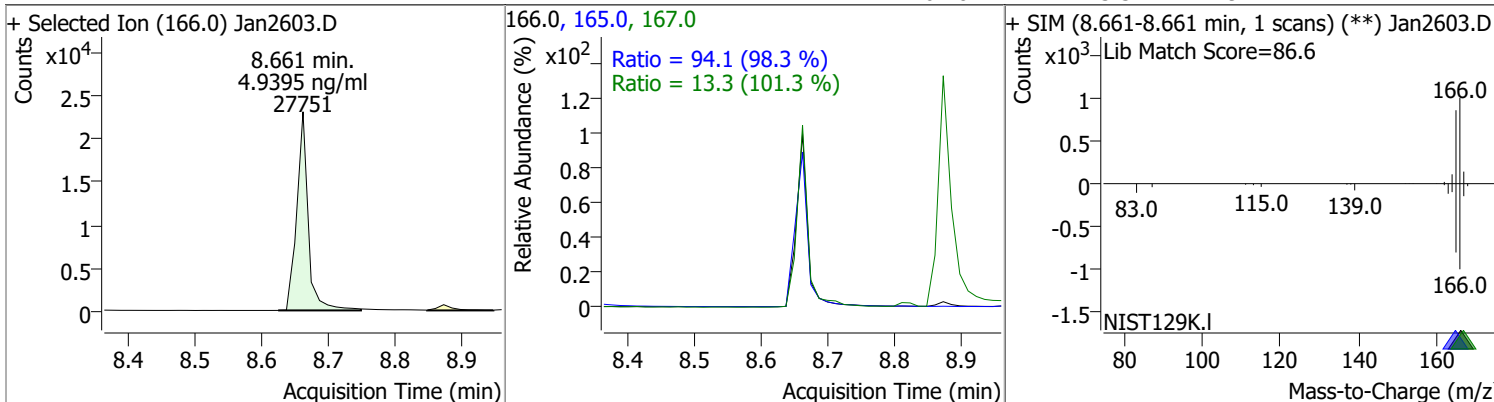


Compound	Conc.	RT	Dev(Min)	Resp.	QIon	QRatio	Lower	Upper
Acenaphthene	4.7320	8.03	0.00	19363	153.0	119.4	83.9	155.8
					152.0	56.6	40.9	76.0

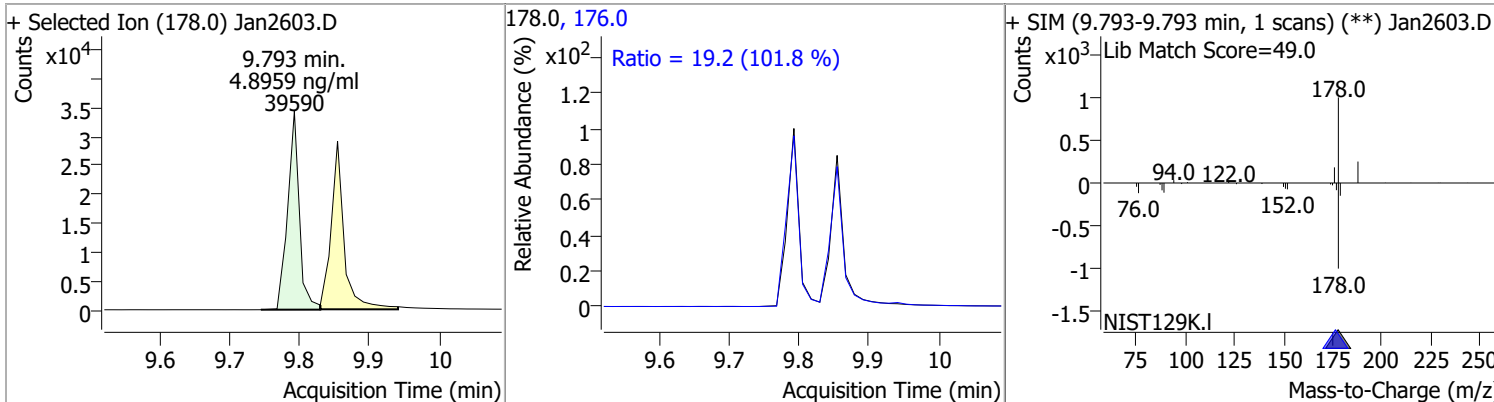


Quantitation Results Report (QT Reviewed)

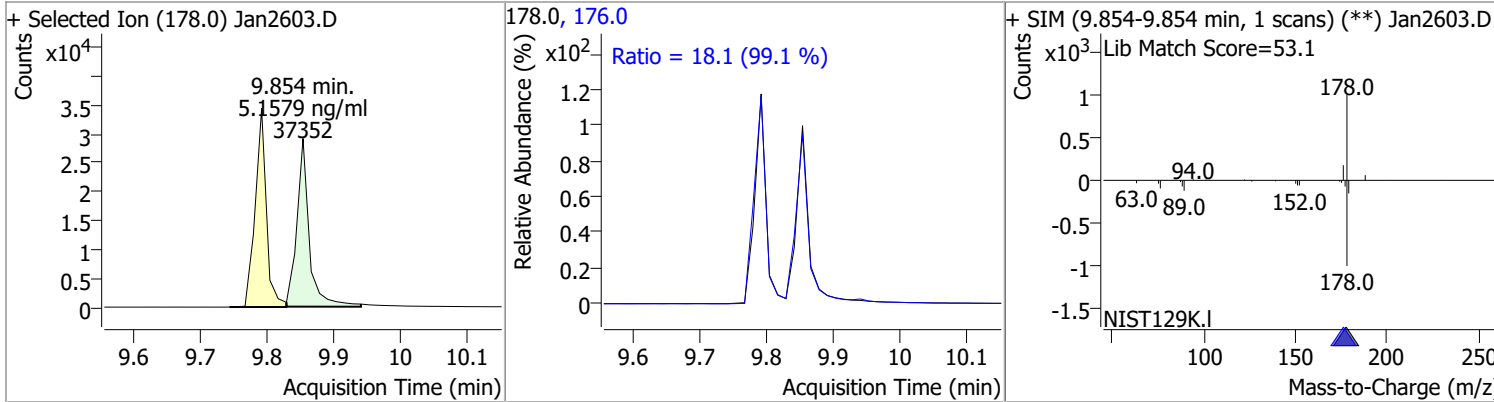
Compound	Conc.	RT	Dev(Min)	Resp.	QIon	QRatio	Lower	Upper
Fluorene	4.9395	8.66	0.00	27751	165.0 167.0	94.1 13.3	67.0 9.2	124.5 17.1



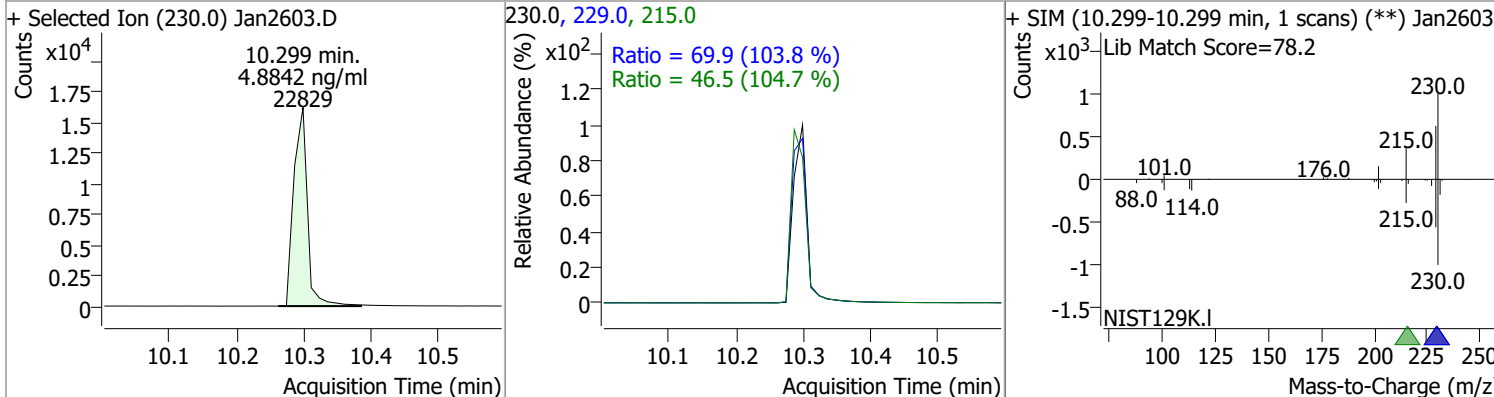
Compound	Conc.	RT	Dev(Min)	Resp.	QIon	QRatio	Lower	Upper
Phenanthrene	4.8959	9.79	0.00	39590	176.0	19.2	13.2	24.6



Compound	Conc.	RT	Dev(Min)	Resp.	QIon	QRatio	Lower	Upper
Anthracene	5.1579	9.85	0.00	37352	176.0	18.1	12.8	23.8

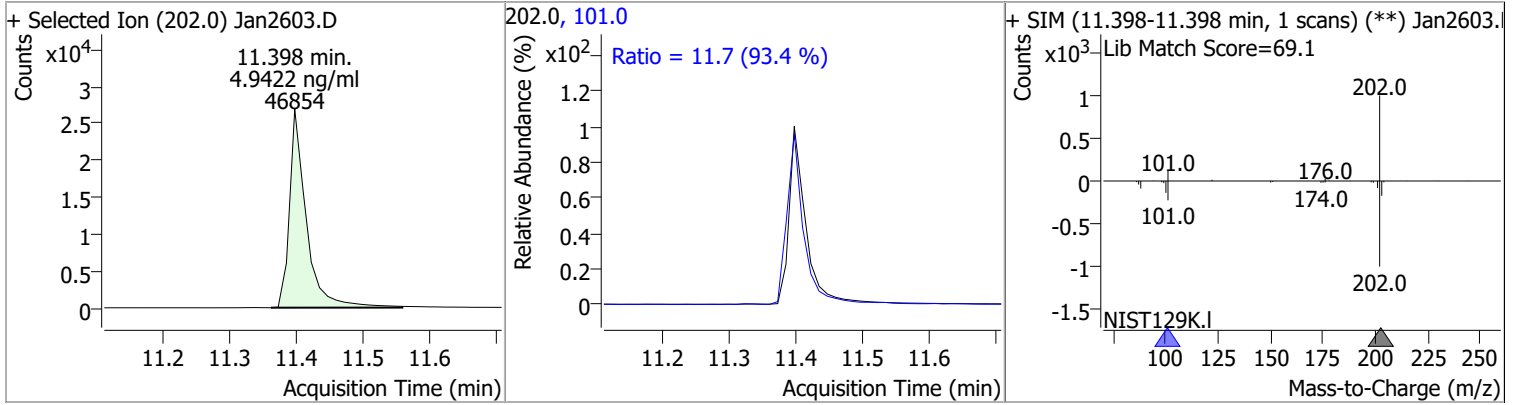


Compound	Conc.	RT	Dev(Min)	Resp.	QIon	QRatio	Lower	Upper
o-Terphenyl	4.8842	10.30	0.00	22829	229.0 215.0	69.9 46.5	47.1 31.1	87.5 57.7

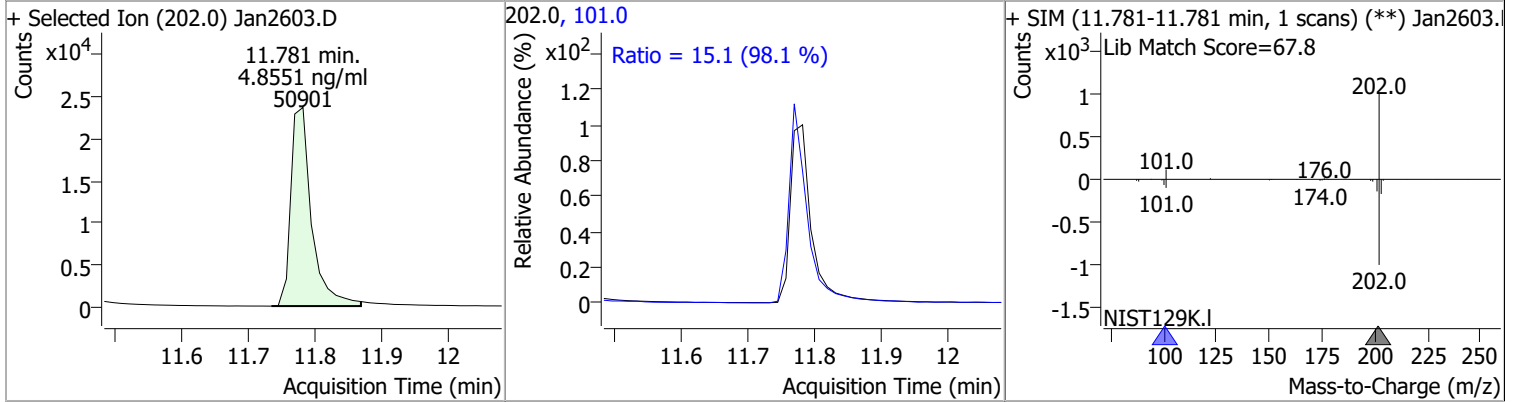


Quantitation Results Report (QT Reviewed)

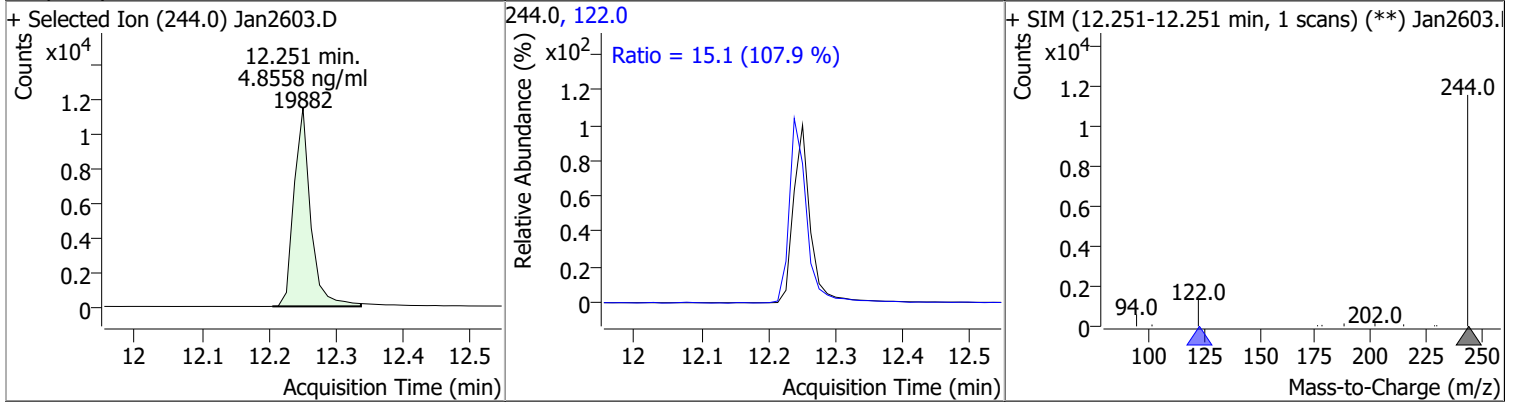
Compound	Conc.	RT	Dev(Min)	Resp.	QIon	QRatio	Lower	Upper
Fluoranthene	4.9422	11.40	-0.01	46854	101.0	11.7	8.8	16.3



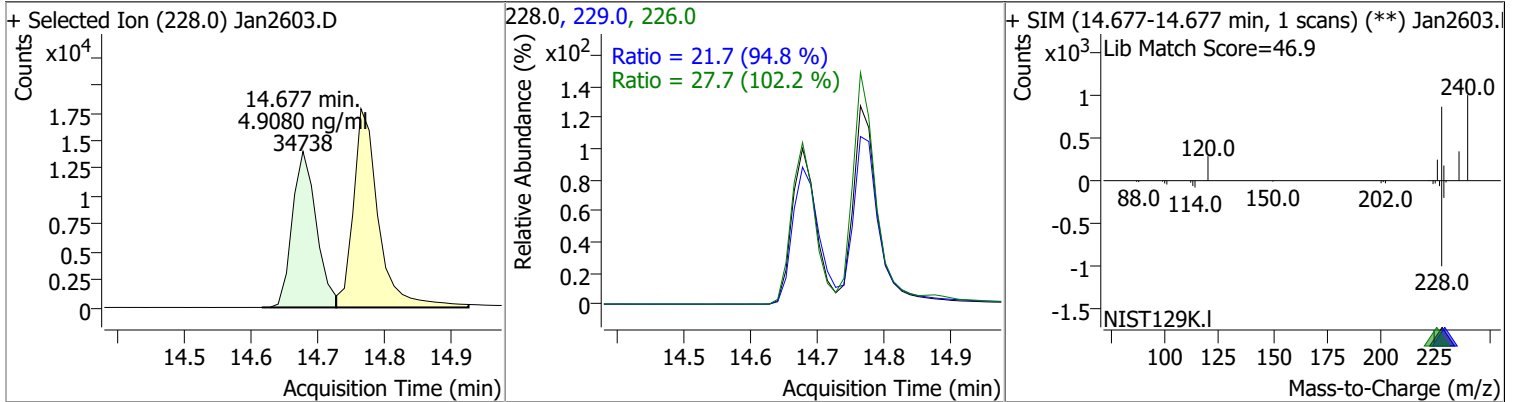
Compound	Conc.	RT	Dev(Min)	Resp.	QIon	QRatio	Lower	Upper
Pyrene	4.8551	11.78	0.00	50901	101.0	15.1	10.8	20.0



Compound	Conc.	RT	Dev(Min)	Resp.	QIon	QRatio	Lower	Upper
Terphenyl-d14	4.8558	12.25	0.00	19882	122.0	15.1	9.8	18.2

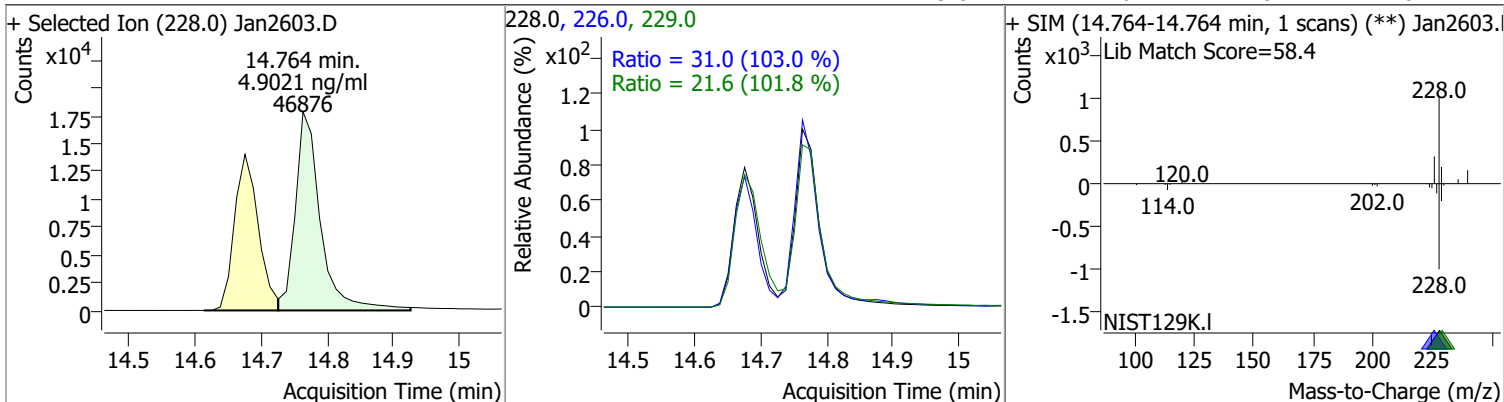


Compound	Conc.	RT	Dev(Min)	Resp.	QIon	QRatio	Lower	Upper
Benzo(a)Anthracene	4.9080	14.68	0.00	34738	226.0	27.7	19.0	35.2
					229.0	21.7	16.0	29.7

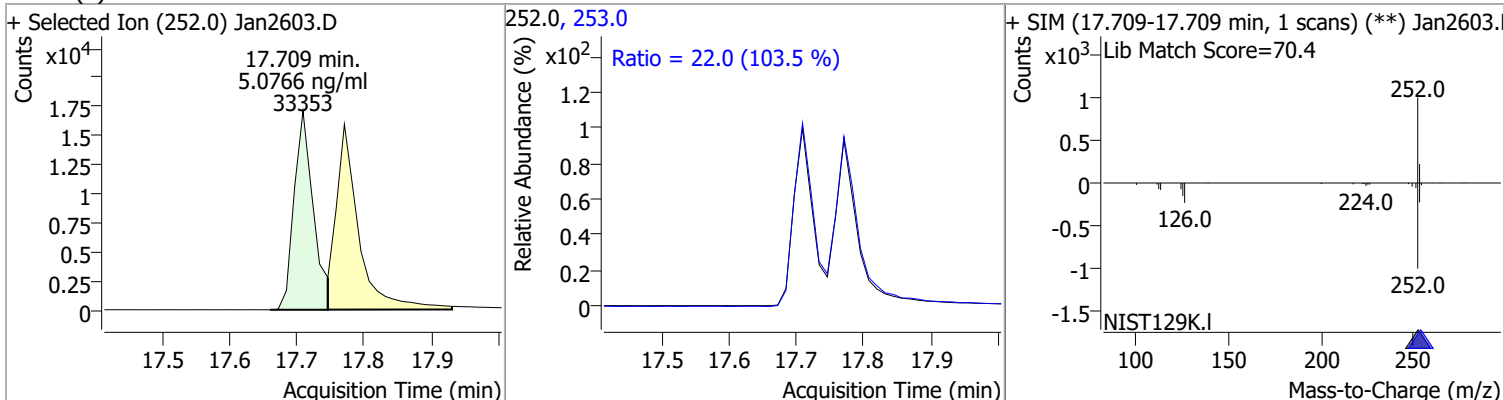


Quantitation Results Report (QT Reviewed)

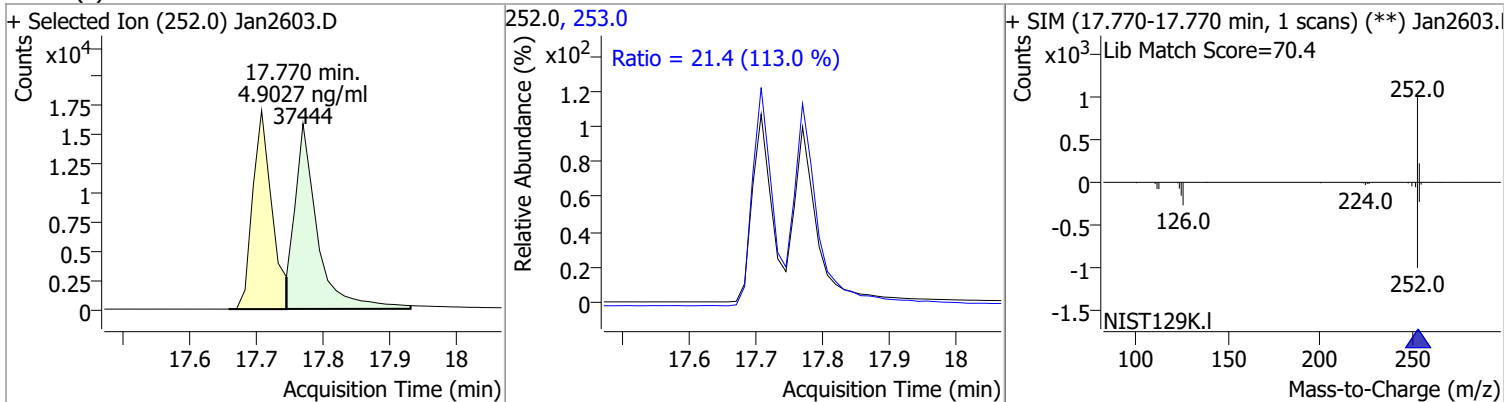
Compound	Conc.	RT	Dev(Min)	Resp.	QIon	QRatio	Lower	Upper
Chrysene	4.9021	14.76	0.00	46876	226.0	31.0	21.0	39.1
					229.0	21.6	14.8	27.6



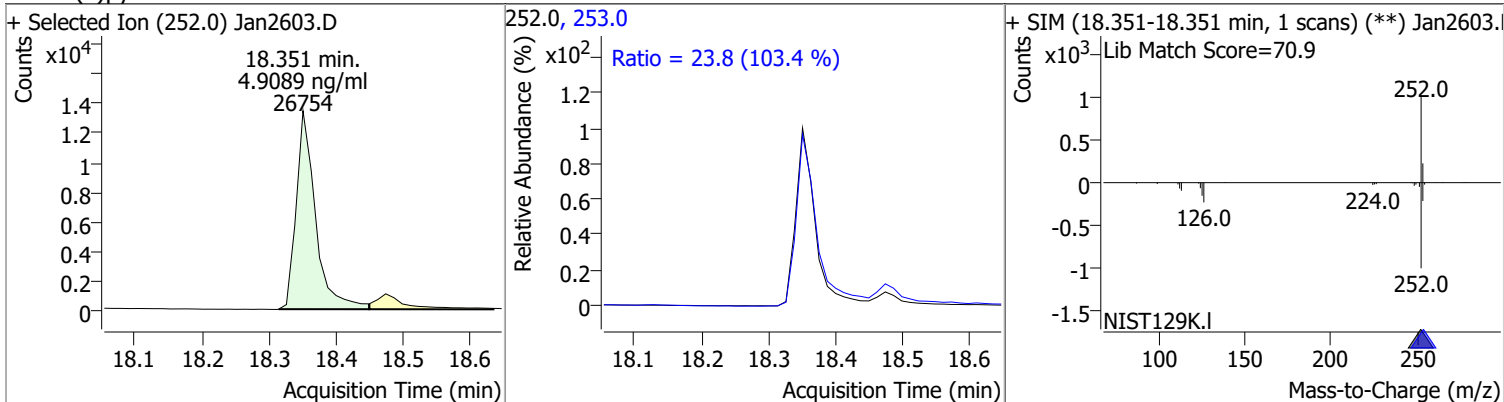
Compound	Conc.	RT	Dev(Min)	Resp.	QIon	QRatio	Lower	Upper
Benzo(b)fluoranthene	5.0766	17.71	0.00	33353	253.0	22.0	14.9	27.7



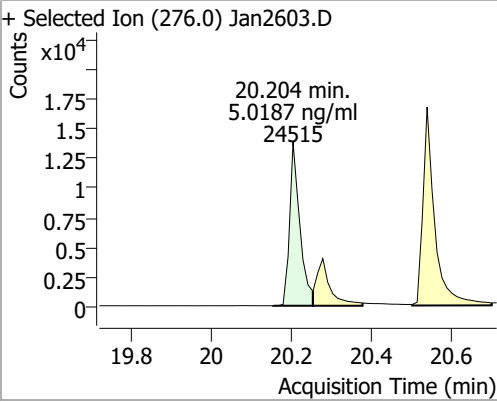
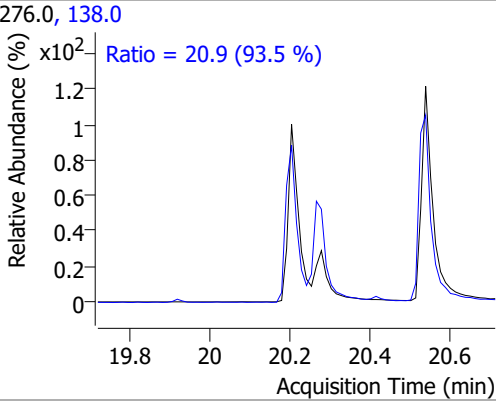
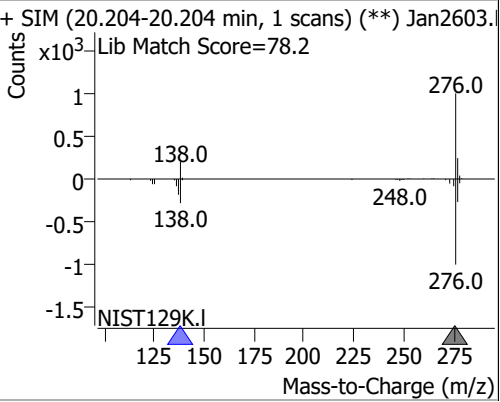
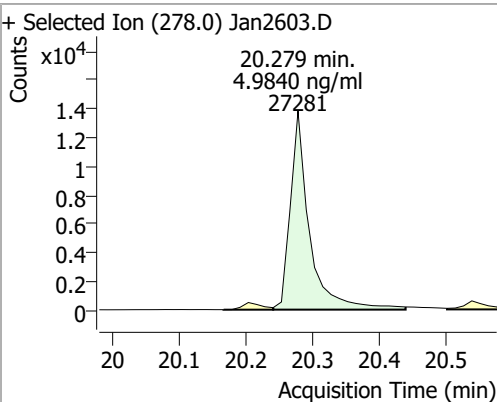
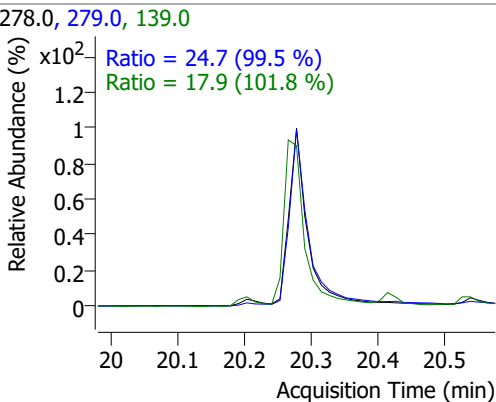
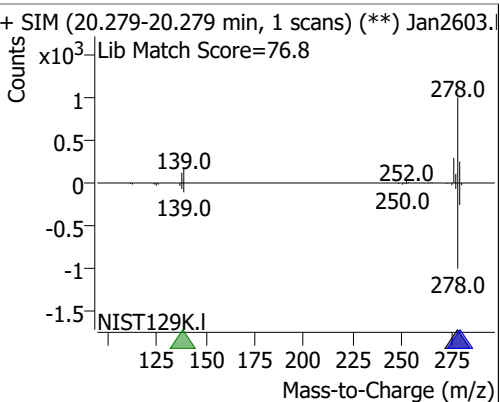
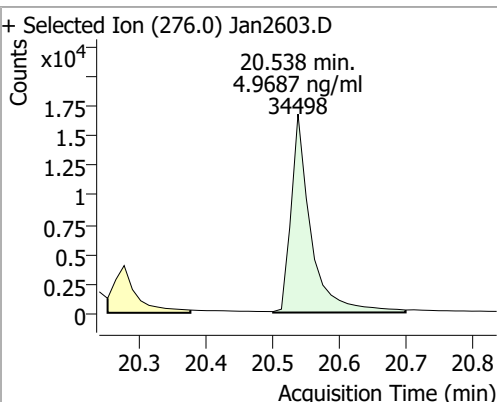
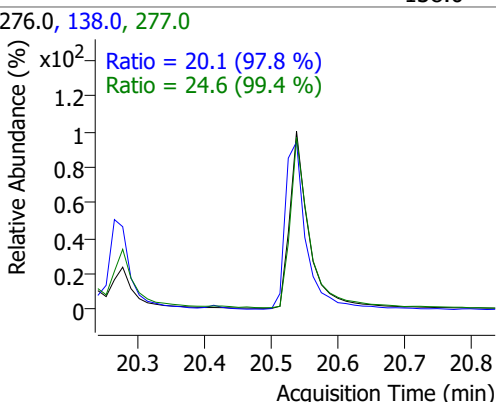
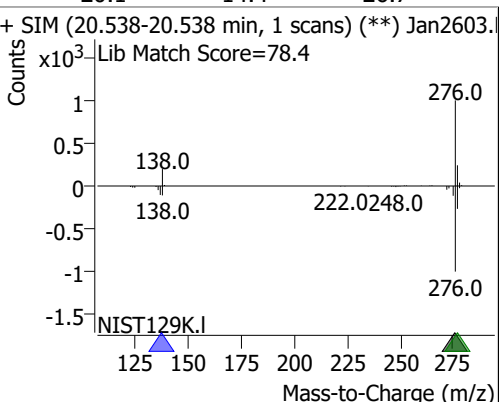
Compound	Conc.	RT	Dev(Min)	Resp.	QIon	QRatio	Lower	Upper
Benzo(k)fluoranthene	4.9027	17.77	0.00	37444	253.0	21.4	13.2	24.6



Compound	Conc.	RT	Dev(Min)	Resp.	QIon	QRatio	Lower	Upper
Benzo(a)pyrene	4.9089	18.35	0.00	26754	253.0	23.8	16.1	29.9



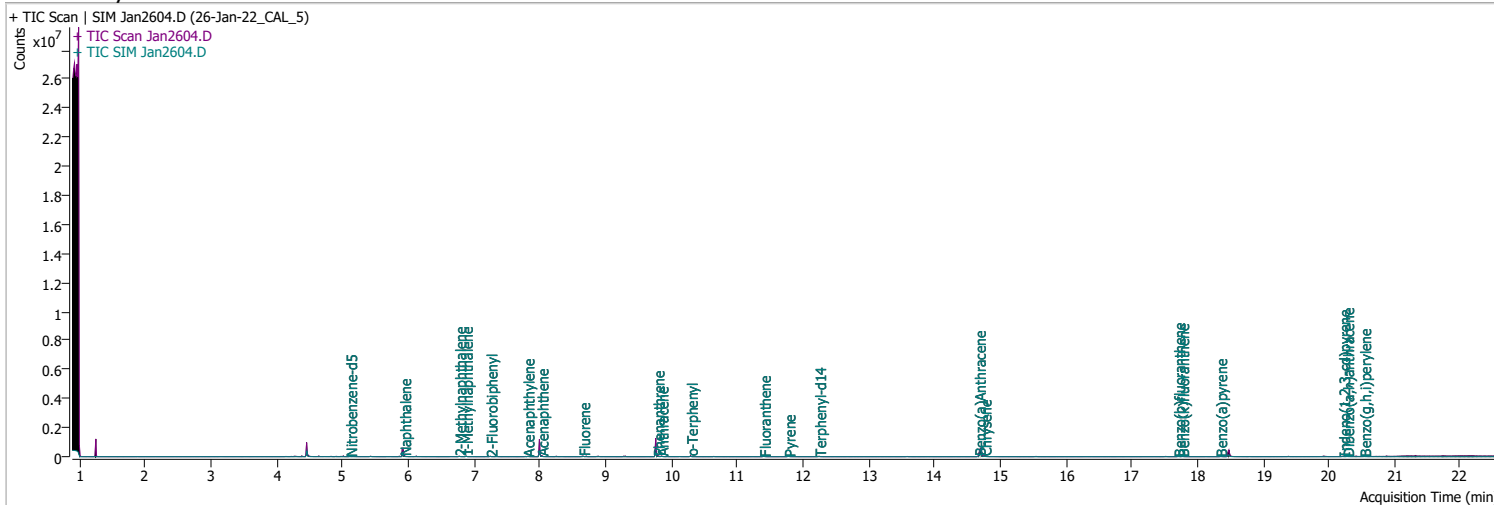
Quantitation Results Report (QT Reviewed)

Compound	Conc.	RT	Dev(Min)	Resp.	QIon	QRatio	Lower	Upper
Indeno(1,2,3-cd)pyrene	5.0187	20.20	-0.01	24515	138.0	20.9	15.7	29.1
<div style="display: flex; justify-content: space-between;"> <div style="width: 30%;"> <p>+ Selected Ion (276.0) Jan2603.D</p>  </div> <div style="width: 30%;"> <p>276.0, 138.0</p> <p>Ratio = 20.9 (93.5 %)</p>  </div> <div style="width: 30%;"> <p>+ SIM (20.204-20.204 min, 1 scans) (**) Jan2603.D</p> <p>Lib Match Score=78.2</p>  </div> </div>								
Dibenzo(a,h)anthracene	4.9840	20.28	0.00	27281	279.0	24.7	17.4	32.3
<div style="display: flex; justify-content: space-between;"> <div style="width: 30%;"> <p>+ Selected Ion (278.0) Jan2603.D</p>  </div> <div style="width: 30%;"> <p>278.0, 279.0, 139.0</p> <p>Ratio = 24.7 (99.5 %)</p> <p>Ratio = 17.9 (101.8 %)</p>  </div> <div style="width: 30%;"> <p>+ SIM (20.279-20.279 min, 1 scans) (**) Jan2603.D</p> <p>Lib Match Score=76.8</p>  </div> </div>								
Benzo(g,h,i)perylene	4.9687	20.54	0.00	34498	277.0	24.6	17.3	32.2
<div style="display: flex; justify-content: space-between;"> <div style="width: 30%;"> <p>+ Selected Ion (276.0) Jan2603.D</p>  </div> <div style="width: 30%;"> <p>276.0, 138.0, 277.0</p> <p>Ratio = 20.1 (97.8 %)</p> <p>Ratio = 24.6 (99.4 %)</p>  </div> <div style="width: 30%;"> <p>+ SIM (20.538-20.538 min, 1 scans) (**) Jan2603.D</p> <p>Lib Match Score=78.4</p>  </div> </div>								

Quantitation Results Report (QT Reviewed)

Data File	Jan2604.D	Operator	LIMS import
Acq. Method	5975BNASIM	Acq. Date-Time	1/26/2022 6:22:37 PM
Sample Name	26-Jan-22_CAL_5	Instrument	GCMS
Vial	4	Multiplier	1.00
DA Method File	012522 ban SIM 2.batch.bin	Comment	SVOC-8270-W-LLPAH
Tune File	dftppjph.u	Tune Date	
Batch Name	012622 bna SIM 1.batch.bin	Last Calib Update	1/27/2022 8:37:26 AM

Ref Library



Compound	RT	QIon	Resp.	Conc.	Units	Dev(Min)
Internal Standards						
M 1,4-Dichlorobenzene-d4	4.460	152.0	120793	40.0000	ng/ml	0.000
M Naphthalene-d8	5.916	136.0	216708	40.0000	ng/ml	0.000
M Acenaphthene-d10	8.001	164.0	141919	40.0000	ng/ml	0.000
M Phenanthrene-d10	9.768	188.0	305194	40.0000	ng/ml	0.000
M Chrysene-d12	14.702	240.0	240679	40.0000	ng/ml	0.000
M Perylene-d12	18.475	264.0	155689	40.0000	ng/ml	0.000
System Monitoring Compounds						
S Nitrobenzene-d5	5.118	82.0	4752	1.7855	ng/ml	0.000
Spiked Amount: 5.000	Range: 19.0 - 102.0%		Recovery = 35.71%			
S 2-Fluorobiphenyl	7.252	172.0	10896	1.9484	ng/ml	0.000
Spiked Amount: 5.000	Range: 25.0 - 94.0%		Recovery = 38.97%			
S o-Terphenyl	10.299	230.0	9371	2.0283	ng/ml	0.000
Spiked Amount: 5.000	Range: 40.0 - 140.0%		Recovery = 40.57%			
S Terphenyl-d14	12.251	244.0	8089	2.0350	ng/ml	0.000
Spiked Amount: 5.000	Range: 39.0 - 106.0%		Recovery = 40.70%			
Target Compounds						
T Naphthalene	5.941	128.0	11591	2.0685	ng/ml	100
T 2-Methylnaphthalene	6.777	141.0	7140	2.1088	ng/ml	100
T 1-Methylnaphthalene	6.877	141.0	7079	2.0639	ng/ml	m 100
T Acenaphthylene	7.814	152.0	13042	2.0304	ng/ml	100
T Acenaphthene	8.025	154.0	7782	1.8775	ng/ml	100
T Fluorene	8.661	166.0	10886	1.9505	ng/ml	100
T Phenanthrene	9.793	178.0	15947	2.0033	ng/ml	100
T Anthracene	9.854	178.0	14858	1.9408	ng/ml	100
T Fluoranthene	11.411	202.0	18556	1.9853	ng/ml	100
T Pyrene	11.781	202.0	20015	1.9923	ng/ml	100
T Benzo(a)Anthracene	14.677	228.0	13969	1.9971	ng/ml	100
T Chrysene	14.764	228.0	19145	2.0096	ng/ml	100
T Benzo(b)fluoranthene	17.709	252.0	11665	1.9514	ng/ml	100

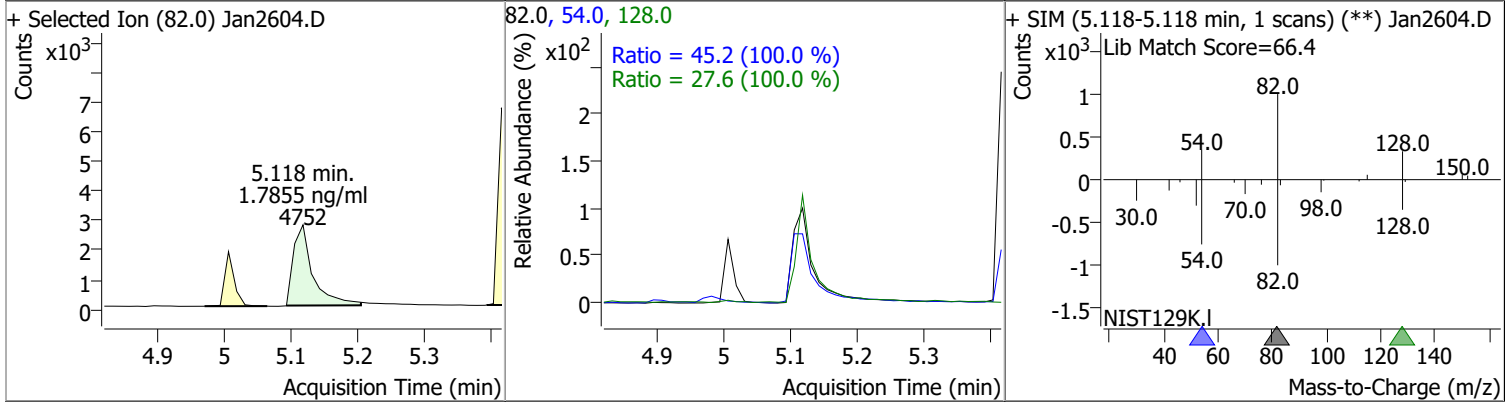
Quantitation Results Report (QT Reviewed)

Compound	RT	QIon	Resp.	Conc.	Units	Dev(Min)
T Benzo(k)fluoranthene	17.770	252.0	15008	2.0386	ng/ml	100
T Benzo(a)pyrene	18.351	252.0	10017	1.9935	ng/ml	100
T Indeno(1,2,3-cd)pyrene	20.217	276.0	8723	1.9586	ng/ml	100
T Dibenzo(a,h)anthracene	20.279	278.0	10320	1.9839	ng/ml	100
T Benzo(g,h,i)perylene	20.538	276.0	13028	1.9718	ng/ml	100

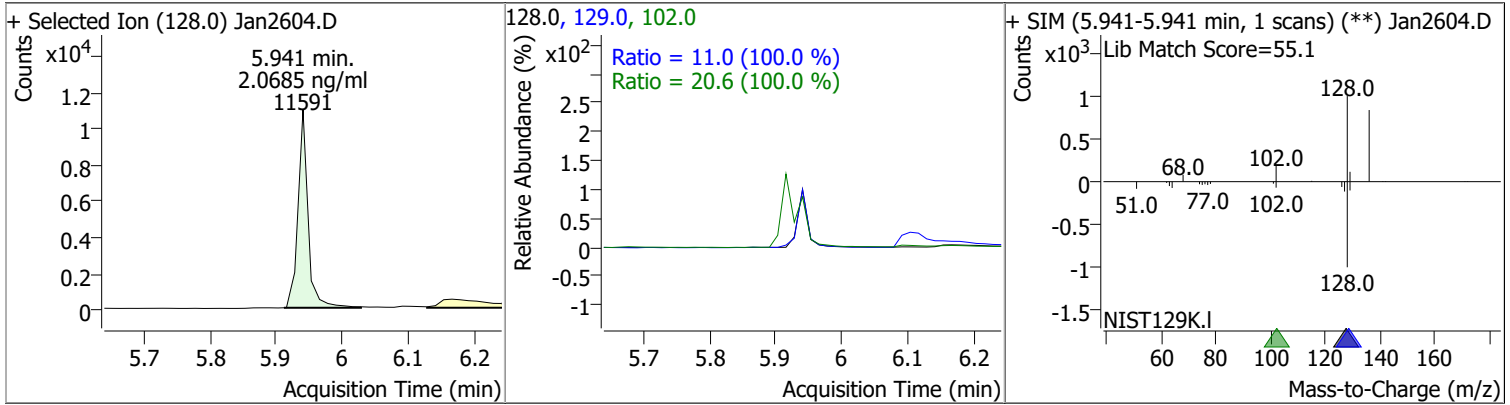
(#) = Qualifier Out of Range; (m) = Manual Integration; (+) = Area Summed; (*) = Surrogate Percent Recovery Out of Range; (d): Zeroed Peak

Quantitation Results Report (QT Reviewed)

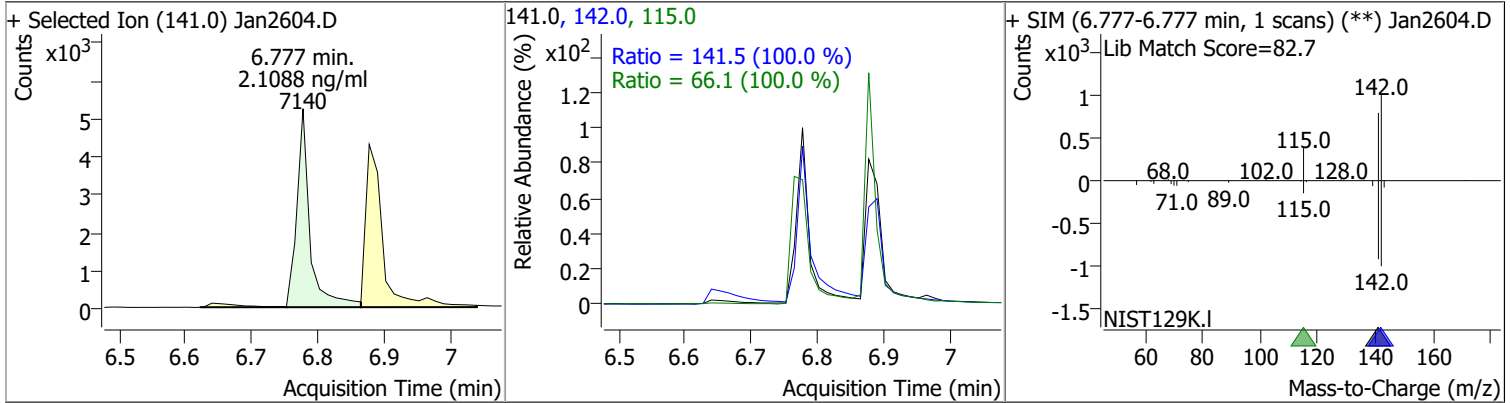
Compound	Conc.	RT	Dev(Min)	Resp.	QIon	QRatio	Lower	Upper
Nitrobenzene-d5	1.7855	5.12	0.00	4752	54.0	45.2	31.6	58.8
					128.0	27.6	19.3	35.9



Compound	Conc.	RT	Dev(Min)	Resp.	QIon	QRatio	Lower	Upper
Naphthalene	2.0685	5.94	0.00	11591	102.0	20.6	0.0	61.8
					129.0	11.0	7.7	14.3

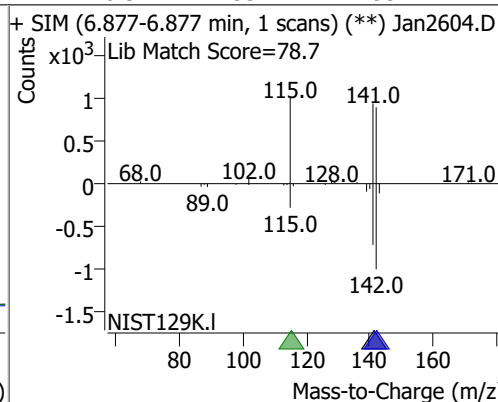
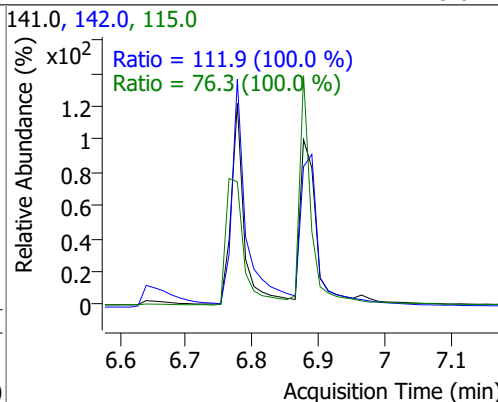
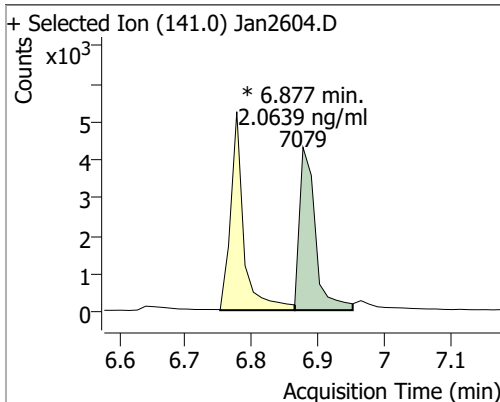


Compound	Conc.	RT	Dev(Min)	Resp.	QIon	QRatio	Lower	Upper
2-Methylnaphthalene	2.1088	6.78	0.00	7140	142.0	141.5	99.1	184.0
					115.0	66.1	46.3	86.0

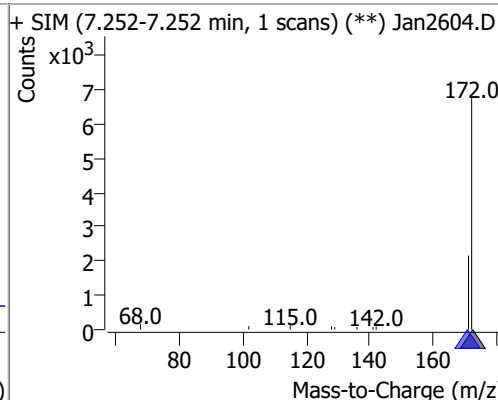
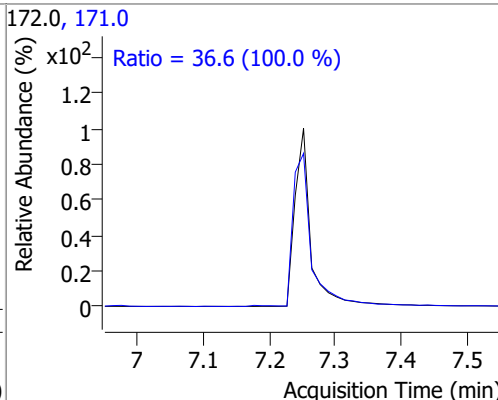
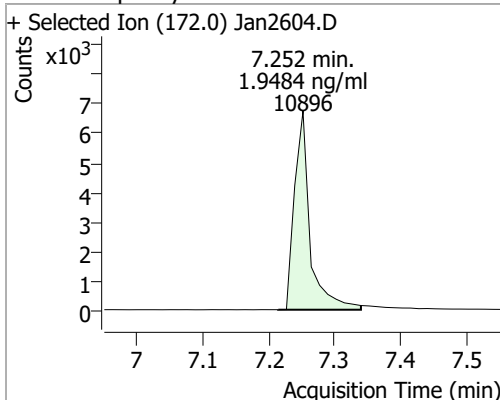


Quantitation Results Report (QT Reviewed)

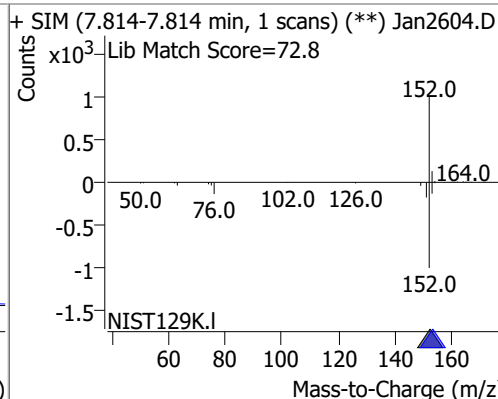
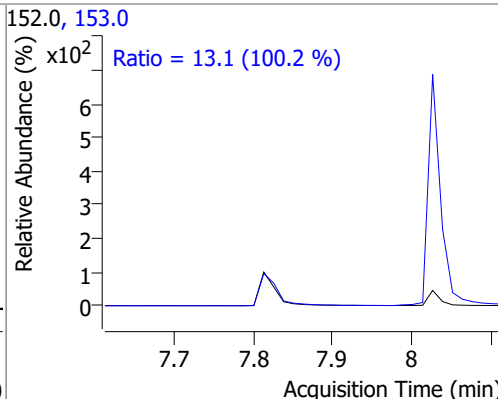
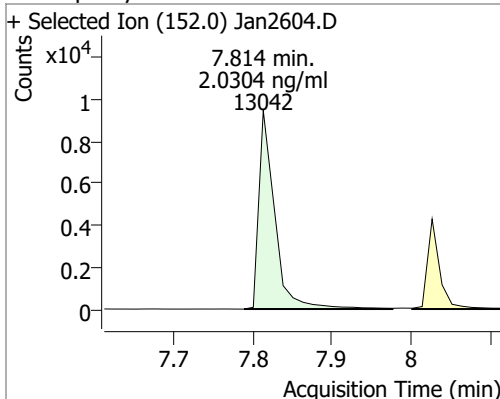
Compound	Conc.	RT	Dev(Min)	Resp.	QIon	QRatio	Lower	Upper
1-Methylnaphthalene	2.0639	6.88	0.00	7079 (m)	142.0 115.0	111.9 76.3	78.3 53.4	145.5 99.2



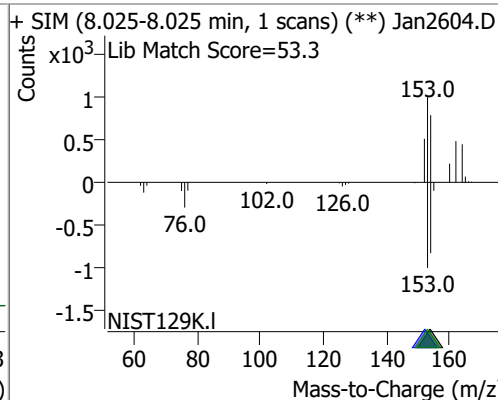
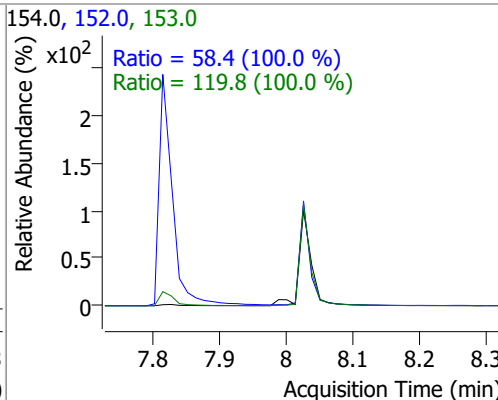
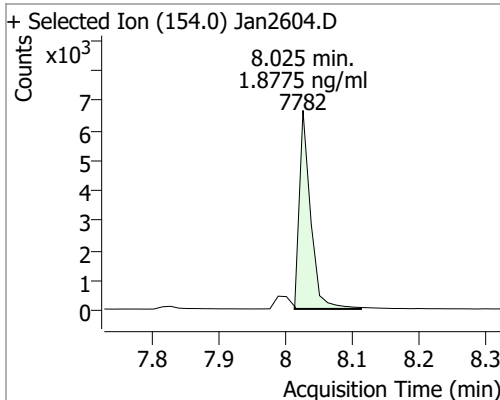
Compound	Conc.	RT	Dev(Min)	Resp.	QIon	QRatio	Lower	Upper
2-Fluorobiphenyl	1.9484	7.25	0.00	10896	171.0	36.6	25.6	47.6



Compound	Conc.	RT	Dev(Min)	Resp.	QIon	QRatio	Lower	Upper
Acenaphthylene	2.0304	7.81	0.00	13042	153.0	13.1	9.1	17.0

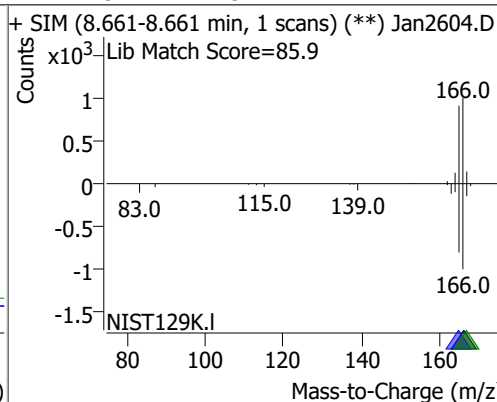
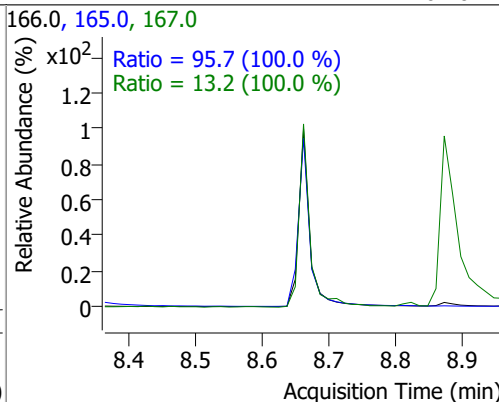
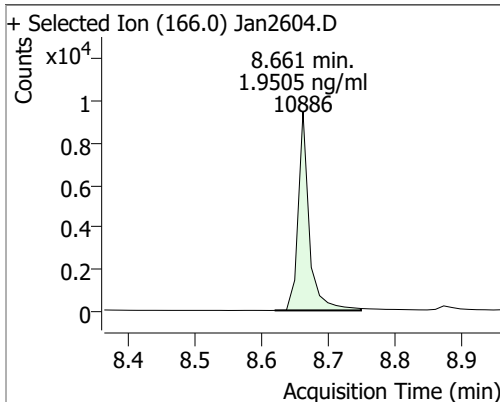


Compound	Conc.	RT	Dev(Min)	Resp.	QIon	QRatio	Lower	Upper
Acenaphthene	1.8775	8.03	0.00	7782	153.0 152.0	119.8 58.4	83.9 40.9	155.8 76.0

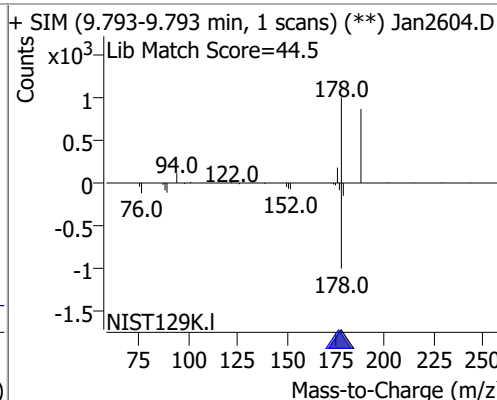
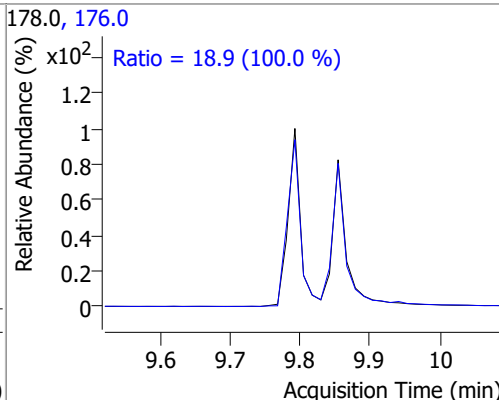
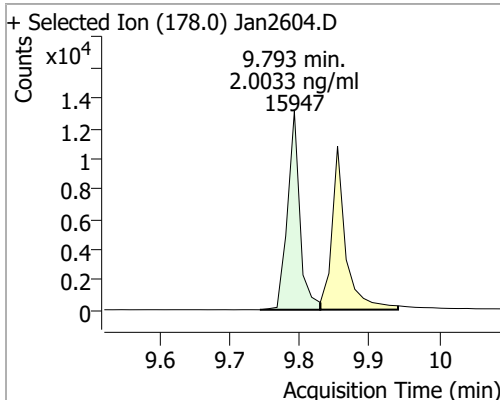


Quantitation Results Report (QT Reviewed)

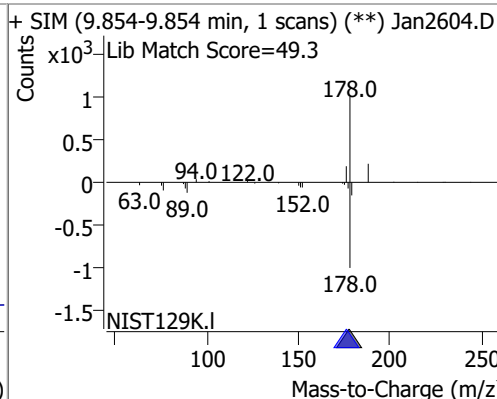
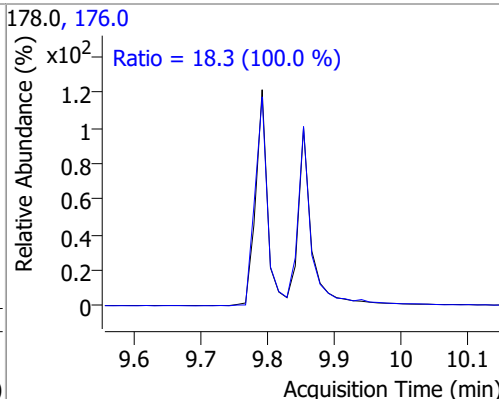
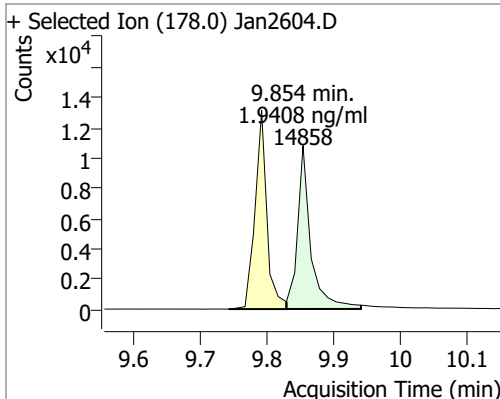
Compound	Conc.	RT	Dev(Min)	Resp.	QIon	QRatio	Lower	Upper
Fluorene	1.9505	8.66	0.00	10886	165.0	95.7	67.0	124.5
					167.0	13.2	9.2	17.1



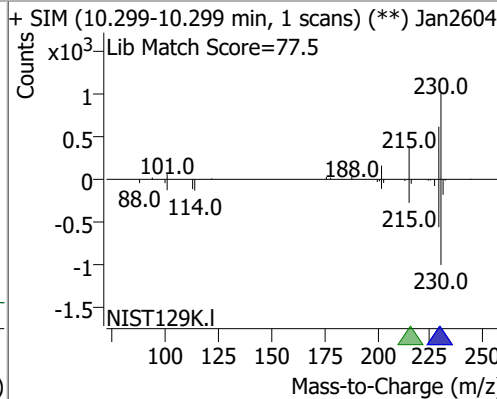
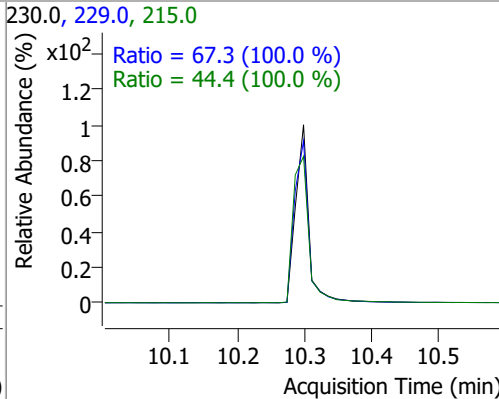
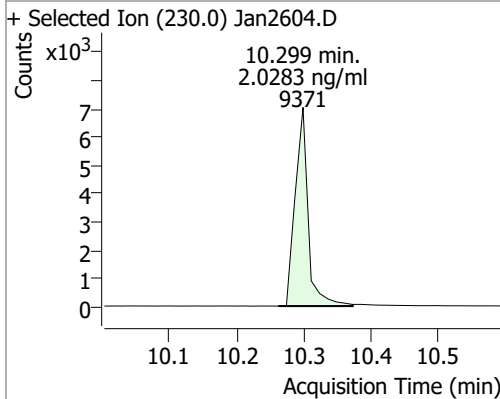
Compound	Conc.	RT	Dev(Min)	Resp.	QIon	QRatio	Lower	Upper
Phenanthrene	2.0033	9.79	0.00	15947	176.0	18.9	13.2	24.6
					178.0	18.9	13.2	24.6



Compound	Conc.	RT	Dev(Min)	Resp.	QIon	QRatio	Lower	Upper
Anthracene	1.9408	9.85	0.00	14858	176.0	18.3	12.8	23.8
					178.0	18.3	12.8	23.8

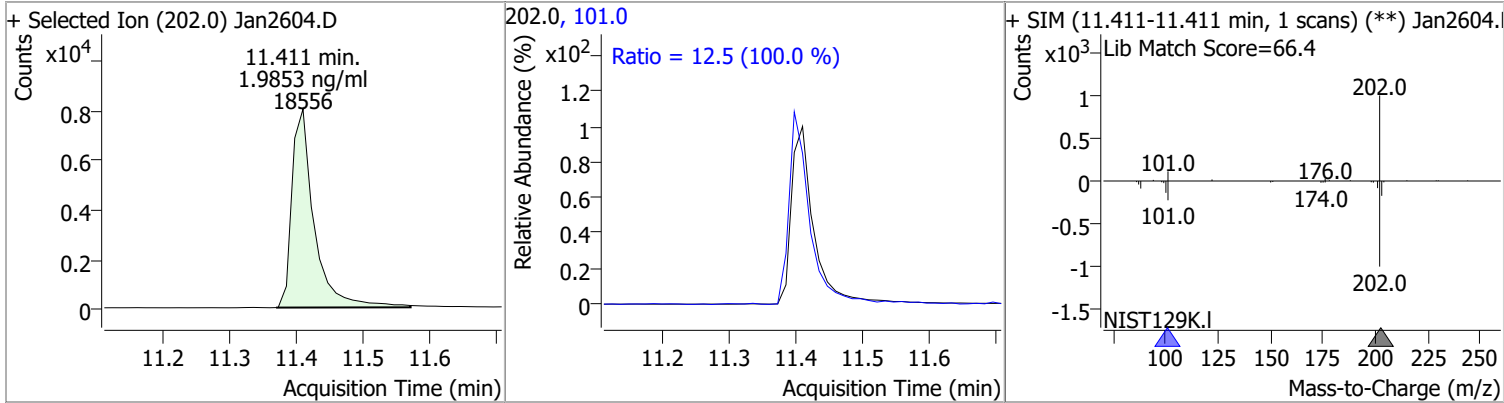


Compound	Conc.	RT	Dev(Min)	Resp.	QIon	QRatio	Lower	Upper
o-Terphenyl	2.0283	10.30	0.00	9371	229.0	67.3	47.1	87.5
					215.0	44.4	31.1	57.7
					230.0	67.3	47.1	87.5

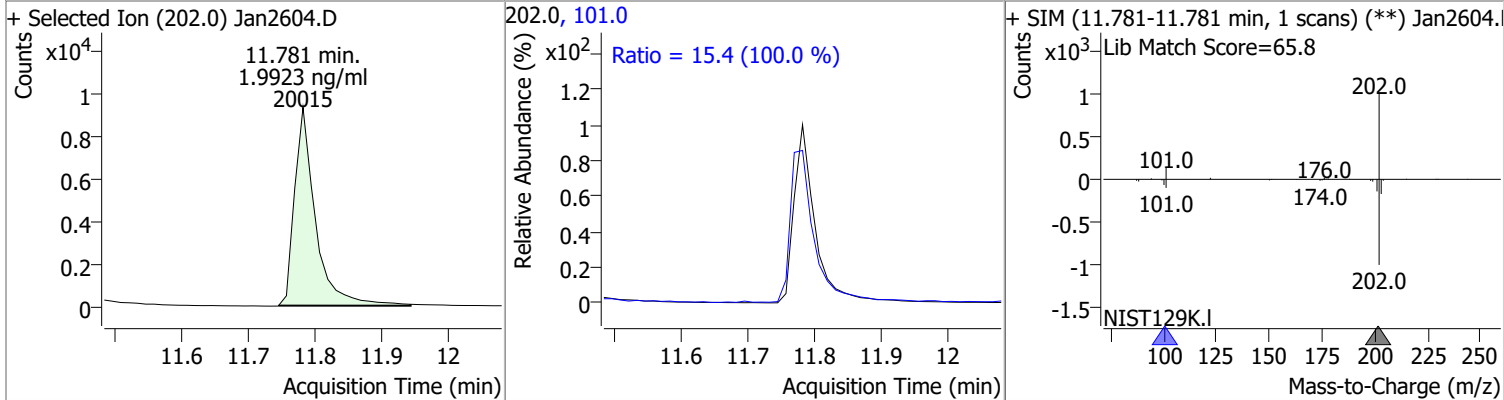


Quantitation Results Report (QT Reviewed)

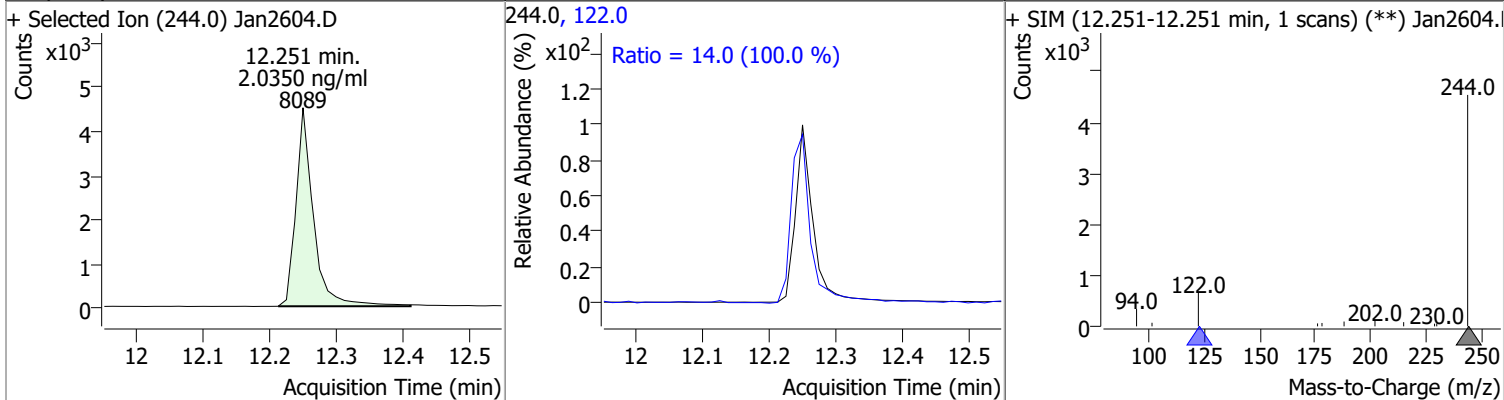
Compound	Conc.	RT	Dev(Min)	Resp.	QIon	QRatio	Lower	Upper
Fluoranthene	1.9853	11.41	0.00	18556	101.0	12.5	8.8	16.3



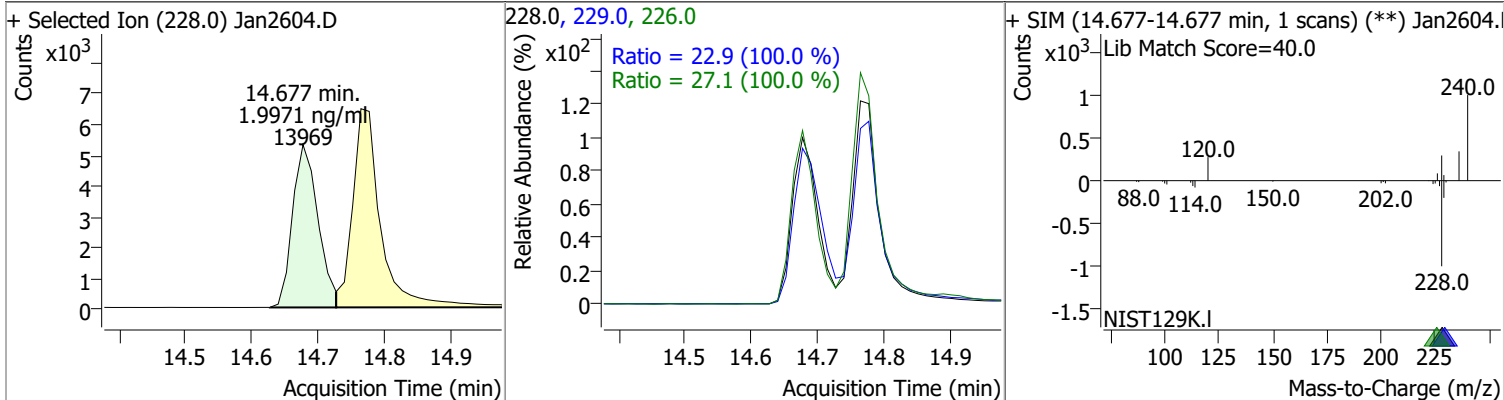
Compound	Conc.	RT	Dev(Min)	Resp.	QIon	QRatio	Lower	Upper
Pyrene	1.9923	11.78	0.00	20015	101.0	15.4	10.8	20.0



Compound	Conc.	RT	Dev(Min)	Resp.	QIon	QRatio	Lower	Upper
Terphenyl-d14	2.0350	12.25	0.00	8089	122.0	14.0	9.8	18.2

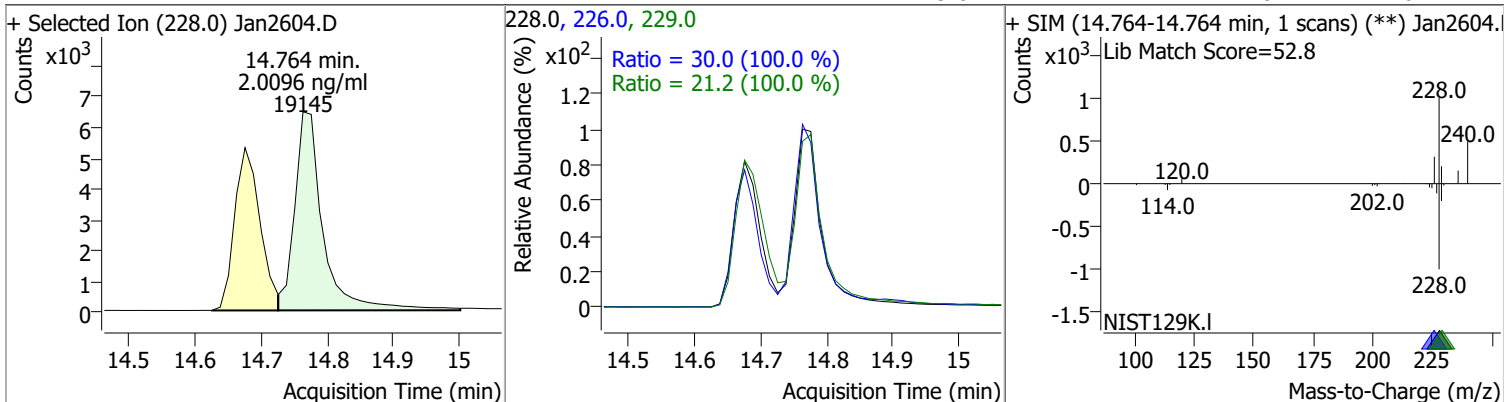


Compound	Conc.	RT	Dev(Min)	Resp.	QIon	QRatio	Lower	Upper
Benzo(a)Anthracene	1.9971	14.68	0.00	13969	226.0 229.0	27.1 22.9	19.0 16.0	35.2 29.7

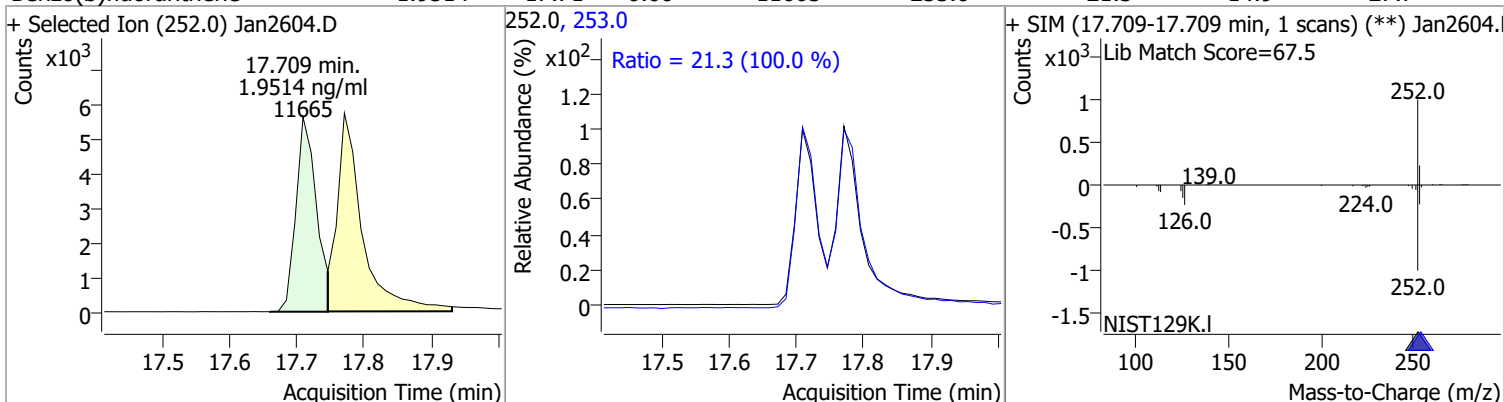


Quantitation Results Report (QT Reviewed)

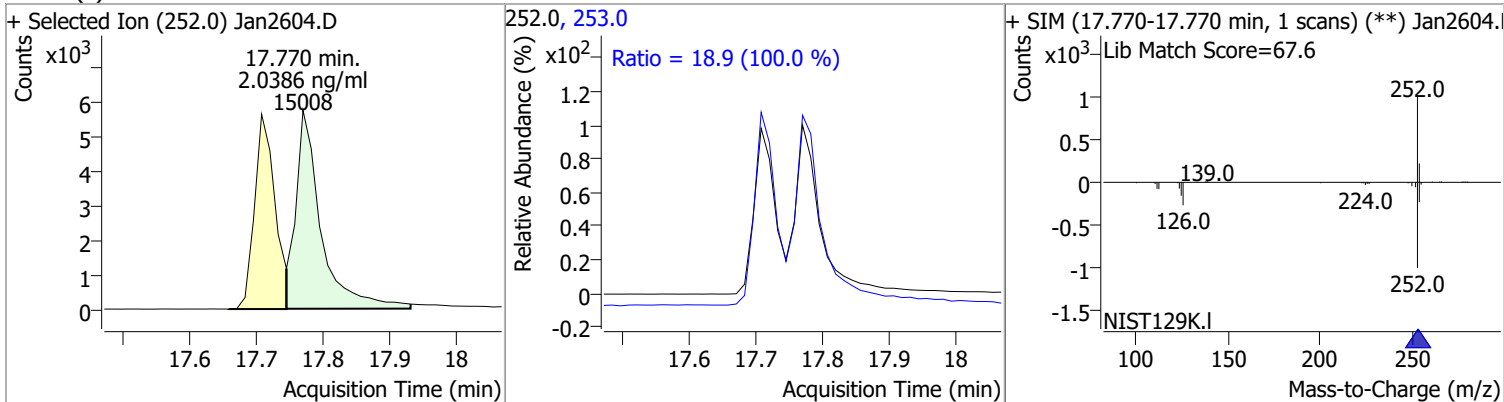
Compound	Conc.	RT	Dev(Min)	Resp.	QIon	QRatio	Lower	Upper
Chrysene	2.0096	14.76	0.00	19145	226.0 229.0	30.0 21.2	21.0 14.8	39.1 27.6



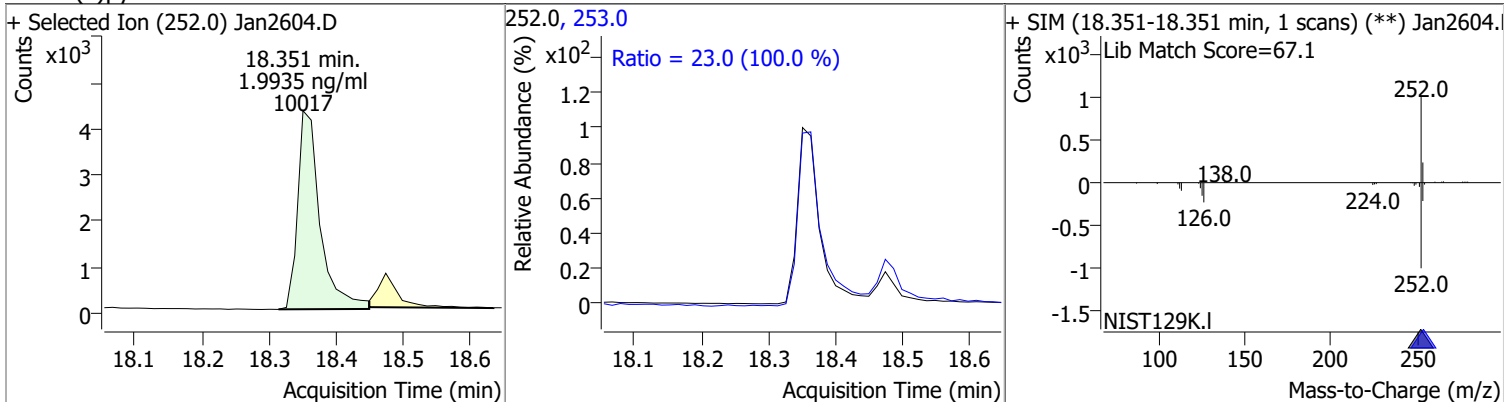
Compound	Conc.	RT	Dev(Min)	Resp.	QIon	QRatio	Lower	Upper
Benzo(b)fluoranthene	1.9514	17.71	0.00	11665	253.0	21.3	14.9	27.7



Compound	Conc.	RT	Dev(Min)	Resp.	QIon	QRatio	Lower	Upper
Benzo(k)fluoranthene	2.0386	17.77	0.00	15008	253.0	18.9	13.2	24.6



Compound	Conc.	RT	Dev(Min)	Resp.	QIon	QRatio	Lower	Upper
Benzo(a)pyrene	1.9935	18.35	0.00	10017	253.0	23.0	16.1	29.9



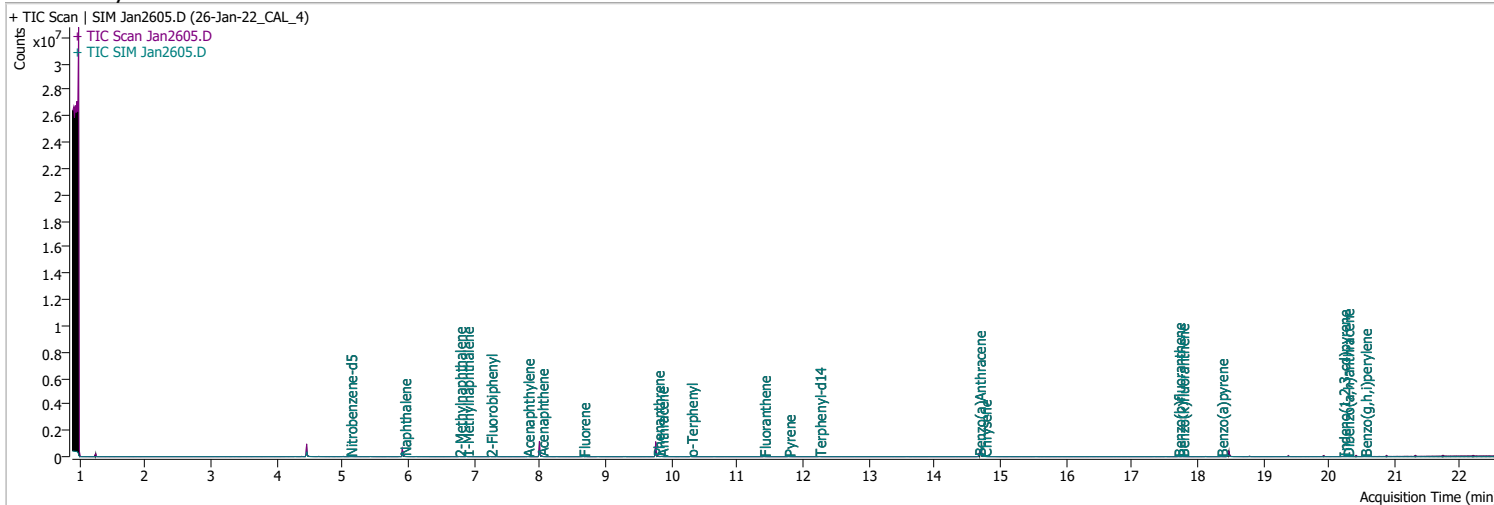
Quantitation Results Report (QT Reviewed)

Compound	Conc.	RT	Dev(Min)	Resp.	QIon	QRatio	Lower	Upper
Indeno(1,2,3-cd)pyrene	1.9586	20.22	0.00	8723	138.0	22.4	15.7	29.1
<div style="display: flex; justify-content: space-between;"> <div style="width: 30%;"> <p>+ Selected Ion (276.0) Jan2604.D</p> </div> <div style="width: 30%;"> <p>276.0, 138.0</p> <p style="color: blue;">Ratio = 22.4 (100.0 %)</p> </div> <div style="width: 30%;"> <p>+ SIM (20.217-20.217 min, 1 scans) (**) Jan2604.I</p> <p>Lib Match Score=74.7</p> </div> </div>								
Dibenzo(a,h)anthracene	1.9839	20.28	0.00	10320	279.0	24.9	17.4	32.3
<div style="display: flex; justify-content: space-between;"> <div style="width: 30%;"> <p>+ Selected Ion (278.0) Jan2604.D</p> </div> <div style="width: 30%;"> <p>278.0, 279.0, 139.0</p> <p style="color: blue;">Ratio = 24.9 (100.0 %)</p> <p style="color: green;">Ratio = 17.5 (100.0 %)</p> </div> <div style="width: 30%;"> <p>+ SIM (20.279-20.279 min, 1 scans) (**) Jan2604.I</p> <p>Lib Match Score=74.6</p> </div> </div>								
Benzo(g,h,i)perylene	1.9718	20.54	0.00	13028	277.0	24.8	17.3	32.2
<div style="display: flex; justify-content: space-between;"> <div style="width: 30%;"> <p>+ Selected Ion (276.0) Jan2604.D</p> </div> <div style="width: 30%;"> <p>276.0, 138.0, 277.0</p> <p style="color: blue;">Ratio = 20.5 (100.0 %)</p> <p style="color: green;">Ratio = 24.8 (100.0 %)</p> </div> <div style="width: 30%;"> <p>+ SIM (20.538-20.538 min, 1 scans) (**) Jan2604.I</p> <p>Lib Match Score=75.0</p> </div> </div>								

Quantitation Results Report (QT Reviewed)

Data File	Jan2605.D	Operator	LIMS import
Acq. Method	5975BNASIM	Acq. Date-Time	1/26/2022 6:55:13 PM
Sample Name	26-Jan-22_CAL_4	Instrument	GCMS
Vial	5	Multiplier	1.00
DA Method File	012522 ban SIM 2.batch.bin	Comment	SVOC-8270-W-LLPAH
Tune File	dftppjph.u	Tune Date	
Batch Name	012622 bna SIM 1.batch.bin	Last Calib Update	1/27/2022 8:37:26 AM

Ref Library



Compound	RT	QIon	Resp.	Conc.	Units	Dev(Min)
Internal Standards						
M 1,4-Dichlorobenzene-d4	4.459	152.0	118804	40.0000	ng/ml	0.000
M Naphthalene-d8	5.916	136.0	206930	40.0000	ng/ml	0.000
M Acenaphthene-d10	8.000	164.0	133588	40.0000	ng/ml	0.000
M Phenanthrene-d10	9.768	188.0	297219	40.0000	ng/ml	0.000
M Chrysene-d12	14.701	240.0	230359	40.0000	ng/ml	0.000
M Perylene-d12	18.474	264.0	149526	40.0000	ng/ml	0.000
System Monitoring Compounds						
S Nitrobenzene-d5	5.118	82.0	2239	0.9015	ng/ml	0.000
Spiked Amount: 5.000	Range: 19.0 - 102.0%			Recovery = 18.03%	*	
S 2-Fluorobiphenyl	7.252	172.0	5663	1.0598	ng/ml	0.000
Spiked Amount: 5.000	Range: 25.0 - 94.0%			Recovery = 21.20%	*	
S o-Terphenyl	10.299	230.0	4670	1.0184	ng/ml	0.000
Spiked Amount: 5.000	Range: 40.0 - 140.0%			Recovery = 20.37%	*	
S Terphenyl-d14	12.251	244.0	4066	1.0414	ng/ml	0.000
Spiked Amount: 5.000	Range: 39.0 - 106.0%			Recovery = 20.83%	*	
Target Compounds						
T Naphthalene	5.941	128.0	5832	1.0716	ng/ml	98
T 2-Methylnaphthalene	6.777	141.0	3287	0.9978	ng/ml	94
T 1-Methylnaphthalene	6.890	141.0	3477	1.0393	ng/ml	96
T Acenaphthylene	7.813	152.0	6647	1.0895	ng/ml	99
T Acenaphthene	8.025	154.0	4165	1.0357	ng/ml	100
T Fluorene	8.661	166.0	5754	1.0725	ng/ml	100
T Phenanthrene	9.793	178.0	8253	1.0374	ng/ml	100
T Anthracene	9.854	178.0	7520	0.9692	ng/ml	99
T Fluoranthene	11.411	202.0	9437	1.0200	ng/ml	98
T Pyrene	11.781	202.0	10476	1.0774	ng/ml	98
T Benzo(a)Anthracene	14.677	228.0	7611	1.0591	ng/ml	97
T Chrysene	14.764	228.0	9630	1.0232	ng/ml	98
T Benzo(b)fluoranthene	17.708	252.0	5811	1.0199	ng/ml	100

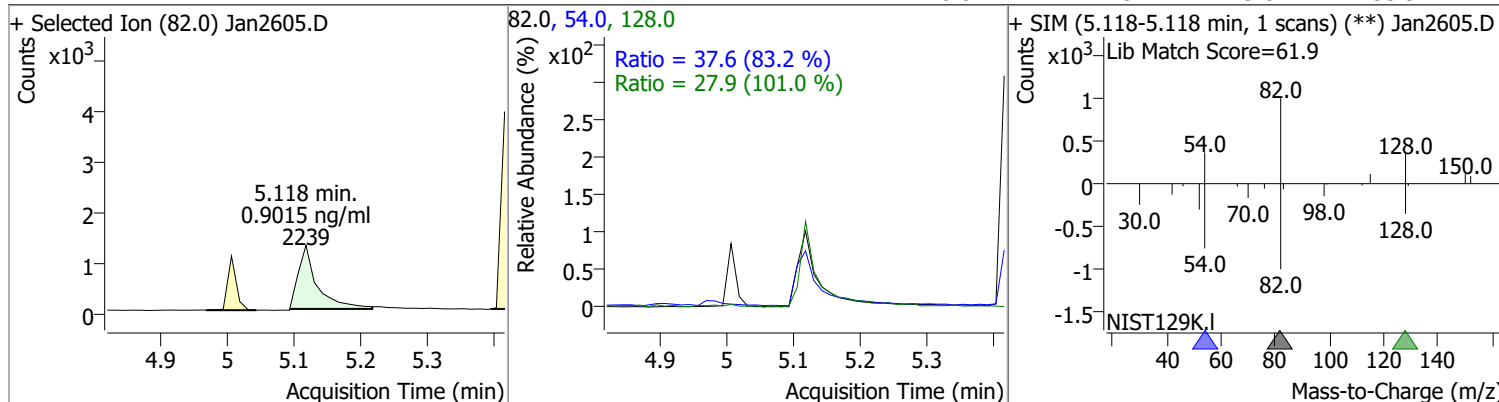
Quantitation Results Report (QT Reviewed)

Compound	RT	QIon	Resp.	Conc.	Units	Dev(Min)
T Benzo(k)fluoranthene	17.770	252.0	7708	1.0725	ng/ml	93
T Benzo(a)pyrene	18.363	252.0	5104	1.0626	ng/ml	98
T Indeno(1,2,3-cd)pyrene	20.217	276.0	4344	1.0219	ng/ml	98
T Dibenzo(a,h)anthracene	20.278	278.0	5183	1.0277	ng/ml	99
T Benzo(g,h,i)perylene	20.550	276.0	6666	1.0399	ng/ml	97

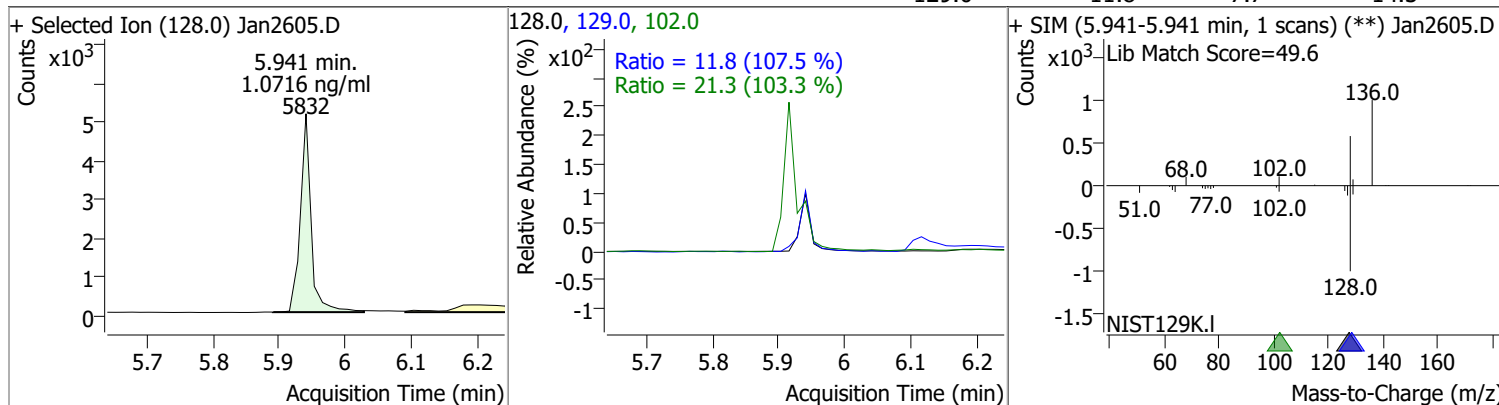
(#) = Qualifier Out of Range; (m) = Manual Integration; (+) = Area Summed; (*) = Surrogate Percent Recovery Out of Range; (d): Zeroed Peak

Quantitation Results Report (QT Reviewed)

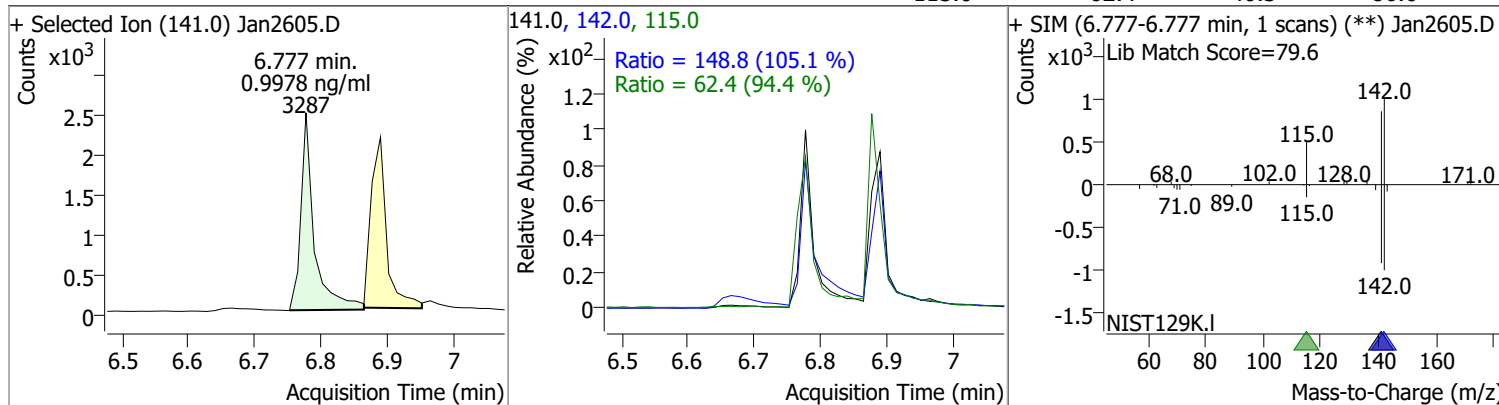
Compound	Conc.	RT	Dev(Min)	Resp.	QIon	QRatio	Lower	Upper
Nitrobenzene-d5	0.9015	5.12	0.00	2239	54.0	37.6	31.6	58.8
					128.0	27.9	19.3	35.9



Compound	Conc.	RT	Dev(Min)	Resp.	QIon	QRatio	Lower	Upper
Naphthalene	1.0716	5.94	0.00	5832	102.0	21.3	0.0	61.8
					129.0	11.8	7.7	14.3

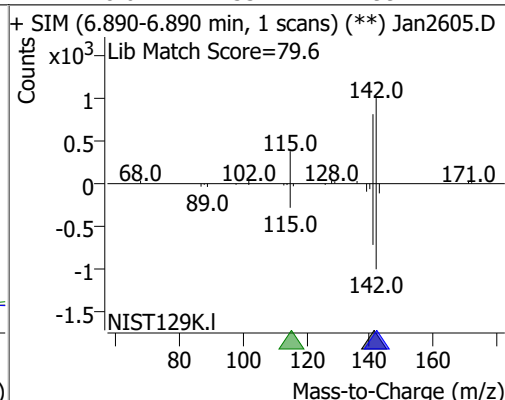
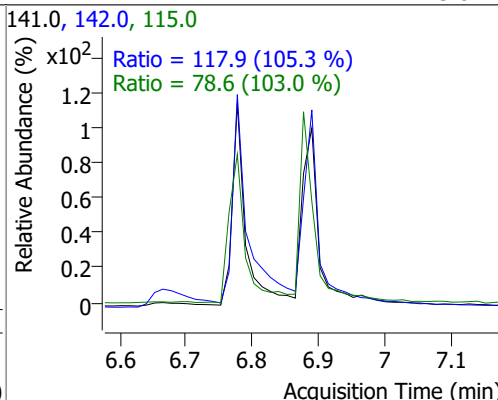
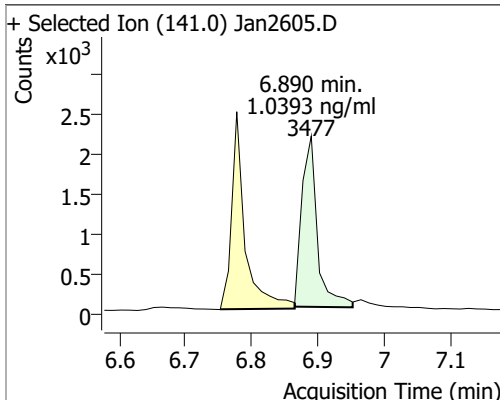


Compound	Conc.	RT	Dev(Min)	Resp.	QIon	QRatio	Lower	Upper
2-Methylnaphthalene	0.9978	6.78	0.00	3287	142.0	148.8	99.1	184.0
					115.0	62.4	46.3	86.0

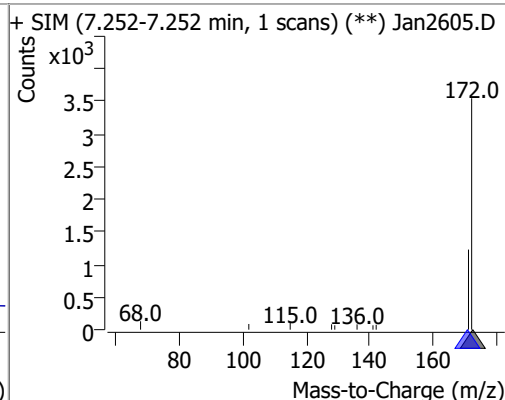
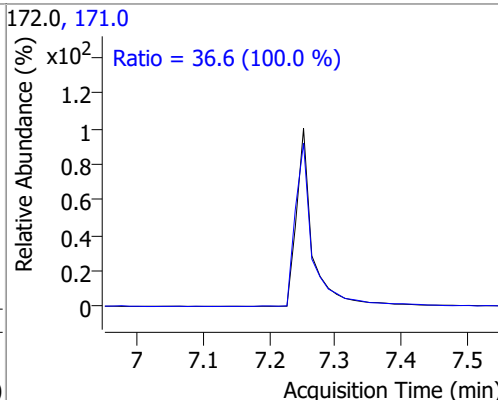
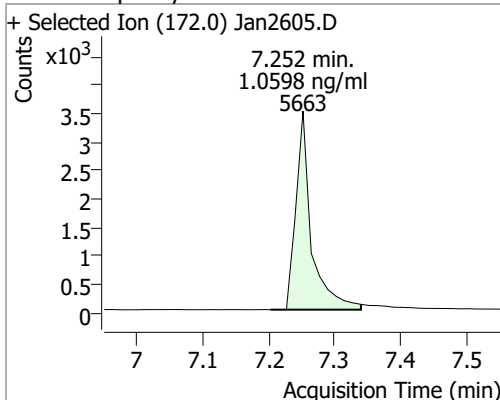


Quantitation Results Report (QT Reviewed)

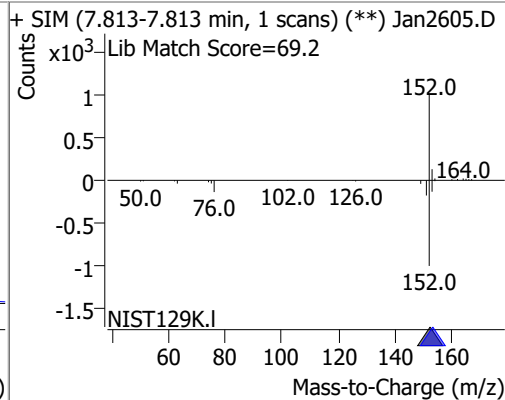
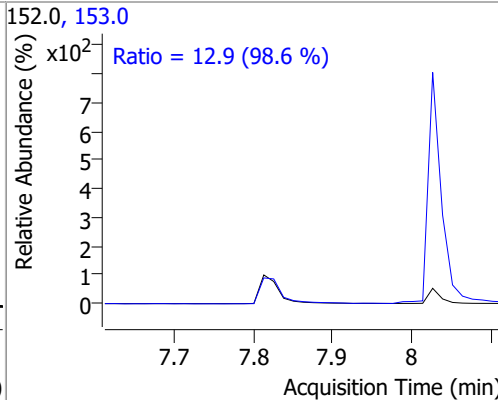
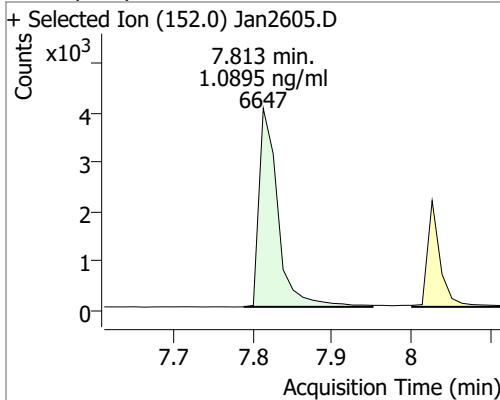
Compound	Conc.	RT	Dev(Min)	Resp.	QIon	QRatio	Lower	Upper
1-Methylnaphthalene	1.0393	6.89	0.01	3477	142.0	117.9	78.3	145.5
					115.0	78.6	53.4	99.2



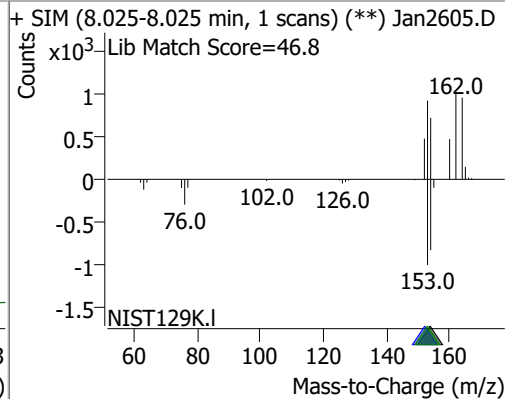
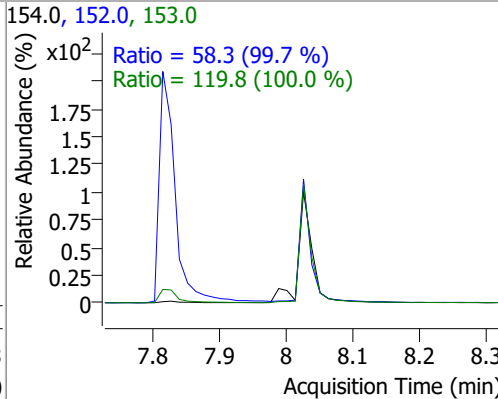
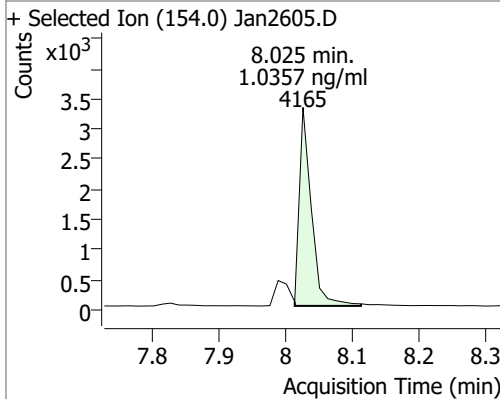
Compound	Conc.	RT	Dev(Min)	Resp.	QIon	QRatio	Lower	Upper
2-Fluorobiphenyl	1.0598	7.25	0.00	5663	171.0	36.6	25.6	47.6



Compound	Conc.	RT	Dev(Min)	Resp.	QIon	QRatio	Lower	Upper
Acenaphthylene	1.0895	7.81	0.00	6647	153.0	12.9	9.1	17.0

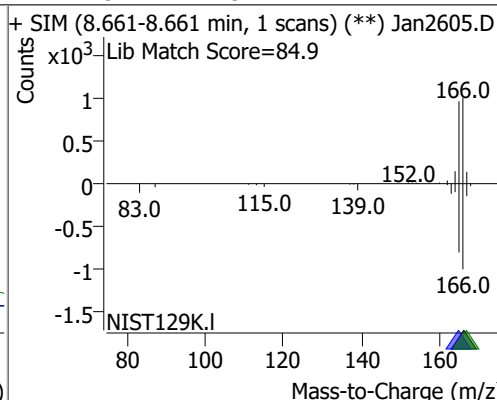
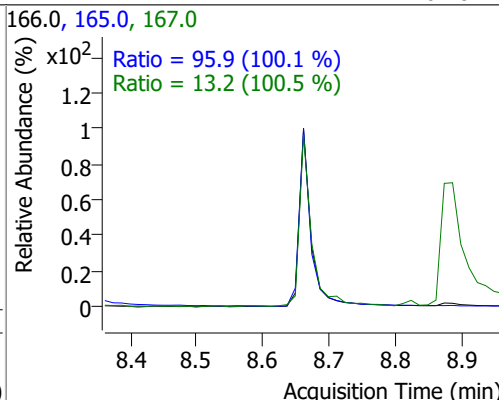
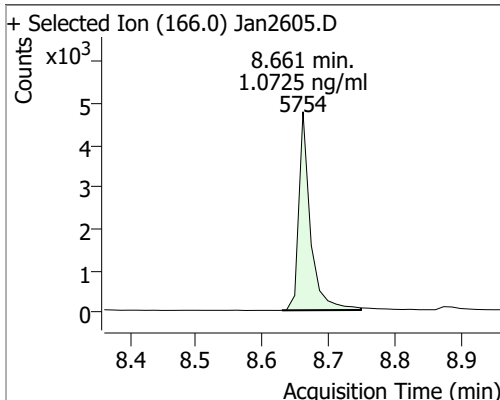


Compound	Conc.	RT	Dev(Min)	Resp.	QIon	QRatio	Lower	Upper
Acenaphthene	1.0357	8.03	0.00	4165	153.0	119.8	83.9	155.8
					152.0	58.3	40.9	76.0

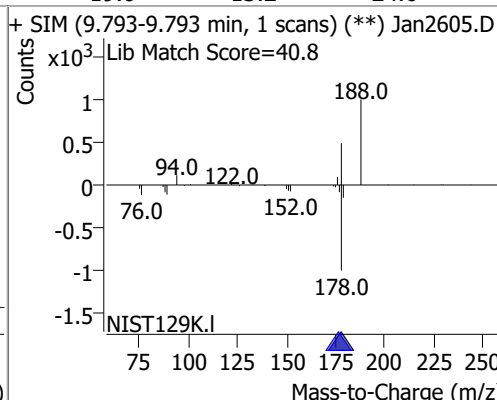
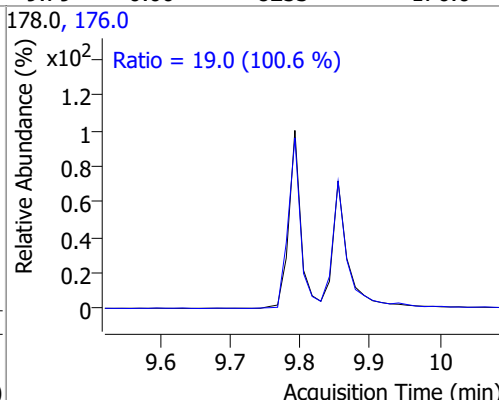
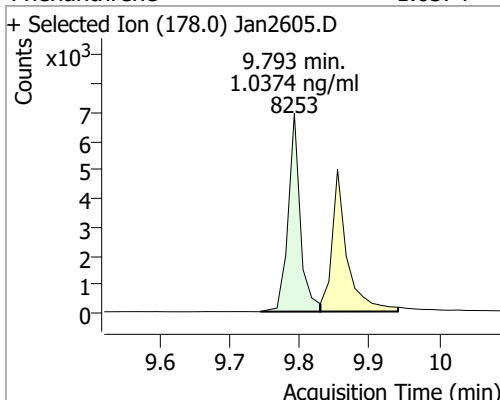


Quantitation Results Report (QT Reviewed)

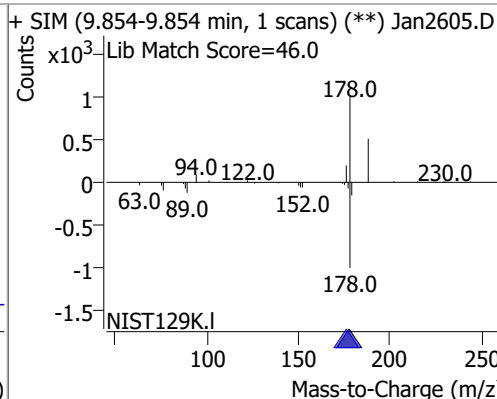
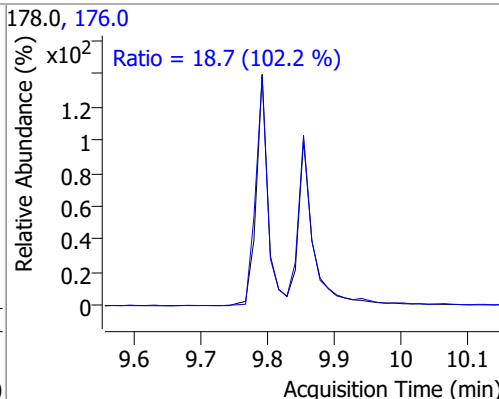
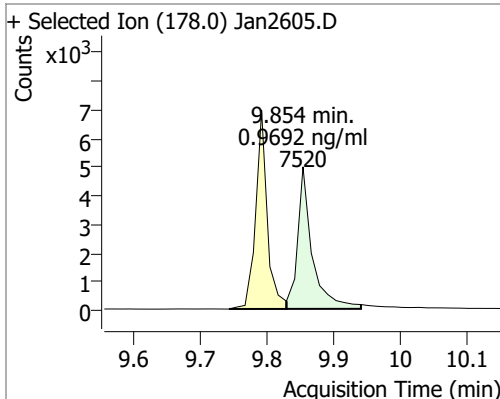
Compound	Conc.	RT	Dev(Min)	Resp.	QIon	QRatio	Lower	Upper
Fluorene	1.0725	8.66	0.00	5754	165.0	95.9	67.0	124.5
					167.0	13.2	9.2	17.1



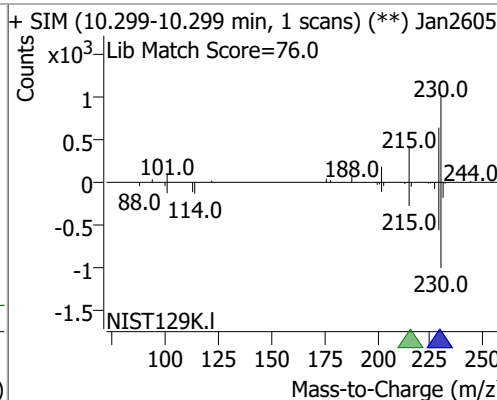
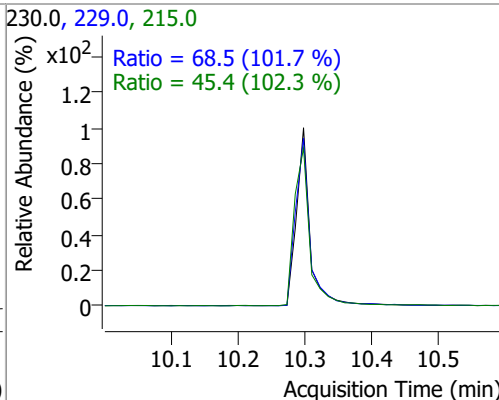
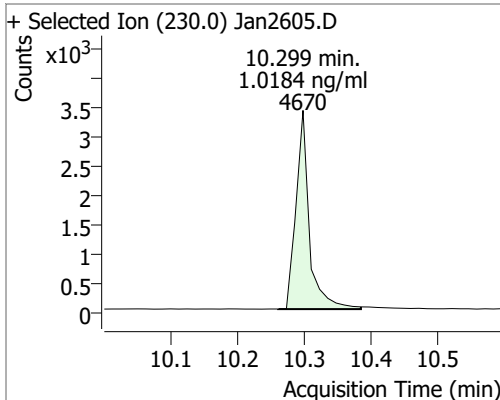
Compound	Conc.	RT	Dev(Min)	Resp.	QIon	QRatio	Lower	Upper
Phenanthrene	1.0374	9.79	0.00	8253	176.0	19.0	13.2	24.6
					178.0	19.0	13.2	24.6



Compound	Conc.	RT	Dev(Min)	Resp.	QIon	QRatio	Lower	Upper
Anthracene	0.9692	9.85	0.00	7520	176.0	18.7	12.8	23.8
					178.0	18.7	12.8	23.8

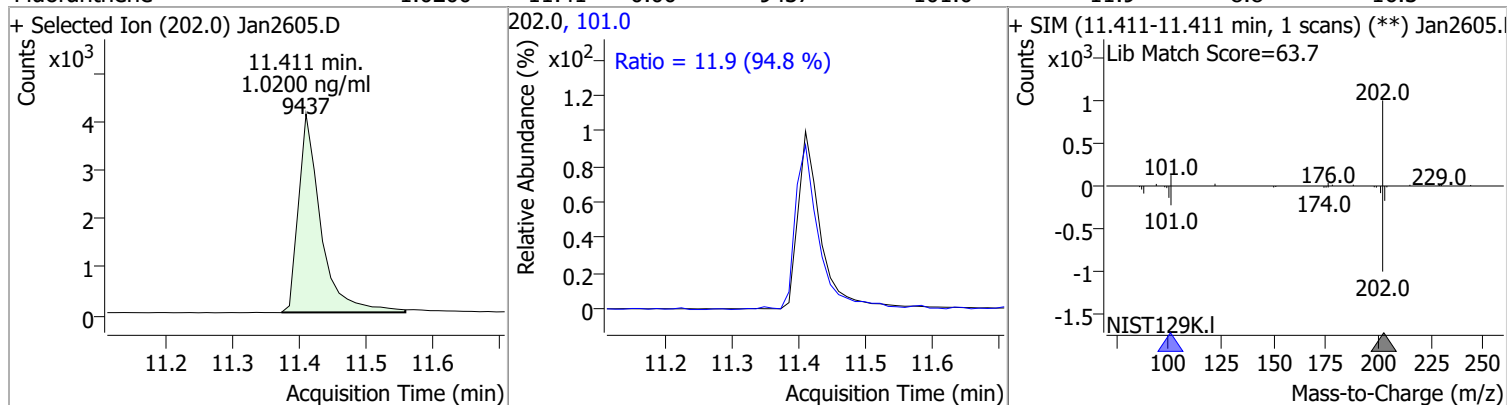


Compound	Conc.	RT	Dev(Min)	Resp.	QIon	QRatio	Lower	Upper
o-Terphenyl	1.0184	10.30	0.00	4670	229.0	68.5	47.1	87.5
					215.0	45.4	31.1	57.7
					230.0	68.5	47.1	87.5

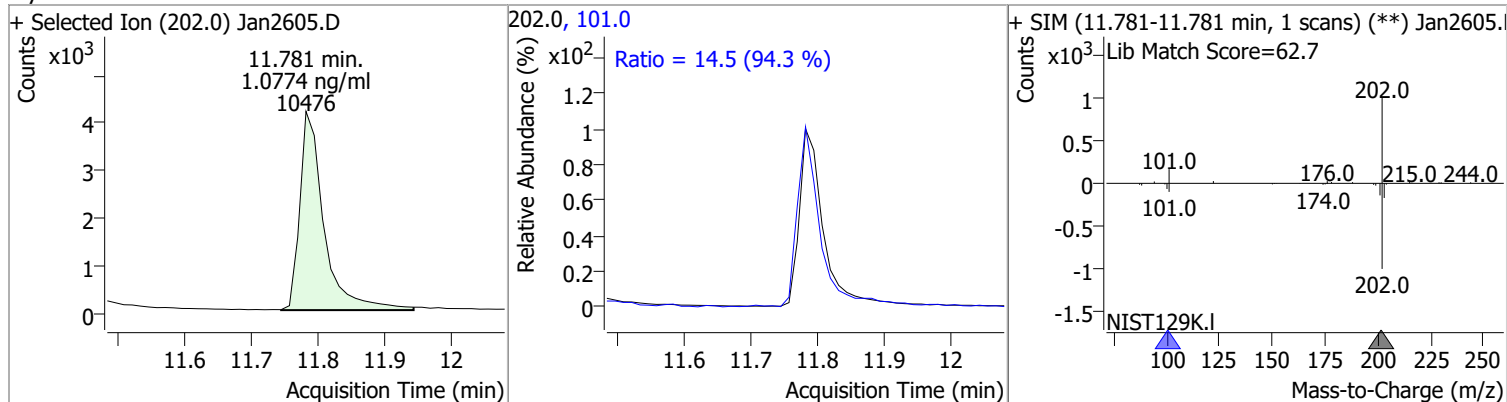


Quantitation Results Report (QT Reviewed)

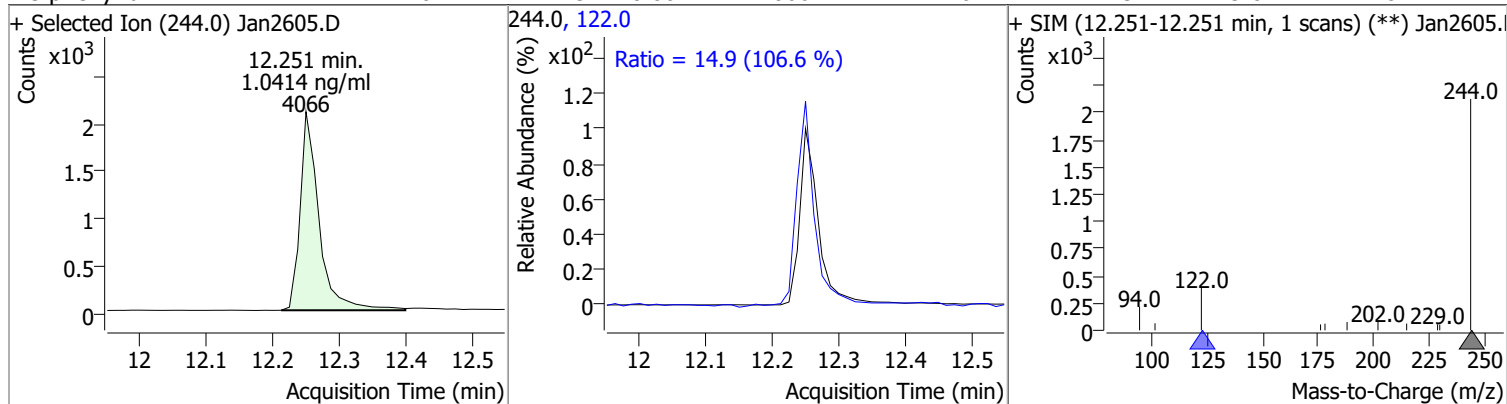
Compound	Conc.	RT	Dev(Min)	Resp.	QIon	QRatio	Lower	Upper
Fluoranthene	1.0200	11.41	0.00	9437	101.0	11.9	8.8	16.3



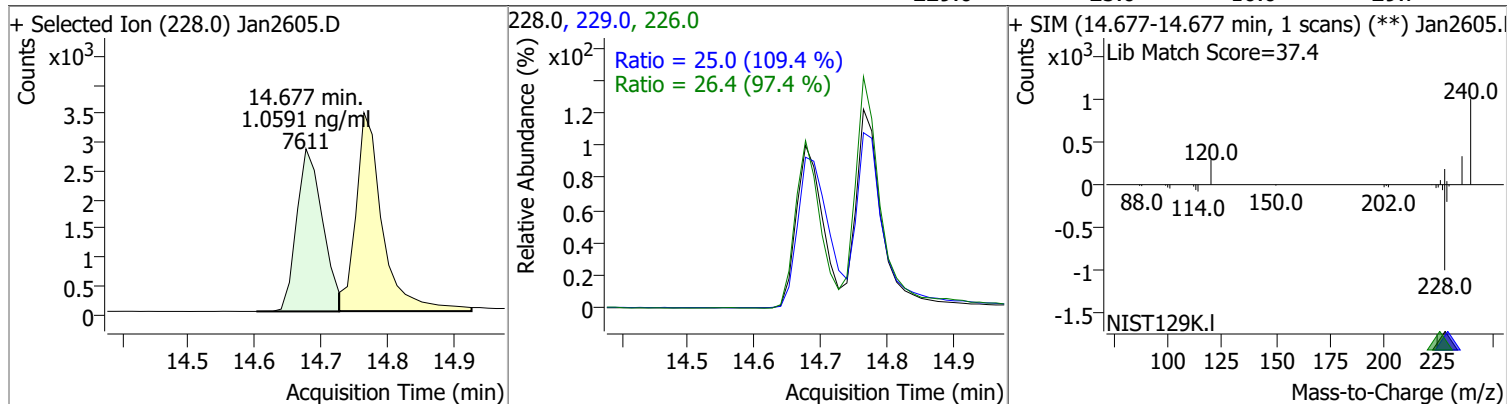
Compound	Conc.	RT	Dev(Min)	Resp.	QIon	QRatio	Lower	Upper
Pyrene	1.0774	11.78	0.00	10476	101.0	14.5	10.8	20.0



Compound	Conc.	RT	Dev(Min)	Resp.	QIon	QRatio	Lower	Upper
Terphenyl-d14	1.0414	12.25	0.00	4066	122.0	14.9	9.8	18.2

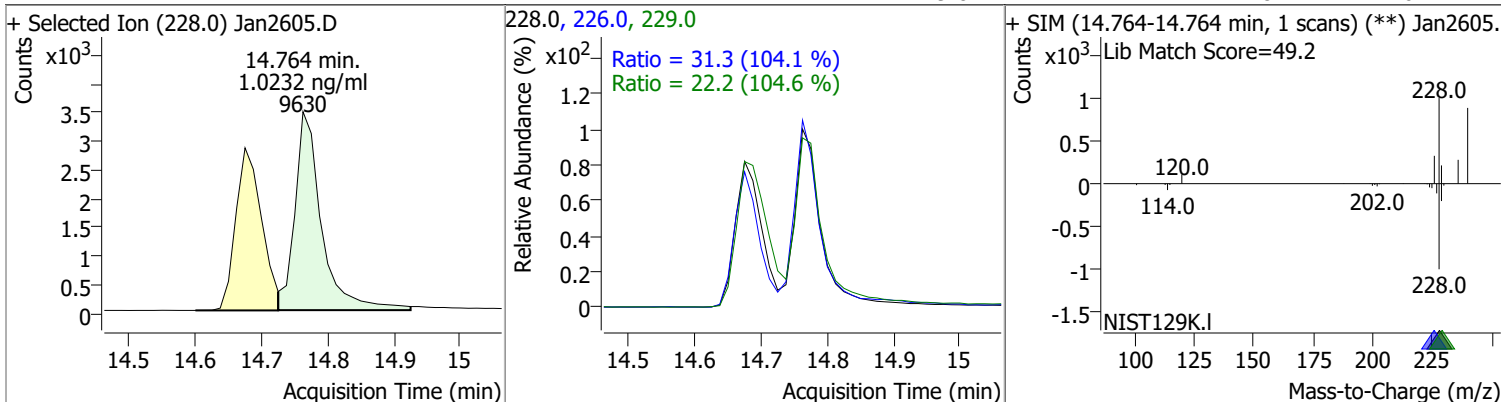


Compound	Conc.	RT	Dev(Min)	Resp.	QIon	QRatio	Lower	Upper
Benzo(a)Anthracene	1.0591	14.68	0.00	7611	226.0 229.0	26.4 25.0	19.0 16.0	35.2 29.7

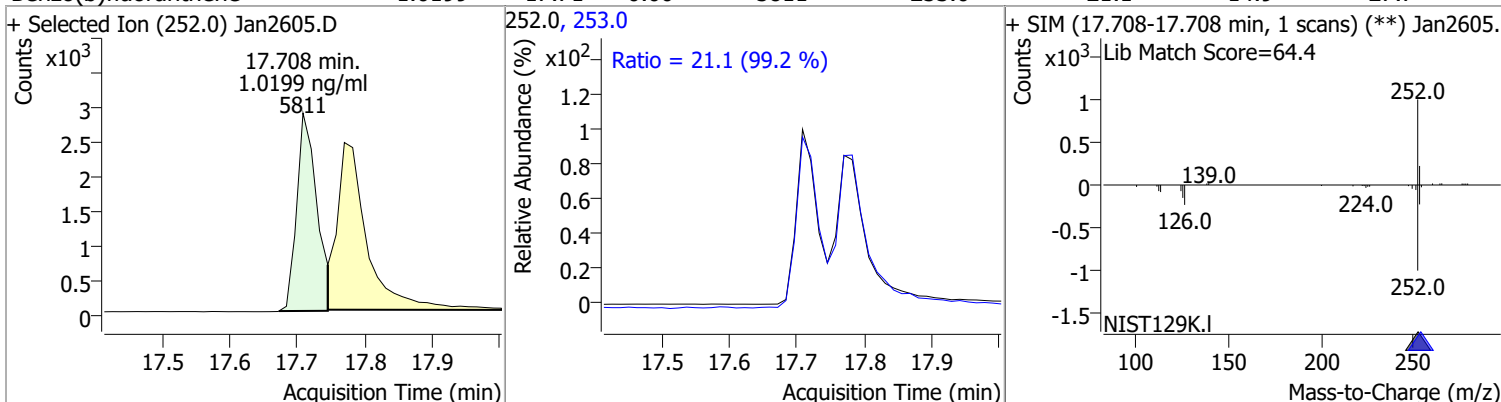


Quantitation Results Report (QT Reviewed)

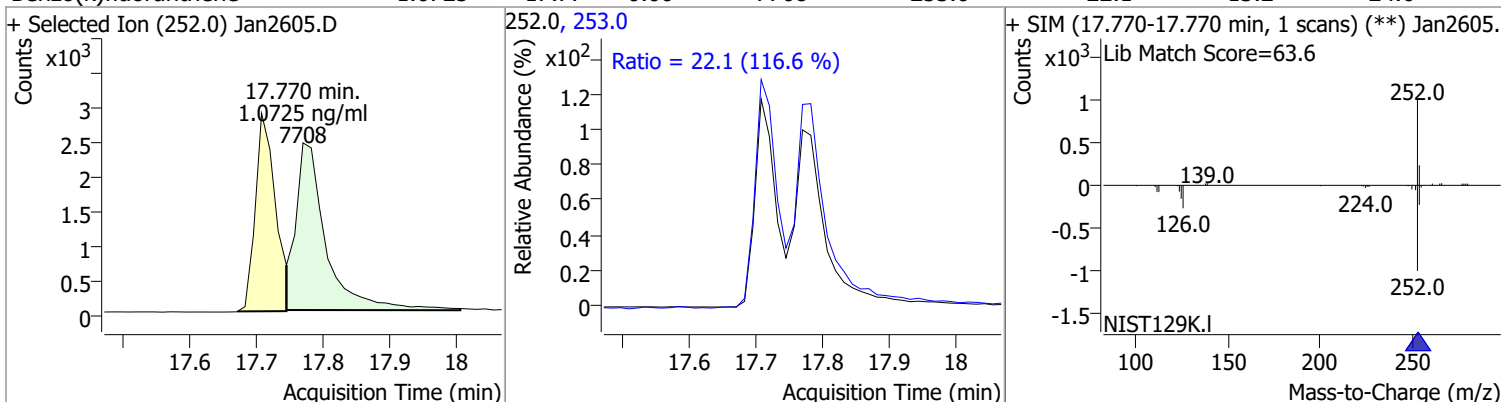
Compound	Conc.	RT	Dev(Min)	Resp.	QIon	QRatio	Lower	Upper
Chrysene	1.0232	14.76	0.00	9630	226.0	31.3	21.0	39.1
					229.0	22.2	14.8	27.6



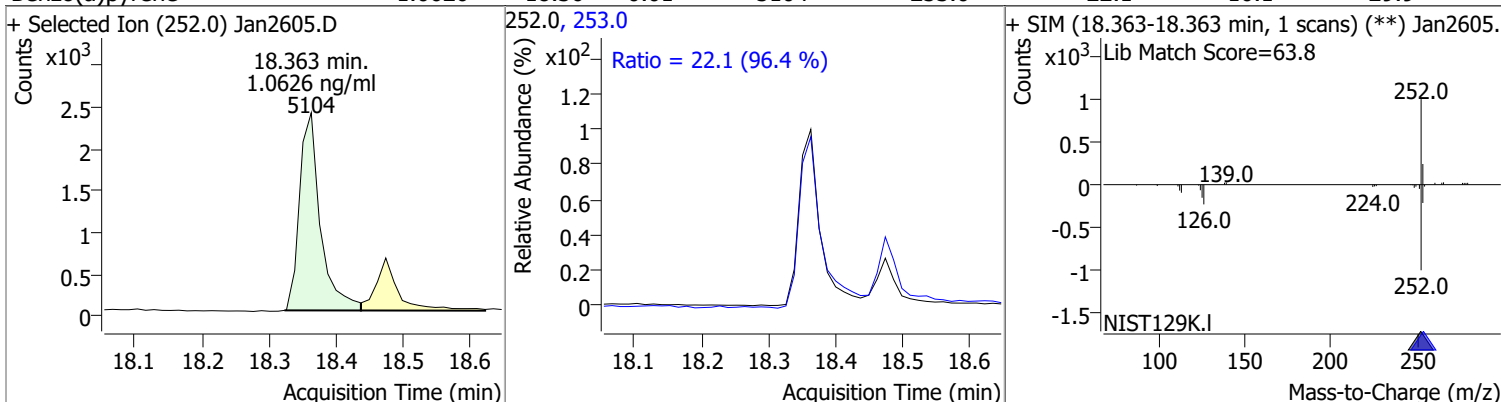
Compound	Conc.	RT	Dev(Min)	Resp.	QIon	QRatio	Lower	Upper
Benzo(b)fluoranthene	1.0199	17.71	0.00	5811	253.0	21.1	14.9	27.7



Compound	Conc.	RT	Dev(Min)	Resp.	QIon	QRatio	Lower	Upper
Benzo(k)fluoranthene	1.0725	17.77	0.00	7708	253.0	22.1	13.2	24.6



Compound	Conc.	RT	Dev(Min)	Resp.	QIon	QRatio	Lower	Upper
Benzo(a)pyrene	1.0626	18.36	0.01	5104	253.0	22.1	16.1	29.9



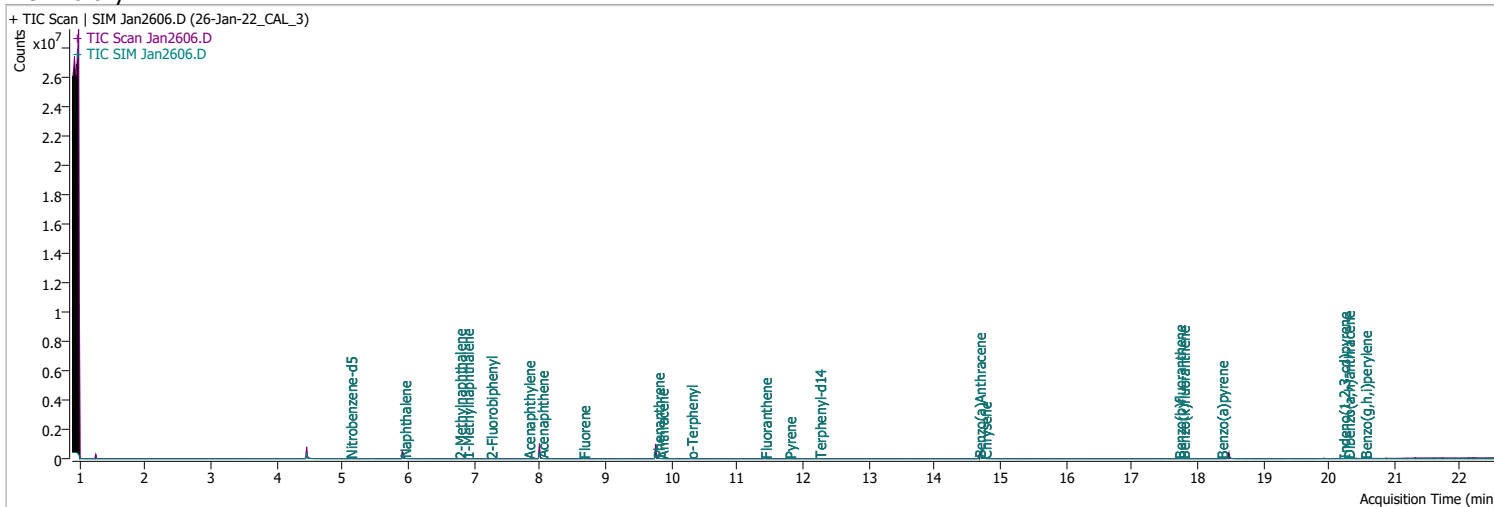
Quantitation Results Report (QT Reviewed)

Compound	Conc.	RT	Dev(Min)	Resp.	QIon	QRatio	Lower	Upper
Indeno(1,2,3-cd)pyrene	1.0219	20.22	0.00	4344	138.0	23.2	15.7	29.1
<div style="display: flex; justify-content: space-between;"> <div style="width: 30%;"> <p>+ Selected Ion (276.0) Jan2605.D</p> </div> <div style="width: 30%;"> <p>276.0, 138.0</p> <p>Ratio = 23.2 (103.5 %)</p> </div> <div style="width: 30%;"> <p>+ SIM (20.217-20.217 min, 1 scans) (**) Jan2605.D</p> <p>Lib Match Score=71.8</p> </div> </div>								
Dibenzo(a,h)anthracene	1.0277	20.28	0.00	5183	279.0	24.5	17.4	32.3
<div style="display: flex; justify-content: space-between;"> <div style="width: 30%;"> <p>+ Selected Ion (278.0) Jan2605.D</p> </div> <div style="width: 30%;"> <p>278.0, 279.0, 139.0</p> <p>Ratio = 24.5 (98.6 %)</p> <p>Ratio = 17.7 (101.1 %)</p> </div> <div style="width: 30%;"> <p>+ SIM (20.278-20.278 min, 1 scans) (**) Jan2605.D</p> <p>Lib Match Score=71.7</p> </div> </div>								
Benzo(g,h,i)perylene	1.0399	20.55	0.01	6666	277.0	22.3	17.3	32.2
<div style="display: flex; justify-content: space-between;"> <div style="width: 30%;"> <p>+ Selected Ion (276.0) Jan2605.D</p> </div> <div style="width: 30%;"> <p>276.0, 138.0, 277.0</p> <p>Ratio = 21.1 (102.9 %)</p> <p>Ratio = 22.3 (89.9 %)</p> </div> <div style="width: 30%;"> <p>+ SIM (20.550-20.550 min, 1 scans) (**) Jan2605.D</p> <p>Lib Match Score=71.6</p> </div> </div>								

Quantitation Results Report (QT Reviewed)

Data File	Jan2606.D	Operator	LIMS import
Acq. Method	5975BNASIM	Acq. Date-Time	1/26/2022 7:27:45 PM
Sample Name	26-Jan-22_CAL_3	Instrument	GCMS
Vial	6	Multiplier	1.00
DA Method File	012522 ban SIM 2.batch.bin	Comment	SVOC-8270-W-LLPAH
Tune File	dftppjph.u	Tune Date	
Batch Name	012622 bna SIM 1.batch.bin	Last Calib Update	1/27/2022 8:37:26 AM

Ref Library



Compound	RT	QIon	Resp.	Conc.	Units	Dev(Min)
Internal Standards						
M 1,4-Dichlorobenzene-d4	4.460	152.0	107131	40.0000	ng/ml	0.000
M Naphthalene-d8	5.916	136.0	195249	40.0000	ng/ml	0.000
M Acenaphthene-d10	8.000	164.0	122643	40.0000	ng/ml	0.000
M Phenanthrene-d10	9.768	188.0	263782	40.0000	ng/ml	0.000
M Chrysene-d12	14.701	240.0	212195	40.0000	ng/ml	0.000
M Perylene-d12	18.475	264.0	135956	40.0000	ng/ml	0.000
System Monitoring Compounds						
S Nitrobenzene-d5	5.118	82.0	1090	0.5080	ng/ml	0.000
Spiked Amount: 5.000	Range: 19.0 - 102.0%			Recovery = 10.16%	*	
S 2-Fluorobiphenyl	7.252	172.0	2663	0.5229	ng/ml	0.000
Spiked Amount: 5.000	Range: 25.0 - 94.0%			Recovery = 10.46%	*	
S o-Terphenyl	10.299	230.0	2213	0.5232	ng/ml	0.000
Spiked Amount: 5.000	Range: 40.0 - 140.0%			Recovery = 10.46%	*	
S Terphenyl-d14	12.251	244.0	2019	0.5293	ng/ml	0.000
Spiked Amount: 5.000	Range: 39.0 - 106.0%			Recovery = 10.59%	*	
Target Compounds						
T Naphthalene	5.941	128.0	2733	0.5141	ng/ml	83
T 2-Methylnaphthalene	6.777	141.0	1595	0.4954	ng/ml	99
T 1-Methylnaphthalene	6.890	141.0	1703	0.5151	ng/ml	93
T Acenaphthylene	7.826	152.0	2978	0.5110	ng/ml	98
T Acenaphthene	8.025	154.0	1993	0.5106	ng/ml	94
T Fluorene	8.661	166.0	2639	0.5119	ng/ml	99
T Phenanthrene	9.793	178.0	3972	0.5309	ng/ml	99
T Anthracene	9.854	178.0	3577	0.4937	ng/ml	99
T Fluoranthene	11.423	202.0	4505	0.5300	ng/ml	98
T Pyrene	11.794	202.0	4977	0.5351	ng/ml	100
T Benzo(a)Anthracene	14.677	228.0	3947	0.5048	ng/ml	94
T Chrysene	14.764	228.0	4857	0.5307	ng/ml	98
T Benzo(b)fluoranthene	17.721	252.0	2452	0.4618	ng/ml	96

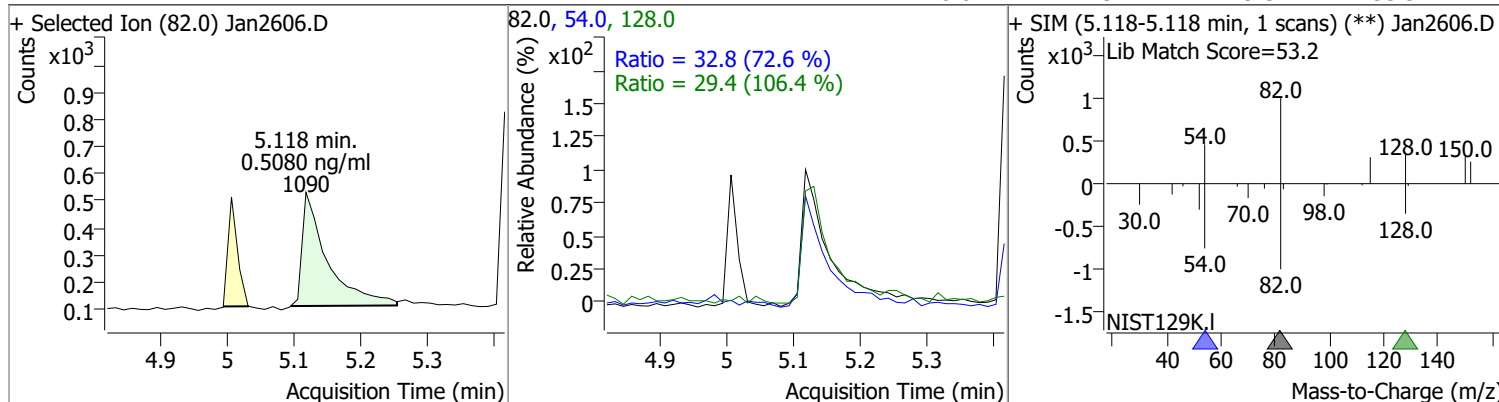
Quantitation Results Report (QT Reviewed)

Compound	RT	QIon	Resp.	Conc.	Units	Dev(Min)
T Benzo(k)fluoranthene	17.783	252.0	3114	0.4483	ng/ml	# 80
T Benzo(a)pyrene	18.363	252.0	2288	0.5120	ng/ml	96
T Indeno(1,2,3-cd)pyrene	20.217	276.0	1983	0.5014	ng/ml	99
T Dibenzo(a,h)anthracene	20.291	278.0	2436	0.5128	ng/ml	95
T Benzo(g,h,i)perylene	20.550	276.0	3075	0.5080	ng/ml	99

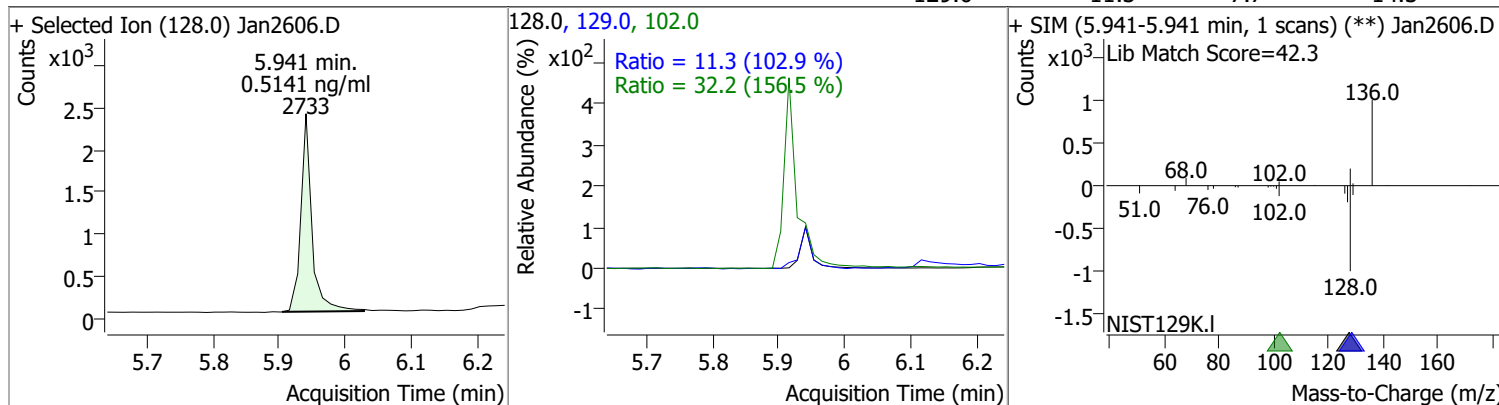
(#) = Qualifier Out of Range; (m) = Manual Integration; (+) = Area Summed; (*) = Surrogate Percent Recovery Out of Range; (d): Zeroed Peak

Quantitation Results Report (QT Reviewed)

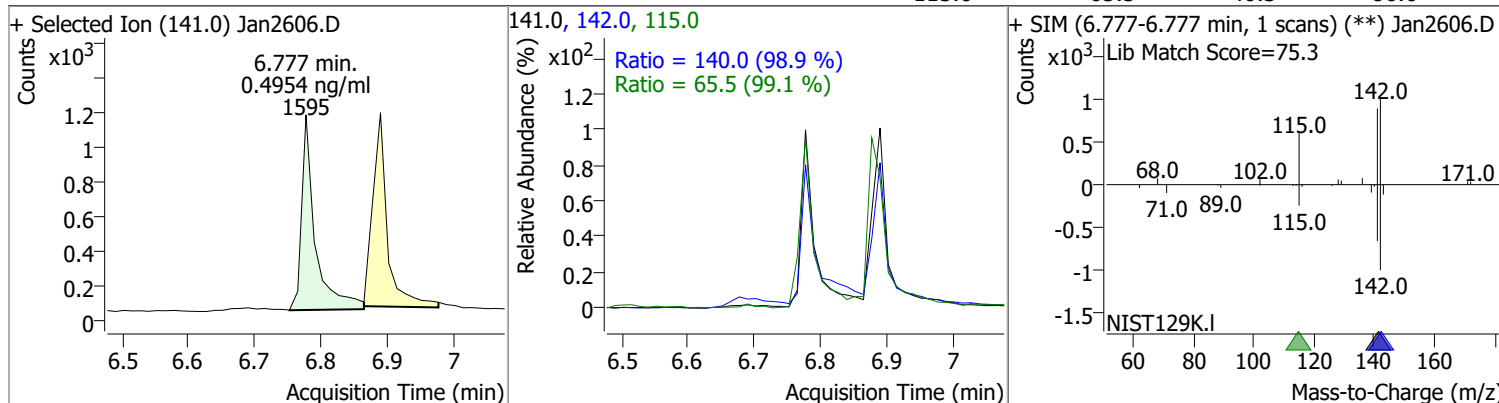
Compound	Conc.	RT	Dev(Min)	Resp.	QIon	QRatio	Lower	Upper
Nitrobenzene-d5	0.5080	5.12	0.00	1090	54.0 128.0	32.8 29.4	31.6 19.3	58.8 35.9



Compound	Conc.	RT	Dev(Min)	Resp.	QIon	QRatio	Lower	Upper
Naphthalene	0.5141	5.94	0.00	2733	102.0 129.0	32.2 11.3	0.0 7.7	61.8 14.3

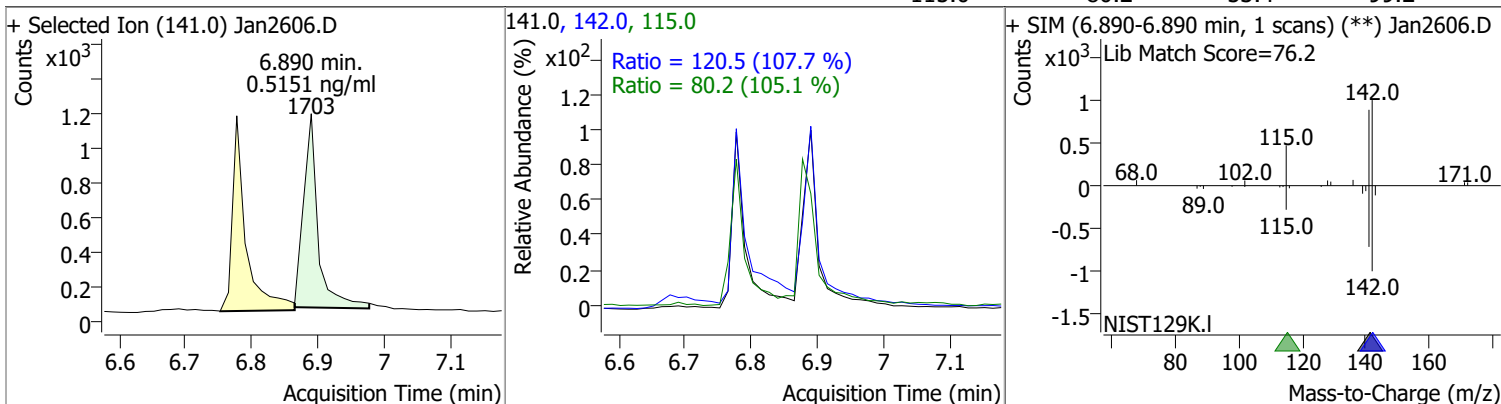


Compound	Conc.	RT	Dev(Min)	Resp.	QIon	QRatio	Lower	Upper
2-Methylnaphthalene	0.4954	6.78	0.00	1595	142.0 115.0	140.0 65.5	99.1 46.3	184.0 86.0

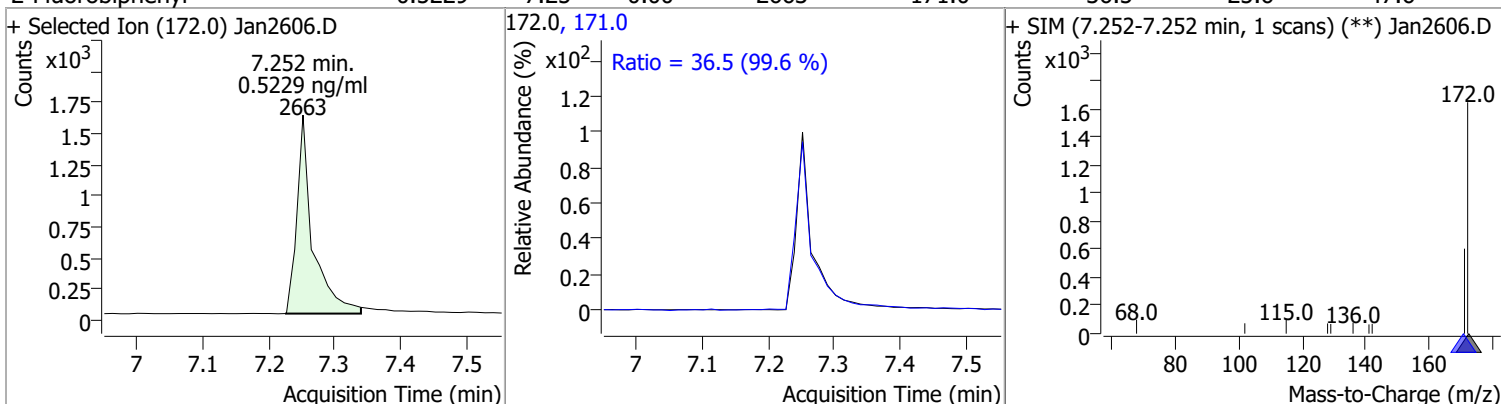


Quantitation Results Report (QT Reviewed)

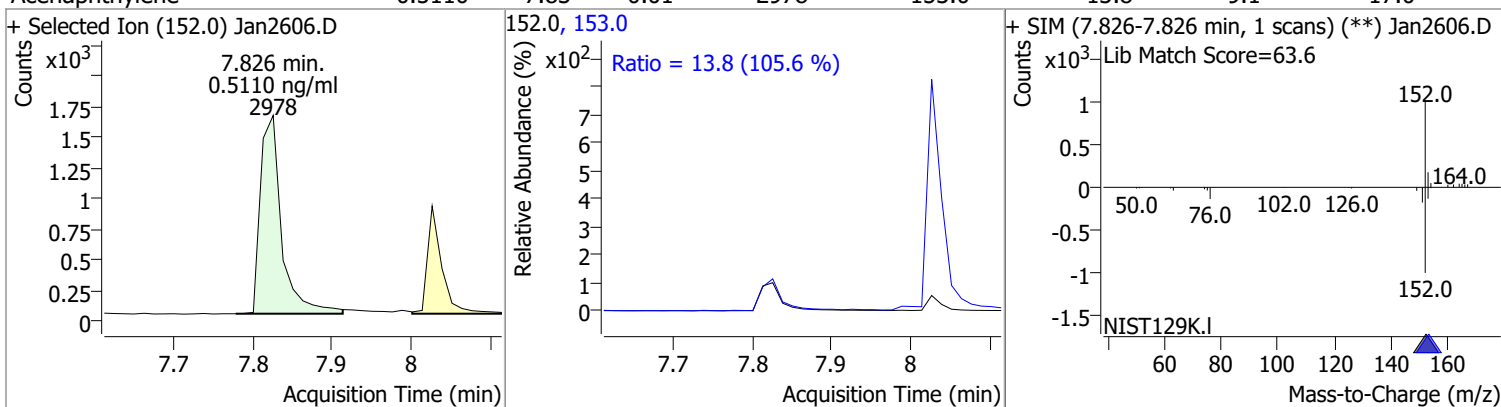
Compound	Conc.	RT	Dev(Min)	Resp.	QIon	QRatio	Lower	Upper
1-Methylnaphthalene	0.5151	6.89	0.01	1703	142.0 115.0	120.5 80.2	78.3 53.4	145.5 99.2



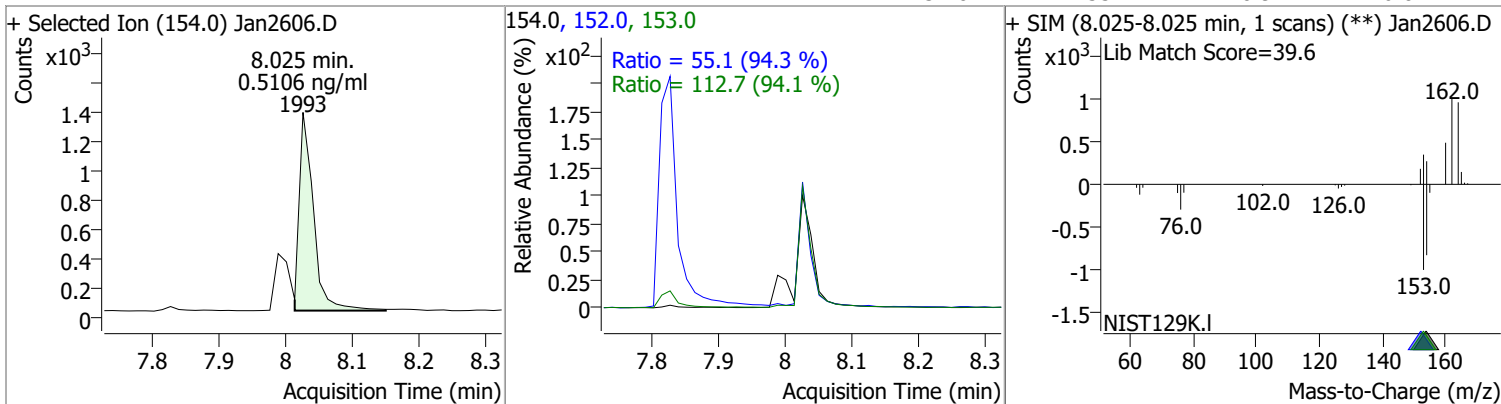
Compound	Conc.	RT	Dev(Min)	Resp.	QIon	QRatio	Lower	Upper
2-Fluorobiphenyl	0.5229	7.25	0.00	2663	171.0	36.5	25.6	47.6



Compound	Conc.	RT	Dev(Min)	Resp.	QIon	QRatio	Lower	Upper
Acenaphthylene	0.5110	7.83	0.01	2978	153.0	13.8	9.1	17.0

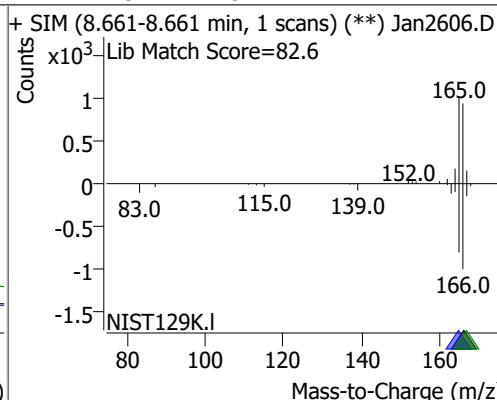
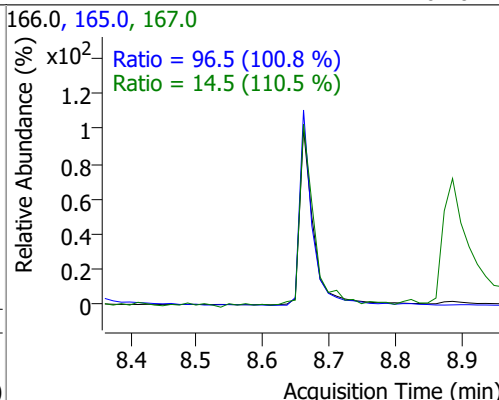
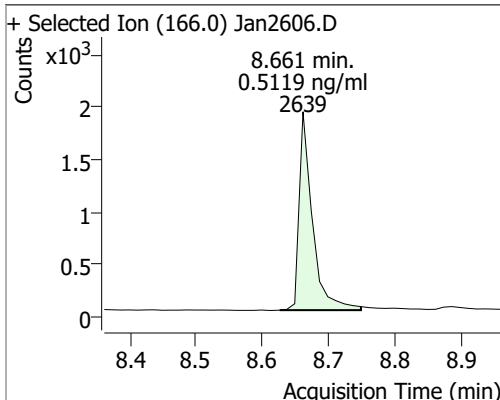


Compound	Conc.	RT	Dev(Min)	Resp.	QIon	QRatio	Lower	Upper
Acenaphthene	0.5106	8.03	0.00	1993	153.0 152.0	112.7 55.1	83.9 40.9	155.8 76.0

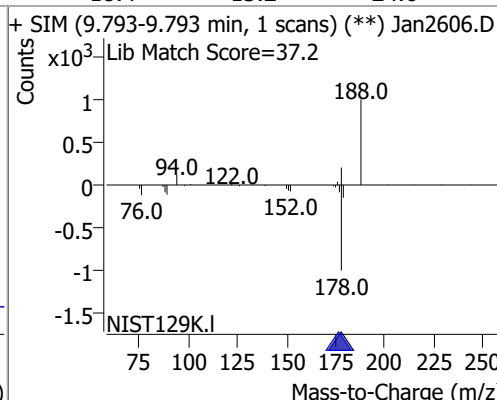
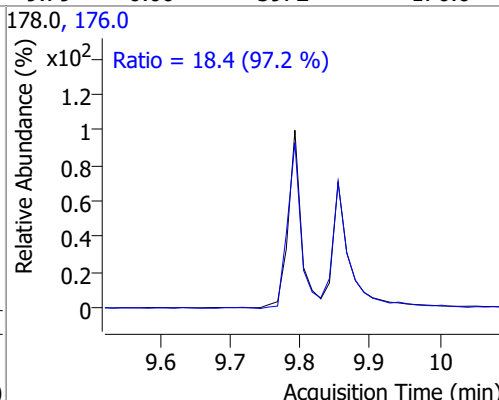
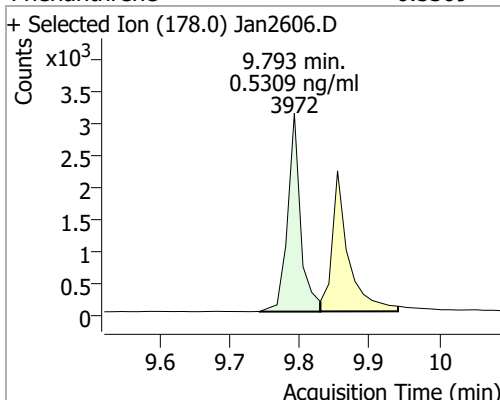


Quantitation Results Report (QT Reviewed)

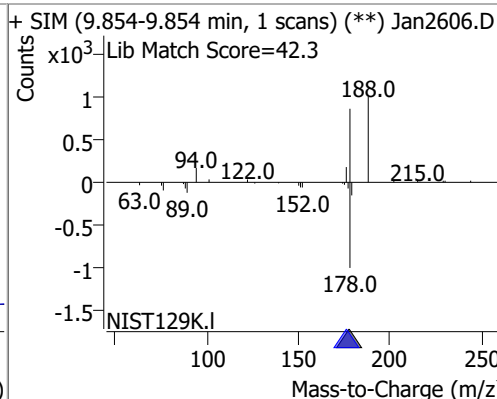
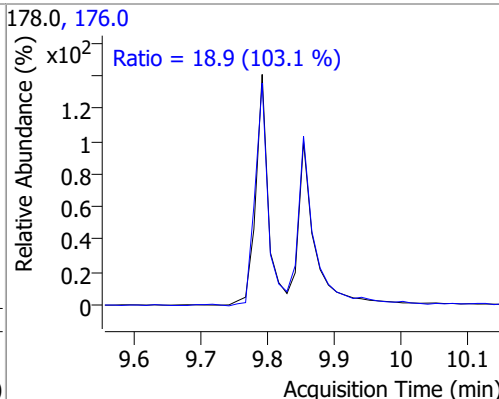
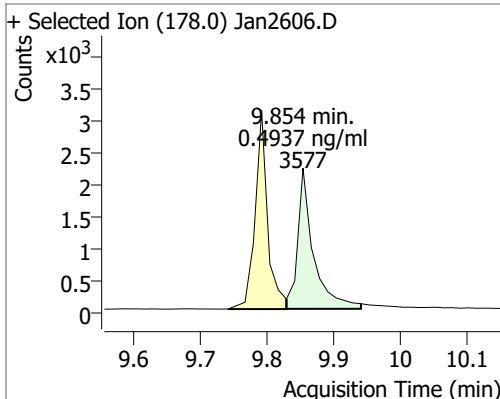
Compound	Conc.	RT	Dev(Min)	Resp.	QIon	QRatio	Lower	Upper
Fluorene	0.5119	8.66	0.00	2639	165.0	96.5	67.0	124.5
					167.0	14.5	9.2	17.1



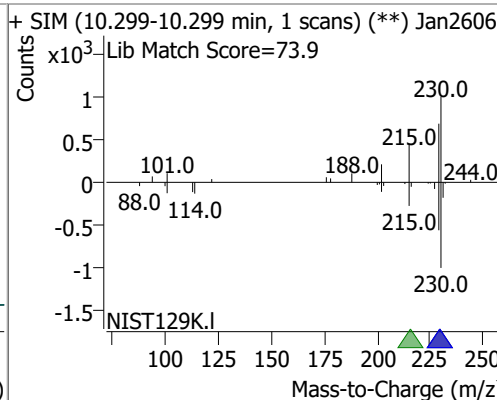
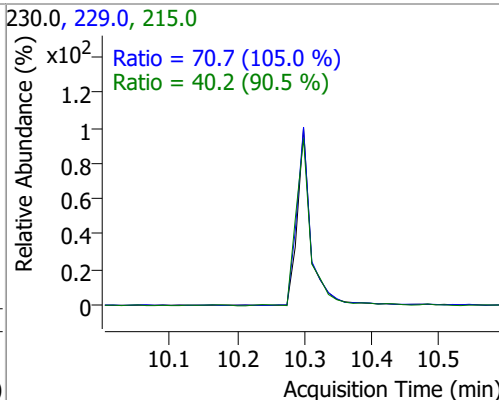
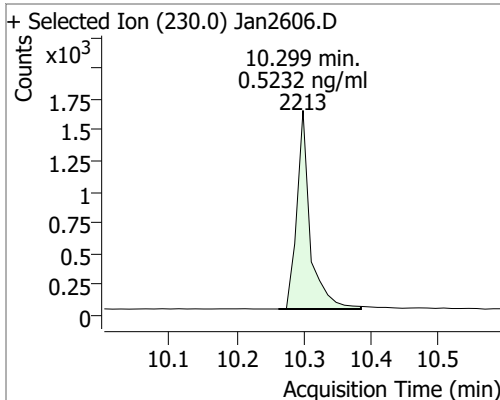
Compound	Conc.	RT	Dev(Min)	Resp.	QIon	QRatio	Lower	Upper
Phenanthrene	0.5309	9.79	0.00	3972	176.0	18.4	13.2	24.6



Compound	Conc.	RT	Dev(Min)	Resp.	QIon	QRatio	Lower	Upper
Anthracene	0.4937	9.85	0.00	3577	176.0	18.9	12.8	23.8

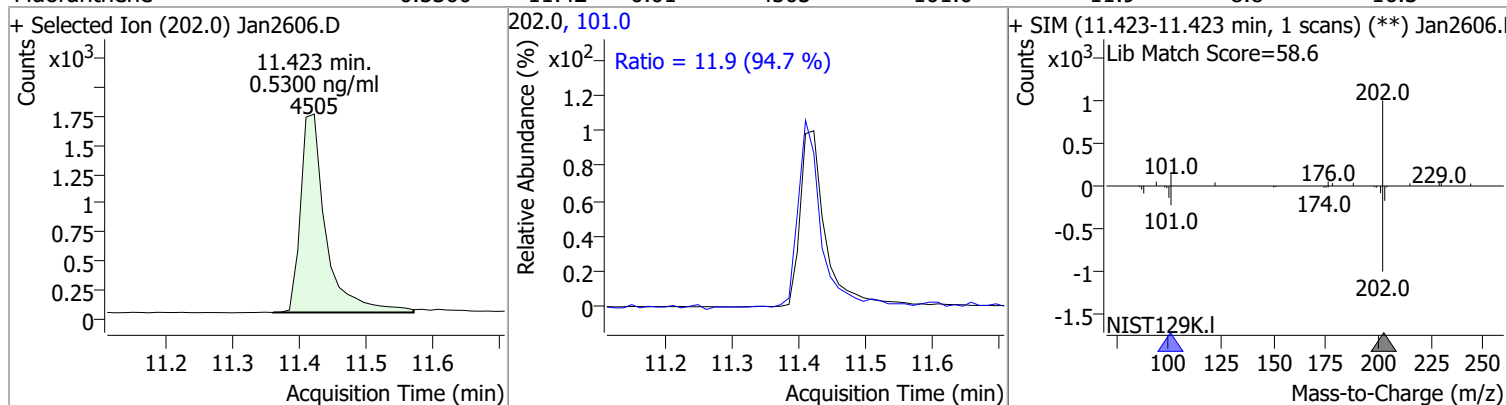


Compound	Conc.	RT	Dev(Min)	Resp.	QIon	QRatio	Lower	Upper
o-Terphenyl	0.5232	10.30	0.00	2213	229.0	70.7	47.1	87.5
					215.0	40.2	31.1	57.7

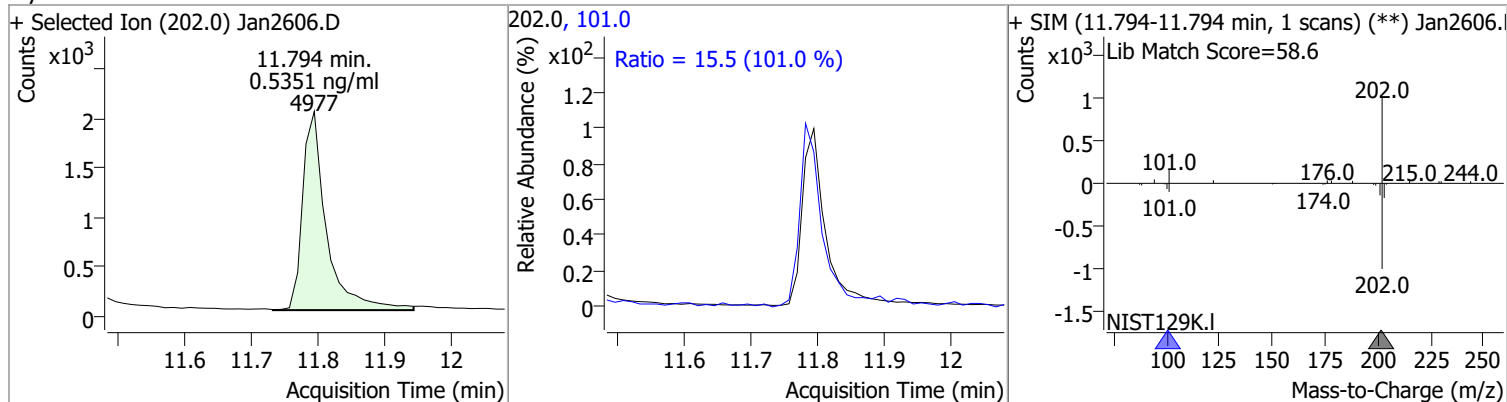


Quantitation Results Report (QT Reviewed)

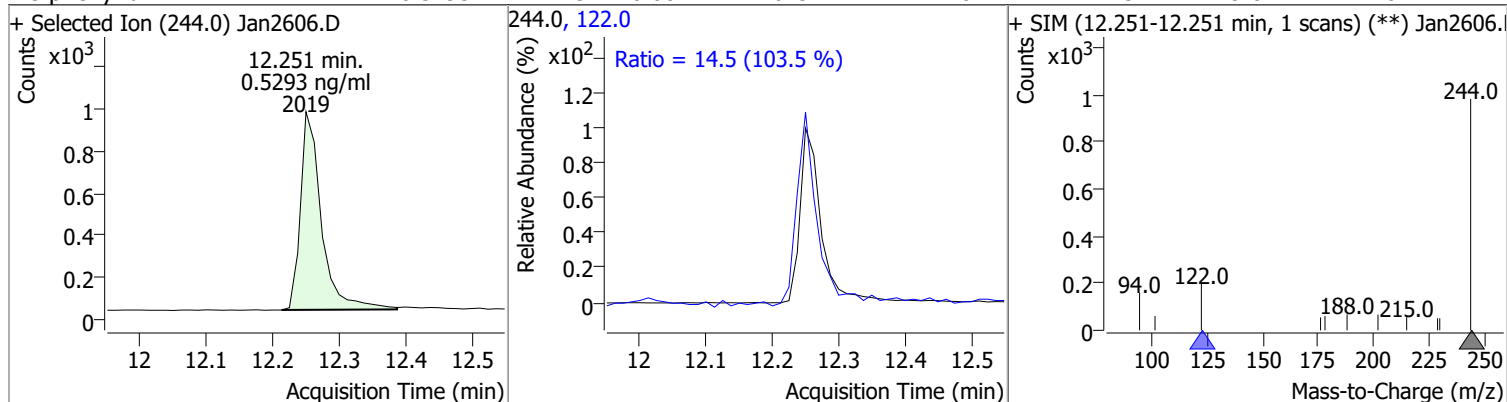
Compound	Conc.	RT	Dev(Min)	Resp.	QIon	QRatio	Lower	Upper
Fluoranthene	0.5300	11.42	0.01	4505	101.0	11.9	8.8	16.3



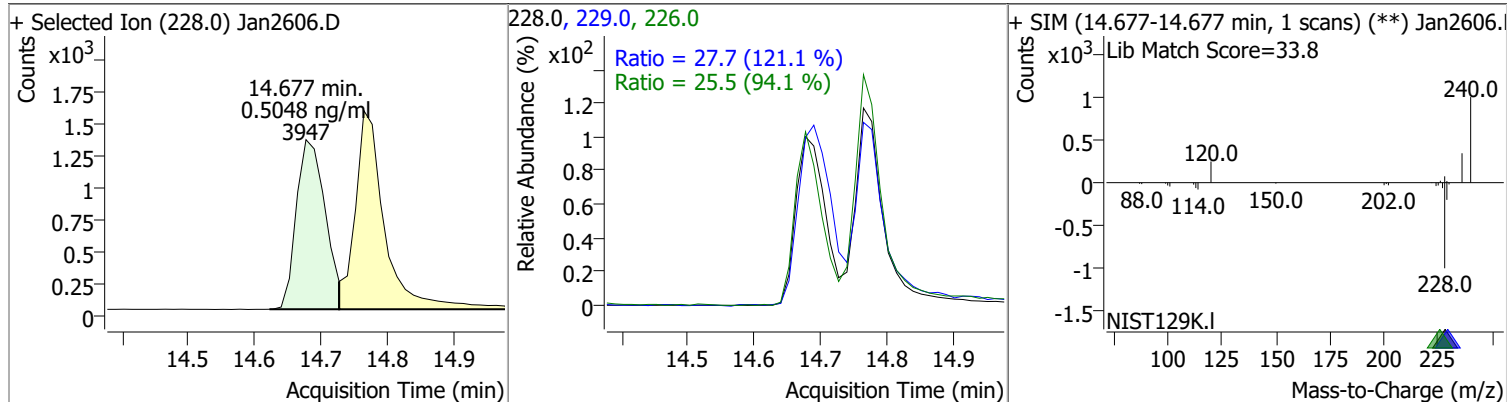
Compound	Conc.	RT	Dev(Min)	Resp.	QIon	QRatio	Lower	Upper
Pyrene	0.5351	11.79	0.01	4977	101.0	15.5	10.8	20.0



Compound	Conc.	RT	Dev(Min)	Resp.	QIon	QRatio	Lower	Upper
Terphenyl-d14	0.5293	12.25	0.00	2019	122.0	14.5	9.8	18.2

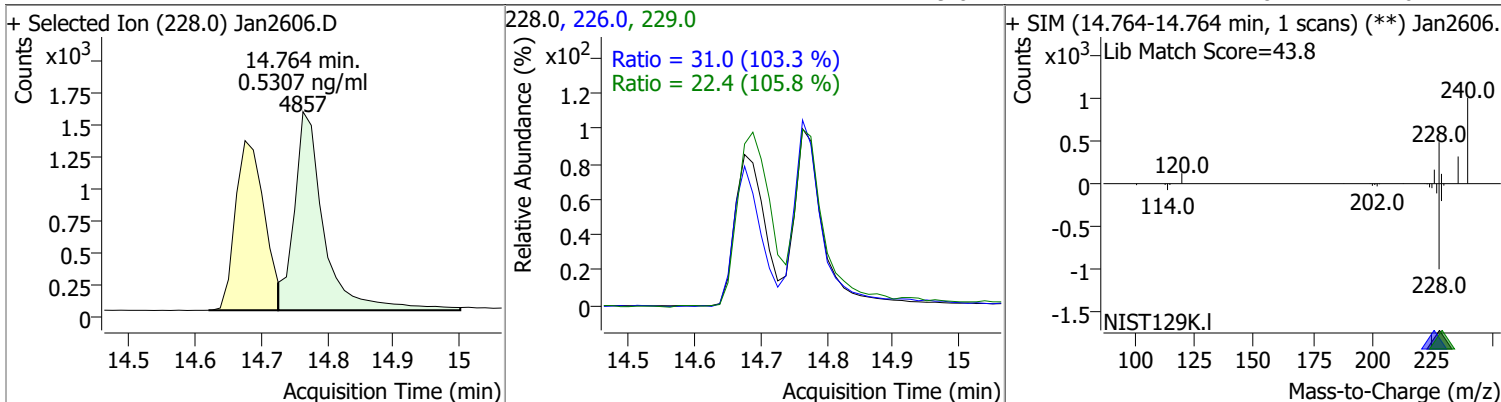


Compound	Conc.	RT	Dev(Min)	Resp.	QIon	QRatio	Lower	Upper
Benzo(a)Anthracene	0.5048	14.68	0.00	3947	226.0 229.0	25.5 27.7	19.0 16.0	35.2 29.7

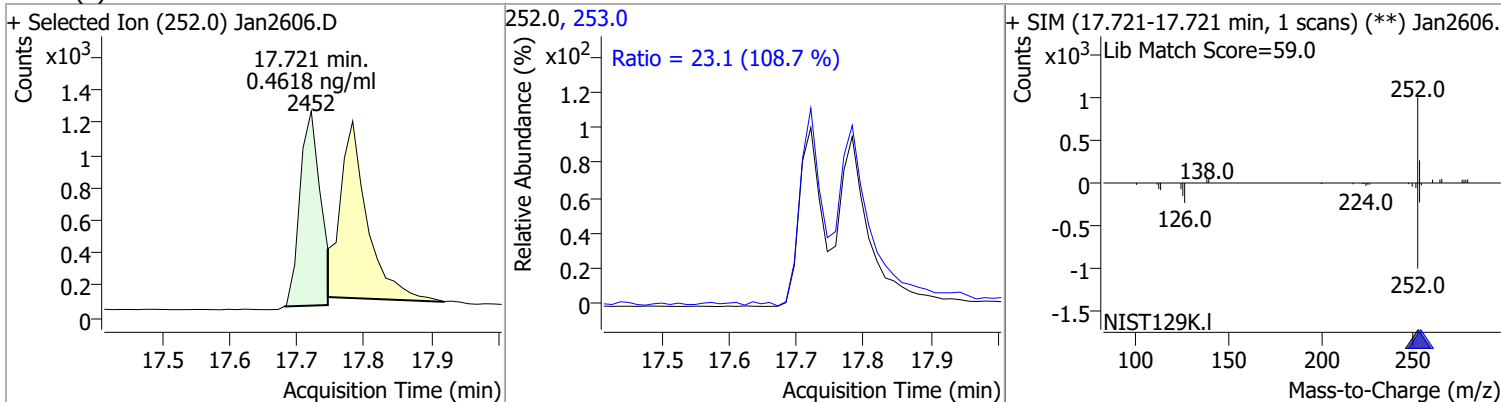


Quantitation Results Report (QT Reviewed)

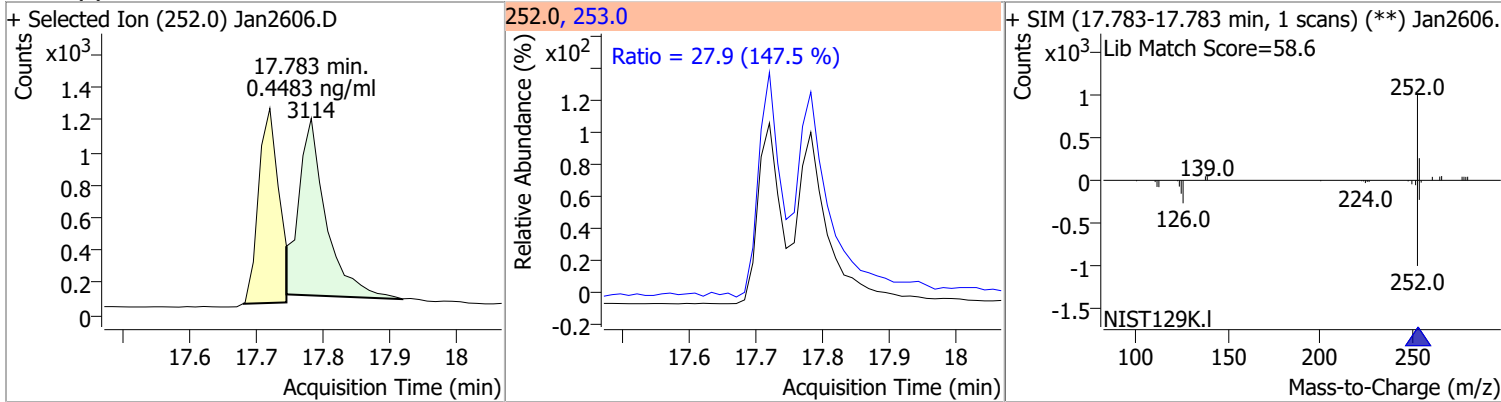
Compound	Conc.	RT	Dev(Min)	Resp.	QIon	QRatio	Lower	Upper
Chrysene	0.5307	14.76	0.00	4857	226.0	31.0	21.0	39.1
					229.0	22.4	14.8	27.6



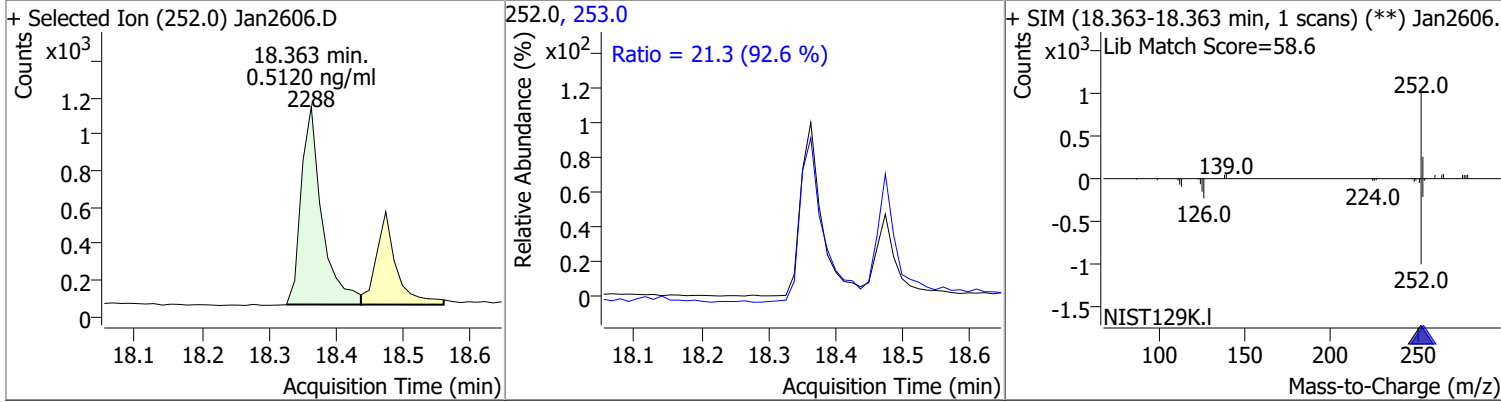
Compound	Conc.	RT	Dev(Min)	Resp.	QIon	QRatio	Lower	Upper
Benzo(b)fluoranthene	0.4618	17.72	0.01	2452	253.0	23.1	14.9	27.7



Compound	Conc.	RT	Dev(Min)	Resp.	QIon	QRatio	Lower	Upper
Benzo(k)fluoranthene	0.4483	17.78	0.01	3114	253.0	27.9	13.2	24.6



Compound	Conc.	RT	Dev(Min)	Resp.	QIon	QRatio	Lower	Upper
Benzo(a)pyrene	0.5120	18.36	0.01	2288	253.0	21.3	16.1	29.9



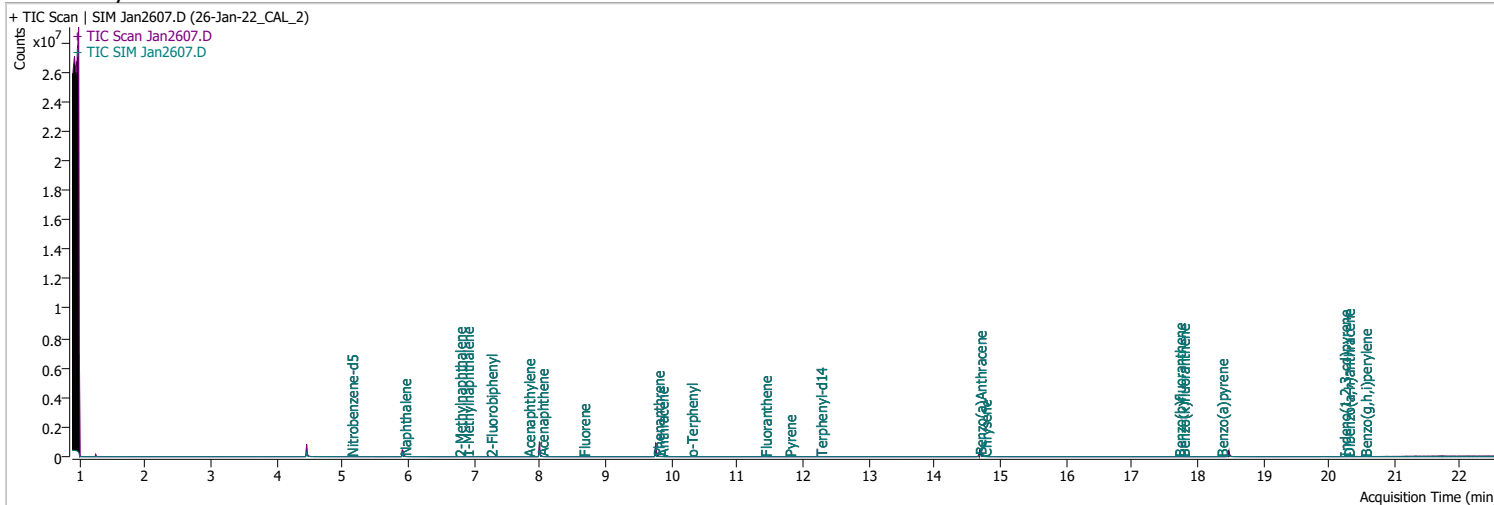
Quantitation Results Report (QT Reviewed)

Compound	Conc.	RT	Dev(Min)	Resp.	QIon	QRatio	Lower	Upper
Indeno(1,2,3-cd)pyrene	0.5014	20.22	0.00	1983	138.0	21.7	15.7	29.1
<div style="display: flex; justify-content: space-between;"> <div style="width: 30%;"> <p>+ Selected Ion (276.0) Jan2606.D</p> </div> <div style="width: 30%;"> <p>276.0, 138.0</p> <p>Ratio = 21.7 (97.1 %)</p> </div> <div style="width: 30%;"> <p>+ SIM (20.217-20.217 min, 1 scans) (**) Jan2606.D</p> <p>Lib Match Score=65.3</p> </div> </div>								
Dibenzo(a,h)anthracene	0.5128	20.29	0.01	2436	279.0	20.8	17.4	32.3
<div style="display: flex; justify-content: space-between;"> <div style="width: 30%;"> <p>+ Selected Ion (278.0) Jan2606.D</p> </div> <div style="width: 30%;"> <p>278.0, 279.0, 139.0</p> <p>Ratio = 20.8 (83.8 %)</p> <p>Ratio = 17.3 (98.4 %)</p> </div> <div style="width: 30%;"> <p>+ SIM (20.291-20.291 min, 1 scans) (**) Jan2606.D</p> <p>Lib Match Score=68.2</p> </div> </div>								
Benzo(g,h,i)perylene	0.5080	20.55	0.01	3075	277.0	24.0	17.3	32.2
<div style="display: flex; justify-content: space-between;"> <div style="width: 30%;"> <p>+ Selected Ion (276.0) Jan2606.D</p> </div> <div style="width: 30%;"> <p>276.0, 138.0, 277.0</p> <p>Ratio = 20.5 (100.1 %)</p> <p>Ratio = 24.0 (97.1 %)</p> </div> <div style="width: 30%;"> <p>+ SIM (20.550-20.550 min, 1 scans) (**) Jan2606.D</p> <p>Lib Match Score=66.2</p> </div> </div>								

Quantitation Results Report (QT Reviewed)

Data File	Jan2607.D	Operator	LIMS import
Acq. Method	5975BNASIM	Acq. Date-Time	1/26/2022 8:00:19 PM
Sample Name	26-Jan-22_CAL_2	Instrument	GCMS
Vial	7	Multiplier	1.00
DA Method File	012522 ban SIM 2.batch.bin	Comment	SVOC-8270-W-LLPAH
Tune File	dftppjph.u	Tune Date	
Batch Name	012622 bna SIM 1.batch.bin	Last Calib Update	1/27/2022 8:37:26 AM

Ref Library



Compound	RT	QIon	Resp.	Conc.	Units	Dev(Min)
Internal Standards						
M 1,4-Dichlorobenzene-d4	4.460	152.0	106391	40.0000	ng/ml	0.000
M Naphthalene-d8	5.916	136.0	192032	40.0000	ng/ml	0.000
M Acenaphthene-d10	8.001	164.0	121408	40.0000	ng/ml	0.000
M Phenanthrene-d10	9.768	188.0	263871	40.0000	ng/ml	0.000
M Chrysene-d12	14.702	240.0	212491	40.0000	ng/ml	0.000
M Perylene-d12	18.475	264.0	134184	40.0000	ng/ml	0.000
System Monitoring Compounds						
S Nitrobenzene-d5	5.131	82.0	376	0.1975	ng/ml	0.012
Spiked Amount: 5.000	Range: 19.0 - 102.0%			Recovery = 3.95%	*	
S 2-Fluorobiphenyl	7.252	172.0	1149	0.2041	ng/ml	0.000
Spiked Amount: 5.000	Range: 25.0 - 94.0%			Recovery = 4.08%	*	
S o-Terphenyl	10.299	230.0	986	0.2079	ng/ml	0.000
Spiked Amount: 5.000	Range: 40.0 - 140.0%			Recovery = 4.16%	*	
S Terphenyl-d14	12.263	244.0	862	0.1837	ng/ml	0.012
Spiked Amount: 5.000	Range: 39.0 - 106.0%			Recovery = 3.67%	*	
Target Compounds						
T Naphthalene	5.941	128.0	1109	0.1915	ng/ml	54
T 2-Methylnaphthalene	6.777	141.0	703	0.2023	ng/ml	m 90
T 1-Methylnaphthalene	6.890	141.0	776	0.2110	ng/ml	m 88
T Acenaphthylene	7.826	152.0	1286	0.1971	ng/ml	96
T Acenaphthene	8.025	154.0	929	0.2102	ng/ml	m 90
T Fluorene	8.661	166.0	1141	0.1974	ng/ml	95
T Phenanthrene	9.793	178.0	1762	0.1950	ng/ml	m 99
T Anthracene	9.854	178.0	1732	0.2140	ng/ml	m 100
T Fluoranthene	11.423	202.0	1927	0.2028	ng/ml	97
T Pyrene	11.794	202.0	1996	0.1858	ng/ml	100
T Benzo(a)Anthracene	14.689	228.0	2303	0.2029	ng/ml	89
T Chrysene	14.764	228.0	2117	0.1950	ng/ml	94
T Benzo(b)fluoranthene	17.721	252.0	1195	0.2124	ng/ml	100

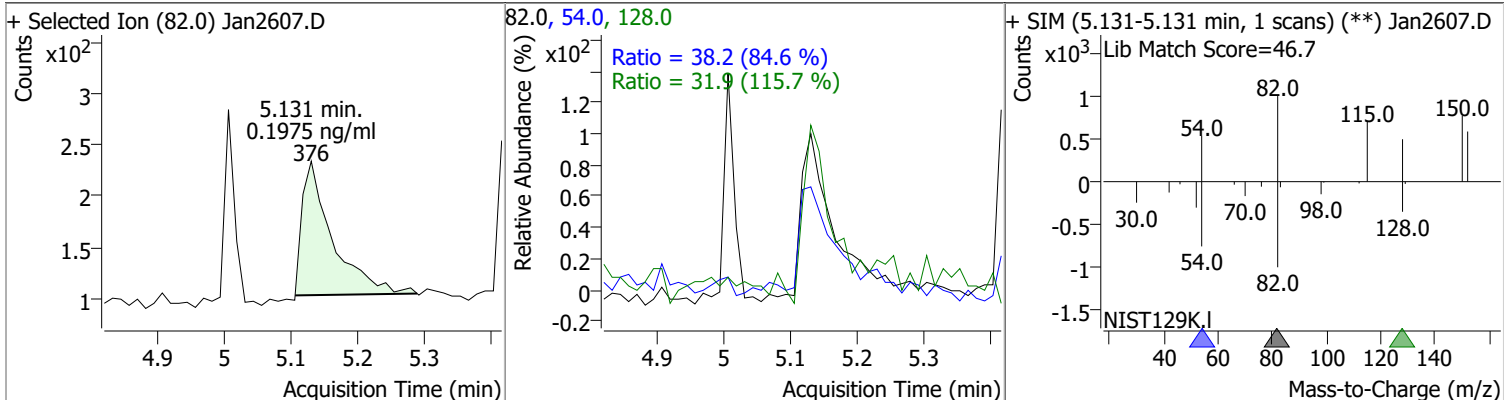
Quantitation Results Report (QT Reviewed)

Compound	RT	QIon	Resp.	Conc.	Units	Dev(Min)
T Benzo(k)fluoranthene	17.783	252.0	1566	0.2019	ng/ml	92
T Benzo(a)pyrene	18.363	252.0	946	0.1952	ng/ml	99
T Indeno(1,2,3-cd)pyrene	20.229	276.0	881	0.2069	ng/ml m	99
T Dibenzo(a,h)anthracene	20.291	278.0	953	0.1771	ng/ml	97
T Benzo(g,h,i)perylene	20.550	276.0	1345	0.2003	ng/ml	97

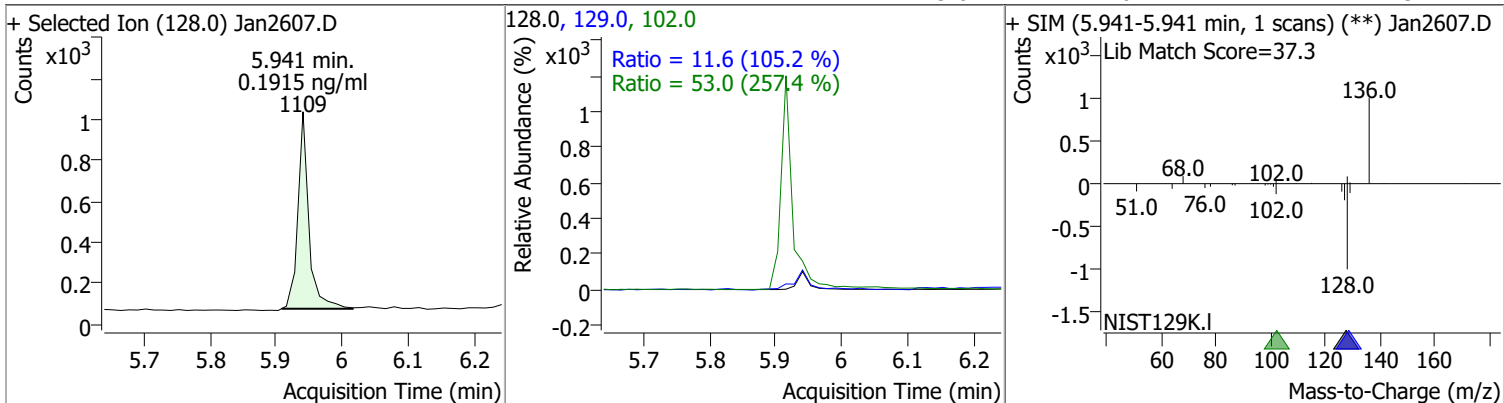
(#) = Qualifier Out of Range; (m) = Manual Integration; (+) = Area Summed; (*) = Surrogate Percent Recovery Out of Range; (d): Zeroed Peak

Quantitation Results Report (QT Reviewed)

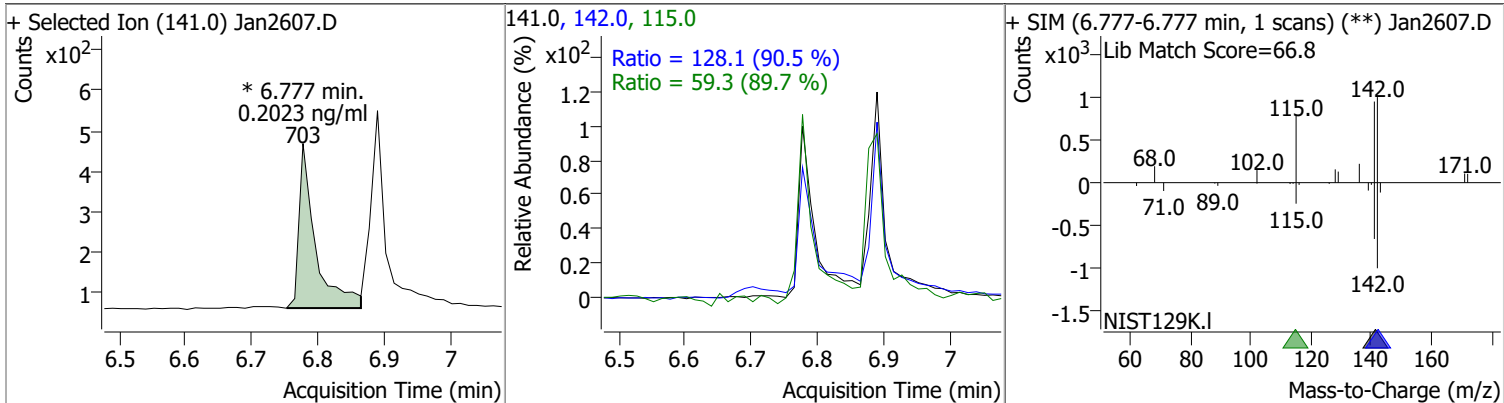
Compound	Conc.	RT	Dev(Min)	Resp.	QIon	QRatio	Lower	Upper
Nitrobenzene-d5	0.1975	5.13	0.01	376	54.0	38.2	31.6	58.8
					128.0	31.9	19.3	35.9



Compound	Conc.	RT	Dev(Min)	Resp.	QIon	QRatio	Lower	Upper
Naphthalene	0.1915	5.94	0.00	1109	102.0	53.0	0.0	61.8
					129.0	11.6	7.7	14.3

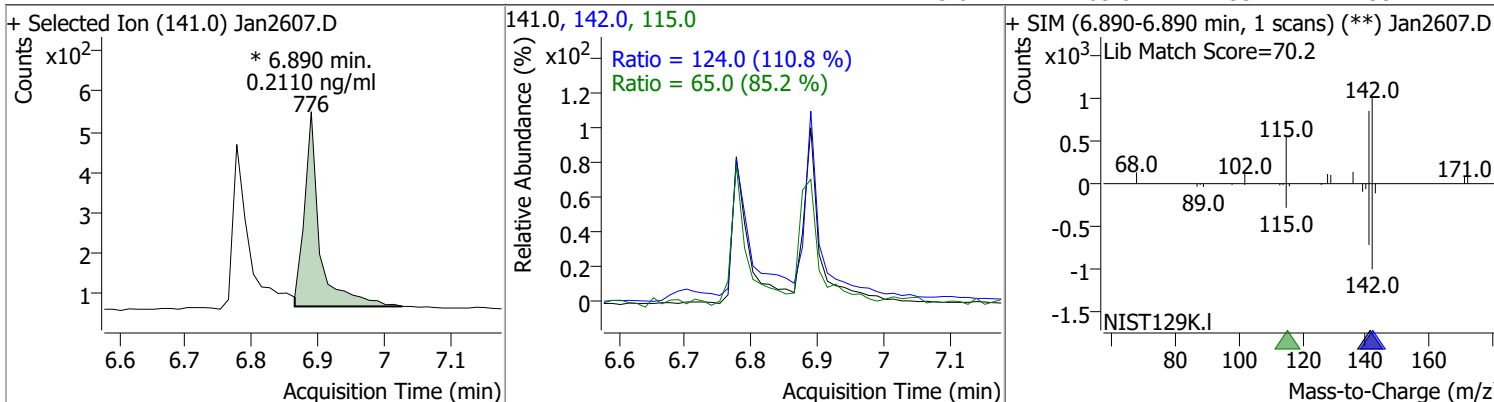


Compound	Conc.	RT	Dev(Min)	Resp.	QIon	QRatio	Lower	Upper
2-Methylnaphthalene	0.2023	6.78	0.00	703 (m)	142.0	128.1	99.1	184.0
					115.0	59.3	46.3	86.0

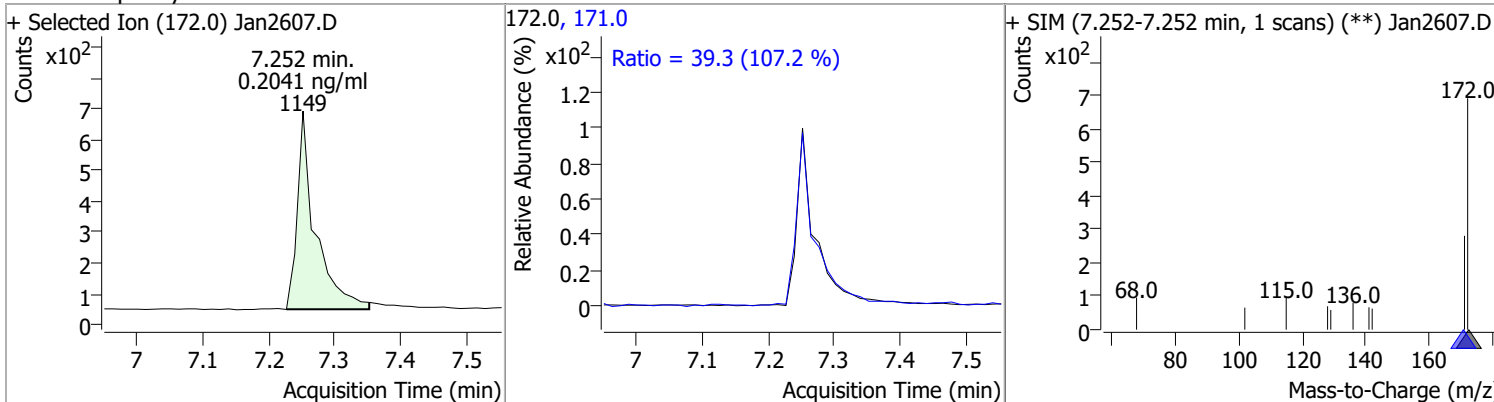


Quantitation Results Report (QT Reviewed)

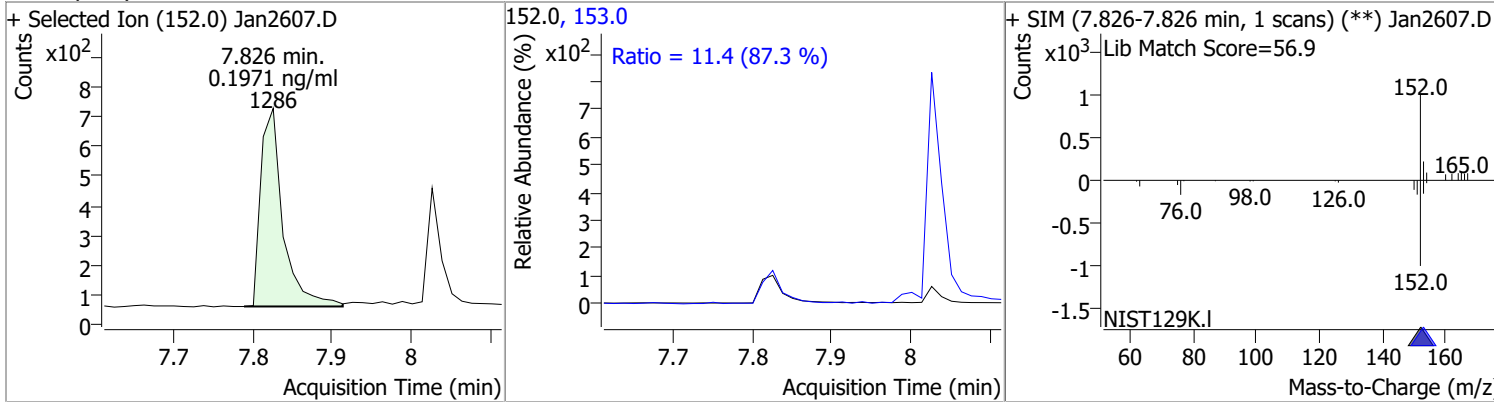
Compound	Conc.	RT	Dev(Min)	Resp.	QIon	QRatio	Lower	Upper
1-Methylnaphthalene	0.2110	6.89	0.01	776 (m)	142.0	124.0	78.3	145.5
					115.0	65.0	53.4	99.2



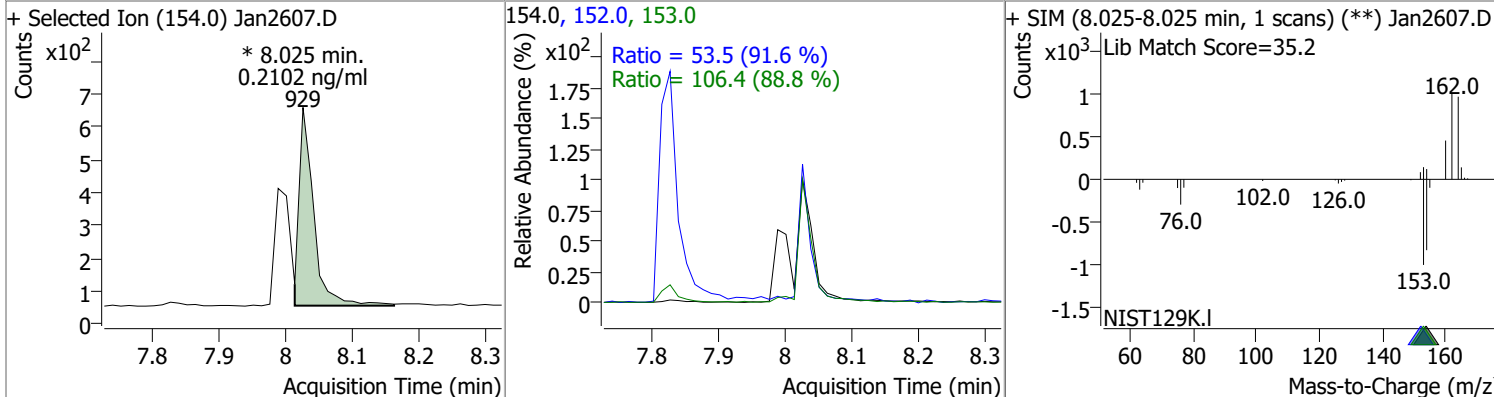
Compound	Conc.	RT	Dev(Min)	Resp.	QIon	QRatio	Lower	Upper
2-Fluorobiphenyl	0.2041	7.25	0.00	1149	171.0	39.3	25.6	47.6



Compound	Conc.	RT	Dev(Min)	Resp.	QIon	QRatio	Lower	Upper
Acenaphthylene	0.1971	7.83	0.01	1286	153.0	11.4	9.1	17.0

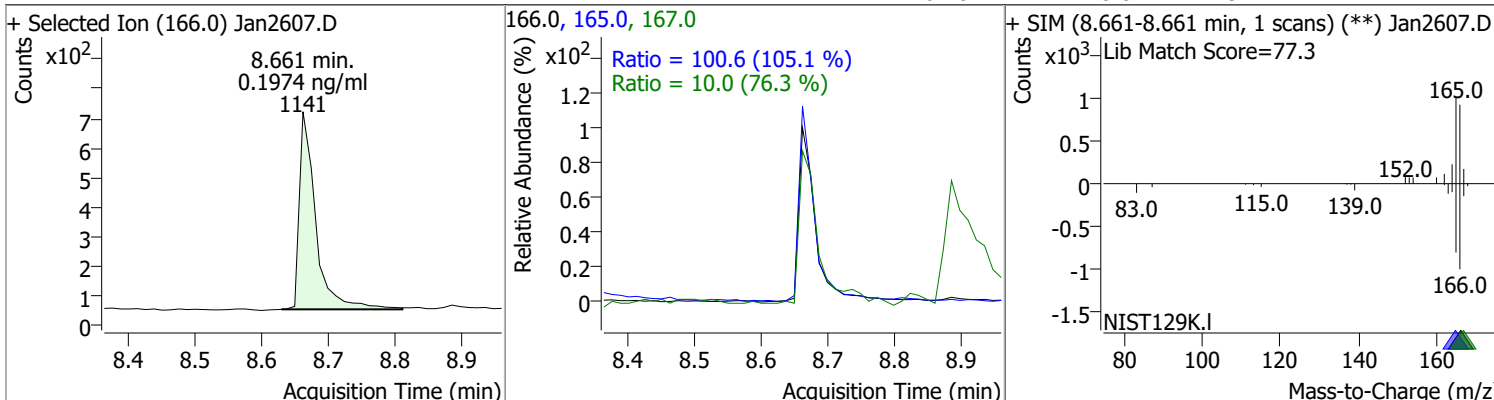


Compound	Conc.	RT	Dev(Min)	Resp.	QIon	QRatio	Lower	Upper
Acenaphthene	0.2102	8.03	0.00	929 (m)	153.0	106.4	83.9	155.8
					152.0	53.5	40.9	76.0

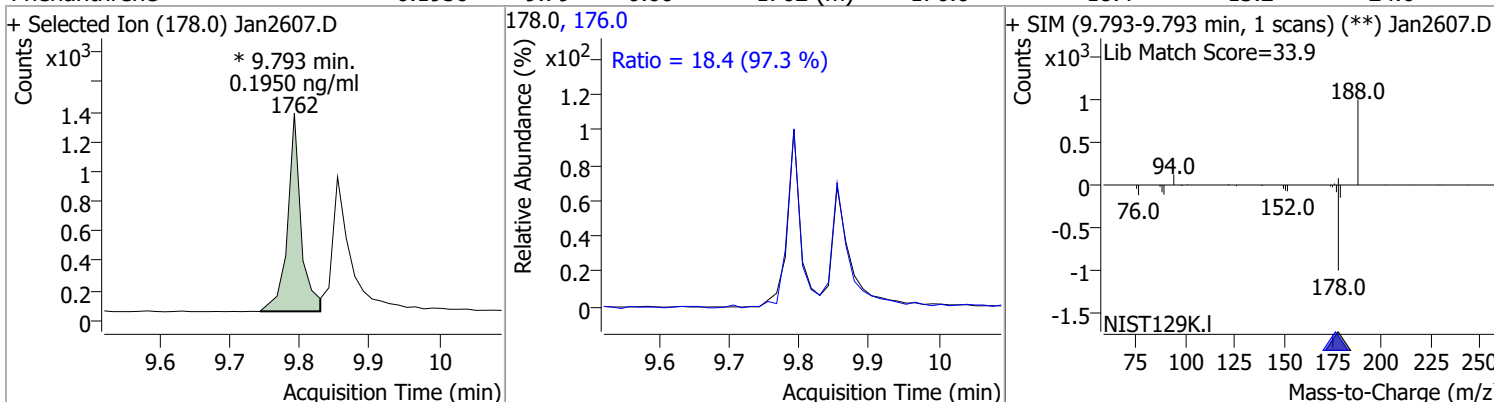


Quantitation Results Report (QT Reviewed)

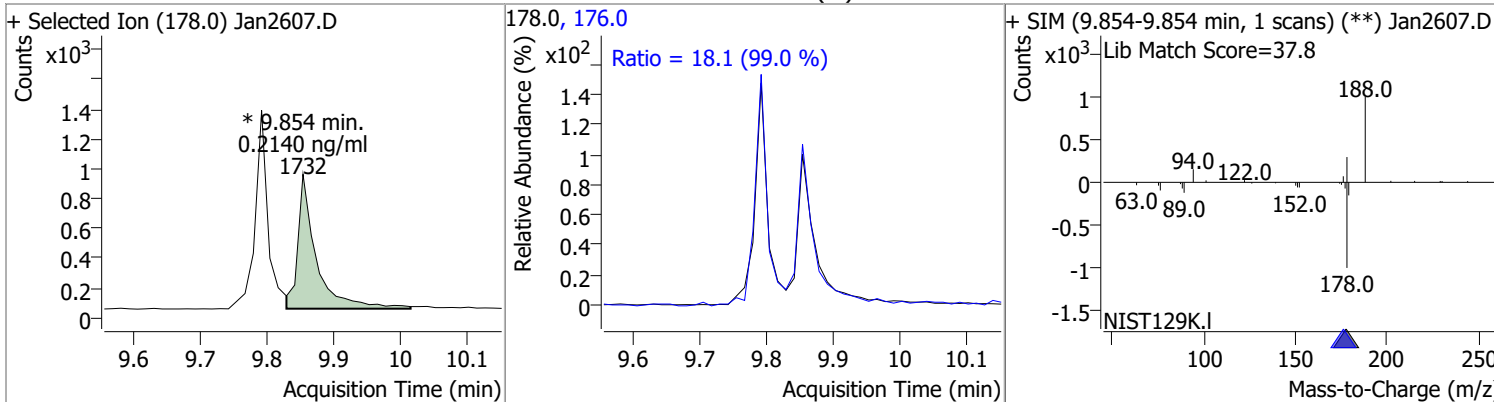
Compound	Conc.	RT	Dev(Min)	Resp.	QIon	QRatio	Lower	Upper
Fluorene	0.1974	8.66	0.00	1141	165.0 167.0	100.6 10.0	67.0 9.2	124.5 17.1



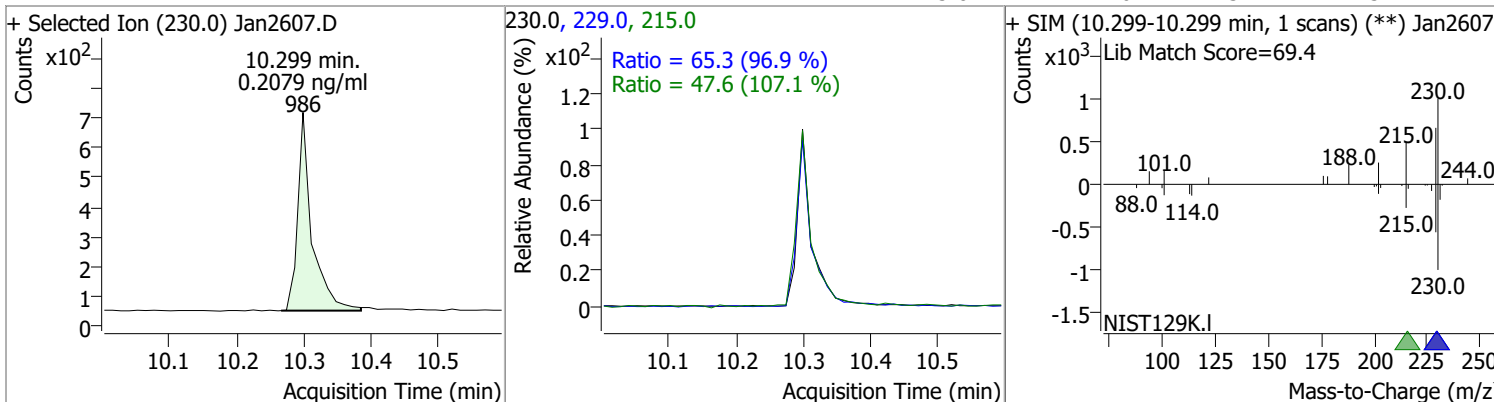
Compound	Conc.	RT	Dev(Min)	Resp.	QIon	QRatio	Lower	Upper
Phenanthrene	0.1950	9.79	0.00	1762 (m)	176.0	18.4	13.2	24.6



Compound	Conc.	RT	Dev(Min)	Resp.	QIon	QRatio	Lower	Upper
Anthracene	0.2140	9.85	0.00	1732 (m)	176.0	18.1	12.8	23.8

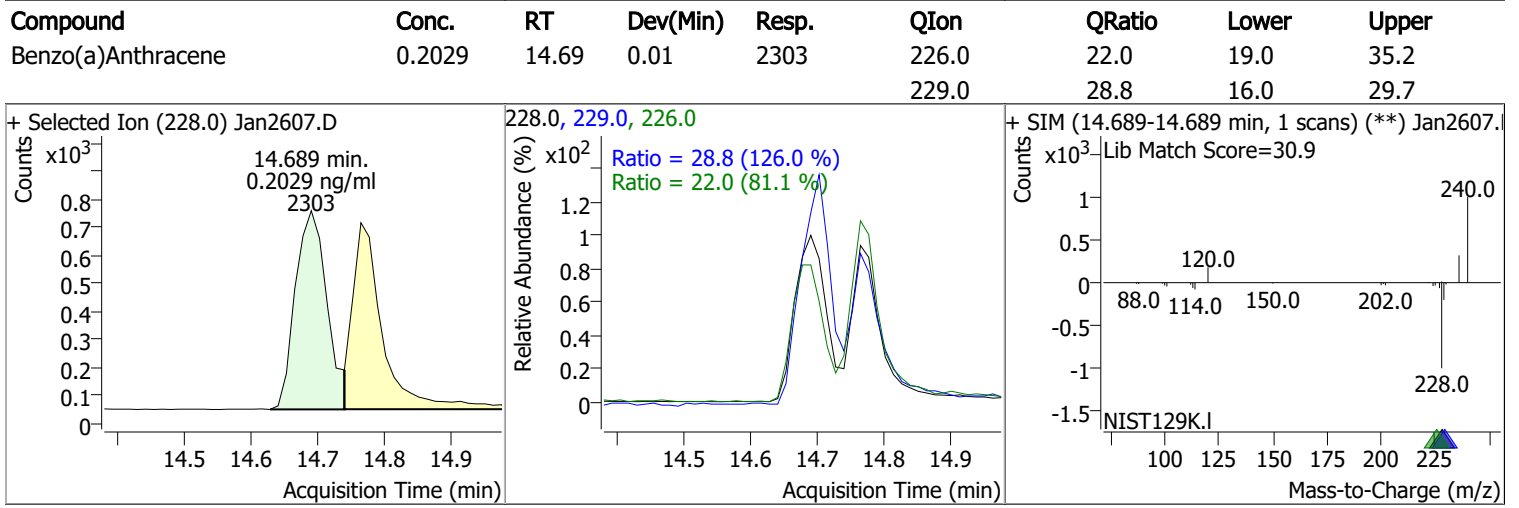
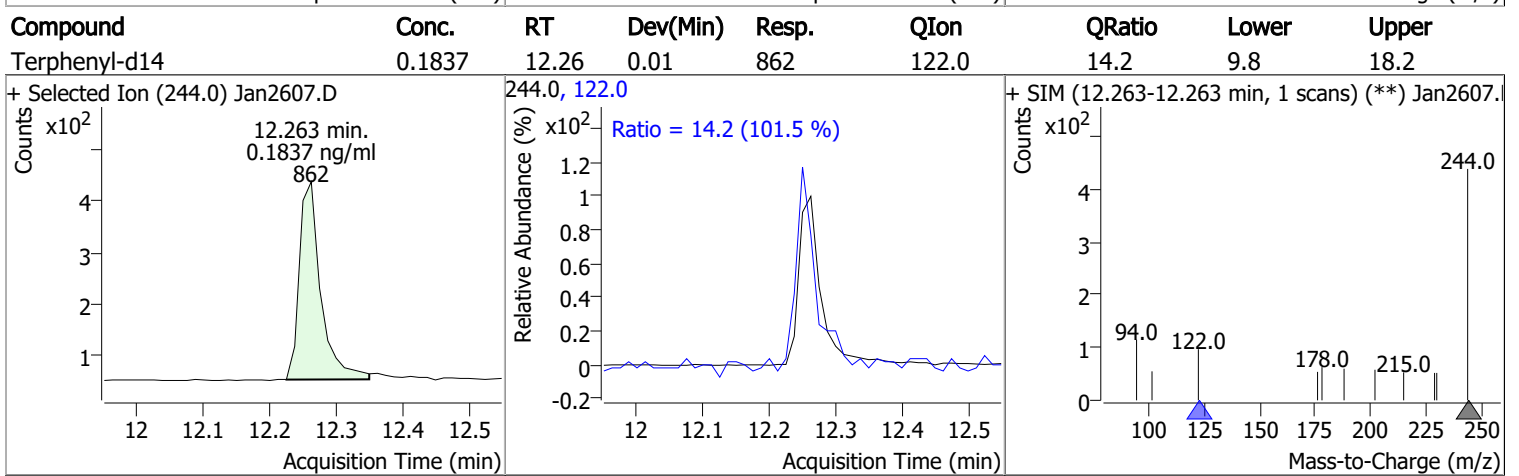
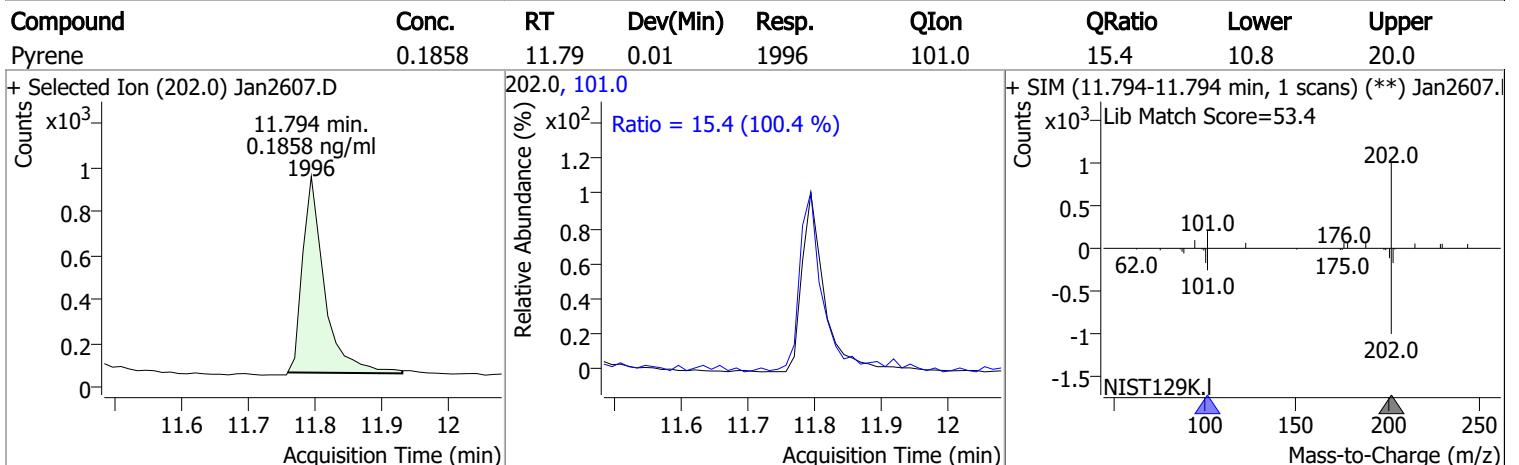
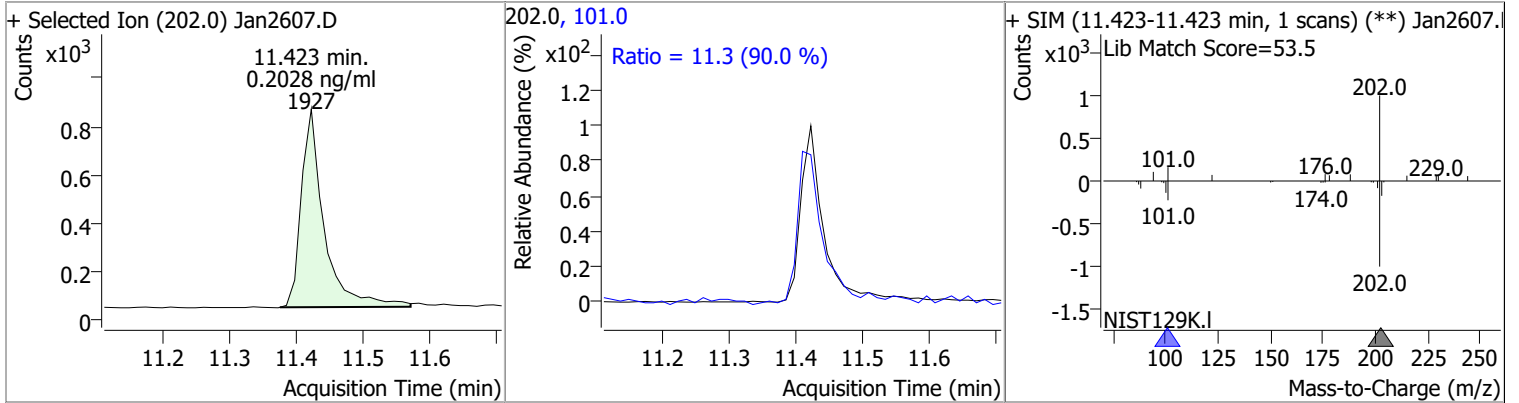


Compound	Conc.	RT	Dev(Min)	Resp.	QIon	QRatio	Lower	Upper
o-Terphenyl	0.2079	10.30	0.00	986	229.0 215.0	65.3 47.6	47.1 31.1	87.5 57.7



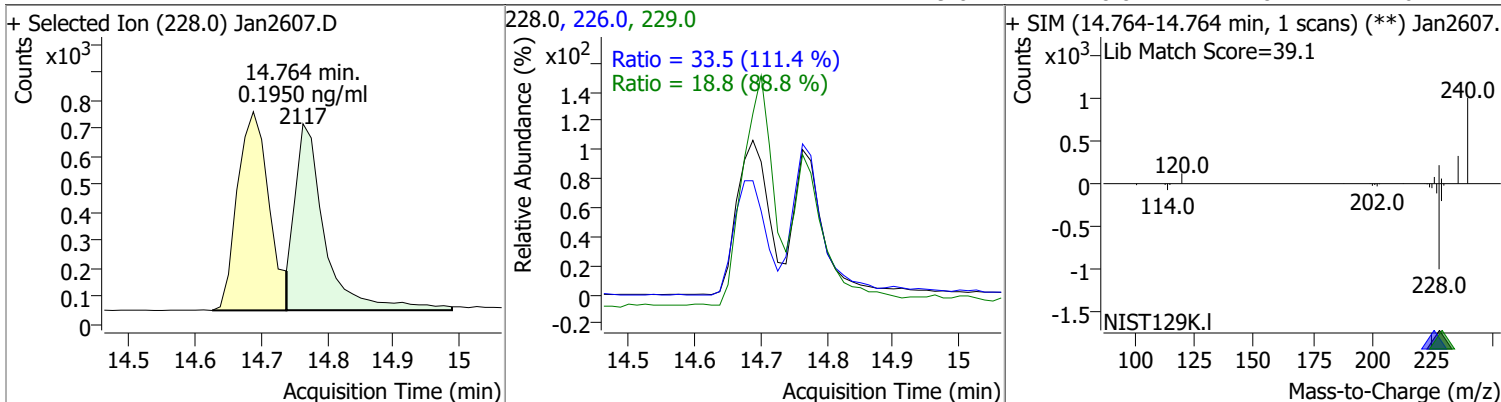
Quantitation Results Report (QT Reviewed)

Compound	Conc.	RT	Dev(Min)	Resp.	QIon	QRatio	Lower	Upper
----------	-------	----	----------	-------	------	--------	-------	-------

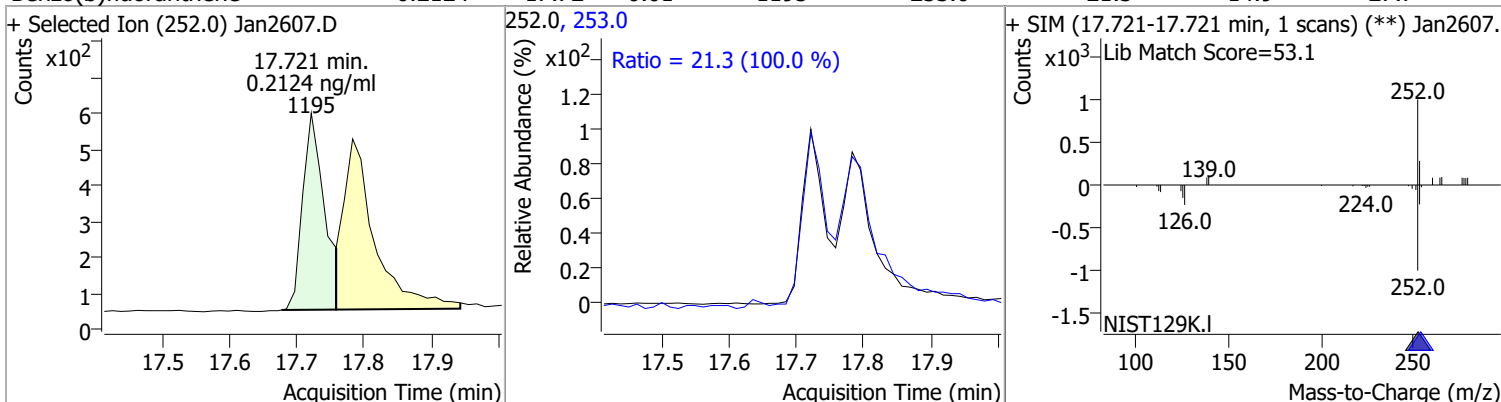


Quantitation Results Report (QT Reviewed)

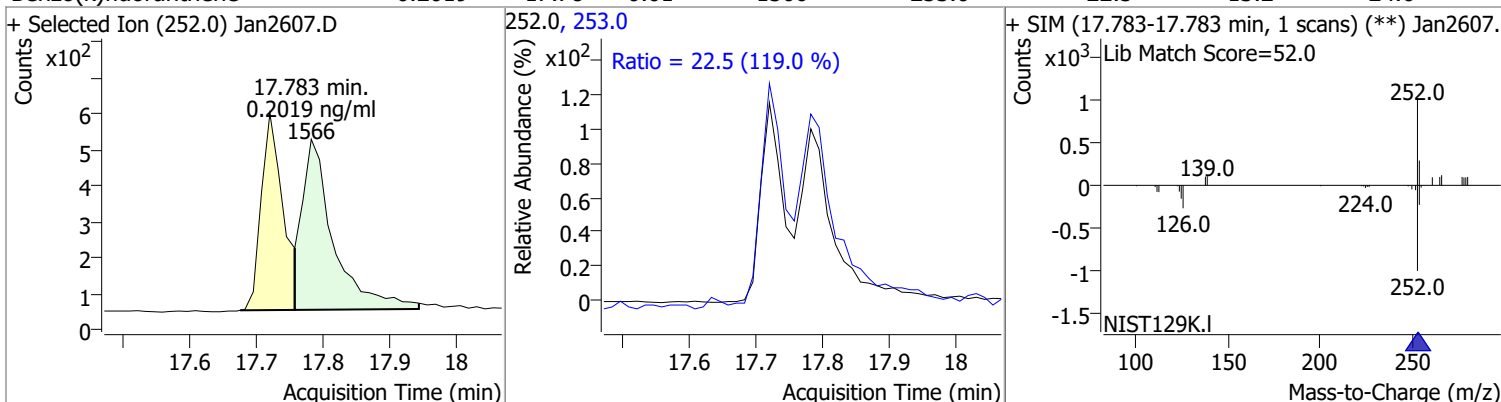
Compound	Conc.	RT	Dev(Min)	Resp.	QIon	QRatio	Lower	Upper
Chrysene	0.1950	14.76	0.00	2117	226.0	33.5	21.0	39.1
					229.0	18.8	14.8	27.6



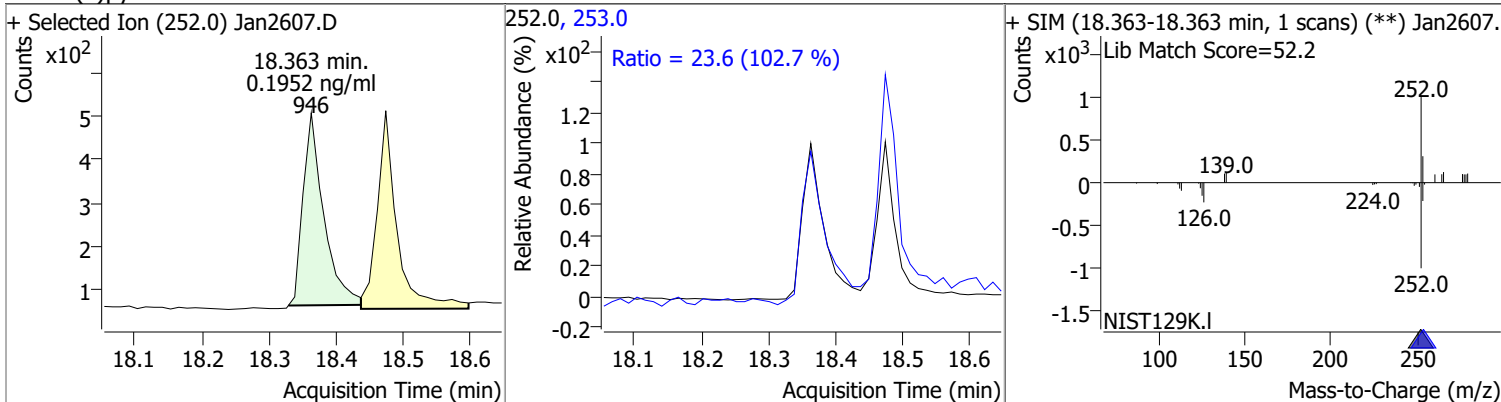
Compound	Conc.	RT	Dev(Min)	Resp.	QIon	QRatio	Lower	Upper
Benzo(b)fluoranthene	0.2124	17.72	0.01	1195	253.0	21.3	14.9	27.7



Compound	Conc.	RT	Dev(Min)	Resp.	QIon	QRatio	Lower	Upper
Benzo(k)fluoranthene	0.2019	17.78	0.01	1566	253.0	22.5	13.2	24.6



Compound	Conc.	RT	Dev(Min)	Resp.	QIon	QRatio	Lower	Upper
Benzo(a)pyrene	0.1952	18.36	0.01	946	253.0	23.6	16.1	29.9



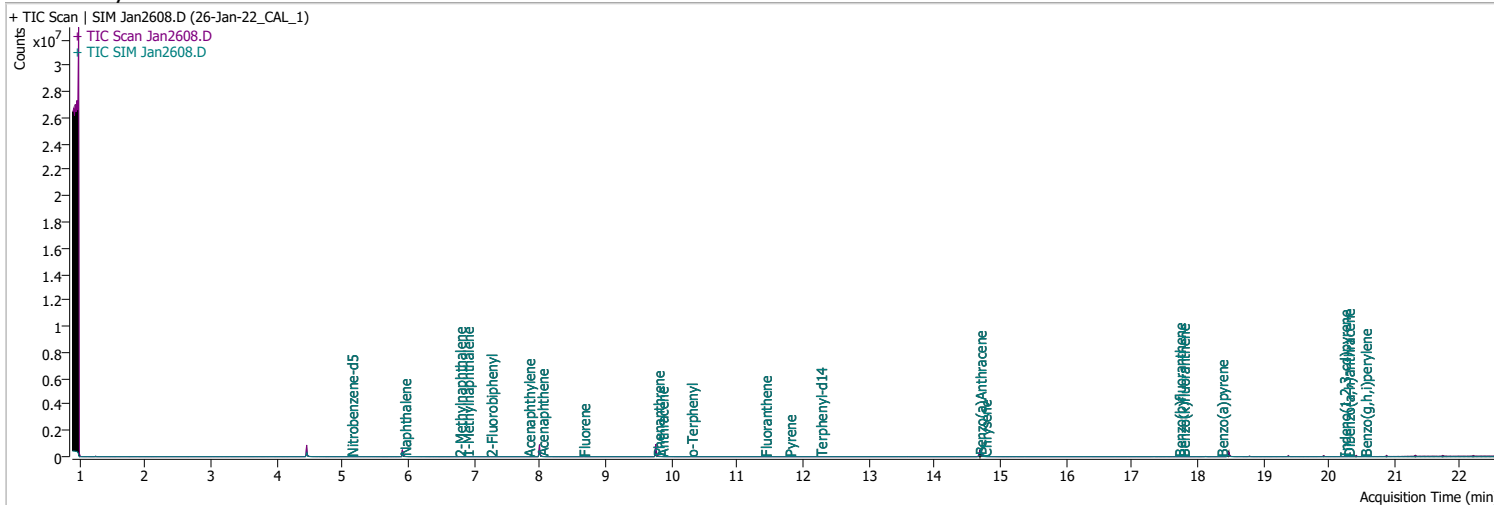
Quantitation Results Report (QT Reviewed)

Compound	Conc.	RT	Dev(Min)	Resp.	QIon	QRatio	Lower	Upper
Indeno(1,2,3-cd)pyrene	0.2069	20.23	0.01	881 (m)	138.0	21.7	15.7	29.1
<div style="display: flex; justify-content: space-between;"> <div style="width: 30%;"> <p>+ Selected Ion (276.0) Jan2607.D</p> </div> <div style="width: 30%;"> <p>276.0, 138.0</p> <p>Ratio = 21.7 (97.0 %)</p> </div> <div style="width: 30%;"> <p>+ SIM (20.229-20.229 min, 1 scans) (**) Jan2607.D</p> <p>Lib Match Score=56.9</p> </div> </div>								
Dibenzo(a,h)anthracene	0.1771	20.29	0.01	953	279.0	25.3	17.4	32.3
<div style="display: flex; justify-content: space-between;"> <div style="width: 30%;"> <p>+ Selected Ion (278.0) Jan2607.D</p> </div> <div style="width: 30%;"> <p>278.0, 279.0, 139.0</p> <p>Ratio = 25.3 (101.8 %)</p> <p>Ratio = 14.8 (84.5 %)</p> </div> <div style="width: 30%;"> <p>+ SIM (20.291-20.291 min, 1 scans) (**) Jan2607.D</p> <p>Lib Match Score=61.4</p> </div> </div>								
Benzo(g,h,i)perylene	0.2003	20.55	0.01	1345	277.0	22.4	17.3	32.2
<div style="display: flex; justify-content: space-between;"> <div style="width: 30%;"> <p>+ Selected Ion (276.0) Jan2607.D</p> </div> <div style="width: 30%;"> <p>276.0, 138.0, 277.0</p> <p>Ratio = 19.9 (97.0 %)</p> <p>Ratio = 22.4 (90.3 %)</p> </div> <div style="width: 30%;"> <p>+ SIM (20.550-20.550 min, 1 scans) (**) Jan2607.D</p> <p>Lib Match Score=57.8</p> </div> </div>								

Quantitation Results Report (QT Reviewed)

Data File	Jan2608.D	Operator	LIMS import
Acq. Method	5975BNASIM	Acq. Date-Time	1/26/2022 8:32:51 PM
Sample Name	26-Jan-22_CAL_1	Instrument	GCMS
Vial	8	Multiplier	1.00
DA Method File	012522 ban SIM 2.batch.bin	Comment	SVOC-8270-W-LLPAH
Tune File	dftppjph.u	Tune Date	
Batch Name	012622 bna SIM 1.batch.bin	Last Calib Update	1/27/2022 8:37:26 AM

Ref Library



Compound	RT	QIon	Resp.	Conc.	Units	Dev(Min)
Internal Standards						
M 1,4-Dichlorobenzene-d4	4.459	152.0	103972	40.0000	ng/ml	0.000
M Naphthalene-d8	5.916	136.0	196590	40.0000	ng/ml	0.000
M Acenaphthene-d10	8.000	164.0	127169	40.0000	ng/ml	0.000
M Phenanthrene-d10	9.768	188.0	267387	40.0000	ng/ml	0.000
M Chrysene-d12	14.701	240.0	216320	40.0000	ng/ml	0.000
M Perylene-d12	18.474	264.0	138644	40.0000	ng/ml	0.000
System Monitoring Compounds						
S Nitrobenzene-d5	5.131	82.0	184	0.1137	ng/ml	# 0.012
Spiked Amount: 5.000	Range: 19.0 - 102.0%			Recovery = 2.27%		*
S 2-Fluorobiphenyl	7.252	172.0	650	0.0908	ng/ml	0.000
Spiked Amount: 5.000	Range: 25.0 - 94.0%			Recovery = 1.82%		*
S o-Terphenyl	10.299	230.0	535	0.0900	ng/ml	0.000
Spiked Amount: 5.000	Range: 40.0 - 140.0%			Recovery = 1.80%		*
S Terphenyl-d14	12.263	244.0	589	0.0987	ng/ml	0.012
Spiked Amount: 5.000	Range: 39.0 - 106.0%			Recovery = 1.97%		*
Target Compounds						
T Naphthalene	5.941	128.0	649	0.0946	ng/ml	# 25
T 2-Methylnaphthalene	6.777	141.0	402	0.0972	ng/ml	m 87
T 1-Methylnaphthalene	6.890	141.0	421	0.0875	ng/ml	m 90
T Acenaphthylene	7.826	152.0	767	0.0919	ng/ml	96
T Acenaphthene	8.025	154.0	560	0.0971	ng/ml	m 84
T Fluorene	8.661	166.0	693	0.0950	ng/ml	# 98
T Phenanthrene	9.793	178.0	1114	0.0940	ng/ml	m 96
T Anthracene	9.854	178.0	973	0.0979	ng/ml	m 99
T Fluoranthene	11.423	202.0	1071	0.0922	ng/ml	100
T Pyrene	11.794	202.0	1244	0.0950	ng/ml	94
T Benzo(a)Anthracene	14.689	228.0	1739	0.0933	ng/ml	# 83
T Chrysene	14.764	228.0	1322	0.0951	ng/ml	94
T Benzo(b)fluoranthene	17.721	252.0	673	0.1006	ng/ml	96

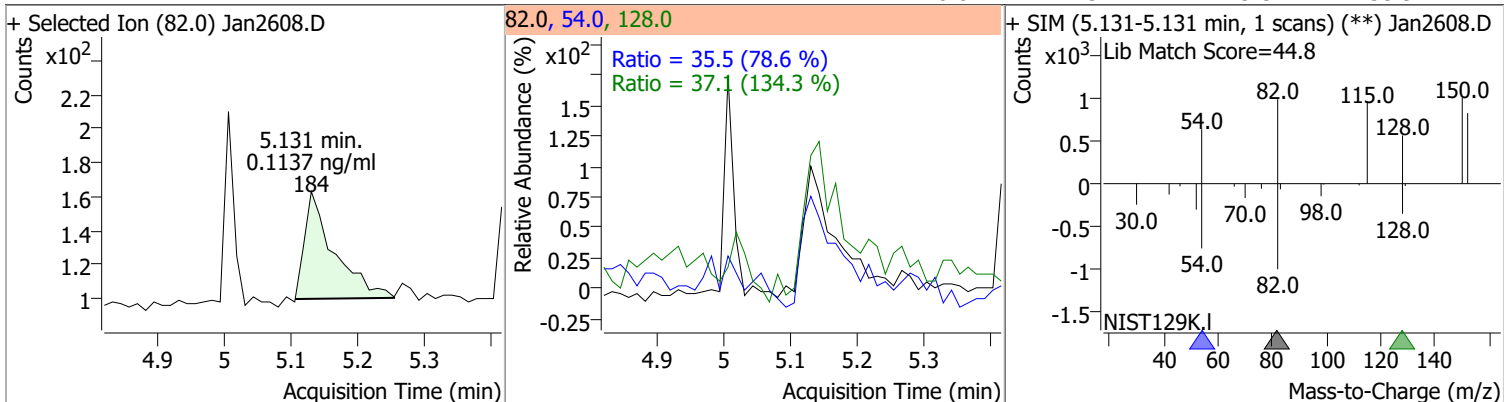
Quantitation Results Report (QT Reviewed)

Compound	RT	QIon	Resp.	Conc.	Units	Dev(Min)
T Benzo(k)fluoranthene	17.783	252.0	988	0.1018	ng/ml	91
T Benzo(a)pyrene	18.363	252.0	556	0.0955	ng/ml	99
T Indeno(1,2,3-cd)pyrene	20.229	276.0	495	0.0958	ng/ml	96
T Dibenzo(a,h)anthracene	20.291	278.0	673	0.1071	ng/ml	91
T Benzo(g,h,i)perylene	20.550	276.0	801	0.0961	ng/ml	96

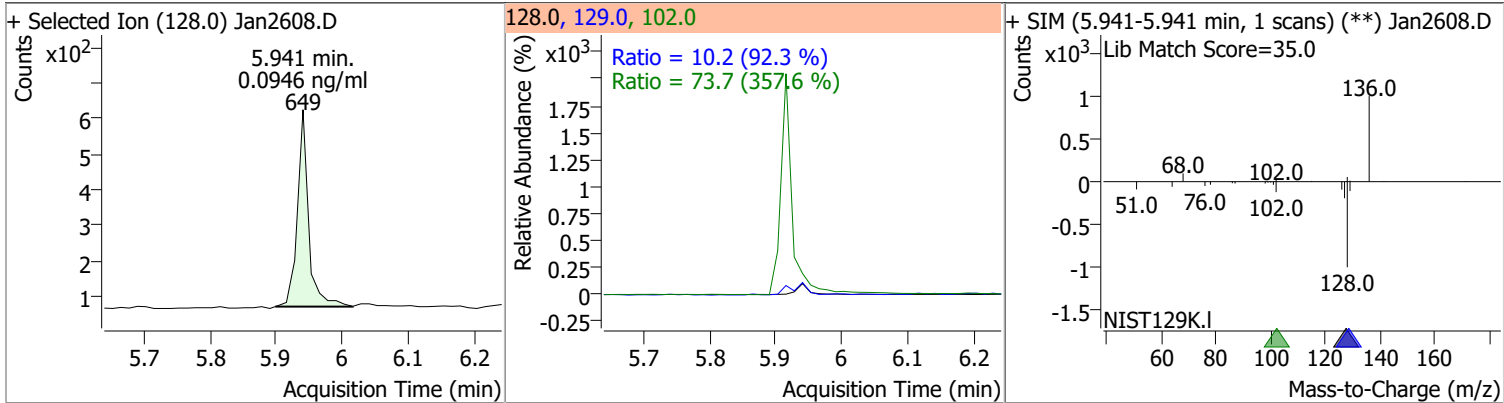
(#) = Qualifier Out of Range; (m) = Manual Integration; (+) = Area Summed; (*) = Surrogate Percent Recovery Out of Range; (d): Zeroed Peak

Quantitation Results Report (QT Reviewed)

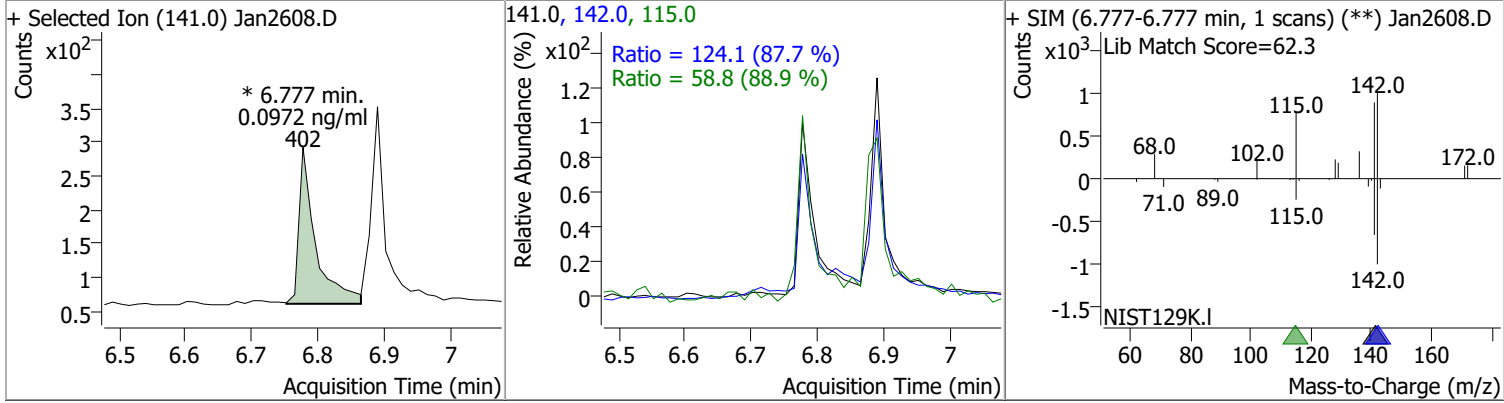
Compound	Conc.	RT	Dev(Min)	Resp.	QIon	QRatio	Lower	Upper
Nitrobenzene-d5	0.1137	5.13	0.01	184	54.0	35.5	31.6	58.8
					128.0	37.1	19.3	35.9



Compound	Conc.	RT	Dev(Min)	Resp.	QIon	QRatio	Lower	Upper
Naphthalene	0.0946	5.94	0.00	649	102.0	73.7	0.0	61.8
					129.0	10.2	7.7	14.3

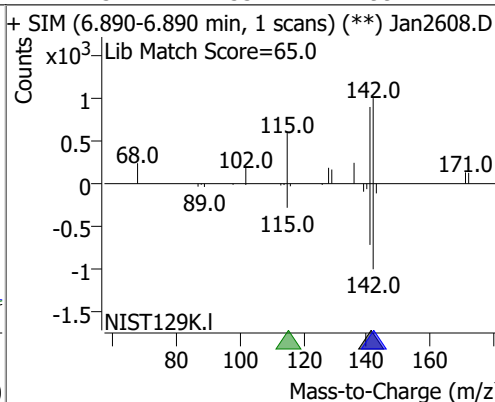
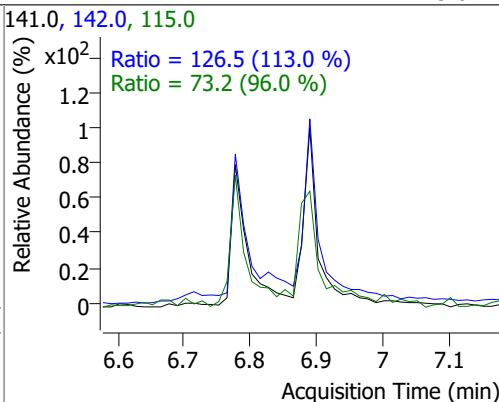
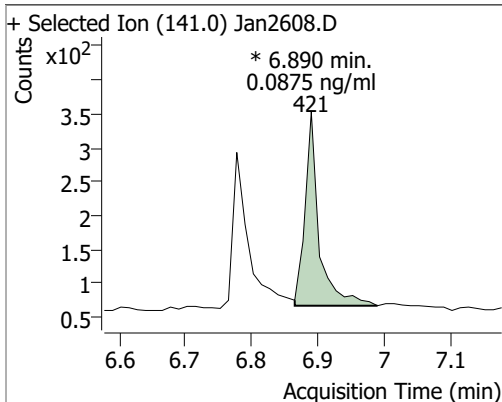


Compound	Conc.	RT	Dev(Min)	Resp.	QIon	QRatio	Lower	Upper
2-Methylnaphthalene	0.0972	6.78	0.00	402 (m)	142.0	124.1	99.1	184.0
					115.0	58.8	46.3	86.0

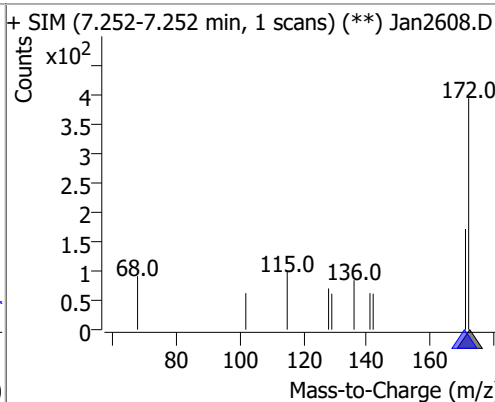
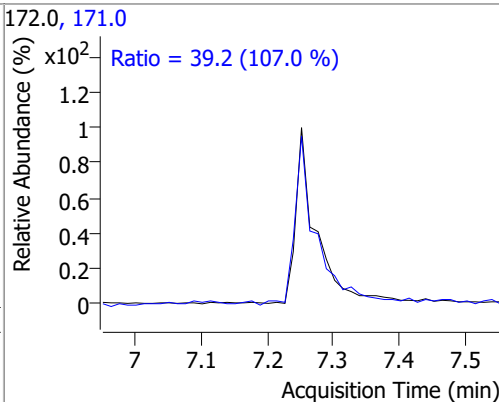
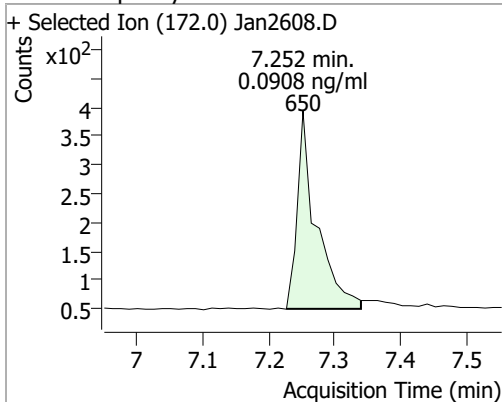


Quantitation Results Report (QT Reviewed)

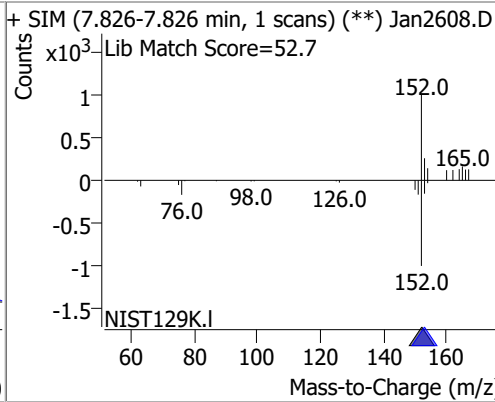
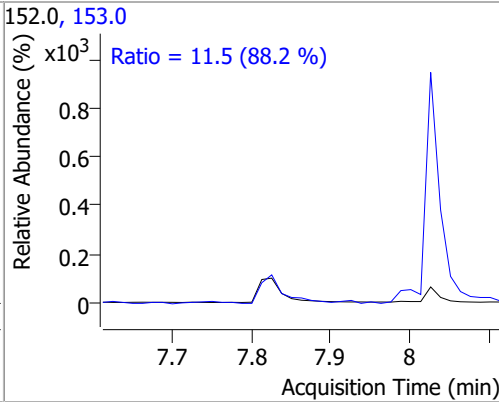
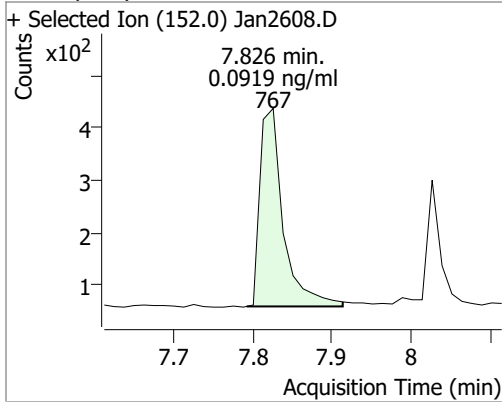
Compound	Conc.	RT	Dev(Min)	Resp.	QIon	QRatio	Lower	Upper
1-Methylnaphthalene	0.0875	6.89	0.01	421 (m)	142.0	126.5	78.3	145.5
					115.0	73.2	53.4	99.2



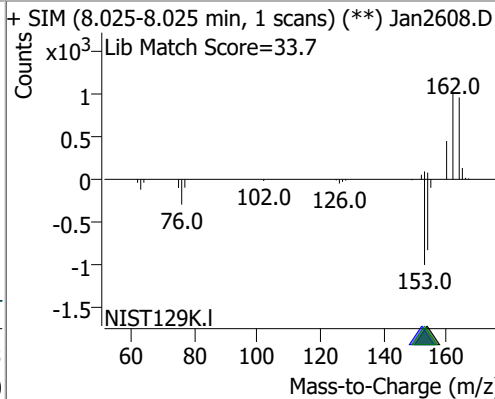
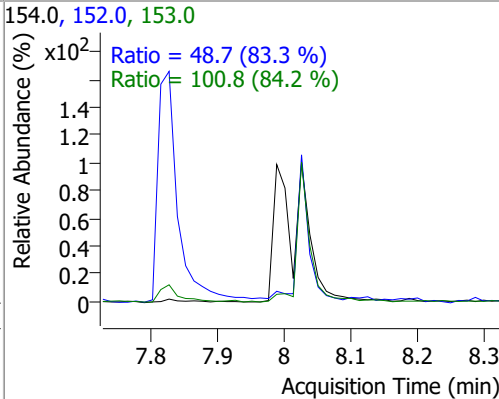
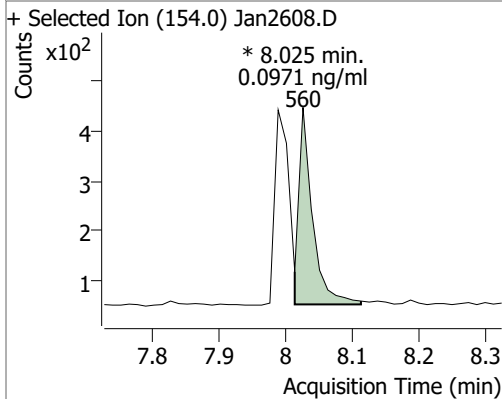
Compound	Conc.	RT	Dev(Min)	Resp.	QIon	QRatio	Lower	Upper
2-Fluorobiphenyl	0.0908	7.25	0.00	650	171.0	39.2	25.6	47.6



Compound	Conc.	RT	Dev(Min)	Resp.	QIon	QRatio	Lower	Upper
Acenaphthylene	0.0919	7.83	0.01	767	153.0	11.5	9.1	17.0

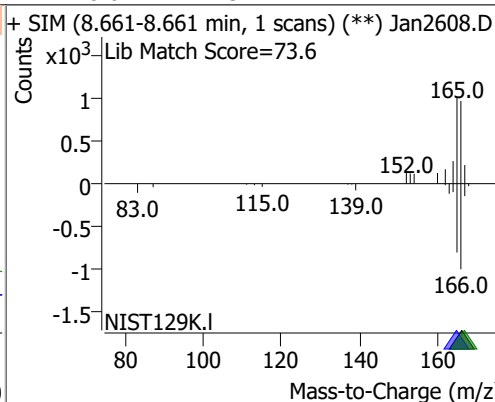
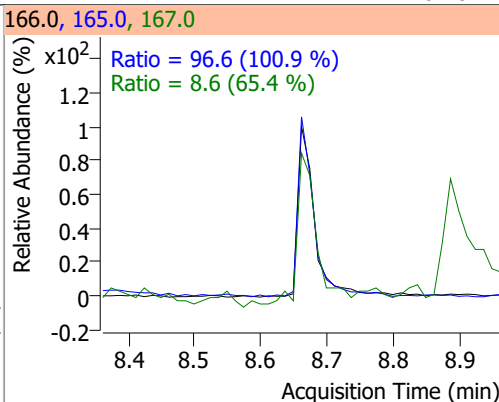
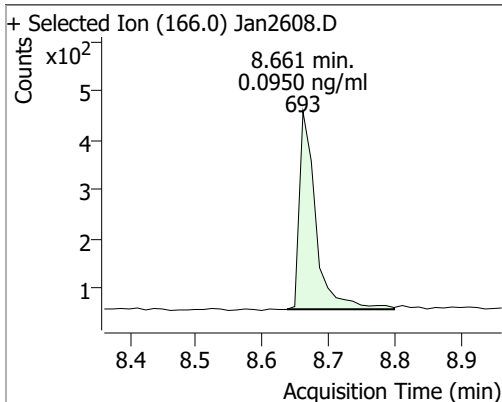


Compound	Conc.	RT	Dev(Min)	Resp.	QIon	QRatio	Lower	Upper
Acenaphthene	0.0971	8.03	0.00	560 (m)	153.0	100.8	83.9	155.8
					152.0	48.7	40.9	76.0

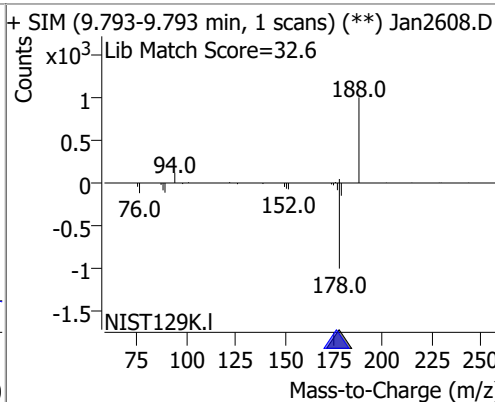
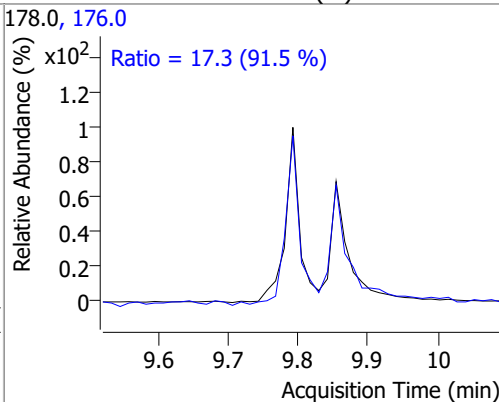
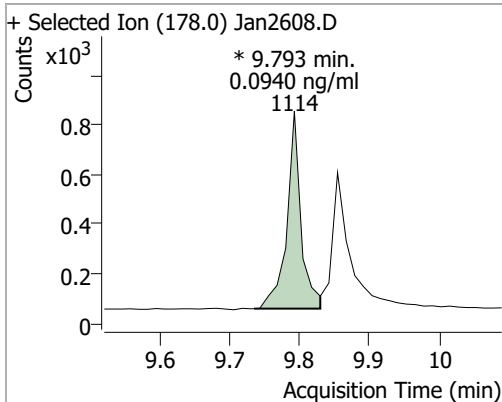


Quantitation Results Report (QT Reviewed)

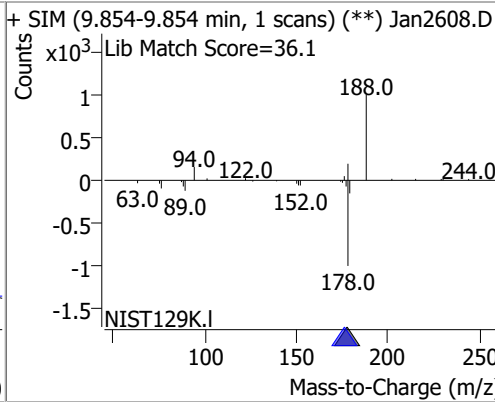
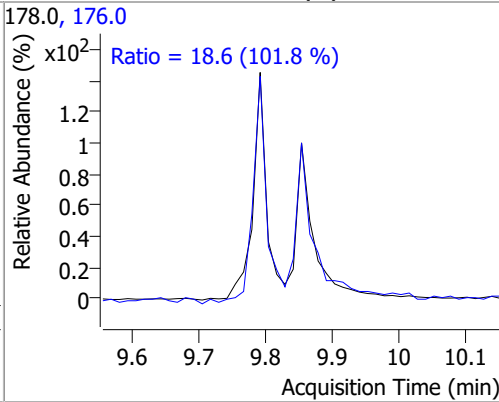
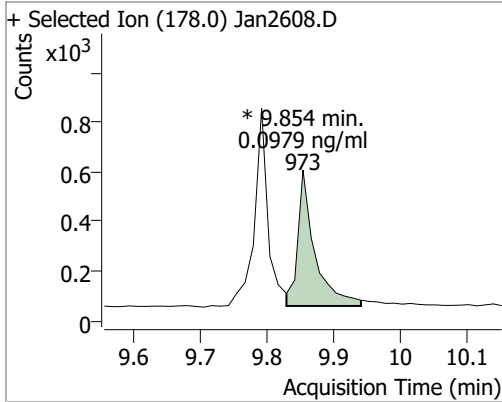
Compound	Conc.	RT	Dev(Min)	Resp.	QIon	QRatio	Lower	Upper
Fluorene	0.0950	8.66	0.00	693	165.0	96.6	67.0	124.5
					167.0	8.6	9.2	17.1



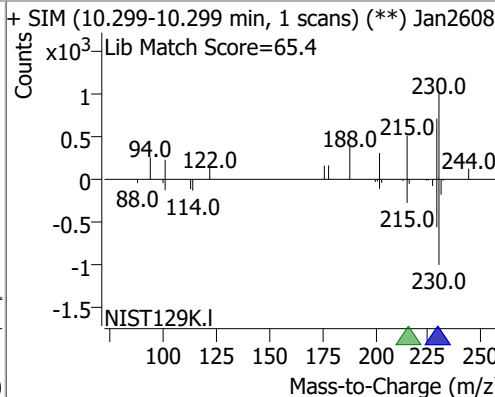
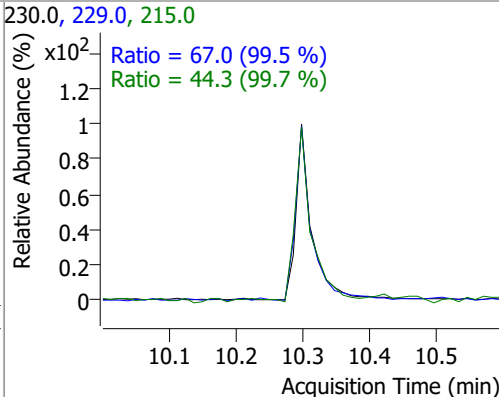
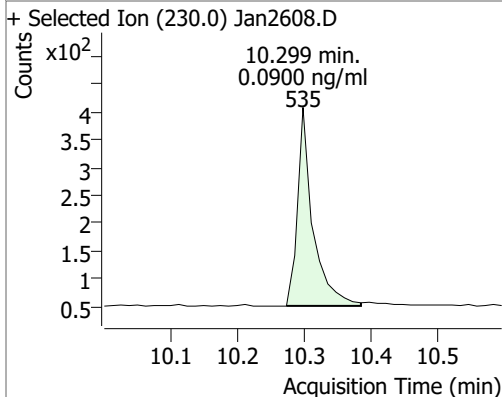
Compound	Conc.	RT	Dev(Min)	Resp.	QIon	QRatio	Lower	Upper
Phenanthrene	0.0940	9.79	0.00	1114 (m)	176.0	17.3	13.2	24.6



Compound	Conc.	RT	Dev(Min)	Resp.	QIon	QRatio	Lower	Upper
Anthracene	0.0979	9.85	0.00	973 (m)	176.0	18.6	12.8	23.8

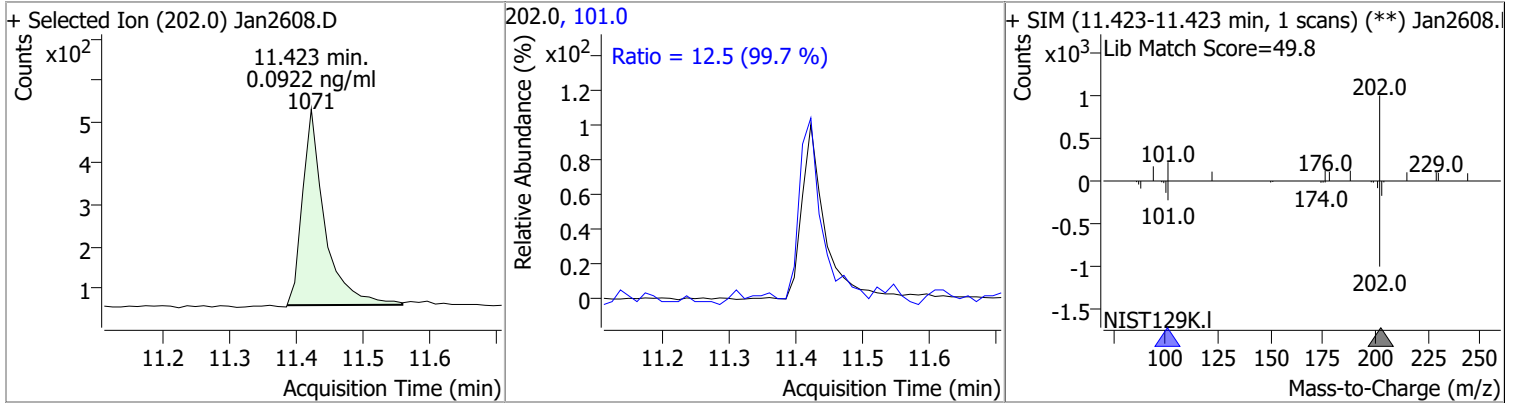


Compound	Conc.	RT	Dev(Min)	Resp.	QIon	QRatio	Lower	Upper
o-Terphenyl	0.0900	10.30	0.00	535	229.0	67.0	47.1	87.5
					215.0	44.3	31.1	57.7

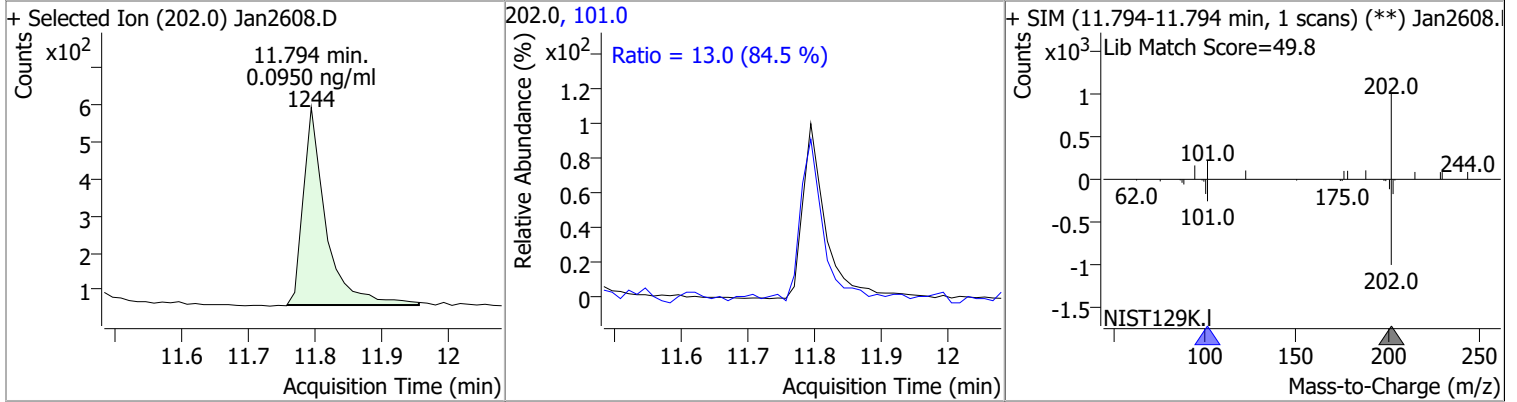


Quantitation Results Report (QT Reviewed)

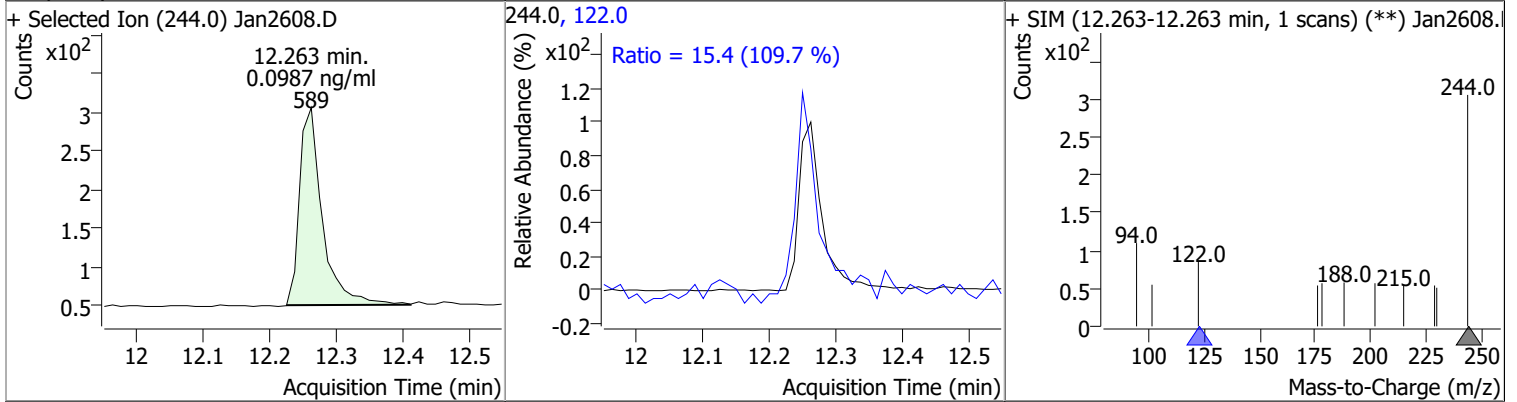
Compound	Conc.	RT	Dev(Min)	Resp.	QIon	QRatio	Lower	Upper
Fluoranthene	0.0922	11.42	0.01	1071	101.0	12.5	8.8	16.3



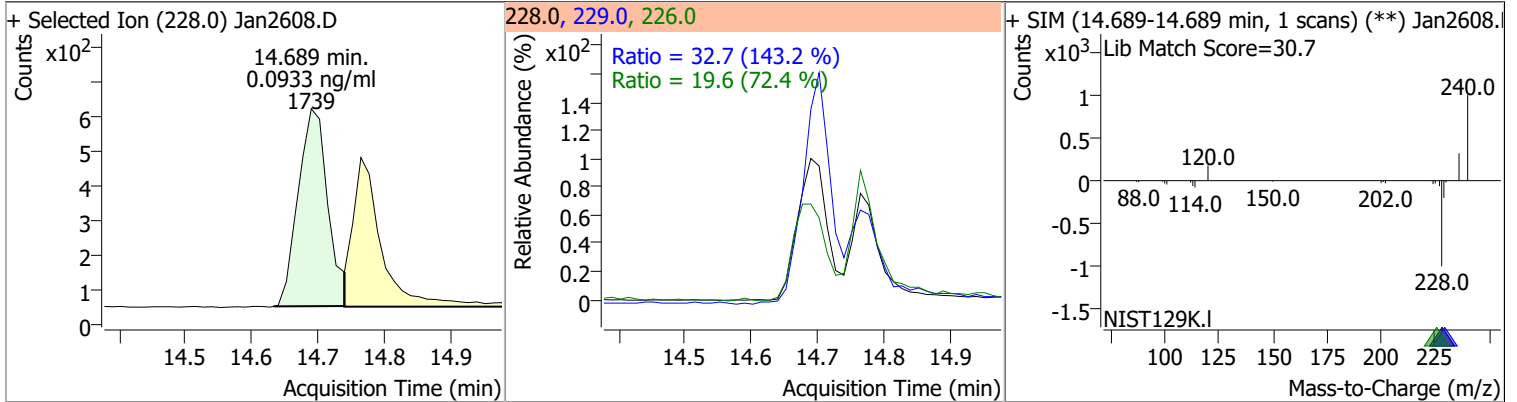
Compound	Conc.	RT	Dev(Min)	Resp.	QIon	QRatio	Lower	Upper
Pyrene	0.0950	11.79	0.01	1244	101.0	13.0	10.8	20.0



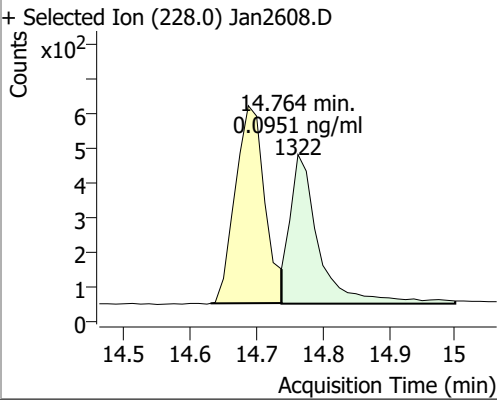
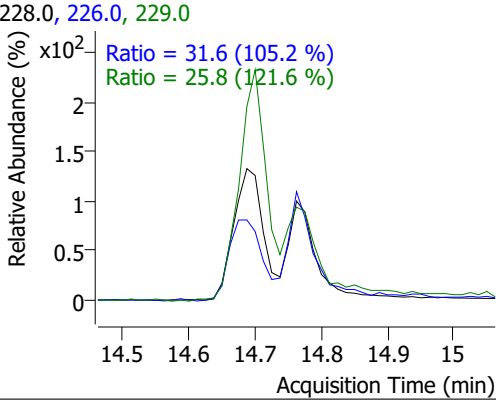
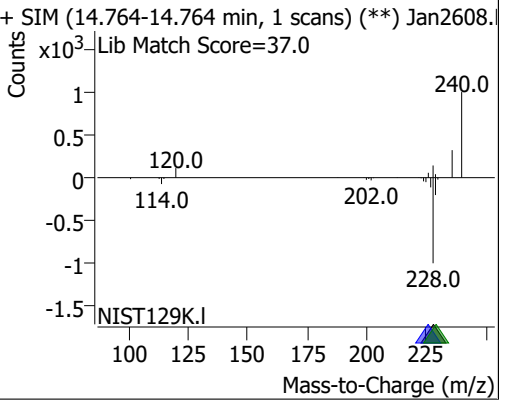
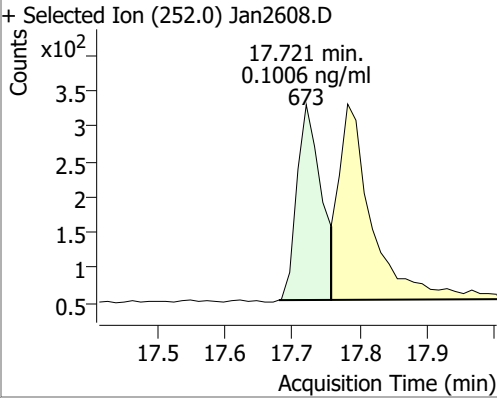
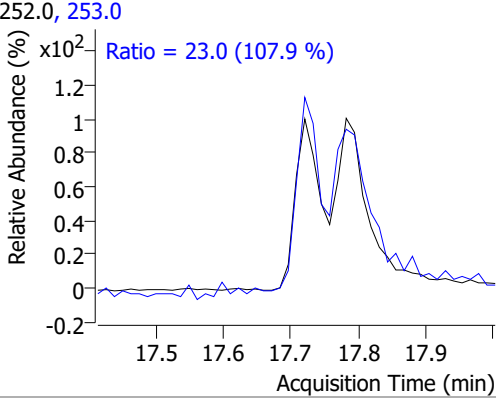
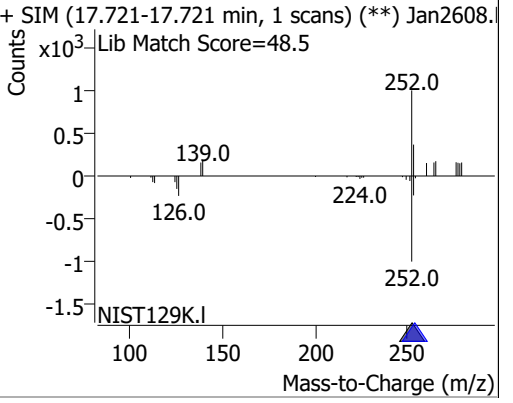
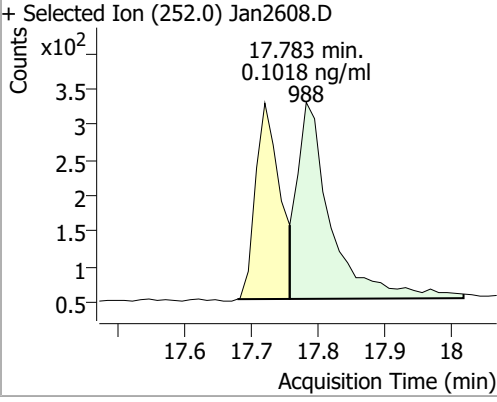
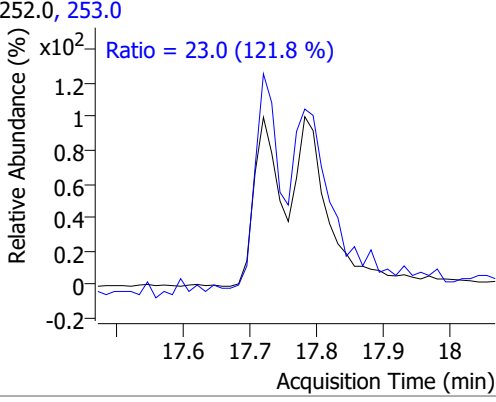
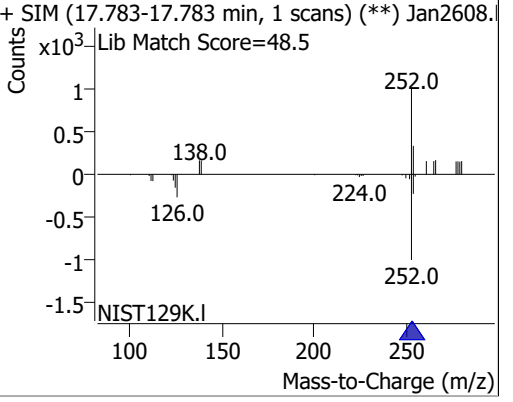
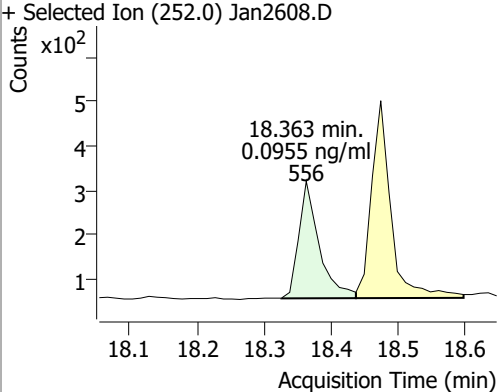
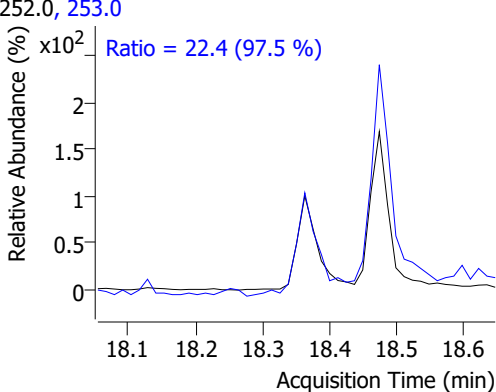
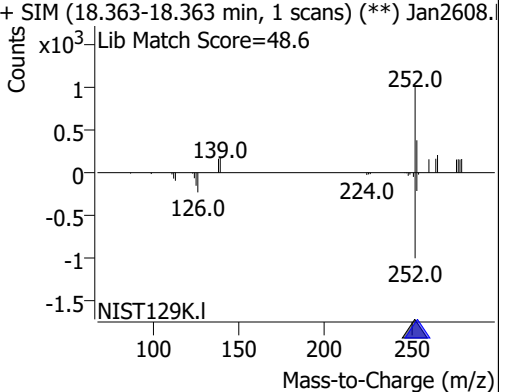
Compound	Conc.	RT	Dev(Min)	Resp.	QIon	QRatio	Lower	Upper
Terphenyl-d14	0.0987	12.26	0.01	589	122.0	15.4	9.8	18.2



Compound	Conc.	RT	Dev(Min)	Resp.	QIon	QRatio	Lower	Upper
Benzo(a)Anthracene	0.0933	14.69	0.01	1739	226.0 229.0	19.6 32.7	19.0 16.0	35.2 29.7

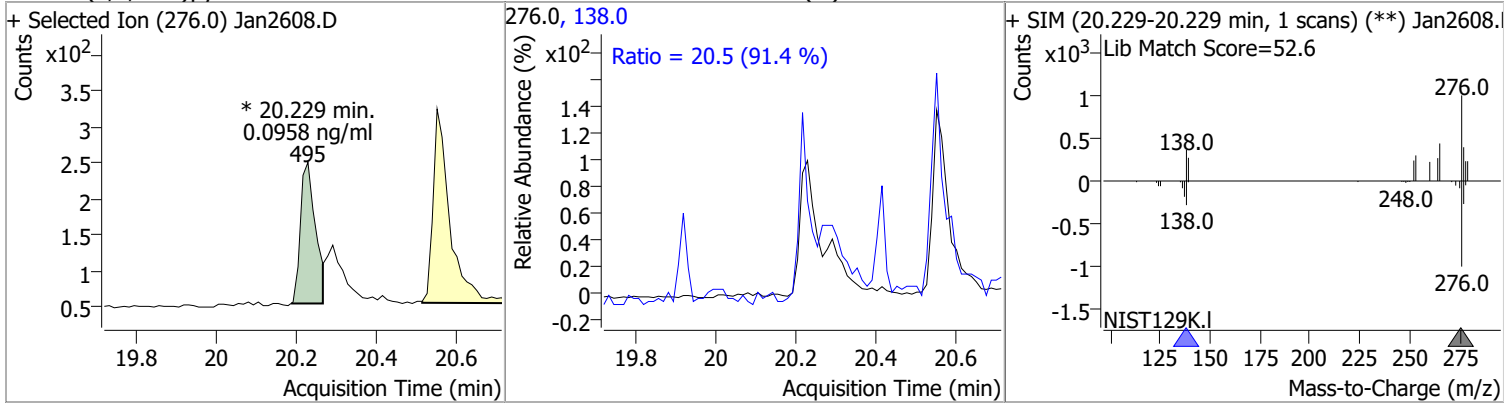


Quantitation Results Report (QT Reviewed)

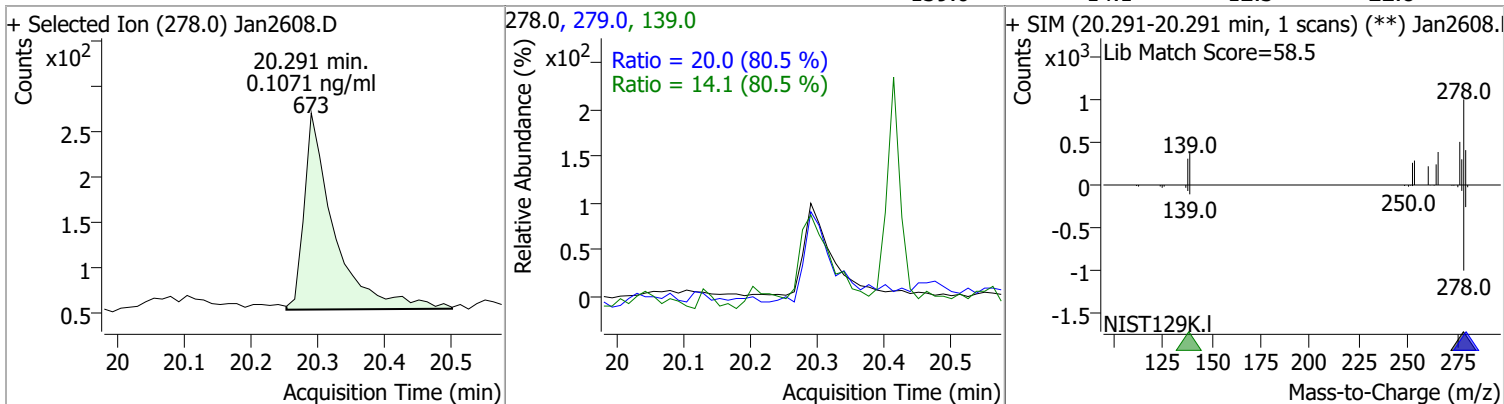
Compound	Conc.	RT	Dev(Min)	Resp.	QIon	QRatio	Lower	Upper
Chrysene	0.0951	14.76	0.00	1322	226.0 229.0	31.6 25.8	21.0 14.8	39.1 27.6
+ Selected Ion (228.0) Jan2608.D 			228.0, 226.0, 229.0 			+ SIM (14.764-14.764 min, 1 scans) (**) Jan2608. Lib Match Score=37.0 		
Benzo(b)fluoranthene	0.1006	17.72	0.01	673	253.0	23.0	14.9	27.7
+ Selected Ion (252.0) Jan2608.D 			252.0, 253.0 			+ SIM (17.721-17.721 min, 1 scans) (**) Jan2608. Lib Match Score=48.5 		
Benzo(k)fluoranthene	0.1018	17.78	0.01	988	253.0	23.0	13.2	24.6
+ Selected Ion (252.0) Jan2608.D 			252.0, 253.0 			+ SIM (17.783-17.783 min, 1 scans) (**) Jan2608. Lib Match Score=48.5 		
Benzo(a)pyrene	0.0955	18.36	0.01	556	253.0	22.4	16.1	29.9
+ Selected Ion (252.0) Jan2608.D 			252.0, 253.0 			+ SIM (18.363-18.363 min, 1 scans) (**) Jan2608. Lib Match Score=48.6 		

Quantitation Results Report (QT Reviewed)

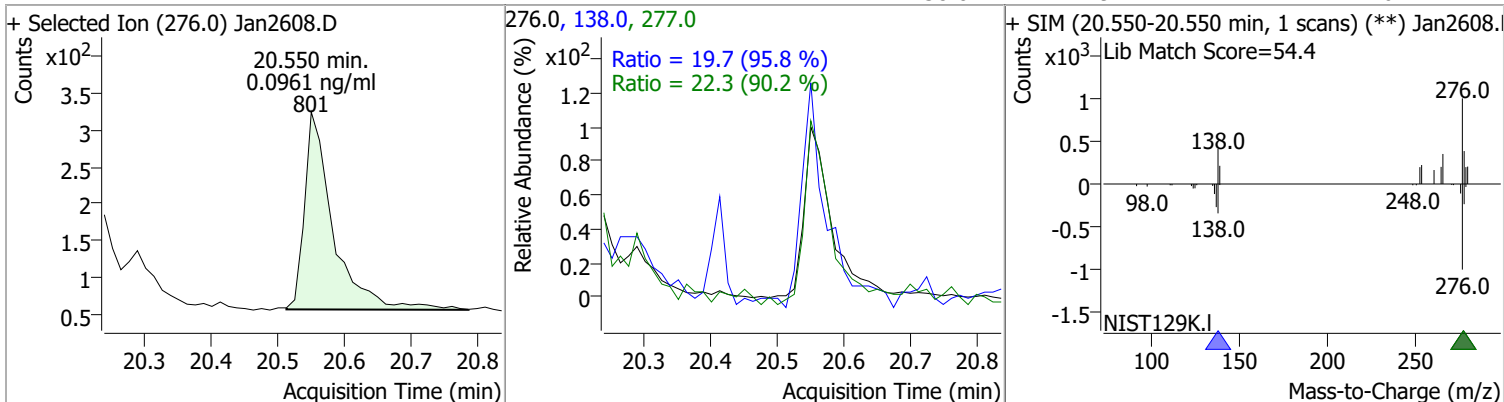
Compound	Conc.	RT	Dev(Min)	Resp.	QIon	QRatio	Lower	Upper
Indeno(1,2,3-cd)pyrene	0.0958	20.23	0.01	495 (m)	138.0	20.5	15.7	29.1



Compound	Conc.	RT	Dev(Min)	Resp.	QIon	QRatio	Lower	Upper
Dibenzo(a,h)anthracene	0.1071	20.29	0.01	673	279.0	20.0	17.4	32.3
					139.0	14.1	12.3	22.8



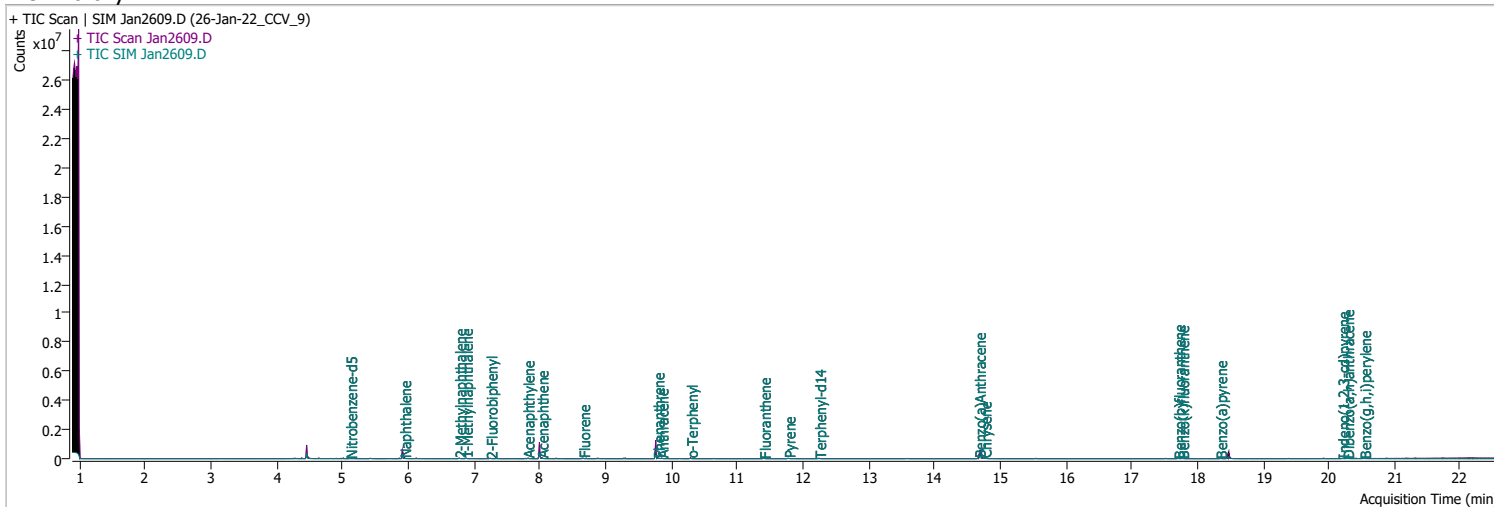
Compound	Conc.	RT	Dev(Min)	Resp.	QIon	QRatio	Lower	Upper
Benzo(g,h,i)perylene	0.0961	20.55	0.01	801	277.0	22.3	17.3	32.2
					138.0	19.7	14.4	26.7



Quantitation Results Report (QT Reviewed)

Data File	Jan2609.D	Operator	LIMS import
Acq. Method	5975BNASIM	Acq. Date-Time	1/26/2022 9:05:23 PM
Sample Name	26-Jan-22_CCV_9	Instrument	GCMS
Vial	9	Multiplier	1.00
DA Method File	012522 ban SIM 2.batch.bin	Comment	SVOC-8270-W-LLPAH
Tune File	dftppjph.u	Tune Date	
Batch Name	012622 bna SIM 1.batch.bin	Last Calib Update	1/27/2022 8:37:26 AM

Ref Library



Compound	RT	QIon	Resp.	Conc.	Units	Dev(Min)
Internal Standards						
M 1,4-Dichlorobenzene-d4	4.460	152.0	116299	40.0000	ng/ml	0.000
M Naphthalene-d8	5.916	136.0	221507	40.0000	ng/ml	0.000
M Acenaphthene-d10	8.001	164.0	138731	40.0000	ng/ml	0.000
M Phenanthrene-d10	9.768	188.0	292610	40.0000	ng/ml	0.000
M Chrysene-d12	14.702	240.0	238801	40.0000	ng/ml	0.000
M Perylene-d12	18.475	264.0	154381	40.0000	ng/ml	0.000
System Monitoring Compounds						
S Nitrobenzene-d5	5.118	82.0	5997	2.2854	ng/ml	0.000
Spiked Amount: 5.000				Range: 19.0 - 102.0% Recovery = 45.71%		
S 2-Fluorobiphenyl	7.252	172.0	11419	2.0910	ng/ml	0.000
Spiked Amount: 5.000				Range: 25.0 - 94.0% Recovery = 41.82%		
S o-Terphenyl	10.299	230.0	10208	2.3089	ng/ml	0.000
Spiked Amount: 5.000				Range: 40.0 - 140.0% Recovery = 46.18%		
S Terphenyl-d14	12.251	244.0	8509	2.1600	ng/ml	0.000
Spiked Amount: 5.000				Range: 39.0 - 106.0% Recovery = 43.20%		
Target Compounds						
T Naphthalene	5.941	128.0	12403	2.1673	ng/ml	65
T 2-Methylnaphthalene	6.777	141.0	8066	2.3346	ng/ml	m 98
T 1-Methylnaphthalene	6.877	141.0	7747	2.2126	ng/ml	m 93
T Acenaphthylene	7.814	152.0	13549	2.1576	ng/ml	100
T Acenaphthene	8.025	154.0	9230	2.2980	ng/ml	m 98
T Fluorene	8.661	166.0	11769	2.1632	ng/ml	97
T Phenanthrene	9.793	178.0	17438	2.2905	ng/ml	99
T Anthracene	9.854	178.0	16918	2.3296	ng/ml	100
T Fluoranthene	11.411	202.0	20028	2.2383	ng/ml	99
T Pyrene	11.781	202.0	21819	2.1896	ng/ml	98
T Benzo(a)Anthracene	14.677	228.0	16376	2.3846	ng/ml	100
T Chrysene	14.764	228.0	21378	2.2712	ng/ml	99
T Benzo(b)fluoranthene	17.709	252.0	14117	2.3648	ng/ml	100

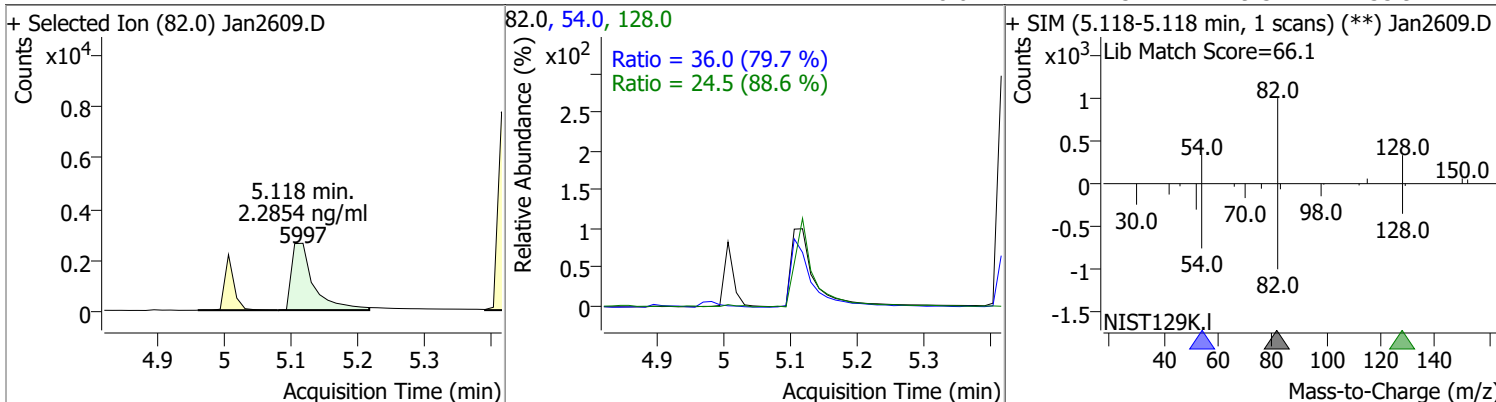
Quantitation Results Report (QT Reviewed)

Compound	RT	QIon	Resp.	Conc.	Units	Dev(Min)
T Benzo(k)fluoranthene	17.770	252.0	15799	2.1657	ng/ml	97
T Benzo(a)pyrene	18.351	252.0	10914	2.1850	ng/ml	100
T Indeno(1,2,3-cd)pyrene	20.204	276.0	9615	2.1697	ng/ml	99
T Dibenzo(a,h)anthracene	20.279	278.0	12048	2.3344	ng/ml	99
T Benzo(g,h,i)perylene	20.538	276.0	14979	2.2857	ng/ml	98

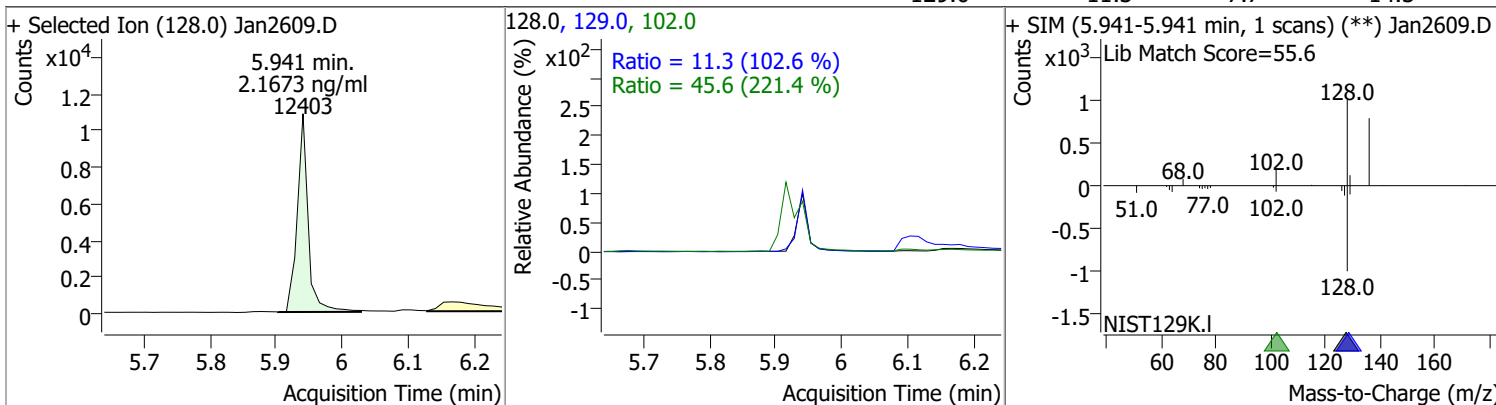
(#) = Qualifier Out of Range; (m) = Manual Integration; (+) = Area Summed; (*) = Surrogate Percent Recovery Out of Range; (d): Zeroed Peak

Quantitation Results Report (QT Reviewed)

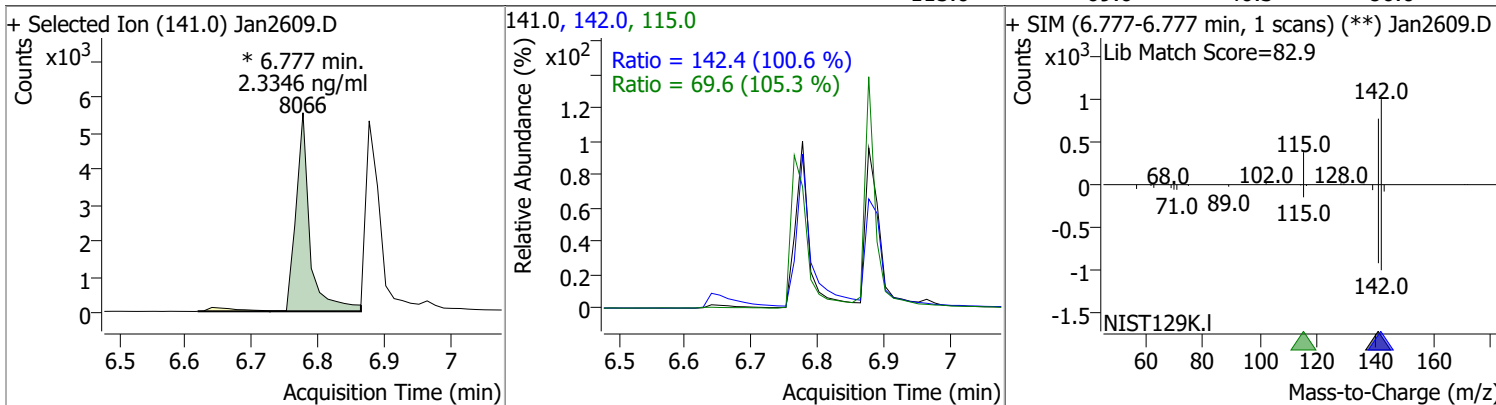
Compound	Conc.	RT	Dev(Min)	Resp.	QIon	QRatio	Lower	Upper
Nitrobenzene-d5	2.2854	5.12	0.00	5997	54.0 128.0	36.0 24.5	31.6 19.3	58.8 35.9



Compound	Conc.	RT	Dev(Min)	Resp.	QIon	QRatio	Lower	Upper
Naphthalene	2.1673	5.94	0.00	12403	102.0 129.0	45.6 11.3	0.0 7.7	61.8 14.3

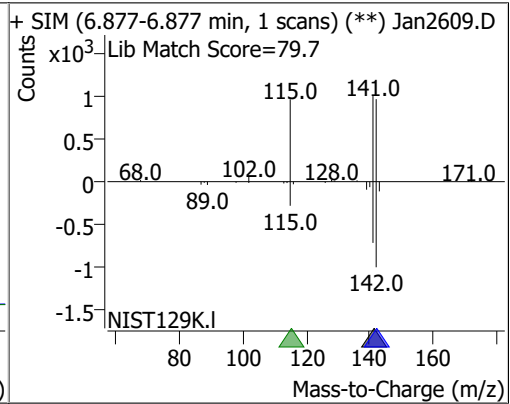
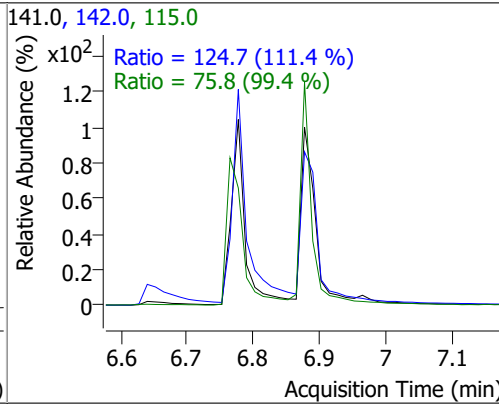
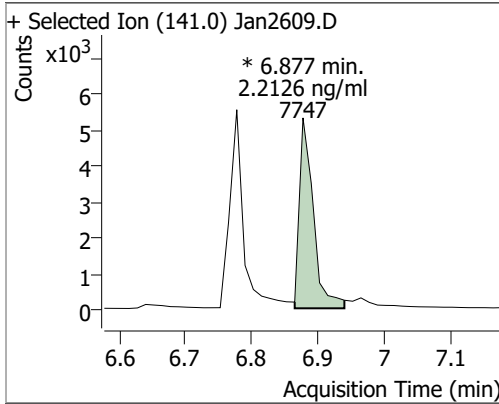


Compound	Conc.	RT	Dev(Min)	Resp.	QIon	QRatio	Lower	Upper
2-Methylnaphthalene	2.3346	6.78	0.00	8066 (m)	142.0 115.0	142.4 69.6	99.1 46.3	184.0 86.0

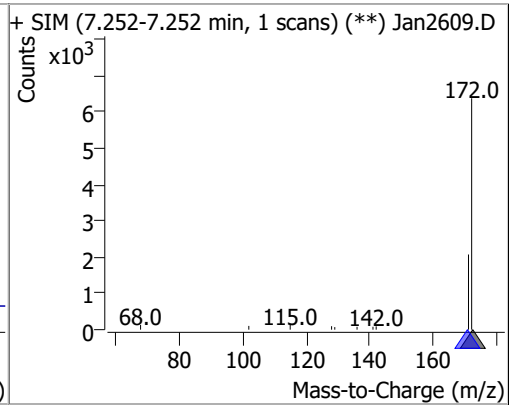
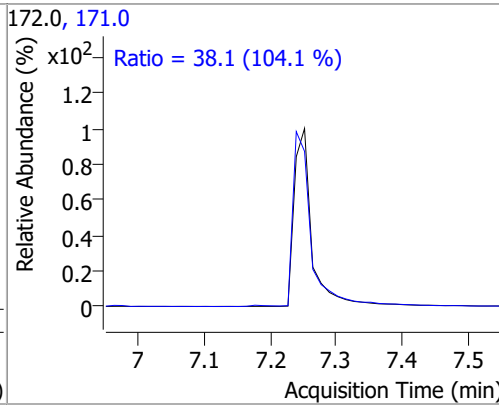
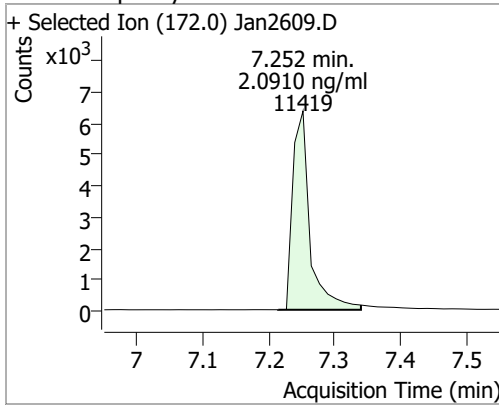


Quantitation Results Report (QT Reviewed)

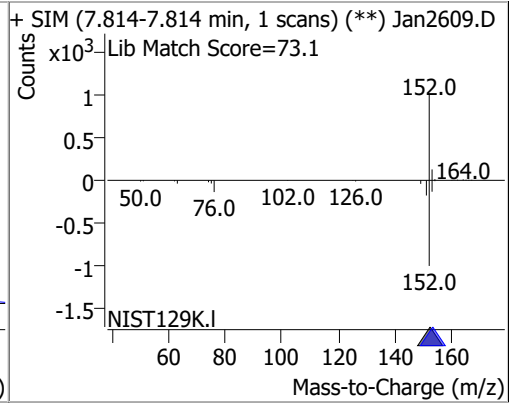
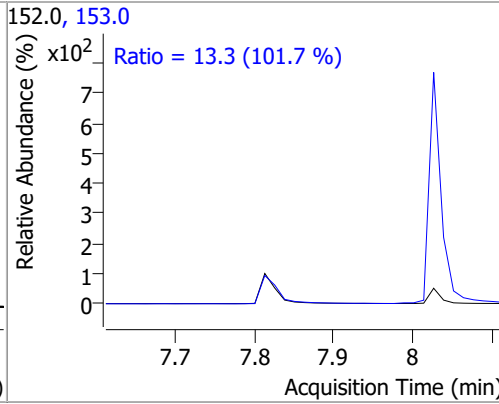
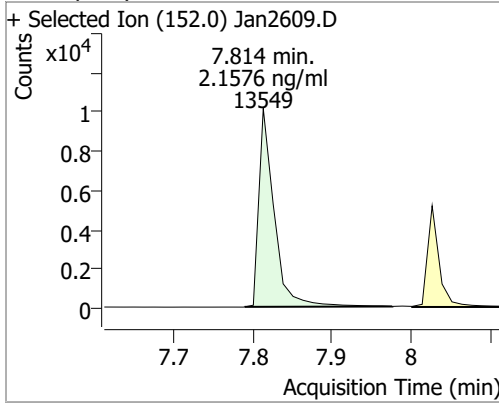
Compound	Conc.	RT	Dev(Min)	Resp.	QIon	QRatio	Lower	Upper
1-Methylnaphthalene	2.2126	6.88	0.00	7747 (m)	142.0	124.7	78.3	145.5
					115.0	75.8	53.4	99.2



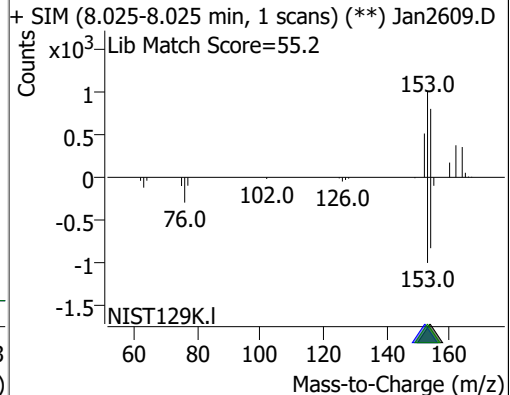
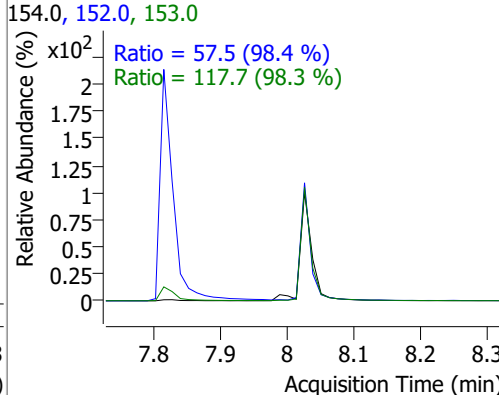
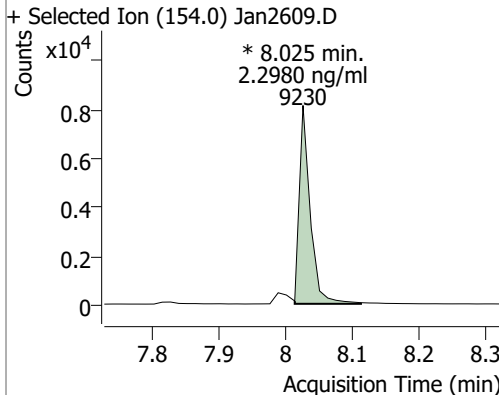
Compound	Conc.	RT	Dev(Min)	Resp.	QIon	QRatio	Lower	Upper
2-Fluorobiphenyl	2.0910	7.25	0.00	11419	171.0	38.1	25.6	47.6



Compound	Conc.	RT	Dev(Min)	Resp.	QIon	QRatio	Lower	Upper
Acenaphthylene	2.1576	7.81	0.00	13549	153.0	13.3	9.1	17.0

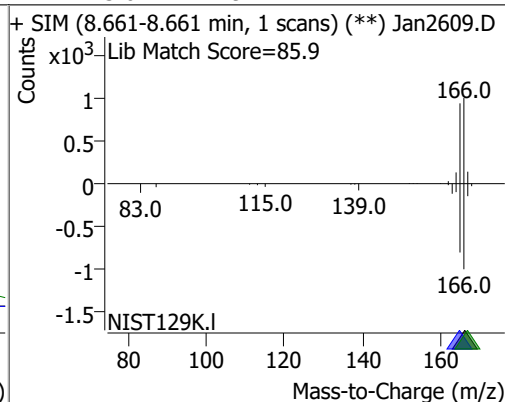
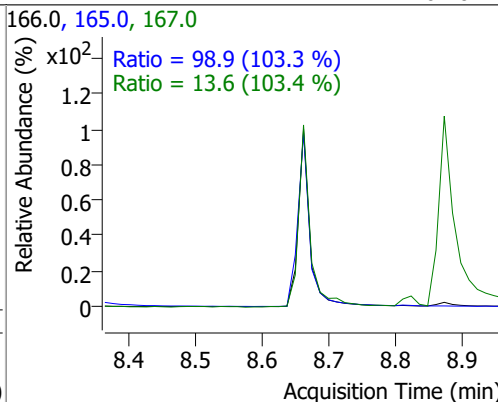
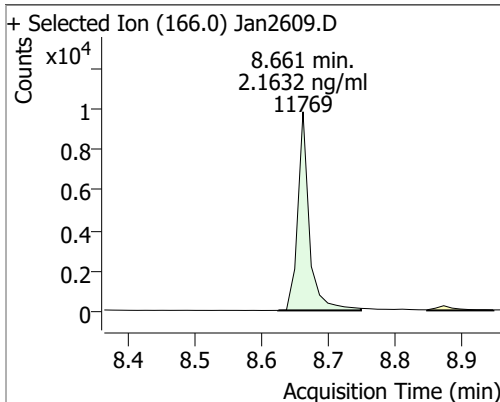


Compound	Conc.	RT	Dev(Min)	Resp.	QIon	QRatio	Lower	Upper
Acenaphthene	2.2980	8.03	0.00	9230 (m)	153.0	117.7	83.9	155.8
					152.0	57.5	40.9	76.0

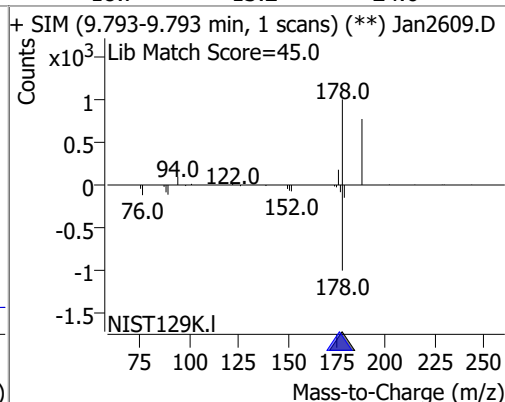
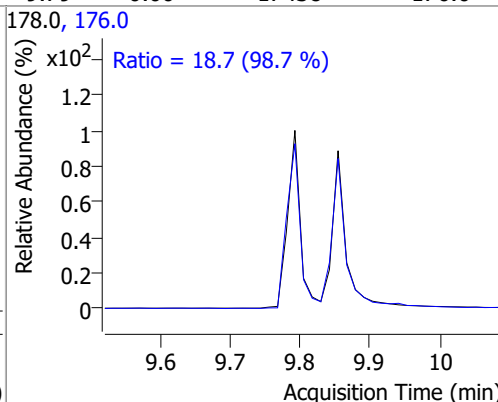
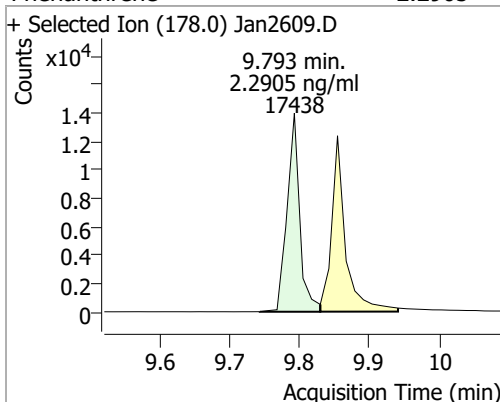


Quantitation Results Report (QT Reviewed)

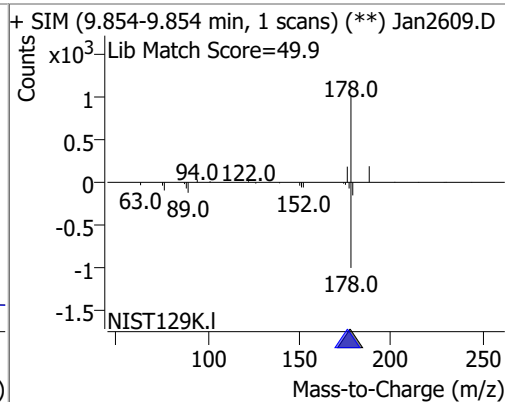
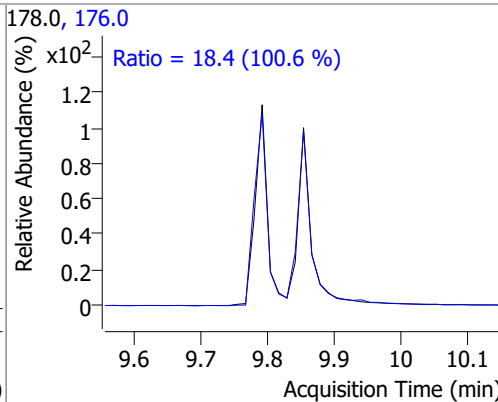
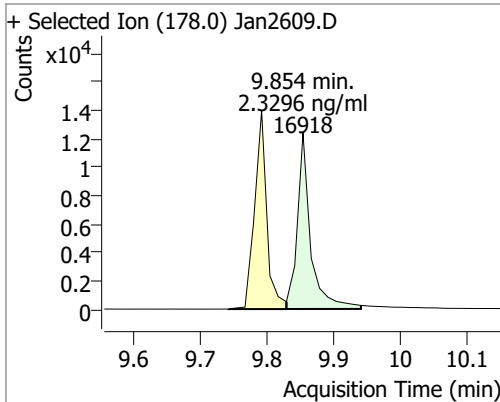
Compound	Conc.	RT	Dev(Min)	Resp.	QIon	QRatio	Lower	Upper
Fluorene	2.1632	8.66	0.00	11769	165.0	98.9	67.0	124.5
					167.0	13.6	9.2	17.1



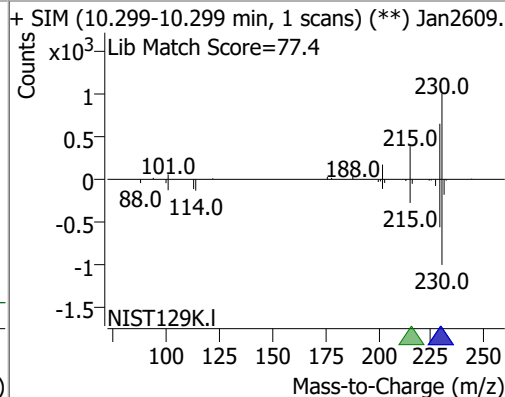
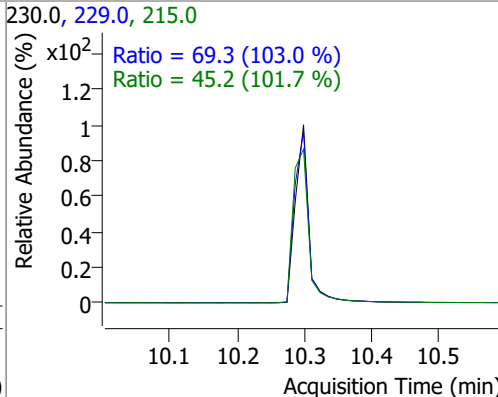
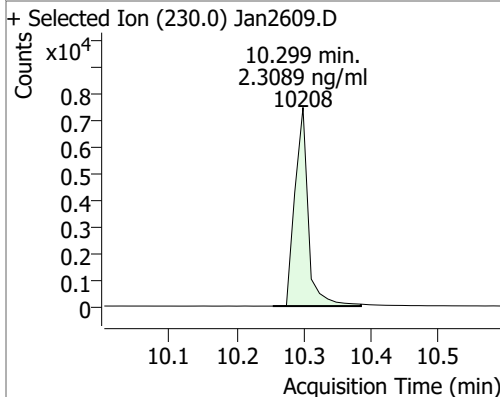
Compound	Conc.	RT	Dev(Min)	Resp.	QIon	QRatio	Lower	Upper
Phenanthrene	2.2905	9.79	0.00	17438	176.0	18.7	13.2	24.6



Compound	Conc.	RT	Dev(Min)	Resp.	QIon	QRatio	Lower	Upper
Anthracene	2.3296	9.85	0.00	16918	176.0	18.4	12.8	23.8

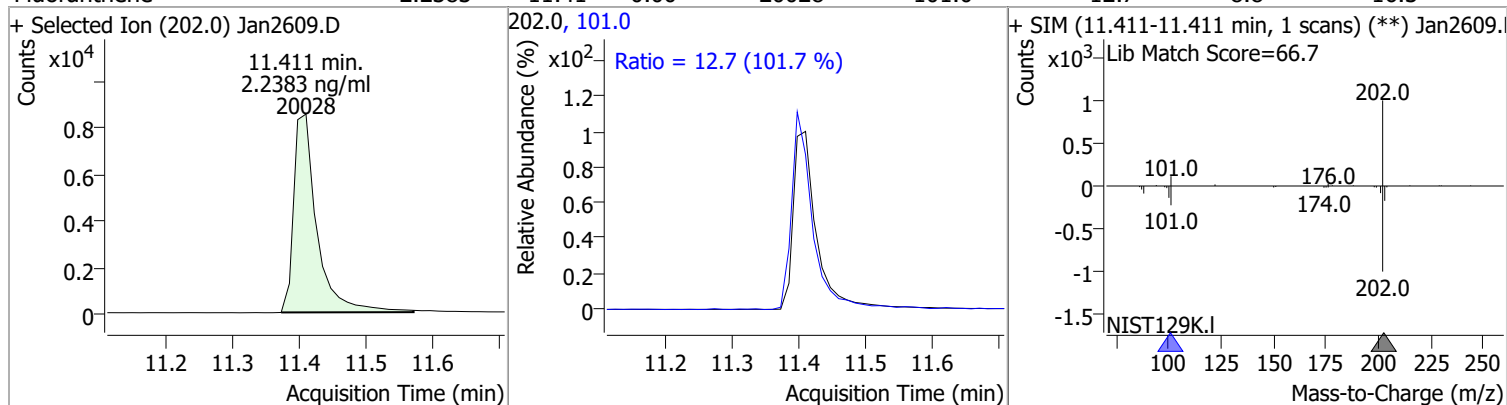


Compound	Conc.	RT	Dev(Min)	Resp.	QIon	QRatio	Lower	Upper
o-Terphenyl	2.3089	10.30	0.00	10208	229.0	69.3	47.1	87.5
					215.0	45.2	31.1	57.7

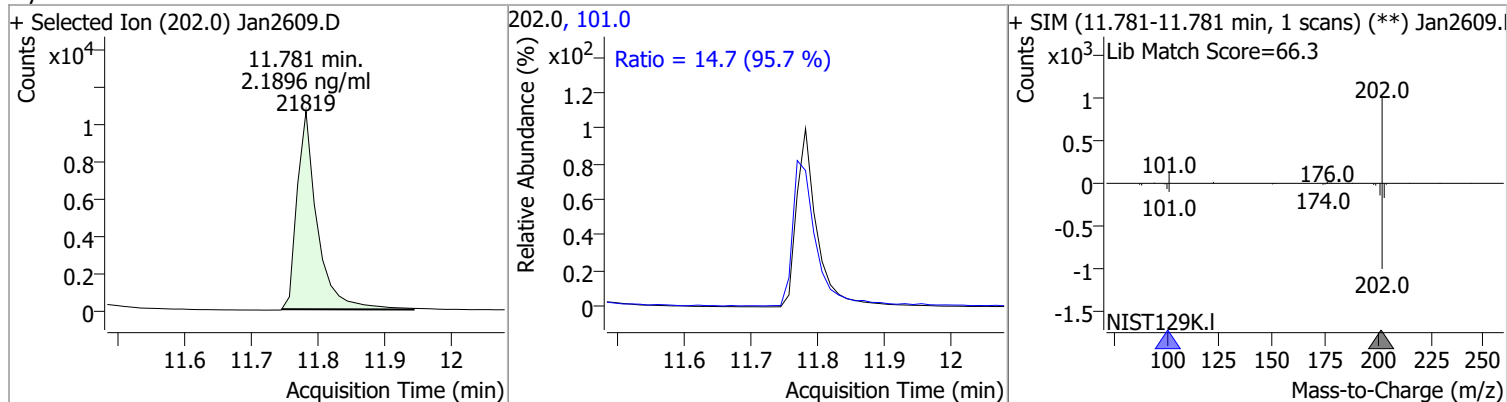


Quantitation Results Report (QT Reviewed)

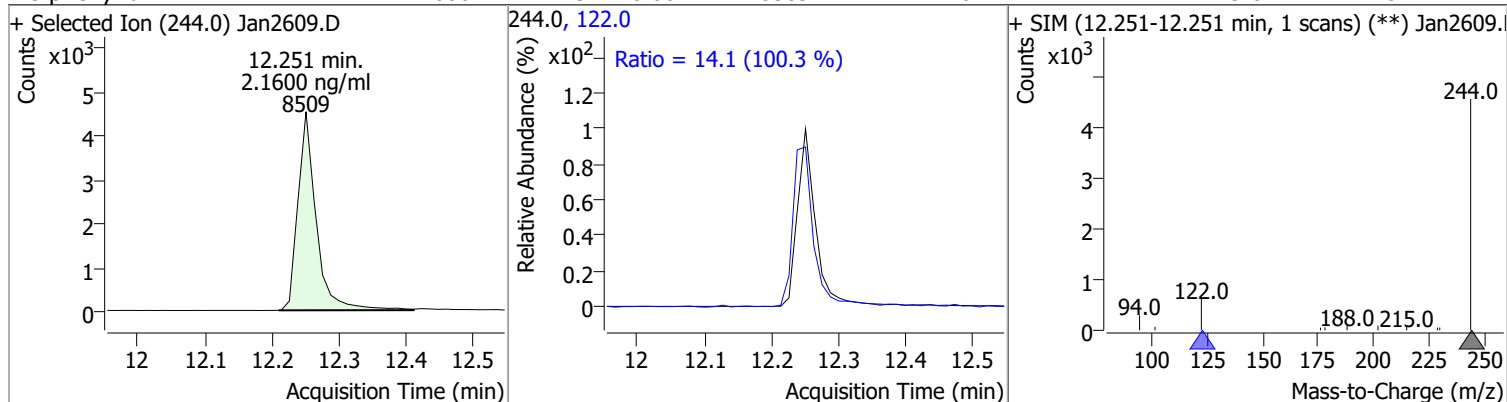
Compound	Conc.	RT	Dev(Min)	Resp.	QIon	QRatio	Lower	Upper
Fluoranthene	2.2383	11.41	0.00	20028	101.0	12.7	8.8	16.3



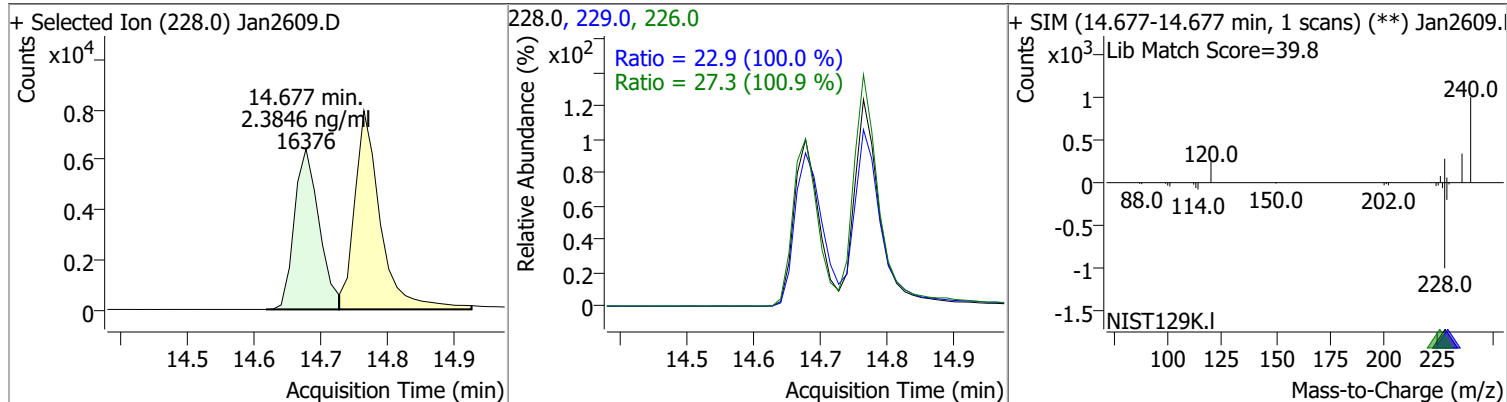
Compound	Conc.	RT	Dev(Min)	Resp.	QIon	QRatio	Lower	Upper
Pyrene	2.1896	11.78	0.00	21819	101.0	14.7	10.8	20.0



Compound	Conc.	RT	Dev(Min)	Resp.	QIon	QRatio	Lower	Upper
Terphenyl-d14	2.1600	12.25	0.00	8509	122.0	14.1	9.8	18.2

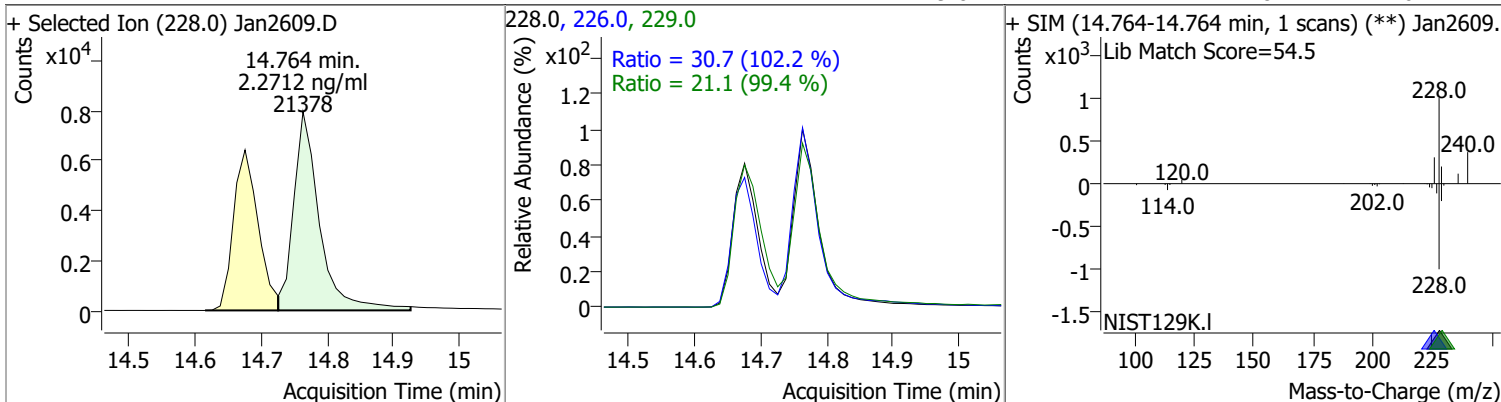


Compound	Conc.	RT	Dev(Min)	Resp.	QIon	QRatio	Lower	Upper
Benzo(a)Anthracene	2.3846	14.68	0.00	16376	226.0	27.3	19.0	35.2
					229.0	22.9	16.0	29.7

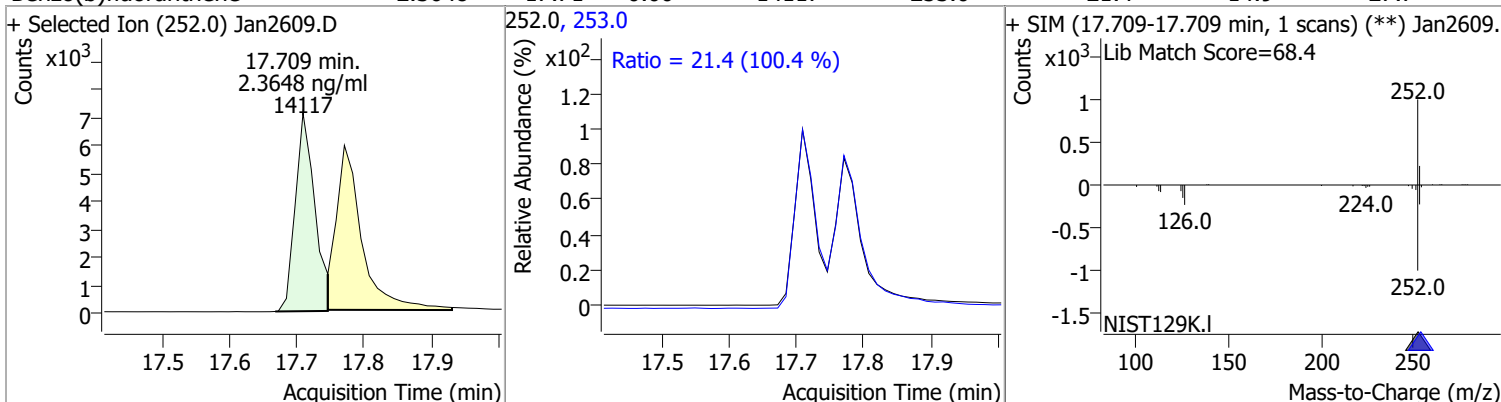


Quantitation Results Report (QT Reviewed)

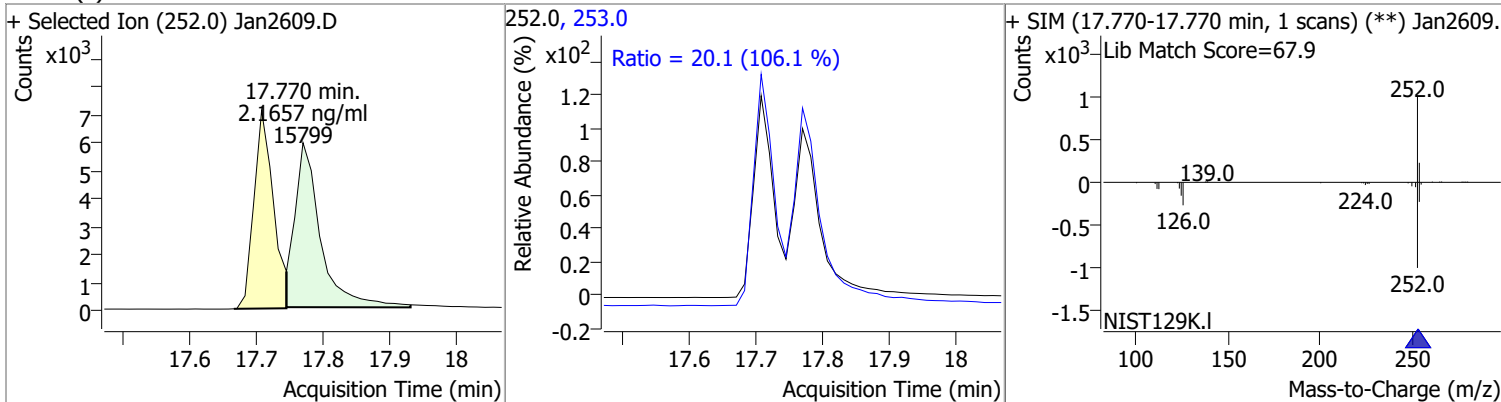
Compound	Conc.	RT	Dev(Min)	Resp.	QIon	QRatio	Lower	Upper
Chrysene	2.2712	14.76	0.00	21378	226.0	30.7	21.0	39.1
					229.0	21.1	14.8	27.6



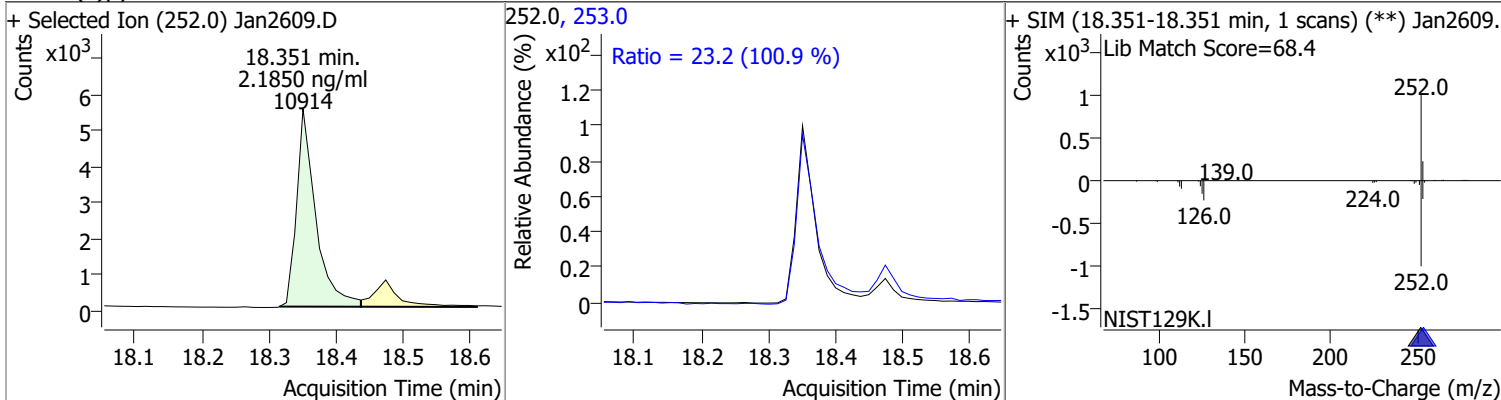
Compound	Conc.	RT	Dev(Min)	Resp.	QIon	QRatio	Lower	Upper
Benzo(b)fluoranthene	2.3648	17.71	0.00	14117	253.0	21.4	14.9	27.7



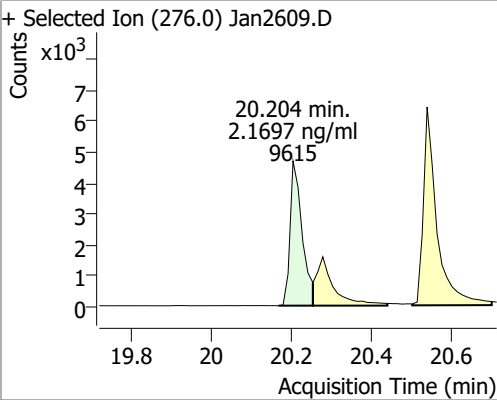
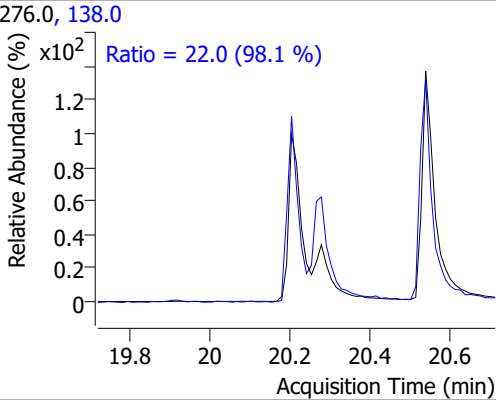
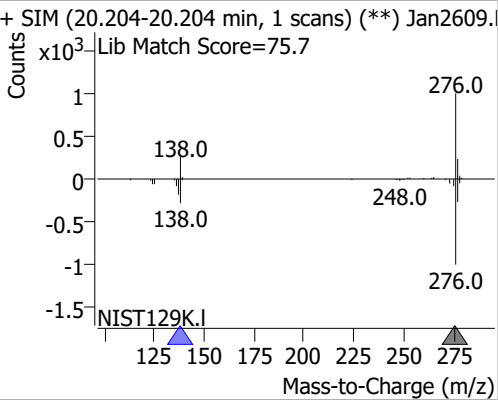
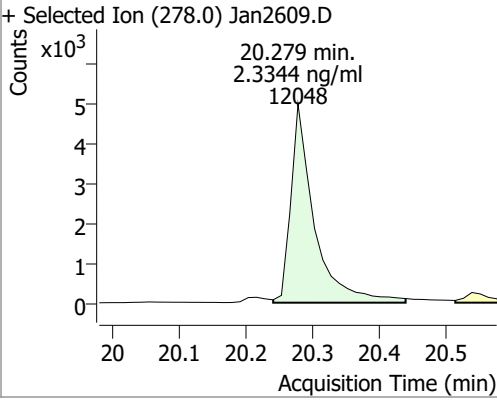
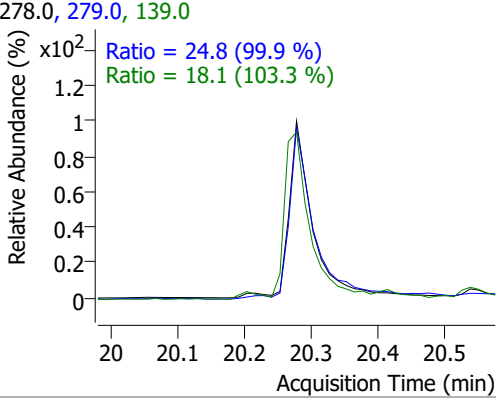
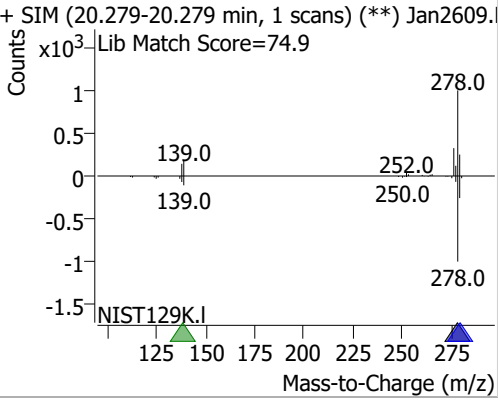
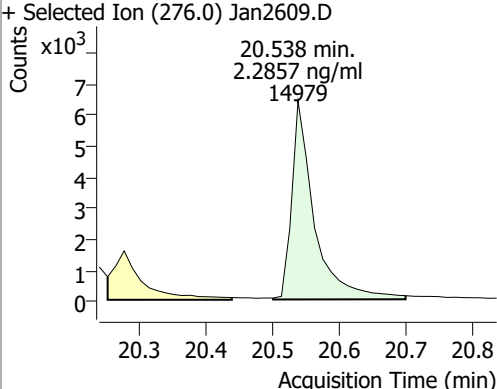
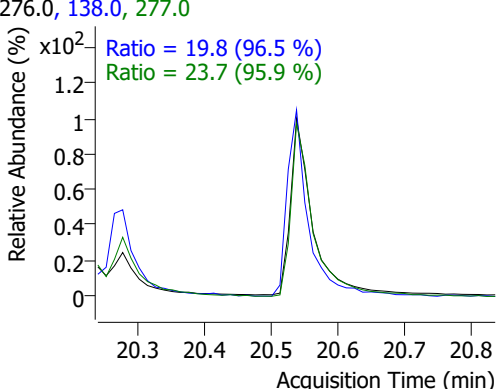
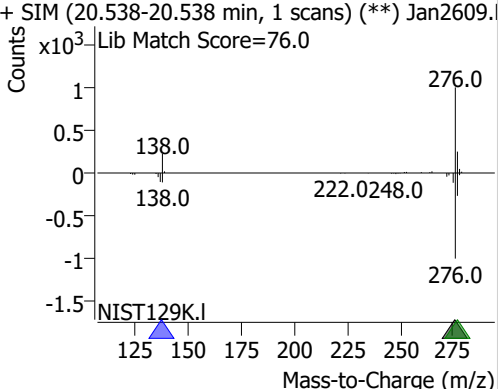
Compound	Conc.	RT	Dev(Min)	Resp.	QIon	QRatio	Lower	Upper
Benzo(k)fluoranthene	2.1657	17.77	0.00	15799	253.0	20.1	13.2	24.6



Compound	Conc.	RT	Dev(Min)	Resp.	QIon	QRatio	Lower	Upper
Benzo(a)pyrene	2.1850	18.35	0.00	10914	253.0	23.2	16.1	29.9



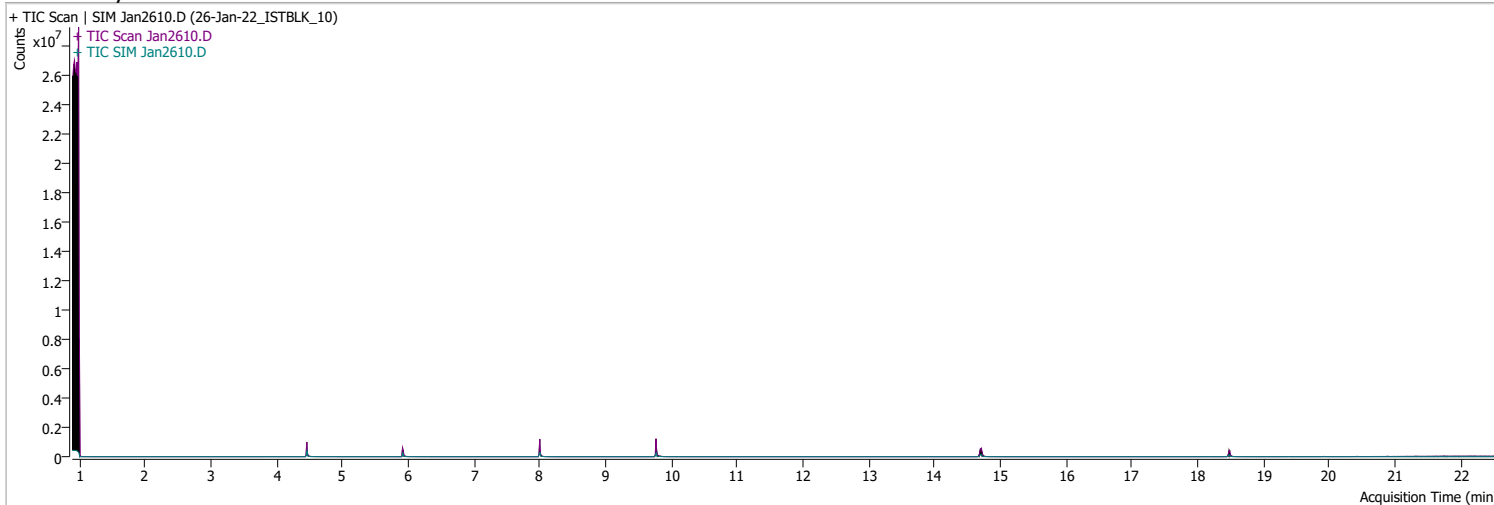
Quantitation Results Report (QT Reviewed)

Compound	Conc.	RT	Dev(Min)	Resp.	QIon	QRatio	Lower	Upper
Indeno(1,2,3-cd)pyrene	2.1697	20.20	-0.01	9615	138.0	22.0	15.7	29.1
<div style="display: flex; justify-content: space-between;"> <div style="width: 30%;"> <p>+ Selected Ion (276.0) Jan2609.D</p>  </div> <div style="width: 30%;"> <p>276.0, 138.0</p> <p>Ratio = 22.0 (98.1 %)</p>  </div> <div style="width: 30%;"> <p>+ SIM (20.204-20.204 min, 1 scans) (**) Jan2609.D</p> <p>Lib Match Score=75.7</p>  </div> </div>								
Dibenzo(a,h)anthracene	2.3344	20.28	0.00	12048	279.0	24.8	17.4	32.3
<div style="display: flex; justify-content: space-between;"> <div style="width: 30%;"> <p>+ Selected Ion (278.0) Jan2609.D</p>  </div> <div style="width: 30%;"> <p>278.0, 279.0, 139.0</p> <p>Ratio = 24.8 (99.9 %)</p> <p>Ratio = 18.1 (103.3 %)</p>  </div> <div style="width: 30%;"> <p>+ SIM (20.279-20.279 min, 1 scans) (**) Jan2609.D</p> <p>Lib Match Score=74.9</p>  </div> </div>								
Benzo(g,h,i)perylene	2.2857	20.54	0.00	14979	277.0	23.7	17.3	32.2
<div style="display: flex; justify-content: space-between;"> <div style="width: 30%;"> <p>+ Selected Ion (276.0) Jan2609.D</p>  </div> <div style="width: 30%;"> <p>276.0, 138.0, 277.0</p> <p>Ratio = 19.8 (96.5 %)</p> <p>Ratio = 23.7 (95.9 %)</p>  </div> <div style="width: 30%;"> <p>+ SIM (20.538-20.538 min, 1 scans) (**) Jan2609.D</p> <p>Lib Match Score=76.0</p>  </div> </div>								

Quantitation Results Report (QT Reviewed)

Data File	Jan2610.D	Operator	LIMS import
Acq. Method	5975BNASIM	Acq. Date-Time	1/26/2022 9:37:53 PM
Sample Name	26-Jan-22_ISTBLK_10	Instrument	GCMS
Vial	10	Multiplier	1.00
DA Method File	012522 ban SIM 2.batch.bin	Comment	SVOC-8270-W-LLPAH
Tune File	dftppjph.u	Tune Date	
Batch Name	012622 bna SIM 1.batch.bin	Last Calib Update	1/27/2022 8:37:26 AM

Ref Library



Compound	RT	QIon	Resp.	Conc.	Units	Dev(Min)	QValue
Internal Standards							
M 1,4-Dichlorobenzene-d4	4.460	152.0	124882	40.0000	ng/ml	0.000	
M Naphthalene-d8	5.916	136.0	227255	40.0000	ng/ml	0.000	
M Acenaphthene-d10	8.001	164.0	153582	40.0000	ng/ml	0.000	
M Phenanthrene-d10	9.768	188.0	326969	40.0000	ng/ml	0.000	
M Chrysene-d12	14.702	240.0	264588	40.0000	ng/ml	0.000	
M Perylene-d12	18.475	264.0	168962	40.0000	ng/ml	0.000	
System Monitoring Compounds							
S Nitrobenzene-d5	0.000		0	N.D.			
Spiked Amount: 5.000	Range: 19.0 - 102.0%			Recovery = NA%			
S 2-Fluorobiphenyl	0.000		0	N.D.			
Spiked Amount: 5.000	Range: 25.0 - 94.0%			Recovery = NA%			
S o-Terphenyl	0.000		0	N.D.			
Spiked Amount: 5.000	Range: 40.0 - 140.0%			Recovery = NA%			
S Terphenyl-d14	0.000		0	N.D.			
Spiked Amount: 5.000	Range: 39.0 - 106.0%			Recovery = NA%			
Target Compounds							
T Naphthalene	0.000		0	N.D.			
T 2-Methylnaphthalene	0.000		0	N.D.			
T 1-Methylnaphthalene	0.000		0	N.D.			
T Acenaphthylene	0.000		0	N.D.			
T Acenaphthene	8.013	154.0	0		ng/ml	md	1
T Fluorene	0.000		0	N.D.			
T Phenanthrene	0.000		0	N.D.			
T Anthracene	0.000		0	N.D.			
T Fluoranthene	0.000		0	N.D.			
T Pyrene	0.000		0	N.D.			
T Benzo(a)Anthracene	14.702	228.0	0		ng/ml	md	1
T Chrysene	14.764	228.0	0		ng/ml	md	1
T Benzo(b)fluoranthene	0.000		0	N.D.			

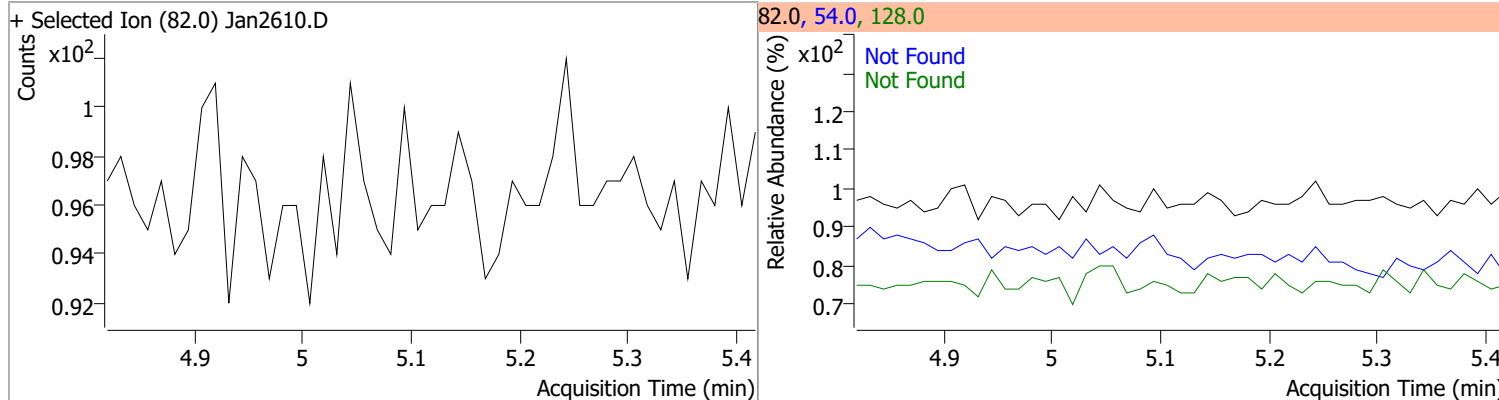
Quantitation Results Report (QT Reviewed)

Compound	RT	QIon	Resp.	Conc.	Units	Dev(Min)
T Benzo(k)fluoranthene	0.000		0	N.D.		
T Benzo(a)pyrene	18.475	252.0	0		ng/ml	md 1
T Indeno(1,2,3-cd)pyrene	0.000		0	N.D.		
T Dibenzo(a,h)anthracene	0.000		0	N.D.		
T Benzo(g,h,i)perylene	0.000		0	N.D.		

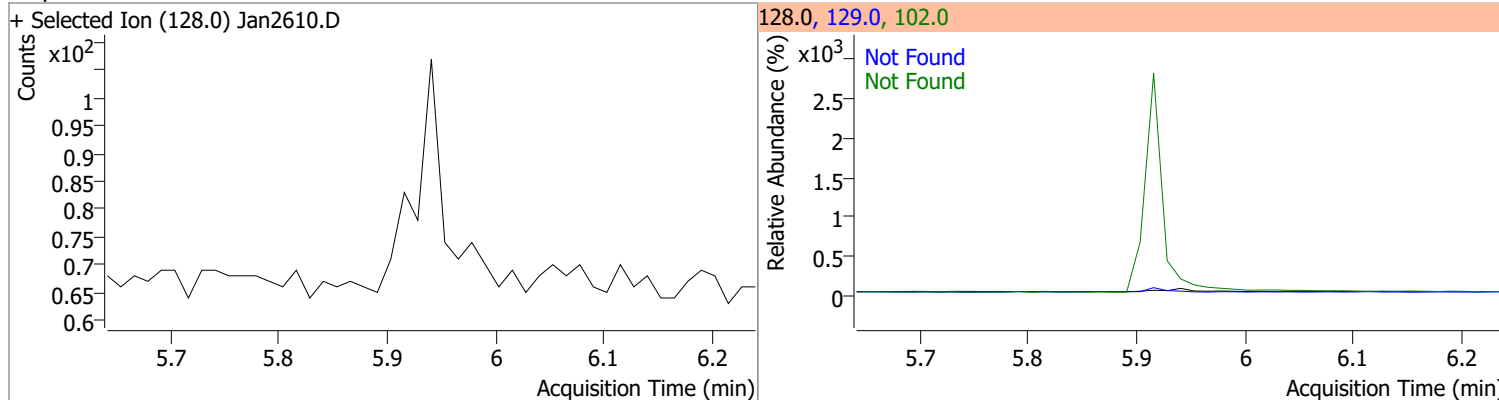
(#) = Qualifier Out of Range; (m) = Manual Integration; (+) = Area Summed; (*) = Surrogate Percent Recovery Out of Range; (d): Zeroed Peak

Quantitation Results Report (QT Reviewed)

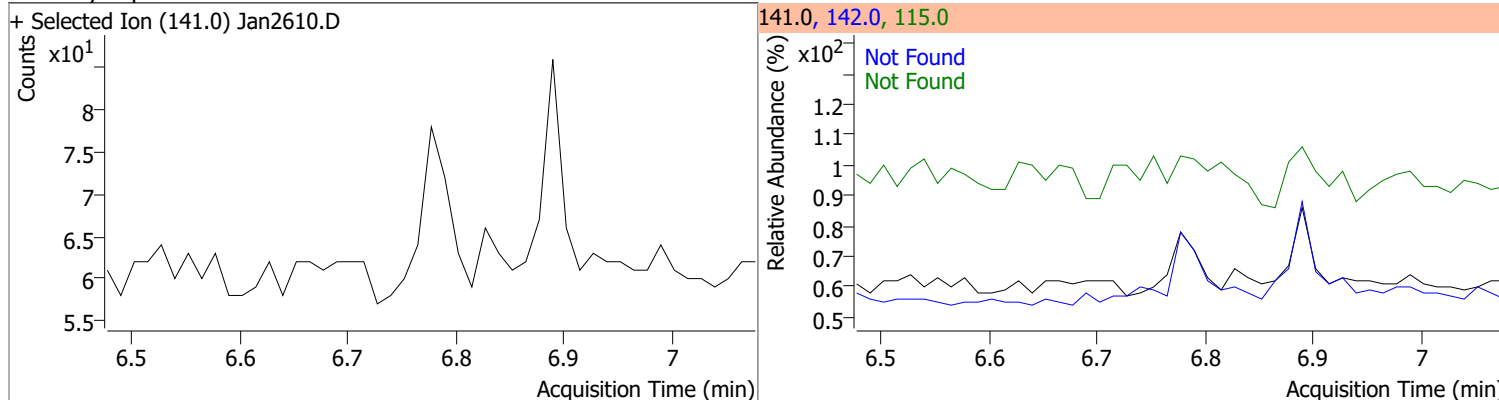
Compound	Conc.	Exp RT	QIon	Exp Ratio	QIon	Exp Ratio
Nitrobenzene-d5	N.D.	5.12	54.0	45.2	128.0	27.6



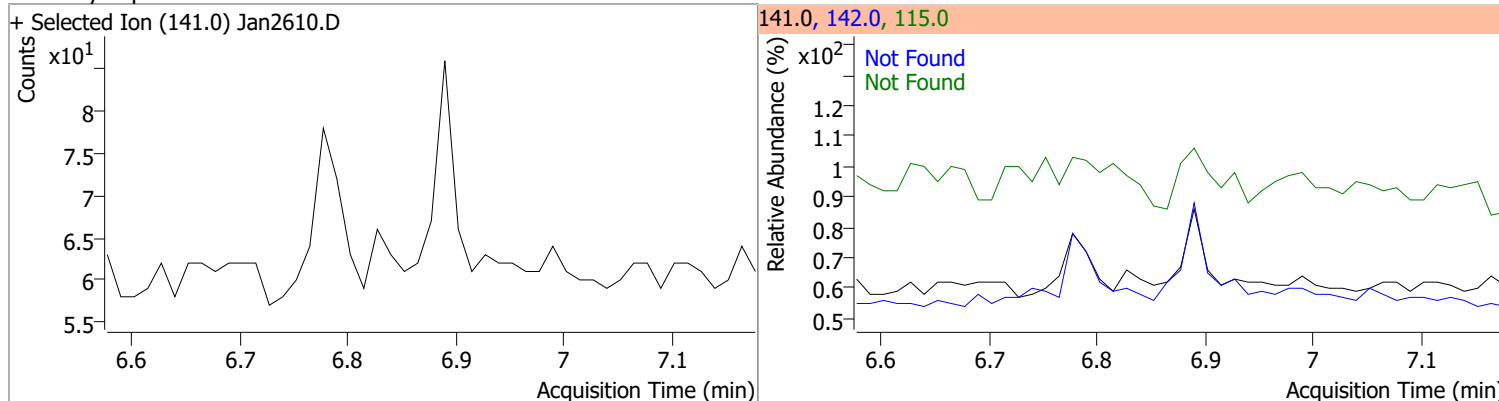
Compound	Conc.	Exp RT	QIon	Exp Ratio	QIon	Exp Ratio
Naphthalene	N.D.	5.94	102.0	20.6	129.0	11.0



Compound	Conc.	Exp RT	QIon	Exp Ratio	QIon	Exp Ratio
2-Methylnaphthalene	N.D.	6.78	142.0	141.5	115.0	66.1

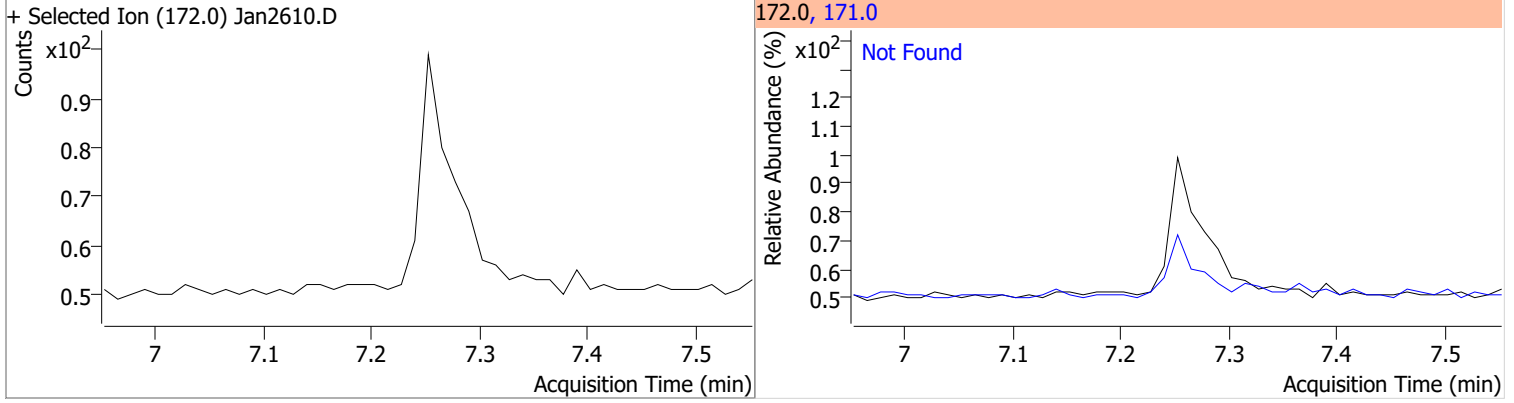


Compound	Conc.	Exp RT	QIon	Exp Ratio	QIon	Exp Ratio
1-Methylnaphthalene	N.D.	6.88	142.0	111.9	115.0	76.3

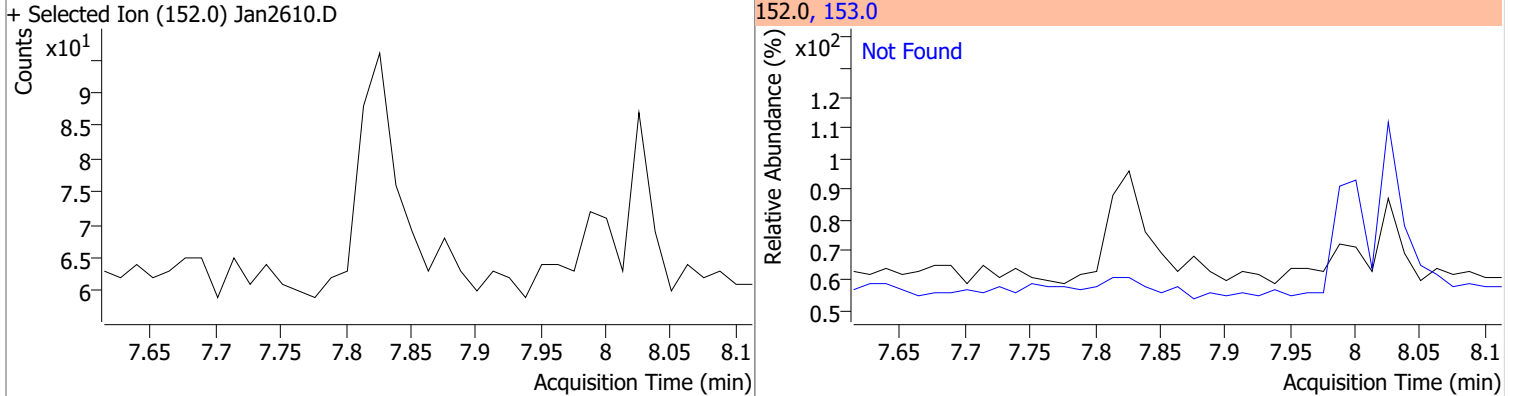


Quantitation Results Report (QT Reviewed)

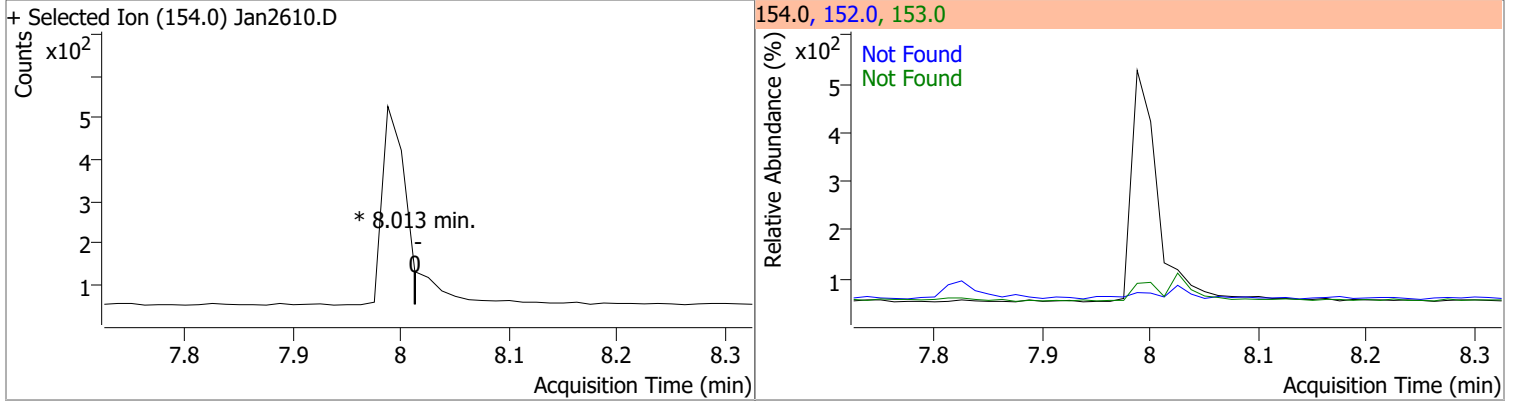
Compound	Conc.	Exp RT	QIon	Exp Ratio
2-Fluorobiphenyl	N.D.	7.25	171.0	36.6



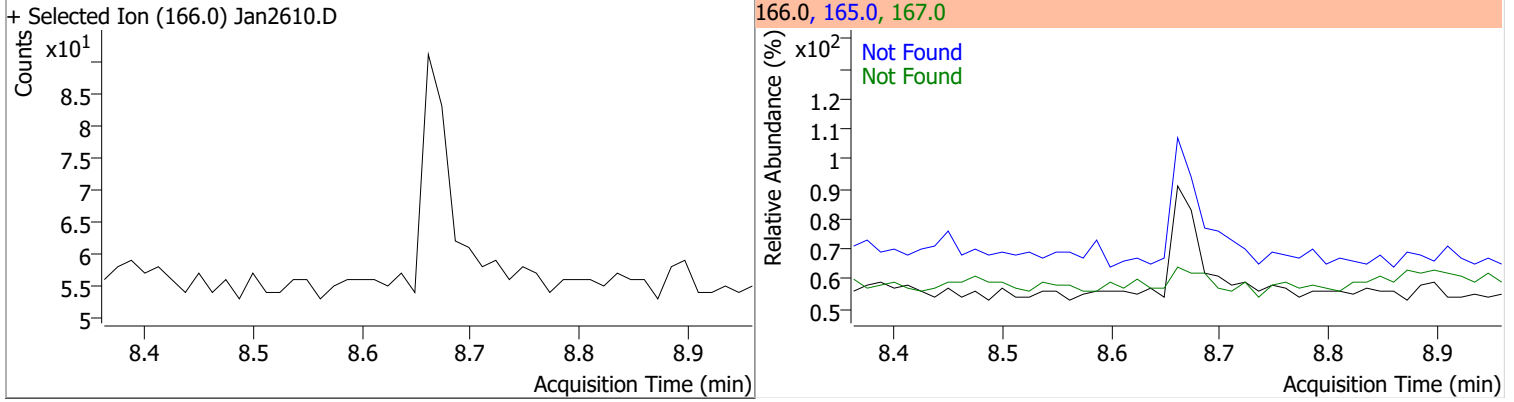
Compound	Conc.	Exp RT	QIon	Exp Ratio
Acenaphthylene	N.D.	7.81	153.0	13.1



Compound	Conc.	RT	Dev(Min)	Resp.	QIon	QRatio	Lower	Upper
Acenaphthene		0		0	153.0		83.9	155.8
					152.0		40.9	76.0

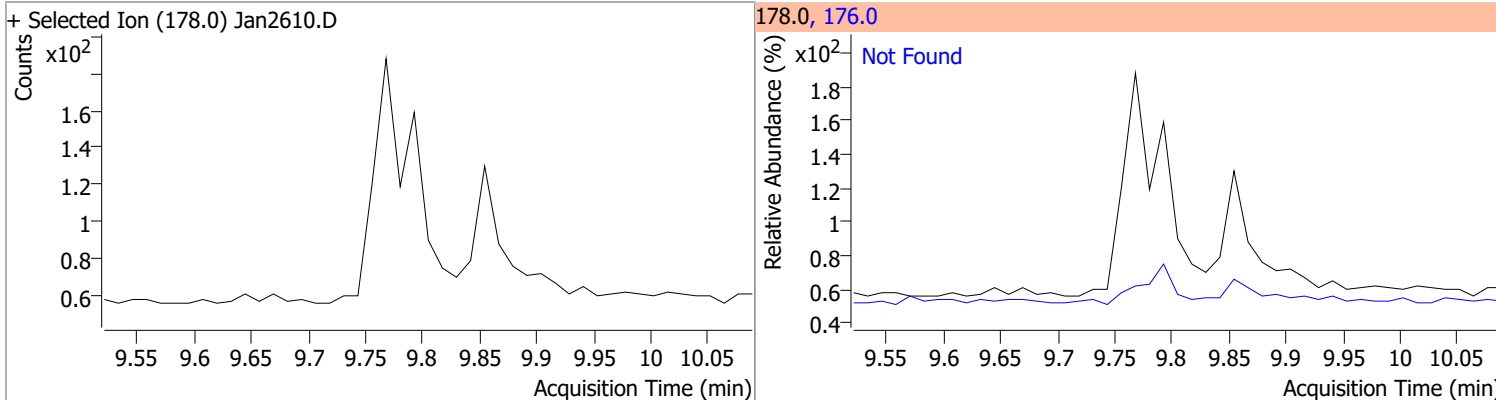


Compound	Conc.	Exp RT	QIon	Exp Ratio	QIon	Exp Ratio
Fluorene	N.D.	8.66	165.0	95.7	167.0	13.2

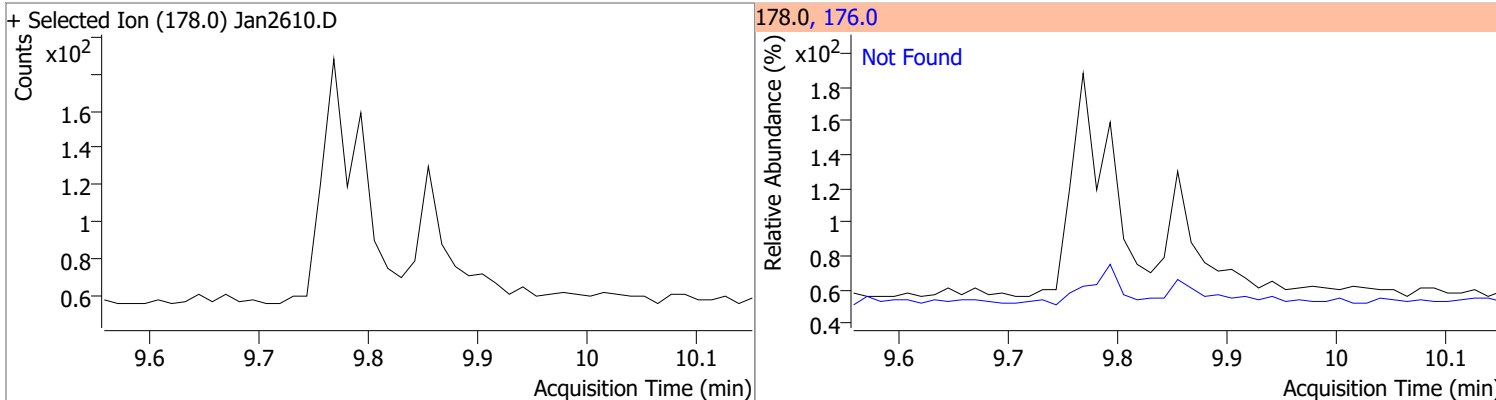


Quantitation Results Report (QT Reviewed)

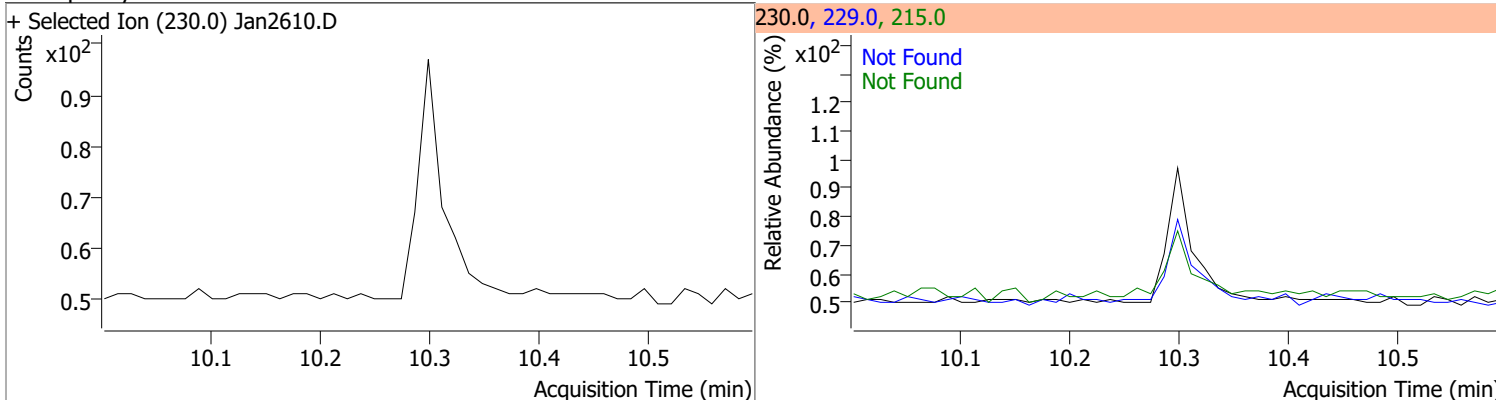
Compound	Conc.	Exp RT	QIon	Exp Ratio
Phenanthrene	N.D.	9.79	176.0	18.9



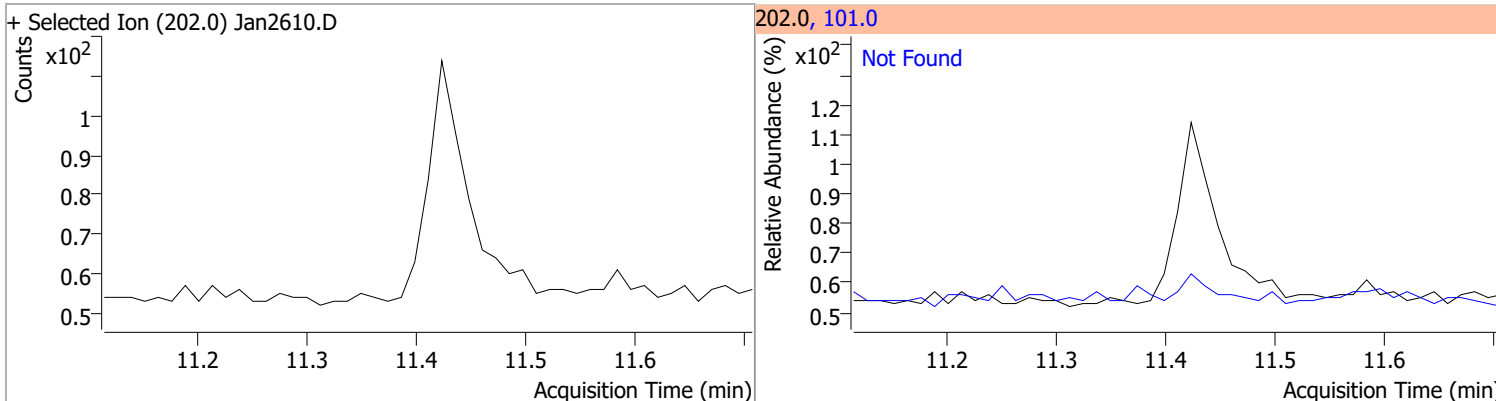
Compound	Conc.	Exp RT	QIon	Exp Ratio
Anthracene	N.D.	9.85	176.0	18.3



Compound	Conc.	Exp RT	QIon	Exp Ratio	QIon	Exp Ratio
o-Terphenyl	N.D.	10.30	229.0	67.3	215.0	44.4

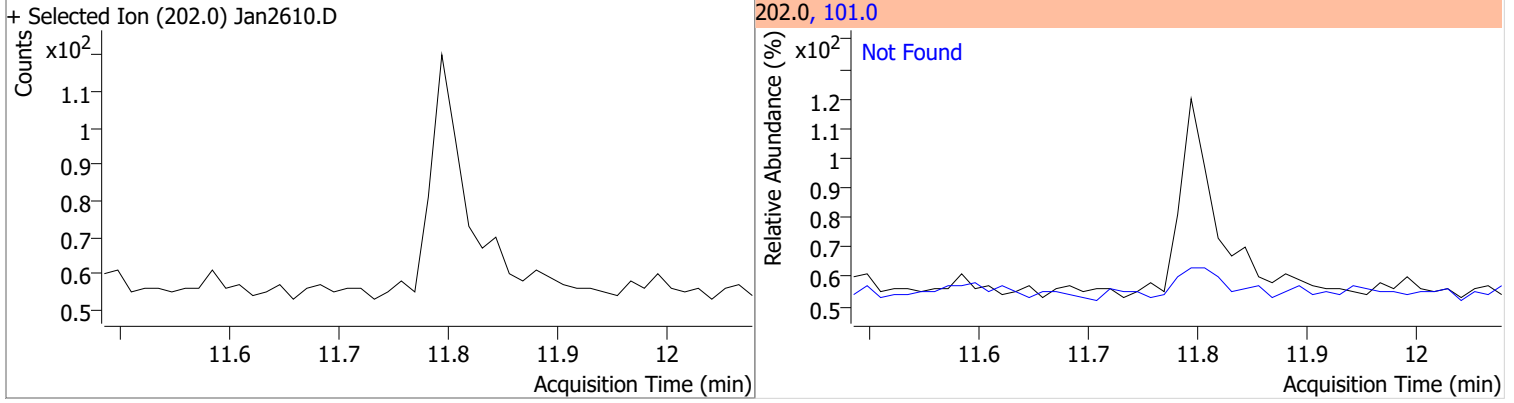


Compound	Conc.	Exp RT	QIon	Exp Ratio
Fluoranthene	N.D.	11.41	101.0	12.5

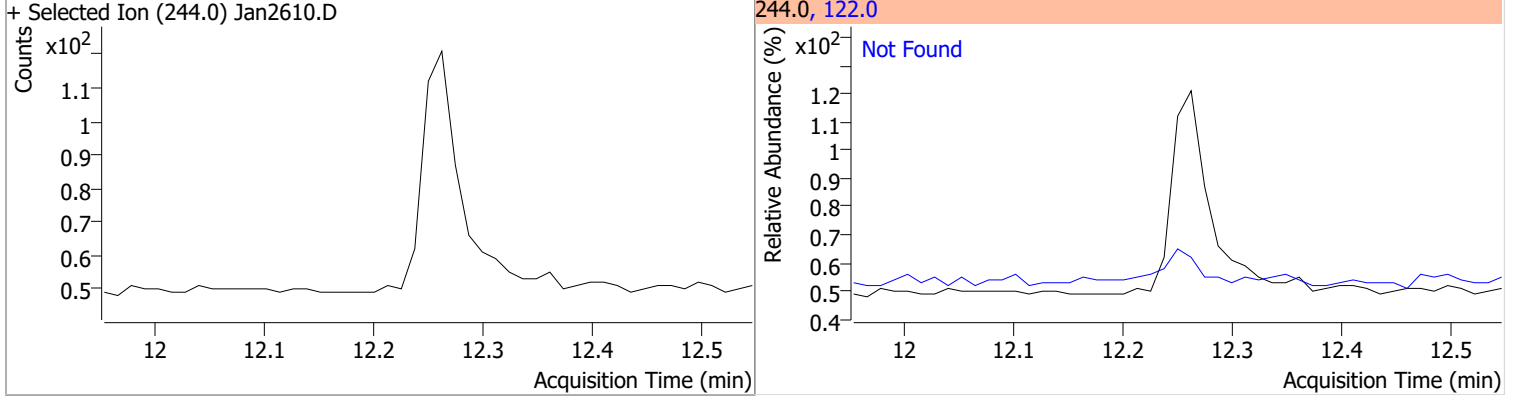


Quantitation Results Report (QT Reviewed)

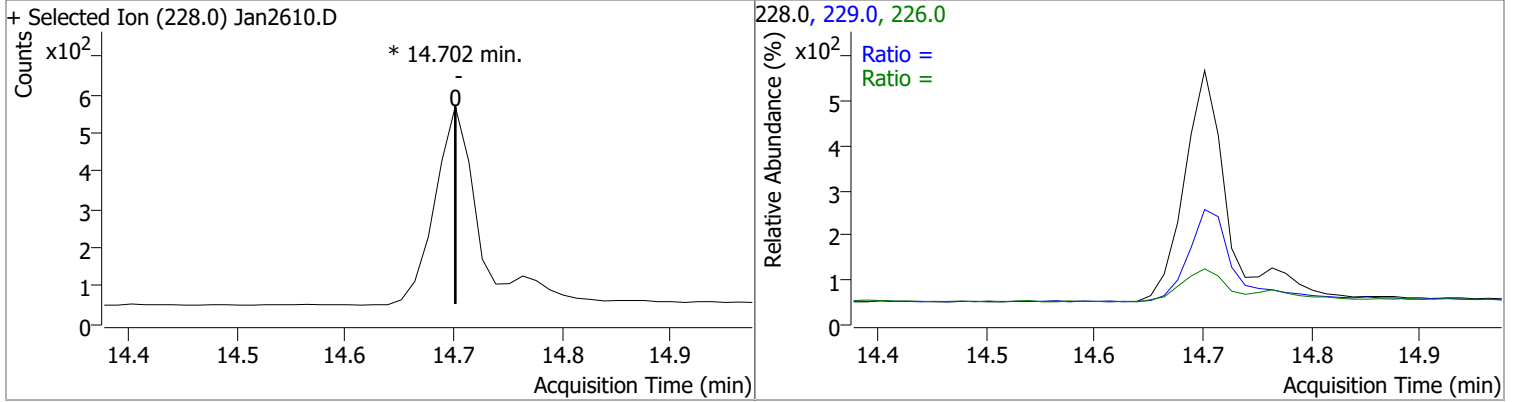
Compound	Conc.	Exp RT	QIon	Exp Ratio
Pyrene	N.D.	11.78	101.0	15.4



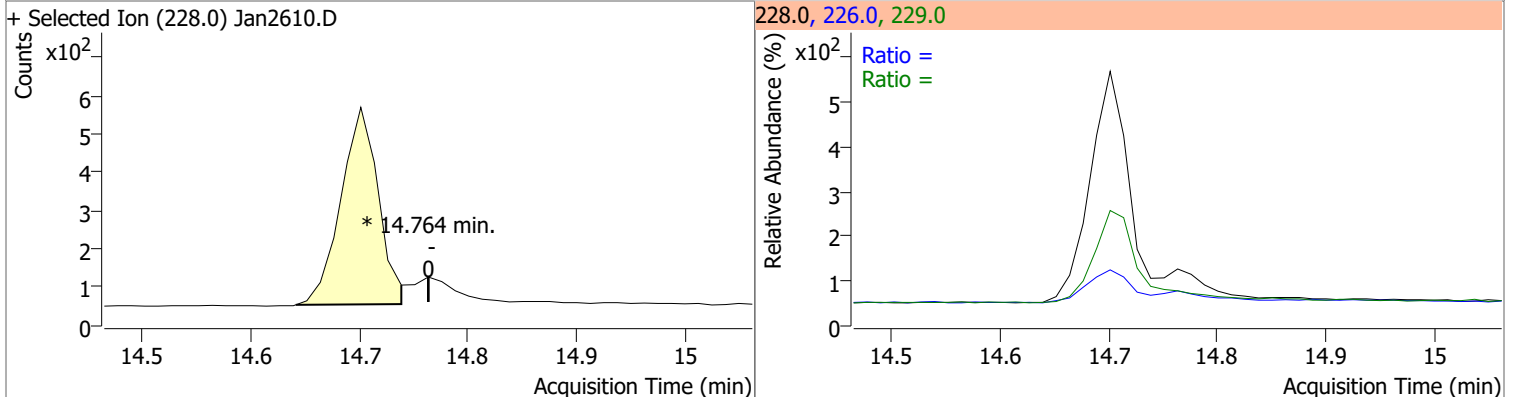
Compound	Conc.	Exp RT	QIon	Exp Ratio
Terphenyl-d14	N.D.	12.25	122.0	14.0



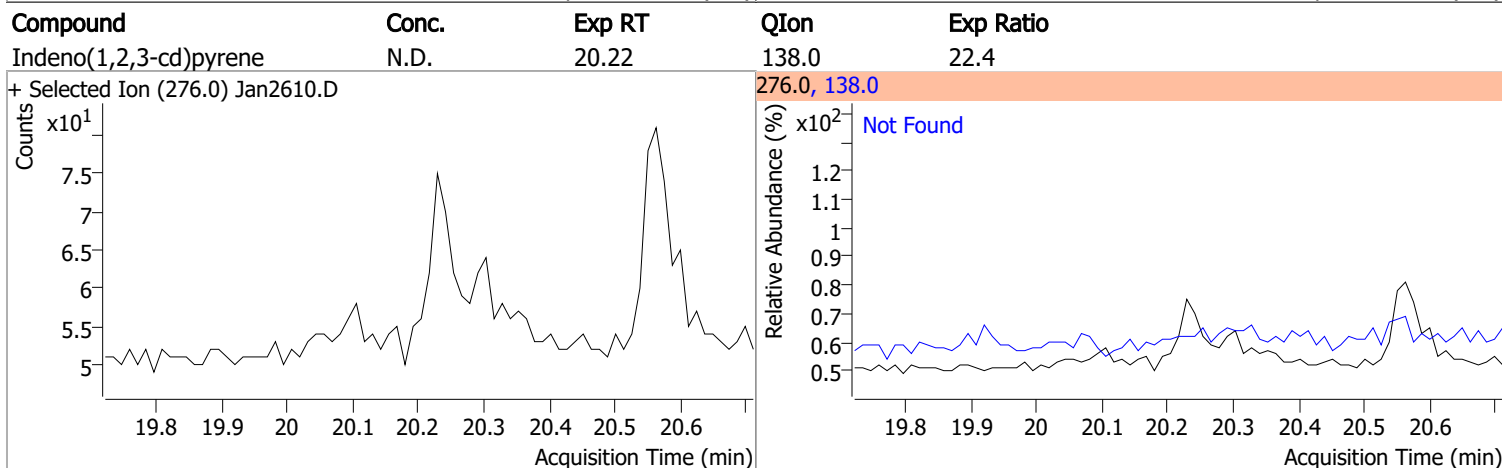
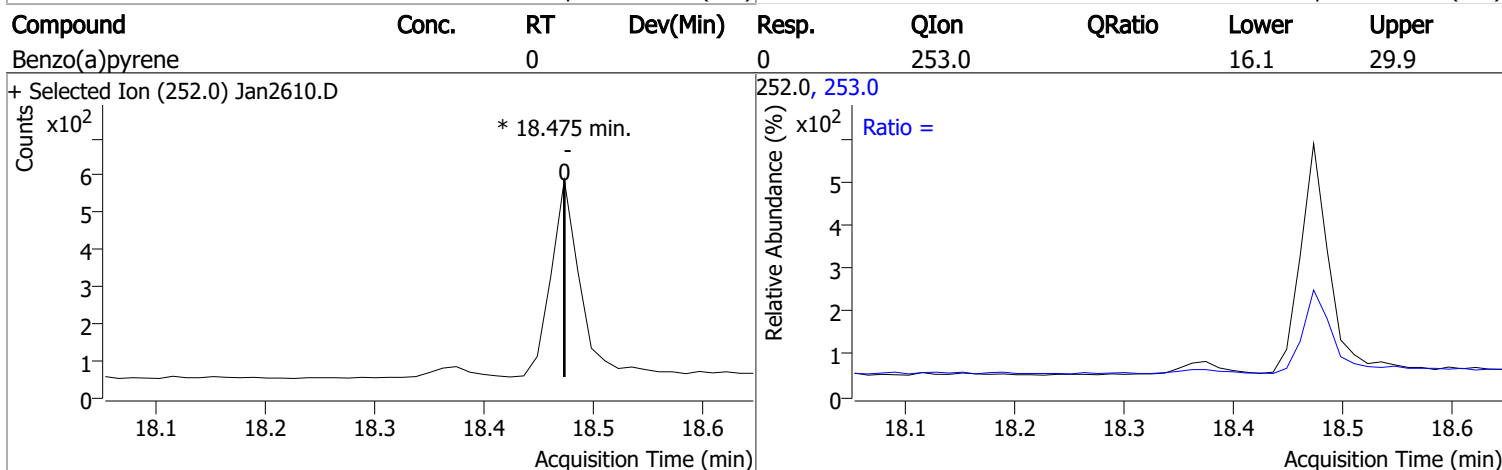
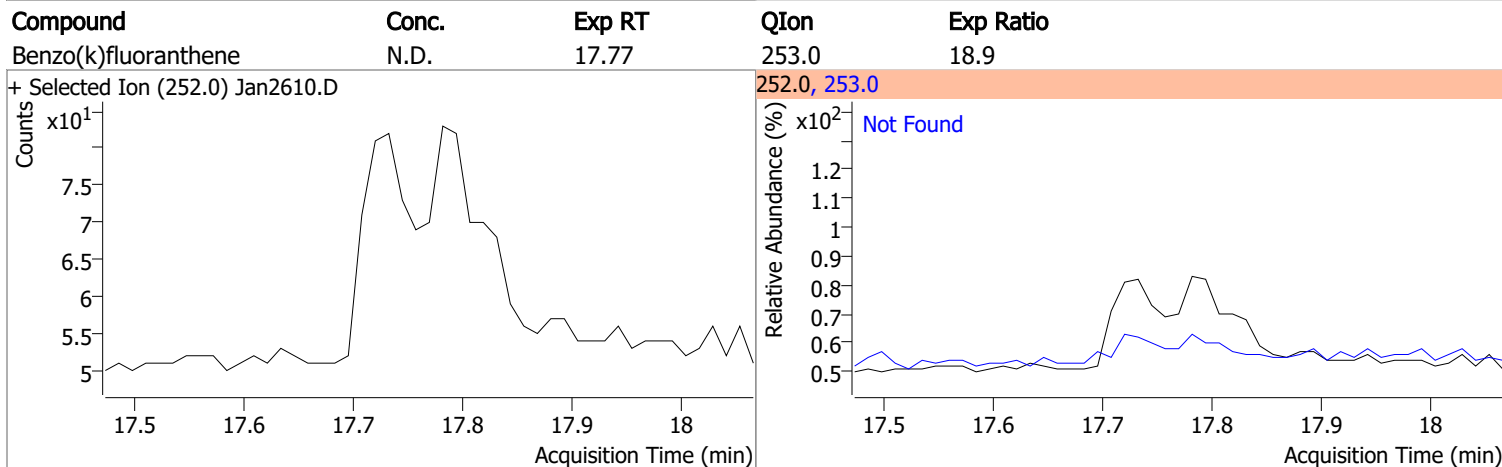
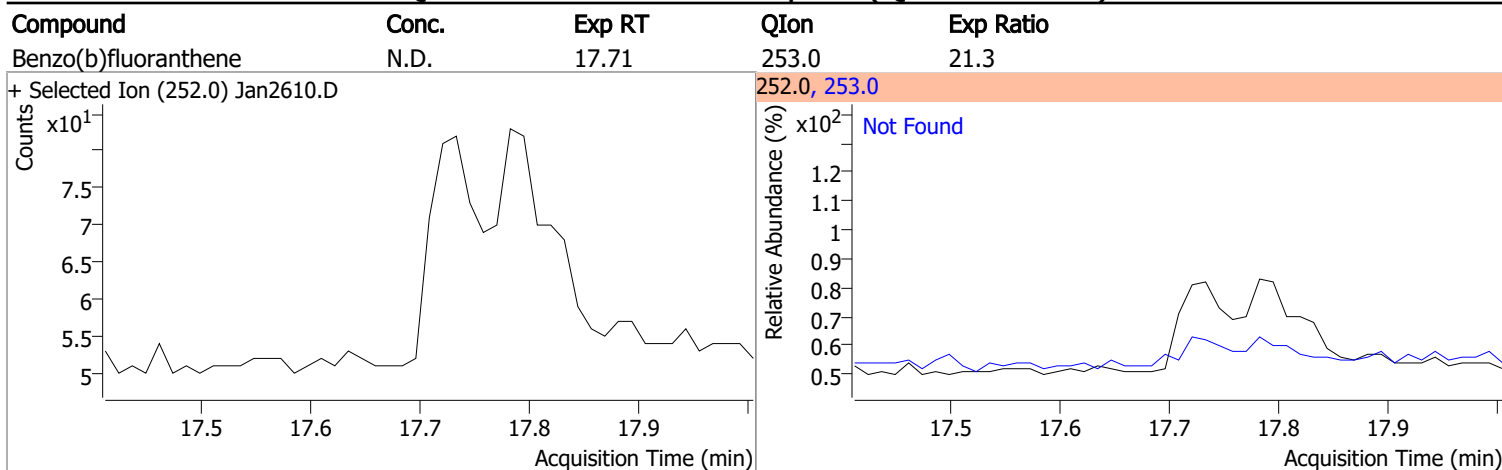
Compound	Conc.	RT	Dev(Min)	Resp.	QIon	QRatio	Lower	Upper
Benzo(a)Anthracene		0		0	226.0		19.0	35.2
					229.0		16.0	29.7



Compound	Conc.	RT	Dev(Min)	Resp.	QIon	QRatio	Lower	Upper
Chrysene		0		0	226.0		21.0	39.1
					229.0		14.8	27.6

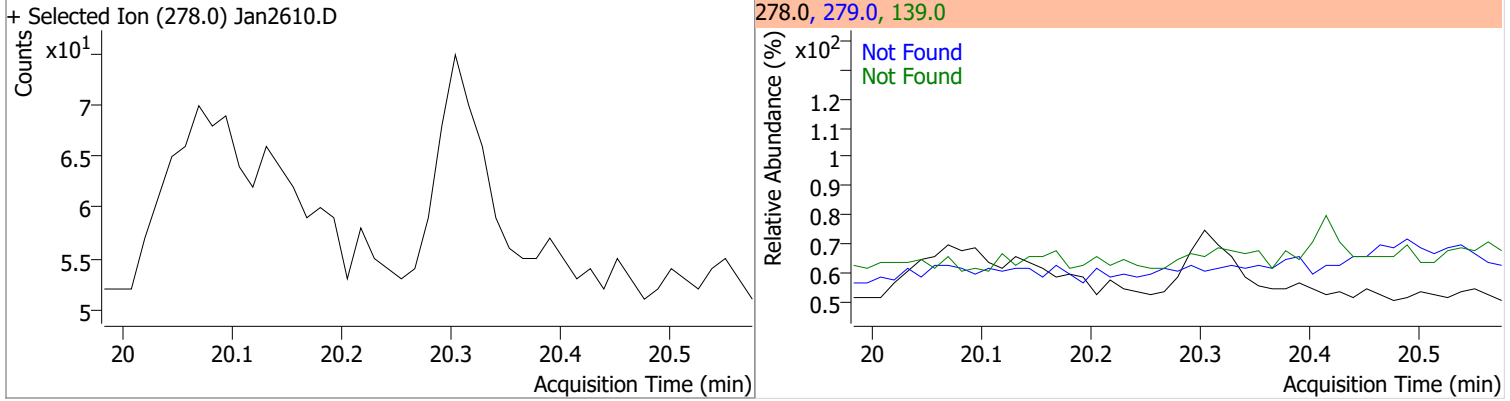


Quantitation Results Report (QT Reviewed)

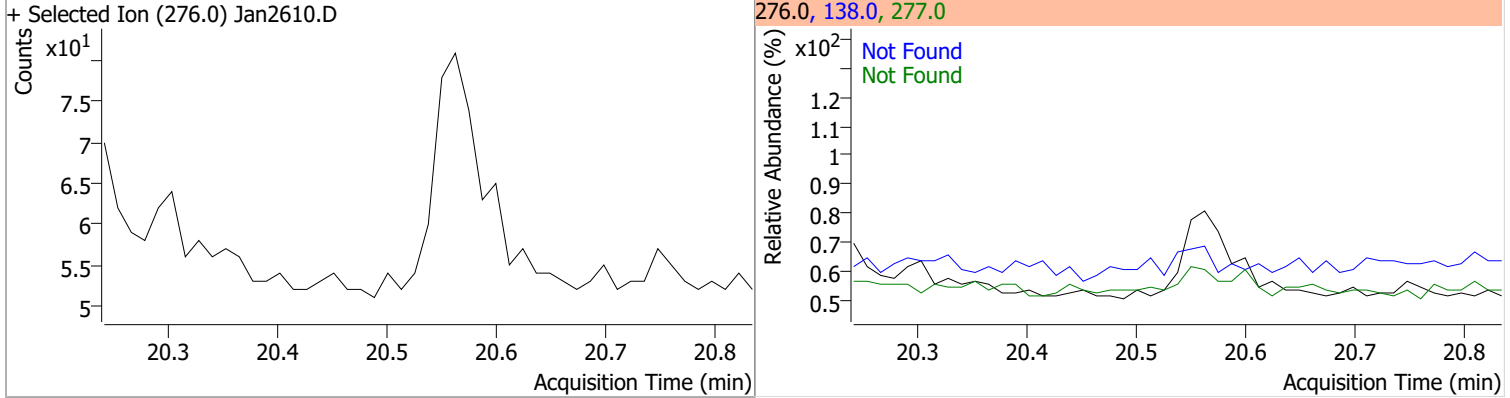


Quantitation Results Report (QT Reviewed)

Compound	Conc.	Exp RT	QIon	Exp Ratio	QIon	Exp Ratio
Dibenzo(a,h)anthracene	N.D.	20.28	279.0	24.9	139.0	17.5



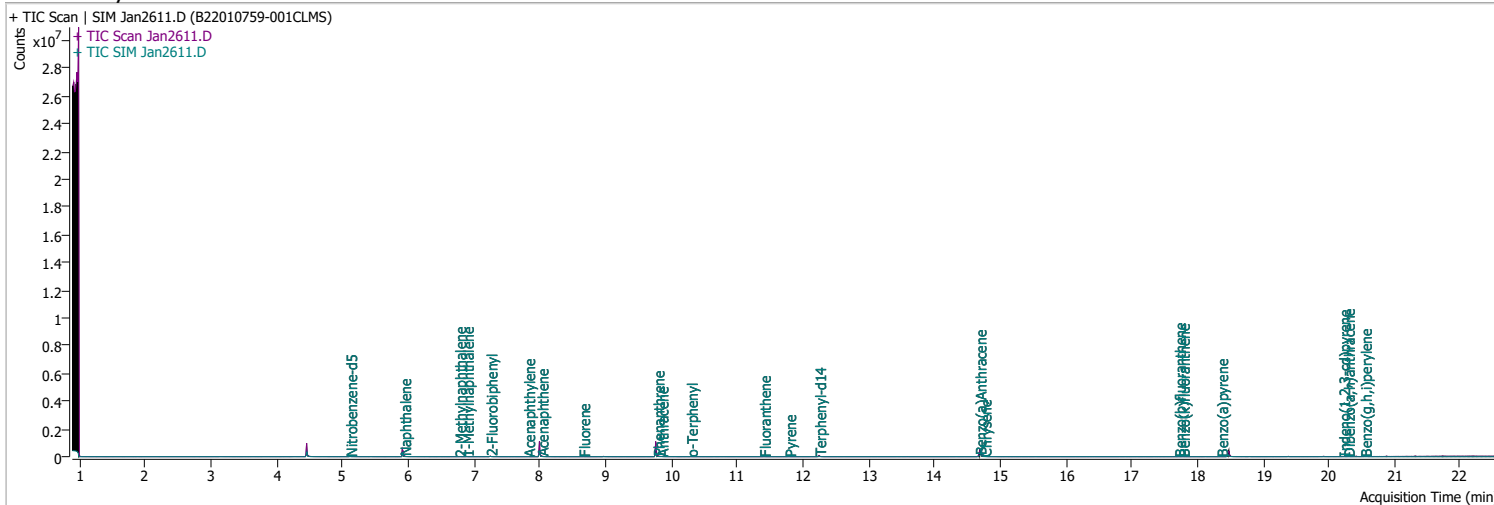
Compound	Conc.	Exp RT	QIon	Exp Ratio	QIon	Exp Ratio
Benzo(g,h,i)perylene	N.D.	20.54	277.0	24.8	138.0	20.5



Quantitation Results Report (QT Reviewed)

Data File	Jan2611.D	Operator	LIMS import
Acq. Method	5975BNASIM	Acq. Date-Time	1/26/2022 10:10:29 PM
Sample Name	B22010759-001CLMS	Instrument	GCMS
Vial	11	Multiplier	20.00
DA Method File	012522 ban SIM 2.batch.bin	Comment	SVOC-8270C-SIM-W-LLPAH
Tune File	dftppjph.u	Tune Date	
Batch Name	012622 bna SIM 1.batch.bin	Last Calib Update	1/27/2022 8:37:26 AM

Ref Library



Compound	RT	QIon	Resp.	Conc.	Units	Dev(Min)
Internal Standards						
M 1,4-Dichlorobenzene-d4	4.460	152.0	114677	40.0000	ng/ml	0.000
M Naphthalene-d8	5.916	136.0	221894	40.0000	ng/ml	0.000
M Acenaphthene-d10	8.001	164.0	142840	40.0000	ng/ml	0.000
M Phenanthrene-d10	9.768	188.0	305340	40.0000	ng/ml	0.000
M Chrysene-d12	14.702	240.0	241832	40.0000	ng/ml	0.000
M Perylene-d12	18.475	264.0	153925	40.0000	ng/ml	0.000
System Monitoring Compounds						
S Nitrobenzene-d5	5.118	82.0	8676	64.4190	ng/ml	0.000
Spiked Amount: 5.000	Range: 19.0 - 102.0%			Recovery = 1288.38%	*	
S 2-Fluorobiphenyl	7.252	172.0	18625	66.4944	ng/ml	0.000
Spiked Amount: 5.000	Range: 25.0 - 94.0%			Recovery = 1329.89%	*	
S o-Terphenyl	10.299	230.0	1162	4.2473	ng/ml	0.000
Spiked Amount: 5.000	Range: 40.0 - 140.0%			Recovery = 84.95%		
S Terphenyl-d14	12.251	244.0	20528	102.6846	ng/ml	0.000
Spiked Amount: 5.000	Range: 39.0 - 106.0%			Recovery = 2053.69%	*	
Target Compounds						
T Naphthalene	5.941	128.0	1171	3.4419	ng/ml	57
T 2-Methylnaphthalene	6.777	141.0	781	3.8625	ng/ml	84
T 1-Methylnaphthalene	6.890	141.0	779	3.5298	ng/ml	m 97
T Acenaphthylene	7.826	152.0	1446	3.7255	ng/ml	95
T Acenaphthene	8.025	154.0	1122	4.3449	ng/ml	m 90
T Fluorene	8.661	166.0	1396	4.1453	ng/ml	97
T Phenanthrene	9.793	178.0	2295	4.5730	ng/ml	98
T Anthracene	9.854	178.0	2057	4.4172	ng/ml	99
T Fluoranthene	11.411	202.0	2408	4.4461	ng/ml	99
T Pyrene	11.794	202.0	2669	4.5345	ng/ml	99
T Benzo(a)Anthracene	14.689	228.0	2787	4.5932	ng/ml	89
T Chrysene	14.764	228.0	2554	4.2097	ng/ml	95
T Benzo(b)fluoranthene	17.721	252.0	1441	4.4969	ng/ml	96

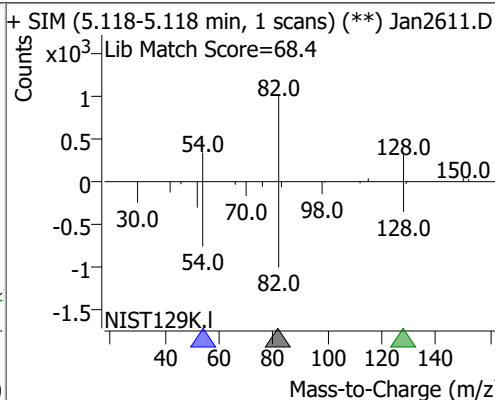
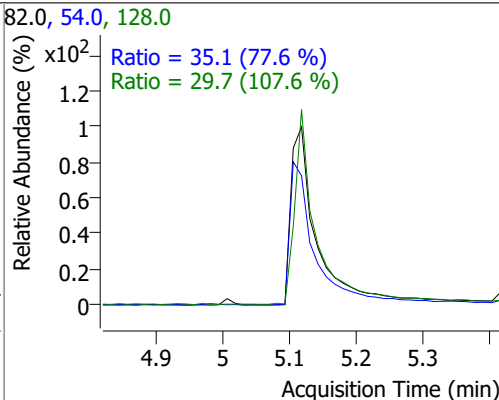
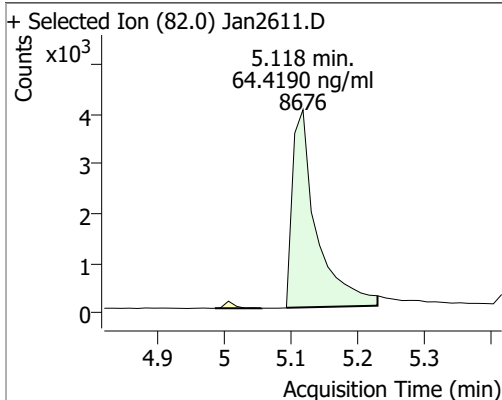
Quantitation Results Report (QT Reviewed)

Compound	RT	QIon	Resp.	Conc.	Units	Dev(Min)
T Benzo(k)fluoranthene	17.783	252.0	1512	3.2229	ng/ml	# 85
T Benzo(a)pyrene	18.363	252.0	1083	3.8911	ng/ml	100
T Indeno(1,2,3-cd)pyrene	20.217	276.0	1013	4.1503	ng/ml	96
T Dibenzo(a,h)anthracene	20.291	278.0	1279	4.2964	ng/ml	92
T Benzo(g,h,i)perylene	20.550	276.0	1609	4.2148	ng/ml	96

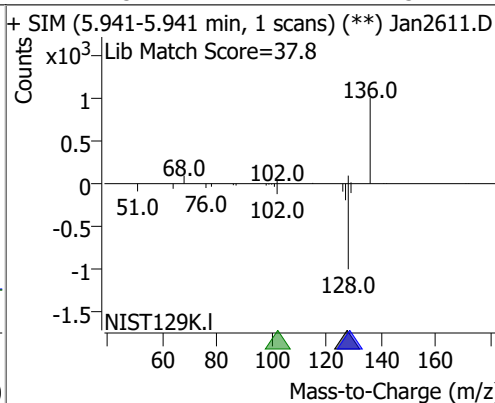
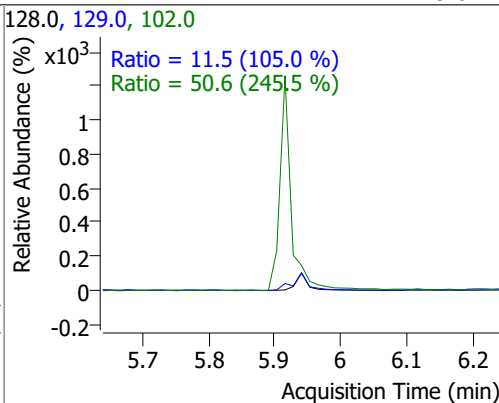
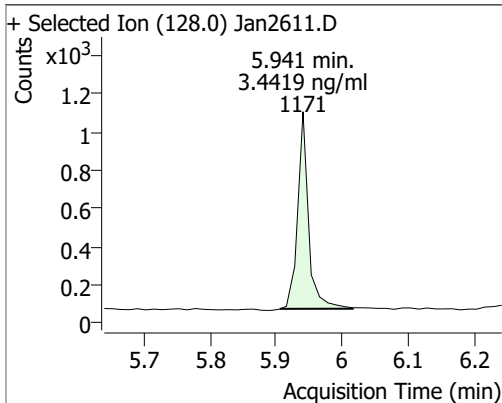
(#) = Qualifier Out of Range; (m) = Manual Integration; (+) = Area Summed; (*) = Surrogate Percent Recovery Out of Range; (d): Zeroed Peak

Quantitation Results Report (QT Reviewed)

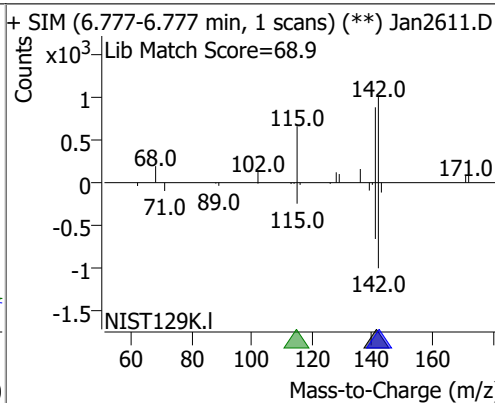
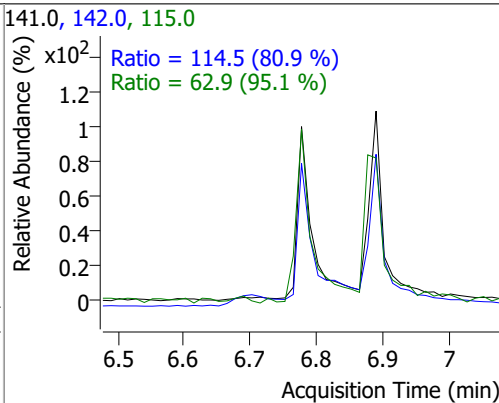
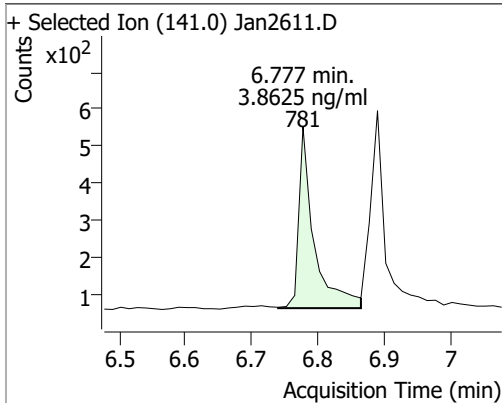
Compound	Conc.	RT	Dev(Min)	Resp.	QIon	QRatio	Lower	Upper
Nitrobenzene-d5	64.4190	5.12	0.00	8676	54.0 128.0	35.1 29.7	31.6 19.3	58.8 35.9



Compound	Conc.	RT	Dev(Min)	Resp.	QIon	QRatio	Lower	Upper
Naphthalene	3.4419	5.94	0.00	1171	102.0 129.0	50.6 11.5	0.0 7.7	61.8 14.3

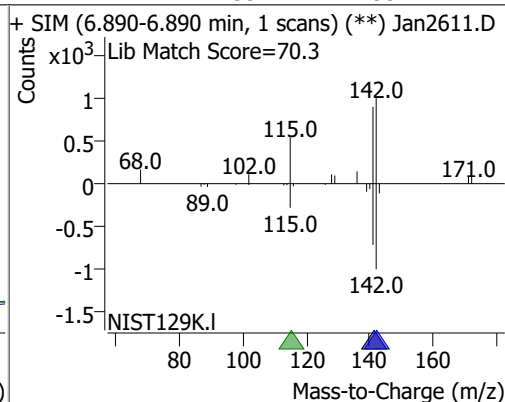
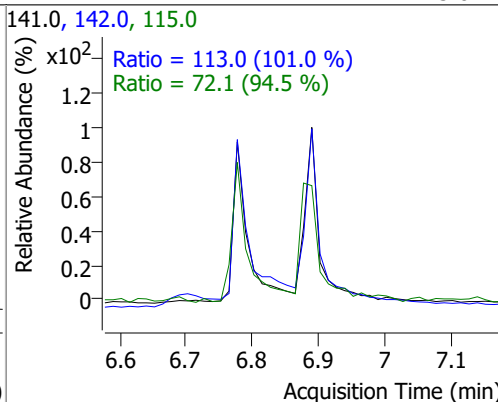
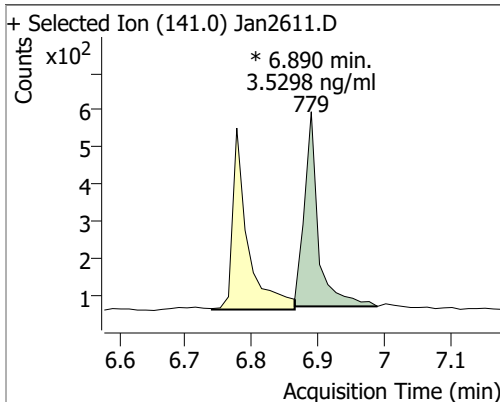


Compound	Conc.	RT	Dev(Min)	Resp.	QIon	QRatio	Lower	Upper
2-Methylnaphthalene	3.8625	6.78	0.00	781	142.0 115.0	114.5 62.9	99.1 46.3	184.0 86.0

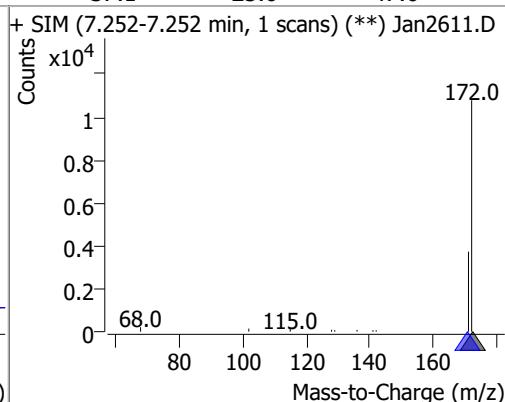
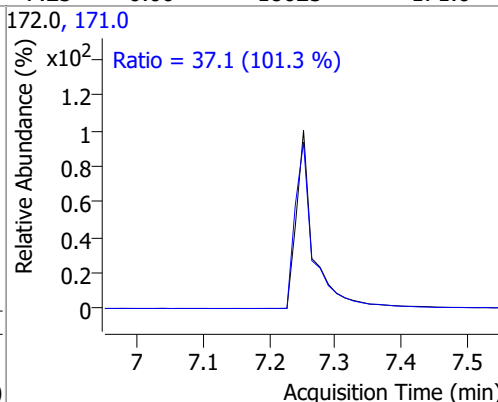
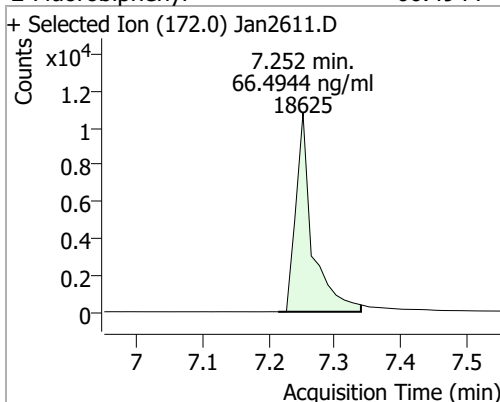


Quantitation Results Report (QT Reviewed)

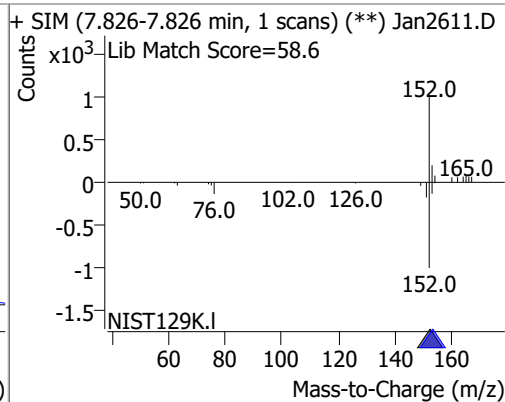
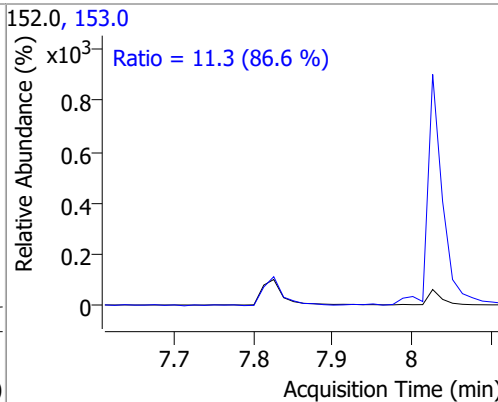
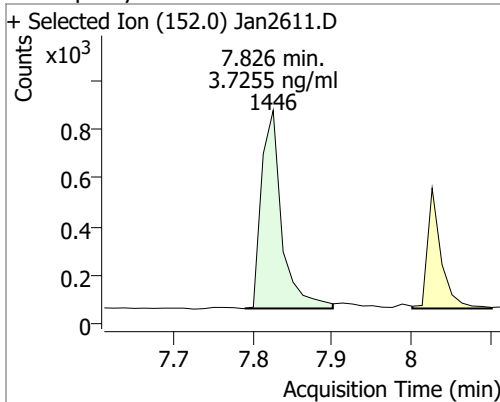
Compound	Conc.	RT	Dev(Min)	Resp.	QIon	QRatio	Lower	Upper
1-Methylnaphthalene	3.5298	6.89	0.01	779 (m)	142.0	113.0	78.3	145.5
					115.0	72.1	53.4	99.2



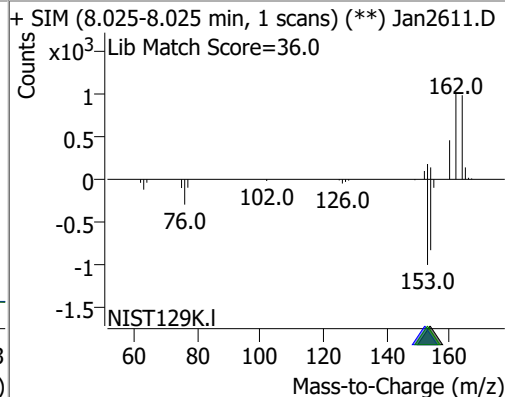
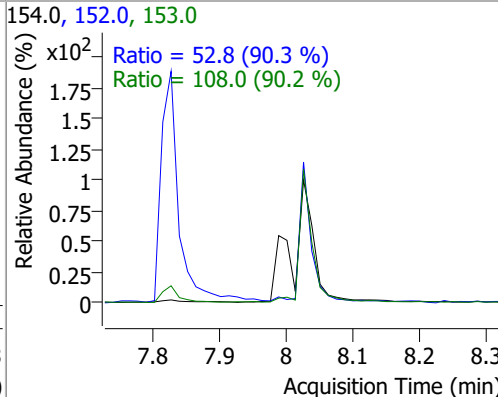
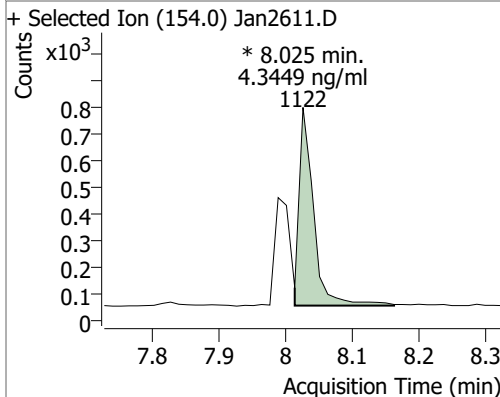
Compound	Conc.	RT	Dev(Min)	Resp.	QIon	QRatio	Lower	Upper
2-Fluorobiphenyl	66.4944	7.25	0.00	18625	171.0	37.1	25.6	47.6



Compound	Conc.	RT	Dev(Min)	Resp.	QIon	QRatio	Lower	Upper
Acenaphthylene	3.7255	7.83	0.01	1446	153.0	11.3	9.1	17.0

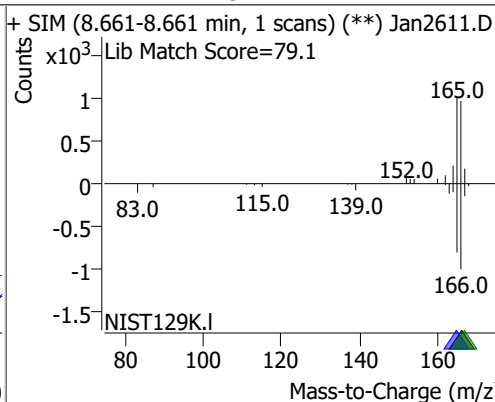
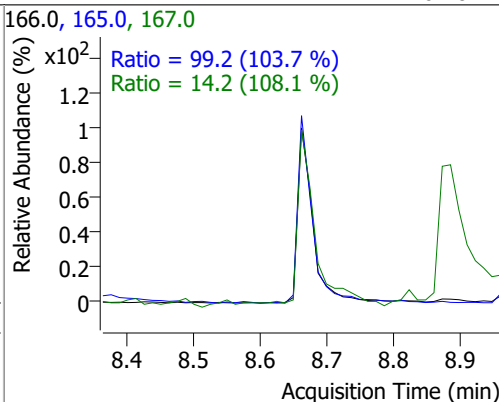
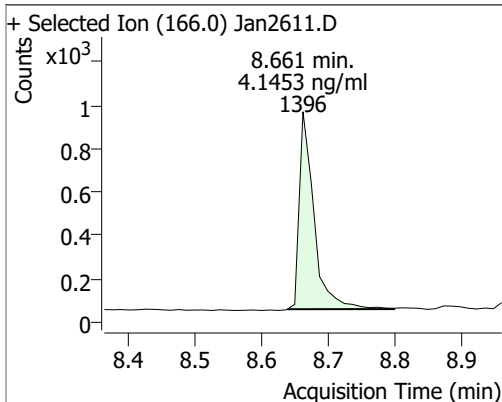


Compound	Conc.	RT	Dev(Min)	Resp.	QIon	QRatio	Lower	Upper
Acenaphthene	4.3449	8.03	0.00	1122 (m)	153.0	108.0	83.9	155.8
					152.0	52.8	40.9	76.0

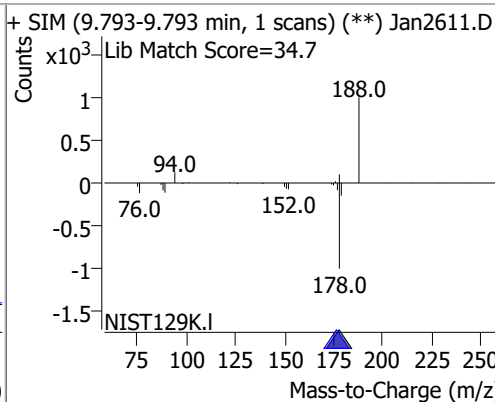
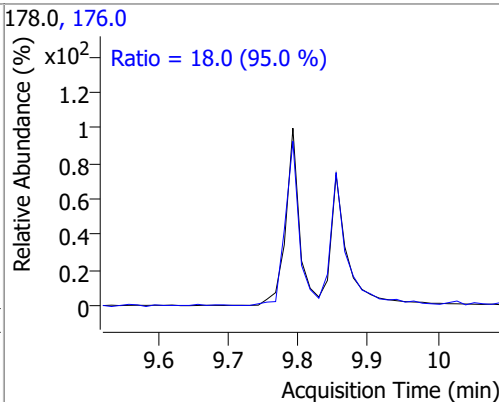
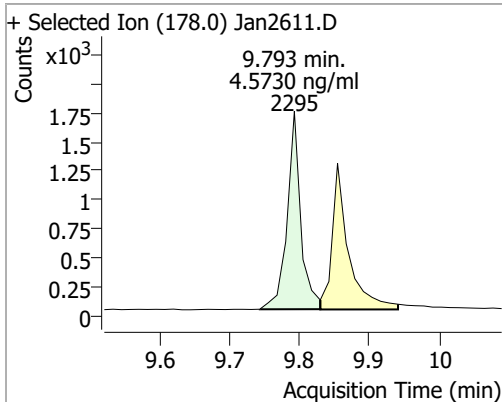


Quantitation Results Report (QT Reviewed)

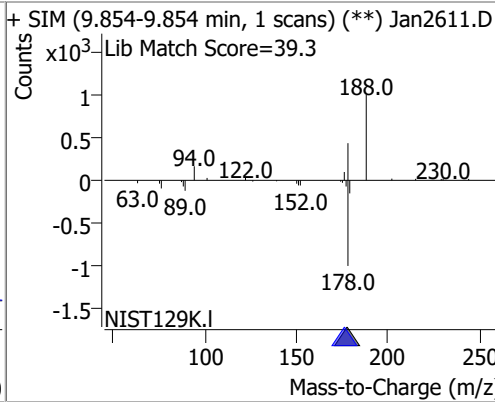
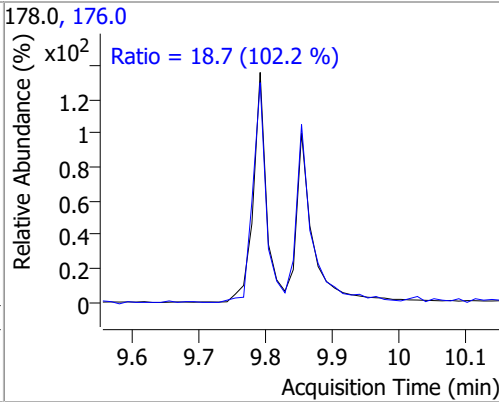
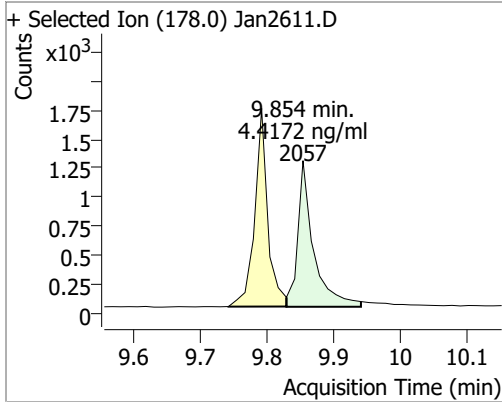
Compound	Conc.	RT	Dev(Min)	Resp.	QIon	QRatio	Lower	Upper
Fluorene	4.1453	8.66	0.00	1396	165.0	99.2	67.0	124.5
					167.0	14.2	9.2	17.1



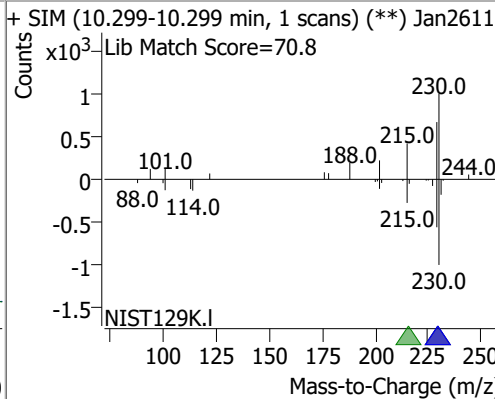
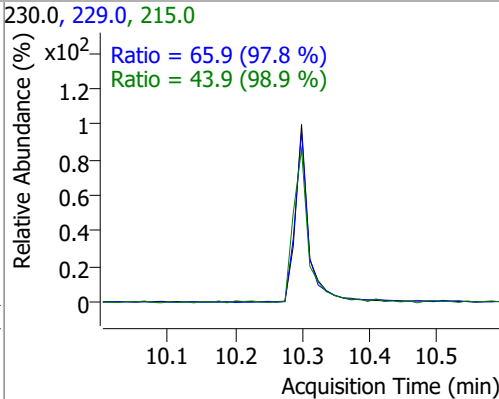
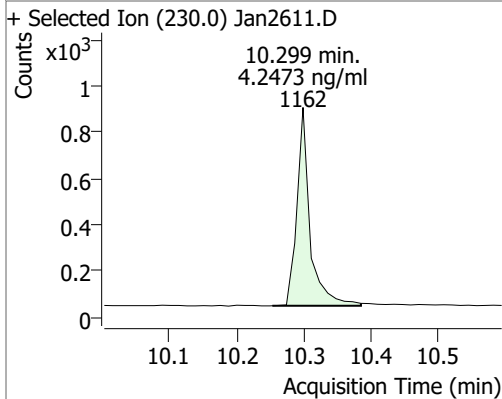
Compound	Conc.	RT	Dev(Min)	Resp.	QIon	QRatio	Lower	Upper
Phenanthrene	4.5730	9.79	0.00	2295	176.0	18.0	13.2	24.6



Compound	Conc.	RT	Dev(Min)	Resp.	QIon	QRatio	Lower	Upper
Anthracene	4.4172	9.85	0.00	2057	176.0	18.7	12.8	23.8

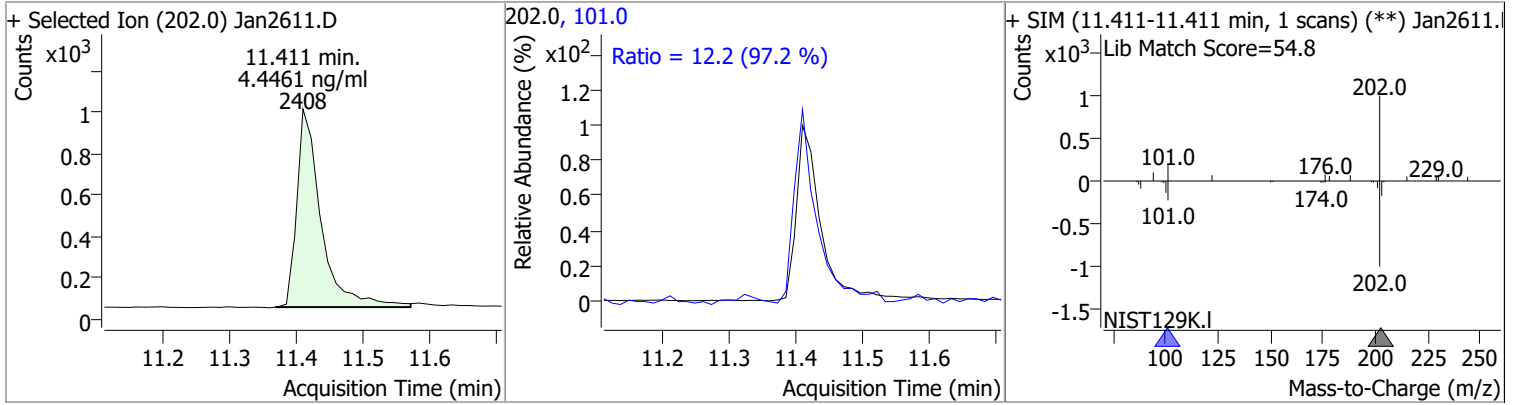


Compound	Conc.	RT	Dev(Min)	Resp.	QIon	QRatio	Lower	Upper
o-Terphenyl	4.2473	10.30	0.00	1162	229.0	65.9	47.1	87.5
					215.0	43.9	31.1	57.7

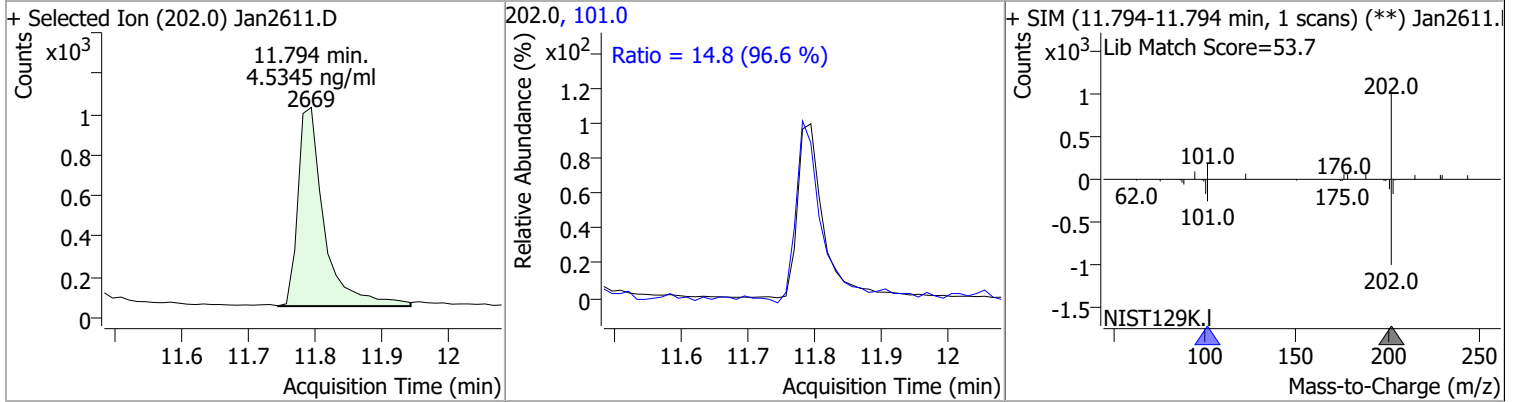


Quantitation Results Report (QT Reviewed)

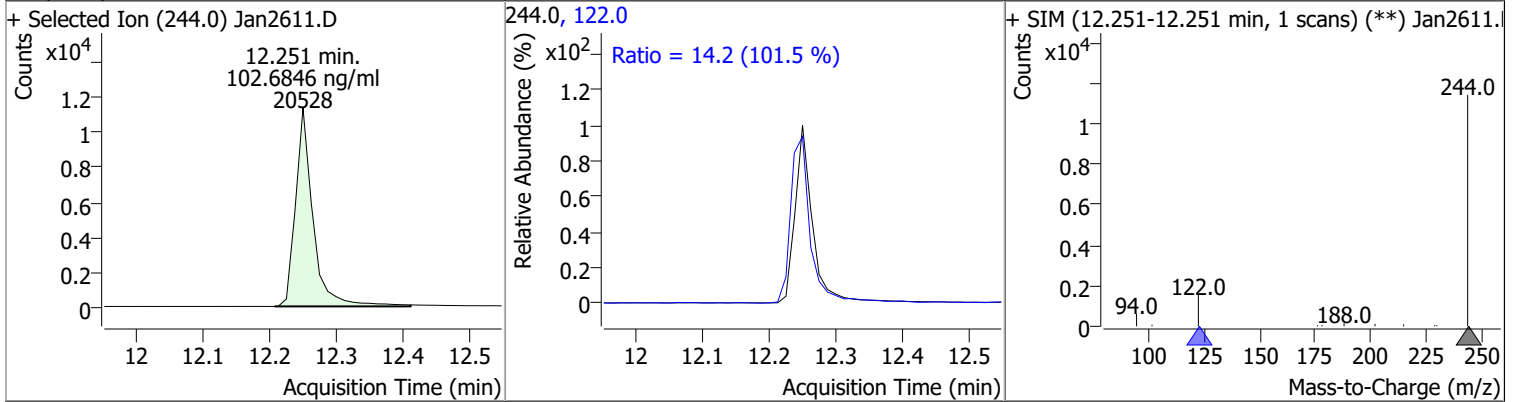
Compound	Conc.	RT	Dev(Min)	Resp.	QIon	QRatio	Lower	Upper
----------	-------	----	----------	-------	------	--------	-------	-------



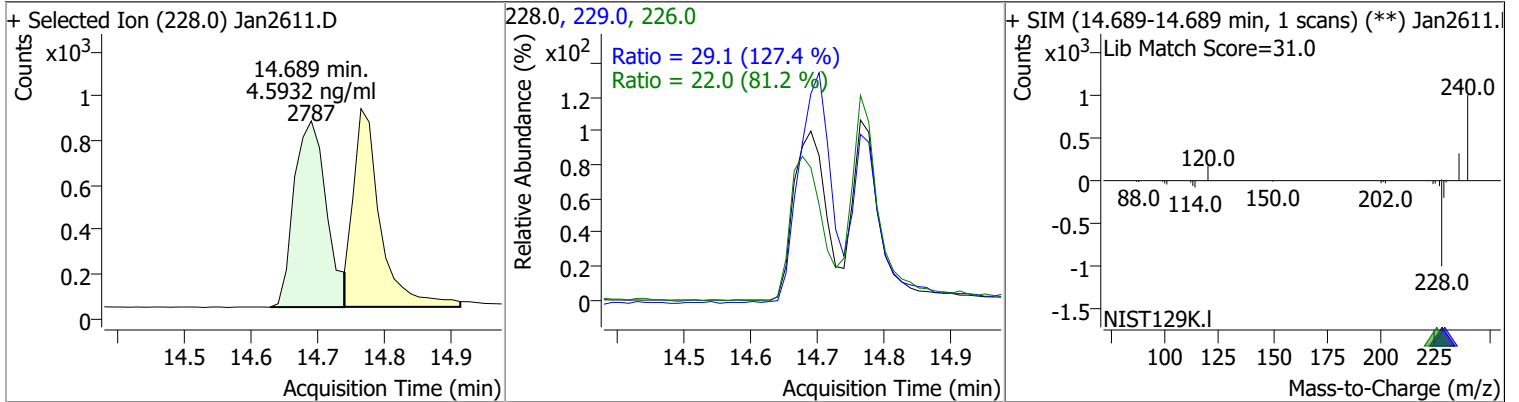
Compound	Conc.	RT	Dev(Min)	Resp.	QIon	QRatio	Lower	Upper
----------	-------	----	----------	-------	------	--------	-------	-------



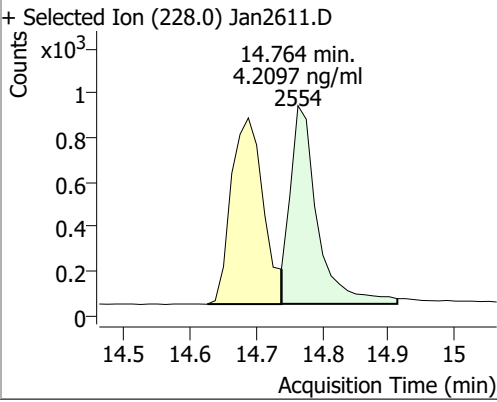
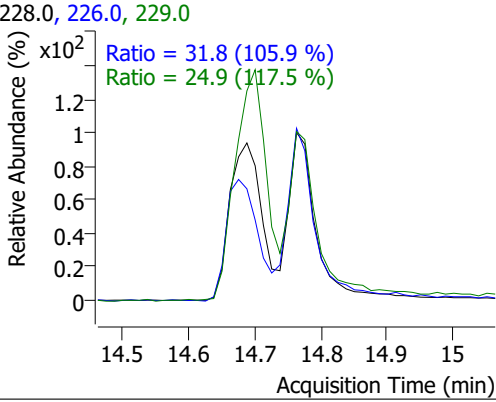
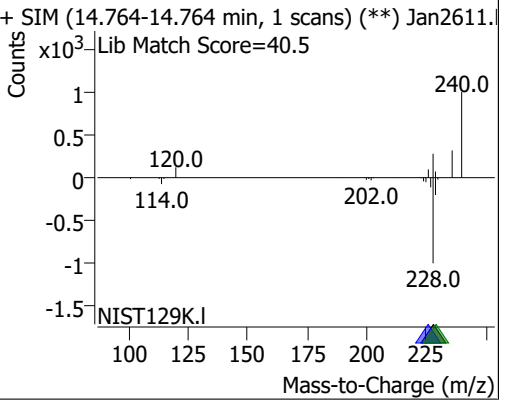
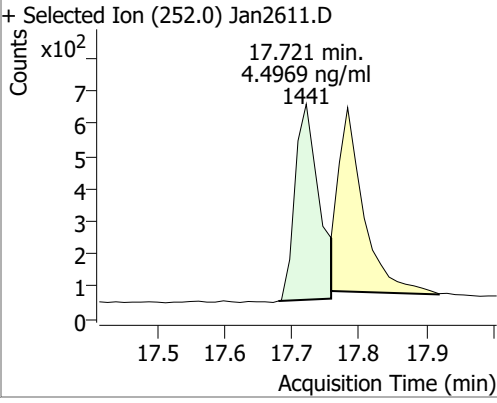
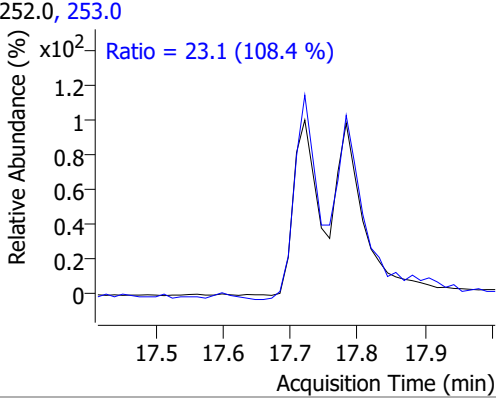
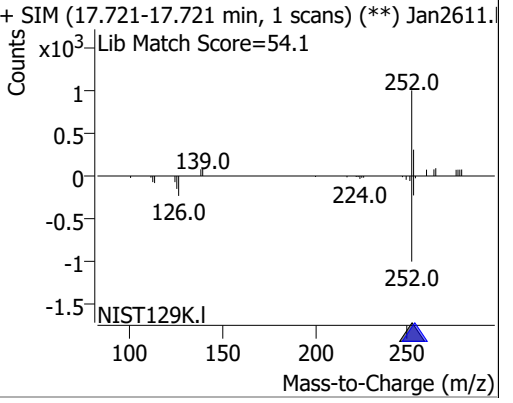
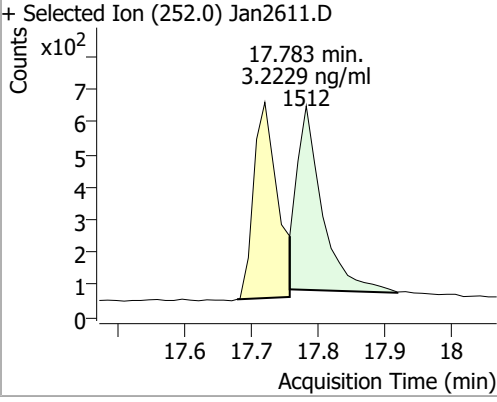
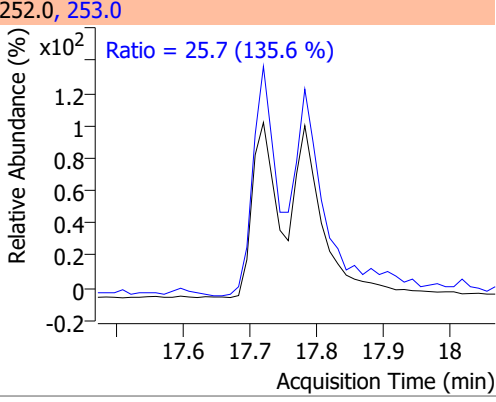
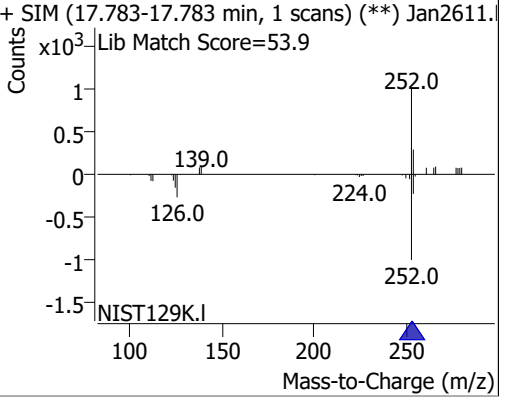
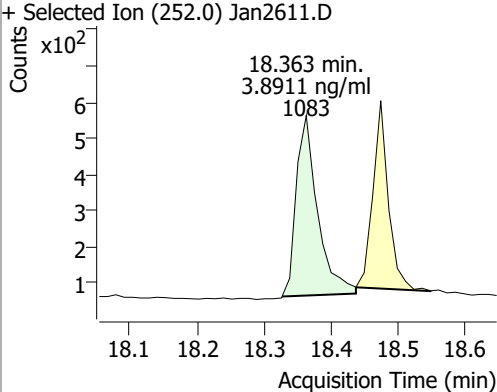
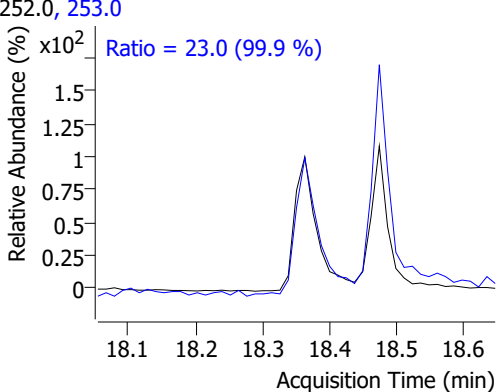
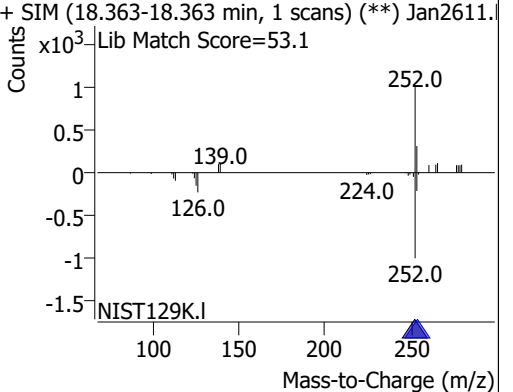
Compound	Conc.	RT	Dev(Min)	Resp.	QIon	QRatio	Lower	Upper
----------	-------	----	----------	-------	------	--------	-------	-------



Compound	Conc.	RT	Dev(Min)	Resp.	QIon	QRatio	Lower	Upper
----------	-------	----	----------	-------	------	--------	-------	-------

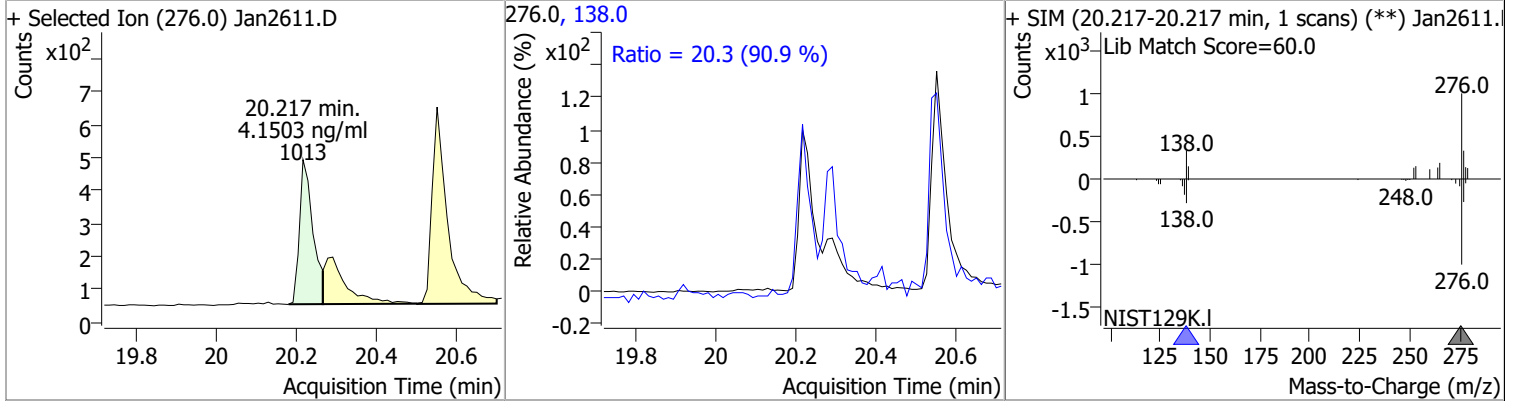


Quantitation Results Report (QT Reviewed)

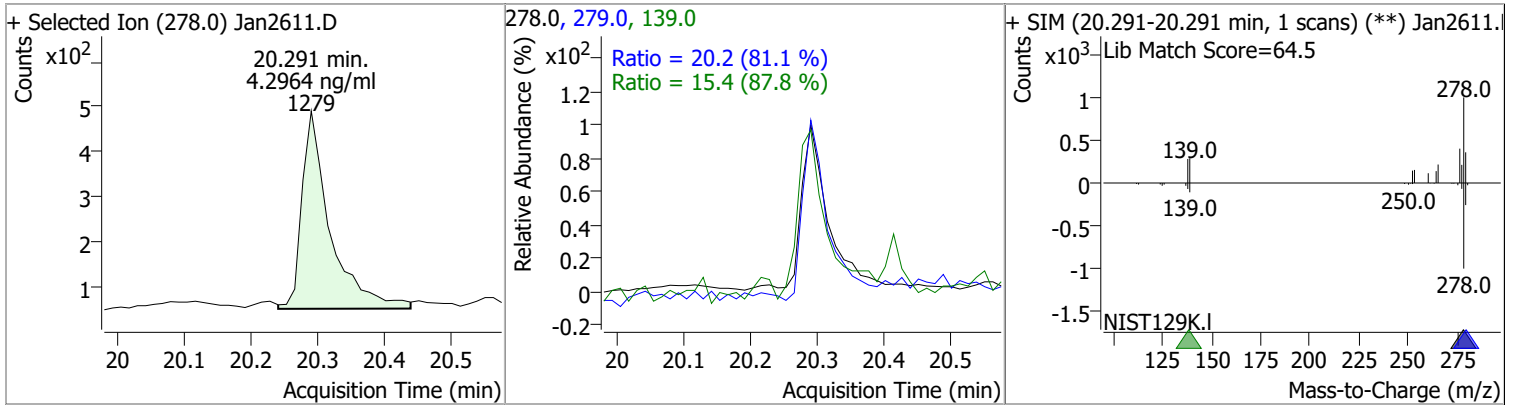
Compound	Conc.	RT	Dev(Min)	Resp.	QIon	QRatio	Lower	Upper
Chrysene	4.2097	14.76	0.00	2554	226.0 229.0	31.8 24.9	21.0 14.8	39.1 27.6
+ Selected Ion (228.0) Jan2611.D 			228.0, 226.0, 229.0 			+ SIM (14.764-14.764 min, 1 scans) (**) Jan2611.1 Lib Match Score=40.5 		
Benzo(b)fluoranthene	4.4969	17.72	0.01	1441	253.0	23.1	14.9	27.7
+ Selected Ion (252.0) Jan2611.D 			252.0, 253.0 			+ SIM (17.721-17.721 min, 1 scans) (**) Jan2611.1 Lib Match Score=54.1 		
Benzo(k)fluoranthene	3.2229	17.78	0.01	1512	253.0	25.7	13.2	24.6
+ Selected Ion (252.0) Jan2611.D 			252.0, 253.0 			+ SIM (17.783-17.783 min, 1 scans) (**) Jan2611.1 Lib Match Score=53.9 		
Benzo(a)pyrene	3.8911	18.36	0.01	1083	253.0	23.0	16.1	29.9
+ Selected Ion (252.0) Jan2611.D 			252.0, 253.0 			+ SIM (18.363-18.363 min, 1 scans) (**) Jan2611.1 Lib Match Score=53.1 		

Quantitation Results Report (QT Reviewed)

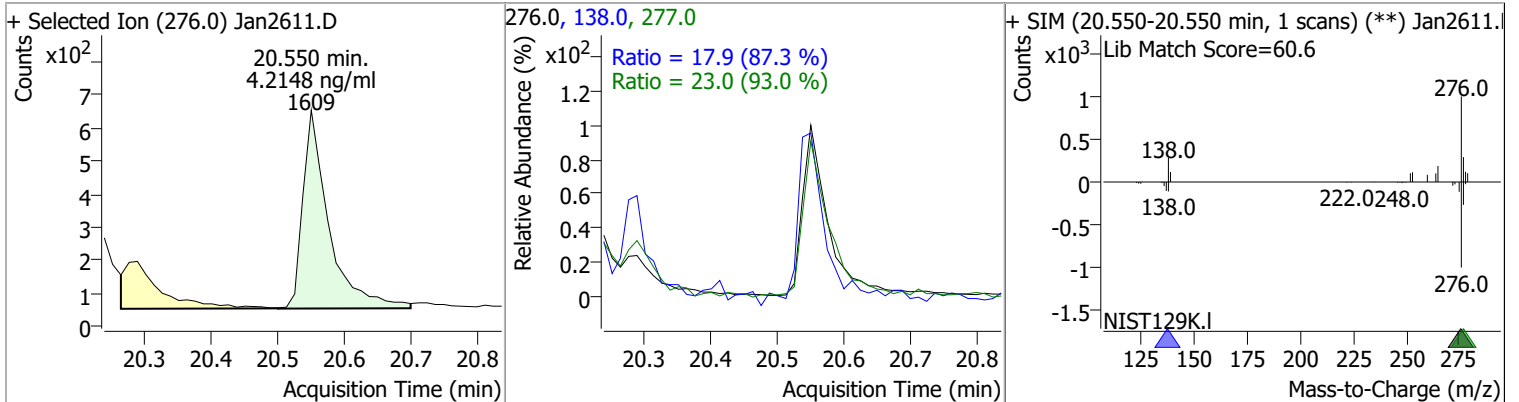
Compound	Conc.	RT	Dev(Min)	Resp.	QIon	QRatio	Lower	Upper
Indeno(1,2,3-cd)pyrene	4.1503	20.22	0.00	1013	138.0	20.3	15.7	29.1



Compound	Conc.	RT	Dev(Min)	Resp.	QIon	QRatio	Lower	Upper
Dibenzo(a,h)anthracene	4.2964	20.29	0.01	1279	279.0	20.2	17.4	32.3
					139.0	15.4	12.3	22.8



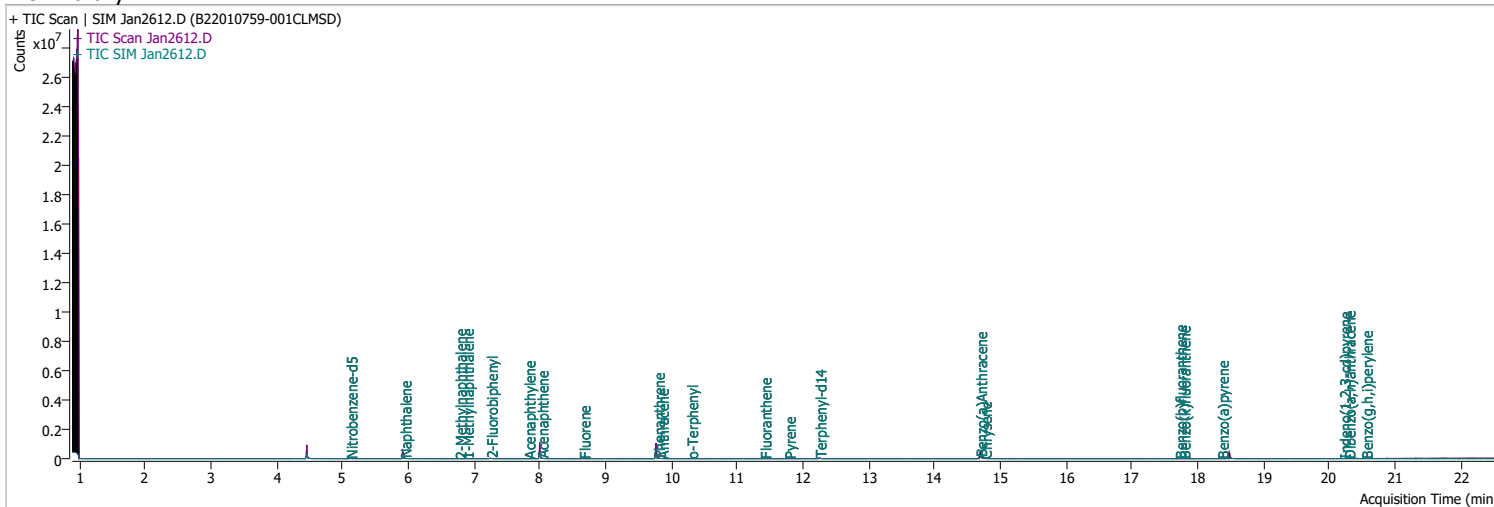
Compound	Conc.	RT	Dev(Min)	Resp.	QIon	QRatio	Lower	Upper
Benzo(g,h,i)perylene	4.2148	20.55	0.01	1609	277.0	23.0	17.3	32.2
					138.0	17.9	14.4	26.7



Quantitation Results Report (QT Reviewed)

Data File	Jan2612.D	Operator	LIMS import
Acq. Method	5975BNASIM	Acq. Date-Time	1/26/2022 10:42:54 PM
Sample Name	B22010759-001CLMSD	Instrument	GCMS
Vial	12	Multiplier	20.00
DA Method File	012522 ban SIM 2.batch.bin	Comment	SVOC-8270C-SIM-W-LLPAH
Tune File	dftppjph.u	Tune Date	
Batch Name	012622 bna SIM 1.batch.bin	Last Calib Update	1/27/2022 8:37:26 AM

Ref Library



Compound	RT	QIon	Resp.	Conc.	Units	Dev(Min)
Internal Standards						
M 1,4-Dichlorobenzene-d4	4.460	152.0	114717	40.0000	ng/ml	0.000
M Naphthalene-d8	5.916	136.0	208042	40.0000	ng/ml	0.000
M Acenaphthene-d10	8.000	164.0	133847	40.0000	ng/ml	0.000
M Phenanthrene-d10	9.768	188.0	293523	40.0000	ng/ml	0.000
M Chrysene-d12	14.701	240.0	237724	40.0000	ng/ml	0.000
M Perylene-d12	18.475	264.0	149798	40.0000	ng/ml	0.000
System Monitoring Compounds						
S Nitrobenzene-d5	5.118	82.0	10828	78.1741	ng/ml	0.000
Spiked Amount: 5.000	Range: 19.0 - 102.0%			Recovery = 1563.48%	*	
S 2-Fluorobiphenyl	7.252	172.0	17364	66.1567	ng/ml	0.000
Spiked Amount: 5.000	Range: 25.0 - 94.0%			Recovery = 1323.13%	*	
S o-Terphenyl	10.299	230.0	998	3.7006	ng/ml	0.000
Spiked Amount: 5.000	Range: 40.0 - 140.0%			Recovery = 74.01%		
S Terphenyl-d14	12.251	244.0	18194	92.7722	ng/ml	0.000
Spiked Amount: 5.000	Range: 39.0 - 106.0%			Recovery = 1855.44%	*	
Target Compounds						
T Naphthalene	5.941	128.0	1111	3.4897	ng/ml	55
T 2-Methylnaphthalene	6.777	141.0	753	3.9901	ng/ml	87
T 1-Methylnaphthalene	6.890	141.0	725	3.4978	ng/ml	m 92
T Acenaphthylene	7.826	152.0	1390	3.8454	ng/ml	96
T Acenaphthene	8.025	154.0	1065	4.4124	ng/ml	m 90
T Fluorene	8.661	166.0	1355	4.3254	ng/ml	95
T Phenanthrene	9.793	178.0	2089	4.2532	ng/ml	98
T Anthracene	9.854	178.0	1878	4.1481	ng/ml	98
T Fluoranthene	11.411	202.0	2161	4.0958	ng/ml	98
T Pyrene	11.781	202.0	2331	3.9216	ng/ml	95
T Benzo(a)Anthracene	14.689	228.0	2595	4.1173	ng/ml	89
T Chrysene	14.764	228.0	2161	3.4456	ng/ml	94
T Benzo(b)fluoranthene	17.721	252.0	1131	3.5010	ng/ml	97

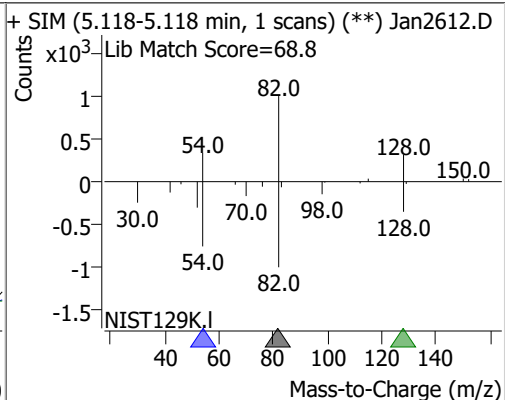
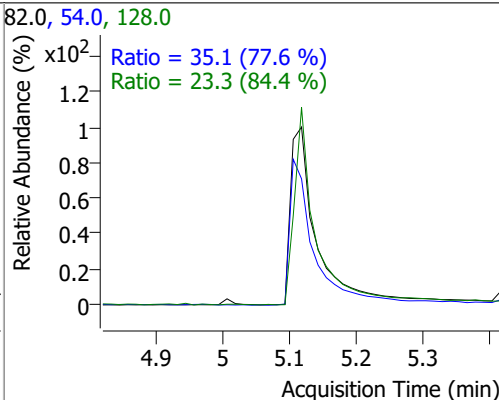
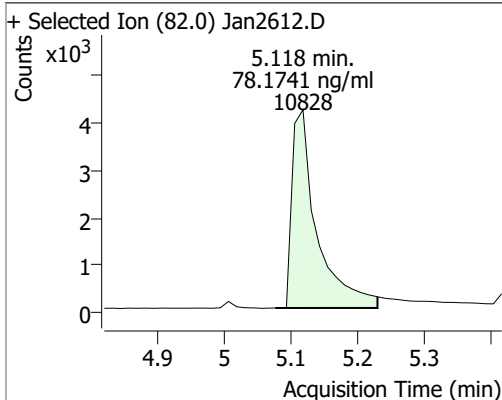
Quantitation Results Report (QT Reviewed)

Compound	RT	QIon	Resp.	Conc.	Units	Dev(Min)
T Benzo(k)fluoranthene	17.783	252.0	1489	3.2766	ng/ml	94
T Benzo(a)pyrene	18.363	252.0	943	3.4066	ng/ml	95
T Indeno(1,2,3-cd)pyrene	20.217	276.0	866	3.5577	ng/ml m	94
T Dibenzo(a,h)anthracene	20.291	278.0	1092	3.6614	ng/ml	95
T Benzo(g,h,i)perylene	20.550	276.0	1351	3.5133	ng/ml	98

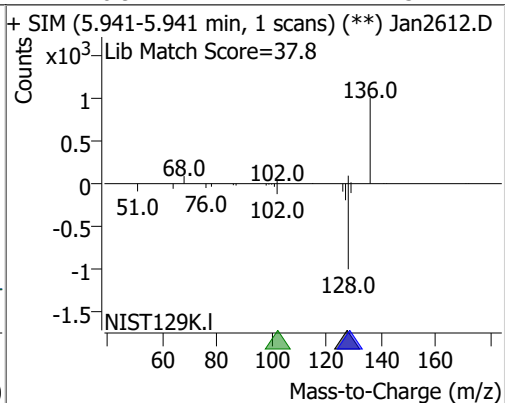
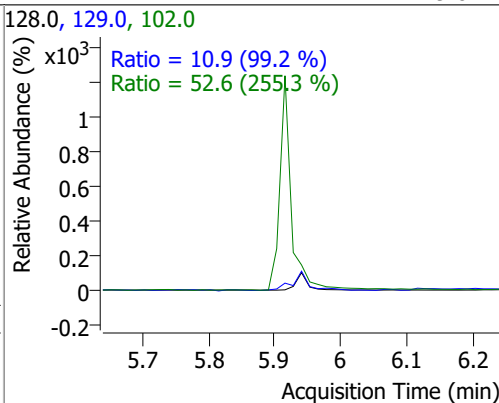
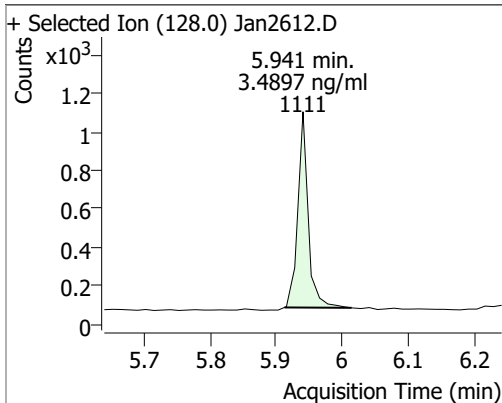
(#) = Qualifier Out of Range; (m) = Manual Integration; (+) = Area Summed; (*) = Surrogate Percent Recovery Out of Range; (d): Zeroed Peak

Quantitation Results Report (QT Reviewed)

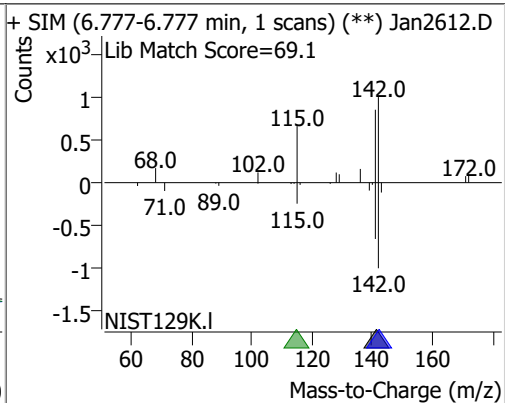
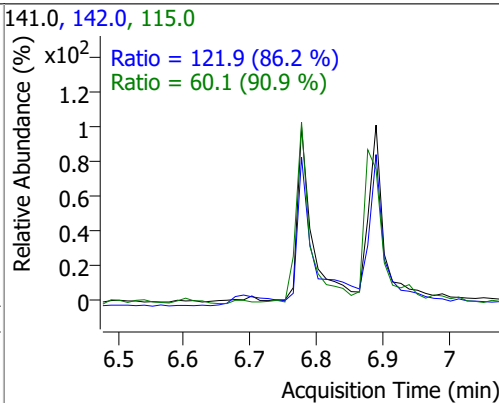
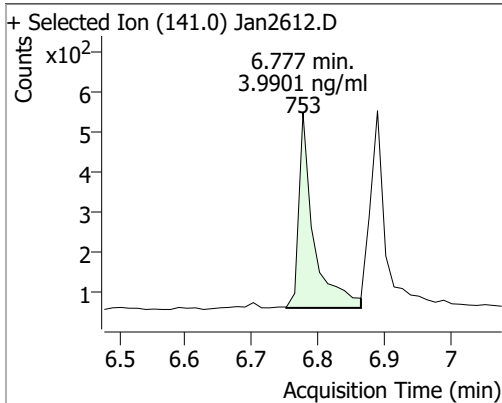
Compound	Conc.	RT	Dev(Min)	Resp.	QIon	QRatio	Lower	Upper
Nitrobenzene-d5	78.1741	5.12	0.00	10828	54.0	35.1	31.6	58.8
					128.0	23.3	19.3	35.9



Compound	Conc.	RT	Dev(Min)	Resp.	QIon	QRatio	Lower	Upper
Naphthalene	3.4897	5.94	0.00	1111	102.0	52.6	0.0	61.8
					129.0	10.9	7.7	14.3

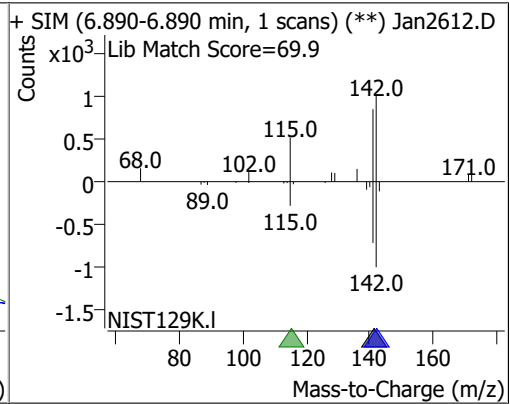
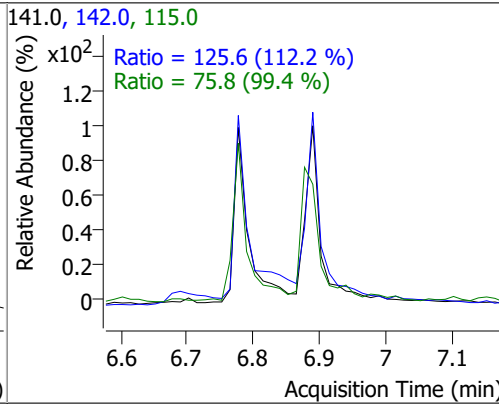
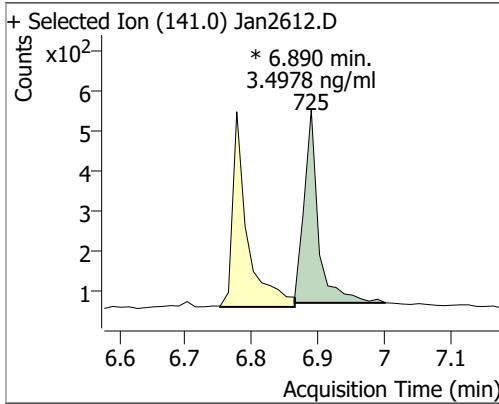


Compound	Conc.	RT	Dev(Min)	Resp.	QIon	QRatio	Lower	Upper
2-Methylnaphthalene	3.9901	6.78	0.00	753	142.0	121.9	99.1	184.0
					115.0	60.1	46.3	86.0

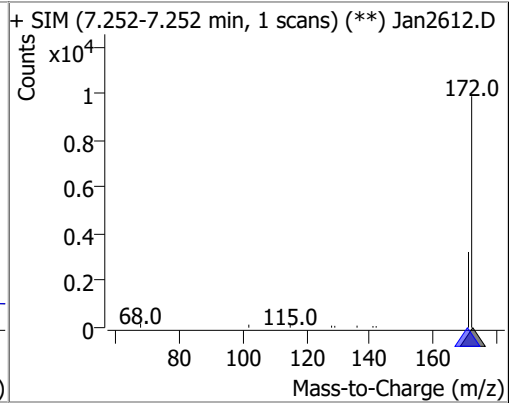
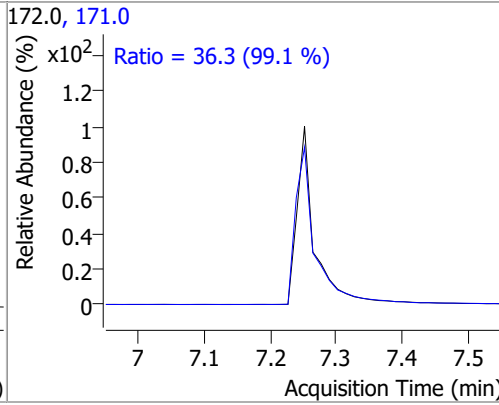
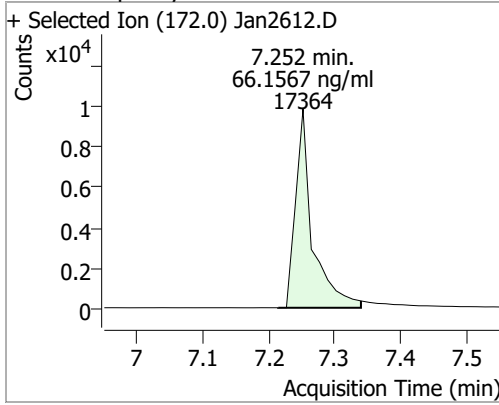


Quantitation Results Report (QT Reviewed)

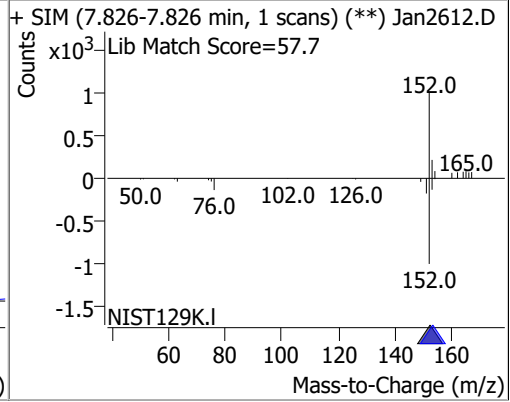
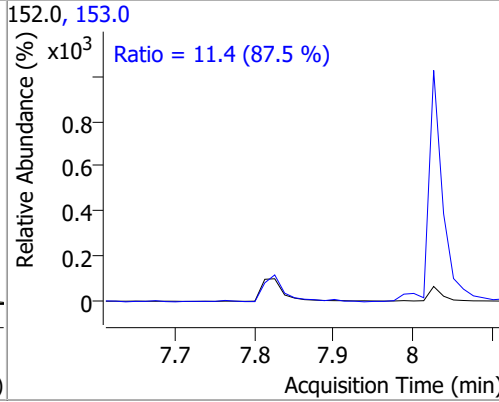
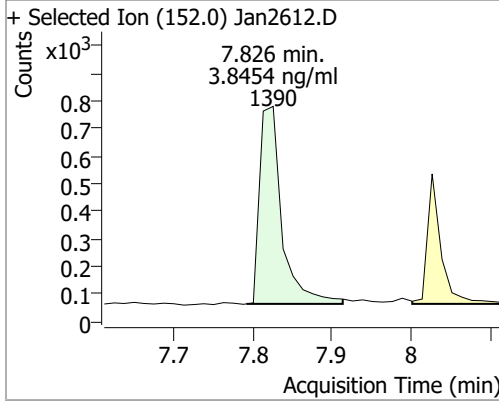
Compound	Conc.	RT	Dev(Min)	Resp.	QIon	QRatio	Lower	Upper
1-Methylnaphthalene	3.4978	6.89	0.01	725 (m)	142.0	125.6	78.3	145.5
					115.0	75.8	53.4	99.2



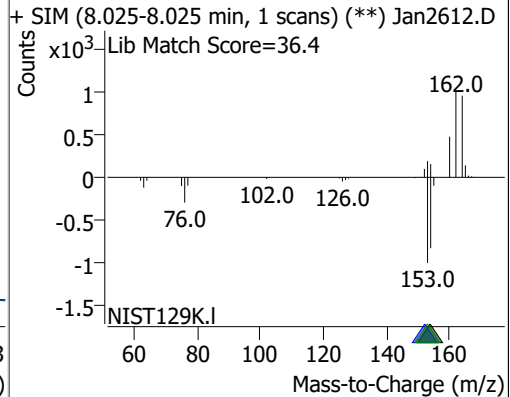
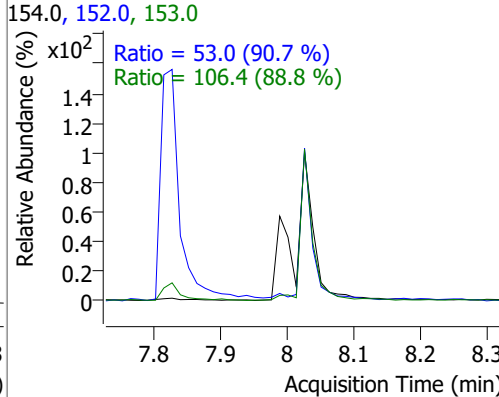
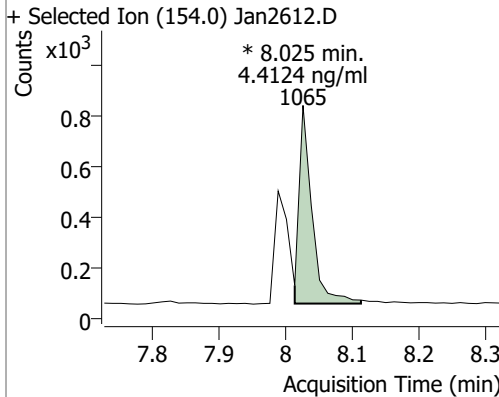
Compound	Conc.	RT	Dev(Min)	Resp.	QIon	QRatio	Lower	Upper
2-Fluorobiphenyl	66.1567	7.25	0.00	17364	171.0	36.3	25.6	47.6



Compound	Conc.	RT	Dev(Min)	Resp.	QIon	QRatio	Lower	Upper
Acenaphthylene	3.8454	7.83	0.01	1390	153.0	11.4	9.1	17.0

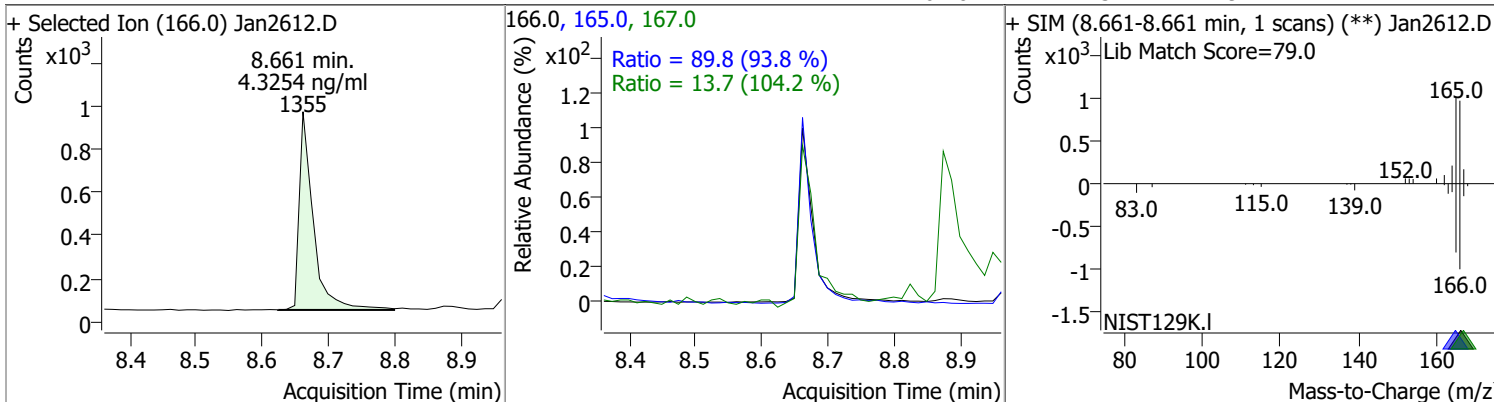


Compound	Conc.	RT	Dev(Min)	Resp.	QIon	QRatio	Lower	Upper
Acenaphthene	4.4124	8.03	0.00	1065 (m)	153.0	106.4	83.9	155.8
					152.0	53.0	40.9	76.0

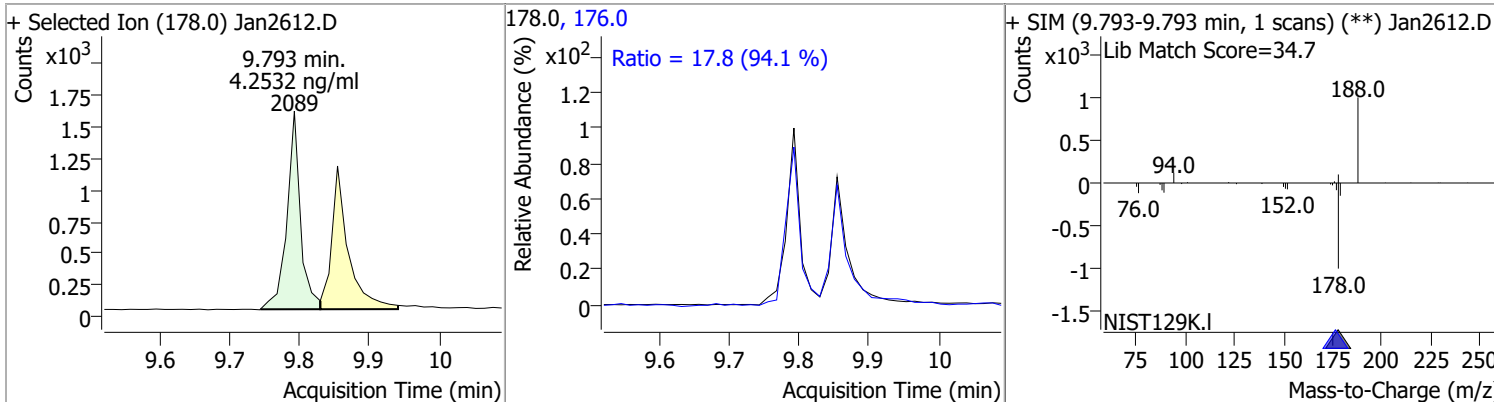


Quantitation Results Report (QT Reviewed)

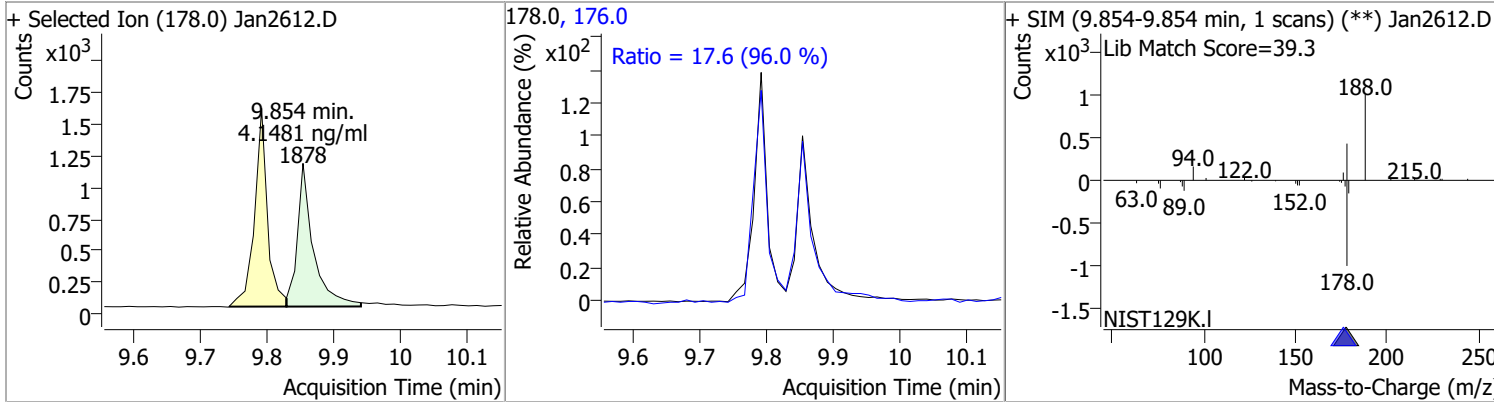
Compound	Conc.	RT	Dev(Min)	Resp.	QIon	QRatio	Lower	Upper
Fluorene	4.3254	8.66	0.00	1355	165.0	89.8	67.0	124.5
					167.0	13.7	9.2	17.1



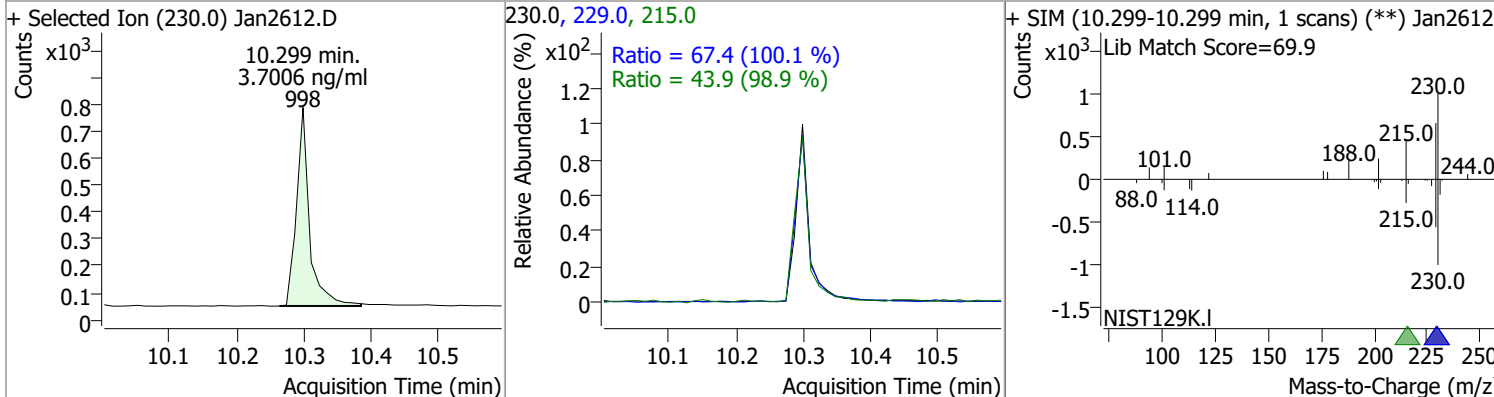
Compound	Conc.	RT	Dev(Min)	Resp.	QIon	QRatio	Lower	Upper
Phenanthrene	4.2532	9.79	0.00	2089	176.0	17.8	13.2	24.6



Compound	Conc.	RT	Dev(Min)	Resp.	QIon	QRatio	Lower	Upper
Anthracene	4.1481	9.85	0.00	1878	176.0	17.6	12.8	23.8

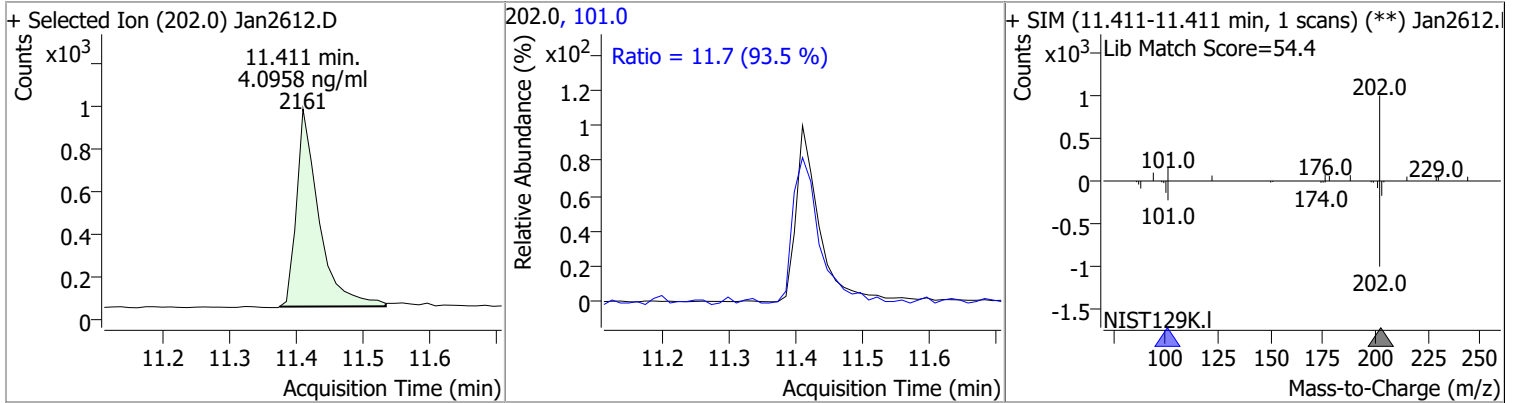


Compound	Conc.	RT	Dev(Min)	Resp.	QIon	QRatio	Lower	Upper
o-Terphenyl	3.7006	10.30	0.00	998	229.0	67.4	47.1	87.5
					215.0	43.9	31.1	57.7

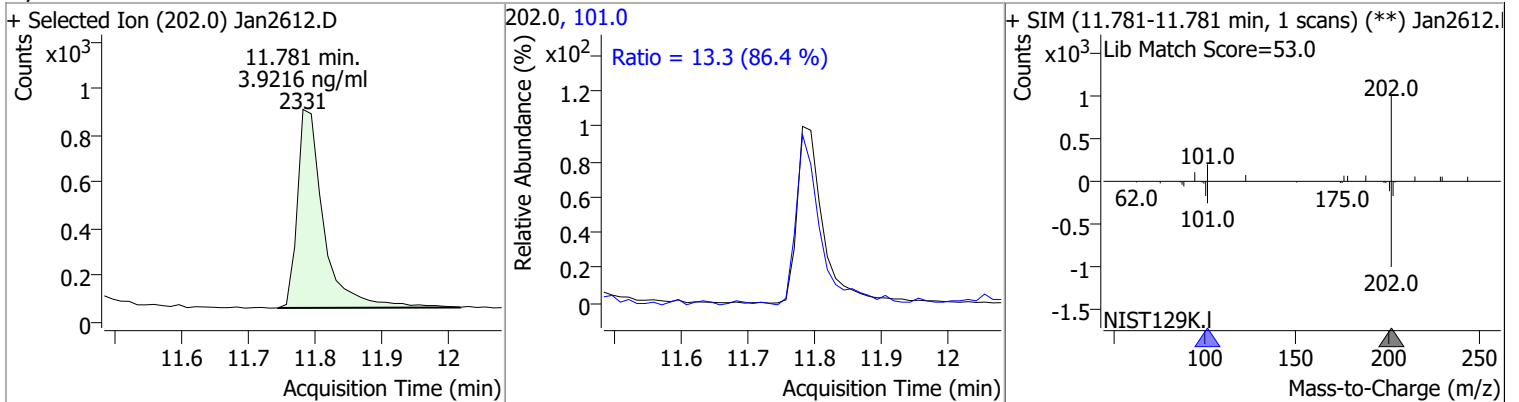


Quantitation Results Report (QT Reviewed)

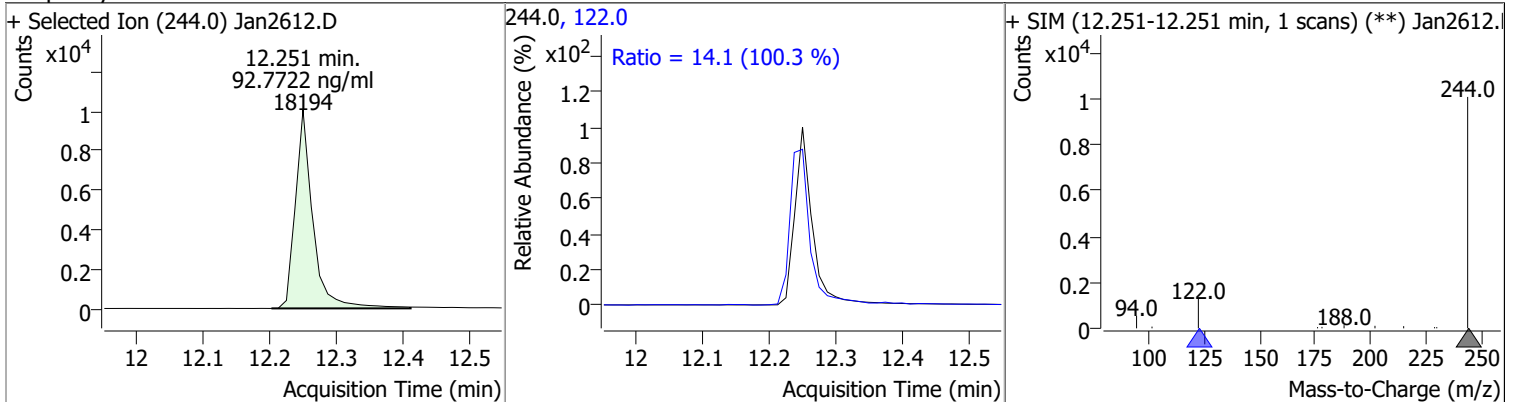
Compound	Conc.	RT	Dev(Min)	Resp.	QIon	QRatio	Lower	Upper
Fluoranthene	4.0958	11.41	0.00	2161	101.0	11.7	8.8	16.3



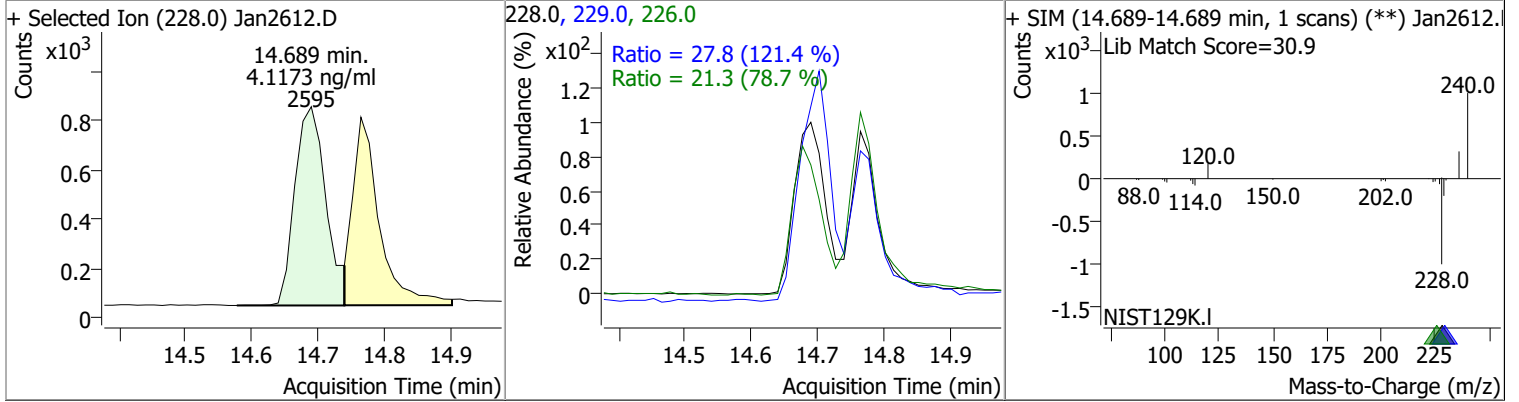
Compound	Conc.	RT	Dev(Min)	Resp.	QIon	QRatio	Lower	Upper
Pyrene	3.9216	11.78	0.00	2331	101.0	13.3	10.8	20.0



Compound	Conc.	RT	Dev(Min)	Resp.	QIon	QRatio	Lower	Upper
Terphenyl-d14	92.7722	12.25	0.00	18194	122.0	14.1	9.8	18.2

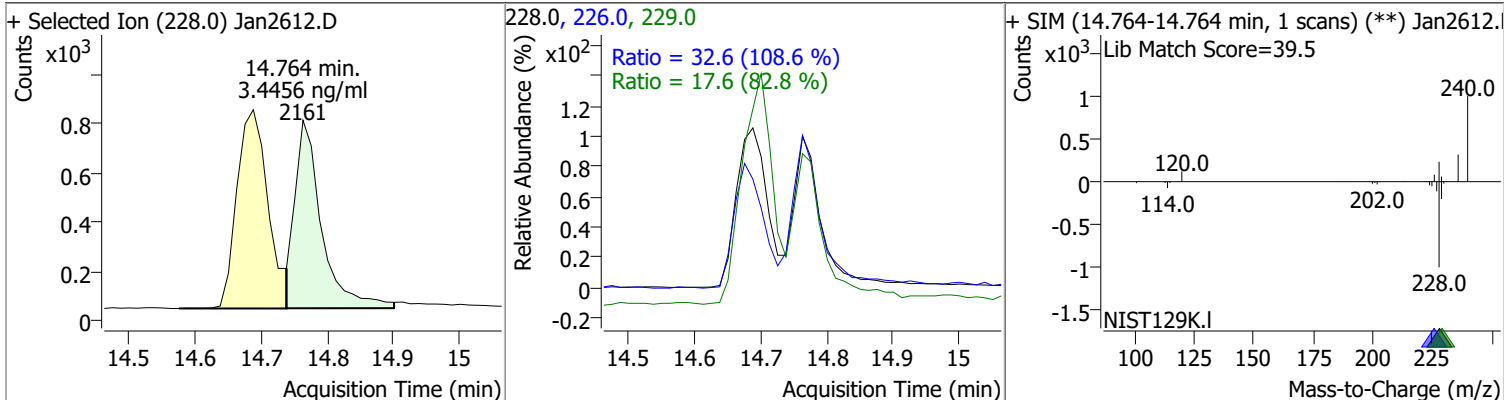


Compound	Conc.	RT	Dev(Min)	Resp.	QIon	QRatio	Lower	Upper
Benzo(a)Anthracene	4.1173	14.69	0.01	2595	226.0	21.3	19.0	35.2
					229.0	27.8	16.0	29.7

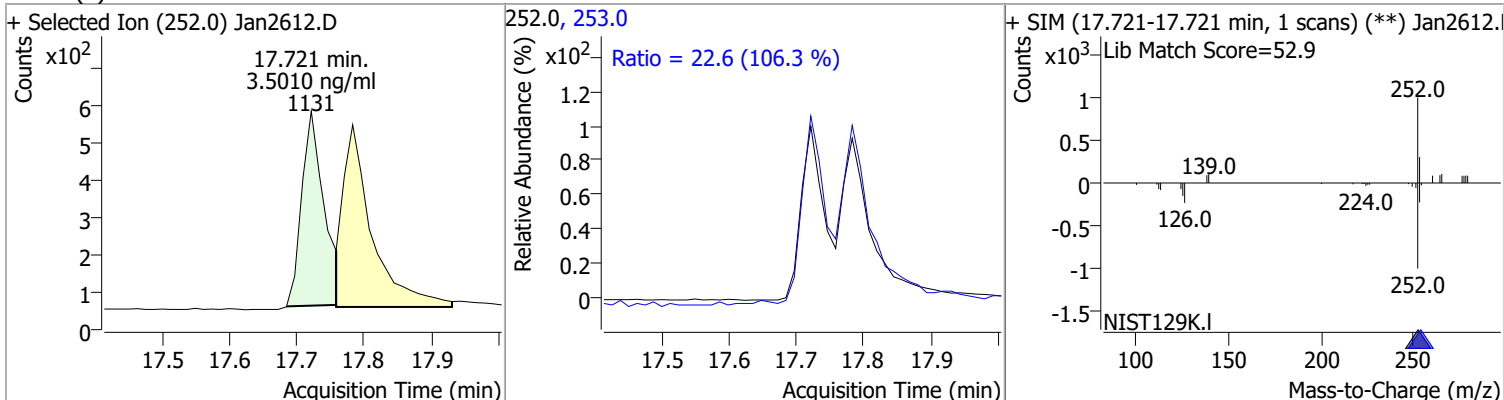


Quantitation Results Report (QT Reviewed)

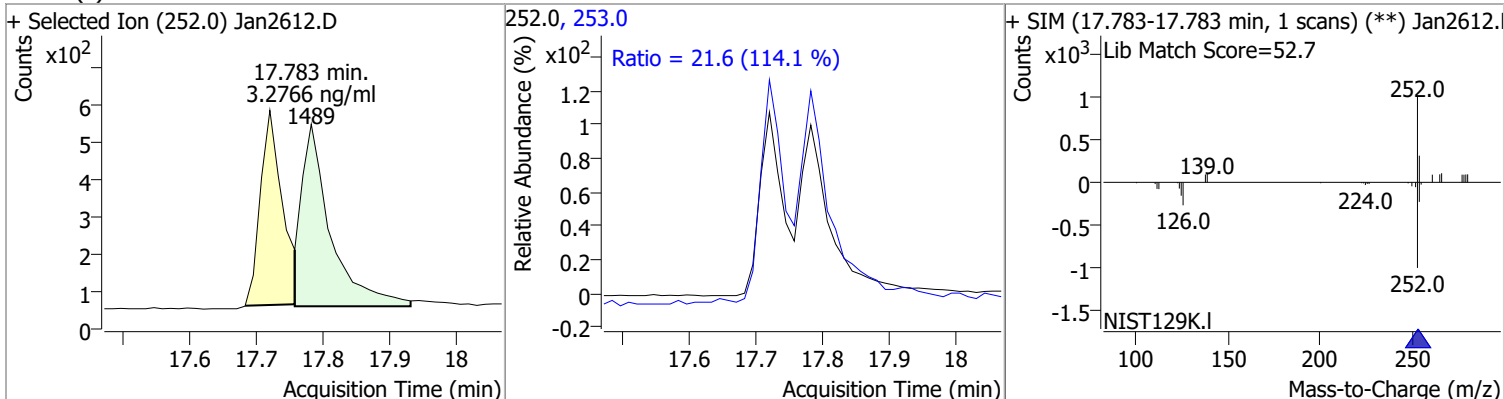
Compound	Conc.	RT	Dev(Min)	Resp.	QIon	QRatio	Lower	Upper
Chrysene	3.4456	14.76	0.00	2161	226.0	32.6	21.0	39.1
					229.0	17.6	14.8	27.6



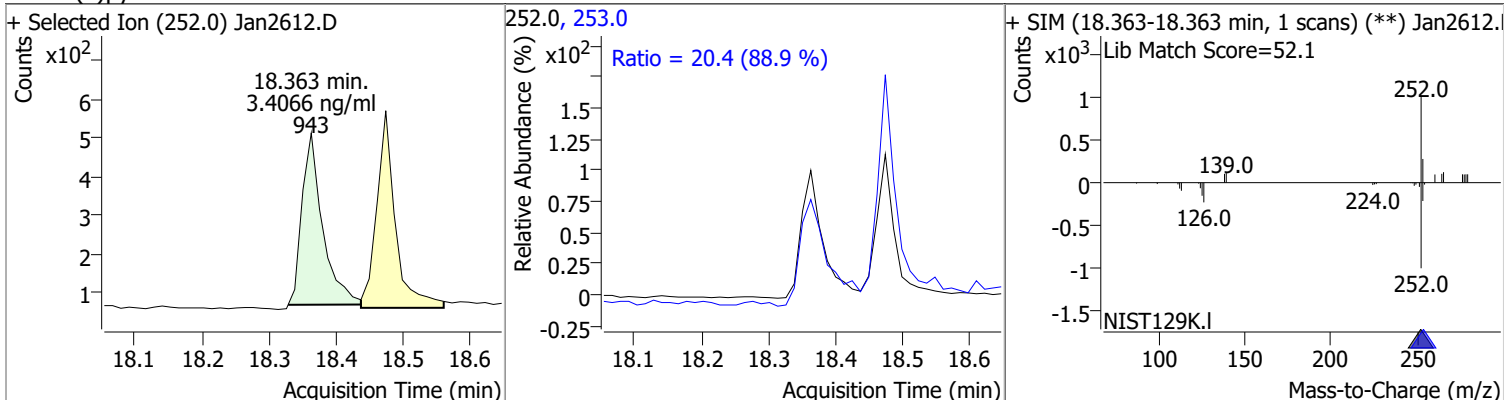
Compound	Conc.	RT	Dev(Min)	Resp.	QIon	QRatio	Lower	Upper
Benzo(b)fluoranthene	3.5010	17.72	0.01	1131	253.0	22.6	14.9	27.7



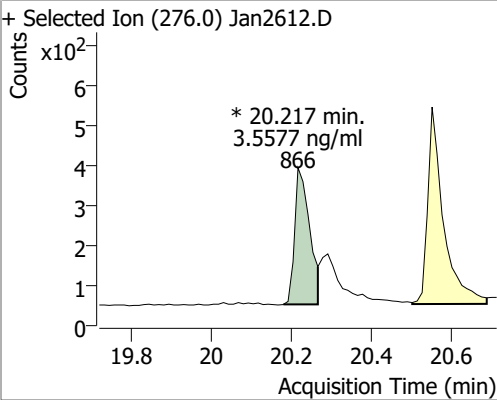
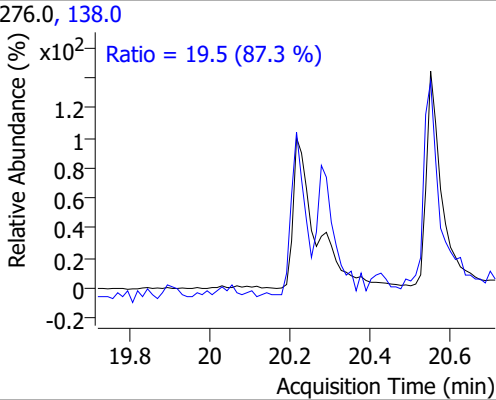
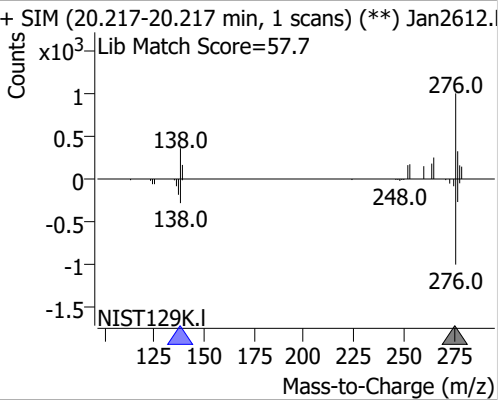
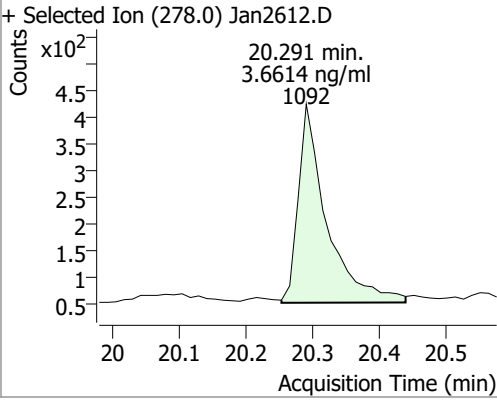
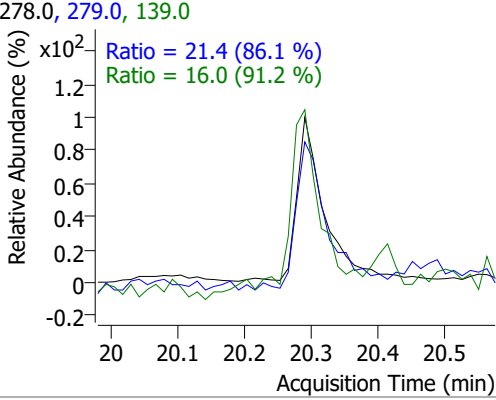
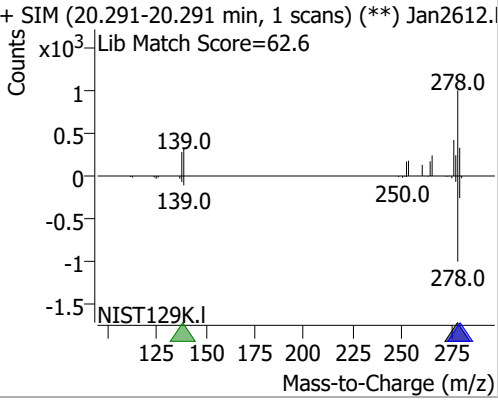
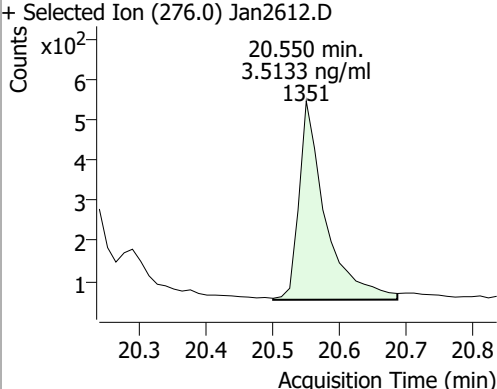
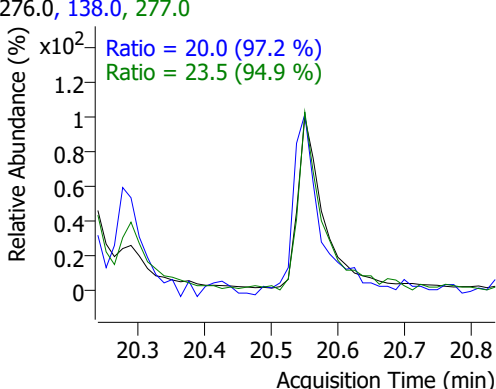
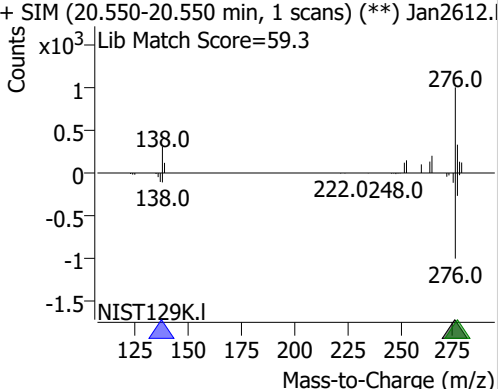
Compound	Conc.	RT	Dev(Min)	Resp.	QIon	QRatio	Lower	Upper
Benzo(k)fluoranthene	3.2766	17.78	0.01	1489	253.0	21.6	13.2	24.6



Compound	Conc.	RT	Dev(Min)	Resp.	QIon	QRatio	Lower	Upper
Benzo(a)pyrene	3.4066	18.36	0.01	943	253.0	20.4	16.1	29.9



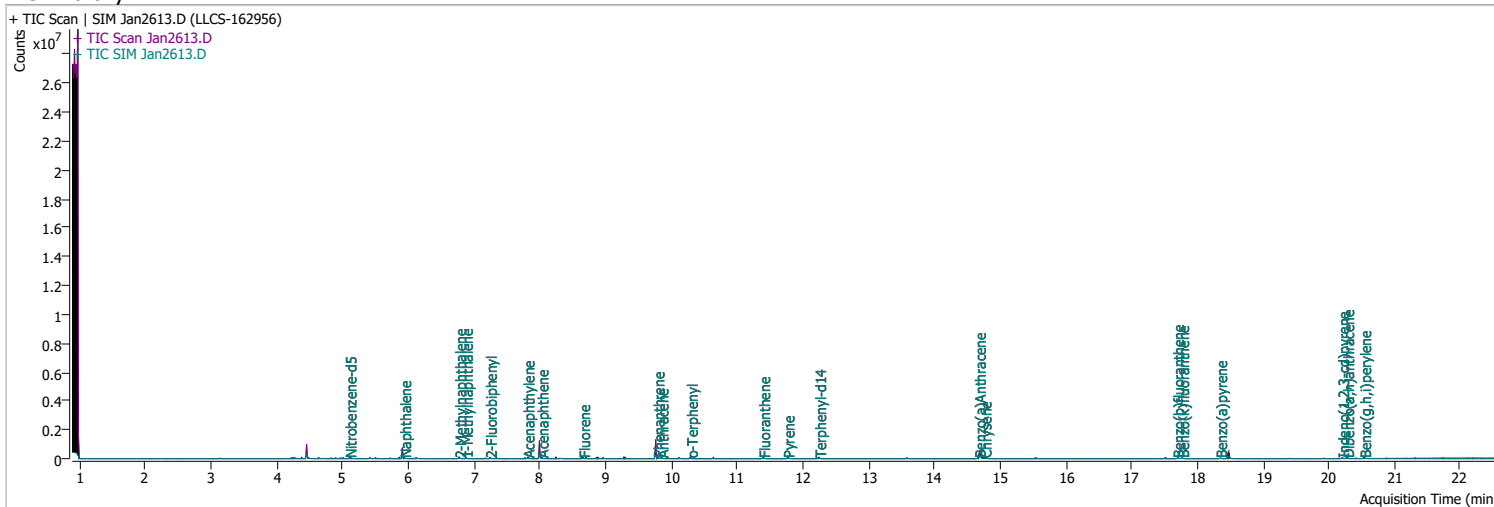
Quantitation Results Report (QT Reviewed)

Compound	Conc.	RT	Dev(Min)	Resp.	QIon	QRatio	Lower	Upper
Indeno(1,2,3-cd)pyrene	3.5577	20.22	0.00	866 (m)	138.0	19.5	15.7	29.1
<div style="display: flex; justify-content: space-between;"> <div style="width: 30%;"> <p>+ Selected Ion (276.0) Jan2612.D</p>  </div> <div style="width: 30%;"> <p>276.0, 138.0</p> <p>Ratio = 19.5 (87.3 %)</p>  </div> <div style="width: 30%;"> <p>+ SIM (20.217-20.217 min, 1 scans) (**) Jan2612.D</p> <p>Lib Match Score=57.7</p>  </div> </div>								
Dibenzo(a,h)anthracene	3.6614	20.29	0.01	1092	279.0	21.4	17.4	32.3
<div style="display: flex; justify-content: space-between;"> <div style="width: 30%;"> <p>+ Selected Ion (278.0) Jan2612.D</p>  </div> <div style="width: 30%;"> <p>278.0, 279.0, 139.0</p> <p>Ratio = 21.4 (86.1 %)</p> <p>Ratio = 16.0 (91.2 %)</p>  </div> <div style="width: 30%;"> <p>+ SIM (20.291-20.291 min, 1 scans) (**) Jan2612.D</p> <p>Lib Match Score=62.6</p>  </div> </div>								
Benzo(g,h,i)perylene	3.5133	20.55	0.01	1351	277.0	23.5	17.3	32.2
<div style="display: flex; justify-content: space-between;"> <div style="width: 30%;"> <p>+ Selected Ion (276.0) Jan2612.D</p>  </div> <div style="width: 30%;"> <p>276.0, 138.0, 277.0</p> <p>Ratio = 20.0 (97.2 %)</p> <p>Ratio = 23.5 (94.9 %)</p>  </div> <div style="width: 30%;"> <p>+ SIM (20.550-20.550 min, 1 scans) (**) Jan2612.D</p> <p>Lib Match Score=59.3</p>  </div> </div>								

Quantitation Results Report (QT Reviewed)

Data File	Jan2613.D	Operator	LIMS import
Acq. Method	5975BNASIM	Acq. Date-Time	1/26/2022 11:15:28 PM
Sample Name	LLCS-162956	Instrument	GCMS
Vial	13	Multiplier	1.00
DA Method File	012522 ban SIM 2.batch.bin	Comment	SVOC-8270C-SIM-W-LLPAH
Tune File	dftppjph.u	Tune Date	
Batch Name	012622 bna SIM 1.batch.bin	Last Calib Update	1/27/2022 8:37:26 AM

Ref Library



Compound	RT	QIon	Resp.	Conc.	Units	Dev(Min)
Internal Standards						
M 1,4-Dichlorobenzene-d4	4.459	152.0	114263	40.0000	ng/ml	0.000
M Naphthalene-d8	5.916	136.0	222621	40.0000	ng/ml	0.000
M Acenaphthene-d10	8.000	164.0	136815	40.0000	ng/ml	0.000
M Phenanthrene-d10	9.768	188.0	297477	40.0000	ng/ml	0.000
M Chrysene-d12	14.701	240.0	237822	40.0000	ng/ml	0.000
M Perylene-d12	18.474	264.0	152047	40.0000	ng/ml	0.000
System Monitoring Compounds						
S Nitrobenzene-d5	5.106	82.0	13950	4.8730	ng/ml	-0.013
Spiked Amount: 5.000	Range: 19.0 - 102.0%			Recovery = 97.46%		
S 2-Fluorobiphenyl	7.239	172.0	25277	4.7086	ng/ml	-0.013
Spiked Amount: 5.000	Range: 25.0 - 94.0%			Recovery = 94.17%		*
S o-Terphenyl	10.299	230.0	23682	5.2849	ng/ml	0.000
Spiked Amount: 5.000	Range: 40.0 - 140.0%			Recovery = 105.70%		
S Terphenyl-d14	12.251	244.0	22476	5.7010	ng/ml	0.000
Spiked Amount: 5.000	Range: 39.0 - 106.0%			Recovery = 114.02%		*
Target Compounds						
T Naphthalene	5.941	128.0	23976	4.2162	ng/ml	94
T 2-Methylnaphthalene	6.777	141.0	15625	4.5364	ng/ml	93
T 1-Methylnaphthalene	6.877	141.0	15448	4.4156	ng/ml	96
T Acenaphthylene	7.813	152.0	31362	4.9706	ng/ml	99
T Acenaphthene	8.025	154.0	20403	5.3584	ng/ml	99
T Fluorene	8.661	166.0	26635	5.0636	ng/ml	98
T Phenanthrene	9.793	178.0	41910	5.3972	ng/ml	92
T Anthracene	9.854	178.0	38641	5.6203	ng/ml	99
T Fluoranthene	11.398	202.0	51135	5.6214	ng/ml	99
T Pyrene	11.769	202.0	55242	5.4682	ng/ml	97
T Benzo(a)Anthracene	14.677	228.0	39655	5.8043	ng/ml	98
T Chrysene	14.764	228.0	52007	5.6923	ng/ml	99
T Benzo(b)fluoranthene	17.696	252.0	34888	5.5532	ng/ml	98

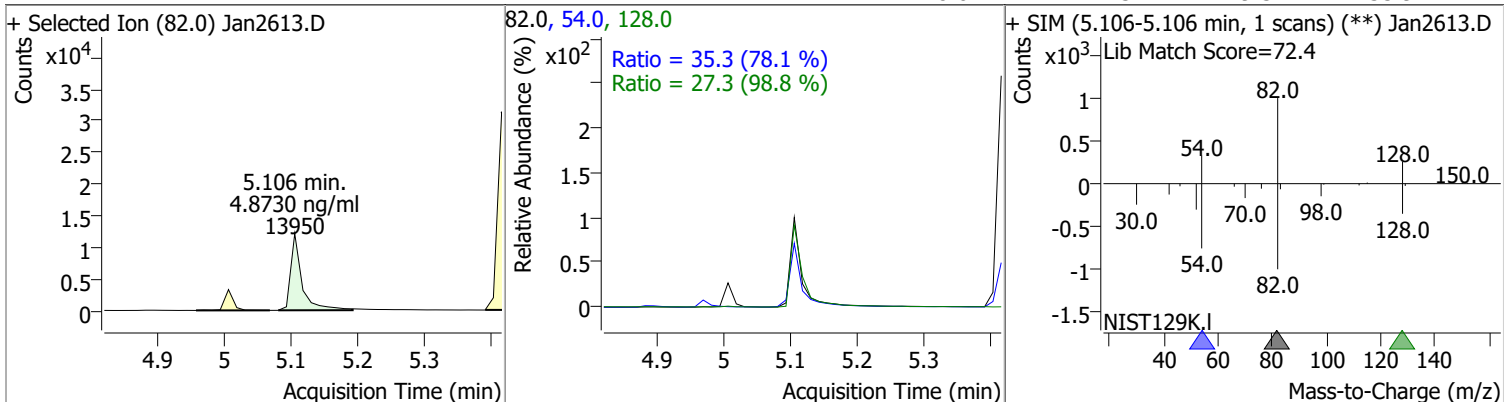
Quantitation Results Report (QT Reviewed)

Compound	RT	QIon	Resp.	Conc.	Units	Dev(Min)
T Benzo(k)fluoranthene	17.770	252.0	40866	5.6315	ng/ml	94
T Benzo(a)pyrene	18.351	252.0	27417	5.2781	ng/ml	99
T Indeno(1,2,3-cd)pyrene	20.204	276.0	27014	5.7519	ng/ml	94
T Dibenzo(a,h)anthracene	20.278	278.0	29643	5.6847	ng/ml	98
T Benzo(g,h,i)perylene	20.538	276.0	36555	5.5346	ng/ml	98

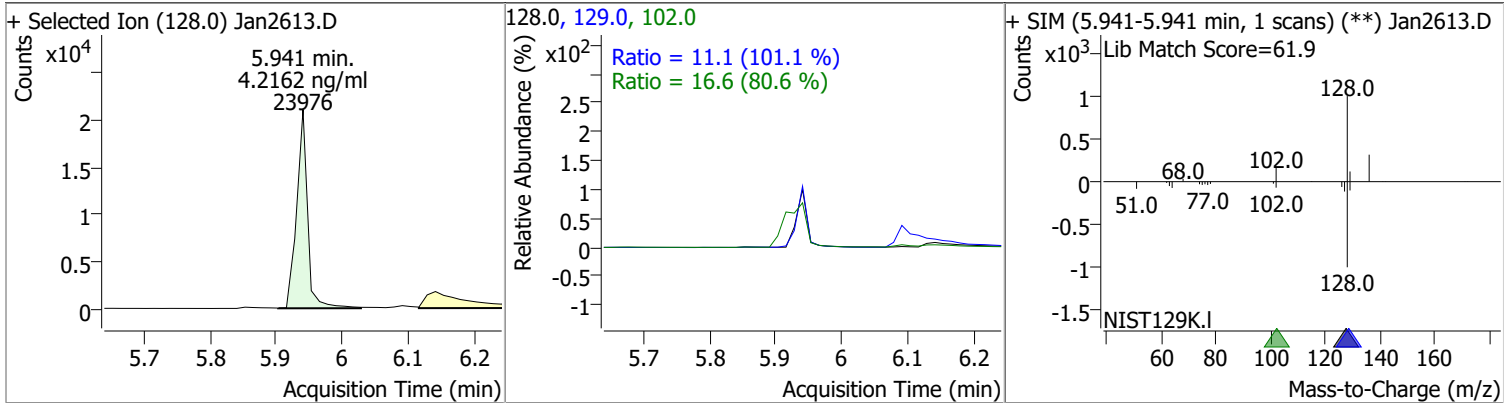
(#) = Qualifier Out of Range; (m) = Manual Integration; (+) = Area Summed; (*) = Surrogate Percent Recovery Out of Range; (d): Zeroed Peak

Quantitation Results Report (QT Reviewed)

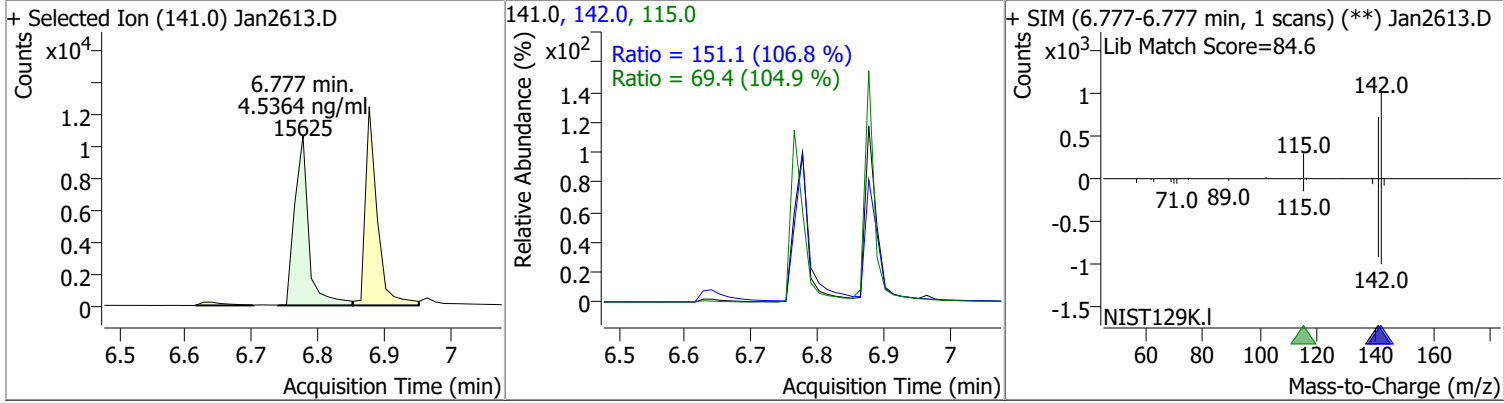
Compound	Conc.	RT	Dev(Min)	Resp.	QIon	QRatio	Lower	Upper
Nitrobenzene-d5	4.8730	5.11	-0.01	13950	54.0	35.3	31.6	58.8
					128.0	27.3	19.3	35.9



Compound	Conc.	RT	Dev(Min)	Resp.	QIon	QRatio	Lower	Upper
Naphthalene	4.2162	5.94	0.00	23976	102.0	16.6	0.0	61.8
					129.0	11.1	7.7	14.3

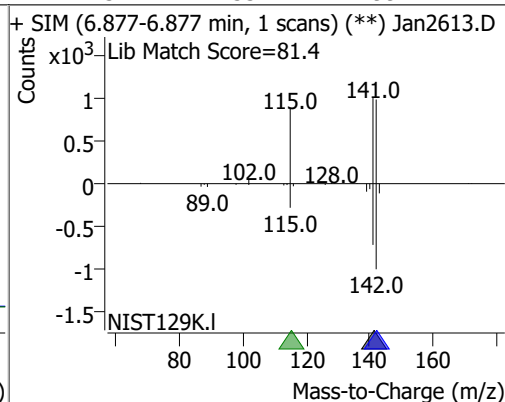
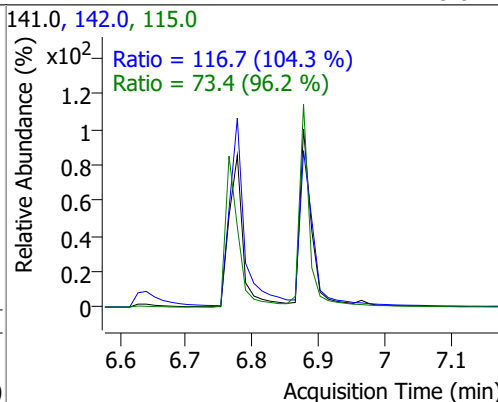
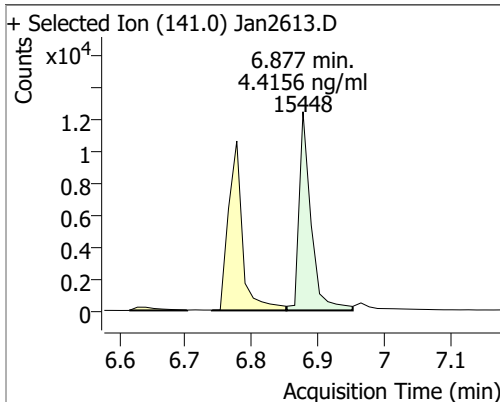


Compound	Conc.	RT	Dev(Min)	Resp.	QIon	QRatio	Lower	Upper
2-Methylnaphthalene	4.5364	6.78	0.00	15625	142.0	151.1	99.1	184.0
					115.0	69.4	46.3	86.0

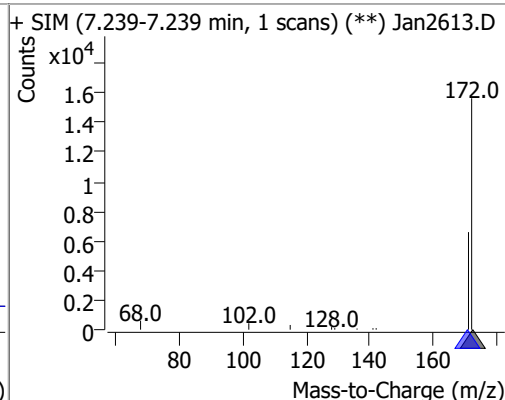
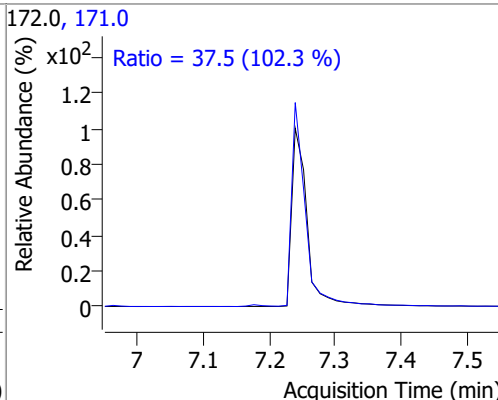
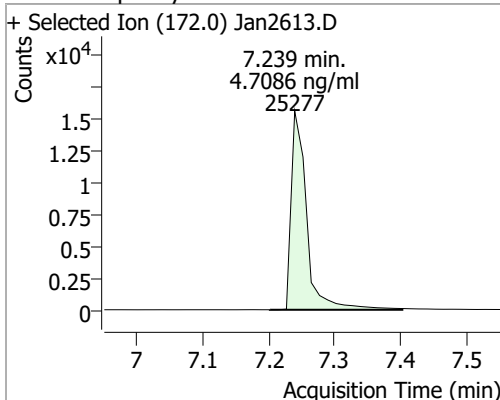


Quantitation Results Report (QT Reviewed)

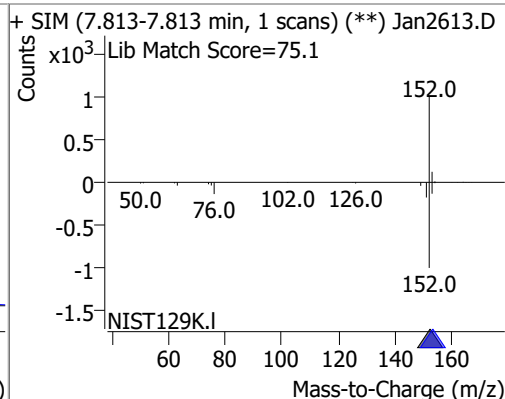
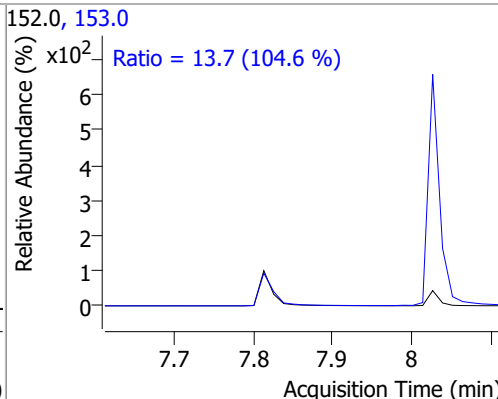
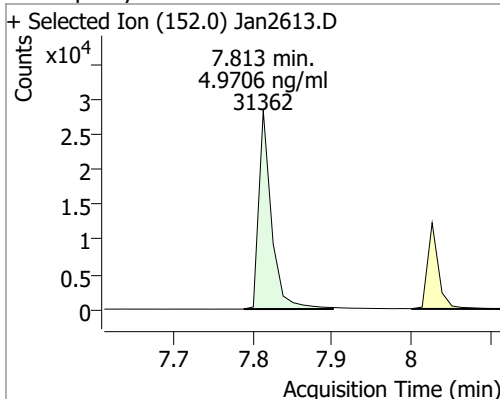
Compound	Conc.	RT	Dev(Min)	Resp.	QIon	QRatio	Lower	Upper
1-Methylnaphthalene	4.4156	6.88	0.00	15448	142.0	116.7	78.3	145.5
					115.0	73.4	53.4	99.2



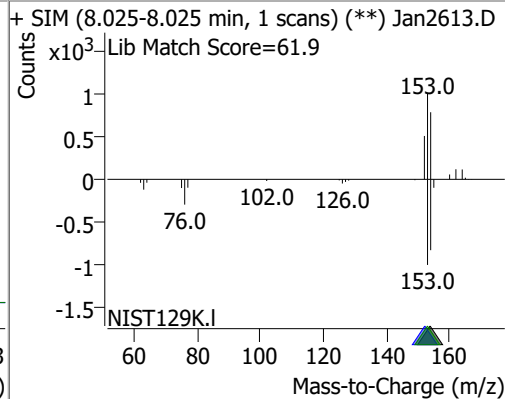
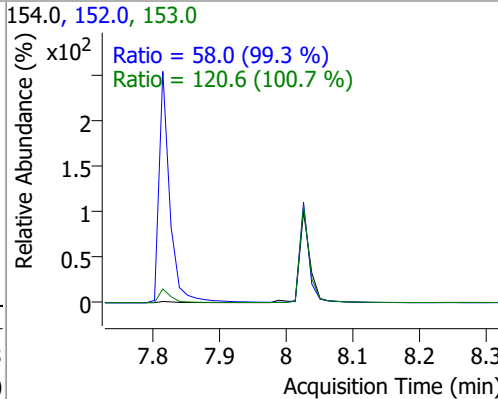
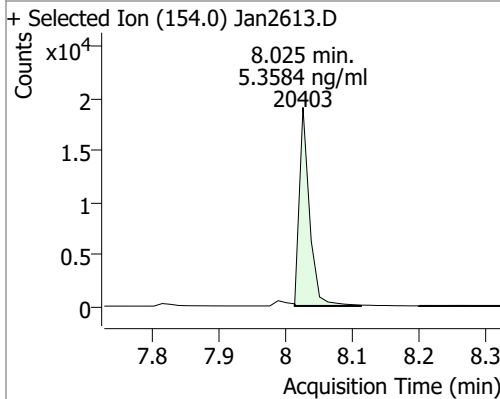
Compound	Conc.	RT	Dev(Min)	Resp.	QIon	QRatio	Lower	Upper
2-Fluorobiphenyl	4.7086	7.24	-0.01	25277	171.0	37.5	25.6	47.6



Compound	Conc.	RT	Dev(Min)	Resp.	QIon	QRatio	Lower	Upper
Acenaphthylene	4.9706	7.81	0.00	31362	153.0	13.7	9.1	17.0

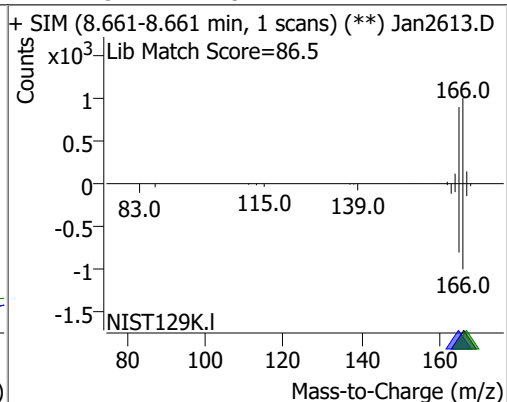
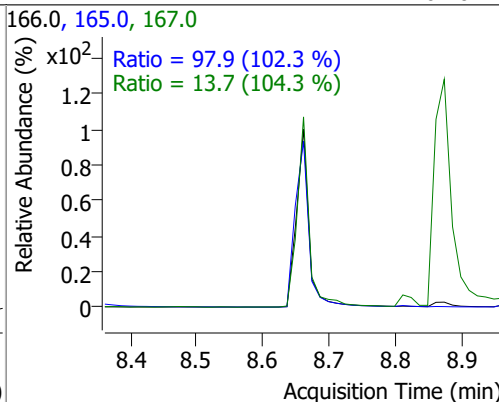
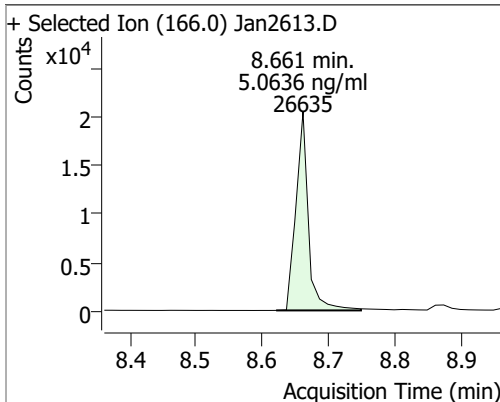


Compound	Conc.	RT	Dev(Min)	Resp.	QIon	QRatio	Lower	Upper
Acenaphthene	5.3584	8.03	0.00	20403	153.0	120.6	83.9	155.8
					152.0	58.0	40.9	76.0

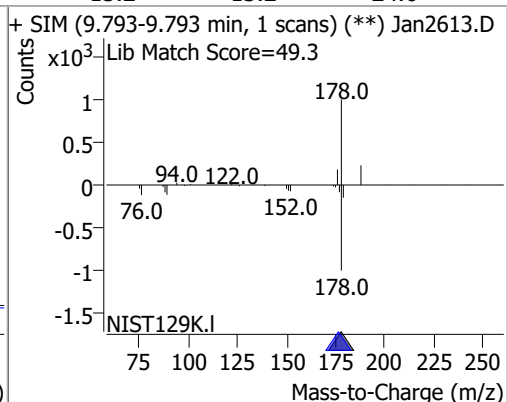
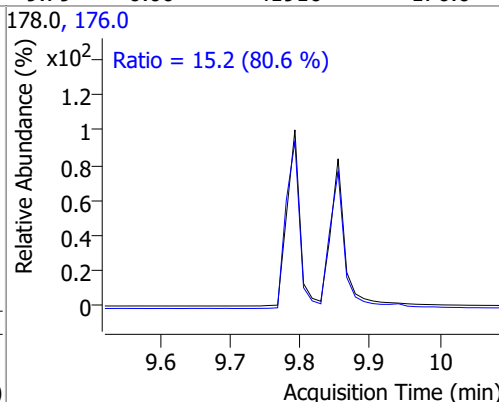
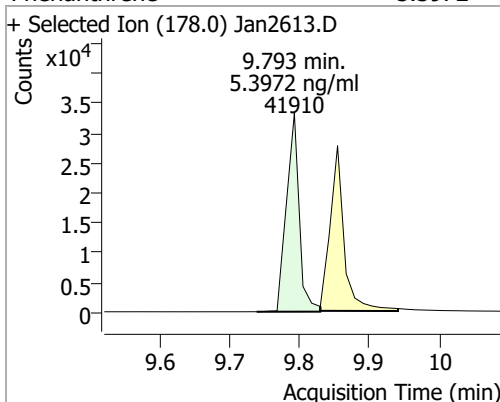


Quantitation Results Report (QT Reviewed)

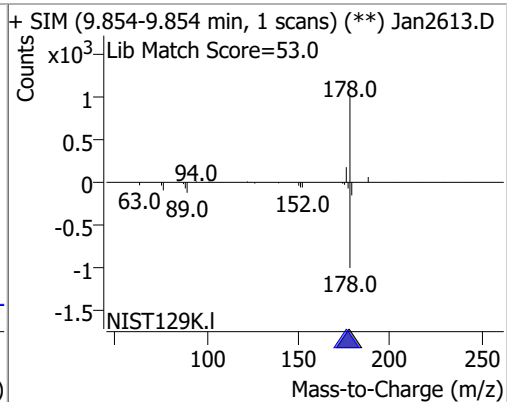
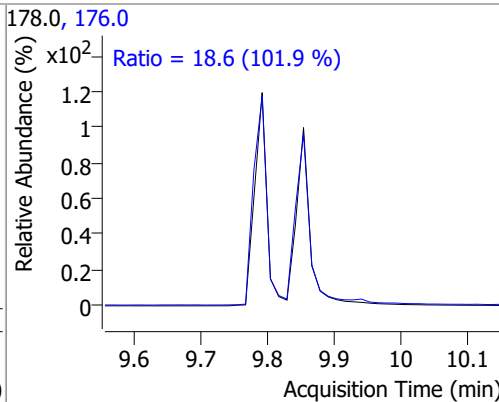
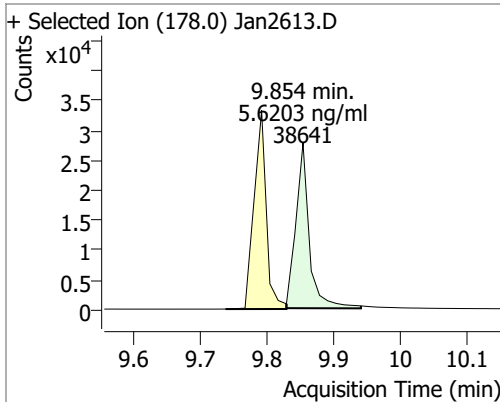
Compound	Conc.	RT	Dev(Min)	Resp.	QIon	QRatio	Lower	Upper
Fluorene	5.0636	8.66	0.00	26635	165.0	97.9	67.0	124.5
					167.0	13.7	9.2	17.1



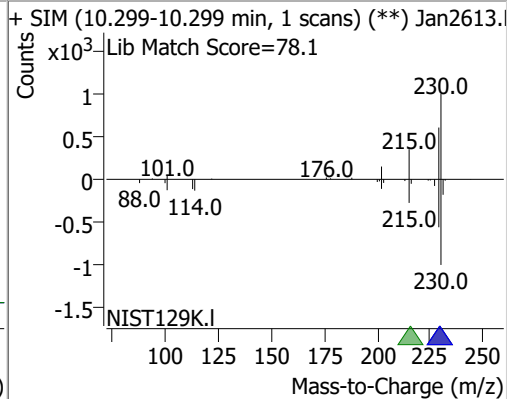
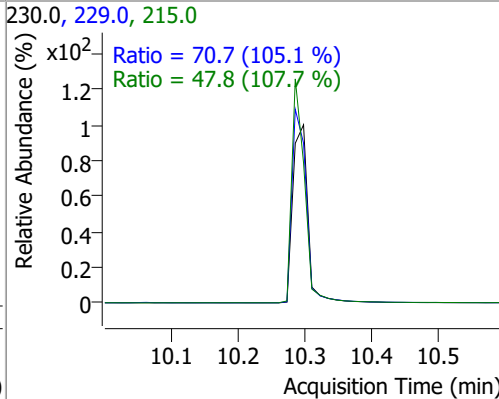
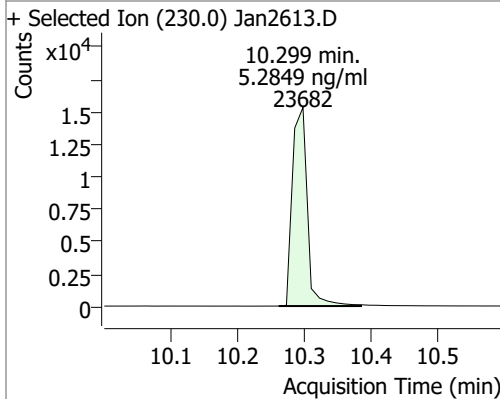
Compound	Conc.	RT	Dev(Min)	Resp.	QIon	QRatio	Lower	Upper
Phenanthrene	5.3972	9.79	0.00	41910	176.0	15.2	13.2	24.6



Compound	Conc.	RT	Dev(Min)	Resp.	QIon	QRatio	Lower	Upper
Anthracene	5.6203	9.85	0.00	38641	176.0	18.6	12.8	23.8

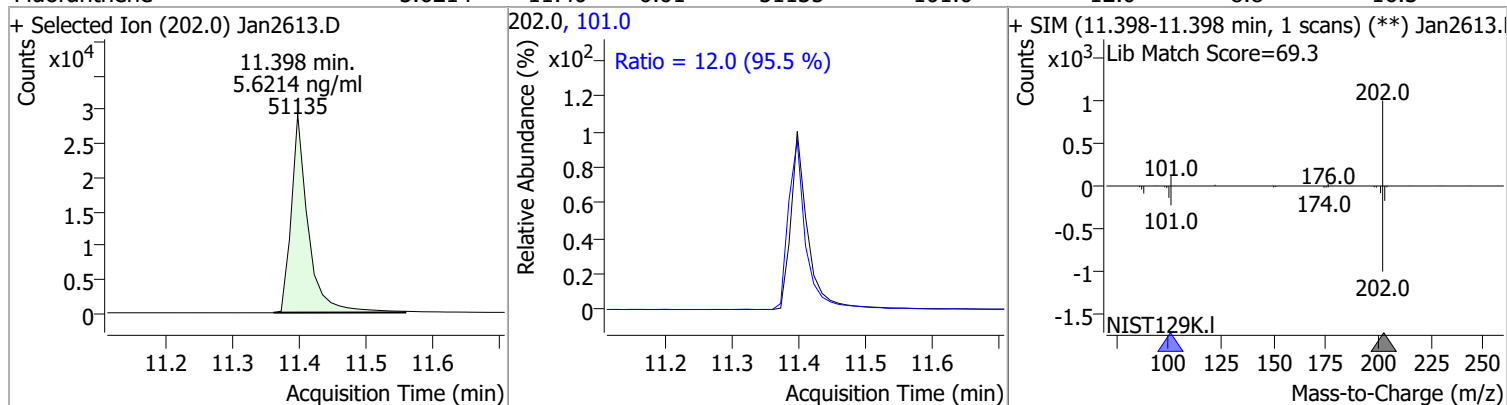


Compound	Conc.	RT	Dev(Min)	Resp.	QIon	QRatio	Lower	Upper
o-Terphenyl	5.2849	10.30	0.00	23682	229.0	70.7	47.1	87.5
					215.0	47.8	31.1	57.7

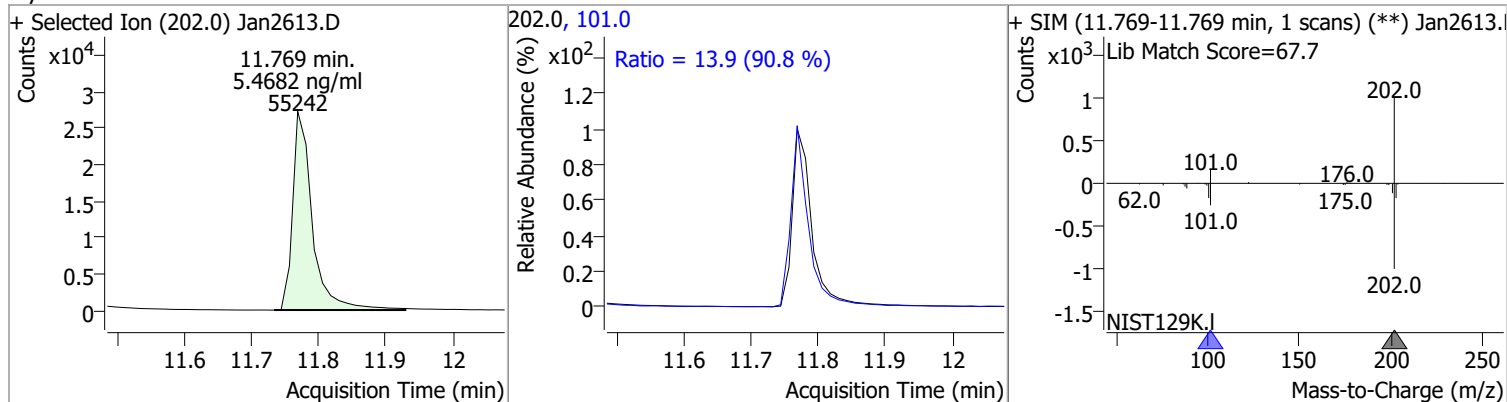


Quantitation Results Report (QT Reviewed)

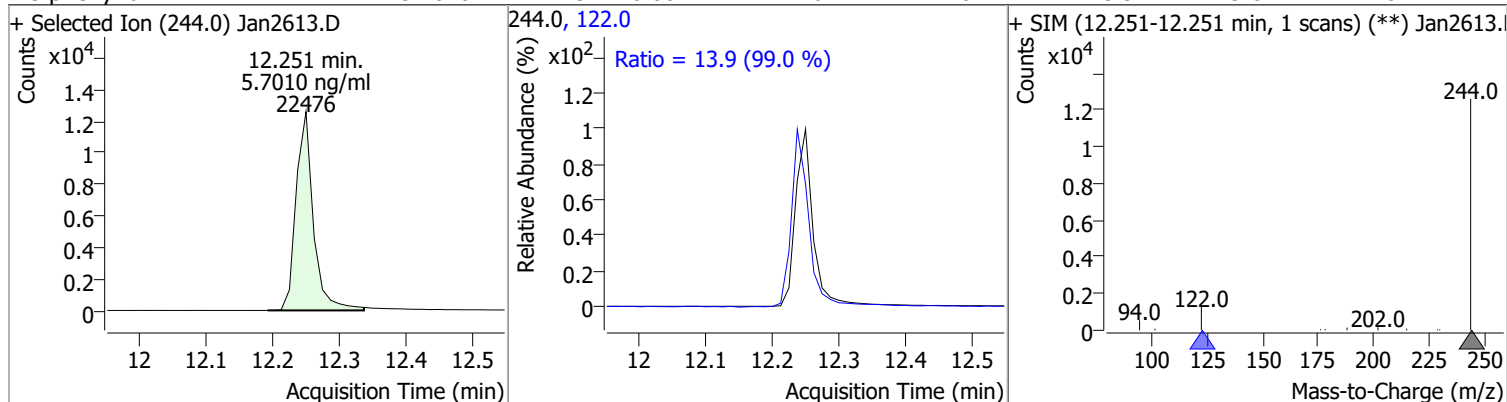
Compound	Conc.	RT	Dev(Min)	Resp.	QIon	QRatio	Lower	Upper
Fluoranthene	5.6214	11.40	-0.01	51135	101.0	12.0	8.8	16.3



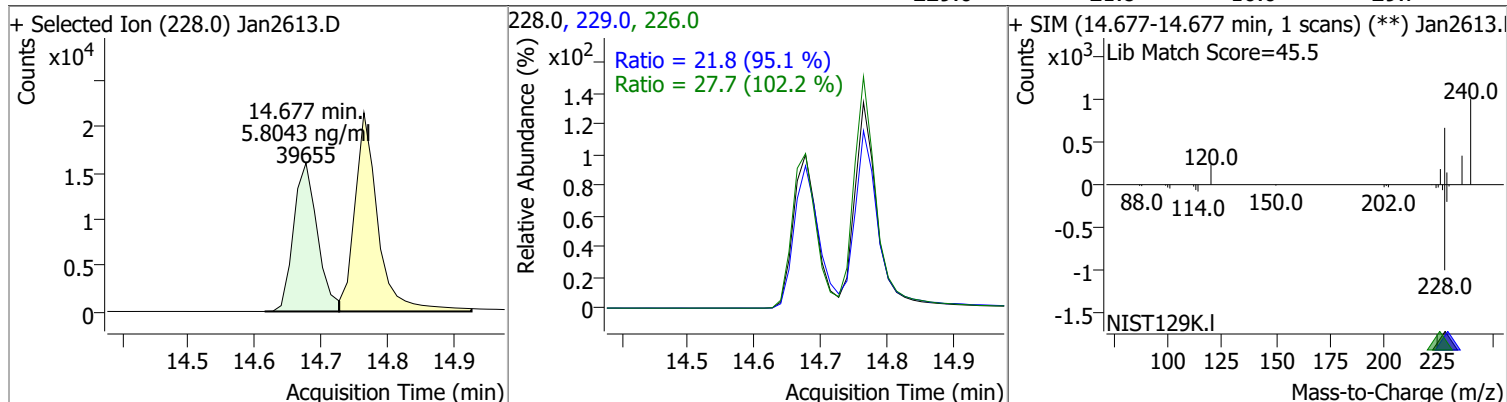
Compound	Conc.	RT	Dev(Min)	Resp.	QIon	QRatio	Lower	Upper
Pyrene	5.4682	11.77	-0.01	55242	101.0	13.9	10.8	20.0



Compound	Conc.	RT	Dev(Min)	Resp.	QIon	QRatio	Lower	Upper
Terphenyl-d14	5.7010	12.25	0.00	22476	122.0	13.9	9.8	18.2

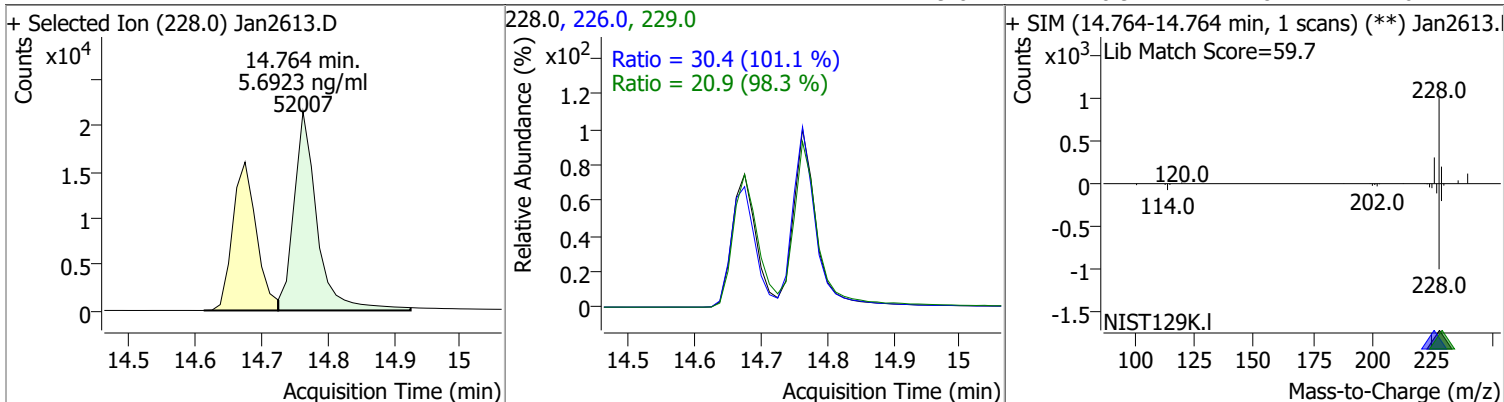


Compound	Conc.	RT	Dev(Min)	Resp.	QIon	QRatio	Lower	Upper
Benzo(a)Anthracene	5.8043	14.68	0.00	39655	226.0	27.7	19.0	35.2
					229.0	21.8	16.0	29.7

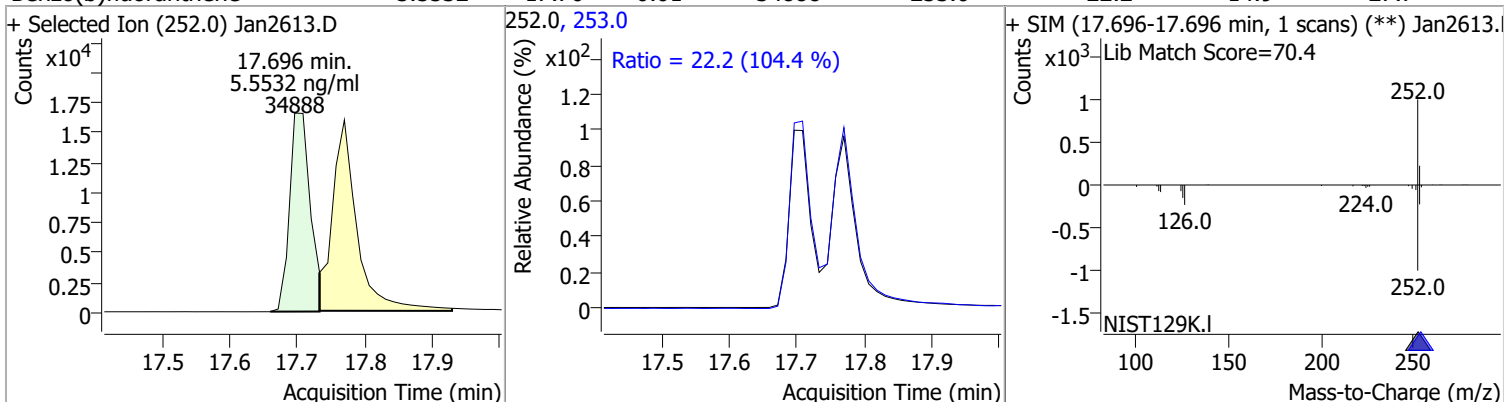


Quantitation Results Report (QT Reviewed)

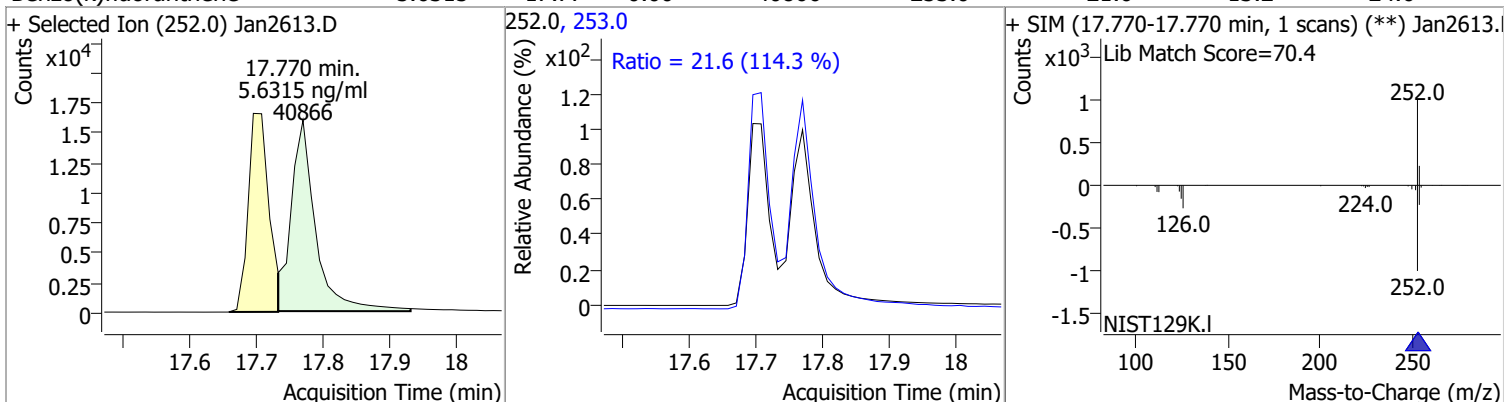
Compound	Conc.	RT	Dev(Min)	Resp.	QIon	QRatio	Lower	Upper
Chrysene	5.6923	14.76	0.00	52007	226.0	30.4	21.0	39.1
					229.0	20.9	14.8	27.6



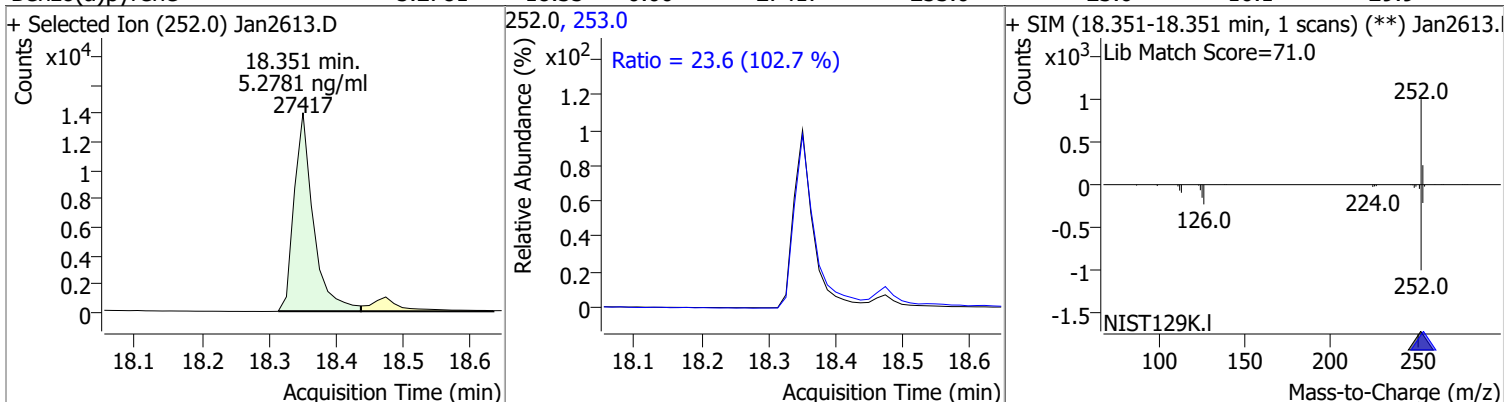
Compound	Conc.	RT	Dev(Min)	Resp.	QIon	QRatio	Lower	Upper
Benzo(b)fluoranthene	5.5532	17.70	-0.01	34888	252.0	22.2	14.9	27.7
					253.0	22.2	14.9	27.7



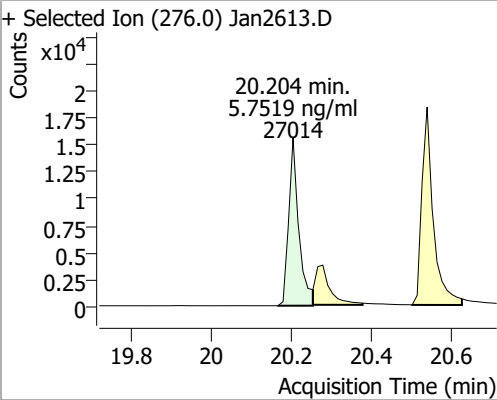
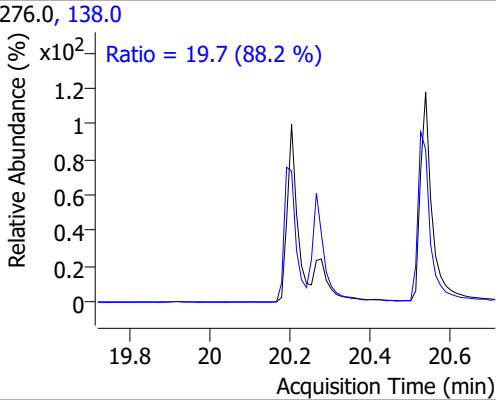
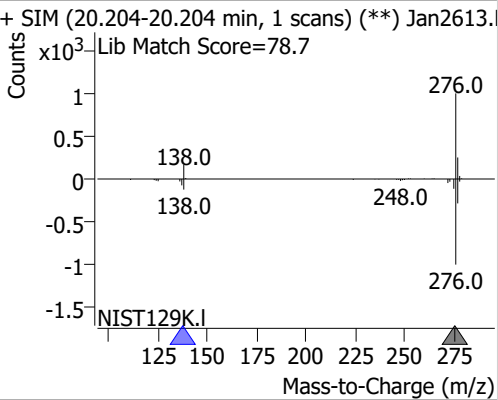
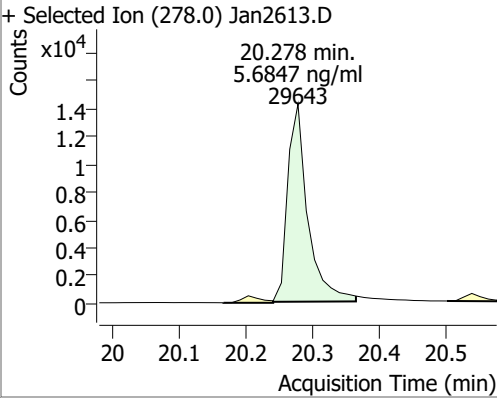
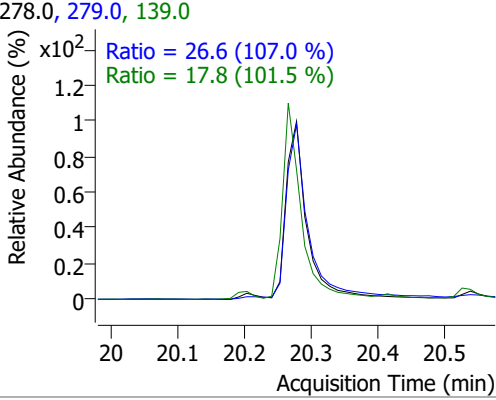
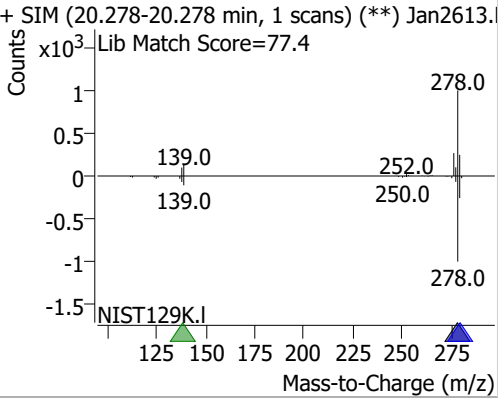
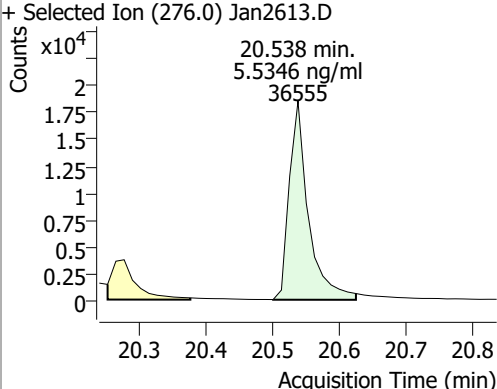
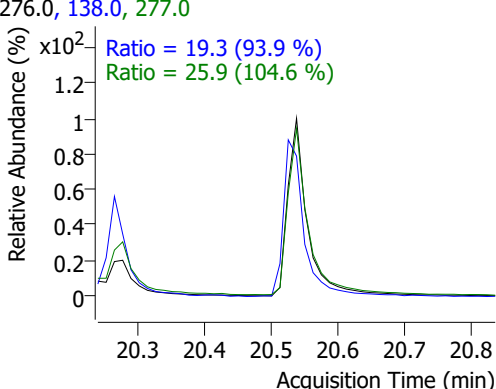
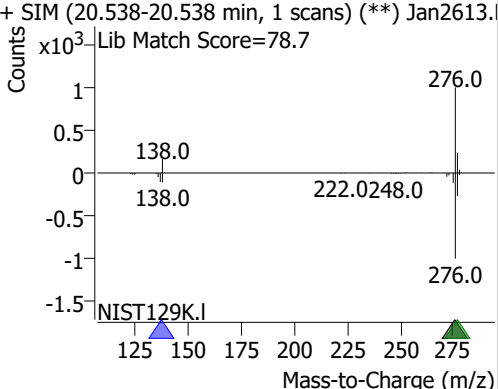
Compound	Conc.	RT	Dev(Min)	Resp.	QIon	QRatio	Lower	Upper
Benzo(k)fluoranthene	5.6315	17.77	0.00	40866	252.0	21.6	13.2	24.6
					253.0	21.6	13.2	24.6



Compound	Conc.	RT	Dev(Min)	Resp.	QIon	QRatio	Lower	Upper
Benzo(a)pyrene	5.2781	18.35	0.00	27417	252.0	23.6	16.1	29.9
					253.0	23.6	16.1	29.9



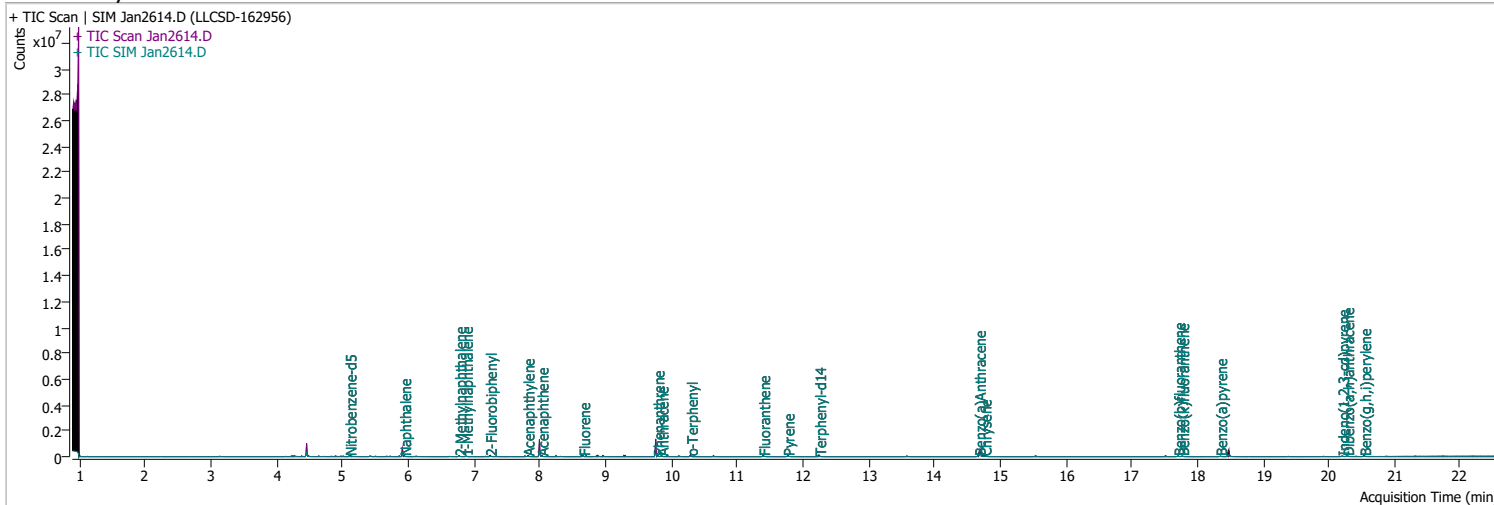
Quantitation Results Report (QT Reviewed)

Compound	Conc.	RT	Dev(Min)	Resp.	QIon	QRatio	Lower	Upper
Indeno(1,2,3-cd)pyrene	5.7519	20.20	-0.01	27014	138.0	19.7	15.7	29.1
<div style="display: flex; justify-content: space-between;"> <div style="width: 30%;"> <p>+ Selected Ion (276.0) Jan2613.D</p>  </div> <div style="width: 30%;"> <p>276.0, 138.0</p> <p>Ratio = 19.7 (88.2 %)</p>  </div> <div style="width: 30%;"> <p>+ SIM (20.204-20.204 min, 1 scans) (**) Jan2613.D</p> <p>Lib Match Score=78.7</p>  </div> </div>								
Dibenzo(a,h)anthracene	5.6847	20.28	0.00	29643	279.0	26.6	17.4	32.3
<div style="display: flex; justify-content: space-between;"> <div style="width: 30%;"> <p>+ Selected Ion (278.0) Jan2613.D</p>  </div> <div style="width: 30%;"> <p>278.0, 279.0, 139.0</p> <p>Ratio = 26.6 (107.0 %)</p> <p>Ratio = 17.8 (101.5 %)</p>  </div> <div style="width: 30%;"> <p>+ SIM (20.278-20.278 min, 1 scans) (**) Jan2613.D</p> <p>Lib Match Score=77.4</p>  </div> </div>								
Benzo(g,h,i)perylene	5.5346	20.54	0.00	36555	277.0	25.9	17.3	32.2
<div style="display: flex; justify-content: space-between;"> <div style="width: 30%;"> <p>+ Selected Ion (276.0) Jan2613.D</p>  </div> <div style="width: 30%;"> <p>276.0, 138.0, 277.0</p> <p>Ratio = 19.3 (93.9 %)</p> <p>Ratio = 25.9 (104.6 %)</p>  </div> <div style="width: 30%;"> <p>+ SIM (20.538-20.538 min, 1 scans) (**) Jan2613.D</p> <p>Lib Match Score=78.7</p>  </div> </div>								

Quantitation Results Report (QT Reviewed)

Data File	Jan2614.D	Operator	LIMS import
Acq. Method	5975BNASIM	Acq. Date-Time	1/26/2022 11:47:52 PM
Sample Name	LLCSD-162956	Instrument	GCMS
Vial	14	Multiplier	1.00
DA Method File	012522 ban SIM 2.batch.bin	Comment	SVOC-8270C-SIM-W-LLPAH
Tune File	dftppjph.u	Tune Date	
Batch Name	012622 bna SIM 1.batch.bin	Last Calib Update	1/27/2022 8:37:26 AM

Ref Library



Compound	RT	QIon	Resp.	Conc.	Units	Dev(Min)
Internal Standards						
M 1,4-Dichlorobenzene-d4	4.460	152.0	121098	40.0000	ng/ml	0.000
M Naphthalene-d8	5.916	136.0	230948	40.0000	ng/ml	0.000
M Acenaphthene-d10	8.001	164.0	145899	40.0000	ng/ml	0.000
M Phenanthrene-d10	9.768	188.0	309701	40.0000	ng/ml	0.000
M Chrysene-d12	14.702	240.0	245306	40.0000	ng/ml	0.000
M Perylene-d12	18.475	264.0	156144	40.0000	ng/ml	0.000
System Monitoring Compounds						
S Nitrobenzene-d5	5.106	82.0	22333	6.8573	ng/ml	-0.012
Spiked Amount: 5.000	Range: 19.0 - 102.0%			Recovery = 137.15%	*	
S 2-Fluorobiphenyl	7.240	172.0	38930	6.7765	ng/ml	-0.012
Spiked Amount: 5.000	Range: 25.0 - 94.0%			Recovery = 135.53%	*	
S o-Terphenyl	10.299	230.0	23425	5.0226	ng/ml	0.000
Spiked Amount: 5.000	Range: 40.0 - 140.0%			Recovery = 100.45%		
S Terphenyl-d14	12.251	244.0	34317	8.3166	ng/ml	0.000
Spiked Amount: 5.000	Range: 39.0 - 106.0%			Recovery = 166.33%	*	
Target Compounds						
T Naphthalene	5.941	128.0	18393	3.1026	ng/ml	95
T 2-Methylnaphthalene	6.777	141.0	11905	3.3210	ng/ml	85
T 1-Methylnaphthalene	6.877	141.0	11841	3.2589	ng/ml	m 93
T Acenaphthylene	7.814	152.0	27456	4.1108	ng/ml	97
T Acenaphthene	8.025	154.0	17280	4.2022	ng/ml	m 100
T Fluorene	8.661	166.0	24498	4.3526	ng/ml	98
T Phenanthrene	9.793	178.0	35509	4.4088	ng/ml	90
T Anthracene	9.854	178.0	40628	5.6833	ng/ml	100
T Fluoranthene	11.398	202.0	51088	5.3969	ng/ml	99
T Pyrene	11.769	202.0	56330	5.4083	ng/ml	97
T Benzo(a)Anthracene	14.677	228.0	40726	5.7804	ng/ml	99
T Chrysene	14.764	228.0	53401	5.6659	ng/ml	99
T Benzo(b)fluoranthene	17.709	252.0	37816	5.8270	ng/ml	97

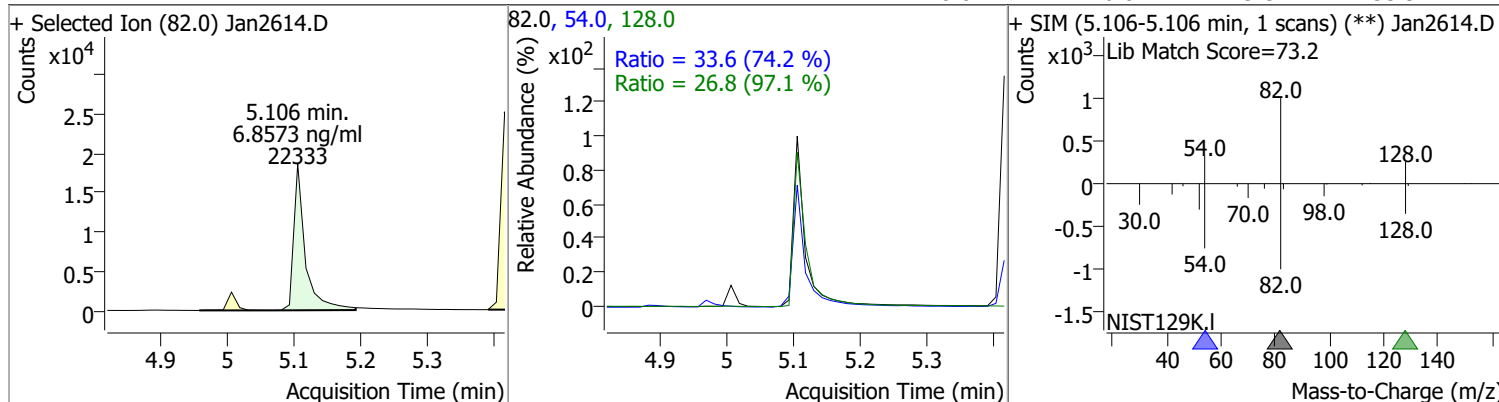
Quantitation Results Report (QT Reviewed)

Compound	RT	QIon	Resp.	Conc.	Units	Dev(Min)
T Benzo(k)fluoranthene	17.770	252.0	38411	5.1671	ng/ml	90
T Benzo(a)pyrene	18.351	252.0	28498	5.3364	ng/ml	98
T Indeno(1,2,3-cd)pyrene	20.204	276.0	26829	5.5829	ng/ml	95
T Dibenzo(a,h)anthracene	20.279	278.0	30258	5.6521	ng/ml	99
T Benzo(g,h,i)perylene	20.538	276.0	36760	5.4249	ng/ml	99

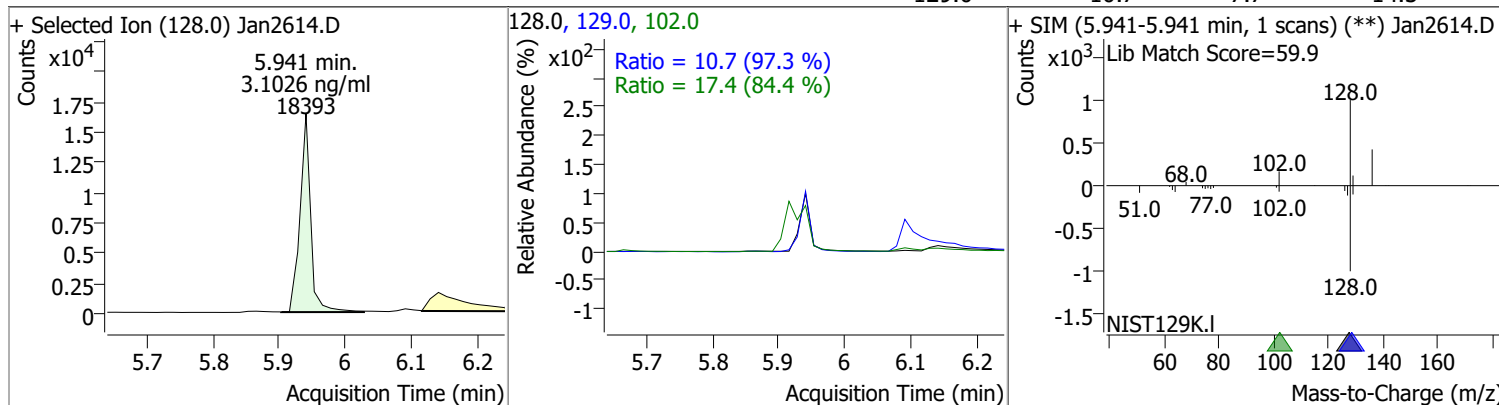
(#) = Qualifier Out of Range; (m) = Manual Integration; (+) = Area Summed; (*) = Surrogate Percent Recovery Out of Range; (d): Zeroed Peak

Quantitation Results Report (QT Reviewed)

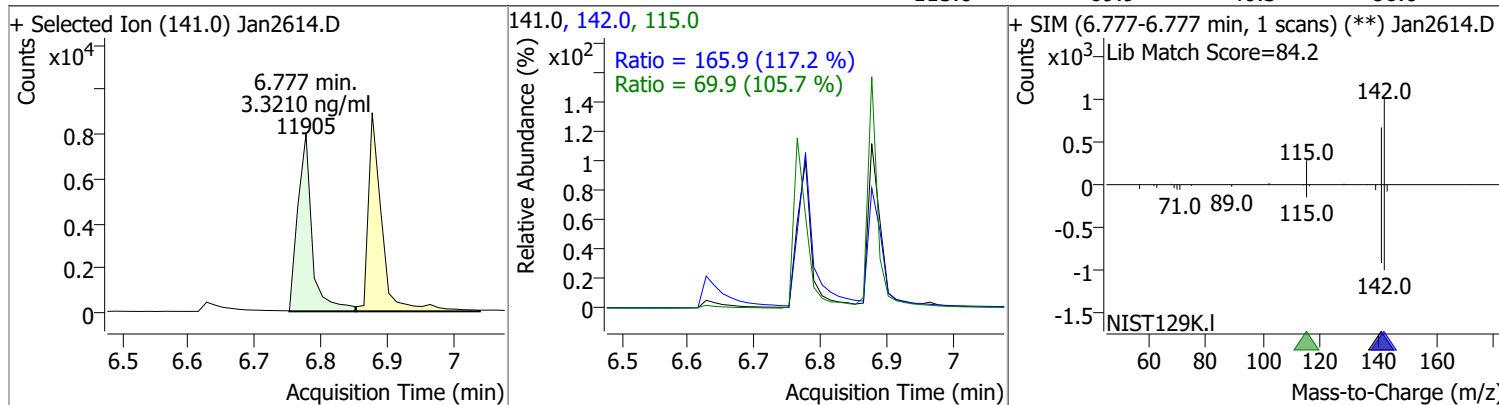
Compound	Conc.	RT	Dev(Min)	Resp.	QIon	QRatio	Lower	Upper
Nitrobenzene-d5	6.8573	5.11	-0.01	22333	54.0	33.6	31.6	58.8
					128.0	26.8	19.3	35.9



Compound	Conc.	RT	Dev(Min)	Resp.	QIon	QRatio	Lower	Upper
Naphthalene	3.1026	5.94	0.00	18393	102.0	17.4	0.0	61.8
					129.0	10.7	7.7	14.3

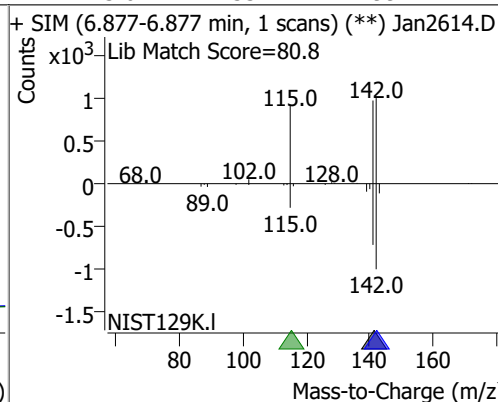
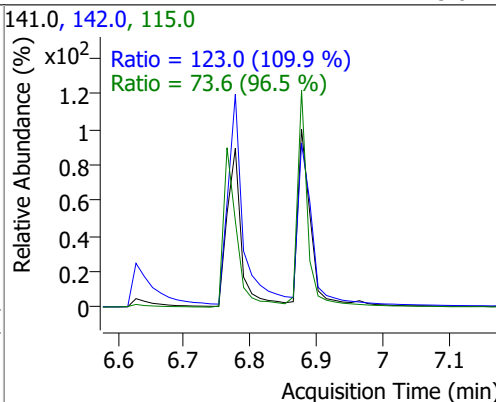
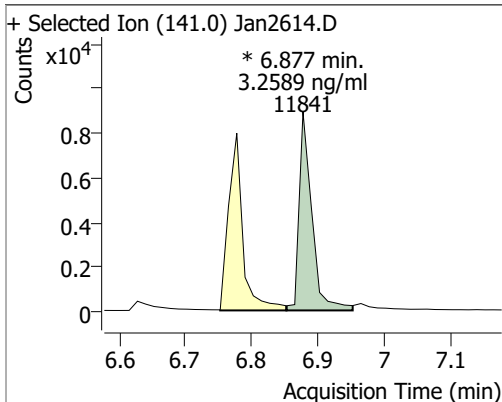


Compound	Conc.	RT	Dev(Min)	Resp.	QIon	QRatio	Lower	Upper
2-Methylnaphthalene	3.3210	6.78	0.00	11905	142.0	165.9	99.1	184.0
					115.0	69.9	46.3	86.0

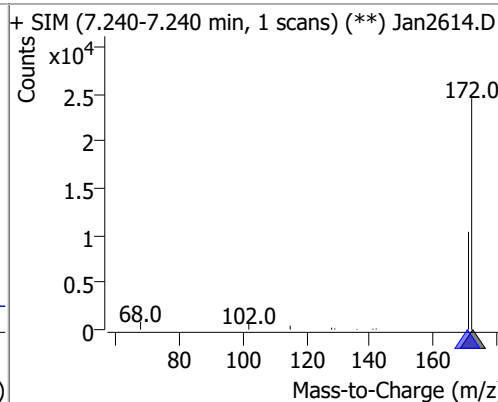
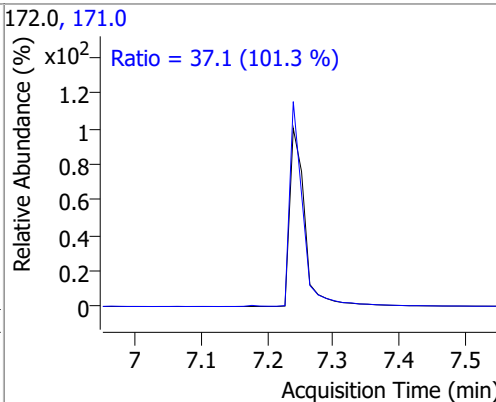
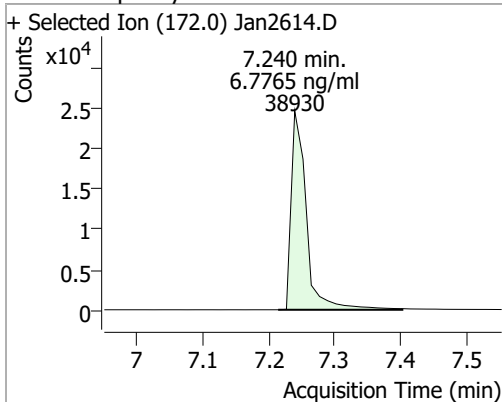


Quantitation Results Report (QT Reviewed)

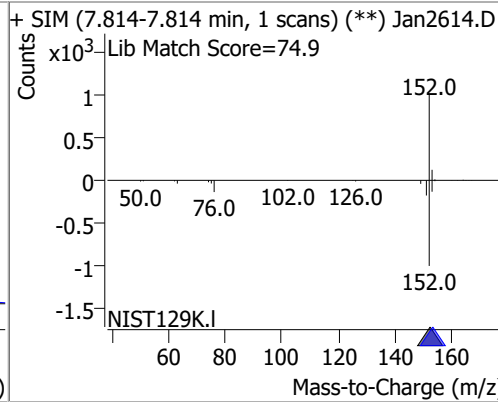
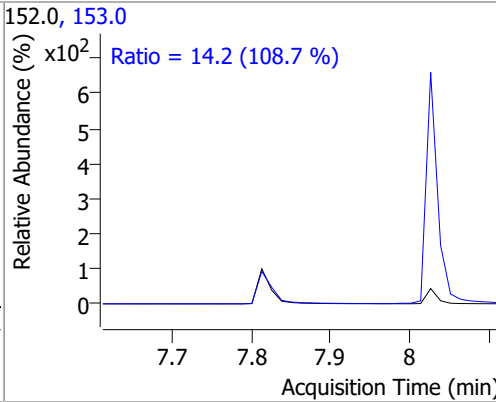
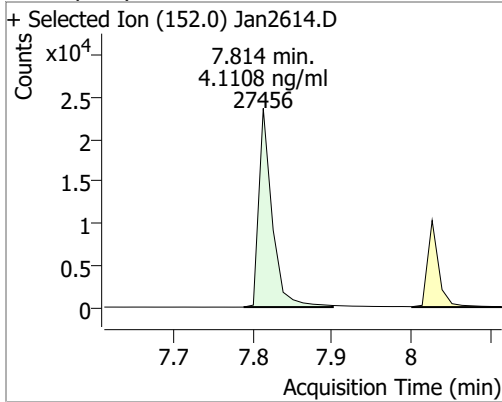
Compound	Conc.	RT	Dev(Min)	Resp.	QIon	QRatio	Lower	Upper
1-Methylnaphthalene	3.2589	6.88	0.00	11841 (m)	142.0	123.0	78.3	145.5
					115.0	73.6	53.4	99.2



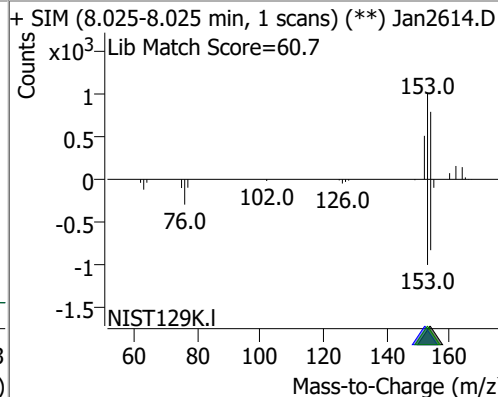
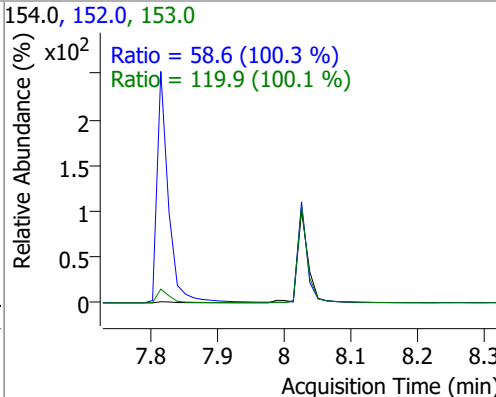
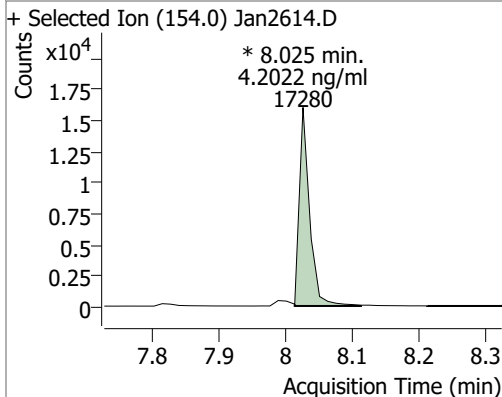
Compound	Conc.	RT	Dev(Min)	Resp.	QIon	QRatio	Lower	Upper
2-Fluorobiphenyl	6.7765	7.24	-0.01	38930	171.0	37.1	25.6	47.6



Compound	Conc.	RT	Dev(Min)	Resp.	QIon	QRatio	Lower	Upper
Acenaphthylene	4.1108	7.81	0.00	27456	153.0	14.2	9.1	17.0

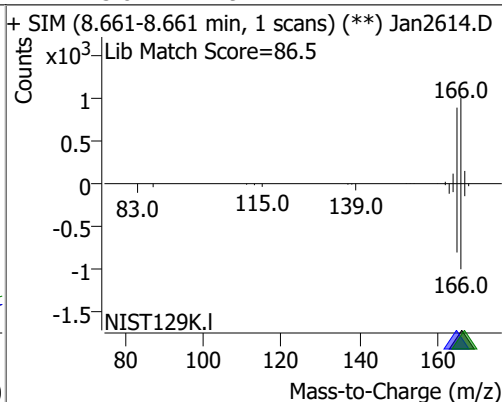
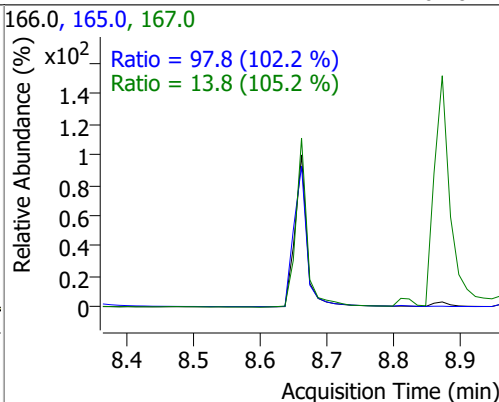
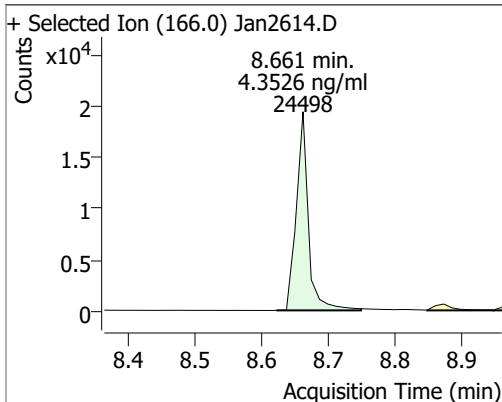


Compound	Conc.	RT	Dev(Min)	Resp.	QIon	QRatio	Lower	Upper
Acenaphthene	4.2022	8.03	0.00	17280 (m)	153.0	119.9	83.9	155.8
					152.0	58.6	40.9	76.0

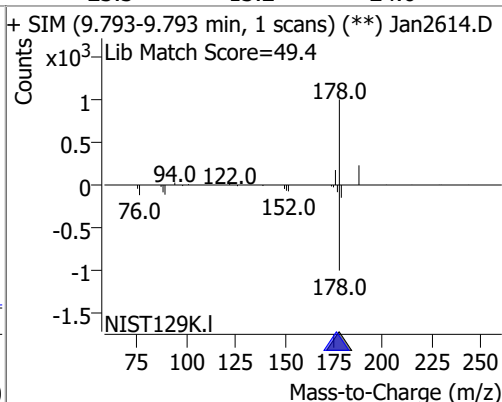
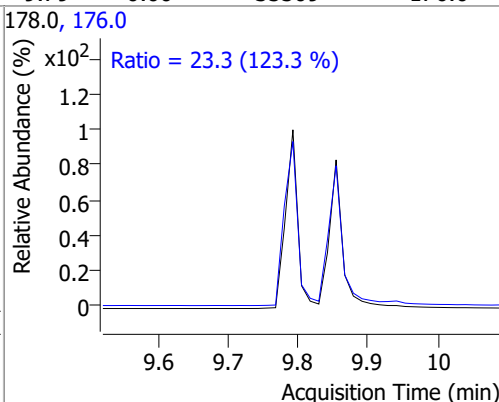
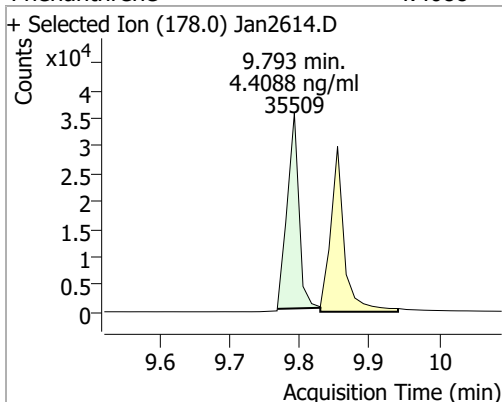


Quantitation Results Report (QT Reviewed)

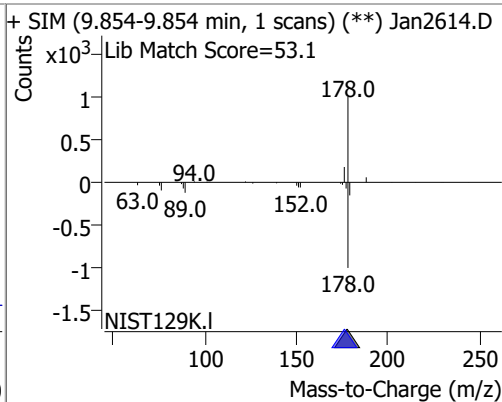
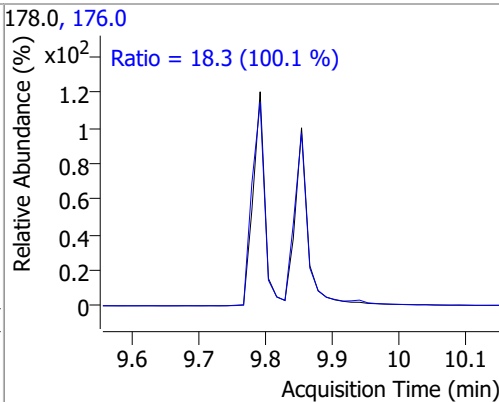
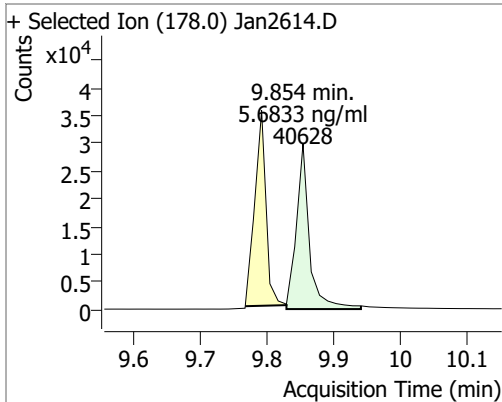
Compound	Conc.	RT	Dev(Min)	Resp.	QIon	QRatio	Lower	Upper
Fluorene	4.3526	8.66	0.00	24498	165.0	97.8	67.0	124.5
					167.0	13.8	9.2	17.1



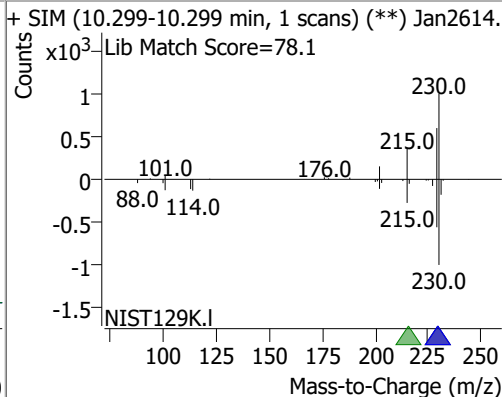
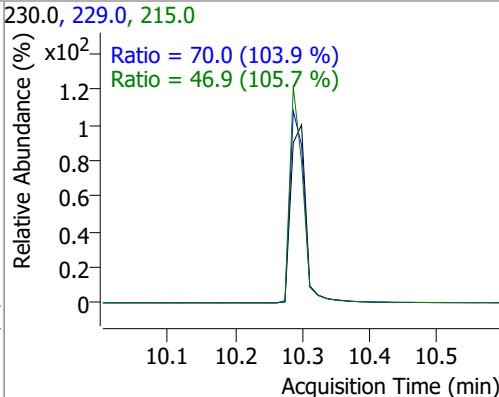
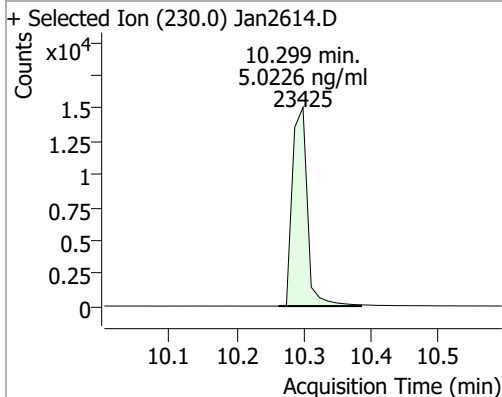
Compound	Conc.	RT	Dev(Min)	Resp.	QIon	QRatio	Lower	Upper
Phenanthrene	4.4088	9.79	0.00	35509	176.0	23.3	13.2	24.6



Compound	Conc.	RT	Dev(Min)	Resp.	QIon	QRatio	Lower	Upper
Anthracene	5.6833	9.85	0.00	40628	176.0	18.3	12.8	23.8

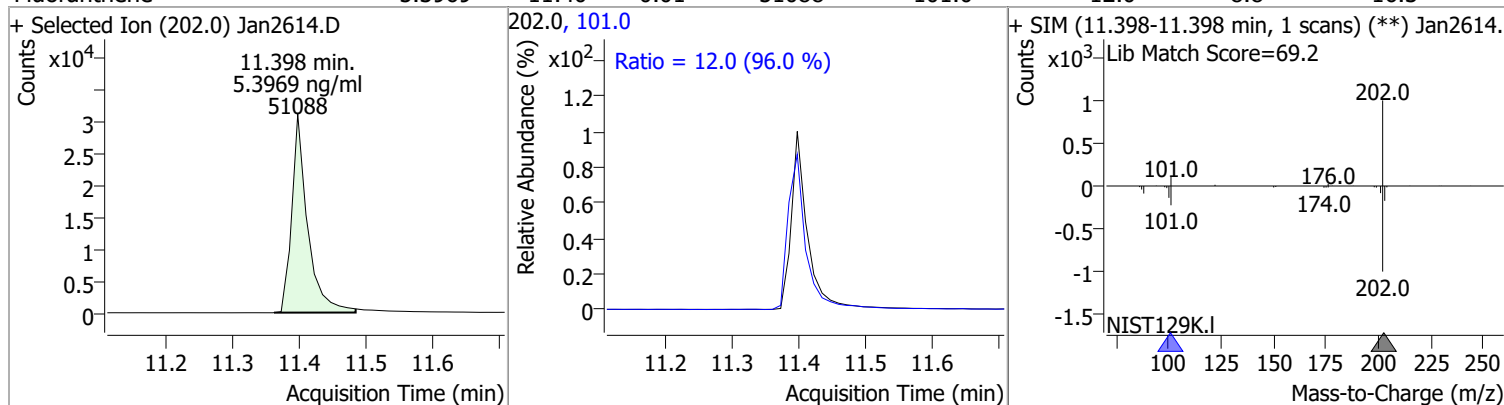


Compound	Conc.	RT	Dev(Min)	Resp.	QIon	QRatio	Lower	Upper
o-Terphenyl	5.0226	10.30	0.00	23425	229.0	70.0	47.1	87.5
					215.0	46.9	31.1	57.7

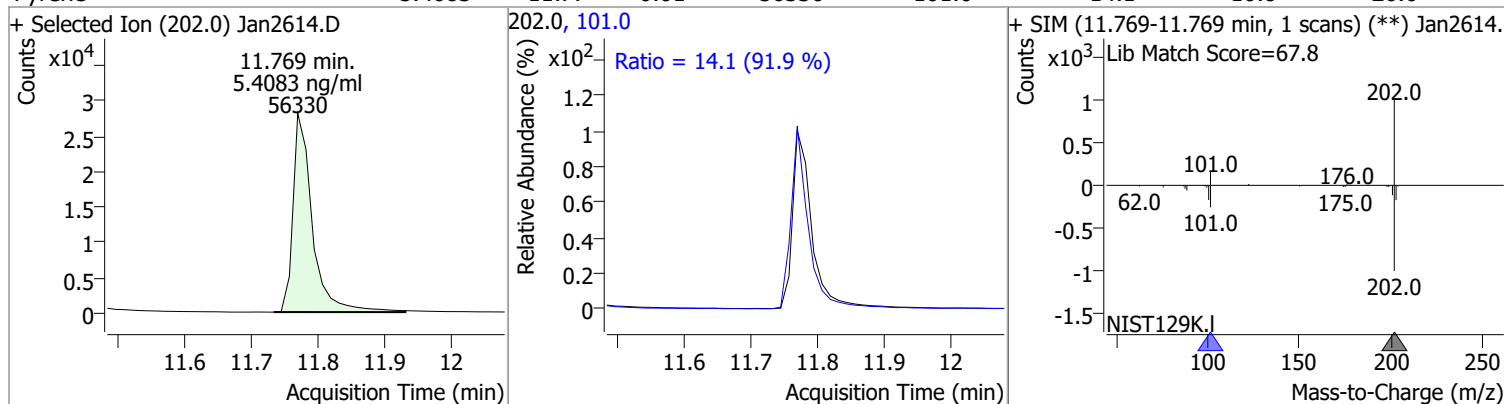


Quantitation Results Report (QT Reviewed)

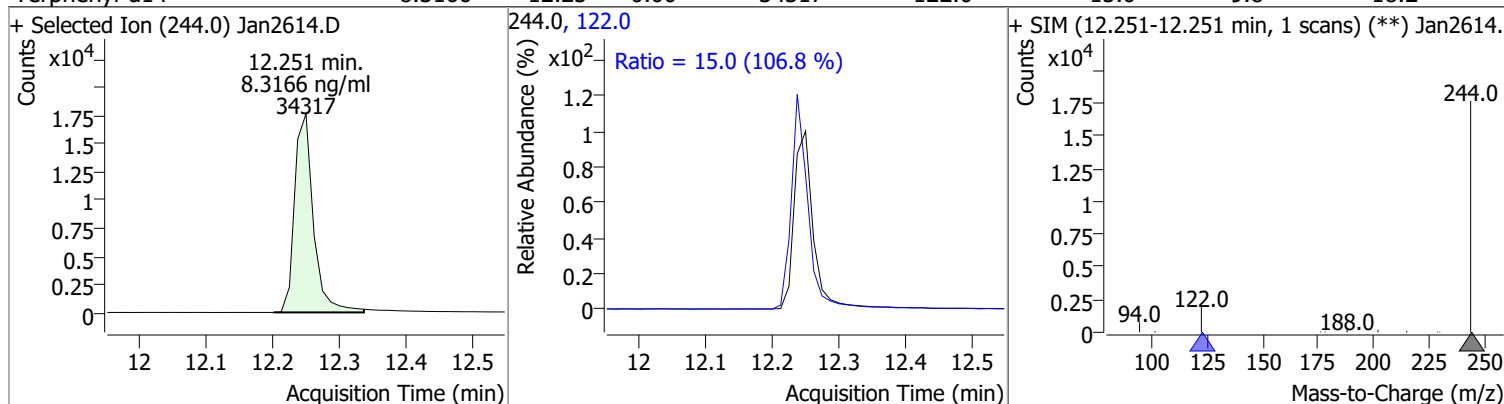
Compound	Conc.	RT	Dev(Min)	Resp.	QIon	QRatio	Lower	Upper
Fluoranthene	5.3969	11.40	-0.01	51088	101.0	12.0	8.8	16.3



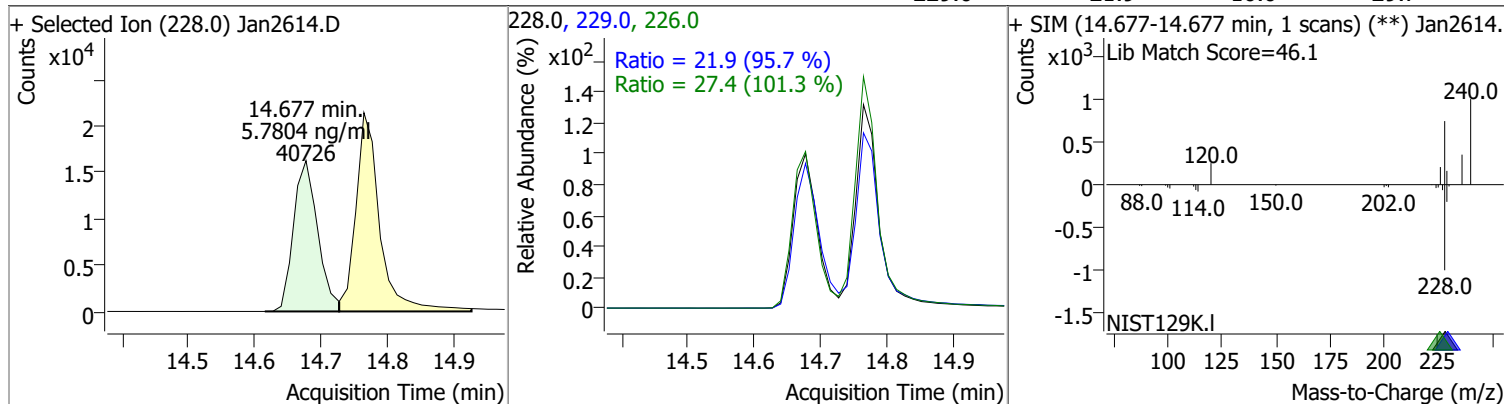
Compound	Conc.	RT	Dev(Min)	Resp.	QIon	QRatio	Lower	Upper
Pyrene	5.4083	11.77	-0.01	56330	101.0	14.1	10.8	20.0



Compound	Conc.	RT	Dev(Min)	Resp.	QIon	QRatio	Lower	Upper
Terphenyl-d14	8.3166	12.25	0.00	34317	122.0	15.0	9.8	18.2

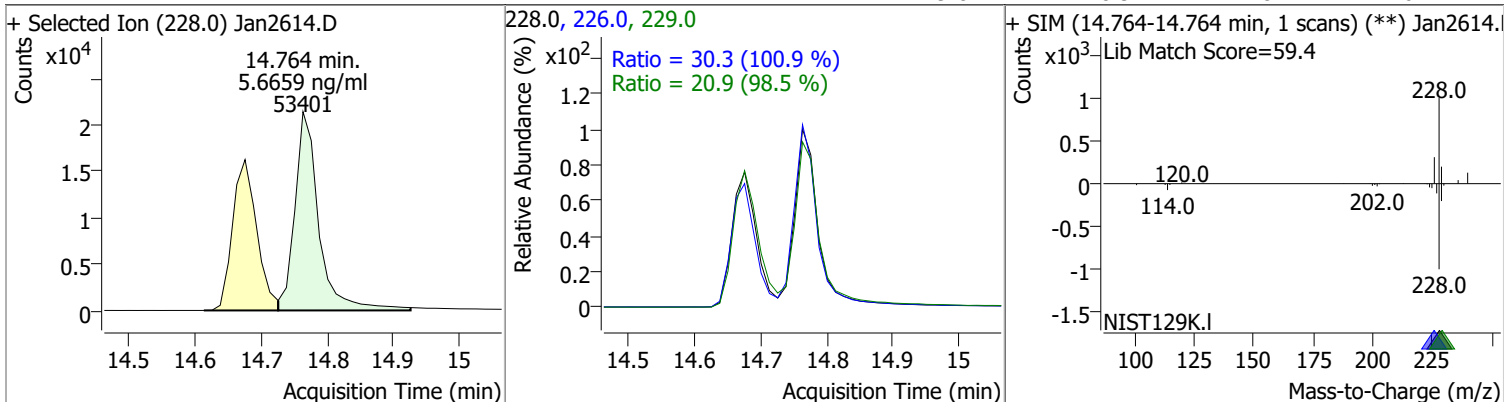


Compound	Conc.	RT	Dev(Min)	Resp.	QIon	QRatio	Lower	Upper
Benzo(a)Anthracene	5.7804	14.68	0.00	40726	226.0	27.4	19.0	35.2
					229.0	21.9	16.0	29.7

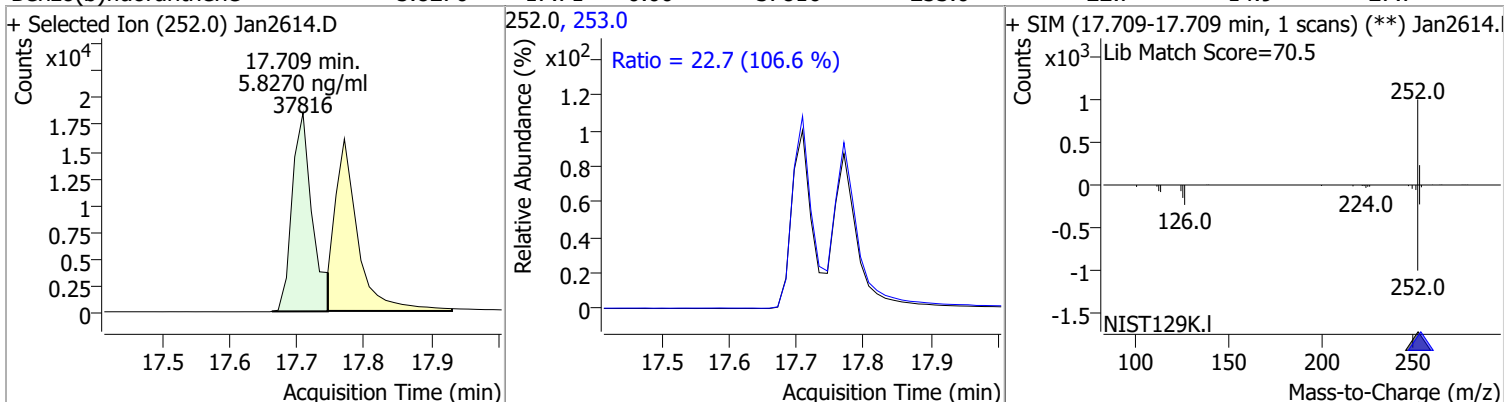


Quantitation Results Report (QT Reviewed)

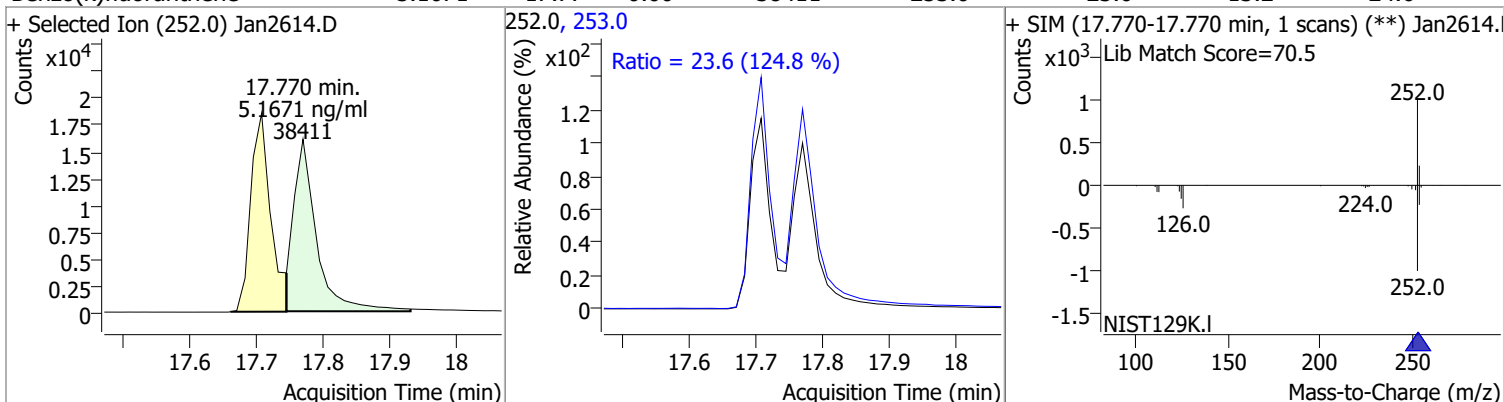
Compound	Conc.	RT	Dev(Min)	Resp.	QIon	QRatio	Lower	Upper
Chrysene	5.6659	14.76	0.00	53401	226.0 229.0	30.3 20.9	21.0 14.8	39.1 27.6



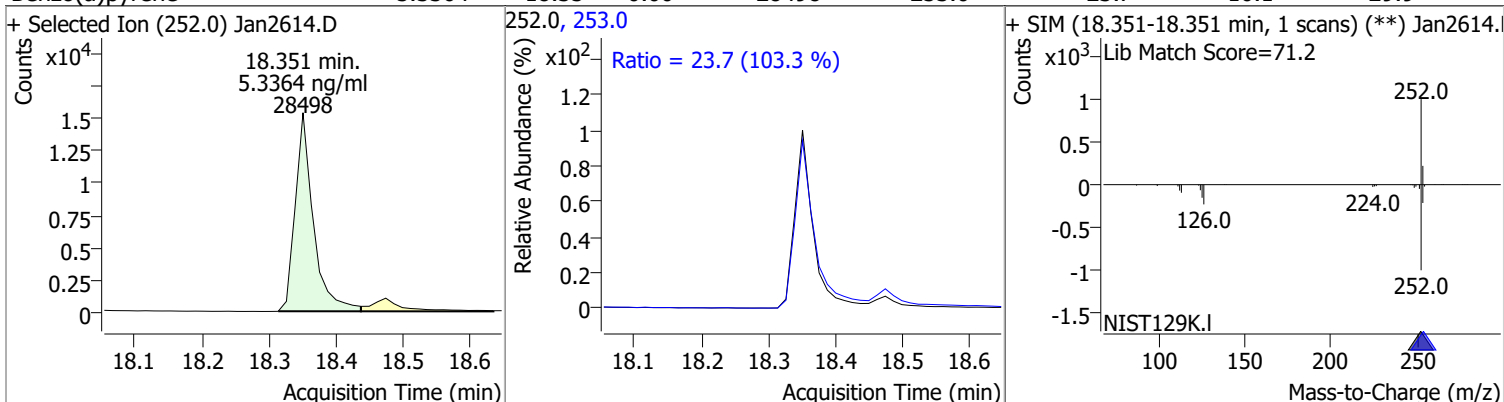
Compound	Conc.	RT	Dev(Min)	Resp.	QIon	QRatio	Lower	Upper
Benzo(b)fluoranthene	5.8270	17.71	0.00	37816	253.0	22.7	14.9	27.7



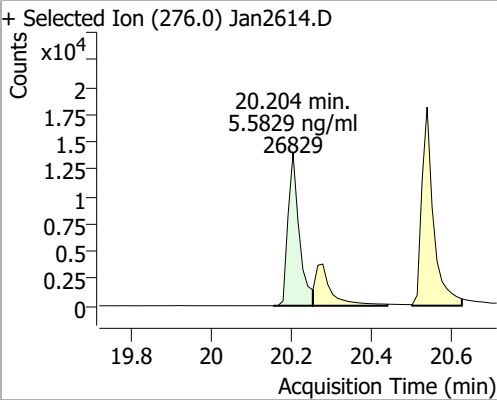
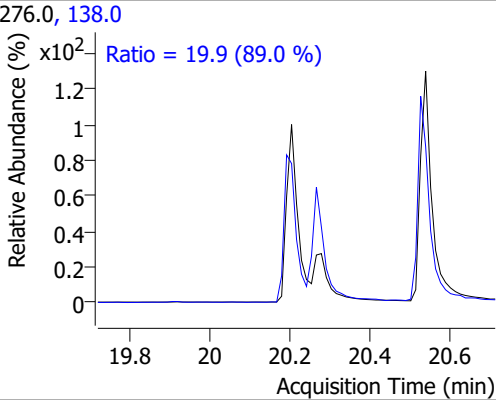
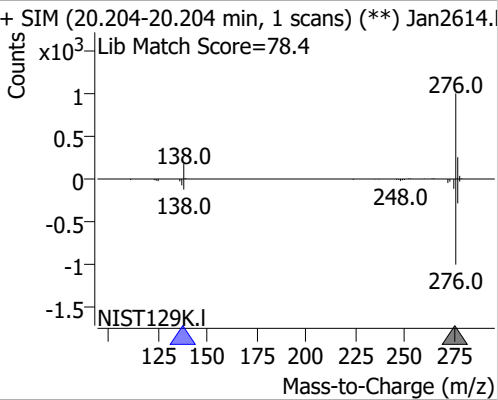
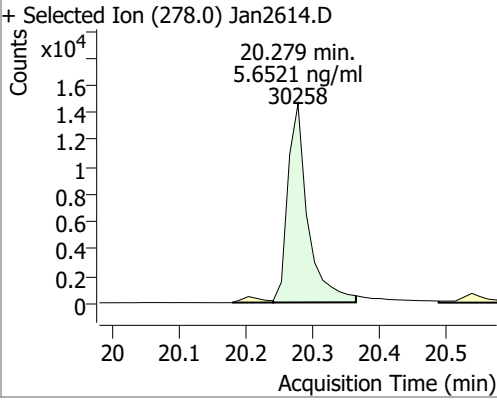
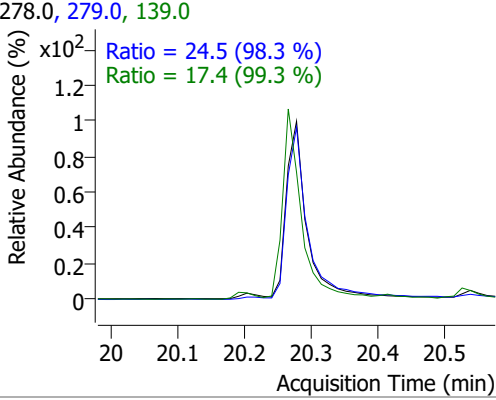
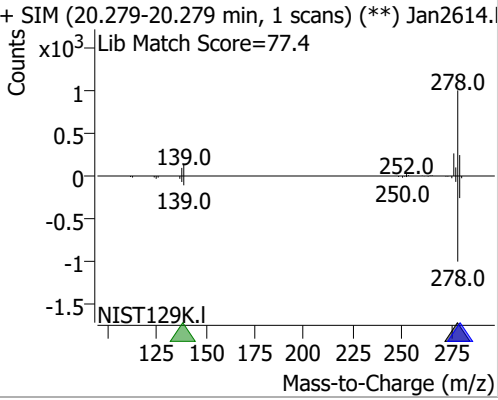
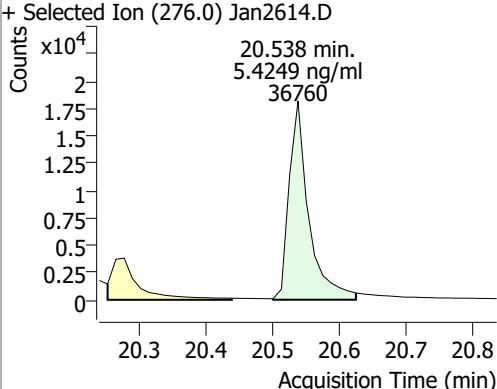
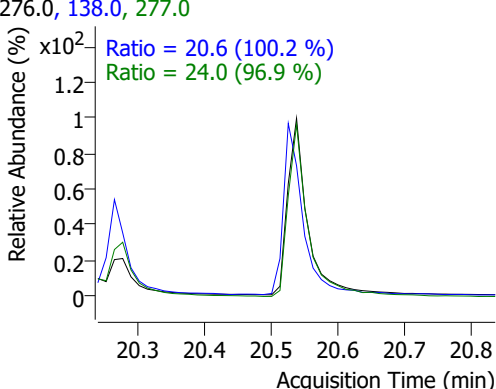
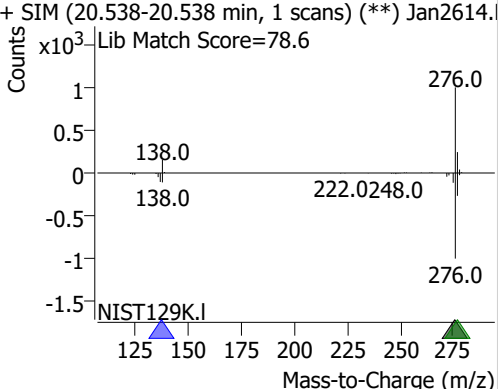
Compound	Conc.	RT	Dev(Min)	Resp.	QIon	QRatio	Lower	Upper
Benzo(k)fluoranthene	5.1671	17.77	0.00	38411	253.0	23.6	13.2	24.6



Compound	Conc.	RT	Dev(Min)	Resp.	QIon	QRatio	Lower	Upper
Benzo(a)pyrene	5.3364	18.35	0.00	28498	253.0	23.7	16.1	29.9



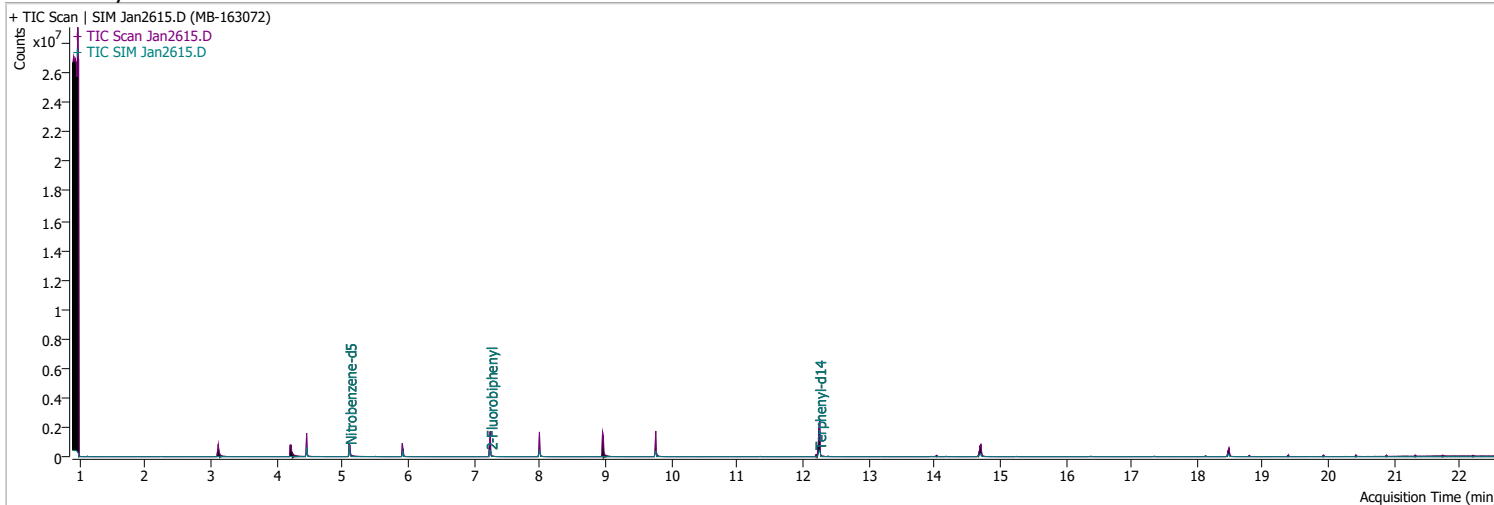
Quantitation Results Report (QT Reviewed)

Compound	Conc.	RT	Dev(Min)	Resp.	QIon	QRatio	Lower	Upper
Indeno(1,2,3-cd)pyrene	5.5829	20.20	-0.01	26829	138.0	19.9	15.7	29.1
<div style="display: flex; justify-content: space-between;"> <div style="width: 30%;"> <p>+ Selected Ion (276.0) Jan2614.D</p>  </div> <div style="width: 30%;"> <p>276.0, 138.0</p> <p>Ratio = 19.9 (89.0 %)</p>  </div> <div style="width: 30%;"> <p>+ SIM (20.204-20.204 min, 1 scans) (**) Jan2614.D</p> <p>Lib Match Score=78.4</p>  </div> </div>								
Dibenzo(a,h)anthracene	5.6521	20.28	0.00	30258	279.0	24.5	17.4	32.3
<div style="display: flex; justify-content: space-between;"> <div style="width: 30%;"> <p>+ Selected Ion (278.0) Jan2614.D</p>  </div> <div style="width: 30%;"> <p>278.0, 279.0, 139.0</p> <p>Ratio = 24.5 (98.3 %)</p> <p>Ratio = 17.4 (99.3 %)</p>  </div> <div style="width: 30%;"> <p>+ SIM (20.279-20.279 min, 1 scans) (**) Jan2614.D</p> <p>Lib Match Score=77.4</p>  </div> </div>								
Benzo(g,h,i)perylene	5.4249	20.54	0.00	36760	277.0	24.0	17.3	32.2
<div style="display: flex; justify-content: space-between;"> <div style="width: 30%;"> <p>+ Selected Ion (276.0) Jan2614.D</p>  </div> <div style="width: 30%;"> <p>276.0, 138.0, 277.0</p> <p>Ratio = 20.6 (100.2 %)</p> <p>Ratio = 24.0 (96.9 %)</p>  </div> <div style="width: 30%;"> <p>+ SIM (20.538-20.538 min, 1 scans) (**) Jan2614.D</p> <p>Lib Match Score=78.6</p>  </div> </div>								

Quantitation Results Report (QT Reviewed)

Data File	Jan2615.D	Operator	LIMS import
Acq. Method	5975BNASIM	Acq. Date-Time	1/27/2022 12:20:23 AM
Sample Name	MB-163072	Instrument	GCMS
Vial	15	Multiplier	1.00
DA Method File	012522 ban SIM 2.batch.bin	Comment	SVOC-8270C-SIM-W-LLPAH
Tune File	dftppjph.u	Tune Date	
Batch Name	012622 bna SIM 1.batch.bin	Last Calib Update	1/27/2022 8:37:26 AM

Ref Library



Compound	RT	QIon	Resp.	Conc.	Units	Dev(Min)	QValue
Internal Standards							
M 1,4-Dichlorobenzene-d4	4.460	152.0	172173	40.0000	ng/ml	0.000	
M Naphthalene-d8	5.916	136.0	317892	40.0000	ng/ml	0.000	
M Acenaphthene-d10	8.001	164.0	196988	40.0000	ng/ml	0.000	
M Phenanthrene-d10	9.768	188.0	425122	40.0000	ng/ml	0.000	
M Chrysene-d12	14.702	240.0	338144	40.0000	ng/ml	0.000	
M Perylene-d12	18.475	264.0	225817	40.0000	ng/ml	0.000	
System Monitoring Compounds							
S Nitrobenzene-d5	5.106	82.0	514416	47.0502	ng/ml	-0.012	
Spiked Amount: 5.000	Range: 19.0 - 102.0%			Recovery = 941.00%		*	
S 2-Fluorobiphenyl	7.252	172.0	518104	58.1618	ng/ml	0.000	
Spiked Amount: 5.000	Range: 25.0 - 94.0%			Recovery = 1163.24%		*	
S o-Terphenyl	0.000		0	N.D.			
Spiked Amount: 5.000	Range: 40.0 - 140.0%			Recovery = NA%			
S Terphenyl-d14	12.251	244.0	671652	79.2776	ng/ml	0.000	
Spiked Amount: 5.000	Range: 39.0 - 106.0%			Recovery = 1585.55%		*	
Target Compounds							
T Naphthalene	0.000		0	N.D.			
T 2-Methylnaphthalene	0.000		0	N.D.			
T 1-Methylnaphthalene	0.000		0	N.D.			
T Acenaphthylene	0.000		0	N.D.			
T Acenaphthene	8.026	154.0	0		ng/ml	md	1
T Fluorene	8.960	166.0	0		ng/ml	md	1
T Phenanthrene	0.000		0	N.D.			
T Anthracene	0.000		0	N.D.			
T Fluoranthene	0.000		0	N.D.			
T Pyrene	0.000		0	N.D.			
T Benzo(a)Anthracene	14.702	228.0	0		ng/ml	md	1
T Chrysene	14.702	228.0	0		ng/ml	md	1
T Benzo(b)fluoranthene	0.000		0	N.D.			

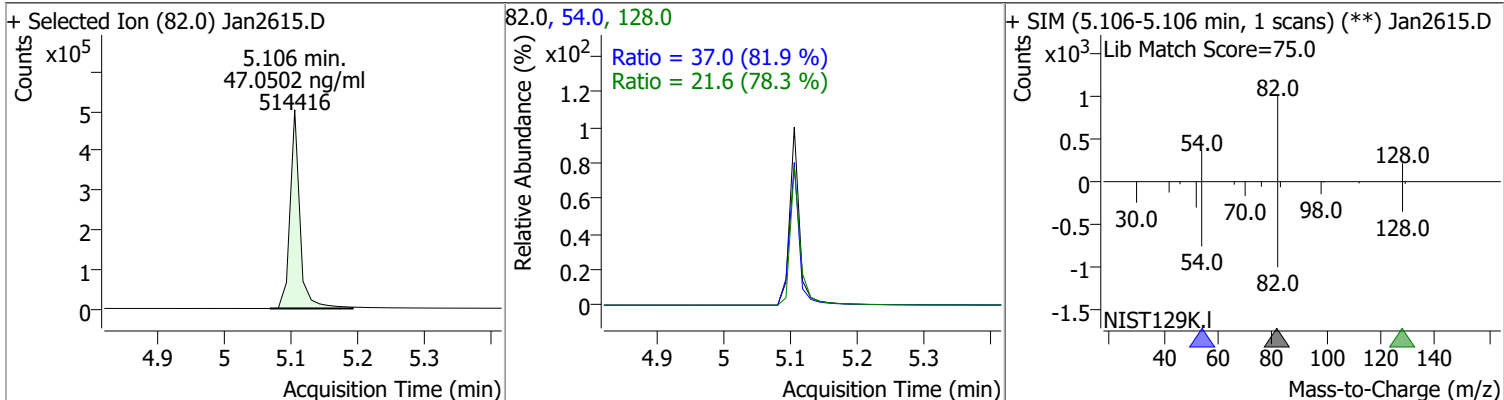
Quantitation Results Report (QT Reviewed)

Compound	RT	QIon	Resp.	Conc.	Units	Dev(Min)
T Benzo(k)fluoranthene	0.000		0	N.D.		
T Benzo(a)pyrene	18.475	252.0	0		ng/ml	md 1
T Indeno(1,2,3-cd)pyrene	0.000		0	N.D.		
T Dibenzo(a,h)anthracene	0.000		0	N.D.		
T Benzo(g,h,i)perylene	0.000		0	N.D.		

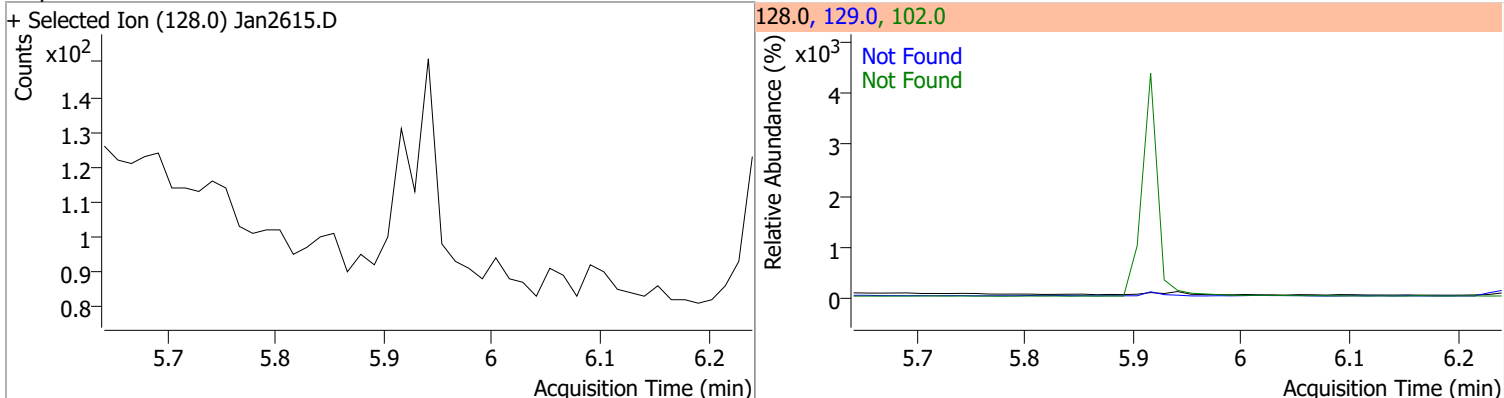
(#) = Qualifier Out of Range; (m) = Manual Integration; (+) = Area Summed; (*) = Surrogate Percent Recovery Out of Range; (d): Zeroed Peak

Quantitation Results Report (QT Reviewed)

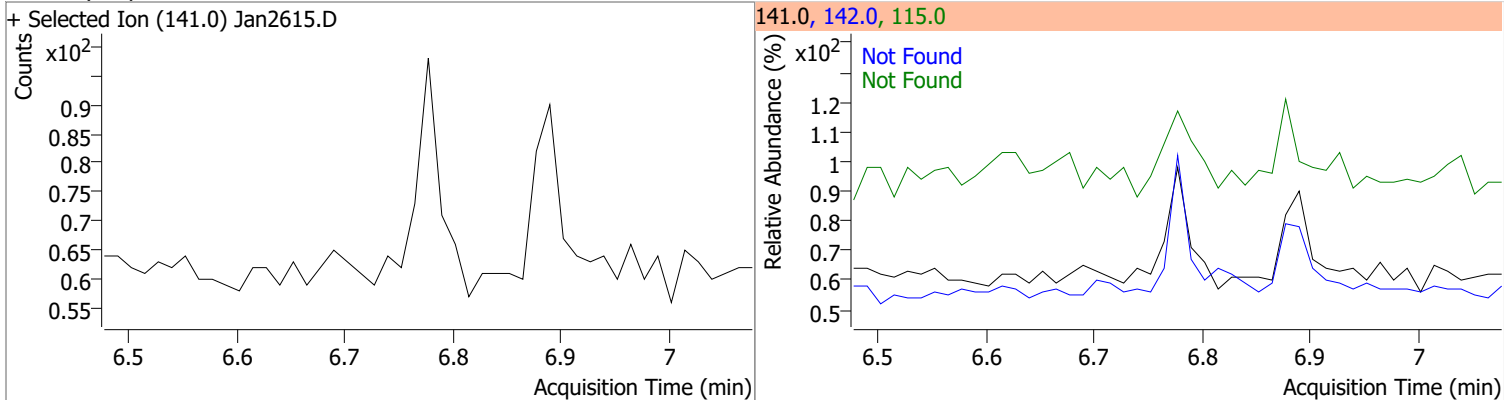
Compound	Conc.	RT	Dev(Min)	Resp.	QIon	QRatio	Lower	Upper
Nitrobenzene-d5	47.0502	5.11	-0.01	514416	54.0	37.0	31.6	58.8
					128.0	21.6	19.3	35.9



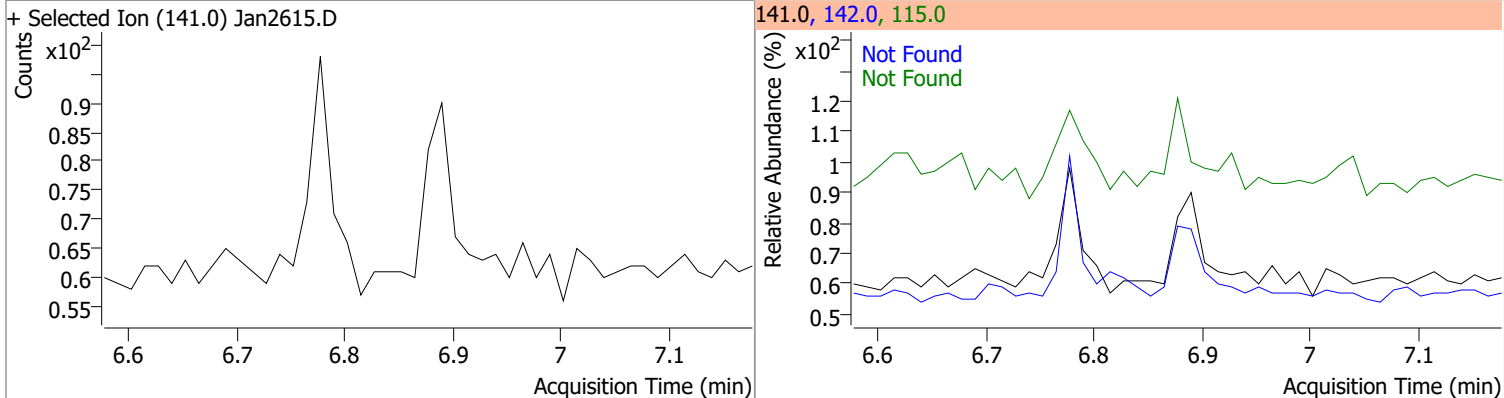
Compound	Conc.	Exp RT	QIon	Exp Ratio	QIon	Exp Ratio
Naphthalene	N.D.	5.94	102.0	20.6	129.0	11.0



Compound	Conc.	Exp RT	QIon	Exp Ratio	QIon	Exp Ratio
2-Methylnaphthalene	N.D.	6.78	142.0	141.5	115.0	66.1

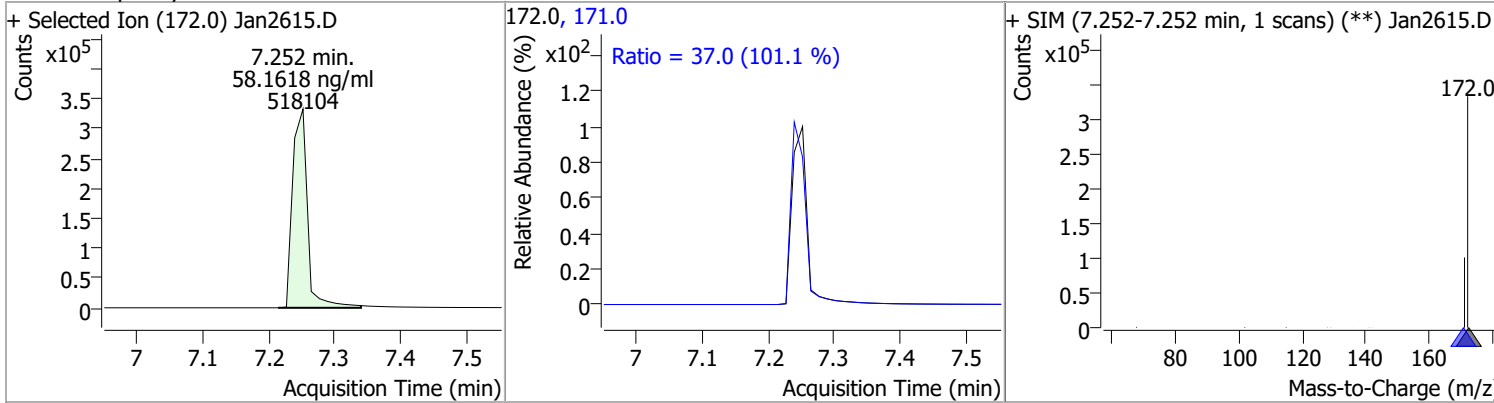


Compound	Conc.	Exp RT	QIon	Exp Ratio	QIon	Exp Ratio
1-Methylnaphthalene	N.D.	6.88	142.0	111.9	115.0	76.3

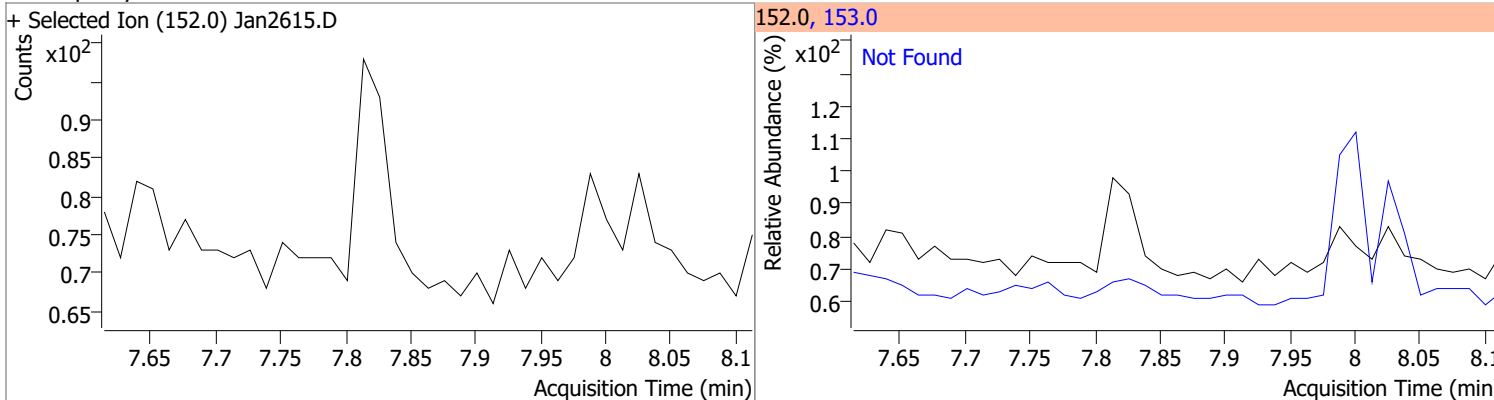


Quantitation Results Report (QT Reviewed)

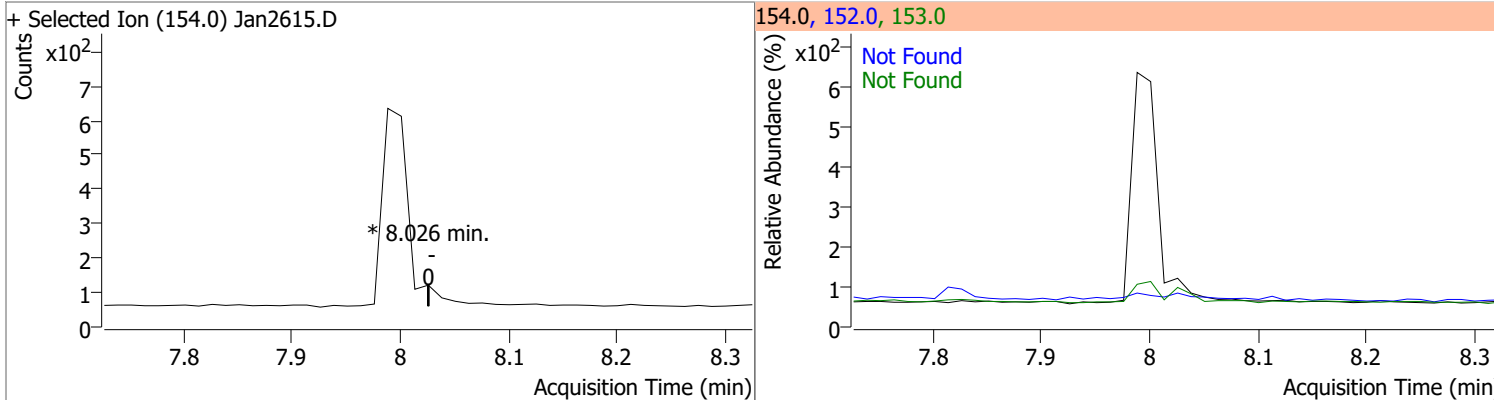
Compound	Conc.	RT	Dev(Min)	Resp.	QIon	QRatio	Lower	Upper
2-Fluorobiphenyl	58.1618	7.25	0.00	518104	171.0	37.0	25.6	47.6



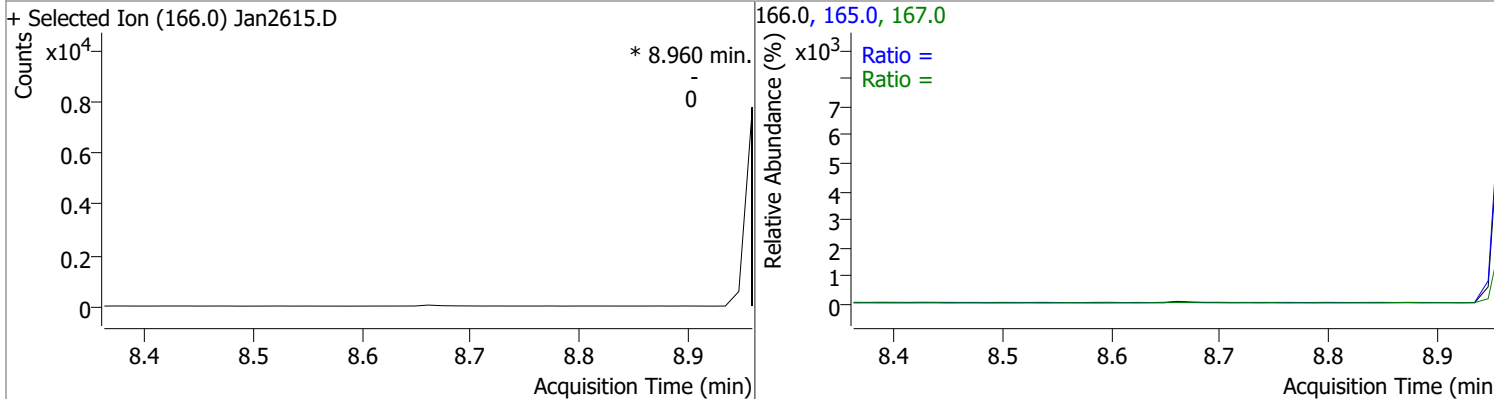
Compound	Conc.	Exp RT	QIon	Exp Ratio
Acenaphthylene	N.D.	7.81	153.0	13.1



Compound	Conc.	RT	Dev(Min)	Resp.	QIon	QRatio	Lower	Upper
Acenaphthene		0		0	153.0		83.9	155.8
					152.0		40.9	76.0

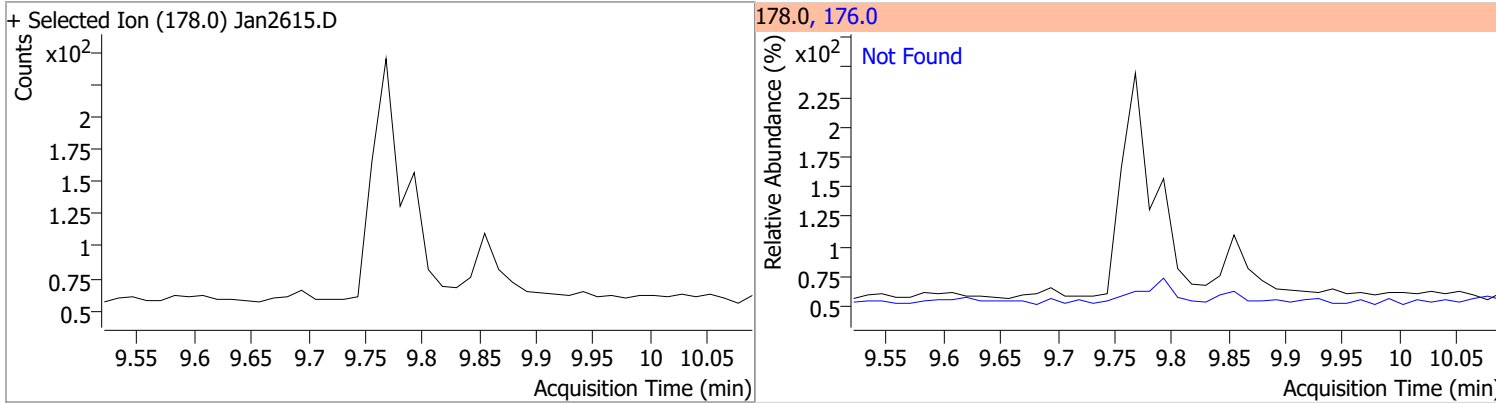


Compound	Conc.	RT	Dev(Min)	Resp.	QIon	QRatio	Lower	Upper
Fluorene		0		0	165.0		67.0	124.5
					167.0		9.2	17.1

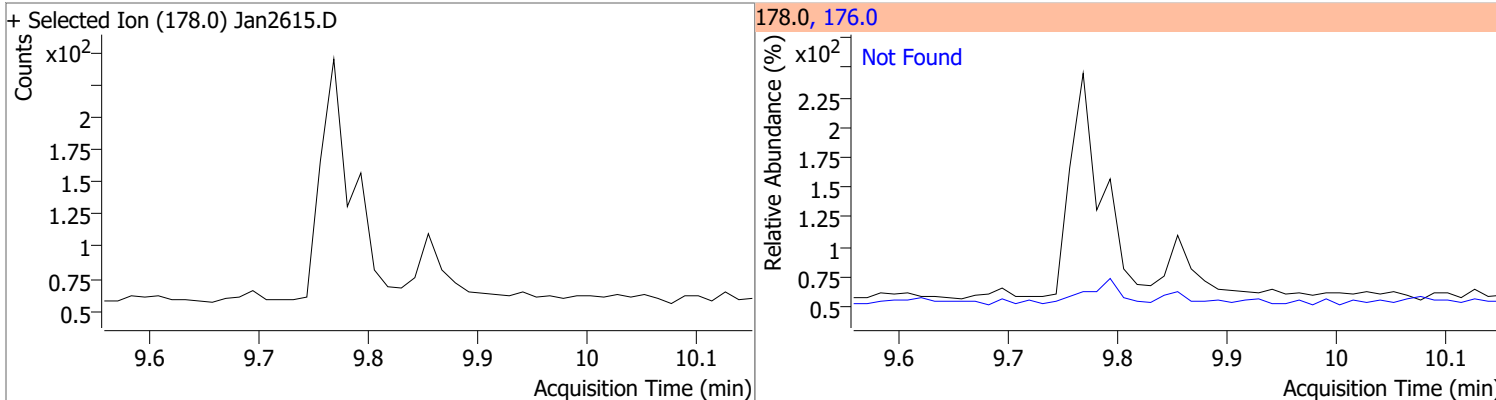


Quantitation Results Report (QT Reviewed)

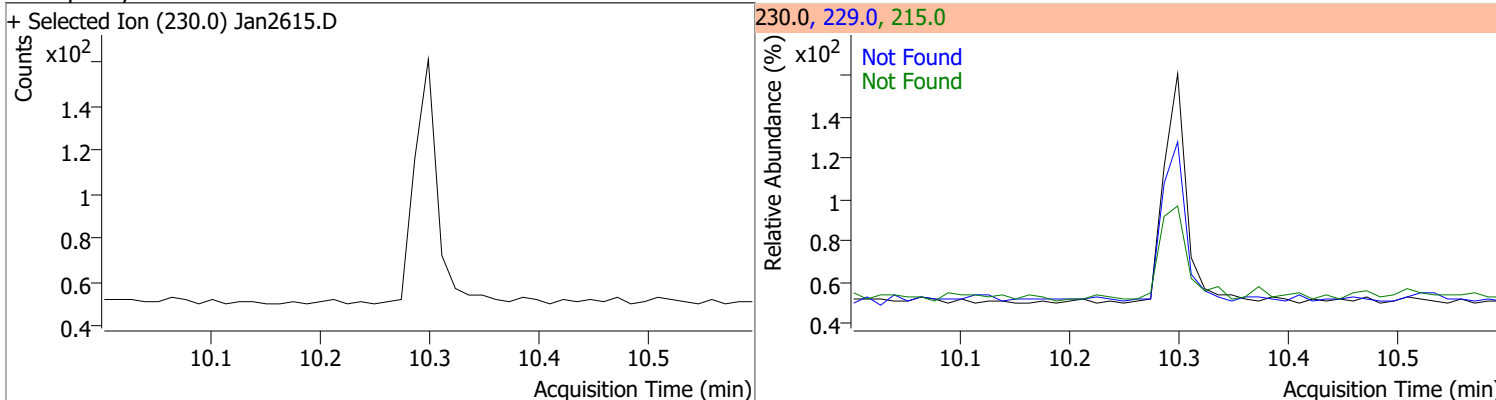
Compound	Conc.	Exp RT	QIon	Exp Ratio
Phenanthrene	N.D.	9.79	176.0	18.9



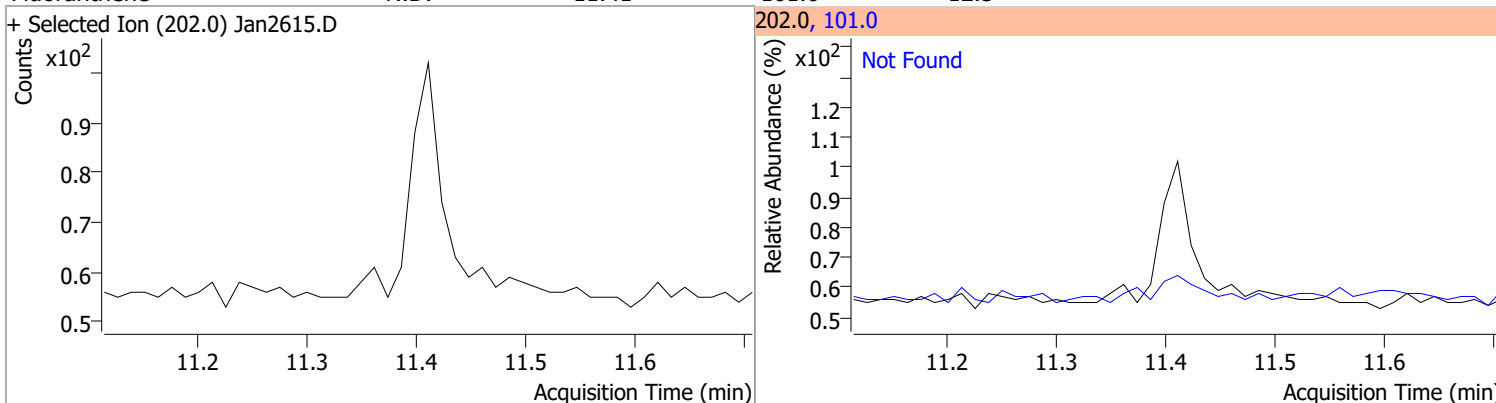
Compound	Conc.	Exp RT	QIon	Exp Ratio
Anthracene	N.D.	9.85	176.0	18.3



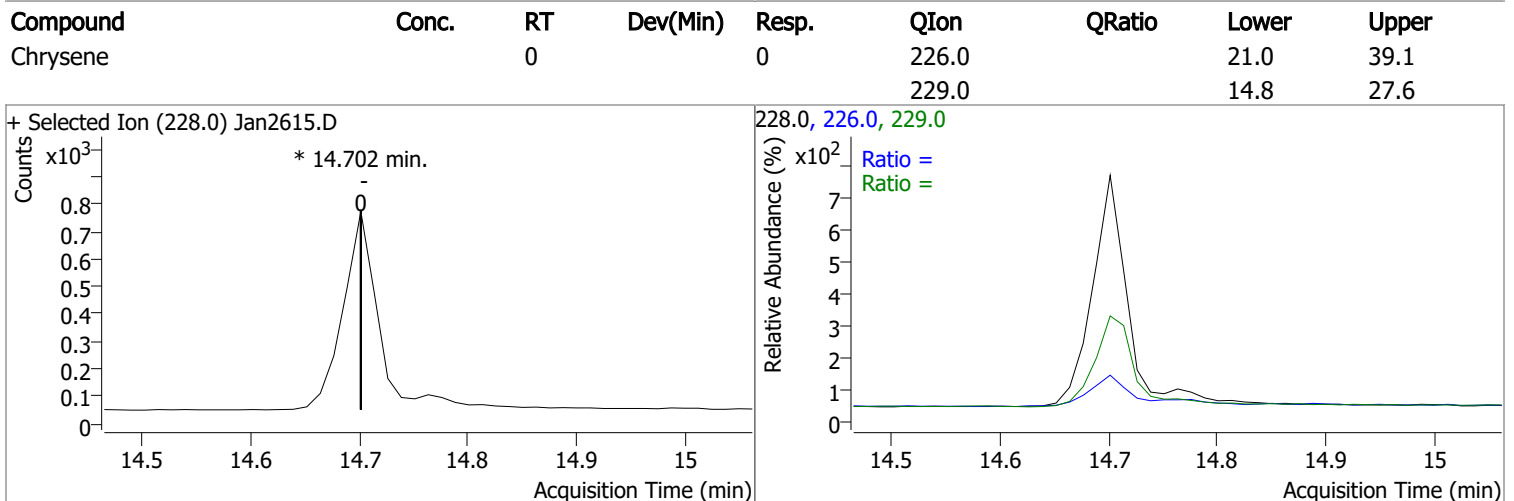
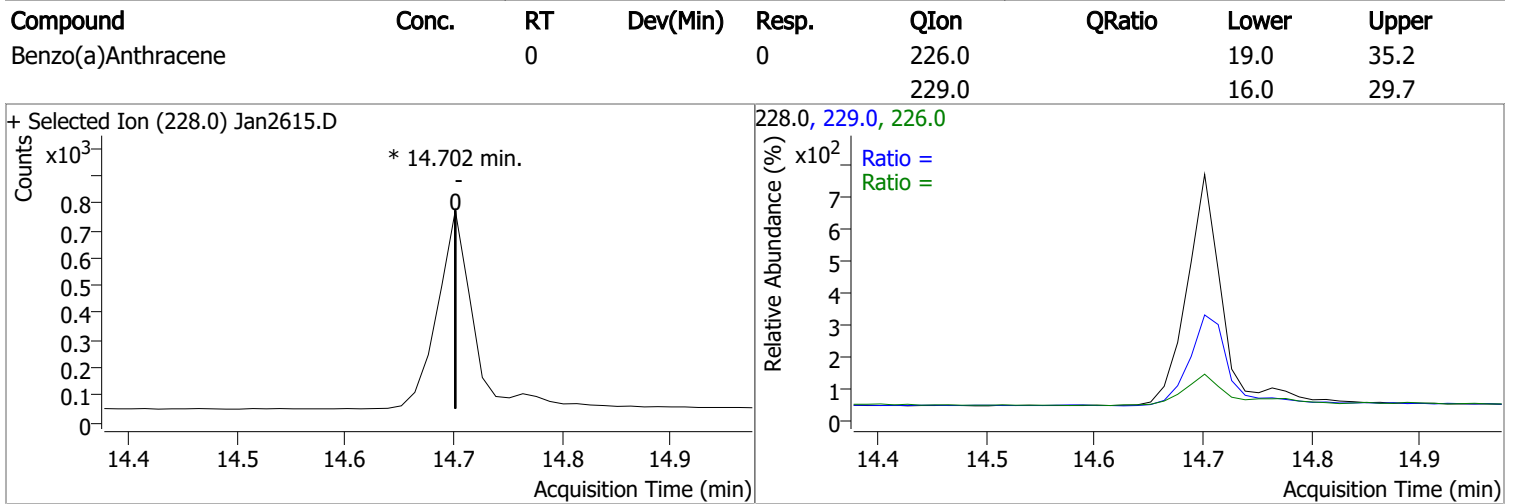
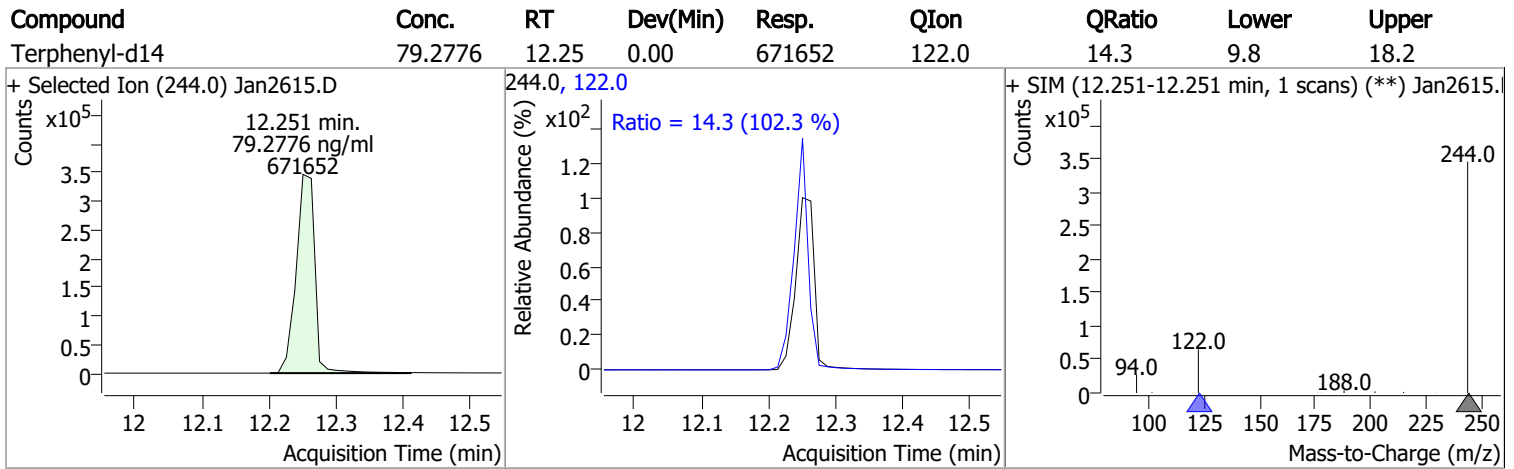
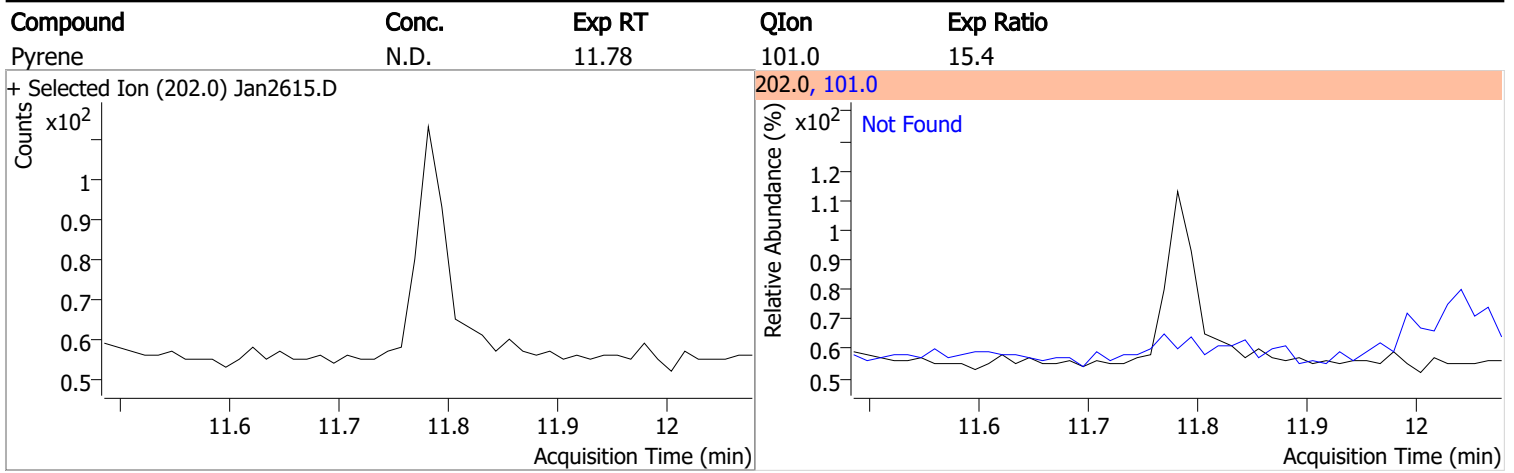
Compound	Conc.	Exp RT	QIon	Exp Ratio	QIon	Exp Ratio
o-Terphenyl	N.D.	10.30	229.0	67.3	215.0	44.4



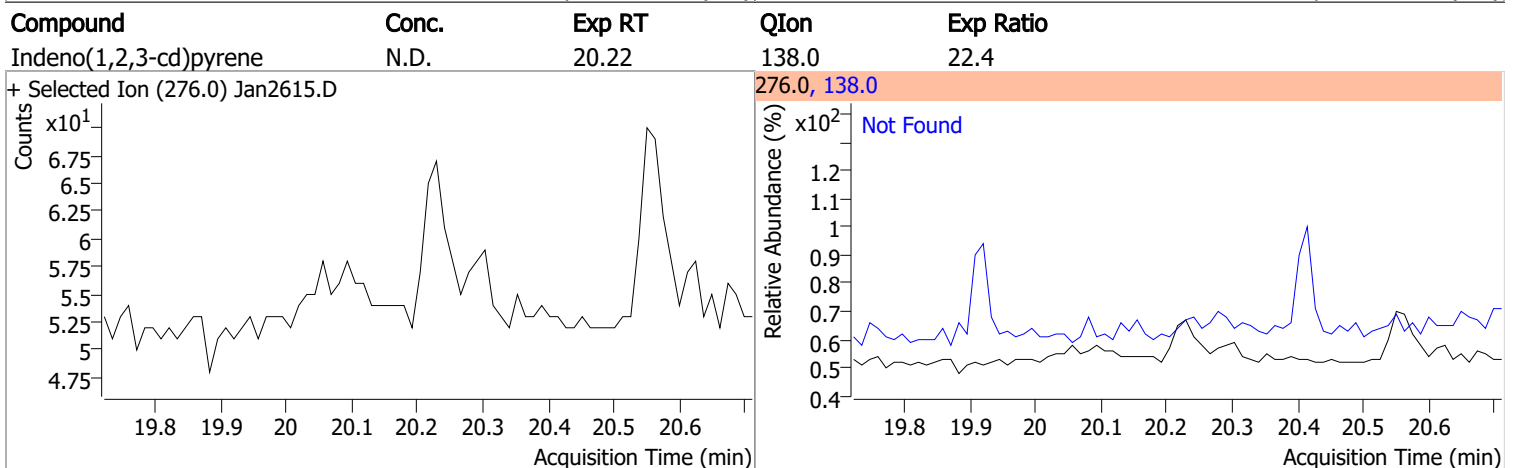
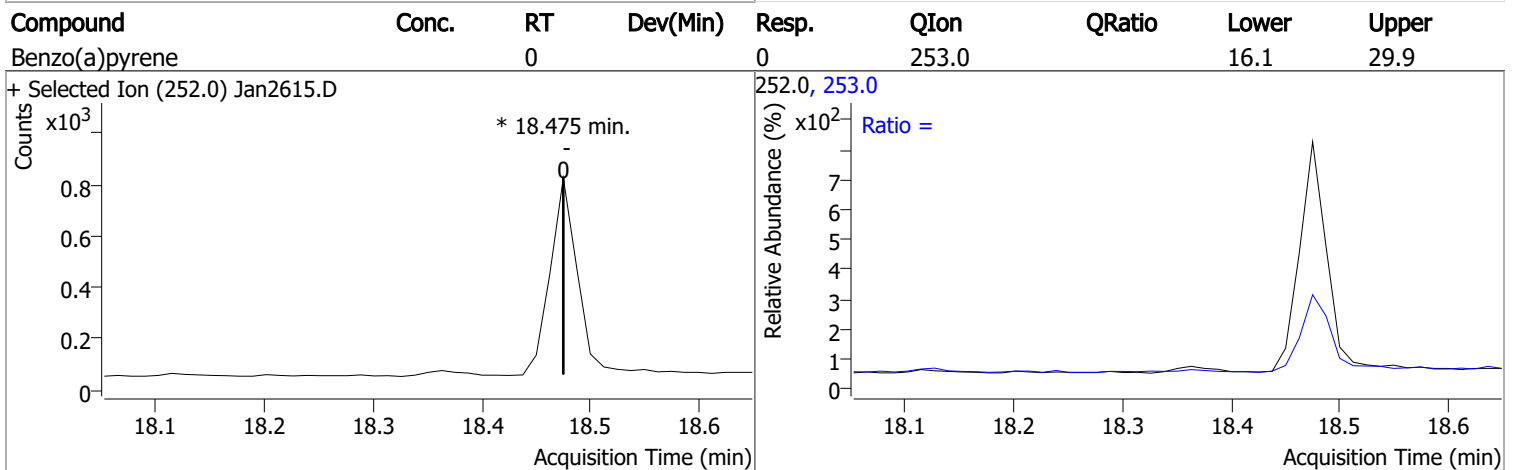
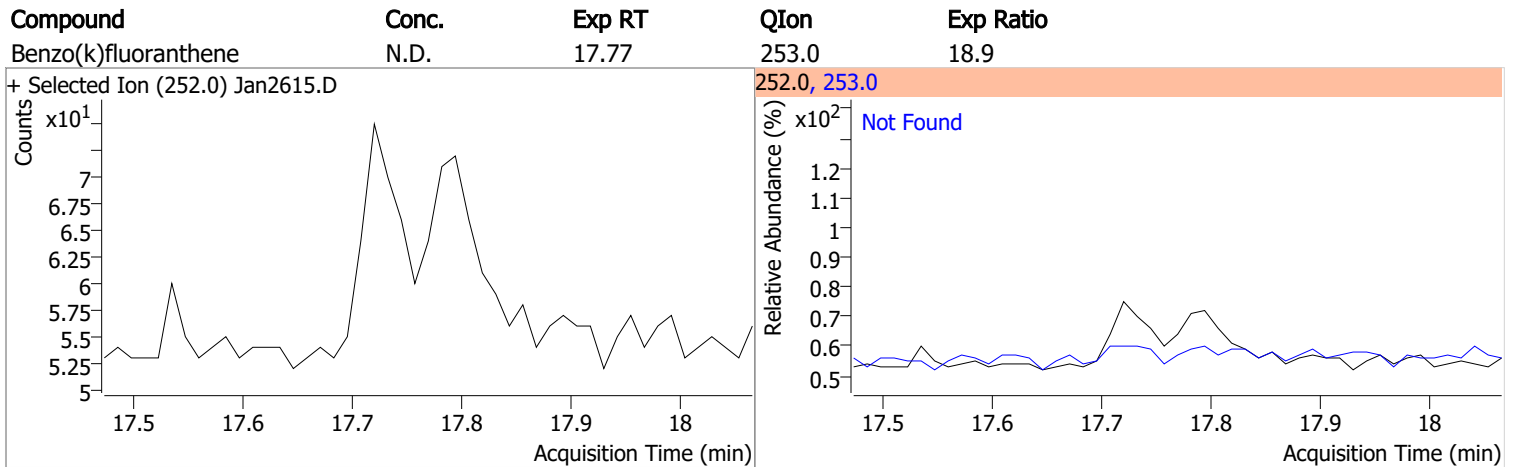
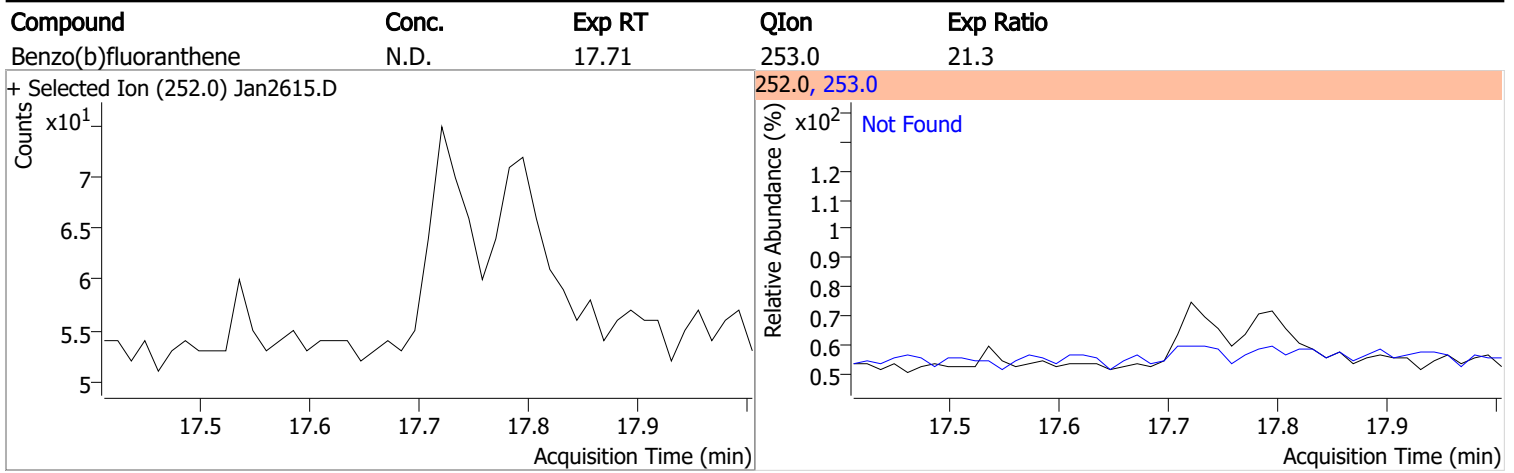
Compound	Conc.	Exp RT	QIon	Exp Ratio
Fluoranthene	N.D.	11.41	101.0	12.5



Quantitation Results Report (QT Reviewed)

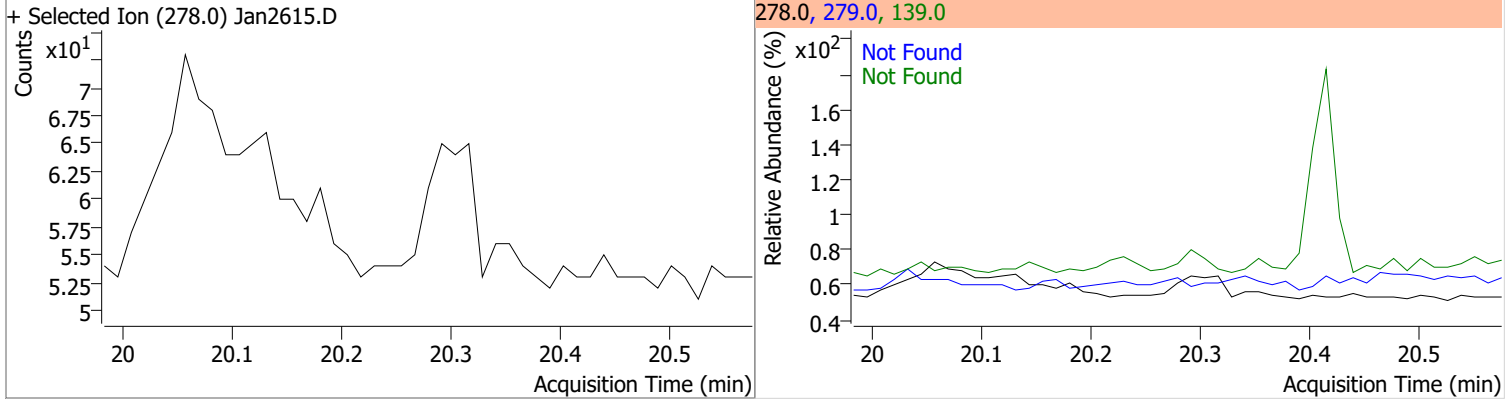


Quantitation Results Report (QT Reviewed)

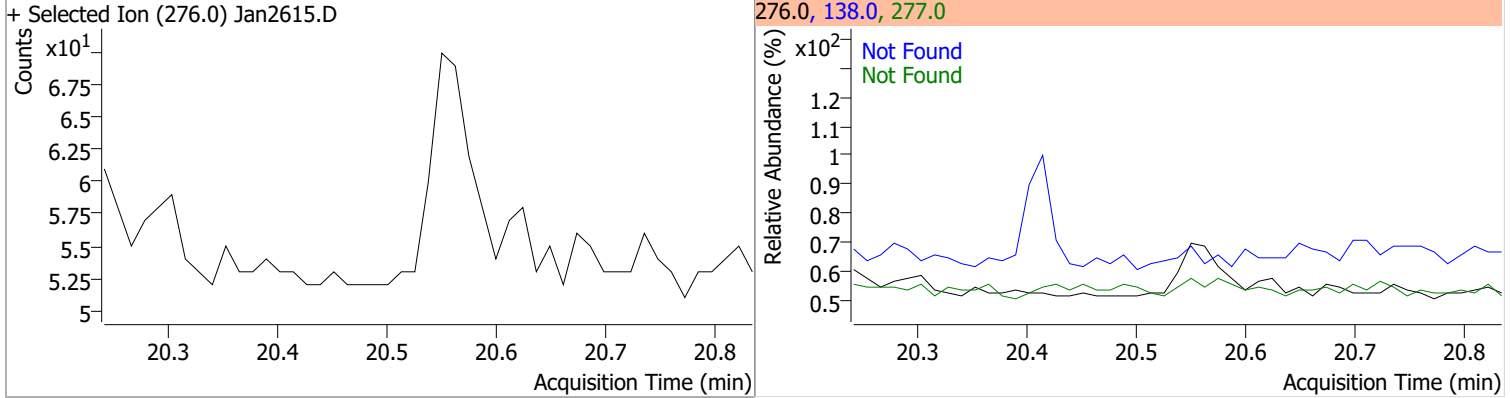


Quantitation Results Report (QT Reviewed)

Compound	Conc.	Exp RT	QIon	Exp Ratio	QIon	Exp Ratio
Dibenzo(a,h)anthracene	N.D.	20.28	279.0	24.9	139.0	17.5



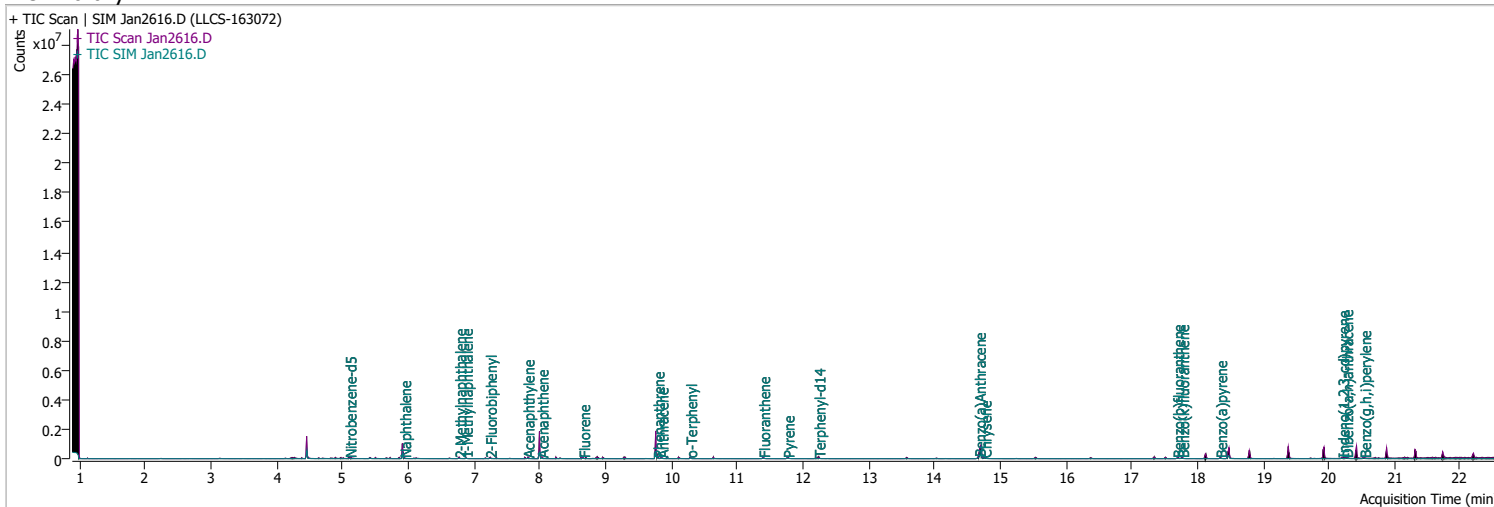
Compound	Conc.	Exp RT	QIon	Exp Ratio	QIon	Exp Ratio
Benzo(g,h,i)perylene	N.D.	20.54	277.0	24.8	138.0	20.5



Quantitation Results Report (QT Reviewed)

Data File	Jan2616.D	Operator	LIMS import
Acq. Method	5975BNASIM	Acq. Date-Time	1/27/2022 12:52:44 AM
Sample Name	LLCS-163072	Instrument	GCMS
Vial	16	Multiplier	1.00
DA Method File	012522 ban SIM 2.batch.bin	Comment	SVOC-8270C-SIM-W-LLPAH
Tune File	dftppjph.u	Tune Date	
Batch Name	012622 bna SIM 1.batch.bin	Last Calib Update	1/27/2022 8:37:26 AM

Ref Library



Compound	RT	QIon	Resp.	Conc.	Units	Dev(Min)
Internal Standards						
M 1,4-Dichlorobenzene-d4	4.460	152.0	177996	40.0000	ng/ml	0.000
M Naphthalene-d8	5.916	136.0	332991	40.0000	ng/ml	0.000
M Acenaphthene-d10	8.001	164.0	212076	40.0000	ng/ml	0.000
M Phenanthrene-d10	9.768	188.0	456798	40.0000	ng/ml	0.000
M Chrysene-d12	14.702	240.0	360291	40.0000	ng/ml	0.000
M Perylene-d12	18.475	264.0	248979	40.0000	ng/ml	0.000
System Monitoring Compounds						
S Nitrobenzene-d5	5.106	82.0	20525	4.6425	ng/ml	-0.012
Spiked Amount: 5.000	Range: 19.0 - 102.0%		Recovery = 92.85%			
S 2-Fluorobiphenyl	7.240	172.0	31562	3.7952	ng/ml	-0.012
Spiked Amount: 5.000	Range: 25.0 - 94.0%		Recovery = 75.90%			
S o-Terphenyl	10.287	230.0	32009	4.6544	ng/ml	-0.012
Spiked Amount: 5.000	Range: 40.0 - 140.0%		Recovery = 93.09%			
S Terphenyl-d14	12.238	244.0	33685	5.6414	ng/ml	-0.012
Spiked Amount: 5.000	Range: 39.0 - 106.0%		Recovery = 112.83%		*	
Target Compounds						
T Naphthalene	5.941	128.0	21766	2.5376	ng/ml	95
T 2-Methylnaphthalene	6.777	141.0	13324	2.5693	ng/ml	75
T 1-Methylnaphthalene	6.877	141.0	13519	2.5743	ng/ml	96
T Acenaphthylene	7.814	152.0	33683	3.4861	ng/ml	97
T Acenaphthene	8.025	154.0	20377	3.3745	ng/ml	98
T Fluorene	8.661	166.0	28496	3.4655	ng/ml	98
T Phenanthrene	9.793	178.0	53778	4.5253	ng/ml	99
T Anthracene	9.854	178.0	54485	5.1076	ng/ml	100
T Fluoranthene	11.398	202.0	72587	5.2007	ng/ml	98
T Pyrene	11.769	202.0	78676	5.1530	ng/ml	96
T Benzo(a)Anthracene	14.677	228.0	59874	5.7857	ng/ml	99
T Chrysene	14.764	228.0	75577	5.4542	ng/ml	99
T Benzo(b)fluoranthene	17.696	252.0	54415	5.3163	ng/ml	98

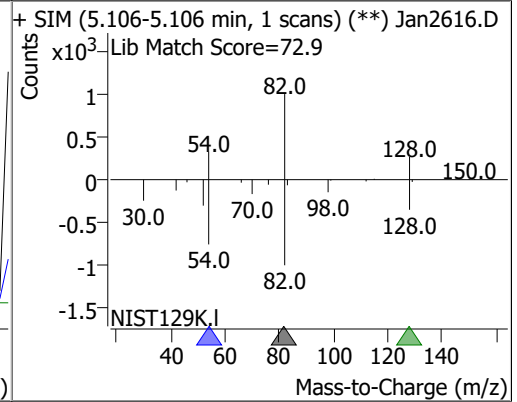
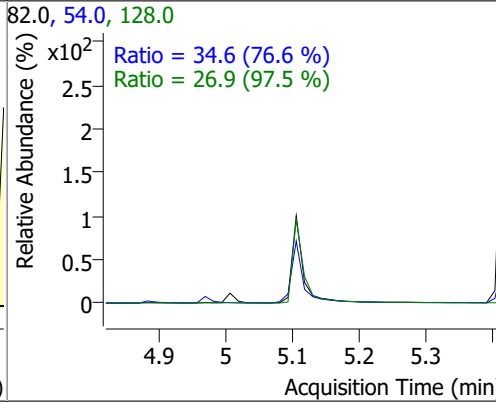
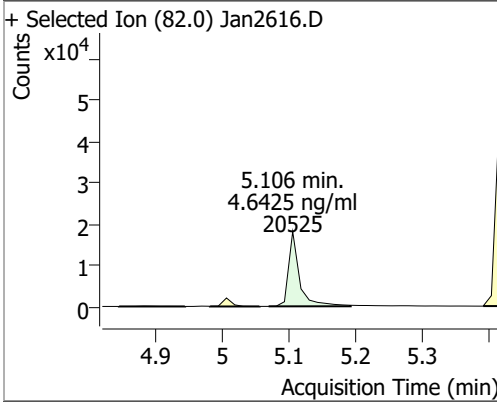
Quantitation Results Report (QT Reviewed)

Compound	RT	QIon	Resp.	Conc.	Units	Dev(Min)
T Benzo(k)fluoranthene	17.770	252.0	57545	4.8622	ng/ml	92
T Benzo(a)pyrene	18.351	252.0	44917	5.2803	ng/ml	100
T Indeno(1,2,3-cd)pyrene	20.204	276.0	41441	5.4261	ng/ml	96
T Dibenzo(a,h)anthracene	20.266	278.0	48642	5.6959	ng/ml	98
T Benzo(g,h,i)perylene	20.538	276.0	57184	5.2984	ng/ml	98

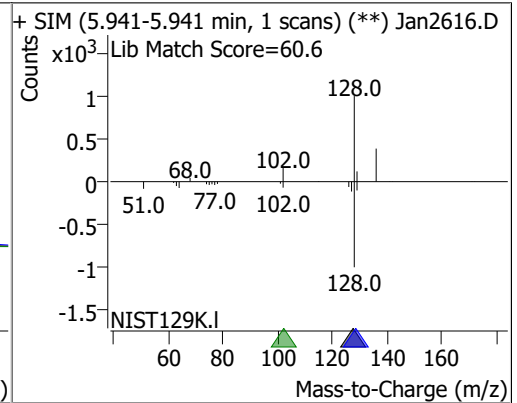
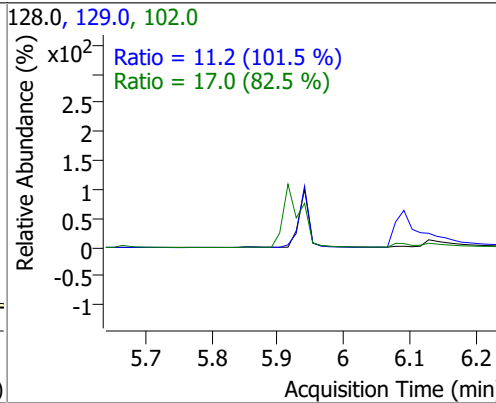
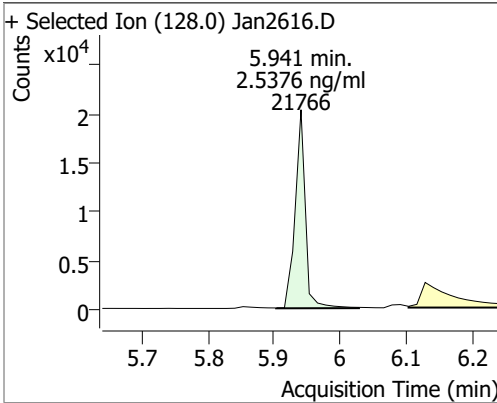
(#) = Qualifier Out of Range; (m) = Manual Integration; (+) = Area Summed; (*) = Surrogate Percent Recovery Out of Range; (d): Zeroed Peak

Quantitation Results Report (QT Reviewed)

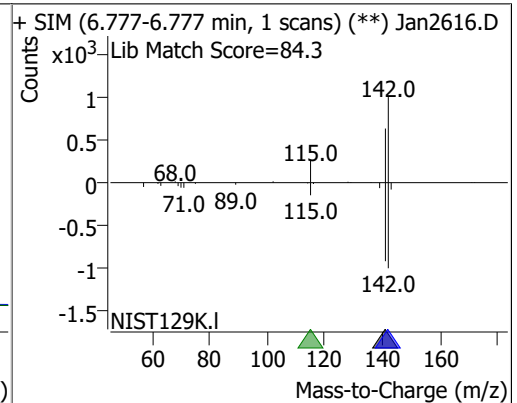
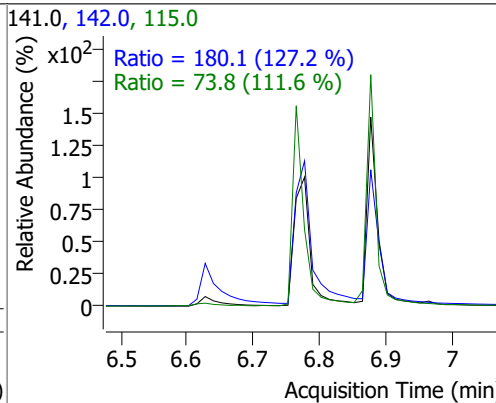
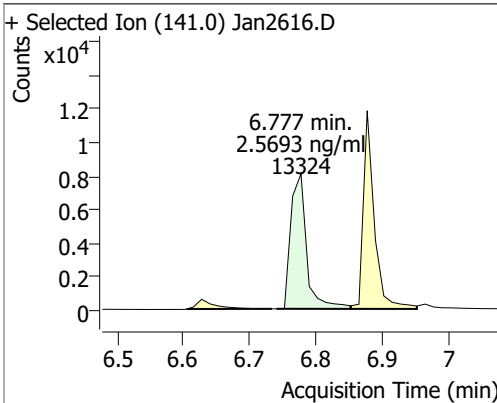
Compound	Conc.	RT	Dev(Min)	Resp.	QIon	QRatio	Lower	Upper
Nitrobenzene-d5	4.6425	5.11	-0.01	20525	54.0	34.6	31.6	58.8
					128.0	26.9	19.3	35.9



Compound	Conc.	RT	Dev(Min)	Resp.	QIon	QRatio	Lower	Upper
Naphthalene	2.5376	5.94	0.00	21766	102.0	17.0	0.0	61.8
					129.0	11.2	7.7	14.3

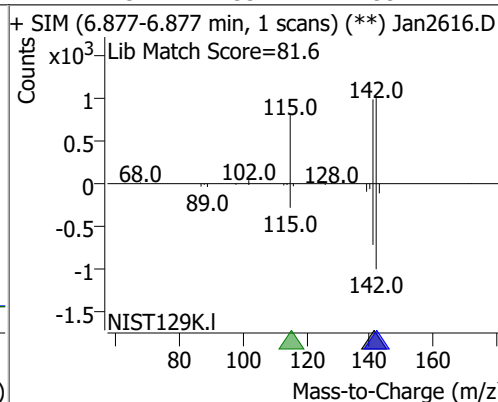
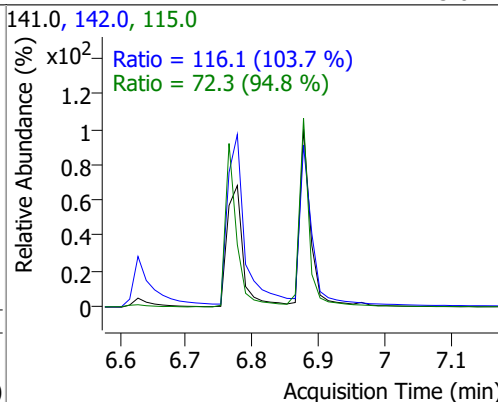
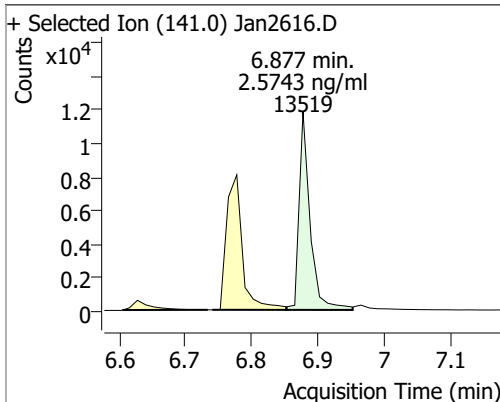


Compound	Conc.	RT	Dev(Min)	Resp.	QIon	QRatio	Lower	Upper
2-Methylnaphthalene	2.5693	6.78	0.00	13324	142.0	180.1	99.1	184.0
					115.0	73.8	46.3	86.0

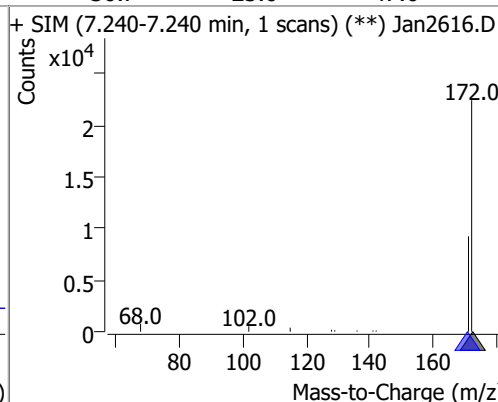
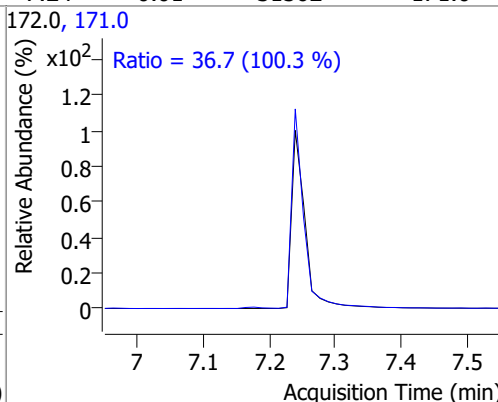
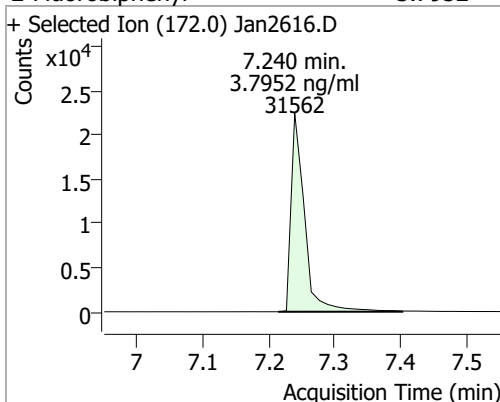


Quantitation Results Report (QT Reviewed)

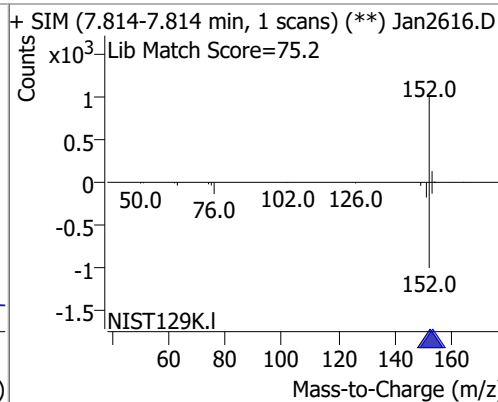
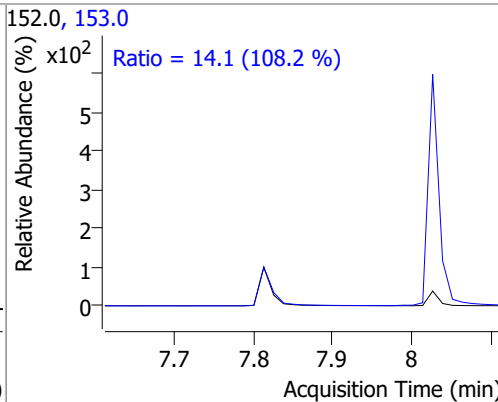
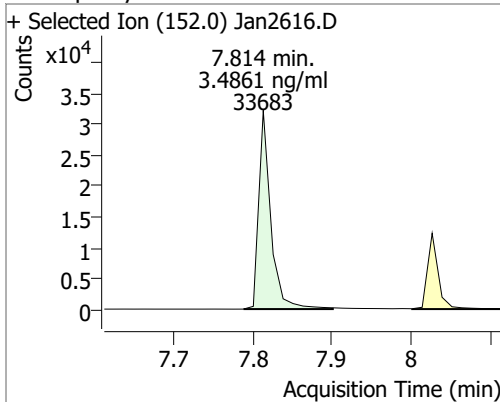
Compound	Conc.	RT	Dev(Min)	Resp.	QIon	QRatio	Lower	Upper
1-Methylnaphthalene	2.5743	6.88	0.00	13519	142.0	116.1	78.3	145.5
					115.0	72.3	53.4	99.2



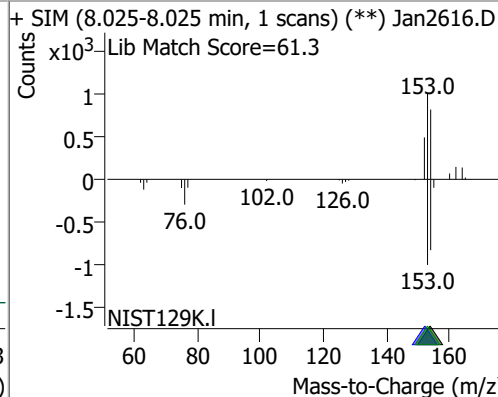
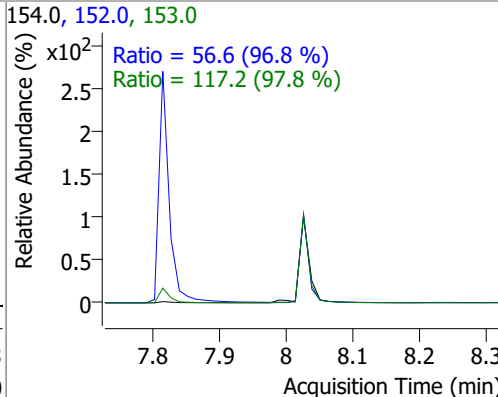
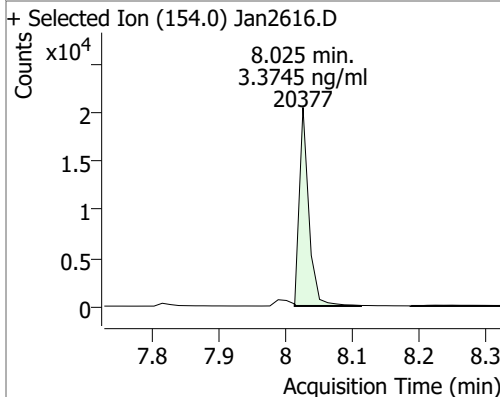
Compound	Conc.	RT	Dev(Min)	Resp.	QIon	QRatio	Lower	Upper
2-Fluorobiphenyl	3.7952	7.24	-0.01	31562	171.0	36.7	25.6	47.6



Compound	Conc.	RT	Dev(Min)	Resp.	QIon	QRatio	Lower	Upper
Acenaphthylene	3.4861	7.81	0.00	33683	153.0	14.1	9.1	17.0

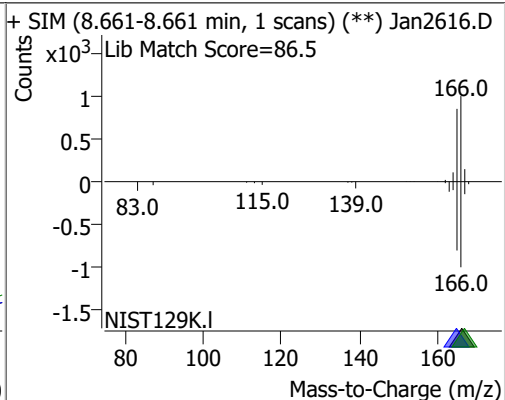
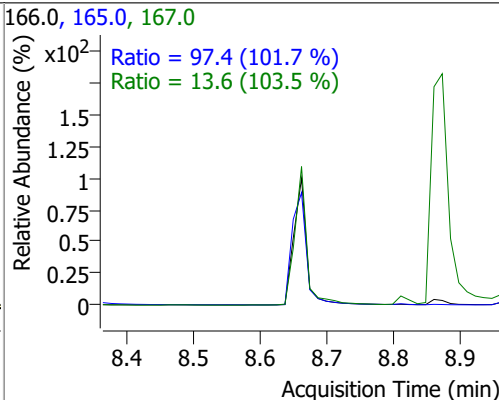
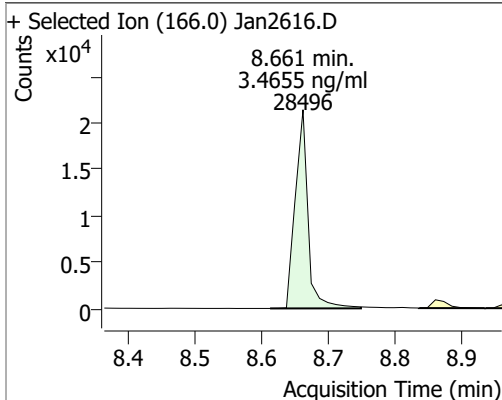


Compound	Conc.	RT	Dev(Min)	Resp.	QIon	QRatio	Lower	Upper
Acenaphthene	3.3745	8.03	0.00	20377	153.0	117.2	83.9	155.8
					152.0	56.6	40.9	76.0

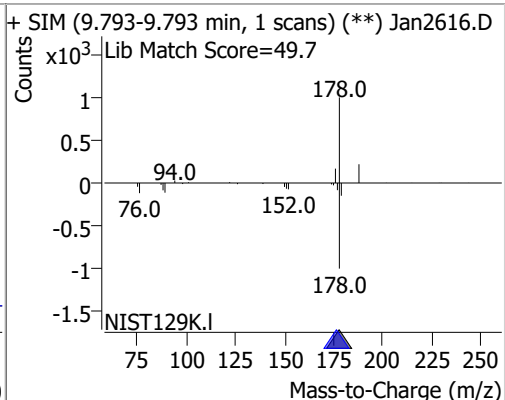
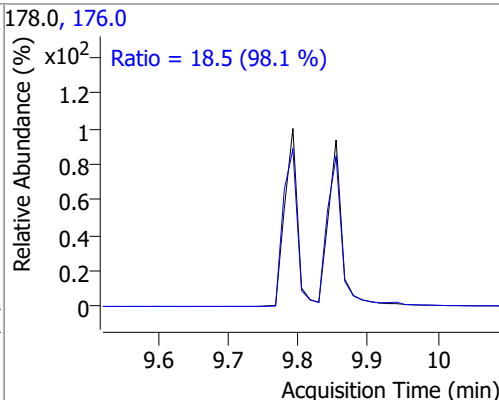
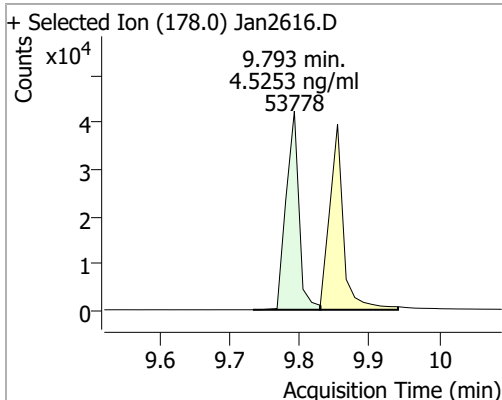


Quantitation Results Report (QT Reviewed)

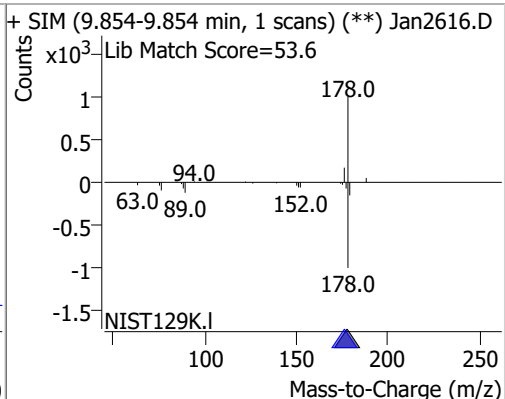
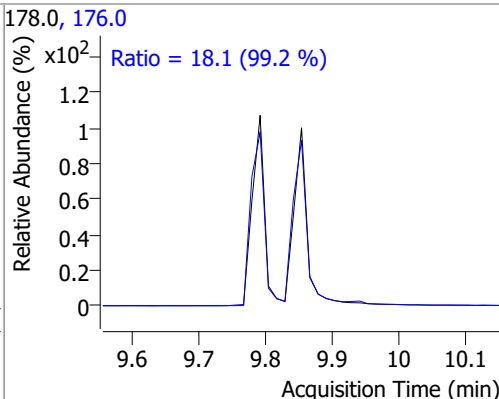
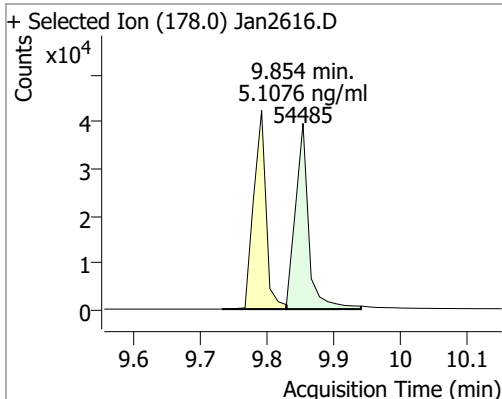
Compound	Conc.	RT	Dev(Min)	Resp.	QIon	QRatio	Lower	Upper
Fluorene	3.4655	8.66	0.00	28496	165.0	97.4	67.0	124.5
					167.0	13.6	9.2	17.1



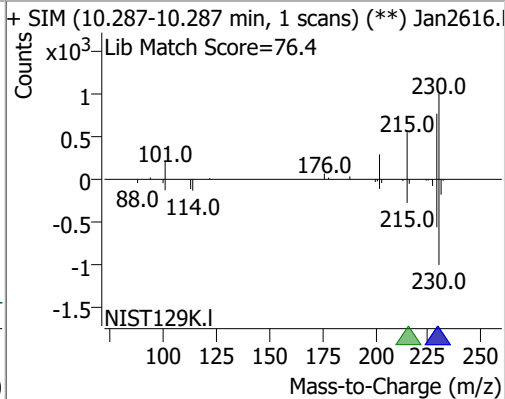
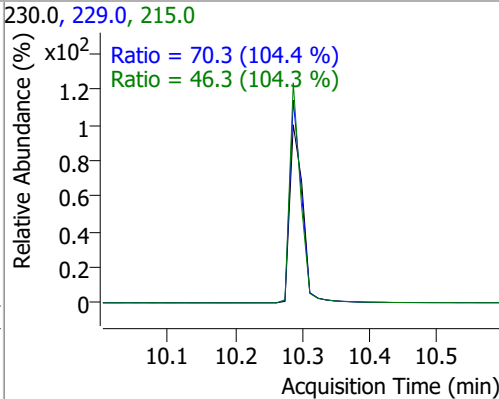
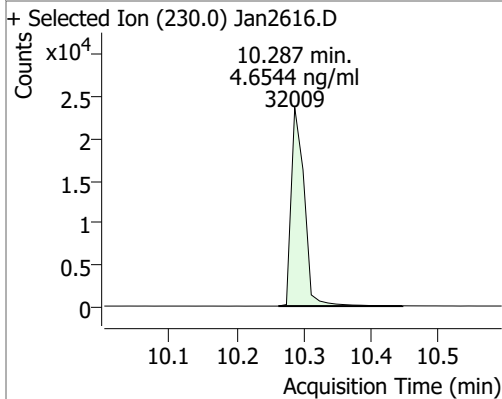
Compound	Conc.	RT	Dev(Min)	Resp.	QIon	QRatio	Lower	Upper
Phenanthrene	4.5253	9.79	0.00	53778	176.0	18.5	13.2	24.6



Compound	Conc.	RT	Dev(Min)	Resp.	QIon	QRatio	Lower	Upper
Anthracene	5.1076	9.85	0.00	54485	176.0	18.1	12.8	23.8

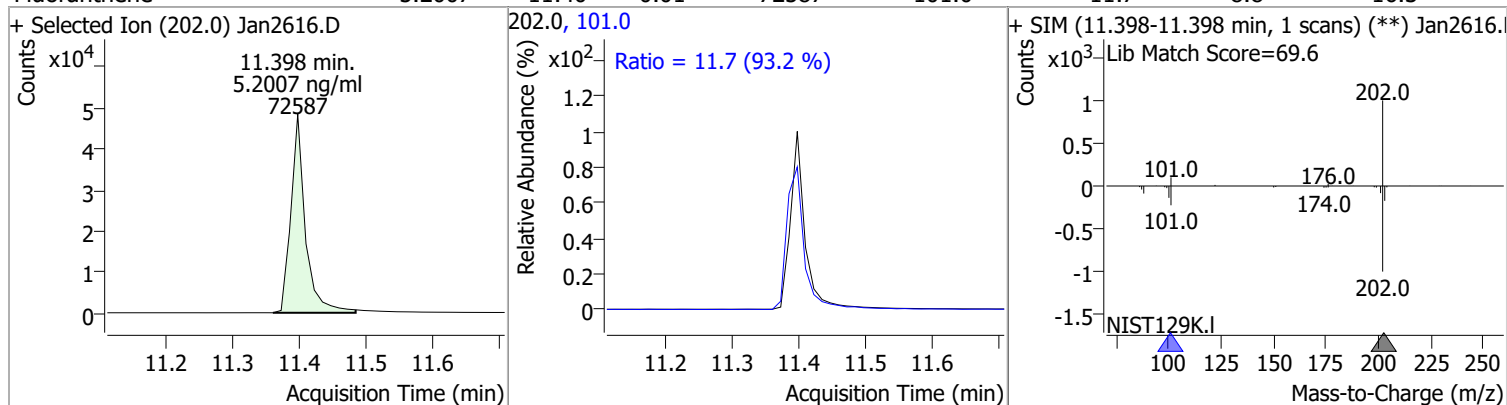


Compound	Conc.	RT	Dev(Min)	Resp.	QIon	QRatio	Lower	Upper
o-Terphenyl	4.6544	10.29	-0.01	32009	229.0	70.3	47.1	87.5
					215.0	46.3	31.1	57.7

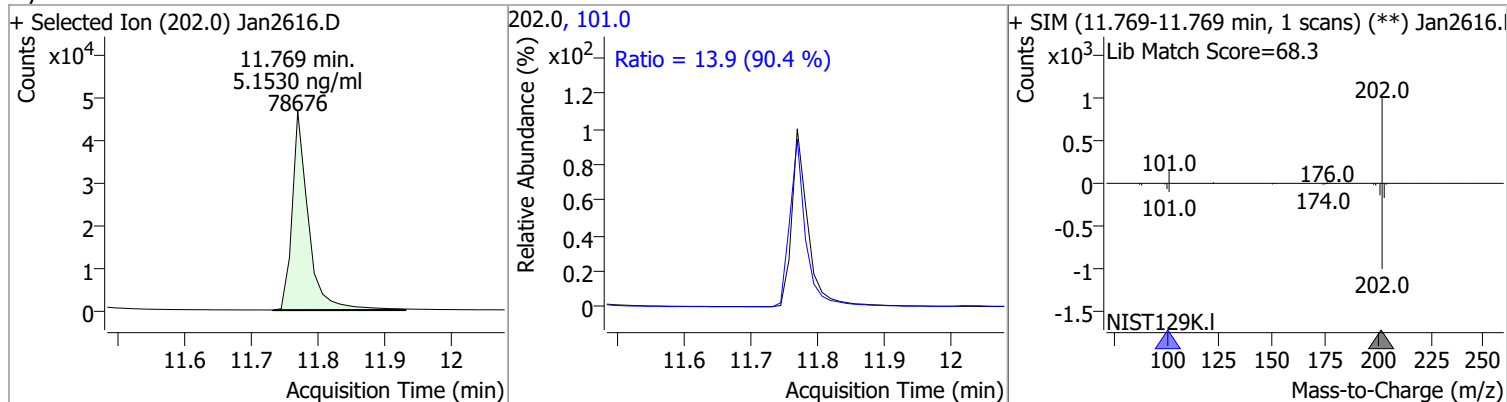


Quantitation Results Report (QT Reviewed)

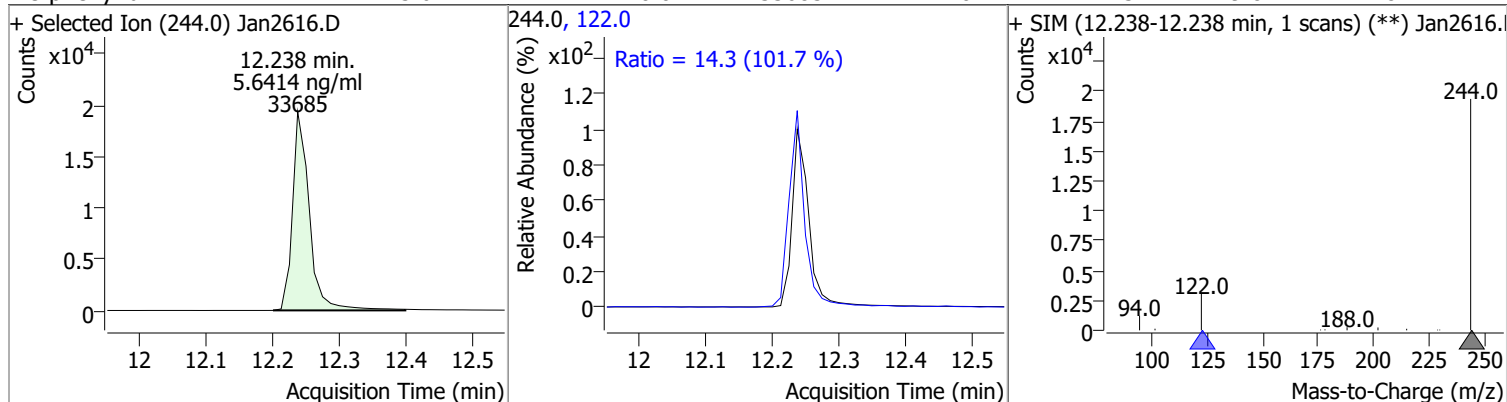
Compound	Conc.	RT	Dev(Min)	Resp.	QIon	QRatio	Lower	Upper
Fluoranthene	5.2007	11.40	-0.01	72587	101.0	11.7	8.8	16.3



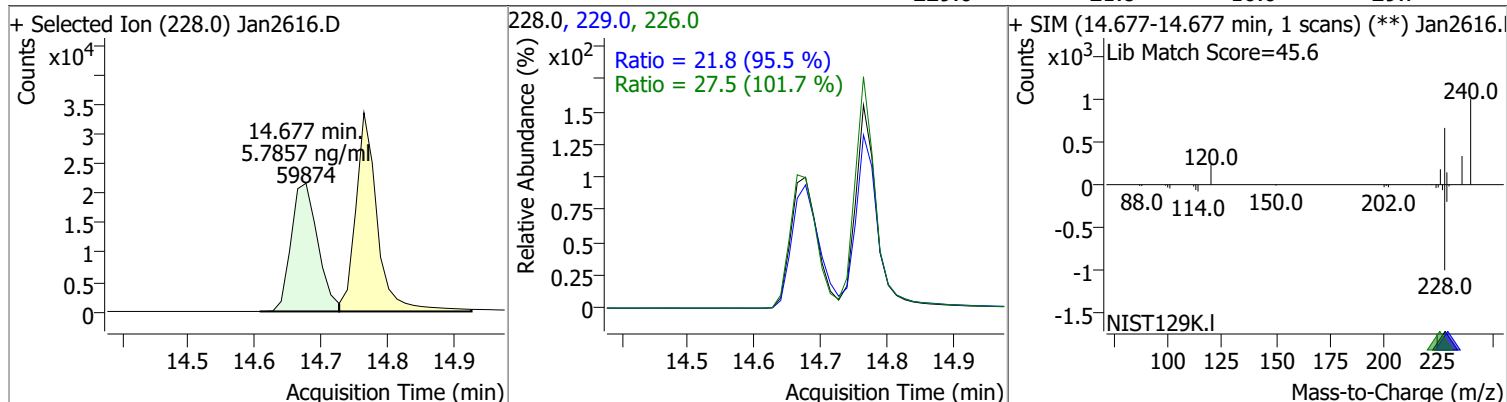
Compound	Conc.	RT	Dev(Min)	Resp.	QIon	QRatio	Lower	Upper
Pyrene	5.1530	11.77	-0.01	78676	101.0	13.9	10.8	20.0



Compound	Conc.	RT	Dev(Min)	Resp.	QIon	QRatio	Lower	Upper
Terphenyl-d14	5.6414	12.24	-0.01	33685	122.0	14.3	9.8	18.2

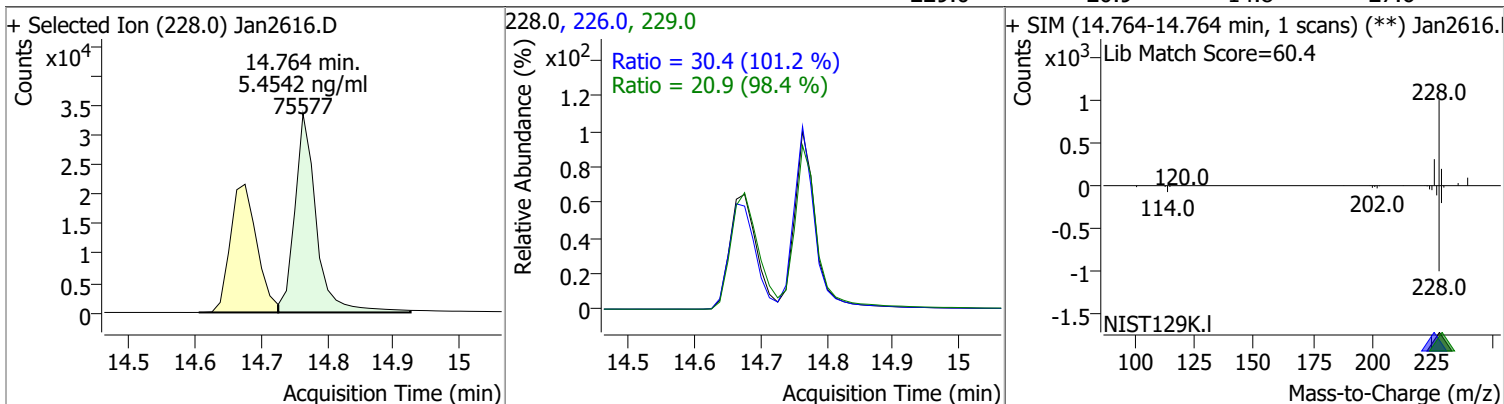


Compound	Conc.	RT	Dev(Min)	Resp.	QIon	QRatio	Lower	Upper
Benzo(a)Anthracene	5.7857	14.68	0.00	59874	226.0	27.5	19.0	35.2
					229.0	21.8	16.0	29.7

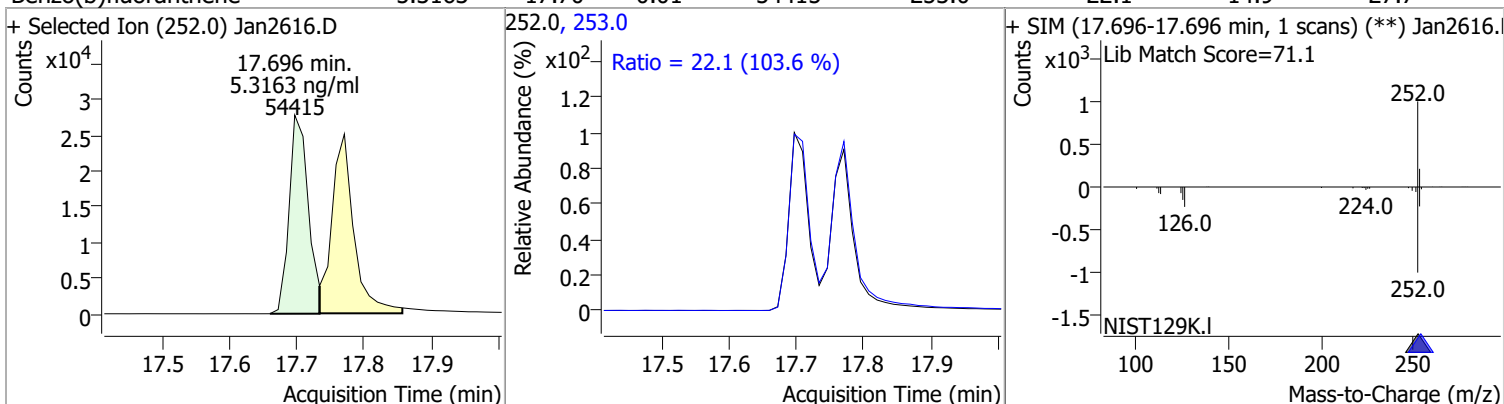


Quantitation Results Report (QT Reviewed)

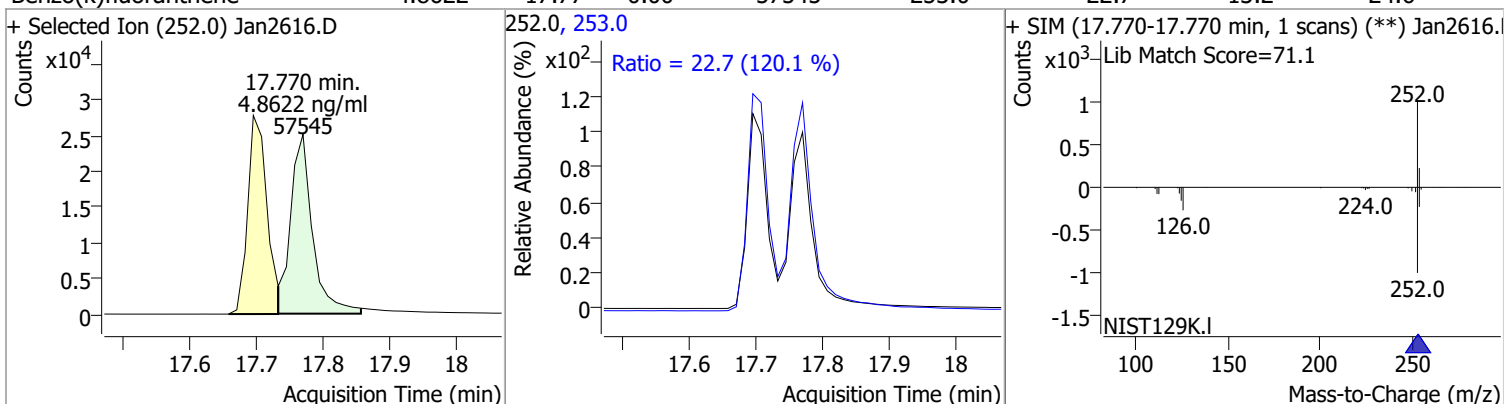
Compound	Conc.	RT	Dev(Min)	Resp.	QIon	QRatio	Lower	Upper
Chrysene	5.4542	14.76	0.00	75577	226.0	30.4	21.0	39.1
					229.0	20.9	14.8	27.6



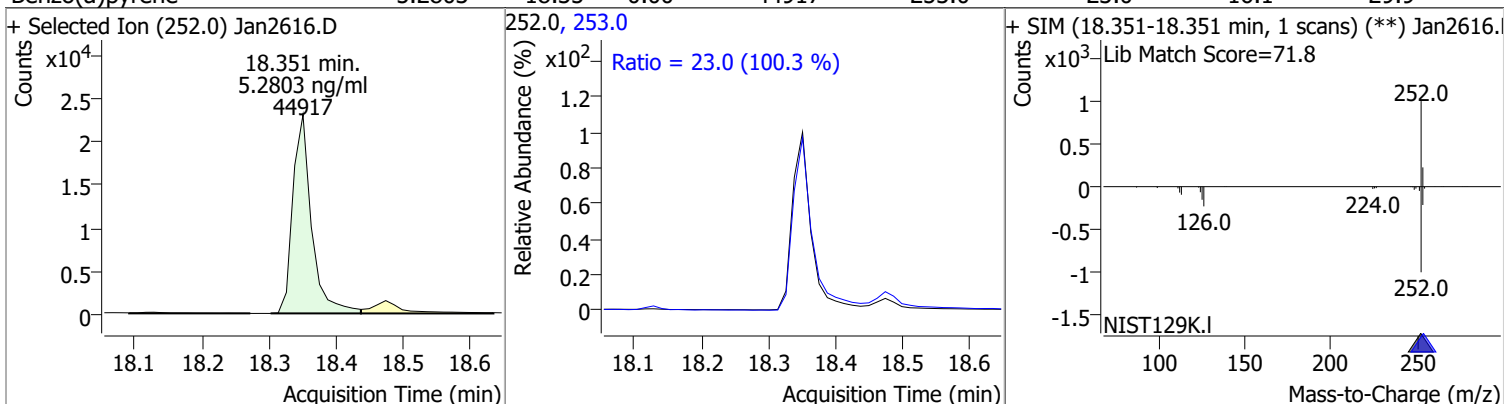
Compound	Conc.	RT	Dev(Min)	Resp.	QIon	QRatio	Lower	Upper
Benzo(b)fluoranthene	5.3163	17.70	-0.01	54415	253.0	22.1	14.9	27.7



Compound	Conc.	RT	Dev(Min)	Resp.	QIon	QRatio	Lower	Upper
Benzo(k)fluoranthene	4.8622	17.77	0.00	57545	253.0	22.7	13.2	24.6



Compound	Conc.	RT	Dev(Min)	Resp.	QIon	QRatio	Lower	Upper
Benzo(a)pyrene	5.2803	18.35	0.00	44917	253.0	23.0	16.1	29.9



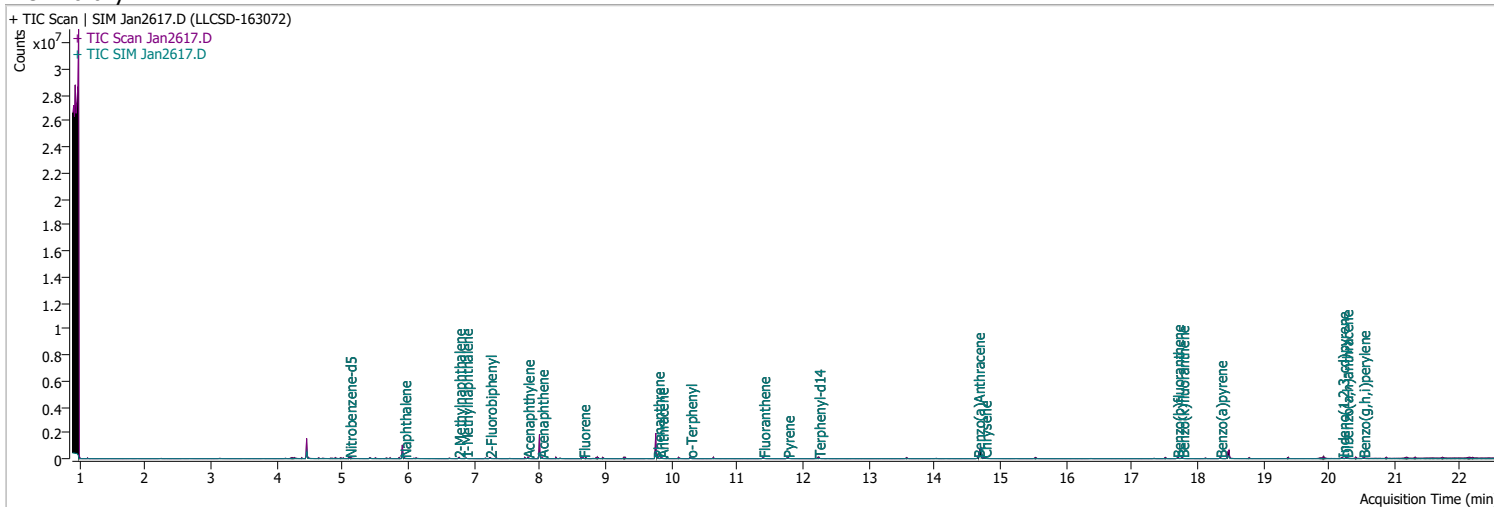
Quantitation Results Report (QT Reviewed)

Compound	Conc.	RT	Dev(Min)	Resp.	QIon	QRatio	Lower	Upper
Indeno(1,2,3-cd)pyrene	5.4261	20.20	-0.01	41441	138.0	20.5	15.7	29.1
<div style="display: flex; justify-content: space-between;"> <div style="width: 30%;"> <p>+ Selected Ion (276.0) Jan2616.D</p> </div> <div style="width: 30%;"> <p>276.0, 138.0</p> <p>Ratio = 20.5 (91.7 %)</p> </div> <div style="width: 30%;"> <p>+ SIM (20.204-20.204 min, 1 scans) (**) Jan2616.D</p> <p>Lib Match Score=79.2</p> </div> </div>								
Dibenzo(a,h)anthracene	5.6959	20.27	-0.01	48642	279.0	24.6	17.4	32.3
<div style="display: flex; justify-content: space-between;"> <div style="width: 30%;"> <p>+ Selected Ion (278.0) Jan2616.D</p> </div> <div style="width: 30%;"> <p>278.0, 279.0, 139.0</p> <p>Ratio = 24.6 (98.7 %)</p> <p>Ratio = 15.7 (89.4 %)</p> </div> <div style="width: 30%;"> <p>+ SIM (20.266-20.266 min, 1 scans) (**) Jan2616.D</p> <p>Lib Match Score=76.9</p> </div> </div>								
Benzo(g,h,i)perylene	5.2984	20.54	0.00	57184	277.0	24.1	17.3	32.2
<div style="display: flex; justify-content: space-between;"> <div style="width: 30%;"> <p>+ Selected Ion (276.0) Jan2616.D</p> </div> <div style="width: 30%;"> <p>276.0, 138.0, 277.0</p> <p>Ratio = 19.3 (94.0 %)</p> <p>Ratio = 24.1 (97.3 %)</p> </div> <div style="width: 30%;"> <p>+ SIM (20.538-20.538 min, 1 scans) (**) Jan2616.D</p> <p>Lib Match Score=79.2</p> </div> </div>								

Quantitation Results Report (QT Reviewed)

Data File	Jan2617.D	Operator	LIMS import
Acq. Method	5975BNASIM	Acq. Date-Time	1/27/2022 1:25:11 AM
Sample Name	LLCSD-163072	Instrument	GCMS
Vial	17	Multiplier	1.00
DA Method File	012522 ban SIM 2.batch.bin	Comment	SVOC-8270C-SIM-W-LLPAH
Tune File	dftppjph.u	Tune Date	
Batch Name	012622 bna SIM 1.batch.bin	Last Calib Update	1/27/2022 8:37:26 AM

Ref Library



Compound	RT	QIon	Resp.	Conc.	Units	Dev(Min)
Internal Standards						
M 1,4-Dichlorobenzene-d4	4.460	152.0	176087	40.0000	ng/ml	0.000
M Naphthalene-d8	5.916	136.0	333821	40.0000	ng/ml	0.000
M Acenaphthene-d10	8.001	164.0	206976	40.0000	ng/ml	0.000
M Phenanthrene-d10	9.768	188.0	440281	40.0000	ng/ml	0.000
M Chrysene-d12	14.702	240.0	353522	40.0000	ng/ml	0.000
M Perylene-d12	18.475	264.0	245187	40.0000	ng/ml	0.000
System Monitoring Compounds						
S Nitrobenzene-d5	5.106	82.0	20314	4.6442	ng/ml	-0.012
Spiked Amount: 5.000	Range: 19.0 - 102.0%		Recovery = 92.88%			
S 2-Fluorobiphenyl	7.240	172.0	29852	3.6781	ng/ml	-0.012
Spiked Amount: 5.000	Range: 25.0 - 94.0%		Recovery = 73.56%			
S o-Terphenyl	10.287	230.0	32092	4.8408	ng/ml	-0.012
Spiked Amount: 5.000	Range: 40.0 - 140.0%		Recovery = 96.82%			
S Terphenyl-d14	12.238	244.0	32384	5.5304	ng/ml	-0.012
Spiked Amount: 5.000	Range: 39.0 - 106.0%		Recovery = 110.61%		*	
Target Compounds						
T Naphthalene	5.941	128.0	21744	2.5286	ng/ml	95
T 2-Methylnaphthalene	6.765	141.0	14675	2.8264	ng/ml	81
T 1-Methylnaphthalene	6.877	141.0	14437	2.7446	ng/ml	97
T Acenaphthylene	7.814	152.0	35165	3.7227	ng/ml	99
T Acenaphthene	8.025	154.0	20886	3.5522	ng/ml	98
T Fluorene	8.661	166.0	30542	3.8140	ng/ml	95
T Phenanthrene	9.793	178.0	54889	4.7876	ng/ml	100
T Anthracene	9.854	178.0	54626	5.3378	ng/ml	98
T Fluoranthene	11.398	202.0	72193	5.3649	ng/ml	99
T Pyrene	11.769	202.0	78184	5.2163	ng/ml	97
T Benzo(a)Anthracene	14.664	228.0	58514	5.7636	ng/ml	98
T Chrysene	14.764	228.0	73810	5.4279	ng/ml	100
T Benzo(b)fluoranthene	17.696	252.0	51438	5.1243	ng/ml	98

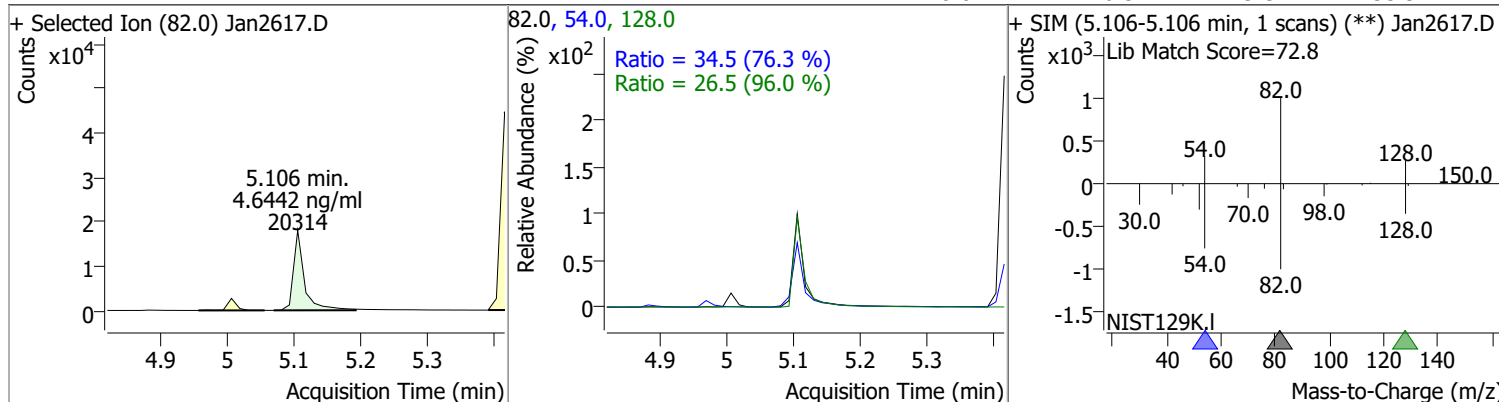
Quantitation Results Report (QT Reviewed)

Compound	RT	QIon	Resp.	Conc.	Units	Dev(Min)
T Benzo(k)fluoranthene	17.770	252.0	54424	4.6739	ng/ml	93
T Benzo(a)pyrene	18.351	252.0	41563	4.9888	ng/ml	99
T Indeno(1,2,3-cd)pyrene	20.204	276.0	38826	5.1887	ng/ml	94
T Dibenzo(a,h)anthracene	20.266	278.0	46167	5.4997	ng/ml	98
T Benzo(g,h,i)perylene	20.526	276.0	55896	5.2609	ng/ml	96

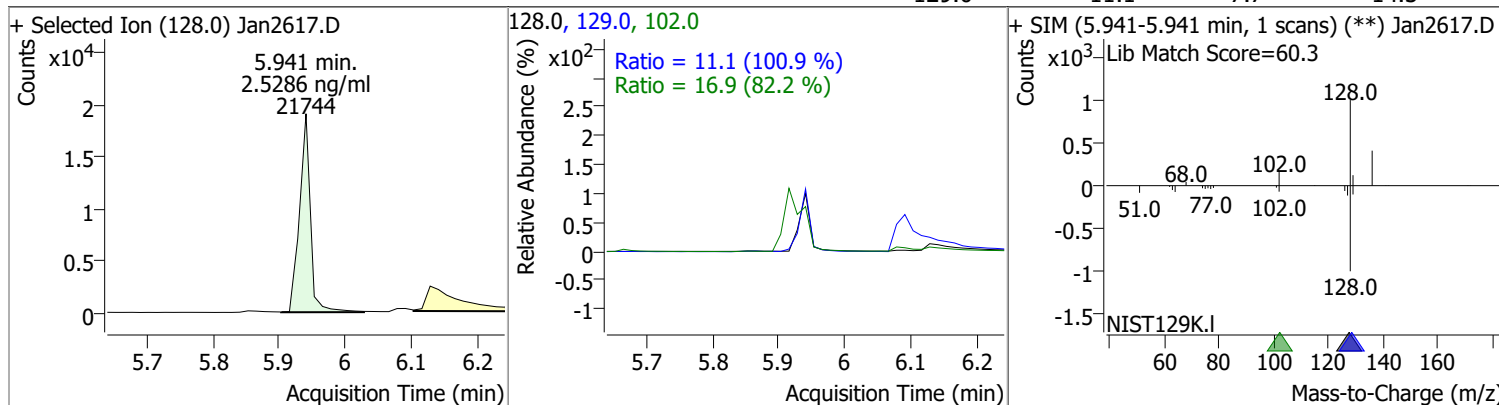
(#) = Qualifier Out of Range; (m) = Manual Integration; (+) = Area Summed; (*) = Surrogate Percent Recovery Out of Range; (d): Zeroed Peak

Quantitation Results Report (QT Reviewed)

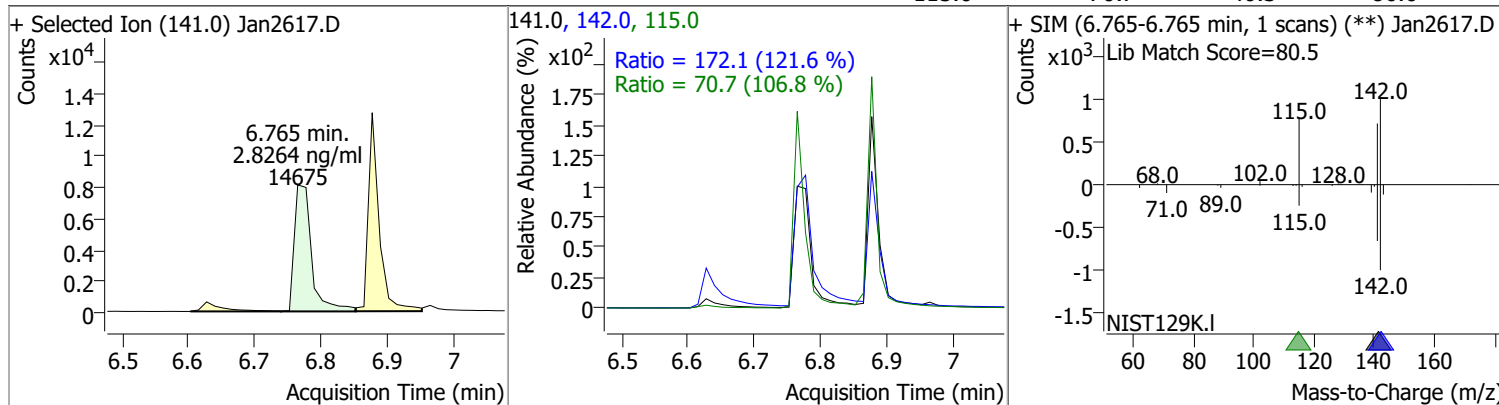
Compound	Conc.	RT	Dev(Min)	Resp.	QIon	QRatio	Lower	Upper
Nitrobenzene-d5	4.6442	5.11	-0.01	20314	54.0 128.0	34.5 26.5	31.6 19.3	58.8 35.9



Compound	Conc.	RT	Dev(Min)	Resp.	QIon	QRatio	Lower	Upper
Naphthalene	2.5286	5.94	0.00	21744	102.0 129.0	16.9 11.1	0.0 7.7	61.8 14.3

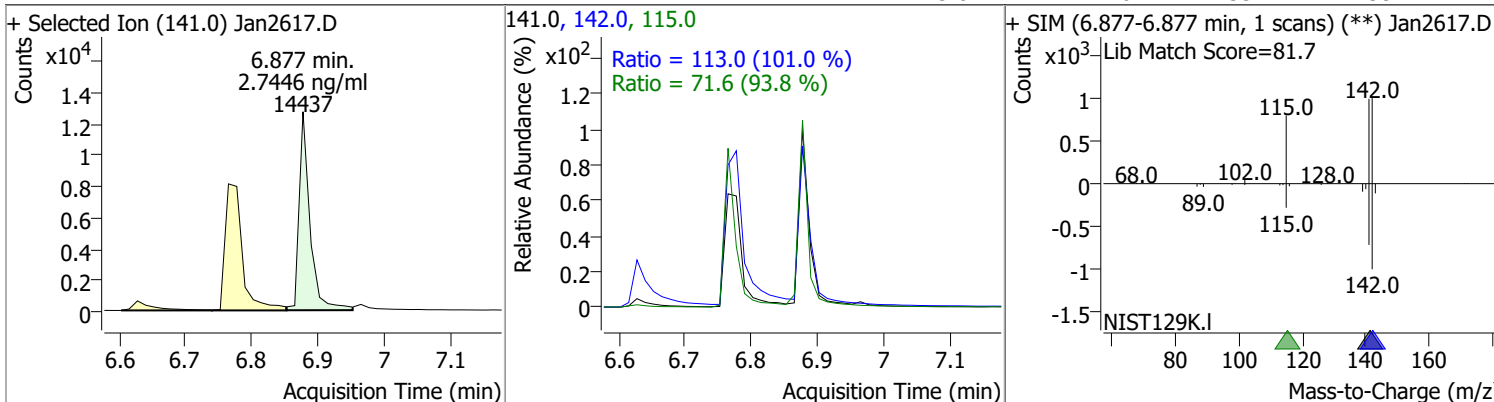


Compound	Conc.	RT	Dev(Min)	Resp.	QIon	QRatio	Lower	Upper
2-Methylnaphthalene	2.8264	6.76	-0.01	14675	142.0 115.0	172.1 70.7	99.1 46.3	184.0 86.0

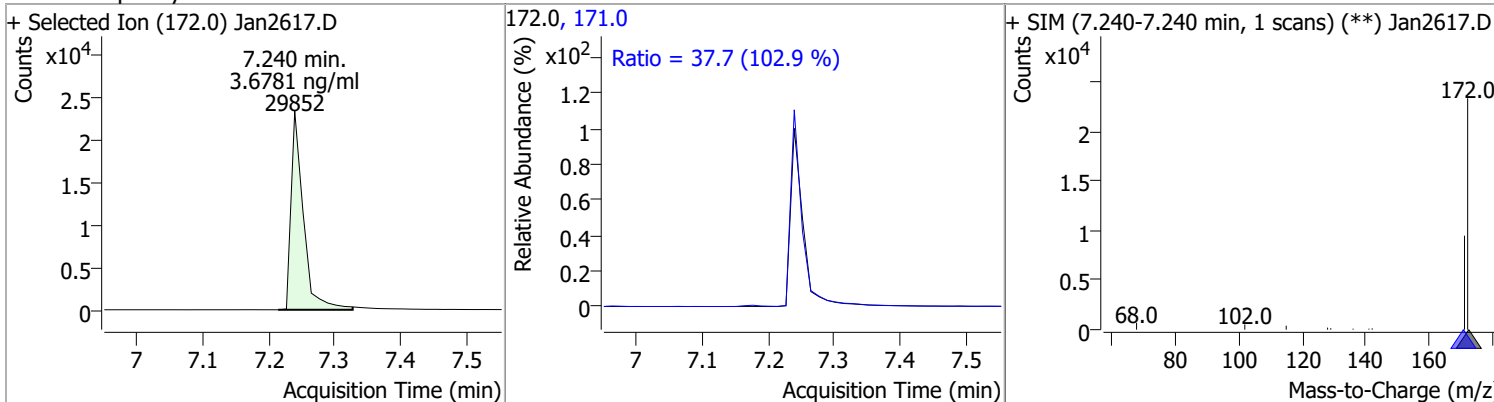


Quantitation Results Report (QT Reviewed)

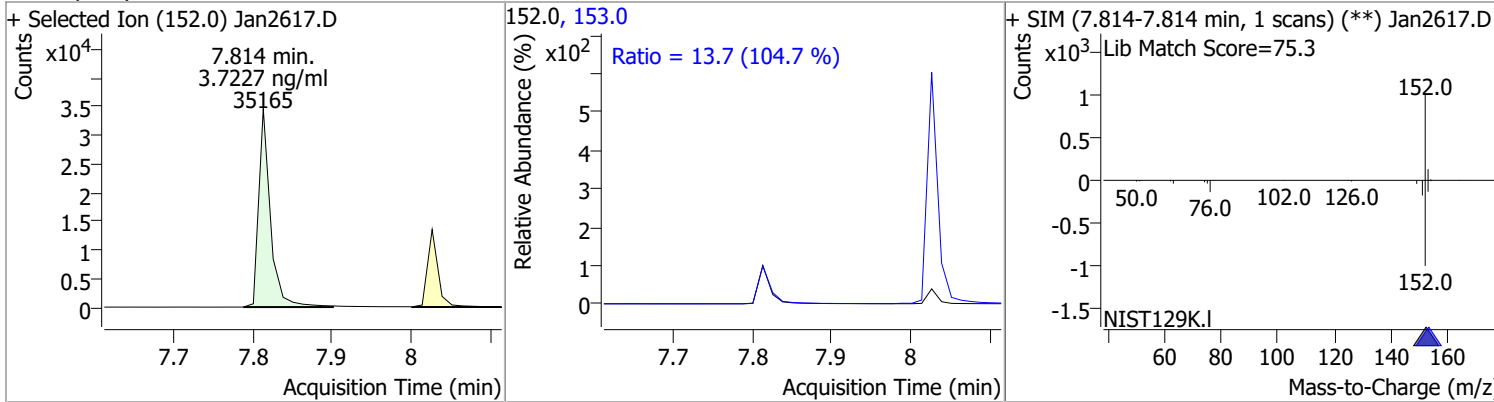
Compound	Conc.	RT	Dev(Min)	Resp.	QIon	QRatio	Lower	Upper
1-Methylnaphthalene	2.7446	6.88	0.00	14437	142.0 115.0	113.0 71.6	78.3 53.4	145.5 99.2



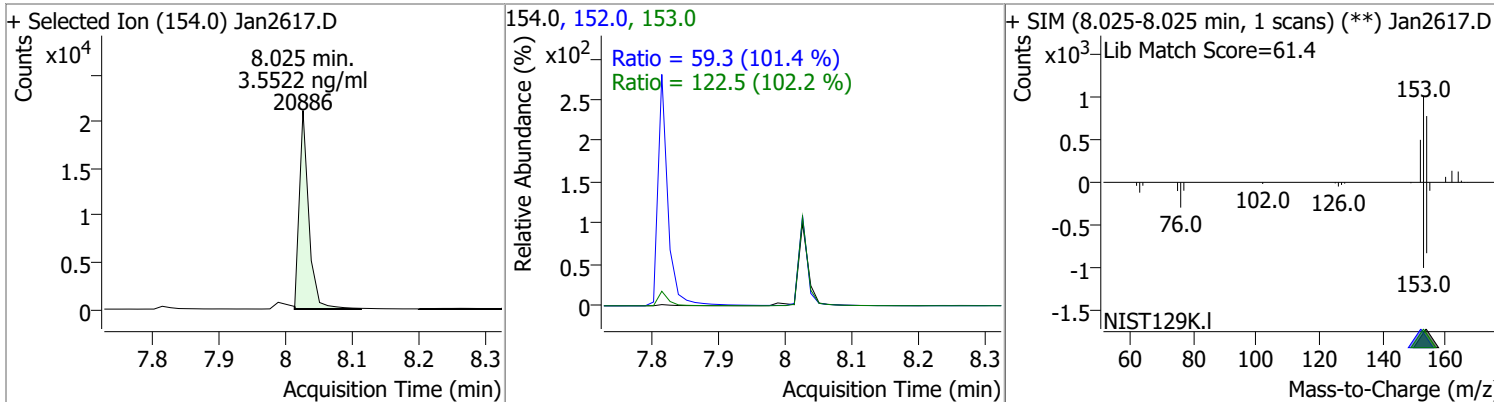
Compound	Conc.	RT	Dev(Min)	Resp.	QIon	QRatio	Lower	Upper
2-Fluorobiphenyl	3.6781	7.24	-0.01	29852	171.0	37.7	25.6	47.6



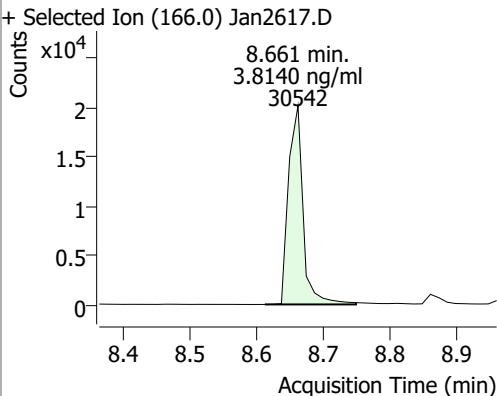
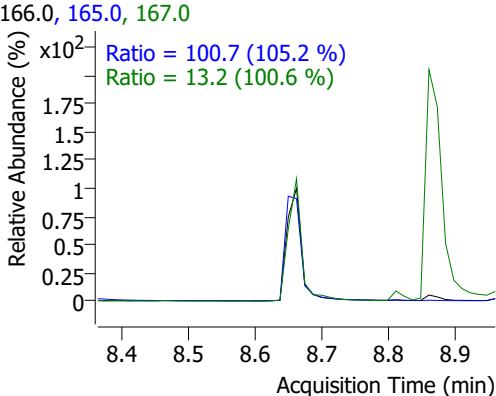
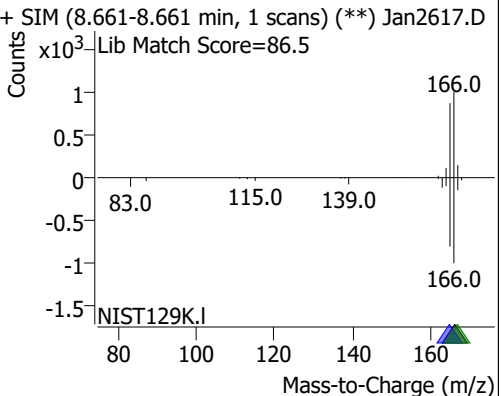
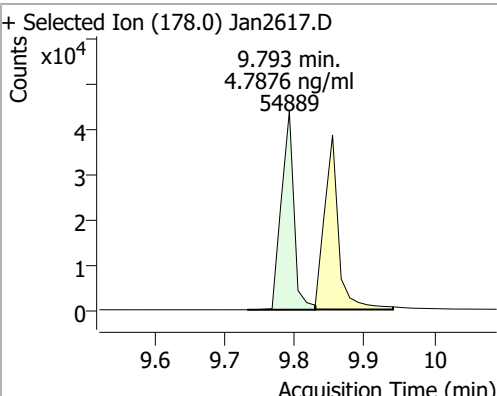
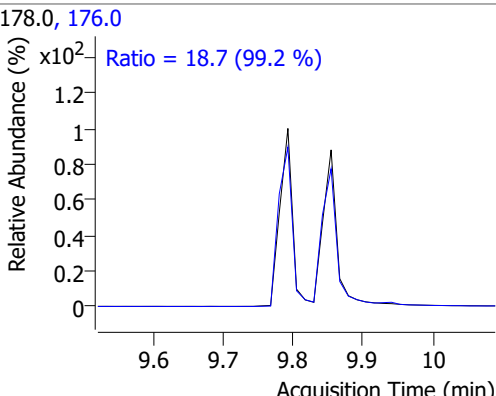
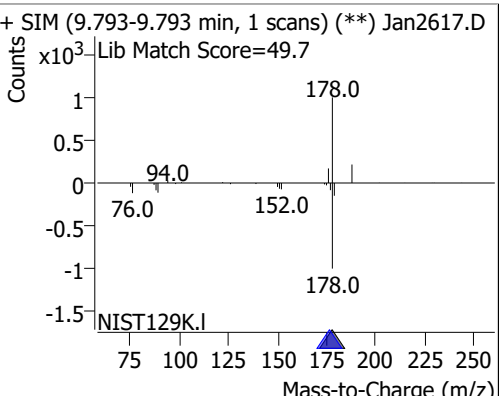
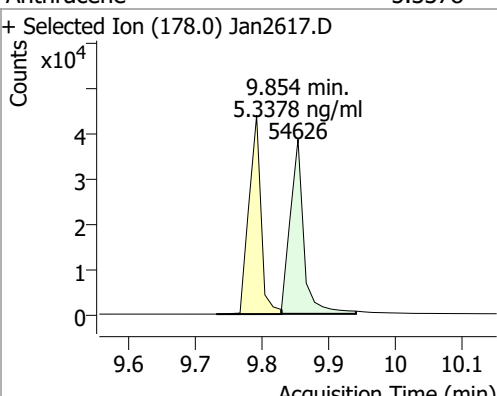
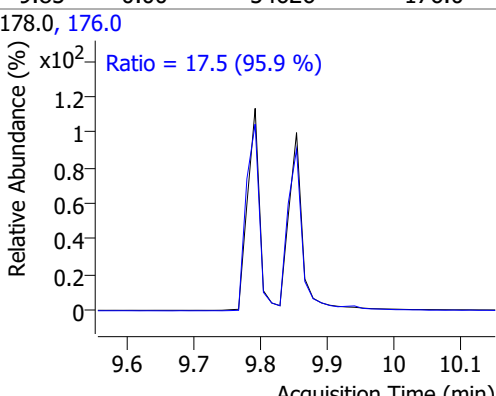
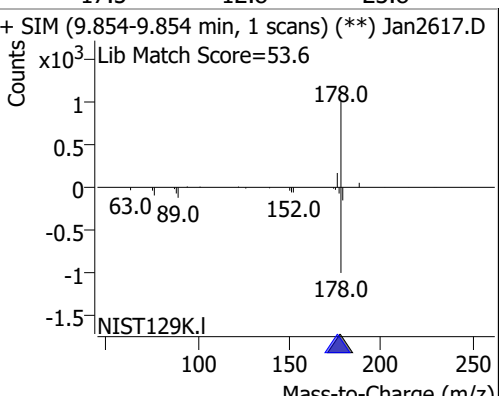
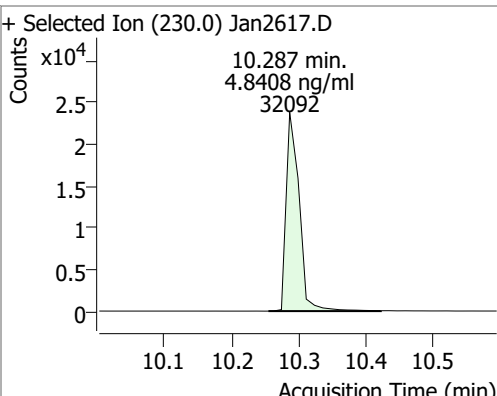
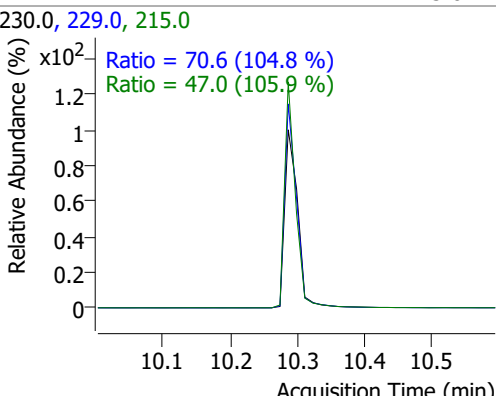
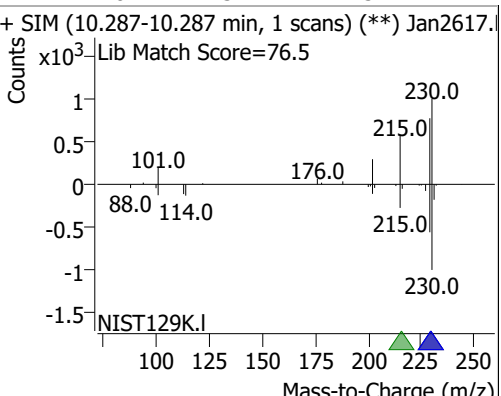
Compound	Conc.	RT	Dev(Min)	Resp.	QIon	QRatio	Lower	Upper
Acenaphthylene	3.7227	7.81	0.00	35165	153.0	13.7	9.1	17.0



Compound	Conc.	RT	Dev(Min)	Resp.	QIon	QRatio	Lower	Upper
Acenaphthene	3.5522	8.03	0.00	20886	153.0 152.0	122.5 59.3	83.9 40.9	155.8 76.0

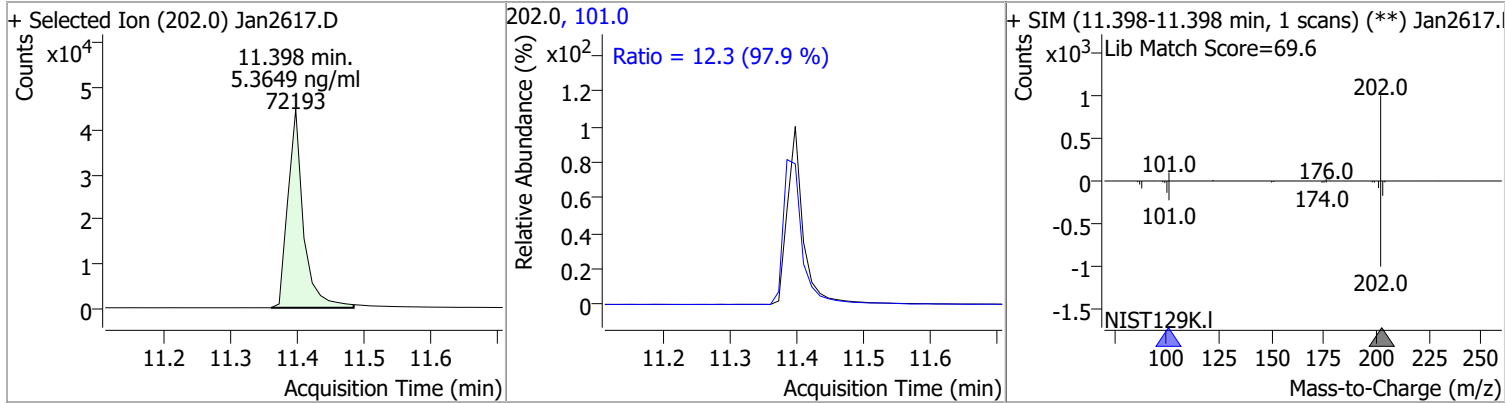


Quantitation Results Report (QT Reviewed)

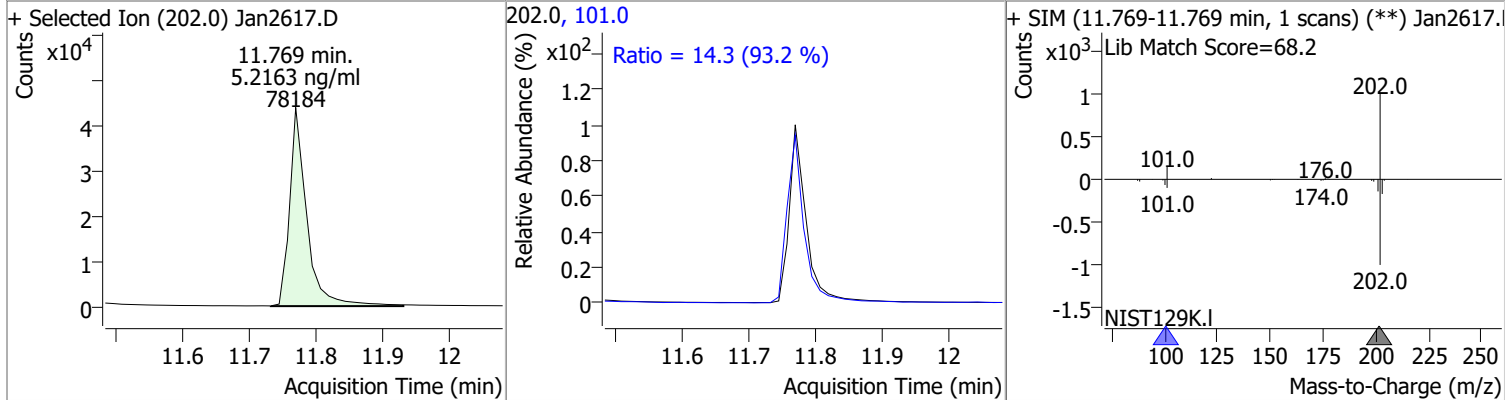
Compound	Conc.	RT	Dev(Min)	Resp.	QIon	QRatio	Lower	Upper
Fluorene	3.8140	8.66	0.00	30542	165.0 167.0	100.7 13.2	67.0 9.2	124.5 17.1
+ Selected Ion (166.0) Jan2617.D 			166.0, 165.0, 167.0 			+ SIM (8.661-8.661 min, 1 scans) (**) Jan2617.D Lib Match Score=86.5 		
Phenanthrene	4.7876	9.79	0.00	54889	176.0	18.7	13.2	24.6
+ Selected Ion (178.0) Jan2617.D 			178.0, 176.0 			+ SIM (9.793-9.793 min, 1 scans) (**) Jan2617.D Lib Match Score=49.7 		
Anthracene	5.3378	9.85	0.00	54626	176.0	17.5	12.8	23.8
+ Selected Ion (178.0) Jan2617.D 			178.0, 176.0 			+ SIM (9.854-9.854 min, 1 scans) (**) Jan2617.D Lib Match Score=53.6 		
o-Terphenyl	4.8408	10.29	-0.01	32092	229.0 215.0	70.6 47.0	47.1 31.1	87.5 57.7
+ Selected Ion (230.0) Jan2617.D 			230.0, 229.0, 215.0 			+ SIM (10.287-10.287 min, 1 scans) (**) Jan2617.D Lib Match Score=76.5 		

Quantitation Results Report (QT Reviewed)

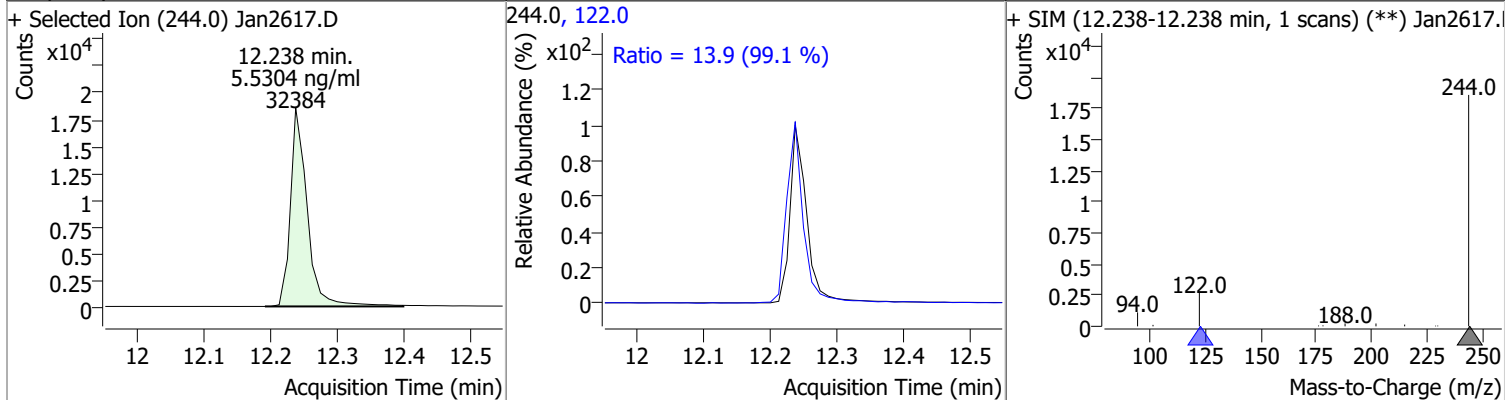
Compound	Conc.	RT	Dev(Min)	Resp.	QIon	QRatio	Lower	Upper
Fluoranthene	5.3649	11.40	-0.01	72193	101.0	12.3	8.8	16.3



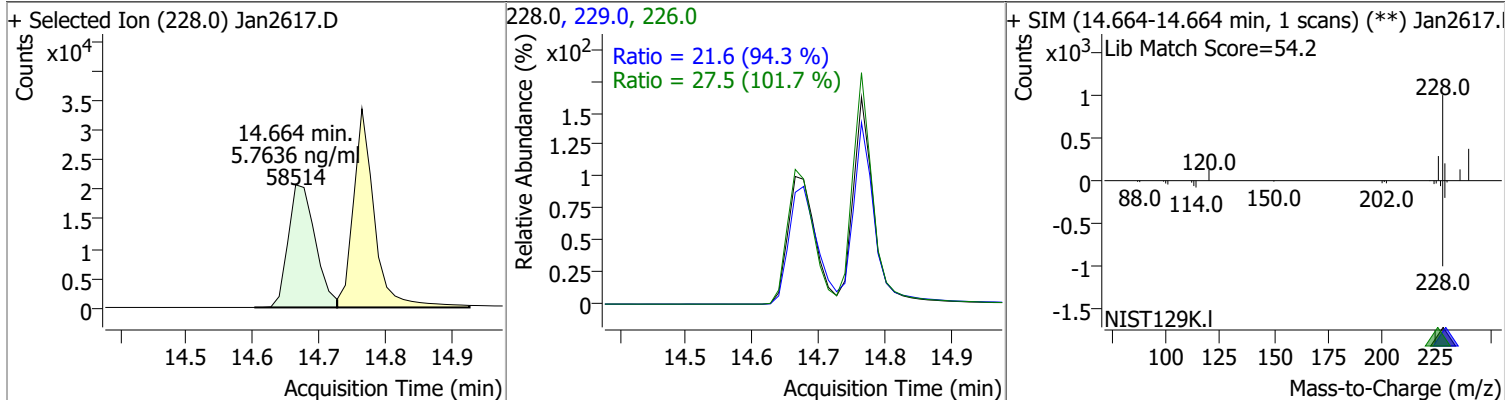
Compound	Conc.	RT	Dev(Min)	Resp.	QIon	QRatio	Lower	Upper
Pyrene	5.2163	11.77	-0.01	78184	101.0	14.3	10.8	20.0



Compound	Conc.	RT	Dev(Min)	Resp.	QIon	QRatio	Lower	Upper
Terphenyl-d14	5.5304	12.24	-0.01	32384	122.0	13.9	9.8	18.2

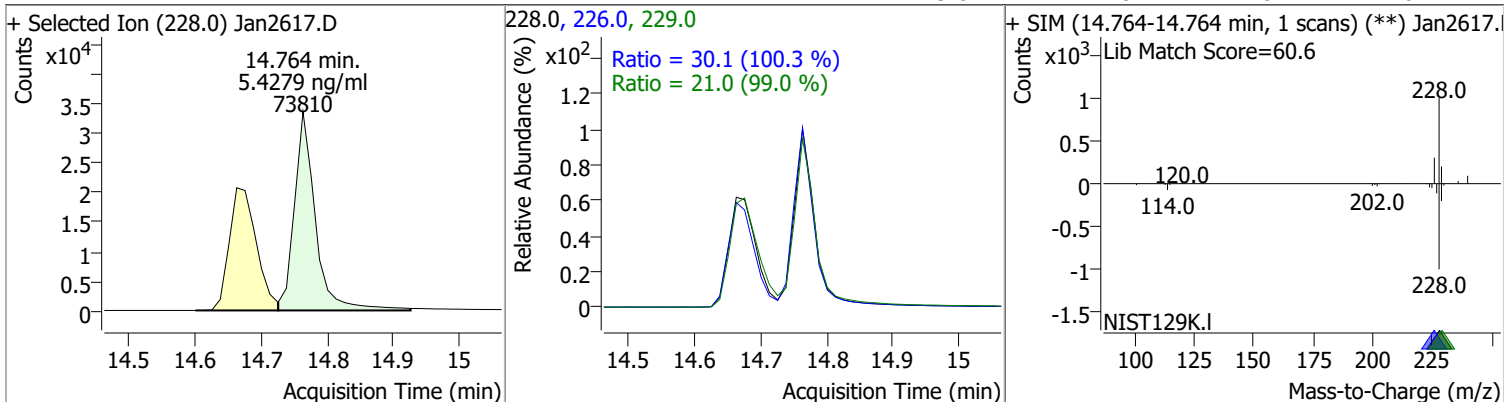


Compound	Conc.	RT	Dev(Min)	Resp.	QIon	QRatio	Lower	Upper
Benzo(a)Anthracene	5.7636	14.66	-0.01	58514	226.0	27.5	19.0	35.2
					229.0	21.6	16.0	29.7

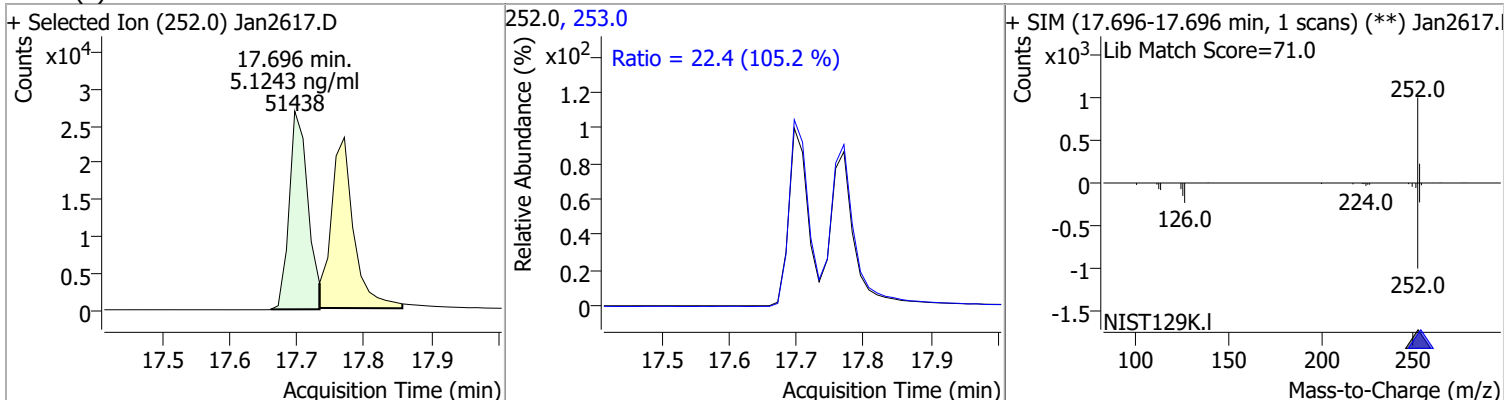


Quantitation Results Report (QT Reviewed)

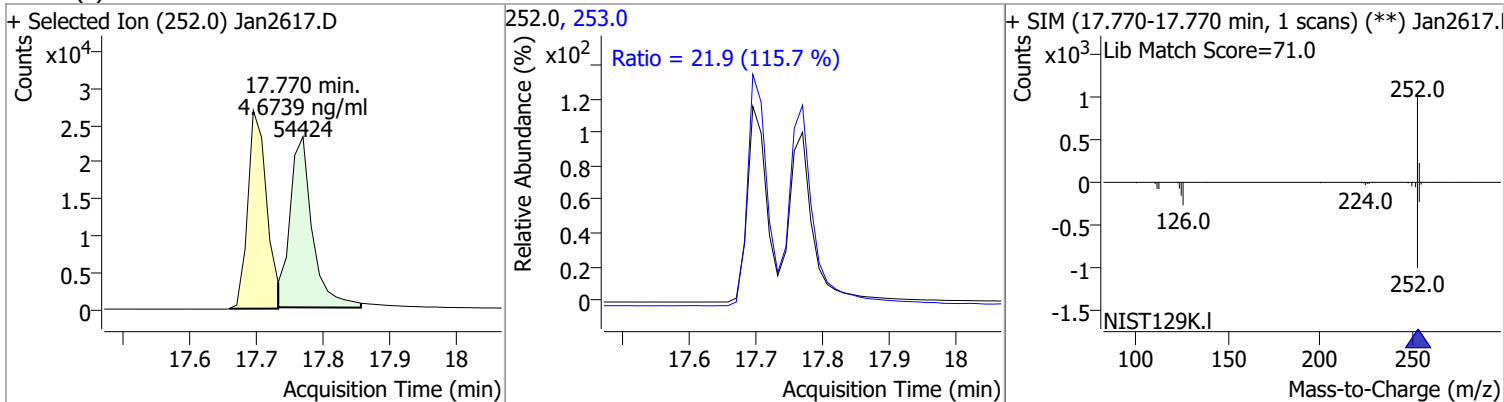
Compound	Conc.	RT	Dev(Min)	Resp.	QIon	QRatio	Lower	Upper
Chrysene	5.4279	14.76	0.00	73810	226.0 229.0	30.1 21.0	21.0 14.8	39.1 27.6



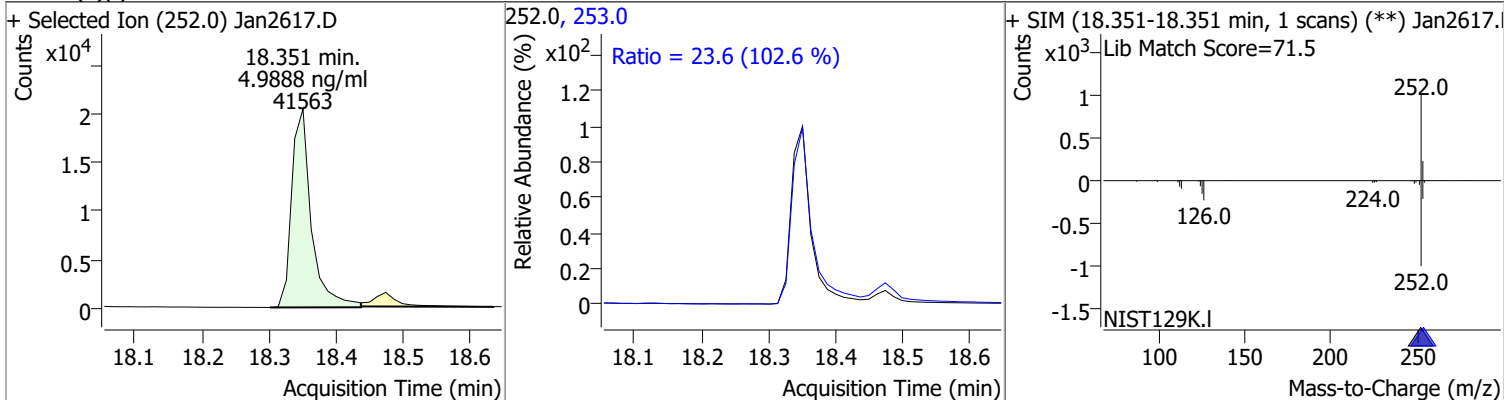
Compound	Conc.	RT	Dev(Min)	Resp.	QIon	QRatio	Lower	Upper
Benzo(b)fluoranthene	5.1243	17.70	-0.01	51438	253.0	22.4	14.9	27.7



Compound	Conc.	RT	Dev(Min)	Resp.	QIon	QRatio	Lower	Upper
Benzo(k)fluoranthene	4.6739	17.77	0.00	54424	253.0	21.9	13.2	24.6



Compound	Conc.	RT	Dev(Min)	Resp.	QIon	QRatio	Lower	Upper
Benzo(a)pyrene	4.9888	18.35	0.00	41563	253.0	23.6	16.1	29.9



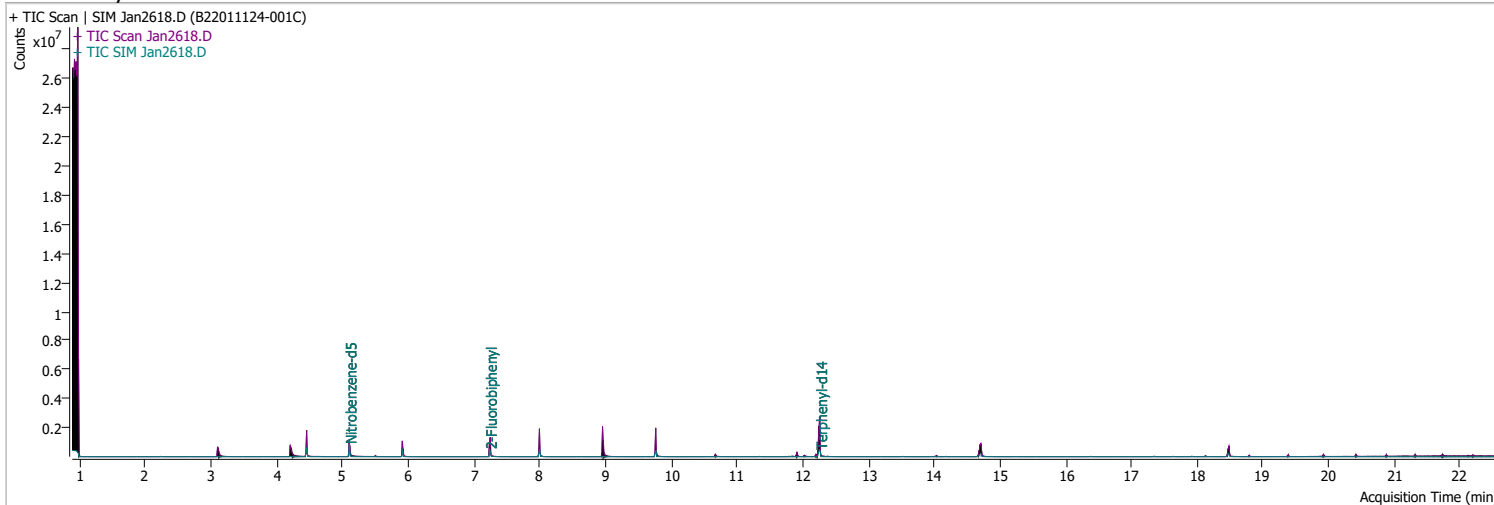
Quantitation Results Report (QT Reviewed)

Compound	Conc.	RT	Dev(Min)	Resp.	QIon	QRatio	Lower	Upper
Indeno(1,2,3-cd)pyrene	5.1887	20.20	-0.01	38826	138.0	19.4	15.7	29.1
<div style="display: flex; justify-content: space-between;"> <div style="width: 30%;"> <p>+ Selected Ion (276.0) Jan2617.D</p> </div> <div style="width: 30%;"> <p>276.0, 138.0</p> </div> <div style="width: 30%;"> <p>+ SIM (20.204-20.204 min, 1 scans) (**) Jan2617.D</p> <p>Lib Match Score=78.9</p> </div> </div>								
Dibenzo(a,h)anthracene	5.4997	20.27	-0.01	46167	279.0	25.1	17.4	32.3
<div style="display: flex; justify-content: space-between;"> <div style="width: 30%;"> <p>+ Selected Ion (278.0) Jan2617.D</p> </div> <div style="width: 30%;"> <p>278.0, 279.0, 139.0</p> </div> <div style="width: 30%;"> <p>+ SIM (20.266-20.266 min, 1 scans) (**) Jan2617.D</p> <p>Lib Match Score=77.2</p> </div> </div>								
Benzo(g,h,i)perylene	5.2609	20.53	-0.01	55896	277.0	22.7	17.3	32.2
<div style="display: flex; justify-content: space-between;"> <div style="width: 30%;"> <p>+ Selected Ion (276.0) Jan2617.D</p> </div> <div style="width: 30%;"> <p>276.0, 138.0, 277.0</p> </div> <div style="width: 30%;"> <p>+ SIM (20.526-20.526 min, 1 scans) (**) Jan2617.D</p> <p>Lib Match Score=78.7</p> </div> </div>								

Quantitation Results Report (QT Reviewed)

Data File	Jan2618.D	Operator	LIMS import
Acq. Method	5975BNASIM	Acq. Date-Time	1/27/2022 1:57:29 AM
Sample Name	B22011124-001C	Instrument	GCMS
Vial	18	Multiplier	1.00
DA Method File	012522 ban SIM 2.batch.bin	Comment	SVOC-8270C-SIM-W-LLPAH
Tune File	dftppjph.u	Tune Date	
Batch Name	012622 bna SIM 1.batch.bin	Last Calib Update	1/27/2022 8:37:26 AM

Ref Library



Compound	RT	QIon	Resp.	Conc.	Units	Dev(Min)
Internal Standards						
M 1,4-Dichlorobenzene-d4	4.460	152.0	205508	40.0000	ng/ml	0.000
M Naphthalene-d8	5.916	136.0	359086	40.0000	ng/ml	0.000
M Acenaphthene-d10	8.001	164.0	219453	40.0000	ng/ml	0.000
M Phenanthrene-d10	9.768	188.0	487565	40.0000	ng/ml	0.000
M Chrysene-d12	14.702	240.0	383588	40.0000	ng/ml	0.000
M Perylene-d12	18.475	264.0	268345	40.0000	ng/ml	0.000
System Monitoring Compounds						
S Nitrobenzene-d5	5.106	82.0	522446	42.6956	ng/ml	-0.012
Spiked Amount: 5.000	Range: 19.0 - 102.0%			Recovery = 853.91%		*
S 2-Fluorobiphenyl	7.240	172.0	494612	50.8097	ng/ml	-0.012
Spiked Amount: 5.000	Range: 25.0 - 94.0%			Recovery = 1016.19%		*
S o-Terphenyl	0.000		0	N.D.		
Spiked Amount: 5.000	Range: 40.0 - 140.0%			Recovery = NA%		
S Terphenyl-d14	12.263	244.0	743801	77.8975	ng/ml	0.012
Spiked Amount: 5.000	Range: 39.0 - 106.0%			Recovery = 1557.95%		*
Target Compounds						
T Naphthalene	0.000		0	N.D.		
T 2-Methylnaphthalene	0.000		0	N.D.		
T 1-Methylnaphthalene	0.000		0	N.D.		
T Acenaphthylene	0.000		0	N.D.		
T Acenaphthene	8.026	154.0	0		ng/ml	md 1
T Fluorene	8.960	166.0	0		ng/ml	md 1
T Phenanthrene	0.000		0	N.D.		
T Anthracene	0.000		0	N.D.		
T Fluoranthene	0.000		0	N.D.		
T Pyrene	0.000		0	N.D.		
T Benzo(a)Anthracene	14.702	228.0	0		ng/ml	md 1
T Chrysene	14.702	228.0	0		ng/ml	md 1
T Benzo(b)fluoranthene	0.000		0	N.D.		

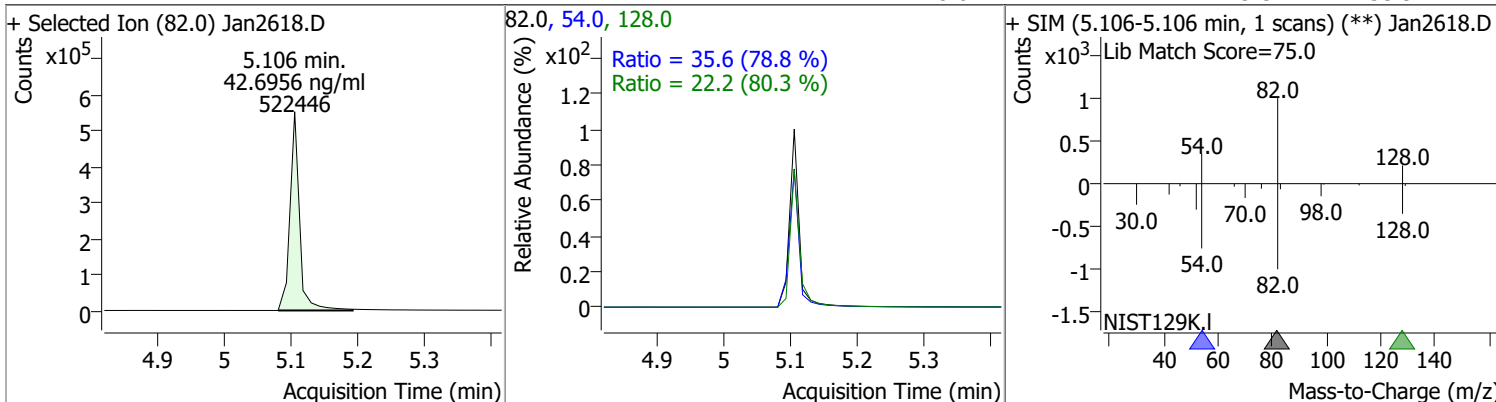
Quantitation Results Report (QT Reviewed)

Compound	RT	QIon	Resp.	Conc.	Units	Dev(Min)
T Benzo(k)fluoranthene	0.000		0	N.D.		
T Benzo(a)pyrene	18.475	252.0	0		ng/ml	md 1
T Indeno(1,2,3-cd)pyrene	0.000		0	N.D.		
T Dibenzo(a,h)anthracene	0.000		0	N.D.		
T Benzo(g,h,i)perylene	0.000		0	N.D.		

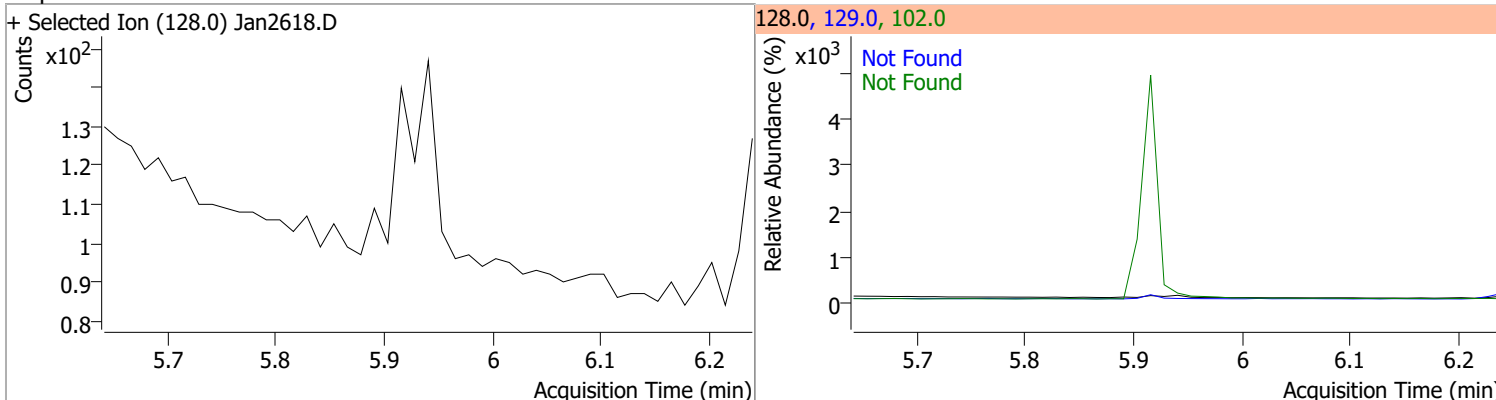
(#) = Qualifier Out of Range; (m) = Manual Integration; (+) = Area Summed; (*) = Surrogate Percent Recovery Out of Range; (d): Zeroed Peak

Quantitation Results Report (QT Reviewed)

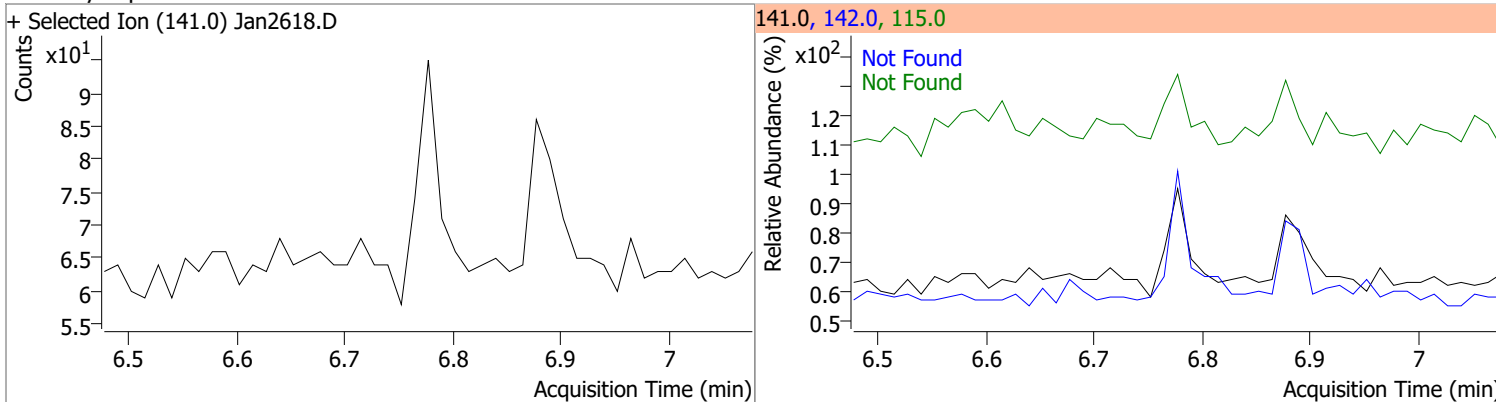
Compound	Conc.	RT	Dev(Min)	Resp.	QIon	QRatio	Lower	Upper
Nitrobenzene-d5	42.6956	5.11	-0.01	522446	54.0	35.6	31.6	58.8
					128.0	22.2	19.3	35.9



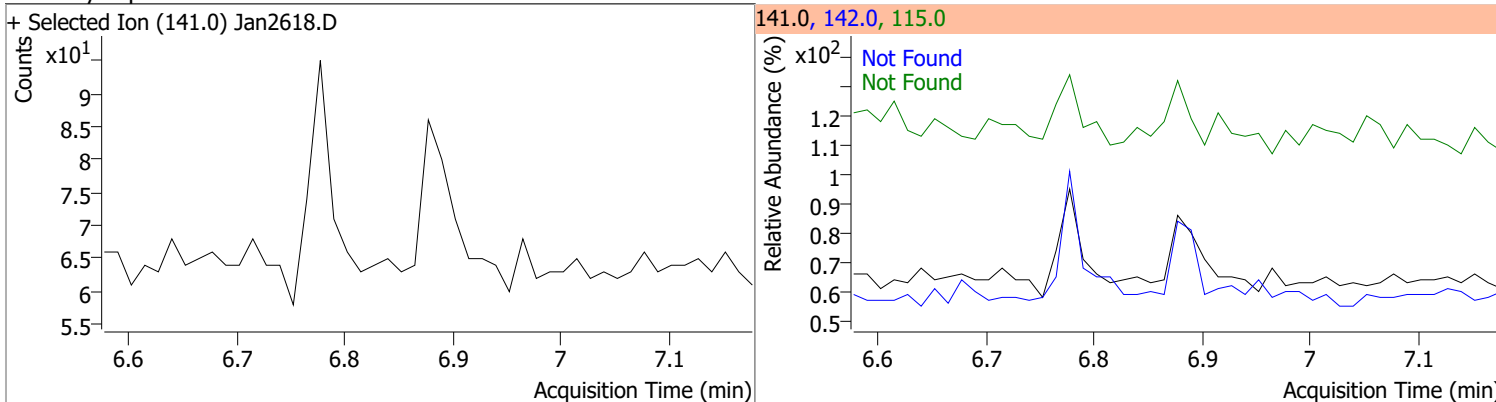
Compound	Conc.	Exp RT	QIon	Exp Ratio	QIon	Exp Ratio
Naphthalene	N.D.	5.94	102.0	20.6	129.0	11.0



Compound	Conc.	Exp RT	QIon	Exp Ratio	QIon	Exp Ratio
2-Methylnaphthalene	N.D.	6.78	142.0	141.5	115.0	66.1

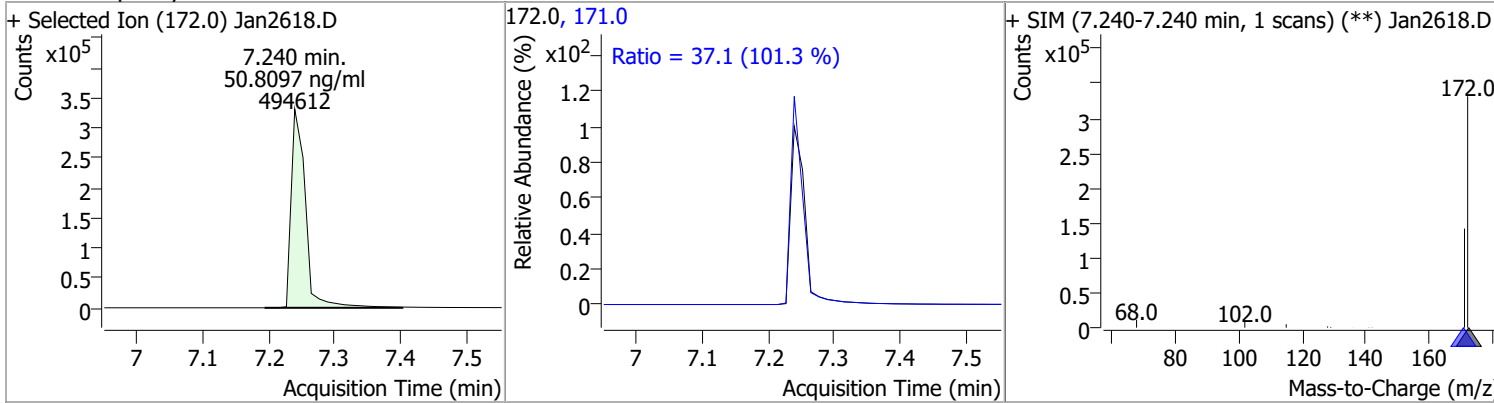


Compound	Conc.	Exp RT	QIon	Exp Ratio	QIon	Exp Ratio
1-Methylnaphthalene	N.D.	6.88	142.0	111.9	115.0	76.3

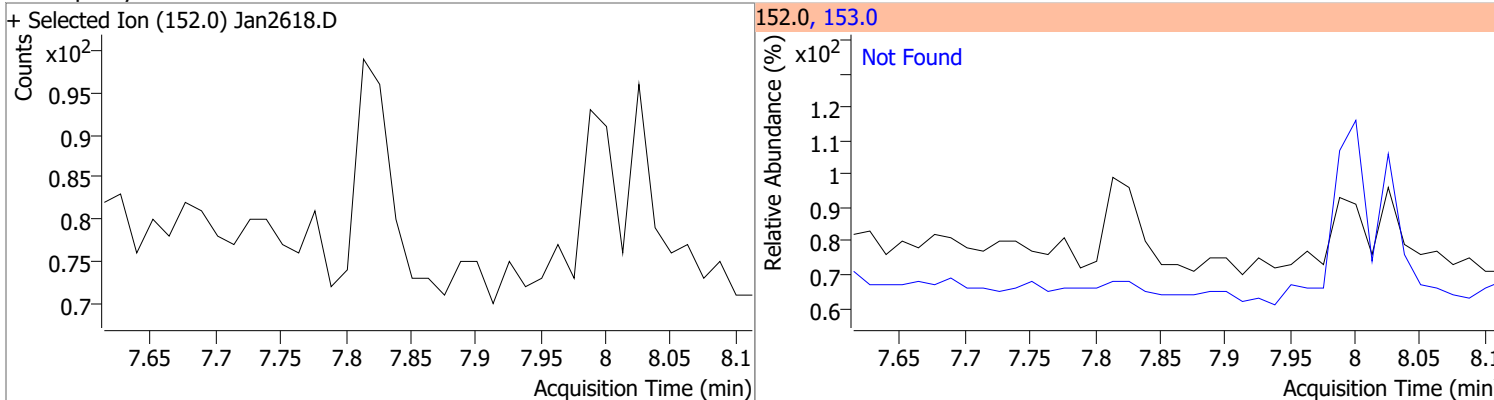


Quantitation Results Report (QT Reviewed)

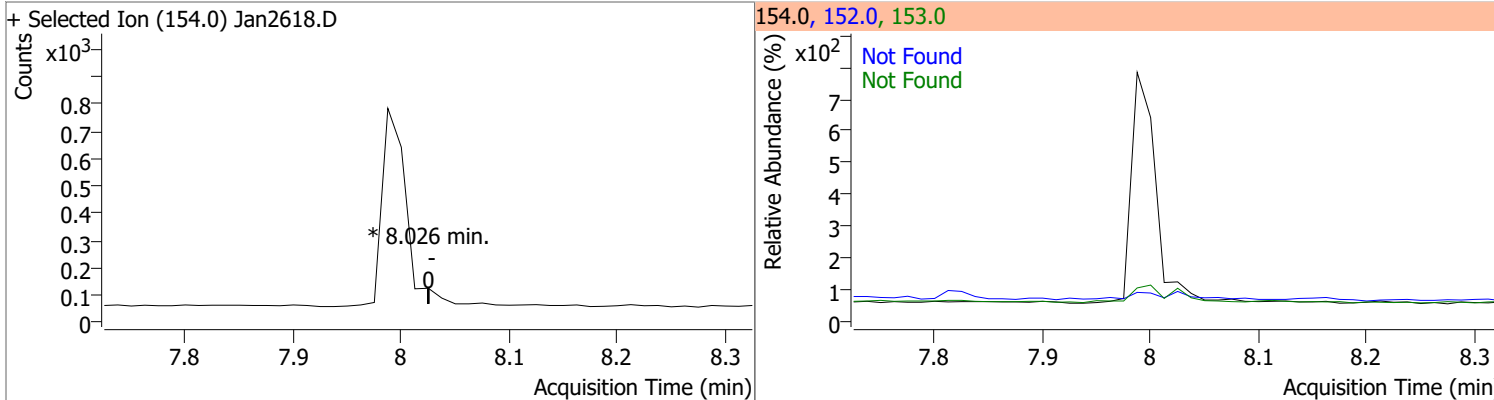
Compound	Conc.	RT	Dev(Min)	Resp.	QIon	QRatio	Lower	Upper
2-Fluorobiphenyl	50.8097	7.24	-0.01	494612	171.0	37.1	25.6	47.6



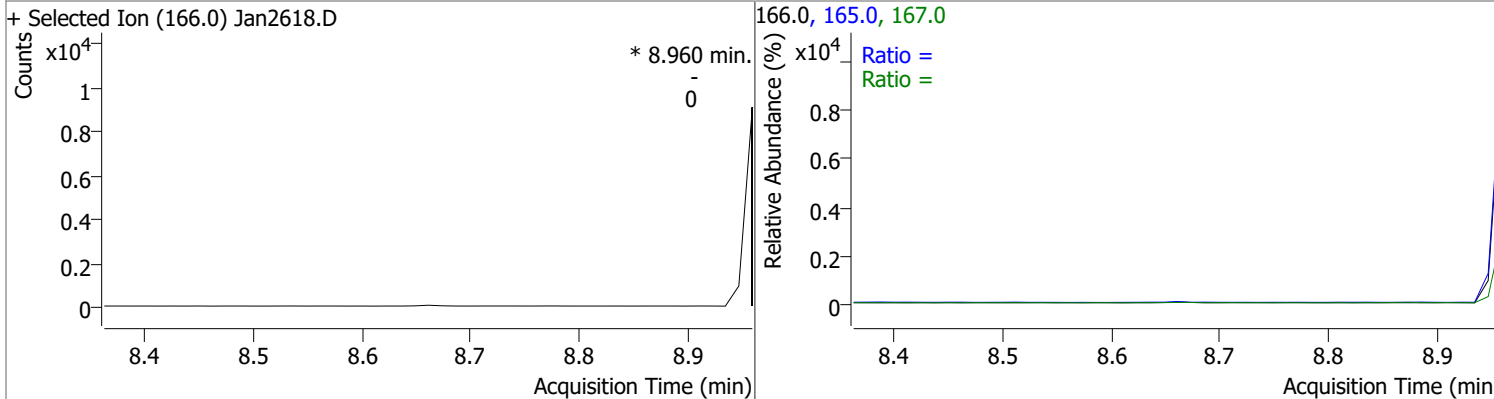
Compound	Conc.	Exp RT	QIon	Exp Ratio
Acenaphthylene	N.D.	7.81	153.0	13.1



Compound	Conc.	RT	Dev(Min)	Resp.	QIon	QRatio	Lower	Upper
Acenaphthene		0		0	153.0		83.9	155.8
					152.0		40.9	76.0

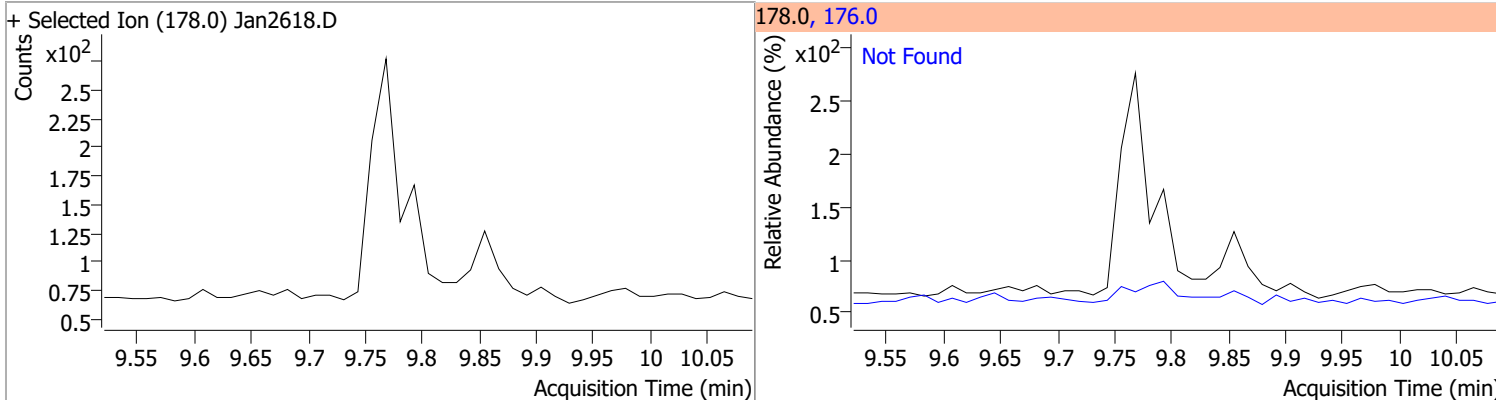


Compound	Conc.	RT	Dev(Min)	Resp.	QIon	QRatio	Lower	Upper
Fluorene		0		0	165.0		67.0	124.5
					167.0		9.2	17.1

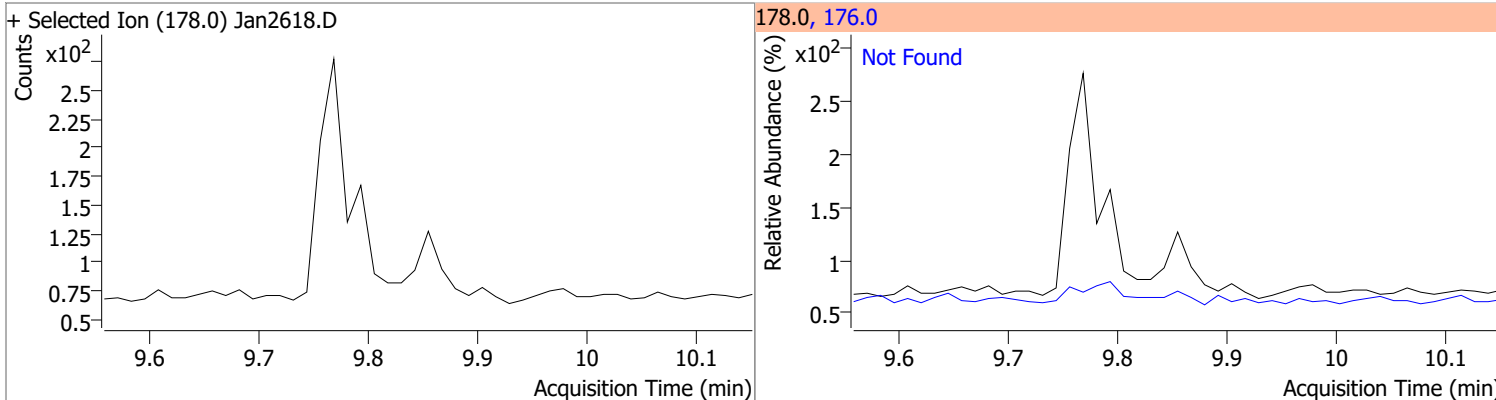


Quantitation Results Report (QT Reviewed)

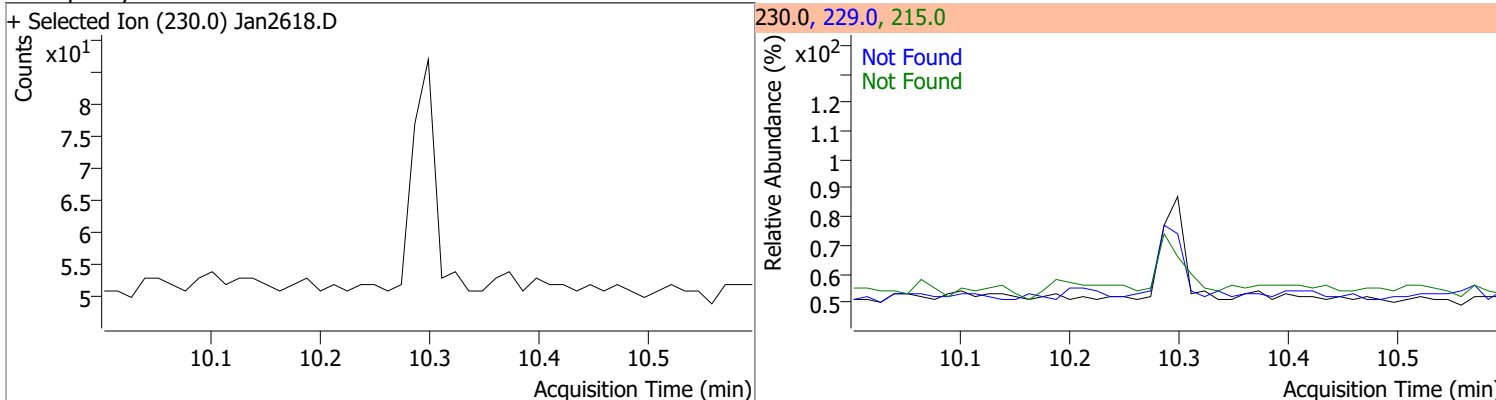
Compound	Conc.	Exp RT	QIon	Exp Ratio
Phenanthrene	N.D.	9.79	176.0	18.9



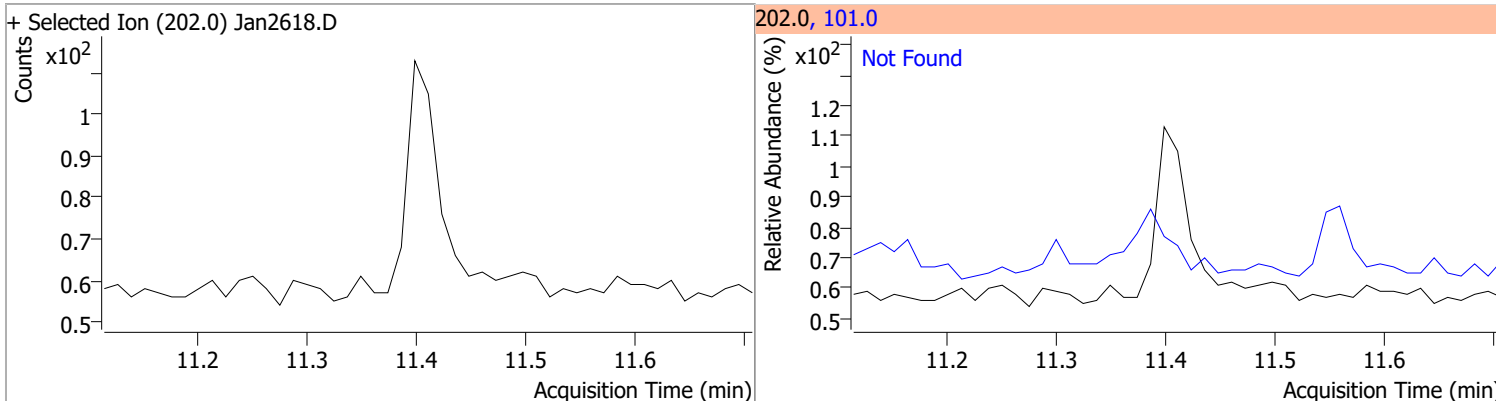
Compound	Conc.	Exp RT	QIon	Exp Ratio
Anthracene	N.D.	9.85	176.0	18.3



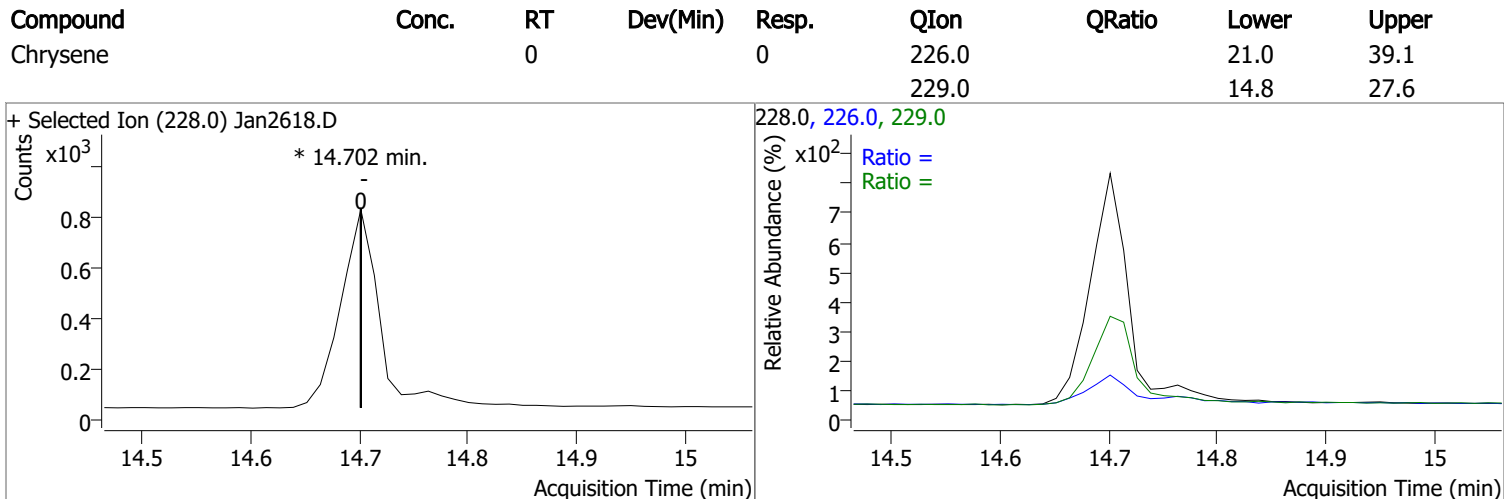
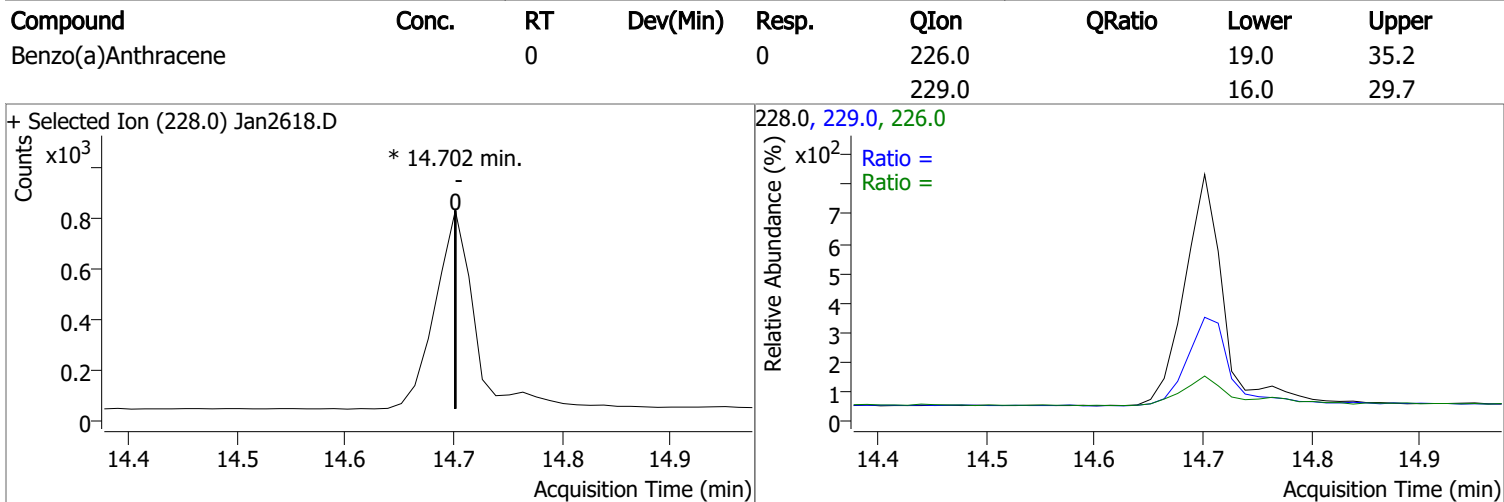
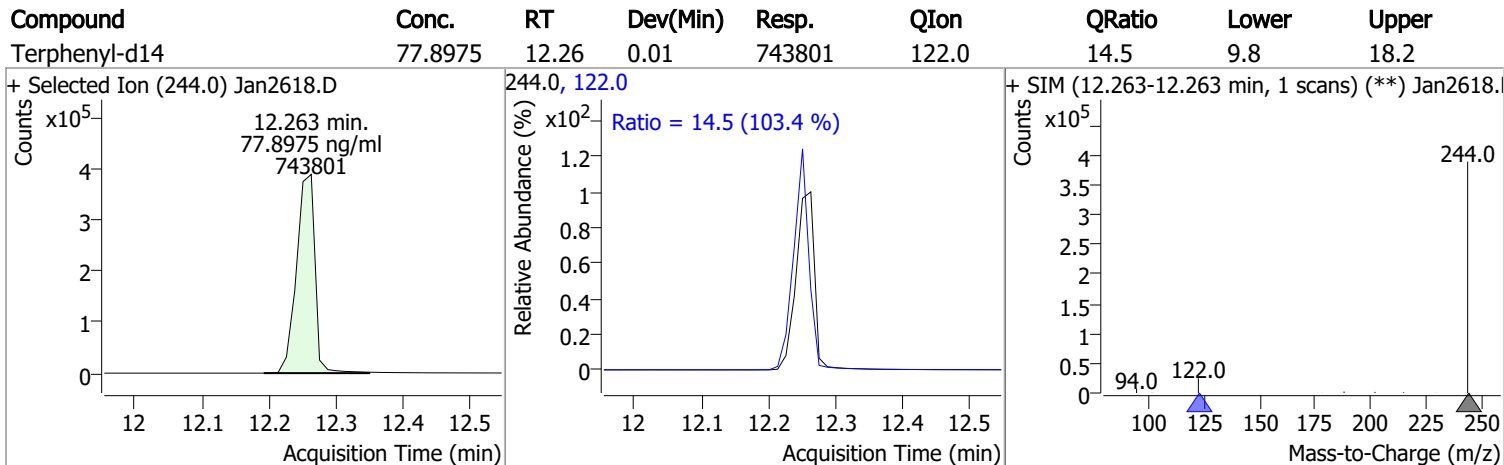
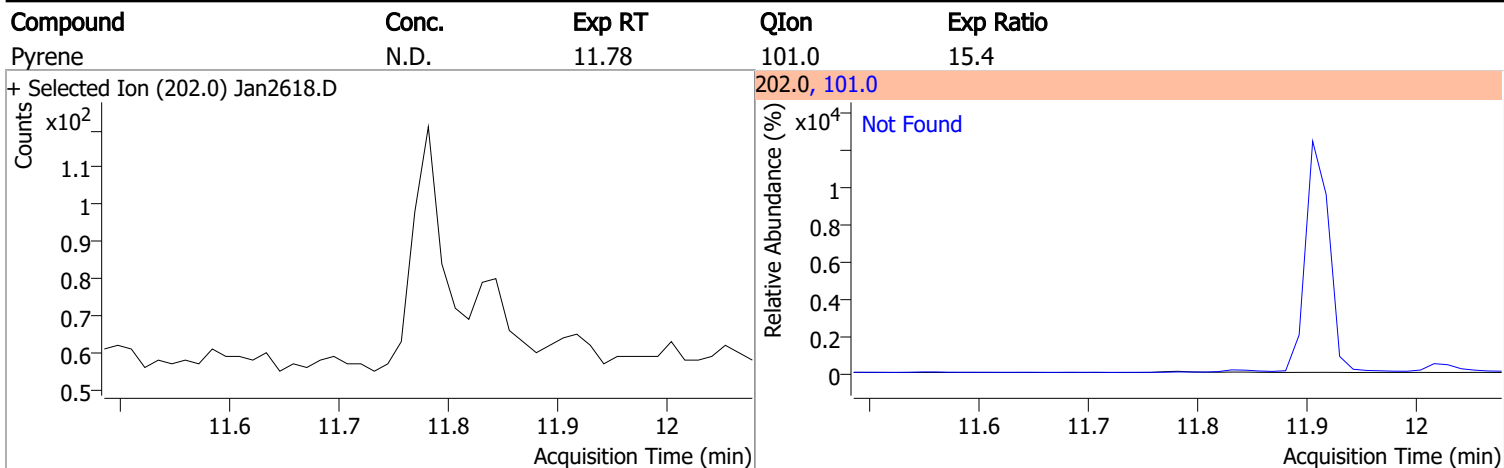
Compound	Conc.	Exp RT	QIon	Exp Ratio	QIon	Exp Ratio
o-Terphenyl	N.D.	10.30	229.0	67.3	215.0	44.4



Compound	Conc.	Exp RT	QIon	Exp Ratio
Fluoranthene	N.D.	11.41	101.0	12.5



Quantitation Results Report (QT Reviewed)

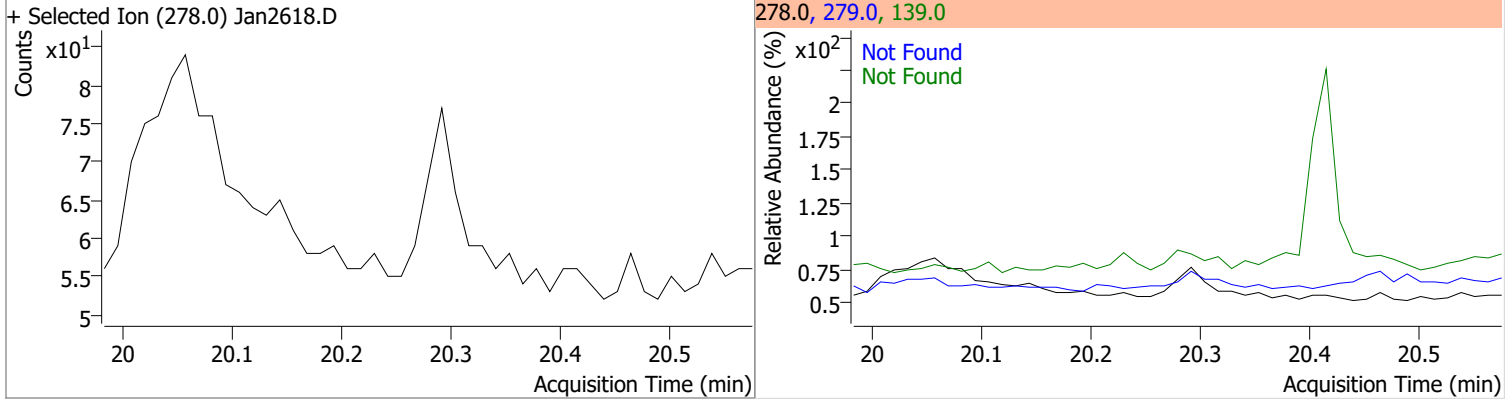


Quantitation Results Report (QT Reviewed)

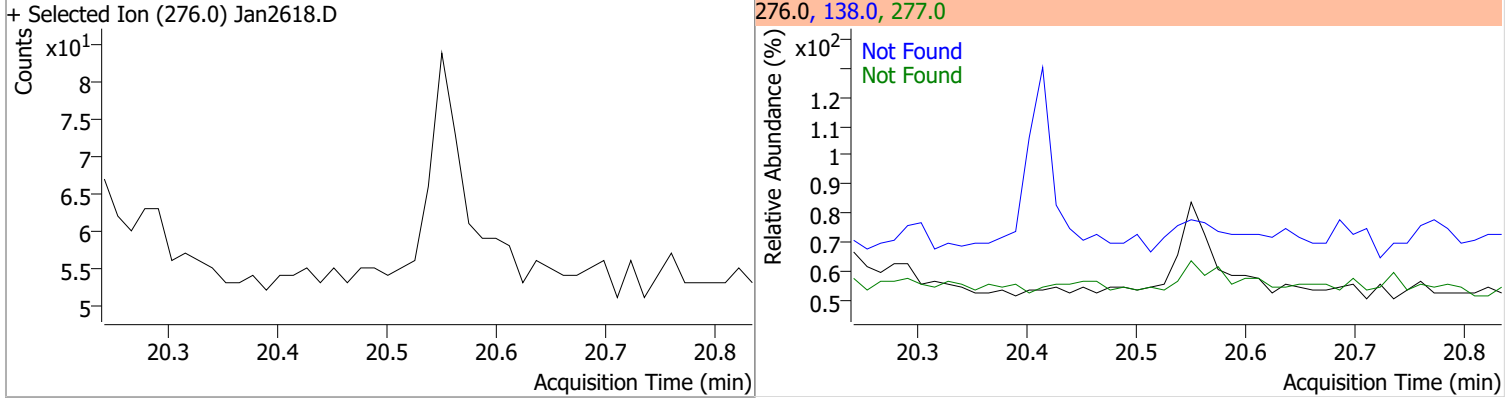
Compound	Conc.	Exp RT	QIon	Exp Ratio				
Benzo(b)fluoranthene	N.D.	17.71	253.0	21.3				
+ Selected Ion (252.0) Jan2618.D		252.0, 253.0						
Benzo(k)fluoranthene	N.D.	17.77	253.0	18.9				
+ Selected Ion (252.0) Jan2618.D		252.0, 253.0						
Benzo(a)pyrene		RT	Dev(Min)	Resp.	QIon	QRatio	Lower	Upper
		0		0	253.0		16.1	29.9
+ Selected Ion (252.0) Jan2618.D		252.0, 253.0			Ratio =			
Indeno(1,2,3-cd)pyrene	N.D.	20.22	138.0	22.4				
+ Selected Ion (276.0) Jan2618.D		276.0, 138.0						

Quantitation Results Report (QT Reviewed)

Compound	Conc.	Exp RT	QIon	Exp Ratio	QIon	Exp Ratio
Dibenzo(a,h)anthracene	N.D.	20.28	279.0	24.9	139.0	17.5



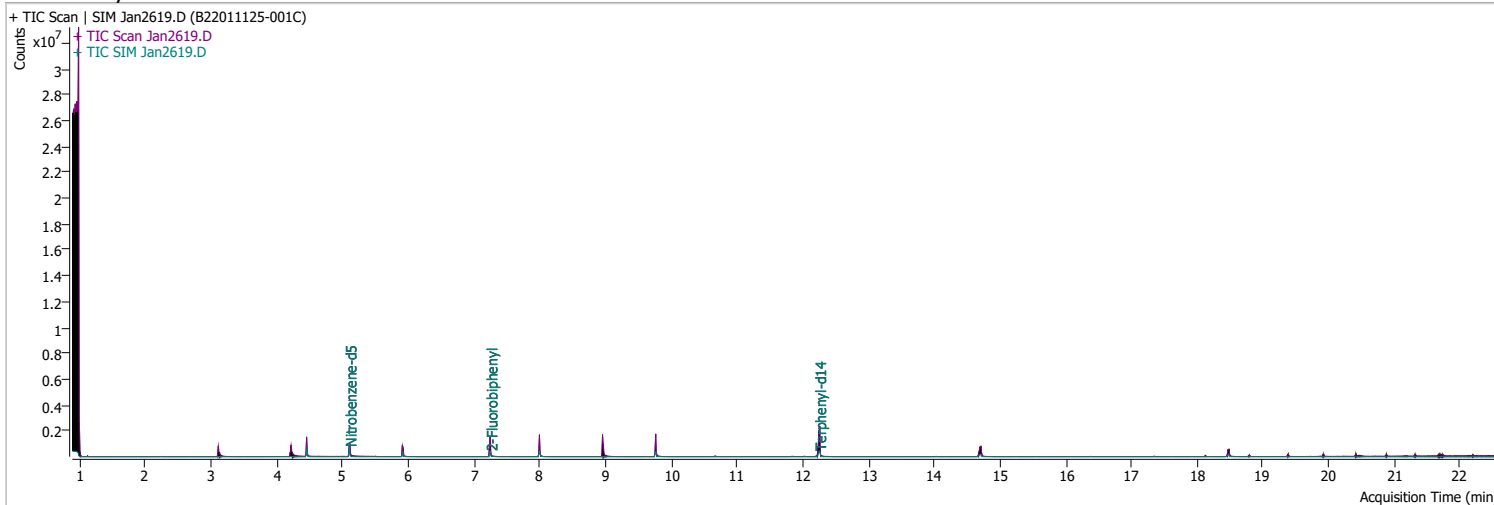
Compound	Conc.	Exp RT	QIon	Exp Ratio	QIon	Exp Ratio
Benzo(g,h,i)perylene	N.D.	20.54	277.0	24.8	138.0	20.5



Quantitation Results Report (QT Reviewed)

Data File	Jan2619.D	Operator	LIMS import
Acq. Method	5975BNASIM	Acq. Date-Time	1/27/2022 2:29:57 AM
Sample Name	B22011125-001C	Instrument	GCMS
Vial	19	Multiplier	1.00
DA Method File	012522 ban SIM 2.batch.bin	Comment	SVOC-8270C-SIM-W-LLPAH
Tune File	dftppjph.u	Tune Date	
Batch Name	012622 bna SIM 1.batch.bin	Last Calib Update	1/27/2022 8:37:26 AM

Ref Library



Compound	RT	QIon	Resp.	Conc.	Units	Dev(Min)
Internal Standards						
M 1,4-Dichlorobenzene-d4	4.460	152.0	173505	40.0000	ng/ml	0.000
M Naphthalene-d8	5.916	136.0	306950	40.0000	ng/ml	0.000
M Acenaphthene-d10	8.001	164.0	201259	40.0000	ng/ml	0.000
M Phenanthrene-d10	9.768	188.0	437185	40.0000	ng/ml	0.000
M Chrysene-d12	14.702	240.0	342856	40.0000	ng/ml	0.000
M Perylene-d12	18.475	264.0	222853	40.0000	ng/ml	0.000
System Monitoring Compounds						
S Nitrobenzene-d5	5.106	82.0	476949	44.7576	ng/ml	-0.012
Spiked Amount: 5.000	Range: 19.0 - 102.0%			Recovery = 895.15%		*
S 2-Fluorobiphenyl	7.252	172.0	477347	53.1416	ng/ml	0.000
Spiked Amount: 5.000	Range: 25.0 - 94.0%			Recovery = 1062.83%		*
S o-Terphenyl	0.000		0	N.D.		
Spiked Amount: 5.000	Range: 40.0 - 140.0%			Recovery = NA%		
S Terphenyl-d14	12.251	244.0	648582	76.5000	ng/ml	0.000
Spiked Amount: 5.000	Range: 39.0 - 106.0%			Recovery = 1530.00%		*
Target Compounds						
T Naphthalene	0.000		0	N.D.		
T 2-Methylnaphthalene	0.000		0	N.D.		
T 1-Methylnaphthalene	0.000		0	N.D.		
T Acenaphthylene	0.000		0	N.D.		
T Acenaphthene	8.001	154.0	0		ng/ml	md
T Fluorene	8.960	166.0	0		ng/ml	md
T Phenanthrene	0.000		0	N.D.		
T Anthracene	0.000		0	N.D.		
T Fluoranthene	0.000		0	N.D.		
T Pyrene	0.000		0	N.D.		
T Benzo(a)Anthracene	14.702	228.0	0		ng/ml	md
T Chrysene	14.702	228.0	0		ng/ml	md
T Benzo(b)fluoranthene	0.000		0	N.D.		

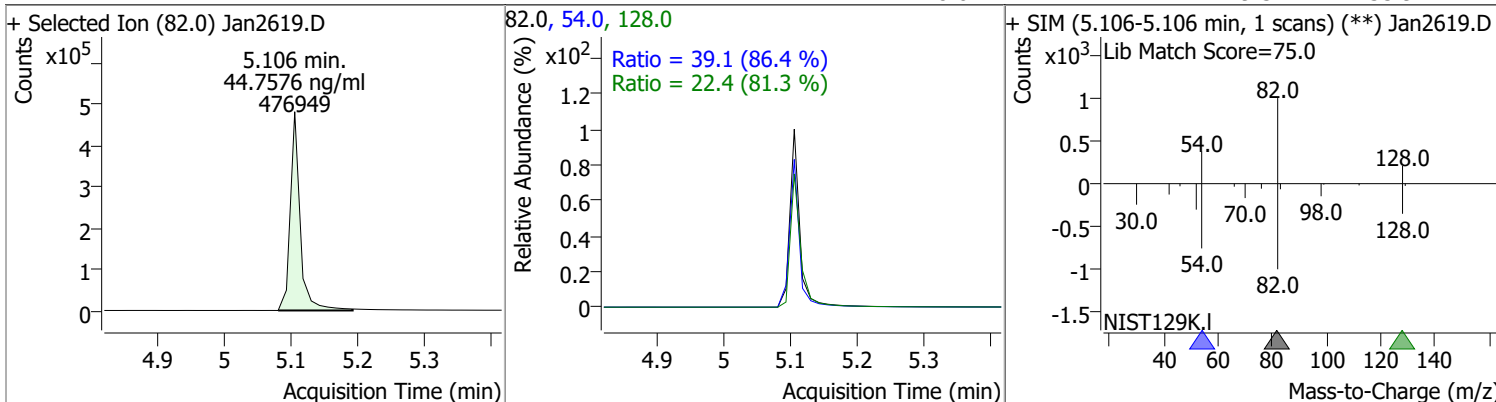
Quantitation Results Report (QT Reviewed)

Compound	RT	QIon	Resp.	Conc.	Units	Dev(Min)
T Benzo(k)fluoranthene	0.000		0	N.D.		
T Benzo(a)pyrene	18.475	252.0	0		ng/ml	md 1
T Indeno(1,2,3-cd)pyrene	0.000		0	N.D.		
T Dibenzo(a,h)anthracene	0.000		0	N.D.		
T Benzo(g,h,i)perylene	0.000		0	N.D.		

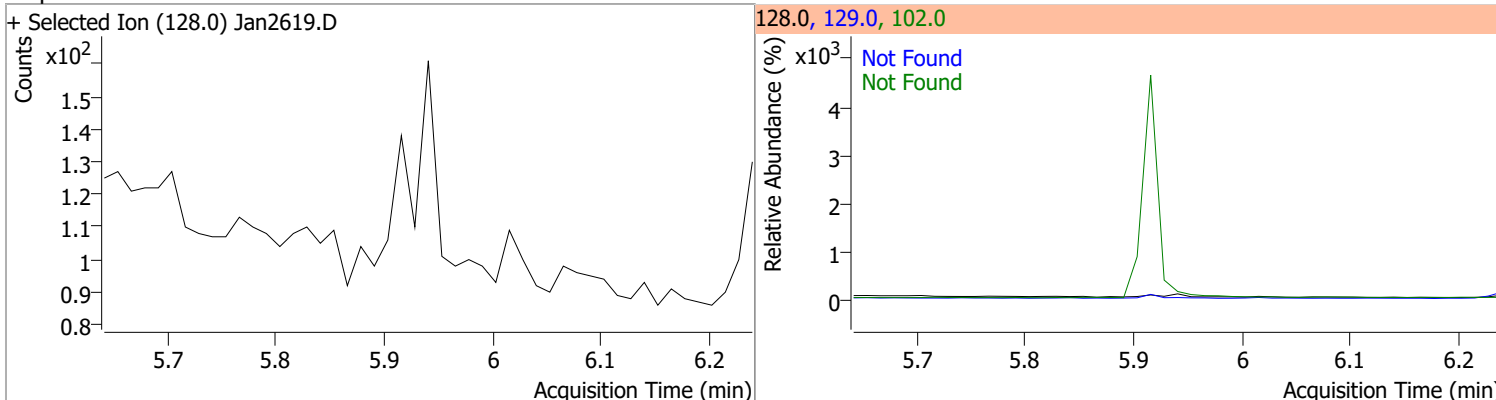
(#) = Qualifier Out of Range; (m) = Manual Integration; (+) = Area Summed; (*) = Surrogate Percent Recovery Out of Range; (d): Zeroed Peak

Quantitation Results Report (QT Reviewed)

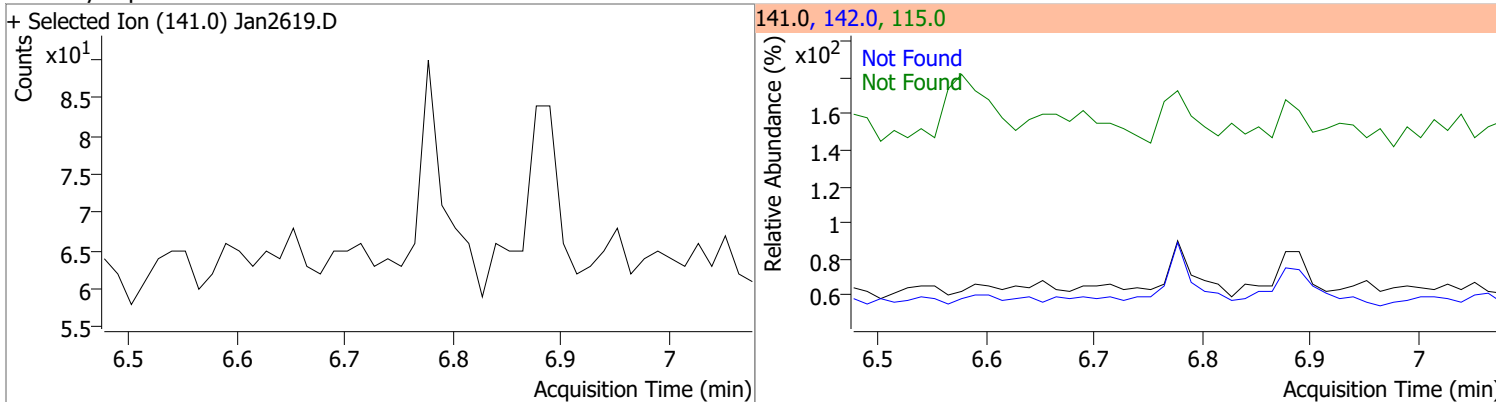
Compound	Conc.	RT	Dev(Min)	Resp.	QIon	QRatio	Lower	Upper
Nitrobenzene-d5	44.7576	5.11	-0.01	476949	54.0	39.1	31.6	58.8
					128.0	22.4	19.3	35.9



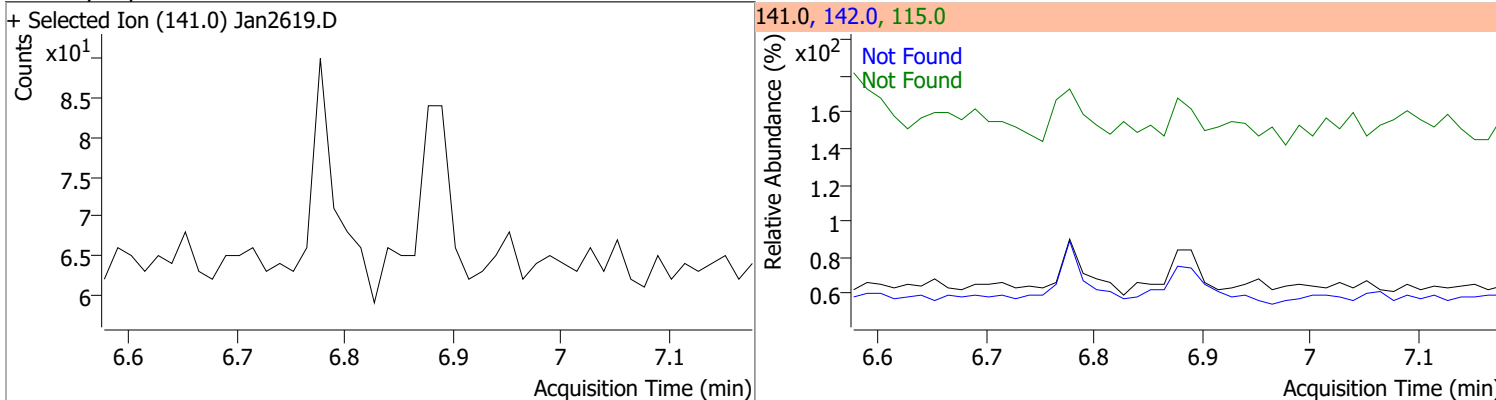
Compound	Conc.	Exp RT	QIon	Exp Ratio	QIon	Exp Ratio
Naphthalene	N.D.	5.94	102.0	20.6	129.0	11.0



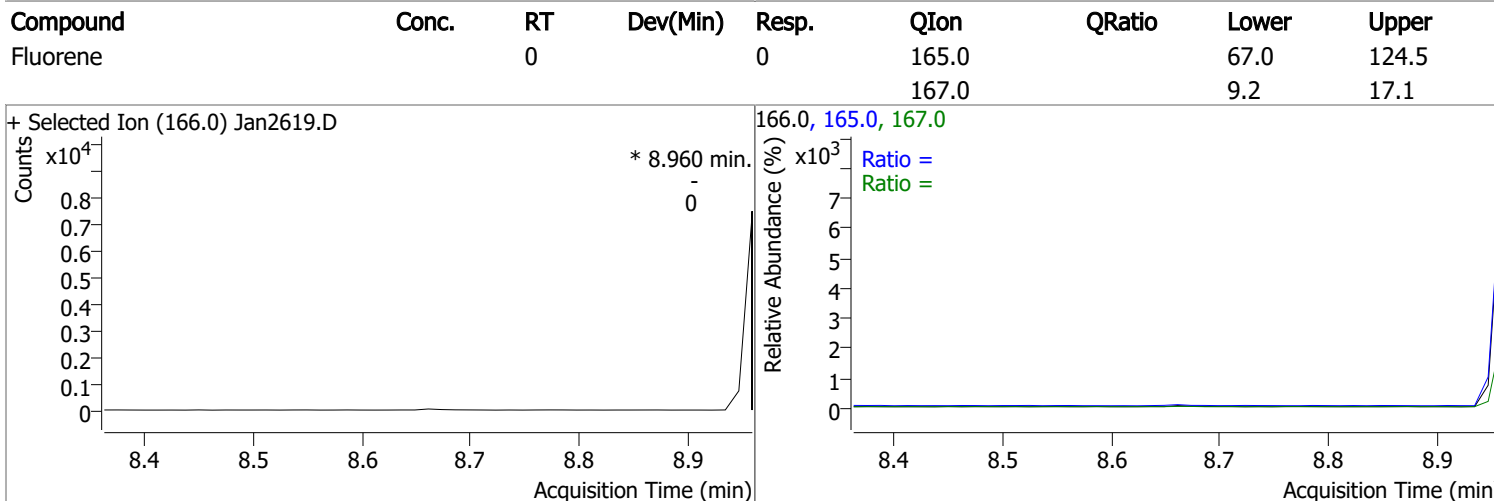
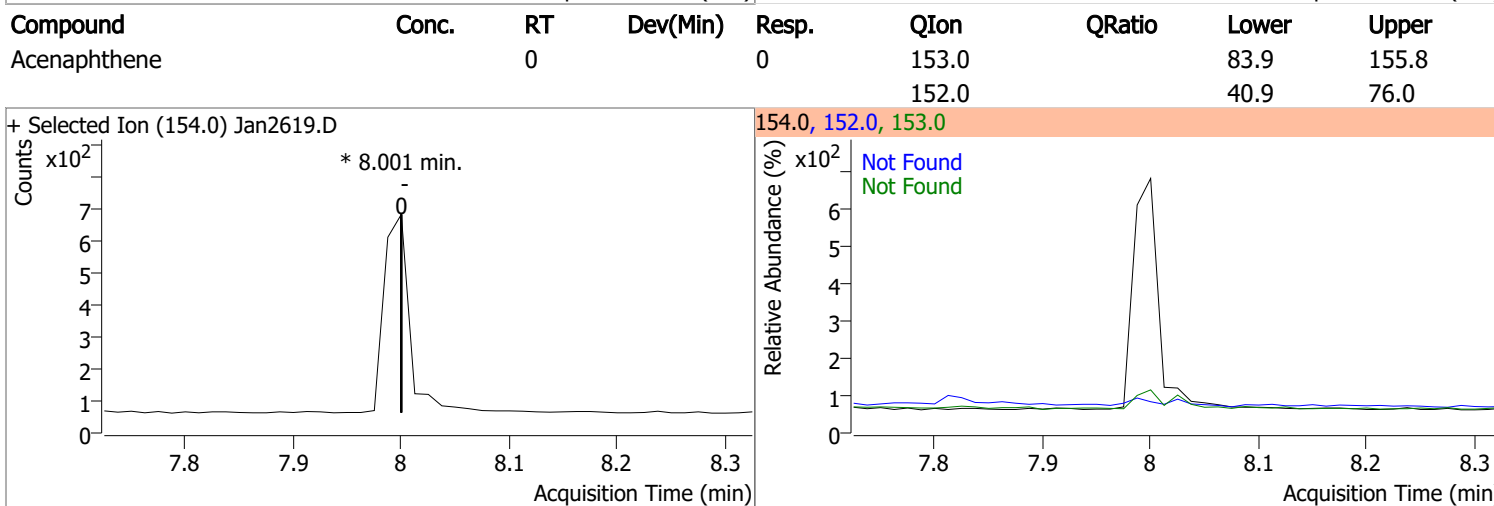
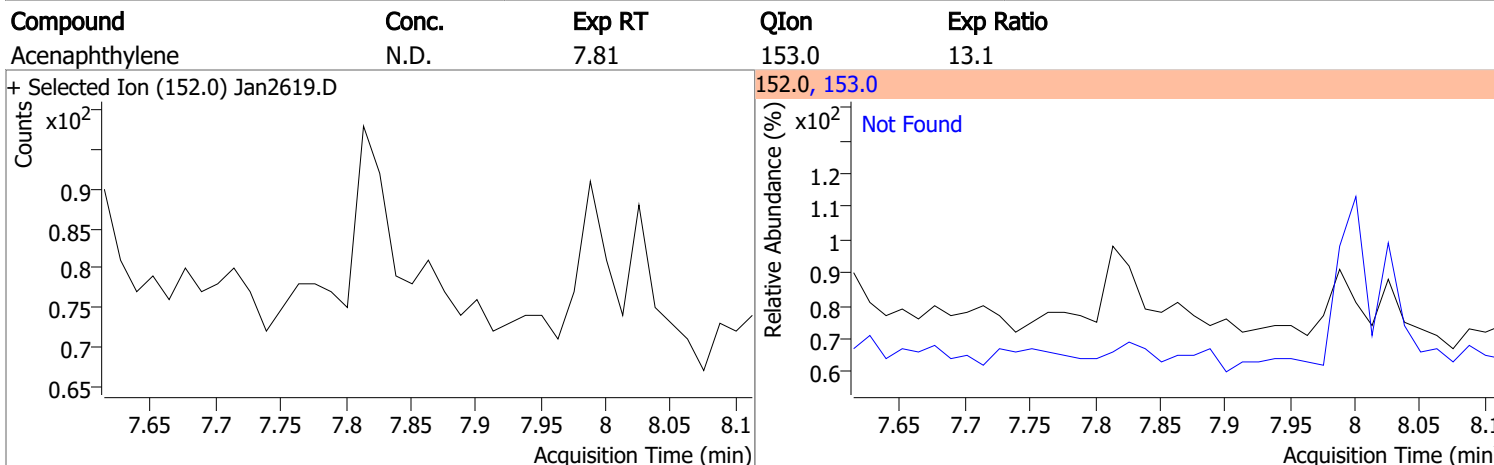
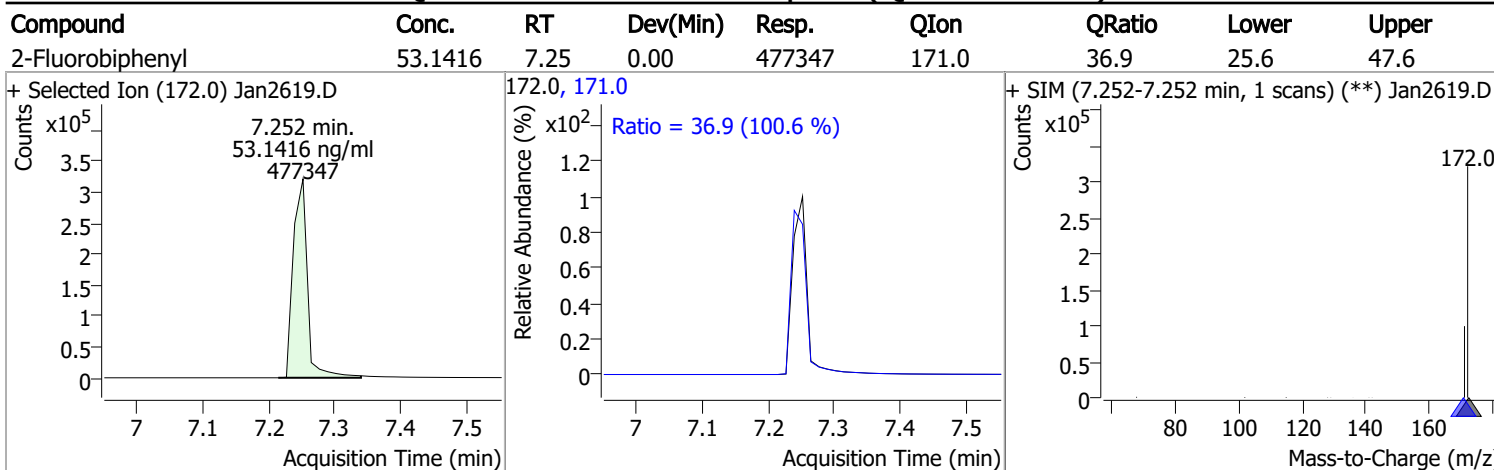
Compound	Conc.	Exp RT	QIon	Exp Ratio	QIon	Exp Ratio
2-Methylnaphthalene	N.D.	6.78	142.0	141.5	115.0	66.1



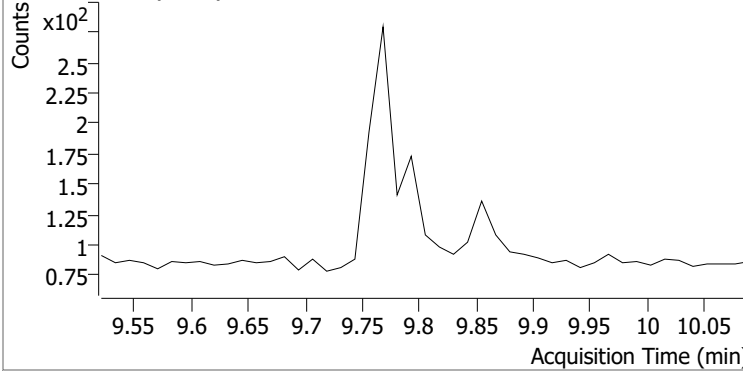
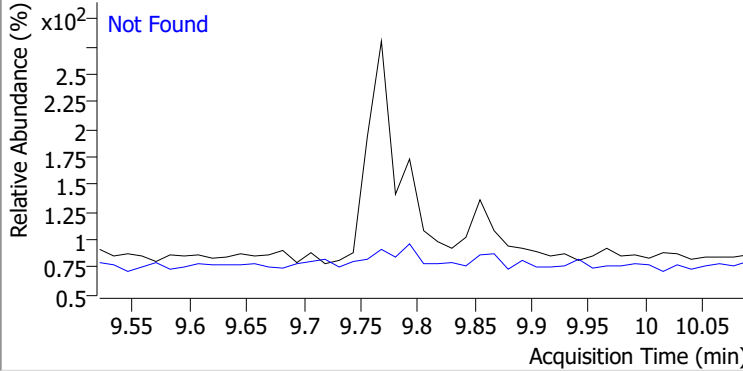
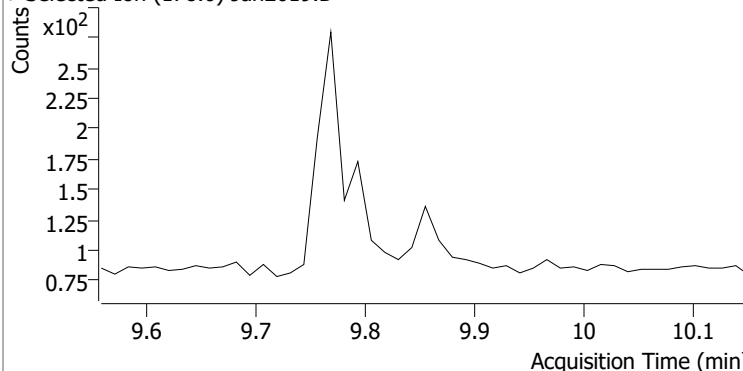
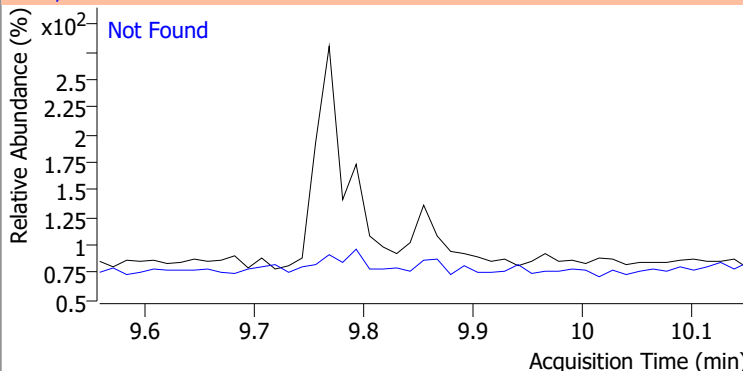
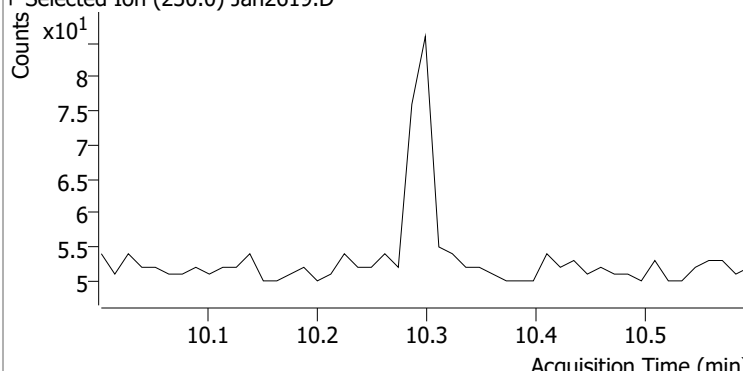
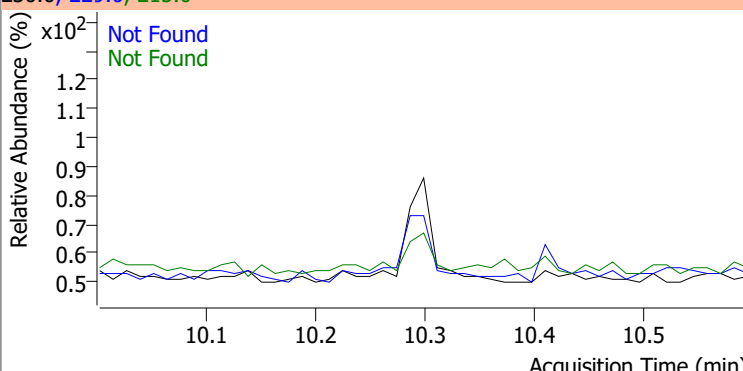
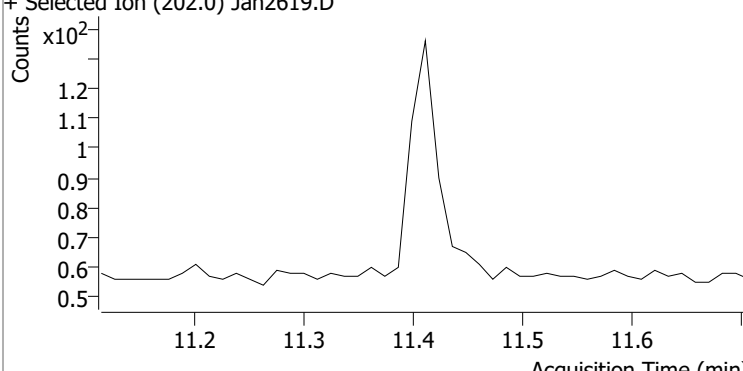
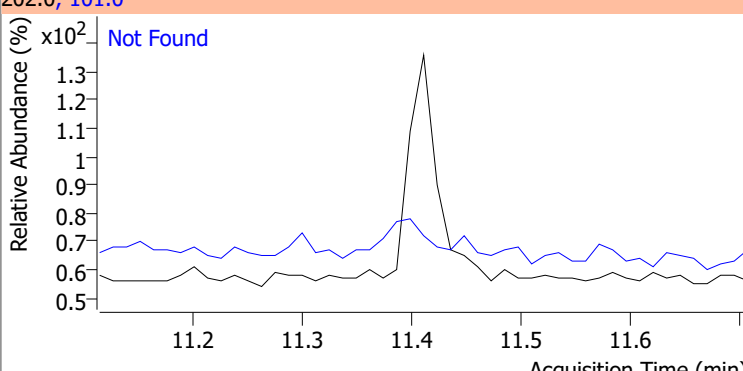
Compound	Conc.	Exp RT	QIon	Exp Ratio	QIon	Exp Ratio
1-Methylnaphthalene	N.D.	6.88	142.0	111.9	115.0	76.3



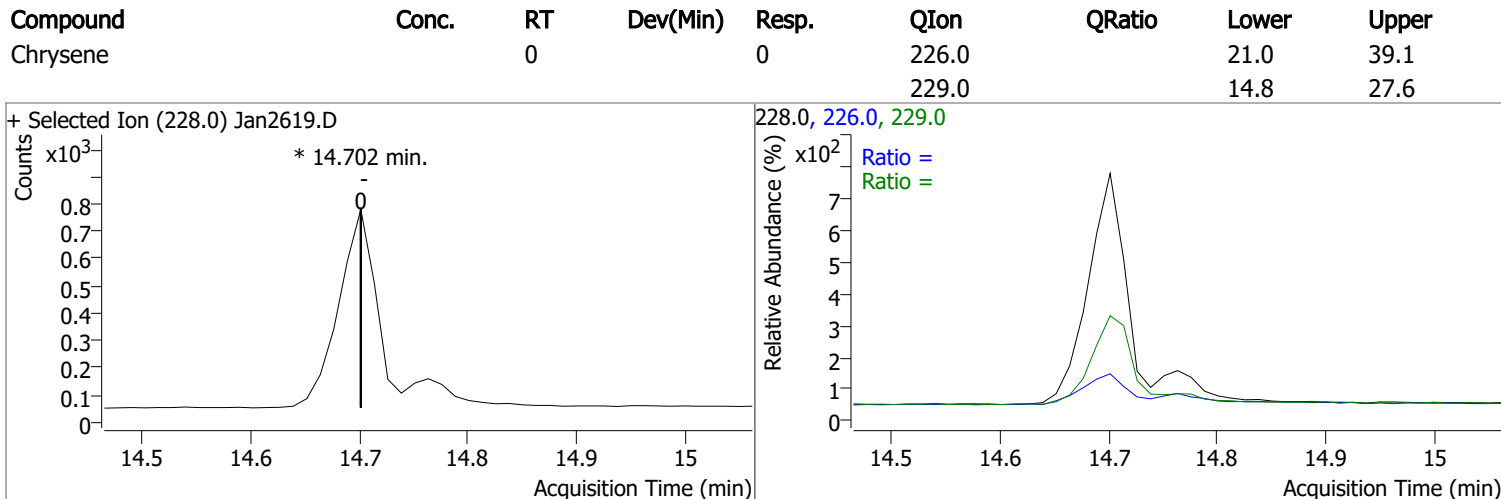
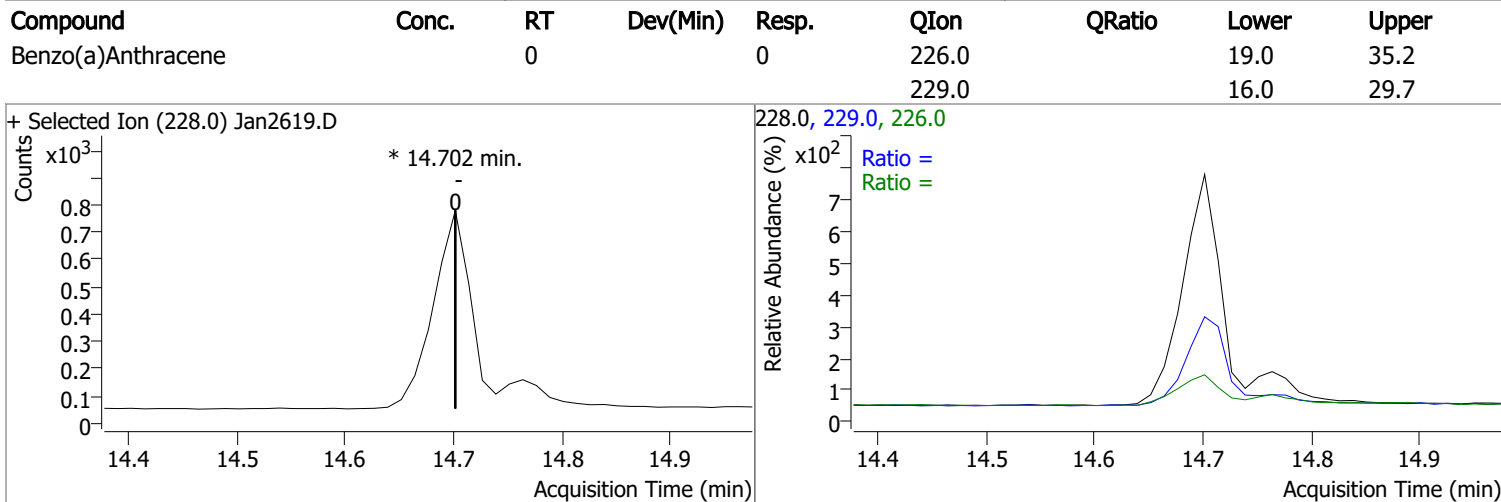
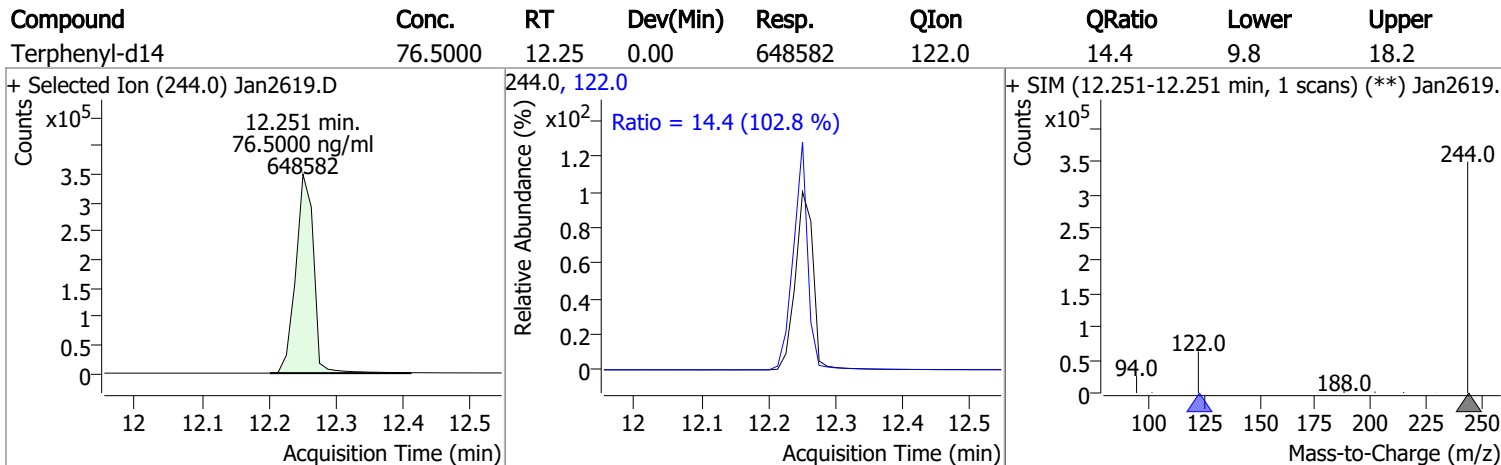
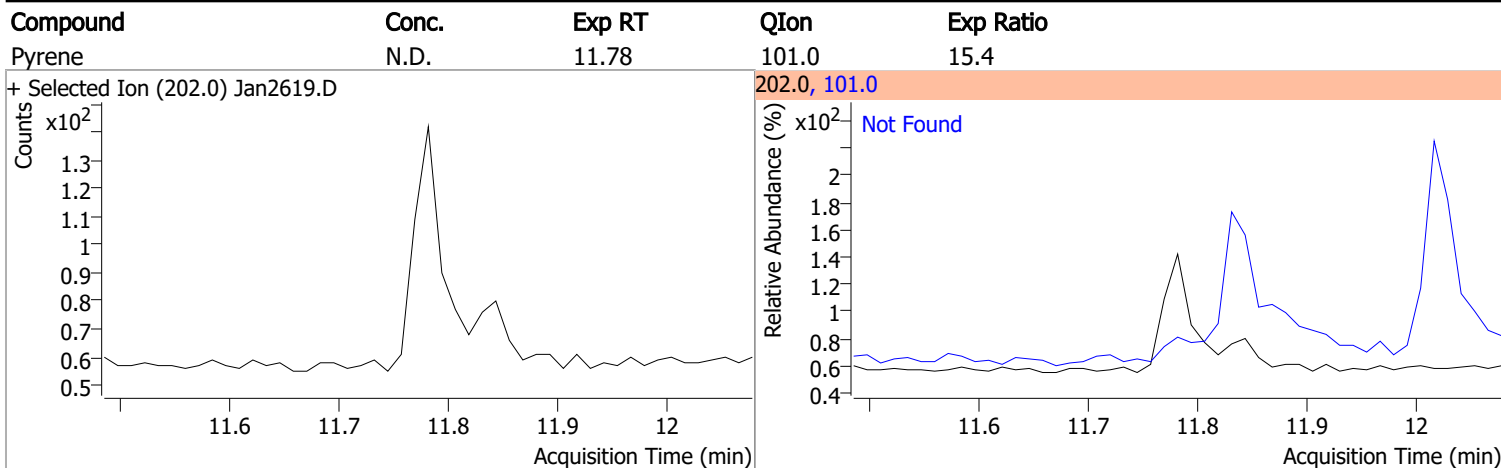
Quantitation Results Report (QT Reviewed)



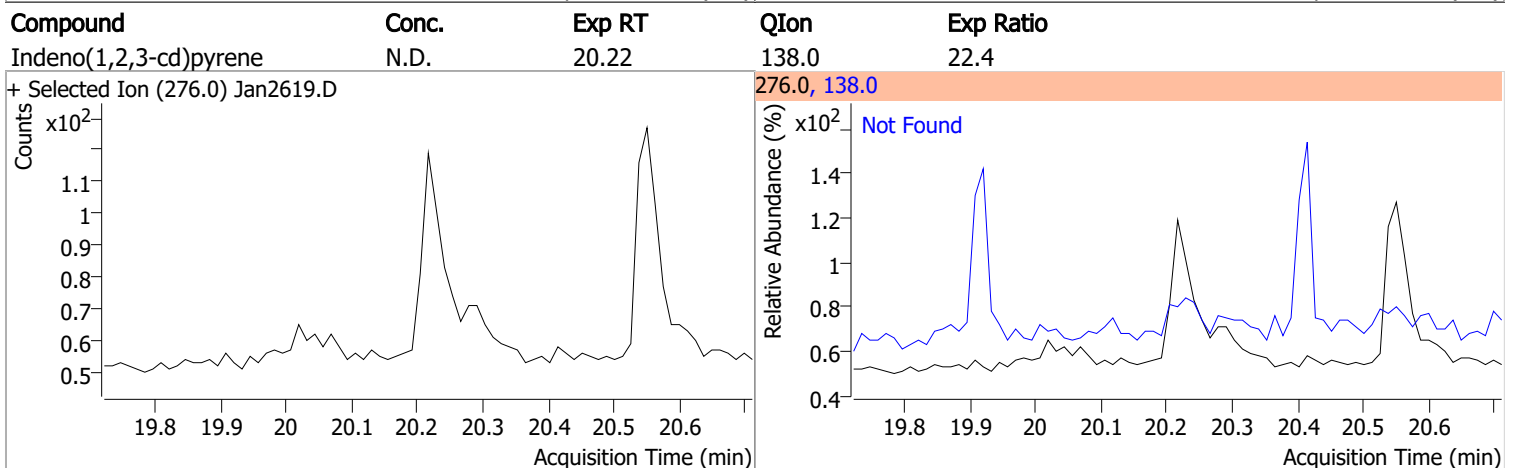
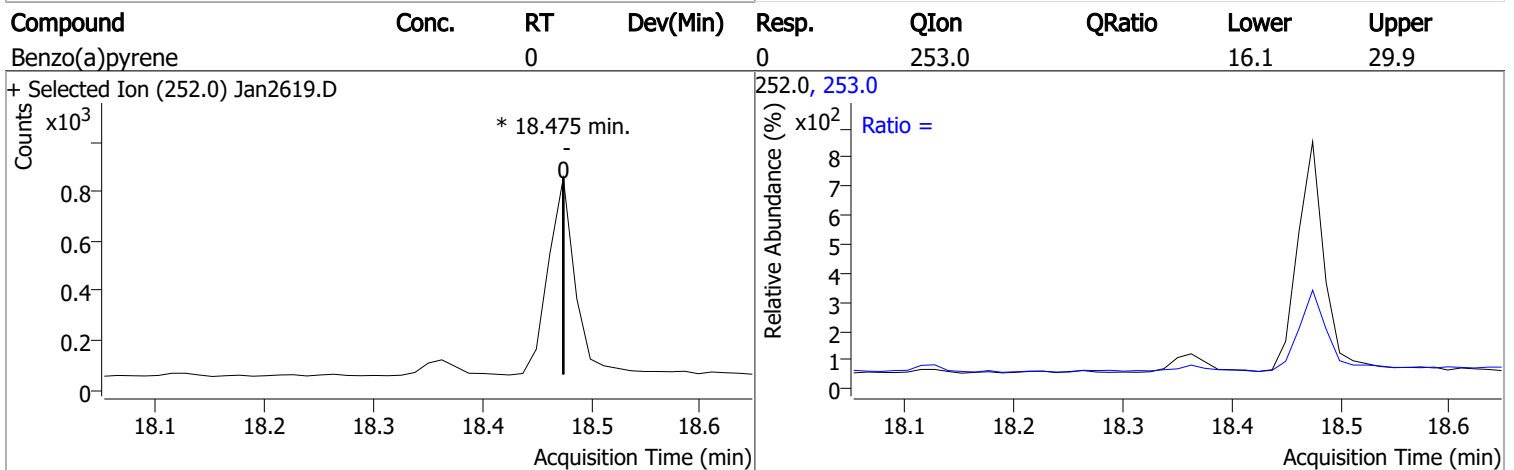
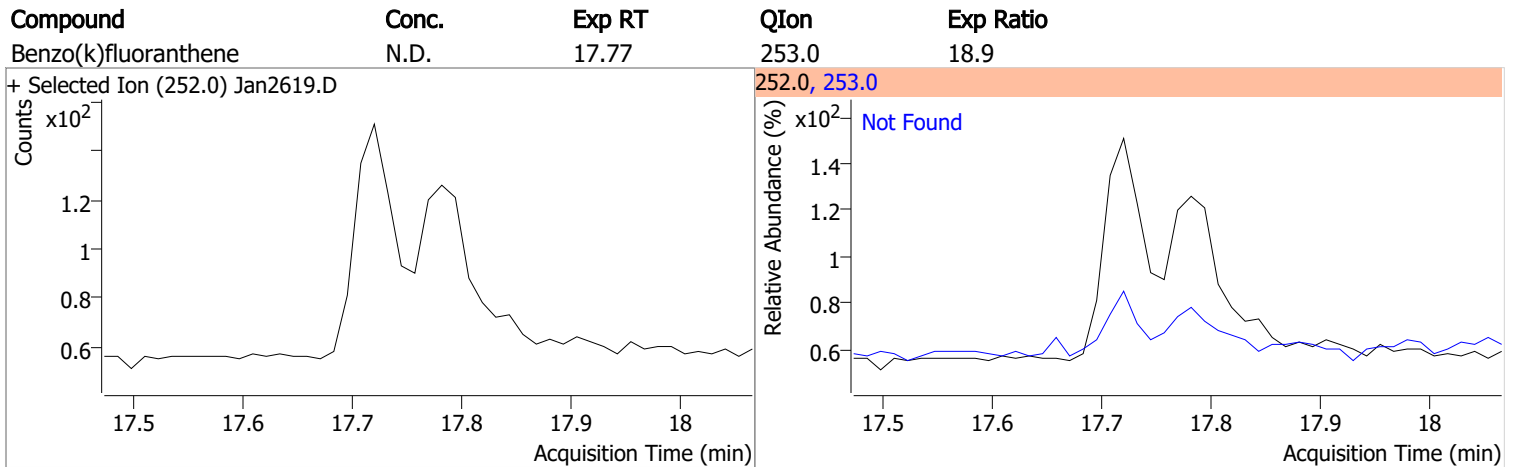
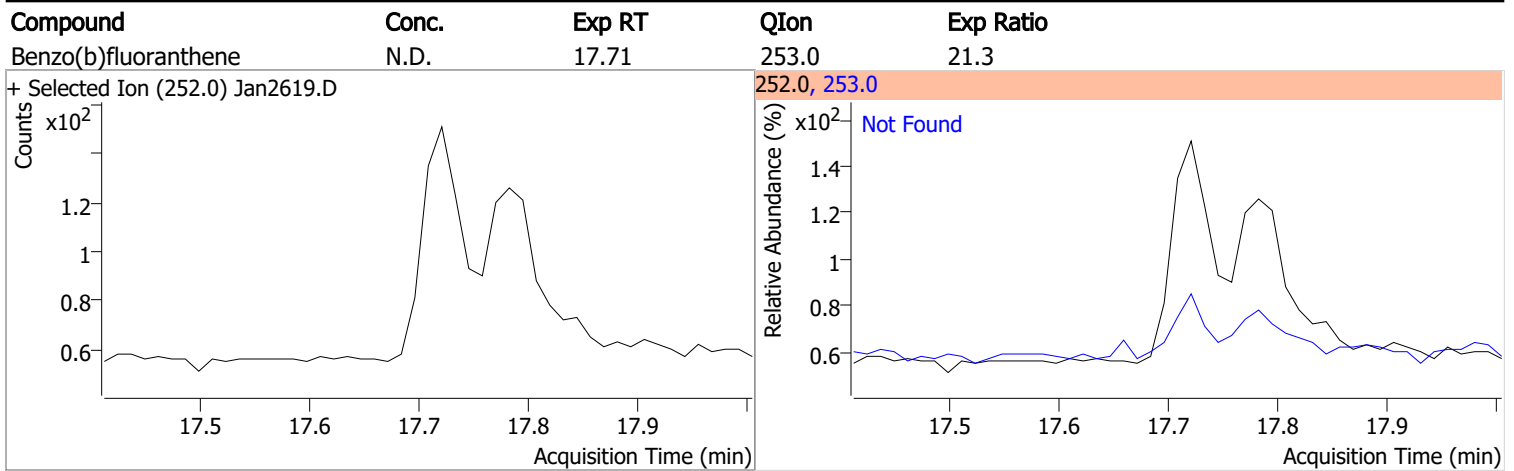
Quantitation Results Report (QT Reviewed)

Compound	Conc.	Exp RT	QIon	Exp Ratio		
Phenanthrene	N.D.	9.79	176.0	18.9		
+ Selected Ion (178.0) Jan2619.D			178.0, 176.0			
						
Anthracene	N.D.	9.85	176.0	18.3		
+ Selected Ion (178.0) Jan2619.D			178.0, 176.0			
						
o-Terphenyl	N.D.	10.30	229.0	67.3	QIon	Exp Ratio
			215.0	44.4		
+ Selected Ion (230.0) Jan2619.D			230.0, 229.0, 215.0			
						
Fluoranthene	N.D.	11.41	101.0	12.5		
+ Selected Ion (202.0) Jan2619.D			202.0, 101.0			
						

Quantitation Results Report (QT Reviewed)

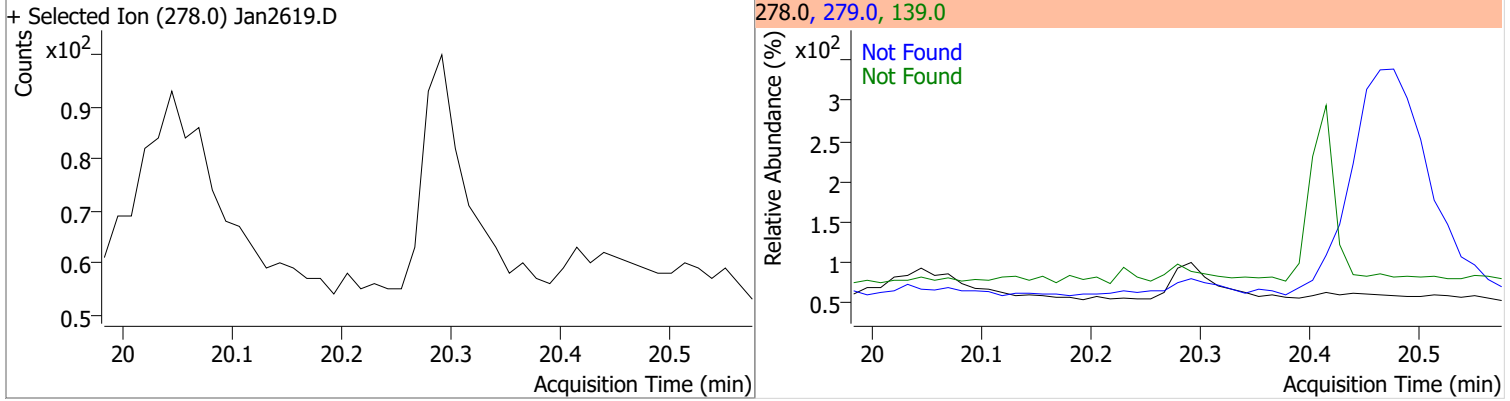


Quantitation Results Report (QT Reviewed)

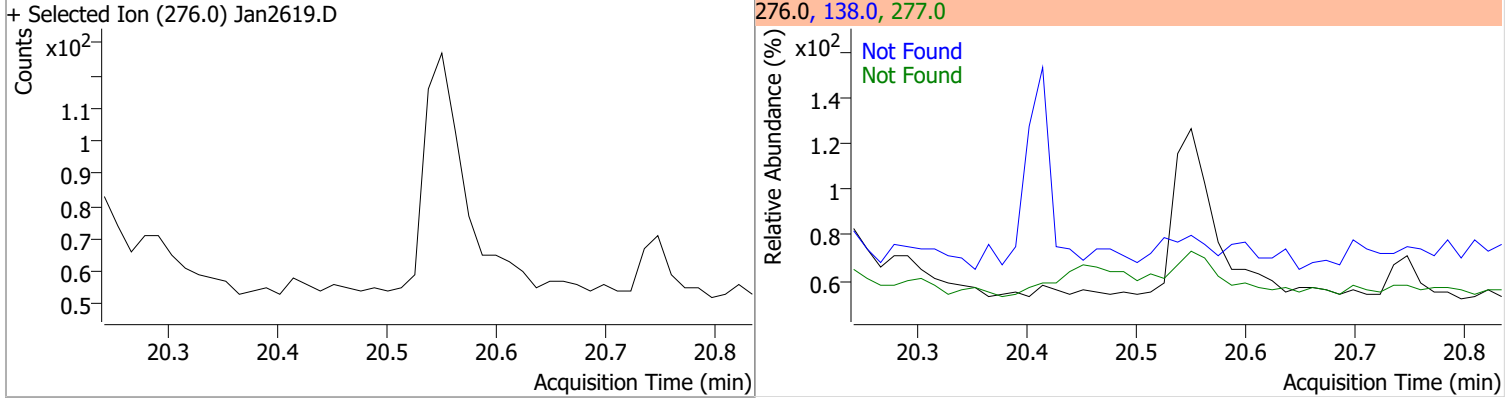


Quantitation Results Report (QT Reviewed)

Compound	Conc.	Exp RT	QIon	Exp Ratio	QIon	Exp Ratio
Dibenzo(a,h)anthracene	N.D.	20.28	279.0	24.9	139.0	17.5



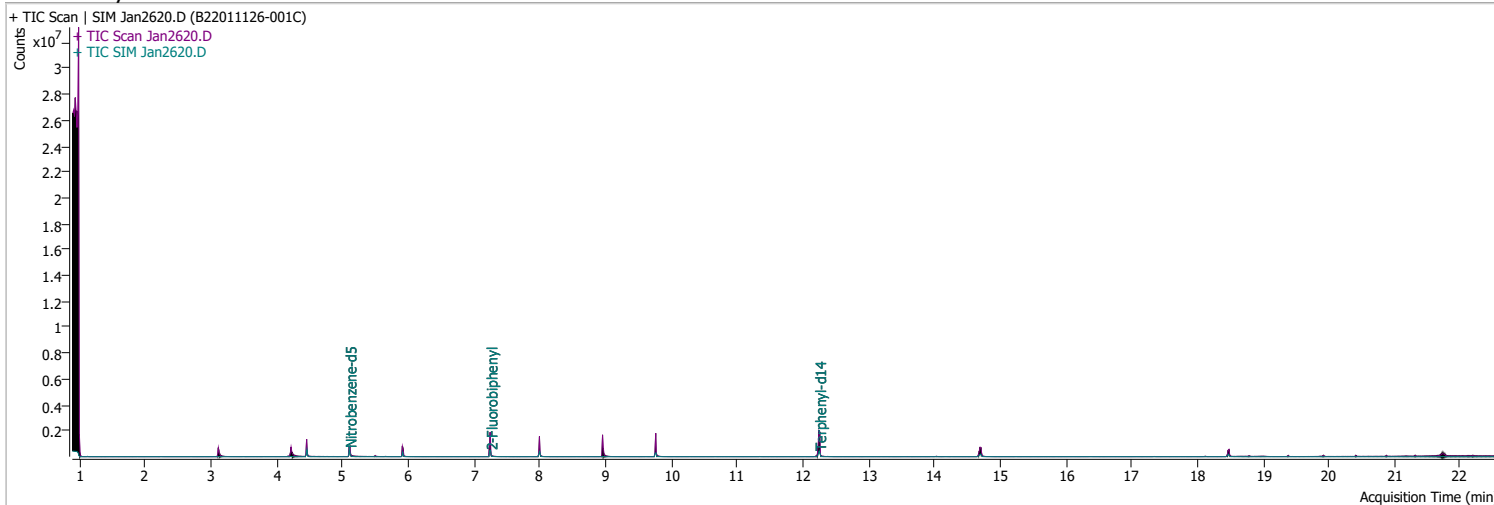
Compound	Conc.	Exp RT	QIon	Exp Ratio	QIon	Exp Ratio
Benzo(g,h,i)perylene	N.D.	20.54	277.0	24.8	138.0	20.5



Quantitation Results Report (QT Reviewed)

Data File	Jan2620.D	Operator	LIMS import
Acq. Method	5975BNASIM	Acq. Date-Time	1/27/2022 3:02:14 AM
Sample Name	B22011126-001C	Instrument	GCMS
Vial	20	Multiplier	1.00
DA Method File	012522 ban SIM 2.batch.bin	Comment	SVOC-8270C-SIM-W-LLPAH
Tune File	dftppjph.u	Tune Date	
Batch Name	012622 bna SIM 1.batch.bin	Last Calib Update	1/27/2022 8:37:26 AM

Ref Library



Compound	RT	QIon	Resp.	Conc.	Units	Dev(Min)
Internal Standards						
M 1,4-Dichlorobenzene-d4	4.460	152.0	169199	40.0000	ng/ml	0.000
M Naphthalene-d8	5.916	136.0	292326	40.0000	ng/ml	0.000
M Acenaphthene-d10	8.000	164.0	191507	40.0000	ng/ml	0.000
M Phenanthrene-d10	9.768	188.0	392870	40.0000	ng/ml	0.000
M Chrysene-d12	14.701	240.0	321390	40.0000	ng/ml	0.000
M Perylene-d12	18.475	264.0	207807	40.0000	ng/ml	0.000
System Monitoring Compounds						
S Nitrobenzene-d5	5.106	82.0	458925	44.3983	ng/ml	-0.012
Spiked Amount: 5.000	Range: 19.0 - 102.0%			Recovery = 887.97%		*
S 2-Fluorobiphenyl	7.252	172.0	572058	64.9172	ng/ml	0.000
Spiked Amount: 5.000	Range: 25.0 - 94.0%			Recovery = 1298.34%		*
S o-Terphenyl	0.000		0	N.D.		
Spiked Amount: 5.000	Range: 40.0 - 140.0%			Recovery = NA%		
S Terphenyl-d14	12.251	244.0	603783	76.1127	ng/ml	0.000
Spiked Amount: 5.000	Range: 39.0 - 106.0%			Recovery = 1522.25%		*
Target Compounds						
T Naphthalene	0.000		0	N.D.		
T 2-Methylnaphthalene	0.000		0	N.D.		
T 1-Methylnaphthalene	0.000		0	N.D.		
T Acenaphthylene	0.000		0	N.D.		
T Acenaphthene	7.988	154.0	0		ng/ml	md 1
T Fluorene	8.960	166.0	0		ng/ml	md 1
T Phenanthrene	0.000		0	N.D.		
T Anthracene	0.000		0	N.D.		
T Fluoranthene	0.000		0	N.D.		
T Pyrene	0.000		0	N.D.		
T Benzo(a)Anthracene	14.701	228.0	0		ng/ml	md 1
T Chrysene	14.701	228.0	0		ng/ml	md 1
T Benzo(b)fluoranthene	0.000		0	N.D.		

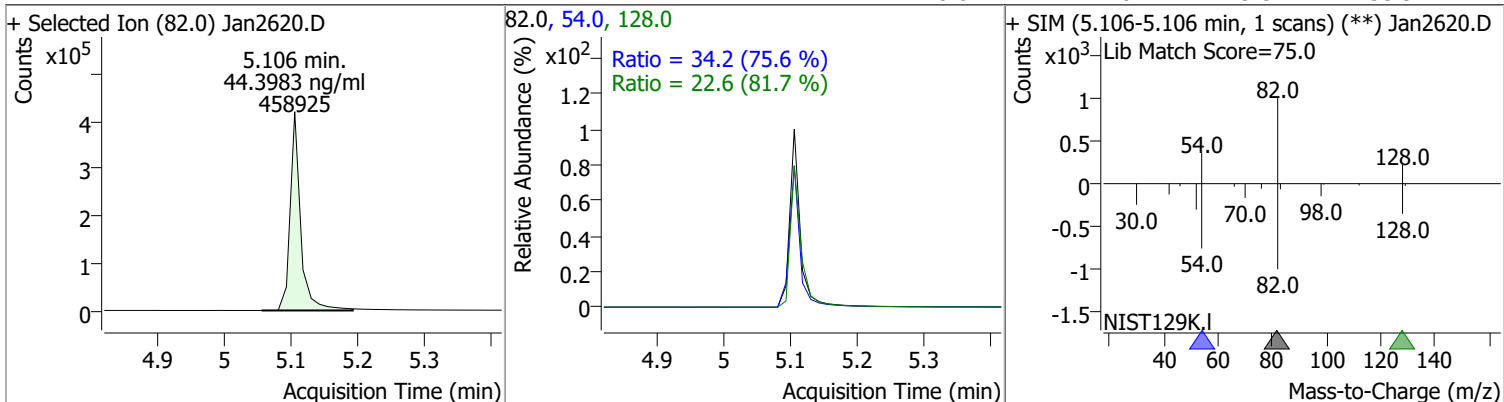
Quantitation Results Report (QT Reviewed)

Compound	RT	QIon	Resp.	Conc.	Units	Dev(Min)
T Benzo(k)fluoranthene	0.000		0	N.D.		
T Benzo(a)pyrene	18.475	252.0	0		ng/ml	md 1
T Indeno(1,2,3-cd)pyrene	0.000		0	N.D.		
T Dibenzo(a,h)anthracene	0.000		0	N.D.		
T Benzo(g,h,i)perylene	0.000		0	N.D.		

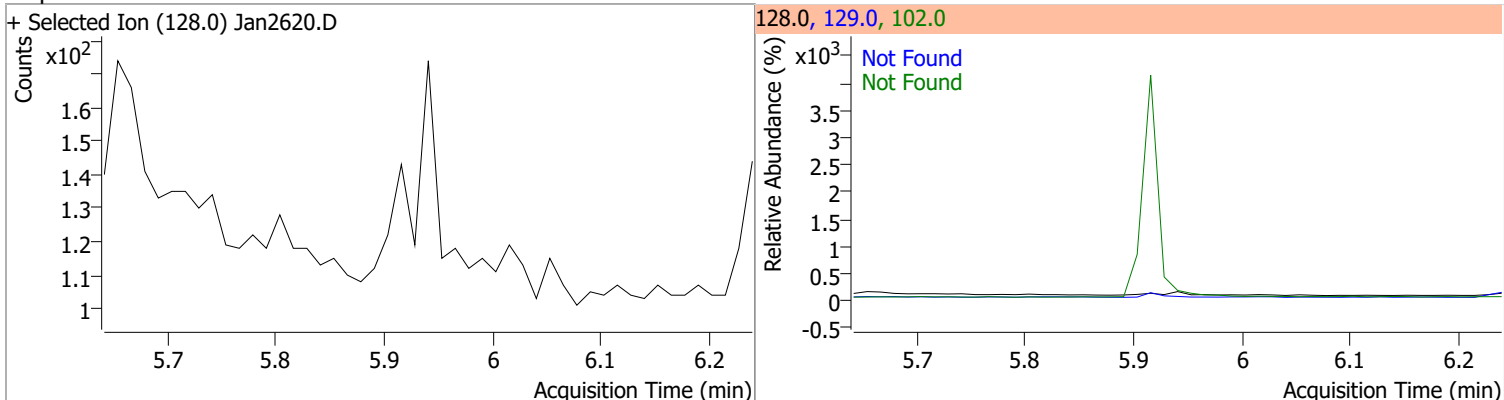
(#) = Qualifier Out of Range; (m) = Manual Integration; (+) = Area Summed; (*) = Surrogate Percent Recovery Out of Range; (d): Zeroed Peak

Quantitation Results Report (QT Reviewed)

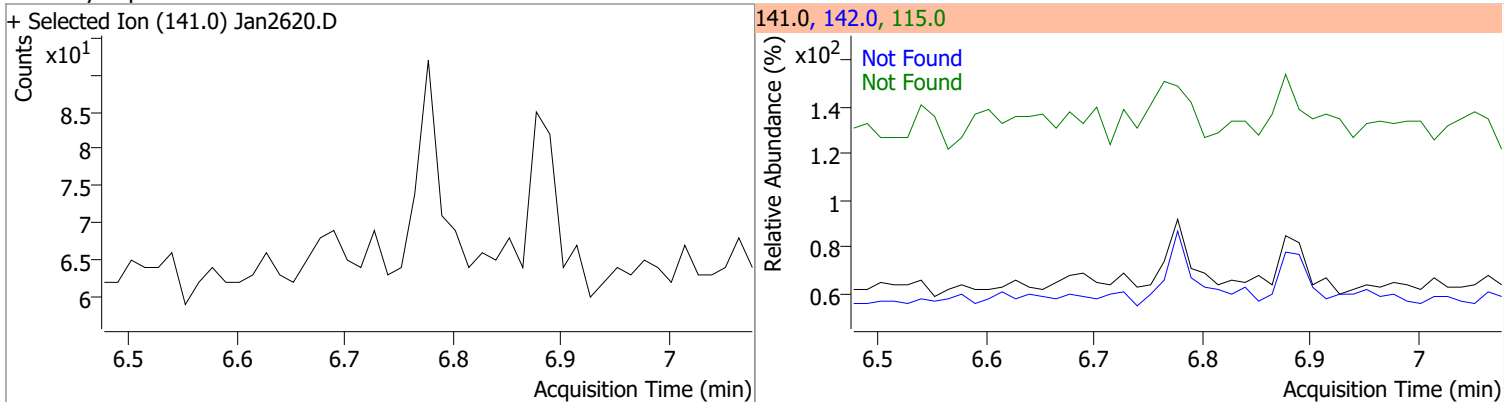
Compound	Conc.	RT	Dev(Min)	Resp.	QIon	QRatio	Lower	Upper
Nitrobenzene-d5	44.3983	5.11	-0.01	458925	54.0	34.2	31.6	58.8
					128.0	22.6	19.3	35.9



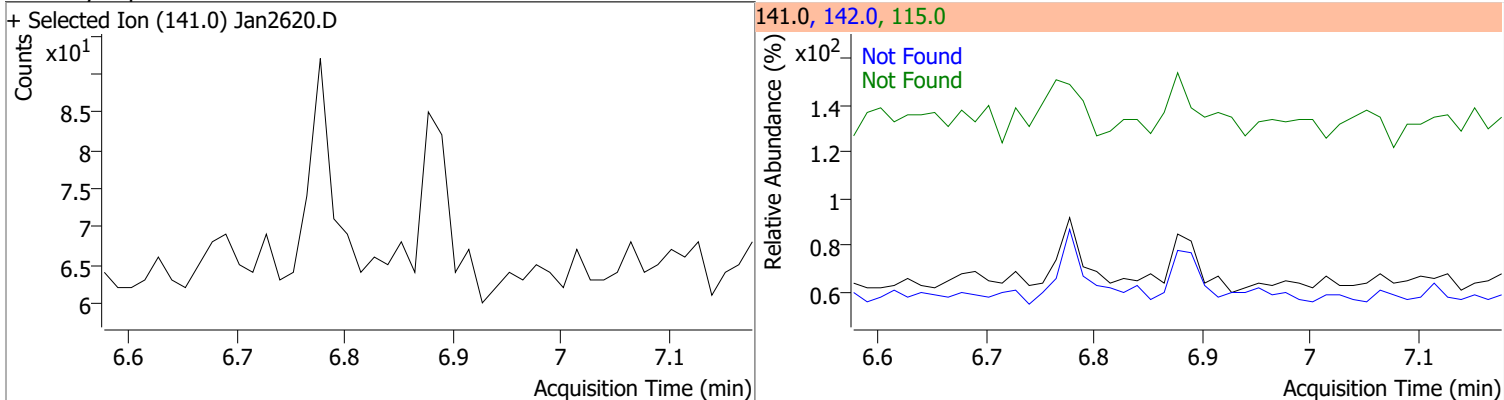
Compound	Conc.	Exp RT	QIon	Exp Ratio	QIon	Exp Ratio
Naphthalene	N.D.	5.94	102.0	20.6	129.0	11.0



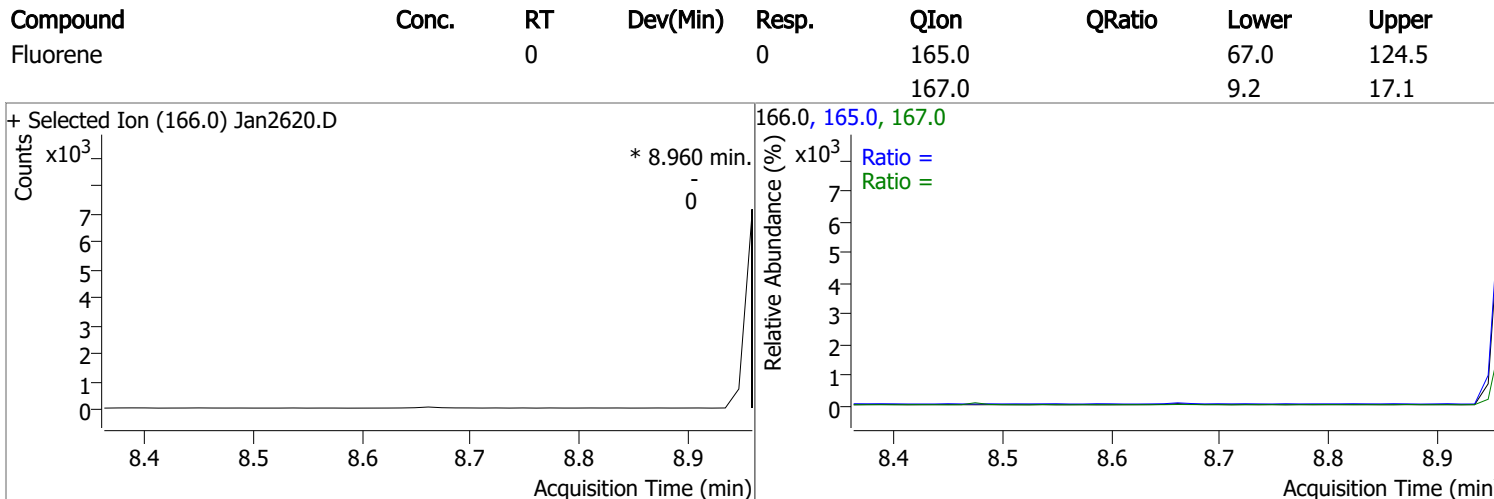
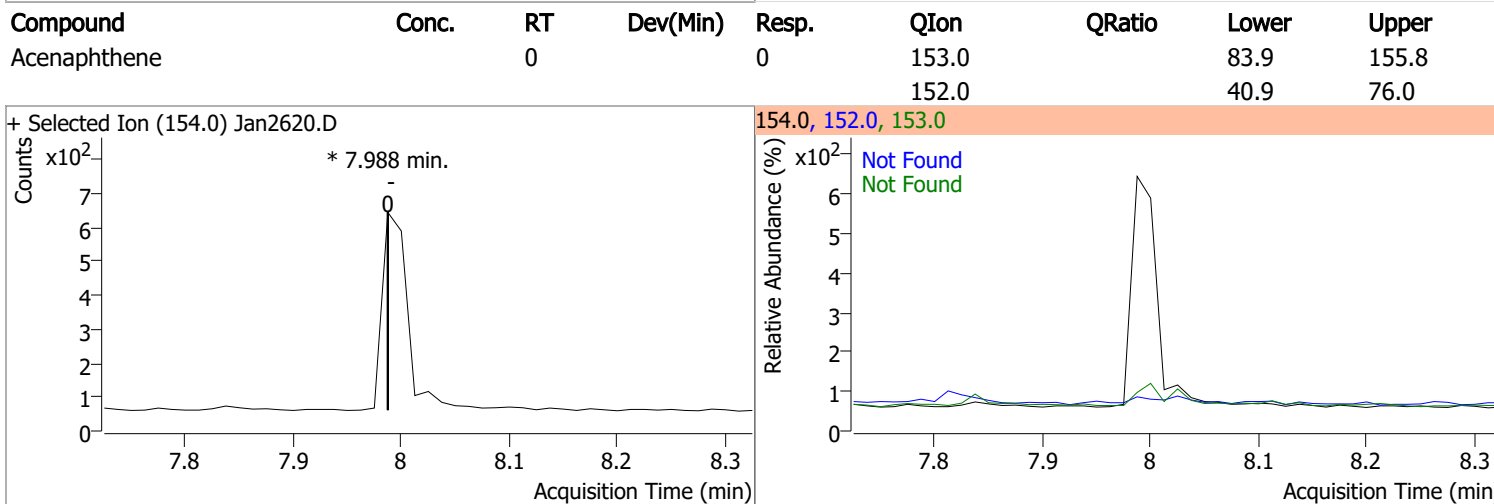
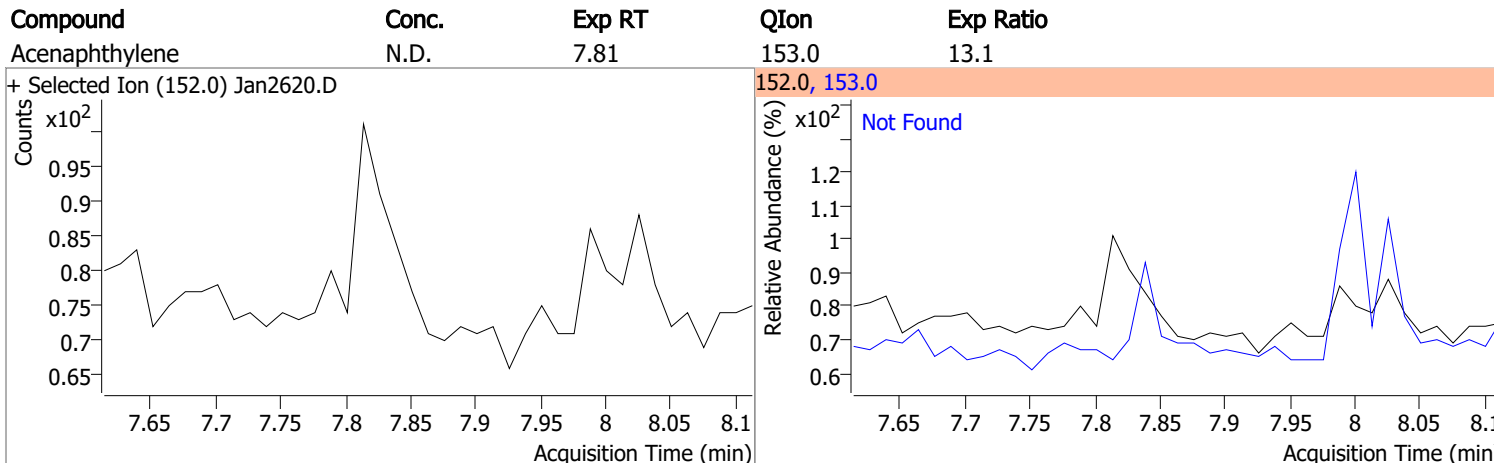
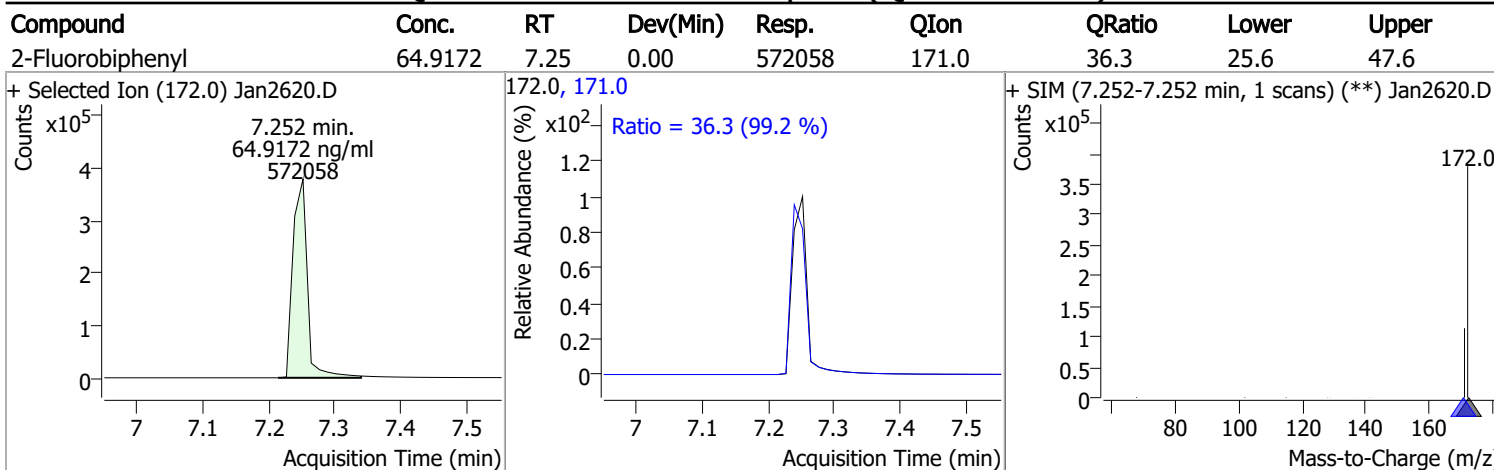
Compound	Conc.	Exp RT	QIon	Exp Ratio	QIon	Exp Ratio
2-Methylnaphthalene	N.D.	6.78	142.0	141.5	115.0	66.1



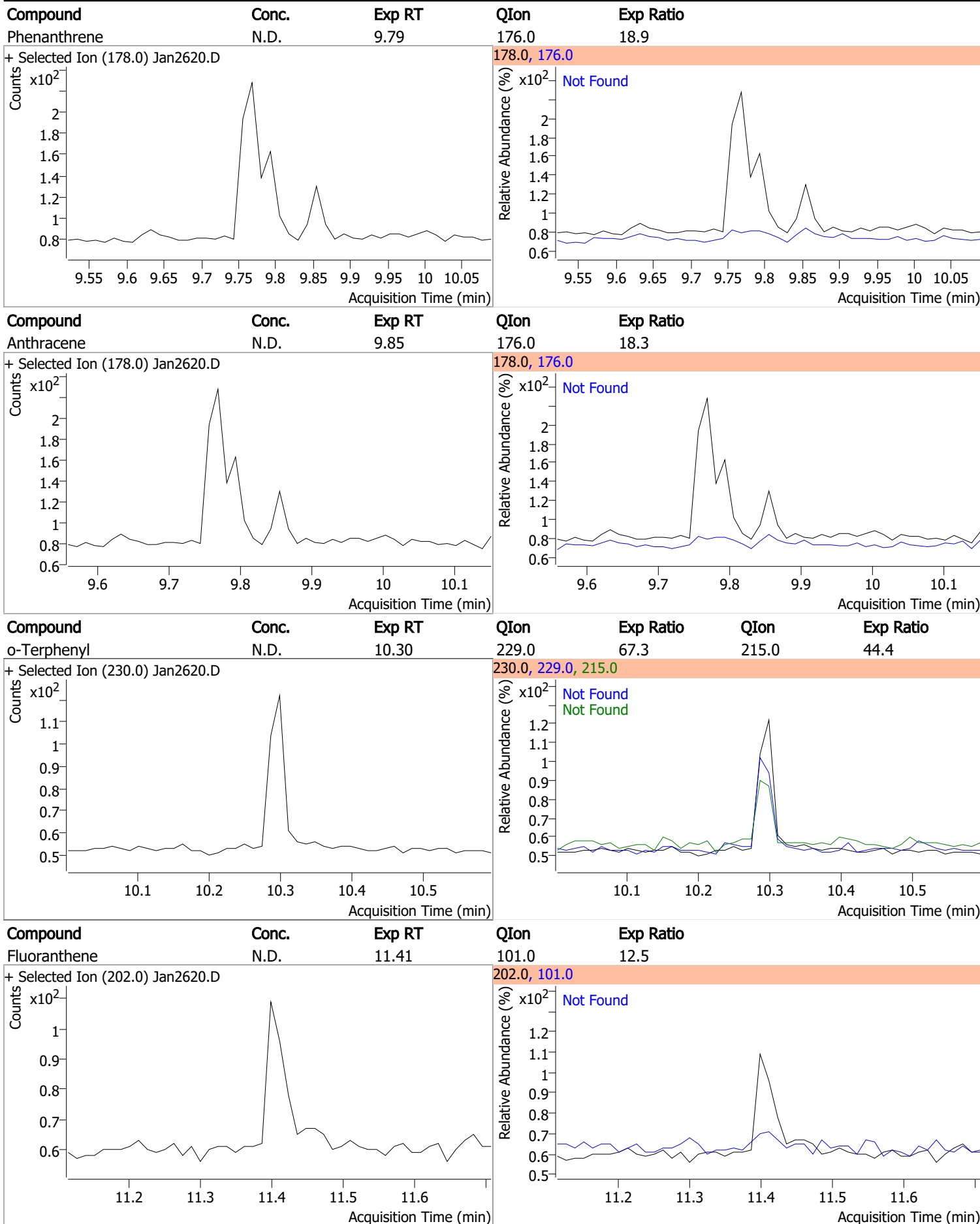
Compound	Conc.	Exp RT	QIon	Exp Ratio	QIon	Exp Ratio
1-Methylnaphthalene	N.D.	6.88	142.0	111.9	115.0	76.3



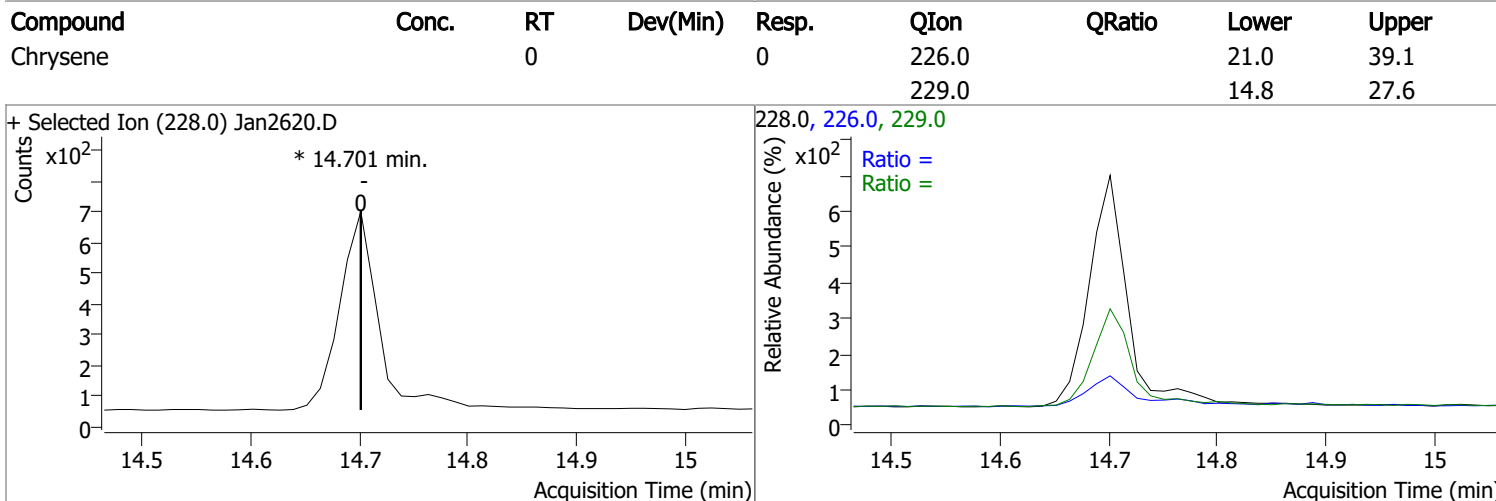
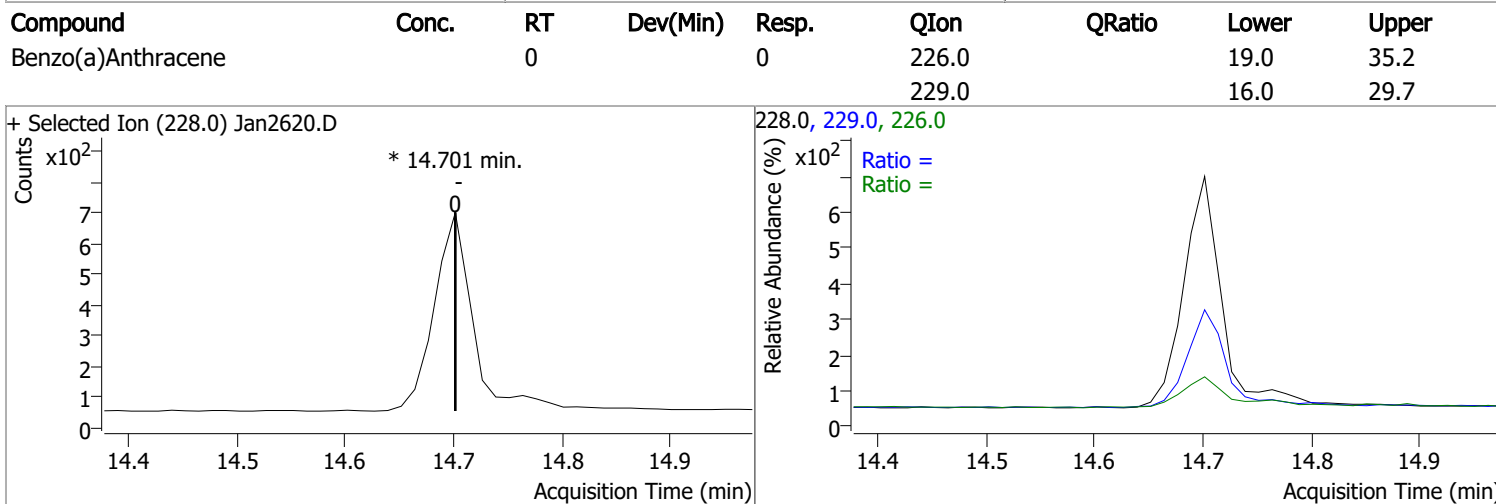
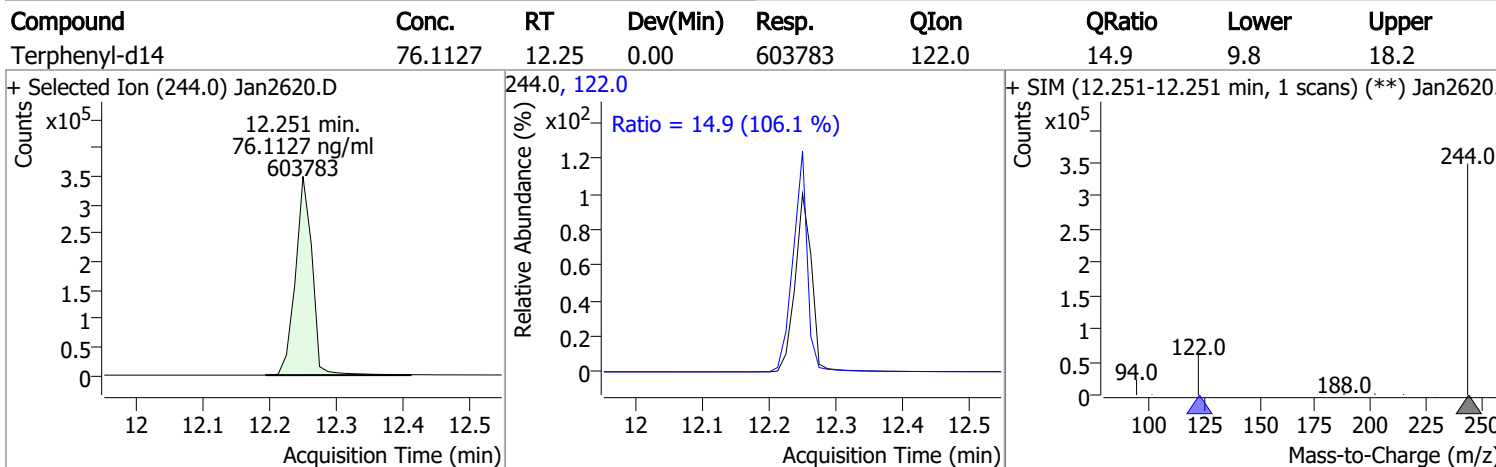
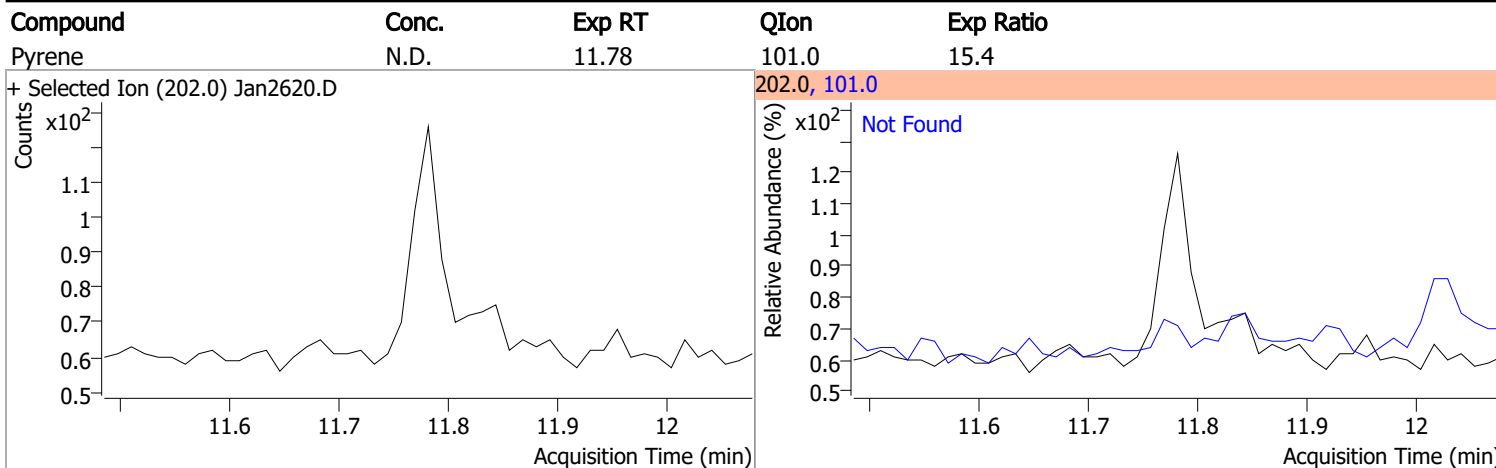
Quantitation Results Report (QT Reviewed)



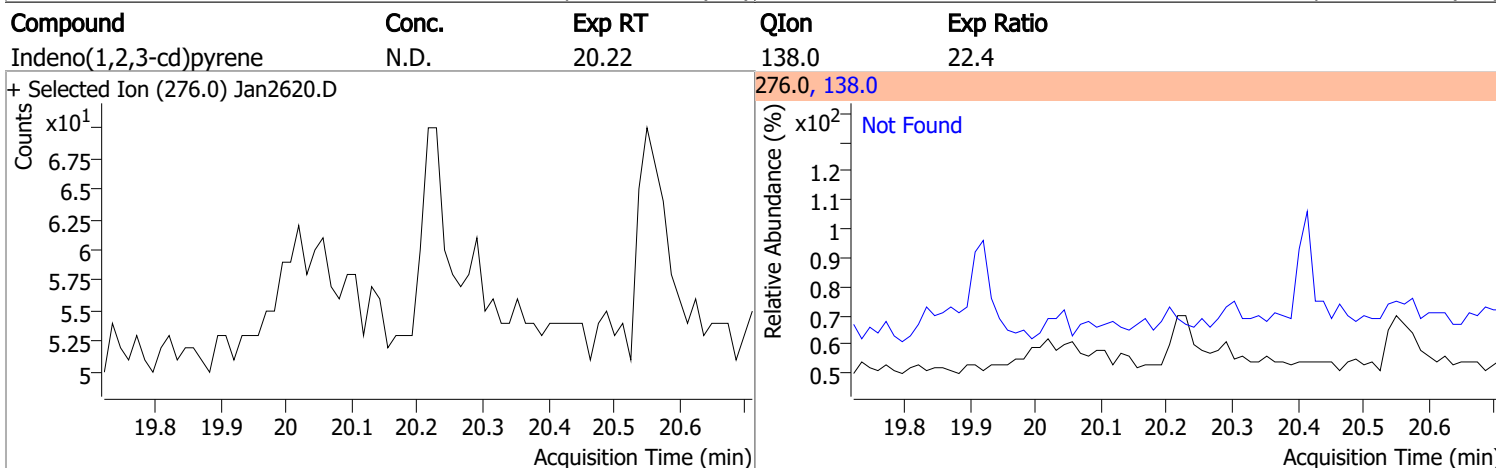
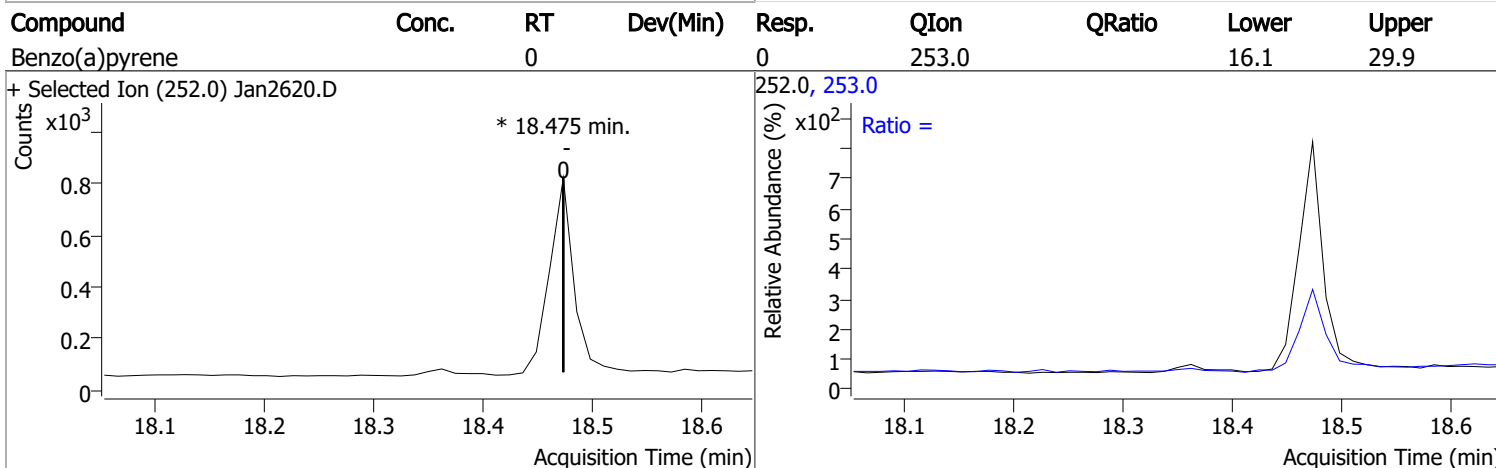
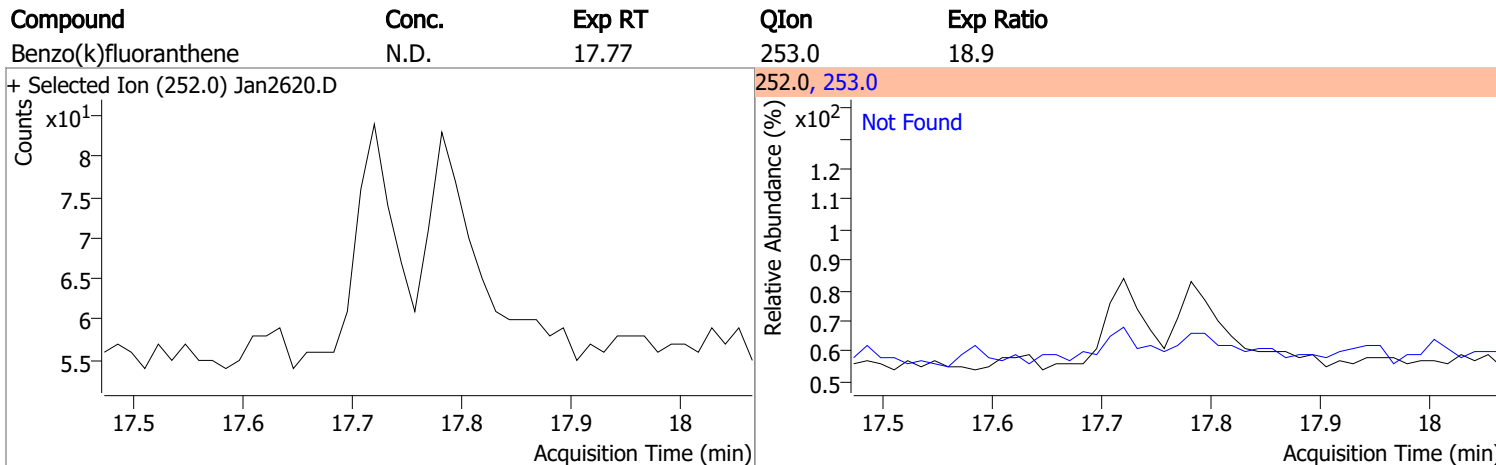
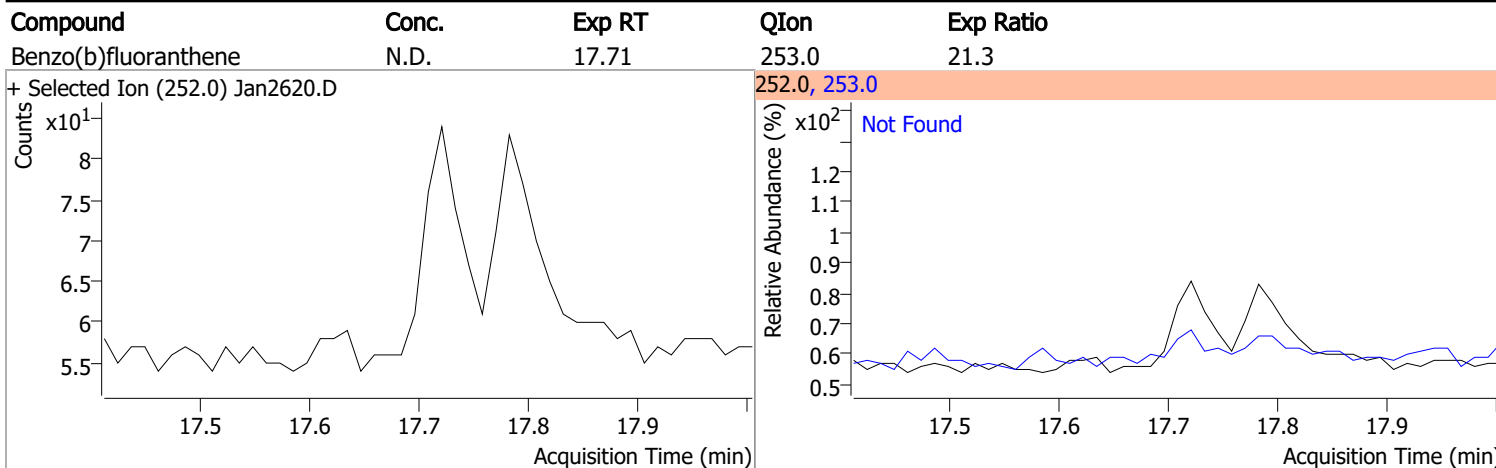
Quantitation Results Report (QT Reviewed)



Quantitation Results Report (QT Reviewed)

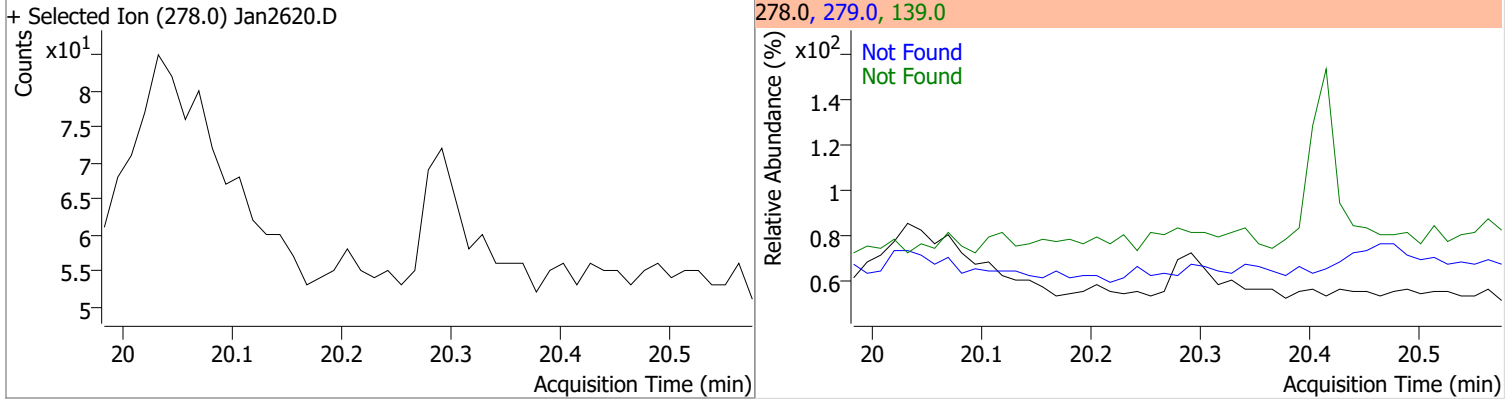


Quantitation Results Report (QT Reviewed)

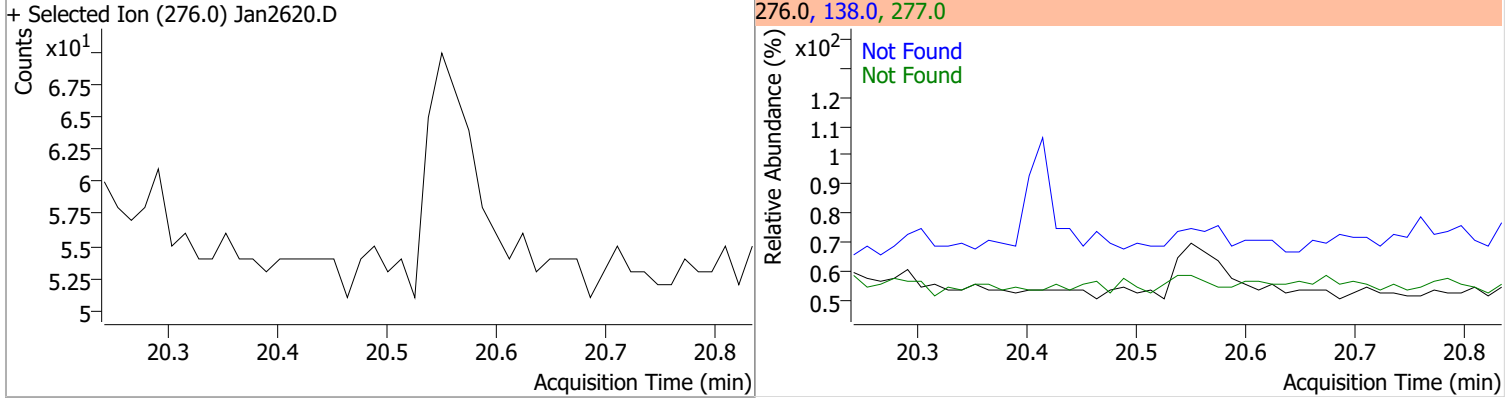


Quantitation Results Report (QT Reviewed)

Compound	Conc.	Exp RT	QIon	Exp Ratio	QIon	Exp Ratio
Dibenzo(a,h)anthracene	N.D.	20.28	279.0	24.9	139.0	17.5



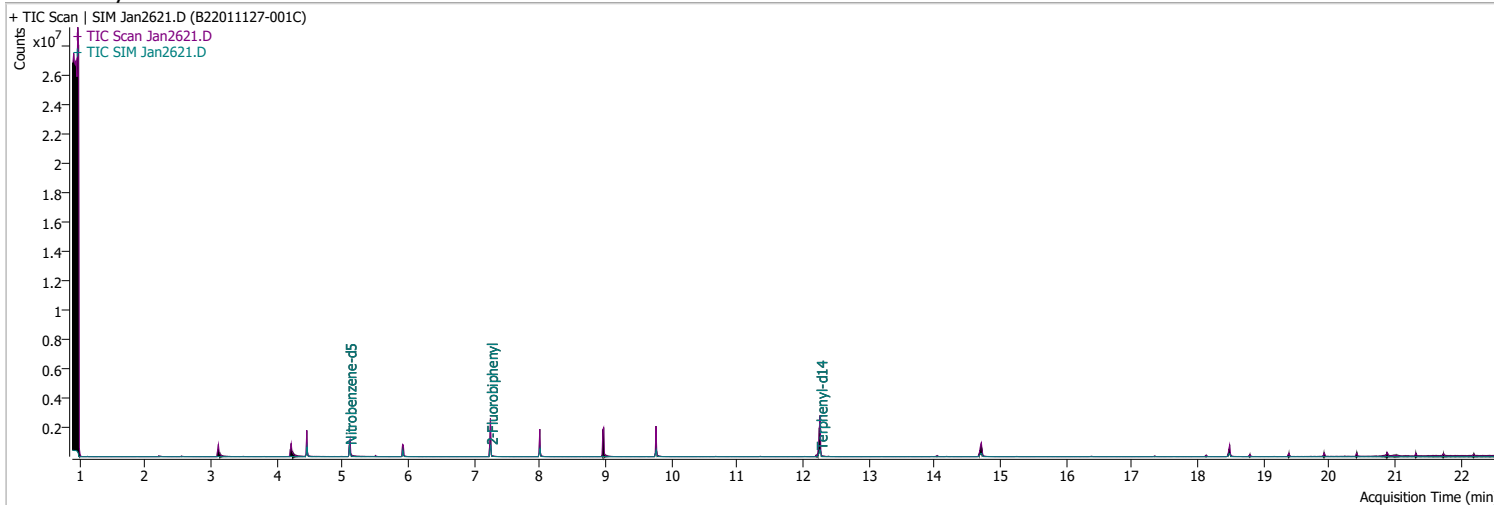
Compound	Conc.	Exp RT	QIon	Exp Ratio	QIon	Exp Ratio
Benzo(g,h,i)perylene	N.D.	20.54	277.0	24.8	138.0	20.5



Quantitation Results Report (QT Reviewed)

Data File	Jan2621.D	Operator	LIMS import
Acq. Method	5975BNASIM	Acq. Date-Time	1/27/2022 3:34:52 AM
Sample Name	B22011127-001C	Instrument	GCMS
Vial	21	Multiplier	1.00
DA Method File	012522 ban SIM 2.batch.bin	Comment	SVOC-8270C-SIM-W-LLPAH
Tune File	dftppjph.u	Tune Date	
Batch Name	012622 bna SIM 1.batch.bin	Last Calib Update	1/27/2022 8:37:26 AM

Ref Library



Compound	RT	QIon	Resp.	Conc.	Units	Dev(Min)	
Internal Standards							
M 1,4-Dichlorobenzene-d4	4.459	152.0	199841	40.0000	ng/ml	0.000	
M Naphthalene-d8	5.916	136.0	346290	40.0000	ng/ml	0.000	
M Acenaphthene-d10	8.000	164.0	244309	40.0000	ng/ml	0.000	
M Phenanthrene-d10	9.768	188.0	503290	40.0000	ng/ml	0.000	
M Chrysene-d12	14.714	240.0	392437	40.0000	ng/ml	0.012	
M Perylene-d12	18.475	264.0	269454	40.0000	ng/ml	0.000	
System Monitoring Compounds							
S Nitrobenzene-d5	5.106	82.0	547379	44.6612	ng/ml	-0.013	
Spiked Amount: 5.000	Range: 19.0 - 102.0%			Recovery = 893.22%		*	
S 2-Fluorobiphenyl	7.252	172.0	723105	64.4069	ng/ml	0.000	
Spiked Amount: 5.000	Range: 25.0 - 94.0%			Recovery = 1288.14%		*	
S o-Terphenyl	0.000		0	N.D.			
Spiked Amount: 5.000	Range: 40.0 - 140.0%			Recovery = NA%			
S Terphenyl-d14	12.263	244.0	740300	76.3432	ng/ml	0.012	
Spiked Amount: 5.000	Range: 39.0 - 106.0%			Recovery = 1526.86%		*	
Target Compounds							
T Naphthalene	0.000		0	N.D.			QValue
T 2-Methylnaphthalene	0.000		0	N.D.			
T 1-Methylnaphthalene	0.000		0	N.D.			
T Acenaphthylene	0.000		0	N.D.			
T Acenaphthene	8.000	154.0	0		ng/ml	md	1
T Fluorene	8.960	166.0	0		ng/ml	md	1
T Phenanthrene	0.000		0	N.D.			
T Anthracene	0.000		0	N.D.			
T Fluoranthene	0.000		0	N.D.			
T Pyrene	0.000		0	N.D.			
T Benzo(a)Anthracene	14.701	228.0	0		ng/ml	md	1
T Chrysene	14.701	228.0	0		ng/ml	md	1
T Benzo(b)fluoranthene	0.000		0	N.D.			

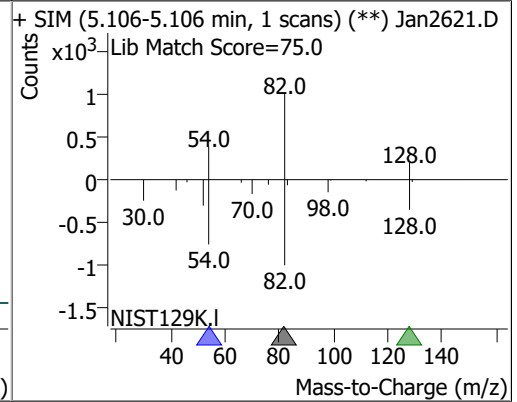
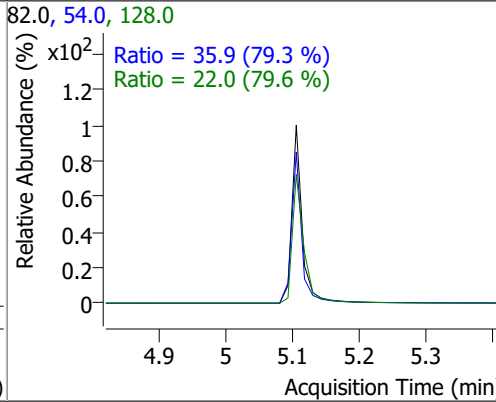
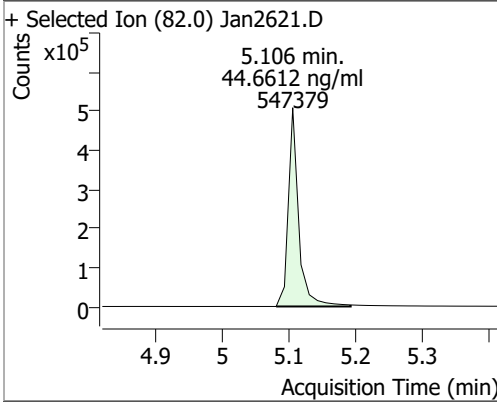
Quantitation Results Report (QT Reviewed)

Compound	RT	QIon	Resp.	Conc.	Units	Dev(Min)
T Benzo(k)fluoranthene	0.000		0	N.D.		
T Benzo(a)pyrene	18.475	252.0	0		ng/ml	md 1
T Indeno(1,2,3-cd)pyrene	0.000		0	N.D.		
T Dibenzo(a,h)anthracene	0.000		0	N.D.		
T Benzo(g,h,i)perylene	0.000		0	N.D.		

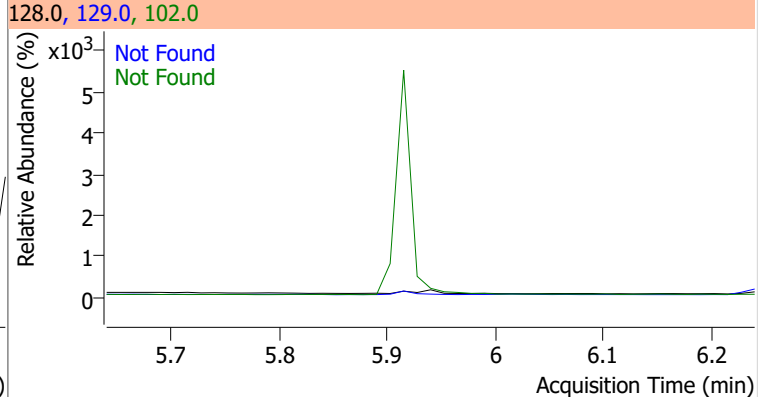
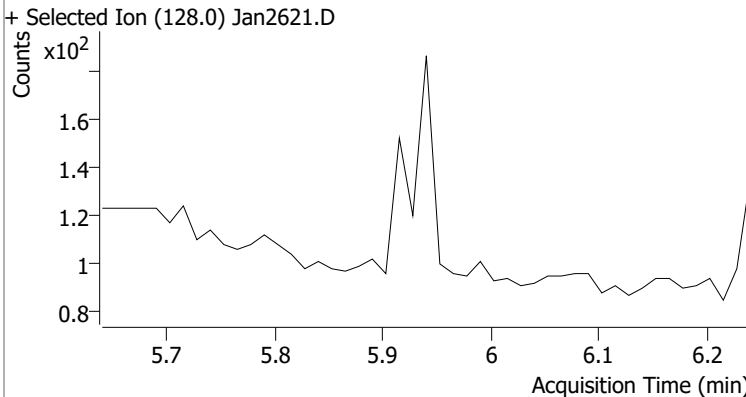
(#) = Qualifier Out of Range; (m) = Manual Integration; (+) = Area Summed; (*) = Surrogate Percent Recovery Out of Range; (d): Zeroed Peak

Quantitation Results Report (QT Reviewed)

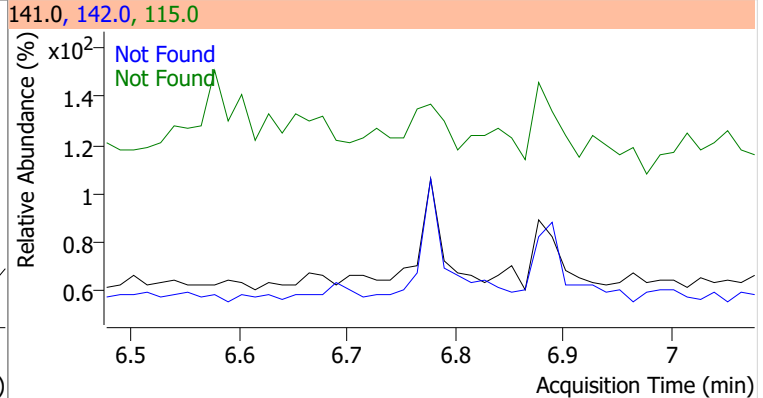
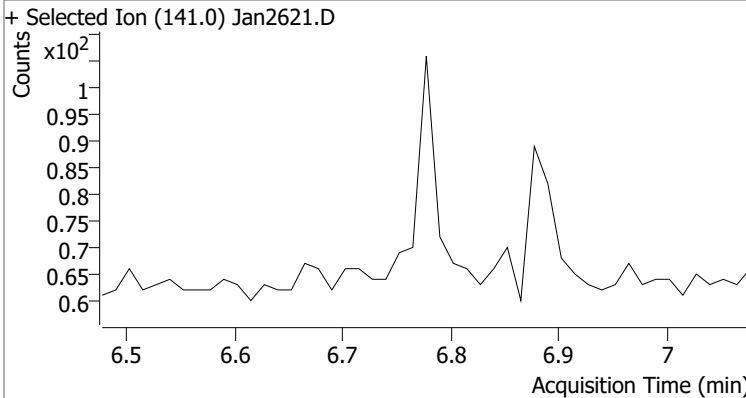
Compound	Conc.	RT	Dev(Min)	Resp.	QIon	QRatio	Lower	Upper
Nitrobenzene-d5	44.6612	5.11	-0.01	547379	54.0	35.9	31.6	58.8
					128.0	22.0	19.3	35.9



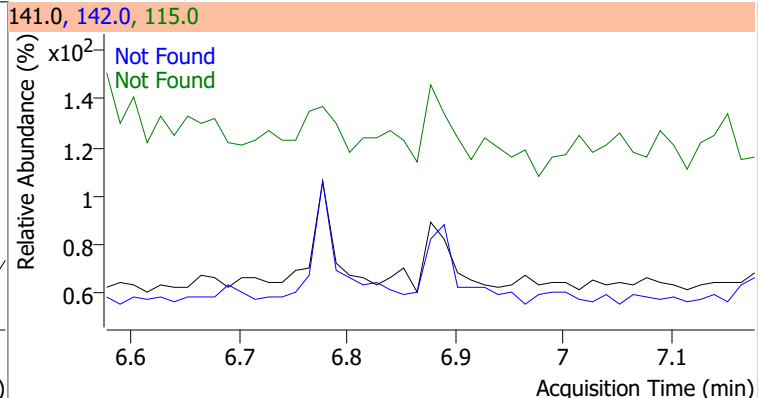
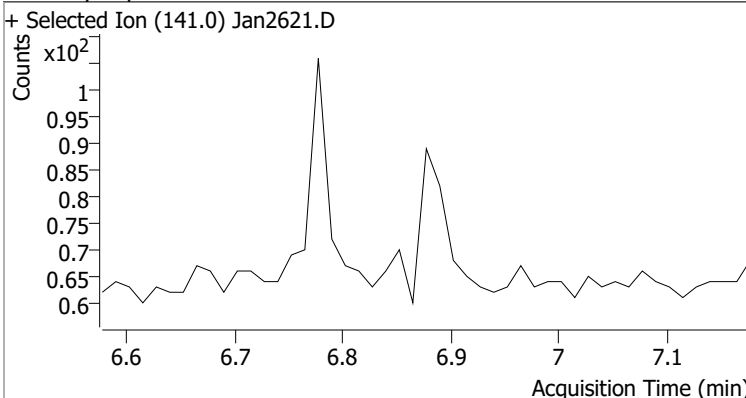
Compound	Conc.	Exp RT	QIon	Exp Ratio	QIon	Exp Ratio
Naphthalene	N.D.	5.94	102.0	20.6	129.0	11.0



Compound	Conc.	Exp RT	QIon	Exp Ratio	QIon	Exp Ratio
2-Methylnaphthalene	N.D.	6.78	142.0	141.5	115.0	66.1

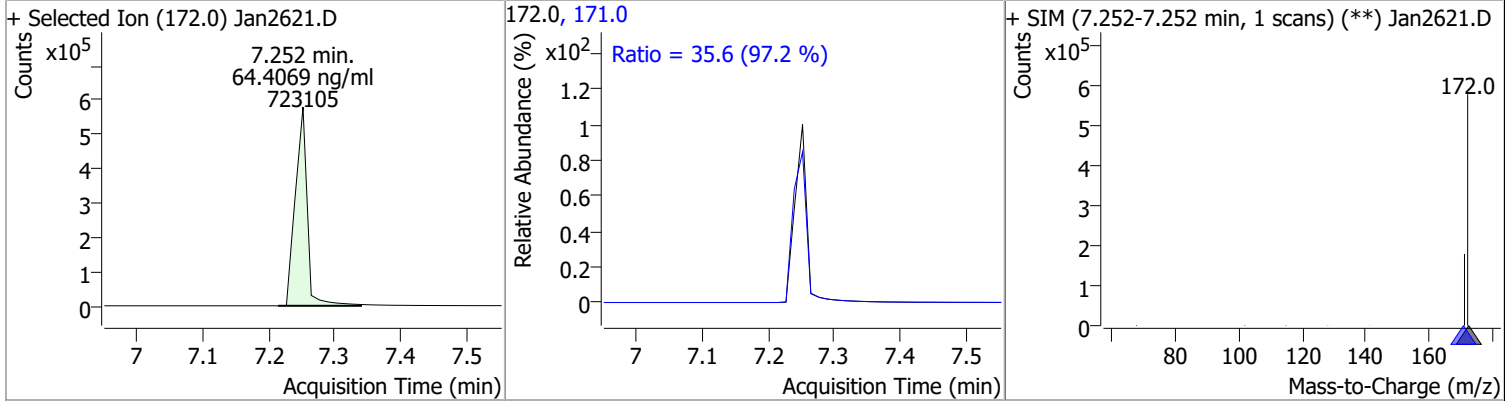


Compound	Conc.	Exp RT	QIon	Exp Ratio	QIon	Exp Ratio
1-Methylnaphthalene	N.D.	6.88	142.0	111.9	115.0	76.3

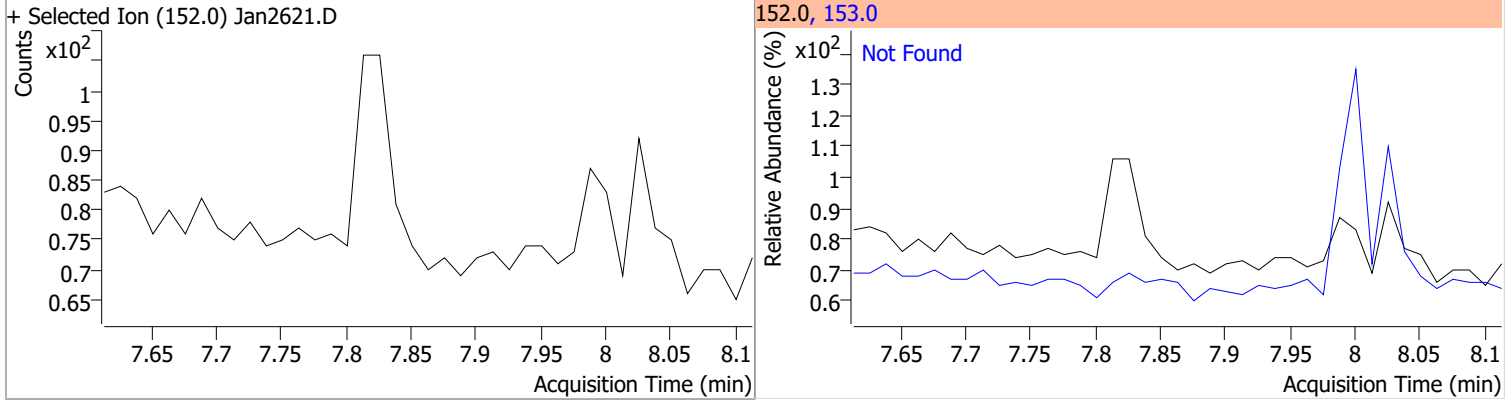


Quantitation Results Report (QT Reviewed)

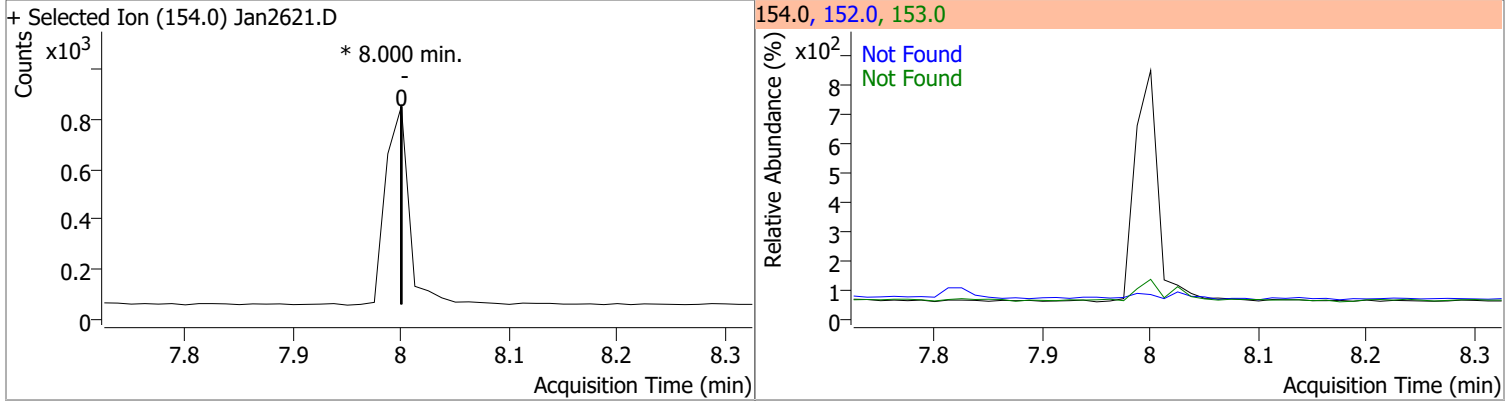
Compound	Conc.	RT	Dev(Min)	Resp.	QIon	QRatio	Lower	Upper
2-Fluorobiphenyl	64.4069	7.25	0.00	723105	171.0	35.6	25.6	47.6



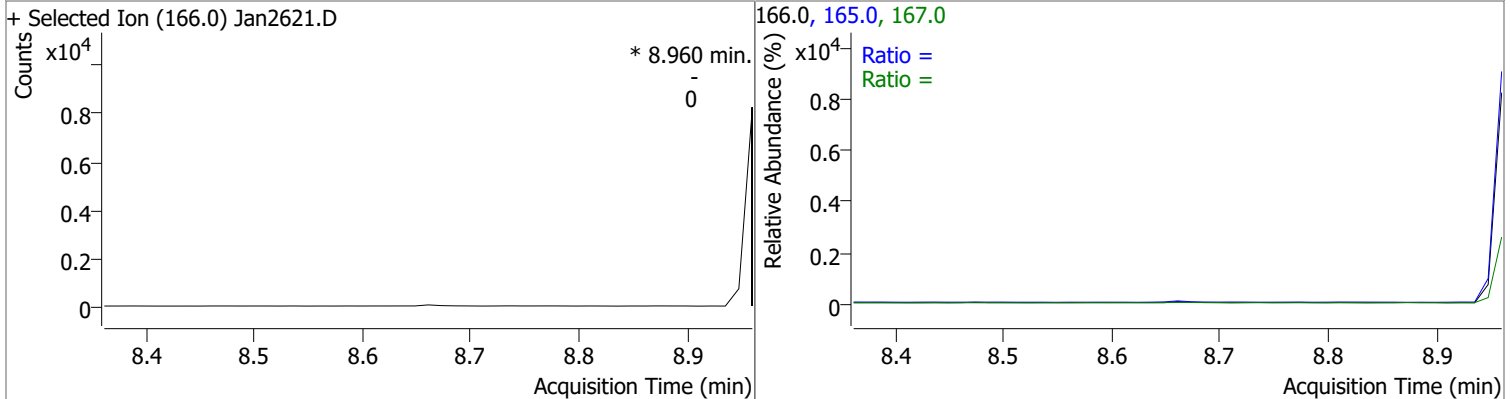
Compound	Conc.	Exp RT	QIon	Exp Ratio
Acenaphthylene	N.D.	7.81	153.0	13.1



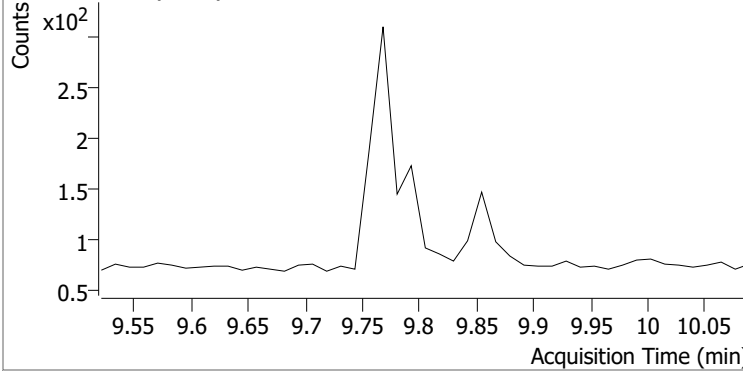
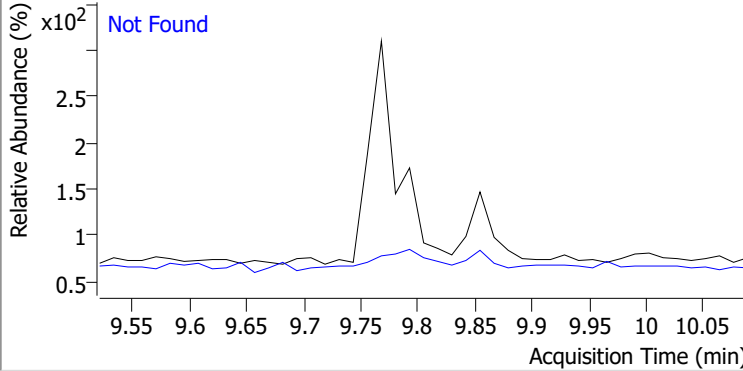
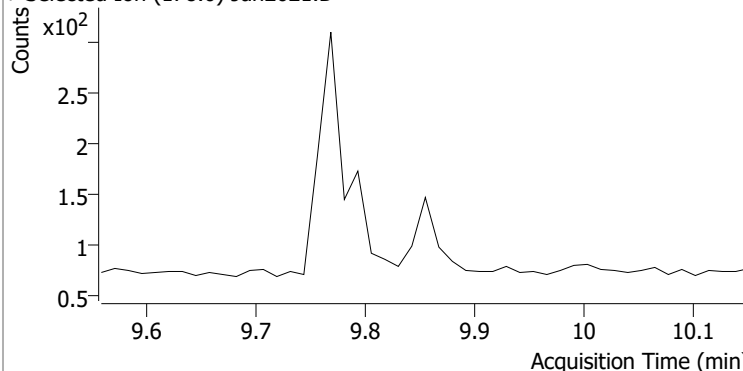
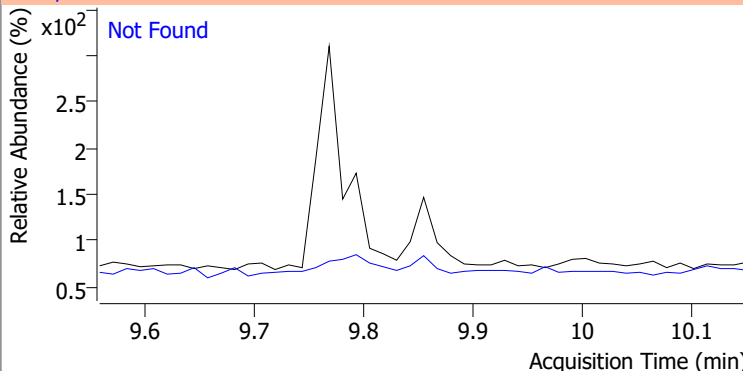
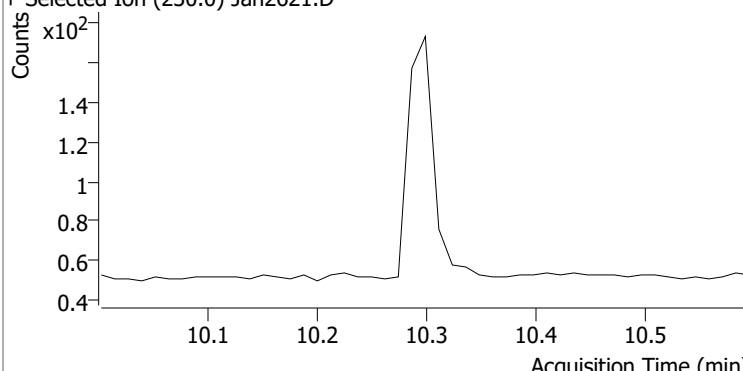
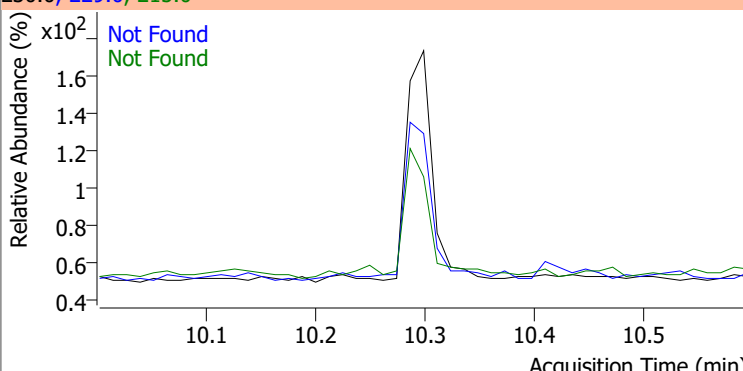
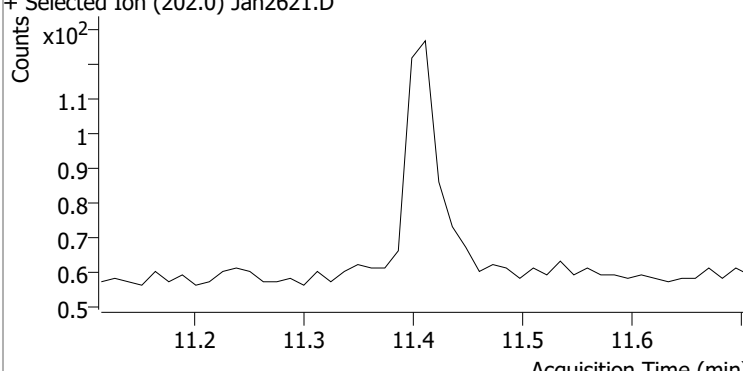
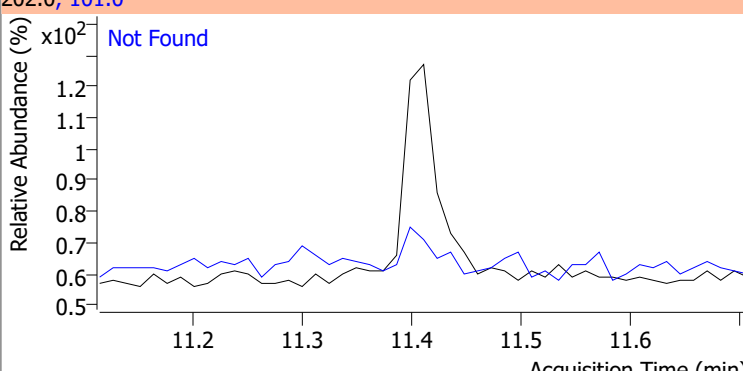
Compound	Conc.	RT	Dev(Min)	Resp.	QIon	QRatio	Lower	Upper
Acenaphthene		0		0	153.0		83.9	155.8
					152.0		40.9	76.0



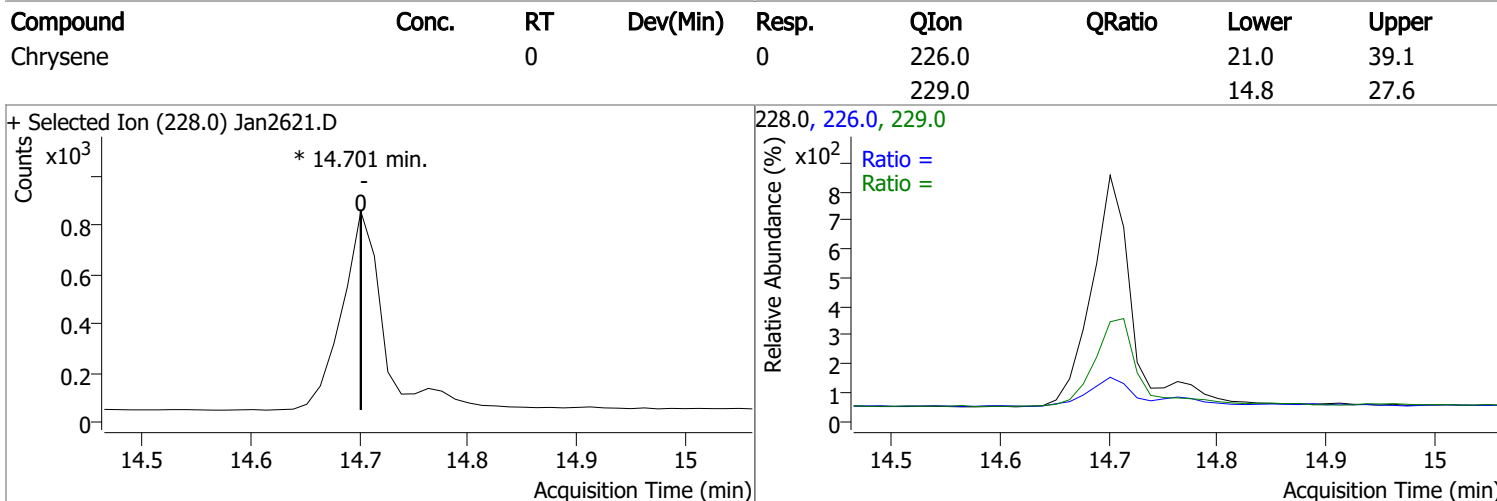
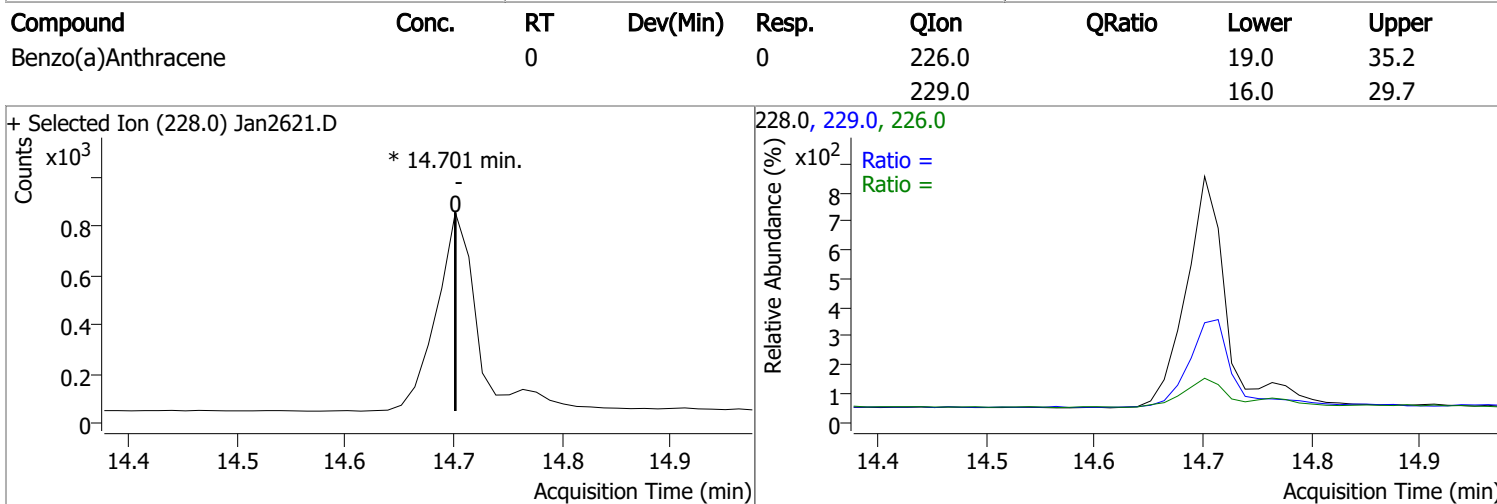
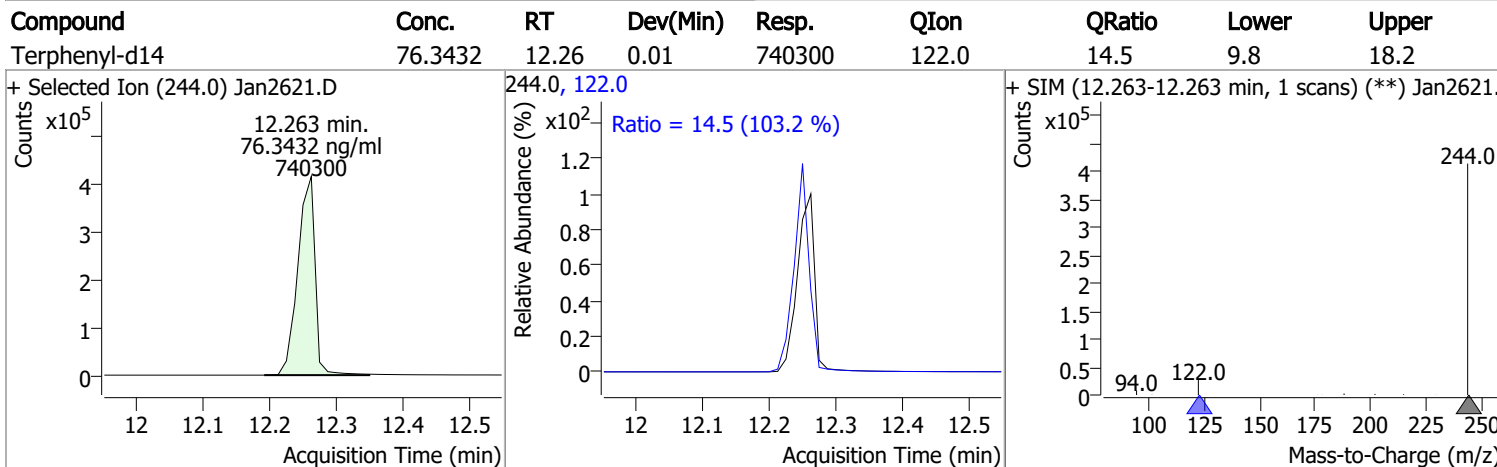
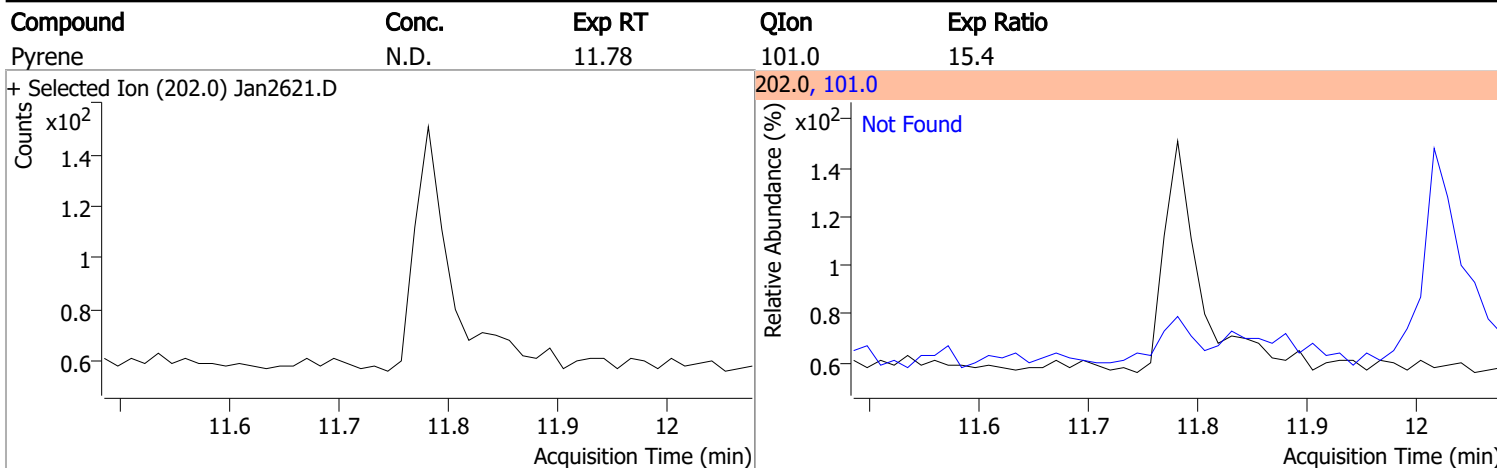
Compound	Conc.	RT	Dev(Min)	Resp.	QIon	QRatio	Lower	Upper
Fluorene		0		0	165.0		67.0	124.5
					167.0		9.2	17.1



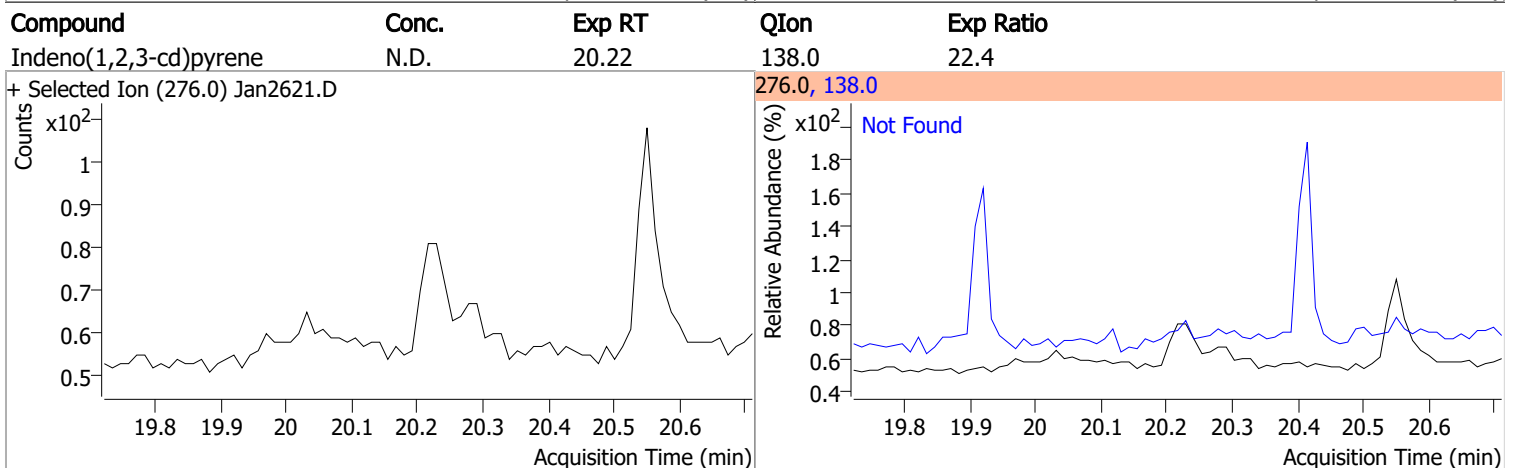
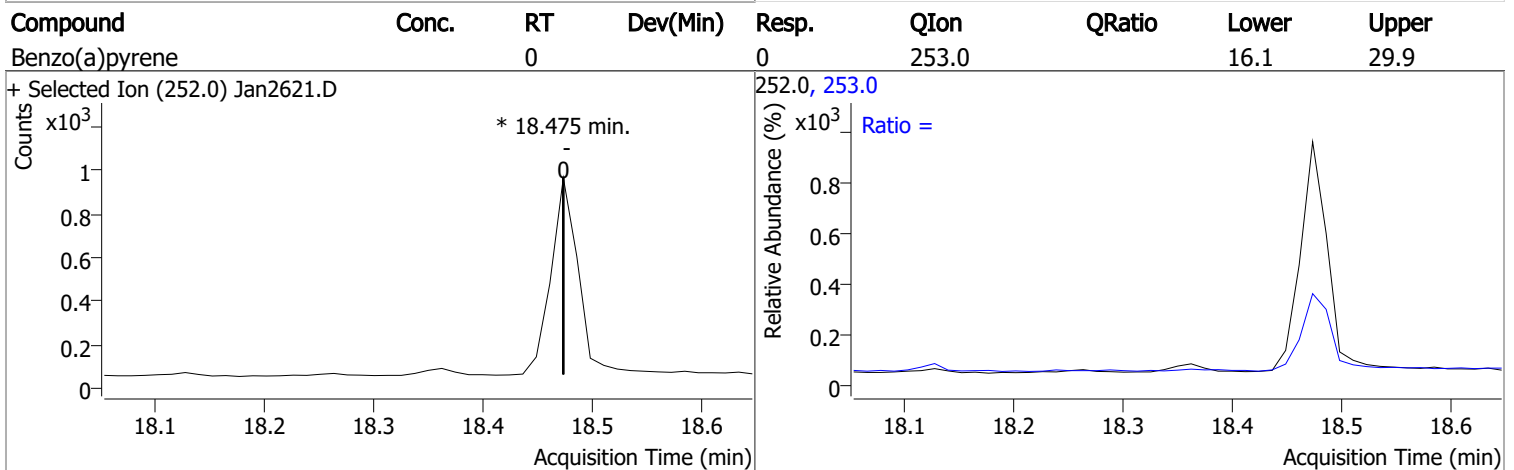
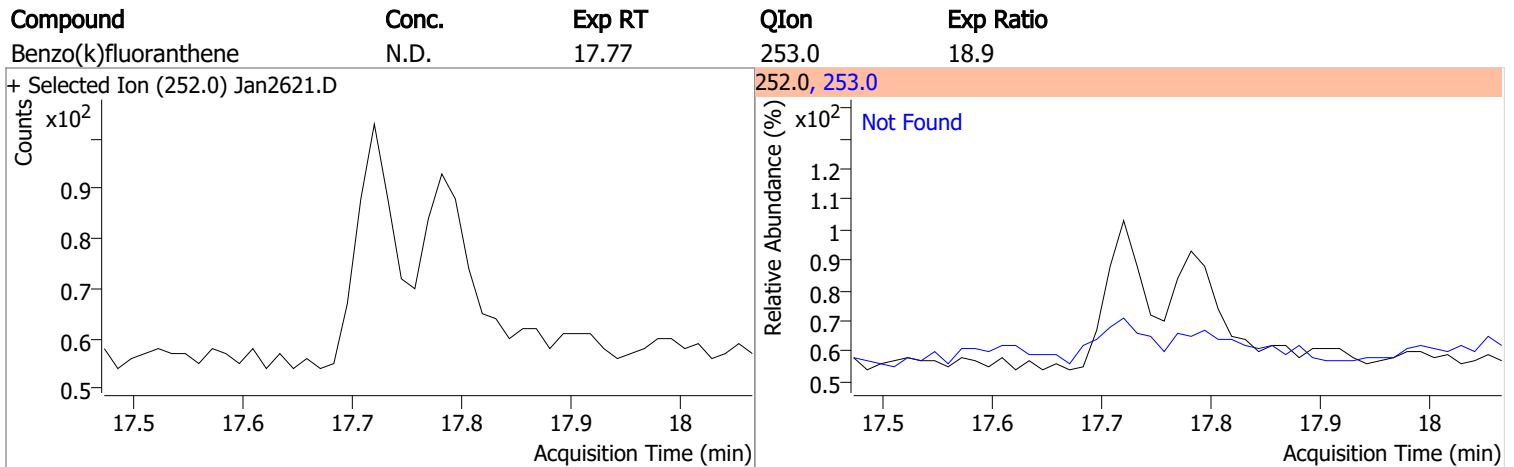
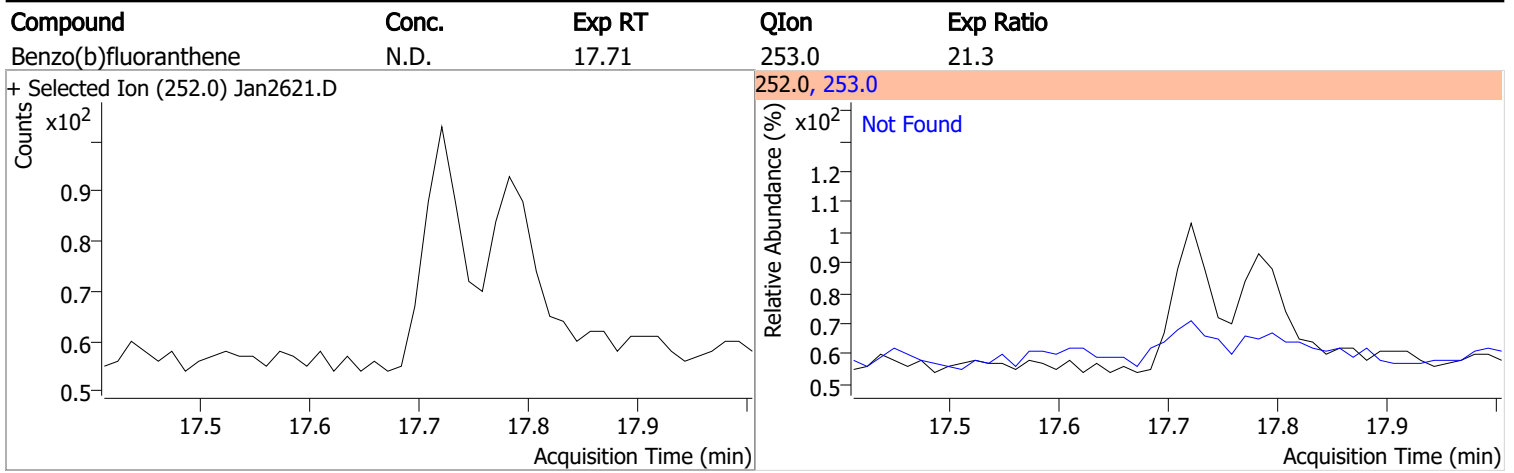
Quantitation Results Report (QT Reviewed)

Compound	Conc.	Exp RT	QIon	Exp Ratio		
Phenanthrene	N.D.	9.79	176.0	18.9		
+ Selected Ion (178.0) Jan2621.D			178.0, 176.0			
						
Anthracene	N.D.	9.85	176.0	18.3		
+ Selected Ion (178.0) Jan2621.D			178.0, 176.0			
						
o-Terphenyl	N.D.	10.30	229.0	67.3	QIon	Exp Ratio
			215.0	44.4		
+ Selected Ion (230.0) Jan2621.D			230.0, 229.0, 215.0			
						
Fluoranthene	N.D.	11.41	101.0	12.5		
+ Selected Ion (202.0) Jan2621.D			202.0, 101.0			
						

Quantitation Results Report (QT Reviewed)

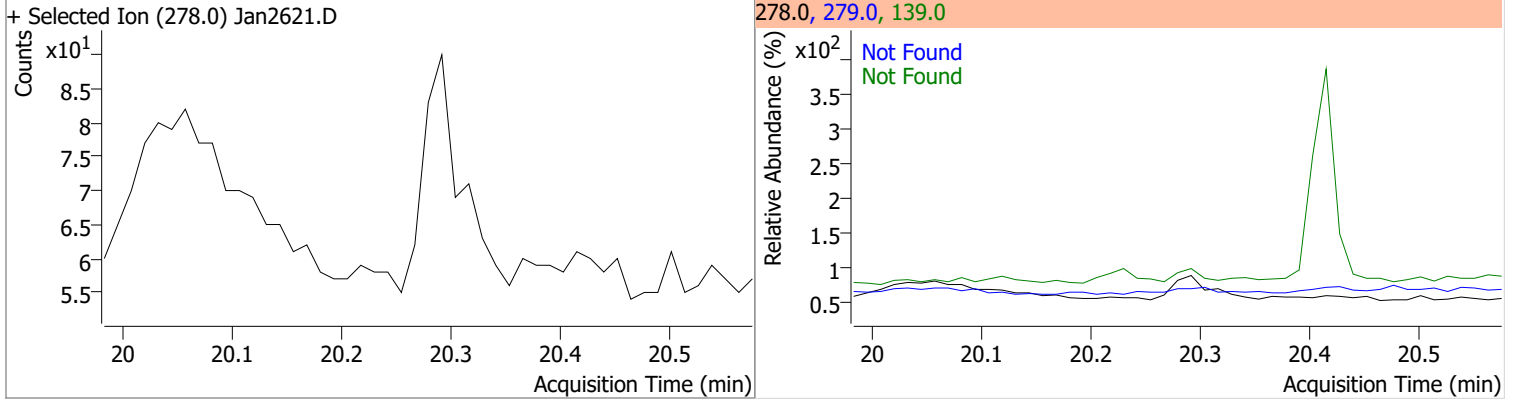


Quantitation Results Report (QT Reviewed)

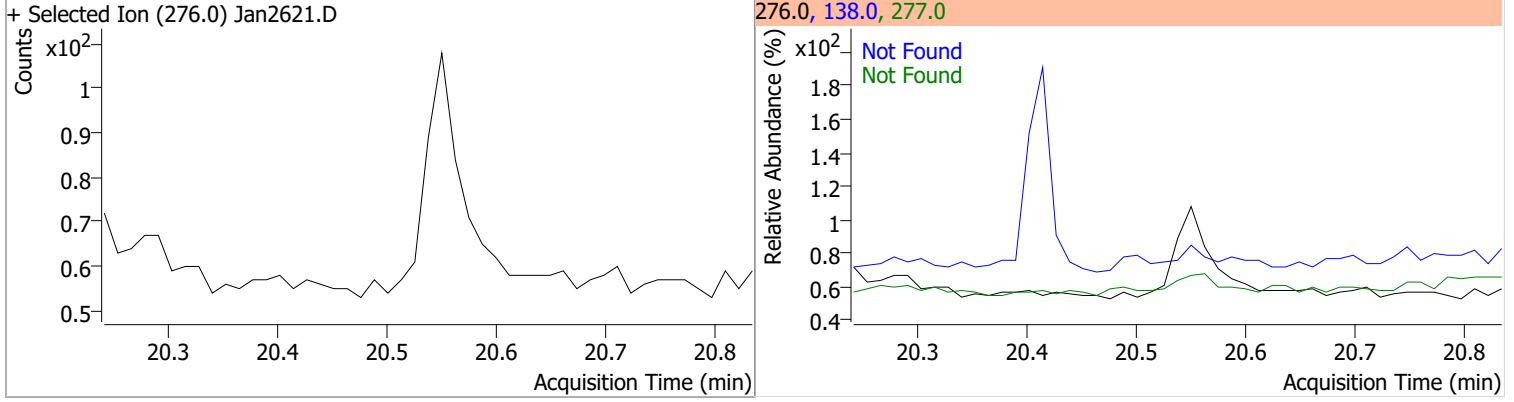


Quantitation Results Report (QT Reviewed)

Compound	Conc.	Exp RT	QIon	Exp Ratio	QIon	Exp Ratio
Dibenzo(a,h)anthracene	N.D.	20.28	279.0	24.9	139.0	17.5



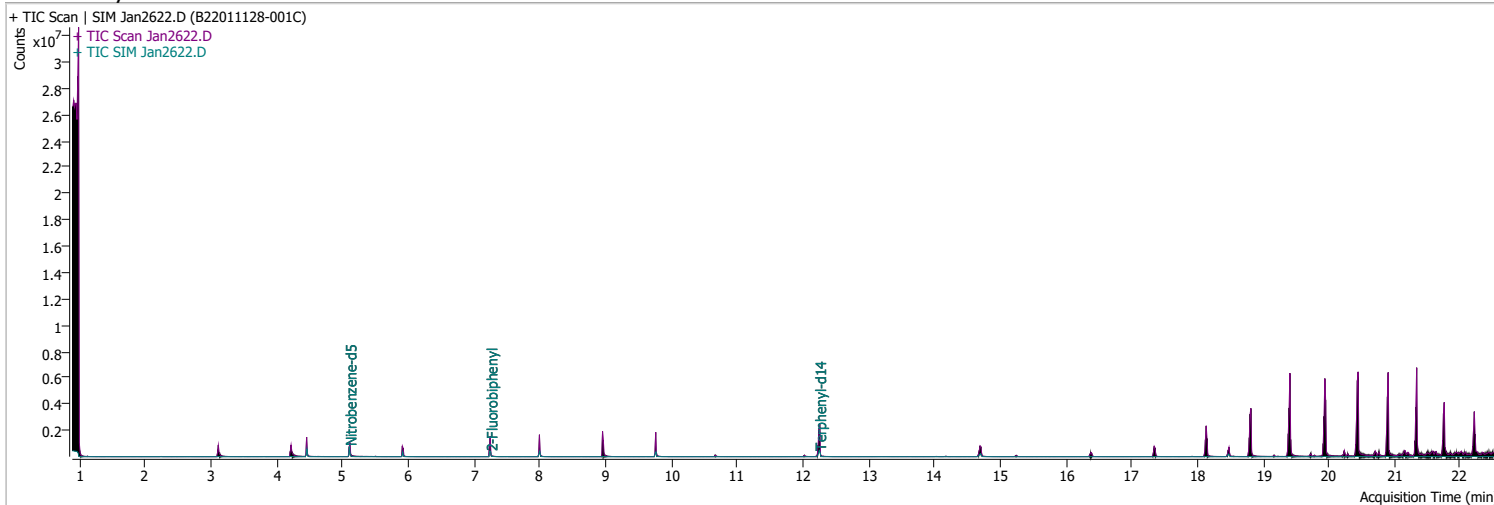
Compound	Conc.	Exp RT	QIon	Exp Ratio	QIon	Exp Ratio
Benzo(g,h,i)perylene	N.D.	20.54	277.0	24.8	138.0	20.5



Quantitation Results Report (QT Reviewed)

Data File	Jan2622.D	Operator	LIMS import
Acq. Method	5975BNASIM	Acq. Date-Time	1/27/2022 4:07:13 AM
Sample Name	B22011128-001C	Instrument	GCMS
Vial	22	Multiplier	1.00
DA Method File	012522 ban SIM 2.batch.bin	Comment	SVOC-8270C-SIM-W-LLPAH
Tune File	dftppjph.u	Tune Date	
Batch Name	012622 bna SIM 1.batch.bin	Last Calib Update	1/27/2022 8:37:26 AM

Ref Library



Compound	RT	QIon	Resp.	Conc.	Units	Dev(Min)
Internal Standards						
M 1,4-Dichlorobenzene-d4	4.460	152.0	170491	40.0000	ng/ml	0.000
M Naphthalene-d8	5.916	136.0	297560	40.0000	ng/ml	0.000
M Acenaphthene-d10	8.000	164.0	196782	40.0000	ng/ml	0.000
M Phenanthrene-d10	9.768	188.0	425465	40.0000	ng/ml	0.000
M Chrysene-d12	14.701	240.0	349497	40.0000	ng/ml	0.000
M Perylene-d12	18.475	264.0	243185	40.0000	ng/ml	0.000
System Monitoring Compounds						
S Nitrobenzene-d5	5.106	82.0	503112	46.7027	ng/ml	-0.012
Spiked Amount: 5.000	Range: 19.0 - 102.0%			Recovery = 934.05%		*
S 2-Fluorobiphenyl	7.252	172.0	496093	56.0555	ng/ml	0.000
Spiked Amount: 5.000	Range: 25.0 - 94.0%			Recovery = 1121.11%		*
S o-Terphenyl	0.000		0	N.D.		
Spiked Amount: 5.000	Range: 40.0 - 140.0%			Recovery = NA%		
S Terphenyl-d14	12.251	244.0	692894	79.1688	ng/ml	0.000
Spiked Amount: 5.000	Range: 39.0 - 106.0%			Recovery = 1583.38%		*
Target Compounds						
T Naphthalene	0.000		0	N.D.		
T 2-Methylnaphthalene	0.000		0	N.D.		
T 1-Methylnaphthalene	0.000		0	N.D.		
T Acenaphthylene	0.000		0	N.D.		
T Acenaphthene	7.988	154.0	0		ng/ml	md 1
T Fluorene	8.960	166.0	0		ng/ml	md 1
T Phenanthrene	0.000		0	N.D.		
T Anthracene	0.000		0	N.D.		
T Fluoranthene	0.000		0	N.D.		
T Pyrene	0.000		0	N.D.		
T Benzo(a)Anthracene	14.701	228.0	0		ng/ml	md 1
T Chrysene	14.701	228.0	0		ng/ml	md 1
T Benzo(b)fluoranthene	0.000		0	N.D.		

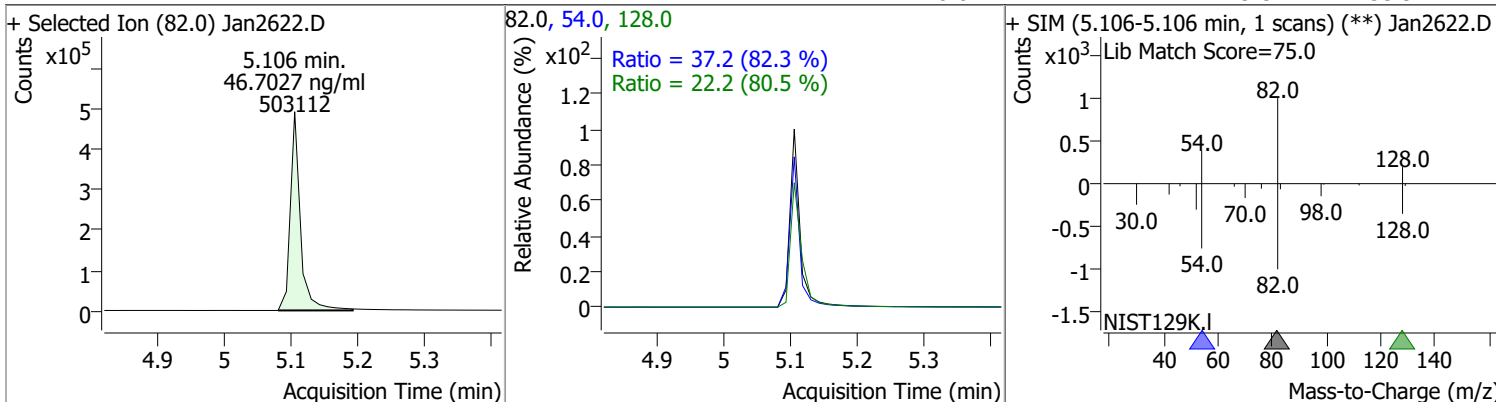
Quantitation Results Report (QT Reviewed)

Compound	RT	QIon	Resp.	Conc.	Units	Dev(Min)
T Benzo(k)fluoranthene	0.000		0	N.D.		
T Benzo(a)pyrene	18.363	252.0	0		ng/ml	md 1
T Indeno(1,2,3-cd)pyrene	0.000		0	N.D.		
T Dibenzo(a,h)anthracene	0.000		0	N.D.		
T Benzo(g,h,i)perylene	0.000		0	N.D.		

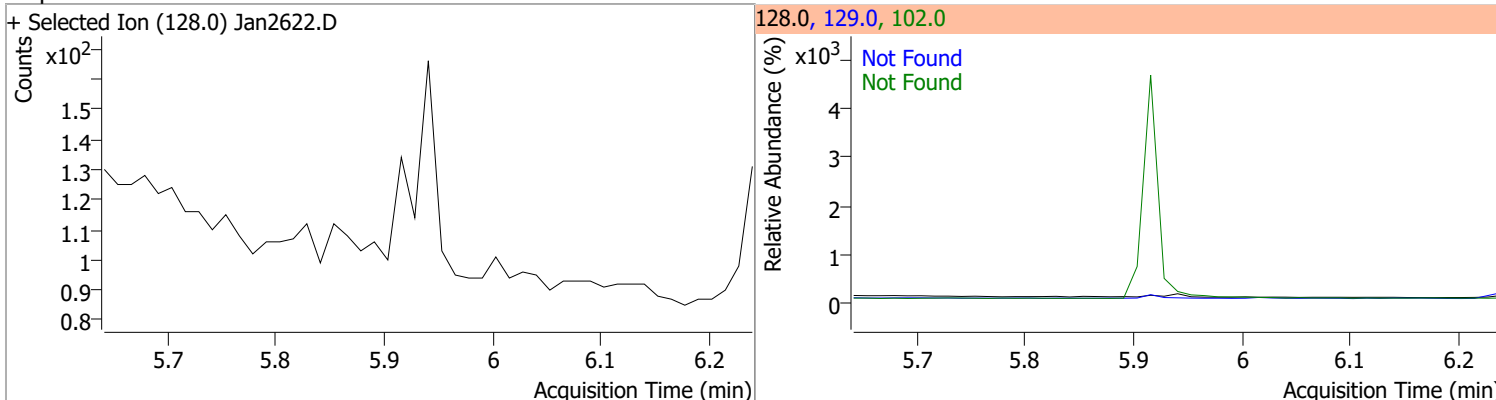
(#) = Qualifier Out of Range; (m) = Manual Integration; (+) = Area Summed; (*) = Surrogate Percent Recovery Out of Range; (d): Zeroed Peak

Quantitation Results Report (QT Reviewed)

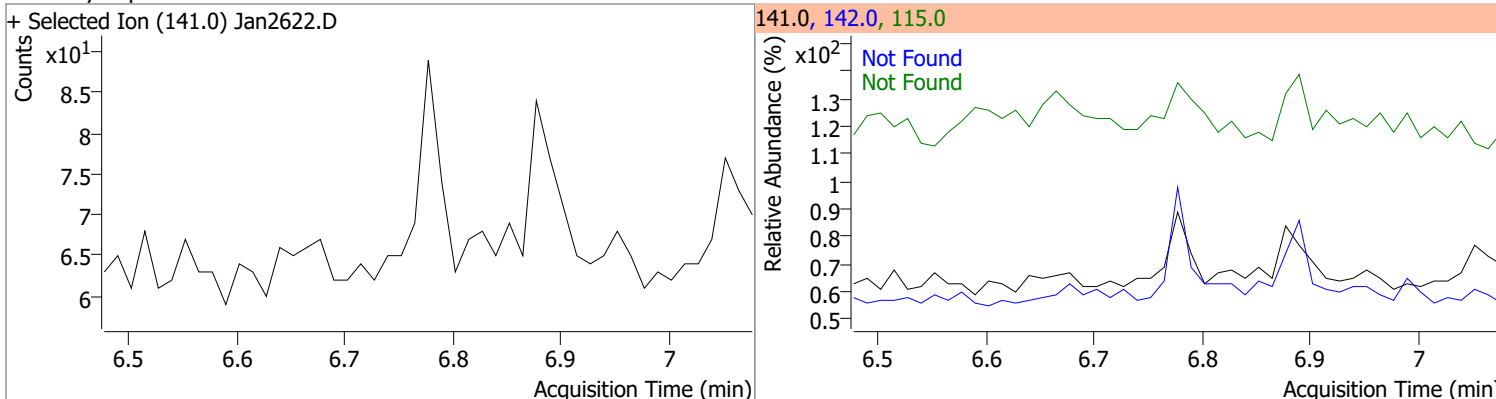
Compound	Conc.	RT	Dev(Min)	Resp.	QIon	QRatio	Lower	Upper
Nitrobenzene-d5	46.7027	5.11	-0.01	503112	54.0	37.2	31.6	58.8
					128.0	22.2	19.3	35.9



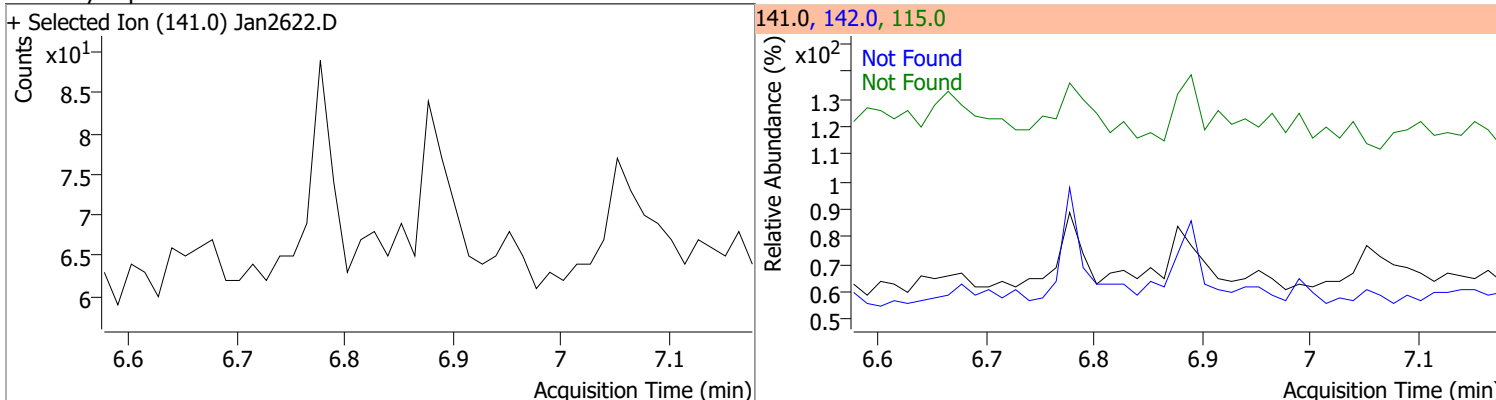
Compound	Conc.	Exp RT	QIon	Exp Ratio	QIon	Exp Ratio
Naphthalene	N.D.	5.94	102.0	20.6	129.0	11.0



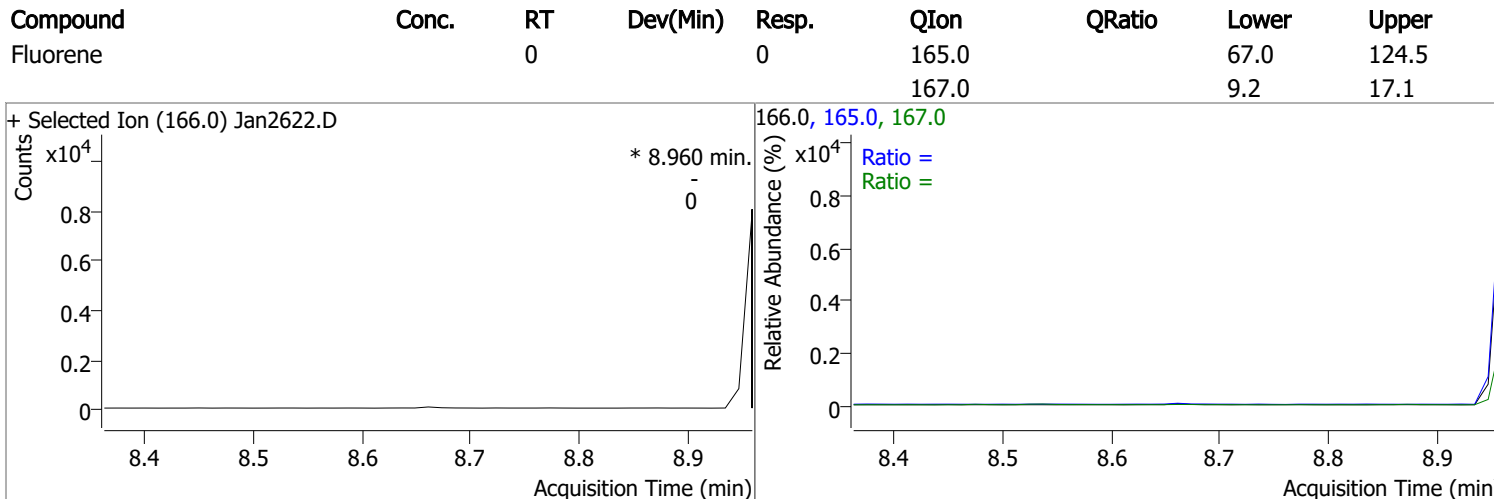
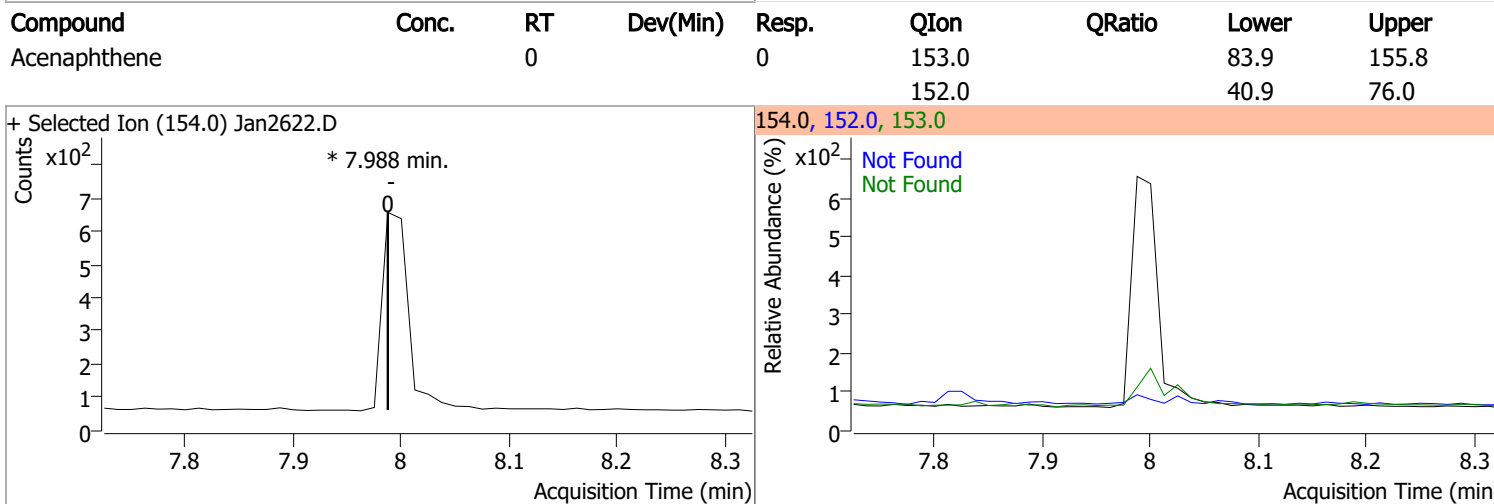
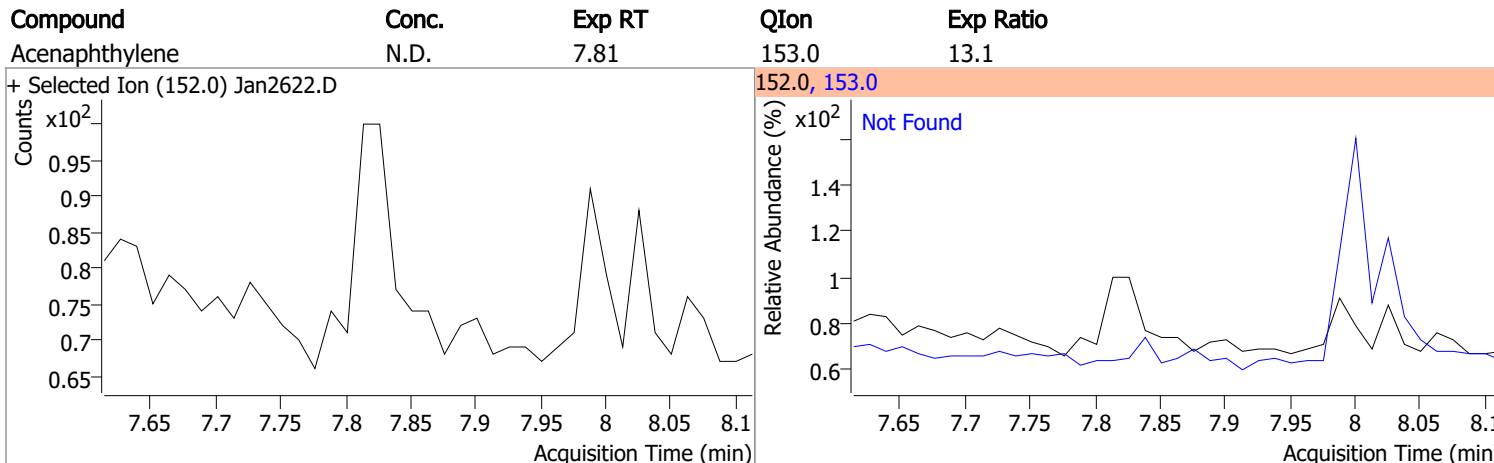
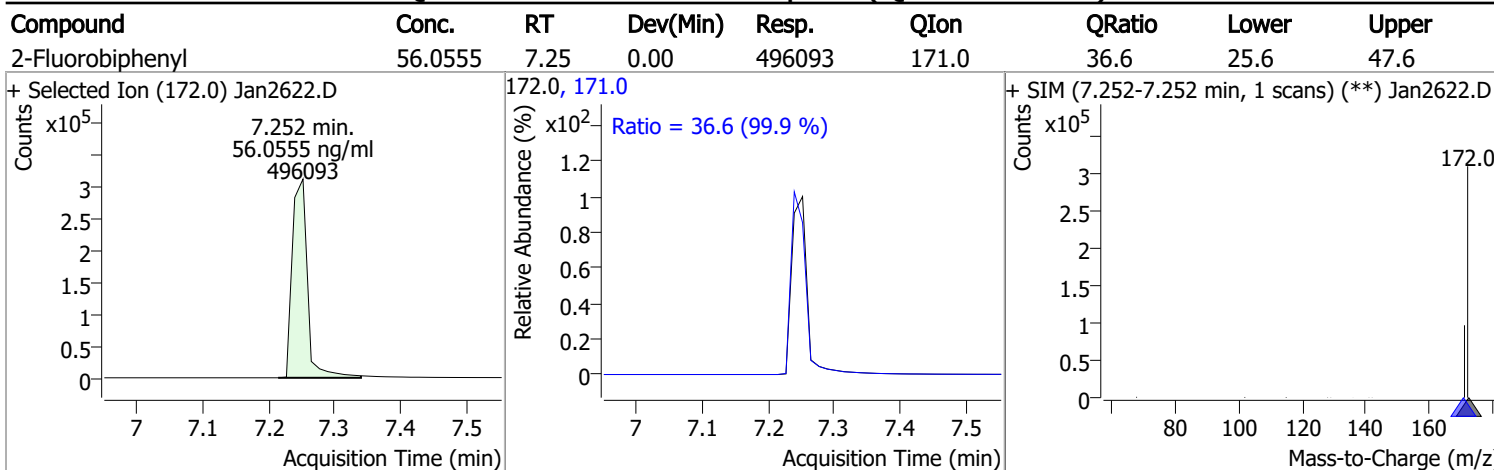
Compound	Conc.	Exp RT	QIon	Exp Ratio	QIon	Exp Ratio
2-Methylnaphthalene	N.D.	6.78	142.0	141.5	115.0	66.1



Compound	Conc.	Exp RT	QIon	Exp Ratio	QIon	Exp Ratio
1-Methylnaphthalene	N.D.	6.88	142.0	111.9	115.0	76.3

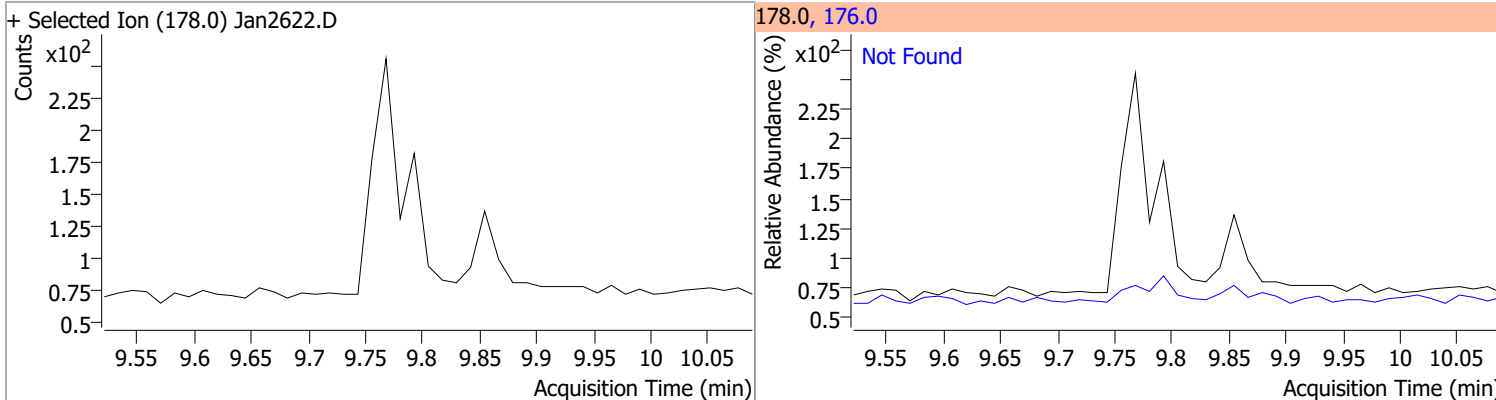


Quantitation Results Report (QT Reviewed)

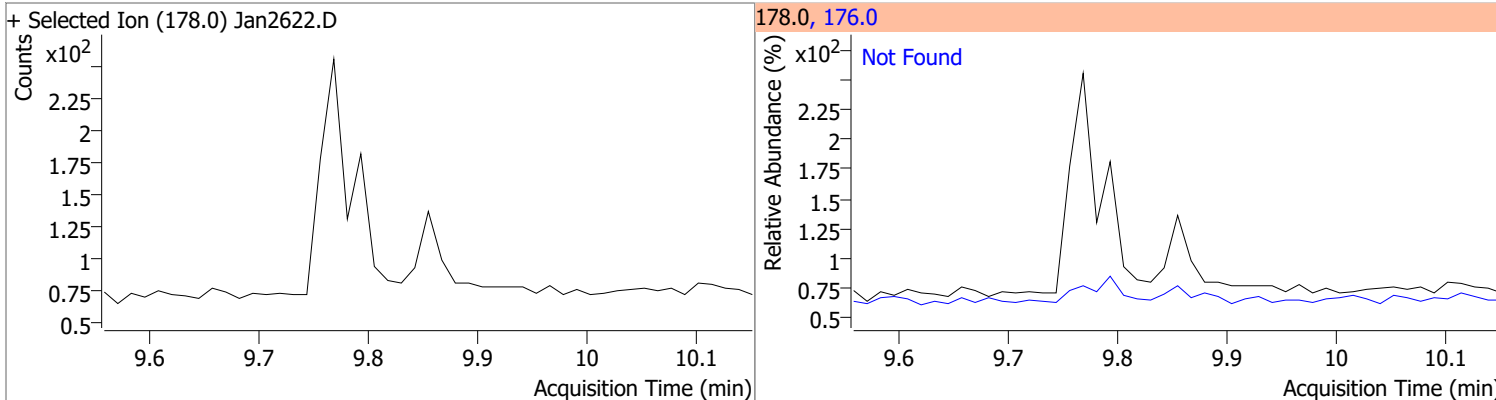


Quantitation Results Report (QT Reviewed)

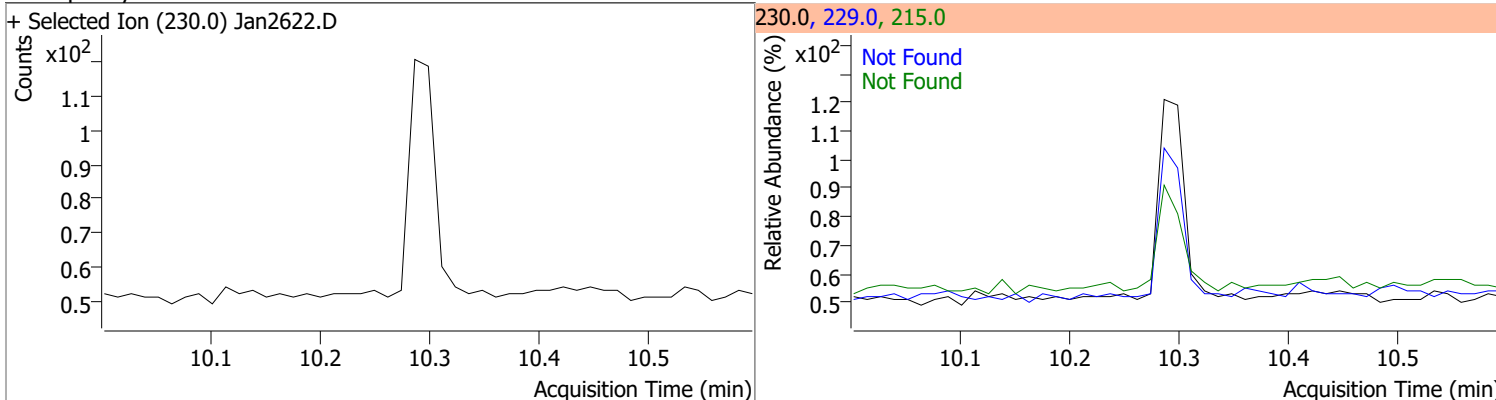
Compound	Conc.	Exp RT	QIon	Exp Ratio
Phenanthrene	N.D.	9.79	176.0	18.9



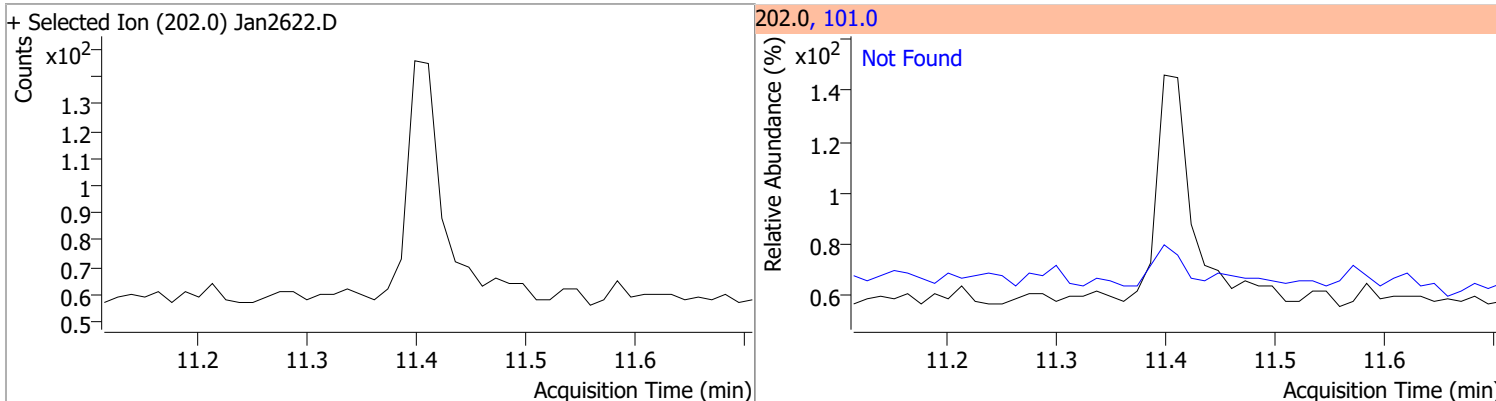
Compound	Conc.	Exp RT	QIon	Exp Ratio
Anthracene	N.D.	9.85	176.0	18.3



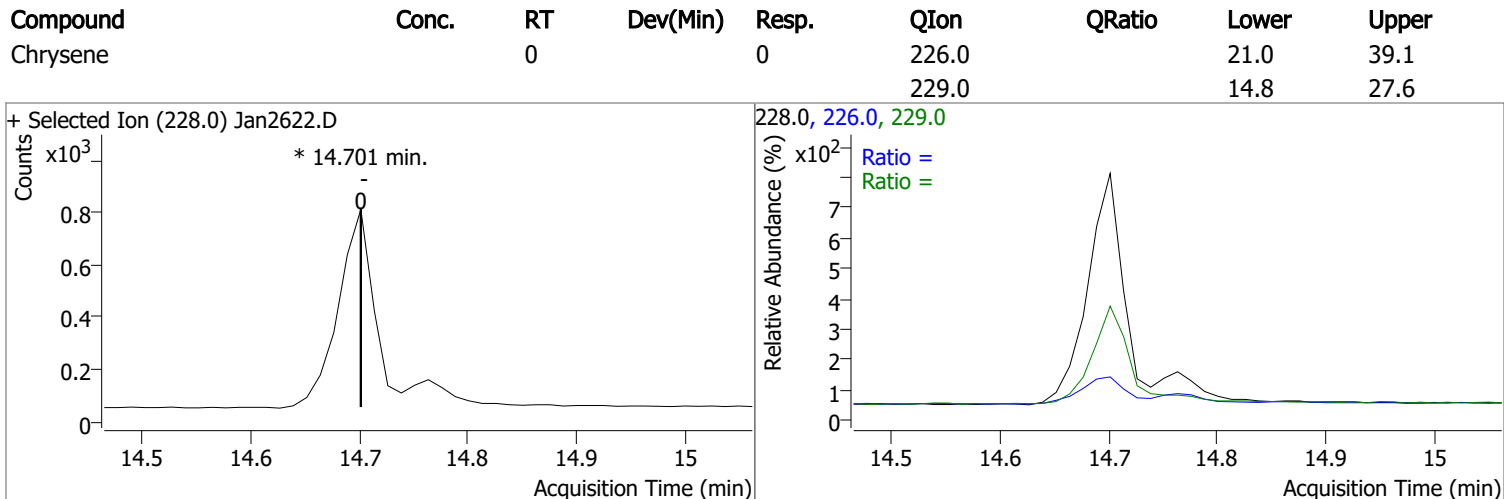
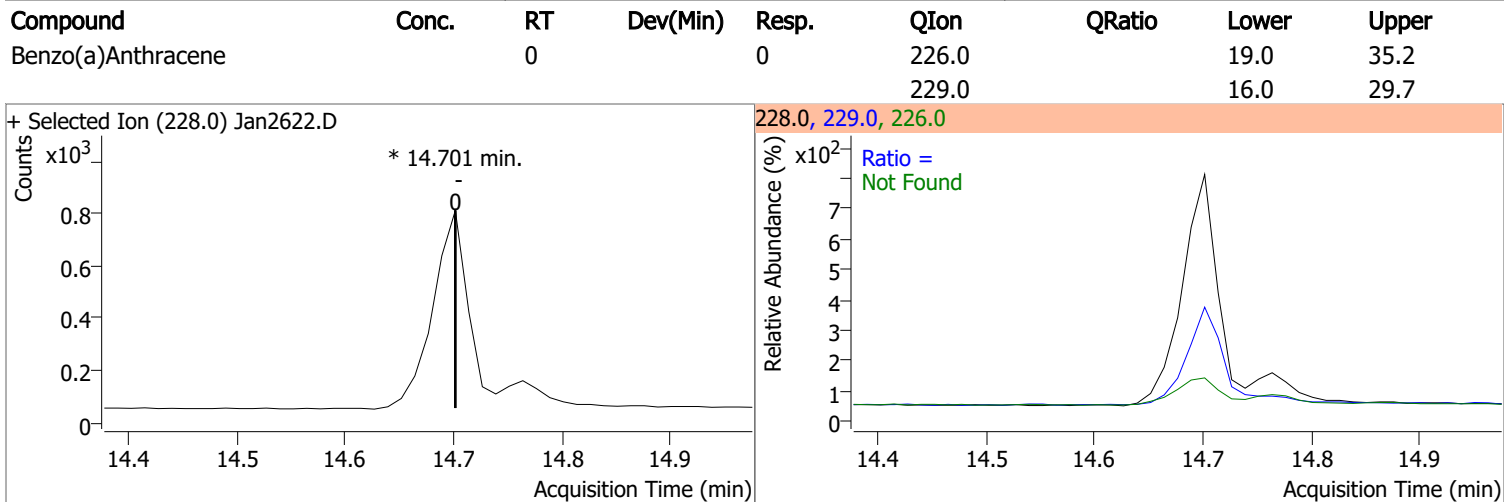
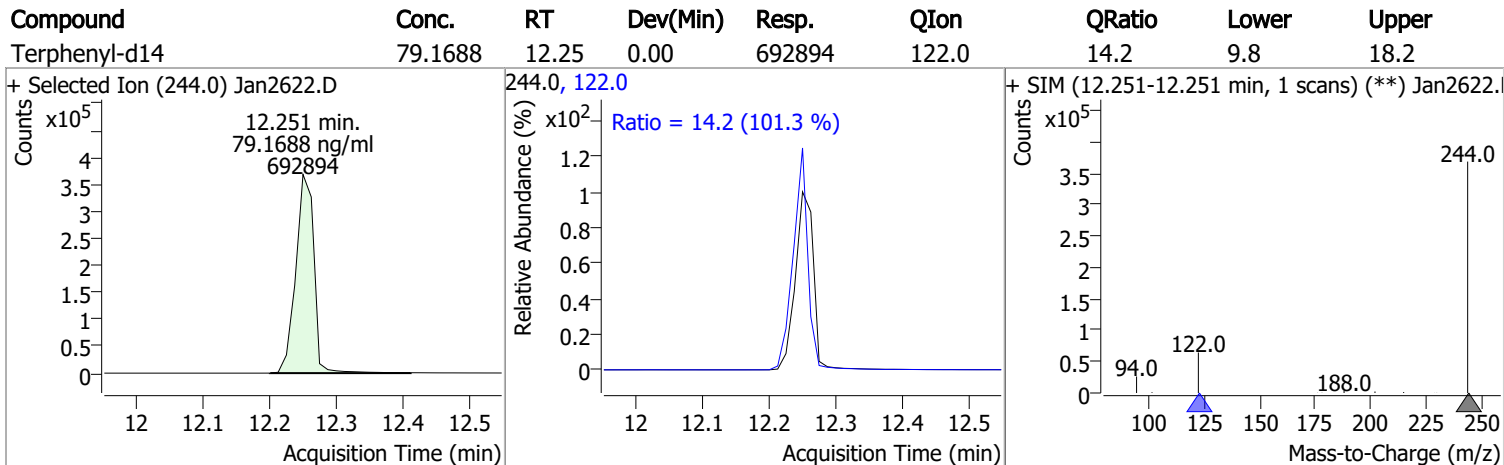
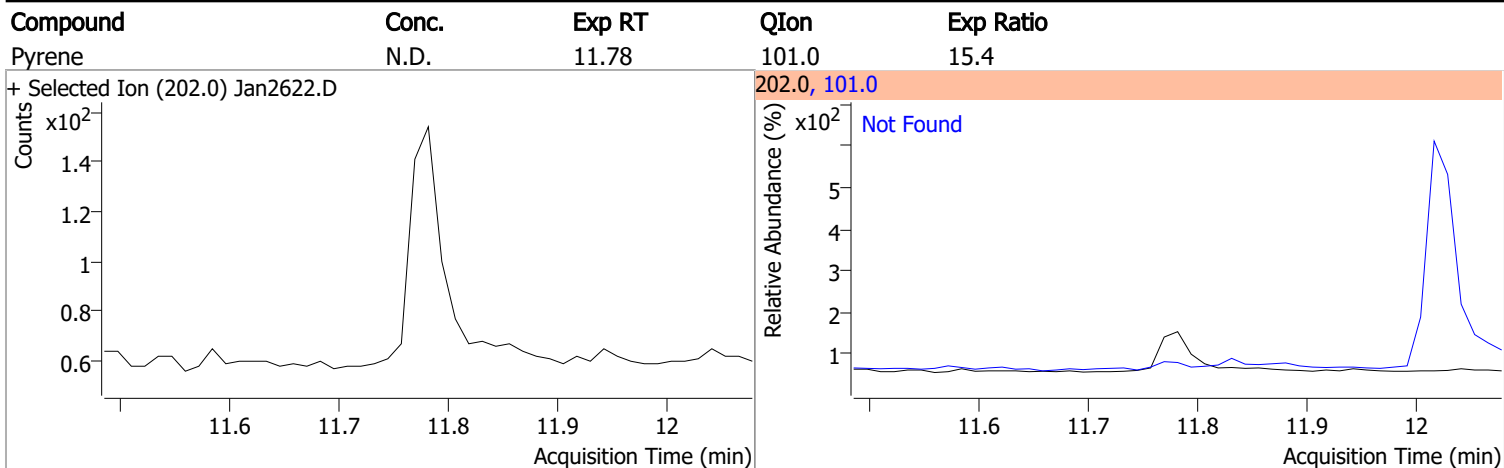
Compound	Conc.	Exp RT	QIon	Exp Ratio	QIon	Exp Ratio
o-Terphenyl	N.D.	10.30	229.0	67.3	215.0	44.4



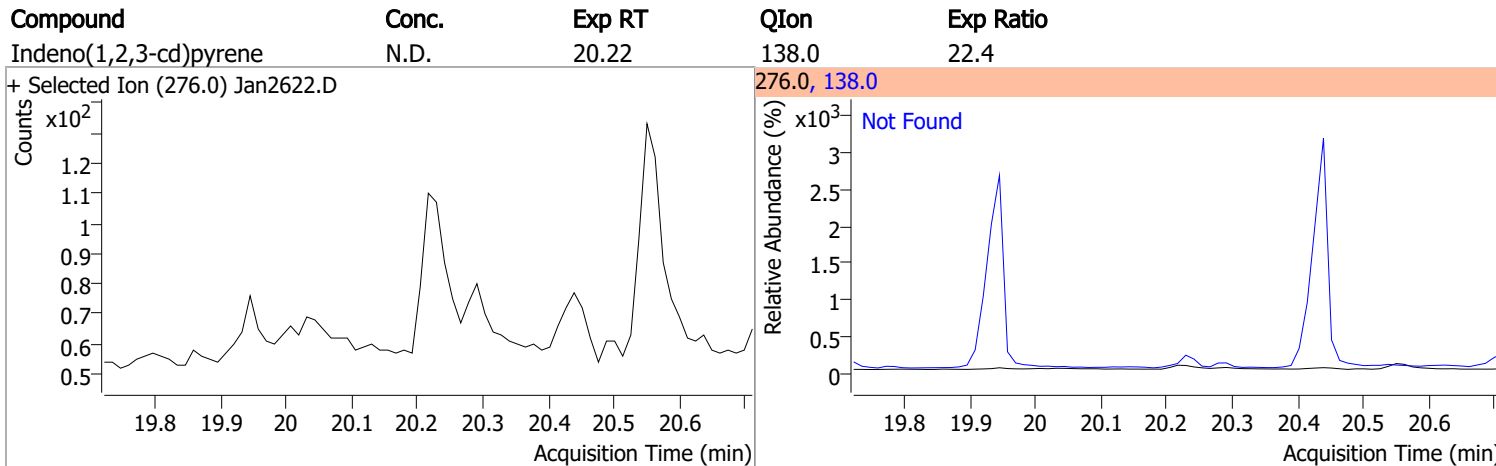
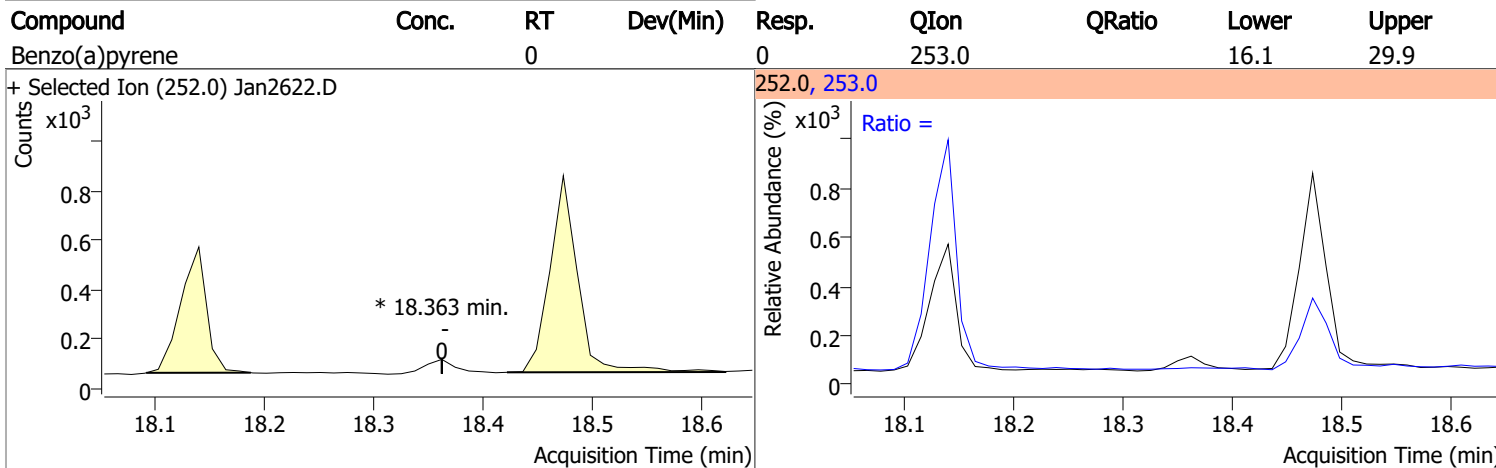
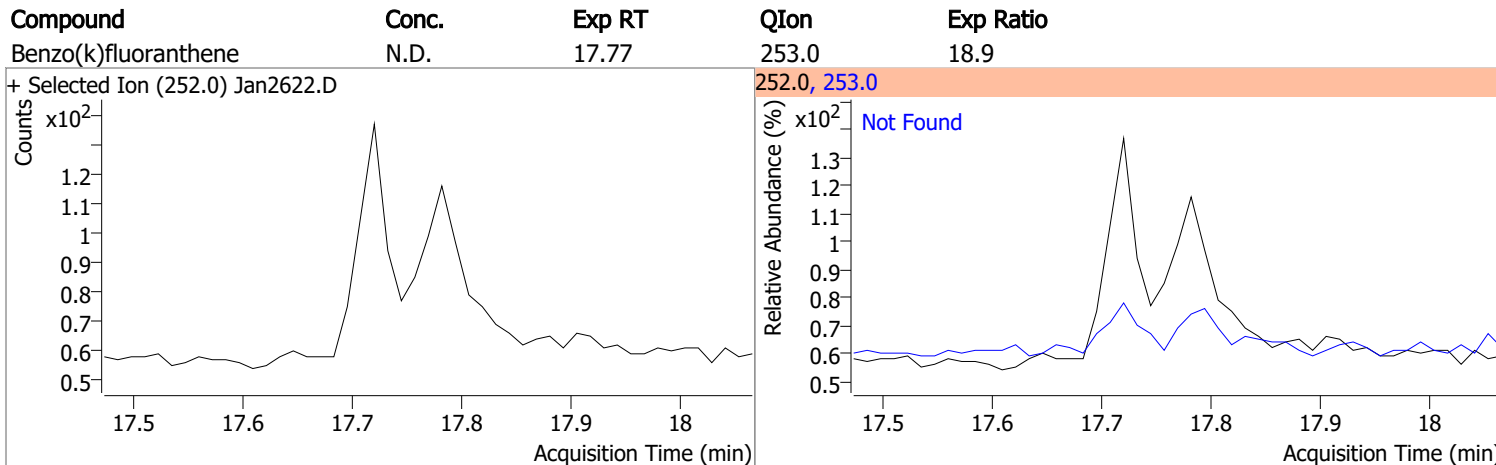
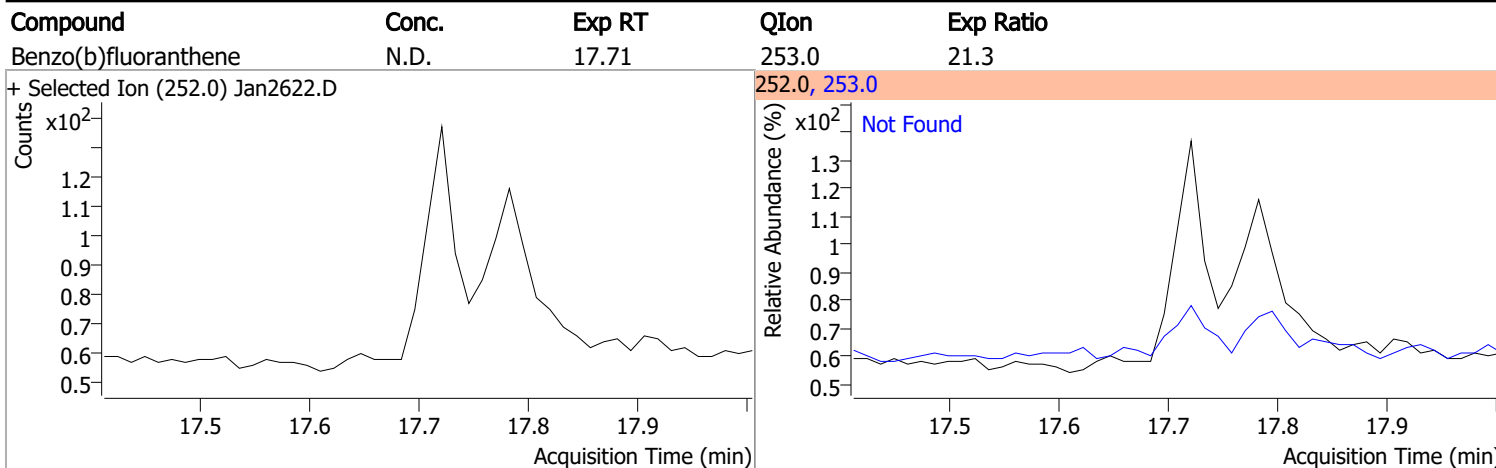
Compound	Conc.	Exp RT	QIon	Exp Ratio
Fluoranthene	N.D.	11.41	101.0	12.5



Quantitation Results Report (QT Reviewed)

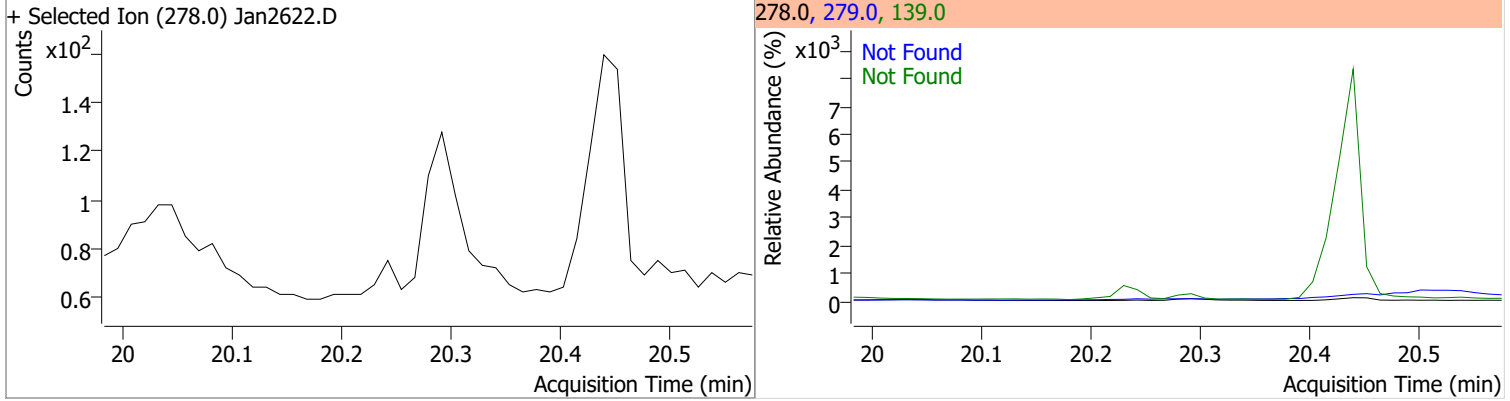


Quantitation Results Report (QT Reviewed)

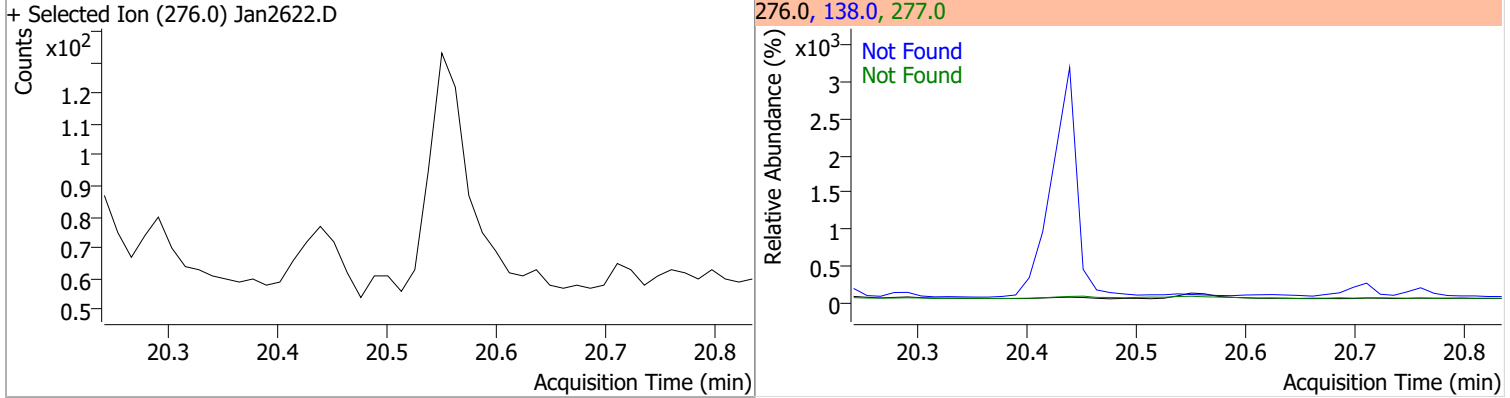


Quantitation Results Report (QT Reviewed)

Compound	Conc.	Exp RT	QIon	Exp Ratio	QIon	Exp Ratio
Dibenzo(a,h)anthracene	N.D.	20.28	279.0	24.9	139.0	17.5



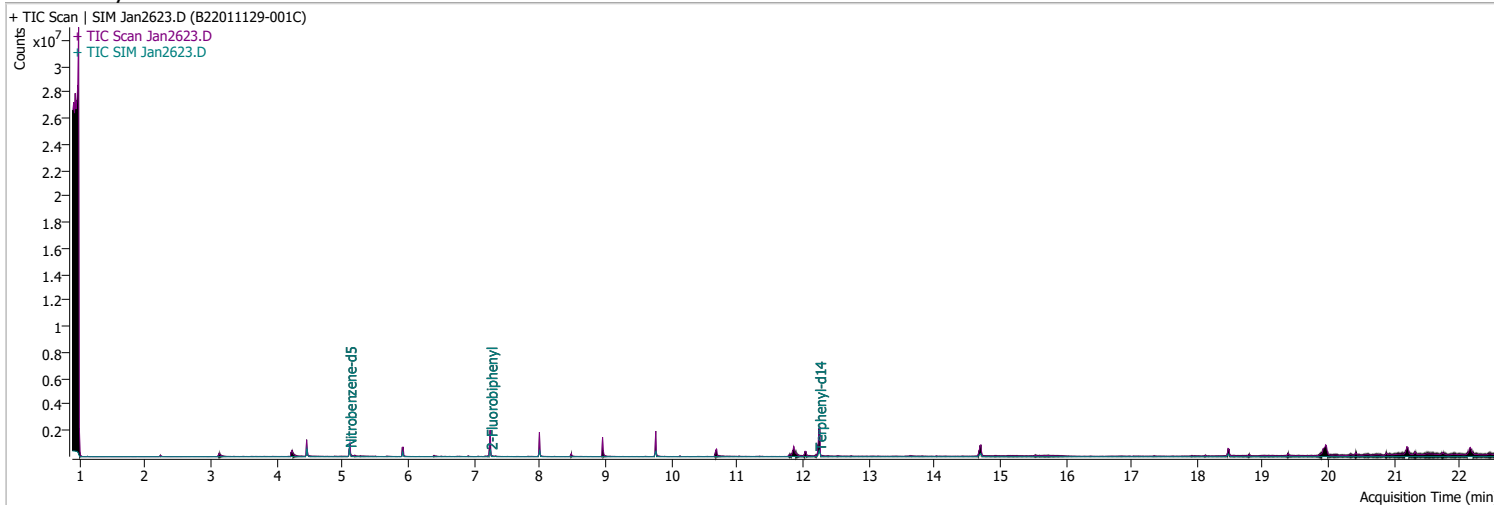
Compound	Conc.	Exp RT	QIon	Exp Ratio	QIon	Exp Ratio
Benzo(g,h,i)perylene	N.D.	20.54	277.0	24.8	138.0	20.5



Quantitation Results Report (QT Reviewed)

Data File	Jan2623.D	Operator	LIMS import
Acq. Method	5975BNASIM	Acq. Date-Time	1/27/2022 4:39:37 AM
Sample Name	B22011129-001C	Instrument	GCMS
Vial	23	Multiplier	1.00
DA Method File	012522 ban SIM 2.batch.bin	Comment	SVOC-8270C-SIM-W-LLPAH
Tune File	dftppjph.u	Tune Date	
Batch Name	012622 bna SIM 1.batch.bin	Last Calib Update	1/27/2022 8:37:26 AM

Ref Library



Compound	RT	QIon	Resp.	Conc.	Units	Dev(Min)
Internal Standards						
M 1,4-Dichlorobenzene-d4	4.460	152.0	173084	40.0000	ng/ml	0.000
M Naphthalene-d8	5.916	136.0	305255	40.0000	ng/ml	0.000
M Acenaphthene-d10	8.001	164.0	203453	40.0000	ng/ml	0.000
M Phenanthrene-d10	9.768	188.0	438696	40.0000	ng/ml	0.000
M Chrysene-d12	14.702	240.0	362537	40.0000	ng/ml	0.000
M Perylene-d12	18.475	264.0	216625	40.0000	ng/ml	0.000
System Monitoring Compounds						
S Nitrobenzene-d5	5.106	82.0	431436	42.1892	ng/ml	-0.012
Spiked Amount: 5.000	Range: 19.0 - 102.0%			Recovery = 843.78%		*
S 2-Fluorobiphenyl	7.252	172.0	522097	56.9295	ng/ml	0.000
Spiked Amount: 5.000	Range: 25.0 - 94.0%			Recovery = 1138.59%		*
S o-Terphenyl	0.000		0	N.D.		
Spiked Amount: 5.000	Range: 40.0 - 140.0%			Recovery = NA%		
S Terphenyl-d14	12.251	244.0	638327	72.5621	ng/ml	0.000
Spiked Amount: 5.000	Range: 39.0 - 106.0%			Recovery = 1451.24%		*
Target Compounds						
T Naphthalene	0.000		0	N.D.		
T 2-Methylnaphthalene	0.000		0	N.D.		
T 1-Methylnaphthalene	0.000		0	N.D.		
T Acenaphthylene	0.000		0	N.D.		
T Acenaphthene	8.001	154.0	0		ng/ml	md 1
T Fluorene	8.960	166.0	0		ng/ml	md 1
T Phenanthrene	0.000		0	N.D.		
T Anthracene	0.000		0	N.D.		
T Fluoranthene	0.000		0	N.D.		
T Pyrene	11.781	202.0	0		ng/ml	md 1
T Benzo(a)Anthracene	14.702	228.0	0		ng/ml	md 1
T Chrysene	14.764	228.0	0		ng/ml	md 1
T Benzo(b)fluoranthene	0.000		0	N.D.		

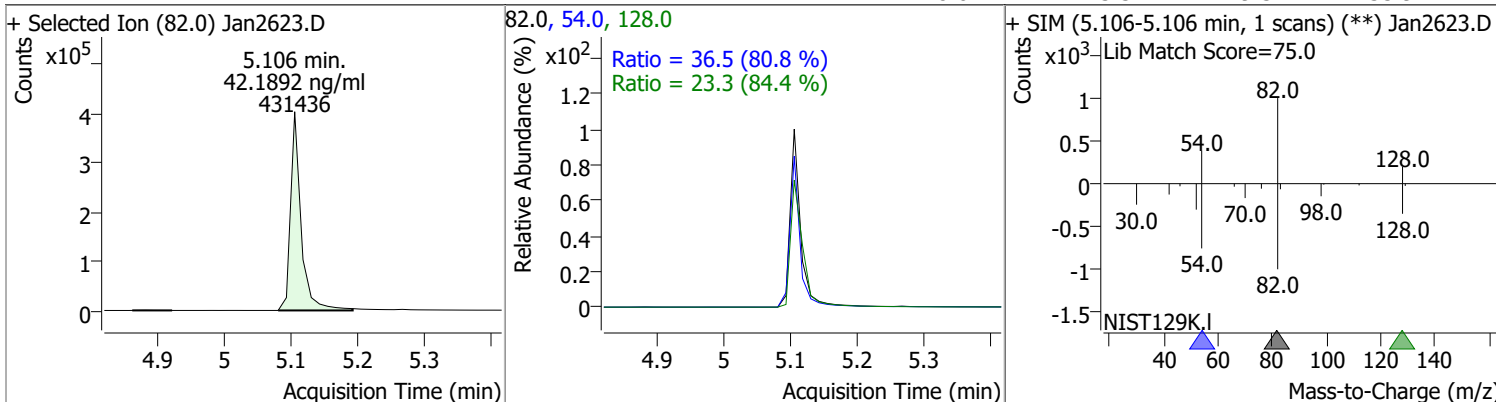
Quantitation Results Report (QT Reviewed)

Compound	RT	QIon	Resp.	Conc.	Units	Dev(Min)
T Benzo(k)fluoranthene	0.000		0	N.D.		
T Benzo(a)pyrene	18.475	252.0	0		ng/ml	md 1
T Indeno(1,2,3-cd)pyrene	20.217	276.0	0		ng/ml	md 1
T Dibenzo(a,h)anthracene	20.279	278.0	0		ng/ml	md 1
T Benzo(g,h,i)perylene	20.538	276.0	0		ng/ml	md 1

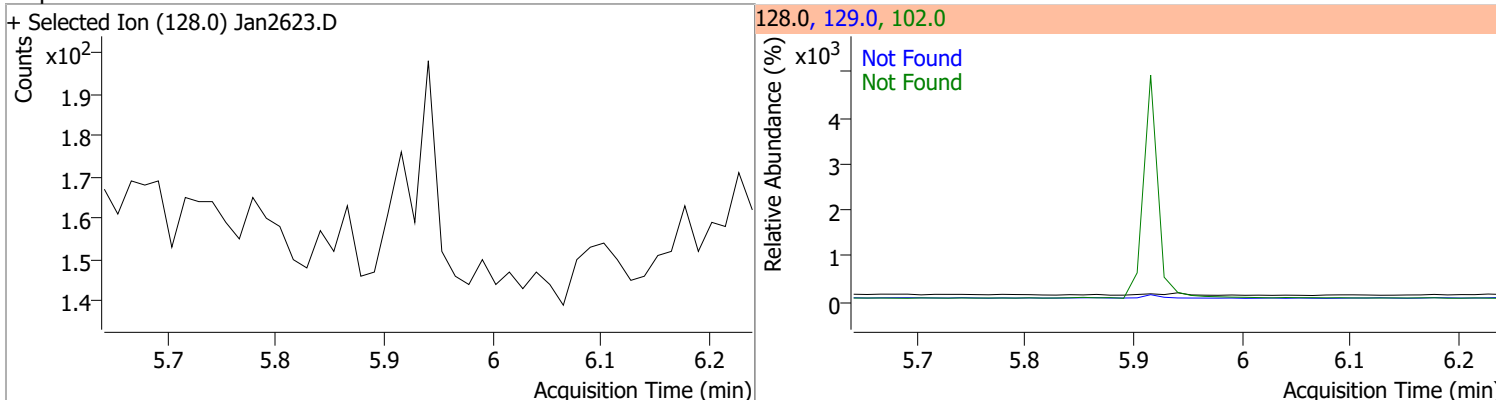
(#) = Qualifier Out of Range; (m) = Manual Integration; (+) = Area Summed; (*) = Surrogate Percent Recovery Out of Range; (d): Zeroed Peak

Quantitation Results Report (QT Reviewed)

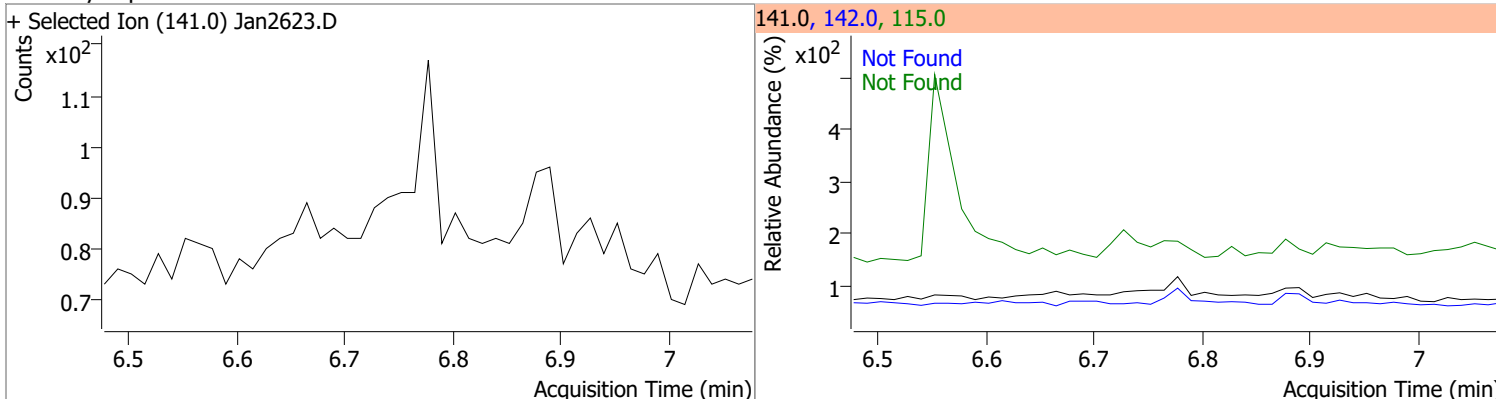
Compound	Conc.	RT	Dev(Min)	Resp.	QIon	QRatio	Lower	Upper
Nitrobenzene-d5	42.1892	5.11	-0.01	431436	54.0	36.5	31.6	58.8
					128.0	23.3	19.3	35.9



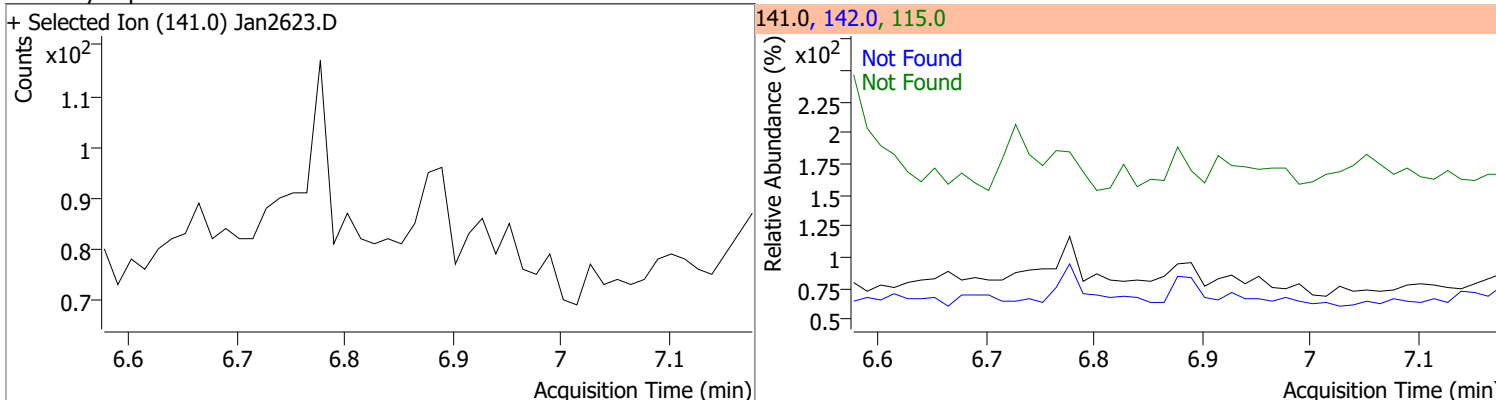
Compound	Conc.	Exp RT	QIon	Exp Ratio	QIon	Exp Ratio
Naphthalene	N.D.	5.94	102.0	20.6	129.0	11.0



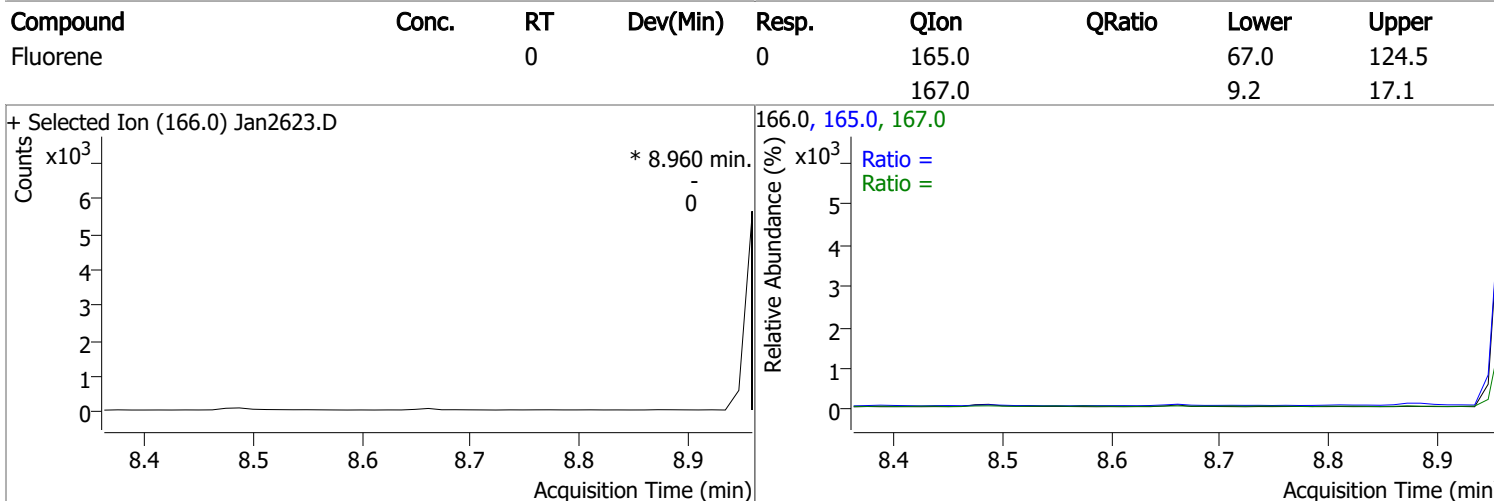
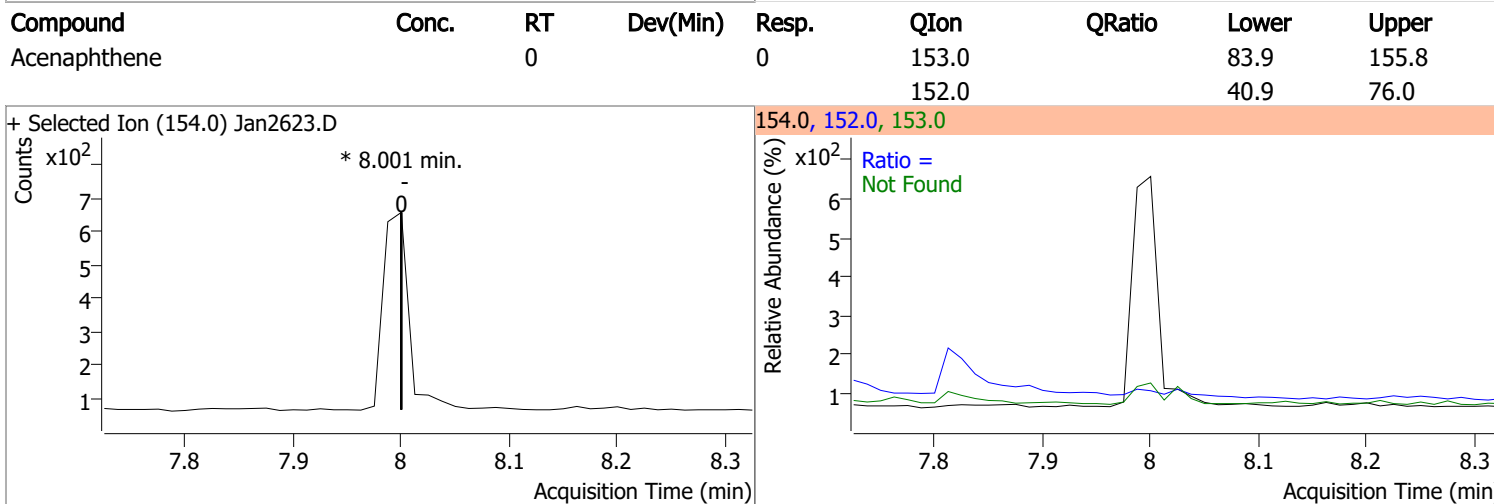
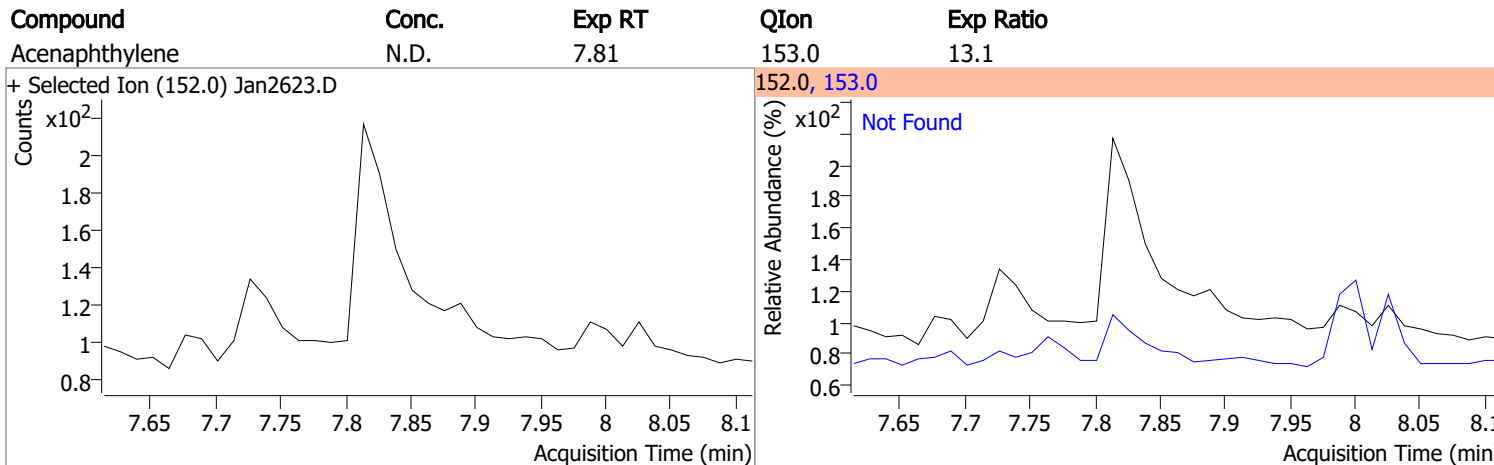
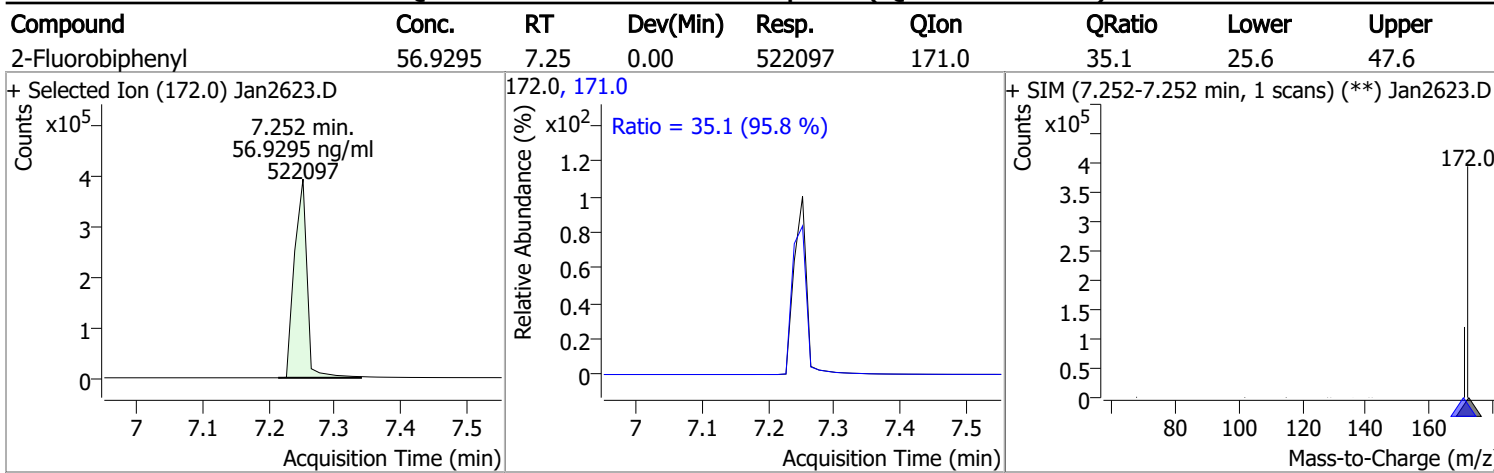
Compound	Conc.	Exp RT	QIon	Exp Ratio	QIon	Exp Ratio
2-Methylnaphthalene	N.D.	6.78	142.0	141.5	115.0	66.1



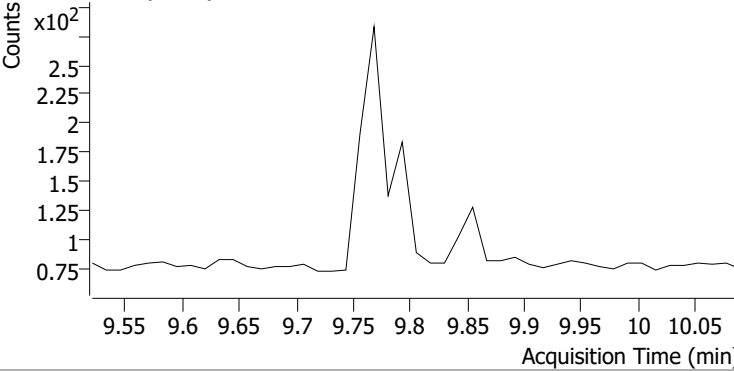
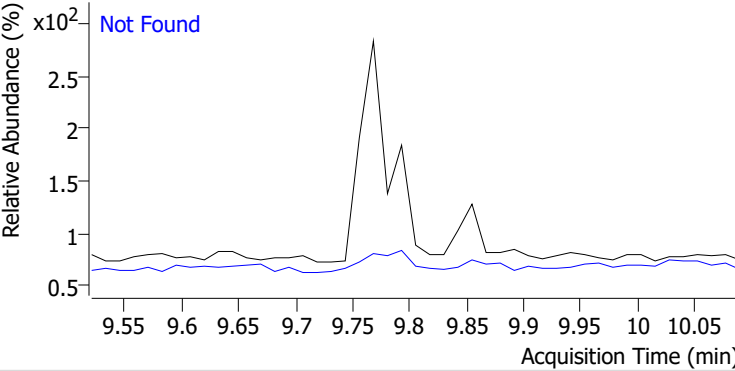
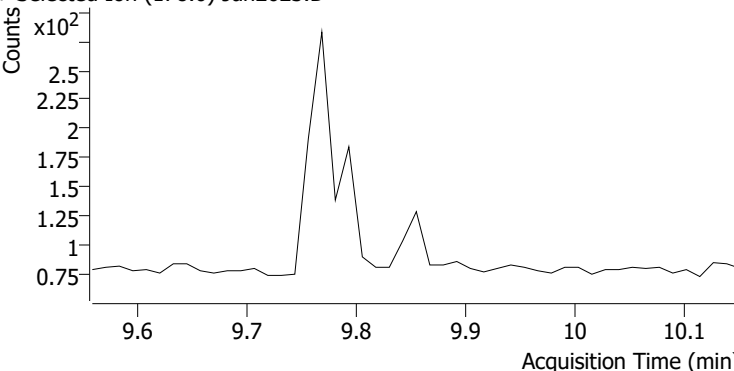
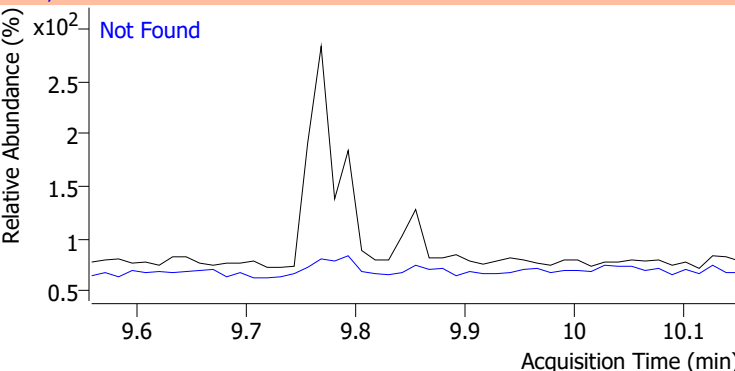
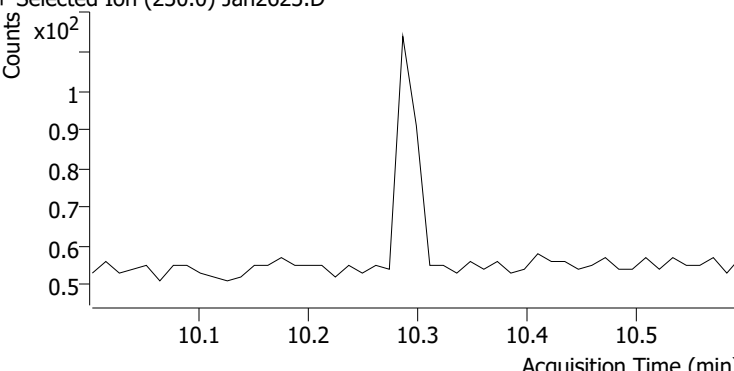
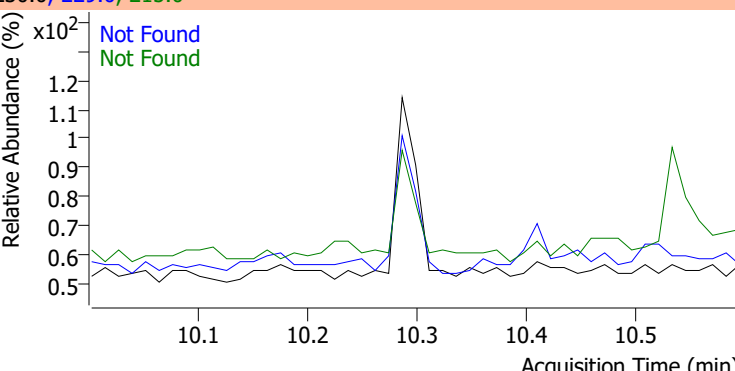
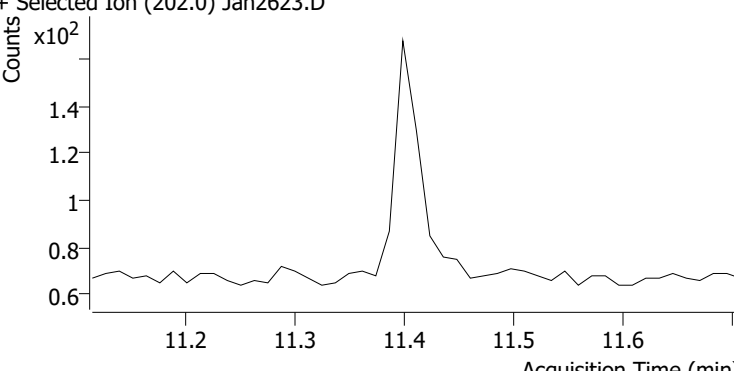
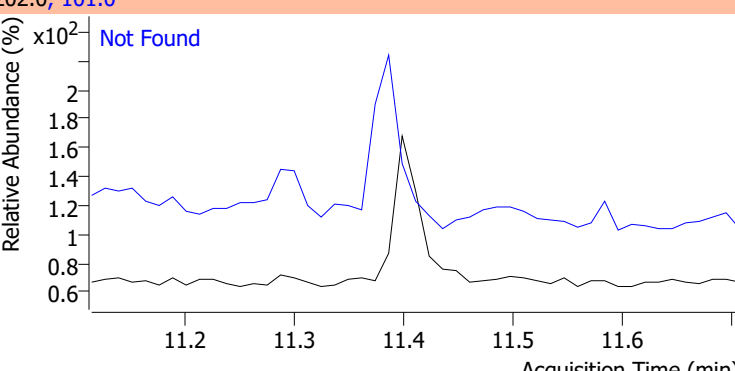
Compound	Conc.	Exp RT	QIon	Exp Ratio	QIon	Exp Ratio
1-Methylnaphthalene	N.D.	6.88	142.0	111.9	115.0	76.3



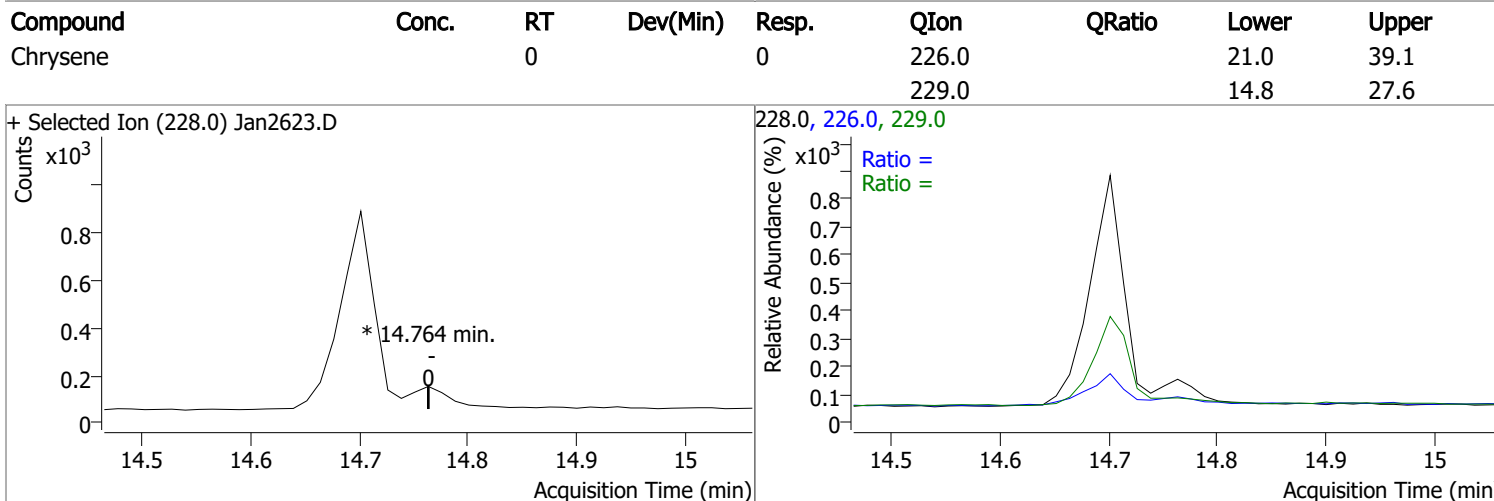
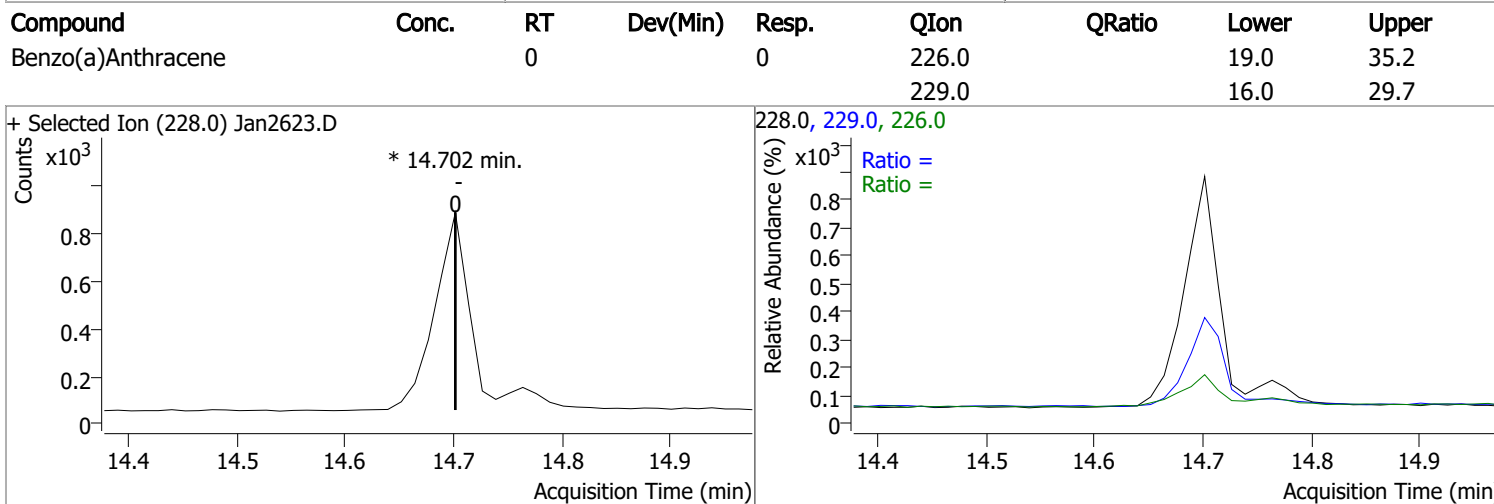
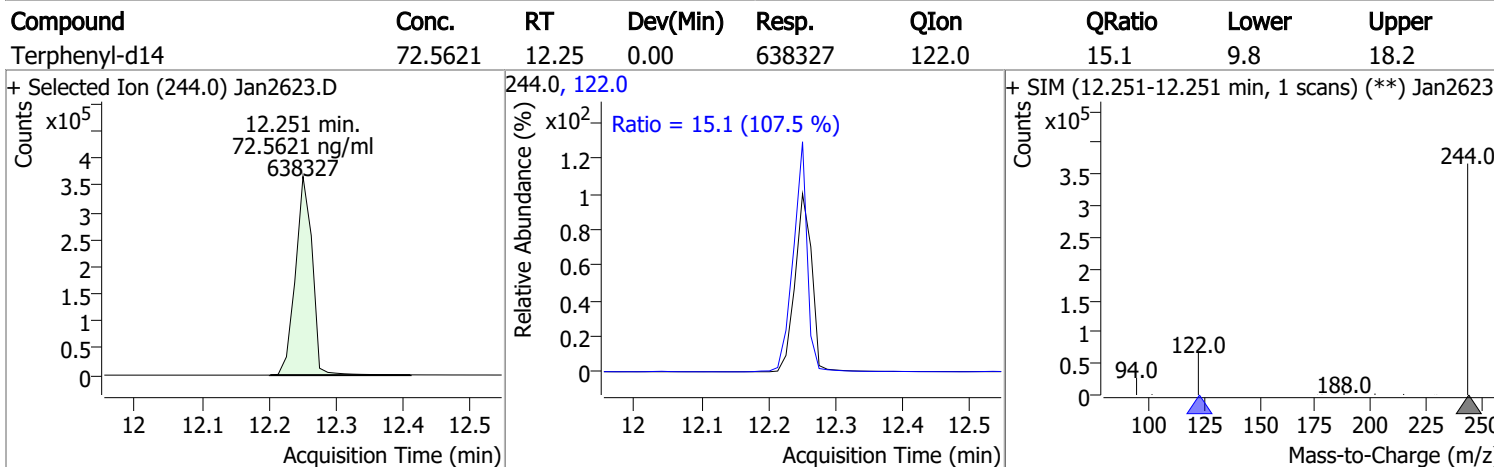
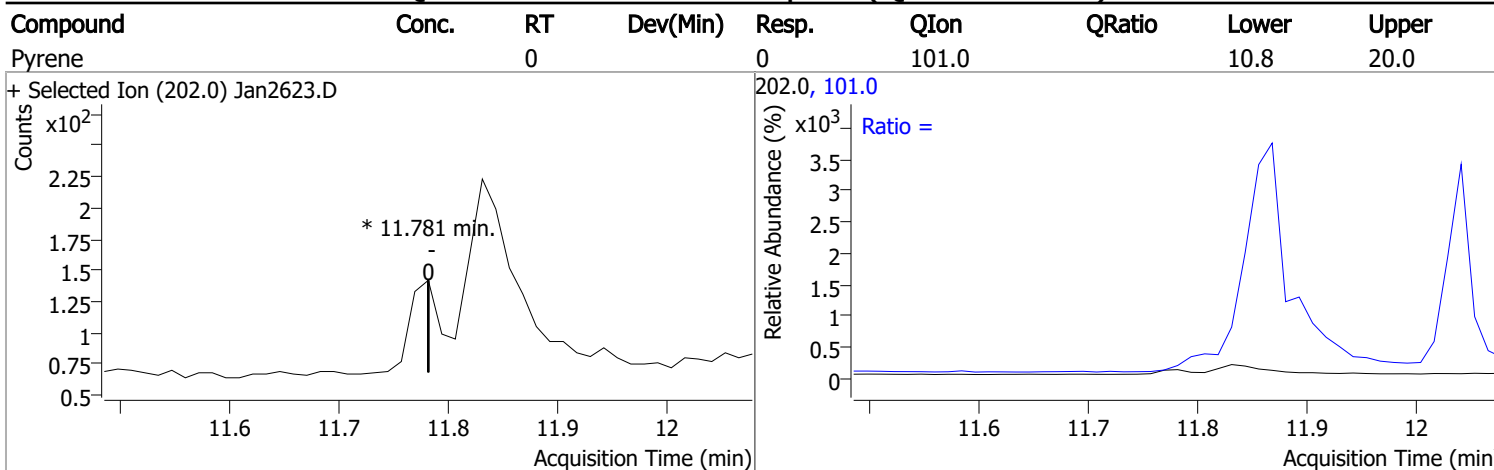
Quantitation Results Report (QT Reviewed)



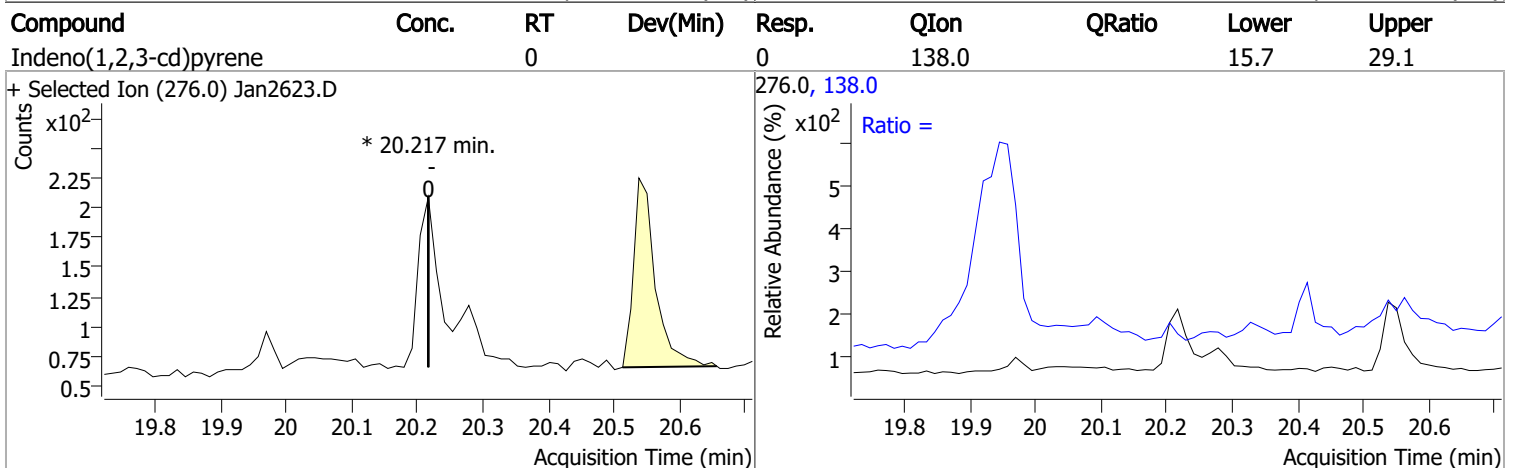
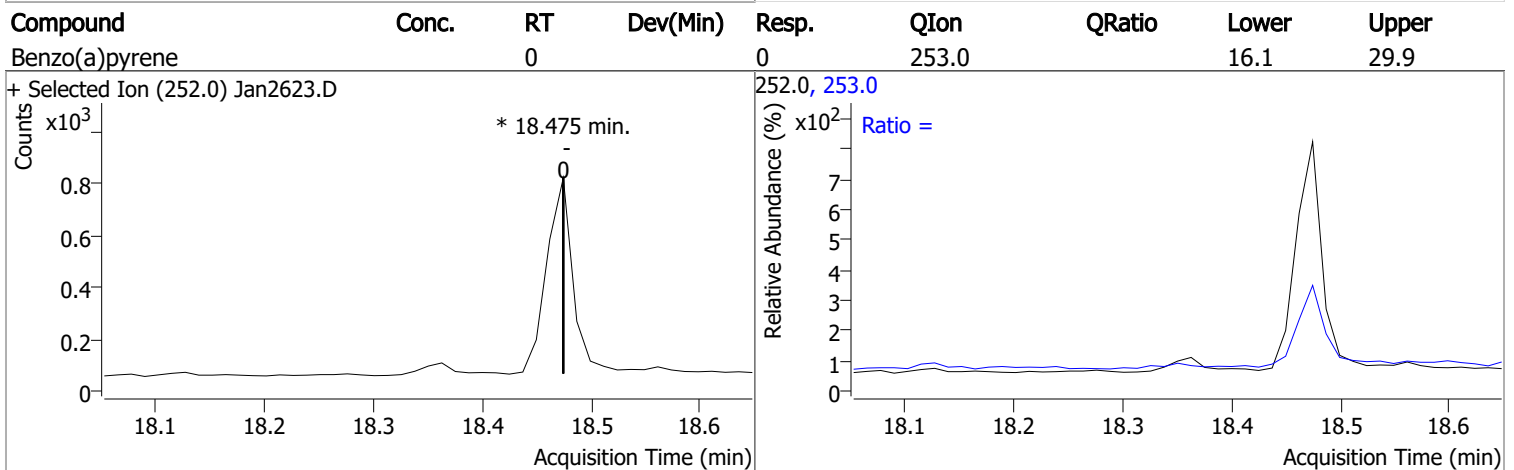
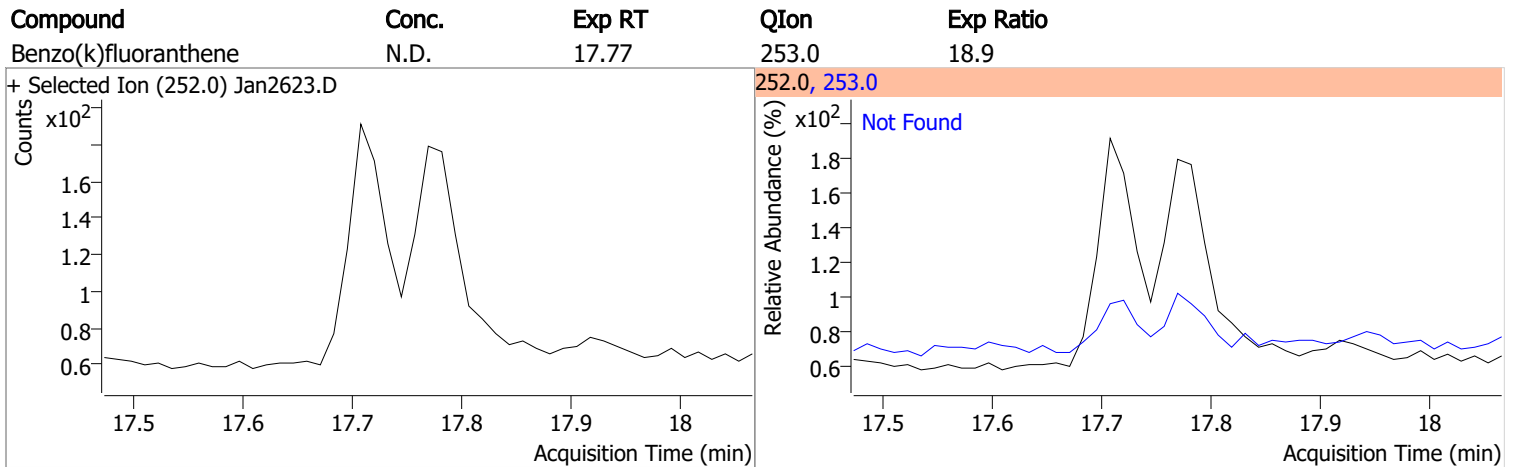
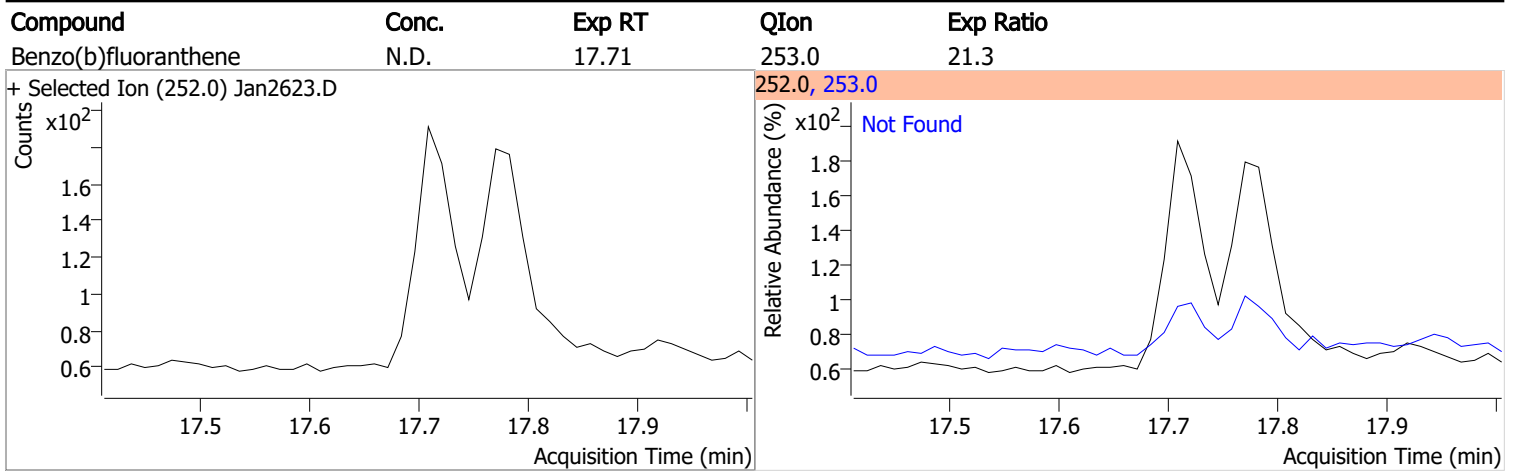
Quantitation Results Report (QT Reviewed)

Compound	Conc.	Exp RT	QIon	Exp Ratio		
Phenanthrene	N.D.	9.79	176.0	18.9		
+ Selected Ion (178.0) Jan2623.D			178.0, 176.0			
						
Anthracene	N.D.	9.85	176.0	18.3		
+ Selected Ion (178.0) Jan2623.D			178.0, 176.0			
						
o-Terphenyl	N.D.	10.30	229.0	67.3	QIon	Exp Ratio
			215.0	44.4		
+ Selected Ion (230.0) Jan2623.D			230.0, 229.0, 215.0			
						
Fluoranthene	N.D.	11.41	101.0	12.5		
+ Selected Ion (202.0) Jan2623.D			202.0, 101.0			
						

Quantitation Results Report (QT Reviewed)

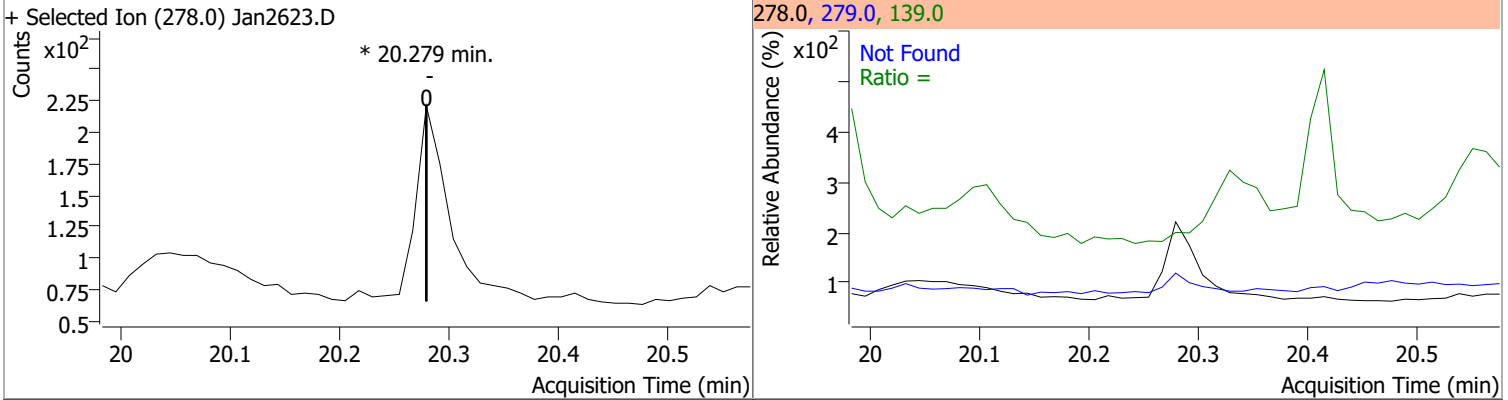


Quantitation Results Report (QT Reviewed)

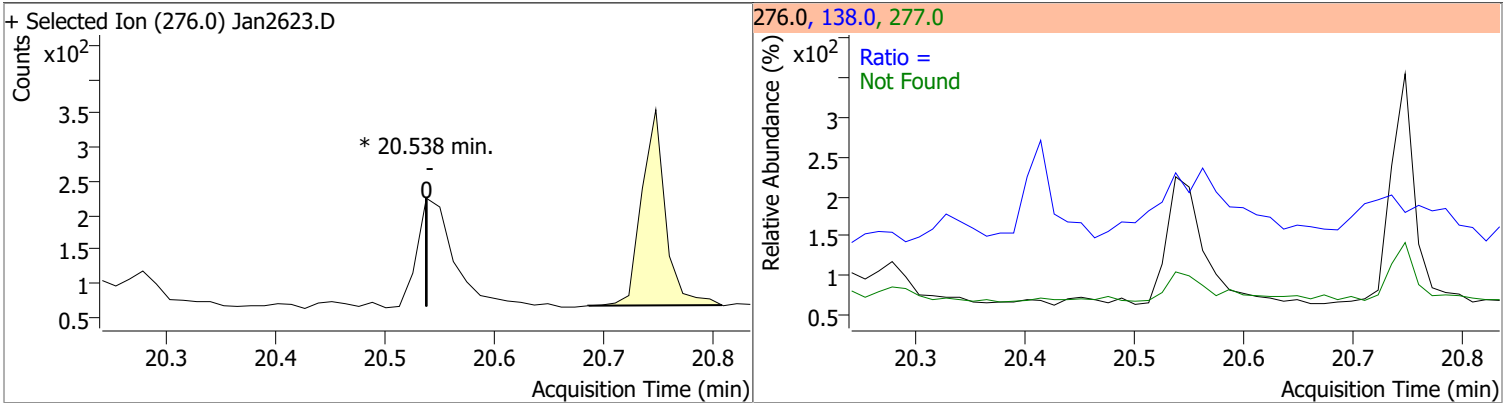


Quantitation Results Report (QT Reviewed)

Compound	Conc.	RT	Dev(Min)	Resp.	QIon	QRatio	Lower	Upper
Dibenzo(a,h)anthracene	0	0	0	0	279.0		17.4	32.3
					139.0		12.3	22.8



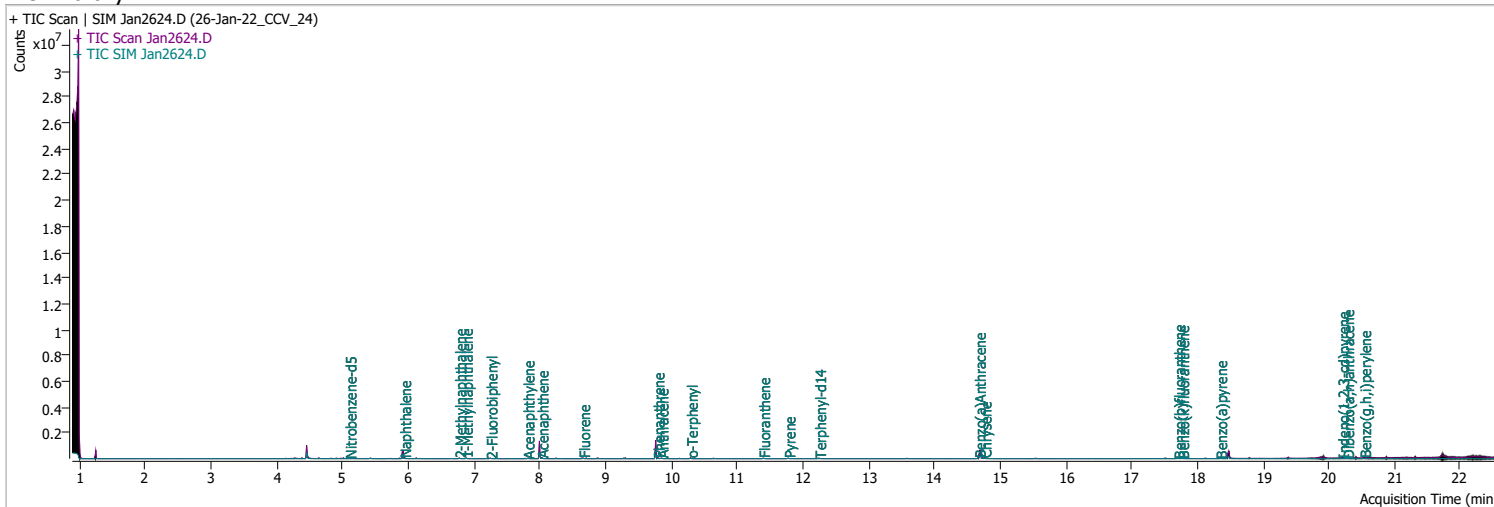
Compound	Conc.	RT	Dev(Min)	Resp.	QIon	QRatio	Lower	Upper
Benzo(g,h,i)perylene	0	0	0	0	277.0		17.3	32.2
					138.0		14.4	26.7



Quantitation Results Report (QT Reviewed)

Data File	Jan2624.D	Operator	LIMS import
Acq. Method	5975BNASIM	Acq. Date-Time	1/27/2022 5:11:52 AM
Sample Name	26-Jan-22_CCV_24	Instrument	GCMS
Vial	24	Multiplier	1.00
DA Method File	012522 ban SIM 2.batch.bin	Comment	SVOC-8270C-SIM-W-LLPAH
Tune File	dftppjph.u	Tune Date	
Batch Name	012622 bna SIM 1.batch.bin	Last Calib Update	1/27/2022 8:37:26 AM

Ref Library



Compound	RT	QIon	Resp.	Conc.	Units	Dev(Min)
Internal Standards						
M 1,4-Dichlorobenzene-d4	4.459	152.0	134966	40.0000	ng/ml	0.000
M Naphthalene-d8	5.916	136.0	246577	40.0000	ng/ml	0.000
M Acenaphthene-d10	8.000	164.0	168378	40.0000	ng/ml	0.000
M Phenanthrene-d10	9.768	188.0	348496	40.0000	ng/ml	0.000
M Chrysene-d12	14.701	240.0	274118	40.0000	ng/ml	0.000
M Perylene-d12	18.475	264.0	187167	40.0000	ng/ml	0.000
System Monitoring Compounds						
S Nitrobenzene-d5	5.106	82.0	8653	2.7802	ng/ml	-0.013
Spiked Amount: 5.000		Range: 19.0 - 102.0%		Recovery = 55.60%		
S 2-Fluorobiphenyl	7.252	172.0	13695	2.0660	ng/ml	0.000
Spiked Amount: 5.000		Range: 25.0 - 94.0%		Recovery = 41.32%		
S o-Terphenyl	10.299	230.0	11225	2.1293	ng/ml	0.000
Spiked Amount: 5.000		Range: 40.0 - 140.0%		Recovery = 42.59%		
S Terphenyl-d14	12.251	244.0	10020	2.2168	ng/ml	0.000
Spiked Amount: 5.000		Range: 39.0 - 106.0%		Recovery = 44.34%		
Target Compounds						
T Naphthalene	5.941	128.0	14544	2.2855	ng/ml	98
T 2-Methylnaphthalene	6.777	141.0	8725	2.2676	ng/ml	93
T 1-Methylnaphthalene	6.877	141.0	8650	2.2196	ng/ml	m 99
T Acenaphthylene	7.814	152.0	16095	2.1119	ng/ml	94
T Acenaphthene	8.025	154.0	9715	1.9801	ng/ml	96
T Fluorene	8.661	166.0	13776	2.0843	ng/ml	99
T Phenanthrene	9.793	178.0	19792	2.1810	ng/ml	100
T Anthracene	9.854	178.0	18761	2.1593	ng/ml	99
T Fluoranthene	11.398	202.0	23519	2.2067	ng/ml	98
T Pyrene	11.781	202.0	25591	2.2372	ng/ml	100
T Benzo(a)Anthracene	14.677	228.0	18394	2.3307	ng/ml	99
T Chrysene	14.764	228.0	23353	2.1576	ng/ml	99
T Benzo(b)fluoranthene	17.708	252.0	16761	2.3179	ng/ml	97

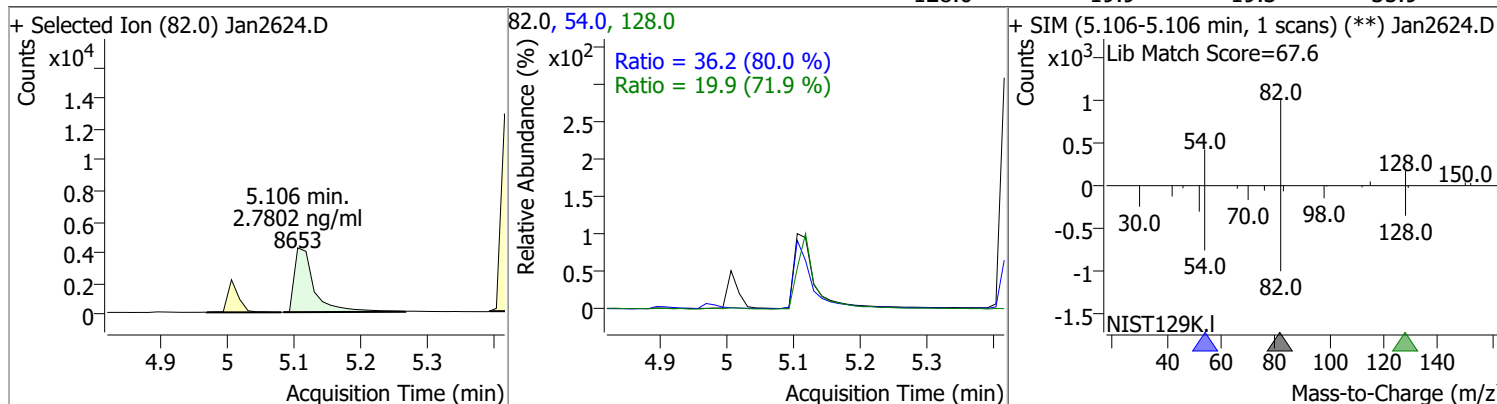
Quantitation Results Report (QT Reviewed)

Compound	RT	QIon	Resp.	Conc.	Units	Dev(Min)
T Benzo(k)fluoranthene	17.770	252.0	18617	2.1042	ng/ml	91
T Benzo(a)pyrene	18.351	252.0	13258	2.1891	ng/ml	98
T Indeno(1,2,3-cd)pyrene	20.204	276.0	13135	2.4337	ng/ml	98
T Dibenzo(a,h)anthracene	20.278	278.0	14161	2.2636	ng/ml	99
T Benzo(g,h,i)perylene	20.538	276.0	17392	2.1893	ng/ml	99

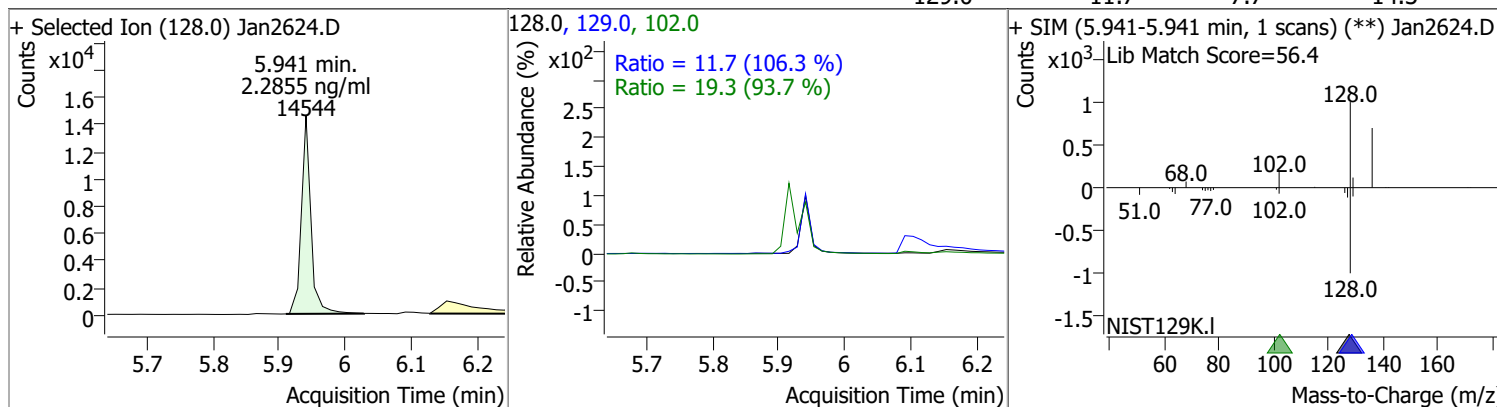
(#) = Qualifier Out of Range; (m) = Manual Integration; (+) = Area Summed; (*) = Surrogate Percent Recovery Out of Range; (d): Zeroed Peak

Quantitation Results Report (QT Reviewed)

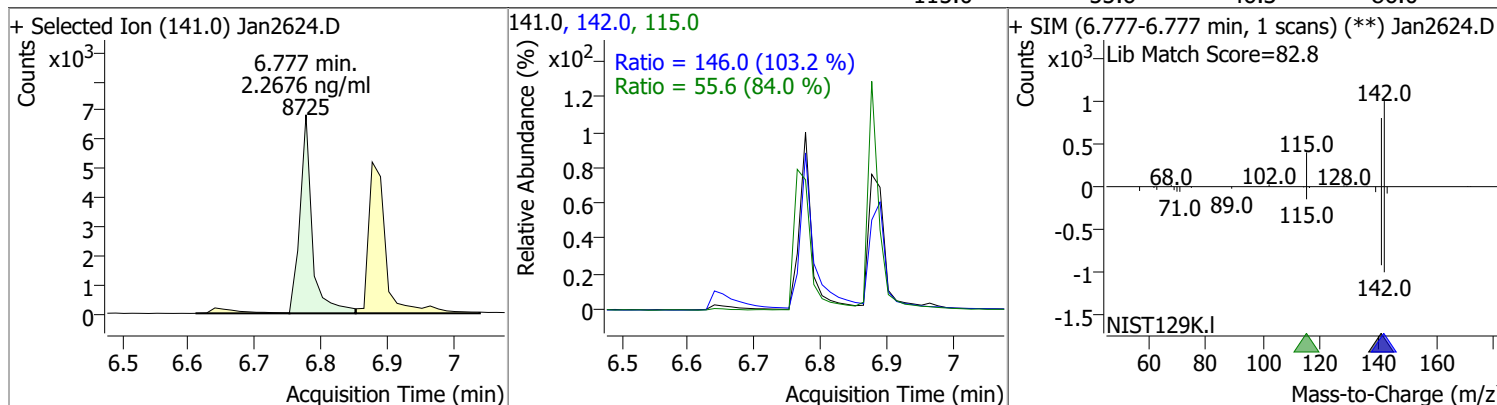
Compound	Conc.	RT	Dev(Min)	Resp.	QIon	QRatio	Lower	Upper
Nitrobenzene-d5	2.7802	5.11	-0.01	8653	54.0	36.2	31.6	58.8
					128.0	19.9	19.3	35.9



Compound	Conc.	RT	Dev(Min)	Resp.	QIon	QRatio	Lower	Upper
Naphthalene	2.2855	5.94	0.00	14544	102.0	19.3	0.0	61.8
					129.0	11.7	7.7	14.3

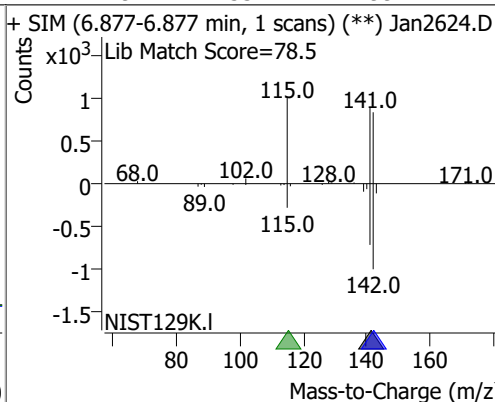
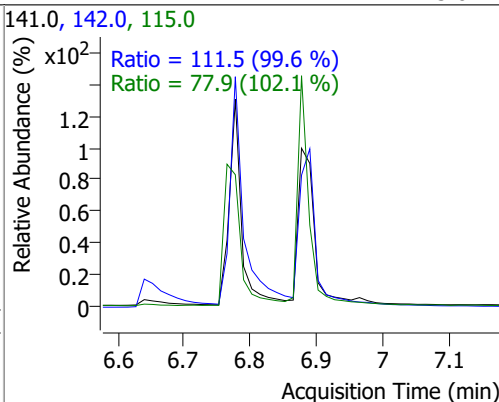
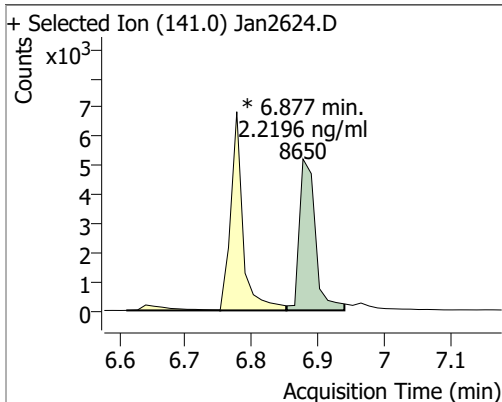


Compound	Conc.	RT	Dev(Min)	Resp.	QIon	QRatio	Lower	Upper
2-Methylnaphthalene	2.2676	6.78	0.00	8725	142.0	146.0	99.1	184.0
					115.0	55.6	46.3	86.0

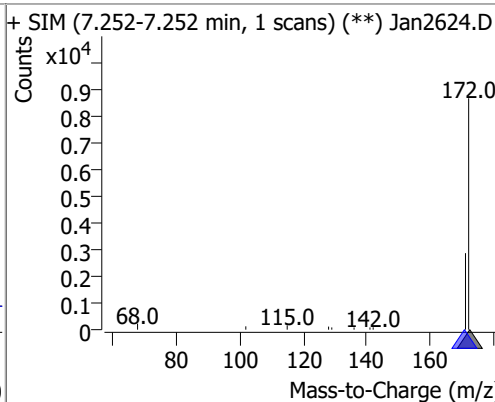
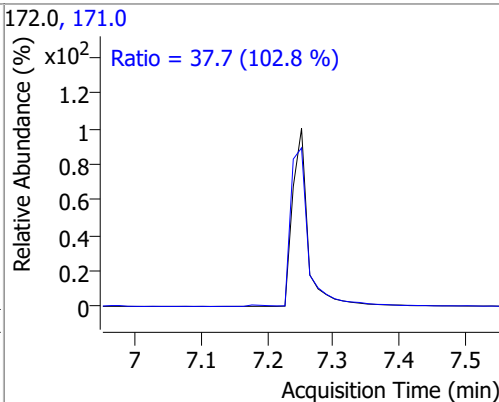
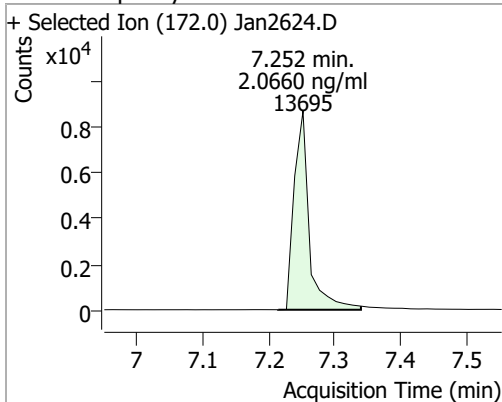


Quantitation Results Report (QT Reviewed)

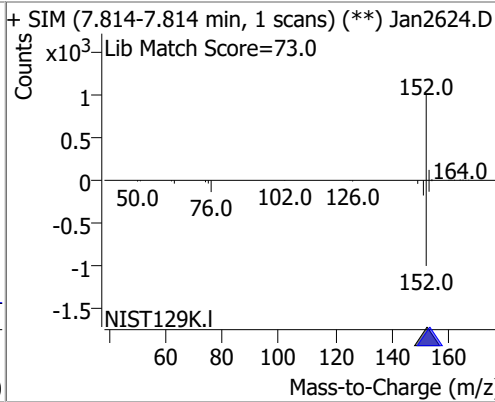
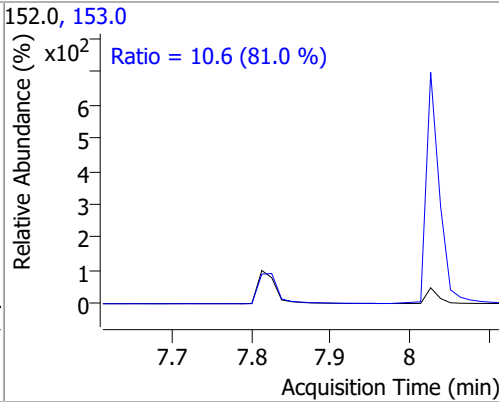
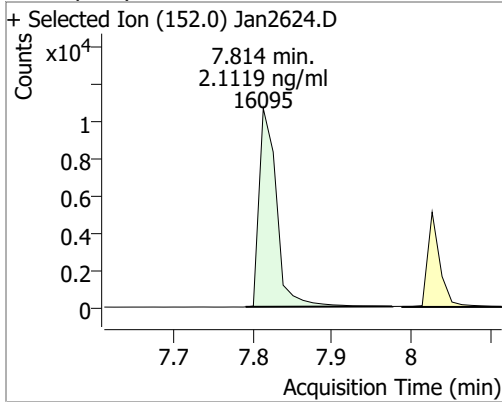
Compound	Conc.	RT	Dev(Min)	Resp.	QIon	QRatio	Lower	Upper
1-Methylnaphthalene	2.2196	6.88	0.00	8650 (m)	142.0	111.5	78.3	145.5
					115.0	77.9	53.4	99.2



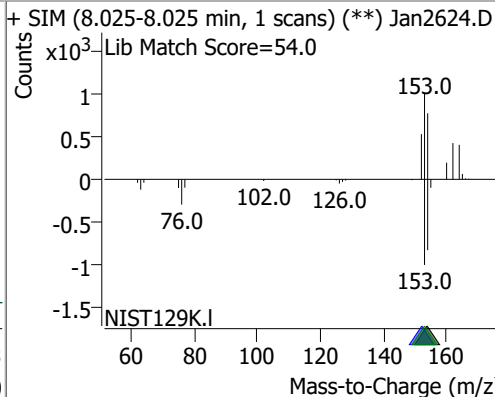
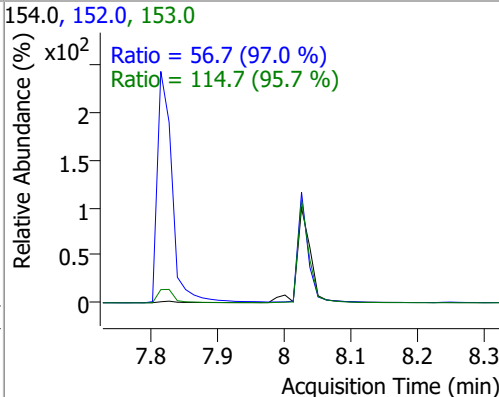
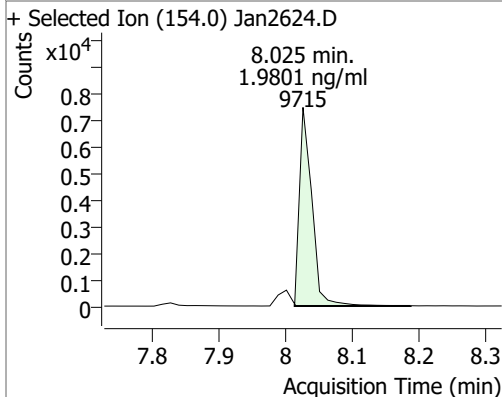
Compound	Conc.	RT	Dev(Min)	Resp.	QIon	QRatio	Lower	Upper
2-Fluorobiphenyl	2.0660	7.25	0.00	13695	171.0	37.7	25.6	47.6



Compound	Conc.	RT	Dev(Min)	Resp.	QIon	QRatio	Lower	Upper
Acenaphthylene	2.1119	7.81	0.00	16095	153.0	10.6	9.1	17.0

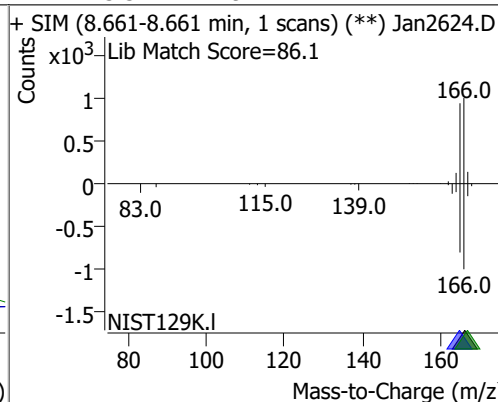
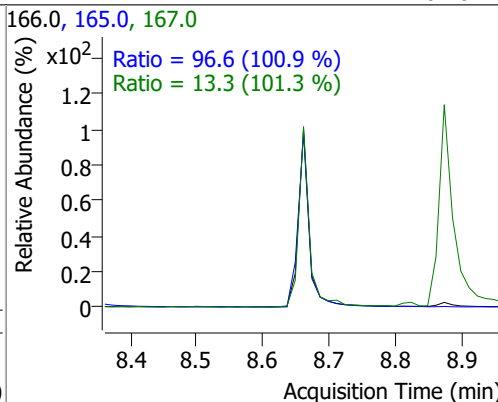
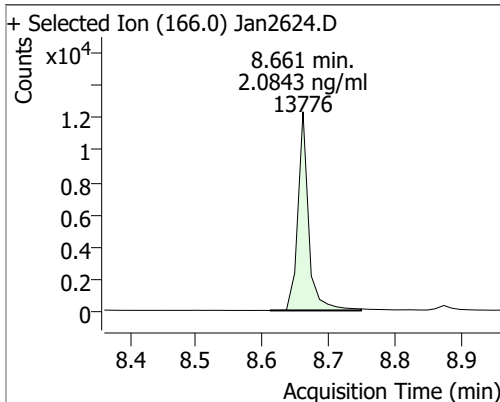


Compound	Conc.	RT	Dev(Min)	Resp.	QIon	QRatio	Lower	Upper
Acenaphthene	1.9801	8.03	0.00	9715	153.0	114.7	83.9	155.8
					152.0	56.7	40.9	76.0

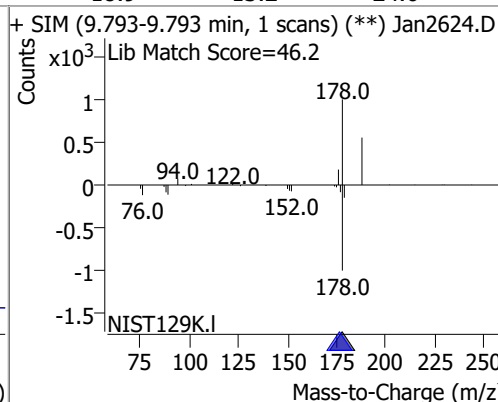
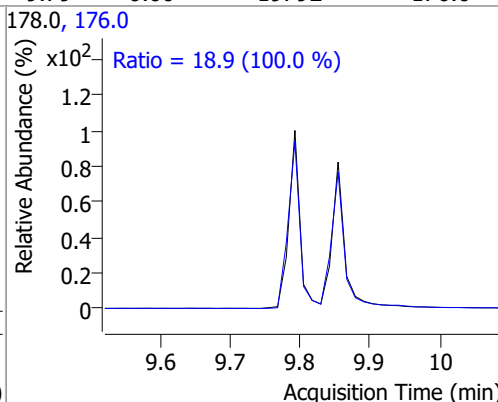
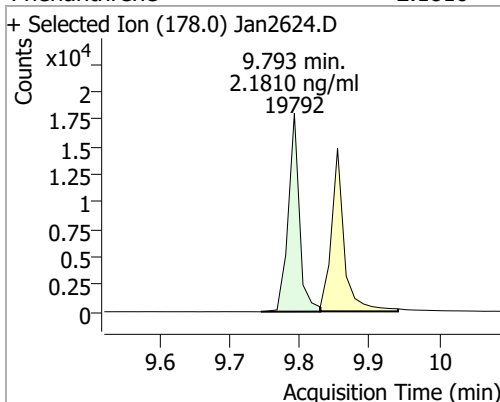


Quantitation Results Report (QT Reviewed)

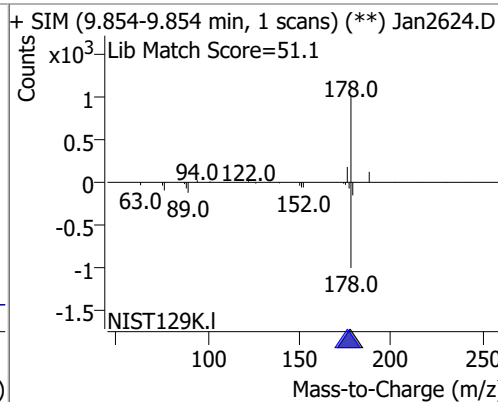
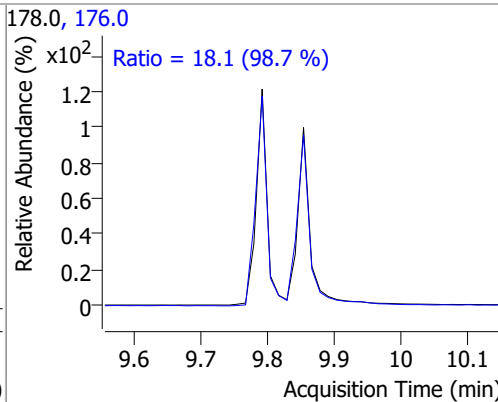
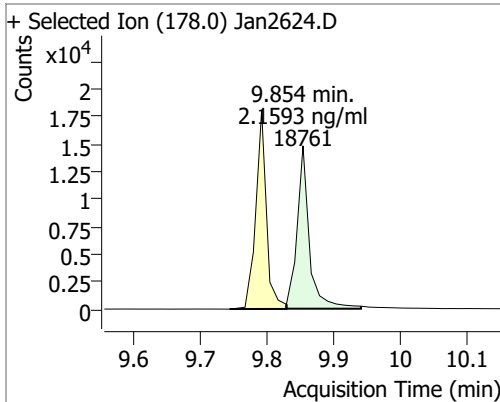
Compound	Conc.	RT	Dev(Min)	Resp.	QIon	QRatio	Lower	Upper
Fluorene	2.0843	8.66	0.00	13776	165.0	96.6	67.0	124.5
					167.0	13.3	9.2	17.1



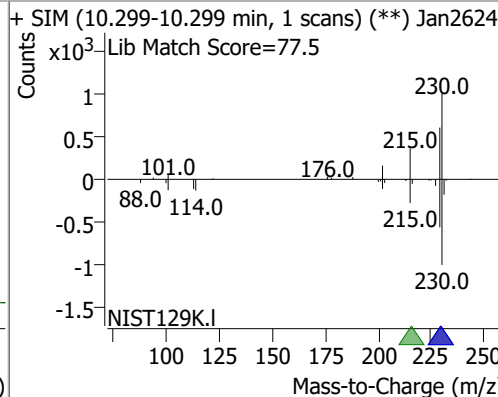
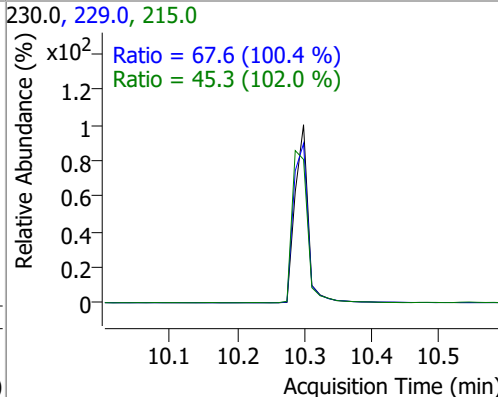
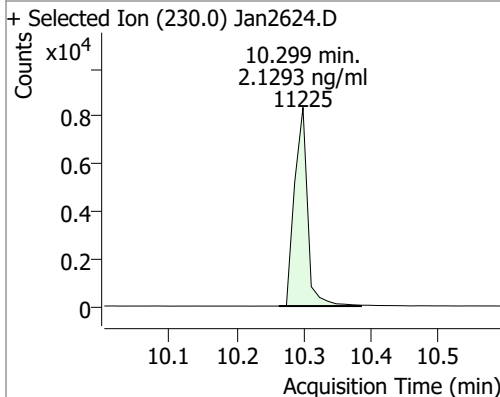
Compound	Conc.	RT	Dev(Min)	Resp.	QIon	QRatio	Lower	Upper
Phenanthrene	2.1810	9.79	0.00	19792	178.0	18.9	13.2	24.6
					176.0	18.9	13.2	24.6



Compound	Conc.	RT	Dev(Min)	Resp.	QIon	QRatio	Lower	Upper
Anthracene	2.1593	9.85	0.00	18761	178.0	18.1	12.8	23.8
					176.0	18.1	12.8	23.8

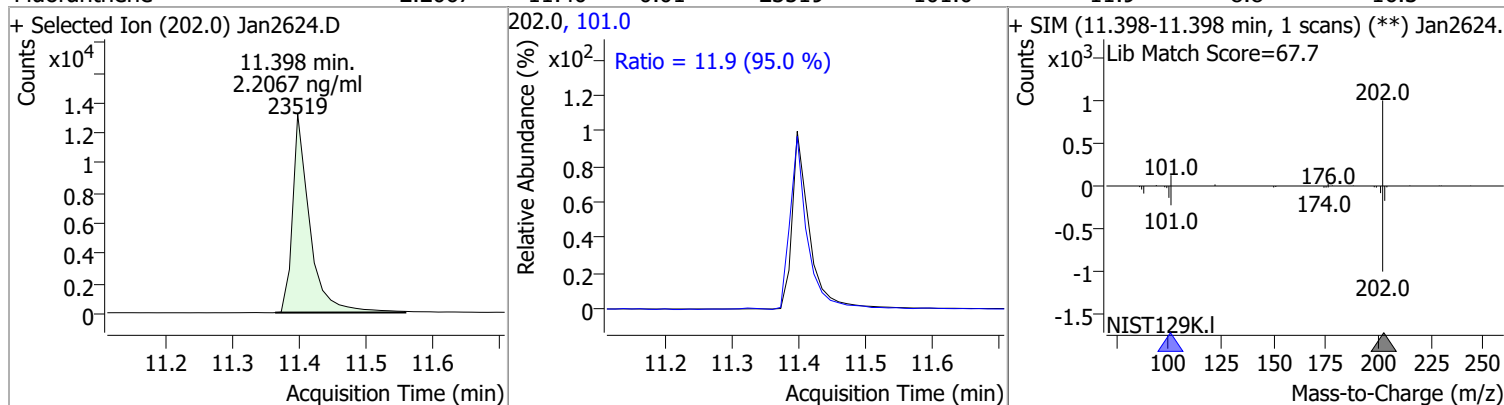


Compound	Conc.	RT	Dev(Min)	Resp.	QIon	QRatio	Lower	Upper
o-Terphenyl	2.1293	10.30	0.00	11225	229.0	67.6	47.1	87.5
					215.0	45.3	31.1	57.7

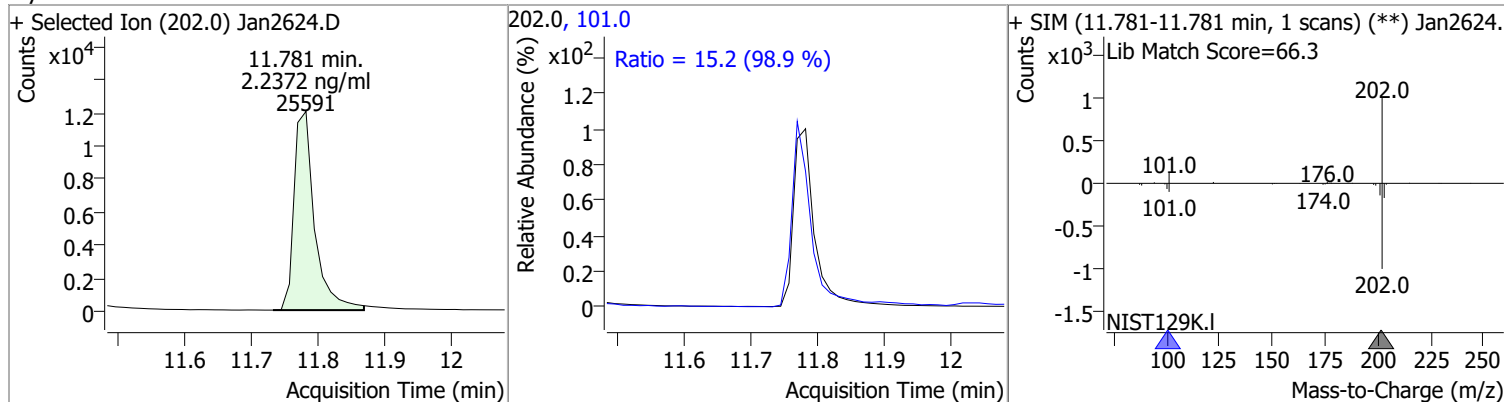


Quantitation Results Report (QT Reviewed)

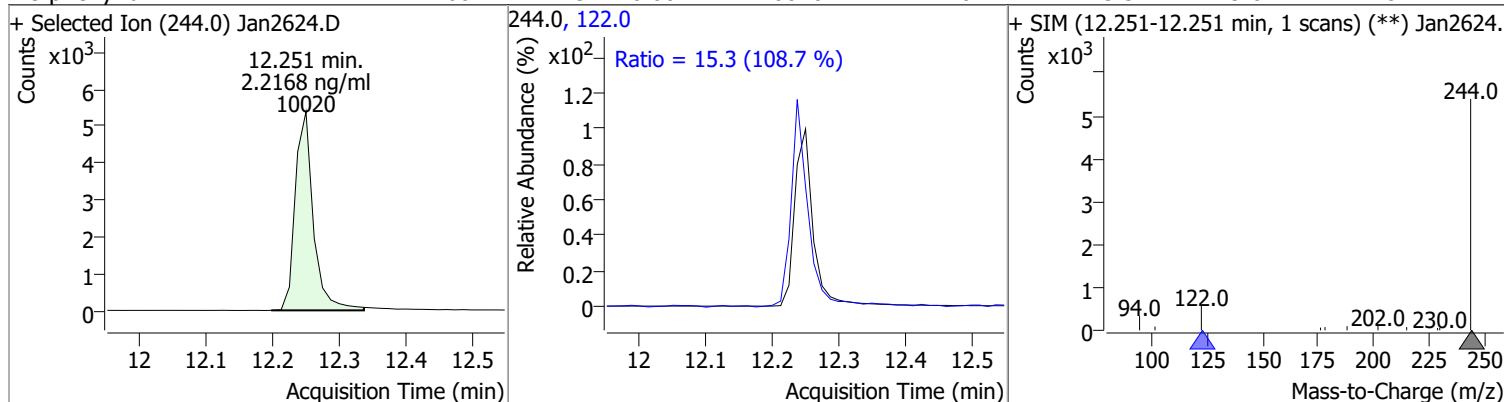
Compound	Conc.	RT	Dev(Min)	Resp.	QIon	QRatio	Lower	Upper
Fluoranthene	2.2067	11.40	-0.01	23519	101.0	11.9	8.8	16.3



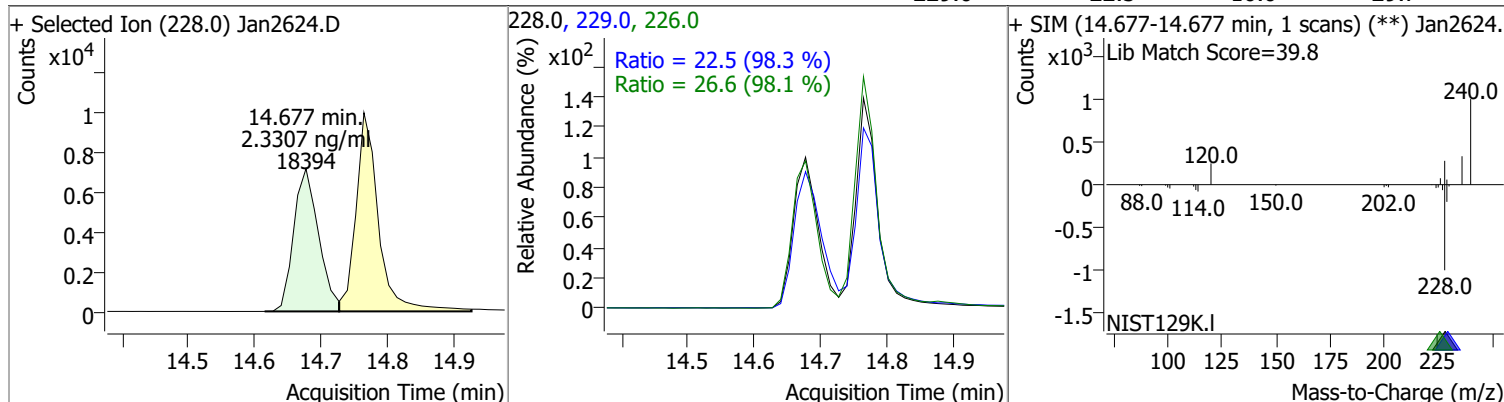
Pyrene	2.2372	11.78	0.00	25591	101.0	15.2	10.8	20.0
--------	--------	-------	------	-------	-------	------	------	------



Terphenyl-d14	2.2168	12.25	0.00	10020	122.0	15.3	9.8	18.2
---------------	--------	-------	------	-------	-------	------	-----	------

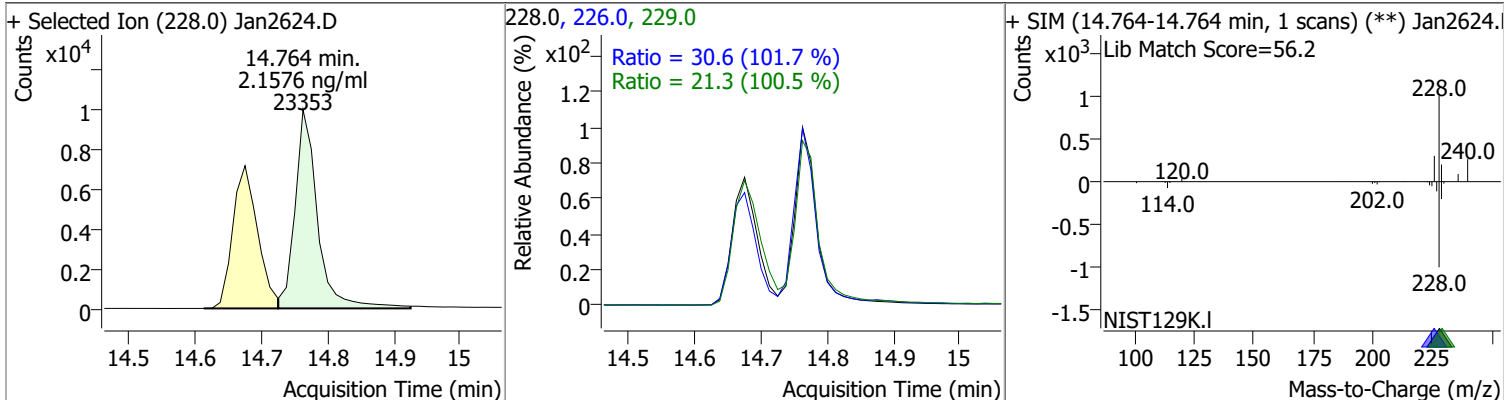


Benzo(a)Anthracene	2.3307	14.68	0.00	18394	226.0 229.0	26.6 22.5	19.0 16.0	35.2 29.7
--------------------	--------	-------	------	-------	----------------	--------------	--------------	--------------

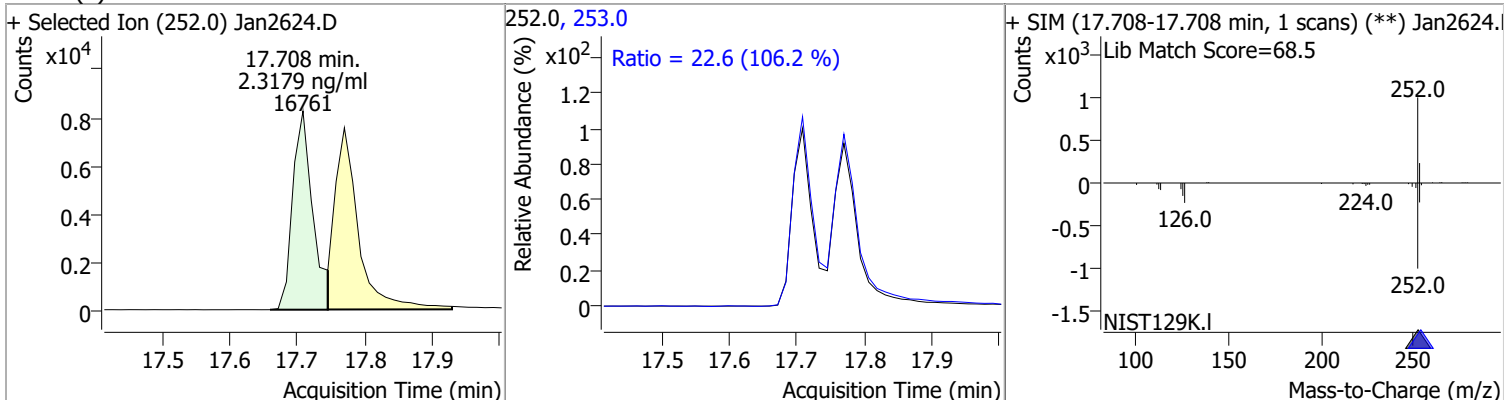


Quantitation Results Report (QT Reviewed)

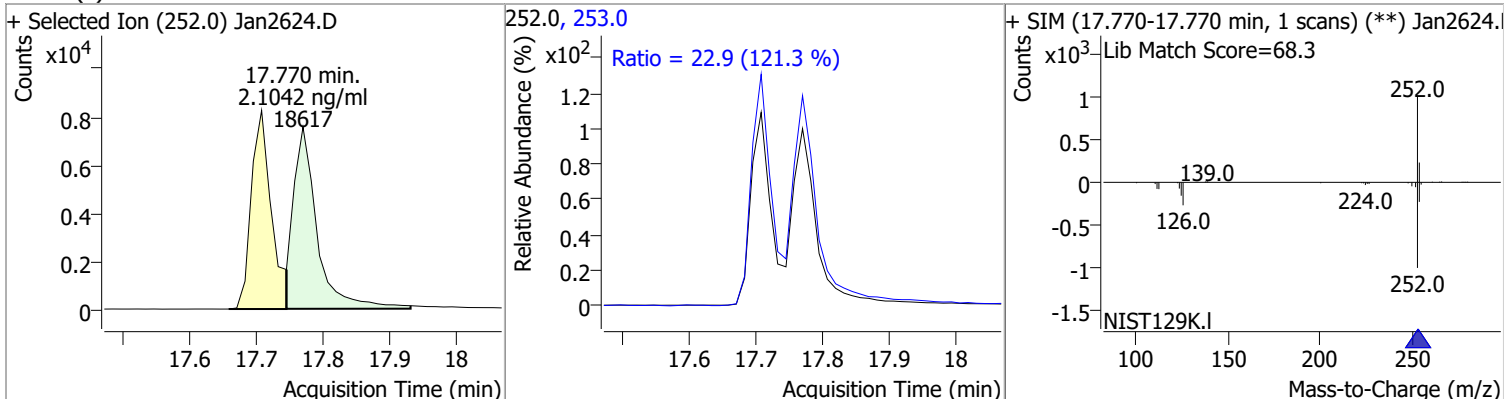
Compound	Conc.	RT	Dev(Min)	Resp.	QIon	QRatio	Lower	Upper
Chrysene	2.1576	14.76	0.00	23353	226.0	30.6	21.0	39.1
					229.0	21.3	14.8	27.6



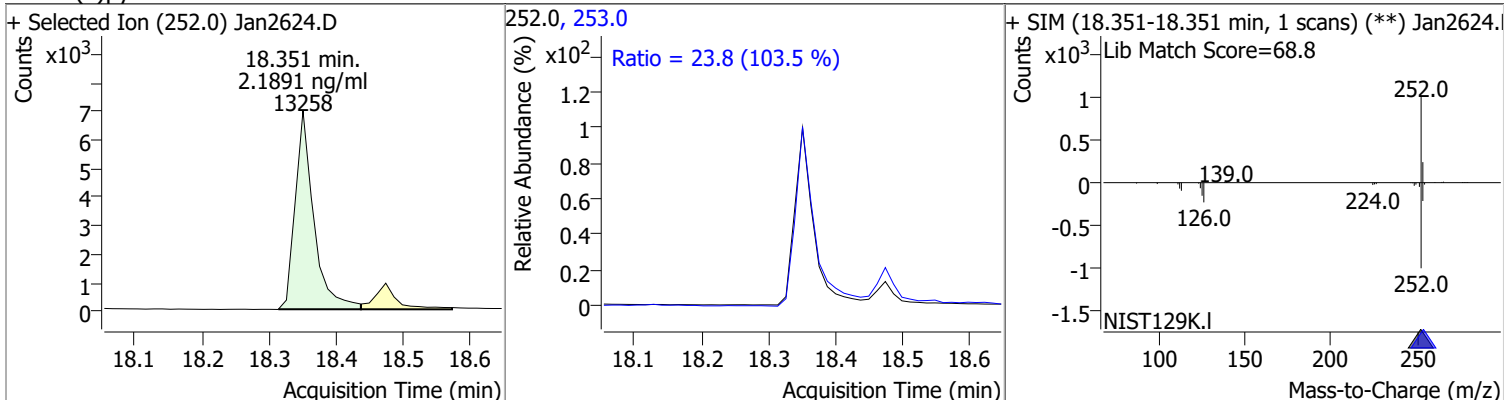
Compound	Conc.	RT	Dev(Min)	Resp.	QIon	QRatio	Lower	Upper
Benzo(b)fluoranthene	2.3179	17.71	0.00	16761	253.0	22.6	14.9	27.7



Compound	Conc.	RT	Dev(Min)	Resp.	QIon	QRatio	Lower	Upper
Benzo(k)fluoranthene	2.1042	17.77	0.00	18617	253.0	22.9	13.2	24.6



Compound	Conc.	RT	Dev(Min)	Resp.	QIon	QRatio	Lower	Upper
Benzo(a)pyrene	2.1891	18.35	0.00	13258	253.0	23.8	16.1	29.9



Quantitation Results Report (QT Reviewed)

Compound	Conc.	RT	Dev(Min)	Resp.	QIon	QRatio	Lower	Upper
Indeno(1,2,3-cd)pyrene	2.4337	20.20	-0.01	13135	138.0	21.2	15.7	29.1
<div style="display: flex; justify-content: space-between;"> <div style="width: 30%;"> <p>+ Selected Ion (276.0) Jan2624.D</p> </div> <div style="width: 30%;"> <p>276.0, 138.0</p> <p>Ratio = 21.2 (94.9 %)</p> </div> <div style="width: 30%;"> <p>+ SIM (20.204-20.204 min, 1 scans) (**) Jan2624.D</p> <p>Lib Match Score=76.3</p> </div> </div>								
Dibenzo(a,h)anthracene	2.2636	20.28	0.00	14161	279.0	25.5	17.4	32.3
<div style="display: flex; justify-content: space-between;"> <div style="width: 30%;"> <p>+ Selected Ion (278.0) Jan2624.D</p> </div> <div style="width: 30%;"> <p>278.0, 279.0, 139.0</p> <p>Ratio = 25.5 (102.4 %)</p> <p>Ratio = 17.8 (101.7 %)</p> </div> <div style="width: 30%;"> <p>+ SIM (20.278-20.278 min, 1 scans) (**) Jan2624.D</p> <p>Lib Match Score=76.0</p> </div> </div>								
Benzo(g,h,i)perylene	2.1893	20.54	0.00	17392	277.0	24.9	17.3	32.2
<div style="display: flex; justify-content: space-between;"> <div style="width: 30%;"> <p>+ Selected Ion (276.0) Jan2624.D</p> </div> <div style="width: 30%;"> <p>276.0, 138.0, 277.0</p> <p>Ratio = 19.6 (95.3 %)</p> <p>Ratio = 24.9 (100.6 %)</p> </div> <div style="width: 30%;"> <p>+ SIM (20.538-20.538 min, 1 scans) (**) Jan2624.D</p> <p>Lib Match Score=76.8</p> </div> </div>								

Continuing Calibration Report

Batch Name \\MASSHUNTER\Org\Data\SV5975.I\sh012622\1 e8270c bna SIM cal\QuantResults\012622 bna SIM 1.batch.bin
Method File \\MASSHUNTER\Org\Data\SV5975.I\sh012522\2 e8270c bna SIM\012522 ban SIM 2.batch.bin
Daily CC \\MASSHUNTER\Org\Data\SV5975.I\sh012622\1 e8270c bna SIM calJan2624.D

Level name	Injection Time	Calibration Files
7	1/26/2022 5:17:42 PM	\\MASSHUNTER\Org\Data\SV5975.I\sh012622\1 e8270c bna SIM cal\Jan2602.D
6	1/26/2022 5:50:10 PM	\\MASSHUNTER\Org\Data\SV5975.I\sh012622\1 e8270c bna SIM cal\Jan2603.D
5	1/26/2022 6:22:37 PM	\\MASSHUNTER\Org\Data\SV5975.I\sh012622\1 e8270c bna SIM cal\Jan2604.D
4	1/26/2022 6:55:13 PM	\\MASSHUNTER\Org\Data\SV5975.I\sh012622\1 e8270c bna SIM cal\Jan2605.D
3	1/26/2022 7:27:45 PM	\\MASSHUNTER\Org\Data\SV5975.I\sh012622\1 e8270c bna SIM cal\Jan2606.D
2	1/26/2022 8:00:19 PM	\\MASSHUNTER\Org\Data\SV5975.I\sh012622\1 e8270c bna SIM cal\Jan2607.D
1	1/26/2022 8:32:51 PM	\\MASSHUNTER\Org\Data\SV5975.I\sh012622\1 e8270c bna SIM cal\Jan2608.D
CCV	1/27/2022 5:11:52 AM	\\MASSHUNTER\Org\Data\SV5975.I\sh012622\1 e8270c bna SIM cal\Jan2624.D <=====

ISTD Compound:	Avg Resp	Mid Resp	CC Resp	Area%	A/M
1,4-Dichlorobenzene-d4	114519	120793	120793	100.00	M
Naphthalene-d8	209828	216708	216708	100.00	M
Acenaphthene-d10	133227	141919	141919	100.00	M
Phenanthrene-d10	287711	305194	305194	100.00	M
Chrysene-d12	227937	240679	240679	100.00	M
Perylene-d12	146859	155689	155689	100.00	M

Target Compound	AvgRF/R2	CC RF	Exp. Conc	Calc. Conc	%Dev	Area%	Curve Fit
1,4-Dichlorobenzene-d4	-----ISTD-----						
Nitrobenzene-d5	0.9962	0.7868	2.00	1.79	10.73	100.00	Quadratic
Naphthalene-d8	-----ISTD-----						
Naphthalene	0.9987	1.0698	2.00	2.07	-3.42	100.00	Quadratic
2-Methylnaphthalene	0.9993	0.6589	2.00	2.11	-5.44	100.00	Quadratic
1-Methylnaphthalene	0.9991	0.6533	2.00	2.06	-3.20	100.00	Quadratic
Acenaphthene-d10	-----ISTD-----						
2-Fluorobiphenyl	0.9995	1.5355	2.00	1.95	2.58	100.00	Quadratic
Acenaphthylene	0.9990	1.8380	2.00	2.03	-1.52	100.00	Quadratic
Acenaphthene	0.9970	1.0967	2.00	1.88	6.13	100.00	Quadratic
Fluorene	0.9995	1.5341	2.00	1.95	2.48	100.00	Quadratic
Phenanthrene-d10	-----ISTD-----						
Phenanthrene	0.9996	1.0451	2.00	2.00	-0.17	100.00	Quadratic
Anthracene	0.9994	0.9737	2.00	1.94	2.96	100.00	Quadratic
o-Terphenyl	0.9996	0.6141	2.00	2.03	-1.42	100.00	Quadratic
Fluoranthene	0.9998	1.2160	2.00	1.99	0.73	100.00	Quadratic
Chrysene-d12	-----ISTD-----						
Pyrene	0.9992	1.6632	2.00	1.99	0.38	100.00	Quadratic
Terphenyl-d14	0.9994	0.6722	2.00	2.04	-1.75	100.00	Quadratic
Benzo(a)Anthracene	0.9997	1.1608	2.00	2.00	0.15	100.00	Quadratic
Chrysene	0.9997	1.5909	2.00	2.01	-0.48	100.00	Quadratic
Perylene-d12	-----ISTD-----						
Benzo(b)fluoranthene	0.9997	1.4985	2.00	1.95	2.43	100.00	Quadratic
Benzo(k)fluoranthene	0.9992	1.9279	2.00	2.04	-1.93	100.00	Quadratic
Benzo(a)pyrene	0.9997	1.2868	2.00	1.99	0.33	100.00	Quadratic
Indeno(1,2,3-cd)pyrene	0.9999	1.1206	2.00	1.96	2.07	100.00	Quadratic
Dibenzo(a,h)anthracene	0.9998	1.3257	2.00	1.98	0.80	100.00	Quadratic
Benzo(g,h,i)perylene	0.9999	1.6736	2.00	1.97	1.41	100.00	Quadratic

A -- against Average; M -- against Mid Point; P -- against Previous CC in the Method;

Energy Laboratories Inc

ANALYTICAL RUN Summary

24-Feb-22

Run ID SV5975.I_220131B

Run Start Date: 1/31/2022
Analyst: John P. Heine
Ical:
Column ID: ZB-SemiVolatiles
Comments:

Std ID	Std Name	Std Amount	Std Units	Samp Amount	Samp Units	SampType	Expiration Date
dcmsvoc13	DCM						11/17/2022
sv100506	BNA low 50 ug/mL	8	ul	192	ul	CCV	3/31/2022
sv100703	BNA Internals 2000 ug/mL	2	ul	100	ul	SAMP	5/31/2022
sv100801	BNA 2nd source 200ug/mL	2	ul	198	ul	ICV	10/1/2022
sv83311	DFTPP 1000 ug/mL	50	ul	50	ul	TUNE	10/31/2022

Seq No	Lab ID	Test Code	Sample Typ	File ID	Analysis Date	DF	Batch ID	Prep Date	SPKref	RPDref	pmoist					
15009638	Jan3108_D_TU	SVOC-8270-DF	TUNE	v5975.I\sh0131221	31/2022 3:49:0	1	R373993		0	0						
Analyte	T	Units	RAW	Final	Text	Spike	SPKref	RPDref	MDL	PQL	UQL	%REC	LOW	HIGH	%RPD	Q
127, % of mass 198	A	%	48.5	48.5		100	0	0	0	0.01	0	49%	40	60	0%	
197, % of mass 198	A	%	0	0		100	0	0	0	0.01	0	0%	0	0.99	0%	
198, Base Peak	A	%	100	100		100	0	0	0	0.01	0	100%	100	100	0%	
199, % of mass 198	A	%	7.1	7.1		100	0	0	0	0.01	0	7%	5	9	0%	
275, % of mass 198	A	%	29.6	29.6		100	0	0	0	0.01	0	30%	10	30	0%	
365, % of mass 198	A	%	3.8	3.8		100	0	0	0	0.01	0	4%	1	99.99	0%	
441, % of mass 443	A	%	90.1	90.1		100	0	0	0	0.01	0	90%	0.01	150	0%	
442, % of mass 198	A	%	54.3	54.3		100	0	0	0	0.01	0	54%	40	100	0%	
443, % of mass 442	A	%	18.9	18.9		100	0	0	0	0.01	0	19%	17	23	0%	
51, % of mass 198	A	%	52	52		100	0	0	0	0.01	0	52%	30	60	0%	
68, % of mass 69	A	%	0	0		100	0	0	0	0.01	0	0%	0	1.99	0%	
70, % of mass 69	A	%	0.7	0.7		100	0	0	0	0.01	0	1%	0	1.99	0%	

Seq No	Lab ID	Test Code	Sample Typ	File ID	Analysis Date	DF	Batch ID	Prep Date	SPKref	RPDref	pmoist					
15009640	31-Jan-22_CCV	SVOC-8270C-SI	CCV	V5975.I\sh0131221/31/2022	4:14:5	1	R373993		0	0						
Analyte	T	Units	RAW	Final	Text	Spike	SPKref	RPDref	MDL	PQL	UQL	%REC	LOW	HIGH	%RPD	Q
1-Methylnaphthalene	A	ug/L	2.36885	2.36885		2	0	0	0.0206	0.1	10	118%	80	120	0%	
2-Methylnaphthalene	A	ug/L	2.15213	2.15213		2	0	0	0.0176	0.1	10	108%	80	120	0%	
Acenaphthene	A	ug/L	1.88927	1.88927		2	0	0	0.0317	0.1	10	94%	80	120	0%	
Acenaphthylene	A	ug/L	2.11643	2.11643		2	0	0	0.025	0.1	10	106%	80	120	0%	
Anthracene	A	ug/L	2.1455	2.1455		2	0	0	0.0283	0.1	10	107%	80	120	0%	
Benzo(a)anthracene	A	ug/L	2.29398	2.29398		2	0	0	0.0272	0.1	10	115%	80	120	0%	
Benzo(a)pyrene	A	ug/L	2.20788	2.20788		2	0	0	0.0347	0.1	10	110%	80	120	0%	
Benzo(b)fluoranthene	A	ug/L	1.96313	1.96313		2	0	0	0.0226	0.1	10	98%	80	120	0%	
Benzo(g,h,i)perylene	A	ug/L	1.91693	1.91693		2	0	0	0.0267	0.1	10	96%	80	120	0%	
Benzo(k)fluoranthene	A	ug/L	1.97696	1.97696		2	0	0	0.0295	0.1	10	99%	80	120	0%	
Chrysene	A	ug/L	2.00113	2.00113		2	0	0	0.0458	0.1	10	100%	80	120	0%	
Dibenzo(a,h)anthracene	A	ug/L	2.10305	2.10305		2	0	0	0.0367	0.1	10	105%	80	120	0%	
Fluoranthene	A	ug/L	1.97824	1.97824		2	0	0	0.0233	0.1	10	99%	80	120	0%	
Fluorene	A	ug/L	2.01881	2.01881		2	0	0	0.0225	0.1	10	101%	80	120	0%	
Indeno(1,2,3-cd)pyrene	A	ug/L	2.23948	2.23948		2	0	0	0.0491	0.1	10	112%	80	120	0%	
Naphthalene	A	ug/L	2.15486	2.15486		2	0	0	0.029	0.1	10	108%	80	120	0%	
Phenanthrene	A	ug/L	2.02363	2.02363		2	0	0	0.0295	0.1	10	101%	80	120	0%	
Pyrene	A	ug/L	2.09672	2.09672		2	0	0	0.0239	0.1	10	105%	80	120	0%	
1,4-Dichlorobenzene-d4	I	ug/L	40	40		0	0	0	0.1	0.1		0%	80	120	0%	
Acenaphthene-d10	I	ug/L	40	40		0	0	0	0.1	0.1		0%	80	120	0%	
Chrysene-d12	I	ug/L	40	40		0	0	0	0.1	0.1		0%	80	120	0%	
Naphthalene-d8	I	ug/L	40	40		0	0	0	0.1	0.1		0%	80	120	0%	
Perylene-d12	I	ug/L	40	40		0	0	0	0.1	0.1		0%	80	120	0%	
Phenanthrene-d10	I	ug/L	40	40		0	0	0	0.1	0.1	10	0%	80	120	0%	
2-Fluorobiphenyl	S	ug/L	2.18394	2.18394		2	0	0	0.0444	0.1	10	109%	80	120	0%	
Nitrobenzene-d5	S	ug/L	1.97192	1.97192		2	0	0	0.0523	0.1	10	99%	80	120	0%	
Terphenyl-d14	S	ug/L	2.0849	2.0849		2	0	0	0.0563	0.1	10	104%	80	120	0%	
o-Terphenyl	X	ug/L	1.99777	1.99777		2	0	0	0.0654	0	0	100%	80	120	0%	

Seq No	Lab ID	Test Code	Sample Typ	File ID	Analysis Date	DF	Batch ID	Prep Date	SPKref	RPDref	pmoist					
15009641	31-Jan-22_ISTB	SVOC-8270C-SI	SAMP	V5975.I\sh0131221/31/2022	4:47:1	1	R373993		0	0						
Analyte	T	Units	RAW	Final	Text	Spike	SPKref	RPDref	MDL	PQL	UQL	%REC	LOW	HIGH	%RPD	Q

Seq No	Lab ID	Test Code	Sample Typ	File ID	Analysis Date	DF	Batch ID	Prep Date	SPKref	RPDref	pmoist					
15009641	31-Jan-22_ISTB	SVOC-8270C-SI	SAMP	V5975.I\sh0131221/31/2022	4:47:1	1	R373993		0	0						
Analyte	T	Units	RAW	Final	Text	Spike	SPKref	RPDref	MDL	PQL	UQL	%REC	LOW	HIGH	%RPD	Q
1-Methylnaphthalene	A	ug/L	0	0		0	0	0	0.0206	0.1	10	0%	0	0	0%	
2-Methylnaphthalene	A	ug/L	0	0		0	0	0	0.0176	0.1	10	0%	0	0	0%	
Acenaphthene	A	ug/L	0	0		0	0	0	0.0317	0.1	10	0%	0	0	0%	
Acenaphthylene	A	ug/L	0	0		0	0	0	0.025	0.1	10	0%	0	0	0%	
Anthracene	A	ug/L	0	0		0	0	0	0.0283	0.1	10	0%	0	0	0%	
Benzo(a)anthracene	A	ug/L	0	0		0	0	0	0.0272	0.1	10	0%	0	0	0%	
Benzo(a)pyrene	A	ug/L	0	0		0	0	0	0.0347	0.1	10	0%	0	0	0%	
Benzo(b)fluoranthene	A	ug/L	0	0		0	0	0	0.0226	0.1	10	0%	0	0	0%	
Benzo(g,h,i)perylene	A	ug/L	0	0		0	0	0	0.0267	0.1	10	0%	0	0	0%	
Benzo(k)fluoranthene	A	ug/L	0	0		0	0	0	0.0295	0.1	10	0%	0	0	0%	
Chrysene	A	ug/L	0	0		0	0	0	0.0458	0.1	10	0%	0	0	0%	
Dibenzo(a,h)anthracene	A	ug/L	0	0		0	0	0	0.0367	0.1	10	0%	0	0	0%	
Fluoranthene	A	ug/L	0	0		0	0	0	0.0233	0.1	10	0%	0	0	0%	
Fluorene	A	ug/L	0	0		0	0	0	0.0225	0.1	10	0%	0	0	0%	
Indeno(1,2,3-cd)pyrene	A	ug/L	0	0		0	0	0	0.0491	0.1	10	0%	0	0	0%	
Naphthalene	A	ug/L	0	0		0	0	0	0.029	0.1	10	0%	0	0	0%	
Phenanthrene	A	ug/L	0	0		0	0	0	0.0295	0.1	10	0%	0	0	0%	
Pyrene	A	ug/L	0	0		0	0	0	0.0239	0.1	10	0%	0	0	0%	
1,4-Dichlorobenzene-d4	I	ug/L	40	40		0	0	0	0.1	0.1		0%	0	0	0%	
Acenaphthene-d10	I	ug/L	40	40		0	0	0	0.1	0.1		0%	0	0	0%	
Chrysene-d12	I	ug/L	40	40		0	0	0	0.1	0.1		0%	0	0	0%	
Naphthalene-d8	I	ug/L	40	40		0	0	0	0.1	0.1		0%	0	0	0%	
Perylene-d12	I	ug/L	40	40		0	0	0	0.1	0.1		0%	0	0	0%	
Phenanthrene-d10	I	ug/L	40	40		0	0	0	0.1	0.1	10	0%	0	0	0%	E
2-Fluorobiphenyl	S	ug/L	0	0		5	0	0	0.0444	0.1	10	0%	25	94	0%	S
Nitrobenzene-d5	S	ug/L	0	0		5	0	0	0.0523	0.1	10	0%	19	102	0%	S
Terphenyl-d14	S	ug/L	0	0		5	0	0	0.0563	0.1	10	0%	39	106	0%	S
o-Terphenyl	X	ug/L	0	0		200	0	0	0.0654	0	0	0%	40	140	0%	S

Seq No	Lab ID	Test Code	Sample Typ	File ID	Analysis Date	DF	Batch ID	Prep Date	SPKref	RPDref	pmoist					
15009642	LLCS-162956	SVOC-8270C-SI	LCS-DOD	V5975.I\sh0131221/31/2022	5:19:5	1	162956	1/14/2022 2:	0	0						
Analyte	T	Units	RAW	Final	Text	Spike	SPKref	RPDref	MDL	PQL	UQL	%REC	LOW	HIGH	%RPD	Q

Seq No	Lab ID	Test Code	Sample Typ	File ID	Analysis Date	DF	Batch ID	Prep Date	SPKref	RPDref	pmoist					
15009642	LLCS-162956	SVOC-8270C-SI	LCS-DOD	V5975.I\sh0131221	31/2022 5:19:5	1	162956	1/14/2022 2:	0	0						
Analyte	T	Units	RAW	Final	Text	Spike	SPKref	RPDref	MDL	PQL	UQL	%REC	LOW	HIGH	%RPD	Q
1-Methylnaphthalene	A	ug/L	3.95886	3.95886		5	0	0	0.0206	0.1	10	79%	41	115	0%	
2-Methylnaphthalene	A	ug/L	4.0552	4.0552		5	0	0	0.0176	0.1	10	81%	39	114	0%	
Acenaphthene	A	ug/L	4.85115	4.85115		5	0	0	0.0317	0.1	10	97%	48	114	0%	
Acenaphthylene	A	ug/L	4.82295	4.82295		5	0	0	0.025	0.1	10	96%	35	121	0%	
Anthracene	A	ug/L	5.72795	5.72795		5	0	0	0.0283	0.1	10	115%	53	119	0%	
Benzo(a)anthracene	A	ug/L	6.01652	6.01652		5	0	0	0.0272	0.1	10	120%	59	120	0%	
Benzo(a)pyrene	A	ug/L	5.58943	5.58943		5	0	0	0.0347	0.1	10	112%	53	120	0%	
Benzo(b)fluoranthene	A	ug/L	5.68093	5.68093		5	0	0	0.0226	0.1	10	114%	53	126	0%	
Benzo(g,h,i)perylene	A	ug/L	5.63945	5.63945		5	0	0	0.0267	0.1	10	113%	44	128	0%	
Benzo(k)fluoranthene	A	ug/L	5.4153	5.4153		5	0	0	0.0295	0.1	10	108%	54	125	0%	
Chrysene	A	ug/L	5.72043	5.72043		5	0	0	0.0458	0.1	10	114%	57	120	0%	
Dibenzo(a,h)anthracene	A	ug/L	5.93365	5.93365		5	0	0	0.0367	0.1	10	119%	44	141	0%	
Fluoranthene	A	ug/L	5.52937	5.52937		5	0	0	0.0233	0.1	10	111%	58	120	0%	
Fluorene	A	ug/L	4.73754	4.73754		5	0	0	0.0225	0.1	10	95%	50	118	0%	
Indeno(1,2,3-cd)pyrene	A	ug/L	5.7279	5.7279		5	0	0	0.0491	0.1	10	115%	48	130	0%	
Naphthalene	A	ug/L	3.88611	3.88611		5	0	0	0.029	0.1	10	78%	43	114	0%	
Phenanthrene	A	ug/L	5.22257	5.22257		5	0	0	0.0295	0.1	10	104%	53	115	0%	
Pyrene	A	ug/L	5.54566	5.54566		5	0	0	0.0239	0.1	10	111%	53	121	0%	
1,4-Dichlorobenzene-d4	I	ug/L	40	40		0	0	0	0.1	0.1		0%			0%	
Acenaphthene-d10	I	ug/L	40	40		0	0	0	0.1	0.1		0%			0%	
Chrysene-d12	I	ug/L	40	40		0	0	0	0.1	0.1		0%			0%	
Naphthalene-d8	I	ug/L	40	40		0	0	0	0.1	0.1		0%			0%	
Perylene-d12	I	ug/L	40	40		0	0	0	0.1	0.1		0%			0%	
Phenanthrene-d10	I	ug/L	40	40		0	0	0	0.1	0.1	10	0%			0%	
2-Fluorobiphenyl	S	ug/L	4.96281	4.96281		5	0	0	0.0444	0.1	10	99%	53	106	0%	
Nitrobenzene-d5	S	ug/L	4.80763	4.80763		5	0	0	0.0523	0.1	10	96%	55	111	0%	
Terphenyl-d14	S	ug/L	5.85036	5.85036		5	0	0	0.0563	0.1	10	117%	58	132	0%	
o-Terphenyl	X	ug/L	5.13552	5.13552		5	0	0	0.0654	0	0	103%	40	140	0%	

Seq No	Lab ID	Test Code	Sample Typ	File ID	Analysis Date	DF	Batch ID	Prep Date	SPKref	RPDref	pmoist					
15009643	LLCSD-162956	SVOC-8270C-SI	LCS-DOD	V5975.I\sh0131221	31/2022 5:52:3	1	162956	1/14/2022 2:	0	2E+07						
Analyte	T	Units	RAW	Final	Text	Spike	SPKref	RPDref	MDL	PQL	UQL	%REC	LOW	HIGH	%RPD	Q

Seq No	Lab ID	Test Code	Sample Typ	File ID	Analysis Date	DF	Batch ID	Prep Date	SPKref	RPDref	pmoist					
15009643	LLCSD-162956	SVOC-8270C-SI	LCSD-DOD	V5975.I\sh0131221	2022 5:52:3	1	162956	1/14/2022 2:	0	2E+07						
Analyte	T	Units	RAW	Final	Text	Spike	SPKref	RPDref	MDL	PQL	UQL	%REC	LOW	HIGH	%RPD	Q
1-Methylnaphthalene	A	ug/L	3.79399	3.79399		5	0	3.95886	0.0206	0.1	10	76%	41	115	4%	
2-Methylnaphthalene	A	ug/L	3.9297	3.9297		5	0	4.0552	0.0176	0.1	10	79%	39	114	3%	
Acenaphthene	A	ug/L	4.42244	4.42244		5	0	4.85115	0.0317	0.1	10	88%	48	114	9%	
Acenaphthylene	A	ug/L	4.36446	4.36446		5	0	4.82295	0.025	0.1	10	87%	35	121	10%	
Anthracene	A	ug/L	5.91455	5.91455		5	0	5.72795	0.0283	0.1	10	118%	53	119	3%	
Benzo(a)anthracene	A	ug/L	5.72969	5.72969		5	0	6.01652	0.0272	0.1	10	115%	59	120	5%	
Benzo(a)pyrene	A	ug/L	5.54994	5.54994		5	0	5.58943	0.0347	0.1	10	111%	53	120	1%	
Benzo(b)fluoranthene	A	ug/L	5.6289	5.6289		5	0	5.68093	0.0226	0.1	10	113%	53	126	1%	
Benzo(g,h,i)perylene	A	ug/L	5.62575	5.62575		5	0	5.63945	0.0267	0.1	10	113%	44	128	0%	
Benzo(k)fluoranthene	A	ug/L	5.42271	5.42271		5	0	5.4153	0.0295	0.1	10	108%	54	125	0%	
Chrysene	A	ug/L	5.57925	5.57925		5	0	5.72043	0.0458	0.1	10	112%	57	120	2%	
Dibenzo(a,h)anthracene	A	ug/L	5.88432	5.88432		5	0	5.93365	0.0367	0.1	10	118%	44	141	1%	
Fluoranthene	A	ug/L	5.76778	5.76778		5	0	5.52937	0.0233	0.1	10	115%	58	120	4%	
Fluorene	A	ug/L	4.58932	4.58932		5	0	4.73754	0.0225	0.1	10	92%	50	118	3%	
Indeno(1,2,3-cd)pyrene	A	ug/L	5.73601	5.73601		5	0	5.7279	0.0491	0.1	10	115%	48	130	0%	
Naphthalene	A	ug/L	3.65374	3.65374		5	0	3.88611	0.029	0.1	10	73%	43	114	6%	
Phenanthrene	A	ug/L	5.35006	5.35006		5	0	5.22257	0.0295	0.1	10	107%	53	115	2%	
Pyrene	A	ug/L	5.30881	5.30881		5	0	5.54566	0.0239	0.1	10	106%	53	121	4%	
1,4-Dichlorobenzene-d4	I	ug/L	40	40		0	0	0	0.1	0.1		0%			0%	
Acenaphthene-d10	I	ug/L	40	40		0	0	0	0.1	0.1		0%			0%	
Chrysene-d12	I	ug/L	40	40		0	0	0	0.1	0.1		0%			0%	
Naphthalene-d8	I	ug/L	40	40		0	0	0	0.1	0.1		0%			0%	
Perylene-d12	I	ug/L	40	40		0	0	0	0.1	0.1		0%			0%	
Phenanthrene-d10	I	ug/L	40	40		0	0	0	0.1	0.1	10	0%			0%	
2-Fluorobiphenyl	S	ug/L	5.70078	5.70078		5	0	0	0.0444	0.1	10	114%	53	106	0%	S
Nitrobenzene-d5	S	ug/L	5.37012	5.37012		5	0	0	0.0523	0.1	10	107%	55	111	0%	
Terphenyl-d14	S	ug/L	6.79013	6.79013		5	0	0	0.0563	0.1	10	136%	58	132	0%	S
o-Terphenyl	X	ug/L	5.38721	5.38721		5	0	5.13552	0.0654	0	0	108%	40	140	5%	

Seq No	Lab ID	Test Code	Sample Typ	File ID	Analysis Date	DF	Batch ID	Prep Date	SPKref	RPDref	pmoist					
15009644	B22011137-001	SVOC-8270C-SI	SAMP	V5975.I\sh0131221	2022 6:25:1	10	163072	1/20/2022 7:	0	0						
Analyte	T	Units	RAW	Final	Text	Spike	SPKref	RPDref	MDL	PQL	UQL	%REC	LOW	HIGH	%RPD	Q

Seq No	Lab ID	Test Code	Sample Typ	File ID	Analysis Date	DF	Batch ID	Prep Date	SPKref	RPDref	pmoist					
15009644	B22011137-001	SVOC-8270C-SI SAMP		V5975.I\sh0131221	31/2022 6:25:1	10	163072	1/20/2022 7:	0	0						
Analyte	T	Units	RAW	Final	Text	Spike	SPKref	RPDref	MDL	PQL	UQL	%REC	LOW	HIGH	%RPD	Q
1-Methylnaphthalene	A	ug/L	3.98506	39.053588		0	0	0	0.20188	0.98	10	0%	0	0	0%	
2-Methylnaphthalene	A	ug/L	2.38952	23.417296		0	0	0	0.17248	0.98	10	0%	0	0	0%	
Naphthalene	A	ug/L	2.55429	25.032042		0	0	0	0.2842	0.98	10	0%	0	0	0%	
Seq No	Lab ID	Test Code	Sample Typ	File ID	Analysis Date	DF	Batch ID	Prep Date	SPKref	RPDref	pmoist					
15009645	MB-163174	SVOC-8270C-SI MBLK		V5975.I\sh0131221	31/2022 6:57:4	1	163174	1/24/2022 1	0	0						
Analyte	T	Units	RAW	Final	Text	Spike	SPKref	RPDref	MDL	PQL	UQL	%REC	LOW	HIGH	%RPD	Q
1-Methylnaphthalene	A	ug/L	0	0		0	0	0	0.0206	0.1	10	0%			0%	
2-Methylnaphthalene	A	ug/L	0	0		0	0	0	0.0176	0.1	10	0%			0%	
Acenaphthene	A	ug/L	0	0		0	0	0	0.0317	0.1	10	0%			0%	
Acenaphthylene	A	ug/L	0	0		0	0	0	0.025	0.1	10	0%			0%	
Anthracene	A	ug/L	0	0		0	0	0	0.0283	0.1	10	0%			0%	
Benzo(a)anthracene	A	ug/L	0	0		0	0	0	0.0272	0.1	10	0%			0%	
Benzo(a)pyrene	A	ug/L	0	0		0	0	0	0.0347	0.1	10	0%			0%	
Benzo(b)fluoranthene	A	ug/L	0	0		0	0	0	0.0226	0.1	10	0%			0%	
Benzo(g,h,i)perylene	A	ug/L	0	0		0	0	0	0.0267	0.1	10	0%			0%	
Benzo(k)fluoranthene	A	ug/L	0	0		0	0	0	0.0295	0.1	10	0%			0%	
Chrysene	A	ug/L	0	0		0	0	0	0.0458	0.1	10	0%			0%	
Dibenzo(a,h)anthracene	A	ug/L	0	0		0	0	0	0.0367	0.1	10	0%			0%	
Fluoranthene	A	ug/L	0	0		0	0	0	0.0233	0.1	10	0%			0%	
Fluorene	A	ug/L	0	0		0	0	0	0.0225	0.1	10	0%			0%	
Indeno(1,2,3-cd)pyrene	A	ug/L	0	0		0	0	0	0.0491	0.1	10	0%			0%	
Naphthalene	A	ug/L	0	0		0	0	0	0.029	0.1	10	0%			0%	
Phenanthrene	A	ug/L	0	0		0	0	0	0.0295	0.1	10	0%			0%	
Pyrene	A	ug/L	0	0		0	0	0	0.0239	0.1	10	0%			0%	
1,4-Dichlorobenzene-d4	I	ug/L	40	40		0	0	0	0.1	0.1		0%			0%	
Acenaphthene-d10	I	ug/L	40	40		0	0	0	0.1	0.1		0%			0%	
Chrysene-d12	I	ug/L	40	40		0	0	0	0.1	0.1		0%			0%	
Naphthalene-d8	I	ug/L	40	40		0	0	0	0.1	0.1		0%			0%	
Perylene-d12	I	ug/L	40	40		0	0	0	0.1	0.1		0%			0%	
Phenanthrene-d10	I	ug/L	40	40		0	0	0	0.1	0.1	10	0%			0%	

Seq No	Lab ID	Test Code	Sample Typ	File ID	Analysis Date	DF	Batch ID	Prep Date	SPKref	RPDref	pmoist					
15009646	LLCS-163174	SVOC-8270C-SI	LCS-DOD	V5975.I\sh0131221	31/2022 7:30:2	1	163174	1/24/2022	1	0	0					
Analyte	T	Units	RAW	Final	Text	Spike	SPKref	RPDref	MDL	PQL	UQL	%REC	LOW	HIGH	%RPD	Q
1-Methylnaphthalene	A	ug/L	3.45276	3.45276		5	0	0	0.0206	0.1	10	69%	41	115	0%	
2-Methylnaphthalene	A	ug/L	3.50119	3.50119		5	0	0	0.0176	0.1	10	70%	39	114	0%	
Acenaphthene	A	ug/L	4.31571	4.31571		5	0	0	0.0317	0.1	10	86%	48	114	0%	
Acenaphthylene	A	ug/L	4.23741	4.23741		5	0	0	0.025	0.1	10	85%	35	121	0%	
Anthracene	A	ug/L	5.0258	5.0258		5	0	0	0.0283	0.1	10	101%	53	119	0%	
Benzo(a)anthracene	A	ug/L	5.36258	5.36258		5	0	0	0.0272	0.1	10	107%	59	120	0%	
Benzo(a)pyrene	A	ug/L	5.05626	5.05626		5	0	0	0.0347	0.1	10	101%	53	120	0%	
Benzo(b)fluoranthene	A	ug/L	5.05129	5.05129		5	0	0	0.0226	0.1	10	101%	53	126	0%	
Benzo(g,h,i)perylene	A	ug/L	4.92896	4.92896		5	0	0	0.0267	0.1	10	99%	44	128	0%	
Benzo(k)fluoranthene	A	ug/L	4.81647	4.81647		5	0	0	0.0295	0.1	10	96%	54	125	0%	
Chrysene	A	ug/L	5.14921	5.14921		5	0	0	0.0458	0.1	10	103%	57	120	0%	
Dibenzo(a,h)anthracene	A	ug/L	5.19942	5.19942		5	0	0	0.0367	0.1	10	104%	44	141	0%	
Fluoranthene	A	ug/L	4.97996	4.97996		5	0	0	0.0233	0.1	10	100%	58	120	0%	
Fluorene	A	ug/L	4.53971	4.53971		5	0	0	0.0225	0.1	10	91%	50	118	0%	
Indeno(1,2,3-cd)pyrene	A	ug/L	5.17926	5.17926		5	0	0	0.0491	0.1	10	104%	48	130	0%	
Naphthalene	A	ug/L	3.23427	3.23427		5	0	0	0.029	0.1	10	65%	43	114	0%	
Phenanthrene	A	ug/L	4.69508	4.69508		5	0	0	0.0295	0.1	10	94%	53	115	0%	
Pyrene	A	ug/L	4.68679	4.68679		5	0	0	0.0239	0.1	10	94%	53	121	0%	
1,4-Dichlorobenzene-d4	I	ug/L	40	40		0	0	0	0.1	0.1		0%			0%	
Acenaphthene-d10	I	ug/L	40	40		0	0	0	0.1	0.1		0%			0%	
Chrysene-d12	I	ug/L	40	40		0	0	0	0.1	0.1		0%			0%	
Naphthalene-d8	I	ug/L	40	40		0	0	0	0.1	0.1		0%			0%	
Perylene-d12	I	ug/L	40	40		0	0	0	0.1	0.1		0%			0%	
Phenanthrene-d10	I	ug/L	40	40		0	0	0	0.1	0.1	10	0%			0%	
2-Fluorobiphenyl	S	ug/L	4.22712	4.22712		5	0	0	0.0444	0.1	10	85%	53	106	0%	
Nitrobenzene-d5	S	ug/L	3.66746	3.66746		5	0	0	0.0523	0.1	10	73%	55	111	0%	
Terphenyl-d14	S	ug/L	5.01882	5.01882		5	0	0	0.0563	0.1	10	100%	58	132	0%	
o-Terphenyl	X	ug/L	4.79082	4.79082		5	0	0	0.0654	0	0	96%	40	140	0%	

Seq No	Lab ID	Test Code	Sample Typ	File ID	Analysis Date	DF	Batch ID	Prep Date	SPKref	RPDref	pmoist					
15009647	LLCSD-163174	SVOC-8270C-SI	LCS-DOD	V5975.I\sh0131221	31/2022 8:02:5	1	163174	1/24/2022	1	0	2E+07					
Analyte	T	Units	RAW	Final	Text	Spike	SPKref	RPDref	MDL	PQL	UQL	%REC	LOW	HIGH	%RPD	Q

Seq No	Lab ID	Test Code	Sample Typ	File ID	Analysis Date	DF	Batch ID	Prep Date	SPKref	RPDref	pmoist					
15009647	LLCSD-163174	SVOC-8270C-SI	LCSD-DOD	V5975.I\sh0131221/31/2022	8:02:5	1	163174	1/24/2022	1	0	2E+07					
Analyte	T	Units	RAW	Final	Text	Spike	SPKref	RPDref	MDL	PQL	UQL	%REC	LOW	HIGH	%RPD	Q
1-Methylnaphthalene	A	ug/L	3.48216	3.48216		5	0	3.45276	0.0206	0.1	10	70%	41	115	1%	
2-Methylnaphthalene	A	ug/L	3.51496	3.51496		5	0	3.50119	0.0176	0.1	10	70%	39	114	0%	
Acenaphthene	A	ug/L	4.00277	4.00277		5	0	4.31571	0.0317	0.1	10	80%	48	114	8%	
Acenaphthylene	A	ug/L	3.97414	3.97414		5	0	4.23741	0.025	0.1	10	79%	35	121	6%	
Anthracene	A	ug/L	5.07963	5.07963		5	0	5.0258	0.0283	0.1	10	102%	53	119	1%	
Benzo(a)anthracene	A	ug/L	5.39299	5.39299		5	0	5.36258	0.0272	0.1	10	108%	59	120	1%	
Benzo(a)pyrene	A	ug/L	5.09822	5.09822		5	0	5.05626	0.0347	0.1	10	102%	53	120	1%	
Benzo(b)fluoranthene	A	ug/L	5.08787	5.08787		5	0	5.05129	0.0226	0.1	10	102%	53	126	1%	
Benzo(g,h,i)perylene	A	ug/L	4.97174	4.97174		5	0	4.92896	0.0267	0.1	10	99%	44	128	1%	
Benzo(k)fluoranthene	A	ug/L	4.96695	4.96695		5	0	4.81647	0.0295	0.1	10	99%	54	125	3%	
Chrysene	A	ug/L	5.24445	5.24445		5	0	5.14921	0.0458	0.1	10	105%	57	120	2%	
Dibenzo(a,h)anthracene	A	ug/L	5.4248	5.4248		5	0	5.19942	0.0367	0.1	10	108%	44	141	4%	
Fluoranthene	A	ug/L	4.99784	4.99784		5	0	4.97996	0.0233	0.1	10	100%	58	120	0%	
Fluorene	A	ug/L	4.26533	4.26533		5	0	4.53971	0.0225	0.1	10	85%	50	118	6%	
Indeno(1,2,3-cd)pyrene	A	ug/L	4.91192	4.91192		5	0	5.17926	0.0491	0.1	10	98%	48	130	5%	
Naphthalene	A	ug/L	3.40546	3.40546		5	0	3.23427	0.029	0.1	10	68%	43	114	5%	
Phenanthrene	A	ug/L	4.70806	4.70806		5	0	4.69508	0.0295	0.1	10	94%	53	115	0%	
Pyrene	A	ug/L	4.80154	4.80154		5	0	4.68679	0.0239	0.1	10	96%	53	121	2%	
1,4-Dichlorobenzene-d4	I	ug/L	40	40		0	0	0	0.1	0.1		0%			0%	
Acenaphthene-d10	I	ug/L	40	40		0	0	0	0.1	0.1		0%			0%	
Chrysene-d12	I	ug/L	40	40		0	0	0	0.1	0.1		0%			0%	
Naphthalene-d8	I	ug/L	40	40		0	0	0	0.1	0.1		0%			0%	
Perylene-d12	I	ug/L	40	40		0	0	0	0.1	0.1		0%			0%	
Phenanthrene-d10	I	ug/L	40	40		0	0	0	0.1	0.1	10	0%			0%	
2-Fluorobiphenyl	S	ug/L	4.17371	4.17371		5	0	0	0.0444	0.1	10	83%	53	106	0%	
Nitrobenzene-d5	S	ug/L	3.77417	3.77417		5	0	0	0.0523	0.1	10	75%	55	111	0%	
Terphenyl-d14	S	ug/L	5.04052	5.04052		5	0	0	0.0563	0.1	10	101%	58	132	0%	
o-Terphenyl	X	ug/L	4.90834	4.90834		5	0	4.79082	0.0654	0	0	98%	40	140	2%	

Seq No	Lab ID	Test Code	Sample Typ	File ID	Analysis Date	DF	Batch ID	Prep Date	SPKref	RPDref	pmoist					
15009648	B22011214-001	SVOC-8270C-SI	SAMP	V5975.I\sh0131221/31/2022	8:35:4	1	163174	1/24/2022	1	0	0					
Analyte	T	Units	RAW	Final	Text	Spike	SPKref	RPDref	MDL	PQL	UQL	%REC	LOW	HIGH	%RPD	Q

Seq No	Lab ID	Test Code	Sample Typ	File ID	Analysis Date	DF	Batch ID	Prep Date	SPKref	RPDref	pmoist					
15009648	B22011214-001	SVOC-8270C-SI SAMP		V5975.I\sh0131221/31/2022	8:35:4	1	163174	1/24/2022	1	0	0					
Analyte	T	Units	RAW	Final	Text	Spike	SPKref	RPDref	MDL	PQL	UQL	%REC	LOW	HIGH	%RPD	Q
1-Methylnaphthalene	A	ug/L	0	0		0	0	0	0.0206	0.1	10	0%	0	0	0%	U
2-Methylnaphthalene	A	ug/L	0	0		0	0	0	0.0176	0.1	10	0%	0	0	0%	U
Acenaphthene	A	ug/L	0	0		0	0	0	0.0317	0.1	10	0%	0	0	0%	U
Acenaphthylene	A	ug/L	0	0		0	0	0	0.025	0.1	10	0%	0	0	0%	U
Anthracene	A	ug/L	0	0		0	0	0	0.0283	0.1	10	0%	0	0	0%	U
Benzo(a)anthracene	A	ug/L	0	0		0	0	0	0.0272	0.1	10	0%	0	0	0%	U
Benzo(a)pyrene	A	ug/L	0	0		0	0	0	0.0347	0.1	10	0%	0	0	0%	U
Benzo(b)fluoranthene	A	ug/L	0	0		0	0	0	0.0226	0.1	10	0%	0	0	0%	U
Benzo(g,h,i)perylene	A	ug/L	0	0		0	0	0	0.0267	0.1	10	0%	0	0	0%	U
Benzo(k)fluoranthene	A	ug/L	0	0		0	0	0	0.0295	0.1	10	0%	0	0	0%	U
Chrysene	A	ug/L	0	0		0	0	0	0.0458	0.1	10	0%	0	0	0%	U
Dibenzo(a,h)anthracene	A	ug/L	0	0		0	0	0	0.0367	0.1	10	0%	0	0	0%	U
Fluoranthene	A	ug/L	0	0		0	0	0	0.0233	0.1	10	0%	0	0	0%	U
Fluorene	A	ug/L	0	0		0	0	0	0.0225	0.1	10	0%	0	0	0%	U
Indeno(1,2,3-cd)pyrene	A	ug/L	0	0		0	0	0	0.0491	0.1	10	0%	0	0	0%	U
Naphthalene	A	ug/L	0	0		0	0	0	0.029	0.1	10	0%	0	0	0%	U
Phenanthrene	A	ug/L	0	0		0	0	0	0.0295	0.1	10	0%	0	0	0%	U
Pyrene	A	ug/L	0	0		0	0	0	0.0239	0.1	10	0%	0	0	0%	U
1,4-Dichlorobenzene-d4	I	ug/L	40	40		0	0	0	0.1	0.1		0%	0	0	0%	
Acenaphthene-d10	I	ug/L	40	40		0	0	0	0.1	0.1		0%	0	0	0%	
Chrysene-d12	I	ug/L	40	40		0	0	0	0.1	0.1		0%	0	0	0%	
Naphthalene-d8	I	ug/L	40	40		0	0	0	0.1	0.1		0%	0	0	0%	
Perylene-d12	I	ug/L	40	40		0	0	0	0.1	0.1		0%	0	0	0%	
Phenanthrene-d10	I	ug/L	40	40		0	0	0	0.1	0.1	10	0%	0	0	0%	E
o-Terphenyl	X	ug/L	0.14311	0.14311		0	0	0	0.0654	0	0	0%	40	140	0%	

Seq No	Lab ID	Test Code	Sample Typ	File ID	Analysis Date	DF	Batch ID	Prep Date	SPKref	RPDref	pmoist					
15009649	B22011227-001	SVOC-8270C-SI SAMP		V5975.I\sh0131221/31/2022	9:08:1	1	163174	1/24/2022	1	0	0					
Analyte	T	Units	RAW	Final	Text	Spike	SPKref	RPDref	MDL	PQL	UQL	%REC	LOW	HIGH	%RPD	Q
1-Methylnaphthalene	A	ug/L	0	0		0	0	0	0.021424	0.104	10	0%	0	0	0%	U
2-Methylnaphthalene	A	ug/L	0	0		0	0	0	0.018304	0.104	10	0%	0	0	0%	U
Acenaphthene	A	ug/L	0	0		0	0	0	0.032968	0.104	10	0%	0	0	0%	U
Acenaphthylene	A	ug/L	0	0		0	0	0	0.026	0.104	10	0%	0	0	0%	U
Anthracene	A	ug/L	0	0		0	0	0	0.029432	0.104	10	0%	0	0	0%	U

Seq No	Lab ID	Test Code	Sample Typ	File ID	Analysis Date	DF	Batch ID	Prep Date	SPKref	RPDref	pmoist					
15009649	B22011227-001	SVOC-8270C-SI SAMP		V5975.I\sh0131221/31/2022	9:08:1	1	163174	1/24/2022	1	0	0					
Analyte	T	Units	RAW	Final	Text	Spike	SPKref	RPDref	MDL	PQL	UQL	%REC	LOW	HIGH	%RPD	Q
Benzo(a)anthracene	A	ug/L	0	0		0	0	0	0.028288	0.104	10	0%	0	0	0%	U
Benzo(a)pyrene	A	ug/L	0	0		0	0	0	0.036088	0.104	10	0%	0	0	0%	U
Benzo(b)fluoranthene	A	ug/L	0	0		0	0	0	0.023504	0.104	10	0%	0	0	0%	U
Benzo(g,h,i)perylene	A	ug/L	0	0		0	0	0	0.027768	0.104	10	0%	0	0	0%	U
Benzo(k)fluoranthene	A	ug/L	0	0		0	0	0	0.03068	0.104	10	0%	0	0	0%	U
Chrysene	A	ug/L	0	0		0	0	0	0.047632	0.104	10	0%	0	0	0%	U
Dibenzo(a,h)anthracene	A	ug/L	0	0		0	0	0	0.038168	0.104	10	0%	0	0	0%	U
Fluoranthene	A	ug/L	0	0		0	0	0	0.024232	0.104	10	0%	0	0	0%	U
Fluorene	A	ug/L	0	0		0	0	0	0.0234	0.104	10	0%	0	0	0%	U
Indeno(1,2,3-cd)pyrene	A	ug/L	0	0		0	0	0	0.051064	0.104	10	0%	0	0	0%	U
Naphthalene	A	ug/L	0	0		0	0	0	0.03016	0.104	10	0%	0	0	0%	U
Phenanthrene	A	ug/L	0	0		0	0	0	0.03068	0.104	10	0%	0	0	0%	U
Pyrene	A	ug/L	0	0		0	0	0	0.024856	0.104	10	0%	0	0	0%	U
1,4-Dichlorobenzene-d4	I	ug/L	40	41.6		0	0	0	0.104	0.104		0%	0	0	0%	
Acenaphthene-d10	I	ug/L	40	41.6		0	0	0	0.104	0.104		0%	0	0	0%	
Chrysene-d12	I	ug/L	40	41.6		0	0	0	0.104	0.104		0%	0	0	0%	
Naphthalene-d8	I	ug/L	40	41.6		0	0	0	0.104	0.104		0%	0	0	0%	
Perylene-d12	I	ug/L	40	41.6		0	0	0	0.104	0.104		0%	0	0	0%	
Phenanthrene-d10	I	ug/L	40	41.6		0	0	0	0.104	0.104	10	0%	0	0	0%	E
o-Terphenyl	X	ug/L	0	0		0	0	0	0.068016	0	0	0%	40	140	0%	U

Seq No	Lab ID	Test Code	Sample Typ	File ID	Analysis Date	DF	Batch ID	Prep Date	SPKref	RPDref	pmoist					
15009650	B22011228-001	SVOC-8270C-SI SAMP		V5975.I\sh0131221/31/2022	9:40:5	1	163174	1/24/2022	1	0	0					
Analyte	T	Units	RAW	Final	Text	Spike	SPKref	RPDref	MDL	PQL	UQL	%REC	LOW	HIGH	%RPD	Q
1-Methylnaphthalene	A	ug/L	0	0		0	0	0	0.020806	0.101	10	0%	0	0	0%	U
2-Methylnaphthalene	A	ug/L	0	0		0	0	0	0.017776	0.101	10	0%	0	0	0%	U
Acenaphthene	A	ug/L	0	0		0	0	0	0.032017	0.101	10	0%	0	0	0%	U
Acenaphthylene	A	ug/L	0	0		0	0	0	0.02525	0.101	10	0%	0	0	0%	U
Anthracene	A	ug/L	0	0		0	0	0	0.028583	0.101	10	0%	0	0	0%	U
Benzo(a)anthracene	A	ug/L	0	0		0	0	0	0.027472	0.101	10	0%	0	0	0%	U
Benzo(a)pyrene	A	ug/L	0	0		0	0	0	0.035047	0.101	10	0%	0	0	0%	U
Benzo(b)fluoranthene	A	ug/L	0	0		0	0	0	0.022826	0.101	10	0%	0	0	0%	U
Benzo(g,h,i)perylene	A	ug/L	0	0		0	0	0	0.026967	0.101	10	0%	0	0	0%	U
Benzo(k)fluoranthene	A	ug/L	0	0		0	0	0	0.029795	0.101	10	0%	0	0	0%	U

Seq No	Lab ID	Test Code	Sample Typ	File ID	Analysis Date	DF	Batch ID	Prep Date	SPKref	RPDref	pmoist					
15009650	B22011228-001	SVOC-8270C-SI SAMP		√5975.I\sh0131221/31/2022	9:40:5	1	163174	1/24/2022	1	0	0					
Analyte	T	Units	RAW	Final	Text	Spike	SPKref	RPDref	MDL	PQL	UQL	%REC	LOW	HIGH	%RPD	Q
Chrysene	A	ug/L	0	0		0	0	0	0.046258	0.101	10	0%	0	0	0%	U
Dibenzo(a,h)anthracene	A	ug/L	0	0		0	0	0	0.037067	0.101	10	0%	0	0	0%	U
Fluoranthene	A	ug/L	0	0		0	0	0	0.023533	0.101	10	0%	0	0	0%	U
Fluorene	A	ug/L	0	0		0	0	0	0.022725	0.101	10	0%	0	0	0%	U
Indeno(1,2,3-cd)pyrene	A	ug/L	0	0		0	0	0	0.049591	0.101	10	0%	0	0	0%	U
Naphthalene	A	ug/L	0	0		0	0	0	0.02929	0.101	10	0%	0	0	0%	U
Phenanthrene	A	ug/L	0	0		0	0	0	0.029795	0.101	10	0%	0	0	0%	U
Pyrene	A	ug/L	0	0		0	0	0	0.024139	0.101	10	0%	0	0	0%	U
1,4-Dichlorobenzene-d4	I	ug/L	40	40.4		0	0	0	0.101	0.101		0%	0	0	0%	
Acenaphthene-d10	I	ug/L	40	40.4		0	0	0	0.101	0.101		0%	0	0	0%	
Chrysene-d12	I	ug/L	40	40.4		0	0	0	0.101	0.101		0%	0	0	0%	
Naphthalene-d8	I	ug/L	40	40.4		0	0	0	0.101	0.101		0%	0	0	0%	
Perylene-d12	I	ug/L	40	40.4		0	0	0	0.101	0.101		0%	0	0	0%	
Phenanthrene-d10	I	ug/L	40	40.4		0	0	0	0.101	0.101	10	0%	0	0	0%	E
o-Terphenyl	X	ug/L	0	0		0	0	0	0.066054	0	0	0%	40	140	0%	U

Seq No	Lab ID	Test Code	Sample Typ	File ID	Analysis Date	DF	Batch ID	Prep Date	SPKref	RPDref	pmoist					
15009651	B22011446-001	SVOC-8270C-SI SAMP		√5975.I\sh0131221/31/2022	10:13:	1	163174	1/24/2022	1:	0	0					
Analyte	T	Units	RAW	Final	Text	Spike	SPKref	RPDref	MDL	PQL	UQL	%REC	LOW	HIGH	%RPD	Q
1-Methylnaphthalene	A	ug/L	0	0		0	0	0	0.021012	0.102	10	0%	0	0	0%	U
2-Methylnaphthalene	A	ug/L	0	0		0	0	0	0.017952	0.102	10	0%	0	0	0%	U
Acenaphthene	A	ug/L	0	0		0	0	0	0.032334	0.102	10	0%	0	0	0%	U
Acenaphthylene	A	ug/L	0	0		0	0	0	0.0255	0.102	10	0%	0	0	0%	U
Anthracene	A	ug/L	0	0		0	0	0	0.028866	0.102	10	0%	0	0	0%	U
Benzo(a)anthracene	A	ug/L	0	0		0	0	0	0.027744	0.102	10	0%	0	0	0%	U
Benzo(a)pyrene	A	ug/L	0	0		0	0	0	0.035394	0.102	10	0%	0	0	0%	U
Benzo(b)fluoranthene	A	ug/L	0	0		0	0	0	0.023052	0.102	10	0%	0	0	0%	U
Benzo(g,h,i)perylene	A	ug/L	0	0		0	0	0	0.027234	0.102	10	0%	0	0	0%	U
Benzo(k)fluoranthene	A	ug/L	0	0		0	0	0	0.03009	0.102	10	0%	0	0	0%	U
Chrysene	A	ug/L	0	0		0	0	0	0.046716	0.102	10	0%	0	0	0%	U
Dibenzo(a,h)anthracene	A	ug/L	0	0		0	0	0	0.037434	0.102	10	0%	0	0	0%	U
Fluoranthene	A	ug/L	0	0		0	0	0	0.023766	0.102	10	0%	0	0	0%	U
Fluorene	A	ug/L	0	0		0	0	0	0.02295	0.102	10	0%	0	0	0%	U
Indeno(1,2,3-cd)pyrene	A	ug/L	0	0		0	0	0	0.050082	0.102	10	0%	0	0	0%	U

Seq No	Lab ID	Test Code	Sample Typ	File ID	Analysis Date	DF	Batch ID	Prep Date	SPKref	RPDref	pmoist					
15009651	B22011446-001	SVOC-8270C-SI SAMP		V5975.I\sh0131221/31/2022	10:13:	1	163174	1/24/2022 1:	0	0						
Analyte	T	Units	RAW	Final	Text	Spike	SPKref	RPDref	MDL	PQL	UQL	%REC	LOW	HIGH	%RPD	Q
Naphthalene	A	ug/L	0	0		0	0	0	0.02958	0.102	10	0%	0	0	0%	U
Phenanthrene	A	ug/L	0	0		0	0	0	0.03009	0.102	10	0%	0	0	0%	U
Pyrene	A	ug/L	0	0		0	0	0	0.024378	0.102	10	0%	0	0	0%	U
1,4-Dichlorobenzene-d4	I	ug/L	40	40.8		0	0	0	0.102	0.102		0%	0	0	0%	
Acenaphthene-d10	I	ug/L	40	40.8		0	0	0	0.102	0.102		0%	0	0	0%	
Chrysene-d12	I	ug/L	40	40.8		0	0	0	0.102	0.102		0%	0	0	0%	
Naphthalene-d8	I	ug/L	40	40.8		0	0	0	0.102	0.102		0%	0	0	0%	
Perylene-d12	I	ug/L	40	40.8		0	0	0	0.102	0.102		0%	0	0	0%	
Phenanthrene-d10	I	ug/L	40	40.8		0	0	0	0.102	0.102	10	0%	0	0	0%	E
o-Terphenyl	X	ug/L	0.08848	0.0902496		0	0	0	0.066708	0	0	0%	40	140	0%	

Seq No	Lab ID	Test Code	Sample Typ	File ID	Analysis Date	DF	Batch ID	Prep Date	SPKref	RPDref	pmoist					
15009652	B22011446-006	SVOC-8270C-SI SAMP		V5975.I\sh0131221/31/2022	10:45:	1	163174	1/24/2022 1:	0	0						
Analyte	T	Units	RAW	Final	Text	Spike	SPKref	RPDref	MDL	PQL	UQL	%REC	LOW	HIGH	%RPD	Q
1-Methylnaphthalene	A	ug/L	0	0		0	0	0	0.021218	0.103	10	0%	0	0	0%	U
2-Methylnaphthalene	A	ug/L	0	0		0	0	0	0.018128	0.103	10	0%	0	0	0%	U
Acenaphthene	A	ug/L	0	0		0	0	0	0.032651	0.103	10	0%	0	0	0%	U
Acenaphthylene	A	ug/L	0	0		0	0	0	0.02575	0.103	10	0%	0	0	0%	U
Anthracene	A	ug/L	0	0		0	0	0	0.029149	0.103	10	0%	0	0	0%	U
Benzo(a)anthracene	A	ug/L	0	0		0	0	0	0.028016	0.103	10	0%	0	0	0%	U
Benzo(a)pyrene	A	ug/L	0	0		0	0	0	0.035741	0.103	10	0%	0	0	0%	U
Benzo(b)fluoranthene	A	ug/L	0	0		0	0	0	0.023278	0.103	10	0%	0	0	0%	U
Benzo(g,h,i)perylene	A	ug/L	0	0		0	0	0	0.027501	0.103	10	0%	0	0	0%	U
Benzo(k)fluoranthene	A	ug/L	0	0		0	0	0	0.030385	0.103	10	0%	0	0	0%	U
Chrysene	A	ug/L	0	0		0	0	0	0.047174	0.103	10	0%	0	0	0%	U
Dibenzo(a,h)anthracene	A	ug/L	0	0		0	0	0	0.037801	0.103	10	0%	0	0	0%	U
Fluoranthene	A	ug/L	0	0		0	0	0	0.023999	0.103	10	0%	0	0	0%	U
Fluorene	A	ug/L	0	0		0	0	0	0.023175	0.103	10	0%	0	0	0%	U
Indeno(1,2,3-cd)pyrene	A	ug/L	0	0		0	0	0	0.050573	0.103	10	0%	0	0	0%	U
Naphthalene	A	ug/L	0	0		0	0	0	0.02987	0.103	10	0%	0	0	0%	U
Phenanthrene	A	ug/L	0	0		0	0	0	0.030385	0.103	10	0%	0	0	0%	U
Pyrene	A	ug/L	0	0		0	0	0	0.024617	0.103	10	0%	0	0	0%	U
1,4-Dichlorobenzene-d4	I	ug/L	40	41.2		0	0	0	0.103	0.103		0%	0	0	0%	
Acenaphthene-d10	I	ug/L	40	41.2		0	0	0	0.103	0.103		0%	0	0	0%	

Seq No	Lab ID	Test Code	Sample Typ	File ID	Analysis Date	DF	Batch ID	Prep Date	SPKref	RPDref	pmoist					
15009652	B22011446-006	SVOC-8270C-SI SAMP		V5975.I\sh0131221/31/2022	10:45:	1	163174	1/24/2022 1:	0	0						
Analyte	T	Units	RAW	Final	Text	Spike	SPKref	RPDref	MDL	PQL	UQL	%REC	LOW	HIGH	%RPD	Q
Chrysene-d12	I	ug/L	40	41.2		0	0	0	0.103	0.103		0%	0	0	0%	
Naphthalene-d8	I	ug/L	40	41.2		0	0	0	0.103	0.103		0%	0	0	0%	
Perylene-d12	I	ug/L	40	41.2		0	0	0	0.103	0.103		0%	0	0	0%	
Phenanthrene-d10	I	ug/L	40	41.2		0	0	0	0.103	0.103	10	0%	0	0	0%	E
o-Terphenyl	X	ug/L	0	0		0	0	0	0.067362	0	0	0%	40	140	0%	U

Seq No	Lab ID	Test Code	Sample Typ	File ID	Analysis Date	DF	Batch ID	Prep Date	SPKref	RPDref	pmoist					
15009653	B22011446-011	SVOC-8270C-SI SAMP		V5975.I\sh0131221/31/2022	11:18:	1	163174	1/24/2022 1:	0	0						
Analyte	T	Units	RAW	Final	Text	Spike	SPKref	RPDref	MDL	PQL	UQL	%REC	LOW	HIGH	%RPD	Q
1-Methylnaphthalene	A	ug/L	0	0		0	0	0	0.0206	0.1	10	0%	0	0	0%	U
2-Methylnaphthalene	A	ug/L	0	0		0	0	0	0.0176	0.1	10	0%	0	0	0%	U
Acenaphthene	A	ug/L	0	0		0	0	0	0.0317	0.1	10	0%	0	0	0%	U
Acenaphthylene	A	ug/L	0	0		0	0	0	0.025	0.1	10	0%	0	0	0%	U
Anthracene	A	ug/L	0	0		0	0	0	0.0283	0.1	10	0%	0	0	0%	U
Benzo(a)anthracene	A	ug/L	0	0		0	0	0	0.0272	0.1	10	0%	0	0	0%	U
Benzo(a)pyrene	A	ug/L	0	0		0	0	0	0.0347	0.1	10	0%	0	0	0%	U
Benzo(b)fluoranthene	A	ug/L	0	0		0	0	0	0.0226	0.1	10	0%	0	0	0%	U
Benzo(g,h,i)perylene	A	ug/L	0	0		0	0	0	0.0267	0.1	10	0%	0	0	0%	U
Benzo(k)fluoranthene	A	ug/L	0	0		0	0	0	0.0295	0.1	10	0%	0	0	0%	U
Chrysene	A	ug/L	0	0		0	0	0	0.0458	0.1	10	0%	0	0	0%	U
Dibenzo(a,h)anthracene	A	ug/L	0	0		0	0	0	0.0367	0.1	10	0%	0	0	0%	U
Fluoranthene	A	ug/L	0	0		0	0	0	0.0233	0.1	10	0%	0	0	0%	U
Fluorene	A	ug/L	0	0		0	0	0	0.0225	0.1	10	0%	0	0	0%	U
Indeno(1,2,3-cd)pyrene	A	ug/L	0	0		0	0	0	0.0491	0.1	10	0%	0	0	0%	U
Naphthalene	A	ug/L	0	0		0	0	0	0.029	0.1	10	0%	0	0	0%	U
Phenanthrene	A	ug/L	0	0		0	0	0	0.0295	0.1	10	0%	0	0	0%	U
Pyrene	A	ug/L	0	0		0	0	0	0.0239	0.1	10	0%	0	0	0%	U
1,4-Dichlorobenzene-d4	I	ug/L	40	40		0	0	0	0.1	0.1		0%	0	0	0%	
Acenaphthene-d10	I	ug/L	40	40		0	0	0	0.1	0.1		0%	0	0	0%	
Chrysene-d12	I	ug/L	40	40		0	0	0	0.1	0.1		0%	0	0	0%	
Naphthalene-d8	I	ug/L	40	40		0	0	0	0.1	0.1		0%	0	0	0%	
Perylene-d12	I	ug/L	40	40		0	0	0	0.1	0.1		0%	0	0	0%	
Phenanthrene-d10	I	ug/L	40	40		0	0	0	0.1	0.1	10	0%	0	0	0%	E
o-Terphenyl	X	ug/L	0	0		0	0	0	0.0654	0	0	0%	40	140	0%	U

Seq No	Lab ID	Test Code	Sample Typ	File ID	Analysis Date	DF	Batch ID	Prep Date	SPKref	RPDref	pmoist					
15009653	B22011446-011	SVOC-8270C-SI SAMP		V5975.I\sh0131221	31/2022 11:18:	1	163174	1/24/2022 1:	0	0						
Analyte	T	Units	RAW	Final	Text	Spike	SPKref	RPDref	MDL	PQL	UQL	%REC	LOW	HIGH	%RPD	Q

Seq No	Lab ID	Test Code	Sample Typ	File ID	Analysis Date	DF	Batch ID	Prep Date	SPKref	RPDref	pmoist					
15009654	B22011446-011	SVOC-8270C-SI MS-DOD		V5975.I\sh0131221	31/2022 11:51:	1	163174	1/25/2022 8:	2E+07	0						
Analyte	T	Units	RAW	Final	Text	Spike	SPKref	RPDref	MDL	PQL	UQL	%REC	LOW	HIGH	%RPD	Q
1-Methylnaphthalene	A	ug/L	3.28853	3.3543006		5.1	0	0	0.021012	0.102	10	66%	41	115	0%	
2-Methylnaphthalene	A	ug/L	3.46681	3.5361462		5.1	0	0	0.017952	0.102	10	69%	39	114	0%	
Acenaphthene	A	ug/L	4.06798	4.1493396		5.1	0	0	0.032334	0.102	10	81%	48	114	0%	
Acenaphthylene	A	ug/L	3.90836	3.9865272		5.1	0	0	0.0255	0.102	10	78%	35	121	0%	
Anthracene	A	ug/L	4.8161	4.912422		5.1	0	0	0.028866	0.102	10	96%	53	119	0%	
Benzo(a)anthracene	A	ug/L	5.14232	5.2451664		5.1	0	0	0.027744	0.102	10	103%	59	120	0%	
Benzo(a)pyrene	A	ug/L	4.52669	4.6172238		5.1	0	0	0.035394	0.102	10	91%	53	120	0%	
Benzo(b)fluoranthene	A	ug/L	4.53804	4.6288008		5.1	0	0	0.023052	0.102	10	91%	53	126	0%	
Benzo(g,h,i)perylene	A	ug/L	4.66671	4.7600442		5.1	0	0	0.027234	0.102	10	93%	44	128	0%	
Benzo(k)fluoranthene	A	ug/L	4.26084	4.3460568		5.1	0	0	0.03009	0.102	10	85%	54	125	0%	
Chrysene	A	ug/L	4.70353	4.7976006		5.1	0	0	0.046716	0.102	10	94%	57	120	0%	
Dibenzo(a,h)anthracene	A	ug/L	4.84548	4.9423896		5.1	0	0	0.037434	0.102	10	97%	44	141	0%	
Fluoranthene	A	ug/L	4.76349	4.8587598		5.1	0	0	0.023766	0.102	10	95%	58	120	0%	
Fluorene	A	ug/L	4.04109	4.1219118		5.1	0	0	0.02295	0.102	10	81%	50	118	0%	
Indeno(1,2,3-cd)pyrene	A	ug/L	4.85571	4.9528242		5.1	0	0	0.050082	0.102	10	97%	48	130	0%	
Naphthalene	A	ug/L	2.89724	2.9551848		5.1	0	0	0.02958	0.102	10	58%	43	114	0%	
Phenanthrene	A	ug/L	4.45106	4.5400812		5.1	0	0	0.03009	0.102	10	89%	53	115	0%	
Pyrene	A	ug/L	4.5899	4.681698		5.1	0	0	0.024378	0.102	10	92%	53	121	0%	
1,4-Dichlorobenzene-d4	I	ug/L	40	40.8		0	0	0	0.102	0.102		0%			0%	
Acenaphthene-d10	I	ug/L	40	40.8		0	0	0	0.102	0.102		0%			0%	
Chrysene-d12	I	ug/L	40	40.8		0	0	0	0.102	0.102		0%			0%	
Naphthalene-d8	I	ug/L	40	40.8		0	0	0	0.102	0.102		0%			0%	
Perylene-d12	I	ug/L	40	40.8		0	0	0	0.102	0.102		0%			0%	
Phenanthrene-d10	I	ug/L	40	40.8		0	0	0	0.102	0.102	10	0%			0%	
2-Fluorobiphenyl	S	ug/L	3.92183	4.0002666		5.1	0	0	0.045288	0.102	10	78%	53	106	0%	
Nitrobenzene-d5	S	ug/L	3.91386	3.9921372		5.1	0	0	0.053346	0.102	10	78%	55	111	0%	
Terphenyl-d14	S	ug/L	4.7968	4.892736		5.1	0	0	0.057426	0.102	10	96%	58	132	0%	
o-Terphenyl	X	ug/L	4.91874	5.0171148		5.1	0	0	0.066708	0	0	98%	40	140	0%	

Seq No	Lab ID	Test Code	Sample Typ	File ID	Analysis Date	DF	Batch ID	Prep Date	SPKref	RPDref	pmoist					
15009655	B22011446-012	SVOC-8270C-SI SAMP		V5975.I\sh0131222/1/2022	12:23:3	1	163174	1/24/2022 1:	0	0						
Analyte	T	Units	RAW	Final	Text	Spike	SPKref	RPDref	MDL	PQL	UQL	%REC	LOW	HIGH	%RPD	Q
1-Methylnaphthalene	A	ug/L	0	0		0	0	0	0.0206	0.1	10	0%	0	0	0%	U
2-Methylnaphthalene	A	ug/L	0	0		0	0	0	0.0176	0.1	10	0%	0	0	0%	U
Acenaphthene	A	ug/L	0	0		0	0	0	0.0317	0.1	10	0%	0	0	0%	U
Acenaphthylene	A	ug/L	0	0		0	0	0	0.025	0.1	10	0%	0	0	0%	U
Anthracene	A	ug/L	0	0		0	0	0	0.0283	0.1	10	0%	0	0	0%	U
Benzo(a)anthracene	A	ug/L	0	0		0	0	0	0.0272	0.1	10	0%	0	0	0%	U
Benzo(a)pyrene	A	ug/L	0	0		0	0	0	0.0347	0.1	10	0%	0	0	0%	U
Benzo(b)fluoranthene	A	ug/L	0	0		0	0	0	0.0226	0.1	10	0%	0	0	0%	U
Benzo(g,h,i)perylene	A	ug/L	0	0		0	0	0	0.0267	0.1	10	0%	0	0	0%	U
Benzo(k)fluoranthene	A	ug/L	0	0		0	0	0	0.0295	0.1	10	0%	0	0	0%	U
Chrysene	A	ug/L	0	0		0	0	0	0.0458	0.1	10	0%	0	0	0%	U
Dibenzo(a,h)anthracene	A	ug/L	0	0		0	0	0	0.0367	0.1	10	0%	0	0	0%	U
Fluoranthene	A	ug/L	0	0		0	0	0	0.0233	0.1	10	0%	0	0	0%	U
Fluorene	A	ug/L	0	0		0	0	0	0.0225	0.1	10	0%	0	0	0%	U
Indeno(1,2,3-cd)pyrene	A	ug/L	0	0		0	0	0	0.0491	0.1	10	0%	0	0	0%	U
Naphthalene	A	ug/L	0	0		0	0	0	0.029	0.1	10	0%	0	0	0%	U
Phenanthrene	A	ug/L	0	0		0	0	0	0.0295	0.1	10	0%	0	0	0%	U
Pyrene	A	ug/L	0	0		0	0	0	0.0239	0.1	10	0%	0	0	0%	U
1,4-Dichlorobenzene-d4	I	ug/L	40	40		0	0	0	0.1	0.1		0%	0	0	0%	
Acenaphthene-d10	I	ug/L	40	40		0	0	0	0.1	0.1		0%	0	0	0%	
Chrysene-d12	I	ug/L	40	40		0	0	0	0.1	0.1		0%	0	0	0%	
Naphthalene-d8	I	ug/L	40	40		0	0	0	0.1	0.1		0%	0	0	0%	
Perylene-d12	I	ug/L	40	40		0	0	0	0.1	0.1		0%	0	0	0%	
Phenanthrene-d10	I	ug/L	40	40		0	0	0	0.1	0.1	10	0%	0	0	0%	E
o-Terphenyl	X	ug/L	0.49866	0.49866		0	0	0	0.0654	0	0	0%	40	140	0%	

Seq No	Lab ID	Test Code	Sample Typ	File ID	Analysis Date	DF	Batch ID	Prep Date	SPKref	RPDref	pmoist					
15009656	B22011446-017	SVOC-8270C-SI SAMP		V5975.I\sh0131222/1/2022	12:56:1	1	163174	1/24/2022 1:	0	0						
Analyte	T	Units	RAW	Final	Text	Spike	SPKref	RPDref	MDL	PQL	UQL	%REC	LOW	HIGH	%RPD	Q
1-Methylnaphthalene	A	ug/L	0	0		0	0	0	0.0196112	0.1	10	0%	0	0	0%	U
2-Methylnaphthalene	A	ug/L	0	0		0	0	0	0.0167552	0.1	10	0%	0	0	0%	U
Acenaphthene	A	ug/L	0	0		0	0	0	0.0301784	0.1	10	0%	0	0	0%	U
Acenaphthylene	A	ug/L	0	0		0	0	0	0.0238	0.1	10	0%	0	0	0%	U
Anthracene	A	ug/L	0	0		0	0	0	0.0269416	0.1	10	0%	0	0	0%	U

Seq No	Lab ID	Test Code	Sample Typ	File ID	Analysis Date	DF	Batch ID	Prep Date	SPKref	RPDref	pmoist					
15009656	B22011446-017	SVOC-8270C-SI SAMP		v5975.I\sh0131222/1/2022	12:56:1	1	163174	1/24/2022 1:	0	0						
Analyte	T	Units	RAW	Final	Text	Spike	SPKref	RPDref	MDL	PQL	UQL	%REC	LOW	HIGH	%RPD	Q
Benzo(a)anthracene	A	ug/L	0	0		0	0	0	0.0258944	0.1	10	0%	0	0	0%	U
Benzo(a)pyrene	A	ug/L	0	0		0	0	0	0.0330344	0.1	10	0%	0	0	0%	U
Benzo(b)fluoranthene	A	ug/L	0	0		0	0	0	0.0215152	0.1	10	0%	0	0	0%	U
Benzo(g,h,i)perylene	A	ug/L	0	0		0	0	0	0.0254184	0.1	10	0%	0	0	0%	U
Benzo(k)fluoranthene	A	ug/L	0	0		0	0	0	0.028084	0.1	10	0%	0	0	0%	U
Chrysene	A	ug/L	0	0		0	0	0	0.0436016	0.1	10	0%	0	0	0%	U
Dibenzo(a,h)anthracene	A	ug/L	0	0		0	0	0	0.0349384	0.1	10	0%	0	0	0%	U
Fluoranthene	A	ug/L	0	0		0	0	0	0.0221816	0.1	10	0%	0	0	0%	U
Fluorene	A	ug/L	0	0		0	0	0	0.02142	0.1	10	0%	0	0	0%	U
Indeno(1,2,3-cd)pyrene	A	ug/L	0	0		0	0	0	0.0467432	0.1	10	0%	0	0	0%	U
Naphthalene	A	ug/L	0	0		0	0	0	0.027608	0.1	10	0%	0	0	0%	U
Phenanthrene	A	ug/L	0	0		0	0	0	0.028084	0.1	10	0%	0	0	0%	U
Pyrene	A	ug/L	0	0		0	0	0	0.0227528	0.1	10	0%	0	0	0%	U
1,4-Dichlorobenzene-d4	I	ug/L	40	38.08		0	0	0	0.0952	0.1		0%	0	0	0%	
Acenaphthene-d10	I	ug/L	40	38.08		0	0	0	0.0952	0.1		0%	0	0	0%	
Chrysene-d12	I	ug/L	40	38.08		0	0	0	0.0952	0.1		0%	0	0	0%	
Naphthalene-d8	I	ug/L	40	38.08		0	0	0	0.0952	0.1		0%	0	0	0%	
Perylene-d12	I	ug/L	40	38.08		0	0	0	0.0952	0.1		0%	0	0	0%	
Phenanthrene-d10	I	ug/L	40	38.08		0	0	0	0.0952	0.1	10	0%	0	0	0%	E
o-Terphenyl	X	ug/L	0.03627	0		0	0	0	0.0622608	0	0	0%	40	140	0%	U

Seq No	Lab ID	Test Code	Sample Typ	File ID	Analysis Date	DF	Batch ID	Prep Date	SPKref	RPDref	pmoist					
15009657	B22011446-017	SVOC-8270C-SI MS-DOD		v5975.I\sh0131222/1/2022	1:28:32	1	163174	1/25/2022 8:	2E+07	0						
Analyte	T	Units	RAW	Final	Text	Spike	SPKref	RPDref	MDL	PQL	UQL	%REC	LOW	HIGH	%RPD	Q
1-Methylnaphthalene	A	ug/L	3.75536	3.61265632		4.81	0	0	0.0198172	0.1	10	75%	41	115	0%	
2-Methylnaphthalene	A	ug/L	3.75231	3.60972222		4.81	0	0	0.0169312	0.1	10	75%	39	114	0%	
Acenaphthene	A	ug/L	4.56947	4.39583014		4.81	0	0	0.0304954	0.1	10	91%	48	114	0%	
Acenaphthylene	A	ug/L	4.24982	4.08832684		4.81	0	0	0.02405	0.1	10	85%	35	121	0%	
Anthracene	A	ug/L	5.07276	4.87999512		4.81	0	0	0.0272246	0.1	10	101%	53	119	0%	
Benzo(a)anthracene	A	ug/L	5.51441	5.30486242		4.81	0	0	0.0261664	0.1	10	110%	59	120	0%	
Benzo(a)pyrene	A	ug/L	4.97816	4.78898992		4.81	0	0	0.0333814	0.1	10	100%	53	120	0%	
Benzo(b)fluoranthene	A	ug/L	4.93796	4.75031752		4.81	0	0	0.0217412	0.1	10	99%	53	126	0%	
Benzo(g,h,i)perylene	A	ug/L	4.91981	4.73285722		4.81	0	0	0.0256854	0.1	10	98%	44	128	0%	
Benzo(k)fluoranthene	A	ug/L	5.00623	4.81599326		4.81	0	0	0.028379	0.1	10	100%	54	125	0%	

Seq No	Lab ID	Test Code	Sample Typ	File ID	Analysis Date	DF	Batch ID	Prep Date	SPKref	RPDref	pmoist					
15009657	B22011446-017	SVOC-8270C-SI	MS-DOD	√5975.I\sh0131222/1/2022	1:28:32	1	163174	1/25/2022 8:	2E+07	0						
Analyte	T	Units	RAW	Final	Text	Spike	SPKref	RPDref	MDL	PQL	UQL	%REC	LOW	HIGH	%RPD	Q
Chrysene	A	ug/L	4.87809	4.69272258		4.81	0	0	0.0440596	0.1	10	98%	57	120	0%	
Dibenzo(a,h)anthracene	A	ug/L	5.47729	5.26915298		4.81	0	0	0.0353054	0.1	10	110%	44	141	0%	
Fluoranthene	A	ug/L	5.06516	4.87268392		4.81	0	0	0.0224146	0.1	10	101%	58	120	0%	
Fluorene	A	ug/L	4.49001	4.31938962		4.81	0	0	0.021645	0.1	10	90%	50	118	0%	
Indeno(1,2,3-cd)pyrene	A	ug/L	5.27156	5.07124072		4.81	0	0	0.0472342	0.1	10	105%	48	130	0%	
Naphthalene	A	ug/L	3.35482	3.22733684		4.81	0	0	0.027898	0.1	10	67%	43	114	0%	
Phenanthrene	A	ug/L	4.79056	4.60851872		4.81	0	0	0.028379	0.1	10	96%	53	115	0%	
Pyrene	A	ug/L	4.92153	4.73451186		4.81	0	0	0.0229918	0.1	10	98%	53	121	0%	
1,4-Dichlorobenzene-d4	I	ug/L	40	38.48		0	0	0	0.0962	0.1		0%				0%
Acenaphthene-d10	I	ug/L	40	38.48		0	0	0	0.0962	0.1		0%				0%
Chrysene-d12	I	ug/L	40	38.48		0	0	0	0.0962	0.1		0%				0%
Naphthalene-d8	I	ug/L	40	38.48		0	0	0	0.0962	0.1		0%				0%
Perylene-d12	I	ug/L	40	38.48		0	0	0	0.0962	0.1		0%				0%
Phenanthrene-d10	I	ug/L	40	38.48		0	0	0	0.0962	0.1	10	0%				0%
2-Fluorobiphenyl	S	ug/L	4.0403	3.8867686		4.81	0	0	0.0427128	0.1	10	81%	53	106	0%	
Nitrobenzene-d5	S	ug/L	3.59264	3.45611968		4.81	0	0	0.0503126	0.1	10	72%	55	111	0%	
Terphenyl-d14	S	ug/L	5.17963	4.98280406		4.81	0	0	0.0541606	0.1	10	104%	58	132	0%	
o-Terphenyl	X	ug/L	5.26081	5.06089922		4.81	0	0	0.0629148	0	0	105%	40	140	0%	

Seq No	Lab ID	Test Code	Sample Typ	File ID	Analysis Date	DF	Batch ID	Prep Date	SPKref	RPDref	pmoist					
15009658	B22011446-022	SVOC-8270C-SI	SAMP	√5975.I\sh0131222/1/2022	2:00:56	1	163174	1/24/2022 1:	0	0						
Analyte	T	Units	RAW	Final	Text	Spike	SPKref	RPDref	MDL	PQL	UQL	%REC	LOW	HIGH	%RPD	Q
1-Methylnaphthalene	A	ug/L	0	0		0	0	0	0.020188	0.1	10	0%	0	0	0%	U
2-Methylnaphthalene	A	ug/L	0	0		0	0	0	0.017248	0.1	10	0%	0	0	0%	U
Acenaphthene	A	ug/L	0	0		0	0	0	0.031066	0.1	10	0%	0	0	0%	U
Acenaphthylene	A	ug/L	0	0		0	0	0	0.0245	0.1	10	0%	0	0	0%	U
Anthracene	A	ug/L	0.02448	0		0	0	0	0.027734	0.1	10	0%	0	0	0%	U
Benzo(a)anthracene	A	ug/L	0.03383	0.0331534		0	0	0	0.026656	0.1	10	0%	0	0	0%	J
Benzo(a)pyrene	A	ug/L	0	0		0	0	0	0.034006	0.1	10	0%	0	0	0%	U
Benzo(b)fluoranthene	A	ug/L	0.09297	0.0911106		0	0	0	0.022148	0.1	10	0%	0	0	0%	J
Benzo(g,h,i)perylene	A	ug/L	0.01769	0		0	0	0	0.026166	0.1	10	0%	0	0	0%	U
Benzo(k)fluoranthene	A	ug/L	0.06822	0.0668556		0	0	0	0.02891	0.1	10	0%	0	0	0%	J
Chrysene	A	ug/L	0.04098	0		0	0	0	0.044884	0.1	10	0%	0	0	0%	U
Dibenzo(a,h)anthracene	A	ug/L	0.02836	0		0	0	0	0.035966	0.1	10	0%	0	0	0%	U

Seq No	Lab ID	Test Code	Sample Typ	File ID	Analysis Date	DF	Batch ID	Prep Date	SPKref	RPDref	pmoist					
15009658	B22011446-022	SVOC-8270C-SI SAMP		√5975.I\sh0131222/1/2022	2:00:56	1	163174	1/24/2022 1:	0	0						
Analyte	T	Units	RAW	Final	Text	Spike	SPKref	RPDref	MDL	PQL	UQL	%REC	LOW	HIGH	%RPD	Q
Fluoranthene	A	ug/L	0.06884	0.0674632		0	0	0	0.022834	0.1	10	0%	0	0	0%	J
Fluorene	A	ug/L	0	0		0	0	0	0.02205	0.1	10	0%	0	0	0%	U
Indeno(1,2,3-cd)pyrene	A	ug/L	0.0448	0		0	0	0	0.048118	0.1	10	0%	0	0	0%	U
Naphthalene	A	ug/L	0	0		0	0	0	0.02842	0.1	10	0%	0	0	0%	U
Phenanthrene	A	ug/L	0.02893	0		0	0	0	0.02891	0.1	10	0%	0	0	0%	U
Pyrene	A	ug/L	0.07048	0.0690704		0	0	0	0.023422	0.1	10	0%	0	0	0%	J
1,4-Dichlorobenzene-d4	I	ug/L	40	39.2		0	0	0	0.098	0.1		0%	0	0	0%	
Acenaphthene-d10	I	ug/L	40	39.2		0	0	0	0.098	0.1		0%	0	0	0%	
Chrysene-d12	I	ug/L	40	39.2		0	0	0	0.098	0.1		0%	0	0	0%	
Naphthalene-d8	I	ug/L	40	39.2		0	0	0	0.098	0.1		0%	0	0	0%	
Perylene-d12	I	ug/L	40	39.2		0	0	0	0.098	0.1		0%	0	0	0%	
Phenanthrene-d10	I	ug/L	40	39.2		0	0	0	0.098	0.1	10	0%	0	0	0%	E
o-Terphenyl	X	ug/L	0.06319	0		0	0	0	0.064092	0	0	0%	40	140	0%	U

Seq No	Lab ID	Test Code	Sample Typ	File ID	Analysis Date	DF	Batch ID	Prep Date	SPKref	RPDref	pmoist					
15009659	B22011446-027	SVOC-8270C-SI SAMP		√5975.I\sh0131222/1/2022	2:33:17	1	163174	1/24/2022 1:	0	0						
Analyte	T	Units	RAW	Final	Text	Spike	SPKref	RPDref	MDL	PQL	UQL	%REC	LOW	HIGH	%RPD	Q
1-Methylnaphthalene	A	ug/L	0	0		0	0	0	0.020806	0.101	10	0%	0	0	0%	U
2-Methylnaphthalene	A	ug/L	0	0		0	0	0	0.017776	0.101	10	0%	0	0	0%	U
Acenaphthene	A	ug/L	0	0		0	0	0	0.032017	0.101	10	0%	0	0	0%	U
Acenaphthylene	A	ug/L	0	0		0	0	0	0.02525	0.101	10	0%	0	0	0%	U
Anthracene	A	ug/L	0	0		0	0	0	0.028583	0.101	10	0%	0	0	0%	U
Benzo(a)anthracene	A	ug/L	0	0		0	0	0	0.027472	0.101	10	0%	0	0	0%	U
Benzo(a)pyrene	A	ug/L	0	0		0	0	0	0.035047	0.101	10	0%	0	0	0%	U
Benzo(b)fluoranthene	A	ug/L	0	0		0	0	0	0.022826	0.101	10	0%	0	0	0%	U
Benzo(g,h,i)perylene	A	ug/L	0	0		0	0	0	0.026967	0.101	10	0%	0	0	0%	U
Benzo(k)fluoranthene	A	ug/L	0	0		0	0	0	0.029795	0.101	10	0%	0	0	0%	U
Chrysene	A	ug/L	0	0		0	0	0	0.046258	0.101	10	0%	0	0	0%	U
Dibenzo(a,h)anthracene	A	ug/L	0	0		0	0	0	0.037067	0.101	10	0%	0	0	0%	U
Fluoranthene	A	ug/L	0.09075	0.0916575		0	0	0	0.023533	0.101	10	0%	0	0	0%	J
Fluorene	A	ug/L	0	0		0	0	0	0.022725	0.101	10	0%	0	0	0%	U
Indeno(1,2,3-cd)pyrene	A	ug/L	0	0		0	0	0	0.049591	0.101	10	0%	0	0	0%	U
Naphthalene	A	ug/L	0	0		0	0	0	0.02929	0.101	10	0%	0	0	0%	U
Phenanthrene	A	ug/L	0.04134	0.0417534		0	0	0	0.029795	0.101	10	0%	0	0	0%	J

Seq No	Lab ID	Test Code	Sample Typ	File ID	Analysis Date	DF	Batch ID	Prep Date	SPKref	RPDref	pmoist					
15009659	B22011446-027	SVOC-8270C-SI SAMP		V5975.I\sh0131222/1/2022	2:33:17	1	163174	1/24/2022 1:	0	0						
Analyte	T	Units	RAW	Final	Text	Spike	SPKref	RPDref	MDL	PQL	UQL	%REC	LOW	HIGH	%RPD	Q
Pyrene	A	ug/L	0.0817	0.082517		0	0	0	0.024139	0.101	10	0%	0	0	0%	J
1,4-Dichlorobenzene-d4	I	ug/L	40	40.4		0	0	0	0.101	0.101		0%	0	0	0%	
Acenaphthene-d10	I	ug/L	40	40.4		0	0	0	0.101	0.101		0%	0	0	0%	
Chrysene-d12	I	ug/L	40	40.4		0	0	0	0.101	0.101		0%	0	0	0%	
Naphthalene-d8	I	ug/L	40	40.4		0	0	0	0.101	0.101		0%	0	0	0%	
Perylene-d12	I	ug/L	40	40.4		0	0	0	0.101	0.101		0%	0	0	0%	
Phenanthrene-d10	I	ug/L	40	40.4		0	0	0	0.101	0.101	10	0%	0	0	0%	E
o-Terphenyl	X	ug/L	0.11805	0.1192305		0	0	0	0.066054	0	0	0%	40	140	0%	

Seq No	Lab ID	Test Code	Sample Typ	File ID	Analysis Date	DF	Batch ID	Prep Date	SPKref	RPDref	pmoist					
15009660	B22011446-032	SVOC-8270C-SI SAMP		V5975.I\sh0131222/1/2022	3:05:43	1	163174	1/24/2022 1:	0	0						
Analyte	T	Units	RAW	Final	Text	Spike	SPKref	RPDref	MDL	PQL	UQL	%REC	LOW	HIGH	%RPD	Q
1-Methylnaphthalene	A	ug/L	0	0		0	0	0	0.021218	0.103	10	0%	0	0	0%	U
2-Methylnaphthalene	A	ug/L	0	0		0	0	0	0.018128	0.103	10	0%	0	0	0%	U
Acenaphthene	A	ug/L	0	0		0	0	0	0.032651	0.103	10	0%	0	0	0%	U
Acenaphthylene	A	ug/L	0	0		0	0	0	0.02575	0.103	10	0%	0	0	0%	U
Anthracene	A	ug/L	0	0		0	0	0	0.029149	0.103	10	0%	0	0	0%	U
Benzo(a)anthracene	A	ug/L	0	0		0	0	0	0.028016	0.103	10	0%	0	0	0%	U
Benzo(a)pyrene	A	ug/L	0	0		0	0	0	0.035741	0.103	10	0%	0	0	0%	U
Benzo(b)fluoranthene	A	ug/L	0	0		0	0	0	0.023278	0.103	10	0%	0	0	0%	U
Benzo(g,h,i)perylene	A	ug/L	0	0		0	0	0	0.027501	0.103	10	0%	0	0	0%	U
Benzo(k)fluoranthene	A	ug/L	0	0		0	0	0	0.030385	0.103	10	0%	0	0	0%	U
Chrysene	A	ug/L	0	0		0	0	0	0.047174	0.103	10	0%	0	0	0%	U
Dibenzo(a,h)anthracene	A	ug/L	0	0		0	0	0	0.037801	0.103	10	0%	0	0	0%	U
Fluoranthene	A	ug/L	0	0		0	0	0	0.023999	0.103	10	0%	0	0	0%	U
Fluorene	A	ug/L	0	0		0	0	0	0.023175	0.103	10	0%	0	0	0%	U
Indeno(1,2,3-cd)pyrene	A	ug/L	0	0		0	0	0	0.050573	0.103	10	0%	0	0	0%	U
Naphthalene	A	ug/L	0	0		0	0	0	0.02987	0.103	10	0%	0	0	0%	U
Phenanthrene	A	ug/L	0	0		0	0	0	0.030385	0.103	10	0%	0	0	0%	U
Pyrene	A	ug/L	0	0		0	0	0	0.024617	0.103	10	0%	0	0	0%	U
1,4-Dichlorobenzene-d4	I	ug/L	40	41.2		0	0	0	0.103	0.103		0%	0	0	0%	
Acenaphthene-d10	I	ug/L	40	41.2		0	0	0	0.103	0.103		0%	0	0	0%	
Chrysene-d12	I	ug/L	40	41.2		0	0	0	0.103	0.103		0%	0	0	0%	
Naphthalene-d8	I	ug/L	40	41.2		0	0	0	0.103	0.103		0%	0	0	0%	

Seq No	Lab ID	Test Code	Sample Typ	File ID	Analysis Date	DF	Batch ID	Prep Date	SPKref	RPDref	pmoist					
15009660	B22011446-032	SVOC-8270C-SI SAMP		V5975.I\sh0131222/1/2022	3:05:43	1	163174	1/24/2022 1:	0	0						
Analyte	T	Units	RAW	Final	Text	Spike	SPKref	RPDref	MDL	PQL	UQL	%REC	LOW	HIGH	%RPD	Q
Perylene-d12	I	ug/L	40	41.2		0	0	0	0.103	0.103		0%	0	0	0%	
Phenanthrene-d10	I	ug/L	40	41.2		0	0	0	0.103	0.103	10	0%	0	0	0%	E
o-Terphenyl	X	ug/L	0	0		0	0	0	0.067362	0	0	0%	40	140	0%	U

Seq No	Lab ID	Test Code	Sample Typ	File ID	Analysis Date	DF	Batch ID	Prep Date	SPKref	RPDref	pmoist					
15009661	31-Jan-22_CC	SVOC-8270C-SI CCV		V5975.I\sh0131222/1/2022	3:38:00	1	R373993		0	0						
Analyte	T	Units	RAW	Final	Text	Spike	SPKref	RPDref	MDL	PQL	UQL	%REC	LOW	HIGH	%RPD	Q
1-Methylnaphthalene	A	ug/L	2.38696	2386.96		2	0	0	0.0206	0.1	10	119348%	50	150	0%	S
2-Methylnaphthalene	A	ug/L	2.19122	2191.22		2	0	0	0.0176	0.1	10	109561%	50	150	0%	S
Acenaphthene	A	ug/L	2.13574	2135.74		2	0	0	0.0317	0.1	10	106787%	50	150	0%	S
Acenaphthylene	A	ug/L	2.09795	2097.95		2	0	0	0.025	0.1	10	104897%	50	150	0%	S
Anthracene	A	ug/L	1.64891	1648.91		2	0	0	0.0283	0.1	10	82445%	50	150	0%	S
Benzo(a)anthracene	A	ug/L	2.09526	2095.26		2	0	0	0.0272	0.1	10	104763%	50	150	0%	S
Benzo(a)pyrene	A	ug/L	2.09999	2099.99		2	0	0	0.0347	0.1	10	105000%	50	150	0%	S
Benzo(b)fluoranthene	A	ug/L	2.07544	2075.44		2	0	0	0.0226	0.1	10	103772%	50	150	0%	S
Benzo(g,h,i)perylene	A	ug/L	2.13327	2133.27		2	0	0	0.0267	0.1	10	106663%	50	150	0%	S
Benzo(k)fluoranthene	A	ug/L	2.03674	2036.74		2	0	0	0.0295	0.1	10	101837%	50	150	0%	S
Chrysene	A	ug/L	1.9815	1981.5		2	0	0	0.0458	0.1	10	99075%	50	150	0%	S
Dibenzo(a,h)anthracene	A	ug/L	2.05861	2058.61		2	0	0	0.0367	0.1	10	102930%	50	150	0%	S
Fluoranthene	A	ug/L	2.04382	2043.82		2	0	0	0.0233	0.1	10	102191%	50	150	0%	S
Fluorene	A	ug/L	1.91787	1917.87		2	0	0	0.0225	0.1	10	95893%	50	150	0%	S
Indeno(1,2,3-cd)pyrene	A	ug/L	1.99286	1992.86		2	0	0	0.0491	0.1	10	99643%	50	150	0%	S
Naphthalene	A	ug/L	2.1342	2134.2		2	0	0	0.029	0.1	10	106710%	50	150	0%	S
Phenanthrene	A	ug/L	2.02313	2023.13		2	0	0	0.0295	0.1	10	101157%	50	150	0%	S
Pyrene	A	ug/L	1.95832	1958.32		2	0	0	0.0239	0.1	10	97916%	50	150	0%	S
1,4-Dichlorobenzene-d4	I	ug/L	40	40000		0	0	0	0.1	0.1		0%	50	150	0%	
Acenaphthene-d10	I	ug/L	40	40000		0	0	0	0.1	0.1		0%	50	150	0%	
Chrysene-d12	I	ug/L	40	40000		0	0	0	0.1	0.1		0%	50	150	0%	
Naphthalene-d8	I	ug/L	40	40000		0	0	0	0.1	0.1		0%	50	150	0%	
Perylene-d12	I	ug/L	40	40000		0	0	0	0.1	0.1		0%	50	150	0%	
Phenanthrene-d10	I	ug/L	40	40000		0	0	0	0.1	0.1	10	0%	50	150	0%	
2-Fluorobiphenyl	S	ug/L	2.2364	2236.4		2	0	0	0.0444	0.1	10	111820%	50	150	0%	S
Nitrobenzene-d5	S	ug/L	2.0722	2072.2		2	0	0	0.0523	0.1	10	103610%	50	150	0%	S
Terphenyl-d14	S	ug/L	2.05764	2057.64		2	0	0	0.0563	0.1	10	102882%	50	150	0%	S

Seq No	Lab ID	Test Code	Sample Typ	File ID	Analysis Date	DF	Batch ID	Prep Date	SPKref	RPDref	pmoist					
Analyte	T	Units	RAW	Final	Text	Spike	SPKref	RPDref	MDL	PQL	UQL	%REC	LOW	HIGH	%RPD	Q
15009661	31-Jan-22_CCV	SVOC-8270C-SI	CCV	V5975.I\sh0131222/1/2022	3:38:00	1	R373993		0	0						
o-Terphenyl	X	ug/L	2.05456	2054.56		2	0	0	0.0654	0	0	102728%	50	150	0%	S

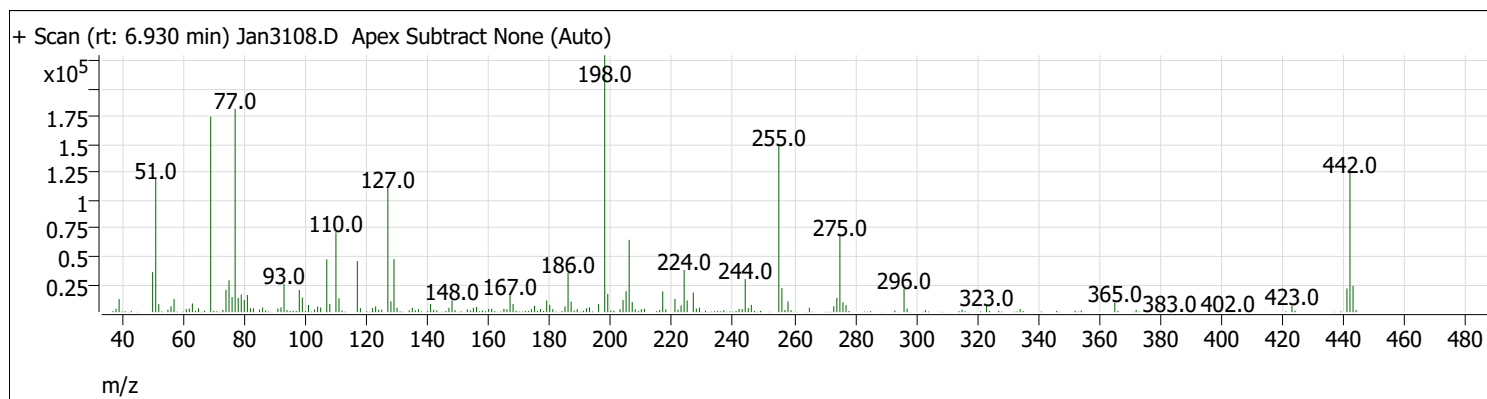
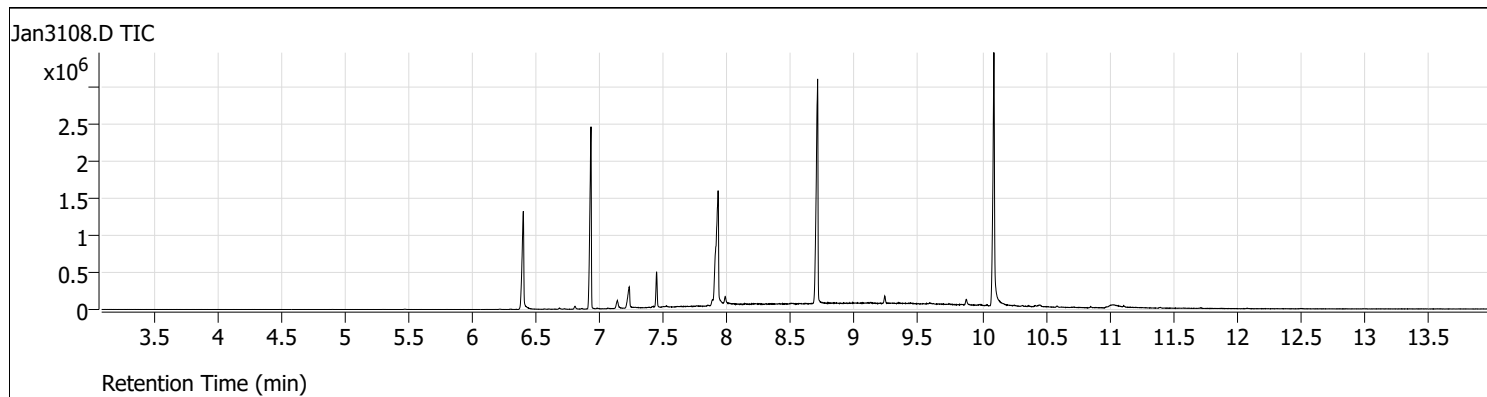
Write Sequence

Insert Entries(Have the first cell for entries selecte

File Name	Sample Name	Line No.	Test Code	Multiplier	Divisor	Method Name
Jan3101.d	31-Jan-22_TUNE_1	1		1	1	548Tune.M
Jan3102.d	CCV-4-163248	2	SVOC-548-W-DW	1	1	5975Endothall.M
Jan3103.d	31-Jan-22_ISTBLK_3	3	SVOC-548-W-DW	1	1	5975Endothall.M
Jan3104.d	B22011566-001G	4	SVOC-548-W-DW	1	1	5975Endothall.M
Jan3105.d	B22011566-001GMS	5	SVOC-548-W-DW	1	1	5975Endothall.M
Jan3106.d	B22011566-001GMSD	6	SVOC-548-W-DW	1	1	5975Endothall.M
Jan3107.d	B22011567-001D	7	SVOC-548-W-DW	1	1	5975Endothall.M
Jan3108.d	31-Jan-22_TUNE_8	1		1	1	5975Tune.M
Jan3109.d	31-Jan-22_CCV_9	2	SVOC-8270C-SIM-W-LLPA	1	1	5975BNASIM.M
Jan3110.d	31-Jan-22_ISTBLK_10	3	SVOC-8270C-SIM-W-LLPA	1	1	5975BNASIM.M
Jan3111.d	LLCS-162956	4	SVOC-8270C-SIM-W-LLPA	1	1	5975BNASIM.M
Jan3112.d	LLCSD-162956	5	SVOC-8270C-SIM-W-LLPA	1	1	5975BNASIM.M
Jan3113.d	B22011137-001C	6	SVOC-8270C-SIM-W-LLPA	10	1	5975BNASIM.M
Jan3114.d	MB-163174	7	SVOC-8270C-SIM-W-LLPA	1	1	5975BNASIM.M
Jan3115.d	LLCS-163174	8	SVOC-8270C-SIM-W-LLPA	1	1	5975BNASIM.M
Jan3116.d	LLCSD-163174	9	SVOC-8270C-SIM-W-LLPA	1	1	5975BNASIM.M
Jan3117.d	B22011214-001C	10	SVOC-8270C-SIM-W-LLPA	1	1	5975BNASIM.M
Jan3118.d	B22011227-001C	11	SVOC-8270C-SIM-W-LLPA	1	1	5975BNASIM.M
Jan3119.d	B22011228-001C	12	SVOC-8270C-SIM-W-LLPA	1	1	5975BNASIM.M
Jan3120.d	B22011446-001C	13	SVOC-8270C-SIM-W-LLPA	1	1	5975BNASIM.M
Jan3121.d	B22011446-006C	14	SVOC-8270C-SIM-W-LLPA	1	1	5975BNASIM.M
Jan3122.d	B22011446-011C	15	SVOC-8270C-SIM-W-LLPA	1	1	5975BNASIM.M
Jan3123.d	B22011446-011CLMS	16	SVOC-8270C-SIM-W-LLPA	1	1	5975BNASIM.M
Jan3124.d	B22011446-012A	17	SVOC-8270C-SIM-W-LLPA	1	1	5975BNASIM.M
Jan3125.d	B22011446-017C	18	SVOC-8270C-SIM-W-LLPA	1	1	5975BNASIM.M
Jan3126.d	B22011446-017CLMS	19	SVOC-8270C-SIM-W-LLPA	1	1	5975BNASIM.M
Jan3127.d	B22011446-022C	20	SVOC-8270C-SIM-W-LLPA	1	1	5975BNASIM.M
Jan3128.d	B22011446-027C	21	SVOC-8270C-SIM-W-LLPA	1	1	5975BNASIM.M
Jan3129.d	B22011446-032C	22	SVOC-8270C-SIM-W-LLPA	1	1	5975BNASIM.M
Jan3130.d	31-Jan-22_CCV_30	23	SVOC-8270C-SIM-W-LLPA	1	1	5975BNASIM.M


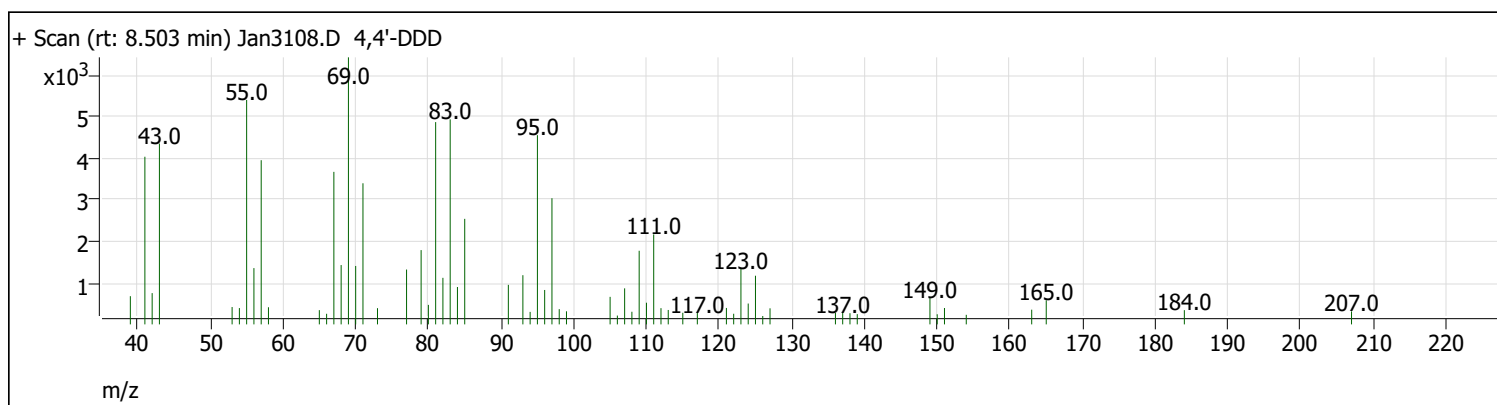
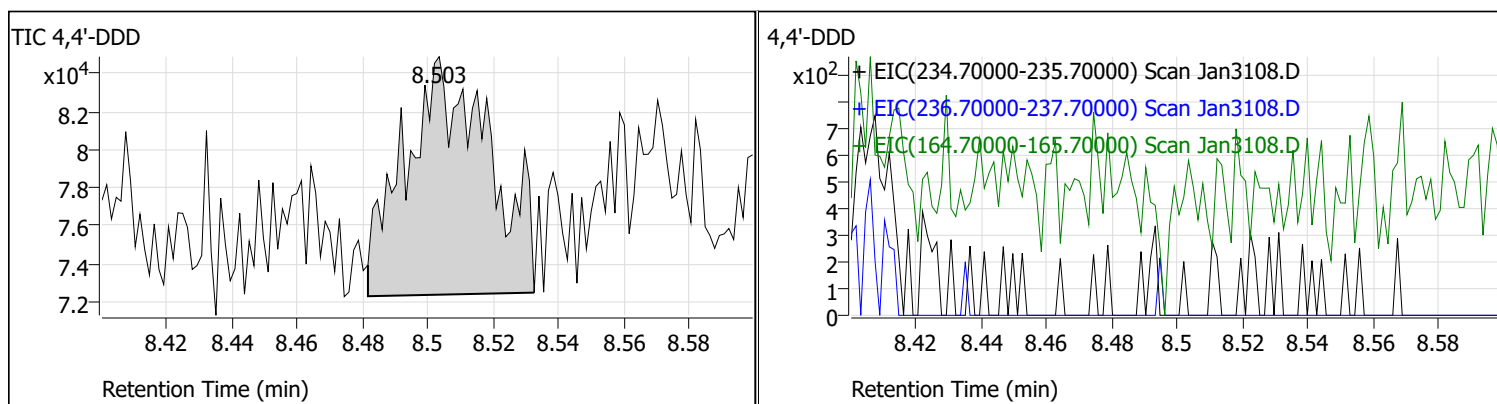
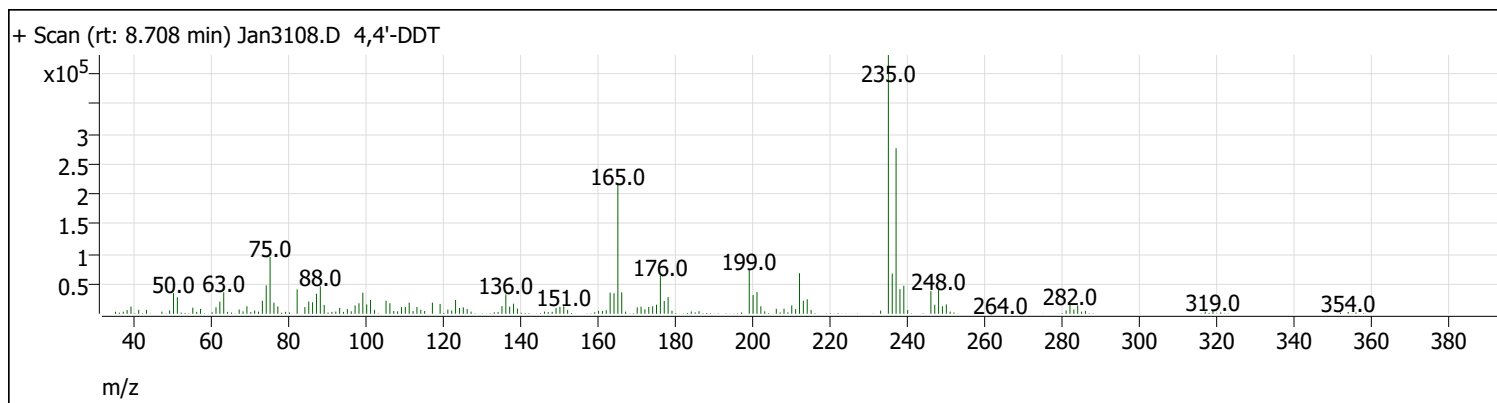
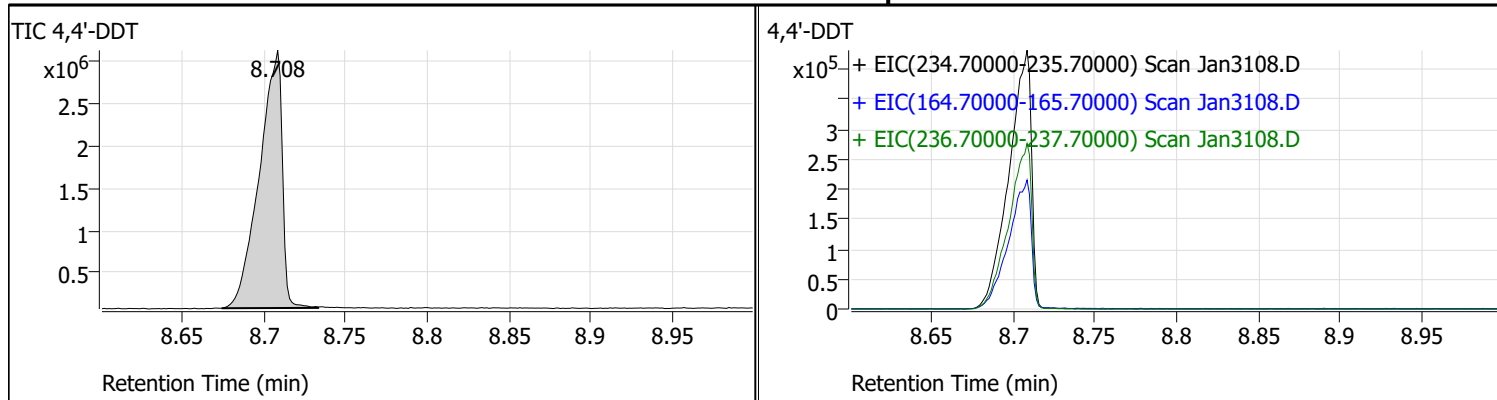
Tune Evaluation Report

Data Path: \\MASSHUNTER\Org\Data\SV5975.I\sh013122\2 e8270c bna SIMJan3108.D
 Acq on: 1/31/2022 3:49:41 PM
 Operator: LIMS import
 Sample: 31-Jan-22_TUNE_8
 Inst Name: GCMS
 ALS Vial: 1
 Method: \\MASSHUNTER\Org\Data\SV5975.I\Methods\DFTPP5975625.m



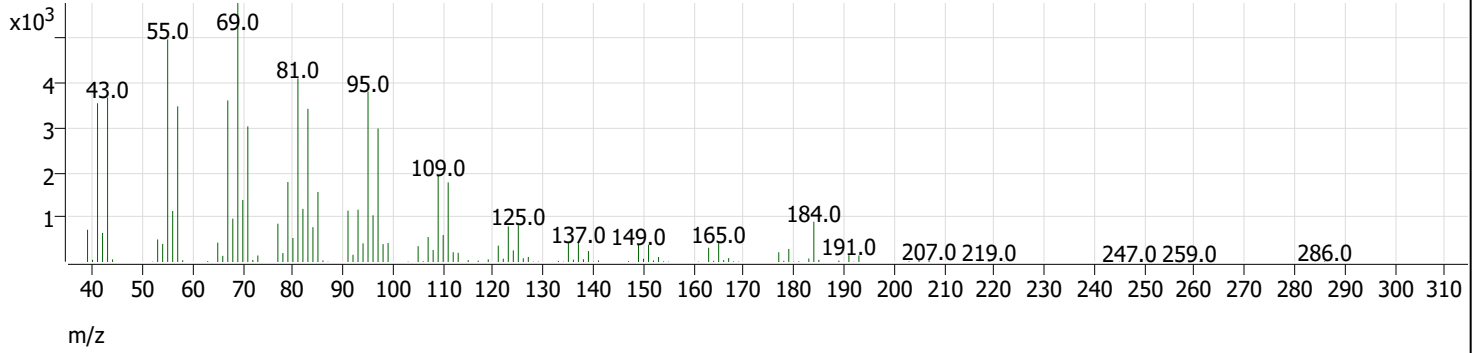
Target Mass	Rel. To Mass	Lower Limit%	Upper Limit%	Rel. Abn%	Raw Abn	Pass/Fail
51	198	30	60	52.0	119304	Pass
68	69	0	2	0.0	0	Pass
70	69	0	2	0.7	1185	Pass
127	198	40	60	48.5	111256	Pass
197	198	0	1	0.0	0	Pass
198	198	100	100	100.0	229568	Pass
199	198	5	9	7.1	16288	Pass
275	198	10	30	29.6	68064	Pass
365	198	1	100	3.8	8728	Pass
441	443	1E-10	150	90.1	21272	Pass
442	198	40	100	54.3	124712	Pass
443	442	17	23	18.9	23600	Pass
69	69	100	100	100.0	174592	Pass

Tune Evaluation Report



Tune Evaluation Report

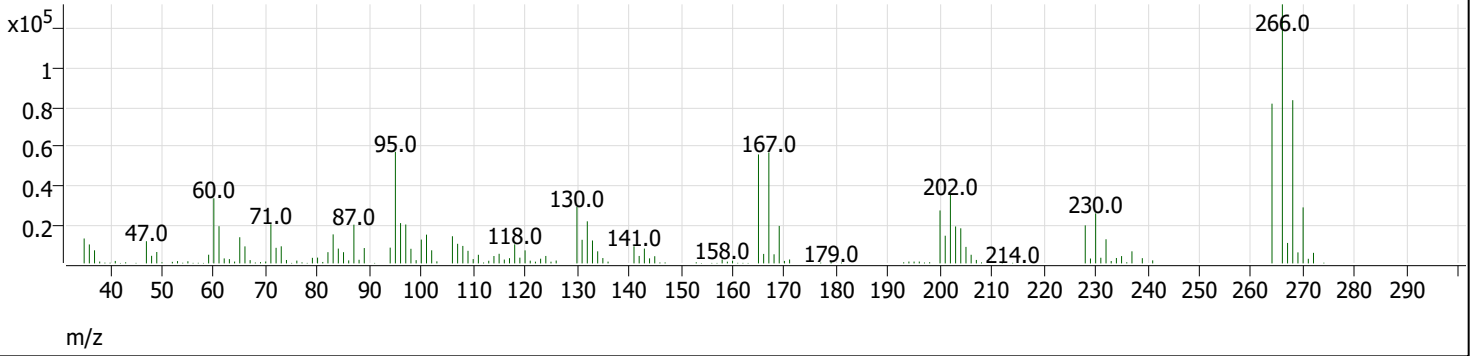
+ Scan (rt: 8.180-8.220 min, 28 scans) Jan3108.D 4,4'-DDE



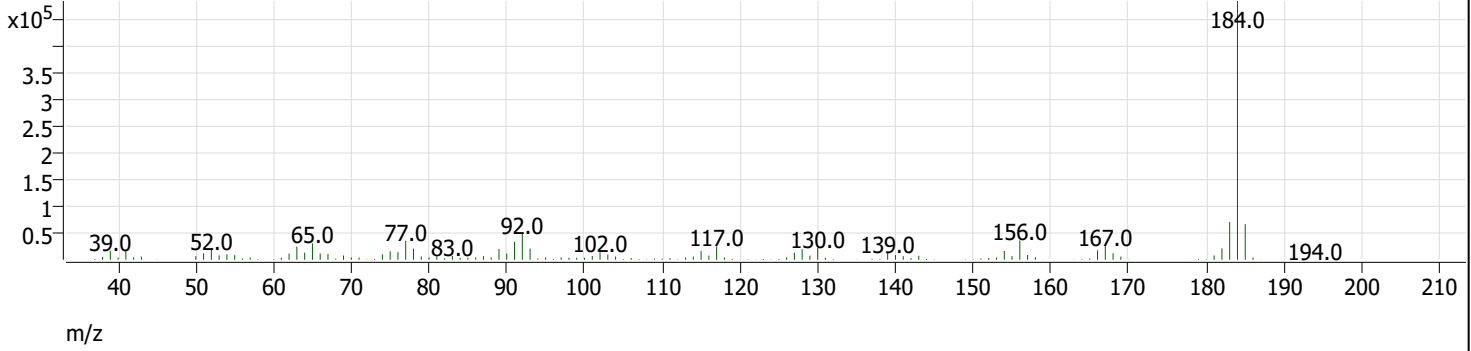
Compound Name	Expected RT	Observed RT	TIC Area	Breakdown %	Pass/Fail
4,4'-DDT	8.800	8.708	2949883	0.8	Pass
4,4'-DDD	8.500	8.503	22303		
4,4'-DDE	8.200	0.000	0		

Tune Evaluation Report

+ Scan (rt: 6.399 min) Jan3108.D Pentachlorophenol



+ Scan (rt: 7.927 min) Jan3108.D Benzidine

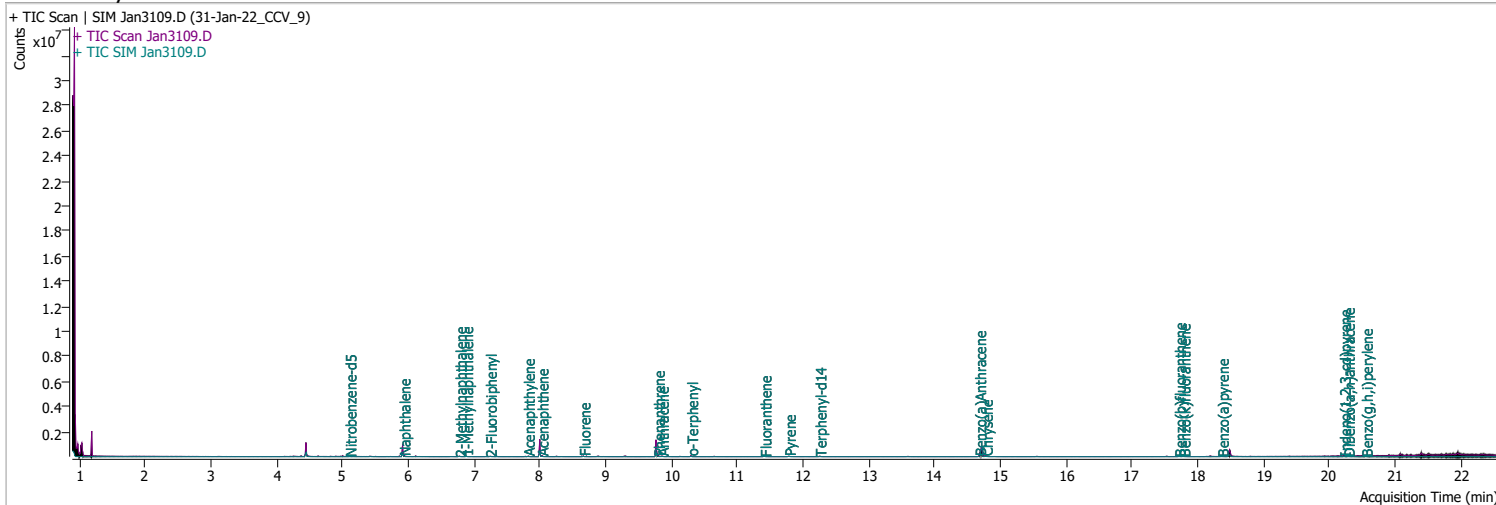


Compound Name	Expected RT	Observed RT	Tailing Factor	PGF	Pass/Fail
Pentachlorophenol	6.800	6.399	0.3	3.3	Pass
Benzidine	8.400	7.927	0.2	2.1	Pass

Quantitation Results Report (QT Reviewed)

Data File	Jan3109.D	Operator	LIMS import
Acq. Method	5975BNASIM	Acq. Date-Time	1/31/2022 4:14:53 PM
Sample Name	31-Jan-22_CCV_9	Instrument	GCMS
Vial	2	Multiplier	1.00
DA Method File	012622 bna SIM 2.batch.bin	Comment	SVOC-8270C-SIM-W-LLPAH
Tune File	dftppjph.u	Tune Date	
Batch Name	013122 bna SIM 2.batch.bin	Last Calib Update	1/27/2022 8:37:26 AM

Ref Library



Compound	RT	QIon	Resp.	Conc.	Units	Dev(Min)
Internal Standards						
M 1,4-Dichlorobenzene-d4	4.447	152.0	136414	40.0000	ng/ml	-0.012
M Naphthalene-d8	5.916	136.0	232004	40.0000	ng/ml	0.000
M Acenaphthene-d10	8.001	164.0	161354	40.0000	ng/ml	0.000
M Phenanthrene-d10	9.768	188.0	353094	40.0000	ng/ml	0.000
M Chrysene-d12	14.714	240.0	274884	40.0000	ng/ml	0.012
M Perylene-d12	18.487	264.0	197343	40.0000	ng/ml	0.012
System Monitoring Compounds						
S Nitrobenzene-d5	5.106	82.0	5981	1.9719	ng/ml	-0.012
Spiked Amount: 5.000	Range: 19.0 - 102.0%			Recovery = 39.44%		
S 2-Fluorobiphenyl	7.240	172.0	13863	2.1839	ng/ml	-0.012
Spiked Amount: 5.000	Range: 25.0 - 94.0%			Recovery = 43.68%		
S o-Terphenyl	10.299	230.0	10681	1.9978	ng/ml	0.000
Spiked Amount: 5.000	Range: 40.0 - 140.0%			Recovery = 39.96%		*
S Terphenyl-d14	12.251	244.0	9461	2.0849	ng/ml	0.000
Spiked Amount: 5.000	Range: 39.0 - 106.0%			Recovery = 41.70%		
Target Compounds						
T Naphthalene	5.928	128.0	12917	2.1549	ng/ml	91
T 2-Methylnaphthalene	6.777	141.0	7798	2.1521	ng/ml	95
T 1-Methylnaphthalene	6.877	141.0	8677	2.3689	ng/ml	96
T Acenaphthylene	7.814	152.0	15457	2.1164	ng/ml	99
T Acenaphthene	8.025	154.0	8901	1.8893	ng/ml	99
T Fluorene	8.661	166.0	12798	2.0188	ng/ml	100
T Phenanthrene	9.793	178.0	18633	2.0236	ng/ml	m 99
T Anthracene	9.854	178.0	18894	2.1455	ng/ml	m 100
T Fluoranthene	11.411	202.0	21392	1.9782	ng/ml	97
T Pyrene	11.781	202.0	24052	2.0967	ng/ml	92
T Benzo(a)Anthracene	14.677	228.0	18170	2.2940	ng/ml	98
T Chrysene	14.776	228.0	21777	2.0011	ng/ml	96
T Benzo(b)fluoranthene	17.709	252.0	14877	1.9631	ng/ml	98

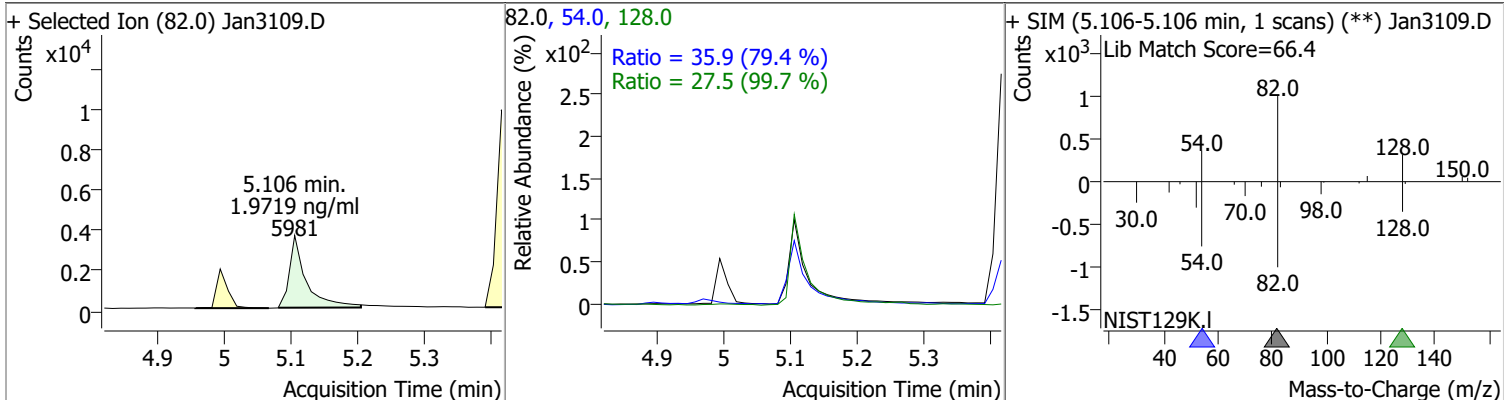
Quantitation Results Report (QT Reviewed)

Compound	RT	QIon	Resp.	Conc.	Units	Dev(Min)
T Benzo(k)fluoranthene	17.783	252.0	18454	1.9770	ng/ml	94
T Benzo(a)pyrene	18.363	252.0	14103	2.2079	ng/ml	98
T Indeno(1,2,3-cd)pyrene	20.217	276.0	12701	2.2395	ng/ml	89
T Dibenzo(a,h)anthracene	20.279	278.0	13867	2.1031	ng/ml	96
T Benzo(g,h,i)perylene	20.550	276.0	16055	1.9169	ng/ml	95

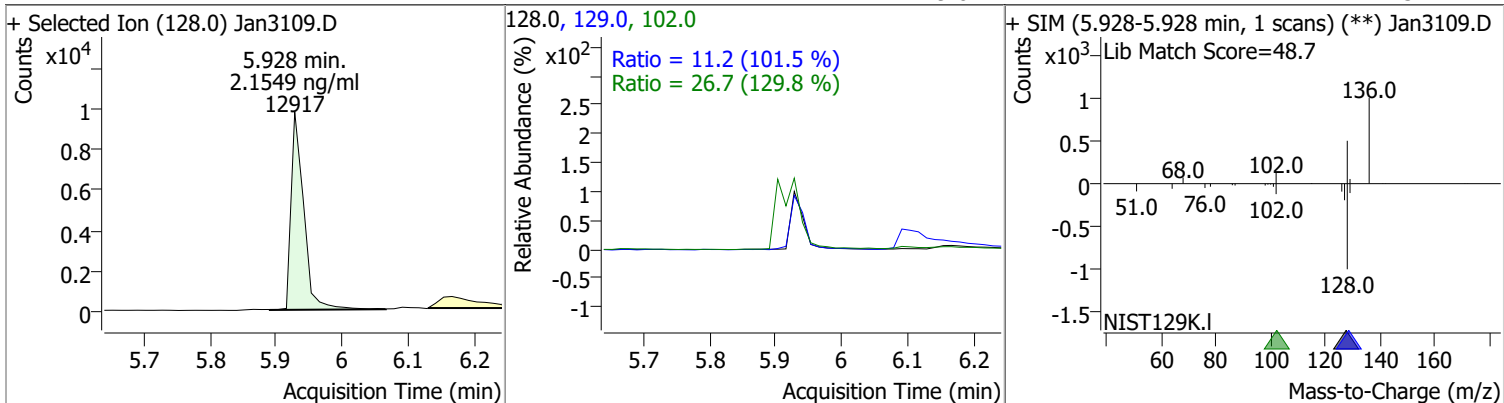
(#) = Qualifier Out of Range; (m) = Manual Integration; (+) = Area Summed; (*) = Surrogate Percent Recovery Out of Range; (d): Zeroed Peak

Quantitation Results Report (QT Reviewed)

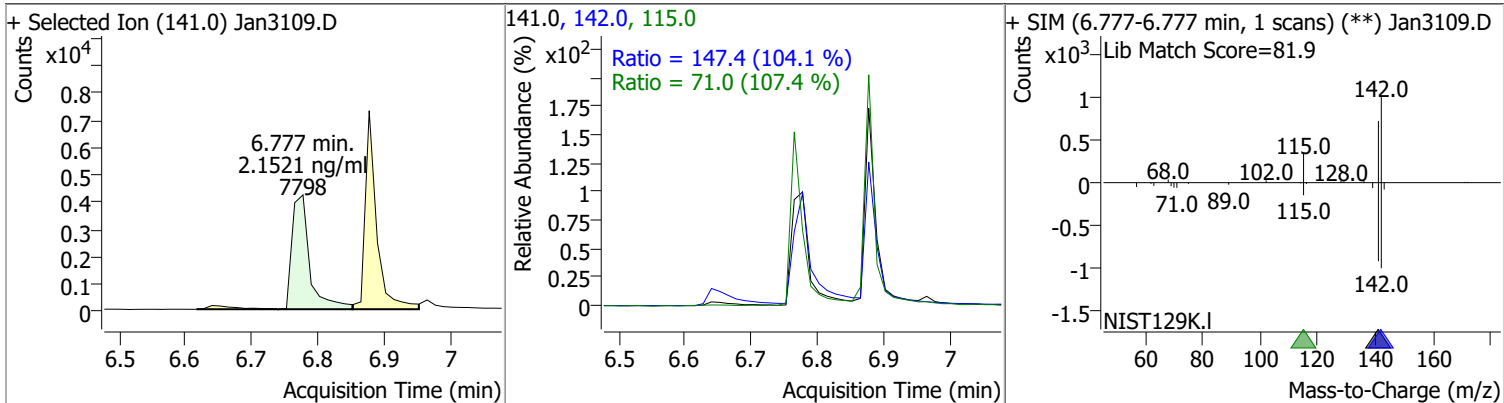
Compound	Conc.	RT	Dev(Min)	Resp.	QIon	QRatio	Lower	Upper
Nitrobenzene-d5	1.9719	5.11	-0.01	5981	54.0	35.9	31.6	58.8
					128.0	27.5	19.3	35.9



Compound	Conc.	RT	Dev(Min)	Resp.	QIon	QRatio	Lower	Upper
Naphthalene	2.1549	5.93	-0.01	12917	102.0	26.7	0.0	61.8
					129.0	11.2	7.7	14.3

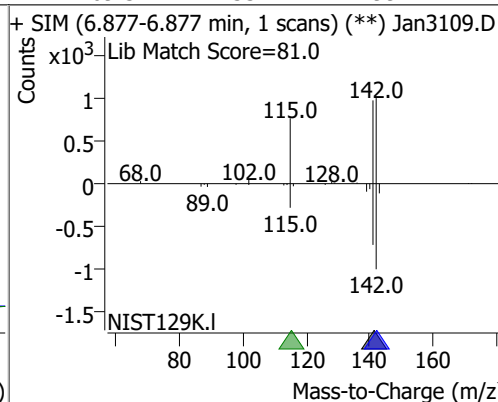
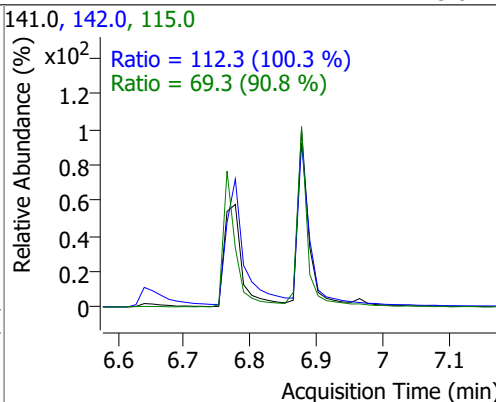
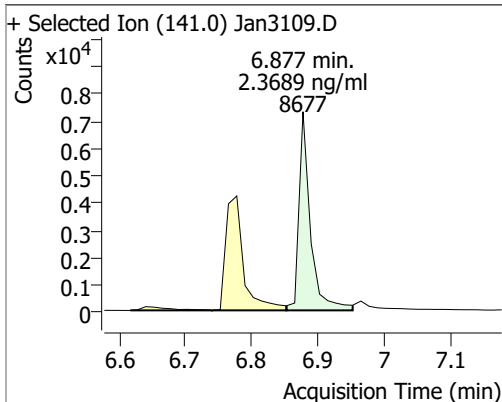


Compound	Conc.	RT	Dev(Min)	Resp.	QIon	QRatio	Lower	Upper
2-Methylnaphthalene	2.1521	6.78	0.00	7798	142.0	147.4	99.1	184.0
					115.0	71.0	46.3	86.0

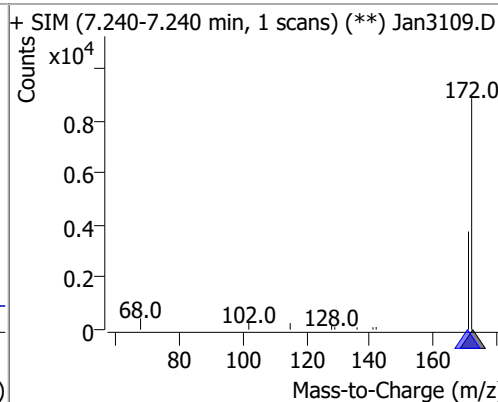
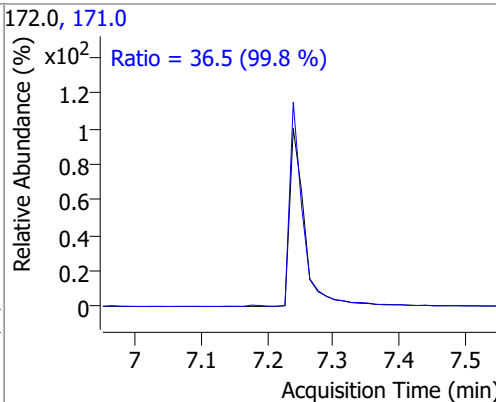
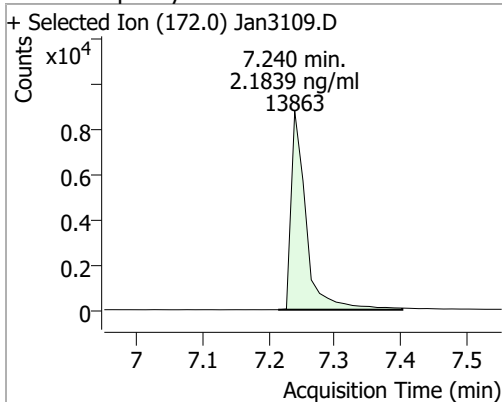


Quantitation Results Report (QT Reviewed)

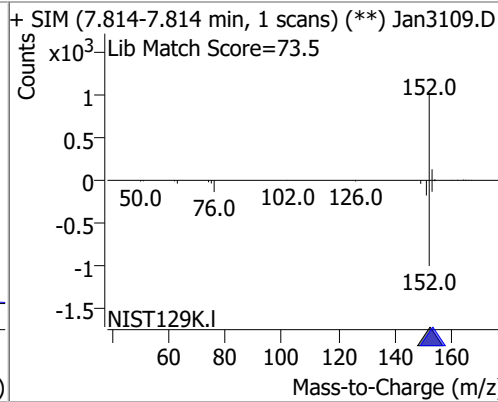
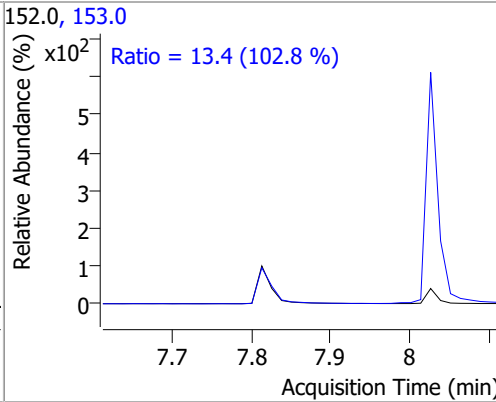
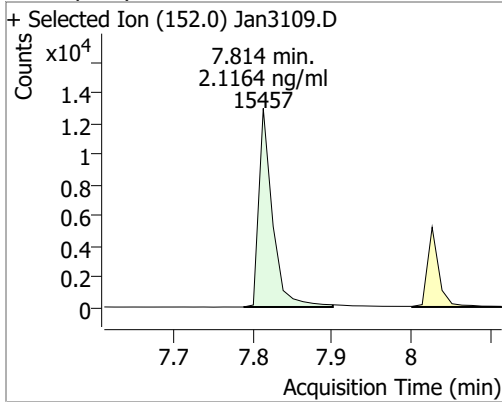
Compound	Conc.	RT	Dev(Min)	Resp.	QIon	QRatio	Lower	Upper
1-Methylnaphthalene	2.3689	6.88	0.00	8677	142.0 115.0	112.3 69.3	78.3 53.4	145.5 99.2



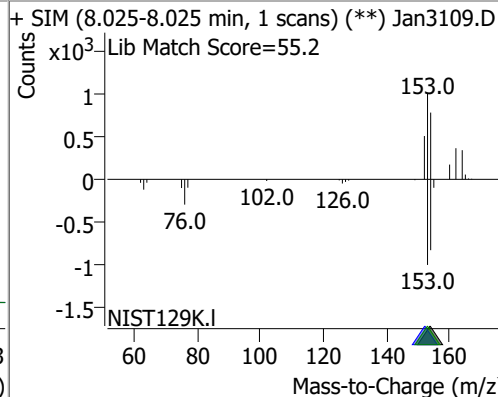
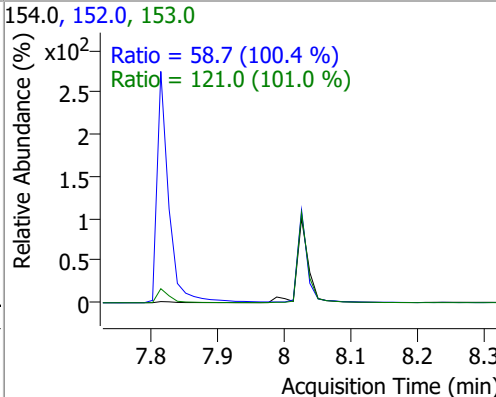
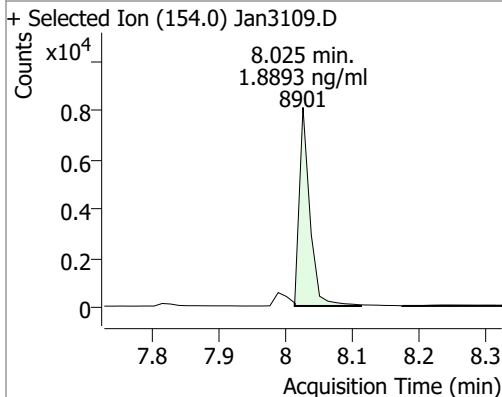
Compound	Conc.	RT	Dev(Min)	Resp.	QIon	QRatio	Lower	Upper
2-Fluorobiphenyl	2.1839	7.24	-0.01	13863	171.0	36.5	25.6	47.6



Compound	Conc.	RT	Dev(Min)	Resp.	QIon	QRatio	Lower	Upper
Acenaphthylene	2.1164	7.81	0.00	15457	153.0	13.4	9.1	17.0

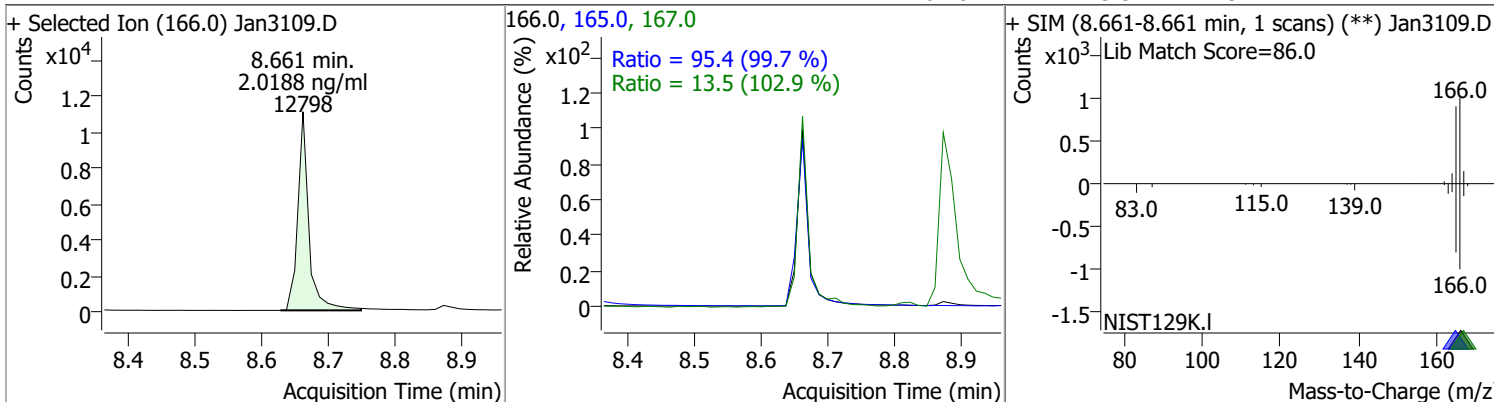


Compound	Conc.	RT	Dev(Min)	Resp.	QIon	QRatio	Lower	Upper
Acenaphthene	1.8893	8.03	0.00	8901	153.0 152.0	121.0 58.7	83.9 40.9	155.8 76.0

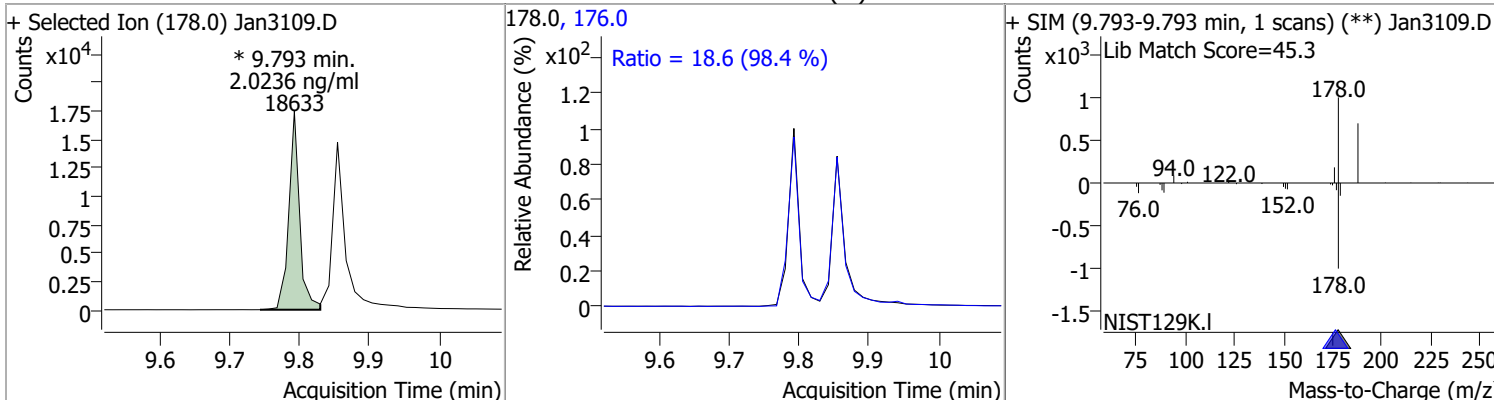


Quantitation Results Report (QT Reviewed)

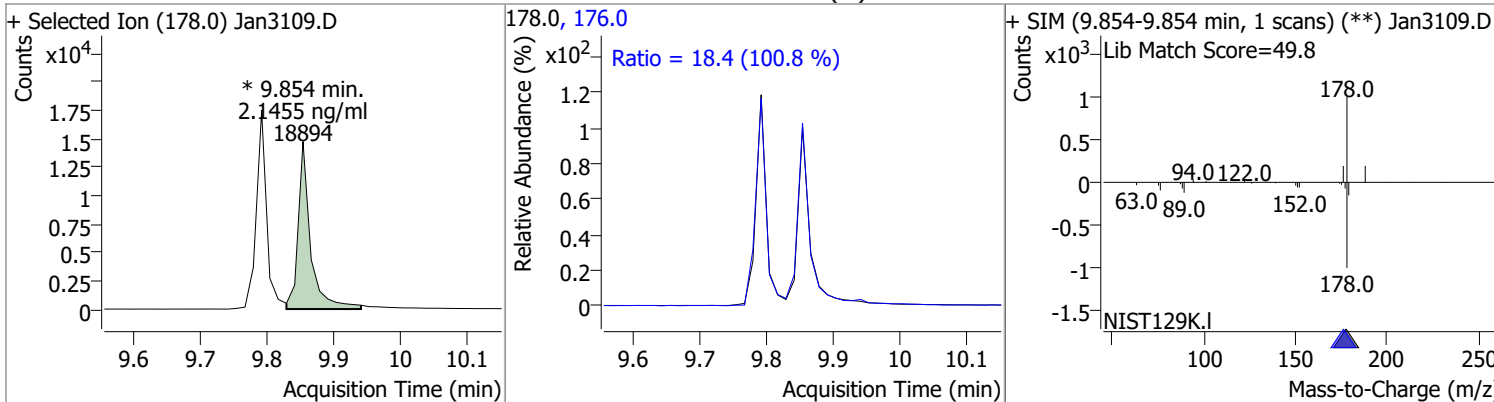
Compound	Conc.	RT	Dev(Min)	Resp.	QIon	QRatio	Lower	Upper
Fluorene	2.0188	8.66	0.00	12798	165.0	95.4	67.0	124.5
					167.0	13.5	9.2	17.1



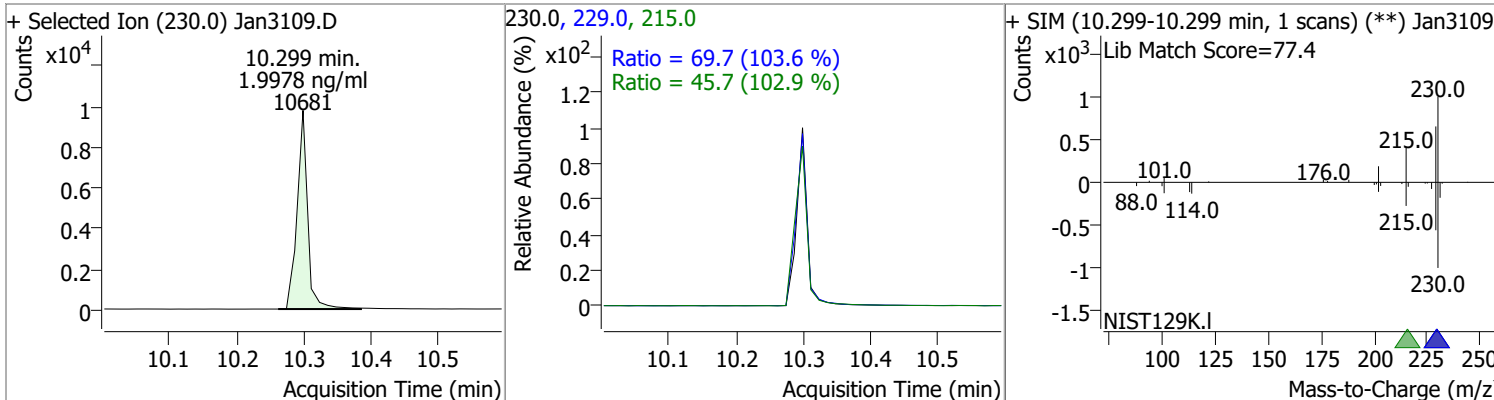
Compound	Conc.	RT	Dev(Min)	Resp.	QIon	QRatio	Lower	Upper
Phenanthrene	2.0236	9.79	0.00	18633 (m)	176.0	18.6	13.2	24.6



Compound	Conc.	RT	Dev(Min)	Resp.	QIon	QRatio	Lower	Upper
Anthracene	2.1455	9.85	0.00	18894 (m)	176.0	18.4	12.8	23.8

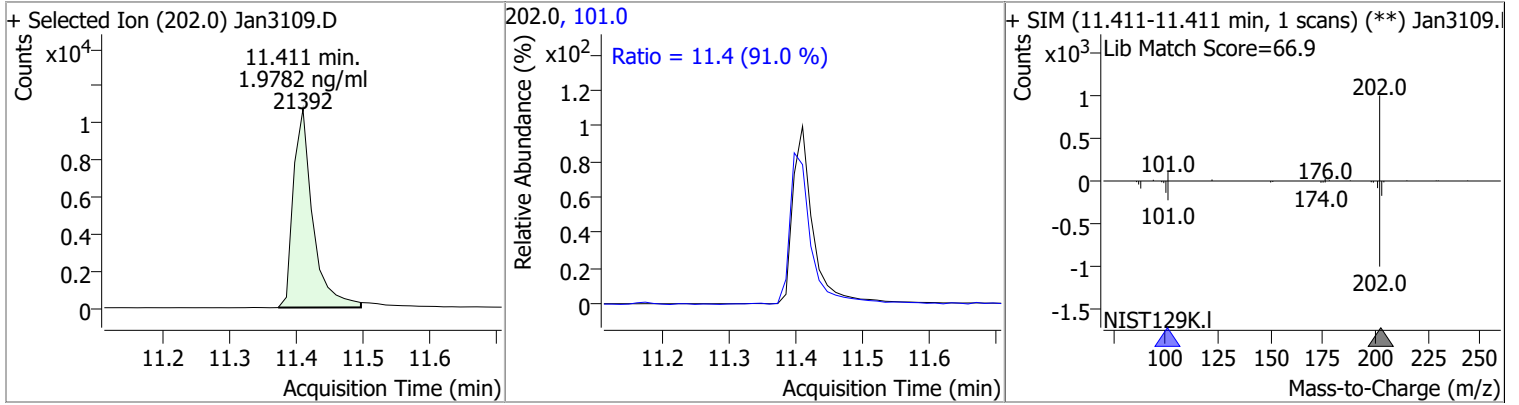


Compound	Conc.	RT	Dev(Min)	Resp.	QIon	QRatio	Lower	Upper
o-Terphenyl	1.9978	10.30	0.00	10681	229.0	69.7	47.1	87.5
					215.0	45.7	31.1	57.7

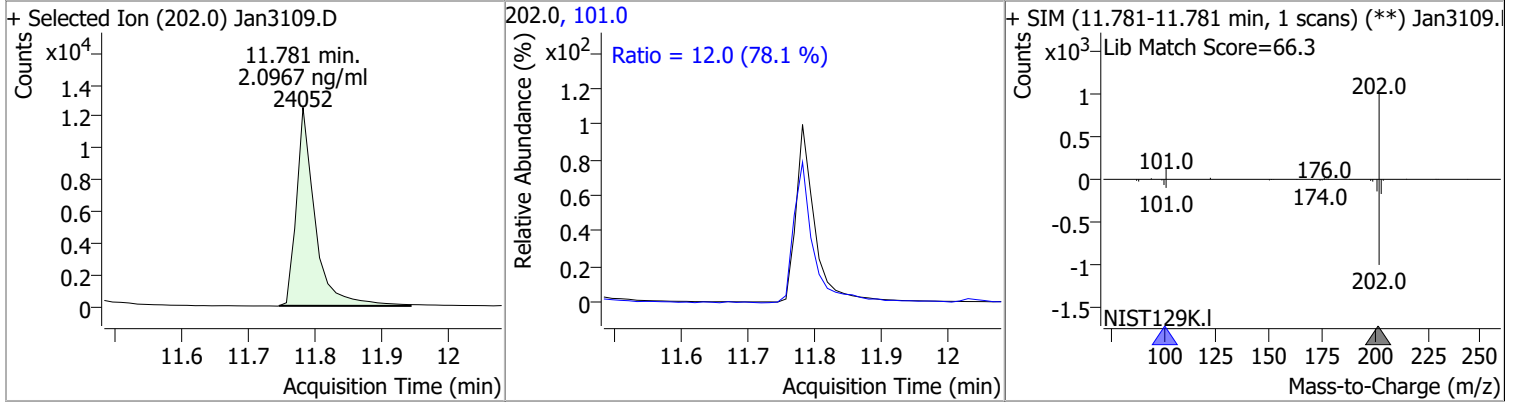


Quantitation Results Report (QT Reviewed)

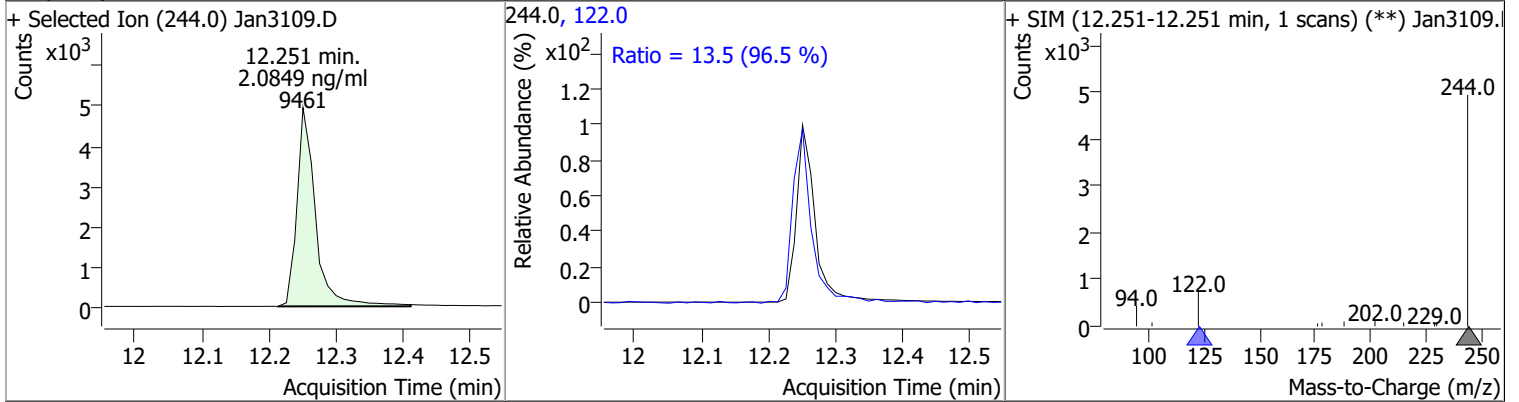
Compound	Conc.	RT	Dev(Min)	Resp.	QIon	QRatio	Lower	Upper
Fluoranthene	1.9782	11.41	0.00	21392	101.0	11.4	8.8	16.3



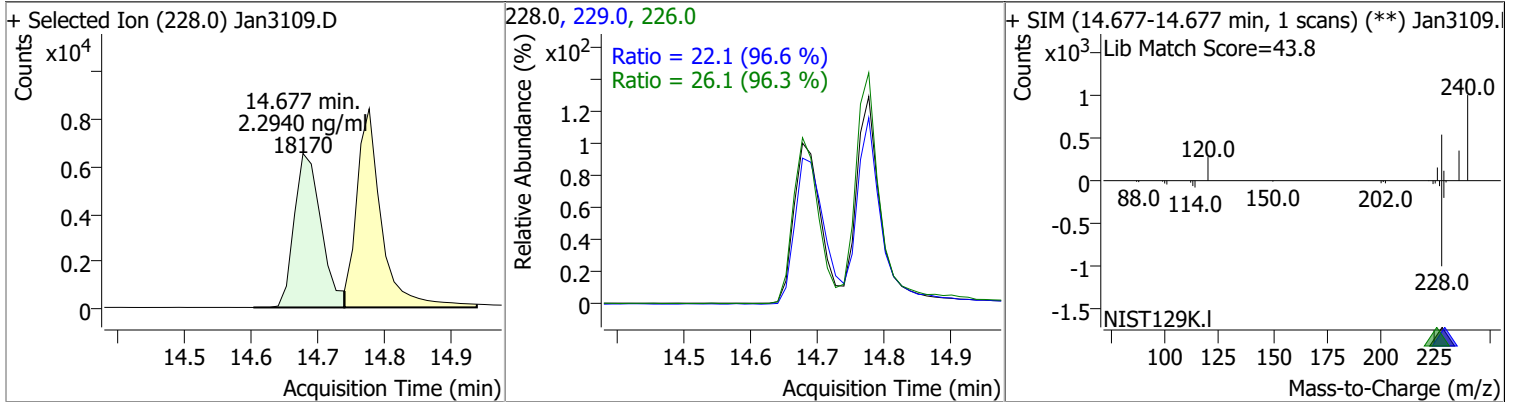
Compound	Conc.	RT	Dev(Min)	Resp.	QIon	QRatio	Lower	Upper
Pyrene	2.0967	11.78	0.00	24052	101.0	12.0	10.8	20.0



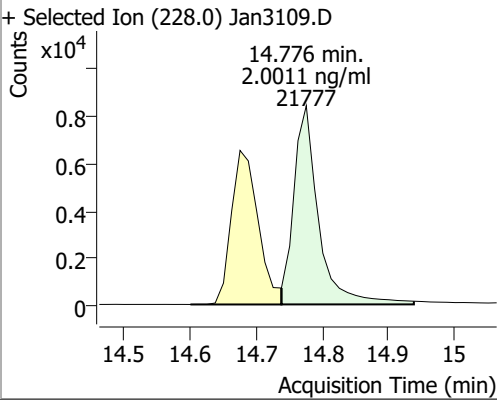
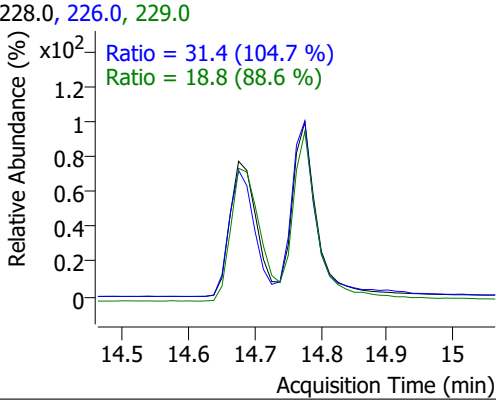
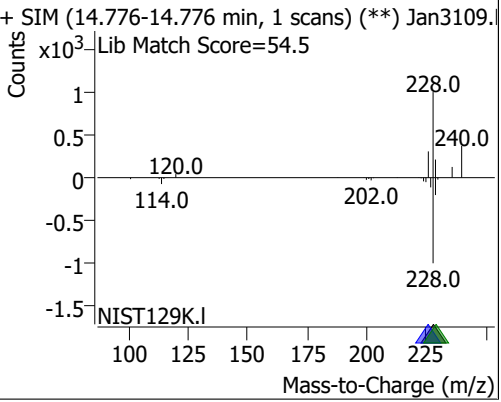
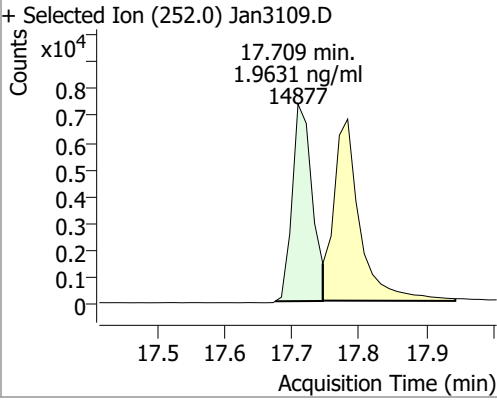
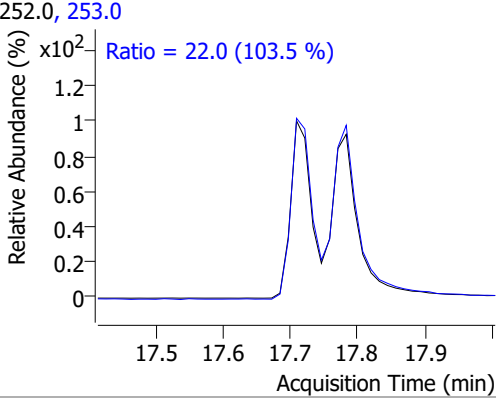
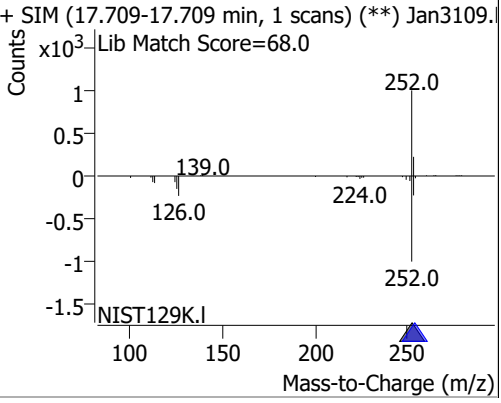
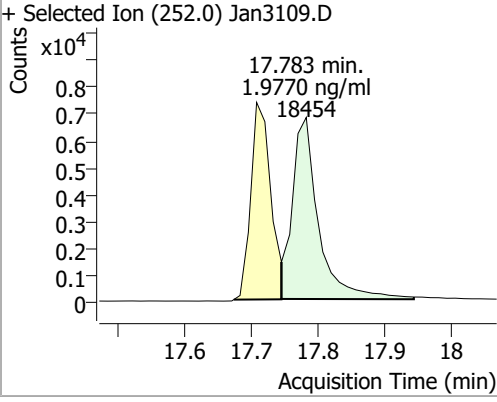
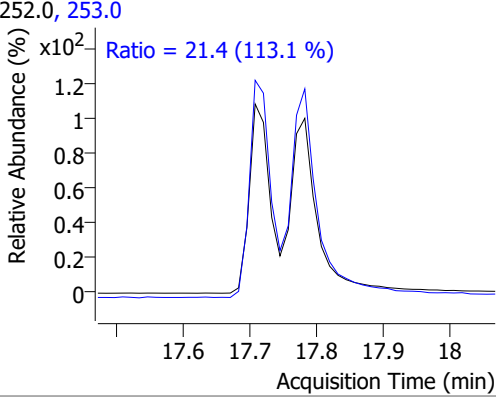
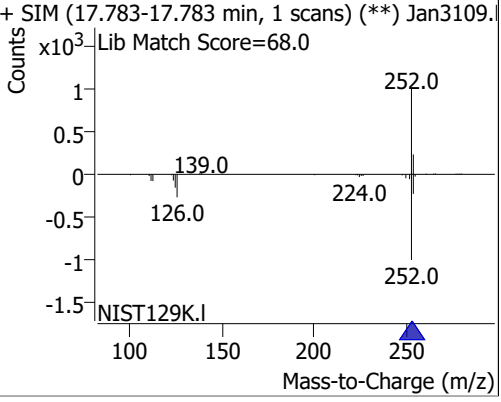
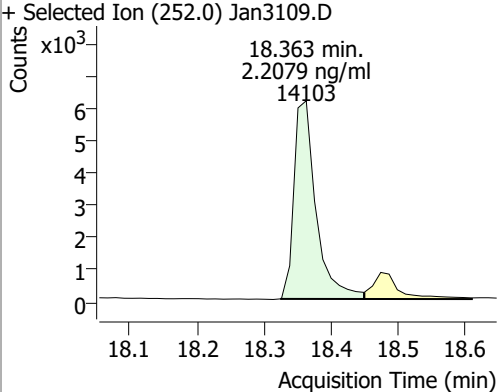
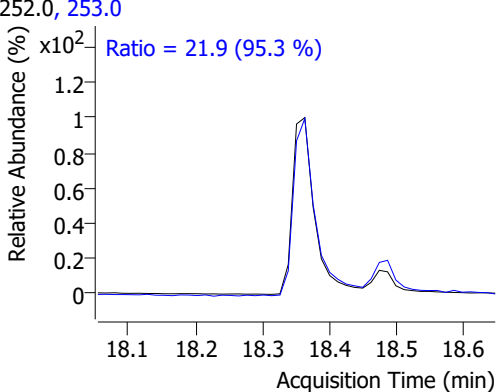
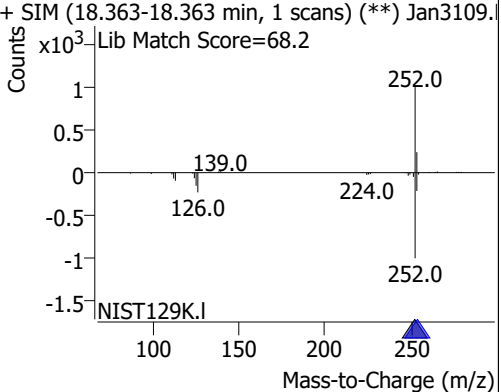
Compound	Conc.	RT	Dev(Min)	Resp.	QIon	QRatio	Lower	Upper
Terphenyl-d14	2.0849	12.25	0.00	9461	122.0	13.5	9.8	18.2



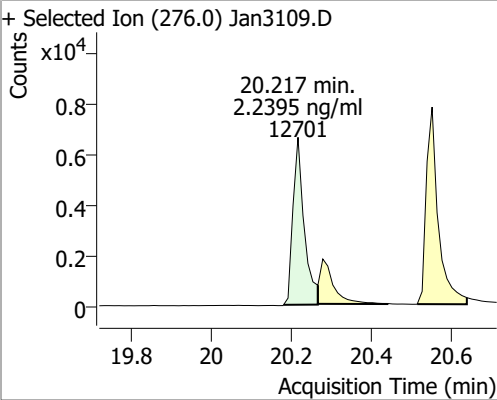
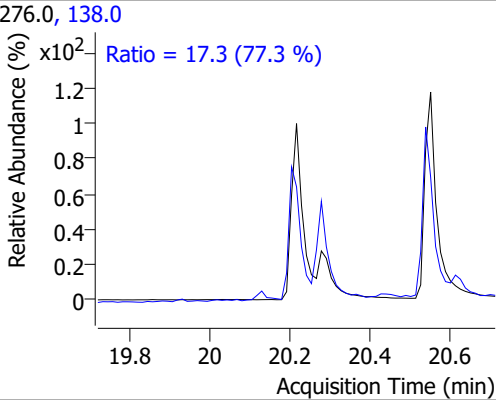
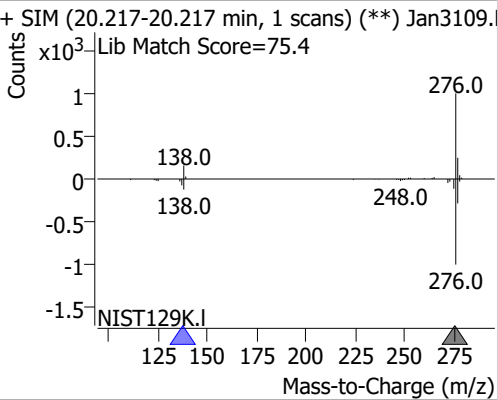
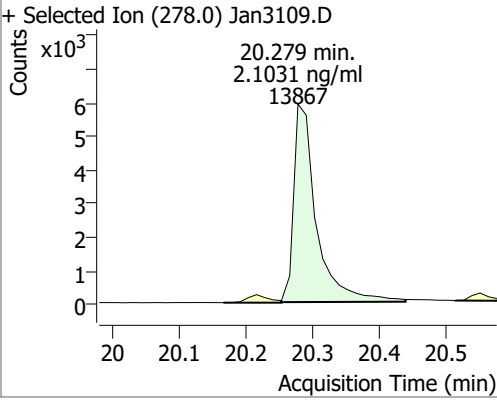
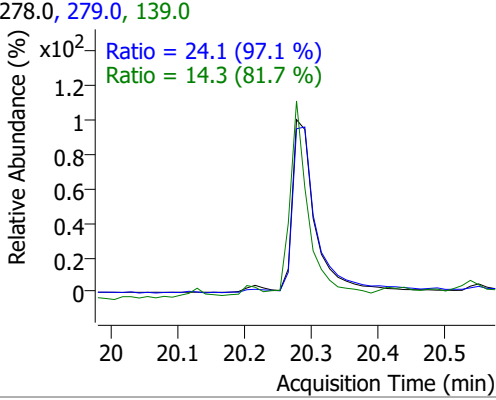
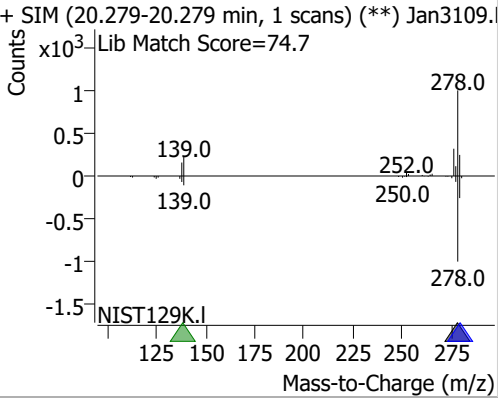
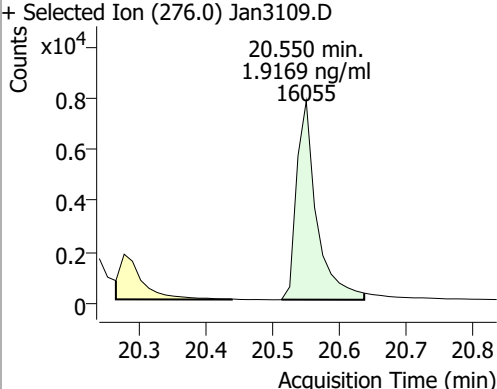
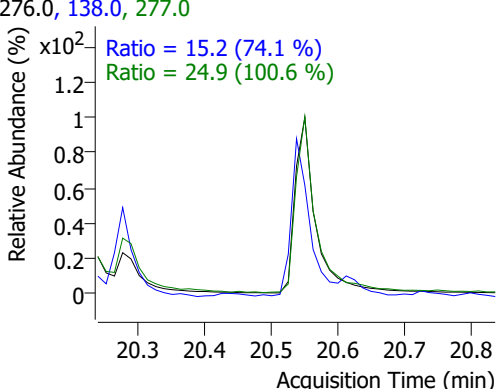
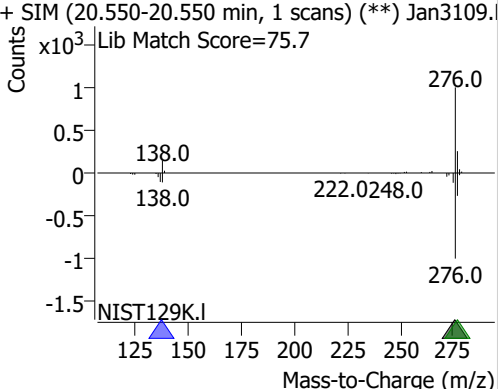
Compound	Conc.	RT	Dev(Min)	Resp.	QIon	QRatio	Lower	Upper
Benzo(a)Anthracene	2.2940	14.68	0.00	18170	226.0	26.1	19.0	35.2
					229.0	22.1	16.0	29.7



Quantitation Results Report (QT Reviewed)

Compound	Conc.	RT	Dev(Min)	Resp.	QIon	QRatio	Lower	Upper
Chrysene	2.0011	14.78	0.01	21777	226.0 229.0	31.4 18.8	21.0 14.8	39.1 27.6
+ Selected Ion (228.0) Jan3109.D 			228.0, 226.0, 229.0 			+ SIM (14.776-14.776 min, 1 scans) (**) Jan3109. Lib Match Score=54.5 		
Benzo(b)fluoranthene	1.9631	17.71	0.00	14877	253.0	22.0	14.9	27.7
+ Selected Ion (252.0) Jan3109.D 			252.0, 253.0 			+ SIM (17.709-17.709 min, 1 scans) (**) Jan3109. Lib Match Score=68.0 		
Benzo(k)fluoranthene	1.9770	17.78	0.01	18454	253.0	21.4	13.2	24.6
+ Selected Ion (252.0) Jan3109.D 			252.0, 253.0 			+ SIM (17.783-17.783 min, 1 scans) (**) Jan3109. Lib Match Score=68.0 		
Benzo(a)pyrene	2.2079	18.36	0.01	14103	253.0	21.9	16.1	29.9
+ Selected Ion (252.0) Jan3109.D 			252.0, 253.0 			+ SIM (18.363-18.363 min, 1 scans) (**) Jan3109. Lib Match Score=68.2 		

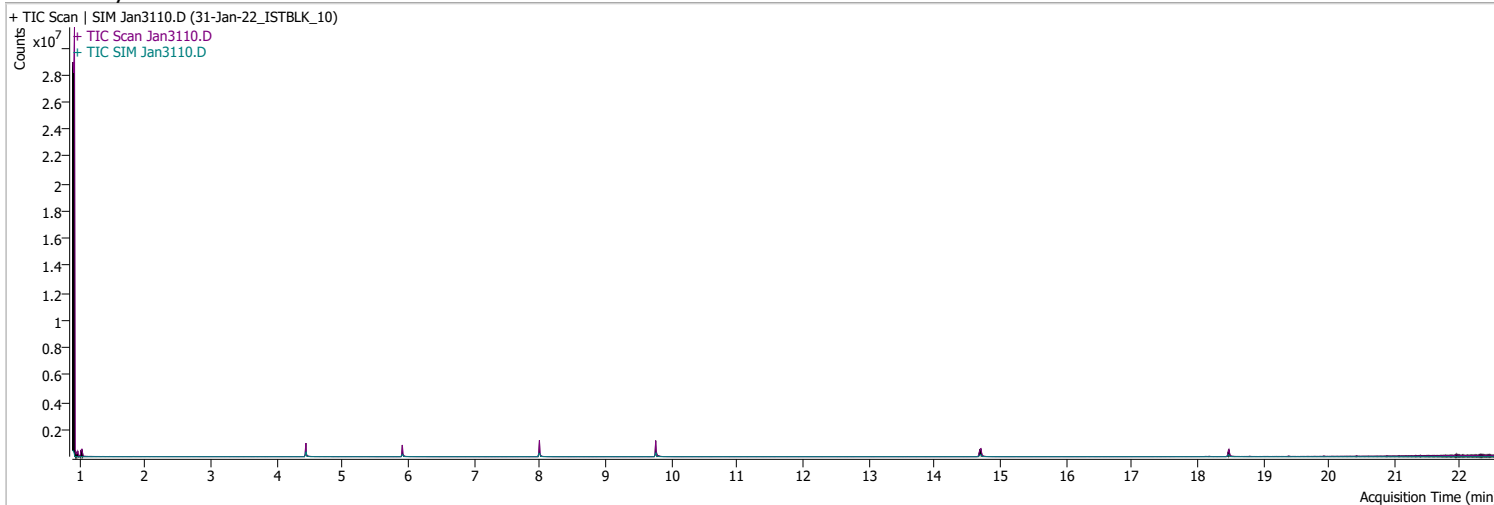
Quantitation Results Report (QT Reviewed)

Compound	Conc.	RT	Dev(Min)	Resp.	QIon	QRatio	Lower	Upper
Indeno(1,2,3-cd)pyrene	2.2395	20.22	0.00	12701	138.0	17.3	15.7	29.1
+ Selected Ion (276.0) Jan3109.D			276.0, 138.0			+ SIM (20.217-20.217 min, 1 scans) (**) Jan3109.1		
								
Dibenzo(a,h)anthracene	2.1031	20.28	0.00	13867	279.0	24.1	17.4	32.3
+ Selected Ion (278.0) Jan3109.D			278.0, 279.0, 139.0			+ SIM (20.279-20.279 min, 1 scans) (**) Jan3109.1		
								
Benzo(g,h,i)perylene	1.9169	20.55	0.01	16055	277.0	24.9	17.3	32.2
+ Selected Ion (276.0) Jan3109.D			276.0, 138.0, 277.0			+ SIM (20.550-20.550 min, 1 scans) (**) Jan3109.1		
								

Quantitation Results Report (QT Reviewed)

Data File	Jan3110.D	Operator	LIMS import
Acq. Method	5975BNASIM	Acq. Date-Time	1/31/2022 4:47:17 PM
Sample Name	31-Jan-22_ISTBLK_10	Instrument	GCMS
Vial	3	Multiplier	1.00
DA Method File	012622 bna SIM 2.batch.bin	Comment	SVOC-8270C-SIM-W-LLPAH
Tune File	dftppjph.u	Tune Date	
Batch Name	013122 bna SIM 2.batch.bin	Last Calib Update	1/27/2022 8:37:26 AM

Ref Library



Compound	RT	QIon	Resp.	Conc.	Units	Dev(Min)	
Internal Standards							
M 1,4-Dichlorobenzene-d4	4.447	152.0	126064	40.0000	ng/ml		-0.013
M Naphthalene-d8	5.916	136.0	219249	40.0000	ng/ml		0.000
M Acenaphthene-d10	8.000	164.0	151248	40.0000	ng/ml		0.000
M Phenanthrene-d10	9.768	188.0	337187	40.0000	ng/ml		0.000
M Chrysene-d12	14.701	240.0	262521	40.0000	ng/ml		0.000
M Perylene-d12	18.474	264.0	182687	40.0000	ng/ml		0.000
System Monitoring Compounds							
S Nitrobenzene-d5	0.000		0	N.D.			
Spiked Amount: 5.000	Range: 19.0 - 102.0%			Recovery = NA%			
S 2-Fluorobiphenyl	0.000		0	N.D.			
Spiked Amount: 5.000	Range: 25.0 - 94.0%			Recovery = NA%			
S o-Terphenyl	0.000		0	N.D.			
Spiked Amount: 5.000	Range: 40.0 - 140.0%			Recovery = NA%			
S Terphenyl-d14	12.263	244.0	0		ng/ml	md	0.012
Spiked Amount: 5.000	Range: 39.0 - 106.0%			Recovery = NA%			
Target Compounds							
T Naphthalene	0.000		0	N.D.			
T 2-Methylnaphthalene	0.000		0	N.D.			
T 1-Methylnaphthalene	0.000		0	N.D.			
T Acenaphthylene	0.000		0	N.D.			
T Acenaphthene	8.025	154.0	0		ng/ml	md	1
T Fluorene	0.000		0	N.D.			
T Phenanthrene	9.792	178.0	0		ng/ml	md	1
T Anthracene	9.854	178.0	0		ng/ml	md	1
T Fluoranthene	0.000		0	N.D.			
T Pyrene	0.000		0	N.D.			
T Benzo(a)Anthracene	14.701	228.0	0		ng/ml	md	1
T Chrysene	14.764	228.0	0		ng/ml	md	1
T Benzo(b)fluoranthene	17.721	252.0	0		ng/ml	md	1

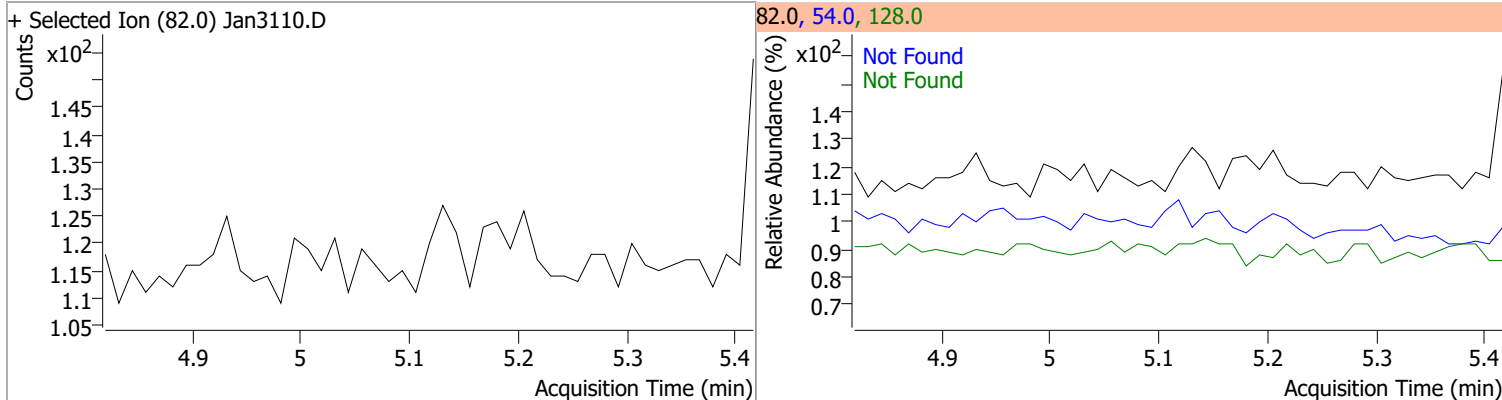
Quantitation Results Report (QT Reviewed)

Compound	RT	QIon	Resp.	Conc.	Units	Dev(Min)
T Benzo(k)fluoranthene	17.795	252.0	0		ng/ml	md
T Benzo(a)pyrene	18.363	252.0	0		ng/ml	md
T Indeno(1,2,3-cd)pyrene	20.229	276.0	0		ng/ml	md
T Dibenzo(a,h)anthracene	20.303	278.0	0		ng/ml	md
T Benzo(g,h,i)perylene	20.563	276.0	0		ng/ml	md

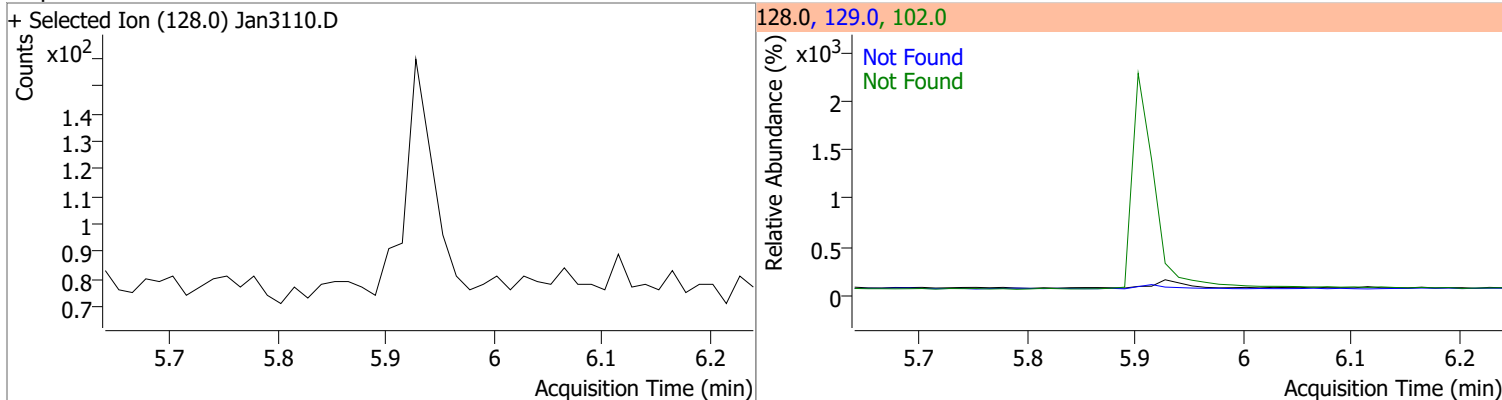
(#) = Qualifier Out of Range; (m) = Manual Integration; (+) = Area Summed; (*) = Surrogate Percent Recovery Out of Range; (d): Zeroed Peak

Quantitation Results Report (QT Reviewed)

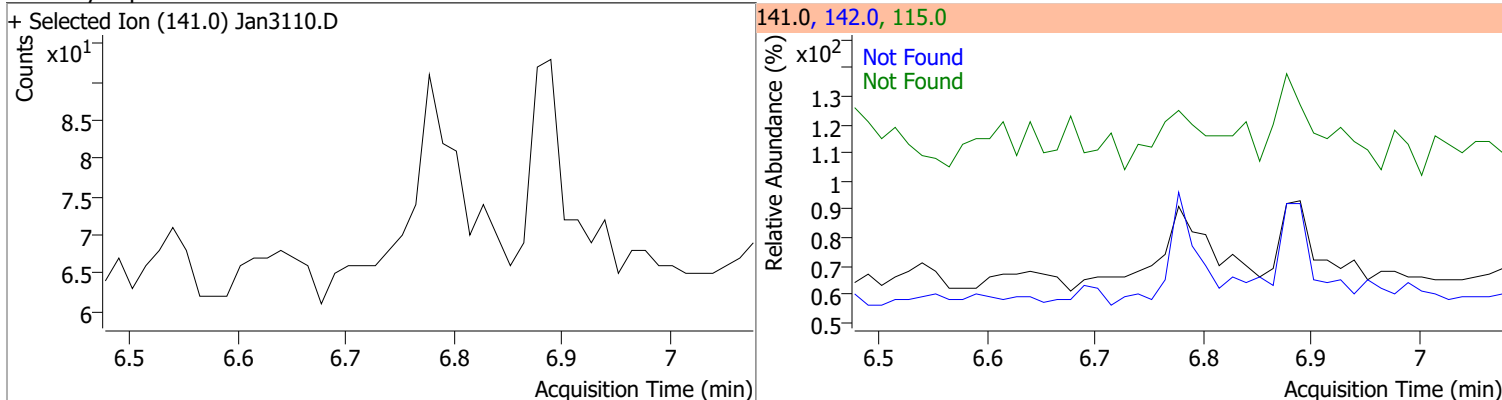
Compound	Conc.	Exp RT	QIon	Exp Ratio	QIon	Exp Ratio
Nitrobenzene-d5	N.D.	5.12	54.0	45.2	128.0	27.6



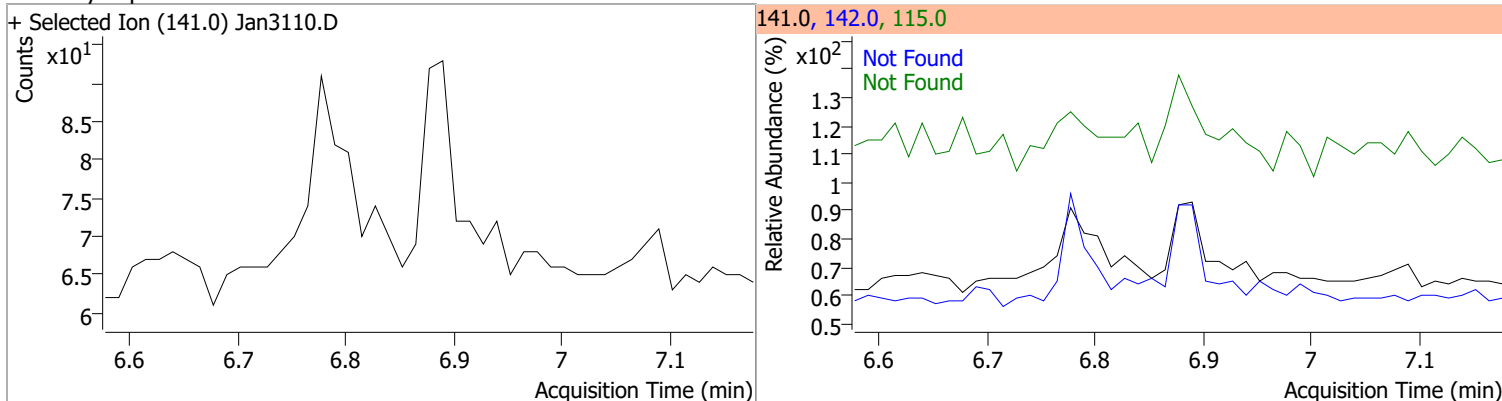
Compound	Conc.	Exp RT	QIon	Exp Ratio	QIon	Exp Ratio
Naphthalene	N.D.	5.94	102.0	20.6	129.0	11.0



Compound	Conc.	Exp RT	QIon	Exp Ratio	QIon	Exp Ratio
2-Methylnaphthalene	N.D.	6.78	142.0	141.5	115.0	66.1

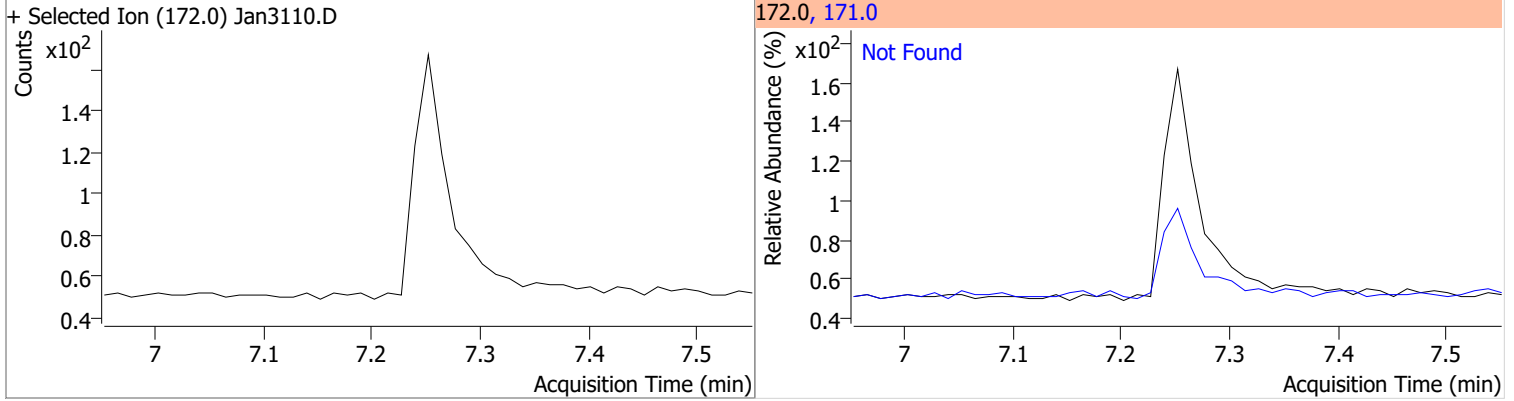


Compound	Conc.	Exp RT	QIon	Exp Ratio	QIon	Exp Ratio
1-Methylnaphthalene	N.D.	6.88	142.0	111.9	115.0	76.3

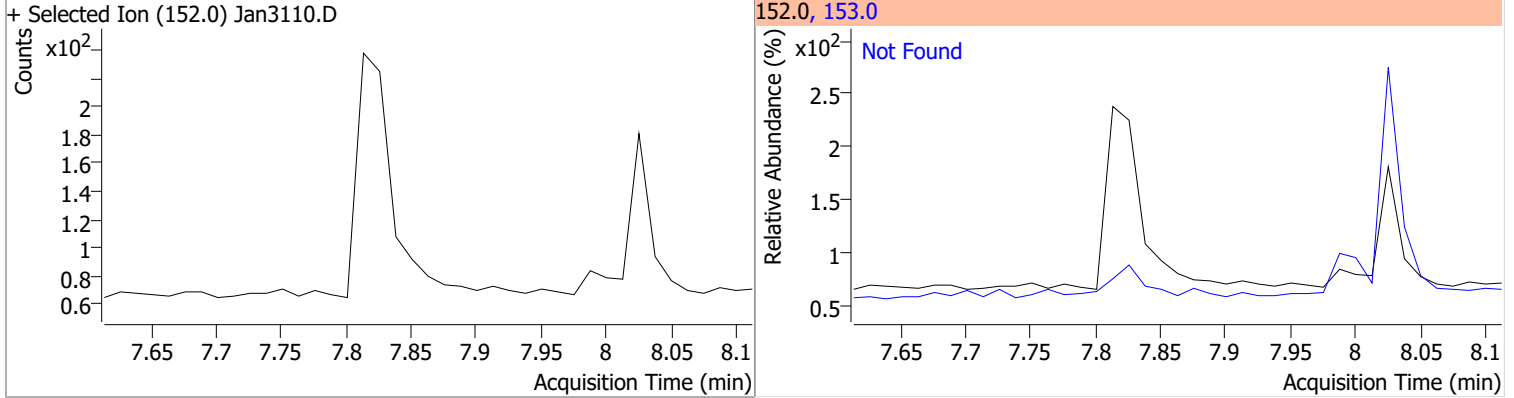


Quantitation Results Report (QT Reviewed)

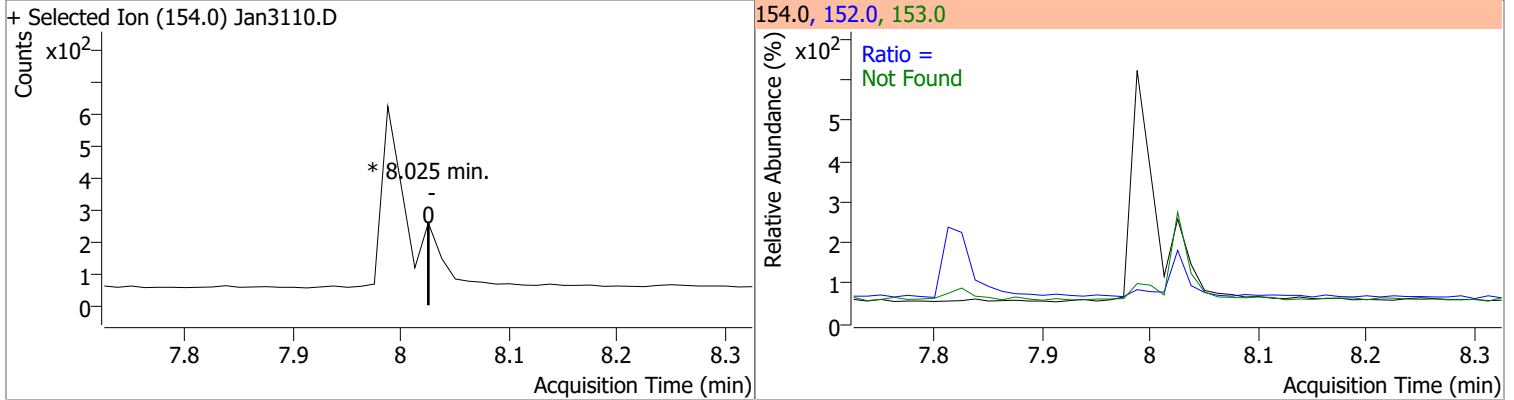
Compound	Conc.	Exp RT	QIon	Exp Ratio
2-Fluorobiphenyl	N.D.	7.25	171.0	36.6



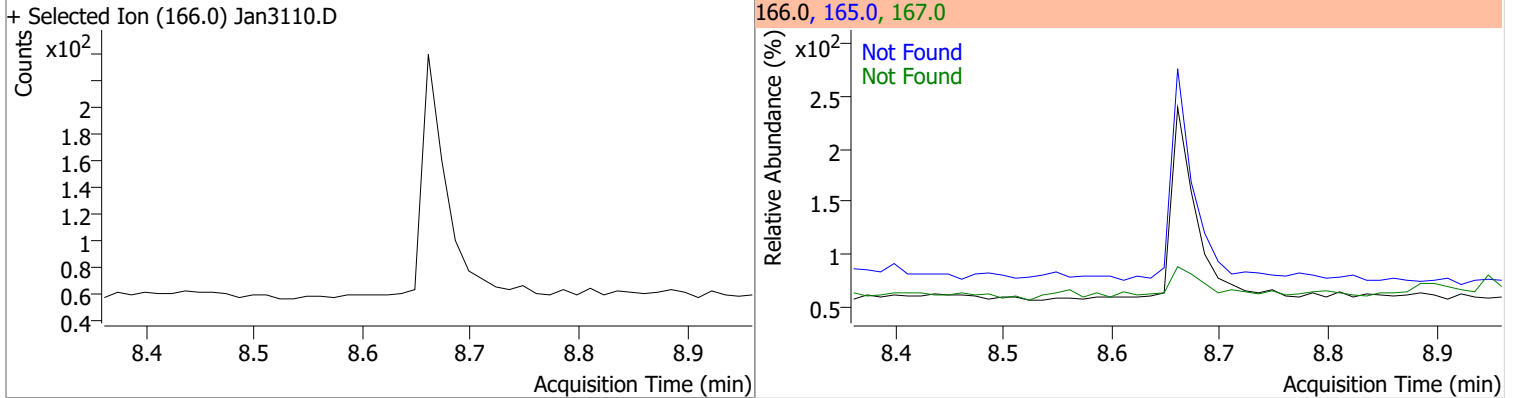
Compound	Conc.	Exp RT	QIon	Exp Ratio
Acenaphthylene	N.D.	7.81	153.0	13.1



Compound	Conc.	RT	Dev(Min)	Resp.	QIon	QRatio	Lower	Upper
Acenaphthene		0		0	153.0		83.9	155.8
					152.0		40.9	76.0

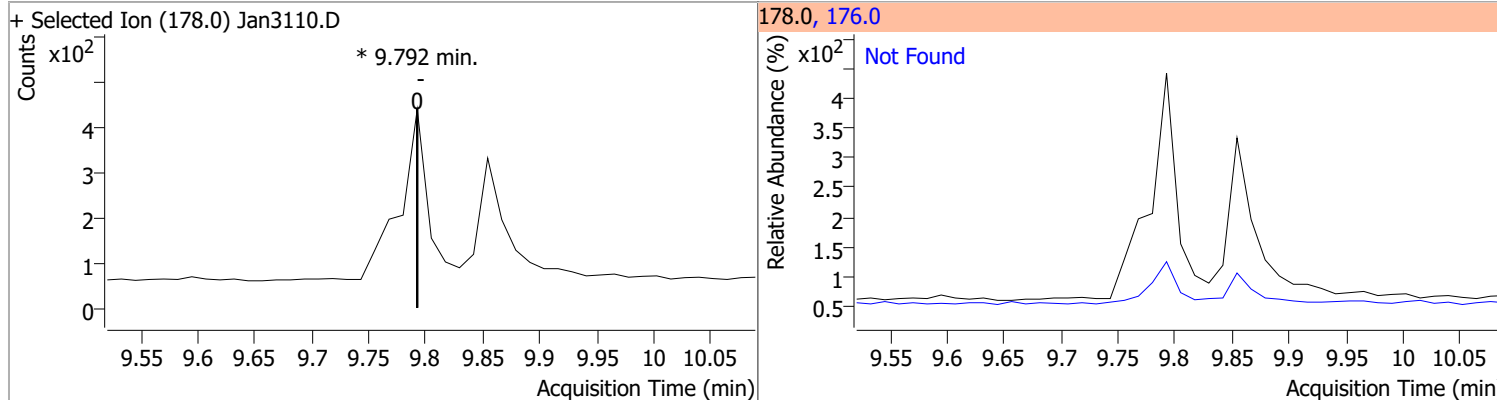


Compound	Conc.	Exp RT	QIon	Exp Ratio	QIon	Exp Ratio
Fluorene	N.D.	8.66	165.0	95.7	167.0	13.2

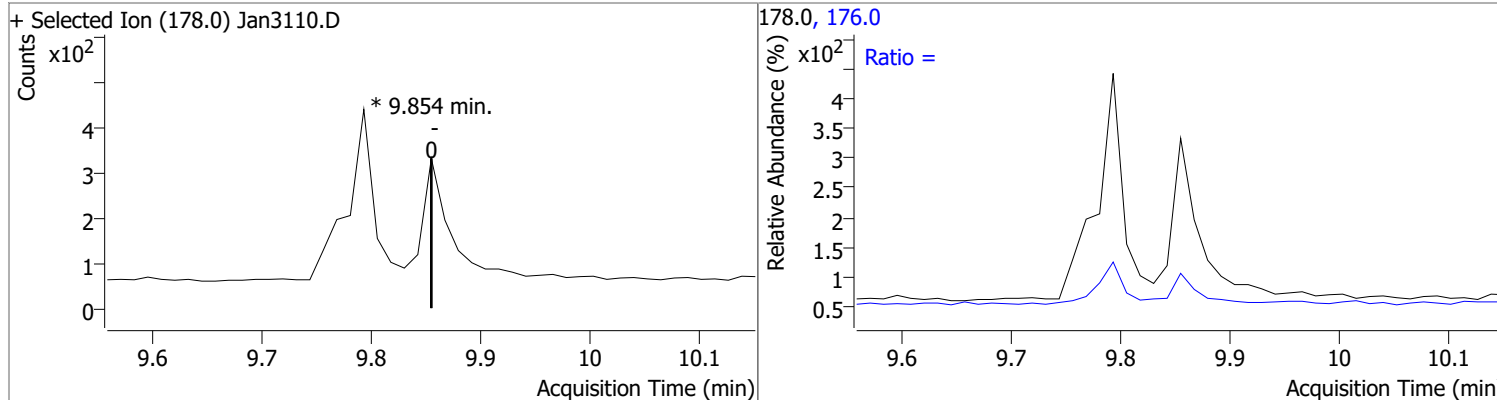


Quantitation Results Report (QT Reviewed)

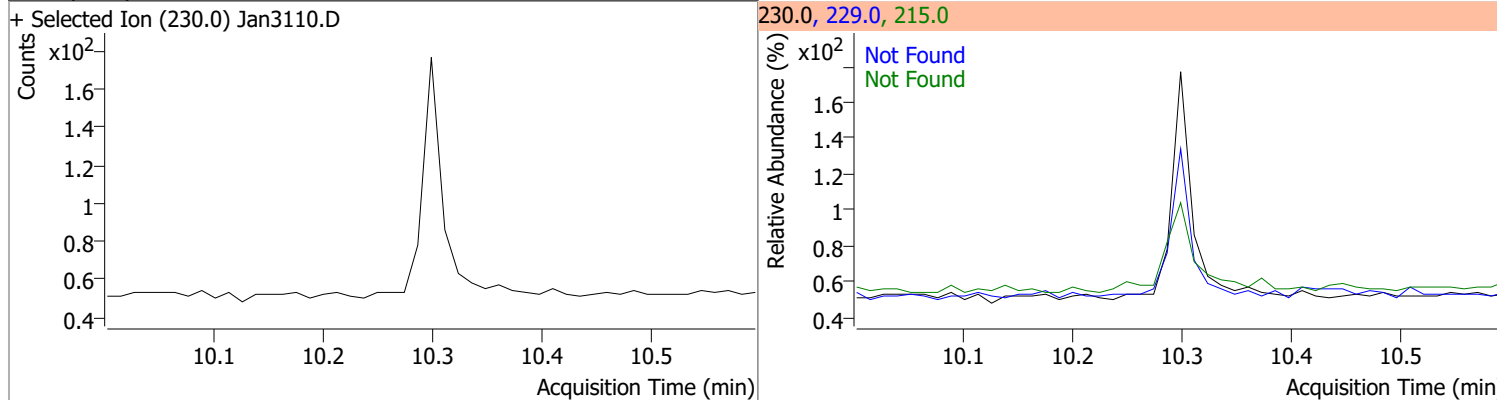
Compound	Conc.	RT	Dev(Min)	Resp.	QIon	QRatio	Lower	Upper
Phenanthrene		0		0	176.0		13.2	24.6



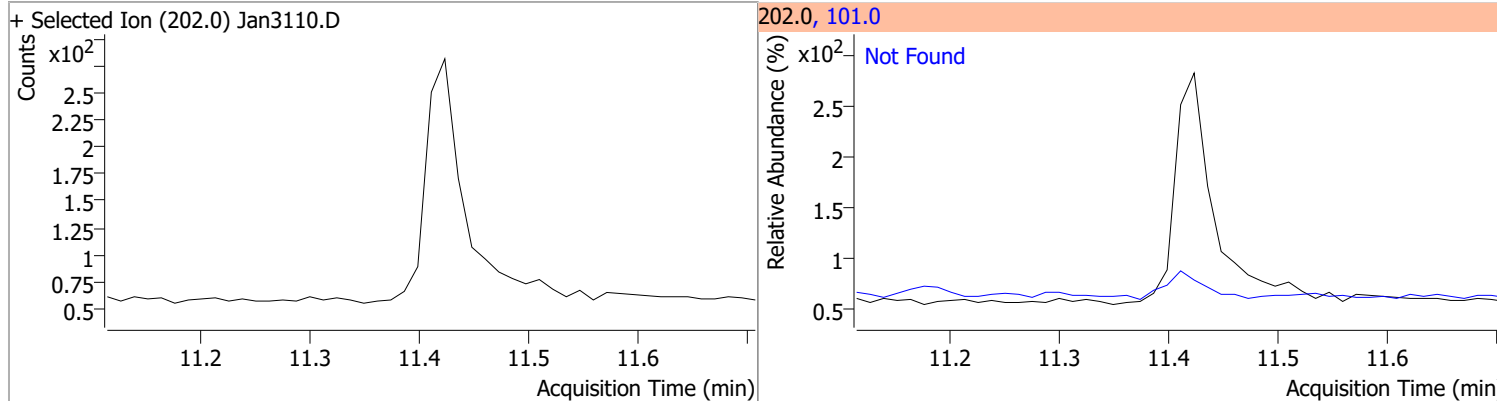
Compound	Conc.	RT	Dev(Min)	Resp.	QIon	QRatio	Lower	Upper
Anthracene		0		0	176.0		12.8	23.8



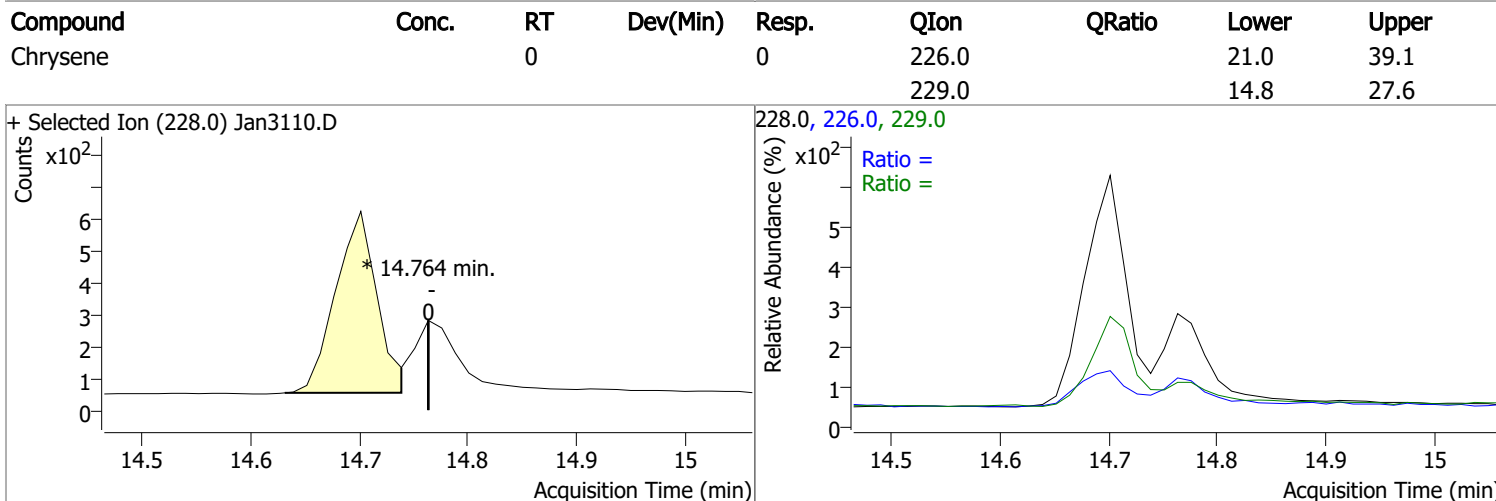
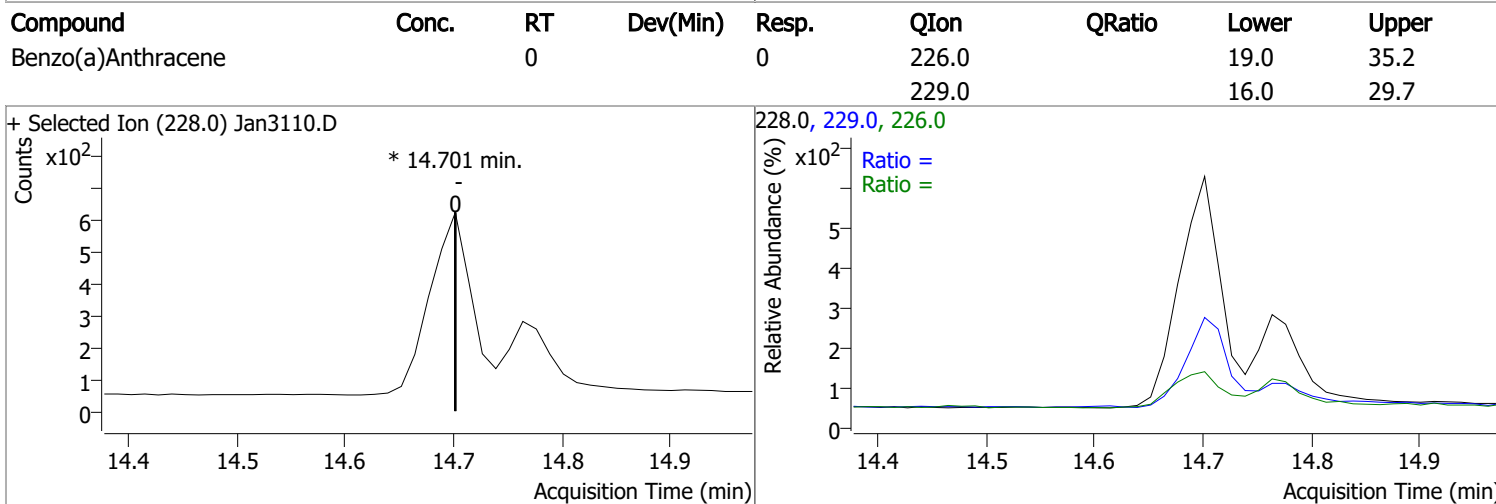
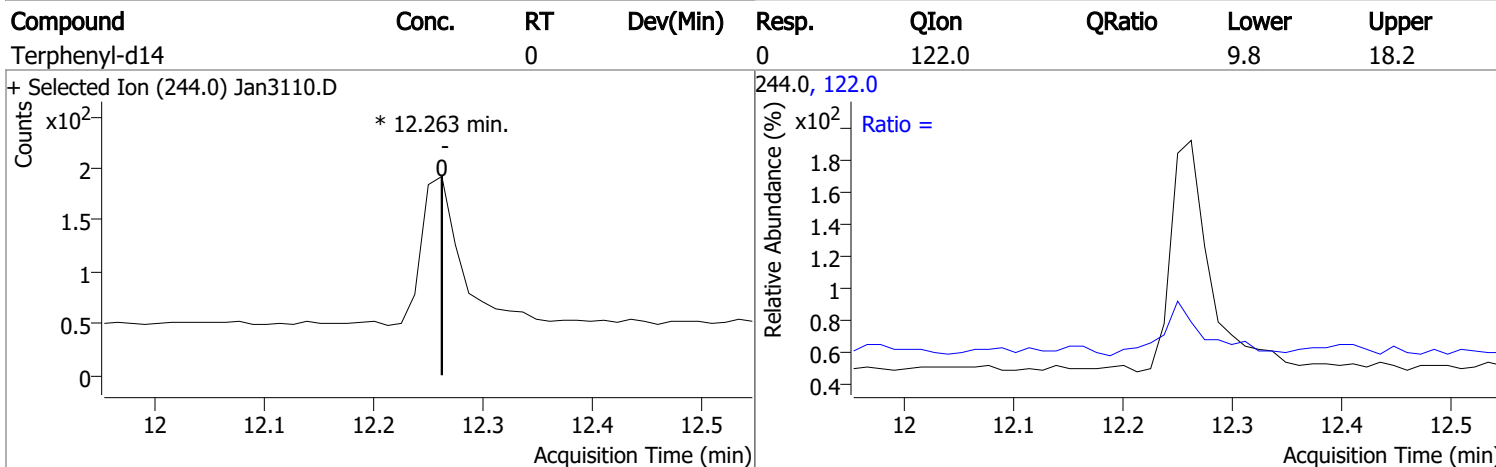
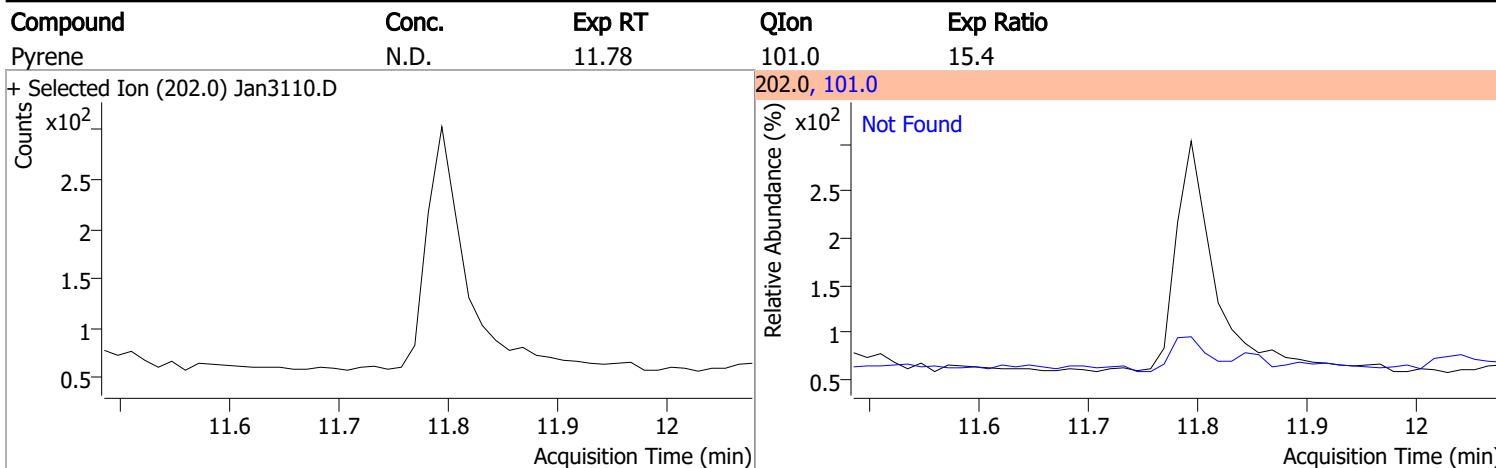
Compound	Conc.	Exp RT	QIon	Exp Ratio	QIon	Exp Ratio
o-Terphenyl	N.D.	10.30	229.0	67.3	215.0	44.4



Compound	Conc.	Exp RT	QIon	Exp Ratio
Fluoranthene	N.D.	11.41	101.0	12.5

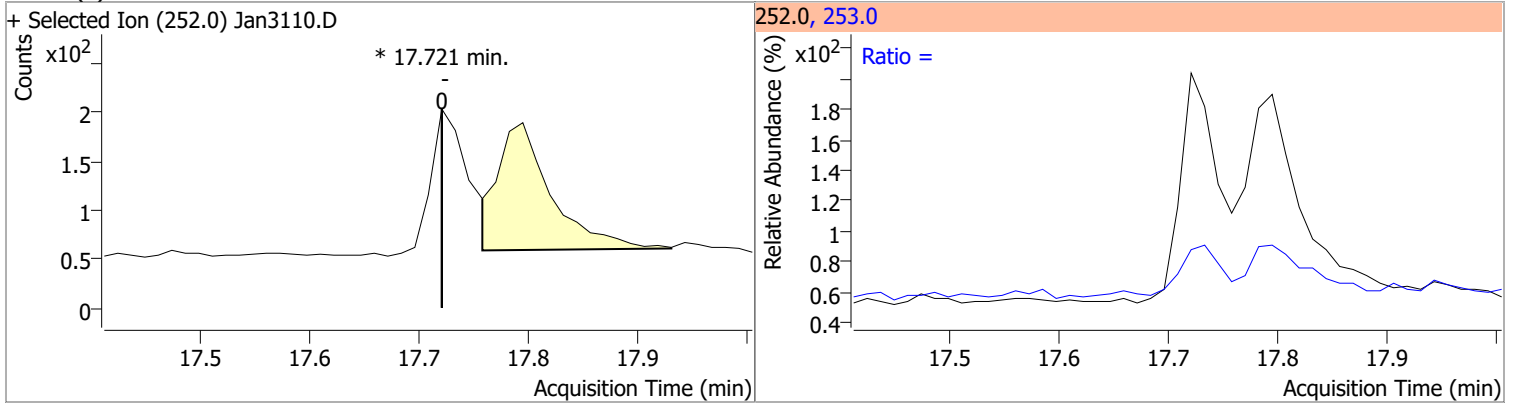


Quantitation Results Report (QT Reviewed)

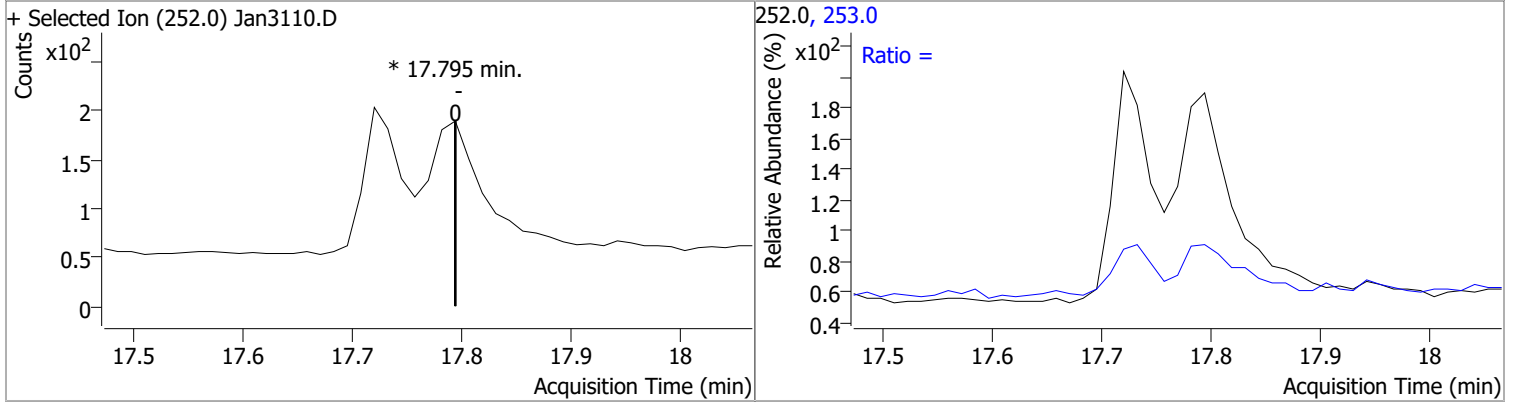


Quantitation Results Report (QT Reviewed)

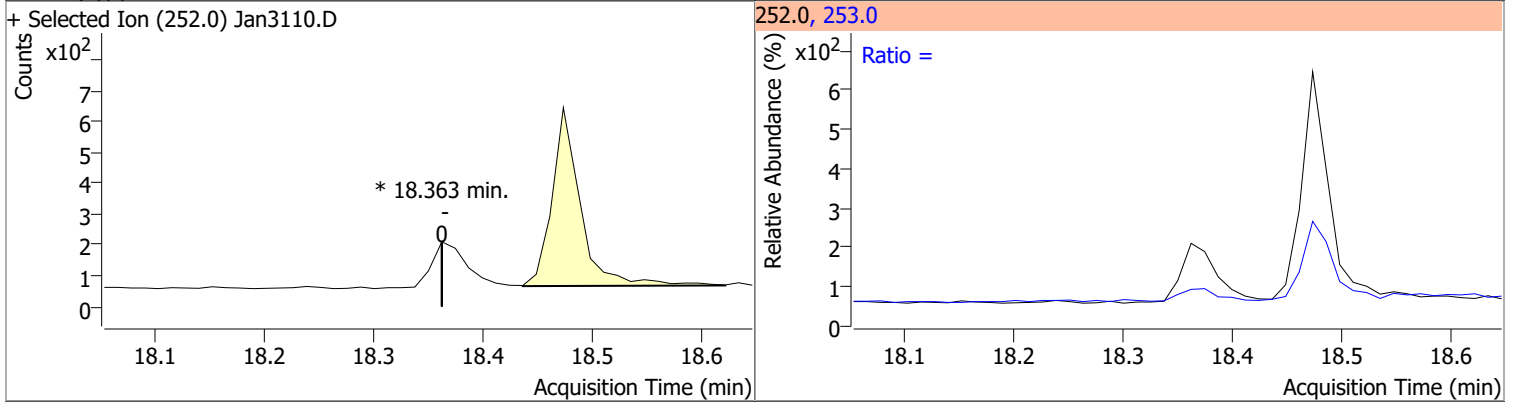
Compound	Conc.	RT	Dev(Min)	Resp.	QIon	QRatio	Lower	Upper
Benzo(b)fluoranthene	0	17.721		0	253.0		14.9	27.7



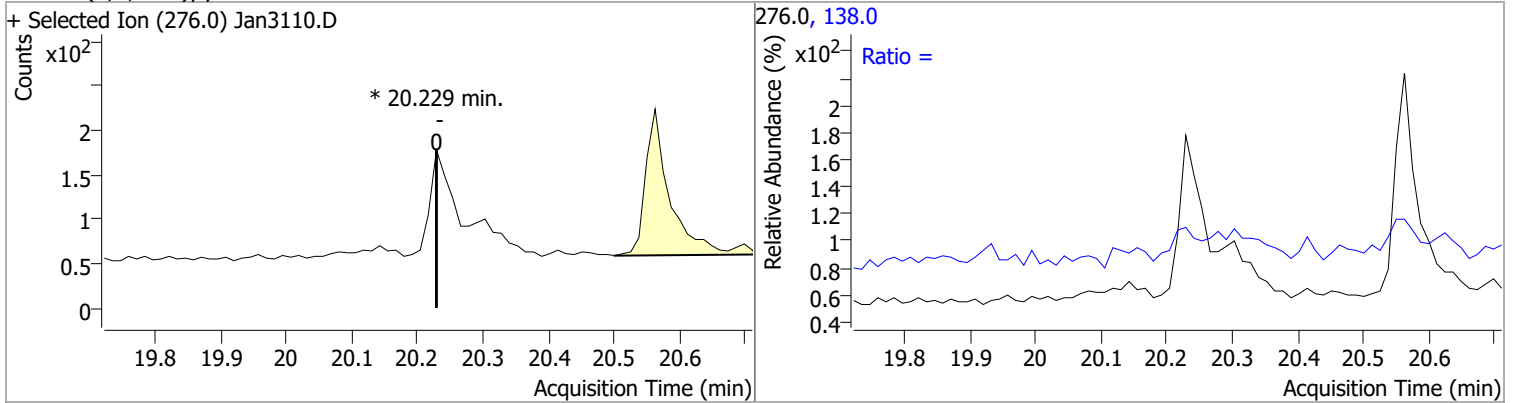
Compound	Conc.	RT	Dev(Min)	Resp.	QIon	QRatio	Lower	Upper
Benzo(k)fluoranthene	0	17.795		0	253.0		13.2	24.6



Compound	Conc.	RT	Dev(Min)	Resp.	QIon	QRatio	Lower	Upper
Benzo(a)pyrene	0	18.363		0	253.0		16.1	29.9

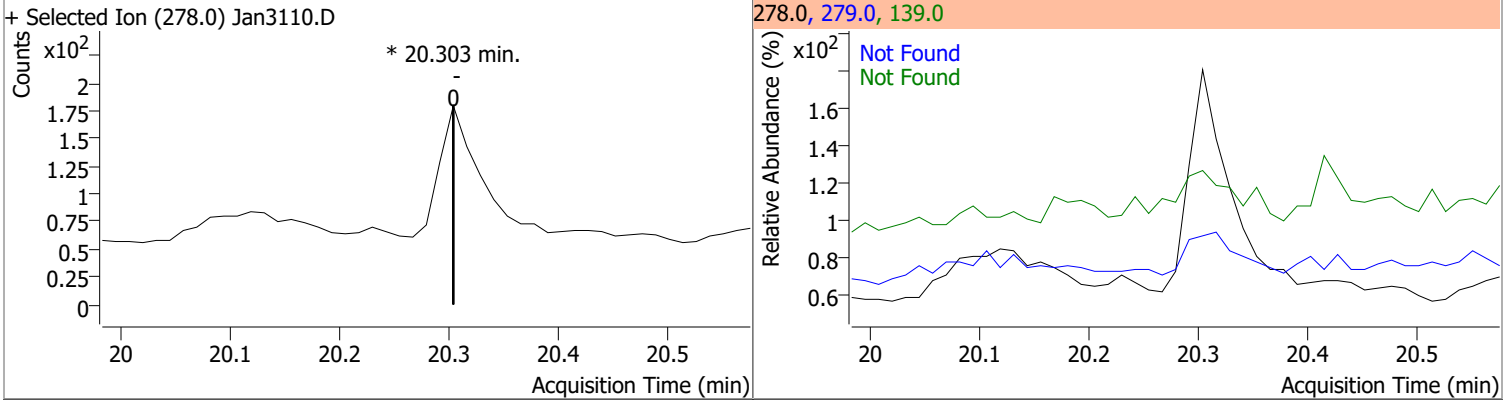


Compound	Conc.	RT	Dev(Min)	Resp.	QIon	QRatio	Lower	Upper
Indeno(1,2,3-cd)pyrene	0	20.229		0	138.0		15.7	29.1

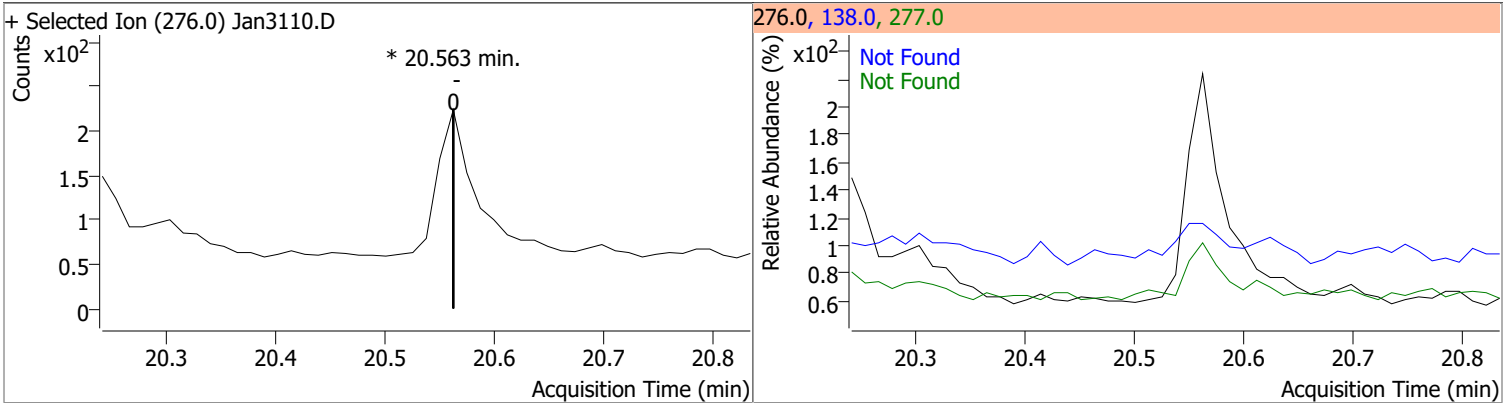


Quantitation Results Report (QT Reviewed)

Compound	Conc.	RT	Dev(Min)	Resp.	QIon	QRatio	Lower	Upper
Dibenzo(a,h)anthracene		0		0	279.0		17.4	32.3
					139.0		12.3	22.8



Compound	Conc.	RT	Dev(Min)	Resp.	QIon	QRatio	Lower	Upper
Benzo(g,h,i)perylene		0		0	277.0		17.3	32.2
					138.0		14.4	26.7

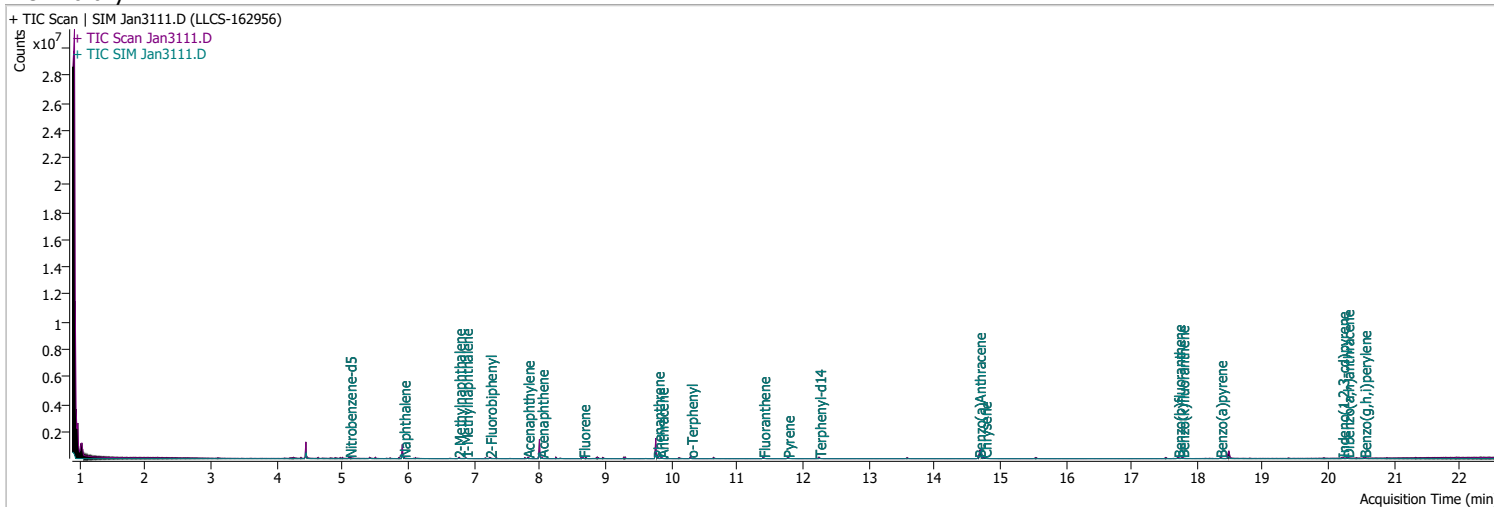


Quantitation Results Report (QT Reviewed)

Data File Jan3111.D
 Acq. Method 5975BNASIM
 Sample Name LLCS-162956
 Vial 4
 DA Method File 012622 bna SIM 2.batch.bin
 Tune File dftppjph.u
 Batch Name 013122 bna SIM 2.batch.bin

Operator LIMS import
 Acq. Date-Time 1/31/2022 5:19:54 PM
 Instrument GCMS
 Multiplier 1.00
 Comment SVOC-8270C-SIM-W-LLPAH
 Tune Date
 Last Calib Update 1/27/2022 8:37:26 AM

Ref Library



Compound	RT	QIon	Resp.	Conc.	Units	Dev(Min)
Internal Standards						
M 1,4-Dichlorobenzene-d4	4.447	152.0	131080	40.0000	ng/ml	-0.012
M Naphthalene-d8	5.916	136.0	227801	40.0000	ng/ml	0.000
M Acenaphthene-d10	8.001	164.0	149156	40.0000	ng/ml	0.000
M Phenanthrene-d10	9.768	188.0	351526	40.0000	ng/ml	0.000
M Chrysene-d12	14.702	240.0	271109	40.0000	ng/ml	0.000
M Perylene-d12	18.475	264.0	187649	40.0000	ng/ml	0.000
System Monitoring Compounds						
S Nitrobenzene-d5	5.106	82.0	15750	4.8076	ng/ml	-0.012
Spiked Amount: 5.000	Range: 19.0 - 102.0%			Recovery = 96.15%		
S 2-Fluorobiphenyl	7.240	172.0	29054	4.9628	ng/ml	-0.012
Spiked Amount: 5.000	Range: 25.0 - 94.0%			Recovery = 99.26%		*
S o-Terphenyl	10.299	230.0	27189	5.1355	ng/ml	0.000
Spiked Amount: 5.000	Range: 40.0 - 140.0%			Recovery = 102.71%		
S Terphenyl-d14	12.251	244.0	26313	5.8504	ng/ml	0.000
Spiked Amount: 5.000	Range: 39.0 - 106.0%			Recovery = 117.01%		*
Target Compounds						
T Naphthalene	5.928	128.0	22642	3.8861	ng/ml	96
T 2-Methylnaphthalene	6.765	141.0	14308	4.0552	ng/ml	89
T 1-Methylnaphthalene	6.877	141.0	14174	3.9589	ng/ml	93
T Acenaphthylene	7.814	152.0	33132	4.8229	ng/ml	98
T Acenaphthene	8.025	154.0	20247	4.8511	ng/ml	98
T Fluorene	8.661	166.0	27208	4.7375	ng/ml	98
T Phenanthrene	9.793	178.0	47887	5.2226	ng/ml	100
T Anthracene	9.854	178.0	46435	5.7280	ng/ml	95
T Fluoranthene	11.398	202.0	59425	5.5294	ng/ml	97
T Pyrene	11.769	202.0	63904	5.5457	ng/ml	95
T Benzo(a)Anthracene	14.677	228.0	46940	6.0165	ng/ml	98
T Chrysene	14.764	228.0	59571	5.7204	ng/ml	98
T Benzo(b)fluoranthene	17.709	252.0	44168	5.6809	ng/ml	100

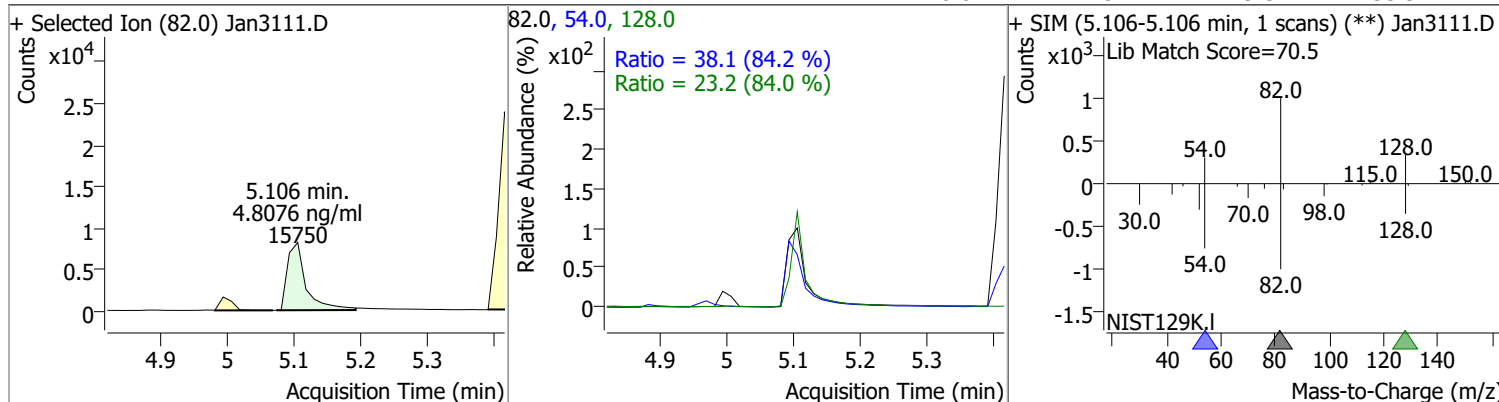
Quantitation Results Report (QT Reviewed)

Compound	RT	QIon	Resp.	Conc.	Units	Dev(Min)
T Benzo(k)fluoranthene	17.770	252.0	48442	5.4153	ng/ml	94
T Benzo(a)pyrene	18.351	252.0	36043	5.5894	ng/ml	99
T Indeno(1,2,3-cd)pyrene	20.204	276.0	33183	5.7279	ng/ml	91
T Dibenzo(a,h)anthracene	20.279	278.0	38276	5.9337	ng/ml	98
T Benzo(g,h,i)perylene	20.538	276.0	46013	5.6394	ng/ml	96

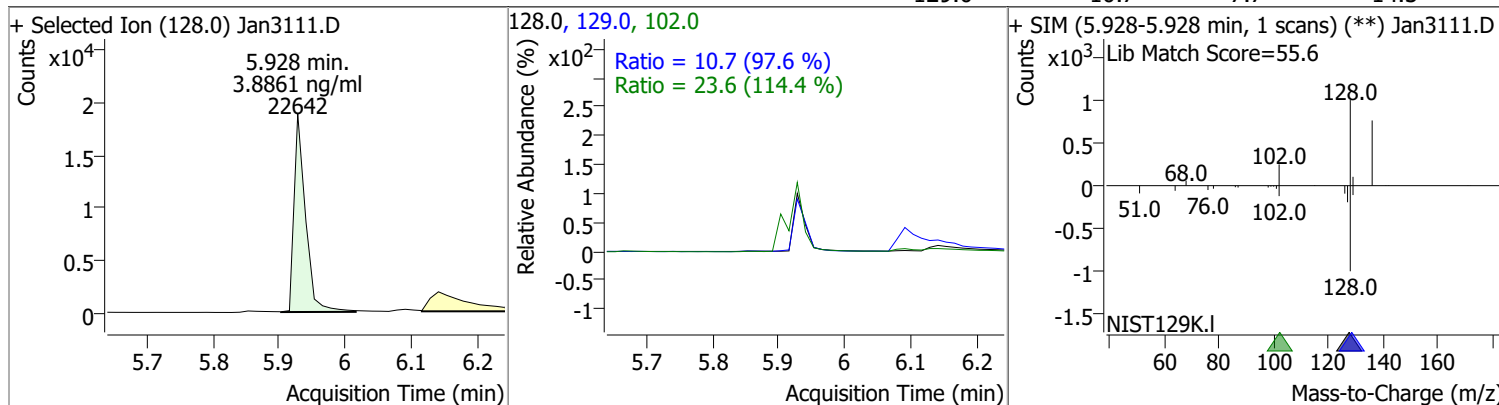
(#) = Qualifier Out of Range; (m) = Manual Integration; (+) = Area Summed; (*) = Surrogate Percent Recovery Out of Range; (d): Zeroed Peak

Quantitation Results Report (QT Reviewed)

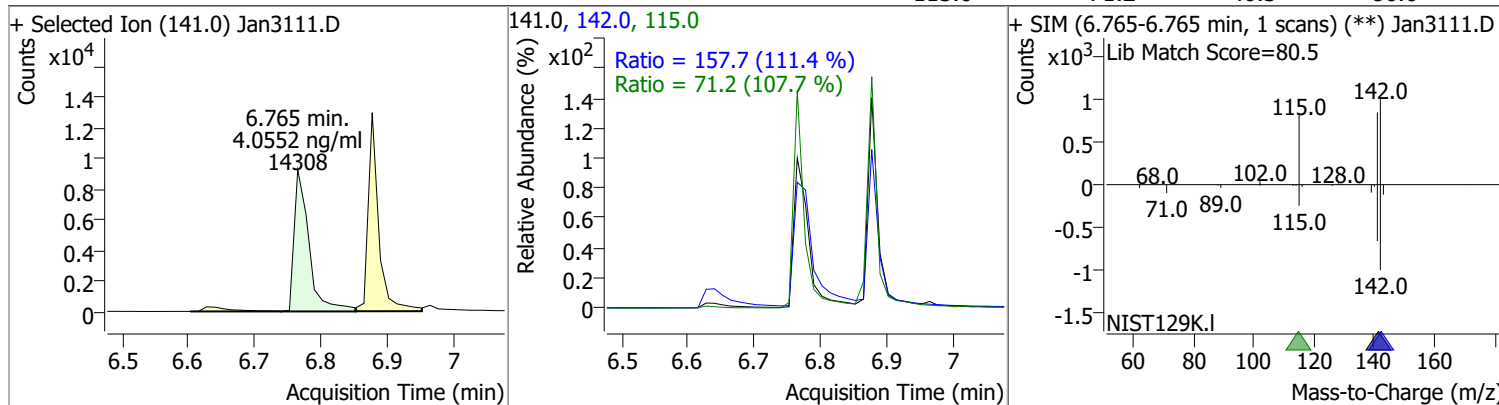
Compound	Conc.	RT	Dev(Min)	Resp.	QIon	QRatio	Lower	Upper
Nitrobenzene-d5	4.8076	5.11	-0.01	15750	54.0	38.1	31.6	58.8
					128.0	23.2	19.3	35.9



Compound	Conc.	RT	Dev(Min)	Resp.	QIon	QRatio	Lower	Upper
Naphthalene	3.8861	5.93	-0.01	22642	102.0	23.6	0.0	61.8
					129.0	10.7	7.7	14.3

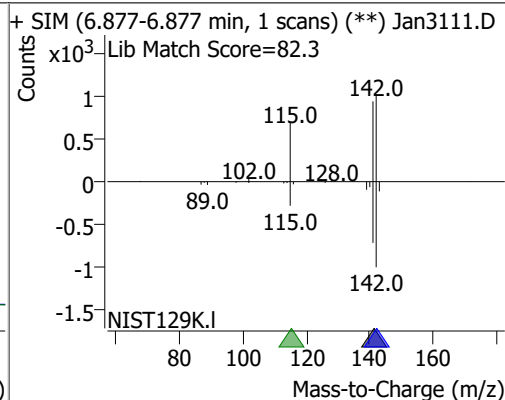
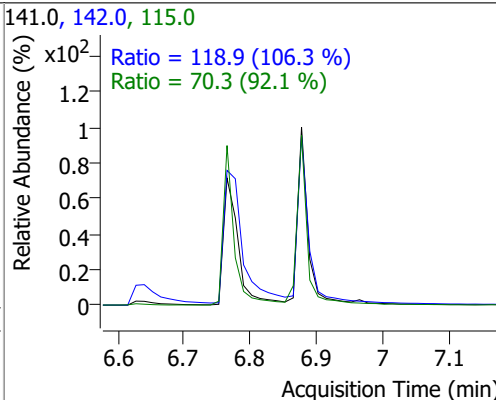
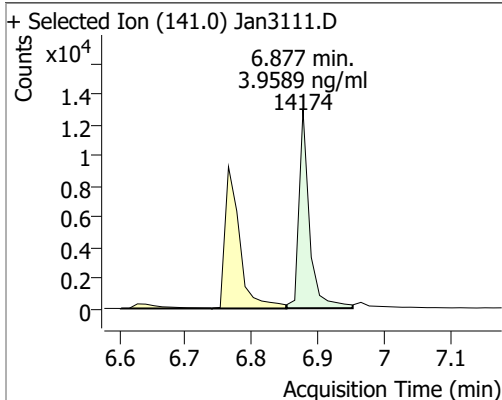


Compound	Conc.	RT	Dev(Min)	Resp.	QIon	QRatio	Lower	Upper
2-Methylnaphthalene	4.0552	6.77	-0.01	14308	142.0	157.7	99.1	184.0
					115.0	71.2	46.3	86.0

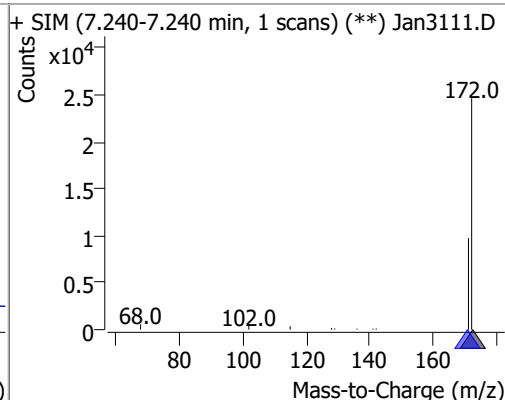
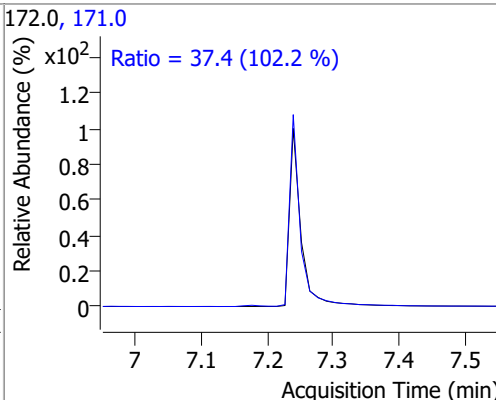
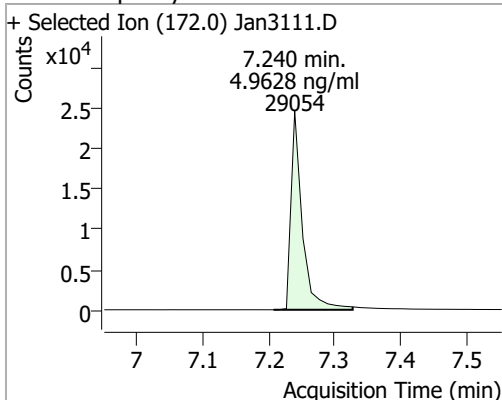


Quantitation Results Report (QT Reviewed)

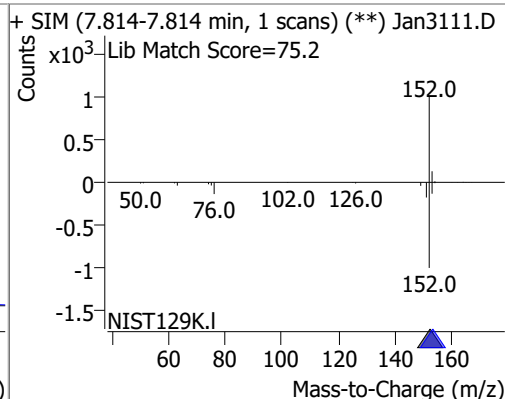
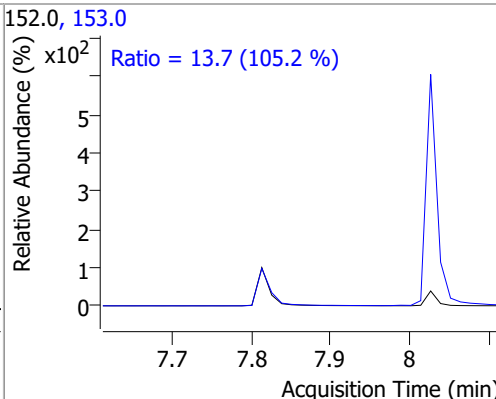
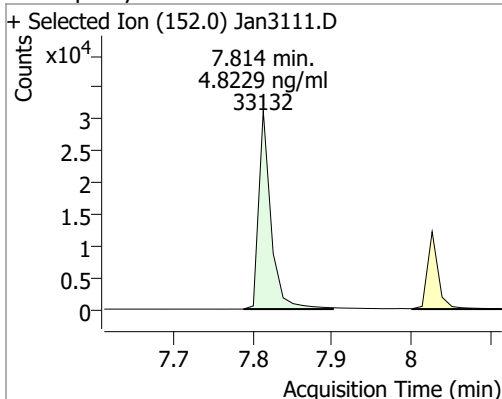
Compound	Conc.	RT	Dev(Min)	Resp.	QIon	QRatio	Lower	Upper
1-Methylnaphthalene	3.9589	6.88	0.00	14174	142.0	118.9	78.3	145.5
					115.0	70.3	53.4	99.2



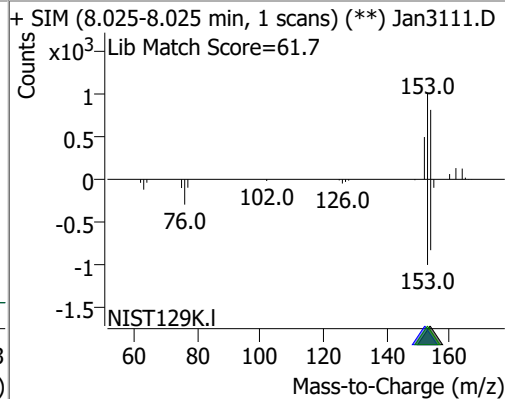
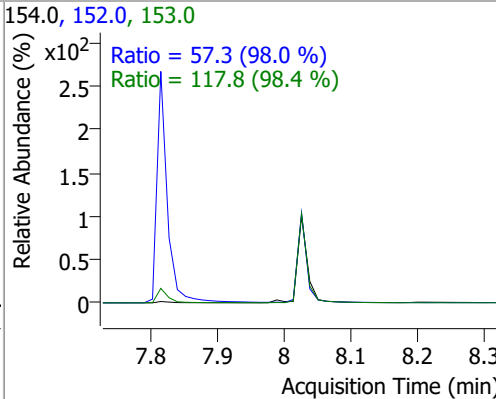
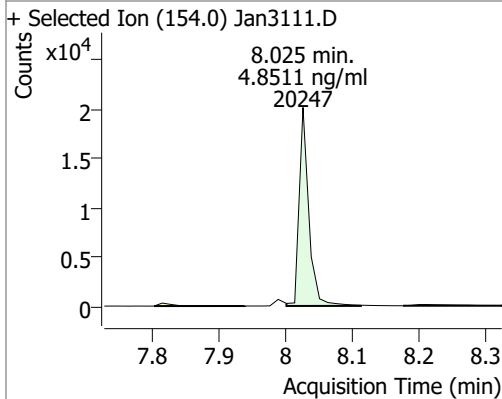
Compound	Conc.	RT	Dev(Min)	Resp.	QIon	QRatio	Lower	Upper
2-Fluorobiphenyl	4.9628	7.24	-0.01	29054	171.0	37.4	25.6	47.6



Compound	Conc.	RT	Dev(Min)	Resp.	QIon	QRatio	Lower	Upper
Acenaphthylene	4.8229	7.81	0.00	33132	153.0	13.7	9.1	17.0

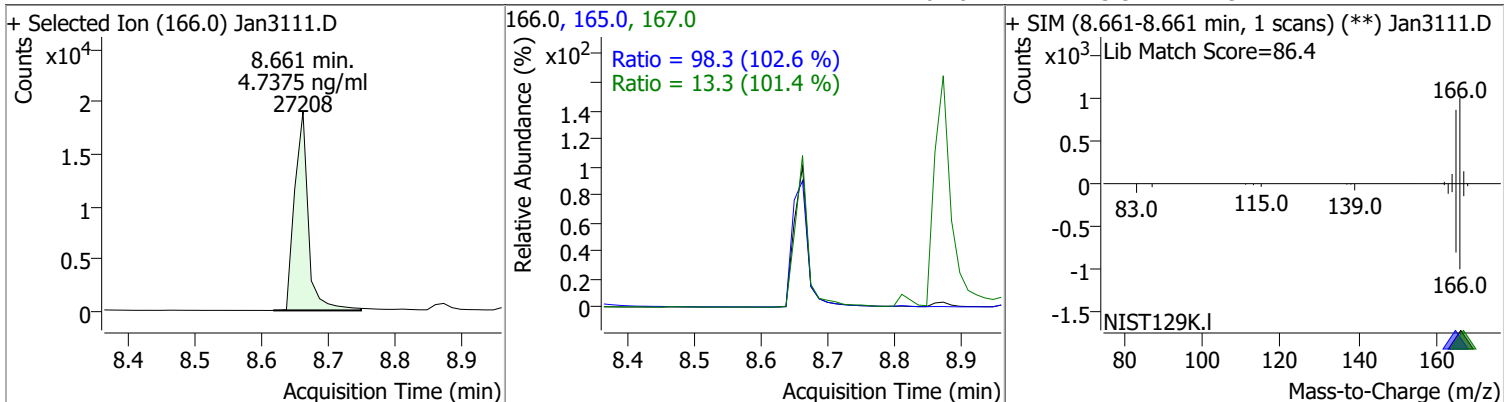


Compound	Conc.	RT	Dev(Min)	Resp.	QIon	QRatio	Lower	Upper
Acenaphthene	4.8511	8.03	0.00	20247	153.0	117.8	83.9	155.8
					152.0	57.3	40.9	76.0

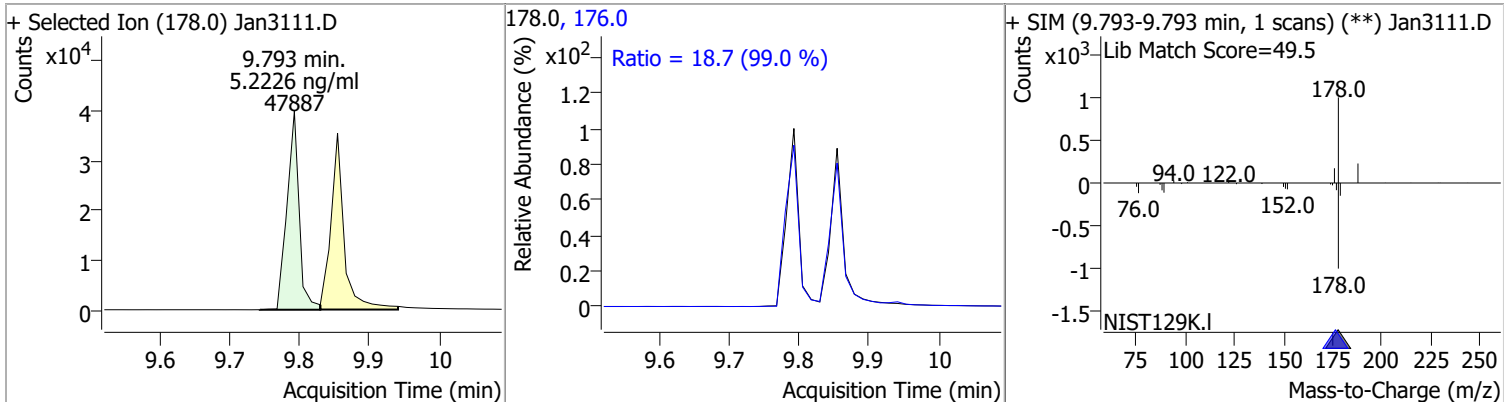


Quantitation Results Report (QT Reviewed)

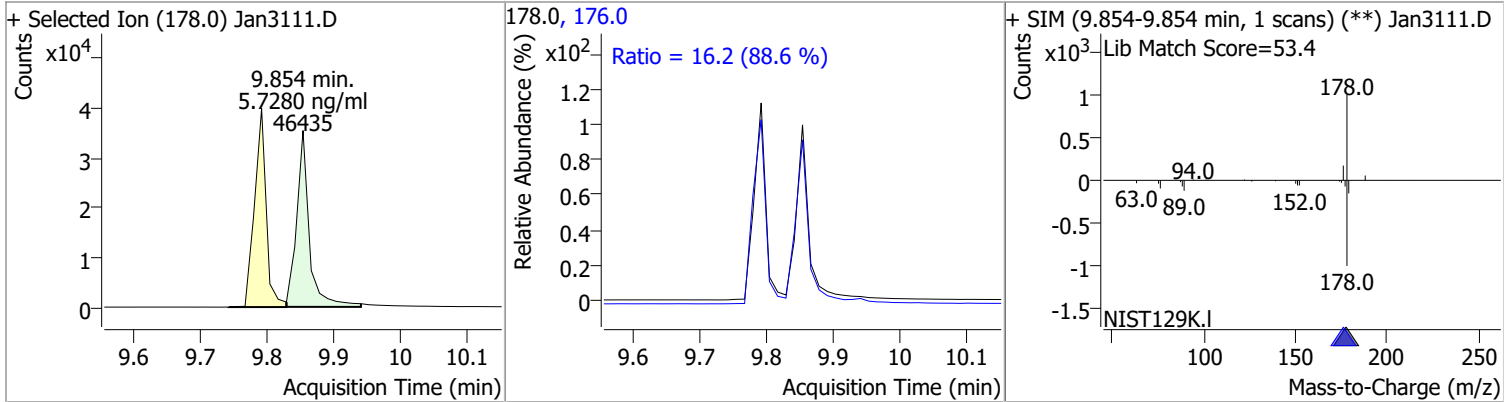
Compound	Conc.	RT	Dev(Min)	Resp.	QIon	QRatio	Lower	Upper
Fluorene	4.7375	8.66	0.00	27208	165.0	98.3	67.0	124.5
					167.0	13.3	9.2	17.1



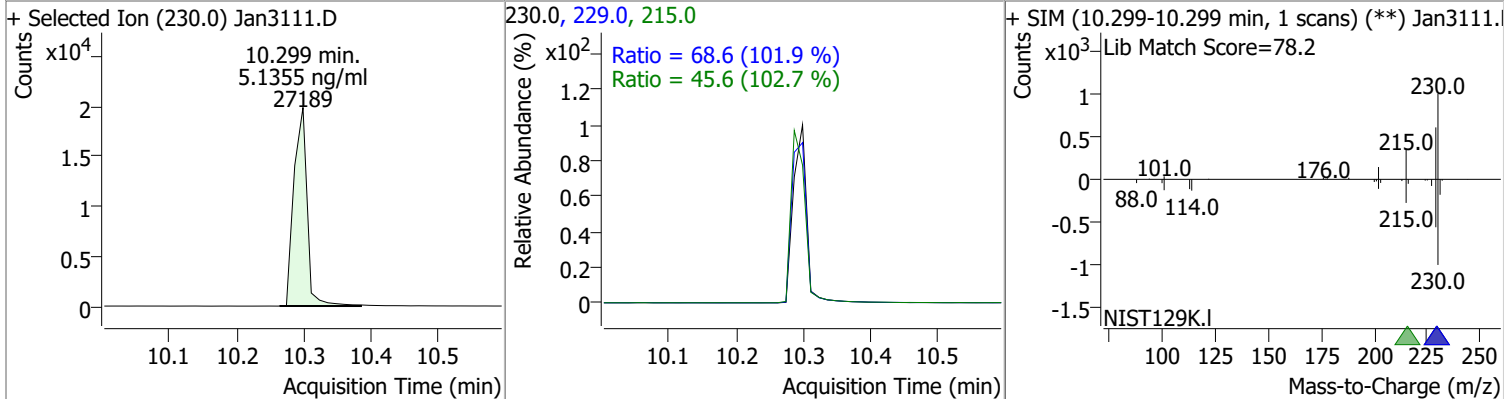
Compound	Conc.	RT	Dev(Min)	Resp.	QIon	QRatio	Lower	Upper
Phenanthrene	5.2226	9.79	0.00	47887	176.0	18.7	13.2	24.6



Compound	Conc.	RT	Dev(Min)	Resp.	QIon	QRatio	Lower	Upper
Anthracene	5.7280	9.85	0.00	46435	176.0	16.2	12.8	23.8

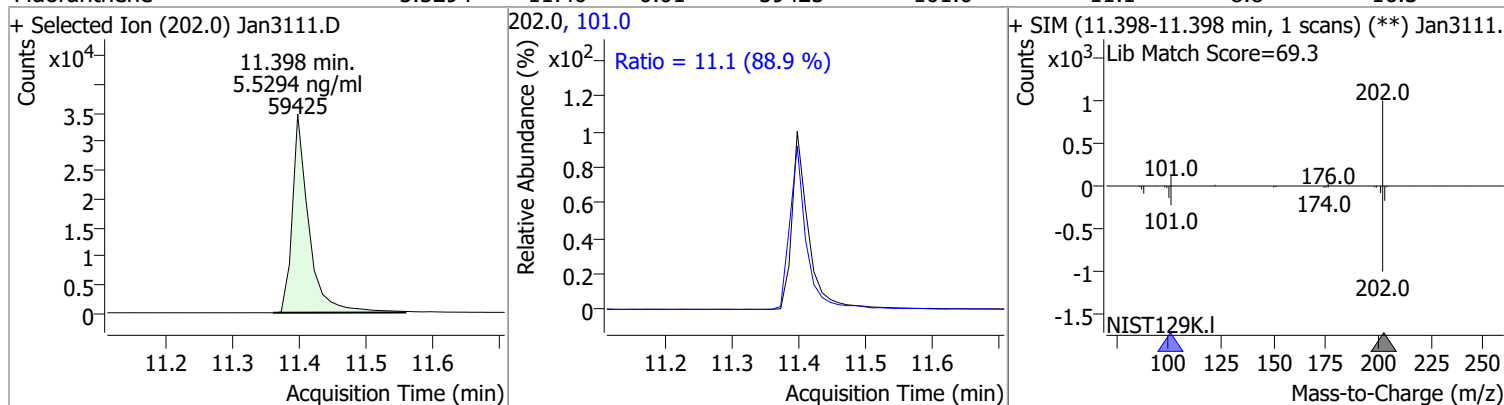


Compound	Conc.	RT	Dev(Min)	Resp.	QIon	QRatio	Lower	Upper
o-Terphenyl	5.1355	10.30	0.00	27189	229.0	68.6	47.1	87.5
					215.0	45.6	31.1	57.7

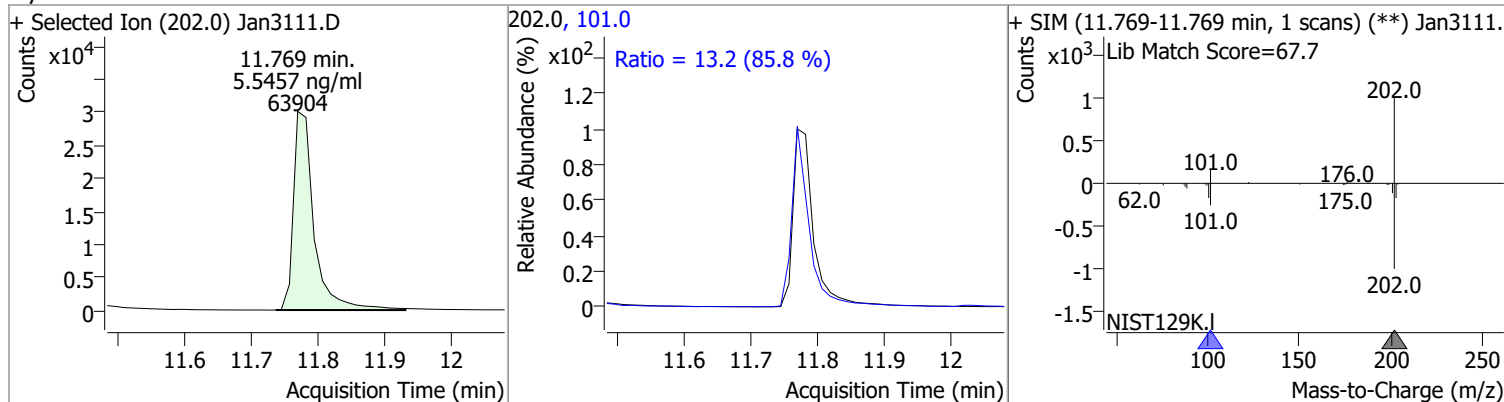


Quantitation Results Report (QT Reviewed)

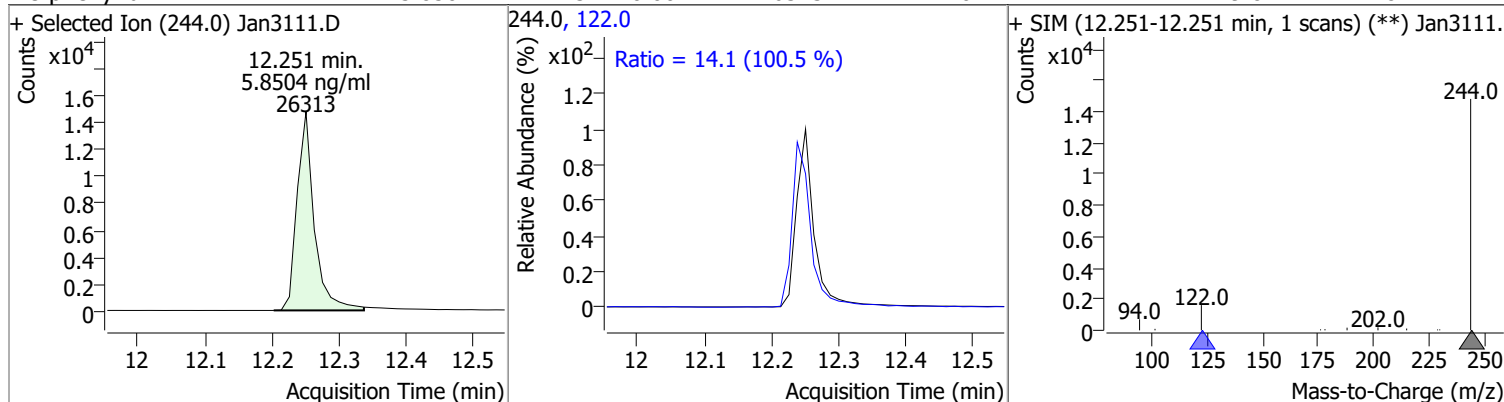
Compound	Conc.	RT	Dev(Min)	Resp.	QIon	QRatio	Lower	Upper
Fluoranthene	5.5294	11.40	-0.01	59425	101.0	11.1	8.8	16.3



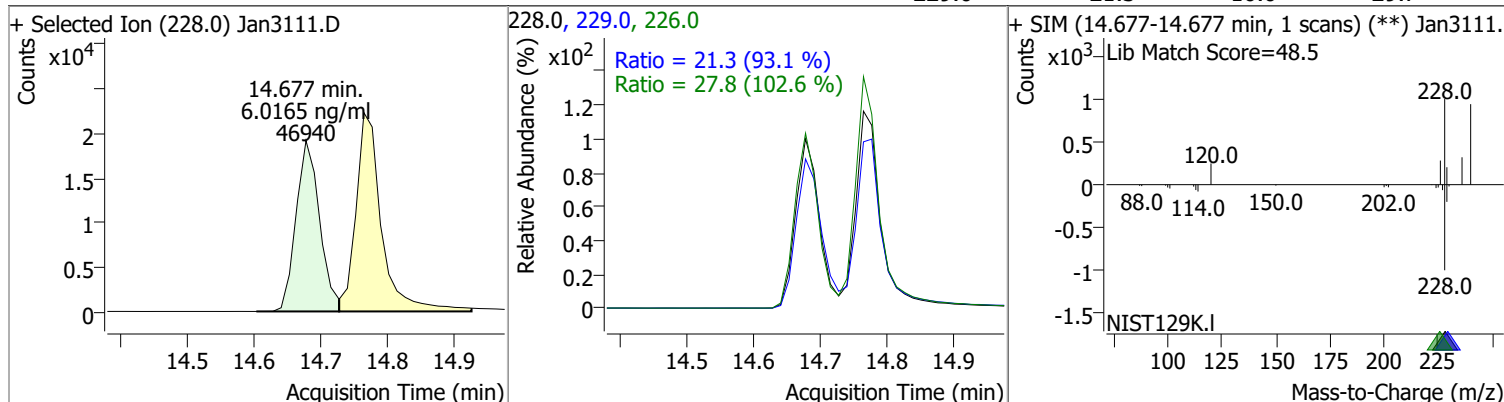
Pyrene	5.5457	11.77	-0.01	63904	101.0	13.2	10.8	20.0
--------	--------	-------	-------	-------	-------	------	------	------



Terphenyl-d14	5.8504	12.25	0.00	26313	122.0	14.1	9.8	18.2
---------------	--------	-------	------	-------	-------	------	-----	------

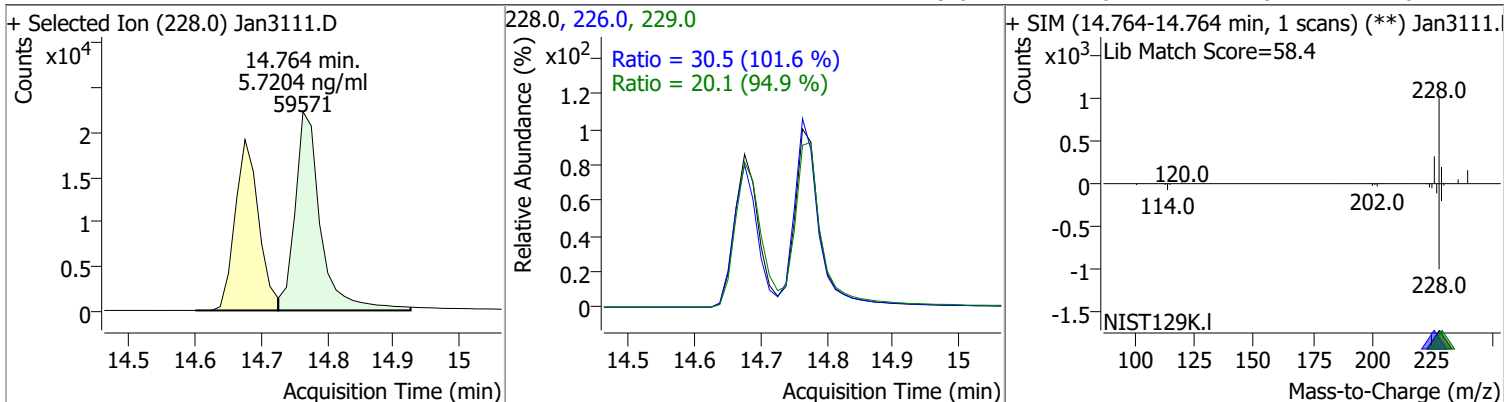


Benzo(a)Anthracene	6.0165	14.68	0.00	46940	226.0	27.8	19.0	35.2
					229.0	21.3	16.0	29.7

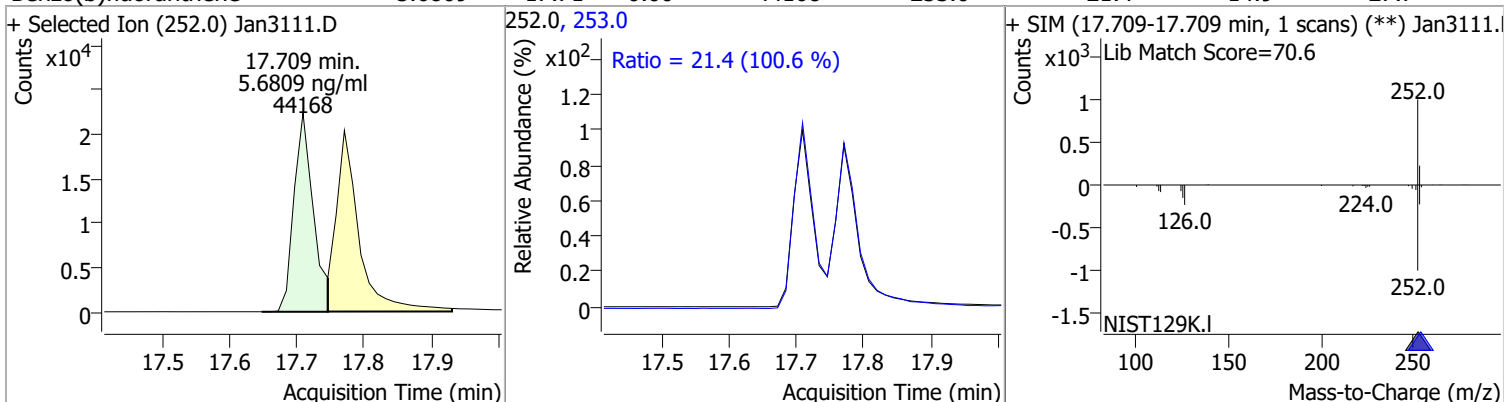


Quantitation Results Report (QT Reviewed)

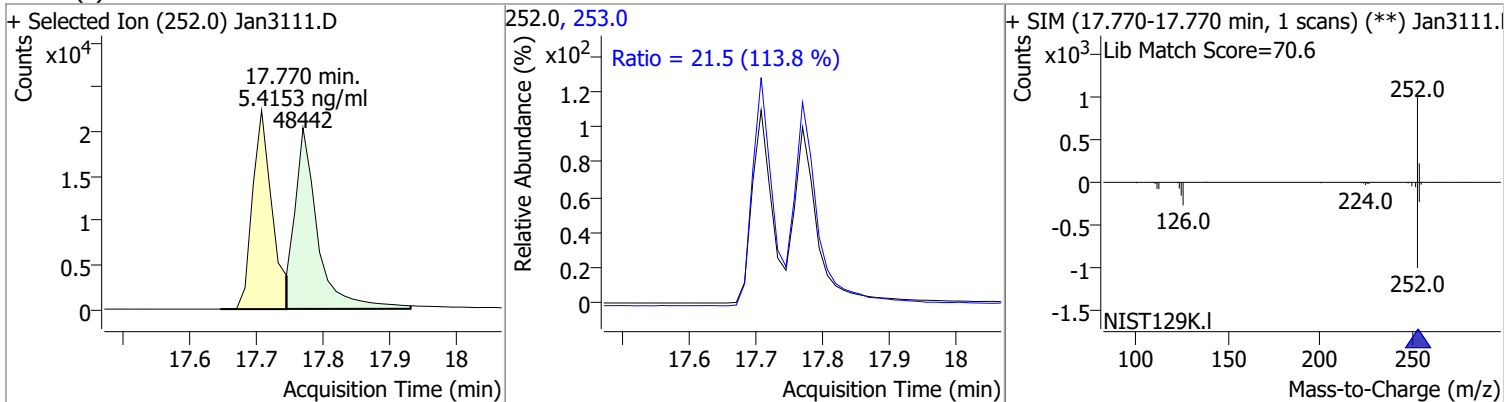
Compound	Conc.	RT	Dev(Min)	Resp.	QIon	QRatio	Lower	Upper
Chrysene	5.7204	14.76	0.00	59571	226.0	30.5	21.0	39.1
					229.0	20.1	14.8	27.6



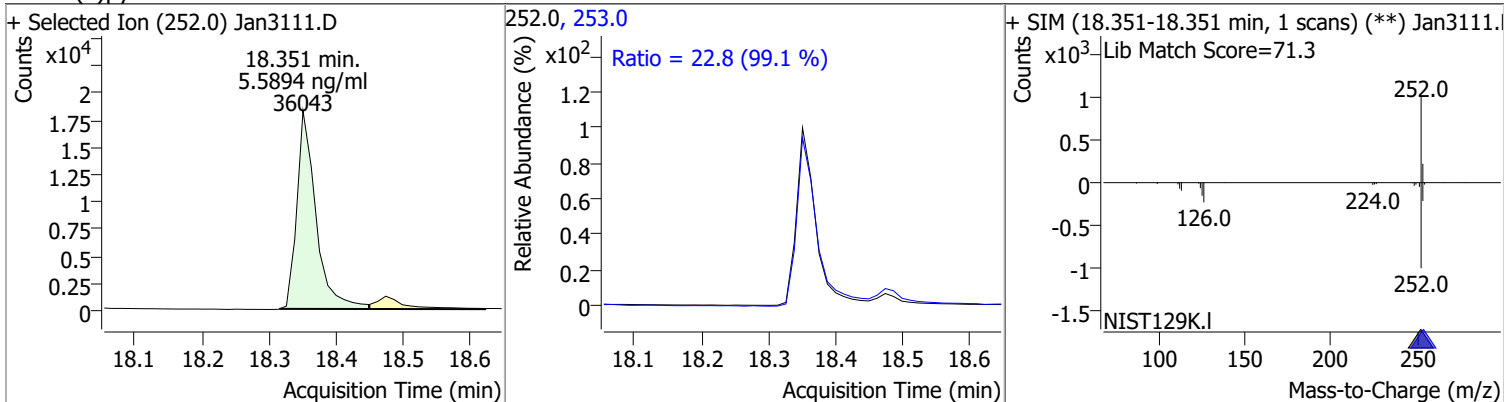
Compound	Conc.	RT	Dev(Min)	Resp.	QIon	QRatio	Lower	Upper
Benzo(b)fluoranthene	5.6809	17.71	0.00	44168	253.0	21.4	14.9	27.7



Compound	Conc.	RT	Dev(Min)	Resp.	QIon	QRatio	Lower	Upper
Benzo(k)fluoranthene	5.4153	17.77	0.00	48442	253.0	21.5	13.2	24.6



Compound	Conc.	RT	Dev(Min)	Resp.	QIon	QRatio	Lower	Upper
Benzo(a)pyrene	5.5894	18.35	0.00	36043	253.0	22.8	16.1	29.9



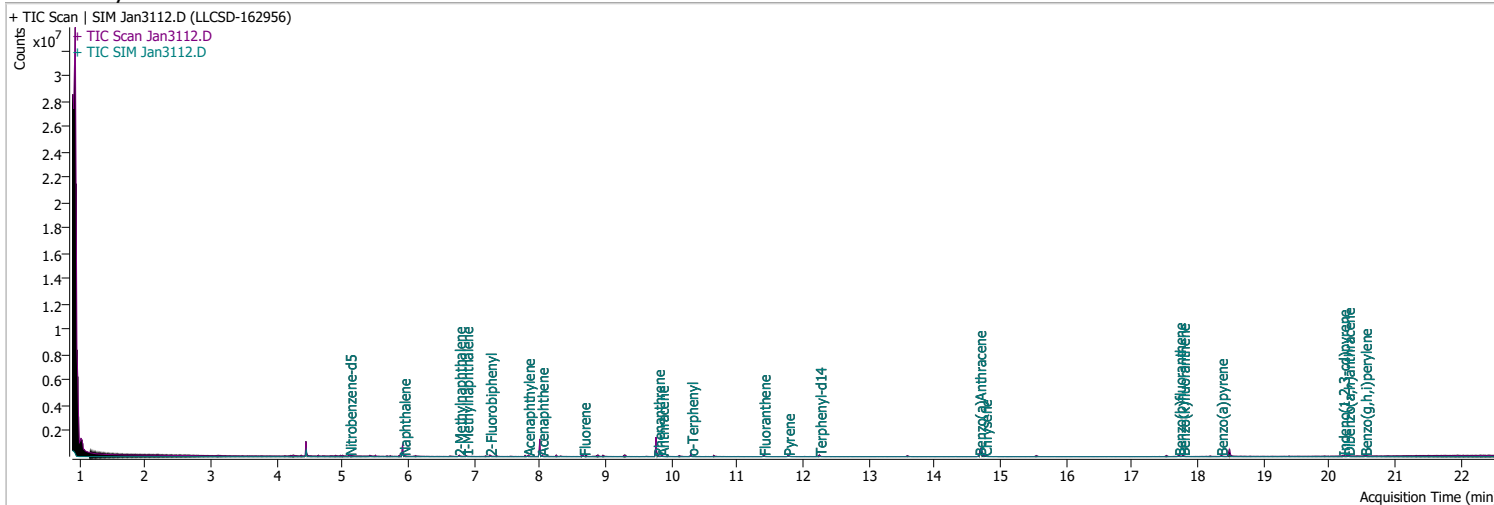
Quantitation Results Report (QT Reviewed)

Compound	Conc.	RT	Dev(Min)	Resp.	QIon	QRatio	Lower	Upper
Indeno(1,2,3-cd)pyrene	5.7279	20.20	-0.01	33183	138.0	18.3	15.7	29.1
<div style="display: flex; justify-content: space-between;"> <div style="width: 30%;"> <p>+ Selected Ion (276.0) Jan3111.D</p> </div> <div style="width: 30%;"> <p>276.0, 138.0</p> <p>Ratio = 18.3 (81.6 %)</p> </div> <div style="width: 30%;"> <p>+ SIM (20.204-20.204 min, 1 scans) (**) Jan3111.D</p> <p>Lib Match Score=78.4</p> </div> </div>								
Dibenzo(a,h)anthracene	5.9337	20.28	0.00	38276	279.0	24.5	17.4	32.3
<div style="display: flex; justify-content: space-between;"> <div style="width: 30%;"> <p>+ Selected Ion (278.0) Jan3111.D</p> </div> <div style="width: 30%;"> <p>278.0, 279.0, 139.0</p> <p>Ratio = 24.5 (98.4 %)</p> <p>Ratio = 15.4 (88.0 %)</p> </div> <div style="width: 30%;"> <p>+ SIM (20.279-20.279 min, 1 scans) (**) Jan3111.D</p> <p>Lib Match Score=77.0</p> </div> </div>								
Benzo(g,h,i)perylene	5.6394	20.54	0.00	46013	277.0	24.1	17.3	32.2
<div style="display: flex; justify-content: space-between;"> <div style="width: 30%;"> <p>+ Selected Ion (276.0) Jan3111.D</p> </div> <div style="width: 30%;"> <p>276.0, 138.0, 277.0</p> <p>Ratio = 17.5 (85.4 %)</p> <p>Ratio = 24.1 (97.4 %)</p> </div> <div style="width: 30%;"> <p>+ SIM (20.538-20.538 min, 1 scans) (**) Jan3111.D</p> <p>Lib Match Score=78.4</p> </div> </div>								

Quantitation Results Report (QT Reviewed)

Data File	Jan3112.D	Operator	LIMS import
Acq. Method	5975BNASIM	Acq. Date-Time	1/31/2022 5:52:31 PM
Sample Name	LLCSD-162956	Instrument	GCMS
Vial	5	Multiplier	1.00
DA Method File	012622 bna SIM 2.batch.bin	Comment	SVOC-8270C-SIM-W-LLPAH
Tune File	dftppjph.u	Tune Date	
Batch Name	013122 bna SIM 2.batch.bin	Last Calib Update	1/27/2022 8:37:26 AM

Ref Library



Compound	RT	QIon	Resp.	Conc.	Units	Dev(Min)
Internal Standards						
M 1,4-Dichlorobenzene-d4	4.447	152.0	138866	40.0000	ng/ml	-0.012
M Naphthalene-d8	5.916	136.0	228870	40.0000	ng/ml	0.000
M Acenaphthene-d10	8.000	164.0	157408	40.0000	ng/ml	m 0.000
M Phenanthrene-d10	9.768	188.0	339240	40.0000	ng/ml	0.000
M Chrysene-d12	14.701	240.0	278254	40.0000	ng/ml	m 0.000
M Perylene-d12	18.475	264.0	183109	40.0000	ng/ml	0.000
System Monitoring Compounds						
S Nitrobenzene-d5	5.106	82.0	19029	5.3701	ng/ml	-0.012
Spiked Amount: 5.000	Range: 19.0 - 102.0%			Recovery = 107.40%	*	
S 2-Fluorobiphenyl	7.239	172.0	35261	5.7008	ng/ml	-0.013
Spiked Amount: 5.000	Range: 25.0 - 94.0%			Recovery = 114.02%	*	
S o-Terphenyl	10.299	230.0	27532	5.3872	ng/ml	0.000
Spiked Amount: 5.000	Range: 40.0 - 140.0%			Recovery = 107.74%		
S Terphenyl-d14	12.251	244.0	31502	6.7901	ng/ml	0.000
Spiked Amount: 5.000	Range: 39.0 - 106.0%			Recovery = 135.80%	*	
Target Compounds						
T Naphthalene	5.928	128.0	21409	3.6537	ng/ml	95
T 2-Methylnaphthalene	6.765	141.0	13934	3.9297	ng/ml	90
T 1-Methylnaphthalene	6.877	141.0	13650	3.7940	ng/ml	92
T Acenaphthylene	7.814	152.0	31516	4.3645	ng/ml	97
T Acenaphthene	8.025	154.0	19571	4.4224	ng/ml	m 98
T Fluorene	8.661	166.0	27835	4.5893	ng/ml	97
T Phenanthrene	9.793	178.0	47366	5.3501	ng/ml	100
T Anthracene	9.854	178.0	46098	5.9145	ng/ml	99
T Fluoranthene	11.398	202.0	59850	5.7678	ng/ml	96
T Pyrene	11.769	202.0	62673	5.3088	ng/ml	95
T Benzo(a)Anthracene	14.677	228.0	45773	5.7297	ng/ml	98
T Chrysene	14.764	228.0	59671	5.5792	ng/ml	100
T Benzo(b)fluoranthene	17.709	252.0	42657	5.6289	ng/ml	98

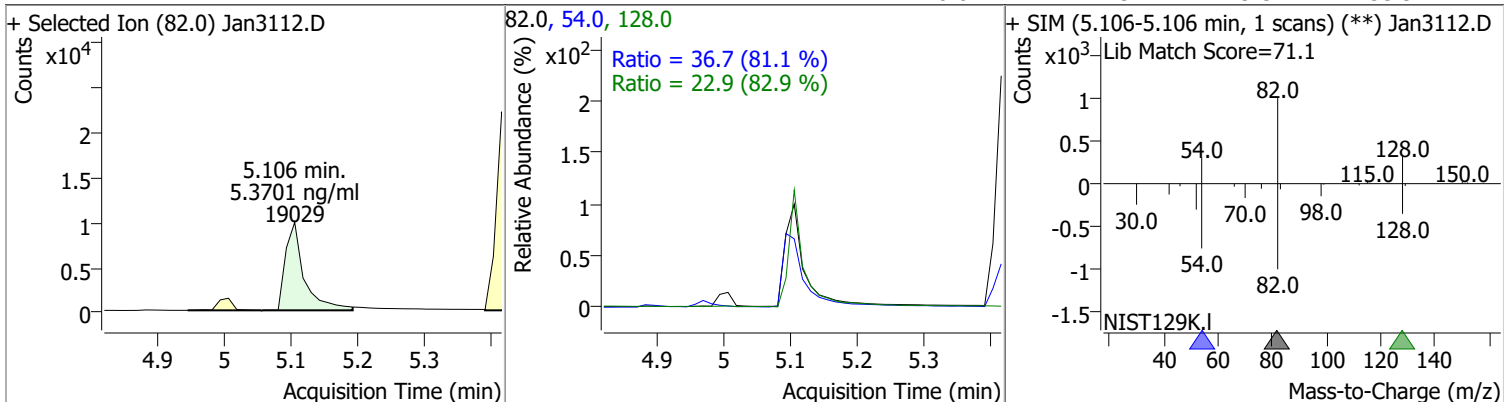
Quantitation Results Report (QT Reviewed)

Compound	RT	QIon	Resp.	Conc.	Units	Dev(Min)
T Benzo(k)fluoranthene	17.770	252.0	47336	5.4227	ng/ml	92
T Benzo(a)pyrene	18.351	252.0	34896	5.5499	ng/ml	100
T Indeno(1,2,3-cd)pyrene	20.204	276.0	32432	5.7360	ng/ml	91
T Dibenzo(a,h)anthracene	20.279	278.0	37023	5.8843	ng/ml	98
T Benzo(g,h,i)perylene	20.538	276.0	44785	5.6258	ng/ml	95

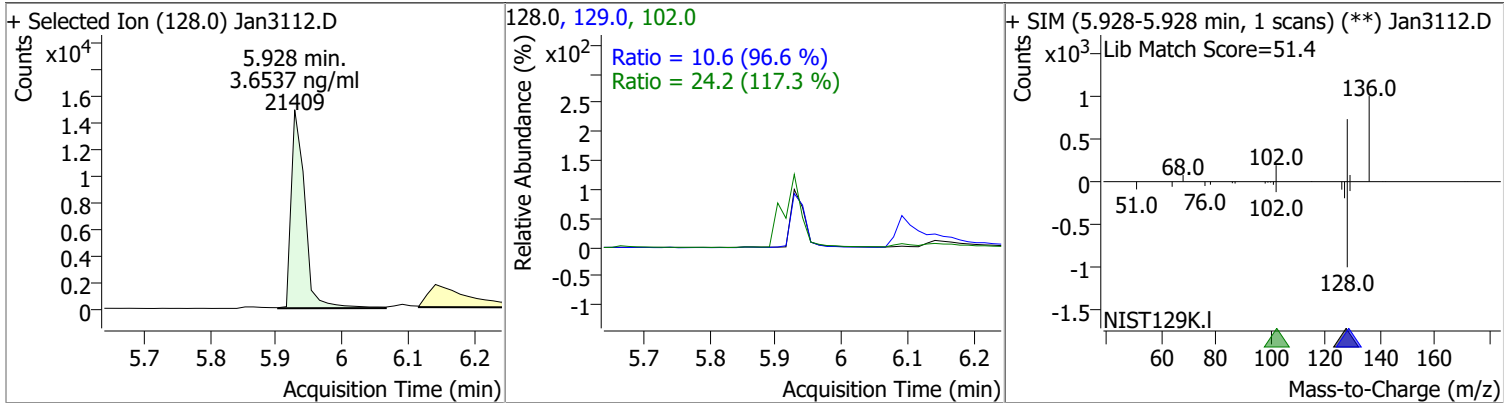
(#) = Qualifier Out of Range; (m) = Manual Integration; (+) = Area Summed; (*) = Surrogate Percent Recovery Out of Range; (d): Zeroed Peak

Quantitation Results Report (QT Reviewed)

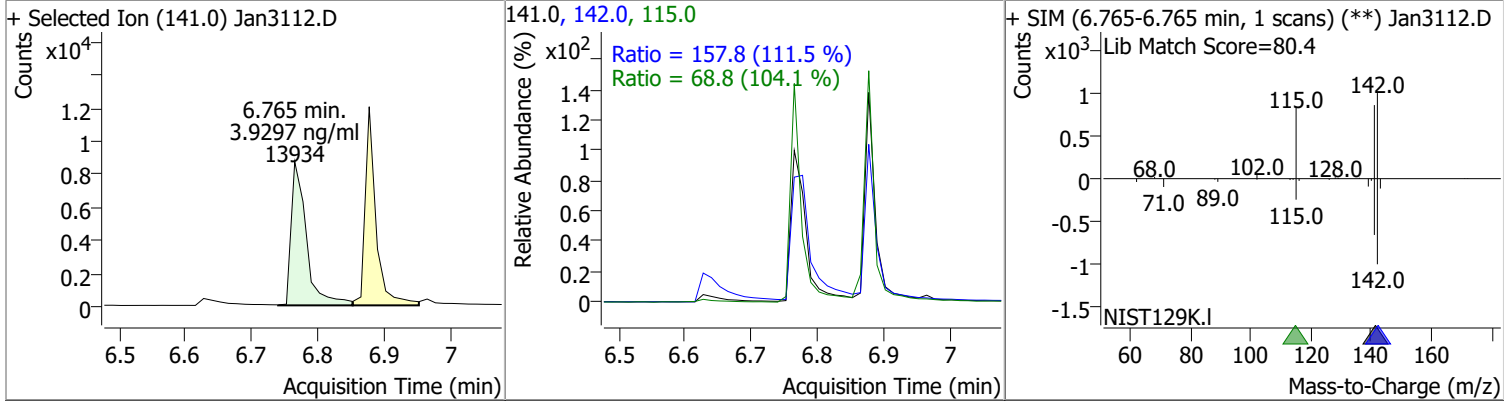
Compound	Conc.	RT	Dev(Min)	Resp.	QIon	QRatio	Lower	Upper
Nitrobenzene-d5	5.3701	5.11	-0.01	19029	54.0	36.7	31.6	58.8
					128.0	22.9	19.3	35.9



Compound	Conc.	RT	Dev(Min)	Resp.	QIon	QRatio	Lower	Upper
Naphthalene	3.6537	5.93	-0.01	21409	102.0	24.2	0.0	61.8
					129.0	10.6	7.7	14.3

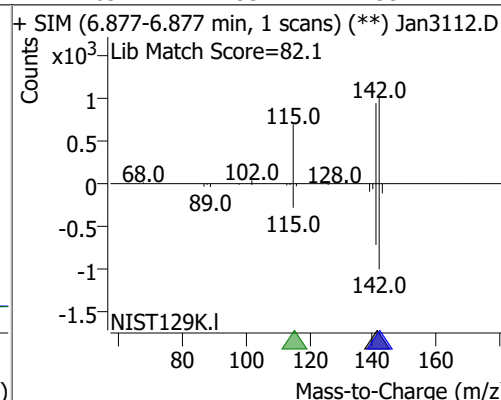
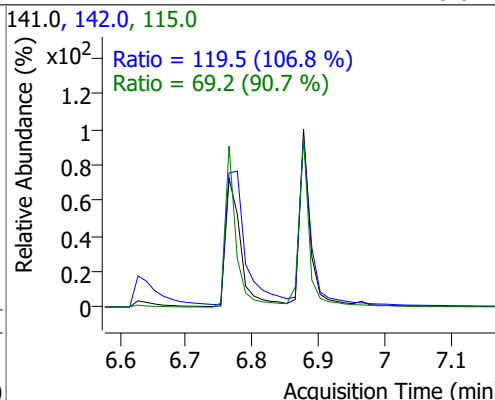
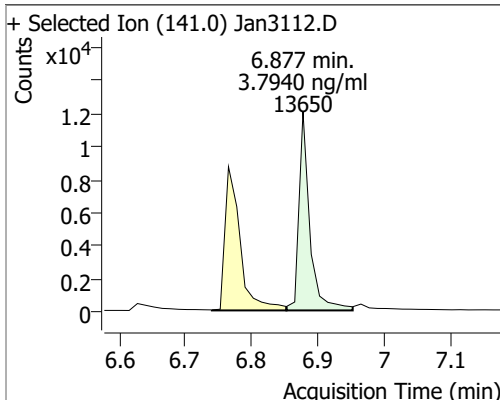


Compound	Conc.	RT	Dev(Min)	Resp.	QIon	QRatio	Lower	Upper
2-Methylnaphthalene	3.9297	6.76	-0.01	13934	142.0	157.8	99.1	184.0
					115.0	68.8	46.3	86.0

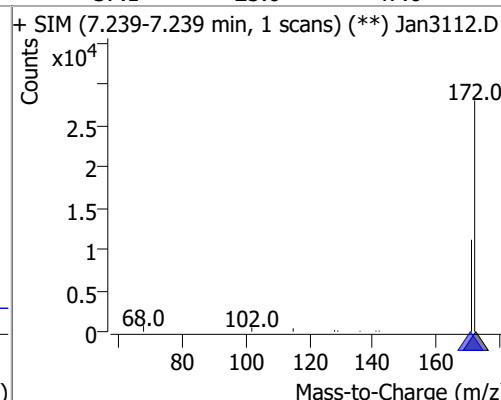
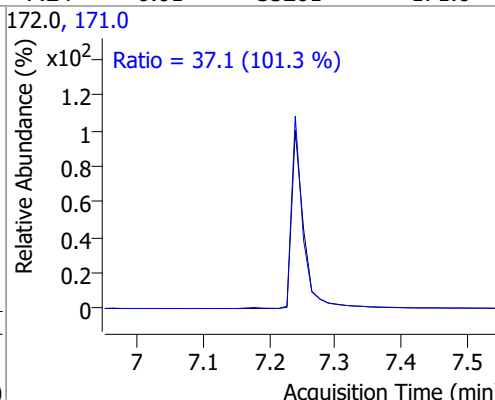
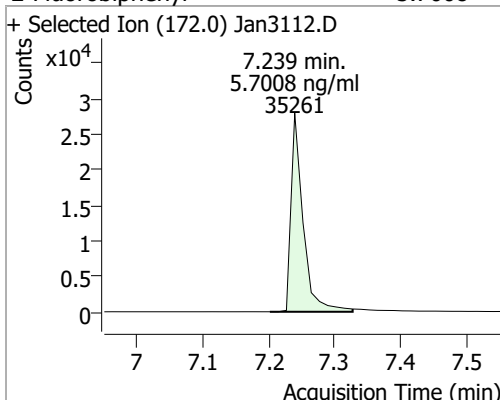


Quantitation Results Report (QT Reviewed)

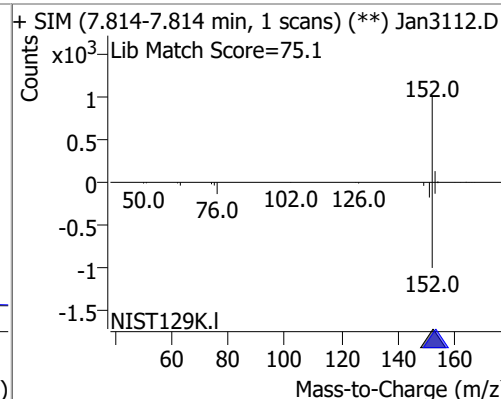
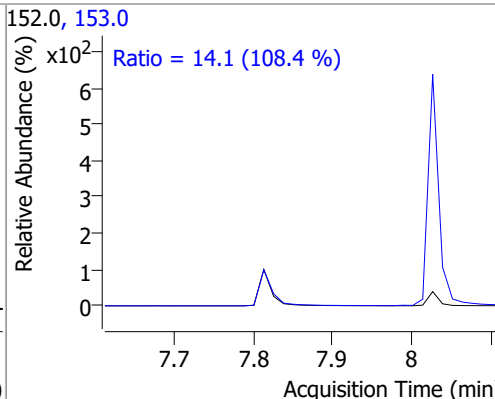
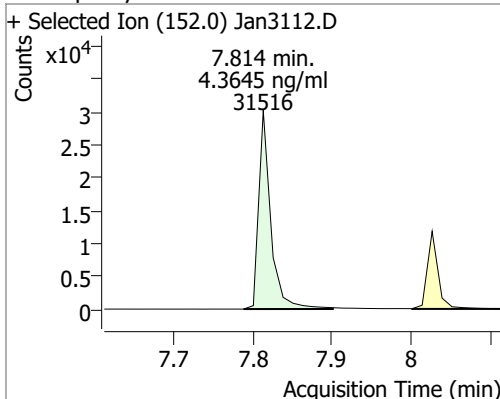
Compound	Conc.	RT	Dev(Min)	Resp.	QIon	QRatio	Lower	Upper
1-Methylnaphthalene	3.7940	6.88	0.00	13650	142.0	119.5	78.3	145.5
					115.0	69.2	53.4	99.2



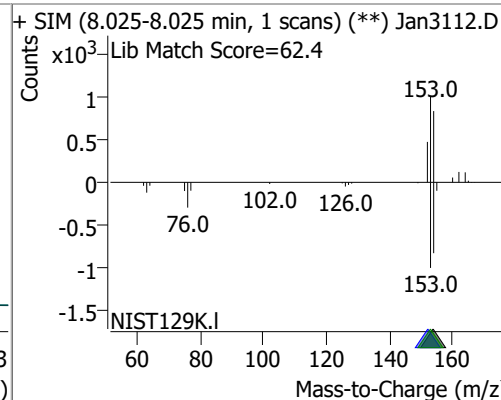
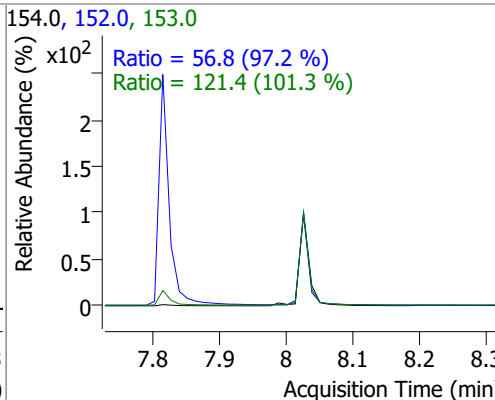
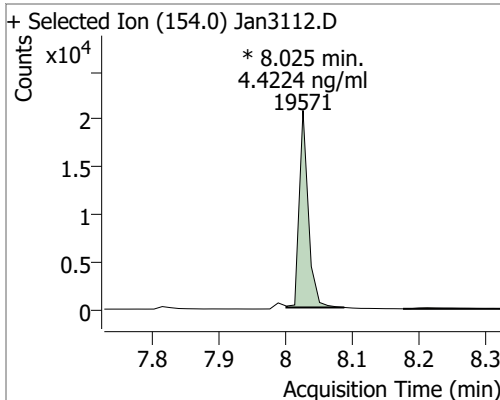
Compound	Conc.	RT	Dev(Min)	Resp.	QIon	QRatio	Lower	Upper
2-Fluorobiphenyl	5.7008	7.24	-0.01	35261	171.0	37.1	25.6	47.6



Compound	Conc.	RT	Dev(Min)	Resp.	QIon	QRatio	Lower	Upper
Acenaphthylene	4.3645	7.81	0.00	31516	153.0	14.1	9.1	17.0

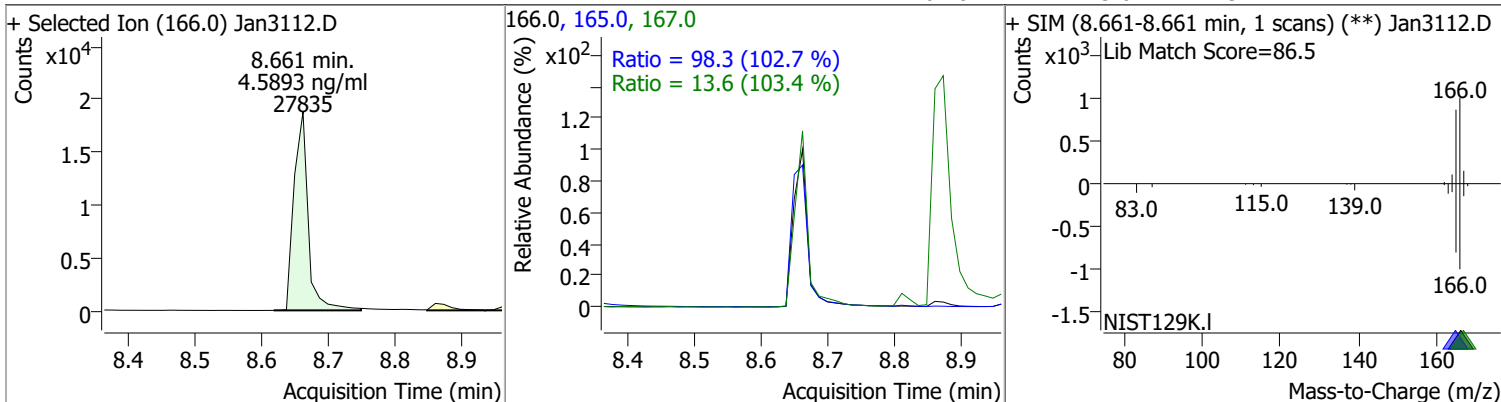


Compound	Conc.	RT	Dev(Min)	Resp.	QIon	QRatio	Lower	Upper
Acenaphthene	4.4224	8.03	0.00	19571 (m)	153.0	121.4	83.9	155.8
					152.0	56.8	40.9	76.0

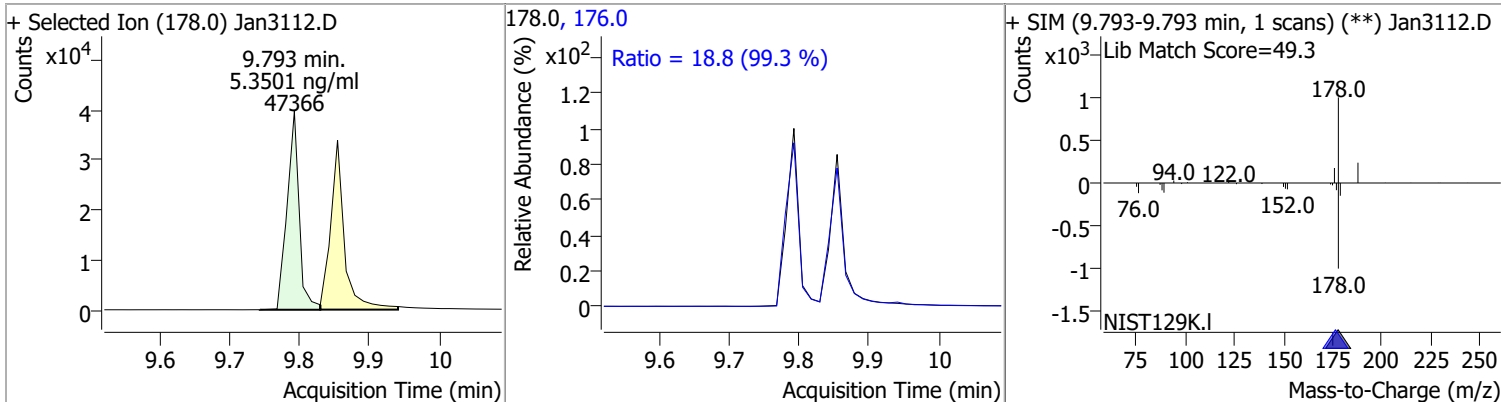


Quantitation Results Report (QT Reviewed)

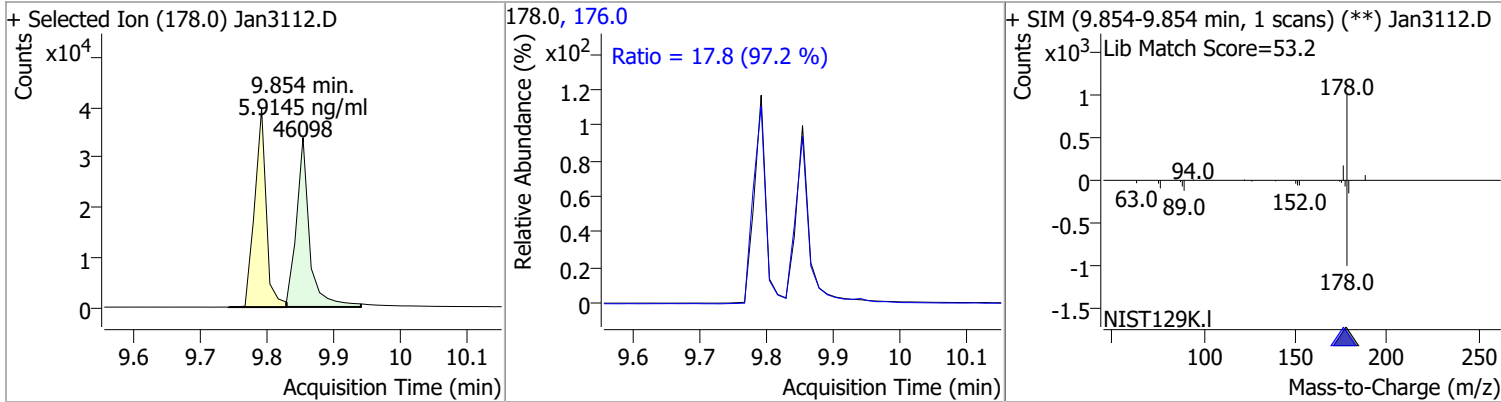
Compound	Conc.	RT	Dev(Min)	Resp.	QIon	QRatio	Lower	Upper
Fluorene	4.5893	8.66	0.00	27835	165.0	98.3	67.0	124.5
					167.0	13.6	9.2	17.1



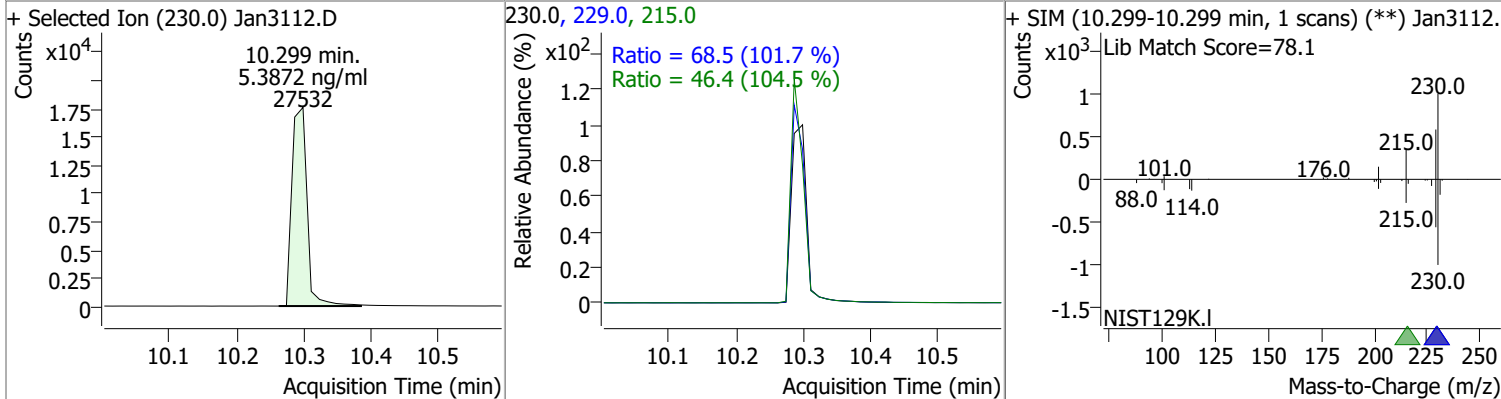
Compound	Conc.	RT	Dev(Min)	Resp.	QIon	QRatio	Lower	Upper
Phenanthrene	5.3501	9.79	0.00	47366	176.0	18.8	13.2	24.6



Compound	Conc.	RT	Dev(Min)	Resp.	QIon	QRatio	Lower	Upper
Anthracene	5.9145	9.85	0.00	46098	176.0	17.8	12.8	23.8

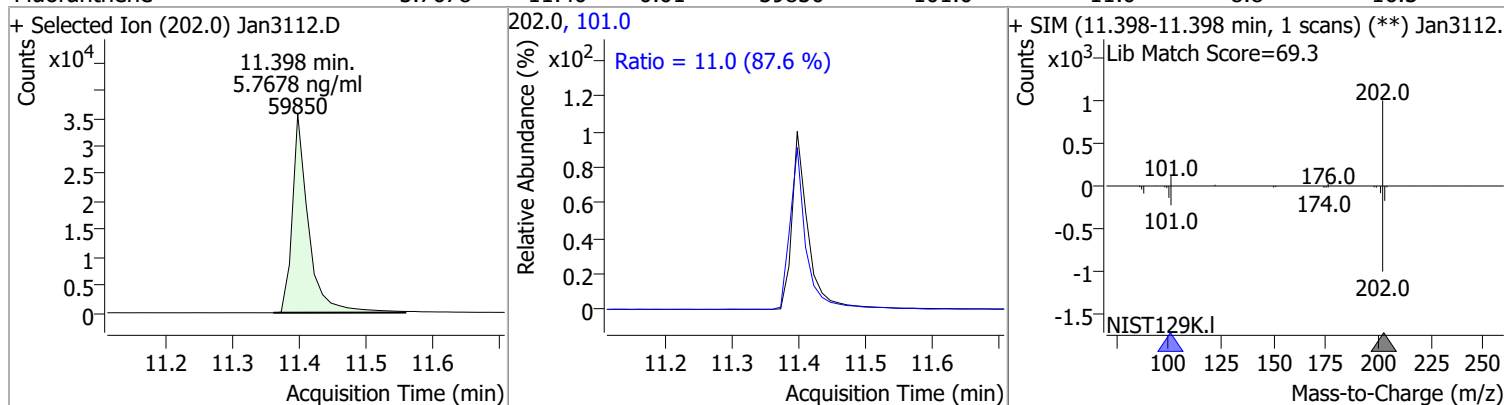


Compound	Conc.	RT	Dev(Min)	Resp.	QIon	QRatio	Lower	Upper
o-Terphenyl	5.3872	10.30	0.00	27532	229.0	68.5	47.1	87.5
					215.0	46.4	31.1	57.7

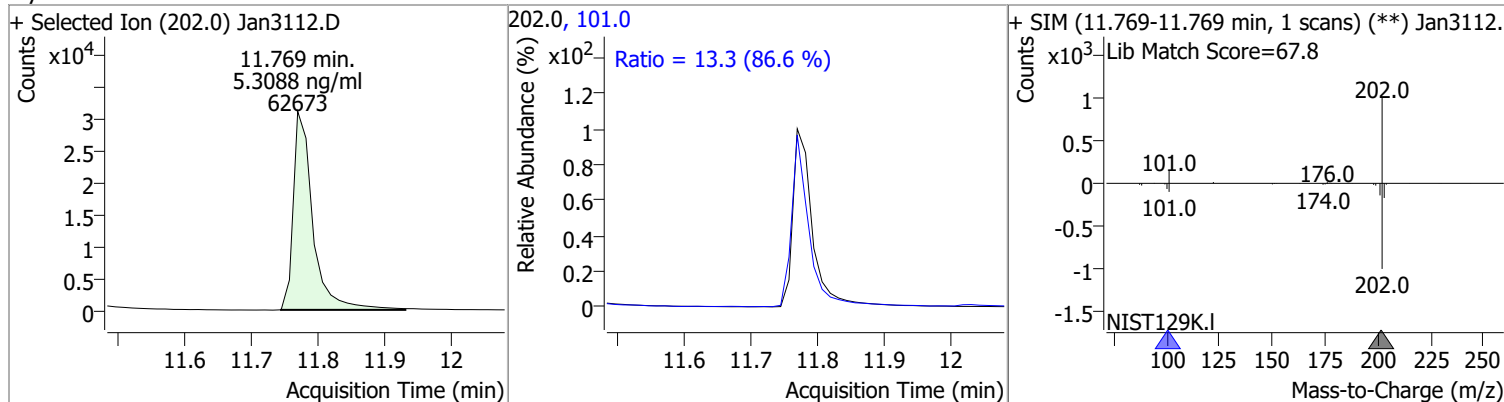


Quantitation Results Report (QT Reviewed)

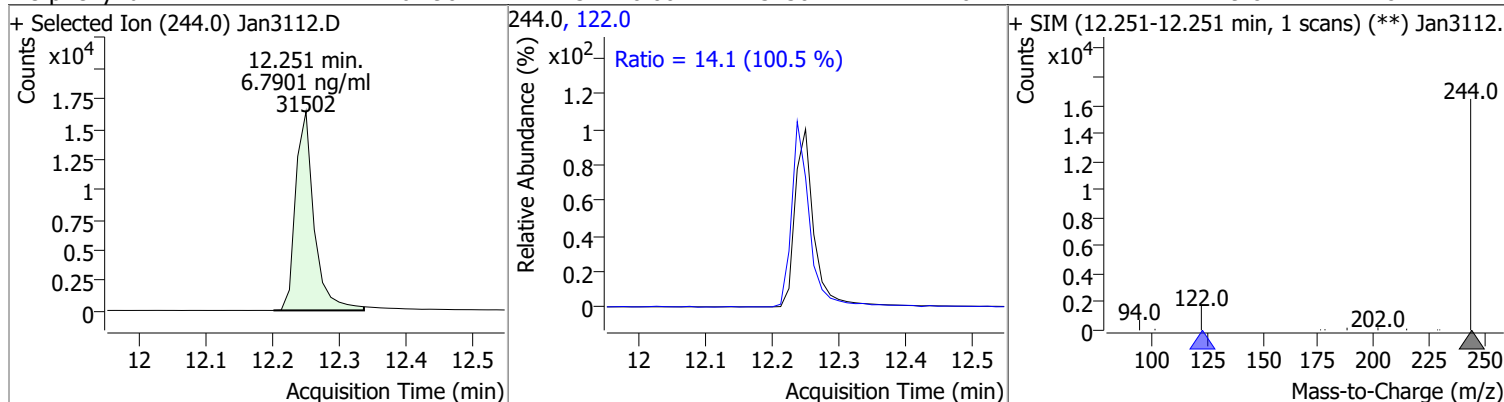
Compound	Conc.	RT	Dev(Min)	Resp.	QIon	QRatio	Lower	Upper
Fluoranthene	5.7678	11.40	-0.01	59850	101.0	11.0	8.8	16.3



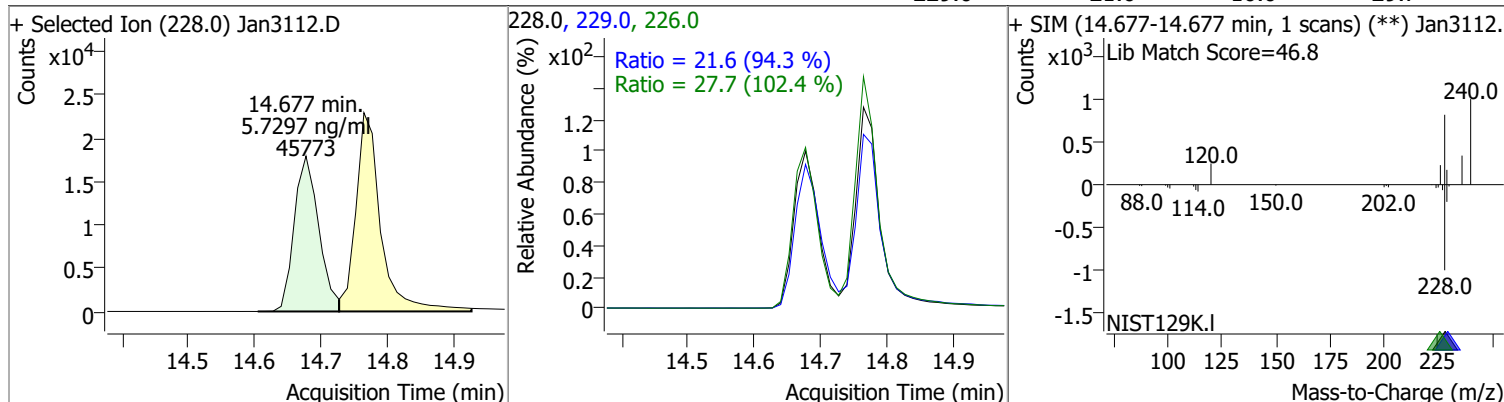
Compound	Conc.	RT	Dev(Min)	Resp.	QIon	QRatio	Lower	Upper
Pyrene	5.3088	11.77	-0.01	62673	101.0	13.3	10.8	20.0



Compound	Conc.	RT	Dev(Min)	Resp.	QIon	QRatio	Lower	Upper
Terphenyl-d14	6.7901	12.25	0.00	31502	122.0	14.1	9.8	18.2

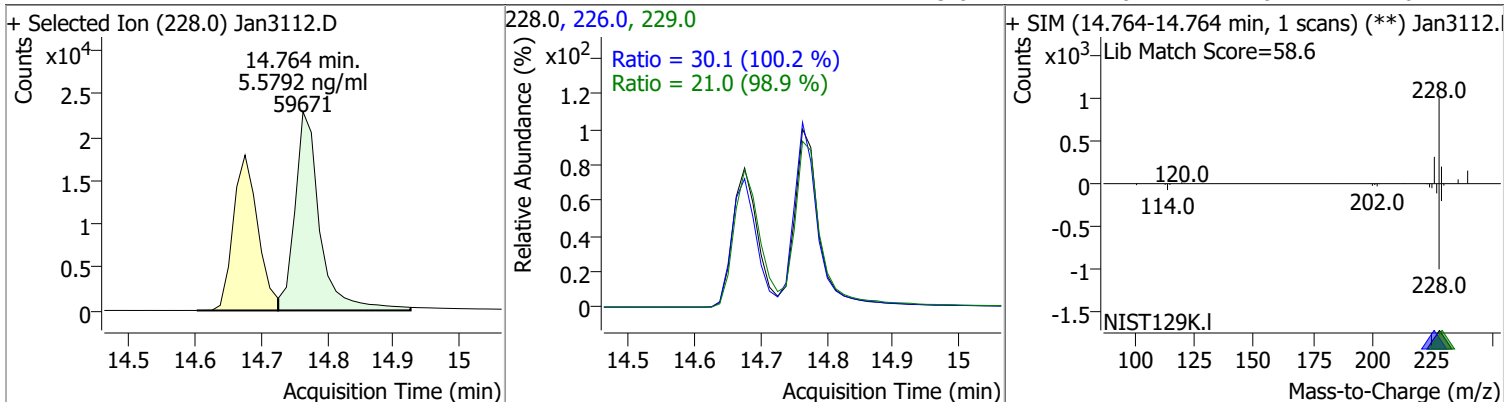


Compound	Conc.	RT	Dev(Min)	Resp.	QIon	QRatio	Lower	Upper
Benzo(a)Anthracene	5.7297	14.68	0.00	45773	226.0	27.7	19.0	35.2
					229.0	21.6	16.0	29.7

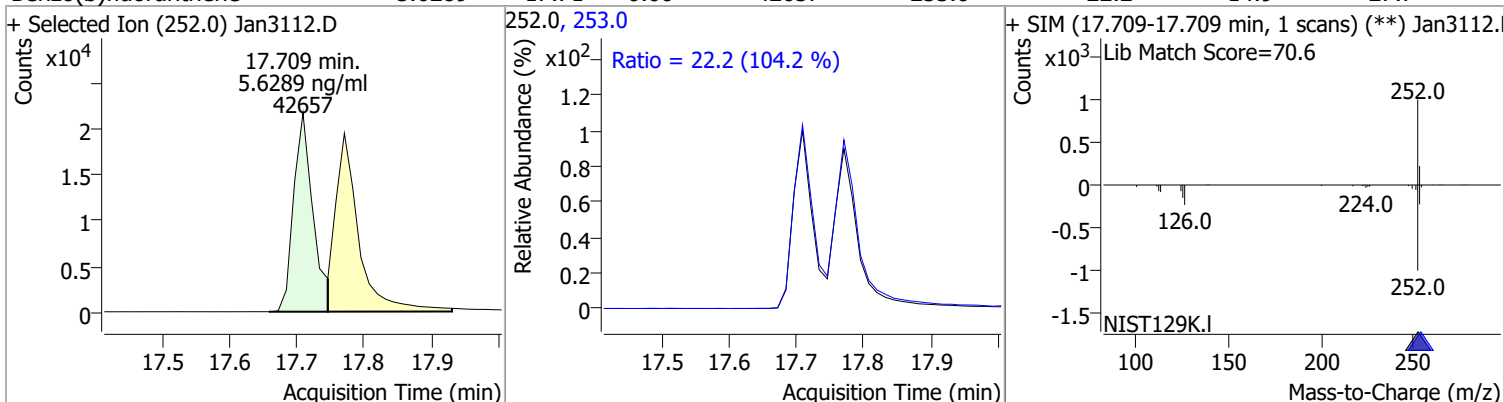


Quantitation Results Report (QT Reviewed)

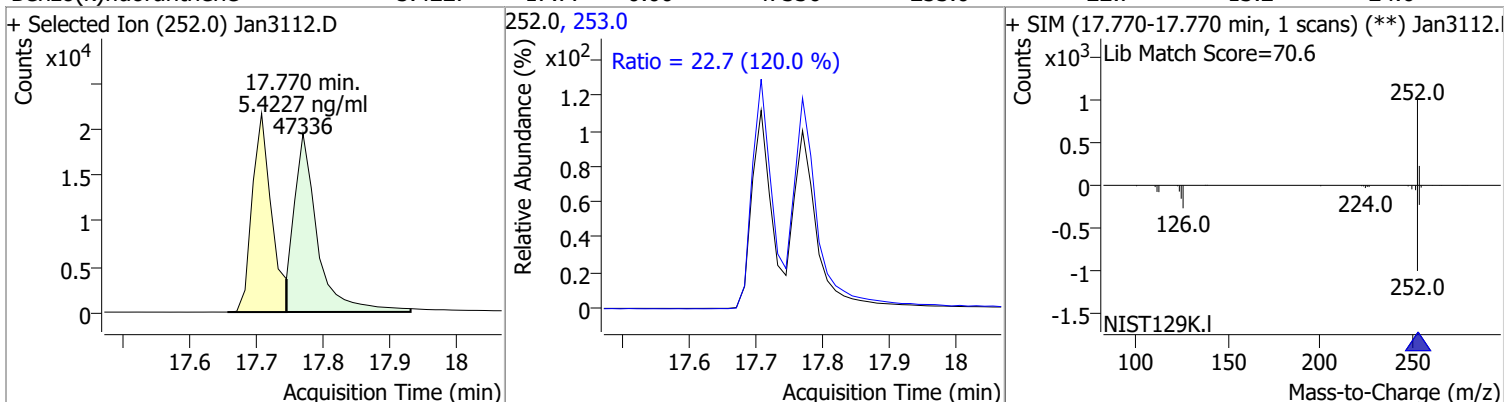
Compound	Conc.	RT	Dev(Min)	Resp.	QIon	QRatio	Lower	Upper
Chrysene	5.5792	14.76	0.00	59671	226.0	30.1	21.0	39.1
					229.0	21.0	14.8	27.6



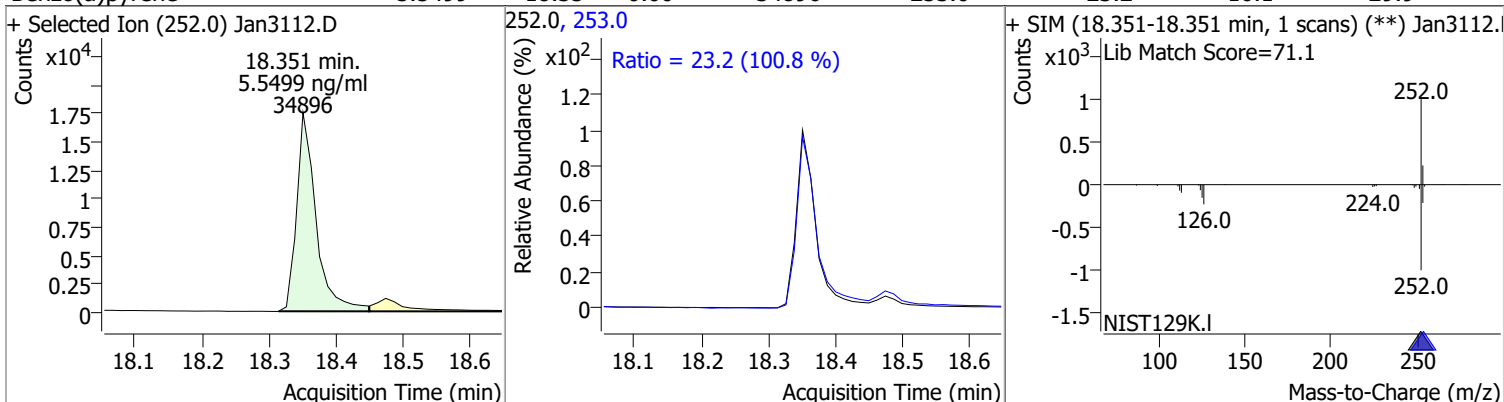
Compound	Conc.	RT	Dev(Min)	Resp.	QIon	QRatio	Lower	Upper
Benzo(b)fluoranthene	5.6289	17.71	0.00	42657	252.0	22.2	14.9	27.7
					253.0	22.2	14.9	27.7



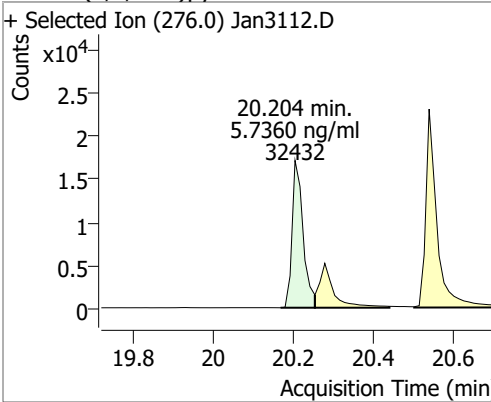
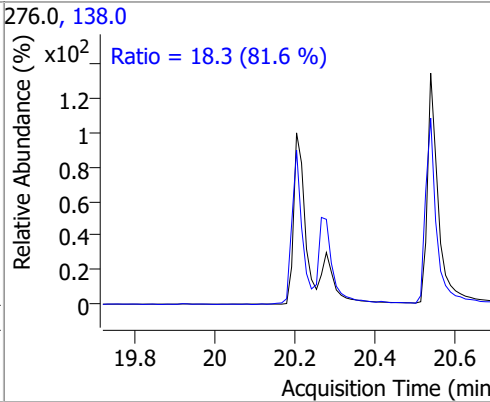
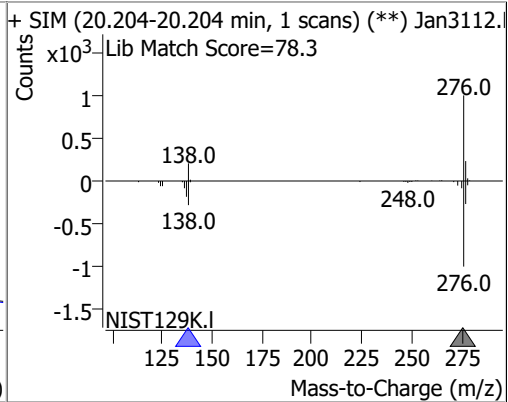
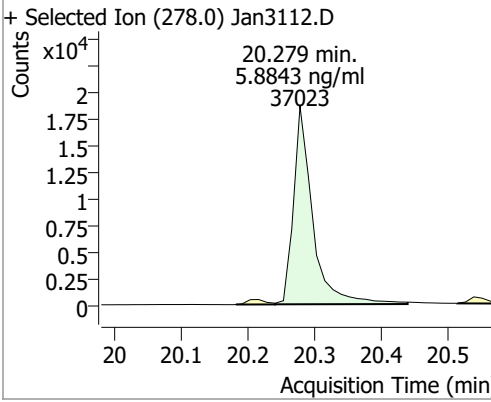
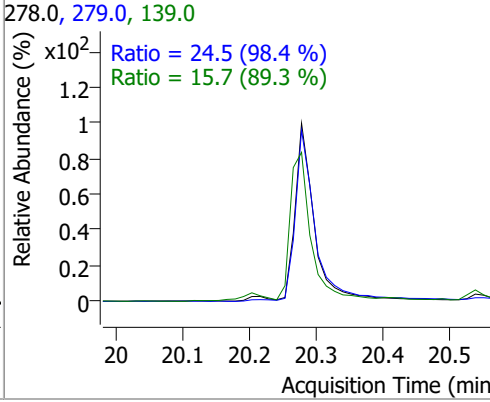
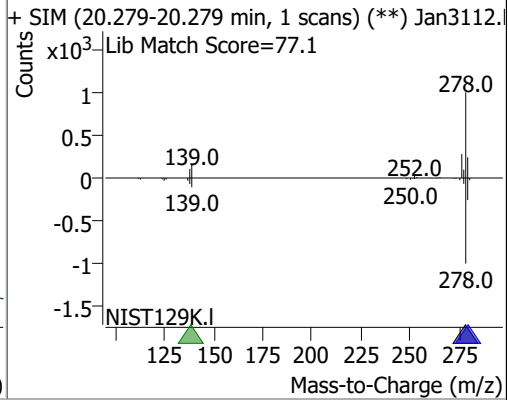
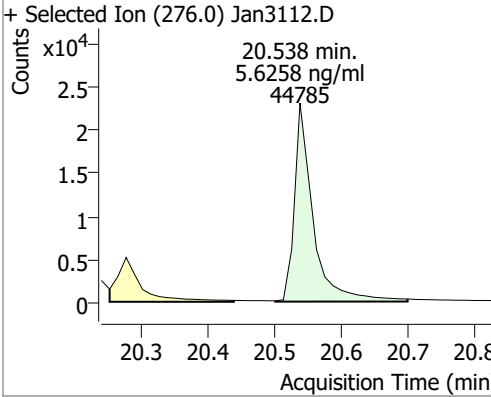
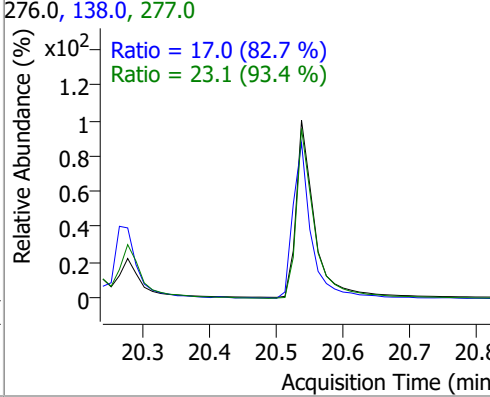
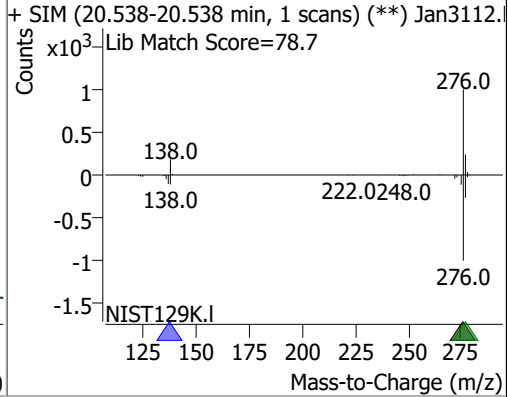
Compound	Conc.	RT	Dev(Min)	Resp.	QIon	QRatio	Lower	Upper
Benzo(k)fluoranthene	5.4227	17.77	0.00	47336	252.0	22.7	13.2	24.6
					253.0	22.7	13.2	24.6



Compound	Conc.	RT	Dev(Min)	Resp.	QIon	QRatio	Lower	Upper
Benzo(a)pyrene	5.5499	18.35	0.00	34896	252.0	23.2	16.1	29.9
					253.0	23.2	16.1	29.9



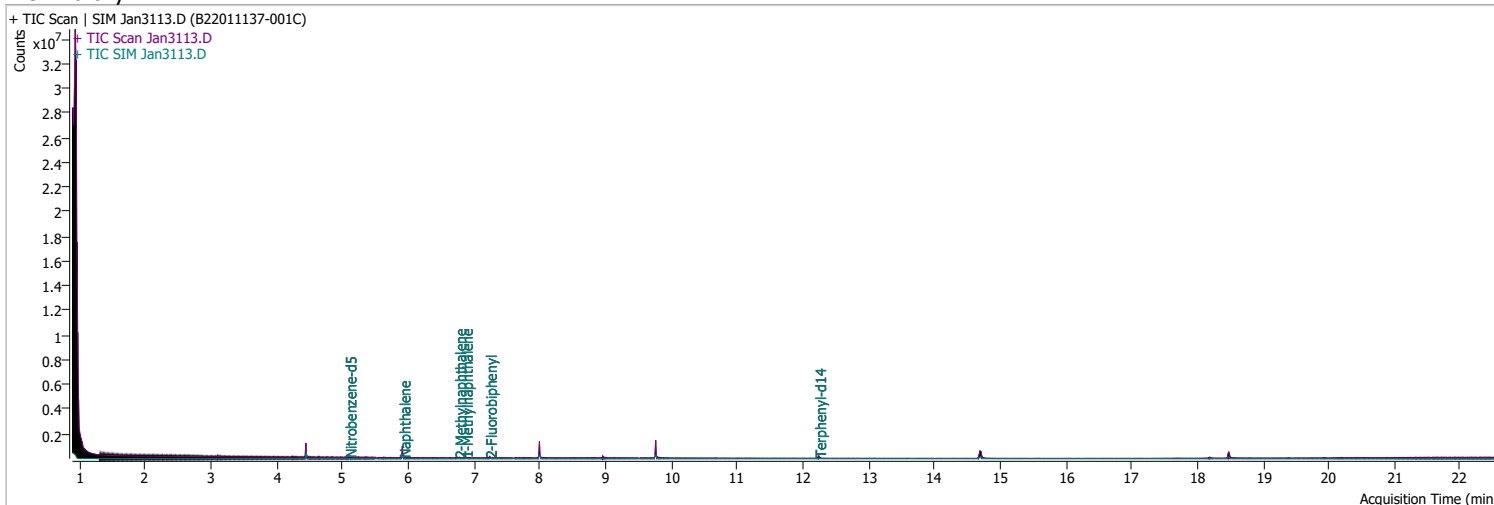
Quantitation Results Report (QT Reviewed)

Compound	Conc.	RT	Dev(Min)	Resp.	QIon	QRatio	Lower	Upper
Indeno(1,2,3-cd)pyrene	5.7360	20.20	-0.01	32432	138.0	18.3	15.7	29.1
<div style="display: flex; justify-content: space-between;"> <div style="width: 30%;"> <p>+ Selected Ion (276.0) Jan3112.D</p>  </div> <div style="width: 30%;"> <p>276.0, 138.0</p> <p>Ratio = 18.3 (81.6 %)</p>  </div> <div style="width: 30%;"> <p>+ SIM (20.204-20.204 min, 1 scans) (**) Jan3112.D</p> <p>Lib Match Score=78.3</p>  </div> </div>								
Dibenzo(a,h)anthracene	5.8843	20.28	0.00	37023	279.0	24.5	17.4	32.3
<div style="display: flex; justify-content: space-between;"> <div style="width: 30%;"> <p>+ Selected Ion (278.0) Jan3112.D</p>  </div> <div style="width: 30%;"> <p>278.0, 279.0, 139.0</p> <p>Ratio = 24.5 (98.4 %)</p> <p>Ratio = 15.7 (89.3 %)</p>  </div> <div style="width: 30%;"> <p>+ SIM (20.279-20.279 min, 1 scans) (**) Jan3112.D</p> <p>Lib Match Score=77.1</p>  </div> </div>								
Benzo(g,h,i)perylene	5.6258	20.54	0.00	44785	277.0	23.1	17.3	32.2
<div style="display: flex; justify-content: space-between;"> <div style="width: 30%;"> <p>+ Selected Ion (276.0) Jan3112.D</p>  </div> <div style="width: 30%;"> <p>276.0, 138.0, 277.0</p> <p>Ratio = 17.0 (82.7 %)</p> <p>Ratio = 23.1 (93.4 %)</p>  </div> <div style="width: 30%;"> <p>+ SIM (20.538-20.538 min, 1 scans) (**) Jan3112.D</p> <p>Lib Match Score=78.7</p>  </div> </div>								

Quantitation Results Report (QT Reviewed)

Data File	Jan3113.D	Operator	LIMS import
Acq. Method	5975BNASIM	Acq. Date-Time	1/31/2022 6:25:12 PM
Sample Name	B22011137-001C	Instrument	GCMS
Vial	6	Multiplier	10.00
DA Method File	012622 bna SIM 2.batch.bin	Comment	SVOC-8270C-SIM-W-LLPAH
Tune File	dftppjph.u	Tune Date	
Batch Name	013122 bna SIM 2.batch.bin	Last Calib Update	1/27/2022 8:37:26 AM

Ref Library



Compound	RT	QIon	Resp.	Conc.	Units	Dev(Min)	
Internal Standards							
M 1,4-Dichlorobenzene-d4	4.447	152.0	135158	40.0000	ng/ml	-0.012	
M Naphthalene-d8	5.916	136.0	225877	40.0000	ng/ml	0.000	
M Acenaphthene-d10	8.000	164.0	157412	40.0000	ng/ml	0.000	
M Phenanthrene-d10	9.768	188.0	351083	40.0000	ng/ml	0.000	
M Chrysene-d12	14.701	240.0	276548	40.0000	ng/ml	0.000	
M Perylene-d12	18.475	264.0	190852	40.0000	ng/ml	0.000	
System Monitoring Compounds							
S Nitrobenzene-d5	5.106	82.0	22035	62.0155	ng/ml	-0.012	
Spiked Amount: 5.000	Range: 19.0 - 102.0%			Recovery = 1240.31%	*		
S 2-Fluorobiphenyl	7.239	172.0	37156	60.0379	ng/ml	-0.013	
Spiked Amount: 5.000	Range: 25.0 - 94.0%			Recovery = 1200.76%	*		
S o-Terphenyl	0.000		0	N.D.			
Spiked Amount: 5.000	Range: 40.0 - 140.0%			Recovery = NA%			
S Terphenyl-d14	12.251	244.0	48833	103.6577	ng/ml	0.000	
Spiked Amount: 5.000	Range: 39.0 - 106.0%			Recovery = 2073.15%	*		
Target Compounds							
T Naphthalene	5.928	128.0	14860	25.5429	ng/ml	m	89
T 2-Methylnaphthalene	6.777	141.0	8415	23.8952	ng/ml		77
T 1-Methylnaphthalene	6.877	141.0	14148	39.8506	ng/ml		94
T Acenaphthylene	0.000		0	N.D.			
T Acenaphthene	8.025	154.0	0		ng/ml	md	1
T Fluorene	8.661	166.0	0		ng/ml	md	1
T Phenanthrene	0.000		0	N.D.			
T Anthracene	0.000		0	N.D.			
T Fluoranthene	0.000		0	N.D.			
T Pyrene	0.000		0	N.D.			
T Benzo(a)Anthracene	14.701	228.0	0		ng/ml	md	1
T Chrysene	14.764	228.0	0		ng/ml	md	1
T Benzo(b)fluoranthene	17.733	252.0	0		ng/ml	md	1

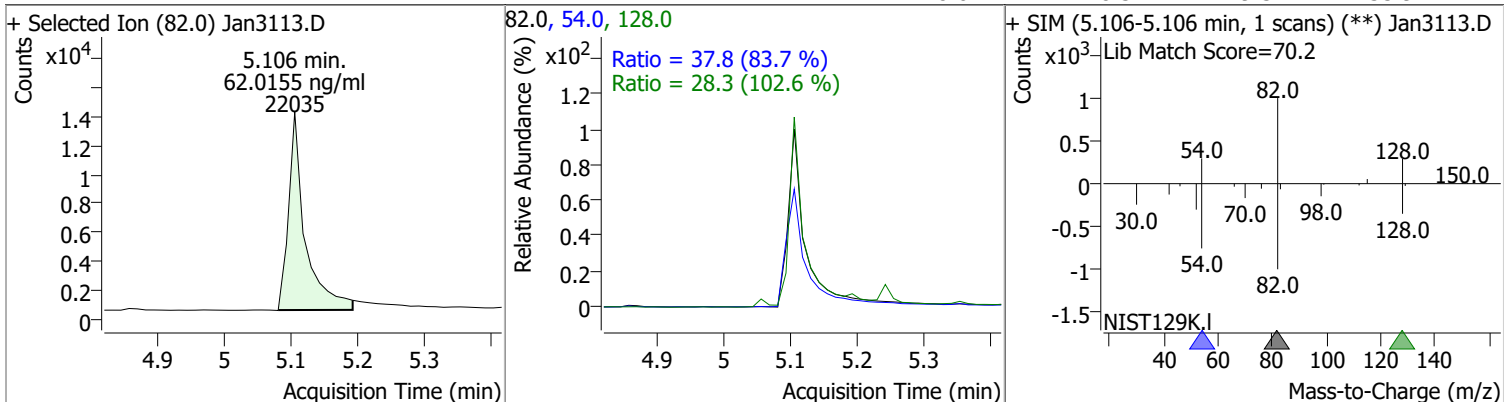
Quantitation Results Report (QT Reviewed)

Compound	RT	QIon	Resp.	Conc.	Units	Dev(Min)
T Benzo(k)fluoranthene	17.795	252.0	0		ng/ml	md
T Benzo(a)pyrene	18.363	252.0	0		ng/ml	md
T Indeno(1,2,3-cd)pyrene	20.229	276.0	0		ng/ml	md
T Dibenzo(a,h)anthracene	0.000		0	N.D.		
T Benzo(g,h,i)perylene	0.000		0	N.D.		

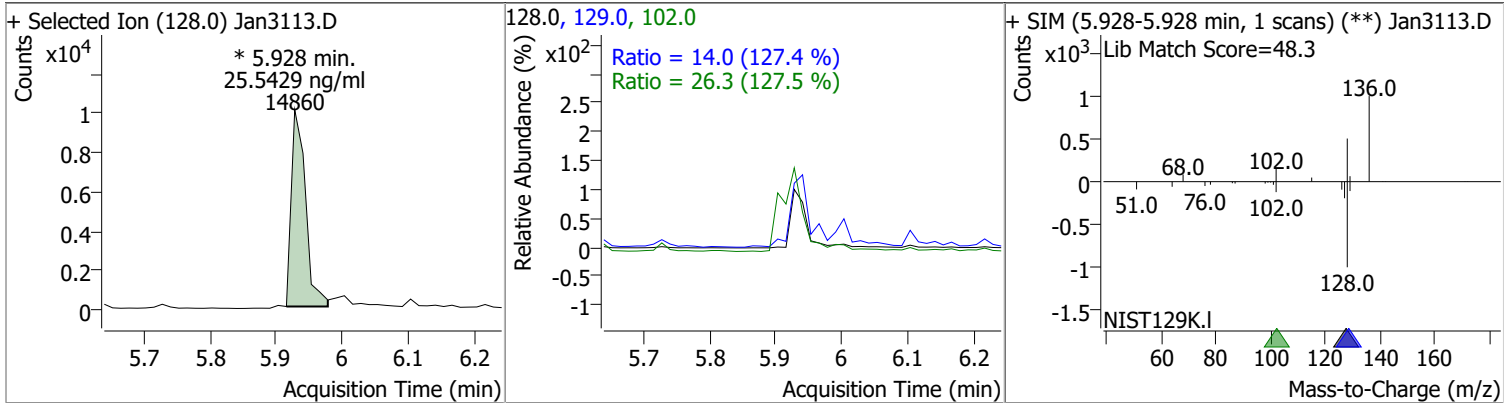
(#) = Qualifier Out of Range; (m) = Manual Integration; (+) = Area Summed; (*) = Surrogate Percent Recovery Out of Range; (d): Zeroed Peak

Quantitation Results Report (QT Reviewed)

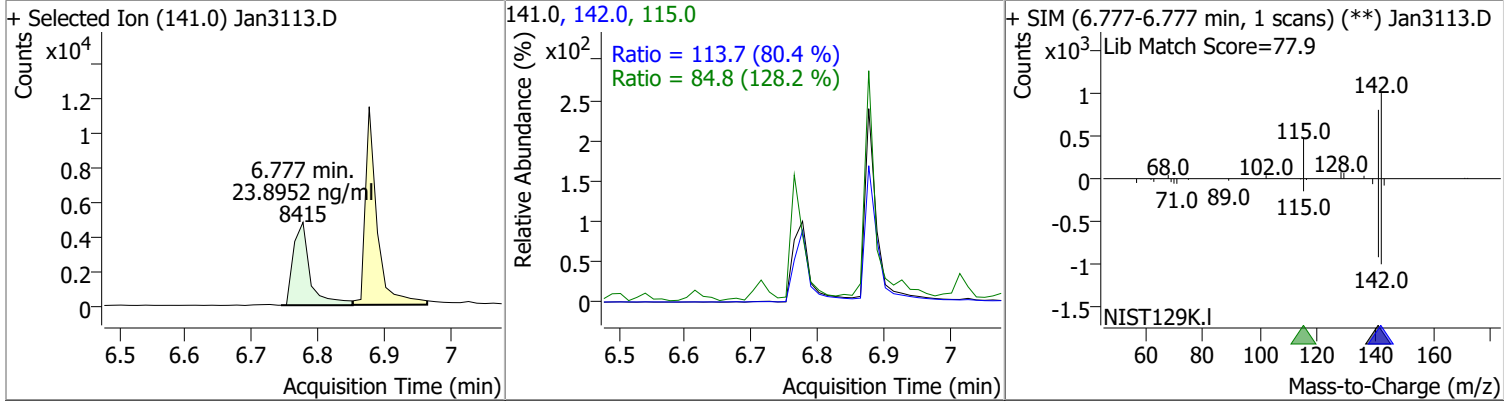
Compound	Conc.	RT	Dev(Min)	Resp.	QIon	QRatio	Lower	Upper
Nitrobenzene-d5	62.0155	5.11	-0.01	22035	54.0	37.8	31.6	58.8
					128.0	28.3	19.3	35.9



Compound	Conc.	RT	Dev(Min)	Resp.	QIon	QRatio	Lower	Upper
Naphthalene	25.5429	5.93	-0.01	14860 (m)	102.0	26.3	0.0	61.8
					129.0	14.0	7.7	14.3

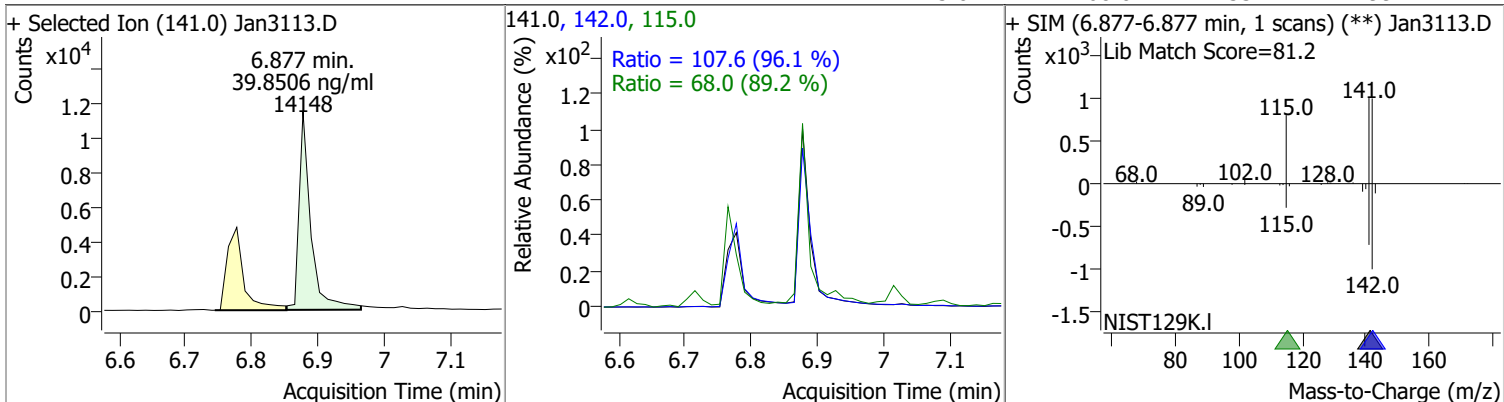


Compound	Conc.	RT	Dev(Min)	Resp.	QIon	QRatio	Lower	Upper
2-Methylnaphthalene	23.8952	6.78	0.00	8415	142.0	113.7	99.1	184.0
					115.0	84.8	46.3	86.0

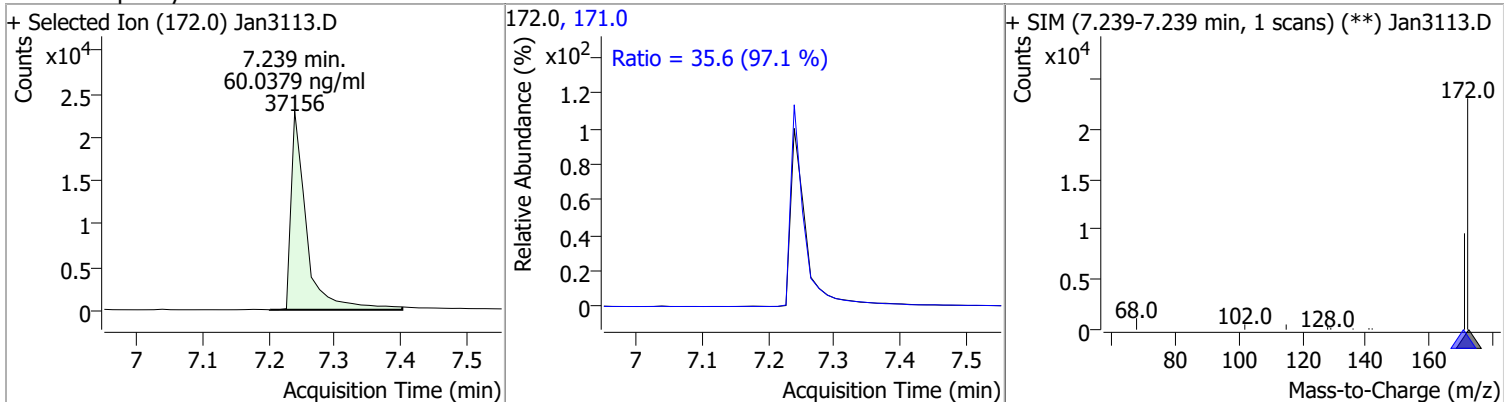


Quantitation Results Report (QT Reviewed)

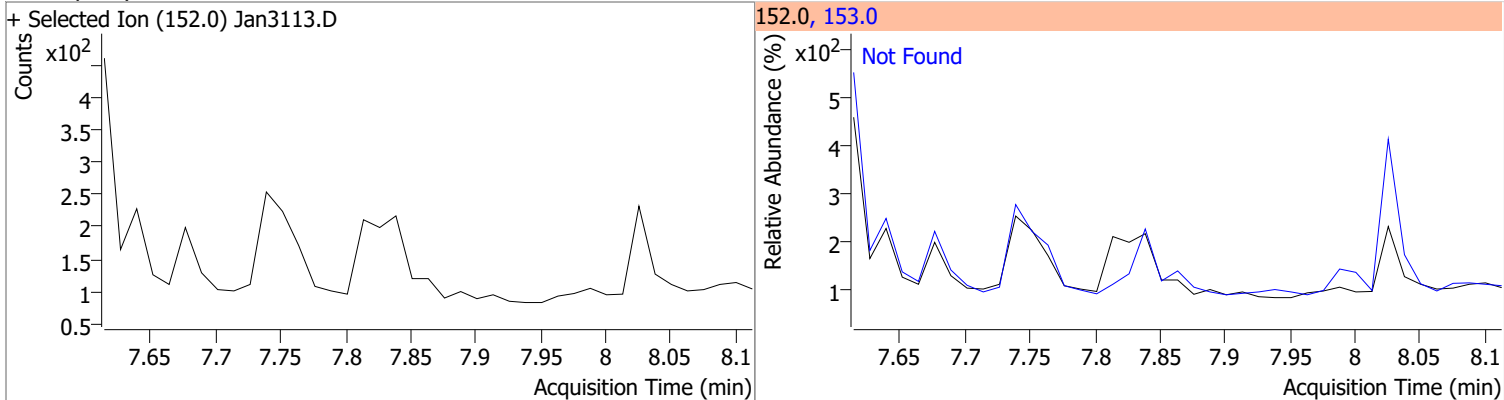
Compound	Conc.	RT	Dev(Min)	Resp.	QIon	QRatio	Lower	Upper
1-Methylnaphthalene	39.8506	6.88	0.00	14148	142.0	107.6	78.3	145.5
					115.0	68.0	53.4	99.2



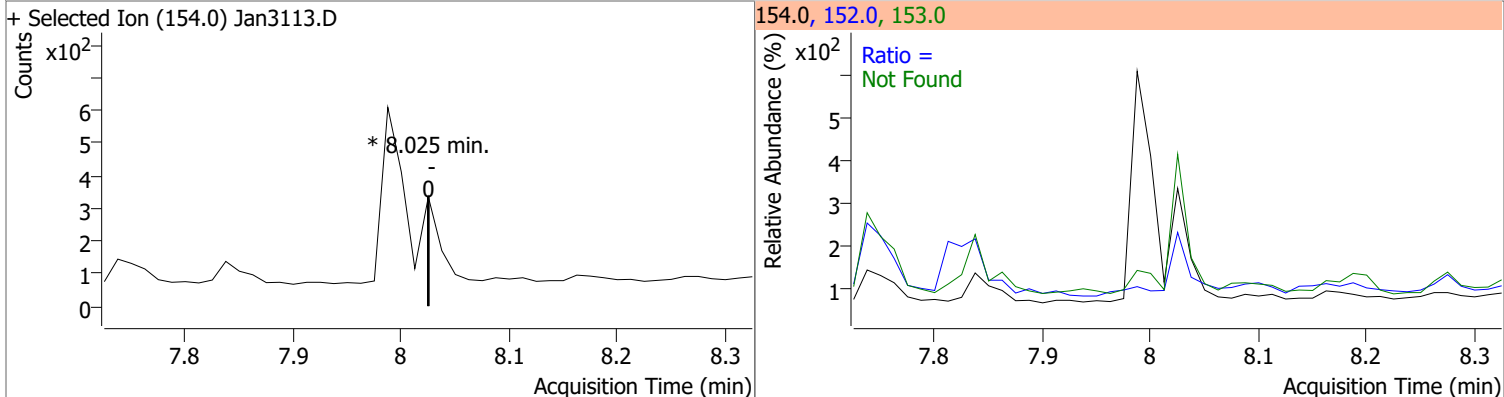
Compound	Conc.	RT	Dev(Min)	Resp.	QIon	QRatio	Lower	Upper
2-Fluorobiphenyl	60.0379	7.24	-0.01	37156	171.0	35.6	25.6	47.6



Compound	Conc.	Exp RT	QIon	Exp Ratio
Acenaphthylene	N.D.	7.81	153.0	13.1

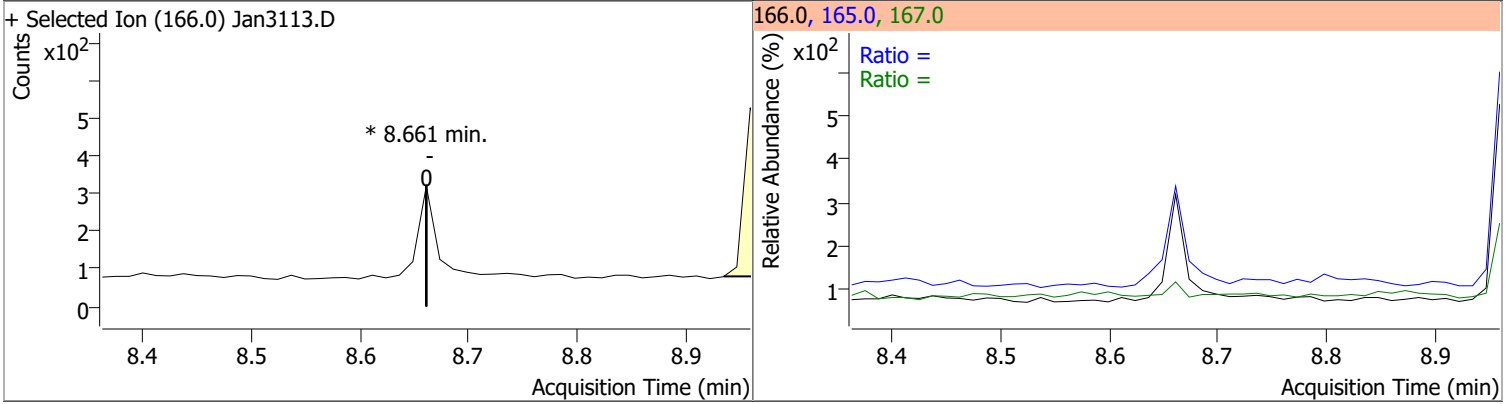


Compound	Conc.	RT	Dev(Min)	Resp.	QIon	QRatio	Lower	Upper
Acenaphthene		0		0	153.0		83.9	155.8
					152.0		40.9	76.0

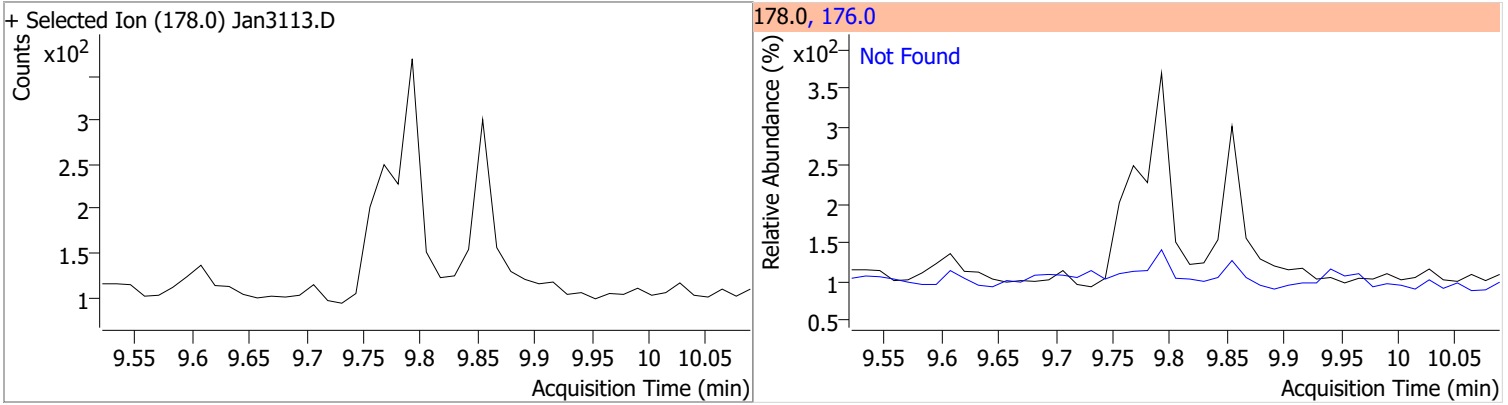


Quantitation Results Report (QT Reviewed)

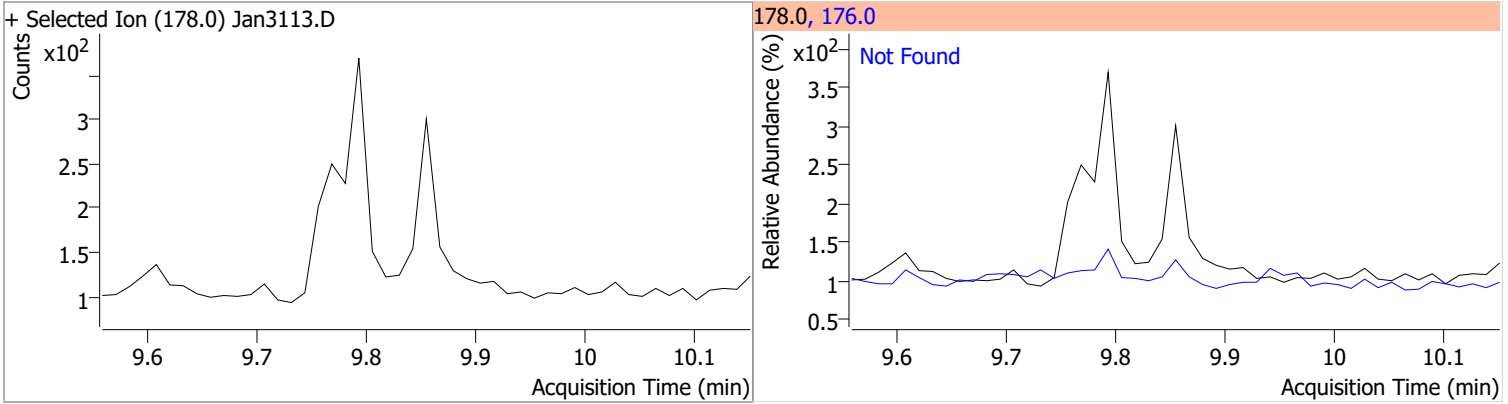
Compound	Conc.	RT	Dev(Min)	Resp.	QIon	QRatio	Lower	Upper
Fluorene		0		0	165.0 167.0		67.0 9.2	124.5 17.1



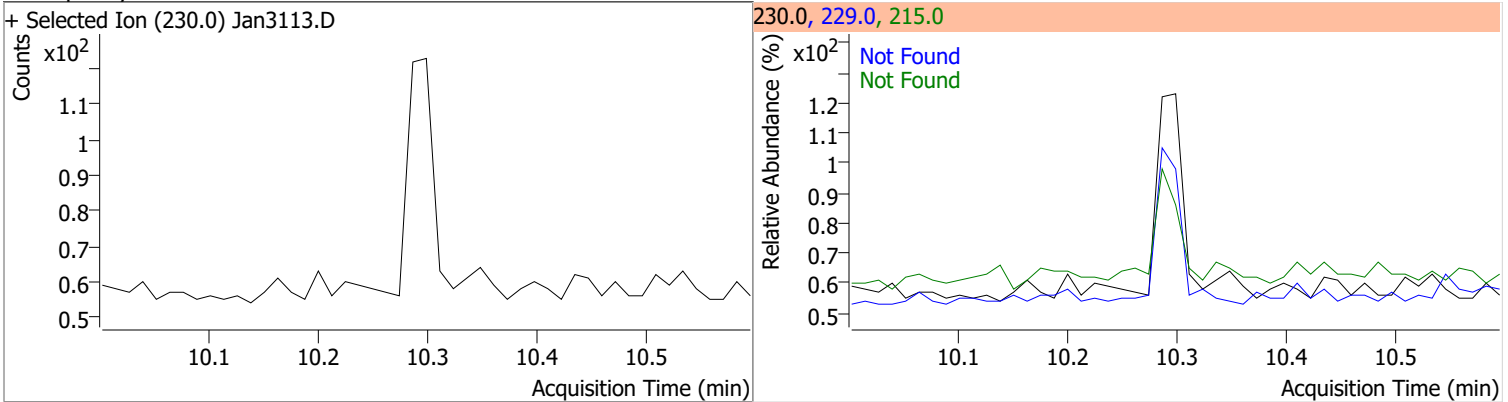
Compound	Conc.	Exp RT	QIon	Exp Ratio
Phenanthrene	N.D.	9.79	176.0	18.9



Compound	Conc.	Exp RT	QIon	Exp Ratio
Anthracene	N.D.	9.85	176.0	18.3

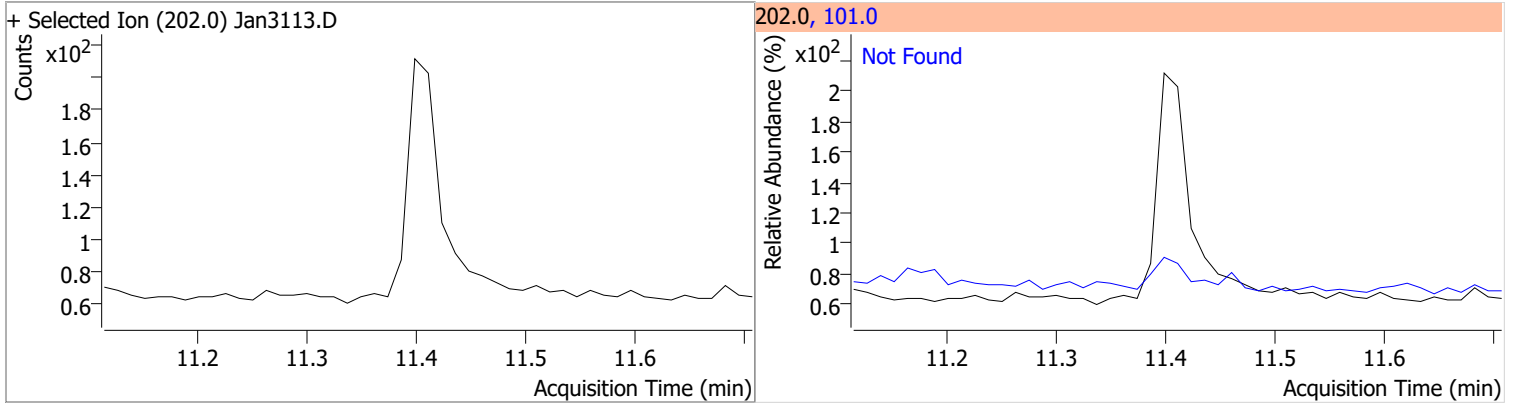


Compound	Conc.	Exp RT	QIon	Exp Ratio	QIon	Exp Ratio
o-Terphenyl	N.D.	10.30	229.0	67.3	215.0	44.4

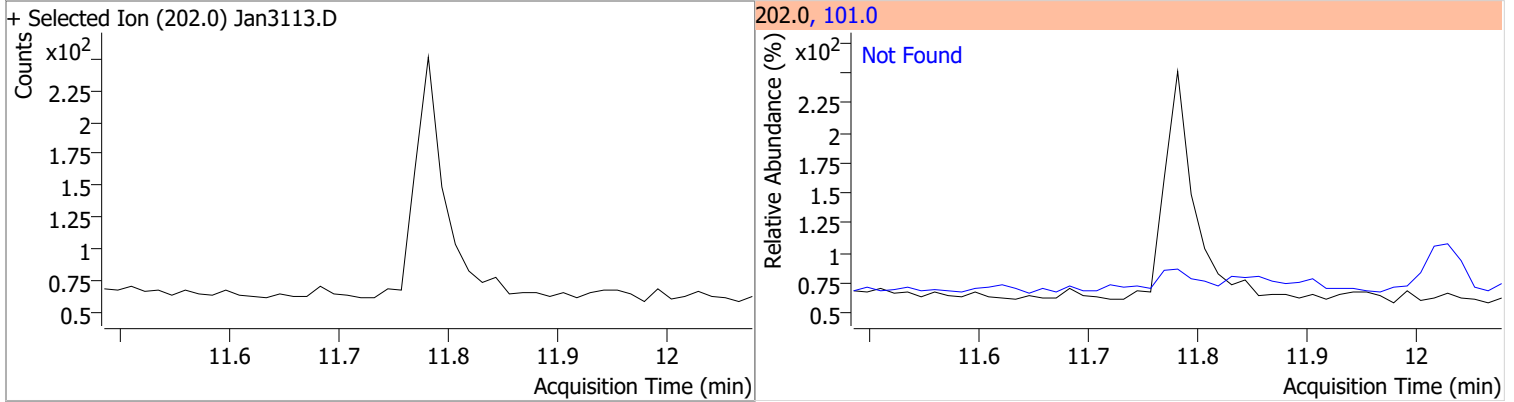


Quantitation Results Report (QT Reviewed)

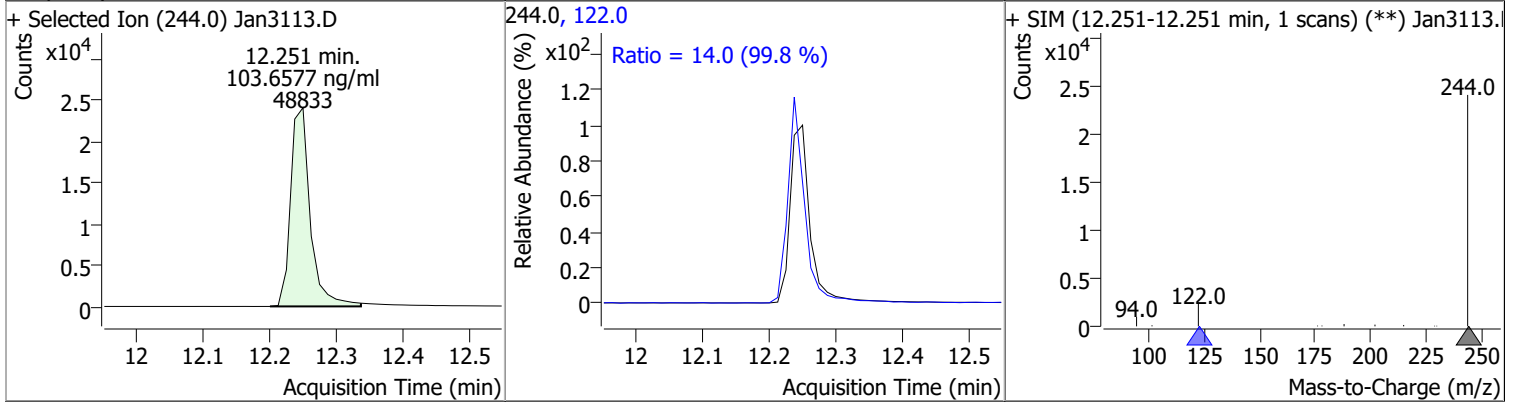
Compound	Conc.	Exp RT	QIon	Exp Ratio
Fluoranthene	N.D.	11.41	101.0	12.5



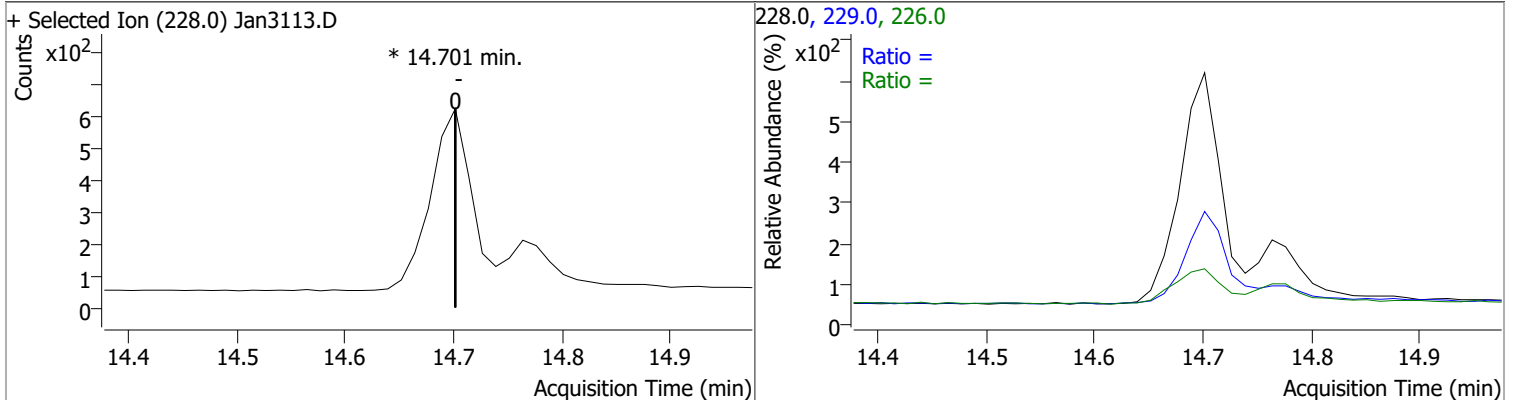
Compound	Conc.	Exp RT	QIon	Exp Ratio
Pyrene	N.D.	11.78	101.0	15.4



Compound	Conc.	RT	Dev(Min)	Resp.	QIon	QRatio	Lower	Upper
Terphenyl-d14	103.6577	12.25	0.00	48833	122.0	14.0	9.8	18.2

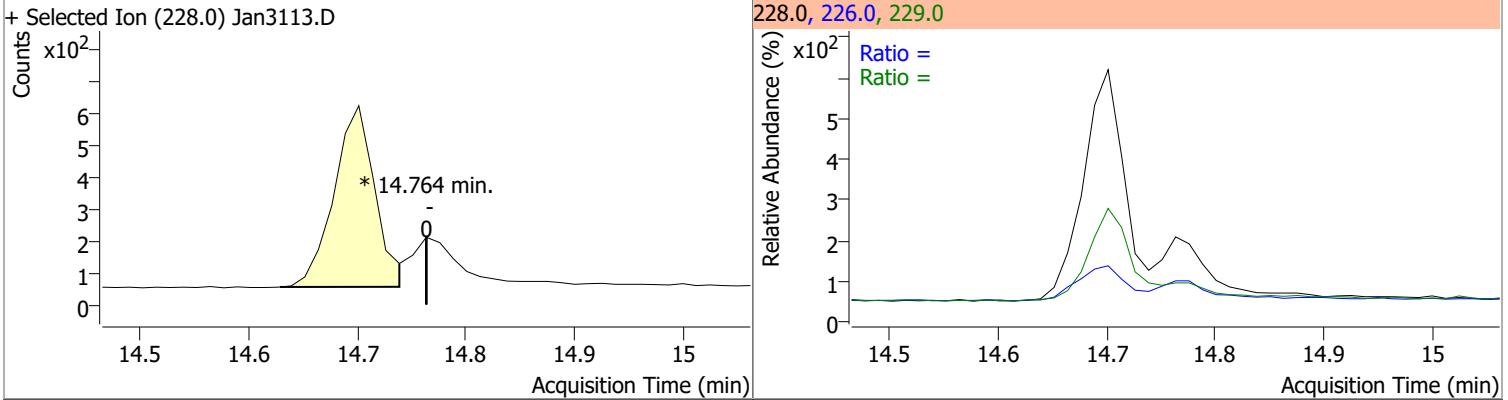


Compound	Conc.	RT	Dev(Min)	Resp.	QIon	QRatio	Lower	Upper
Benzo(a)Anthracene		0	0	0	226.0		19.0	35.2
					229.0		16.0	29.7

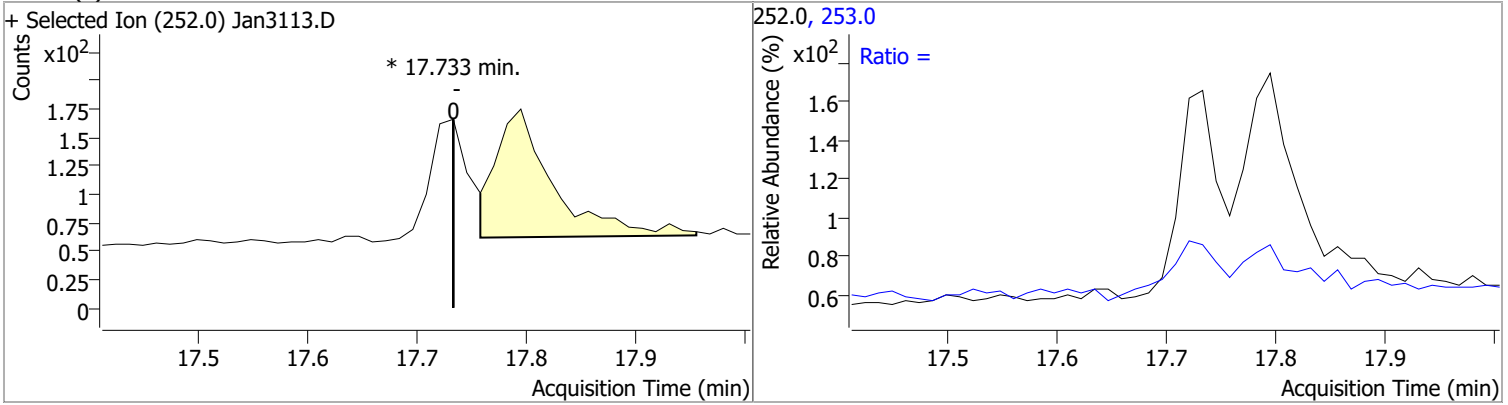


Quantitation Results Report (QT Reviewed)

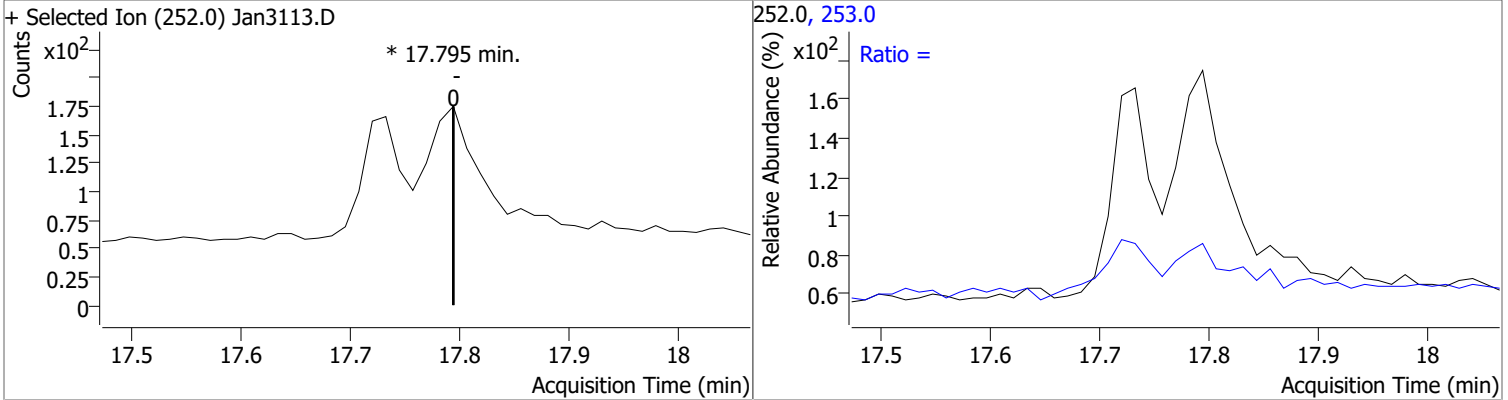
Compound	Conc.	RT	Dev(Min)	Resp.	QIon	QRatio	Lower	Upper
Chrysene	0	0	0	0	226.0		21.0	39.1
					229.0		14.8	27.6



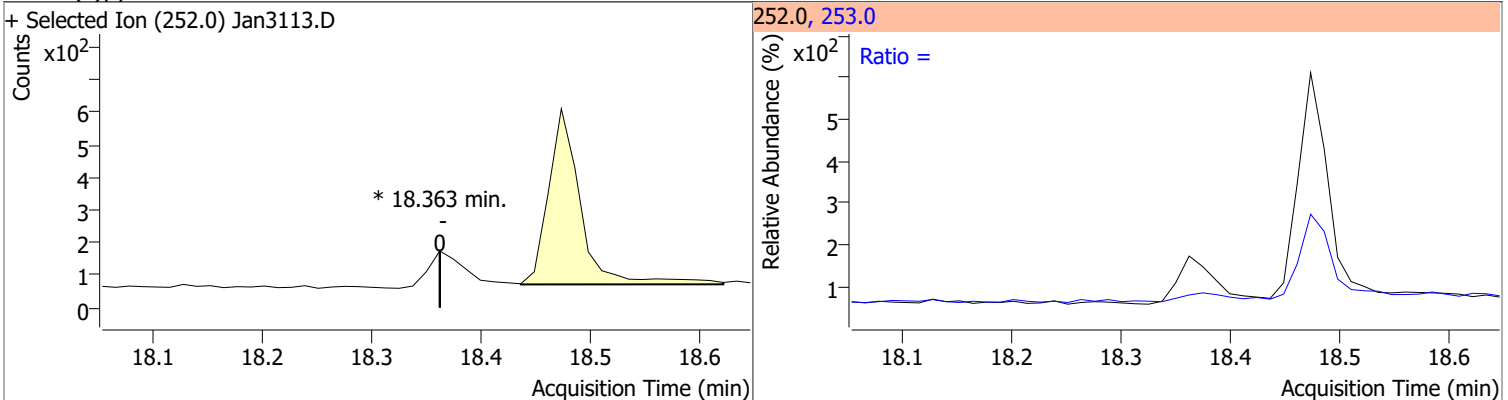
Compound	Conc.	RT	Dev(Min)	Resp.	QIon	QRatio	Lower	Upper
Benzo(b)fluoranthene	0	0	0	0	253.0		14.9	27.7



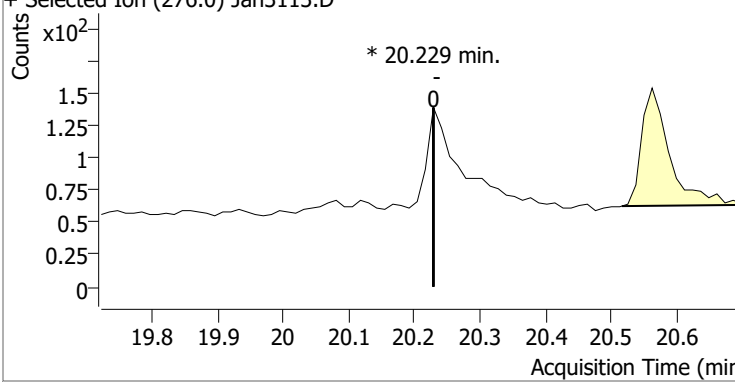
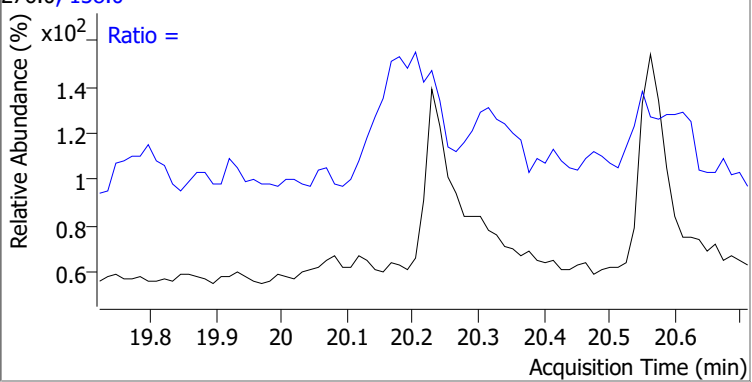
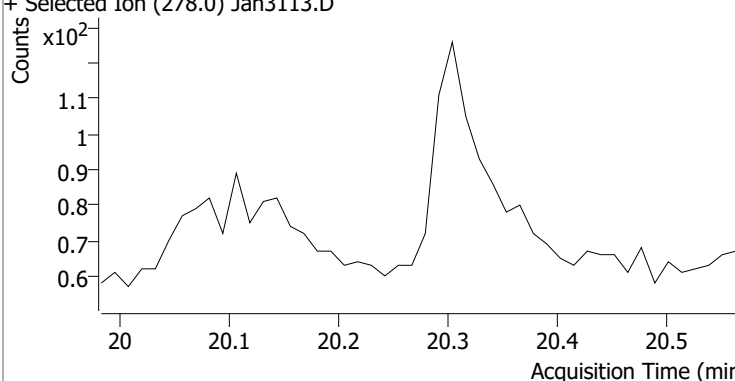
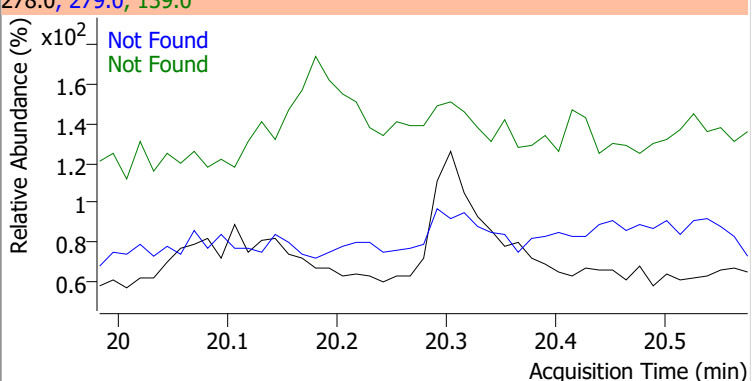
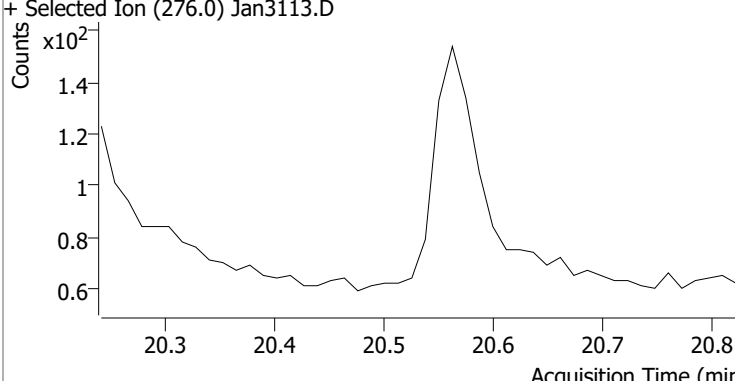
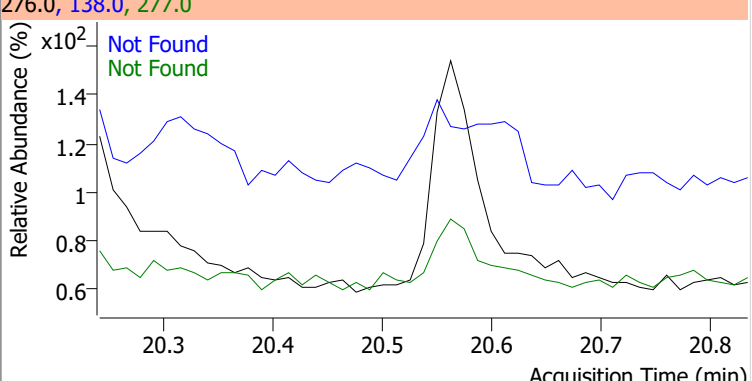
Compound	Conc.	RT	Dev(Min)	Resp.	QIon	QRatio	Lower	Upper
Benzo(k)fluoranthene	0	0	0	0	253.0		13.2	24.6



Compound	Conc.	RT	Dev(Min)	Resp.	QIon	QRatio	Lower	Upper
Benzo(a)pyrene	0	0	0	0	253.0		16.1	29.9



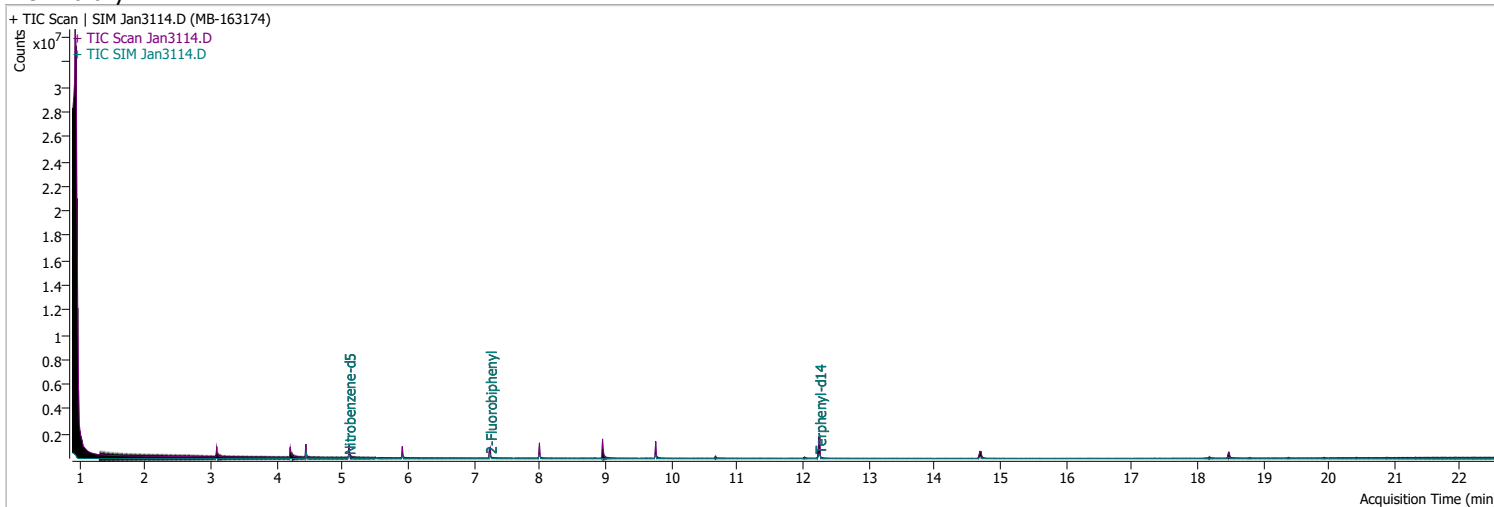
Quantitation Results Report (QT Reviewed)

Compound	Conc.	RT	Dev(Min)	Resp.	QIon	QRatio	Lower	Upper
Indeno(1,2,3-cd)pyrene	0	0		0	138.0		15.7	29.1
+ Selected Ion (276.0) Jan3113.D					276.0, 138.0			
								
Dibenzo(a,h)anthracene	N.D.	Exp RT	20.28	QIon	Exp Ratio	QIon	Exp Ratio	
+ Selected Ion (278.0) Jan3113.D					278.0, 279.0, 139.0			
								
Benzo(g,h,i)perylene	N.D.	Exp RT	20.54	QIon	Exp Ratio	QIon	Exp Ratio	
+ Selected Ion (276.0) Jan3113.D					276.0, 138.0, 277.0			
								

Quantitation Results Report (QT Reviewed)

Data File	Jan3114.D	Operator	LIMS import
Acq. Method	5975BNASIM	Acq. Date-Time	1/31/2022 6:57:47 PM
Sample Name	MB-163174	Instrument	GCMS
Vial	7	Multiplier	1.00
DA Method File	012622 bna SIM 2.batch.bin	Comment	SVOC-8270C-SIM-W-LLPAH
Tune File	dftppjph.u	Tune Date	
Batch Name	013122 bna SIM 2.batch.bin	Last Calib Update	1/27/2022 8:37:26 AM

Ref Library



Compound	RT	QIon	Resp.	Conc.	Units	Dev(Min)
Internal Standards						
M 1,4-Dichlorobenzene-d4	4.447	152.0	134813	40.0000	ng/ml	-0.012
M Naphthalene-d8	5.916	136.0	232694	40.0000	ng/ml	0.000
M Acenaphthene-d10	8.001	164.0	154565	40.0000	ng/ml	0.000
M Phenanthrene-d10	9.768	188.0	332822	40.0000	ng/ml	0.000
M Chrysene-d12	14.702	240.0	269463	40.0000	ng/ml	0.000
M Perylene-d12	18.475	264.0	178620	40.0000	ng/ml	0.000
System Monitoring Compounds						
S Nitrobenzene-d5	5.094	82.0	345546	42.9081	ng/ml	-0.025
Spiked Amount: 5.000	Range: 19.0 - 102.0%			Recovery = 858.16%		*
S 2-Fluorobiphenyl	7.240	172.0	386228	55.6241	ng/ml	-0.012
Spiked Amount: 5.000	Range: 25.0 - 94.0%			Recovery = 1112.48%		*
S o-Terphenyl	0.000		0	N.D.		
Spiked Amount: 5.000	Range: 40.0 - 140.0%			Recovery = NA%		
S Terphenyl-d14	12.251	244.0	548126	80.6631	ng/ml	0.000
Spiked Amount: 5.000	Range: 39.0 - 106.0%			Recovery = 1613.26%		*
Target Compounds						
T Naphthalene	0.000		0	N.D.		
T 2-Methylnaphthalene	0.000		0	N.D.		
T 1-Methylnaphthalene	0.000		0	N.D.		
T Acenaphthylene	0.000		0	N.D.		
T Acenaphthene	8.025	154.0	0		ng/ml	md 1
T Fluorene	8.661	166.0	0		ng/ml	md 1
T Phenanthrene	0.000		0	N.D.		
T Anthracene	0.000		0	N.D.		
T Fluoranthene	0.000		0	N.D.		
T Pyrene	0.000		0	N.D.		
T Benzo(a)Anthracene	14.702	228.0	0		ng/ml	md 1
T Chrysene	14.764	228.0	0		ng/ml	md 1
T Benzo(b)fluoranthene	0.000		0	N.D.		

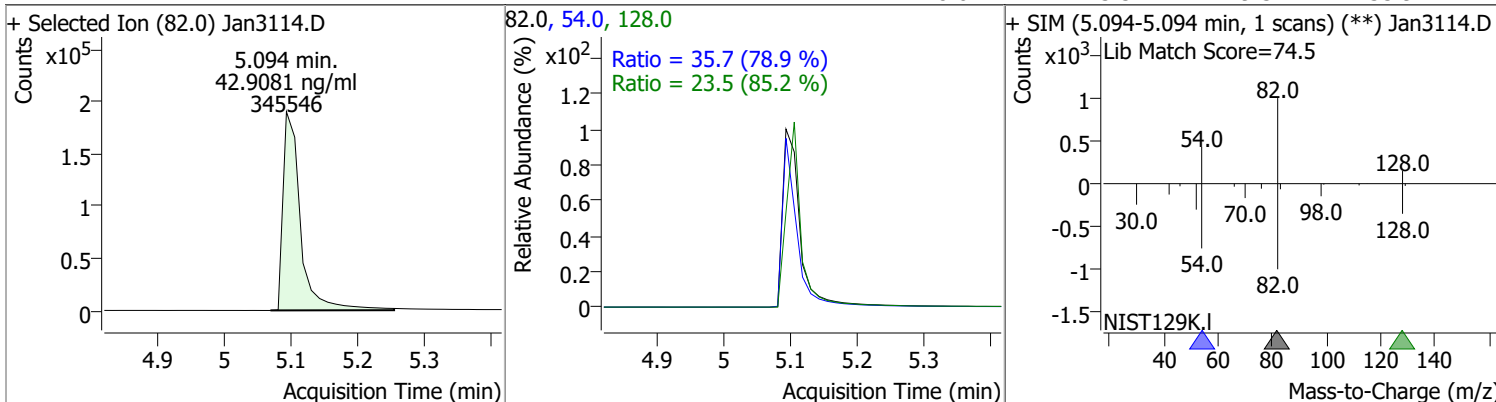
Quantitation Results Report (QT Reviewed)

Compound	RT	QIon	Resp.	Conc.	Units	Dev(Min)
T Benzo(k)fluoranthene	0.000		0	N.D.		
T Benzo(a)pyrene	18.363	252.0	0		ng/ml	md 1
T Indeno(1,2,3-cd)pyrene	0.000		0	N.D.		
T Dibenzo(a,h)anthracene	0.000		0	N.D.		
T Benzo(g,h,i)perylene	0.000		0	N.D.		

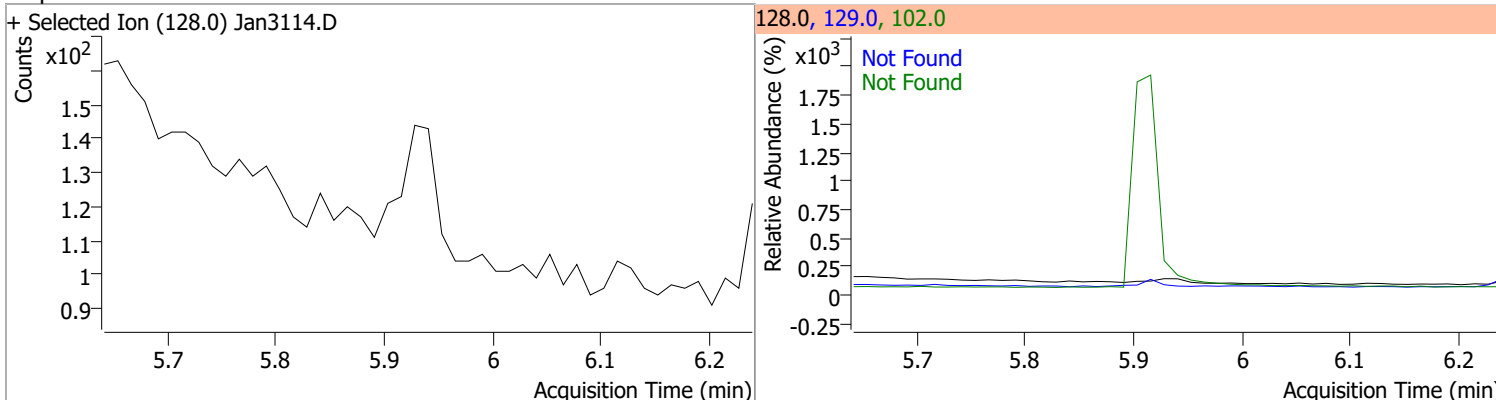
(#) = Qualifier Out of Range; (m) = Manual Integration; (+) = Area Summed; (*) = Surrogate Percent Recovery Out of Range; (d): Zeroed Peak

Quantitation Results Report (QT Reviewed)

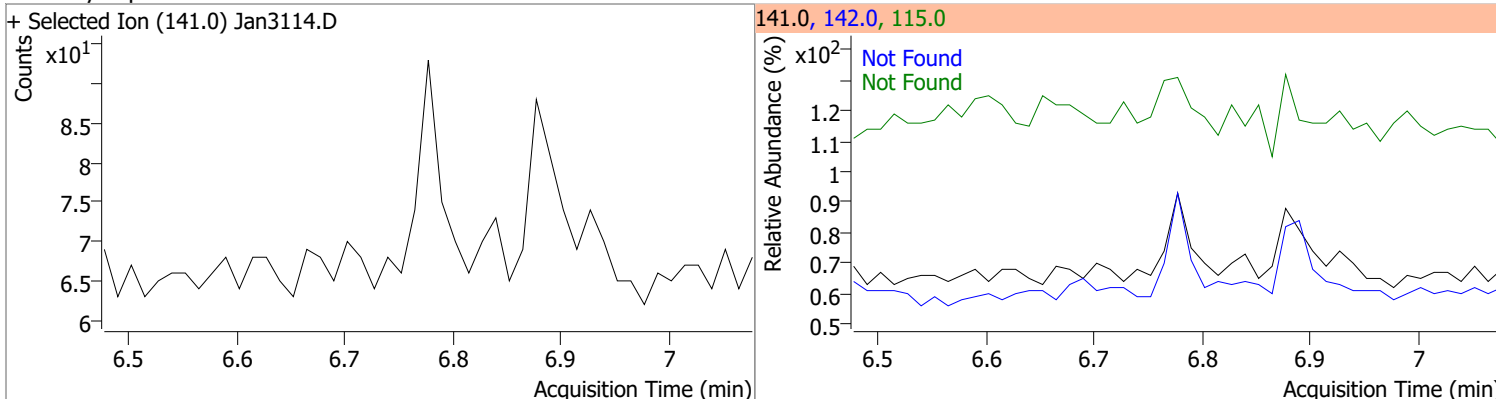
Compound	Conc.	RT	Dev(Min)	Resp.	QIon	QRatio	Lower	Upper
Nitrobenzene-d5	42.9081	5.09	-0.02	345546	54.0	35.7	31.6	58.8
					128.0	23.5	19.3	35.9



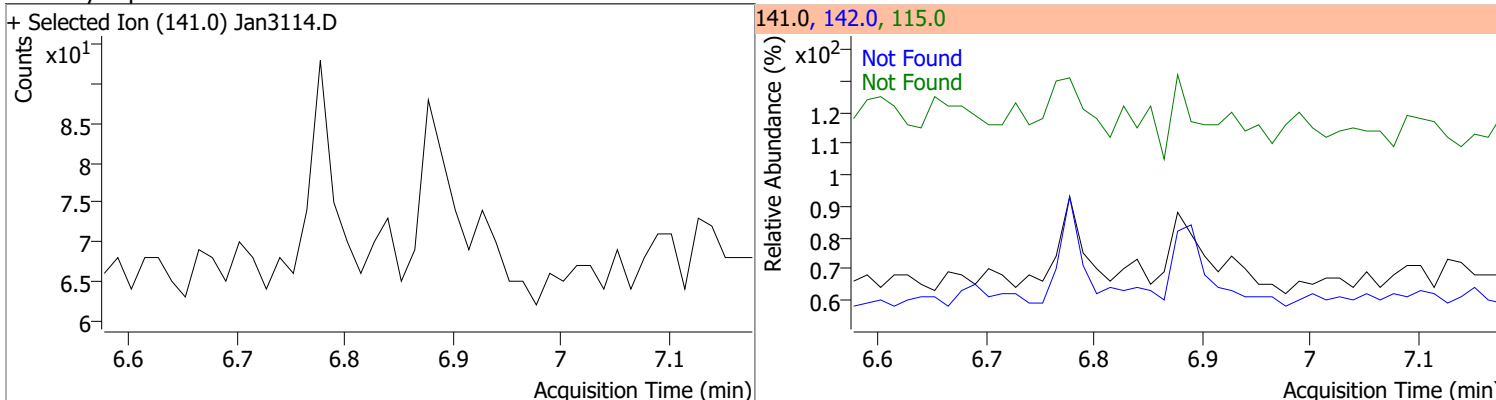
Compound	Conc.	Exp RT	QIon	Exp Ratio	QIon	Exp Ratio
Naphthalene	N.D.	5.94	102.0	20.6	129.0	11.0



Compound	Conc.	Exp RT	QIon	Exp Ratio	QIon	Exp Ratio
2-Methylnaphthalene	N.D.	6.78	142.0	141.5	115.0	66.1

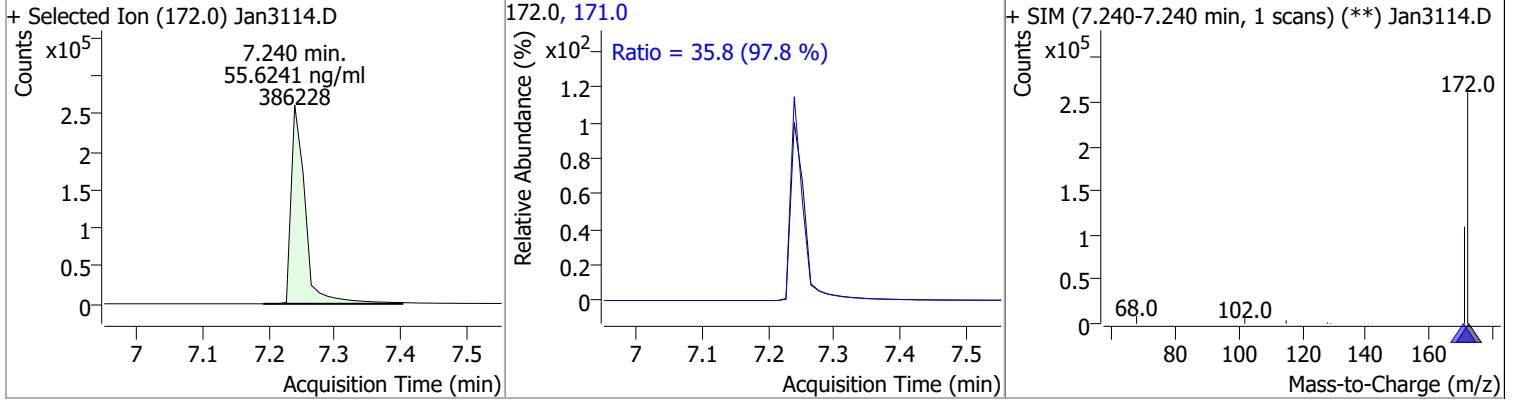


Compound	Conc.	Exp RT	QIon	Exp Ratio	QIon	Exp Ratio
1-Methylnaphthalene	N.D.	6.88	142.0	111.9	115.0	76.3

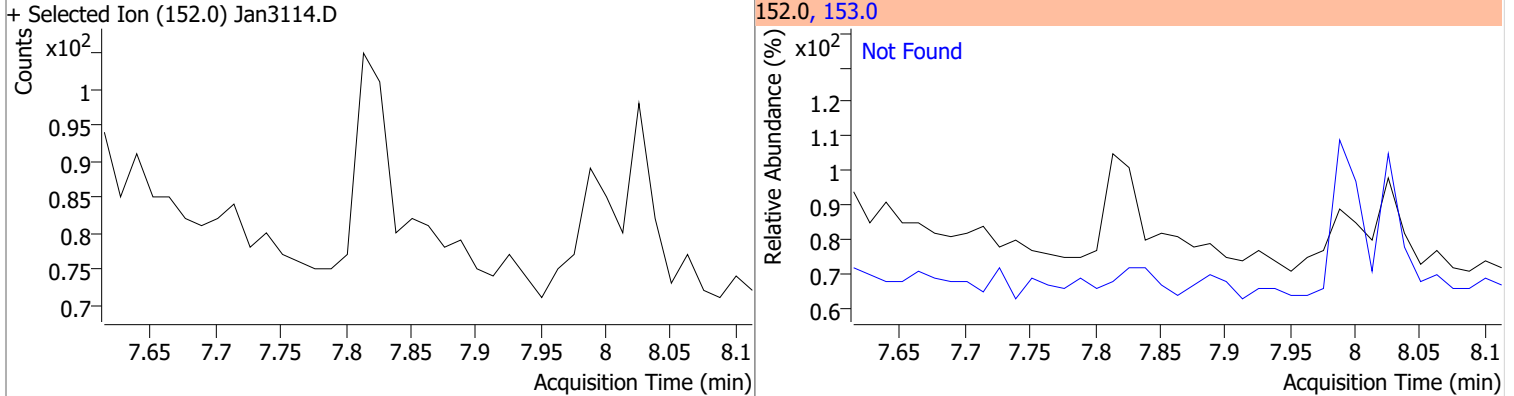


Quantitation Results Report (QT Reviewed)

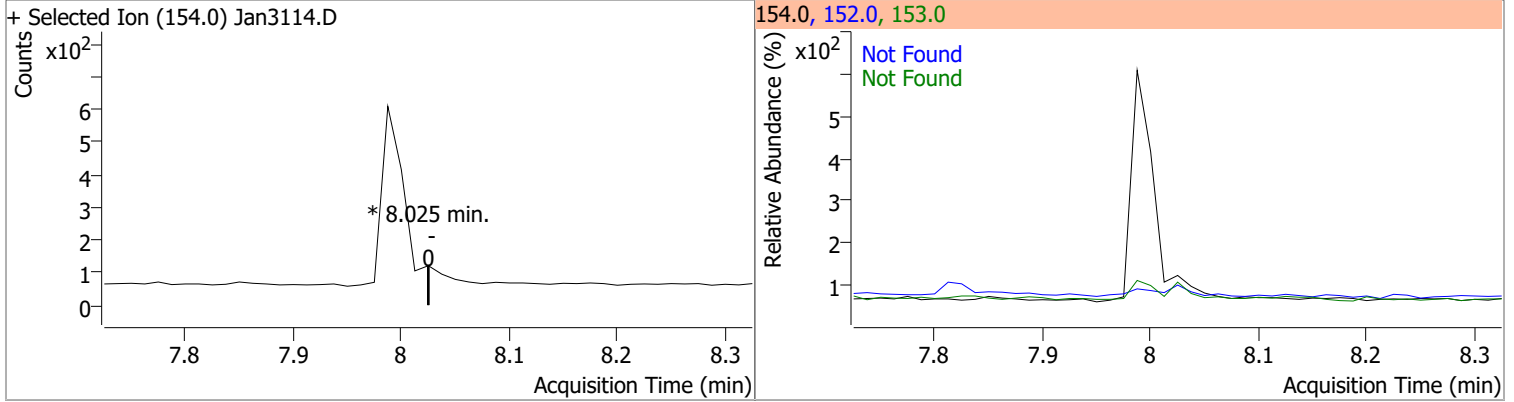
Compound	Conc.	RT	Dev(Min)	Resp.	QIon	QRatio	Lower	Upper
2-Fluorobiphenyl	55.6241	7.24	-0.01	386228	171.0	35.8	25.6	47.6



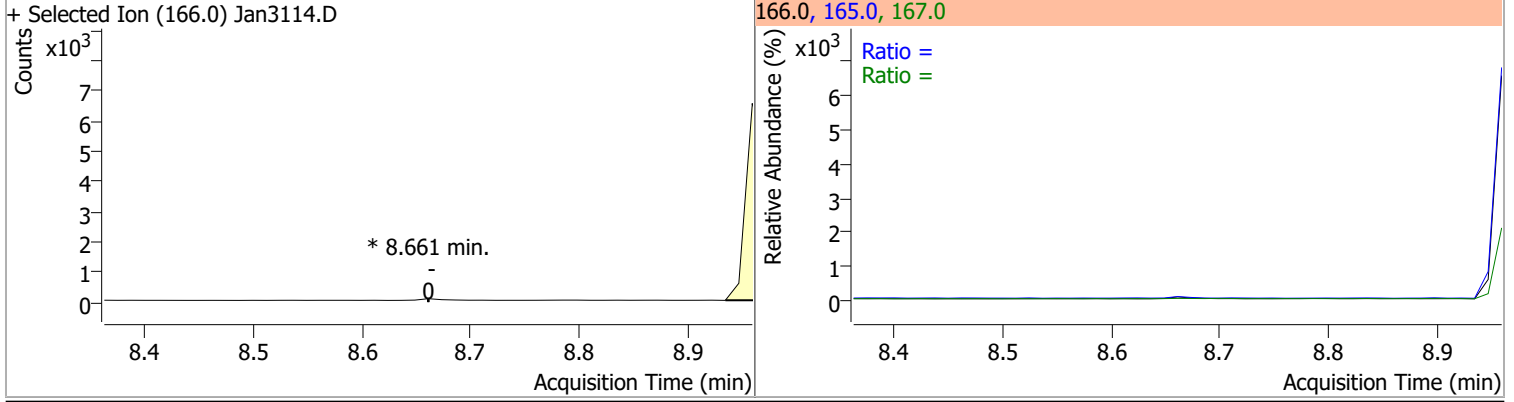
Compound	Conc.	Exp RT	QIon	Exp Ratio
Acenaphthylene	N.D.	7.81	153.0	13.1



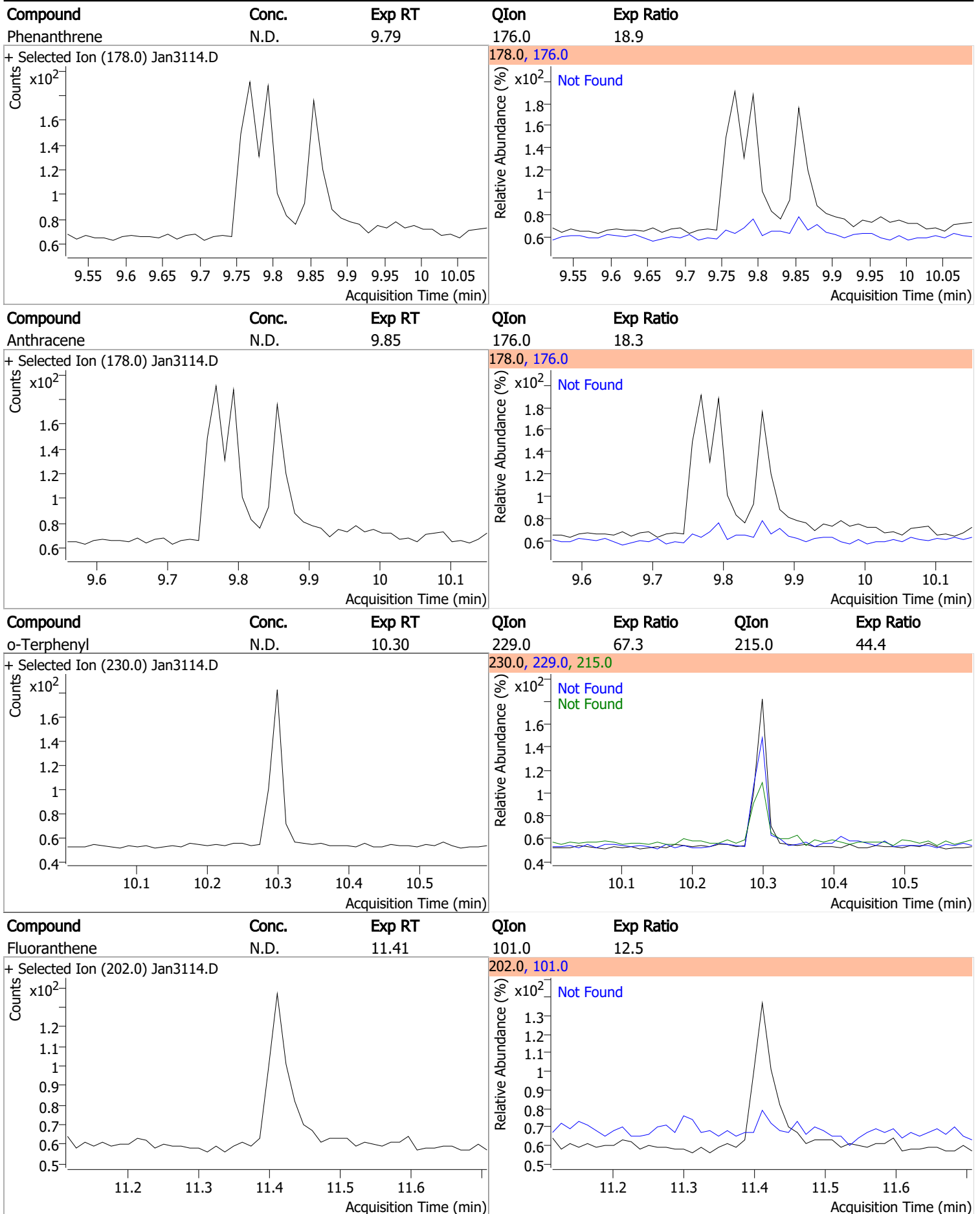
Compound	Conc.	RT	Dev(Min)	Resp.	QIon	QRatio	Lower	Upper
Acenaphthene		0		0	153.0		83.9	155.8
					152.0		40.9	76.0



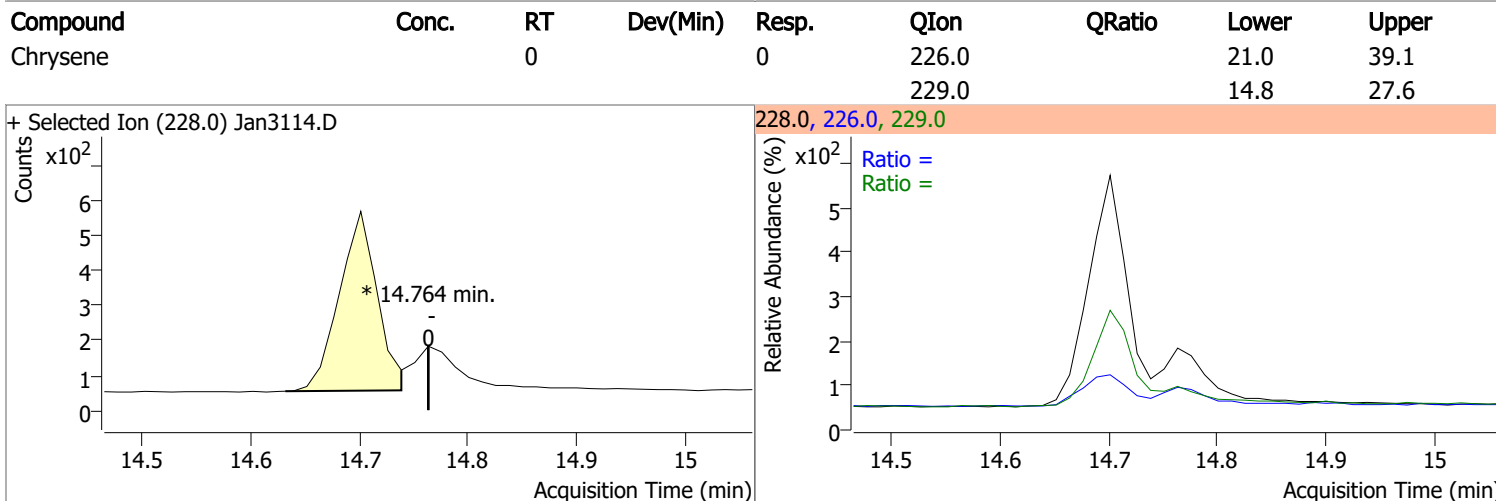
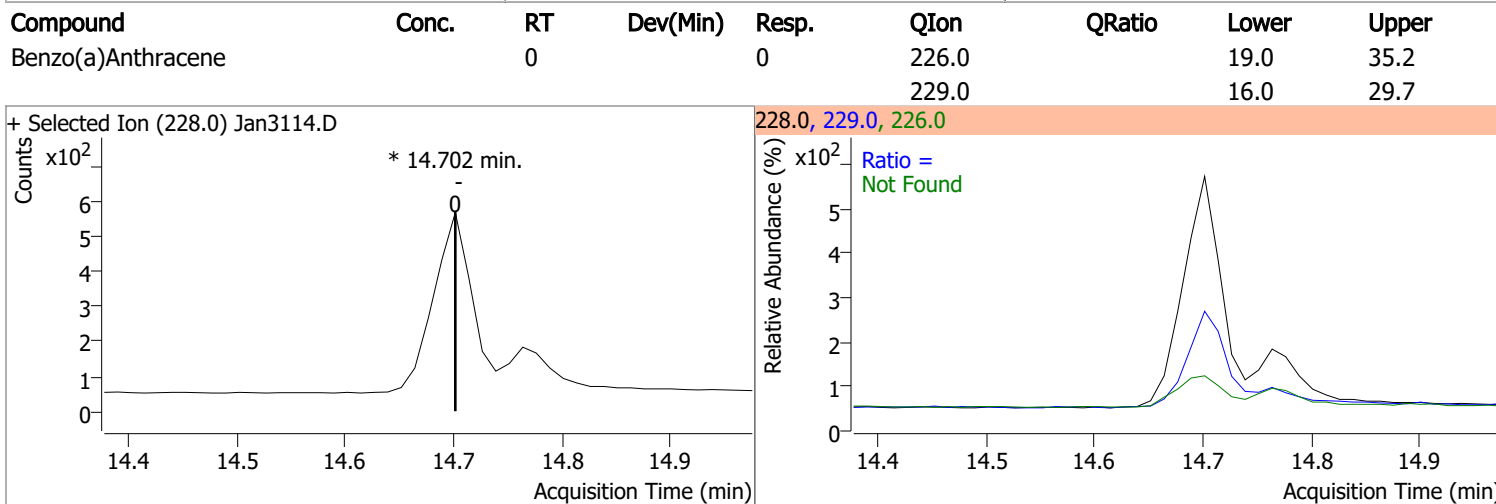
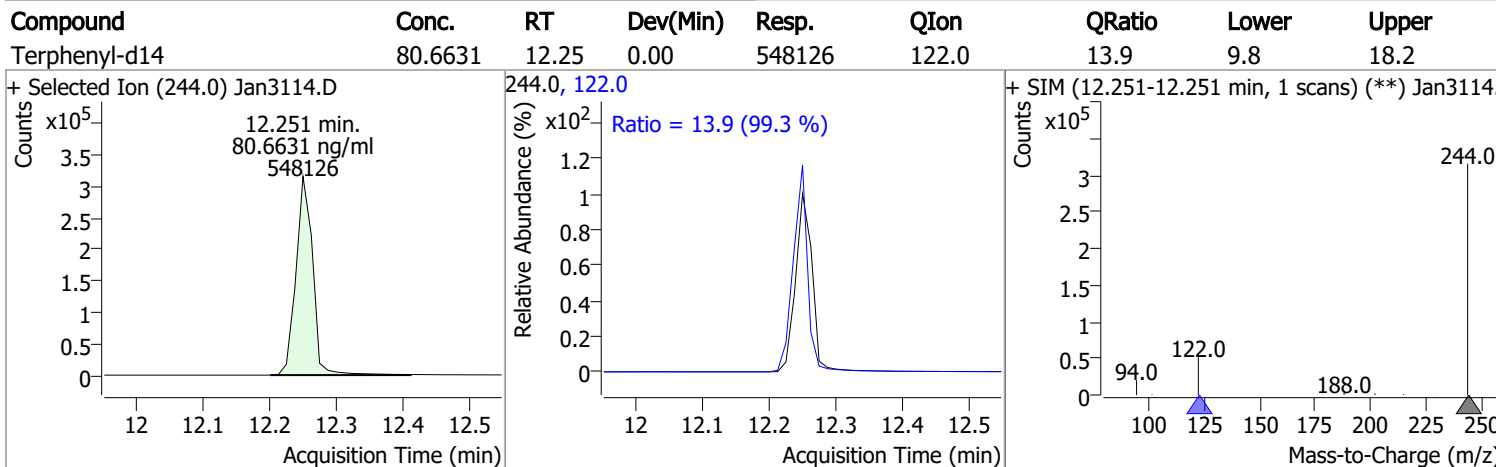
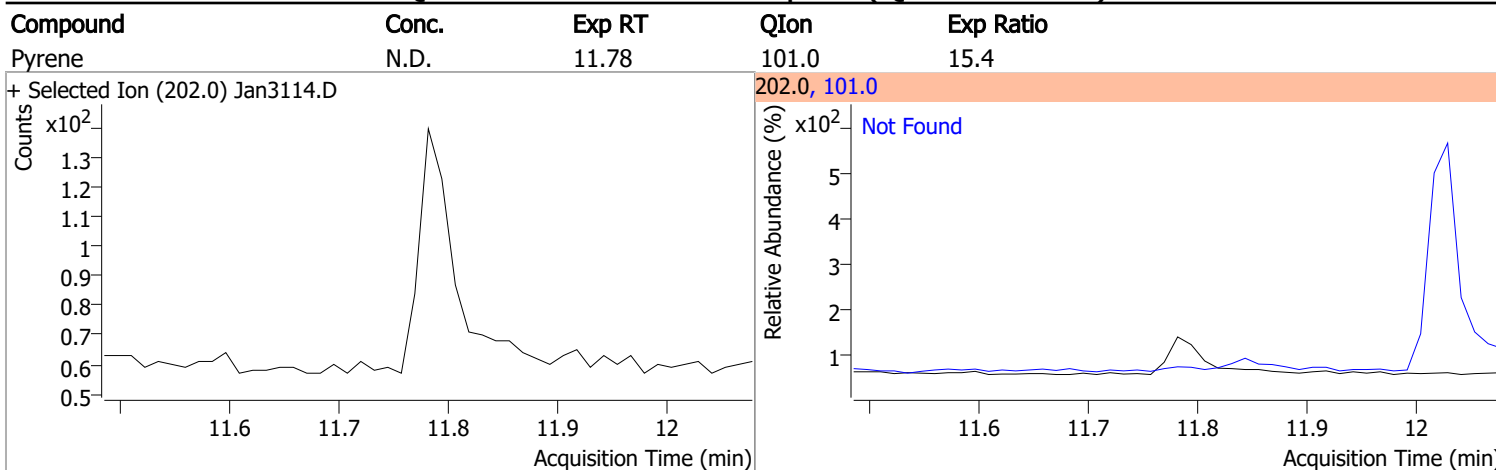
Compound	Conc.	RT	Dev(Min)	Resp.	QIon	QRatio	Lower	Upper
Fluorene		0		0	165.0		67.0	124.5
					167.0		9.2	17.1



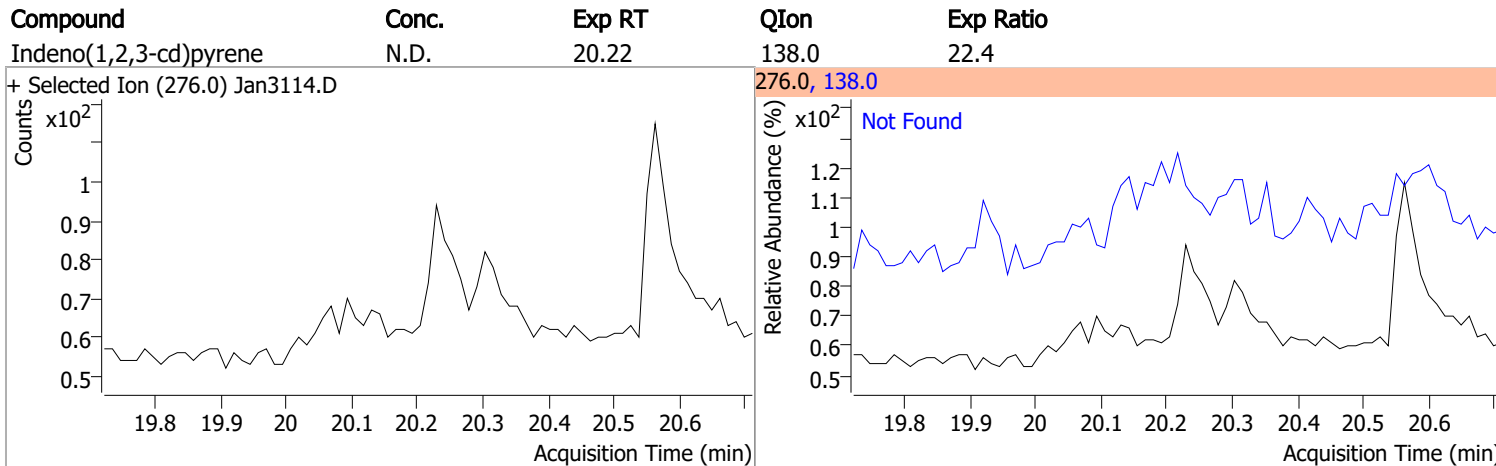
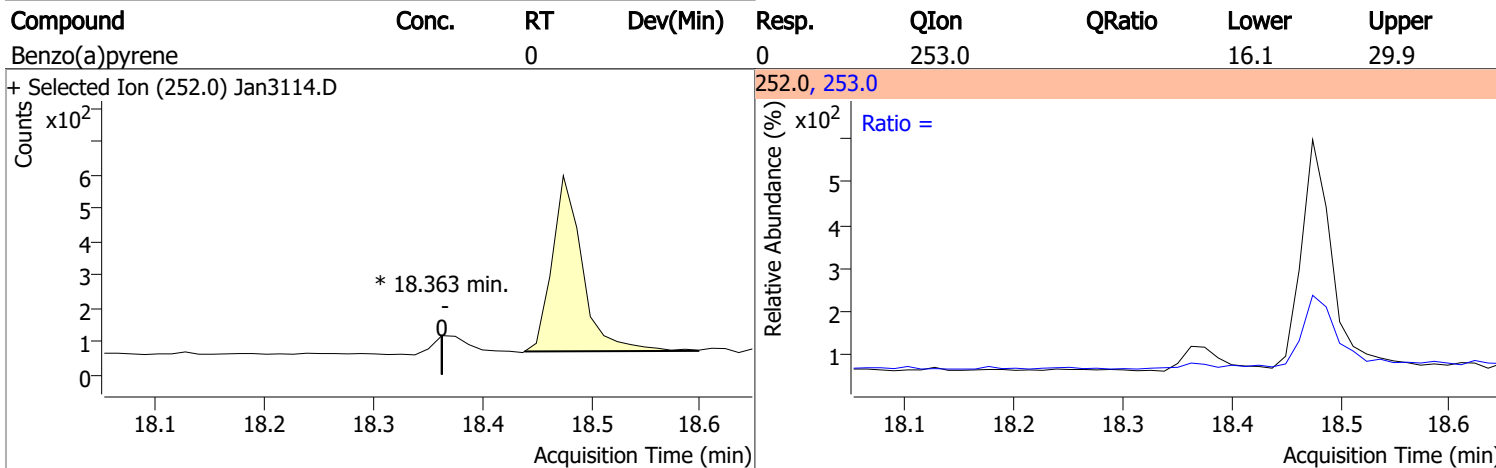
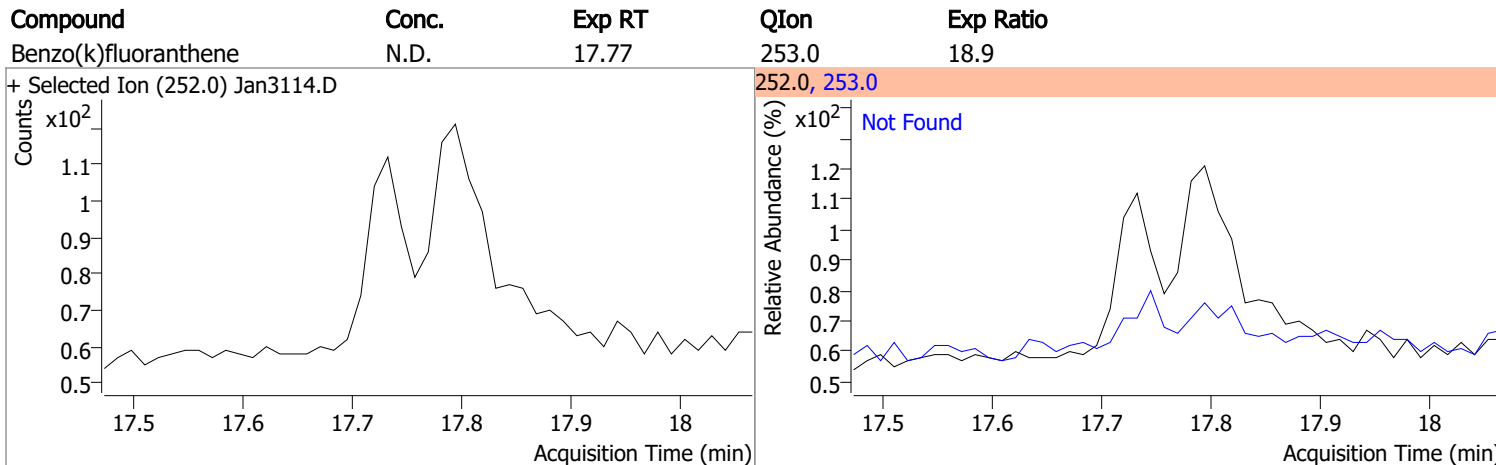
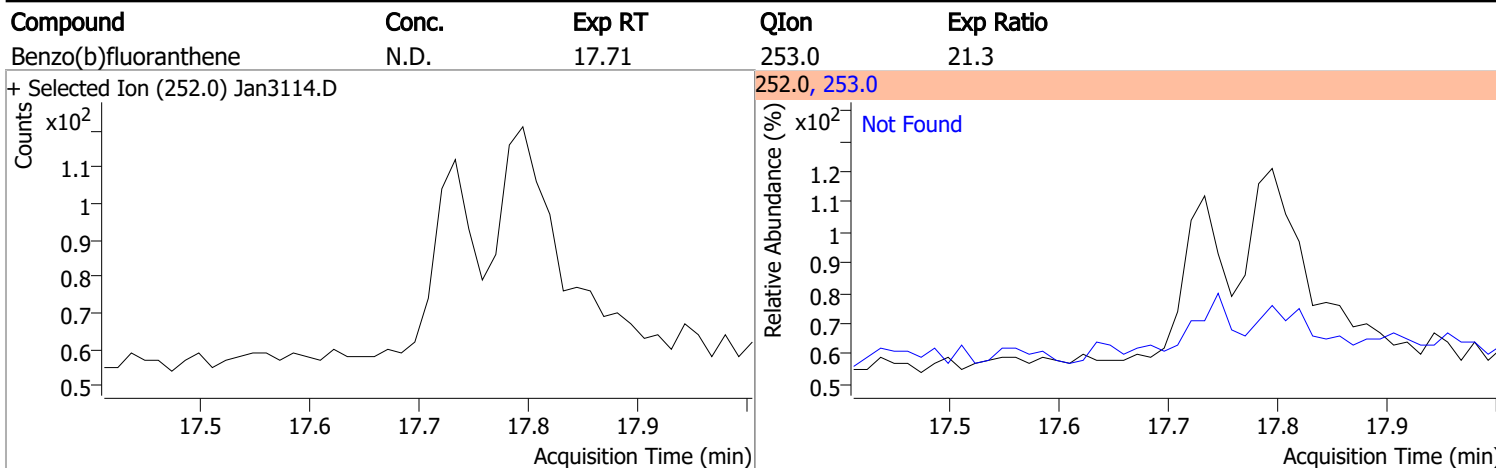
Quantitation Results Report (QT Reviewed)



Quantitation Results Report (QT Reviewed)

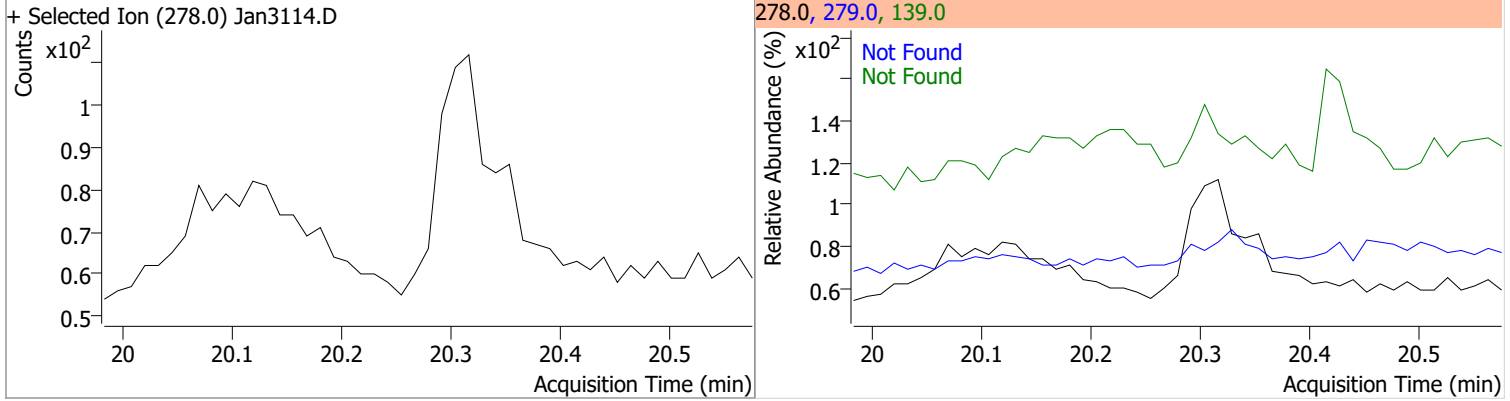


Quantitation Results Report (QT Reviewed)

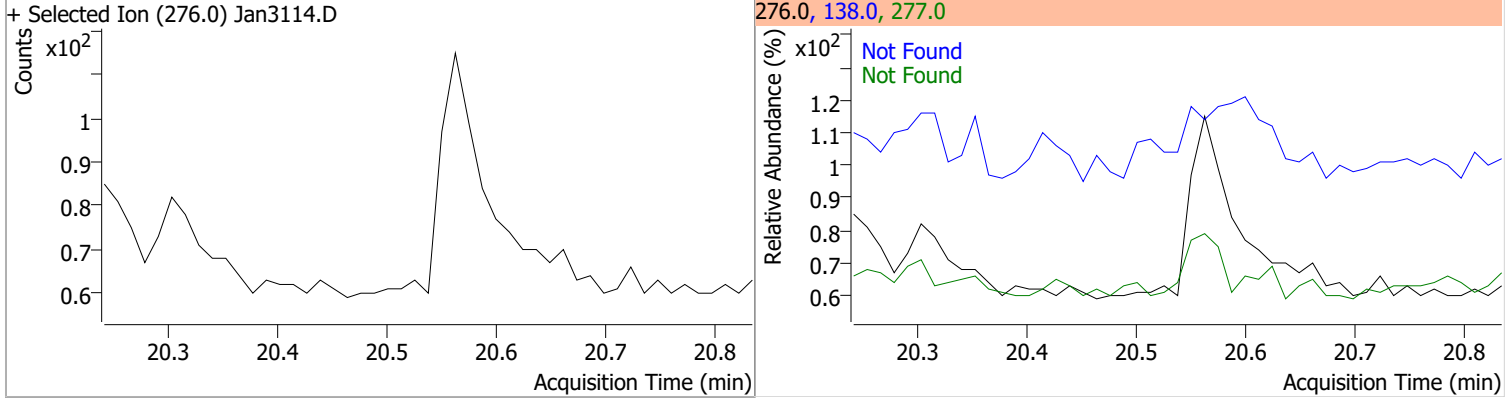


Quantitation Results Report (QT Reviewed)

Compound	Conc.	Exp RT	QIon	Exp Ratio	QIon	Exp Ratio
Dibenzo(a,h)anthracene	N.D.	20.28	279.0	24.9	139.0	17.5



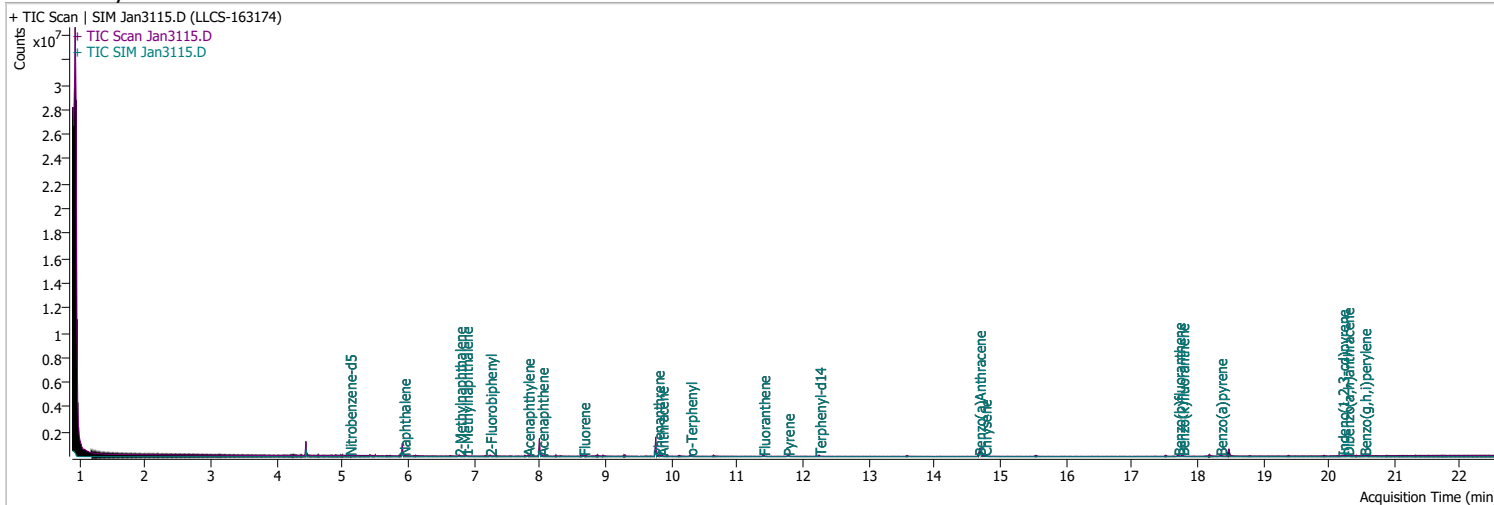
Compound	Conc.	Exp RT	QIon	Exp Ratio	QIon	Exp Ratio
Benzo(g,h,i)perylene	N.D.	20.54	277.0	24.8	138.0	20.5



Quantitation Results Report (QT Reviewed)

Data File	Jan3115.D	Operator	LIMS import
Acq. Method	5975BNASIM	Acq. Date-Time	1/31/2022 7:30:28 PM
Sample Name	LLCS-163174	Instrument	GCMS
Vial	8	Multiplier	1.00
DA Method File	012622 bna SIM 2.batch.bin	Comment	SVOC-8270C-SIM-W-LLPAH
Tune File	dftppjph.u	Tune Date	
Batch Name	013122 bna SIM 2.batch.bin	Last Calib Update	1/27/2022 8:37:26 AM

Ref Library



Compound	RT	QIon	Resp.	Conc.	Units	Dev(Min)
Internal Standards						
M 1,4-Dichlorobenzene-d4	4.447	152.0	139406	40.0000	ng/ml	-0.013
M Naphthalene-d8	5.916	136.0	244198	40.0000	ng/ml	0.000
M Acenaphthene-d10	8.000	164.0	157987	40.0000	ng/ml	0.000
M Phenanthrene-d10	9.768	188.0	363760	40.0000	ng/ml	0.000
M Chrysene-d12	14.701	240.0	286841	40.0000	ng/ml	0.000
M Perylene-d12	18.474	264.0	198739	40.0000	ng/ml	0.000
System Monitoring Compounds						
S Nitrobenzene-d5	5.106	82.0	12228	3.6675	ng/ml	-0.013
Spiked Amount: 5.000				Range: 19.0 - 102.0% Recovery = 73.35%		
S 2-Fluorobiphenyl	7.239	172.0	26192	4.2271	ng/ml	-0.013
Spiked Amount: 5.000				Range: 25.0 - 94.0% Recovery = 84.54%		
S o-Terphenyl	10.287	230.0	26239	4.7908	ng/ml	-0.012
Spiked Amount: 5.000				Range: 40.0 - 140.0% Recovery = 95.82%		
S Terphenyl-d14	12.251	244.0	23790	5.0188	ng/ml	0.000
Spiked Amount: 5.000				Range: 39.0 - 106.0% Recovery = 100.38%		
Target Compounds						
T Naphthalene	5.928	128.0	20260	3.2343	ng/ml	93
T 2-Methylnaphthalene	6.777	141.0	13263	3.5012	ng/ml	86
T 1-Methylnaphthalene	6.877	141.0	13260	3.4528	ng/ml	98
T Acenaphthylene	7.813	152.0	30679	4.2374	ng/ml	98
T Acenaphthene	8.025	154.0	19192	4.3157	ng/ml	99
T Fluorene	8.661	166.0	27642	4.5397	ng/ml	98
T Phenanthrene	9.793	178.0	44458	4.6951	ng/ml	100
T Anthracene	9.854	178.0	42764	5.0258	ng/ml	100
T Fluoranthene	11.398	202.0	55329	4.9800	ng/ml	96
T Pyrene	11.769	202.0	56776	4.6868	ng/ml	97
T Benzo(a)Anthracene	14.677	228.0	44040	5.3626	ng/ml	98
T Chrysene	14.764	228.0	56891	5.1492	ng/ml	99
T Benzo(b)fluoranthene	17.708	252.0	41036	5.0513	ng/ml	98

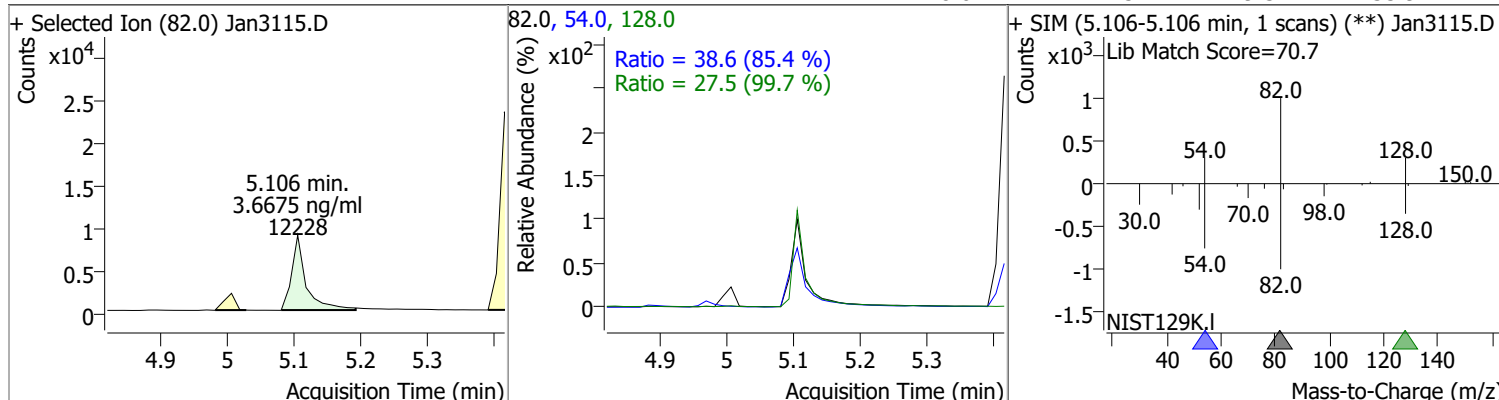
Quantitation Results Report (QT Reviewed)

Compound	RT	QIon	Resp.	Conc.	Units	Dev(Min)
T Benzo(k)fluoranthene	17.770	252.0	45491	4.8165	ng/ml	91
T Benzo(a)pyrene	18.351	252.0	34188	5.0563	ng/ml	99
T Indeno(1,2,3-cd)pyrene	20.204	276.0	31407	5.1793	ng/ml	91
T Dibenzo(a,h)anthracene	20.278	278.0	35280	5.1994	ng/ml	98
T Benzo(g,h,i)perylene	20.538	276.0	42325	4.9290	ng/ml	96

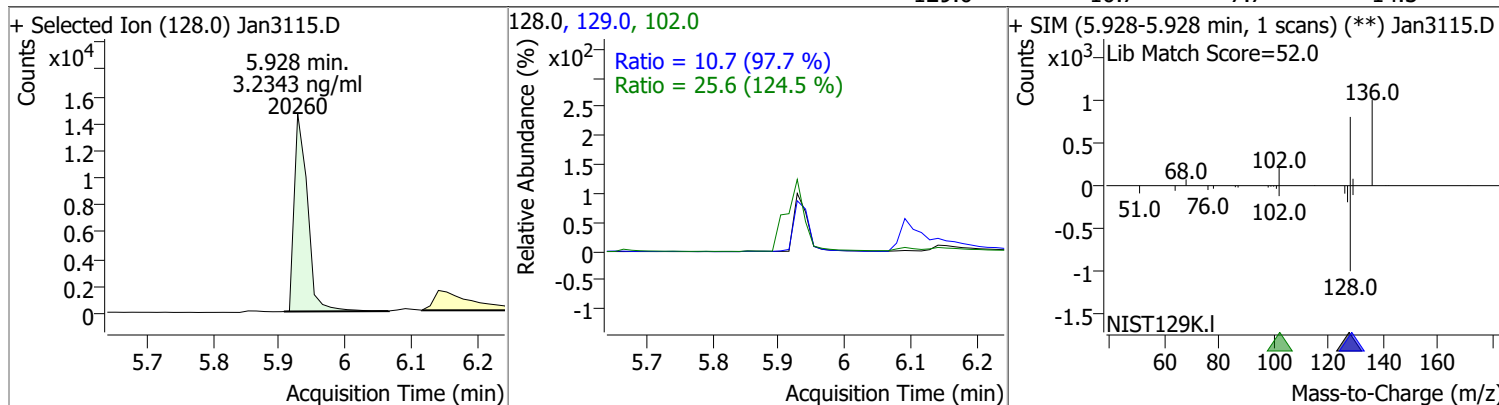
(#) = Qualifier Out of Range; (m) = Manual Integration; (+) = Area Summed; (*) = Surrogate Percent Recovery Out of Range; (d): Zeroed Peak

Quantitation Results Report (QT Reviewed)

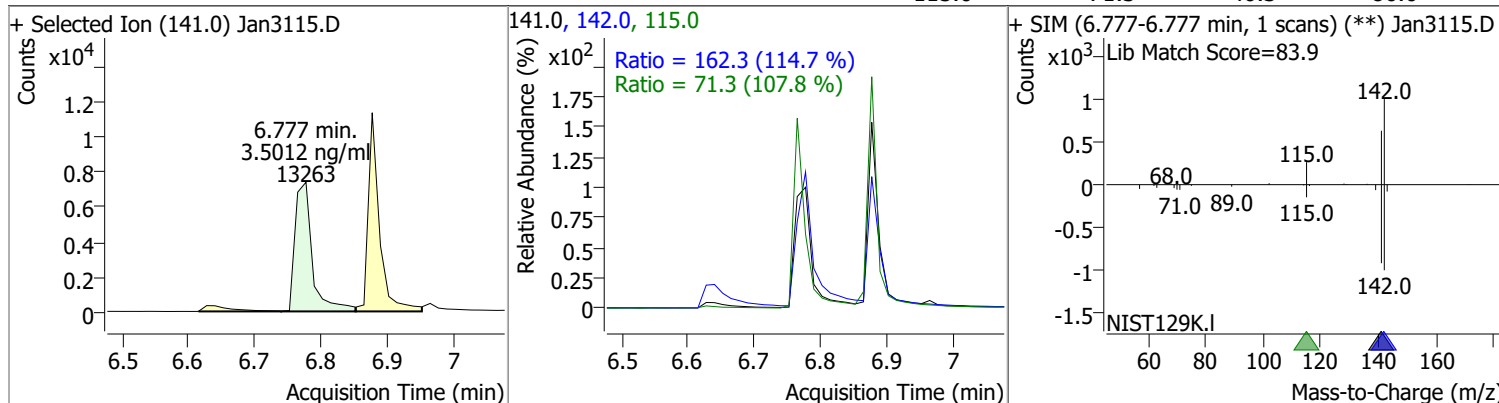
Compound	Conc.	RT	Dev(Min)	Resp.	QIon	QRatio	Lower	Upper
Nitrobenzene-d5	3.6675	5.11	-0.01	12228	54.0	38.6	31.6	58.8
					128.0	27.5	19.3	35.9



Compound	Conc.	RT	Dev(Min)	Resp.	QIon	QRatio	Lower	Upper
Naphthalene	3.2343	5.93	-0.01	20260	102.0	25.6	0.0	61.8
					129.0	10.7	7.7	14.3

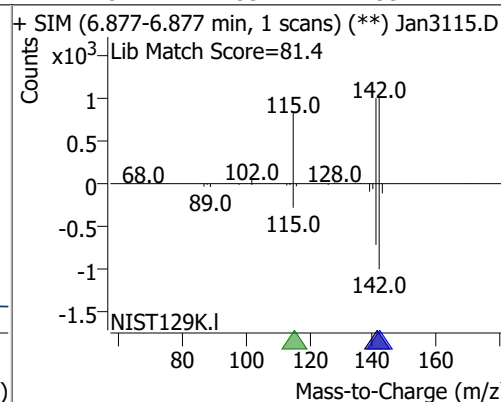
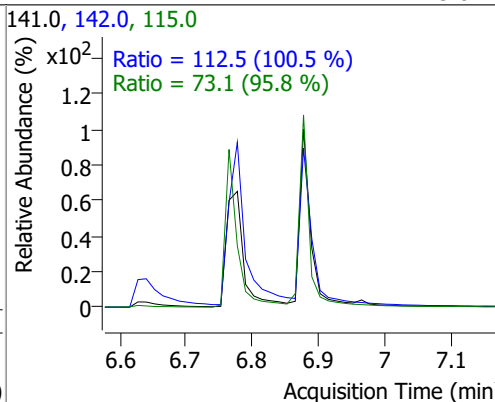
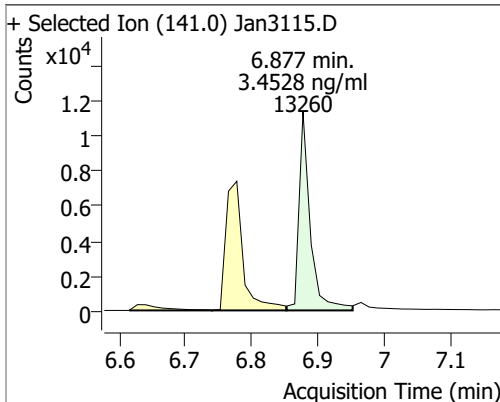


Compound	Conc.	RT	Dev(Min)	Resp.	QIon	QRatio	Lower	Upper
2-Methylnaphthalene	3.5012	6.78	0.00	13263	142.0	162.3	99.1	184.0
					115.0	71.3	46.3	86.0

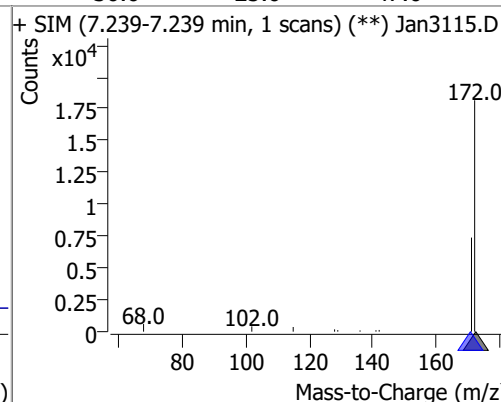
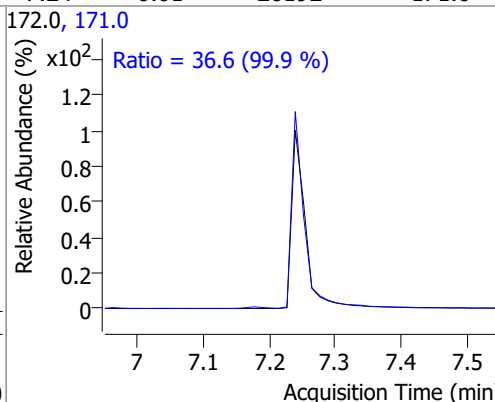
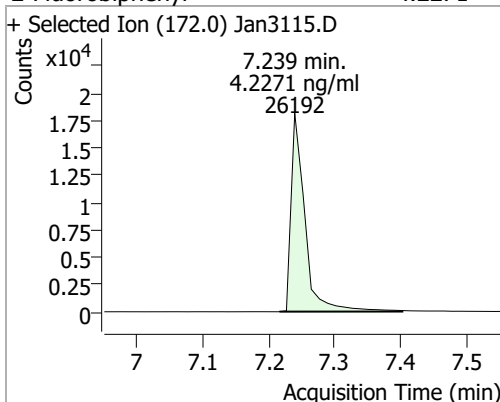


Quantitation Results Report (QT Reviewed)

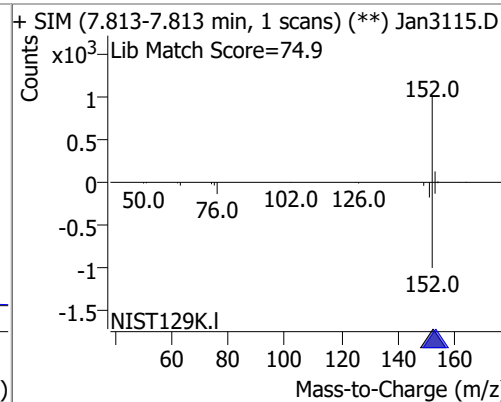
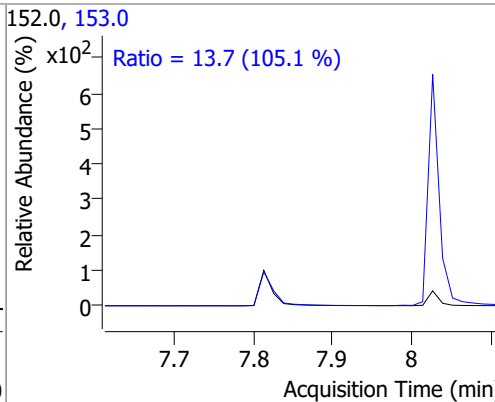
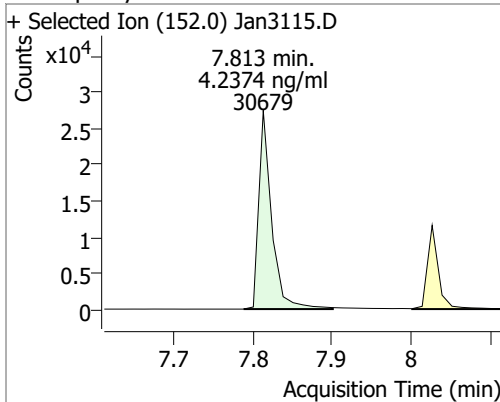
Compound	Conc.	RT	Dev(Min)	Resp.	QIon	QRatio	Lower	Upper
1-Methylnaphthalene	3.4528	6.88	0.00	13260	142.0	112.5	78.3	145.5
					115.0	73.1	53.4	99.2



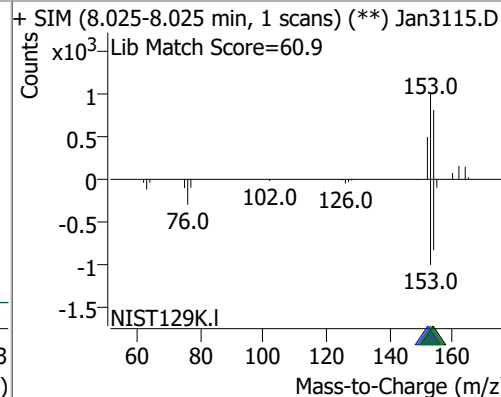
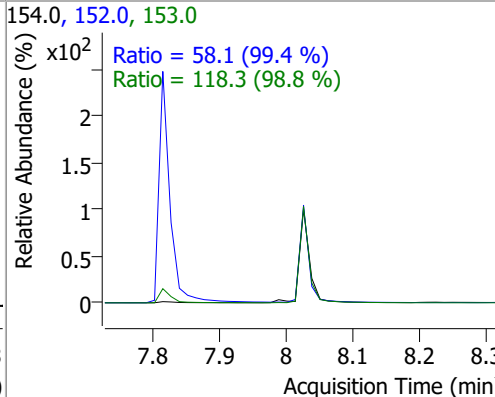
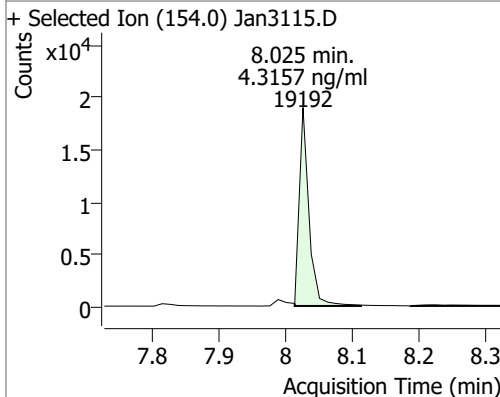
Compound	Conc.	RT	Dev(Min)	Resp.	QIon	QRatio	Lower	Upper
2-Fluorobiphenyl	4.2271	7.24	-0.01	26192	171.0	36.6	25.6	47.6



Compound	Conc.	RT	Dev(Min)	Resp.	QIon	QRatio	Lower	Upper
Acenaphthylene	4.2374	7.81	0.00	30679	153.0	13.7	9.1	17.0

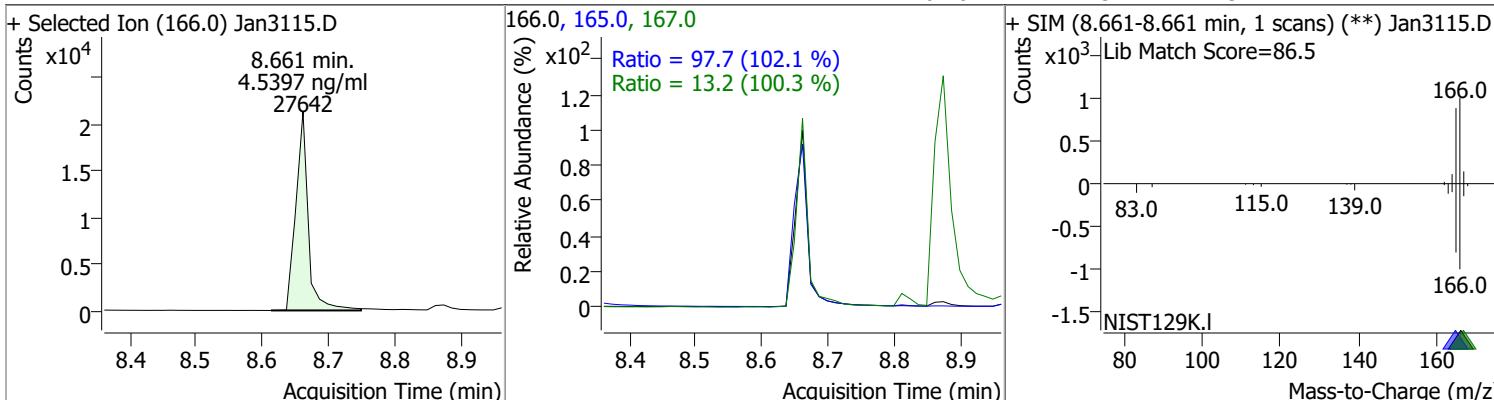


Compound	Conc.	RT	Dev(Min)	Resp.	QIon	QRatio	Lower	Upper
Acenaphthene	4.3157	8.03	0.00	19192	153.0	118.3	83.9	155.8
					152.0	58.1	40.9	76.0

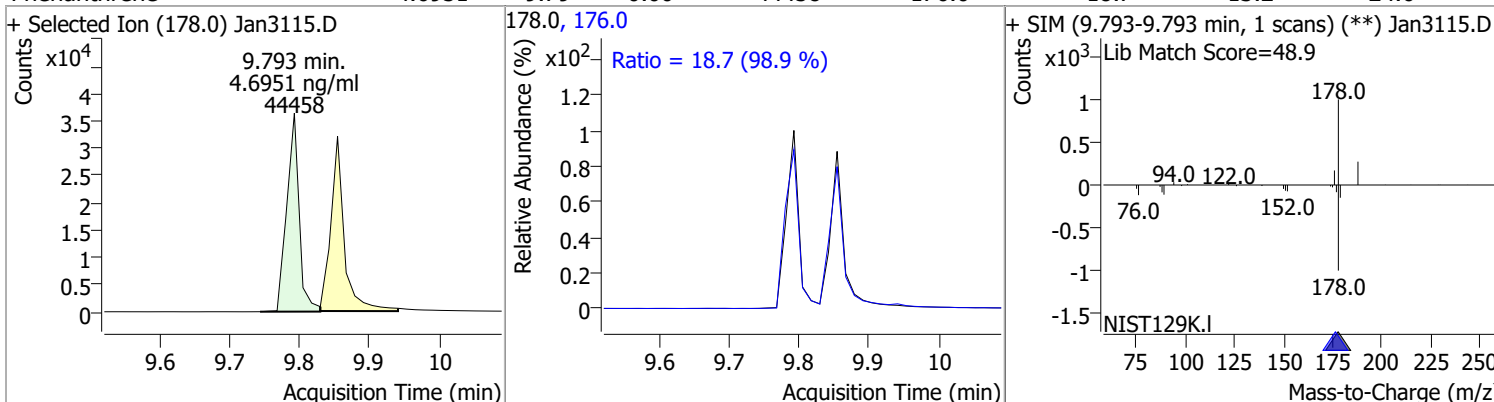


Quantitation Results Report (QT Reviewed)

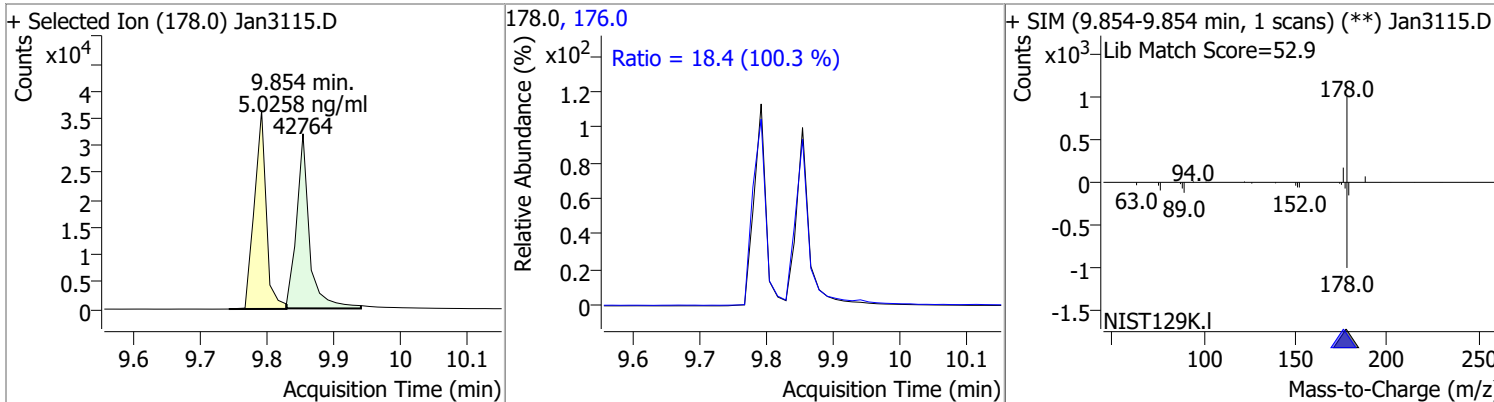
Compound	Conc.	RT	Dev(Min)	Resp.	QIon	QRatio	Lower	Upper
Fluorene	4.5397	8.66	0.00	27642	165.0 167.0	97.7 13.2	67.0 9.2	124.5 17.1



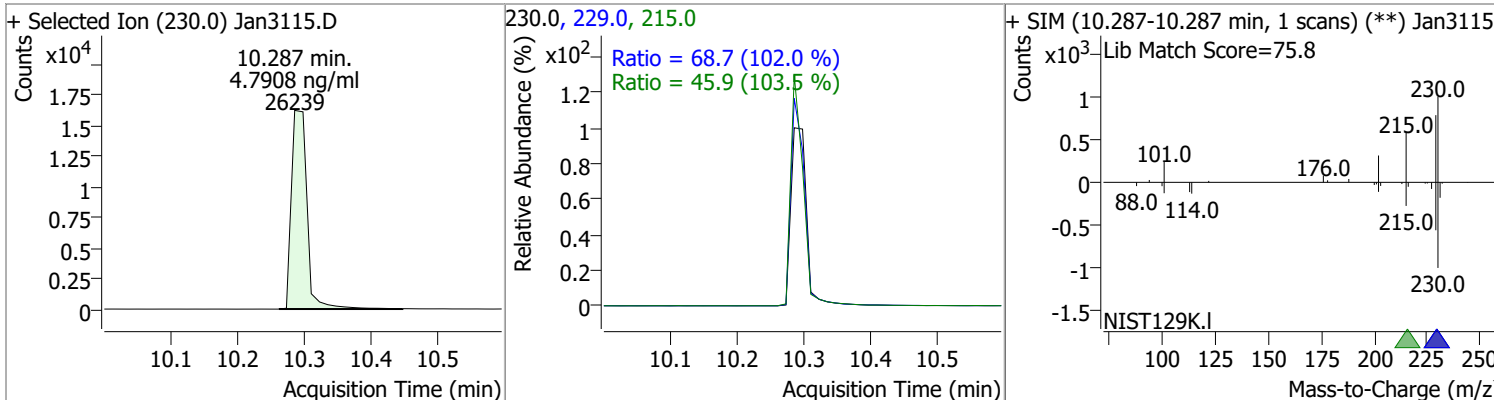
Compound	Conc.	RT	Dev(Min)	Resp.	QIon	QRatio	Lower	Upper
Phenanthrene	4.6951	9.79	0.00	44458	176.0	18.7	13.2	24.6



Compound	Conc.	RT	Dev(Min)	Resp.	QIon	QRatio	Lower	Upper
Anthracene	5.0258	9.85	0.00	42764	176.0	18.4	12.8	23.8

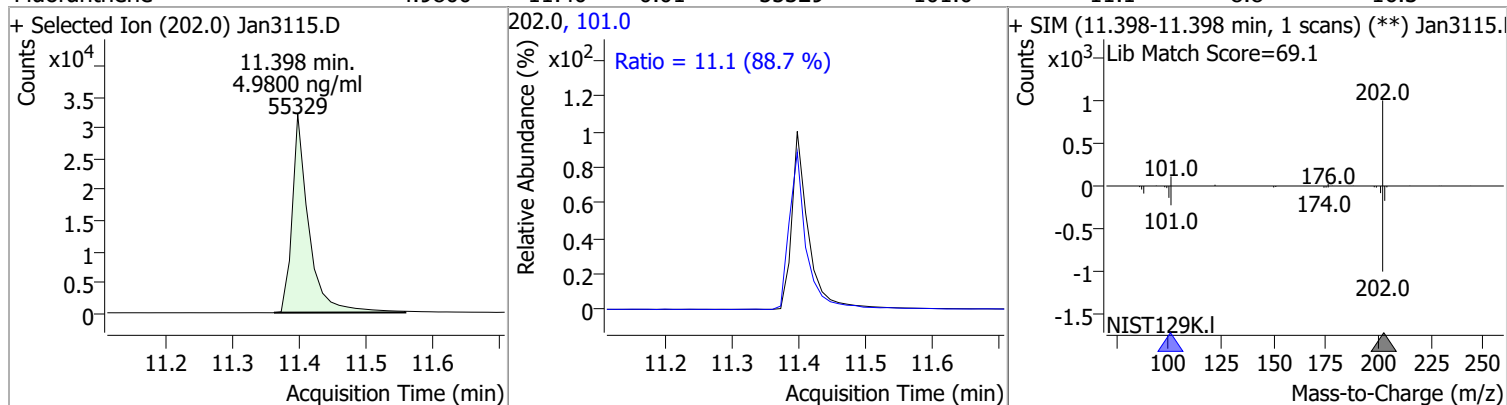


Compound	Conc.	RT	Dev(Min)	Resp.	QIon	QRatio	Lower	Upper
o-Terphenyl	4.7908	10.29	-0.01	26239	229.0 215.0	68.7 45.9	47.1 31.1	87.5 57.7

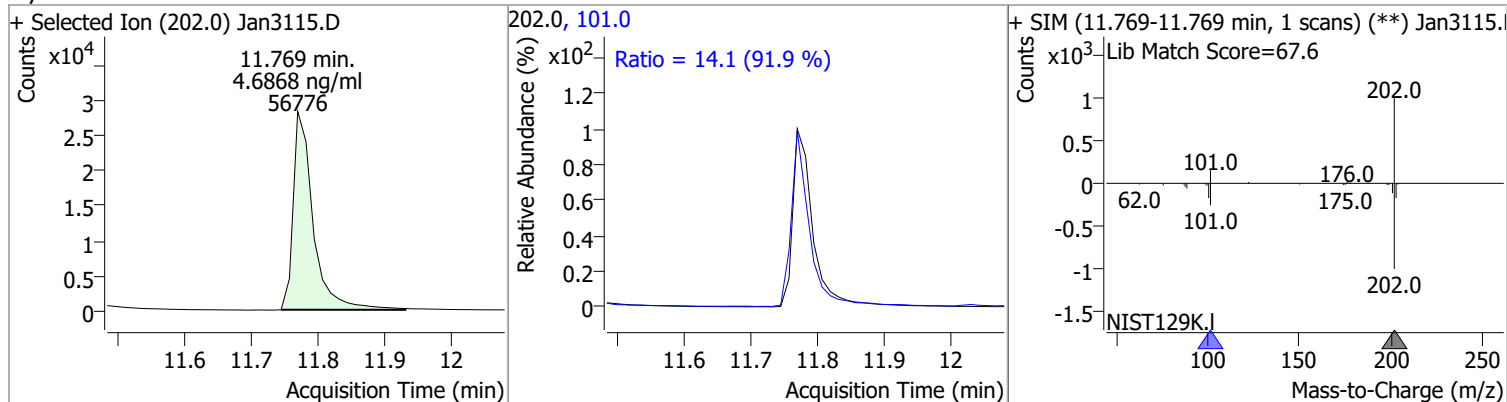


Quantitation Results Report (QT Reviewed)

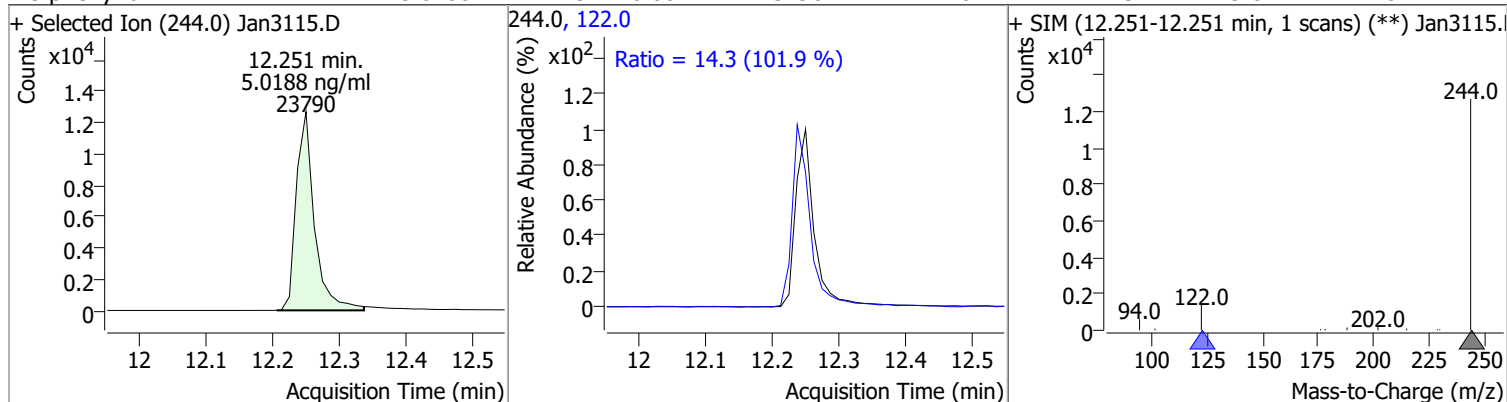
Compound	Conc.	RT	Dev(Min)	Resp.	QIon	QRatio	Lower	Upper
Fluoranthene	4.9800	11.40	-0.01	55329	101.0	11.1	8.8	16.3



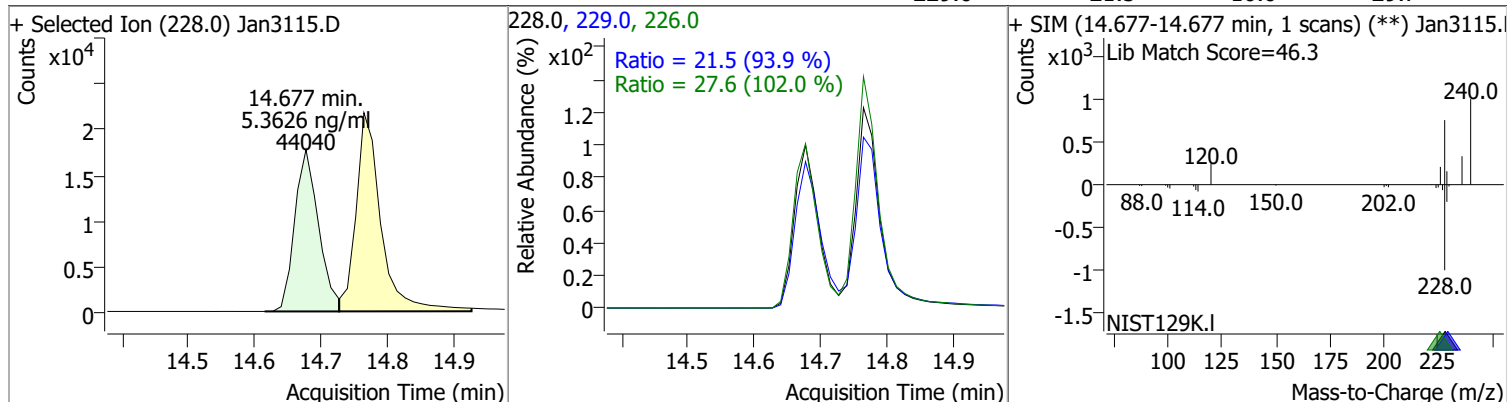
Compound	Conc.	RT	Dev(Min)	Resp.	QIon	QRatio	Lower	Upper
Pyrene	4.6868	11.77	-0.01	56776	101.0	14.1	10.8	20.0



Compound	Conc.	RT	Dev(Min)	Resp.	QIon	QRatio	Lower	Upper
Terphenyl-d14	5.0188	12.25	0.00	23790	122.0	14.3	9.8	18.2

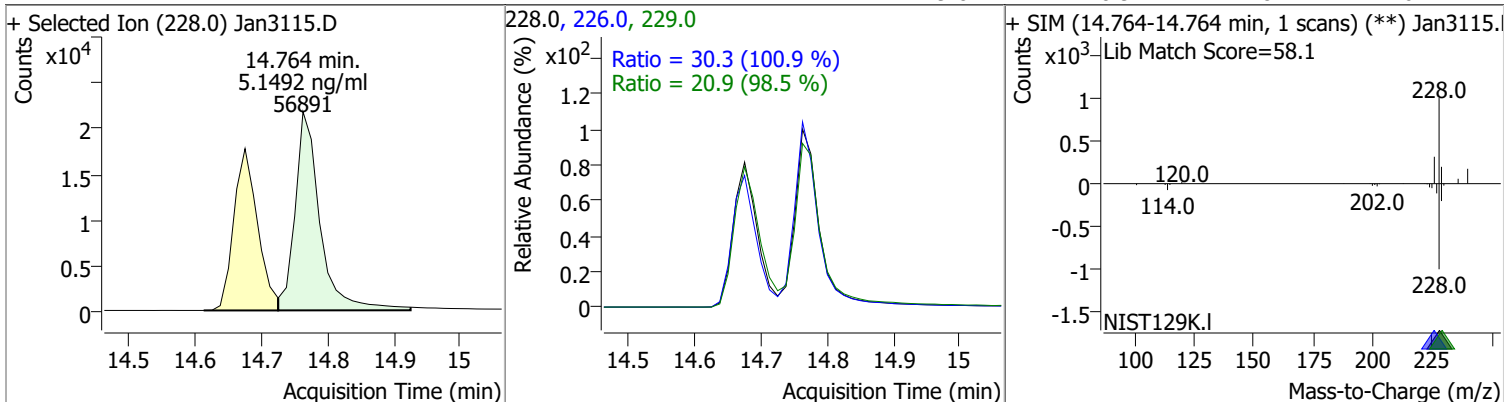


Compound	Conc.	RT	Dev(Min)	Resp.	QIon	QRatio	Lower	Upper
Benzo(a)Anthracene	5.3626	14.68	0.00	44040	226.0	27.6	19.0	35.2
					229.0	21.5	16.0	29.7

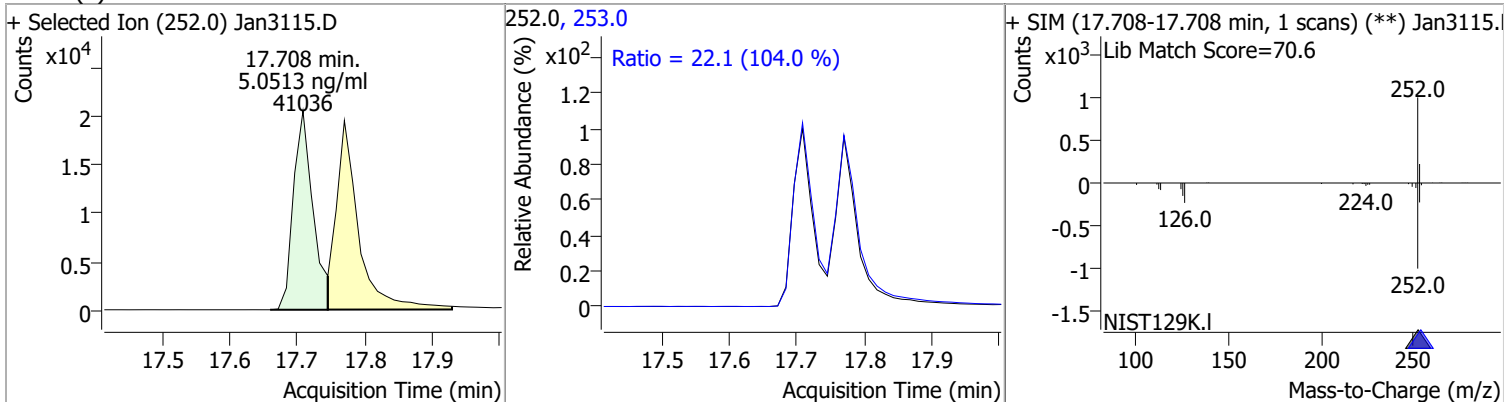


Quantitation Results Report (QT Reviewed)

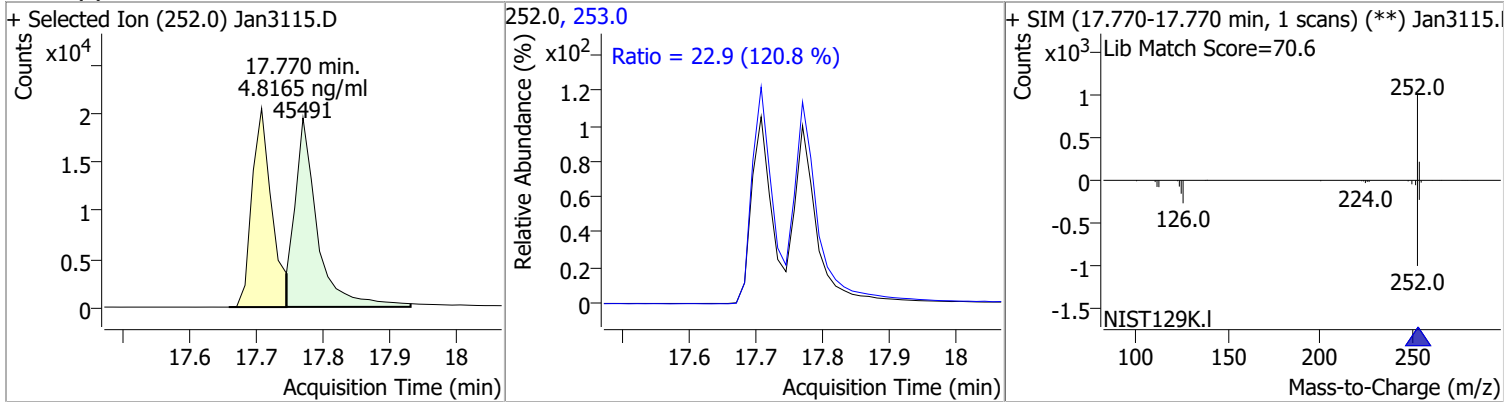
Compound	Conc.	RT	Dev(Min)	Resp.	QIon	QRatio	Lower	Upper
Chrysene	5.1492	14.76	0.00	56891	226.0	30.3	21.0	39.1
					229.0	20.9	14.8	27.6



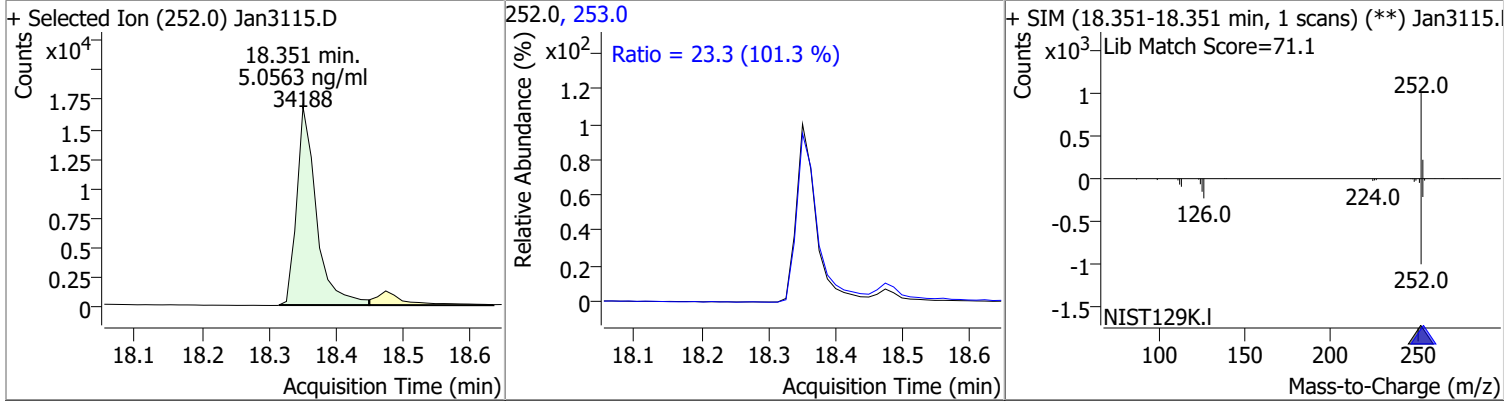
Compound	Conc.	RT	Dev(Min)	Resp.	QIon	QRatio	Lower	Upper
Benzo(b)fluoranthene	5.0513	17.71	0.00	41036	252.0	22.1	14.9	27.7
					253.0	22.1	14.9	27.7



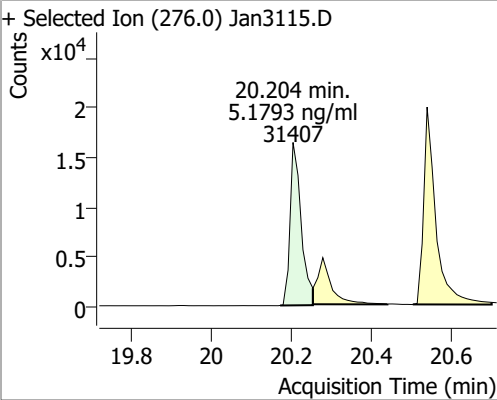
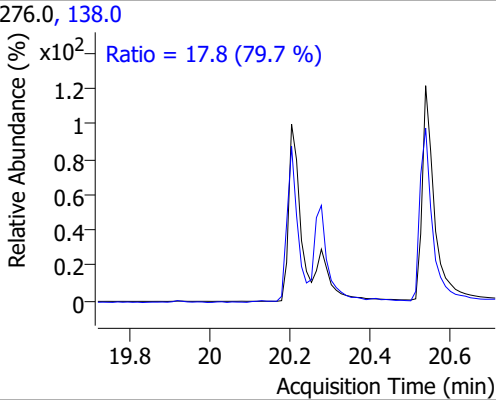
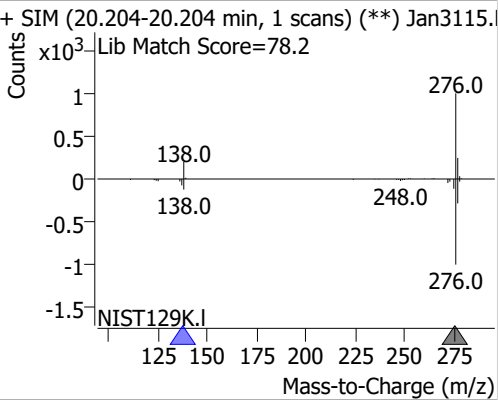
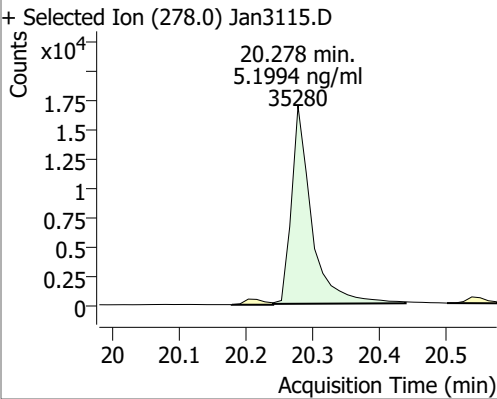
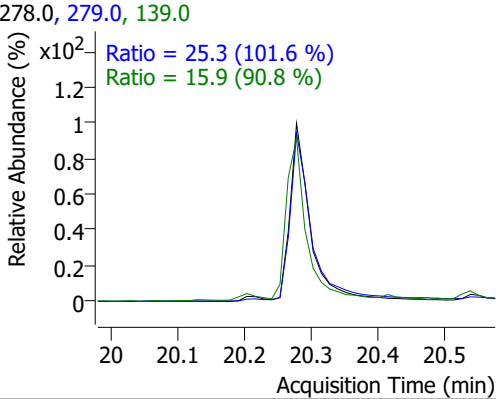
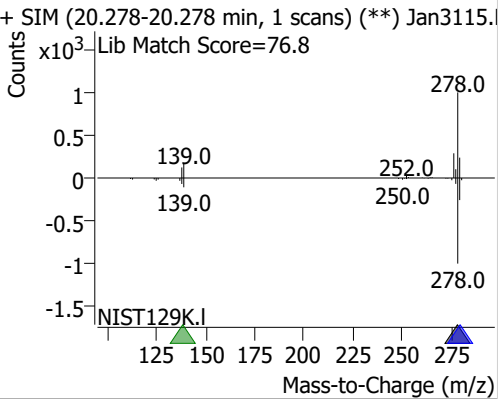
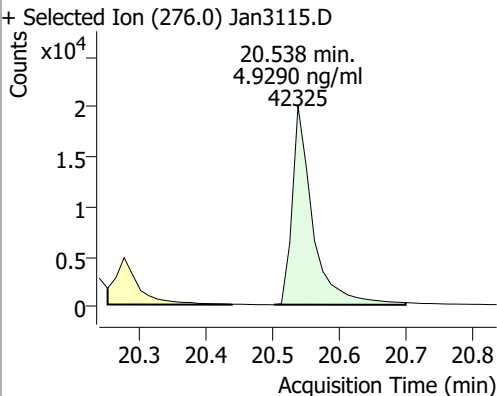
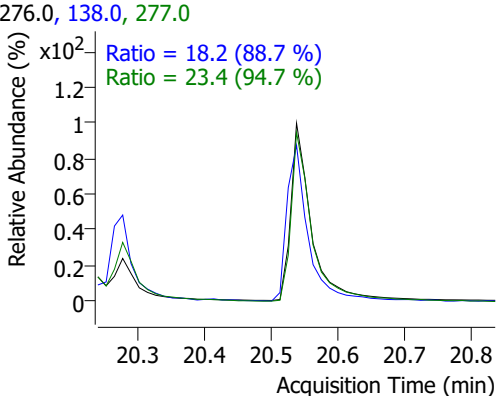
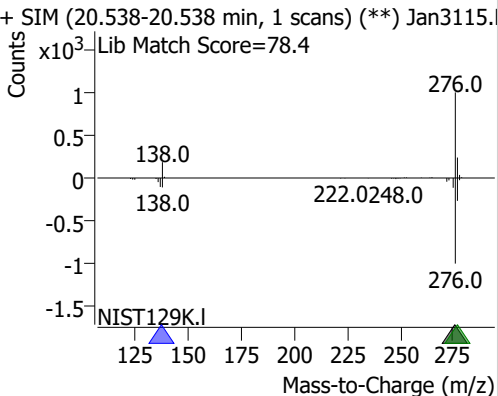
Compound	Conc.	RT	Dev(Min)	Resp.	QIon	QRatio	Lower	Upper
Benzo(k)fluoranthene	4.8165	17.77	0.00	45491	252.0	22.9	13.2	24.6
					253.0	22.9	13.2	24.6



Compound	Conc.	RT	Dev(Min)	Resp.	QIon	QRatio	Lower	Upper
Benzo(a)pyrene	5.0563	18.35	0.00	34188	252.0	23.3	16.1	29.9
					253.0	23.3	16.1	29.9



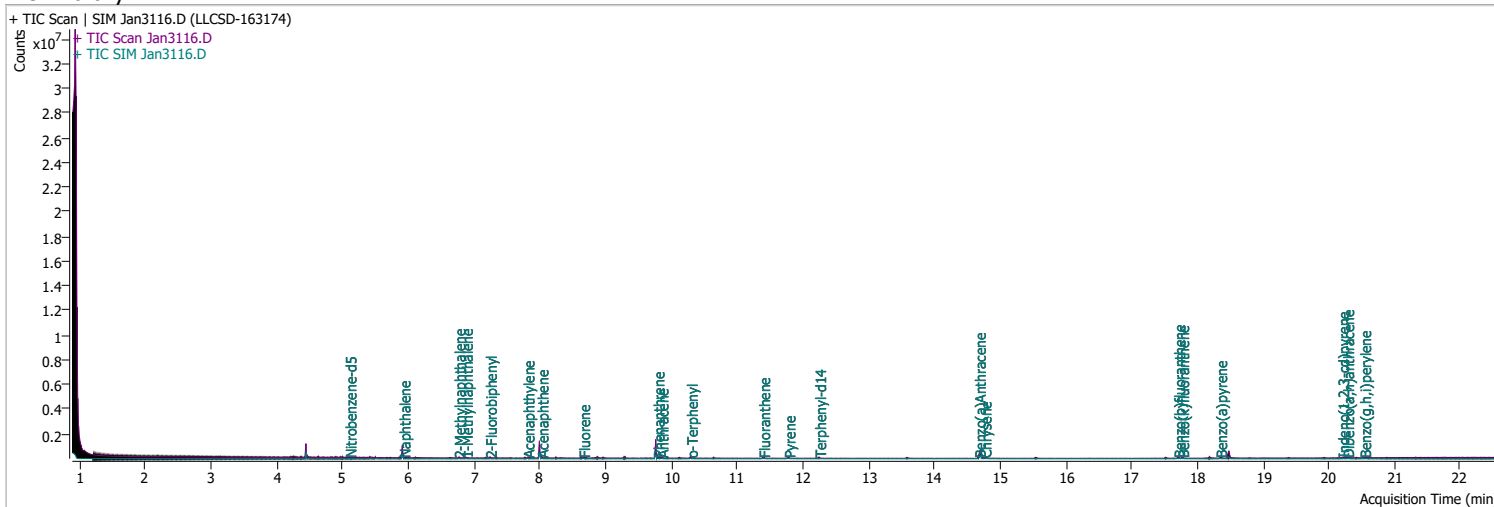
Quantitation Results Report (QT Reviewed)

Compound	Conc.	RT	Dev(Min)	Resp.	QIon	QRatio	Lower	Upper
Indeno(1,2,3-cd)pyrene	5.1793	20.20	-0.01	31407	138.0	17.8	15.7	29.1
<div style="display: flex; justify-content: space-between;"> <div style="width: 30%;"> <p>+ Selected Ion (276.0) Jan3115.D</p>  </div> <div style="width: 30%;"> <p>276.0, 138.0</p> <p>Ratio = 17.8 (79.7 %)</p>  </div> <div style="width: 30%;"> <p>+ SIM (20.204-20.204 min, 1 scans) (**) Jan3115.D</p> <p>Lib Match Score=78.2</p>  </div> </div>								
Dibenzo(a,h)anthracene	5.1994	20.28	0.00	35280	279.0	25.3	17.4	32.3
<div style="display: flex; justify-content: space-between;"> <div style="width: 30%;"> <p>+ Selected Ion (278.0) Jan3115.D</p>  </div> <div style="width: 30%;"> <p>278.0, 279.0, 139.0</p> <p>Ratio = 25.3 (101.6 %)</p> <p>Ratio = 15.9 (90.8 %)</p>  </div> <div style="width: 30%;"> <p>+ SIM (20.278-20.278 min, 1 scans) (**) Jan3115.D</p> <p>Lib Match Score=76.8</p>  </div> </div>								
Benzo(g,h,i)perylene	4.9290	20.54	0.00	42325	277.0	23.4	17.3	32.2
<div style="display: flex; justify-content: space-between;"> <div style="width: 30%;"> <p>+ Selected Ion (276.0) Jan3115.D</p>  </div> <div style="width: 30%;"> <p>276.0, 138.0, 277.0</p> <p>Ratio = 18.2 (88.7 %)</p> <p>Ratio = 23.4 (94.7 %)</p>  </div> <div style="width: 30%;"> <p>+ SIM (20.538-20.538 min, 1 scans) (**) Jan3115.D</p> <p>Lib Match Score=78.4</p>  </div> </div>								

Quantitation Results Report (QT Reviewed)

Data File	Jan3116.D	Operator	LIMS import
Acq. Method	5975BNASIM	Acq. Date-Time	1/31/2022 8:02:59 PM
Sample Name	LLCSD-163174	Instrument	GCMS
Vial	9	Multiplier	1.00
DA Method File	012622 bna SIM 2.batch.bin	Comment	SVOC-8270C-SIM-W-LLPAH
Tune File	dftppjph.u	Tune Date	
Batch Name	013122 bna SIM 2.batch.bin	Last Calib Update	1/27/2022 8:37:26 AM

Ref Library



Compound	RT	QIon	Resp.	Conc.	Units	Dev(Min)
Internal Standards						
M 1,4-Dichlorobenzene-d4	4.447	152.0	141698	40.0000	ng/ml	-0.012
M Naphthalene-d8	5.916	136.0	241053	40.0000	ng/ml	0.000
M Acenaphthene-d10	8.000	164.0	165258	40.0000	ng/ml	0.000
M Phenanthrene-d10	9.768	188.0	368043	40.0000	ng/ml	0.000
M Chrysene-d12	14.701	240.0	288432	40.0000	ng/ml	0.000
M Perylene-d12	18.475	264.0	198099	40.0000	ng/ml	0.000
System Monitoring Compounds						
S Nitrobenzene-d5	5.106	82.0	12846	3.7742	ng/ml	-0.012
Spiked Amount: 5.000				Range: 19.0 - 102.0% Recovery = 75.48%		
S 2-Fluorobiphenyl	7.239	172.0	27051	4.1737	ng/ml	-0.013
Spiked Amount: 5.000				Range: 25.0 - 94.0% Recovery = 83.47%		
S o-Terphenyl	10.299	230.0	27202	4.9083	ng/ml	0.000
Spiked Amount: 5.000				Range: 40.0 - 140.0% Recovery = 98.17%		
S Terphenyl-d14	12.251	244.0	24027	5.0405	ng/ml	0.000
Spiked Amount: 5.000				Range: 39.0 - 106.0% Recovery = 100.81%		
Target Compounds						
T Naphthalene	5.928	128.0	21040	3.4055	ng/ml	94
T 2-Methylnaphthalene	6.765	141.0	13143	3.5150	ng/ml	86
T 1-Methylnaphthalene	6.877	141.0	13200	3.4822	ng/ml	94
T Acenaphthylene	7.814	152.0	30033	3.9741	ng/ml	98
T Acenaphthene	8.025	154.0	18688	4.0028	ng/ml	m 99
T Fluorene	8.661	166.0	27204	4.2653	ng/ml	99
T Phenanthrene	9.793	178.0	45108	4.7081	ng/ml	100
T Anthracene	9.854	178.0	43683	5.0796	ng/ml	100
T Fluoranthene	11.398	202.0	56184	4.9978	ng/ml	97
T Pyrene	11.781	202.0	58537	4.8015	ng/ml	96
T Benzo(a)Anthracene	14.677	228.0	44545	5.3930	ng/ml	98
T Chrysene	14.764	228.0	58237	5.2444	ng/ml	99
T Benzo(b)fluoranthene	17.708	252.0	41232	5.0879	ng/ml	98

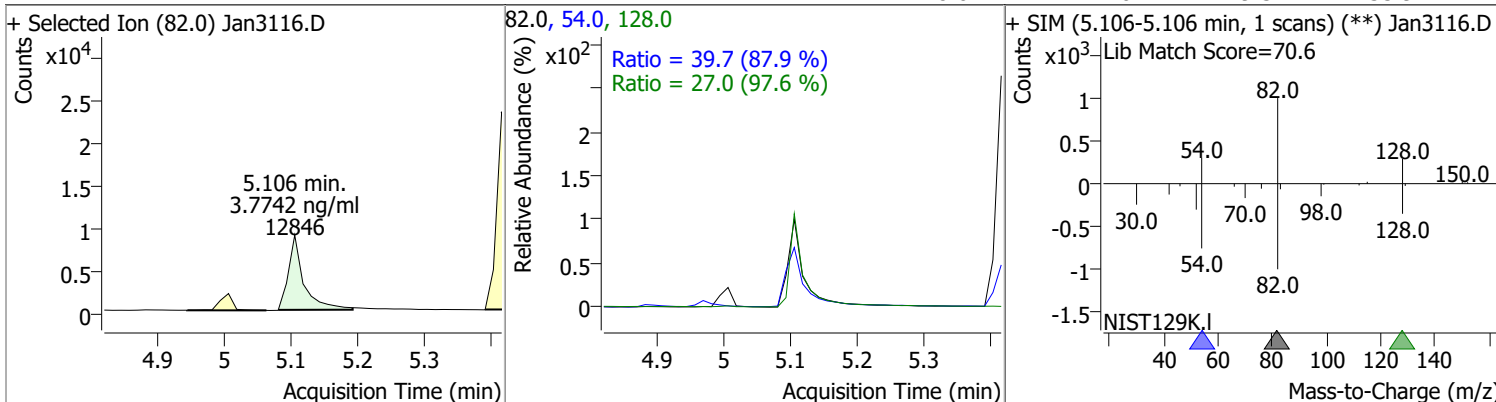
Quantitation Results Report (QT Reviewed)

Compound	RT	QIon	Resp.	Conc.	Units	Dev(Min)
T Benzo(k)fluoranthene	17.770	252.0	46796	4.9669	ng/ml	92
T Benzo(a)pyrene	18.351	252.0	34388	5.0982	ng/ml	99
T Indeno(1,2,3-cd)pyrene	20.204	276.0	29521	4.9119	ng/ml	94
T Dibenzo(a,h)anthracene	20.278	278.0	36767	5.4248	ng/ml	97
T Benzo(g,h,i)perylene	20.538	276.0	42570	4.9717	ng/ml m	98

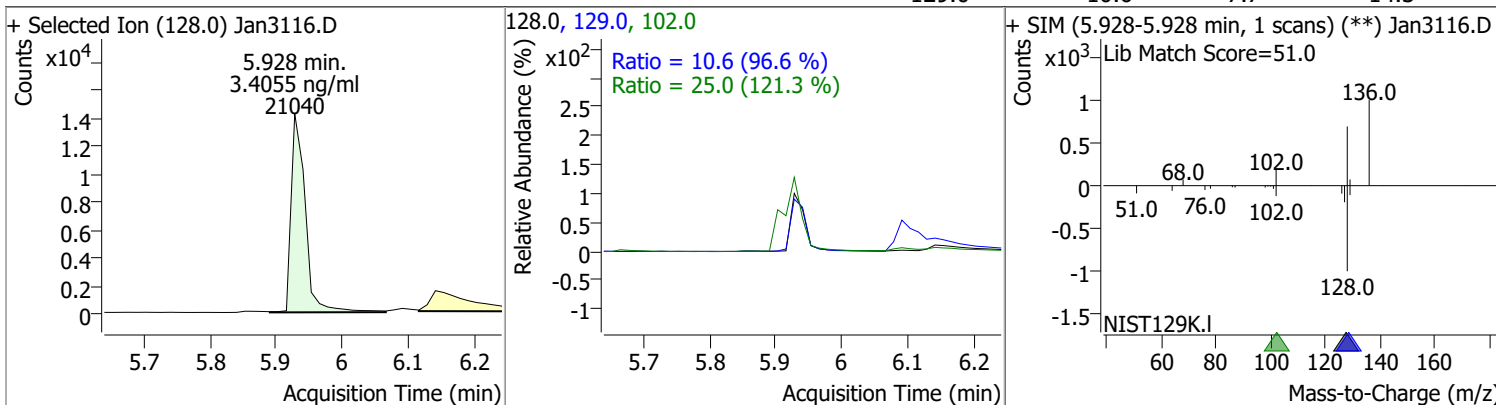
(#) = Qualifier Out of Range; (m) = Manual Integration; (+) = Area Summed; (*) = Surrogate Percent Recovery Out of Range; (d): Zeroed Peak

Quantitation Results Report (QT Reviewed)

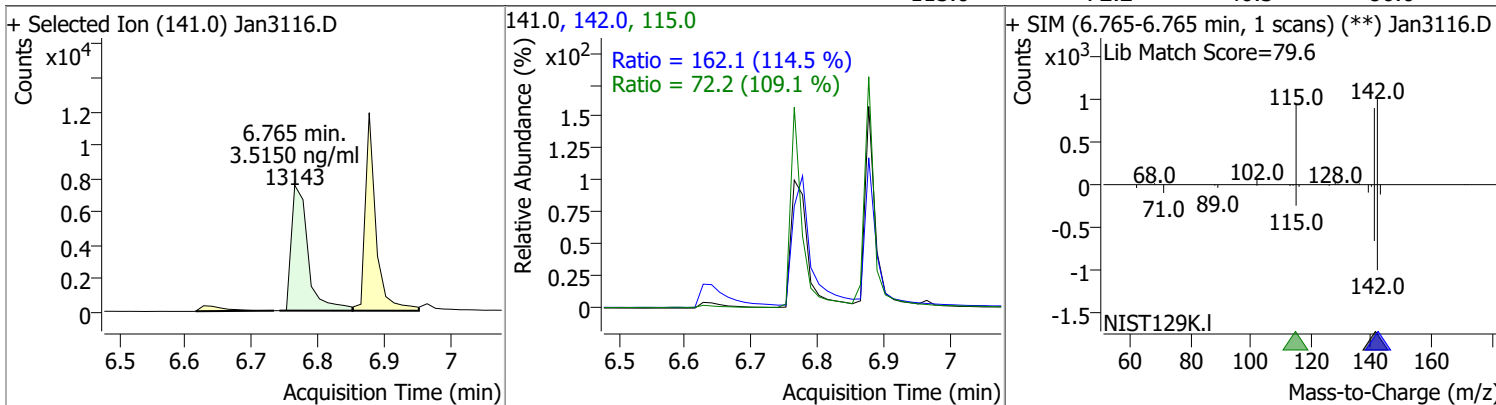
Compound	Conc.	RT	Dev(Min)	Resp.	QIon	QRatio	Lower	Upper
Nitrobenzene-d5	3.7742	5.11	-0.01	12846	54.0	39.7	31.6	58.8
					128.0	27.0	19.3	35.9



Compound	Conc.	RT	Dev(Min)	Resp.	QIon	QRatio	Lower	Upper
Naphthalene	3.4055	5.93	-0.01	21040	102.0	25.0	0.0	61.8
					129.0	10.6	7.7	14.3

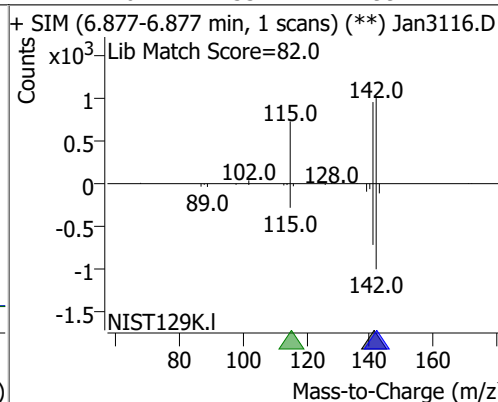
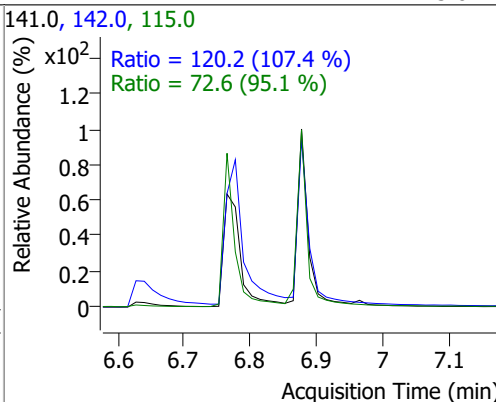
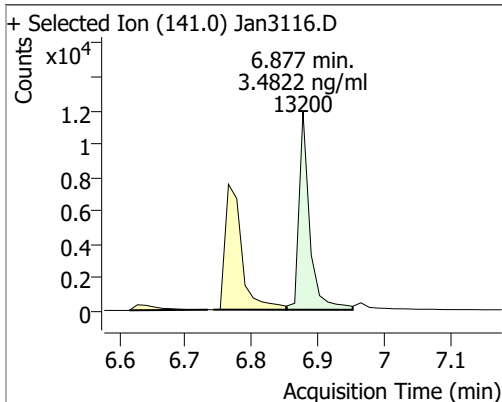


Compound	Conc.	RT	Dev(Min)	Resp.	QIon	QRatio	Lower	Upper
2-Methylnaphthalene	3.5150	6.76	-0.01	13143	142.0	162.1	99.1	184.0
					115.0	72.2	46.3	86.0

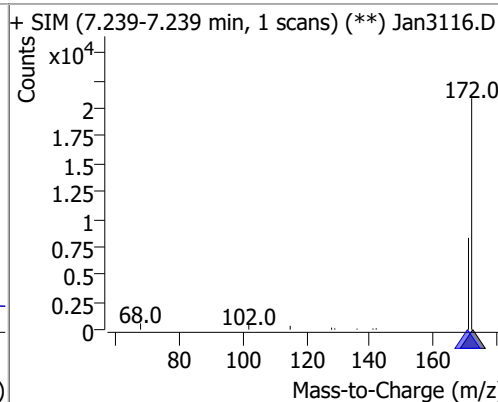
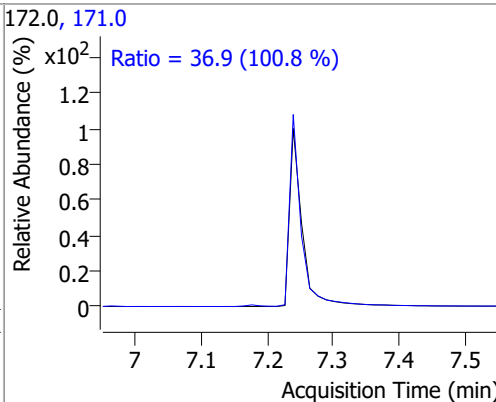
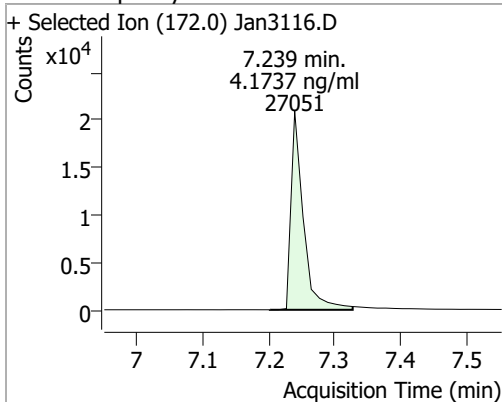


Quantitation Results Report (QT Reviewed)

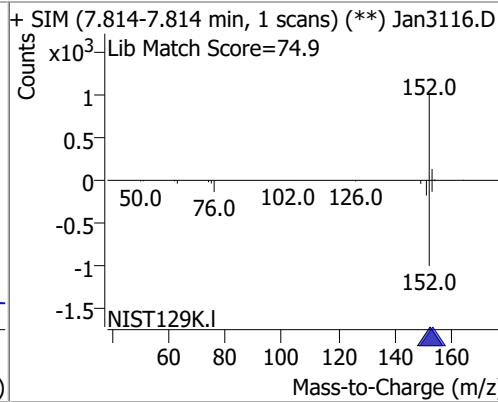
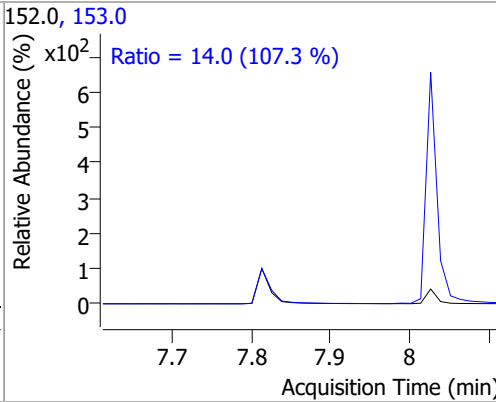
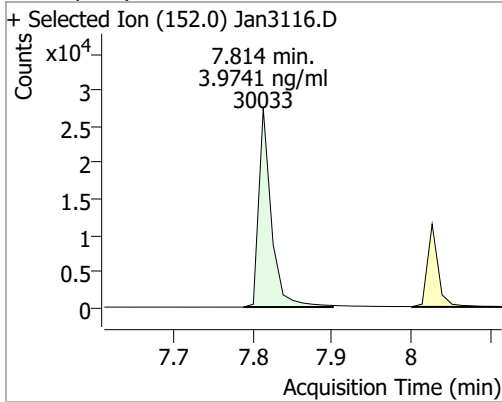
Compound	Conc.	RT	Dev(Min)	Resp.	QIon	QRatio	Lower	Upper
1-Methylnaphthalene	3.4822	6.88	0.00	13200	142.0	120.2	78.3	145.5
					115.0	72.6	53.4	99.2



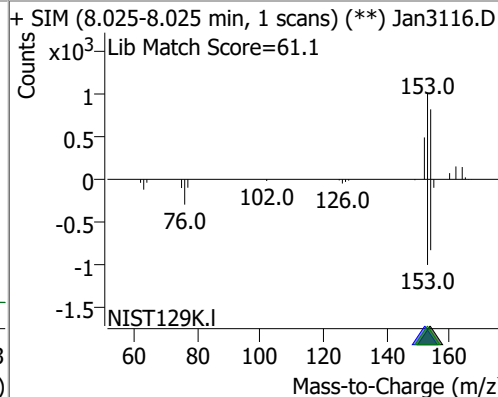
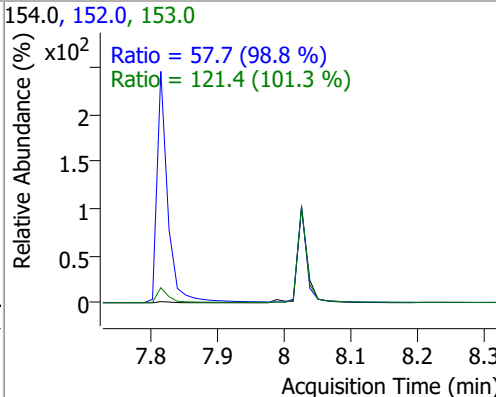
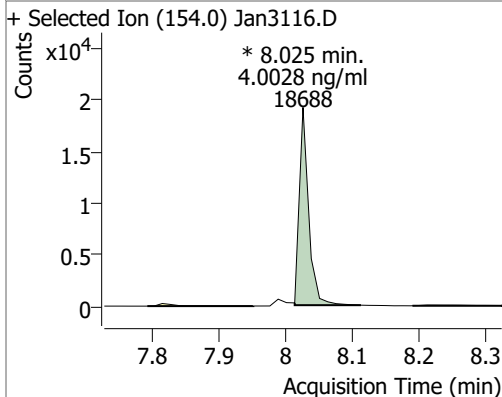
Compound	Conc.	RT	Dev(Min)	Resp.	QIon	QRatio	Lower	Upper
2-Fluorobiphenyl	4.1737	7.24	-0.01	27051	171.0	36.9	25.6	47.6



Compound	Conc.	RT	Dev(Min)	Resp.	QIon	QRatio	Lower	Upper
Acenaphthylene	3.9741	7.81	0.00	30033	153.0	14.0	9.1	17.0

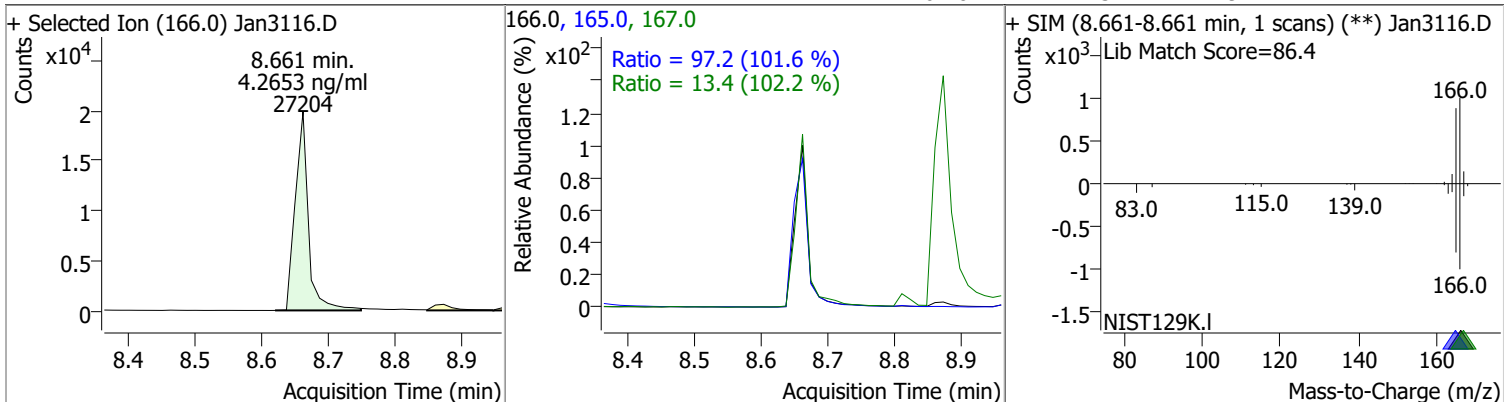


Compound	Conc.	RT	Dev(Min)	Resp.	QIon	QRatio	Lower	Upper
Acenaphthene	4.0028	8.03	0.00	18688 (m)	153.0	121.4	83.9	155.8
					152.0	57.7	40.9	76.0

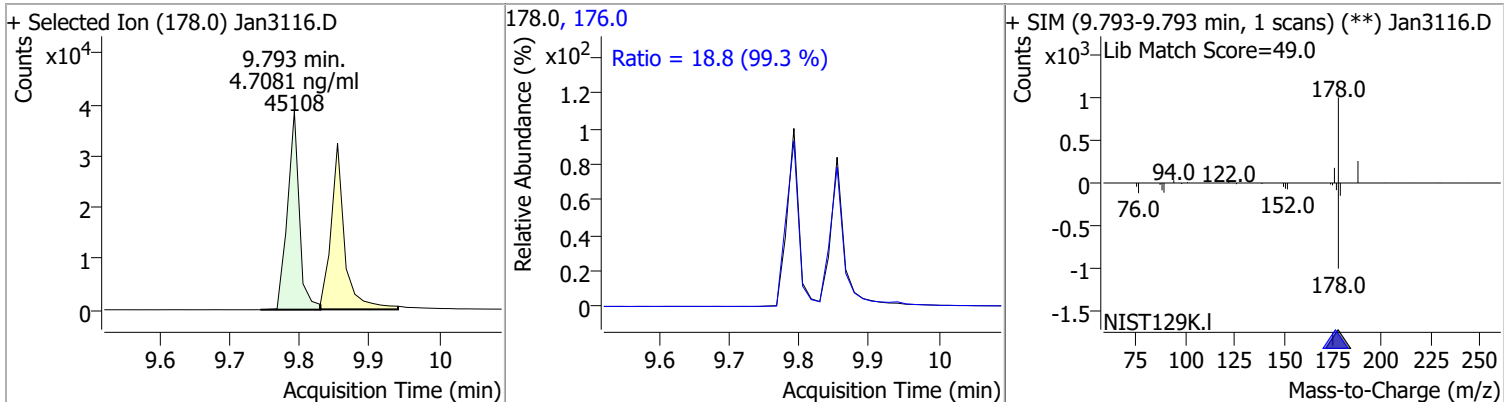


Quantitation Results Report (QT Reviewed)

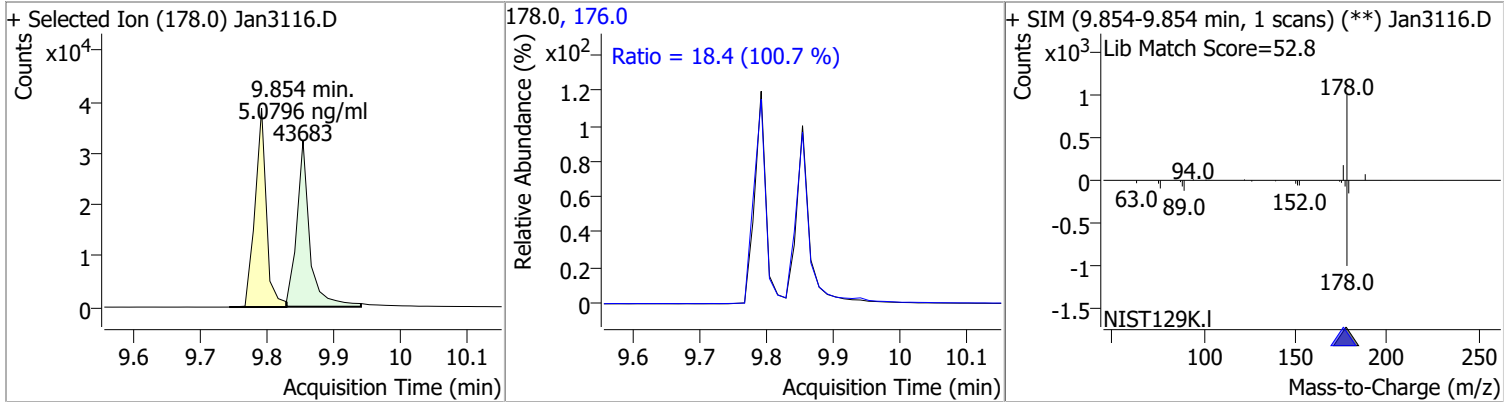
Compound	Conc.	RT	Dev(Min)	Resp.	QIon	QRatio	Lower	Upper
Fluorene	4.2653	8.66	0.00	27204	165.0	97.2	67.0	124.5
					167.0	13.4	9.2	17.1



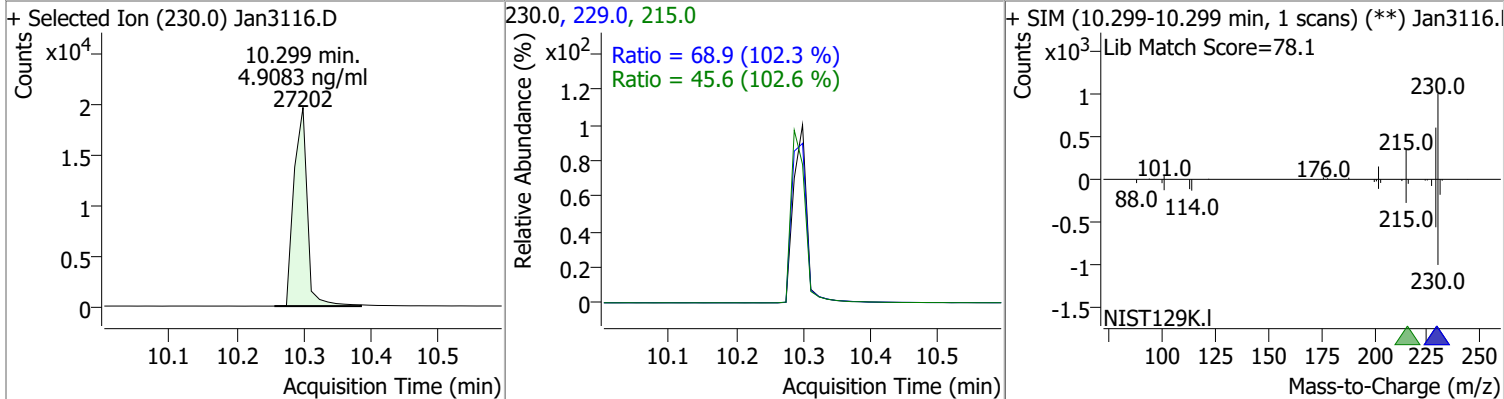
Compound	Conc.	RT	Dev(Min)	Resp.	QIon	QRatio	Lower	Upper
Phenanthrene	4.7081	9.79	0.00	45108	176.0	18.8	13.2	24.6



Compound	Conc.	RT	Dev(Min)	Resp.	QIon	QRatio	Lower	Upper
Anthracene	5.0796	9.85	0.00	43683	176.0	18.4	12.8	23.8

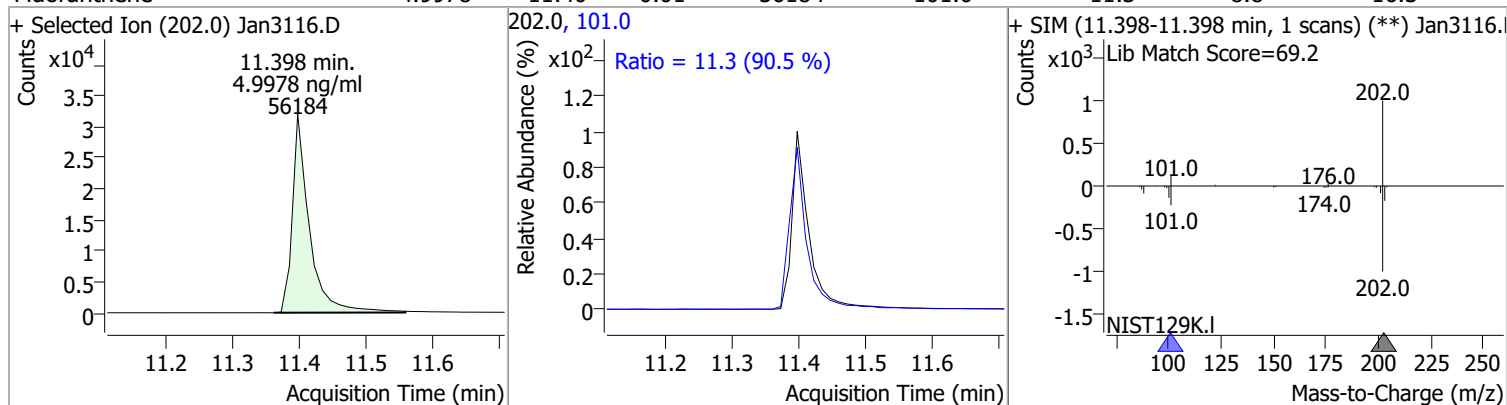


Compound	Conc.	RT	Dev(Min)	Resp.	QIon	QRatio	Lower	Upper
o-Terphenyl	4.9083	10.30	0.00	27202	229.0	68.9	47.1	87.5
					215.0	45.6	31.1	57.7

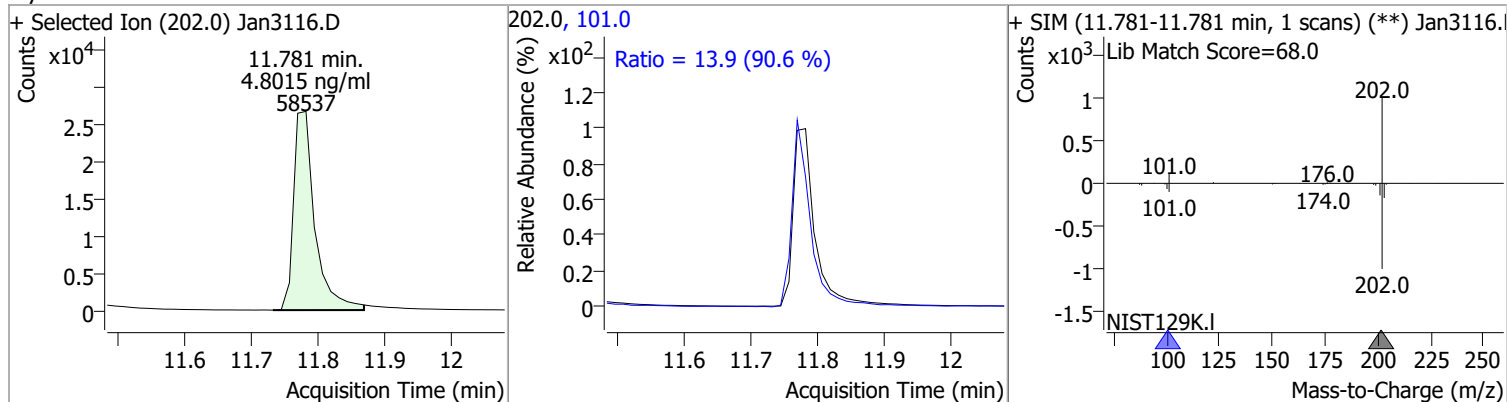


Quantitation Results Report (QT Reviewed)

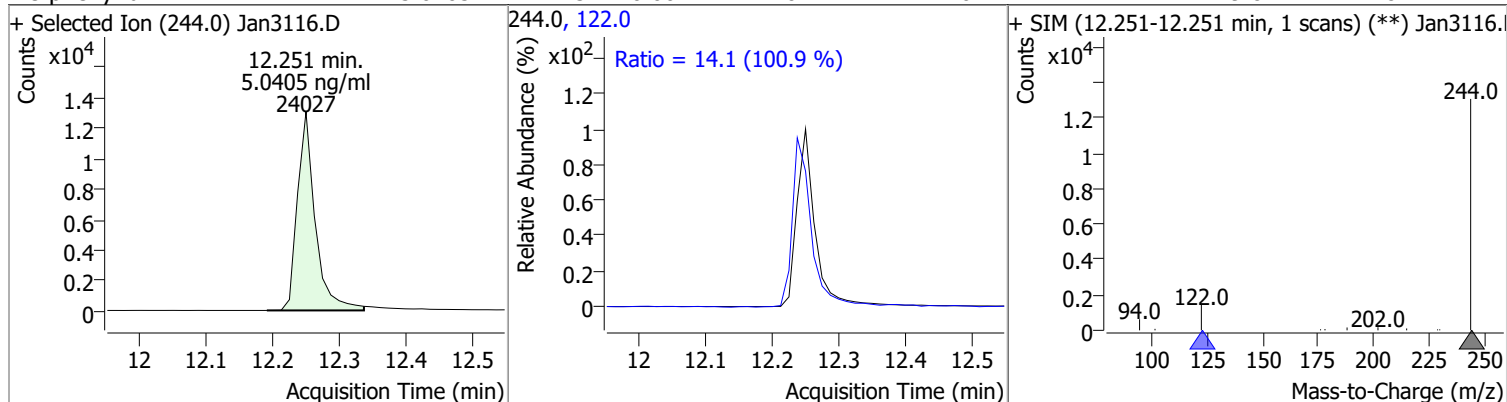
Compound	Conc.	RT	Dev(Min)	Resp.	QIon	QRatio	Lower	Upper
Fluoranthene	4.9978	11.40	-0.01	56184	101.0	11.3	8.8	16.3



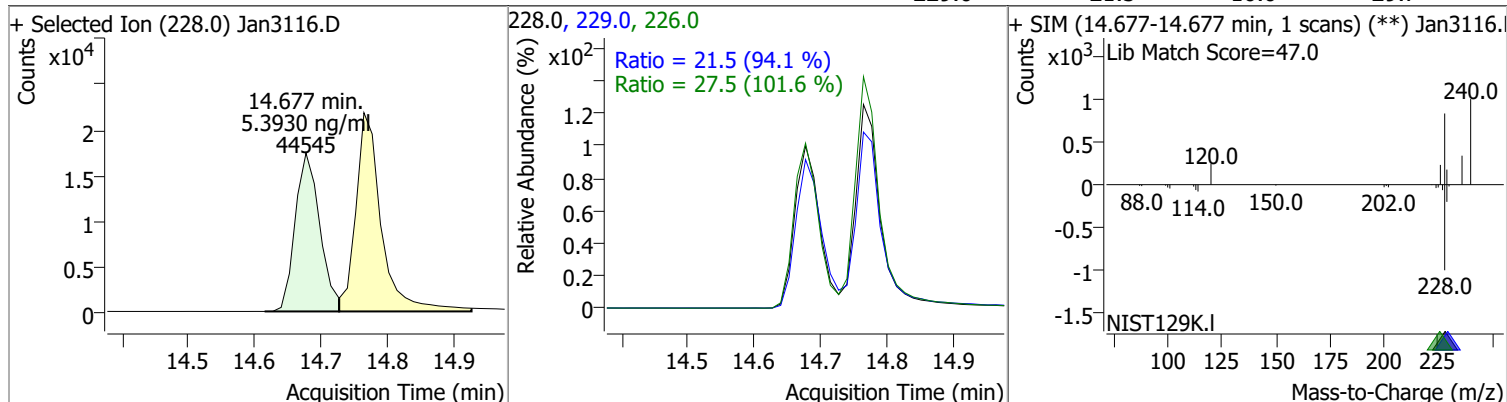
Compound	Conc.	RT	Dev(Min)	Resp.	QIon	QRatio	Lower	Upper
Pyrene	4.8015	11.78	0.00	58537	101.0	13.9	10.8	20.0



Compound	Conc.	RT	Dev(Min)	Resp.	QIon	QRatio	Lower	Upper
Terphenyl-d14	5.0405	12.25	0.00	24027	122.0	14.1	9.8	18.2

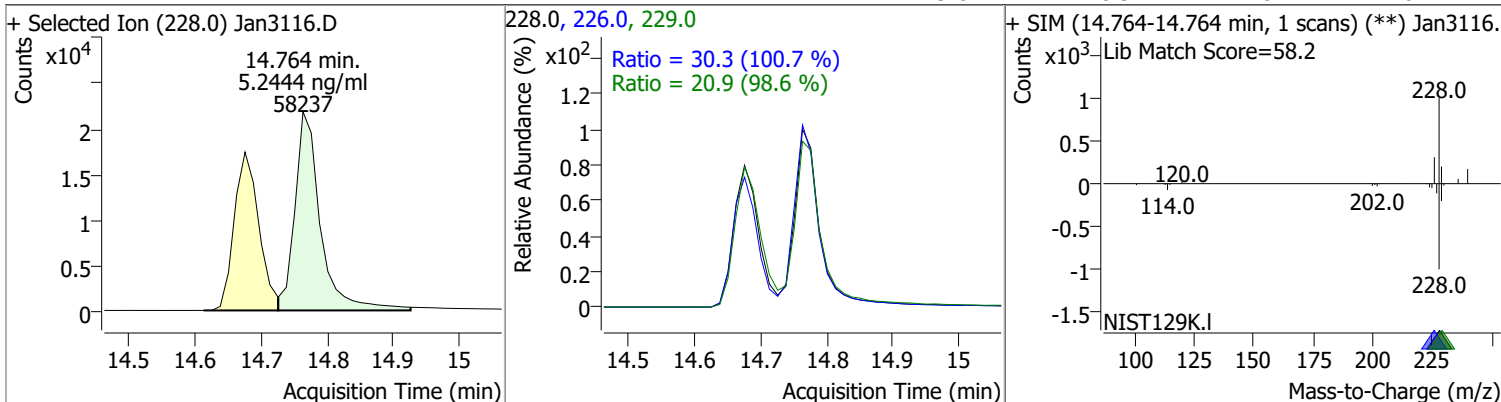


Compound	Conc.	RT	Dev(Min)	Resp.	QIon	QRatio	Lower	Upper
Benzo(a)Anthracene	5.3930	14.68	0.00	44545	226.0	27.5	19.0	35.2
					229.0	21.5	16.0	29.7

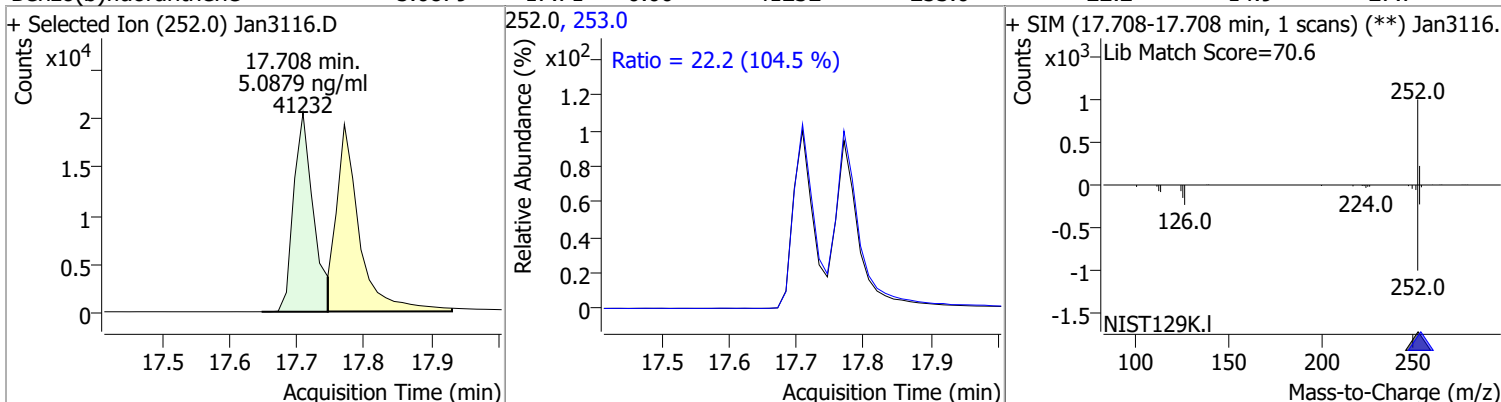


Quantitation Results Report (QT Reviewed)

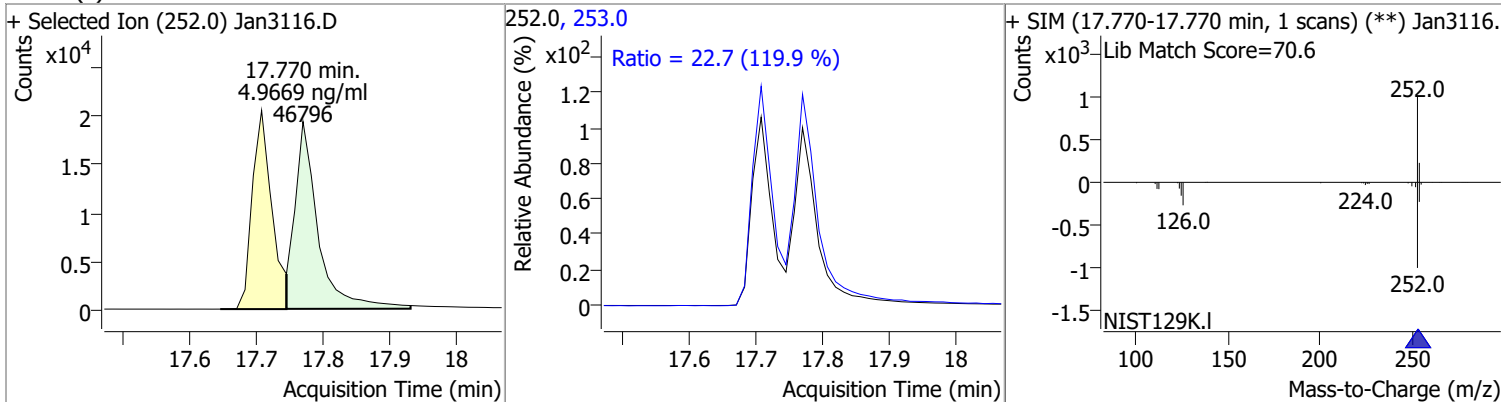
Compound	Conc.	RT	Dev(Min)	Resp.	QIon	QRatio	Lower	Upper
Chrysene	5.2444	14.76	0.00	58237	226.0	30.3	21.0	39.1
					229.0	20.9	14.8	27.6



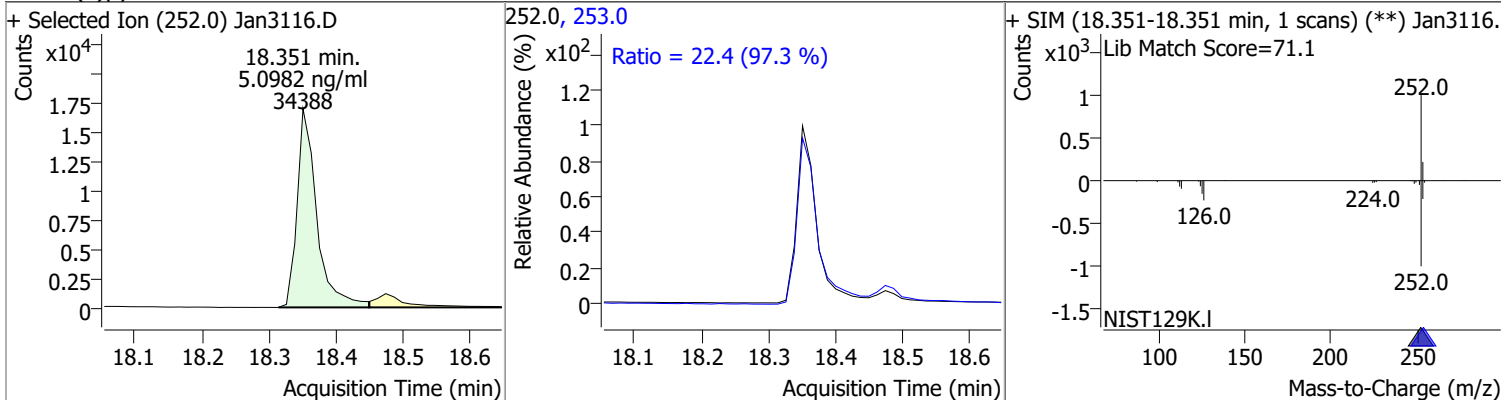
Compound	Conc.	RT	Dev(Min)	Resp.	QIon	QRatio	Lower	Upper
Benzo(b)fluoranthene	5.0879	17.71	0.00	41232	252.0	22.2	14.9	27.7
					253.0	104.5%	-	-



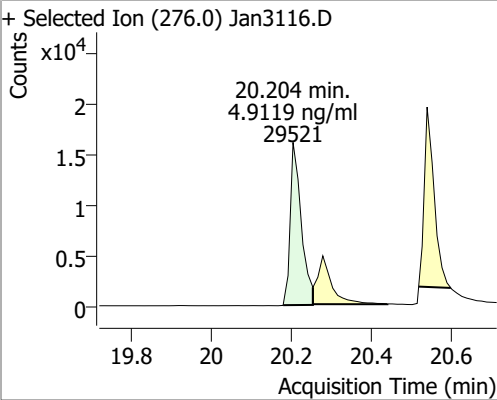
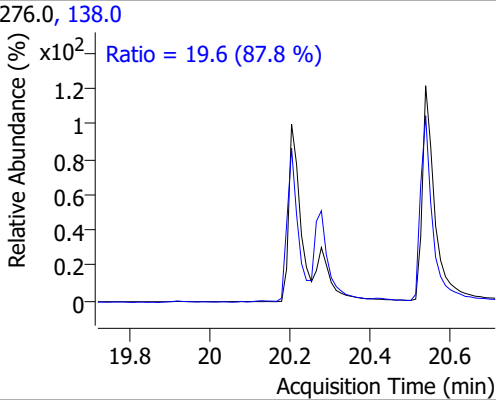
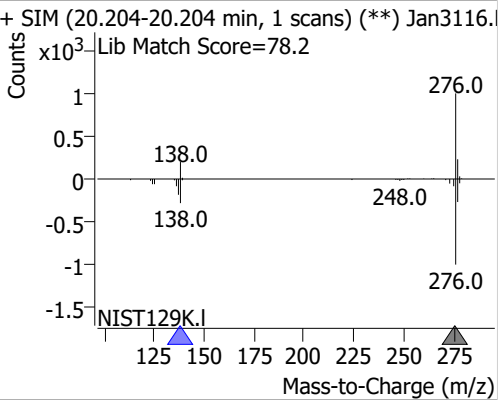
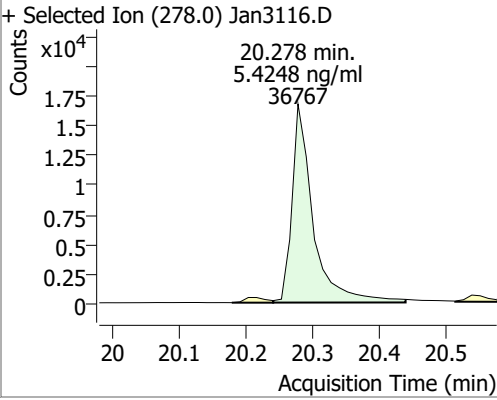
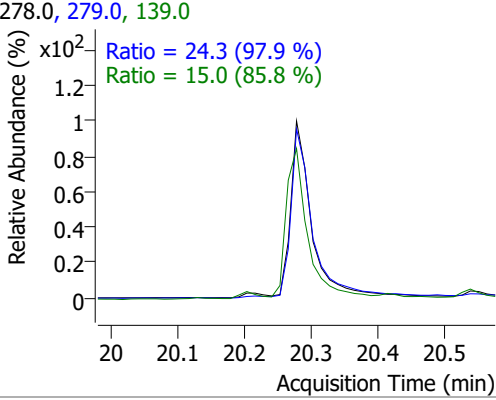
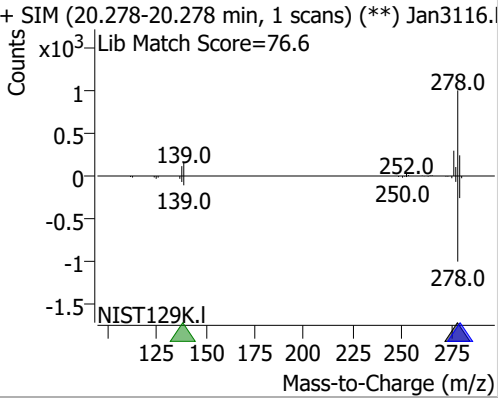
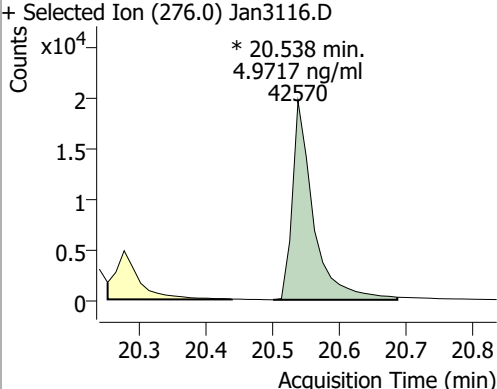
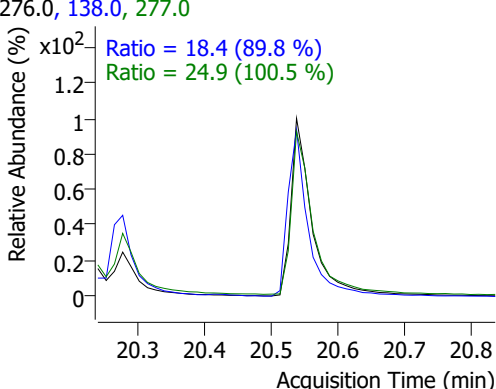
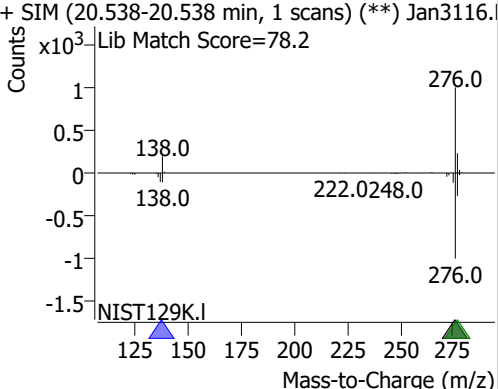
Compound	Conc.	RT	Dev(Min)	Resp.	QIon	QRatio	Lower	Upper
Benzo(k)fluoranthene	4.9669	17.77	0.00	46796	252.0	22.7	13.2	24.6
					253.0	119.9%	-	-



Compound	Conc.	RT	Dev(Min)	Resp.	QIon	QRatio	Lower	Upper
Benzo(a)pyrene	5.0982	18.35	0.00	34388	252.0	22.4	16.1	29.9
					253.0	97.3%	-	-



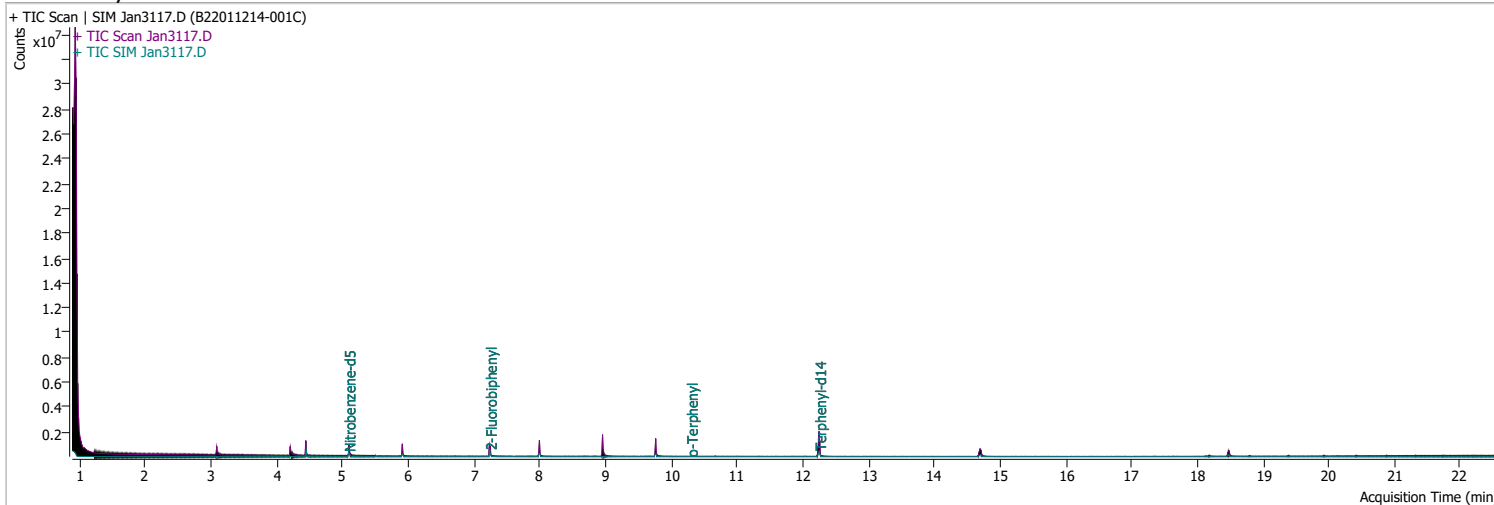
Quantitation Results Report (QT Reviewed)

Compound	Conc.	RT	Dev(Min)	Resp.	QIon	QRatio	Lower	Upper
Indeno(1,2,3-cd)pyrene	4.9119	20.20	-0.01	29521	138.0	19.6	15.7	29.1
+ Selected Ion (276.0) Jan3116.D			276.0, 138.0			+ SIM (20.204-20.204 min, 1 scans) (**) Jan3116. Lib Match Score=78.2		
								
Dibenzo(a,h)anthracene	5.4248	20.28	0.00	36767	279.0	24.3	17.4	32.3
+ Selected Ion (278.0) Jan3116.D			278.0, 279.0, 139.0			+ SIM (20.278-20.278 min, 1 scans) (**) Jan3116. Lib Match Score=76.6		
								
Benzo(g,h,i)perylene	4.9717	20.54	0.00	42570 (m)	277.0	24.9	17.3	32.2
+ Selected Ion (276.0) Jan3116.D			276.0, 138.0, 277.0			+ SIM (20.538-20.538 min, 1 scans) (**) Jan3116. Lib Match Score=78.2		
								

Quantitation Results Report (QT Reviewed)

Data File	Jan3117.D	Operator	LIMS import
Acq. Method	5975BNASIM	Acq. Date-Time	1/31/2022 8:35:40 PM
Sample Name	B22011214-001C	Instrument	GCMS
Vial	10	Multiplier	1.00
DA Method File	012622 bna SIM 2.batch.bin	Comment	SVOC-8270C-SIM-W-LLPAH
Tune File	dftppjph.u	Tune Date	
Batch Name	013122 bna SIM 2.batch.bin	Last Calib Update	1/27/2022 8:37:26 AM

Ref Library



Compound	RT	QIon	Resp.	Conc.	Units	Dev(Min)
Internal Standards						
M 1,4-Dichlorobenzene-d4	4.447	152.0	142083	40.0000	ng/ml	-0.012
M Naphthalene-d8	5.916	136.0	242425	40.0000	ng/ml	0.000
M Acenaphthene-d10	8.001	164.0	158501	40.0000	ng/ml	0.000
M Phenanthrene-d10	9.768	188.0	351150	40.0000	ng/ml	0.000
M Chrysene-d12	14.702	240.0	278787	40.0000	ng/ml	0.000
M Perylene-d12	18.475	264.0	188809	40.0000	ng/ml	0.000
System Monitoring Compounds						
S Nitrobenzene-d5	5.094	82.0	340664	41.2054	ng/ml	-0.025
Spiked Amount: 5.000	Range: 19.0 - 102.0%			Recovery = 824.11%		*
S 2-Fluorobiphenyl	7.240	172.0	427726	59.4727	ng/ml	-0.012
Spiked Amount: 5.000	Range: 25.0 - 94.0%			Recovery = 1189.45%		*
S o-Terphenyl	10.299	230.0	977	0.1431	ng/ml	0.000
Spiked Amount: 5.000	Range: 40.0 - 140.0%			Recovery = 2.86%		*
S Terphenyl-d14	12.251	244.0	538486	77.6763	ng/ml	0.000
Spiked Amount: 5.000	Range: 39.0 - 106.0%			Recovery = 1553.53%		*
Target Compounds						
T Naphthalene	0.000		0	N.D.		
T 2-Methylnaphthalene	0.000		0	N.D.		
T 1-Methylnaphthalene	0.000		0	N.D.		
T Acenaphthylene	0.000		0	N.D.		
T Acenaphthene	8.025	154.0	0		ng/ml	md 1
T Fluorene	8.960	166.0	0		ng/ml	md 1
T Phenanthrene	0.000		0	N.D.		
T Anthracene	0.000		0	N.D.		
T Fluoranthene	0.000		0	N.D.		
T Pyrene	0.000		0	N.D.		
T Benzo(a)Anthracene	14.702	228.0	0		ng/ml	md 1
T Chrysene	14.764	228.0	0		ng/ml	md 1
T Benzo(b)fluoranthene	0.000		0	N.D.		

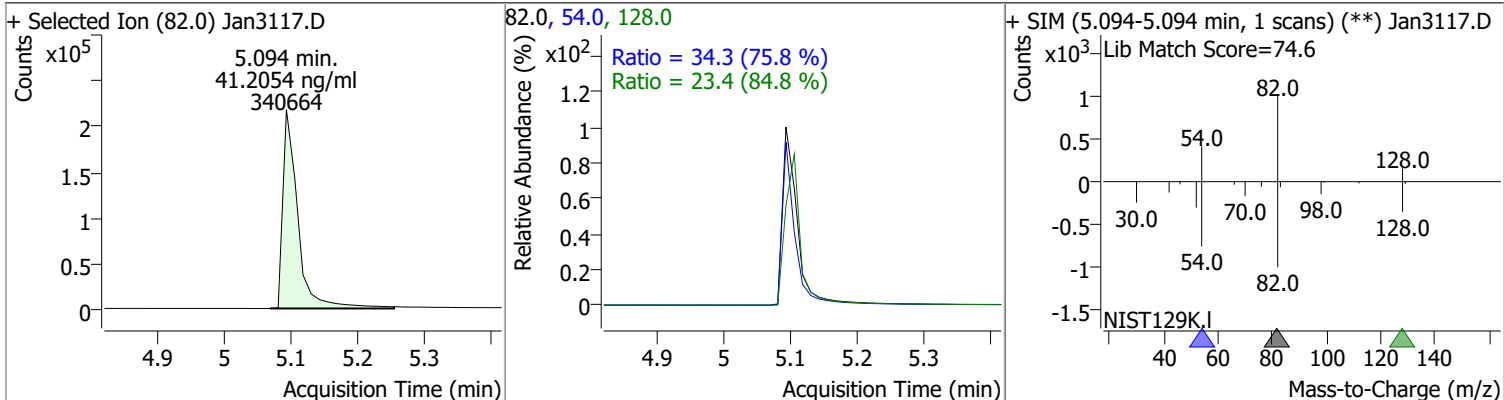
Quantitation Results Report (QT Reviewed)

Compound	RT	QIon	Resp.	Conc.	Units	Dev(Min)
T Benzo(k)fluoranthene	0.000		0	N.D.		
T Benzo(a)pyrene	18.363	252.0	0		ng/ml	md 1
T Indeno(1,2,3-cd)pyrene	0.000		0	N.D.		
T Dibenzo(a,h)anthracene	0.000		0	N.D.		
T Benzo(g,h,i)perylene	0.000		0	N.D.		

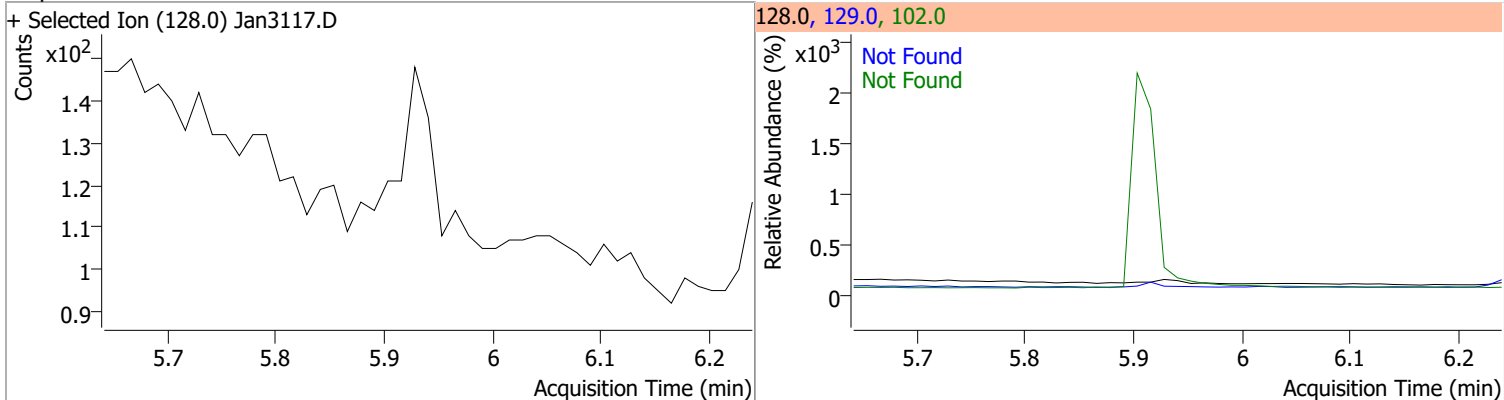
(#) = Qualifier Out of Range; (m) = Manual Integration; (+) = Area Summed; (*) = Surrogate Percent Recovery Out of Range; (d): Zeroed Peak

Quantitation Results Report (QT Reviewed)

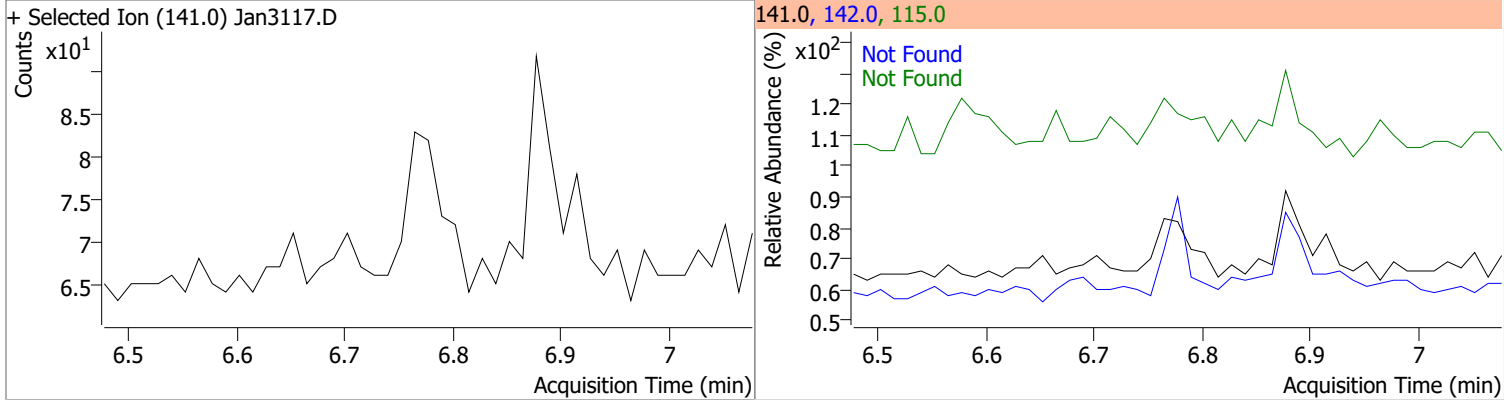
Compound	Conc.	RT	Dev(Min)	Resp.	QIon	QRatio	Lower	Upper
Nitrobenzene-d5	41.2054	5.09	-0.02	340664	54.0	34.3	31.6	58.8
					128.0	23.4	19.3	35.9



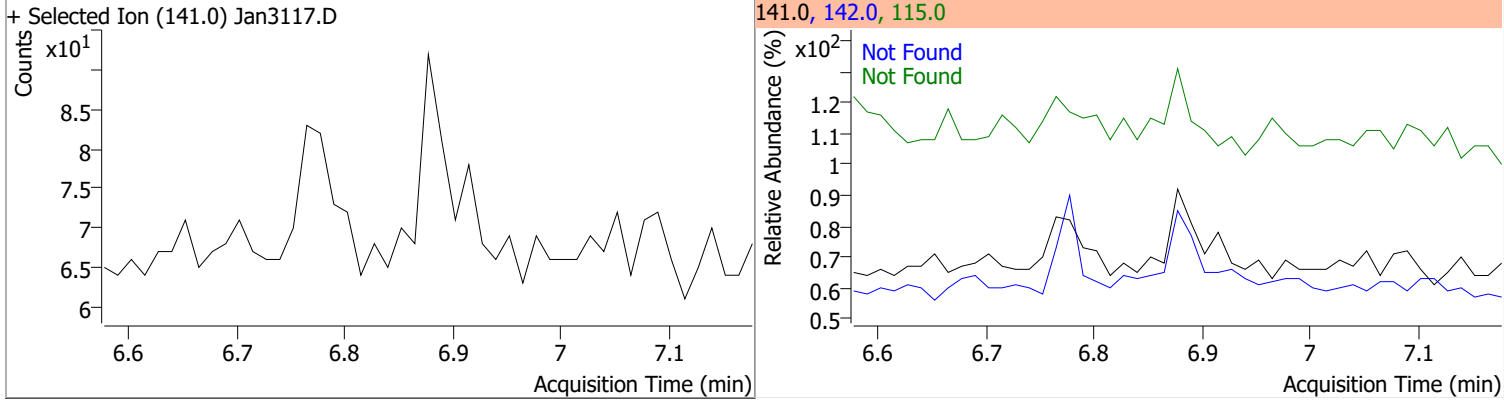
Compound	Conc.	Exp RT	QIon	Exp Ratio	QIon	Exp Ratio
Naphthalene	N.D.	5.94	102.0	20.6	129.0	11.0



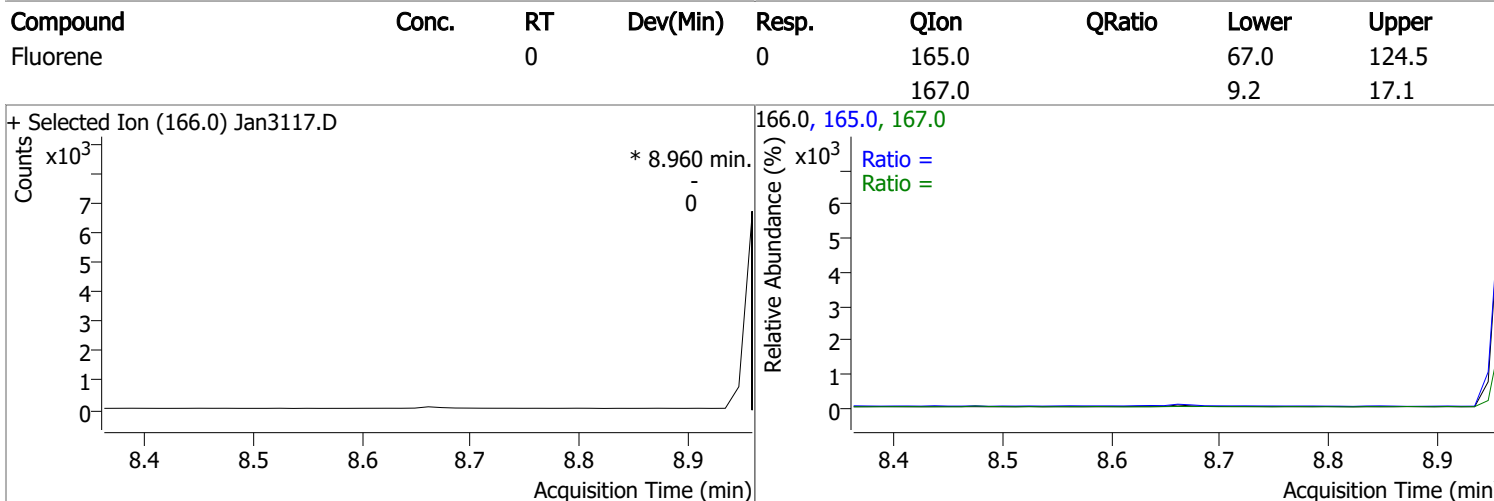
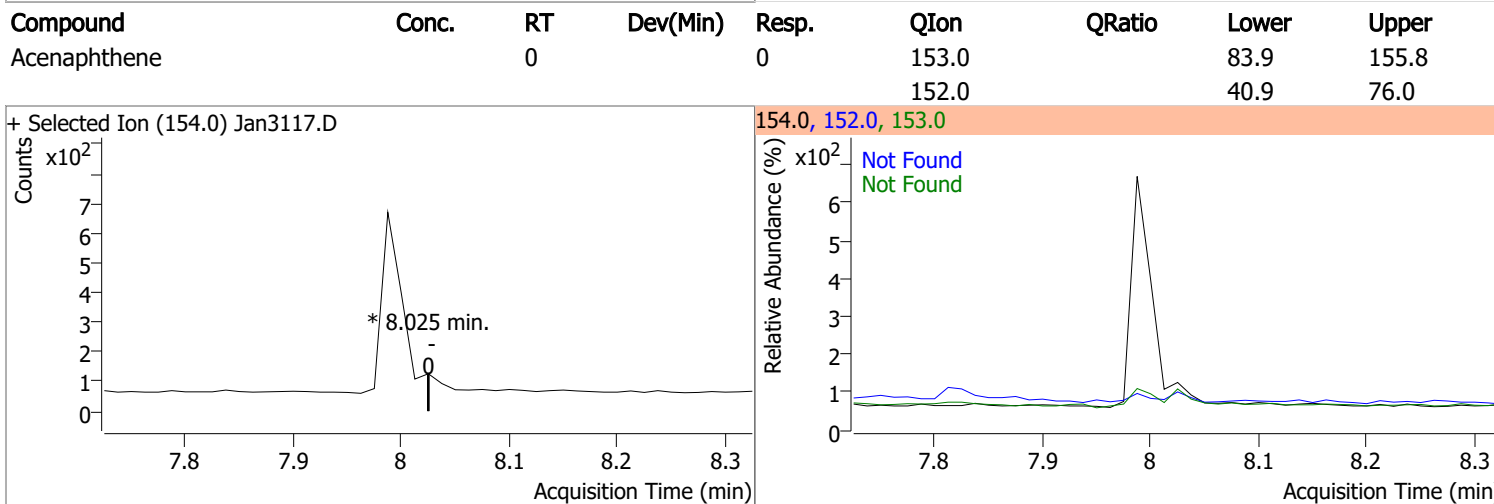
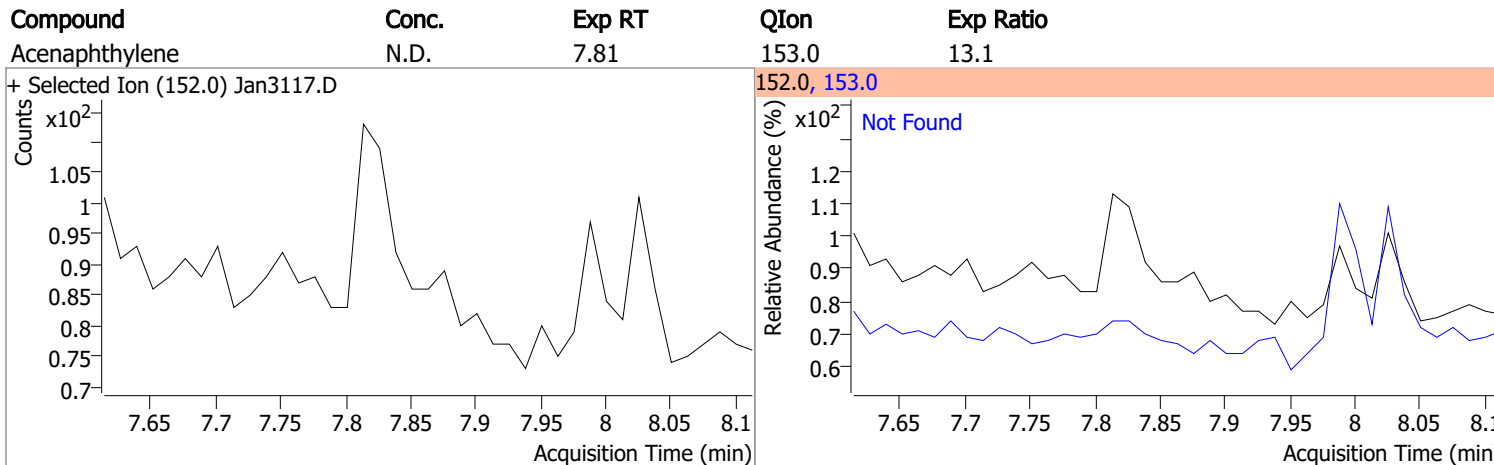
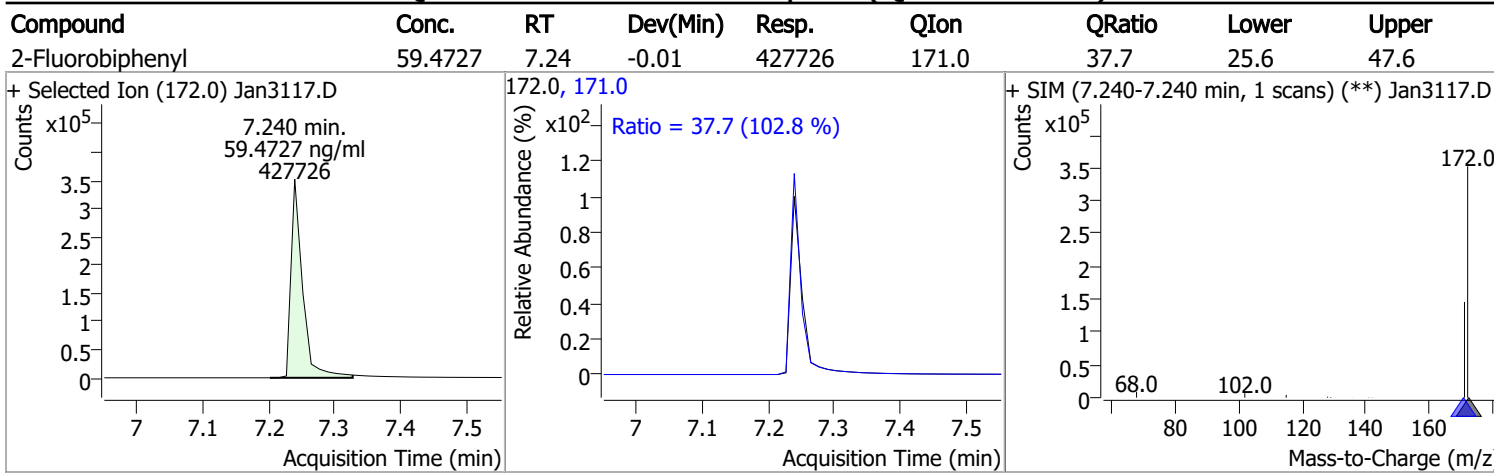
Compound	Conc.	Exp RT	QIon	Exp Ratio	QIon	Exp Ratio
2-Methylnaphthalene	N.D.	6.78	142.0	141.5	115.0	66.1



Compound	Conc.	Exp RT	QIon	Exp Ratio	QIon	Exp Ratio
1-Methylnaphthalene	N.D.	6.88	142.0	111.9	115.0	76.3

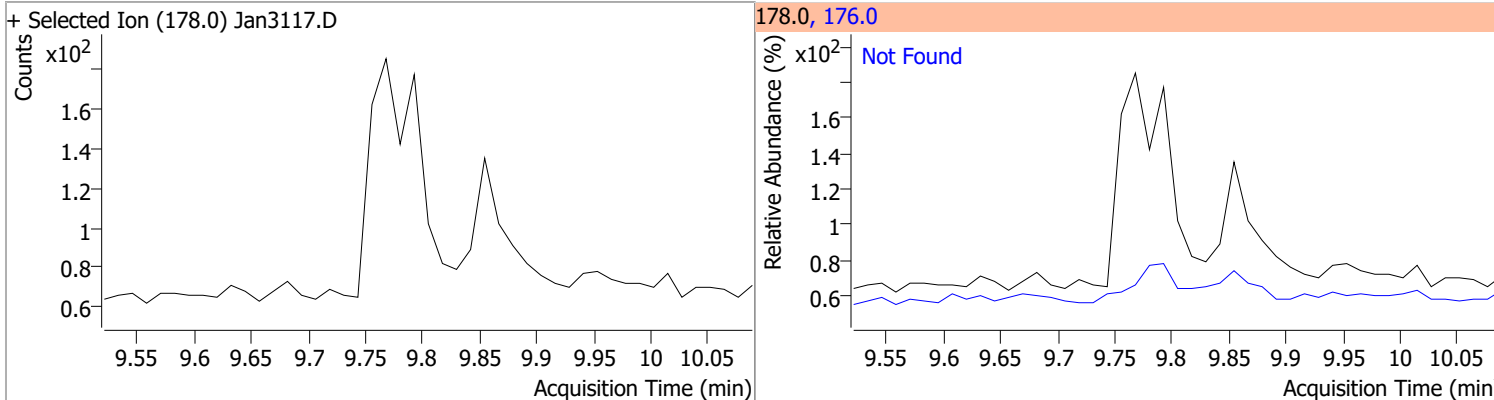


Quantitation Results Report (QT Reviewed)

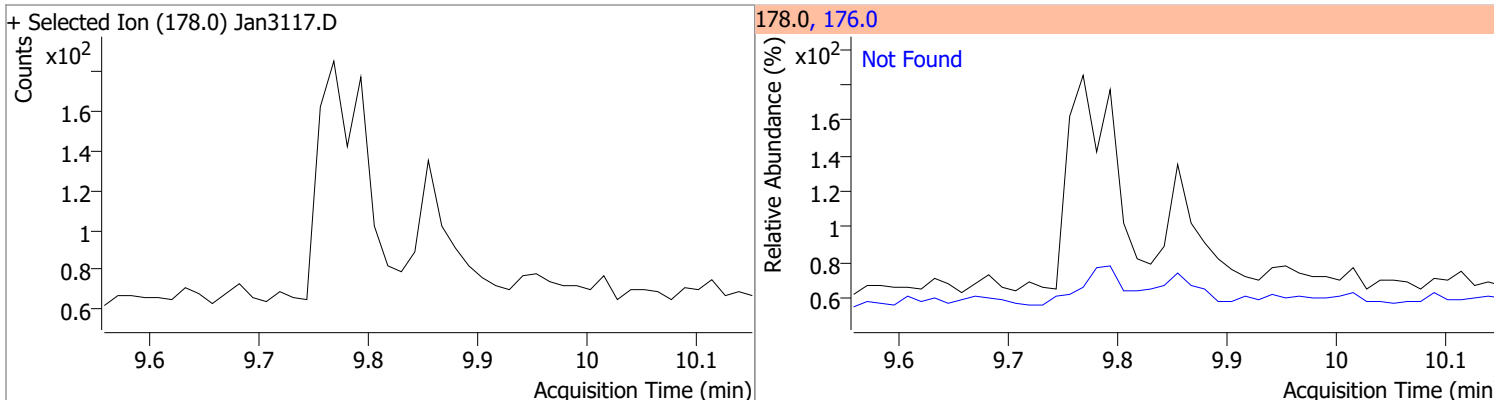


Quantitation Results Report (QT Reviewed)

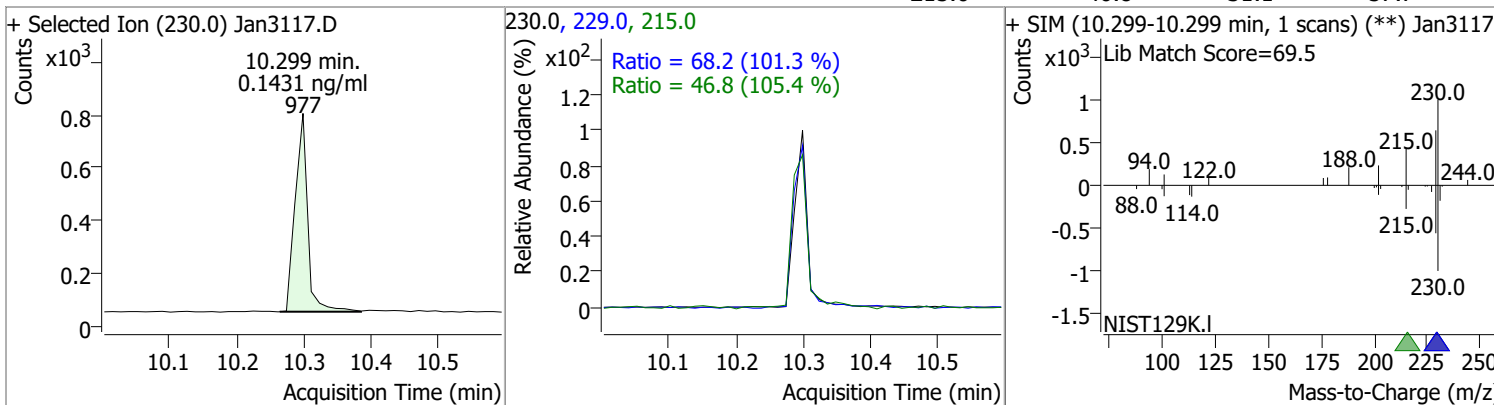
Compound	Conc.	Exp RT	QIon	Exp Ratio
Phenanthrene	N.D.	9.79	176.0	18.9



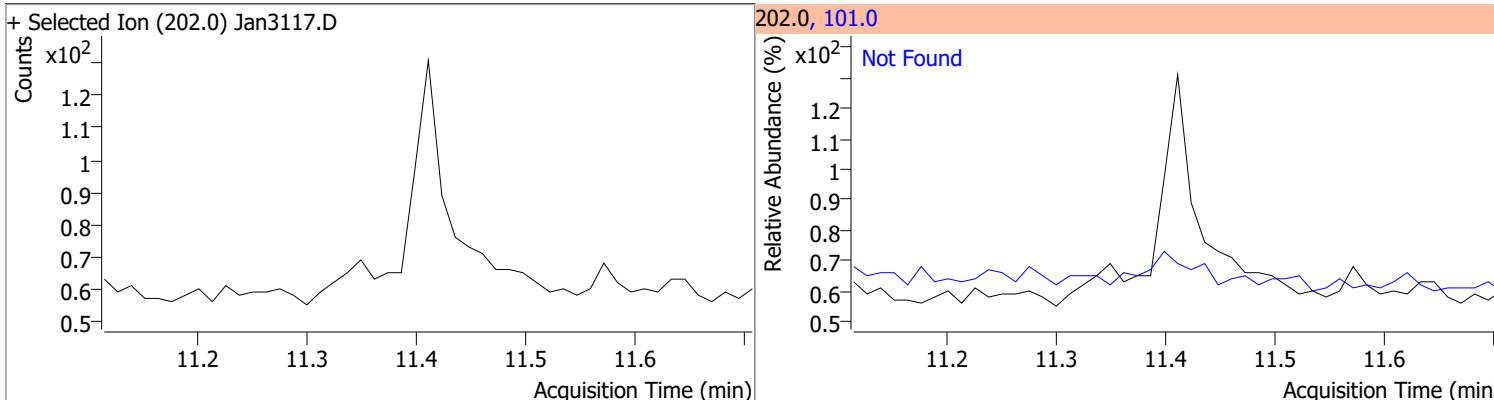
Compound	Conc.	Exp RT	QIon	Exp Ratio
Anthracene	N.D.	9.85	176.0	18.3



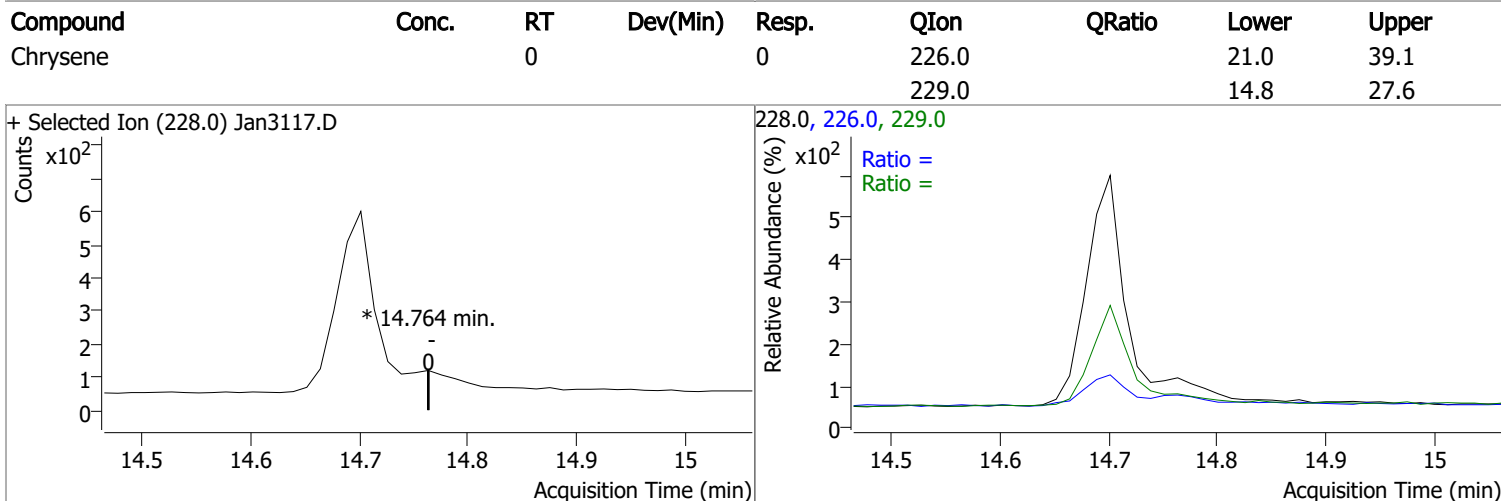
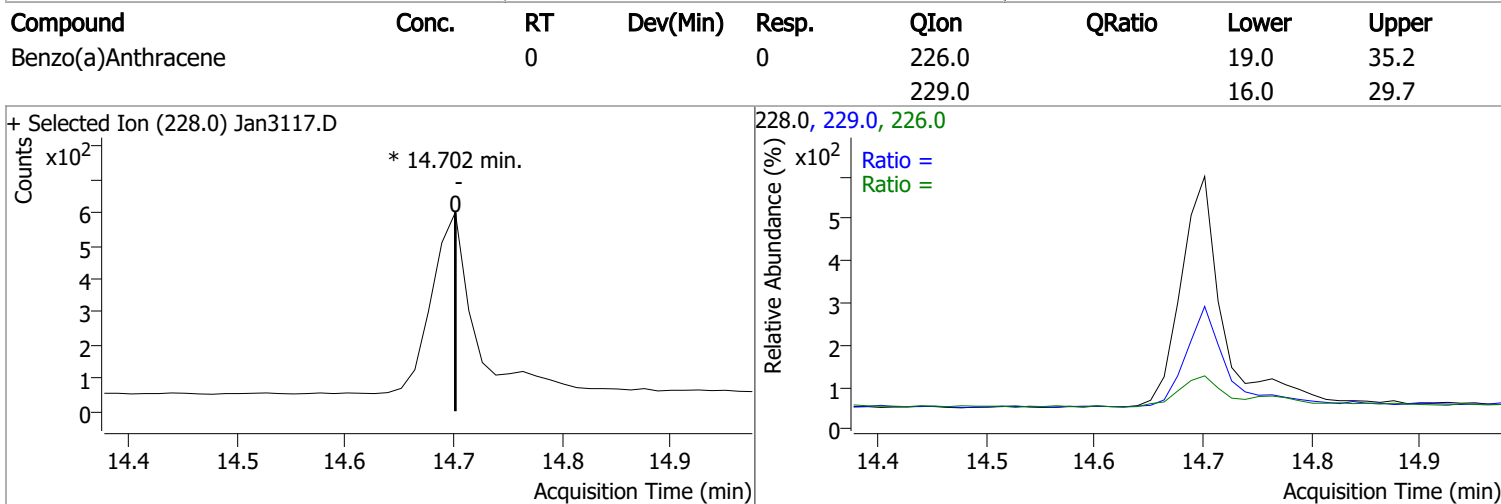
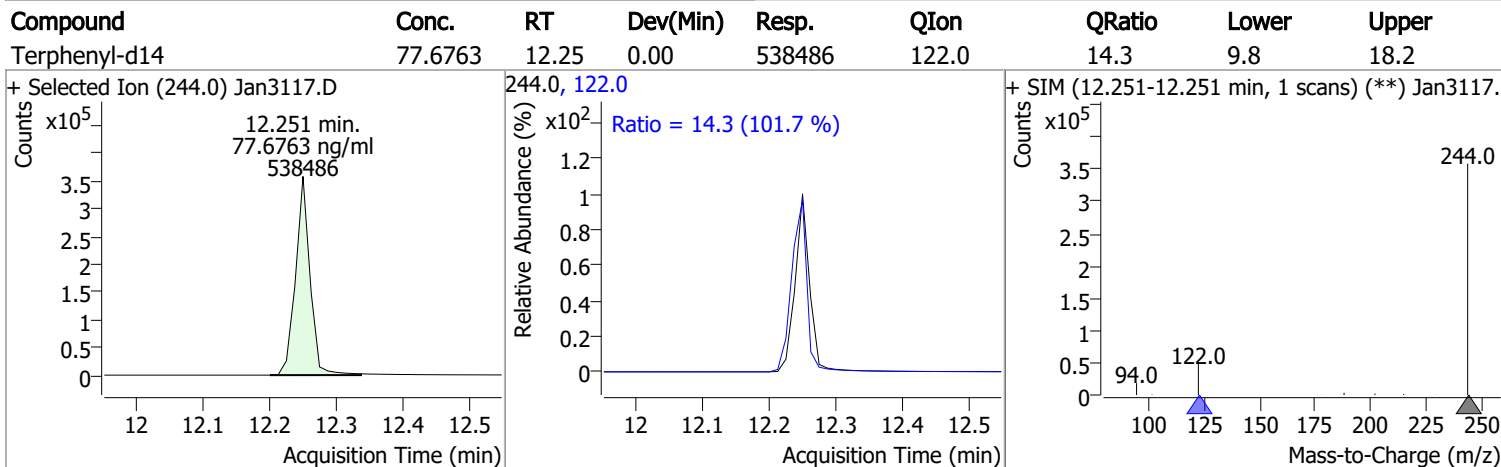
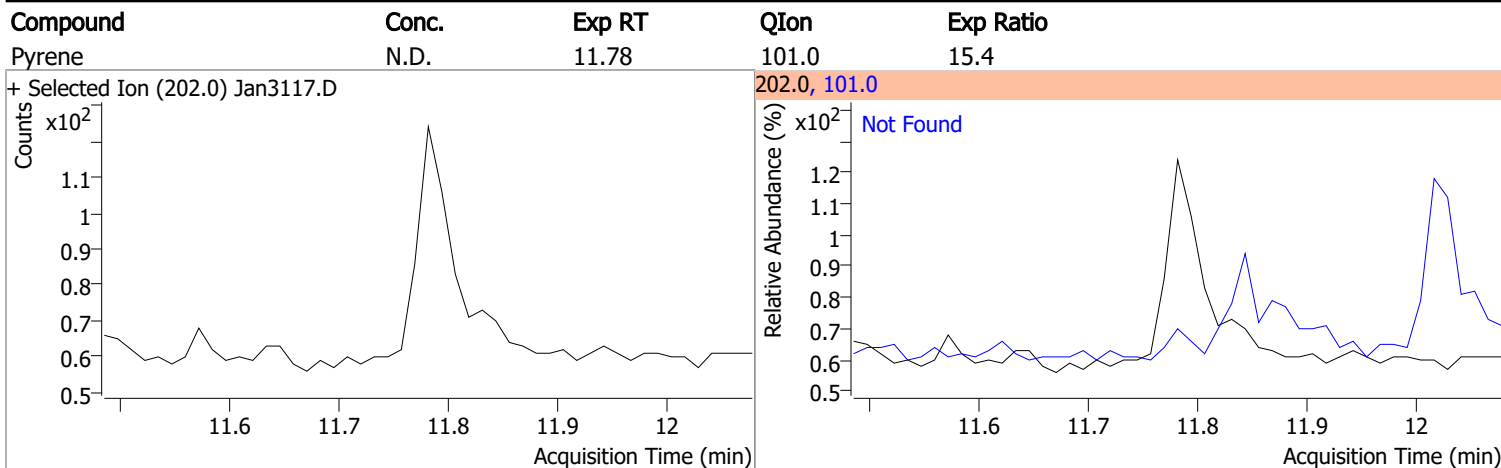
Compound	Conc.	RT	Dev(Min)	Resp.	QIon	QRatio	Lower	Upper
o-Terphenyl	0.1431	10.30	0.00	977	229.0	68.2	47.1	87.5
					215.0	46.8	31.1	57.7



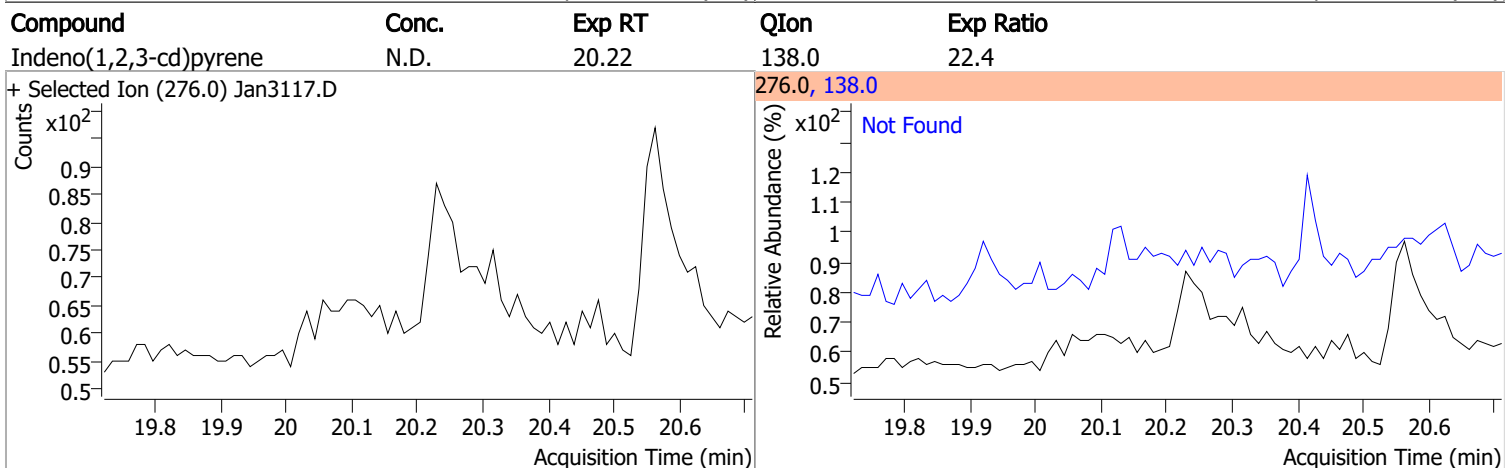
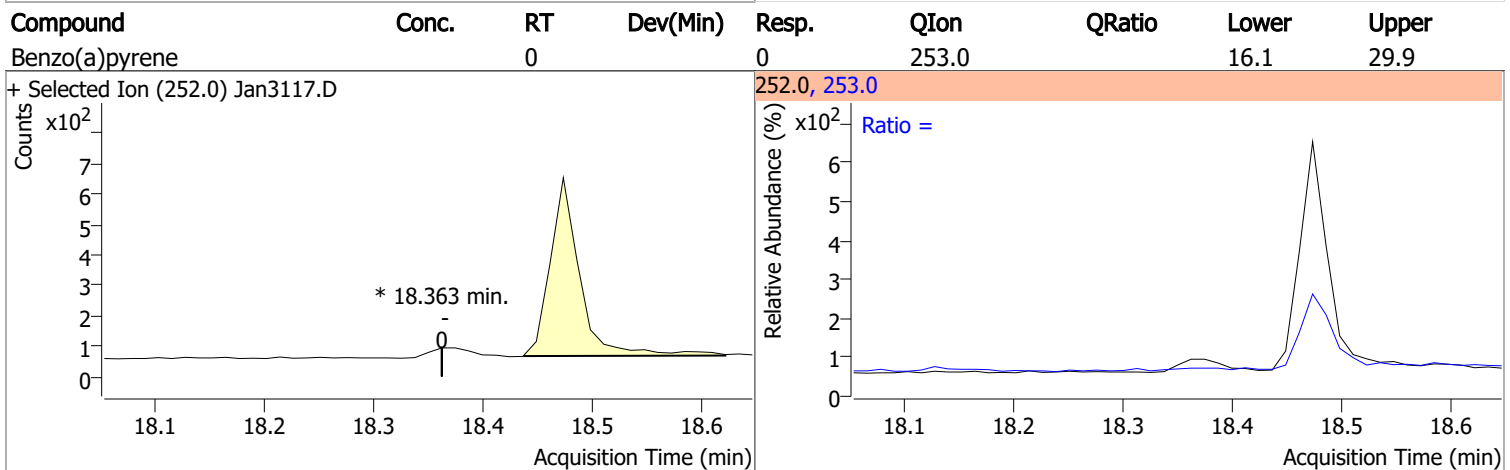
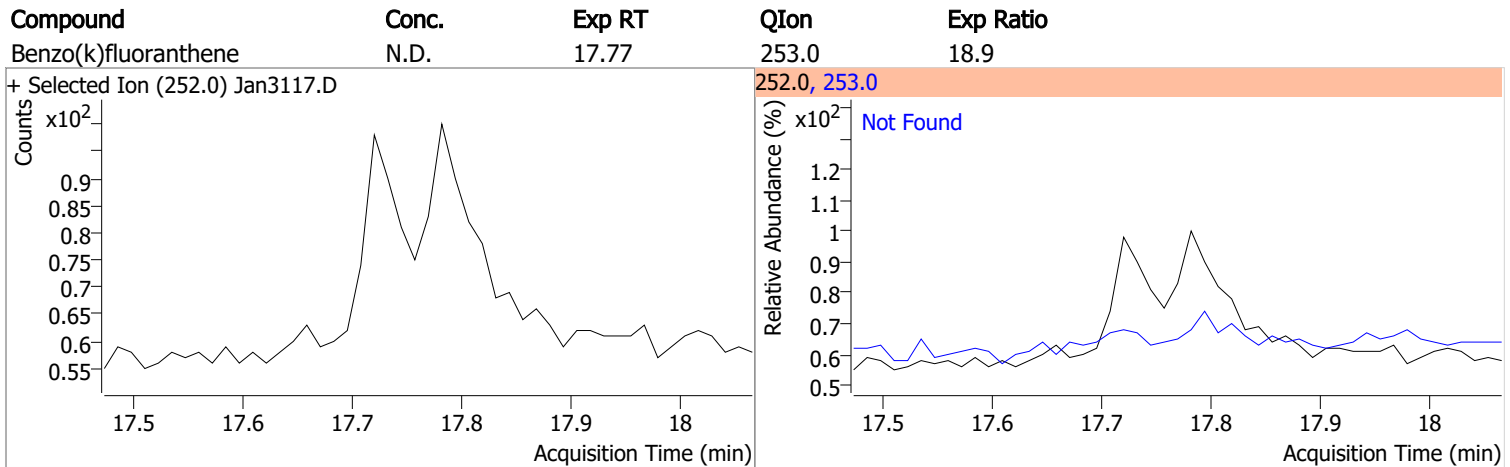
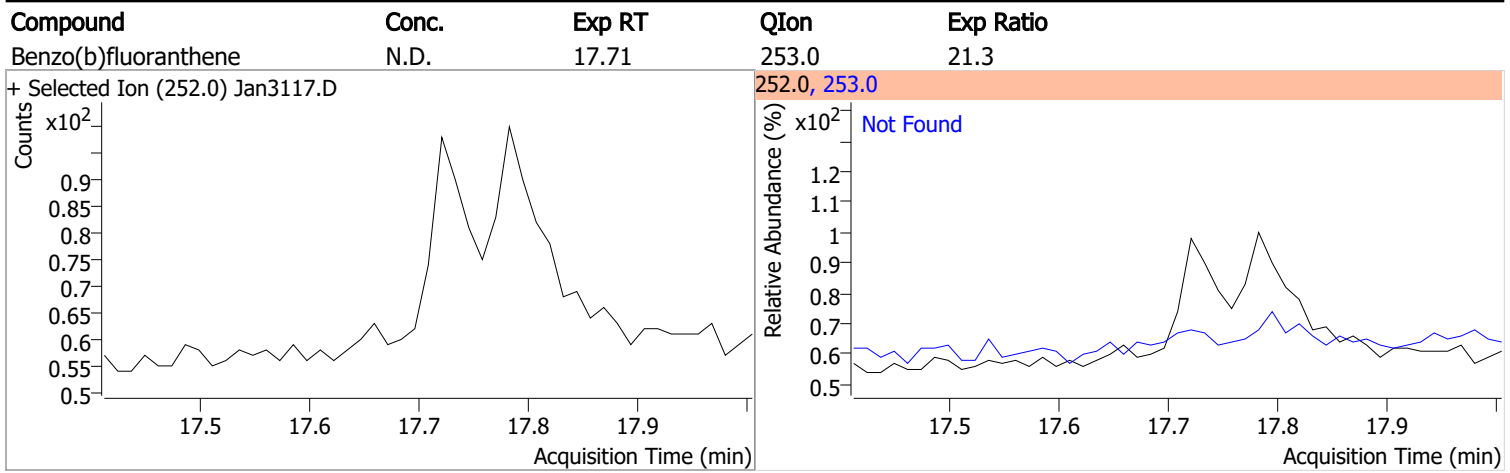
Compound	Conc.	Exp RT	QIon	Exp Ratio
Fluoranthene	N.D.	11.41	101.0	12.5



Quantitation Results Report (QT Reviewed)

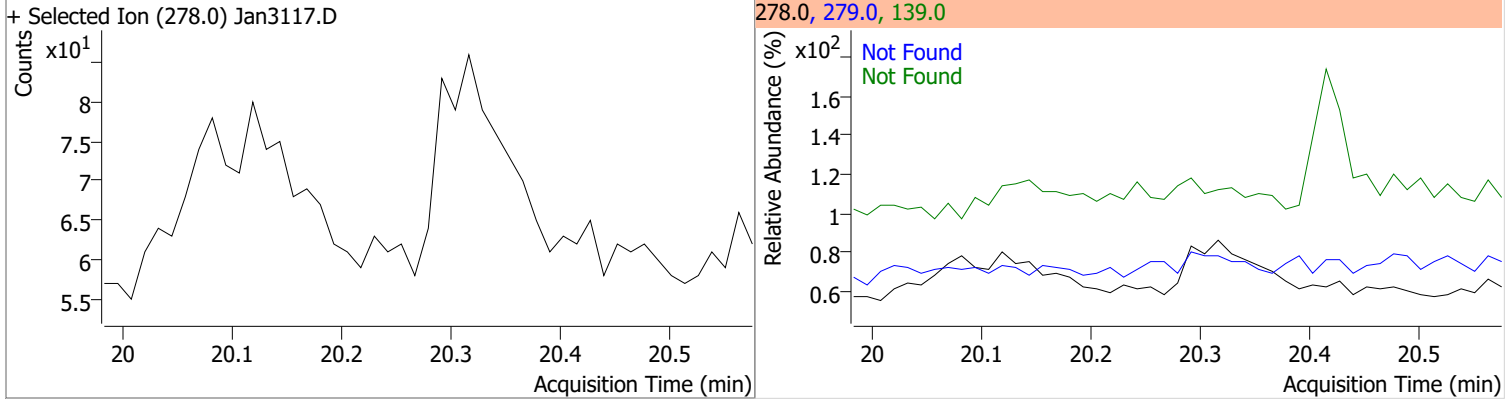


Quantitation Results Report (QT Reviewed)

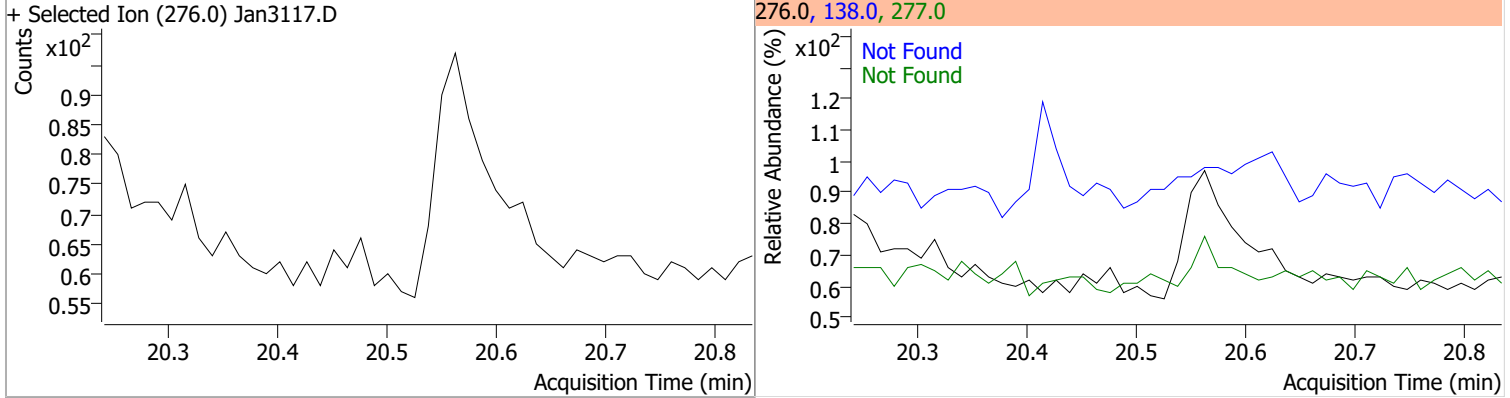


Quantitation Results Report (QT Reviewed)

Compound	Conc.	Exp RT	QIon	Exp Ratio	QIon	Exp Ratio
Dibenzo(a,h)anthracene	N.D.	20.28	279.0	24.9	139.0	17.5



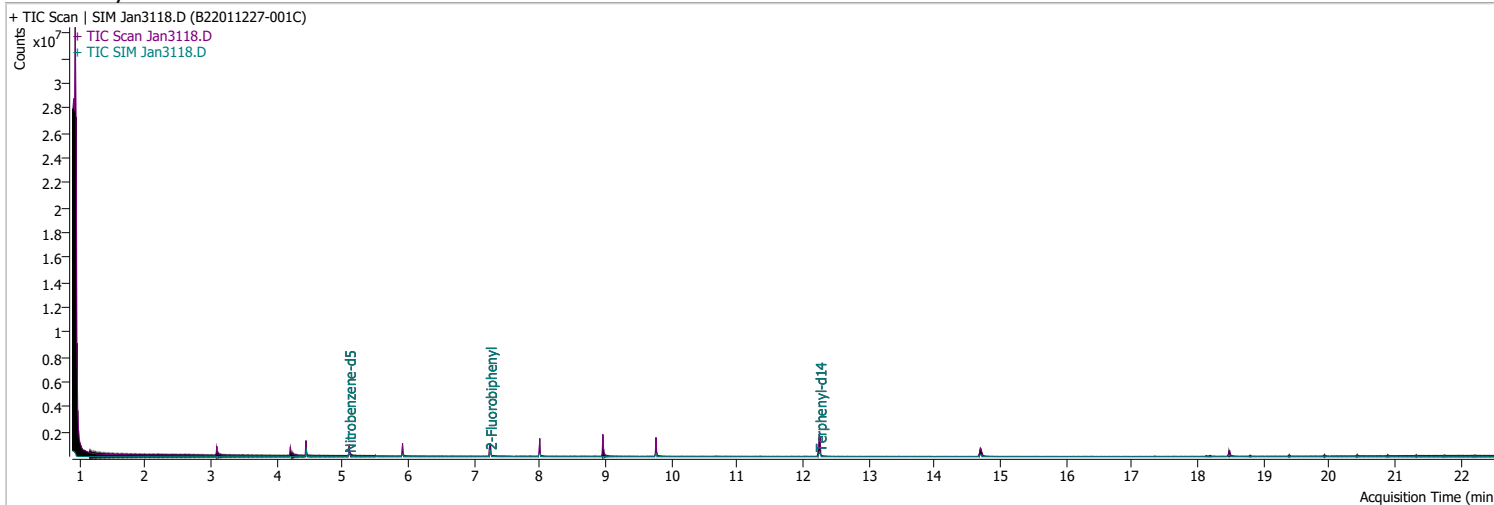
Compound	Conc.	Exp RT	QIon	Exp Ratio	QIon	Exp Ratio
Benzo(g,h,i)perylene	N.D.	20.54	277.0	24.8	138.0	20.5



Quantitation Results Report (QT Reviewed)

Data File	Jan3118.D	Operator	LIMS import
Acq. Method	5975BNASIM	Acq. Date-Time	1/31/2022 9:08:14 PM
Sample Name	B22011227-001C	Instrument	GCMS
Vial	11	Multiplier	1.00
DA Method File	012622 bna SIM 2.batch.bin	Comment	SVOC-8270C-SIM-W-LLPAH
Tune File	dftppjph.u	Tune Date	
Batch Name	013122 bna SIM 2.batch.bin	Last Calib Update	1/27/2022 8:37:26 AM

Ref Library



Compound	RT	QIon	Resp.	Conc.	Units	Dev(Min)
Internal Standards						
M 1,4-Dichlorobenzene-d4	4.447	152.0	146660	40.0000	ng/ml	-0.013
M Naphthalene-d8	5.916	136.0	243999	40.0000	ng/ml	0.000
M Acenaphthene-d10	8.000	164.0	165390	40.0000	ng/ml	0.000
M Phenanthrene-d10	9.768	188.0	356721	40.0000	ng/ml	0.000
M Chrysene-d12	14.701	240.0	290791	40.0000	ng/ml	0.000
M Perylene-d12	18.474	264.0	195759	40.0000	ng/ml	0.000
System Monitoring Compounds						
S Nitrobenzene-d5	5.093	82.0	331386	39.7414	ng/ml	-0.025
Spiked Amount: 5.000	Range: 19.0 - 102.0%			Recovery = 794.83%		*
S 2-Fluorobiphenyl	7.239	172.0	468465	62.0158	ng/ml	-0.013
Spiked Amount: 5.000	Range: 25.0 - 94.0%			Recovery = 1240.32%		*
S o-Terphenyl	0.000		0	N.D.		
Spiked Amount: 5.000	Range: 40.0 - 140.0%			Recovery = NA%		
S Terphenyl-d14	12.251	244.0	556043	77.1058	ng/ml	0.000
Spiked Amount: 5.000	Range: 39.0 - 106.0%			Recovery = 1542.12%		*
Target Compounds						QValue
T Naphthalene	0.000		0	N.D.		
T 2-Methylnaphthalene	0.000		0	N.D.		
T 1-Methylnaphthalene	0.000		0	N.D.		
T Acenaphthylene	0.000		0	N.D.		
T Acenaphthene	8.025	154.0	0		ng/ml	md
T Fluorene	8.661	166.0	0		ng/ml	md
T Phenanthrene	0.000		0	N.D.		
T Anthracene	0.000		0	N.D.		
T Fluoranthene	0.000		0	N.D.		
T Pyrene	0.000		0	N.D.		
T Benzo(a)Anthracene	14.701	228.0	0		ng/ml	md
T Chrysene	14.776	228.0	0		ng/ml	md
T Benzo(b)fluoranthene	0.000		0	N.D.		

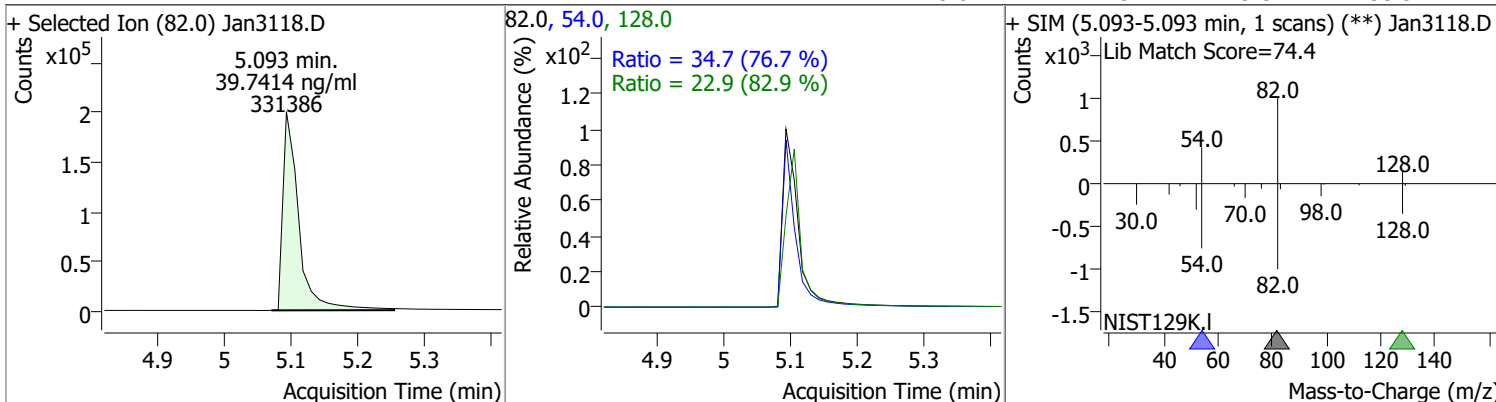
Quantitation Results Report (QT Reviewed)

Compound	RT	QIon	Resp.	Conc.	Units	Dev(Min)
T Benzo(k)fluoranthene	0.000		0	N.D.		
T Benzo(a)pyrene	18.474	252.0	0		ng/ml	md 1
T Indeno(1,2,3-cd)pyrene	0.000		0	N.D.		
T Dibenzo(a,h)anthracene	0.000		0	N.D.		
T Benzo(g,h,i)perylene	0.000		0	N.D.		

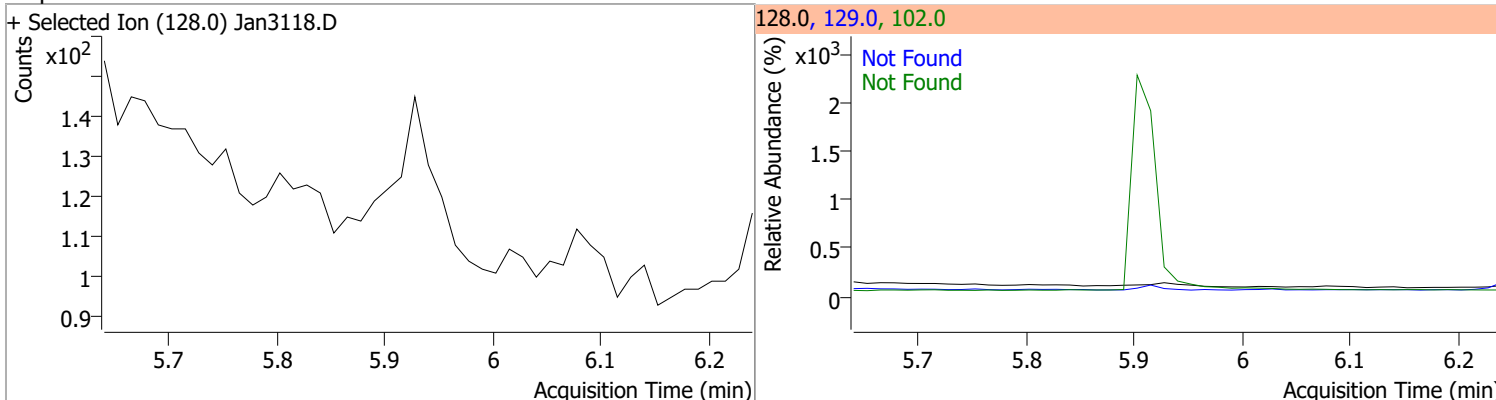
(#) = Qualifier Out of Range; (m) = Manual Integration; (+) = Area Summed; (*) = Surrogate Percent Recovery Out of Range; (d): Zeroed Peak

Quantitation Results Report (QT Reviewed)

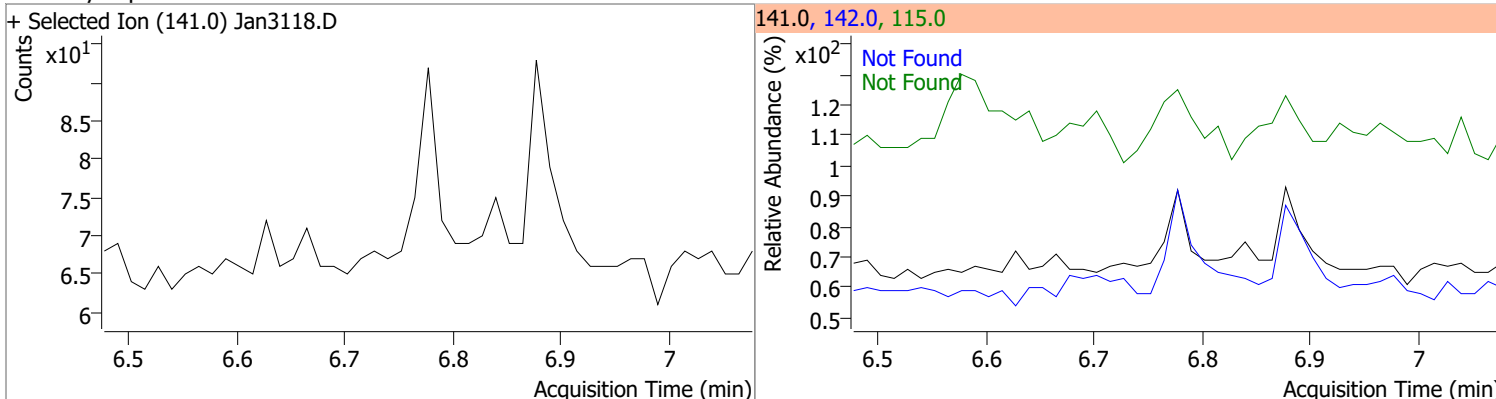
Compound	Conc.	RT	Dev(Min)	Resp.	QIon	QRatio	Lower	Upper
Nitrobenzene-d5	39.7414	5.09	-0.03	331386	54.0	34.7	31.6	58.8
					128.0	22.9	19.3	35.9



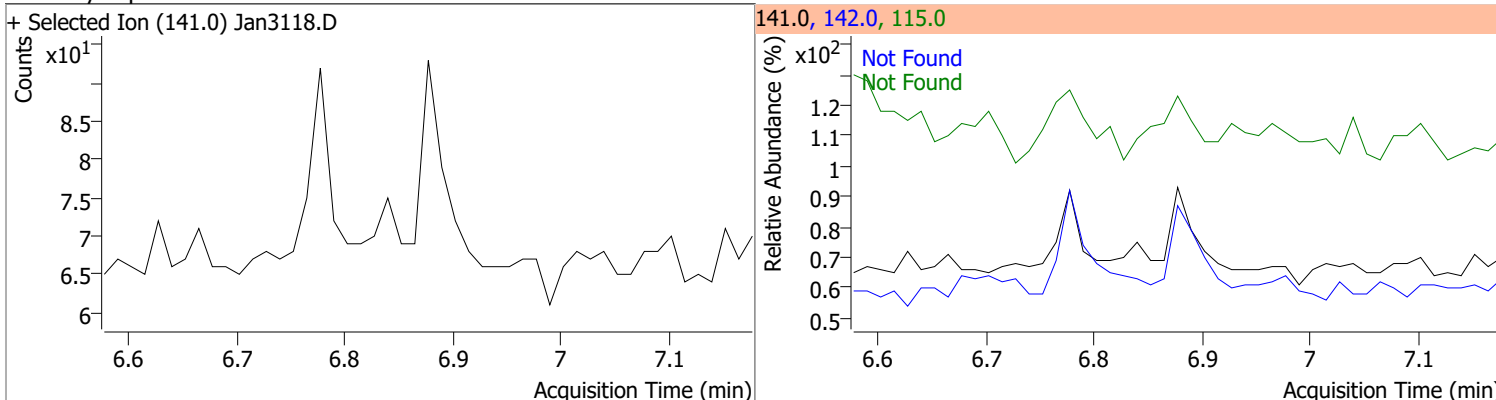
Compound	Conc.	Exp RT	QIon	Exp Ratio	QIon	Exp Ratio
Naphthalene	N.D.	5.94	102.0	20.6	129.0	11.0



Compound	Conc.	Exp RT	QIon	Exp Ratio	QIon	Exp Ratio
2-Methylnaphthalene	N.D.	6.78	142.0	141.5	115.0	66.1

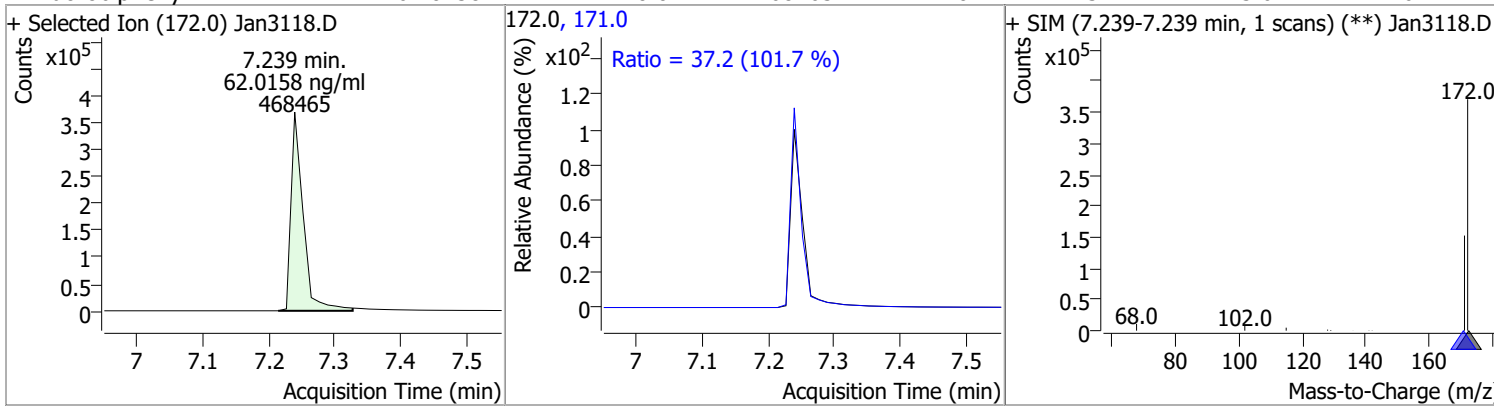


Compound	Conc.	Exp RT	QIon	Exp Ratio	QIon	Exp Ratio
1-Methylnaphthalene	N.D.	6.88	142.0	111.9	115.0	76.3

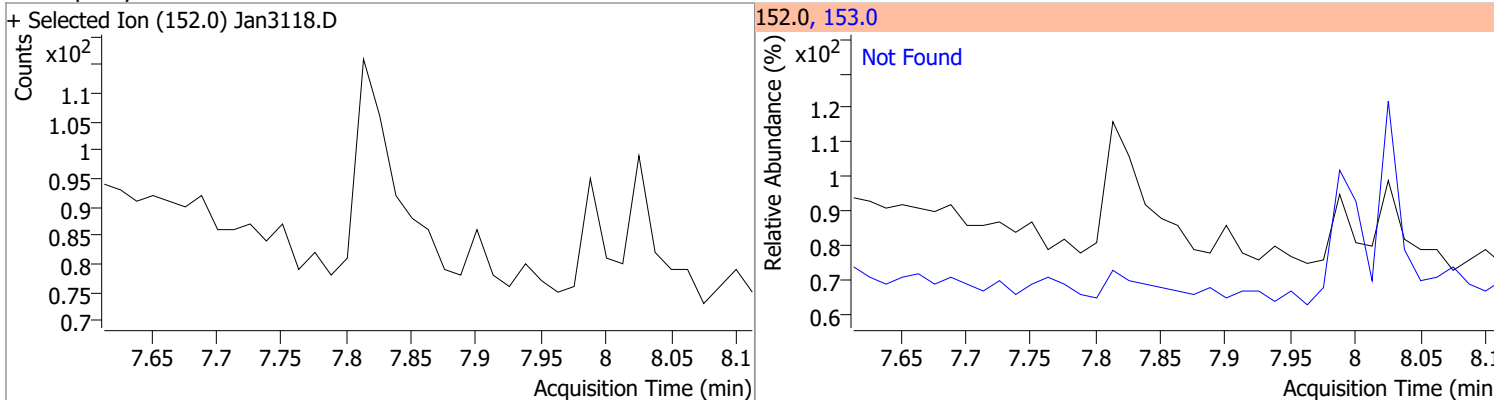


Quantitation Results Report (QT Reviewed)

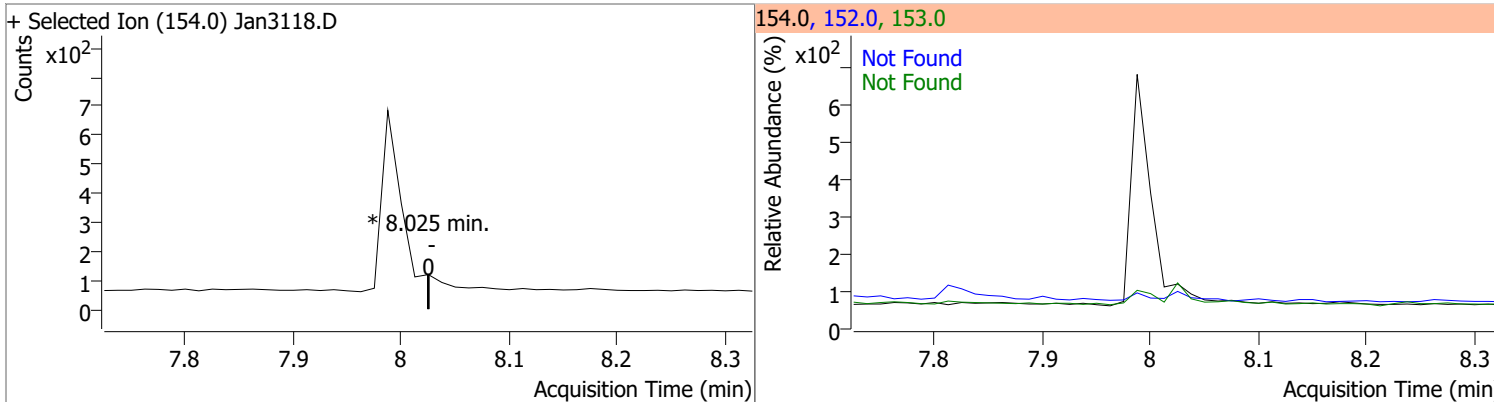
Compound	Conc.	RT	Dev(Min)	Resp.	QIon	QRatio	Lower	Upper
2-Fluorobiphenyl	62.0158	7.24	-0.01	468465	171.0	37.2	25.6	47.6



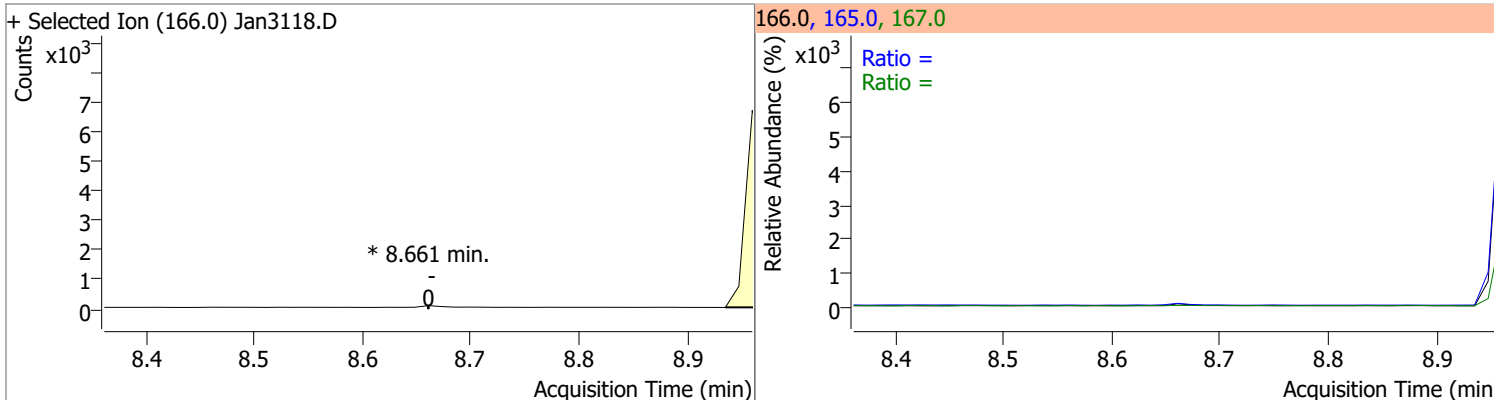
Compound	Conc.	Exp RT	QIon	Exp Ratio
Acenaphthylene	N.D.	7.81	153.0	13.1



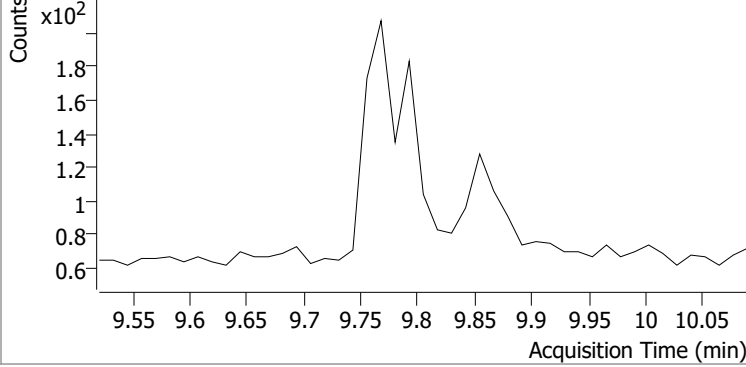
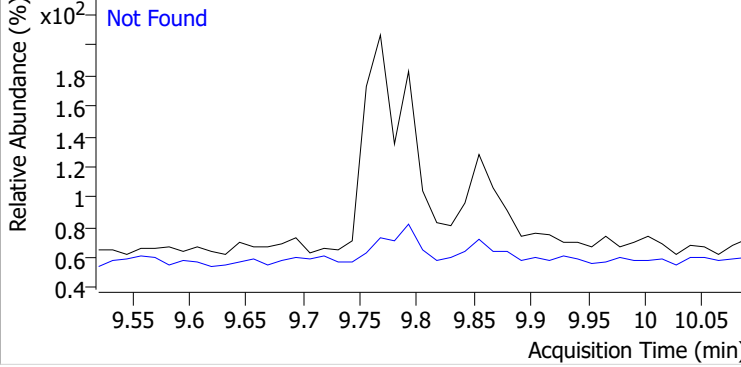
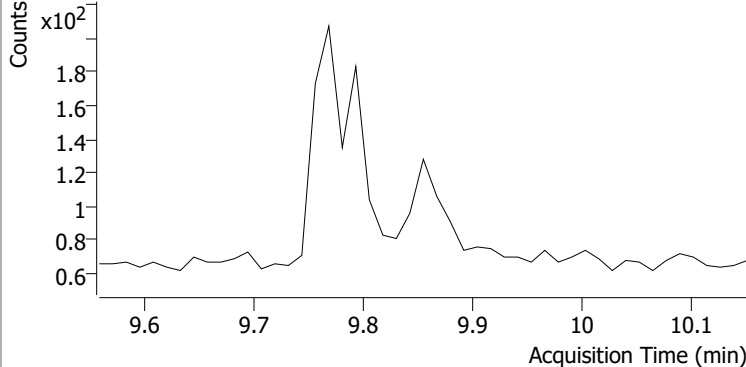
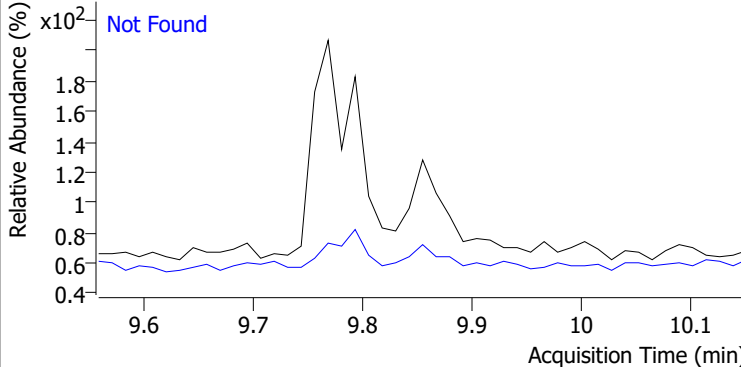
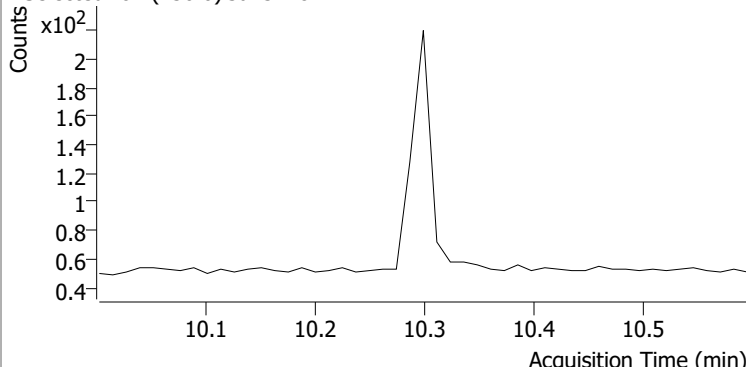
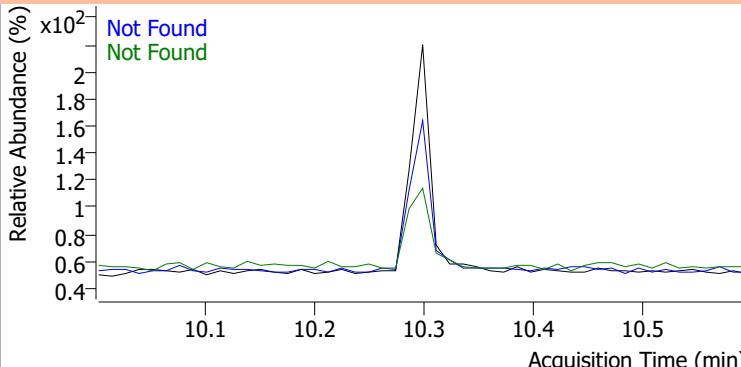
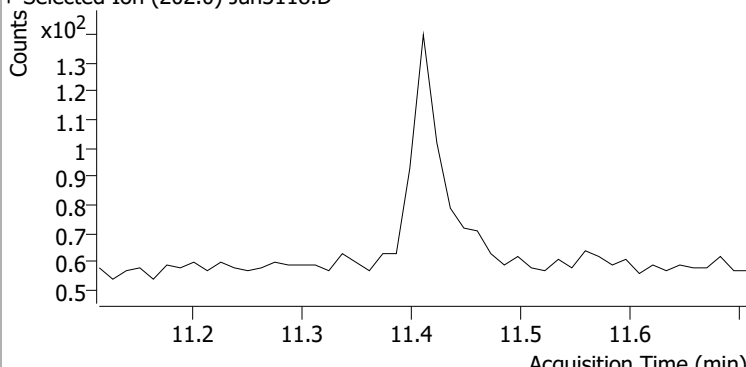
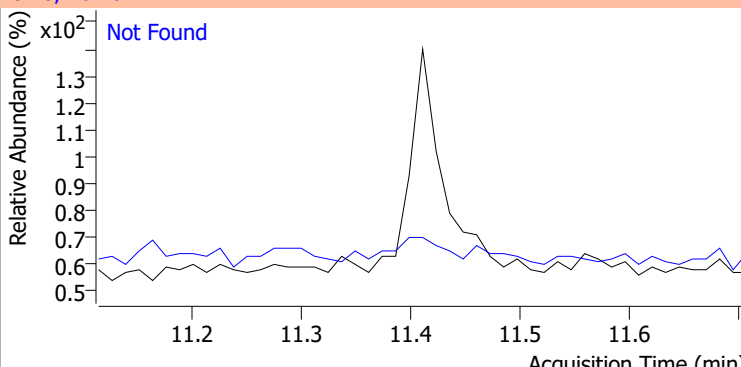
Compound	Conc.	RT	Dev(Min)	Resp.	QIon	QRatio	Lower	Upper
Acenaphthene		0		0	153.0		83.9	155.8
					152.0		40.9	76.0



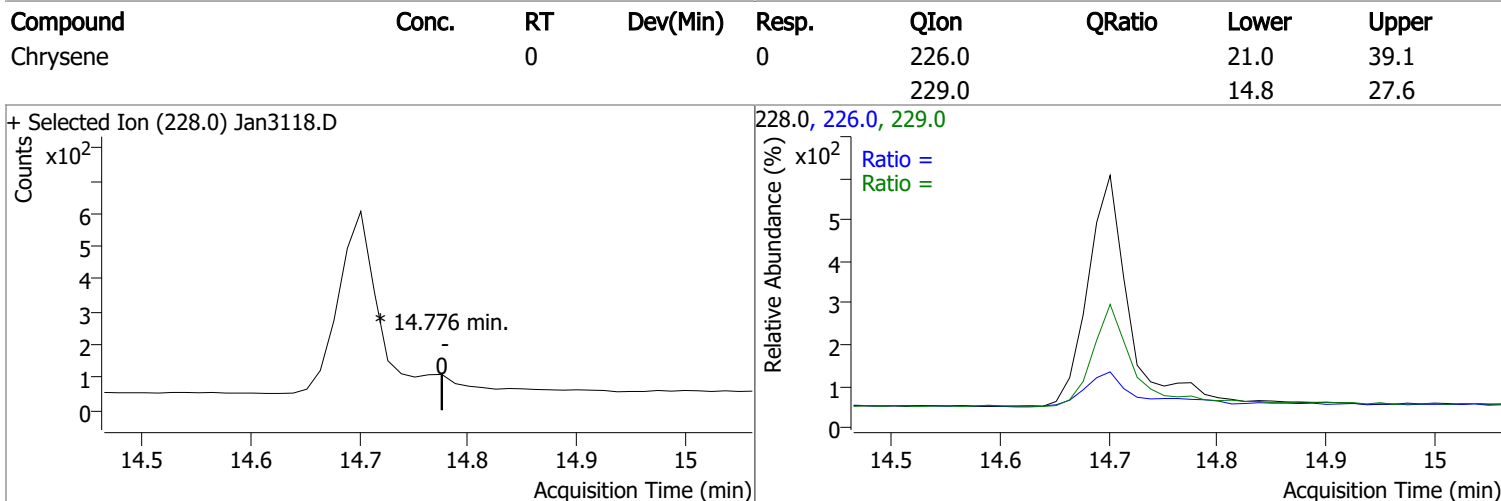
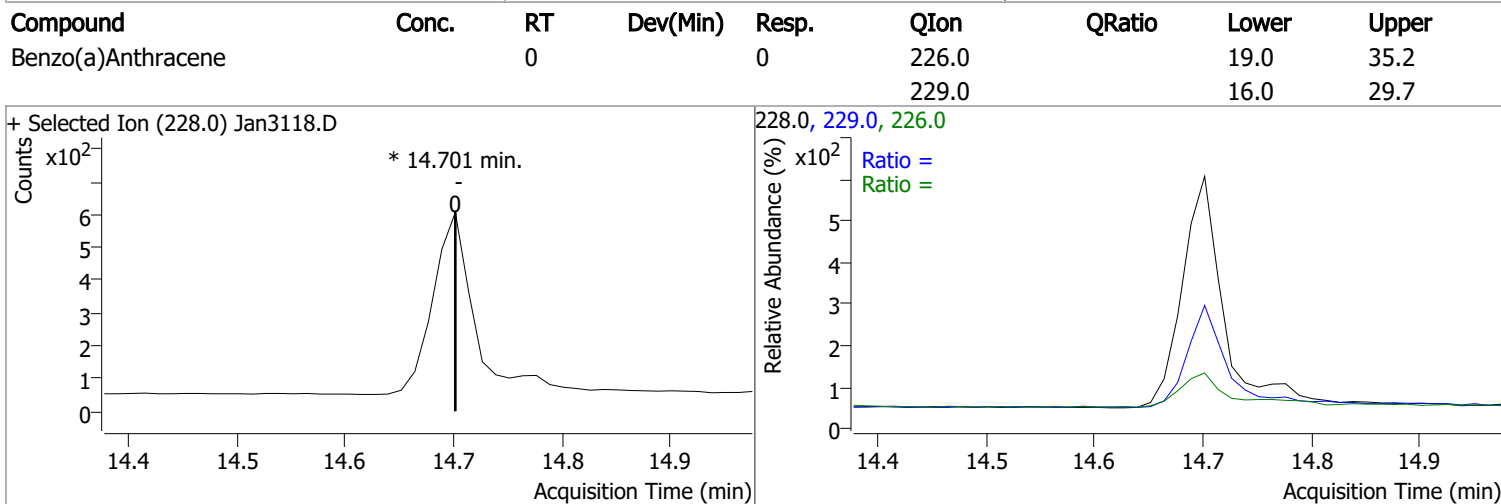
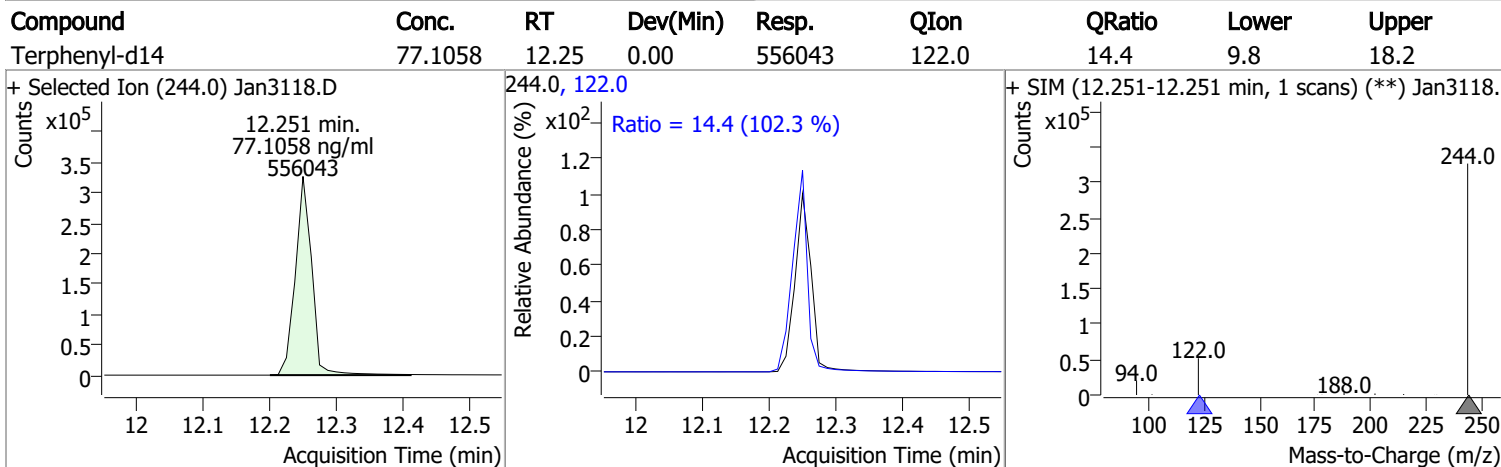
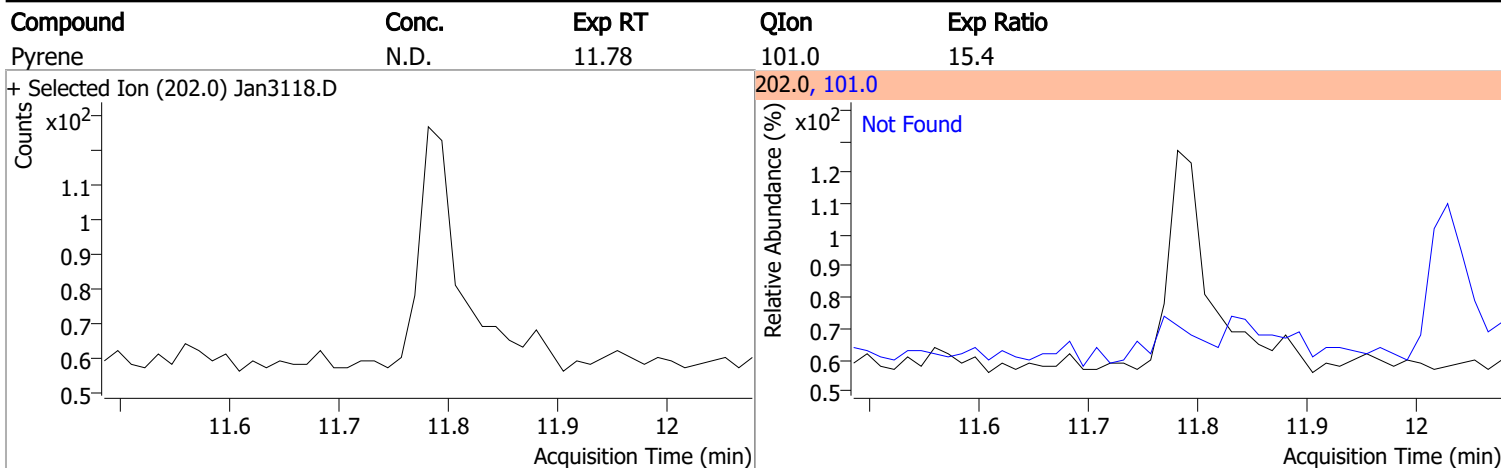
Compound	Conc.	RT	Dev(Min)	Resp.	QIon	QRatio	Lower	Upper
Fluorene		0		0	165.0		67.0	124.5
					167.0		9.2	17.1



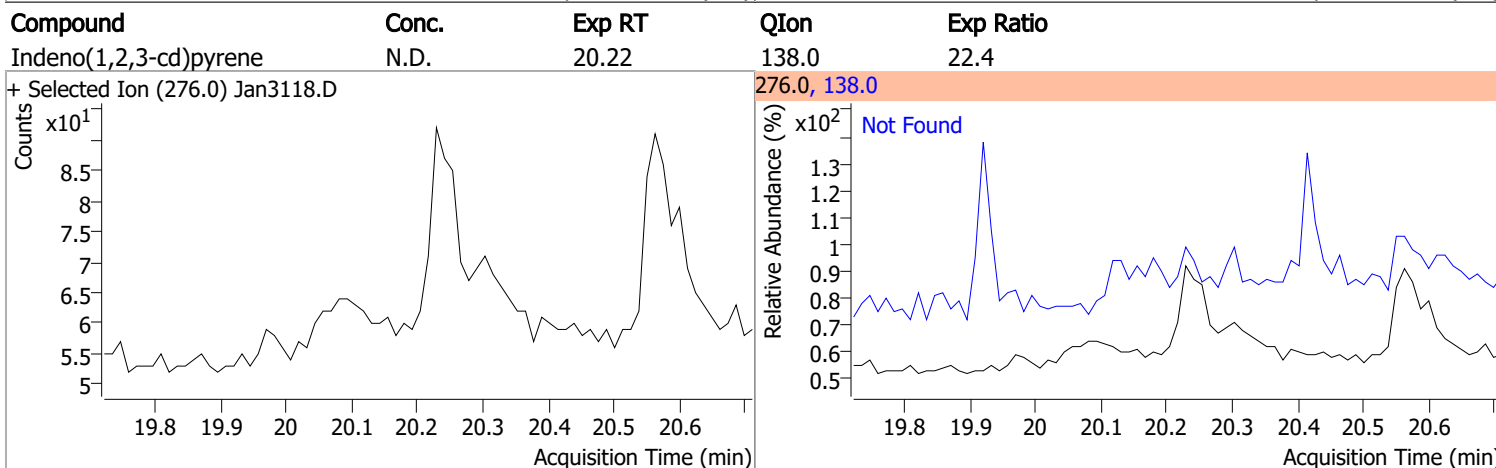
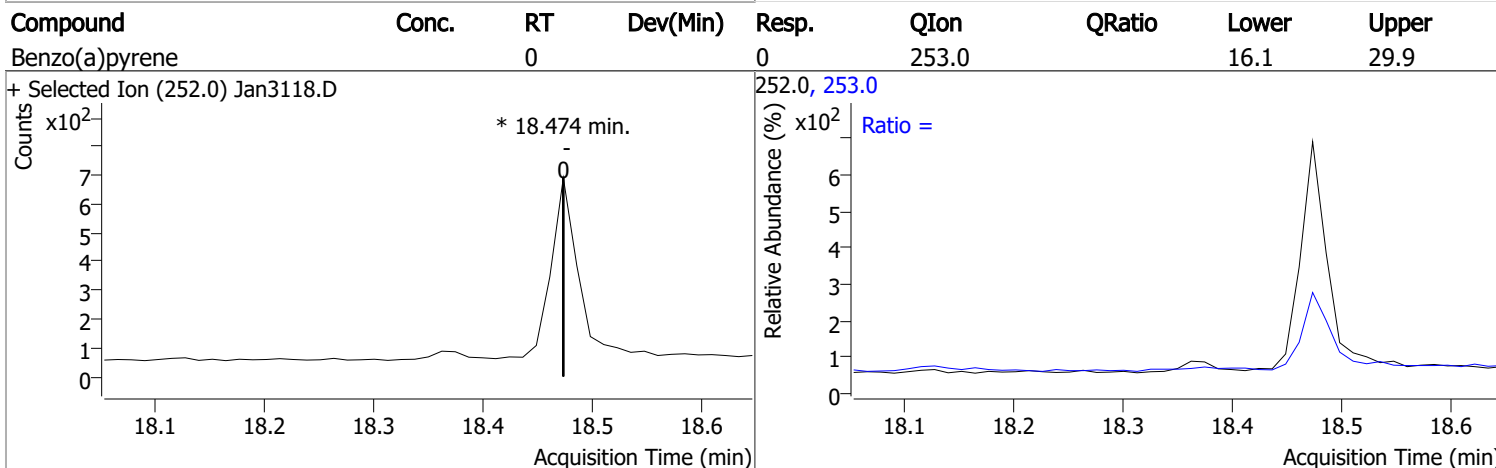
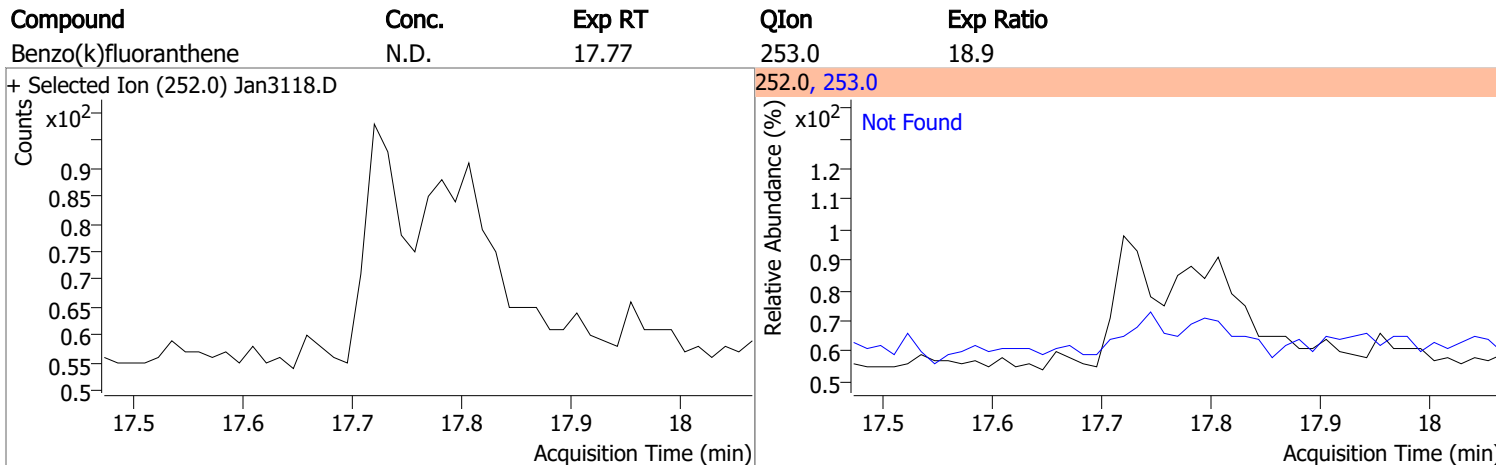
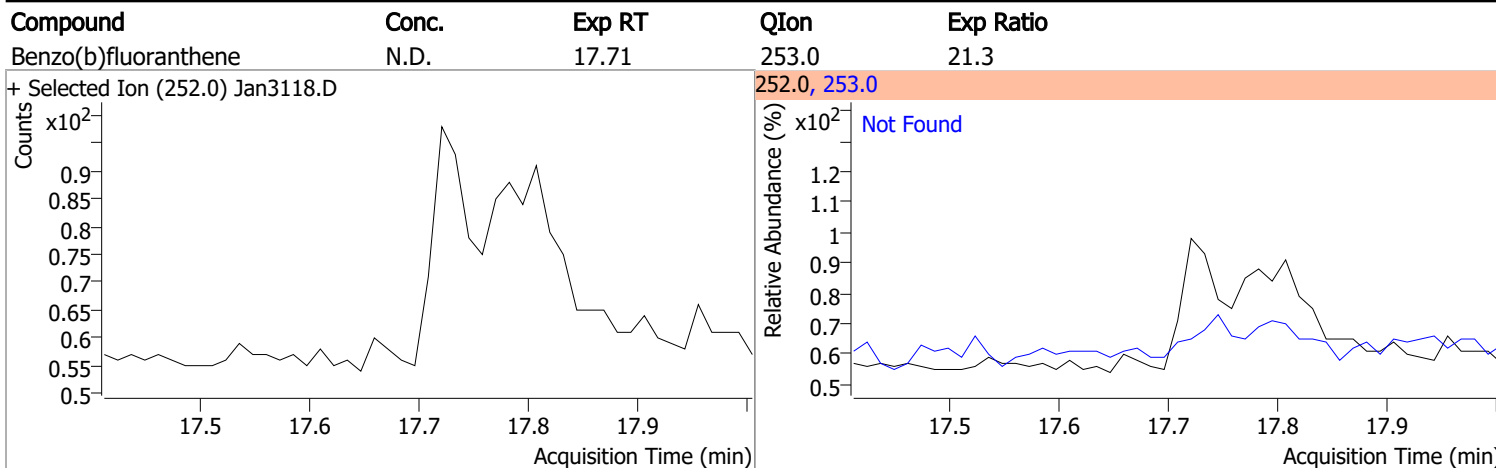
Quantitation Results Report (QT Reviewed)

Compound	Conc.	Exp RT	QIon	Exp Ratio		
Phenanthrene	N.D.	9.79	176.0	18.9		
+ Selected Ion (178.0) Jan3118.D			178.0, 176.0			
						
Anthracene	N.D.	9.85	176.0	18.3		
+ Selected Ion (178.0) Jan3118.D			178.0, 176.0			
						
o-Terphenyl	N.D.	10.30	229.0	67.3	QIon	Exp Ratio
+ Selected Ion (230.0) Jan3118.D			230.0, 229.0, 215.0			
						
Fluoranthene	N.D.	11.41	101.0	12.5		
+ Selected Ion (202.0) Jan3118.D			202.0, 101.0			
						

Quantitation Results Report (QT Reviewed)

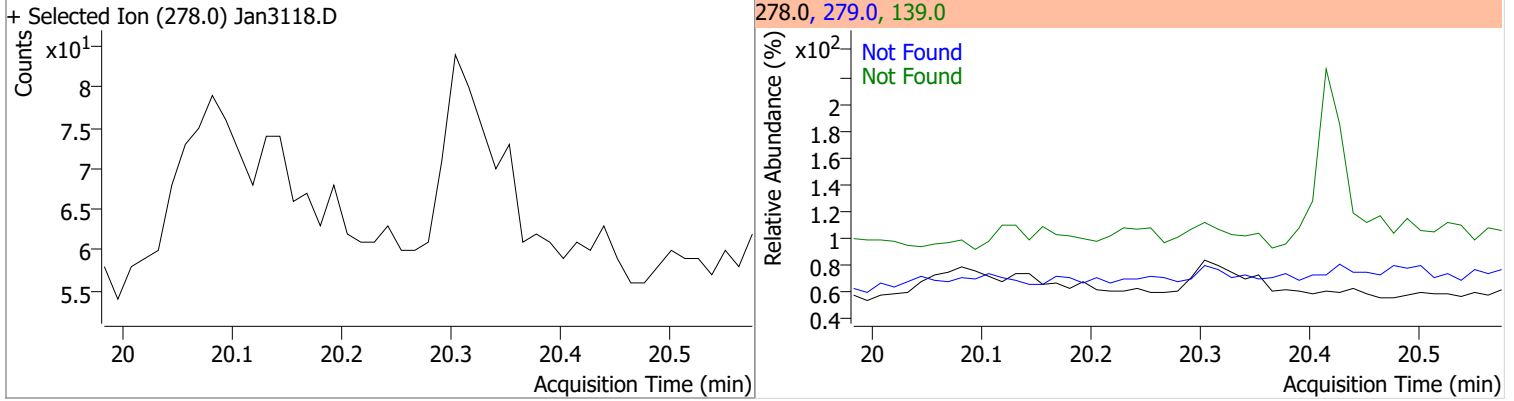


Quantitation Results Report (QT Reviewed)

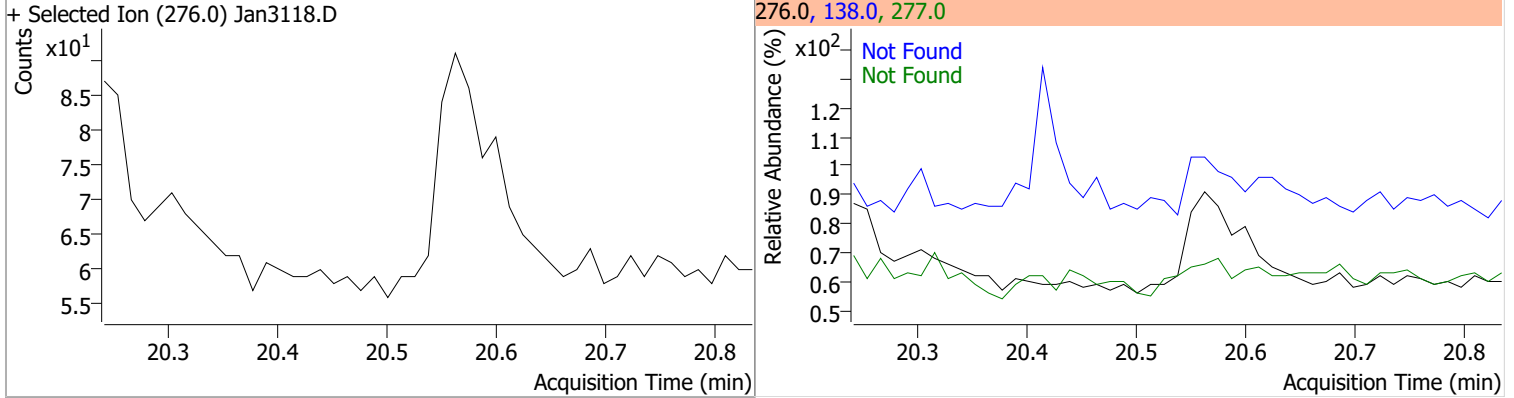


Quantitation Results Report (QT Reviewed)

Compound	Conc.	Exp RT	QIon	Exp Ratio	QIon	Exp Ratio
Dibenzo(a,h)anthracene	N.D.	20.28	279.0	24.9	139.0	17.5



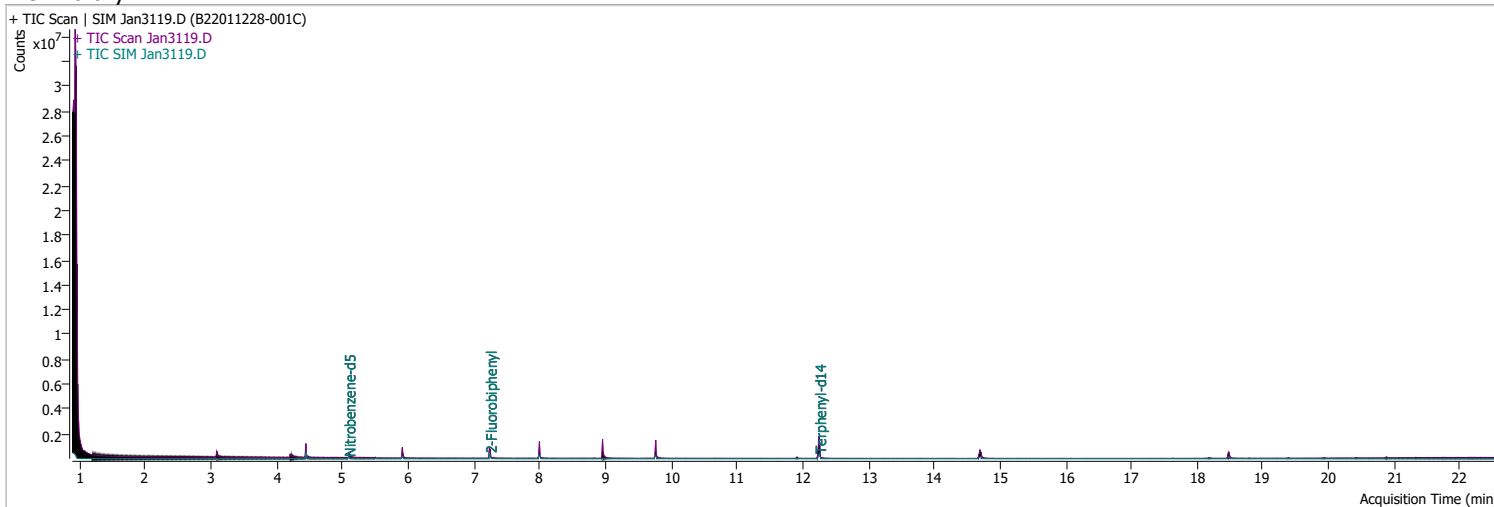
Compound	Conc.	Exp RT	QIon	Exp Ratio	QIon	Exp Ratio
Benzo(g,h,i)perylene	N.D.	20.54	277.0	24.8	138.0	20.5



Quantitation Results Report (QT Reviewed)

Data File	Jan3119.D	Operator	LIMS import
Acq. Method	5975BNASIM	Acq. Date-Time	1/31/2022 9:40:52 PM
Sample Name	B22011228-001C	Instrument	GCMS
Vial	12	Multiplier	1.00
DA Method File	012622 bna SIM 2.batch.bin	Comment	SVOC-8270C-SIM-W-LLPAH
Tune File	dftppjph.u	Tune Date	
Batch Name	013122 bna SIM 2.batch.bin	Last Calib Update	1/27/2022 8:37:26 AM

Ref Library



Compound	RT	QIon	Resp.	Conc.	Units	Dev(Min)
Internal Standards						
M 1,4-Dichlorobenzene-d4	4.447	152.0	146518	40.0000	ng/ml	-0.012
M Naphthalene-d8	5.916	136.0	246170	40.0000	ng/ml	0.000
M Acenaphthene-d10	8.001	164.0	163327	40.0000	ng/ml	0.000
M Phenanthrene-d10	9.768	188.0	357416	40.0000	ng/ml	0.000
M Chrysene-d12	14.702	240.0	290033	40.0000	ng/ml	0.000
M Perylene-d12	18.475	264.0	189831	40.0000	ng/ml	0.000
System Monitoring Compounds						
S Nitrobenzene-d5	5.094	82.0	250516	33.4418	ng/ml	-0.025
Spiked Amount: 5.000	Range: 19.0 - 102.0%			Recovery = 668.84%		*
S 2-Fluorobiphenyl	7.240	172.0	366773	50.6467	ng/ml	-0.012
Spiked Amount: 5.000	Range: 25.0 - 94.0%			Recovery = 1012.93%		*
S o-Terphenyl	0.000		0	N.D.		
Spiked Amount: 5.000	Range: 40.0 - 140.0%			Recovery = NA%		
S Terphenyl-d14	12.251	244.0	518007	73.3315	ng/ml	0.000
Spiked Amount: 5.000	Range: 39.0 - 106.0%			Recovery = 1466.63%		*
Target Compounds						
T Naphthalene	0.000		0	N.D.		
T 2-Methylnaphthalene	0.000		0	N.D.		
T 1-Methylnaphthalene	0.000		0	N.D.		
T Acenaphthylene	0.000		0	N.D.		
T Acenaphthene	8.013	154.0	0		ng/ml	md
T Fluorene	8.661	166.0	0		ng/ml	md
T Phenanthrene	0.000		0	N.D.		
T Anthracene	0.000		0	N.D.		
T Fluoranthene	0.000		0	N.D.		
T Pyrene	0.000		0	N.D.		
T Benzo(a)Anthracene	14.702	228.0	0		ng/ml	md
T Chrysene	14.764	228.0	0		ng/ml	md
T Benzo(b)fluoranthene	0.000		0	N.D.		

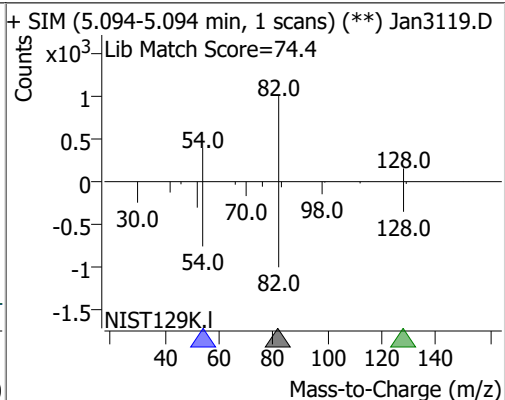
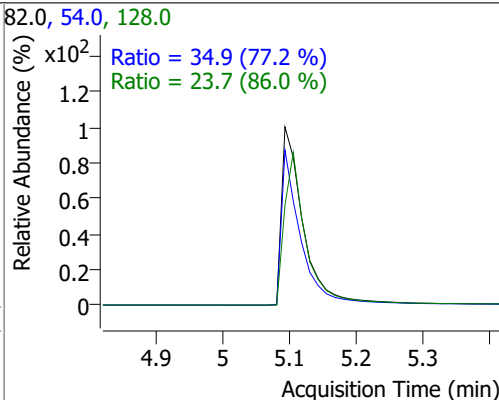
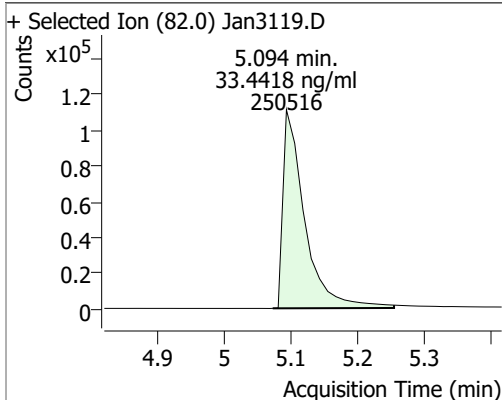
Quantitation Results Report (QT Reviewed)

Compound	RT	QIon	Resp.	Conc.	Units	Dev(Min)
T Benzo(k)fluoranthene	0.000		0	N.D.		
T Benzo(a)pyrene	18.475	252.0	0		ng/ml	md 1
T Indeno(1,2,3-cd)pyrene	0.000		0	N.D.		
T Dibenzo(a,h)anthracene	0.000		0	N.D.		
T Benzo(g,h,i)perylene	0.000		0	N.D.		

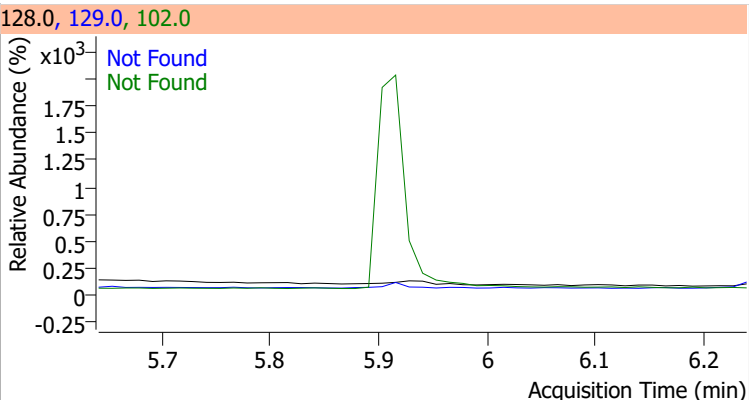
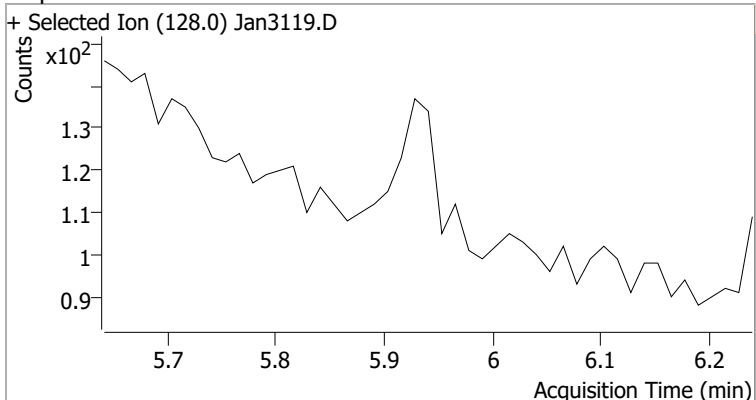
(#) = Qualifier Out of Range; (m) = Manual Integration; (+) = Area Summed; (*) = Surrogate Percent Recovery Out of Range; (d): Zeroed Peak

Quantitation Results Report (QT Reviewed)

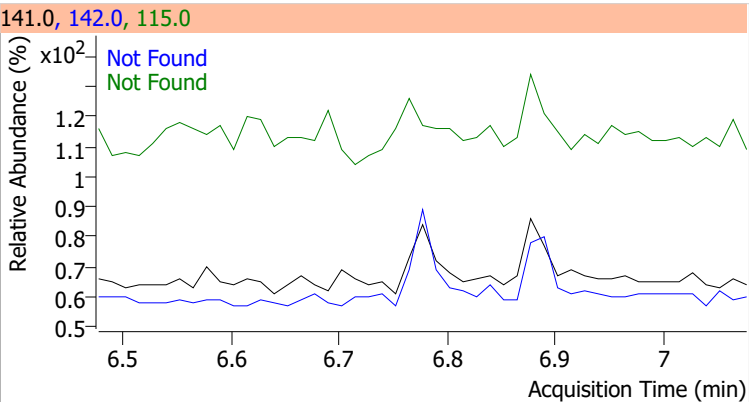
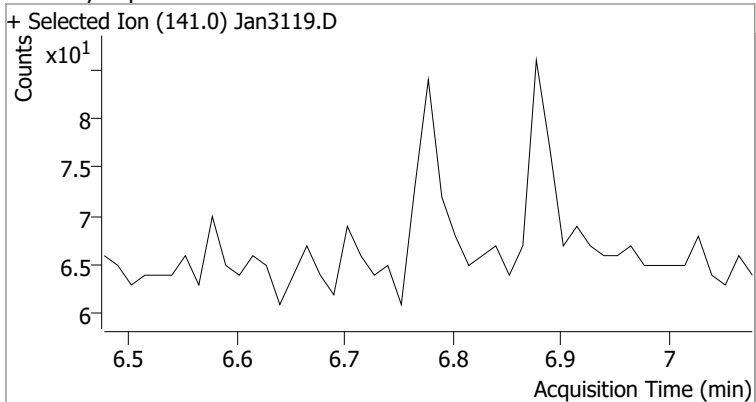
Compound	Conc.	RT	Dev(Min)	Resp.	QIon	QRatio	Lower	Upper
Nitrobenzene-d5	33.4418	5.09	-0.02	250516	54.0	34.9	31.6	58.8
					128.0	23.7	19.3	35.9



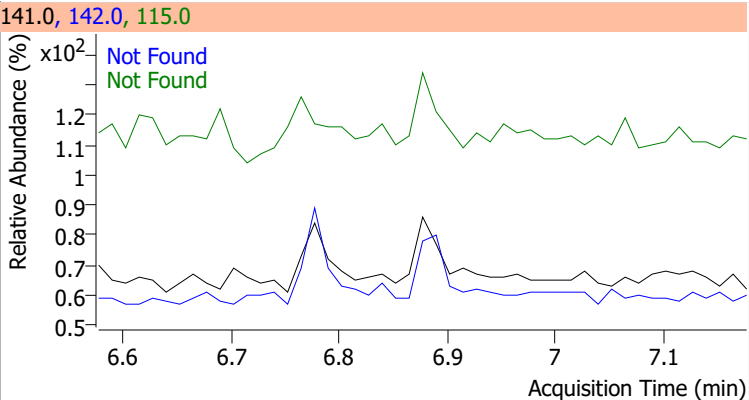
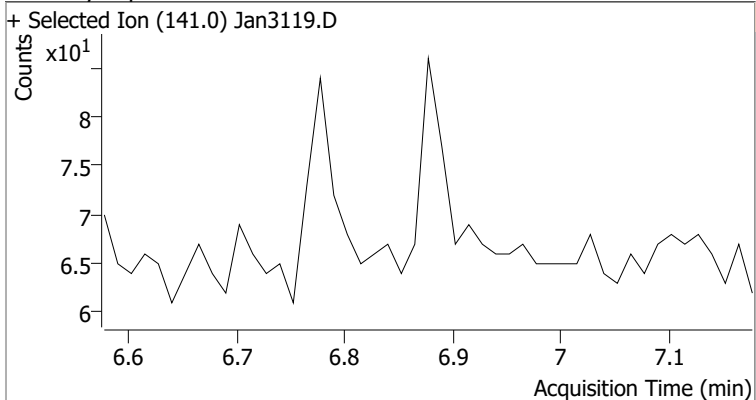
Compound	Conc.	Exp RT	QIon	Exp Ratio	QIon	Exp Ratio
Naphthalene	N.D.	5.94	102.0	20.6	129.0	11.0



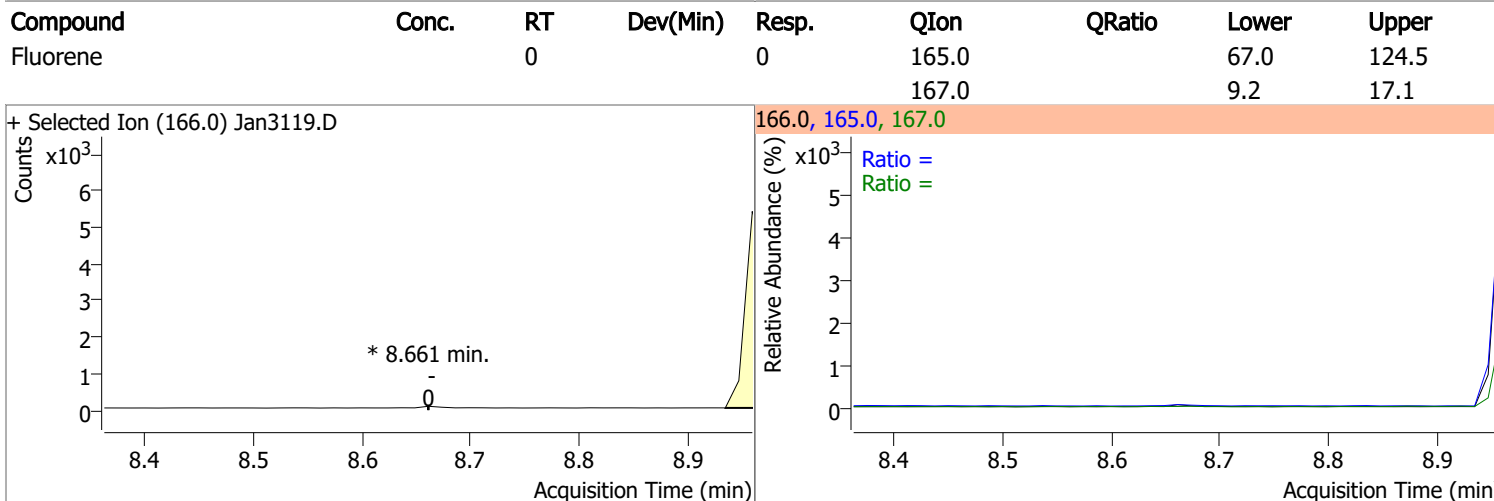
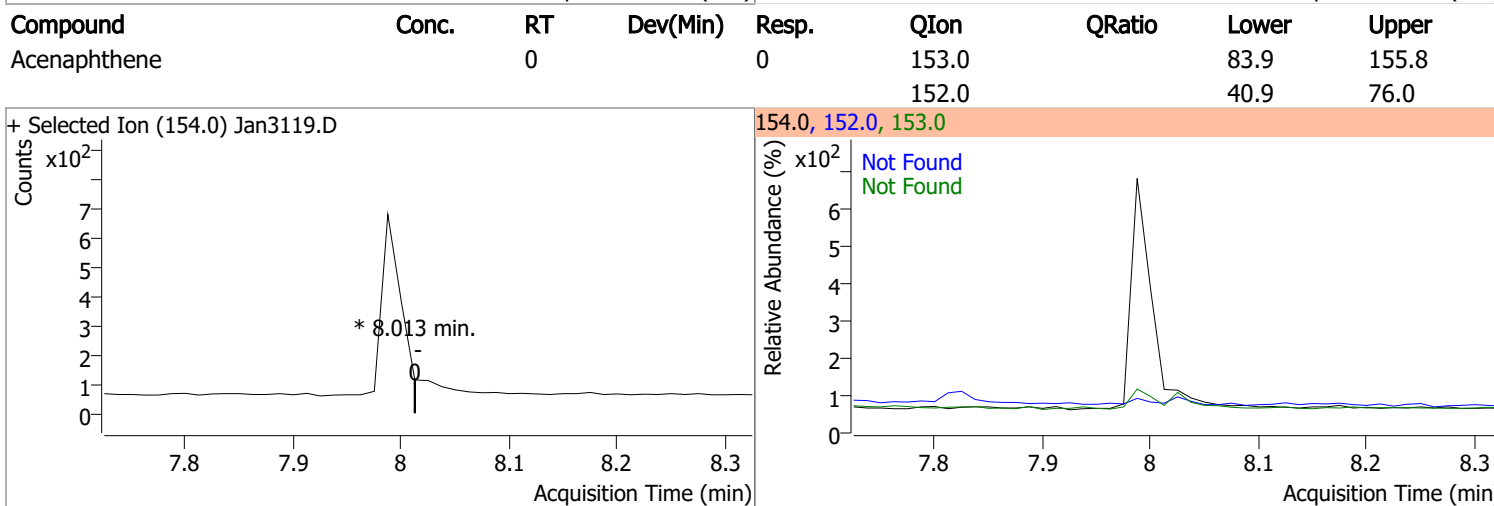
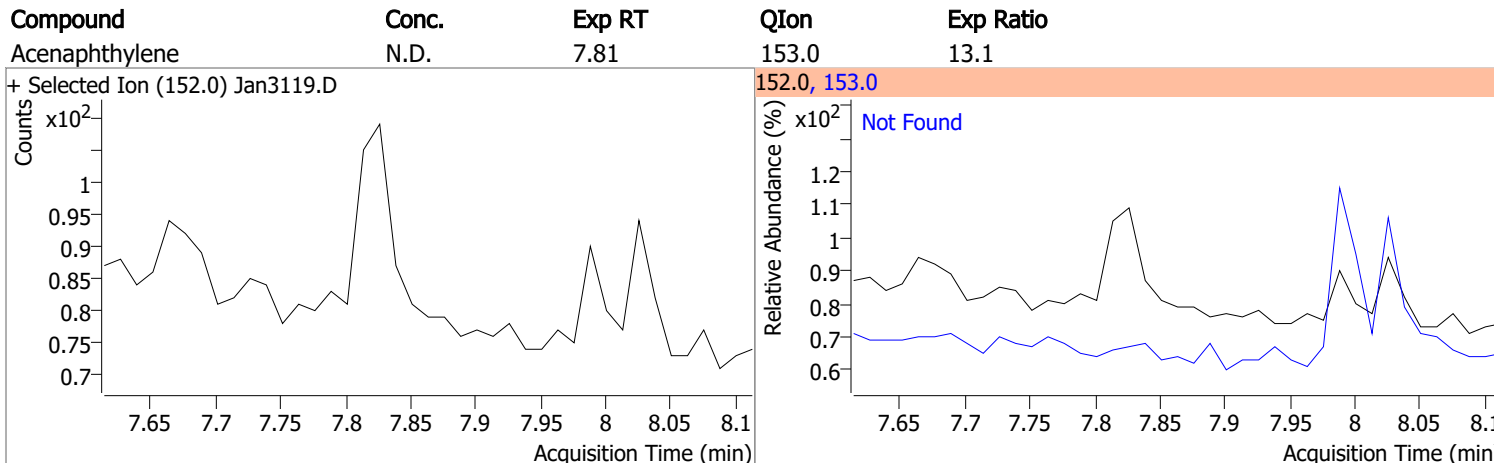
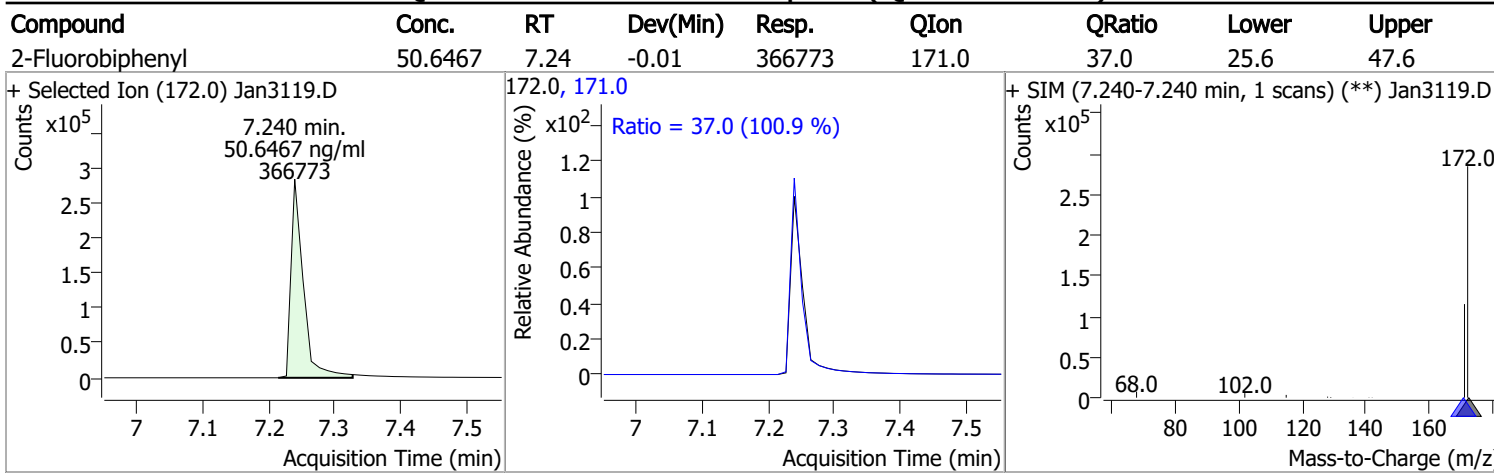
Compound	Conc.	Exp RT	QIon	Exp Ratio	QIon	Exp Ratio
2-Methylnaphthalene	N.D.	6.78	142.0	141.5	115.0	66.1



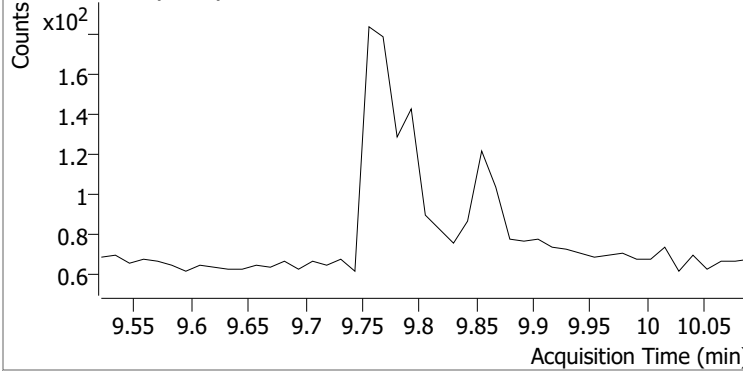
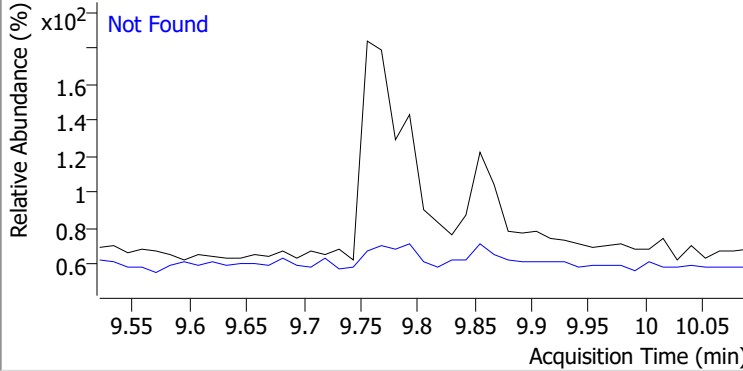
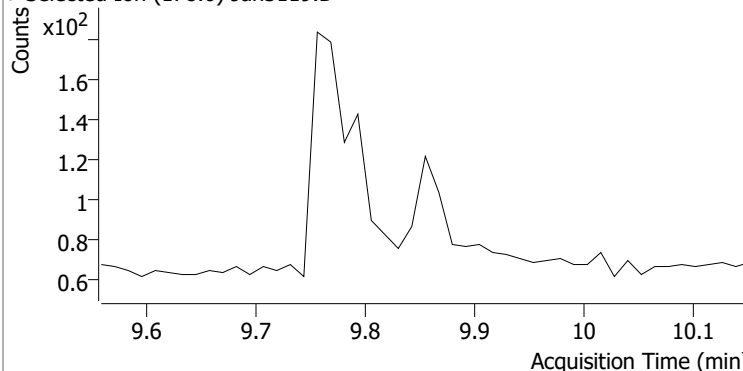
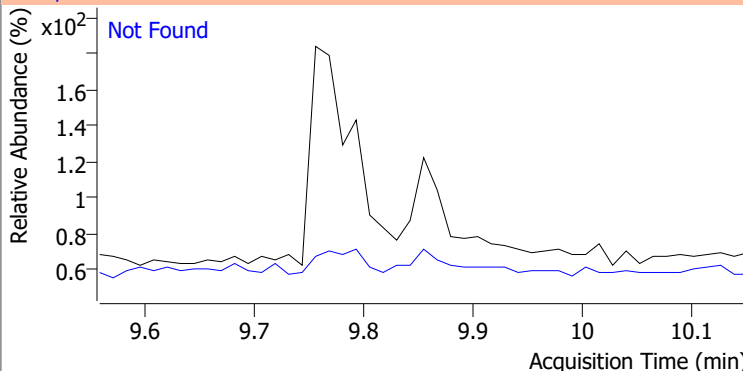
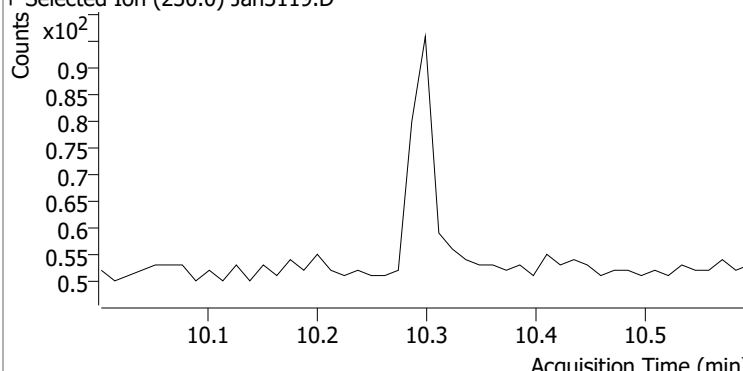
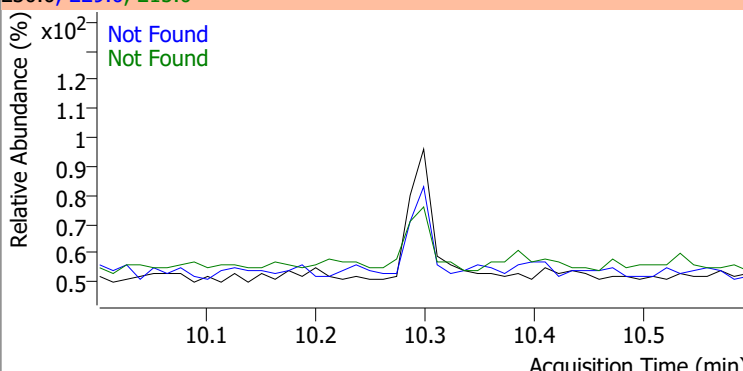
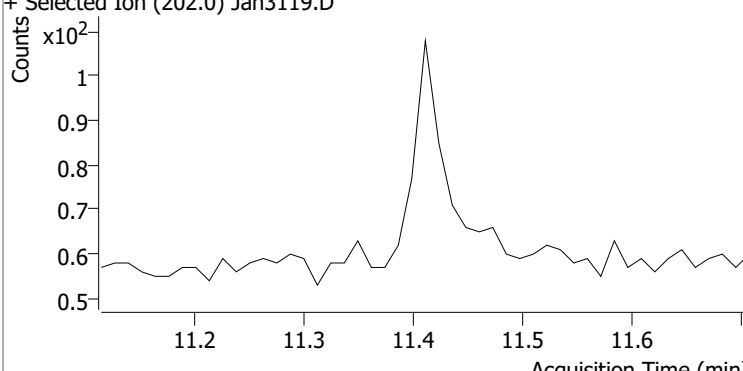
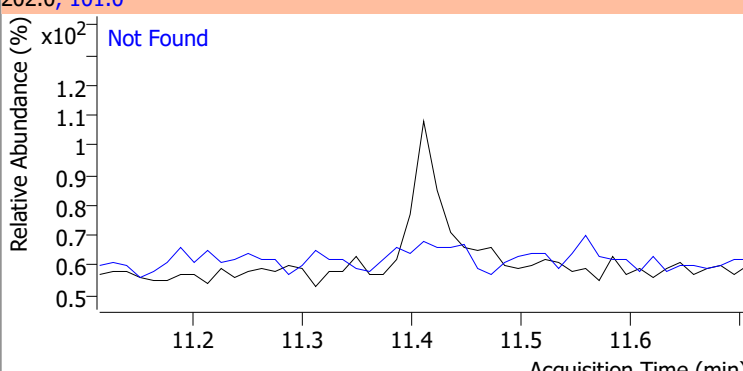
Compound	Conc.	Exp RT	QIon	Exp Ratio	QIon	Exp Ratio
1-Methylnaphthalene	N.D.	6.88	142.0	111.9	115.0	76.3



Quantitation Results Report (QT Reviewed)

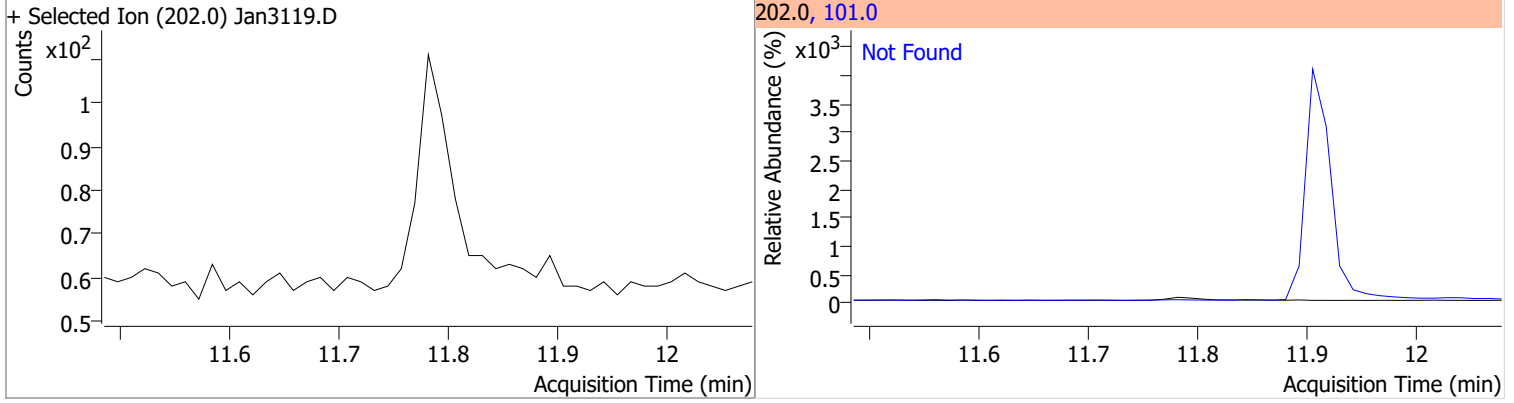


Quantitation Results Report (QT Reviewed)

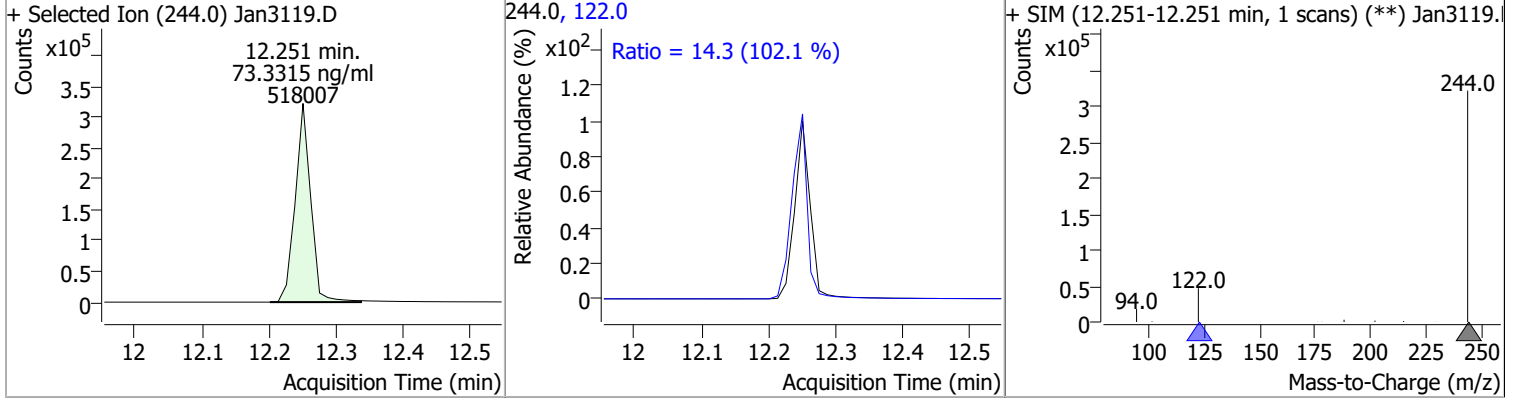
Compound	Conc.	Exp RT	QIon	Exp Ratio		
Phenanthrene	N.D.	9.79	176.0	18.9		
+ Selected Ion (178.0) Jan3119.D			178.0, 176.0			
						
Anthracene	N.D.	9.85	176.0	18.3		
+ Selected Ion (178.0) Jan3119.D			178.0, 176.0			
						
o-Terphenyl	N.D.	10.30	229.0	67.3	QIon	Exp Ratio
			215.0	44.4		
+ Selected Ion (230.0) Jan3119.D			230.0, 229.0, 215.0			
						
Fluoranthene	N.D.	11.41	101.0	12.5		
+ Selected Ion (202.0) Jan3119.D			202.0, 101.0			
						

Quantitation Results Report (QT Reviewed)

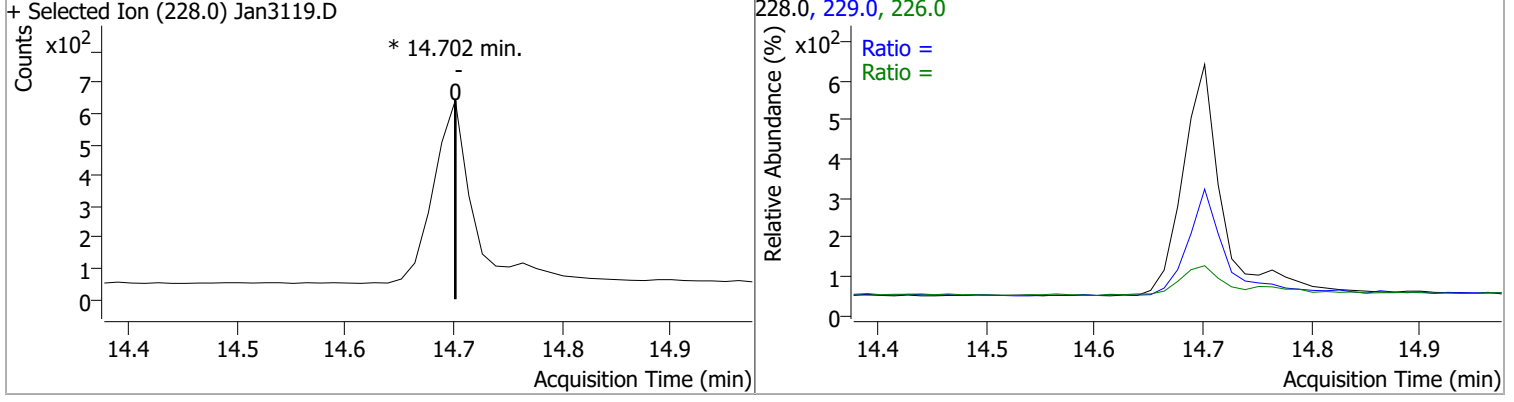
Compound	Conc.	Exp RT	QIon	Exp Ratio
Pyrene	N.D.	11.78	101.0	15.4



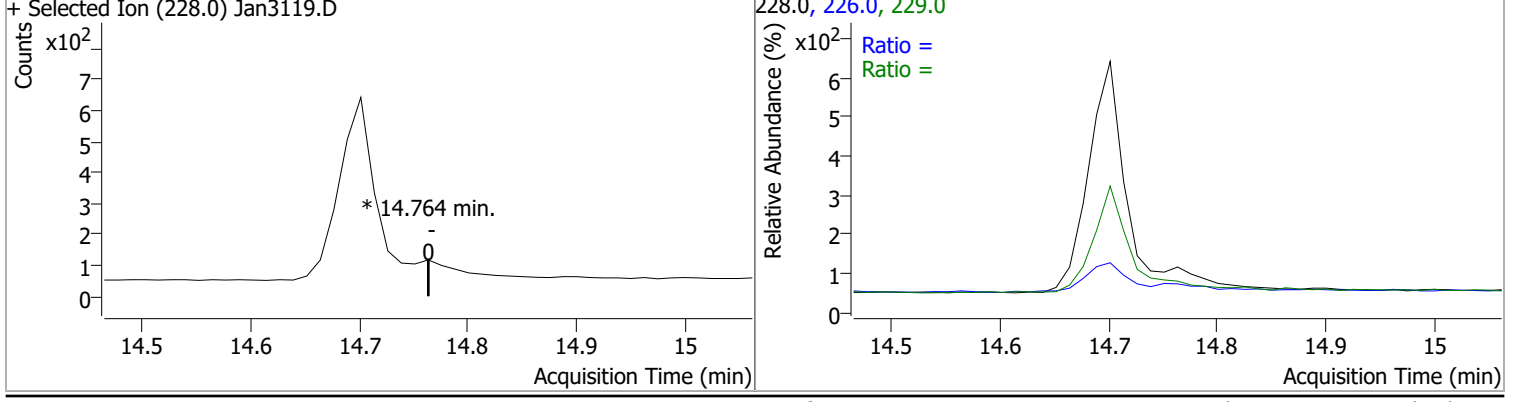
Compound	Conc.	RT	Dev(Min)	Resp.	QIon	QRatio	Lower	Upper
Terphenyl-d14	73.3315	12.25	0.00	518007	122.0	14.3	9.8	18.2



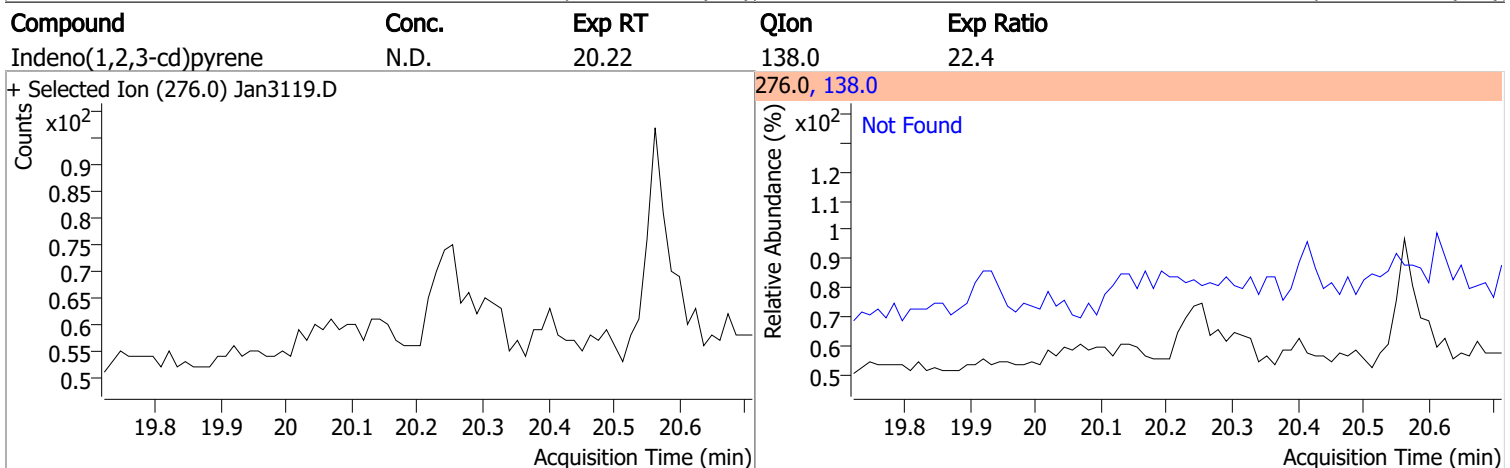
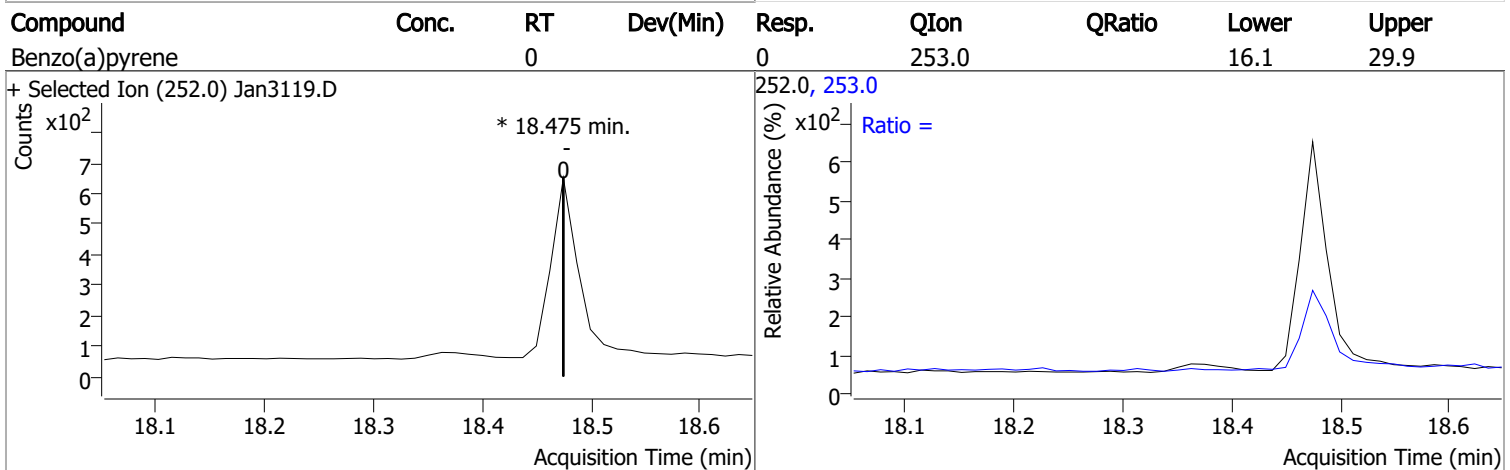
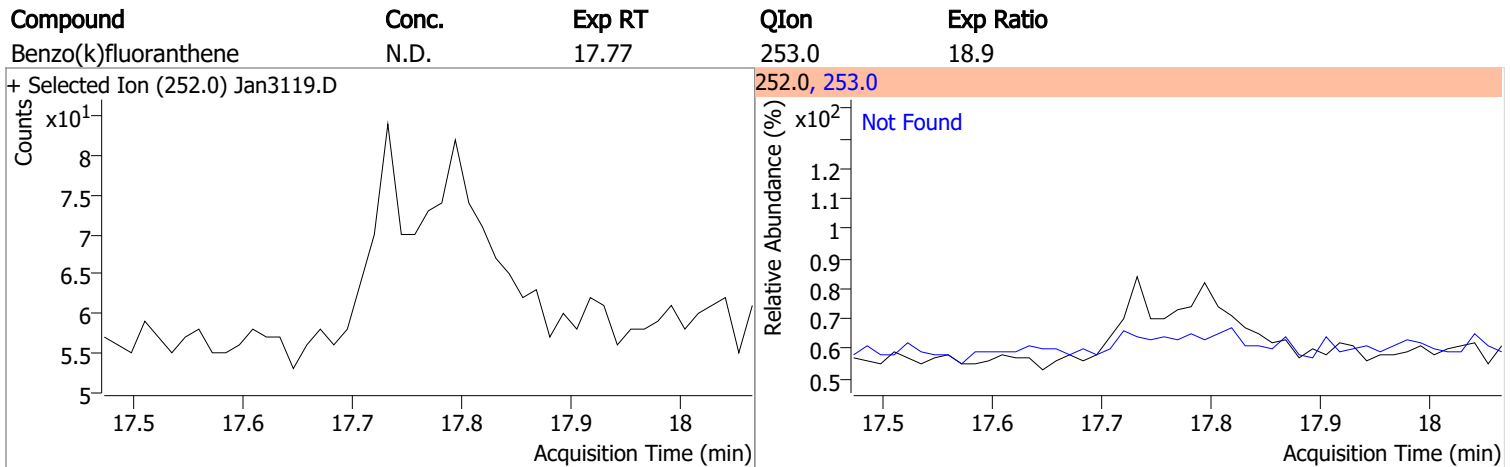
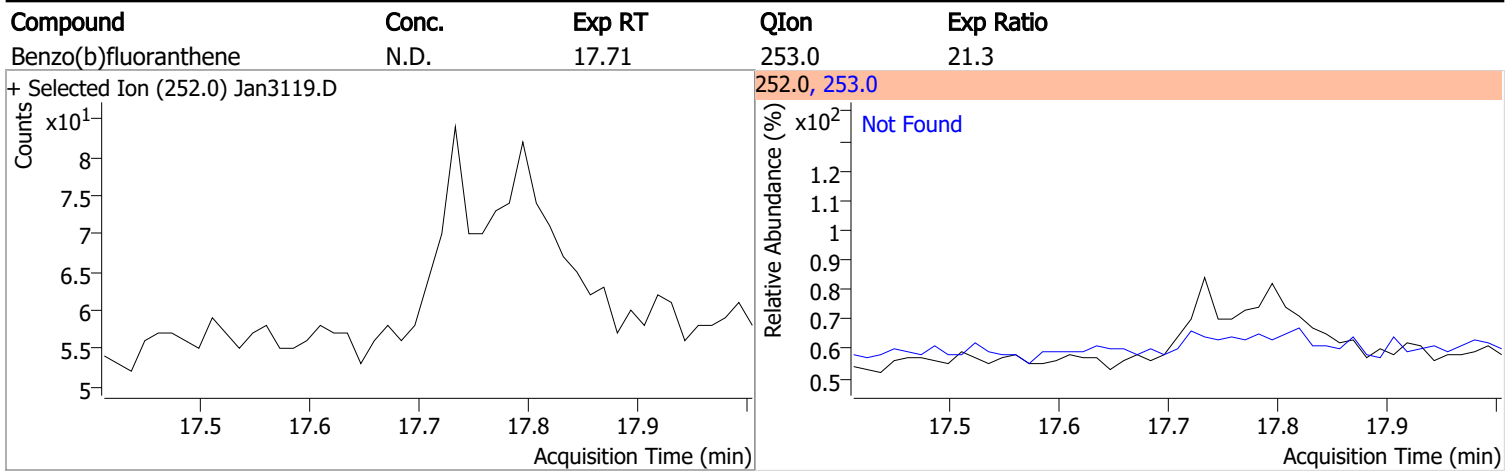
Compound	Conc.	RT	Dev(Min)	Resp.	QIon	QRatio	Lower	Upper
Benzo(a)Anthracene	0	0	0	0	226.0 229.0		19.0 16.0	35.2 29.7



Compound	Conc.	RT	Dev(Min)	Resp.	QIon	QRatio	Lower	Upper
Chrysene	0	0	0	0	226.0 229.0		21.0 14.8	39.1 27.6

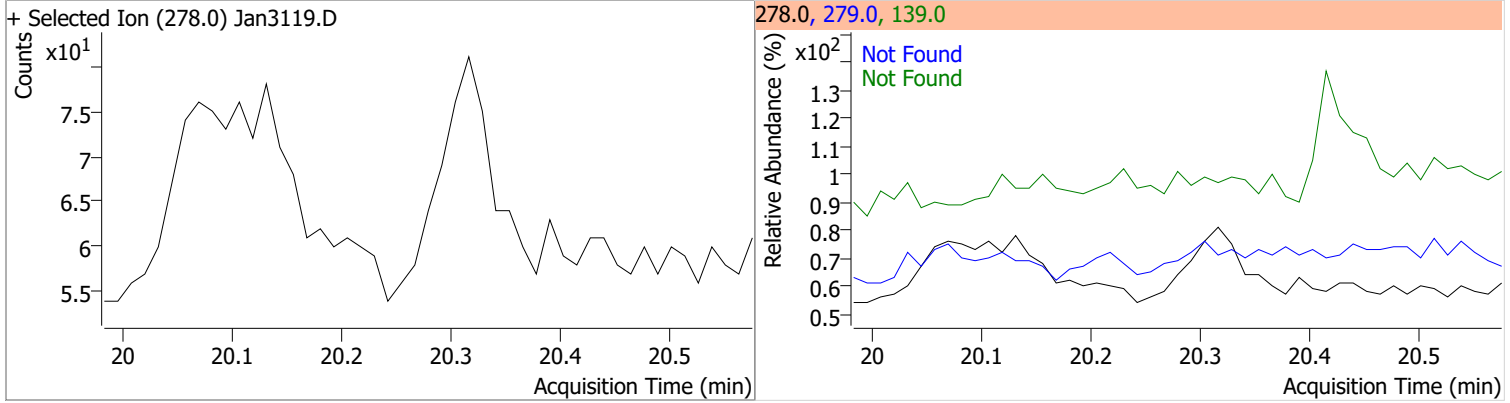


Quantitation Results Report (QT Reviewed)

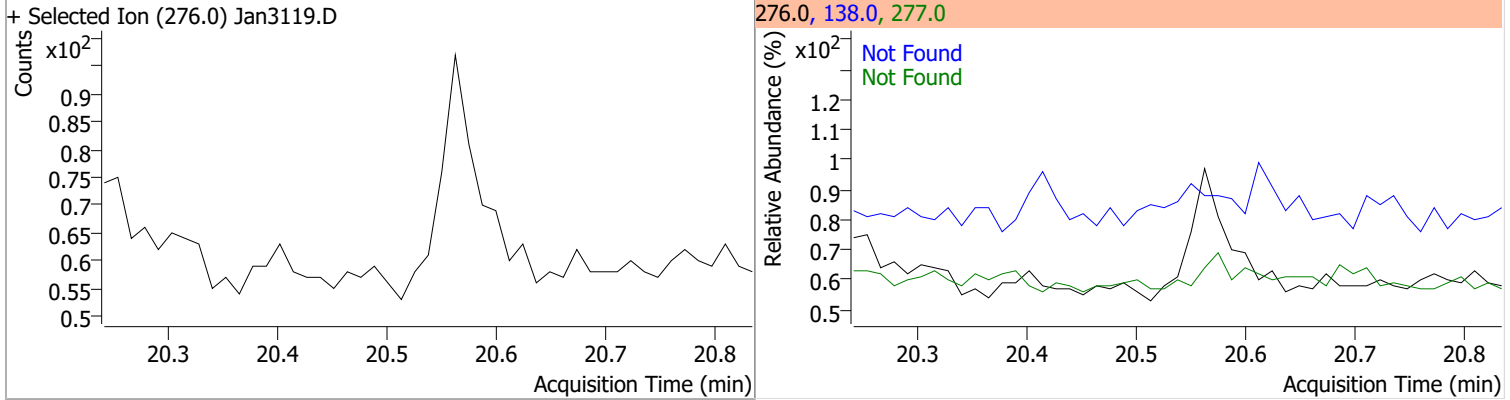


Quantitation Results Report (QT Reviewed)

Compound	Conc.	Exp RT	QIon	Exp Ratio	QIon	Exp Ratio
Dibenzo(a,h)anthracene	N.D.	20.28	279.0	24.9	139.0	17.5



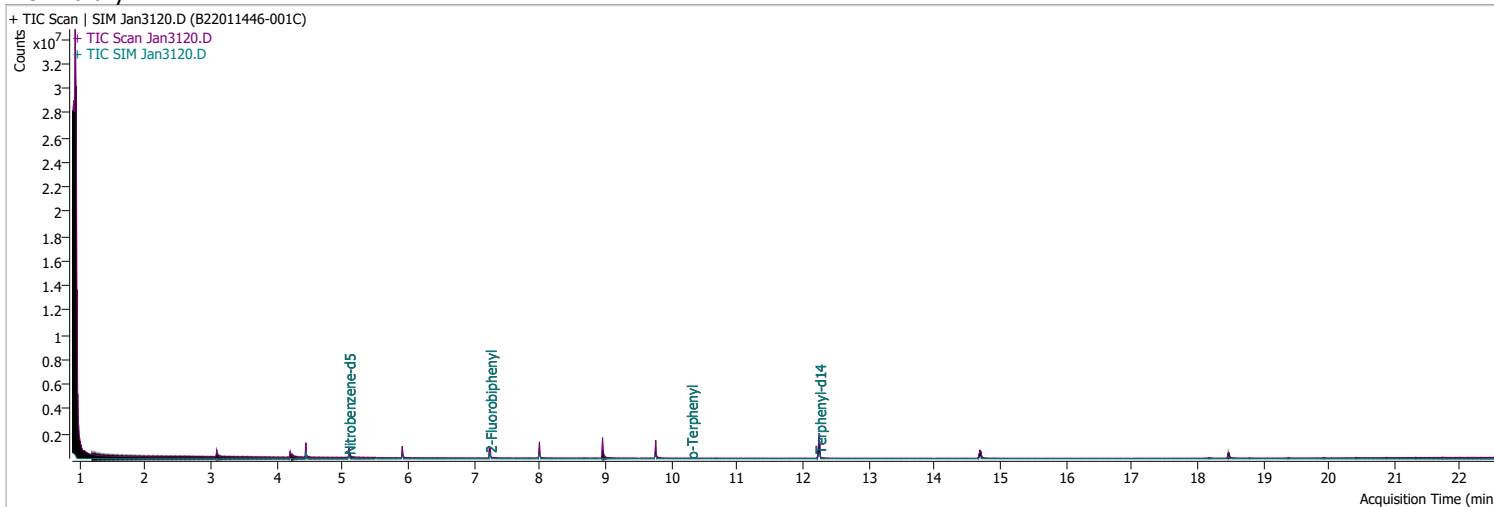
Compound	Conc.	Exp RT	QIon	Exp Ratio	QIon	Exp Ratio
Benzo(g,h,i)perylene	N.D.	20.54	277.0	24.8	138.0	20.5



Quantitation Results Report (QT Reviewed)

Data File	Jan3120.D	Operator	LIMS import
Acq. Method	5975BNASIM	Acq. Date-Time	1/31/2022 10:13:25 PM
Sample Name	B22011446-001C	Instrument	GCMS
Vial	13	Multiplier	1.00
DA Method File	012622 bna SIM 2.batch.bin	Comment	SVOC-8270C-SIM-W-LLPAH
Tune File	dftppjph.u	Tune Date	
Batch Name	013122 bna SIM 2.batch.bin	Last Calib Update	1/27/2022 8:37:26 AM

Ref Library



Compound	RT	QIon	Resp.	Conc.	Units	Dev(Min)
Internal Standards						
M 1,4-Dichlorobenzene-d4	4.447	152.0	145860	40.0000	ng/ml	-0.013
M Naphthalene-d8	5.916	136.0	251154	40.0000	ng/ml	0.000
M Acenaphthene-d10	8.000	164.0	169149	40.0000	ng/ml	0.000
M Phenanthrene-d10	9.768	188.0	361981	40.0000	ng/ml	0.000
M Chrysene-d12	14.701	240.0	290176	40.0000	ng/ml	0.000
M Perylene-d12	18.474	264.0	192184	40.0000	ng/ml	0.000
System Monitoring Compounds						
S Nitrobenzene-d5	5.093	82.0	319548	38.9964	ng/ml	-0.025
Spiked Amount: 5.000	Range: 19.0 - 102.0%			Recovery = 779.93%		*
S 2-Fluorobiphenyl	7.239	172.0	417998	55.0865	ng/ml	-0.013
Spiked Amount: 5.000	Range: 25.0 - 94.0%			Recovery = 1101.73%		*
S o-Terphenyl	10.299	230.0	716	0.0885	ng/ml	0.000
Spiked Amount: 5.000	Range: 40.0 - 140.0%			Recovery = 1.77%		*
S Terphenyl-d14	12.251	244.0	524270	73.9579	ng/ml	0.000
Spiked Amount: 5.000	Range: 39.0 - 106.0%			Recovery = 1479.16%		*
Target Compounds						
T Naphthalene	0.000		0	N.D.		
T 2-Methylnaphthalene	0.000		0	N.D.		
T 1-Methylnaphthalene	0.000		0	N.D.		
T Acenaphthylene	0.000		0	N.D.		
T Acenaphthene	8.013	154.0	0		ng/ml	md 1
T Fluorene	8.960	166.0	0		ng/ml	md 1
T Phenanthrene	0.000		0	N.D.		
T Anthracene	0.000		0	N.D.		
T Fluoranthene	0.000		0	N.D.		
T Pyrene	0.000		0	N.D.		
T Benzo(a)Anthracene	14.701	228.0	0		ng/ml	md 1
T Chrysene	14.701	228.0	0		ng/ml	md 1
T Benzo(b)fluoranthene	0.000		0	N.D.		

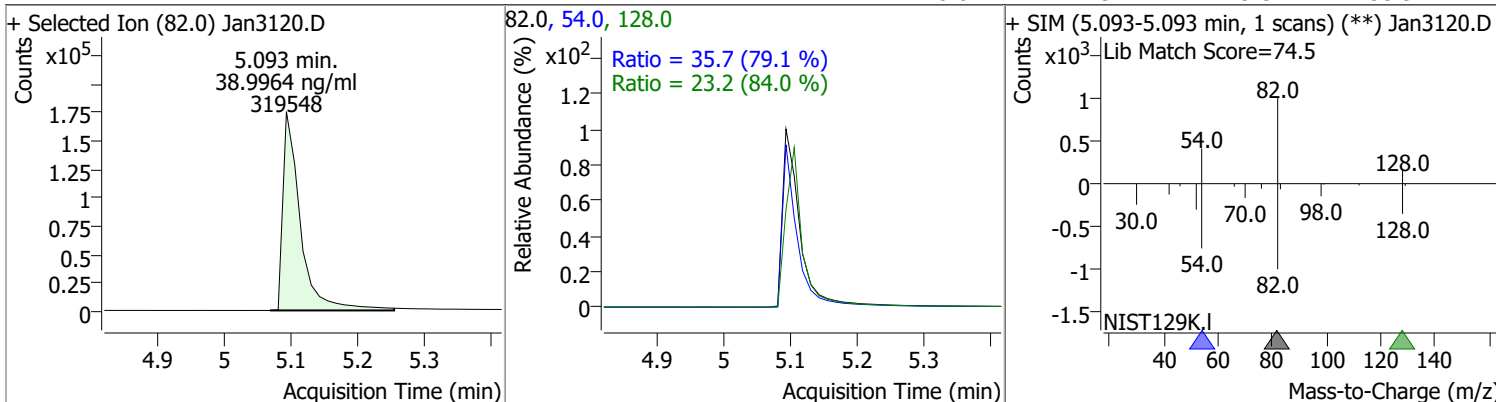
Quantitation Results Report (QT Reviewed)

Compound	RT	QIon	Resp.	Conc.	Units	Dev(Min)
T Benzo(k)fluoranthene	0.000		0	N.D.		
T Benzo(a)pyrene	18.474	252.0	0		ng/ml	md 1
T Indeno(1,2,3-cd)pyrene	0.000		0	N.D.		
T Dibenzo(a,h)anthracene	0.000		0	N.D.		
T Benzo(g,h,i)perylene	0.000		0	N.D.		

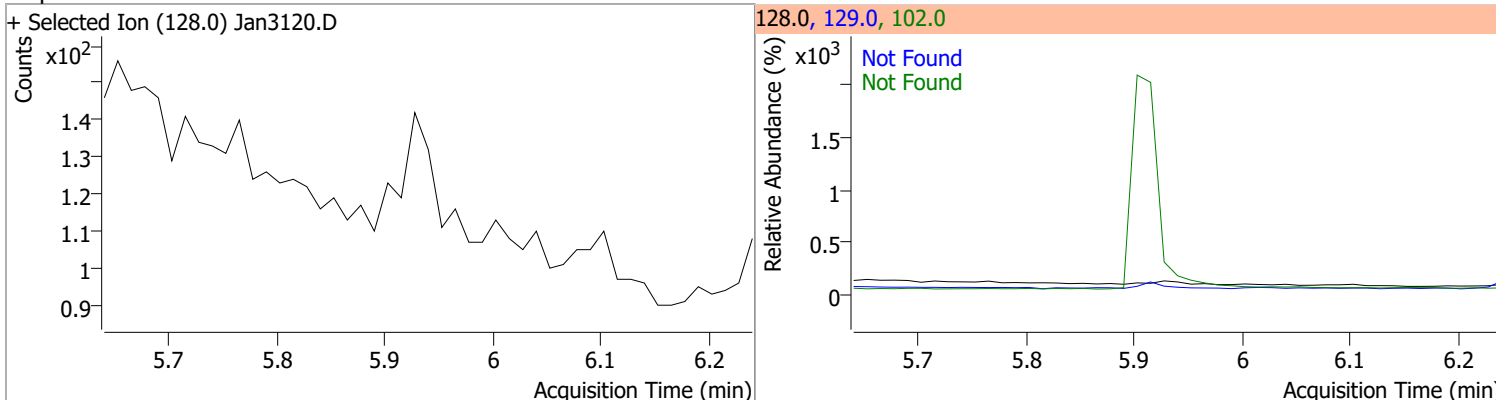
(#) = Qualifier Out of Range; (m) = Manual Integration; (+) = Area Summed; (*) = Surrogate Percent Recovery Out of Range; (d): Zeroed Peak

Quantitation Results Report (QT Reviewed)

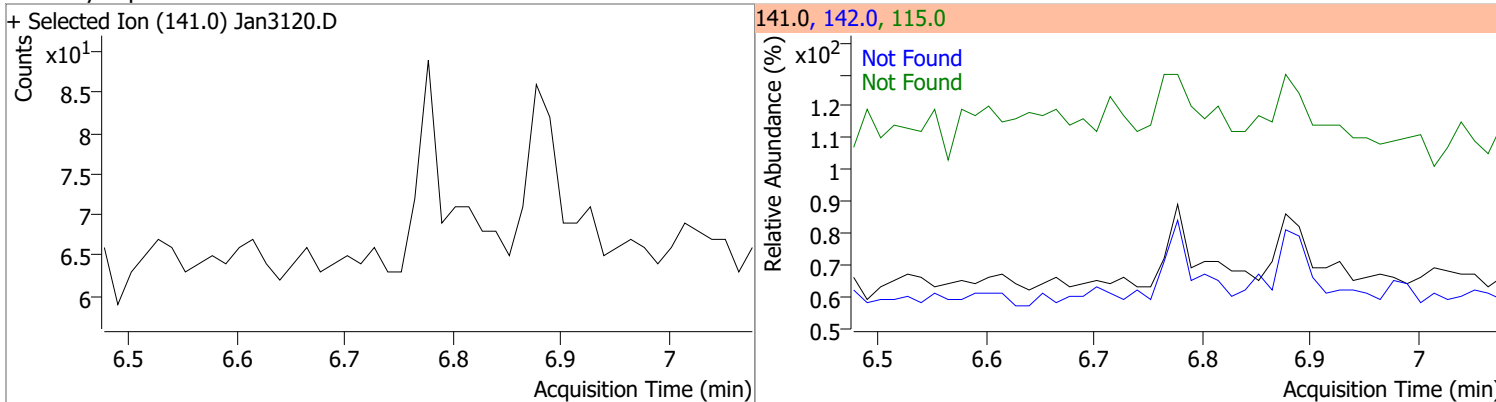
Compound	Conc.	RT	Dev(Min)	Resp.	QIon	QRatio	Lower	Upper
Nitrobenzene-d5	38.9964	5.09	-0.02	319548	54.0	35.7	31.6	58.8
					128.0	23.2	19.3	35.9



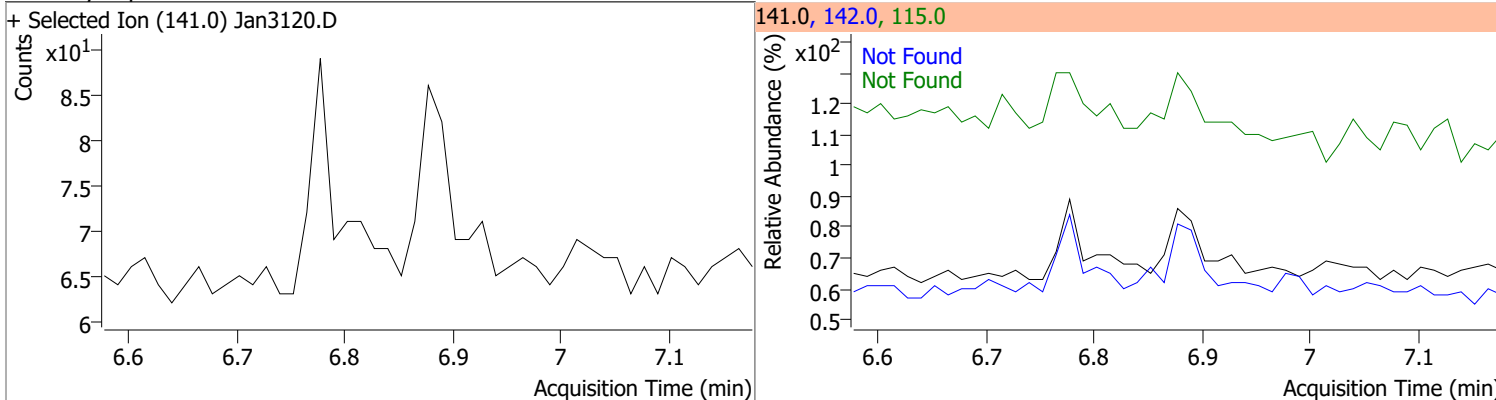
Compound	Conc.	Exp RT	QIon	Exp Ratio	QIon	Exp Ratio
Naphthalene	N.D.	5.94	102.0	20.6	129.0	11.0



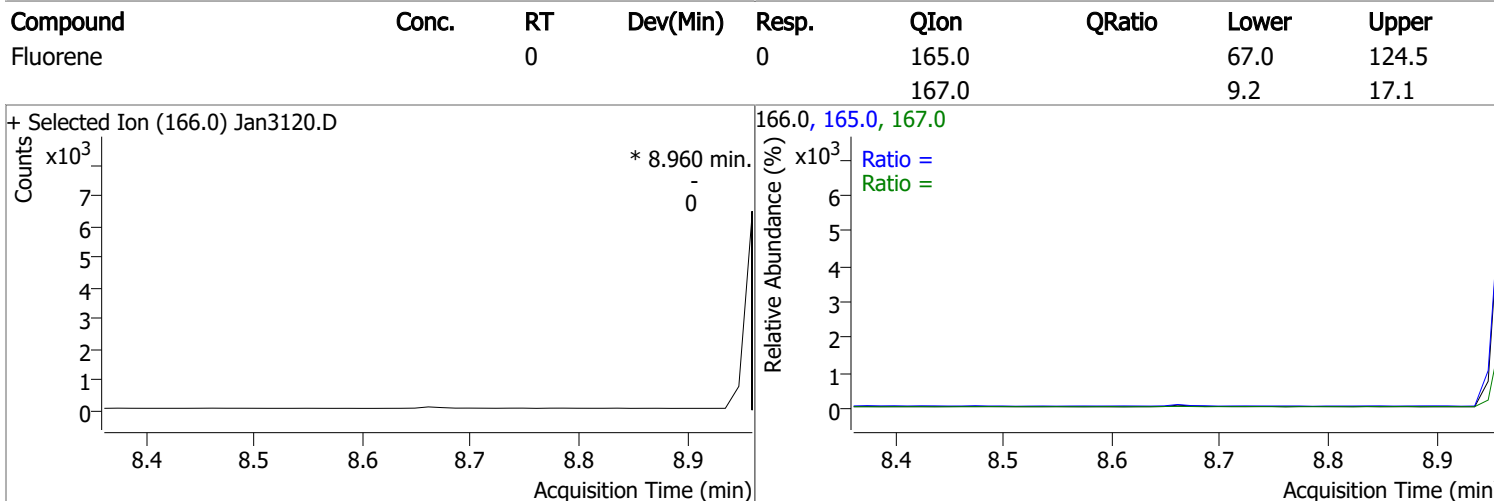
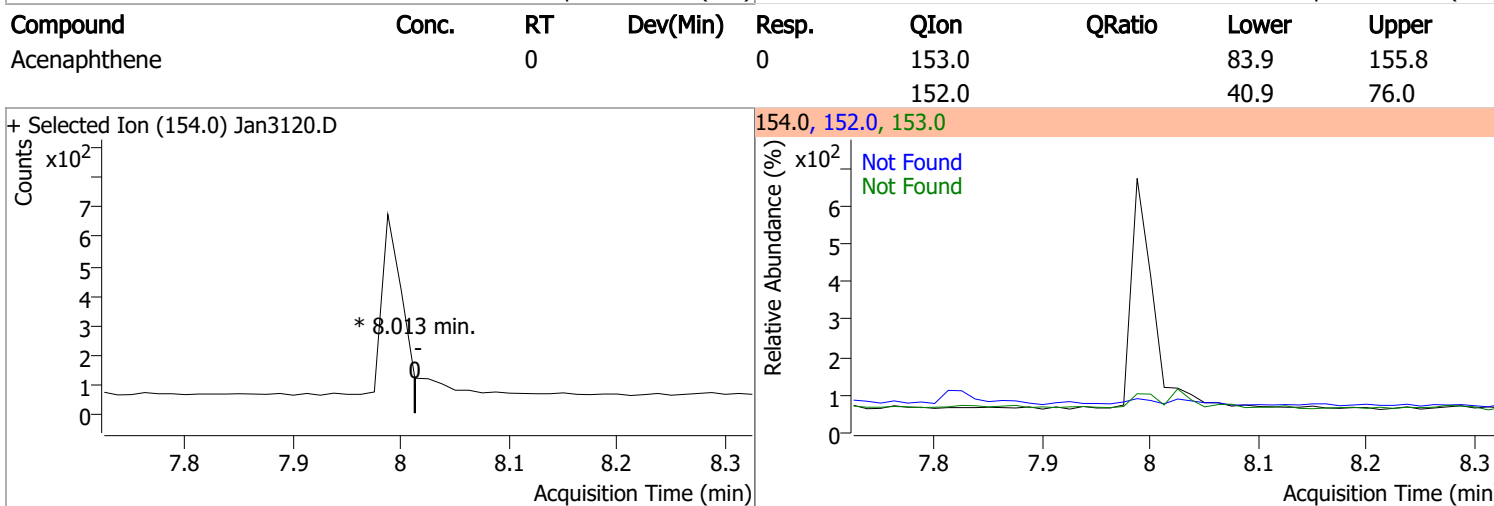
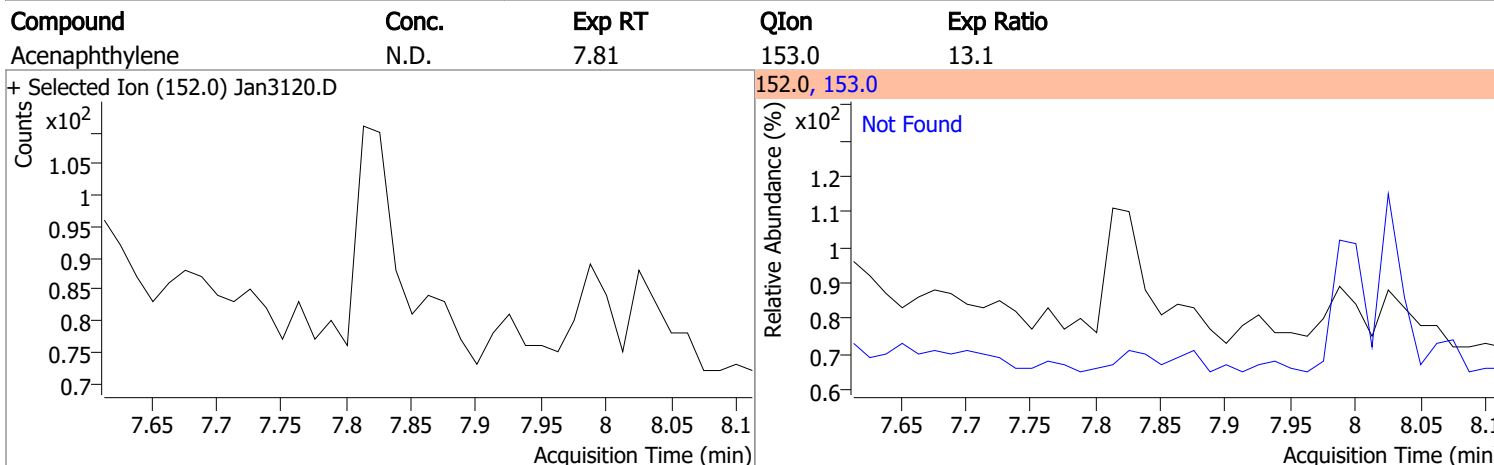
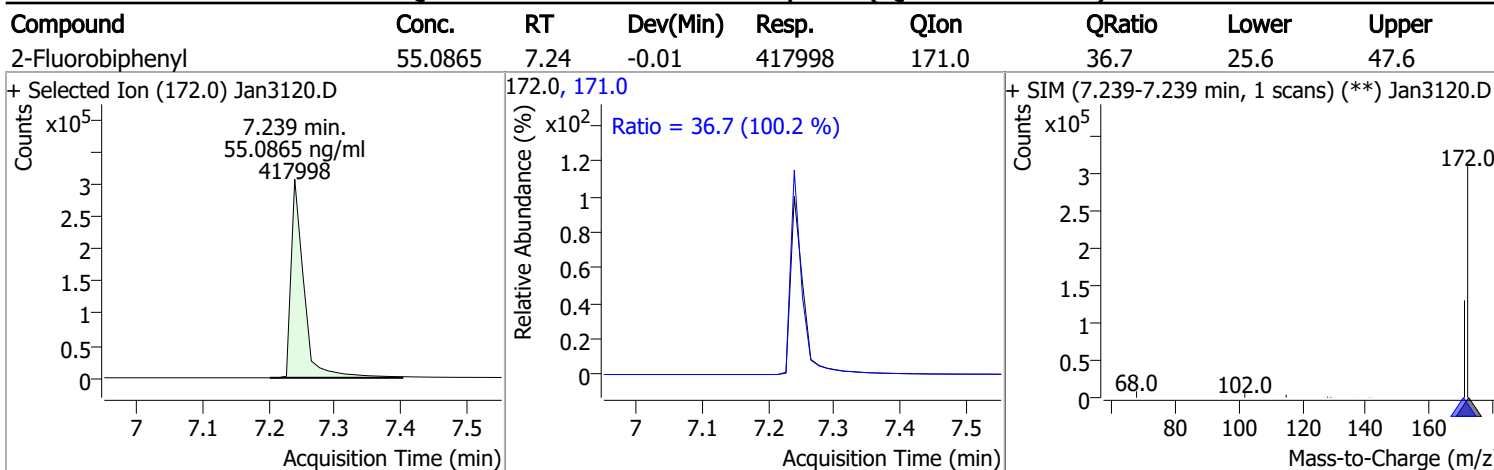
Compound	Conc.	Exp RT	QIon	Exp Ratio	QIon	Exp Ratio
2-Methylnaphthalene	N.D.	6.78	142.0	141.5	115.0	66.1



Compound	Conc.	Exp RT	QIon	Exp Ratio	QIon	Exp Ratio
1-Methylnaphthalene	N.D.	6.88	142.0	111.9	115.0	76.3

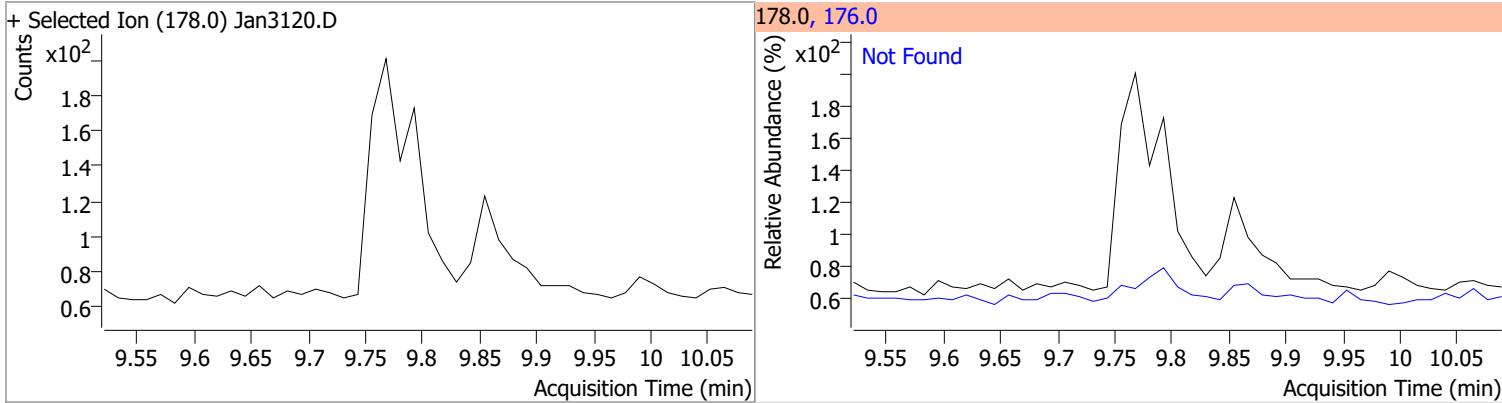


Quantitation Results Report (QT Reviewed)

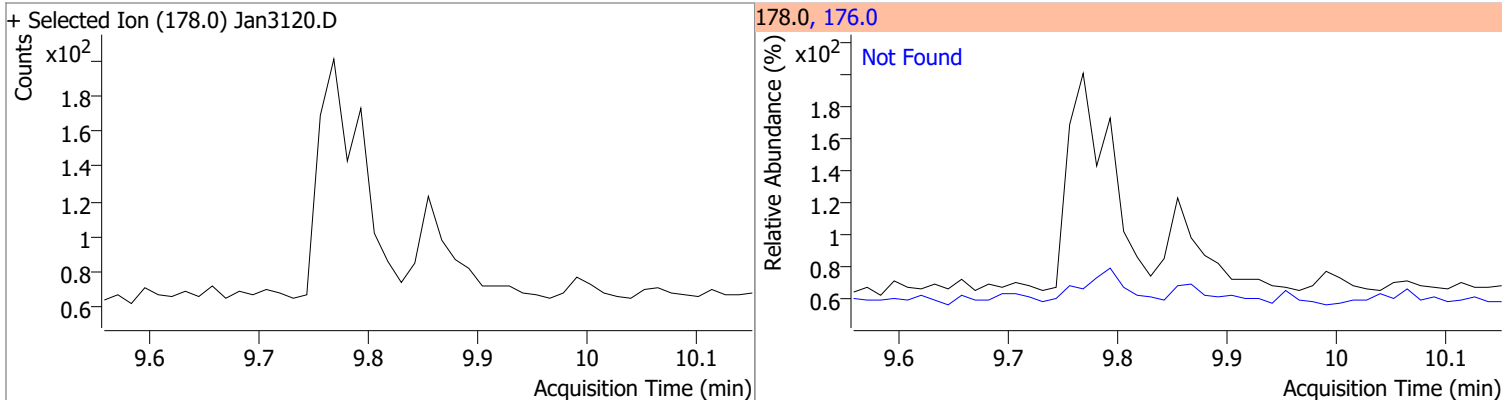


Quantitation Results Report (QT Reviewed)

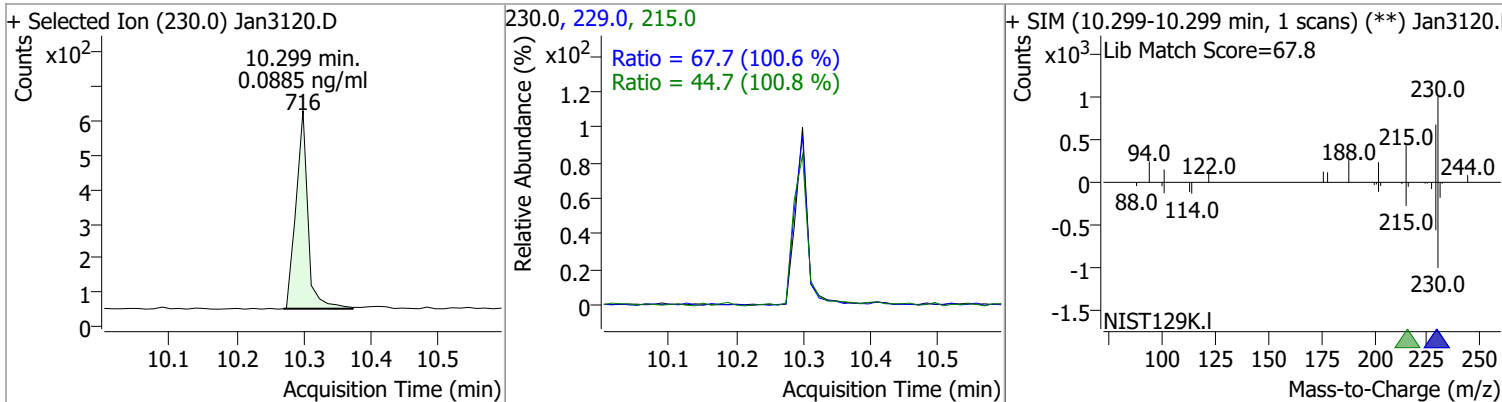
Compound	Conc.	Exp RT	QIon	Exp Ratio
Phenanthrene	N.D.	9.79	176.0	18.9



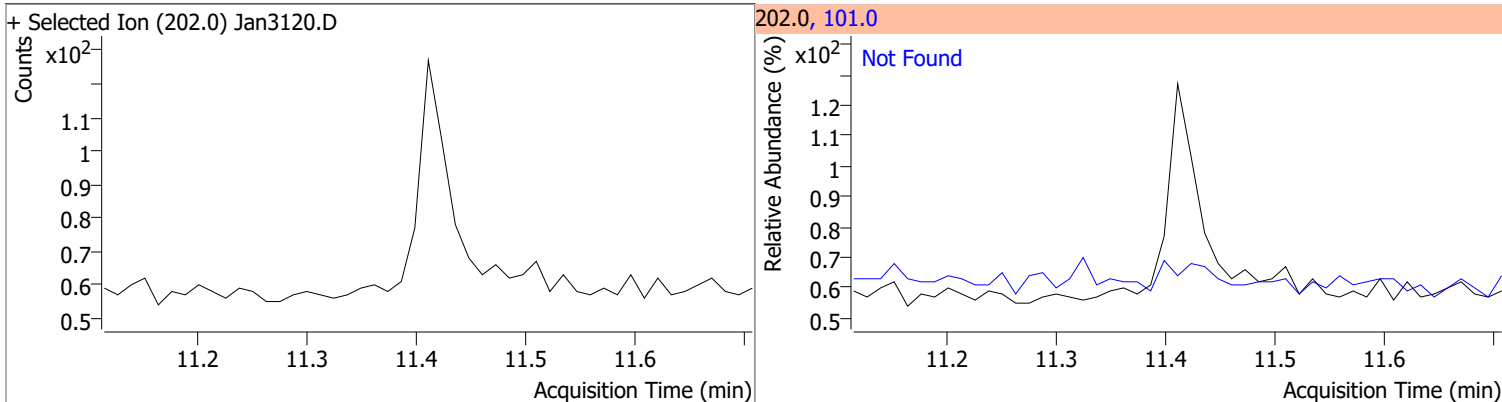
Compound	Conc.	Exp RT	QIon	Exp Ratio
Anthracene	N.D.	9.85	176.0	18.3



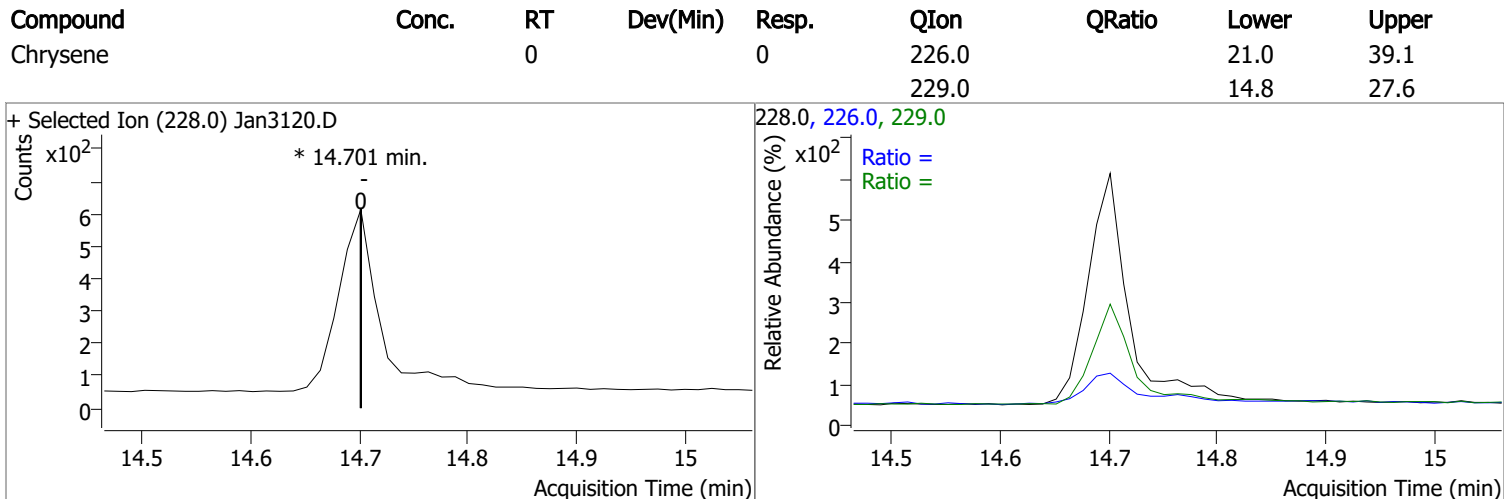
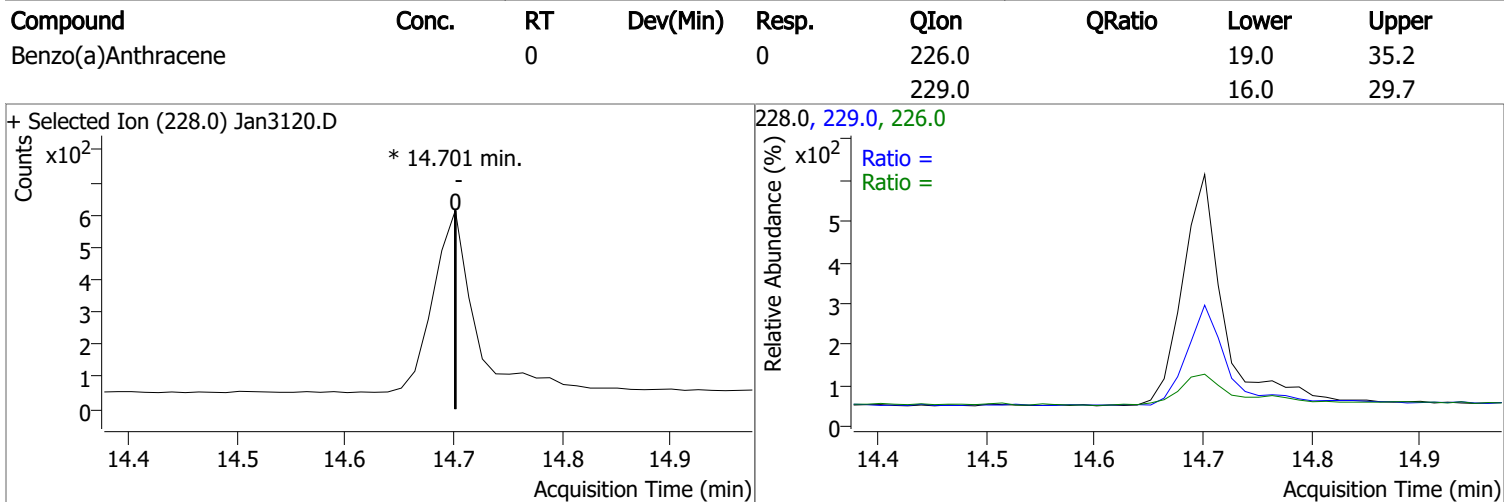
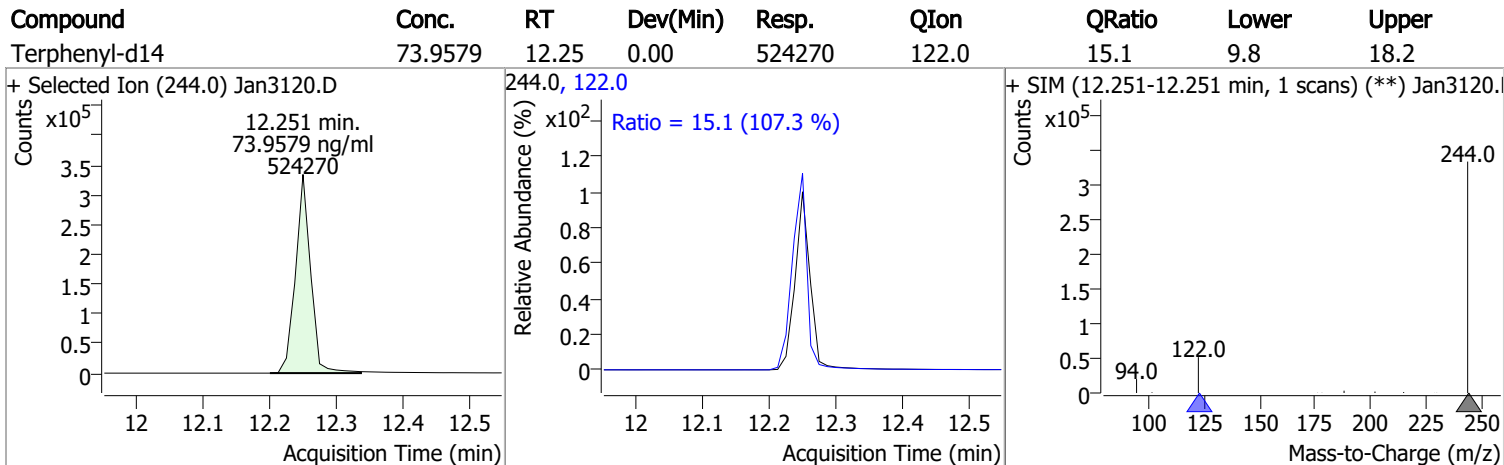
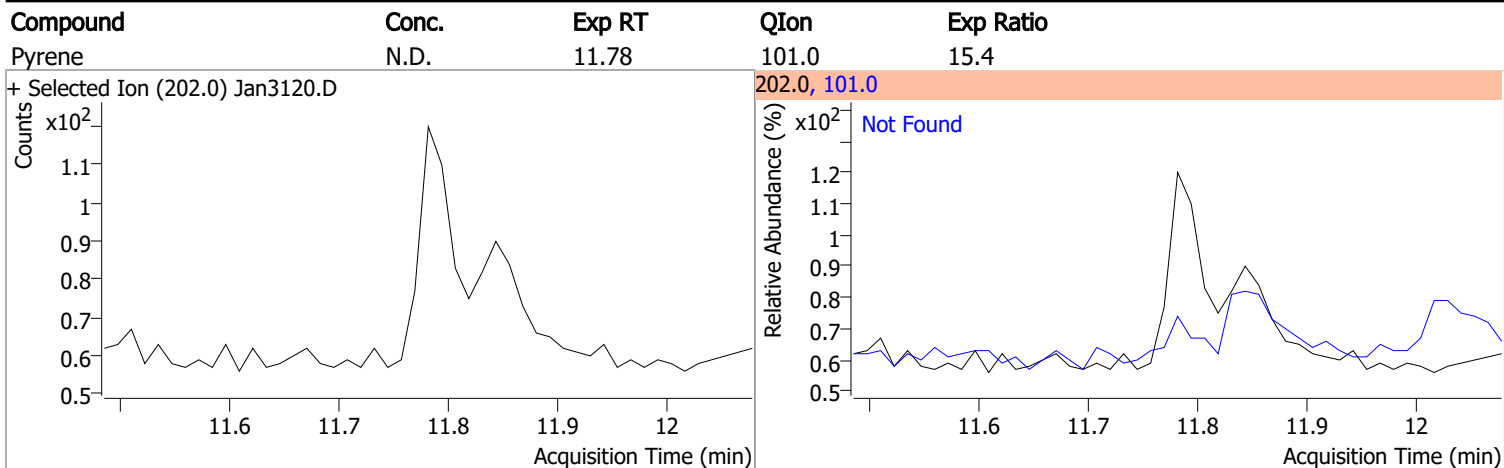
Compound	Conc.	RT	Dev(Min)	Resp.	QIon	QRatio	Lower	Upper
o-Terphenyl	0.0885	10.30	0.00	716	229.0	67.7	47.1	87.5
					215.0	44.7	31.1	57.7



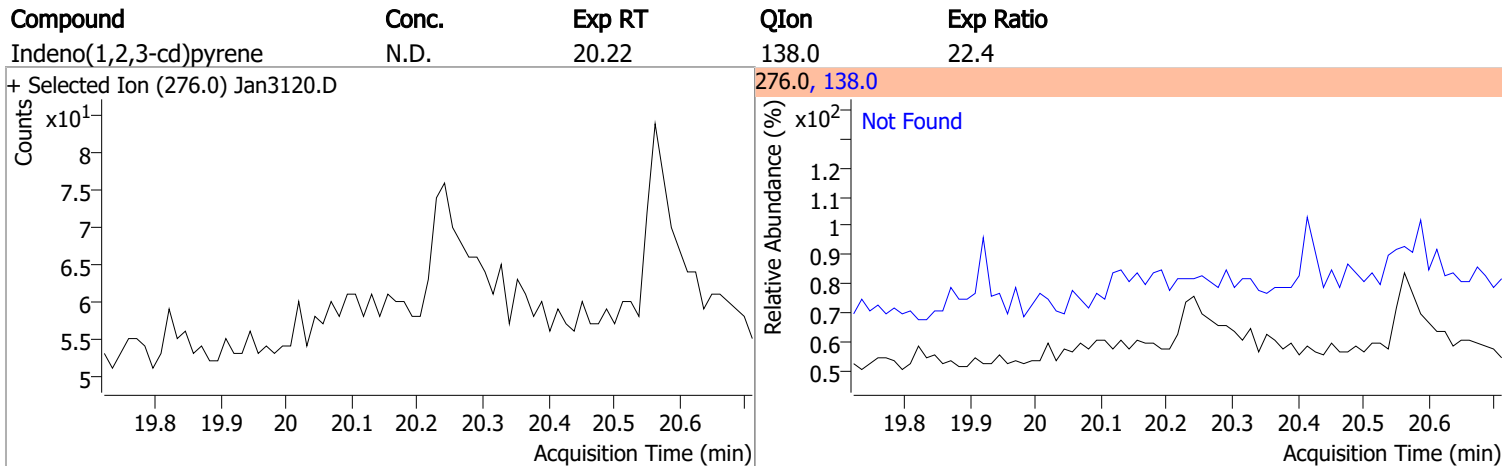
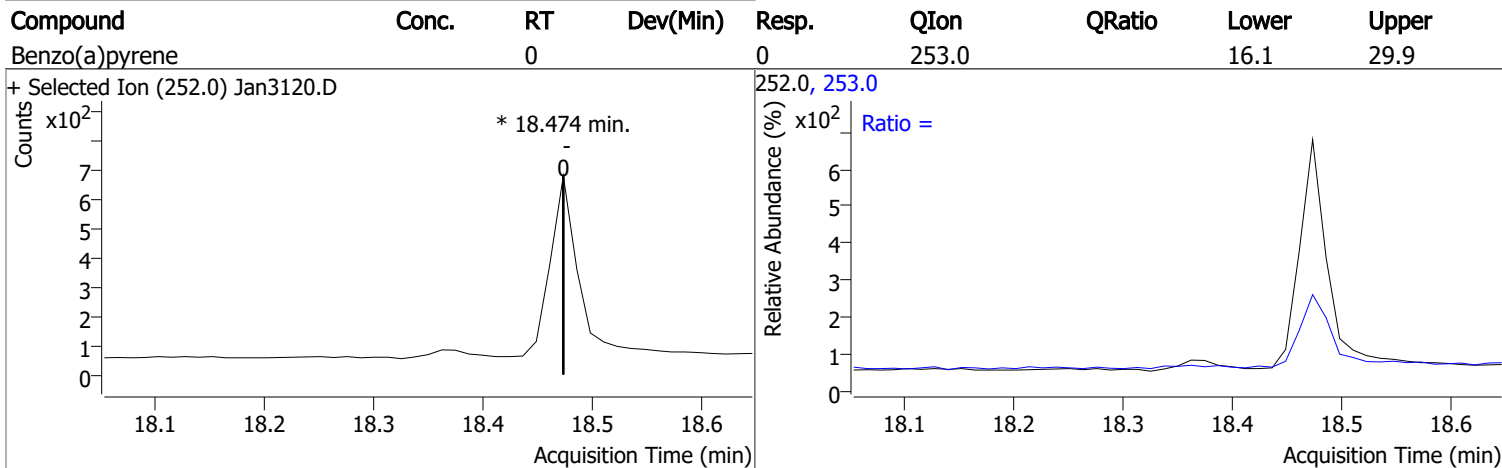
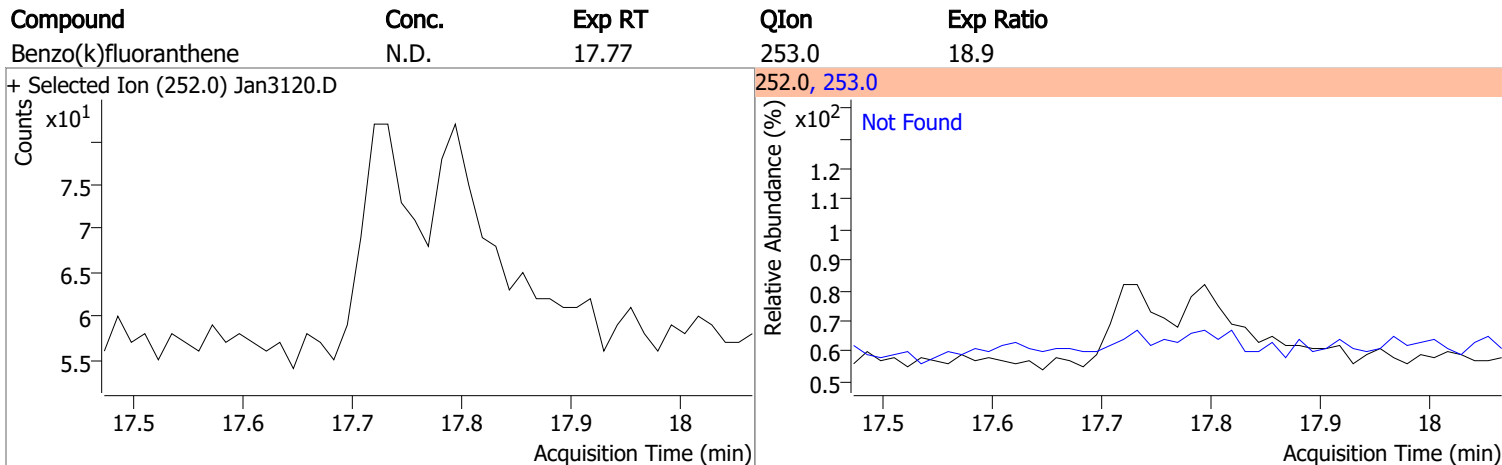
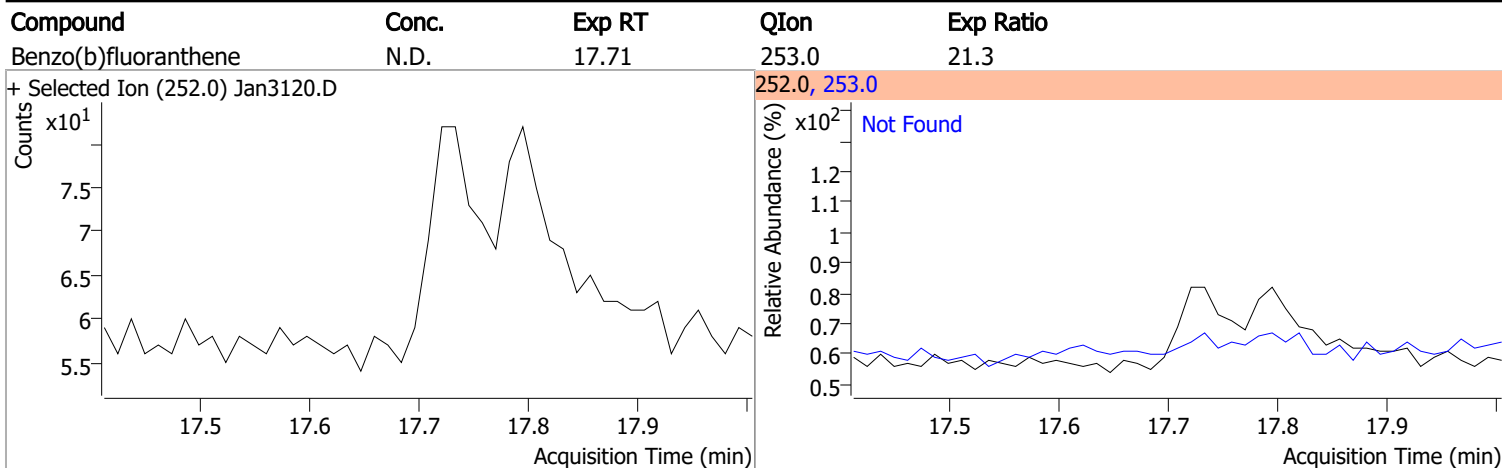
Compound	Conc.	Exp RT	QIon	Exp Ratio
Fluoranthene	N.D.	11.41	101.0	12.5



Quantitation Results Report (QT Reviewed)

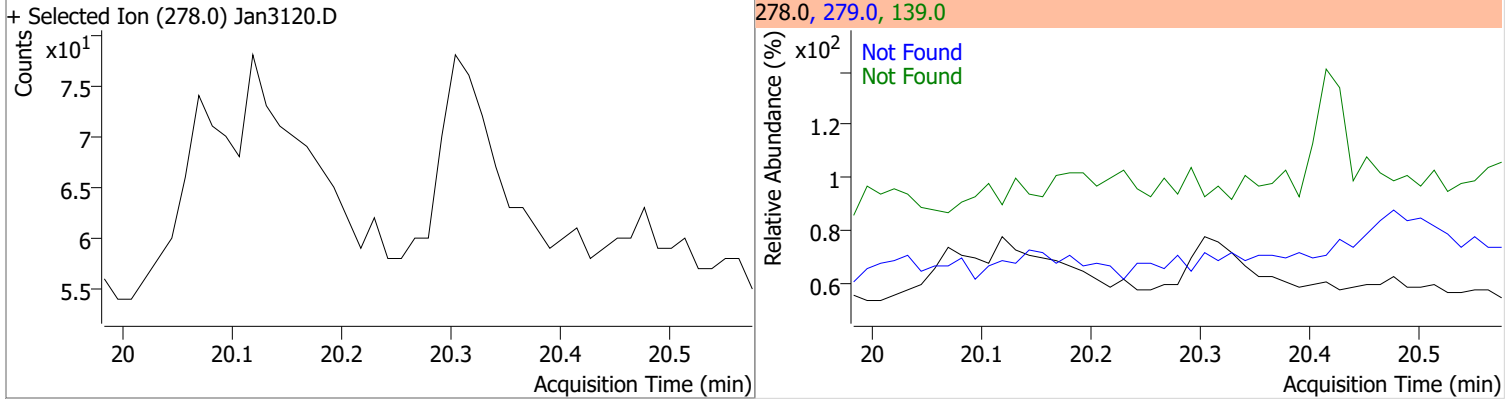


Quantitation Results Report (QT Reviewed)

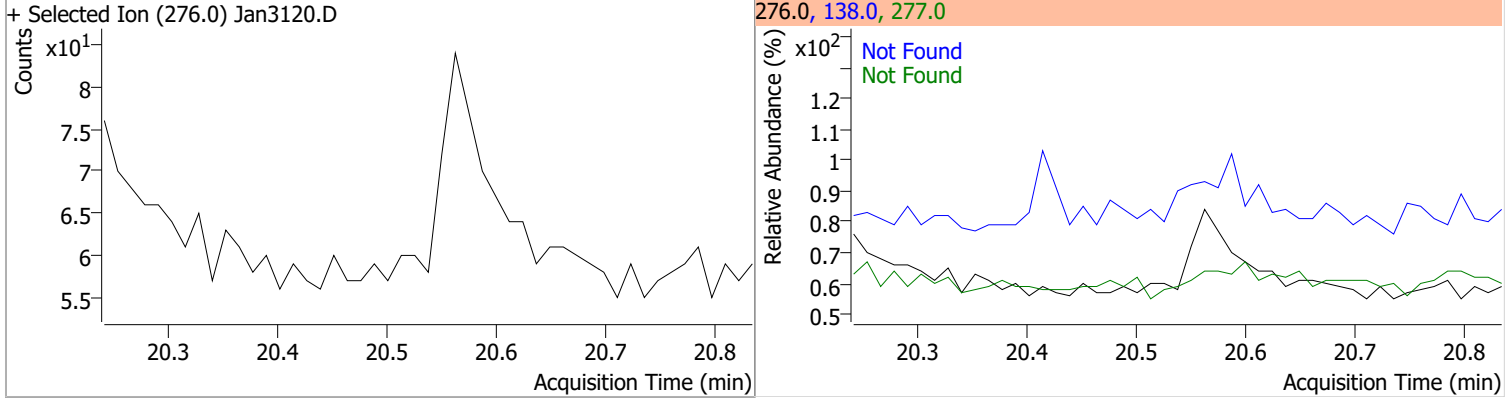


Quantitation Results Report (QT Reviewed)

Compound	Conc.	Exp RT	QIon	Exp Ratio	QIon	Exp Ratio
Dibenzo(a,h)anthracene	N.D.	20.28	279.0	24.9	139.0	17.5



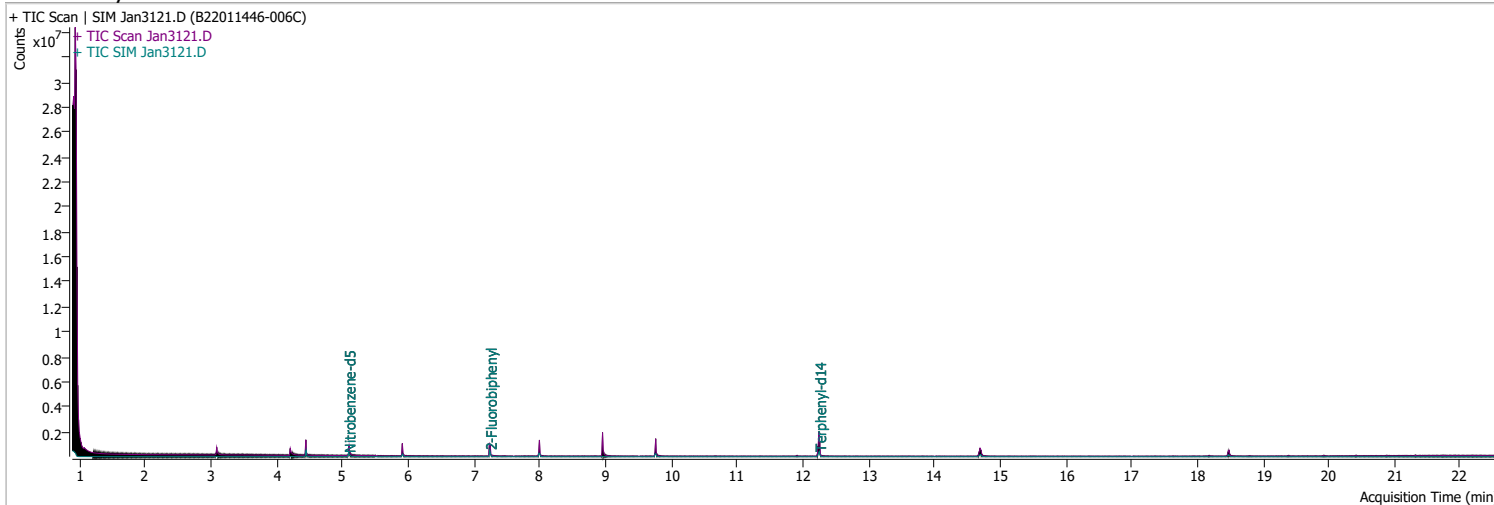
Compound	Conc.	Exp RT	QIon	Exp Ratio	QIon	Exp Ratio
Benzo(g,h,i)perylene	N.D.	20.54	277.0	24.8	138.0	20.5



Quantitation Results Report (QT Reviewed)

Data File	Jan3121.D	Operator	LIMS import
Acq. Method	5975BNASIM	Acq. Date-Time	1/31/2022 10:45:59 PM
Sample Name	B22011446-006C	Instrument	GCMS
Vial	14	Multiplier	1.00
DA Method File	012622 bna SIM 2.batch.bin	Comment	SVOC-8270C-SIM-W-LLPAH
Tune File	dftppjph.u	Tune Date	
Batch Name	013122 bna SIM 2.batch.bin	Last Calib Update	1/27/2022 8:37:26 AM

Ref Library



Compound	RT	QIon	Resp.	Conc.	Units	Dev(Min)
Internal Standards						
M 1,4-Dichlorobenzene-d4	4.447	152.0	147094	40.0000	ng/ml	-0.013
M Naphthalene-d8	5.916	136.0	239380	40.0000	ng/ml	0.000
M Acenaphthene-d10	8.000	164.0	163577	40.0000	ng/ml	0.000
M Phenanthrene-d10	9.768	188.0	351405	40.0000	ng/ml	0.000
M Chrysene-d12	14.701	240.0	284334	40.0000	ng/ml	0.000
M Perylene-d12	18.474	264.0	190617	40.0000	ng/ml	0.000
System Monitoring Compounds						
S Nitrobenzene-d5	5.093	82.0	328551	39.4616	ng/ml	# -0.025
Spiked Amount: 5.000	Range: 19.0 - 102.0%			Recovery = 789.23%		*
S 2-Fluorobiphenyl	7.239	172.0	440974	59.4202	ng/ml	-0.013
Spiked Amount: 5.000	Range: 25.0 - 94.0%			Recovery = 1188.40%		*
S o-Terphenyl	0.000		0	N.D.		
Spiked Amount: 5.000	Range: 40.0 - 140.0%			Recovery = NA%		
S Terphenyl-d14	12.250	244.0	528453	75.5141	ng/ml	0.000
Spiked Amount: 5.000	Range: 39.0 - 106.0%			Recovery = 1510.28%		*
Target Compounds						
T Naphthalene	0.000		0	N.D.		
T 2-Methylnaphthalene	0.000		0	N.D.		
T 1-Methylnaphthalene	0.000		0	N.D.		
T Acenaphthylene	0.000		0	N.D.		
T Acenaphthene	8.025	154.0	0		ng/ml	md 1
T Fluorene	8.960	166.0	0		ng/ml	md 1
T Phenanthrene	0.000		0	N.D.		
T Anthracene	0.000		0	N.D.		
T Fluoranthene	0.000		0	N.D.		
T Pyrene	0.000		0	N.D.		
T Benzo(a)Anthracene	14.701	228.0	0		ng/ml	md 1
T Chrysene	14.751	228.0	0		ng/ml	md 1
T Benzo(b)fluoranthene	0.000		0	N.D.		

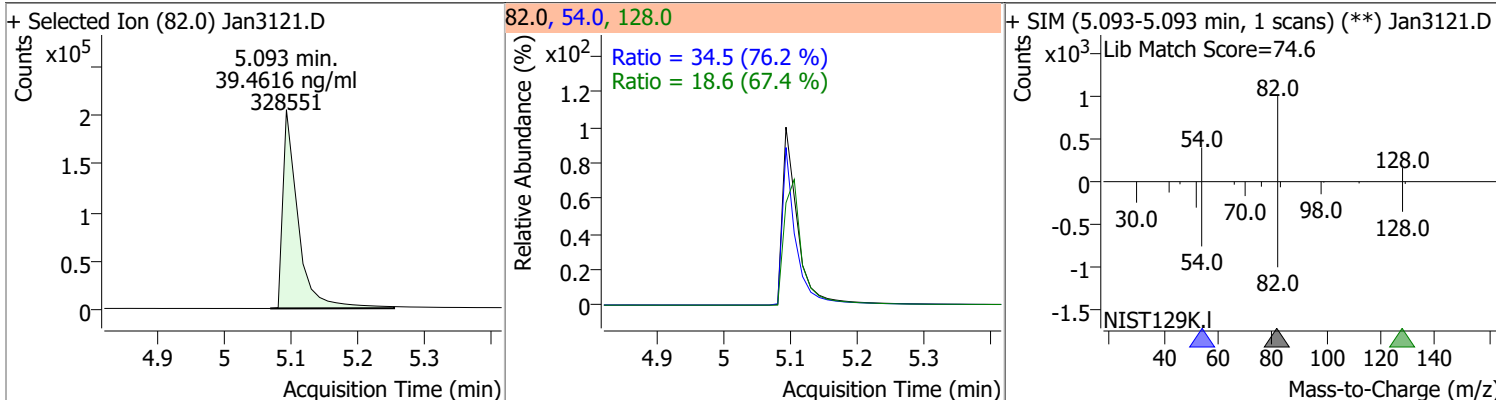
Quantitation Results Report (QT Reviewed)

Compound	RT	QIon	Resp.	Conc.	Units	Dev(Min)
T Benzo(k)fluoranthene	0.000		0	N.D.		
T Benzo(a)pyrene	18.474	252.0	0		ng/ml	md 1
T Indeno(1,2,3-cd)pyrene	0.000		0	N.D.		
T Dibenzo(a,h)anthracene	0.000		0	N.D.		
T Benzo(g,h,i)perylene	0.000		0	N.D.		

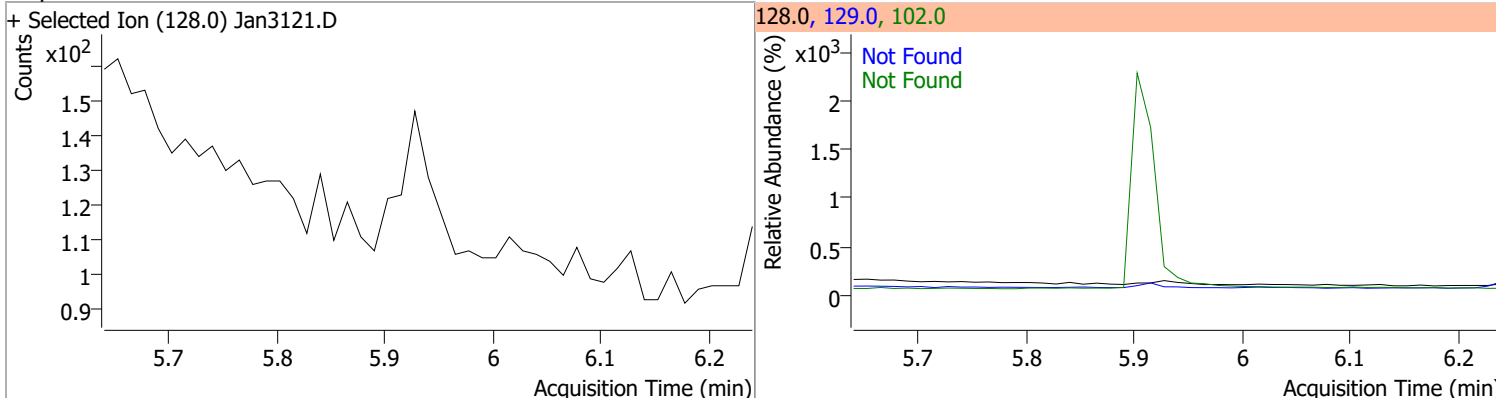
(#) = Qualifier Out of Range; (m) = Manual Integration; (+) = Area Summed; (*) = Surrogate Percent Recovery Out of Range; (d): Zeroed Peak

Quantitation Results Report (QT Reviewed)

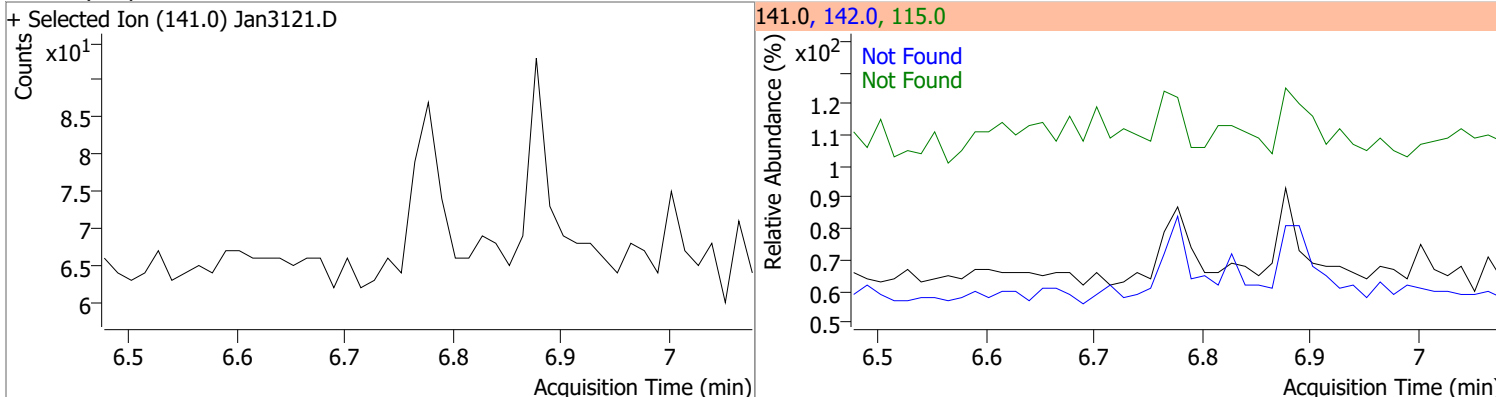
Compound	Conc.	RT	Dev(Min)	Resp.	QIon	QRatio	Lower	Upper
Nitrobenzene-d5	39.4616	5.09	-0.03	328551	54.0	34.5	31.6	58.8
					128.0	18.6	19.3	35.9



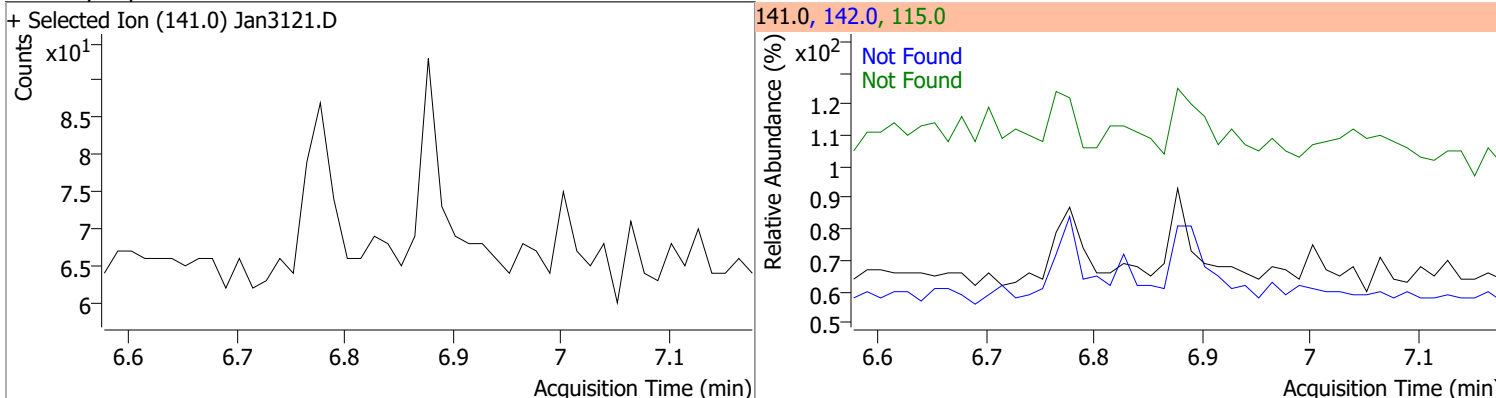
Compound	Conc.	Exp RT	QIon	Exp Ratio	QIon	Exp Ratio
Naphthalene	N.D.	5.94	102.0	20.6	129.0	11.0



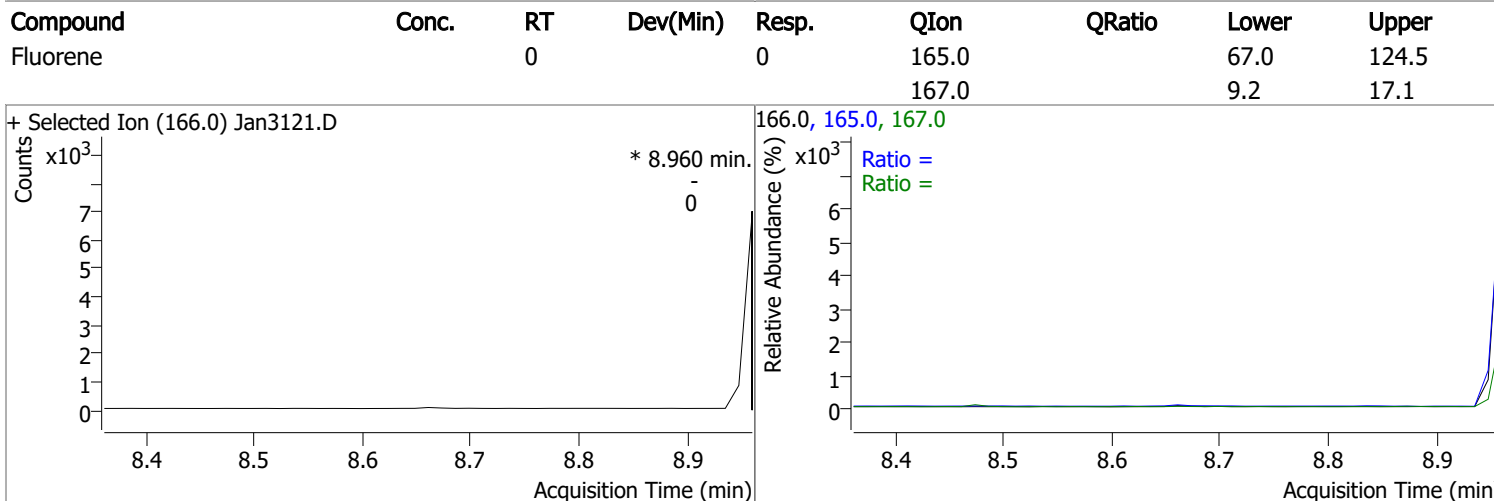
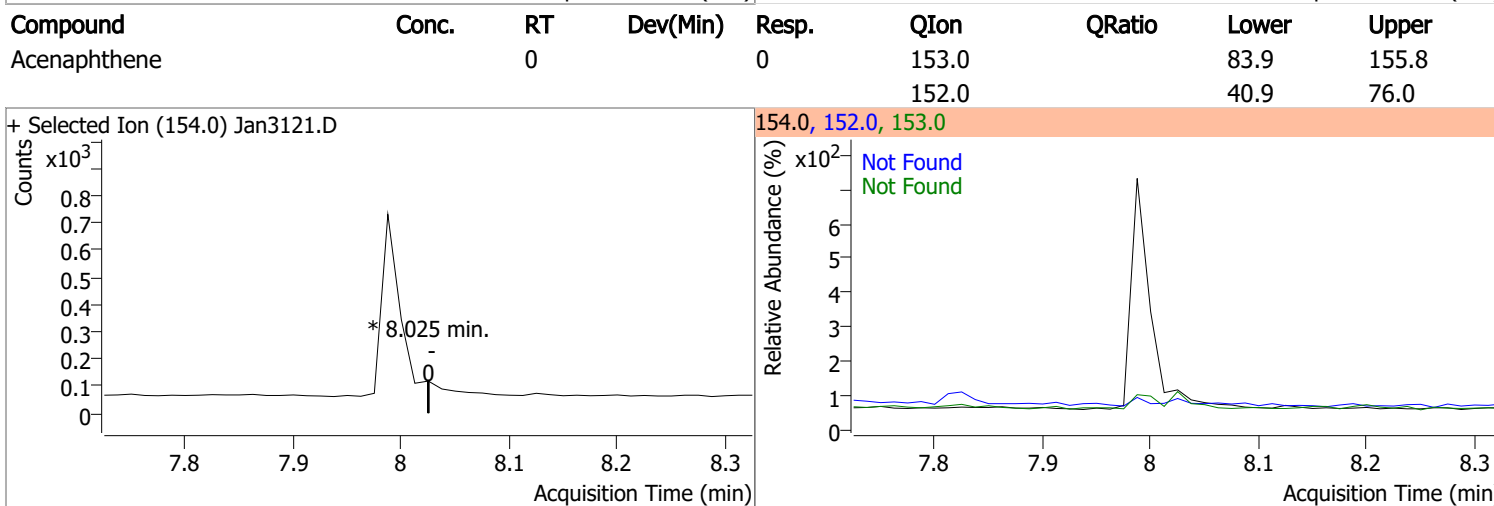
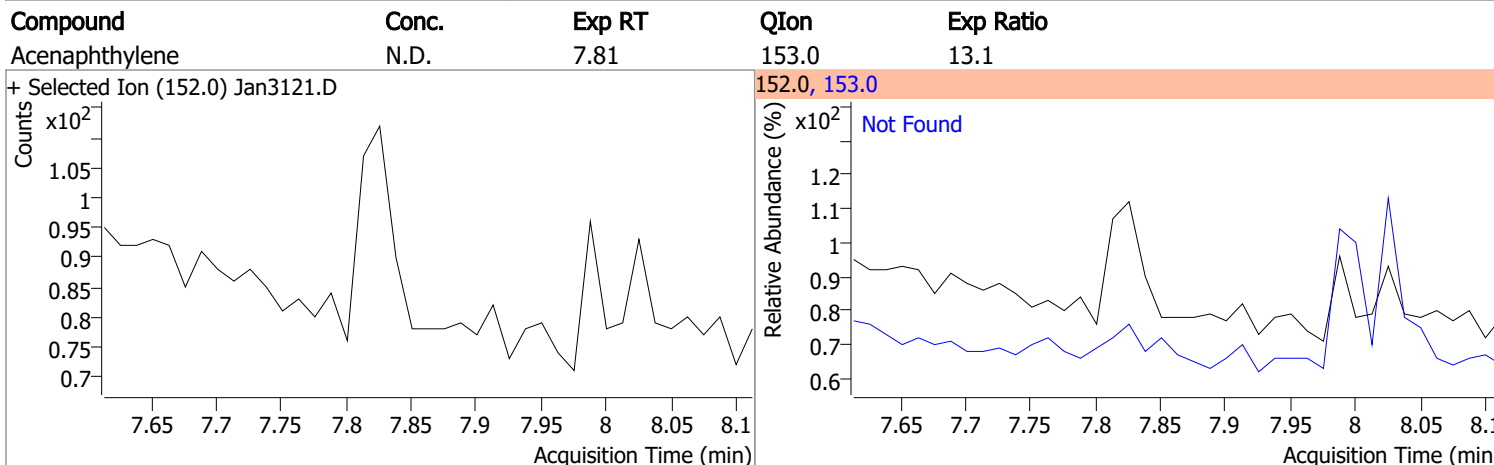
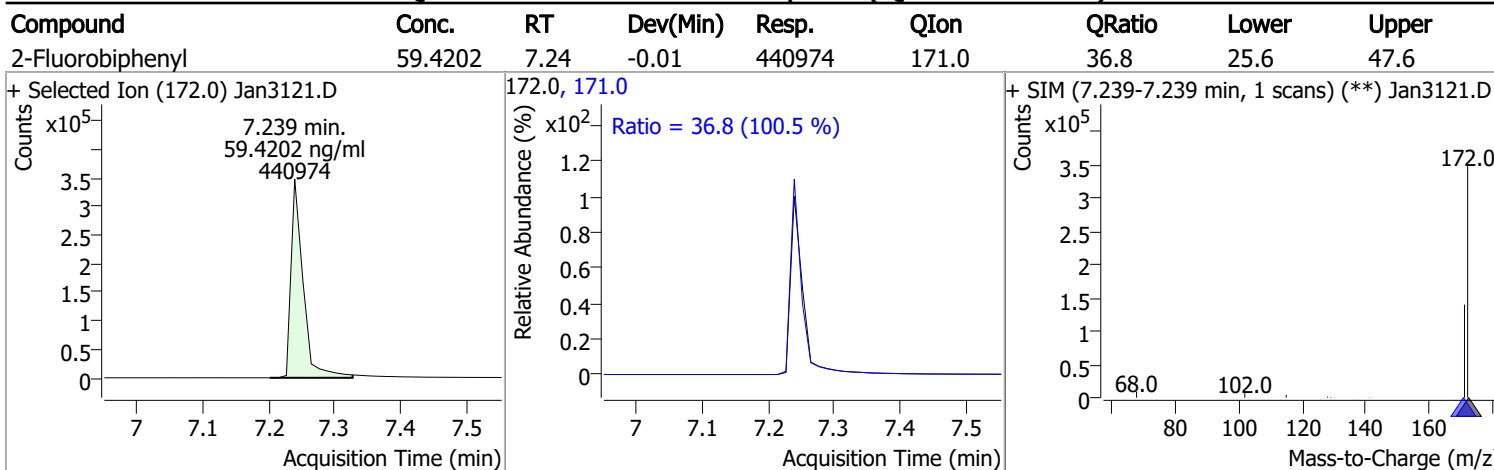
Compound	Conc.	Exp RT	QIon	Exp Ratio	QIon	Exp Ratio
2-Methylnaphthalene	N.D.	6.78	142.0	141.5	115.0	66.1



Compound	Conc.	Exp RT	QIon	Exp Ratio	QIon	Exp Ratio
1-Methylnaphthalene	N.D.	6.88	142.0	111.9	115.0	76.3

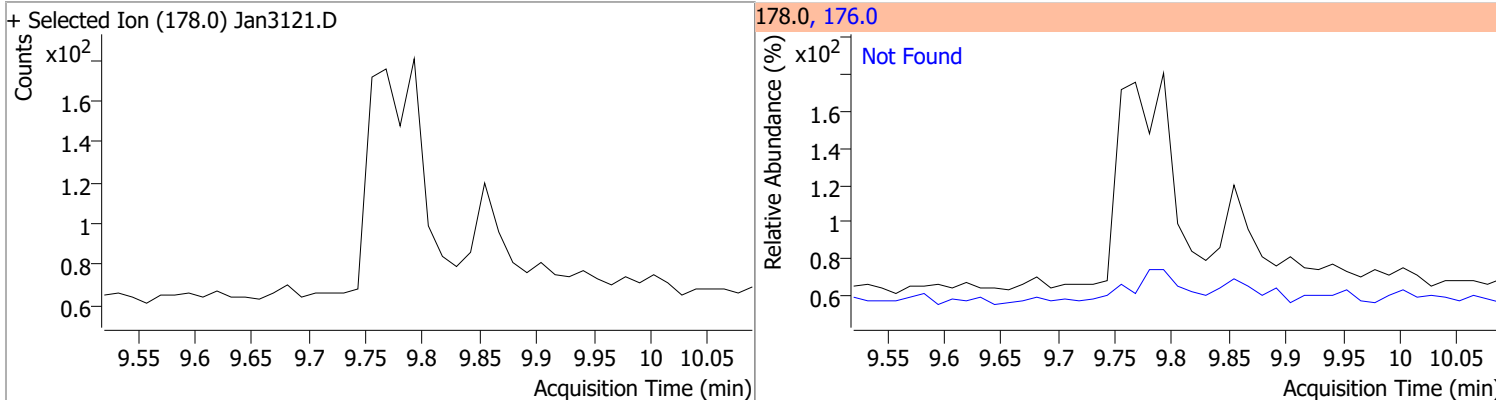


Quantitation Results Report (QT Reviewed)

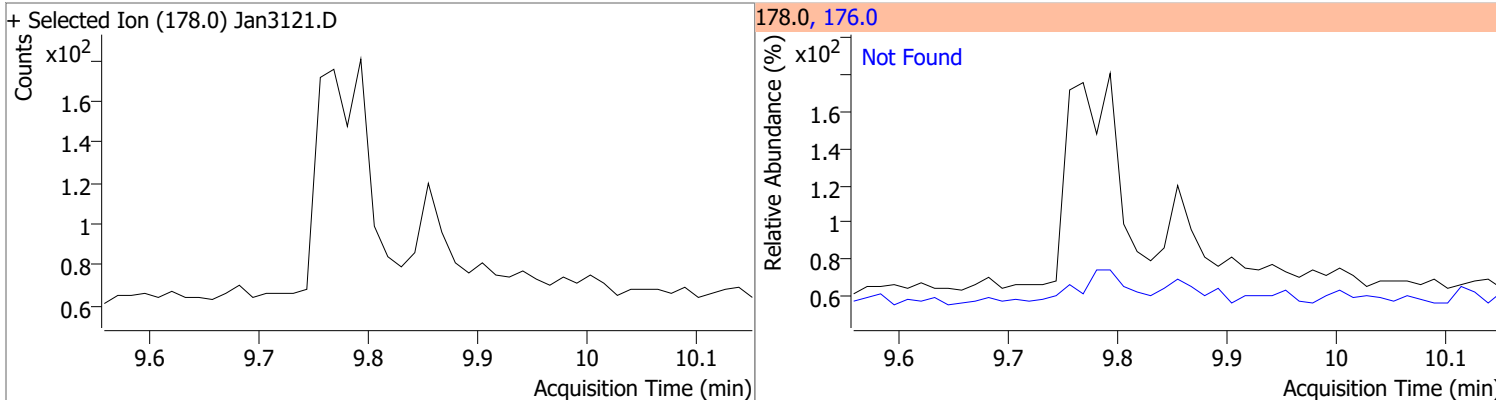


Quantitation Results Report (QT Reviewed)

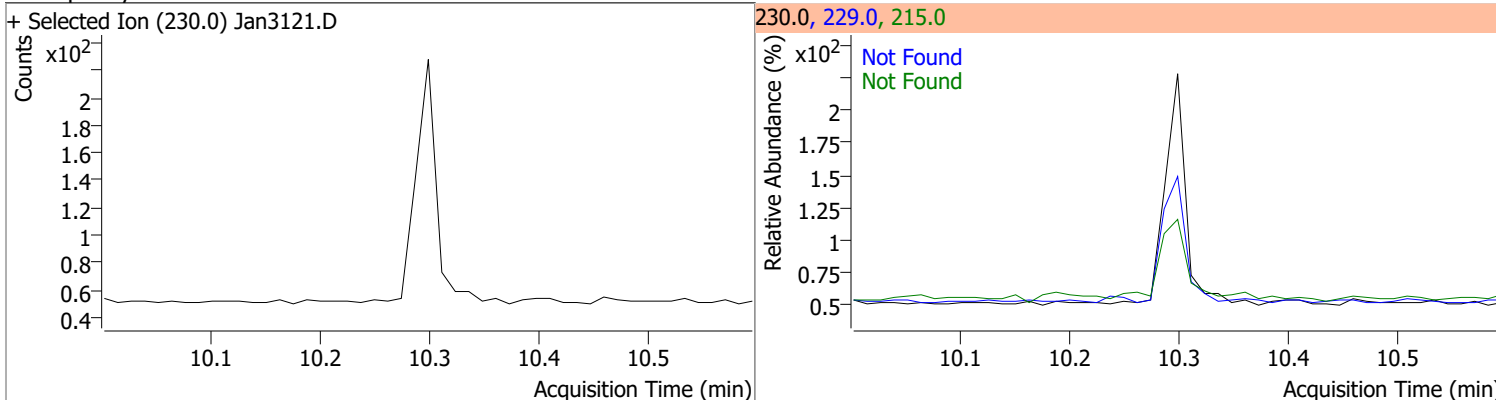
Compound	Conc.	Exp RT	QIon	Exp Ratio
Phenanthrene	N.D.	9.79	176.0	18.9



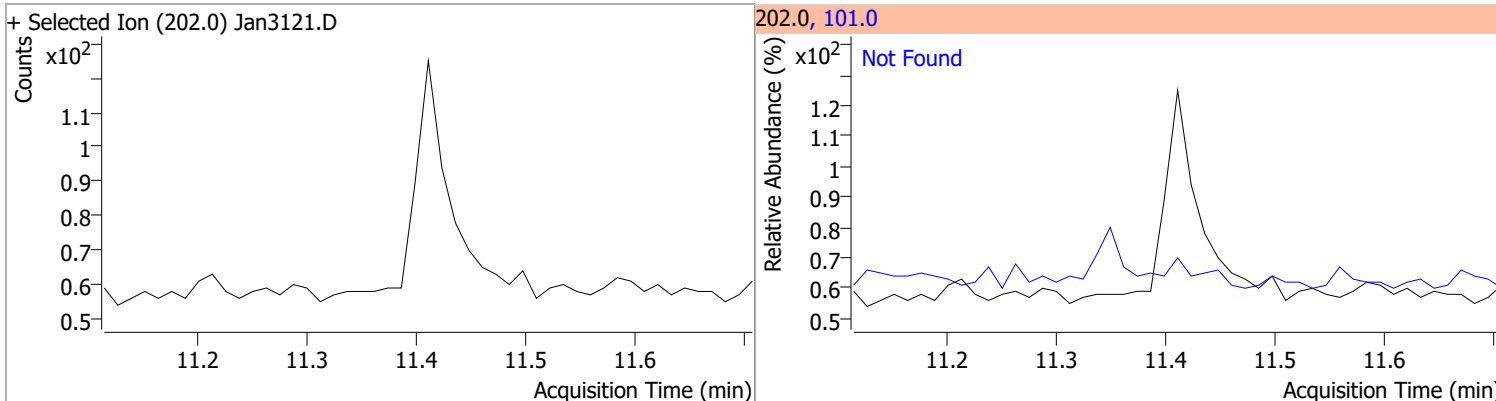
Compound	Conc.	Exp RT	QIon	Exp Ratio
Anthracene	N.D.	9.85	176.0	18.3



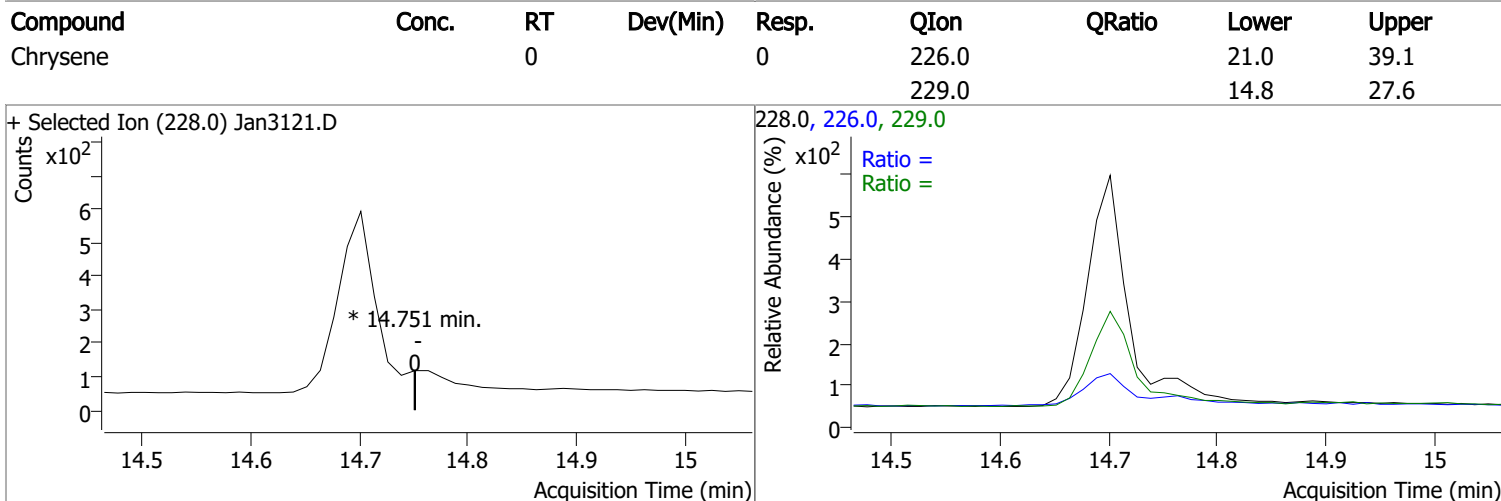
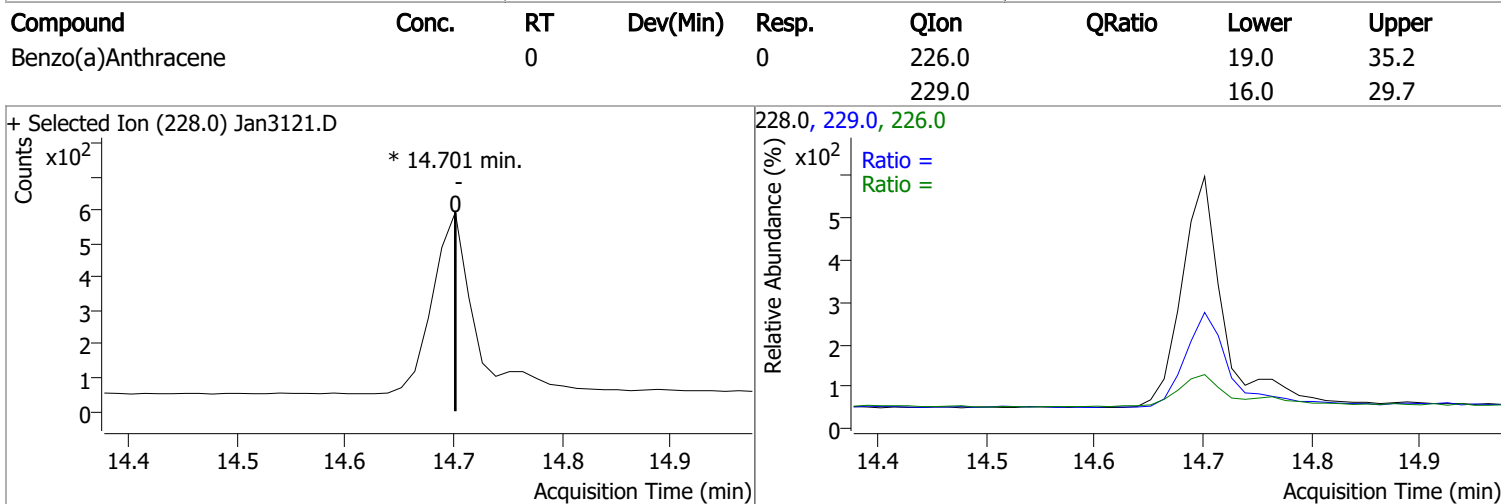
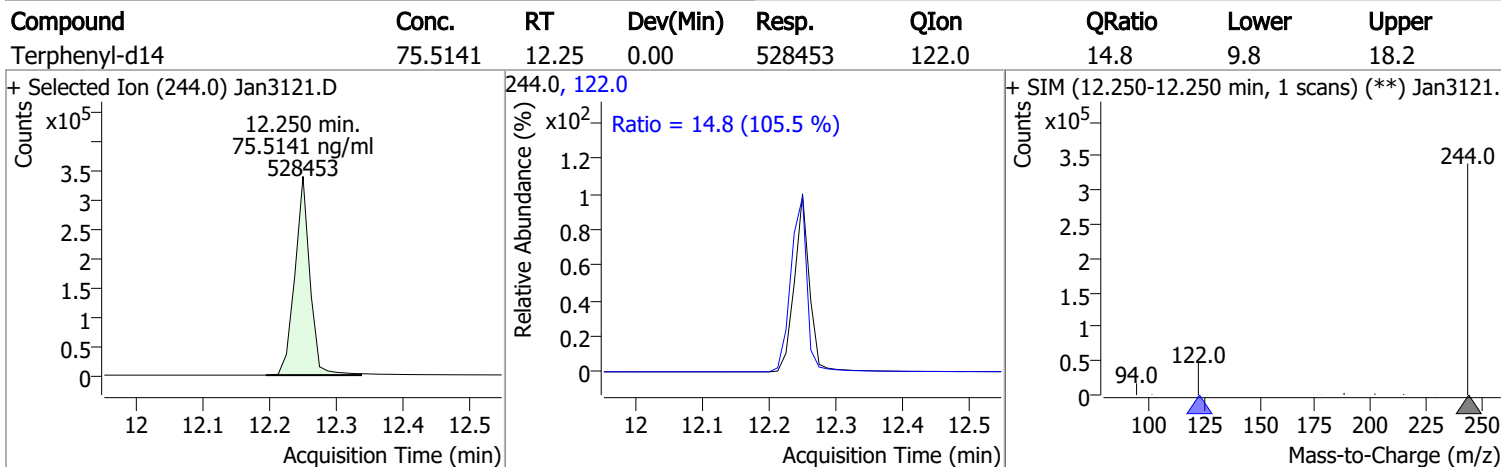
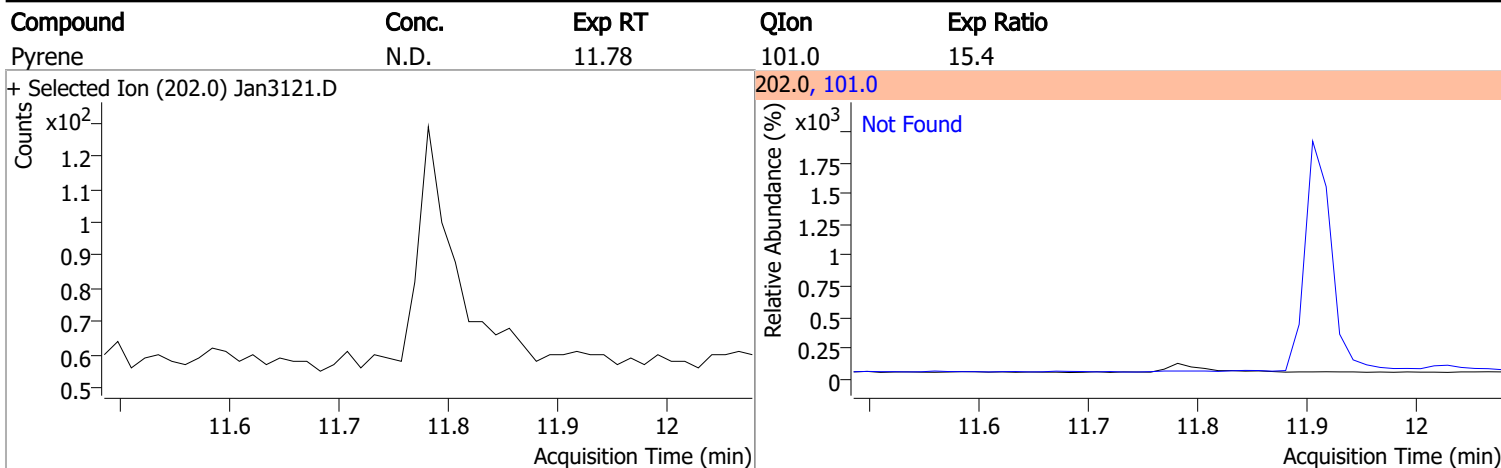
Compound	Conc.	Exp RT	QIon	Exp Ratio	QIon	Exp Ratio
o-Terphenyl	N.D.	10.30	229.0	67.3	215.0	44.4



Compound	Conc.	Exp RT	QIon	Exp Ratio
Fluoranthene	N.D.	11.41	101.0	12.5

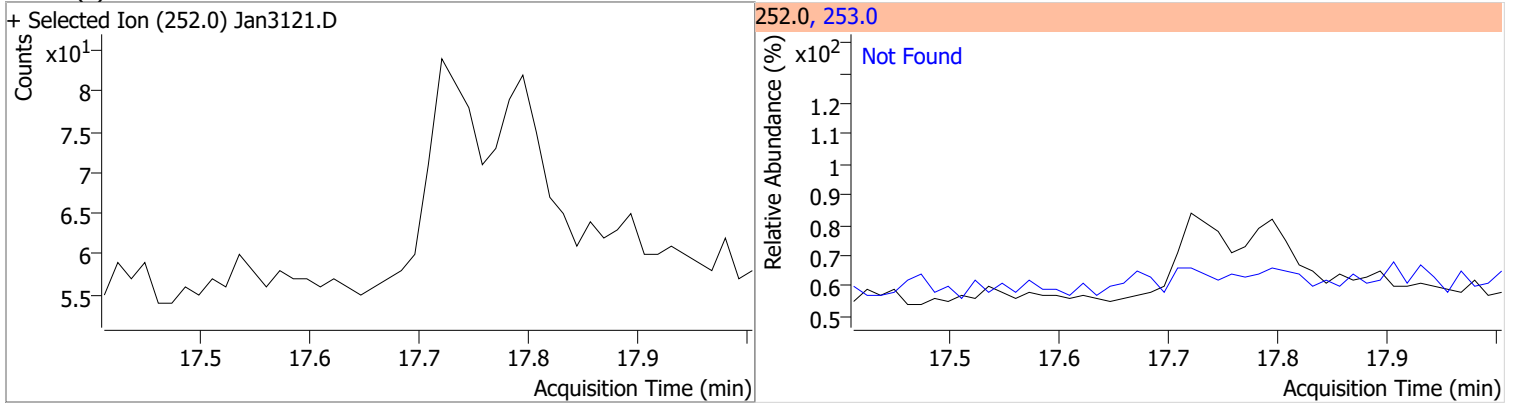


Quantitation Results Report (QT Reviewed)

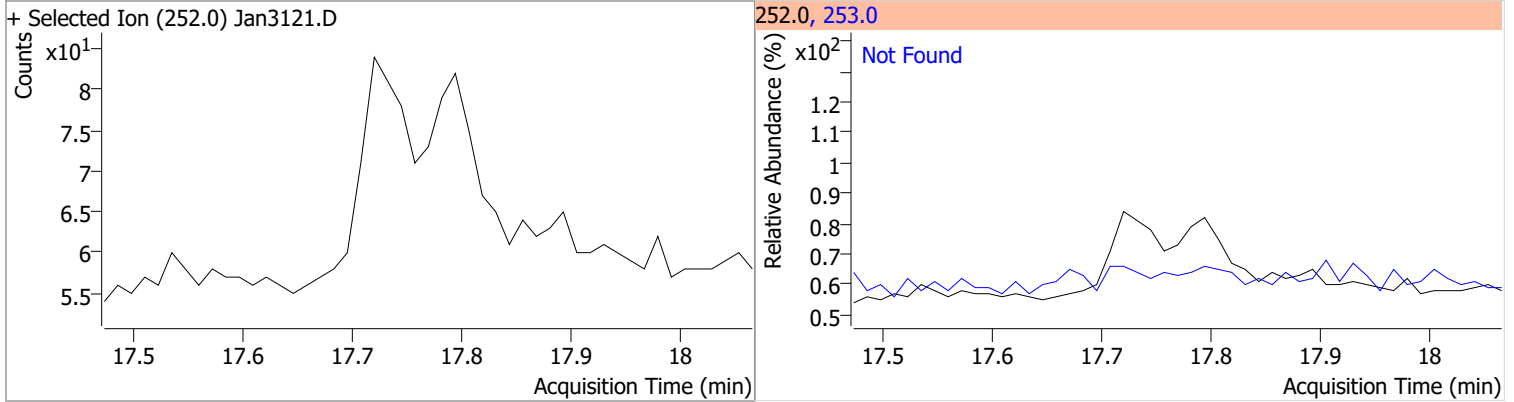


Quantitation Results Report (QT Reviewed)

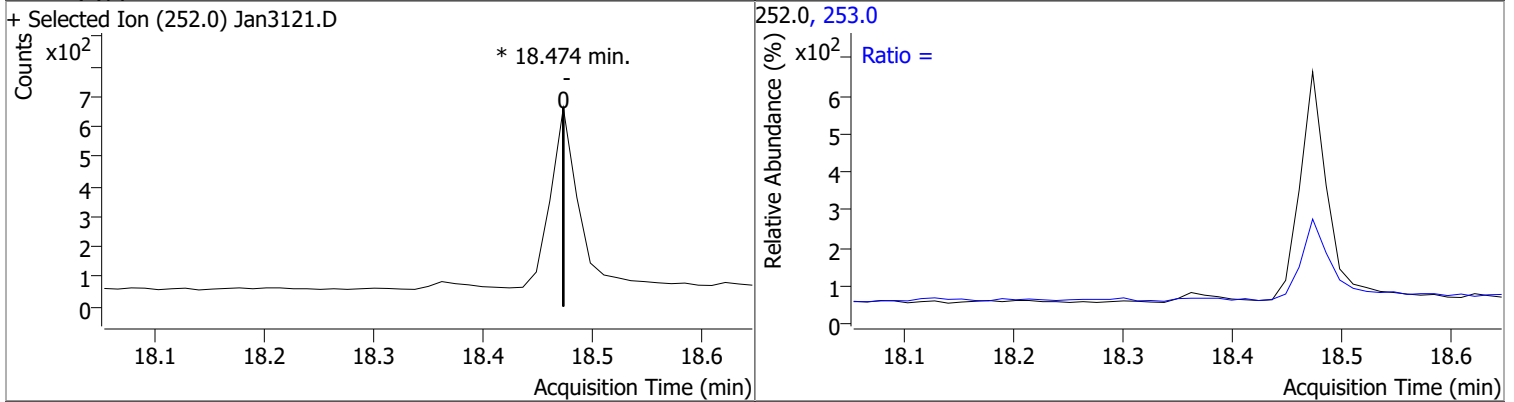
Compound	Conc.	Exp RT	QIon	Exp Ratio
Benzo(b)fluoranthene	N.D.	17.71	253.0	21.3



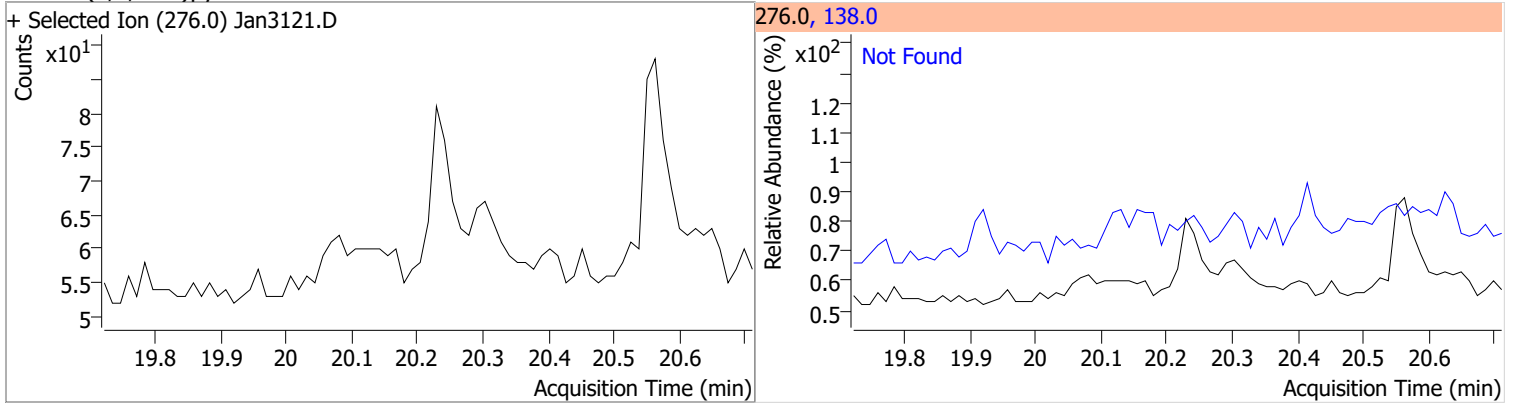
Compound	Conc.	Exp RT	QIon	Exp Ratio
Benzo(k)fluoranthene	N.D.	17.77	253.0	18.9



Compound	Conc.	RT	Dev(Min)	Resp.	QIon	QRatio	Lower	Upper
Benzo(a)pyrene		0		0	253.0		16.1	29.9

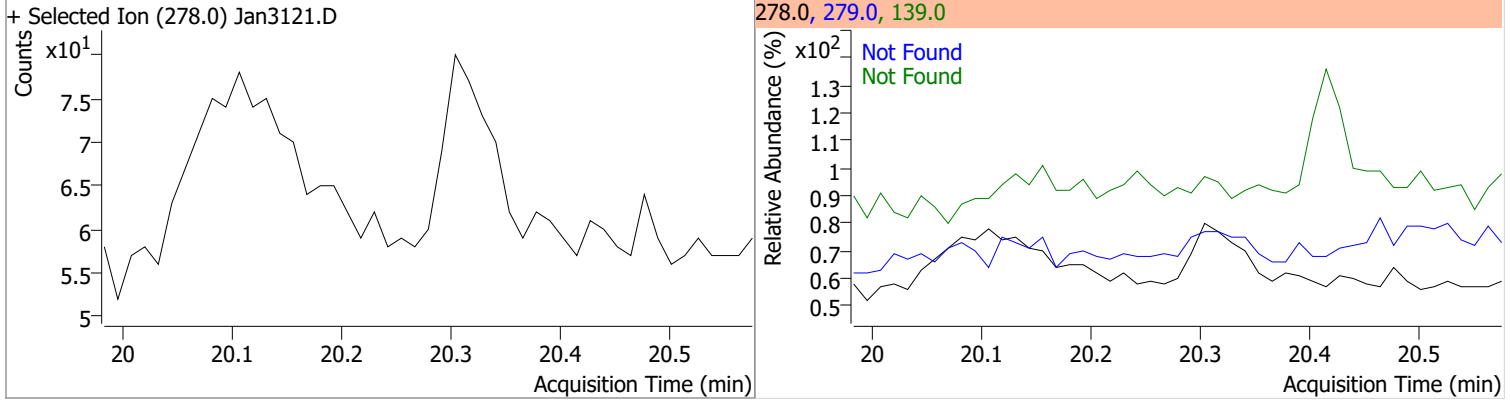


Compound	Conc.	Exp RT	QIon	Exp Ratio
Indeno(1,2,3-cd)pyrene	N.D.	20.22	138.0	22.4

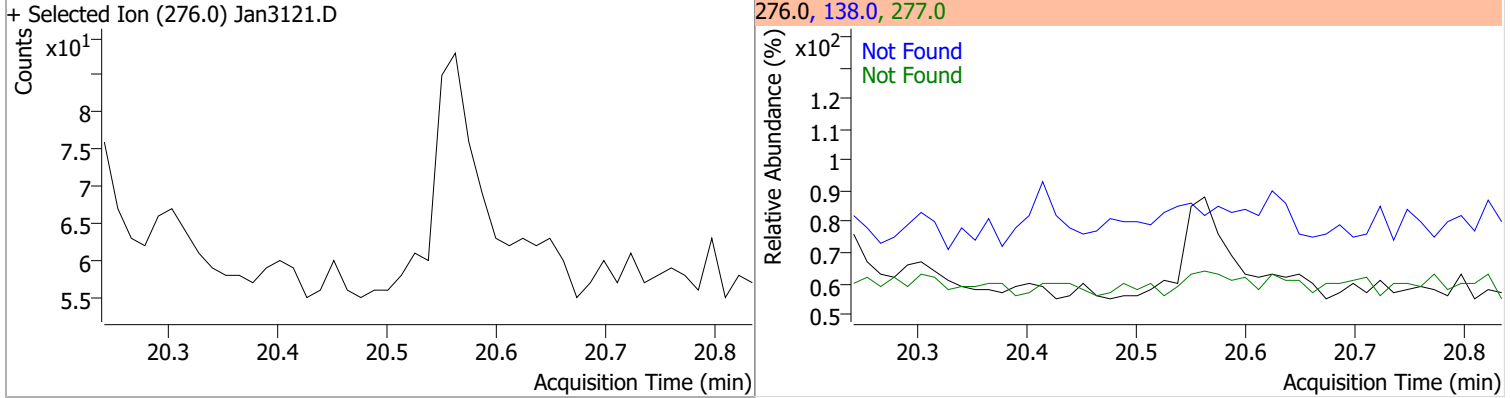


Quantitation Results Report (QT Reviewed)

Compound	Conc.	Exp RT	QIon	Exp Ratio	QIon	Exp Ratio
Dibenzo(a,h)anthracene	N.D.	20.28	279.0	24.9	139.0	17.5



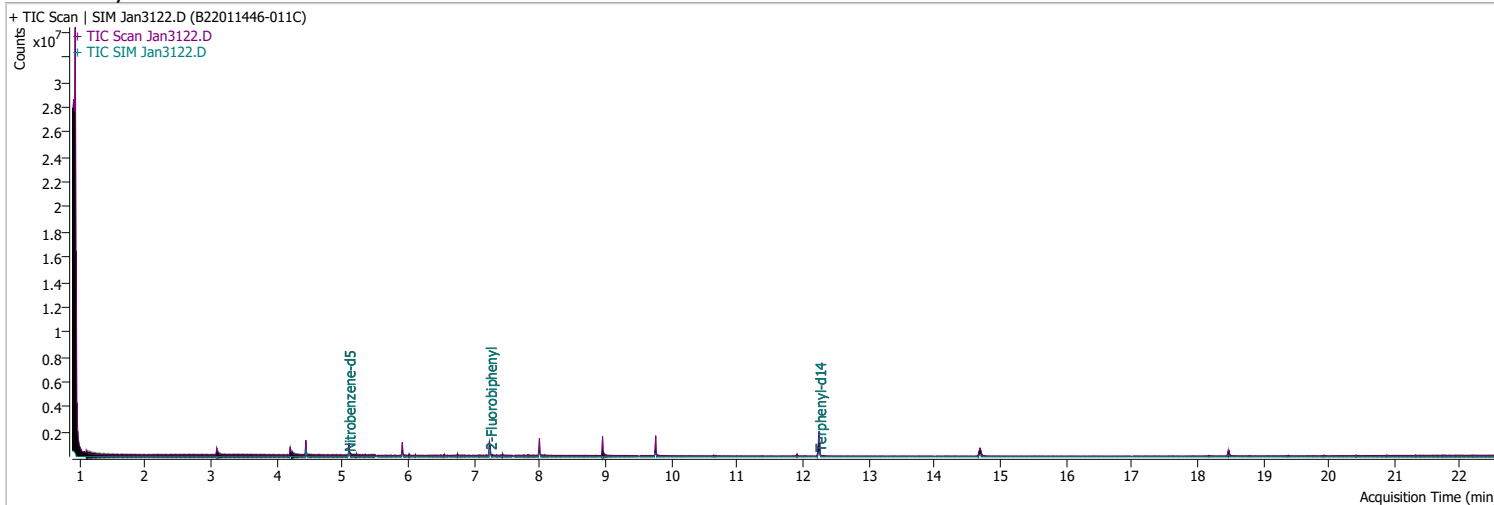
Compound	Conc.	Exp RT	QIon	Exp Ratio	QIon	Exp Ratio
Benzo(g,h,i)perylene	N.D.	20.54	277.0	24.8	138.0	20.5



Quantitation Results Report (QT Reviewed)

Data File	Jan3122.D	Operator	LIMS import
Acq. Method	5975BNASIM	Acq. Date-Time	1/31/2022 11:18:29 PM
Sample Name	B22011446-011C	Instrument	GCMS
Vial	15	Multiplier	1.00
DA Method File	012622 bna SIM 2.batch.bin	Comment	SVOC-8270C-SIM-W-LLPAH
Tune File	dftppjph.u	Tune Date	
Batch Name	013122 bna SIM 2.batch.bin	Last Calib Update	1/27/2022 8:37:26 AM

Ref Library



Compound	RT	QIon	Resp.	Conc.	Units	Dev(Min)
Internal Standards						
M 1,4-Dichlorobenzene-d4	4.447	152.0	137661	40.0000	ng/ml	-0.012
M Naphthalene-d8	5.916	136.0	241095	40.0000	ng/ml	0.000
M Acenaphthene-d10	7.988	164.0	157713	40.0000	ng/ml	-0.013
M Phenanthrene-d10	9.756	188.0	351006	40.0000	ng/ml	-0.012
M Chrysene-d12	14.701	240.0	284286	40.0000	ng/ml	0.000
M Perylene-d12	18.475	264.0	192014	40.0000	ng/ml	0.000
System Monitoring Compounds						
S Nitrobenzene-d5	5.093	82.0	308873	39.5708	ng/ml	-0.025
Spiked Amount: 5.000	Range: 19.0 - 102.0%			Recovery = 791.42%		*
S 2-Fluorobiphenyl	7.239	172.0	421227	58.9425	ng/ml	-0.013
Spiked Amount: 5.000	Range: 25.0 - 94.0%			Recovery = 1178.85%		*
S o-Terphenyl	0.000		0	N.D.		
Spiked Amount: 5.000	Range: 40.0 - 140.0%			Recovery = NA%		
S Terphenyl-d14	12.251	244.0	506527	73.2016	ng/ml	0.000
Spiked Amount: 5.000	Range: 39.0 - 106.0%			Recovery = 1464.03%		*
Target Compounds						
T Naphthalene	0.000		0	N.D.		
T 2-Methylnaphthalene	0.000		0	N.D.		
T 1-Methylnaphthalene	0.000		0	N.D.		
T Acenaphthylene	0.000		0	N.D.		
T Acenaphthene	7.988	154.0	0		ng/ml	md 1
T Fluorene	8.960	166.0	0		ng/ml	md 1
T Phenanthrene	0.000		0	N.D.		
T Anthracene	0.000		0	N.D.		
T Fluoranthene	0.000		0	N.D.		
T Pyrene	0.000		0	N.D.		
T Benzo(a)Anthracene	14.701	228.0	0		ng/ml	md 1
T Chrysene	14.701	228.0	0		ng/ml	md 1
T Benzo(b)fluoranthene	0.000		0	N.D.		

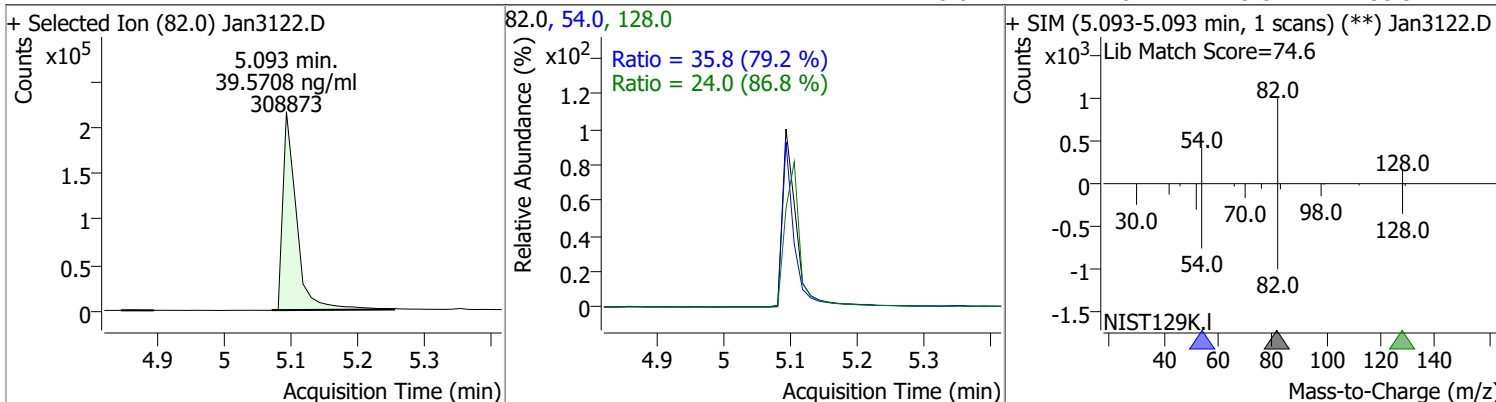
Quantitation Results Report (QT Reviewed)

Compound	RT	QIon	Resp.	Conc.	Units	Dev(Min)
T Benzo(k)fluoranthene	0.000		0	N.D.		
T Benzo(a)pyrene	18.475	252.0	0		ng/ml	md 1
T Indeno(1,2,3-cd)pyrene	0.000		0	N.D.		
T Dibenzo(a,h)anthracene	0.000		0	N.D.		
T Benzo(g,h,i)perylene	0.000		0	N.D.		

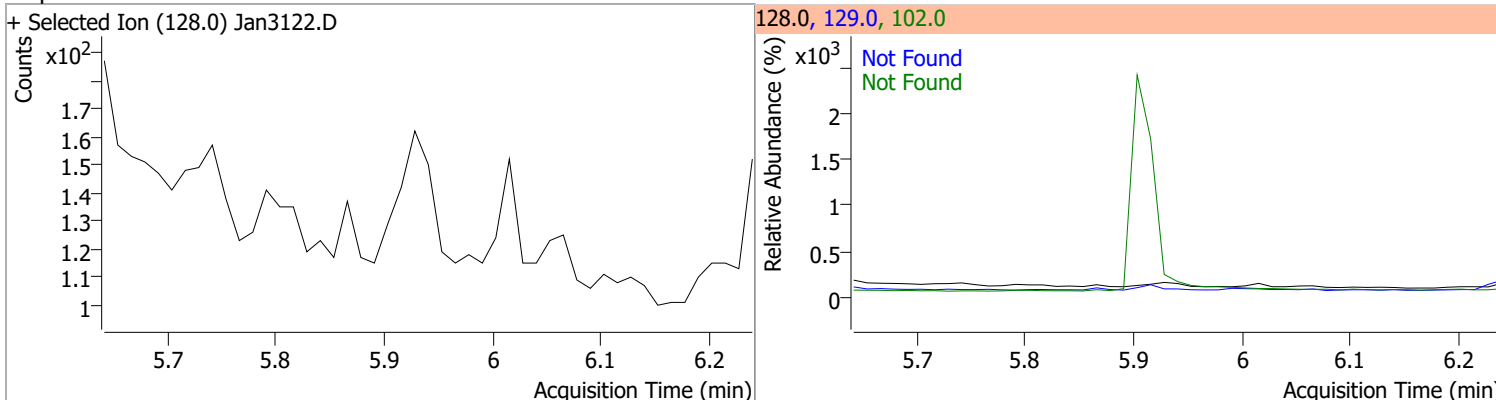
(#) = Qualifier Out of Range; (m) = Manual Integration; (+) = Area Summed; (*) = Surrogate Percent Recovery Out of Range; (d): Zeroed Peak

Quantitation Results Report (QT Reviewed)

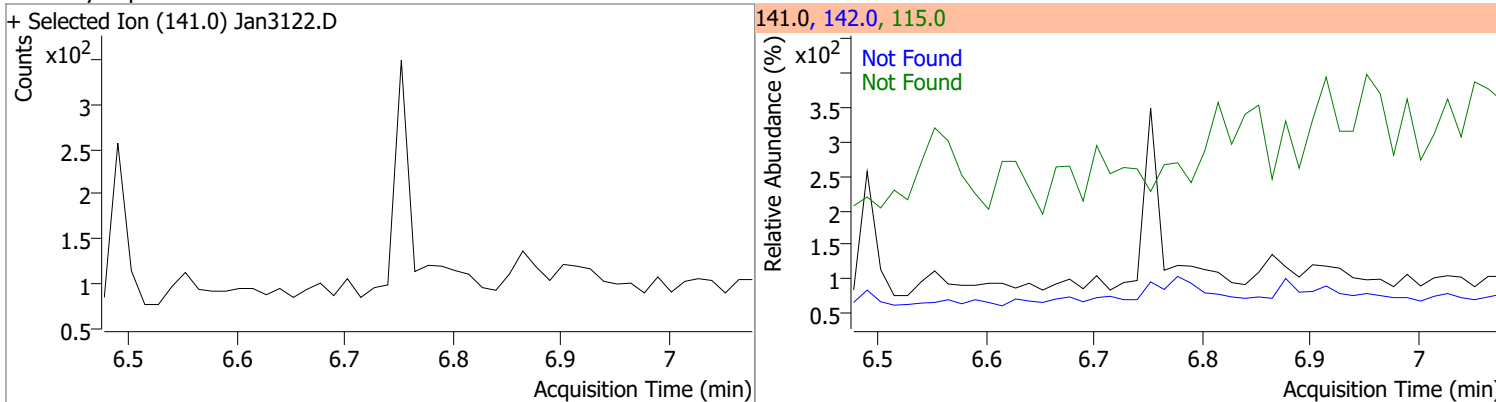
Compound	Conc.	RT	Dev(Min)	Resp.	QIon	QRatio	Lower	Upper
Nitrobenzene-d5	39.5708	5.09	-0.02	308873	54.0	35.8	31.6	58.8
					128.0	24.0	19.3	35.9



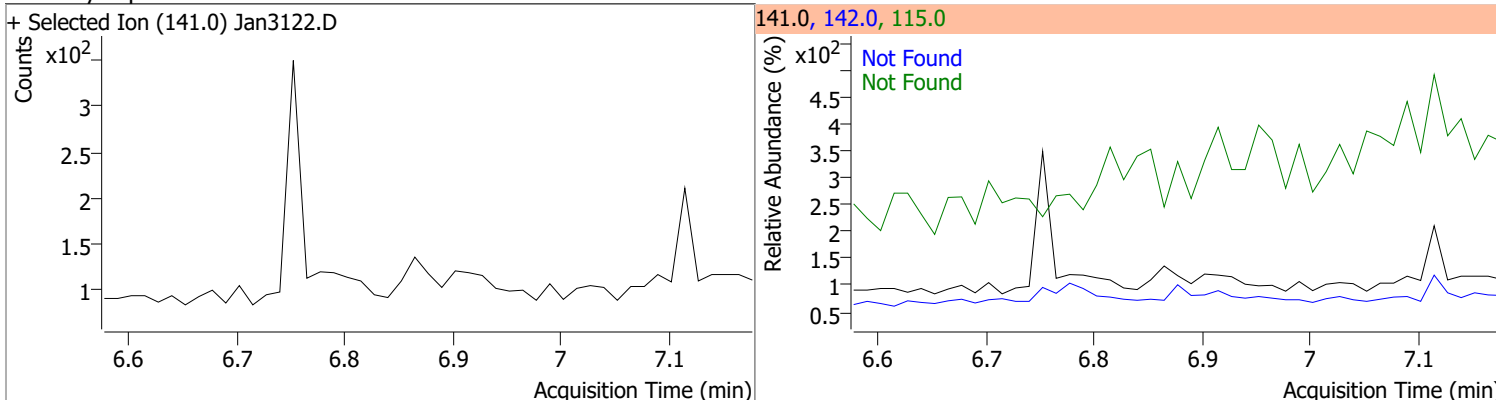
Compound	Conc.	Exp RT	QIon	Exp Ratio	QIon	Exp Ratio
Naphthalene	N.D.	5.94	102.0	20.6	129.0	11.0



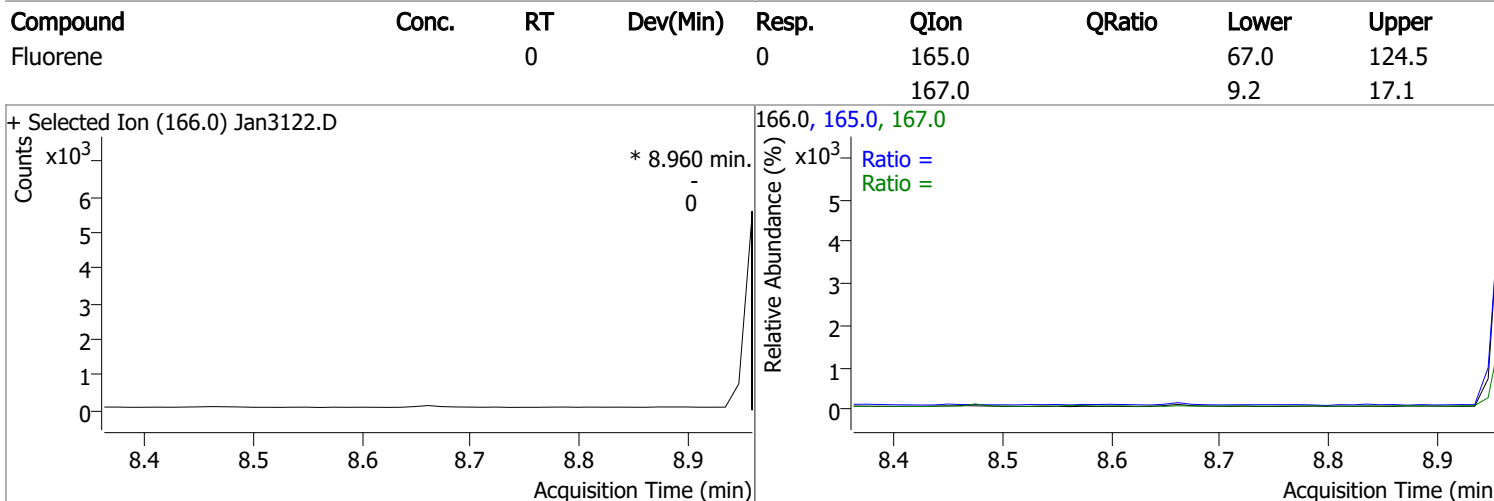
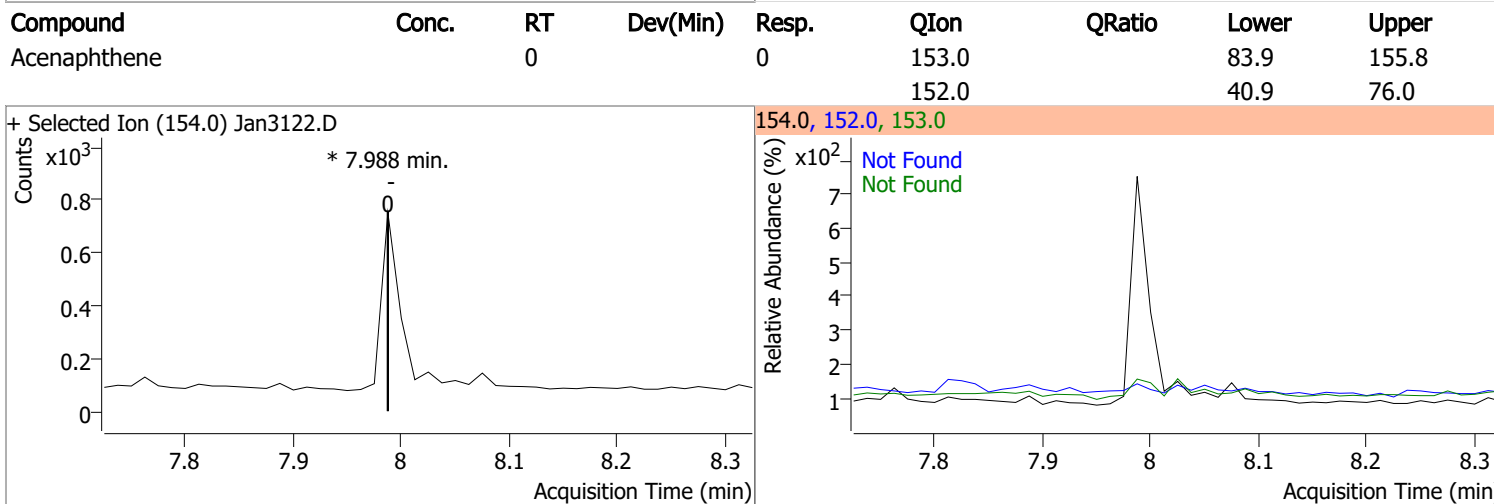
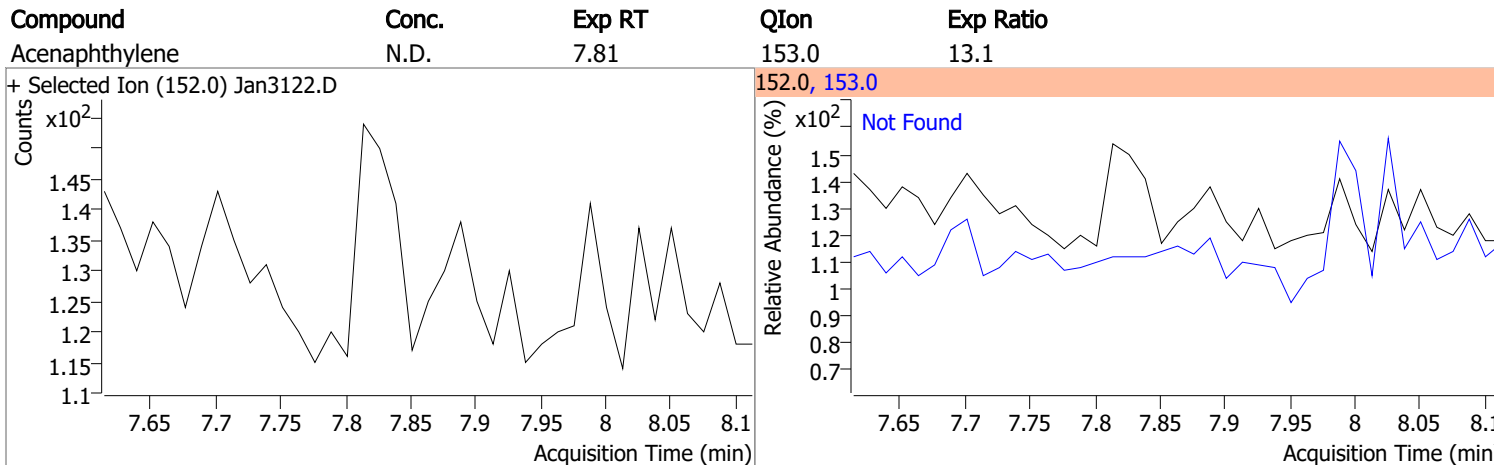
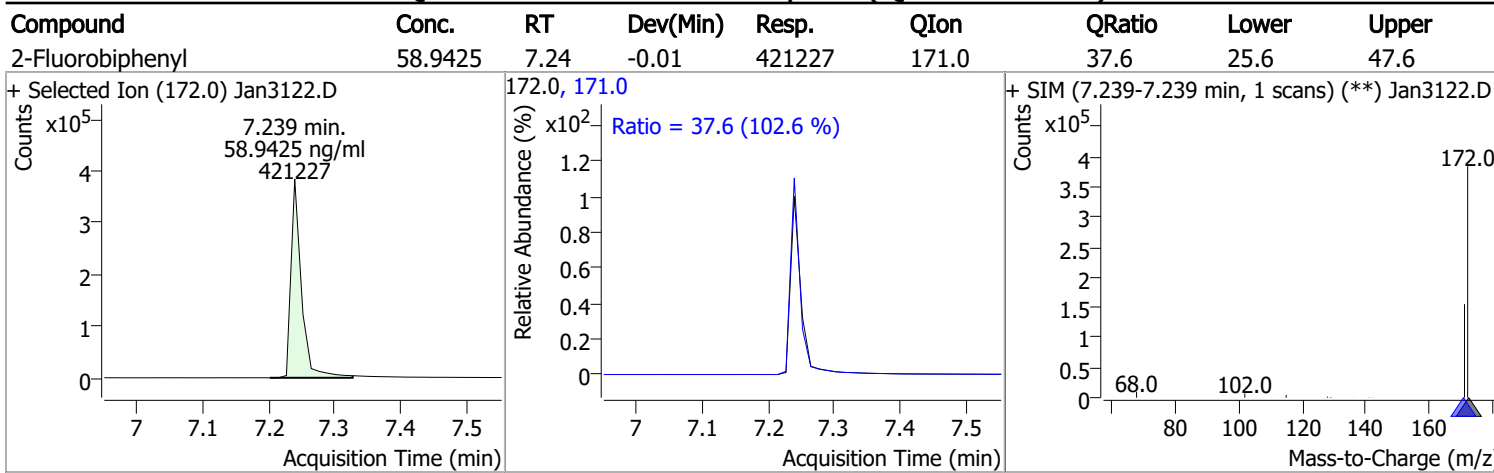
Compound	Conc.	Exp RT	QIon	Exp Ratio	QIon	Exp Ratio
2-Methylnaphthalene	N.D.	6.78	142.0	141.5	115.0	66.1



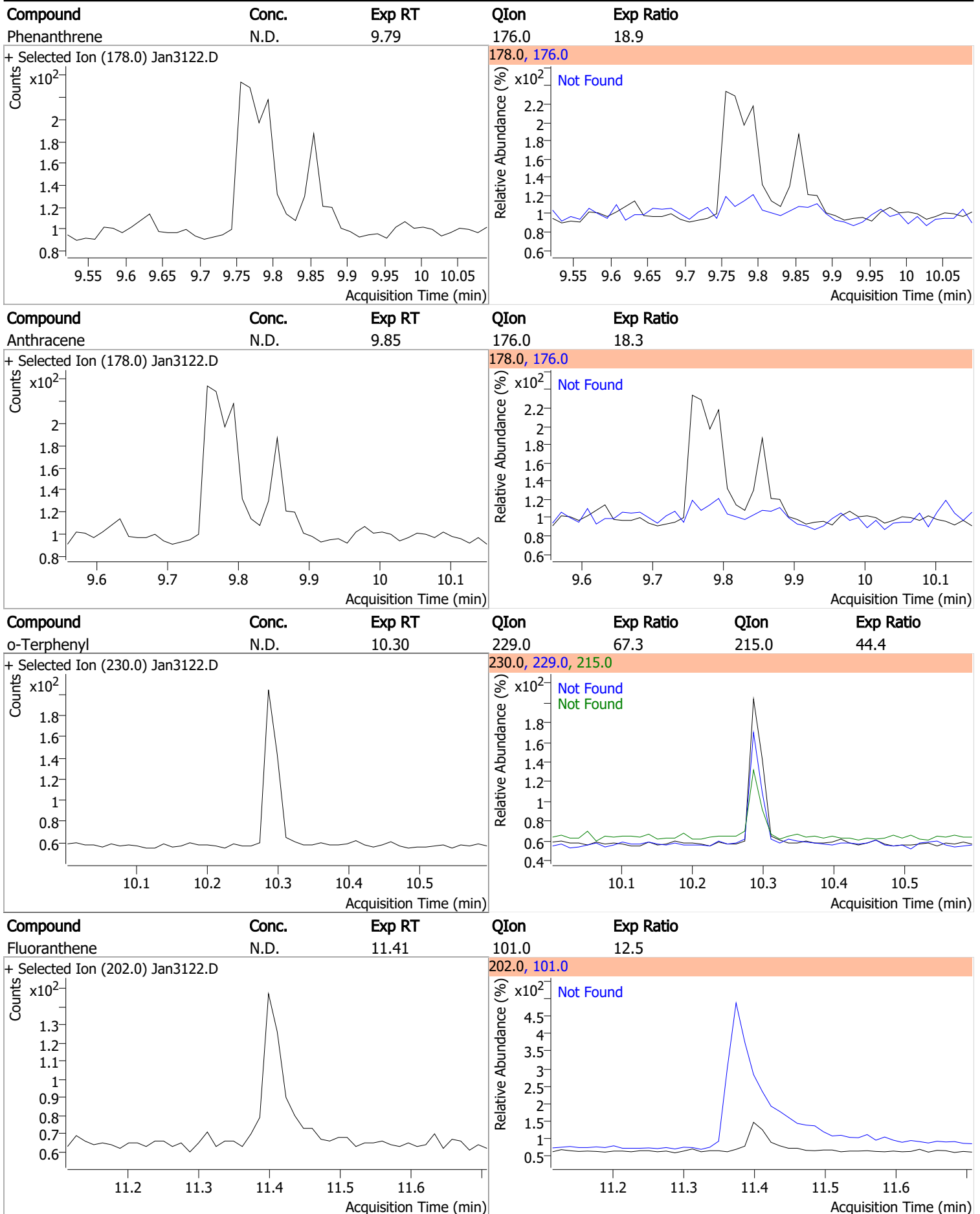
Compound	Conc.	Exp RT	QIon	Exp Ratio	QIon	Exp Ratio
1-Methylnaphthalene	N.D.	6.88	142.0	111.9	115.0	76.3



Quantitation Results Report (QT Reviewed)

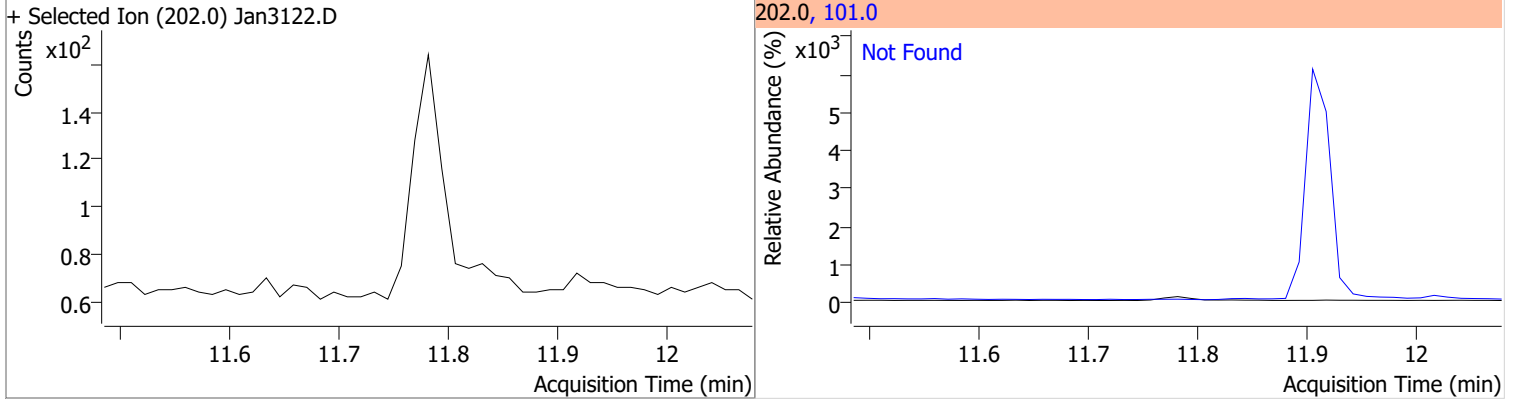


Quantitation Results Report (QT Reviewed)

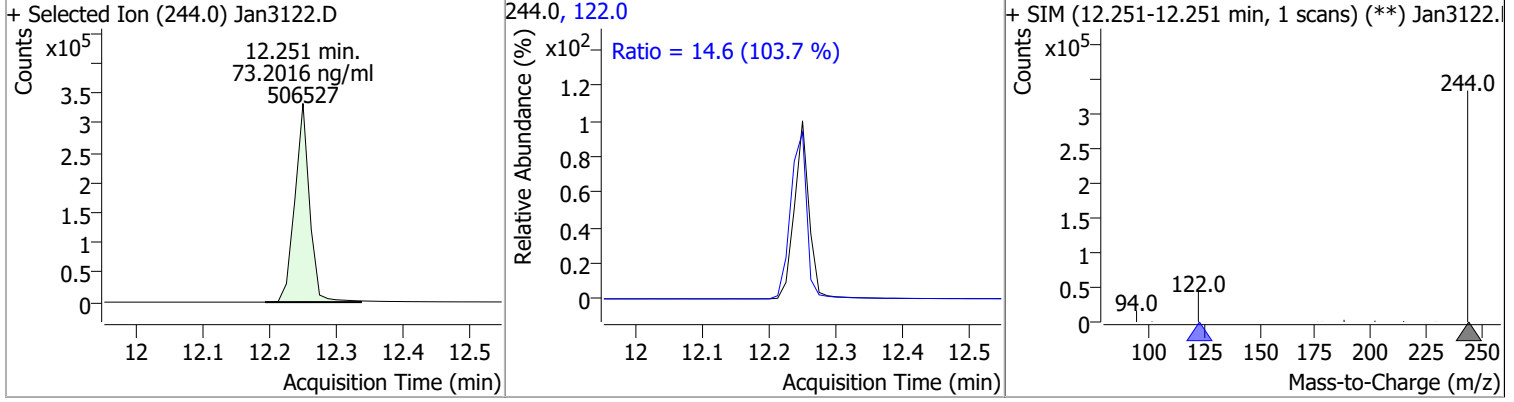


Quantitation Results Report (QT Reviewed)

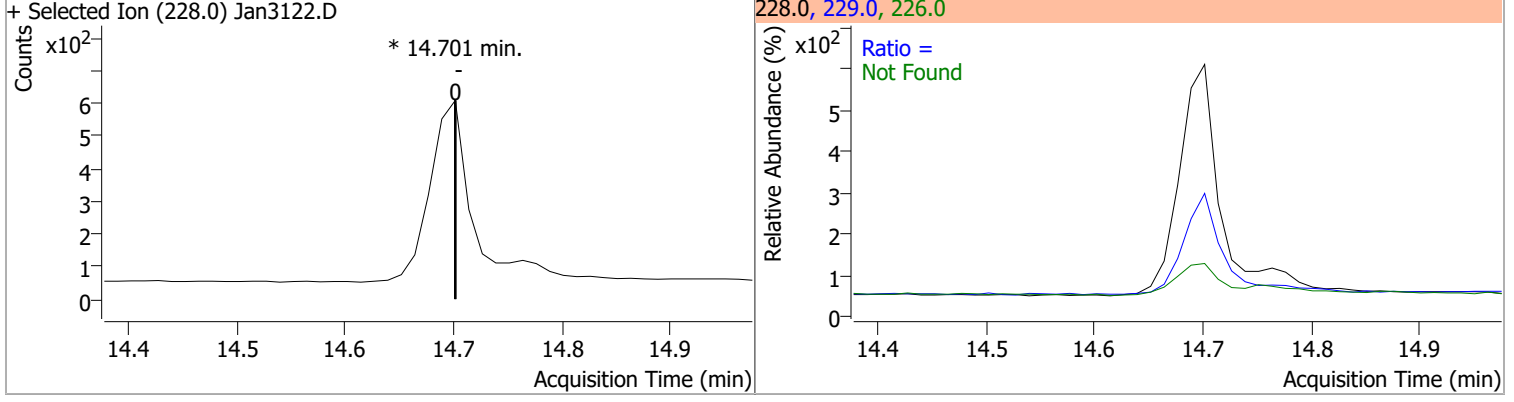
Compound	Conc.	Exp RT	QIon	Exp Ratio
Pyrene	N.D.	11.78	101.0	15.4



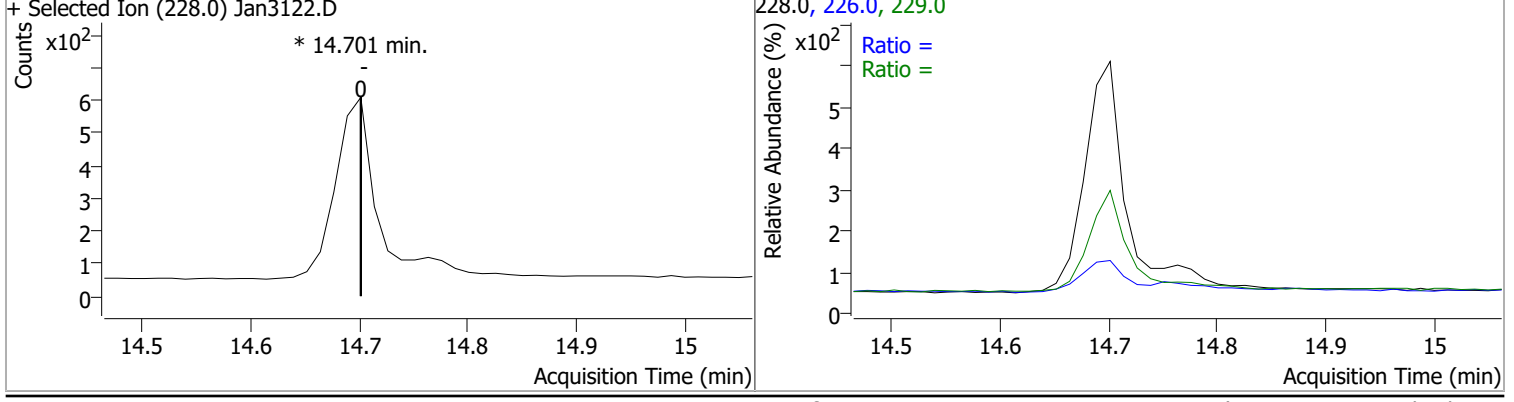
Compound	Conc.	RT	Dev(Min)	Resp.	QIon	QRatio	Lower	Upper
Terphenyl-d14	73.2016	12.25	0.00	506527	122.0	14.6	9.8	18.2



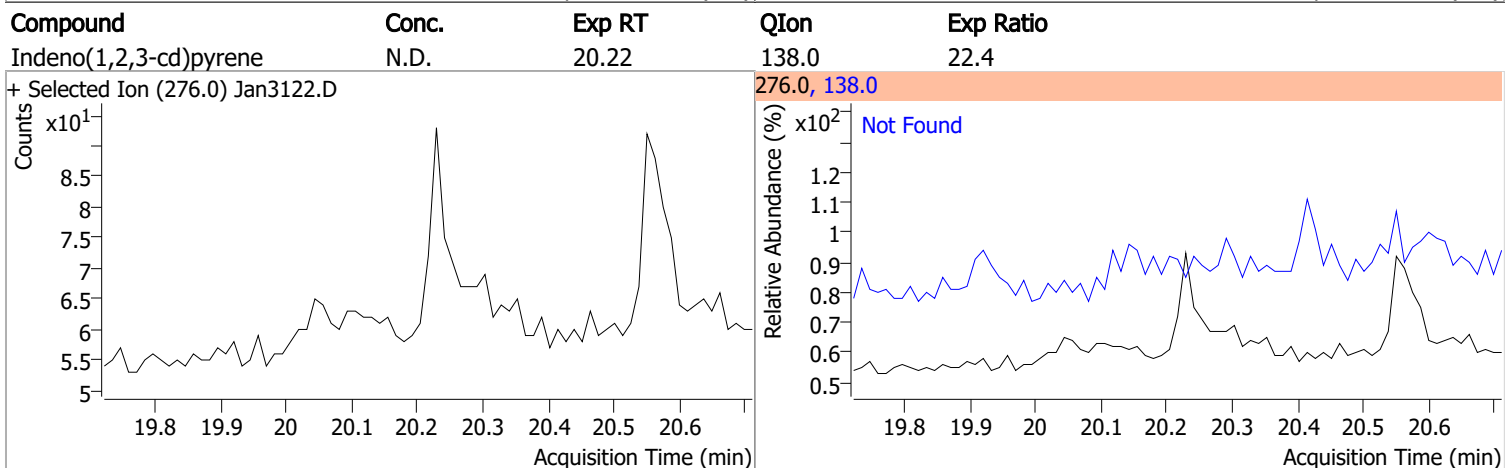
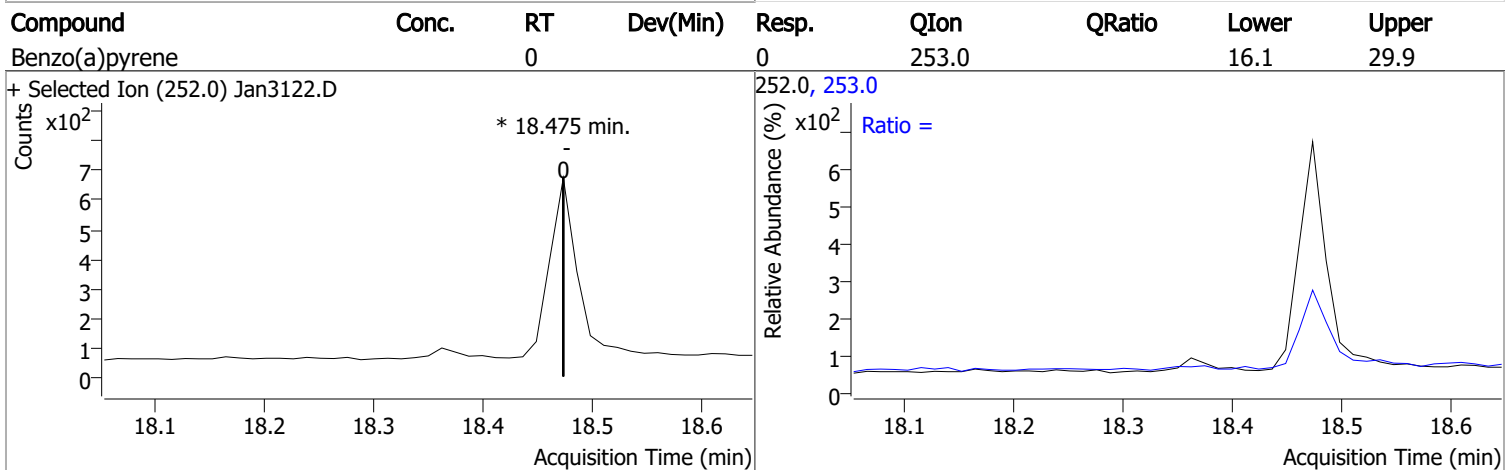
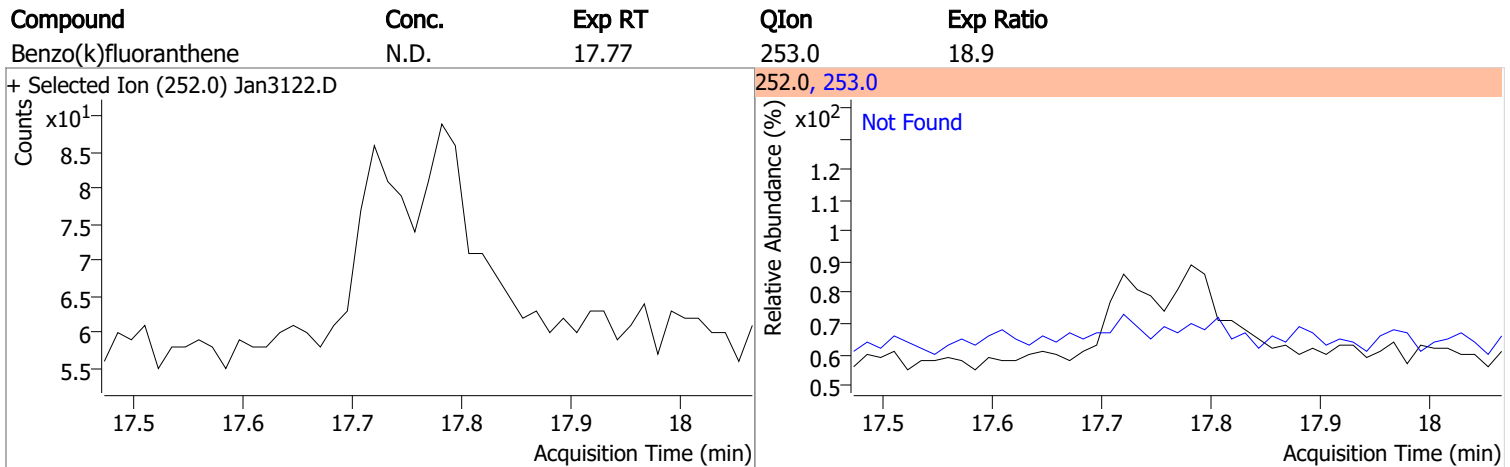
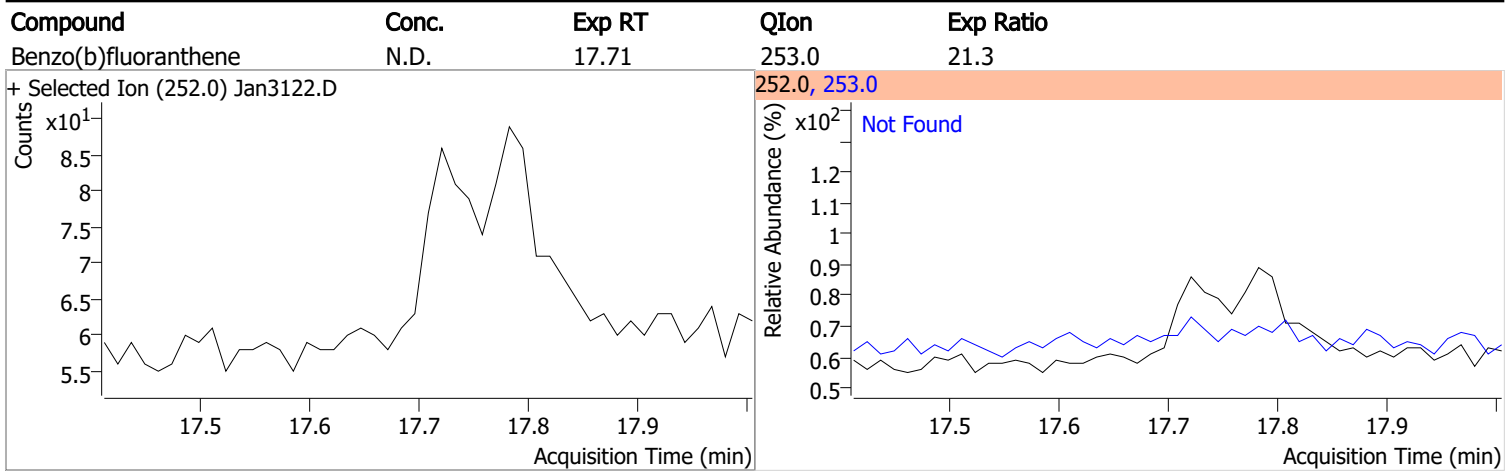
Compound	Conc.	RT	Dev(Min)	Resp.	QIon	QRatio	Lower	Upper
Benzo(a)Anthracene	0	0	0	0	226.0 229.0		19.0 16.0	35.2 29.7



Compound	Conc.	RT	Dev(Min)	Resp.	QIon	QRatio	Lower	Upper
Chrysene	0	0	0	0	226.0 229.0		21.0 14.8	39.1 27.6

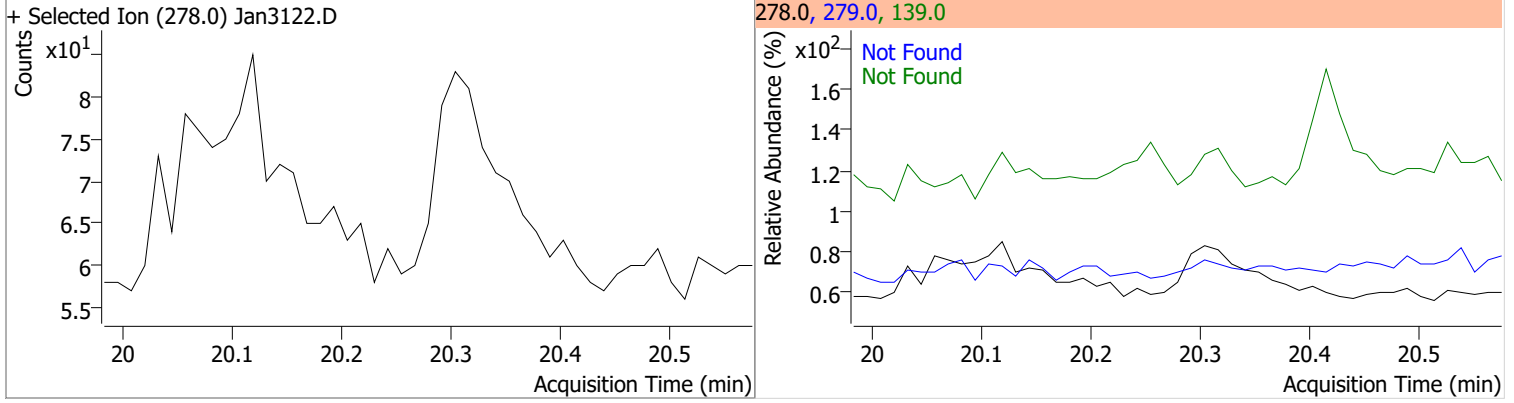


Quantitation Results Report (QT Reviewed)

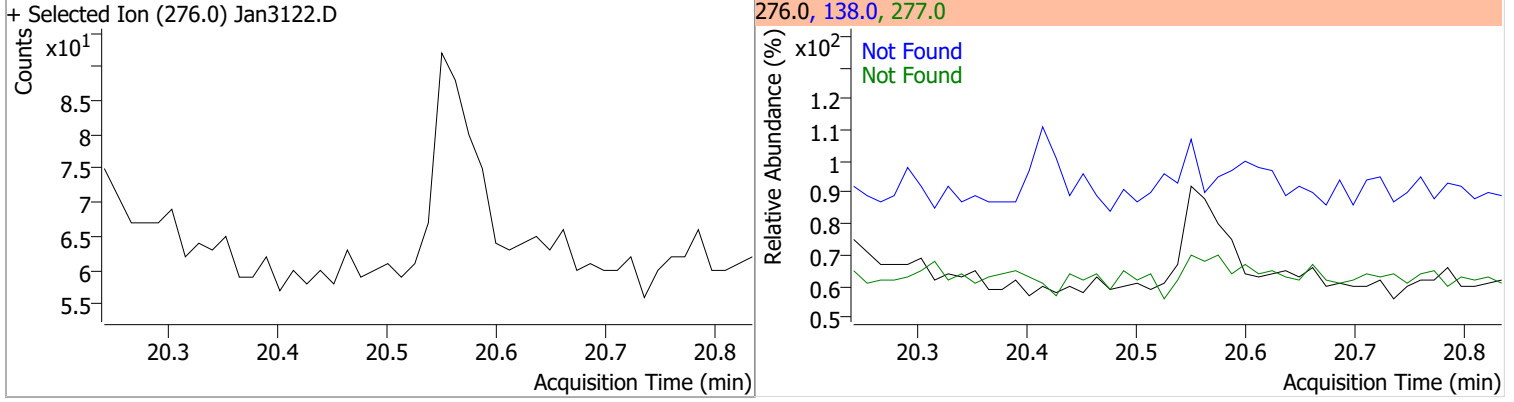


Quantitation Results Report (QT Reviewed)

Compound	Conc.	Exp RT	QIon	Exp Ratio	QIon	Exp Ratio
Dibenzo(a,h)anthracene	N.D.	20.28	279.0	24.9	139.0	17.5



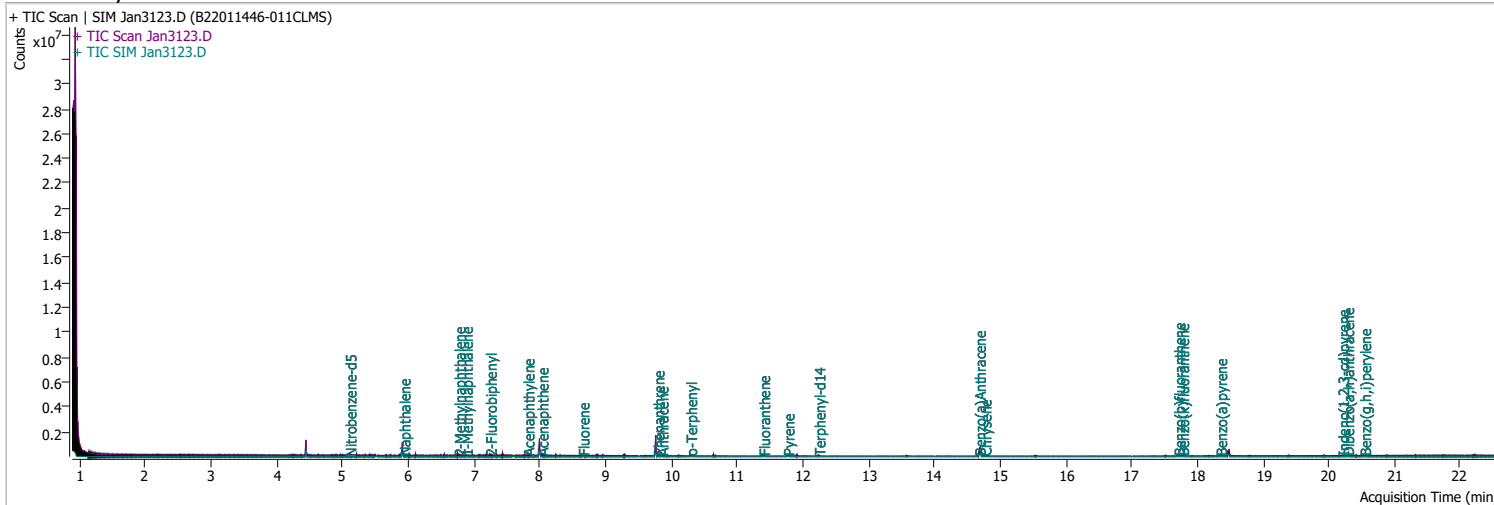
Compound	Conc.	Exp RT	QIon	Exp Ratio	QIon	Exp Ratio
Benzo(g,h,i)perylene	N.D.	20.54	277.0	24.8	138.0	20.5



Quantitation Results Report (QT Reviewed)

Data File	Jan3123.D	Operator	LIMS import
Acq. Method	5975BNASIM	Acq. Date-Time	1/31/2022 11:51:06 PM
Sample Name	B22011446-011CLMS	Instrument	GCMS
Vial	16	Multiplier	1.00
DA Method File	012622 bna SIM 2.batch.bin	Comment	SVOC-8270C-SIM-W-LLPAH
Tune File	dftppjph.u	Tune Date	
Batch Name	013122 bna SIM 2.batch.bin	Last Calib Update	1/27/2022 8:37:26 AM

Ref Library



Compound	RT	QIon	Resp.	Conc.	Units	Dev(Min)
Internal Standards						
M 1,4-Dichlorobenzene-d4	4.447	152.0	140216	40.0000	ng/ml	-0.012
M Naphthalene-d8	5.916	136.0	234442	40.0000	ng/ml	0.000
M Acenaphthene-d10	7.988	164.0	159072	40.0000	ng/ml	-0.013
M Phenanthrene-d10	9.756	188.0	359871	40.0000	ng/ml	-0.012
M Chrysene-d12	14.701	240.0	295212	40.0000	ng/ml	0.000
M Perylene-d12	18.475	264.0	204340	40.0000	ng/ml	0.000
System Monitoring Compounds						
S Nitrobenzene-d5	5.106	82.0	13254	3.9139	ng/ml	-0.013
Spiked Amount: 5.000	Range: 19.0 - 102.0%			Recovery = 78.28%		
S 2-Fluorobiphenyl	7.239	172.0	24464	3.9218	ng/ml	-0.013
Spiked Amount: 5.000	Range: 25.0 - 94.0%			Recovery = 78.44%		
S o-Terphenyl	10.287	230.0	26655	4.9187	ng/ml	-0.012
Spiked Amount: 5.000	Range: 40.0 - 140.0%			Recovery = 98.37%		
S Terphenyl-d14	12.238	244.0	23379	4.7968	ng/ml	-0.012
Spiked Amount: 5.000	Range: 39.0 - 106.0%			Recovery = 95.94%		
Target Compounds						
T Naphthalene	5.928	128.0	17456	2.8972	ng/ml	93
T 2-Methylnaphthalene	6.765	141.0	12609	3.4668	ng/ml	92
T 1-Methylnaphthalene	6.877	141.0	12129	3.2885	ng/ml	90
T Acenaphthylene	7.814	152.0	28415	3.9084	ng/ml	99
T Acenaphthene	8.025	154.0	18267	4.0680	ng/ml	94
T Fluorene	8.648	166.0	24839	4.0411	ng/ml	97
T Phenanthrene	9.793	178.0	41662	4.4511	ng/ml	100
T Anthracene	9.854	178.0	40715	4.8161	ng/ml	100
T Fluoranthene	11.398	202.0	52341	4.7635	ng/ml	91
T Pyrene	11.769	202.0	57185	4.5899	ng/ml	94
T Benzo(a)Anthracene	14.677	228.0	43398	5.1423	ng/ml	98
T Chrysene	14.764	228.0	53610	4.7035	ng/ml	99
T Benzo(b)fluoranthene	17.708	252.0	37490	4.5380	ng/ml	95

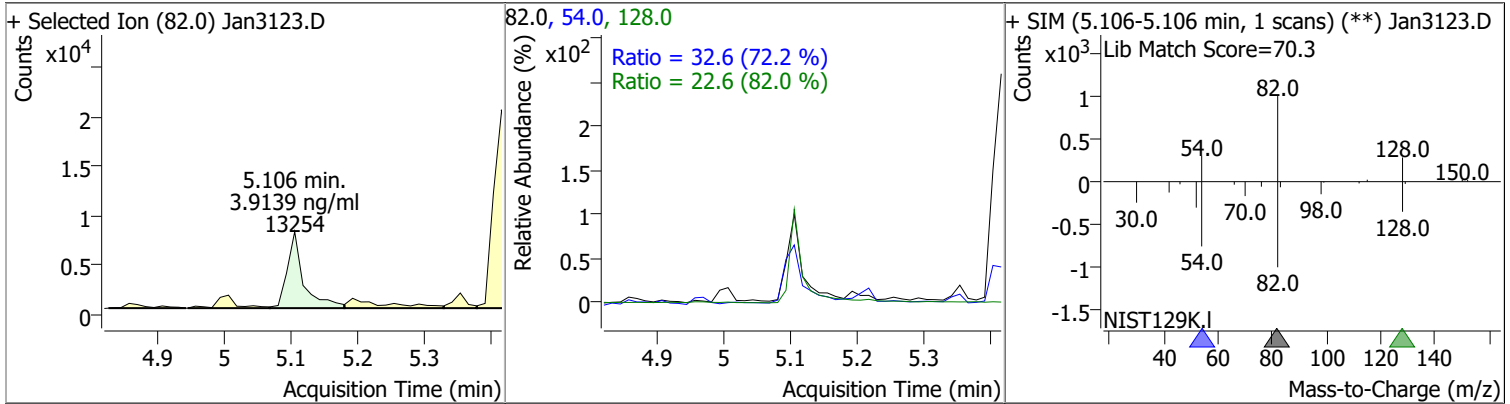
Quantitation Results Report (QT Reviewed)

Compound	RT	QIon	Resp.	Conc.	Units	Dev(Min)
T Benzo(k)fluoranthene	17.770	252.0	41272	4.2608	ng/ml	94
T Benzo(a)pyrene	18.351	252.0	31161	4.5267	ng/ml	100
T Indeno(1,2,3-cd)pyrene	20.204	276.0	30067	4.8557	ng/ml	91
T Dibenzo(a,h)anthracene	20.278	278.0	33697	4.8455	ng/ml	98
T Benzo(g,h,i)perylene	20.538	276.0	41109	4.6667	ng/ml	95

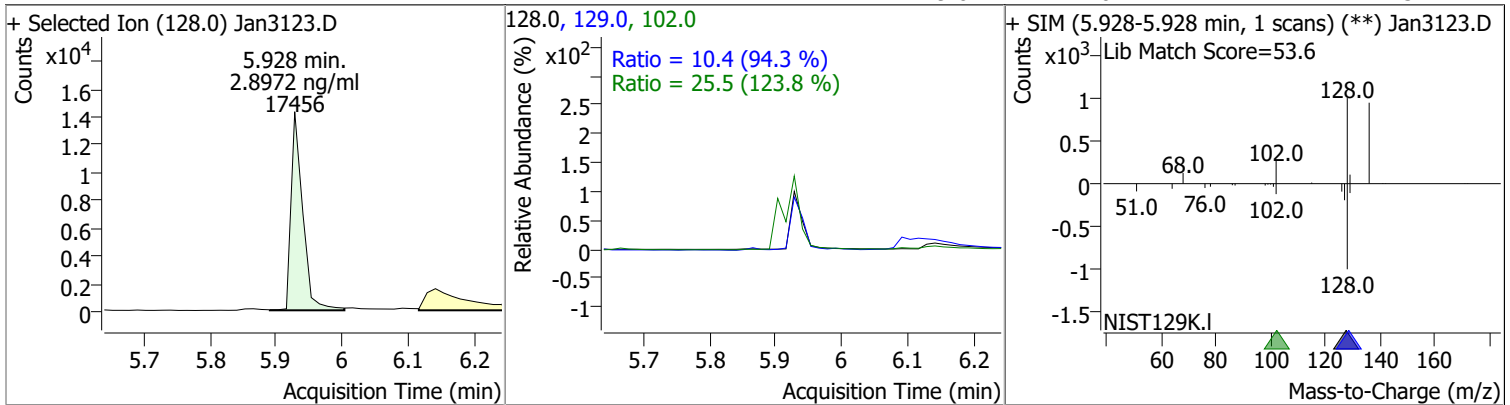
(#) = Qualifier Out of Range; (m) = Manual Integration; (+) = Area Summed; (*) = Surrogate Percent Recovery Out of Range; (d): Zeroed Peak

Quantitation Results Report (QT Reviewed)

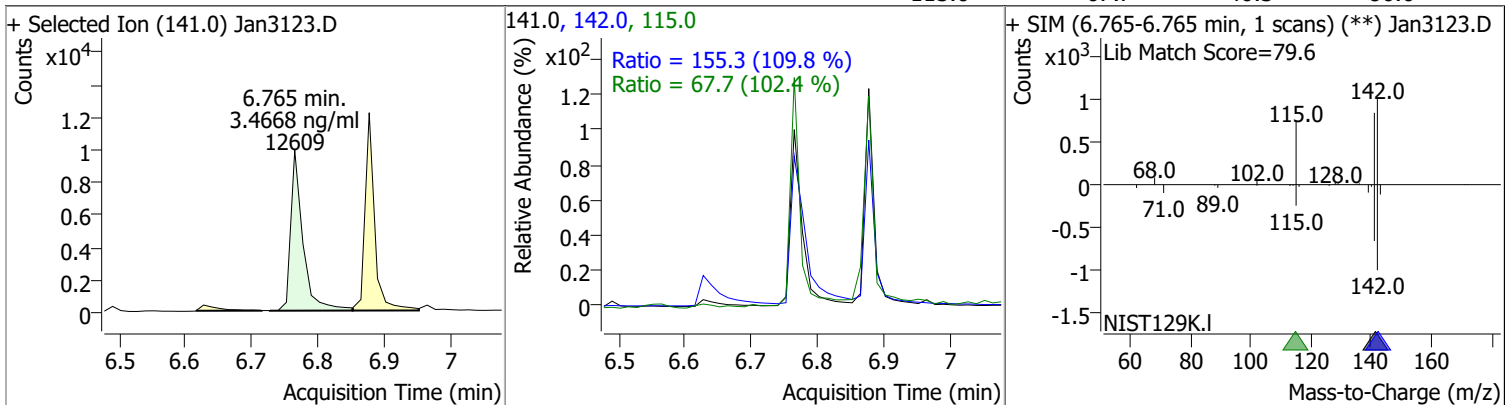
Compound	Conc.	RT	Dev(Min)	Resp.	QIon	QRatio	Lower	Upper
Nitrobenzene-d5	3.9139	5.11	-0.01	13254	54.0	32.6	31.6	58.8
					128.0	22.6	19.3	35.9



Compound	Conc.	RT	Dev(Min)	Resp.	QIon	QRatio	Lower	Upper
Naphthalene	2.8972	5.93	-0.01	17456	102.0	25.5	0.0	61.8
					129.0	10.4	7.7	14.3

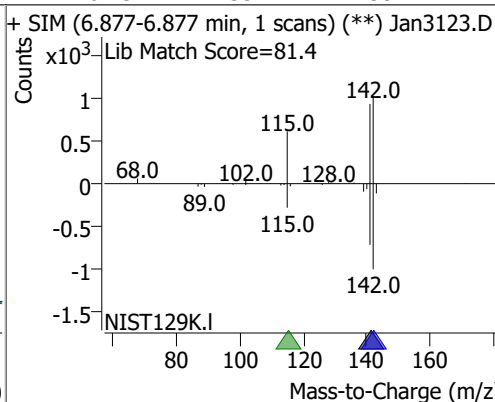
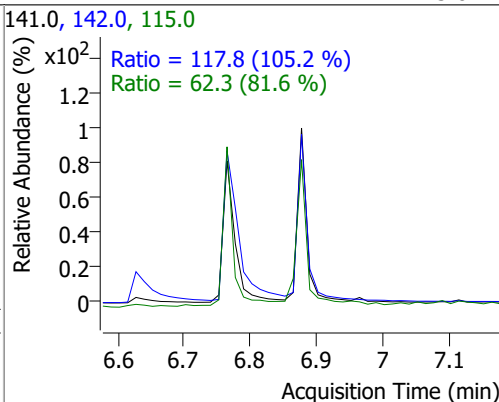
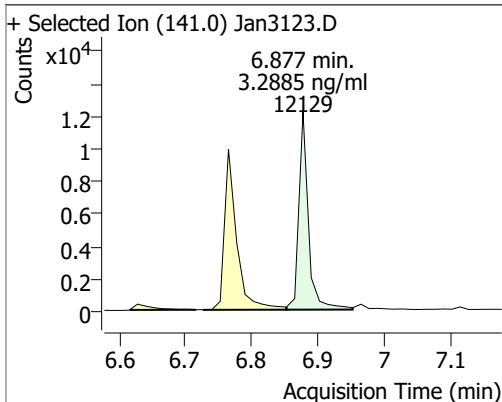


Compound	Conc.	RT	Dev(Min)	Resp.	QIon	QRatio	Lower	Upper
2-Methylnaphthalene	3.4668	6.76	-0.01	12609	142.0	155.3	99.1	184.0
					115.0	67.7	46.3	86.0

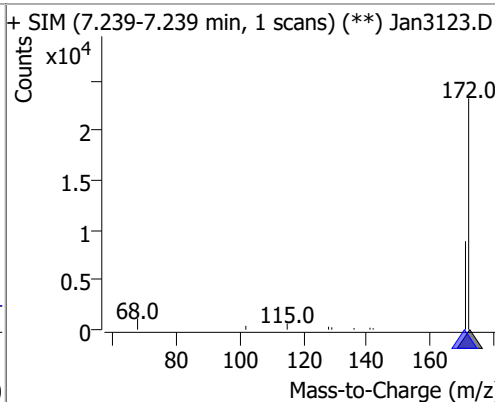
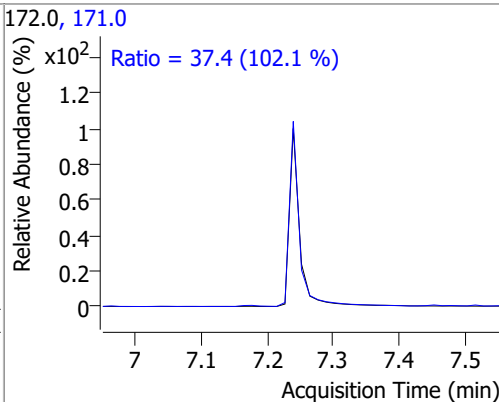
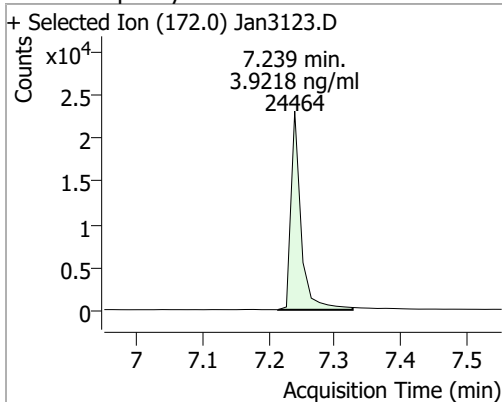


Quantitation Results Report (QT Reviewed)

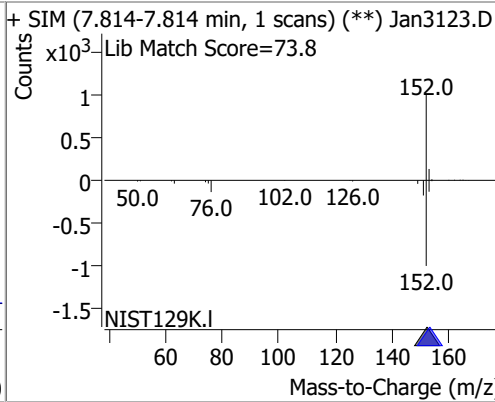
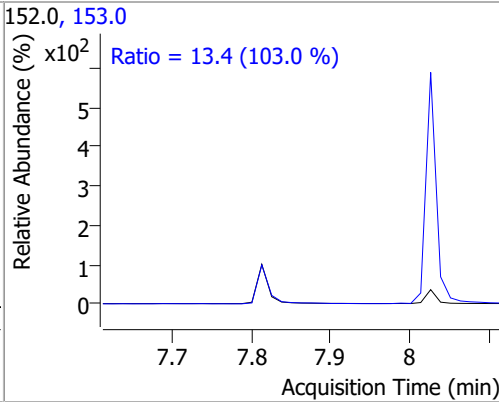
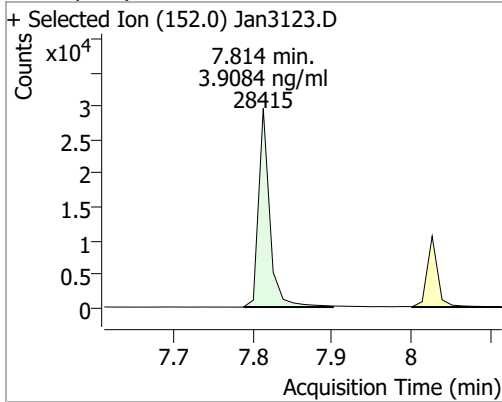
Compound	Conc.	RT	Dev(Min)	Resp.	QIon	QRatio	Lower	Upper
1-Methylnaphthalene	3.2885	6.88	0.00	12129	142.0	117.8	78.3	145.5
					115.0	62.3	53.4	99.2



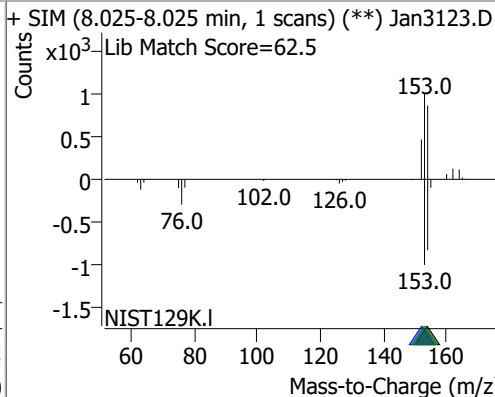
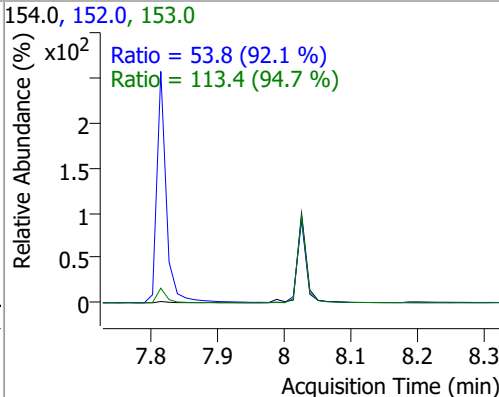
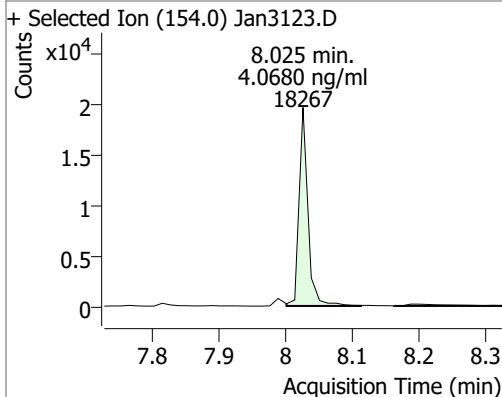
Compound	Conc.	RT	Dev(Min)	Resp.	QIon	QRatio	Lower	Upper
2-Fluorobiphenyl	3.9218	7.24	-0.01	24464	171.0	37.4	25.6	47.6



Compound	Conc.	RT	Dev(Min)	Resp.	QIon	QRatio	Lower	Upper
Acenaphthylene	3.9084	7.81	0.00	28415	153.0	13.4	9.1	17.0

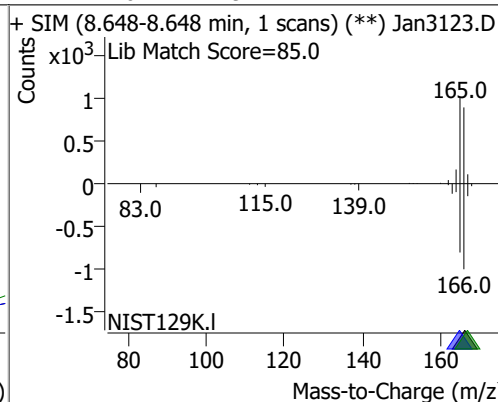
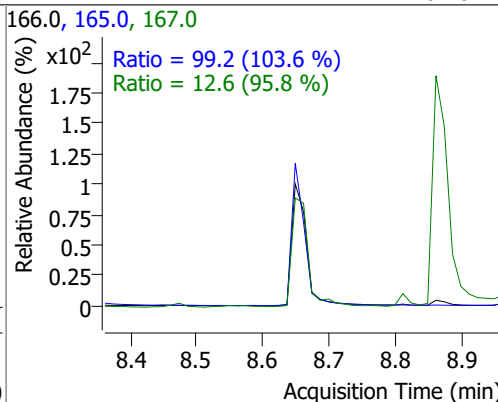
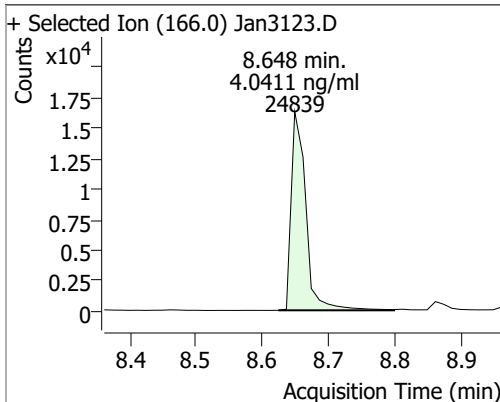


Compound	Conc.	RT	Dev(Min)	Resp.	QIon	QRatio	Lower	Upper
Acenaphthene	4.0680	8.03	0.00	18267	153.0	113.4	83.9	155.8
					152.0	53.8	40.9	76.0

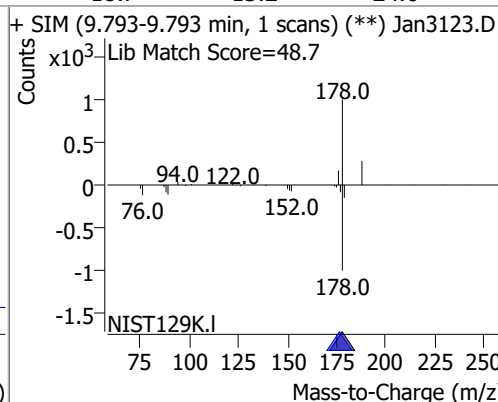
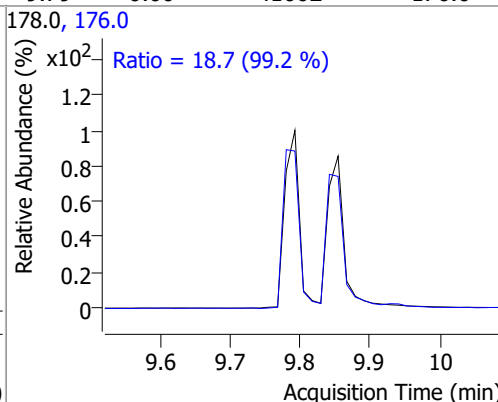
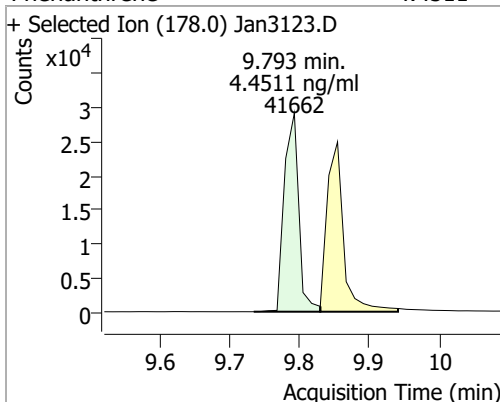


Quantitation Results Report (QT Reviewed)

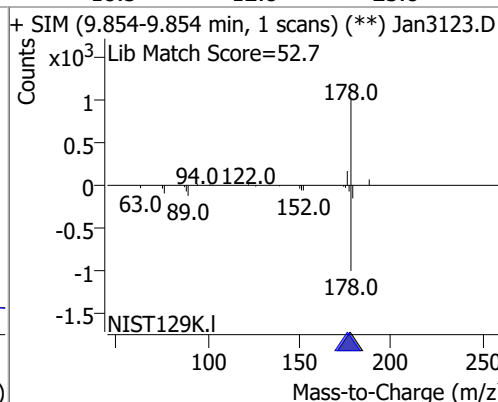
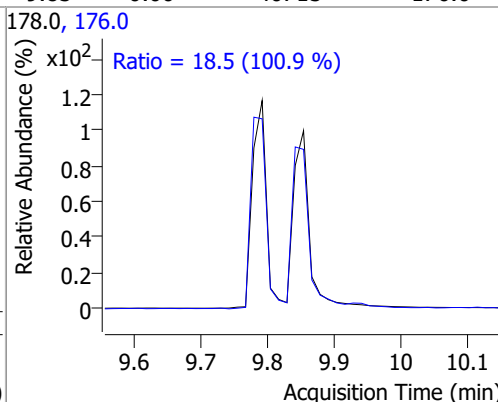
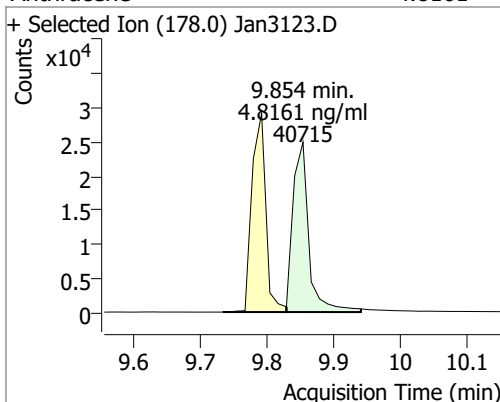
Compound	Conc.	RT	Dev(Min)	Resp.	QIon	QRatio	Lower	Upper
Fluorene	4.0411	8.65	-0.01	24839	165.0	99.2	67.0	124.5
					167.0	12.6	9.2	17.1



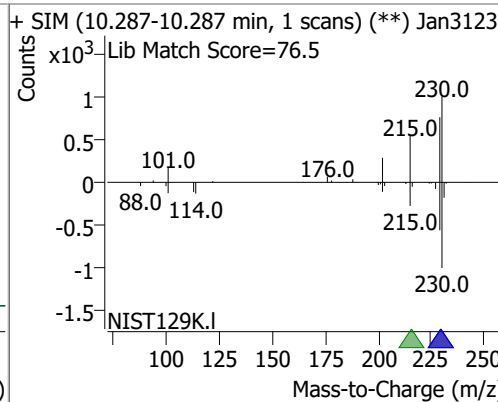
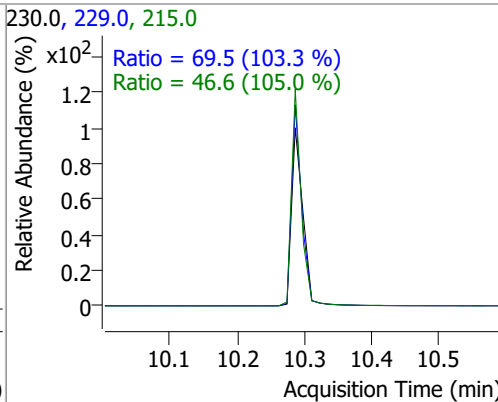
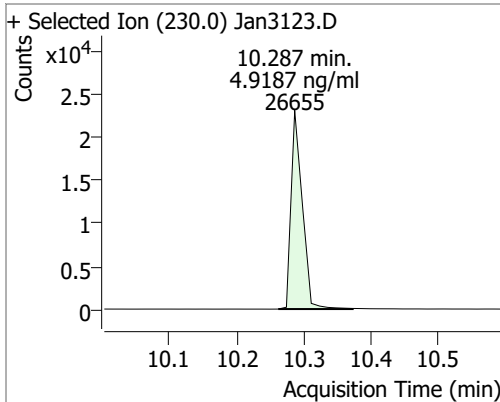
Compound	Conc.	RT	Dev(Min)	Resp.	QIon	QRatio	Lower	Upper
Phenanthrene	4.4511	9.79	0.00	41662	176.0	18.7	13.2	24.6



Compound	Conc.	RT	Dev(Min)	Resp.	QIon	QRatio	Lower	Upper
Anthracene	4.8161	9.85	0.00	40715	176.0	18.5	12.8	23.8

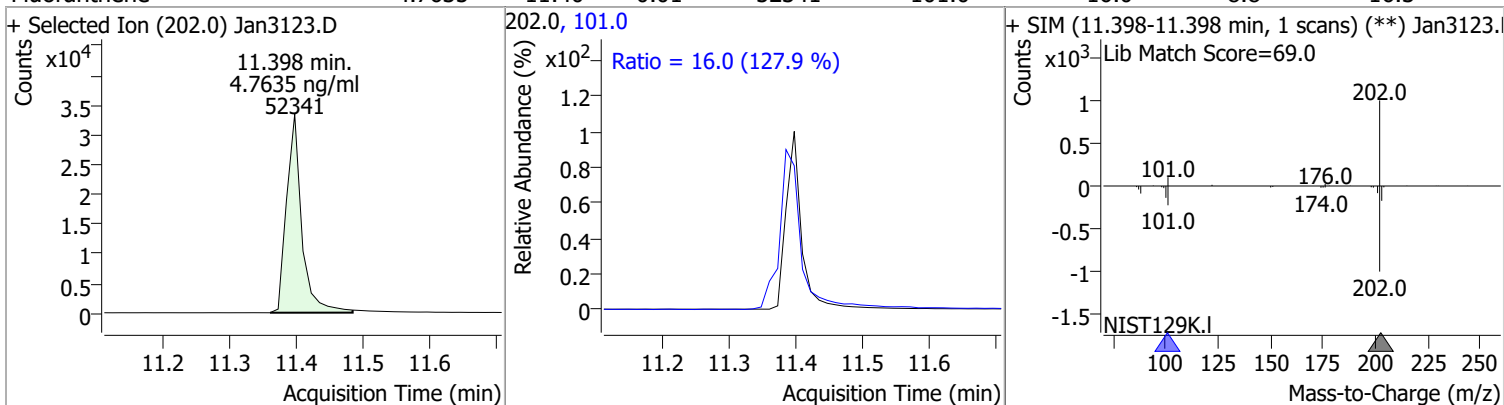


Compound	Conc.	RT	Dev(Min)	Resp.	QIon	QRatio	Lower	Upper
o-Terphenyl	4.9187	10.29	-0.01	26655	229.0	69.5	47.1	87.5
					215.0	46.6	31.1	57.7

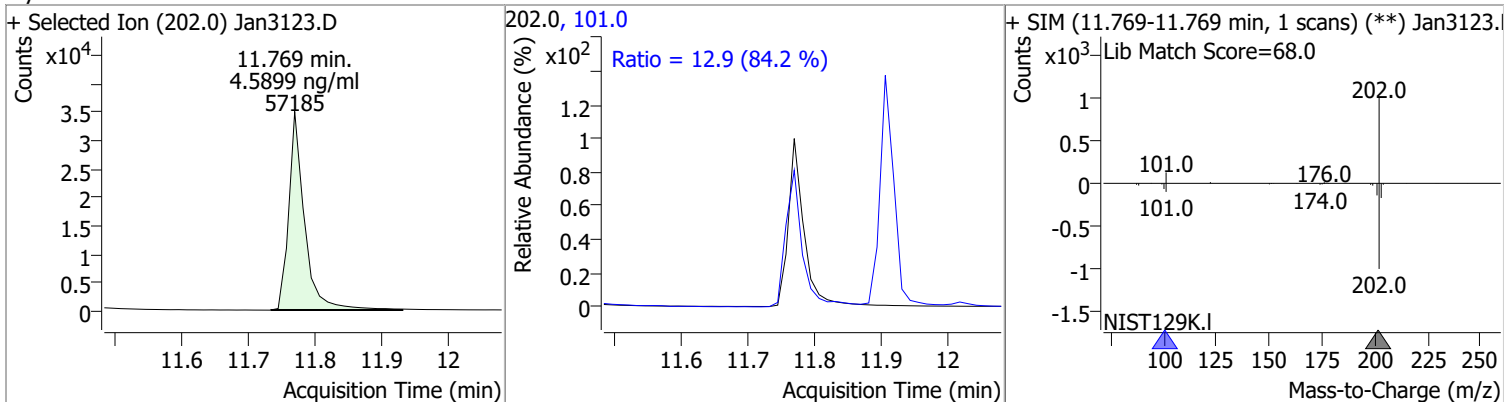


Quantitation Results Report (QT Reviewed)

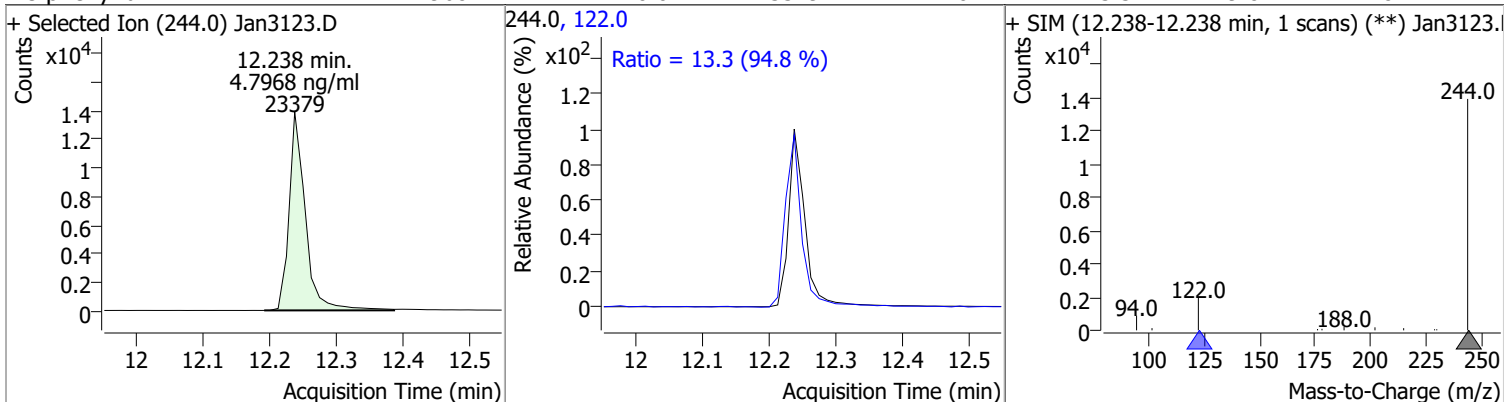
Compound	Conc.	RT	Dev(Min)	Resp.	QIon	QRatio	Lower	Upper
Fluoranthene	4.7635	11.40	-0.01	52341	101.0	16.0	8.8	16.3



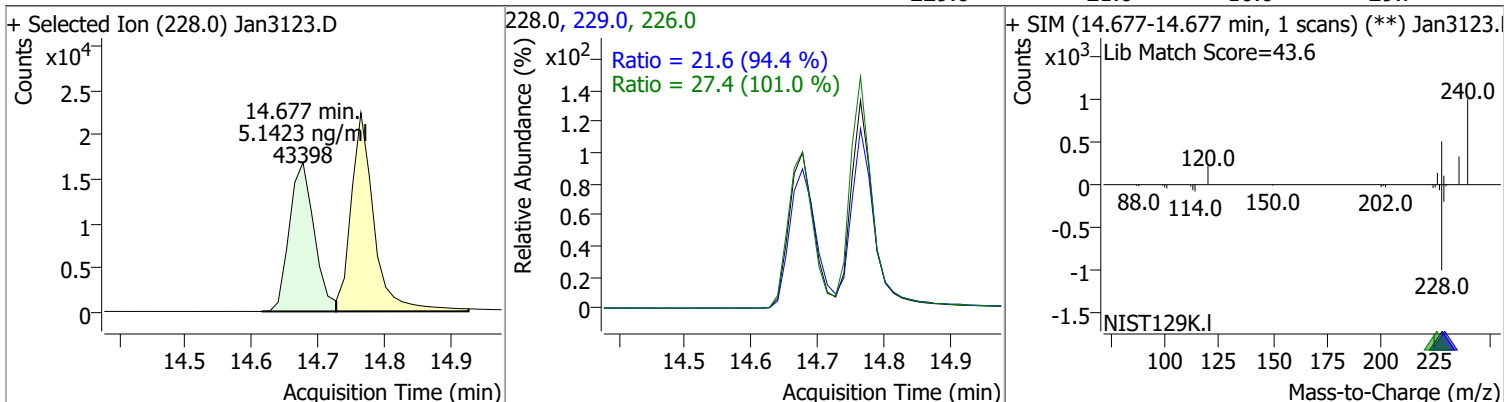
Compound	Conc.	RT	Dev(Min)	Resp.	QIon	QRatio	Lower	Upper
Pyrene	4.5899	11.77	-0.01	57185	101.0	12.9	10.8	20.0



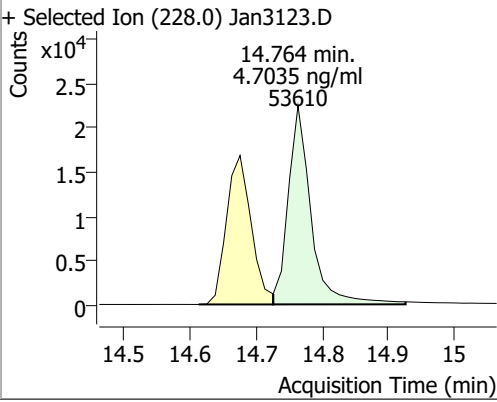
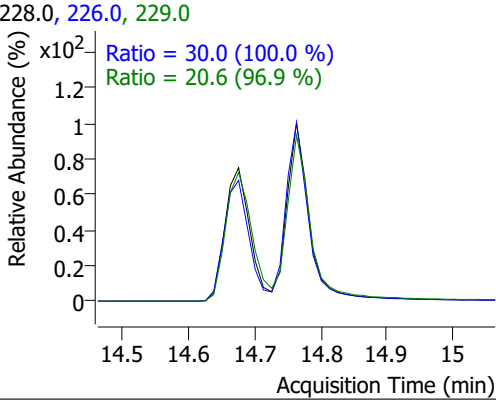
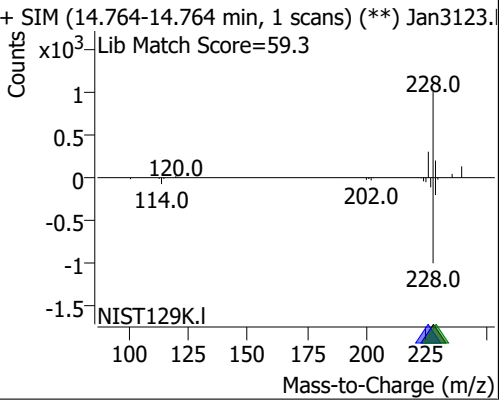
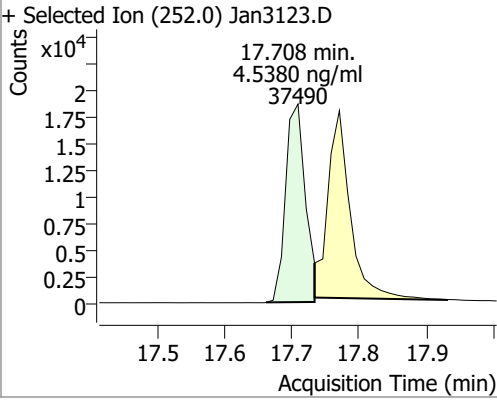
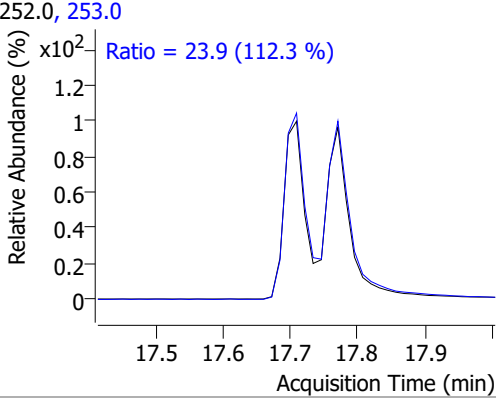
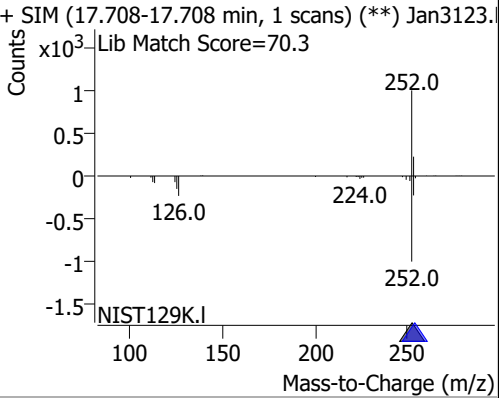
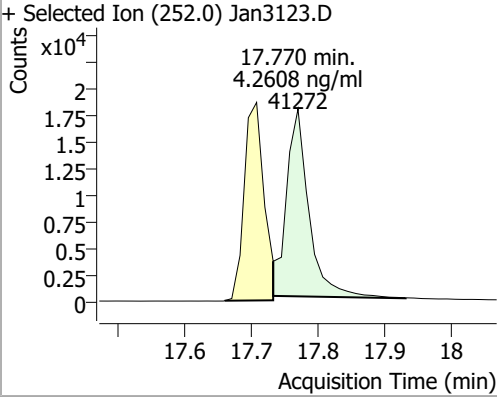
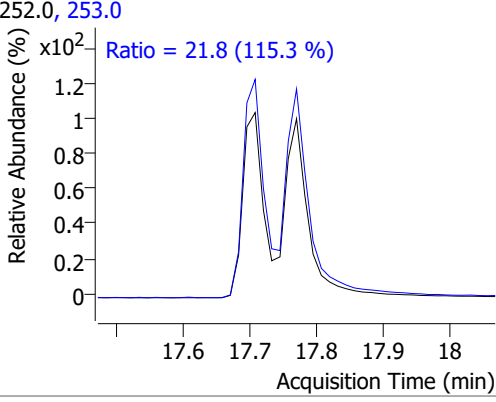
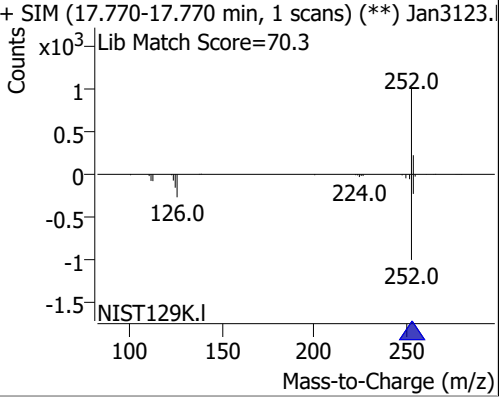
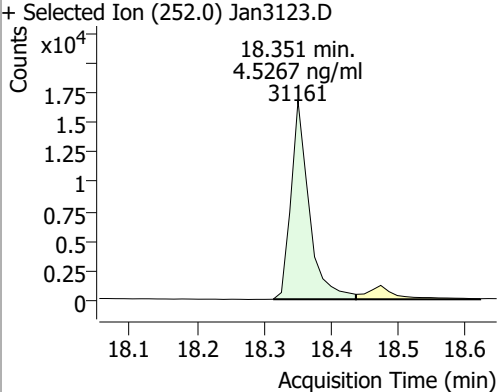
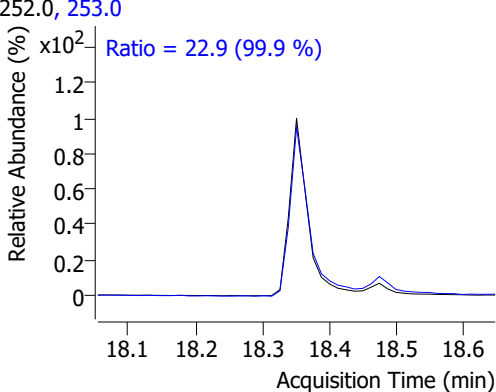
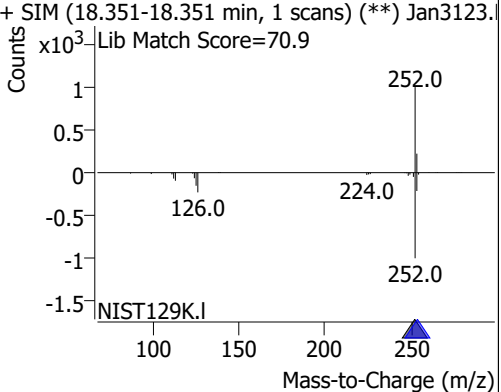
Compound	Conc.	RT	Dev(Min)	Resp.	QIon	QRatio	Lower	Upper
Terphenyl-d14	4.7968	12.24	-0.01	23379	122.0	13.3	9.8	18.2



Compound	Conc.	RT	Dev(Min)	Resp.	QIon	QRatio	Lower	Upper
Benzo(a)Anthracene	5.1423	14.68	0.00	43398	226.0	27.4	19.0	35.2
					229.0	21.6	16.0	29.7



Quantitation Results Report (QT Reviewed)

Compound	Conc.	RT	Dev(Min)	Resp.	QIon	QRatio	Lower	Upper
Chrysene	4.7035	14.76	0.00	53610	226.0 229.0	30.0 20.6	21.0 14.8	39.1 27.6
+ Selected Ion (228.0) Jan3123.D 			228.0, 226.0, 229.0 			+ SIM (14.764-14.764 min, 1 scans) (**) Jan3123.D Lib Match Score=59.3 		
Benzo(b)fluoranthene	4.5380	17.71	0.00	37490	253.0	23.9	14.9	27.7
+ Selected Ion (252.0) Jan3123.D 			252.0, 253.0 			+ SIM (17.708-17.708 min, 1 scans) (**) Jan3123.D Lib Match Score=70.3 		
Benzo(k)fluoranthene	4.2608	17.77	0.00	41272	253.0	21.8	13.2	24.6
+ Selected Ion (252.0) Jan3123.D 			252.0, 253.0 			+ SIM (17.770-17.770 min, 1 scans) (**) Jan3123.D Lib Match Score=70.3 		
Benzo(a)pyrene	4.5267	18.35	0.00	31161	253.0	22.9	16.1	29.9
+ Selected Ion (252.0) Jan3123.D 			252.0, 253.0 			+ SIM (18.351-18.351 min, 1 scans) (**) Jan3123.D Lib Match Score=70.9 		

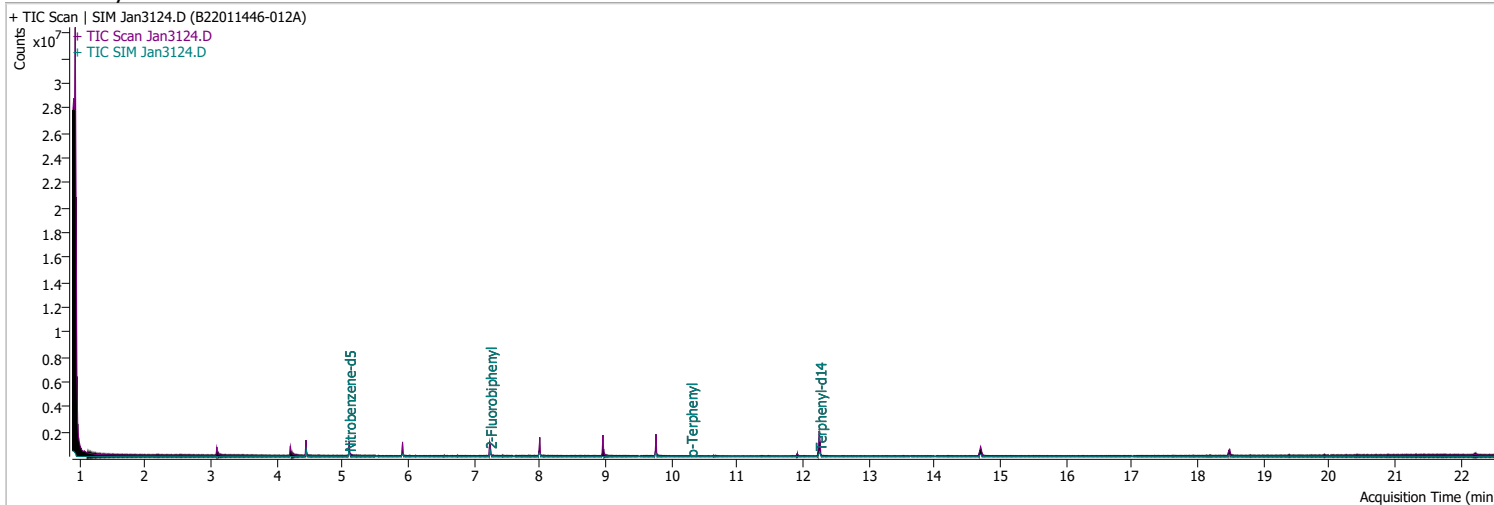
Quantitation Results Report (QT Reviewed)

Compound	Conc.	RT	Dev(Min)	Resp.	QIon	QRatio	Lower	Upper
Indeno(1,2,3-cd)pyrene	4.8557	20.20	-0.01	30067	138.0	17.9	15.7	29.1
+ Selected Ion (276.0) Jan3123.D			276.0, 138.0			+ SIM (20.204-20.204 min, 1 scans) (**) Jan3123.D		
Dibenzo(a,h)anthracene	4.8455	20.28	0.00	33697	279.0	25.4	17.4	32.3
+ Selected Ion (278.0) Jan3123.D			278.0, 279.0, 139.0			+ SIM (20.278-20.278 min, 1 scans) (**) Jan3123.D		
Benzo(g,h,i)perylene	4.6667	20.54	0.00	41109	277.0	23.2	17.3	32.2
+ Selected Ion (276.0) Jan3123.D			276.0, 138.0, 277.0			+ SIM (20.538-20.538 min, 1 scans) (**) Jan3123.D		

Quantitation Results Report (QT Reviewed)

Data File	Jan3124.D	Operator	LIMS import
Acq. Method	5975BNASIM	Acq. Date-Time	2/1/2022 12:23:31 AM
Sample Name	B22011446-012A	Instrument	GCMS
Vial	17	Multiplier	1.00
DA Method File	012622 bna SIM 2.batch.bin	Comment	SVOC-8270C-SIM-W-LLPAH
Tune File	dftppjph.u	Tune Date	
Batch Name	013122 bna SIM 2.batch.bin	Last Calib Update	1/27/2022 8:37:26 AM

Ref Library



Compound	RT	QIon	Resp.	Conc.	Units	Dev(Min)	
Internal Standards							
M 1,4-Dichlorobenzene-d4	4.447	152.0	147717	40.0000	ng/ml	-0.013	
M Naphthalene-d8	5.916	136.0	249571	40.0000	ng/ml	0.000	
M Acenaphthene-d10	7.988	164.0	166357	40.0000	ng/ml	-0.013	
M Phenanthrene-d10	9.755	188.0	388058	40.0000	ng/ml	-0.013	
M Chrysene-d12	14.701	240.0	305712	40.0000	ng/ml	0.000	
M Perylene-d12	18.474	264.0	204907	40.0000	ng/ml	0.000	
System Monitoring Compounds							
S Nitrobenzene-d5	5.093	82.0	329152	39.4037	ng/ml	-0.025	
Spiked Amount: 5.000	Range: 19.0 - 102.0%			Recovery = 788.07%		*	
S 2-Fluorobiphenyl	7.239	172.0	433024	57.6395	ng/ml	-0.013	
Spiked Amount: 5.000	Range: 25.0 - 94.0%			Recovery = 1152.79%		*	
S o-Terphenyl	10.287	230.0	3115	0.4987	ng/ml	-0.013	
Spiked Amount: 5.000	Range: 40.0 - 140.0%			Recovery = 9.97%		*	
S Terphenyl-d14	12.250	244.0	532743	72.0093	ng/ml	0.000	
Spiked Amount: 5.000	Range: 39.0 - 106.0%			Recovery = 1440.19%		*	
Target Compounds							
T Naphthalene	0.000		0	N.D.			QValue
T 2-Methylnaphthalene	0.000		0	N.D.			
T 1-Methylnaphthalene	0.000		0	N.D.			
T Acenaphthylene	0.000		0	N.D.			
T Acenaphthene	8.025	154.0	0		ng/ml	md	1
T Fluorene	8.960	166.0	0		ng/ml	md	1
T Phenanthrene	0.000		0	N.D.			
T Anthracene	0.000		0	N.D.			
T Fluoranthene	0.000		0	N.D.			
T Pyrene	0.000		0	N.D.			
T Benzo(a)Anthracene	14.701	228.0	0		ng/ml	md	1
T Chrysene	14.764	228.0	0		ng/ml	md	1
T Benzo(b)fluoranthene	0.000		0	N.D.			

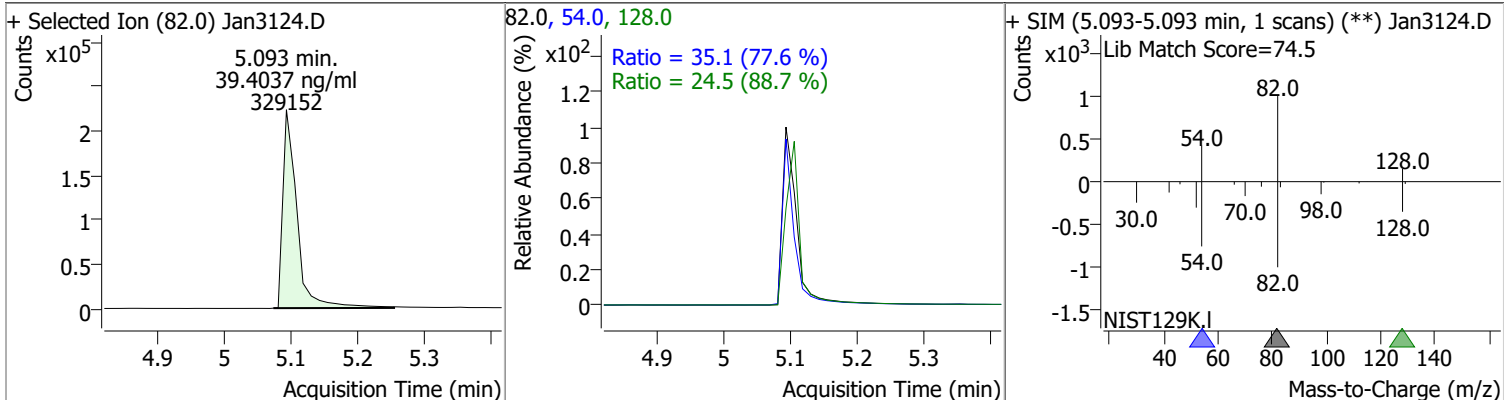
Quantitation Results Report (QT Reviewed)

Compound	RT	QIon	Resp.	Conc.	Units	Dev(Min)
T Benzo(k)fluoranthene	0.000		0	N.D.		
T Benzo(a)pyrene	18.363	252.0	0		ng/ml	md 1
T Indeno(1,2,3-cd)pyrene	0.000		0	N.D.		
T Dibenzo(a,h)anthracene	0.000		0	N.D.		
T Benzo(g,h,i)perylene	0.000		0	N.D.		

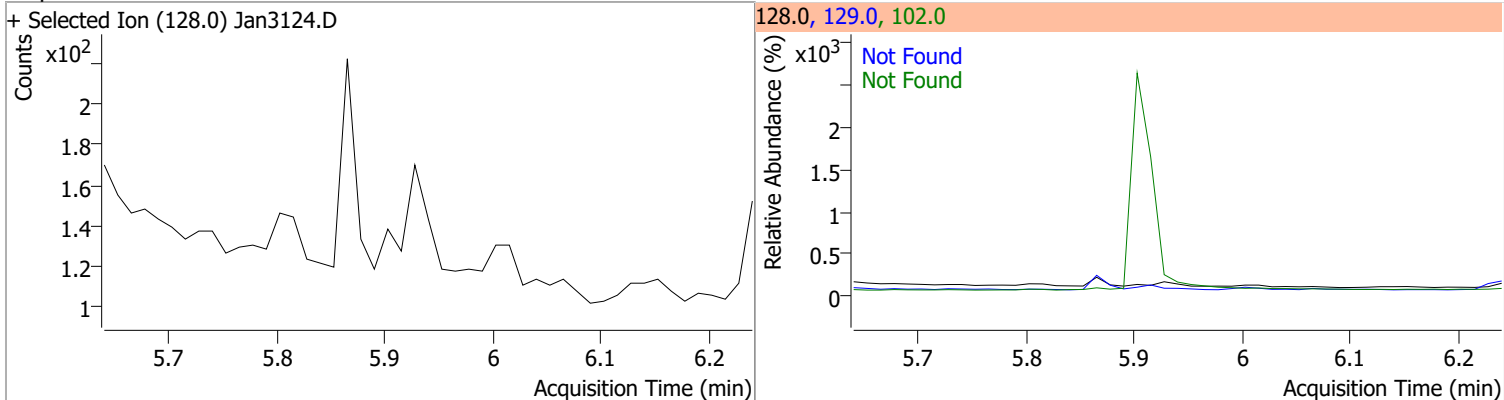
(#) = Qualifier Out of Range; (m) = Manual Integration; (+) = Area Summed; (*) = Surrogate Percent Recovery Out of Range; (d): Zeroed Peak

Quantitation Results Report (QT Reviewed)

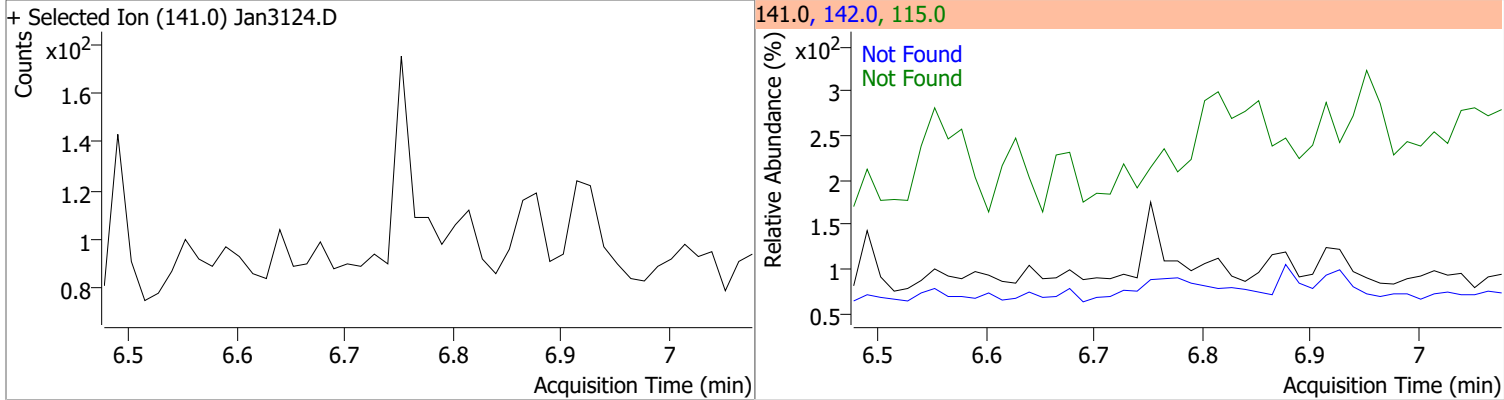
Compound	Conc.	RT	Dev(Min)	Resp.	QIon	QRatio	Lower	Upper
Nitrobenzene-d5	39.4037	5.09	-0.03	329152	54.0	35.1	31.6	58.8
					128.0	24.5	19.3	35.9



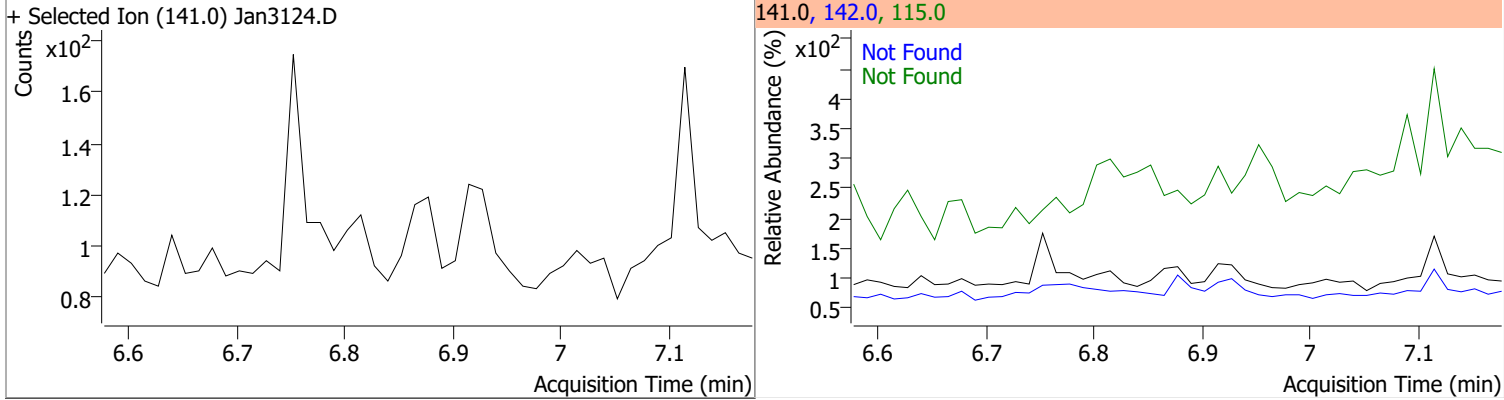
Compound	Conc.	Exp RT	QIon	Exp Ratio	QIon	Exp Ratio
Naphthalene	N.D.	5.94	102.0	20.6	129.0	11.0



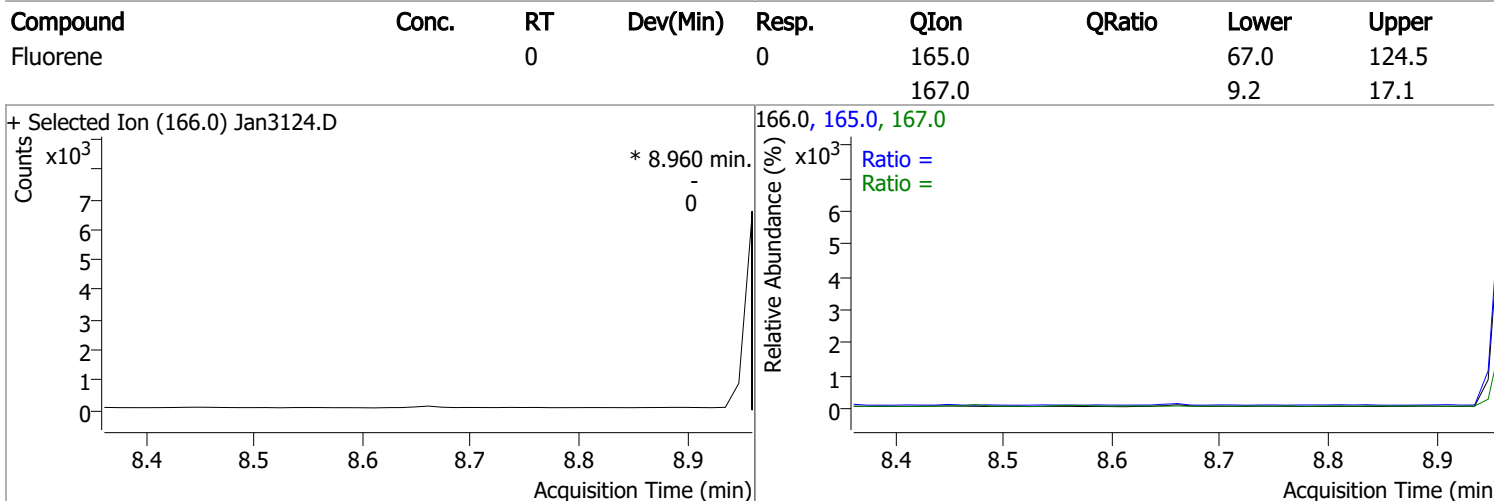
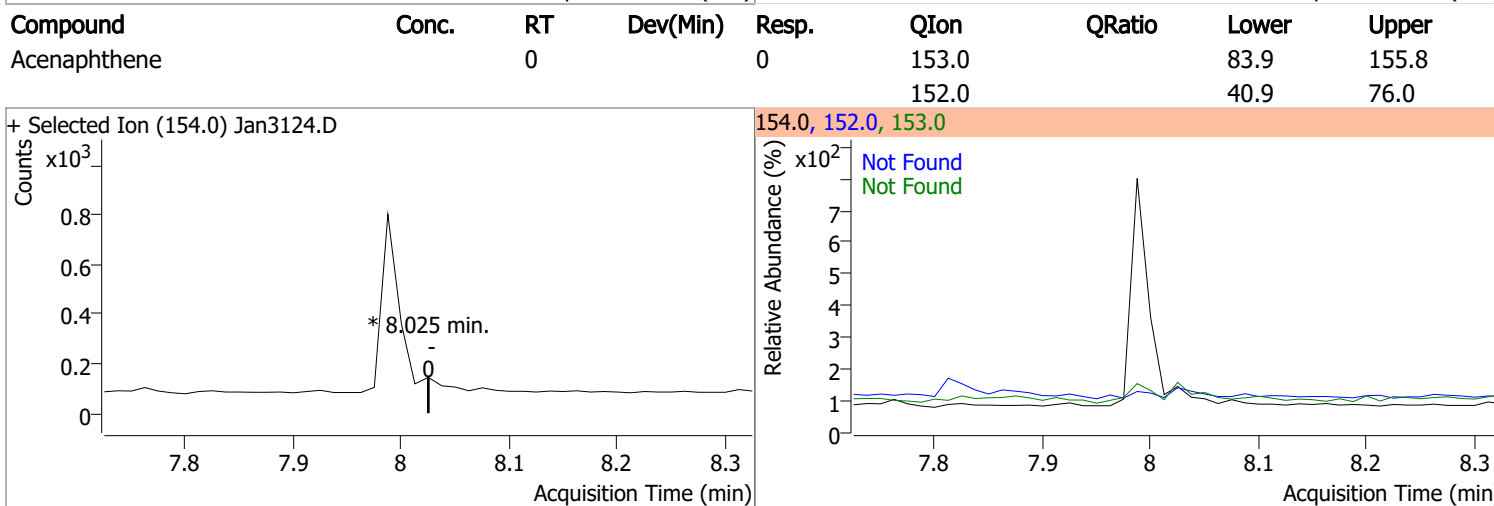
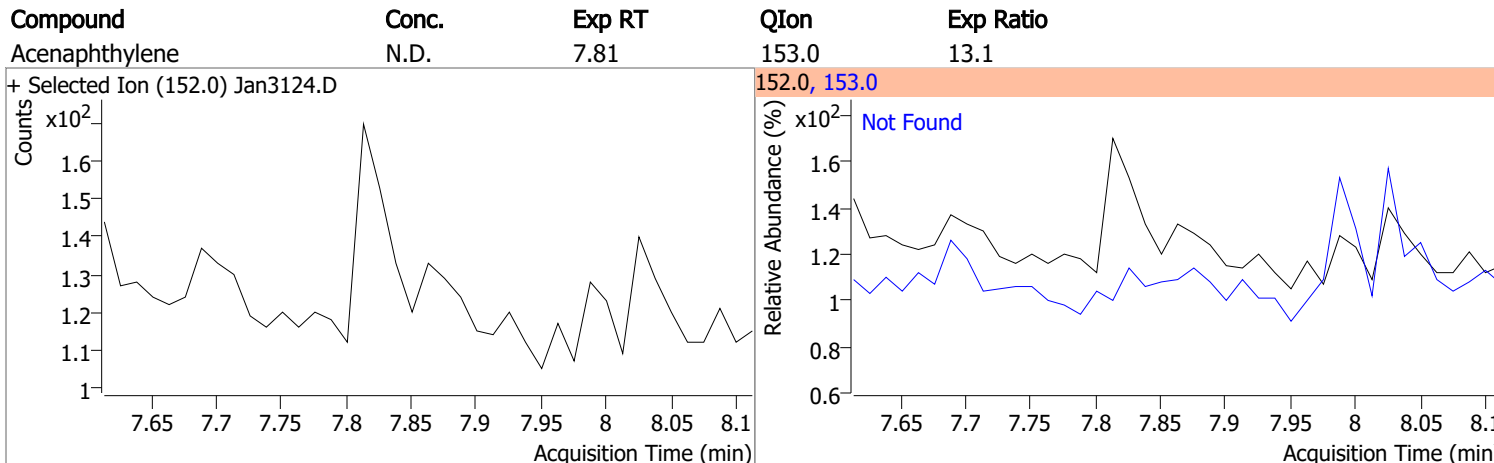
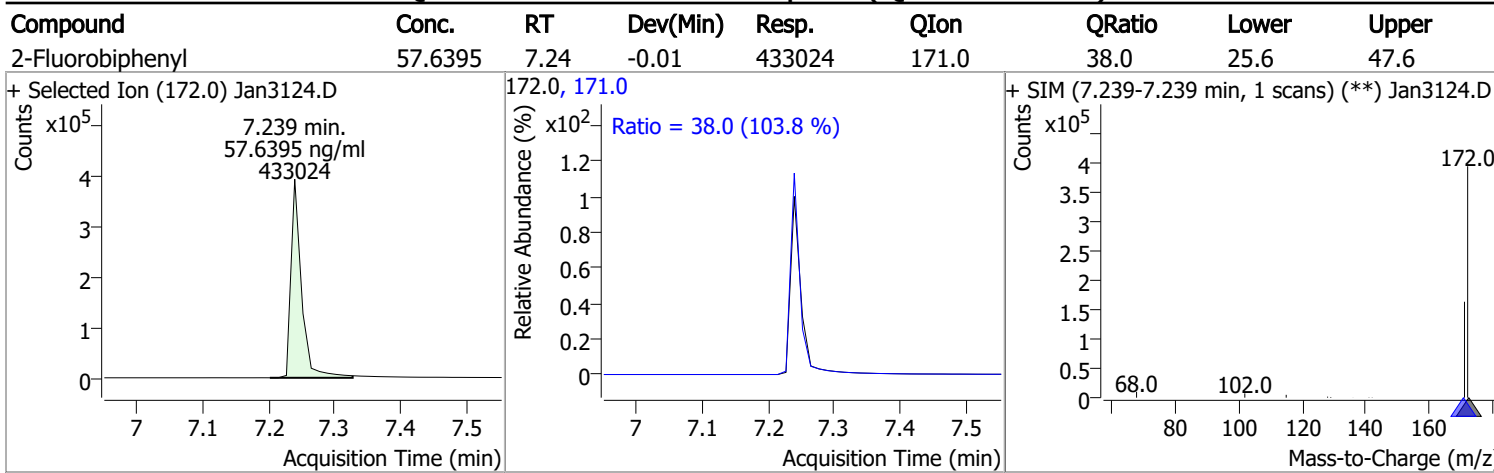
Compound	Conc.	Exp RT	QIon	Exp Ratio	QIon	Exp Ratio
2-Methylnaphthalene	N.D.	6.78	142.0	141.5	115.0	66.1



Compound	Conc.	Exp RT	QIon	Exp Ratio	QIon	Exp Ratio
1-Methylnaphthalene	N.D.	6.88	142.0	111.9	115.0	76.3

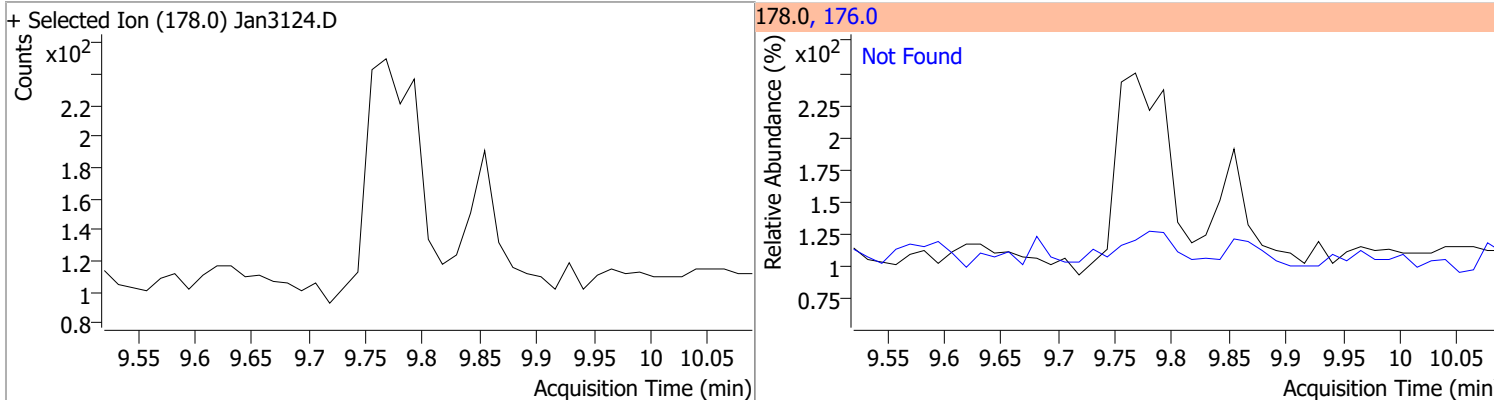


Quantitation Results Report (QT Reviewed)

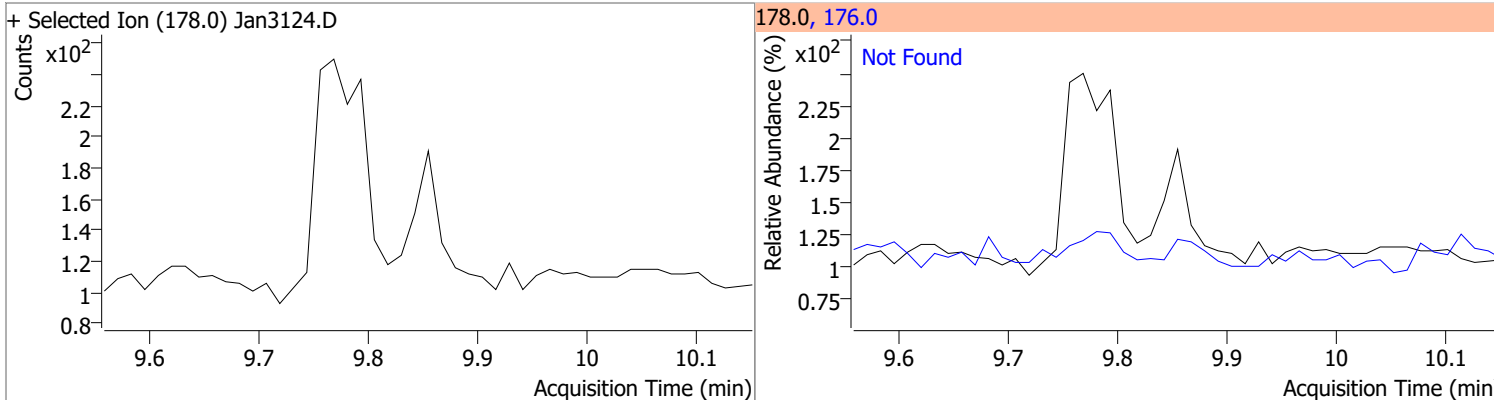


Quantitation Results Report (QT Reviewed)

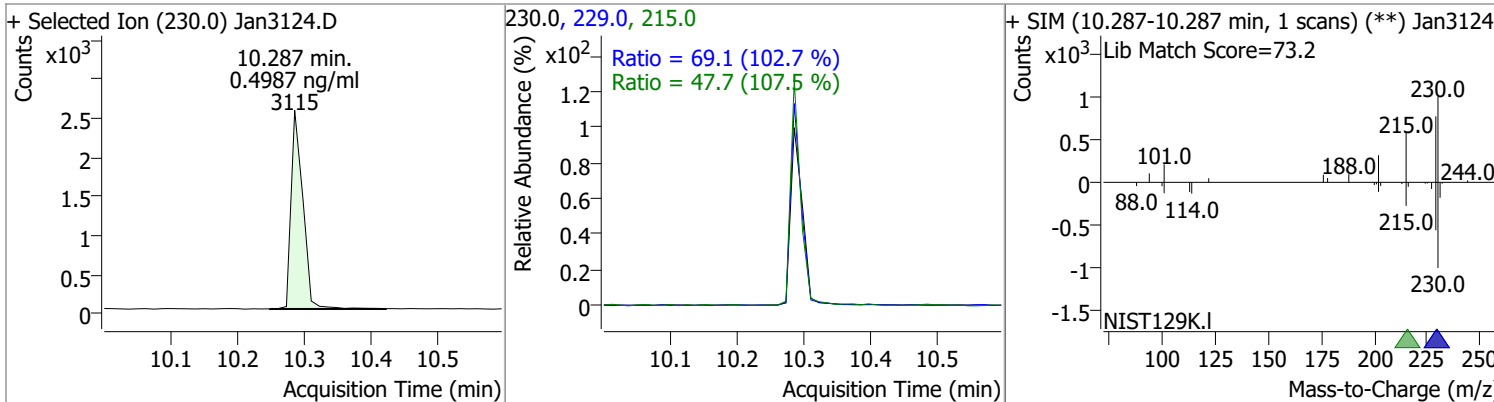
Compound	Conc.	Exp RT	QIon	Exp Ratio
Phenanthrene	N.D.	9.79	176.0	18.9



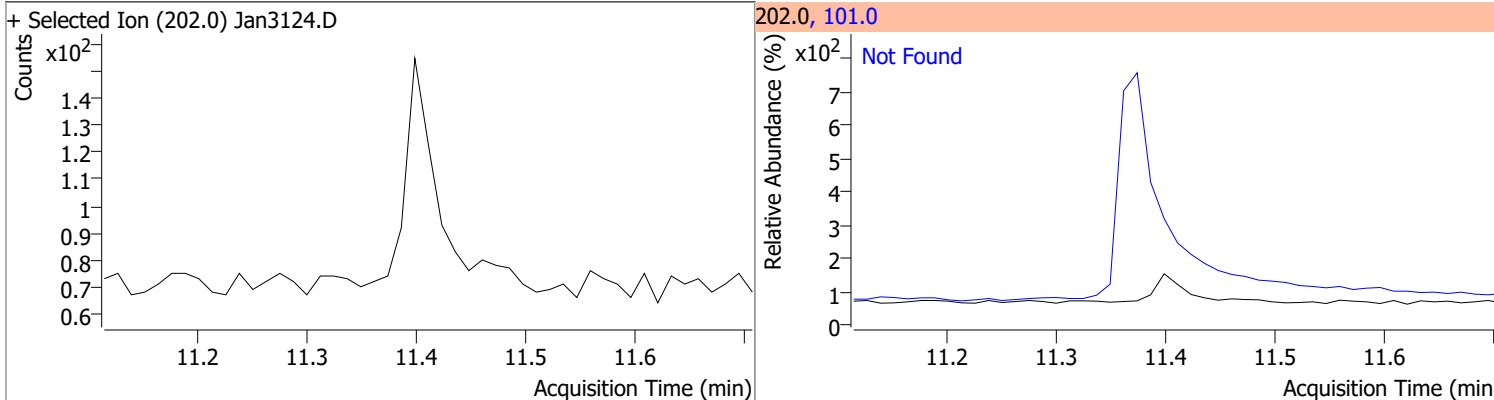
Compound	Conc.	Exp RT	QIon	Exp Ratio
Anthracene	N.D.	9.85	176.0	18.3



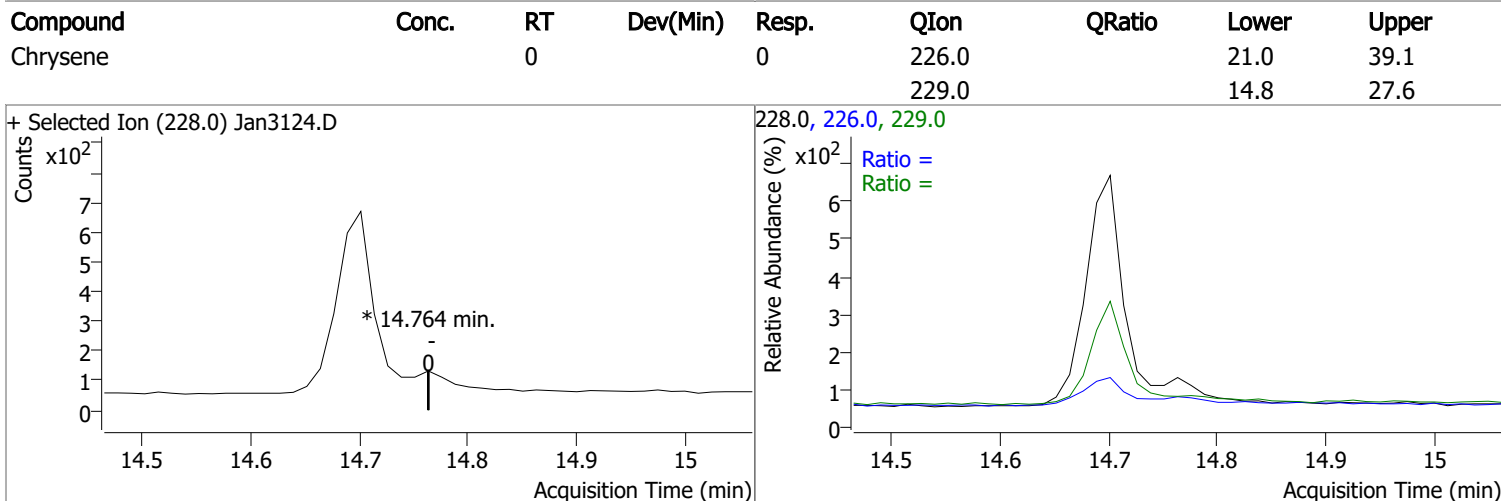
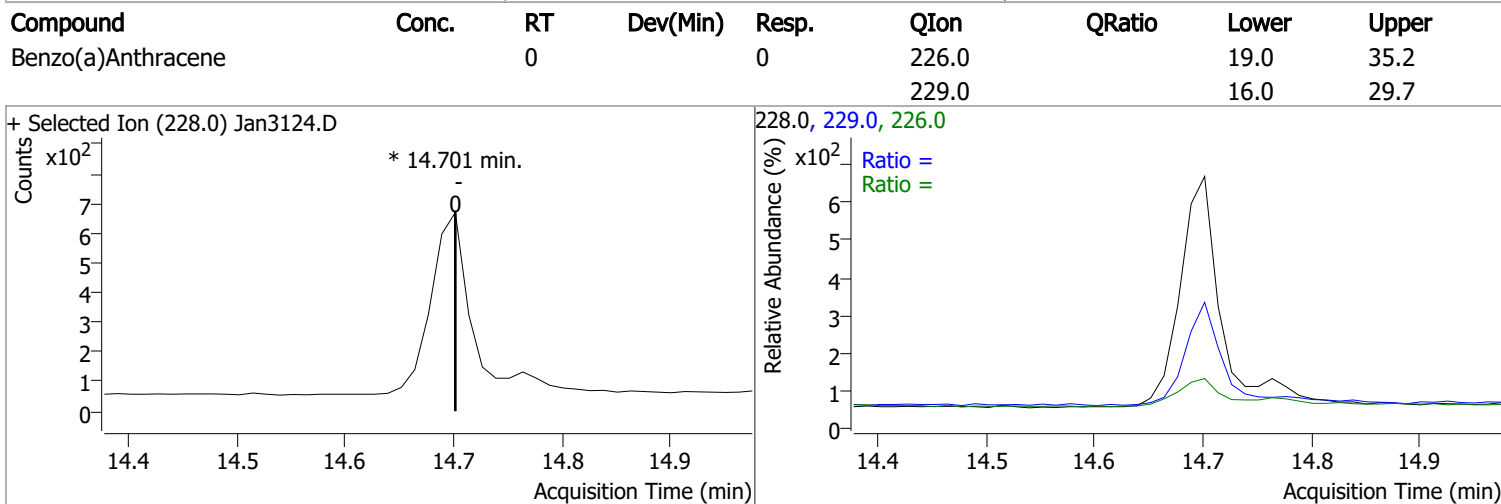
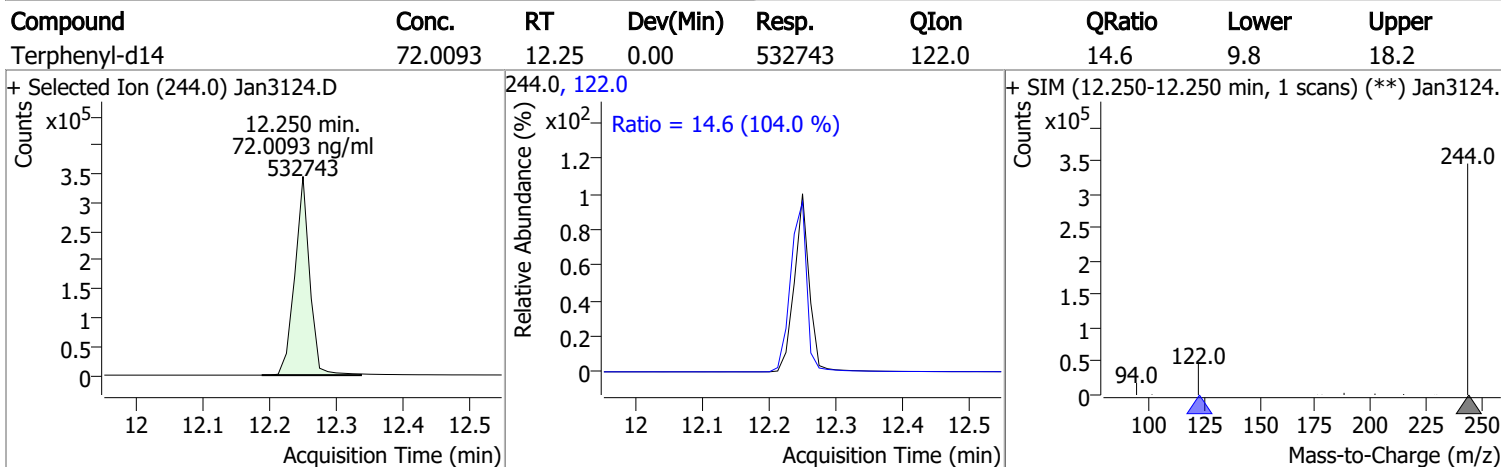
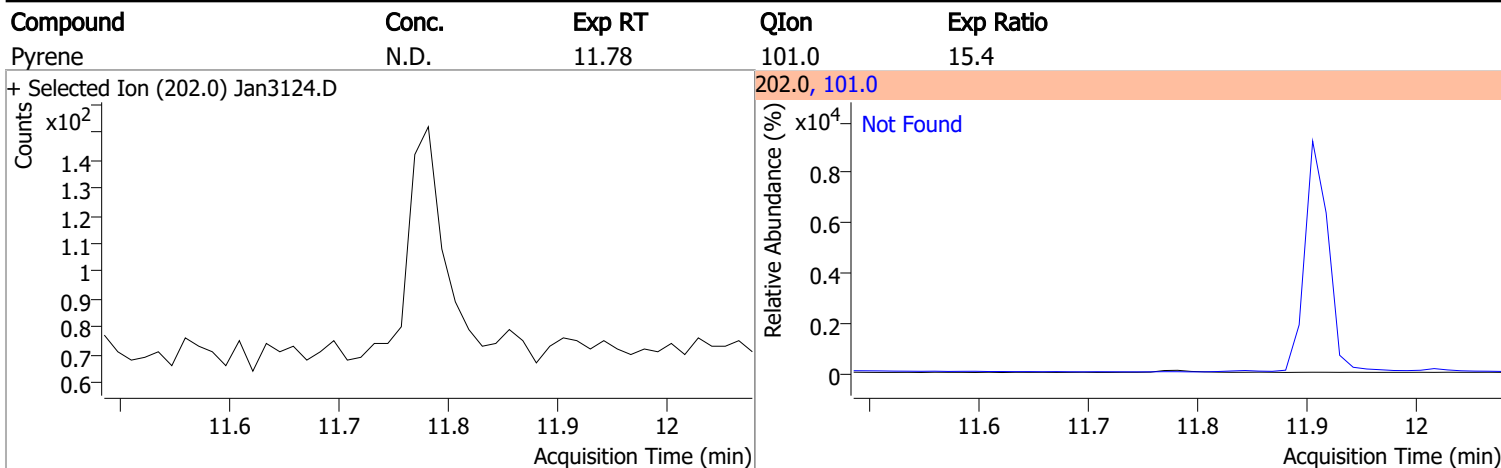
Compound	Conc.	RT	Dev(Min)	Resp.	QIon	QRatio	Lower	Upper
o-Terphenyl	0.4987	10.29	-0.01	3115	229.0	69.1	47.1	87.5
					215.0	47.7	31.1	57.7



Compound	Conc.	Exp RT	QIon	Exp Ratio
Fluoranthene	N.D.	11.41	101.0	12.5

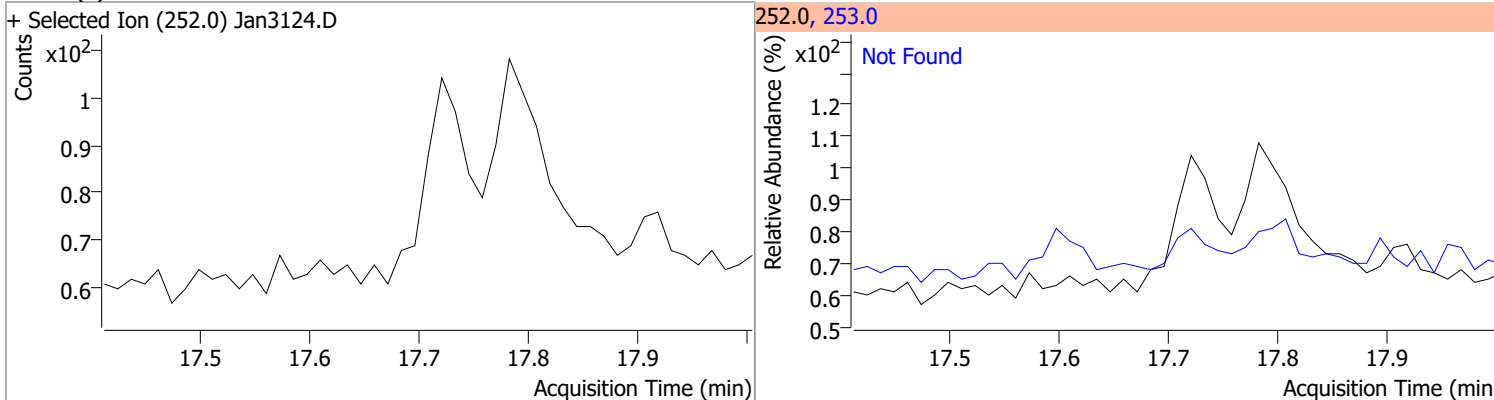


Quantitation Results Report (QT Reviewed)

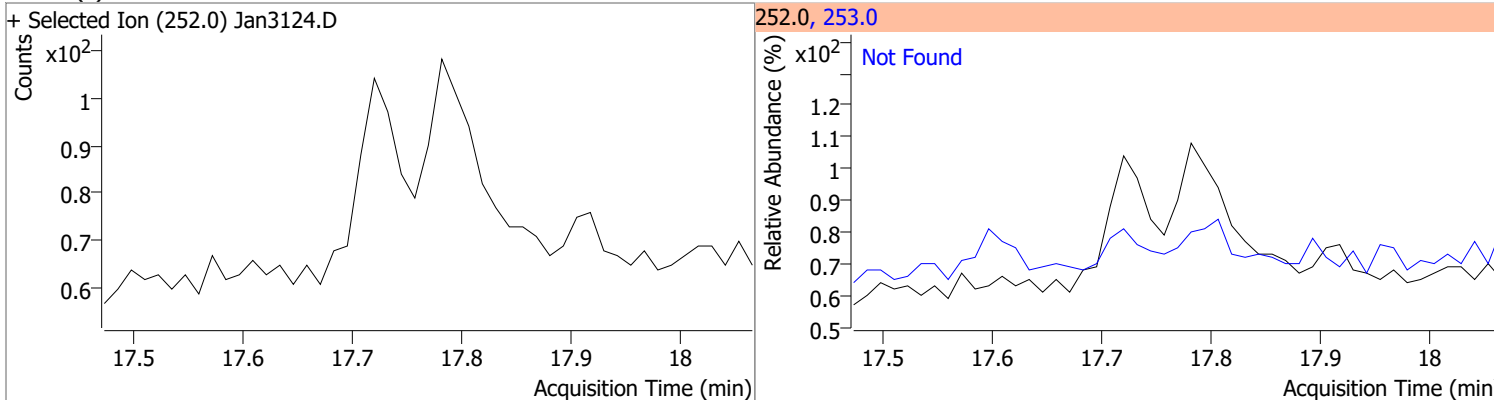


Quantitation Results Report (QT Reviewed)

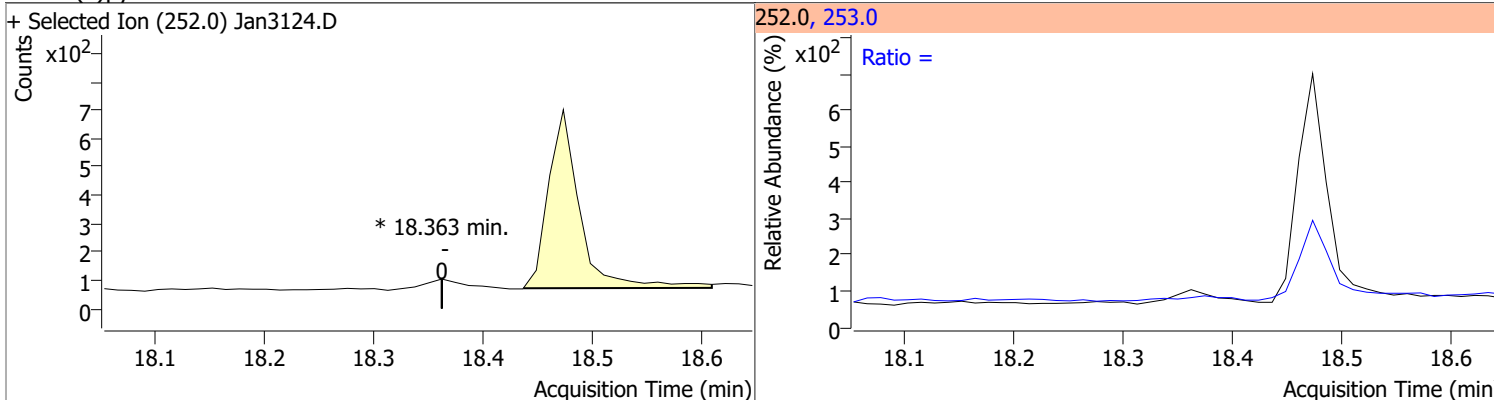
Compound	Conc.	Exp RT	QIon	Exp Ratio
Benzo(b)fluoranthene	N.D.	17.71	253.0	21.3



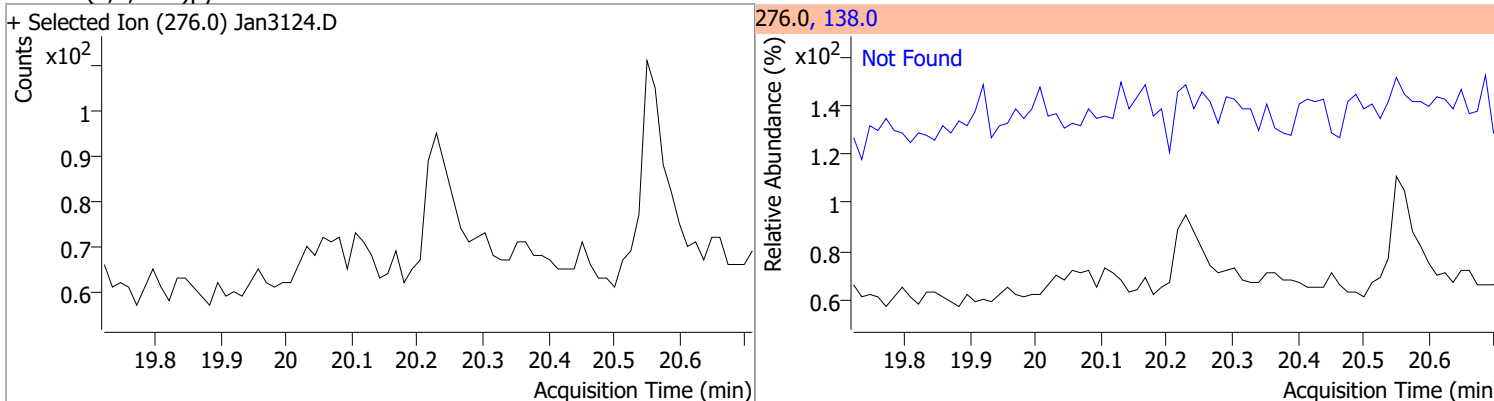
Compound	Conc.	Exp RT	QIon	Exp Ratio
Benzo(k)fluoranthene	N.D.	17.77	253.0	18.9



Compound	Conc.	RT	Dev(Min)	Resp.	QIon	QRatio	Lower	Upper
Benzo(a)pyrene		0		0	253.0		16.1	29.9

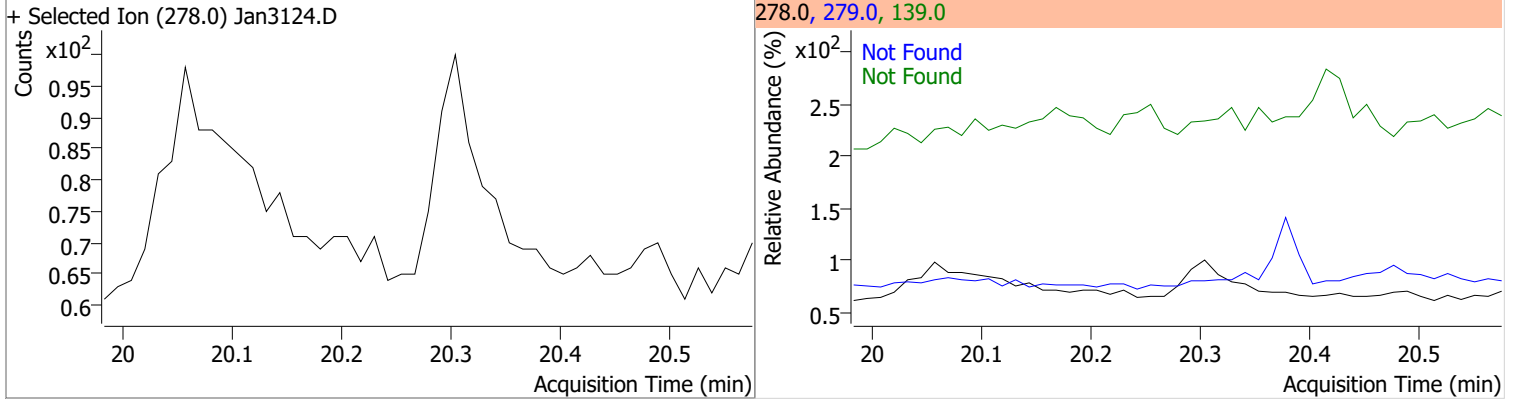


Compound	Conc.	Exp RT	QIon	Exp Ratio
Indeno(1,2,3-cd)pyrene	N.D.	20.22	138.0	22.4

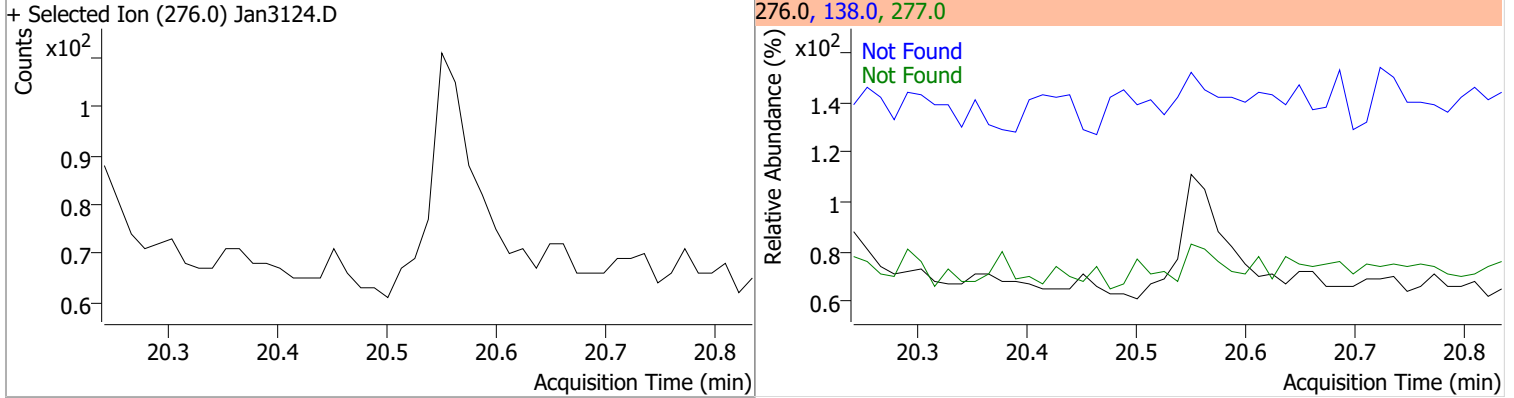


Quantitation Results Report (QT Reviewed)

Compound	Conc.	Exp RT	QIon	Exp Ratio	QIon	Exp Ratio
Dibenzo(a,h)anthracene	N.D.	20.28	279.0	24.9	139.0	17.5



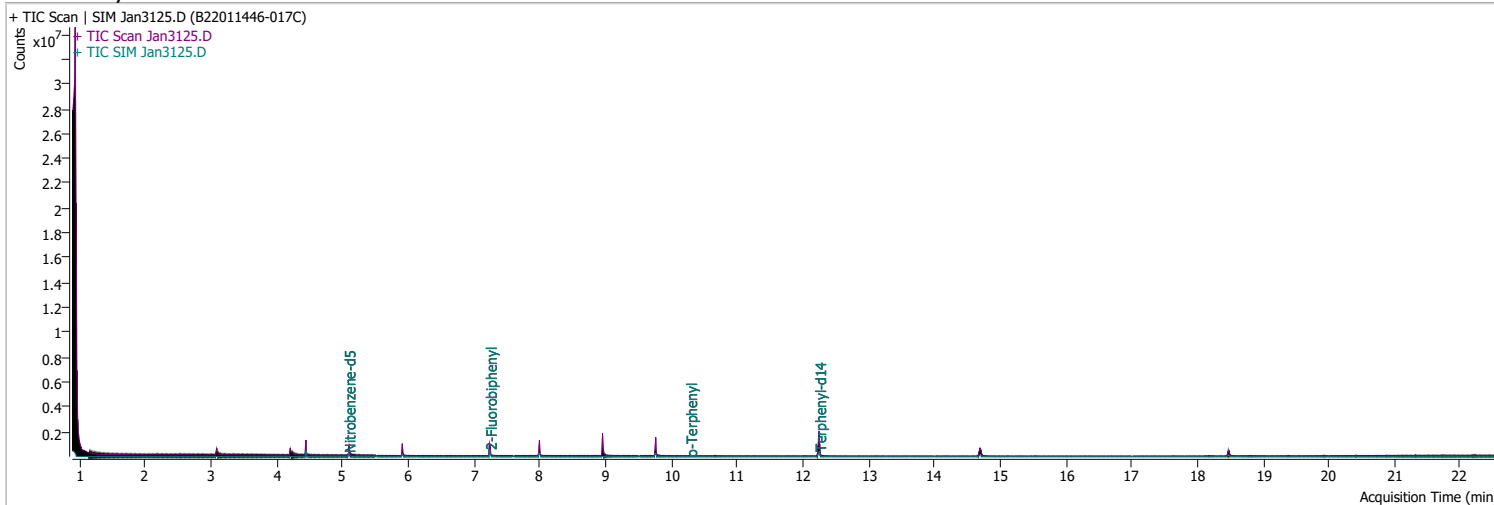
Compound	Conc.	Exp RT	QIon	Exp Ratio	QIon	Exp Ratio
Benzo(g,h,i)perylene	N.D.	20.54	277.0	24.8	138.0	20.5



Quantitation Results Report (QT Reviewed)

Data File	Jan3125.D	Operator	LIMS import
Acq. Method	5975BNASIM	Acq. Date-Time	2/1/2022 12:56:16 AM
Sample Name	B22011446-017C	Instrument	GCMS
Vial	18	Multiplier	1.00
DA Method File	012622 bna SIM 2.batch.bin	Comment	SVOC-8270C-SIM-W-LLPAH
Tune File	dftppjph.u	Tune Date	
Batch Name	013122 bna SIM 2.batch.bin	Last Calib Update	1/27/2022 8:37:26 AM

Ref Library



Compound	RT	QIon	Resp.	Conc.	Units	Dev(Min)
Internal Standards						
M 1,4-Dichlorobenzene-d4	4.447	152.0	140769	40.0000	ng/ml	-0.013
M Naphthalene-d8	5.916	136.0	234097	40.0000	ng/ml	0.000
M Acenaphthene-d10	7.988	164.0	154778	40.0000	ng/ml	-0.013
M Phenanthrene-d10	9.755	188.0	349056	40.0000	ng/ml	-0.012
M Chrysene-d12	14.701	240.0	277901	40.0000	ng/ml	0.000
M Perylene-d12	18.474	264.0	184980	40.0000	ng/ml	0.000
System Monitoring Compounds						
S Nitrobenzene-d5	5.093	82.0	323608	40.1623	ng/ml	-0.025
Spiked Amount: 5.000	Range: 19.0 - 102.0%			Recovery = 803.25%	*	
S 2-Fluorobiphenyl	7.239	172.0	412288	58.8065	ng/ml	-0.013
Spiked Amount: 5.000	Range: 25.0 - 94.0%			Recovery = 1176.13%	*	
S o-Terphenyl	10.287	230.0	422	0.0363	ng/ml	m -0.012
Spiked Amount: 5.000	Range: 40.0 - 140.0%			Recovery = 0.73%	*	
S Terphenyl-d14	12.251	244.0	508044	74.6029	ng/ml	0.000
Spiked Amount: 5.000	Range: 39.0 - 106.0%			Recovery = 1492.06%	*	
Target Compounds						
T Naphthalene	0.000		0	N.D.		
T 2-Methylnaphthalene	0.000		0	N.D.		
T 1-Methylnaphthalene	0.000		0	N.D.		
T Acenaphthylene	0.000		0	N.D.		
T Acenaphthene	8.025	154.0	0		ng/ml	md 1
T Fluorene	8.661	166.0	0		ng/ml	md 1
T Phenanthrene	0.000		0	N.D.		
T Anthracene	0.000		0	N.D.		
T Fluoranthene	0.000		0	N.D.		
T Pyrene	0.000		0	N.D.		
T Benzo(a)Anthracene	14.701	228.0	0		ng/ml	md 1
T Chrysene	14.764	228.0	0		ng/ml	md 1
T Benzo(b)fluoranthene	0.000		0	N.D.		

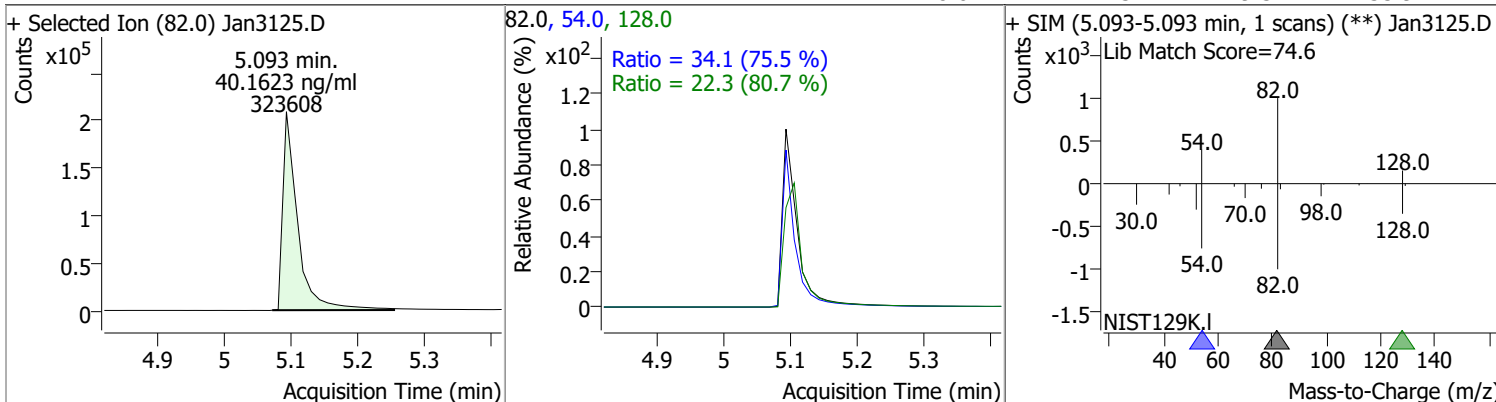
Quantitation Results Report (QT Reviewed)

Compound	RT	QIon	Resp.	Conc.	Units	Dev(Min)
T Benzo(k)fluoranthene	0.000		0	N.D.		
T Benzo(a)pyrene	18.363	252.0	0		ng/ml	md 1
T Indeno(1,2,3-cd)pyrene	0.000		0	N.D.		
T Dibenzo(a,h)anthracene	0.000		0	N.D.		
T Benzo(g,h,i)perylene	0.000		0	N.D.		

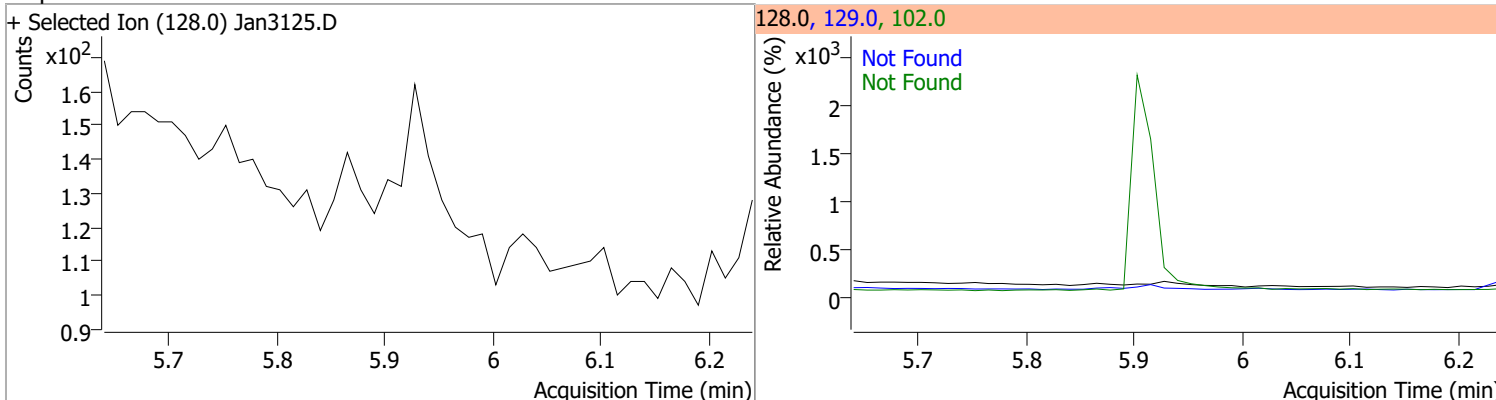
(#) = Qualifier Out of Range; (m) = Manual Integration; (+) = Area Summed; (*) = Surrogate Percent Recovery Out of Range; (d): Zeroed Peak

Quantitation Results Report (QT Reviewed)

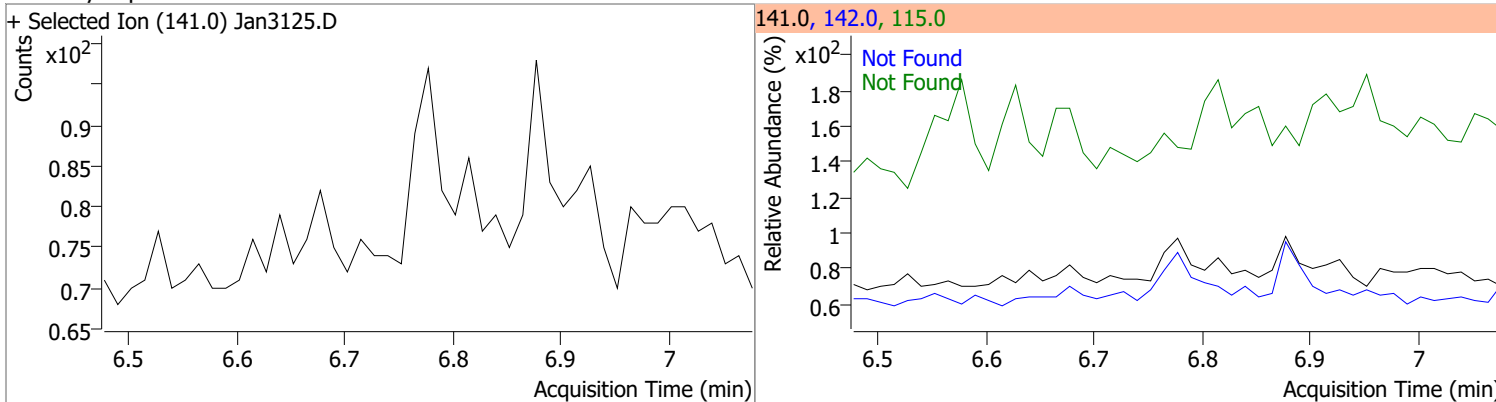
Compound	Conc.	RT	Dev(Min)	Resp.	QIon	QRatio	Lower	Upper
Nitrobenzene-d5	40.1623	5.09	-0.03	323608	54.0	34.1	31.6	58.8
					128.0	22.3	19.3	35.9



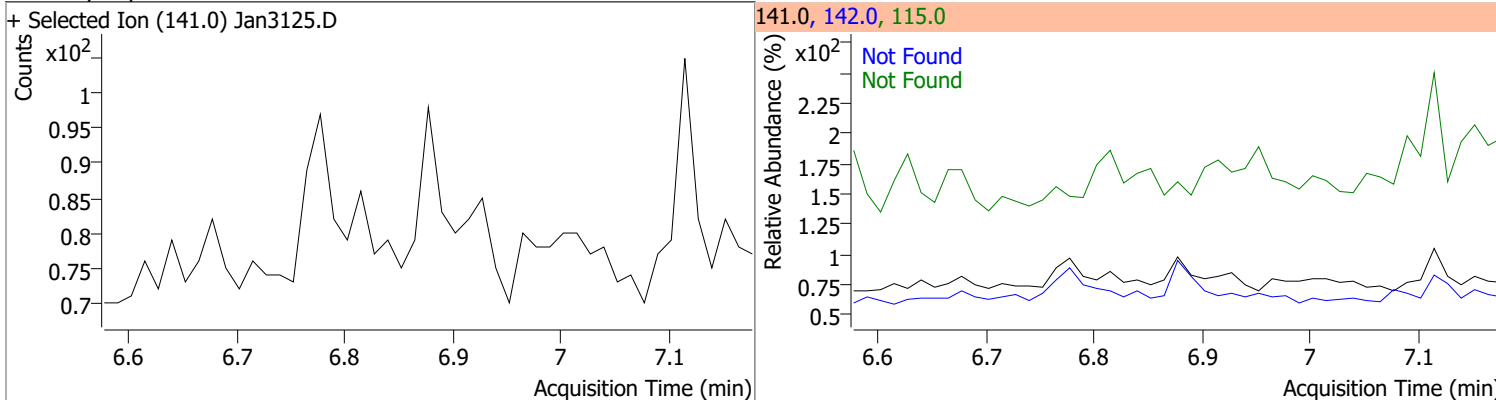
Compound	Conc.	Exp RT	QIon	Exp Ratio	QIon	Exp Ratio
Naphthalene	N.D.	5.94	102.0	20.6	129.0	11.0



Compound	Conc.	Exp RT	QIon	Exp Ratio	QIon	Exp Ratio
2-Methylnaphthalene	N.D.	6.78	142.0	141.5	115.0	66.1

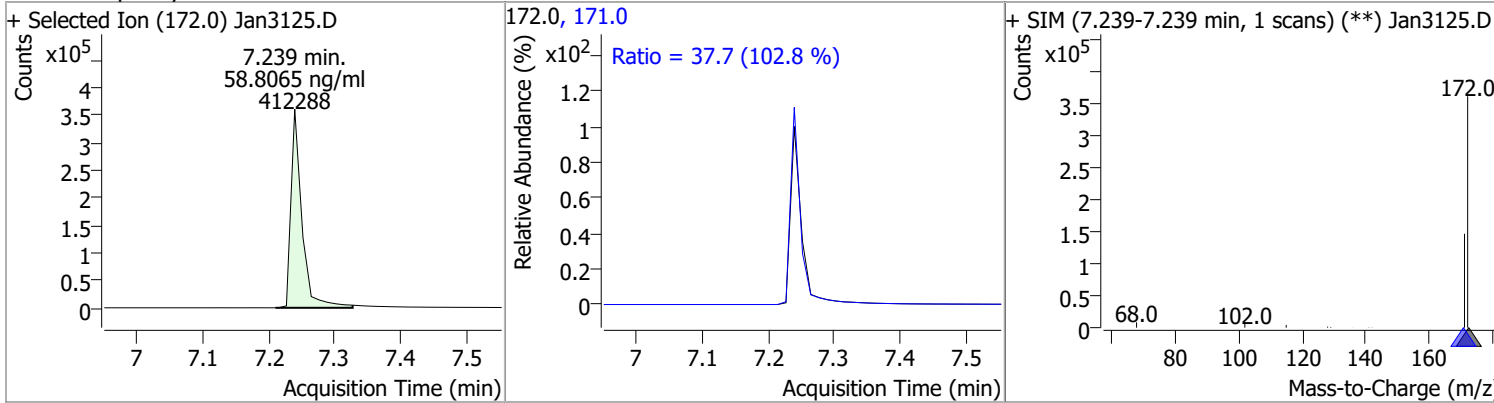


Compound	Conc.	Exp RT	QIon	Exp Ratio	QIon	Exp Ratio
1-Methylnaphthalene	N.D.	6.88	142.0	111.9	115.0	76.3

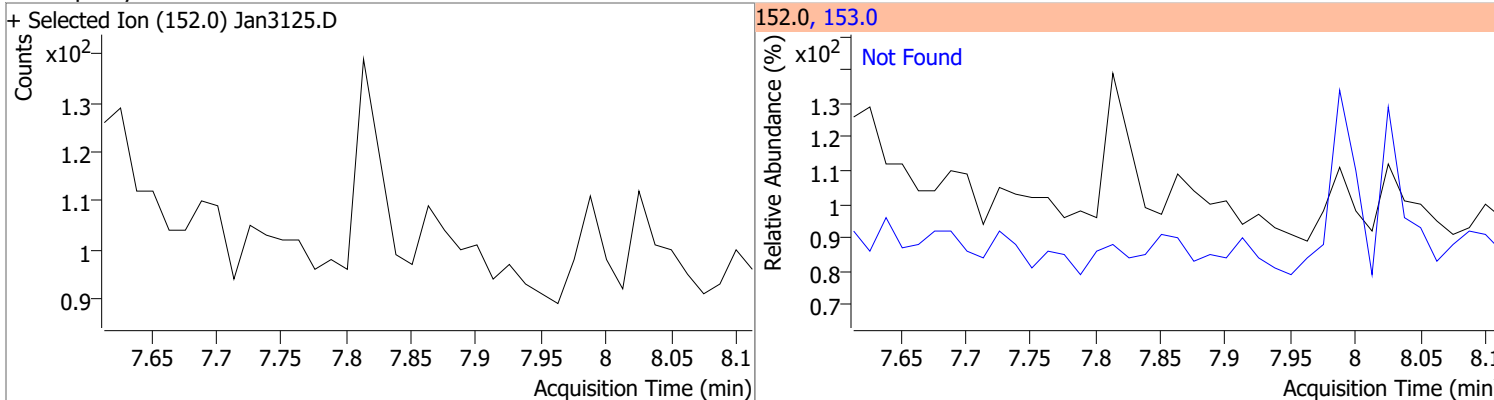


Quantitation Results Report (QT Reviewed)

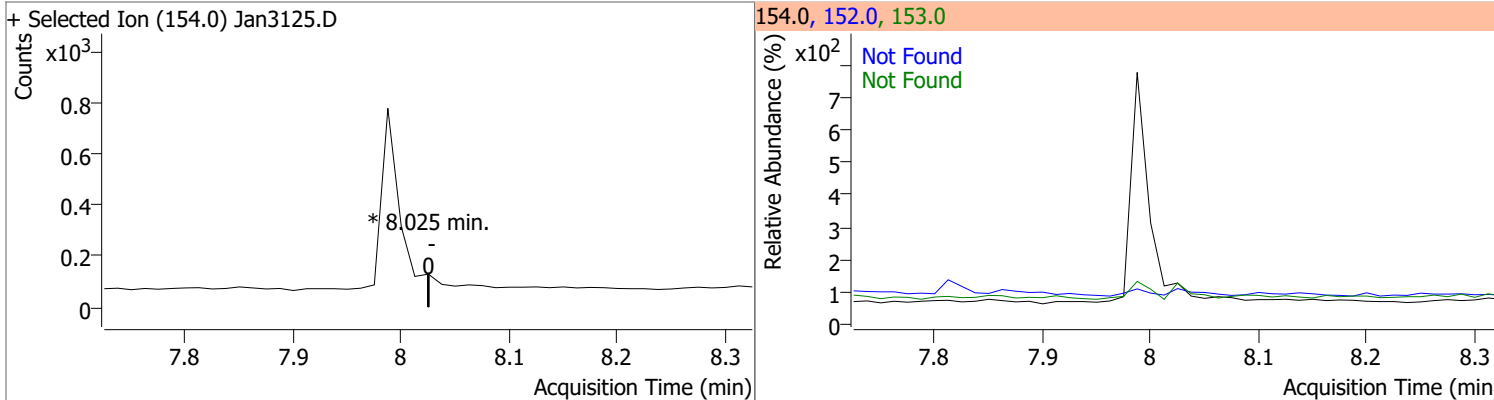
Compound	Conc.	RT	Dev(Min)	Resp.	QIon	QRatio	Lower	Upper
2-Fluorobiphenyl	58.8065	7.24	-0.01	412288	171.0	37.7	25.6	47.6



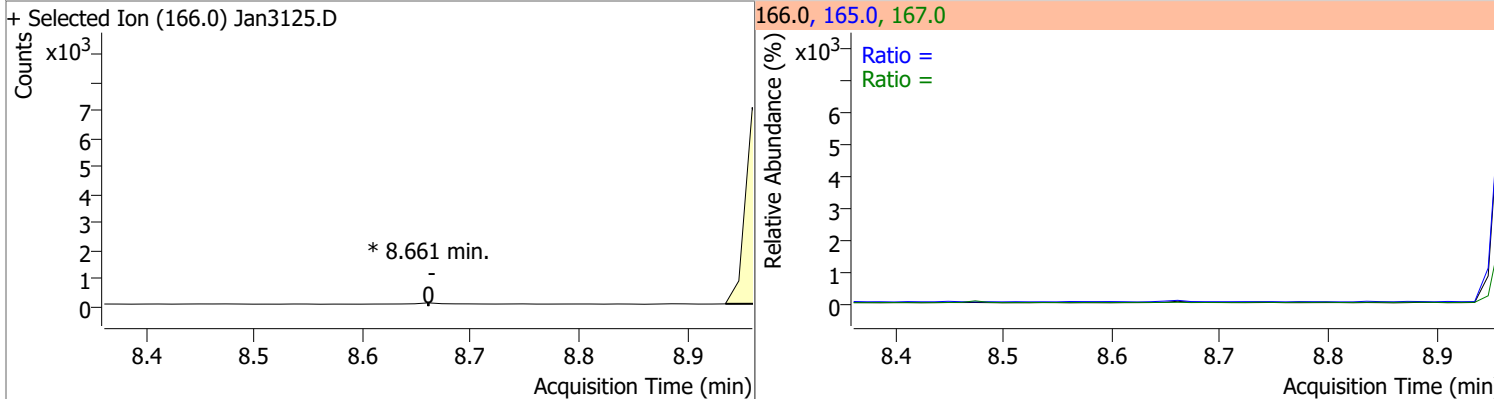
Compound	Conc.	Exp RT	QIon	Exp Ratio
Acenaphthylene	N.D.	7.81	153.0	13.1



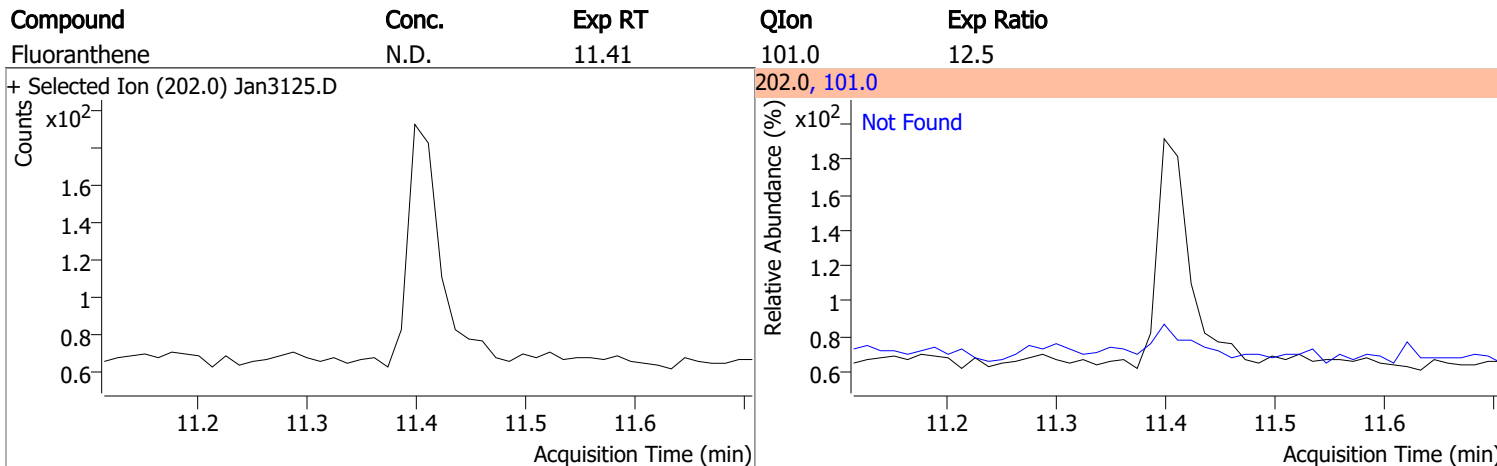
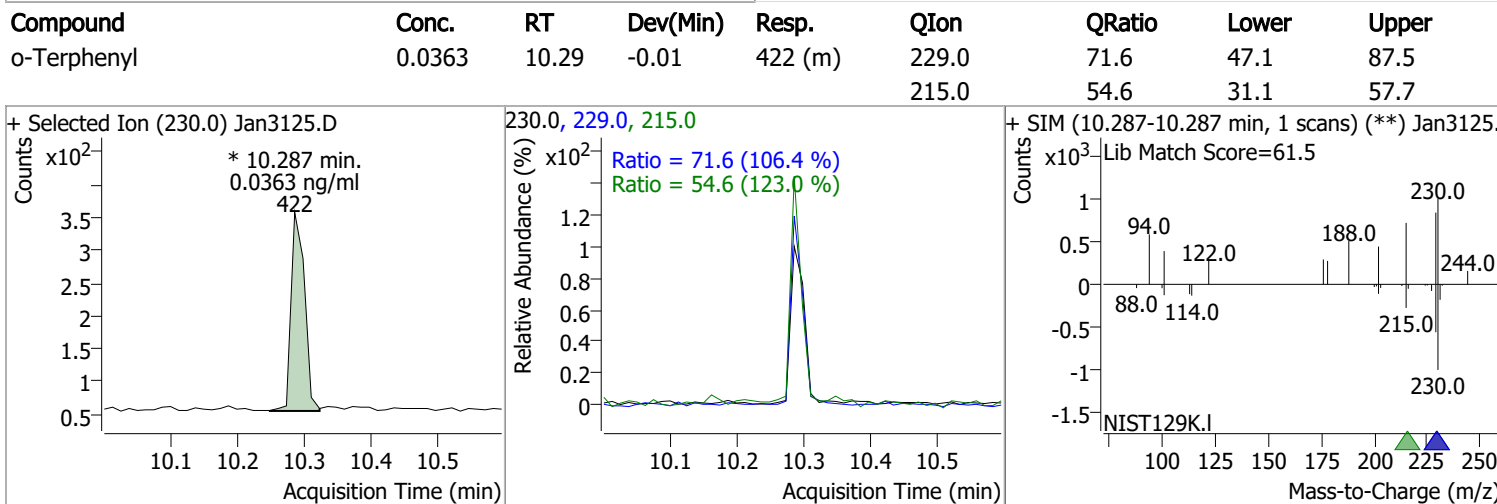
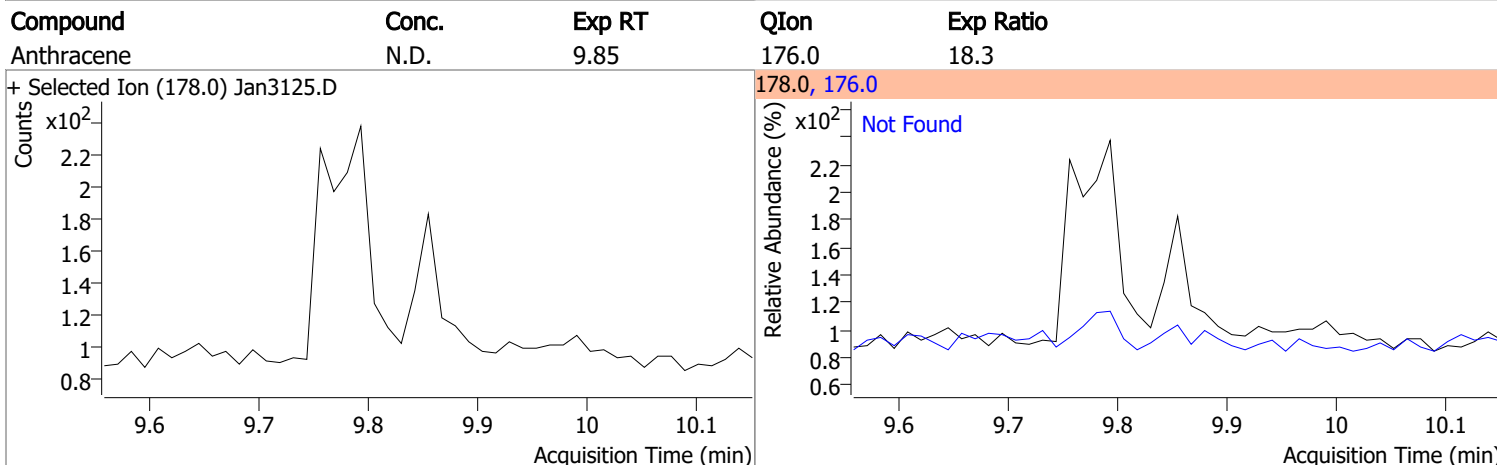
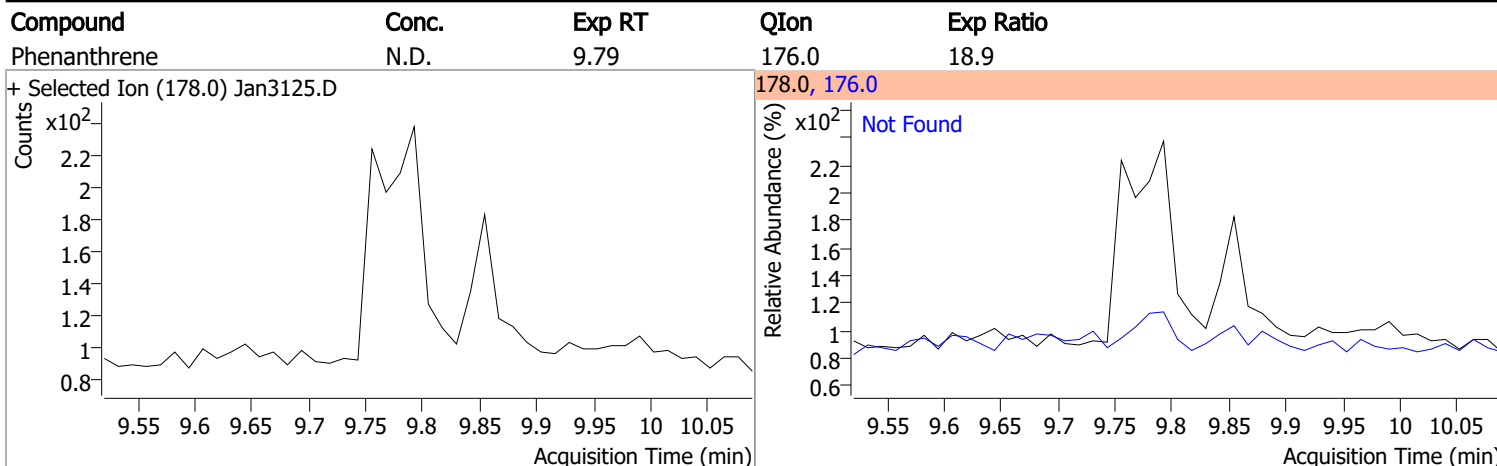
Compound	Conc.	RT	Dev(Min)	Resp.	QIon	QRatio	Lower	Upper
Acenaphthene		0		0	153.0		83.9	155.8
					152.0		40.9	76.0



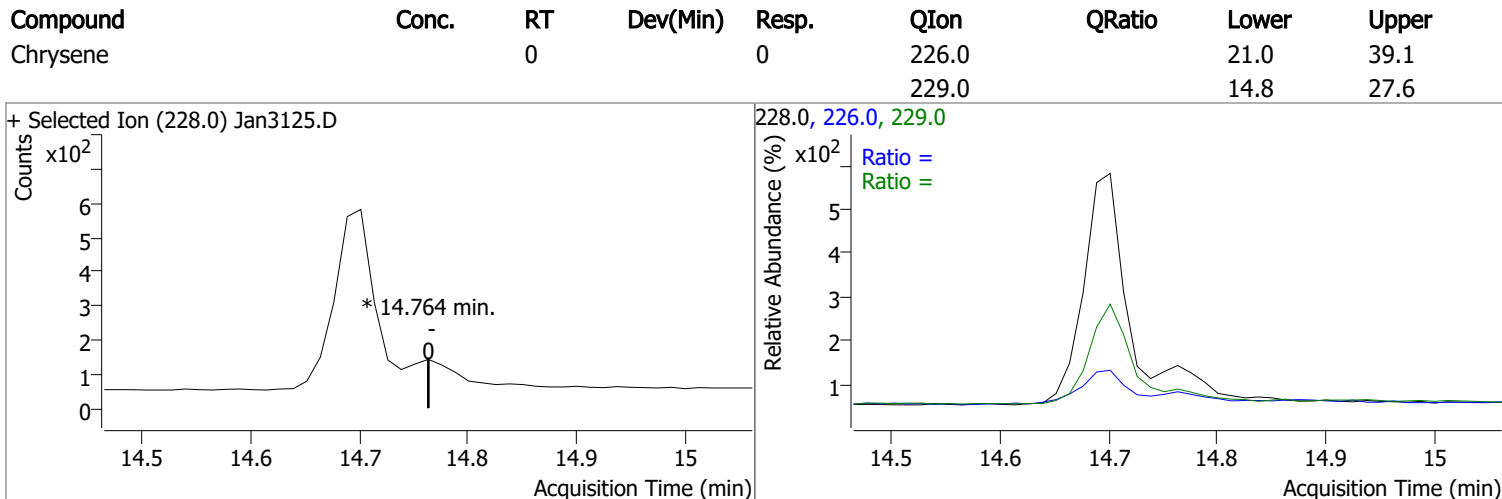
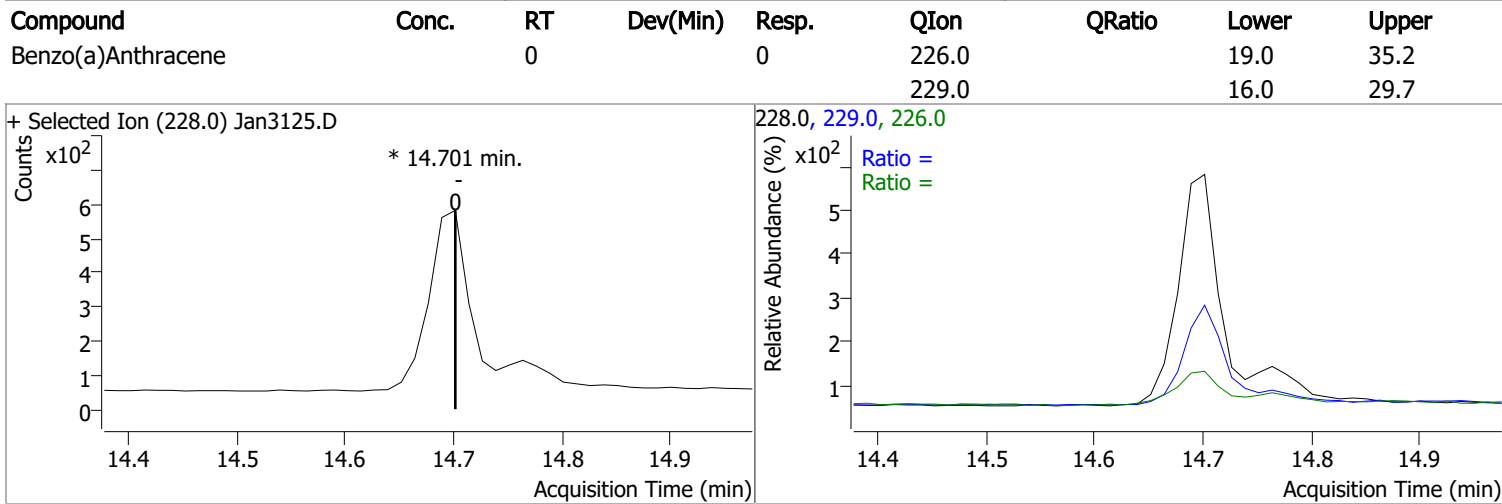
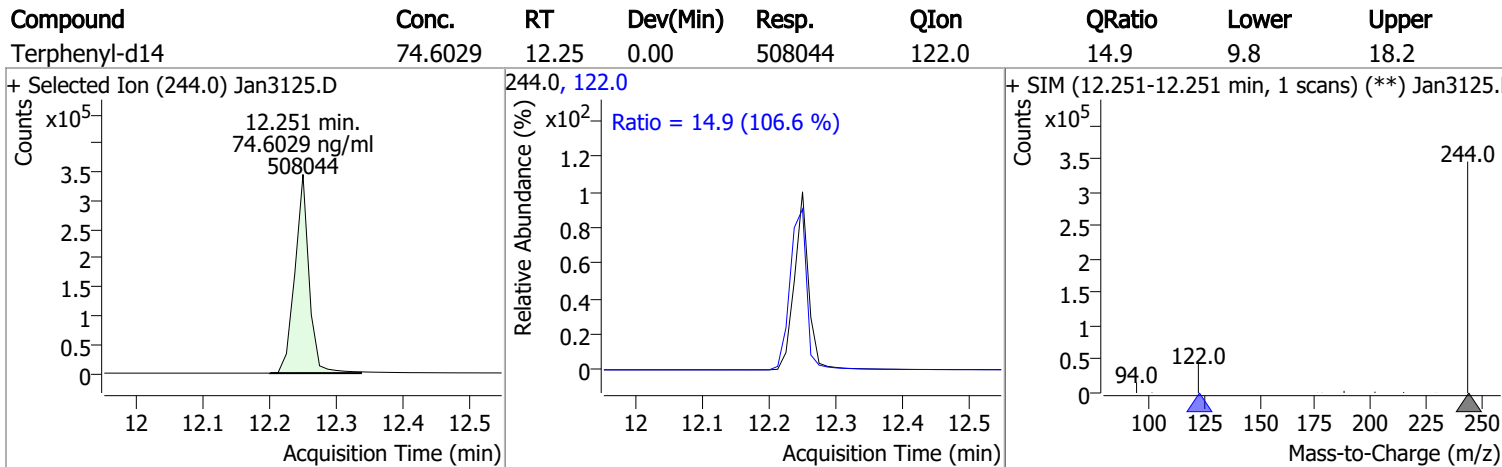
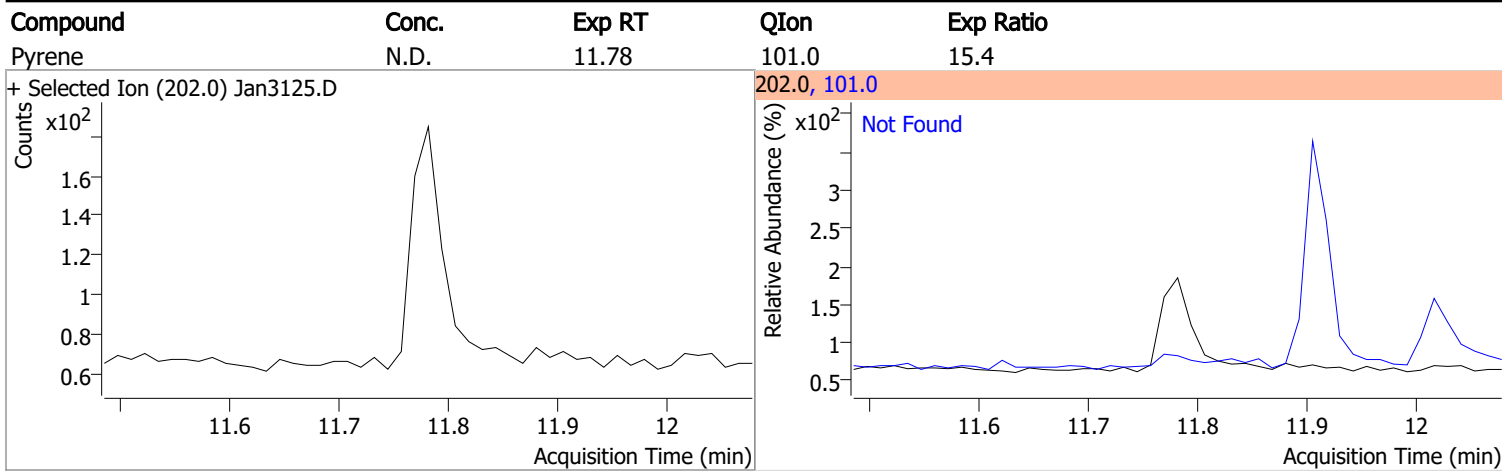
Compound	Conc.	RT	Dev(Min)	Resp.	QIon	QRatio	Lower	Upper
Fluorene		0		0	165.0		67.0	124.5
					167.0		9.2	17.1



Quantitation Results Report (QT Reviewed)

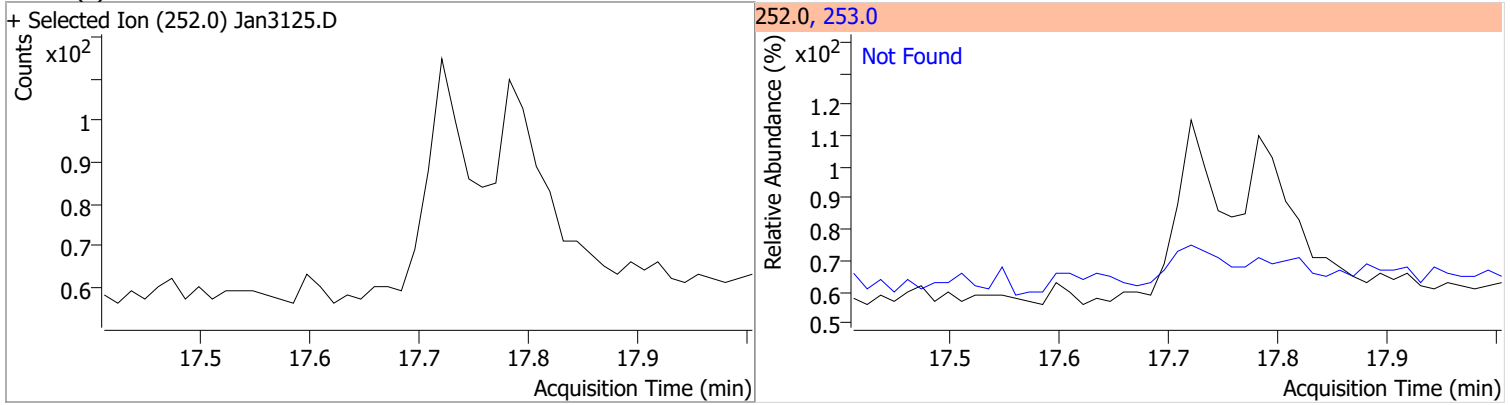


Quantitation Results Report (QT Reviewed)

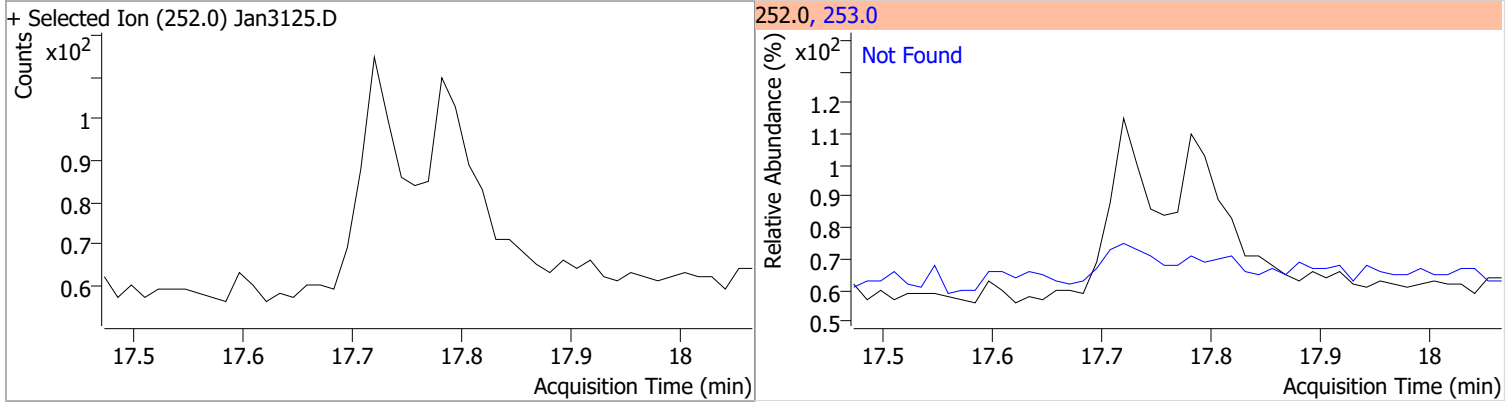


Quantitation Results Report (QT Reviewed)

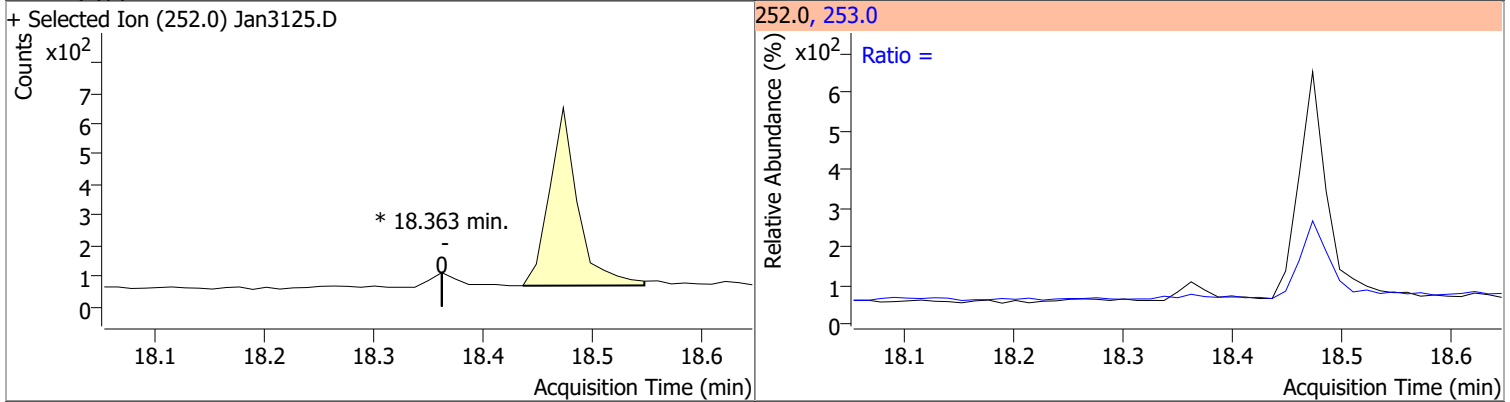
Compound	Conc.	Exp RT	QIon	Exp Ratio
Benzo(b)fluoranthene	N.D.	17.71	253.0	21.3



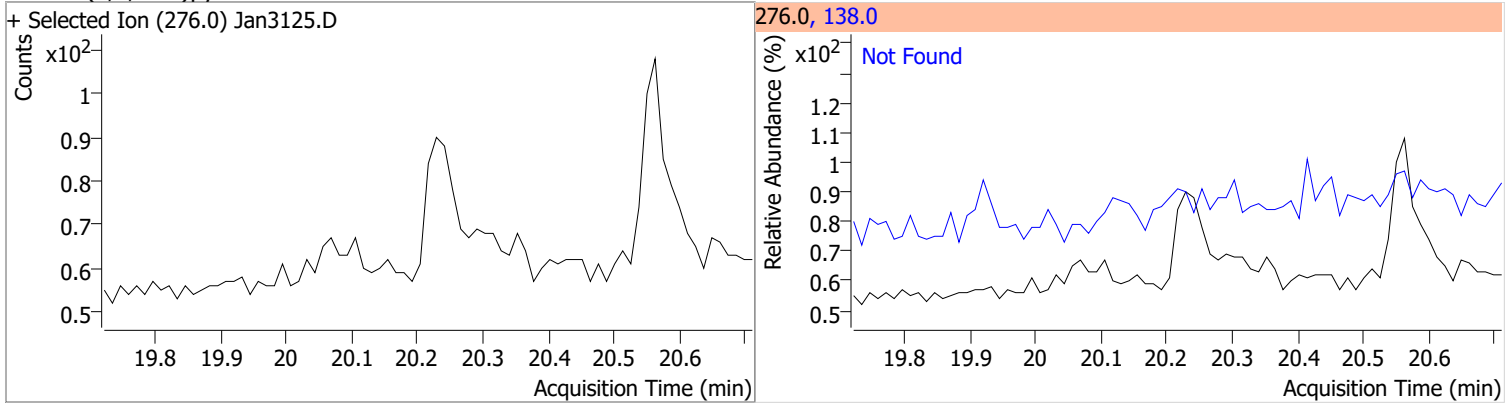
Compound	Conc.	Exp RT	QIon	Exp Ratio
Benzo(k)fluoranthene	N.D.	17.77	253.0	18.9



Compound	Conc.	RT	Dev(Min)	Resp.	QIon	QRatio	Lower	Upper
Benzo(a)pyrene		0		0	253.0		16.1	29.9

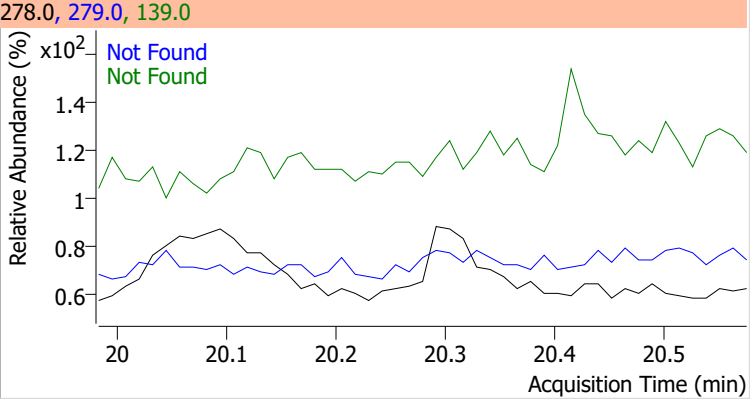
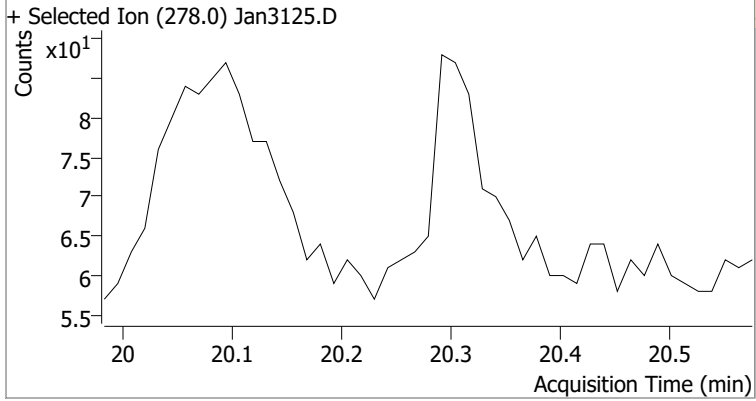


Compound	Conc.	Exp RT	QIon	Exp Ratio
Indeno(1,2,3-cd)pyrene	N.D.	20.22	138.0	22.4

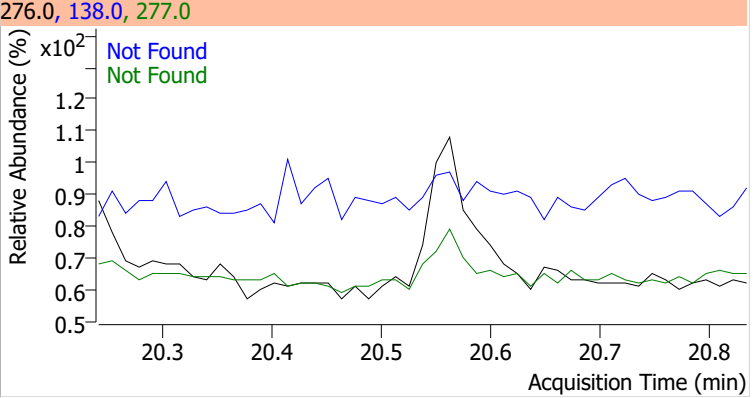
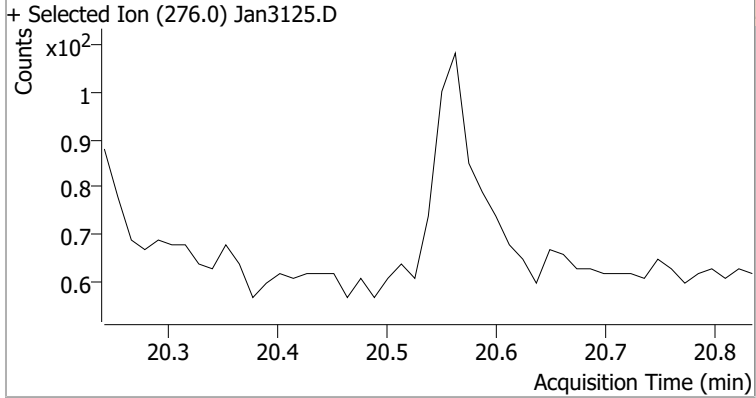


Quantitation Results Report (QT Reviewed)

Compound	Conc.	Exp RT	QIon	Exp Ratio	QIon	Exp Ratio
Dibenzo(a,h)anthracene	N.D.	20.28	279.0	24.9	139.0	17.5



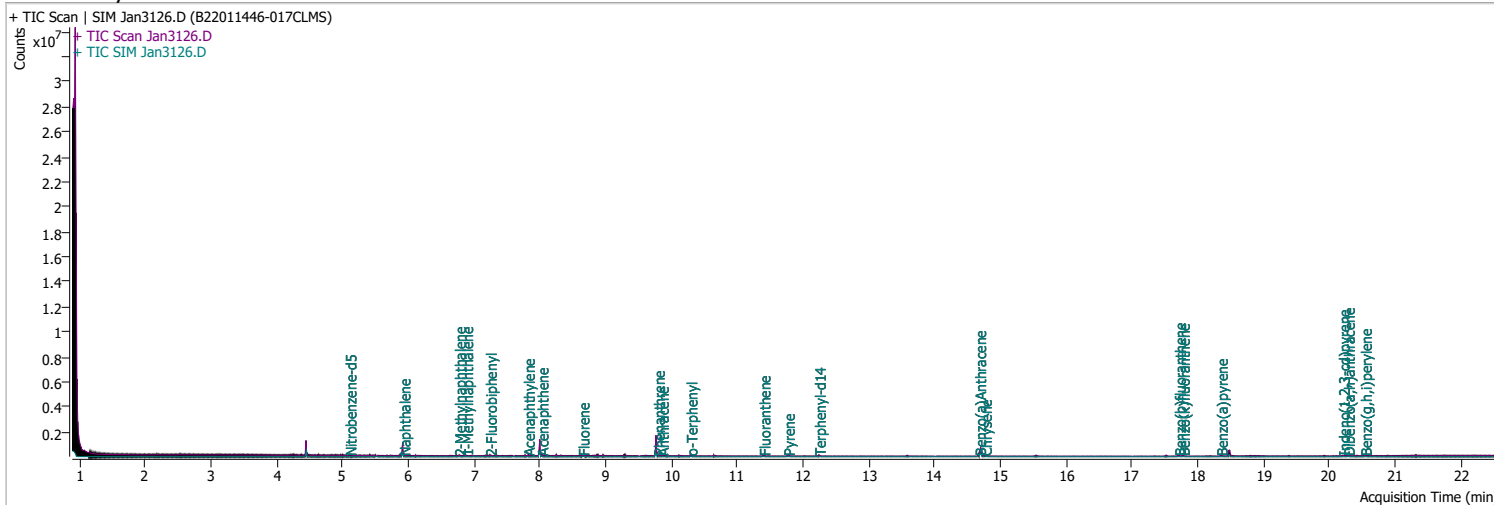
Compound	Conc.	Exp RT	QIon	Exp Ratio	QIon	Exp Ratio
Benzo(g,h,i)perylene	N.D.	20.54	277.0	24.8	138.0	20.5



Quantitation Results Report (QT Reviewed)

Data File	Jan3126.D	Operator	LIMS import
Acq. Method	5975BNASIM	Acq. Date-Time	2/1/2022 1:28:32 AM
Sample Name	B22011446-017CLMS	Instrument	GCMS
Vial	19	Multiplier	1.00
DA Method File	012622 bna SIM 2.batch.bin	Comment	SVOC-8270C-SIM-W-LLPAH
Tune File	dftppjph.u	Tune Date	
Batch Name	013122 bna SIM 2.batch.bin	Last Calib Update	1/27/2022 8:37:26 AM

Ref Library



Compound	RT	QIon	Resp.	Conc.	Units	Dev(Min)
Internal Standards						
M 1,4-Dichlorobenzene-d4	4.447	152.0	139766	40.0000	ng/ml	-0.012
M Naphthalene-d8	5.916	136.0	236238	40.0000	ng/ml	0.000
M Acenaphthene-d10	7.988	164.0	158639	40.0000	ng/ml	-0.012
M Phenanthrene-d10	9.756	188.0	353519	40.0000	ng/ml	-0.012
M Chrysene-d12	14.702	240.0	287837	40.0000	ng/ml	0.000
M Perylene-d12	18.475	264.0	191894	40.0000	ng/ml	0.000
System Monitoring Compounds						
S Nitrobenzene-d5	5.106	82.0	11974	3.5926	ng/ml	-0.012
Spiked Amount: 5.000	Range: 19.0 - 102.0%		Recovery = 71.85%			
S 2-Fluorobiphenyl	7.240	172.0	25136	4.0403	ng/ml	-0.012
Spiked Amount: 5.000	Range: 25.0 - 94.0%		Recovery = 80.81%			
S o-Terphenyl	10.287	230.0	28014	5.2608	ng/ml	-0.012
Spiked Amount: 5.000	Range: 40.0 - 140.0%		Recovery = 105.22%			
S Terphenyl-d14	12.238	244.0	24655	5.1796	ng/ml	-0.012
Spiked Amount: 5.000	Range: 39.0 - 106.0%		Recovery = 103.59%			
Target Compounds						
T Naphthalene	5.928	128.0	20318	3.3548	ng/ml	95
T 2-Methylnaphthalene	6.765	141.0	13740	3.7523	ng/ml	90
T 1-Methylnaphthalene	6.877	141.0	13946	3.7554	ng/ml	91
T Acenaphthylene	7.814	152.0	30899	4.2498	ng/ml	97
T Acenaphthene	8.025	154.0	20346	4.5695	ng/ml	97
T Fluorene	8.649	166.0	27459	4.4900	ng/ml	97
T Phenanthrene	9.793	178.0	44100	4.7906	ng/ml	99
T Anthracene	9.854	178.0	41909	5.0728	ng/ml	97
T Fluoranthene	11.398	202.0	54699	5.0652	ng/ml	98
T Pyrene	11.769	202.0	59928	4.9215	ng/ml	95
T Benzo(a)Anthracene	14.677	228.0	45494	5.5144	ng/ml	98
T Chrysene	14.764	228.0	54159	4.8781	ng/ml	98
T Benzo(b)fluoranthene	17.709	252.0	38639	4.9380	ng/ml	98

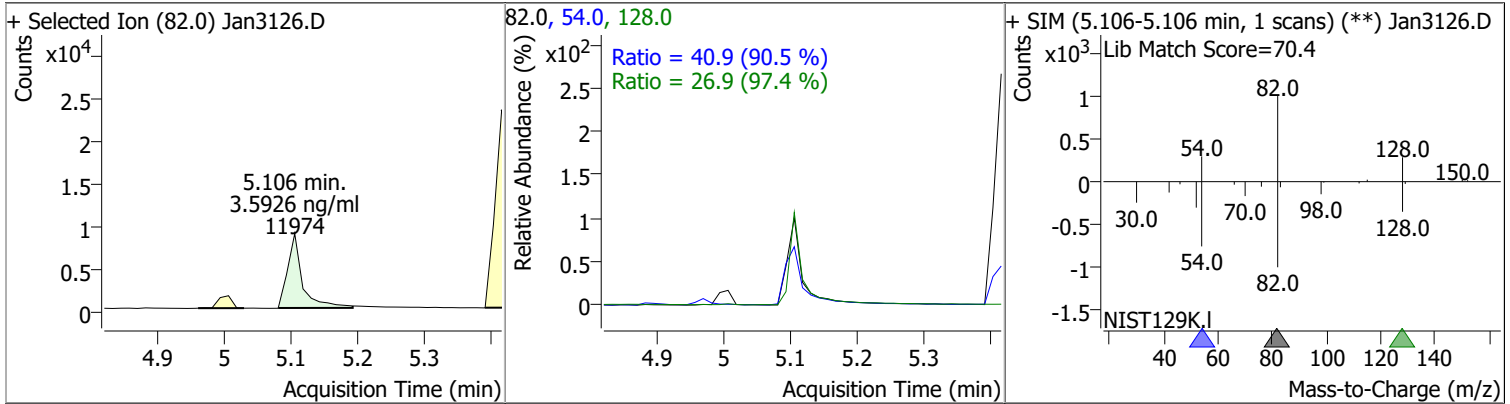
Quantitation Results Report (QT Reviewed)

Compound	RT	QIon	Resp.	Conc.	Units	Dev(Min)
T Benzo(k)fluoranthene	17.770	252.0	45698	5.0062	ng/ml	93
T Benzo(a)pyrene	18.351	252.0	32453	4.9782	ng/ml	99
T Indeno(1,2,3-cd)pyrene	20.204	276.0	30927	5.2716	ng/ml	90
T Dibenzo(a,h)anthracene	20.279	278.0	35977	5.4773	ng/ml	98
T Benzo(g,h,i)perylene	20.538	276.0	40788	4.9198	ng/ml	97

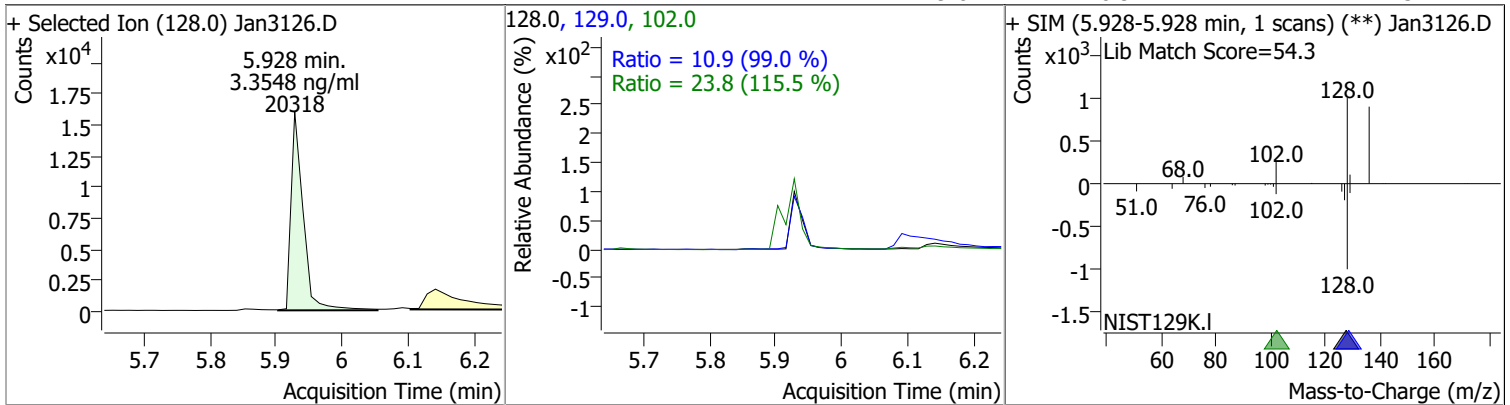
(#) = Qualifier Out of Range; (m) = Manual Integration; (+) = Area Summed; (*) = Surrogate Percent Recovery Out of Range; (d): Zeroed Peak

Quantitation Results Report (QT Reviewed)

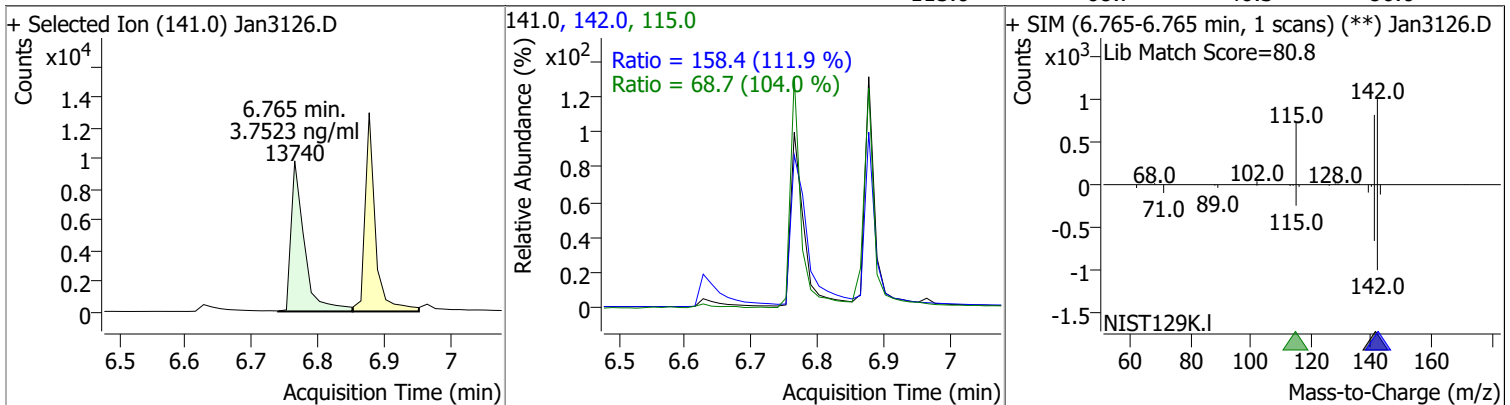
Compound	Conc.	RT	Dev(Min)	Resp.	QIon	QRatio	Lower	Upper
Nitrobenzene-d5	3.5926	5.11	-0.01	11974	54.0	40.9	31.6	58.8
					128.0	26.9	19.3	35.9



Compound	Conc.	RT	Dev(Min)	Resp.	QIon	QRatio	Lower	Upper
Naphthalene	3.3548	5.93	-0.01	20318	102.0	23.8	0.0	61.8
					129.0	10.9	7.7	14.3

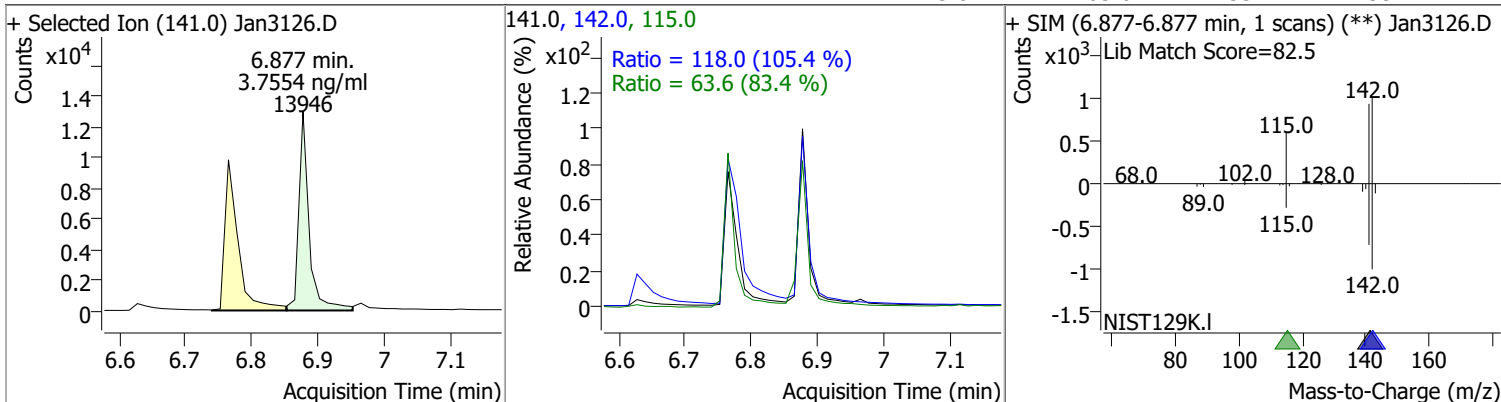


Compound	Conc.	RT	Dev(Min)	Resp.	QIon	QRatio	Lower	Upper
2-Methylnaphthalene	3.7523	6.76	-0.01	13740	142.0	158.4	99.1	184.0
					115.0	68.7	46.3	86.0

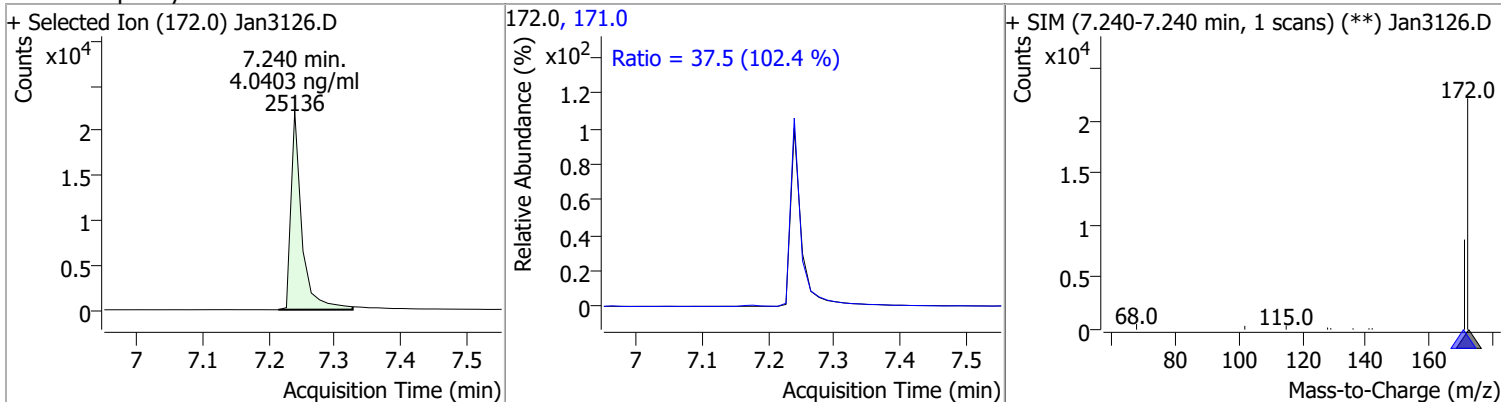


Quantitation Results Report (QT Reviewed)

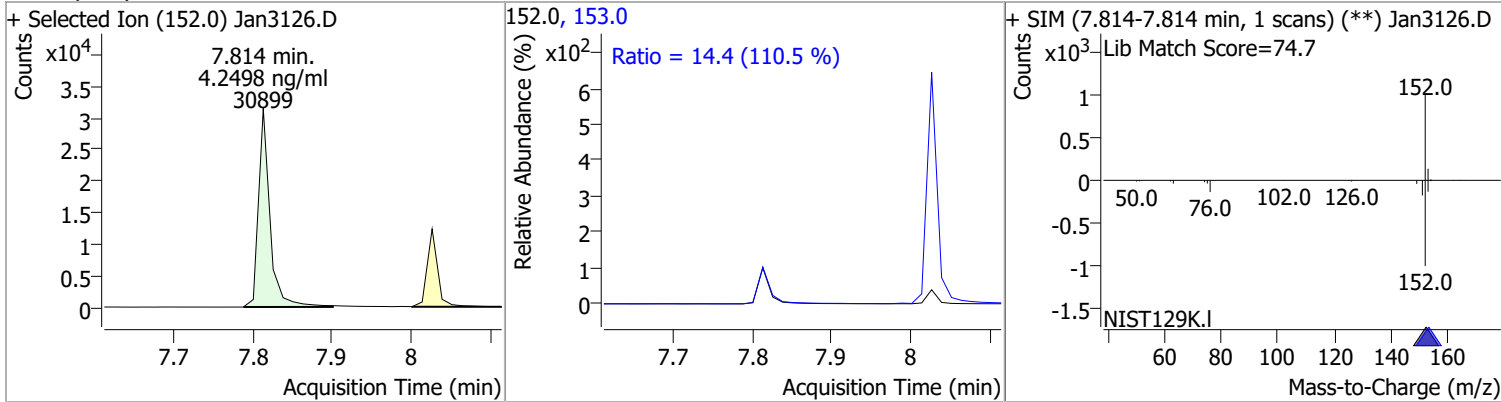
Compound	Conc.	RT	Dev(Min)	Resp.	QIon	QRatio	Lower	Upper
1-Methylnaphthalene	3.7554	6.88	0.00	13946	142.0 115.0	118.0 63.6	78.3 53.4	145.5 99.2



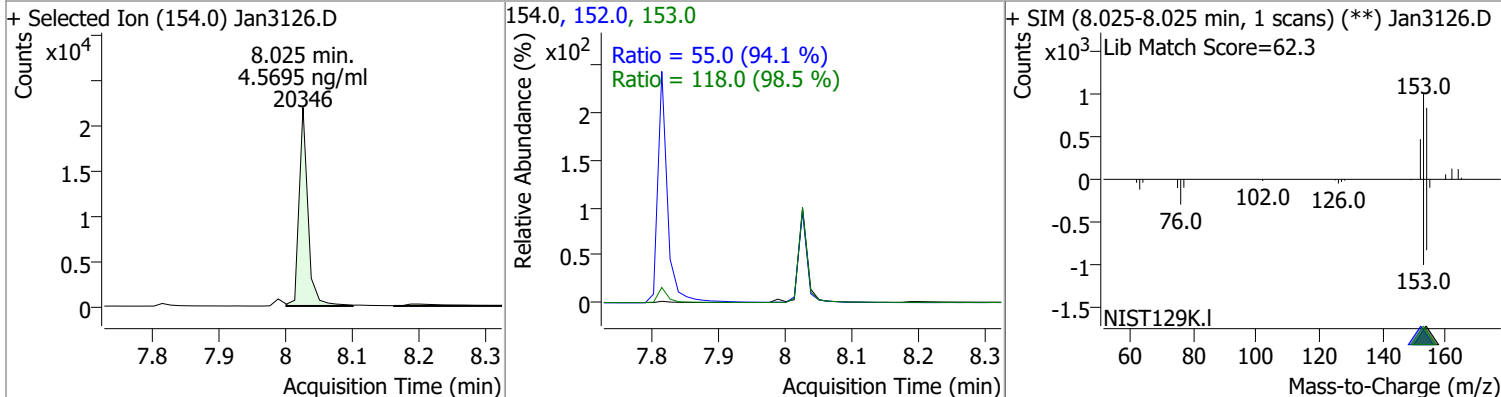
Compound	Conc.	RT	Dev(Min)	Resp.	QIon	QRatio	Lower	Upper
2-Fluorobiphenyl	4.0403	7.24	-0.01	25136	171.0	37.5	25.6	47.6



Compound	Conc.	RT	Dev(Min)	Resp.	QIon	QRatio	Lower	Upper
Acenaphthylene	4.2498	7.81	0.00	30899	153.0	14.4	9.1	17.0

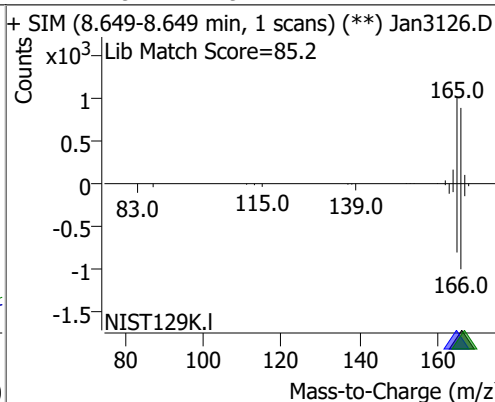
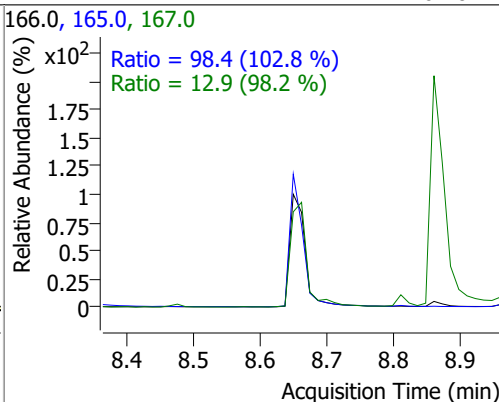
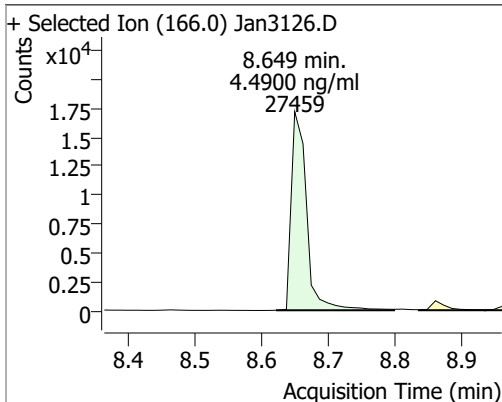


Compound	Conc.	RT	Dev(Min)	Resp.	QIon	QRatio	Lower	Upper
Acenaphthene	4.5695	8.03	0.00	20346	153.0 152.0	118.0 55.0	83.9 40.9	155.8 76.0

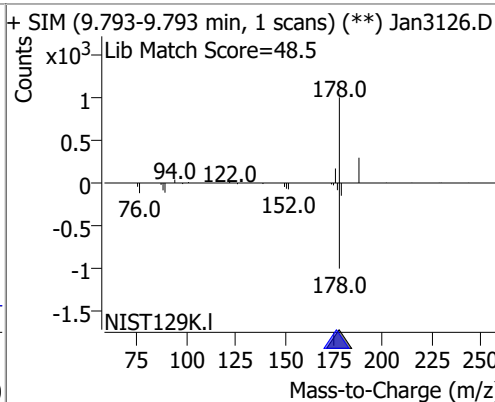
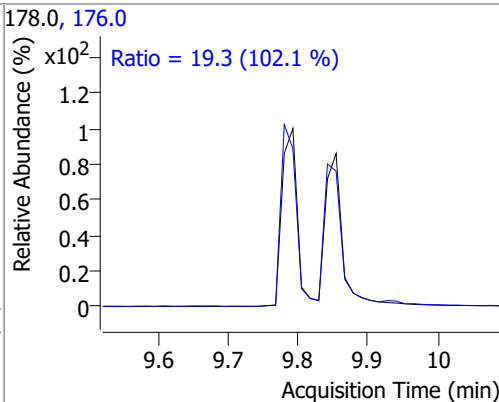
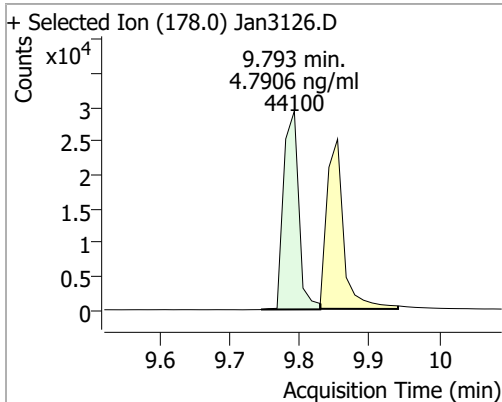


Quantitation Results Report (QT Reviewed)

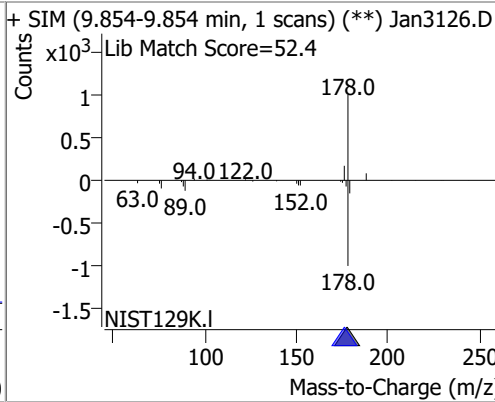
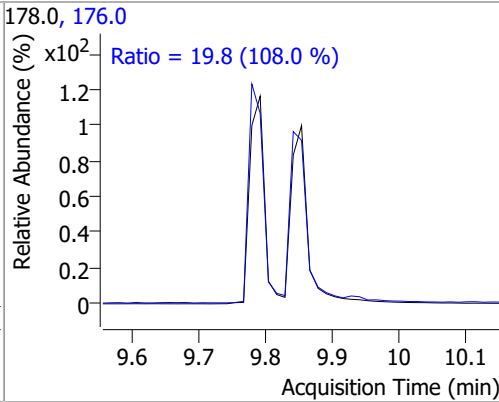
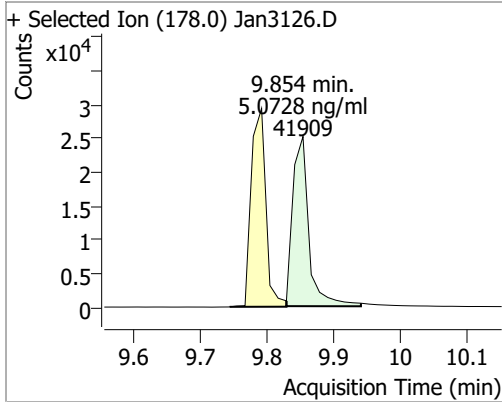
Compound	Conc.	RT	Dev(Min)	Resp.	QIon	QRatio	Lower	Upper
Fluorene	4.4900	8.65	-0.01	27459	165.0	98.4	67.0	124.5
					167.0	12.9	9.2	17.1



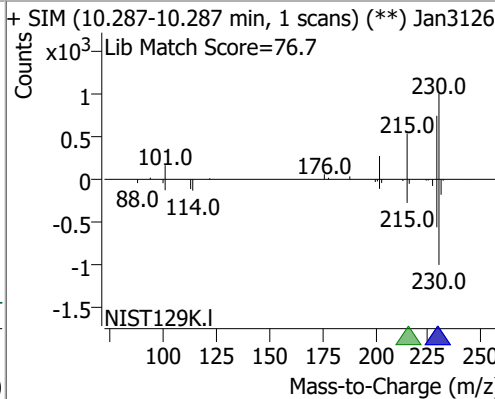
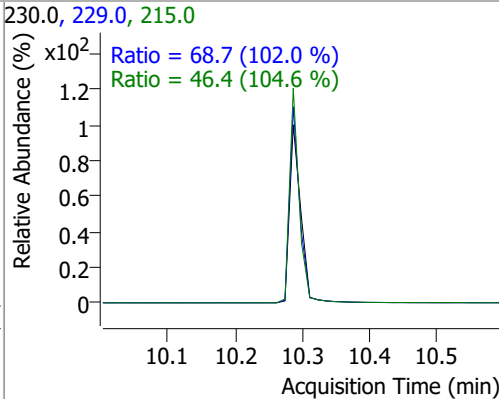
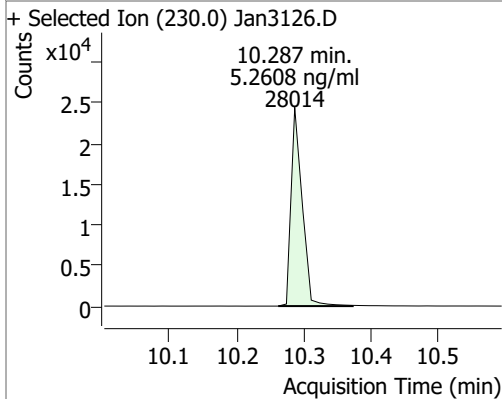
Compound	Conc.	RT	Dev(Min)	Resp.	QIon	QRatio	Lower	Upper
Phenanthrene	4.7906	9.79	0.00	44100	176.0	19.3	13.2	24.6



Compound	Conc.	RT	Dev(Min)	Resp.	QIon	QRatio	Lower	Upper
Anthracene	5.0728	9.85	0.00	41909	176.0	19.8	12.8	23.8

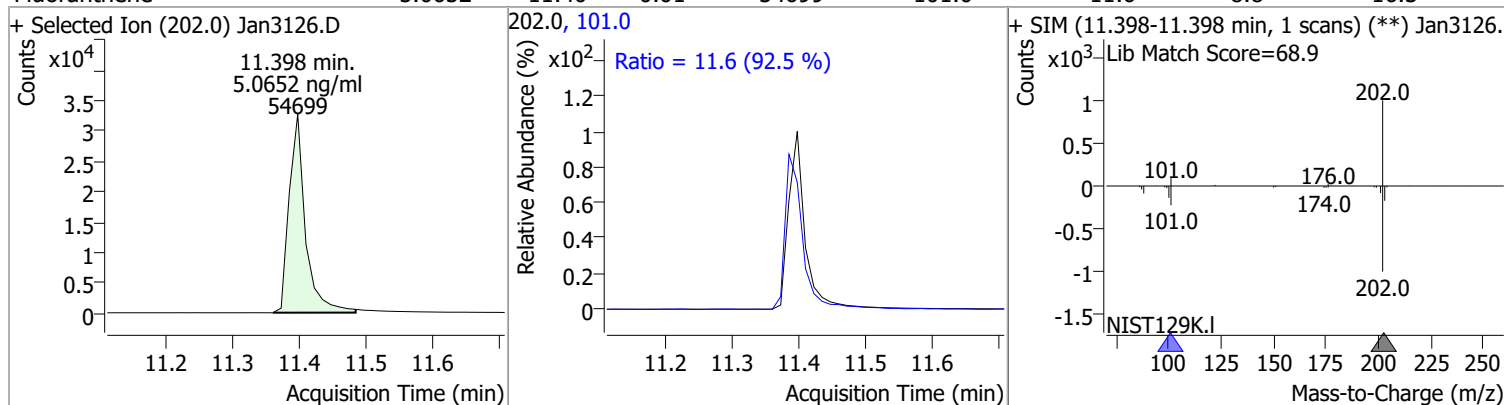


Compound	Conc.	RT	Dev(Min)	Resp.	QIon	QRatio	Lower	Upper
o-Terphenyl	5.2608	10.29	-0.01	28014	229.0	68.7	47.1	87.5
					215.0	46.4	31.1	57.7

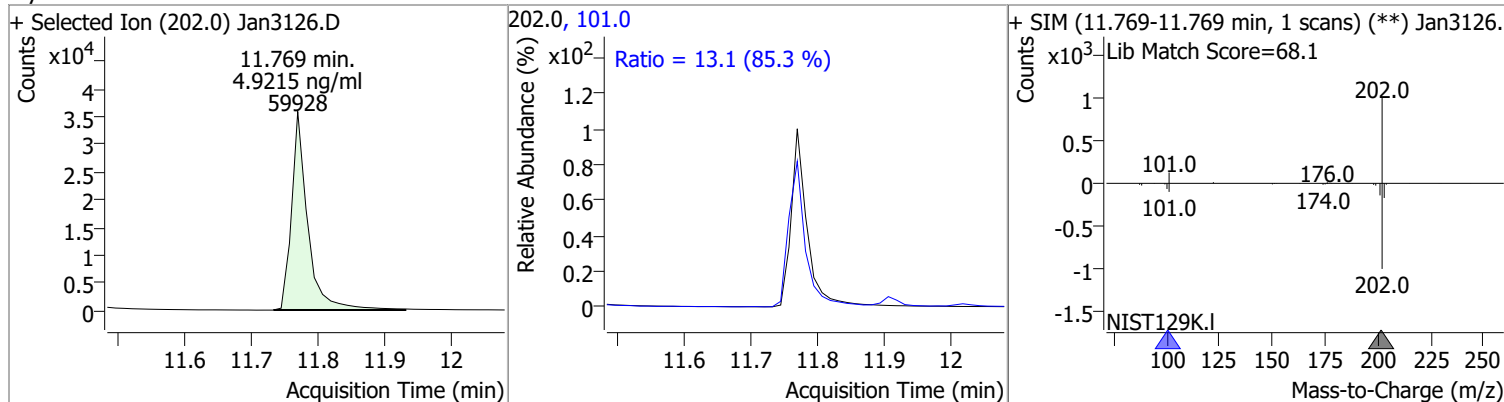


Quantitation Results Report (QT Reviewed)

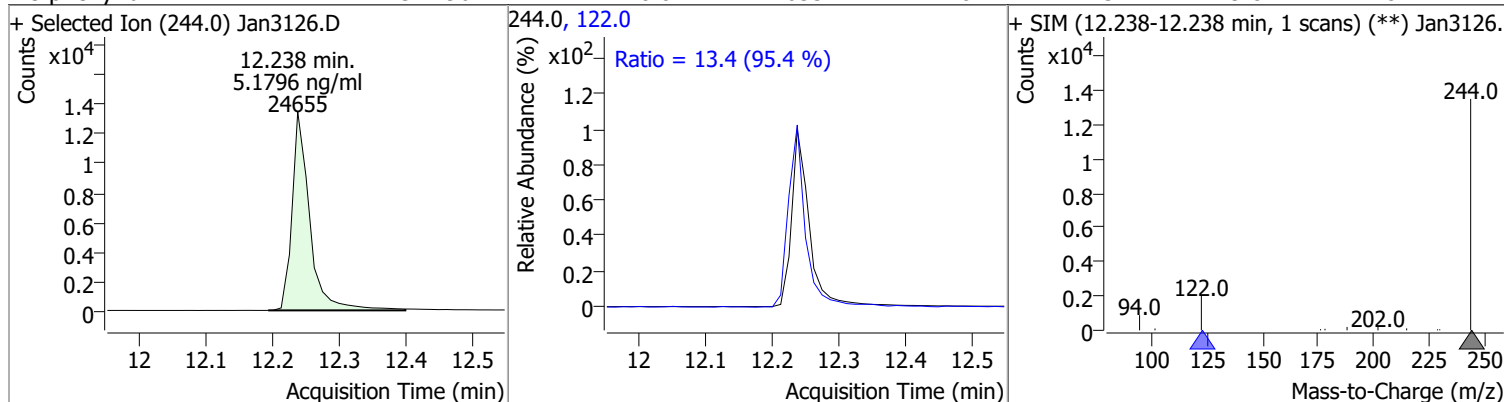
Compound	Conc.	RT	Dev(Min)	Resp.	QIon	QRatio	Lower	Upper
Fluoranthene	5.0652	11.40	-0.01	54699	101.0	11.6	8.8	16.3



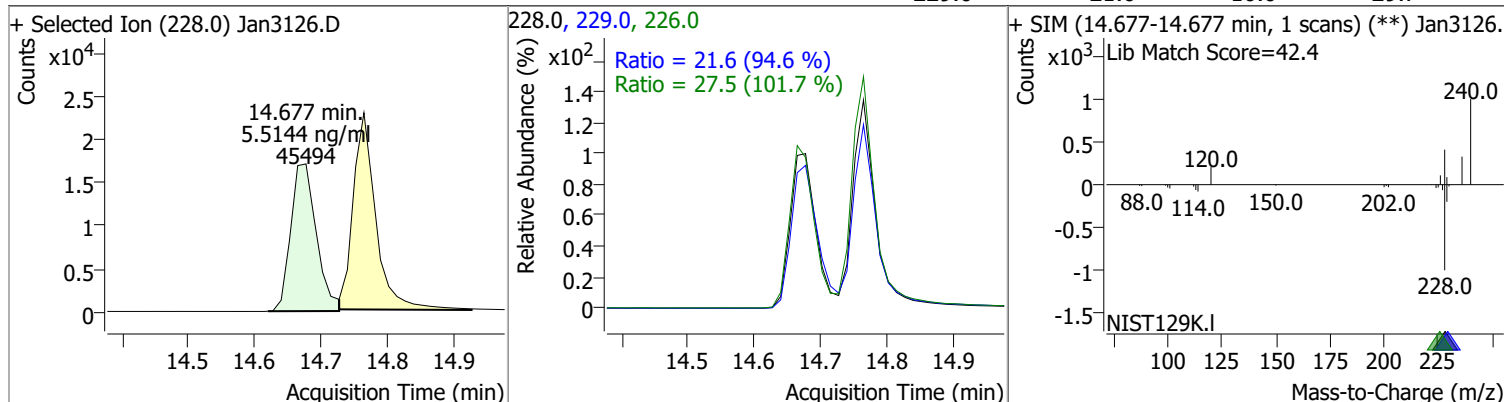
Compound	Conc.	RT	Dev(Min)	Resp.	QIon	QRatio	Lower	Upper
Pyrene	4.9215	11.77	-0.01	59928	101.0	13.1	10.8	20.0



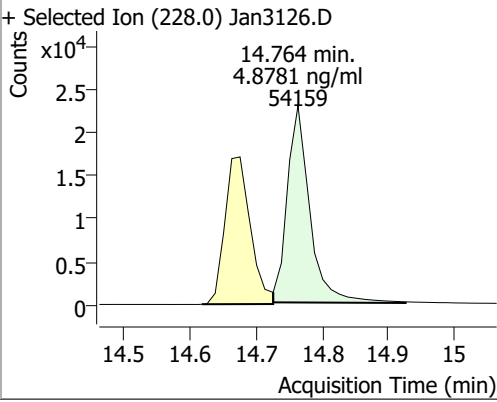
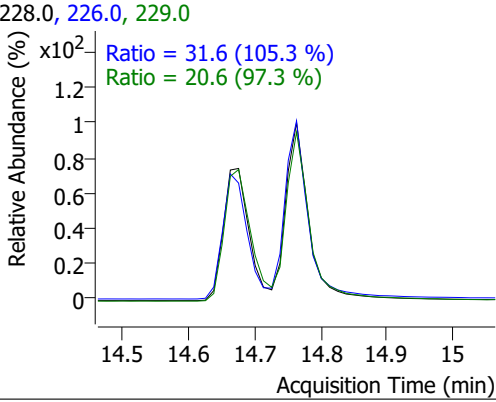
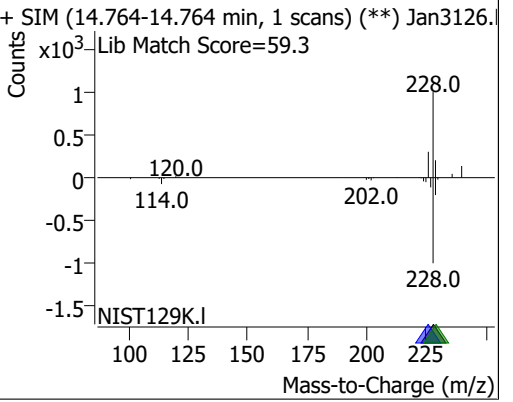
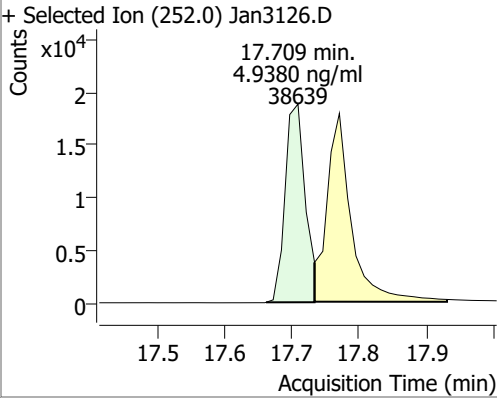
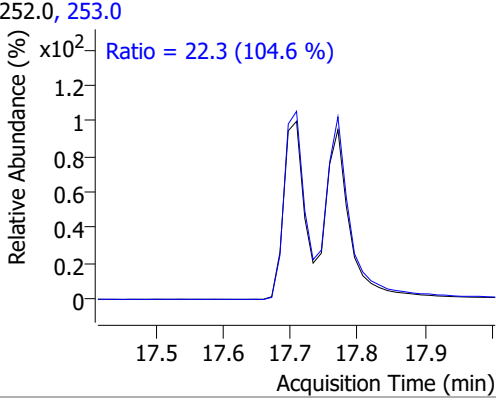
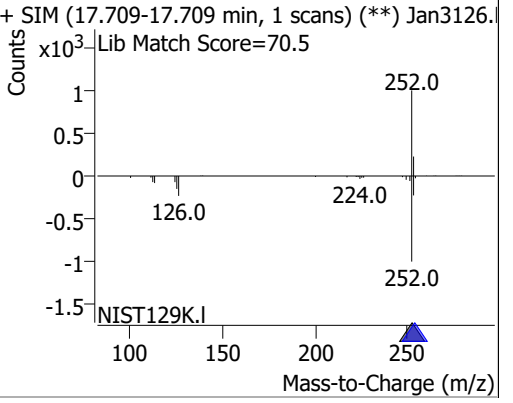
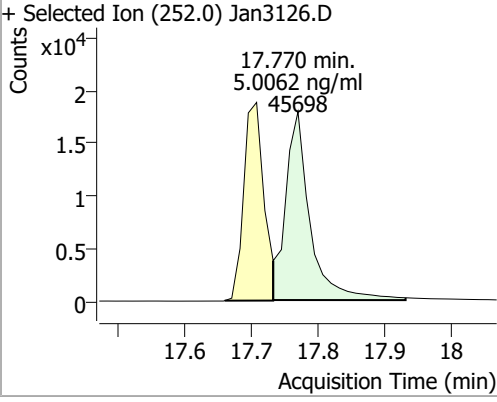
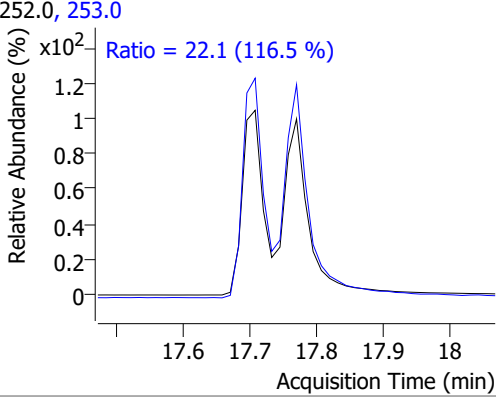
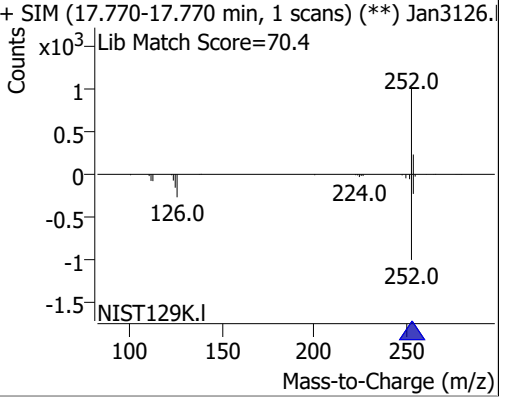
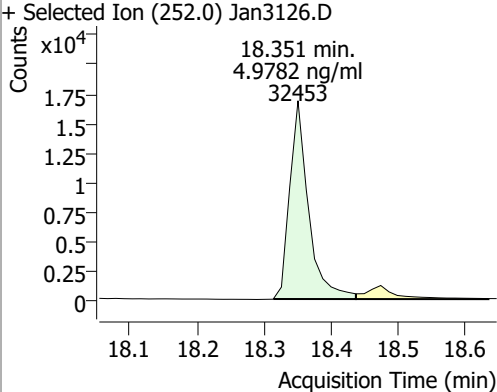
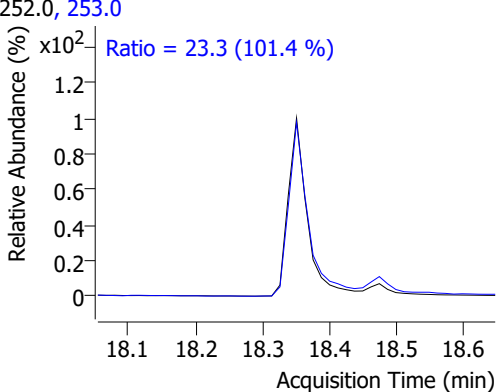
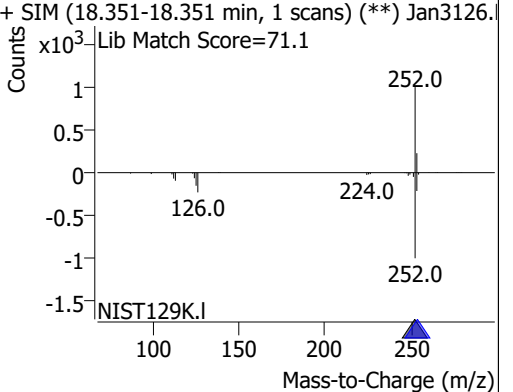
Compound	Conc.	RT	Dev(Min)	Resp.	QIon	QRatio	Lower	Upper
Terphenyl-d14	5.1796	12.24	-0.01	24655	122.0	13.4	9.8	18.2



Compound	Conc.	RT	Dev(Min)	Resp.	QIon	QRatio	Lower	Upper
Benzo(a)Anthracene	5.5144	14.68	0.00	45494	226.0	27.5	19.0	35.2
					229.0	21.6	16.0	29.7



Quantitation Results Report (QT Reviewed)

Compound	Conc.	RT	Dev(Min)	Resp.	QIon	QRatio	Lower	Upper
Chrysene	4.8781	14.76	0.00	54159	226.0 229.0	31.6 20.6	21.0 14.8	39.1 27.6
+ Selected Ion (228.0) Jan3126.D 			228.0, 226.0, 229.0 			+ SIM (14.764-14.764 min, 1 scans) (**) Jan3126. Lib Match Score=59.3 		
Benzo(b)fluoranthene	4.9380	17.71	0.00	38639	253.0	22.3	14.9	27.7
+ Selected Ion (252.0) Jan3126.D 			252.0, 253.0 			+ SIM (17.709-17.709 min, 1 scans) (**) Jan3126. Lib Match Score=70.5 		
Benzo(k)fluoranthene	5.0062	17.77	0.00	45698	253.0	22.1	13.2	24.6
+ Selected Ion (252.0) Jan3126.D 			252.0, 253.0 			+ SIM (17.770-17.770 min, 1 scans) (**) Jan3126. Lib Match Score=70.4 		
Benzo(a)pyrene	4.9782	18.35	0.00	32453	253.0	23.3	16.1	29.9
+ Selected Ion (252.0) Jan3126.D 			252.0, 253.0 			+ SIM (18.351-18.351 min, 1 scans) (**) Jan3126. Lib Match Score=71.1 		

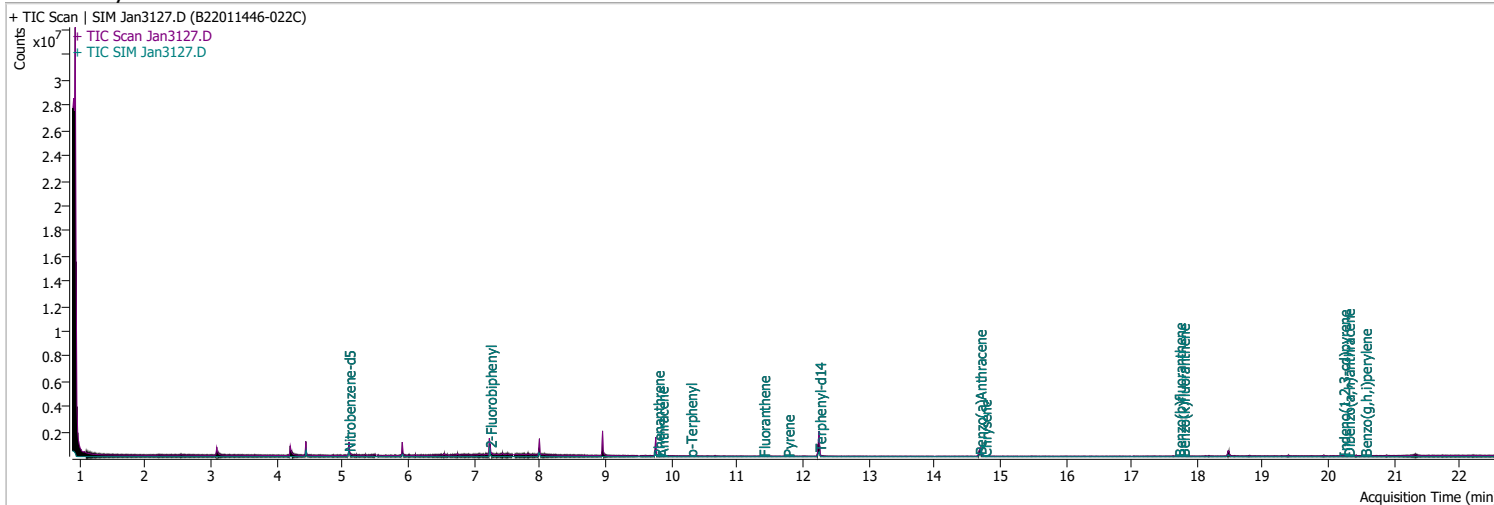
Quantitation Results Report (QT Reviewed)

Compound	Conc.	RT	Dev(Min)	Resp.	QIon	QRatio	Lower	Upper
Indeno(1,2,3-cd)pyrene	5.2716	20.20	-0.01	30927	138.0	17.7	15.7	29.1
<div style="display: flex; justify-content: space-between;"> <div style="width: 30%;"> <p>+ Selected Ion (276.0) Jan3126.D</p> </div> <div style="width: 30%;"> <p>276.0, 138.0</p> <p>Ratio = 17.7 (78.9 %)</p> </div> <div style="width: 30%;"> <p>+ SIM (20.204-20.204 min, 1 scans) (**) Jan3126.D</p> <p>Lib Match Score=78.5</p> </div> </div>								
Dibenzo(a,h)anthracene	5.4773	20.28	0.00	35977	279.0	24.8	17.4	32.3
<div style="display: flex; justify-content: space-between;"> <div style="width: 30%;"> <p>+ Selected Ion (278.0) Jan3126.D</p> </div> <div style="width: 30%;"> <p>278.0, 279.0, 139.0</p> <p>Ratio = 24.8 (99.7 %)</p> <p>Ratio = 15.1 (86.1 %)</p> </div> <div style="width: 30%;"> <p>+ SIM (20.279-20.279 min, 1 scans) (**) Jan3126.D</p> <p>Lib Match Score=76.8</p> </div> </div>								
Benzo(g,h,i)perylene	4.9198	20.54	0.00	40788	277.0	25.3	17.3	32.2
<div style="display: flex; justify-content: space-between;"> <div style="width: 30%;"> <p>+ Selected Ion (276.0) Jan3126.D</p> </div> <div style="width: 30%;"> <p>276.0, 138.0, 277.0</p> <p>Ratio = 17.6 (85.8 %)</p> <p>Ratio = 25.3 (102.3 %)</p> </div> <div style="width: 30%;"> <p>+ SIM (20.538-20.538 min, 1 scans) (**) Jan3126.D</p> <p>Lib Match Score=78.8</p> </div> </div>								

Quantitation Results Report (QT Reviewed)

Data File	Jan3127.D	Operator	LIMS import
Acq. Method	5975BNASIM	Acq. Date-Time	2/1/2022 2:00:56 AM
Sample Name	B22011446-022C	Instrument	GCMS
Vial	20	Multiplier	1.00
DA Method File	012622 bna SIM 2.batch.bin	Comment	SVOC-8270C-SIM-W-LLPAH
Tune File	dftppjph.u	Tune Date	
Batch Name	013122 bna SIM 2.batch.bin	Last Calib Update	1/27/2022 8:37:26 AM

Ref Library



Compound	RT	QIon	Resp.	Conc.	Units	Dev(Min)	
Internal Standards							
M 1,4-Dichlorobenzene-d4	4.447	152.0	136868	40.0000	ng/ml	-0.012	
M Naphthalene-d8	5.916	136.0	193767	40.0000	ng/ml	0.000	
M Acenaphthene-d10	7.988	164.0	154253	40.0000	ng/ml	-0.012	
M Phenanthrene-d10	9.756	188.0	348333	40.0000	ng/ml	-0.012	
M Chrysene-d12	14.702	240.0	272293	40.0000	ng/ml	0.000	
M Perylene-d12	18.475	264.0	180673	40.0000	ng/ml	0.000	
System Monitoring Compounds							
S Nitrobenzene-d5	5.094	82.0	355148	43.2277	ng/ml	-0.025	
Spiked Amount: 5.000	Range: 19.0 - 102.0%			Recovery = 864.55%	*		
S 2-Fluorobiphenyl	7.240	172.0	481199	67.3723	ng/ml	-0.012	
Spiked Amount: 5.000	Range: 25.0 - 94.0%			Recovery = 1347.45%	*		
S o-Terphenyl	10.287	230.0	559	0.0632	ng/ml	-0.012	
Spiked Amount: 5.000	Range: 40.0 - 140.0%			Recovery = 1.26%	*		
S Terphenyl-d14	12.251	244.0	504630	75.3554	ng/ml	0.000	
Spiked Amount: 5.000	Range: 39.0 - 106.0%			Recovery = 1507.11%	*		
Target Compounds							
T Naphthalene	5.991	128.0	0		ng/ml	md	1
T 2-Methylnaphthalene	0.000		0	N.D.			
T 1-Methylnaphthalene	0.000		0	N.D.			
T Acenaphthylene	0.000		0	N.D.			
T Acenaphthene	8.025	154.0	0		ng/ml	md	1
T Fluorene	8.661	166.0	0		ng/ml	md	1
T Phenanthrene	9.793	178.0	888	0.0289	ng/ml		98
T Anthracene	9.854	178.0	622	0.0245	ng/ml	m	97
T Fluoranthene	11.398	202.0	1153	0.0688	ng/ml		91
T Pyrene	11.769	202.0	1299	0.0705	ng/ml		92
T Benzo(a)Anthracene	14.689	228.0	1777	0.0338	ng/ml	#	78
T Chrysene	14.764	228.0	1096	0.0410	ng/ml		92
T Benzo(b)fluoranthene	17.721	252.0	827	0.0930	ng/ml		90

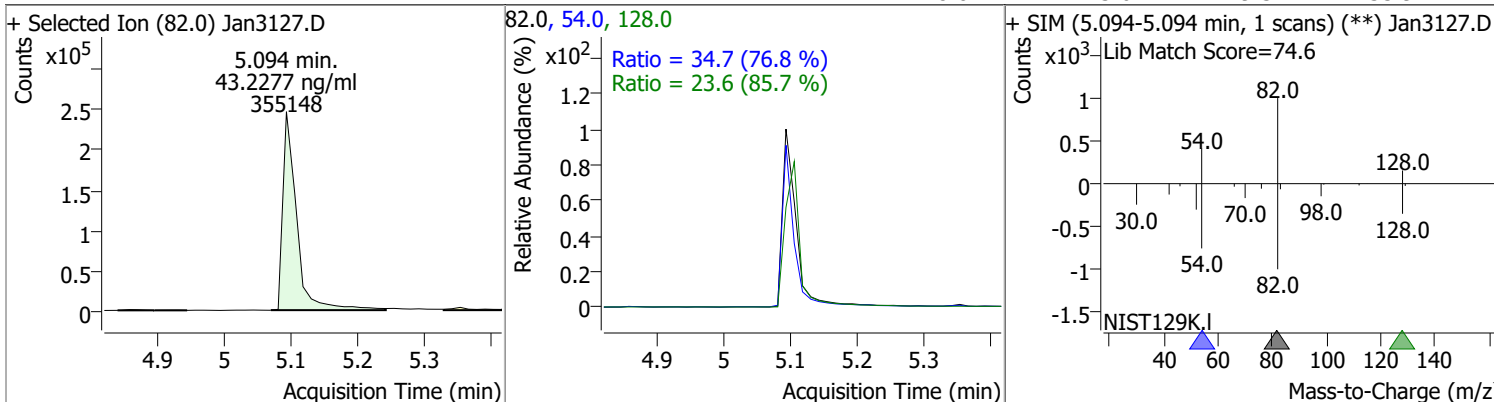
Quantitation Results Report (QT Reviewed)

Compound	RT	QIon	Resp.	Conc.	Units	Dev(Min)
T Benzo(k)fluoranthene	17.783	252.0	1012	0.0682	ng/ml	96
T Benzo(a)pyrene	18.363	252.0	0		ng/ml md	1
T Indeno(1,2,3-cd)pyrene	20.217	276.0	398	0.0448	ng/ml m	95
T Dibenzo(a,h)anthracene	20.291	278.0	422	0.0284	ng/ml	91
T Benzo(g,h,i)perylene	20.550	276.0	468	0.0177	ng/ml	96

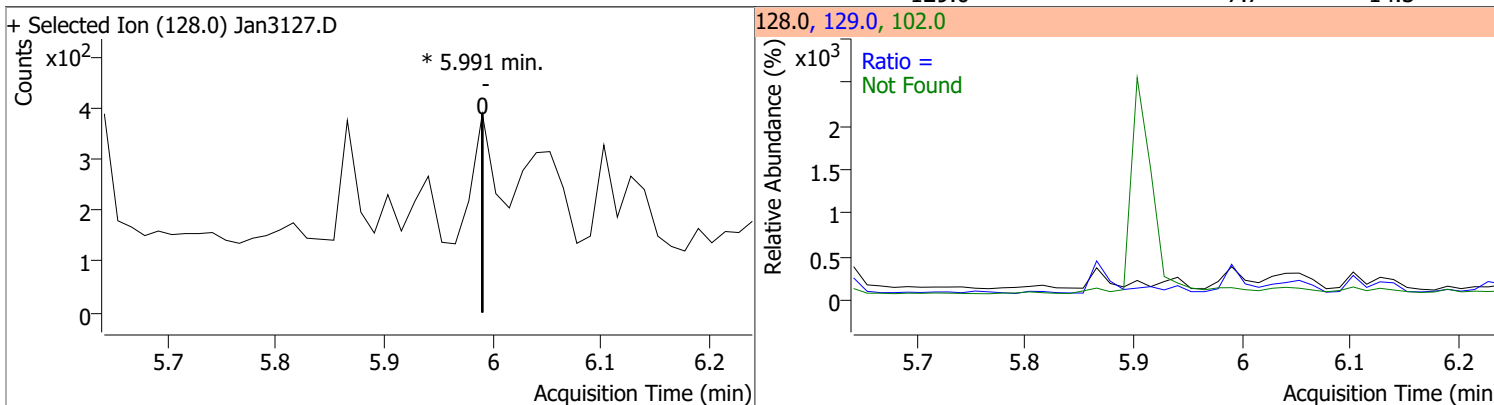
(#) = Qualifier Out of Range; (m) = Manual Integration; (+) = Area Summed; (*) = Surrogate Percent Recovery Out of Range; (d): Zeroed Peak

Quantitation Results Report (QT Reviewed)

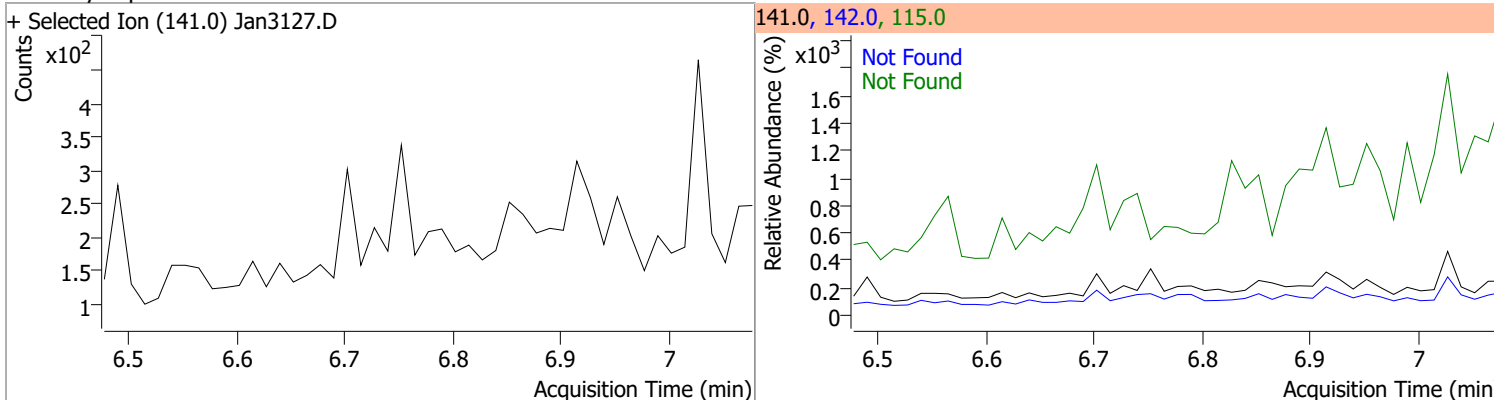
Compound	Conc.	RT	Dev(Min)	Resp.	QIon	QRatio	Lower	Upper
Nitrobenzene-d5	43.2277	5.09	-0.02	355148	54.0	34.7	31.6	58.8
					128.0	23.6	19.3	35.9



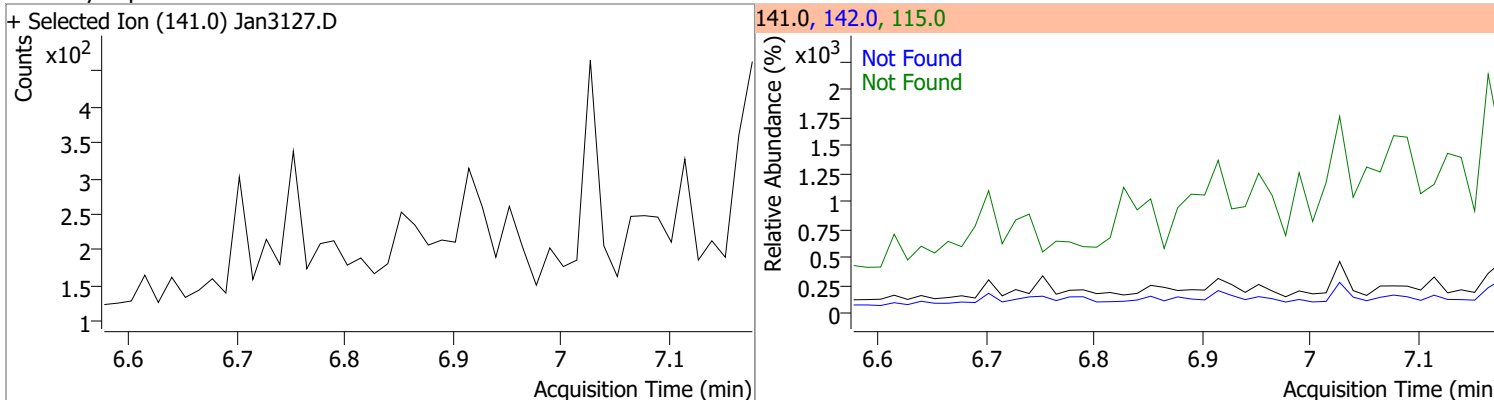
Compound	Conc.	RT	Dev(Min)	Resp.	QIon	QRatio	Lower	Upper
Naphthalene		0		0	102.0		0.0	61.8
					129.0		7.7	14.3



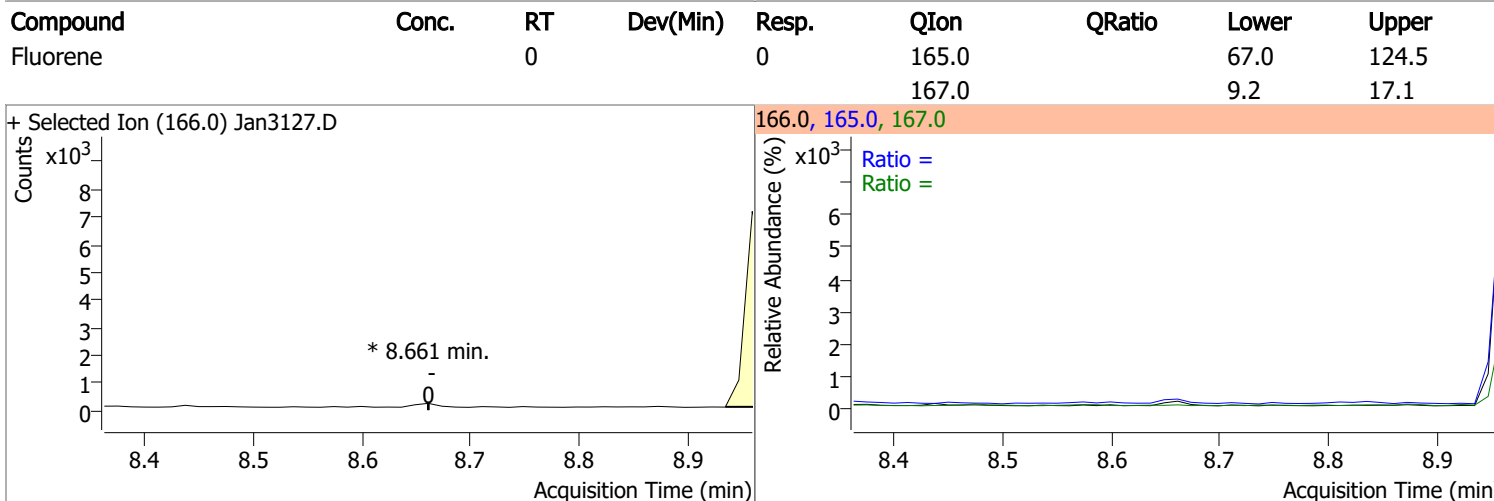
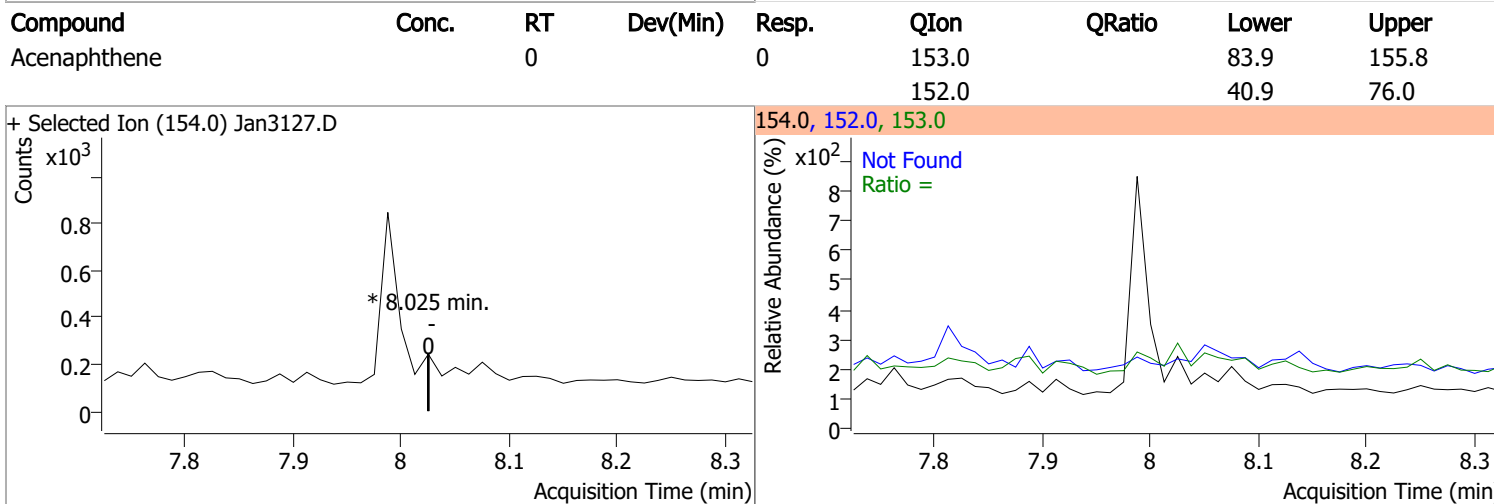
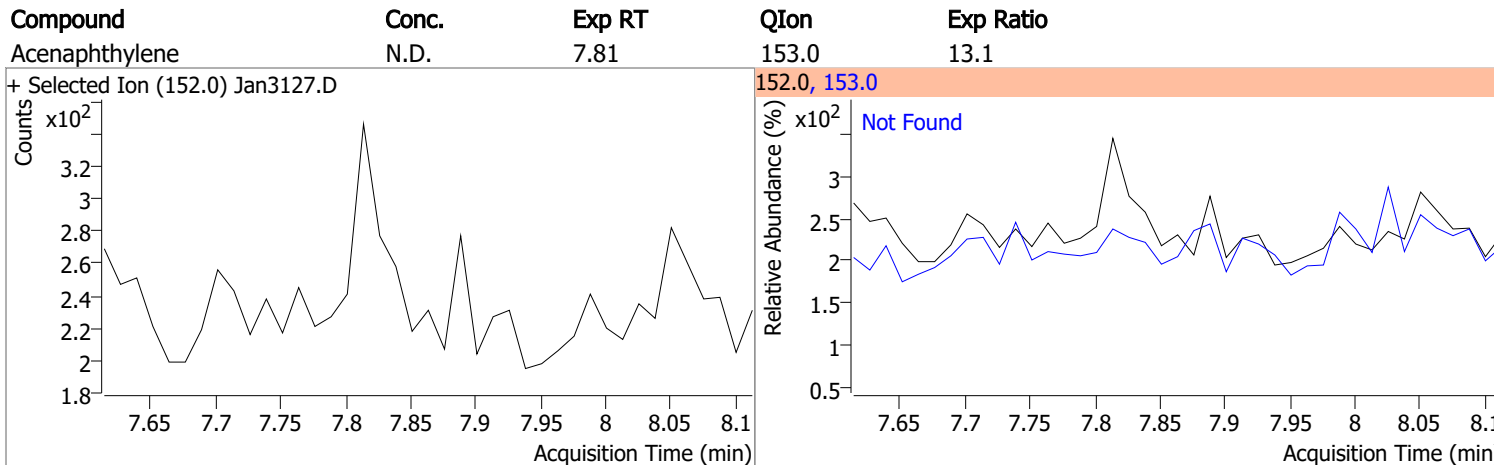
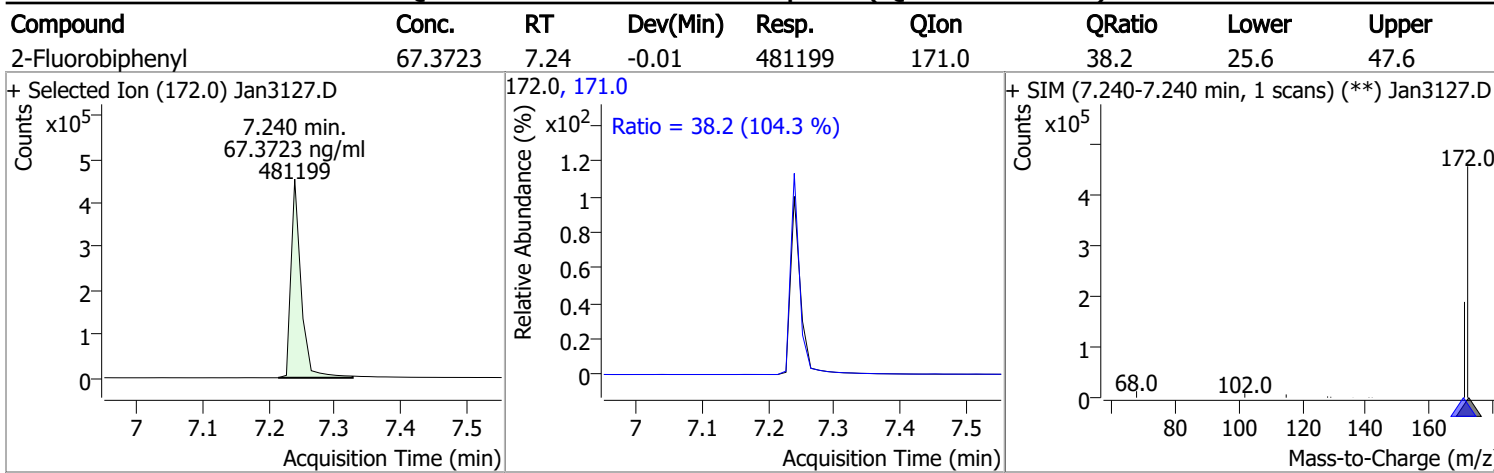
Compound	Conc.	Exp RT	QIon	Exp Ratio	QIon	Exp Ratio
2-Methylnaphthalene	N.D.	6.78	142.0	141.5	115.0	66.1



Compound	Conc.	Exp RT	QIon	Exp Ratio	QIon	Exp Ratio
1-Methylnaphthalene	N.D.	6.88	142.0	111.9	115.0	76.3

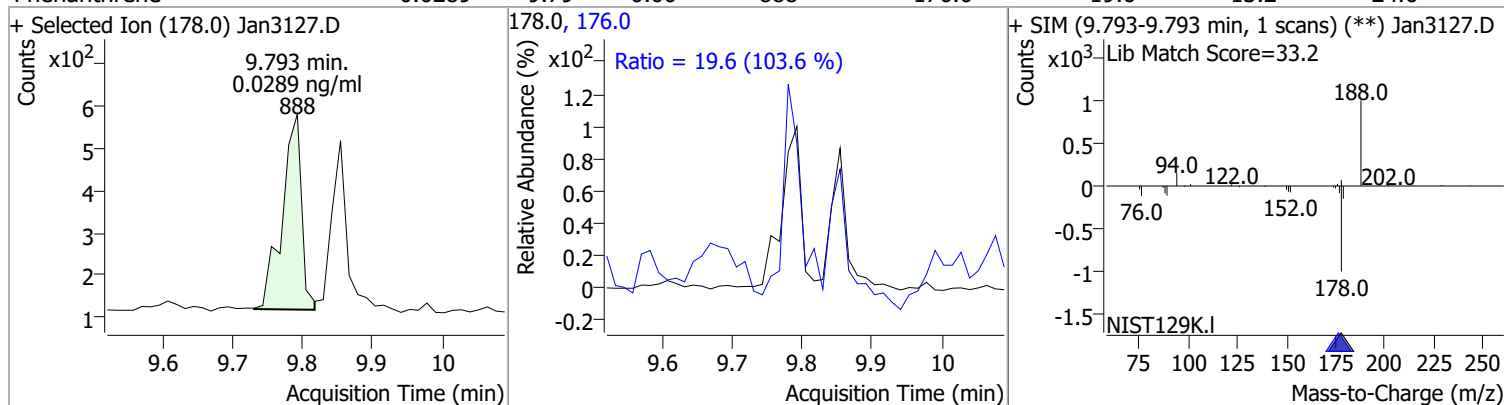


Quantitation Results Report (QT Reviewed)

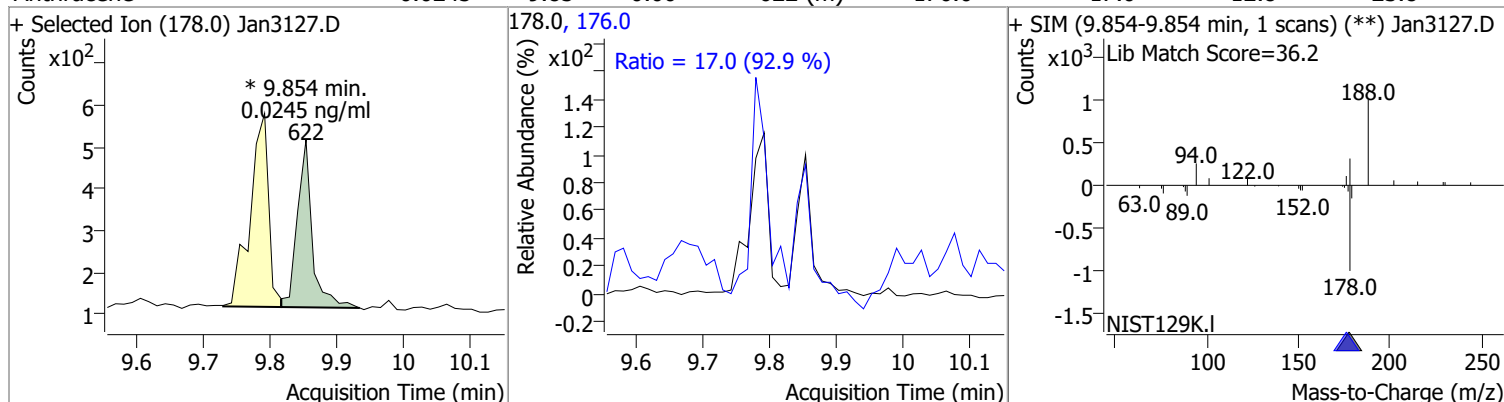


Quantitation Results Report (QT Reviewed)

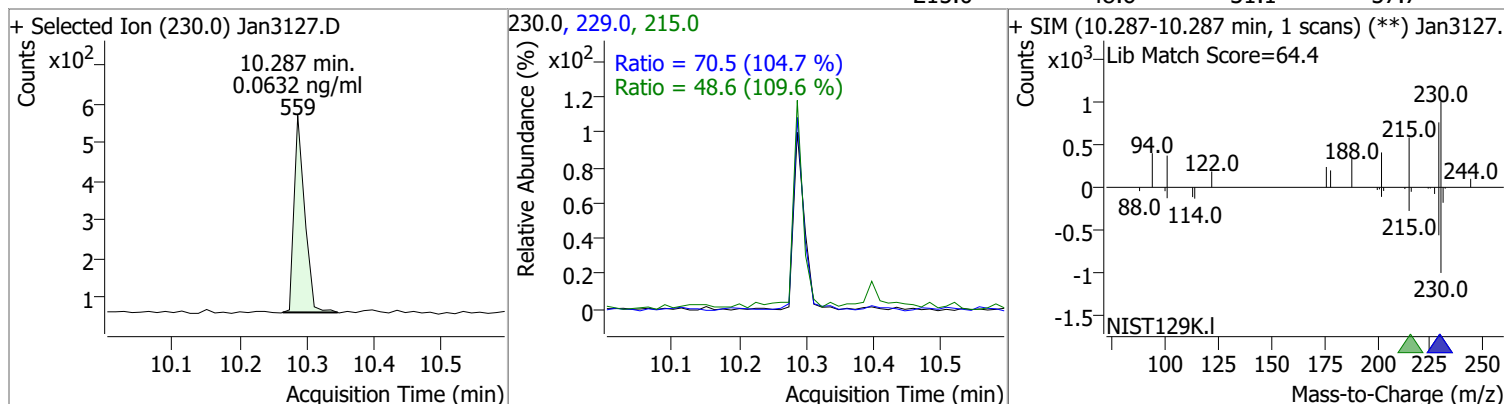
Compound	Conc.	RT	Dev(Min)	Resp.	QIon	QRatio	Lower	Upper
Phenanthrene	0.0289	9.79	0.00	888	176.0	19.6	13.2	24.6



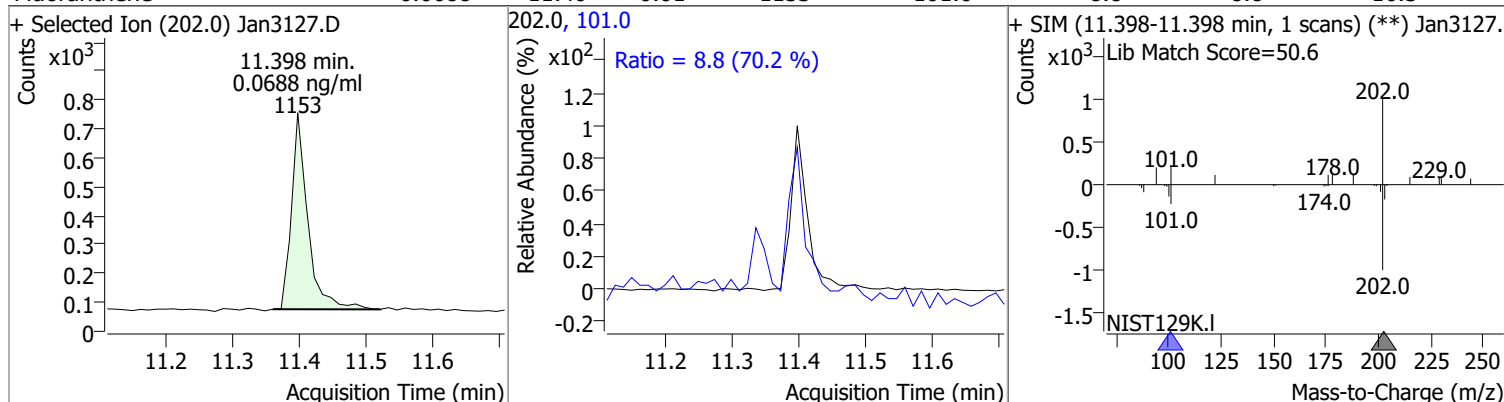
Compound	Conc.	RT	Dev(Min)	Resp.	QIon	QRatio	Lower	Upper
Anthracene	0.0245	9.85	0.00	622 (m)	176.0	17.0	12.8	23.8



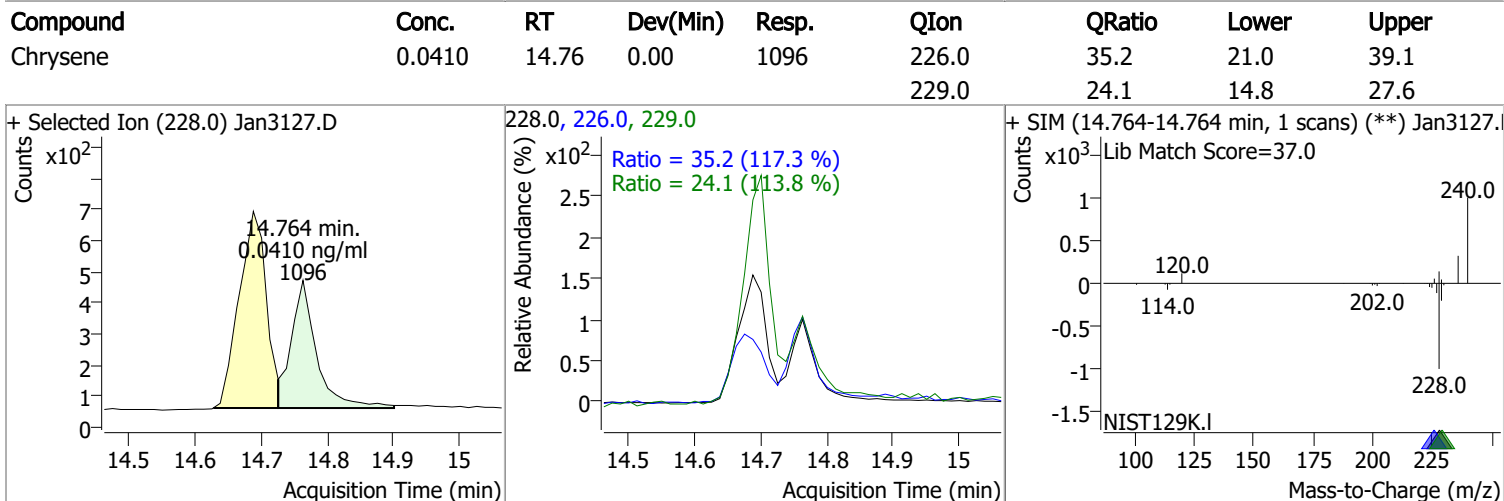
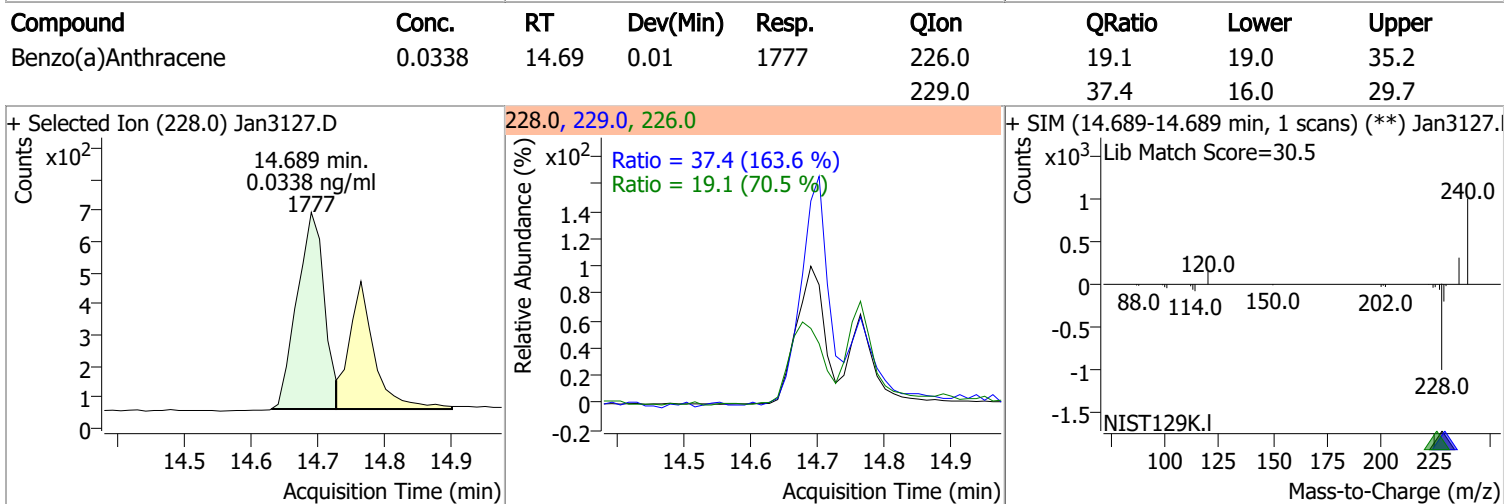
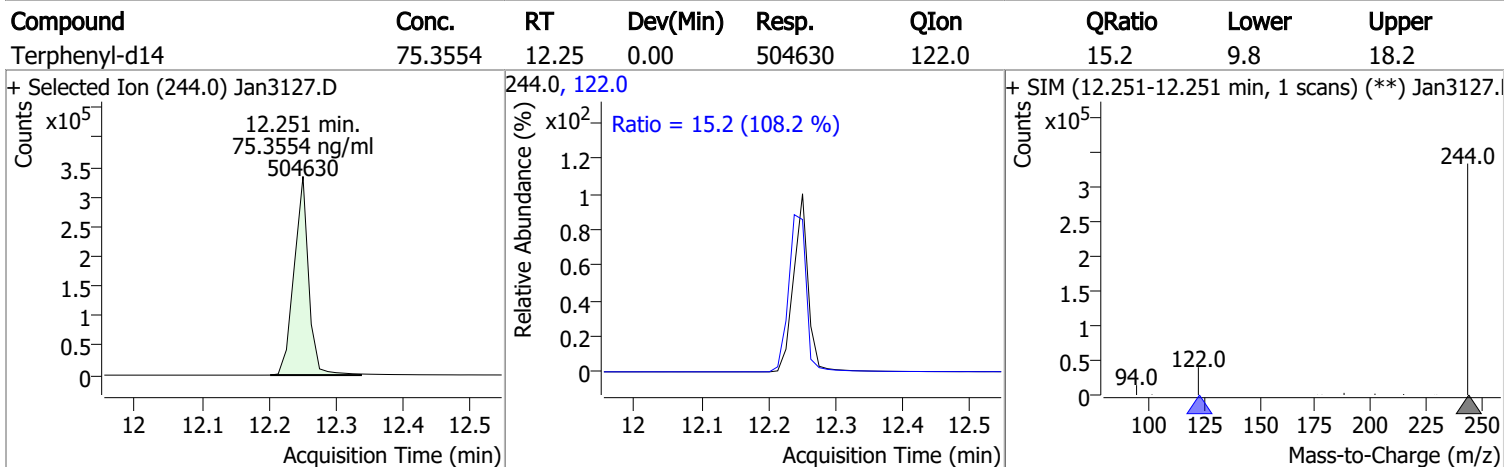
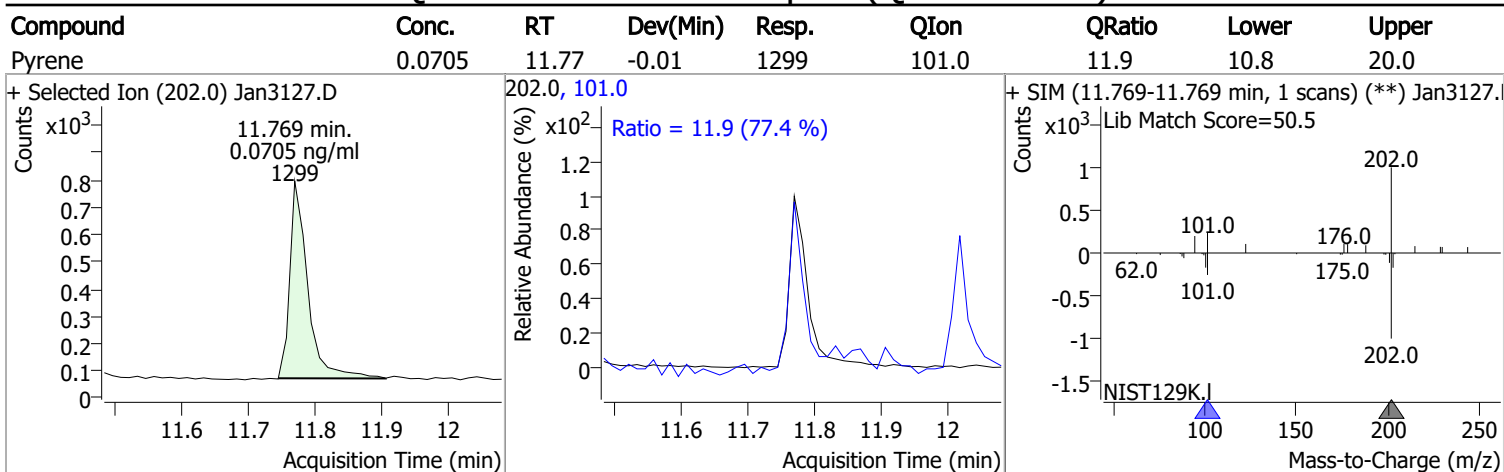
Compound	Conc.	RT	Dev(Min)	Resp.	QIon	QRatio	Lower	Upper
o-Terphenyl	0.0632	10.29	-0.01	559	229.0 215.0	70.5 48.6	47.1 31.1	87.5 57.7



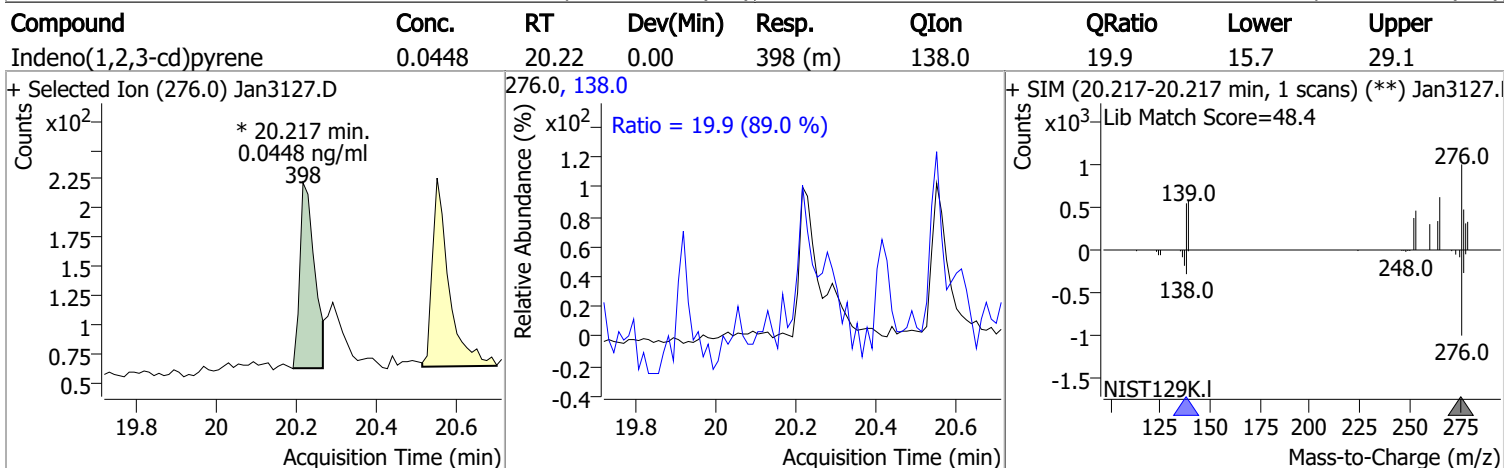
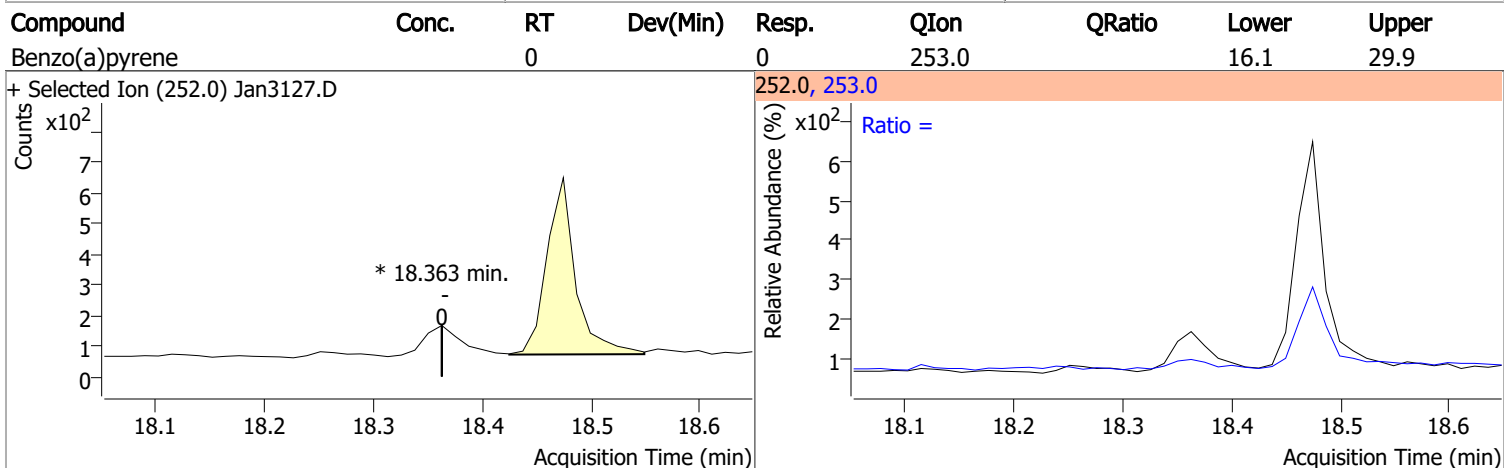
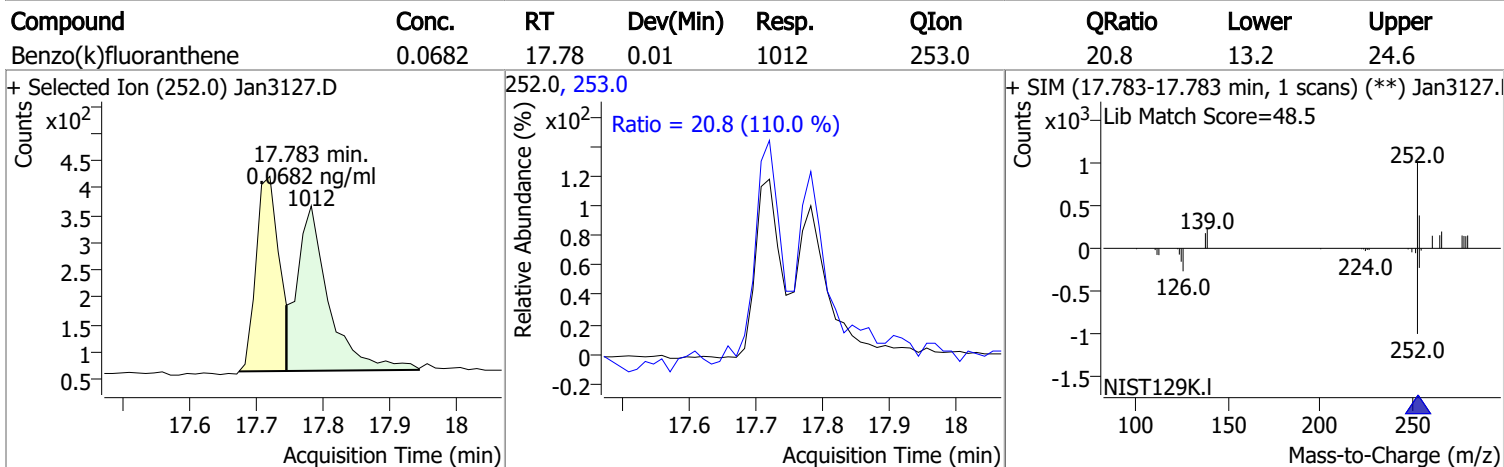
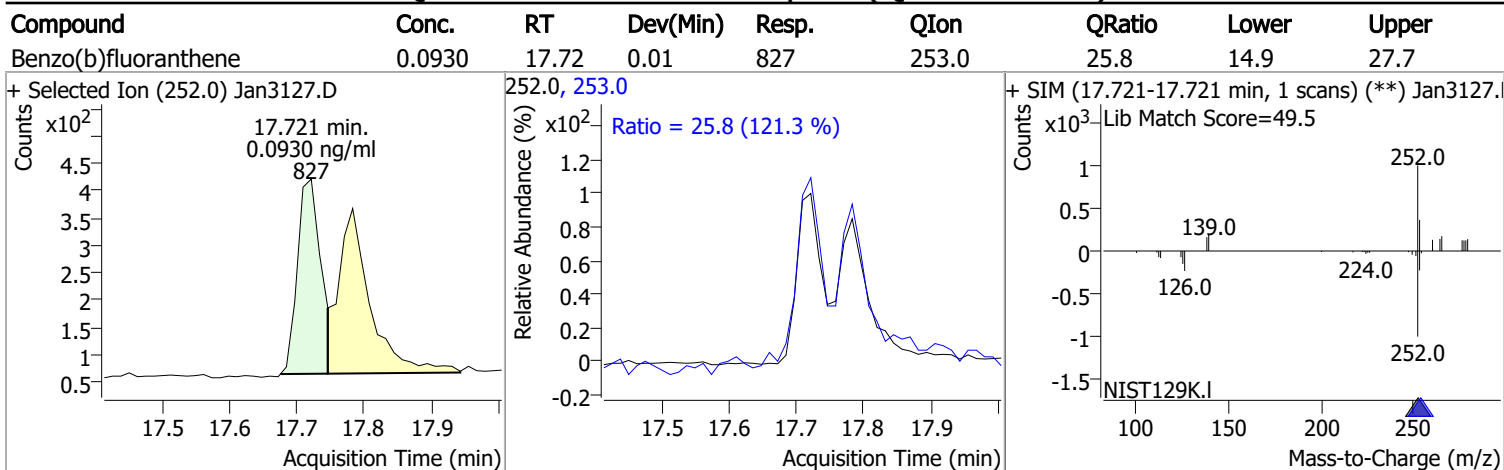
Compound	Conc.	RT	Dev(Min)	Resp.	QIon	QRatio	Lower	Upper
Fluoranthene	0.0688	11.40	-0.01	1153	101.0	8.8	8.8	16.3



Quantitation Results Report (QT Reviewed)

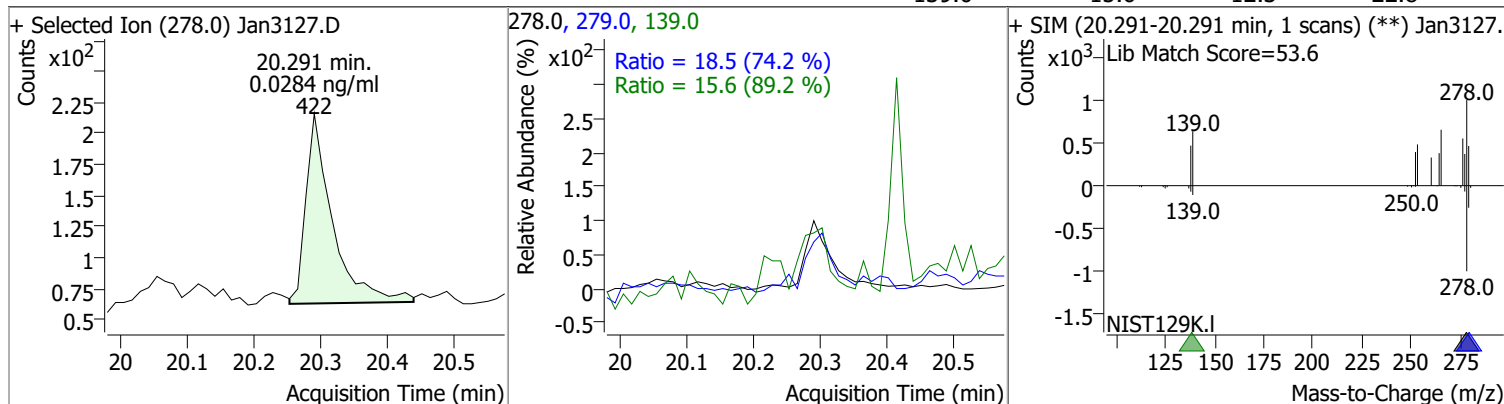


Quantitation Results Report (QT Reviewed)

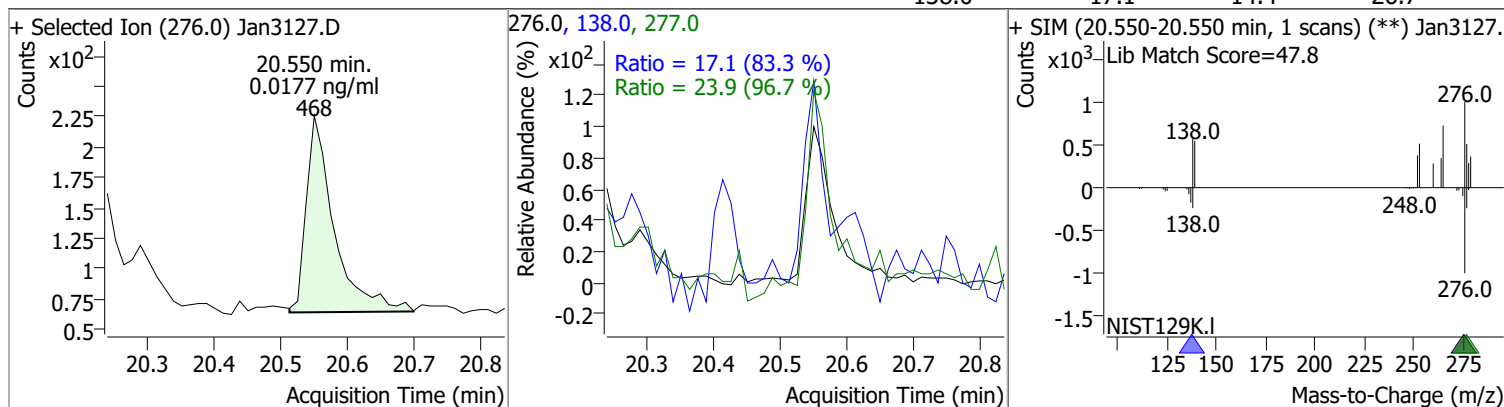


Quantitation Results Report (QT Reviewed)

Compound	Conc.	RT	Dev(Min)	Resp.	QIon	QRatio	Lower	Upper
Dibenzo(a,h)anthracene	0.0284	20.29	0.01	422	279.0	18.5	17.4	32.3
					139.0	15.6	12.3	22.8



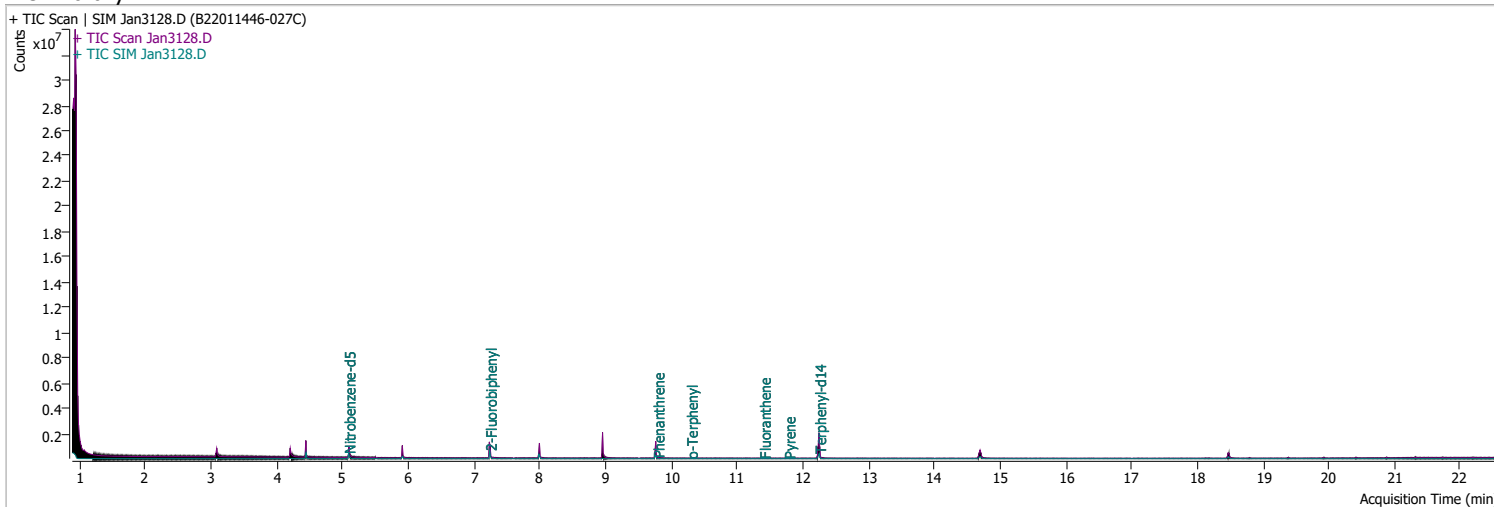
Compound	Conc.	RT	Dev(Min)	Resp.	QIon	QRatio	Lower	Upper
Benzo(g,h,i)perylene	0.0177	20.55	0.01	468	277.0	23.9	17.3	32.2
					138.0	17.1	14.4	26.7



Quantitation Results Report (QT Reviewed)

Data File	Jan3128.D	Operator	LIMS import
Acq. Method	5975BNASIM	Acq. Date-Time	2/1/2022 2:33:17 AM
Sample Name	B22011446-027C	Instrument	GCMS
Vial	21	Multiplier	1.00
DA Method File	012622 bna SIM 2.batch.bin	Comment	SVOC-8270C-SIM-W-LLPAH
Tune File	dftppjph.u	Tune Date	
Batch Name	013122 bna SIM 2.batch.bin	Last Calib Update	1/27/2022 8:37:26 AM

Ref Library



Compound	RT	QIon	Resp.	Conc.	Units	Dev(Min)
Internal Standards						
M 1,4-Dichlorobenzene-d4	4.447	152.0	141493	40.0000	ng/ml	-0.013
M Naphthalene-d8	5.916	136.0	237860	40.0000	ng/ml	0.000
M Acenaphthene-d10	7.988	164.0	161856	40.0000	ng/ml	-0.013
M Phenanthrene-d10	9.756	188.0	354620	40.0000	ng/ml	-0.012
M Chrysene-d12	14.701	240.0	274468	40.0000	ng/ml	0.000
M Perylene-d12	18.475	264.0	179572	40.0000	ng/ml	0.000
System Monitoring Compounds						
S Nitrobenzene-d5	5.093	82.0	365459	43.1075	ng/ml	-0.025
Spiked Amount: 5.000	Range: 19.0 - 102.0%			Recovery = 862.15%		*
S 2-Fluorobiphenyl	7.239	172.0	494143	66.1414	ng/ml	-0.013
Spiked Amount: 5.000	Range: 25.0 - 94.0%			Recovery = 1322.83%		*
S o-Terphenyl	10.299	230.0	856	0.1180	ng/ml	0.000
Spiked Amount: 5.000	Range: 40.0 - 140.0%			Recovery = 2.36%		*
S Terphenyl-d14	12.251	244.0	518896	76.4657	ng/ml	0.000
Spiked Amount: 5.000	Range: 39.0 - 106.0%			Recovery = 1529.31%		*
Target Compounds						
T Naphthalene	0.000		0	N.D.		
T 2-Methylnaphthalene	0.000		0	N.D.		
T 1-Methylnaphthalene	0.000		0	N.D.		
T Acenaphthylene	0.000		0	N.D.		
T Acenaphthene	8.025	154.0	0		ng/ml	md 1
T Fluorene	8.661	166.0	0		ng/ml	md 1
T Phenanthrene	9.793	178.0	1014	0.0413	ng/ml	93
T Anthracene	9.854	178.0	0		ng/ml	md 1
T Fluoranthene	11.411	202.0	1405	0.0908	ng/ml	95
T Pyrene	11.781	202.0	1433	0.0817	ng/ml	91
T Benzo(a)Anthracene	14.689	228.0	0		ng/ml	md 1
T Chrysene	14.764	228.0	0		ng/ml	md 1
T Benzo(b)fluoranthene	0.000		0	N.D.		

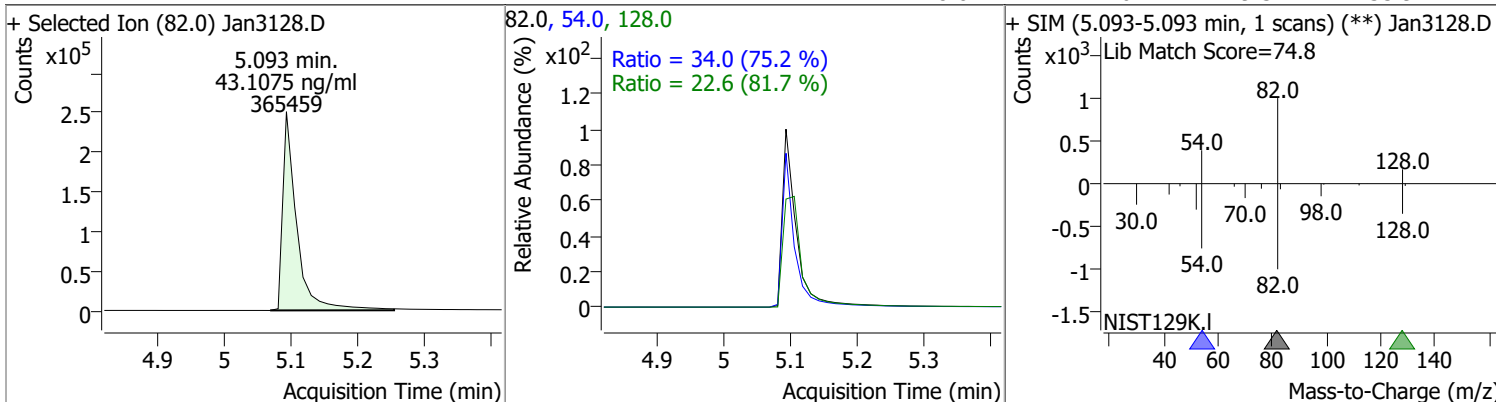
Quantitation Results Report (QT Reviewed)

Compound	RT	QIon	Resp.	Conc.	Units	Dev(Min)
T Benzo(k)fluoranthene	0.000		0	N.D.		
T Benzo(a)pyrene	18.363	252.0	0		ng/ml	md 1
T Indeno(1,2,3-cd)pyrene	20.229	276.0	0		ng/ml	md 1
T Dibenzo(a,h)anthracene	0.000		0	N.D.		
T Benzo(g,h,i)perylene	0.000		0	N.D.		

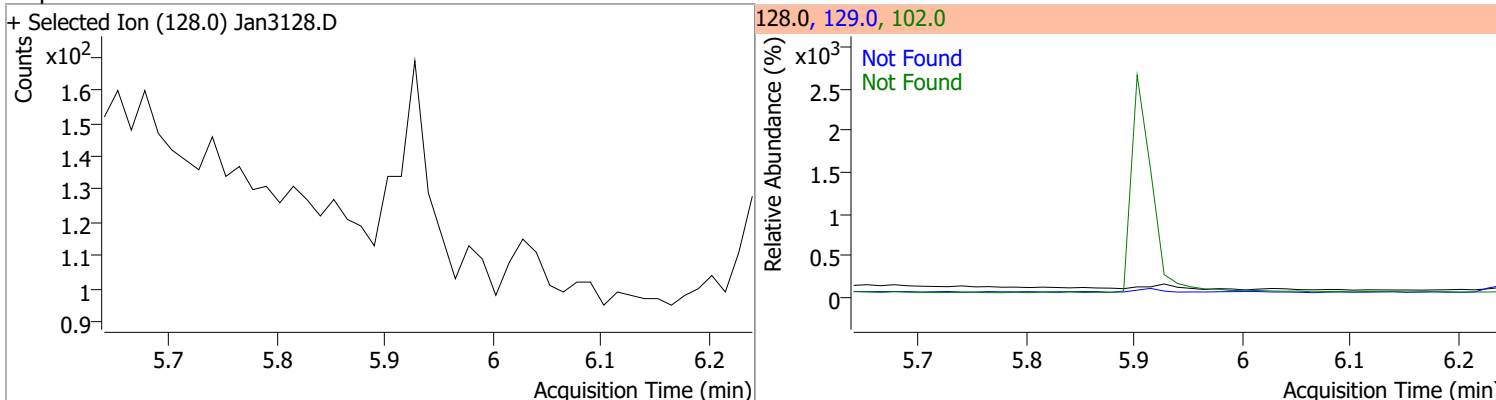
(#) = Qualifier Out of Range; (m) = Manual Integration; (+) = Area Summed; (*) = Surrogate Percent Recovery Out of Range; (d): Zeroed Peak

Quantitation Results Report (QT Reviewed)

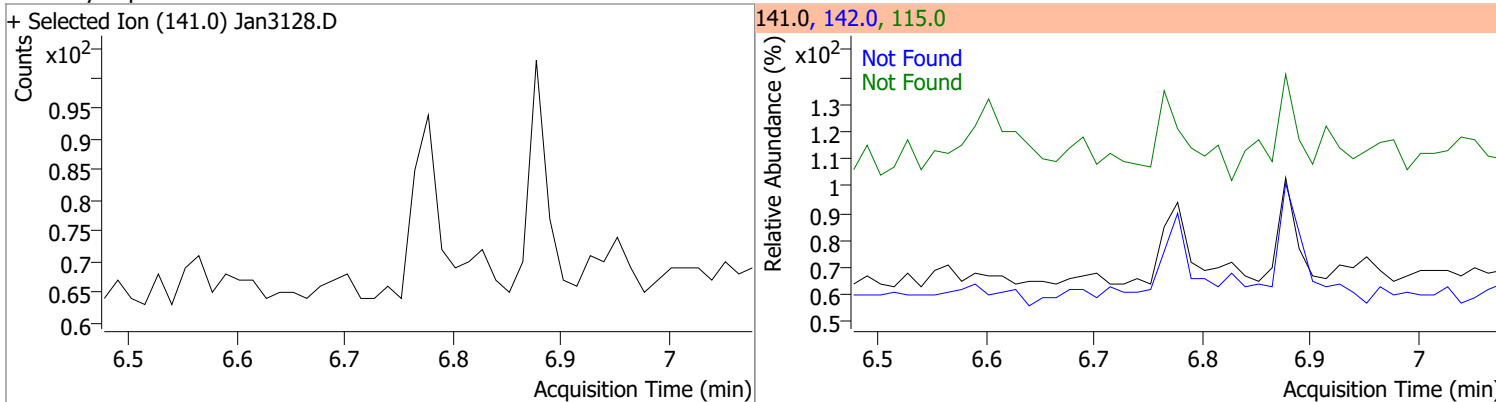
Compound	Conc.	RT	Dev(Min)	Resp.	QIon	QRatio	Lower	Upper
Nitrobenzene-d5	43.1075	5.09	-0.02	365459	54.0	34.0	31.6	58.8
					128.0	22.6	19.3	35.9



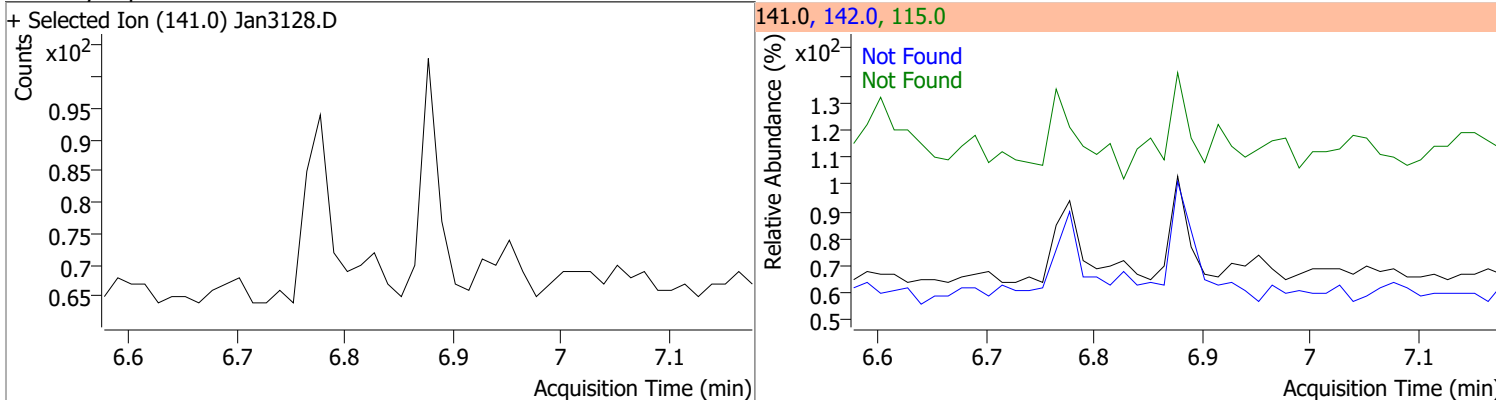
Compound	Conc.	Exp RT	QIon	Exp Ratio	QIon	Exp Ratio
Naphthalene	N.D.	5.94	102.0	20.6	129.0	11.0



Compound	Conc.	Exp RT	QIon	Exp Ratio	QIon	Exp Ratio
2-Methylnaphthalene	N.D.	6.78	142.0	141.5	115.0	66.1

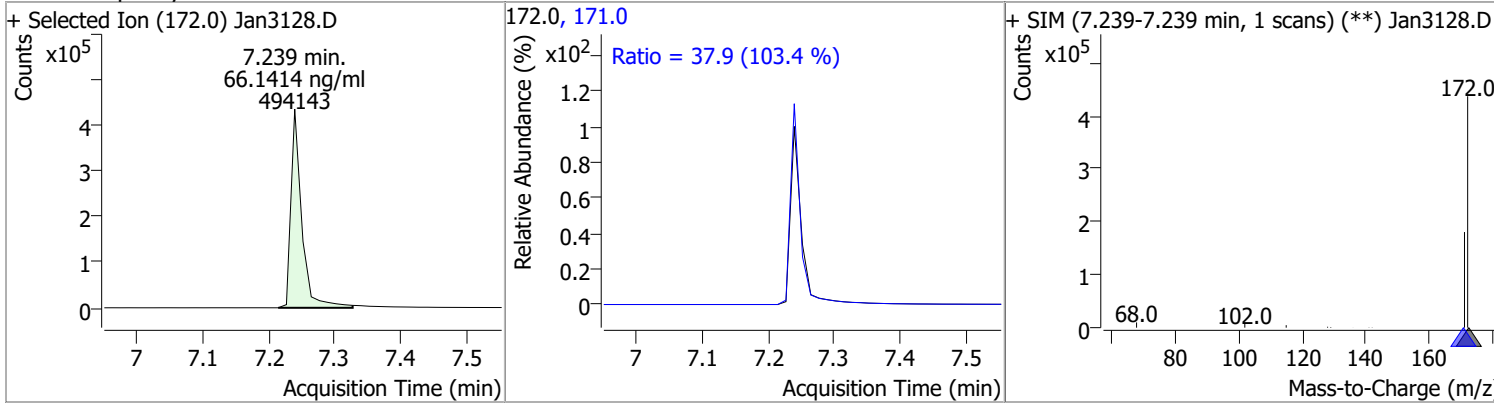


Compound	Conc.	Exp RT	QIon	Exp Ratio	QIon	Exp Ratio
1-Methylnaphthalene	N.D.	6.88	142.0	111.9	115.0	76.3

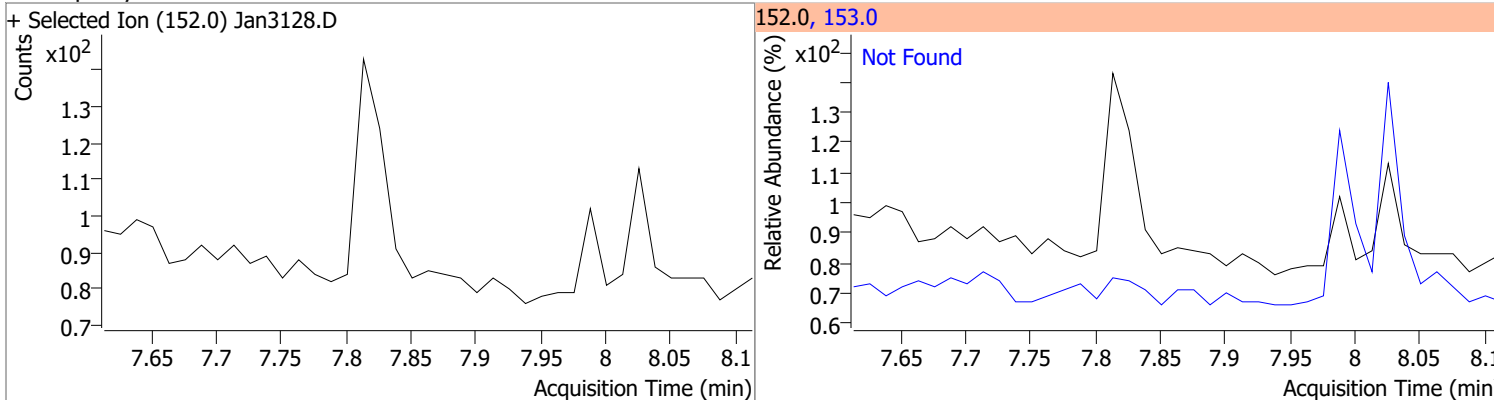


Quantitation Results Report (QT Reviewed)

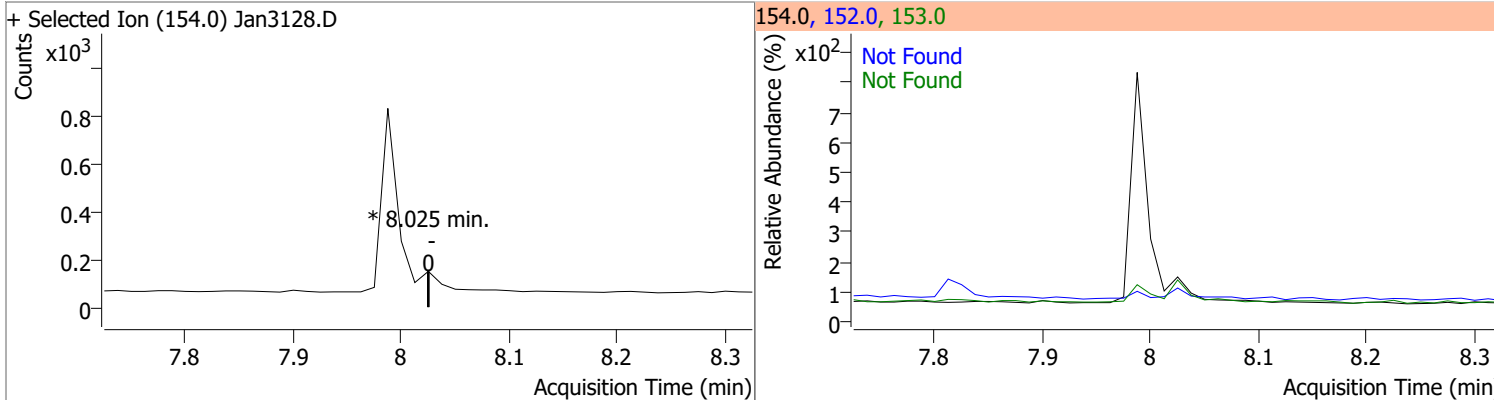
Compound	Conc.	RT	Dev(Min)	Resp.	QIon	QRatio	Lower	Upper
2-Fluorobiphenyl	66.1414	7.24	-0.01	494143	171.0	37.9	25.6	47.6



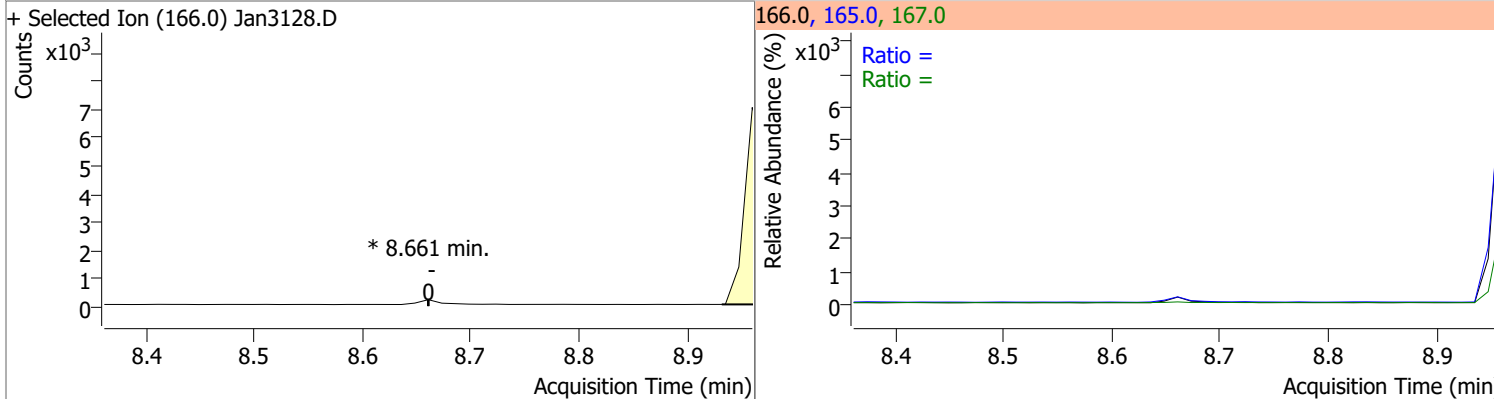
Compound	Conc.	Exp RT	QIon	Exp Ratio
Acenaphthylene	N.D.	7.81	153.0	13.1



Compound	Conc.	RT	Dev(Min)	Resp.	QIon	QRatio	Lower	Upper
Acenaphthene		0		0	153.0		83.9	155.8
					152.0		40.9	76.0

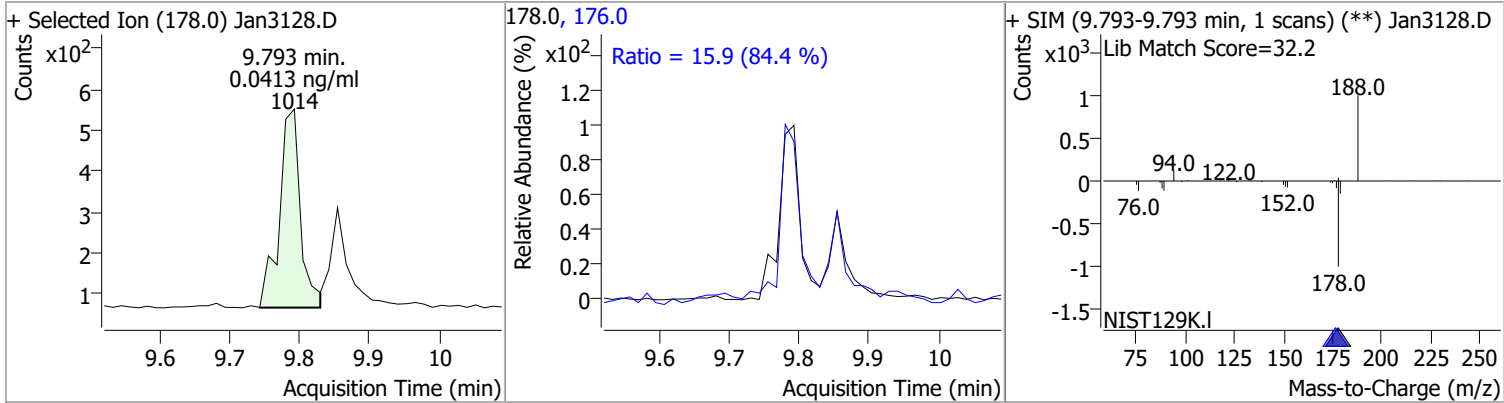


Compound	Conc.	RT	Dev(Min)	Resp.	QIon	QRatio	Lower	Upper
Fluorene		0		0	165.0		67.0	124.5
					167.0		9.2	17.1

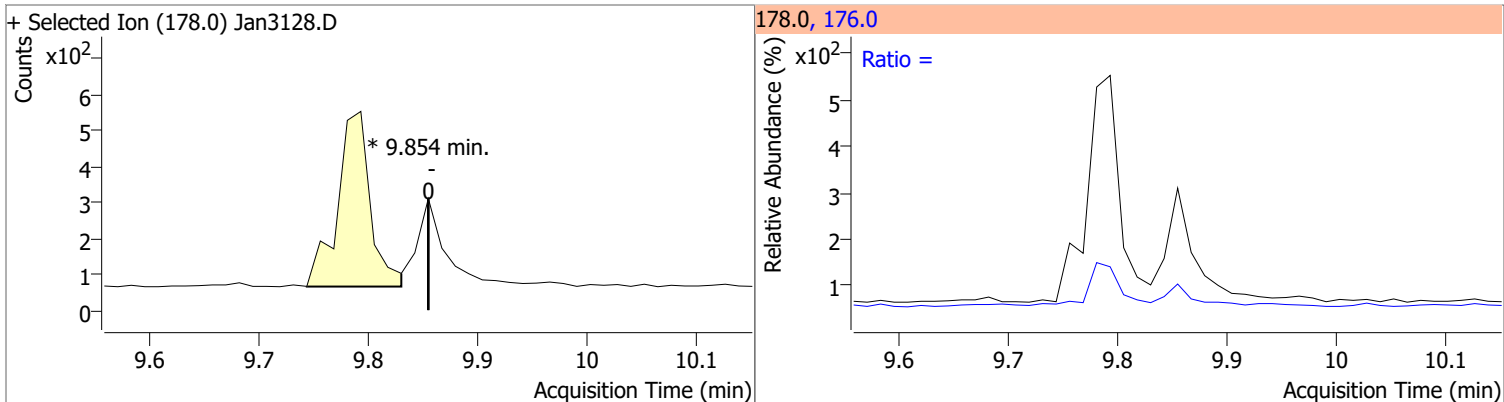


Quantitation Results Report (QT Reviewed)

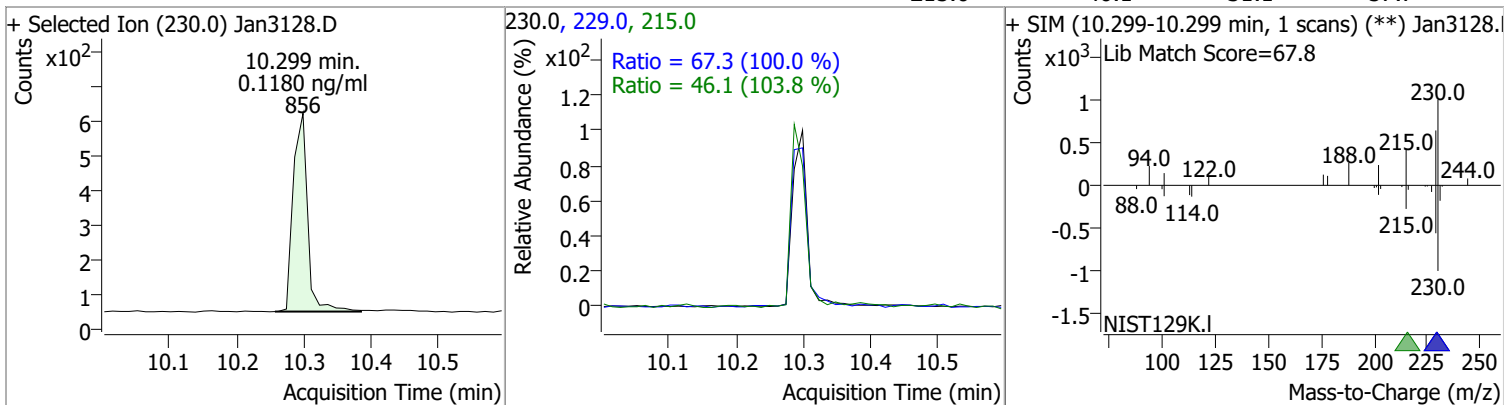
Compound	Conc.	RT	Dev(Min)	Resp.	QIon	QRatio	Lower	Upper
Phenanthrene	0.0413	9.79	0.00	1014	176.0	15.9	13.2	24.6



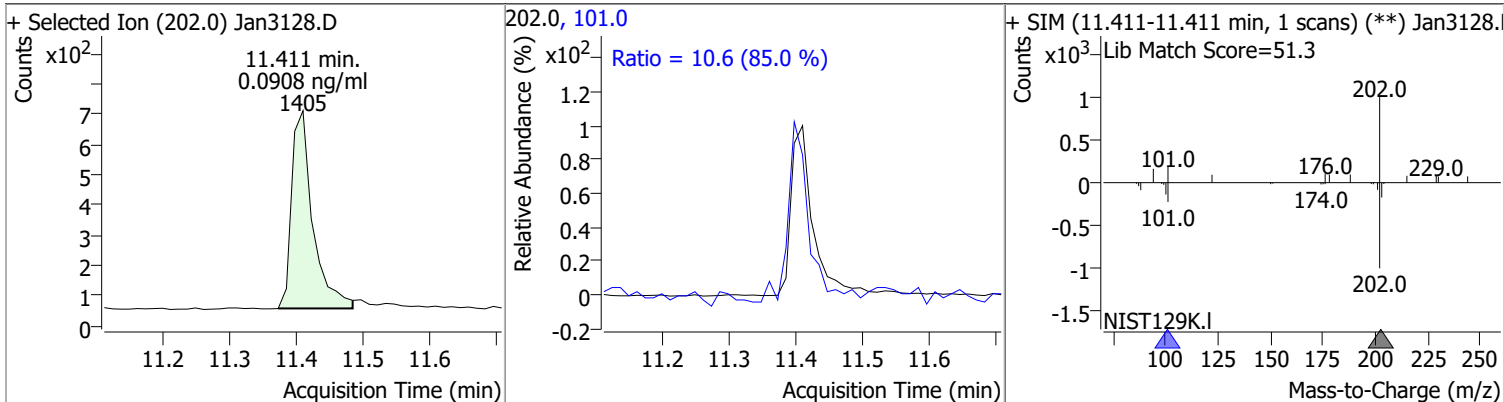
Compound	Conc.	RT	Dev(Min)	Resp.	QIon	QRatio	Lower	Upper
Anthracene	0	0	0	0	176.0		12.8	23.8



Compound	Conc.	RT	Dev(Min)	Resp.	QIon	QRatio	Lower	Upper
o-Terphenyl	0.1180	10.30	0.00	856	229.0 215.0	67.3 46.1	47.1 31.1	87.5 57.7

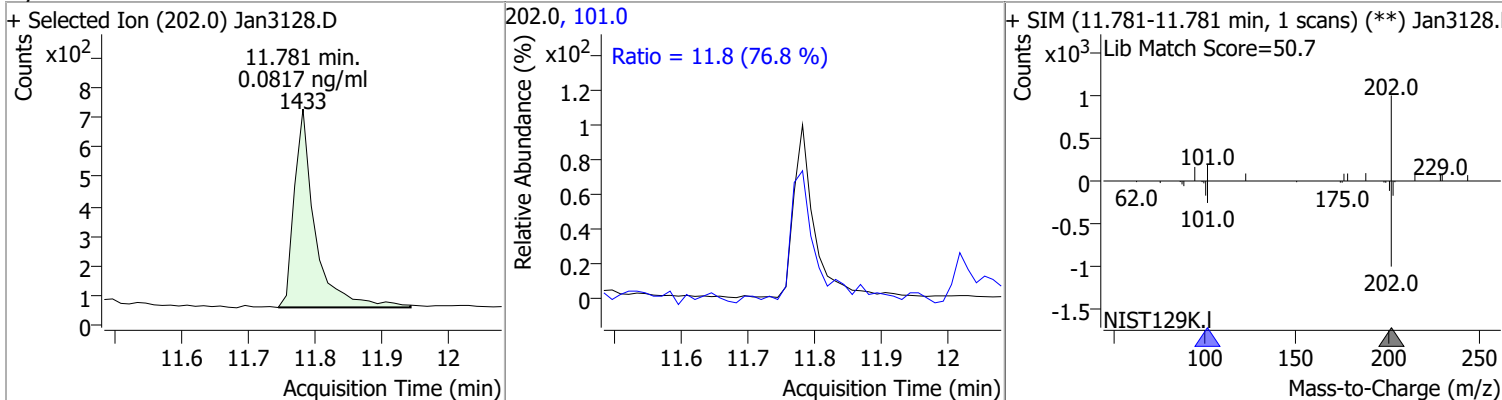


Compound	Conc.	RT	Dev(Min)	Resp.	QIon	QRatio	Lower	Upper
Fluoranthene	0.0908	11.41	0.00	1405	101.0	10.6	8.8	16.3

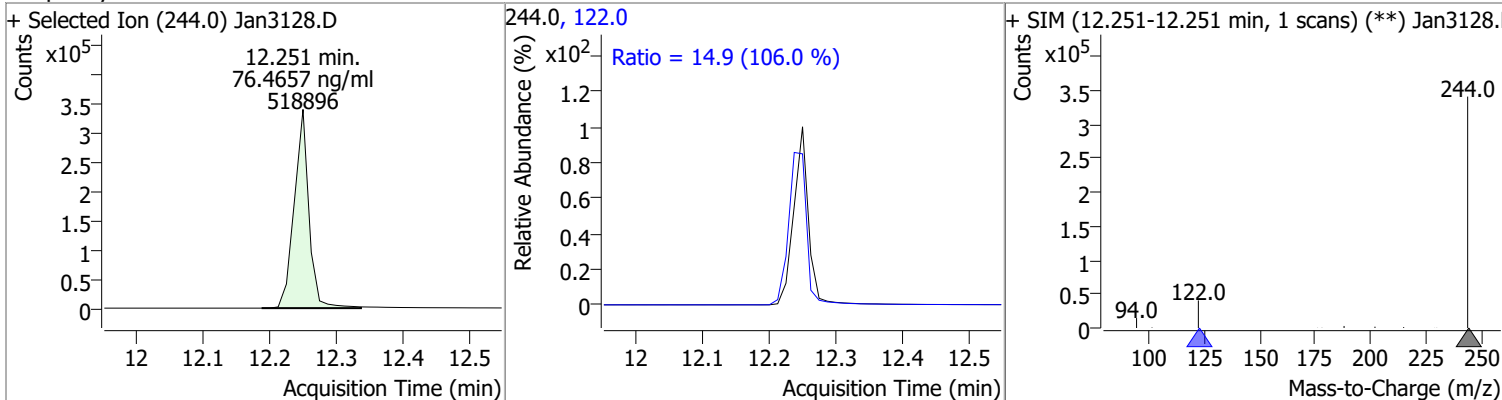


Quantitation Results Report (QT Reviewed)

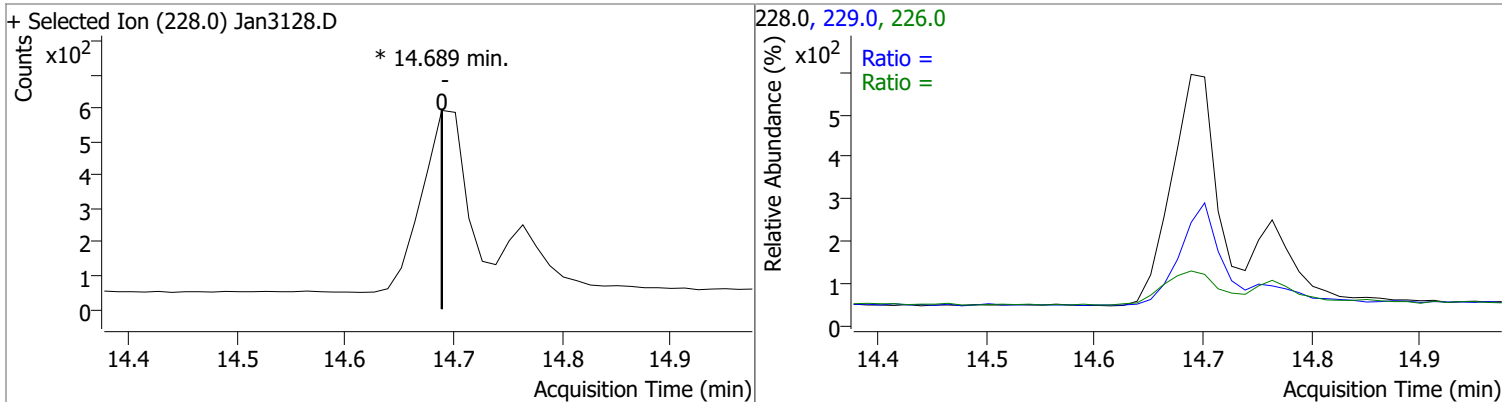
Compound	Conc.	RT	Dev(Min)	Resp.	QIon	QRatio	Lower	Upper
Pyrene	0.0817	11.78	0.00	1433	101.0	11.8	10.8	20.0



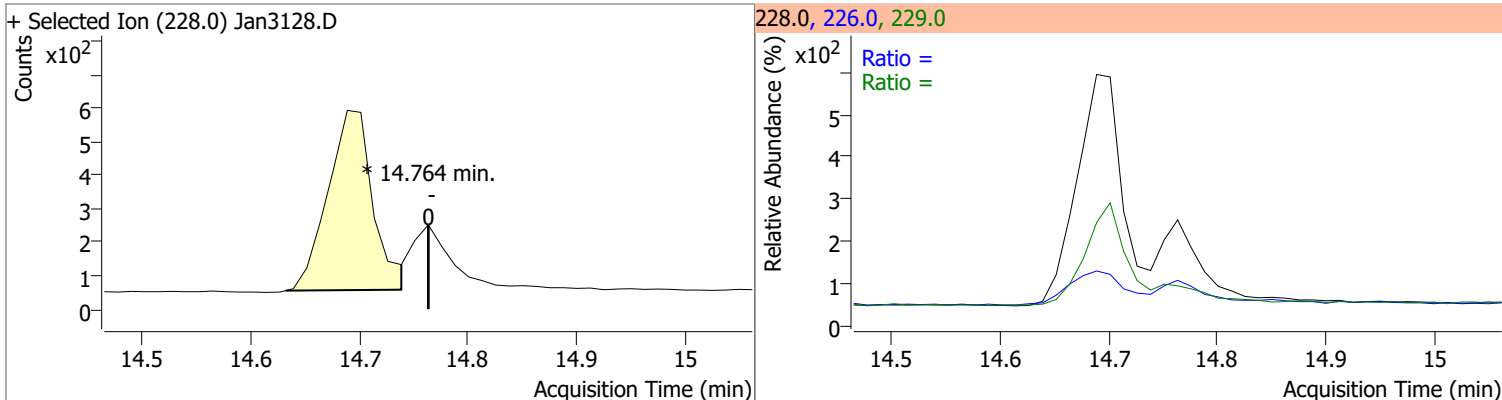
Compound	Conc.	RT	Dev(Min)	Resp.	QIon	QRatio	Lower	Upper
Terphenyl-d14	76.4657	12.25	0.00	518896	122.0	14.9	9.8	18.2



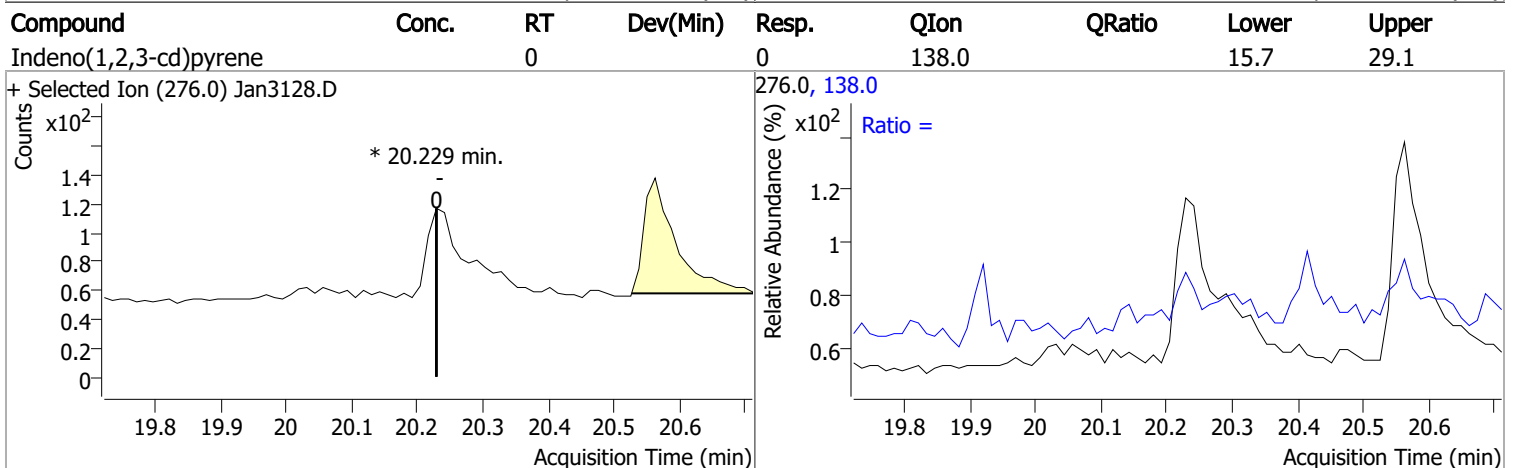
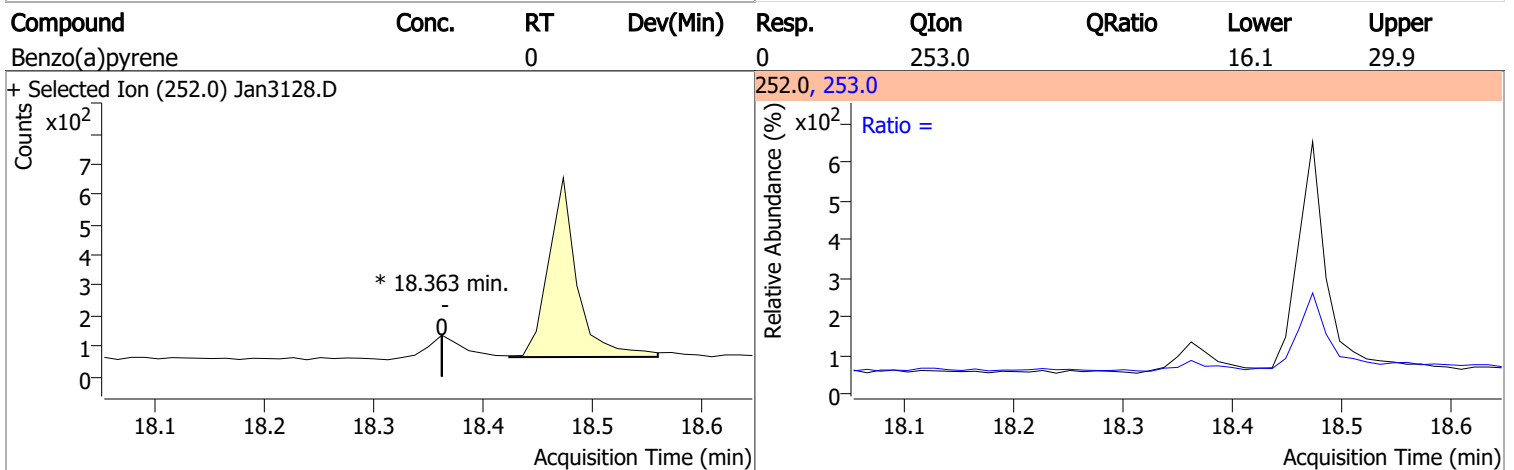
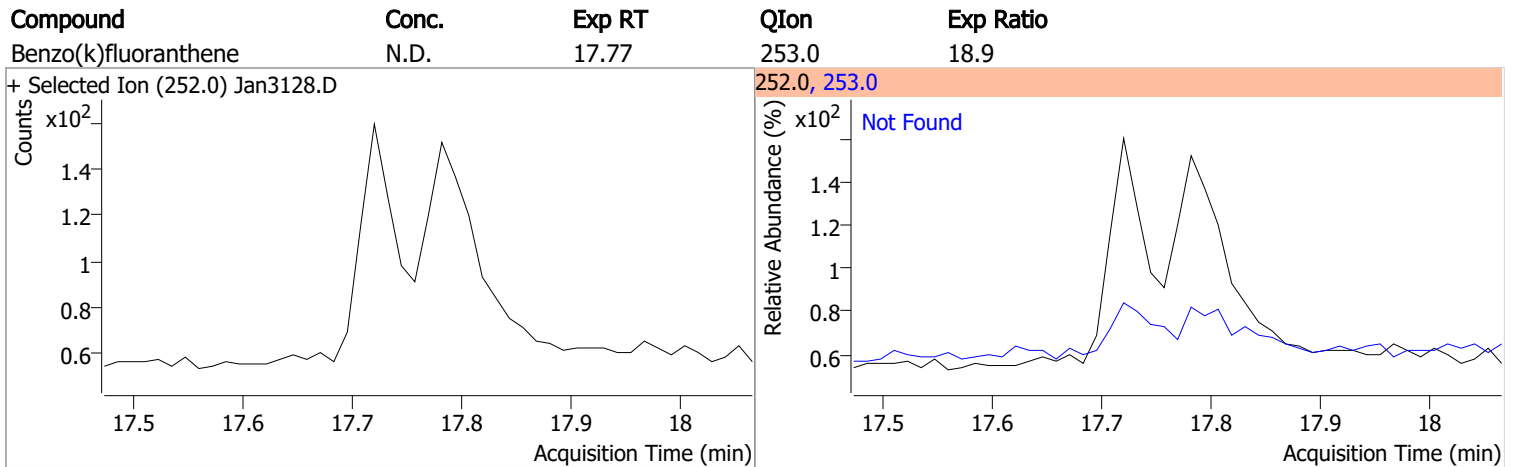
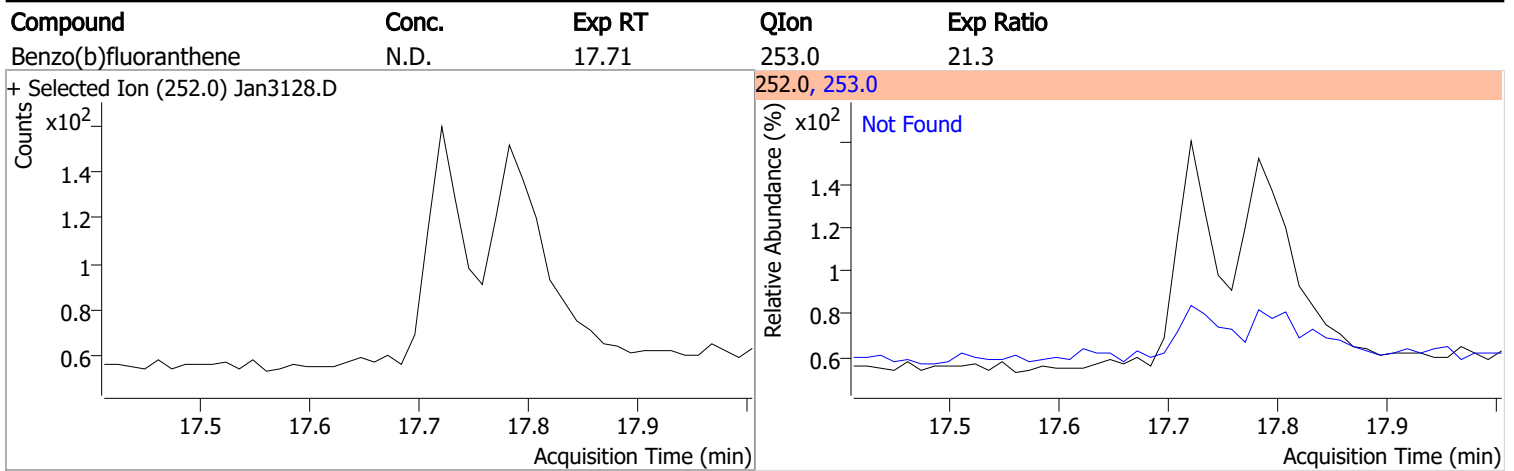
Compound	Conc.	RT	Dev(Min)	Resp.	QIon	QRatio	Lower	Upper
Benzo(a)Anthracene	0	0	0	0	226.0 229.0		19.0 16.0	35.2 29.7



Compound	Conc.	RT	Dev(Min)	Resp.	QIon	QRatio	Lower	Upper
Chrysene	0	0	0	0	226.0 229.0		21.0 14.8	39.1 27.6

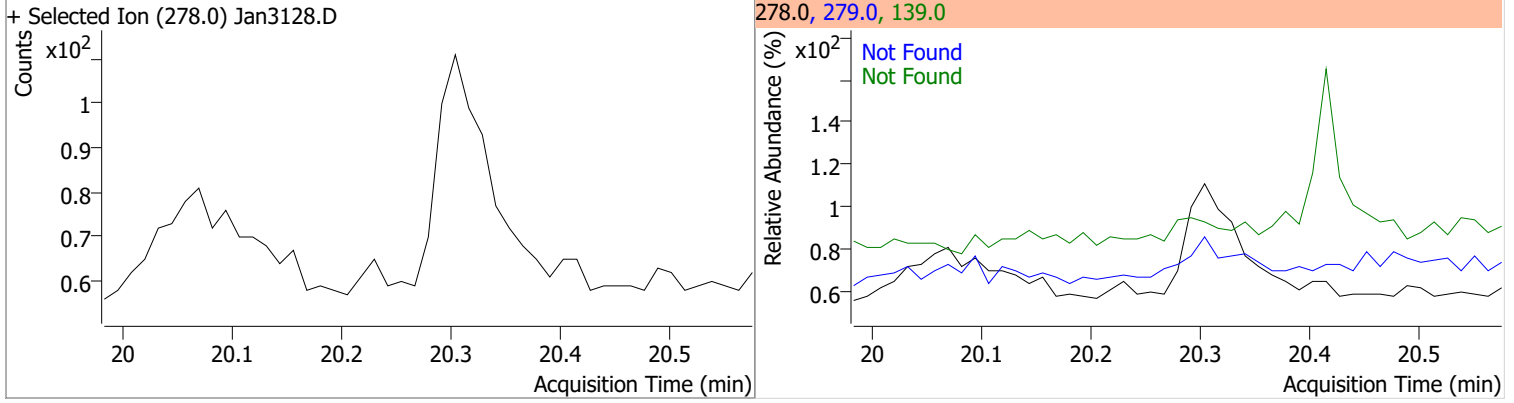


Quantitation Results Report (QT Reviewed)

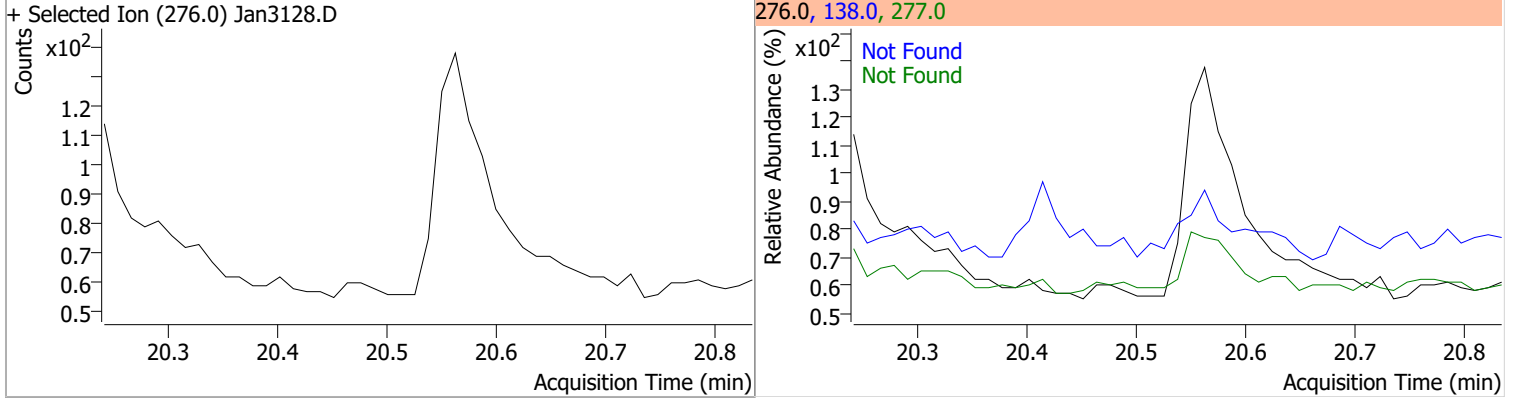


Quantitation Results Report (QT Reviewed)

Compound	Conc.	Exp RT	QIon	Exp Ratio	QIon	Exp Ratio
Dibenzo(a,h)anthracene	N.D.	20.28	279.0	24.9	139.0	17.5



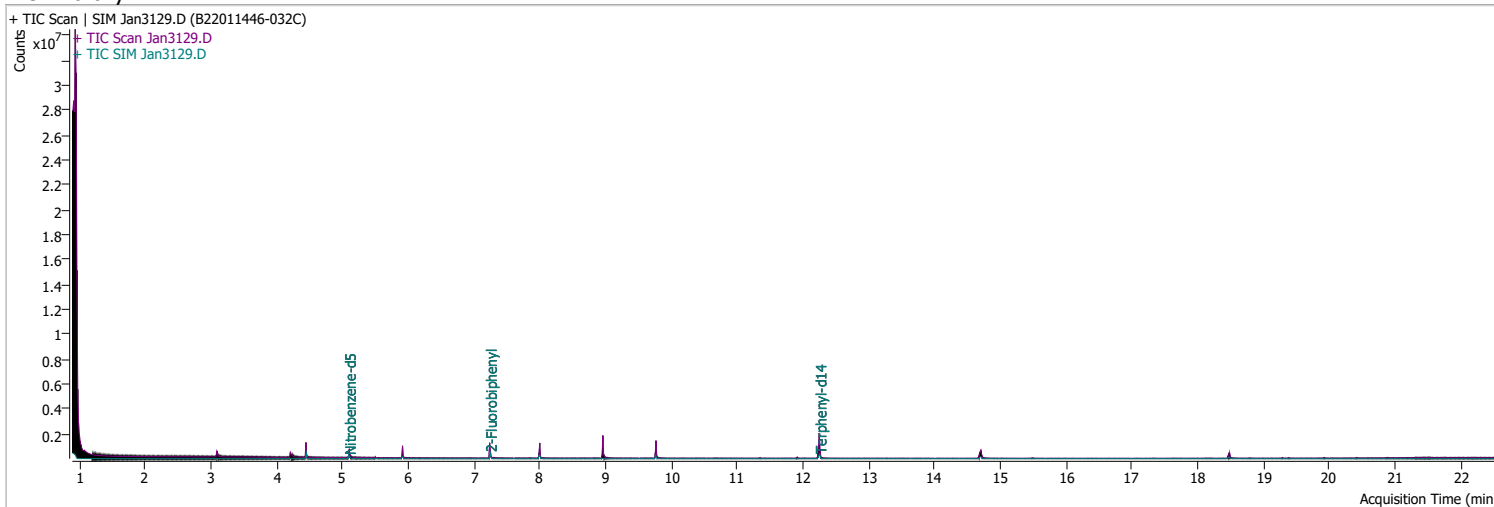
Compound	Conc.	Exp RT	QIon	Exp Ratio	QIon	Exp Ratio
Benzo(g,h,i)perylene	N.D.	20.54	277.0	24.8	138.0	20.5



Quantitation Results Report (QT Reviewed)

Data File	Jan3129.D	Operator	LIMS import
Acq. Method	5975BNASIM	Acq. Date-Time	2/1/2022 3:05:43 AM
Sample Name	B22011446-032C	Instrument	GCMS
Vial	22	Multiplier	1.00
DA Method File	012622 bna SIM 2.batch.bin	Comment	SVOC-8270C-SIM-W-LLPAH
Tune File	dftppjph.u	Tune Date	
Batch Name	013122 bna SIM 2.batch.bin	Last Calib Update	1/27/2022 8:37:26 AM

Ref Library



Compound	RT	QIon	Resp.	Conc.	Units	Dev(Min)
Internal Standards						
M 1,4-Dichlorobenzene-d4	4.447	152.0	137458	40.0000	ng/ml	-0.012
M Naphthalene-d8	5.916	136.0	231190	40.0000	ng/ml	0.000
M Acenaphthene-d10	7.988	164.0	154883	40.0000	ng/ml	-0.012
M Phenanthrene-d10	9.756	188.0	338402	40.0000	ng/ml	-0.012
M Chrysene-d12	14.701	240.0	279590	40.0000	ng/ml	0.000
M Perylene-d12	18.475	264.0	178860	40.0000	ng/ml	0.000
System Monitoring Compounds						
S Nitrobenzene-d5	5.093	82.0	299799	38.8899	ng/ml	-0.025
Spiked Amount: 5.000	Range: 19.0 - 102.0%			Recovery = 777.80%		*
S 2-Fluorobiphenyl	7.239	172.0	424600	60.2897	ng/ml	-0.013
Spiked Amount: 5.000	Range: 25.0 - 94.0%			Recovery = 1205.79%		*
S o-Terphenyl	0.000		0	N.D.		
Spiked Amount: 5.000	Range: 40.0 - 140.0%			Recovery = NA%		
S Terphenyl-d14	12.251	244.0	497785	73.1611	ng/ml	0.000
Spiked Amount: 5.000	Range: 39.0 - 106.0%			Recovery = 1463.22%		*
Target Compounds						
T Naphthalene	0.000		0	N.D.		
T 2-Methylnaphthalene	0.000		0	N.D.		
T 1-Methylnaphthalene	0.000		0	N.D.		
T Acenaphthylene	0.000		0	N.D.		
T Acenaphthene	8.025	154.0	0		ng/ml	md
T Fluorene	8.960	166.0	0		ng/ml	md
T Phenanthrene	0.000		0	N.D.		
T Anthracene	0.000		0	N.D.		
T Fluoranthene	0.000		0	N.D.		
T Pyrene	0.000		0	N.D.		
T Benzo(a)Anthracene	14.689	228.0	0		ng/ml	md
T Chrysene	14.764	228.0	0		ng/ml	md
T Benzo(b)fluoranthene	0.000		0	N.D.		

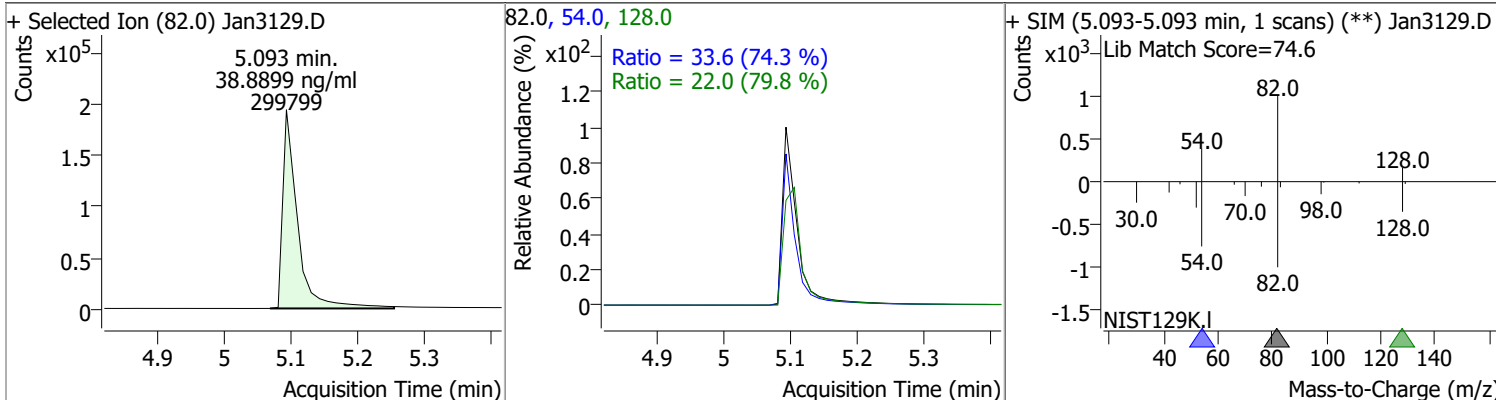
Quantitation Results Report (QT Reviewed)

Compound	RT	QIon	Resp.	Conc.	Units	Dev(Min)
T Benzo(k)fluoranthene	0.000		0	N.D.		
T Benzo(a)pyrene	18.475	252.0	0		ng/ml	md 1
T Indeno(1,2,3-cd)pyrene	0.000		0	N.D.		
T Dibenzo(a,h)anthracene	0.000		0	N.D.		
T Benzo(g,h,i)perylene	0.000		0	N.D.		

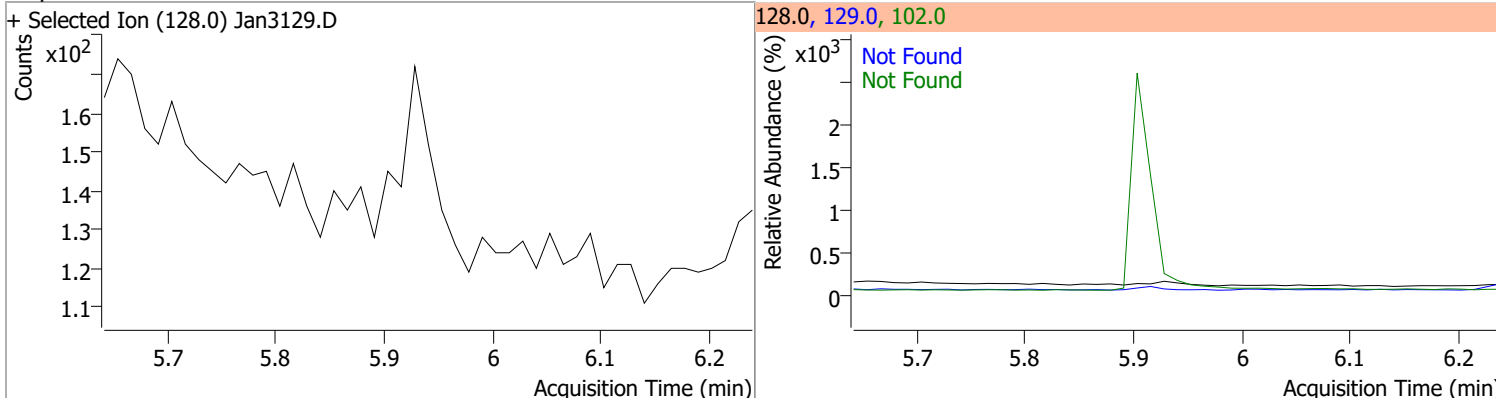
(#) = Qualifier Out of Range; (m) = Manual Integration; (+) = Area Summed; (*) = Surrogate Percent Recovery Out of Range; (d): Zeroed Peak

Quantitation Results Report (QT Reviewed)

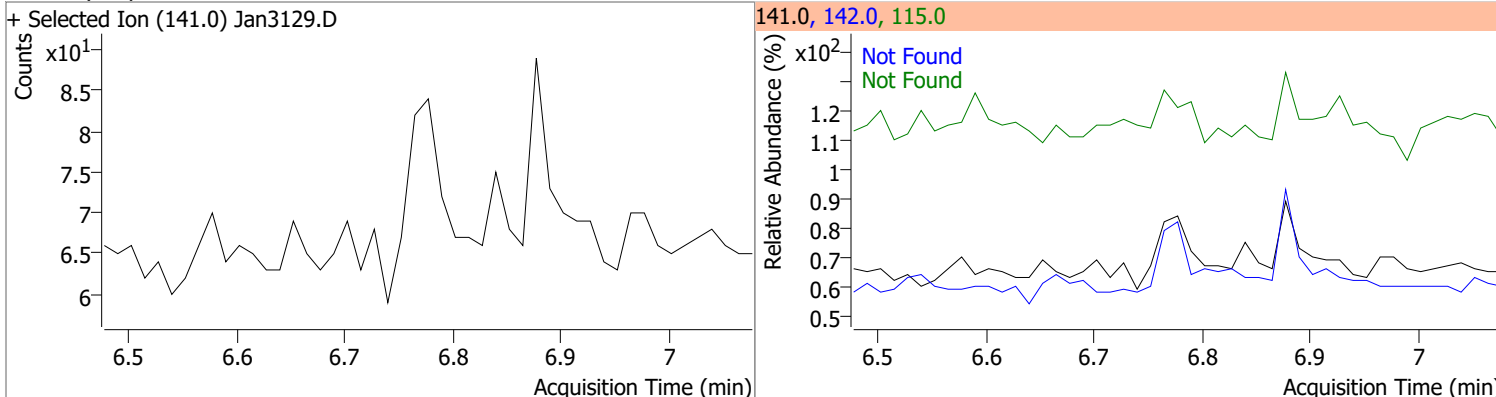
Compound	Conc.	RT	Dev(Min)	Resp.	QIon	QRatio	Lower	Upper
Nitrobenzene-d5	38.8899	5.09	-0.02	299799	54.0	33.6	31.6	58.8
					128.0	22.0	19.3	35.9



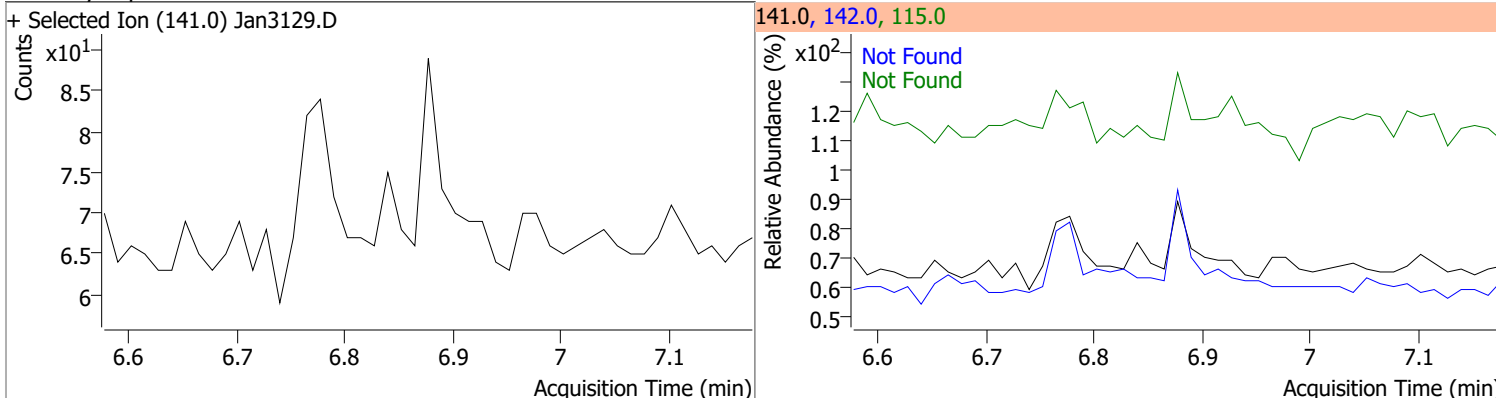
Compound	Conc.	Exp RT	QIon	Exp Ratio	QIon	Exp Ratio
Naphthalene	N.D.	5.94	102.0	20.6	129.0	11.0



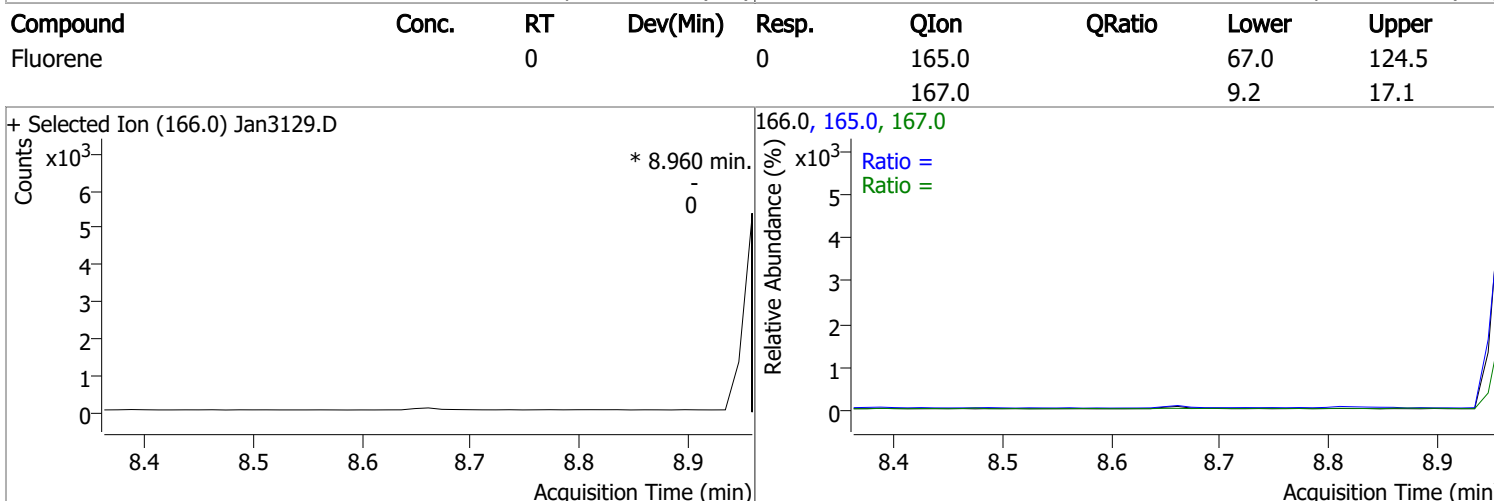
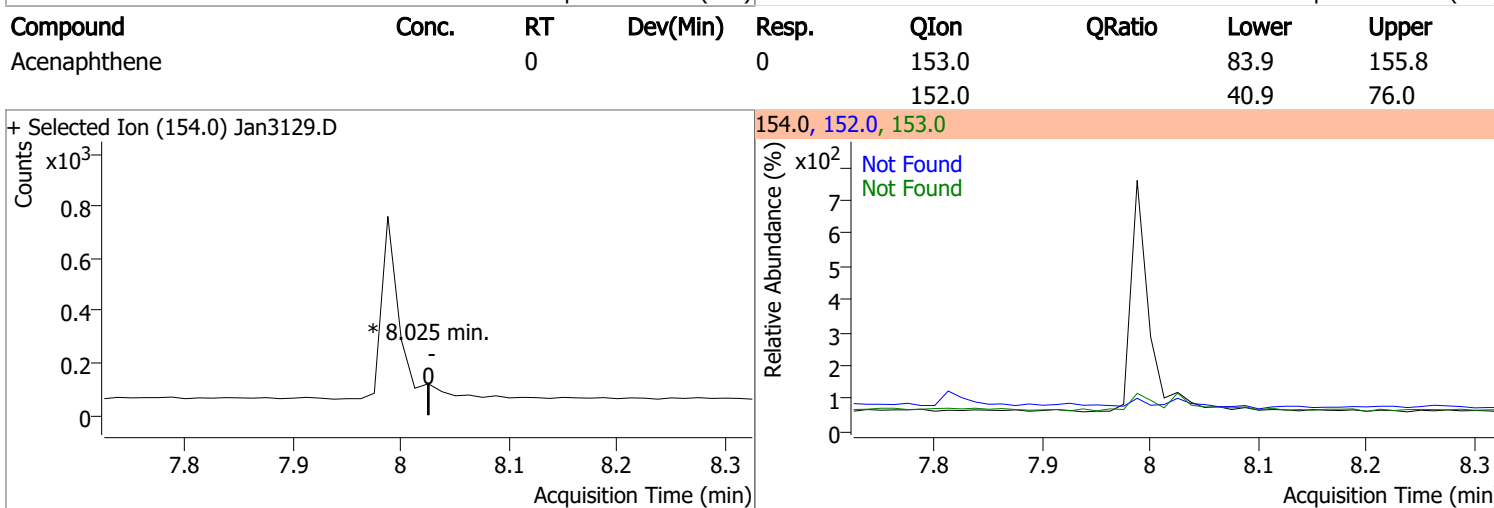
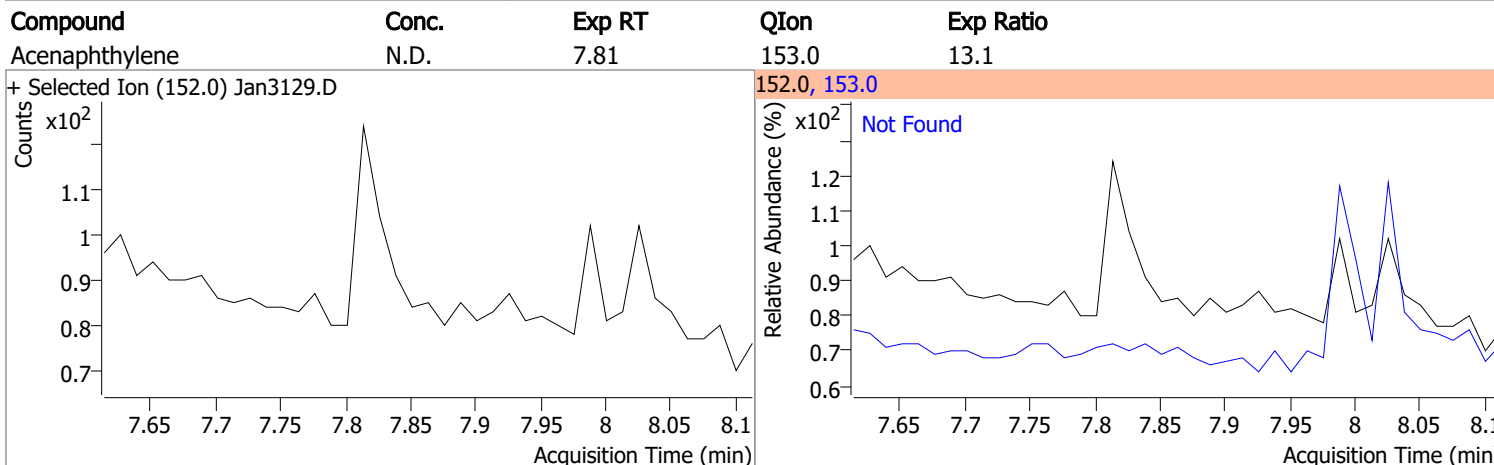
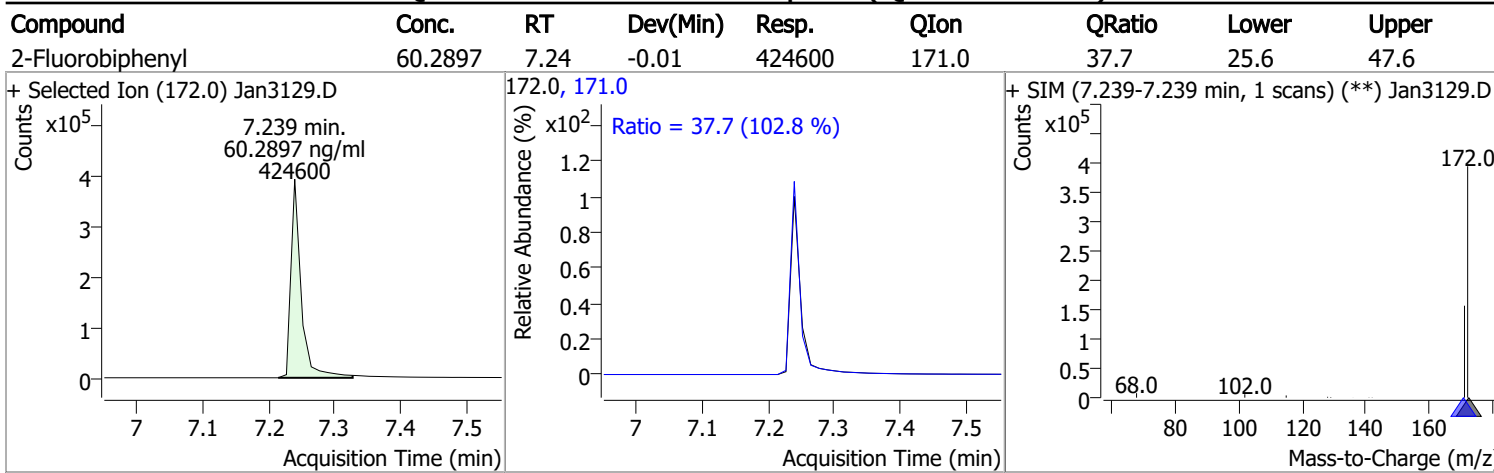
Compound	Conc.	Exp RT	QIon	Exp Ratio	QIon	Exp Ratio
2-Methylnaphthalene	N.D.	6.78	142.0	141.5	115.0	66.1



Compound	Conc.	Exp RT	QIon	Exp Ratio	QIon	Exp Ratio
1-Methylnaphthalene	N.D.	6.88	142.0	111.9	115.0	76.3

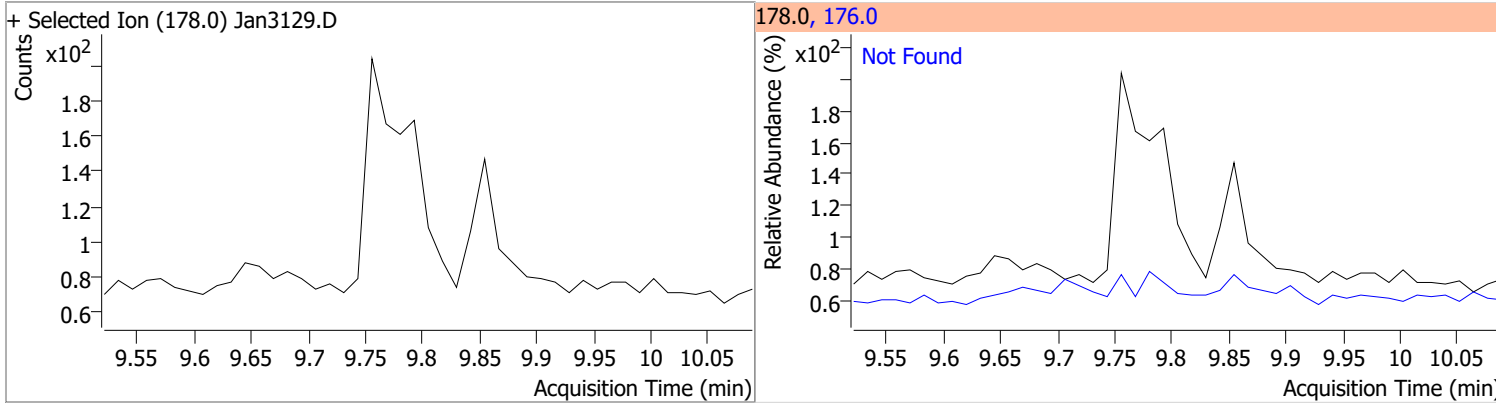


Quantitation Results Report (QT Reviewed)

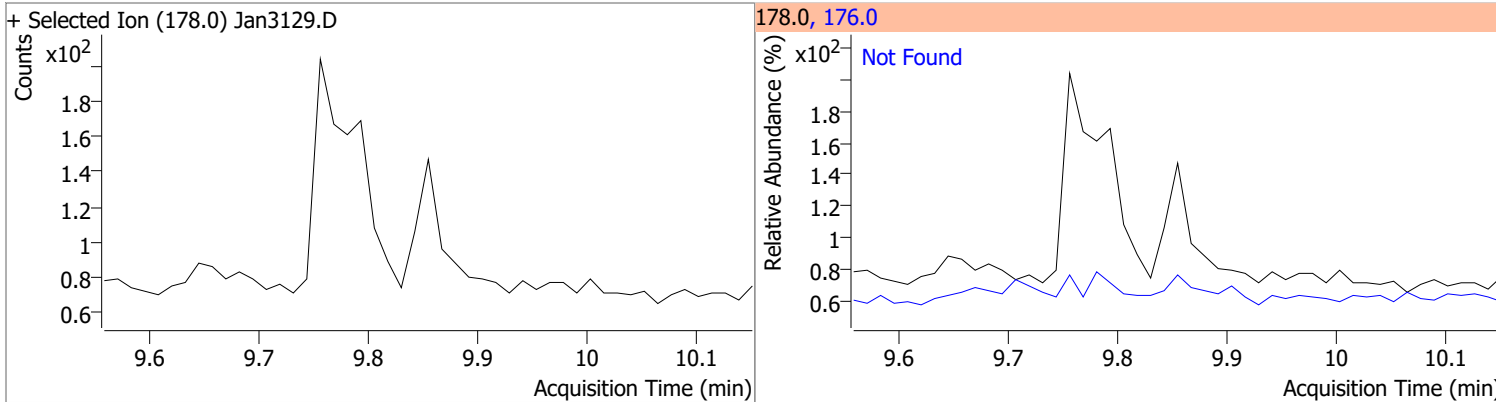


Quantitation Results Report (QT Reviewed)

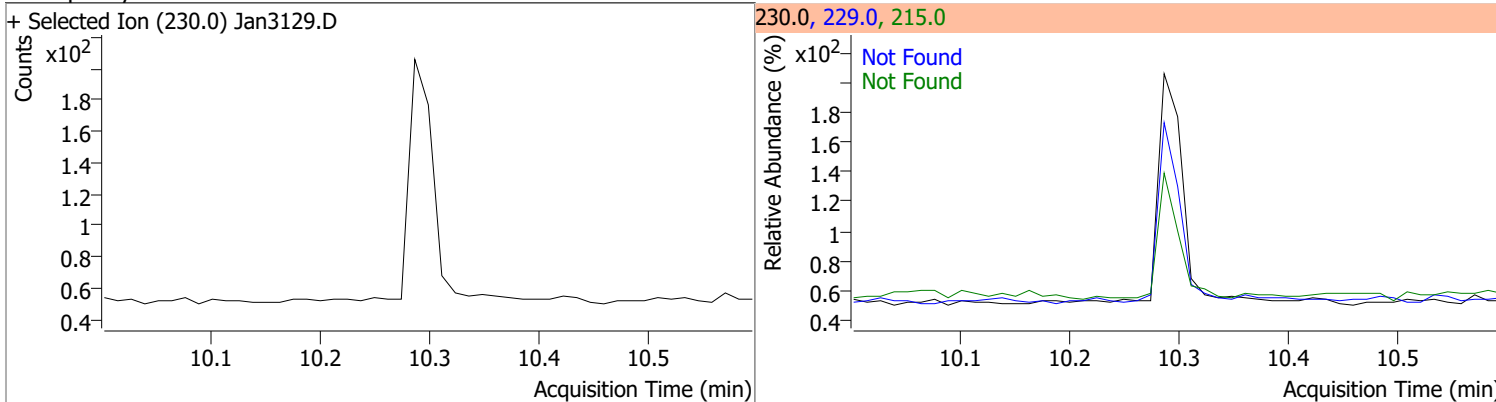
Compound	Conc.	Exp RT	QIon	Exp Ratio
Phenanthrene	N.D.	9.79	176.0	18.9



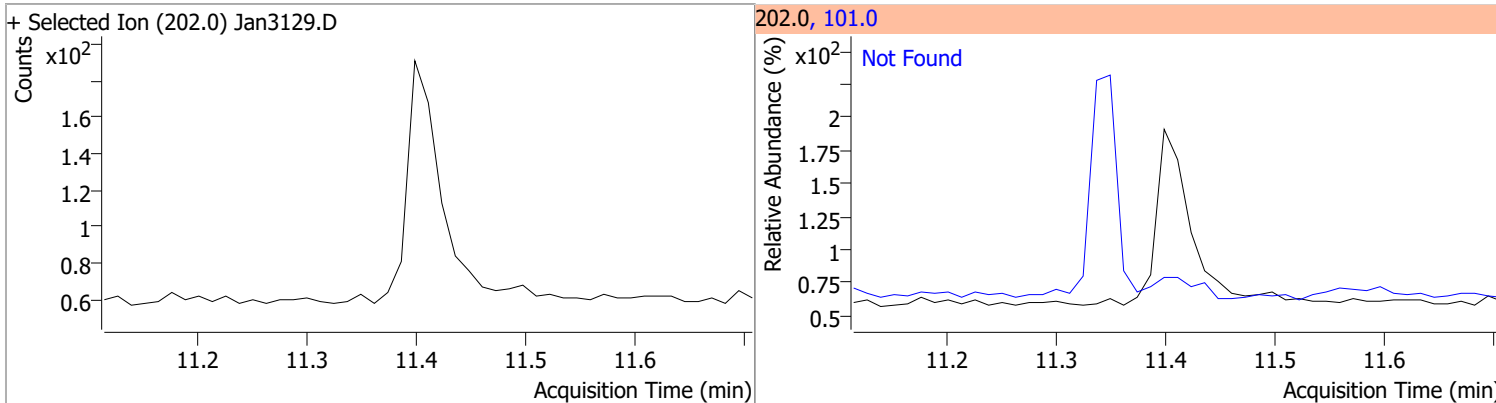
Compound	Conc.	Exp RT	QIon	Exp Ratio
Anthracene	N.D.	9.85	176.0	18.3



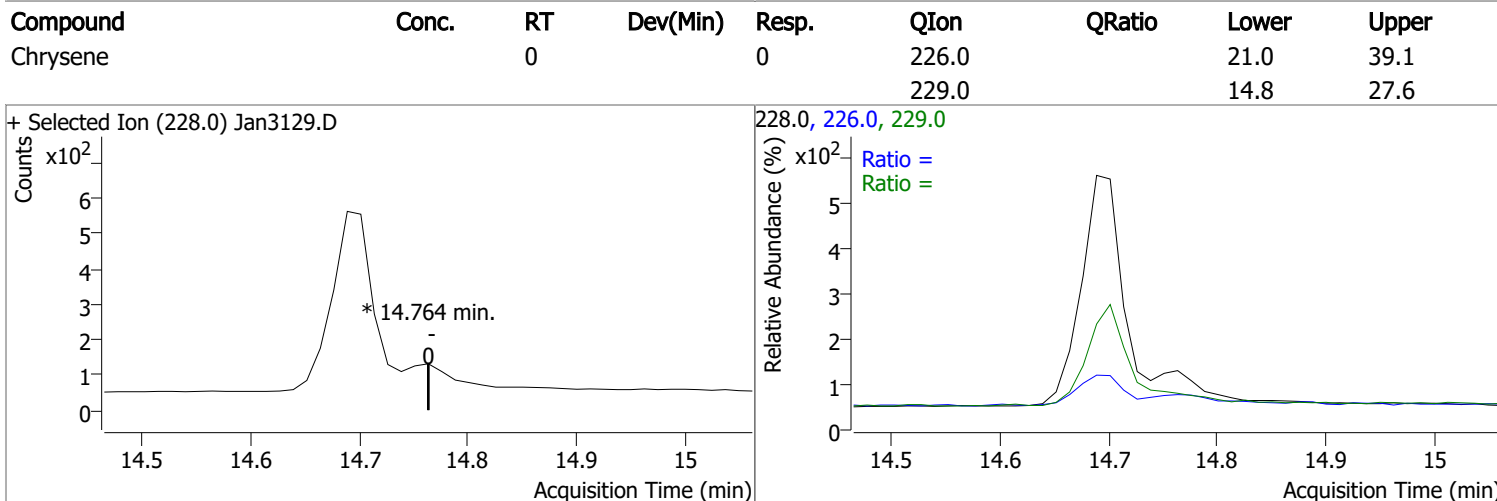
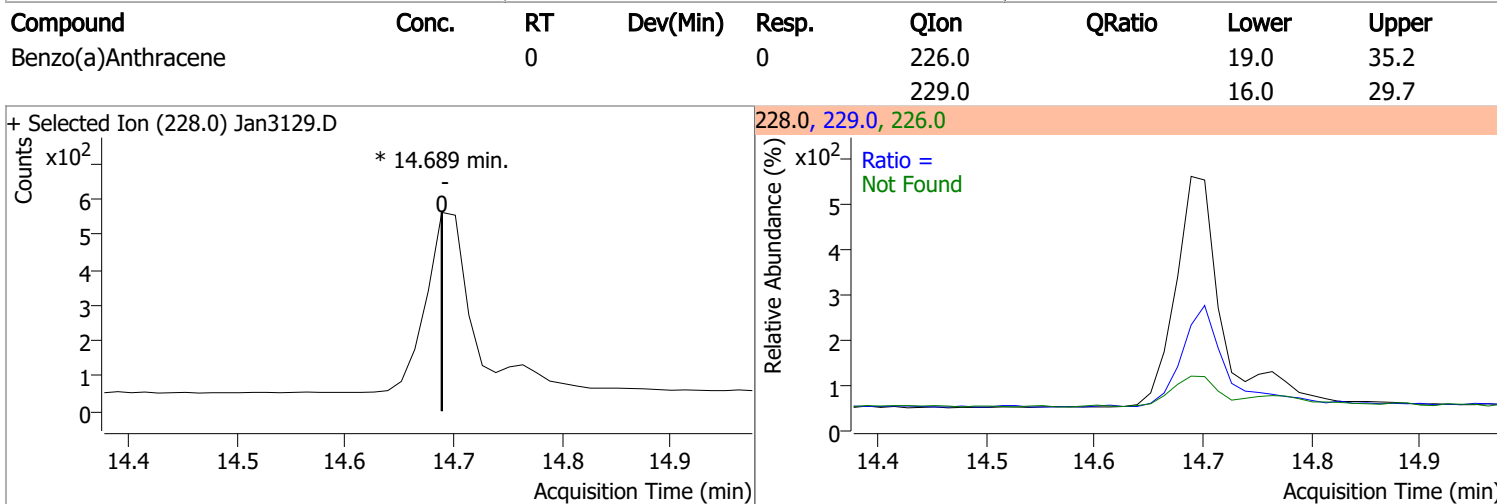
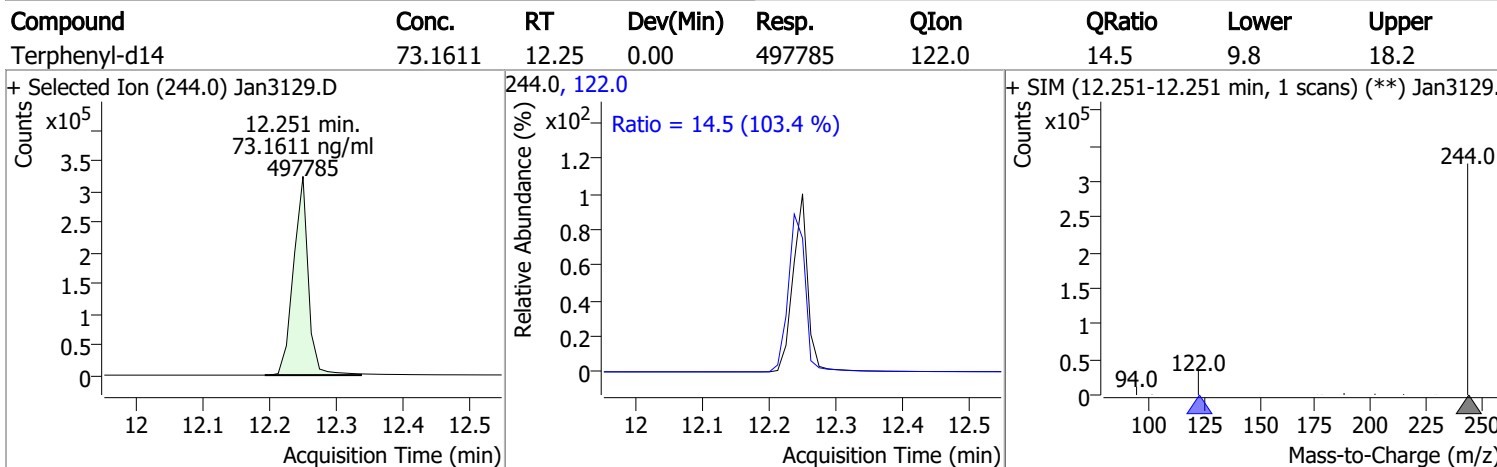
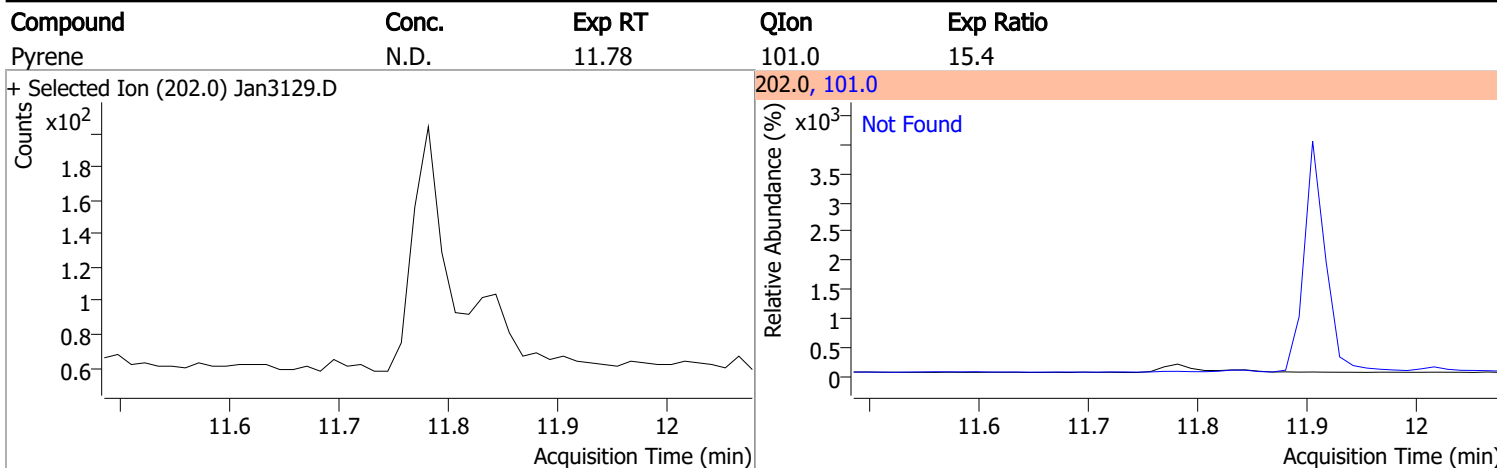
Compound	Conc.	Exp RT	QIon	Exp Ratio	QIon	Exp Ratio
o-Terphenyl	N.D.	10.30	229.0	67.3	215.0	44.4



Compound	Conc.	Exp RT	QIon	Exp Ratio
Fluoranthene	N.D.	11.41	101.0	12.5

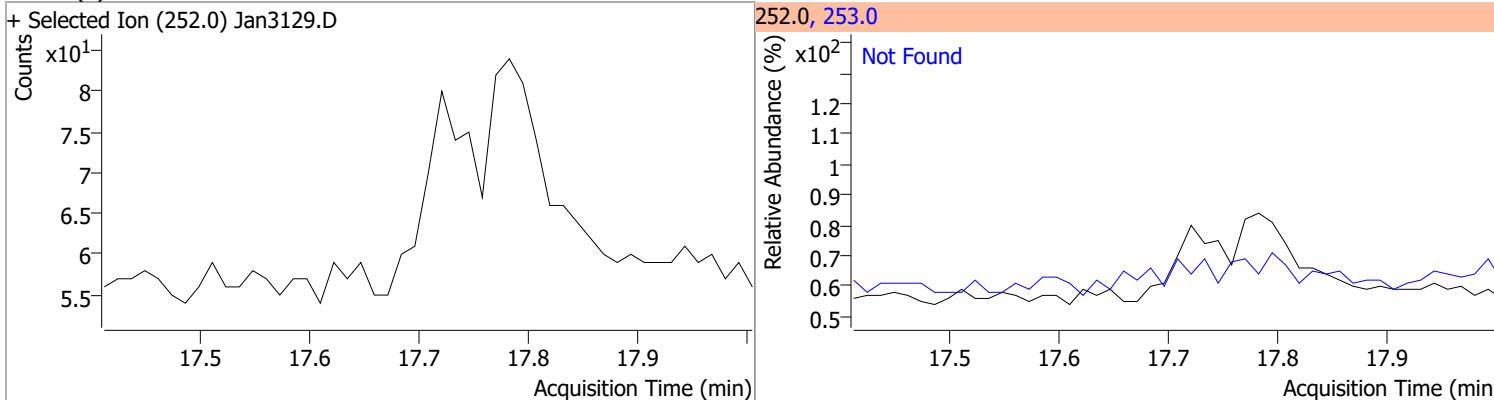


Quantitation Results Report (QT Reviewed)

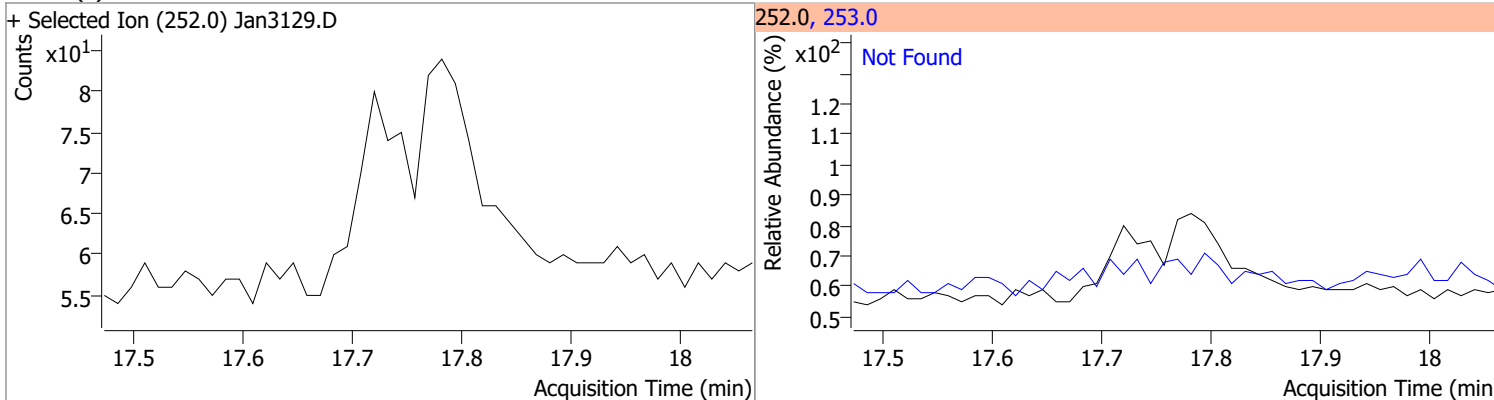


Quantitation Results Report (QT Reviewed)

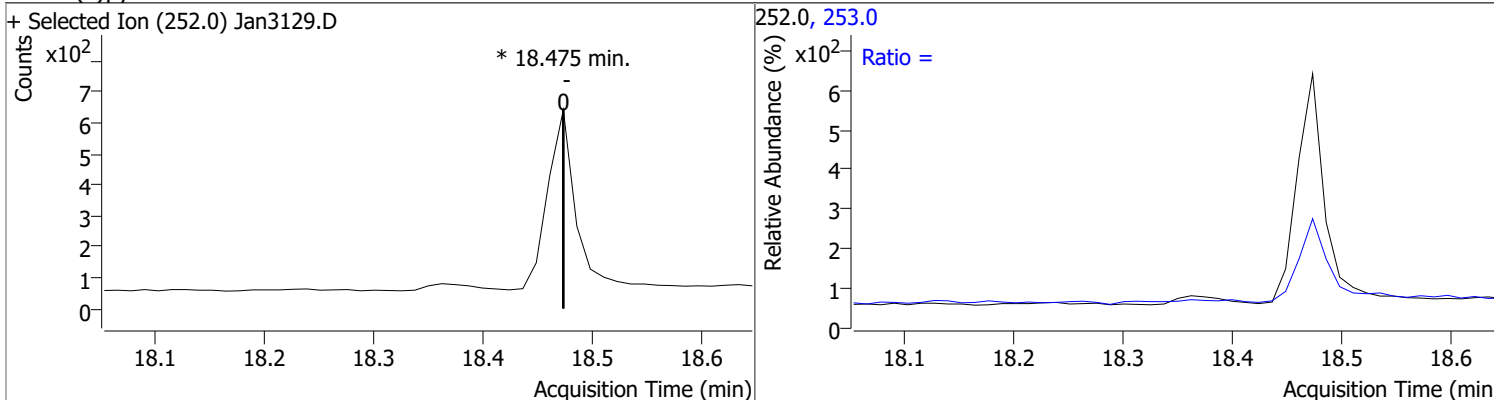
Compound	Conc.	Exp RT	QIon	Exp Ratio
Benzo(b)fluoranthene	N.D.	17.71	253.0	21.3



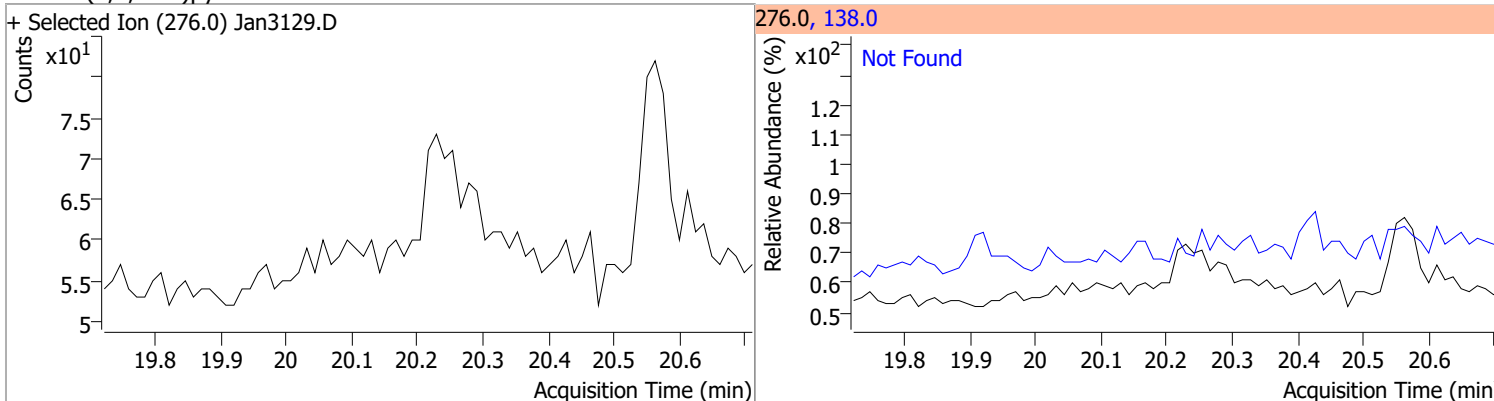
Compound	Conc.	Exp RT	QIon	Exp Ratio
Benzo(k)fluoranthene	N.D.	17.77	253.0	18.9



Compound	Conc.	RT	Dev(Min)	Resp.	QIon	QRatio	Lower	Upper
Benzo(a)pyrene		0		0	253.0		16.1	29.9

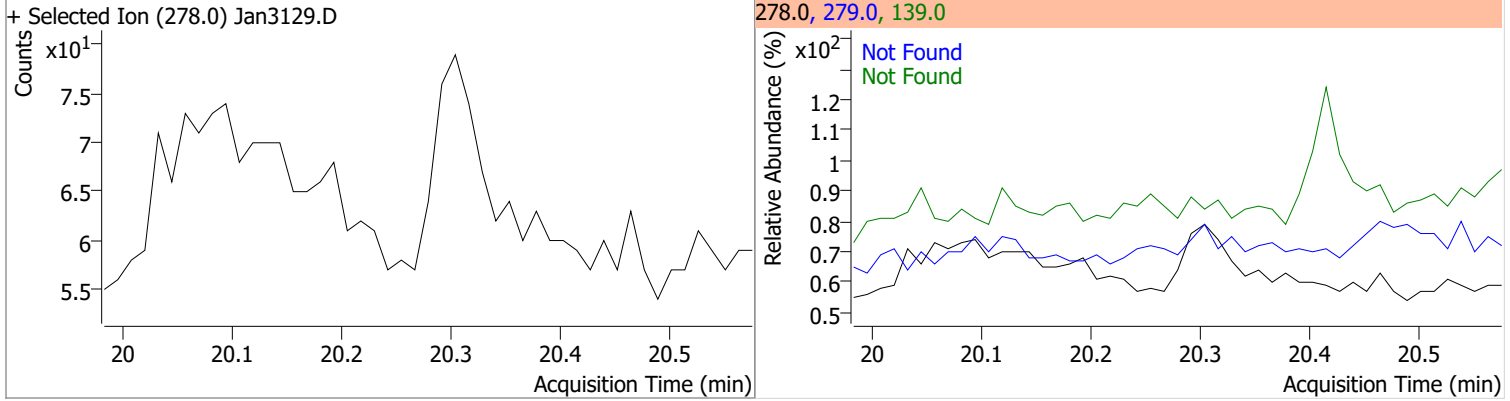


Compound	Conc.	Exp RT	QIon	Exp Ratio
Indeno(1,2,3-cd)pyrene	N.D.	20.22	138.0	22.4

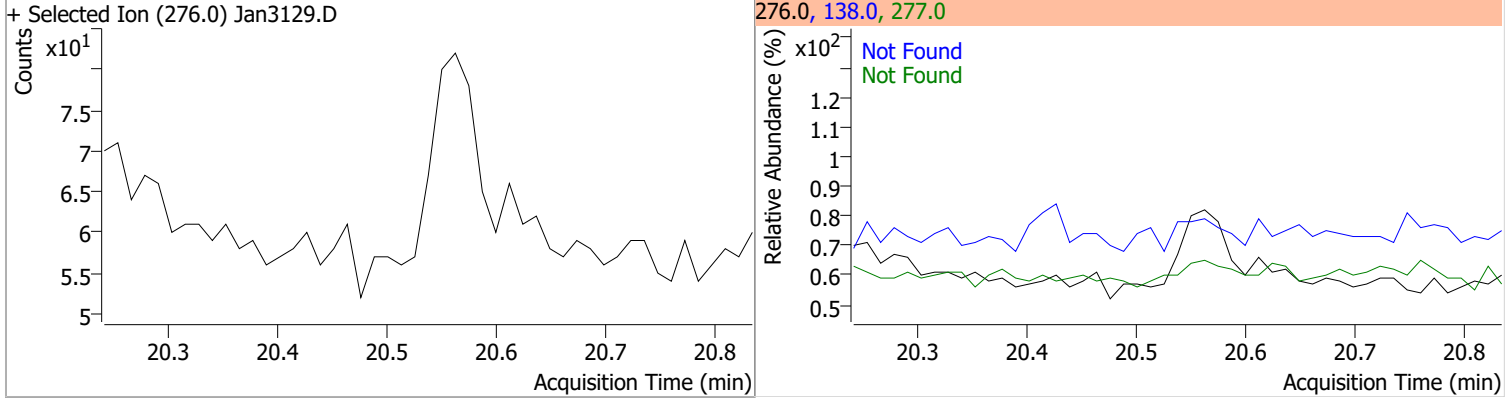


Quantitation Results Report (QT Reviewed)

Compound	Conc.	Exp RT	QIon	Exp Ratio	QIon	Exp Ratio
Dibenzo(a,h)anthracene	N.D.	20.28	279.0	24.9	139.0	17.5



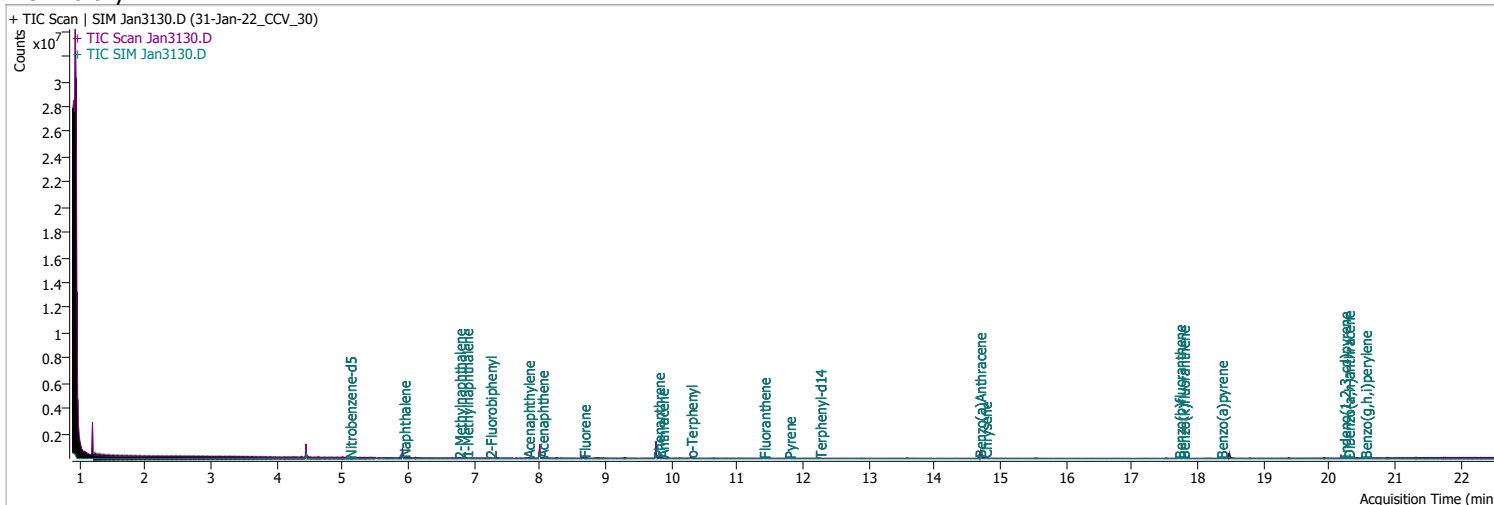
Compound	Conc.	Exp RT	QIon	Exp Ratio	QIon	Exp Ratio
Benzo(g,h,i)perylene	N.D.	20.54	277.0	24.8	138.0	20.5



Quantitation Results Report (QT Reviewed)

Data File	Jan3130.D	Operator	LIMS import
Acq. Method	5975BNASIM	Acq. Date-Time	2/1/2022 3:38:00 AM
Sample Name	31-Jan-22_CCV_30	Instrument	GCMS
Vial	23	Multiplier	1.00
DA Method File	012622 bna SIM 2.batch.bin	Comment	SVOC-8270C-SIM-W-LLPAH
Tune File	dftppjph.u	Tune Date	
Batch Name	013122 bna SIM 2.batch.bin	Last Calib Update	1/27/2022 8:37:26 AM

Ref Library



Compound	RT	QIon	Resp.	Conc.	Units	Dev(Min)
Internal Standards						
M 1,4-Dichlorobenzene-d4	4.447	152.0	134300	40.0000	ng/ml	-0.013
M Naphthalene-d8	5.916	136.0	218112	40.0000	ng/ml	0.000
M Acenaphthene-d10	7.988	164.0	152137	40.0000	ng/ml	-0.013
M Phenanthrene-d10	9.755	188.0	326584	40.0000	ng/ml	-0.013
M Chrysene-d12	14.701	240.0	263688	40.0000	ng/ml	0.000
M Perylene-d12	18.474	264.0	175746	40.0000	ng/ml	0.000
System Monitoring Compounds						
S Nitrobenzene-d5	5.106	82.0	6218	2.0722	ng/ml	-0.013
Spiked Amount: 5.000	Range: 19.0 - 102.0%			Recovery = 41.44%		
S 2-Fluorobiphenyl	7.239	172.0	13381	2.2364	ng/ml	-0.013
Spiked Amount: 5.000	Range: 25.0 - 94.0%			Recovery = 44.73%		
S o-Terphenyl	10.287	230.0	10155	2.0546	ng/ml	-0.013
Spiked Amount: 5.000	Range: 40.0 - 140.0%			Recovery = 41.09%		
S Terphenyl-d14	12.250	244.0	8959	2.0576	ng/ml	0.000
Spiked Amount: 5.000	Range: 39.0 - 106.0%			Recovery = 41.15%		
Target Compounds						
T Naphthalene	5.928	128.0	12030	2.1342	ng/ml	90
T 2-Methylnaphthalene	6.765	141.0	7462	2.1912	ng/ml	97
T 1-Methylnaphthalene	6.877	141.0	8219	2.3870	ng/ml	93
T Acenaphthylene	7.813	152.0	14447	2.0980	ng/ml	98
T Acenaphthene	8.025	154.0	9436	2.1357	ng/ml	94
T Fluorene	8.661	166.0	11480	1.9179	ng/ml	98
T Phenanthrene	9.792	178.0	17230	2.0231	ng/ml	m 88
T Anthracene	9.854	178.0	13633	1.6489	ng/ml	93
T Fluoranthene	11.398	202.0	20433	2.0438	ng/ml	97
T Pyrene	11.781	202.0	21556	1.9583	ng/ml	96
T Benzo(a)Anthracene	14.676	228.0	16005	2.0953	ng/ml	100
T Chrysene	14.764	228.0	20693	1.9815	ng/ml	100
T Benzo(b)fluoranthene	17.708	252.0	14032	2.0754	ng/ml	100

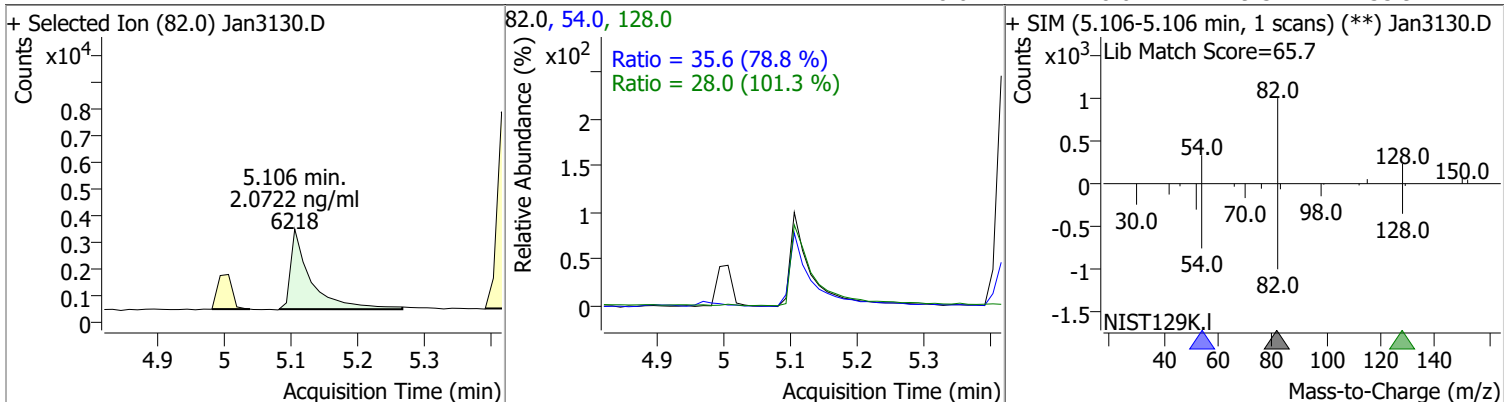
Quantitation Results Report (QT Reviewed)

Compound	RT	QIon	Resp.	Conc.	Units	Dev(Min)
T Benzo(k)fluoranthene	17.770	252.0	16926	2.0367	ng/ml	93
T Benzo(a)pyrene	18.351	252.0	11928	2.1000	ng/ml	100
T Indeno(1,2,3-cd)pyrene	20.217	276.0	10025	1.9929	ng/ml	94
T Dibenzo(a,h)anthracene	20.278	278.0	12088	2.0586	ng/ml	98
T Benzo(g,h,i)perylene	20.538	276.0	15911	2.1333	ng/ml	94

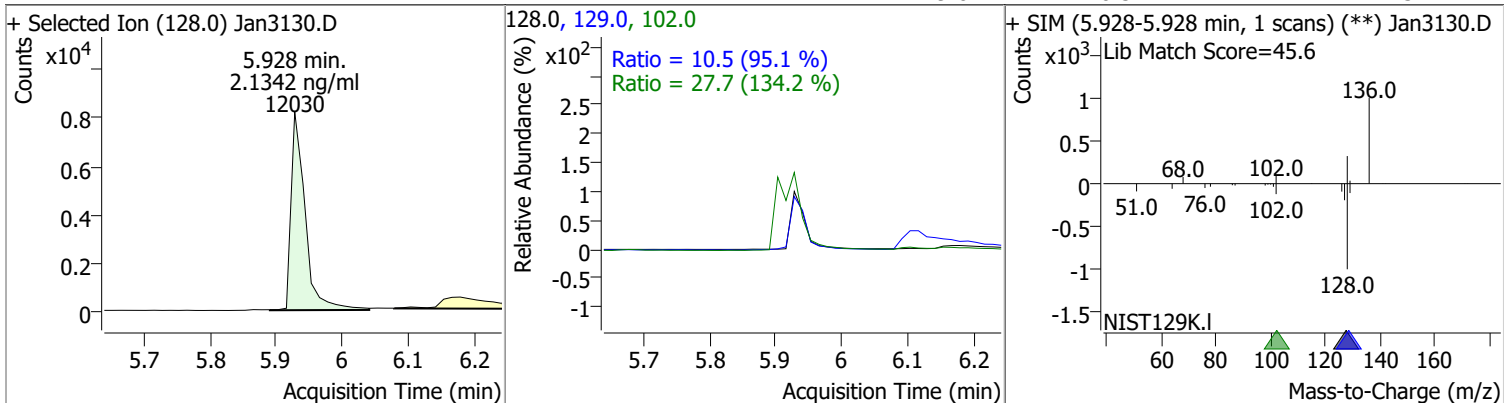
(#) = Qualifier Out of Range; (m) = Manual Integration; (+) = Area Summed; (*) = Surrogate Percent Recovery Out of Range; (d): Zeroed Peak

Quantitation Results Report (QT Reviewed)

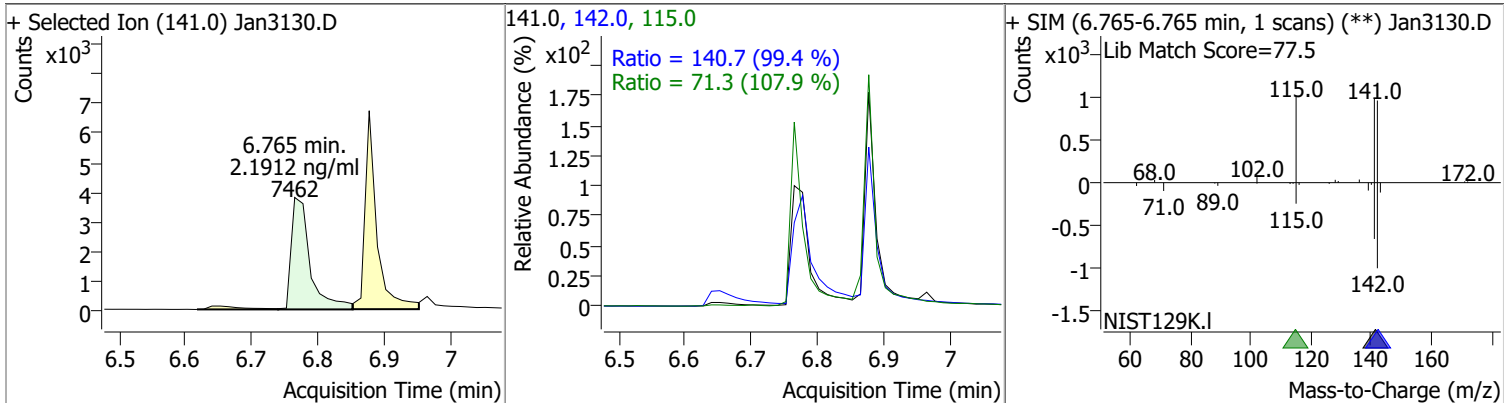
Compound	Conc.	RT	Dev(Min)	Resp.	QIon	QRatio	Lower	Upper
Nitrobenzene-d5	2.0722	5.11	-0.01	6218	54.0	35.6	31.6	58.8
					128.0	28.0	19.3	35.9



Compound	Conc.	RT	Dev(Min)	Resp.	QIon	QRatio	Lower	Upper
Naphthalene	2.1342	5.93	-0.01	12030	102.0	27.7	0.0	61.8
					129.0	10.5	7.7	14.3

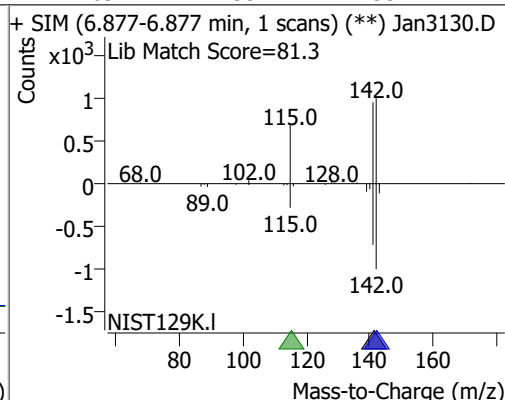
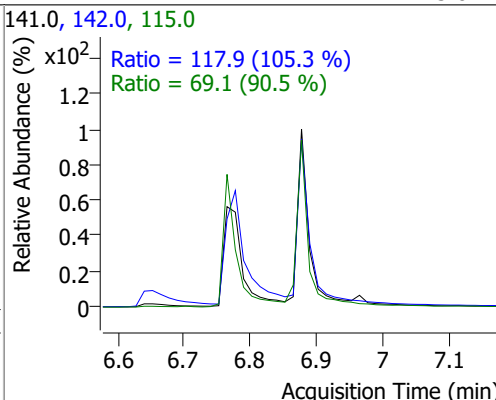
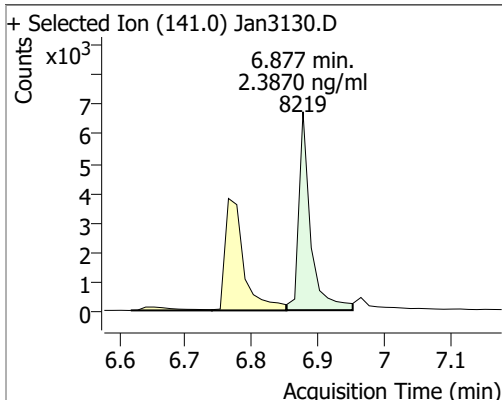


Compound	Conc.	RT	Dev(Min)	Resp.	QIon	QRatio	Lower	Upper
2-Methylnaphthalene	2.1912	6.76	-0.01	7462	142.0	140.7	99.1	184.0
					115.0	71.3	46.3	86.0

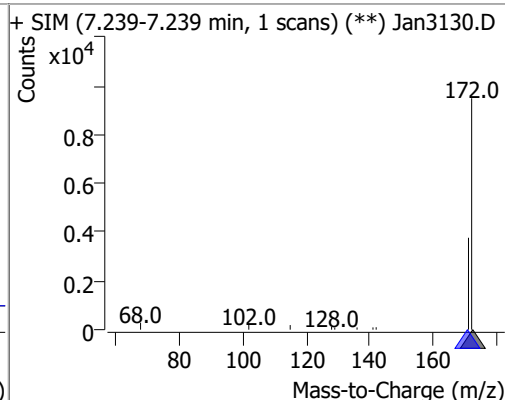
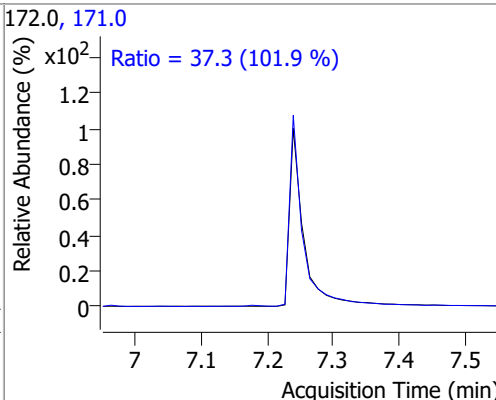
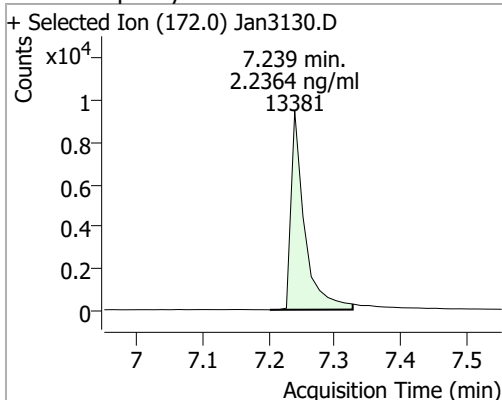


Quantitation Results Report (QT Reviewed)

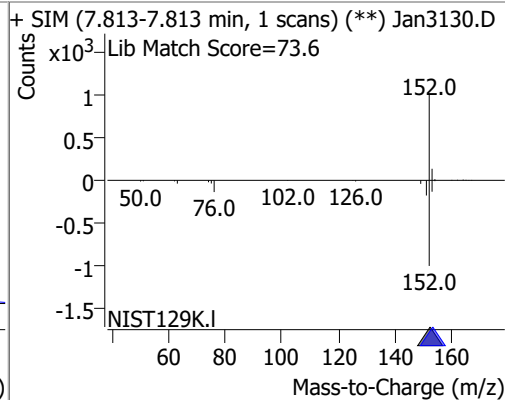
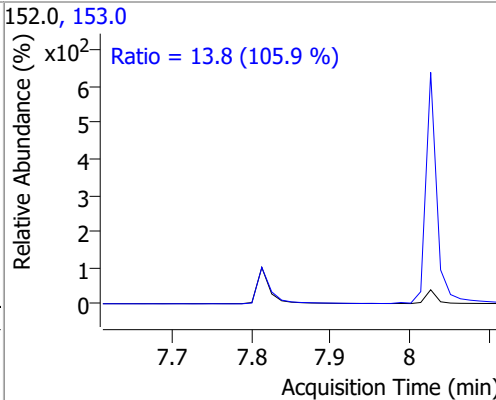
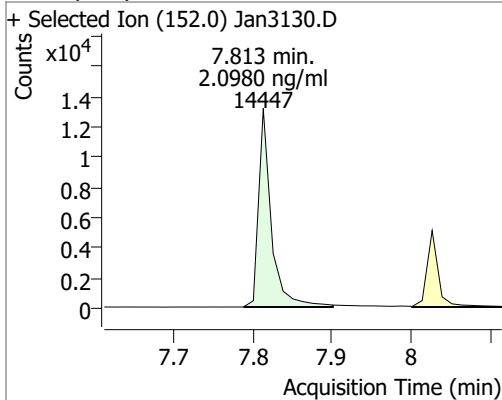
Compound	Conc.	RT	Dev(Min)	Resp.	QIon	QRatio	Lower	Upper
1-Methylnaphthalene	2.3870	6.88	0.00	8219	142.0	117.9	78.3	145.5
					115.0	69.1	53.4	99.2



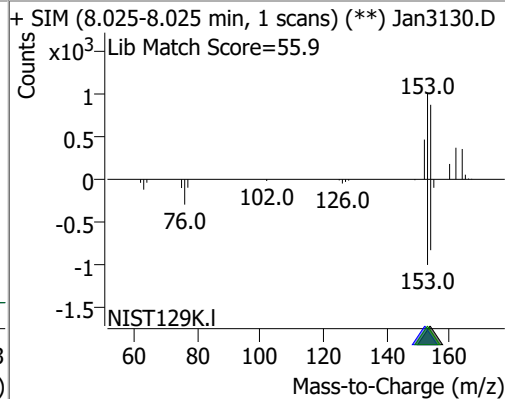
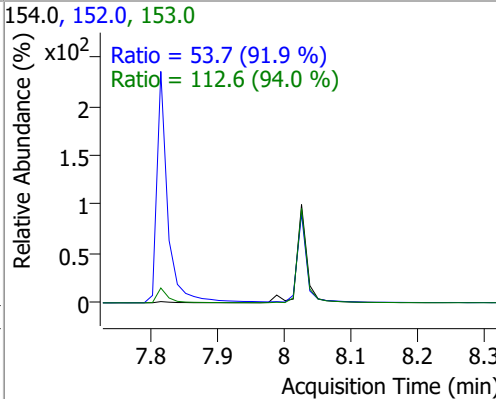
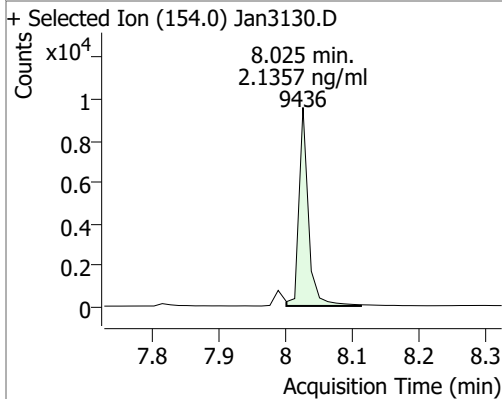
Compound	Conc.	RT	Dev(Min)	Resp.	QIon	QRatio	Lower	Upper
2-Fluorobiphenyl	2.2364	7.24	-0.01	13381	171.0	37.3	25.6	47.6



Compound	Conc.	RT	Dev(Min)	Resp.	QIon	QRatio	Lower	Upper
Acenaphthylene	2.0980	7.81	0.00	14447	153.0	13.8	9.1	17.0

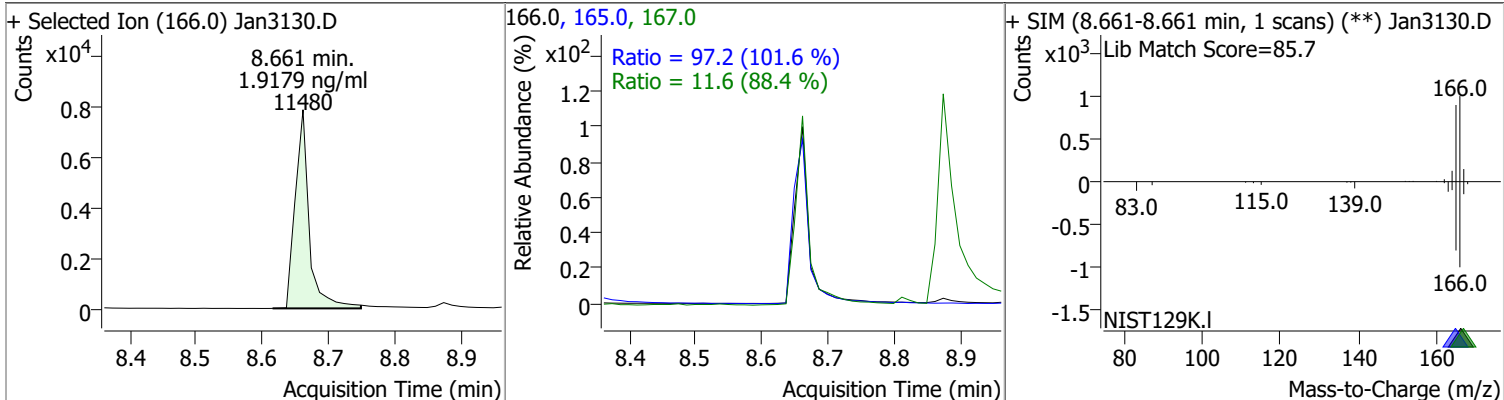


Compound	Conc.	RT	Dev(Min)	Resp.	QIon	QRatio	Lower	Upper
Acenaphthene	2.1357	8.03	0.00	9436	153.0	112.6	83.9	155.8
					152.0	53.7	40.9	76.0

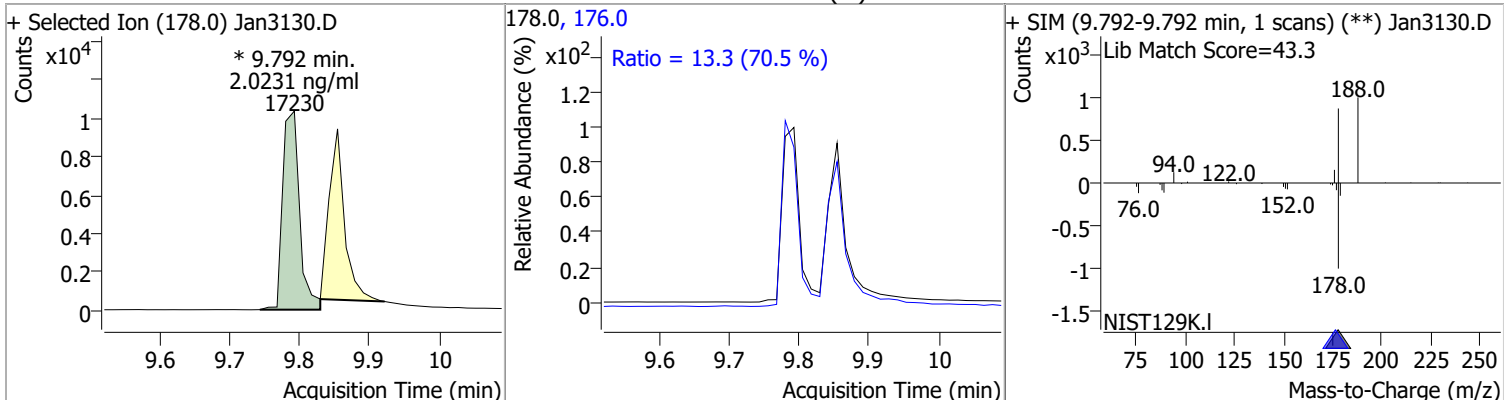


Quantitation Results Report (QT Reviewed)

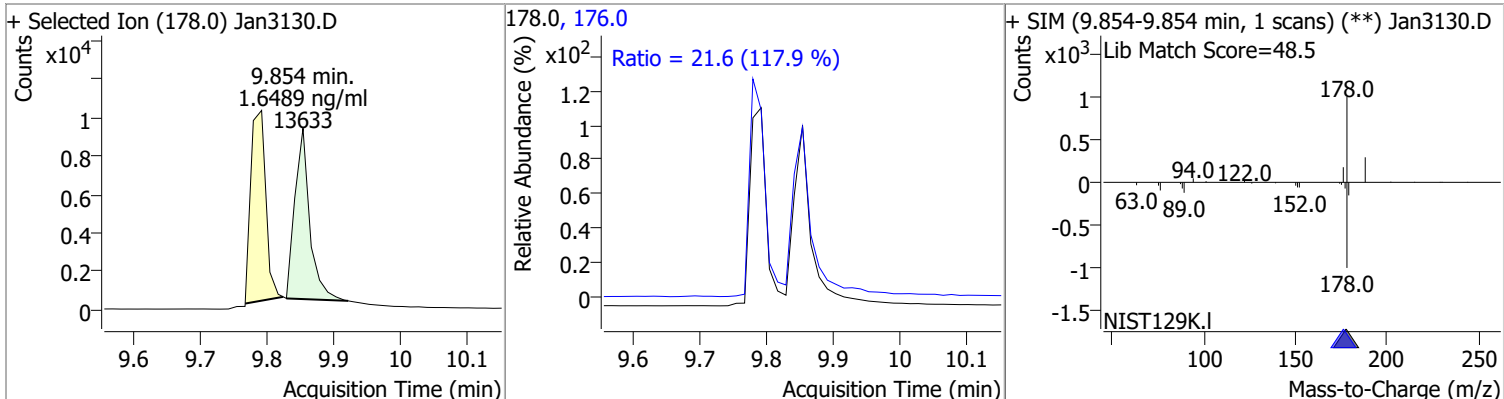
Compound	Conc.	RT	Dev(Min)	Resp.	QIon	QRatio	Lower	Upper
Fluorene	1.9179	8.66	0.00	11480	165.0	97.2	67.0	124.5
					167.0	11.6	9.2	17.1



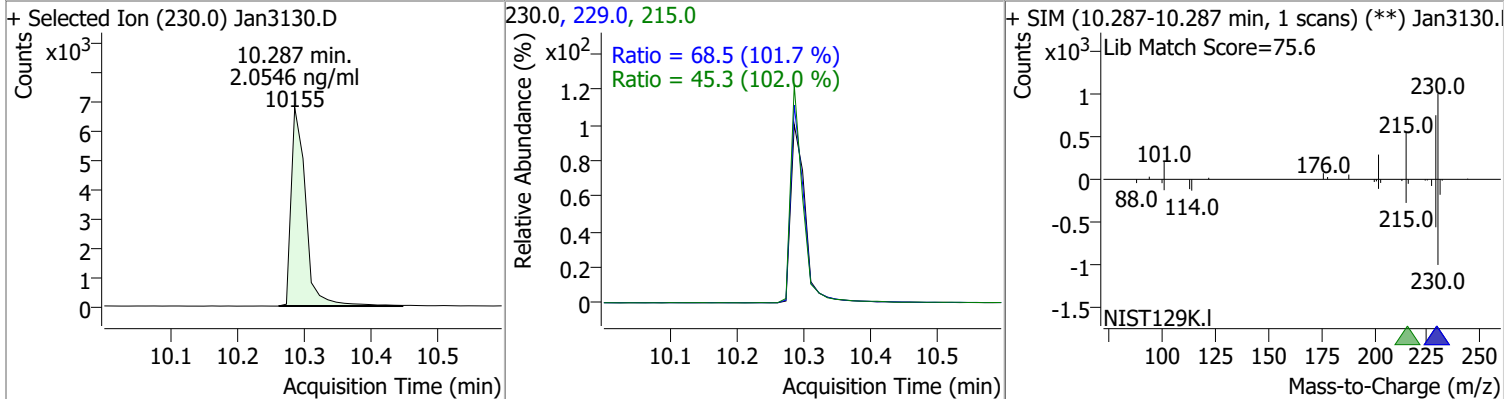
Compound	Conc.	RT	Dev(Min)	Resp.	QIon	QRatio	Lower	Upper
Phenanthrene	2.0231	9.79	0.00	17230 (m)	176.0	13.3	13.2	24.6



Compound	Conc.	RT	Dev(Min)	Resp.	QIon	QRatio	Lower	Upper
Anthracene	1.6489	9.85	0.00	13633	176.0	21.6	12.8	23.8

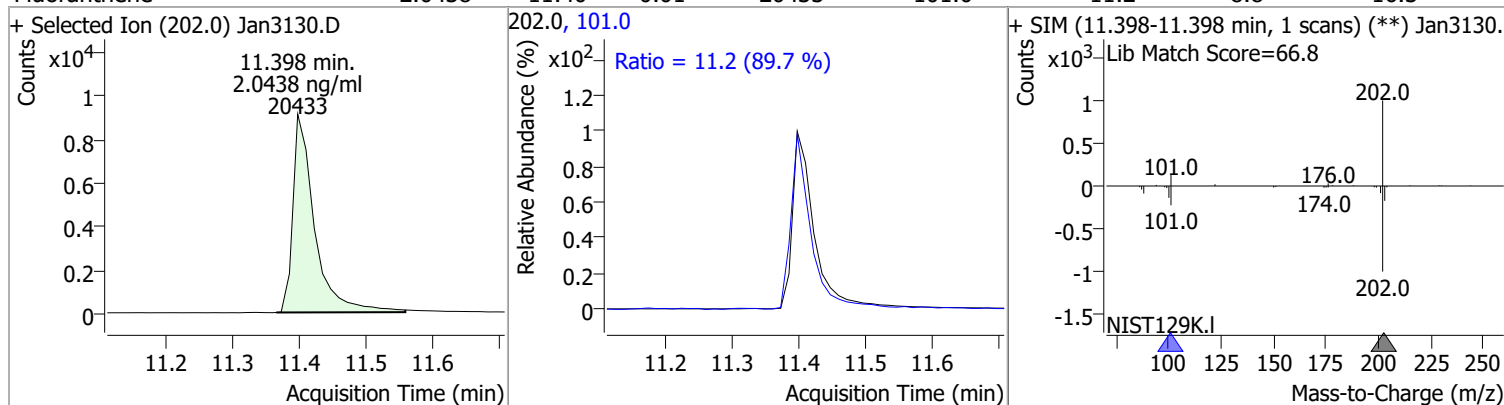


Compound	Conc.	RT	Dev(Min)	Resp.	QIon	QRatio	Lower	Upper
o-Terphenyl	2.0546	10.29	-0.01	10155	229.0	68.5	47.1	87.5
					215.0	45.3	31.1	57.7

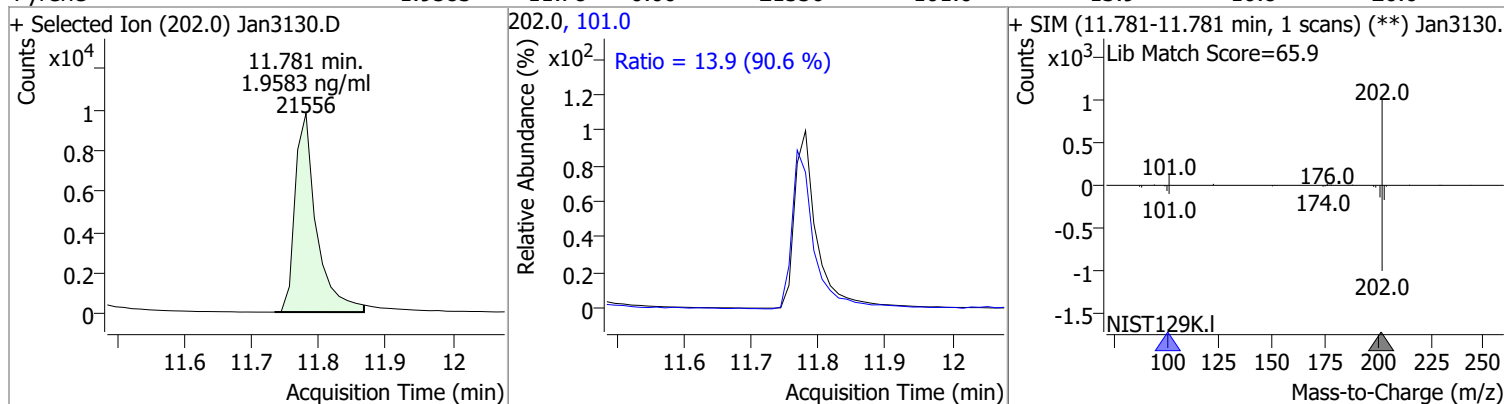


Quantitation Results Report (QT Reviewed)

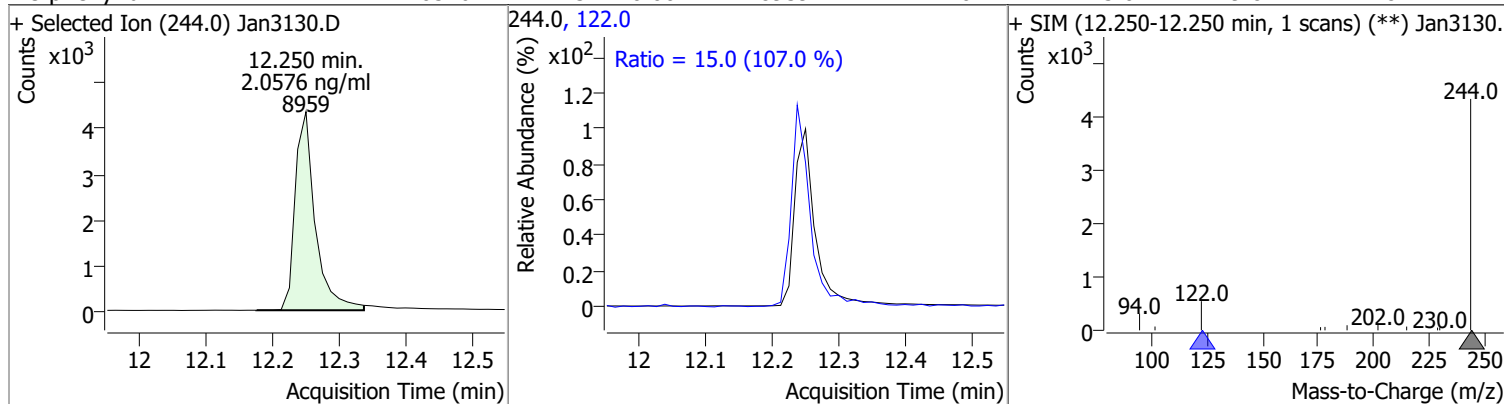
Compound	Conc.	RT	Dev(Min)	Resp.	QIon	QRatio	Lower	Upper
Fluoranthene	2.0438	11.40	-0.01	20433	101.0	11.2	8.8	16.3



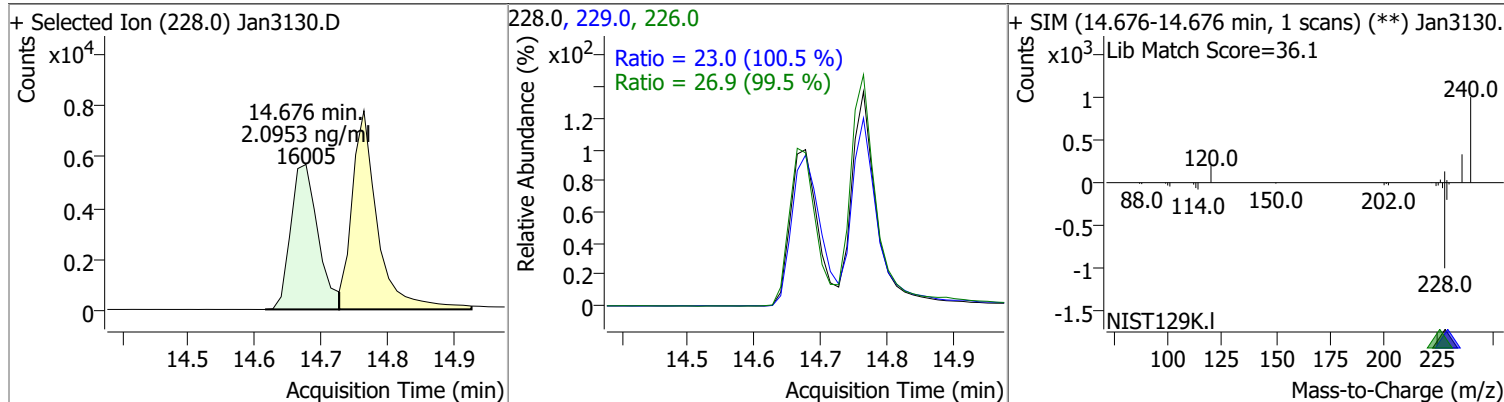
Compound	Conc.	RT	Dev(Min)	Resp.	QIon	QRatio	Lower	Upper
Pyrene	1.9583	11.78	0.00	21556	101.0	13.9	10.8	20.0



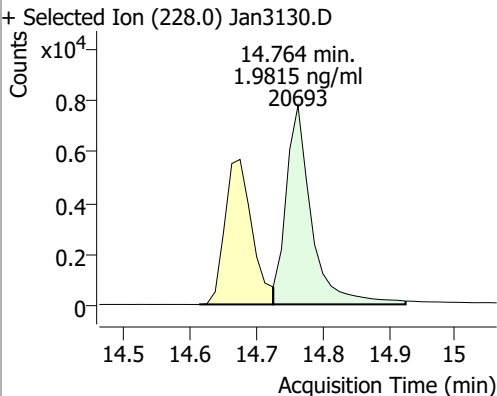
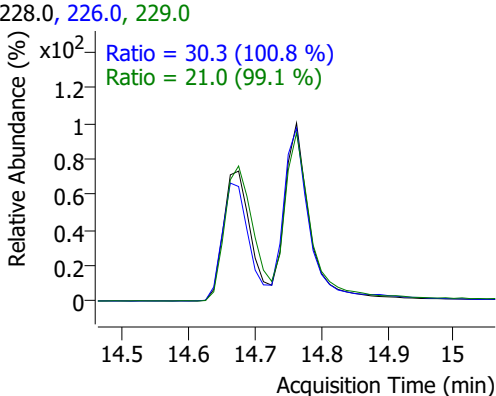
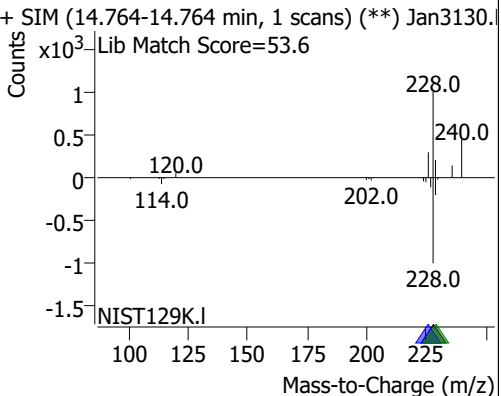
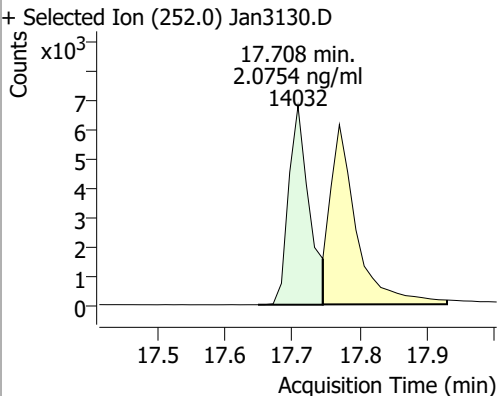
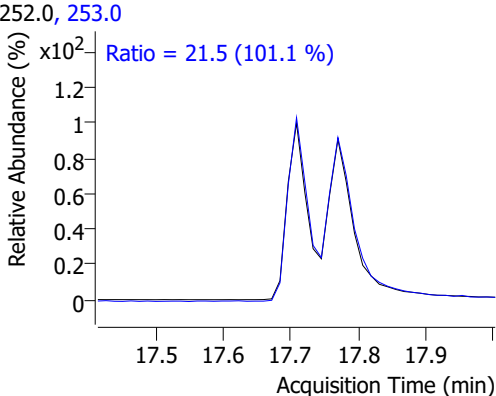
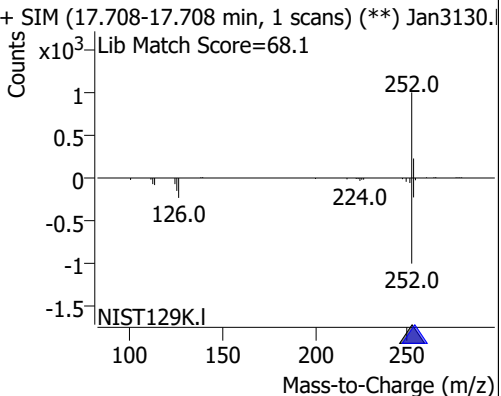
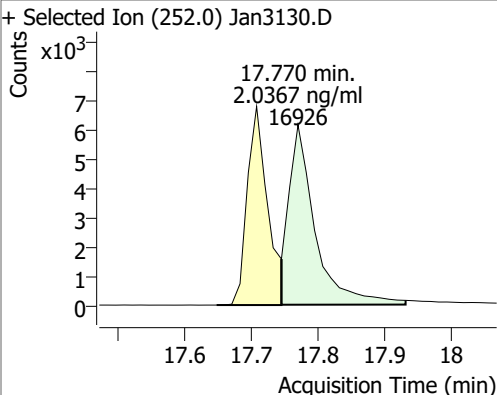
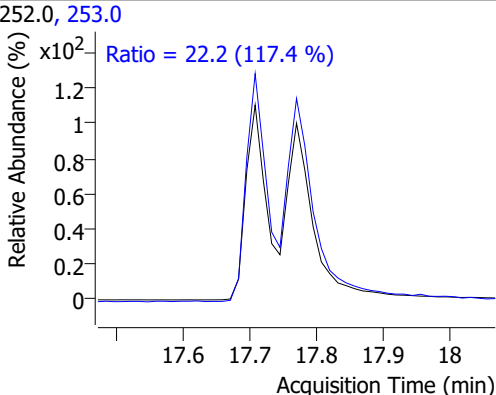
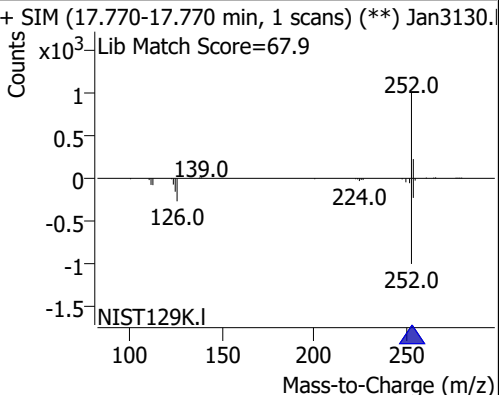
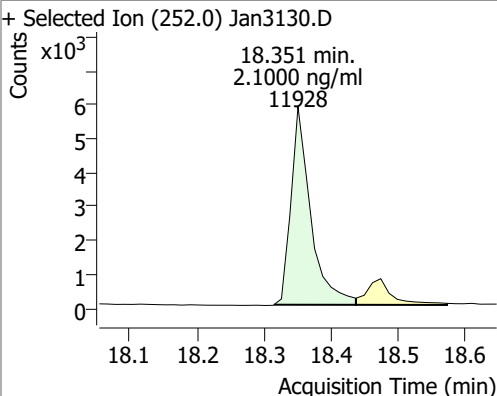
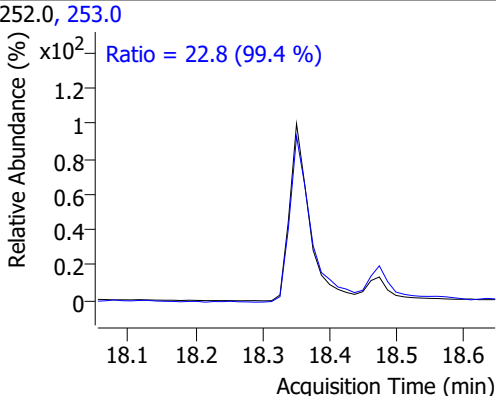
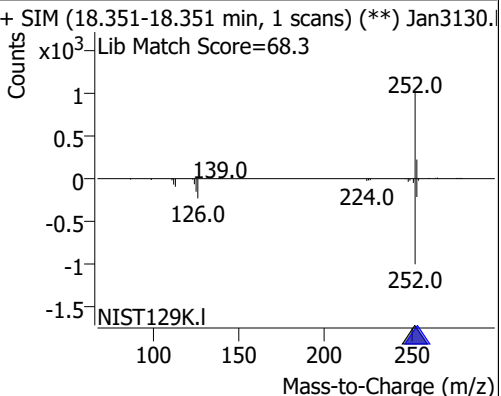
Compound	Conc.	RT	Dev(Min)	Resp.	QIon	QRatio	Lower	Upper
Terphenyl-d14	2.0576	12.25	0.00	8959	122.0	15.0	9.8	18.2



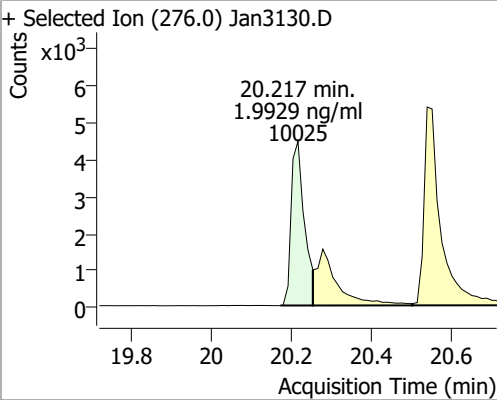
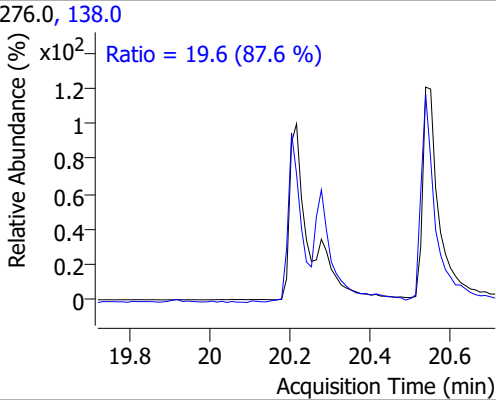
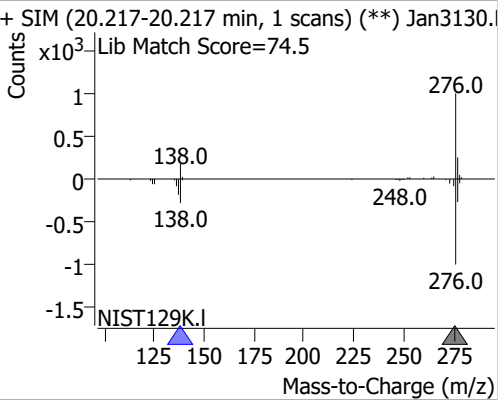
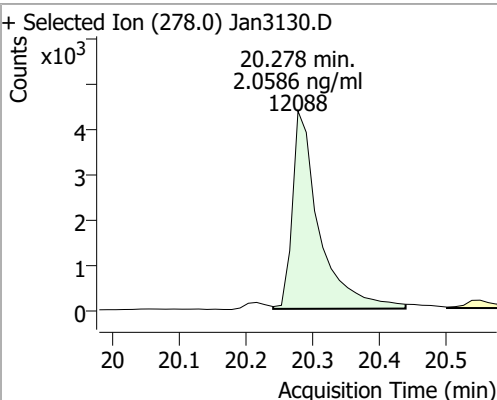
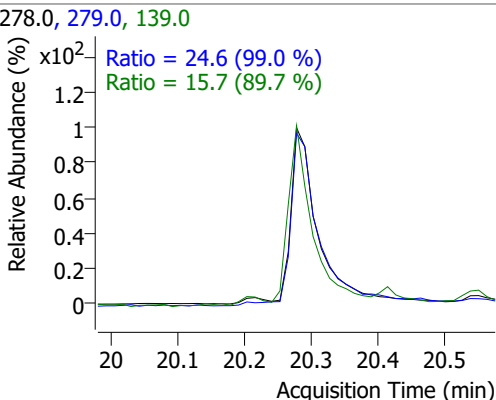
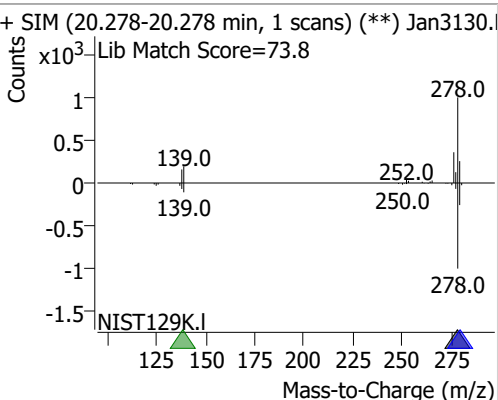
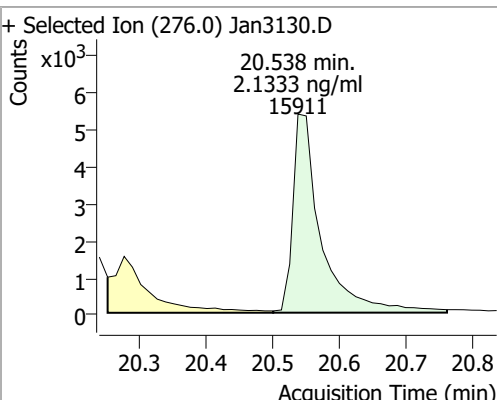
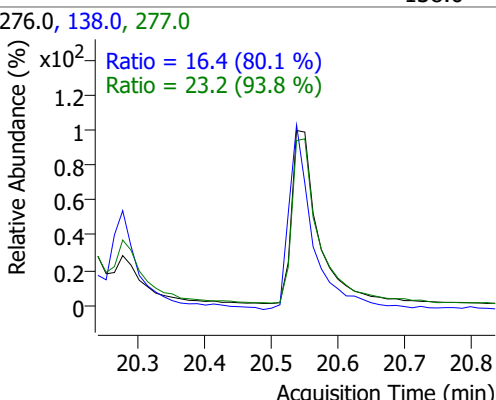
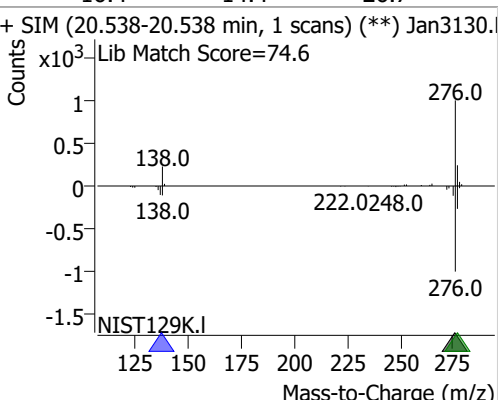
Compound	Conc.	RT	Dev(Min)	Resp.	QIon	QRatio	Lower	Upper
Benzo(a)Anthracene	2.0953	14.68	0.00	16005	226.0 229.0	26.9 23.0	19.0 16.0	35.2 29.7



Quantitation Results Report (QT Reviewed)

Compound	Conc.	RT	Dev(Min)	Resp.	QIon	QRatio	Lower	Upper
Chrysene	1.9815	14.76	0.00	20693	226.0 229.0	30.3 21.0	21.0 14.8	39.1 27.6
+ Selected Ion (228.0) Jan3130.D 			228.0, 226.0, 229.0 			+ SIM (14.764-14.764 min, 1 scans) (**) Jan3130. Lib Match Score=53.6 		
Benzo(b)fluoranthene	2.0754	17.71	0.00	14032	253.0	21.5	14.9	27.7
+ Selected Ion (252.0) Jan3130.D 			252.0, 253.0 			+ SIM (17.708-17.708 min, 1 scans) (**) Jan3130. Lib Match Score=68.1 		
Benzo(k)fluoranthene	2.0367	17.77	0.00	16926	253.0	22.2	13.2	24.6
+ Selected Ion (252.0) Jan3130.D 			252.0, 253.0 			+ SIM (17.770-17.770 min, 1 scans) (**) Jan3130. Lib Match Score=67.9 		
Benzo(a)pyrene	2.1000	18.35	0.00	11928	253.0	22.8	16.1	29.9
+ Selected Ion (252.0) Jan3130.D 			252.0, 253.0 			+ SIM (18.351-18.351 min, 1 scans) (**) Jan3130. Lib Match Score=68.3 		

Quantitation Results Report (QT Reviewed)

Compound	Conc.	RT	Dev(Min)	Resp.	QIon	QRatio	Lower	Upper
Indeno(1,2,3-cd)pyrene	1.9929	20.22	0.00	10025	138.0	19.6	15.7	29.1
<div style="display: flex; justify-content: space-between;"> <div style="width: 30%;"> <p>+ Selected Ion (276.0) Jan3130.D</p>  </div> <div style="width: 30%;"> <p>276.0, 138.0</p> <p>Ratio = 19.6 (87.6 %)</p>  </div> <div style="width: 30%;"> <p>+ SIM (20.217-20.217 min, 1 scans) (**) Jan3130.D</p> <p>Lib Match Score=74.5</p>  </div> </div>								
Dibenzo(a,h)anthracene	2.0586	20.28	0.00	12088	279.0	24.6	17.4	32.3
<div style="display: flex; justify-content: space-between;"> <div style="width: 30%;"> <p>+ Selected Ion (278.0) Jan3130.D</p>  </div> <div style="width: 30%;"> <p>278.0, 279.0, 139.0</p> <p>Ratio = 24.6 (99.0 %)</p> <p>Ratio = 15.7 (89.7 %)</p>  </div> <div style="width: 30%;"> <p>+ SIM (20.278-20.278 min, 1 scans) (**) Jan3130.D</p> <p>Lib Match Score=73.8</p>  </div> </div>								
Benzo(g,h,i)perylene	2.1333	20.54	0.00	15911	277.0	23.2	17.3	32.2
<div style="display: flex; justify-content: space-between;"> <div style="width: 30%;"> <p>+ Selected Ion (276.0) Jan3130.D</p>  </div> <div style="width: 30%;"> <p>276.0, 138.0, 277.0</p> <p>Ratio = 16.4 (80.1 %)</p> <p>Ratio = 23.2 (93.8 %)</p>  </div> <div style="width: 30%;"> <p>+ SIM (20.538-20.538 min, 1 scans) (**) Jan3130.D</p> <p>Lib Match Score=74.6</p>  </div> </div>								

Continuing Calibration Report

Batch Name \\MASSHUNTER\Org\Data\SV5975.I\sh013122\2 e8270c bna SIM\QuantResults\013122 bna SIM 2.batch.bin
Method File \\MASSHUNTER\Org\Data\SV5975.I\sh012622\2 e8270c bna SIM\012622 bna SIM 2.batch.bin
Daily CC \\MASSHUNTER\Org\Data\SV5975.I\sh013122\2 e8270c bna SIMJan3109.D

Level name	Injection Time	Calibration Files
7	1/26/2022 5:17:42 PM	\\MASSHUNTER\Org\Data\SV5975.I\sh012622\1 e8270c bna SIM cal\Jan2602.D
6	1/26/2022 5:50:10 PM	\\MASSHUNTER\Org\Data\SV5975.I\sh012622\1 e8270c bna SIM cal\Jan2603.D
5	1/26/2022 6:22:37 PM	\\MASSHUNTER\Org\Data\SV5975.I\sh012622\1 e8270c bna SIM cal\Jan2604.D
4	1/26/2022 6:55:13 PM	\\MASSHUNTER\Org\Data\SV5975.I\sh012622\1 e8270c bna SIM cal\Jan2605.D
3	1/26/2022 7:27:45 PM	\\MASSHUNTER\Org\Data\SV5975.I\sh012622\1 e8270c bna SIM cal\Jan2606.D
2	1/26/2022 8:00:19 PM	\\MASSHUNTER\Org\Data\SV5975.I\sh012622\1 e8270c bna SIM cal\Jan2607.D
1	1/26/2022 8:32:51 PM	\\MASSHUNTER\Org\Data\SV5975.I\sh012622\1 e8270c bna SIM cal\Jan2608.D
CCV	1/31/2022 4:14:53 PM	\\MASSHUNTER\Org\Data\SV5975.I\sh013122\2 e8270c bna SIM\Jan3109.D <=====

ISTD Compound:	Avg Resp	Mid Resp	CC Resp	Area%	A/M
1,4-Dichlorobenzene-d4	114519	120793	136414	112.93	M
Naphthalene-d8	209828	216708	232004	107.06	M
Acenaphthene-d10	133227	141919	161354	113.69	M
Phenanthrene-d10	287711	305194	353094	115.70	M
Chrysene-d12	227937	240679	274884	114.21	M
Perylene-d12	146859	155689	197343	126.75	M

Target Compound	AvgRF/R2	CC RF	Exp. Conc	Calc. Conc	%Dev	Area%	Curve Fit
1,4-Dichlorobenzene-d4	-----ISTD-----						
Nitrobenzene-d5	0.9962	0.8770	2.00	1.97	1.40	125.86	Quadratic
Naphthalene-d8	-----ISTD-----						
Naphthalene	0.9987	1.1135	2.00	2.15	-7.74	111.44	Quadratic
2-Methylnaphthalene	0.9993	0.6722	2.00	2.15	-7.61	109.22	Quadratic
1-Methylnaphthalene	0.9991	0.7480	2.00	2.37	-18.44	122.58	Quadratic
Acenaphthene-d10	-----ISTD-----						
2-Fluorobiphenyl	0.9995	1.7184	2.00	2.18	-9.20	127.23	Quadratic
Acenaphthylene	0.9990	1.9159	2.00	2.12	-5.82	118.51	Quadratic
Acenaphthene	0.9970	1.1033	2.00	1.89	5.54	114.38	Quadratic
Fluorene	0.9995	1.5863	2.00	2.02	-0.94	117.56	Quadratic
Phenanthrene-d10	-----ISTD-----						
Phenanthrene	0.9996	1.0554	2.00	2.02	-1.18	116.84	Quadratic
Anthracene	0.9994	1.0702	2.00	2.15	-7.28	127.16	Quadratic
o-Terphenyl	0.9996	0.6050	2.00	2.00	0.11	113.98	Quadratic
Fluoranthene	0.9998	1.2117	2.00	1.98	1.09	115.29	Quadratic
Chrysene-d12	-----ISTD-----						
Pyrene	0.9992	1.7500	2.00	2.10	-4.84	120.17	Quadratic
Terphenyl-d14	0.9994	0.6883	2.00	2.08	-4.24	116.96	Quadratic
Benzo(a)Anthracene	0.9997	1.3220	2.00	2.29	-14.70	130.07	Quadratic
Chrysene	0.9997	1.5845	2.00	2.00	-0.06	113.75	Quadratic
Perylene-d12	-----ISTD-----						
Benzo(b)fluoranthene	0.9997	1.5077	2.00	1.96	1.84	127.54	Quadratic
Benzo(k)fluoranthene	0.9992	1.8703	2.00	1.98	1.15	122.97	Quadratic
Benzo(a)pyrene	0.9997	1.4292	2.00	2.21	-10.39	140.79	Quadratic
Indeno(1,2,3-cd)pyrene	0.9999	1.2872	2.00	2.24	-11.97	145.59	Quadratic
Dibenzo(a,h)anthracene	0.9998	1.4054	2.00	2.10	-5.15	134.38	Quadratic
Benzo(g,h,i)perylene	0.9999	1.6271	2.00	1.92	4.15	123.23	Quadratic

A -- against Average; M -- against Mid Point; P -- against Previous CC in the Method;

Continuing Calibration Report

Batch Name \\MASSHUNTER\Org\Data\SV5975.I\sh013122\2 e8270c bna SIM\QuantResults\013122 bna SIM 2.batch.bin
Method File \\MASSHUNTER\Org\Data\SV5975.I\sh012622\2 e8270c bna SIM\012622 bna SIM 2.batch.bin
Daily CC \\MASSHUNTER\Org\Data\SV5975.I\sh013122\2 e8270c bna SIM\Jan3130.D

Level name	Injection Time	Calibration Files
7	1/26/2022 5:17:42 PM	\\MASSHUNTER\Org\Data\SV5975.I\sh012622\1 e8270c bna SIM cal\Jan2602.D
6	1/26/2022 5:50:10 PM	\\MASSHUNTER\Org\Data\SV5975.I\sh012622\1 e8270c bna SIM cal\Jan2603.D
5	1/26/2022 6:22:37 PM	\\MASSHUNTER\Org\Data\SV5975.I\sh012622\1 e8270c bna SIM cal\Jan2604.D
4	1/26/2022 6:55:13 PM	\\MASSHUNTER\Org\Data\SV5975.I\sh012622\1 e8270c bna SIM cal\Jan2605.D
3	1/26/2022 7:27:45 PM	\\MASSHUNTER\Org\Data\SV5975.I\sh012622\1 e8270c bna SIM cal\Jan2606.D
2	1/26/2022 8:00:19 PM	\\MASSHUNTER\Org\Data\SV5975.I\sh012622\1 e8270c bna SIM cal\Jan2607.D
1	1/26/2022 8:32:51 PM	\\MASSHUNTER\Org\Data\SV5975.I\sh012622\1 e8270c bna SIM cal\Jan2608.D
CCV	2/1/2022 3:38:00 AM	\\MASSHUNTER\Org\Data\SV5975.I\sh013122\2 e8270c bna SIM\Jan3130.D <=====

ISTD Compound:	Avg Resp	Mid Resp	CC Resp	Area%	A/M
1,4-Dichlorobenzene-d4	114519	120793	136414	112.93	M
Naphthalene-d8	209828	216708	232004	107.06	M
Acenaphthene-d10	133227	141919	161354	113.69	M
Phenanthrene-d10	287711	305194	353094	115.70	M
Chrysene-d12	227937	240679	274884	114.21	M
Perylene-d12	146859	155689	197343	126.75	M

Target Compound	AvgRF/R2	CC RF	Exp. Conc	Calc. Conc	%Dev	Area%	Curve Fit
1,4-Dichlorobenzene-d4	-----ISTD-----						
Nitrobenzene-d5	0.9962	0.8770	2.00	1.97	1.40	125.86	Quadratic
Naphthalene-d8	-----ISTD-----						
Naphthalene	0.9987	1.1135	2.00	2.15	-7.74	111.44	Quadratic
2-Methylnaphthalene	0.9993	0.6722	2.00	2.15	-7.61	109.22	Quadratic
1-Methylnaphthalene	0.9991	0.7480	2.00	2.37	-18.44	122.58	Quadratic
Acenaphthene-d10	-----ISTD-----						
2-Fluorobiphenyl	0.9995	1.7184	2.00	2.18	-9.20	127.23	Quadratic
Acenaphthylene	0.9990	1.9159	2.00	2.12	-5.82	118.51	Quadratic
Acenaphthene	0.9970	1.1033	2.00	1.89	5.54	114.38	Quadratic
Fluorene	0.9995	1.5863	2.00	2.02	-0.94	117.56	Quadratic
Phenanthrene-d10	-----ISTD-----						
Phenanthrene	0.9996	1.0554	2.00	2.02	-1.18	116.84	Quadratic
Anthracene	0.9994	1.0702	2.00	2.15	-7.28	127.16	Quadratic
o-Terphenyl	0.9996	0.6050	2.00	2.00	0.11	113.98	Quadratic
Fluoranthene	0.9998	1.2117	2.00	1.98	1.09	115.29	Quadratic
Chrysene-d12	-----ISTD-----						
Pyrene	0.9992	1.7500	2.00	2.10	-4.84	120.17	Quadratic
Terphenyl-d14	0.9994	0.6883	2.00	2.08	-4.24	116.96	Quadratic
Benzo(a)Anthracene	0.9997	1.3220	2.00	2.29	-14.70	130.07	Quadratic
Chrysene	0.9997	1.5845	2.00	2.00	-0.06	113.75	Quadratic
Perylene-d12	-----ISTD-----						
Benzo(b)fluoranthene	0.9997	1.5077	2.00	1.96	1.84	127.54	Quadratic
Benzo(k)fluoranthene	0.9992	1.8703	2.00	1.98	1.15	122.97	Quadratic
Benzo(a)pyrene	0.9997	1.4292	2.00	2.21	-10.39	140.79	Quadratic
Indeno(1,2,3-cd)pyrene	0.9999	1.2872	2.00	2.24	-11.97	145.59	Quadratic
Dibenzo(a,h)anthracene	0.9998	1.4054	2.00	2.10	-5.15	134.38	Quadratic
Benzo(g,h,i)perylene	0.9999	1.6271	2.00	1.92	4.15	123.23	Quadratic

A -- against Average; M -- against Mid Point; P -- against Previous CC in the Method;

Audit Trail report

Batch name and path: \\MASSHUNTER\Org\Data\SV5975.I\sh013122\2 e8270c bna SIM\QuantResults\013122 bna SIM 2.batch.bin
Quant batch version: 10.0
Quant reporting version: 10.0

Name	User	Time	Action	Reason	Comment	Succeed	Exception
CmdNewBatchTable	BL2000\jheine	1/31/2022 4:14:13 PM	Create new batch \\MASSHUNTER\Org\Data\SV5975.I\sh013122\2 e8270c bna SIM\013122 bna SIM 2.batch.bin			✓	
CmdImportSamplesFromWorklist	BL2000\jheine	1/31/2022 4:17:41 PM	Add samples from worklist: \\MASSHUNTER\Org\Data\SV5975.I\sh013122\2 e8270c bna SIM\Jan3108.D			✓	
CmdSetSampleAttribute	BL2000\jheine	1/31/2022 4:17:46 PM	Set SampleType = TuneCheck for sample Jan3108.D; previous value = Sample			✓	
CmdSaveBatchTable	BL2000\jheine	1/31/2022 4:18:23 PM	Save batch \\MASSHUNTER\Org\Data\SV5975.I\sh013122\2 e8270c bna SIM\QuantResults\013122 bna SIM 2.batch.bin			✓	
CmdImportSamplesFromWorklist	BL2000\jheine	1/31/2022 4:39:06 PM	Add samples from worklist: \\MASSHUNTER\Org\Data\SV5975.I\sh013122\2 e8270c bna SIM\Jan3109.D			✓	
CmdSetSampleAttribute	BL2000\jheine	1/31/2022 4:39:11 PM	Set SampleType = CC for sample Jan3109.D; previous value = Sample			✓	
CmdStartMethodEditing	BL2000\jheine	1/31/2022 4:39:33 PM	Start method editing			✓	
CmdImportMethodFromBatch	BL2000\jheine	1/31/2022 4:39:33 PM	Import method from batch \\MASSHUNTER\Org\Data\SV5975.I\sh012622\2 e8270c bna SIM\012622 bna SIM 2.batch.bin			✓	
CmdApplyMethodToAllSamples	BL2000\jheine	1/31/2022 4:39:38 PM	Apply method to all samples			✓	
CmdMethodClear	BL2000\jheine	1/31/2022 4:39:38 PM	Clear method			✓	
CmdEndMethodEditing	BL2000\jheine	1/31/2022 4:39:38 PM	End method editing			✓	
CmdSetSampleAttribute	BL2000\jheine	1/31/2022 4:39:45 PM	Set LevelName = CCV for sample Jan3109.D; previous value =			✓	
CmdQuantitate	BL2000\jheine	1/31/2022 4:39:47 PM	Quantitate all compounds in sample Jan3109.D			✓	
CmdManuallyIntegrateQualifierPeak	BL2000\jheine	1/31/2022 4:40:05 PM	Manually integrate qualifier 102.0 of compound Naphthalene in sample Jan3109.D, from x, y = 5.916, 544 to 5.991, 81, result = 2412; previous integration is from x, y = 5.846, 81 to 5.991, 81 and previous response = 5865.			✓	

Audit Trail report

Name	User	Time	Action	Reason	Comment	Succeed	Exception
CmdManuallyIntegrateDropBaseline	BL2000\jheine	1/31/2022 4:40:07 PM	Drop baseline for qualifier 102.0 of compound Naphthalene in sample Jan3109.D to y = 81, new integration is from x, y = 5.916, 81 to 5.991, 81 and new response = 3453; previous integration is from x, y = 5.916, 544 to 5.991, 81 and previous response = 2412.			✓	
CmdManuallyIntegrateSplit	BL2000\jheine	1/31/2022 4:40:21 PM	Split peak for compound Phenanthrene in sample Jan3109.D and keep left peak, new integration is from x, y = 9.744, 73.4905349794239 to 9.830, 73.4905349794239 and new response = 18633, previous integration is from x, y = 9.744, 73 to 9.941, 73 and previous response = 37506.			✓	
CmdSetTargetCompoundAttribute	BL2000\jheine	1/31/2022 4:40:23 PM	Set UserAnnotation = CO for compound Phenanthrene in sample Jan3109.D; previous value =			✓	
CmdManuallyIntegrateSplit	BL2000\jheine	1/31/2022 4:40:25 PM	Split qualifier 176.0 of compound Phenanthrene in sample Jan3109.D and keep left peak, new integration is from x, y = 9.750, 61.5443310657596 to 9.830, 61.5443310657596 and new response = 3463, previous integration is from x, y = 9.750, 62 to 9.929, 62 and previous response = 6947.			✓	
CmdManuallyIntegrateSplit	BL2000\jheine	1/31/2022 4:40:29 PM	Split peak for compound Anthracene in sample Jan3109.D and keep right peak, new integration is from x, y = 9.830, 73.4905349794239 to 9.941, 73.4905349794239 and new response = 18894, previous integration is from x, y = 9.744, 73 to 9.941, 73 and previous response = 37506.			✓	
CmdSetTargetCompoundAttribute	BL2000\jheine	1/31/2022 4:40:31 PM	Set UserAnnotation = CO for compound Anthracene in sample Jan3109.D; previous value =			✓	
CmdManuallyIntegrateSplit	BL2000\jheine	1/31/2022 4:40:33 PM	Split qualifier 176.0 of compound Anthracene in sample Jan3109.D and keep right peak, new integration is from x, y = 9.830, 61.5443310657596 to 9.929, 61.5443310657596 and new response = 3483, previous integration is from x, y = 9.750, 62 to 9.929, 62 and previous response = 6947.			✓	
CmdSaveBatchTable	BL2000\jheine	1/31/2022 4:40:56 PM	Save batch \\MASSHUNTER\Org\Data\SV5975.I\sh013122\2 e8270c bna SIM\QuantResults\013122 bna SIM 2.batch.bin			✓	
CmdOpenBatchTable	BL2000\jheine	2/1/2022 9:23:31 AM	Open batch \\MASSHUNTER\Org\Data\SV5975.I\sh013122\2 e8270c bna SIM\013122 bna SIM 2.batch.bin			✓	

Audit Trail report

Name	User	Time	Action	Reason	Comment	Succeed	Exception
CmdImportSamplesFromWorklist	BL2000\jheine	2/1/2022 9:25:20 AM	Add samples from worklist: \\MASSHUNTER\Org\Data\SV5975.I\sh 013122\2 e8270c bna SIM\Jan3130.D, \\MASSHUNTER\Org\Data\SV5975.I\sh 013122\2 e8270c bna SIM\Jan3129.D, \\MASSHUNTER\Org\Data\SV5975.I\sh 013122\2 e8270c bna SIM\Jan3128.D, \\MASSHUNTER\Org\Data\SV5975.I\sh 013122\2 e8270c bna SIM\Jan3127.D, \\MASSHUNTER\Org\Data\SV5975.I\sh 013122\2 e8270c bna SIM\Jan3126.D, \\MASSHUNTER\Org\Data\SV5975.I\sh 013122\2 e8270c bna SIM\Jan3125.D, \\MASSHUNTER\Org\Data\SV5975.I\sh 013122\2 e8270c bna SIM\Jan3124.D, \\MASSHUNTER\Org\Data\SV5975.I\sh 013122\2 e8270c bna SIM\Jan3123.D, \\MASSHUNTER\Org\Data\SV5975.I\sh 013122\2 e8270c bna SIM\Jan3122.D, \\MASSHUNTER\Org\Data\SV5975.I\sh 013122\2 e8270c bna SIM\Jan3121.D, \\MASSHUNTER\Org\Data\SV5975.I\sh 013122\2 e8270c bna SIM\Jan3120.D, \\MASSHUNTER\Org\Data\SV5975.I\sh 013122\2 e8270c bna SIM\Jan3119.D, \\MASSHUNTER\Org\Data\SV5975.I\sh 013122\2 e8270c bna SIM\Jan3118.D, \\MASSHUNTER\Org\Data\SV5975.I\sh 013122\2 e8270c bna SIM\Jan3117.D, \\MASSHUNTER\Org\Data\SV5975.I\sh 013122\2 e8270c bna SIM\Jan3116.D, \\MASSHUNTER\Org\Data\SV5975.I\sh 013122\2 e8270c bna SIM\Jan3115.D, \\MASSHUNTER\Org\Data\SV5975.I\sh 013122\2 e8270c bna SIM\Jan3114.D, \\MASSHUNTER\Org\Data\SV5975.I\sh 013122\2 e8270c bna SIM\Jan3113.D, \\MASSHUNTER\Org\Data\SV5975.I\sh 013122\2 e8270c bna SIM\Jan3112.D, \\MASSHUNTER\Org\Data\SV5975.I\sh 013122\2 e8270c bna SIM\Jan3111.D, \\MASSHUNTER\Org\Data\SV5975.I\sh 013122\2 e8270c bna SIM\Jan3110.D			✓	
CmdSetSampleAttribute	BL2000\jheine	2/1/2022 9:25:26 AM	Set SampleType = Matrix for sample Jan3111.D; previous value = Sample			✓	
CmdSetSampleAttribute	BL2000\jheine	2/1/2022 9:25:30 AM	Set SampleType = MatrixDup for sample Jan3112.D; previous value = Sample			✓	
CmdSetSampleAttribute	BL2000\jheine	2/1/2022 9:25:33 AM	Set SampleType = Blank for sample Jan3114.D; previous value = Sample			✓	
CmdSetSampleAttribute	BL2000\jheine	2/1/2022 9:25:36 AM	Set SampleType = Matrix for sample Jan3115.D; previous value = Sample			✓	
CmdSetSampleAttribute	BL2000\jheine	2/1/2022 9:25:40 AM	Set SampleType = MatrixDup for sample Jan3116.D; previous value = Sample			✓	

Audit Trail report

Name	User	Time	Action	Reason	Comment	Succeed	Exception
CmdSetSampleAttribute	BL2000\jheine	2/1/2022 9:25:44 AM	Set SampleType = Matrix for sample Jan3123.D; previous value = Sample			✓	
CmdSetSampleAttribute	BL2000\jheine	2/1/2022 9:25:51 AM	Set SampleType = Matrix for sample Jan3126.D; previous value = Sample			✓	
CmdSetSampleAttribute	BL2000\jheine	2/1/2022 9:25:55 AM	Set SampleType = CC for sample Jan3130.D; previous value = Sample			✓	
CmdSetSampleAttribute	BL2000\jheine	2/1/2022 9:25:59 AM	Set LevelName = CCV for sample Jan3130.D; previous value =			✓	
CmdSetSampleAttribute	BL2000\jheine	2/1/2022 9:26:03 AM	Set MatrixSpikeGroup = B22011446-017C for sample Jan3125.D; previous value =			✓	
CmdSetSampleAttribute	BL2000\jheine	2/1/2022 9:26:05 AM	Set MatrixSpikeGroup = B22011446-017C for sample Jan3126.D; previous value =			✓	
CmdSetSampleAttribute	BL2000\jheine	2/1/2022 9:26:10 AM	Set MatrixSpikeGroup = B22011446-011C for sample Jan3122.D; previous value =			✓	
CmdSetSampleAttribute	BL2000\jheine	2/1/2022 9:26:11 AM	Set MatrixSpikeGroup = B22011446-011C for sample Jan3123.D; previous value =			✓	
CmdSetSampleAttribute	BL2000\jheine	2/1/2022 9:26:16 AM	Set MatrixSpikeGroup = MB-163174 for sample Jan3114.D; previous value =			✓	
CmdSetSampleAttribute	BL2000\jheine	2/1/2022 9:26:17 AM	Set MatrixSpikeGroup = MB-163174 for sample Jan3115.D; previous value =			✓	
CmdSetSampleAttribute	BL2000\jheine	2/1/2022 9:26:18 AM	Set MatrixSpikeGroup = MB-163174 for sample Jan3116.D; previous value =			✓	
CmdSetSampleAttribute	BL2000\jheine	2/1/2022 9:26:23 AM	Set SampleInformation = MatrixA for sample Jan3115.D; previous value =			✓	
CmdSetSampleAttribute	BL2000\jheine	2/1/2022 9:26:25 AM	Set SampleInformation = MatrixA for sample Jan3116.D; previous value =			✓	
CmdSetSampleAttribute	BL2000\jheine	2/1/2022 9:26:32 AM	Set SampleInformation = MatrixA for sample Jan3123.D; previous value =			✓	
CmdSetSampleAttribute	BL2000\jheine	2/1/2022 9:26:33 AM	Set SampleInformation = MatrixA for sample Jan3126.D; previous value =			✓	
CmdQuantitate	BL2000\jheine	2/1/2022 9:26:46 AM	Quantitate all compounds in all samples			✓	
CmdManuallyIntegratePeak	BL2000\jheine	2/1/2022 9:27:12 AM	Manually integrate compound Acenaphthene in sample Jan3110.D, from x, y = 8.013, 85 to 8.125, 57, result = 207; previous integration is from x, y = 7.956, 57 to 8.125, 57 and previous response = 990.			✓	

Audit Trail report

Name	User	Time	Action	Reason	Comment	Succeed	Exception
CmdManuallyIntegrateDropBaseline	BL2000\jheine	2/1/2022 9:27:15 AM	Drop baseline for compound Acenaphthene in sample Jan3110.D to y = 57, new integration is from x, y = 8.013, 57 to 8.125, 57 and new response = 302; previous integration is from x, y = 8.013, 85 to 8.125, 57 and previous response = 207.			✓	
CmdZeroOutPeak	BL2000\jheine	2/1/2022 9:27:19 AM	Zero out primary peak of compound Acenaphthene in sample Jan3110.D			✓	
CmdManuallyIntegratePeak	BL2000\jheine	2/1/2022 9:27:26 AM	Manually integrate compound Anthracene in sample Jan3110.D, from x, y = 9.830, 106 to 9.904, 68, result = 329; previous integration is from x, y = 9.743, 64 to 9.941, 64 and previous response = 1086.			✓	
CmdManuallyIntegrateDropBaseline	BL2000\jheine	2/1/2022 9:27:27 AM	Drop baseline for compound Anthracene in sample Jan3110.D to y = 68, new integration is from x, y = 9.830, 68 to 9.904, 68 and new response = 413; previous integration is from x, y = 9.830, 106 to 9.904, 68 and previous response = 329.			✓	
CmdZeroOutPeak	BL2000\jheine	2/1/2022 9:27:30 AM	Zero out primary peak of compound Anthracene in sample Jan3110.D			✓	
CmdManuallyIntegratePeak	BL2000\jheine	2/1/2022 9:27:35 AM	Manually integrate compound Phenanthrene in sample Jan3110.D, from x, y = 9.743, 64 to 9.830, 162, result = 384; previous integration is from x, y = 9.743, 64 to 9.941, 64 and previous response = 1086.			✓	
CmdManuallyIntegrateDropBaseline	BL2000\jheine	2/1/2022 9:27:37 AM	Drop baseline for compound Phenanthrene in sample Jan3110.D to y = 64, new integration is from x, y = 9.743, 64 to 9.830, 64 and new response = 638; previous integration is from x, y = 9.743, 64 to 9.830, 162 and previous response = 384.			✓	
CmdManuallyIntegratePeak	BL2000\jheine	2/1/2022 9:27:41 AM	Manually integrate compound Phenanthrene in sample Jan3110.D, from x, y = 9.780, 100 to 9.830, 64, result = 385; previous integration is from x, y = 9.743, 64 to 9.830, 64 and previous response = 638.			✓	
CmdManuallyIntegrateDropBaseline	BL2000\jheine	2/1/2022 9:27:42 AM	Drop baseline for compound Phenanthrene in sample Jan3110.D to y = 64, new integration is from x, y = 9.780, 64 to 9.830, 64 and new response = 438; previous integration is from x, y = 9.780, 100 to 9.830, 64 and previous response = 385.			✓	
CmdZeroOutPeak	BL2000\jheine	2/1/2022 9:27:44 AM	Zero out primary peak of compound Phenanthrene in sample Jan3110.D			✓	

Audit Trail report

Name	User	Time	Action	Reason	Comment	Succeed	Exception
CmdManuallyIntegratePeak	BL2000\jheine	2/1/2022 9:27:50 AM	Manually integrate compound Indeno(1,2,3-cd)pyrene in sample Jan3110.D, from x, y = 20.180, 57 to 20.266, 81, result = 203; previous integration is from x, y = 20.180, 57 to 20.388, 59 and previous response = 422.			✓	
CmdManuallyIntegrateDropBaseline	BL2000\jheine	2/1/2022 9:27:51 AM	Drop baseline for compound Indeno(1,2,3-cd)pyrene in sample Jan3110.D to y = 57, new integration is from x, y = 20.180, 57 to 20.266, 57 and new response = 263; previous integration is from x, y = 20.180, 57 to 20.266, 81 and previous response = 203.			✓	
CmdZeroOutPeak	BL2000\jheine	2/1/2022 9:27:53 AM	Zero out primary peak of compound Indeno(1,2,3-cd)pyrene in sample Jan3110.D			✓	
CmdManuallyIntegratePeak	BL2000\jheine	2/1/2022 9:27:59 AM	Manually integrate compound Benzo(b)fluoranthene in sample Jan3110.D, from x, y = 17.671, 53 to 17.758, 75, result = 285; previous integration is from x, y = 17.758, 59 to 17.931, 61 and previous response = 456.			✓	
CmdManuallyIntegrateDropBaseline	BL2000\jheine	2/1/2022 9:28:01 AM	Drop baseline for compound Benzo(b)fluoranthene in sample Jan3110.D to y = 53, new integration is from x, y = 17.671, 53 to 17.758, 53 and new response = 343; previous integration is from x, y = 17.671, 53 to 17.758, 75 and previous response = 285.			✓	
CmdZeroOutPeak	BL2000\jheine	2/1/2022 9:28:03 AM	Zero out primary peak of compound Benzo(b)fluoranthene in sample Jan3110.D			✓	
CmdZeroOutPeak	BL2000\jheine	2/1/2022 9:28:06 AM	Zero out primary peak of compound Benzo(a)pyrene in sample Jan3110.D			✓	
CmdZeroOutPeak	BL2000\jheine	2/1/2022 9:28:07 AM	Zero out primary peak of compound Dibenzo(a,h)anthracene in sample Jan3110.D			✓	
CmdZeroOutPeak	BL2000\jheine	2/1/2022 9:28:09 AM	Zero out primary peak of compound Benzo(g,h,i)perylene in sample Jan3110.D			✓	
CmdZeroOutPeak	BL2000\jheine	2/1/2022 9:28:10 AM	Zero out primary peak of compound Chrysene in sample Jan3110.D			✓	
CmdZeroOutPeak	BL2000\jheine	2/1/2022 9:28:11 AM	Zero out primary peak of compound Terphenyl-d14 in sample Jan3110.D			✓	
CmdZeroOutPeak	BL2000\jheine	2/1/2022 9:28:12 AM	Zero out primary peak of compound Benzo(a)Anthracene in sample Jan3110.D			✓	
CmdZeroOutPeak	BL2000\jheine	2/1/2022 9:28:13 AM	Zero out primary peak of compound Benzo(k)fluoranthene in sample Jan3110.D			✓	

Audit Trail report

Name	User	Time	Action	Reason	Comment	Succeed	Exception
CmdManuallyIntegrateQualifierPeak	BL2000\jheine	2/1/2022 9:28:28 AM	Manually integrate qualifier 102.0 of compound Naphthalene in sample Jan3111.D, from x, y = 5.916, 693 to 6.016, 97, result = 3550; previous integration is from x, y = 5.883, 88 to 6.016, 97 and previous response = 7765.			✓	
CmdManuallyIntegrateDropBaseline	BL2000\jheine	2/1/2022 9:28:30 AM	Drop baseline for qualifier 102.0 of compound Naphthalene in sample Jan3111.D to y = 97, new integration is from x, y = 5.916, 97 to 6.016, 97 and new response = 5336; previous integration is from x, y = 5.916, 693 to 6.016, 97 and previous response = 3550.			✓	
CmdManuallyIntegrateSplit	BL2000\jheine	2/1/2022 9:28:50 AM	Split qualifier 176.0 of compound Phenanthrene in sample Jan3111.D and keep left peak, new integration is from x, y = 9.739, 57.9491666666667 to 9.830, 57.9491666666667 and new response = 8955, previous integration is from x, y = 9.739, 58 to 9.879, 58 and previous response = 16640.			✓	
CmdManuallyIntegrateQualifierPeak	BL2000\jheine	2/1/2022 9:28:57 AM	Manually integrate qualifier 176.0 of compound Anthracene in sample Jan3111.D from x, y = 9.830, 563 to 9.916, 786; result = 5119			✓	
CmdManuallyIntegrateSnapBaseline	BL2000\jheine	2/1/2022 9:28:58 AM	Snap baseline for qualifier 176.0 of compound Anthracene in sample Jan3111.D from x = 9.830 to x = 9.916, new integration is from x, y = 9.830, 269 to 9.916, 210 and new response = 7376; previous integration is from x, y = 9.830, 563 to 9.916, 786 and previous response = 5119.			✓	
CmdManuallyIntegrateDropBaseline	BL2000\jheine	2/1/2022 9:28:59 AM	Drop baseline for qualifier 176.0 of compound Anthracene in sample Jan3111.D to y = 210, new integration is from x, y = 9.830, 210 to 9.916, 210 and new response = 7529; previous integration is from x, y = 9.830, 269 to 9.916, 210 and previous response = 7376.			✓	
CmdManuallyIntegrateQualifierPeak	BL2000\jheine	2/1/2022 9:29:48 AM	Manually integrate qualifier 102.0 of compound Naphthalene in sample Jan3112.D, from x, y = 5.916, 606 to 6.016, 80, result = 3600; previous integration is from x, y = 5.842, 80 to 6.016, 80 and previous response = 7561.			✓	

Audit Trail report

Name	User	Time	Action	Reason	Comment	Succeed	Exception
CmdManuallyIntegrateDropBaseline	BL2000\jheine	2/1/2022 9:29:49 AM	Drop baseline for qualifier 102.0 of compound Naphthalene in sample Jan3112.D to y = 80, new integration is from x, y = 5.916, 80 to 6.016, 80 and new response = 5175; previous integration is from x, y = 5.916, 606 to 6.016, 80 and previous response = 3600.			✓	
CmdManuallyIntegratePeak	BL2000\jheine	2/1/2022 9:30:04 AM	Manually integrate compound Acenaphthene in sample Jan3112.D, from x, y = 8.000, 1520 to 8.088, 3573, result = 7440; previous integration is from x, y = 7.976, 78 to 8.113, 84 and previous response = 20826.			✓	
CmdManuallyIntegrateSnapBaseline	BL2000\jheine	2/1/2022 9:30:06 AM	Snap baseline for compound Acenaphthene in sample Jan3112.D, from x = 8.000 to x = 8.088, new integration is from x, y = 8.000, 375 to 8.088, 229 and new response = 19189; previous integration is from x, y = 8.000, 1520 to 8.088, 3573 and previous response = 7440.			✓	
CmdManuallyIntegrateDropBaseline	BL2000\jheine	2/1/2022 9:30:07 AM	Drop baseline for compound Acenaphthene in sample Jan3112.D to y = 229, new integration is from x, y = 8.000, 229 to 8.088, 229 and new response = 19571; previous integration is from x, y = 8.000, 375 to 8.088, 229 and previous response = 19189.			✓	
CmdManuallyIntegratePeak	BL2000\jheine	2/1/2022 9:30:42 AM	Manually integrate compound Chrysene-d12 in sample Jan3112.D, from x, y = 14.639, 59 to 15.224, 3464, result = 218522; previous integration is from x, y = 14.639, 59 to 14.863, 60 and previous response = 271691.			✓	
CmdManuallyIntegrateDropBaseline	BL2000\jheine	2/1/2022 9:30:44 AM	Drop baseline for compound Chrysene-d12 in sample Jan3112.D to y = 59, new integration is from x, y = 14.639, 59 to 15.224, 59 and new response = 278254; previous integration is from x, y = 14.639, 59 to 15.224, 3464 and previous response = 218522.			✓	
CmdSetTargetCompoundAttribute	BL2000\jheine	2/1/2022 9:30:54 AM	Set UserAnnotation = LT for compound Chrysene-d12 in sample Jan3112.D; previous value =			✓	
CmdManuallyIntegratePeak	BL2000\jheine	2/1/2022 9:31:04 AM	Manually integrate compound Acenaphthene-d10 in sample Jan3112.D, from x, y = 7.963, 891 to 8.362, 1845, result = 126467; previous integration is from x, y = 7.963, 78 to 8.088, 77 and previous response = 155344.			✓	

Audit Trail report

Name	User	Time	Action	Reason	Comment	Succeed	Exception
CmdManuallyIntegrateSnapBaseline	BL2000\jheine	2/1/2022 9:31:05 AM	Snap baseline for compound Acenaphthene-d10 in sample Jan3112.D, from x = 7.963 to x = 8.362, new integration is from x, y = 7.963, 75 to 8.362, 98 and new response = 157133; previous integration is from x, y = 7.963, 891 to 8.362, 1845 and previous response = 126467.			✓	
CmdManuallyIntegrateDropBaseline	BL2000\jheine	2/1/2022 9:31:06 AM	Drop baseline for compound Acenaphthene-d10 in sample Jan3112.D to y = 75, new integration is from x, y = 7.963, 75 to 8.362, 75 and new response = 157408; previous integration is from x, y = 7.963, 75 to 8.362, 98 and previous response = 157133.			✓	
CmdSetTargetCompoundAttribute	BL2000\jheine	2/1/2022 9:31:10 AM	Set UserAnnotation = LT for compound Acenaphthene-d10 in sample Jan3112.D; previous value =			✓	
CmdManuallyIntegrateQualifierPeak	BL2000\jheine	2/1/2022 9:32:01 AM	Manually integrate qualifier 115.0 of compound 1-Methylnaphthalene in sample Jan3113.D, from x, y = 6.852, 251 to 6.915, 2860, result = 4737; previous integration is from x, y = 6.852, 251 to 6.965, 259 and previous response = 11126.			✓	
CmdManuallyIntegrateDropBaseline	BL2000\jheine	2/1/2022 9:32:02 AM	Drop baseline for qualifier 115.0 of compound 1-Methylnaphthalene in sample Jan3113.D to y = 251, new integration is from x, y = 6.852, 251 to 6.915, 251 and new response = 9626; previous integration is from x, y = 6.852, 251 to 6.915, 2860 and previous response = 4737.			✓	
CmdManuallyIntegratePeak	BL2000\jheine	2/1/2022 9:32:10 AM	Manually integrate compound Naphthalene in sample Jan3113.D, from x, y = 5.916, 1639 to 5.978, 2900, result = 7070; previous integration is from x, y = 5.891, 106 to 6.085, 201 and previous response = 16503.			✓	
CmdManuallyIntegrateSnapBaseline	BL2000\jheine	2/1/2022 9:32:12 AM	Snap baseline for compound Naphthalene in sample Jan3113.D, from x = 5.916 to x = 5.978, new integration is from x, y = 5.916, 190 to 5.978, 519 and new response = 14244; previous integration is from x, y = 5.916, 1639 to 5.978, 2900 and previous response = 7070.			✓	

Audit Trail report

Name	User	Time	Action	Reason	Comment	Succeed	Exception
CmdManuallyIntegrateDropBaseline	BL2000\jheine	2/1/2022 9:32:13 AM	Drop baseline for compound Naphthalene in sample Jan3113.D to y = 190, new integration is from x, y = 5.916, 190 to 5.978, 190 and new response = 14860; previous integration is from x, y = 5.916, 190 to 5.978, 519 and previous response = 14244.			✓	
CmdManuallyIntegrateQualifierPeak	BL2000\jheine	2/1/2022 9:32:17 AM	Manually integrate qualifier 129.0 of compound Naphthalene in sample Jan3113.D, from x, y = 5.916, 71 to 5.953, 146, result = 2000; previous integration is from x, y = 5.896, 149 to 6.016, 149 and previous response = 2850.			✓	
CmdManuallyIntegrateDropBaseline	BL2000\jheine	2/1/2022 9:32:18 AM	Drop baseline for qualifier 129.0 of compound Naphthalene in sample Jan3113.D to y = 71, new integration is from x, y = 5.916, 71 to 5.953, 71 and new response = 2084; previous integration is from x, y = 5.916, 71 to 5.953, 146 and previous response = 2000.			✓	
CmdManuallyIntegrateQualifierPeak	BL2000\jheine	2/1/2022 9:32:22 AM	Manually integrate qualifier 102.0 of compound Naphthalene in sample Jan3113.D, from x, y = 5.916, 2151 to 5.978, 994, result = -1174; previous integration is from x, y = 5.891, 118 to 6.016, 118 and previous response = 5994.			✓	
CmdManuallyIntegrateSnapBaseline	BL2000\jheine	2/1/2022 9:32:24 AM	Snap baseline for qualifier 102.0 of compound Naphthalene in sample Jan3113.D from x = 5.916 to x = 5.978, new integration is from x, y = 5.916, 1758 to 5.978, 217 and new response = 1016; previous integration is from x, y = 5.916, 2151 to 5.978, 994 and previous response = -1174.			✓	
CmdManuallyIntegrateDropBaseline	BL2000\jheine	2/1/2022 9:32:25 AM	Drop baseline for qualifier 102.0 of compound Naphthalene in sample Jan3113.D to y = 217, new integration is from x, y = 5.916, 217 to 5.978, 217 and new response = 3903; previous integration is from x, y = 5.916, 1758 to 5.978, 217 and previous response = 1016.			✓	
CmdManuallyIntegratePeak	BL2000\jheine	2/1/2022 9:32:38 AM	Manually integrate compound Benzo(a)pyrene in sample Jan3113.D, from x, y = 18.326, 59 to 18.425, 76, result = 226; previous integration is from x, y = 18.437, 71 to 18.623, 71 and previous response = 1108.			✓	

Audit Trail report

Name	User	Time	Action	Reason	Comment	Succeed	Exception
CmdManuallyIntegrateDropBaseline	BL2000\jheine	2/1/2022 9:32:39 AM	Drop baseline for compound Benzo(a)pyrene in sample Jan3113.D to y = 59, new integration is from x, y = 18.326, 59 to 18.425, 59 and new response = 277; previous integration is from x, y = 18.326, 59 to 18.425, 76 and previous response = 226.			✓	
CmdZeroOutPeak	BL2000\jheine	2/1/2022 9:32:41 AM	Zero out primary peak of compound Benzo(a)pyrene in sample Jan3113.D			✓	
CmdManuallyIntegratePeak	BL2000\jheine	2/1/2022 9:32:56 AM	Manually integrate compound Acenaphthene in sample Jan3113.D, from x, y = 8.013, 89 to 8.072, 79, result = 271; previous integration is from x, y = 7.976, 79 to 8.072, 79 and previous response = 748.			✓	
CmdManuallyIntegrateDropBaseline	BL2000\jheine	2/1/2022 9:32:58 AM	Drop baseline for compound Acenaphthene in sample Jan3113.D to y = 79, new integration is from x, y = 8.013, 79 to 8.072, 79 and new response = 288; previous integration is from x, y = 8.013, 89 to 8.072, 79 and previous response = 271.			✓	
CmdZeroOutPeak	BL2000\jheine	2/1/2022 9:32:59 AM	Zero out primary peak of compound Acenaphthene in sample Jan3113.D			✓	
CmdManuallyIntegratePeak	BL2000\jheine	2/1/2022 9:33:04 AM	Manually integrate compound Fluorene in sample Jan3113.D, from x, y = 8.624, 76 to 8.711, 85, result = 265; previous integration is from x, y = 8.936, 80 to 9.035, 80 and previous response = 596.			✓	
CmdManuallyIntegrateDropBaseline	BL2000\jheine	2/1/2022 9:33:06 AM	Drop baseline for compound Fluorene in sample Jan3113.D to y = 76, new integration is from x, y = 8.624, 76 to 8.711, 76 and new response = 288; previous integration is from x, y = 8.624, 76 to 8.711, 85 and previous response = 265.			✓	
CmdZeroOutPeak	BL2000\jheine	2/1/2022 9:33:07 AM	Zero out primary peak of compound Fluorene in sample Jan3113.D			✓	
CmdManuallyIntegratePeak	BL2000\jheine	2/1/2022 9:33:12 AM	Manually integrate compound Benzo(b)fluoranthene in sample Jan3113.D, from x, y = 17.671, 59 to 17.758, 64, result = 241; previous integration is from x, y = 17.758, 62 to 17.956, 64 and previous response = 418.			✓	
CmdManuallyIntegrateDropBaseline	BL2000\jheine	2/1/2022 9:33:14 AM	Drop baseline for compound Benzo(b)fluoranthene in sample Jan3113.D to y = 59, new integration is from x, y = 17.671, 59 to 17.758, 59 and new response = 255; previous integration is from x, y = 17.671, 59 to 17.758, 64 and previous response = 241.			✓	

Audit Trail report

Name	User	Time	Action	Reason	Comment	Succeed	Exception
CmdZeroOutPeak	BL2000\jheine	2/1/2022 9:33:15 AM	Zero out primary peak of compound Benzo(b)fluoranthene in sample Jan3113.D			✓	
CmdZeroOutPeak	BL2000\jheine	2/1/2022 9:33:17 AM	Zero out primary peak of compound Indeno(1,2,3-cd)pyrene in sample Jan3113.D			✓	
CmdZeroOutPeak	BL2000\jheine	2/1/2022 9:33:18 AM	Zero out primary peak of compound Benzo(a)Anthracene in sample Jan3113.D			✓	
CmdZeroOutPeak	BL2000\jheine	2/1/2022 9:33:19 AM	Zero out primary peak of compound Chrysene in sample Jan3113.D			✓	
CmdZeroOutPeak	BL2000\jheine	2/1/2022 9:33:20 AM	Zero out primary peak of compound Benzo(k)fluoranthene in sample Jan3113.D			✓	
CmdManuallyIntegratePeak	BL2000\jheine	2/1/2022 9:33:35 AM	Manually integrate compound Fluorene in sample Jan3114.D, from x, y = 8.636, 59 to 8.698, 63, result = 66; previous integration is from x, y = 8.935, 61 to 9.047, 61 and previous response = 6677.			✓	
CmdManuallyIntegrateDropBaseline	BL2000\jheine	2/1/2022 9:33:37 AM	Drop baseline for compound Fluorene in sample Jan3114.D to y = 59, new integration is from x, y = 8.636, 59 to 8.698, 59 and new response = 73; previous integration is from x, y = 8.636, 59 to 8.698, 63 and previous response = 66.			✓	
CmdZeroOutPeak	BL2000\jheine	2/1/2022 9:33:39 AM	Zero out primary peak of compound Fluorene in sample Jan3114.D			✓	
CmdManuallyIntegratePeak	BL2000\jheine	2/1/2022 9:33:44 AM	Manually integrate compound Benzo(a)pyrene in sample Jan3114.D, from x, y = 18.339, 59 to 18.400, 74, result = 99; previous integration is from x, y = 18.439, 69 to 18.598, 71 and previous response = 1014.			✓	
CmdManuallyIntegrateDropBaseline	BL2000\jheine	2/1/2022 9:33:46 AM	Drop baseline for compound Benzo(a)pyrene in sample Jan3114.D to y = 59, new integration is from x, y = 18.339, 59 to 18.400, 59 and new response = 126; previous integration is from x, y = 18.339, 59 to 18.400, 74 and previous response = 99.			✓	
CmdZeroOutPeak	BL2000\jheine	2/1/2022 9:33:47 AM	Zero out primary peak of compound Benzo(a)pyrene in sample Jan3114.D			✓	
CmdManuallyIntegratePeak	BL2000\jheine	2/1/2022 9:33:53 AM	Manually integrate compound Acenaphthene in sample Jan3114.D, from x, y = 8.025, 141 to 8.075, 145, result = -173; previous integration is from x, y = 7.964, 62 to 8.138, 62 and previous response = 815.			✓	

Audit Trail report

Name	User	Time	Action	Reason	Comment	Succeed	Exception
CmdManuallyIntegratePeak	BL2000\jheine	2/1/2022 9:33:56 AM	Manually integrate compound Acenaphthene in sample Jan3114.D, from x, y = 8.013, 193 to 8.075, 145, result = -294; previous integration is from x, y = 8.025, 141 to 8.075, 145 and previous response = -173.			✓	
CmdManuallyIntegrateSnapBaseline	BL2000\jheine	2/1/2022 9:33:58 AM	Snap baseline for compound Acenaphthene in sample Jan3114.D, from x = 8.013 to x = 8.075, new integration is from x, y = 8.013, 105 to 8.075, 66 and new response = 18; previous integration is from x, y = 8.013, 193 to 8.075, 145 and previous response = -294.			✓	
CmdManuallyIntegrateDropBaseline	BL2000\jheine	2/1/2022 9:33:59 AM	Drop baseline for compound Acenaphthene in sample Jan3114.D to y = 66, new integration is from x, y = 8.013, 66 to 8.075, 66 and new response = 91; previous integration is from x, y = 8.013, 105 to 8.075, 66 and previous response = 18.			✓	
CmdZeroOutPeak	BL2000\jheine	2/1/2022 9:34:01 AM	Zero out primary peak of compound Acenaphthene in sample Jan3114.D			✓	
CmdManuallyIntegratePeak	BL2000\jheine	2/1/2022 9:34:06 AM	Manually integrate compound Chrysene in sample Jan3114.D, from x, y = 14.739, 153 to 14.851, 200, result = -427; previous integration is from x, y = 14.632, 54 to 14.739, 57 and previous response = 1241.			✓	
CmdManuallyIntegrateSnapBaseline	BL2000\jheine	2/1/2022 9:34:07 AM	Snap baseline for compound Chrysene in sample Jan3114.D, from x = 14.739 to x = 14.851, new integration is from x, y = 14.739, 115 to 14.851, 67 and new response = 150; previous integration is from x, y = 14.739, 153 to 14.851, 200 and previous response = -427.			✓	
CmdManuallyIntegrateDropBaseline	BL2000\jheine	2/1/2022 9:34:08 AM	Drop baseline for compound Chrysene in sample Jan3114.D to y = 67, new integration is from x, y = 14.739, 67 to 14.851, 67 and new response = 311; previous integration is from x, y = 14.739, 115 to 14.851, 67 and previous response = 150.			✓	
CmdZeroOutPeak	BL2000\jheine	2/1/2022 9:34:10 AM	Zero out primary peak of compound Chrysene in sample Jan3114.D			✓	
CmdZeroOutPeak	BL2000\jheine	2/1/2022 9:34:12 AM	Zero out primary peak of compound Benzo(a)Anthracene in sample Jan3114.D			✓	

Audit Trail report

Name	User	Time	Action	Reason	Comment	Succeed	Exception
CmdManuallyIntegrateQualifierPeak	BL2000\jheine	2/1/2022 9:34:32 AM	Manually integrate qualifier 102.0 of compound Naphthalene in sample Jan3115.D, from x, y = 5.916, 926 to 6.016, 76, result = 2646; previous integration is from x, y = 5.843, 76 to 6.016, 76 and previous response = 7374.			✓	
CmdManuallyIntegrateDropBaseline	BL2000\jheine	2/1/2022 9:34:33 AM	Drop baseline for qualifier 102.0 of compound Naphthalene in sample Jan3115.D to y = 76, new integration is from x, y = 5.916, 76 to 6.016, 76 and new response = 5196; previous integration is from x, y = 5.916, 926 to 6.016, 76 and previous response = 2646.			✓	
CmdManuallyIntegrateQualifierPeak	BL2000\jheine	2/1/2022 9:35:24 AM	Manually integrate qualifier 102.0 of compound Naphthalene in sample Jan3116.D, from x, y = 5.916, 748 to 6.016, 77, result = 3245; previous integration is from x, y = 5.844, 77 to 6.016, 77 and previous response = 7541.			✓	
CmdManuallyIntegrateDropBaseline	BL2000\jheine	2/1/2022 9:35:25 AM	Drop baseline for qualifier 102.0 of compound Naphthalene in sample Jan3116.D to y = 77, new integration is from x, y = 5.916, 77 to 6.016, 77 and new response = 5257; previous integration is from x, y = 5.916, 748 to 6.016, 77 and previous response = 3245.			✓	
CmdManuallyIntegratePeak	BL2000\jheine	2/1/2022 9:35:43 AM	Manually integrate compound Acenaphthene in sample Jan3116.D, from x, y = 8.013, 2642 to 8.113, 1552, result = 7049; previous integration is from x, y = 7.976, 79 to 8.113, 89 and previous response = 19664.			✓	
CmdManuallyIntegrateSnapBaseline	BL2000\jheine	2/1/2022 9:35:44 AM	Snap baseline for compound Acenaphthene in sample Jan3116.D, from x = 8.013 to x = 8.113, new integration is from x, y = 8.013, 370 to 8.113, 151 and new response = 18033; previous integration is from x, y = 8.013, 2642 to 8.113, 1552 and previous response = 7049.			✓	
CmdManuallyIntegrateDropBaseline	BL2000\jheine	2/1/2022 9:35:45 AM	Drop baseline for compound Acenaphthene in sample Jan3116.D to y = 151, new integration is from x, y = 8.013, 151 to 8.113, 151 and new response = 18688; previous integration is from x, y = 8.013, 370 to 8.113, 151 and previous response = 18033.			✓	

Audit Trail report

Name	User	Time	Action	Reason	Comment	Succeed	Exception
CmdManuallyIntegrateQualifierPeak	BL2000\jheine	2/1/2022 9:35:52 AM	Manually integrate qualifier 167.0 of compound Fluorene in sample Jan3116.D from x, y = 8.624, 66 to 8.736, 801; result = 1185			✓	
CmdManuallyIntegrateDropBaseline	BL2000\jheine	2/1/2022 9:35:54 AM	Drop baseline for qualifier 167.0 of compound Fluorene in sample Jan3116.D to y = 66, new integration is from x, y = 8.624, 66 to 8.736, 66 and new response = 3657; previous integration is from x, y = 8.624, 66 to 8.736, 801 and previous response = 1185.			✓	
CmdManuallyIntegratePeak	BL2000\jheine	2/1/2022 9:36:28 AM	Manually integrate compound Benzo(g,h,i)perylene in sample Jan3116.D, from x, y = 20.501, 949 to 20.686, 3824, result = 17943; previous integration is from x, y = 20.517, 1949 to 20.597, 1817 and previous response = 29187.			✓	
CmdManuallyIntegrateSnapBaseline	BL2000\jheine	2/1/2022 9:36:29 AM	Snap baseline for compound Benzo(g,h,i)perylene in sample Jan3116.D, from x = 20.501 to x = 20.686, new integration is from x, y = 20.501, 172 to 20.686, 422 and new response = 41180; previous integration is from x, y = 20.501, 949 to 20.686, 3824 and previous response = 17943.			✓	
CmdManuallyIntegrateDropBaseline	BL2000\jheine	2/1/2022 9:36:30 AM	Drop baseline for compound Benzo(g,h,i)perylene in sample Jan3116.D to y = 172, new integration is from x, y = 20.501, 172 to 20.686, 172 and new response = 42570; previous integration is from x, y = 20.501, 172 to 20.686, 422 and previous response = 41180.			✓	
CmdZeroOutPeak	BL2000\jheine	2/1/2022 9:36:41 AM	Zero out primary peak of compound Fluorene in sample Jan3117.D			✓	
CmdManuallyIntegratePeak	BL2000\jheine	2/1/2022 9:36:49 AM	Manually integrate compound Benzo(a)pyrene in sample Jan3117.D, from x, y = 18.339, 62 to 18.400, 71, result = 63; previous integration is from x, y = 18.438, 67 to 18.623, 69 and previous response = 1094.			✓	
CmdManuallyIntegrateDropBaseline	BL2000\jheine	2/1/2022 9:36:50 AM	Drop baseline for compound Benzo(a)pyrene in sample Jan3117.D to y = 62, new integration is from x, y = 18.339, 62 to 18.400, 62 and new response = 80; previous integration is from x, y = 18.339, 62 to 18.400, 71 and previous response = 63.			✓	
CmdZeroOutPeak	BL2000\jheine	2/1/2022 9:36:53 AM	Zero out primary peak of compound Benzo(a)pyrene in sample Jan3117.D			✓	
CmdZeroOutPeak	BL2000\jheine	2/1/2022 9:36:56 AM	Zero out primary peak of compound o-Terphenyl in sample Jan3117.D			✓	

Audit Trail report

Name	User	Time	Action	Reason	Comment	Succeed	Exception
CmdClearManualIntegration	BL2000\jheine	2/1/2022 9:36:59 AM	Clear manual integration of target signal for compound o-Terphenyl in sample Jan3117.D			✓	
CmdManuallyIntegratePeak	BL2000\jheine	2/1/2022 9:37:07 AM	Manually integrate compound Acenaphthene in sample Jan3117.D, from x, y = 8.013, 165 to 8.050, 130, result = -100; previous integration is from x, y = 7.966, 64 to 8.125, 64 and previous response = 841.			✓	
CmdManuallyIntegrateSnapBaseline	BL2000\jheine	2/1/2022 9:37:09 AM	Snap baseline for compound Acenaphthene in sample Jan3117.D, from x = 8.013 to x = 8.050, new integration is from x, y = 8.013, 108 to 8.050, 72 and new response = 29; previous integration is from x, y = 8.013, 165 to 8.050, 130 and previous response = -100.			✓	
CmdManuallyIntegrateDropBaseline	BL2000\jheine	2/1/2022 9:37:09 AM	Drop baseline for compound Acenaphthene in sample Jan3117.D to y = 72, new integration is from x, y = 8.013, 72 to 8.050, 72 and new response = 70; previous integration is from x, y = 8.013, 108 to 8.050, 72 and previous response = 29.			✓	
CmdZeroOutPeak	BL2000\jheine	2/1/2022 9:37:11 AM	Zero out primary peak of compound Acenaphthene in sample Jan3117.D			✓	
CmdManuallyIntegratePeak	BL2000\jheine	2/1/2022 9:37:17 AM	Manually integrate compound Chrysene in sample Jan3117.D, from x, y = 14.739, 83 to 14.814, 54, result = 144; previous integration is from x, y = 14.632, 54 to 14.814, 54 and previous response = 1482.			✓	
CmdManuallyIntegrateSnapBaseline	BL2000\jheine	2/1/2022 9:37:19 AM	Snap baseline for compound Chrysene in sample Jan3117.D, from x = 14.739 to x = 14.814, new integration is from x, y = 14.739, 109 to 14.814, 71 and new response = 49; previous integration is from x, y = 14.739, 83 to 14.814, 54 and previous response = 144.			✓	
CmdManuallyIntegrateDropBaseline	BL2000\jheine	2/1/2022 9:37:20 AM	Drop baseline for compound Chrysene in sample Jan3117.D to y = 71, new integration is from x, y = 14.739, 71 to 14.814, 71 and new response = 134; previous integration is from x, y = 14.739, 109 to 14.814, 71 and previous response = 49.			✓	
CmdZeroOutPeak	BL2000\jheine	2/1/2022 9:37:21 AM	Zero out primary peak of compound Chrysene in sample Jan3117.D			✓	
CmdZeroOutPeak	BL2000\jheine	2/1/2022 9:37:24 AM	Zero out primary peak of compound Benzo(a)Anthracene in sample Jan3117.D			✓	

Audit Trail report

Name	User	Time	Action	Reason	Comment	Succeed	Exception
CmdManuallyIntegratePeak	BL2000\jheine	2/1/2022 9:37:35 AM	Manually integrate compound Fluorene in sample Jan3118.D, from x, y = 8.648, 53 to 8.686, 68, result = 67; previous integration is from x, y = 8.935, 61 to 9.047, 61 and previous response = 6683.			✓	
CmdManuallyIntegrateSnapBaseline	BL2000\jheine	2/1/2022 9:37:36 AM	Snap baseline for compound Fluorene in sample Jan3118.D, from x = 8.648 to x = 8.686, new integration is from x, y = 8.648, 64 to 8.686, 68 and new response = 54; previous integration is from x, y = 8.648, 53 to 8.686, 68 and previous response = 67.			✓	
CmdManuallyIntegrateDropBaseline	BL2000\jheine	2/1/2022 9:37:37 AM	Drop baseline for compound Fluorene in sample Jan3118.D to y = 64, new integration is from x, y = 8.648, 64 to 8.686, 64 and new response = 58; previous integration is from x, y = 8.648, 64 to 8.686, 68 and previous response = 54.			✓	
CmdZeroOutPeak	BL2000\jheine	2/1/2022 9:37:39 AM	Zero out primary peak of compound Fluorene in sample Jan3118.D			✓	
CmdZeroOutPeak	BL2000\jheine	2/1/2022 9:37:42 AM	Zero out primary peak of compound Benzo(a)pyrene in sample Jan3118.D			✓	
CmdManuallyIntegratePeak	BL2000\jheine	2/1/2022 9:37:49 AM	Manually integrate compound Acenaphthene in sample Jan3118.D, from x, y = 8.013, 80 to 8.063, 64, result = 68; previous integration is from x, y = 7.967, 64 to 8.063, 64 and previous response = 803.			✓	
CmdManuallyIntegrateDropBaseline	BL2000\jheine	2/1/2022 9:37:50 AM	Drop baseline for compound Acenaphthene in sample Jan3118.D to y = 64, new integration is from x, y = 8.013, 64 to 8.063, 64 and new response = 93; previous integration is from x, y = 8.013, 80 to 8.063, 64 and previous response = 68.			✓	
CmdZeroOutPeak	BL2000\jheine	2/1/2022 9:37:52 AM	Zero out primary peak of compound Acenaphthene in sample Jan3118.D			✓	
CmdManuallyIntegratePeak	BL2000\jheine	2/1/2022 9:37:58 AM	Manually integrate compound Chrysene in sample Jan3118.D, from x, y = 14.751, 113 to 14.826, 64, result = -7; previous integration is from x, y = 14.640, 53 to 14.863, 53 and previous response = 1502.			✓	
CmdManuallyIntegrateDropBaseline	BL2000\jheine	2/1/2022 9:37:59 AM	Drop baseline for compound Chrysene in sample Jan3118.D to y = 64, new integration is from x, y = 14.751, 64 to 14.826, 64 and new response = 103; previous integration is from x, y = 14.751, 113 to 14.826, 64 and previous response = -7.			✓	
CmdZeroOutPeak	BL2000\jheine	2/1/2022 9:38:01 AM	Zero out primary peak of compound Chrysene in sample Jan3118.D			✓	

Audit Trail report

Name	User	Time	Action	Reason	Comment	Succeed	Exception
CmdZeroOutPeak	BL2000\jheine	2/1/2022 9:38:04 AM	Zero out primary peak of compound Benzo(a)Anthracene in sample Jan3118.D			✓	
CmdManuallyIntegratePeak	BL2000\jheine	2/1/2022 9:38:15 AM	Manually integrate compound Fluorene in sample Jan3119.D, from x, y = 8.649, 62 to 8.686, 62, result = 45; previous integration is from x, y = 8.935, 61 to 9.047, 61 and previous response = 5899.			✓	
CmdZeroOutPeak	BL2000\jheine	2/1/2022 9:38:16 AM	Zero out primary peak of compound Fluorene in sample Jan3119.D			✓	
CmdZeroOutPeak	BL2000\jheine	2/1/2022 9:38:18 AM	Zero out primary peak of compound Benzo(a)pyrene in sample Jan3119.D			✓	
CmdManuallyIntegratePeak	BL2000\jheine	2/1/2022 9:38:24 AM	Manually integrate compound Acenaphthene in sample Jan3119.D, from x, y = 8.013, 133 to 8.075, 140, result = -177; previous integration is from x, y = 7.963, 62 to 8.138, 62 and previous response = 860.			✓	
CmdManuallyIntegrateSnapBaseline	BL2000\jheine	2/1/2022 9:38:26 AM	Snap baseline for compound Acenaphthene in sample Jan3119.D, from x = 8.013 to x = 8.075, new integration is from x, y = 8.013, 114 to 8.075, 70 and new response = -9; previous integration is from x, y = 8.013, 133 to 8.075, 140 and previous response = -177.			✓	
CmdManuallyIntegrateDropBaseline	BL2000\jheine	2/1/2022 9:38:27 AM	Drop baseline for compound Acenaphthene in sample Jan3119.D to y = 70, new integration is from x, y = 8.013, 70 to 8.075, 70 and new response = 73; previous integration is from x, y = 8.013, 114 to 8.075, 70 and previous response = -9.			✓	
CmdZeroOutPeak	BL2000\jheine	2/1/2022 9:38:30 AM	Zero out primary peak of compound Acenaphthene in sample Jan3119.D			✓	
CmdManuallyIntegratePeak	BL2000\jheine	2/1/2022 9:38:37 AM	Manually integrate compound Chrysene in sample Jan3119.D, from x, y = 14.751, 128 to 14.839, 108, result = -170; previous integration is from x, y = 14.640, 53 to 14.789, 53 and previous response = 1455.			✓	
CmdManuallyIntegrateSnapBaseline	BL2000\jheine	2/1/2022 9:38:38 AM	Snap baseline for compound Chrysene in sample Jan3119.D, from x = 14.751 to x = 14.839, new integration is from x, y = 14.751, 104 to 14.839, 65 and new response = 7; previous integration is from x, y = 14.751, 128 to 14.839, 108 and previous response = -170.			✓	

Audit Trail report

Name	User	Time	Action	Reason	Comment	Succeed	Exception
CmdManuallyIntegrateDropBaseline	BL2000\jheine	2/1/2022 9:38:39 AM	Drop baseline for compound Chrysene in sample Jan3119.D to y = 65, new integration is from x, y = 14.751, 65 to 14.839, 65 and new response = 109; previous integration is from x, y = 14.751, 104 to 14.839, 65 and previous response = 7.			✓	
CmdZeroOutPeak	BL2000\jheine	2/1/2022 9:38:40 AM	Zero out primary peak of compound Chrysene in sample Jan3119.D			✓	
CmdZeroOutPeak	BL2000\jheine	2/1/2022 9:38:44 AM	Zero out primary peak of compound Benzo(a)Anthracene in sample Jan3119.D			✓	
CmdZeroOutPeak	BL2000\jheine	2/1/2022 9:38:54 AM	Zero out primary peak of compound Fluorene in sample Jan3120.D			✓	
CmdZeroOutPeak	BL2000\jheine	2/1/2022 9:39:16 AM	Zero out primary peak of compound Benzo(a)pyrene in sample Jan3120.D			✓	
CmdManuallyIntegratePeak	BL2000\jheine	2/1/2022 9:39:24 AM	Manually integrate compound Acenaphthene in sample Jan3120.D, from x, y = 8.013, 169 to 8.075, 148, result = -242; previous integration is from x, y = 7.963, 64 to 8.125, 64 and previous response = 877.			✓	
CmdManuallyIntegrateSnapBaseline	BL2000\jheine	2/1/2022 9:39:25 AM	Snap baseline for compound Acenaphthene in sample Jan3120.D, from x = 8.013 to x = 8.075, new integration is from x, y = 8.013, 119 to 8.075, 69 and new response = -2; previous integration is from x, y = 8.013, 169 to 8.075, 148 and previous response = -242.			✓	
CmdManuallyIntegrateDropBaseline	BL2000\jheine	2/1/2022 9:39:26 AM	Drop baseline for compound Acenaphthene in sample Jan3120.D to y = 69, new integration is from x, y = 8.013, 69 to 8.075, 69 and new response = 91; previous integration is from x, y = 8.013, 119 to 8.075, 69 and previous response = -2.			✓	
CmdZeroOutPeak	BL2000\jheine	2/1/2022 9:39:28 AM	Zero out primary peak of compound Acenaphthene in sample Jan3120.D			✓	
CmdZeroOutPeak	BL2000\jheine	2/1/2022 9:39:35 AM	Zero out primary peak of compound Chrysene in sample Jan3120.D			✓	
CmdZeroOutPeak	BL2000\jheine	2/1/2022 9:39:36 AM	Zero out primary peak of compound Benzo(a)Anthracene in sample Jan3120.D			✓	
CmdZeroOutPeak	BL2000\jheine	2/1/2022 9:39:45 AM	Zero out primary peak of compound Fluorene in sample Jan3121.D			✓	
CmdZeroOutPeak	BL2000\jheine	2/1/2022 9:39:48 AM	Zero out primary peak of compound Benzo(a)pyrene in sample Jan3121.D			✓	

Audit Trail report

Name	User	Time	Action	Reason	Comment	Succeed	Exception
CmdManuallyIntegratePeak	BL2000\jheine	2/1/2022 9:39:52 AM	Manually integrate compound Acenaphthene in sample Jan3121.D, from x, y = 8.013, 78 to 8.075, 65, result = 74; previous integration is from x, y = 7.967, 66 to 8.075, 65 and previous response = 823.			✓	
CmdManuallyIntegrateDropBaseline	BL2000\jheine	2/1/2022 9:39:54 AM	Drop baseline for compound Acenaphthene in sample Jan3121.D to y = 65, new integration is from x, y = 8.013, 65 to 8.075, 65 and new response = 96; previous integration is from x, y = 8.013, 78 to 8.075, 65 and previous response = 74.			✓	
CmdZeroOutPeak	BL2000\jheine	2/1/2022 9:39:55 AM	Zero out primary peak of compound Acenaphthene in sample Jan3121.D			✓	
CmdManuallyIntegratePeak	BL2000\jheine	2/1/2022 9:40:01 AM	Manually integrate compound Chrysene in sample Jan3121.D, from x, y = 14.739, 81 to 14.838, 53, result = 129; previous integration is from x, y = 14.631, 53 to 14.838, 53 and previous response = 1476.			✓	
CmdManuallyIntegrateDropBaseline	BL2000\jheine	2/1/2022 9:40:03 AM	Drop baseline for compound Chrysene in sample Jan3121.D to y = 53, new integration is from x, y = 14.739, 53 to 14.838, 53 and new response = 213; previous integration is from x, y = 14.739, 81 to 14.838, 53 and previous response = 129.			✓	
CmdZeroOutPeak	BL2000\jheine	2/1/2022 9:40:04 AM	Zero out primary peak of compound Chrysene in sample Jan3121.D			✓	
CmdZeroOutPeak	BL2000\jheine	2/1/2022 9:40:07 AM	Zero out primary peak of compound Benzo(a)Anthracene in sample Jan3121.D			✓	
CmdZeroOutPeak	BL2000\jheine	2/1/2022 9:40:19 AM	Zero out primary peak of compound Fluorene in sample Jan3122.D			✓	
CmdZeroOutPeak	BL2000\jheine	2/1/2022 9:40:22 AM	Zero out primary peak of compound Benzo(a)pyrene in sample Jan3122.D			✓	
CmdZeroOutPeak	BL2000\jheine	2/1/2022 9:40:24 AM	Zero out primary peak of compound Acenaphthene in sample Jan3122.D			✓	
CmdZeroOutPeak	BL2000\jheine	2/1/2022 9:40:26 AM	Zero out primary peak of compound Chrysene in sample Jan3122.D			✓	
CmdZeroOutPeak	BL2000\jheine	2/1/2022 9:40:27 AM	Zero out primary peak of compound Benzo(a)Anthracene in sample Jan3122.D			✓	
CmdManuallyIntegrateQualifierPeak	BL2000\jheine	2/1/2022 9:40:43 AM	Manually integrate qualifier 102.0 of compound Naphthalene in sample Jan3123.D, from x, y = 5.916, 551 to 6.016, 100, result = 3101; previous integration is from x, y = 5.878, 95 to 6.016, 100 and previous response = 6947.			✓	

Audit Trail report

Name	User	Time	Action	Reason	Comment	Succeed	Exception
CmdManuallyIntegrateDropBaseline	BL2000\jheine	2/1/2022 9:40:44 AM	Drop baseline for qualifier 102.0 of compound Naphthalene in sample Jan3123.D to y = 100, new integration is from x, y = 5.916, 100 to 6.016, 100 and new response = 4452; previous integration is from x, y = 5.916, 551 to 6.016, 100 and previous response = 3101.			✓	
CmdZeroOutPeak	BL2000\jheine	2/1/2022 9:41:44 AM	Zero out primary peak of compound Fluorene in sample Jan3124.D			✓	
CmdManuallyIntegratePeak	BL2000\jheine	2/1/2022 9:41:53 AM	Manually integrate compound Benzo(a)pyrene in sample Jan3124.D, from x, y = 18.326, 57 to 18.388, 62, result = 102; previous integration is from x, y = 18.438, 71 to 18.610, 73 and previous response = 1239.			✓	
CmdManuallyIntegrateSnapBaseline	BL2000\jheine	2/1/2022 9:41:54 AM	Snap baseline for compound Benzo(a)pyrene in sample Jan3124.D, from x = 18.326 to x = 18.388, new integration is from x, y = 18.326, 70 to 18.388, 81 and new response = 44; previous integration is from x, y = 18.326, 57 to 18.388, 62 and previous response = 102.			✓	
CmdManuallyIntegrateDropBaseline	BL2000\jheine	2/1/2022 9:41:55 AM	Drop baseline for compound Benzo(a)pyrene in sample Jan3124.D to y = 70, new integration is from x, y = 18.326, 70 to 18.388, 70 and new response = 65; previous integration is from x, y = 18.326, 70 to 18.388, 81 and previous response = 44.			✓	
CmdZeroOutPeak	BL2000\jheine	2/1/2022 9:41:55 AM	Zero out primary peak of compound Benzo(a)pyrene in sample Jan3124.D			✓	
CmdManuallyIntegratePeak	BL2000\jheine	2/1/2022 9:42:01 AM	Manually integrate compound Acenaphthene in sample Jan3124.D, from x, y = 8.013, 279 to 8.063, 86, result = -200; previous integration is from x, y = 7.965, 86 to 8.063, 86 and previous response = 849.			✓	
CmdManuallyIntegrateDropBaseline	BL2000\jheine	2/1/2022 9:42:02 AM	Drop baseline for compound Acenaphthene in sample Jan3124.D to y = 86, new integration is from x, y = 8.013, 86 to 8.063, 86 and new response = 89; previous integration is from x, y = 8.013, 279 to 8.063, 86 and previous response = -200.			✓	
CmdZeroOutPeak	BL2000\jheine	2/1/2022 9:42:03 AM	Zero out primary peak of compound Acenaphthene in sample Jan3124.D			✓	
CmdManuallyIntegratePeak	BL2000\jheine	2/1/2022 9:42:10 AM	Manually integrate compound Chrysene in sample Jan3124.D, from x, y = 14.739, 132 to 14.826, 183, result = -314; previous integration is from x, y = 14.630, 58 to 14.788, 58 and previous response = 1592.			✓	

Audit Trail report

Name	User	Time	Action	Reason	Comment	Succeed	Exception
CmdManuallyIntegrateSnapBaseline	BL2000\jheine	2/1/2022 9:42:11 AM	Snap baseline for compound Chrysene in sample Jan3124.D, from x = 14.739 to x = 14.826, new integration is from x, y = 14.739, 111 to 14.826, 69 and new response = 40; previous integration is from x, y = 14.739, 132 to 14.826, 183 and previous response = -314.			✓	
CmdManuallyIntegrateDropBaseline	BL2000\jheine	2/1/2022 9:42:12 AM	Drop baseline for compound Chrysene in sample Jan3124.D to y = 69, new integration is from x, y = 14.739, 69 to 14.826, 69 and new response = 149; previous integration is from x, y = 14.739, 111 to 14.826, 69 and previous response = 40.			✓	
CmdZeroOutPeak	BL2000\jheine	2/1/2022 9:42:13 AM	Zero out primary peak of compound Chrysene in sample Jan3124.D			✓	
CmdZeroOutPeak	BL2000\jheine	2/1/2022 9:42:16 AM	Zero out primary peak of compound Benzo(a)Anthracene in sample Jan3124.D			✓	
CmdManuallyIntegratePeak	BL2000\jheine	2/1/2022 9:42:27 AM	Manually integrate compound Fluorene in sample Jan3125.D, from x, y = 8.648, 83 to 8.673, 87, result = 25; previous integration is from x, y = 8.935, 81 to 9.047, 87 and previous response = 6883.			✓	
CmdZeroOutPeak	BL2000\jheine	2/1/2022 9:42:28 AM	Zero out primary peak of compound Fluorene in sample Jan3125.D			✓	
CmdManuallyIntegratePeak	BL2000\jheine	2/1/2022 9:42:35 AM	Manually integrate compound Benzo(a)pyrene in sample Jan3125.D, from x, y = 18.339, 63 to 18.388, 72, result = 62; previous integration is from x, y = 18.437, 68 to 18.549, 69 and previous response = 1033.			✓	
CmdManuallyIntegrateDropBaseline	BL2000\jheine	2/1/2022 9:42:36 AM	Drop baseline for compound Benzo(a)pyrene in sample Jan3125.D to y = 63, new integration is from x, y = 18.339, 63 to 18.388, 63 and new response = 75; previous integration is from x, y = 18.339, 63 to 18.388, 72 and previous response = 62.			✓	
CmdZeroOutPeak	BL2000\jheine	2/1/2022 9:42:37 AM	Zero out primary peak of compound Benzo(a)pyrene in sample Jan3125.D			✓	
CmdManuallyIntegratePeak	BL2000\jheine	2/1/2022 9:42:43 AM	Manually integrate compound Acenaphthene in sample Jan3125.D, from x, y = 8.013, 96 to 8.050, 75, result = 47; previous integration is from x, y = 7.963, 74 to 8.050, 75 and previous response = 797.			✓	

Audit Trail report

Name	User	Time	Action	Reason	Comment	Succeed	Exception
CmdManuallyIntegrateDropBaseline	BL2000\jheine	2/1/2022 9:42:44 AM	Drop baseline for compound Acenaphthene in sample Jan3125.D to y = 75, new integration is from x, y = 8.013, 75 to 8.050, 75 and new response = 71; previous integration is from x, y = 8.013, 96 to 8.050, 75 and previous response = 47.			✓	
CmdZeroOutPeak	BL2000\jheine	2/1/2022 9:42:45 AM	Zero out primary peak of compound Acenaphthene in sample Jan3125.D			✓	
CmdManuallyIntegratePeak	BL2000\jheine	2/1/2022 9:42:51 AM	Manually integrate compound Chrysene in sample Jan3125.D, from x, y = 14.739, 86 to 14.826, 55, result = 189; previous integration is from x, y = 14.623, 55 to 14.826, 55 and previous response = 1596.			✓	
CmdManuallyIntegrateDropBaseline	BL2000\jheine	2/1/2022 9:42:52 AM	Drop baseline for compound Chrysene in sample Jan3125.D to y = 55, new integration is from x, y = 14.739, 55 to 14.826, 55 and new response = 269; previous integration is from x, y = 14.739, 86 to 14.826, 55 and previous response = 189.			✓	
CmdZeroOutPeak	BL2000\jheine	2/1/2022 9:42:53 AM	Zero out primary peak of compound Chrysene in sample Jan3125.D			✓	
CmdManuallyIntegratePeak	BL2000\jheine	2/1/2022 9:42:59 AM	Manually integrate compound o-Terphenyl in sample Jan3125.D, from x, y = 10.250, 55 to 10.324, 122, result = 274; previous integration is from x, y = 10.250, 55 to 10.410, 55 and previous response = 449.			✓	
CmdManuallyIntegrateDropBaseline	BL2000\jheine	2/1/2022 9:43:01 AM	Drop baseline for compound o-Terphenyl in sample Jan3125.D to y = 55, new integration is from x, y = 10.250, 55 to 10.324, 55 and new response = 422; previous integration is from x, y = 10.250, 55 to 10.324, 122 and previous response = 274.			✓	
CmdManuallyIntegratePeak	BL2000\jheine	2/1/2022 9:43:11 AM	Manually integrate compound Benzo(a)Anthracene in sample Jan3125.D, from x, y = 14.623, 55 to 14.739, 113, result = 1127; previous integration is from x, y = 14.623, 55 to 14.826, 55 and previous response = 1596.			✓	
CmdManuallyIntegrateDropBaseline	BL2000\jheine	2/1/2022 9:43:12 AM	Drop baseline for compound Benzo(a)Anthracene in sample Jan3125.D to y = 55, new integration is from x, y = 14.623, 55 to 14.739, 55 and new response = 1327; previous integration is from x, y = 14.623, 55 to 14.739, 113 and previous response = 1127.			✓	
CmdZeroOutPeak	BL2000\jheine	2/1/2022 9:43:21 AM	Zero out primary peak of compound Benzo(a)Anthracene in sample Jan3125.D			✓	

Audit Trail report

Name	User	Time	Action	Reason	Comment	Succeed	Exception
CmdManuallyIntegrateQualifierPeak	BL2000\jheine	2/1/2022 9:43:37 AM	Manually integrate qualifier 102.0 of compound Naphthalene in sample Jan3126.D, from x, y = 5.916, 773 to 6.016, 89, result = 2784; previous integration is from x, y = 5.841, 79 to 6.016, 89 and previous response = 7293.			✓	
CmdManuallyIntegrateDropBaseline	BL2000\jheine	2/1/2022 9:43:38 AM	Drop baseline for qualifier 102.0 of compound Naphthalene in sample Jan3126.D to y = 89, new integration is from x, y = 5.916, 89 to 6.016, 89 and new response = 4834; previous integration is from x, y = 5.916, 773 to 6.016, 89 and previous response = 2784.			✓	
CmdManuallyIntegratePeak	BL2000\jheine	2/1/2022 9:44:32 AM	Manually integrate compound Fluorene in sample Jan3127.D, from x, y = 8.636, 106 to 8.698, 101, result = 207; previous integration is from x, y = 8.935, 118 to 9.035, 118 and previous response = 6439.			✓	
CmdManuallyIntegrateDropBaseline	BL2000\jheine	2/1/2022 9:44:34 AM	Drop baseline for compound Fluorene in sample Jan3127.D to y = 101, new integration is from x, y = 8.636, 101 to 8.698, 101 and new response = 216; previous integration is from x, y = 8.636, 106 to 8.698, 101 and previous response = 207.			✓	
CmdZeroOutPeak	BL2000\jheine	2/1/2022 9:44:35 AM	Zero out primary peak of compound Fluorene in sample Jan3127.D			✓	
CmdManuallyIntegratePeak	BL2000\jheine	2/1/2022 9:44:45 AM	Manually integrate compound Acenaphthene in sample Jan3127.D, from x, y = 8.013, 125 to 8.038, 122, result = 112; previous integration is from x, y = 7.963, 119 to 8.063, 119 and previous response = 956.			✓	
CmdZeroOutPeak	BL2000\jheine	2/1/2022 9:44:46 AM	Zero out primary peak of compound Acenaphthene in sample Jan3127.D			✓	
CmdManuallyIntegratePeak	BL2000\jheine	2/1/2022 9:44:52 AM	Manually integrate compound Benzo(a)pyrene in sample Jan3127.D, from x, y = 18.314, 65 to 18.425, 74, result = 225; previous integration is from x, y = 18.425, 72 to 18.549, 73 and previous response = 1063.			✓	
CmdManuallyIntegrateDropBaseline	BL2000\jheine	2/1/2022 9:44:53 AM	Drop baseline for compound Benzo(a)pyrene in sample Jan3127.D to y = 65, new integration is from x, y = 18.314, 65 to 18.425, 65 and new response = 255; previous integration is from x, y = 18.314, 65 to 18.425, 74 and previous response = 225.			✓	
CmdZeroOutPeak	BL2000\jheine	2/1/2022 9:44:55 AM	Zero out primary peak of compound Benzo(a)pyrene in sample Jan3127.D			✓	
CmdZeroOutPeak	BL2000\jheine	2/1/2022 9:44:58 AM	Zero out primary peak of compound Naphthalene in sample Jan3127.D			✓	

Audit Trail report

Name	User	Time	Action	Reason	Comment	Succeed	Exception
CmdManuallyIntegratePeak	BL2000\jheine	2/1/2022 9:45:06 AM	Manually integrate compound Indeno(1,2,3-cd)pyrene in sample Jan3127.D, from x, y = 20.192, 62 to 20.266, 84, result = 349; previous integration is from x, y = 20.192, 62 to 20.410, 64 and previous response = 562.			✓	
CmdManuallyIntegrateDropBaseline	BL2000\jheine	2/1/2022 9:45:07 AM	Drop baseline for compound Indeno(1,2,3-cd)pyrene in sample Jan3127.D to y = 62, new integration is from x, y = 20.192, 62 to 20.266, 62 and new response = 398; previous integration is from x, y = 20.192, 62 to 20.266, 84 and previous response = 349.			✓	
CmdManuallyIntegrateQualifierPeak	BL2000\jheine	2/1/2022 9:45:11 AM	Manually integrate qualifier 138.0 of compound Indeno(1,2,3-cd)pyrene in sample Jan3127.D, from x, y = 20.180, 85 to 20.254, 91, result = 66; previous integration is from x, y = 20.180, 85 to 20.316, 86 and previous response = 127.			✓	
CmdManuallyIntegrateDropBaseline	BL2000\jheine	2/1/2022 9:45:12 AM	Drop baseline for qualifier 138.0 of compound Indeno(1,2,3-cd)pyrene in sample Jan3127.D to y = 85, new integration is from x, y = 20.180, 85 to 20.254, 85 and new response = 79; previous integration is from x, y = 20.180, 85 to 20.254, 91 and previous response = 66.			✓	
CmdManuallyIntegrateQualifierPeak	BL2000\jheine	2/1/2022 9:45:19 AM	Manually integrate qualifier 101.0 of compound Pyrene in sample Jan3127.D, from x, y = 11.745, 82 to 11.806, 102, result = 117; previous integration is from x, y = 11.745, 82 to 11.891, 81 and previous response = 187.			✓	
CmdManuallyIntegrateDropBaseline	BL2000\jheine	2/1/2022 9:45:20 AM	Drop baseline for qualifier 101.0 of compound Pyrene in sample Jan3127.D to y = 82, new integration is from x, y = 11.745, 82 to 11.806, 82 and new response = 154; previous integration is from x, y = 11.745, 82 to 11.806, 102 and previous response = 117.			✓	
CmdSelectPeak	BL2000\jheine	2/1/2022 9:45:31 AM	Select peak for compound Anthracene in sample Jan3127.D			✓	
CmdZeroOutPeak	BL2000\jheine	2/1/2022 9:45:34 AM	Zero out primary peak of compound Anthracene in sample Jan3127.D			✓	
CmdManuallyIntegrateQualifierPeak	BL2000\jheine	2/1/2022 9:45:48 AM	Manually integrate qualifier 279.0 of compound Dibenzo(a,h)anthracene in sample Jan3127.D from x, y = 20.266, 74 to 20.353, 74; result = 77			✓	

Audit Trail report

Name	User	Time	Action	Reason	Comment	Succeed	Exception
CmdManuallyIntegrate DropBaseline	BL2000\jheine	2/1/2022 9:45:50 AM	Drop baseline for qualifier 279.0 of compound Dibenzo(a,h)anthracene in sample Jan3127.D to y = 74, new integration is from x, y = 20.266, 74 to 20.353, 74 and new response = 78; previous integration is from x, y = 20.266, 74 to 20.353, 74 and previous response = 77.			✓	
CmdManuallyIntegrate QualifierPeak	BL2000\jheine	2/1/2022 9:45:55 AM	Manually integrate qualifier 139.0 of compound Dibenzo(a,h)anthracene in sample Jan3127.D from x, y = 20.254, 115 to 20.353, 115; result = 66			✓	
CmdClearManualIntegration	BL2000\jheine	2/1/2022 9:46:06 AM	Clear manual integration of target signal for compound Anthracene in sample Jan3127.D			✓	
CmdSelectPeak	BL2000\jheine	2/1/2022 9:46:08 AM	Select peak for compound Anthracene in sample Jan3127.D			✓	
CmdManuallyIntegrate QualifierPeak	BL2000\jheine	2/1/2022 9:46:13 AM	Manually integrate qualifier 176.0 of compound Anthracene in sample Jan3127.D, from x, y = 9.830, 130 to 9.904, 139, result = 5; previous integration is from x, y = 9.952, 111 to 10.274, 102 and previous response = 293.			✓	
CmdManuallyIntegrateSnapBaseline	BL2000\jheine	2/1/2022 9:46:14 AM	Snap baseline for qualifier 176.0 of compound Anthracene in sample Jan3127.D from x = 9.830 to x = 9.904, new integration is from x, y = 9.830, 115 to 9.904, 112 and new response = 99; previous integration is from x, y = 9.830, 130 to 9.904, 139 and previous response = 5.			✓	
CmdManuallyIntegrate DropBaseline	BL2000\jheine	2/1/2022 9:46:15 AM	Drop baseline for qualifier 176.0 of compound Anthracene in sample Jan3127.D to y = 112, new integration is from x, y = 9.830, 112 to 9.904, 112 and new response = 106; previous integration is from x, y = 9.830, 115 to 9.904, 112 and previous response = 99.			✓	
CmdManuallyIntegrate QualifierPeak	BL2000\jheine	2/1/2022 9:46:40 AM	Manually integrate qualifier 138.0 of compound Benzo(g,h,i)perylene in sample Jan3127.D, from x, y = 20.513, 86 to 20.575, 89, result = 75; previous integration is from x, y = 20.513, 86 to 20.649, 82 and previous response = 139.			✓	
CmdManuallyIntegrate DropBaseline	BL2000\jheine	2/1/2022 9:46:41 AM	Drop baseline for qualifier 138.0 of compound Benzo(g,h,i)perylene in sample Jan3127.D to y = 86, new integration is from x, y = 20.513, 86 to 20.575, 86 and new response = 80; previous integration is from x, y = 20.513, 86 to 20.575, 89 and previous response = 75.			✓	

Audit Trail report

Name	User	Time	Action	Reason	Comment	Succeed	Exception
CmdManuallyIntegratePeak	BL2000\jheine	2/1/2022 9:47:09 AM	Manually integrate compound Fluorene in sample Jan3128.D, from x, y = 8.636, 58 to 8.711, 66, result = 219; previous integration is from x, y = 8.932, 62 to 9.047, 62 and previous response = 7489.			✓	
CmdManuallyIntegrateDropBaseline	BL2000\jheine	2/1/2022 9:47:10 AM	Drop baseline for compound Fluorene in sample Jan3128.D to y = 58, new integration is from x, y = 8.636, 58 to 8.711, 58 and new response = 236; previous integration is from x, y = 8.636, 58 to 8.711, 66 and previous response = 219.			✓	
CmdZeroOutPeak	BL2000\jheine	2/1/2022 9:47:12 AM	Zero out primary peak of compound Fluorene in sample Jan3128.D			✓	
CmdManuallyIntegratePeak	BL2000\jheine	2/1/2022 9:47:18 AM	Manually integrate compound Benzo(a)pyrene in sample Jan3128.D, from x, y = 18.326, 62 to 18.425, 68, result = 142; previous integration is from x, y = 18.425, 64 to 18.561, 65 and previous response = 1079.			✓	
CmdManuallyIntegrateDropBaseline	BL2000\jheine	2/1/2022 9:47:19 AM	Drop baseline for compound Benzo(a)pyrene in sample Jan3128.D to y = 62, new integration is from x, y = 18.326, 62 to 18.425, 62 and new response = 159; previous integration is from x, y = 18.326, 62 to 18.425, 68 and previous response = 142.			✓	
CmdZeroOutPeak	BL2000\jheine	2/1/2022 9:47:21 AM	Zero out primary peak of compound Benzo(a)pyrene in sample Jan3128.D			✓	
CmdManuallyIntegratePeak	BL2000\jheine	2/1/2022 9:47:28 AM	Manually integrate compound Acenaphthene in sample Jan3128.D, from x, y = 8.013, 82 to 8.075, 61, result = 92; previous integration is from x, y = 7.963, 61 to 8.075, 61 and previous response = 902.			✓	
CmdManuallyIntegrateDropBaseline	BL2000\jheine	2/1/2022 9:47:29 AM	Drop baseline for compound Acenaphthene in sample Jan3128.D to y = 61, new integration is from x, y = 8.013, 61 to 8.075, 61 and new response = 130; previous integration is from x, y = 8.013, 82 to 8.075, 61 and previous response = 92.			✓	
CmdZeroOutPeak	BL2000\jheine	2/1/2022 9:47:31 AM	Zero out primary peak of compound Acenaphthene in sample Jan3128.D			✓	
CmdManuallyIntegratePeak	BL2000\jheine	2/1/2022 9:47:45 AM	Manually integrate compound Chrysene in sample Jan3128.D, from x, y = 14.739, 166 to 14.876, 125, result = -202; previous integration is from x, y = 14.632, 55 to 14.739, 58 and previous response = 1528.			✓	

Audit Trail report

Name	User	Time	Action	Reason	Comment	Succeed	Exception
CmdManuallyIntegrateSnapBaseline	BL2000\jheine	2/1/2022 9:47:46 AM	Snap baseline for compound Chrysene in sample Jan3128.D, from x = 14.739 to x = 14.876, new integration is from x, y = 14.739, 133 to 14.876, 64 and new response = 186; previous integration is from x, y = 14.739, 166 to 14.876, 125 and previous response = -202.			✓	
CmdManuallyIntegrateDropBaseline	BL2000\jheine	2/1/2022 9:47:47 AM	Drop baseline for compound Chrysene in sample Jan3128.D to y = 64, new integration is from x, y = 14.739, 64 to 14.876, 64 and new response = 469; previous integration is from x, y = 14.739, 133 to 14.876, 64 and previous response = 186.			✓	
CmdZeroOutPeak	BL2000\jheine	2/1/2022 9:47:49 AM	Zero out primary peak of compound Chrysene in sample Jan3128.D			✓	
CmdManuallyIntegratePeak	BL2000\jheine	2/1/2022 9:47:54 AM	Manually integrate compound Anthracene in sample Jan3128.D, from x, y = 9.830, 129 to 9.941, 143, result = -21; previous integration is from x, y = 9.743, 65 to 9.830, 65 and previous response = 1014.			✓	
CmdManuallyIntegrateSnapBaseline	BL2000\jheine	2/1/2022 9:47:55 AM	Snap baseline for compound Anthracene in sample Jan3128.D, from x = 9.830 to x = 9.941, new integration is from x, y = 9.830, 102 to 9.941, 74 and new response = 299; previous integration is from x, y = 9.830, 129 to 9.941, 143 and previous response = -21.			✓	
CmdManuallyIntegrateDropBaseline	BL2000\jheine	2/1/2022 9:47:56 AM	Drop baseline for compound Anthracene in sample Jan3128.D to y = 74, new integration is from x, y = 9.830, 74 to 9.941, 74 and new response = 392; previous integration is from x, y = 9.830, 102 to 9.941, 74 and previous response = 299.			✓	
CmdZeroOutPeak	BL2000\jheine	2/1/2022 9:47:58 AM	Zero out primary peak of compound Anthracene in sample Jan3128.D			✓	
CmdManuallyIntegrateQualifierPeak	BL2000\jheine	2/1/2022 9:48:04 AM	Manually integrate qualifier 176.0 of compound Phenanthrene in sample Jan3128.D, from x, y = 9.768, 58 to 9.830, 84, result = 112; previous integration is from x, y = 9.768, 58 to 9.916, 58 and previous response = 239.			✓	
CmdManuallyIntegrateDropBaseline	BL2000\jheine	2/1/2022 9:48:05 AM	Drop baseline for qualifier 176.0 of compound Phenanthrene in sample Jan3128.D to y = 58, new integration is from x, y = 9.768, 58 to 9.830, 58 and new response = 162; previous integration is from x, y = 9.768, 58 to 9.830, 84 and previous response = 112.			✓	

Audit Trail report

Name	User	Time	Action	Reason	Comment	Succeed	Exception
CmdManuallyIntegratePeak	BL2000\jheine	2/1/2022 9:48:12 AM	Manually integrate compound Indeno(1,2,3-cd)pyrene in sample Jan3128.D, from x, y = 20.192, 55 to 20.390, 56, result = 270; previous integration is from x, y = 20.527, 58 to 20.731, 58 and previous response = 272.			✓	
CmdManuallyIntegrateDropBaseline	BL2000\jheine	2/1/2022 9:48:13 AM	Drop baseline for compound Indeno(1,2,3-cd)pyrene in sample Jan3128.D to y = 55, new integration is from x, y = 20.192, 55 to 20.390, 55 and new response = 277; previous integration is from x, y = 20.192, 55 to 20.390, 56 and previous response = 270.			✓	
CmdManuallyIntegrateQualifierPeak	BL2000\jheine	2/1/2022 9:48:19 AM	Manually integrate qualifier 138.0 of compound Indeno(1,2,3-cd)pyrene in sample Jan3128.D from x, y = 20.204, 69 to 20.254, 70; result = 37			✓	
CmdManuallyIntegrateDropBaseline	BL2000\jheine	2/1/2022 9:48:21 AM	Drop baseline for qualifier 138.0 of compound Indeno(1,2,3-cd)pyrene in sample Jan3128.D to y = 69, new integration is from x, y = 20.204, 69 to 20.254, 69 and new response = 38; previous integration is from x, y = 20.204, 69 to 20.254, 70 and previous response = 37.			✓	
CmdManuallyIntegratePeak	BL2000\jheine	2/1/2022 9:48:27 AM	Manually integrate compound Indeno(1,2,3-cd)pyrene in sample Jan3128.D, from x, y = 20.192, 55 to 20.278, 69, result = 146; previous integration is from x, y = 20.192, 55 to 20.390, 55 and previous response = 277.			✓	
CmdManuallyIntegrateDropBaseline	BL2000\jheine	2/1/2022 9:48:29 AM	Drop baseline for compound Indeno(1,2,3-cd)pyrene in sample Jan3128.D to y = 55, new integration is from x, y = 20.192, 55 to 20.278, 55 and new response = 183; previous integration is from x, y = 20.192, 55 to 20.278, 69 and previous response = 146.			✓	
CmdZeroOutPeak	BL2000\jheine	2/1/2022 9:48:31 AM	Zero out primary peak of compound Indeno(1,2,3-cd)pyrene in sample Jan3128.D			✓	
CmdZeroOutPeak	BL2000\jheine	2/1/2022 9:48:41 AM	Zero out primary peak of compound Benzo(a)Anthracene in sample Jan3128.D			✓	
CmdZeroOutPeak	BL2000\jheine	2/1/2022 9:49:05 AM	Zero out primary peak of compound Fluorene in sample Jan3129.D			✓	
CmdZeroOutPeak	BL2000\jheine	2/1/2022 9:49:09 AM	Zero out primary peak of compound Benzo(a)pyrene in sample Jan3129.D			✓	

Audit Trail report

Name	User	Time	Action	Reason	Comment	Succeed	Exception
CmdManuallyIntegratePeak	BL2000\jheine	2/1/2022 9:49:14 AM	Manually integrate compound Acenaphthene in sample Jan3129.D, from x, y = 8.013, 176 to 8.050, 64, result = -46; previous integration is from x, y = 7.964, 64 to 8.050, 64 and previous response = 790.			✓	
CmdManuallyIntegrateDropBaseline	BL2000\jheine	2/1/2022 9:49:15 AM	Drop baseline for compound Acenaphthene in sample Jan3129.D to y = 64, new integration is from x, y = 8.013, 64 to 8.050, 64 and new response = 79; previous integration is from x, y = 8.013, 176 to 8.050, 64 and previous response = -46.			✓	
CmdZeroOutPeak	BL2000\jheine	2/1/2022 9:49:17 AM	Zero out primary peak of compound Acenaphthene in sample Jan3129.D			✓	
CmdManuallyIntegratePeak	BL2000\jheine	2/1/2022 9:49:22 AM	Manually integrate compound Chrysene in sample Jan3129.D, from x, y = 14.739, 91 to 14.826, 54, result = 135; previous integration is from x, y = 14.627, 54 to 14.826, 54 and previous response = 1554.			✓	
CmdManuallyIntegrateDropBaseline	BL2000\jheine	2/1/2022 9:49:24 AM	Drop baseline for compound Chrysene in sample Jan3129.D to y = 54, new integration is from x, y = 14.739, 54 to 14.826, 54 and new response = 231; previous integration is from x, y = 14.739, 91 to 14.826, 54 and previous response = 135.			✓	
CmdZeroOutPeak	BL2000\jheine	2/1/2022 9:49:26 AM	Zero out primary peak of compound Chrysene in sample Jan3129.D			✓	
CmdZeroOutPeak	BL2000\jheine	2/1/2022 9:49:28 AM	Zero out primary peak of compound Benzo(a)Anthracene in sample Jan3129.D			✓	
CmdManuallyIntegrateQualifierPeak	BL2000\jheine	2/1/2022 9:51:09 AM	Manually integrate qualifier 102.0 of compound Naphthalene in sample Jan3130.D, from x, y = 5.916, 539 to 6.015, 97, result = 2002; previous integration is from x, y = 5.880, 77 to 6.015, 97 and previous response = 5498.			✓	
CmdManuallyIntegrateDropBaseline	BL2000\jheine	2/1/2022 9:51:11 AM	Drop baseline for qualifier 102.0 of compound Naphthalene in sample Jan3130.D to y = 97, new integration is from x, y = 5.916, 97 to 6.015, 97 and new response = 3326; previous integration is from x, y = 5.916, 539 to 6.015, 97 and previous response = 2002.			✓	
CmdManuallyIntegratePeak	BL2000\jheine	2/1/2022 9:51:33 AM	Manually integrate compound Phenanthrene in sample Jan3130.D, from x, y = 9.743, 64 to 9.830, 305, result = 16605; previous integration is from x, y = 9.768, 346 to 9.825, 695 and previous response = 11888.			✓	

Audit Trail report

Name	User	Time	Action	Reason	Comment	Succeed	Exception
CmdManuallyIntegrateDropBaseline	BL2000\jheine	2/1/2022 9:51:34 AM	Drop baseline for compound Phenanthrene in sample Jan3130.D to y = 64, new integration is from x, y = 9.743, 64 to 9.830, 64 and new response = 17230; previous integration is from x, y = 9.743, 64 to 9.830, 305 and previous response = 16605.			✓	
CmdSetTargetCompoundAttribute	BL2000\jheine	2/1/2022 9:51:36 AM	Set UserAnnotation = BA for compound Phenanthrene in sample Jan3130.D; previous value =			✓	
CmdSaveBatchTable	BL2000\jheine	2/1/2022 9:52:11 AM	Save batch \\MASSHUNTER\Org\Data\SV5975.I\sh013122\2 e8270c bna SIM\QuantResults\013122 bna SIM 2.batch.bin			✓	
CmdSetSampleAttribute	BL2000\jheine	2/1/2022 9:56:27 AM	Set SampleApproved = True for sample Jan3109.D; previous value = False			✓	
CmdSetSampleAttribute	BL2000\jheine	2/1/2022 9:56:29 AM	Set SampleApproved = True for sample Jan3110.D; previous value = False			✓	
CmdSetSampleAttribute	BL2000\jheine	2/1/2022 9:56:30 AM	Set SampleApproved = True for sample Jan3111.D; previous value = False			✓	
CmdSetSampleAttribute	BL2000\jheine	2/1/2022 9:56:31 AM	Set SampleApproved = True for sample Jan3108.D; previous value = False			✓	
CmdSetSampleAttribute	BL2000\jheine	2/1/2022 9:56:33 AM	Set SampleApproved = True for sample Jan3112.D; previous value = False			✓	
CmdSetSampleAttribute	BL2000\jheine	2/1/2022 9:56:34 AM	Set SampleApproved = True for sample Jan3113.D; previous value = False			✓	
CmdSetSampleAttribute	BL2000\jheine	2/1/2022 9:56:35 AM	Set SampleApproved = True for sample Jan3114.D; previous value = False			✓	
CmdSetSampleAttribute	BL2000\jheine	2/1/2022 9:56:36 AM	Set SampleApproved = True for sample Jan3115.D; previous value = False			✓	
CmdSetSampleAttribute	BL2000\jheine	2/1/2022 9:56:38 AM	Set SampleApproved = True for sample Jan3116.D; previous value = False			✓	
CmdSetSampleAttribute	BL2000\jheine	2/1/2022 9:56:39 AM	Set SampleApproved = True for sample Jan3117.D; previous value = False			✓	
CmdSetSampleAttribute	BL2000\jheine	2/1/2022 9:56:40 AM	Set SampleApproved = True for sample Jan3118.D; previous value = False			✓	
CmdSetSampleAttribute	BL2000\jheine	2/1/2022 9:56:41 AM	Set SampleApproved = True for sample Jan3119.D; previous value = False			✓	

Audit Trail report

Name	User	Time	Action	Reason	Comment	Succeed	Exception
CmdSetSampleAttribute	BL2000\jheine	2/1/2022 9:56:43 AM	Set SampleApproved = True for sample Jan3120.D; previous value = False			✓	
CmdSetSampleAttribute	BL2000\jheine	2/1/2022 9:56:45 AM	Set SampleApproved = True for sample Jan3121.D; previous value = False			✓	
CmdSetSampleAttribute	BL2000\jheine	2/1/2022 9:56:46 AM	Set SampleApproved = True for sample Jan3122.D; previous value = False			✓	
CmdSetSampleAttribute	BL2000\jheine	2/1/2022 9:56:48 AM	Set SampleApproved = True for sample Jan3123.D; previous value = False			✓	
CmdSetSampleAttribute	BL2000\jheine	2/1/2022 9:56:53 AM	Set SampleApproved = True for sample Jan3124.D; previous value = False			✓	
CmdSetSampleAttribute	BL2000\jheine	2/1/2022 9:56:54 AM	Set SampleApproved = True for sample Jan3125.D; previous value = False			✓	
CmdSetSampleAttribute	BL2000\jheine	2/1/2022 9:56:56 AM	Set SampleApproved = True for sample Jan3126.D; previous value = False			✓	
CmdSetSampleAttribute	BL2000\jheine	2/1/2022 9:56:56 AM	Set SampleApproved = True for sample Jan3127.D; previous value = False			✓	
CmdSetSampleAttribute	BL2000\jheine	2/1/2022 9:56:58 AM	Set SampleApproved = True for sample Jan3128.D; previous value = False			✓	
CmdSetSampleAttribute	BL2000\jheine	2/1/2022 9:56:59 AM	Set SampleApproved = True for sample Jan3129.D; previous value = False			✓	
CmdSetSampleAttribute	BL2000\jheine	2/1/2022 9:57:00 AM	Set SampleApproved = True for sample Jan3130.D; previous value = False			✓	
CmdSaveBatchTable	BL2000\jheine	2/1/2022 9:57:06 AM	Save batch \\MASSHUNTER\Org\Data\SV5975.I\sh 013122\2 e8270c bna SIM\QuantResults\013122 bna SIM 2.batch.bin			✓	
CmdManuallyIntegratePeak	BL2000\jheine	2/1/2022 9:57:24 AM	Manually integrate compound Benzo(g,h,i)perylene in sample Jan3127.D, from x, y = 20.649, 158 to 20.674, 160, result = -129; previous integration is from x, y = 20.513, 64 to 20.699, 64 and previous response = 468.			✓	
CmdZeroOutPeak	BL2000\jheine	2/1/2022 9:57:25 AM	Zero out primary peak of compound Benzo(g,h,i)perylene in sample Jan3127.D			✓	
CmdClearManualIntegration	BL2000\jheine	2/1/2022 9:57:34 AM	Clear manual integration of target signal for compound Benzo(g,h,i)perylene in sample Jan3127.D			✓	

Audit Trail report

Name	User	Time	Action	Reason	Comment	Succeed	Exception
CmdSaveBatchTable	BL2000\jheine	2/1/2022 1:09:18 PM	Save batch \\MASSHUNTER\Org\Data\SV5975.I\sh 013122\2 e8270c bna SIM\QuantResults\013122 bna SIM 2.batch.bin			✓	
CmdOpenBatchTable	BL2000\jheine	2/10/2022 3:08:26 PM	Open batch \\MASSHUNTER\Org\Data\SV5975.I\sh 013122\2 e8270c bna SIM\013122 bna SIM 2.batch.bin			✓	
CmdQuantitate	BL2000\jheine	2/10/2022 3:11:28 PM	Quantitate all compounds in all samples			✓	
CmdSaveBatchTable	BL2000\jheine	2/10/2022 3:11:36 PM	Save batch \\MASSHUNTER\Org\Data\SV5975.I\sh 013122\2 e8270c bna SIM\QuantResults\013122 bna SIM 2.batch.bin			✓	



Prep Batch 163333 Standards Traceability Report

Spike ID: sv83204

Spike Name: App2B 2nd

Prep Date: 4/14/2020

Exp Date: 4/7/2023

Department: GCMSSEMI

Vendor: Absolute Standards

Lot Number: 040723

Balance ID:

Comments:

Type: Primary

Prep By: Sean McGrew

Status: New

Final Volume: mL

Chemical/Solvent Used	Bottle No	Amt	Units	Expires
Appendix 2B Mix	12597		mL	4/7/2023
Stock Source	Base Units	Amount Added		



Prep Batch 163333 Standards Traceability Report

Spike ID: sv83514

Spike Name: Additional

Prep Date: 9/22/2021

Exp Date: 10/1/2022

Department: GCMSPR

Vendor: AccuStandard

Lot Number: 22002155-02

Balance ID:

Comments: 12x1mL ampules

Type: Primary

Prep By: Ryan F. Bengel

Status: Open

Final Volume: 1 mL

Chemical/Solvent Used	Bottle No	Amt	Units	Expires
Custom Semi-Volatile Standard	14279	1	mL	10/1/2022

Stock Source	Base Units	Amount Added
--------------	------------	--------------



Prep Batch 163333 Standards Traceability Report

Spike ID: sv83604

Spike Name: BN Surr

Prep Date: 10/25/2021

Exp Date: 7/31/2027

Department: GCMSPR

Vendor: Restek

Lot Number: A0175748

Balance ID:

Comments: 6 ampules

Type: Primary

Prep By: Ryan F. Bengel

Status: New

Final Volume: 5 mL

Chemical/Solvent Used	Bottle No	Amt	Units	Expires
B/N Surrogate Mix (4/89 SOW)	14431	5	mL	7/31/2027

Stock Source	Base Units	Amount Added
--------------	------------	--------------



Prep Batch 163333 Standards Traceability Report

Spike ID: sv83607

Spike Name: APP2A 2nd Source

Prep Date: 11/9/2021

Exp Date: 12/5/2022

Department: GCMSPR

Vendor:

Lot Number:

Balance ID:

Comments: 5x1 mL ampule

Type: Secondary

Prep By: Ryan F. Bengé

Status: New

Final Volume: mL

Chemical/Solvent Used	Bottle No	Amt	Units	Expires
Custom SemiVolatile Standard	14503		mL	12/5/2022
Stock Source	Base Units	Amount Added		



Prep Batch 163333 Standards Traceability Report

Spike ID: sv83608

Spike Name: 625 LCS

Prep Date: 11/29/2021

Exp Date: 9/15/2026

Department: GCMSPR

Vendor:

Lot Number:

Balance ID:

Comments: 20x1 mL ampule

Type: Secondary

Prep By: Ryan F. Benge

Status: New

Final Volume: mL

Chemical/Solvent Used	Bottle No	Amt	Units	Expires
CLP Semi-volatile calibration standard	14546		mL	9/15/2026
Stock Source	Base Units	Amount Added		



Prep Batch 163333 Standards Traceability Report

Spike ID: sv83609

Spike Name: AE Surrogate

Prep Date: 11/29/2021

Exp Date: 3/6/2023

Department: GCMSPR

Vendor:

Lot Number:

Balance ID:

Comments: 5x1 mL ampule

Type: Secondary

Prep By: Ryan F. Benge

Status: New

Final Volume: mL

Chemical/Solvent Used	Bottle No	Amt	Units	Expires
Acid Surrogate	14527		mL	3/6/2023
Stock Source	Base Units	Amount Added		



Prep Batch 163333 Standards Traceability Report

Spike ID: sv92618

Spike Name: APPIIB/Acetone

Prep Date: 12/2/2021

Exp Date: 9/24/2022

Department:

Vendor:

Lot Number:

Balance ID:

Comments:

Type: Secondary

Prep By: Ryan F. Benge

Status: New

Final Volume: 4 mL

Chemical/Solvent Used	Bottle No	Amt	Units	Expires
Acetone DZ963	13755	3.8	mL	9/24/2022

Stock Source	Base Units	Amount Added
sv83204	ug/mL	0.2 mL



Prep Batch 163333 Standards Traceability Report

Spike ID: sv92706
Spike Name: BNA Surr
Prep Date: 12/22/2021
Exp Date: 3/31/2022
Department: GCMSPR
Vendor:
Lot Number:
Balance ID:
Comments: 2000/1000ug/mL

Type: Tertiary
Prep By: Zachary B. Zaccardi
Status: New

Final Volume: 25 mL

Chemical/Solvent Used	Bottle No	Amt	Units	Expires
Acetone DZ963	13755	17.5	mL	3/31/2022

Stock Source	Base Units	Amount Added
sv83609	ug/mL	2.5 mL
sv83604	ug/mL	5 mL



Prep Batch 163333 Standards Traceability Report

Spike ID: sv92714

Spike Name: APPIIA/Acetone

Prep Date: 1/4/2022

Exp Date: 9/24/2022

Department: GCMSPR

Vendor:

Lot Number:

Balance ID:

Comments:

Type: Secondary

Prep By: Zachary B. Zaccardi

Status: New

Final Volume: 4 mL

Chemical/Solvent Used	Bottle No	Amt	Units	Expires
Acetone DZ963	13755	3.8	mL	9/24/2022
Stock Source	Base Units	Amount Added		
sv83607	ug/mL	0.2 mL		



Prep Batch 163333 Standards Traceability Report

Spike ID: sv92717

Spike Name: LL BNA Surr

Prep Date: 1/14/2022

Exp Date: 3/31/2022

Department: GCMSPR

Vendor:

Lot Number:

Balance ID:

Comments: 100/50 ug/mL

Type: Tertiary

Prep By: Zachary B. Zaccardi

Status: New

Final Volume: 4 mL

Chemical/Solvent Used	Bottle No	Amt	Units	Expires
Acetone DZ963	13755	3.8	mL	3/31/2022

Stock Source	Base Units	Amount Added
sv92706	ug/mL	0.2 mL



Prep Batch 163333 Standards Traceability Report

Spike ID: sv92718

Spike Name: BNA Surr

Prep Date: 1/17/2022

Exp Date: 3/31/2022

Department: GCMSPR

Vendor:

Lot Number:

Balance ID:

Comments: 2000/1000ug/mL

Type: Tertiary

Prep By: Zachary B. Zaccardi

Status: New

Final Volume: 25 mL

Chemical/Solvent Used	Bottle No	Amt	Units	Expires
Acetone DZ963	13755	17.5	mL	3/31/2022

Stock Source	Base Units	Amount Added
sv83609	ug/mL	2.5 mL
sv83604	ug/mL	5 mL



Prep Batch 163333 Standards Traceability Report

Spike ID: sv92801

Spike Name: LCS/Add Extractions

Prep Date: 1/12/2022

Exp Date: 7/22/2022

Department: GCMSPR

Vendor:

Lot Number:

Balance ID:

Comments: 100ug/mL. Spike 1mL into water.

Type: Secondary

Prep By: Zachary B. Zaccardi

Status: New

Final Volume: 25 mL

Chemical/Solvent Used	Bottle No	Amt	Units	Expires
Acetone DZ509	13553	21.25	mL	7/22/2022

Stock Source	Base Units	Amount Added
sv83514	ug/mL	1.25 mL
sv83608	ug/mL	2.5 mL

CERTIFICATE OF ANALYSIS

Catalog No: S-14500-R2
Description: Custom Semi-Volatile Standard
Lot: 220021255-02
Solvent: Dichloromethane
Hazards: Refer to SDS for complete safety information

Date Certified: Aug 31, 2021
Expiration: Oct 1, 2022
Sample Size: 1 mL
Components: 10
Storage Condition: Freeze (<-10 °C)/Sonicate



Signal Word: Warning

Certified Reference Material



AR-1463

Component	CAS #	Purity %	Prepared Concentration ²	Certified Analyte Concentration ¹
		(GC/MS)	(µg/mL)	(µg/mL)
Pyridine				
4-Chlorophenol	110-86-1	98.7	2026	2000
1-Methylnaphthalene	106-48-9	100.0	2019	2019
N-Nitrosodiphenylamine	90-12-0	98.5	2003	1973
4-Chloro-2-methylphenol	86-30-6	100.0	2022	2022
Benzoic acid	1570-64-5	97.0	2069*	2007
Aniline	65-85-0	99.5	2010	2000
Benzyl alcohol	62-53-3	98.0	2002	1962
Triallate	100-51-6	99.9	2011	2009
o-Terphenyl	2303-17-5	99.9	2013	2011
	84-15-1	99.9	2019	2017

ID #: 14279
Opened: _____
Custom Semi-Volatile Standard
Expires: 10/1/2022
Rec'd: 9/16/2021
Enerav Laboratories Inc 1120 So. 27th Street
Billings MT 59107

This Certified Reference Material was verified in accordance with ISO/IEC 17025

* Weight compensated to 100% purity.

A product with a suffix (-1A, -2B, etc. or -01, -02, etc.) on its lot number has had its expiration date extended and is identical to the same lot number without the suffix.

² All weights are traceable through NIST, Test No. 684/289871-17

¹ Certified Analyte Concentration = Purity x Prepared Concentration.


The Uncertainty associated with the certified concentration reported on this certificate is ±2.4%. This value is the combined expanded uncertainty and represents an estimated standard deviation equal to the positive square root of the total variation of the uncertainty of components. A normal distribution is assumed and a coverage factor of K=2 is chosen using approximately a 95% confidence level.

Labels and certificates follow U.S. Conventions in reporting numerical values: A comma (,) is used to separate units of one-thousand or greater. A period (.) is used as a decimal place marker.

The information on this certificate may not be reproduced without the express permission of the manufacturer. See reverse side for additional information

Hazard Information: Please refer to the SDS for information regarding the hazards associated with using this material.

This product was prepared according to in-house procedures and is guaranteed to be homogeneous.

Certified By: 
Larry Decker, Organic QC Manager



CERTIFIED WEIGHT REPORT

Part Number: **92180**
Lot Number: **091521**
Description: **CLP Semi-Volatile Calibration Standard**
64 components
Expiration Date: **091526**
Recommended Storage: **Freezer (0 °C)**
Nominal Concentration (µg/mL): **1000**
NIST Test ID#: **6UTB**

Solvent: **Methylene chloride**
Lot#: **104929**

Formulated By: <i>Prashant Chauhan</i>	091521 DATE
Reviewed By: <i>Pedro L. Rentas</i>	091521 DATE

Weight(s) shown below were combined and diluted to (mL):
100.0 0.003 5E-05 Balance Uncertainty
Flask Uncertainty

Compound	(RM#)	Lot Number	Dil. Factor	Initial Vol. (mL)	Initial Conc. (µg/mL)	Nominal Conc. (µg/mL)	Purity (%)	Uncertainty Purity (%)	Uncertainty Pipette (mL)	Target Weight (g)	Actual Weight (g)	Actual Conc. (µg/mL)	Expanded Uncertainty (+/-) (µg/mL)	SDS Information (Solvent Safety Info. On Attached pg.)		
														CAS#	OSHA PEL (TWA)	LOSO
1. 2,2'-Oxybis(1-chloropropane)	(0078)	012016AR	NA	NA	NA	1000	98.9	0.2	NA	0.10112	0.10129	1001.7	4.2	108-60-1	N/A	ori-rat 240mg/kg
2. Hexachlorobenzene	(0195)	051697	NA	NA	NA	1000	99	0.2	NA	0.10102	0.10128	1002.6	4.2	118-74-1	N/A	ori-rat 10µg/kg
3. bis(2-Chloroethoxy) methane	10111	011214	0.05	5.00	20018.4	1000	NA	NA	0.017	NA	NA	1000.8	8.0	111-91-1	N/A	ori-rat 10µg/kg
4. bis(2-Chloroethyl) ether	10111	011214	0.05	5.00	20014.3	1000	NA	NA	0.017	NA	NA	1000.5	8.0	111-44-4	15 ppm (90mg/m3/8H)(skin)	ori-rat 75mg/kg
5. bis(2-Ethylhexyl) phthalate	10111	011214	0.05	5.00	20008.8	1000	NA	NA	0.017	NA	NA	1000.3	8.0	117-81-7	5mg/m3/8H	ori-rat 30600mg/kg
6. 4-Bromophenyl phenyl ether	10111	011214	0.05	5.00	20011.3	1000	NA	NA	0.017	NA	NA	1000.4	8.0	101-55-3	N/A	ori-rat 2330mg/kg
7. Benzyl butyl phthalate	10111	011214	0.05	5.00	20009.5	1000	NA	NA	0.017	NA	NA	1000.5	8.0	85-68-7	N/A	ori-rat 2330mg/kg
8. 4-Chlorophenyl phenyl ether	10111	011214	0.05	5.00	20013.6	1000	NA	NA	0.017	NA	NA	1000.6	8.0	84-66-2	5mg/m3/8H	ori-rat 8600mg/kg
9. Diethyl phthalate	10111	011214	0.05	5.00	20015.7	1000	NA	NA	0.017	NA	NA	1000.7	8.0	131-11-3	5mg/m3/8H	ori-rat 6800mg/kg
10. Dimethyl phthalate	10111	011214	0.05	5.00	20011.6	1000	NA	NA	0.017	NA	NA	1000.5	8.0	84-74-2	5mg/m3/8H	ori-rat 8000mg/kg
11. Di-n-butyl phthalate	10111	011214	0.05	5.00	20012.2	1000	NA	NA	0.017	NA	NA	1000.5	8.0	117-84-0	N/A	ori-rat 47000mg/kg
12. Di-n-octyl phthalate	10111	011214	0.05	5.00	20010.0	1000	NA	NA	0.017	NA	NA	1000.4	8.0	62-75-9	N/A	ori-rat 58mg/kg
13. N-Nitrosodimethylamine	10111	011214	0.05	5.00	20010.5	1000	NA	NA	0.017	NA	NA	1000.4	8.0	121-14-2	N/A	ori-rat 4800mg/kg
14. N-Nitroso-n-propylamine	10111	011214	0.05	5.00	20003.9	1000	NA	NA	0.017	NA	NA	1000.1	8.1	103-33-3	N/A	ori-rat 1000mg/kg
15. 1,2-Diphenylhydrazine (as Azobenzene)	10112	042820	0.05	5.00	20002.3	1000	NA	NA	0.017	NA	NA	1000.0	8.0	91-58-7	N/A	ori-rat 2078mg/kg
16. 2-Chloronaphthalene	10112	042820	0.05	5.00	20003.7	1000	NA	NA	0.017	NA	NA	1000.2	8.0	95-50-1	50 ppm (300mg/m3) (CL)	ori-rat 500mg/kg
17. 1,2-Dichlorobenzene	10112	042820	0.05	5.00	20005.4	1000	NA	NA	0.017	NA	NA	1000.1	8.0	541-73-1	N/A	ori-rat 1062mg/kg
18. 1,3-Dichlorobenzene	10112	042820	0.05	5.00	20003.3	1000	NA	NA	0.017	NA	NA	1000.2	8.0	106-46-7	75 ppm (450mg/m3/8H)	ori-rat 268mg/kg
19. 1,4-Dichlorobenzene	10112	042820	0.05	5.00	20002.4	1000	NA	NA	0.017	NA	NA	1000.1	8.1	121-14-2	1.5mg/m3/8H (skin)	ori-rat 177mg/kg
20. 2,4-Dinitrotoluene	10112	042820	0.05	5.00	20001.8	1000	NA	NA	0.017	NA	NA	1000.4	12.4	87-68-3	0.02 ppm (0.24mg/m3/8H)	ori-rat 82mg/kg
21. 2,6-Dinitrotoluene	10112	042820	0.05	5.00	20002.4	1000	NA	NA	0.017	NA	NA	1000.0	8.0	77-47-4	0.01 ppm (0.1mg/m3/8H)	ori-rat 1300mg/kg
22. Hexachloro-1,3-butadiene	10112	042820	0.05	5.00	20003.8	1000	NA	NA	0.017	NA	NA	1000.0	8.0	87-68-3	0.02 ppm (0.24mg/m3/8H)	ori-rat 82mg/kg
23. Hexachlorocyclopentadiene	10112	042820	0.05	5.00	20002.4	1000	NA	NA	0.017	NA	NA	1000.0	8.0	67-72-1	1 ppm (10mg/m3/8H)(skin)	ori-rat 4970mg/kg
24. Hexachloroethane	10112	042820	0.05	5.00	20003.8	1000	NA	NA	0.017	NA	NA	1000.1	8.1	78-59-1	25 ppm	ori-rat 2330mg/kg
25. Isophorone	10112	042820	0.05	5.00	20004.9	1000	NA	NA	0.017	NA	NA	1000.1	8.0	98-95-3	1 ppm (5mg/m3/8H)(skin)	ori-rat 780mg/kg
26. Nitrobenzene	10112	042820	0.05	5.00	20002.0	1000	NA	NA	0.017	NA	NA	1000.0	8.0	120-82-1	5 ppm (CL) (40mg/3)	ori-rat 756mg/kg
27. 1,2,4-Trichlorobenzene	10114	081919	0.05	5.00	20010.2	1000	NA	NA	0.017	NA	NA	1000.4	8.0	95-48-7	5 ppm (22mg/m3/8H)(skin)	ori-rat 121mg/kg
28. o-Cresol (2-Methylphenol)	10114	081919	0.05	5.00	20061.2	1000	NA	NA	0.017	NA	NA	1003.0	8.0	106-44-5	5 ppm (22mg/m3/8H)(skin)	ori-rat 207mg/kg
29. p-Cresol (4-Methylphenol)	10114	081919	0.05	5.00	20023.2	1000	NA	NA	0.017	NA	NA	1001.1	8.0	95-95-4	N/A	ori-rat 820mg/kg
30. 2,4,5-Trichlorophenol	10115	060512	0.05	5.00	20009.6	1000	NA	NA	0.017	NA	NA	1000.9	8.0	132-64-9	N/A	ori-rat 310mg/kg
31. 4-Chloroaniline	10115	060512	0.05	5.00	20012.9	1000	NA	NA	0.017	NA	NA	1000.5	8.1	91-57-6	N/A	ori-rat 1630mg/kg
32. Dibenzofuran	10115	060512	0.05	5.00	20011.8	1000	NA	NA	0.017	NA	NA	1000.5	8.0	88-74-4	N/A	ori-rat 1600mg/kg
33. 2-Methylnaphthalene	10115	060512	0.05	5.00	20018.6	1000	NA	NA	0.017	NA	NA	1000.8	8.0	99-09-2	N/A	ori-rat 535mg/kg
34. 2-Nitroaniline	10115	060512	0.05	5.00	20014.9	1000	NA	NA	0.017	NA	NA	1000.8	8.0	100-01-6	1 ppm (6mg/m3/8H)(skin)	ori-rat 750mg/kg
35. 3-Nitroaniline	10118	072120	0.05	5.00	20002.9	1000	NA	NA	0.017	NA	NA	1000.0	8.0	95-50-7	N/A	ori-rat 1830mg/kg
36. 4-Nitroaniline	10118	072120	0.05	5.00	20003.1	1000	NA	NA	0.017	NA	NA	1000.1	8.0	95-57-8	N/A	ori-rat 670mg/kg
37. 4-Chloro-3-methylphenol	10118	072120	0.05	5.00	20003.3	1000	NA	NA	0.017	NA	NA	1000.1	8.1	120-83-2	N/A	ori-rat 580mg/kg
38. 2-Chlorophenol	10118	072120	0.05	5.00	20001.8	1000	NA	NA	0.017	NA	NA	1000.1	8.1	105-67-9	N/A	ori-rat 3200mg/kg
39. 2,4-Dichlorophenol	10118	072120	0.05	5.00	20002.5	1000	NA	NA	0.017	NA	NA	1000.0	8.0	51-28-5	N/A	ori-rat 30mg/kg
40. 2,4-Dimethylphenol	10118	072120	0.05	5.00	20003.7	1000	NA	NA	0.017	NA	NA	1000.0	8.0	534-52-1	N/A	ori-rat 30mg/kg
41. 2,4-Dinitrophenol	10118	072120	0.05	5.00	20002.0	1000	NA	NA	0.017	NA	NA	1000.1	8.0	88-75-5	N/A	ori-rat 334mg/kg
42. 4,6-Dinitro-2-methylphenol	10118	072120	0.05	5.00	20002.8	1000	NA	NA	0.017	NA	NA	1000.0	8.0	100-02-7	N/A	ori-rat 250mg/kg
43. 2-Nitrophenol	10118	072120	0.05	5.00	20003.9	1000	NA	NA	0.017	NA	NA	1000.0	8.0	87-86-5	0.5mg/m3/8H (skin)	ori-rat 27mg/kg
44. Pentachlorophenol	10118	072120	0.05	5.00	20004.2	1000	NA	NA	0.017	NA	NA	1000.1	8.0	108-95-2	5 ppm (19mg/m3/8H)(skin)	ori-rat 317mg/kg
45. Phenol	10118	072120	0.05	5.00	20001.2	1000	NA	NA	0.018	NA	NA	1000.5	4.1	83-32-9	N/A	ori-rat 820mg/kg
46. 2,4,6-Trichlorophenol	10118	072120	0.05	5.00	20002.2	1000	NA	NA	0.018	NA	NA	1000.0	4.2	208-96-8	N/A	ori-rat 800mg/kg
47. Acenaphthene	1007	042420	0.50	50.00	2000.3	1000	NA	NA	0.018	NA	NA	1000.1	4.1	120-12-7	0.2mg/m3 (8H)	ori-rat 430mg/kg
48. Acenaphthylene	1007	042420	0.50	50.00	2000.3	1000	NA	NA	0.018	NA	NA	1000.6	4.2	56-55-3	N/A	ori-rat 200mg/kg
49. Anthracene	1007	042420	0.50	50.00	2000.9	1000	NA	NA	0.018	NA	NA	999.9	4.1	50-32-8	0.2mg/m3 (8H)	ori-rat 50mg/kg
50. Benzo(a)anthracene	1007	042420	0.50	50.00	2001.2	1000	NA	NA	0.018	NA	NA	1000.4	4.1	205-99-2	N/A	ori-rat 50mg/kg
51. Benzo(a)pyrene	1007	042420	0.50	50.00	2001.2	1000	NA	NA	0.018	NA	NA	1000.5	4.1	207-08-9	N/A	ori-rat 50mg/kg
52. Benzo(b)fluoranthene	1007	042420	0.50	50.00	2000.9	1000	NA	NA	0.018	NA	NA	1000.4	4.1	191-24-2	N/A	ori-rat 200mg/kg
53. Benzo(k)fluoranthene	1007	042420	0.50	50.00	2000.8	1000	NA	NA	0.018	NA	NA	1000.3	4.2	86-74-8	N/A	ori-rat 200mg/kg
54. Benzo(g,h)perylene	1007	042420	0.50	50.00	2000.3	1000	NA	NA	0.018	NA	NA	1000.3	4.2	218-01-9	0.2mg/m3	ori-rat 200mg/kg
55. Carbazole	1007	042420	0.50	50.00	2000.8	1000	NA	NA	0.018	NA	NA	1000.3	4.2	53-70-3	0.2mg/m3	ori-rat 200mg/kg
56. Chrysene	1007	042420	0.50	50.00	2000.9	1000	NA	NA	0.018	NA	NA	1000.1	4.2	206-44-0	N/A	ori-rat 2000mg/kg
57. Dibenzo(a,h)anthracene	1007	042420	0.50	50.00	2000.3	1000	NA	NA	0.018	NA	NA	1000.3	4.2	86-73-7	N/A	ori-rat 2000mg/kg
58. Fluoranthene	1007	042420	0.50	50.00	2000.9	1000	NA	NA	0.018	NA	NA	1000.4	4.1	193-39-5	N/A	ori-rat 490mg/kg
59. Fluorene	1007	042420	0.50	50.00	2000.9	1000	NA	NA	0.018	NA	NA	1000.4	4.1	91-20-3	10 ppm (50mg/m3/8H)	ori-rat 490mg/kg
60. Indeno(1,2,3-cd)pyrene	1007	042420	0.50	50.00	2000.9	1000	NA	NA	0.018	NA	NA	1000.4	4.1	85-01-8	0.2mg/m3/8H	



Method GC8MSD-2.M: Column:SBB-5 (30m X 0.25mm ID X 0.25µm film thickness) Temp 1 = 50°C (1min.), Temp 2 = 300°C (14 min.), Rate = 10°C/min., Injector B = 250°C, Detector B = 290°C, Split Ratio = 100:1, Scan Rate = 2. Analysis performed by Melissa Stonier.



Peak No	Name	MSD RT (min.)
1	N-nitrosodimethylamine	2.67
2	Phenol	6.05
3	bis(2-Chloroethyl)ether	6.20
4	2-Chlorophenol	6.26
5	1,3-Dichlorobenzene	6.55
6	1,4-Dichlorobenzene	6.63
7	1,2-Dichlorobenzene	7.04
8	o-Cresol (2-methylphenol)	7.29
9	bis(2-Chloroisopropyl)ether	7.34
10	p-Cresol (4-methylphenol)/N-nitrosodi-n-propylamine	7.63
11	Hexachloroethane	7.70
12	Nitrobenzene	7.92
13	Isophorone	8.49
14	2-Nitrophenol	8.66
15	2,4-Dimethylphenol	8.84
16	bis(2-Chloroethoxy)methane	9.07
17	2,4-Dichlorophenol	9.22
18	1,2,4-Trichlorobenzene	9.41
19	Naphthalene	9.54
20	4-Chloroaniline	9.76
21	Hexachloro-1,3-Butadiene	10.03
22	4-Chloro-3-methylphenol	11.02
23	2-Methylnaphthalene	11.24
24	Hexachlorocyclopentadiene	11.84
25	2,4,6-Trichlorophenol	12.13
26	2,4,5-Trichlorophenol	12.45
27	2-Chloronaphthalene	12.84
28	2-Nitroaniline	13.45
29	Dimethyl phthalate	13.50
30	Acenaphthylene	13.59
31	2,6-Dinitrotoluene	13.91
32	3-Nitroaniline	13.99
33	Acenaphthene	14.16
34	2,4-Dinitrophenol	14.40
35	Dibenzofuran/4-Nitrophenol	14.57
36	2,4-Dinitrotoluene	15.27
37	Diethyl phthalate/fluorene	15.33
38	4-Chlorophenyl phenyl ether	15.52
39	4-Nitroaniline	15.60
40	4,6-Dinitro-2-methylphenol	15.73
41	Azobenzene	16.56
42	4-Bromophenyl phenyl ether	16.89
43	Hexachlorobenzene	17.70
44	Pentachlorophenol	17.82
45	Phenanthrene	18.27
46	Anthracene	19.45
47	Carbazole	20.75
48	Di-n-butyl phthalate	21.31
49	Fluoranthene	23.23
50	Pyrene	24.40
51	Benzyl butyl phthalate	24.51
52	Benzo(a)anthracene	24.82
53	Chrysene	26.30
54	bis(2-Ethylhexyl)phthalate	27.07
55	Di-n-octyl phthalate	27.15
56	Benzo(b)fluoranthene	27.92
57	Benzo(k)fluoranthene	31.68
58	Benzo(a)pyrene	32.61
59	Indeno(1,2,3-cd)pyrene/Dibenz(a,h)anthracene	
60	Benzo(g,h,i)perylene	



CERTIFIED REFERENCE MATERIAL

110 Benner Circle
Bellefonte, PA 16823-8812
Tel: (800)356-1688
Fax: (814)353-1309

www.restek.com

Certificate of Analysis



FOR LABORATORY USE ONLY-READ SDS PRIOR TO USE.

This Reference Material is intended for Laboratory Use Only as a standard for the qualitative and/or quantitative determination of the analyte(s) listed.

Catalog No. : 31086 **Lot No.:** A0175748

Description : B/N Surrogate Mix (4/89 SOW)
Base Neutral Surrogate 5000µg/mL, Methylene Chloride, 5mL/ampul

Container Size : 5 mL **Pkg Amt:** > 5 mL

Expiration Date : July 31, 2027 **Storage:** 10°C or colder

Handling: Sonicate prior to use. **Ship:** Ambient

ID #: 14431

Opened: _____

B/N Surrogate Mix (4/89 SOW)

Expires: 7/31/2027

Rec'd: 10/25/2021

Energy Laboratories Inc. 1120 So. 27th Street
Billings MT 59107

CERTIFIED VALUES

Elution Order	Compound	Grav. Conc. (weight/volume)	Expanded Uncertainty (95% C.L.; K=2)	
1	Nitrobenzene-d5 CAS # 4165-60-0 Purity 99% (Lot PR-29940A)	5,027.3 µg/mL	+/- 29.2293 µg/mL	Gravimetric
			+/- 226.4341 µg/mL	Unstressed
			+/- 251.2566 µg/mL	Stressed
2	2-Fluorobiphenyl CAS # 321-60-8 Purity 99% (Lot 00019169)	5,001.1 µg/mL	+/- 29.0767 µg/mL	Gravimetric
			+/- 225.2518 µg/mL	Unstressed
			+/- 249.9447 µg/mL	Stressed
3	p-Terphenyl-d14 CAS # 1718-51-0 Purity 99% (Lot PR-30504)	5,001.4 µg/mL	+/- 29.0787 µg/mL	Gravimetric
			+/- 225.2668 µg/mL	Unstressed
			+/- 249.9613 µg/mL	Stressed

Solvent: Methylene chloride
CAS # 75-09-2
Purity 99%

Tech Tips:

Due to the limited solubility of p-terphenyl-d14 in methanol, we do not recommend that this mixture be diluted in methanol.

Column:

30m x 0.25mm x 0.25µm
Rtx-5 (cat.#10223)

Carrier Gas:

hydrogen-constant pressure 10 psi.

Temp. Program:

40°C (hold 2 min.) to 330°C
@ 10°C/min. (hold 10 min.)

Inj. Temp:

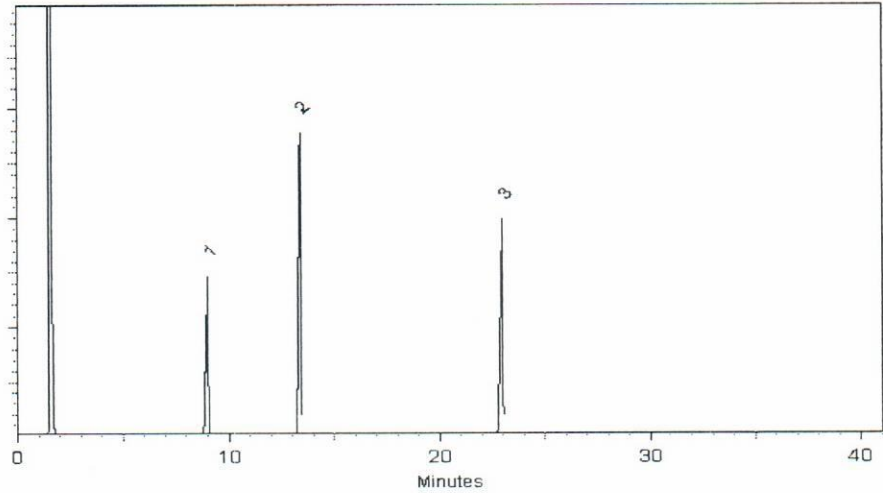
250°C

Det. Temp:

330°C

Det. Type:

FID



This chromatogram represents a general set of testing conditions chosen for product acceptance. For optimal results in your lab, conditions should be adjusted for your specific instrument, method, and application.

Sam Moodler
Sam Moodler - Operations Tech I

Date Mixed: 25-Aug-2021

Balance: B345965662

Marline Cowan
Marline Cowan - Operations Tech I

Date Passed: 27-Aug-2021

Manufactured under Restek's ISO 9001:2015
Registered Quality System
Certificate #FM 80397

General Certified Reference Material Notes

Expiration Notes:

- Expiration date valid for unopened ampul stored in compliance with the recommended conditions.
- Uncertainty, concentration, and expiration of the CRM are based on the unopened product being stored according to the recommended condition found in the storage field.

Purity Notes:

- Purity and/or chemical identity are determined by one or more of the following techniques: GC/FID, HPLC, GC/μECD, GC/MS, LC/MS, RI, and/or melting point.
- Compounds with a listed purity of less than 99% have been weight corrected to compensate for impurities and/or salts. A correction factor is used to calculate the amount of compound necessary to achieve the desired concentration of the parent compound in solution.
- Purity of isomeric compounds is reported as the sum of the isomers.
- Purity values are rounded to the nearest whole number.

Certified Uncertainty Value Notes:

- The uncertainties are determined in accordance with ISO 17034 and Guide 35. The certified combined stressed uncertainty value (includes gravimetric uncertainty, homogeneity between-ampul uncertainty, storage stability uncertainty and shipping stability uncertainty and were combined using the following formula:

$$U_{combined\ stressed} = k \sqrt{U_{gravimetric}^2 + U_{homogeneity}^2 + U_{storage\ stability}^2 + U_{shipping\ stability}^2}$$

k is a coverage factor of 2, which gives a level of confidence of approximately 95%.

- It is important to note that the shipping stability uncertainty was obtained under temperature extremes for specific time intervals; therefore, the certified combined stressed uncertainty value should only be applied to the product if it was stored at non-standard temperature conditions up to and including 7 days. Contact Restek Technical Service at www.restek.com/Contact-Us for use recommendations if your shipment was in-transit for more than 7 days at non-standard temperature conditions.
- Apply the certified combined unstressed uncertainty value if the product was received under standard shipping conditions. Apply the certified combined stressed uncertainty value if the product was received under non-standard conditions as specified below.

Label Conditions	Standard Conditions	Non-Standard Conditions
25°C Nominal (Room Temperature)	< 60°C	≥ 60°C up to 7 days
10°C or colder (Refrigerate)	< 40°C	≥ 40°C up to 7 days
0°C or colder (Freezer) -20°C or colder (Deep Freezer)	< 25°C	≥ 25°C up to 7 days

- Separate (not combined) uncertainty values for gravimetric uncertainty are also displayed on the certificate, if needed, separate homogeneity between-ampul uncertainty, storage stability uncertainty and shipping stability uncertainty values are available by contacting Restek Technical Service at www.restek.com/Contact-Us.
- The packaged amount is the minimum sample size for which uncertainty is valid. The ampules are over-filled to ensure that the minimum packaged amount can be sufficiently transferred.

Manufacturing Notes:

- Concentration is based upon gravimetric preparation using either a balance whose calibration has been verified daily using NIST traceable weights, and/or dilutions with Class A glassware.

Handling Notes:

- Stability of the unopened product, when stored in compliance with the recommended conditions, is guaranteed through the expiration displayed on the product label and certificate. Contact Restek for additional opened product stability information, with the knowledge/understanding that open product stability is subject to the specific handling and environmental conditions to which the product is exposed. For your convenience Restek supplies deactivated vials with most standards packed in 2mL ampules. Larger volume deactivated vials are available through Restek as a custom ordered item. Additionally, Restek sells DMDCS for the purpose of glassware deactivation as catalog number 31861, which includes complete instructions.

Handwritten signature

CERTIFICATE OF ANALYSIS

Catalog No: CLP-AS-10X
Description: Acid Surrogate
Lot: 220031065
Solvent: Methanol
Hazards: Refer to SDS for complete safety information

Date Certified: Mar 6, 2020
Expiration: Mar 6, 2023
Sample Size: 1 mL
Components: 3
Storage Condition: Ambient (>5 °C)



Signal Word: Danger


Certified Reference Material



Component	CAS #	Purity % (GC/MS)	Prepared Concentration ² (mg/mL)	Certified Analyte Concentration ¹ (mg/mL)
2-Fluorophenol	367-12-4	99.8	20.20	20.16
Phenol-d5	4165-62-2	99.9	20.05	20.03
2,4,6-Tribromophenol	118-79-6	99.9	20.19	20.17

ID #: 14527
Opened: _____
Acid Surrogate
Expires: 3/6/2023
Rec'd: 11/17/2021
Energy Laboratories Inc 1120 So. 27th Street
Billings MT 59107

A product with a suffix (-1A, -2B, etc. or -01, -02, etc.) on its lot number has had its expiration date extended and is identical to the same lot number without the suffix.
² All weights are traceable through NIST, Test No. 684/289871-17
¹ Certified Analyte Concentration = Purity x Prepared Concentration.
The Uncertainty associated with the certified concentration reported on this certificate is ±2.4%. This value is the combined expanded uncertainty and represents an estimated standard deviation equal to the positive square root of the total variation of the uncertainty of components. A normal distribution is assumed and a coverage factor of K=2 is chosen using approximately a 95% confidence level.
Labels and certificates follow U.S. Conventions in reporting numerical values: A comma (,) is used to separate units of one-thousand or greater. A period (.) is used as a decimal place marker.
The information on this certificate may not be reproduced without the express permission of the manufacturer. See reverse side for additional information
Hazard Information: Please refer to the SDS for information regarding the hazards associated with using this material.
This product was prepared according to in-house procedures and is guaranteed to be homogeneous.

Certified By: 
Larry Decker, Organic QC Manager

For use in routine laboratory analysis.



Analytical RunID SV5975.I_220207A Standards Traceability Report

Spike ID: sv100418

Spike Name: BNA mix 200 ug/mL

Prep Date: 6/2/2021

Exp Date: 3/31/2022

Department: GCMSSEMI

Vendor:

Lot Number:

Balance ID:

Comments:

Type: Secondary

Prep By: John P. Heine

Status: New

Final Volume: 1.5 mL

Chemical/Solvent Used	Bottle No	Amt	Units	Expires
Dichloromethane EA342	13510	0.51	mL	3/31/2022

Stock Source	Base Units	Amount Added
sv82908	ug/mL	0.03 mL
sv83301	ug/mL	0.15 mL
sv83120	ug/mL	0.15 mL
sv83419	ug/mL	0.15 mL
sv82917	ug/mL	0.15 mL
sv83410	ug/mL	0.15 mL
sv83407	ug/mL	0.06 mL
sv83201	ug/mL	0.15 mL



Analytical RunID SV5975.I_220207A Standards Traceability Report

Spike ID: sv100506

Spike Name: BNA low 50 ug/mL

Prep Date: 6/2/2021

Exp Date: 3/31/2022

Department: GCMSSEMI

Vendor:

Lot Number:

Balance ID:

Comments:

Type: Secondary

Prep By: John P. Heine

Status: New

Final Volume: 0.8 mL

Chemical/Solvent Used	Bottle No	Amt	Units	Expires
Dichloromethane EA342	13510	0.6	mL	3/31/2022

Stock Source	Base Units	Amount Added
sv100418	ug/mL	0.2 mL



Analytical RunID SV5975.I_220207A Standards Traceability Report

Spike ID: sv100703

Spike Name: BNA Internals 2000 ug/mL

Prep Date: 12/9/2021

Exp Date: 5/31/2022

Department: GCMSSEMI

Vendor: Chemservice

Lot Number: 8443500

Balance ID:

Comments:

Type: Secondary

Prep By: John P. Heine

Status: New

Final Volume: 2.12 mL

Chemical/Solvent Used	Bottle No	Amt	Units	Expires
Dichloromethane EA342	13510	1.06	mL	5/31/2022

Stock Source	Base Units	Amount Added
sv83403	ug/mL	1.06 mL



Analytical RunID SV5975.I_220207A Standards Traceability Report

Spike ID: sv100801

Spike Name: BNA 2nd source 200ug/mL

Prep Date: 1/17/2022

Exp Date: 10/1/2022

Department: GCMSSEMI

Vendor:

Lot Number:

Balance ID:

Comments:

Type: Secondary

Prep By: John P. Heine

Status: New

Final Volume: 1 mL

Chemical/Solvent Used	Bottle No	Amt	Units	Expires
Dichloromethane EA342	13510	540	uL	10/1/2022

Stock Source	Base Units	Amount Added
sv83514	ug/mL	0.1 mL
sv82702	ug/mL	0.02 mL
sv83218	ug/mL	0.1 mL
sv83512	ug/mL	0.2 mL
sv83411	ug/mL	0.04 mL



Analytical RunID SV5975.I_220207A Standards Traceability Report

Standard ID: sv82702
Standard Name: AE Surr
Prep Date: 8/28/2018
Exp Date: 4/30/2023
Department: GCMSPR
Vendor: Restek
Lot Number: A0137474
Balance ID:
Comments:

Type: Primary
Prep By: Craig A. Bardelli
Status: New

Final Volume: mL

Chemical/Solvent Used	Bottle No	Amt	Units	Expires
Acid Surrogate Standard Mix (4/89)	10707	1	mL	4/30/2023
Stock Source	Base Units	Amount Added		



Analytical RunID SV5975.I_220207A Standards Traceability Report

Spike ID: sv82908

Spike Name: AE surr

Prep Date: 4/10/2019

Exp Date: 3/31/2022

Department: GCMSSEMI

Vendor: Sigma-Aldrich

Lot Number: LRAC2239

Balance ID:

Comments:

Type: Primary

Prep By: Sean McGrew

Status: New

Final Volume: mL

Chemical/Solvent Used	Bottle No	Amt	Units	Expires
EPA 8270 Acids Surrogate Spike Mix HC	11383		mL	3/31/2022
Stock Source	Base Units	Amount Added		



Analytical RunID SV5975.I_220207A Standards Traceability Report

Spike ID: sv82917

Spike Name: BNA Custom for Cal

Prep Date: 6/3/2019

Exp Date: 5/28/2023

Department: GCMSSEMI

Vendor: AccuStandard

Lot Number: 219051432

Balance ID:

Comments: Date prepared is date received (10 1mL ampules) - recert from 6/21/21 to 5/28/23

Type: Primary

Prep By: John P. Heine

Status: New

Final Volume: 1 mL

Chemical/Solvent Used	Bottle No	Amt	Units	Expires
Custom BNA Mix	11547	1	mL	5/28/2023
Stock Source	Base Units	Amount Added		



Analytical RunID SV5975.I_220207A Standards Traceability Report

Spike ID: sv83120

Spike Name: BN mix

Prep Date: 3/12/2020

Exp Date: 1/31/2023

Department: GCMSSEMI

Vendor: Sigma-Aldrich

Lot Number: LRAC4915

Balance ID:

Comments:

Type: Primary

Prep By: Sean McGrew

Status: New

Final Volume: 1 mL

Chemical/Solvent Used	Bottle No	Amt	Units	Expires
TCL Base-Neutrals Mix	12503	1	mL	1/31/2023
Stock Source	Base Units	Amount Added		



Analytical RunID SV5975.I_220207A Standards Traceability Report

Spike ID: sv83201

Spike Name: Phenols mix

Prep Date: 3/17/2020

Exp Date: 1/31/2028

Department: GCMSSEMI

Vendor: Restek

Lot Number: A0157111

Balance ID:

Comments:

Type: Primary

Prep By: Sean McGrew

Status: New

Final Volume: 1 mL

Chemical/Solvent Used	Bottle No	Amt	Units	Expires
604 Phenols Calibration Mix	12512		mL	1/31/2028
Stock Source	Base Units	Amount Added		



Analytical RunID SV5975.I_220207A Standards Traceability Report

Spike ID: sv83218

Spike Name: Benzidines

Prep Date: 7/7/2020

Exp Date: 5/1/2024

Department: GCMSSEMI

Vendor: AccuStandard

Lot Number: 220041353

Balance ID:

Comments: 2000 ug/mL 12839

Type: Primary

Prep By: John P. Heine

Status: New

Final Volume: 1 mL

Chemical/Solvent Used	Bottle No	Amt	Units	Expires
Benzidine & 3,3'-Dichlorobenzidine	12839	1	mL	5/1/2024

Stock Source	Base Units	Amount Added
--------------	------------	--------------



Analytical RunID SV5975.I_220207A Standards Traceability Report

Spike ID: sv83301

Spike Name: PAH Mix

Prep Date: 7/13/2020

Exp Date: 9/30/2022

Department: GCMSSEMI

Vendor: Sigma-Aldrich

Lot Number: LRAC3877

Balance ID:

Comments: 4 x 1mL

Type: Primary

Prep By: John P. Heine

Status: New

Final Volume: 6 mL

Chemical/Solvent Used	Bottle No	Amt	Units	Expires
TCL PAH Mix	12846	6	mL	9/30/2022
Stock Source	Base Units	Amount Added		



Analytical RunID SV5975.I_220207A Standards Traceability Report

Spike ID: sv83403

Spike Name: BNA Internals 4000ug/mL

Prep Date: 12/29/2020

Exp Date: 5/31/2022

Department: GCMSSEMI

Vendor: Chemservice

Lot Number: 10051700

Balance ID:

Comments:

Type: Primary

Prep By: John P. Heine

Status: New

Final Volume: 8 mL

Chemical/Solvent Used	Bottle No	Amt	Units	Expires
Mixture #8-Internal Standards	13372	8	mL	5/31/2022
Stock Source	Base Units	Amount Added		



Analytical RunID SV5975.I_220207A Standards Traceability Report

Standard ID: sv83407

Standard Name: BN Surr 5000 ug/mL

Prep Date: 12/14/2020

Exp Date: 10/31/2026

Department: GCMSSEMI

Vendor: Restek

Lot Number: A0166081

Balance ID:

Comments:

Type: Primary

Prep By: John P. Heine

Status: New

Final Volume: 5 mL

Chemical/Solvent Used	Bottle No	Amt	Units	Expires
B/N Surrogate Mix (4/89 SOW)	13328	1	mL	10/31/2026
Stock Source	Base Units	Amount Added		



Analytical RunID SV5975.I_220207A Standards Traceability Report

Spike ID: sv83410

Spike Name: H.S. Mix

Prep Date: 4/7/2021

Exp Date: 2/28/2024

Department: GCMSSEMI

Vendor: Sigma-Aldrich

Lot Number: LRAC9004

Balance ID:

Comments: 2000 ug/mL

Type: Primary

Prep By: Sean McGrew

Status: New

Final Volume: mL

Chemical/Solvent Used	Bottle No	Amt	Units	Expires
EPA TCL Hazardous Substances Mix (12 cmpds)	13691		mL	2/28/2024
Stock Source	Base Units	Amount Added		



Analytical RunID SV5975.I_220207A Standards Traceability Report

Spike ID: sv83411

Spike Name: BN surr

Prep Date: 4/7/2021

Exp Date: 11/20/2026

Department: GCMSSEMI

Vendor: Restek

Lot Number: A6167670

Balance ID:

Comments: 5000 ug/mL

Type: Primary

Prep By: Sean McGrew

Status: New

Final Volume: mL

Chemical/Solvent Used	Bottle No	Amt	Units	Expires
B/N Surrogate Mix (4/89 SOW)	13666		mL	11/20/2026
Stock Source	Base Units	Amount Added		



Analytical RunID SV5975.I_220207A Standards Traceability Report

Spike ID: sv83419

Spike Name: Benzidines CAL 2000ug/mL

Prep Date: 5/18/2021

Exp Date: 4/30/2023

Department: GCMSSEMI

Vendor: Agilent

Lot Number: 0006592783

Balance ID:

Comments: 2000 ug/mL

Type: Primary

Prep By: John P. Heine

Status: New

Final Volume: 1 mL

Chemical/Solvent Used	Bottle No	Amt	Units	Expires
Benzidines Standard	13854	1	mL	4/30/2023
Stock Source	Base Units	Amount Added		



Analytical RunID SV5975.I_220207A Standards Traceability Report

Spike ID: sv83512

Spike Name: 625 LCS Spk

Prep Date: 7/30/2021

Exp Date: 2/2/2026

Department: GCMSPR

Vendor: Absolute Standards

Lot Number: 020221

Balance ID:

Comments: 12x1mL ampules

Type: Primary

Prep By: Ryan F. Bengel

Status: Open

Final Volume: 1 mL

Chemical/Solvent Used	Bottle No	Amt	Units	Expires
CLP Semivolatile Calibration Standard	14074	1	mL	2/2/2026
Stock Source	Base Units	Amount Added		



Analytical RunID SV5975.I_220207A Standards Traceability Report

Spike ID: sv83514

Spike Name: Additional

Prep Date: 9/22/2021

Exp Date: 10/1/2022

Department: GCMSPR

Vendor: AccuStandard

Lot Number: 22002155-02

Balance ID:

Comments: 12x1mL ampules

Type: Primary

Prep By: Ryan F. Bengel

Status: Open

Final Volume: 1 mL

Chemical/Solvent Used	Bottle No	Amt	Units	Expires
Custom Semi-Volatile Standard	14279	1	mL	10/1/2022

Stock Source	Base Units	Amount Added
--------------	------------	--------------



110 Benner Circle
 Bellefonte, PA 16823-8812
 Tel: (800)356-1688
 Fax: (814)353-1309

www.restek.com

CERTIFIED REFERENCE MATERIAL

Certificate of Analysis



FOR LABORATORY USE ONLY-READ SDS PRIOR TO USE.

This Reference Material is intended for Laboratory Use Only as a standard for the qualitative and/or quantitative determination of the analyte(s) listed.

Catalog No. : 31063 **Lot No.:** A0137474
Description : Acid Surrogate Standard Mix (4/89)
Acid Surrogate Standard Mix (4/89) 10,000 µg/mL, Methanol, 1mL/ampul
Container Size : 2 mL **Pkg Amt:** > 1 mL
Expiration Date : April 30, 2023 **Storage:** 10°C or colder

CERTIFIED VALUES

Elution Order	Compound	Grav. Conc. (weight/volume)	Expanded Uncertainty (95% C.L., K=2)
1	2-Fluorophenol	10,046.4 µg/mL	+/- 58.8239 µg/mL
	CAS # 367-12-4 (Lot STBD7945V)		+/- 293.2702 µg/mL
	Purity 99%		+/- 355.8400 µg/mL
2	Phenol-d6	10,023.6 µg/mL	+/- 58.6904 µg/mL
	CAS # 13127-88-3 (Lot PR-27801)		+/- 292.6047 µg/mL
	Purity 99%		+/- 355.0324 µg/mL
3	2,4,6-Tribromophenol	10,057.2 µg/mL	+/- 58.8871 µg/mL
	CAS # 118-79-6 (Lot 29699MJV)		+/- 293.5855 µg/mL
	Purity 99%		+/- 356.2225 µg/mL

Solvent: Methanol
CAS # 67-56-1
Purity 99%

ID #: 10707
Opened: _____
 Acid Surrogate Standard Mix (4/89)
Expires: 4/30/2023
 Rec'd: 8/24/2018
 Energy Laboratories Inc 1120 So. 27th Street
 Billings MT 59107

Certificate of Analysis

EPA 8270 ACIDS SURROGATE SPIKE MIX
HC, 1X1ML, 10MG/ML, METHANOL

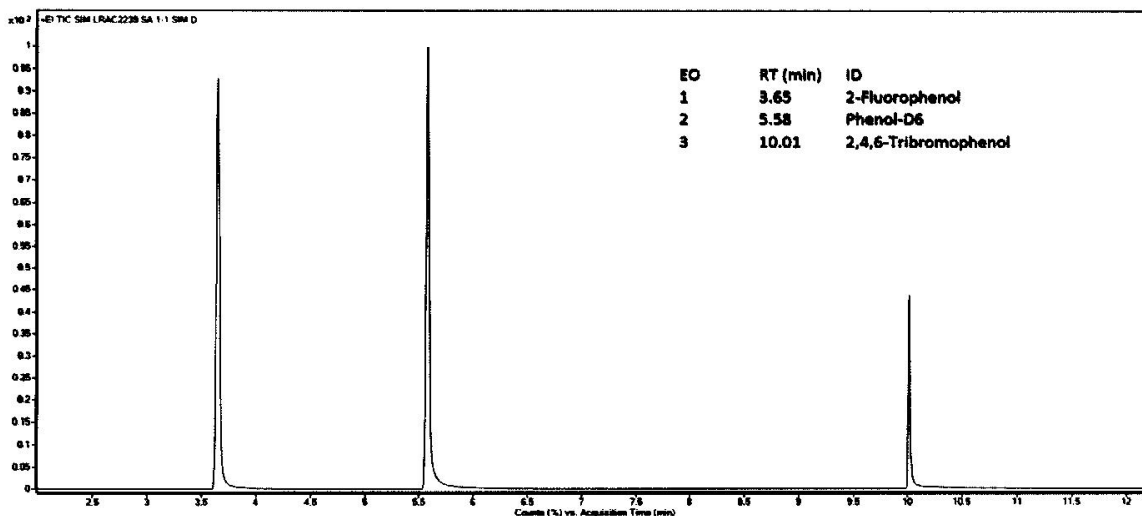
Certified
Reference
Material

Description

Product ID 47260-U
Lot LRAC2239
Expiration Date March 2022
Manufacturing Date March 2019
Storage Conditions Room Temperature
Solvent/Matrix METHANOL

Certified Values

Analyte	Units	Certified Value ^{1,4}	Raw Material Purity, %	Analytical Value	Elution order	Raw Material Lot	CAS
2-FLUOROPHENOL	µg/mL	9930 ± 288	99.9	10037	1	LB92543	367-12-4
PHENOL-D6	µg/mL	9930 ± 290	99.4	9900	2	LB91168	13127-88-3
2,4,6-TRIBROMOPHENOL	µg/mL	9930 ± 318	99.7	9900	3	LB81262	118-79-6



Additional Information:

Analytical Method Parameters:

Column: SLB-5MS, 30 m x 0.25 mm x 0.25 µm df, Flow: 1.0 ml/min
Inlet: 200 °C, Injection Mode: Split, 60:1
80 °C (5 min) to 250 °C (3 min) at 40 °C/min
Detector: MSD, SIM, Transfer line: 250 °C
Injection Volume: 0.5 µL

ID #: 11383

Opened:

EPA 8270 Acids Surrogate Spike Mix HC

Expires: 3/31/2022

Rec'd: 4/10/2019

Energyl Laboratories Inc 1120 So. 27th Street
Billings MT 59107



SIGMA-ALDRICH

2931 Soldier Springs Rd. Laramie, Wyoming 82070 USA
307-742-5452
rctechgroup@sial.com www.sigma-aldrich.com

CERTIFICATE OF ANALYSIS

Catalog No: S-6237A-R1

Description: Custom BNA Mix

Lot: 219051432-01

Solvent: Dichloromethane

Hazards: Refer to SDS for complete safety information

Date Certified: Apr 28, 2021

Expiration: May 28, 2023

Sample Size: 1 mL


Components: 6

Storage Condition: Ambient (>5 °C)



Signal Word: Warning

Certified Reference Material



Component	CAS #	Purity %	Prepared Concentration ²	Certified Analyte Concentration ¹
		(GC/MS)	(µg/mL)	(µg/mL)
4-Chloro-2-methylphenol	1570-64-5	97.0	2064*	2002
4-Chlorophenol	106-48-9	98.6	2012	1984
1-Methylnaphthalene	90-12-0	99.7	2016	2010
Pyridine	110-86-1	98.7	2003	1977
o-Terphenyl	84-15-1	99.9	2003	2001
Triallate	2303-17-5	99.9	2013	2011

ID #: 11547

Opened: _____

Custom BNA Mix

Expires: 5/28/2023

Rec'd: 5/31/2019

Energv Laboratories Inc 1120 So. 27th Street
Billings MT 59107

* Weight compensated to 100% purity.

A product with a suffix (-1A, -2B, etc. or -01, -02, etc.) on its lot number has had its expiration date extended and is identical to the same lot number without the suffix.

² All weights are traceable through NIST, Test No. 684/289871-17

¹ Certified Analyte Concentration = Purity x Prepared Concentration.

The Uncertainty associated with the certified concentration reported on this certificate is $\pm 2.4\%$. This value is the combined expanded uncertainty and represents an estimated standard deviation equal to the positive square root of the total variation of the uncertainty of components. A normal distribution is assumed and a coverage factor of K=2 is chosen using approximately a 95% confidence level.

Labels and certificates follow U.S. Conventions in reporting numerical values: A comma (,) is used to separate units of one-thousand or greater. A period (.) is used as a decimal place marker.

The information on this certificate may not be reproduced without the express permission of the manufacturer. See reverse side for additional information

Hazard Information: Please refer to the SDS for information regarding the hazards associated with using this material.

This product was prepared according to in-house procedures and is guaranteed to be homogeneous.

Certified By: _____

Larry Decker, Organic QC Manager

Certificate of Analysis

TCL BASE-NEUTRALS
MIX, 1X1 ML, 2000 UG/ML, DICHLOROMETHANE

Certified
Reference
Material

Description

Product ID 47991-U
Lot LRAC4915
Expiration Date January 2023
Manufacturing Date January 2020
Storage Conditions Refrigerate
Solvent/Matrix DICHLOROMETHANE

Certified Values

Analyte	Certified Value ^{1,4}	Units	Raw Material Purity, %	Elution order	Raw Material Lot	CAS
N-NITROSODIMETHYLAMINE	1999 ± 39	µg/mL	98.1	1	11-RFS-142-1	62-75-9
BIS (2-CHLOROETHYL) ETHER	2003 ± 42	µg/mL	99.4	2	06413MS	111-44-4
1,3-DICHLOROBENZENE	2001 ± 47	µg/mL	99.6	3	11221HC	541-73-1
1,4-DICHLOROBENZENE	2000 ± 66	µg/mL	99.9	4	MKBG7690V	106-46-7
1,2-DICHLOROBENZENE	2005 ± 65	µg/mL	99.4	5	LB58923	95-50-1
BIS (2-CHLOROISOPROPYL) ETHER	2000 ± 45	µg/mL	96.7	6	LC19632	108-60-1
N-NITROSODI-N-PROPYLAMINE	2001 ± 36	µg/mL	100.0	7	2D5VJ-PB	621-64-7
HEXACHLOROETHANE	2000 ± 125	µg/mL	99.9	8	12719AO	67-72-1
NITROBENZENE	2000 ± 53	µg/mL	99.9	9	LB47070	98-95-3
ISOPHORONE	1999 ± 34	µg/mL	99.5	10	LC14006	78-59-1
BIS (2-CHLOROETHOXY) METHANE	2000 ± 33	µg/mL	98.7	11	LB46081	111-91-1
1,2,4-TRICHLOROBENZENE	2003 ± 91	µg/mL	99.9	12	447	120-82-1
HEXACHLOROBUTADIENE	1999 ± 97	µg/mL	97.2	13	MKCG6212	87-68-3
HEXACHLOROCYCLOPENTADIENE	2001 ± 111	µg/mL	96.0	14	LB95525	77-47-4
2-CHLORONAPHTHALENE	2000 ± 120	µg/mL	99.9	15	LC11403	91-58-7
DIMETHYL PHTHALATE	2006 ± 44	µg/mL	99.9	16	LB30494	131-11-3
2,6-DINITROTOLUENE	2000 ± 91	µg/mL	99.2	17	11231AN	606-20-2
2,4-DINITROTOLUENE	2000 ± 71	µg/mL	98.9	18	12316HF	121-14-2
DIETHYL PHTHALATE	1998 ± 51	µg/mL	99.9	19	207	84-66-2
4-CHLOROPHENYLPHENYL ETHER	2006 ± 52	µg/mL	99.3	20	JS00081	7005-72-3
N-NITROSODIPHENYLAMINE	2000 ± 72	µg/mL	95.5	21	LC07185	86-30-6
AZOBENZENE	2000 ± 48	µg/mL	98.2	22	BCBS6535V	103-33-3
4-BROMOPHENYLPHENYL ETHER	2006 ± 48	µg/mL	99.0	23	05916LS	101-55-3

ID #: 12503

Opened:

TCL Base-Neutrals Mix

Expires: 1/31/2023

Rec'd: 3/12/2020

Energy Laboratories Inc 1120 So. 27th Street
Billings MT 59107



SIGMA-ALDRICH

2931 Soldier Springs Rd. Laramie, Wyoming 82070 USA
800-325-5832

TechService@milliporesigma.com www.sigma-aldrich.com

RESTEK® CERTIFIED REFERENCE MATERIAL

110 Benner Circle
 Bellefonte, PA 16823-8812
 Tel: (800)356-1688
 Fax: (814)353-1309

www.restek.com

Certificate of Analysis



FOR LABORATORY USE ONLY-READ SDS PRIOR TO USE.

This Reference Material is intended for Laboratory Use Only as a standard for the qualitative and/or quantitative determination of the analyte(s) listed.

Catalog No. : 31029 **Lot No.:** A0157111
Description : 604 Phenols Calibration Mix
604 Calibration Std Phenols 2000µg/mL, Methanol, 1mL/ampul
Container Size : 2 mL **Pkg Amt:** > 1 mL
Expiration Date : January 31, 2028 **Storage:** 10°C or colder

ID #: 12512
Opened: _____
604 Phenols Calibration Mix
Expires: 1/31/2028
Rec'd: 3/17/2020
 Energy Laboratories Inc 1120 So. 27th Street
 Billings MT 59107

CERTIFIED VALUES

Elution Order	Compound	Grav. Conc. (weight:volume)	Expanded Uncertainty (95% C.L., K=2)				
1	Phenol	2,004.0 µg/mL	+/-	11.9032	µg/mL	Gravimetric	
	CAS # 108-95-2 (Lot SHBF9719V)		+/-	58.5341	µg/mL	Unstressed	
	Purity 99%		+/-	71.0092	µg/mL	Stressed	
2	2-Chlorophenol	2,000.0 µg/mL	+/-	11.8794	µg/mL	Gravimetric	
	CAS # 95-57-8 (Lot STBH7290)		+/-	58.4173	µg/mL	Unstressed	
	Purity 99%		+/-	70.8674	µg/mL	Stressed	
3	2-Nitrophenol	2,000.0 µg/mL	+/-	11.8794	µg/mL	Gravimetric	
	CAS # 88-75-5 (Lot BCBH7602V)		+/-	58.4173	µg/mL	Unstressed	
	Purity 99%		+/-	70.8674	µg/mL	Stressed	
4	2,4-Dimethylphenol	2,000.0 µg/mL	+/-	11.8794	µg/mL	Gravimetric	
	CAS # 105-67-9 (Lot 10165155)		+/-	58.4173	µg/mL	Unstressed	
	Purity 99%		+/-	70.8674	µg/mL	Stressed	
5	2,4-Dichlorophenol	2,004.0 µg/mL	+/-	11.9032	µg/mL	Gravimetric	
	CAS # 120-83-2 (Lot BCBJ8113V)		+/-	58.5341	µg/mL	Unstressed	
	Purity 99%		+/-	71.0092	µg/mL	Stressed	
6	4-Chloro-3-methylphenol	2,004.0 µg/mL	+/-	11.9032	µg/mL	Gravimetric	
	CAS # 59-50-7 (Lot STBC7309V)		+/-	58.5341	µg/mL	Unstressed	
	Purity 99%		+/-	71.0092	µg/mL	Stressed	
7	2,4,6-Trichlorophenol	2,002.0 µg/mL	+/-	11.8913	µg/mL	Gravimetric	
	CAS # 88-06-2 (Lot STBH7520)		+/-	58.4757	µg/mL	Unstressed	
	Purity 99%		+/-	70.9383	µg/mL	Stressed	

CERTIFICATE OF ANALYSIS

Catalog No: Z-014F
Description: Benzidine & 3,3'-Dichlorobenzidine
Lot: 220041353
Solvent: Methanol
Hazards: Refer to SDS for complete safety information

Date Certified: May 1, 2020
Expiration: May 1, 2024
Sample Size: 1 mL
Components: 2
Storage Condition: Ambient (>5 °C)



Signal Word: Danger

Certified Reference Material



Component	CAS #	Purity % (GC/MS)	Prepared Concentration ² (µg/mL)	Certified Analyte Concentration ¹ (µg/mL)
Benzidine **	92-87-5	99.9	2004	2002
3,3'-Dichlorobenzidine **	91-94-1	100.0	2001	2001

ID #: 12839

Opened: _____
Benzidine & 3,3'-Dichlorobenzidine
Expires: 5/1/2024
Rec'd: 7/7/2020
Energy Laboratories Inc 1120 So. 27th Street
Billings MT 59107

**Benzidine and 3,3'-Dichlorobenzidine are subject to oxidative degradation

**Benzidine and 3,3'-Dichlorobenzidine are subject to oxidative degradation

A product with a suffix (-1A, -2B, etc. or -01, -02, etc.) on its lot number has had its expiration date extended and is identical to the same lot number without the suffix.

² All weights are traceable through NIST, Test No. 684/289871-17


¹ Certified Analyte Concentration = Purity x Prepared Concentration.

The Uncertainty associated with the certified concentration reported on this certificate is $\pm 2.4\%$. This value is the combined expanded uncertainty and represents an estimated standard deviation equal to the positive square root of the total variation of the uncertainty of components. A normal distribution is assumed and a coverage factor of $K=2$ is chosen using approximately a 95% confidence level.

Labels and certificates follow U.S. Conventions in reporting numerical values: A comma (,) is used to separate units of one-thousand or greater. A period (.) is used as a decimal place marker.

The information on this certificate may not be reproduced without the express permission of the manufacturer. See reverse side for additional information

Certified By: _____


Larry Decker, Organic QC Manager

CERTIFICATE OF ANALYSIS

Catalog No: Z-014F
Description: Benzidine & 3,3'-Dichlorobenzidine
Lot: 220041353
Solvent: Methanol

Date Certified: May 1, 2020
Expiration: May 1, 2024
Sample Size: 1 mL
Components: 2

I-TEST

AccuStandard, Inc.
 Statistical Report for CLP (SOW 1997)
 1-May-2020

QR-CO-003 rev. 3/16

Z-014F 220041353		Z-014F 220031213		NOTES:																	
Peak	Run #1	Run #2	Run #3	Run #4	Mean	Std Dev	% RSD	Run #1	Run #2	Run #3	Run #4	Mean	Std Dev	% RSD	L.025	U.025	Component	# of	10 % error		
# Component																					
1 Benzidine (92-87-5)	90	83	79	78	83	5.45	6.60%	84	84	80	76	81	3.83	4.73%	0.45	23.7	Benzidine (92-87-5)	11.3	4	2000	2 %
2 3,3'-Dichlorobenzidine (91-94-1)	104	96	93	91	96	5.72	5.95%	98	99	94	89	95	4.27	4.51%	0.35	20.9	3,3'-Dichlorobenzidine (91-94-1)	15.8	4	2000	1 %

AccuStandard


CERTIFICATE OF ANALYSIS

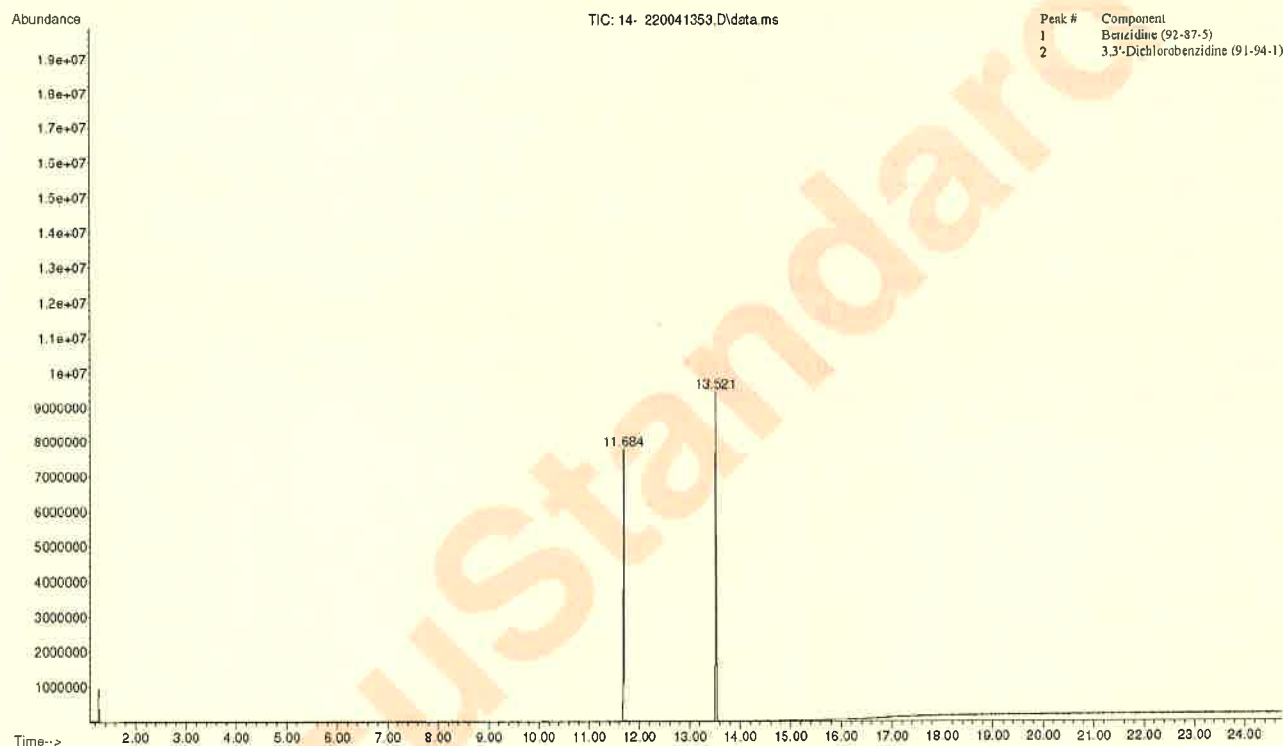
Catalog No: Z-014F
Description: Benzidine & 3,3'-Dichlorobenzidine
Lot: 220041353
Solvent: Methanol

Date Certified: May 1, 2020
Expiration: May 1, 2024
Sample Size: 1 mL
Components: 2

Chromatogram

File :D:\MassHunter\GCMS\1\DATA\043020\14- 220041353.D
Operator : Organic QC Lab
Acquired : 30 Apr 2020 17:16 using AcqMethod CHICK_2019_S100.M
Instrument : GCMS 6
Sample Name: Z-014F (220041353)
Misc Info : Z-014F @2000ug/mL in Methanol
Vial Number: 138

 **AccuStandard®**
Leader in Analytical Reference Standards
Column: DB-5MS, 30m, 0.25 ID, 0.25 um
Oven Program: 80c 17c/min to 340c, 8min
GC Parameters: Cons. Split, 12psi constant flow
Split 100:1, 1uL inj.; GC/MS; INJ 270c



CERTIFICATE OF ANALYSIS

Catalog No: Z-014F
Description: Benzidine & 3,3'-Dichlorobenzidine
Lot: 220041353
Solvent: Methanol

Date Certified: May 1, 2020
Expiration: May 1, 2024
Sample Size: 1 mL
Components: 2

RAW DATA

Data Path : D:\MassHunter\GCMS\1\DATA\043020\
Data File : 14- 220041353.D
Acq On : 30 Apr 20 05:16 pm
Operator : Organic QC Lab
Sample : Z-014F (220041353)
Misc : Z-014F @2000ug/mL in Methanol
ALS Vial : 138 Sample Multiplier: 1

Integration Parameters: events.e
Integrator: ChemStation

Method : D:\MassHunter\GCMS\1\methods\CHICK_2019.M
Title :

Signal : TIC: 14- 220041353.D\data.ms

peak #	R.T. min	first scan	max scan	last scan	PK TY	peak height	corr. area	corr. % max.	% of total
1	11.684	2371	2386	2399	PV	7555441	90932217	86.94%	46.506%
2	13.521	2790	2799	2825	BB	9071921	104594086	100.00%	53.494%

Certificate of Analysis

Certified
Reference
Material

TCL PAH

MIX,1X1ML,2000UG/ML,BENZENE:DICHLOROMETHANE

Description

Product ID CRM48905
Lot LRAC3877
Expiration Date September 2022
Manufacturing Date September 2019
Storage Conditions Refrigerate
Solvent/Matrix methylene chloride: benzene (1:1)

Certified Values

Analyte	Certified Value ^{1,4}	Units	Raw Material Purity,%	Analytical Value ⁶	Elution order	Raw Material Lot	CAS
NAPHTHALENE	2000 ± 32	µg/mL	100.0	2022	01	01112017-5	91-20-
ACENAPHTHYLENE	2000 ± 66	µg/mL	99.8	2005	02	LC21494	208-96-
ACENAPHTHENE	2000 ± 63	µg/mL	99.9	2031	03	MKCC8329	83-32-'
FLUORENE	2000 ± 90	µg/mL	99.4	2009	04	LC19126	86-73-'
PHENANTHRENE	2000 ± 56	µg/mL	99.6	2043	05	MKCD3760	85-01-i
ANTHRACENE	2000 ± 39	µg/mL	99.9	2005	06	LC14310	120-12-
FLUORANTHENE	2000 ± 69	µg/mL	98.5	2031	07	LB99099	206-44-
PYRENE	2000 ± 68	µg/mL	91.6	2078	08	LB70761	129-00-
BENZO (A) ANTHRACENE	2000 ± 63	µg/mL	99.9	2002	09	LC19271	56-55-;
CHRYSENE	2000 ± 59	µg/mL	99.0	2026	10	21L74	218-01-
BENZO (B) FLUORANTHENE	2000 ± 62	µg/mL	99.5	1998	11	LB95773	205-99-
BENZO (K) FLUORANTHENE	2000 ± 62	µg/mL	99.9	2043	12	0000029501	207-08-
BENZO(A)PYRENE	2002 ± 64	µg/mL	99.6	2037	13	LB73826	50-32-i
DIBENZ (A,H) ANTHRACENE	2000 ± 64	µg/mL	99.0	2050	14	0012014	53-70-
BENZO (G,I,I) PERYLENE	2000 ± 67	µg/mL	98.5	2059	15	LC19498	191-24-
INDENO (1,2,3-CD) PYRENE	2000 ± 64	µg/mL	99.5	1995	16	ER082107-02	193-39-

ID #: 12846

Opened: _____

TCL PAH

Expires: 9/30/2022

Rec'd: 7/13/2020

Eneray Laboratories Inc 1120 So. 27th Street
Billings MT 59107

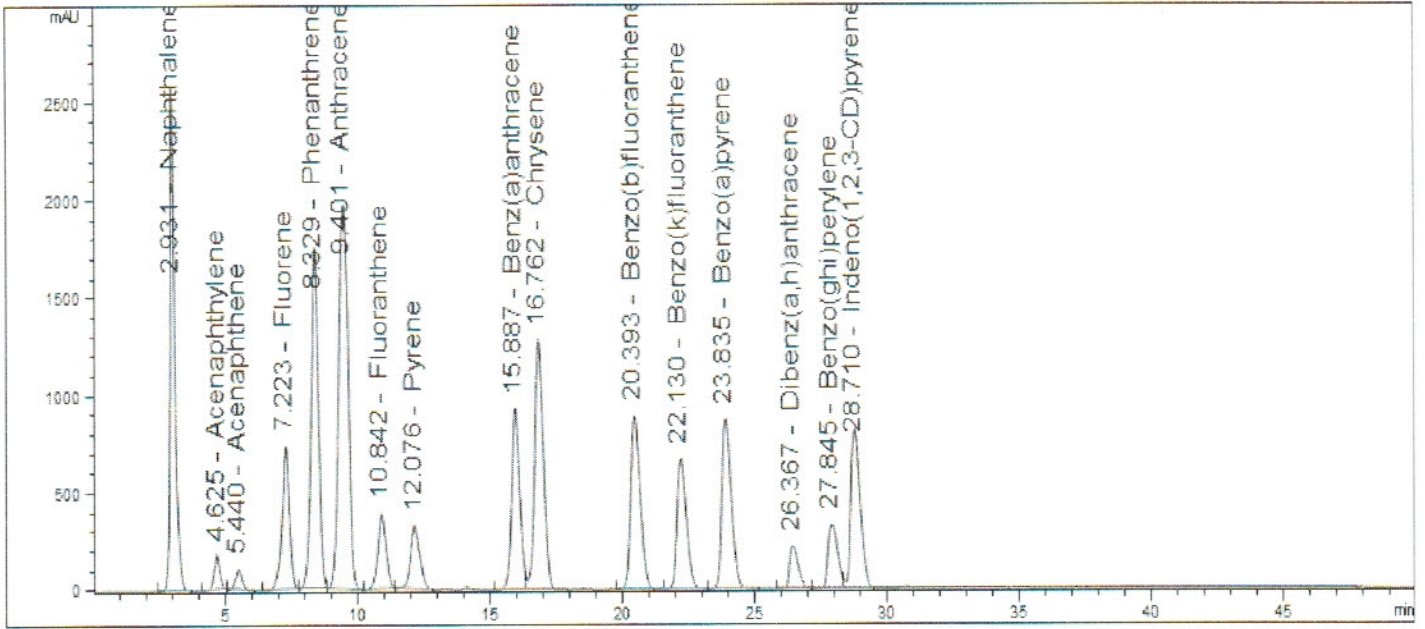


SIGMA-ALDRICH
2931 Soldier Springs Rd. Laramie, Wyoming 82070 USA
307-742-5452
rctechgroup@sial.com www.sigma-aldrich.com

Description

Lot LRAC3877
 Expiration Date September 2022
 Manufacturing Date September 2019
 Storage Conditions Refrigerate
 Solvent/Matrix methylene chloride: benzene (1:1)

Informational Values



Additional Information:

Analytical Method Parameters:
 Column: Supelco LC-PAH, 250 mm x 4.6mm, 5µm particle size
 Mobile Phase A: Water
 Mobile Phase B: Acetonitrile
 Detector: UV/DAD/VWD, Wavelength: 254 nm
 Flow Rate: 1.7 mL/min
 Column Temperature: 30 °C
 Injection Volume: 2 µL

Gradient

TIME (min)	A%	B%
0	40	60
5	40	60
30	0	100
45	0	100
50	40	60

Certificate of Analysis

Certified
Reference
Material

TCL PAH

MIX,1X1ML,2000UG/ML,BENZENE:DICHLOROMETHANE

Description

Product ID CRM48905
Lot LRAC3877
Expiration Date September 2022
Manufacturing Date September 2019
Storage Conditions Refrigerate
Solvent/Matrix methylene chloride: benzene (1:1)

1 Metrological traceability: Traceable to the SI and higher order standards from NIST through an unbroken chain of comparisons. The balance used to weigh raw materials is accurate to +/-0.0001 g and calibrated regularly using mass standards traceable to NIST. All dilutions were performed gravimetrically. Additionally, individual analytes are traceable to NIST SRMs where available and specified above.
4 Ucrm - Uncertainty values in this document are expressed as Expanded Uncertainty (Ucrm) corresponding to the 95% confidence interval. Ucrm is derived from the combined standard uncertainty multiplied by the coverage factor k, which is obtained from a t-distribution and degrees of freedom. The components of combined standard uncertainty include the uncertainties due to characterization, homogeneity, long term stability, and short term stability (transport). The components due to stability are generally considered to be negligible unless otherwise indicated by stability studies. The mathematical representation of the Ucrm calculation is as follows:

$$u_{CRM} = \sqrt{u_{char}^2 + u_{homogeneity}^2 + u_{stability}^2}$$

k: Coverage factor derived from a t-distribution table, based on the degrees of freedom of the data set. Assume 2.0 for a **Confidence interval = 95%**

6 Analytical Value- For QC verification of the certified value only- not to be used in calculations. Represents the analytical data obtained by comparison to a standard as analyzed by the method described in the CoA or another acceptable method. The result may differ from the certified value and UCRM based on method uncertainty as well as the uncertainty associated with the standard used for comparison.

Traceability: The standard was manufactured under an ISO/IEC 17025:2017 certified quality system. The balance used to weigh raw materials is accurate to +/- 0.0001g and calibrated regularly using mass standards traceable to NIST. All dilutions were performed gravimetrically. Additionally, individual analytes are traceable to NIST SRMs where available and specified above.

Homogeneity: Homogeneity was assessed in accordance with ISO 17034:2016. Completed units were sampled using a random stratified sampling protocol. The results of chemical analysis were then compared using a one-way analysis of variance approach as described by TNI EL-V3-2009 Appendix A.2. See Instructions for minimum sub-sample size.


Expiration is at end of month given on certificate and label.

THIS PRODUCT WAS DESIGNED, PRODUCED AND VERIFIED FOR ACCURACY AND STABILITY IN ACCORDANCE WITH **ISO/IEC 17025:2017 (ANAB Cert AT-1467)** and **ISO 17034:2016 (ANAB Cert AR-1470)**.

MSDS reports for components comprising greater than 1.0% of the solution or 0.1% for components known to be carcinogens are available upon request.



Andy Ommen - QC Manager



Mark Pooler - QA Supervisor

Certification Date October 17, 2019
Version 0-10172019



SIGMA-ALDRICH

2931 Soldier Springs Rd. Laramie, Wyoming 82070 USA
307-742-5452
rtctechgroup@sial.com www.sigma-aldrich.com



CERTIFIED REFERENCE MATERIAL

110 Benner Circle
Bellefonte, PA 16823-8812
Tel: (800)356-1688
Fax: (814)353-1309

www.restek.com

Certificate of Analysis



FOR LABORATORY USE ONLY-READ SDS PRIOR TO USE.

This Reference Material is intended for Laboratory Use Only as a standard for the qualitative and/or quantitative determination of the analyte(s) listed.

Catalog No. : 31086 **Lot No.:** A0166081

Description : B/N Surrogate Mix (4/89 SOW)

Base Neutral Surrogate 5000µg/mL, Methylene Chloride, 5mL/ampul

Container Size : 5 mL **Pkg Amt:** > 5 mL

Expiration Date : October 31, 2026 **Storage:** 10°C or colder

Handling: Sonicate prior to use. **Ship:** Ambient

ID #: 13328

Opened: _____

B/N Surrogate Mix (4/89 SOW)

Expires: 10/31/2026

Rec'd: 12/14/2020

Energav Laboratories Inc 1120 So. 27th Street
Billings MT 59107

CERTIFIED VALUES

Elution Order	Compound	Grav. Conc. (weight/volume)	Expanded Uncertainty (95% C.L.; K=2)		
1	Nitrobenzene-d5 CAS # 4165-60-0 (Lot PR-29940B) Purity 99%	5,017.7 µg/mL	+/- 29.1731	µg/mL	Gravimetric
			+/- 225.9987	µg/mL	Unstressed
			+/- 250.7735	µg/mL	Stressed
2	2-Fluorobiphenyl CAS # 321-60-8 (Lot 00019169) Purity 99%	5,049.7 µg/mL	+/- 29.3592	µg/mL	Gravimetric
			+/- 227.4400	µg/mL	Unstressed
			+/- 252.3728	µg/mL	Stressed
3	p-Terphenyl-d14 CAS # 1718-51-0 (Lot PR-27278) Purity 99%	5,029.9 µg/mL	+/- 29.2444	µg/mL	Gravimetric
			+/- 226.5505	µg/mL	Unstressed
			+/- 251.3857	µg/mL	Stressed

Solvent: Methylene chloride
CAS # 75-09-2
Purity 99%

Tech Tips:

Due to the limited solubility of p-terphenyl-d14 in methanol, we do not recommend that this mixture be diluted in methanol.

Column:

30m x 0.25mm x 0.25µm
Rtx-5 (cat.#10223)

Carrier Gas:

hydrogen-constant pressure 10 psi.

Temp. Program:

40°C (hold 2 min.) to 330°C
@ 10°C/min. (hold 10 min.)

Inj. Temp:

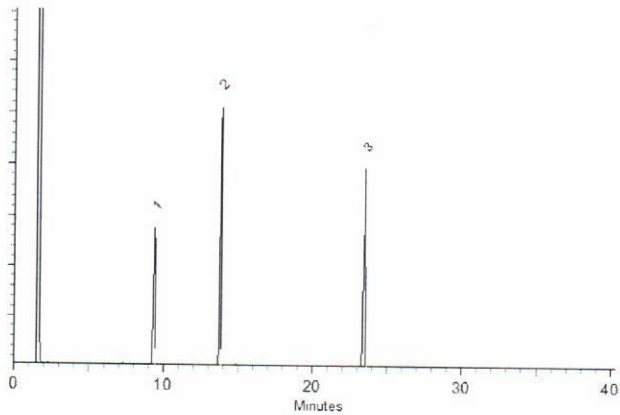
250°C

Det. Temp:

330°C

Det. Type:

FID



This chromatogram represents a general set of testing conditions chosen for product acceptance. For optimal results in your lab, conditions should be adjusted for your specific instrument, method, and application.

Dalton Stover - Operations Technician I

Date Mixed: 04-Nov-2020

Balance: 1128353505

Justine Albertson - Operations Tech-ARM QC

Date Passed: 06-Nov-2020

Manufactured under Restek's ISO 9001:2015
Registered Quality System
Certificate #FM 80397

General Certified Reference Material Notes

Expiration Notes:

- Expiration date valid for unopened ampul stored in compliance with the recommended conditions.
- Uncertainty, concentration, and expiration of the CRM are based on the unopened product being stored according to the recommended condition found in the storage field.

Purity Notes:

- Purity and/or chemical identity are determined by one or more of the following techniques: GC/FID, HPLC, GC/μECD, GC/MS, LC/MS, RI, and/or melting point.
- Compounds with a listed purity of less than 99% have been weight corrected to compensate for impurities and/or salts. A correction factor is used to calculate the amount of compound necessary to achieve the desired concentration of the parent compound in solution.
- Purity of isomeric compounds is reported as the sum of the isomers.
- Purity values are rounded to the nearest whole number.

Certified Uncertainty Value Notes:

- The uncertainties are determined in accordance with ISO 17034 and Guide 35. The certified combined stressed uncertainty value (includes gravimetric uncertainty, homogeneity between-ampul uncertainty, storage stability uncertainty and shipping stability uncertainty and were combined using the following formula:

$$U_{combined\ stressed} = k \sqrt{U_{gravimetric}^2 + U_{homogeneity}^2 + U_{storage\ stability}^2 + U_{shipping\ stability}^2}$$

k is a coverage factor of 2, which gives a level of confidence of approximately 95%.

- It is important to note that the shipping stability uncertainty was obtained under temperature extremes for specific time intervals; therefore, the certified combined stressed uncertainty value should only be applied to the product if it was stored at non-standard temperature conditions up to and including 7 days. Contact Restek Technical Service at www.restek.com/Contact-Us for use recommendations if your shipment was in-transit for more than 7 days at non-standard temperature conditions.
- Apply the certified combined unstressed uncertainty value if the product was received under standard shipping conditions. Apply the certified combined stressed uncertainty value if the product was received under non-standard conditions as specified below.

Label Conditions	Standard Conditions	Non-Standard Conditions
25°C Nominal (Room Temperature)	< 60°C	≥ 60°C up to 7 days
10°C or colder (Refrigerate)	< 40°C	≥ 40°C up to 7 days
0°C or colder (Freezer) -20°C or colder (Deep Freezer)	< 25°C	≥ 25°C up to 7 days

- Separate (not combined) uncertainty values for gravimetric uncertainty are also displayed on the certificate, if needed, separate homogeneity between-ampul uncertainty, storage stability uncertainty and shipping stability uncertainty values are available by contacting Restek Technical Service at www.restek.com/Contact-Us.
- The packaged amount is the minimum sample size for which uncertainty is valid. The ampules are over-filled to ensure that the minimum packaged amount can be sufficiently transferred.

Manufacturing Notes:

- Concentration is based upon gravimetric preparation using either a balance whose calibration has been verified daily using NIST traceable weights, and/or dilutions with Class A glassware.

Handling Notes:

- Stability of the unopened product, when stored in compliance with the recommended conditions, is guaranteed through the expiration displayed on the product label and certificate. Contact Restek for additional opened product stability information, with the knowledge/understanding that open product stability is subject to the specific handling and environmental conditions to which the product is exposed. For your convenience Restek supplies deactivated vials with most standards packed in 2mL ampules. Larger volume deactivated vials are available through Restek as a custom ordered item. Additionally, Restek sells DMDCS for the purpose of glassware deactivation as catalog number 31861, which includes complete instructions.

660 Tower Lane • P.O. Box 599 • West Chester, PA 19381-0599
1-800-452-9994 • 1-610-692-3026 • Fax 1-610-692-8729
info@chemservice.com • www.chemservice.com

ID #: 13372

Opened:

Mixture #8-Internal Standards

Expires: 5/31/2022

Rec'd: 12/29/2020

Energy Laboratories Inc 1120 So. 27th Street
Billings MT 59107

CERTIFICATE OF ANALYSIS

Mixture #8-Internal Standards

CONCENTRATION 4000ug/ml in Methylene chloride
CATALOG NUMBER M-PPHC8X12-1ML
LOT NUMBER 10051700
DATE CERTIFIED 05/13/20
EXPIRATION DATE 05/31/22
STORAGE Store at room temperature (20 - 25 °C).
HANDLING See Safety Data Sheet
INTENDED USE For laboratory use only.
ISO 17034:2016 CERTIFIED [X]

ID	Analyte	CAS	Weight Analyte (mg)	Lot	Purity	Certified Concentration (ug/mL)
N-11000	Acenaphthene-d10	15067-26-2	1005.50	00027326	99.50	4001.9
N-11467	Chrysene-d12	1719-03-5	1012.20	00027327	98.80	4000.2
N-10217	1,4-Dichlorobenzene-d4	3855-82-1	1004.10	00027328	99.50	3996.3
N-12645	Naphthalene-d8	1146-65-2	1006.50	00025577	99.50	4005.9
N-12851	Perylene-d12	1520-96-3	1009.50	00027330	99.50	4017.8
N-12856	Phenanthrene-d10	1517-22-2	1021.10	00027331	99.00	4043.6

Analytical Test

CONCENTRATION (GC/FID)

Value

VERIFIED

Instructions for Use:

Shake mixture prior to use. If particles are present, sonicate for homogeneity. If sample is diluted to lower concentrations, Class A volumetric glassware must be used.

Minimum Sample Size- 0.2 uL for Direct Injection.

Chem Service Inc. guarantees the expanded uncertainty of the above analytes to be +/- 2.0% of the certified concentrations based on gravimetric preparation. The test results published in this report were obtained using equipment capable of producing results that are traceable to NIST and through NIST to the International System of Units (SI). The reported expanded uncertainty of measurement is stated as the combined standard uncertainty of measurement multiplied by the coverage factor k (k=2) such that the coverage probability corresponds to approximately 95%. For certified reference materials, homogeneity and thermal stability testing are available upon request.

Certified By:

Mary Beth O'Donnell

Mary Beth O'Donnell
CSM/TC

Chem Service is accredited to ISO 17034:2016, ISO/IEC 17025:2017 and certified to ISO 9001:2015



COA Form
Revision 3 (3/2015)

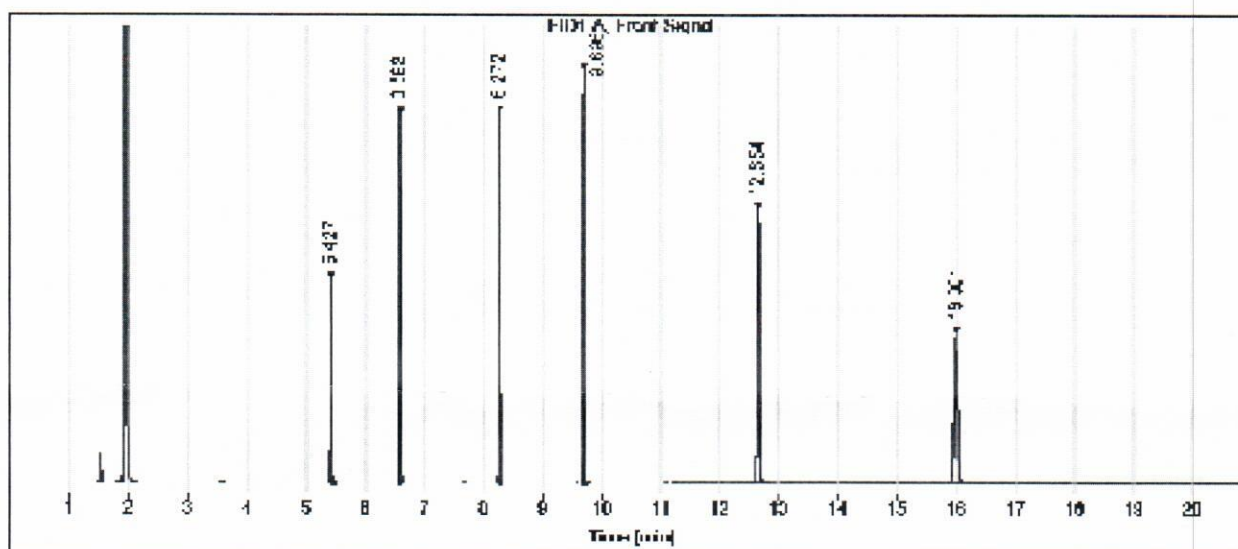
660 Tower Lane • P.O. Box 599 • West Chester, PA 19381-0599
 1-800-452-9994 • 1-610-692-3026 • Fax 1-610-692-8729
info@chemservice.com • www.chemservice.com

Gas

Data file: C:\CHEM3\
 Sample name: M-PPCH8X
 Instrument: GC 2
 Injection date: 5/13/2020 8:56:25 AM
 Acq. method: M-PPHC8X12.M
 Column name: HP-5

CERTIFICATE OF ANALYSIS

Sample type: Sample
 Location: Vial 3
 Injection volume: 1.0uL



Signal: FID1 A, Front Signal

RT [min]	Type	Width [min]	Area	Height	Area%
5.427	BB	0.0181	1240.1130	1041.0874	8.36
6.593	BB	0.0189	2274.8877	1876.2654	15.33
8.272	BB	0.0196	2371.0022	1888.8049	15.98
9.696	BV	0.0197	2694.9399	2106.0442	18.16
12.654	BB	0.0330	2999.0918	1397.3110	20.21
16.001	BB	0.0562	3260.5679	751.0330	21.97
		Sum	14840.6025		

Chem Service is accredited to ISO 17034:2016, ISO/IEC 17025:2017 and certified to ISO 9001:2015





CERTIFIED REFERENCE MATERIAL

110 Benner Circle
Bellefonte, PA 16823-8812
Tel: (800)356-1688
Fax: (814)353-1309

www.restek.com

Certificate of Analysis



FOR LABORATORY USE ONLY-READ SDS PRIOR TO USE.

This Reference Material is intended for Laboratory Use Only as a standard for the qualitative and/or quantitative determination of the analyte(s) listed.

Catalog No. : 31062 **Lot No.:** A0167670

Description : B/N Surrogate Mix (4/89 SOW)
Base Neutral Surrogate 4/89(SOW) 5000µg/mL, Methylene Chloride, 1mL/ampul

Container Size : 2 mL **Pkg Amt:** > 1 mL

Expiration Date : November 30, 2026 **Storage:** 10°C or colder

Handling: Sonicate prior to use. **Ship:** Ambient

CERTIFIED VALUES

Elution Order	Compound	Grav. Conc. (weight/volume)	Expanded Uncertainty (95% C.L.; K=2)		
1	Nitrobenzene-d5 CAS # 4165-60-0 Purity 99% (Lot PR-29940B)	5,014.0 µg/mL	+/- 29.3583	µg/mL	Gravimetric
			+/- 225.8621	µg/mL	Unstressed
			+/- 250.6163	µg/mL	Stressed
2	2-Fluorobiphenyl CAS # 321-60-8 Purity 99% (Lot 00019169)	5,019.6 µg/mL	+/- 29.3911	µg/mL	Gravimetric
			+/- 226.1143	µg/mL	Unstressed
			+/- 250.8962	µg/mL	Stressed
3	p-Terphenyl-d14 CAS # 1718-51-0 Purity 99% (Lot PR-27278)	5,020.6 µg/mL	+/- 29.3967	µg/mL	Gravimetric
			+/- 226.1576	µg/mL	Unstressed
			+/- 250.9442	µg/mL	Stressed

Solvent: Methylene chloride
CAS # 75-09-2
Purity 99%

ID #: 13666

Opened: _____
B/N Surrogate Mix (4/89 SOW)
Expires: 11/30/2026
Rec'd: 3/19/2021
Eneray Laboratories Inc 1120 So. 27th Street
Billings MT 59107

Tech Tips:

Due to the limited solubility of p-terphenyl-d14 in methanol, we do not recommend that this mixture be diluted in methanol.

Column:

30m x 0.25mm x 0.25µm
Rtx-5 (cat.#10223)

Carrier Gas:

hydrogen-constant pressure 10 psi.

Temp. Program:

75°C (hold 1 min.) to 330°C
@ 20°C/min. (hold 10 min.)

Inj. Temp:

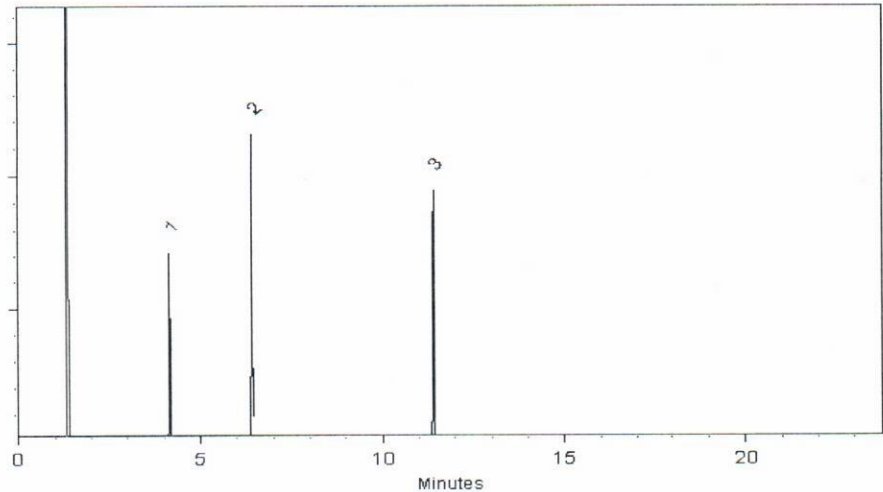
250°C

Det. Temp:

330°C

Det. Type:

FID



This chromatogram represents a general set of testing conditions chosen for product acceptance. For optimal results in your lab, conditions should be adjusted for your specific instrument, method, and application.


Katelyn McGinni - Operations Tech I

Date Mixed: 30-Dec-2020 Balance: 1128353505


Alexis Shelow - Operations Tech I

Date Passed: 06-Jan-2021

Manufactured under Restek's ISO 9001:2015
Registered Quality System
Certificate #FM 80397

General Certified Reference Material Notes

Expiration Notes:

- Expiration date valid for unopened ampul stored in compliance with the recommended conditions.
- Uncertainty, concentration, and expiration of the CRM are based on the unopened product being stored according to the recommended condition found in the storage field.

Purity Notes:

- Purity and/or chemical identity are determined by one or more of the following techniques: GC/FID, HPLC, GC/ μ ECD, GC/MS, LC/MS, RI, and/or melting point.
- Compounds with a listed purity of less than 99% have been weight corrected to compensate for impurities and/or salts. A correction factor is used to calculate the amount of compound necessary to achieve the desired concentration of the parent compound in solution.
- Purity of isomeric compounds is reported as the sum of the isomers.
- Purity values are rounded to the nearest whole number.

Certified Uncertainty Value Notes:

- The uncertainties are determined in accordance with ISO 17034 and Guide 35. The certified combined stressed uncertainty value (includes gravimetric uncertainty, homogeneity between-ampul uncertainty, storage stability uncertainty and shipping stability uncertainty and were combined using the following formula:

$$U_{combined\ stressed} = k \sqrt{U_{gravimetric}^2 + U_{homogeneity}^2 + U_{storage\ stability}^2 + U_{shipping\ stability}^2}$$

k is a coverage factor of 2, which gives a level of confidence of approximately 95%.

- It is important to note that the shipping stability uncertainty was obtained under temperature extremes for specific time intervals; therefore, the certified combined stressed uncertainty value should only be applied to the product if it was stored at non-standard temperature conditions up to and including 7 days. Contact Restek Technical Service at www.restek.com/Contact-Us for use recommendations if your shipment was in-transit for more than 7 days at non-standard temperature conditions.
- Apply the certified combined unstressed uncertainty value if the product was received under standard shipping conditions. Apply the certified combined stressed uncertainty value if the product was received under non-standard conditions as specified below.

Label Conditions	Standard Conditions	Non-Standard Conditions
25°C Nominal (Room Temperature)	< 60°C	≥ 60°C up to 7 days
10°C or colder (Refrigerate)	< 40°C	≥ 40°C up to 7 days
0°C or colder (Freezer) -20°C or colder (Deep Freezer)	< 25°C	≥ 25°C up to 7 days

- Separate (not combined) uncertainty values for gravimetric uncertainty are also displayed on the certificate, if needed, separate homogeneity between-ampul uncertainty, storage stability uncertainty and shipping stability uncertainty values are available by contacting Restek Technical Service at www.restek.com/Contact-Us.
- The packaged amount is the minimum sample size for which uncertainty is valid. The ampules are over-filled to ensure that the minimum packaged amount can be sufficiently transferred.

Manufacturing Notes:

- Concentration is based upon gravimetric preparation using either a balance whose calibration has been verified daily using NIST traceable weights, and/or dilutions with Class A glassware.

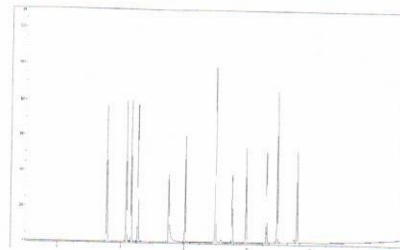
Handling Notes:

- Stability of the unopened product, when stored in compliance with the recommended conditions, is guaranteed through the expiration displayed on the product label and certificate. Contact Restek for additional opened product stability information, with the knowledge/understanding that open product stability is subject to the specific handling and environmental conditions to which the product is exposed. For your convenience Restek supplies deactivated vials with most standards packed in 2mL ampules. Larger volume deactivated vials are available through Restek as a custom ordered item. Additionally, Restek sells DMDCS for the purpose of glassware deactivation as catalog number 31861, which includes complete instructions.

Certificate of Analysis - Certified Reference Material

EPA TCL Hazardous Substances Mix (12 cmpds)

Product no.: 47990-U
Lot no.: LRAC9004
Expiry Date: February 2024
Manufacturing Date: February 2021
Storage: Refrigerate
Solvent/Matrix: Dichloromethane
Certificate version: LRAC9004.01 (Note: Certificates may be updated due to the availability of new data. Check our website at: www.sigma-aldrich.com for the most current version.)



Certified Values:

Analyte	Certified Value	Units	Raw Material Purity, %	Raw Material Elution order	Raw Material Lot
ANILINE CAS# 62-53-3	2022 ± 25	µg/mL	99.9	01	LA41596
BENZYL ALCOHOL CAS# 100-51-6	2022 ± 15	µg/mL	99.7	02	LB99705
2-METHYLPHENOL CAS# 95-48-7	2022 ± 14	µg/mL	99.9	03	LB91878
4-METHYLPHENOL CAS# 106-44-5	2022 ± 17	µg/mL	99.9	04	LB32518
BENZOIC ACID CAS# 65-85-0	2021 ± 27	µg/mL	98.8	05	442-137B
4-CHLOROANILINE CAS# 106-47-8	2022 ± 32	µg/mL	100.0	06	MKBZ6909V
2,4,5-TRICHLOROPHENOL CAS# 95-95-4	2022 ± 18	µg/mL	99.9	07	JS00008
2-METHYLNAPHTHALENE CAS# 91-57-6	2021 ± 11	µg/mL	98.2	08	LB97828
2-NITROANILINE CAS# 88-74-4	2022 ± 12	µg/mL	99.9	09	07411KN
3-NITROANILINE CAS# 99-09-2	2022 ± 15	µg/mL	99.9	10	LC09264
DIBENZOFURAN CAS# 132-64-9	2021 ± 10	µg/mL	98.8	11	LB78814
4-NITROANILINE CAS# 100-01-6	2022 ± 23	µg/mL	99.9	12	15609AA

ID #: 13691

Opened:

EPA TCL Hazardous Substances Mix (12 cmp)

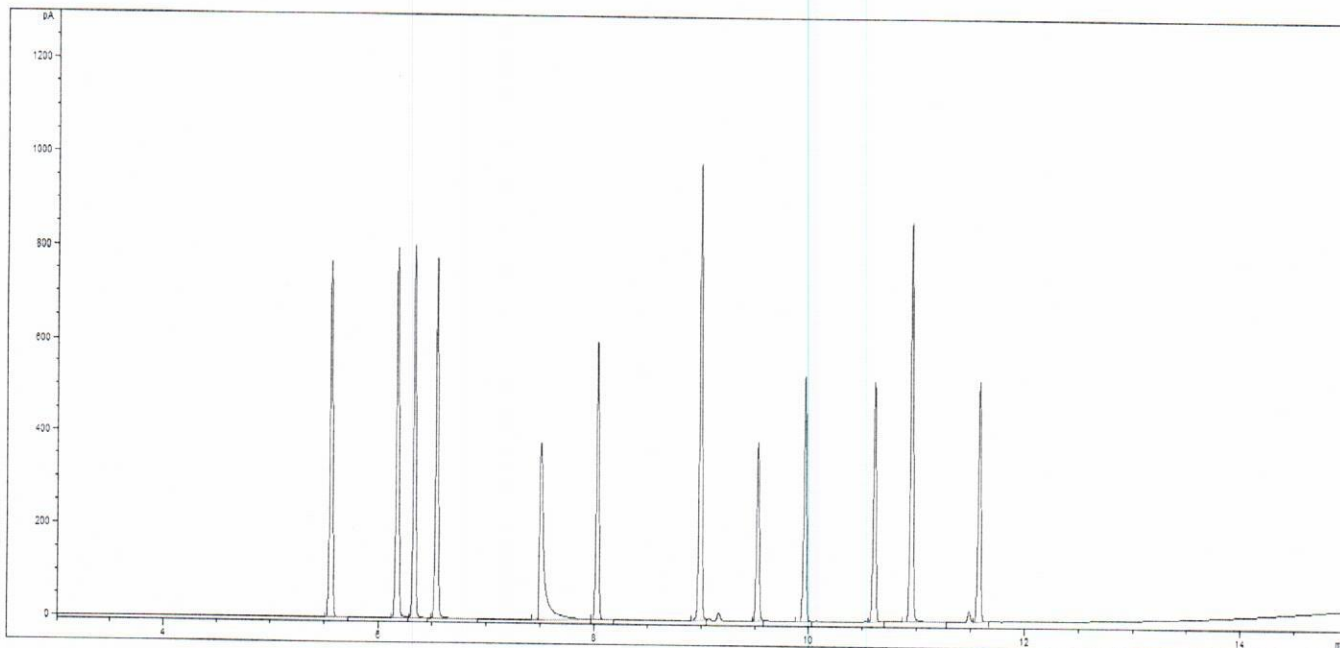
Expires: 2/28/2024

Rec'd: 3/26/2021

Energv Laboratories Inc 1120 So. 27th Street
Billings MT 59107



Informational Values:



Additional Information:

Analytical Method Parameters:
Column: SPB-5, 30 m x 0.53 mm I.D., 1.5 µm film thickness (Column #214)
Carrier Gas: H2, Flow: 4.5 mL/min
Inlet Temperature: 240 °C, Injection Volume: 1 µL
Injection Mode: Split, Split Ratio: 25:1
Temperature Program: 80 °C (Hold 2 min) @ 15 °C/min to 280 °C (Hold 2 min)
Detector: FID
Detector Temperature: 310 °C

Metrological traceability:

Traceable to the SI and higher order standards from NIST through an unbroken chain of comparisons. The balance used to weigh raw materials is accurate to +/-0.0001 g and calibrated regularly using mass standards traceable to NIST. All dilutions were performed gravimetrically. Additionally, individual analytes are traceable to NIST SRMs where available and specified above.

Measurement method:

Where applicable, the assigned value is based on a purity determination by mass balance and gravimetrically prepared value.

Intended use:

Intended for R&D and Analytical Use only. Not for drug, household or other uses.

Minimum sample size:

1 µL

Packaging:

1 ML IN AMBER AMPULE

Instructions for handling and correct use:

Use on the as is basis. The internal pressure of the container may be slightly different from the atmospheric pressure at the user`s location. Open slowly and carefully to avoid dispersion of the material.

Health and safety information:

All chemical reference materials should be considered potentially hazardous and should be used only by qualified laboratory personnel. Please refer to the Safety Data Sheet for detailed information about the nature of any hazard and appropriate precautions to be taken.

Accreditation:

Sigma-Aldrich RTC is accredited by the US accreditation authority ANAB as a registered reference material producer AR-1470 in accordance with ISO 17034.

Certificate issue date:

26-Feb-2021



Andy Ommen - QC Manager

Mark Pooler - QA Supervisor

Details on metrological traceability:

This standard has been gravimetrically prepared using balances that have been fully qualified and calibrated to ISO 17025 requirements. All calibrations utilize NIST traceable weights which are calibrated externally by a qualified ISO 17025 accredited calibration laboratory to NIST standards. Qualification of each balance includes the assignment of a minimum weighing by a qualified and ISO 17025 accredited calibration vendor taking into consideration the balance and installed environmental conditions to ensure compliance with USP tolerances of NMT 0.10% relative error. Fill volume to predetermined specifications is gravimetrically verified throughout the dispensing process using qualified and calibrated balances. Further traceability to a corresponding Primary Standard may be achieved through a direct comparison assay. Where a Primary Standard is available, the assay value will be included in the specified section of the COA.

Details on metrological traceability:

Ucrm - Uncertainty values in this document are expressed as Expanded Uncertainty (Ucrm) corresponding to the 95% confidence interval. Ucrm is derived from the combined standard uncertainty multiplied by the coverage factor k, which is obtained from a t-distribution and degrees of freedom. The components of combined standard uncertainty include the uncertainties due to characterization, homogeneity, long term stability, and short term stability (transport). The components due to stability are generally considered to be negligible unless otherwise indicated by stability studies. The mathematical

$$u_{CRM} = \sqrt{u_{char}^2 + u_{homogeneity}^2 + u_{stability}^2}$$

Homogeneity assessment:

Homogeneity was assessed in accordance with ISO Guide 35. Completed units were sampled using a random stratified sampling protocol. The results of chemical analysis were then compared by Single Factor Analysis of Variance (ANOVA). The uncertainty due to homogeneity was derived from the ANOVA. Heterogeneity was not detected under the conditions of the ANOVA.

Stability assessment:

Significance of the stability assessment will be demonstrated if the analytical result of the study and the range of values represented by the Expanded Uncertainty do not overlap the result of the original assay and the range of its values represented by the Expanded Uncertainty. The method employed will usually be the same method used to characterize the assay value in the initial

Certificate of analysis revision history:

Certificate version	Date	Reason for version
LRAC9004.01	26-Feb-2021	Original Release Date

Disclaimer: The purchaser is required to determine the suitability of this product for any particular application. Sigma-Aldrich RTC makes no warranty of any kind, express or implied, other than its products meet all quality control standards set by Sigma-Aldrich RTC. We do not guarantee that the product can be used for any particular application.

The vibrant M, Supelco, TraceCERT and Sigma-Aldrich are trademarks of Merck KGaA, Darmstadt, Germany or its affiliates. All other trademarks are the property of their respective owners. Detailed information on trademarks is available via publicly accessible resources. © 2018 Merck KGaA, Darmstadt, Germany and/or its affiliates. All Rights Reserved.

The life science business of Merck KGaA, Darmstadt, Germany operates as MilliporeSigma in the US and Canada.



Certificate of Analysis

Product Name: Benzidines Standard

Product Number: US-290-1

Lot Number: 0006592783

Lot Issue Date: 03-Mar-2021

Expiration Date: 30-Apr-2023

Description:

This analytical reference material (RM) was manufactured and verified in accordance with an ISO 9001 registered quality system and analyte concentrations were verified by an ISO 17025 accredited laboratory. The concentration and uncertainty value at the 95% confidence level for each analyte, determined gravimetrically, is listed below.

Analyte	CAS#	Analyte Lot	Concentration ± Uncertainty
benzidine	000092-87-5	RM10200	2004 ± 10 µg/mL
3,3'-dichlorobenzidine	000091-94-1	RM12559	2001 ± 10 µg/mL

Matrix: methylene chloride (dichloromethane)

Storage Conditions: Store at Room Temperature (15° to 30°C).

Traceability:

The balances used for these measurements are calibrated with weights traceable to NIST in compliance with ANSI/NCCL Z540.3, ISO 9001, ISO 17025, and ISO 17034. Calibrated Class A glassware is used for volumetric measurements. Thermometers are calibrated against a NIST traceable thermometer in accordance with NIST Special Publication 1088.

Homogeneity:

This RM was unitized according to an in-house procedure and is guaranteed to be homogeneous. There is no minimum sub-sample size required.

Intended Use:

This RM is intended for the preparation of working reference samples for use in routine laboratory analyses, calibration of instruments, validation of analytical methods, assessments of measurement methods, and continuing calibration verification.

Instructions for Use:

Sample aliquots for analysis should be withdrawn at 20°C to 25°C immediately after opening the container and should be processed without delay for the certified values to be valid within the stated uncertainties.

Hazards:

Refer to the Safety Data Sheet on www.agilent.com for information regarding this RM.

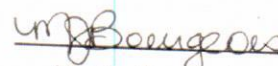
Expiration of Certification:

The certification of this RM is valid until the expiration date specified above, provided the RM is handled and stored in accordance with the instructions given in this certificate. This certification is nullified if the RM is damaged, contaminated, or otherwise modified.

Maintenance of Certification:

If substantive changes are noted that affect the certification before the expiration of this certificate, Agilent will notify the purchaser.

Sample lot approver:



Monica Bourgeois

QMS Representative



ISO 17034 Cert
 No. AR-1936

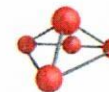
RM was produced in accordance with the LRQA registered ISO 9001:2015 Quality Management System. Cert # 10303760

Page: 1 of 1

www.agilent.com/quality/
 CSD-QA-015.1



ISO 17025 Cert
 No. AT-1937



CERTIFIED WEIGHT REPORT

Part Number: **92180**
Lot Number: **020221**
Description: **CLP Semi-Volatile Calibration Standard**
64 components
Expiration Date: **02/2026**
Recommended Storage: **Freezer (0 °C)**
Nominal Concentration (µg/mL): **1000**
NIST Test ID#: **23060**

Solvent: **Lot#**
Methylene chloride **104929**

Eli Aliaga 020221
Formulated By: **Eli Aliaga** DATE
Pedro L. Rentas 020221
Reviewed By: **Pedro L. Rentas** DATE

Compound	(RM) Part Number	Lot Number	DL Factor	Inlet Vol (mL)	Inlet Conc (µg/mL)	Nominal Conc (µg/mL)	Purity (%)	Uncertainty Purity (%)	Uncertainty Pipette (µL)	Target Weight (g)	Actual Weight (g)	Actual Conc (µg/mL)	Expanded Uncertainty (±) (µg/mL)	SDS Information (Solvent Safety info. On Attached pg.)		
														CAS#	OSHA PEL (TWA)	LD50
1. 2,2-Diisobutylpropane	[0078]	012016AR	NA	NA	NA	1000	99.9	0.2	NA	0.10112	0.10135	1002.3	4.2	108-60-1	N/A	ori-rat 240mg/kg
2. Hexachlorobenzene	[0195]	051687	NA	NA	NA	1000	99.9	0.2	NA	0.10102	0.10121	1001.9	4.2	118-74-1	N/A	ori-rat 10g/kg
3. bis(2-Chloroethoxy) methane	10111	011214	0.05	5.00	20018.4	1000	NA	NA	0.017	NA	NA	1000.8	8.0	111-91-1	N/A	N/A
4. bis(2-Ethylhexyl) ether	10111	011214	0.05	5.00	20012.4	1000	NA	NA	0.017	NA	NA	1000.5	8.0	111-44-4	15 ppm (80mg/3BH)(skin)	ori-rat 75mg/kg
5. bis(2-Ethylhexyl) phthalate	10111	011214	0.05	5.00	20014.3	1000	NA	NA	0.017	NA	NA	1000.6	8.0	117-81-7	5mg/3BH	ori-rat 30600mg/kg
6. 4-Bromophenyl phenyl ether	10111	011214	0.05	5.00	20008.8	1000	NA	NA	0.017	NA	NA	1000.3	8.0	101-55-3	N/A	N/A
7. Benzyl butyl phthalate	10111	011214	0.05	5.00	20011.3	1000	NA	NA	0.017	NA	NA	1000.5	8.0	85-98-7	N/A	ori-rat 2330mg/kg
8. 4-Chlorophenyl phenyl ether	10111	011214	0.05	5.00	20009.5	1000	NA	NA	0.017	NA	NA	1000.4	8.0	7005-72-3	N/A	N/A
9. Diethyl phthalate	10111	011214	0.05	5.00	20013.6	1000	NA	NA	0.017	NA	NA	1000.6	8.0	84-96-2	5mg/3BH	ori-rat 8500mg/kg
10. Dimethyl phthalate	10111	011214	0.05	5.00	20015.7	1000	NA	NA	0.017	NA	NA	1000.7	8.0	131-11-3	5mg/3BH	ori-rat 8500mg/kg
11. Di-n-butyl phthalate	10111	011214	0.05	5.00	20011.6	1000	NA	NA	0.017	NA	NA	1000.5	8.0	84-74-2	5mg/3BH	ori-rat 8000mg/kg
12. Di-n-octyl phthalate	10111	011214	0.05	5.00	20012.2	1000	NA	NA	0.017	NA	NA	1000.5	8.0	117-84-0	N/A	ori-rat 47000mg/kg
13. N-Nitrosodimethylamine	10111	011214	0.05	5.00	20010.0	1000	NA	NA	0.017	NA	NA	1000.4	8.0	62-75-9	N/A	ori-rat 58mg/kg
14. N-Nitrosod-n-propylamine	10111	011214	0.05	5.00	20010.5	1000	NA	NA	0.017	NA	NA	1000.4	8.0	621-64-7	N/A	ori-rat 48mg/kg
15. 1,2-Diphenylhydrazine (as Azobenzene)	10112	042820	0.05	5.00	20003.9	1000	NA	NA	0.017	NA	NA	1000.1	8.1	103-33-3	N/A	ori-rat 1000mg/kg
16. 2-Chloronaphthalene	10112	042820	0.05	5.00	20002.3	1000	NA	NA	0.017	NA	NA	1000.0	8.0	91-56-7	N/A	ori-rat 207mg/kg
17. 1,2-Dichlorobenzene	10112	042820	0.05	5.00	20005.4	1000	NA	NA	0.017	NA	NA	1000.2	8.0	90-50-1	80 ppm (200mg/3)(CL)	ori-rat 500mg/kg
18. 1,3-Dichlorobenzene	10112	042820	0.05	5.00	20003.7	1000	NA	NA	0.017	NA	NA	1000.1	8.0	541-73-1	N/A	ipr-mus 1062mg/kg
19. 1,4-Dichlorobenzene	10112	042820	0.05	5.00	20006.4	1000	NA	NA	0.017	NA	NA	1000.2	8.0	106-46-7	75 ppm (450mg/3BH)(H)	ori-rat 500mg/kg
20. 2,4-Dinitrotoluene	10112	042820	0.05	5.00	20003.3	1000	NA	NA	0.017	NA	NA	1000.1	8.1	121-14-2	1.5mg/3BH (skin)	ori-rat 268mg/kg
21. 2,6-Dinitrotoluene	10112	042820	0.05	5.00	20002.4	1000	NA	NA	0.017	NA	NA	1000.0	8.0	606-20-2	1.5mg/3BH (skin)	ori-rat 172mg/kg
22. Hexachloro-1,3-butadiene	10112	042820	0.05	5.00	20001.8	1000	NA	NA	0.017	NA	NA	1000.4	12.4	87-86-3	0.02 ppm (0.24mg/3BH)	ori-rat 82mg/kg
23. Hexachlorocyclopentadiene	10112	042820	0.05	5.00	20002.4	1000	NA	NA	0.017	NA	NA	1000.0	8.0	77-47-4	0.01 ppm (0.1mg/3BH)	ori-rat 1300mg/kg
24. Hexachloroethane	10112	042820	0.05	5.00	20003.8	1000	NA	NA	0.017	NA	NA	1000.0	8.0	67-72-1	1 ppm (10mg/3BH)(skin)	ori-pgg 4970mg/kg
25. Isophorone	10112	042820	0.05	5.00	20003.8	1000	NA	NA	0.017	NA	NA	1000.1	8.1	78-59-1	25 ppm	ori-rat 2330mg/kg
26. Nitrobenzene	10112	042820	0.05	5.00	20004.9	1000	NA	NA	0.017	NA	NA	1000.1	8.0	98-95-3	1 ppm (5mg/3BH)(skin)	ori-rat 780mg/kg
27. 1,2,4-Trichlorobenzene	10112	042820	0.05	5.00	20002.0	1000	NA	NA	0.017	NA	NA	1000.0	8.0	120-82-1	5 ppm (CL) (40mg/3)	ori-rat 758mg/kg
28. o-Cresol (2-Methylphenol)	10114	081919	0.05	5.00	20010.2	1000	NA	NA	0.017	NA	NA	1000.4	8.0	95-48-7	5 ppm (22mg/3BH)(skin)	ori-rat 121mg/kg
29. p-Cresol (4-Methylphenol)	10114	081919	0.05	5.00	20006.1	1000	NA	NA	0.017	NA	NA	1000.3	8.0	106-44-5	5 ppm (22mg/3BH)(skin)	ori-rat 207mg/kg
30. 2,4,5-Trichlorophenol	10114	081919	0.05	5.00	20002.2	1000	NA	NA	0.017	NA	NA	1001.1	8.0	95-95-4	N/A	ori-rat 820mg/kg
31. 4-Chloroaniline	10115	060512	0.05	5.00	20006.6	1000	NA	NA	0.017	NA	NA	1000.4	8.0	106-47-8	N/A	ori-rat 310mg/kg
32. Dibenzofuran	10115	060512	0.05	5.00	20002.2	1000	NA	NA	0.017	NA	NA	1000.9	8.0	132-64-9	N/A	N/A
33. 2-Methylnaphthalene	10115	060512	0.05	5.00	20012.9	1000	NA	NA	0.017	NA	NA	1000.5	8.1	91-57-6	N/A	ori-rat 1800mg/kg
34. 2-Nitroaniline	10115	060512	0.05	5.00	20011.8	1000	NA	NA	0.017	NA	NA	1000.5	8.0	88-74-4	N/A	ori-rat 1800mg/kg
35. 3-Nitroaniline	10115	060512	0.05	5.00	20018.6	1000	NA	NA	0.017	NA	NA	1000.6	8.0	99-09-2	N/A	ori-rat 535mg/kg
36. 4-Nitroaniline	10115	060512	0.05	5.00	20014.9	1000	NA	NA	0.017	NA	NA	1000.6	8.0	100-01-6	1 ppm (8mg/3BH)(skin)	ori-rat 750mg/kg
37. 4-Chloro-3-methylphenol	10118	072120	0.05	5.00	20003.9	1000	NA	NA	0.017	NA	NA	1000.1	8.0	99-50-7	N/A	ori-rat 1800mg/kg
38. 2-Chlorophenol	10118	072120	0.05	5.00	20002.9	1000	NA	NA	0.017	NA	NA	1000.0	8.0	95-57-8	N/A	ori-rat 670mg/kg
39. 2,4-Dichlorophenol	10118	072120	0.05	5.00	20003.1	1000	NA	NA	0.017	NA	NA	1000.1	8.0	120-83-2	N/A	ori-rat 580mg/kg
40. 2,4-Dimethylphenol	10118	072120	0.05	5.00	20003.3	1000	NA	NA	0.017	NA	NA	1000.1	8.1	105-67-9	N/A	ori-rat 3200mg/kg
41. 2,4-Dinitrophenol	10118	072120	0.05	5.00	20001.8	1000	NA	NA	0.017	NA	NA	1000.0	8.0	51-28-5	N/A	ori-rat 30mg/kg
42. 4,6-Dinitro-2-methylphenol	10118	072120	0.05	5.00	20002.5	1000	NA	NA	0.017	NA	NA	1000.0	8.0	534-52-1	N/A	N/A
43. 2-Nitrophenol	10118	072120	0.05	5.00	20003.7	1000	NA	NA	0.017	NA	NA	1000.1	8.0	88-75-5	N/A	ori-rat 334mg/kg
44. 4-Nitrophenol	10118	072120	0.05	5.00	20002.0	1000	NA	NA	0.017	NA	NA	1000.0	8.0	100-02-7	N/A	ori-rat 250mg/kg
45. Pentachlorophenol	10118	072120	0.05	5.00	20002.8	1000	NA	NA	0.017	NA	NA	1000.0	8.0	87-86-5	0.5mg/3BH (skin)	ori-rat 27mg/kg
46. Phenol	10118	072120	0.05	5.00	20003.9	1000	NA	NA	0.017	NA	NA	1000.1	8.0	108-95-2	5 ppm (18mg/3BH)(skin)	ori-rat 800mg/kg
47. 2,4,6-Trichlorophenol	10118	072120	0.05	5.00	20004.2	1000	NA	NA	0.017	NA	NA	1000.1	8.0	88-06-2	N/A	ori-rat 800mg/kg
48. Acenaphthene	10007	042420	0.50	50.00	2001.2	1000	NA	NA	0.018	NA	NA	1000.5	4.1	83-32-9	N/A	ori-rat 800mg/kg
49. Acenaphthylene	10007	042420	0.50	50.00	2000.2	1000	NA	NA	0.018	NA	NA	1000.0	4.2	208-96-8	N/A	ori-rat 800mg/kg
50. Anthracene	10007	042420	0.50	50.00	2000.3	1000	NA	NA	0.018	NA	NA	1000.1	4.1	120-12-7	0.2mg/3 (BH)	ipr-mus 430mg/kg
51. Benzofluoranthracene	10007	042420	0.50	50.00	2001.3	1000	NA	NA	0.018	NA	NA	1000.6	4.2	56-55-3	N/A	N/A
52. Benzofluorene	10007	042420	0.50	50.00	2000.0	1000	NA	NA	0.018	NA	NA	999.9	4.1	50-32-8	0.2mg/3 (BH)	ipr-mus 50mg/kg
53. Benzofluoranthene	10007	042420	0.50	50.00	2000.9	1000	NA	NA	0.018	NA	NA	1000.4	4.1	205-99-2	N/A	N/A
54. Benzofluoranthene	10007	042420	0.50	50.00	2001.2	1000	NA	NA	0.018	NA	NA	1000.5	4.1	207-08-9	N/A	N/A
55. Benzo(g,h,i)perylene	10007	042420	0.50	50.00	2000.0	1000	NA	NA	0.018	NA	NA	999.9	4.1	191-94-2	N/A	N/A
56. Carbazole	10007	042420	0.50	50.00	2000.3	1000	NA	NA	0.018	NA	NA	1000.0	4.2	86-74-8	N/A	ipr-mus 200mg/kg
57. Chrysene	10007	042420	0.50	50.00	2000.8	1000	NA	NA	0.018	NA	NA	1000.3	4.2	218-01-9	0.2mg/3	N/A
58. Dibenz(a,h)anthracene	10007	042420	0.50	50.00	2000.8	1000	NA	NA	0.018	NA	NA	1000.3	4.2	53-70-3	0.2mg/3	N/A
59. Fluoranthene	10007	042420	0.50	50.00	2000.3	1000	NA	NA	0.018	NA	NA	1000.1	4.2	206-44-0	N/A	ori-rat 2000mg/kg
60. Fluorene	10007	042420	0.50	50.00	2000.9	1000	NA	NA	0.018	NA	NA	1000.3	4.2	86-73-7	N/A	ipr-mus 2 g/kg
61. Indeno(1,2,3-cd)pyrene	10007	042420	0.50	50.00	2000.1	1000	NA	NA	0.018	NA	NA	1000.0	4.1	193-39-5	N/A	N/A
62. Naphthalene	10007	042420	0.50	50.00	2000.9	1000	NA	NA	0.018	NA	NA	1000.4	4.1	91-20-3	10 ppm (50mg/3BH)	ori-rat 480mg/kg
63. Phenanthrene	10007	042420	0.50	50.00	2000.9	1000	NA	NA	0.018	NA	NA	1000.4	4.1	85-01-8	0.2mg/3BH	ori-mus 750mg/kg
64. Pyrene	10007	042420	0.50	50.00	2001.0	1000	NA	NA	0.018	NA	NA	1000.4	4.2	129-00-0	0.2mg/3BH	ori-rat 2700mg/kg

*The certified value is the concentration calculated from gravimetric and volumetric measurements unless otherwise stated.
 *Standards are prepared gravimetrically using balances that are calibrated with weights traceable to NIST (see above).
 *Standards are certified ±0.2% of the stated value, unless otherwise stated.
 *All Standards, after opening ampule, should be stored with cap tight and under appropriate laboratory conditions.
 *Uncertainty Reference: Taylor, B.N. and Kuyat, C.L., "Guidelines for Evaluating and Expressing the Uncertainty of NIST Measurement Results," NIST Technical Note 1297, U.S. Government Printing Office, Washington, DC, 1994.

ID #: 14074

Opened: _____
 CLP Semivolatile Calibration Standard

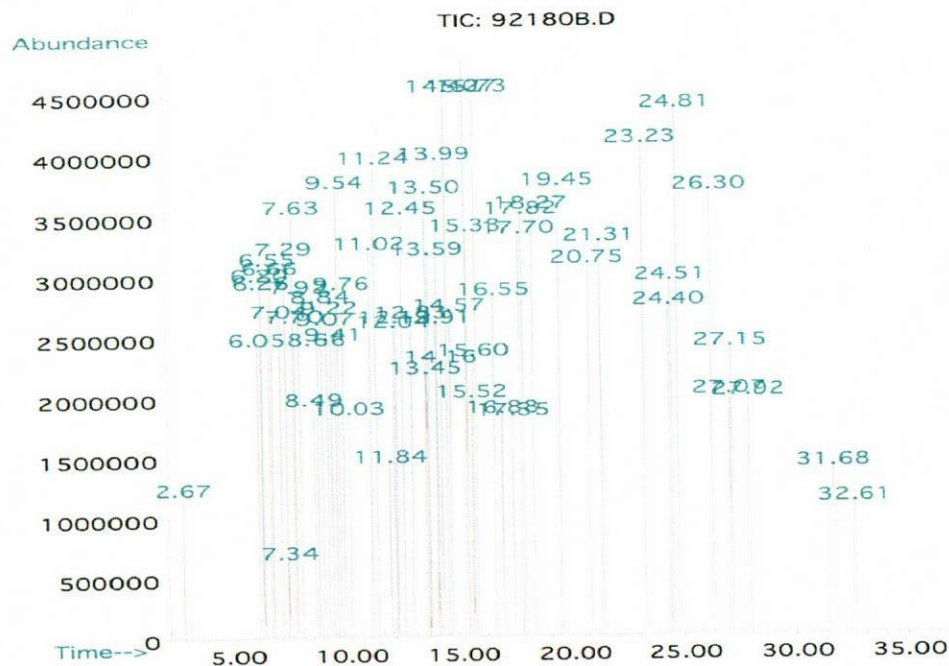
Expires: 2/2/2026

Rec'd: 7/16/2021

Eneray Laboratories Inc 1120 So. 27th Street
 Billings MT 59107



Method GC8MSD-2.M; Column:SBB-5 (30m X 0.25mm ID X 0.25µm film thickness) Temp 1 = 50°C (1min.), Temp 2 = 300°C (14 min.), Rate = 10°C/min., Injector B= 250°C, Detector B = 290°C, Split Ratio = 100:1, Scan Rate = 2. Analysis performed by Melissa Stonier.



Peak No	Name	MSD RT (min.)
1	N-nitrosodimethylamine	2.67
2	Phenol	6.05
3	bis(2-Chloroethyl)ether	6.20
4	2-Chlorophenol	6.26
5	1,3-Dichlorobenzene	6.55
6	1,4-Dichlorobenzene	6.63
7	1,2-Dichlorobenzene	7.04
8	o-Cresol (2-methylphenol)	7.29
9	bis(2-Chloroisopropyl)ether	7.34
10	p-Cresol (4-methylphenol)/N-nitrosopropylamine	7.63
11	Hexachloroethane	7.70
12	Nitrobenzene	7.92
13	Isophorane	8.49
14	2-Nitrophenol	8.66
15	2,4-Dimethylphenol	8.84
16	bis(2-Chloroethoxy)methane	9.07
17	2,4-Dichlorophenol	9.22
18	1,2,4-Trichlorobenzene	9.41
19	Naphthalene	9.54
20	4-Chloroaniline	9.76
21	Hexachloro-1,3-butadiene	10.03
22	4-Chloro-3-methylphenol	11.02
23	2-Methylnaphthalene	11.24
24	Hexachlorocyclopentadiene	11.84
25	2,4,6-Trichlorophenol	12.04
26	2,4,5-Trichlorophenol	12.13
27	2-Chloronaphthalene	12.45
28	2-Nitroaniline	12.84
29	Dimethyl phthalate	13.45
30	Acenaphthylene	13.50
31	2,6-Dinitrotoluene	13.59
32	3-Nitroaniline	13.91
33	Acenaphthene	13.99
34	2,4-Dinitrophenol	14.16
35	Dibenzofuran/4-Nitrophenol	14.40
36	2,4-Dinitrotoluene	14.57
37	Diethyl phthalate/Fluorene	15.27
38	4-Chlorophenyl phenyl ether	15.33
39	4-Nitroaniline	15.52
40	4,6-Dinitro-2-methylphenol	15.60
41	Azobenzene	15.73
42	4-Bromophenyl phenyl ether	16.56
43	Hexachlorobenzene	16.89
44	Pentachlorophenol	13.35
45	Phenanthrene	17.70
46	Anthracene	17.82
47	Carbazole	18.27
48	Di-n-butyl phthalate	19.45
49	Fluoranthene	20.75
50	Pyrene	21.31
51	Benzyl butyl phthalate	23.23
52	Benzo(a)anthracene	24.40
53	Chrysene	24.51
54	bis(2-Ethylhexyl)phthalate	24.82
55	Di-n-octyl phthalate	26.30
56	Benzo(b)fluoranthene	27.07
57	Benzo(k)fluoranthene	27.15
58	Benzo(a)pyrene	27.92
59	Indeno(1,2,3-cd)pyrene/Dibenzo(a,h)anthracene	31.68
60	Benzo(g,h,i)perylene	32.61

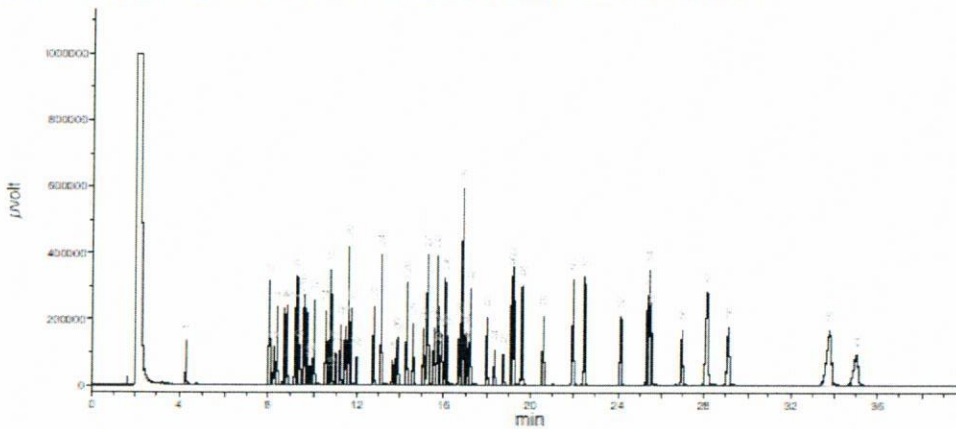


Run 19, "P92180 L020221 [1000µg/mL in MeCl2]"

Run Length: 40.00 min, 23999 points at 10 points/second.
Created: Sat, Feb 6, 2021 at 4:44:57 AM.
Sampled: Sequence "020521-GC4M2", Method "GC4-M2".
Analyzed using Method "GC4-M2".

Comments

GC4-M2 Analysis by Melissa Stonier
Column ID SPB-5 L#60062-01A 30 meter x 0.53mm x 1.5µm Film Thickness.
Flow rates: Total Flow = 300 ml/min, Helium (carrier) = 6.5 mL, Helium (make-up) = 25 mL.
Hydrogen (detector) = 30 mL, Air (detector) = 360 mL Oven Temp 1 = 50°C (1 min).
Rate = 10°C/min, Oven Temp 2 = 300°C (14 min), Total Run Time = 40 Minutes. Injector Temp = 250°C.
FID Temp = 300°C, FID Signal = eDaq Channel 1.
Gas Chromatograph = HP 5890, Auto Sampler = HP 7673, Standard injection = 0.5 µL, Range = 3



Peak No	Name	FID RT (min.)
1	N-nitrosodimethylamine	4.30
2	Phenol	6.05
3	bis(2-Chloroethyl)ether	6.25
4	2-Chlorophenol	6.40
5	1,3-Dichlorobenzene	6.71
6	1,4-Dichlorobenzene	6.80
7	1,2-Dichlorobenzene	9.19
8	o-Cresol (2-methylphenol)	9.27
9	bis(2-Chloroisopropyl)ether	9.38
10	p-Cresol (4-methylphenol)/N-nitrosodipropylamine	9.39
11	Hexachloroethane	9.70
12	Nitrobenzene	9.85
13	Isophorone	10.02
14	2-Nitrophenol	10.53
15	2,4-Dimethylphenol	10.74
16	bis(2-Chloroethoxy)methane	10.81
17	2,4-Dichlorophenol	10.97
18	1,2,4-Trichlorobenzene	11.21
19	Naphthalene	11.43
20	4-Chloroaniline	11.57
21	Hexachloro-1,3-butadiene	11.70
22	4-Chloro-3-methylphenol	11.96
23	2-Methylnaphthalene	12.77
24	Hexachlorocyclopentadiene	13.14
25	2,4,6-Trichlorophenol	13.65
26	2,4,5-Trichlorophenol	13.83
27	2-Chloronaphthalene	13.91
28	2-Nitroaniline	14.26
29	Dimethyl phthalate	14.56
30	Acenaphthylene	15.05
31	2,6-Dinitrotoluene	15.25
32	3-Nitroaniline	15.54
33	Acenaphthene	15.69
34	2,4-Dinitrophenol	15.77
35	Dibenzofuran, 4-Nitrophenol	15.89
36	2,4-Dinitrotoluene	16.06
37	Diethyl phthalate/Fluorene	16.14
38	4-Chlorophenyl phenyl ether	16.72
39	4-Nitroaniline	16.87
40	4,6-Dinitro-2-methylphenol	17.00
41	Azobenzene	17.09
42	4-Bromophenyl phenyl ether	17.23
43	Hexachlorobenzene	18.00
44	Pentachlorophenol	18.36
45	Phenanthrene	18.76
46	Anthracene	19.13
47	Carbazole	19.24
48	Di-n-butyl phthalate	19.61
49	Fluoranthene	20.55
50	Pyrene	21.96
51	Benzyl butyl phthalate	22.49
52	Benzo(a)anthracene	24.11
53	Chrysene	25.34
54	bis(2-Ethylhexyl)phthalate	25.45
55	Di-n-octyl phthalate	25.52
56	Benzo(b)fluoranthene	26.98
57	Benzo(k)fluoranthene	28.16
58	Benzo(a)pyrene	29.10
59	Indeno(1,2,3-cd)pyrene/Dibenzo(a,h)anthracene	33.79
60	Benzo(g,h,i)perylene	35.02

CERTIFICATE OF ANALYSIS

Catalog No: S-14500-R2
Description: Custom Semi-Volatile Standard
Lot: 220021255-02
Solvent: Dichloromethane
Hazards: Refer to SDS for complete safety information

Date Certified: Aug 31, 2021
Expiration: Oct 1, 2022
Sample Size: 1 mL
Components: 10
Storage Condition: Freeze (<-10 °C)/Sonicate



Signal Word: Warning

Certified Reference Material



Component	CAS #	Purity % (GC/MS)	Prepared Concentration ² (µg/mL)	Certified Analyte Concentration ¹ (µg/mL)
Pyridine				
4-Chlorophenol	110-86-1	98.7	2026	2000
1-Methylnaphthalene	106-48-9	100.0	2019	2019
N-Nitrosodiphenylamine	90-12-0	98.5	2003	1973
4-Chloro-2-methylphenol	86-30-6	100.0	2022	2022
Benzoic acid	1570-64-5	97.0	2069*	2007
Aniline	65-85-0	99.5	2010	2000
Benzyl alcohol	62-53-3	98.0	2002	1962
Triallate	100-51-6	99.9	2011	2009
o-Terphenyl	2303-17-5	99.9	2013	2011
	84-15-1	99.9	2019	2017

ID #: 14279
Opened: _____
Custom Semi-Volatile Standard
Expires: 10/1/2022
Rec'd: 9/16/2021
Enerav Laboratories Inc 1120 So. 27th Street
Billings MT 59107

This Certified Reference Material was verified in accordance with ISO/IEC 17025

* Weight compensated to 100% purity.

A product with a suffix (-1A, -2B, etc. or -01, -02, etc.) on its lot number has had its expiration date extended and is identical to the same lot number without the suffix.

² All weights are traceable through NIST, Test No. 684/289871-17

¹ Certified Analyte Concentration = Purity x Prepared Concentration.


The Uncertainty associated with the certified concentration reported on this certificate is ±2.4%. This value is the combined expanded uncertainty and represents an estimated standard deviation equal to the positive square root of the total variation of the uncertainty of components. A normal distribution is assumed and a coverage factor of K=2 is chosen using approximately a 95% confidence level.

Labels and certificates follow U.S. Conventions in reporting numerical values: A comma (,) is used to separate units of one-thousand or greater. A period (.) is used as a decimal place marker.

The information on this certificate may not be reproduced without the express permission of the manufacturer. See reverse side for additional information

Hazard Information: Please refer to the SDS for information regarding the hazards associated with using this material.

This product was prepared according to in-house procedures and is guaranteed to be homogeneous.

Certified By: 
Larry Decker, Organic QC Manager

For use in routine laboratory analysis.