

Energy Laboratories Inc

ANALYTICAL RUN Summary

14-Feb-22

Run ID VOA5975C.I_220119A

Run Start Date: 1/19/2022
 Analyst: Melissa Chavez
 Ical:
 Column ID:
 Comments:

Instrument ID	Description
Bal #22	Balance

Std ID	Std Name	Std Amount	Std Units	Samp Amount	Samp Units	SampType	Expiration Date
VOCF3517	Internal Standard / Surrogates (INT/SURR)	8.4	ul	42	ml	MBLK, ICV (12/31/2022
VOCF3529B	2nd Source MtBE	1.05	ul	42	ml	ICV	1/29/2022
VOCF3546B	Liquids		ul	42	ml	CAL	2/13/2022
VOCF3558B	2nd Source Liquids	1.05	ul	42	ml	ICV	2/27/2022
VOCF3559A	MtBE		ul	42	ml	CAL	1/27/2022
VOCF3563	Internals	8.4	ul	42	ml	CAL	7/3/2022
VOCF3567A	2nd Source Ketones	1.05	ul	42	ml	ICV	2/12/2022
VOCF3569	Ketones		ul	42	ml	CAL	2/17/2022
VOCF3570A	Gases		ul	42	ml	CAL	1/25/2022
VOCF3571A	2nd Source Gases	1.05	ul	42	ml	ICV	1/26/2022
VOCF3573	Calibration Surrogates		ul	42	ml	CAL	7/19/2022

Seq No	Lab ID	Test Code	Sample Typ	File ID	Analysis Date	DF	Batch ID	Prep Date	SPKref	RPDref	pmoist					
14993103	19JAN02_D_TU	VOC-8260-BFB	TUNE	DA5975C\VG0111	1/19/2022 9:34:0	1	R373580		0	0						
Analyte	T	Units	RAW	Final	Text	Spike	SPKref	RPDref	MDL	PQL	UQL	%REC	LOW	HIGH	%RPD	Q
173, % of mass 174	A	%	1.1	1.1		100	0	0	0	0	0	1%	0	1.99	0%	
174, % of mass 95	A	%	94.2	94.2		100	0	0	0	0	0	94%	50	99.99	0%	
175, % of mass 174	A	%	7.5	7.5		100	0	0	0	0	0	8%	5	9	0%	
176, % of mass 174	A	%	96.1	96.1		100	0	0	0	0	0	96%	95	101	0%	
177, % of mass 176	A	%	6.6	6.6		100	0	0	0	0	0	7%	5	9	0%	
50, % of mass 95	A	%	21.4	21.4		100	0	0	0	0	0	21%	15	40	0%	
75, % of mass 95	A	%	50	50		100	0	0	0	0	0	50%	30	60	0%	
95, Base Peak	A	%	100	100		100	0	0	0	0	0	100%	0	100	0%	
96, % of mass 95	A	%	6.7	6.7		100	0	0	0	0	0	7%	5	9	0%	

Seq No	Lab ID	Test Code	Sample Typ	File ID	Analysis Date	DF	Batch ID	Prep Date	SPKref	RPDref	pmoist					
14993111	MBLK011922_	VOC-8260-W-Q	MBLK	DA5975CVVG0111	1/19/2022 10:13:	1	R373580		0	0						
Analyte	T	Units	RAW	Final	Text	Spike	SPKref	RPDref	MDL	PQL	UQL	%REC	LOW	HIGH	%RPD	Q
1,1,1,2-Tetrachloroethane	A	ug/L	0	0		0	0	0	0.101	0.5	500	0%	0	0	0%	
1,1,1-Trichloroethane	A	ug/L	0	0		0	0	0	0.131	0.5	500	0%	0	0	0%	
1,1,2,2-Tetrachloroethane	A	ug/L	0	0		0	0	0	0.0872	0.5	500	0%	0	0	0%	
1,1,2-Trichloroethane	A	ug/L	0	0		0	0	0	0.108	0.5	500	0%	0	0	0%	
1,1-Dichloroethane	A	ug/L	0	0		0	0	0	0.135	0.5	500	0%	0	0	0%	
1,1-Dichloroethene	A	ug/L	0	0		0	0	0	0.141	0.5	500	0%	0	0	0%	
1,1-Dichloropropene	A	ug/L	0	0		0	0	0	0.083	0.5	500	0%	0	0	0%	
1,2,3-Trichloropropane	A	ug/L	0	0		0	0	0	0.235	0.5	500	0%	0	0	0%	
1,2-Dibromoethane	A	ug/L	0	0		0	0	0	0.0916	0.5	500	0%	0	0	0%	
1,2-Dichlorobenzene	A	ug/L	0	0		0	0	0	0.0746	0.5	500	0%	0	0	0%	
1,2-Dichloroethane	A	ug/L	0	0		0	0	0	0.116	0.5	500	0%	0	0	0%	
1,2-Dichloropropane	A	ug/L	0	0		0	0	0	0.0847	0.5	500	0%	0	0	0%	
1,3-Dichlorobenzene	A	ug/L	0	0		0	0	0	0.0803	0.5	500	0%	0	0	0%	
1,3-Dichloropropane	A	ug/L	0	0		0	0	0	0.0791	0.5	500	0%	0	0	0%	
1,4-Dichlorobenzene	A	ug/L	0	0		0	0	0	0.0858	0.5	500	0%	0	0	0%	
2,2-Dichloropropane	A	ug/L	0	0		0	0	0	0.186	0.5	500	0%	0	0	0%	
2-Chlorotoluene	A	ug/L	0	0		0	0	0	0.0876	0.5	500	0%	0	0	0%	
4-Chlorotoluene	A	ug/L	0	0		0	0	0	0.0728	0.5	500	0%	0	0	0%	
Benzene	A	ug/L	0	0		0	0	0	0.0914	0.5	500	0%	0	0	0%	
Bromobenzene	A	ug/L	0	0		0	0	0	0.0831	0.5	500	0%	0	0	0%	
Bromochloromethane	A	ug/L	0	0		0	0	0	0.141	0.5	500	0%	0	0	0%	
Bromodichloromethane	A	ug/L	0	0		0	0	0	0.12	0.5	500	0%	0	0	0%	
Bromoform	A	ug/L	0	0		0	0	0	0.119	0.5	500	0%	0	0	0%	
Bromomethane	A	ug/L	2.5579	0		0	0	0	0.253	0.5	500	0%	0	0	0%	
Carbon tetrachloride	A	ug/L	0	0		0	0	0	0.143	0.5	500	0%	0	0	0%	
Chlorobenzene	A	ug/L	0	0		0	0	0	0.0914	0.5	500	0%	0	0	0%	
Chlorodibromomethane	A	ug/L	0	0		0	0	0	0.0841	0.5	500	0%	0	0	0%	
Chloroethane	A	ug/L	0	0		0	0	0	0.169	0.5	500	0%	0	0	0%	
Chloroform	A	ug/L	0	0		0	0	0	0.0789	0.5	500	0%	0	0	0%	
Chloromethane	A	ug/L	0.37083	0		0	0	0	0.162	0.5	500	0%	0	0	0%	
cis-1,2-Dichloroethene	A	ug/L	0	0		0	0	0	0.108	0.5	500	0%	0	0	0%	
cis-1,3-Dichloropropene	A	ug/L	0	0		0	0	0	0.073	0.5	500	0%	0	0	0%	
Dibromomethane	A	ug/L	0	0		0	0	0	0.147	0.5	500	0%	0	0	0%	
Dichlorodifluoromethane	A	ug/L	0	0		0	0	0	0.175	0.5	500	0%	0	0	0%	
Ethylbenzene	A	ug/L	0	0		0	0	0	0.0836	0.5	500	0%	0	0	0%	

Seq No	Lab ID	Test Code	Sample Typ	File ID	Analysis Date	DF	Batch ID	Prep Date	SPKref	RPDref	pmoist					
14993111	MBLK011922_	VOC-8260-W-Q	MBLK	DA5975C\VG0111	1/19/2022 10:13:	1	R373580		0	0						
Analyte	T	Units	RAW	Final	Text	Spike	SPKref	RPDref	MDL	PQL	UQL	%REC	LOW	HIGH	%RPD	Q
m+p-Xylenes	A	ug/L	0	0		0	0	0	0.15	0.5	1000	0%	0	0	0%	
Methyl ethyl ketone	A	ug/L	0	0		0	0	0	1.77	10	5000	0%	0	0	0%	
Methyl tert-butyl ether (MTBE)	A	ug/L	0	0		0	0	0	0.101	0.5	500	0%	0	0	0%	
Methylene chloride	A	ug/L	1.79994	0		0	0	0	0.338	0.5	500	0%	0	0	0%	
o-Xylene	A	ug/L	0	0		0	0	0	0.0604	0.5	500	0%	0	0	0%	
Styrene	A	ug/L	0	0		0	0	0	0.067	0.5	500	0%	0	0	0%	
Tetrachloroethene	A	ug/L	0	0		0	0	0	0.0671	0.5	500	0%	0	0	0%	
Toluene	A	ug/L	0	0		0	0	0	0.0679	0.5	500	0%	0	0	0%	
trans-1,2-Dichloroethene	A	ug/L	0	0		0	0	0	0.125	0.5	500	0%	0	0	0%	
trans-1,3-Dichloropropene	A	ug/L	0	0		0	0	0	0.0846	0.5	500	0%	0	0	0%	
Trichloroethene	A	ug/L	0	0		0	0	0	0.0993	0.5	500	0%	0	0	0%	
Trichlorofluoromethane	A	ug/L	0	0		0	0	0	0.134	0.5	500	0%	0	0	0%	
Vinyl chloride	A	ug/L	0.3842	0		0	0	0	0.153	0.5	500	0%	0	0	0%	
1,4-Dichlorobenzene-d4	I	ug/L	250	10		0	0	0	0	0	500	0%	0	0	0%	
Chlorobenzene-d5	I	ug/L	250	10		0	0	0	0	0	500	0%	0	0	0%	
Fluorobenzene	I	ug/L	250	10		0	0	0	0	0	500	0%	0	0	0%	
Xylenes, Total	M	ug/L	0	0		0	0	0	0.0604	0.5	1500	0%	0	0	0%	
1,2-Dichloroethane-d4	S	ug/L	296.9186	11.876744		10	0	0	0.229	0.5	500	119%	70	130	0%	
Dibromofluoromethane	S	ug/L	281.32071	11.2528284		10	0	0	0.129	0.5	500	113%	77	126	0%	
p-Bromofluorobenzene	S	ug/L	261.10788	10.4443152		10	0	0	0.149	0.5	500	104%	76	127	0%	
Toluene-d8	S	ug/L	258.94128	10.3576512		10	0	0	0.23	0.5	500	104%	79	122	0%	

Seq No	Lab ID	Test Code	Sample Typ	File ID	Analysis Date	DF	Batch ID	Prep Date	SPKref	RPDref	pmoist					
14993112	ICAL011922_1	VOC-8260-W-Q	CAL1	DA5975C\VG0111	1/19/2022 10:48:	1	R373580		0	0						
Analyte	T	Units	RAW	Final	Text	Spike	SPKref	RPDref	MDL	PQL	UQL	%REC	LOW	HIGH	%RPD	Q
1,2-Dichlorobenzene	A	ug/L	2.56161	0.1024644		0.1	0	0	0.0746	0.5	500	102%	50	150	0%	
1,2-Dichloroethane	A	ug/L	2.90043	0.1160172		0.1	0	0	0.116	0.5	500	116%	50	150	0%	
1,3-Dichlorobenzene	A	ug/L	2.60665	0.104266		0.1	0	0	0.0803	0.5	500	104%	50	150	0%	
1,4-Dichlorobenzene	A	ug/L	2.71995	0.108798		0.1	0	0	0.0858	0.5	500	109%	50	150	0%	
Benzene	A	ug/L	2.63388	0.1053552		0.1	0	0	0.0914	0.5	500	105%	50	150	0%	
Chloroform	A	ug/L	3.06575	0.12263		0.1	0	0	0.0789	0.5	500	123%	50	150	0%	
Ethylbenzene	A	ug/L	2.90887	0.1163548		0.1	0	0	0.0836	0.5	500	116%	50	150	0%	
m+p-Xylenes	A	ug/L	6.17379	0.2469516		0.2	0	0	0.15	0.5	1000	123%	50	150	0%	
o-Xylene	A	ug/L	3.08858	0.1235432		0.1	0	0	0.0604	0.5	500	124%	50	150	0%	

Seq No	Lab ID	Test Code	Sample Typ	File ID	Analysis Date	DF	Batch ID	Prep Date	SPKref	RPDref	pmoist					
14993112	ICAL011922_1	VOC-8260-W-Q	CAL1	DA5975C\VG011	1/19/2022 10:48:	1	R373580		0	0						
Analyte	T	Units	RAW	Final	Text	Spike	SPKref	RPDref	MDL	PQL	UQL	%REC	LOW	HIGH	%RPD	Q
Styrene	A	ug/L	3.18392	0.1273568		0.1	0	0	0.067	0.5	500	127%	50	150	0%	
Tetrachloroethene	A	ug/L	2.62409	0.1049636		0.1	0	0	0.0671	0.5	500	105%	50	150	0%	
Toluene	A	ug/L	2.65	0.106		0.1	0	0	0.0679	0.5	500	106%	50	150	0%	
1,4-Dichlorobenzene-d4	I	ug/L	250	10		0	0	0	0	0	500	0%	50	150	0%	
Chlorobenzene-d5	I	ug/L	250	10		0	0	0	0	0	500	0%	50	150	0%	
Fluorobenzene	I	ug/L	250	10		0	0	0	0	0	500	0%	50	150	0%	
Xylenes, Total	M	ug/L	9.26237	0.3704948		0.3	0	0	0.0604	0.5	1500	123%	50	150	0%	

Seq No	Lab ID	Test Code	Sample Typ	File ID	Analysis Date	DF	Batch ID	Prep Date	SPKref	RPDref	pmoist					
14993113	ICAL011922_2	VOC-8260-W-Q	CAL2	DA5975C\VG011	1/19/2022 11:15:	1	R373580		0	0						
Analyte	T	Units	RAW	Final	Text	Spike	SPKref	RPDref	MDL	PQL	UQL	%REC	LOW	HIGH	%RPD	Q
1,1,1,2-Tetrachloroethane	A	ug/L	12.03781	0.4815124		0.5	0	0	0.101	0.5	500	96%	50	150	0%	
1,1,1-Trichloroethane	A	ug/L	11.55095	0.462038		0.5	0	0	0.131	0.5	500	92%	50	150	0%	
1,1,2,2-Tetrachloroethane	A	ug/L	12.30338	0.4921352		0.5	0	0	0.0872	0.5	500	98%	50	150	0%	
1,1,2-Trichloroethane	A	ug/L	11.9543	0.478172		0.5	0	0	0.108	0.5	500	96%	50	150	0%	
1,1-Dichloroethane	A	ug/L	11.84931	0.4739724		0.5	0	0	0.135	0.5	500	95%	50	150	0%	
1,1-Dichloroethene	A	ug/L	11.68996	0.4675984		0.5	0	0	0.141	0.5	500	94%	50	150	0%	
1,1-Dichloropropene	A	ug/L	10.64606	0.4258424		0.5	0	0	0.083	0.5	500	85%	50	150	0%	
1,2,3-Trichloropropane	A	ug/L	12.3825	0.4953		0.5	0	0	0.235	0.5	500	99%	50	150	0%	
1,2-Dibromoethane	A	ug/L	11.21917	0.4487668		0.5	0	0	0.0916	0.5	500	90%	50	150	0%	
1,2-Dichlorobenzene	A	ug/L	11.56015	0.462406		0.5	0	0	0.0746	0.5	500	92%	70	130	0%	
1,2-Dichloroethane	A	ug/L	12.55104	0.5020416		0.5	0	0	0.116	0.5	500	100%	70	130	0%	
1,2-Dichloropropane	A	ug/L	11.50326	0.4601304		0.5	0	0	0.0847	0.5	500	92%	50	150	0%	
1,3-Dichlorobenzene	A	ug/L	11.51233	0.4604932		0.5	0	0	0.0803	0.5	500	92%	70	130	0%	
1,3-Dichloropropane	A	ug/L	12.39024	0.4956096		0.5	0	0	0.0791	0.5	500	99%	50	150	0%	
1,4-Dichlorobenzene	A	ug/L	11.70084	0.4680336		0.5	0	0	0.0858	0.5	500	94%	70	130	0%	
2,2-Dichloropropane	A	ug/L	12.0798	0.483192		0.5	0	0	0.186	0.5	500	97%	50	150	0%	
2-Chlorotoluene	A	ug/L	11.12433	0.4449732		0.5	0	0	0.0876	0.5	500	89%	50	150	0%	
4-Chlorotoluene	A	ug/L	10.21022	0.4084088		0.5	0	0	0.0728	0.5	500	82%	50	150	0%	
Benzene	A	ug/L	11.72138	0.4688552		0.5	0	0	0.0914	0.5	500	94%	70	130	0%	
Bromobenzene	A	ug/L	11.92659	0.4770636		0.5	0	0	0.0831	0.5	500	95%	50	150	0%	
Bromochloromethane	A	ug/L	12.15138	0.4860552		0.5	0	0	0.141	0.5	500	97%	50	150	0%	
Bromodichloromethane	A	ug/L	12.28616	0.4914464		0.5	0	0	0.12	0.5	500	98%	50	150	0%	
Bromoform	A	ug/L	13.0389	0.521556		0.5	0	0	0.119	0.5	500	104%	50	150	0%	

Seq No	Lab ID	Test Code	Sample Typ	File ID	Analysis Date	DF	Batch ID	Prep Date	SPKref	RPDref	pmoist					
14993113	ICAL011922_2	VOC-8260-W-Q	CAL2	DA5975C\VG0111	1/19/2022 11:15:	1	R373580		0	0						
Analyte	T	Units	RAW	Final	Text	Spike	SPKref	RPDref	MDL	PQL	UQL	%REC	LOW	HIGH	%RPD	Q
Bromomethane	A	ug/L	12.94988	0.5179952		0.5	0	0	0.253	0.5	500	104%	50	150	0%	
Carbon tetrachloride	A	ug/L	11.30839	0.4523356		0.5	0	0	0.143	0.5	500	90%	50	150	0%	
Chlorobenzene	A	ug/L	11.93316	0.4773264		0.5	0	0	0.0914	0.5	500	95%	50	150	0%	
Chlorodibromomethane	A	ug/L	12.44487	0.4977948		0.5	0	0	0.0841	0.5	500	100%	50	150	0%	
Chloroethane	A	ug/L	12.00958	0.4803832		0.5	0	0	0.169	0.5	500	96%	50	150	0%	
Chloroform	A	ug/L	11.92708	0.4770832		0.5	0	0	0.0789	0.5	500	95%	70	130	0%	
Chloromethane	A	ug/L	12.10942	0.4843768		0.5	0	0	0.162	0.5	500	97%	50	150	0%	
cis-1,2-Dichloroethene	A	ug/L	11.68991	0.4675964		0.5	0	0	0.108	0.5	500	94%	50	150	0%	
cis-1,3-Dichloropropene	A	ug/L	11.6126	0.464504		0.5	0	0	0.073	0.5	500	93%	50	150	0%	
Dibromomethane	A	ug/L	11.74498	0.4697992		0.5	0	0	0.147	0.5	500	94%	50	150	0%	
Dichlorodifluoromethane	A	ug/L	11.7428	0.469712		0.5	0	0	0.175	0.5	500	94%	50	150	0%	
Ethylbenzene	A	ug/L	11.9196	0.476784		0.5	0	0	0.0836	0.5	500	95%	70	130	0%	
m+p-Xylenes	A	ug/L	22.16451	0.8865804		1	0	0	0.15	0.5	1000	89%	70	130	0%	
Methyl ethyl ketone	A	ug/L	123.19473	4.9277892		5	0	0	1.77	10	5000	99%	50	150	0%	
Methyl tert-butyl ether (MTBE)	A	ug/L	12.20038	0.4880152		0.5	0	0	0.101	0.5	500	98%	50	150	0%	
Methylene chloride	A	ug/L	13.38833	0.5355332		0.5	0	0	0.338	0.5	500	107%	50	150	0%	
o-Xylene	A	ug/L	11.32344	0.4529376		0.5	0	0	0.0604	0.5	500	91%	70	130	0%	
Styrene	A	ug/L	10.92337	0.4369348		0.5	0	0	0.067	0.5	500	87%	70	130	0%	
Tetrachloroethene	A	ug/L	10.83554	0.4334216		0.5	0	0	0.0671	0.5	500	87%	70	130	0%	
Toluene	A	ug/L	10.7342	0.429368		0.5	0	0	0.0679	0.5	500	86%	70	130	0%	
trans-1,2-Dichloroethene	A	ug/L	12.53264	0.5013056		0.5	0	0	0.125	0.5	500	100%	50	150	0%	
trans-1,3-Dichloropropene	A	ug/L	11.17555	0.447022		0.5	0	0	0.0846	0.5	500	89%	50	150	0%	
Trichloroethene	A	ug/L	11.65772	0.4663088		0.5	0	0	0.0993	0.5	500	93%	50	150	0%	
Trichlorofluoromethane	A	ug/L	12.18881	0.4875524		0.5	0	0	0.134	0.5	500	98%	50	150	0%	
Vinyl chloride	A	ug/L	12.29095	0.491638		0.5	0	0	0.153	0.5	500	98%	50	150	0%	
1,4-Dichlorobenzene-d4	I	ug/L	250	10		0	0	0	0	0	500	0%	50	150	0%	
Chlorobenzene-d5	I	ug/L	250	10		0	0	0	0	0	500	0%	50	150	0%	
Fluorobenzene	I	ug/L	250	10		0	0	0	0	0	500	0%	50	150	0%	
Xylenes, Total	M	ug/L	33.48795	1.339518		1.5	0	0	0.0604	0.5	1500	89%	70	130	0%	
1,2-Dichloroethane-d4	S	ug/L	12.48825	0.49953		0.5	0	0	0.229	0.5	500	100%	50	150	0%	
Dibromofluoromethane	S	ug/L	12.2386	0.489544		0.5	0	0	0.129	0.5	500	98%	50	150	0%	
p-Bromofluorobenzene	S	ug/L	11.469	0.45876		0.5	0	0	0.149	0.5	500	92%	50	150	0%	
Toluene-d8	S	ug/L	11.09271	0.4437084		0.5	0	0	0.23	0.5	500	89%	50	150	0%	

Seq No	Lab ID	Test Code	Sample Typ	File ID	Analysis Date	DF	Batch ID	Prep Date	SPKref	RPDref	pmoist					
14993114	ICAL011922_3	VOC-8260-W-Q	CAL3	DA5975C\VG0111	1/19/2022 11:42:	1	R373580		0	0						
Analyte	T	Units	RAW	Final	Text	Spike	SPKref	RPDref	MDL	PQL	UQL	%REC	LOW	HIGH	%RPD	Q
1,1,1,2-Tetrachloroethane	A	ug/L	24.29982	0.9719928		1	0	0	0.101	0.5	500	97%	70	130	0%	
1,1,1-Trichloroethane	A	ug/L	24.59188	0.9836752		1	0	0	0.131	0.5	500	98%	70	130	0%	
1,1,2,2-Tetrachloroethane	A	ug/L	25.26178	1.0104712		1	0	0	0.0872	0.5	500	101%	70	130	0%	
1,1,2-Trichloroethane	A	ug/L	23.98758	0.9595032		1	0	0	0.108	0.5	500	96%	70	130	0%	
1,1-Dichloroethane	A	ug/L	25.32772	1.0131088		1	0	0	0.135	0.5	500	101%	70	130	0%	
1,1-Dichloroethene	A	ug/L	25.12213	1.0048852		1	0	0	0.141	0.5	500	100%	70	130	0%	
1,1-Dichloropropene	A	ug/L	23.25503	0.9302012		1	0	0	0.083	0.5	500	93%	70	130	0%	
1,2,3-Trichloropropane	A	ug/L	25.64354	1.0257416		1	0	0	0.235	0.5	500	103%	70	130	0%	
1,2-Dibromoethane	A	ug/L	25.34313	1.0137252		1	0	0	0.0916	0.5	500	101%	70	130	0%	
1,2-Dichlorobenzene	A	ug/L	25.09561	1.0038244		1	0	0	0.0746	0.5	500	100%	70	130	0%	
1,2-Dichloroethane	A	ug/L	24.11387	0.9645548		1	0	0	0.116	0.5	500	96%	70	130	0%	
1,2-Dichloropropane	A	ug/L	24.05552	0.9622208		1	0	0	0.0847	0.5	500	96%	70	130	0%	
1,3-Dichlorobenzene	A	ug/L	24.74451	0.9897804		1	0	0	0.0803	0.5	500	99%	70	130	0%	
1,3-Dichloropropane	A	ug/L	24.4891	0.979564		1	0	0	0.0791	0.5	500	98%	70	130	0%	
1,4-Dichlorobenzene	A	ug/L	24.93753	0.9975012		1	0	0	0.0858	0.5	500	100%	70	130	0%	
2,2-Dichloropropane	A	ug/L	25.46947	1.0187788		1	0	0	0.186	0.5	500	102%	70	130	0%	
2-Chlorotoluene	A	ug/L	24.60375	0.98415		1	0	0	0.0876	0.5	500	98%	70	130	0%	
4-Chlorotoluene	A	ug/L	23.76256	0.9505024		1	0	0	0.0728	0.5	500	95%	70	130	0%	
Benzene	A	ug/L	23.44421	0.9377684		1	0	0	0.0914	0.5	500	94%	70	130	0%	
Bromobenzene	A	ug/L	24.17617	0.9670468		1	0	0	0.0831	0.5	500	97%	70	130	0%	
Bromochloromethane	A	ug/L	25.29397	1.0117588		1	0	0	0.141	0.5	500	101%	70	130	0%	
Bromodichloromethane	A	ug/L	24.88164	0.9952656		1	0	0	0.12	0.5	500	100%	70	130	0%	
Bromoform	A	ug/L	25.73239	1.0292956		1	0	0	0.119	0.5	500	103%	70	130	0%	
Bromomethane	A	ug/L	26.14002	1.0456008		1	0	0	0.253	0.5	500	105%	70	130	0%	
Carbon tetrachloride	A	ug/L	24.59553	0.9838212		1	0	0	0.143	0.5	500	98%	70	130	0%	
Chlorobenzene	A	ug/L	24.30396	0.9721584		1	0	0	0.0914	0.5	500	97%	70	130	0%	
Chlorodibromomethane	A	ug/L	24.10204	0.9640816		1	0	0	0.0841	0.5	500	96%	70	130	0%	
Chloroethane	A	ug/L	27.05322	1.0821288		1	0	0	0.169	0.5	500	108%	70	130	0%	
Chloroform	A	ug/L	24.01936	0.9607744		1	0	0	0.0789	0.5	500	96%	70	130	0%	
Chloromethane	A	ug/L	26.08603	1.0434412		1	0	0	0.162	0.5	500	104%	70	130	0%	
cis-1,2-Dichloroethene	A	ug/L	24.17583	0.9670332		1	0	0	0.108	0.5	500	97%	70	130	0%	
cis-1,3-Dichloropropene	A	ug/L	22.71108	0.9084432		1	0	0	0.073	0.5	500	91%	70	130	0%	
Dibromomethane	A	ug/L	25.53036	1.0212144		1	0	0	0.147	0.5	500	102%	70	130	0%	
Dichlorodifluoromethane	A	ug/L	25.20923	1.0083692		1	0	0	0.175	0.5	500	101%	70	130	0%	
Ethylbenzene	A	ug/L	24.09209	0.9636836		1	0	0	0.0836	0.5	500	96%	70	130	0%	

Seq No	Lab ID	Test Code	Sample Typ	File ID	Analysis Date	DF	Batch ID	Prep Date	SPKref	RPDref	pmoist					
14993114	ICAL011922_3	VOC-8260-W-Q	CAL3	DA5975C\VG011\1/19/2022	11:42:	1	R373580		0	0						
Analyte	T	Units	RAW	Final	Text	Spike	SPKref	RPDref	MDL	PQL	UQL	%REC	LOW	HIGH	%RPD	Q
m+p-Xylenes	A	ug/L	47.56168	1.9024672		2	0	0	0.15	0.5	1000	95%	70	130	0%	
Methyl ethyl ketone	A	ug/L	232.00881	9.2803524		10	0	0	1.77	10	5000	93%	70	130	0%	
Methyl tert-butyl ether (MTBE)	A	ug/L	23.51755	0.940702		1	0	0	0.101	0.5	500	94%	70	130	0%	
Methylene chloride	A	ug/L	27.26568	1.0906272		1	0	0	0.338	0.5	500	109%	70	130	0%	
o-Xylene	A	ug/L	23.38337	0.9353348		1	0	0	0.0604	0.5	500	94%	70	130	0%	
Styrene	A	ug/L	23.22155	0.928862		1	0	0	0.067	0.5	500	93%	70	130	0%	
Tetrachloroethene	A	ug/L	24.98591	0.9994364		1	0	0	0.0671	0.5	500	100%	70	130	0%	
Toluene	A	ug/L	23.1991	0.927964		1	0	0	0.0679	0.5	500	93%	70	130	0%	
trans-1,2-Dichloroethene	A	ug/L	25.11116	1.0044464		1	0	0	0.125	0.5	500	100%	70	130	0%	
trans-1,3-Dichloropropene	A	ug/L	23.21356	0.9285424		1	0	0	0.0846	0.5	500	93%	70	130	0%	
Trichloroethene	A	ug/L	24.33224	0.9732896		1	0	0	0.0993	0.5	500	97%	70	130	0%	
Trichlorofluoromethane	A	ug/L	25.40882	1.0163528		1	0	0	0.134	0.5	500	102%	70	130	0%	
Vinyl chloride	A	ug/L	25.49685	1.019874		1	0	0	0.153	0.5	500	102%	70	130	0%	
1,4-Dichlorobenzene-d4	I	ug/L	250	10		0	0	0	0	0	500	0%	70	130	0%	
Chlorobenzene-d5	I	ug/L	250	10		0	0	0	0	0	500	0%	70	130	0%	
Fluorobenzene	I	ug/L	250	10		0	0	0	0	0	500	0%	70	130	0%	
Xylenes, Total	M	ug/L	70.94505	2.837802		3	0	0	0.0604	0.5	1500	95%	70	130	0%	
1,2-Dichloroethane-d4	S	ug/L	25.16748	1.0066992		1	0	0	0.229	0.5	500	101%	70	130	0%	
Dibromofluoromethane	S	ug/L	25.01787	1.0007148		1	0	0	0.129	0.5	500	100%	70	130	0%	
p-Bromofluorobenzene	S	ug/L	24.24738	0.9698952		1	0	0	0.149	0.5	500	97%	70	130	0%	
Toluene-d8	S	ug/L	23.00531	0.9202124		1	0	0	0.23	0.5	500	92%	70	130	0%	

Seq No	Lab ID	Test Code	Sample Typ	File ID	Analysis Date	DF	Batch ID	Prep Date	SPKref	RPDref	pmoist					
14993115	ICAL011922_4	VOC-8260-W-Q	CAL4	DA5975C\VG011\1/19/2022	12:09:	1	R373580		0	0						
Analyte	T	Units	RAW	Final	Text	Spike	SPKref	RPDref	MDL	PQL	UQL	%REC	LOW	HIGH	%RPD	Q
1,1,1,2-Tetrachloroethane	A	ug/L	46.87757	1.8751028		2	0	0	0.101	0.5	500	94%	70	130	0%	
1,1,1-Trichloroethane	A	ug/L	48.19441	1.9277764		2	0	0	0.131	0.5	500	96%	70	130	0%	
1,1,2,2-Tetrachloroethane	A	ug/L	50.15311	2.0061244		2	0	0	0.0872	0.5	500	100%	70	130	0%	
1,1,2-Trichloroethane	A	ug/L	47.51097	1.9004388		2	0	0	0.108	0.5	500	95%	70	130	0%	
1,1-Dichloroethane	A	ug/L	48.16509	1.9266036		2	0	0	0.135	0.5	500	96%	70	130	0%	
1,1-Dichloroethene	A	ug/L	47.66551	1.9066204		2	0	0	0.141	0.5	500	95%	70	130	0%	
1,1-Dichloropropene	A	ug/L	44.64836	1.7859344		2	0	0	0.083	0.5	500	89%	70	130	0%	
1,2,3-Trichloropropane	A	ug/L	47.9073	1.916292		2	0	0	0.235	0.5	500	96%	70	130	0%	
1,2-Dibromoethane	A	ug/L	46.21521	1.8486084		2	0	0	0.0916	0.5	500	92%	70	130	0%	

Seq No	Lab ID	Test Code	Sample Typ	File ID	Analysis Date	DF	Batch ID	Prep Date	SPKref	RPDref	pmoist					
14993115	ICAL011922_4	VOC-8260-W-Q	CAL4	DA5975C\VG011	1/19/2022 12:09:	1	R373580		0	0						
Analyte	T	Units	RAW	Final	Text	Spike	SPKref	RPDref	MDL	PQL	UQL	%REC	LOW	HIGH	%RPD	Q
1,2-Dichlorobenzene	A	ug/L	45.71628	1.8286512		2	0	0	0.0746	0.5	500	91%	70	130	0%	
1,2-Dichloroethane	A	ug/L	48.93365	1.957346		2	0	0	0.116	0.5	500	98%	70	130	0%	
1,2-Dichloropropane	A	ug/L	46.1437	1.845748		2	0	0	0.0847	0.5	500	92%	70	130	0%	
1,3-Dichlorobenzene	A	ug/L	47.20101	1.8880404		2	0	0	0.0803	0.5	500	94%	70	130	0%	
1,3-Dichloropropane	A	ug/L	46.55683	1.8622732		2	0	0	0.0791	0.5	500	93%	70	130	0%	
1,4-Dichlorobenzene	A	ug/L	45.63319	1.8253276		2	0	0	0.0858	0.5	500	91%	70	130	0%	
2,2-Dichloropropane	A	ug/L	47.95819	1.9183276		2	0	0	0.186	0.5	500	96%	70	130	0%	
2-Chlorotoluene	A	ug/L	43.82762	1.7531048		2	0	0	0.0876	0.5	500	88%	70	130	0%	
4-Chlorotoluene	A	ug/L	45.74521	1.8298084		2	0	0	0.0728	0.5	500	91%	70	130	0%	
Benzene	A	ug/L	46.4135	1.85654		2	0	0	0.0914	0.5	500	93%	70	130	0%	
Bromobenzene	A	ug/L	46.29672	1.8518688		2	0	0	0.0831	0.5	500	93%	70	130	0%	
Bromochloromethane	A	ug/L	48.86136	1.9544544		2	0	0	0.141	0.5	500	98%	70	130	0%	
Bromodichloromethane	A	ug/L	46.66744	1.8666976		2	0	0	0.12	0.5	500	93%	70	130	0%	
Bromoform	A	ug/L	46.23167	1.8492668		2	0	0	0.119	0.5	500	92%	70	130	0%	
Bromomethane	A	ug/L	48.05999	1.9223996		2	0	0	0.253	0.5	500	96%	70	130	0%	
Carbon tetrachloride	A	ug/L	47.36264	1.8945056		2	0	0	0.143	0.5	500	95%	70	130	0%	
Chlorobenzene	A	ug/L	46.72829	1.8691316		2	0	0	0.0914	0.5	500	93%	70	130	0%	
Chlorodibromomethane	A	ug/L	46.00583	1.8402332		2	0	0	0.0841	0.5	500	92%	70	130	0%	
Chloroethane	A	ug/L	48.33063	1.9332252		2	0	0	0.169	0.5	500	97%	70	130	0%	
Chloroform	A	ug/L	47.31287	1.8925148		2	0	0	0.0789	0.5	500	95%	70	130	0%	
Chloromethane	A	ug/L	49.62746	1.9850984		2	0	0	0.162	0.5	500	99%	70	130	0%	
cis-1,2-Dichloroethene	A	ug/L	46.09973	1.8439892		2	0	0	0.108	0.5	500	92%	70	130	0%	
cis-1,3-Dichloropropene	A	ug/L	43.36449	1.7345796		2	0	0	0.073	0.5	500	87%	70	130	0%	
Dibromomethane	A	ug/L	47.76659	1.9106636		2	0	0	0.147	0.5	500	96%	70	130	0%	
Dichlorodifluoromethane	A	ug/L	47.76052	1.9104208		2	0	0	0.175	0.5	500	96%	70	130	0%	
Ethylbenzene	A	ug/L	44.73374	1.7893496		2	0	0	0.0836	0.5	500	89%	70	130	0%	
m+p-Xylenes	A	ug/L	89.33288	3.5733152		4	0	0	0.15	0.5	1000	89%	70	130	0%	
Methyl ethyl ketone	A	ug/L	474.78207	18.9912828		20	0	0	1.77	10	5000	95%	70	130	0%	
Methyl tert-butyl ether (MTBE)	A	ug/L	47.39841	1.8959364		2	0	0	0.101	0.5	500	95%	70	130	0%	
Methylene chloride	A	ug/L	49.36125	1.97445		2	0	0	0.338	0.5	500	99%	70	130	0%	
o-Xylene	A	ug/L	44.23203	1.7692812		2	0	0	0.0604	0.5	500	88%	70	130	0%	
Styrene	A	ug/L	44.29737	1.7718948		2	0	0	0.067	0.5	500	89%	70	130	0%	
Tetrachloroethene	A	ug/L	46.08198	1.8432792		2	0	0	0.0671	0.5	500	92%	70	130	0%	
Toluene	A	ug/L	44.66304	1.7865216		2	0	0	0.0679	0.5	500	89%	70	130	0%	
trans-1,2-Dichloroethene	A	ug/L	46.24552	1.8498208		2	0	0	0.125	0.5	500	92%	70	130	0%	

Seq No	Lab ID	Test Code	Sample Typ	File ID	Analysis Date	DF	Batch ID	Prep Date	SPKref	RPDref	pmoist					
14993115	ICAL011922_4	VOC-8260-W-Q	CAL4	DA5975C\VG011	1/19/2022 12:09:	1	R373580		0	0						
Analyte	T	Units	RAW	Final	Text	Spike	SPKref	RPDref	MDL	PQL	UQL	%REC	LOW	HIGH	%RPD	Q
trans-1,3-Dichloropropene	A	ug/L	45.22155	1.808862		2	0	0	0.0846	0.5	500	90%	70	130	0%	
Trichloroethene	A	ug/L	46.31489	1.8525956		2	0	0	0.0993	0.5	500	93%	70	130	0%	
Trichlorofluoromethane	A	ug/L	47.3799	1.895196		2	0	0	0.134	0.5	500	95%	70	130	0%	
Vinyl chloride	A	ug/L	47.71052	1.9084208		2	0	0	0.153	0.5	500	95%	70	130	0%	
1,4-Dichlorobenzene-d4	I	ug/L	250	10		0	0	0	0	0	500	0%	70	130	0%	
Chlorobenzene-d5	I	ug/L	250	10		0	0	0	0	0	500	0%	70	130	0%	
Fluorobenzene	I	ug/L	250	10		0	0	0	0	0	500	0%	70	130	0%	
Xylenes, Total	M	ug/L	133.56491	5.3425964		6	0	0	0.0604	0.5	1500	89%	70	130	0%	
1,2-Dichloroethane-d4	S	ug/L	48.68311	1.9473244		2	0	0	0.229	0.5	500	97%	70	130	0%	
Dibromofluoromethane	S	ug/L	49.23347	1.9693388		2	0	0	0.129	0.5	500	98%	70	130	0%	
p-Bromofluorobenzene	S	ug/L	46.4666	1.858664		2	0	0	0.149	0.5	500	93%	70	130	0%	
Toluene-d8	S	ug/L	45.84352	1.8337408		2	0	0	0.23	0.5	500	92%	70	130	0%	

Seq No	Lab ID	Test Code	Sample Typ	File ID	Analysis Date	DF	Batch ID	Prep Date	SPKref	RPDref	pmoist					
14993116	ICAL011922_5	VOC-8260-W-Q	CAL5	DA5975C\VG011	1/19/2022 1:04:2	1	R373580		0	0						
Analyte	T	Units	RAW	Final	Text	Spike	SPKref	RPDref	MDL	PQL	UQL	%REC	LOW	HIGH	%RPD	Q
1,1,1,2-Tetrachloroethane	A	ug/L	122.79511	4.9118044		5	0	0	0.101	0.5	500	98%	70	130	0%	
1,1,1-Trichloroethane	A	ug/L	123.8043	4.952172		5	0	0	0.131	0.5	500	99%	70	130	0%	
1,1,2,2-Tetrachloroethane	A	ug/L	121.31807	4.8527228		5	0	0	0.0872	0.5	500	97%	70	130	0%	
1,1,2-Trichloroethane	A	ug/L	125.78237	5.0312948		5	0	0	0.108	0.5	500	101%	70	130	0%	
1,1-Dichloroethane	A	ug/L	123.80376	4.9521504		5	0	0	0.135	0.5	500	99%	70	130	0%	
1,1-Dichloroethene	A	ug/L	122.95963	4.9183852		5	0	0	0.141	0.5	500	98%	70	130	0%	
1,1-Dichloropropene	A	ug/L	125.9718	5.038872		5	0	0	0.083	0.5	500	101%	70	130	0%	
1,2,3-Trichloropropane	A	ug/L	120.56102	4.8224408		5	0	0	0.235	0.5	500	96%	70	130	0%	
1,2-Dibromoethane	A	ug/L	126.20468	5.0481872		5	0	0	0.0916	0.5	500	101%	70	130	0%	
1,2-Dichlorobenzene	A	ug/L	123.95073	4.9580292		5	0	0	0.0746	0.5	500	99%	70	130	0%	
1,2-Dichloroethane	A	ug/L	115.6442	4.625768		5	0	0	0.116	0.5	500	93%	70	130	0%	
1,2-Dichloropropane	A	ug/L	122.95886	4.9183544		5	0	0	0.0847	0.5	500	98%	70	130	0%	
1,3-Dichlorobenzene	A	ug/L	122.19059	4.8876236		5	0	0	0.0803	0.5	500	98%	70	130	0%	
1,3-Dichloropropane	A	ug/L	119.39501	4.7758004		5	0	0	0.0791	0.5	500	96%	70	130	0%	
1,4-Dichlorobenzene	A	ug/L	123.13122	4.9252488		5	0	0	0.0858	0.5	500	99%	70	130	0%	
2,2-Dichloropropane	A	ug/L	122.57363	4.9029452		5	0	0	0.186	0.5	500	98%	70	130	0%	
2-Chlorotoluene	A	ug/L	127.39561	5.0958244		5	0	0	0.0876	0.5	500	102%	70	130	0%	
4-Chlorotoluene	A	ug/L	129.55214	5.1820856		5	0	0	0.0728	0.5	500	104%	70	130	0%	

Seq No	Lab ID	Test Code	Sample Typ	File ID	Analysis Date	DF	Batch ID	Prep Date	SPKref	RPDref	pmoist					
14993116	ICAL011922_5	VOC-8260-W-Q	CAL5	DA5975C\VG0111	1/19/2022 1:04:2	1	R373580		0	0						
Analyte	T	Units	RAW	Final	Text	Spike	SPKref	RPDref	MDL	PQL	UQL	%REC	LOW	HIGH	%RPD	Q
Benzene	A	ug/L	124.45449	4.9781796		5	0	0	0.0914	0.5	500	100%	70	130	0%	
Bromobenzene	A	ug/L	124.53646	4.9814584		5	0	0	0.0831	0.5	500	100%	70	130	0%	
Bromochloromethane	A	ug/L	124.02581	4.9610324		5	0	0	0.141	0.5	500	99%	70	130	0%	
Bromodichloromethane	A	ug/L	121.22551	4.8490204		5	0	0	0.12	0.5	500	97%	70	130	0%	
Bromoform	A	ug/L	120.91579	4.8366316		5	0	0	0.119	0.5	500	97%	70	130	0%	
Bromomethane	A	ug/L	112.181	4.48724		5	0	0	0.253	0.5	500	90%	70	130	0%	
Carbon tetrachloride	A	ug/L	123.95204	4.9580816		5	0	0	0.143	0.5	500	99%	70	130	0%	
Chlorobenzene	A	ug/L	122.81845	4.912738		5	0	0	0.0914	0.5	500	98%	70	130	0%	
Chlorodibromomethane	A	ug/L	123.07292	4.9229168		5	0	0	0.0841	0.5	500	98%	70	130	0%	
Chloroethane	A	ug/L	112.26554	4.4906216		5	0	0	0.169	0.5	500	90%	70	130	0%	
Chloroform	A	ug/L	118.32456	4.7329824		5	0	0	0.0789	0.5	500	95%	70	130	0%	
Chloromethane	A	ug/L	125.79911	5.0319644		5	0	0	0.162	0.5	500	101%	70	130	0%	
cis-1,2-Dichloroethene	A	ug/L	125.52039	5.0208156		5	0	0	0.108	0.5	500	100%	70	130	0%	
cis-1,3-Dichloropropene	A	ug/L	123.40028	4.9360112		5	0	0	0.073	0.5	500	99%	70	130	0%	
Dibromomethane	A	ug/L	121.7998	4.871992		5	0	0	0.147	0.5	500	97%	70	130	0%	
Dichlorodifluoromethane	A	ug/L	129.1152	5.164608		5	0	0	0.175	0.5	500	103%	70	130	0%	
Ethylbenzene	A	ug/L	123.10214	4.9240856		5	0	0	0.0836	0.5	500	98%	70	130	0%	
m+p-Xylenes	A	ug/L	248.10484	9.9241936		10	0	0	0.15	0.5	1000	99%	70	130	0%	
Methyl ethyl ketone	A	ug/L	1186.51975	47.46079		50	0	0	1.77	10	5000	95%	70	130	0%	
Methyl tert-butyl ether (MTBE)	A	ug/L	123.46483	4.9385932		5	0	0	0.101	0.5	500	99%	70	130	0%	
Methylene chloride	A	ug/L	120.03953	4.8015812		5	0	0	0.338	0.5	500	96%	70	130	0%	
o-Xylene	A	ug/L	125.18718	5.0074872		5	0	0	0.0604	0.5	500	100%	70	130	0%	
Styrene	A	ug/L	123.7696	4.950784		5	0	0	0.067	0.5	500	99%	70	130	0%	
Tetrachloroethene	A	ug/L	125.30349	5.0121396		5	0	0	0.0671	0.5	500	100%	70	130	0%	
Toluene	A	ug/L	125.42915	5.017166		5	0	0	0.0679	0.5	500	100%	70	130	0%	
trans-1,2-Dichloroethene	A	ug/L	124.2147	4.968588		5	0	0	0.125	0.5	500	99%	70	130	0%	
trans-1,3-Dichloropropene	A	ug/L	124.62799	4.9851196		5	0	0	0.0846	0.5	500	100%	70	130	0%	
Trichloroethene	A	ug/L	121.80953	4.8723812		5	0	0	0.0993	0.5	500	97%	70	130	0%	
Trichlorofluoromethane	A	ug/L	131.0926	5.243704		5	0	0	0.134	0.5	500	105%	70	130	0%	
Vinyl chloride	A	ug/L	124.84079	4.9936316		5	0	0	0.153	0.5	500	100%	70	130	0%	
1,4-Dichlorobenzene-d4	I	ug/L	250	10		0	0	0	0	0	500	0%	70	130	0%	
Chlorobenzene-d5	I	ug/L	250	10		0	0	0	0	0	500	0%	70	130	0%	
Fluorobenzene	I	ug/L	250	10		0	0	0	0	0	500	0%	70	130	0%	
Xylenes, Total	M	ug/L	373.29202	14.9316808		15	0	0	0.0604	0.5	1500	100%	70	130	0%	
1,2-Dichloroethane-d4	S	ug/L	126.73026	5.0692104		5	0	0	0.229	0.5	500	101%	70	130	0%	

Seq No	Lab ID	Test Code	Sample Typ	File ID	Analysis Date	DF	Batch ID	Prep Date	SPKref	RPDref	pmoist					
14993116	ICAL011922_5	VOC-8260-W-Q	CAL5	DA5975C\VG011	1/19/2022 1:04:2	1	R373580		0	0						
Analyte	T	Units	RAW	Final	Text	Spike	SPKref	RPDref	MDL	PQL	UQL	%REC	LOW	HIGH	%RPD	Q
Dibromofluoromethane	S	ug/L	121.8025	4.8721		5	0	0	0.129	0.5	500	97%	70	130	0%	
p-Bromofluorobenzene	S	ug/L	125.01888	5.0007552		5	0	0	0.149	0.5	500	100%	70	130	0%	
Toluene-d8	S	ug/L	128.03806	5.1215224		5	0	0	0.23	0.5	500	102%	70	130	0%	

Seq No	Lab ID	Test Code	Sample Typ	File ID	Analysis Date	DF	Batch ID	Prep Date	SPKref	RPDref	pmoist					
14993117	ICAL011922_6	VOC-8260-W-Q	CAL6	DA5975C\VG011	1/19/2022 1:58:4	1	R373580		0	0						
Analyte	T	Units	RAW	Final	Text	Spike	SPKref	RPDref	MDL	PQL	UQL	%REC	LOW	HIGH	%RPD	Q
1,1,1,2-Tetrachloroethane	A	ug/L	263.1086	10.524344		10	0	0	0.101	0.5	500	105%	70	130	0%	
1,1,1-Trichloroethane	A	ug/L	264.43182	10.5772728		10	0	0	0.131	0.5	500	106%	70	130	0%	
1,1,2,2-Tetrachloroethane	A	ug/L	256.80676	10.2722704		10	0	0	0.0872	0.5	500	103%	70	130	0%	
1,1,2-Trichloroethane	A	ug/L	260.6902	10.427608		10	0	0	0.108	0.5	500	104%	70	130	0%	
1,1-Dichloroethane	A	ug/L	260.03776	10.4015104		10	0	0	0.135	0.5	500	104%	70	130	0%	
1,1-Dichloroethene	A	ug/L	265.38957	10.6155828		10	0	0	0.141	0.5	500	106%	70	130	0%	
1,1-Dichloropropene	A	ug/L	275.64546	11.0258184		10	0	0	0.083	0.5	500	110%	70	130	0%	
1,2,3-Trichloropropane	A	ug/L	264.34203	10.5736812		10	0	0	0.235	0.5	500	106%	70	130	0%	
1,2-Dibromoethane	A	ug/L	265.92909	10.6371636		10	0	0	0.0916	0.5	500	106%	70	130	0%	
1,2-Dichlorobenzene	A	ug/L	265.45139	10.6180556		10	0	0	0.0746	0.5	500	106%	70	130	0%	
1,2-Dichloroethane	A	ug/L	245.44039	9.8176156		10	0	0	0.116	0.5	500	98%	70	130	0%	
1,2-Dichloropropane	A	ug/L	268.02802	10.7211208		10	0	0	0.0847	0.5	500	107%	70	130	0%	
1,3-Dichlorobenzene	A	ug/L	264.23691	10.5694764		10	0	0	0.0803	0.5	500	106%	70	130	0%	
1,3-Dichloropropane	A	ug/L	260.4297	10.417188		10	0	0	0.0791	0.5	500	104%	70	130	0%	
1,4-Dichlorobenzene	A	ug/L	260.21395	10.408558		10	0	0	0.0858	0.5	500	104%	70	130	0%	
2,2-Dichloropropane	A	ug/L	258.89815	10.355926		10	0	0	0.186	0.5	500	104%	70	130	0%	
2-Chlorotoluene	A	ug/L	274.60299	10.9841196		10	0	0	0.0876	0.5	500	110%	70	130	0%	
4-Chlorotoluene	A	ug/L	278.6073	11.144292		10	0	0	0.0728	0.5	500	111%	70	130	0%	
Benzene	A	ug/L	263.37887	10.5351548		10	0	0	0.0914	0.5	500	105%	70	130	0%	
Bromobenzene	A	ug/L	267.41392	10.6965568		10	0	0	0.0831	0.5	500	107%	70	130	0%	
Bromochloromethane	A	ug/L	262.8745	10.51498		10	0	0	0.141	0.5	500	105%	70	130	0%	
Bromodichloromethane	A	ug/L	260.10154	10.4040616		10	0	0	0.12	0.5	500	104%	70	130	0%	
Bromoform	A	ug/L	255.81511	10.2326044		10	0	0	0.119	0.5	500	102%	70	130	0%	
Bromomethane	A	ug/L	264.99935	10.599974		10	0	0	0.253	0.5	500	106%	70	130	0%	
Carbon tetrachloride	A	ug/L	266.17534	10.6470136		10	0	0	0.143	0.5	500	106%	70	130	0%	
Chlorobenzene	A	ug/L	263.10993	10.5243972		10	0	0	0.0914	0.5	500	105%	70	130	0%	
Chlorodibromomethane	A	ug/L	261.4293	10.457172		10	0	0	0.0841	0.5	500	105%	70	130	0%	

Seq No	Lab ID	Test Code	Sample Typ	File ID	Analysis Date	DF	Batch ID	Prep Date	SPKref	RPDref	pmoist					
14993117	ICAL011922_6	VOC-8260-W-Q	CAL6	DA5975C\VG0111	1/19/2022 1:58:4	1	R373580		0	0						
Analyte	T	Units	RAW	Final	Text	Spike	SPKref	RPDref	MDL	PQL	UQL	%REC	LOW	HIGH	%RPD	Q
Chloroethane	A	ug/L	286.46073	11.4584292		10	0	0	0.169	0.5	500	115%	70	130	0%	
Chloroform	A	ug/L	247.58044	9.9032176		10	0	0	0.0789	0.5	500	99%	70	130	0%	
Chloromethane	A	ug/L	250.29568	10.0118272		10	0	0	0.162	0.5	500	100%	70	130	0%	
cis-1,2-Dichloroethene	A	ug/L	264.30406	10.5721624		10	0	0	0.108	0.5	500	106%	70	130	0%	
cis-1,3-Dichloropropene	A	ug/L	272.72128	10.9088512		10	0	0	0.073	0.5	500	109%	70	130	0%	
Dibromomethane	A	ug/L	263.54118	10.5416472		10	0	0	0.147	0.5	500	105%	70	130	0%	
Dichlorodifluoromethane	A	ug/L	259.14165	10.365666		10	0	0	0.175	0.5	500	104%	70	130	0%	
Ethylbenzene	A	ug/L	259.56366	10.3825464		10	0	0	0.0836	0.5	500	104%	70	130	0%	
m+p-Xylenes	A	ug/L	520.92181	20.8368724		20	0	0	0.15	0.5	1000	104%	70	130	0%	
Methyl ethyl ketone	A	ug/L	2621.91595	104.876638		100	0	0	1.77	10	5000	105%	70	130	0%	
Methyl tert-butyl ether (MTBE)	A	ug/L	260.74156	10.4296624		10	0	0	0.101	0.5	500	104%	70	130	0%	
Methylene chloride	A	ug/L	242.95313	9.7181252		10	0	0	0.338	0.5	500	97%	70	130	0%	
o-Xylene	A	ug/L	257.92761	10.3171044		10	0	0	0.0604	0.5	500	103%	70	130	0%	
Styrene	A	ug/L	261.64734	10.4658936		10	0	0	0.067	0.5	500	105%	70	130	0%	
Tetrachloroethene	A	ug/L	263.51697	10.5406788		10	0	0	0.0671	0.5	500	105%	70	130	0%	
Toluene	A	ug/L	270.88303	10.8353212		10	0	0	0.0679	0.5	500	108%	70	130	0%	
trans-1,2-Dichloroethene	A	ug/L	257.35306	10.2941224		10	0	0	0.125	0.5	500	103%	70	130	0%	
trans-1,3-Dichloropropene	A	ug/L	268.88454	10.7553816		10	0	0	0.0846	0.5	500	108%	70	130	0%	
Trichloroethene	A	ug/L	266.30721	10.6522884		10	0	0	0.0993	0.5	500	107%	70	130	0%	
Trichlorofluoromethane	A	ug/L	251.01004	10.0404016		10	0	0	0.134	0.5	500	100%	70	130	0%	
Vinyl chloride	A	ug/L	259.06637	10.3626548		10	0	0	0.153	0.5	500	104%	70	130	0%	
1,4-Dichlorobenzene-d4	I	ug/L	250	10		0	0	0	0	0	500	0%	70	130	0%	
Chlorobenzene-d5	I	ug/L	250	10		0	0	0	0	0	500	0%	70	130	0%	
Fluorobenzene	I	ug/L	250	10		0	0	0	0	0	500	0%	70	130	0%	
Xylenes, Total	M	ug/L	778.84942	31.1539768		30	0	0	0.0604	0.5	1500	104%	70	130	0%	
1,2-Dichloroethane-d4	S	ug/L	253.93359	10.1573436		10	0	0	0.229	0.5	500	102%	70	130	0%	
Dibromofluoromethane	S	ug/L	261.68206	10.4672824		10	0	0	0.129	0.5	500	105%	70	130	0%	
p-Bromofluorobenzene	S	ug/L	268.52656	10.7410624		10	0	0	0.149	0.5	500	107%	70	130	0%	
Toluene-d8	S	ug/L	272.28351	10.8913404		10	0	0	0.23	0.5	500	109%	70	130	0%	

Seq No	Lab ID	Test Code	Sample Typ	File ID	Analysis Date	DF	Batch ID	Prep Date	SPKref	RPDref	pmoist					
14993118	ICAL011922_7	VOC-8260-W-Q	CAL7	DA5975C\VG0111	1/19/2022 2:53:1	1	R373580		0	0						
Analyte	T	Units	RAW	Final	Text	Spike	SPKref	RPDref	MDL	PQL	UQL	%REC	LOW	HIGH	%RPD	Q

Seq No	Lab ID	Test Code	Sample Typ	File ID	Analysis Date	DF	Batch ID	Prep Date	SPKref	RPDref	pmoist					
14993118	ICAL011922_7	VOC-8260-W-Q	CAL7	DA5975C\VG01141	19/2022 2:53:1	1	R373580		0	0						
Analyte	T	Units	RAW	Final	Text	Spike	SPKref	RPDref	MDL	PQL	UQL	%REC	LOW	HIGH	%RPD	Q
1,1,1,2-Tetrachloroethane	A	ug/L	395.11271	15.8045084		15	0	0	0.101	0.5	500	105%	70	130	0%	
1,1,1-Trichloroethane	A	ug/L	384.82827	15.3931308		15	0	0	0.131	0.5	500	103%	70	130	0%	
1,1,2,2-Tetrachloroethane	A	ug/L	373.82831	14.9531324		15	0	0	0.0872	0.5	500	100%	70	130	0%	
1,1,2-Trichloroethane	A	ug/L	395.05316	15.8021264		15	0	0	0.108	0.5	500	105%	70	130	0%	
1,1-Dichloroethane	A	ug/L	378.39611	15.1358444		15	0	0	0.135	0.5	500	101%	70	130	0%	
1,1-Dichloroethene	A	ug/L	382.35444	15.2941776		15	0	0	0.141	0.5	500	102%	70	130	0%	
1,1-Dichloropropene	A	ug/L	409.14804	16.3659216		15	0	0	0.083	0.5	500	109%	70	130	0%	
1,2,3-Trichloropropane	A	ug/L	376.5948	15.063792		15	0	0	0.235	0.5	500	100%	70	130	0%	
1,2-Dibromoethane	A	ug/L	395.10621	15.8042484		15	0	0	0.0916	0.5	500	105%	70	130	0%	
1,2-Dichlorobenzene	A	ug/L	386.59304	15.4637216		15	0	0	0.0746	0.5	500	103%	70	130	0%	
1,2-Dichloroethane	A	ug/L	373.42195	14.936878		15	0	0	0.116	0.5	500	100%	70	130	0%	
1,2-Dichloropropane	A	ug/L	401.58544	16.0634176		15	0	0	0.0847	0.5	500	107%	70	130	0%	
1,3-Dichlorobenzene	A	ug/L	385.60331	15.4241324		15	0	0	0.0803	0.5	500	103%	70	130	0%	
1,3-Dichloropropane	A	ug/L	396.07721	15.8430884		15	0	0	0.0791	0.5	500	106%	70	130	0%	
1,4-Dichlorobenzene	A	ug/L	380.66062	15.2264248		15	0	0	0.0858	0.5	500	102%	70	130	0%	
2,2-Dichloropropane	A	ug/L	382.15371	15.2861484		15	0	0	0.186	0.5	500	102%	70	130	0%	
2-Chlorotoluene	A	ug/L	395.55888	15.8223552		15	0	0	0.0876	0.5	500	105%	70	130	0%	
4-Chlorotoluene	A	ug/L	403.67075	16.14683		15	0	0	0.0728	0.5	500	108%	70	130	0%	
Benzene	A	ug/L	392.49506	15.6998024		15	0	0	0.0914	0.5	500	105%	70	130	0%	
Bromobenzene	A	ug/L	387.26596	15.4906384		15	0	0	0.0831	0.5	500	103%	70	130	0%	
Bromochloromethane	A	ug/L	379.27949	15.1711796		15	0	0	0.141	0.5	500	101%	70	130	0%	
Bromodichloromethane	A	ug/L	392.2653	15.690612		15	0	0	0.12	0.5	500	105%	70	130	0%	
Bromoform	A	ug/L	374.34382	14.9737528		15	0	0	0.119	0.5	500	100%	70	130	0%	
Bromomethane	A	ug/L	380.37666	15.2150664		15	0	0	0.253	0.5	500	101%	70	130	0%	
Carbon tetrachloride	A	ug/L	388.77442	15.5509768		15	0	0	0.143	0.5	500	104%	70	130	0%	
Chlorobenzene	A	ug/L	397.30881	15.8923524		15	0	0	0.0914	0.5	500	106%	70	130	0%	
Chlorodibromomethane	A	ug/L	394.19912	15.7679648		15	0	0	0.0841	0.5	500	105%	70	130	0%	
Chloroethane	A	ug/L	382.26624	15.2906496		15	0	0	0.169	0.5	500	102%	70	130	0%	
Chloroform	A	ug/L	369.36545	14.774618		15	0	0	0.0789	0.5	500	98%	70	130	0%	
Chloromethane	A	ug/L	373.55808	14.9423232		15	0	0	0.162	0.5	500	100%	70	130	0%	
cis-1,2-Dichloroethene	A	ug/L	392.49951	15.6999804		15	0	0	0.108	0.5	500	105%	70	130	0%	
cis-1,3-Dichloropropene	A	ug/L	413.10617	16.5242468		15	0	0	0.073	0.5	500	110%	70	130	0%	
Dibromomethane	A	ug/L	388.24814	15.5299256		15	0	0	0.147	0.5	500	104%	70	130	0%	
Dichlorodifluoromethane	A	ug/L	376.2647	15.050588		15	0	0	0.175	0.5	500	100%	70	130	0%	
Ethylbenzene	A	ug/L	381.44832	15.2579328		15	0	0	0.0836	0.5	500	102%	70	130	0%	

Seq No	Lab ID	Test Code	Sample Typ	File ID	Analysis Date	DF	Batch ID	Prep Date	SPKref	RPDref	pmoist					
14993118	ICAL011922_7	VOC-8260-W-Q	CAL7	DA5975C\VG0111	1/19/2022 2:53:1	1	R373580		0	0						
Analyte	T	Units	RAW	Final	Text	Spike	SPKref	RPDref	MDL	PQL	UQL	%REC	LOW	HIGH	%RPD	Q
m+p-Xylenes	A	ug/L	762.45088	30.4980352		30	0	0	0.15	0.5	1000	102%	70	130	0%	
Methyl ethyl ketone	A	ug/L	3961.28713	158.451485		150	0	0	1.77	10	5000	106%	70	130	0%	
Methyl tert-butyl ether (MTBE)	A	ug/L	389.6885	15.58754		15	0	0	0.101	0.5	500	104%	70	130	0%	
Methylene chloride	A	ug/L	359.82049	14.3928196		15	0	0	0.338	0.5	500	96%	70	130	0%	
o-Xylene	A	ug/L	384.01575	15.36063		15	0	0	0.0604	0.5	500	102%	70	130	0%	
Styrene	A	ug/L	382.73821	15.3095284		15	0	0	0.067	0.5	500	102%	70	130	0%	
Tetrachloroethene	A	ug/L	393.42479	15.7369916		15	0	0	0.0671	0.5	500	105%	70	130	0%	
Toluene	A	ug/L	410.14612	16.4058448		15	0	0	0.0679	0.5	500	109%	70	130	0%	
trans-1,2-Dichloroethene	A	ug/L	382.96484	15.3185936		15	0	0	0.125	0.5	500	102%	70	130	0%	
trans-1,3-Dichloropropene	A	ug/L	414.16774	16.5667096		15	0	0	0.0846	0.5	500	110%	70	130	0%	
Trichloroethene	A	ug/L	400.28495	16.011398		15	0	0	0.0993	0.5	500	107%	70	130	0%	
Trichlorofluoromethane	A	ug/L	368.02903	14.7211612		15	0	0	0.134	0.5	500	98%	70	130	0%	
Vinyl chloride	A	ug/L	371.90211	14.8760844		15	0	0	0.153	0.5	500	99%	70	130	0%	
1,4-Dichlorobenzene-d4	I	ug/L	250	10		0	0	0	0	0	500	0%	70	130	0%	
Chlorobenzene-d5	I	ug/L	250	10		0	0	0	0	0	500	0%	70	130	0%	
Fluorobenzene	I	ug/L	250	10		0	0	0	0	0	500	0%	70	130	0%	
Xylenes, Total	M	ug/L	1146.46663	45.8586652		45	0	0	0.0604	0.5	1500	102%	70	130	0%	
1,2-Dichloroethane-d4	S	ug/L	372.17398	14.8869592		15	0	0	0.229	0.5	500	99%	70	130	0%	
Dibromofluoromethane	S	ug/L	375.7157	15.028628		15	0	0	0.129	0.5	500	100%	70	130	0%	
p-Bromofluorobenzene	S	ug/L	392.51572	15.7006288		15	0	0	0.149	0.5	500	105%	70	130	0%	
Toluene-d8	S	ug/L	408.33456	16.3333824		15	0	0	0.23	0.5	500	109%	70	130	0%	

Seq No	Lab ID	Test Code	Sample Typ	File ID	Analysis Date	DF	Batch ID	Prep Date	SPKref	RPDref	pmoist					
14993119	ICAL011922_8	VOC-8260-W-Q	CAL8	DA5975C\VG0111	1/19/2022 3:47:4	1	R373580		0	0						
Analyte	T	Units	RAW	Final	Text	Spike	SPKref	RPDref	MDL	PQL	UQL	%REC	LOW	HIGH	%RPD	Q
1,1,1,2-Tetrachloroethane	A	ug/L	519.50104	20.7800416		20	0	0	0.101	0.5	500	104%	70	130	0%	
1,1,1-Trichloroethane	A	ug/L	526.99477	21.0797908		20	0	0	0.131	0.5	500	105%	70	130	0%	
1,1,2,2-Tetrachloroethane	A	ug/L	503.77463	20.1509852		20	0	0	0.0872	0.5	500	101%	70	130	0%	
1,1,2-Trichloroethane	A	ug/L	515.71916	20.6287664		20	0	0	0.108	0.5	500	103%	70	130	0%	
1,1-Dichloroethane	A	ug/L	518.00352	20.7201408		20	0	0	0.135	0.5	500	104%	70	130	0%	
1,1-Dichloroethene	A	ug/L	520.88026	20.8352104		20	0	0	0.141	0.5	500	104%	70	130	0%	
1,1-Dichloropropene	A	ug/L	561.8648	22.474592		20	0	0	0.083	0.5	500	112%	70	130	0%	
1,2,3-Trichloropropane	A	ug/L	499.70182	19.9880728		20	0	0	0.235	0.5	500	100%	70	130	0%	
1,2-Dibromoethane	A	ug/L	518.73322	20.7493288		20	0	0	0.0916	0.5	500	104%	70	130	0%	

Seq No	Lab ID	Test Code	Sample Typ	File ID	Analysis Date	DF	Batch ID	Prep Date	SPKref	RPDref	pmoist					
14993119	ICAL011922_8	VOC-8260-W-Q	CAL8	DA5975C\VG011	1/19/2022 3:47:4	1	R373580		0	0						
Analyte	T	Units	RAW	Final	Text	Spike	SPKref	RPDref	MDL	PQL	UQL	%REC	LOW	HIGH	%RPD	Q
1,2-Dichlorobenzene	A	ug/L	524.03363	20.9613452		20	0	0	0.0746	0.5	500	105%	70	130	0%	
1,2-Dichloroethane	A	ug/L	494.90571	19.7962284		20	0	0	0.116	0.5	500	99%	70	130	0%	
1,2-Dichloropropane	A	ug/L	533.98337	21.3593348		20	0	0	0.0847	0.5	500	107%	70	130	0%	
1,3-Dichlorobenzene	A	ug/L	519.90292	20.7961168		20	0	0	0.0803	0.5	500	104%	70	130	0%	
1,3-Dichloropropane	A	ug/L	522.49769	20.8999076		20	0	0	0.0791	0.5	500	104%	70	130	0%	
1,4-Dichlorobenzene	A	ug/L	512.39362	20.4957448		20	0	0	0.0858	0.5	500	102%	70	130	0%	
2,2-Dichloropropane	A	ug/L	510.2077	20.408308		20	0	0	0.186	0.5	500	102%	70	130	0%	
2-Chlorotoluene	A	ug/L	538.47525	21.53901		20	0	0	0.0876	0.5	500	108%	70	130	0%	
4-Chlorotoluene	A	ug/L	545.23705	21.809482		20	0	0	0.0728	0.5	500	109%	70	130	0%	
Benzene	A	ug/L	523.44718	20.9378872		20	0	0	0.0914	0.5	500	105%	70	130	0%	
Bromobenzene	A	ug/L	527.11761	21.0847044		20	0	0	0.0831	0.5	500	105%	70	130	0%	
Bromochloromethane	A	ug/L	491.89341	19.6757364		20	0	0	0.141	0.5	500	98%	70	130	0%	
Bromodichloromethane	A	ug/L	516.12107	20.6448428		20	0	0	0.12	0.5	500	103%	70	130	0%	
Bromoform	A	ug/L	507.06116	20.2824464		20	0	0	0.119	0.5	500	101%	70	130	0%	
Bromomethane	A	ug/L	492.37196	19.6948784		20	0	0	0.253	0.5	500	98%	70	130	0%	
Carbon tetrachloride	A	ug/L	535.60256	21.4241024		20	0	0	0.143	0.5	500	107%	70	130	0%	
Chlorobenzene	A	ug/L	522.07254	20.8829016		20	0	0	0.0914	0.5	500	104%	70	130	0%	
Chlorodibromomethane	A	ug/L	519.35718	20.7742872		20	0	0	0.0841	0.5	500	104%	70	130	0%	
Chloroethane	A	ug/L	463.57413	18.5429652		20	0	0	0.169	0.5	500	93%	70	130	0%	
Chloroform	A	ug/L	495.30446	19.8121784		20	0	0	0.0789	0.5	500	99%	70	130	0%	
Chloromethane	A	ug/L	495.76266	19.8305064		20	0	0	0.162	0.5	500	99%	70	130	0%	
cis-1,2-Dichloroethene	A	ug/L	533.86717	21.3546868		20	0	0	0.108	0.5	500	107%	70	130	0%	
cis-1,3-Dichloropropene	A	ug/L	557.77754	22.3111016		20	0	0	0.073	0.5	500	112%	70	130	0%	
Dibromomethane	A	ug/L	509.98176	20.3992704		20	0	0	0.147	0.5	500	102%	70	130	0%	
Dichlorodifluoromethane	A	ug/L	512.06782	20.4827128		20	0	0	0.175	0.5	500	102%	70	130	0%	
Ethylbenzene	A	ug/L	492.0069	19.680276		20	0	0	0.0836	0.5	500	98%	70	130	0%	
m+p-Xylenes	A	ug/L	982.95572	39.3182288		40	0	0	0.15	0.5	1000	98%	70	130	0%	
Methyl ethyl ketone	A	ug/L	5412.58688	216.503475		200	0	0	1.77	10	5000	108%	70	130	0%	
Methyl tert-butyl ether (MTBE)	A	ug/L	532.72265	21.308906		20	0	0	0.101	0.5	500	107%	70	130	0%	
Methylene chloride	A	ug/L	479.71594	19.1886376		20	0	0	0.338	0.5	500	96%	70	130	0%	
o-Xylene	A	ug/L	490.56964	19.6227856		20	0	0	0.0604	0.5	500	98%	70	130	0%	
Styrene	A	ug/L	489.99584	19.5998336		20	0	0	0.067	0.5	500	98%	70	130	0%	
Tetrachloroethene	A	ug/L	528.40897	21.1363588		20	0	0	0.0671	0.5	500	106%	70	130	0%	
Toluene	A	ug/L	539.67631	21.5870524		20	0	0	0.0679	0.5	500	108%	70	130	0%	
trans-1,2-Dichloroethene	A	ug/L	511.83133	20.4732532		20	0	0	0.125	0.5	500	102%	70	130	0%	

Seq No	Lab ID	Test Code	Sample Typ	File ID	Analysis Date	DF	Batch ID	Prep Date	SPKref	RPDref	pmoist					
14993119	ICAL011922_8	VOC-8260-W-Q	CAL8	DA5975C\VG011	1/19/2022 3:47:4	1	R373580		0	0						
Analyte	T	Units	RAW	Final	Text	Spike	SPKref	RPDref	MDL	PQL	UQL	%REC	LOW	HIGH	%RPD	Q
trans-1,3-Dichloropropene	A	ug/L	547.98665	21.919466		20	0	0	0.0846	0.5	500	110%	70	130	0%	
Trichloroethene	A	ug/L	530.332	21.21328		20	0	0	0.0993	0.5	500	106%	70	130	0%	
Trichlorofluoromethane	A	ug/L	513.3762	20.535048		20	0	0	0.134	0.5	500	103%	70	130	0%	
Vinyl chloride	A	ug/L	507.95433	20.3181732		20	0	0	0.153	0.5	500	102%	70	130	0%	
1,4-Dichlorobenzene-d4	I	ug/L	250	10		0	0	0	0	0	500	0%	70	130	0%	
Chlorobenzene-d5	I	ug/L	250	10		0	0	0	0	0	500	0%	70	130	0%	
Fluorobenzene	I	ug/L	250	10		0	0	0	0	0	500	0%	70	130	0%	
Xylenes, Total	M	ug/L	1473.52536	58.9410144		60	0	0	0.0604	0.5	1500	98%	70	130	0%	
1,2-Dichloroethane-d4	S	ug/L	499.26904	19.9707616		20	0	0	0.229	0.5	500	100%	70	130	0%	
Dibromofluoromethane	S	ug/L	506.23568	20.2494272		20	0	0	0.129	0.5	500	101%	70	130	0%	
p-Bromofluorobenzene	S	ug/L	531.14356	21.2457424		20	0	0	0.149	0.5	500	106%	70	130	0%	
Toluene-d8	S	ug/L	536.58503	21.4634012		20	0	0	0.23	0.5	500	107%	70	130	0%	

Seq No	Lab ID	Test Code	Sample Typ	File ID	Analysis Date	DF	Batch ID	Prep Date	SPKref	RPDref	pmoist					
14993120	ICV011922_	VOC-8260-W-Q	ICV	DA5975C\VG011	1/19/2022 4:42:1	1	R373580		0	0						
Analyte	T	Units	RAW	Final	Text	Spike	SPKref	RPDref	MDL	PQL	UQL	%REC	LOW	HIGH	%RPD	Q
1,1,1,2-Tetrachloroethane	A	ug/L	121.14346	4.8457384		5	0	0	0.101	0.5	500	97%	80	120	0%	
1,1,1-Trichloroethane	A	ug/L	123.10323	4.9241292		5	0	0	0.131	0.5	500	98%	80	120	0%	
1,1,2,2-Tetrachloroethane	A	ug/L	123.71034	4.9484136		5	0	0	0.0872	0.5	500	99%	80	120	0%	
1,1,2-Trichloroethane	A	ug/L	122.33255	4.893302		5	0	0	0.108	0.5	500	98%	80	120	0%	
1,1-Dichloroethane	A	ug/L	126.68152	5.0672608		5	0	0	0.135	0.5	500	101%	80	120	0%	
1,1-Dichloroethene	A	ug/L	127.47339	5.0989356		5	0	0	0.141	0.5	500	102%	80	120	0%	
1,1-Dichloropropene	A	ug/L	122.69902	4.9079608		5	0	0	0.083	0.5	500	98%	80	120	0%	
1,2,3-Trichloropropane	A	ug/L	119.25111	4.7700444		5	0	0	0.235	0.5	500	95%	80	120	0%	
1,2-Dibromoethane	A	ug/L	123.8219	4.952876		5	0	0	0.0916	0.5	500	99%	80	120	0%	
1,2-Dichlorobenzene	A	ug/L	126.78928	5.0715712		5	0	0	0.0746	0.5	500	101%	80	120	0%	
1,2-Dichloroethane	A	ug/L	112.99307	4.5197228		5	0	0	0.116	0.5	500	90%	80	120	0%	
1,2-Dichloropropane	A	ug/L	125.26279	5.0105116		5	0	0	0.0847	0.5	500	100%	80	120	0%	
1,3-Dichlorobenzene	A	ug/L	127.90714	5.1162856		5	0	0	0.0803	0.5	500	102%	80	120	0%	
1,3-Dichloropropane	A	ug/L	115.25812	4.6103248		5	0	0	0.0791	0.5	500	92%	80	120	0%	
1,4-Dichlorobenzene	A	ug/L	126.91589	5.0766356		5	0	0	0.0858	0.5	500	102%	80	120	0%	
2,2-Dichloropropane	A	ug/L	130.60172	5.2240688		5	0	0	0.186	0.5	500	104%	80	120	0%	
2-Chlorotoluene	A	ug/L	128.02447	5.1209788		5	0	0	0.0876	0.5	500	102%	80	120	0%	
4-Chlorotoluene	A	ug/L	133.69052	5.3476208		5	0	0	0.0728	0.5	500	107%	80	120	0%	

Seq No	Lab ID	Test Code	Sample Typ	File ID	Analysis Date	DF	Batch ID	Prep Date	SPKref	RPDref	pmoist					
14993120	ICV011922_	VOC-8260-W-Q	ICV	DA5975CVVG011	1/19/2022 4:42:1	1	R373580		0	0						
Analyte	T	Units	RAW	Final	Text	Spike	SPKref	RPDref	MDL	PQL	UQL	%REC	LOW	HIGH	%RPD	Q
Benzene	A	ug/L	124.79596	4.9918384		5	0	0	0.0914	0.5	500	100%	80	120	0%	
Bromobenzene	A	ug/L	128.75816	5.1503264		5	0	0	0.0831	0.5	500	103%	80	120	0%	
Bromochloromethane	A	ug/L	118.1582	4.726328		5	0	0	0.141	0.5	500	95%	80	120	0%	
Bromodichloromethane	A	ug/L	125.01778	5.0007112		5	0	0	0.12	0.5	500	100%	80	120	0%	
Bromoform	A	ug/L	118.4586	4.738344		5	0	0	0.119	0.5	500	95%	80	120	0%	
Bromomethane	A	ug/L	125.47532	5.0190128		5	0	0	0.253	0.5	500	100%	80	120	0%	
Carbon tetrachloride	A	ug/L	121.97422	4.8789688		5	0	0	0.143	0.5	500	98%	80	120	0%	
Chlorobenzene	A	ug/L	127.68425	5.10737		5	0	0	0.0914	0.5	500	102%	80	120	0%	
Chlorodibromomethane	A	ug/L	118.71875	4.74875		5	0	0	0.0841	0.5	500	95%	80	120	0%	
Chloroethane	A	ug/L	128.59249	5.1436996		5	0	0	0.169	0.5	500	103%	80	120	0%	
Chloroform	A	ug/L	116.04065	4.641626		5	0	0	0.0789	0.5	500	93%	80	120	0%	
Chloromethane	A	ug/L	108.15919	4.3263676		5	0	0	0.162	0.5	500	87%	80	120	0%	
cis-1,2-Dichloroethene	A	ug/L	126.74809	5.0699236		5	0	0	0.108	0.5	500	101%	80	120	0%	
cis-1,3-Dichloropropene	A	ug/L	121.1938	4.847752		5	0	0	0.073	0.5	500	97%	80	120	0%	
Dibromomethane	A	ug/L	119.73245	4.789298		5	0	0	0.147	0.5	500	96%	80	120	0%	
Dichlorodifluoromethane	A	ug/L	109.491	4.37964		5	0	0	0.175	0.5	500	88%	80	120	0%	
Ethylbenzene	A	ug/L	127.55124	5.1020496		5	0	0	0.0836	0.5	500	102%	80	120	0%	
m+p-Xylenes	A	ug/L	247.60848	9.9043392		10	0	0	0.15	0.5	1000	99%	80	120	0%	
Methyl ethyl ketone	A	ug/L	1190.01388	47.6005552		50	0	0	1.77	10	5000	95%	80	120	0%	
Methyl tert-butyl ether (MTBE)	A	ug/L	130.45844	5.2183376		5	0	0	0.101	0.5	500	104%	80	120	0%	
Methylene chloride	A	ug/L	117.91846	4.7167384		5	0	0	0.338	0.5	500	94%	80	120	0%	
o-Xylene	A	ug/L	125.95849	5.0383396		5	0	0	0.0604	0.5	500	101%	80	120	0%	
Styrene	A	ug/L	126.65625	5.06625		5	0	0	0.067	0.5	500	101%	80	120	0%	
Tetrachloroethene	A	ug/L	126.00053	5.0400212		5	0	0	0.0671	0.5	500	101%	80	120	0%	
Toluene	A	ug/L	126.57376	5.0629504		5	0	0	0.0679	0.5	500	101%	80	120	0%	
trans-1,2-Dichloroethene	A	ug/L	125.16318	5.0065272		5	0	0	0.125	0.5	500	100%	80	120	0%	
trans-1,3-Dichloropropene	A	ug/L	125.66541	5.0266164		5	0	0	0.0846	0.5	500	101%	80	120	0%	
Trichloroethene	A	ug/L	127.05504	5.0822016		5	0	0	0.0993	0.5	500	102%	80	120	0%	
Trichlorofluoromethane	A	ug/L	112.56002	4.5024008		5	0	0	0.134	0.5	500	90%	80	120	0%	
Vinyl chloride	A	ug/L	115.35056	4.6140224		5	0	0	0.153	0.5	500	92%	80	120	0%	
1,4-Dichlorobenzene-d4	I	ug/L	250	10		0	0	0	0	0	500	0%	0	0	0%	
Chlorobenzene-d5	I	ug/L	250	10		0	0	0	0	0	500	0%	0	0	0%	
Fluorobenzene	I	ug/L	250	10		0	0	0	0	0	500	0%	0	0	0%	
Xylenes, Total	M	ug/L	373.56697	14.9426788		15	0	0	0.0604	0.5	1500	100%	80	120	0%	
1,2-Dichloroethane-d4	S	ug/L	269.97549	10.7990196		10	0	0	0.229	0.5	500	108%	80	120	0%	

Seq No	Lab ID	Test Code	Sample Typ	File ID	Analysis Date	DF	Batch ID	Prep Date	SPKref	RPDref	pmoist					
14993120	ICV011922_	VOC-8260-W-Q	ICV	DA5975C\VG0111	1/19/2022 4:42:1	1	R373580		0	0						
Analyte	T	Units	RAW	Final	Text	Spike	SPKref	RPDref	MDL	PQL	UQL	%REC	LOW	HIGH	%RPD	Q
Dibromofluoromethane	S	ug/L	230.60106	9.2240424		10	0	0	0.129	0.5	500	92%	80	120	0%	
p-Bromofluorobenzene	S	ug/L	258.37948	10.3351792		10	0	0	0.149	0.5	500	103%	80	120	0%	
Toluene-d8	S	ug/L	272.49616	10.8998464		10	0	0	0.23	0.5	500	109%	80	120	0%	

Data file Name : C:\MSDCHEM\1\DATA\VG011922\19JAN01.D
Sample Name : PRIMER
Operator : MSC
Date injected : 19 Jan 2022 9:07 am
Instrument : VOA5975C
Method used : 5975CACQF
No of spectra : 5616
Start Time : 0.840
End Time : 16.498
Vial Number : 1

Data file Name : C:\MSDCHEM\1\DATA\VG011922\19JAN02.D
Sample Name : BFB011922_
Operator : MSC
Date injected : 19 Jan 2022 9:34 am
Instrument : VOA5975C
Method used : 5975CACQF
No of spectra : 5616
Start Time : 0.840
End Time : 16.498
Vial Number : 2

Data file Name : C:\MSDCHEM\1\DATA\VG011922\19JAN03.D
Sample Name : MBLK011922_
Operator : MSC
Date injected : 19 Jan 2022 10:13 am
Instrument : VOA5975C
Method used : 5975CACQF
No of spectra : 5616
Start Time : 0.840
End Time : 16.498
Vial Number : 3

Data file Name : C:\MSDCHEM\1\DATA\VG011922\19JAN04.D
Sample Name : ICAL011922_1
Operator : MSC
Date injected : 19 Jan 2022 10:48 am
Instrument : VOA5975C
Method used : 5975CACQF
No of spectra : 5616
Start Time : 0.840
End Time : 16.498
Vial Number : 4

Data file Name : C:\MSDCHEM\1\DATA\VG011922\19JAN05.D
Sample Name : ICAL011922_2
Operator : MSC

Date injected : 19 Jan 2022 11:15 am
Instrument : VOA5975C
Method used : 5975CACQF
No of spectra : 5616
Start Time : 0.840
End Time : 16.498
Vial Number : 5

Data file Name : C:\MSDCHEM\1\DATA\VG011922\19JAN06.D
Sample Name : ICAL011922_3
Operator : MSC
Date injected : 19 Jan 2022 11:42 am
Instrument : VOA5975C
Method used : 5975CACQF
No of spectra : 5616
Start Time : 0.840
End Time : 16.498
Vial Number : 6

Data file Name : C:\MSDCHEM\1\DATA\VG011922\19JAN07.D
Sample Name : ICAL011922_4
Operator : MSC
Date injected : 19 Jan 2022 12:09 pm
Instrument : VOA5975C
Method used : 5975CACQF
No of spectra : 5616
Start Time : 0.840
End Time : 16.498
Vial Number : 7

Data file Name : C:\MSDCHEM\1\DATA\VG011922\19JAN08.D
Sample Name : BLK
Operator : MSC
Date injected : 19 Jan 2022 12:37 pm
Instrument : VOA5975C
Method used : 5975CACQF
No of spectra : 5616
Start Time : 0.840
End Time : 16.498
Vial Number : 8

Data file Name : C:\MSDCHEM\1\DATA\VG011922\19JAN09.D
Sample Name : ICAL011922_5
Operator : MSC
Date injected : 19 Jan 2022 1:04 pm
Instrument : VOA5975C
Method used : 5975CACQF

No of spectra : 5616
Start Time : 0.840
End Time : 16.498
Vial Number : 9

Data file Name : C:\MSDCHEM\1\DATA\VG011922\19JAN10.D
Sample Name : BLK
Operator : MSC
Date injected : 19 Jan 2022 1:31 pm
Instrument : VOA5975C
Method used : 5975CACQF
No of spectra : 5616
Start Time : 0.840
End Time : 16.498
Vial Number : 10

Data file Name : C:\MSDCHEM\1\DATA\VG011922\19JAN11.D
Sample Name : ICAL011922_6
Operator : MSC
Date injected : 19 Jan 2022 1:58 pm
Instrument : VOA5975C
Method used : 5975CACQF
No of spectra : 5616
Start Time : 0.840
End Time : 16.498
Vial Number : 11

Data file Name : C:\MSDCHEM\1\DATA\VG011922\19JAN12.D
Sample Name : BLK
Operator : MSC
Date injected : 19 Jan 2022 2:26 pm
Instrument : VOA5975C
Method used : 5975CACQF
No of spectra : 5616
Start Time : 0.840
End Time : 16.498
Vial Number : 12

Data file Name : C:\MSDCHEM\1\DATA\VG011922\19JAN13.D
Sample Name : ICAL011922_7
Operator : MSC
Date injected : 19 Jan 2022 2:53 pm
Instrument : VOA5975C
Method used : 5975CACQF
No of spectra : 5616
Start Time : 0.840
End Time : 16.498

Vial Number : 13

Data file Name : C:\MSDCHEM\1\DATA\VG011922\19JAN14.D
Sample Name : BLK
Operator : MSC
Date injected : 19 Jan 2022 3:20 pm
Instrument : VOA5975C
Method used : 5975CACQF
No of spectra : 5616
Start Time : 0.840
End Time : 16.498
Vial Number : 14

Data file Name : C:\MSDCHEM\1\DATA\VG011922\19JAN15.D
Sample Name : ICAL011922_8
Operator : MSC
Date injected : 19 Jan 2022 3:47 pm
Instrument : VOA5975C
Method used : 5975CACQF
No of spectra : 5616
Start Time : 0.840
End Time : 16.498
Vial Number : 15

Data file Name : C:\MSDCHEM\1\DATA\VG011922\19JAN16.D
Sample Name : BLK
Operator : MSC
Date injected : 19 Jan 2022 4:15 pm
Instrument : VOA5975C
Method used : 5975CACQF
No of spectra : 5616
Start Time : 0.840
End Time : 16.498
Vial Number : 16

Data file Name : C:\MSDCHEM\1\DATA\VG011922\19JAN17.D
Sample Name : ICV011922_
Operator : MSC
Date injected : 19 Jan 2022 4:42 pm
Instrument : VOA5975C
Method used : 5975CACQF
No of spectra : 5616
Start Time : 0.840
End Time : 16.498
Vial Number : 17

Data file Name : C:\MSDCHEM\1\DATA\VG011922\19JAN18.D
Sample Name : BLK
Operator : MSC
Date injected : 19 Jan 2022 5:09 pm
Instrument : VOA5975C
Method used : 5975CACQF
No of spectra : 5616
Start Time : 0.840
End Time : 16.498
Vial Number : 18

Data file Name : C:\MSDCHEM\1\DATA\VG011922\19JAN19.D
Sample Name : MDL011922_Q1_2
Operator : MSC
Date injected : 19 Jan 2022 5:36 pm
Instrument : VOA5975C
Method used : 5975CACQF
No of spectra : 5616
Start Time : 0.840
End Time : 16.498
Vial Number : 19

Data file Name : C:\MSDCHEM\1\DATA\VG011922\19JAN20.D
Sample Name : LOD011922_HalfCal2
Operator : MSC
Date injected : 19 Jan 2022 6:03 pm
Instrument : VOA5975C
Method used : 5975CACQF
No of spectra : 5616
Start Time : 0.839
End Time : 16.498
Vial Number : 20

Data file Name : C:\MSDCHEM\1\DATA\VG011922\19JAN21.D
Sample Name : LOD011922_2xCal1
Operator : MSC
Date injected : 19 Jan 2022 6:31 pm
Instrument : VOA5975C
Method used : 5975CACQF
No of spectra : 5616
Start Time : 0.839
End Time : 16.498
Vial Number : 21

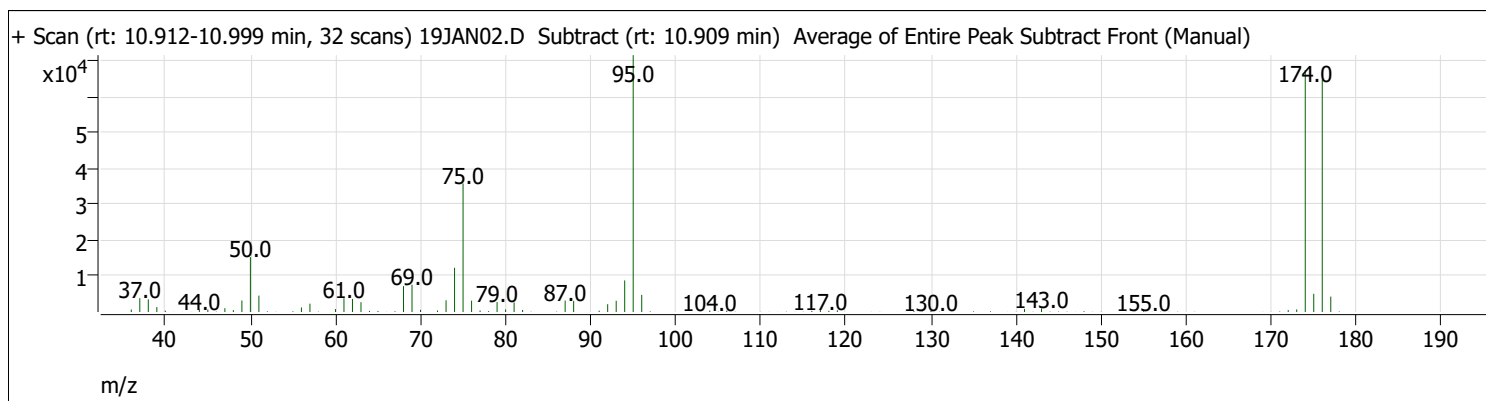
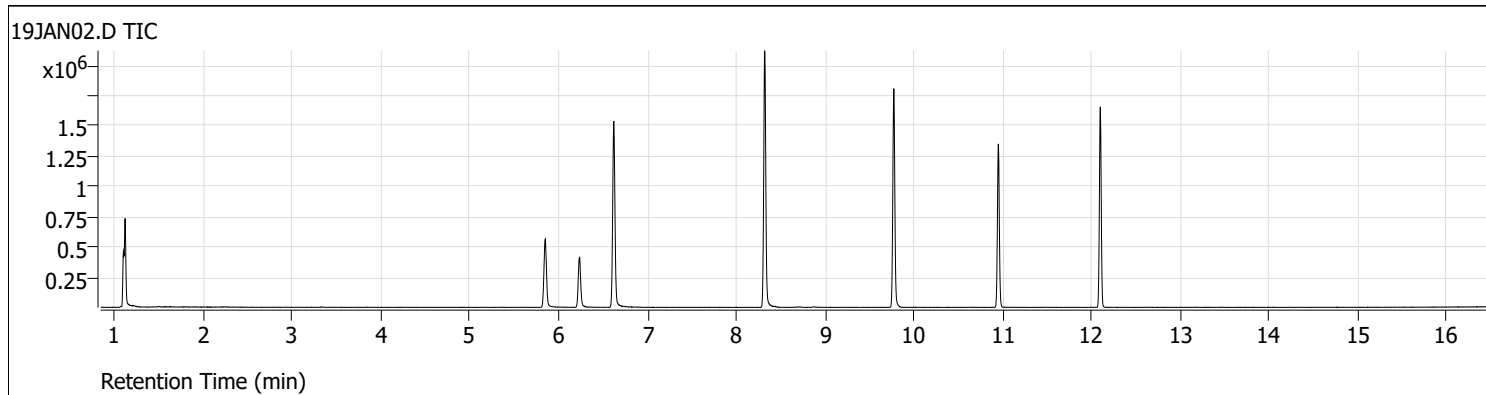
Data file Name : C:\MSDCHEM\1\DATA\VG011922\19JAN22.D
Sample Name : MBLK011922_NoSurr
Operator : MSC

Date injected : 19 Jan 2022 6:58 pm
Instrument : VOA5975C
Method used : 5975CACQF
No of spectra : 5616
Start Time : 0.840
End Time : 16.498
Vial Number : 22

Data file Name : C:\MSDCHEM\1\DATA\VG011922\19JAN23.D
Sample Name : MBLK011922_
Operator : MSC
Date injected : 19 Jan 2022 7:25 pm
Instrument : VOA5975C
Method used : 5975CACQF
No of spectra : 5616
Start Time : 0.839
End Time : 16.498
Vial Number : 23

Tune Evaluation Report

Data Path: D:\Org\Data\VOA5975C\VG011922\19JAN02.D
 Acq on: 1/19/2022 9:34:49 AM
 Operator: MSC
 Sample: BFB011922_
 Inst Name: VOA5975C
 ALS Vial: 2
 Method: \\MASSHUNTER\Org\Data\Methods\BFBavg.m



Target Mass	Rel. To Mass	Lower Limit%	Upper Limit%	Rel. Abn%	Raw Abn	Pass/Fail
50	95	15	40	21.4	15298	Pass
75	95	30	60	50.0	35802	Pass
95	95	100	100	100.0	71589	Pass
96	95	5	9	6.7	4783	Pass
173	174	0	2	1.1	722	Pass
174	95	50	100	94.2	67436	Pass
175	174	5	9	7.5	5067	Pass
176	174	95	101	96.1	64775	Pass
177	176	5	9	6.6	4289	Pass

Quantitative Analysis Results Summary Report

Batch Path	D:\Org\Data\VOA5975C\VG011922\QuantResults\VG011922_8260B.batch.bin	Analyst Name	BL2000\mchavez
Analysis Time	1/22/2022 1:32 PM	Reporter Name	BL2000\mchavez
Report Time	2/14/2022 3:09:49 PM	Batch State	Processed
Last Calib Update	1/20/2022 9:28 AM	Quant Report Version	10.0
Quant Batch Version	10.0		

Sequence Table

Data File	sample Name	Sample Type	Vial Position	Inj Vol	Level	Acq Method File
19JAN03.D	MBLK011922_	Method Blank	3	0		5975CACQF.M
19JAN04.D	ICAL011922_1	Cal	4	0	1	5975CACQF.M
19JAN05.D	ICAL011922_2	Cal	5	0	2	5975CACQF.M
19JAN06.D	ICAL011922_3	Cal	6	0	3	5975CACQF.M
19JAN07.D	ICAL011922_4	Cal	7	0	4	5975CACQF.M
19JAN09.D	ICAL011922_5	Cal	9	0	5	5975CACQF.M
19JAN11.D	ICAL011922_6	Cal	11	0	6	5975CACQF.M
19JAN13.D	ICAL011922_7	Cal	13	0	7	5975CACQF.M
19JAN15.D	ICAL011922_8	Cal	15	0	8	5975CACQF.M
19JAN17.D	ICV011922_	QC	17	0	QC	5975CACQF.M

Quantitation Results

Compound: Dichlorodifluoromethane

Data File	Sample Type	ISTD	RT	Resp	ISTD Resp	Resp Ratio	Final Conc	Exp. Conc	Accuracy
19JAN03.D	Blank	Fluorobenzene			812130		ND		
19JAN04.D	Calibration	Fluorobenzene	1.247	4690	794248	0.0059	4.3915	2.5000	175.7
19JAN05.D	Calibration	Fluorobenzene	1.241	12682	803183	0.0158	11.7428	12.5000	93.9
19JAN06.D	Calibration	Fluorobenzene	1.241	27745	818509	0.0339	25.2092	25.0000	100.8
19JAN07.D	Calibration	Fluorobenzene	1.244	51785	806368	0.0642	47.7605	50.0000	95.5
19JAN09.D	Calibration	Fluorobenzene	1.244	148367	854591	0.1736	129.1152	125.0000	103.3
19JAN11.D	Calibration	Fluorobenzene	1.241	304740	874562	0.3484	259.1417	250.0000	103.7
19JAN13.D	Calibration	Fluorobenzene	1.241	452793	894962	0.5059	376.2647	375.0000	100.3
19JAN15.D	Calibration	Fluorobenzene	1.241	629961	914923	0.6885	512.0678	500.0000	102.4
19JAN17.D	QC	Fluorobenzene	1.244	130579	886938	0.1472	109.4910	125.0000	

Compound: Chloromethane

Data File	Sample Type	ISTD	RT	Resp	ISTD Resp	Resp Ratio	Final Conc	Exp. Conc	Accuracy
19JAN03.D	Blank	Fluorobenzene	1.420	477	812130	0.0006	0.3708		
19JAN04.D	Calibration	Fluorobenzene	1.411	6614	794248	0.0083	5.2603	2.5000	210.4
19JAN05.D	Calibration	Fluorobenzene	1.411	15397	803183	0.0192	12.1094	12.5000	96.9
19JAN06.D	Calibration	Fluorobenzene	1.408	33801	818509	0.0413	26.0860	25.0000	104.3
19JAN07.D	Calibration	Fluorobenzene	1.408	63351	806368	0.0786	49.6275	50.0000	99.3
19JAN09.D	Calibration	Fluorobenzene	1.408	170190	854591	0.1991	125.7991	125.0000	100.6
19JAN11.D	Calibration	Fluorobenzene	1.409	346531	874562	0.3962	250.2957	250.0000	100.1
19JAN13.D	Calibration	Fluorobenzene	1.408	529250	894962	0.5914	373.5581	375.0000	99.6
19JAN15.D	Calibration	Fluorobenzene	1.409	718053	914923	0.7848	495.7627	500.0000	99.2

Quantitative Analysis Results Summary Report

Compound: Chloromethane

Data File	Sample Type	ISTD	RT	Resp	ISTD Resp	Resp Ratio	Final Conc	Exp. Conc	Accuracy
19JAN17.D	QC	Fluorobenzene	1.409	151864	886938	0.1712	108.1592	125.0000	

Compound: Vinyl chloride

Data File	Sample Type	ISTD	RT	Resp	ISTD Resp	Resp Ratio	Final Conc	Exp. Conc	Accuracy
19JAN03.D	Blank	Fluorobenzene	1.501	450	812130	0.0006	0.3842		
19JAN04.D	Calibration	Fluorobenzene	1.503	5818	794248	0.0073	5.0835	2.5000	203.3
19JAN05.D	Calibration	Fluorobenzene	1.498	14225	803183	0.0177	12.2910	12.5000	98.3
19JAN06.D	Calibration	Fluorobenzene	1.498	30072	818509	0.0367	25.4969	25.0000	102.0
19JAN07.D	Calibration	Fluorobenzene	1.495	55437	806368	0.0687	47.7105	50.0000	95.4
19JAN09.D	Calibration	Fluorobenzene	1.498	153733	854591	0.1799	124.8408	125.0000	99.9
19JAN11.D	Calibration	Fluorobenzene	1.498	326478	874562	0.3733	259.0664	250.0000	103.6
19JAN13.D	Calibration	Fluorobenzene	1.498	479607	894962	0.5359	371.9021	375.0000	99.2
19JAN15.D	Calibration	Fluorobenzene	1.498	669671	914923	0.7319	507.9543	500.0000	101.6
19JAN17.D	QC	Fluorobenzene	1.498	147423	886938	0.1662	115.3506	125.0000	

Compound: Bromomethane

Data File	Sample Type	ISTD	RT	Resp	ISTD Resp	Resp Ratio	Final Conc	Exp. Conc	Accuracy
19JAN03.D	Blank	Fluorobenzene	1.807	344	812130	0.0004	2.5579		
19JAN04.D	Calibration	Fluorobenzene	1.804	2332	794248	0.0029	6.7043	2.5000	268.2
19JAN05.D	Calibration	Fluorobenzene	1.799	5411	803183	0.0067	12.9499	12.5000	103.6
19JAN06.D	Calibration	Fluorobenzene	1.802	12135	818509	0.0148	26.1400	25.0000	104.6
19JAN07.D	Calibration	Fluorobenzene	1.796	22944	806368	0.0285	48.0600	50.0000	96.1
19JAN09.D	Calibration	Fluorobenzene	1.799	59520	854591	0.0696	112.1810	125.0000	89.7
19JAN11.D	Calibration	Fluorobenzene	1.796	153759	874562	0.1758	264.9993	250.0000	106.0
19JAN13.D	Calibration	Fluorobenzene	1.793	235754	894962	0.2634	380.3767	375.0000	101.4
19JAN15.D	Calibration	Fluorobenzene	1.793	324434	914923	0.3546	492.3720	500.0000	98.5
19JAN17.D	QC	Fluorobenzene	1.796	69568	886938	0.0784	125.4753	125.0000	

Compound: Chloroethane

Data File	Sample Type	ISTD	RT	Resp	ISTD Resp	Resp Ratio	Final Conc	Exp. Conc	Accuracy
19JAN03.D	Blank	Fluorobenzene			812130		ND		
19JAN04.D	Calibration	Fluorobenzene	1.905	2651	794248	0.0033	4.8967	2.5000	195.9
19JAN05.D	Calibration	Fluorobenzene	1.897	6576	803183	0.0082	12.0096	12.5000	96.1
19JAN06.D	Calibration	Fluorobenzene	1.896	15096	818509	0.0184	27.0532	25.0000	108.2
19JAN07.D	Calibration	Fluorobenzene	1.894	26569	806368	0.0329	48.3306	50.0000	96.7
19JAN09.D	Calibration	Fluorobenzene	1.897	65407	854591	0.0765	112.2655	125.0000	89.8
19JAN11.D	Calibration	Fluorobenzene	1.897	170795	874562	0.1953	286.4607	250.0000	114.6
19JAN13.D	Calibration	Fluorobenzene	1.894	233233	894962	0.2606	382.2662	375.0000	101.9
19JAN15.D	Calibration	Fluorobenzene	1.894	289150	914923	0.3160	463.5741	500.0000	92.7
19JAN17.D	QC	Fluorobenzene	1.897	77755	886938	0.0877	128.5925	125.0000	

Quantitative Analysis Results Summary Report

Compound: Trichlorofluoromethane

Data File	Sample Type	ISTD	RT	Resp	ISTD Resp	Resp Ratio	Final Conc	Exp. Conc	Accuracy
19JAN03.D	Blank	Fluorobenzene			812130		ND		
19JAN04.D	Calibration	Fluorobenzene	2.150	6220	794248	0.0078	4.5322	2.5000	181.3
19JAN05.D	Calibration	Fluorobenzene	2.148	16916	803183	0.0211	12.1888	12.5000	97.5
19JAN06.D	Calibration	Fluorobenzene	2.145	35936	818509	0.0439	25.4088	25.0000	101.6
19JAN07.D	Calibration	Fluorobenzene	2.142	66016	806368	0.0819	47.3799	50.0000	94.8
19JAN09.D	Calibration	Fluorobenzene	2.147	193579	854591	0.2265	131.0926	125.0000	104.9
19JAN11.D	Calibration	Fluorobenzene	2.145	379318	874562	0.4337	251.0100	250.0000	100.4
19JAN13.D	Calibration	Fluorobenzene	2.145	569126	894962	0.6359	368.0290	375.0000	98.1
19JAN15.D	Calibration	Fluorobenzene	2.142	811600	914923	0.8871	513.3762	500.0000	102.7
19JAN17.D	QC	Fluorobenzene	2.145	172504	886938	0.1945	112.5600	125.0000	

Compound: 1,1-Dichloroethene

Data File	Sample Type	ISTD	RT	Resp	ISTD Resp	Resp Ratio	Final Conc	Exp. Conc	Accuracy
19JAN03.D	Blank	Fluorobenzene			812130		ND		
19JAN04.D	Calibration	Fluorobenzene	2.694	2342	794248	0.0029	2.9328	2.5000	117.3
19JAN05.D	Calibration	Fluorobenzene	2.703	9440	803183	0.0118	11.6900	12.5000	93.5
19JAN06.D	Calibration	Fluorobenzene	2.700	20674	818509	0.0253	25.1221	25.0000	100.5
19JAN07.D	Calibration	Fluorobenzene	2.702	38644	806368	0.0479	47.6655	50.0000	95.3
19JAN09.D	Calibration	Fluorobenzene	2.702	105649	854591	0.1236	122.9596	125.0000	98.4
19JAN11.D	Calibration	Fluorobenzene	2.700	233356	874562	0.2668	265.3896	250.0000	106.2
19JAN13.D	Calibration	Fluorobenzene	2.700	344045	894962	0.3844	382.3544	375.0000	102.0
19JAN15.D	Calibration	Fluorobenzene	2.700	479145	914923	0.5237	520.8803	500.0000	104.2
19JAN17.D	QC	Fluorobenzene	2.700	113673	886938	0.1282	127.4734	125.0000	

Compound: Methylene chloride

Data File	Sample Type	ISTD	RT	Resp	ISTD Resp	Resp Ratio	Final Conc	Exp. Conc	Accuracy
19JAN03.D	Blank	Fluorobenzene	3.341	2137	812130	0.0026	1.7999		
19JAN04.D	Calibration	Fluorobenzene	3.327	4701	794248	0.0059	4.0490	2.5000	162.0
19JAN05.D	Calibration	Fluorobenzene	3.330	15719	803183	0.0196	13.3883	12.5000	107.1
19JAN06.D	Calibration	Fluorobenzene	3.333	32623	818509	0.0399	27.2657	25.0000	109.1
19JAN07.D	Calibration	Fluorobenzene	3.327	58184	806368	0.0722	49.3612	50.0000	98.7
19JAN09.D	Calibration	Fluorobenzene	3.333	149957	854591	0.1755	120.0395	125.0000	96.0
19JAN11.D	Calibration	Fluorobenzene	3.330	310597	874562	0.3551	242.9531	250.0000	97.2
19JAN13.D	Calibration	Fluorobenzene	3.330	470733	894962	0.5260	359.8205	375.0000	96.0
19JAN15.D	Calibration	Fluorobenzene	3.333	641583	914923	0.7012	479.7159	500.0000	95.9
19JAN17.D	QC	Fluorobenzene	3.333	152883	886938	0.1724	117.9185	125.0000	

Compound: trans-1,2-Dichloroethene

Data File	Sample Type	ISTD	RT	Resp	ISTD Resp	Resp Ratio	Final Conc	Exp. Conc	Accuracy
19JAN03.D	Blank	Fluorobenzene			812130		ND		
19JAN04.D	Calibration	Fluorobenzene	3.717	2132	794248	0.0027	2.5845	2.5000	103.4
19JAN05.D	Calibration	Fluorobenzene	3.718	10455	803183	0.0130	12.5326	12.5000	100.3

Quantitative Analysis Results Summary Report

Compound: trans-1,2-Dichloroethene

Data File	Sample Type	ISTD	RT	Resp	ISTD Resp	Resp Ratio	Final Conc	Exp. Conc	Accuracy
19JAN06.D	Calibration	Fluorobenzene	3.715	21348	818509	0.0261	25.1112	25.0000	100.4
19JAN07.D	Calibration	Fluorobenzene	3.717	38732	806368	0.0480	46.2455	50.0000	92.5
19JAN09.D	Calibration	Fluorobenzene	3.720	110255	854591	0.1290	124.2147	125.0000	99.4
19JAN11.D	Calibration	Fluorobenzene	3.720	233769	874562	0.2673	257.3531	250.0000	102.9
19JAN13.D	Calibration	Fluorobenzene	3.715	355984	894962	0.3978	382.9648	375.0000	102.1
19JAN15.D	Calibration	Fluorobenzene	3.715	486383	914923	0.5316	511.8313	500.0000	102.4
19JAN17.D	QC	Fluorobenzene	3.718	115302	886938	0.1300	125.1632	125.0000	

Compound: Methyl tert-butyl ether (MTBE)

Data File	Sample Type	ISTD	RT	Resp	ISTD Resp	Resp Ratio	Final Conc	Exp. Conc	Accuracy
19JAN03.D	Blank	Fluorobenzene			812130		ND		
19JAN04.D	Calibration	Fluorobenzene	3.762	2662	794248	0.0034	2.5817	2.5000	103.3
19JAN05.D	Calibration	Fluorobenzene	3.757	12721	803183	0.0158	12.2004	12.5000	97.6
19JAN06.D	Calibration	Fluorobenzene	3.751	24989	818509	0.0305	23.5175	25.0000	94.1
19JAN07.D	Calibration	Fluorobenzene	3.751	49617	806368	0.0615	47.3984	50.0000	94.8
19JAN09.D	Calibration	Fluorobenzene	3.754	136973	854591	0.1603	123.4648	125.0000	98.8
19JAN11.D	Calibration	Fluorobenzene	3.754	296029	874562	0.3385	260.7416	250.0000	104.3
19JAN13.D	Calibration	Fluorobenzene	3.757	452747	894962	0.5059	389.6885	375.0000	103.9
19JAN15.D	Calibration	Fluorobenzene	3.751	632731	914923	0.6916	532.7227	500.0000	106.5
19JAN17.D	QC	Fluorobenzene	3.751	150210	886938	0.1694	130.4584	125.0000	

Compound: 1,1-Dichloroethane

Data File	Sample Type	ISTD	RT	Resp	ISTD Resp	Resp Ratio	Final Conc	Exp. Conc	Accuracy
19JAN03.D	Blank	Fluorobenzene			812130		ND		
19JAN04.D	Calibration	Fluorobenzene	4.378	4131	794248	0.0052	2.6757	2.5000	107.0
19JAN05.D	Calibration	Fluorobenzene	4.381	18500	803183	0.0230	11.8493	12.5000	94.8
19JAN06.D	Calibration	Fluorobenzene	4.384	40298	818509	0.0492	25.3277	25.0000	101.3
19JAN07.D	Calibration	Fluorobenzene	4.384	75497	806368	0.0936	48.1651	50.0000	96.3
19JAN09.D	Calibration	Fluorobenzene	4.378	205663	854591	0.2407	123.8038	125.0000	99.0
19JAN11.D	Calibration	Fluorobenzene	4.381	442070	874562	0.5055	260.0378	250.0000	104.0
19JAN13.D	Calibration	Fluorobenzene	4.381	658287	894962	0.7355	378.3961	375.0000	100.9
19JAN15.D	Calibration	Fluorobenzene	4.381	921258	914923	1.0069	518.0035	500.0000	103.6
19JAN17.D	QC	Fluorobenzene	4.378	218409	886938	0.2463	126.6815	125.0000	

Compound: 2,2-Dichloropropane

Data File	Sample Type	ISTD	RT	Resp	ISTD Resp	Resp Ratio	Final Conc	Exp. Conc	Accuracy
19JAN03.D	Blank	Fluorobenzene			812130		ND		
19JAN04.D	Calibration	Fluorobenzene	5.181	3183	794248	0.0040	2.7359	2.5000	109.4
19JAN05.D	Calibration	Fluorobenzene	5.190	14213	803183	0.0177	12.0798	12.5000	96.6
19JAN06.D	Calibration	Fluorobenzene	5.193	30539	818509	0.0373	25.4695	25.0000	101.9
19JAN07.D	Calibration	Fluorobenzene	5.193	56651	806368	0.0703	47.9582	50.0000	95.9
19JAN09.D	Calibration	Fluorobenzene	5.193	153450	854591	0.1796	122.5736	125.0000	98.1

Quantitative Analysis Results Summary Report

Compound: 2,2-Dichloropropane

Data File	Sample Type	ISTD	RT	Resp	ISTD Resp	Resp Ratio	Final Conc	Exp. Conc	Accuracy
19JAN11.D	Calibration	Fluorobenzene	5.193	331689	874562	0.3793	258.8981	250.0000	103.6
19JAN13.D	Calibration	Fluorobenzene	5.195	501019	894962	0.5598	382.1537	375.0000	101.9
19JAN15.D	Calibration	Fluorobenzene	5.190	683822	914923	0.7474	510.2077	500.0000	102.0
19JAN17.D	QC	Fluorobenzene	5.193	169689	886938	0.1913	130.6017	125.0000	

Compound: cis-1,2-Dichloroethene

Data File	Sample Type	ISTD	RT	Resp	ISTD Resp	Resp Ratio	Final Conc	Exp. Conc	Accuracy
19JAN03.D	Blank	Fluorobenzene			812130		ND		
19JAN04.D	Calibration	Fluorobenzene	5.215	2334	794248	0.0029	2.7941	2.5000	111.8
19JAN05.D	Calibration	Fluorobenzene	5.209	9874	803183	0.0123	11.6899	12.5000	93.5
19JAN06.D	Calibration	Fluorobenzene	5.215	20810	818509	0.0254	24.1758	25.0000	96.7
19JAN07.D	Calibration	Fluorobenzene	5.212	39093	806368	0.0485	46.0997	50.0000	92.2
19JAN09.D	Calibration	Fluorobenzene	5.215	112808	854591	0.1320	125.5204	125.0000	100.4
19JAN11.D	Calibration	Fluorobenzene	5.215	243087	874562	0.2780	264.3041	250.0000	105.7
19JAN13.D	Calibration	Fluorobenzene	5.215	369412	894962	0.4128	392.4995	375.0000	104.7
19JAN15.D	Calibration	Fluorobenzene	5.212	513671	914923	0.5614	533.8672	500.0000	106.8
19JAN17.D	QC	Fluorobenzene	5.212	118223	886938	0.1333	126.7481	125.0000	

Compound: Methyl ethyl ketone

Data File	Sample Type	ISTD	RT	Resp	ISTD Resp	Resp Ratio	Final Conc	Exp. Conc	Accuracy
19JAN03.D	Blank	Fluorobenzene			812130		ND		
19JAN04.D	Calibration	Fluorobenzene	5.293	2962	794248	0.0037	24.5342	25.0000	98.1
19JAN05.D	Calibration	Fluorobenzene	5.288	15038	803183	0.0187	123.1947	125.0000	98.6
19JAN06.D	Calibration	Fluorobenzene	5.282	28861	818509	0.0353	232.0088	250.0000	92.8
19JAN07.D	Calibration	Fluorobenzene	5.285	58185	806368	0.0722	474.7821	500.0000	95.0
19JAN09.D	Calibration	Fluorobenzene	5.279	154105	854591	0.1803	1186.5197	1250.0000	94.9
19JAN11.D	Calibration	Fluorobenzene	5.279	348492	874562	0.3985	2621.9160	2500.0000	104.9
19JAN13.D	Calibration	Fluorobenzene	5.279	538796	894962	0.6020	3961.2871	3750.0000	105.6
19JAN15.D	Calibration	Fluorobenzene	5.279	752615	914923	0.8226	5412.5869	5000.0000	108.3
19JAN17.D	QC	Fluorobenzene	5.282	160409	886938	0.1809	1190.0139	1250.0000	

Compound: Bromochloromethane

Data File	Sample Type	ISTD	RT	Resp	ISTD Resp	Resp Ratio	Final Conc	Exp. Conc	Accuracy
19JAN03.D	Blank	Fluorobenzene			812130		ND		
19JAN04.D	Calibration	Fluorobenzene	5.516	901	794248	0.0011	2.6151	2.5000	104.6
19JAN05.D	Calibration	Fluorobenzene	5.516	4232	803183	0.0053	12.1514	12.5000	97.2
19JAN06.D	Calibration	Fluorobenzene	5.519	8977	818509	0.0110	25.2940	25.0000	101.2
19JAN07.D	Calibration	Fluorobenzene	5.511	17084	806368	0.0212	48.8614	50.0000	97.7
19JAN09.D	Calibration	Fluorobenzene	5.516	45958	854591	0.0538	124.0258	125.0000	99.2
19JAN11.D	Calibration	Fluorobenzene	5.516	99685	874562	0.1140	262.8745	250.0000	105.1
19JAN13.D	Calibration	Fluorobenzene	5.519	147182	894962	0.1645	379.2795	375.0000	101.1
19JAN15.D	Calibration	Fluorobenzene	5.519	195140	914923	0.2133	491.8934	500.0000	98.4

Quantitative Analysis Results Summary Report

Compound: Bromochloromethane

Data File	Sample Type	ISTD	RT	Resp	ISTD Resp	Resp Ratio	Final Conc	Exp. Conc	Accuracy
19JAN17.D	QC	Fluorobenzene	5.519	45441	886938	0.0512	118.1582	125.0000	

Compound: Chloroform

Data File	Sample Type	ISTD	RT	Resp	ISTD Resp	Resp Ratio	Final Conc	Exp. Conc	Accuracy
19JAN03.D	Blank	Fluorobenzene			812130		ND		
19JAN04.D	Calibration	Fluorobenzene	5.656	4726	794248	0.0060	3.0658	2.5000	122.6
19JAN05.D	Calibration	Fluorobenzene	5.653	18593	803183	0.0231	11.9271	12.5000	95.4
19JAN06.D	Calibration	Fluorobenzene	5.647	38158	818509	0.0466	24.0194	25.0000	96.1
19JAN07.D	Calibration	Fluorobenzene	5.647	74048	806368	0.0918	47.3129	50.0000	94.6
19JAN09.D	Calibration	Fluorobenzene	5.653	196261	854591	0.2297	118.3246	125.0000	94.7
19JAN11.D	Calibration	Fluorobenzene	5.653	420250	874562	0.4805	247.5804	250.0000	99.0
19JAN13.D	Calibration	Fluorobenzene	5.653	641596	894962	0.7169	369.3654	375.0000	98.5
19JAN15.D	Calibration	Fluorobenzene	5.650	879544	914923	0.9613	495.3045	500.0000	99.1
19JAN17.D	QC	Fluorobenzene	5.653	199758	886938	0.2252	116.0406	125.0000	

Compound: 1,1,1-Trichloroethane

Data File	Sample Type	ISTD	RT	Resp	ISTD Resp	Resp Ratio	Final Conc	Exp. Conc	Accuracy
19JAN03.D	Blank	Fluorobenzene			812130		ND		
19JAN04.D	Calibration	Fluorobenzene	5.834	3627	794248	0.0046	2.5502	2.5000	102.0
19JAN05.D	Calibration	Fluorobenzene	5.829	16614	803183	0.0207	11.5510	12.5000	92.4
19JAN06.D	Calibration	Fluorobenzene	5.828	36046	818509	0.0440	24.5919	25.0000	98.4
19JAN07.D	Calibration	Fluorobenzene	5.834	69594	806368	0.0863	48.1944	50.0000	96.4
19JAN09.D	Calibration	Fluorobenzene	5.831	189468	854591	0.2217	123.8043	125.0000	99.0
19JAN11.D	Calibration	Fluorobenzene	5.834	414139	874562	0.4735	264.4318	250.0000	105.8
19JAN13.D	Calibration	Fluorobenzene	5.834	616756	894962	0.6891	384.8283	375.0000	102.6
19JAN15.D	Calibration	Fluorobenzene	5.831	863441	914923	0.9437	526.9948	500.0000	105.4
19JAN17.D	QC	Fluorobenzene	5.831	195526	886938	0.2205	123.1032	125.0000	

Compound: Dibromofluoromethane

Data File	Sample Type	ISTD	RT	Resp	ISTD Resp	Resp Ratio	Final Conc	Exp. Conc	Accuracy
19JAN03.D	Blank	Fluorobenzene	5.845	221291	812130	0.2725	281.3207		
19JAN04.D	Calibration	Fluorobenzene	5.851	2660	794248	0.0033	3.4579	2.5000	138.3
19JAN05.D	Calibration	Fluorobenzene	5.845	9521	803183	0.0119	12.2386	12.5000	97.9
19JAN06.D	Calibration	Fluorobenzene	5.851	19834	818509	0.0242	25.0179	25.0000	100.1
19JAN07.D	Calibration	Fluorobenzene	5.848	38453	806368	0.0477	49.2335	50.0000	98.5
19JAN09.D	Calibration	Fluorobenzene	5.851	100821	854591	0.1180	121.8025	125.0000	97.4
19JAN11.D	Calibration	Fluorobenzene	5.851	221667	874562	0.2535	261.6821	250.0000	104.7
19JAN13.D	Calibration	Fluorobenzene	5.845	325687	894962	0.3639	375.7157	375.0000	100.2
19JAN15.D	Calibration	Fluorobenzene	5.845	448615	914923	0.4903	506.2357	500.0000	101.2
19JAN17.D	QC	Fluorobenzene	5.848	198103	886938	0.2234	230.6011	250.0000	

Quantitative Analysis Results Summary Report

Compound: Carbon tetrachloride

Data File	Sample Type	ISTD	RT	Resp	ISTD Resp	Resp Ratio	Final Conc	Exp. Conc	Accuracy
19JAN03.D	Blank	Fluorobenzene			812130		ND		
19JAN04.D	Calibration	Fluorobenzene	6.035	3586	794248	0.0045	2.5993	2.5000	104.0
19JAN05.D	Calibration	Fluorobenzene	6.024	15775	803183	0.0196	11.3084	12.5000	90.5
19JAN06.D	Calibration	Fluorobenzene	6.026	34965	818509	0.0427	24.5955	25.0000	98.4
19JAN07.D	Calibration	Fluorobenzene	6.026	66332	806368	0.0823	47.3626	50.0000	94.7
19JAN09.D	Calibration	Fluorobenzene	6.024	183978	854591	0.2153	123.9520	125.0000	99.2
19JAN11.D	Calibration	Fluorobenzene	6.027	404308	874562	0.4623	266.1753	250.0000	106.5
19JAN13.D	Calibration	Fluorobenzene	6.026	604305	894962	0.6752	388.7744	375.0000	103.7
19JAN15.D	Calibration	Fluorobenzene	6.027	851101	914923	0.9302	535.6026	500.0000	107.1
19JAN17.D	QC	Fluorobenzene	6.024	187895	886938	0.2118	121.9742	125.0000	

Compound: 1,1-Dichloropropene

Data File	Sample Type	ISTD	RT	Resp	ISTD Resp	Resp Ratio	Final Conc	Exp. Conc	Accuracy
19JAN03.D	Blank	Fluorobenzene			812130		ND		
19JAN04.D	Calibration	Fluorobenzene	6.052	2749	794248	0.0035	2.3833	2.5000	95.3
19JAN05.D	Calibration	Fluorobenzene	6.041	12417	803183	0.0155	10.6461	12.5000	85.2
19JAN06.D	Calibration	Fluorobenzene	6.035	27641	818509	0.0338	23.2550	25.0000	93.0
19JAN07.D	Calibration	Fluorobenzene	6.038	52282	806368	0.0648	44.6484	50.0000	89.3
19JAN09.D	Calibration	Fluorobenzene	6.040	156331	854591	0.1829	125.9718	125.0000	100.8
19JAN11.D	Calibration	Fluorobenzene	6.038	350070	874562	0.4003	275.6455	250.0000	110.3
19JAN13.D	Calibration	Fluorobenzene	6.043	531739	894962	0.5941	409.1480	375.0000	109.1
19JAN15.D	Calibration	Fluorobenzene	6.038	746500	914923	0.8159	561.8648	500.0000	112.4
19JAN17.D	QC	Fluorobenzene	6.040	158033	886938	0.1782	122.6990	125.0000	

Compound: 1,2-Dichloroethane-d4

Data File	Sample Type	ISTD	RT	Resp	ISTD Resp	Resp Ratio	Final Conc	Exp. Conc	Accuracy
19JAN03.D	Blank	Fluorobenzene	6.233	100892	812130	0.1242	296.9186		
19JAN04.D	Calibration	Fluorobenzene	6.241	979	794248	0.0012	2.9446	2.5000	117.8
19JAN05.D	Calibration	Fluorobenzene	6.227	4197	803183	0.0052	12.4883	12.5000	99.9
19JAN06.D	Calibration	Fluorobenzene	6.238	8619	818509	0.0105	25.1675	25.0000	100.7
19JAN07.D	Calibration	Fluorobenzene	6.233	16425	806368	0.0204	48.6831	50.0000	97.4
19JAN09.D	Calibration	Fluorobenzene	6.230	45314	854591	0.0530	126.7303	125.0000	101.4
19JAN11.D	Calibration	Fluorobenzene	6.236	92919	874562	0.1062	253.9336	250.0000	101.6
19JAN13.D	Calibration	Fluorobenzene	6.233	139362	894962	0.1557	372.1740	375.0000	99.2
19JAN15.D	Calibration	Fluorobenzene	6.230	191123	914923	0.2089	499.2690	500.0000	99.9
19JAN17.D	QC	Fluorobenzene	6.233	100187	886938	0.1130	269.9755	250.0000	

Compound: Benzene

Data File	Sample Type	ISTD	RT	Resp	ISTD Resp	Resp Ratio	Final Conc	Exp. Conc	Accuracy
19JAN03.D	Blank	Fluorobenzene			812130		ND		
19JAN04.D	Calibration	Fluorobenzene	6.275	8357	794248	0.0105	2.6339	2.5000	105.4
19JAN05.D	Calibration	Fluorobenzene	6.286	37609	803183	0.0468	11.7214	12.5000	93.8

Quantitative Analysis Results Summary Report

Compound: Benzene

Data File	Sample Type	ISTD	RT	Resp	ISTD Resp	Resp Ratio	Final Conc	Exp. Conc	Accuracy
19JAN06.D	Calibration	Fluorobenzene	6.283	76658	818509	0.0937	23.4442	25.0000	93.8
19JAN07.D	Calibration	Fluorobenzene	6.277	149512	806368	0.1854	46.4135	50.0000	92.8
19JAN09.D	Calibration	Fluorobenzene	6.283	424881	854591	0.4972	124.4545	125.0000	99.6
19JAN11.D	Calibration	Fluorobenzene	6.277	920174	874562	1.0522	263.3789	250.0000	105.4
19JAN13.D	Calibration	Fluorobenzene	6.280	1403257	894962	1.5680	392.4951	375.0000	104.7
19JAN15.D	Calibration	Fluorobenzene	6.280	1913180	914923	2.0911	523.4472	500.0000	104.7
19JAN17.D	QC	Fluorobenzene	6.280	442173	886938	0.4985	124.7960	125.0000	

Compound: 1,2-Dichloroethane

Data File	Sample Type	ISTD	RT	Resp	ISTD Resp	Resp Ratio	Final Conc	Exp. Conc	Accuracy
19JAN03.D	Blank	Fluorobenzene			812130		ND		
19JAN04.D	Calibration	Fluorobenzene	6.316	2542	794248	0.0032	2.9004	2.5000	116.0
19JAN05.D	Calibration	Fluorobenzene	6.322	11123	803183	0.0138	12.5510	12.5000	100.4
19JAN06.D	Calibration	Fluorobenzene	6.322	21778	818509	0.0266	24.1139	25.0000	96.5
19JAN07.D	Calibration	Fluorobenzene	6.322	43538	806368	0.0540	48.9336	50.0000	97.9
19JAN09.D	Calibration	Fluorobenzene	6.325	109046	854591	0.1276	115.6442	125.0000	92.5
19JAN11.D	Calibration	Fluorobenzene	6.322	236845	874562	0.2708	245.4404	250.0000	98.2
19JAN13.D	Calibration	Fluorobenzene	6.322	368750	894962	0.4120	373.4220	375.0000	99.6
19JAN15.D	Calibration	Fluorobenzene	6.325	499614	914923	0.5461	494.9057	500.0000	99.0
19JAN17.D	QC	Fluorobenzene	6.325	110579	886938	0.1247	112.9931	125.0000	

Compound: Trichloroethene

Data File	Sample Type	ISTD	RT	Resp	ISTD Resp	Resp Ratio	Final Conc	Exp. Conc	Accuracy
19JAN03.D	Blank	Chlorobenzene-d5			329825		ND		
19JAN04.D	Calibration	Chlorobenzene-d5	7.030	2545	316490	0.0080	2.6860	2.5000	107.4
19JAN05.D	Calibration	Chlorobenzene-d5	7.022	10949	313722	0.0349	11.6577	12.5000	93.3
19JAN06.D	Calibration	Chlorobenzene-d5	7.030	23390	321094	0.0728	24.3322	25.0000	97.3
19JAN07.D	Calibration	Chlorobenzene-d5	7.030	44214	318877	0.1387	46.3149	50.0000	92.6
19JAN09.D	Calibration	Chlorobenzene-d5	7.025	120511	330468	0.3647	121.8095	125.0000	97.4
19JAN11.D	Calibration	Chlorobenzene-d5	7.028	265703	333271	0.7973	266.3072	250.0000	106.5
19JAN13.D	Calibration	Chlorobenzene-d5	7.028	399934	333736	1.1984	400.2849	375.0000	106.7
19JAN15.D	Calibration	Chlorobenzene-d5	7.028	553822	348824	1.5877	530.3320	500.0000	106.1
19JAN17.D	QC	Chlorobenzene-d5	7.028	128332	337386	0.3804	127.0550	125.0000	

Compound: 1,2-Dichloropropane

Data File	Sample Type	ISTD	RT	Resp	ISTD Resp	Resp Ratio	Final Conc	Exp. Conc	Accuracy
19JAN03.D	Blank	Chlorobenzene-d5			329825		ND		
19JAN04.D	Calibration	Chlorobenzene-d5	7.267	2351	316490	0.0074	2.8222	2.5000	112.9
19JAN05.D	Calibration	Chlorobenzene-d5	7.273	9499	313722	0.0303	11.5033	12.5000	92.0
19JAN06.D	Calibration	Chlorobenzene-d5	7.267	20331	321094	0.0633	24.0555	25.0000	96.2
19JAN07.D	Calibration	Chlorobenzene-d5	7.270	38730	318877	0.1215	46.1437	50.0000	92.3
19JAN09.D	Calibration	Chlorobenzene-d5	7.270	106955	330468	0.3236	122.9589	125.0000	98.4

Quantitative Analysis Results Summary Report

Compound: 1,2-Dichloropropane

Data File	Sample Type	ISTD	RT	Resp	ISTD Resp	Resp Ratio	Final Conc	Exp. Conc	Accuracy
19JAN11.D	Calibration	Chlorobenzene-d5	7.270	235120	333271	0.7055	268.0280	250.0000	107.2
19JAN13.D	Calibration	Chlorobenzene-d5	7.270	352771	333736	1.0570	401.5854	375.0000	107.1
19JAN15.D	Calibration	Chlorobenzene-d5	7.270	490282	348824	1.4055	533.9834	500.0000	106.8
19JAN17.D	QC	Chlorobenzene-d5	7.273	111240	337386	0.3297	125.2628	125.0000	

Compound: Dibromomethane

Data File	Sample Type	ISTD	RT	Resp	ISTD Resp	Resp Ratio	Final Conc	Exp. Conc	Accuracy
19JAN03.D	Blank	Chlorobenzene-d5			329825		ND		
19JAN04.D	Calibration	Chlorobenzene-d5	7.398	1166	316490	0.0037	3.3195	2.5000	132.8
19JAN05.D	Calibration	Chlorobenzene-d5	7.396	4088	313722	0.0130	11.7450	12.5000	94.0
19JAN06.D	Calibration	Chlorobenzene-d5	7.398	9095	321094	0.0283	25.5304	25.0000	102.1
19JAN07.D	Calibration	Chlorobenzene-d5	7.393	16899	318877	0.0530	47.7666	50.0000	95.5
19JAN09.D	Calibration	Chlorobenzene-d5	7.398	44657	330468	0.1351	121.7998	125.0000	97.4
19JAN11.D	Calibration	Chlorobenzene-d5	7.396	97445	333271	0.2924	263.5412	250.0000	105.4
19JAN13.D	Calibration	Chlorobenzene-d5	7.396	143756	333736	0.4307	388.2481	375.0000	103.5
19JAN15.D	Calibration	Chlorobenzene-d5	7.393	197367	348824	0.5658	509.9818	500.0000	102.0
19JAN17.D	QC	Chlorobenzene-d5	7.399	44818	337386	0.1328	119.7325	125.0000	

Compound: Bromodichloromethane

Data File	Sample Type	ISTD	RT	Resp	ISTD Resp	Resp Ratio	Final Conc	Exp. Conc	Accuracy
19JAN03.D	Blank	Chlorobenzene-d5			329825		ND		
19JAN04.D	Calibration	Chlorobenzene-d5	7.588	2606	316490	0.0082	2.6393	2.5000	105.6
19JAN05.D	Calibration	Chlorobenzene-d5	7.585	12025	313722	0.0383	12.2862	12.5000	98.3
19JAN06.D	Calibration	Chlorobenzene-d5	7.585	24925	321094	0.0776	24.8816	25.0000	99.5
19JAN07.D	Calibration	Chlorobenzene-d5	7.585	46426	318877	0.1456	46.6674	50.0000	93.3
19JAN09.D	Calibration	Chlorobenzene-d5	7.580	124982	330468	0.3782	121.2255	125.0000	97.0
19JAN11.D	Calibration	Chlorobenzene-d5	7.585	270436	333271	0.8115	260.1015	250.0000	104.0
19JAN13.D	Calibration	Chlorobenzene-d5	7.583	408420	333736	1.2238	392.2653	375.0000	104.6
19JAN15.D	Calibration	Chlorobenzene-d5	7.585	561671	348824	1.6102	516.1211	500.0000	103.2
19JAN17.D	QC	Chlorobenzene-d5	7.583	131590	337386	0.3900	125.0178	125.0000	

Compound: cis-1,3-Dichloropropene

Data File	Sample Type	ISTD	RT	Resp	ISTD Resp	Resp Ratio	Final Conc	Exp. Conc	Accuracy
19JAN03.D	Blank	Chlorobenzene-d5			329825		ND		
19JAN04.D	Calibration	Chlorobenzene-d5	8.057	3052	316490	0.0096	2.8168	2.5000	112.7
19JAN05.D	Calibration	Chlorobenzene-d5	8.059	12472	313722	0.0398	11.6126	12.5000	92.9
19JAN06.D	Calibration	Chlorobenzene-d5	8.057	24965	321094	0.0777	22.7111	25.0000	90.8
19JAN07.D	Calibration	Chlorobenzene-d5	8.059	47339	318877	0.1485	43.3645	50.0000	86.7
19JAN09.D	Calibration	Chlorobenzene-d5	8.059	139607	330468	0.4225	123.4003	125.0000	98.7
19JAN11.D	Calibration	Chlorobenzene-d5	8.057	311156	333271	0.9336	272.7213	250.0000	109.1
19JAN13.D	Calibration	Chlorobenzene-d5	8.057	471983	333736	1.4142	413.1062	375.0000	110.2
19JAN15.D	Calibration	Chlorobenzene-d5	8.057	666084	348824	1.9095	557.7775	500.0000	111.6

Quantitative Analysis Results Summary Report

Compound: cis-1,3-Dichloropropene

Data File	Sample Type	ISTD	RT	Resp	ISTD Resp	Resp Ratio	Final Conc	Exp. Conc	Accuracy
19JAN17.D	QC	Chlorobenzene-d5	8.057	139981	337386	0.4149	121.1938	125.0000	

Compound: Toluene-d8

Data File	Sample Type	ISTD	RT	Resp	ISTD Resp	Resp Ratio	Final Conc	Exp. Conc	Accuracy
19JAN03.D	Blank	Chlorobenzene-d5	8.322	833211	329825	2.5262	258.9413		
19JAN04.D	Calibration	Chlorobenzene-d5	8.319	8454	316490	0.0267	2.7380	2.5000	109.5
19JAN05.D	Calibration	Chlorobenzene-d5	8.319	33951	313722	0.1082	11.0927	12.5000	88.7
19JAN06.D	Calibration	Chlorobenzene-d5	8.319	72066	321094	0.2244	23.0053	25.0000	92.0
19JAN07.D	Calibration	Chlorobenzene-d5	8.322	142617	318877	0.4472	45.8435	50.0000	91.7
19JAN09.D	Calibration	Chlorobenzene-d5	8.319	412799	330468	1.2491	128.0381	125.0000	102.4
19JAN11.D	Calibration	Chlorobenzene-d5	8.322	885297	333271	2.6564	272.2835	250.0000	108.9
19JAN13.D	Calibration	Chlorobenzene-d5	8.322	1329503	333736	3.9837	408.3346	375.0000	108.9
19JAN15.D	Calibration	Chlorobenzene-d5	8.322	1826060	348824	5.2349	536.5850	500.0000	107.3
19JAN17.D	QC	Chlorobenzene-d5	8.319	896928	337386	2.6585	272.4962	250.0000	

Compound: Toluene

Data File	Sample Type	ISTD	RT	Resp	ISTD Resp	Resp Ratio	Final Conc	Exp. Conc	Accuracy
19JAN03.D	Blank	Chlorobenzene-d5			329825		ND		
19JAN04.D	Calibration	Chlorobenzene-d5	8.380	5454	316490	0.0172	2.6500	2.5000	106.0
19JAN05.D	Calibration	Chlorobenzene-d5	8.386	21899	313722	0.0698	10.7342	12.5000	85.9
19JAN06.D	Calibration	Chlorobenzene-d5	8.391	48441	321094	0.1509	23.1991	25.0000	92.8
19JAN07.D	Calibration	Chlorobenzene-d5	8.386	92615	318877	0.2904	44.6630	50.0000	89.3
19JAN09.D	Calibration	Chlorobenzene-d5	8.386	269549	330468	0.8157	125.4292	125.0000	100.3
19JAN11.D	Calibration	Chlorobenzene-d5	8.388	587069	333271	1.7615	270.8830	250.0000	108.4
19JAN13.D	Calibration	Chlorobenzene-d5	8.388	890126	333736	2.6672	410.1461	375.0000	109.4
19JAN15.D	Calibration	Chlorobenzene-d5	8.389	1224192	348824	3.5095	539.6763	500.0000	107.9
19JAN17.D	QC	Chlorobenzene-d5	8.389	277703	337386	0.8231	126.5738	125.0000	

Compound: trans-1,3-Dichloropropene

Data File	Sample Type	ISTD	RT	Resp	ISTD Resp	Resp Ratio	Final Conc	Exp. Conc	Accuracy
19JAN03.D	Blank	Chlorobenzene-d5			329825		ND		
19JAN04.D	Calibration	Chlorobenzene-d5	8.639	2153	316490	0.0068	2.7242	2.5000	109.0
19JAN05.D	Calibration	Chlorobenzene-d5	8.634	8755	313722	0.0279	11.1755	12.5000	89.4
19JAN06.D	Calibration	Chlorobenzene-d5	8.637	18613	321094	0.0580	23.2136	25.0000	92.9
19JAN07.D	Calibration	Chlorobenzene-d5	8.637	36009	318877	0.1129	45.2216	50.0000	90.4
19JAN09.D	Calibration	Chlorobenzene-d5	8.637	102846	330468	0.3112	124.6280	125.0000	99.7
19JAN11.D	Calibration	Chlorobenzene-d5	8.637	223772	333271	0.6714	268.8845	250.0000	107.6
19JAN13.D	Calibration	Chlorobenzene-d5	8.637	345161	333736	1.0342	414.1677	375.0000	110.4
19JAN15.D	Calibration	Chlorobenzene-d5	8.637	477330	348824	1.3684	547.9867	500.0000	109.6
19JAN17.D	QC	Chlorobenzene-d5	8.637	105873	337386	0.3138	125.6654	125.0000	

Quantitative Analysis Results Summary Report

Compound: 1,1,2-Trichloroethane

Data File	Sample Type	ISTD	RT	Resp	ISTD Resp	Resp Ratio	Final Conc	Exp. Conc	Accuracy
19JAN03.D	Blank	Chlorobenzene-d5			329825		ND		
19JAN04.D	Calibration	Chlorobenzene-d5	8.818	1045	316490	0.0033	2.6009	2.5000	104.0
19JAN05.D	Calibration	Chlorobenzene-d5	8.815	4762	313722	0.0152	11.9543	12.5000	95.6
19JAN06.D	Calibration	Chlorobenzene-d5	8.821	9780	321094	0.0305	23.9876	25.0000	96.0
19JAN07.D	Calibration	Chlorobenzene-d5	8.818	19237	318877	0.0603	47.5110	50.0000	95.0
19JAN09.D	Calibration	Chlorobenzene-d5	8.818	52780	330468	0.1597	125.7824	125.0000	100.6
19JAN11.D	Calibration	Chlorobenzene-d5	8.818	110317	333271	0.3310	260.6902	250.0000	104.3
19JAN13.D	Calibration	Chlorobenzene-d5	8.815	167409	333736	0.5016	395.0532	375.0000	105.3
19JAN15.D	Calibration	Chlorobenzene-d5	8.815	228423	348824	0.6548	515.7192	500.0000	103.1
19JAN17.D	QC	Chlorobenzene-d5	8.815	52407	337386	0.1553	122.3326	125.0000	

Compound: Tetrachloroethene

Data File	Sample Type	ISTD	RT	Resp	ISTD Resp	Resp Ratio	Final Conc	Exp. Conc	Accuracy
19JAN03.D	Blank	Chlorobenzene-d5			329825		ND		
19JAN04.D	Calibration	Chlorobenzene-d5	8.927	2190	316490	0.0069	2.6241	2.5000	105.0
19JAN05.D	Calibration	Chlorobenzene-d5	8.938	8964	313722	0.0286	10.8355	12.5000	86.7
19JAN06.D	Calibration	Chlorobenzene-d5	8.938	21156	321094	0.0659	24.9859	25.0000	99.9
19JAN07.D	Calibration	Chlorobenzene-d5	8.935	38749	318877	0.1215	46.0820	50.0000	92.2
19JAN09.D	Calibration	Chlorobenzene-d5	8.935	109194	330468	0.3304	125.3035	125.0000	100.2
19JAN11.D	Calibration	Chlorobenzene-d5	8.938	231586	333271	0.6949	263.5170	250.0000	105.4
19JAN13.D	Calibration	Chlorobenzene-d5	8.935	346235	333736	1.0375	393.4248	375.0000	104.9
19JAN15.D	Calibration	Chlorobenzene-d5	8.935	486052	348824	1.3934	528.4090	500.0000	105.7
19JAN17.D	QC	Chlorobenzene-d5	8.938	112100	337386	0.3323	126.0005	125.0000	

Compound: 1,3-Dichloropropane

Data File	Sample Type	ISTD	RT	Resp	ISTD Resp	Resp Ratio	Final Conc	Exp. Conc	Accuracy
19JAN03.D	Blank	Chlorobenzene-d5			329825		ND		
19JAN04.D	Calibration	Chlorobenzene-d5	8.977	2260	316490	0.0071	2.7790	2.5000	111.2
19JAN05.D	Calibration	Chlorobenzene-d5	8.985	9988	313722	0.0318	12.3902	12.5000	99.1
19JAN06.D	Calibration	Chlorobenzene-d5	8.977	20205	321094	0.0629	24.4891	25.0000	98.0
19JAN07.D	Calibration	Chlorobenzene-d5	8.977	38147	318877	0.1196	46.5568	50.0000	93.1
19JAN09.D	Calibration	Chlorobenzene-d5	8.980	101384	330468	0.3068	119.3950	125.0000	95.5
19JAN11.D	Calibration	Chlorobenzene-d5	8.982	223019	333271	0.6692	260.4297	250.0000	104.2
19JAN13.D	Calibration	Chlorobenzene-d5	8.980	339654	333736	1.0177	396.0772	375.0000	105.6
19JAN15.D	Calibration	Chlorobenzene-d5	8.980	468322	348824	1.3426	522.4977	500.0000	104.5
19JAN17.D	QC	Chlorobenzene-d5	8.980	99920	337386	0.2962	115.2581	125.0000	

Compound: Chlorodibromomethane

Data File	Sample Type	ISTD	RT	Resp	ISTD Resp	Resp Ratio	Final Conc	Exp. Conc	Accuracy
19JAN03.D	Blank	Chlorobenzene-d5			329825		ND		
19JAN04.D	Calibration	Chlorobenzene-d5	9.205	2004	316490	0.0063	3.0962	2.5000	123.8
19JAN05.D	Calibration	Chlorobenzene-d5	9.203	7984	313722	0.0254	12.4449	12.5000	99.6

Quantitative Analysis Results Summary Report

Compound: Chlorodibromomethane

Data File	Sample Type	ISTD	RT	Resp	ISTD Resp	Resp Ratio	Final Conc	Exp. Conc	Accuracy
19JAN06.D	Calibration	Chlorobenzene-d5	9.205	15826	321094	0.0493	24.1020	25.0000	96.4
19JAN07.D	Calibration	Chlorobenzene-d5	9.203	30000	318877	0.0941	46.0058	50.0000	92.0
19JAN09.D	Calibration	Chlorobenzene-d5	9.206	83172	330468	0.2517	123.0729	125.0000	98.5
19JAN11.D	Calibration	Chlorobenzene-d5	9.203	178171	333271	0.5346	261.4293	250.0000	104.6
19JAN13.D	Calibration	Chlorobenzene-d5	9.203	269032	333736	0.8061	394.1991	375.0000	105.1
19JAN15.D	Calibration	Chlorobenzene-d5	9.203	370474	348824	1.0621	519.3572	500.0000	103.9
19JAN17.D	QC	Chlorobenzene-d5	9.206	81909	337386	0.2428	118.7188	125.0000	

Compound: 1,2-Dibromoethane

Data File	Sample Type	ISTD	RT	Resp	ISTD Resp	Resp Ratio	Final Conc	Exp. Conc	Accuracy
19JAN03.D	Blank	Chlorobenzene-d5			329825		ND		
19JAN04.D	Calibration	Chlorobenzene-d5	9.309	1089	316490	0.0034	2.4525	2.5000	98.1
19JAN05.D	Calibration	Chlorobenzene-d5	9.306	4936	313722	0.0157	11.2192	12.5000	89.8
19JAN06.D	Calibration	Chlorobenzene-d5	9.303	11412	321094	0.0355	25.3431	25.0000	101.4
19JAN07.D	Calibration	Chlorobenzene-d5	9.303	20667	318877	0.0648	46.2152	50.0000	92.4
19JAN09.D	Calibration	Chlorobenzene-d5	9.300	58489	330468	0.1770	126.2047	125.0000	101.0
19JAN11.D	Calibration	Chlorobenzene-d5	9.303	124289	333271	0.3729	265.9291	250.0000	106.4
19JAN13.D	Calibration	Chlorobenzene-d5	9.306	184921	333736	0.5541	395.1062	375.0000	105.4
19JAN15.D	Calibration	Chlorobenzene-d5	9.303	253758	348824	0.7275	518.7332	500.0000	103.7
19JAN17.D	QC	Chlorobenzene-d5	9.306	58586	337386	0.1736	123.8219	125.0000	

Compound: Chlorobenzene

Data File	Sample Type	ISTD	RT	Resp	ISTD Resp	Resp Ratio	Final Conc	Exp. Conc	Accuracy
19JAN03.D	Blank	Chlorobenzene-d5			329825		ND		
19JAN04.D	Calibration	Chlorobenzene-d5	9.799	6152	316490	0.0194	2.7267	2.5000	109.1
19JAN05.D	Calibration	Chlorobenzene-d5	9.797	26688	313722	0.0851	11.9332	12.5000	95.5
19JAN06.D	Calibration	Chlorobenzene-d5	9.802	55632	321094	0.1733	24.3040	25.0000	97.2
19JAN07.D	Calibration	Chlorobenzene-d5	9.802	106223	318877	0.3331	46.7283	50.0000	93.5
19JAN09.D	Calibration	Chlorobenzene-d5	9.800	289340	330468	0.8755	122.8185	125.0000	98.3
19JAN11.D	Calibration	Chlorobenzene-d5	9.802	625101	333271	1.8757	263.1099	250.0000	105.2
19JAN13.D	Calibration	Chlorobenzene-d5	9.799	945250	333736	2.8323	397.3088	375.0000	105.9
19JAN15.D	Calibration	Chlorobenzene-d5	9.802	1298233	348824	3.7217	522.0725	500.0000	104.4
19JAN17.D	QC	Chlorobenzene-d5	9.802	307100	337386	0.9102	127.6842	125.0000	

Compound: 1,1,1,2-Tetrachloroethane

Data File	Sample Type	ISTD	RT	Resp	ISTD Resp	Resp Ratio	Final Conc	Exp. Conc	Accuracy
19JAN03.D	Blank	Chlorobenzene-d5			329825		ND		
19JAN04.D	Calibration	Chlorobenzene-d5	9.891	2284	316490	0.0072	2.8847	2.5000	115.4
19JAN05.D	Calibration	Chlorobenzene-d5	9.894	9446	313722	0.0301	12.0378	12.5000	96.3
19JAN06.D	Calibration	Chlorobenzene-d5	9.891	19516	321094	0.0608	24.2998	25.0000	97.2
19JAN07.D	Calibration	Chlorobenzene-d5	9.889	37389	318877	0.1173	46.8776	50.0000	93.8
19JAN09.D	Calibration	Chlorobenzene-d5	9.894	101500	330468	0.3071	122.7951	125.0000	98.2

Quantitative Analysis Results Summary Report

Compound: 1,1,1,2-Tetrachloroethane

Data File	Sample Type	ISTD	RT	Resp	ISTD Resp	Resp Ratio	Final Conc	Exp. Conc	Accuracy
19JAN11.D	Calibration	Chlorobenzene-d5	9.889	219325	333271	0.6581	263.1086	250.0000	105.2
19JAN13.D	Calibration	Chlorobenzene-d5	9.889	329822	333736	0.9883	395.1127	375.0000	105.4
19JAN15.D	Calibration	Chlorobenzene-d5	9.892	453261	348824	1.2994	519.5010	500.0000	103.9
19JAN17.D	QC	Chlorobenzene-d5	9.892	102231	337386	0.3030	121.1435	125.0000	

Compound: Ethylbenzene

Data File	Sample Type	ISTD	RT	Resp	ISTD Resp	Resp Ratio	Final Conc	Exp. Conc	Accuracy
19JAN03.D	Blank	Chlorobenzene-d5			329825		ND		
19JAN04.D	Calibration	Chlorobenzene-d5	9.922	8834	316490	0.0279	2.9089	2.5000	116.4
19JAN05.D	Calibration	Chlorobenzene-d5	9.914	42980	313722	0.1370	11.9196	12.5000	95.4
19JAN06.D	Calibration	Chlorobenzene-d5	9.917	91590	321094	0.2852	24.0921	25.0000	96.4
19JAN07.D	Calibration	Chlorobenzene-d5	9.919	171854	318877	0.5389	44.7337	50.0000	89.5
19JAN09.D	Calibration	Chlorobenzene-d5	9.919	505127	330468	1.5285	123.1021	125.0000	98.5
19JAN11.D	Calibration	Chlorobenzene-d5	9.919	1116949	333271	3.3515	259.5637	250.0000	103.8
19JAN13.D	Calibration	Chlorobenzene-d5	9.919	1697682	333736	5.0869	381.4483	375.0000	101.7
19JAN15.D	Calibration	Chlorobenzene-d5	9.920	2354058	348824	6.7486	492.0069	500.0000	98.4
19JAN17.D	QC	Chlorobenzene-d5	9.919	535079	337386	1.5860	127.5512	125.0000	

Compound: m+p-Xylenes

Data File	Sample Type	ISTD	RT	Resp	ISTD Resp	Resp Ratio	Final Conc	Exp. Conc	Accuracy
19JAN03.D	Blank	Chlorobenzene-d5			329825		ND		
19JAN04.D	Calibration	Chlorobenzene-d5	10.036	6744	316490	0.0213	6.1738	5.0000	123.5
19JAN05.D	Calibration	Chlorobenzene-d5	10.037	31103	313722	0.0991	22.1645	25.0000	88.7
19JAN06.D	Calibration	Chlorobenzene-d5	10.036	71705	321094	0.2233	47.5617	50.0000	95.1
19JAN07.D	Calibration	Chlorobenzene-d5	10.039	136806	318877	0.4290	89.3329	100.0000	89.3
19JAN09.D	Calibration	Chlorobenzene-d5	10.039	405724	330468	1.2277	248.1048	250.0000	99.2
19JAN11.D	Calibration	Chlorobenzene-d5	10.039	887253	333271	2.6623	520.9218	500.0000	104.2
19JAN13.D	Calibration	Chlorobenzene-d5	10.037	1334216	333736	3.9978	762.4509	750.0000	101.7
19JAN15.D	Calibration	Chlorobenzene-d5	10.039	1838610	348824	5.2709	982.9557	1000.0000	98.3
19JAN17.D	QC	Chlorobenzene-d5	10.037	413361	337386	1.2252	247.6085	250.0000	

Compound: o-Xylene

Data File	Sample Type	ISTD	RT	Resp	ISTD Resp	Resp Ratio	Final Conc	Exp. Conc	Accuracy
19JAN03.D	Blank	Chlorobenzene-d5			329825		ND		
19JAN04.D	Calibration	Chlorobenzene-d5	10.432	2826	316490	0.0089	3.0886	2.5000	123.5
19JAN05.D	Calibration	Chlorobenzene-d5	10.435	13717	313722	0.0437	11.3234	12.5000	90.6
19JAN06.D	Calibration	Chlorobenzene-d5	10.427	30498	321094	0.0950	23.3834	25.0000	93.5
19JAN07.D	Calibration	Chlorobenzene-d5	10.433	58814	318877	0.1844	44.2320	50.0000	88.5
19JAN09.D	Calibration	Chlorobenzene-d5	10.433	179108	330468	0.5420	125.1872	125.0000	100.1
19JAN11.D	Calibration	Chlorobenzene-d5	10.430	387676	333271	1.1632	257.9276	250.0000	103.2
19JAN13.D	Calibration	Chlorobenzene-d5	10.433	598606	333736	1.7937	384.0157	375.0000	102.4
19JAN15.D	Calibration	Chlorobenzene-d5	10.433	822173	348824	2.3570	490.5696	500.0000	98.1

Quantitative Analysis Results Summary Report

Compound: o-Xylene

Data File	Sample Type	ISTD	RT	Resp	ISTD Resp	Resp Ratio	Final Conc	Exp. Conc	Accuracy
19JAN17.D	QC	Chlorobenzene-d5	10.430	184033	337386	0.5455	125.9585	125.0000	

Compound: Styrene

Data File	Sample Type	ISTD	RT	Resp	ISTD Resp	Resp Ratio	Final Conc	Exp. Conc	Accuracy
19JAN03.D	Blank	Chlorobenzene-d5			329825		ND		
19JAN04.D	Calibration	Chlorobenzene-d5	10.444	4834	316490	0.0153	3.1839	2.5000	127.4
19JAN05.D	Calibration	Chlorobenzene-d5	10.447	21872	313722	0.0697	10.9234	12.5000	87.4
19JAN06.D	Calibration	Chlorobenzene-d5	10.446	50294	321094	0.1566	23.2215	25.0000	92.9
19JAN07.D	Calibration	Chlorobenzene-d5	10.446	97810	318877	0.3067	44.2974	50.0000	88.6
19JAN09.D	Calibration	Chlorobenzene-d5	10.446	292722	330468	0.8858	123.7696	125.0000	99.0
19JAN11.D	Calibration	Chlorobenzene-d5	10.449	646327	333271	1.9393	261.6473	250.0000	104.7
19JAN13.D	Calibration	Chlorobenzene-d5	10.449	973131	333736	2.9159	382.7382	375.0000	102.1
19JAN15.D	Calibration	Chlorobenzene-d5	10.447	1332807	348824	3.8209	489.9958	500.0000	98.0
19JAN17.D	QC	Chlorobenzene-d5	10.449	306077	337386	0.9072	126.6563	125.0000	

Compound: Bromoform

Data File	Sample Type	ISTD	RT	Resp	ISTD Resp	Resp Ratio	Final Conc	Exp. Conc	Accuracy
19JAN03.D	Blank	1,4-Dichlorobenzene-d4			253834		ND		
19JAN04.D	Calibration	1,4-Dichlorobenzene-d4	10.633	928	241587	0.0038	2.8662	2.5000	114.6
19JAN05.D	Calibration	1,4-Dichlorobenzene-d4	10.631	4402	251947	0.0175	13.0389	12.5000	104.3
19JAN06.D	Calibration	1,4-Dichlorobenzene-d4	10.628	8920	258693	0.0345	25.7324	25.0000	102.9
19JAN07.D	Calibration	1,4-Dichlorobenzene-d4	10.628	16290	262955	0.0619	46.2317	50.0000	92.5
19JAN09.D	Calibration	1,4-Dichlorobenzene-d4	10.625	45045	278012	0.1620	120.9158	125.0000	96.7
19JAN11.D	Calibration	1,4-Dichlorobenzene-d4	10.625	96001	280059	0.3428	255.8151	250.0000	102.3
19JAN13.D	Calibration	1,4-Dichlorobenzene-d4	10.625	143943	286959	0.5016	374.3438	375.0000	99.8
19JAN15.D	Calibration	1,4-Dichlorobenzene-d4	10.625	198345	291918	0.6795	507.0612	500.0000	101.4
19JAN17.D	QC	1,4-Dichlorobenzene-d4	10.622	45029	283678	0.1587	118.4586	125.0000	

Compound: p-Bromofluorobenzene

Data File	Sample Type	ISTD	RT	Resp	ISTD Resp	Resp Ratio	Final Conc	Exp. Conc	Accuracy
19JAN03.D	Blank	1,4-Dichlorobenzene-d4	10.951	244714	253834	0.9641	261.1079		
19JAN04.D	Calibration	1,4-Dichlorobenzene-d4	10.946	3195	241587	0.0132	3.5819	2.5000	143.3
19JAN05.D	Calibration	1,4-Dichlorobenzene-d4	10.954	10669	251947	0.0423	11.4690	12.5000	91.8
19JAN06.D	Calibration	1,4-Dichlorobenzene-d4	10.951	23160	258693	0.0895	24.2474	25.0000	97.0
19JAN07.D	Calibration	1,4-Dichlorobenzene-d4	10.954	45114	262955	0.1716	46.4666	50.0000	92.9
19JAN09.D	Calibration	1,4-Dichlorobenzene-d4	10.948	128330	278012	0.4616	125.0189	125.0000	100.0
19JAN11.D	Calibration	1,4-Dichlorobenzene-d4	10.951	277668	280059	0.9915	268.5266	250.0000	107.4
19JAN13.D	Calibration	1,4-Dichlorobenzene-d4	10.951	415878	286959	1.4493	392.5157	375.0000	104.7
19JAN15.D	Calibration	1,4-Dichlorobenzene-d4	10.951	572482	291918	1.9611	531.1436	500.0000	106.2
19JAN17.D	QC	1,4-Dichlorobenzene-d4	10.948	270628	283678	0.9540	258.3795	250.0000	

Quantitative Analysis Results Summary Report

Compound: Bromobenzene

Data File	Sample Type	ISTD	RT	Resp	ISTD Resp	Resp Ratio	Final Conc	Exp. Conc	Accuracy
19JAN03.D	Blank	1,4-Dichlorobenzene-d4			253834		ND		
19JAN04.D	Calibration	1,4-Dichlorobenzene-d4	11.093	2095	241587	0.0087	2.6633	2.5000	106.5
19JAN05.D	Calibration	1,4-Dichlorobenzene-d4	11.091	9784	251947	0.0388	11.9266	12.5000	95.4
19JAN06.D	Calibration	1,4-Dichlorobenzene-d4	11.093	20364	258693	0.0787	24.1762	25.0000	96.7
19JAN07.D	Calibration	1,4-Dichlorobenzene-d4	11.093	39639	262955	0.1507	46.2967	50.0000	92.6
19JAN09.D	Calibration	1,4-Dichlorobenzene-d4	11.093	112733	278012	0.4055	124.5365	125.0000	99.6
19JAN11.D	Calibration	1,4-Dichlorobenzene-d4	11.093	243851	280059	0.8707	267.4139	250.0000	107.0
19JAN13.D	Calibration	1,4-Dichlorobenzene-d4	11.093	361843	286959	1.2610	387.2660	375.0000	103.3
19JAN15.D	Calibration	1,4-Dichlorobenzene-d4	11.094	501025	291918	1.7163	527.1176	500.0000	105.4
19JAN17.D	QC	1,4-Dichlorobenzene-d4	11.091	118930	283678	0.4192	128.7582	125.0000	

Compound: 1,1,2,2-Tetrachloroethane

Data File	Sample Type	ISTD	RT	Resp	ISTD Resp	Resp Ratio	Final Conc	Exp. Conc	Accuracy
19JAN03.D	Blank	1,4-Dichlorobenzene-d4			253834		ND		
19JAN04.D	Calibration	1,4-Dichlorobenzene-d4	11.116	1247	241587	0.0052	2.7802	2.5000	111.2
19JAN05.D	Calibration	1,4-Dichlorobenzene-d4	11.113	5757	251947	0.0229	12.3034	12.5000	98.4
19JAN06.D	Calibration	1,4-Dichlorobenzene-d4	11.116	12137	258693	0.0469	25.2618	25.0000	101.0
19JAN07.D	Calibration	1,4-Dichlorobenzene-d4	11.113	24493	262955	0.0931	50.1531	50.0000	100.3
19JAN09.D	Calibration	1,4-Dichlorobenzene-d4	11.113	62640	278012	0.2253	121.3181	125.0000	97.1
19JAN11.D	Calibration	1,4-Dichlorobenzene-d4	11.110	133573	280059	0.4769	256.8068	250.0000	102.7
19JAN13.D	Calibration	1,4-Dichlorobenzene-d4	11.113	199230	286959	0.6943	373.8283	375.0000	99.7
19JAN15.D	Calibration	1,4-Dichlorobenzene-d4	11.113	273124	291918	0.9356	503.7746	500.0000	100.8
19JAN17.D	QC	1,4-Dichlorobenzene-d4	11.110	65177	283678	0.2298	123.7103	125.0000	

Compound: 1,2,3-Trichloropropane

Data File	Sample Type	ISTD	RT	Resp	ISTD Resp	Resp Ratio	Final Conc	Exp. Conc	Accuracy
19JAN03.D	Blank	1,4-Dichlorobenzene-d4			253834		ND		
19JAN04.D	Calibration	1,4-Dichlorobenzene-d4	11.149	358	241587	0.0015	3.0373	2.5000	121.5
19JAN05.D	Calibration	1,4-Dichlorobenzene-d4	11.147	1522	251947	0.0060	12.3825	12.5000	99.1
19JAN06.D	Calibration	1,4-Dichlorobenzene-d4	11.144	3237	258693	0.0125	25.6435	25.0000	102.6
19JAN07.D	Calibration	1,4-Dichlorobenzene-d4	11.149	6147	262955	0.0234	47.9073	50.0000	95.8
19JAN09.D	Calibration	1,4-Dichlorobenzene-d4	11.152	16355	278012	0.0588	120.5610	125.0000	96.4
19JAN11.D	Calibration	1,4-Dichlorobenzene-d4	11.146	36124	280059	0.1290	264.3420	250.0000	105.7
19JAN13.D	Calibration	1,4-Dichlorobenzene-d4	11.149	52732	286959	0.1838	376.5948	375.0000	100.4
19JAN15.D	Calibration	1,4-Dichlorobenzene-d4	11.149	71179	291918	0.2438	499.7018	500.0000	99.9
19JAN17.D	QC	1,4-Dichlorobenzene-d4	11.152	16507	283678	0.0582	119.2511	125.0000	

Compound: 2-Chlorotoluene

Data File	Sample Type	ISTD	RT	Resp	ISTD Resp	Resp Ratio	Final Conc	Exp. Conc	Accuracy
19JAN03.D	Blank	1,4-Dichlorobenzene-d4			253834		ND		
19JAN04.D	Calibration	1,4-Dichlorobenzene-d4	11.289	2035	241587	0.0084	2.6139	2.5000	104.6
19JAN05.D	Calibration	1,4-Dichlorobenzene-d4	11.292	9032	251947	0.0358	11.1243	12.5000	89.0

Quantitative Analysis Results Summary Report

Compound: 2-Chlorotoluene

Data File	Sample Type	ISTD	RT	Resp	ISTD Resp	Resp Ratio	Final Conc	Exp. Conc	Accuracy
19JAN06.D	Calibration	1,4-Dichlorobenzene-d4	11.291	20511	258693	0.0793	24.6038	25.0000	98.4
19JAN07.D	Calibration	1,4-Dichlorobenzene-d4	11.291	37139	262955	0.1412	43.8276	50.0000	87.7
19JAN09.D	Calibration	1,4-Dichlorobenzene-d4	11.291	114135	278012	0.4105	127.3956	125.0000	101.9
19JAN11.D	Calibration	1,4-Dichlorobenzene-d4	11.291	247831	280059	0.8849	274.6030	250.0000	109.8
19JAN13.D	Calibration	1,4-Dichlorobenzene-d4	11.291	365790	286959	1.2747	395.5589	375.0000	105.5
19JAN15.D	Calibration	1,4-Dichlorobenzene-d4	11.292	506556	291918	1.7353	538.4753	500.0000	107.7
19JAN17.D	QC	1,4-Dichlorobenzene-d4	11.291	117036	283678	0.4126	128.0245	125.0000	

Compound: 4-Chlorotoluene

Data File	Sample Type	ISTD	RT	Resp	ISTD Resp	Resp Ratio	Final Conc	Exp. Conc	Accuracy
19JAN03.D	Blank	1,4-Dichlorobenzene-d4			253834		ND		
19JAN04.D	Calibration	1,4-Dichlorobenzene-d4	11.400	5544	241587	0.0229	2.1986	2.5000	87.9
19JAN05.D	Calibration	1,4-Dichlorobenzene-d4	11.400	26850	251947	0.1066	10.2102	12.5000	81.7
19JAN06.D	Calibration	1,4-Dichlorobenzene-d4	11.403	64162	258693	0.2480	23.7626	25.0000	95.1
19JAN07.D	Calibration	1,4-Dichlorobenzene-d4	11.400	125553	262955	0.4775	45.7452	50.0000	91.5
19JAN09.D	Calibration	1,4-Dichlorobenzene-d4	11.400	375931	278012	1.3522	129.5521	125.0000	103.6
19JAN11.D	Calibration	1,4-Dichlorobenzene-d4	11.397	814408	280059	2.9080	278.6073	250.0000	111.4
19JAN13.D	Calibration	1,4-Dichlorobenzene-d4	11.400	1209058	286959	4.2133	403.6708	375.0000	107.6
19JAN15.D	Calibration	1,4-Dichlorobenzene-d4	11.400	1661293	291918	5.6910	545.2370	500.0000	109.0
19JAN17.D	QC	1,4-Dichlorobenzene-d4	11.400	395846	283678	1.3954	133.6905	125.0000	

Compound: 1,3-Dichlorobenzene

Data File	Sample Type	ISTD	RT	Resp	ISTD Resp	Resp Ratio	Final Conc	Exp. Conc	Accuracy
19JAN03.D	Blank	1,4-Dichlorobenzene-d4			253834		ND		
19JAN04.D	Calibration	1,4-Dichlorobenzene-d4	12.030	3715	241587	0.0154	2.6066	2.5000	104.3
19JAN05.D	Calibration	1,4-Dichlorobenzene-d4	12.033	17111	251947	0.0679	11.5123	12.5000	92.1
19JAN06.D	Calibration	1,4-Dichlorobenzene-d4	12.028	37763	258693	0.1460	24.7445	25.0000	99.0
19JAN07.D	Calibration	1,4-Dichlorobenzene-d4	12.033	73221	262955	0.2785	47.2010	50.0000	94.4
19JAN09.D	Calibration	1,4-Dichlorobenzene-d4	12.033	200403	278012	0.7208	122.1906	125.0000	97.8
19JAN11.D	Calibration	1,4-Dichlorobenzene-d4	12.033	436562	280059	1.5588	264.2369	250.0000	105.7
19JAN13.D	Calibration	1,4-Dichlorobenzene-d4	12.033	652775	286959	2.2748	385.6033	375.0000	102.8
19JAN15.D	Calibration	1,4-Dichlorobenzene-d4	12.033	895336	291918	3.0671	519.9029	500.0000	104.0
19JAN17.D	QC	1,4-Dichlorobenzene-d4	12.036	214054	283678	0.7546	127.9071	125.0000	

Compound: 1,4-Dichlorobenzene

Data File	Sample Type	ISTD	RT	Resp	ISTD Resp	Resp Ratio	Final Conc	Exp. Conc	Accuracy
19JAN03.D	Blank	1,4-Dichlorobenzene-d4			253834		ND		
19JAN04.D	Calibration	1,4-Dichlorobenzene-d4	12.122	3952	241587	0.0164	2.7200	2.5000	108.8
19JAN05.D	Calibration	1,4-Dichlorobenzene-d4	12.125	17730	251947	0.0704	11.7008	12.5000	93.6
19JAN06.D	Calibration	1,4-Dichlorobenzene-d4	12.122	38799	258693	0.1500	24.9375	25.0000	99.8
19JAN07.D	Calibration	1,4-Dichlorobenzene-d4	12.122	72168	262955	0.2745	45.6332	50.0000	91.3
19JAN09.D	Calibration	1,4-Dichlorobenzene-d4	12.122	205880	278012	0.7405	123.1312	125.0000	98.5

Quantitative Analysis Results Summary Report

Compound: 1,4-Dichlorobenzene

Data File	Sample Type	ISTD	RT	Resp	ISTD Resp	Resp Ratio	Final Conc	Exp. Conc	Accuracy
19JAN11.D	Calibration	1,4-Dichlorobenzene-d4	12.122	438291	280059	1.5650	260.2139	250.0000	104.1
19JAN13.D	Calibration	1,4-Dichlorobenzene-d4	12.122	656962	286959	2.2894	380.6606	375.0000	101.5
19JAN15.D	Calibration	1,4-Dichlorobenzene-d4	12.123	899595	291918	3.0817	512.3936	500.0000	102.5
19JAN17.D	QC	1,4-Dichlorobenzene-d4	12.122	216533	283678	0.7633	126.9159	125.0000	

Compound: 1,2-Dichlorobenzene

Data File	Sample Type	ISTD	RT	Resp	ISTD Resp	Resp Ratio	Final Conc	Exp. Conc	Accuracy
19JAN03.D	Blank	1,4-Dichlorobenzene-d4			253834		ND		
19JAN04.D	Calibration	1,4-Dichlorobenzene-d4	12.488	3048	241587	0.0126	2.5616	2.5000	102.5
19JAN05.D	Calibration	1,4-Dichlorobenzene-d4	12.496	14345	251947	0.0569	11.5601	12.5000	92.5
19JAN06.D	Calibration	1,4-Dichlorobenzene-d4	12.496	31975	258693	0.1236	25.0956	25.0000	100.4
19JAN07.D	Calibration	1,4-Dichlorobenzene-d4	12.493	59208	262955	0.2252	45.7163	50.0000	91.4
19JAN09.D	Calibration	1,4-Dichlorobenzene-d4	12.493	169723	278012	0.6105	123.9507	125.0000	99.2
19JAN11.D	Calibration	1,4-Dichlorobenzene-d4	12.493	366153	280059	1.3074	265.4514	250.0000	106.2
19JAN13.D	Calibration	1,4-Dichlorobenzene-d4	12.493	546389	286959	1.9041	386.5930	375.0000	103.1
19JAN15.D	Calibration	1,4-Dichlorobenzene-d4	12.493	753439	291918	2.5810	524.0336	500.0000	104.8
19JAN17.D	QC	1,4-Dichlorobenzene-d4	12.493	177148	283678	0.6245	126.7893	125.0000	

Initial Calibration Report - VOA5975C

Method Path \\MASSHUNTER\Org\Data\Methods\Quant\VOA5975C\VOA5975C_011922_CAL
 Method File VOA5975C_8260B_SHT_DoD_L4_011922.m
 Batch Name D:\Org\Data\VOA5975C\VG011922\QuantResults\VG011922_8260B.batch.bin
 Last Calib Update 1/20/2022 9:28:12 AM

Level Name	Calibration Files	Acq. Date-Time	Level Last Update Time
1	D:\Org\Data\VOA5975C\VG011922\19JAN04.D	1/19/2022 10:48:21 AM	1/20/2022 9:28:12 AM
2	D:\Org\Data\VOA5975C\VG011922\19JAN05.D	1/19/2022 11:15:33 AM	1/20/2022 9:28:12 AM
3	D:\Org\Data\VOA5975C\VG011922\19JAN06.D	1/19/2022 11:42:44 AM	1/20/2022 9:28:12 AM
4	D:\Org\Data\VOA5975C\VG011922\19JAN07.D	1/19/2022 12:09:57 PM	1/20/2022 9:28:12 AM
5	D:\Org\Data\VOA5975C\VG011922\19JAN09.D	1/19/2022 1:04:20 PM	1/20/2022 9:28:12 AM
6	D:\Org\Data\VOA5975C\VG011922\19JAN11.D	1/19/2022 1:58:41 PM	1/20/2022 9:28:12 AM
7	D:\Org\Data\VOA5975C\VG011922\19JAN13.D	1/19/2022 2:53:18 PM	1/20/2022 9:28:12 AM
8	D:\Org\Data\VOA5975C\VG011922\19JAN15.D	1/19/2022 3:47:49 PM	1/20/2022 9:28:12 AM

Compound	Curve Fit	1	2	3	4	5	6	7	8	Avg RF	%RSD
----- ISTD -----											
I Fluorobenzene											
T Dichlorodifluoromethane	Avg RF		0.3158	0.3390	0.3211	0.3472	0.3484	0.3373	0.3443	0.3362	3.821
T Chloromethane	Avg RF		0.3834	0.4130	0.3928	0.3983	0.3962	0.3942	0.3924	0.3958	2.254
T Vinyl chloride	Avg RF		0.3542	0.3674	0.3437	0.3598	0.3733	0.3573	0.3660	0.3602	2.711
T Bromomethane	Quadratic		0.1347	0.1483	0.1423	0.1393	0.1758	0.1756	0.1773	0.1562	12.289
T Chloroethane	Avg RF		0.1637	0.1844	0.1647	0.1531	0.1953	0.1737	0.1580	0.1704	8.825
T Trichlorofluoromethane	Avg RF		0.4212	0.4390	0.4093	0.4530	0.4337	0.4239	0.4435	0.4320	3.437
T 1,1-Dichloroethene	Avg RF		0.2351	0.2526	0.2396	0.2473	0.2668	0.2563	0.2618	0.2514	4.580
T Methylene chloride	Avg RF		0.3914	0.3986	0.3608	0.3509	0.3551	0.3507	0.3506	0.3654	5.639
T trans-1,2-Dichloroethene	Avg RF		0.2603	0.2608	0.2402	0.2580	0.2673	0.2652	0.2658	0.2597	3.554
T Methyl tert-butyl ether (MTBE)	Avg RF		0.3168	0.3053	0.3077	0.3206	0.3385	0.3373	0.3458	0.3245	4.935
T 1,1-Dichloroethane	Avg RF		0.4607	0.4923	0.4681	0.4813	0.5055	0.4904	0.5035	0.4860	3.491
T 2,2-Dichloropropane	Avg RF		0.3539	0.3731	0.3513	0.3591	0.3793	0.3732	0.3737	0.3662	3.048
T cis-1,2-Dichloroethene	Avg RF		0.2459	0.2542	0.2424	0.2640	0.2780	0.2752	0.2807	0.2629	5.976
T Methyl ethyl ketone	Avg RF		0.0374	0.0353	0.0361	0.0361	0.0398	0.0401	0.0411	0.0380 #	6.174
T Bromochloromethane	Avg RF		0.1054	0.1097	0.1059	0.1076	0.1140	0.1096	0.1066	0.1084	2.751
T Chloroform	Avg RF	0.5950	0.4630	0.4662	0.4591	0.4593	0.4805	0.4779	0.4807	0.4852	9.335
T 1,1,1-Trichloroethane	Avg RF		0.4137	0.4404	0.4315	0.4434	0.4735	0.4594	0.4719	0.4477	4.892
S Dibromofluoromethane	Avg RF		0.2371	0.2423	0.2384	0.2360	0.2535	0.2426	0.2452	0.2421	2.473
T Carbon tetrachloride	Avg RF		0.3928	0.4272	0.4113	0.4306	0.4623	0.4502	0.4651	0.4342	6.165
T 1,1-Dichloropropene	Avg RF		0.3092	0.3377	0.3242	0.3659	0.4003	0.3961	0.4080	0.3630	10.993
S 1,2-Dichloroethane-d4	Avg RF		0.1045	0.1053	0.1018	0.1060	0.1062	0.1038	0.1044	0.1046	1.436
T Benzene	Avg RF	1.0522	0.9365	0.9366	0.9271	0.9943	1.0522	1.0453	1.0455	0.9987	5.735
T 1,2-Dichloroethane	Avg RF	0.3200	0.2770	0.2661	0.2700	0.2552	0.2708	0.2747	0.2730	0.2758	6.912
----- ISTD -----											
I Chlorobenzene-d5											
T Trichloroethene	Avg RF		0.6980	0.7284	0.6933	0.7293	0.7973	0.7989	0.7938	0.7484	6.301
T 1,2-Dichloropropane	Avg RF		0.6056	0.6332	0.6073	0.6473	0.7055	0.7047	0.7028	0.6580	6.934
T Dibromomethane	Avg RF		0.2606	0.2833	0.2650	0.2703	0.2924	0.2872	0.2829	0.2774	4.345
T Bromodichloromethane	Avg RF		0.7666	0.7763	0.7280	0.7564	0.8115	0.8159	0.8051	0.7799	4.176

Initial Calibration Report - VOA5975C

Compound	Curve Fit	1	2	3	4	5	6	7	8	Avg RF	%RSD		
T cis-1,3-Dichloropropene	Avg RF		0.7951	0.7775	0.7423	0.8449	0.9336	0.9428	0.9548	0.8559	10.258		
S Toluene-d8	Avg RF		2.1644	2.2444	2.2362	2.4983	2.6564	2.6558	2.6175	2.4390	8.920		
T Toluene	Avg RF	1.7233	1.3961	1.5086	1.4522	1.6313	1.7615	1.7781	1.7547	1.6257	9.427		
T trans-1,3-Dichloropropene	Avg RF		0.5581	0.5797	0.5646	0.6224	0.6714	0.6895	0.6842	0.6243	9.247		
T 1,1,2-Trichloroethane	Avg RF		0.3036	0.3046	0.3016	0.3194	0.3310	0.3344	0.3274	0.3174	4.423		
T Tetrachloroethene	Avg RF	0.6920	0.5715	0.6589	0.6076	0.6608	0.6949	0.6916	0.6967	0.6592	7.062		
T 1,3-Dichloropropane	Avg RF		0.6367	0.6293	0.5981	0.6136	0.6692	0.6785	0.6713	0.6424	4.860		
T Chlorodibromomethane	Avg RF		0.5090	0.4929	0.4704	0.5034	0.5346	0.5374	0.5310	0.5112	4.854		
T 1,2-Dibromoethane	Avg RF		0.3147	0.3554	0.3241	0.3540	0.3729	0.3694	0.3637	0.3506	6.435		
T Chlorobenzene	Avg RF		1.7014	1.7326	1.6656	1.7511	1.8757	1.8882	1.8609	1.7822	5.108		
T 1,1,1,2-Tetrachloroethane	Avg RF		0.6022	0.6078	0.5863	0.6143	0.6581	0.6588	0.6497	0.6253	4.745		
T Ethylbenzene	Quadratic	2.7912	2.7400	2.8524	2.6947	3.0570	3.3515	3.3913	3.3743	3.0316	9.960		
T m+p-Xylenes	Quadratic	1.0654	0.9914	1.1166	1.0726	1.2277	1.3311	1.3326	1.3177	1.1819	11.601		
T o-Xylene	Quadratic	0.8929	0.8745	0.9498	0.9222	1.0840	1.1632	1.1958	1.1785	1.0326	13.257		
T Styrene	Quadratic	1.5274	1.3944	1.5663	1.5337	1.7716	1.9393	1.9439	1.9104	1.6984	12.879		
I 1,4-Dichlorobenzene-d4					----- ISTD -----								
T Bromoform	Avg RF		0.3494	0.3448	0.3097	0.3241	0.3428	0.3344	0.3397	0.3350	4.125		
S p-Bromofluorobenzene	Avg RF		0.8469	0.8953	0.8578	0.9232	0.9915	0.9662	0.9806	0.9231	6.358		
T Bromobenzene	Avg RF		0.7767	0.7872	0.7537	0.8110	0.8707	0.8406	0.8582	0.8140	5.409		
T 1,1,2,2-Tetrachloroethane	Avg RF		0.4570	0.4692	0.4657	0.4506	0.4769	0.4629	0.4678	0.4643	1.845		
T 1,2,3-Trichloropropane	Avg RF		0.1208	0.1251	0.1169	0.1177	0.1290	0.1225	0.1219	0.1220	3.434		
T 2-Chlorotoluene	Avg RF		0.7170	0.7929	0.7062	0.8211	0.8849	0.8498	0.8676	0.8056	8.811		
T 4-Chlorotoluene	Avg RF		2.1314	2.4802	2.3873	2.7044	2.9080	2.8089	2.8455	2.6094	10.931		
T 1,3-Dichlorobenzene	Avg RF	1.5377	1.3583	1.4598	1.3923	1.4417	1.5588	1.5165	1.5335	1.4748	4.990		
T 1,4-Dichlorobenzene	Avg RF	1.6358	1.4074	1.4998	1.3723	1.4811	1.5650	1.5263	1.5408	1.5036	5.631		
T 1,2-Dichlorobenzene	Avg RF	1.2617	1.1387	1.2360	1.1258	1.2210	1.3074	1.2694	1.2905	1.2313	5.447		

(RedFont and #) = Outlier Flag; (I) = Internal Standard; (T) = Target; (S) = Surrogate; (M) = Matrix Spike

Compounds with Curve fitting not using Avg Response Factor:

Compound	Curve Fit	Curve Fit Formula	Curve Fit R2
T Bromomethane	Quadratic	$y = 0.015061 * x ^ 2 + 0.150956 * x - 0.001123$	0.997553
T Ethylbenzene	Quadratic	$y = 0.212781 * x ^ 2 + 3.013988 * x - 0.007186$	0.998933
T m+p-Xylenes	Quadratic	$y = 0.032978 * x ^ 2 + 1.213111 * x - 0.008669$	0.998704
T o-Xylene	Quadratic	$y = 0.077136 * x ^ 2 + 1.051862 * x - 0.004078$	0.998666
T Styrene	Quadratic	$y = 0.102118 * x ^ 2 + 1.752890 * x - 0.007067$	0.998333

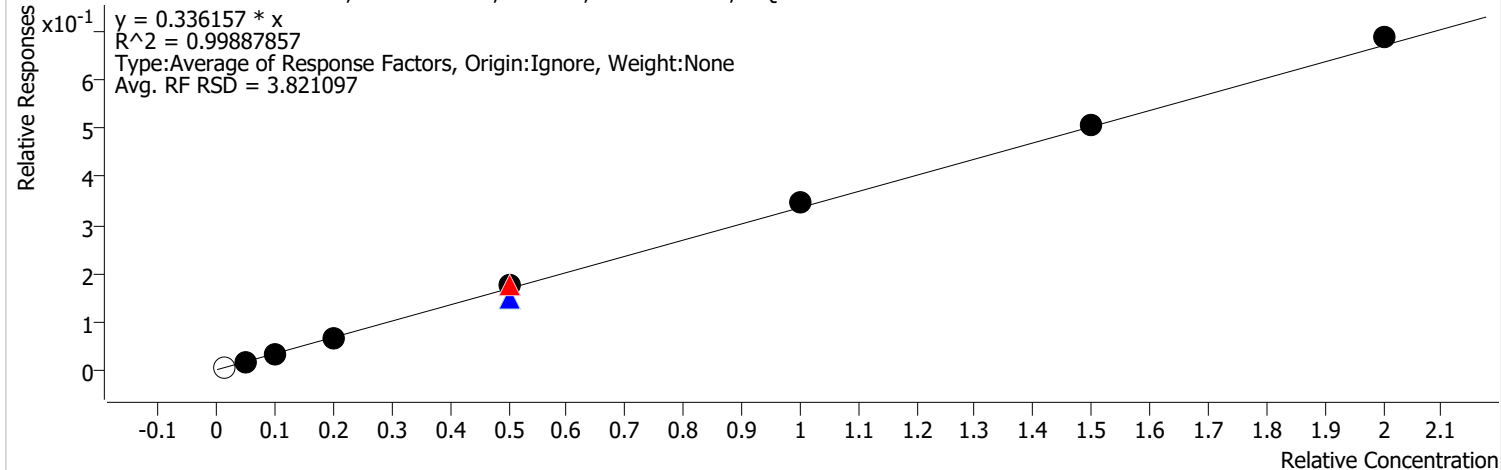
(RedFont and #) = Outlier Flag; (I) = Internal Standard; (T) = Target; (S) = Surrogate; (M) = Matrix Spike

Calibration Report

Batch Path	D:\Org\Data\VOA5975C\VG011922\QuantResults\VG011922_8260B.batch.bin	Analyst Name	BL2000\mchavez
Analysis Time	1/22/2022 1:32 PM	Reporter Name	BL2000\mchavez
Report Time	1/22/2022 1:35:39 PM	Batch State	Processed
Last Calib Update	1/20/2022 9:28 AM	Quant Report Version	10.0
Quant Batch Version	10.0		

Dichlorodifluoromethane %RSE = 3.8

Dichlorodifluoromethane - 8 Levels, 7 Levels Used, 8 Points, 7 Points Used, 1 QCs



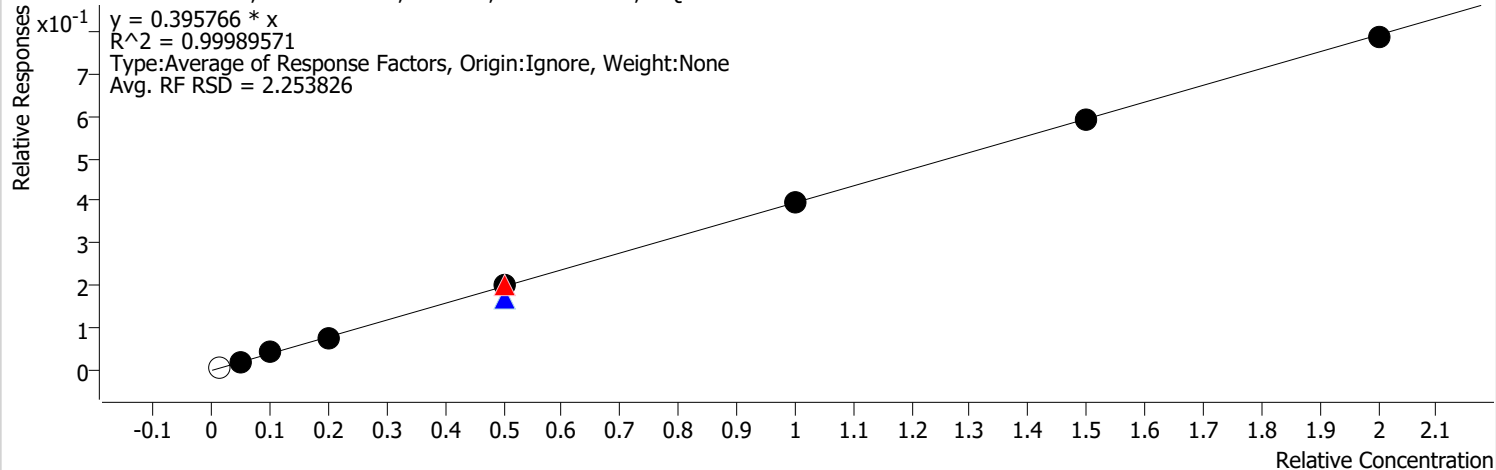
Calibration STD Path	Cal Type	Level	Enabled	Resp.	Exp. Conc	Resp. Factor	Level RSD
D:\Org\Data\VOA5975C\VG011922\19JAN04.D	Calibration	1		4690	2.5000	0.5905	
D:\Org\Data\VOA5975C\VG011922\19JAN05.D	Calibration	2	x	12682	12.5000	0.3158	
D:\Org\Data\VOA5975C\VG011922\19JAN06.D	Calibration	3	x	27745	25.0000	0.3390	
D:\Org\Data\VOA5975C\VG011922\19JAN07.D	Calibration	4	x	51785	50.0000	0.3211	
D:\Org\Data\VOA5975C\VG011922\19JAN09CC.D	CC	CC	x	148367	125.0000	0.3472	
D:\Org\Data\VOA5975C\VG011922\19JAN17.D	QC	QC	x	130579	125.0000	0.2944	
D:\Org\Data\VOA5975C\VG011922\19JAN09.D	Calibration	5	x	148367	125.0000	0.3472	
D:\Org\Data\VOA5975C\VG011922\19JAN11.D	Calibration	6	x	304740	250.0000	0.3484	
D:\Org\Data\VOA5975C\VG011922\19JAN13.D	Calibration	7	x	452793	375.0000	0.3373	
D:\Org\Data\VOA5975C\VG011922\19JAN15.D	Calibration	8	x	629961	500.0000	0.3443	

Calibration Report

Batch Path	D:\Org\Data\VOA5975C\VG011922\QuantResults\VG011922_8260B.batch.bin	Analyst Name	BL2000\mchavez
Analysis Time	1/22/2022 1:32 PM	Reporter Name	BL2000\mchavez
Report Time	1/22/2022 1:35:43 PM	Batch State	Processed
Last Calib Update	1/20/2022 9:28 AM	Quant Report Version	10.0
Quant Batch Version	10.0		

Chloromethane %RSE = 2.3

Chloromethane - 8 Levels, 7 Levels Used, 8 Points, 7 Points Used, 1 QCs



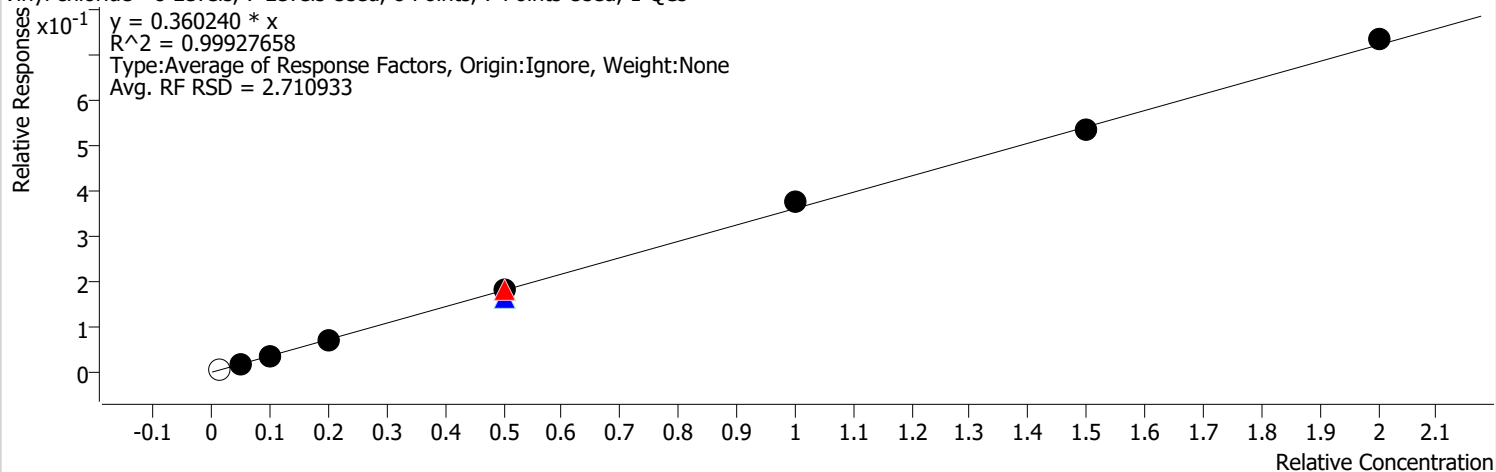
Calibration STD Path	Cal Type	Level	Enabled	Resp.	Exp. Conc	Resp. Factor	Level RSD
D:\Org\Data\VOA5975C\VG011922\19JAN04.D	Calibration	1		6614	2.5000	0.8327	
D:\Org\Data\VOA5975C\VG011922\19JAN05.D	Calibration	2	x	15397	12.5000	0.3834	
D:\Org\Data\VOA5975C\VG011922\19JAN06.D	Calibration	3	x	33801	25.0000	0.4130	
D:\Org\Data\VOA5975C\VG011922\19JAN07.D	Calibration	4	x	63351	50.0000	0.3928	
D:\Org\Data\VOA5975C\VG011922\19JAN09CC.D	CC	CC	x	170190	125.0000	0.3983	
D:\Org\Data\VOA5975C\VG011922\19JAN17.D	QC	QC	x	151864	125.0000	0.3424	
D:\Org\Data\VOA5975C\VG011922\19JAN09.D	Calibration	5	x	170190	125.0000	0.3983	
D:\Org\Data\VOA5975C\VG011922\19JAN11.D	Calibration	6	x	346531	250.0000	0.3962	
D:\Org\Data\VOA5975C\VG011922\19JAN13.D	Calibration	7	x	529250	375.0000	0.3942	
D:\Org\Data\VOA5975C\VG011922\19JAN15.D	Calibration	8	x	718053	500.0000	0.3924	

Calibration Report

Batch Path	D:\Org\Data\VOA5975C\VG011922\QuantResults\VG011922_8260B.batch.bin	Analyst Name	BL2000\mchavez
Analysis Time	1/22/2022 1:32 PM	Reporter Name	BL2000\mchavez
Report Time	1/22/2022 1:35:43 PM	Batch State	Processed
Last Calib Update	1/20/2022 9:28 AM	Quant Report Version	10.0
Quant Batch Version	10.0		

Vinyl chloride %RSE = 2.7

Vinyl chloride - 8 Levels, 7 Levels Used, 8 Points, 7 Points Used, 1 QCs



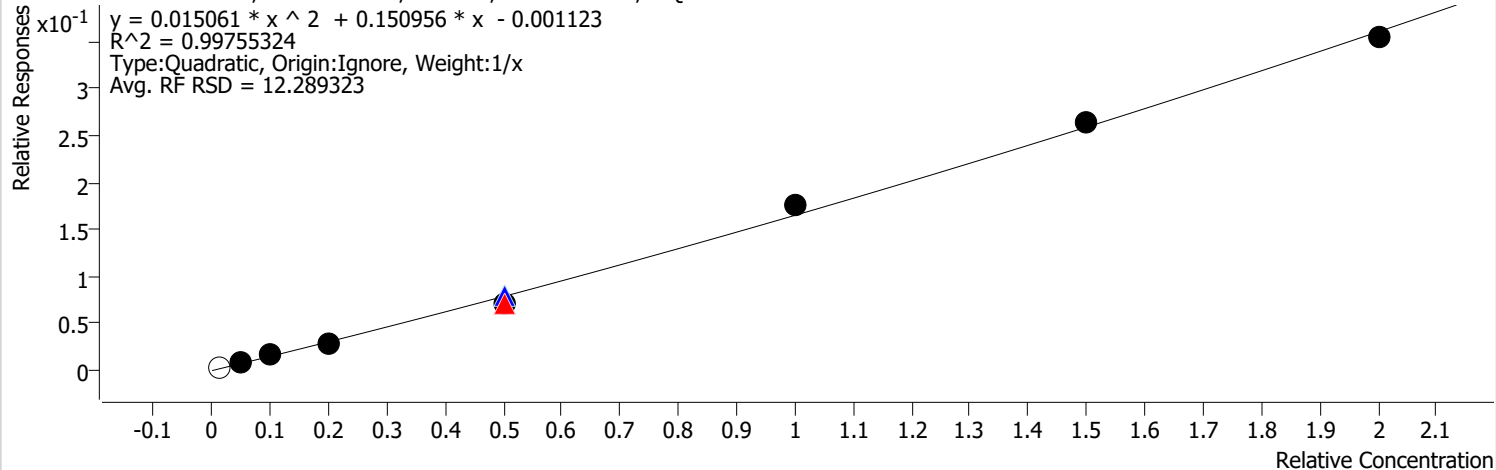
Calibration STD Path	Cal Type	Level	Enabled	Resp.	Exp. Conc	Resp. Factor	Level RSD
D:\Org\Data\VOA5975C\VG011922\19JAN04.D	Calibration	1		5818	2.5000	0.7325	
D:\Org\Data\VOA5975C\VG011922\19JAN05.D	Calibration	2	x	14225	12.5000	0.3542	
D:\Org\Data\VOA5975C\VG011922\19JAN06.D	Calibration	3	x	30072	25.0000	0.3674	
D:\Org\Data\VOA5975C\VG011922\19JAN07.D	Calibration	4	x	55437	50.0000	0.3437	
D:\Org\Data\VOA5975C\VG011922\19JAN09CC.D	CC	CC	x	153733	125.0000	0.3598	
D:\Org\Data\VOA5975C\VG011922\19JAN17.D	QC	QC	x	147423	125.0000	0.3324	
D:\Org\Data\VOA5975C\VG011922\19JAN09.D	Calibration	5	x	153733	125.0000	0.3598	
D:\Org\Data\VOA5975C\VG011922\19JAN11.D	Calibration	6	x	326478	250.0000	0.3733	
D:\Org\Data\VOA5975C\VG011922\19JAN13.D	Calibration	7	x	479607	375.0000	0.3573	
D:\Org\Data\VOA5975C\VG011922\19JAN15.D	Calibration	8	x	669671	500.0000	0.3660	

Calibration Report

Batch Path	D:\Org\Data\VOA5975C\VG011922\QuantResults\VG011922_8260B.batch.bin	Analyst Name	BL2000\mchavez
Analysis Time	1/22/2022 1:32 PM	Reporter Name	BL2000\mchavez
Report Time	1/22/2022 1:35:43 PM	Batch State	Processed
Last Calib Update	1/20/2022 9:28 AM	Quant Report Version	10.0
Quant Batch Version	10.0		

Bromomethane %RSE = 7.0

Bromomethane - 8 Levels, 7 Levels Used, 8 Points, 7 Points Used, 1 QCs



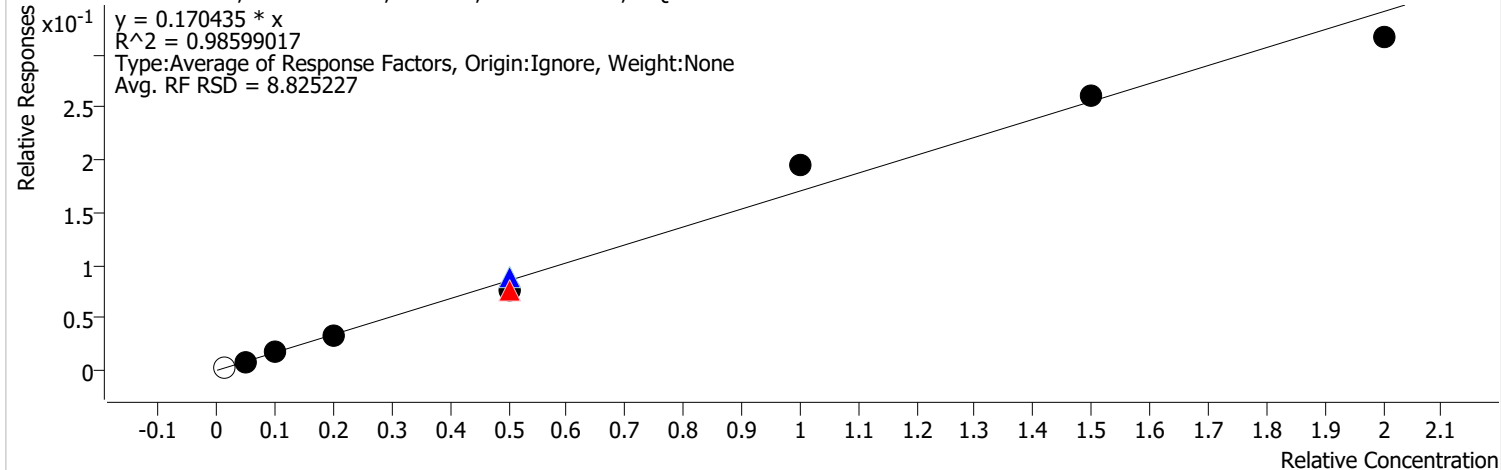
Calibration STD Path	Cal Type	Level	Enabled	Resp.	Exp. Conc	Resp. Factor	Level RSD
D:\Org\Data\VOA5975C\VG011922\19JAN04.D	Calibration	1		2332	2.5000	0.2936	
D:\Org\Data\VOA5975C\VG011922\19JAN05.D	Calibration	2	x	5411	12.5000	0.1347	
D:\Org\Data\VOA5975C\VG011922\19JAN06.D	Calibration	3	x	12135	25.0000	0.1483	
D:\Org\Data\VOA5975C\VG011922\19JAN07.D	Calibration	4	x	22944	50.0000	0.1423	
D:\Org\Data\VOA5975C\VG011922\19JAN09CC.D	CC	CC	x	59520	125.0000	0.1393	
D:\Org\Data\VOA5975C\VG011922\19JAN17.D	QC	QC	x	69568	125.0000	0.1569	
D:\Org\Data\VOA5975C\VG011922\19JAN09.D	Calibration	5	x	59520	125.0000	0.1393	
D:\Org\Data\VOA5975C\VG011922\19JAN11.D	Calibration	6	x	153759	250.0000	0.1758	
D:\Org\Data\VOA5975C\VG011922\19JAN13.D	Calibration	7	x	235754	375.0000	0.1756	
D:\Org\Data\VOA5975C\VG011922\19JAN15.D	Calibration	8	x	324434	500.0000	0.1773	

Calibration Report

Batch Path	D:\Org\Data\VOA5975C\VG011922\QuantResults\VG011922_8260B.batch.bin	Analyst Name	BL2000\mchavez
Analysis Time	1/22/2022 1:32 PM	Reporter Name	BL2000\mchavez
Report Time	1/22/2022 1:35:43 PM	Batch State	Processed
Last Calib Update	1/20/2022 9:28 AM	Quant Report Version	10.0
Quant Batch Version	10.0		

Chloroethane %RSE = 8.8

Chloroethane - 8 Levels, 7 Levels Used, 8 Points, 7 Points Used, 1 QCs



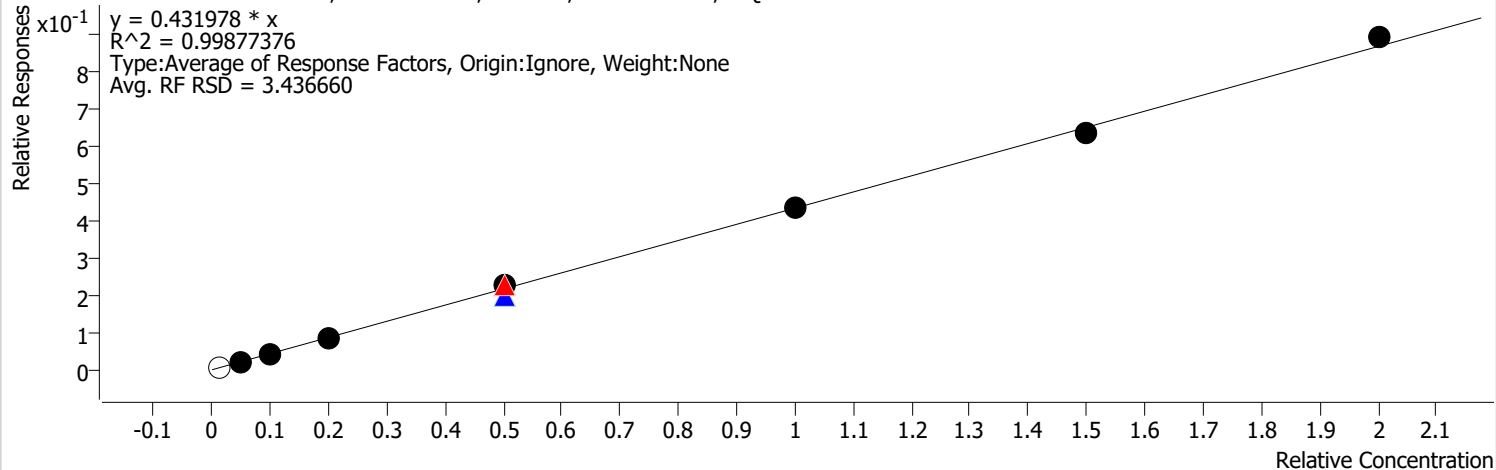
Calibration STD Path	Cal Type	Level	Enabled	Resp.	Exp. Conc	Resp. Factor	Level RSD
D:\Org\Data\VOA5975C\VG011922\19JAN04.D	Calibration	1		2651	2.5000	0.3338	
D:\Org\Data\VOA5975C\VG011922\19JAN05.D	Calibration	2	x	6576	12.5000	0.1637	
D:\Org\Data\VOA5975C\VG011922\19JAN06.D	Calibration	3	x	15096	25.0000	0.1844	
D:\Org\Data\VOA5975C\VG011922\19JAN07.D	Calibration	4	x	26569	50.0000	0.1647	
D:\Org\Data\VOA5975C\VG011922\19JAN09CC.D	CC	CC	x	65407	125.0000	0.1531	
D:\Org\Data\VOA5975C\VG011922\19JAN17.D	QC	QC	x	77755	125.0000	0.1753	
D:\Org\Data\VOA5975C\VG011922\19JAN09.D	Calibration	5	x	65407	125.0000	0.1531	
D:\Org\Data\VOA5975C\VG011922\19JAN11.D	Calibration	6	x	170795	250.0000	0.1953	
D:\Org\Data\VOA5975C\VG011922\19JAN13.D	Calibration	7	x	233233	375.0000	0.1737	
D:\Org\Data\VOA5975C\VG011922\19JAN15.D	Calibration	8	x	289150	500.0000	0.1580	

Calibration Report

Batch Path	D:\Org\Data\VOA5975C\VG011922\QuantResults\VG011922_8260B.batch.bin	Analyst Name	BL2000\mchavez
Analysis Time	1/22/2022 1:32 PM	Reporter Name	BL2000\mchavez
Report Time	1/22/2022 1:35:43 PM	Batch State	Processed
Last Calib Update	1/20/2022 9:28 AM	Quant Report Version	10.0
Quant Batch Version	10.0		

Trichlorofluoromethane %RSE = 3.4

Trichlorofluoromethane - 8 Levels, 7 Levels Used, 8 Points, 7 Points Used, 1 QCs

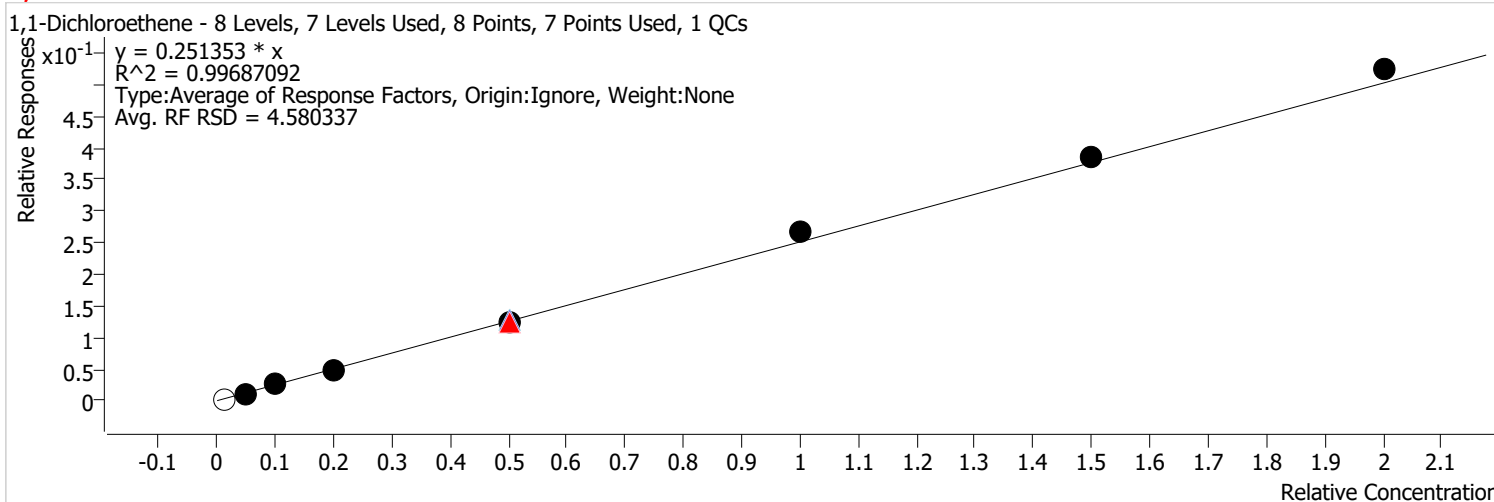


Calibration STD Path	Cal Type	Level	Enabled	Resp.	Exp. Conc	Resp. Factor	Level RSD
D:\Org\Data\VOA5975C\VG011922\19JAN04.D	Calibration	1		6220	2.5000	0.7831	
D:\Org\Data\VOA5975C\VG011922\19JAN05.D	Calibration	2	x	16916	12.5000	0.4212	
D:\Org\Data\VOA5975C\VG011922\19JAN06.D	Calibration	3	x	35936	25.0000	0.4390	
D:\Org\Data\VOA5975C\VG011922\19JAN07.D	Calibration	4	x	66016	50.0000	0.4093	
D:\Org\Data\VOA5975C\VG011922\19JAN09CC.D	CC	CC	x	193579	125.0000	0.4530	
D:\Org\Data\VOA5975C\VG011922\19JAN17.D	QC	QC	x	172504	125.0000	0.3890	
D:\Org\Data\VOA5975C\VG011922\19JAN09.D	Calibration	5	x	193579	125.0000	0.4530	
D:\Org\Data\VOA5975C\VG011922\19JAN11.D	Calibration	6	x	379318	250.0000	0.4337	
D:\Org\Data\VOA5975C\VG011922\19JAN13.D	Calibration	7	x	569126	375.0000	0.4239	
D:\Org\Data\VOA5975C\VG011922\19JAN15.D	Calibration	8	x	811600	500.0000	0.4435	

Calibration Report

Batch Path	D:\Org\Data\VOA5975C\VG011922\QuantResults\VG011922_8260B.batch.bin	Analyst Name	BL2000\mchavez
Analysis Time	1/22/2022 1:32 PM	Reporter Name	BL2000\mchavez
Report Time	1/22/2022 1:35:43 PM	Batch State	Processed
Last Calib Update	1/20/2022 9:28 AM	Quant Report Version	10.0
Quant Batch Version	10.0		

1,1-Dichloroethene %RSE = 4.6

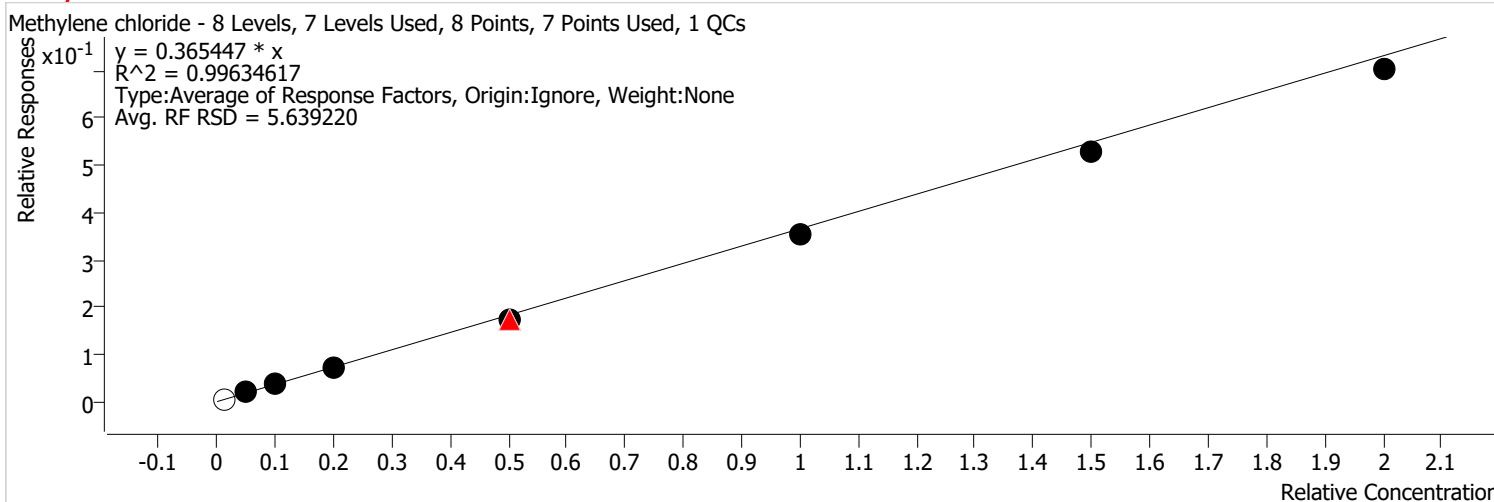


Calibration STD Path	Cal Type	Level	Enabled	Resp.	Exp. Conc	Resp. Factor	Level RSD
D:\Org\Data\VOA5975C\VG011922\19JAN04.D	Calibration	1		2342	2.5000	0.2949	
D:\Org\Data\VOA5975C\VG011922\19JAN05.D	Calibration	2	x	9440	12.5000	0.2351	
D:\Org\Data\VOA5975C\VG011922\19JAN06.D	Calibration	3	x	20674	25.0000	0.2526	
D:\Org\Data\VOA5975C\VG011922\19JAN07.D	Calibration	4	x	38644	50.0000	0.2396	
D:\Org\Data\VOA5975C\VG011922\19JAN09CC.D	CC	CC	x	105649	125.0000	0.2473	
D:\Org\Data\VOA5975C\VG011922\19JAN17.D	QC	QC	x	113673	125.0000	0.2563	
D:\Org\Data\VOA5975C\VG011922\19JAN09.D	Calibration	5	x	105649	125.0000	0.2473	
D:\Org\Data\VOA5975C\VG011922\19JAN11.D	Calibration	6	x	233356	250.0000	0.2668	
D:\Org\Data\VOA5975C\VG011922\19JAN13.D	Calibration	7	x	344045	375.0000	0.2563	
D:\Org\Data\VOA5975C\VG011922\19JAN15.D	Calibration	8	x	479145	500.0000	0.2618	

Calibration Report

Batch Path	D:\Org\Data\VOA5975C\VG011922\QuantResults\VG011922_8260B.batch.bin	Analyst Name	BL2000\mchavez
Analysis Time	1/22/2022 1:32 PM	Reporter Name	BL2000\mchavez
Report Time	1/22/2022 1:35:43 PM	Batch State	Processed
Last Calib Update	1/20/2022 9:28 AM	Quant Report Version	10.0
Quant Batch Version	10.0		

Methylene chloride %RSE = 5.6

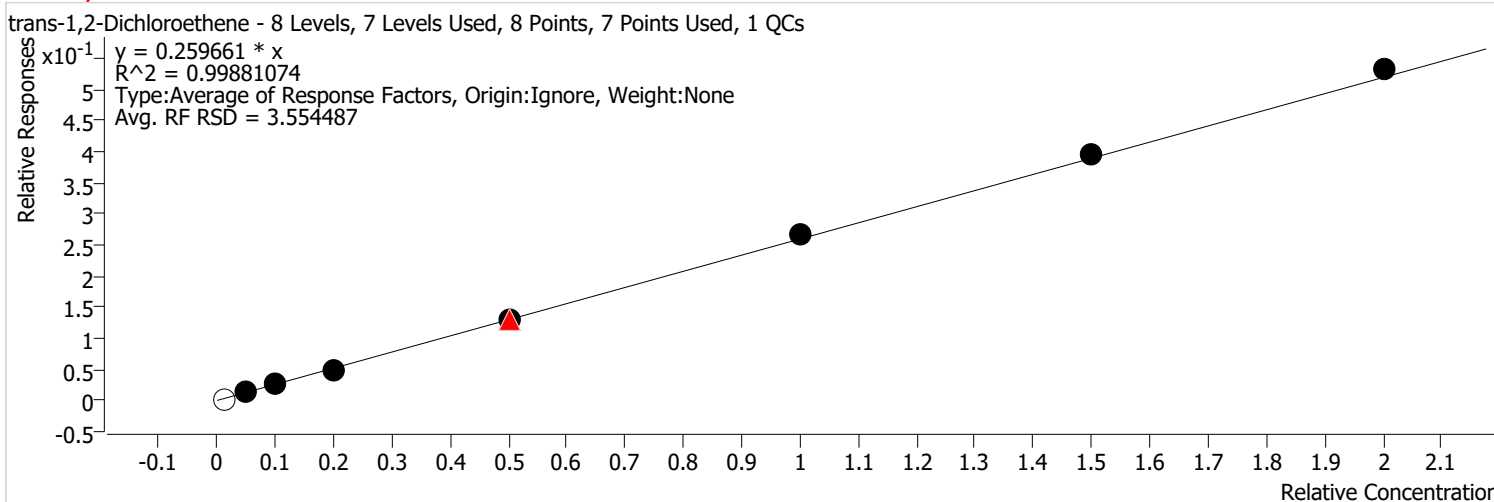


Calibration STD Path	Cal Type	Level	Enabled	Resp.	Exp. Conc	Resp. Factor	Level RSD
D:\Org\Data\VOA5975C\VG011922\19JAN04.D	Calibration	1		4701	2.5000	0.5919	
D:\Org\Data\VOA5975C\VG011922\19JAN05.D	Calibration	2	x	15719	12.5000	0.3914	
D:\Org\Data\VOA5975C\VG011922\19JAN06.D	Calibration	3	x	32623	25.0000	0.3986	
D:\Org\Data\VOA5975C\VG011922\19JAN07.D	Calibration	4	x	58184	50.0000	0.3608	
D:\Org\Data\VOA5975C\VG011922\19JAN09CC.D	CC	CC	x	149957	125.0000	0.3509	
D:\Org\Data\VOA5975C\VG011922\19JAN17.D	QC	QC	x	152883	125.0000	0.3447	
D:\Org\Data\VOA5975C\VG011922\19JAN09.D	Calibration	5	x	149957	125.0000	0.3509	
D:\Org\Data\VOA5975C\VG011922\19JAN11.D	Calibration	6	x	310597	250.0000	0.3551	
D:\Org\Data\VOA5975C\VG011922\19JAN13.D	Calibration	7	x	470733	375.0000	0.3507	
D:\Org\Data\VOA5975C\VG011922\19JAN15.D	Calibration	8	x	641583	500.0000	0.3506	

Calibration Report

Batch Path	D:\Org\Data\VOA5975C\VG011922\QuantResults\VG011922_8260B.batch.bin	Analyst Name	BL2000\mchavez
Analysis Time	1/22/2022 1:32 PM	Reporter Name	BL2000\mchavez
Report Time	1/22/2022 1:35:43 PM	Batch State	Processed
Last Calib Update	1/20/2022 9:28 AM	Quant Report Version	10.0
Quant Batch Version	10.0		

trans-1,2-Dichloroethene %RSE = 3.6



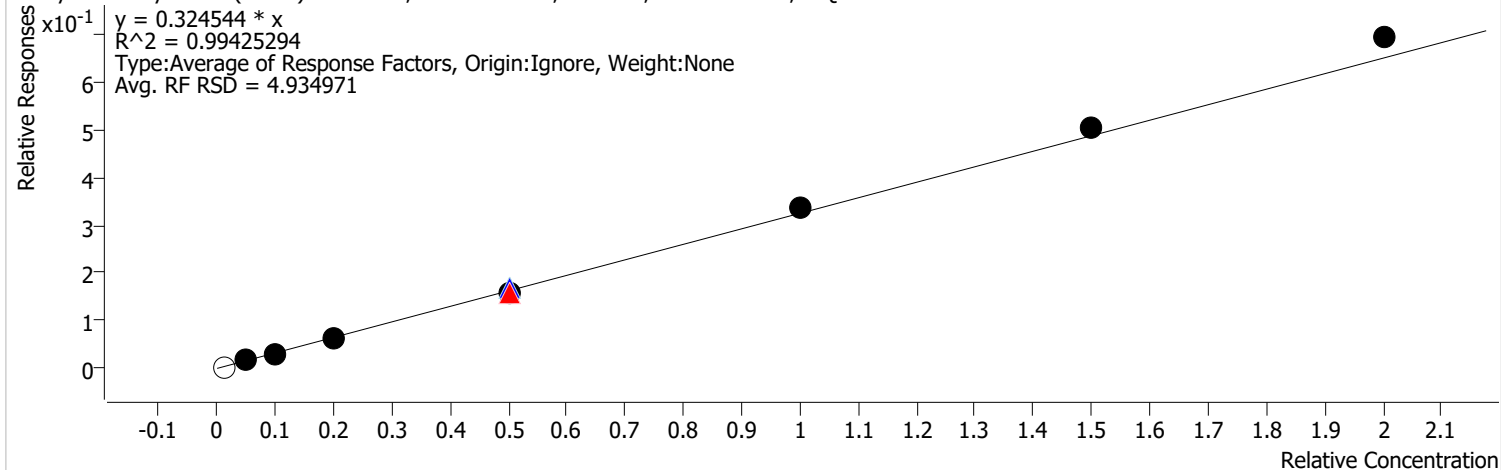
Calibration STD Path	Cal Type	Level	Enabled	Resp.	Exp. Conc	Resp. Factor	Level RSD
D:\Org\Data\VOA5975C\VG011922\19JAN04.D	Calibration	1		2132	2.5000	0.2684	
D:\Org\Data\VOA5975C\VG011922\19JAN05.D	Calibration	2	x	10455	12.5000	0.2603	
D:\Org\Data\VOA5975C\VG011922\19JAN06.D	Calibration	3	x	21348	25.0000	0.2608	
D:\Org\Data\VOA5975C\VG011922\19JAN07.D	Calibration	4	x	38732	50.0000	0.2402	
D:\Org\Data\VOA5975C\VG011922\19JAN09CC.D	CC	CC	x	110255	125.0000	0.2580	
D:\Org\Data\VOA5975C\VG011922\19JAN17.D	QC	QC	x	115302	125.0000	0.2600	
D:\Org\Data\VOA5975C\VG011922\19JAN09.D	Calibration	5	x	110255	125.0000	0.2580	
D:\Org\Data\VOA5975C\VG011922\19JAN11.D	Calibration	6	x	233769	250.0000	0.2673	
D:\Org\Data\VOA5975C\VG011922\19JAN13.D	Calibration	7	x	355984	375.0000	0.2652	
D:\Org\Data\VOA5975C\VG011922\19JAN15.D	Calibration	8	x	486383	500.0000	0.2658	

Calibration Report

Batch Path	D:\Org\Data\VOA5975C\VG011922\QuantResults\VG011922_8260B.batch.bin	Analyst Name	BL2000\mchavez
Analysis Time	1/22/2022 1:32 PM	Reporter Name	BL2000\mchavez
Report Time	1/22/2022 1:35:43 PM	Batch State	Processed
Last Calib Update	1/20/2022 9:28 AM	Quant Report Version	10.0
Quant Batch Version	10.0		

Methyl tert-butyl ether (MTBE) %RSE = 4.9

Methyl tert-butyl ether (MTBE) - 8 Levels, 7 Levels Used, 8 Points, 7 Points Used, 1 QCs

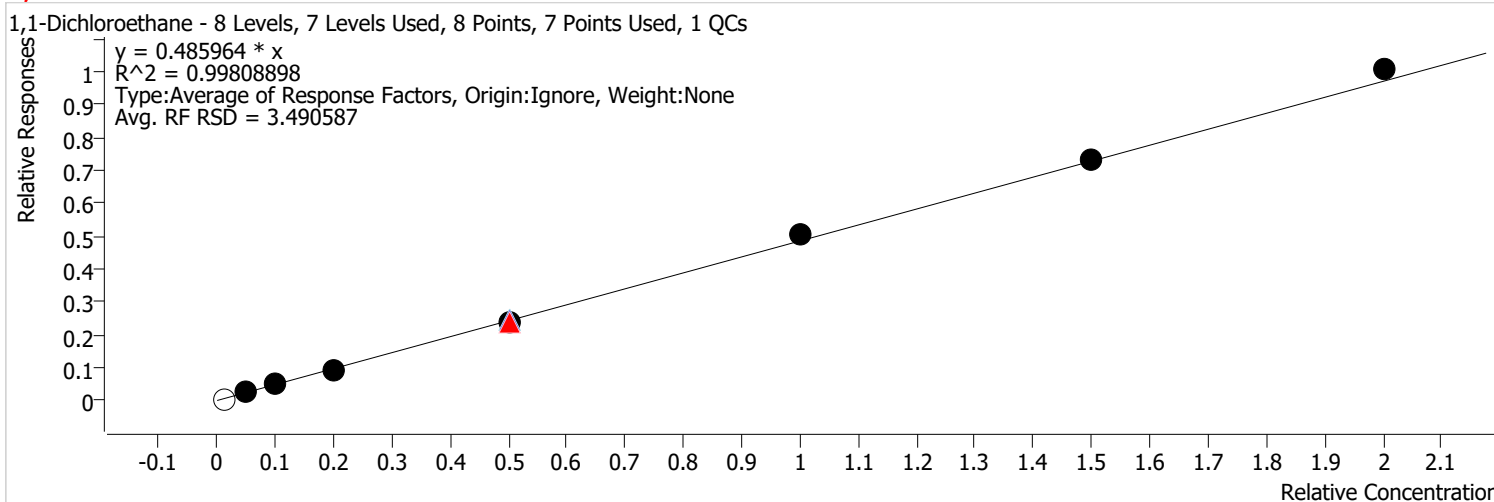


Calibration STD Path	Cal Type	Level	Enabled	Resp.	Exp. Conc	Resp. Factor	Level RSD
D:\Org\Data\VOA5975C\VG011922\19JAN04.D	Calibration	1		2662	2.5000	0.3352	
D:\Org\Data\VOA5975C\VG011922\19JAN05.D	Calibration	2	x	12721	12.5000	0.3168	
D:\Org\Data\VOA5975C\VG011922\19JAN06.D	Calibration	3	x	24989	25.0000	0.3053	
D:\Org\Data\VOA5975C\VG011922\19JAN07.D	Calibration	4	x	49617	50.0000	0.3077	
D:\Org\Data\VOA5975C\VG011922\19JAN09CC.D	CC	CC	x	136973	125.0000	0.3206	
D:\Org\Data\VOA5975C\VG011922\19JAN17.D	QC	QC	x	150210	125.0000	0.3387	
D:\Org\Data\VOA5975C\VG011922\19JAN09.D	Calibration	5	x	136973	125.0000	0.3206	
D:\Org\Data\VOA5975C\VG011922\19JAN11.D	Calibration	6	x	296029	250.0000	0.3385	
D:\Org\Data\VOA5975C\VG011922\19JAN13.D	Calibration	7	x	452747	375.0000	0.3373	
D:\Org\Data\VOA5975C\VG011922\19JAN15.D	Calibration	8	x	632731	500.0000	0.3458	

Calibration Report

Batch Path	D:\Org\Data\VOA5975C\VG011922\QuantResults\VG011922_8260B.batch.bin	Analyst Name	BL2000\mchavez
Analysis Time	1/22/2022 1:32 PM	Reporter Name	BL2000\mchavez
Report Time	1/22/2022 1:35:43 PM	Batch State	Processed
Last Calib Update	1/20/2022 9:28 AM	Quant Report Version	10.0
Quant Batch Version	10.0		

1,1-Dichloroethane %RSE = 3.5



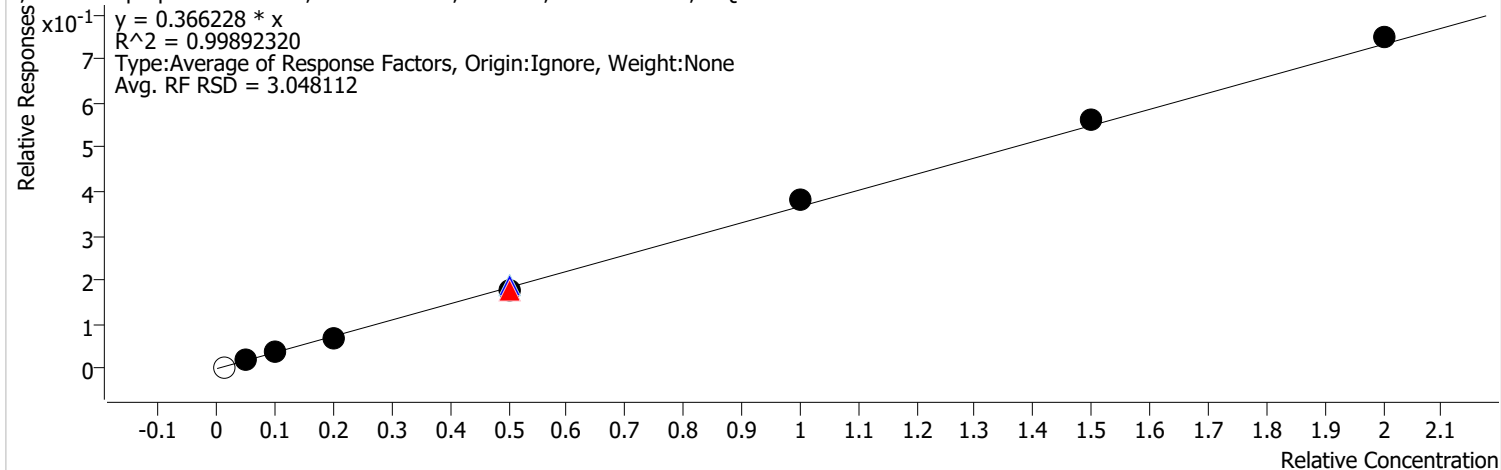
Calibration STD Path	Cal Type	Level	Enabled	Resp.	Exp. Conc	Resp. Factor	Level RSD
D:\Org\Data\VOA5975C\VG011922\19JAN04.D	Calibration	1		4131	2.5000	0.5201	
D:\Org\Data\VOA5975C\VG011922\19JAN05.D	Calibration	2	x	18500	12.5000	0.4607	
D:\Org\Data\VOA5975C\VG011922\19JAN06.D	Calibration	3	x	40298	25.0000	0.4923	
D:\Org\Data\VOA5975C\VG011922\19JAN07.D	Calibration	4	x	75497	50.0000	0.4681	
D:\Org\Data\VOA5975C\VG011922\19JAN09CC.D	CC	CC	x	205663	125.0000	0.4813	
D:\Org\Data\VOA5975C\VG011922\19JAN17.D	QC	QC	x	218409	125.0000	0.4925	
D:\Org\Data\VOA5975C\VG011922\19JAN09.D	Calibration	5	x	205663	125.0000	0.4813	
D:\Org\Data\VOA5975C\VG011922\19JAN11.D	Calibration	6	x	442070	250.0000	0.5055	
D:\Org\Data\VOA5975C\VG011922\19JAN13.D	Calibration	7	x	658287	375.0000	0.4904	
D:\Org\Data\VOA5975C\VG011922\19JAN15.D	Calibration	8	x	921258	500.0000	0.5035	

Calibration Report

Batch Path	D:\Org\Data\VOA5975C\VG011922\QuantResults\VG011922_8260B.batch.bin	Analyst Name	BL2000\mchavez
Analysis Time	1/22/2022 1:32 PM	Reporter Name	BL2000\mchavez
Report Time	1/22/2022 1:35:43 PM	Batch State	Processed
Last Calib Update	1/20/2022 9:28 AM	Quant Report Version	10.0
Quant Batch Version	10.0		

2,2-Dichloropropane %RSE = 3.0

2,2-Dichloropropane - 8 Levels, 7 Levels Used, 8 Points, 7 Points Used, 1 QCs



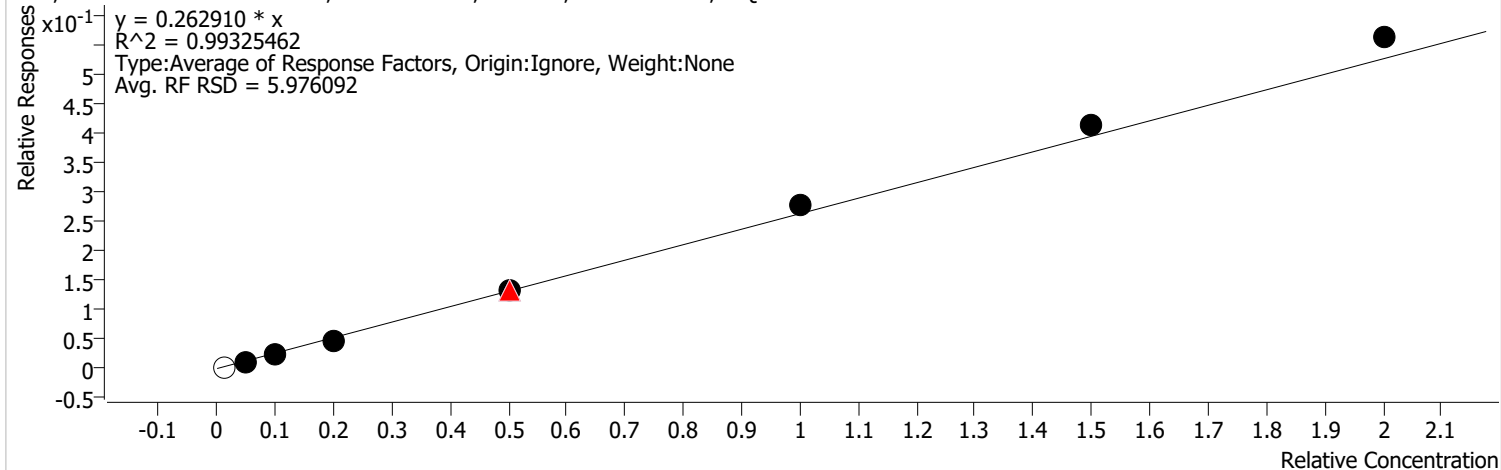
Calibration STD Path	Cal Type	Level	Enabled	Resp.	Exp. Conc	Resp. Factor	Level RSD
D:\Org\Data\VOA5975C\VG011922\19JAN04.D	Calibration	1		3183	2.5000	0.4008	
D:\Org\Data\VOA5975C\VG011922\19JAN05.D	Calibration	2	x	14213	12.5000	0.3539	
D:\Org\Data\VOA5975C\VG011922\19JAN06.D	Calibration	3	x	30539	25.0000	0.3731	
D:\Org\Data\VOA5975C\VG011922\19JAN07.D	Calibration	4	x	56651	50.0000	0.3513	
D:\Org\Data\VOA5975C\VG011922\19JAN09CC.D	CC	CC	x	153450	125.0000	0.3591	
D:\Org\Data\VOA5975C\VG011922\19JAN17.D	QC	QC	x	169689	125.0000	0.3826	
D:\Org\Data\VOA5975C\VG011922\19JAN09.D	Calibration	5	x	153450	125.0000	0.3591	
D:\Org\Data\VOA5975C\VG011922\19JAN11.D	Calibration	6	x	331689	250.0000	0.3793	
D:\Org\Data\VOA5975C\VG011922\19JAN13.D	Calibration	7	x	501019	375.0000	0.3732	
D:\Org\Data\VOA5975C\VG011922\19JAN15.D	Calibration	8	x	683822	500.0000	0.3737	

Calibration Report

Batch Path	D:\Org\Data\VOA5975C\VG011922\QuantResults\VG011922_8260B.batch.bin	Analyst Name	BL2000\mchavez
Analysis Time	1/22/2022 1:32 PM	Reporter Name	BL2000\mchavez
Report Time	1/22/2022 1:35:44 PM	Batch State	Processed
Last Calib Update	1/20/2022 9:28 AM	Quant Report Version	10.0
Quant Batch Version	10.0		

cis-1,2-Dichloroethene %RSE = 6.0

cis-1,2-Dichloroethene - 8 Levels, 7 Levels Used, 8 Points, 7 Points Used, 1 QCs

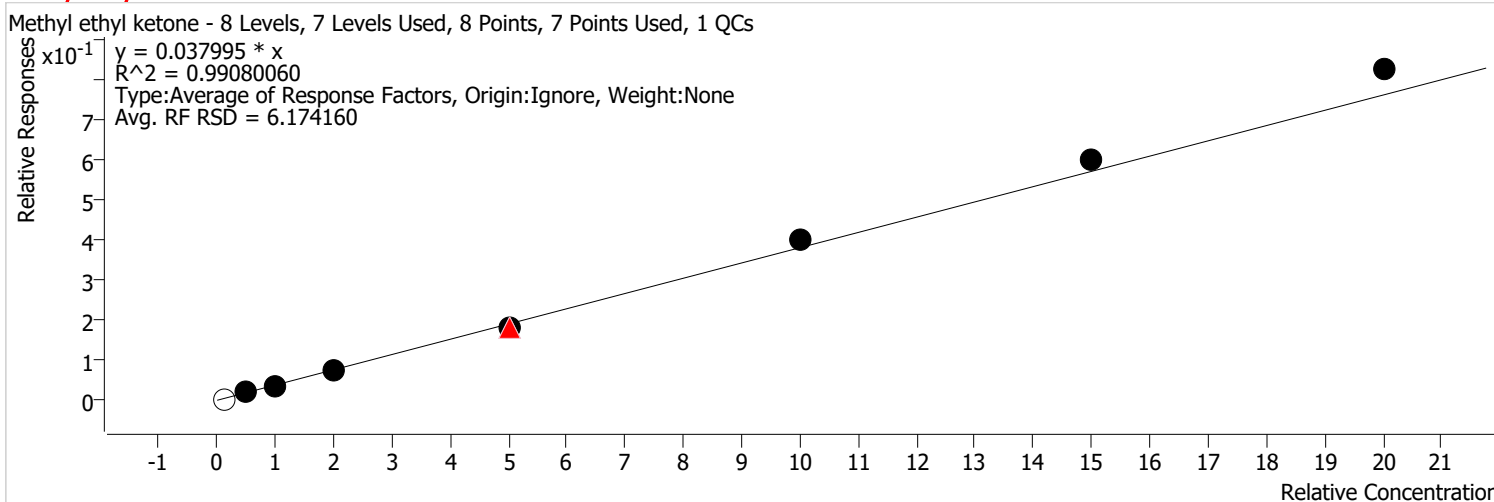


Calibration STD Path	Cal Type	Level	Enabled	Resp.	Exp. Conc	Resp. Factor	Level RSD
D:\Org\Data\VOA5975C\VG011922\19JAN04.D	Calibration	1		2334	2.5000	0.2938	
D:\Org\Data\VOA5975C\VG011922\19JAN05.D	Calibration	2	x	9874	12.5000	0.2459	
D:\Org\Data\VOA5975C\VG011922\19JAN06.D	Calibration	3	x	20810	25.0000	0.2542	
D:\Org\Data\VOA5975C\VG011922\19JAN07.D	Calibration	4	x	39093	50.0000	0.2424	
D:\Org\Data\VOA5975C\VG011922\19JAN09CC.D	CC	CC	x	112808	125.0000	0.2640	
D:\Org\Data\VOA5975C\VG011922\19JAN17.D	QC	QC	x	118223	125.0000	0.2666	
D:\Org\Data\VOA5975C\VG011922\19JAN09.D	Calibration	5	x	112808	125.0000	0.2640	
D:\Org\Data\VOA5975C\VG011922\19JAN11.D	Calibration	6	x	243087	250.0000	0.2780	
D:\Org\Data\VOA5975C\VG011922\19JAN13.D	Calibration	7	x	369412	375.0000	0.2752	
D:\Org\Data\VOA5975C\VG011922\19JAN15.D	Calibration	8	x	513671	500.0000	0.2807	

Calibration Report

Batch Path	D:\Org\Data\VOA5975C\VG011922\QuantResults\VG011922_8260B.batch.bin	Analyst Name	BL2000\mchavez
Analysis Time	1/22/2022 1:32 PM	Reporter Name	BL2000\mchavez
Report Time	1/22/2022 1:35:44 PM	Batch State	Processed
Last Calib Update	1/20/2022 9:28 AM	Quant Report Version	10.0
Quant Batch Version	10.0		

Methyl ethyl ketone %RSE = 6.2



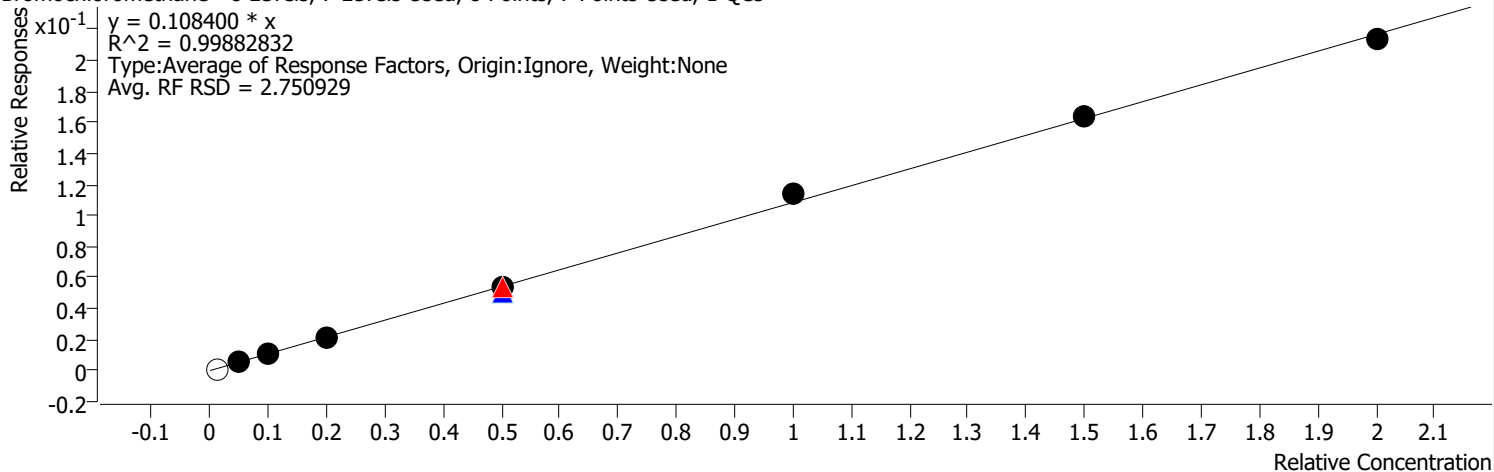
Calibration STD Path	Cal Type	Level	Enabled	Resp.	Exp. Conc	Resp. Factor	Level RSD
D:\Org\Data\VOA5975C\VG011922\19JAN04.D	Calibration	1		2962	25.0000	0.0373	
D:\Org\Data\VOA5975C\VG011922\19JAN05.D	Calibration	2	x	15038	125.0000	0.0374	
D:\Org\Data\VOA5975C\VG011922\19JAN06.D	Calibration	3	x	28861	250.0000	0.0353	
D:\Org\Data\VOA5975C\VG011922\19JAN07.D	Calibration	4	x	58185	500.0000	0.0361	
D:\Org\Data\VOA5975C\VG011922\19JAN09CC.D	CC	CC	x	154105	1250.0000	0.0361	
D:\Org\Data\VOA5975C\VG011922\19JAN17.D	QC	QC	x	160409	1250.0000	0.0362	
D:\Org\Data\VOA5975C\VG011922\19JAN09.D	Calibration	5	x	154105	1250.0000	0.0361	
D:\Org\Data\VOA5975C\VG011922\19JAN11.D	Calibration	6	x	348492	2500.0000	0.0398	
D:\Org\Data\VOA5975C\VG011922\19JAN13.D	Calibration	7	x	538796	3750.0000	0.0401	
D:\Org\Data\VOA5975C\VG011922\19JAN15.D	Calibration	8	x	752615	5000.0000	0.0411	

Calibration Report

Batch Path	D:\Org\Data\VOA5975C\VG011922\QuantResults\VG011922_8260B.batch.bin	Analyst Name	BL2000\mchavez
Analysis Time	1/22/2022 1:32 PM	Reporter Name	BL2000\mchavez
Report Time	1/22/2022 1:35:44 PM	Batch State	Processed
Last Calib Update	1/20/2022 9:28 AM	Quant Report Version	10.0
Quant Batch Version	10.0		

Bromochloromethane %RSE = 2.8

Bromochloromethane - 8 Levels, 7 Levels Used, 8 Points, 7 Points Used, 1 QCs



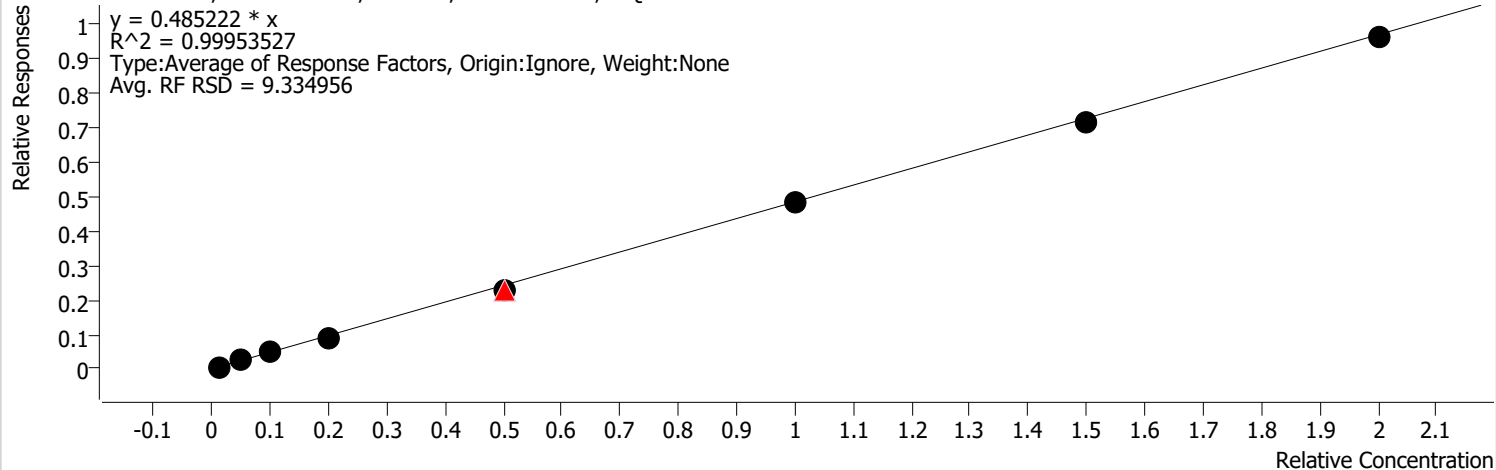
Calibration STD Path	Cal Type	Level	Enabled	Resp.	Exp. Conc	Resp. Factor	Level RSD
D:\Org\Data\VOA5975C\VG011922\19JAN04.D	Calibration	1		901	2.5000	0.1134	
D:\Org\Data\VOA5975C\VG011922\19JAN05.D	Calibration	2	x	4232	12.5000	0.1054	
D:\Org\Data\VOA5975C\VG011922\19JAN06.D	Calibration	3	x	8977	25.0000	0.1097	
D:\Org\Data\VOA5975C\VG011922\19JAN07.D	Calibration	4	x	17084	50.0000	0.1059	
D:\Org\Data\VOA5975C\VG011922\19JAN09CC.D	CC	CC	x	45958	125.0000	0.1076	
D:\Org\Data\VOA5975C\VG011922\19JAN17.D	QC	QC	x	45441	125.0000	0.1025	
D:\Org\Data\VOA5975C\VG011922\19JAN09.D	Calibration	5	x	45958	125.0000	0.1076	
D:\Org\Data\VOA5975C\VG011922\19JAN11.D	Calibration	6	x	99685	250.0000	0.1140	
D:\Org\Data\VOA5975C\VG011922\19JAN13.D	Calibration	7	x	147182	375.0000	0.1096	
D:\Org\Data\VOA5975C\VG011922\19JAN15.D	Calibration	8	x	195140	500.0000	0.1066	

Calibration Report

Batch Path	D:\Org\Data\VOA5975C\VG011922\QuantResults\VG011922_8260B.batch.bin	Analyst Name	BL2000\mchavez
Analysis Time	1/22/2022 1:32 PM	Reporter Name	BL2000\mchavez
Report Time	1/22/2022 1:35:44 PM	Batch State	Processed
Last Calib Update	1/20/2022 9:28 AM	Quant Report Version	10.0
Quant Batch Version	10.0		

Chloroform %RSE = 9.3

Chloroform - 8 Levels, 8 Levels Used, 8 Points, 8 Points Used, 1 QCs

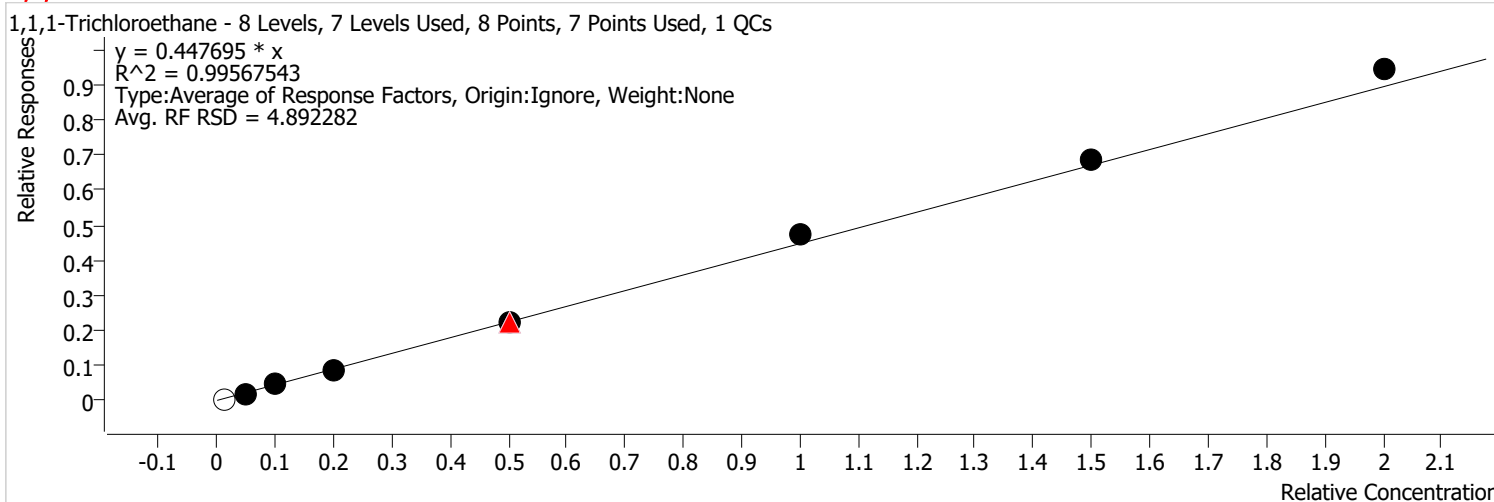


Calibration STD Path	Cal Type	Level	Enabled	Resp.	Exp. Conc	Resp. Factor	Level RSD
D:\Org\Data\VOA5975C\VG011922\19JAN04.D	Calibration	1	x	4726	2.5000	0.5950	
D:\Org\Data\VOA5975C\VG011922\19JAN05.D	Calibration	2	x	18593	12.5000	0.4630	
D:\Org\Data\VOA5975C\VG011922\19JAN06.D	Calibration	3	x	38158	25.0000	0.4662	
D:\Org\Data\VOA5975C\VG011922\19JAN07.D	Calibration	4	x	74048	50.0000	0.4591	
D:\Org\Data\VOA5975C\VG011922\19JAN09CC.D	CC	CC	x	196261	125.0000	0.4593	
D:\Org\Data\VOA5975C\VG011922\19JAN17.D	QC	QC	x	199758	125.0000	0.4504	
D:\Org\Data\VOA5975C\VG011922\19JAN09.D	Calibration	5	x	196261	125.0000	0.4593	
D:\Org\Data\VOA5975C\VG011922\19JAN11.D	Calibration	6	x	420250	250.0000	0.4805	
D:\Org\Data\VOA5975C\VG011922\19JAN13.D	Calibration	7	x	641596	375.0000	0.4779	
D:\Org\Data\VOA5975C\VG011922\19JAN15.D	Calibration	8	x	879544	500.0000	0.4807	

Calibration Report

Batch Path	D:\Org\Data\VOA5975C\VG011922\QuantResults\VG011922_8260B.batch.bin	Analyst Name	BL2000\mchavez
Analysis Time	1/22/2022 1:32 PM	Reporter Name	BL2000\mchavez
Report Time	1/22/2022 1:35:44 PM	Batch State	Processed
Last Calib Update	1/20/2022 9:28 AM	Quant Report Version	10.0
Quant Batch Version	10.0		

1,1,1-Trichloroethane %RSE = 4.9

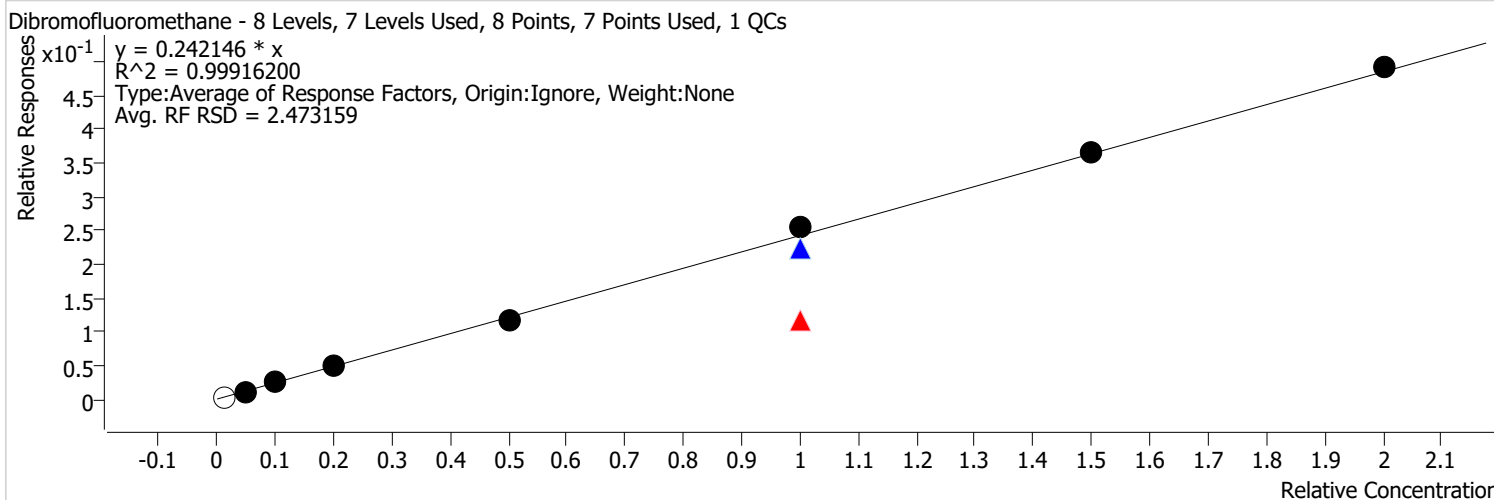


Calibration STD Path	Cal Type	Level	Enabled	Resp.	Exp. Conc	Resp. Factor	Level RSD
D:\Org\Data\VOA5975C\VG011922\19JAN04.D	Calibration	1		3627	2.5000	0.4567	
D:\Org\Data\VOA5975C\VG011922\19JAN05.D	Calibration	2	x	16614	12.5000	0.4137	
D:\Org\Data\VOA5975C\VG011922\19JAN06.D	Calibration	3	x	36046	25.0000	0.4404	
D:\Org\Data\VOA5975C\VG011922\19JAN07.D	Calibration	4	x	69594	50.0000	0.4315	
D:\Org\Data\VOA5975C\VG011922\19JAN09CC.D	CC	CC	x	189468	125.0000	0.4434	
D:\Org\Data\VOA5975C\VG011922\19JAN17.D	QC	QC	x	195526	125.0000	0.4409	
D:\Org\Data\VOA5975C\VG011922\19JAN09.D	Calibration	5	x	189468	125.0000	0.4434	
D:\Org\Data\VOA5975C\VG011922\19JAN11.D	Calibration	6	x	414139	250.0000	0.4735	
D:\Org\Data\VOA5975C\VG011922\19JAN13.D	Calibration	7	x	616756	375.0000	0.4594	
D:\Org\Data\VOA5975C\VG011922\19JAN15.D	Calibration	8	x	863441	500.0000	0.4719	

Calibration Report

Batch Path	D:\Org\Data\VOA5975C\VG011922\QuantResults\VG011922_8260B.batch.bin	Analyst Name	BL2000\mchavez
Analysis Time	1/22/2022 1:32 PM	Reporter Name	BL2000\mchavez
Report Time	1/22/2022 1:35:44 PM	Batch State	Processed
Last Calib Update	1/20/2022 9:28 AM	Quant Report Version	10.0
Quant Batch Version	10.0		

Dibromofluoromethane %RSE =



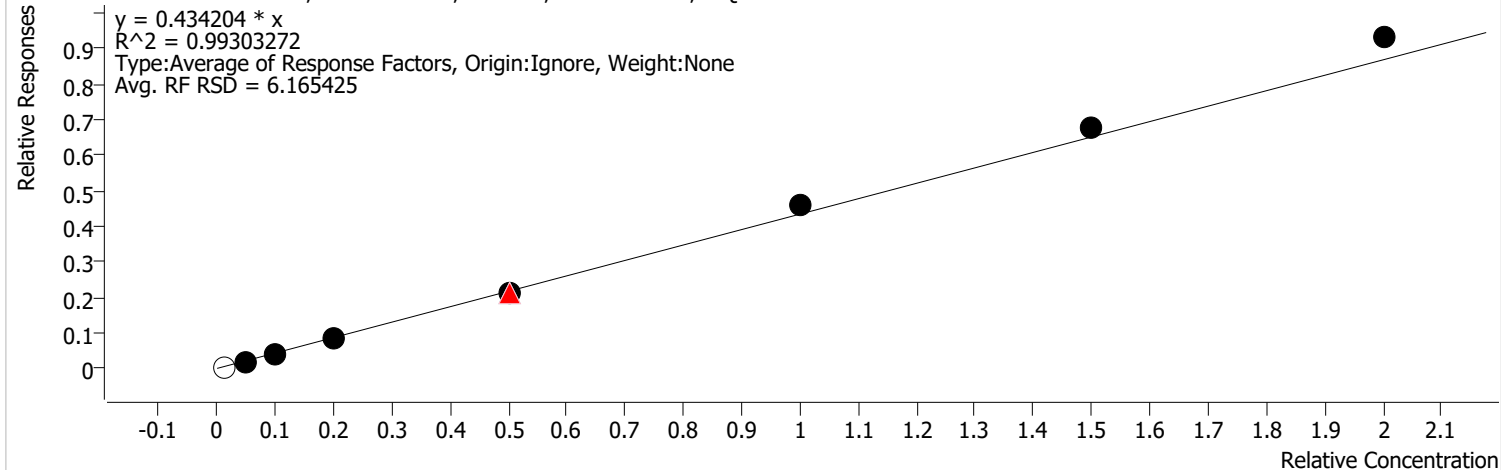
Calibration STD Path	Cal Type	Level	Enabled	Resp.	Exp. Conc	Resp. Factor	Level RSD
D:\Org\Data\VOA5975C\VG011922\19JAN04.D	Calibration	1		2660	2.5000	0.3349	
D:\Org\Data\VOA5975C\VG011922\19JAN05.D	Calibration	2	x	9521	12.5000	0.2371	
D:\Org\Data\VOA5975C\VG011922\19JAN06.D	Calibration	3	x	19834	25.0000	0.2423	
D:\Org\Data\VOA5975C\VG011922\19JAN07.D	Calibration	4	x	38453	50.0000	0.2384	
D:\Org\Data\VOA5975C\VG011922\19JAN09.D	Calibration	5	x	100821	125.0000	0.2360	
D:\Org\Data\VOA5975C\VG011922\19JAN09CC.D	CC	CC	x	100821	250.0000	0.1180	
D:\Org\Data\VOA5975C\VG011922\19JAN17.D	QC	QC	x	198103	250.0000	0.2234	
D:\Org\Data\VOA5975C\VG011922\19JAN11.D	Calibration	6	x	221667	250.0000	0.2535	
D:\Org\Data\VOA5975C\VG011922\19JAN13.D	Calibration	7	x	325687	375.0000	0.2426	
D:\Org\Data\VOA5975C\VG011922\19JAN15.D	Calibration	8	x	448615	500.0000	0.2452	

Calibration Report

Batch Path	D:\Org\Data\VOA5975C\VG011922\QuantResults\VG011922_8260B.batch.bin	Analyst Name	BL2000\mchavez
Analysis Time	1/22/2022 1:32 PM	Reporter Name	BL2000\mchavez
Report Time	1/22/2022 1:35:44 PM	Batch State	Processed
Last Calib Update	1/20/2022 9:28 AM	Quant Report Version	10.0
Quant Batch Version	10.0		

Carbon tetrachloride %RSE = 6.2

Carbon tetrachloride - 8 Levels, 7 Levels Used, 8 Points, 7 Points Used, 1 QCs

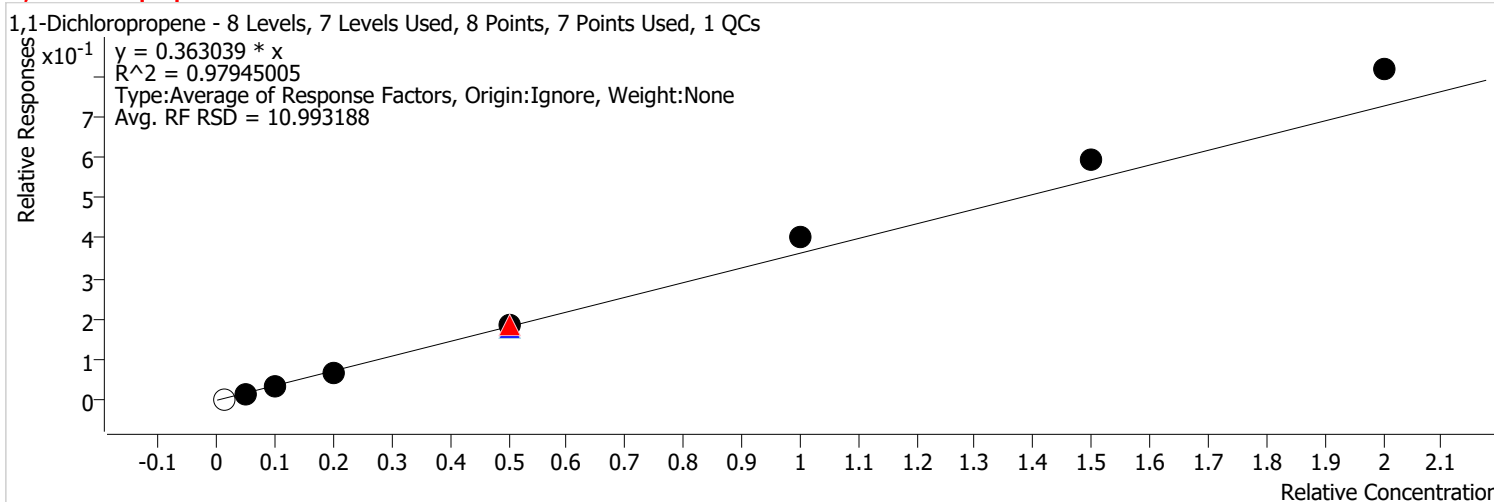


Calibration STD Path	Cal Type	Level	Enabled	Resp.	Exp. Conc	Resp. Factor	Level RSD
D:\Org\Data\VOA5975C\VG011922\19JAN04.D	Calibration	1		3586	2.5000	0.4514	
D:\Org\Data\VOA5975C\VG011922\19JAN05.D	Calibration	2	x	15775	12.5000	0.3928	
D:\Org\Data\VOA5975C\VG011922\19JAN06.D	Calibration	3	x	34965	25.0000	0.4272	
D:\Org\Data\VOA5975C\VG011922\19JAN07.D	Calibration	4	x	66332	50.0000	0.4113	
D:\Org\Data\VOA5975C\VG011922\19JAN09CC.D	CC	CC	x	183978	125.0000	0.4306	
D:\Org\Data\VOA5975C\VG011922\19JAN17.D	QC	QC	x	187895	125.0000	0.4237	
D:\Org\Data\VOA5975C\VG011922\19JAN09.D	Calibration	5	x	183978	125.0000	0.4306	
D:\Org\Data\VOA5975C\VG011922\19JAN11.D	Calibration	6	x	404308	250.0000	0.4623	
D:\Org\Data\VOA5975C\VG011922\19JAN13.D	Calibration	7	x	604305	375.0000	0.4502	
D:\Org\Data\VOA5975C\VG011922\19JAN15.D	Calibration	8	x	851101	500.0000	0.4651	

Calibration Report

Batch Path	D:\Org\Data\VOA5975C\VG011922\QuantResults\VG011922_8260B.batch.bin	Analyst Name	BL2000\mchavez
Analysis Time	1/22/2022 1:32 PM	Reporter Name	BL2000\mchavez
Report Time	1/22/2022 1:35:44 PM	Batch State	Processed
Last Calib Update	1/20/2022 9:28 AM	Quant Report Version	10.0
Quant Batch Version	10.0		

1,1-Dichloropropene %RSE = 11.0

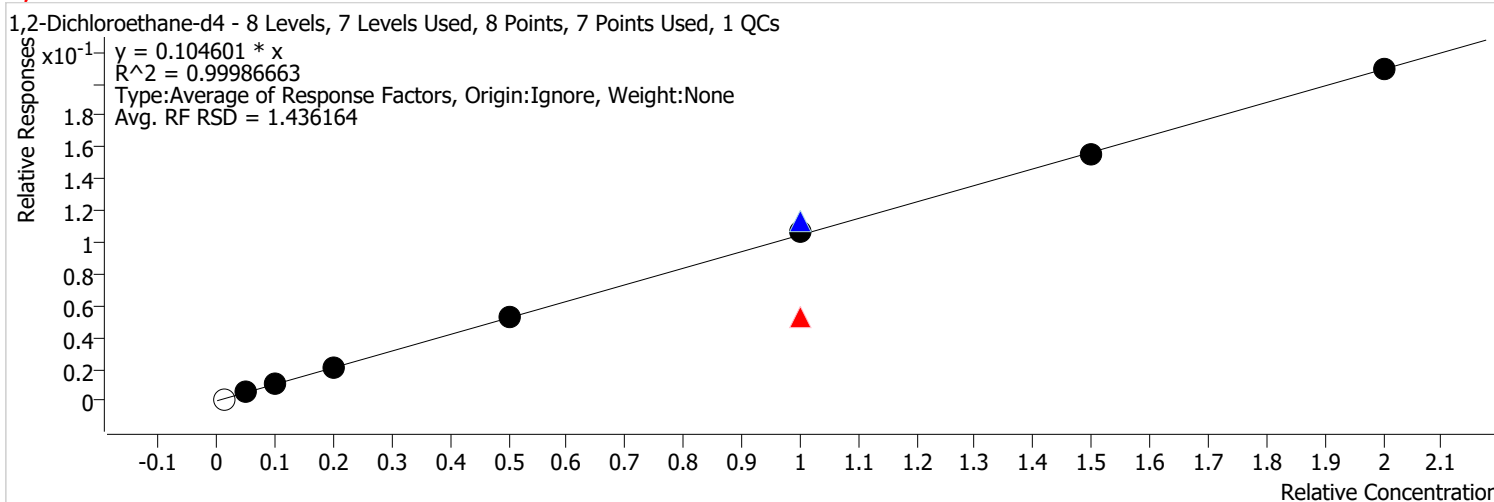


Calibration STD Path	Cal Type	Level	Enabled	Resp.	Exp. Conc	Resp. Factor	Level RSD
D:\Org\Data\VOA5975C\VG011922\19JAN04.D	Calibration	1		2749	2.5000	0.3461	
D:\Org\Data\VOA5975C\VG011922\19JAN05.D	Calibration	2	x	12417	12.5000	0.3092	
D:\Org\Data\VOA5975C\VG011922\19JAN06.D	Calibration	3	x	27641	25.0000	0.3377	
D:\Org\Data\VOA5975C\VG011922\19JAN07.D	Calibration	4	x	52282	50.0000	0.3242	
D:\Org\Data\VOA5975C\VG011922\19JAN09CC.D	CC	CC	x	156331	125.0000	0.3659	
D:\Org\Data\VOA5975C\VG011922\19JAN17.D	QC	QC	x	158033	125.0000	0.3564	
D:\Org\Data\VOA5975C\VG011922\19JAN09.D	Calibration	5	x	156331	125.0000	0.3659	
D:\Org\Data\VOA5975C\VG011922\19JAN11.D	Calibration	6	x	350070	250.0000	0.4003	
D:\Org\Data\VOA5975C\VG011922\19JAN13.D	Calibration	7	x	531739	375.0000	0.3961	
D:\Org\Data\VOA5975C\VG011922\19JAN15.D	Calibration	8	x	746500	500.0000	0.4080	

Calibration Report

Batch Path	D:\Org\Data\VOA5975C\VG011922\QuantResults\VG011922_8260B.batch.bin	Analyst Name	BL2000\mchavez
Analysis Time	1/22/2022 1:32 PM	Reporter Name	BL2000\mchavez
Report Time	1/22/2022 1:35:44 PM	Batch State	Processed
Last Calib Update	1/20/2022 9:28 AM	Quant Report Version	10.0
Quant Batch Version	10.0		

1,2-Dichloroethane-d4 %RSE =



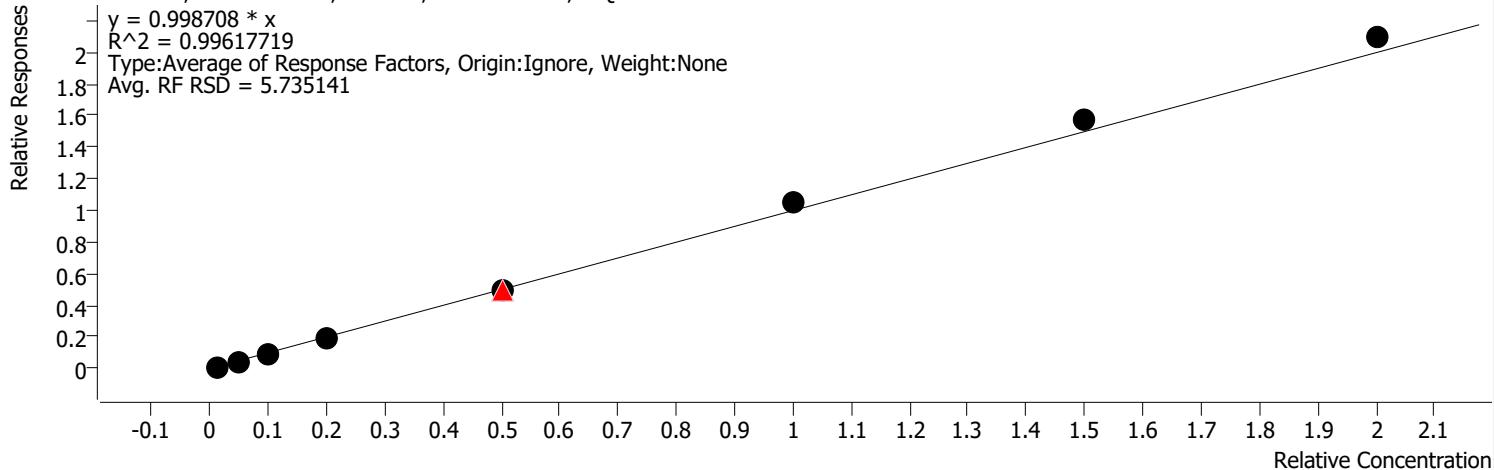
Calibration STD Path	Cal Type	Level	Enabled	Resp.	Exp. Conc	Resp. Factor	Level RSD
D:\Org\Data\VOA5975C\VG011922\19JAN04.D	Calibration	1		979	2.5000	0.1232	
D:\Org\Data\VOA5975C\VG011922\19JAN05.D	Calibration	2	x	4197	12.5000	0.1045	
D:\Org\Data\VOA5975C\VG011922\19JAN06.D	Calibration	3	x	8619	25.0000	0.1053	
D:\Org\Data\VOA5975C\VG011922\19JAN07.D	Calibration	4	x	16425	50.0000	0.1018	
D:\Org\Data\VOA5975C\VG011922\19JAN09.D	Calibration	5	x	45314	125.0000	0.1060	
D:\Org\Data\VOA5975C\VG011922\19JAN09CC.D	CC	CC	x	45314	250.0000	0.0530	
D:\Org\Data\VOA5975C\VG011922\19JAN17.D	QC	QC	x	100187	250.0000	0.1130	
D:\Org\Data\VOA5975C\VG011922\19JAN11.D	Calibration	6	x	92919	250.0000	0.1062	
D:\Org\Data\VOA5975C\VG011922\19JAN13.D	Calibration	7	x	139362	375.0000	0.1038	
D:\Org\Data\VOA5975C\VG011922\19JAN15.D	Calibration	8	x	191123	500.0000	0.1044	

Calibration Report

Batch Path	D:\Org\Data\VOA5975C\VG011922\QuantResults\VG011922_8260B.batch.bin	Analyst Name	BL2000\mchavez
Analysis Time	1/22/2022 1:32 PM	Reporter Name	BL2000\mchavez
Report Time	1/22/2022 1:35:44 PM	Batch State	Processed
Last Calib Update	1/20/2022 9:28 AM	Quant Report Version	10.0
Quant Batch Version	10.0		

Benzene %RSE = 5.7

Benzene - 8 Levels, 8 Levels Used, 8 Points, 8 Points Used, 1 QCs

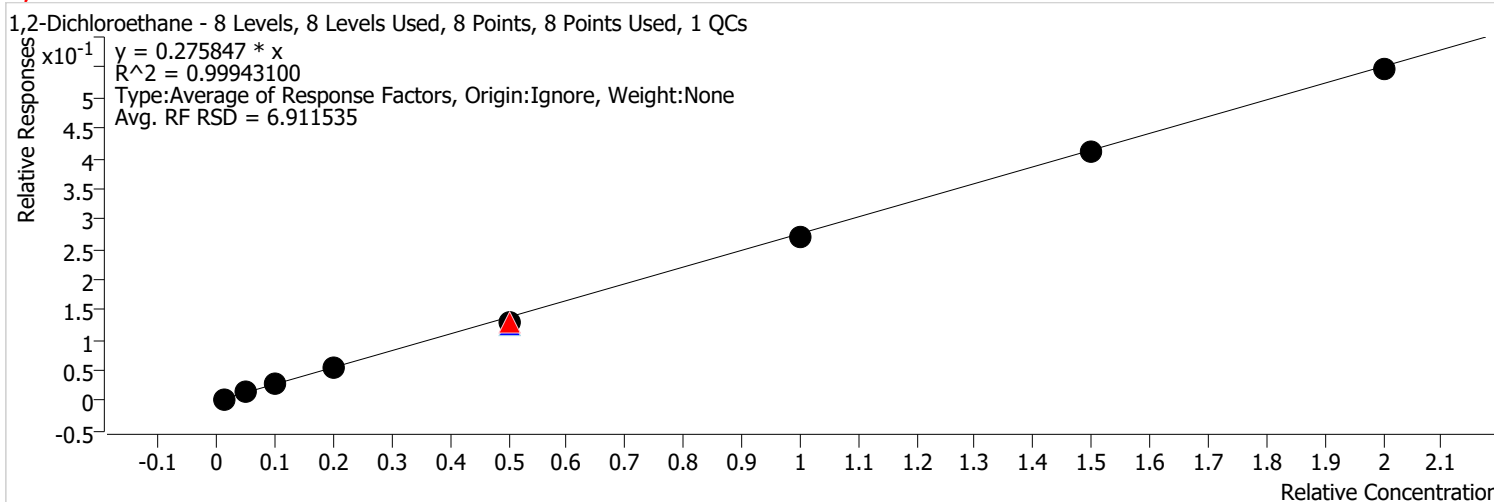


Calibration STD Path	Cal Type	Level	Enabled	Resp.	Exp. Conc	Resp. Factor	Level RSD
D:\Org\Data\VOA5975C\VG011922\19JAN04.D	Calibration	1	x	8357	2.5000	1.0522	
D:\Org\Data\VOA5975C\VG011922\19JAN05.D	Calibration	2	x	37609	12.5000	0.9365	
D:\Org\Data\VOA5975C\VG011922\19JAN06.D	Calibration	3	x	76658	25.0000	0.9366	
D:\Org\Data\VOA5975C\VG011922\19JAN07.D	Calibration	4	x	149512	50.0000	0.9271	
D:\Org\Data\VOA5975C\VG011922\19JAN09CC.D	CC	CC	x	424881	125.0000	0.9943	
D:\Org\Data\VOA5975C\VG011922\19JAN17.D	QC	QC	x	442173	125.0000	0.9971	
D:\Org\Data\VOA5975C\VG011922\19JAN09.D	Calibration	5	x	424881	125.0000	0.9943	
D:\Org\Data\VOA5975C\VG011922\19JAN11.D	Calibration	6	x	920174	250.0000	1.0522	
D:\Org\Data\VOA5975C\VG011922\19JAN13.D	Calibration	7	x	1403257	375.0000	1.0453	
D:\Org\Data\VOA5975C\VG011922\19JAN15.D	Calibration	8	x	1913180	500.0000	1.0455	

Calibration Report

Batch Path	D:\Org\Data\VOA5975C\VG011922\QuantResults\VG011922_8260B.batch.bin	Analyst Name	BL2000\mchavez
Analysis Time	1/22/2022 1:32 PM	Reporter Name	BL2000\mchavez
Report Time	1/22/2022 1:35:44 PM	Batch State	Processed
Last Calib Update	1/20/2022 9:28 AM	Quant Report Version	10.0
Quant Batch Version	10.0		

1,2-Dichloroethane %RSE = 6.9

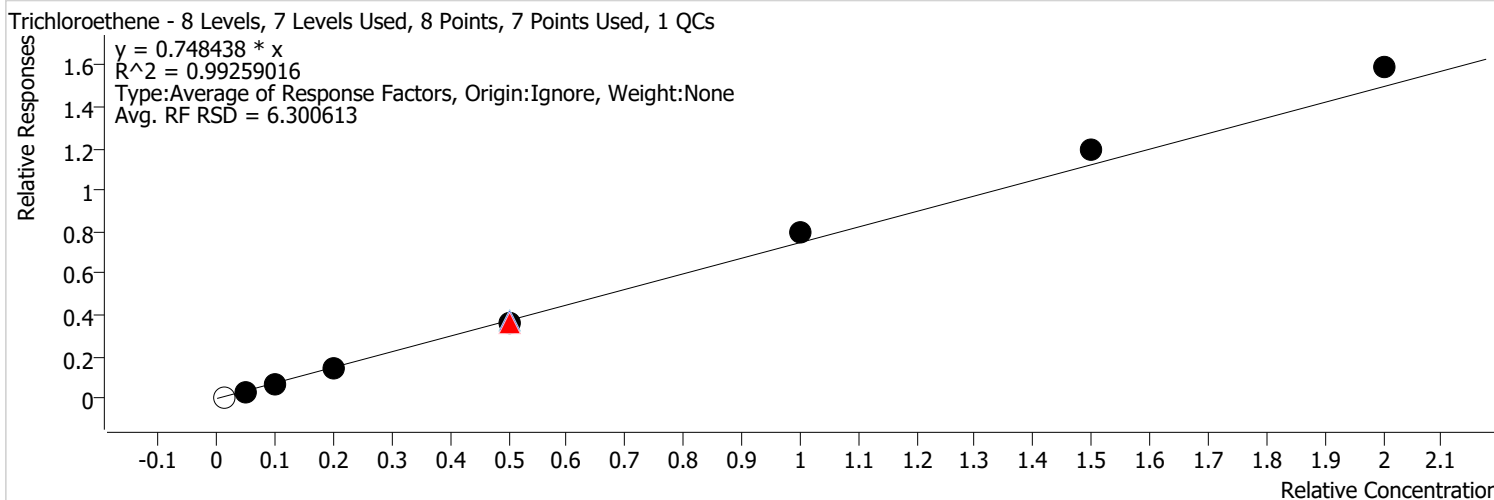


Calibration STD Path	Cal Type	Level	Enabled	Resp.	Exp. Conc	Resp. Factor	Level RSD
D:\Org\Data\VOA5975C\VG011922\19JAN04.D	Calibration	1	x	2542	2.5000	0.3200	
D:\Org\Data\VOA5975C\VG011922\19JAN05.D	Calibration	2	x	11123	12.5000	0.2770	
D:\Org\Data\VOA5975C\VG011922\19JAN06.D	Calibration	3	x	21778	25.0000	0.2661	
D:\Org\Data\VOA5975C\VG011922\19JAN07.D	Calibration	4	x	43538	50.0000	0.2700	
D:\Org\Data\VOA5975C\VG011922\19JAN09CC.D	CC	CC	x	109046	125.0000	0.2552	
D:\Org\Data\VOA5975C\VG011922\19JAN17.D	QC	QC	x	110579	125.0000	0.2494	
D:\Org\Data\VOA5975C\VG011922\19JAN09.D	Calibration	5	x	109046	125.0000	0.2552	
D:\Org\Data\VOA5975C\VG011922\19JAN11.D	Calibration	6	x	236845	250.0000	0.2708	
D:\Org\Data\VOA5975C\VG011922\19JAN13.D	Calibration	7	x	368750	375.0000	0.2747	
D:\Org\Data\VOA5975C\VG011922\19JAN15.D	Calibration	8	x	499614	500.0000	0.2730	

Calibration Report

Batch Path	D:\Org\Data\VOA5975C\VG011922\QuantResults\VG011922_8260B.batch.bin	Analyst Name	BL2000\mchavez
Analysis Time	1/22/2022 1:32 PM	Reporter Name	BL2000\mchavez
Report Time	1/22/2022 1:35:44 PM	Batch State	Processed
Last Calib Update	1/20/2022 9:28 AM	Quant Report Version	10.0
Quant Batch Version	10.0		

Trichloroethene %RSE = 6.3

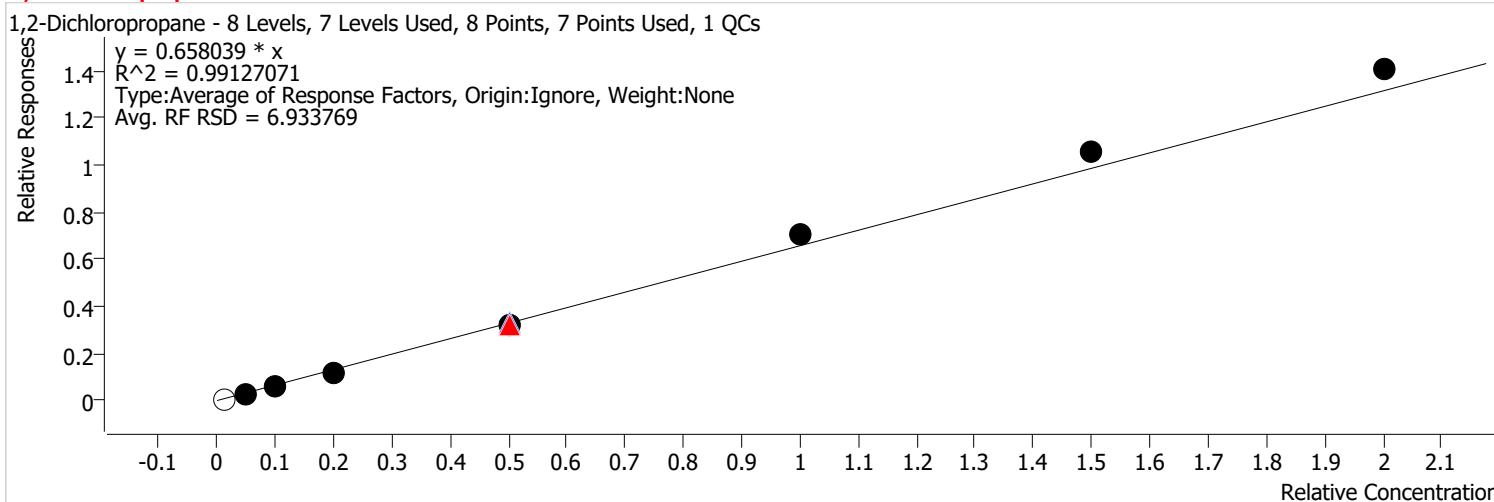


Calibration STD Path	Cal Type	Level	Enabled	Resp.	Exp. Conc	Resp. Factor	Level RSD
D:\Org\Data\VOA5975C\VG011922\19JAN04.D	Calibration	1		2545	2.5000	0.8041	
D:\Org\Data\VOA5975C\VG011922\19JAN05.D	Calibration	2	x	10949	12.5000	0.6980	
D:\Org\Data\VOA5975C\VG011922\19JAN06.D	Calibration	3	x	23390	25.0000	0.7284	
D:\Org\Data\VOA5975C\VG011922\19JAN07.D	Calibration	4	x	44214	50.0000	0.6933	
D:\Org\Data\VOA5975C\VG011922\19JAN09CC.D	CC	CC	x	120511	125.0000	0.7293	
D:\Org\Data\VOA5975C\VG011922\19JAN17.D	QC	QC	x	128332	125.0000	0.7607	
D:\Org\Data\VOA5975C\VG011922\19JAN09.D	Calibration	5	x	120511	125.0000	0.7293	
D:\Org\Data\VOA5975C\VG011922\19JAN11.D	Calibration	6	x	265703	250.0000	0.7973	
D:\Org\Data\VOA5975C\VG011922\19JAN13.D	Calibration	7	x	399934	375.0000	0.7989	
D:\Org\Data\VOA5975C\VG011922\19JAN15.D	Calibration	8	x	553822	500.0000	0.7938	

Calibration Report

Batch Path	D:\Org\Data\VOA5975C\VG011922\QuantResults\VG011922_8260B.batch.bin	Analyst Name	BL2000\mchavez
Analysis Time	1/22/2022 1:32 PM	Reporter Name	BL2000\mchavez
Report Time	1/22/2022 1:35:44 PM	Batch State	Processed
Last Calib Update	1/20/2022 9:28 AM	Quant Report Version	10.0
Quant Batch Version	10.0		

1,2-Dichloropropane %RSE = 6.9



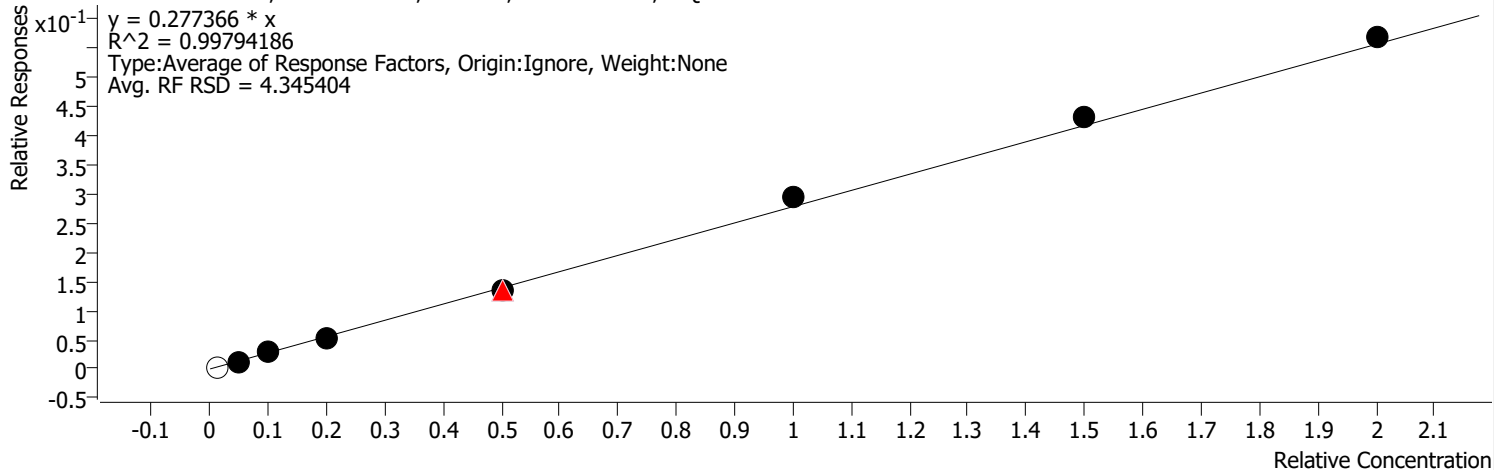
Calibration STD Path	Cal Type	Level	Enabled	Resp.	Exp. Conc	Resp. Factor	Level RSD
D:\Org\Data\VOA5975C\VG011922\19JAN04.D	Calibration	1		2351	2.5000	0.7428	
D:\Org\Data\VOA5975C\VG011922\19JAN05.D	Calibration	2	x	9499	12.5000	0.6056	
D:\Org\Data\VOA5975C\VG011922\19JAN06.D	Calibration	3	x	20331	25.0000	0.6332	
D:\Org\Data\VOA5975C\VG011922\19JAN07.D	Calibration	4	x	38730	50.0000	0.6073	
D:\Org\Data\VOA5975C\VG011922\19JAN09CC.D	CC	CC	x	106955	125.0000	0.6473	
D:\Org\Data\VOA5975C\VG011922\19JAN17.D	QC	QC	x	111240	125.0000	0.6594	
D:\Org\Data\VOA5975C\VG011922\19JAN09.D	Calibration	5	x	106955	125.0000	0.6473	
D:\Org\Data\VOA5975C\VG011922\19JAN11.D	Calibration	6	x	235120	250.0000	0.7055	
D:\Org\Data\VOA5975C\VG011922\19JAN13.D	Calibration	7	x	352771	375.0000	0.7047	
D:\Org\Data\VOA5975C\VG011922\19JAN15.D	Calibration	8	x	490282	500.0000	0.7028	

Calibration Report

Batch Path	D:\Org\Data\VOA5975C\VG011922\QuantResults\VG011922_8260B.batch.bin	Analyst Name	BL2000\mchavez
Analysis Time	1/22/2022 1:32 PM	Reporter Name	BL2000\mchavez
Report Time	1/22/2022 1:35:44 PM	Batch State	Processed
Last Calib Update	1/20/2022 9:28 AM	Quant Report Version	10.0
Quant Batch Version	10.0		

Dibromomethane %RSE = 4.3

Dibromomethane - 8 Levels, 7 Levels Used, 8 Points, 7 Points Used, 1 QCs



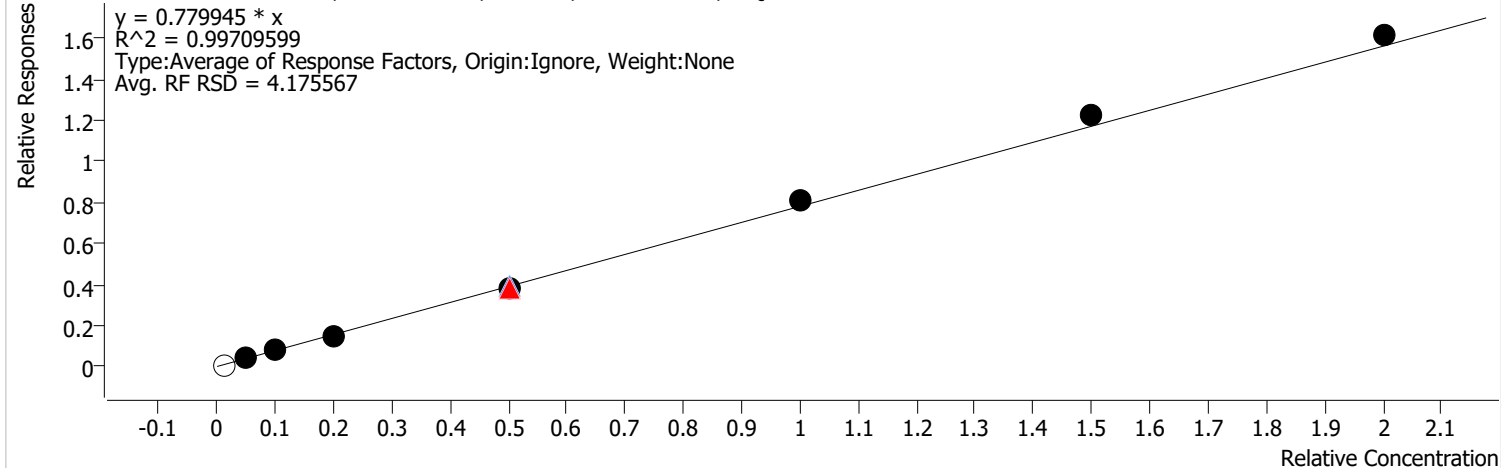
Calibration STD Path	Cal Type	Level	Enabled	Resp.	Exp. Conc	Resp. Factor	Level RSD
D:\Org\Data\VOA5975C\VG011922\19JAN04.D	Calibration	1		1166	2.5000	0.3683	
D:\Org\Data\VOA5975C\VG011922\19JAN05.D	Calibration	2	x	4088	12.5000	0.2606	
D:\Org\Data\VOA5975C\VG011922\19JAN06.D	Calibration	3	x	9095	25.0000	0.2833	
D:\Org\Data\VOA5975C\VG011922\19JAN07.D	Calibration	4	x	16899	50.0000	0.2650	
D:\Org\Data\VOA5975C\VG011922\19JAN09CC.D	CC	CC	x	44657	125.0000	0.2703	
D:\Org\Data\VOA5975C\VG011922\19JAN17.D	QC	QC	x	44818	125.0000	0.2657	
D:\Org\Data\VOA5975C\VG011922\19JAN09.D	Calibration	5	x	44657	125.0000	0.2703	
D:\Org\Data\VOA5975C\VG011922\19JAN11.D	Calibration	6	x	97445	250.0000	0.2924	
D:\Org\Data\VOA5975C\VG011922\19JAN13.D	Calibration	7	x	143756	375.0000	0.2872	
D:\Org\Data\VOA5975C\VG011922\19JAN15.D	Calibration	8	x	197367	500.0000	0.2829	

Calibration Report

Batch Path	D:\Org\Data\VOA5975C\VG011922\QuantResults\VG011922_8260B.batch.bin	Analyst Name	BL2000\mchavez
Analysis Time	1/22/2022 1:32 PM	Reporter Name	BL2000\mchavez
Report Time	1/22/2022 1:35:45 PM	Batch State	Processed
Last Calib Update	1/20/2022 9:28 AM	Quant Report Version	10.0
Quant Batch Version	10.0		

Bromodichloromethane %RSE = 4.2

Bromodichloromethane - 8 Levels, 7 Levels Used, 8 Points, 7 Points Used, 1 QCs



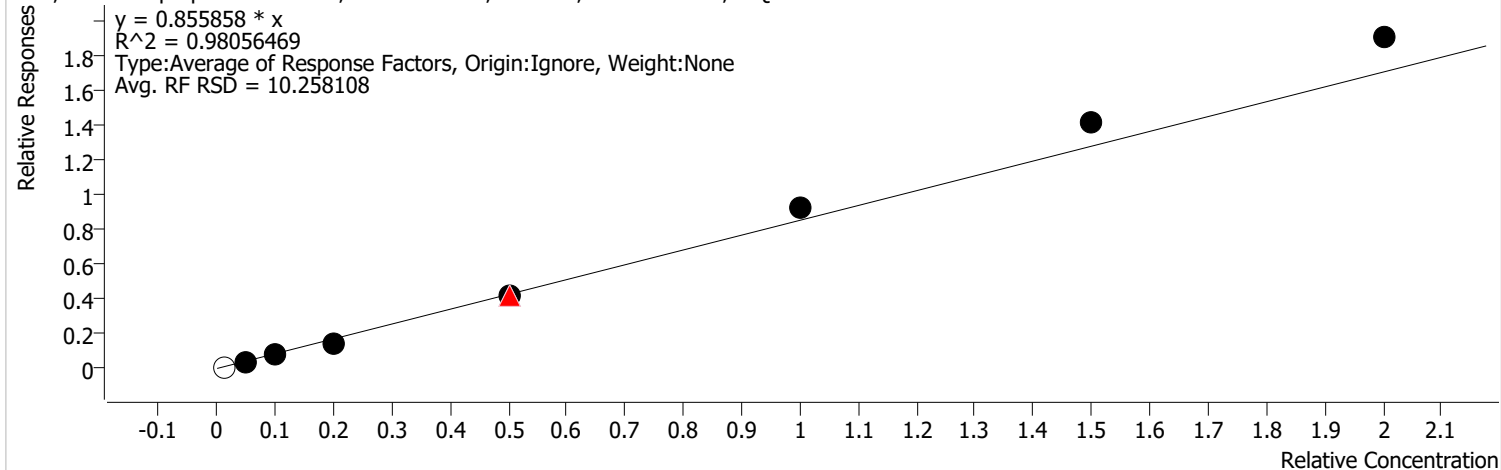
Calibration STD Path	Cal Type	Level	Enabled	Resp.	Exp. Conc	Resp. Factor	Level RSD
D:\Org\Data\VOA5975C\VG011922\19JAN04.D	Calibration	1		2606	2.5000	0.8234	
D:\Org\Data\VOA5975C\VG011922\19JAN05.D	Calibration	2	x	12025	12.5000	0.7666	
D:\Org\Data\VOA5975C\VG011922\19JAN06.D	Calibration	3	x	24925	25.0000	0.7763	
D:\Org\Data\VOA5975C\VG011922\19JAN07.D	Calibration	4	x	46426	50.0000	0.7280	
D:\Org\Data\VOA5975C\VG011922\19JAN09CC.D	CC	CC	x	124982	125.0000	0.7564	
D:\Org\Data\VOA5975C\VG011922\19JAN17.D	QC	QC	x	131590	125.0000	0.7801	
D:\Org\Data\VOA5975C\VG011922\19JAN09.D	Calibration	5	x	124982	125.0000	0.7564	
D:\Org\Data\VOA5975C\VG011922\19JAN11.D	Calibration	6	x	270436	250.0000	0.8115	
D:\Org\Data\VOA5975C\VG011922\19JAN13.D	Calibration	7	x	408420	375.0000	0.8159	
D:\Org\Data\VOA5975C\VG011922\19JAN15.D	Calibration	8	x	561671	500.0000	0.8051	

Calibration Report

Batch Path	D:\Org\Data\VOA5975C\VG011922\QuantResults\VG011922_8260B.batch.bin	Analyst Name	BL2000\mchavez
Analysis Time	1/22/2022 1:32 PM	Reporter Name	BL2000\mchavez
Report Time	1/22/2022 1:35:45 PM	Batch State	Processed
Last Calib Update	1/20/2022 9:28 AM	Quant Report Version	10.0
Quant Batch Version	10.0		

cis-1,3-Dichloropropene %RSE = 10.3

cis-1,3-Dichloropropene - 8 Levels, 7 Levels Used, 8 Points, 7 Points Used, 1 QCs

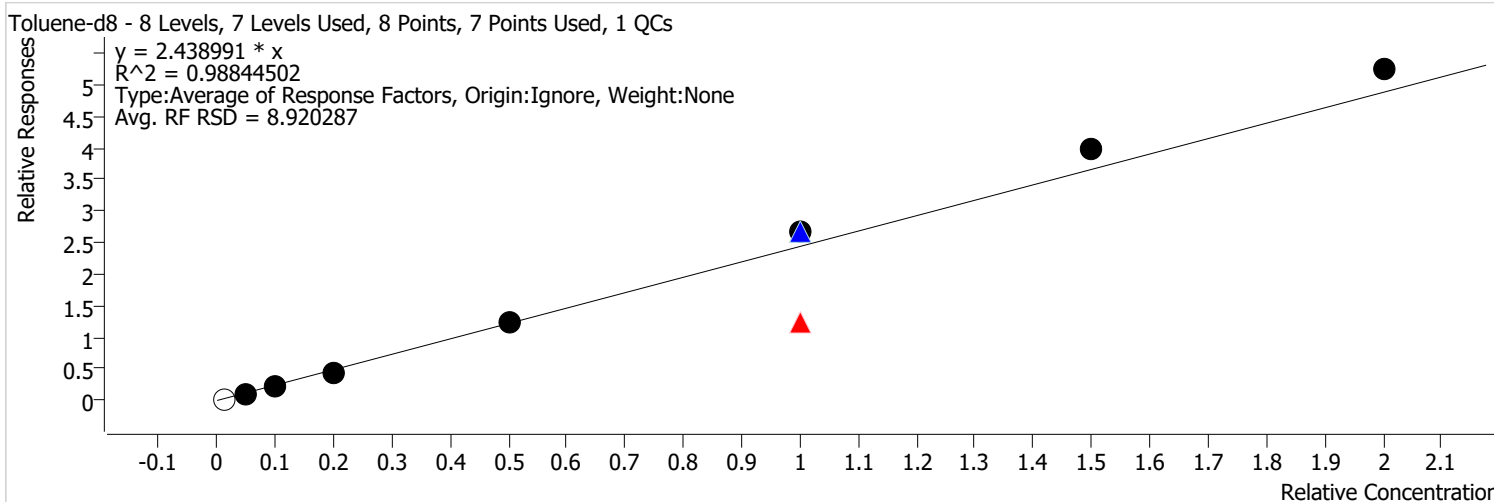


Calibration STD Path	Cal Type	Level	Enabled	Resp.	Exp. Conc	Resp. Factor	Level RSD
D:\Org\Data\VOA5975C\VG011922\19JAN04.D	Calibration	1		3052	2.5000	0.9643	
D:\Org\Data\VOA5975C\VG011922\19JAN05.D	Calibration	2	x	12472	12.5000	0.7951	
D:\Org\Data\VOA5975C\VG011922\19JAN06.D	Calibration	3	x	24965	25.0000	0.7775	
D:\Org\Data\VOA5975C\VG011922\19JAN07.D	Calibration	4	x	47339	50.0000	0.7423	
D:\Org\Data\VOA5975C\VG011922\19JAN09CC.D	CC	CC	x	139607	125.0000	0.8449	
D:\Org\Data\VOA5975C\VG011922\19JAN17.D	QC	QC	x	139981	125.0000	0.8298	
D:\Org\Data\VOA5975C\VG011922\19JAN09.D	Calibration	5	x	139607	125.0000	0.8449	
D:\Org\Data\VOA5975C\VG011922\19JAN11.D	Calibration	6	x	311156	250.0000	0.9336	
D:\Org\Data\VOA5975C\VG011922\19JAN13.D	Calibration	7	x	471983	375.0000	0.9428	
D:\Org\Data\VOA5975C\VG011922\19JAN15.D	Calibration	8	x	666084	500.0000	0.9548	

Calibration Report

Batch Path	D:\Org\Data\VOA5975C\VG011922\QuantResults\VG011922_8260B.batch.bin	Analyst Name	BL2000\mchavez
Analysis Time	1/22/2022 1:32 PM	Reporter Name	BL2000\mchavez
Report Time	1/22/2022 1:35:45 PM	Batch State	Processed
Last Calib Update	1/20/2022 9:28 AM	Quant Report Version	10.0
Quant Batch Version	10.0		

Toluene-d8 %RSE =



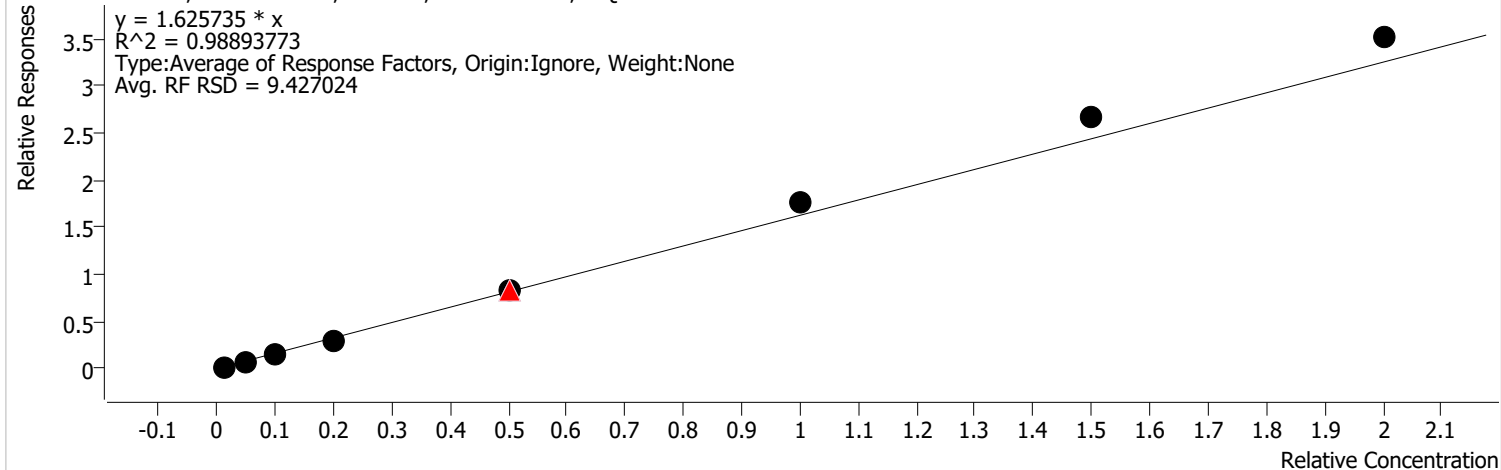
Calibration STD Path	Cal Type	Level	Enabled	Resp.	Exp. Conc	Resp. Factor	Level RSD
D:\Org\Data\VOA5975C\VG011922\19JAN04.D	Calibration	1		8454	2.5000	2.6712	
D:\Org\Data\VOA5975C\VG011922\19JAN05.D	Calibration	2	x	33951	12.5000	2.1644	
D:\Org\Data\VOA5975C\VG011922\19JAN06.D	Calibration	3	x	72066	25.0000	2.2444	
D:\Org\Data\VOA5975C\VG011922\19JAN07.D	Calibration	4	x	142617	50.0000	2.2362	
D:\Org\Data\VOA5975C\VG011922\19JAN09.D	Calibration	5	x	412799	125.0000	2.4983	
D:\Org\Data\VOA5975C\VG011922\19JAN09CC.D	CC	CC	x	412799	250.0000	1.2491	
D:\Org\Data\VOA5975C\VG011922\19JAN17.D	QC	QC	x	896928	250.0000	2.6585	
D:\Org\Data\VOA5975C\VG011922\19JAN11.D	Calibration	6	x	885297	250.0000	2.6564	
D:\Org\Data\VOA5975C\VG011922\19JAN13.D	Calibration	7	x	1329503	375.0000	2.6558	
D:\Org\Data\VOA5975C\VG011922\19JAN15.D	Calibration	8	x	1826060	500.0000	2.6175	

Calibration Report

Batch Path	D:\Org\Data\VOA5975C\VG011922\QuantResults\VG011922_8260B.batch.bin	Analyst Name	BL2000\mchavez
Analysis Time	1/22/2022 1:32 PM	Reporter Name	BL2000\mchavez
Report Time	1/22/2022 1:35:45 PM	Batch State	Processed
Last Calib Update	1/20/2022 9:28 AM	Quant Report Version	10.0
Quant Batch Version	10.0		

Toluene %RSE = 9.4

Toluene - 8 Levels, 8 Levels Used, 8 Points, 8 Points Used, 1 QCs

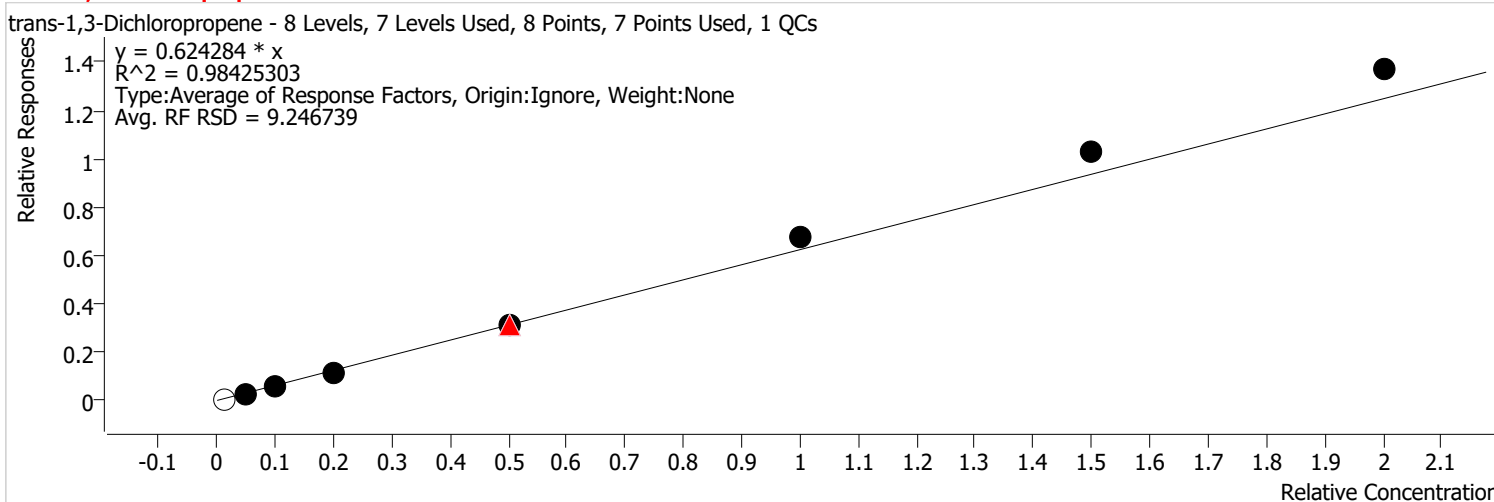


Calibration STD Path	Cal Type	Level	Enabled	Resp.	Exp. Conc	Resp. Factor	Level RSD
D:\Org\Data\VOA5975C\VG011922\19JAN04.D	Calibration	1	x	5454	2.5000	1.7233	
D:\Org\Data\VOA5975C\VG011922\19JAN05.D	Calibration	2	x	21899	12.5000	1.3961	
D:\Org\Data\VOA5975C\VG011922\19JAN06.D	Calibration	3	x	48441	25.0000	1.5086	
D:\Org\Data\VOA5975C\VG011922\19JAN07.D	Calibration	4	x	92615	50.0000	1.4522	
D:\Org\Data\VOA5975C\VG011922\19JAN09CC.D	CC	CC	x	269549	125.0000	1.6313	
D:\Org\Data\VOA5975C\VG011922\19JAN17.D	QC	QC	x	277703	125.0000	1.6462	
D:\Org\Data\VOA5975C\VG011922\19JAN09.D	Calibration	5	x	269549	125.0000	1.6313	
D:\Org\Data\VOA5975C\VG011922\19JAN11.D	Calibration	6	x	587069	250.0000	1.7615	
D:\Org\Data\VOA5975C\VG011922\19JAN13.D	Calibration	7	x	890126	375.0000	1.7781	
D:\Org\Data\VOA5975C\VG011922\19JAN15.D	Calibration	8	x	1224192	500.0000	1.7547	

Calibration Report

Batch Path	D:\Org\Data\VOA5975C\VG011922\QuantResults\VG011922_8260B.batch.bin	Analyst Name	BL2000\mchavez
Analysis Time	1/22/2022 1:32 PM	Reporter Name	BL2000\mchavez
Report Time	1/22/2022 1:35:45 PM	Batch State	Processed
Last Calib Update	1/20/2022 9:28 AM	Quant Report Version	10.0
Quant Batch Version	10.0		

trans-1,3-Dichloropropene %RSE = 9.2

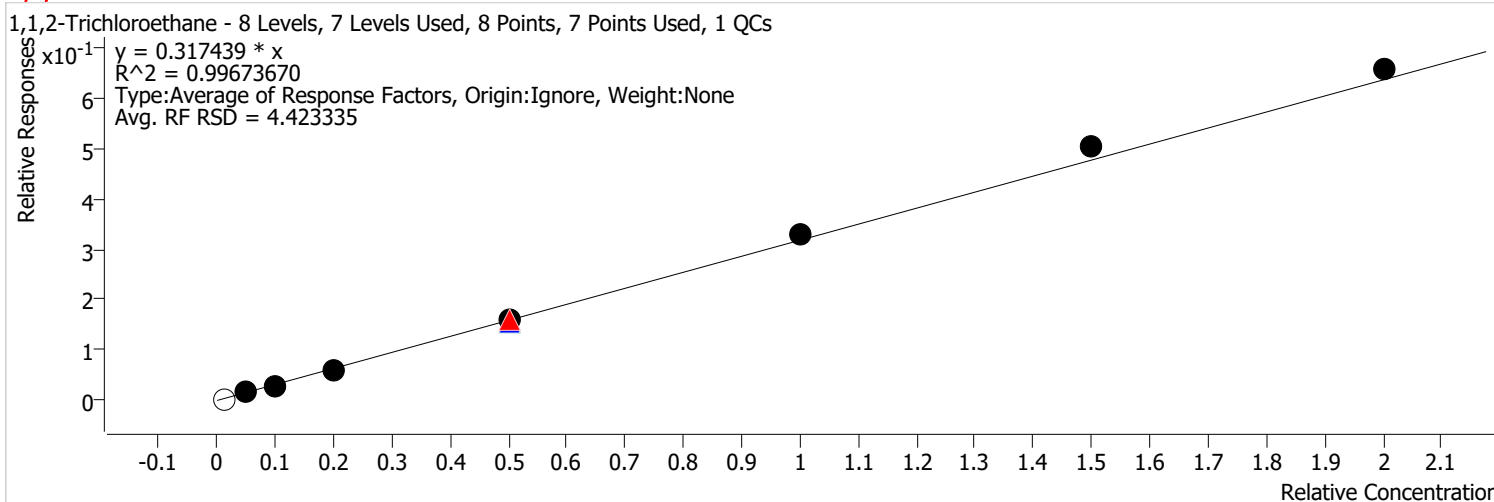


Calibration STD Path	Cal Type	Level	Enabled	Resp.	Exp. Conc	Resp. Factor	Level RSD
D:\Org\Data\VOA5975C\VG011922\19JAN04.D	Calibration	1		2153	2.5000	0.6803	
D:\Org\Data\VOA5975C\VG011922\19JAN05.D	Calibration	2	x	8755	12.5000	0.5581	
D:\Org\Data\VOA5975C\VG011922\19JAN06.D	Calibration	3	x	18613	25.0000	0.5797	
D:\Org\Data\VOA5975C\VG011922\19JAN07.D	Calibration	4	x	36009	50.0000	0.5646	
D:\Org\Data\VOA5975C\VG011922\19JAN09CC.D	CC	CC	x	102846	125.0000	0.6224	
D:\Org\Data\VOA5975C\VG011922\19JAN17.D	QC	QC	x	105873	125.0000	0.6276	
D:\Org\Data\VOA5975C\VG011922\19JAN09.D	Calibration	5	x	102846	125.0000	0.6224	
D:\Org\Data\VOA5975C\VG011922\19JAN11.D	Calibration	6	x	223772	250.0000	0.6714	
D:\Org\Data\VOA5975C\VG011922\19JAN13.D	Calibration	7	x	345161	375.0000	0.6895	
D:\Org\Data\VOA5975C\VG011922\19JAN15.D	Calibration	8	x	477330	500.0000	0.6842	

Calibration Report

Batch Path	D:\Org\Data\VOA5975C\VG011922\QuantResults\VG011922_8260B.batch.bin	Analyst Name	BL2000\mchavez
Analysis Time	1/22/2022 1:32 PM	Reporter Name	BL2000\mchavez
Report Time	1/22/2022 1:35:45 PM	Batch State	Processed
Last Calib Update	1/20/2022 9:28 AM	Quant Report Version	10.0
Quant Batch Version	10.0		

1,1,2-Trichloroethane %RSE = 4.4

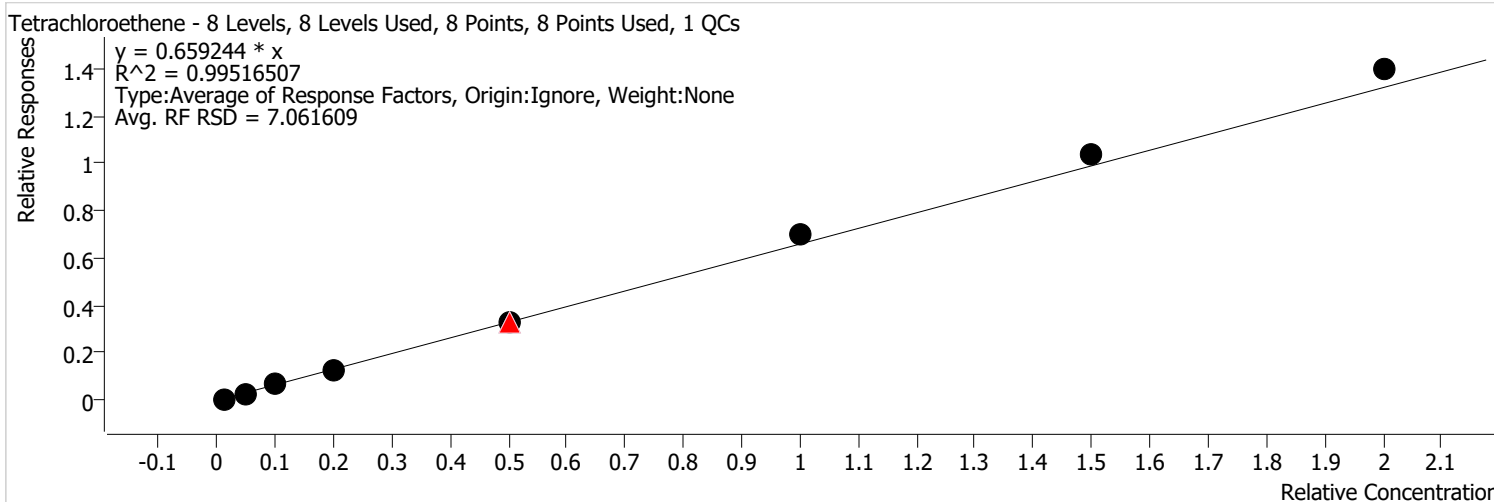


Calibration STD Path	Cal Type	Level	Enabled	Resp.	Exp. Conc	Resp. Factor	Level RSD
D:\Org\Data\VOA5975C\VG011922\19JAN04.D	Calibration	1		1045	2.5000	0.3303	
D:\Org\Data\VOA5975C\VG011922\19JAN05.D	Calibration	2	x	4762	12.5000	0.3036	
D:\Org\Data\VOA5975C\VG011922\19JAN06.D	Calibration	3	x	9780	25.0000	0.3046	
D:\Org\Data\VOA5975C\VG011922\19JAN07.D	Calibration	4	x	19237	50.0000	0.3016	
D:\Org\Data\VOA5975C\VG011922\19JAN09CC.D	CC	CC	x	52780	125.0000	0.3194	
D:\Org\Data\VOA5975C\VG011922\19JAN17.D	QC	QC	x	52407	125.0000	0.3107	
D:\Org\Data\VOA5975C\VG011922\19JAN09.D	Calibration	5	x	52780	125.0000	0.3194	
D:\Org\Data\VOA5975C\VG011922\19JAN11.D	Calibration	6	x	110317	250.0000	0.3310	
D:\Org\Data\VOA5975C\VG011922\19JAN13.D	Calibration	7	x	167409	375.0000	0.3344	
D:\Org\Data\VOA5975C\VG011922\19JAN15.D	Calibration	8	x	228423	500.0000	0.3274	

Calibration Report

Batch Path	D:\Org\Data\VOA5975C\VG011922\QuantResults\VG011922_8260B.batch.bin	Analyst Name	BL2000\mchavez
Analysis Time	1/22/2022 1:32 PM	Reporter Name	BL2000\mchavez
Report Time	1/22/2022 1:35:45 PM	Batch State	Processed
Last Calib Update	1/20/2022 9:28 AM	Quant Report Version	10.0
Quant Batch Version	10.0		

Tetrachloroethene %RSE = 7.1

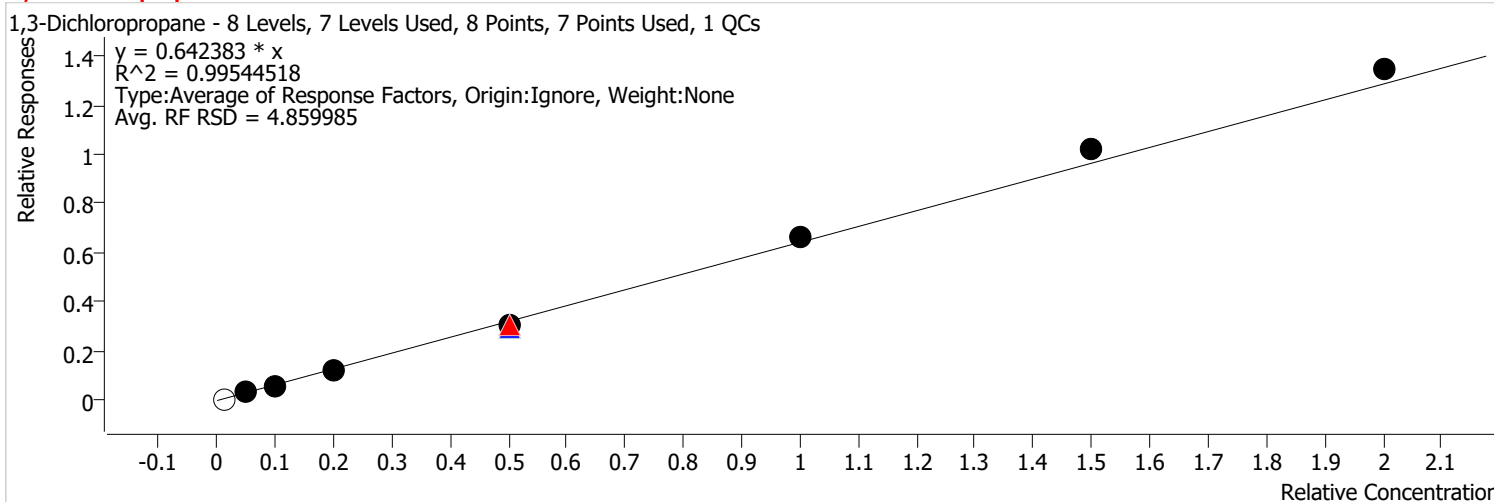


Calibration STD Path	Cal Type	Level	Enabled	Resp.	Exp. Conc	Resp. Factor	Level RSD
D:\Org\Data\VOA5975C\VG011922\19JAN04.D	Calibration	1	x	2190	2.5000	0.6920	
D:\Org\Data\VOA5975C\VG011922\19JAN05.D	Calibration	2	x	8964	12.5000	0.5715	
D:\Org\Data\VOA5975C\VG011922\19JAN06.D	Calibration	3	x	21156	25.0000	0.6589	
D:\Org\Data\VOA5975C\VG011922\19JAN07.D	Calibration	4	x	38749	50.0000	0.6076	
D:\Org\Data\VOA5975C\VG011922\19JAN09CC.D	CC	CC	x	109194	125.0000	0.6608	
D:\Org\Data\VOA5975C\VG011922\19JAN17.D	QC	QC	x	112100	125.0000	0.6645	
D:\Org\Data\VOA5975C\VG011922\19JAN09.D	Calibration	5	x	109194	125.0000	0.6608	
D:\Org\Data\VOA5975C\VG011922\19JAN11.D	Calibration	6	x	231586	250.0000	0.6949	
D:\Org\Data\VOA5975C\VG011922\19JAN13.D	Calibration	7	x	346235	375.0000	0.6916	
D:\Org\Data\VOA5975C\VG011922\19JAN15.D	Calibration	8	x	486052	500.0000	0.6967	

Calibration Report

Batch Path	D:\Org\Data\VOA5975C\VG011922\QuantResults\VG011922_8260B.batch.bin	Analyst Name	BL2000\mchavez
Analysis Time	1/22/2022 1:32 PM	Reporter Name	BL2000\mchavez
Report Time	1/22/2022 1:35:45 PM	Batch State	Processed
Last Calib Update	1/20/2022 9:28 AM	Quant Report Version	10.0
Quant Batch Version	10.0		

1,3-Dichloropropane %RSE = 4.9



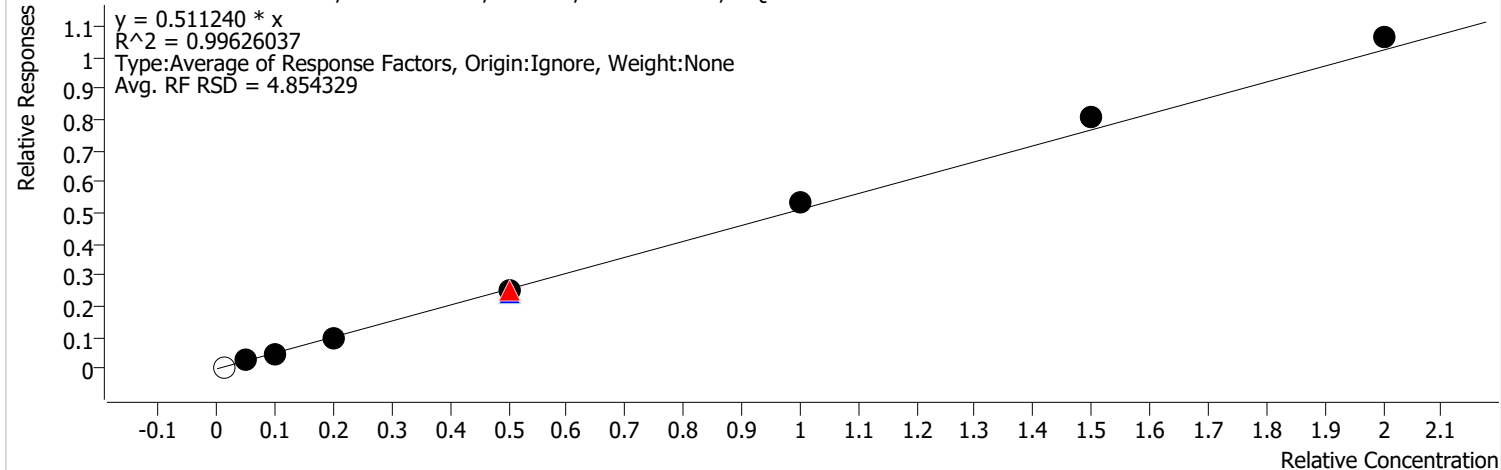
Calibration STD Path	Cal Type	Level	Enabled	Resp.	Exp. Conc	Resp. Factor	Level RSD
D:\Org\Data\VOA5975C\VG011922\19JAN04.D	Calibration	1		2260	2.5000	0.7141	
D:\Org\Data\VOA5975C\VG011922\19JAN05.D	Calibration	2	x	9988	12.5000	0.6367	
D:\Org\Data\VOA5975C\VG011922\19JAN06.D	Calibration	3	x	20205	25.0000	0.6293	
D:\Org\Data\VOA5975C\VG011922\19JAN07.D	Calibration	4	x	38147	50.0000	0.5981	
D:\Org\Data\VOA5975C\VG011922\19JAN09CC.D	CC	CC	x	101384	125.0000	0.6136	
D:\Org\Data\VOA5975C\VG011922\19JAN17.D	QC	QC	x	99920	125.0000	0.5923	
D:\Org\Data\VOA5975C\VG011922\19JAN09.D	Calibration	5	x	101384	125.0000	0.6136	
D:\Org\Data\VOA5975C\VG011922\19JAN11.D	Calibration	6	x	223019	250.0000	0.6692	
D:\Org\Data\VOA5975C\VG011922\19JAN13.D	Calibration	7	x	339654	375.0000	0.6785	
D:\Org\Data\VOA5975C\VG011922\19JAN15.D	Calibration	8	x	468322	500.0000	0.6713	

Calibration Report

Batch Path	D:\Org\Data\VOA5975C\VG011922\QuantResults\VG011922_8260B.batch.bin	Analyst Name	BL2000\mchavez
Analysis Time	1/22/2022 1:32 PM	Reporter Name	BL2000\mchavez
Report Time	1/22/2022 1:35:45 PM	Batch State	Processed
Last Calib Update	1/20/2022 9:28 AM	Quant Report Version	10.0
Quant Batch Version	10.0		

Chlorodibromomethane %RSE = 4.9

Chlorodibromomethane - 8 Levels, 7 Levels Used, 8 Points, 7 Points Used, 1 QCs

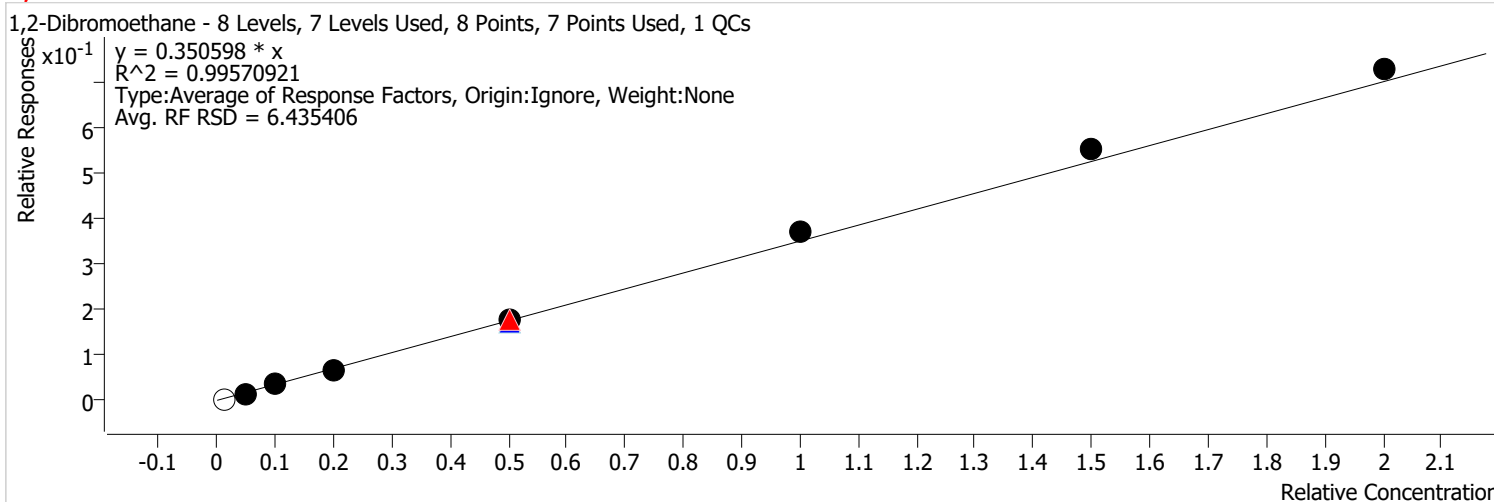


Calibration STD Path	Cal Type	Level	Enabled	Resp.	Exp. Conc	Resp. Factor	Level RSD
D:\Org\Data\VOA5975C\VG011922\19JAN04.D	Calibration	1		2004	2.5000	0.6332	
D:\Org\Data\VOA5975C\VG011922\19JAN05.D	Calibration	2	x	7984	12.5000	0.5090	
D:\Org\Data\VOA5975C\VG011922\19JAN06.D	Calibration	3	x	15826	25.0000	0.4929	
D:\Org\Data\VOA5975C\VG011922\19JAN07.D	Calibration	4	x	30000	50.0000	0.4704	
D:\Org\Data\VOA5975C\VG011922\19JAN09CC.D	CC	CC	x	83172	125.0000	0.5034	
D:\Org\Data\VOA5975C\VG011922\19JAN17.D	QC	QC	x	81909	125.0000	0.4856	
D:\Org\Data\VOA5975C\VG011922\19JAN09.D	Calibration	5	x	83172	125.0000	0.5034	
D:\Org\Data\VOA5975C\VG011922\19JAN11.D	Calibration	6	x	178171	250.0000	0.5346	
D:\Org\Data\VOA5975C\VG011922\19JAN13.D	Calibration	7	x	269032	375.0000	0.5374	
D:\Org\Data\VOA5975C\VG011922\19JAN15.D	Calibration	8	x	370474	500.0000	0.5310	

Calibration Report

Batch Path	D:\Org\Data\VOA5975C\VG011922\QuantResults\VG011922_8260B.batch.bin	Analyst Name	BL2000\mchavez
Analysis Time	1/22/2022 1:32 PM	Reporter Name	BL2000\mchavez
Report Time	1/22/2022 1:35:45 PM	Batch State	Processed
Last Calib Update	1/20/2022 9:28 AM	Quant Report Version	10.0
Quant Batch Version	10.0		

1,2-Dibromoethane %RSE = 6.4

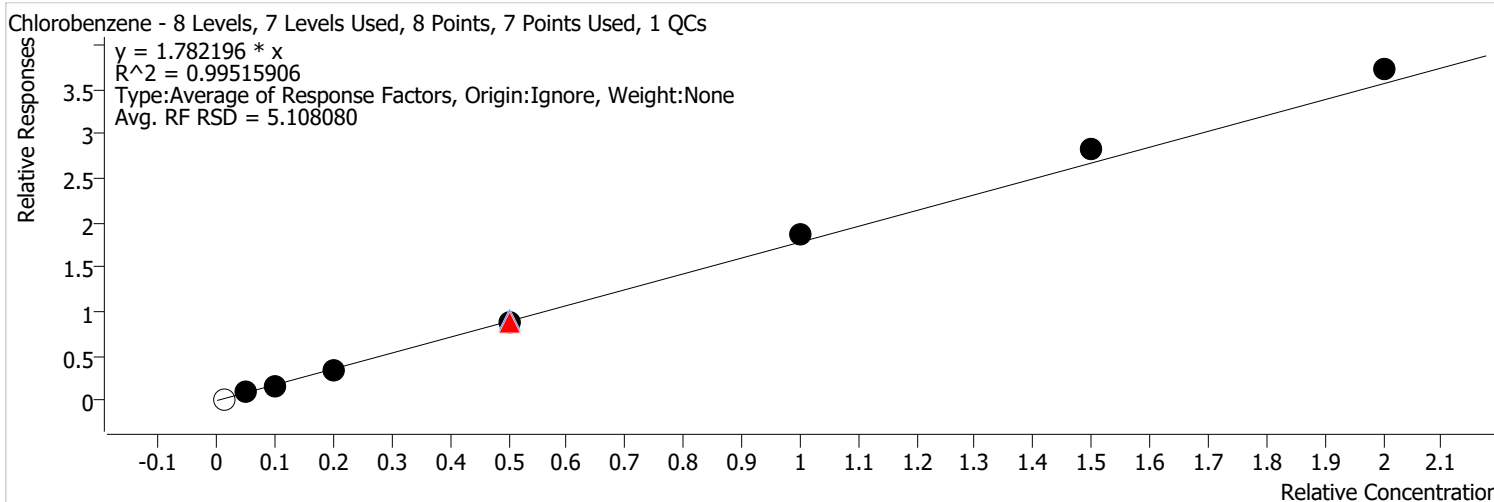


Calibration STD Path	Cal Type	Level	Enabled	Resp.	Exp. Conc	Resp. Factor	Level RSD
D:\Org\Data\VOA5975C\VG011922\19JAN04.D	Calibration	1		1089	2.5000	0.3439	
D:\Org\Data\VOA5975C\VG011922\19JAN05.D	Calibration	2	x	4936	12.5000	0.3147	
D:\Org\Data\VOA5975C\VG011922\19JAN06.D	Calibration	3	x	11412	25.0000	0.3554	
D:\Org\Data\VOA5975C\VG011922\19JAN07.D	Calibration	4	x	20667	50.0000	0.3241	
D:\Org\Data\VOA5975C\VG011922\19JAN09CC.D	CC	CC	x	58489	125.0000	0.3540	
D:\Org\Data\VOA5975C\VG011922\19JAN17.D	QC	QC	x	58586	125.0000	0.3473	
D:\Org\Data\VOA5975C\VG011922\19JAN09.D	Calibration	5	x	58489	125.0000	0.3540	
D:\Org\Data\VOA5975C\VG011922\19JAN11.D	Calibration	6	x	124289	250.0000	0.3729	
D:\Org\Data\VOA5975C\VG011922\19JAN13.D	Calibration	7	x	184921	375.0000	0.3694	
D:\Org\Data\VOA5975C\VG011922\19JAN15.D	Calibration	8	x	253758	500.0000	0.3637	

Calibration Report

Batch Path	D:\Org\Data\VOA5975C\VG011922\QuantResults\VG011922_8260B.batch.bin	Analyst Name	BL2000\mchavez
Analysis Time	1/22/2022 1:32 PM	Reporter Name	BL2000\mchavez
Report Time	1/22/2022 1:35:45 PM	Batch State	Processed
Last Calib Update	1/20/2022 9:28 AM	Quant Report Version	10.0
Quant Batch Version	10.0		

Chlorobenzene %RSE = 5.1

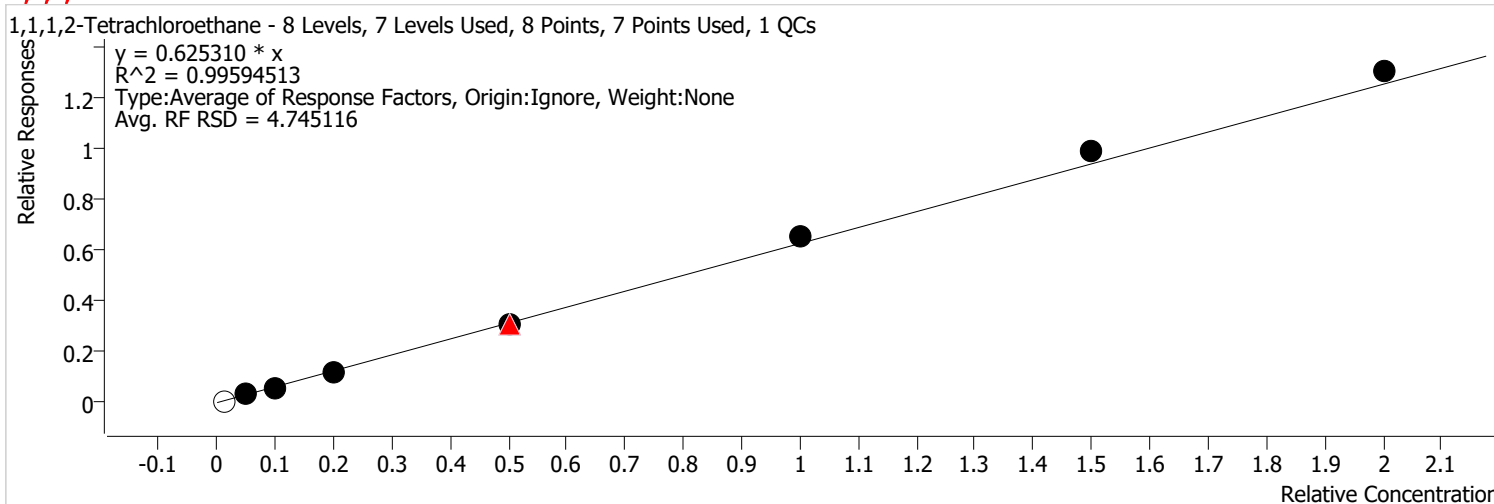


Calibration STD Path	Cal Type	Level	Enabled	Resp.	Exp. Conc	Resp. Factor	Level RSD
D:\Org\Data\VOA5975C\VG011922\19JAN04.D	Calibration	1		6152	2.5000	1.9438	
D:\Org\Data\VOA5975C\VG011922\19JAN05.D	Calibration	2	x	26688	12.5000	1.7014	
D:\Org\Data\VOA5975C\VG011922\19JAN06.D	Calibration	3	x	55632	25.0000	1.7326	
D:\Org\Data\VOA5975C\VG011922\19JAN07.D	Calibration	4	x	106223	50.0000	1.6656	
D:\Org\Data\VOA5975C\VG011922\19JAN09CC.D	CC	CC	x	289340	125.0000	1.7511	
D:\Org\Data\VOA5975C\VG011922\19JAN17.D	QC	QC	x	307100	125.0000	1.8205	
D:\Org\Data\VOA5975C\VG011922\19JAN09.D	Calibration	5	x	289340	125.0000	1.7511	
D:\Org\Data\VOA5975C\VG011922\19JAN11.D	Calibration	6	x	625101	250.0000	1.8757	
D:\Org\Data\VOA5975C\VG011922\19JAN13.D	Calibration	7	x	945250	375.0000	1.8882	
D:\Org\Data\VOA5975C\VG011922\19JAN15.D	Calibration	8	x	1298233	500.0000	1.8609	

Calibration Report

Batch Path	D:\Org\Data\VOA5975C\VG011922\QuantResults\VG011922_8260B.batch.bin	Analyst Name	BL2000\mchavez
Analysis Time	1/22/2022 1:32 PM	Reporter Name	BL2000\mchavez
Report Time	1/22/2022 1:35:45 PM	Batch State	Processed
Last Calib Update	1/20/2022 9:28 AM	Quant Report Version	10.0
Quant Batch Version	10.0		

1,1,1,2-Tetrachloroethane %RSE = 4.7



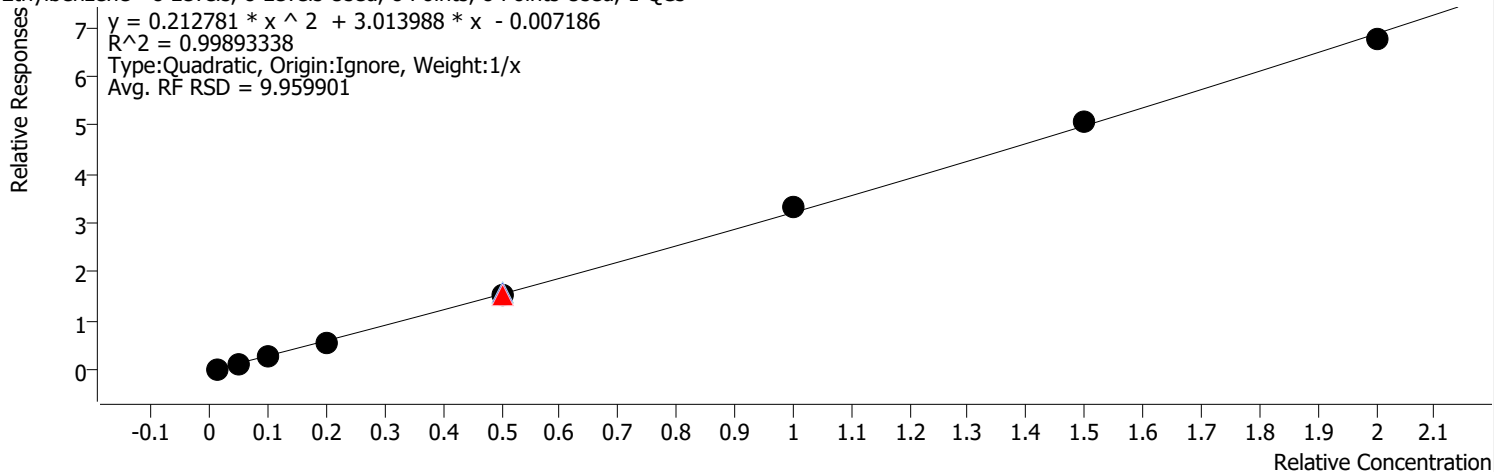
Calibration STD Path	Cal Type	Level	Enabled	Resp.	Exp. Conc	Resp. Factor	Level RSD
D:\Org\Data\VOA5975C\VG011922\19JAN04.D	Calibration	1		2284	2.5000	0.7215	
D:\Org\Data\VOA5975C\VG011922\19JAN05.D	Calibration	2	x	9446	12.5000	0.6022	
D:\Org\Data\VOA5975C\VG011922\19JAN06.D	Calibration	3	x	19516	25.0000	0.6078	
D:\Org\Data\VOA5975C\VG011922\19JAN07.D	Calibration	4	x	37389	50.0000	0.5863	
D:\Org\Data\VOA5975C\VG011922\19JAN09CC.D	CC	CC	x	101500	125.0000	0.6143	
D:\Org\Data\VOA5975C\VG011922\19JAN17.D	QC	QC	x	102231	125.0000	0.6060	
D:\Org\Data\VOA5975C\VG011922\19JAN09.D	Calibration	5	x	101500	125.0000	0.6143	
D:\Org\Data\VOA5975C\VG011922\19JAN11.D	Calibration	6	x	219325	250.0000	0.6581	
D:\Org\Data\VOA5975C\VG011922\19JAN13.D	Calibration	7	x	329822	375.0000	0.6588	
D:\Org\Data\VOA5975C\VG011922\19JAN15.D	Calibration	8	x	453261	500.0000	0.6497	

Calibration Report

Batch Path	D:\Org\Data\VOA5975C\VG011922\QuantResults\VG011922_8260B.batch.bin	Analyst Name	BL2000\mchavez
Analysis Time	1/22/2022 1:32 PM	Reporter Name	BL2000\mchavez
Report Time	1/22/2022 1:35:45 PM	Batch State	Processed
Last Calib Update	1/20/2022 9:28 AM	Quant Report Version	10.0
Quant Batch Version	10.0		

Ethylbenzene %RSE = 9.3

Ethylbenzene - 8 Levels, 8 Levels Used, 8 Points, 8 Points Used, 1 QCs

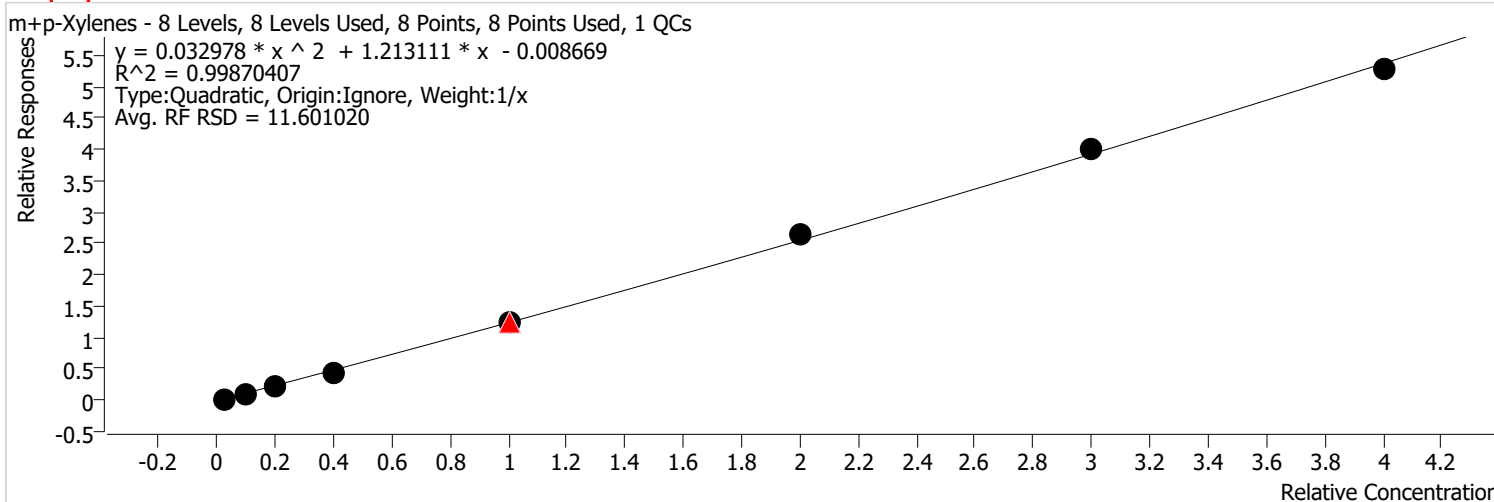


Calibration STD Path	Cal Type	Level	Enabled	Resp.	Exp. Conc	Resp. Factor	Level RSD
D:\Org\Data\VOA5975C\VG011922\19JAN04.D	Calibration	1	x	8834	2.5000	2.7912	
D:\Org\Data\VOA5975C\VG011922\19JAN05.D	Calibration	2	x	42980	12.5000	2.7400	
D:\Org\Data\VOA5975C\VG011922\19JAN06.D	Calibration	3	x	91590	25.0000	2.8524	
D:\Org\Data\VOA5975C\VG011922\19JAN07.D	Calibration	4	x	171854	50.0000	2.6947	
D:\Org\Data\VOA5975C\VG011922\19JAN09CC.D	CC	CC	x	505127	125.0000	3.0570	
D:\Org\Data\VOA5975C\VG011922\19JAN17.D	QC	QC	x	535079	125.0000	3.1719	
D:\Org\Data\VOA5975C\VG011922\19JAN09.D	Calibration	5	x	505127	125.0000	3.0570	
D:\Org\Data\VOA5975C\VG011922\19JAN11.D	Calibration	6	x	1116949	250.0000	3.3515	
D:\Org\Data\VOA5975C\VG011922\19JAN13.D	Calibration	7	x	1697682	375.0000	3.3913	
D:\Org\Data\VOA5975C\VG011922\19JAN15.D	Calibration	8	x	2354058	500.0000	3.3743	

Calibration Report

Batch Path	D:\Org\Data\VOA5975C\VG011922\QuantResults\VG011922_8260B.batch.bin	Analyst Name	BL2000\mchavez
Analysis Time	1/22/2022 1:32 PM	Reporter Name	BL2000\mchavez
Report Time	1/22/2022 1:35:45 PM	Batch State	Processed
Last Calib Update	1/20/2022 9:28 AM	Quant Report Version	10.0
Quant Batch Version	10.0		

m+p-Xylenes %RSE = 13.0



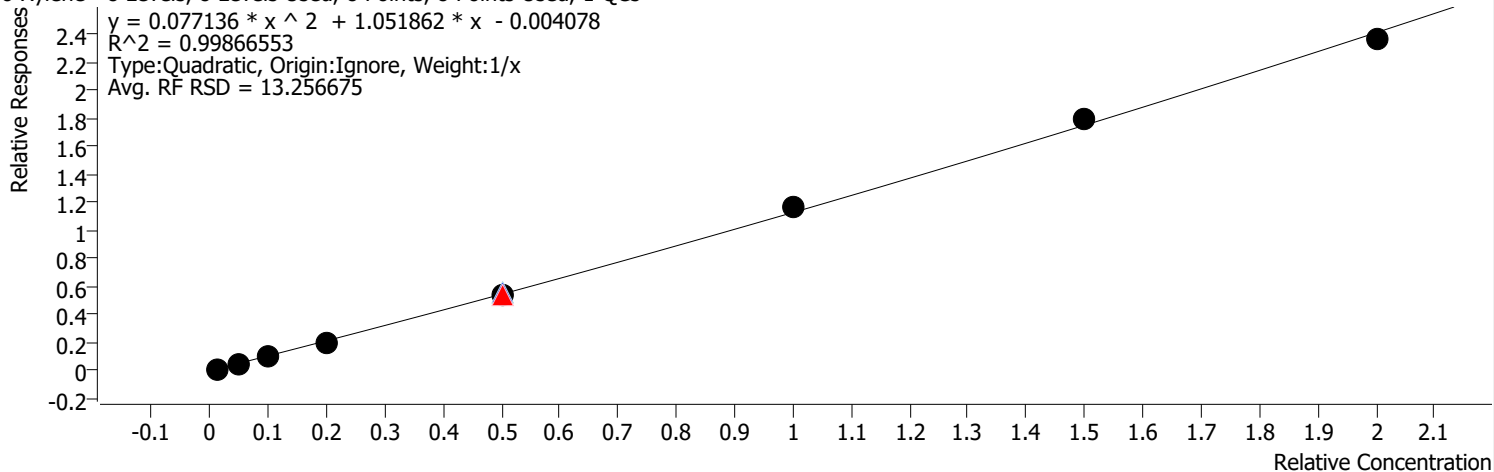
Calibration STD Path	Cal Type	Level	Enabled	Resp.	Exp. Conc	Resp. Factor	Level RSD
D:\Org\Data\VOA5975C\VG011922\19JAN04.D	Calibration	1	x	6744	5.0000	1.0654	
D:\Org\Data\VOA5975C\VG011922\19JAN05.D	Calibration	2	x	31103	25.0000	0.9914	
D:\Org\Data\VOA5975C\VG011922\19JAN06.D	Calibration	3	x	71705	50.0000	1.1166	
D:\Org\Data\VOA5975C\VG011922\19JAN07.D	Calibration	4	x	136806	100.0000	1.0726	
D:\Org\Data\VOA5975C\VG011922\19JAN09CC.D	CC	CC	x	405724	250.0000	1.2277	
D:\Org\Data\VOA5975C\VG011922\19JAN17.D	QC	QC	x	413361	250.0000	1.2252	
D:\Org\Data\VOA5975C\VG011922\19JAN09.D	Calibration	5	x	405724	250.0000	1.2277	
D:\Org\Data\VOA5975C\VG011922\19JAN11.D	Calibration	6	x	887253	500.0000	1.3311	
D:\Org\Data\VOA5975C\VG011922\19JAN13.D	Calibration	7	x	1334216	750.0000	1.3326	
D:\Org\Data\VOA5975C\VG011922\19JAN15.D	Calibration	8	x	1838610	1000.0000	1.3177	

Calibration Report

Batch Path	D:\Org\Data\VOA5975C\VG011922\QuantResults\VG011922_8260B.batch.bin	Analyst Name	BL2000\mchavez
Analysis Time	1/22/2022 1:32 PM	Reporter Name	BL2000\mchavez
Report Time	1/22/2022 1:35:45 PM	Batch State	Processed
Last Calib Update	1/20/2022 9:28 AM	Quant Report Version	10.0
Quant Batch Version	10.0		

o-Xylene %RSE = 12.9

o-Xylene - 8 Levels, 8 Levels Used, 8 Points, 8 Points Used, 1 QCs

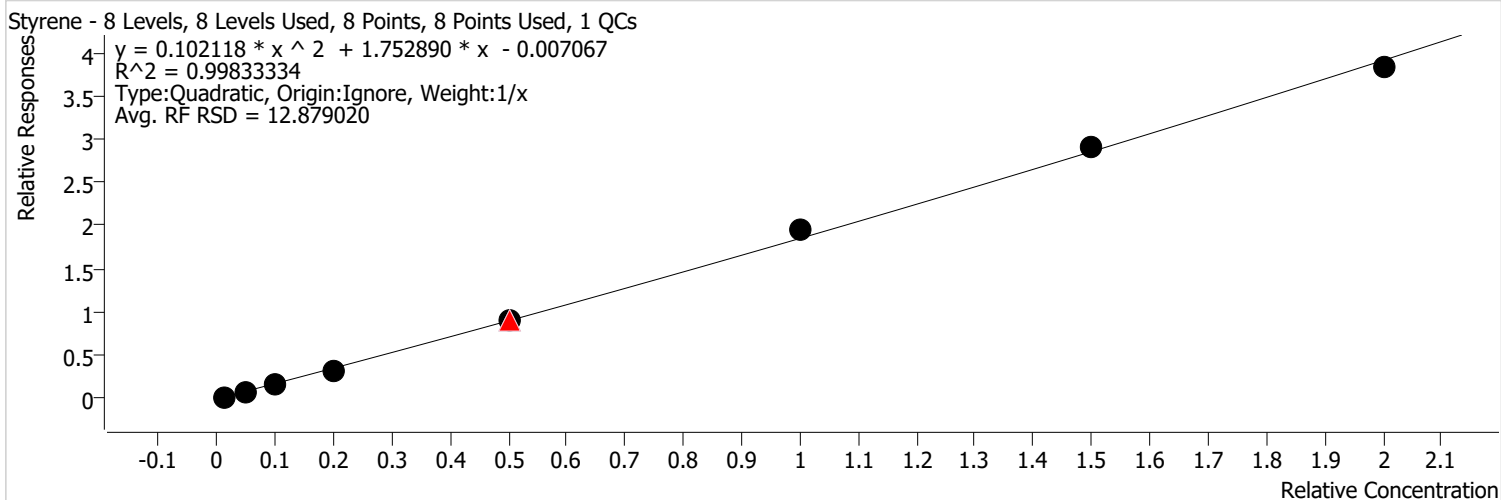


Calibration STD Path	Cal Type	Level	Enabled	Resp.	Exp. Conc	Resp. Factor	Level RSD
D:\Org\Data\VOA5975C\VG011922\19JAN04.D	Calibration	1	x	2826	2.5000	0.8929	
D:\Org\Data\VOA5975C\VG011922\19JAN05.D	Calibration	2	x	13717	12.5000	0.8745	
D:\Org\Data\VOA5975C\VG011922\19JAN06.D	Calibration	3	x	30498	25.0000	0.9498	
D:\Org\Data\VOA5975C\VG011922\19JAN07.D	Calibration	4	x	58814	50.0000	0.9222	
D:\Org\Data\VOA5975C\VG011922\19JAN09CC.D	CC	CC	x	179108	125.0000	1.0840	
D:\Org\Data\VOA5975C\VG011922\19JAN17.D	QC	QC	x	184033	125.0000	1.0909	
D:\Org\Data\VOA5975C\VG011922\19JAN09.D	Calibration	5	x	179108	125.0000	1.0840	
D:\Org\Data\VOA5975C\VG011922\19JAN11.D	Calibration	6	x	387676	250.0000	1.1632	
D:\Org\Data\VOA5975C\VG011922\19JAN13.D	Calibration	7	x	598606	375.0000	1.1958	
D:\Org\Data\VOA5975C\VG011922\19JAN15.D	Calibration	8	x	822173	500.0000	1.1785	

Calibration Report

Batch Path	D:\Org\Data\VOA5975C\VG011922\QuantResults\VG011922_8260B.batch.bin	Analyst Name	BL2000\mchavez
Analysis Time	1/22/2022 1:32 PM	Reporter Name	BL2000\mchavez
Report Time	1/22/2022 1:35:46 PM	Batch State	Processed
Last Calib Update	1/20/2022 9:28 AM	Quant Report Version	10.0
Quant Batch Version	10.0		

Styrene %RSE = 15.0



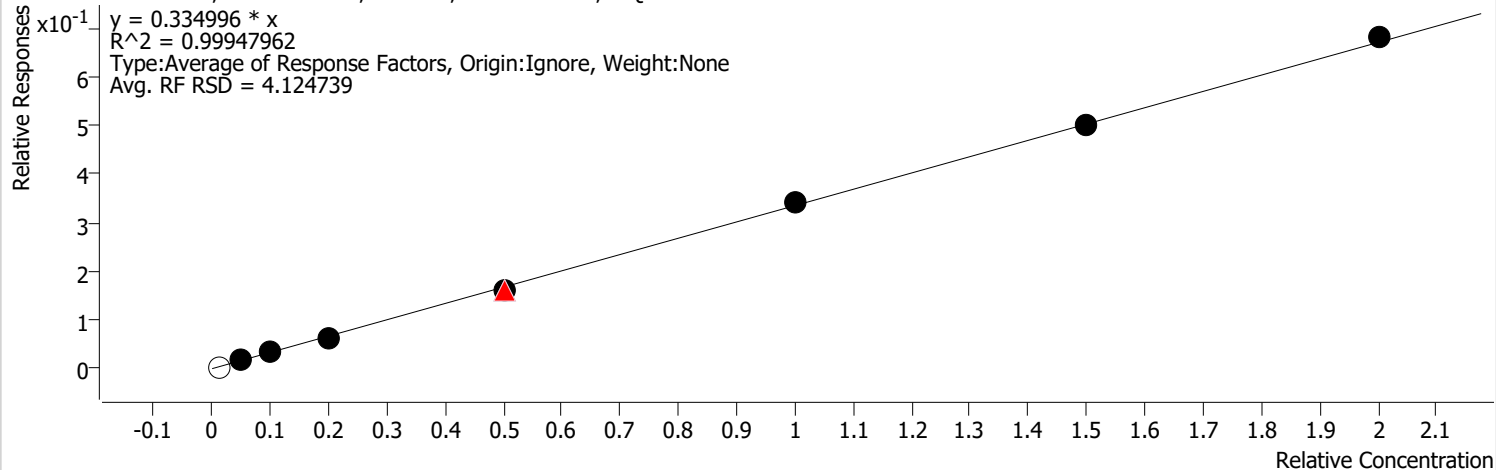
Calibration STD Path	Cal Type	Level	Enabled	Resp.	Exp. Conc	Resp. Factor	Level RSD
D:\Org\Data\VOA5975C\VG011922\19JAN04.D	Calibration	1	x	4834	2.5000	1.5274	
D:\Org\Data\VOA5975C\VG011922\19JAN05.D	Calibration	2	x	21872	12.5000	1.3944	
D:\Org\Data\VOA5975C\VG011922\19JAN06.D	Calibration	3	x	50294	25.0000	1.5663	
D:\Org\Data\VOA5975C\VG011922\19JAN07.D	Calibration	4	x	97810	50.0000	1.5337	
D:\Org\Data\VOA5975C\VG011922\19JAN09CC.D	CC	CC	x	292722	125.0000	1.7716	
D:\Org\Data\VOA5975C\VG011922\19JAN17.D	QC	QC	x	306077	125.0000	1.8144	
D:\Org\Data\VOA5975C\VG011922\19JAN09.D	Calibration	5	x	292722	125.0000	1.7716	
D:\Org\Data\VOA5975C\VG011922\19JAN11.D	Calibration	6	x	646327	250.0000	1.9393	
D:\Org\Data\VOA5975C\VG011922\19JAN13.D	Calibration	7	x	973131	375.0000	1.9439	
D:\Org\Data\VOA5975C\VG011922\19JAN15.D	Calibration	8	x	1332807	500.0000	1.9104	

Calibration Report

Batch Path	D:\Org\Data\VOA5975C\VG011922\QuantResults\VG011922_8260B.batch.bin	Analyst Name	BL2000\mchavez
Analysis Time	1/22/2022 1:32 PM	Reporter Name	BL2000\mchavez
Report Time	1/22/2022 1:35:46 PM	Batch State	Processed
Last Calib Update	1/20/2022 9:28 AM	Quant Report Version	10.0
Quant Batch Version	10.0		

Bromoform %RSE = 4.1

Bromoform - 8 Levels, 7 Levels Used, 8 Points, 7 Points Used, 1 QCs

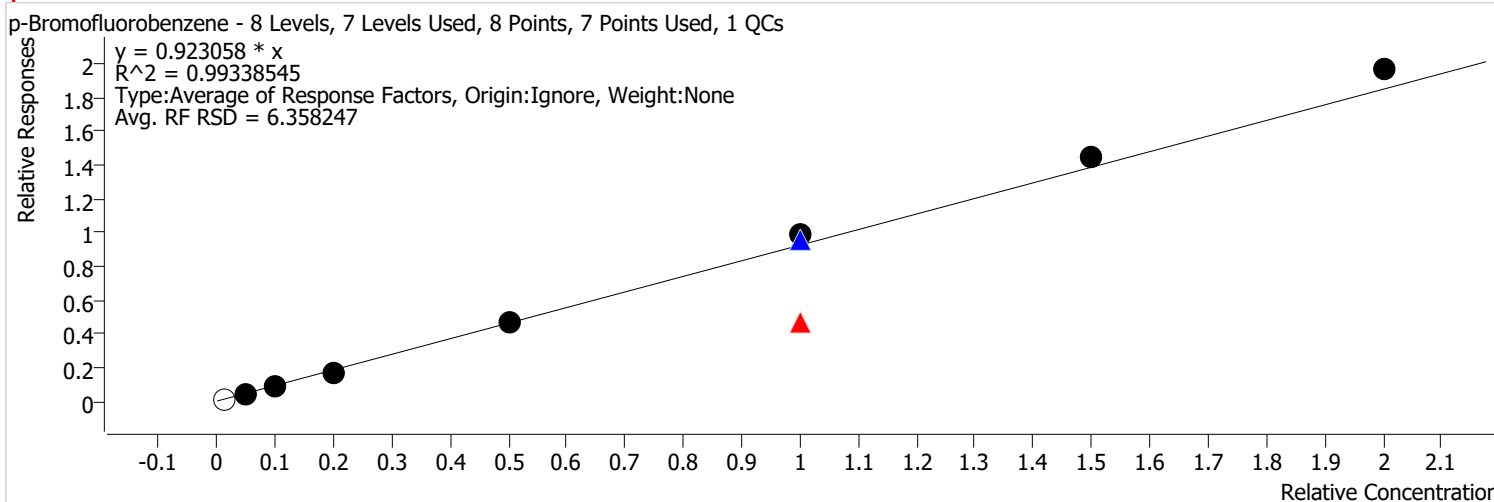


Calibration STD Path	Cal Type	Level	Enabled	Resp.	Exp. Conc	Resp. Factor	Level RSD
D:\Org\Data\VOA5975C\VG011922\19JAN04.D	Calibration	1		928	2.5000	0.3841	
D:\Org\Data\VOA5975C\VG011922\19JAN05.D	Calibration	2	x	4402	12.5000	0.3494	
D:\Org\Data\VOA5975C\VG011922\19JAN06.D	Calibration	3	x	8920	25.0000	0.3448	
D:\Org\Data\VOA5975C\VG011922\19JAN07.D	Calibration	4	x	16290	50.0000	0.3097	
D:\Org\Data\VOA5975C\VG011922\19JAN09CC.D	CC	CC	x	45045	125.0000	0.3241	
D:\Org\Data\VOA5975C\VG011922\19JAN17.D	QC	QC	x	45029	125.0000	0.3175	
D:\Org\Data\VOA5975C\VG011922\19JAN09.D	Calibration	5	x	45045	125.0000	0.3241	
D:\Org\Data\VOA5975C\VG011922\19JAN11.D	Calibration	6	x	96001	250.0000	0.3428	
D:\Org\Data\VOA5975C\VG011922\19JAN13.D	Calibration	7	x	143943	375.0000	0.3344	
D:\Org\Data\VOA5975C\VG011922\19JAN15.D	Calibration	8	x	198345	500.0000	0.3397	

Calibration Report

Batch Path	D:\Org\Data\VOA5975C\VG011922\QuantResults\VG011922_8260B.batch.bin	Analyst Name	BL2000\mchavez
Analysis Time	1/22/2022 1:32 PM	Reporter Name	BL2000\mchavez
Report Time	1/22/2022 1:35:46 PM	Batch State	Processed
Last Calib Update	1/20/2022 9:28 AM	Quant Report Version	10.0
Quant Batch Version	10.0		

p-Bromofluorobenzene %RSE =



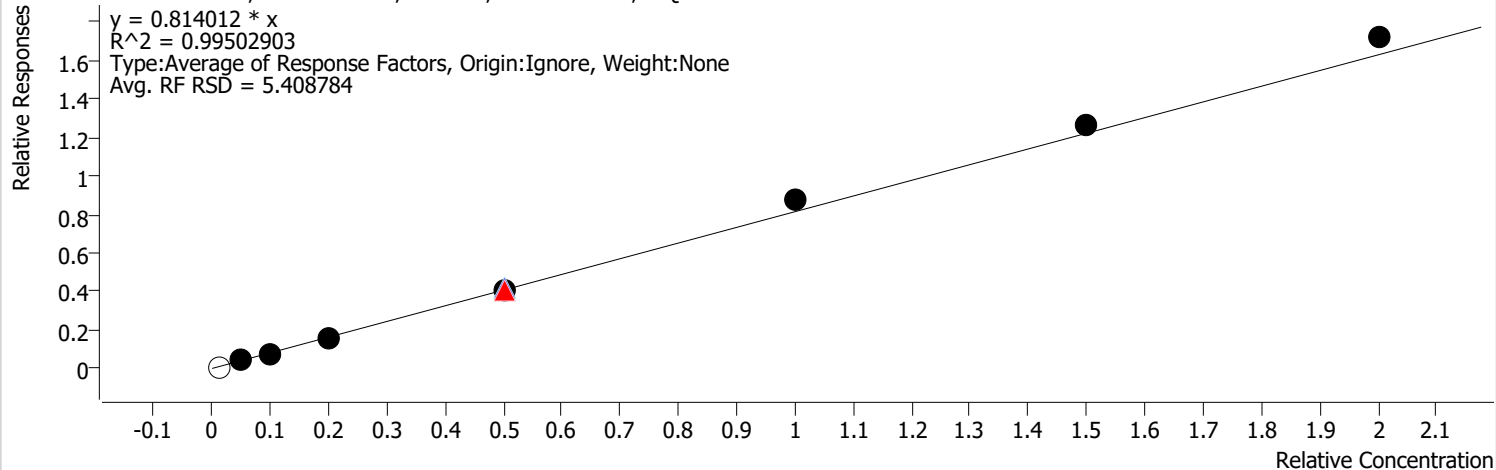
Calibration STD Path	Cal Type	Level	Enabled	Resp.	Exp. Conc	Resp. Factor	Level RSD
D:\Org\Data\VOA5975C\VG011922\19JAN04.D	Calibration	1		3195	2.5000	1.3225	
D:\Org\Data\VOA5975C\VG011922\19JAN05.D	Calibration	2	x	10669	12.5000	0.8469	
D:\Org\Data\VOA5975C\VG011922\19JAN06.D	Calibration	3	x	23160	25.0000	0.8953	
D:\Org\Data\VOA5975C\VG011922\19JAN07.D	Calibration	4	x	45114	50.0000	0.8578	
D:\Org\Data\VOA5975C\VG011922\19JAN09.D	Calibration	5	x	128330	125.0000	0.9232	
D:\Org\Data\VOA5975C\VG011922\19JAN09CC.D	CC	CC	x	128330	250.0000	0.4616	
D:\Org\Data\VOA5975C\VG011922\19JAN17.D	QC	QC	x	270628	250.0000	0.9540	
D:\Org\Data\VOA5975C\VG011922\19JAN11.D	Calibration	6	x	277668	250.0000	0.9915	
D:\Org\Data\VOA5975C\VG011922\19JAN13.D	Calibration	7	x	415878	375.0000	0.9662	
D:\Org\Data\VOA5975C\VG011922\19JAN15.D	Calibration	8	x	572482	500.0000	0.9806	

Calibration Report

Batch Path	D:\Org\Data\VOA5975C\VG011922\QuantResults\VG011922_8260B.batch.bin	Analyst Name	BL2000\mchavez
Analysis Time	1/22/2022 1:32 PM	Reporter Name	BL2000\mchavez
Report Time	1/22/2022 1:35:46 PM	Batch State	Processed
Last Calib Update	1/20/2022 9:28 AM	Quant Report Version	10.0
Quant Batch Version	10.0		

Bromobenzene %RSE = 5.4

Bromobenzene - 8 Levels, 7 Levels Used, 8 Points, 7 Points Used, 1 QCs

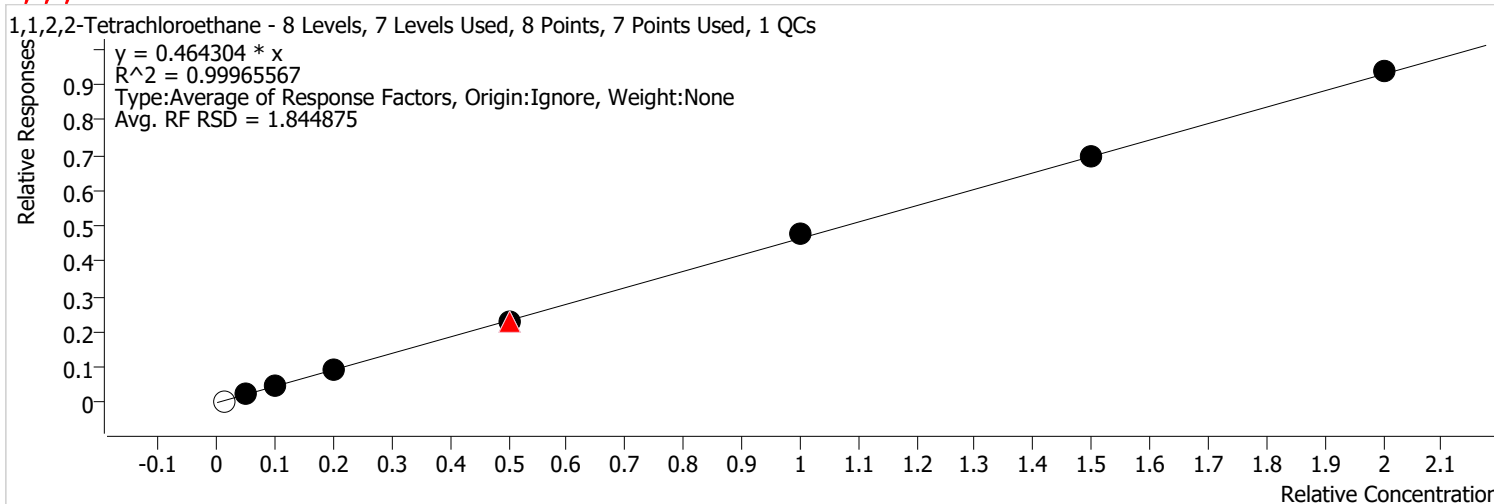


Calibration STD Path	Cal Type	Level	Enabled	Resp.	Exp. Conc	Resp. Factor	Level RSD
D:\Org\Data\VOA5975C\VG011922\19JAN04.D	Calibration	1		2095	2.5000	0.8672	
D:\Org\Data\VOA5975C\VG011922\19JAN05.D	Calibration	2	x	9784	12.5000	0.7767	
D:\Org\Data\VOA5975C\VG011922\19JAN06.D	Calibration	3	x	20364	25.0000	0.7872	
D:\Org\Data\VOA5975C\VG011922\19JAN07.D	Calibration	4	x	39639	50.0000	0.7537	
D:\Org\Data\VOA5975C\VG011922\19JAN09CC.D	CC	CC	x	112733	125.0000	0.8110	
D:\Org\Data\VOA5975C\VG011922\19JAN17.D	QC	QC	x	118930	125.0000	0.8385	
D:\Org\Data\VOA5975C\VG011922\19JAN09.D	Calibration	5	x	112733	125.0000	0.8110	
D:\Org\Data\VOA5975C\VG011922\19JAN11.D	Calibration	6	x	243851	250.0000	0.8707	
D:\Org\Data\VOA5975C\VG011922\19JAN13.D	Calibration	7	x	361843	375.0000	0.8406	
D:\Org\Data\VOA5975C\VG011922\19JAN15.D	Calibration	8	x	501025	500.0000	0.8582	

Calibration Report

Batch Path	D:\Org\Data\VOA5975C\VG011922\QuantResults\VG011922_8260B.batch.bin	Analyst Name	BL2000\mchavez
Analysis Time	1/22/2022 1:32 PM	Reporter Name	BL2000\mchavez
Report Time	1/22/2022 1:35:46 PM	Batch State	Processed
Last Calib Update	1/20/2022 9:28 AM	Quant Report Version	10.0
Quant Batch Version	10.0		

1,1,2,2-Tetrachloroethane %RSE = 1.8

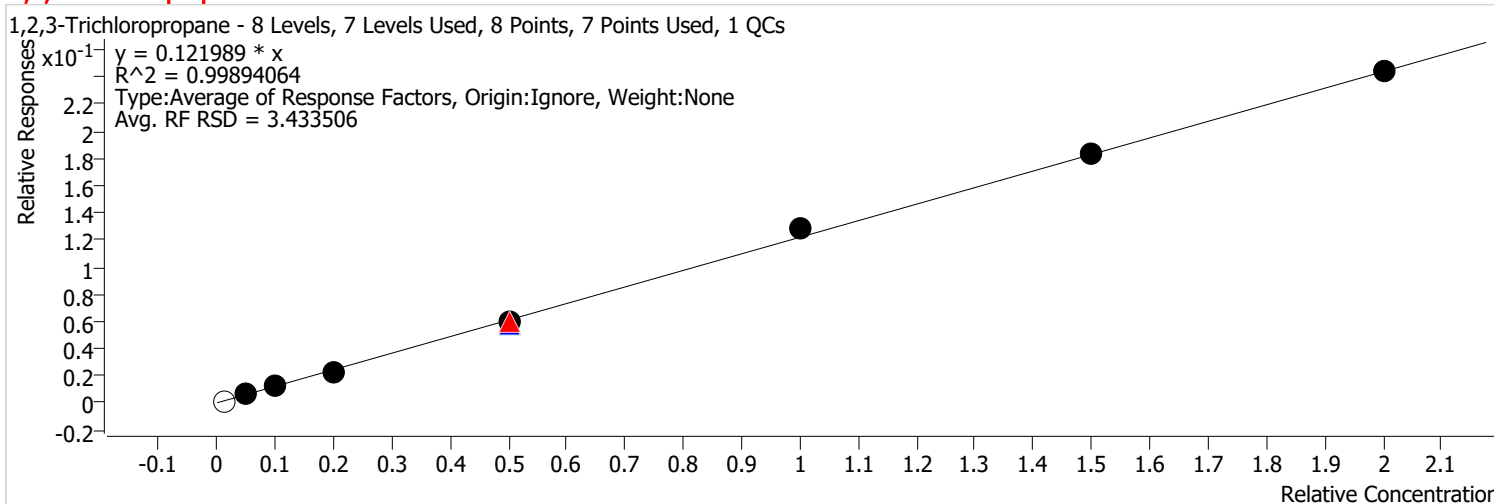


Calibration STD Path	Cal Type	Level	Enabled	Resp.	Exp. Conc	Resp. Factor	Level RSD
D:\Org\Data\VOA5975C\VG011922\19JAN04.D	Calibration	1		1247	2.5000	0.5163	
D:\Org\Data\VOA5975C\VG011922\19JAN05.D	Calibration	2	x	5757	12.5000	0.4570	
D:\Org\Data\VOA5975C\VG011922\19JAN06.D	Calibration	3	x	12137	25.0000	0.4692	
D:\Org\Data\VOA5975C\VG011922\19JAN07.D	Calibration	4	x	24493	50.0000	0.4657	
D:\Org\Data\VOA5975C\VG011922\19JAN09CC.D	CC	CC	x	62640	125.0000	0.4506	
D:\Org\Data\VOA5975C\VG011922\19JAN17.D	QC	QC	x	65177	125.0000	0.4595	
D:\Org\Data\VOA5975C\VG011922\19JAN09.D	Calibration	5	x	62640	125.0000	0.4506	
D:\Org\Data\VOA5975C\VG011922\19JAN11.D	Calibration	6	x	133573	250.0000	0.4769	
D:\Org\Data\VOA5975C\VG011922\19JAN13.D	Calibration	7	x	199230	375.0000	0.4629	
D:\Org\Data\VOA5975C\VG011922\19JAN15.D	Calibration	8	x	273124	500.0000	0.4678	

Calibration Report

Batch Path	D:\Org\Data\VOA5975C\VG011922\QuantResults\VG011922_8260B.batch.bin	Analyst Name	BL2000\mchavez
Analysis Time	1/22/2022 1:32 PM	Reporter Name	BL2000\mchavez
Report Time	1/22/2022 1:35:46 PM	Batch State	Processed
Last Calib Update	1/20/2022 9:28 AM	Quant Report Version	10.0
Quant Batch Version	10.0		

1,2,3-Trichloropropane %RSE = 3.4



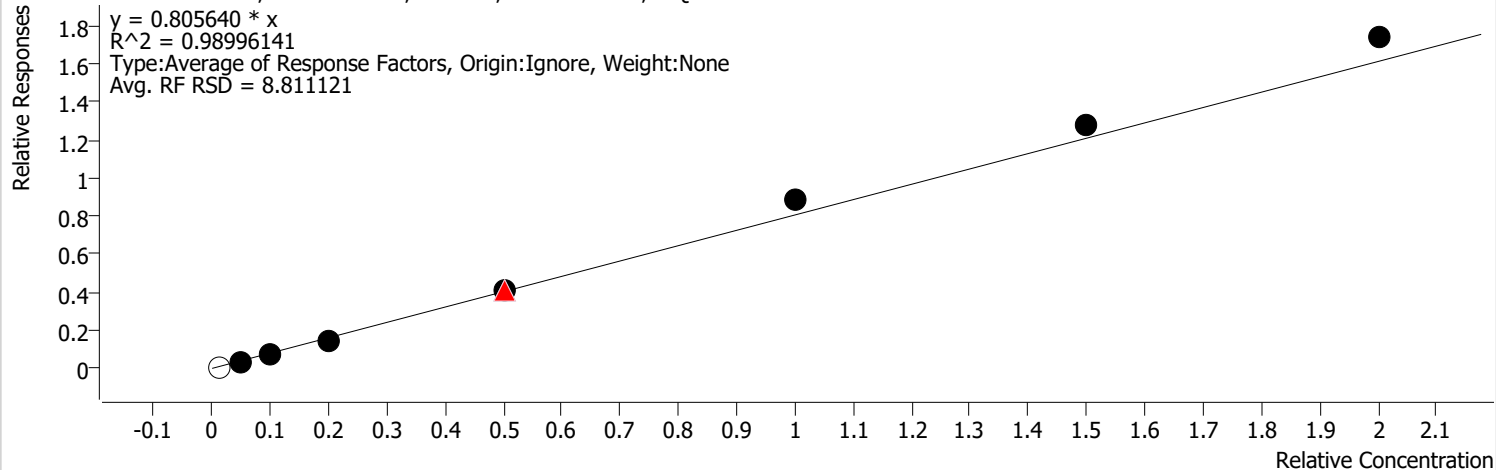
Calibration STD Path	Cal Type	Level	Enabled	Resp.	Exp. Conc	Resp. Factor	Level RSD
D:\Org\Data\VOA5975C\VG011922\19JAN04.D	Calibration	1		358	2.5000	0.1482	
D:\Org\Data\VOA5975C\VG011922\19JAN05.D	Calibration	2	x	1522	12.5000	0.1208	
D:\Org\Data\VOA5975C\VG011922\19JAN06.D	Calibration	3	x	3237	25.0000	0.1251	
D:\Org\Data\VOA5975C\VG011922\19JAN07.D	Calibration	4	x	6147	50.0000	0.1169	
D:\Org\Data\VOA5975C\VG011922\19JAN09CC.D	CC	CC	x	16355	125.0000	0.1177	
D:\Org\Data\VOA5975C\VG011922\19JAN17.D	QC	QC	x	16507	125.0000	0.1164	
D:\Org\Data\VOA5975C\VG011922\19JAN09.D	Calibration	5	x	16355	125.0000	0.1177	
D:\Org\Data\VOA5975C\VG011922\19JAN11.D	Calibration	6	x	36124	250.0000	0.1290	
D:\Org\Data\VOA5975C\VG011922\19JAN13.D	Calibration	7	x	52732	375.0000	0.1225	
D:\Org\Data\VOA5975C\VG011922\19JAN15.D	Calibration	8	x	71179	500.0000	0.1219	

Calibration Report

Batch Path	D:\Org\Data\VOA5975C\VG011922\QuantResults\VG011922_8260B.batch.bin	Analyst Name	BL2000\mchavez
Analysis Time	1/22/2022 1:32 PM	Reporter Name	BL2000\mchavez
Report Time	1/22/2022 1:35:46 PM	Batch State	Processed
Last Calib Update	1/20/2022 9:28 AM	Quant Report Version	10.0
Quant Batch Version	10.0		

2-Chlorotoluene %RSE = 8.8

2-Chlorotoluene - 8 Levels, 7 Levels Used, 8 Points, 7 Points Used, 1 QCs

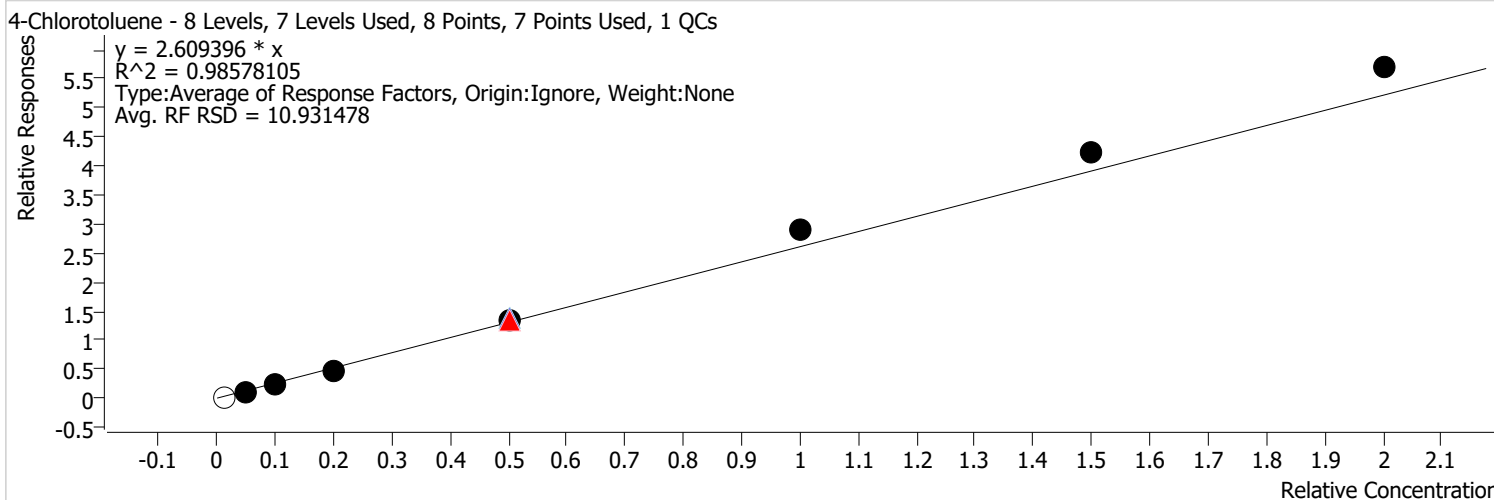


Calibration STD Path	Cal Type	Level	Enabled	Resp.	Exp. Conc	Resp. Factor	Level RSD
D:\Org\Data\VOA5975C\VG011922\19JAN04.D	Calibration	1		2035	2.5000	0.8423	
D:\Org\Data\VOA5975C\VG011922\19JAN05.D	Calibration	2	x	9032	12.5000	0.7170	
D:\Org\Data\VOA5975C\VG011922\19JAN06.D	Calibration	3	x	20511	25.0000	0.7929	
D:\Org\Data\VOA5975C\VG011922\19JAN07.D	Calibration	4	x	37139	50.0000	0.7062	
D:\Org\Data\VOA5975C\VG011922\19JAN09CC.D	CC	CC	x	114135	125.0000	0.8211	
D:\Org\Data\VOA5975C\VG011922\19JAN17.D	QC	QC	x	117036	125.0000	0.8251	
D:\Org\Data\VOA5975C\VG011922\19JAN09.D	Calibration	5	x	114135	125.0000	0.8211	
D:\Org\Data\VOA5975C\VG011922\19JAN11.D	Calibration	6	x	247831	250.0000	0.8849	
D:\Org\Data\VOA5975C\VG011922\19JAN13.D	Calibration	7	x	365790	375.0000	0.8498	
D:\Org\Data\VOA5975C\VG011922\19JAN15.D	Calibration	8	x	506556	500.0000	0.8676	

Calibration Report

Batch Path	D:\Org\Data\VOA5975C\VG011922\QuantResults\VG011922_8260B.batch.bin	Analyst Name	BL2000\mchavez
Analysis Time	1/22/2022 1:32 PM	Reporter Name	BL2000\mchavez
Report Time	1/22/2022 1:35:46 PM	Batch State	Processed
Last Calib Update	1/20/2022 9:28 AM	Quant Report Version	10.0
Quant Batch Version	10.0		

4-Chlorotoluene %RSE = 10.9

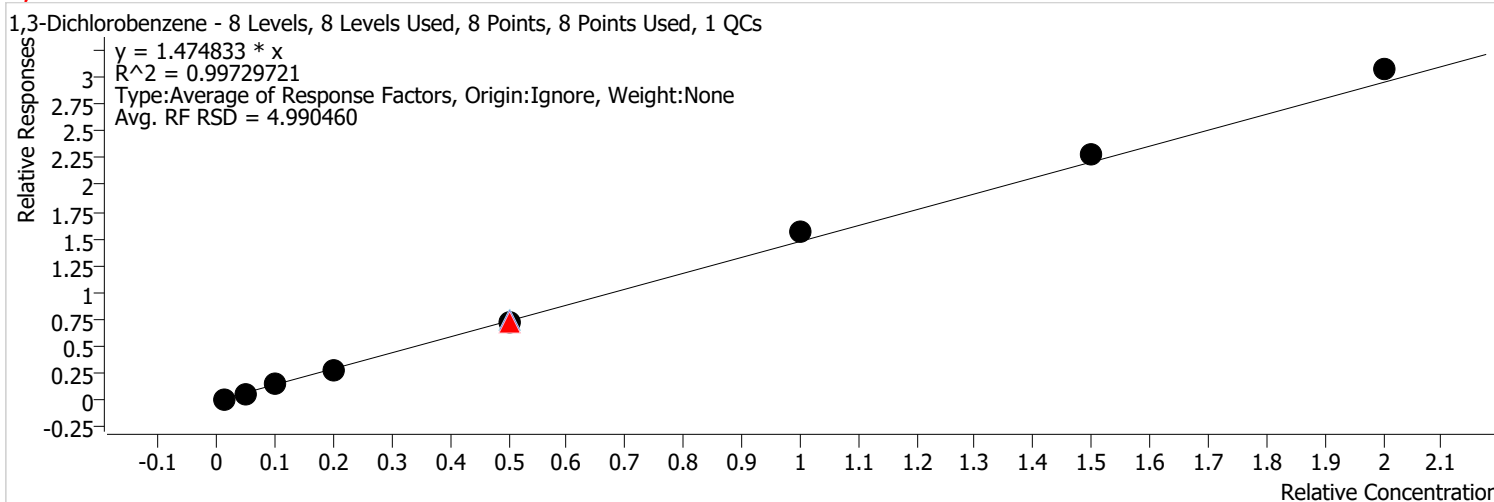


Calibration STD Path	Cal Type	Level	Enabled	Resp.	Exp. Conc	Resp. Factor	Level RSD
D:\Org\Data\VOA5975C\VG011922\19JAN04.D	Calibration	1		5544	2.5000	2.2948	
D:\Org\Data\VOA5975C\VG011922\19JAN05.D	Calibration	2	x	26850	12.5000	2.1314	
D:\Org\Data\VOA5975C\VG011922\19JAN06.D	Calibration	3	x	64162	25.0000	2.4802	
D:\Org\Data\VOA5975C\VG011922\19JAN07.D	Calibration	4	x	125553	50.0000	2.3873	
D:\Org\Data\VOA5975C\VG011922\19JAN09CC.D	CC	CC	x	375931	125.0000	2.7044	
D:\Org\Data\VOA5975C\VG011922\19JAN17.D	QC	QC	x	395846	125.0000	2.7908	
D:\Org\Data\VOA5975C\VG011922\19JAN09.D	Calibration	5	x	375931	125.0000	2.7044	
D:\Org\Data\VOA5975C\VG011922\19JAN11.D	Calibration	6	x	814408	250.0000	2.9080	
D:\Org\Data\VOA5975C\VG011922\19JAN13.D	Calibration	7	x	1209058	375.0000	2.8089	
D:\Org\Data\VOA5975C\VG011922\19JAN15.D	Calibration	8	x	1661293	500.0000	2.8455	

Calibration Report

Batch Path	D:\Org\Data\VOA5975C\VG011922\QuantResults\VG011922_8260B.batch.bin	Analyst Name	BL2000\mchavez
Analysis Time	1/22/2022 1:32 PM	Reporter Name	BL2000\mchavez
Report Time	1/22/2022 1:35:46 PM	Batch State	Processed
Last Calib Update	1/20/2022 9:28 AM	Quant Report Version	10.0
Quant Batch Version	10.0		

1,3-Dichlorobenzene %RSE = 5.0

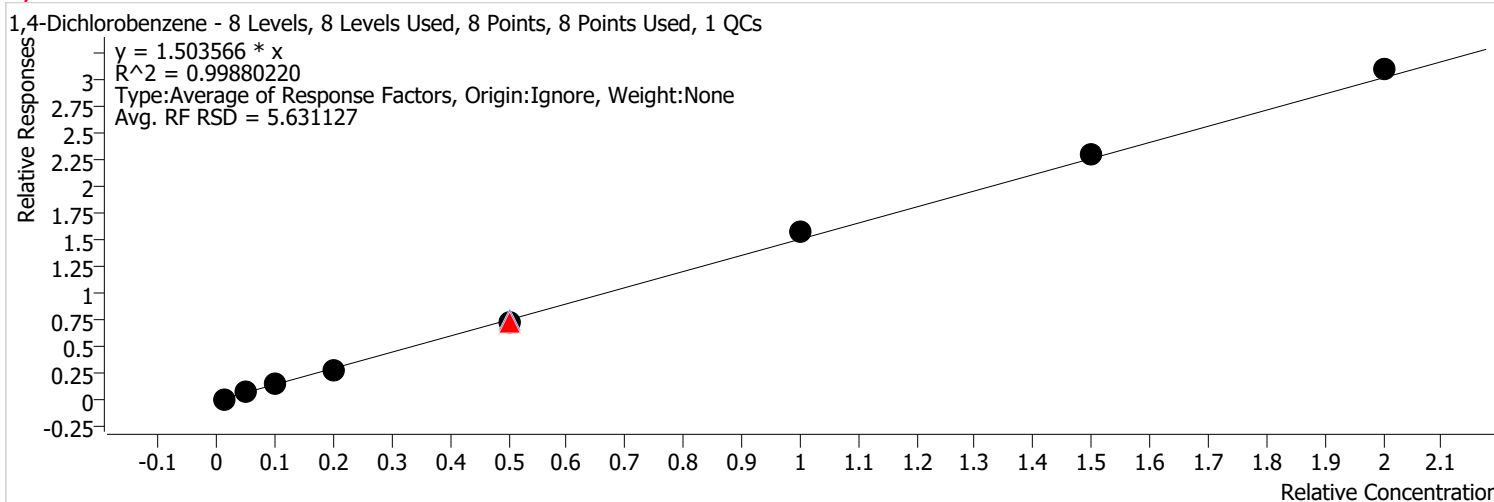


Calibration STD Path	Cal Type	Level	Enabled	Resp.	Exp. Conc	Resp. Factor	Level RSD
D:\Org\Data\VOA5975C\VG011922\19JAN04.D	Calibration	1	x	3715	2.5000	1.5377	
D:\Org\Data\VOA5975C\VG011922\19JAN05.D	Calibration	2	x	17111	12.5000	1.3583	
D:\Org\Data\VOA5975C\VG011922\19JAN06.D	Calibration	3	x	37763	25.0000	1.4598	
D:\Org\Data\VOA5975C\VG011922\19JAN07.D	Calibration	4	x	73221	50.0000	1.3923	
D:\Org\Data\VOA5975C\VG011922\19JAN09CC.D	CC	CC	x	200403	125.0000	1.4417	
D:\Org\Data\VOA5975C\VG011922\19JAN17.D	QC	QC	x	214054	125.0000	1.5091	
D:\Org\Data\VOA5975C\VG011922\19JAN09.D	Calibration	5	x	200403	125.0000	1.4417	
D:\Org\Data\VOA5975C\VG011922\19JAN11.D	Calibration	6	x	436562	250.0000	1.5588	
D:\Org\Data\VOA5975C\VG011922\19JAN13.D	Calibration	7	x	652775	375.0000	1.5165	
D:\Org\Data\VOA5975C\VG011922\19JAN15.D	Calibration	8	x	895336	500.0000	1.5335	

Calibration Report

Batch Path	D:\Org\Data\VOA5975C\VG011922\QuantResults\VG011922_8260B.batch.bin	Analyst Name	BL2000\mchavez
Analysis Time	1/22/2022 1:32 PM	Reporter Name	BL2000\mchavez
Report Time	1/22/2022 1:35:46 PM	Batch State	Processed
Last Calib Update	1/20/2022 9:28 AM	Quant Report Version	10.0
Quant Batch Version	10.0		

1,4-Dichlorobenzene %RSE = 5.6

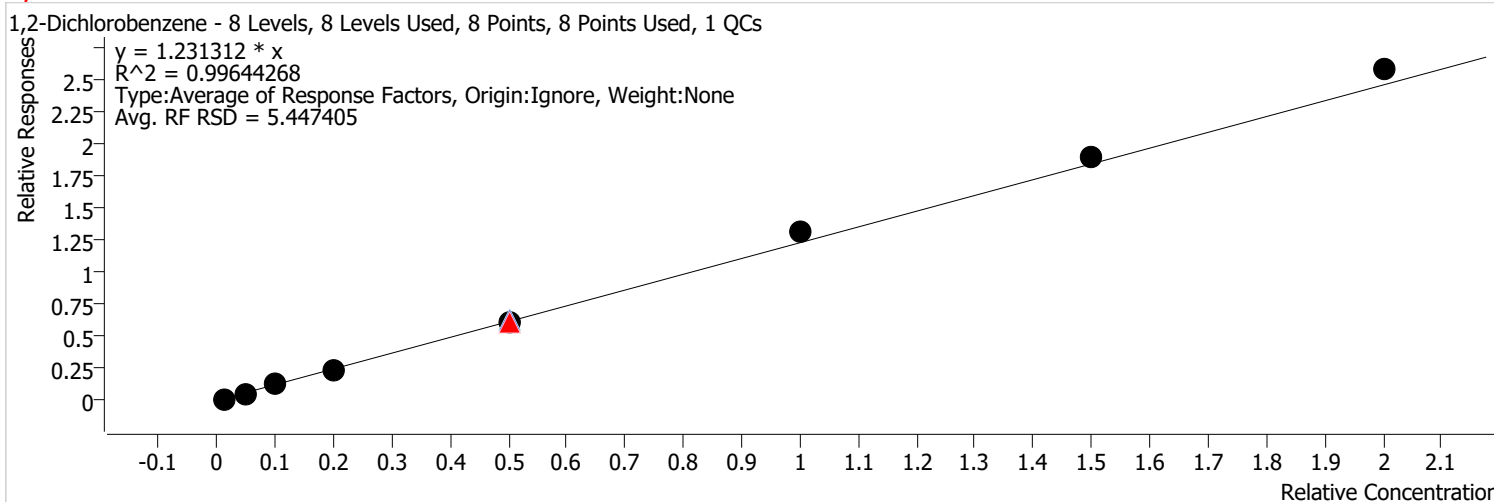


Calibration STD Path	Cal Type	Level	Enabled	Resp.	Exp. Conc	Resp. Factor	Level RSD
D:\Org\Data\VOA5975C\VG011922\19JAN04.D	Calibration	1	x	3952	2.5000	1.6358	
D:\Org\Data\VOA5975C\VG011922\19JAN05.D	Calibration	2	x	17730	12.5000	1.4074	
D:\Org\Data\VOA5975C\VG011922\19JAN06.D	Calibration	3	x	38799	25.0000	1.4998	
D:\Org\Data\VOA5975C\VG011922\19JAN07.D	Calibration	4	x	72168	50.0000	1.3723	
D:\Org\Data\VOA5975C\VG011922\19JAN09CC.D	CC	CC	x	205880	125.0000	1.4811	
D:\Org\Data\VOA5975C\VG011922\19JAN17.D	QC	QC	x	216533	125.0000	1.5266	
D:\Org\Data\VOA5975C\VG011922\19JAN09.D	Calibration	5	x	205880	125.0000	1.4811	
D:\Org\Data\VOA5975C\VG011922\19JAN11.D	Calibration	6	x	438291	250.0000	1.5650	
D:\Org\Data\VOA5975C\VG011922\19JAN13.D	Calibration	7	x	656962	375.0000	1.5263	
D:\Org\Data\VOA5975C\VG011922\19JAN15.D	Calibration	8	x	899595	500.0000	1.5408	

Calibration Report

Batch Path	D:\Org\Data\VOA5975C\VG011922\QuantResults\VG011922_8260B.batch.bin	Analyst Name	BL2000\mchavez
Analysis Time	1/22/2022 1:32 PM	Reporter Name	BL2000\mchavez
Report Time	1/22/2022 1:35:46 PM	Batch State	Processed
Last Calib Update	1/20/2022 9:28 AM	Quant Report Version	10.0
Quant Batch Version	10.0		

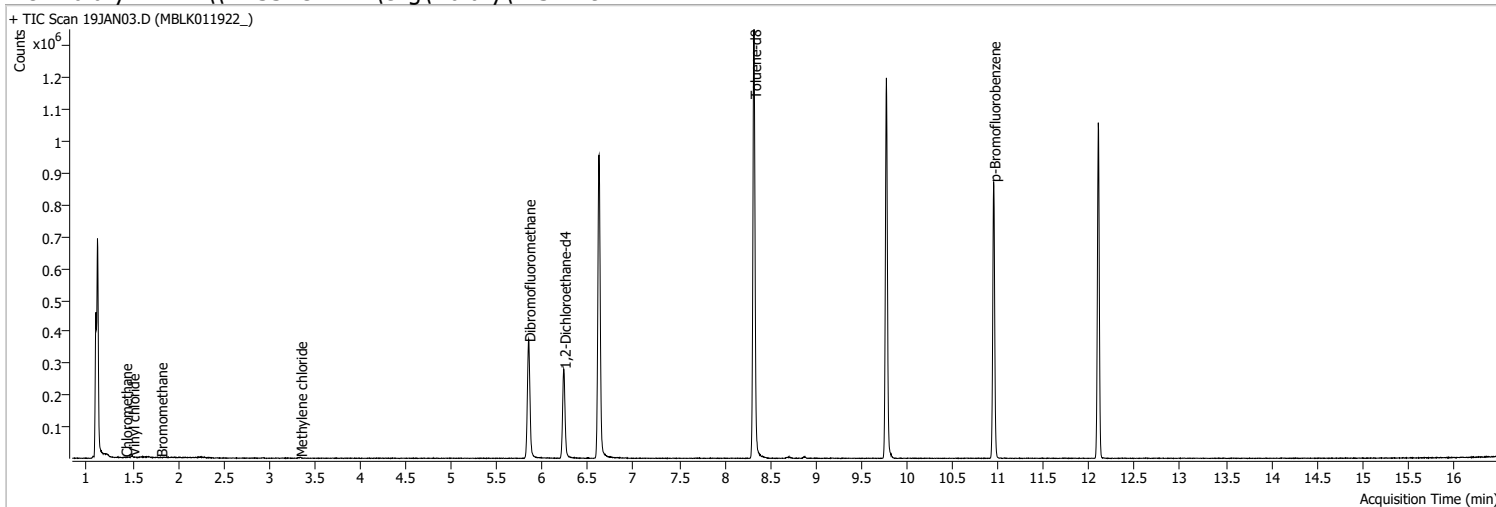
1,2-Dichlorobenzene %RSE = 5.4



Calibration STD Path	Cal Type	Level	Enabled	Resp.	Exp. Conc	Resp. Factor	Level RSD
D:\Org\Data\VOA5975C\VG011922\19JAN04.D	Calibration	1	x	3048	2.5000	1.2617	
D:\Org\Data\VOA5975C\VG011922\19JAN05.D	Calibration	2	x	14345	12.5000	1.1387	
D:\Org\Data\VOA5975C\VG011922\19JAN06.D	Calibration	3	x	31975	25.0000	1.2360	
D:\Org\Data\VOA5975C\VG011922\19JAN07.D	Calibration	4	x	59208	50.0000	1.1258	
D:\Org\Data\VOA5975C\VG011922\19JAN09CC.D	CC	CC	x	169723	125.0000	1.2210	
D:\Org\Data\VOA5975C\VG011922\19JAN17.D	QC	QC	x	177148	125.0000	1.2489	
D:\Org\Data\VOA5975C\VG011922\19JAN09.D	Calibration	5	x	169723	125.0000	1.2210	
D:\Org\Data\VOA5975C\VG011922\19JAN11.D	Calibration	6	x	366153	250.0000	1.3074	
D:\Org\Data\VOA5975C\VG011922\19JAN13.D	Calibration	7	x	546389	375.0000	1.2694	
D:\Org\Data\VOA5975C\VG011922\19JAN15.D	Calibration	8	x	753439	500.0000	1.2905	

Quantitation Results Report (QT Reviewed)

Data File	19JAN03.D	Operator	MSC
Acq. Method	5975CACQF.M	Acq. Date-Time	1/19/2022 10:13:09 AM
Sample Name	MBLK011922_	Instrument	VOA5975C
Vial	3	Multiplier	1.00
DA Method File	VOA5975C_8260B_SHT_DoD_L4_011922.m	Comment	
Tune File	BFB_Atune3.u	Tune Date	10/11/2021 4:02:00 PM
Batch Name	VG011922_8260B.batch.bin	Last Calib Update	1/20/2022 9:28:12 AM
Ref Library	\\MASSHUNTER\Org\Library\NIST129K.I		



Compound	RT	QIon	Resp.	Conc.	Units	Dev(Min)
----------	----	------	-------	-------	-------	----------

Internal Standards

M Fluorobenzene	6.621	96.0	812130	250.0000	ng	0.000
M Chlorobenzene-d5	9.774	82.0	329825	250.0000	ng	0.000
M 1,4-Dichlorobenzene-d4	12.100	152.0	253834	250.0000	ng	0.000

System Monitoring Compounds

S Dibromofluoromethane	5.845	113.0	221291	281.3207	ng	-0.006
Spiked Amount: 250.000	Range: 80.0 - 119.0%			Recovery = 112.53%		
S 1,2-Dichloroethane-d4	6.233	67.0	100892	296.9186	ng	0.003
Spiked Amount: 250.000	Range: 81.0 - 118.0%			Recovery = 118.77% *		
S Toluene-d8	8.322	98.0	833211	258.9413	ng	0.003
Spiked Amount: 250.000	Range: 89.0 - 112.0%			Recovery = 103.58%		
S p-Bromofluorobenzene	10.951	95.0	244714	261.1079	ng	0.003
Spiked Amount: 250.000	Range: 85.0 - 114.0%			Recovery = 104.44%		

Target Compounds

Compound	RT	QIon	Resp.	Conc.	Units	QValue
T Dichlorodifluoromethane	0.000		0	N.D.		
T Chloromethane	1.420	50.0	477	0.3708	ng	m 67
T Vinyl chloride	1.501	62.0	450	0.3842	ng	m 51
T Bromomethane	1.807	96.0	344	2.5579	ng	m 96
T Chloroethane	0.000		0	N.D.		
T Trichlorofluoromethane	0.000		0	N.D.		
T 1,1-Dichloroethene	0.000		0	N.D.		
T Methylene chloride	3.341	49.0	2137	1.7999	ng	m 86
T trans-1,2-Dichloroethene	0.000		0	N.D.		
T Methyl tert-butyl ether (MTBE)	0.000		0	N.D.		
T 1,1-Dichloroethane	0.000		0	N.D.		
T 2,2-Dichloropropane	0.000		0	N.D.		
T cis-1,2-Dichloroethene	0.000		0	N.D.		
T Methyl ethyl ketone	0.000		0	N.D.		
T Bromochloromethane	0.000		0	N.D.		
T Chloroform	0.000		0	N.D.		

Quantitation Results Report (QT Reviewed)

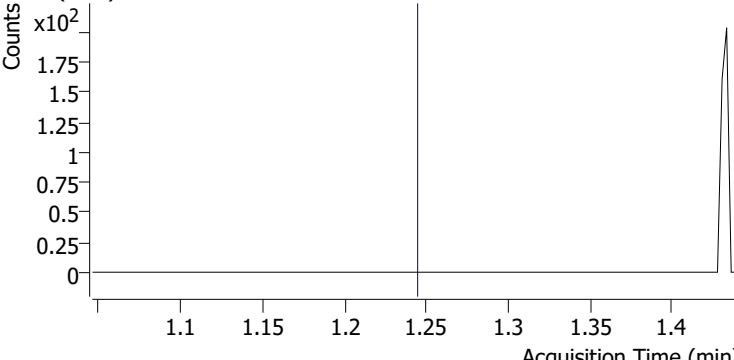
Compound	RT	QIon	Resp.	Conc.	Units	Dev(Min)
T 1,1,1-Trichloroethane	0.000		0	N.D.		
T Carbon tetrachloride	0.000		0	N.D.		
T 1,1-Dichloropropene	0.000		0	N.D.		
T Benzene	0.000		0	N.D.		
T 1,2-Dichloroethane	0.000		0	N.D.		
T Trichloroethene	0.000		0	N.D.		
T 1,2-Dichloropropane	0.000		0	N.D.		
T Dibromomethane	0.000		0	N.D.		
T Bromodichloromethane	0.000		0	N.D.		
T cis-1,3-Dichloropropene	0.000		0	N.D.		
T Toluene	0.000		0	N.D.		
T trans-1,3-Dichloropropene	0.000		0	N.D.		
T 1,1,2-Trichloroethane	0.000		0	N.D.		
T Tetrachloroethene	0.000		0	N.D.		
T 1,3-Dichloropropane	0.000		0	N.D.		
T Chlorodibromomethane	0.000		0	N.D.		
T 1,2-Dibromoethane	0.000		0	N.D.		
T Chlorobenzene	0.000		0	N.D.		
T 1,1,1,2-Tetrachloroethane	0.000		0	N.D.		
T Ethylbenzene	0.000		0	N.D.		
T m+p-Xylenes	0.000		0	N.D.		
T o-Xylene	0.000		0	N.D.		
T Styrene	0.000		0	N.D.		
T Bromoform	0.000		0	N.D.		
T Bromobenzene	0.000		0	N.D.		
T 1,1,2,2-Tetrachloroethane	0.000		0	N.D.		
T 1,2,3-Trichloropropane	0.000		0	N.D.		
T 2-Chlorotoluene	0.000		0	N.D.		
T 4-Chlorotoluene	0.000		0	N.D.		
T 1,3-Dichlorobenzene	0.000		0	N.D.		
T 1,4-Dichlorobenzene	0.000		0	N.D.		
T 1,2-Dichlorobenzene	0.000		0	N.D.		

(#) = Qualifier Out of Range; (m) = Manual Integration; (+) = Area Summed; (*) = Surrogate Percent Recovery Out of Range; (d): Zeroed Peak

Quantitation Results Report (QT Reviewed)

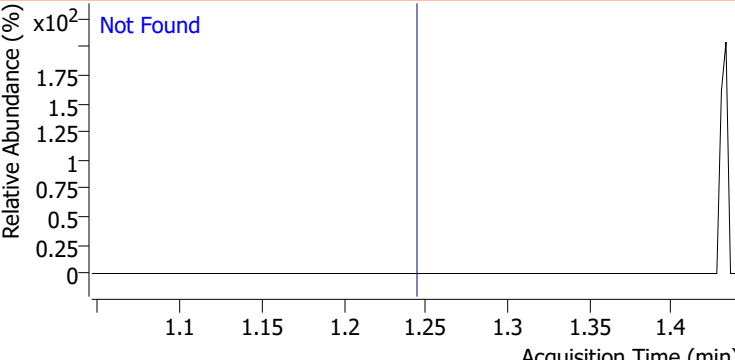
Compound	Conc.	Exp RT	QIon	Exp Ratio
Dichlorodifluoromethane	N.D.	1.24	87.0	31.8

+ EIC (85.0) Scan 19JAN03.D



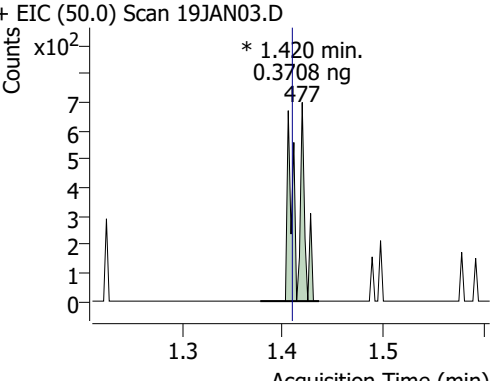
85.0, 87.0

Not Found



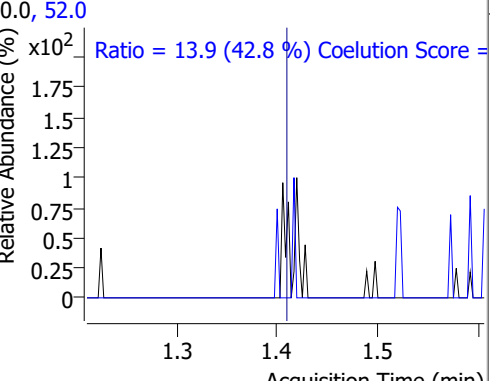
Compound	Conc.	RT	Dev(Min)	Resp.	QIon	QRatio	Lower	Upper
Chloromethane	0.3708	1.42	0.01	477 (m)	52.0	13.9	2.4	62.4

+ EIC (50.0) Scan 19JAN03.D



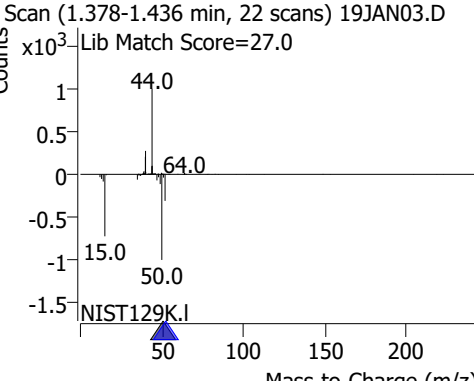
50.0, 52.0

Ratio = 13.9 (42.8 %) Coelution Score =



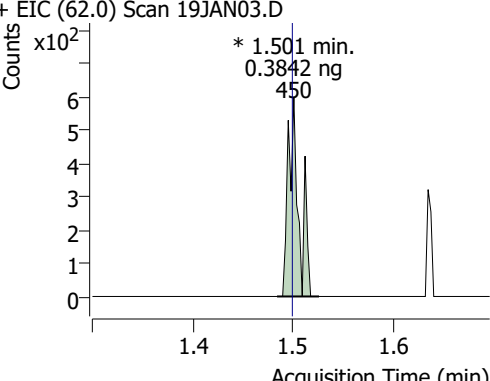
+ Scan (1.378-1.436 min, 22 scans) 19JAN03.D

Lib Match Score=27.0



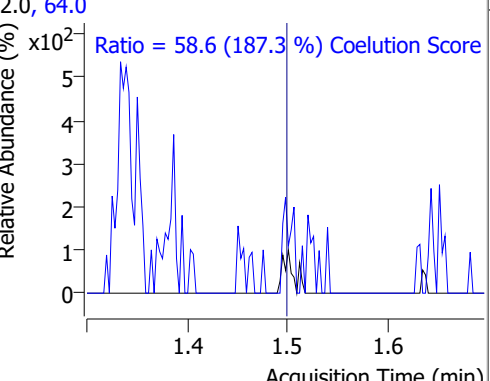
Compound	Conc.	RT	Dev(Min)	Resp.	QIon	QRatio	Lower	Upper
Vinyl chloride	0.3842	1.50	0.00	450 (m)	64.0	58.6	1.3	61.3

+ EIC (62.0) Scan 19JAN03.D



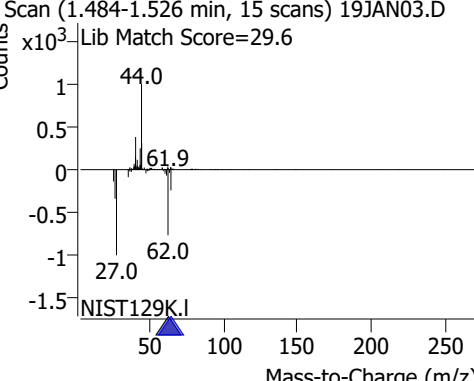
62.0, 64.0

Ratio = 58.6 (187.3 %) Coelution Score =



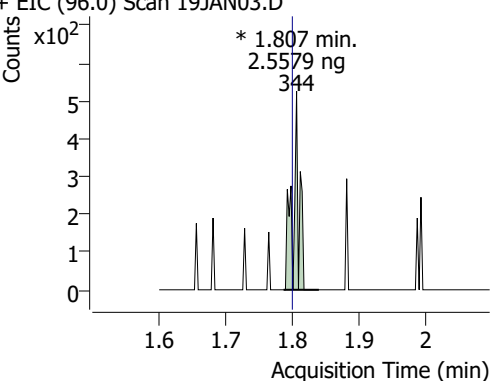
+ Scan (1.484-1.526 min, 15 scans) 19JAN03.D

Lib Match Score=29.6



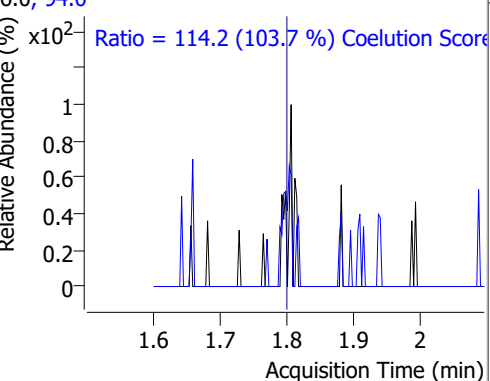
Compound	Conc.	RT	Dev(Min)	Resp.	QIon	QRatio	Lower	Upper
Bromomethane	2.5579	1.81	0.01	344 (m)	94.0	114.2	80.1	140.1

+ EIC (96.0) Scan 19JAN03.D



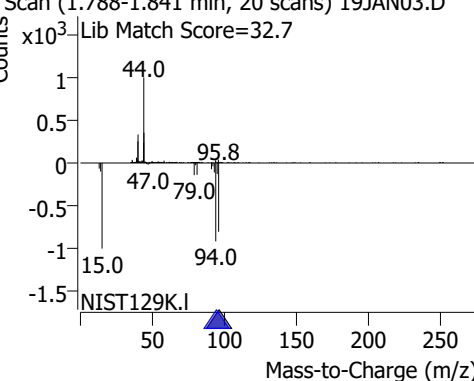
96.0, 94.0

Ratio = 114.2 (103.7 %) Coelution Score =



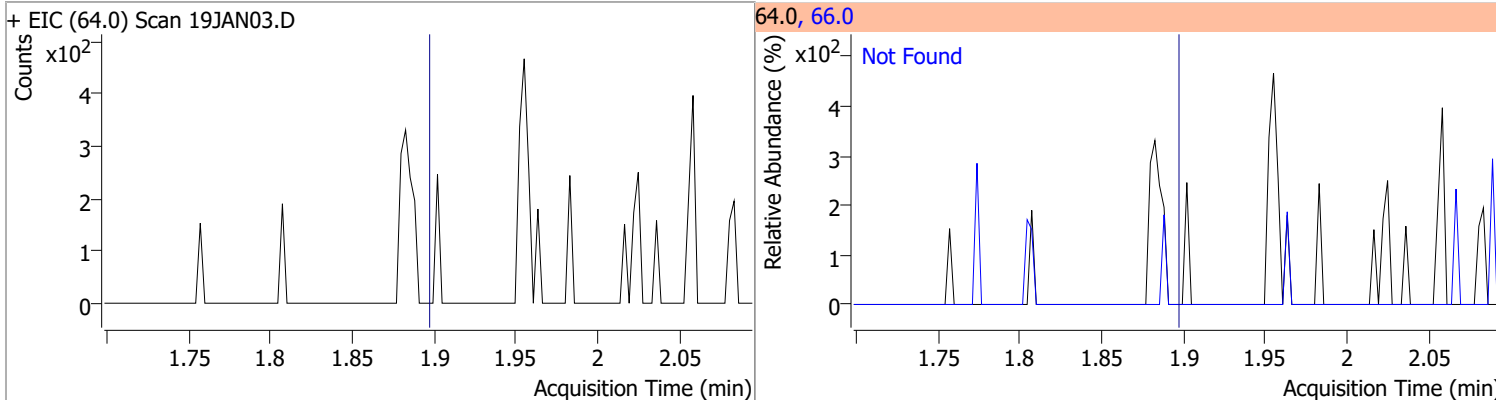
+ Scan (1.788-1.841 min, 20 scans) 19JAN03.D

Lib Match Score=32.7

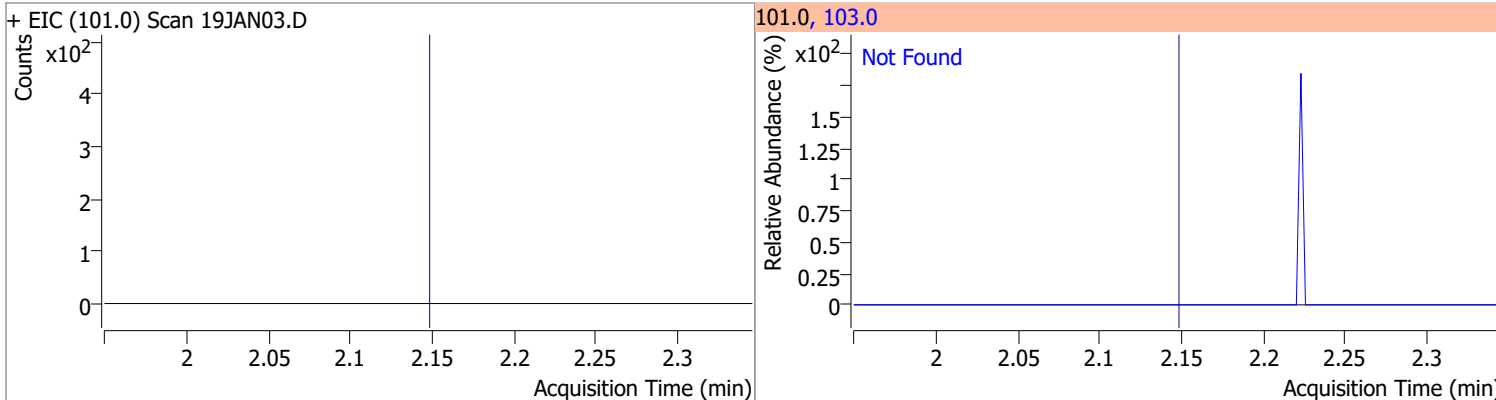


Quantitation Results Report (QT Reviewed)

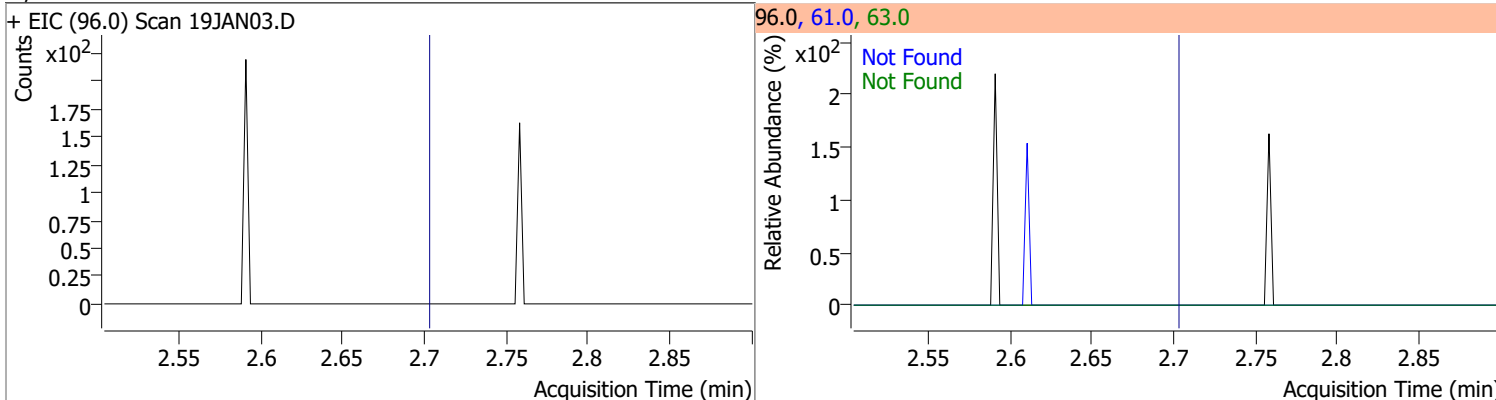
Compound	Conc.	Exp RT	QIon	Exp Ratio
Chloroethane	N.D.	1.90	66.0	30.0



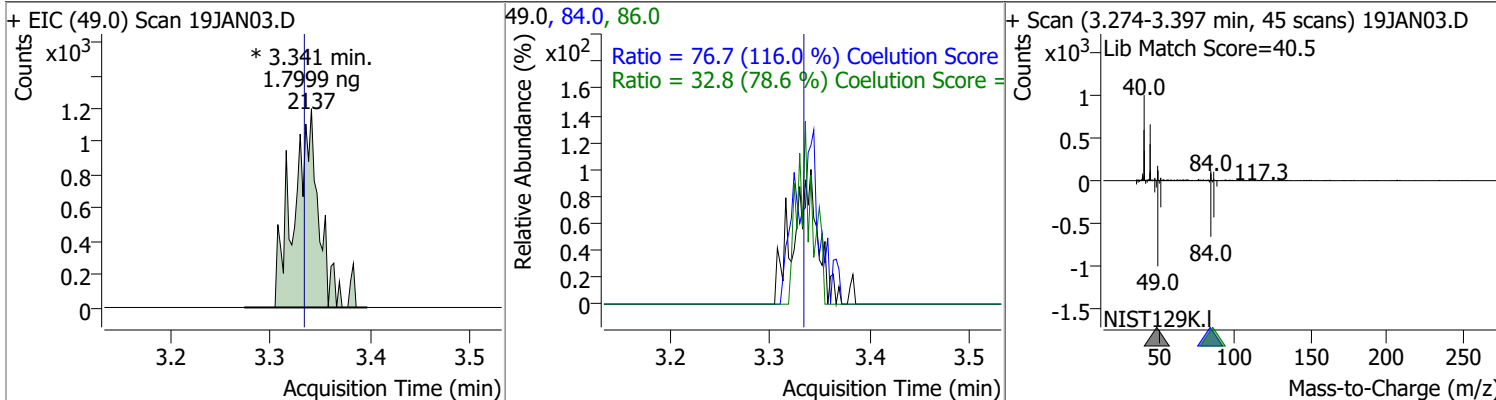
Compound	Conc.	Exp RT	QIon	Exp Ratio
Trichlorofluoromethane	N.D.	2.15	103.0	65.0



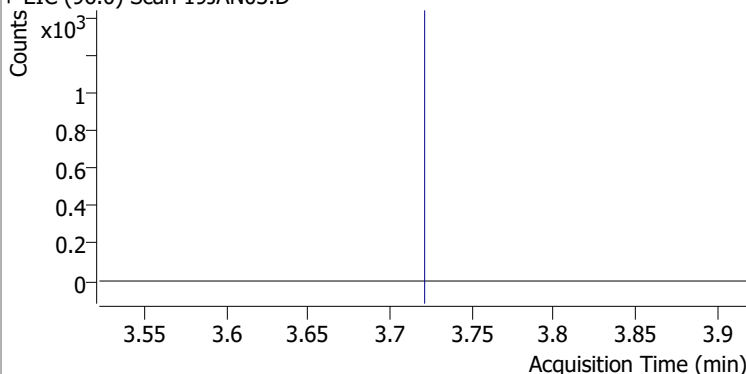
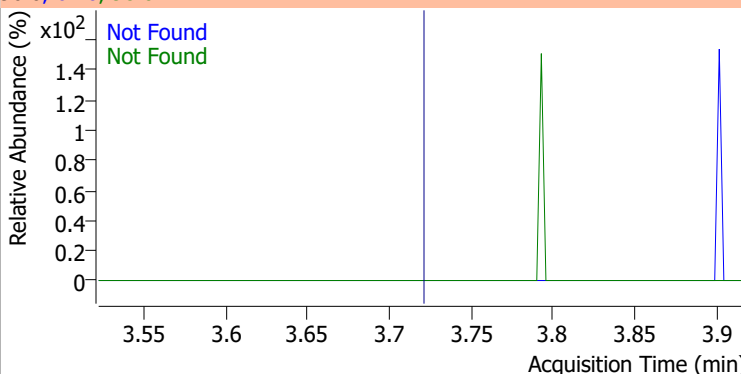
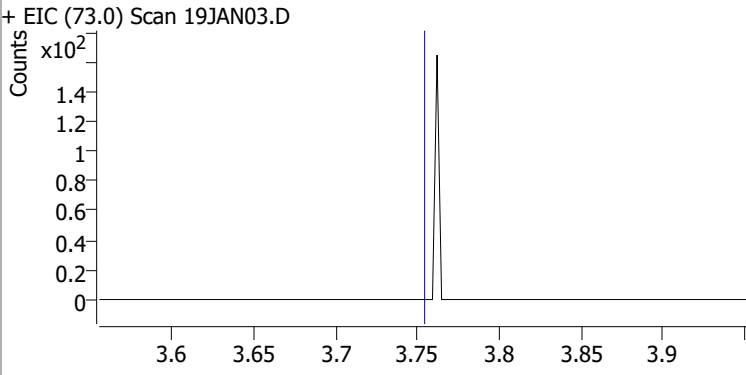
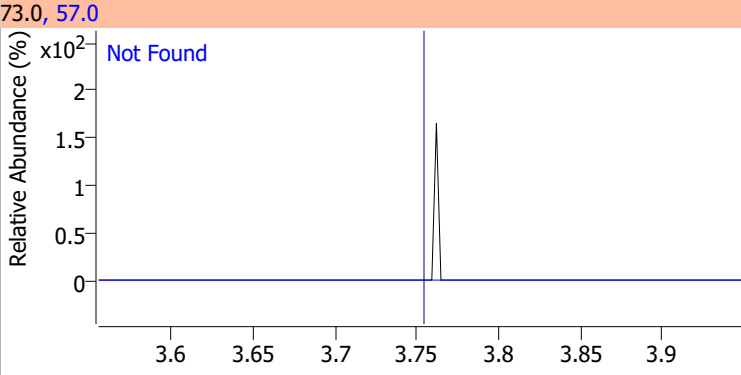
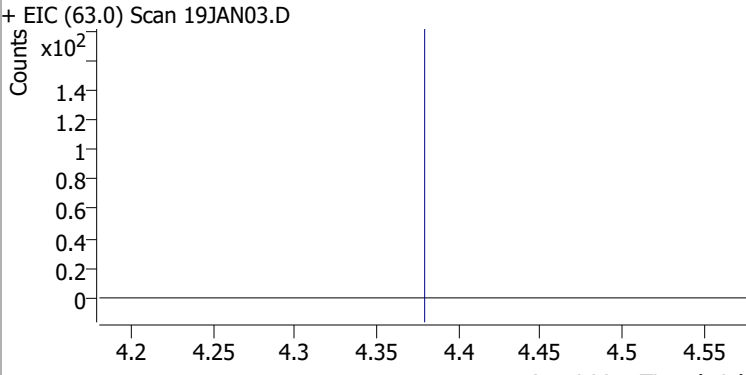
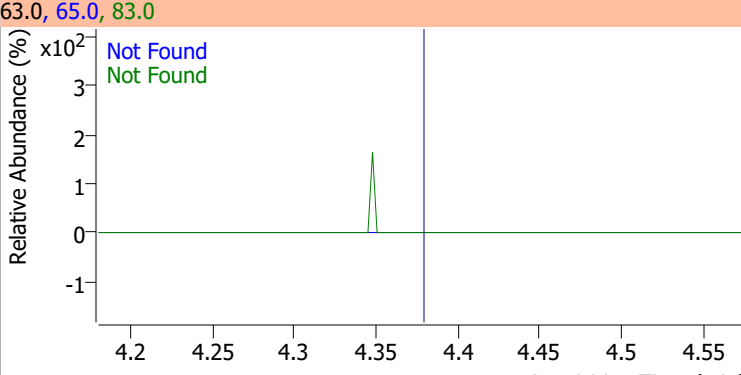
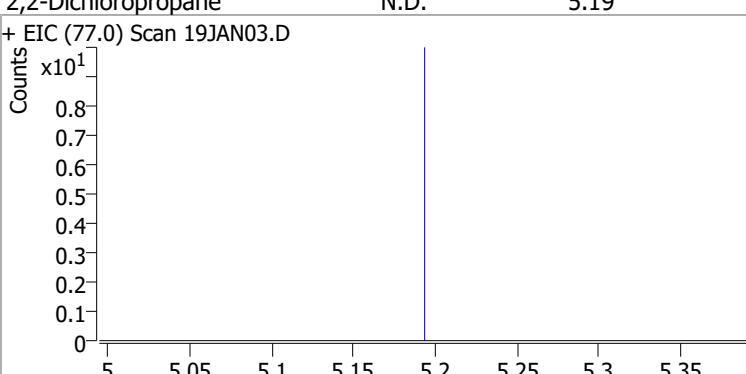
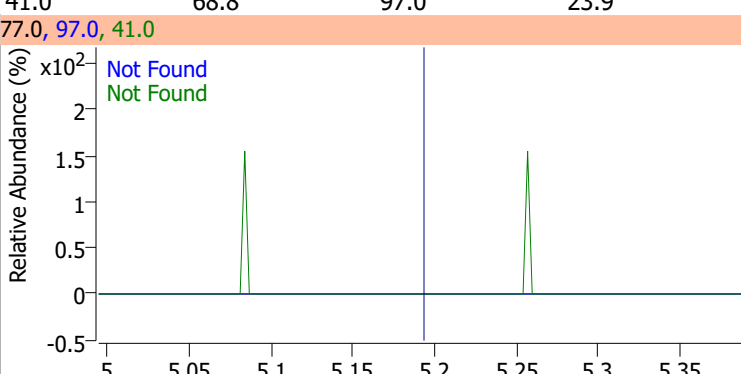
Compound	Conc.	Exp RT	QIon	Exp Ratio	QIon	Exp Ratio
1,1-Dichloroethene	N.D.	2.70	61.0	179.9	63.0	57.0



Compound	Conc.	RT	Dev(Min)	Resp.	QIon	QRatio	Lower	Upper
Methylene chloride	1.7999	3.34	0.01	2137 (m)	84.0	76.7	36.1	96.1
					86.0	32.8	11.8	71.8

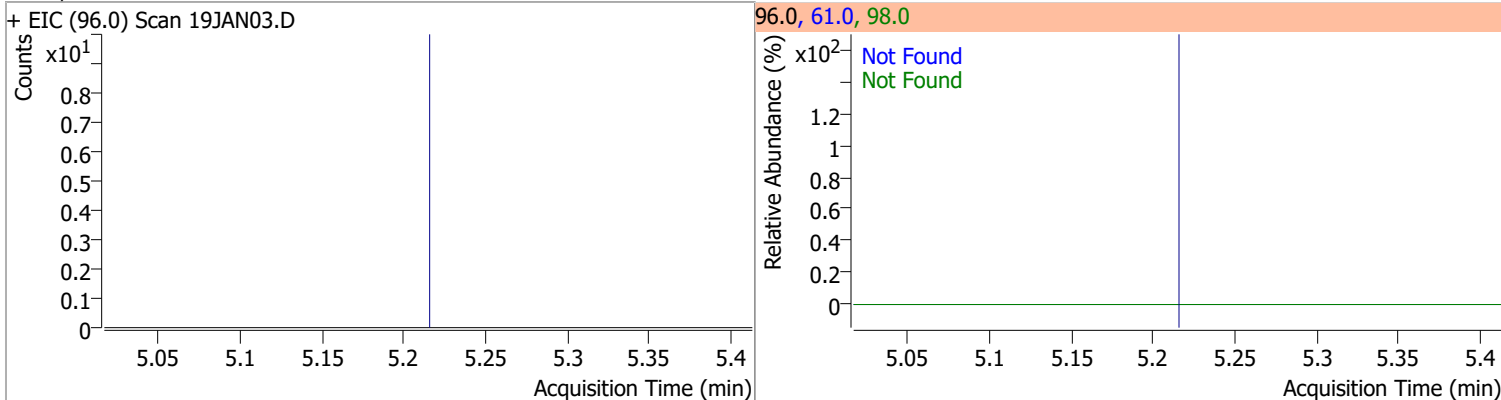


Quantitation Results Report (QT Reviewed)

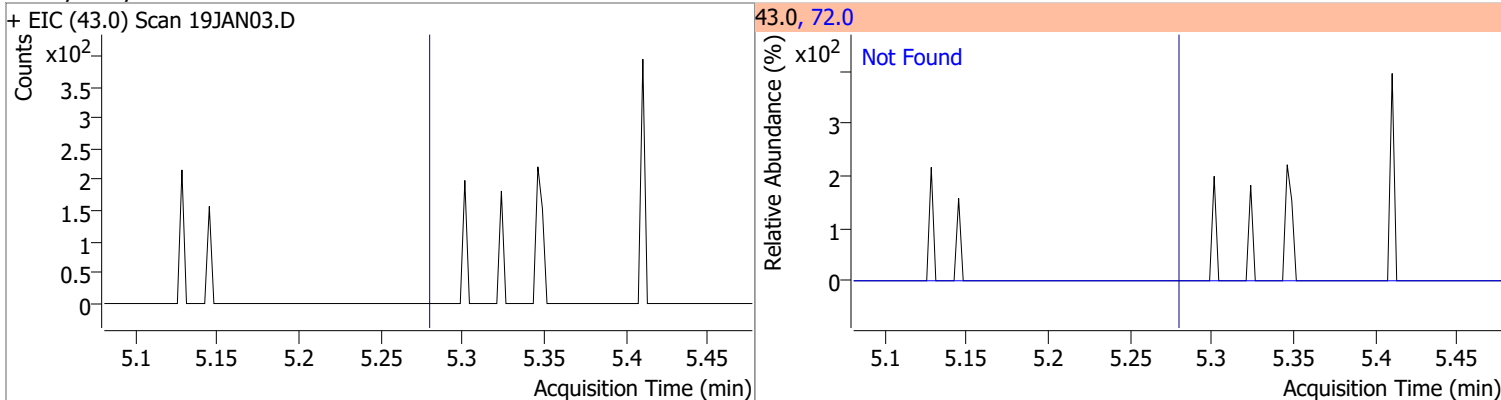
Compound	Conc.	Exp RT	QIon	Exp Ratio	QIon	Exp Ratio
trans-1,2-Dichloroethene	N.D.	3.72	61.0	154.8	98.0	62.1
+ EIC (96.0) Scan 19JAN03.D			96.0, 61.0, 98.0			
						
Methyl tert-butyl ether (MTBE)	N.D.	3.75	57.0	24.6		
+ EIC (73.0) Scan 19JAN03.D			73.0, 57.0			
						
1,1-Dichloroethane	N.D.	4.38	65.0	31.0	83.0	12.7
+ EIC (63.0) Scan 19JAN03.D			63.0, 65.0, 83.0			
						
2,2-Dichloropropane	N.D.	5.19	41.0	68.8	97.0	23.9
+ EIC (77.0) Scan 19JAN03.D			77.0, 97.0, 41.0			
						

Quantitation Results Report (QT Reviewed)

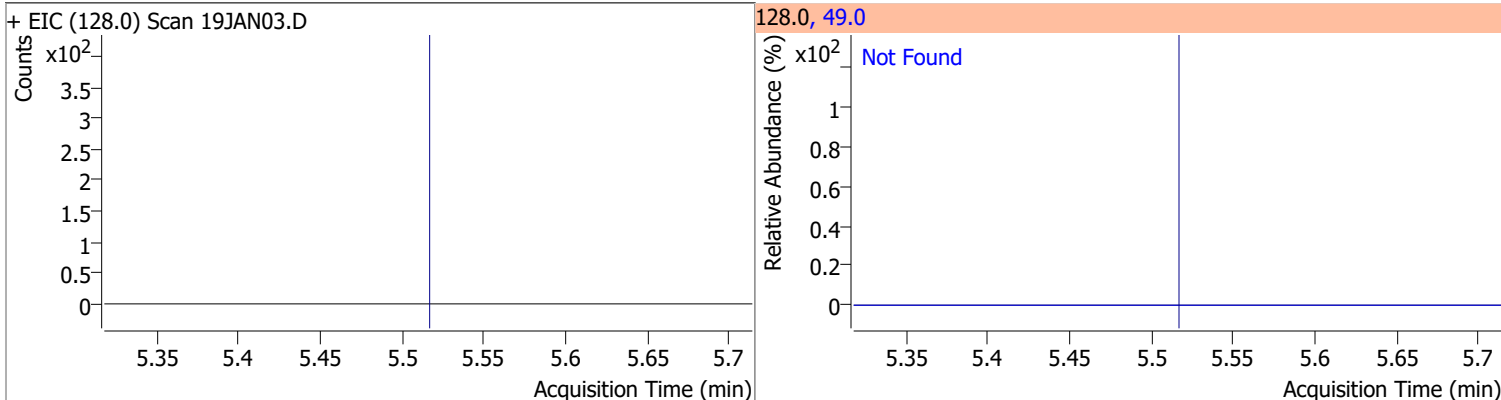
Compound	Conc.	Exp RT	QIon	Exp Ratio	QIon	Exp Ratio
cis-1,2-Dichloroethene	N.D.	5.21	61.0	160.4	98.0	66.2



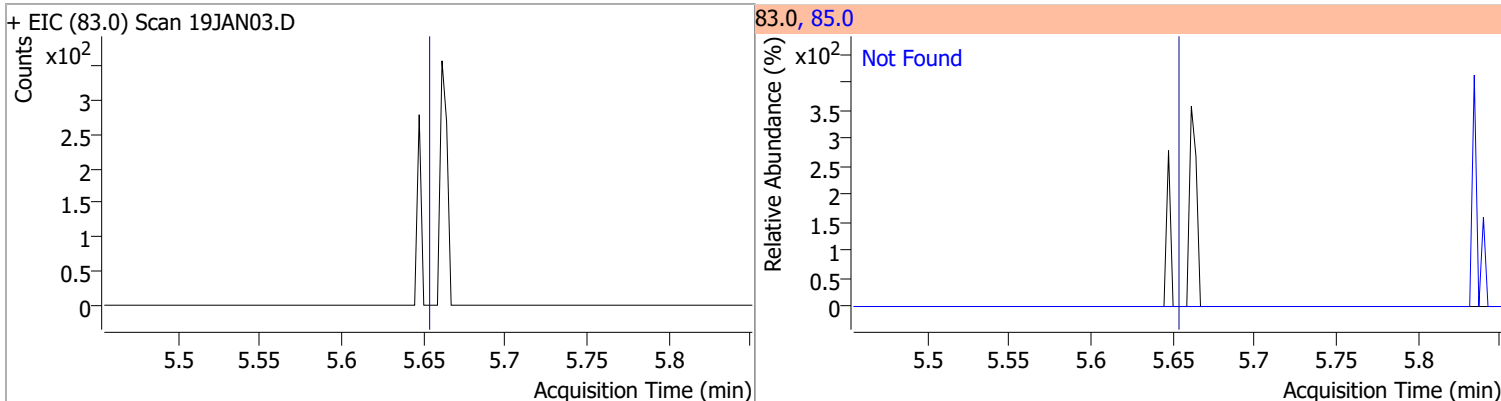
Compound	Conc.	Exp RT	QIon	Exp Ratio
Methyl ethyl ketone	N.D.	5.28	72.0	20.6



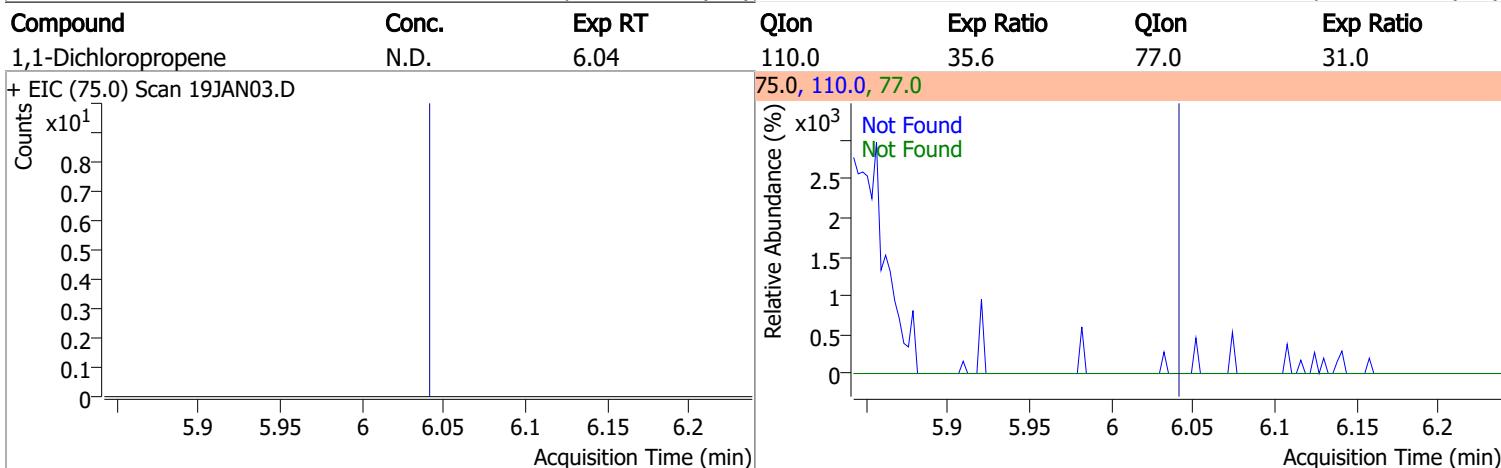
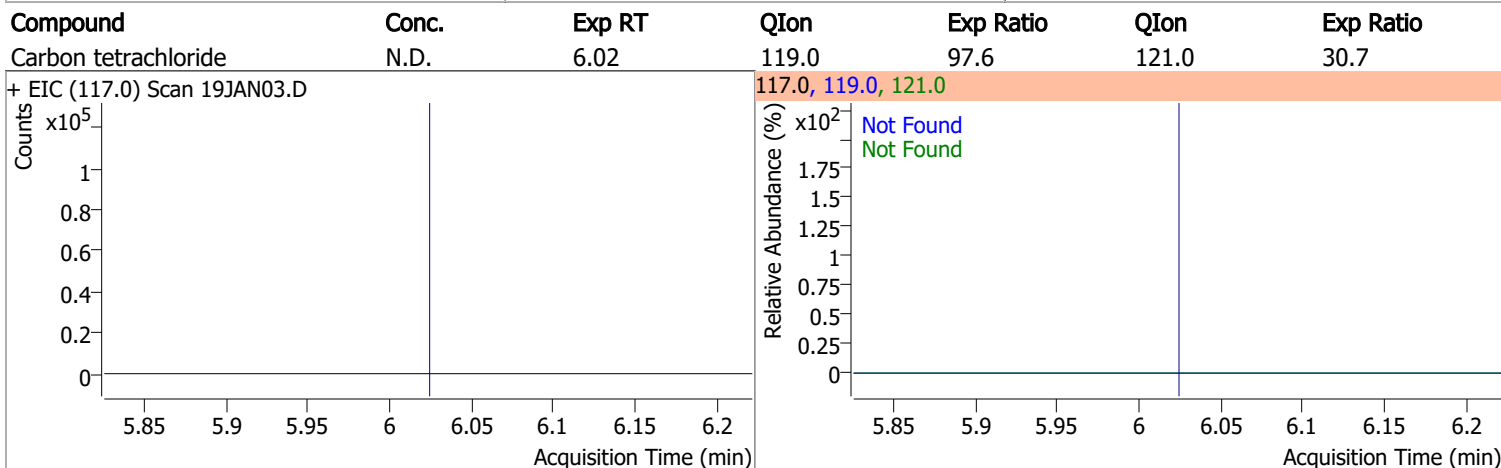
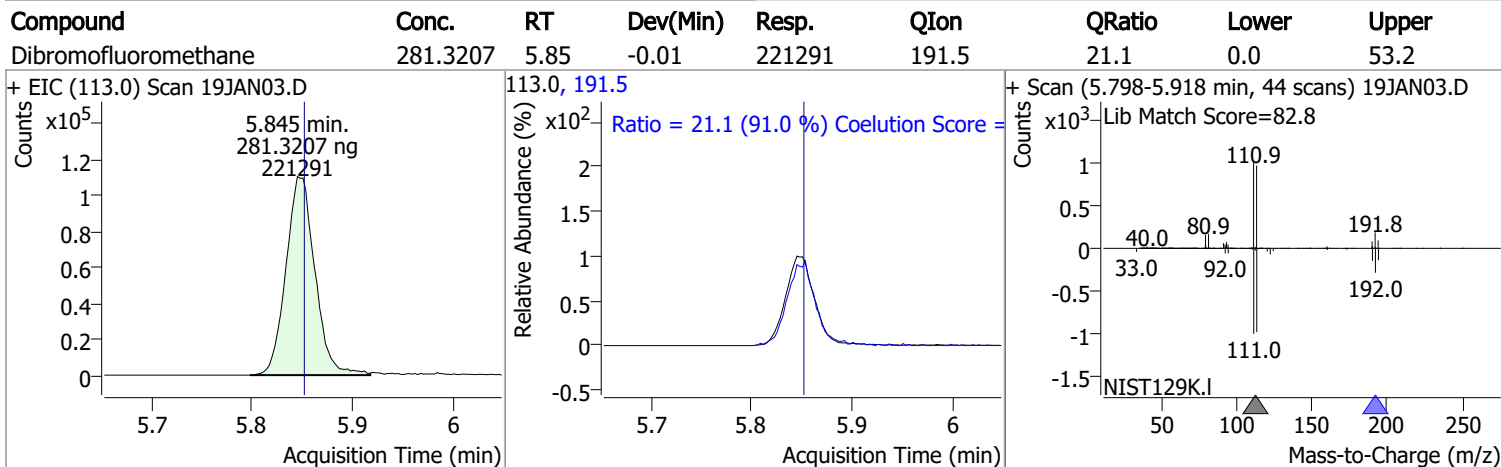
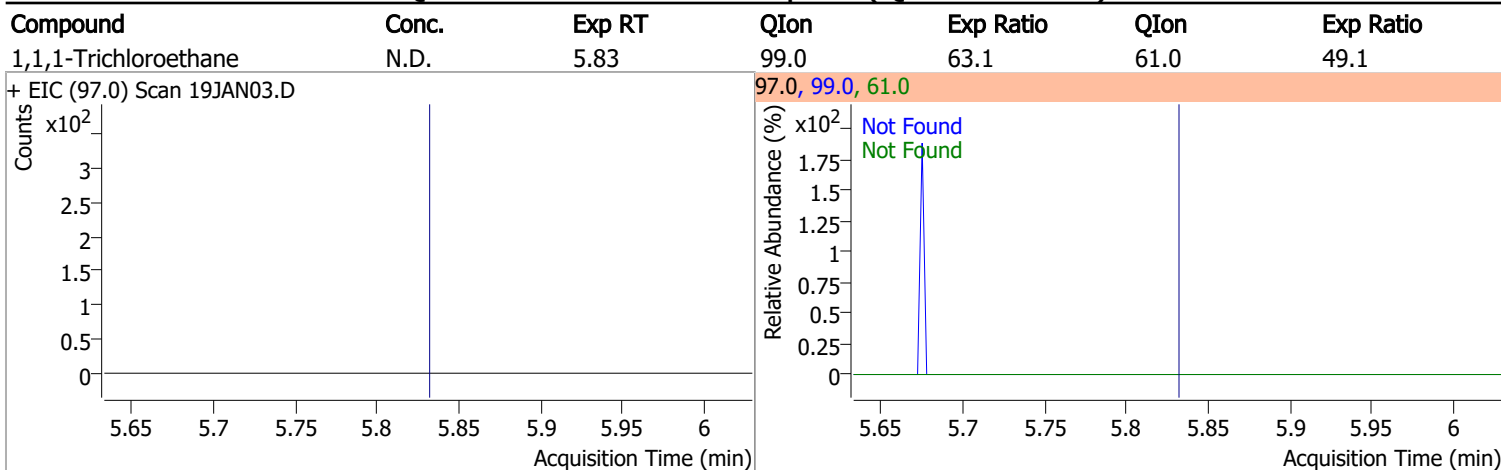
Compound	Conc.	Exp RT	QIon	Exp Ratio
Bromochloromethane	N.D.	5.52	49.0	182.2



Compound	Conc.	Exp RT	QIon	Exp Ratio
Chloroform	N.D.	5.65	85.0	66.2

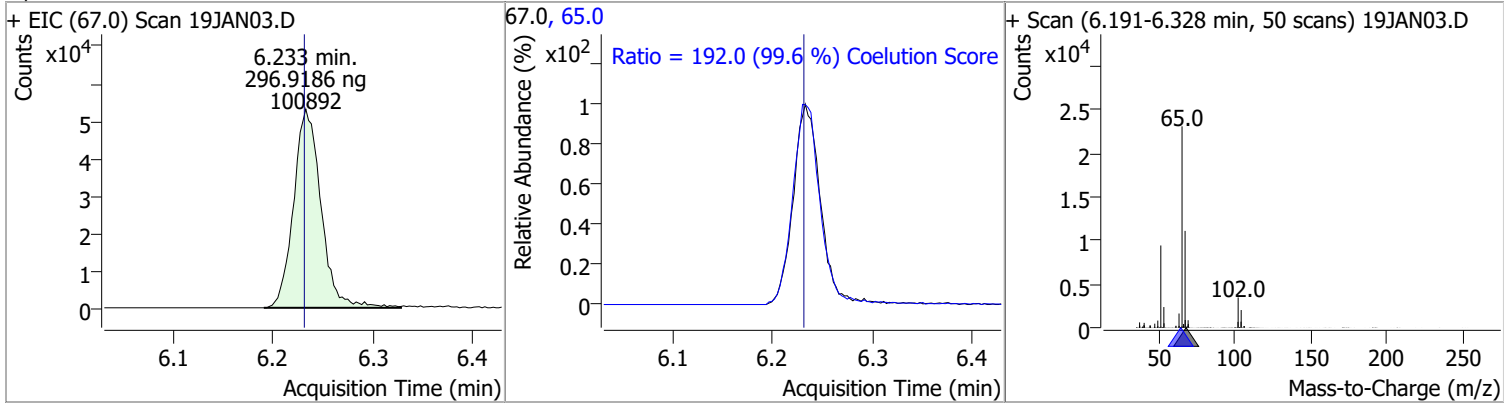


Quantitation Results Report (QT Reviewed)

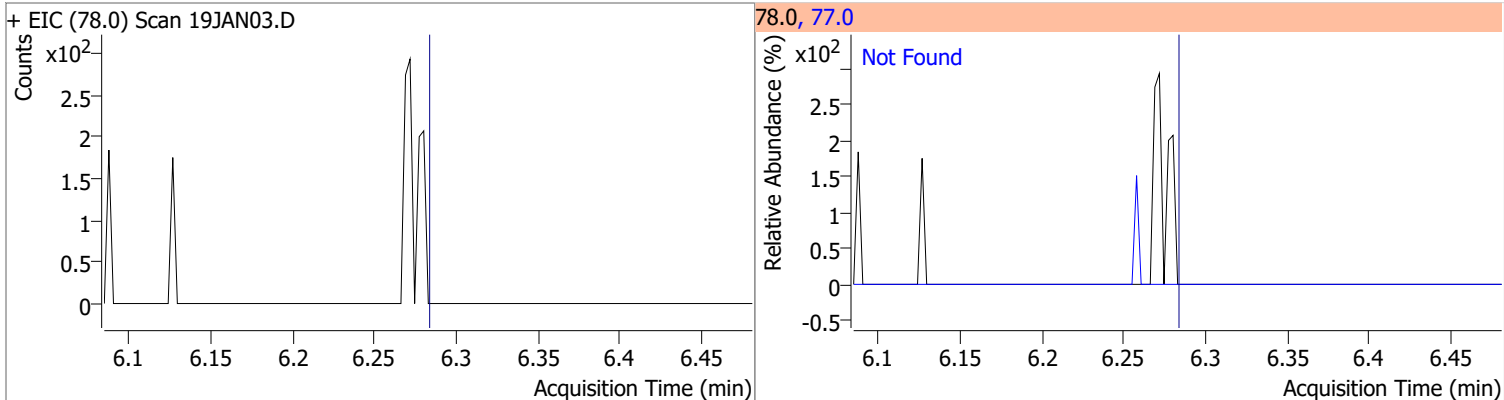


Quantitation Results Report (QT Reviewed)

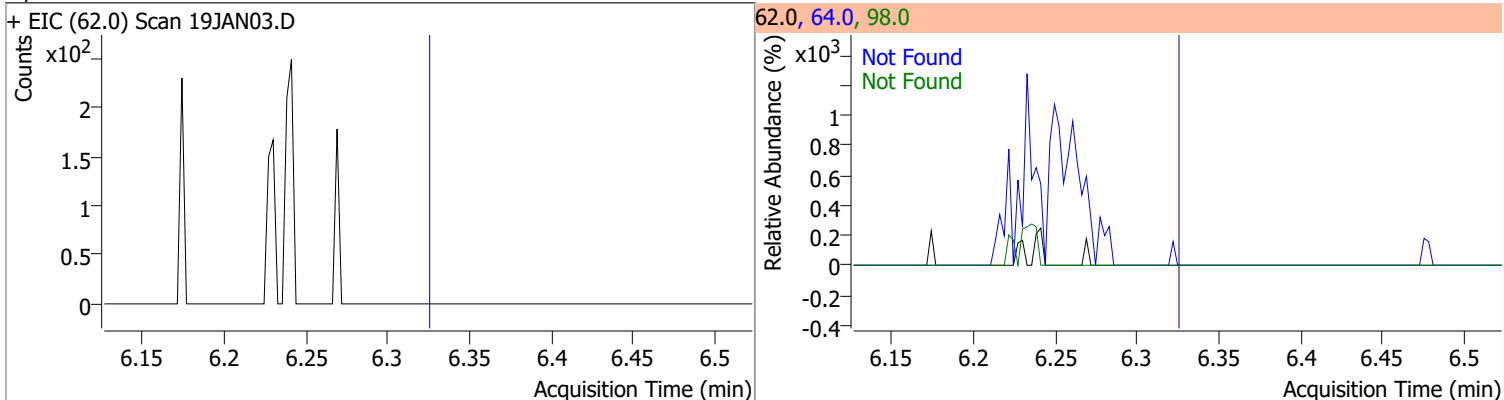
Compound	Conc.	RT	Dev(Min)	Resp.	QIon	QRatio	Lower	Upper
1,2-Dichloroethane-d4	296.9186	6.23	0.00	100892	65.0	192.0	162.8	222.8



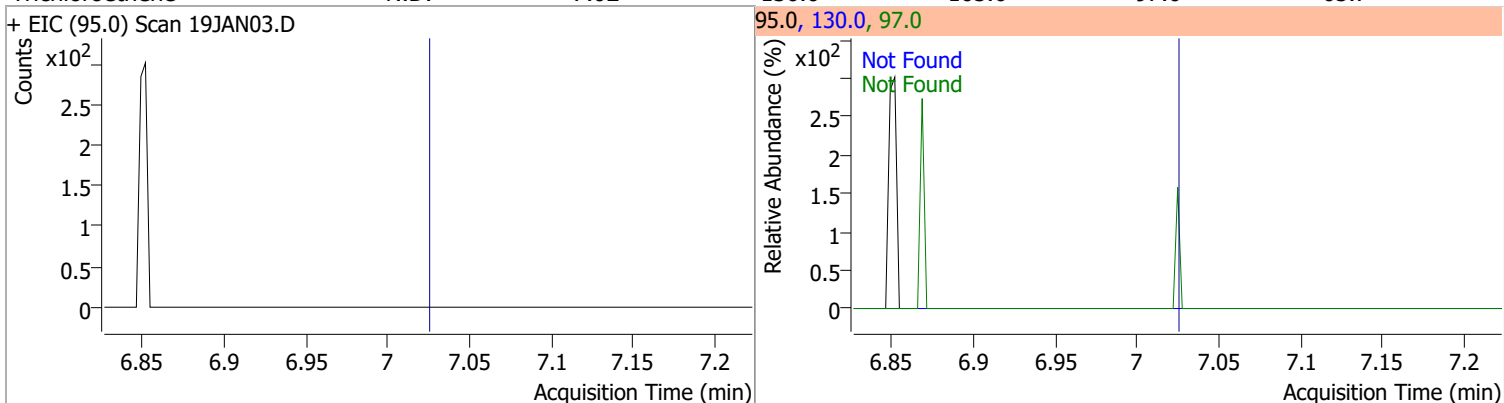
Compound	Conc.	Exp RT	QIon	Exp Ratio
Benzene	N.D.	6.28	77.0	23.3



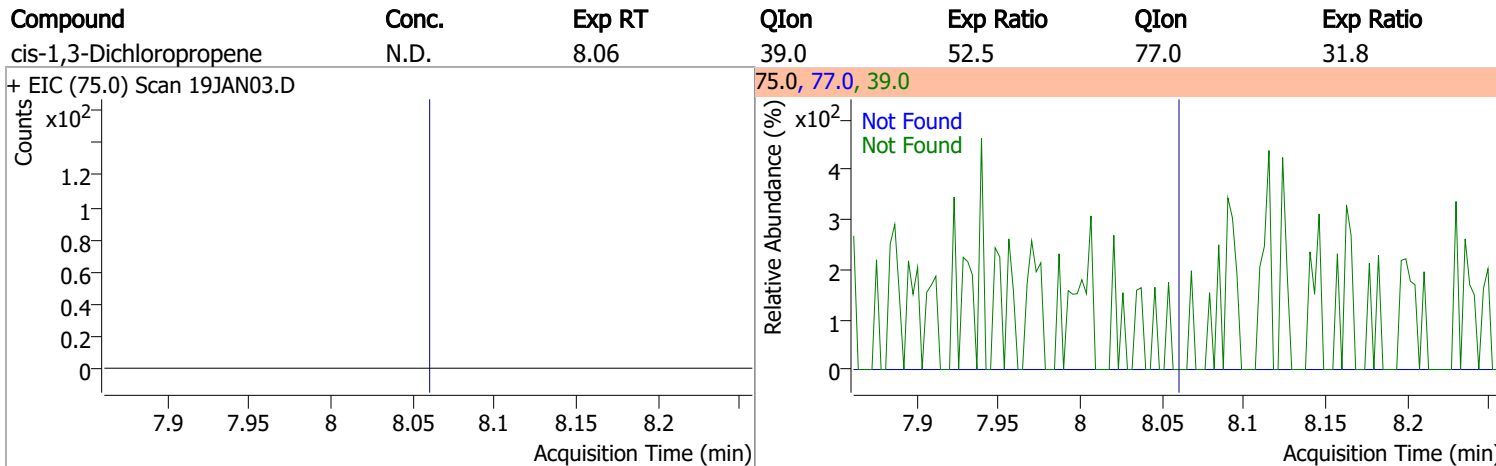
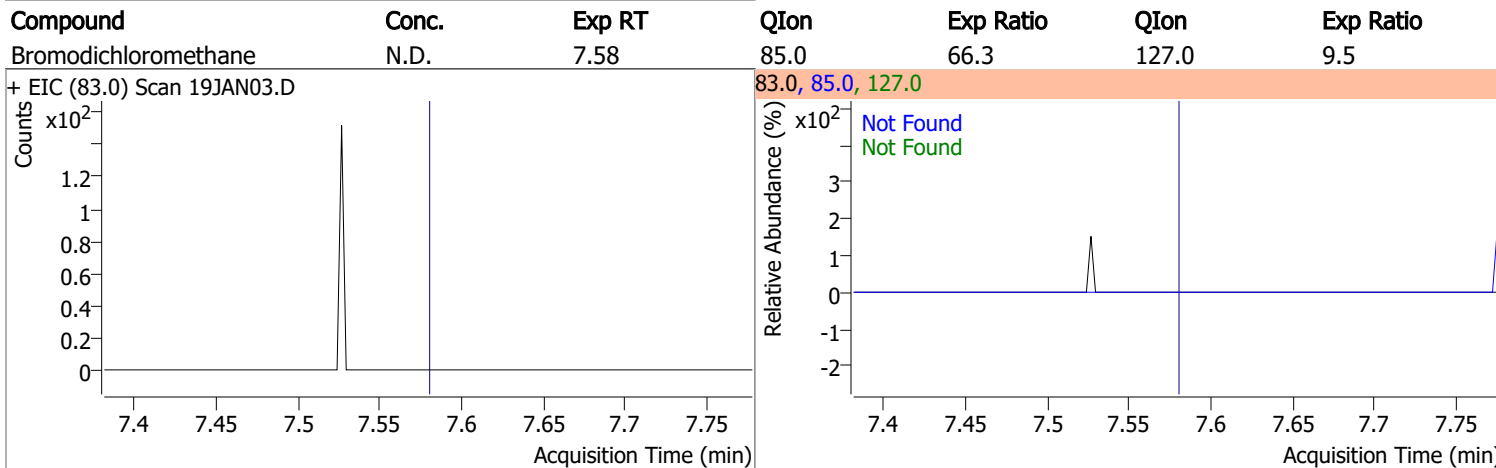
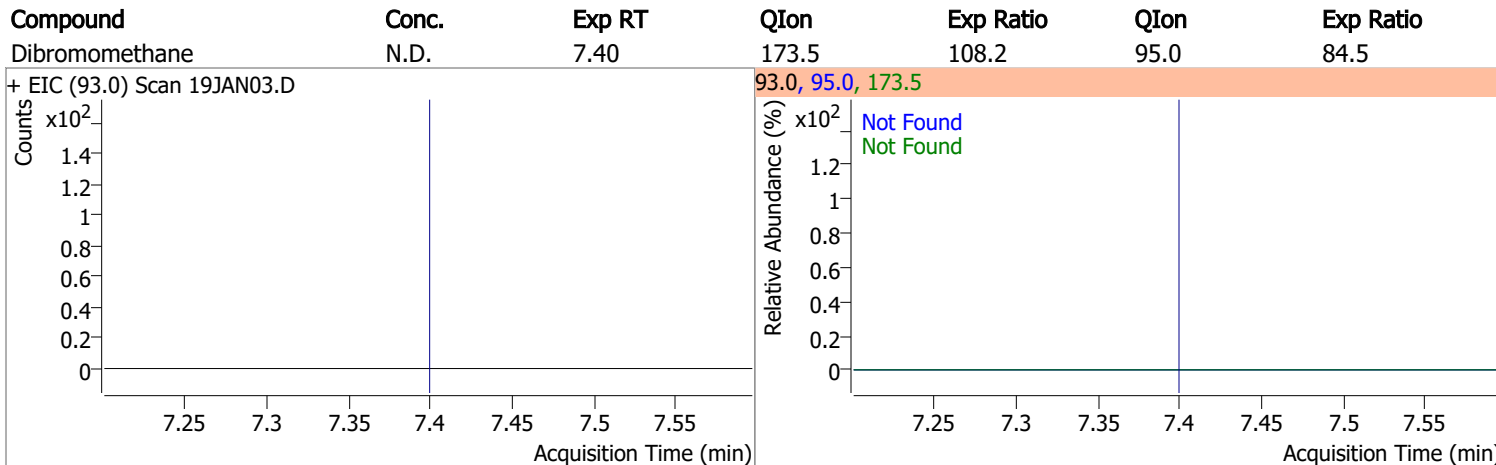
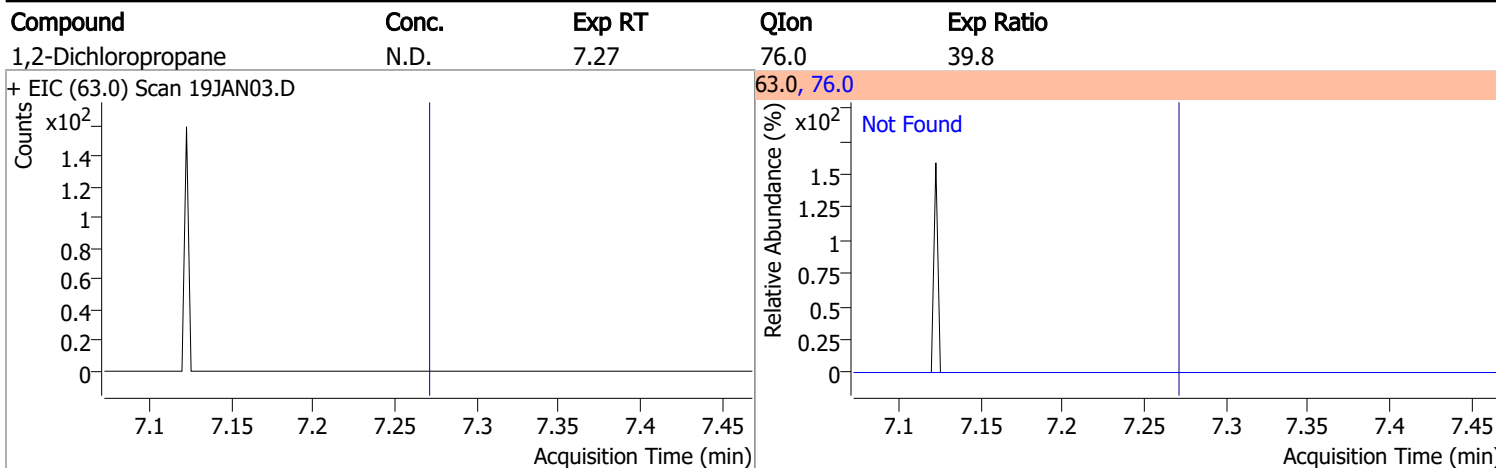
Compound	Conc.	Exp RT	QIon	Exp Ratio	QIon	Exp Ratio
1,2-Dichloroethane	N.D.	6.32	64.0	32.2	98.0	8.2



Compound	Conc.	Exp RT	QIon	Exp Ratio	QIon	Exp Ratio
Trichloroethene	N.D.	7.02	130.0	105.6	97.0	65.7

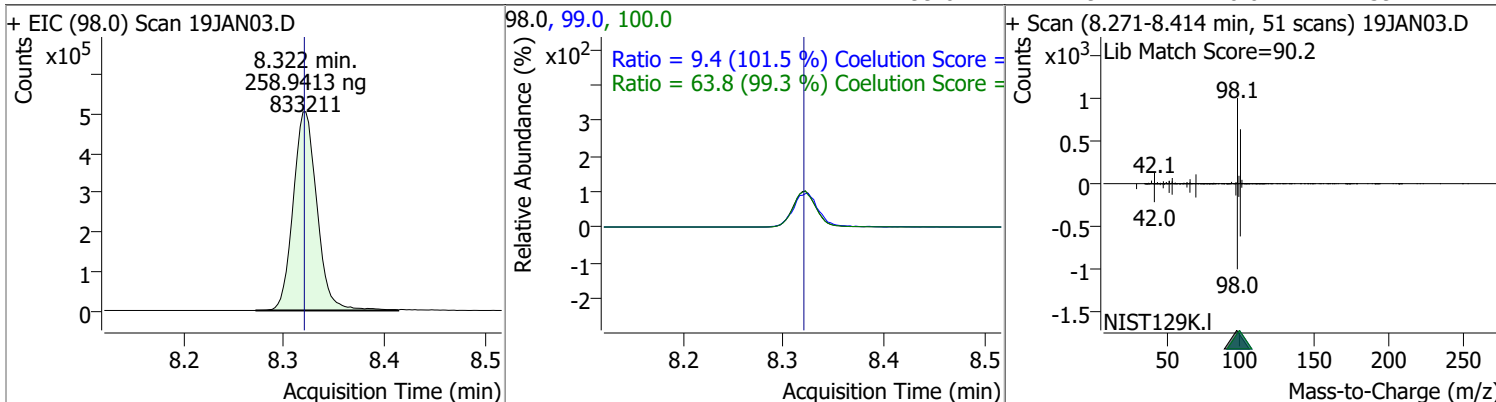


Quantitation Results Report (QT Reviewed)

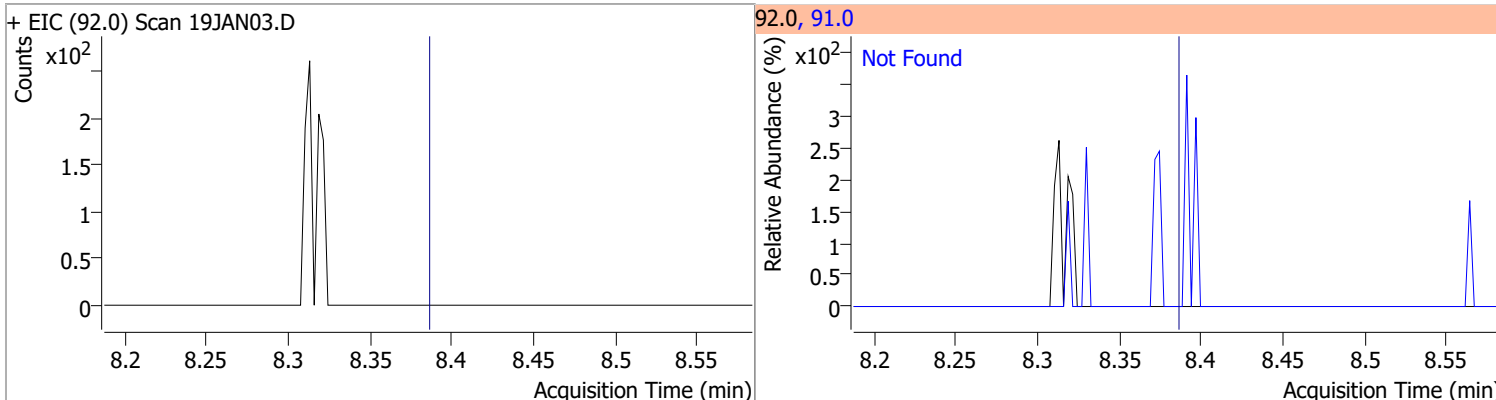


Quantitation Results Report (QT Reviewed)

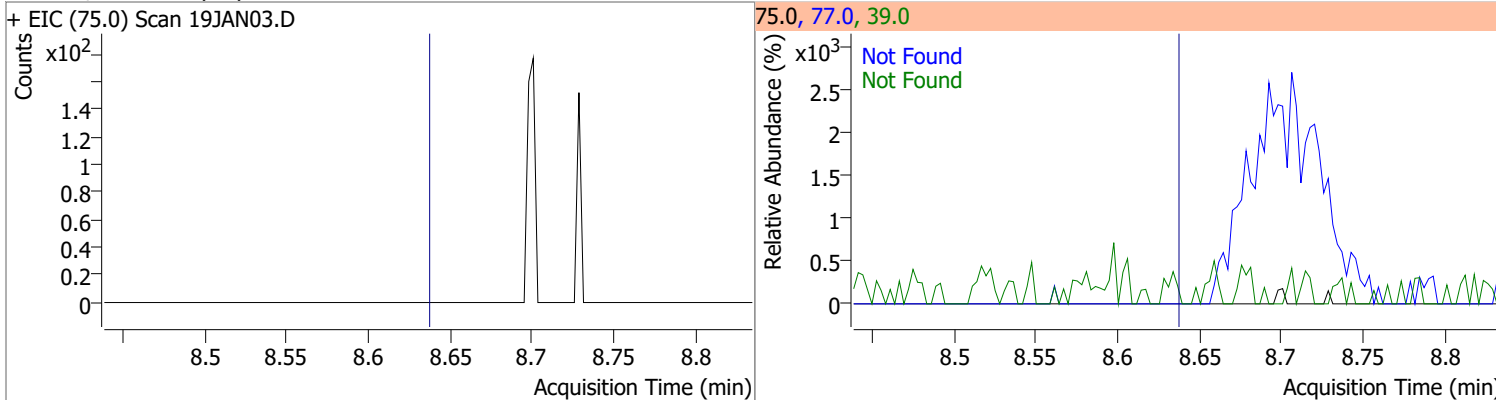
Compound	Conc.	RT	Dev(Min)	Resp.	QIon	QRatio	Lower	Upper
Toluene-d8	258.9413	8.32	0.00	833211	100.0	63.8	34.3	94.3
					99.0	9.4	0.0	39.2



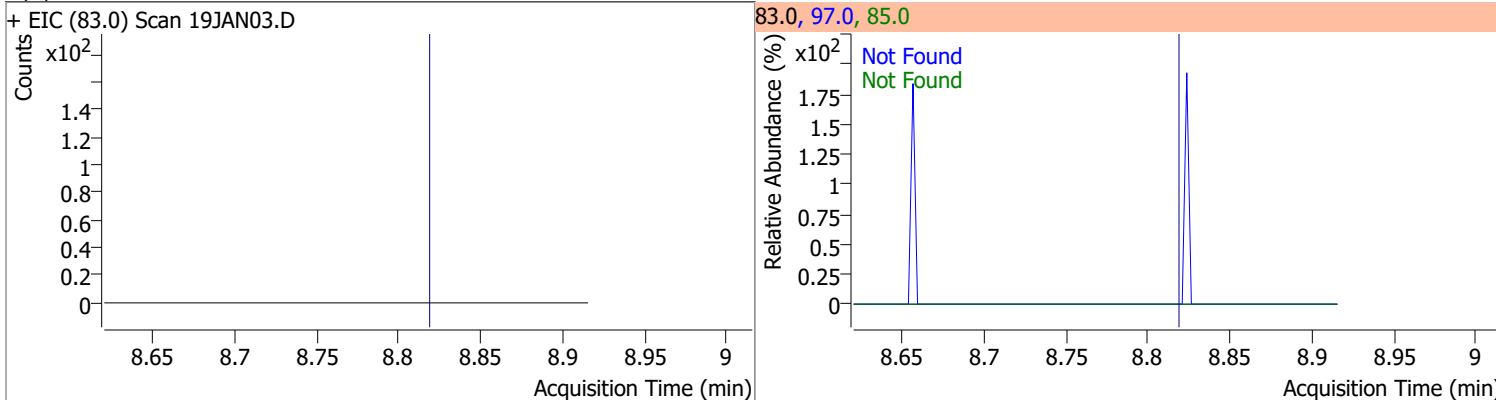
Compound	Conc.	Exp RT	QIon	Exp Ratio
Toluene	N.D.	8.39	91.0	174.1



Compound	Conc.	Exp RT	QIon	Exp Ratio	QIon	Exp Ratio
trans-1,3-Dichloropropene	N.D.	8.64	39.0	53.0	77.0	31.0

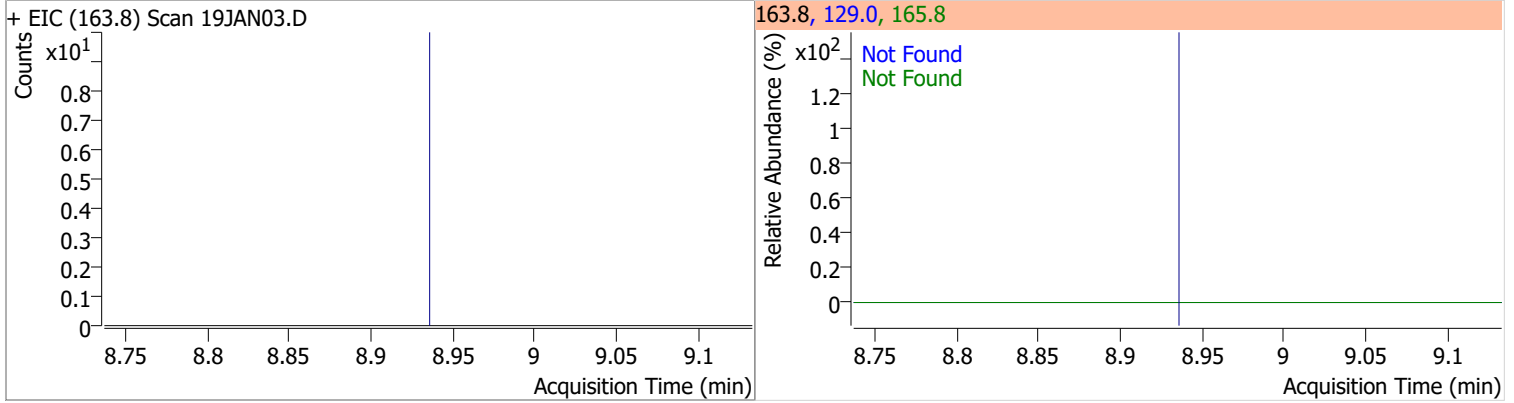


Compound	Conc.	Exp RT	QIon	Exp Ratio	QIon	Exp Ratio
1,1,2-Trichloroethane	N.D.	8.82	97.0	110.7	85.0	60.7

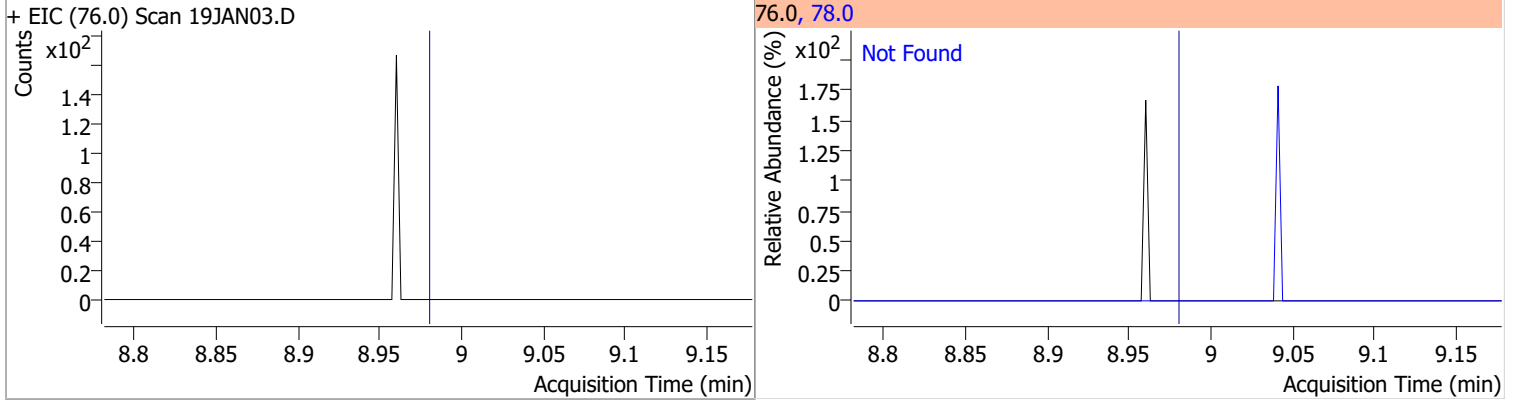


Quantitation Results Report (QT Reviewed)

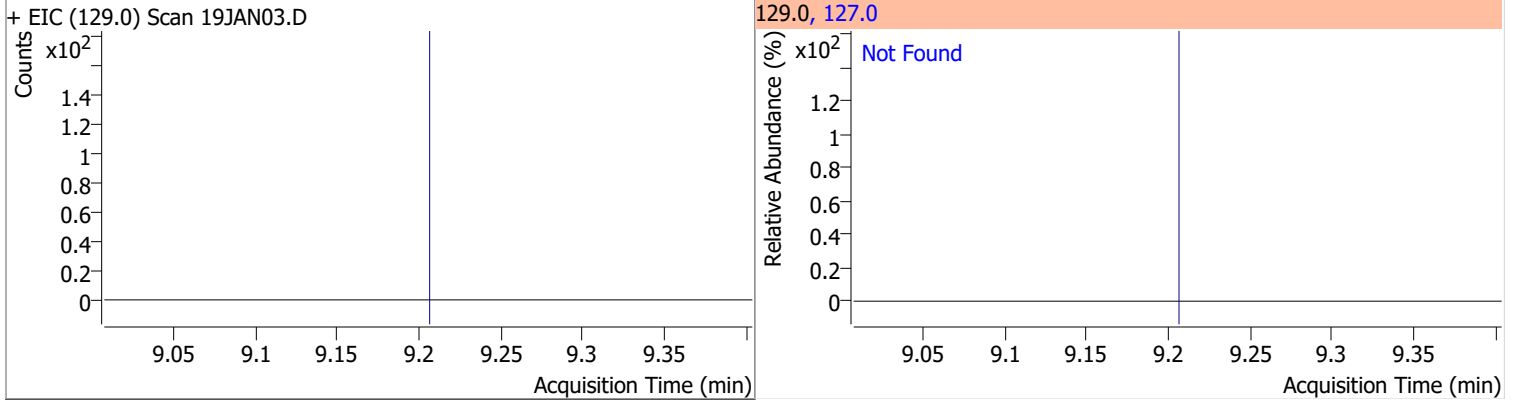
Compound	Conc.	Exp RT	QIon	Exp Ratio	QIon	Exp Ratio
Tetrachloroethene	N.D.	8.94	165.8	126.1	129.0	90.5



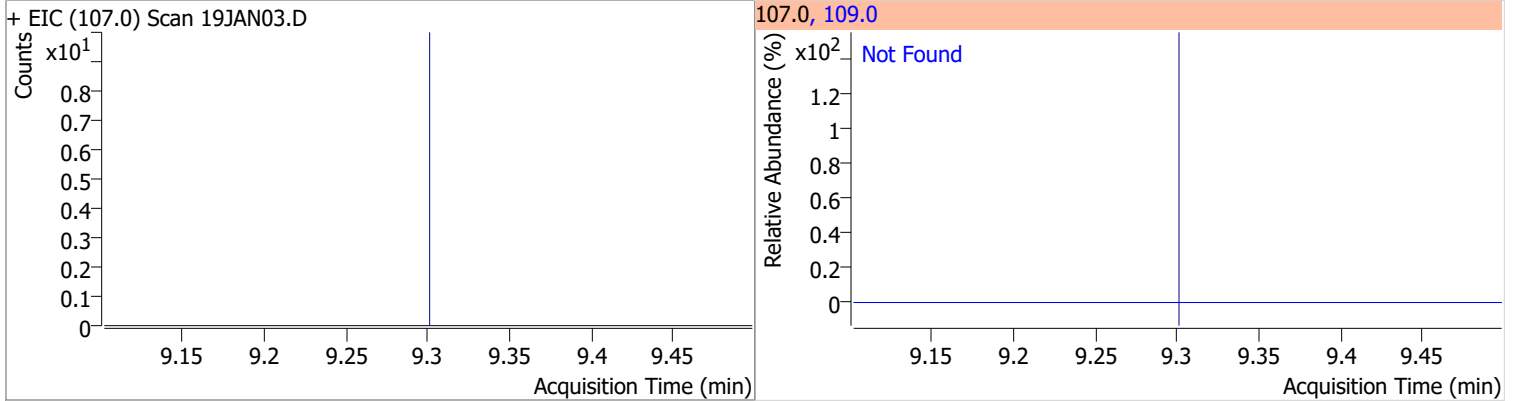
Compound	Conc.	Exp RT	QIon	Exp Ratio
1,3-Dichloropropane	N.D.	8.98	78.0	32.4



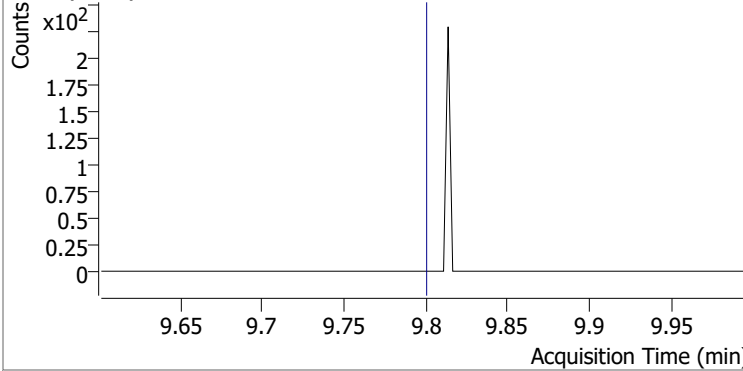
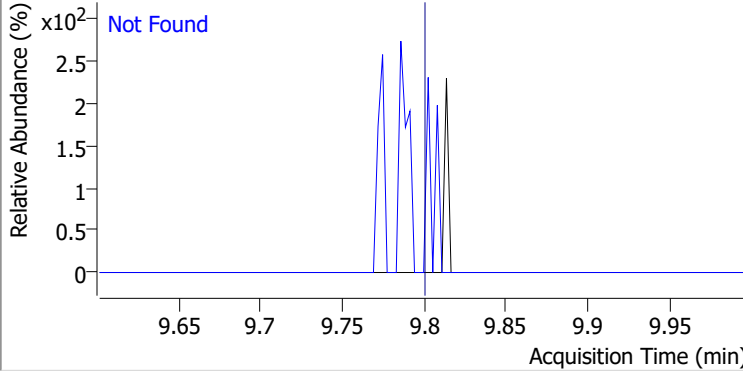
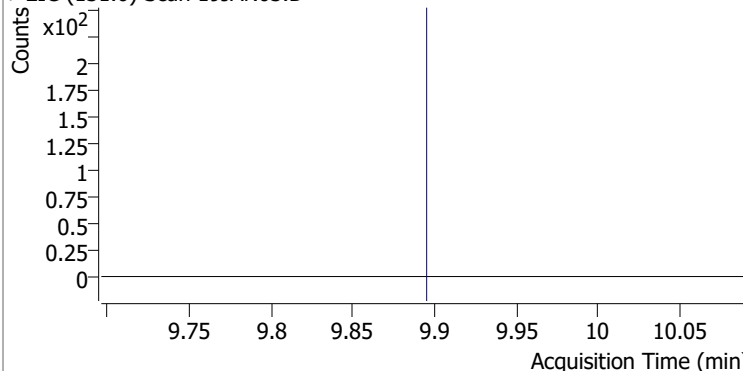
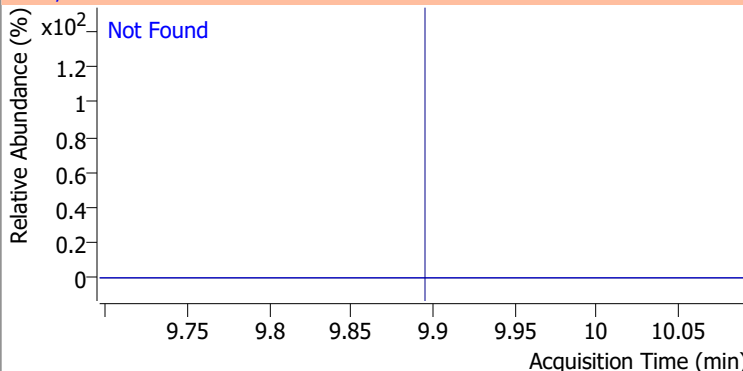
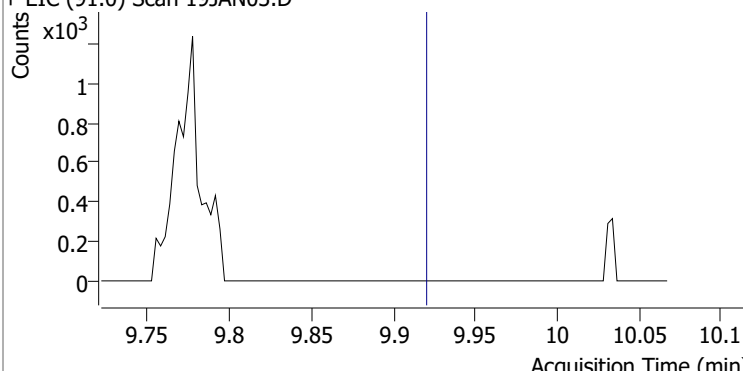
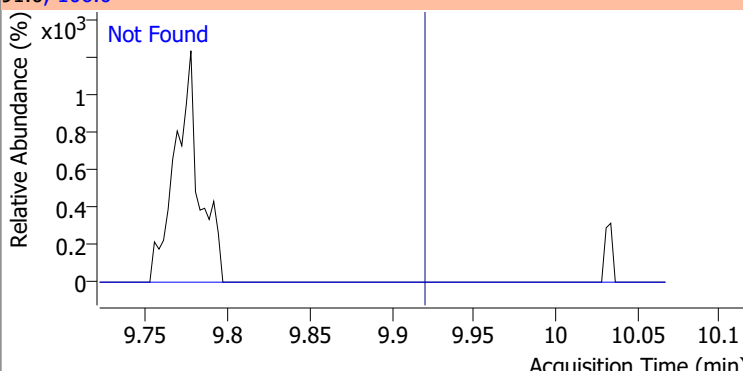
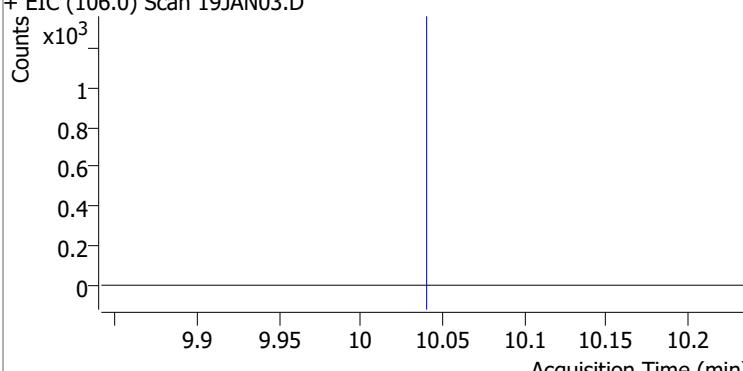
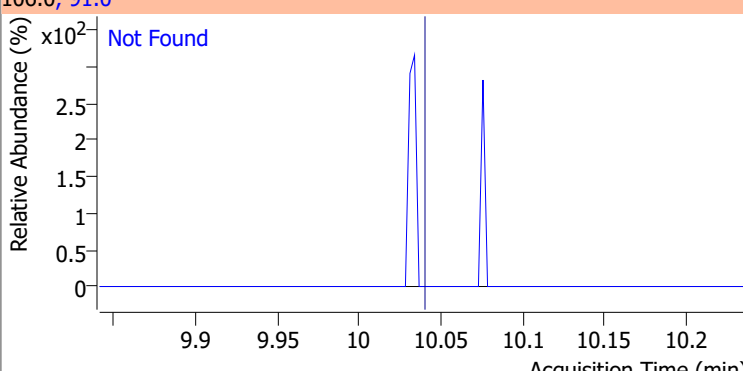
Compound	Conc.	Exp RT	QIon	Exp Ratio
Chlorodibromomethane	N.D.	9.21	127.0	77.2



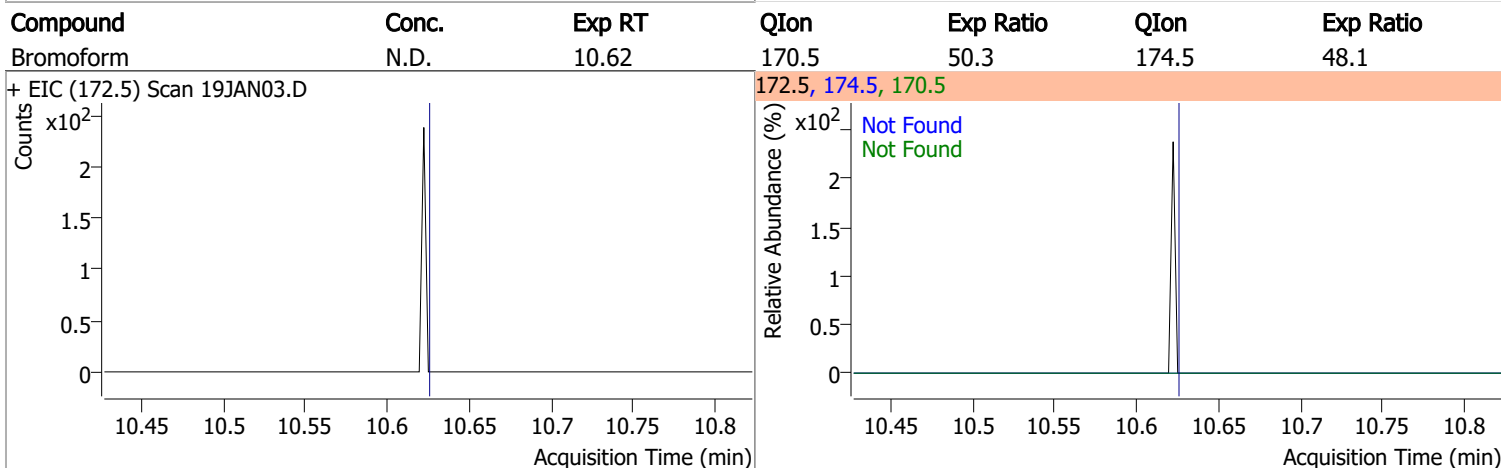
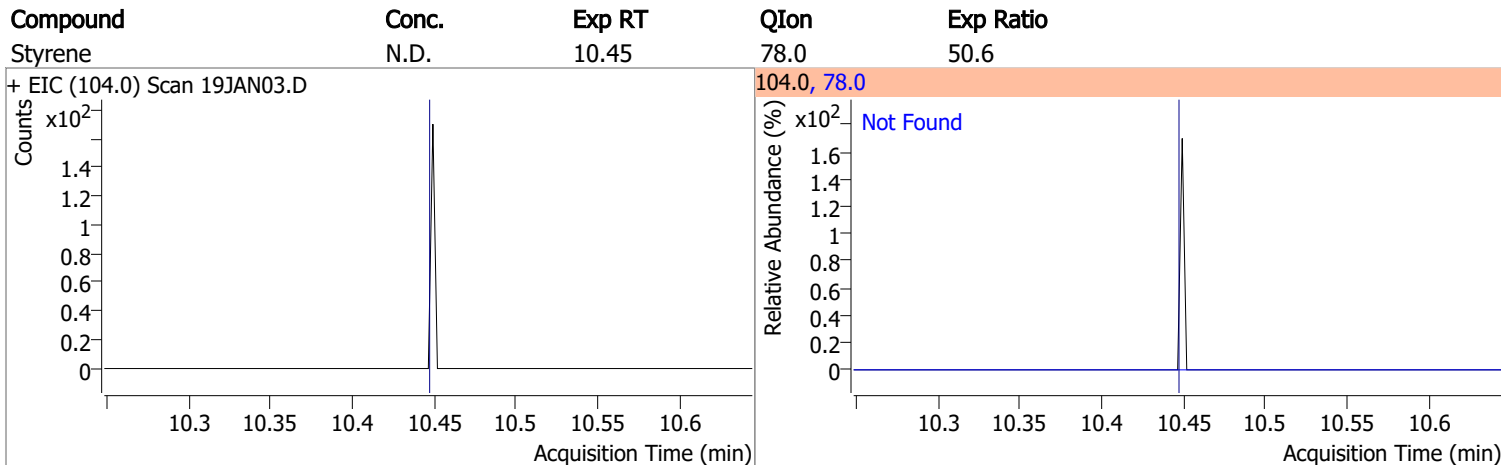
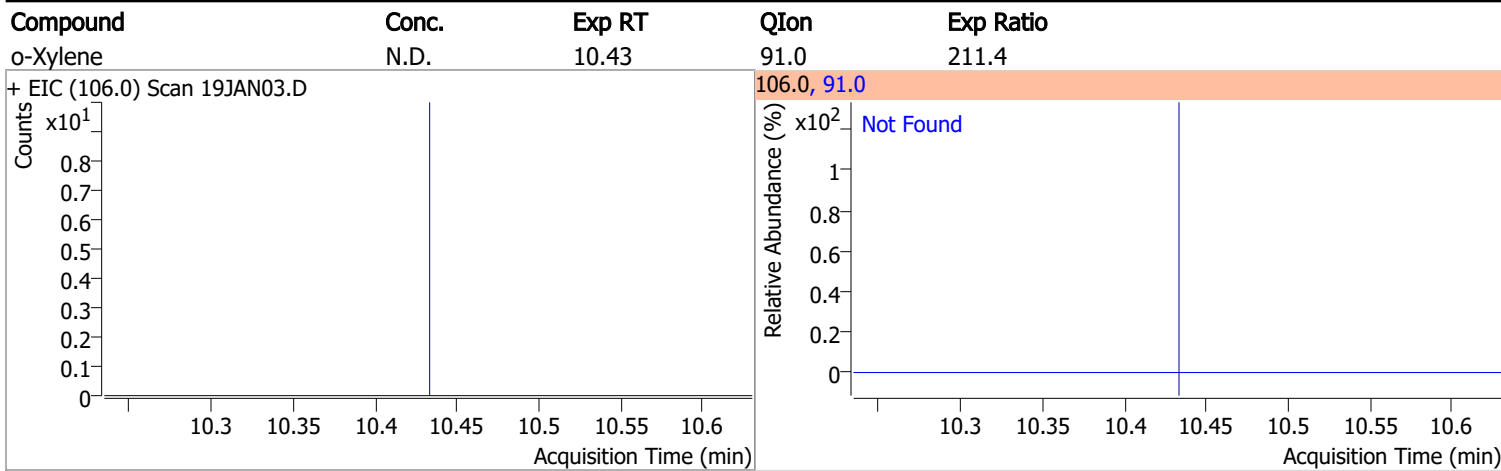
Compound	Conc.	Exp RT	QIon	Exp Ratio
1,2-Dibromoethane	N.D.	9.30	109.0	91.5



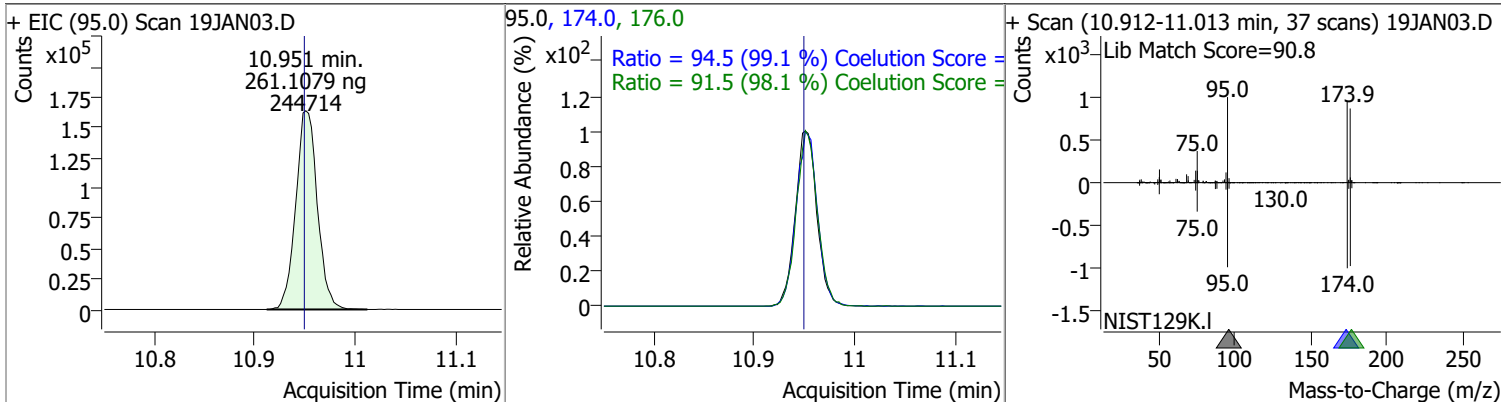
Quantitation Results Report (QT Reviewed)

Compound	Conc.	Exp RT	QIon	Exp Ratio
Chlorobenzene	N.D.	9.80	114.0	32.2
+ EIC (112.0) Scan 19JAN03.D			112.0, 114.0	
				
1,1,1,2-Tetrachloroethane	N.D.	9.89	133.0	95.3
+ EIC (131.0) Scan 19JAN03.D			131.0, 133.0	
				
Ethylbenzene	N.D.	9.92	106.0	31.7
+ EIC (91.0) Scan 19JAN03.D			91.0, 106.0	
				
m+p-Xylenes	N.D.	10.04	91.0	200.7
+ EIC (106.0) Scan 19JAN03.D			106.0, 91.0	
				

Quantitation Results Report (QT Reviewed)

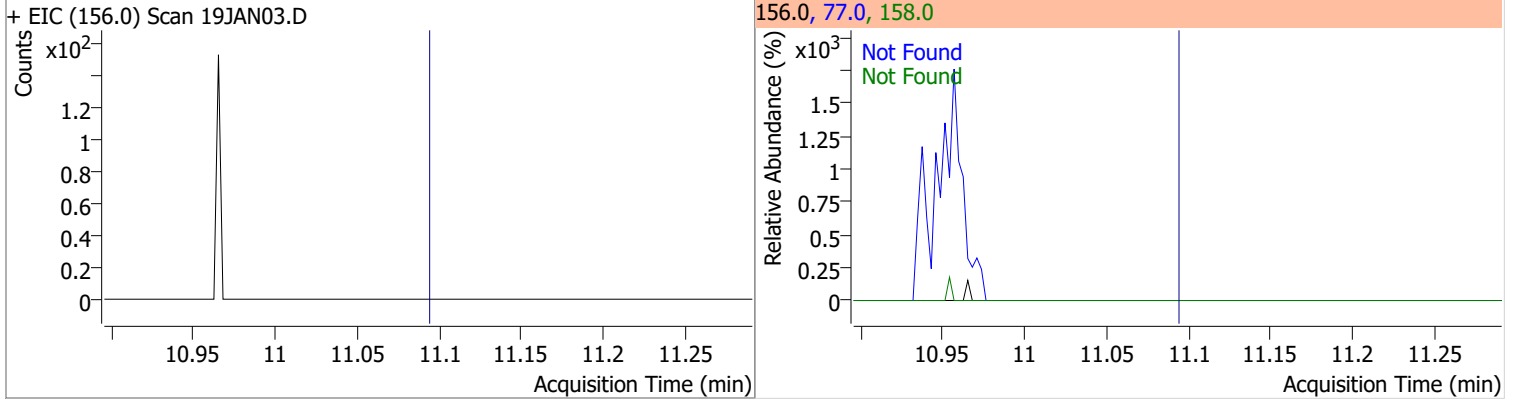


Compound	Conc.	RT	Dev(Min)	Resp.	QIon	QRatio	Lower	Upper
p-Bromofluorobenzene	261.1079	10.95	0.00	244714	174.0	94.5	65.3	125.3
					176.0	91.5	63.3	123.3

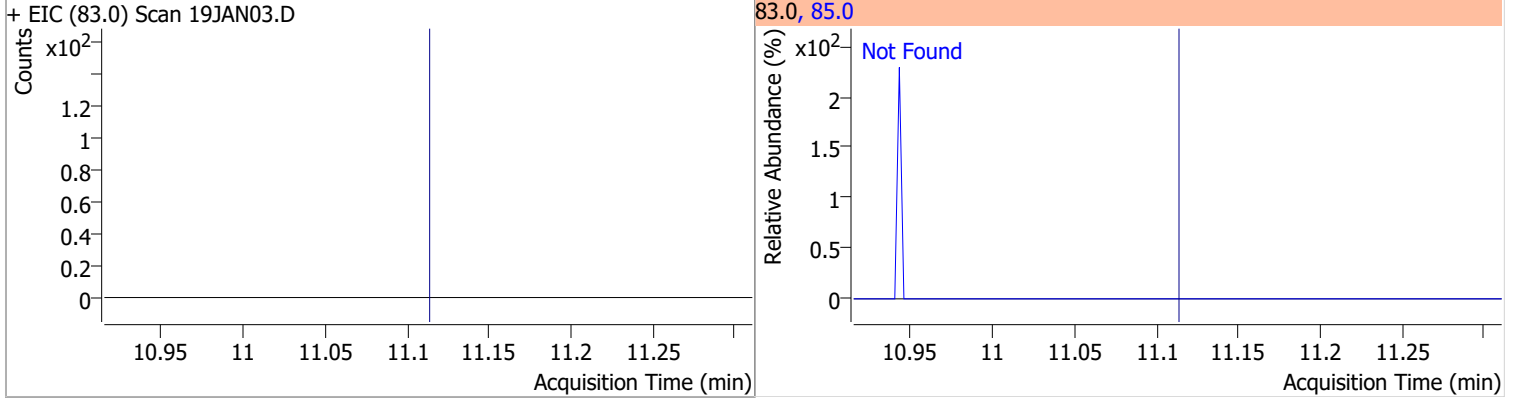


Quantitation Results Report (QT Reviewed)

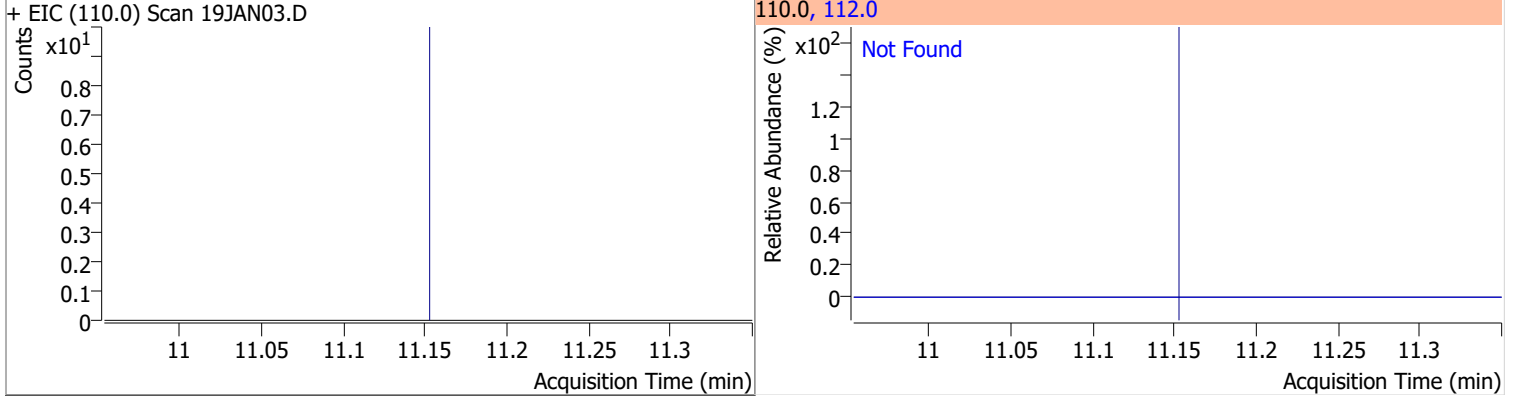
Compound	Conc.	Exp RT	QIon	Exp Ratio	QIon	Exp Ratio
Bromobenzene	N.D.	11.09	77.0	143.5	158.0	96.1



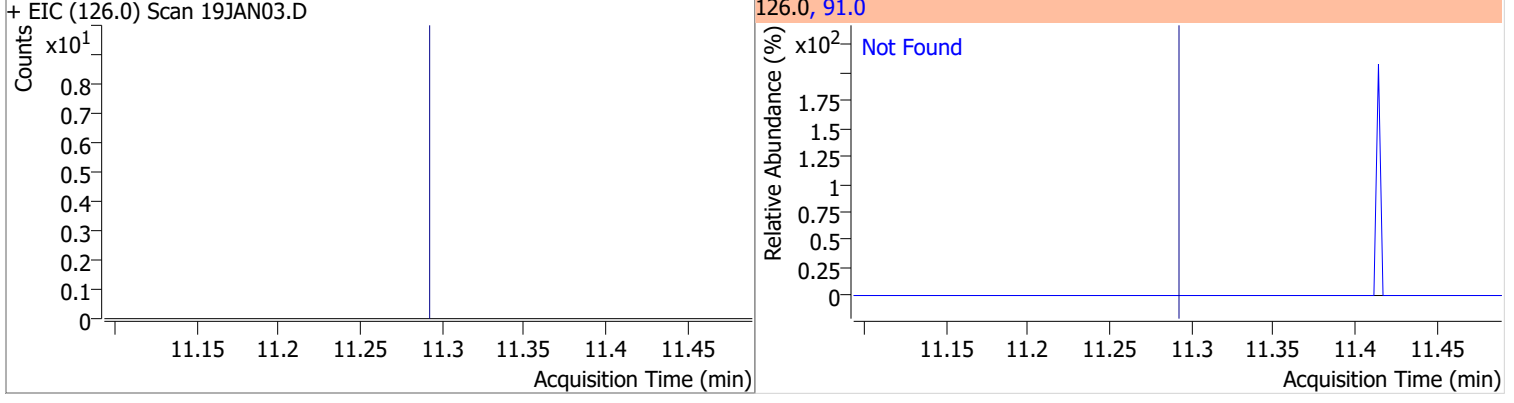
Compound	Conc.	Exp RT	QIon	Exp Ratio
1,1,2,2-Tetrachloroethane	N.D.	11.11	85.0	63.3



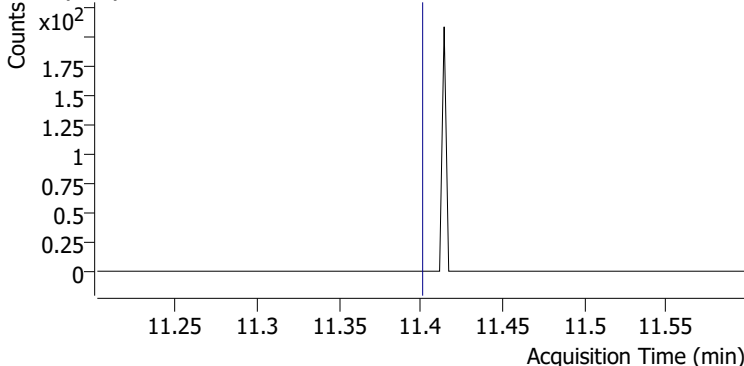
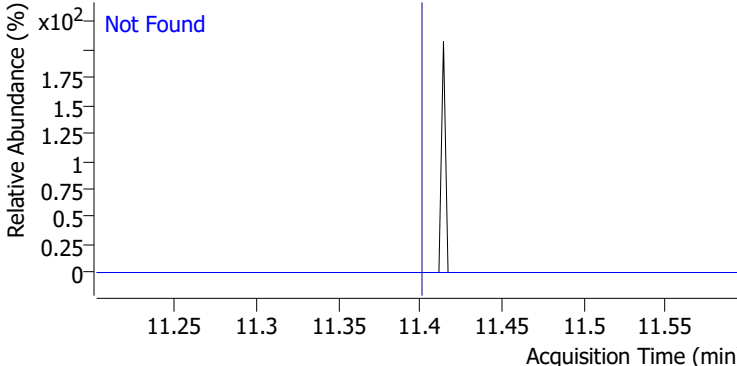
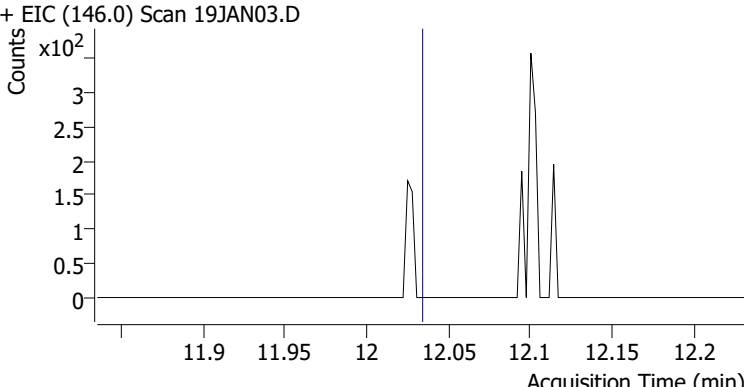
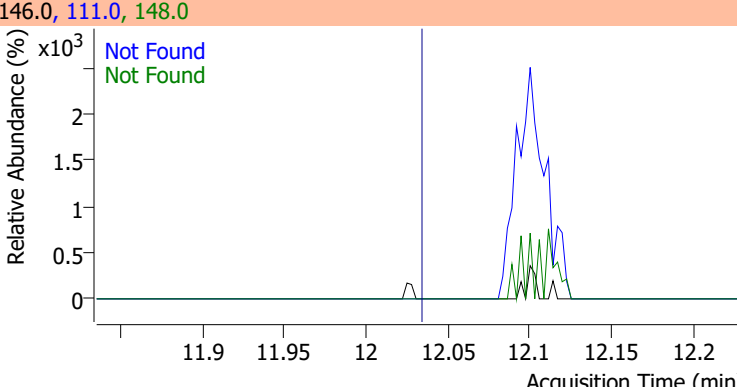
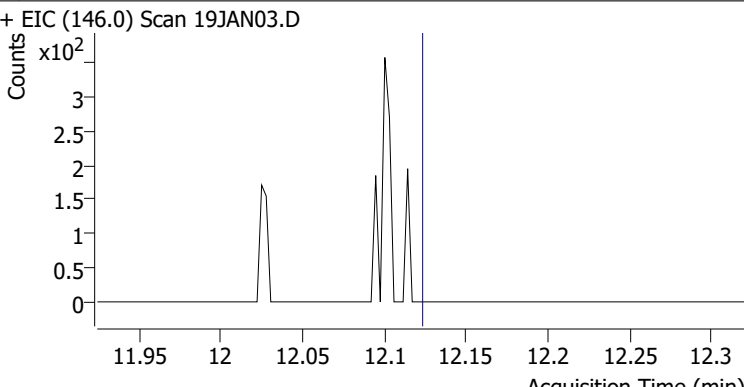
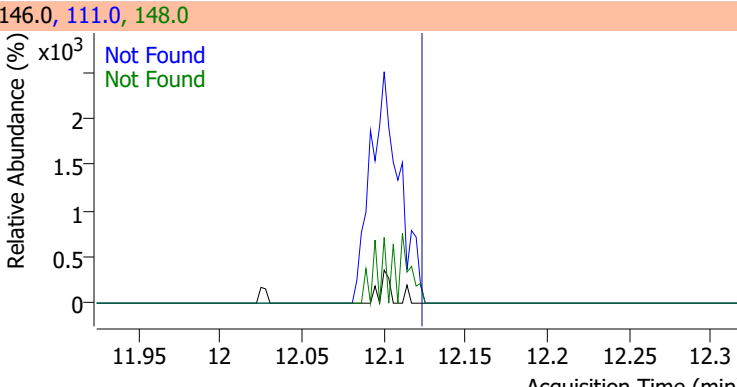
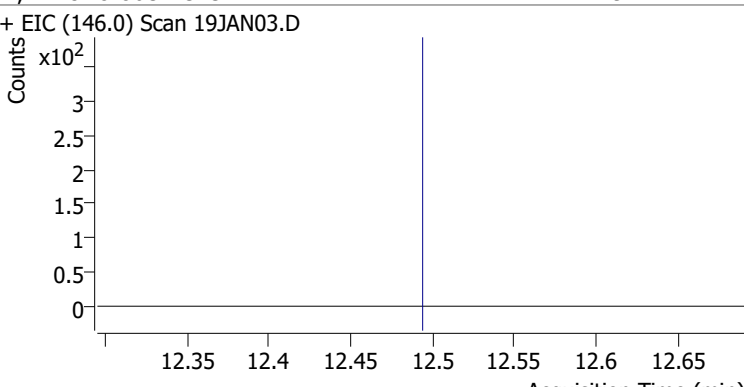
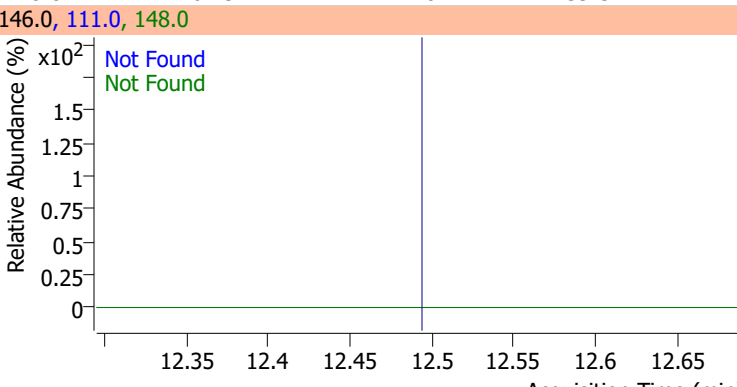
Compound	Conc.	Exp RT	QIon	Exp Ratio
1,2,3-Trichloropropane	N.D.	11.15	112.0	65.8



Compound	Conc.	Exp RT	QIon	Exp Ratio
2-Chlorotoluene	N.D.	11.29	91.0	276.2

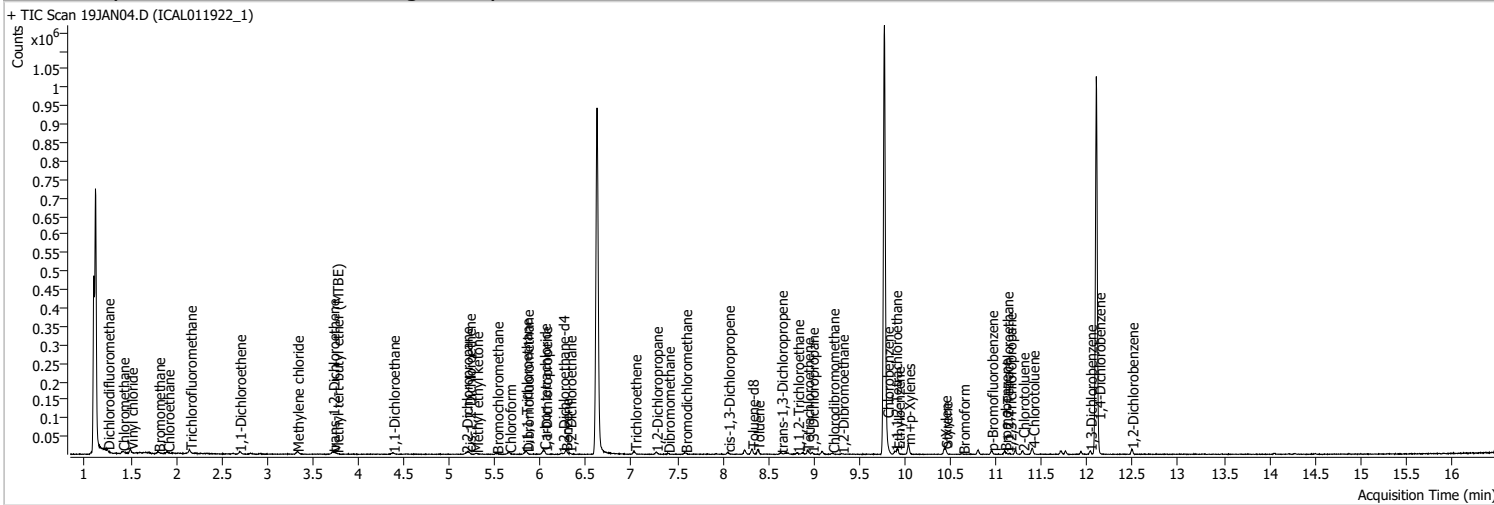


Quantitation Results Report (QT Reviewed)

Compound	Conc.	Exp RT	QIon	Exp Ratio
4-Chlorotoluene	N.D.	11.40	126.0	31.3
+ EIC (91.0) Scan 19JAN03.D			91.0, 126.0	
				
1,3-Dichlorobenzene	N.D.	12.03	148.0	62.8
+ EIC (146.0) Scan 19JAN03.D			146.0, 111.0, 148.0	
				
1,4-Dichlorobenzene	N.D.	12.12	148.0	63.7
+ EIC (146.0) Scan 19JAN03.D			146.0, 111.0, 148.0	
				
1,2-Dichlorobenzene	N.D.	12.49	148.0	61.9
+ EIC (146.0) Scan 19JAN03.D			146.0, 111.0, 148.0	
				

Quantitation Results Report (QT Reviewed)

Data File	19JAN04.D	Operator	MSC
Acq. Method	5975CACQF.M	Acq. Date-Time	1/19/2022 10:48:21 AM
Sample Name	ICAL011922_1	Instrument	VOA5975C
Vial	4	Multiplier	1.00
DA Method File	VOA5975C_8260B_SHT_DoD_L4_011922.m	Comment	
Tune File	BFB_Atune3.u	Tune Date	10/11/2021 4:02:00 PM
Batch Name	VG011922_8260B.batch.bin	Last Calib Update	1/20/2022 9:28:12 AM
Ref Library	\\MASSHUNTER\Org\Library\NIST129K.I		



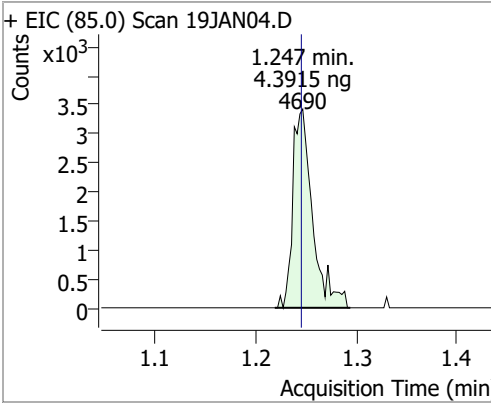
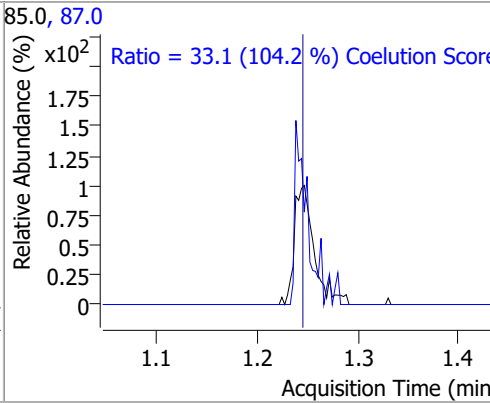
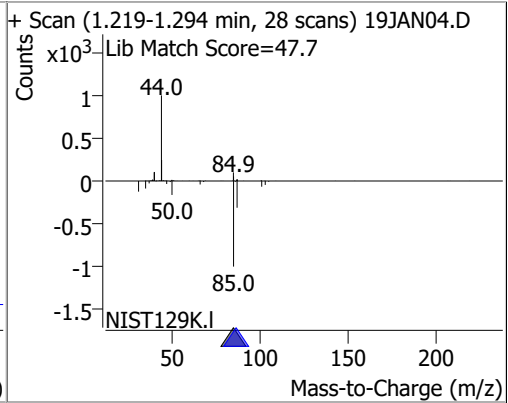
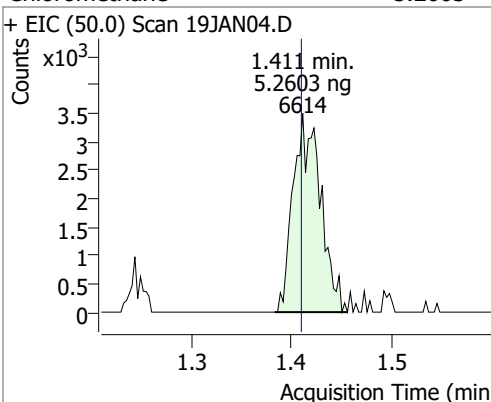
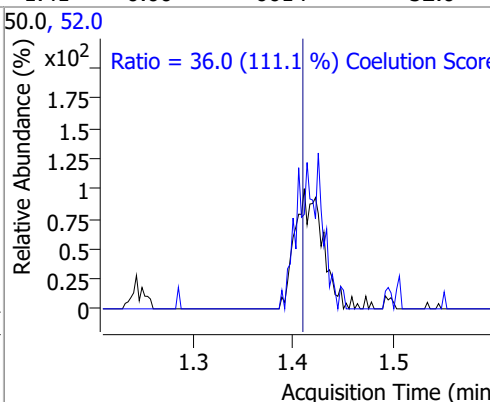
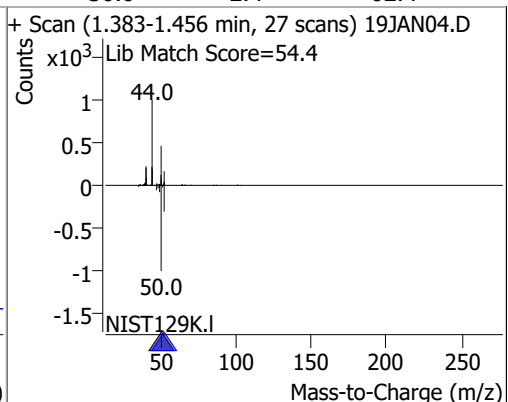
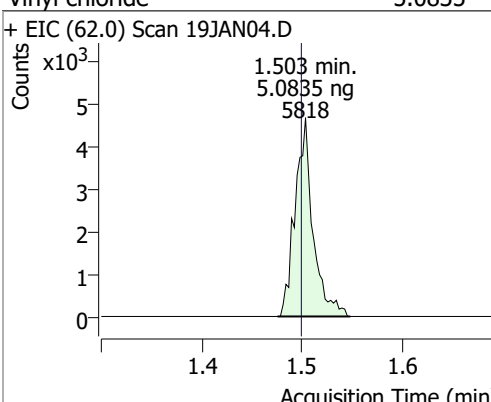
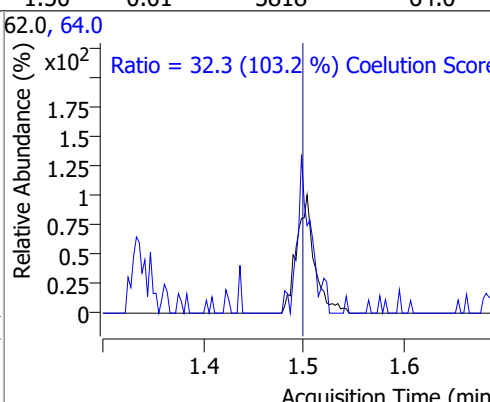
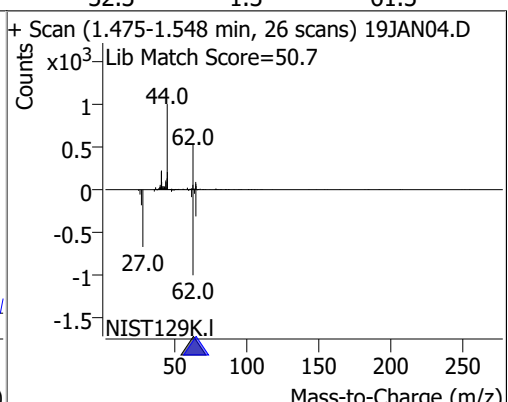
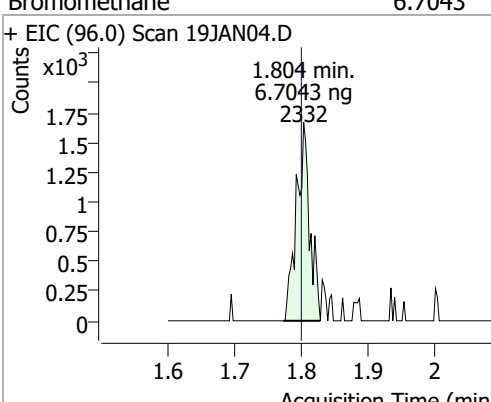
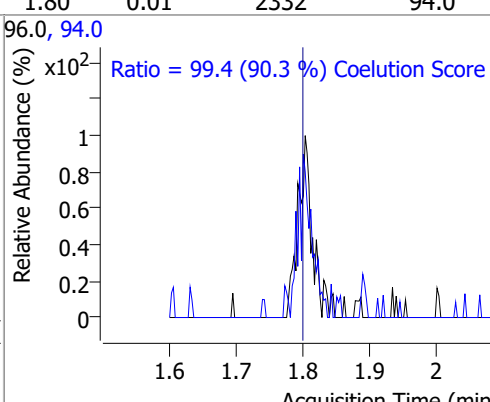
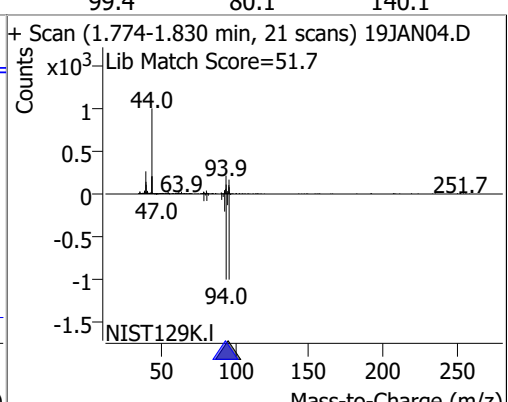
Compound	RT	QIon	Resp.	Conc.	Units	Dev(Min)
Internal Standards						
M Fluorobenzene	6.620	96.0	794248	250.0000	ng	0.000
M Chlorobenzene-d5	9.774	82.0	316490	250.0000	ng	0.000
M 1,4-Dichlorobenzene-d4	12.100	152.0	241587	250.0000	ng	0.000
System Monitoring Compounds						
S Dibromofluoromethane	5.851	113.0	2660	3.4579	ng	m
Spiked Amount: 250.000	Range: 80.0 - 119.0%			Recovery = 1.38%		*
S 1,2-Dichloroethane-d4	6.241	67.0	979	2.9446	ng	m
Spiked Amount: 250.000	Range: 81.0 - 118.0%			Recovery = 1.18%		*
S Toluene-d8	8.319	98.0	8454	2.7380	ng	0.000
Spiked Amount: 250.000	Range: 89.0 - 112.0%			Recovery = 1.10%		*
S p-Bromofluorobenzene	10.946	95.0	3195	3.5819	ng	-0.003
Spiked Amount: 250.000	Range: 85.0 - 114.0%			Recovery = 1.43%		*
Target Compounds						
T Dichlorodifluoromethane	1.247	85.0	4690	4.3915	ng	98
T Chloromethane	1.411	50.0	6614	5.2603	ng	94
T Vinyl chloride	1.503	62.0	5818	5.0835	ng	98
T Bromomethane	1.804	96.0	2332	6.7043	ng	90
T Chloroethane	1.905	64.0	2651	4.8967	ng	m
T Trichlorofluoromethane	2.150	101.0	6220	4.5322	ng	99
T 1,1-Dichloroethene	2.694	96.0	2342	2.9328	ng	90
T Methylene chloride	3.327	49.0	4701	4.0490	ng	93
T trans-1,2-Dichloroethene	3.717	96.0	2132	2.5845	ng	m
T Methyl tert-butyl ether (MTBE)	3.762	73.0	2662	2.5817	ng	m
T 1,1-Dichloroethane	4.378	63.0	4131	2.6757	ng	87
T 2,2-Dichloropropane	5.181	77.0	3183	2.7359	ng	m
T cis-1,2-Dichloroethene	5.215	96.0	2334	2.7941	ng	m
T Methyl ethyl ketone	5.293	43.0	2962	24.5342	ng	m
T Bromochloromethane	5.516	128.0	901	2.6151	ng	#m
T Chloroform	5.656	83.0	4726	3.0658	ng	88

Quantitation Results Report (QT Reviewed)

Compound	RT	QIon	Resp.	Conc.	Units	Dev(Min)
T 1,1,1-Trichloroethane	5.834	97.0	3627	2.5502	ng m	99
T Carbon tetrachloride	6.035	117.0	3586	2.5993	ng m	92
T 1,1-Dichloropropene	6.052	75.0	2749	2.3833	ng m	87
T Benzene	6.275	78.0	8357	2.6339	ng	99
T 1,2-Dichloroethane	6.316	62.0	2542	2.9004	ng m	86
T Trichloroethene	7.030	95.0	2545	2.6860	ng	92
T 1,2-Dichloropropane	7.267	63.0	2351	2.8222	ng	83
T Dibromomethane	7.398	93.0	1166	3.3195	ng #m	69
T Bromodichloromethane	7.588	83.0	2606	2.6393	ng	88
T cis-1,3-Dichloropropene	8.057	75.0	3052	2.8168	ng	81
T Toluene	8.380	92.0	5454	2.6500	ng	88
T trans-1,3-Dichloropropene	8.639	75.0	2153	2.7242	ng	84
T 1,1,2-Trichloroethane	8.818	83.0	1045	2.6009	ng m	82
T Tetrachloroethene	8.927	163.8	2190	2.6241	ng	96
T 1,3-Dichloropropane	8.977	76.0	2260	2.7790	ng	90
T Chlorodibromomethane	9.205	129.0	2004	3.0962	ng m	82
T 1,2-Dibromoethane	9.309	107.0	1089	2.4525	ng m	91
T Chlorobenzene	9.799	112.0	6152	2.7267	ng	83
T 1,1,1,2-Tetrachloroethane	9.891	131.0	2284	2.8847	ng m	93
T Ethylbenzene	9.922	91.0	8834	2.9089	ng	95
T m+p-Xylenes	10.036	106.0	6744	6.1738	ng	95
T o-Xylene	10.432	106.0	2826	3.0886	ng	88
T Styrene	10.444	104.0	4834	3.1839	ng	98
T Bromoform	10.633	172.5	928	2.8662	ng m	68
T Bromobenzene	11.093	156.0	2095	2.6633	ng	97
T 1,1,2,2-Tetrachloroethane	11.116	83.0	1247	2.7802	ng m	90
T 1,2,3-Trichloropropane	11.149	110.0	358	3.0373	ng m	70
T 2-Chlorotoluene	11.289	126.0	2035	2.6139	ng	86
T 4-Chlorotoluene	11.400	91.0	5544	2.1986	ng	94
T 1,3-Dichlorobenzene	12.030	146.0	3715	2.6066	ng	94
T 1,4-Dichlorobenzene	12.122	146.0	3952	2.7200	ng	74
T 1,2-Dichlorobenzene	12.488	146.0	3048	2.5616	ng	94

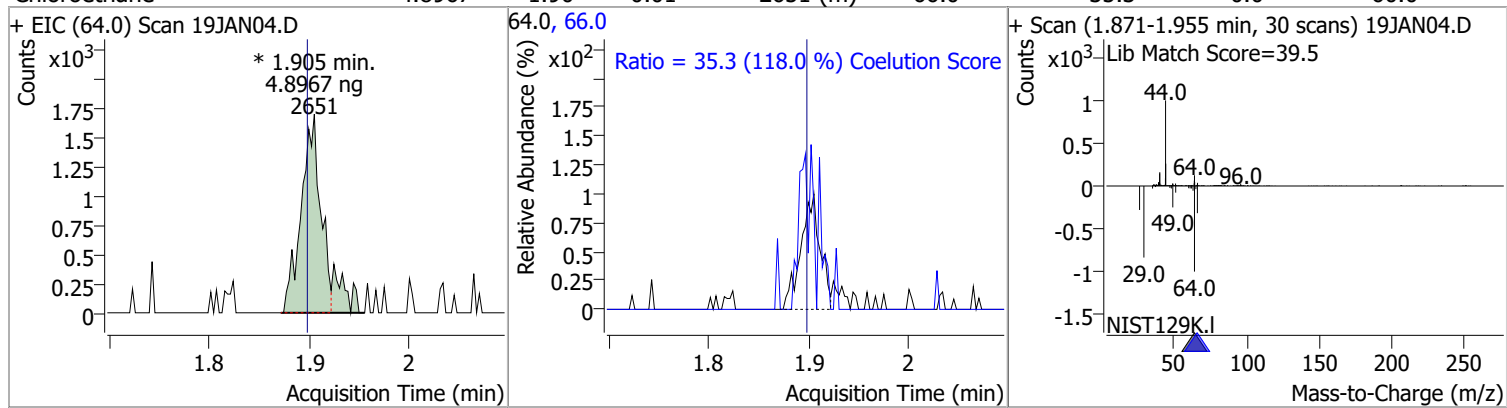
(#) = Qualifier Out of Range; (m) = Manual Integration; (+) = Area Summed; (*) = Surrogate Percent Recovery Out of Range; (d): Zeroed Peak

Quantitation Results Report (QT Reviewed)

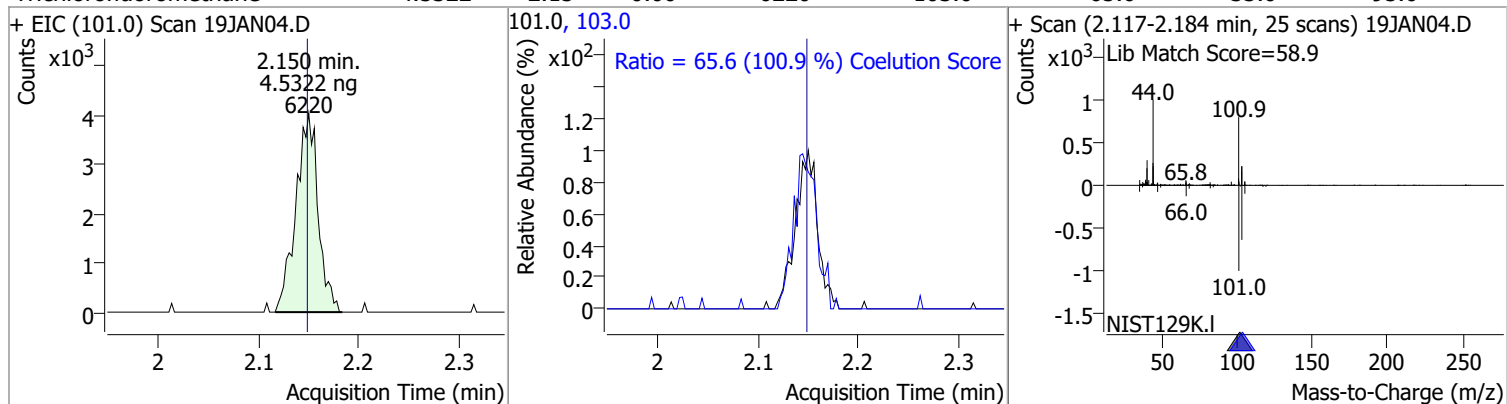
Compound	Conc.	RT	Dev(Min)	Resp.	QIon	QRatio	Lower	Upper
Dichlorodifluoromethane	4.3915	1.25	0.00	4690	87.0	33.1	1.8	61.8
+ EIC (85.0) Scan 19JAN04.D 			85.0, 87.0 			+ Scan (1.219-1.294 min, 28 scans) 19JAN04.D Lib Match Score=47.7 		
Chloromethane	5.2603	1.41	0.00	6614	52.0	36.0	2.4	62.4
+ EIC (50.0) Scan 19JAN04.D 			50.0, 52.0 			+ Scan (1.383-1.456 min, 27 scans) 19JAN04.D Lib Match Score=54.4 		
Vinyl chloride	5.0835	1.50	0.01	5818	64.0	32.3	1.3	61.3
+ EIC (62.0) Scan 19JAN04.D 			62.0, 64.0 			+ Scan (1.475-1.548 min, 26 scans) 19JAN04.D Lib Match Score=50.7 		
Bromomethane	6.7043	1.80	0.01	2332	94.0	99.4	80.1	140.1
+ EIC (96.0) Scan 19JAN04.D 			96.0, 94.0 			+ Scan (1.774-1.830 min, 21 scans) 19JAN04.D Lib Match Score=51.7 		

Quantitation Results Report (QT Reviewed)

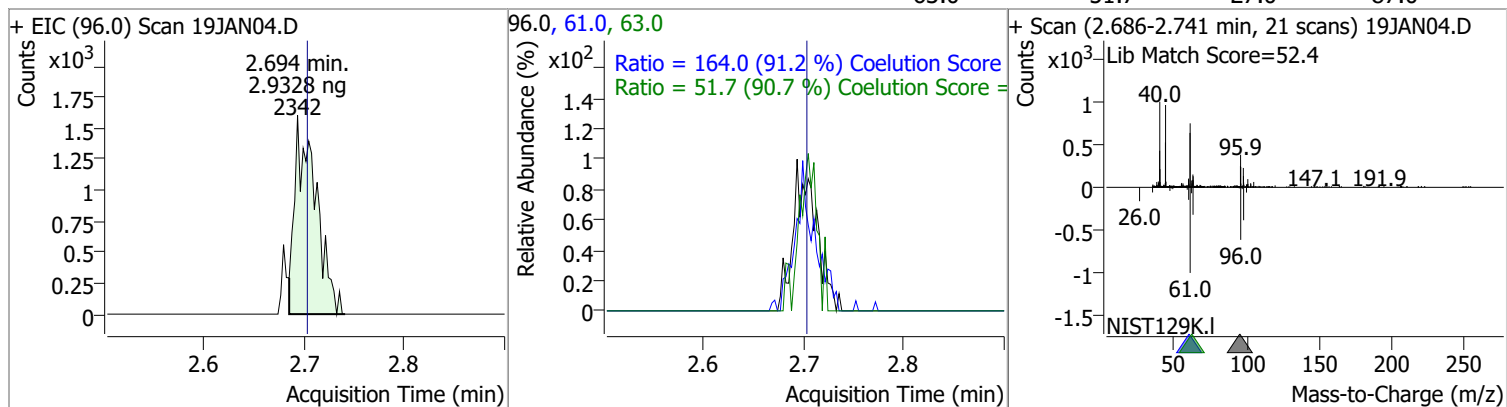
Compound	Conc.	RT	Dev(Min)	Resp.	QIon	QRatio	Lower	Upper
Chloroethane	4.8967	1.90	0.01	2651 (m)	66.0	35.3	0.0	60.0



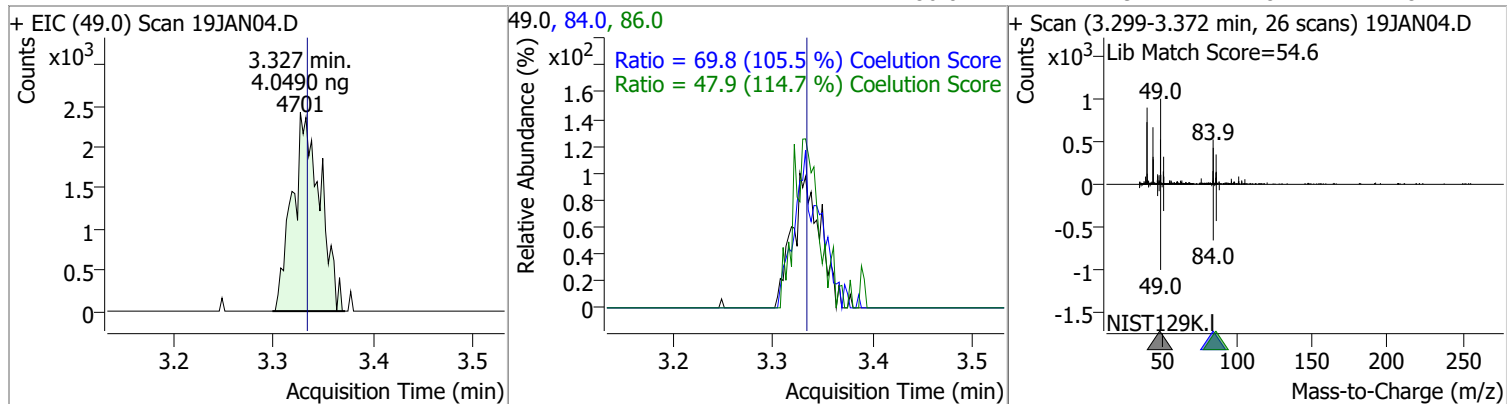
Trichlorofluoromethane	4.5322	2.15	0.00	6220	103.0	65.6	35.0	95.0
------------------------	--------	------	------	------	-------	------	------	------



1,1-Dichloroethene	2.9328	2.69	-0.01	2342	61.0	164.0	149.9	209.9
					63.0	51.7	27.0	87.0

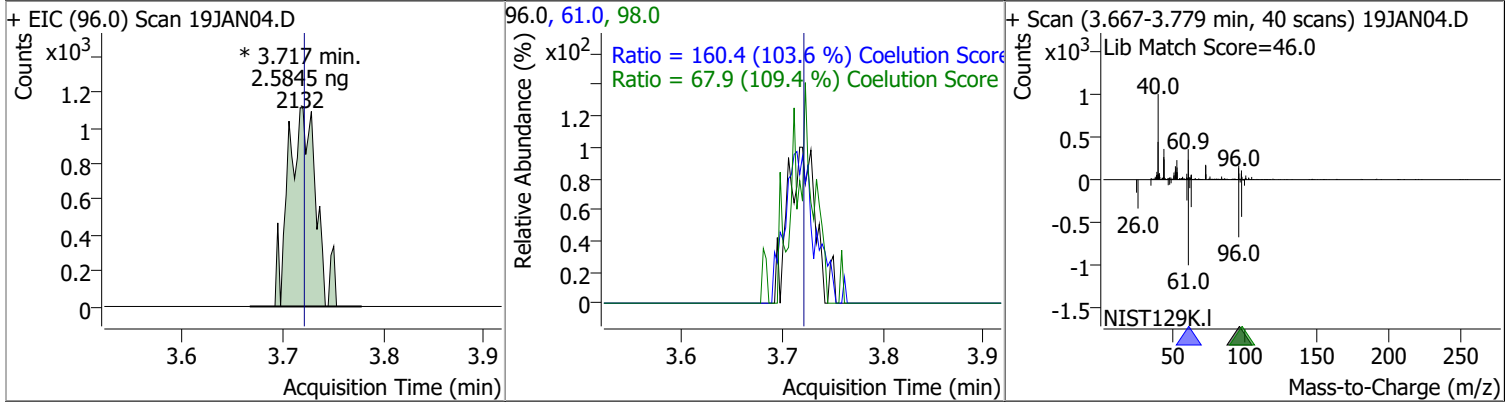


Methylene chloride	4.0490	3.33	-0.01	4701	84.0	69.8	36.1	96.1
					86.0	47.9	11.8	71.8

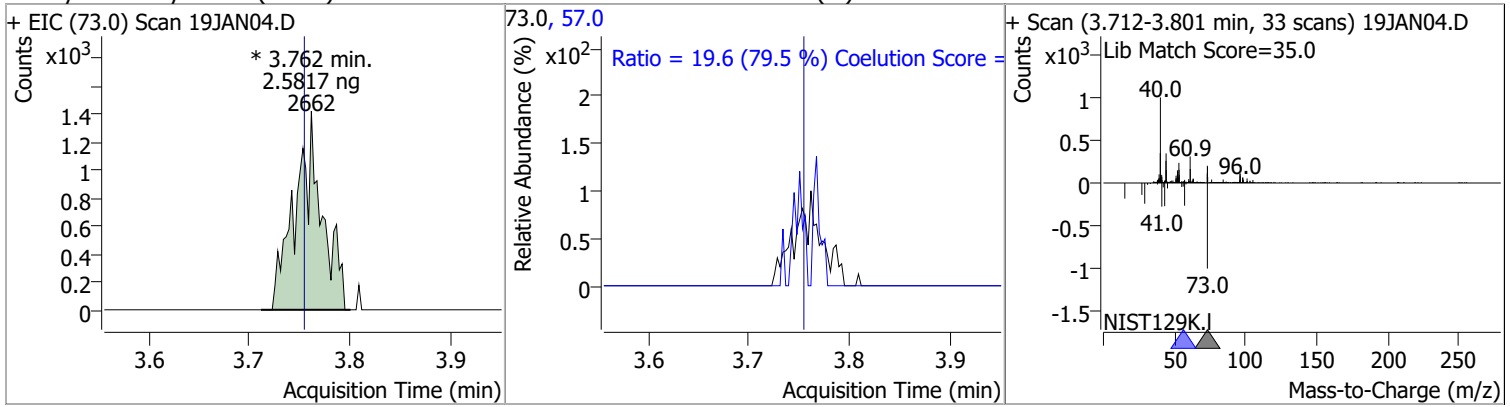


Quantitation Results Report (QT Reviewed)

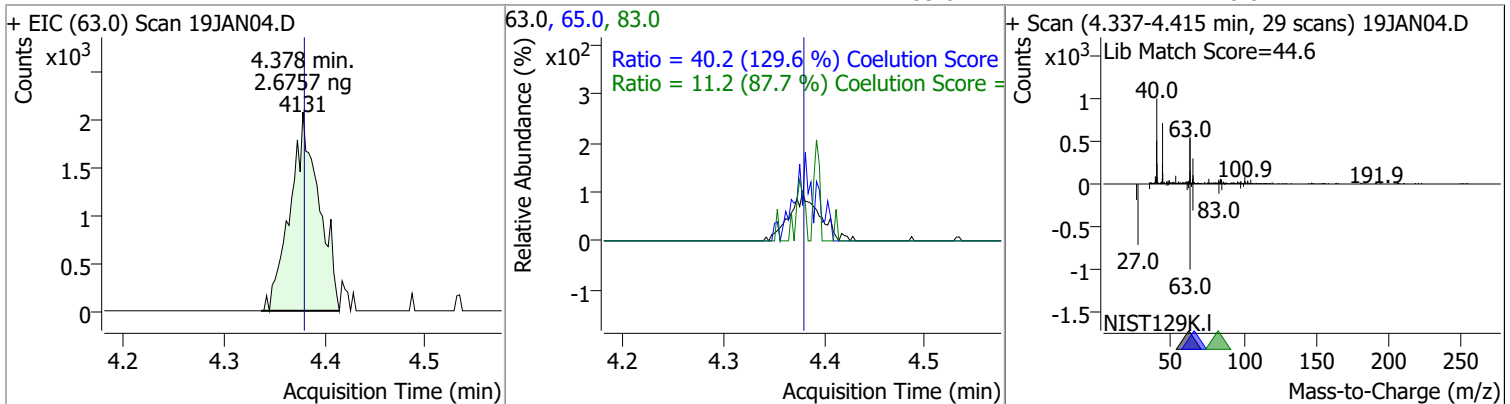
Compound	Conc.	RT	Dev(Min)	Resp.	QIon	QRatio	Lower	Upper
trans-1,2-Dichloroethene	2.5845	3.72	0.00	2132 (m)	61.0	160.4	124.8	184.8
					98.0	67.9	32.1	92.1



Compound	Conc.	RT	Dev(Min)	Resp.	QIon	QRatio	Lower	Upper
Methyl tert-butyl ether (MTBE)	2.5817	3.76	0.01	2662 (m)	57.0	19.6	0.0	54.6

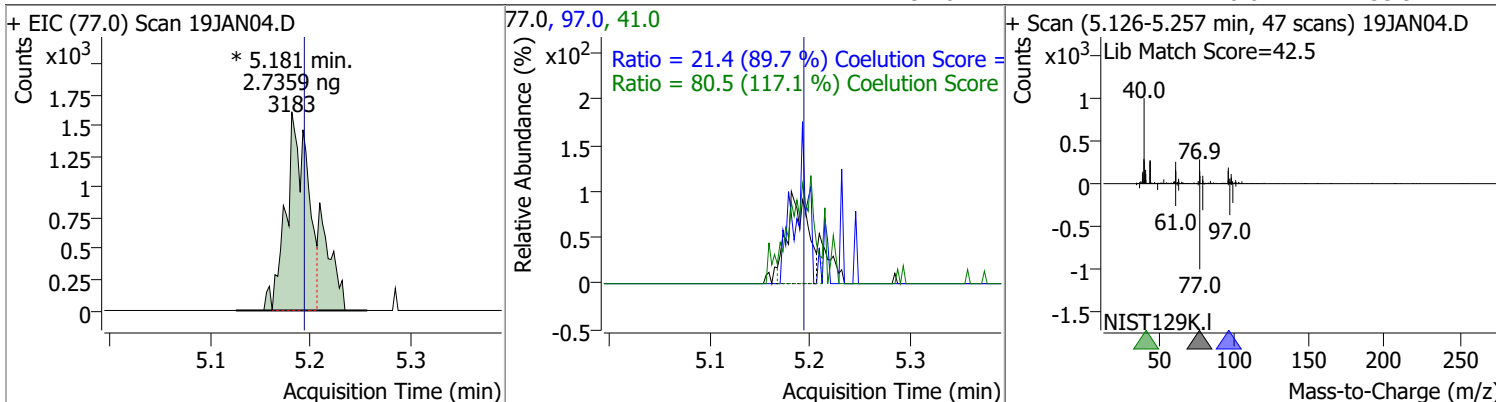


Compound	Conc.	RT	Dev(Min)	Resp.	QIon	QRatio	Lower	Upper
1,1-Dichloroethane	2.6757	4.38	0.00	4131	65.0	40.2	1.0	61.0
					83.0	11.2	0.0	42.7

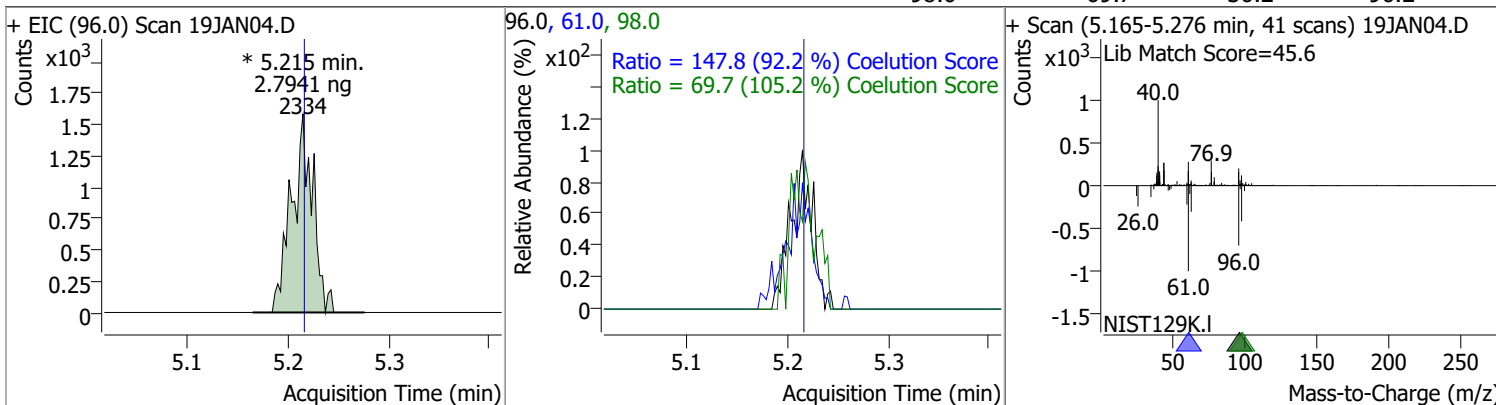


Quantitation Results Report (QT Reviewed)

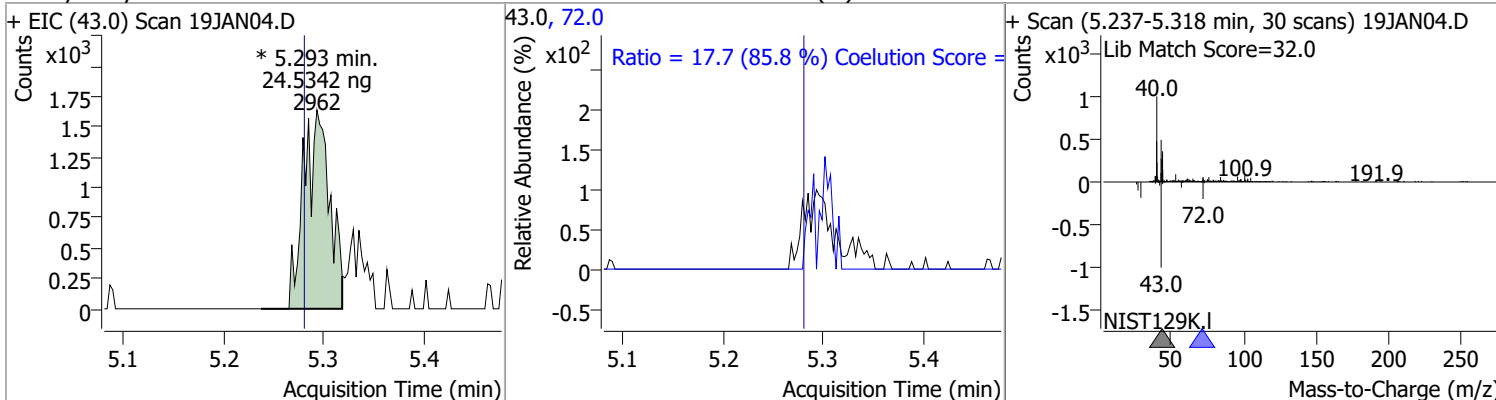
Compound	Conc.	RT	Dev(Min)	Resp.	QIon	QRatio	Lower	Upper
2,2-Dichloropropane	2.7359	5.18	-0.01	3183 (m)	41.0	80.5	38.8	98.8
					97.0	21.4	0.0	53.9



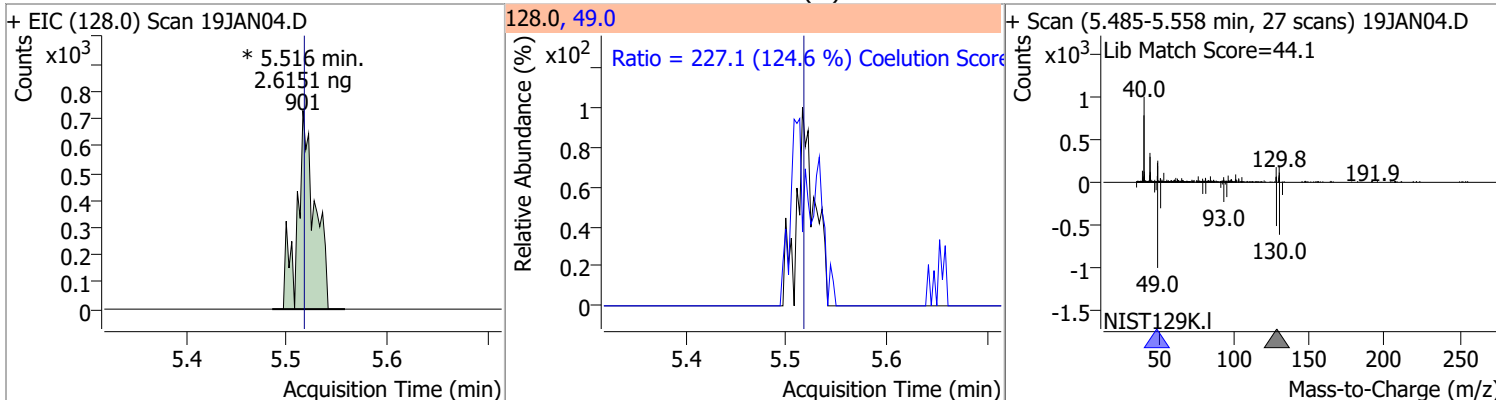
Compound	Conc.	RT	Dev(Min)	Resp.	QIon	QRatio	Lower	Upper
cis-1,2-Dichloroethene	2.7941	5.21	0.00	2334 (m)	61.0	147.8	130.4	190.4
					98.0	69.7	36.2	96.2



Compound	Conc.	RT	Dev(Min)	Resp.	QIon	QRatio	Lower	Upper
Methyl ethyl ketone	24.5342	5.29	0.01	2962 (m)	72.0	17.7	0.0	50.6

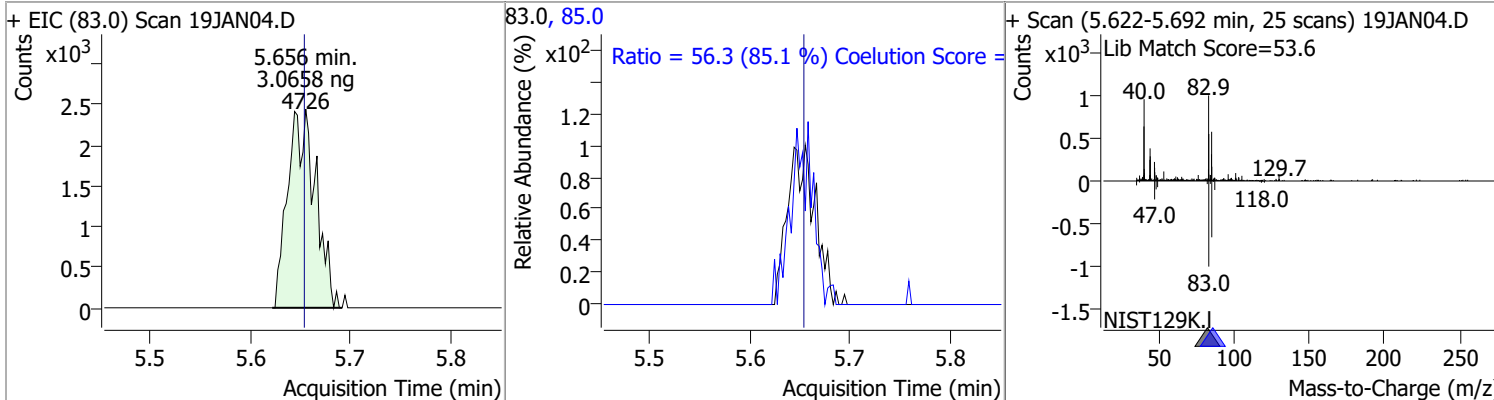


Compound	Conc.	RT	Dev(Min)	Resp.	QIon	QRatio	Lower	Upper
Bromochloromethane	2.6151	5.52	0.00	901 (m)	49.0	227.1	152.2	212.2

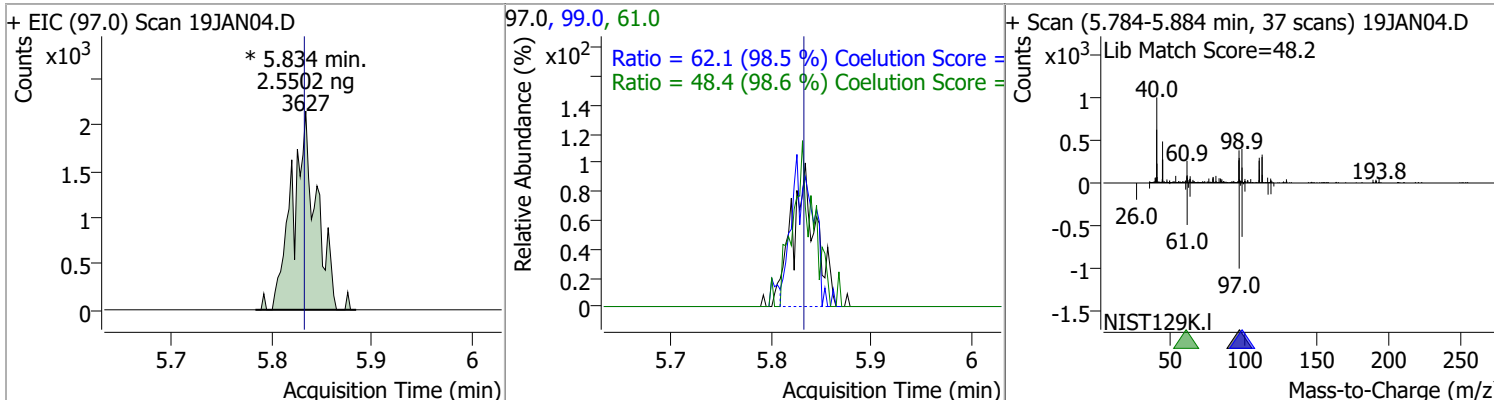


Quantitation Results Report (QT Reviewed)

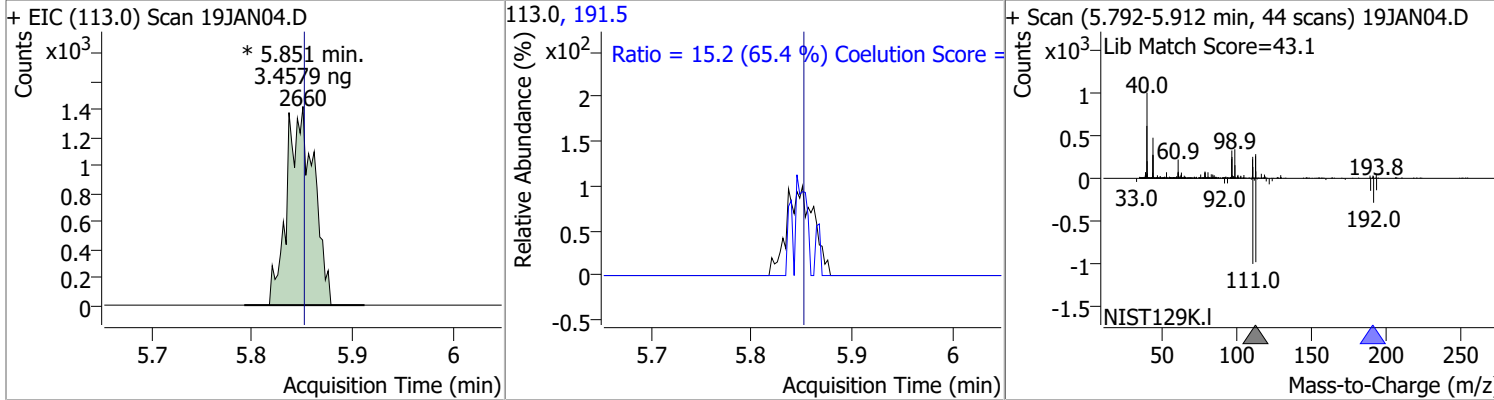
Compound	Conc.	RT	Dev(Min)	Resp.	QIon	QRatio	Lower	Upper
Chloroform	3.0658	5.66	0.00	4726	85.0	56.3	36.2	96.2



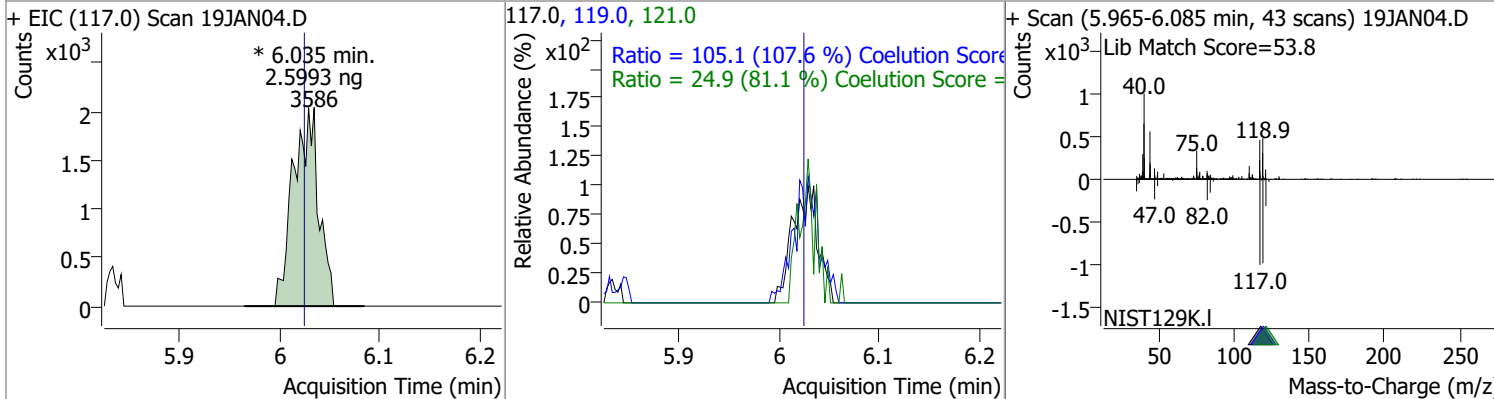
Compound	Conc.	RT	Dev(Min)	Resp.	QIon	QRatio	Lower	Upper
1,1,1-Trichloroethane	2.5502	5.83	0.00	3627 (m)	99.0	62.1	33.1	93.1
					61.0	48.4	19.1	79.1



Compound	Conc.	RT	Dev(Min)	Resp.	QIon	QRatio	Lower	Upper
Dibromofluoromethane	3.4579	5.85	0.00	2660 (m)	191.5	15.2	0.0	53.2

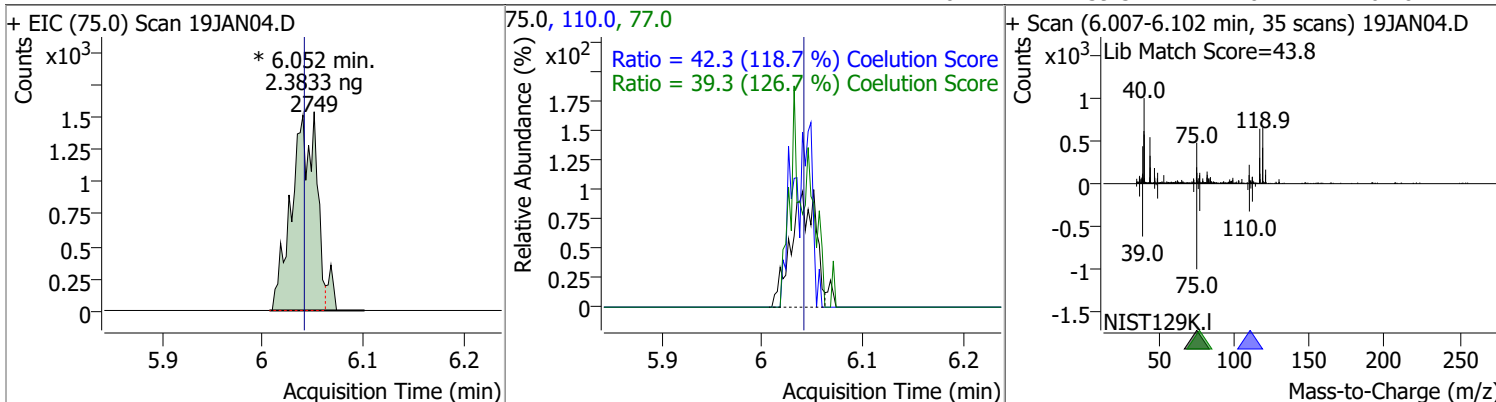


Compound	Conc.	RT	Dev(Min)	Resp.	QIon	QRatio	Lower	Upper
Carbon tetrachloride	2.5993	6.03	0.01	3586 (m)	119.0	105.1	67.6	127.6
					121.0	24.9	0.7	60.7

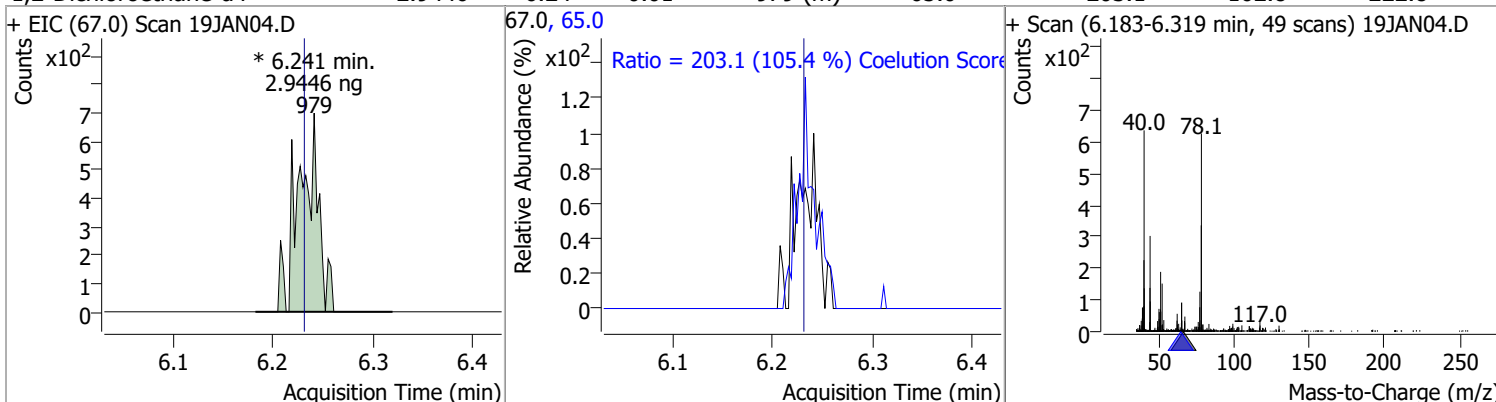


Quantitation Results Report (QT Reviewed)

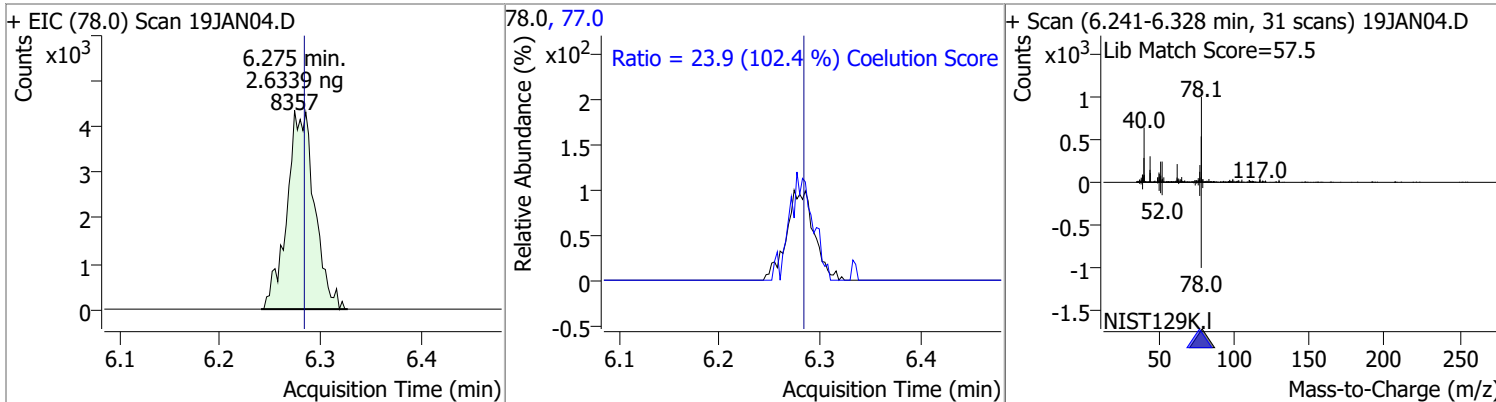
Compound	Conc.	RT	Dev(Min)	Resp.	QIon	QRatio	Lower	Upper
1,1-Dichloropropene	2.3833	6.05	0.01	2749 (m)	110.0	42.3	5.6	65.6
					77.0	39.3	1.0	61.0



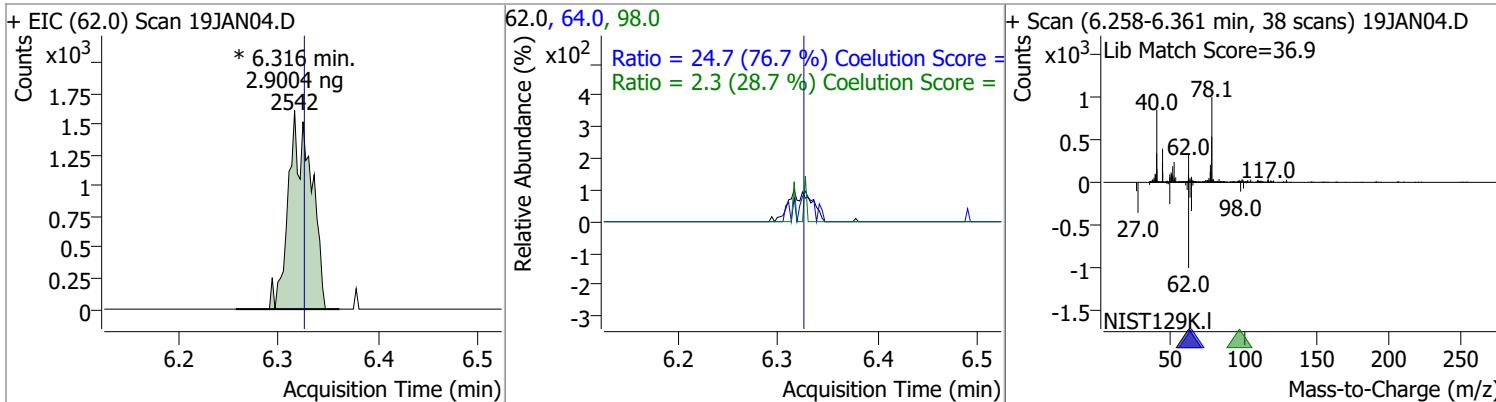
Compound	Conc.	RT	Dev(Min)	Resp.	QIon	QRatio	Lower	Upper
1,2-Dichloroethane-d4	2.9446	6.24	0.01	979 (m)	65.0	203.1	162.8	222.8



Compound	Conc.	RT	Dev(Min)	Resp.	QIon	QRatio	Lower	Upper
Benzene	2.6339	6.27	-0.01	8357 (m)	77.0	23.9	0.0	53.3

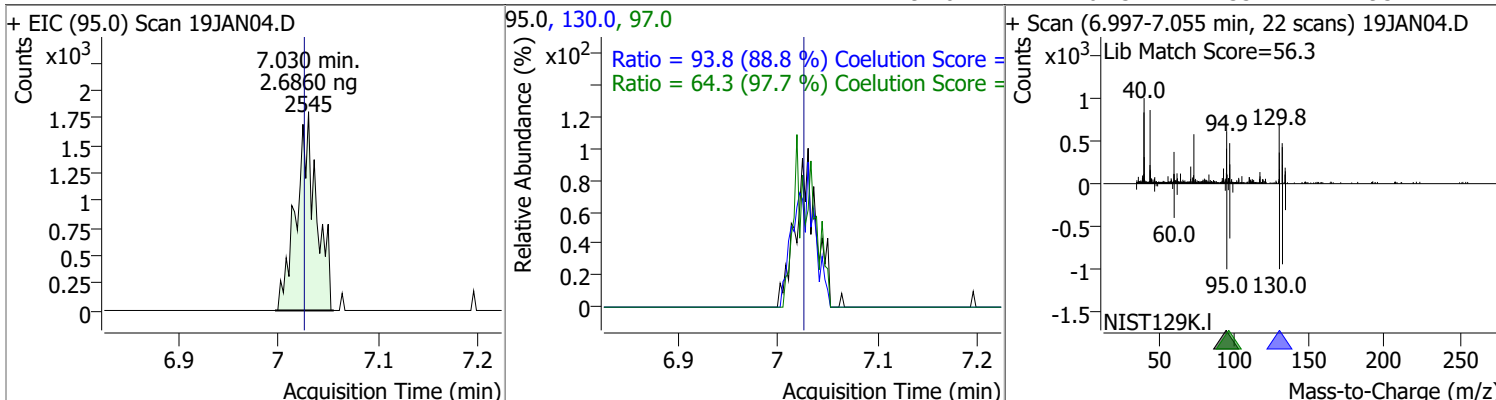


Compound	Conc.	RT	Dev(Min)	Resp.	QIon	QRatio	Lower	Upper
1,2-Dichloroethane	2.9004	6.32	-0.01	2542 (m)	64.0	24.7	2.2	62.2
					98.0	2.3	0.0	38.2

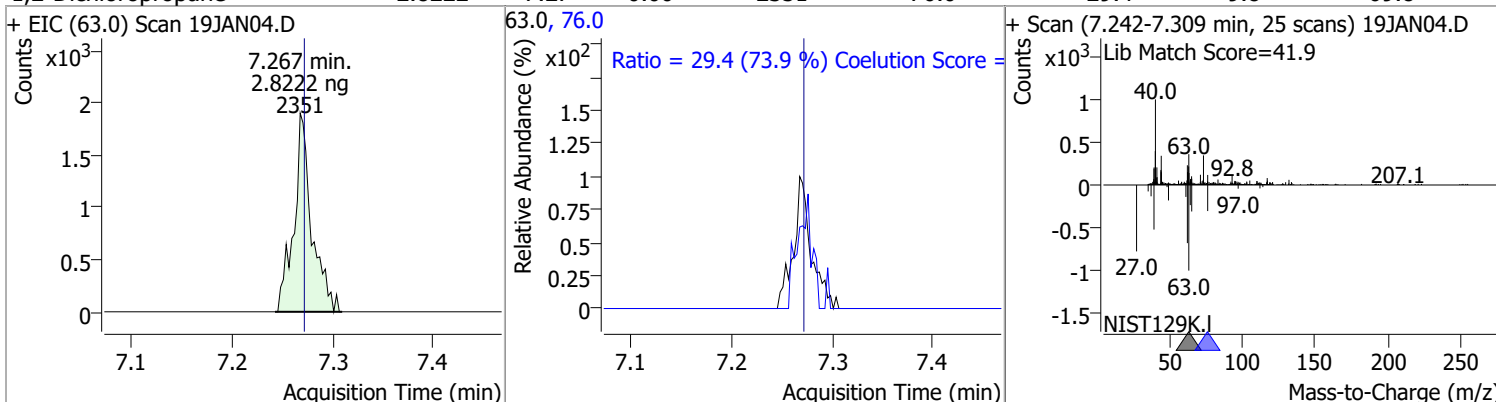


Quantitation Results Report (QT Reviewed)

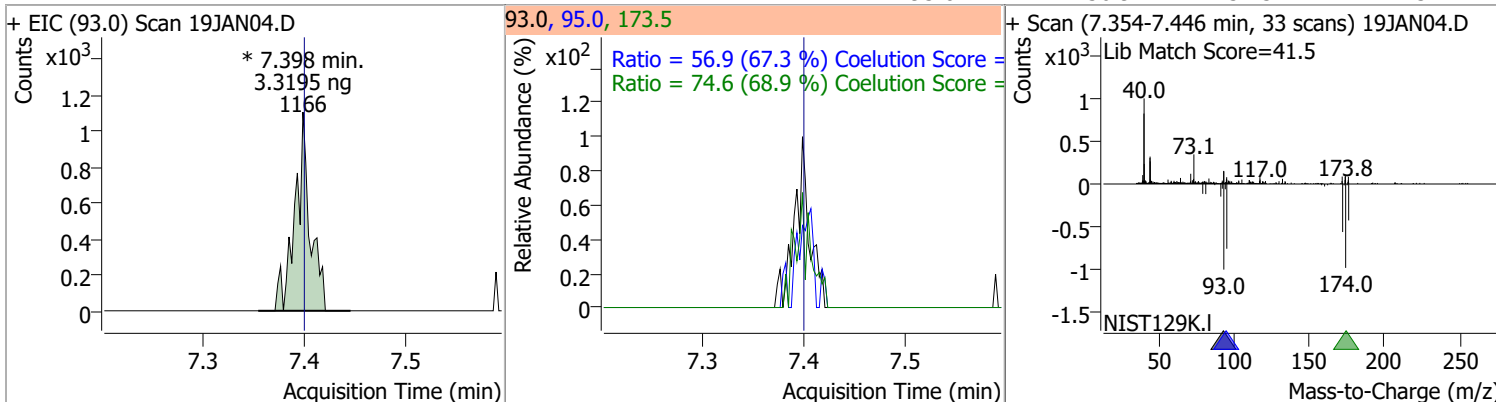
Compound	Conc.	RT	Dev(Min)	Resp.	QIon	QRatio	Lower	Upper
Trichloroethene	2.6860	7.03	0.01	2545	130.0	93.8	75.6	135.6
					97.0	64.3	35.7	95.7



Compound	Conc.	RT	Dev(Min)	Resp.	QIon	QRatio	Lower	Upper
1,2-Dichloropropane	2.8222	7.27	0.00	2351	76.0	29.4	9.8	69.8

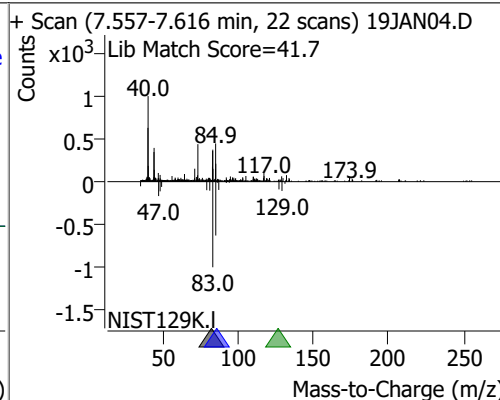
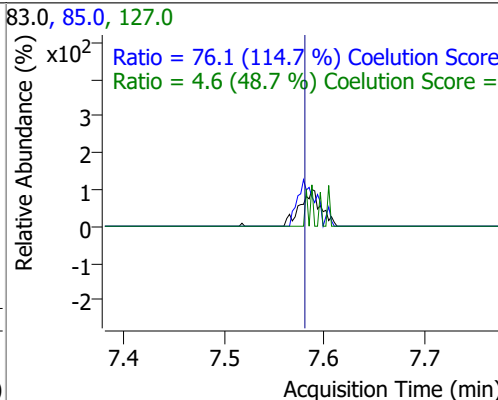
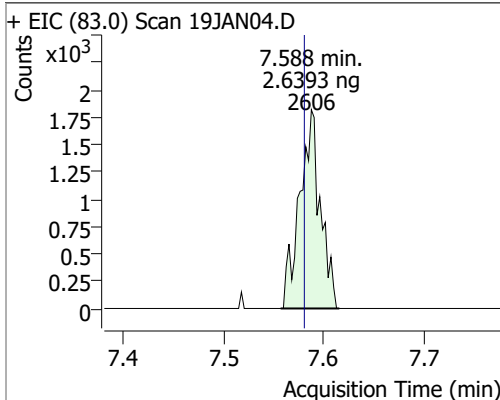


Compound	Conc.	RT	Dev(Min)	Resp.	QIon	QRatio	Lower	Upper
Dibromomethane	3.3195	7.40	0.00	1166 (m)	173.5	74.6	78.2	138.2
					95.0	56.9	54.5	114.5

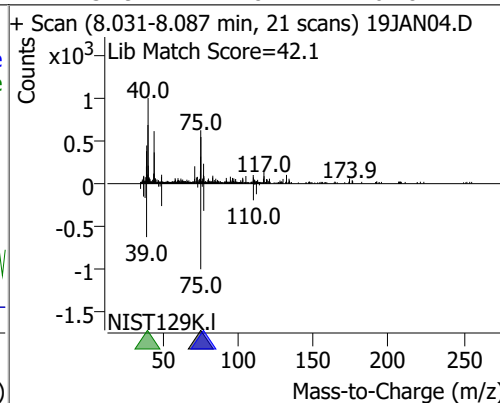
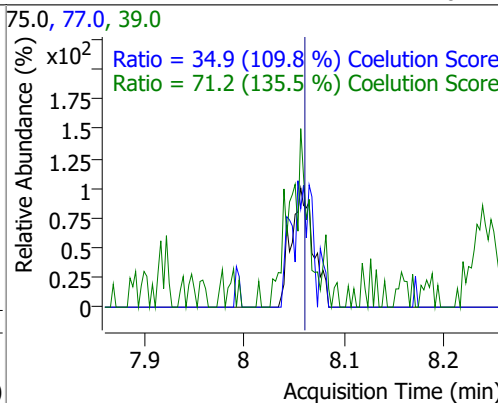
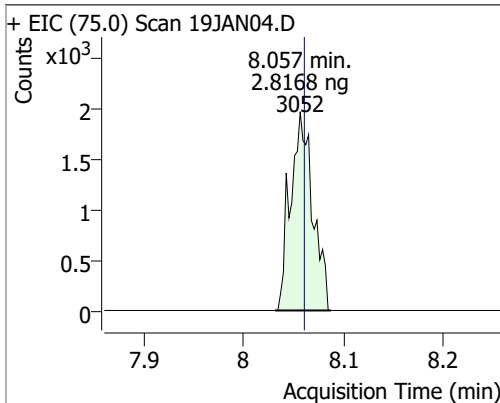


Quantitation Results Report (QT Reviewed)

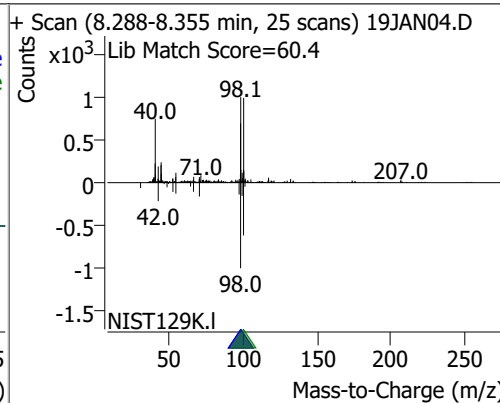
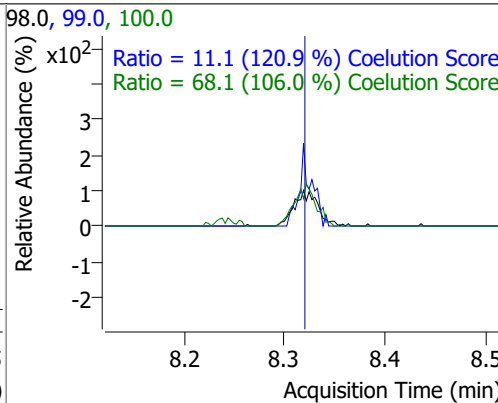
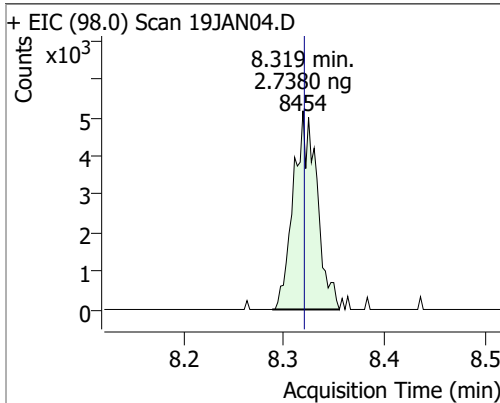
Compound	Conc.	RT	Dev(Min)	Resp.	QIon	QRatio	Lower	Upper
Bromodichloromethane	2.6393	7.59	0.01	2606	85.0	76.1	36.3	96.3
					127.0	4.6	0.0	39.5



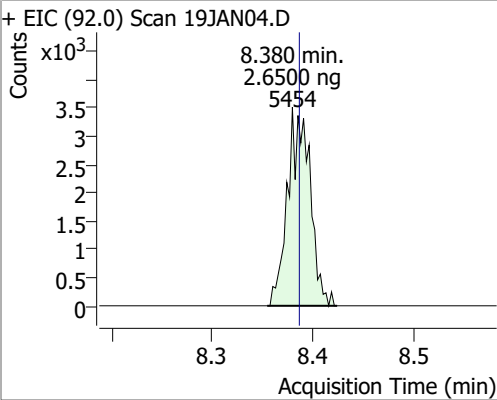
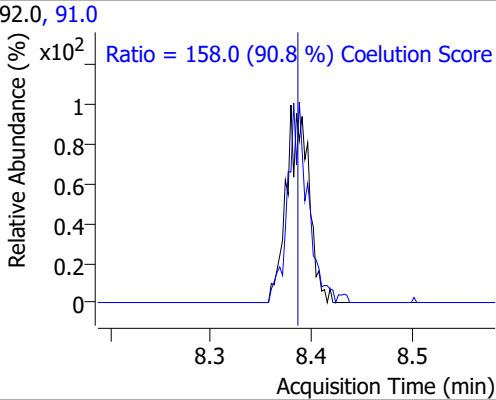
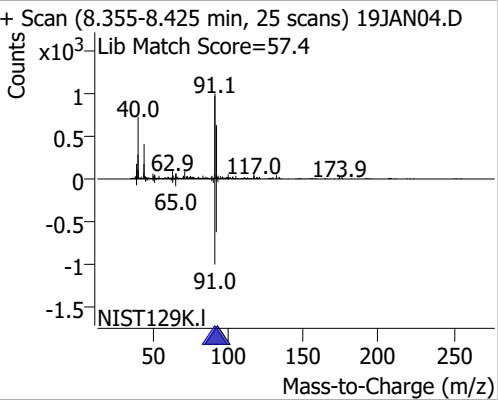
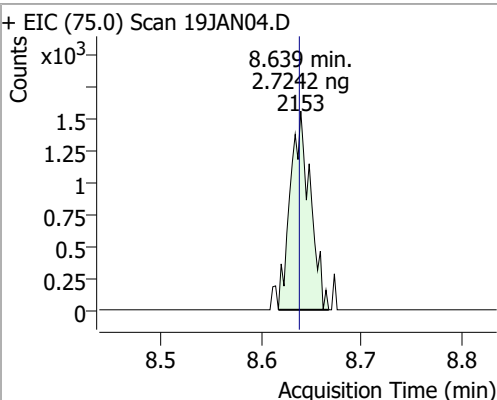
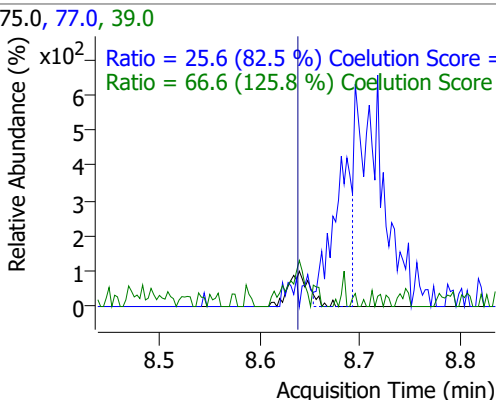
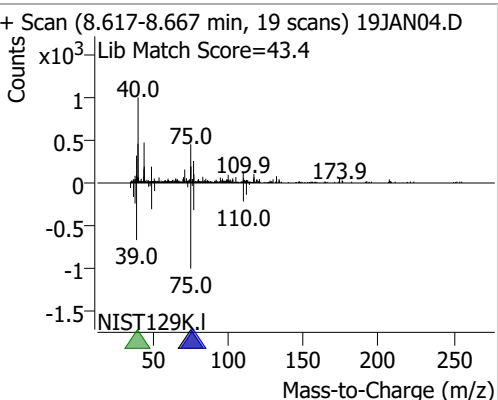
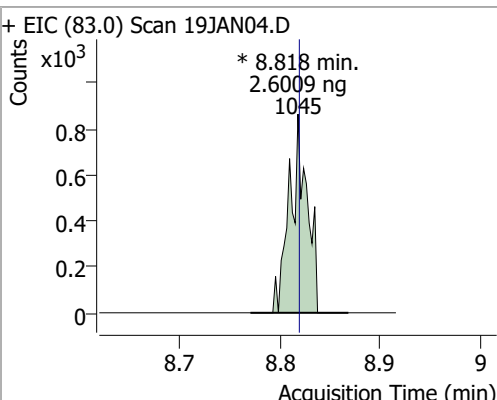
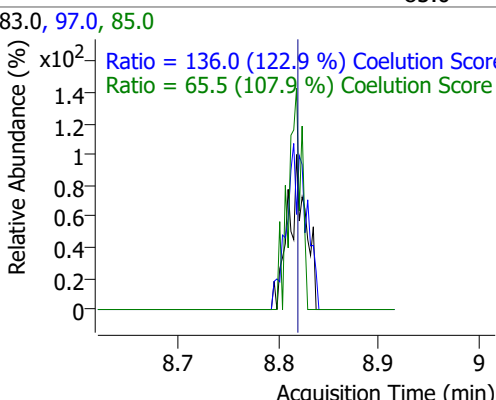
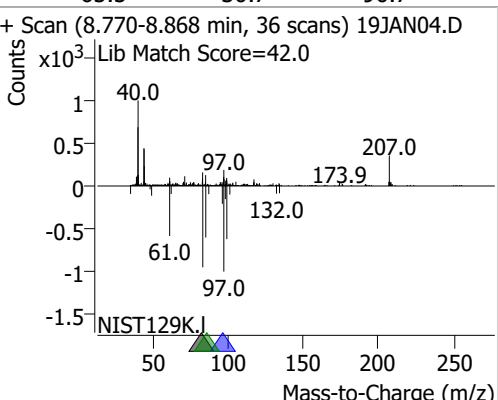
Compound	Conc.	RT	Dev(Min)	Resp.	QIon	QRatio	Lower	Upper
cis-1,3-Dichloropropene	2.8168	8.06	0.00	3052	39.0	71.2	22.5	82.5
					77.0	34.9	1.8	61.8



Compound	Conc.	RT	Dev(Min)	Resp.	QIon	QRatio	Lower	Upper
Toluene-d8	2.7380	8.32	0.00	8454	100.0	68.1	34.3	94.3
					99.0	11.1	0.0	39.2

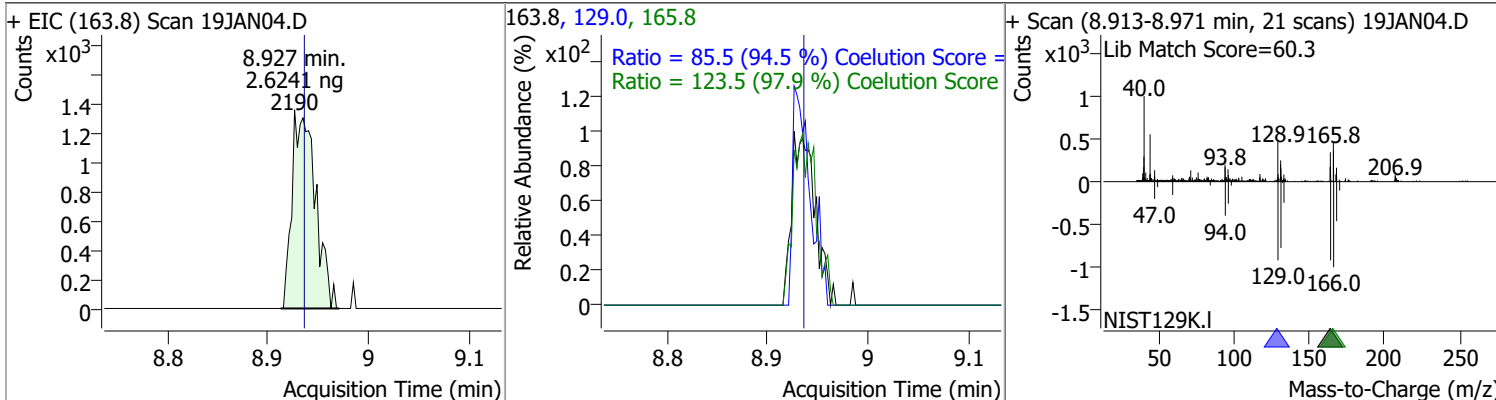


Quantitation Results Report (QT Reviewed)

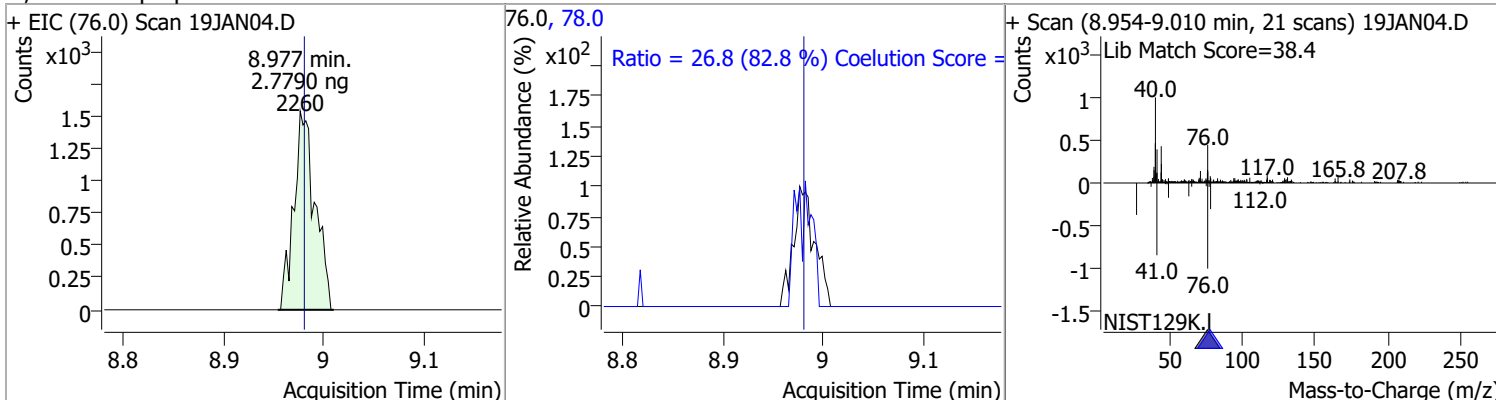
Compound	Conc.	RT	Dev(Min)	Resp.	QIon	QRatio	Lower	Upper
Toluene	2.6500	8.38	-0.01	5454	91.0	158.0	144.1	204.1
+ EIC (92.0) Scan 19JAN04.D			92.0, 91.0			+ Scan (8.355-8.425 min, 25 scans) 19JAN04.D		
								
trans-1,3-Dichloropropene	2.7242	8.64	0.00	2153	39.0	66.6	23.0	83.0
+ EIC (75.0) Scan 19JAN04.D			75.0, 77.0, 39.0			+ Scan (8.617-8.667 min, 19 scans) 19JAN04.D		
								
1,1,2-Trichloroethane	2.6009	8.82	0.00	1045 (m)	97.0	136.0	80.7	140.7
+ EIC (83.0) Scan 19JAN04.D			83.0, 97.0, 85.0			+ Scan (8.770-8.868 min, 36 scans) 19JAN04.D		
								

Quantitation Results Report (QT Reviewed)

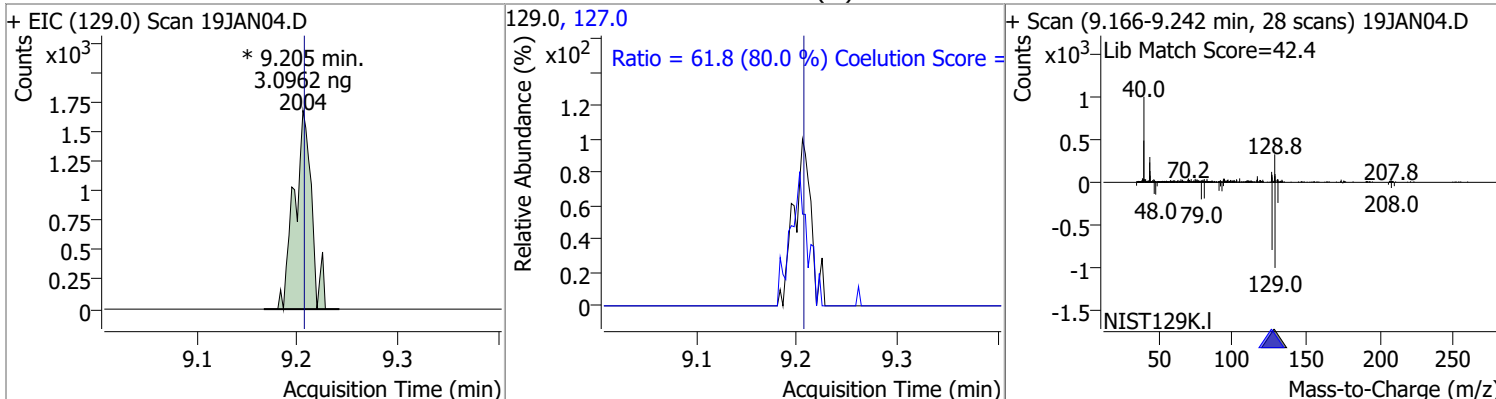
Compound	Conc.	RT	Dev(Min)	Resp.	QIon	QRatio	Lower	Upper
Tetrachloroethene	2.6241	8.93	-0.01	2190	165.8	123.5	96.1	156.1
					129.0	85.5	60.5	120.5



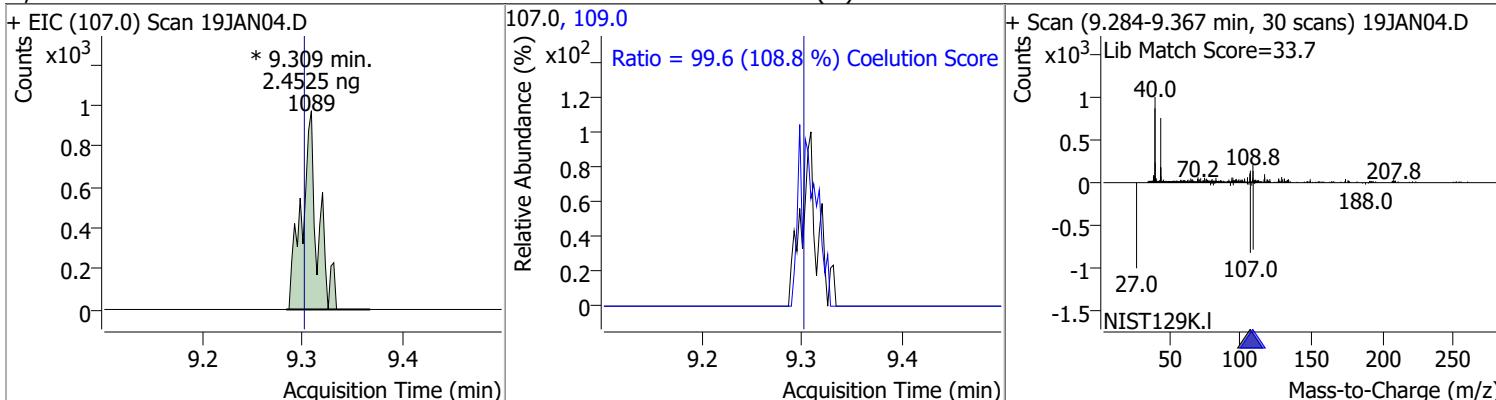
Compound	Conc.	RT	Dev(Min)	Resp.	QIon	QRatio	Lower	Upper
1,3-Dichloropropane	2.7790	8.98	0.00	2260	78.0	26.8	2.4	62.4



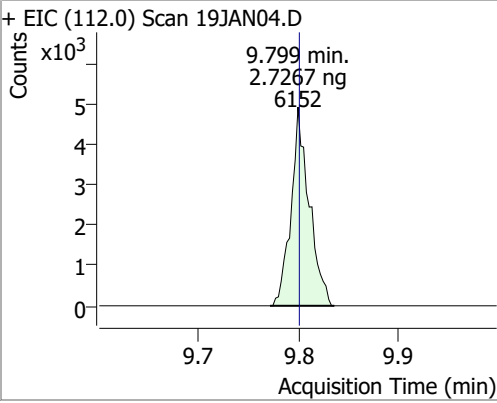
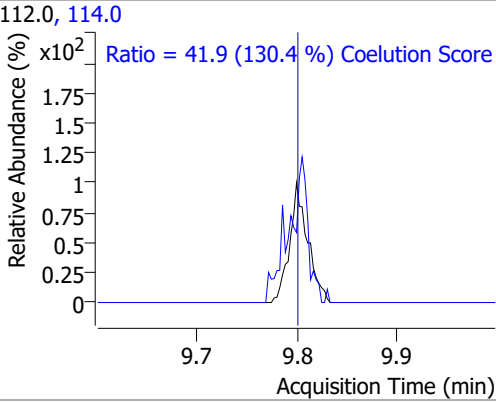
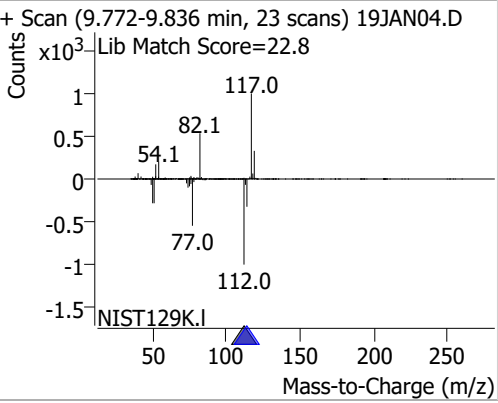
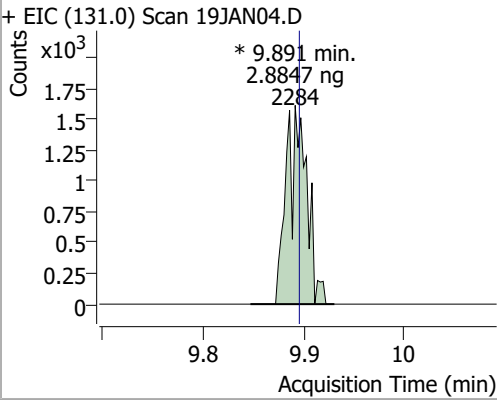
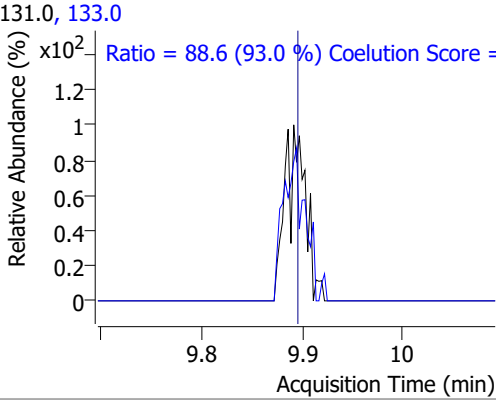
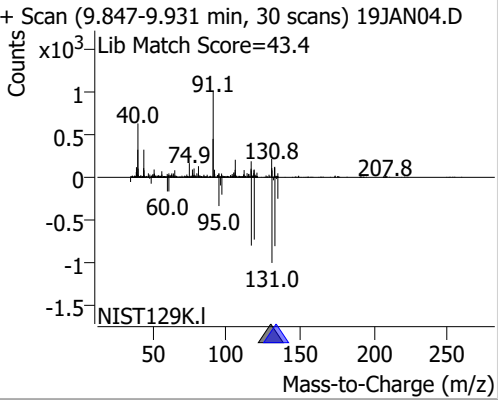
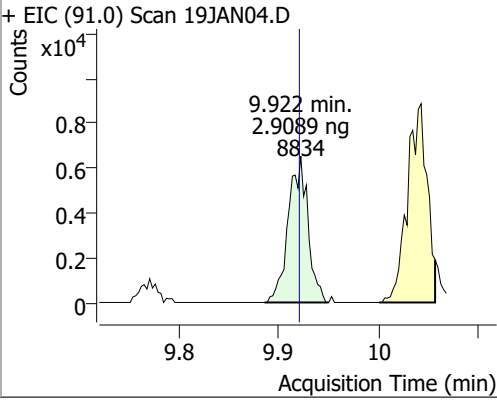
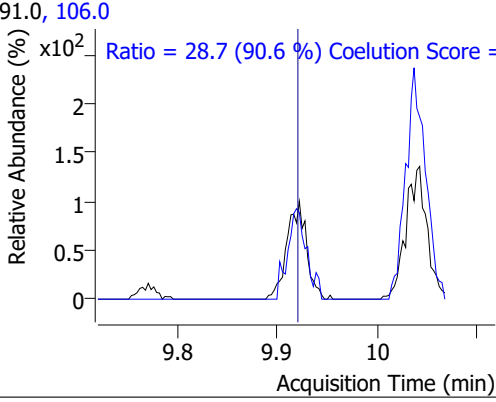
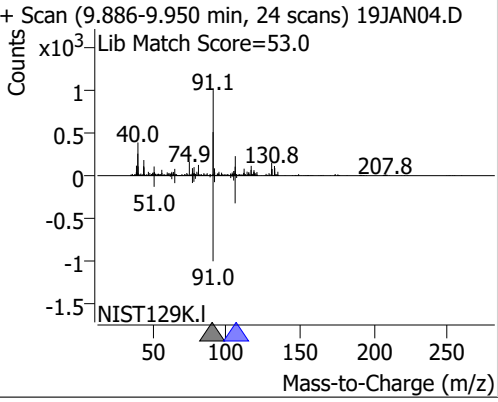
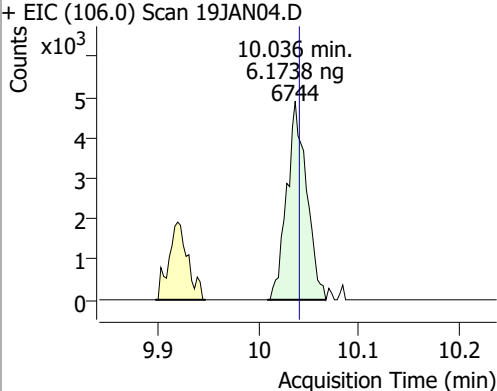
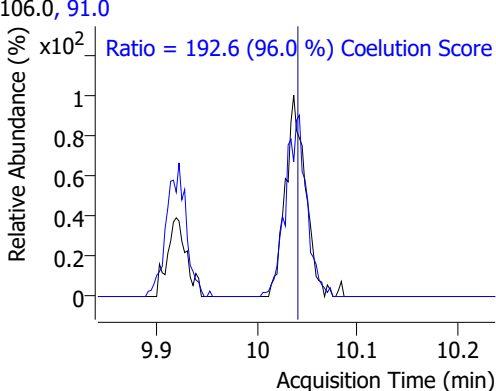
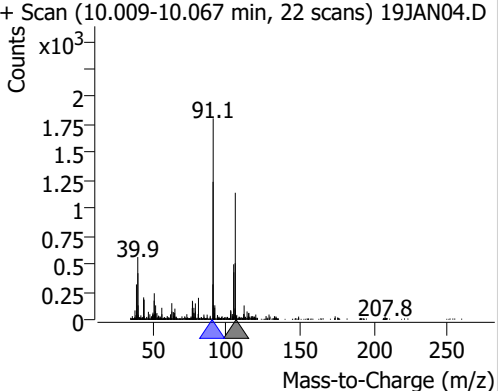
Compound	Conc.	RT	Dev(Min)	Resp.	QIon	QRatio	Lower	Upper
Chlorodibromomethane	3.0962	9.21	0.00	2004 (m)	127.0	61.8	47.2	107.2



Compound	Conc.	RT	Dev(Min)	Resp.	QIon	QRatio	Lower	Upper
1,2-Dibromoethane	2.4525	9.31	0.01	1089 (m)	109.0	99.6	61.5	121.5

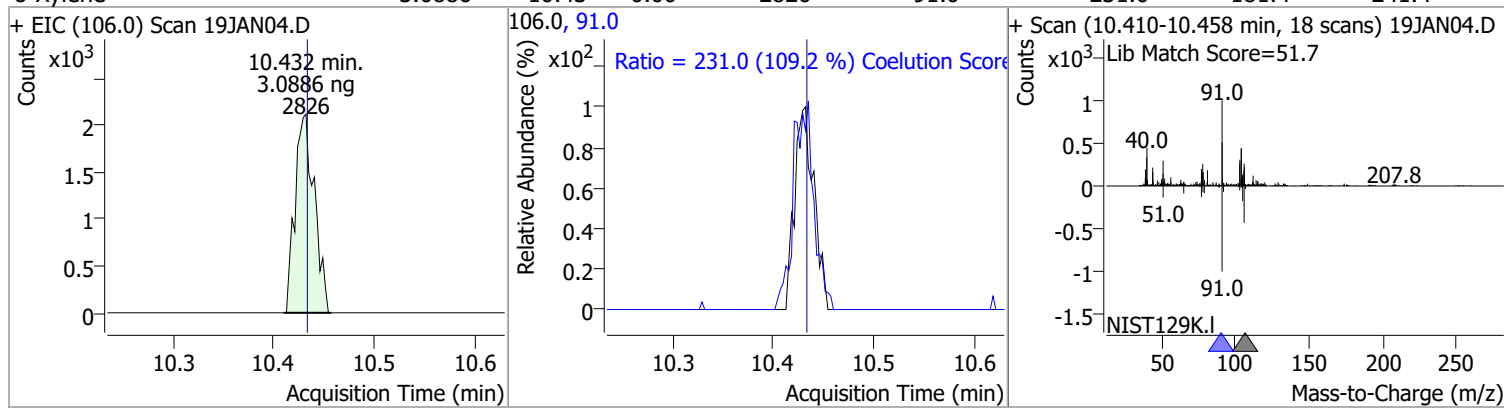


Quantitation Results Report (QT Reviewed)

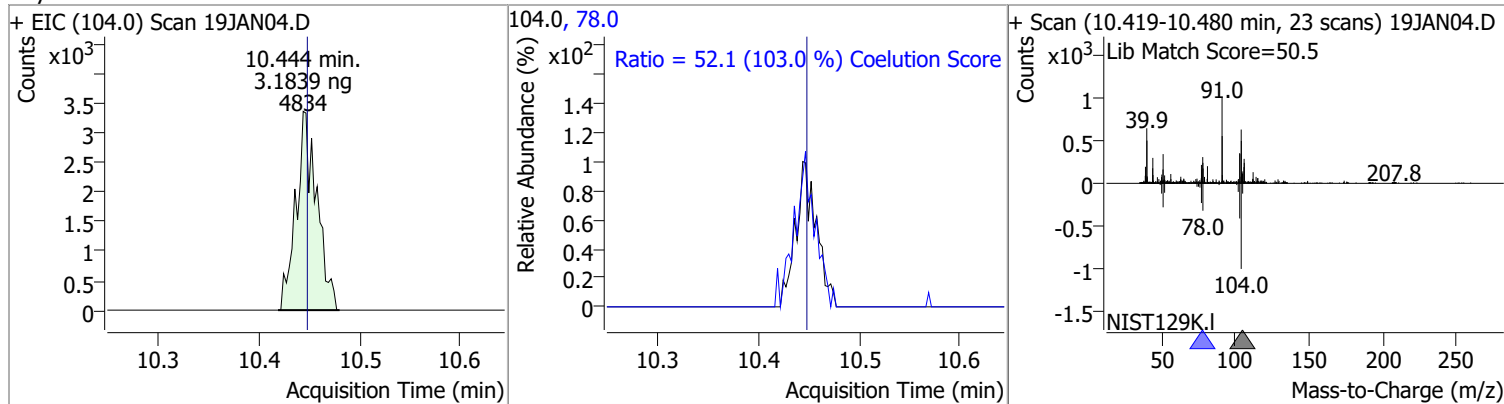
Compound	Conc.	RT	Dev(Min)	Resp.	QIon	QRatio	Lower	Upper
Chlorobenzene	2.7267	9.80	0.00	6152	114.0	41.9	2.2	62.2
+ EIC (112.0) Scan 19JAN04.D			112.0, 114.0			+ Scan (9.772-9.836 min, 23 scans) 19JAN04.D		
								
1,1,1,2-Tetrachloroethane	2.8847	9.89	0.00	2284 (m)	133.0	88.6	65.3	125.3
+ EIC (131.0) Scan 19JAN04.D			131.0, 133.0			+ Scan (9.847-9.931 min, 30 scans) 19JAN04.D		
								
Ethylbenzene	2.9089	9.92	0.00	8834	106.0	28.7	1.7	61.7
+ EIC (91.0) Scan 19JAN04.D			91.0, 106.0			+ Scan (9.886-9.950 min, 24 scans) 19JAN04.D		
								
m+p-Xylenes	6.1738	10.04	0.00	6744	91.0	192.6	170.7	230.7
+ EIC (106.0) Scan 19JAN04.D			106.0, 91.0			+ Scan (10.009-10.067 min, 22 scans) 19JAN04.D		
								

Quantitation Results Report (QT Reviewed)

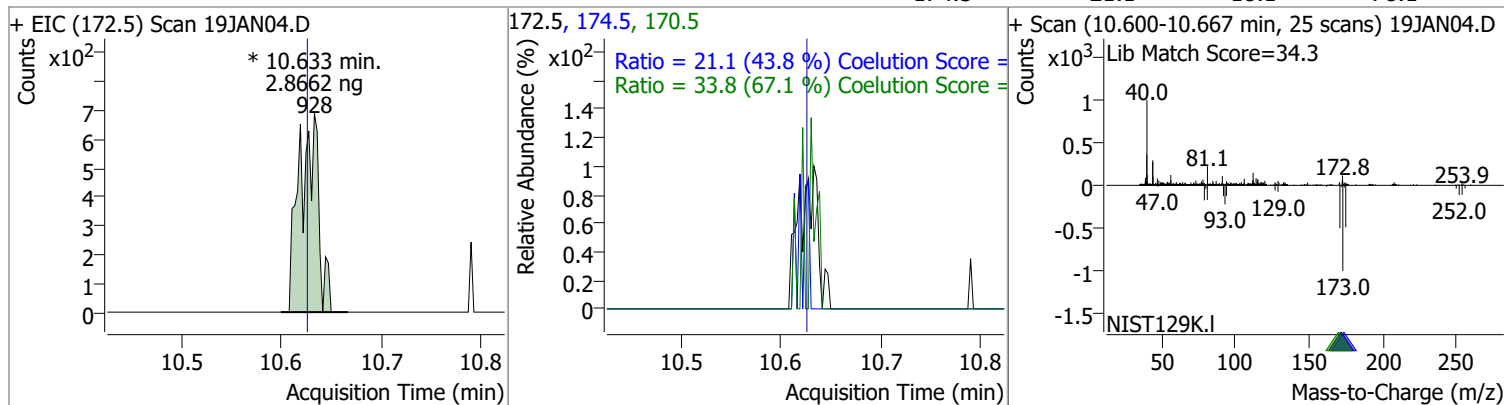
Compound	Conc.	RT	Dev(Min)	Resp.	QIon	QRatio	Lower	Upper
o-Xylene	3.0886	10.43	0.00	2826	91.0	231.0	181.4	241.4



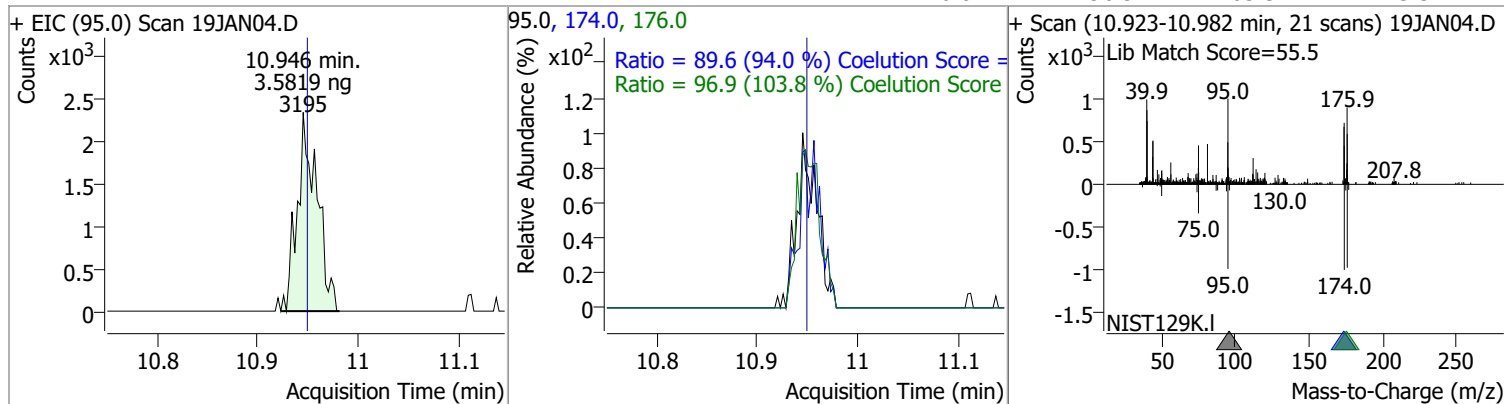
Compound	Conc.	RT	Dev(Min)	Resp.	QIon	QRatio	Lower	Upper
Styrene	3.1839	10.44	0.00	4834	78.0	52.1	20.6	80.6



Compound	Conc.	RT	Dev(Min)	Resp.	QIon	QRatio	Lower	Upper
Bromoform	2.8662	10.63	0.01	928 (m)	170.5	33.8	20.3	80.3
					174.5	21.1	18.1	78.1



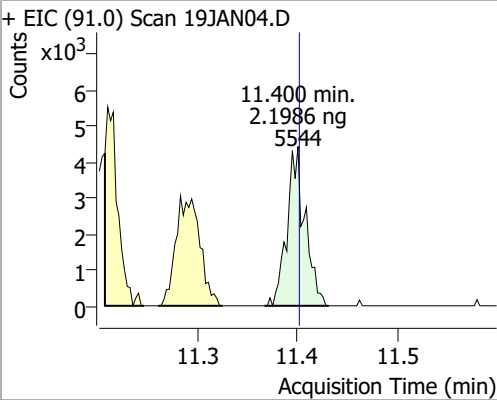
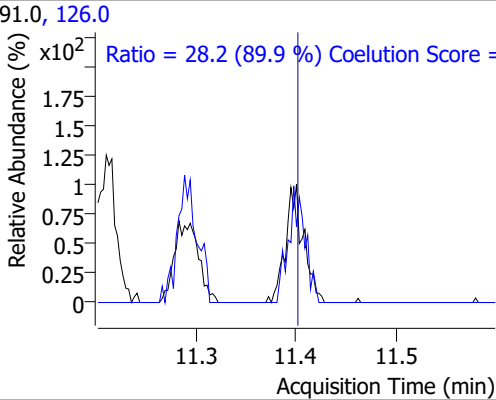
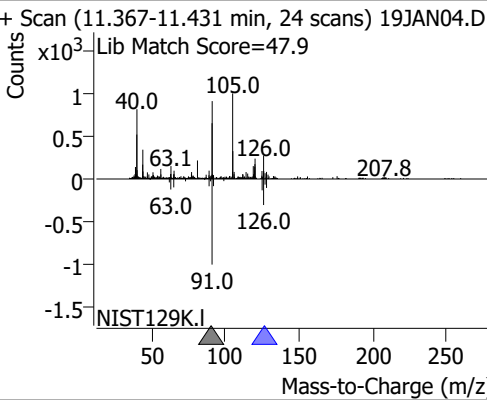
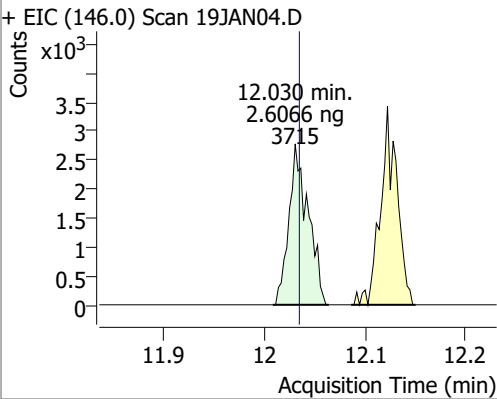
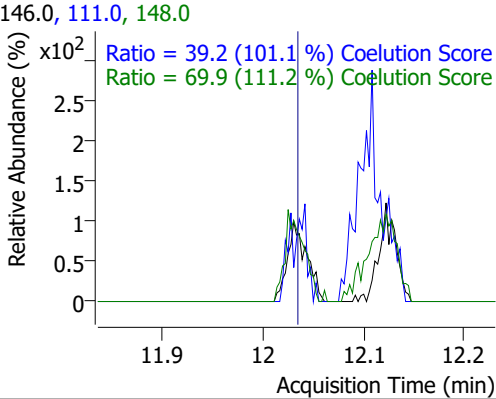
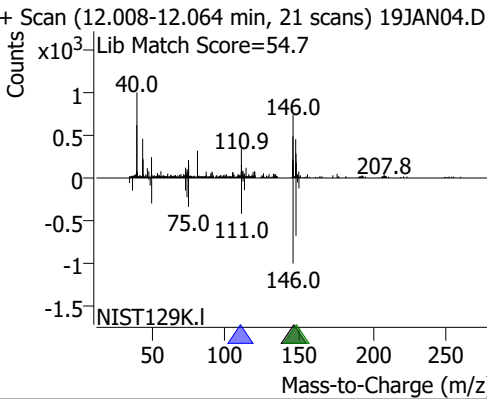
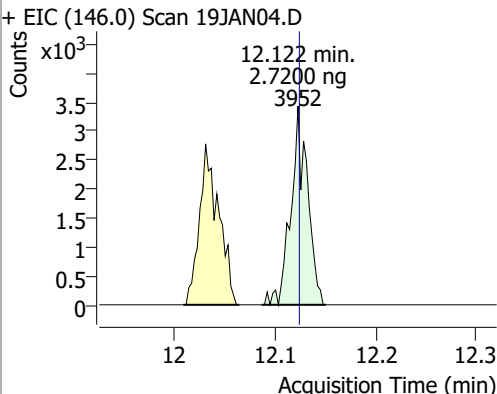
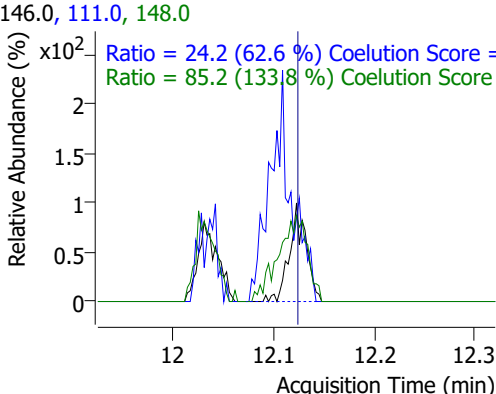
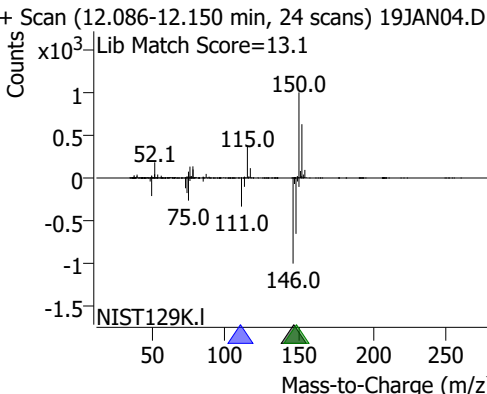
Compound	Conc.	RT	Dev(Min)	Resp.	QIon	QRatio	Lower	Upper
p-Bromofluorobenzene	3.5819	10.95	0.00	3195	174.0	89.6	65.3	125.3
					176.0	96.9	63.3	123.3



Quantitation Results Report (QT Reviewed)

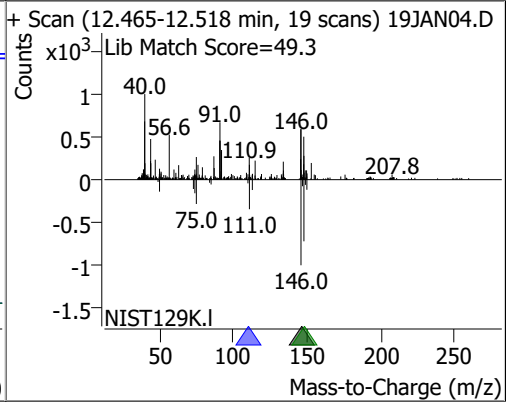
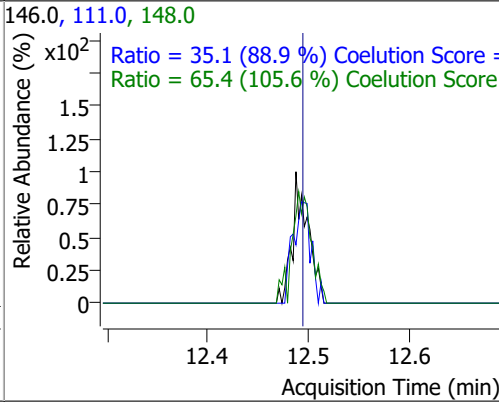
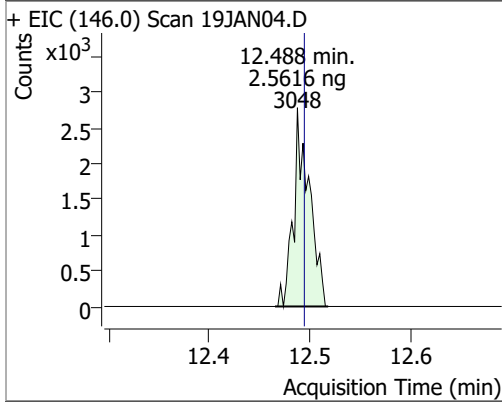
Compound	Conc.	RT	Dev(Min)	Resp.	QIon	QRatio	Lower	Upper
Bromobenzene	2.6633	11.09	0.00	2095	77.0 158.0	150.5 96.3	113.5 66.1	173.5 126.1
+ EIC (156.0) Scan 19JAN04.D			156.0, 77.0, 158.0			+ Scan (11.068-11.118 min, 18 scans) 19JAN04.D		
Ratio = 150.5 (104.9 %) Coelution Score = Ratio = 96.3 (100.3 %) Coelution Score =			Lib Match Score=50.4					
1,1,2,2-Tetrachloroethane	2.7802	11.12	0.00	1247 (m)	85.0	55.7	33.3	93.3
+ EIC (83.0) Scan 19JAN04.D			83.0, 85.0			+ Scan (11.082-11.155 min, 27 scans) 19JAN04.D		
Ratio = 55.7 (87.9 %) Coelution Score =			Lib Match Score=32.4					
1,2,3-Trichloropropane	3.0373	11.15	0.00	358 (m)	112.0	42.3	35.8	95.8
+ EIC (110.0) Scan 19JAN04.D			110.0, 112.0			+ Scan (11.105-11.185 min, 30 scans) 19JAN04.D		
Ratio = 42.3 (64.3 %) Coelution Score =			Lib Match Score=33.8					
2-Chlorotoluene	2.6139	11.29	0.00	2035	91.0	250.0	246.2	306.2
+ EIC (126.0) Scan 19JAN04.D			126.0, 91.0			+ Scan (11.261-11.316 min, 20 scans) 19JAN04.D		
Ratio = 250.0 (90.5 %) Coelution Score =			Lib Match Score=49.2					

Quantitation Results Report (QT Reviewed)

Compound	Conc.	RT	Dev(Min)	Resp.	QIon	QRatio	Lower	Upper
4-Chlorotoluene	2.1986	11.40	0.00	5544	126.0	28.2	1.3	61.3
+ EIC (91.0) Scan 19JAN04.D 			91.0, 126.0 			+ Scan (11.367-11.431 min, 24 scans) 19JAN04.D Lib Match Score=47.9 		
1,3-Dichlorobenzene	2.6066	12.03	0.00	3715	148.0	69.9	32.8	92.8
+ EIC (146.0) Scan 19JAN04.D 			146.0, 111.0, 148.0 			+ Scan (12.008-12.064 min, 21 scans) 19JAN04.D Lib Match Score=54.7 		
1,4-Dichlorobenzene	2.7200	12.12	0.00	3952	148.0	85.2	33.7	93.7
+ EIC (146.0) Scan 19JAN04.D 			146.0, 111.0, 148.0 			+ Scan (12.086-12.150 min, 24 scans) 19JAN04.D Lib Match Score=13.1 		

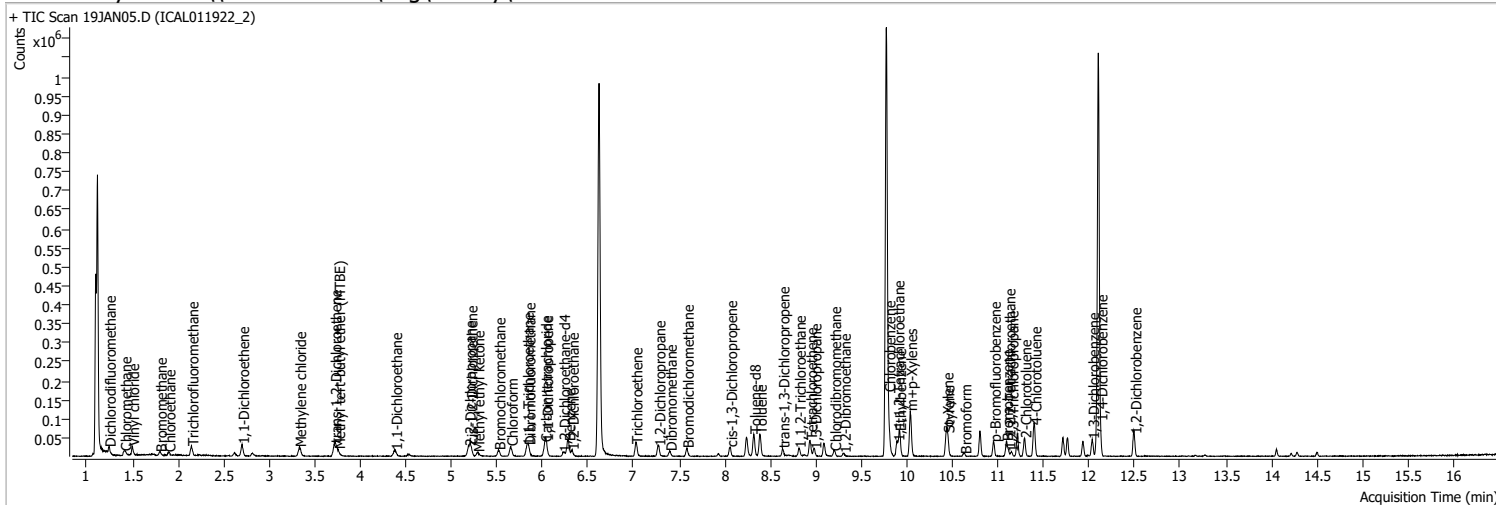
Quantitation Results Report (QT Reviewed)

Compound	Conc.	RT	Dev(Min)	Resp.	QIon	QRatio	Lower	Upper
1,2-Dichlorobenzene	2.5616	12.49	-0.01	3048	148.0	65.4	31.9	91.9
					111.0	35.1	9.5	69.5



Quantitation Results Report (QT Reviewed)

Data File	19JAN05.D	Operator	MSC
Acq. Method	5975CACQF.M	Acq. Date-Time	1/19/2022 11:15:33 AM
Sample Name	ICAL011922_2	Instrument	VOA5975C
Vial	5	Multiplier	1.00
DA Method File	VOA5975C_8260B_SHT_DoD_L4_011922.m	Comment	
Tune File	BFB_Atune3.u	Tune Date	10/11/2021 4:02:00 PM
Batch Name	VG011922_8260B.batch.bin	Last Calib Update	1/20/2022 9:28:12 AM
Ref Library	\\MASSHUNTER\Org\Library\NIST129K.I		



Compound	RT	QIon	Resp.	Conc.	Units	Dev(Min)
Internal Standards						
M Fluorobenzene	6.621	96.0	803183	250.0000	ng	0.000
M Chlorobenzene-d5	9.774	82.0	313722	250.0000	ng	0.000
M 1,4-Dichlorobenzene-d4	12.103	152.0	251947	250.0000	ng	0.003
System Monitoring Compounds						
S Dibromofluoromethane	5.845	113.0	9521	12.2386	ng	-0.005
Spiked Amount: 250.000	Range: 80.0 - 119.0%			Recovery = 4.90%	*	
S 1,2-Dichloroethane-d4	6.227	67.0	4197	12.4883	ng	-0.003
Spiked Amount: 250.000	Range: 81.0 - 118.0%			Recovery = 5.00%	*	
S Toluene-d8	8.319	98.0	33951	11.0927	ng	0.000
Spiked Amount: 250.000	Range: 89.0 - 112.0%			Recovery = 4.44%	*	
S p-Bromofluorobenzene	10.954	95.0	10669	11.4690	ng	0.006
Spiked Amount: 250.000	Range: 85.0 - 114.0%			Recovery = 4.59%	*	
Target Compounds						
T Dichlorodifluoromethane	1.241	85.0	12682	11.7428	ng	94
T Chloromethane	1.411	50.0	15397	12.1094	ng	94
T Vinyl chloride	1.498	62.0	14225	12.2910	ng	94
T Bromomethane	1.799	96.0	5411	12.9499	ng	96
T Chloroethane	1.897	64.0	6576	12.0096	ng	92
T Trichlorofluoromethane	2.148	101.0	16916	12.1888	ng	100
T 1,1-Dichloroethene	2.703	96.0	9440	11.6900	ng	96
T Methylene chloride	3.330	49.0	15719	13.3883	ng	96
T trans-1,2-Dichloroethene	3.718	96.0	10455	12.5326	ng	94
T Methyl tert-butyl ether (MTBE)	3.757	73.0	12721	12.2004	ng	99
T 1,1-Dichloroethane	4.381	63.0	18500	11.8493	ng	98
T 2,2-Dichloropropane	5.190	77.0	14213	12.0798	ng	97
T cis-1,2-Dichloroethene	5.209	96.0	9874	11.6899	ng	95
T Methyl ethyl ketone	5.288	43.0	15038	123.1947	ng	97
T Bromochloromethane	5.516	128.0	4232	12.1514	ng	m 95
T Chloroform	5.653	83.0	18593	11.9271	ng	99

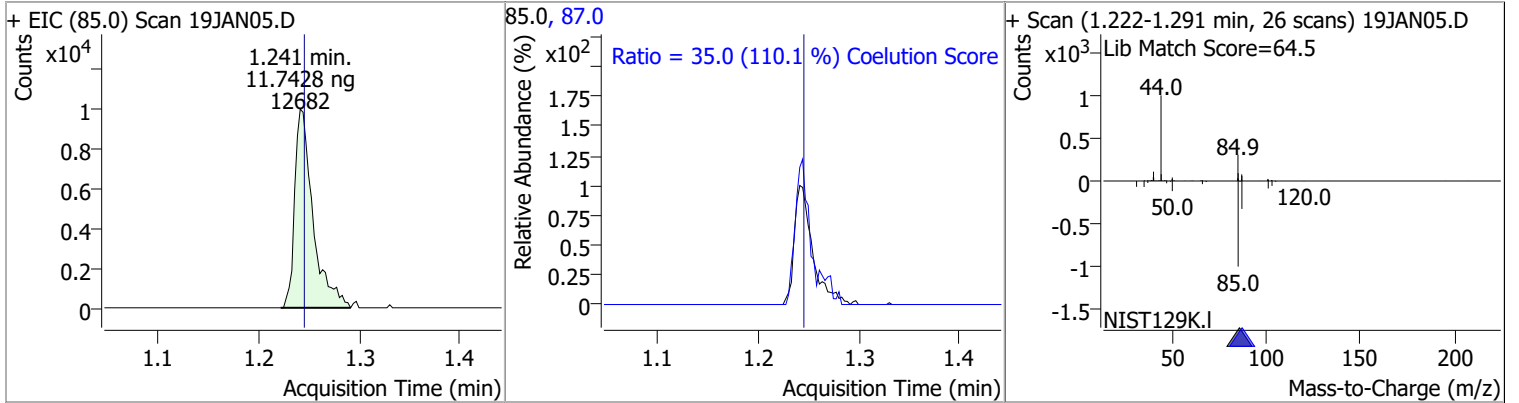
Quantitation Results Report (QT Reviewed)

Compound	RT	QIon	Resp.	Conc.	Units	Dev(Min)	
T 1,1,1-Trichloroethane	5.829	97.0	16614	11.5510	ng	98	
T Carbon tetrachloride	6.024	117.0	15775	11.3084	ng	97	
T 1,1-Dichloropropene	6.041	75.0	12417	10.6461	ng	94	
T Benzene	6.286	78.0	37609	11.7214	ng	96	
T 1,2-Dichloroethane	6.322	62.0	11123	12.5510	ng	99	
T Trichloroethene	7.022	95.0	10949	11.6577	ng	97	
T 1,2-Dichloropropane	7.273	63.0	9499	11.5033	ng	98	
T Dibromomethane	7.396	93.0	4088	11.7450	ng	84	
T Bromodichloromethane	7.585	83.0	12025	12.2862	ng	95	
T cis-1,3-Dichloropropene	8.059	75.0	12472	11.6126	ng	92	
T Toluene	8.386	92.0	21899	10.7342	ng	97	
T trans-1,3-Dichloropropene	8.634	75.0	8755	11.1755	ng	93	
T 1,1,2-Trichloroethane	8.815	83.0	4762	11.9543	ng	92	
T Tetrachloroethene	8.938	163.8	8964	10.8355	ng	96	
T 1,3-Dichloropropane	8.985	76.0	9988	12.3902	ng	94	
T Chlorodibromomethane	9.203	129.0	7984	12.4449	ng	96	
T 1,2-Dibromoethane	9.306	107.0	4936	11.2192	ng	87	
T Chlorobenzene	9.797	112.0	26688	11.9332	ng	96	
T 1,1,1,2-Tetrachloroethane	9.894	131.0	9446	12.0378	ng	94	
T Ethylbenzene	9.914	91.0	42980	11.9196	ng	95	
T m+p-Xylenes	10.037	106.0	31103	22.1645	ng	100	
T o-Xylene	10.435	106.0	13717	11.3234	ng	98	
T Styrene	10.447	104.0	21872	10.9234	ng	99	
T Bromoform	10.631	172.5	4402	13.0389	ng	96	
T Bromobenzene	11.091	156.0	9784	11.9266	ng	99	
T 1,1,2,2-Tetrachloroethane	11.113	83.0	5757	12.3034	ng	97	
T 1,2,3-Trichloropropane	11.147	110.0	1522	12.3825	ng	m	99
T 2-Chlorotoluene	11.292	126.0	9032	11.1243	ng	98	
T 4-Chlorotoluene	11.400	91.0	26850	10.2102	ng	95	
T 1,3-Dichlorobenzene	12.033	146.0	17111	11.5123	ng	96	
T 1,4-Dichlorobenzene	12.125	146.0	17730	11.7008	ng	81	
T 1,2-Dichlorobenzene	12.496	146.0	14345	11.5601	ng	97	

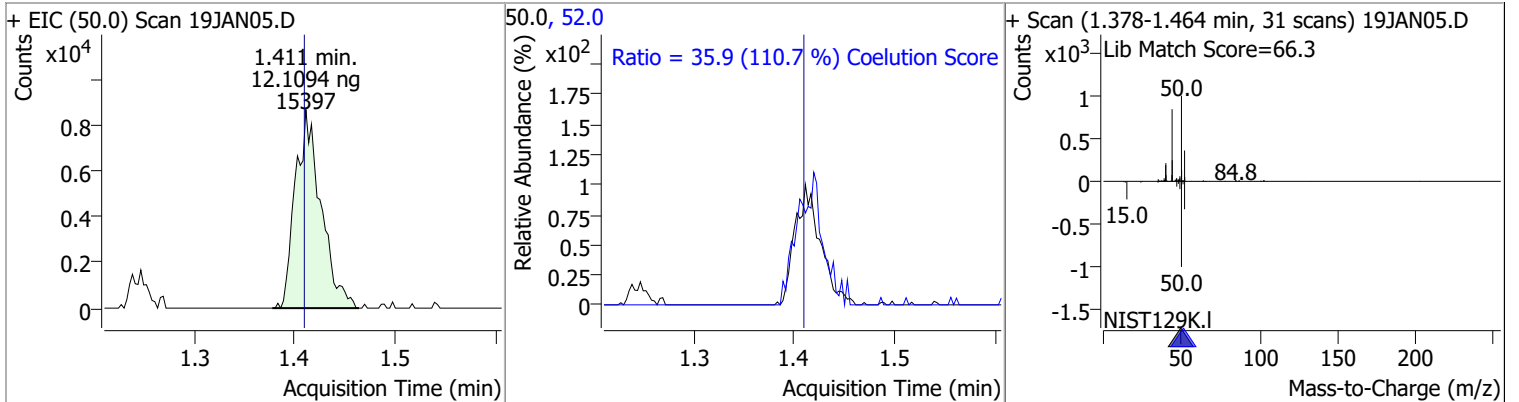
(#) = Qualifier Out of Range; (m) = Manual Integration; (+) = Area Summed; (*) = Surrogate Percent Recovery Out of Range; (d): Zeroed Peak

Quantitation Results Report (QT Reviewed)

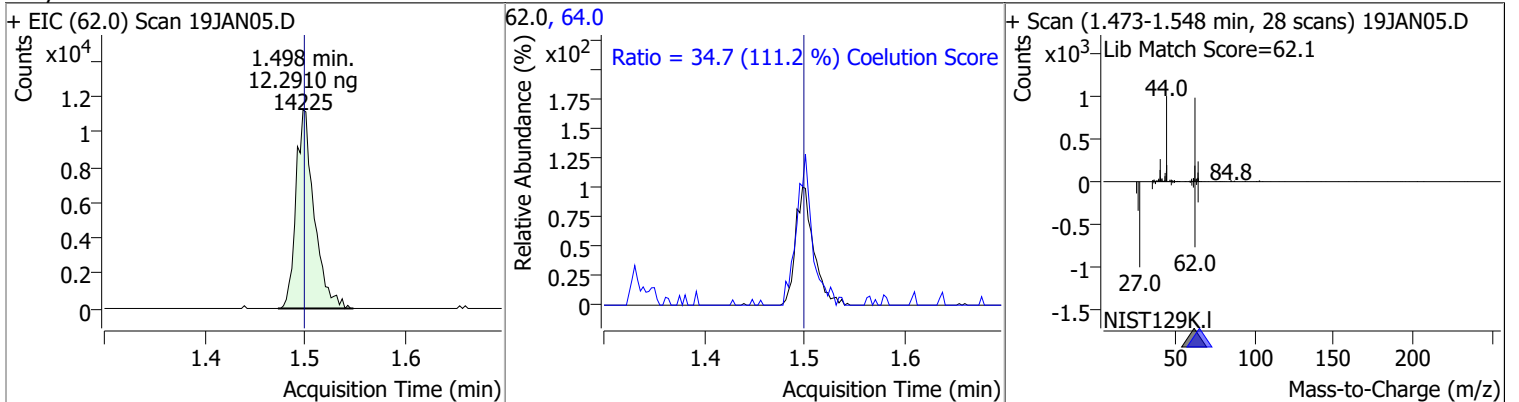
Compound	Conc.	RT	Dev(Min)	Resp.	QIon	QRatio	Lower	Upper
----------	-------	----	----------	-------	------	--------	-------	-------



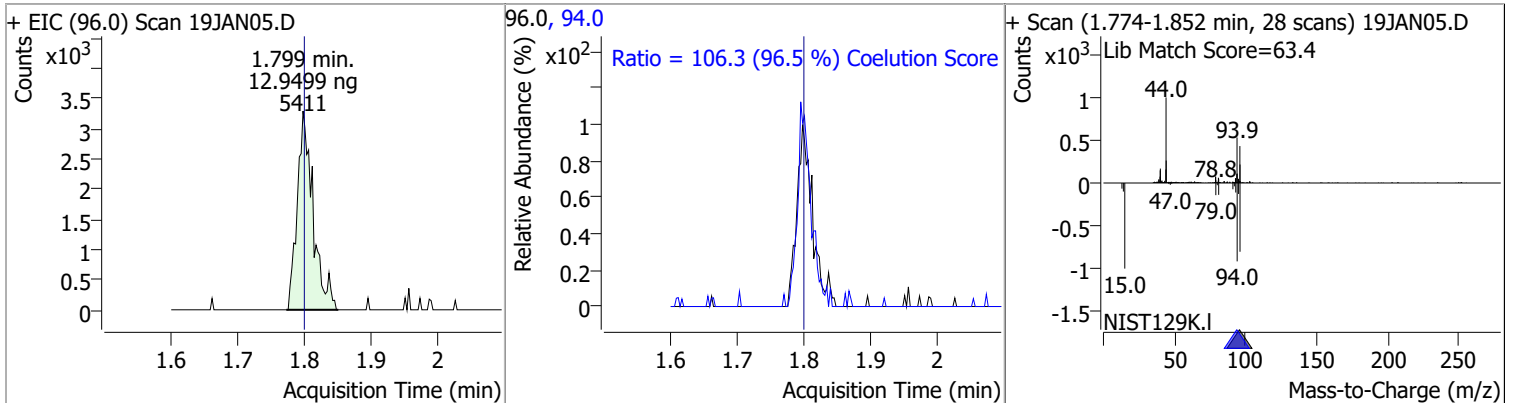
Compound	Conc.	RT	Dev(Min)	Resp.	QIon	QRatio	Lower	Upper
----------	-------	----	----------	-------	------	--------	-------	-------



Compound	Conc.	RT	Dev(Min)	Resp.	QIon	QRatio	Lower	Upper
----------	-------	----	----------	-------	------	--------	-------	-------

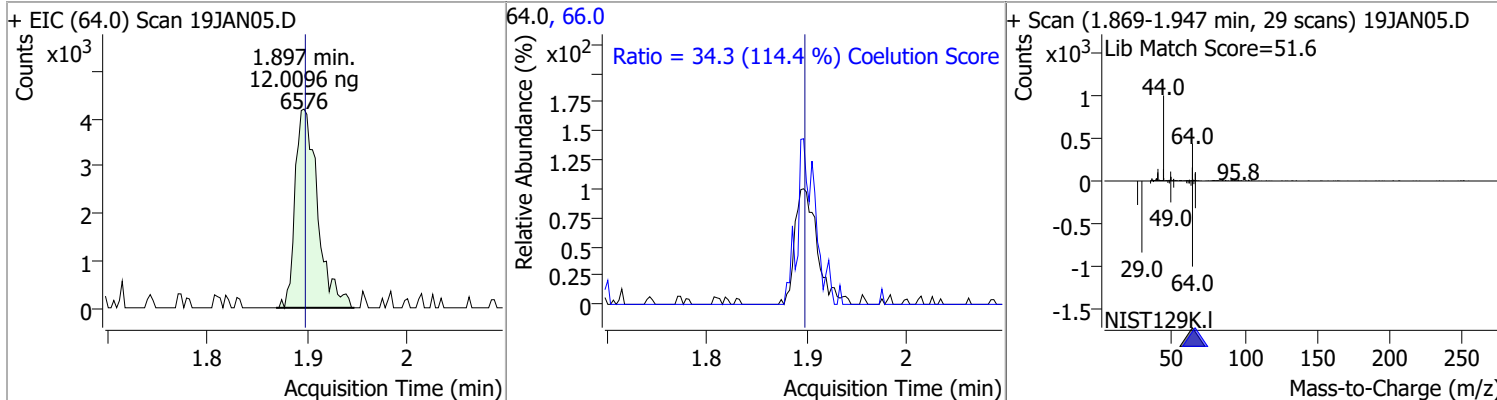


Compound	Conc.	RT	Dev(Min)	Resp.	QIon	QRatio	Lower	Upper
----------	-------	----	----------	-------	------	--------	-------	-------

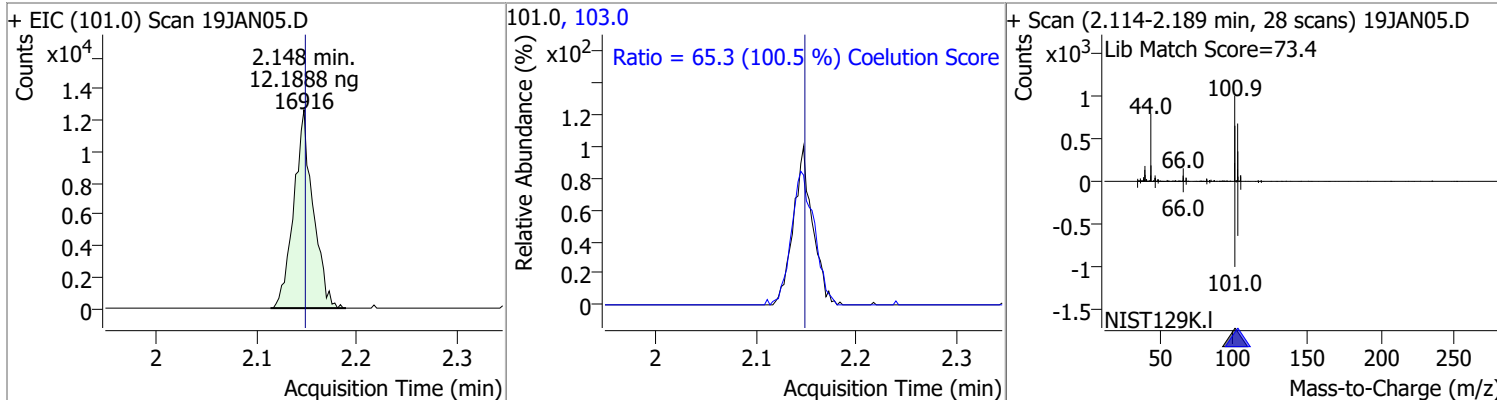


Quantitation Results Report (QT Reviewed)

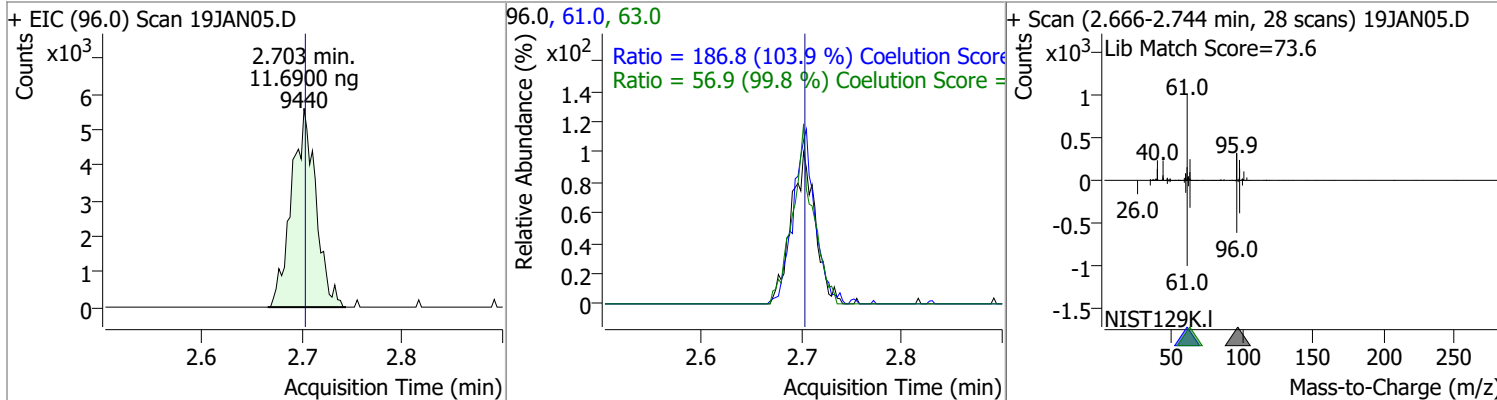
Compound	Conc.	RT	Dev(Min)	Resp.	QIon	QRatio	Lower	Upper
Chloroethane	12.0096	1.90	0.00	6576	66.0	34.3	0.0	60.0



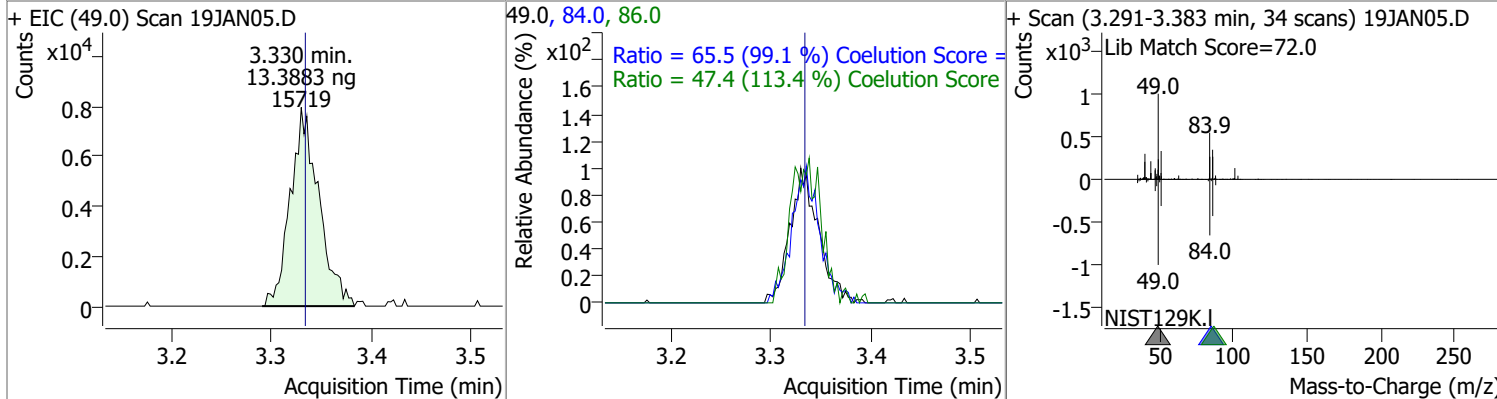
Compound	Conc.	RT	Dev(Min)	Resp.	QIon	QRatio	Lower	Upper
Trichlorofluoromethane	12.1888	2.15	0.00	16916	103.0	65.3	35.0	95.0



Compound	Conc.	RT	Dev(Min)	Resp.	QIon	QRatio	Lower	Upper
1,1-Dichloroethene	11.6900	2.70	0.00	9440	61.0	186.8	149.9	209.9
					63.0	56.9	27.0	87.0

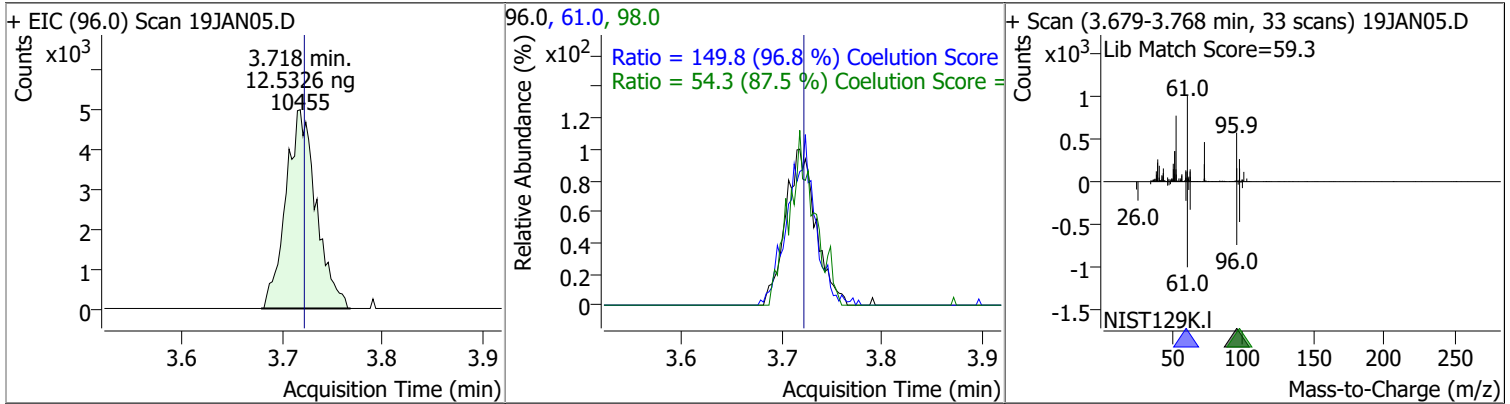


Compound	Conc.	RT	Dev(Min)	Resp.	QIon	QRatio	Lower	Upper
Methylene chloride	13.3883	3.33	0.00	15719	84.0	65.5	36.1	96.1
					86.0	47.4	11.8	71.8

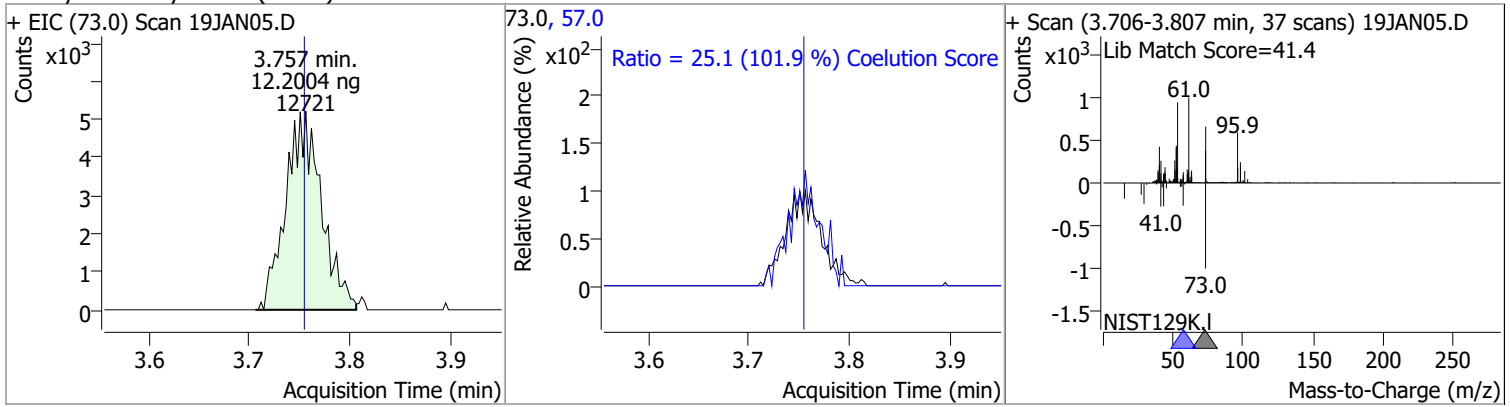


Quantitation Results Report (QT Reviewed)

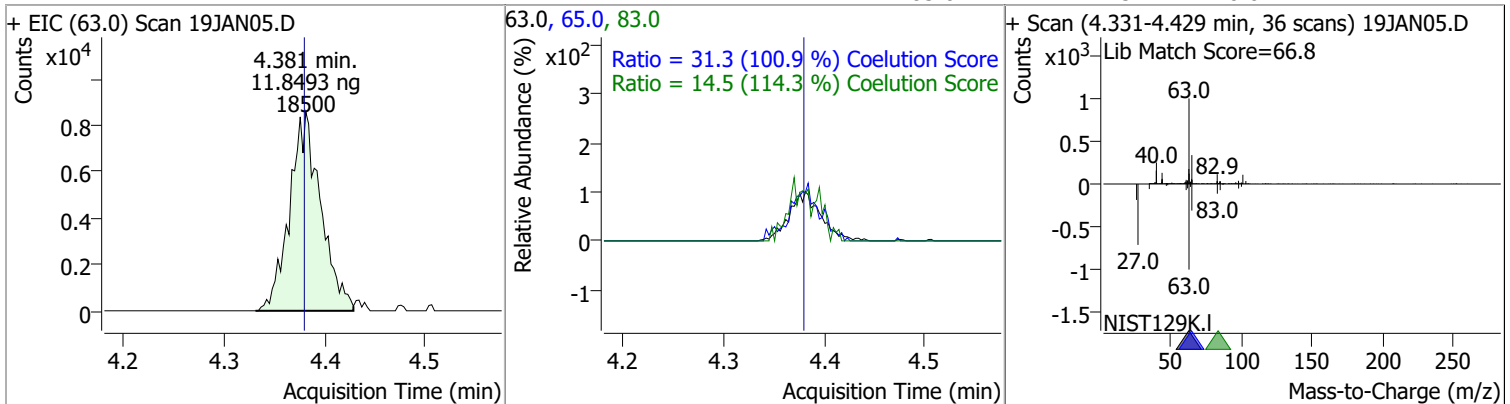
Compound	Conc.	RT	Dev(Min)	Resp.	QIon	QRatio	Lower	Upper
trans-1,2-Dichloroethene	12.5326	3.72	0.00	10455	61.0	149.8	124.8	184.8
					98.0	54.3	32.1	92.1



Compound	Conc.	RT	Dev(Min)	Resp.	QIon	QRatio	Lower	Upper
Methyl tert-butyl ether (MTBE)	12.2004	3.76	0.00	12721	57.0	25.1	0.0	54.6

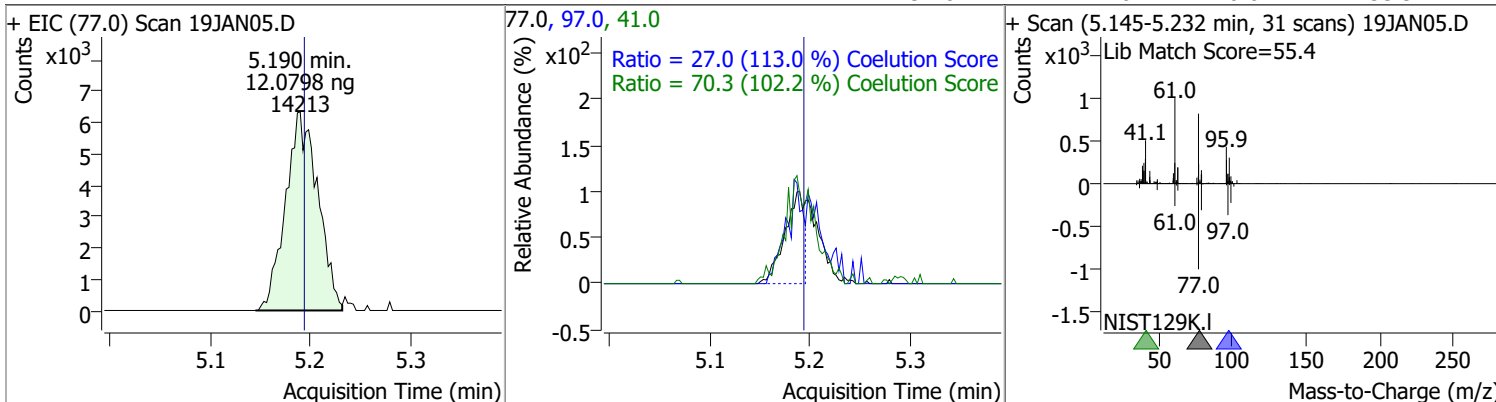


Compound	Conc.	RT	Dev(Min)	Resp.	QIon	QRatio	Lower	Upper
1,1-Dichloroethane	11.8493	4.38	0.00	18500	65.0	31.3	1.0	61.0
					83.0	14.5	0.0	42.7

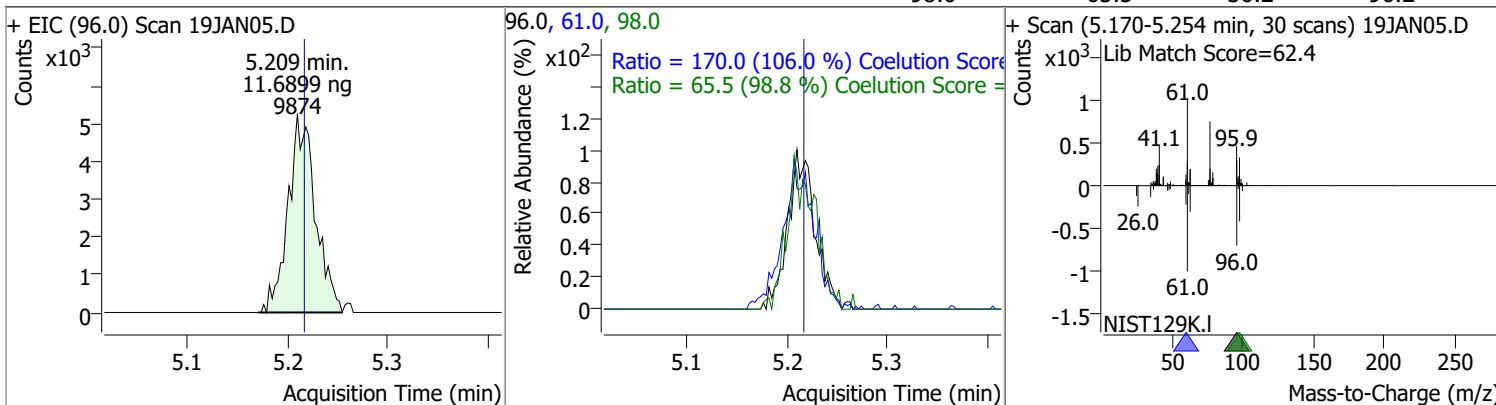


Quantitation Results Report (QT Reviewed)

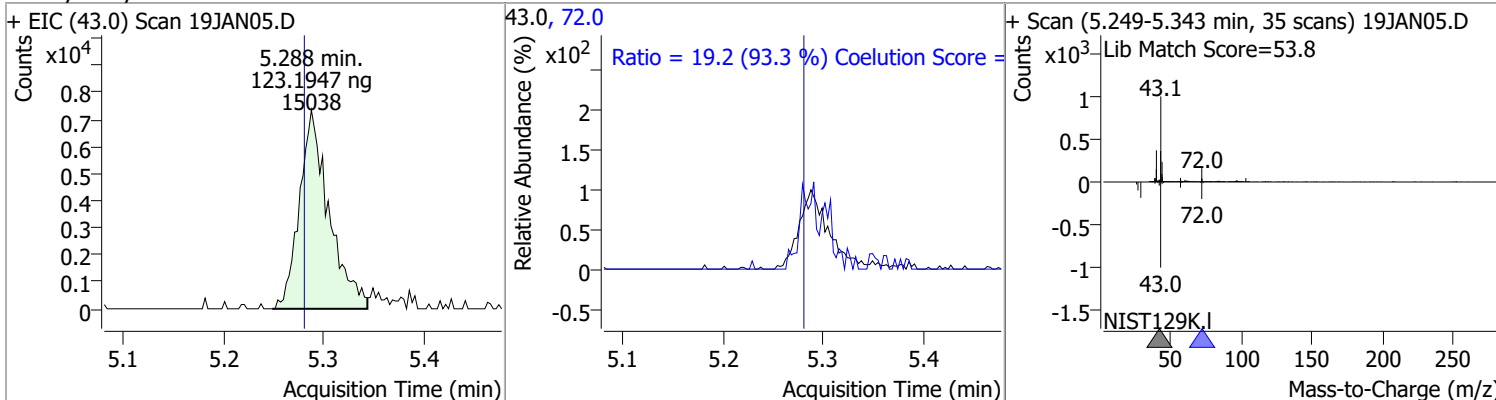
Compound	Conc.	RT	Dev(Min)	Resp.	QIon	QRatio	Lower	Upper
2,2-Dichloropropane	12.0798	5.19	0.00	14213	41.0	70.3	38.8	98.8
					97.0	27.0	0.0	53.9



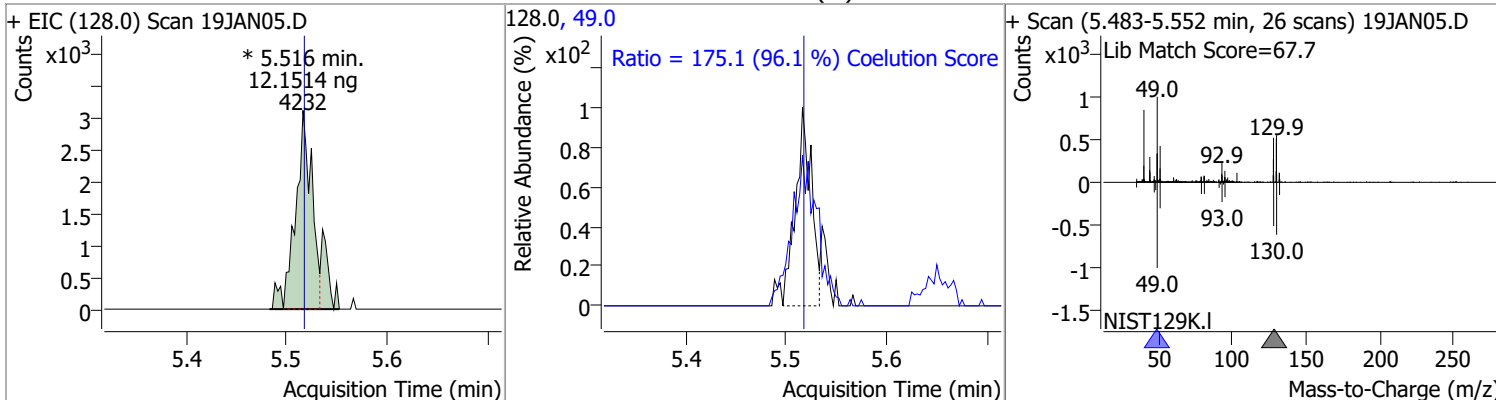
Compound	Conc.	RT	Dev(Min)	Resp.	QIon	QRatio	Lower	Upper
cis-1,2-Dichloroethene	11.6899	5.21	-0.01	9874	61.0	170.0	130.4	190.4
					98.0	65.5	36.2	96.2



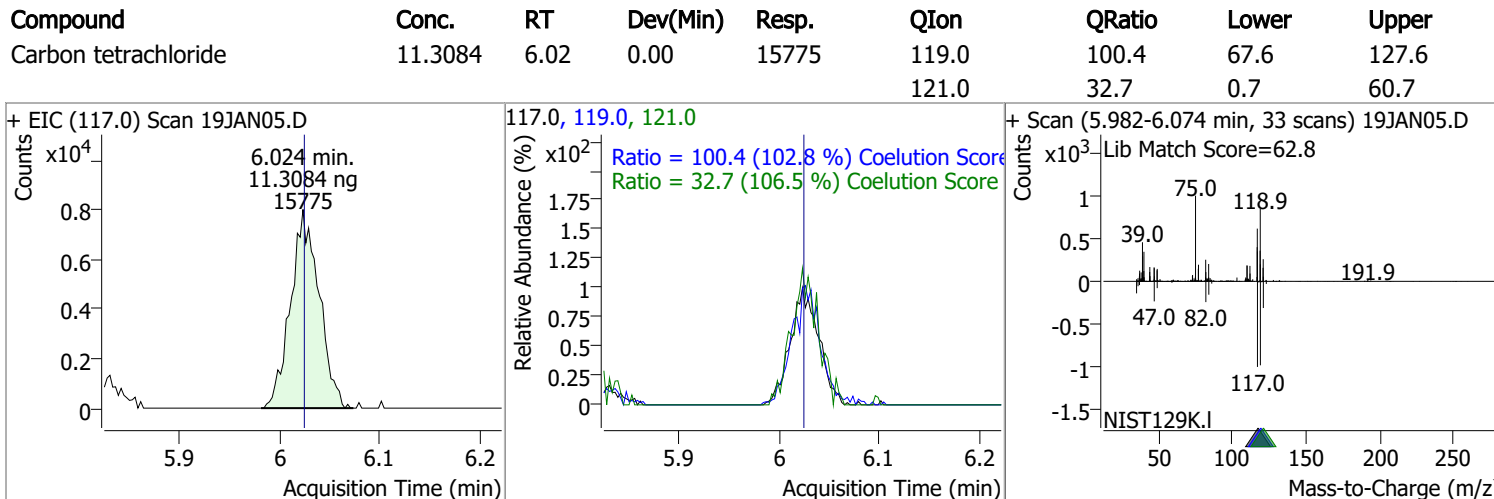
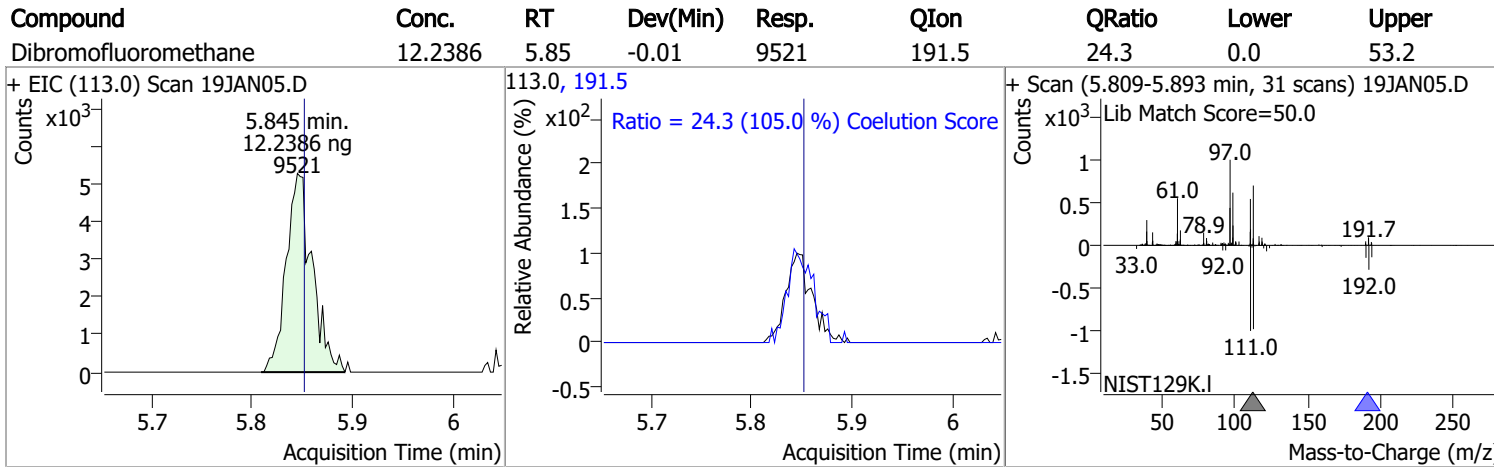
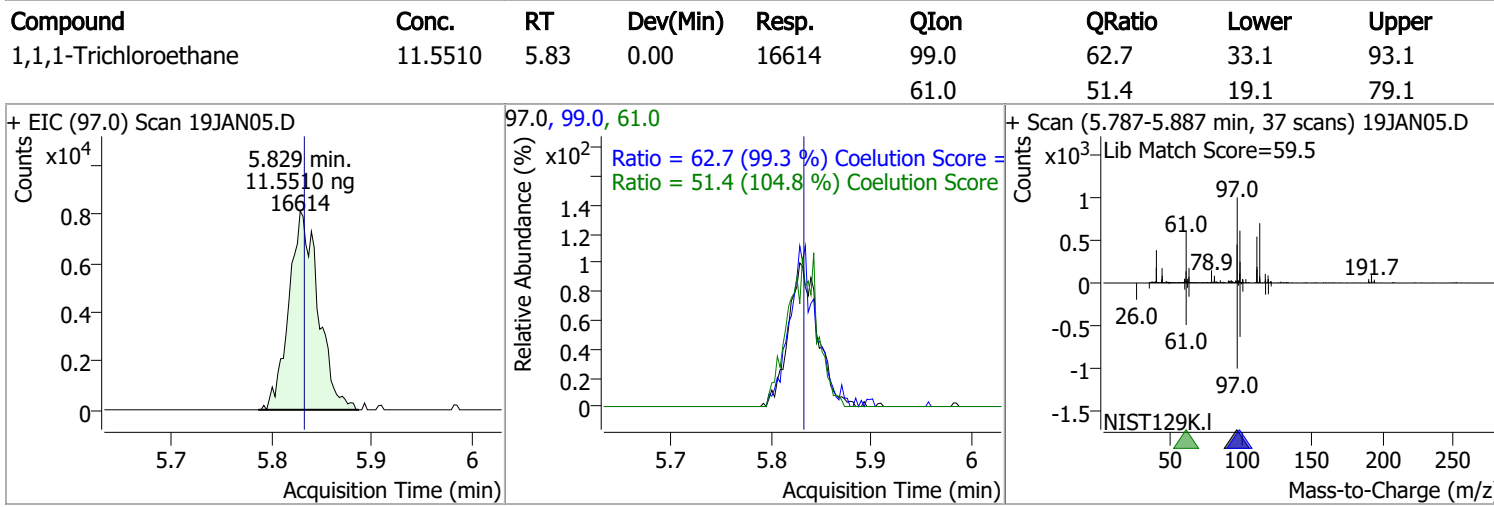
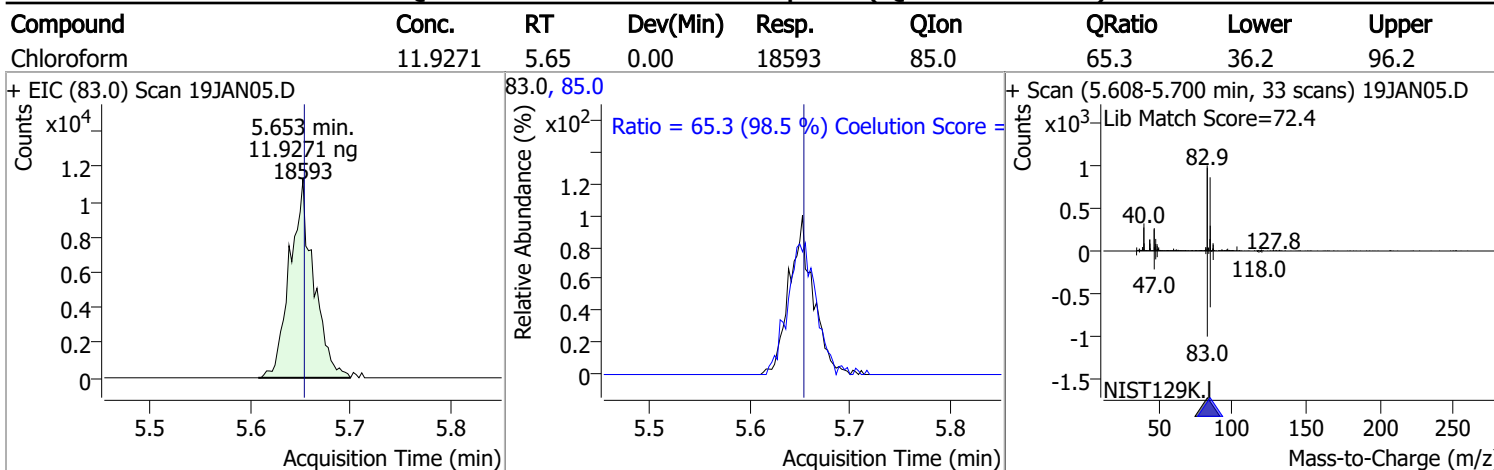
Compound	Conc.	RT	Dev(Min)	Resp.	QIon	QRatio	Lower	Upper
Methyl ethyl ketone	123.1947	5.29	0.01	15038	72.0	19.2	0.0	50.6



Compound	Conc.	RT	Dev(Min)	Resp.	QIon	QRatio	Lower	Upper
Bromochloromethane	12.1514	5.52	0.00	4232 (m)	49.0	175.1	152.2	212.2

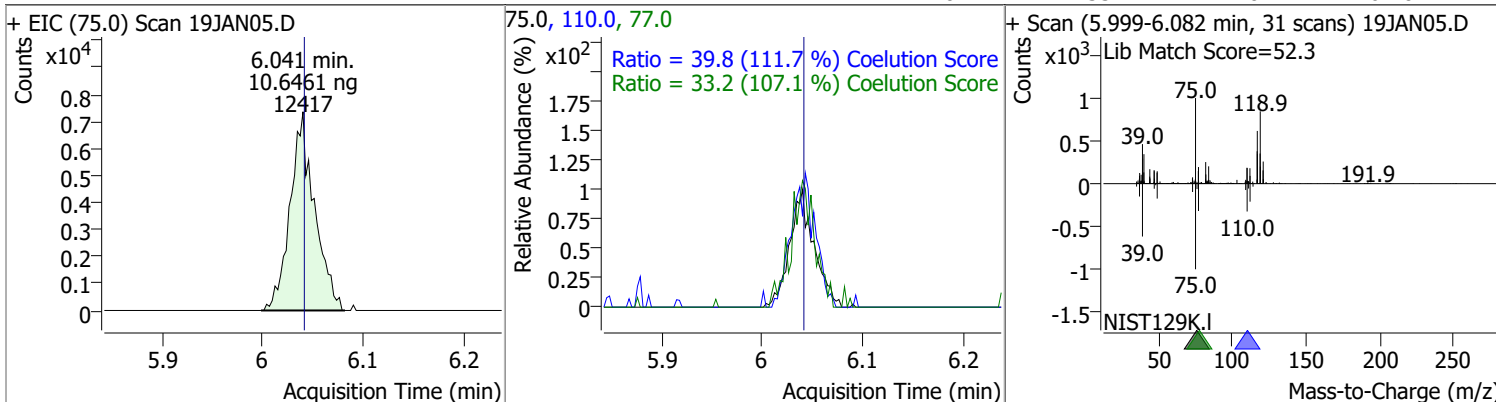


Quantitation Results Report (QT Reviewed)

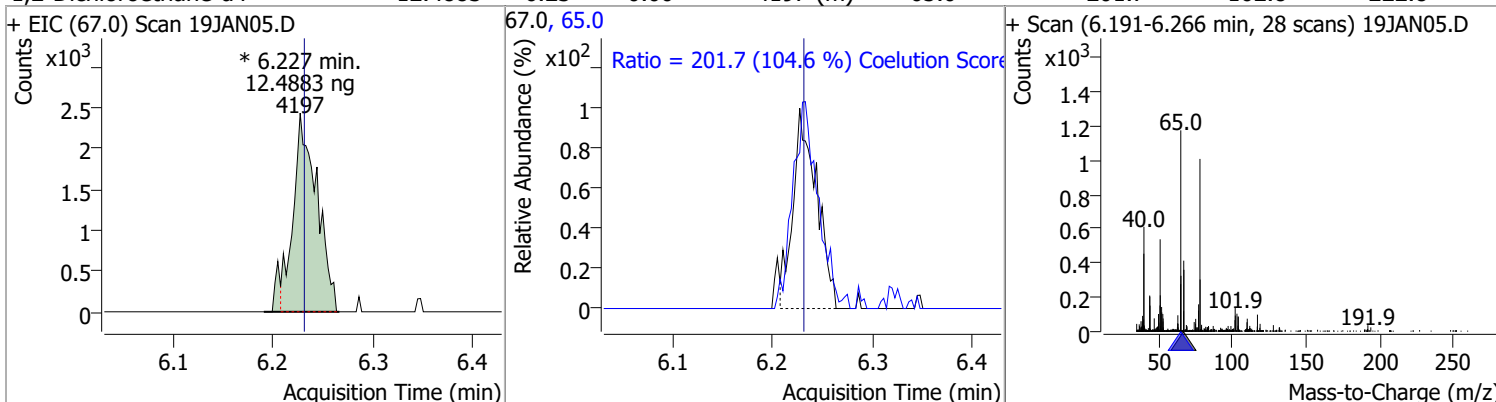


Quantitation Results Report (QT Reviewed)

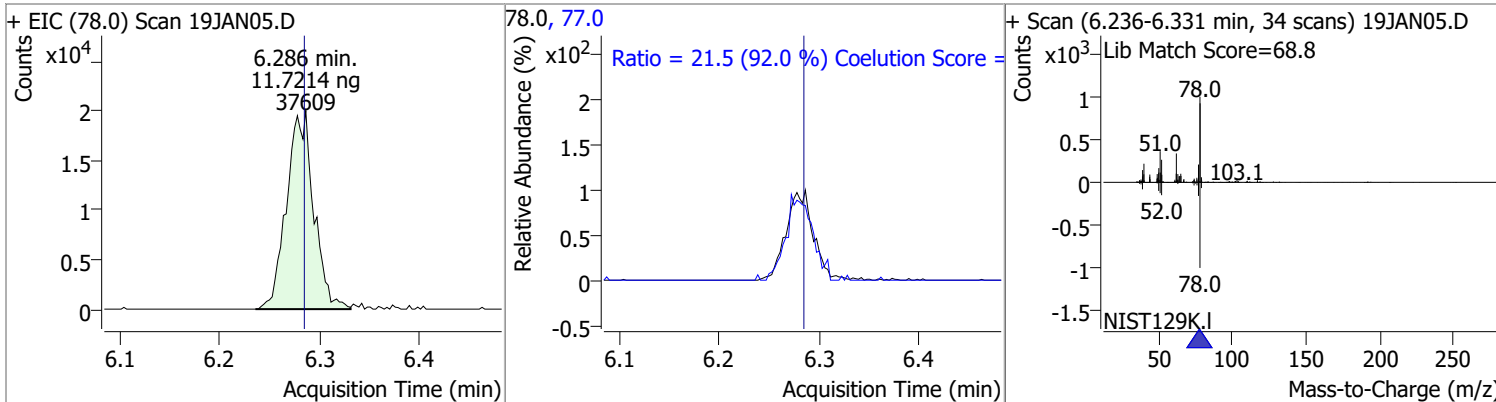
Compound	Conc.	RT	Dev(Min)	Resp.	QIon	QRatio	Lower	Upper
1,1-Dichloropropene	10.6461	6.04	0.00	12417	110.0	39.8	5.6	65.6
					77.0	33.2	1.0	61.0



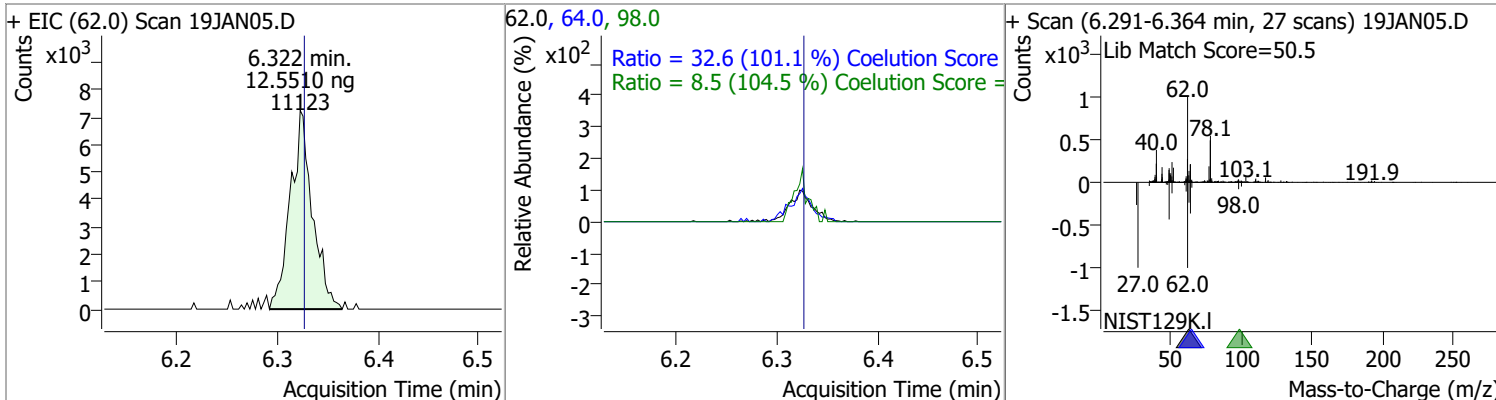
Compound	Conc.	RT	Dev(Min)	Resp.	QIon	QRatio	Lower	Upper
1,2-Dichloroethane-d4	12.4883	6.23	0.00	4197 (m)	65.0	201.7	162.8	222.8



Compound	Conc.	RT	Dev(Min)	Resp.	QIon	QRatio	Lower	Upper
Benzene	11.7214	6.29	0.00	37609	77.0	21.5	0.0	53.3

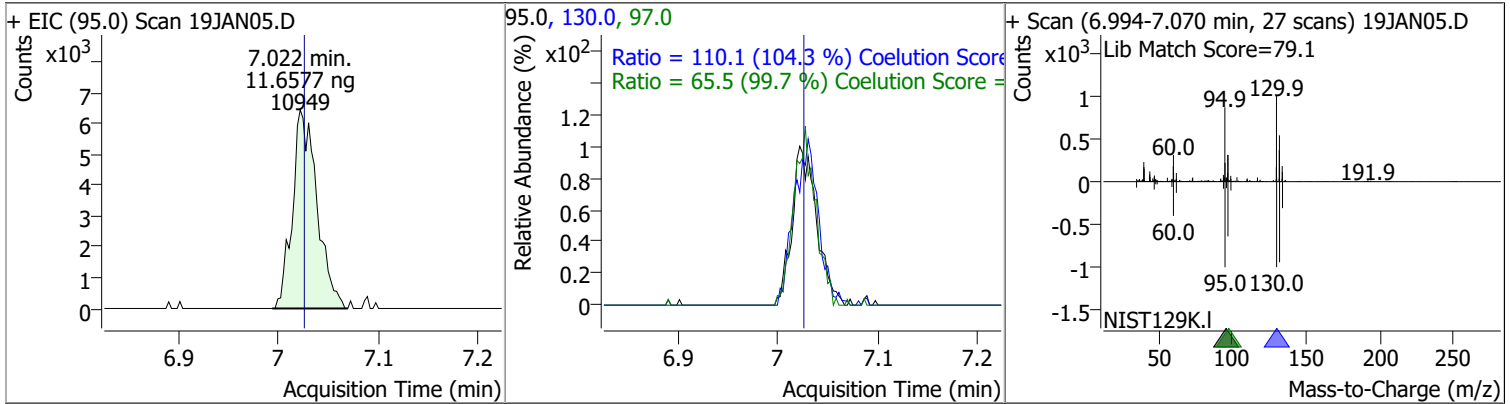


Compound	Conc.	RT	Dev(Min)	Resp.	QIon	QRatio	Lower	Upper
1,2-Dichloroethane	12.5510	6.32	0.00	11123	64.0	32.6	2.2	62.2
					98.0	8.5	0.0	38.2

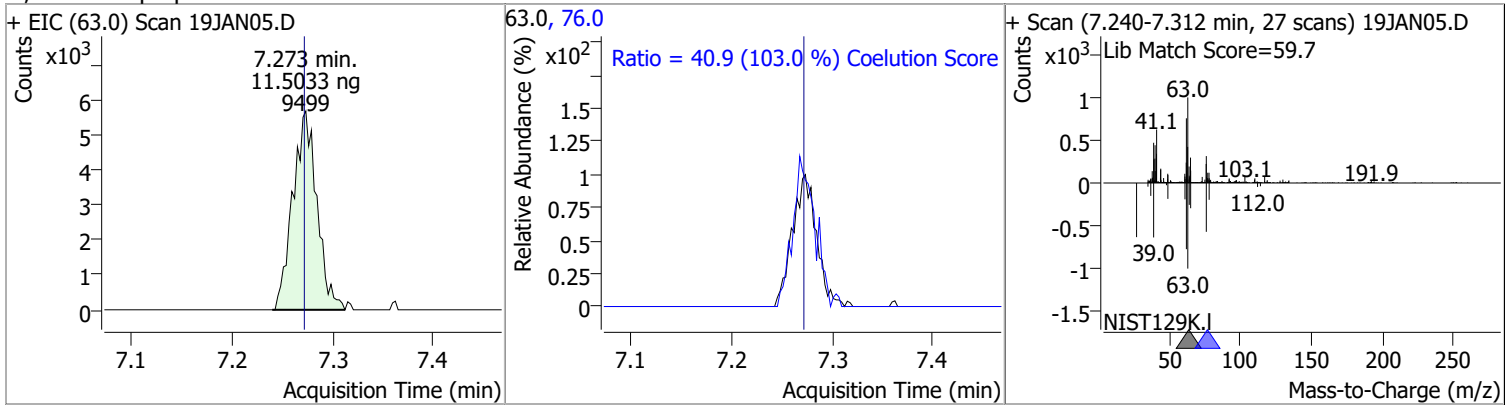


Quantitation Results Report (QT Reviewed)

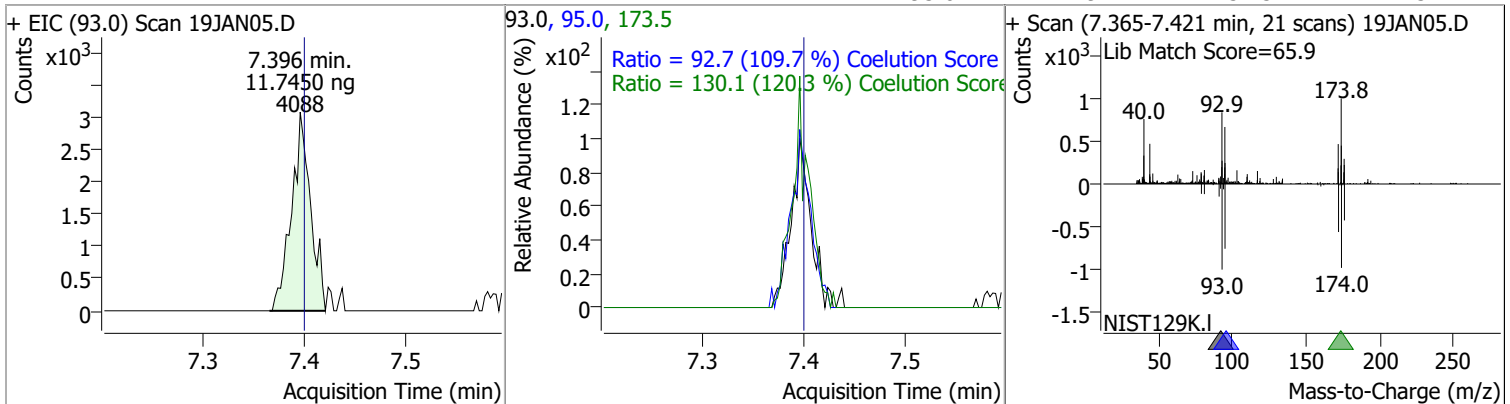
Compound	Conc.	RT	Dev(Min)	Resp.	QIon	QRatio	Lower	Upper
Trichloroethene	11.6577	7.02	0.00	10949	130.0	110.1	75.6	135.6
					97.0	65.5	35.7	95.7



Compound	Conc.	RT	Dev(Min)	Resp.	QIon	QRatio	Lower	Upper
1,2-Dichloropropane	11.5033	7.27	0.00	9499	76.0	40.9	9.8	69.8

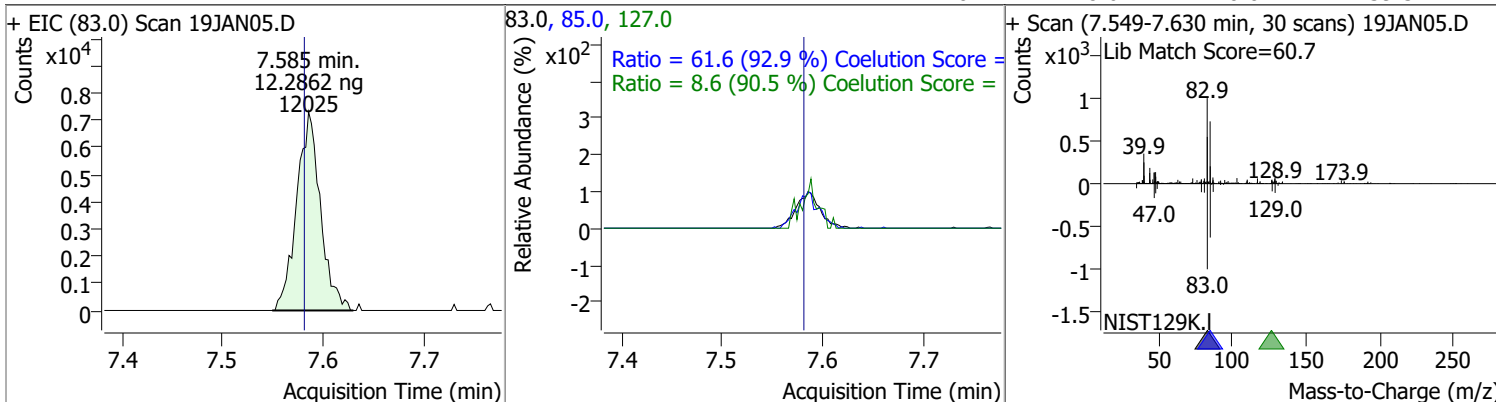


Compound	Conc.	RT	Dev(Min)	Resp.	QIon	QRatio	Lower	Upper
Dibromomethane	11.7450	7.40	0.00	4088	173.5	130.1	78.2	138.2
					95.0	92.7	54.5	114.5

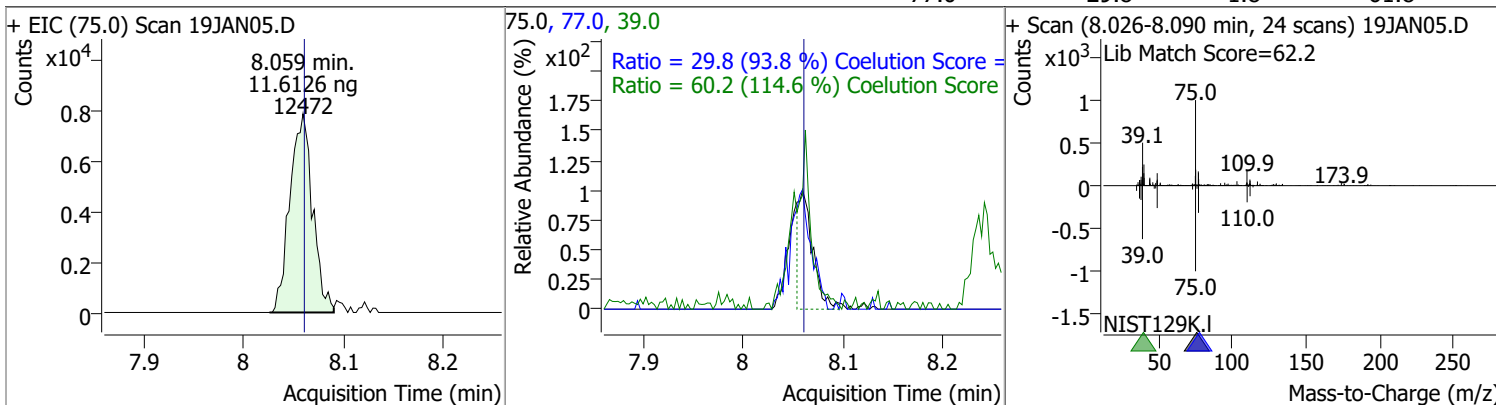


Quantitation Results Report (QT Reviewed)

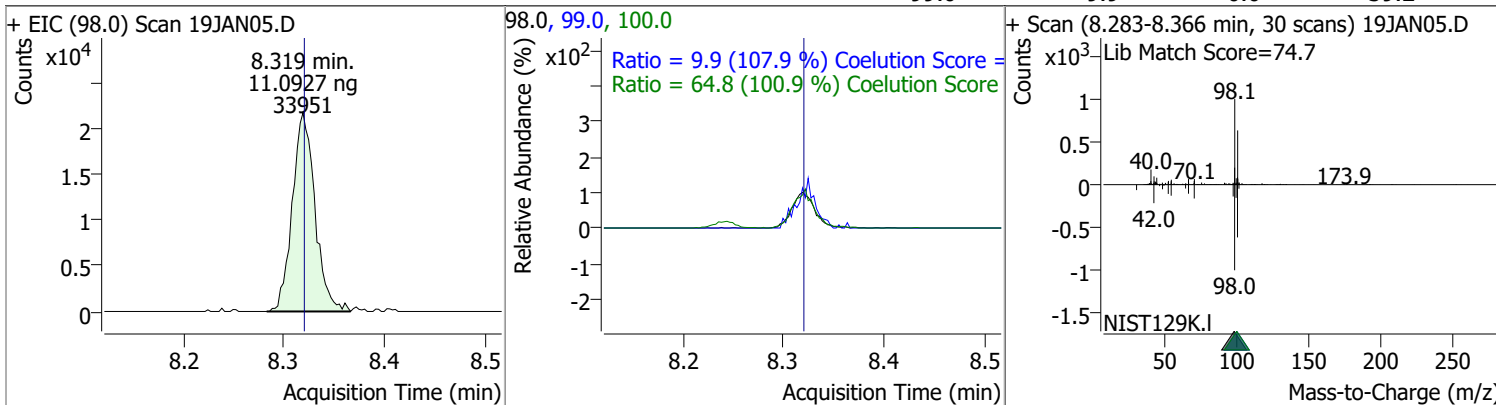
Compound	Conc.	RT	Dev(Min)	Resp.	QIon	QRatio	Lower	Upper
Bromodichloromethane	12.2862	7.59	0.01	12025	85.0	61.6	36.3	96.3
					127.0	8.6	0.0	39.5



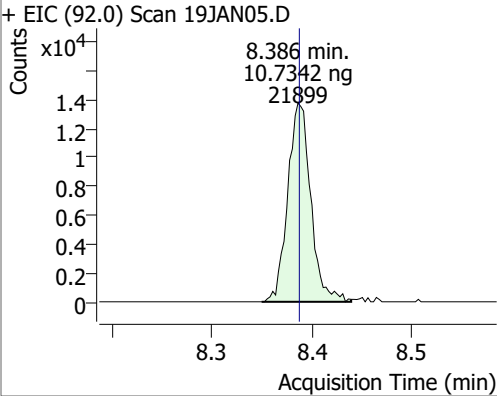
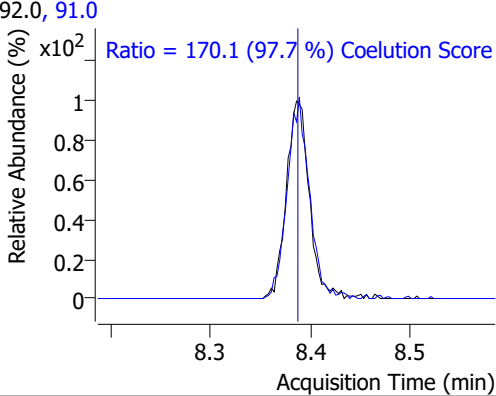
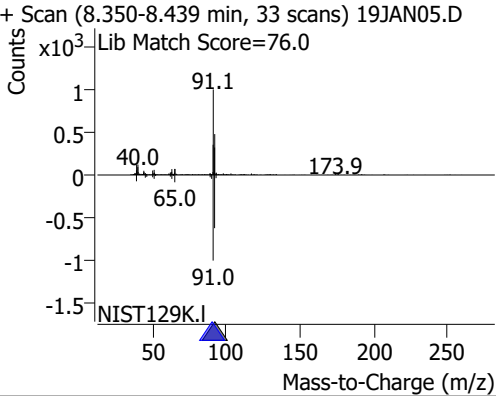
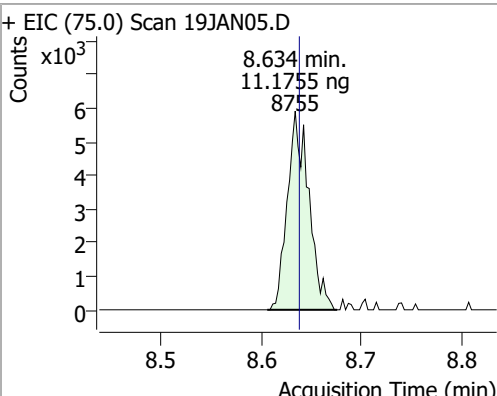
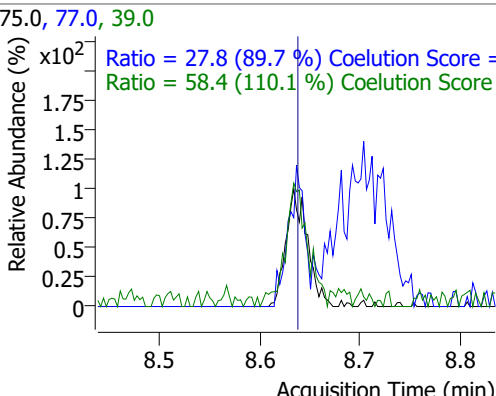
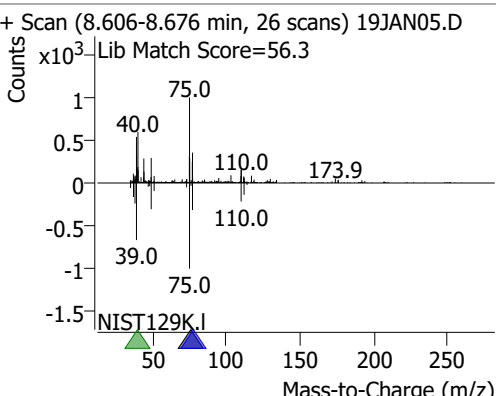
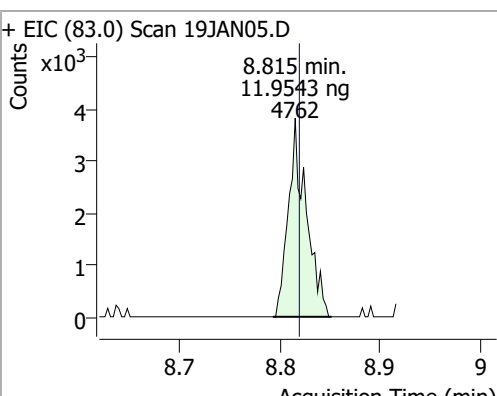
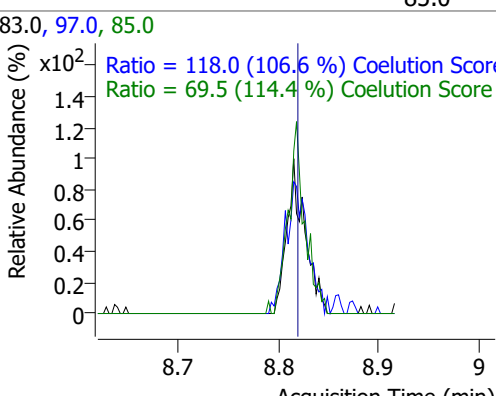
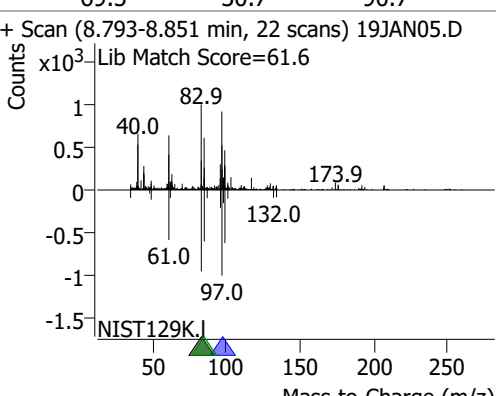
Compound	Conc.	RT	Dev(Min)	Resp.	QIon	QRatio	Lower	Upper
cis-1,3-Dichloropropene	11.6126	8.06	0.00	12472	39.0	60.2	22.5	82.5
					77.0	29.8	1.8	61.8



Compound	Conc.	RT	Dev(Min)	Resp.	QIon	QRatio	Lower	Upper
Toluene-d8	11.0927	8.32	0.00	33951	100.0	64.8	34.3	94.3
					99.0	9.9	0.0	39.2

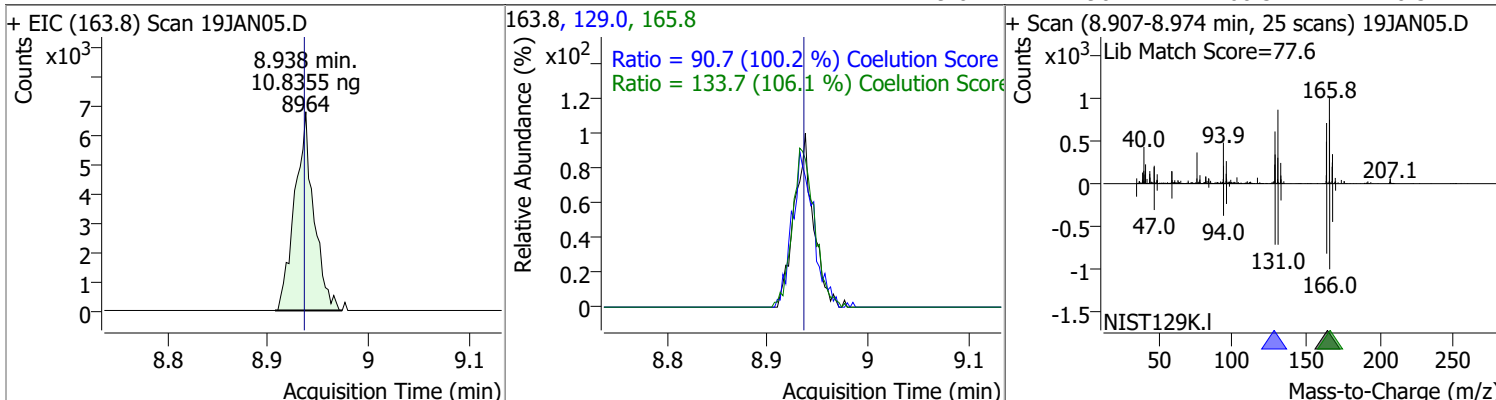


Quantitation Results Report (QT Reviewed)

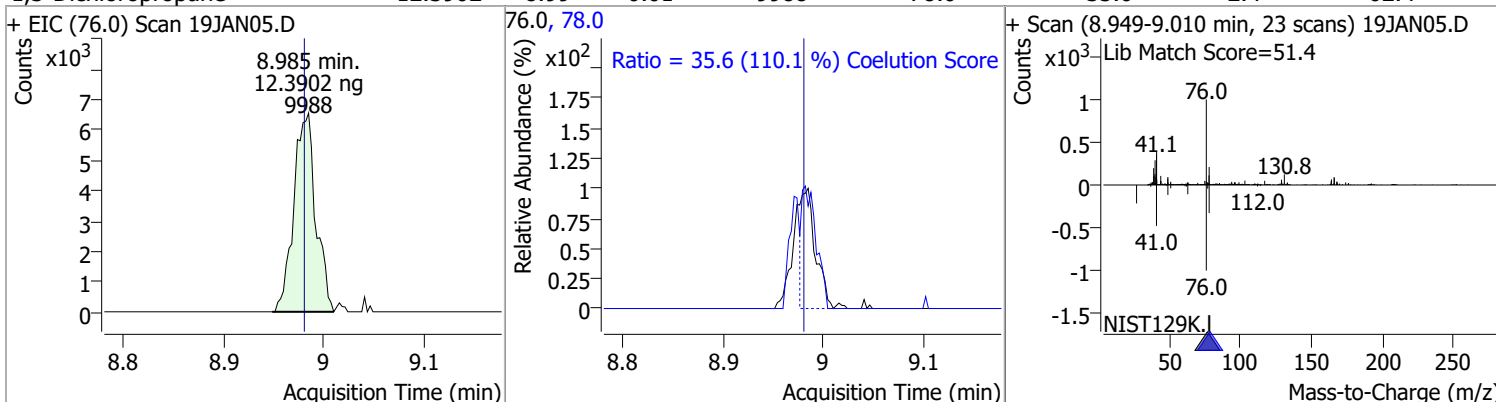
Compound	Conc.	RT	Dev(Min)	Resp.	QIon	QRatio	Lower	Upper
Toluene	10.7342	8.39	0.00	21899	91.0	170.1	144.1	204.1
+ EIC (92.0) Scan 19JAN05.D			92.0, 91.0			+ Scan (8.350-8.439 min, 33 scans) 19JAN05.D		
								
trans-1,3-Dichloropropene	11.1755	8.63	0.00	8755	39.0	58.4	23.0	83.0
+ EIC (75.0) Scan 19JAN05.D			75.0, 77.0, 39.0			+ Scan (8.606-8.676 min, 26 scans) 19JAN05.D		
								
1,1,2-Trichloroethane	11.9543	8.82	0.00	4762	97.0	118.0	80.7	140.7
+ EIC (83.0) Scan 19JAN05.D			83.0, 97.0, 85.0			+ Scan (8.793-8.851 min, 22 scans) 19JAN05.D		
								

Quantitation Results Report (QT Reviewed)

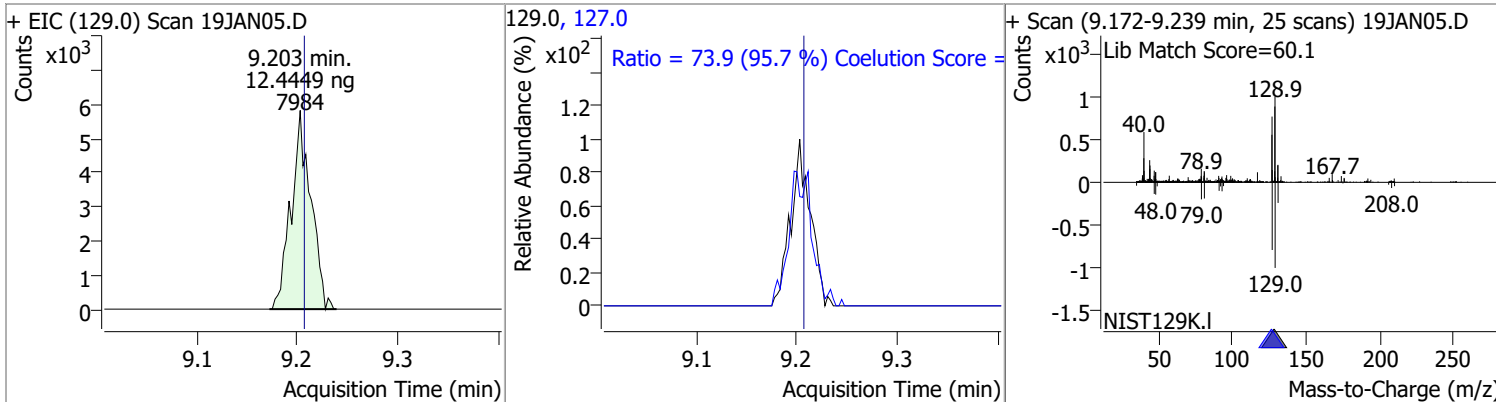
Compound	Conc.	RT	Dev(Min)	Resp.	QIon	QRatio	Lower	Upper
Tetrachloroethene	10.8355	8.94	0.00	8964	165.8	133.7	96.1	156.1
					129.0	90.7	60.5	120.5



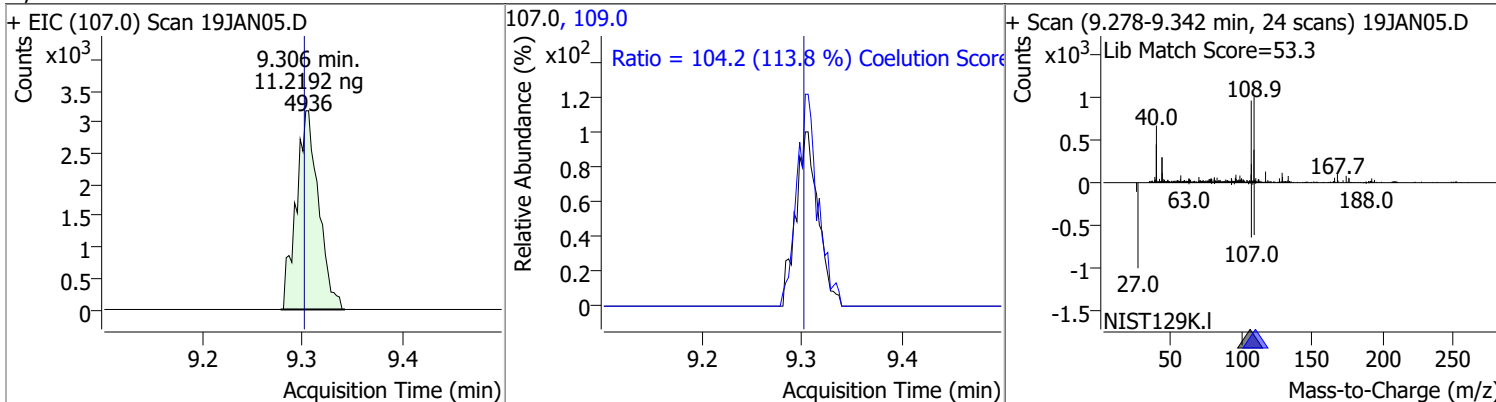
Compound	Conc.	RT	Dev(Min)	Resp.	QIon	QRatio	Lower	Upper
1,3-Dichloropropane	12.3902	8.99	0.01	9988	78.0	35.6	2.4	62.4



Compound	Conc.	RT	Dev(Min)	Resp.	QIon	QRatio	Lower	Upper
Chlorodibromomethane	12.4449	9.20	0.00	7984	127.0	73.9	47.2	107.2



Compound	Conc.	RT	Dev(Min)	Resp.	QIon	QRatio	Lower	Upper
1,2-Dibromoethane	11.2192	9.31	0.01	4936	109.0	104.2	61.5	121.5

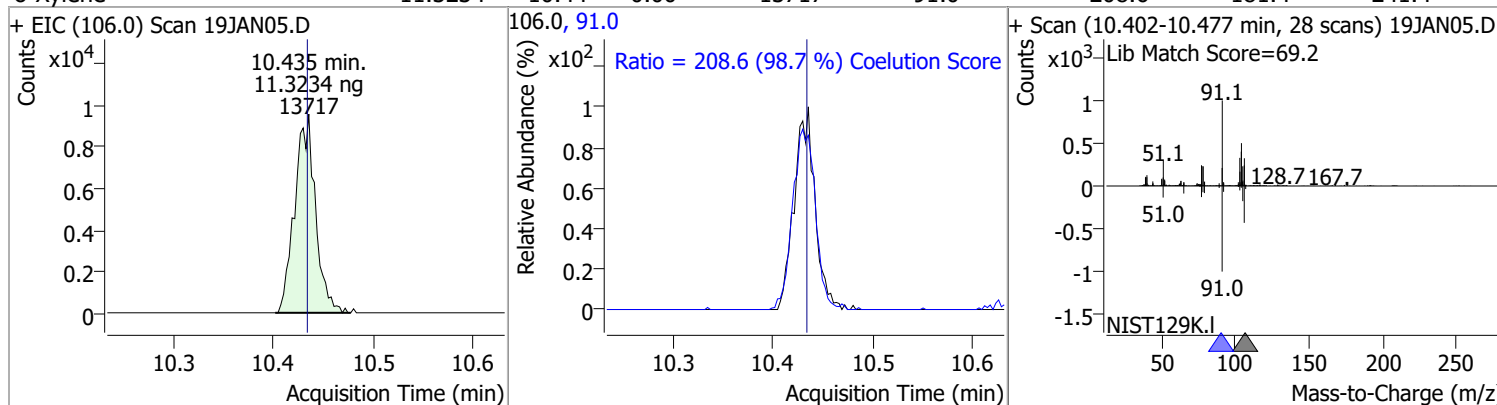


Quantitation Results Report (QT Reviewed)

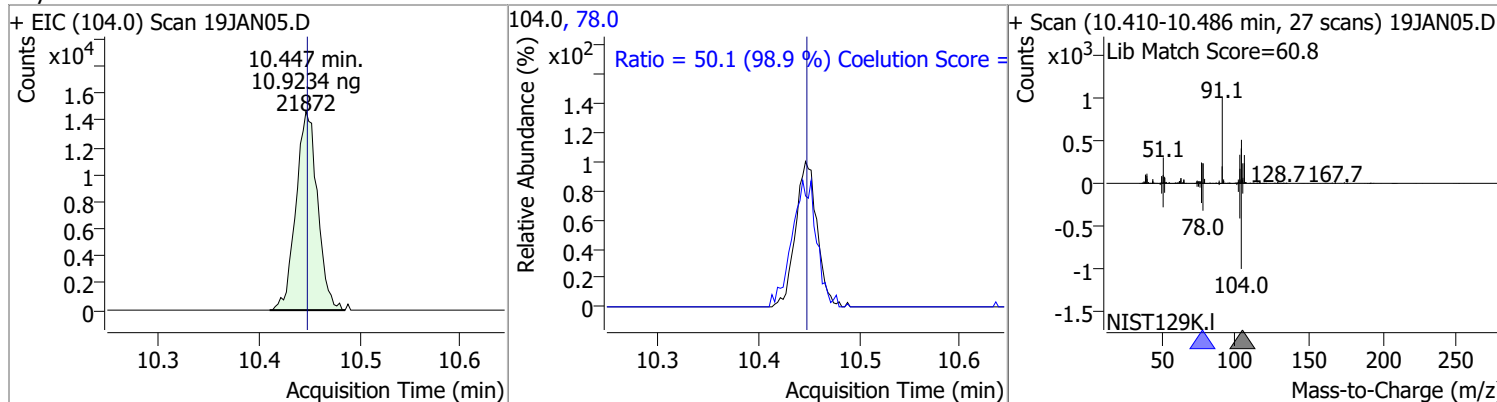
Compound	Conc.	RT	Dev(Min)	Resp.	QIon	QRatio	Lower	Upper
Chlorobenzene	11.9332	9.80	0.00	26688	114.0	30.2	2.2	62.2
+ EIC (112.0) Scan 19JAN05.D			112.0, 114.0			+ Scan (9.763-9.855 min, 34 scans) 19JAN05.D		
1,1,1,2-Tetrachloroethane	12.0378	9.89	0.00	9446	133.0	89.9	65.3	125.3
+ EIC (131.0) Scan 19JAN05.D			131.0, 133.0			+ Scan (9.861-9.925 min, 24 scans) 19JAN05.D		
Ethylbenzene	11.9196	9.91	-0.01	42980	106.0	28.9	1.7	61.7
+ EIC (91.0) Scan 19JAN05.D			91.0, 106.0			+ Scan (9.883-9.961 min, 29 scans) 19JAN05.D		
m+p-Xylenes	22.1645	10.04	0.00	31103	91.0	201.2	170.7	230.7
+ EIC (106.0) Scan 19JAN05.D			106.0, 91.0			+ Scan (10.003-10.076 min, 27 scans) 19JAN05.D		

Quantitation Results Report (QT Reviewed)

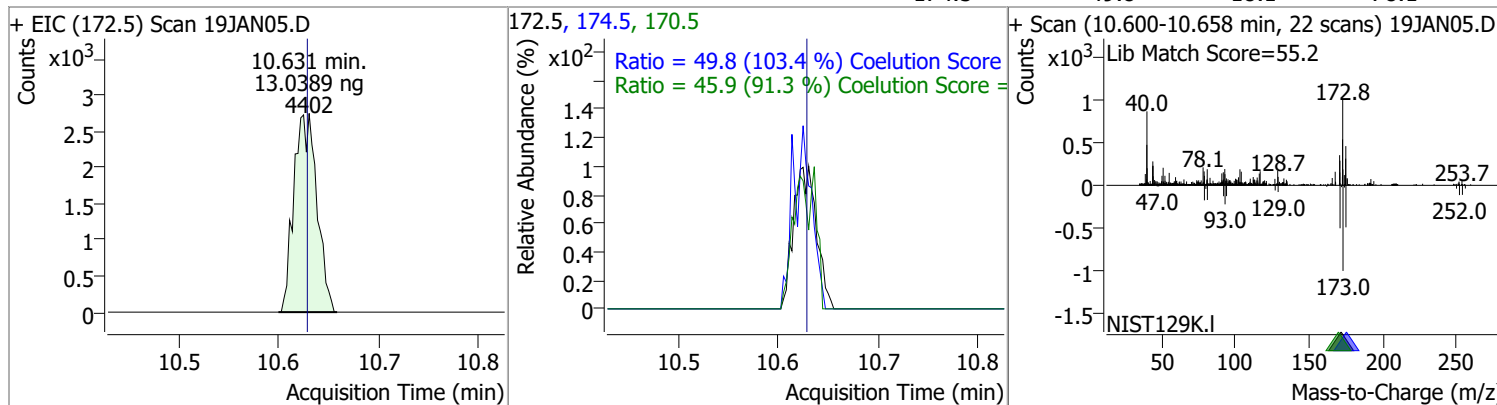
Compound	Conc.	RT	Dev(Min)	Resp.	QIon	QRatio	Lower	Upper
o-Xylene	11.3234	10.44	0.00	13717	91.0	208.6	181.4	241.4



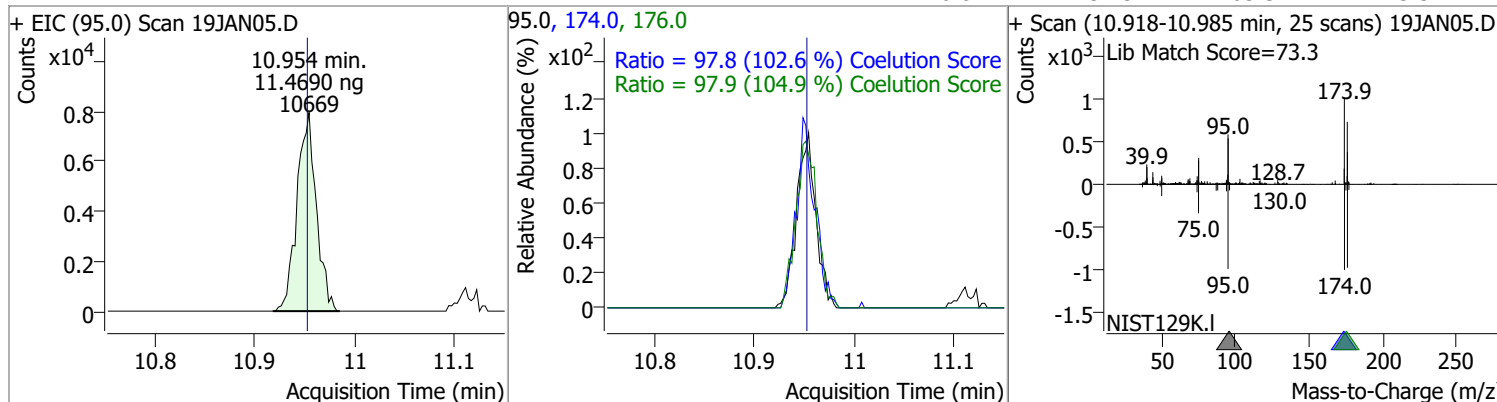
Compound	Conc.	RT	Dev(Min)	Resp.	QIon	QRatio	Lower	Upper
Styrene	10.9234	10.45	0.00	21872	78.0	50.1	20.6	80.6



Compound	Conc.	RT	Dev(Min)	Resp.	QIon	QRatio	Lower	Upper
Bromoform	13.0389	10.63	0.01	4402	170.5	45.9	20.3	80.3
					174.5	49.8	18.1	78.1



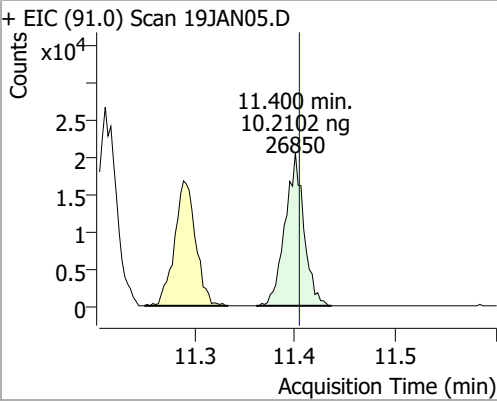
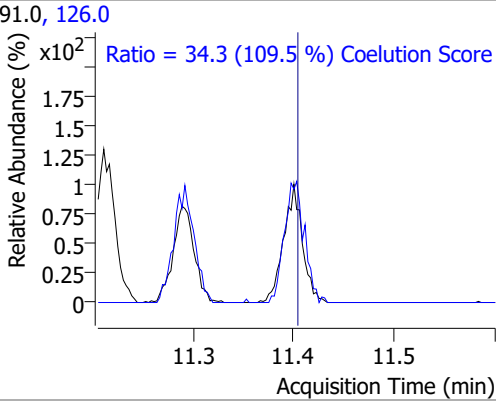
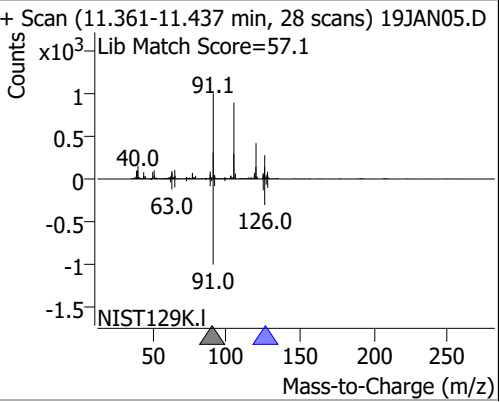
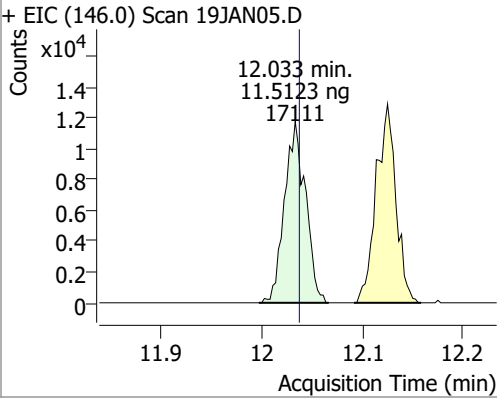
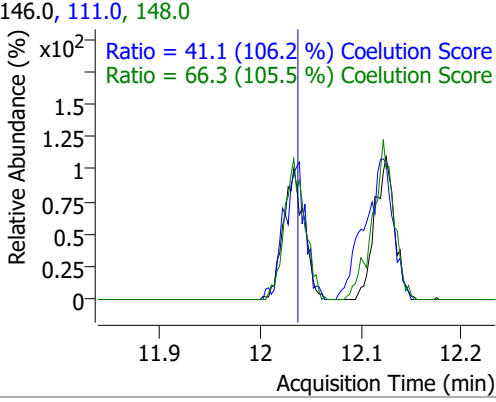
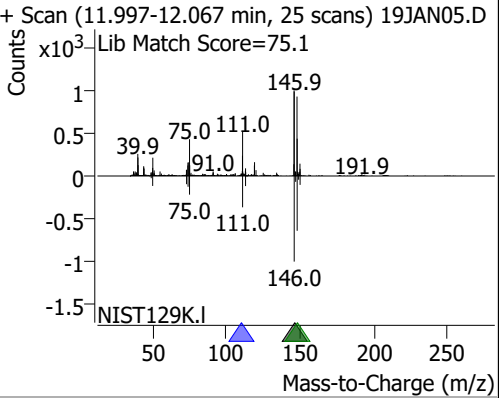
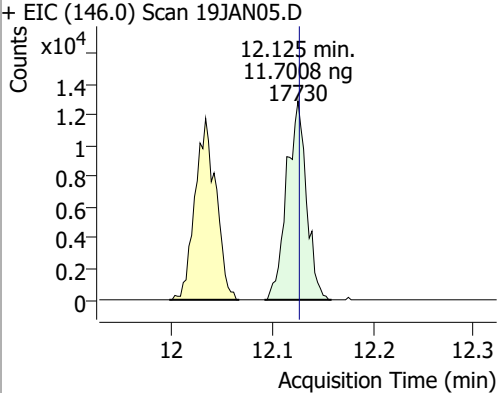
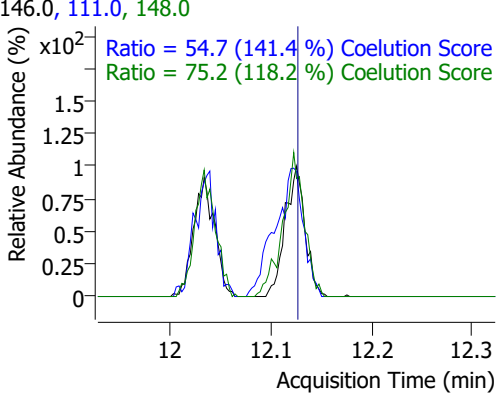
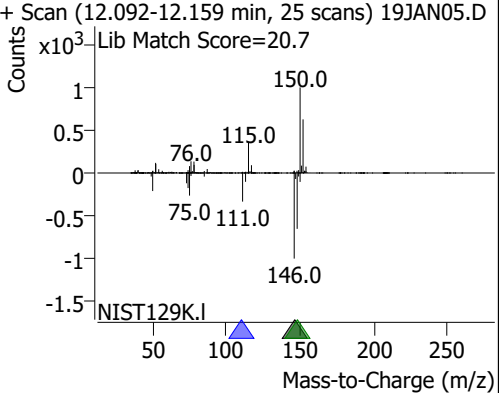
Compound	Conc.	RT	Dev(Min)	Resp.	QIon	QRatio	Lower	Upper
p-Bromofluorobenzene	11.4690	10.95	0.01	10669	174.0	97.8	65.3	125.3
					176.0	97.9	63.3	123.3



Quantitation Results Report (QT Reviewed)

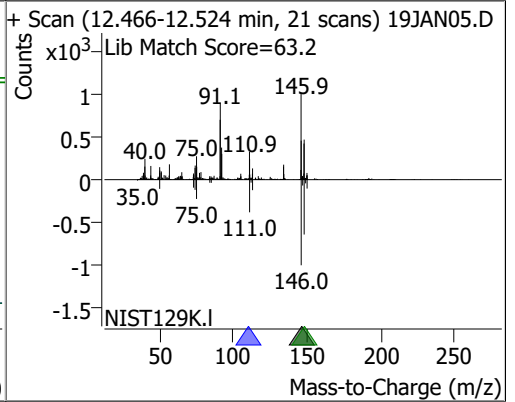
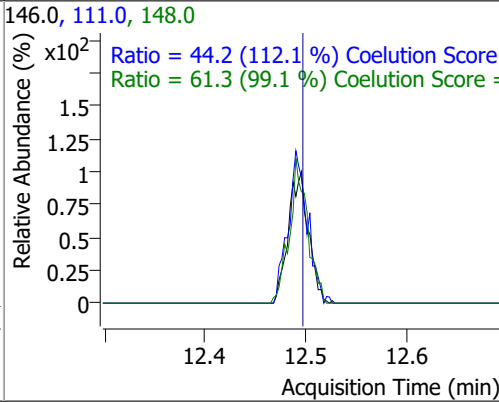
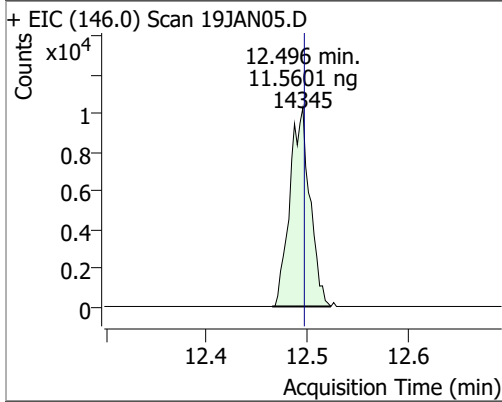
Compound	Conc.	RT	Dev(Min)	Resp.	QIon	QRatio	Lower	Upper
Bromobenzene	11.9266	11.09	0.00	9784	77.0 158.0	142.5 94.0	113.5 66.1	173.5 126.1
+ EIC (156.0) Scan 19JAN05.D 			156.0, 77.0, 158.0 			+ Scan (11.060-11.130 min, 26 scans) 19JAN05.D Lib Match Score=68.4 		
1,1,2,2-Tetrachloroethane	12.3034	11.11	0.00	5757	85.0	65.8	33.3	93.3
+ EIC (83.0) Scan 19JAN05.D 			83.0, 85.0 			+ Scan (11.082-11.144 min, 23 scans) 19JAN05.D Lib Match Score=38.1 		
1,2,3-Trichloropropane	12.3825	11.15	-0.01	1522 (m)	112.0	64.8	35.8	95.8
+ EIC (110.0) Scan 19JAN05.D 			110.0, 112.0 			+ Scan (11.105-11.183 min, 29 scans) 19JAN05.D Lib Match Score=44.4 		
2-Chlorotoluene	11.1243	11.29	0.00	9032	91.0	273.0	246.2	306.2
+ EIC (126.0) Scan 19JAN05.D 			126.0, 91.0 			+ Scan (11.261-11.322 min, 23 scans) 19JAN05.D Lib Match Score=73.3 		

Quantitation Results Report (QT Reviewed)

Compound	Conc.	RT	Dev(Min)	Resp.	QIon	QRatio	Lower	Upper
4-Chlorotoluene	10.2102	11.40	0.00	26850	126.0	34.3	1.3	61.3
+ EIC (91.0) Scan 19JAN05.D 			91.0, 126.0 			+ Scan (11.361-11.437 min, 28 scans) 19JAN05.D Lib Match Score=57.1 		
1,3-Dichlorobenzene	11.5123	12.03	0.00	17111	148.0	66.3	32.8	92.8
+ EIC (146.0) Scan 19JAN05.D 			146.0, 111.0, 148.0 			+ Scan (11.997-12.067 min, 25 scans) 19JAN05.D Lib Match Score=75.1 		
1,4-Dichlorobenzene	11.7008	12.13	0.00	17730	148.0	75.2	33.7	93.7
+ EIC (146.0) Scan 19JAN05.D 			146.0, 111.0, 148.0 			+ Scan (12.092-12.159 min, 25 scans) 19JAN05.D Lib Match Score=20.7 		

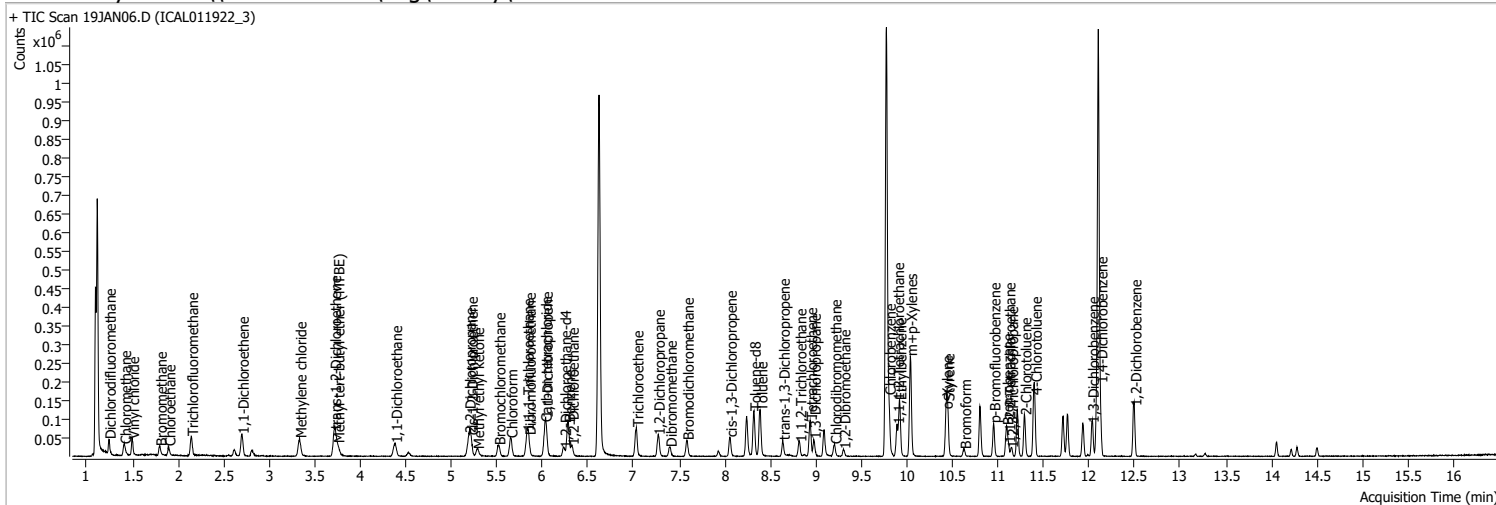
Quantitation Results Report (QT Reviewed)

Compound	Conc.	RT	Dev(Min)	Resp.	QIon	QRatio	Lower	Upper
1,2-Dichlorobenzene	11.5601	12.50	0.00	14345	148.0	61.3	31.9	91.9
					111.0	44.2	9.5	69.5



Quantitation Results Report (QT Reviewed)

Data File	19JAN06.D	Operator	MSC
Acq. Method	5975CACQF.M	Acq. Date-Time	1/19/2022 11:42:44 AM
Sample Name	ICAL011922_3	Instrument	VOA5975C
Vial	6	Multiplier	1.00
DA Method File	VOA5975C_8260B_SHT_DoD_L4_011922.m	Comment	
Tune File	BFB_Atune3.u	Tune Date	10/11/2021 4:02:00 PM
Batch Name	VG011922_8260B.batch.bin	Last Calib Update	1/20/2022 9:28:12 AM
Ref Library	\\MASSHUNTER\Org\Library\NIST129K.I		



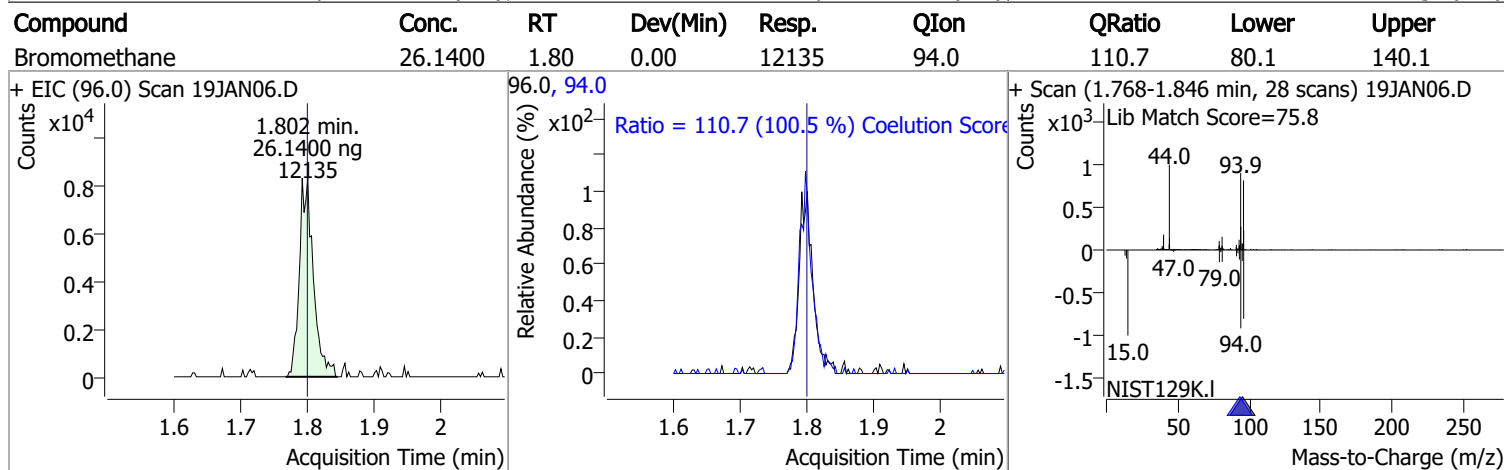
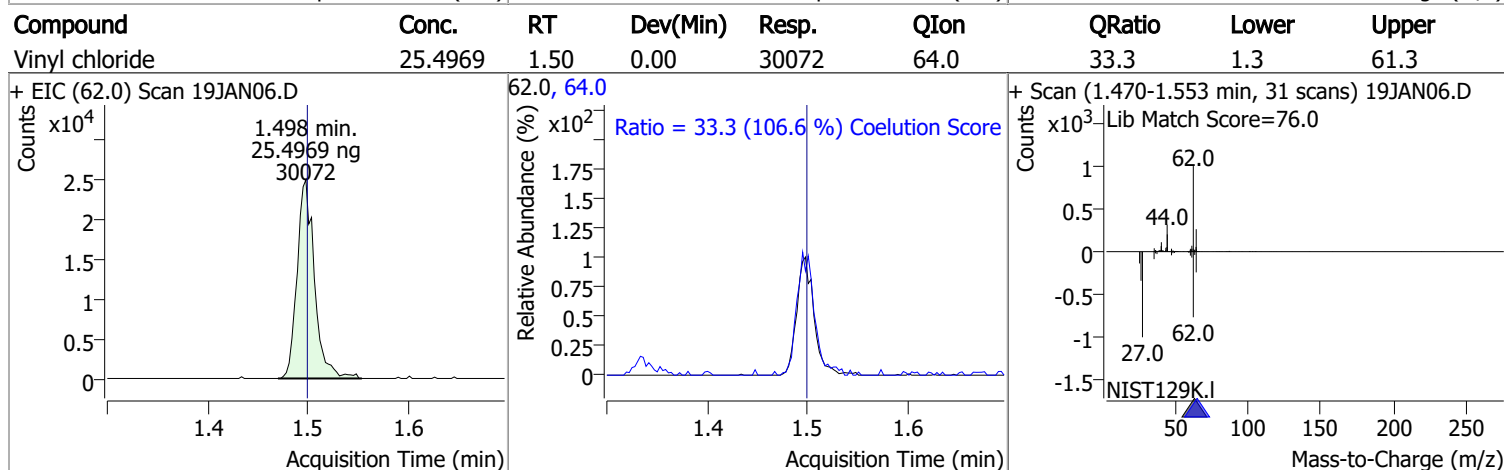
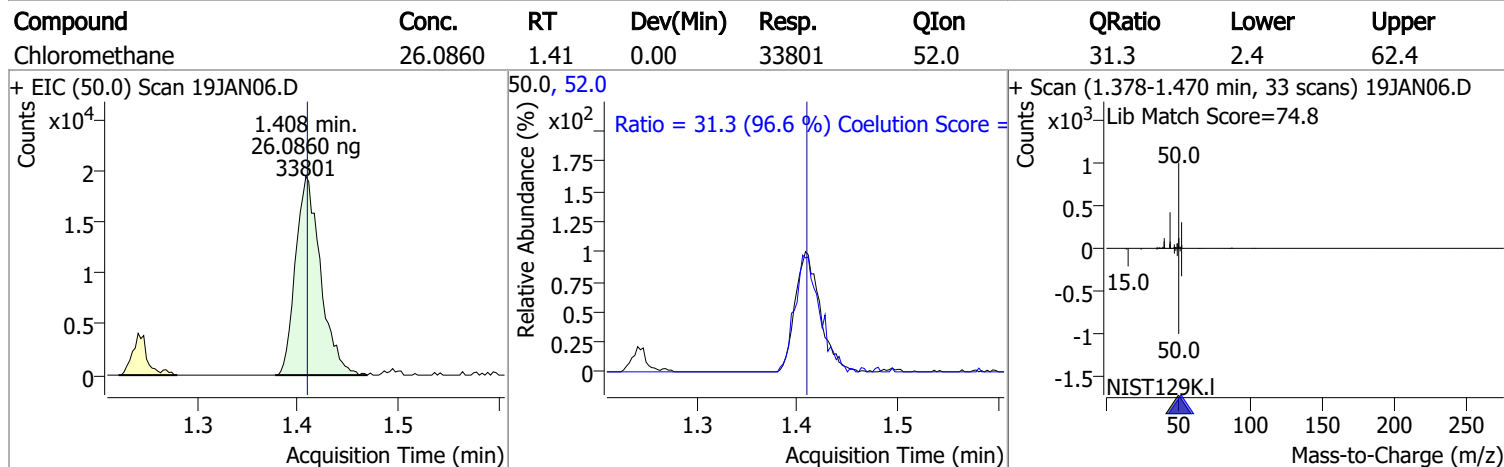
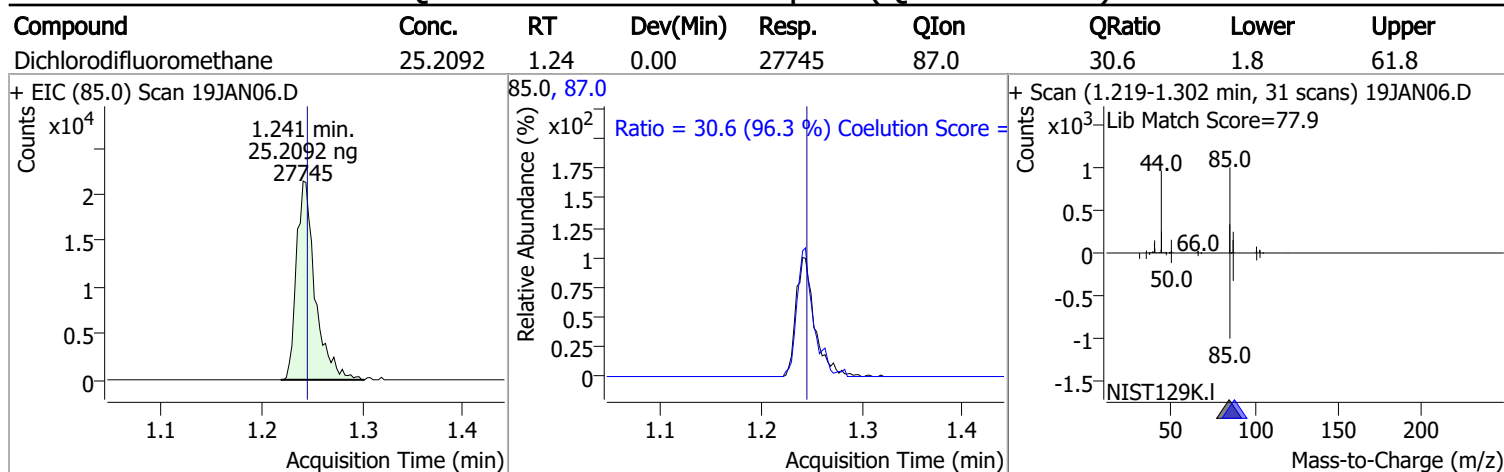
Compound	RT	QIon	Resp.	Conc.	Units	Dev(Min)
Internal Standards						
M Fluorobenzene	6.620	96.0	818509	250.0000	ng	0.000
M Chlorobenzene-d5	9.774	82.0	321094	250.0000	ng	0.000
M 1,4-Dichlorobenzene-d4	12.100	152.0	258693	250.0000	ng	0.000
System Monitoring Compounds						
S Dibromofluoromethane	5.851	113.0	19834	25.0179	ng	0.000
Spiked Amount: 250.000	Range: 80.0 - 119.0%			Recovery = 10.01%	*	
S 1,2-Dichloroethane-d4	6.238	67.0	8619	25.1675	ng	0.008
Spiked Amount: 250.000	Range: 81.0 - 118.0%			Recovery = 10.07%	*	
S Toluene-d8	8.319	98.0	72066	23.0053	ng	0.000
Spiked Amount: 250.000	Range: 89.0 - 112.0%			Recovery = 9.20%	*	
S p-Bromofluorobenzene	10.951	95.0	23160	24.2474	ng	0.003
Spiked Amount: 250.000	Range: 85.0 - 114.0%			Recovery = 9.70%	*	
Target Compounds						
T Dichlorodifluoromethane	1.241	85.0	27745	25.2092	ng	98
T Chloromethane	1.408	50.0	33801	26.0860	ng	98
T Vinyl chloride	1.498	62.0	30072	25.4969	ng	96
T Bromomethane	1.802	96.0	12135	26.1400	ng	99
T Chloroethane	1.896	64.0	15096	27.0532	ng	98
T Trichlorofluoromethane	2.145	101.0	35936	25.4088	ng	97
T 1,1-Dichloroethene	2.700	96.0	20674	25.1221	ng	99
T Methylene chloride	3.333	49.0	32623	27.2657	ng	99
T trans-1,2-Dichloroethene	3.715	96.0	21348	25.1112	ng	97
T Methyl tert-butyl ether (MTBE)	3.751	73.0	24989	23.5175	ng	96
T 1,1-Dichloroethane	4.384	63.0	40298	25.3277	ng	98
T 2,2-Dichloropropane	5.193	77.0	30539	25.4695	ng	99
T cis-1,2-Dichloroethene	5.215	96.0	20810	24.1758	ng	95
T Methyl ethyl ketone	5.282	43.0	28861	232.0088	ng	100
T Bromochloromethane	5.519	128.0	8977	25.2940	ng	100
T Chloroform	5.647	83.0	38158	24.0194	ng	100

Quantitation Results Report (QT Reviewed)

Compound	RT	QIon	Resp.	Conc.	Units	Dev(Min)
T 1,1,1-Trichloroethane	5.828	97.0	36046	24.5919	ng	99
T Carbon tetrachloride	6.026	117.0	34965	24.5955	ng	99
T 1,1-Dichloropropene	6.035	75.0	27641	23.2550	ng	96
T Benzene	6.283	78.0	76658	23.4442	ng	97
T 1,2-Dichloroethane	6.322	62.0	21778	24.1139	ng	99
T Trichloroethene	7.030	95.0	23390	24.3322	ng	93
T 1,2-Dichloropropane	7.267	63.0	20331	24.0555	ng	97
T Dibromomethane	7.398	93.0	9095	25.5304	ng	100
T Bromodichloromethane	7.585	83.0	24925	24.8816	ng	100
T cis-1,3-Dichloropropene	8.057	75.0	24965	22.7111	ng	92
T Toluene	8.391	92.0	48441	23.1991	ng	99
T trans-1,3-Dichloropropene	8.637	75.0	18613	23.2136	ng	95
T 1,1,2-Trichloroethane	8.821	83.0	9780	23.9876	ng	92
T Tetrachloroethene	8.938	163.8	21156	24.9859	ng	96
T 1,3-Dichloropropane	8.977	76.0	20205	24.4891	ng	93
T Chlorodibromomethane	9.205	129.0	15826	24.1020	ng	100
T 1,2-Dibromoethane	9.303	107.0	11412	25.3431	ng	99
T Chlorobenzene	9.802	112.0	55632	24.3040	ng	98
T 1,1,1,2-Tetrachloroethane	9.891	131.0	19516	24.2998	ng	100
T Ethylbenzene	9.917	91.0	91590	24.0921	ng	99
T m+p-Xylenes	10.036	106.0	71705	47.5617	ng	98
T o-Xylene	10.427	106.0	30498	23.3834	ng	99
T Styrene	10.446	104.0	50294	23.2215	ng	98
T Bromoform	10.628	172.5	8920	25.7324	ng	96
T Bromobenzene	11.093	156.0	20364	24.1762	ng	99
T 1,1,2,2-Tetrachloroethane	11.116	83.0	12137	25.2618	ng	99
T 1,2,3-Trichloropropane	11.144	110.0	3237	25.6435	ng	98
T 2-Chlorotoluene	11.291	126.0	20511	24.6038	ng	95
T 4-Chlorotoluene	11.403	91.0	64162	23.7626	ng	97
T 1,3-Dichlorobenzene	12.028	146.0	37763	24.7445	ng	98
T 1,4-Dichlorobenzene	12.122	146.0	38799	24.9375	ng	90
T 1,2-Dichlorobenzene	12.496	146.0	31975	25.0956	ng	98

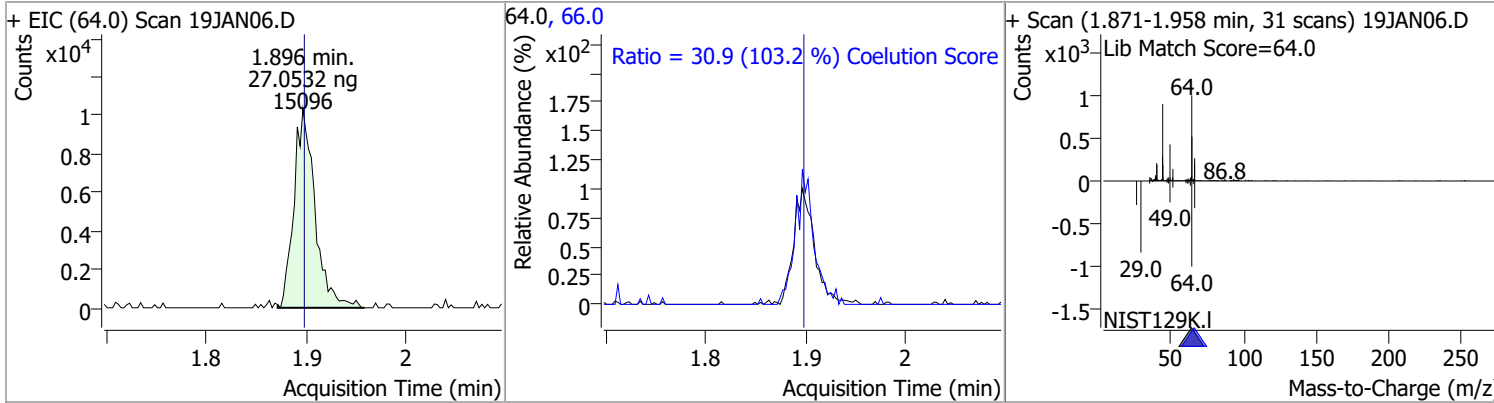
(#) = Qualifier Out of Range; (m) = Manual Integration; (+) = Area Summed; (*) = Surrogate Percent Recovery Out of Range; (d): Zeroed Peak

Quantitation Results Report (QT Reviewed)

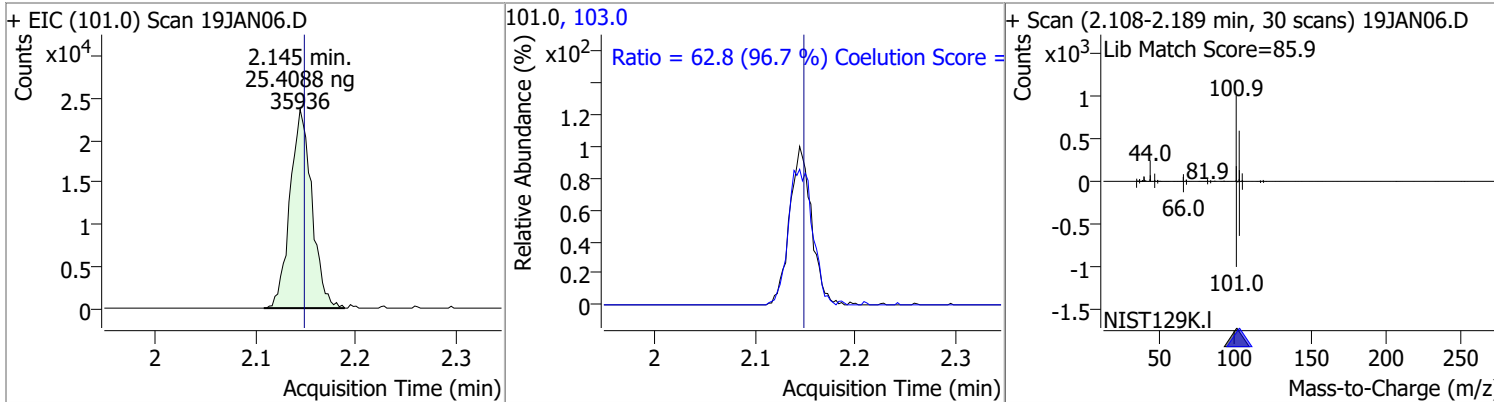


Quantitation Results Report (QT Reviewed)

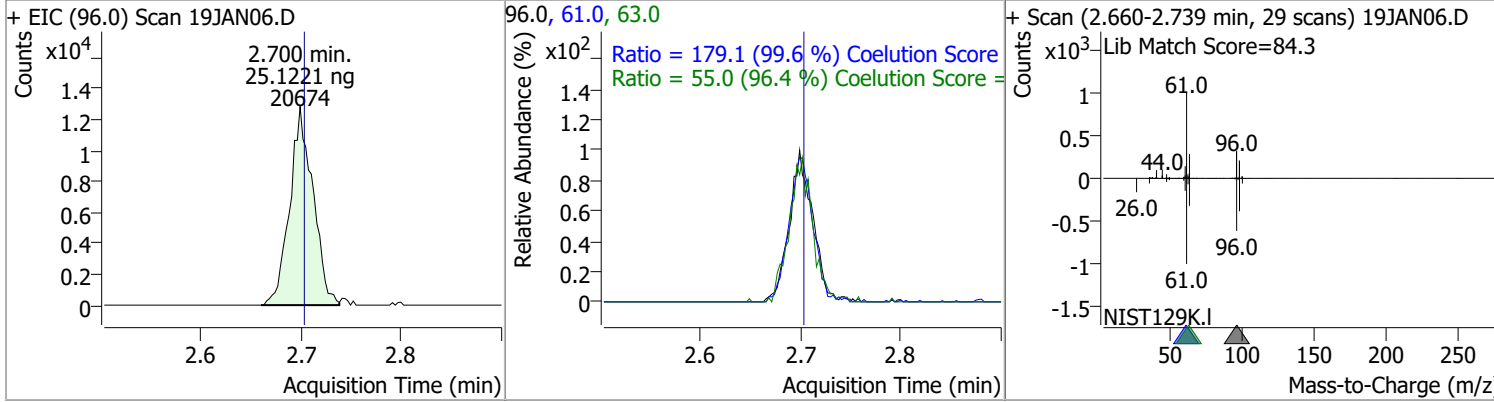
Compound	Conc.	RT	Dev(Min)	Resp.	QIon	QRatio	Lower	Upper
Chloroethane	27.0532	1.90	0.00	15096	66.0	30.9	0.0	60.0



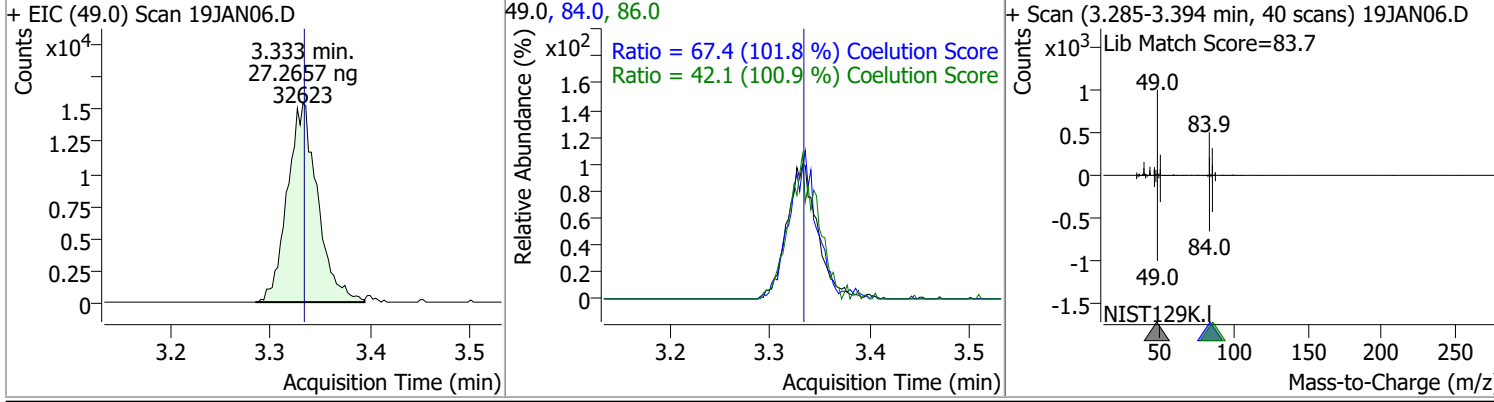
Compound	Conc.	RT	Dev(Min)	Resp.	QIon	QRatio	Lower	Upper
Trichlorofluoromethane	25.4088	2.14	0.00	35936	103.0	62.8	35.0	95.0



Compound	Conc.	RT	Dev(Min)	Resp.	QIon	QRatio	Lower	Upper
1,1-Dichloroethene	25.1221	2.70	0.00	20674	61.0	179.1	149.9	209.9
					63.0	55.0	27.0	87.0

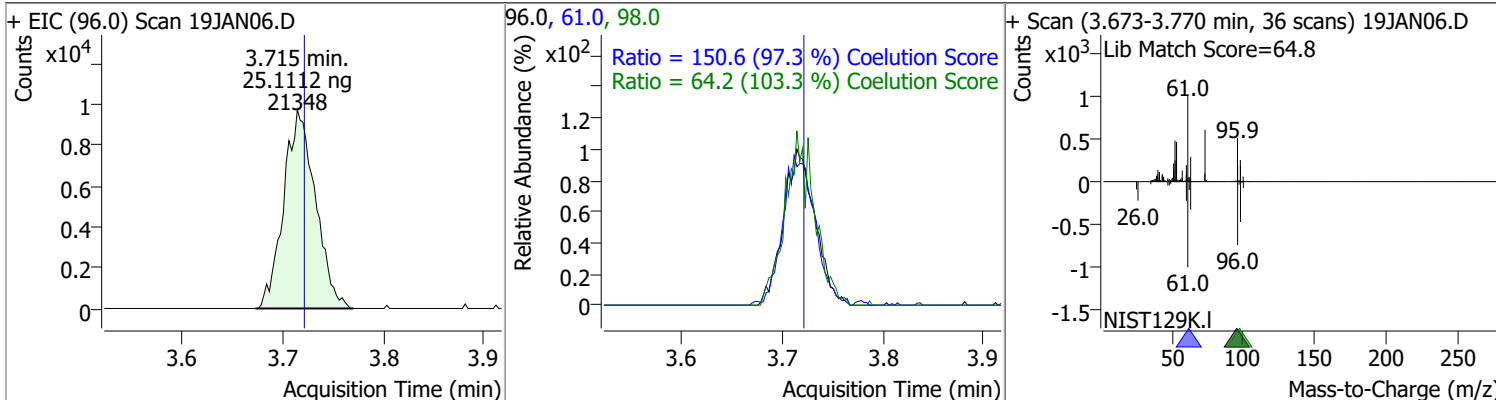


Compound	Conc.	RT	Dev(Min)	Resp.	QIon	QRatio	Lower	Upper
Methylene chloride	27.2657	3.33	0.00	32623	84.0	67.4	36.1	96.1
					86.0	42.1	11.8	71.8

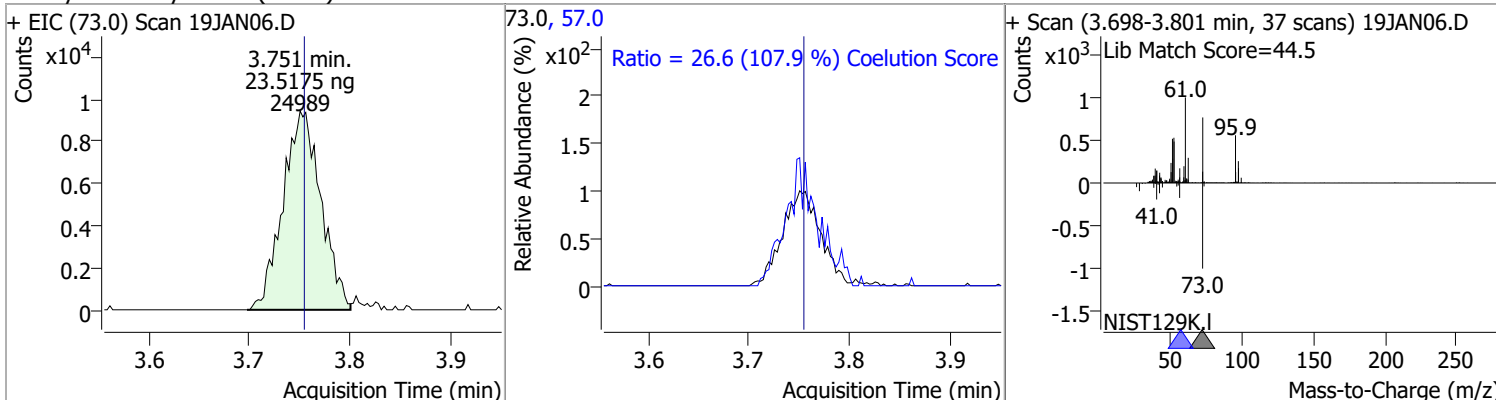


Quantitation Results Report (QT Reviewed)

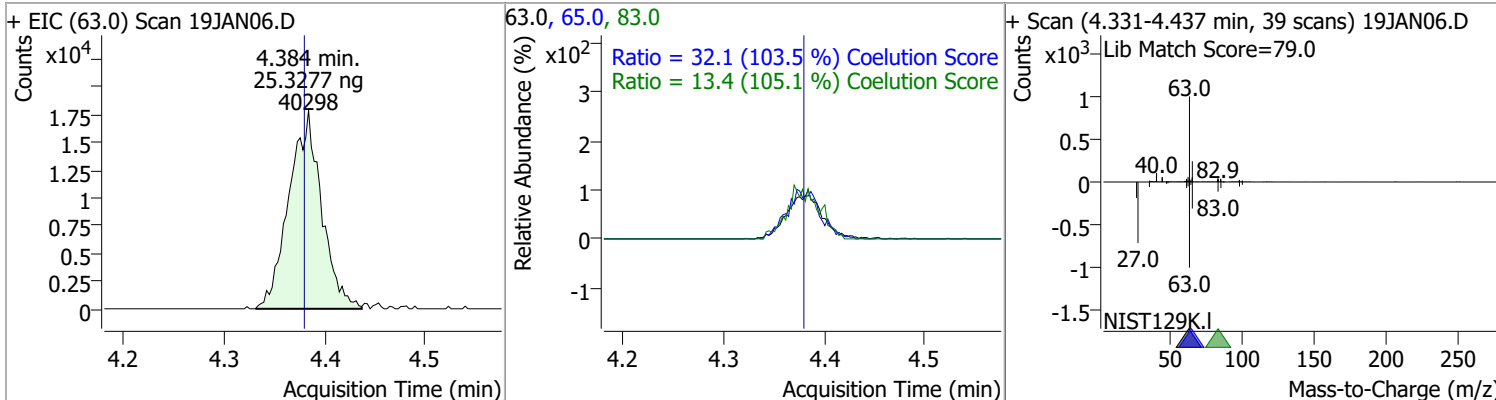
Compound	Conc.	RT	Dev(Min)	Resp.	QIon	QRatio	Lower	Upper
trans-1,2-Dichloroethene	25.1112	3.71	-0.01	21348	61.0	150.6	124.8	184.8
					98.0	64.2	32.1	92.1



Compound	Conc.	RT	Dev(Min)	Resp.	QIon	QRatio	Lower	Upper
Methyl tert-butyl ether (MTBE)	23.5175	3.75	0.00	24989	57.0	26.6	0.0	54.6

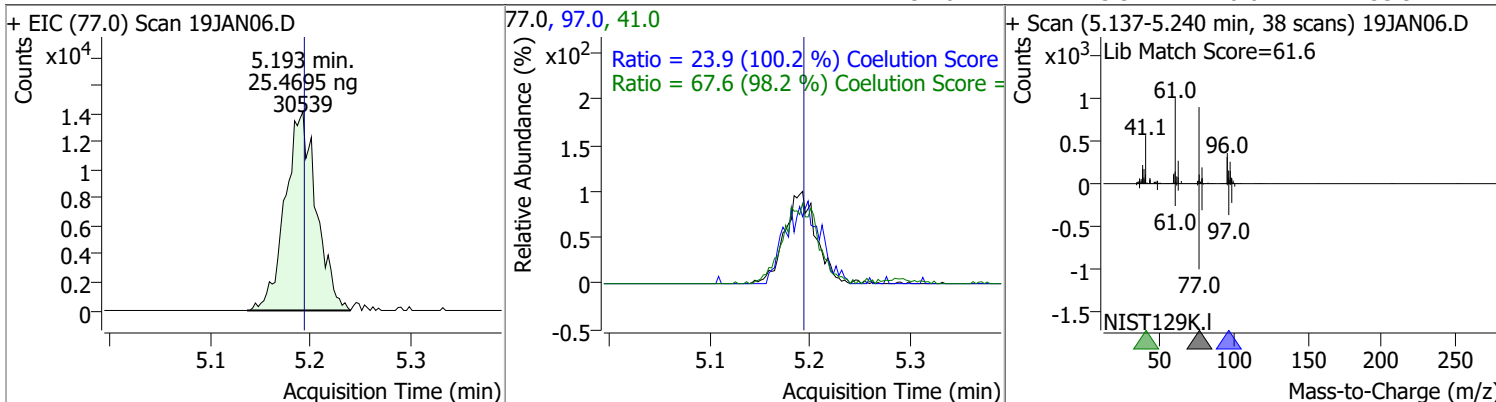


Compound	Conc.	RT	Dev(Min)	Resp.	QIon	QRatio	Lower	Upper
1,1-Dichloroethane	25.3277	4.38	0.01	40298	65.0	32.1	1.0	61.0
					83.0	13.4	0.0	42.7

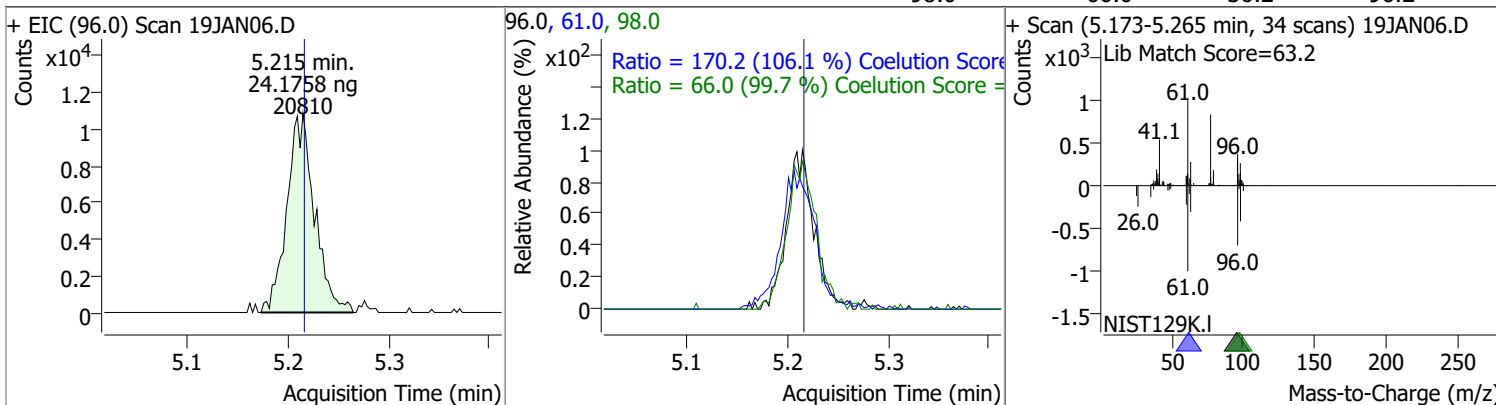


Quantitation Results Report (QT Reviewed)

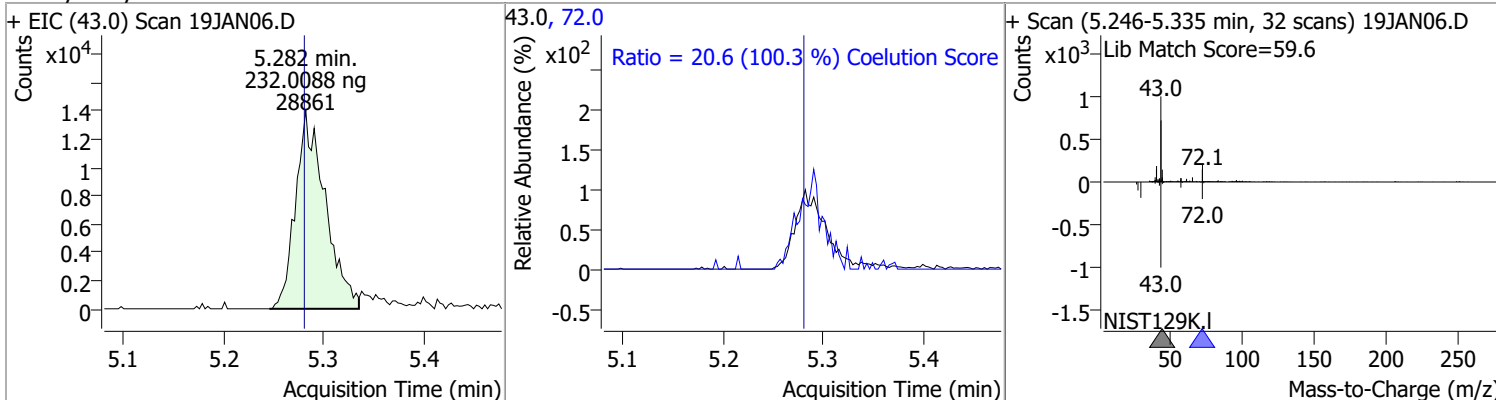
Compound	Conc.	RT	Dev(Min)	Resp.	QIon	QRatio	Lower	Upper
2,2-Dichloropropane	25.4695	5.19	0.00	30539	41.0	67.6	38.8	98.8
					97.0	23.9	0.0	53.9



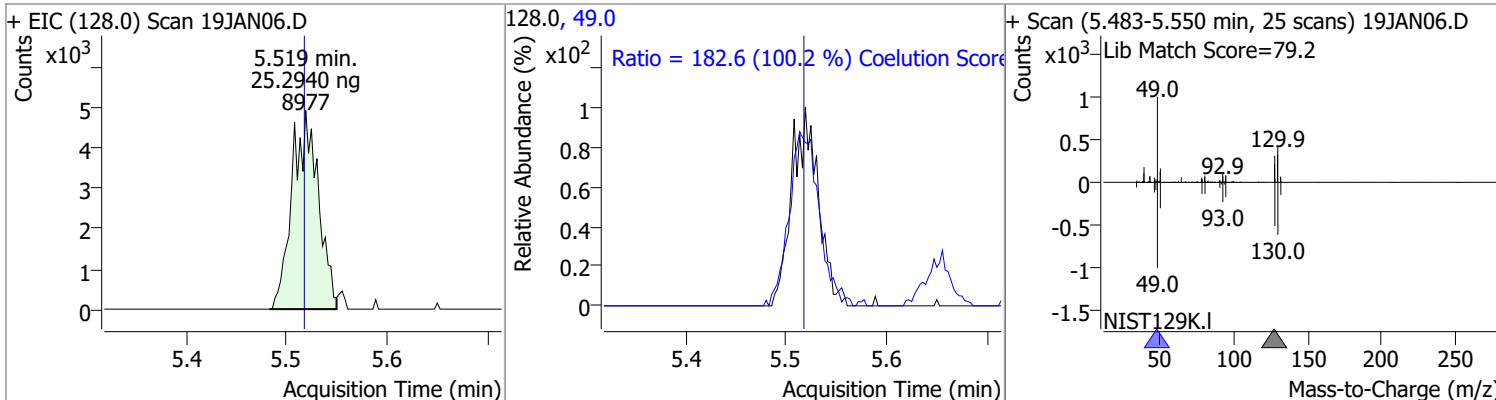
Compound	Conc.	RT	Dev(Min)	Resp.	QIon	QRatio	Lower	Upper
cis-1,2-Dichloroethene	24.1758	5.21	0.00	20810	61.0	170.2	130.4	190.4
					98.0	66.0	36.2	96.2



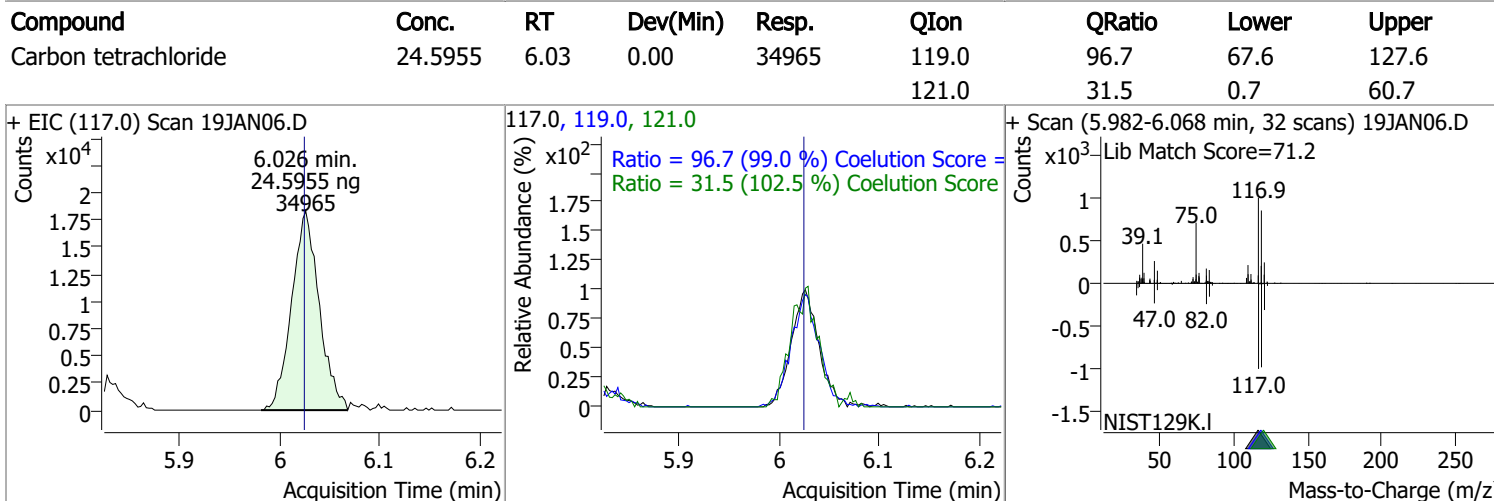
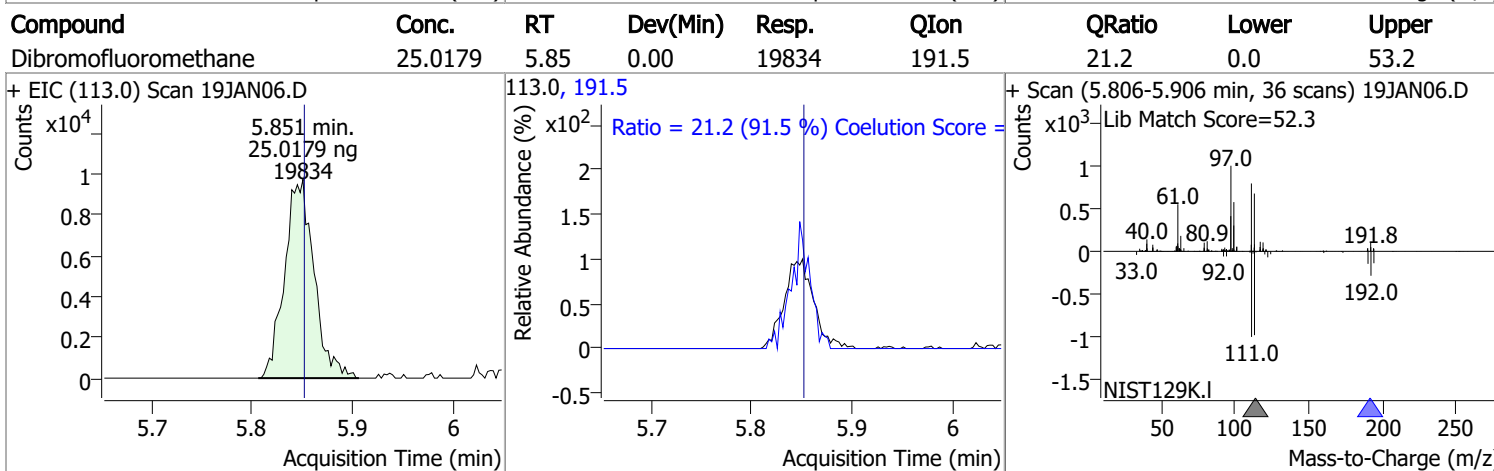
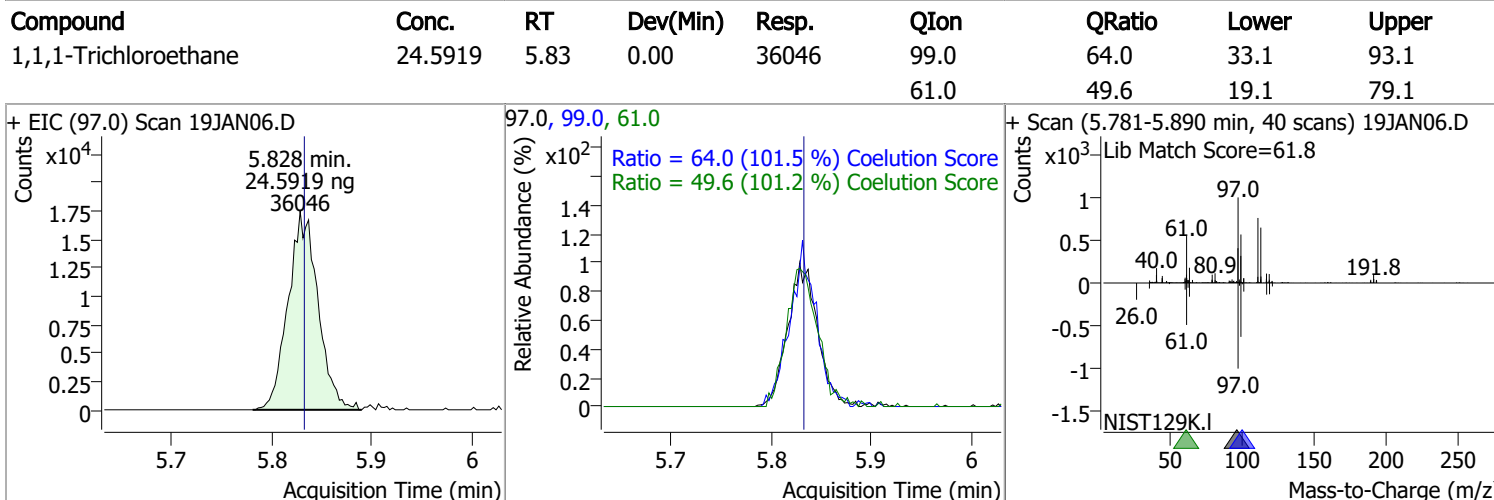
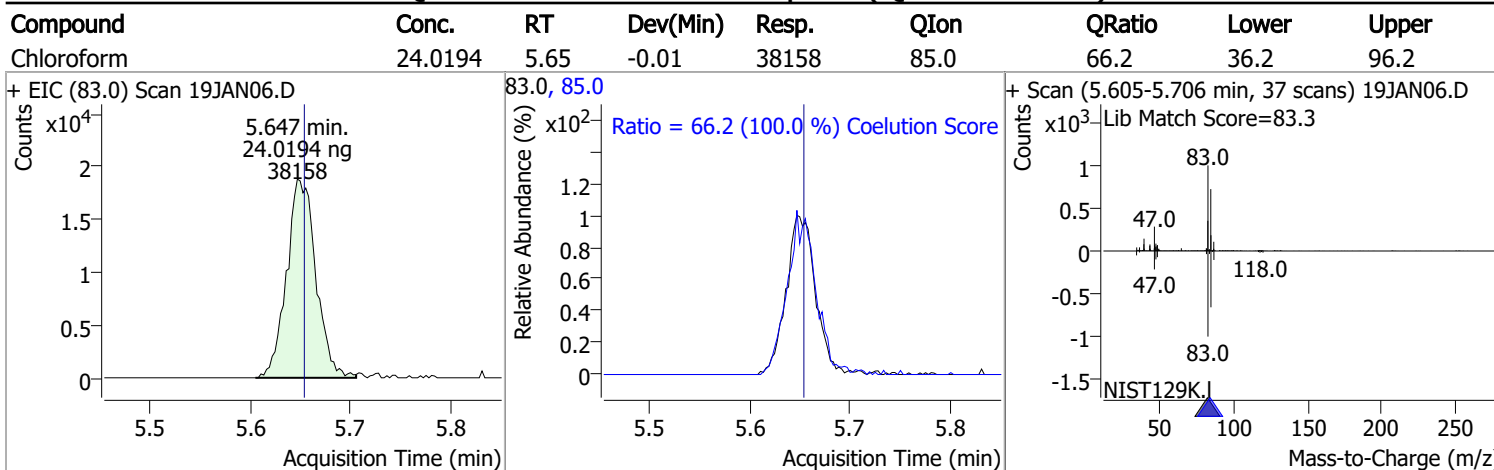
Compound	Conc.	RT	Dev(Min)	Resp.	QIon	QRatio	Lower	Upper
Methyl ethyl ketone	232.0088	5.28	0.00	28861	72.0	20.6	0.0	50.6



Compound	Conc.	RT	Dev(Min)	Resp.	QIon	QRatio	Lower	Upper
Bromochloromethane	25.2940	5.52	0.00	8977	49.0	182.6	152.2	212.2

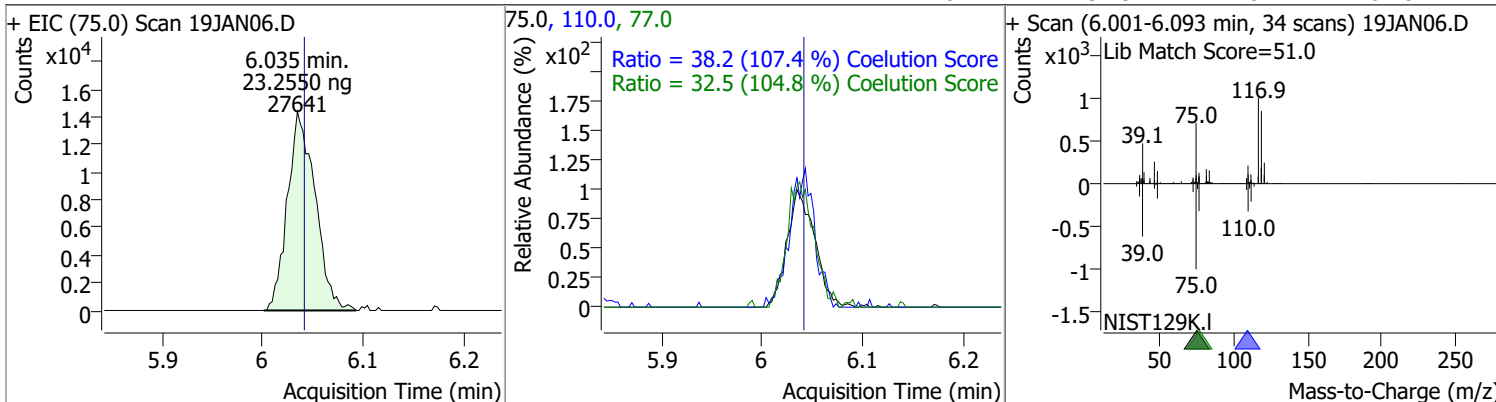


Quantitation Results Report (QT Reviewed)

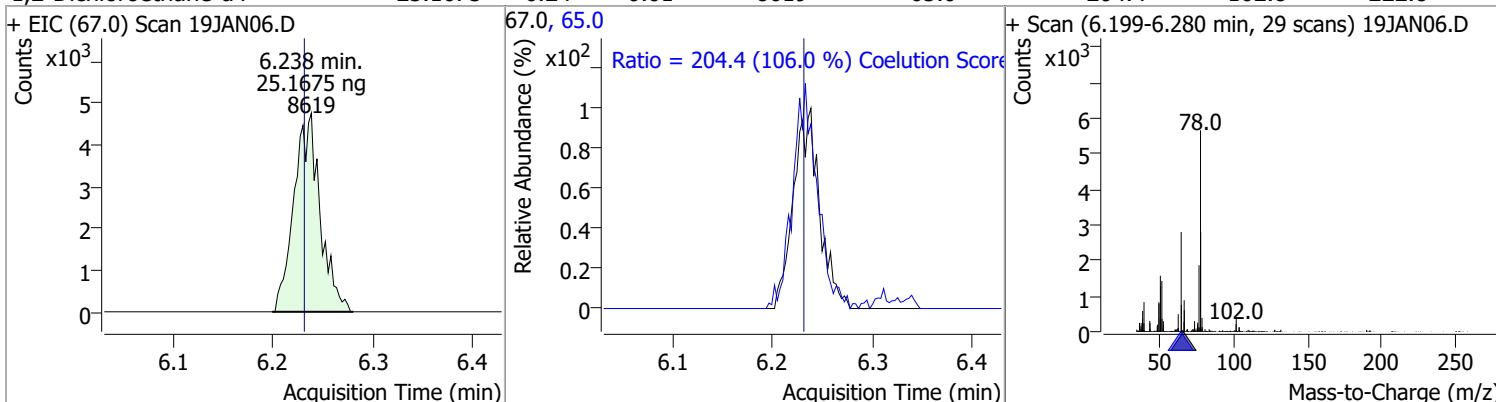


Quantitation Results Report (QT Reviewed)

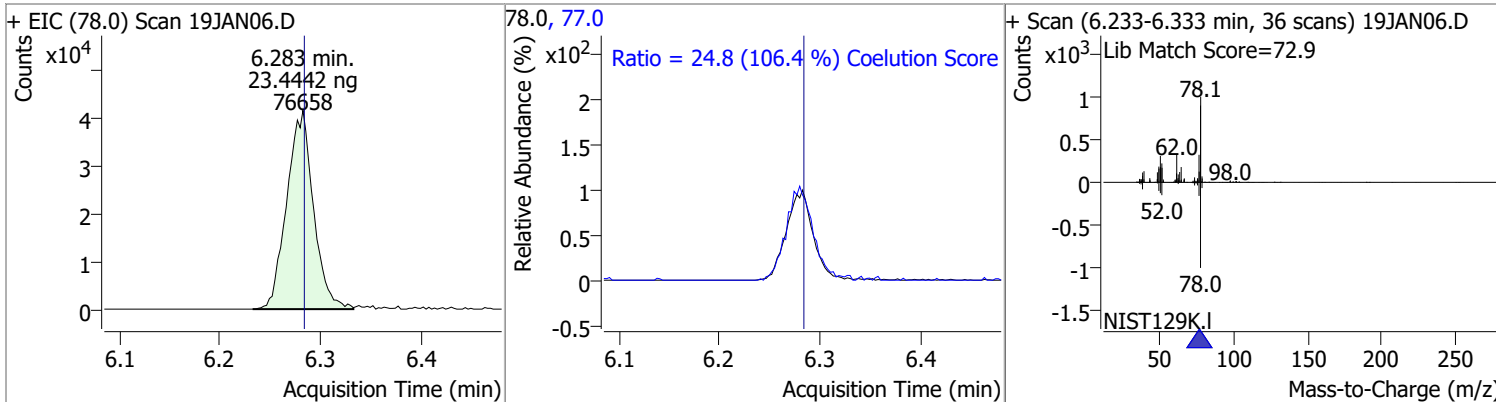
Compound	Conc.	RT	Dev(Min)	Resp.	QIon	QRatio	Lower	Upper
1,1-Dichloropropene	23.2550	6.03	-0.01	27641	110.0	38.2	5.6	65.6
					77.0	32.5	1.0	61.0



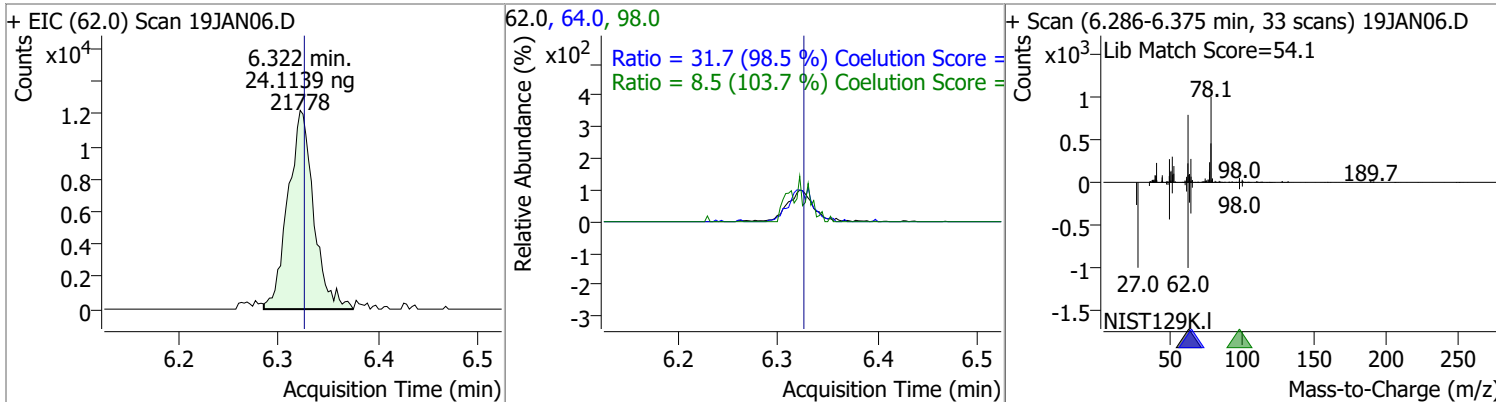
Compound	Conc.	RT	Dev(Min)	Resp.	QIon	QRatio	Lower	Upper
1,2-Dichloroethane-d4	25.1675	6.24	0.01	8619	65.0	204.4	162.8	222.8



Compound	Conc.	RT	Dev(Min)	Resp.	QIon	QRatio	Lower	Upper
Benzene	23.4442	6.28	0.00	76658	77.0	24.8	0.0	53.3

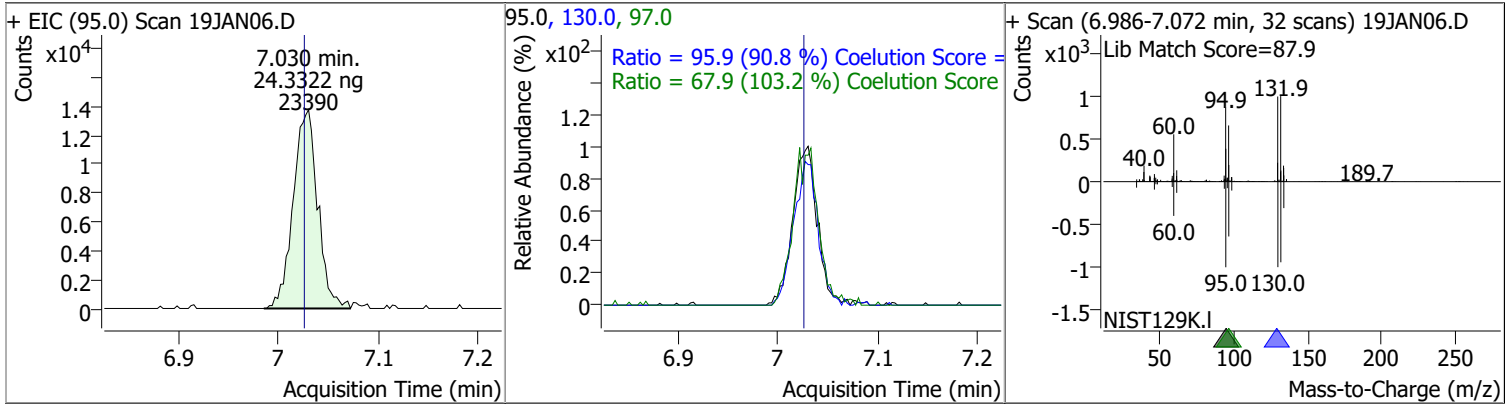


Compound	Conc.	RT	Dev(Min)	Resp.	QIon	QRatio	Lower	Upper
1,2-Dichloroethane	24.1139	6.32	0.00	21778	64.0	31.7	2.2	62.2
					98.0	8.5	0.0	38.2

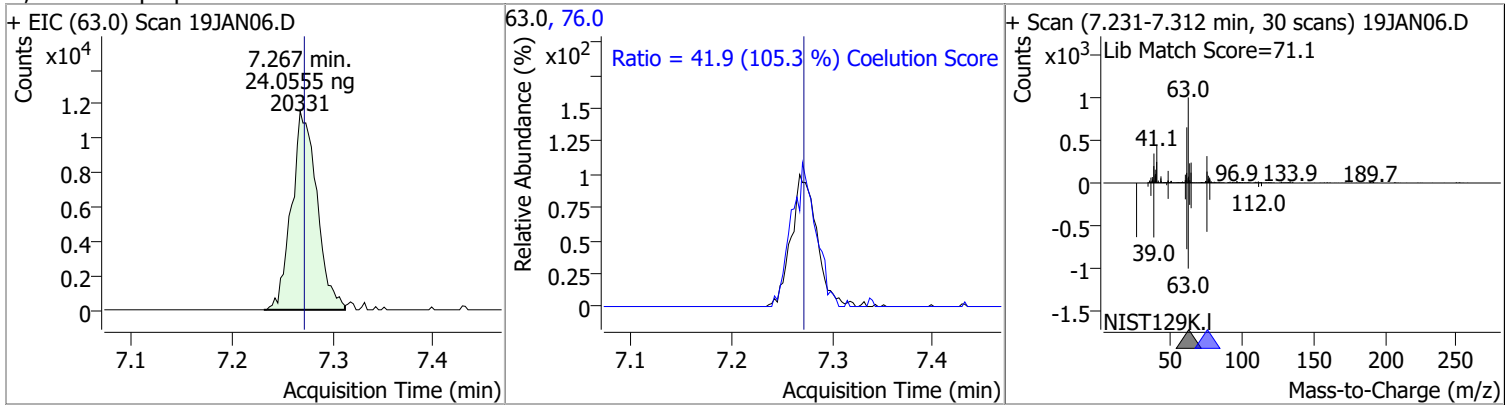


Quantitation Results Report (QT Reviewed)

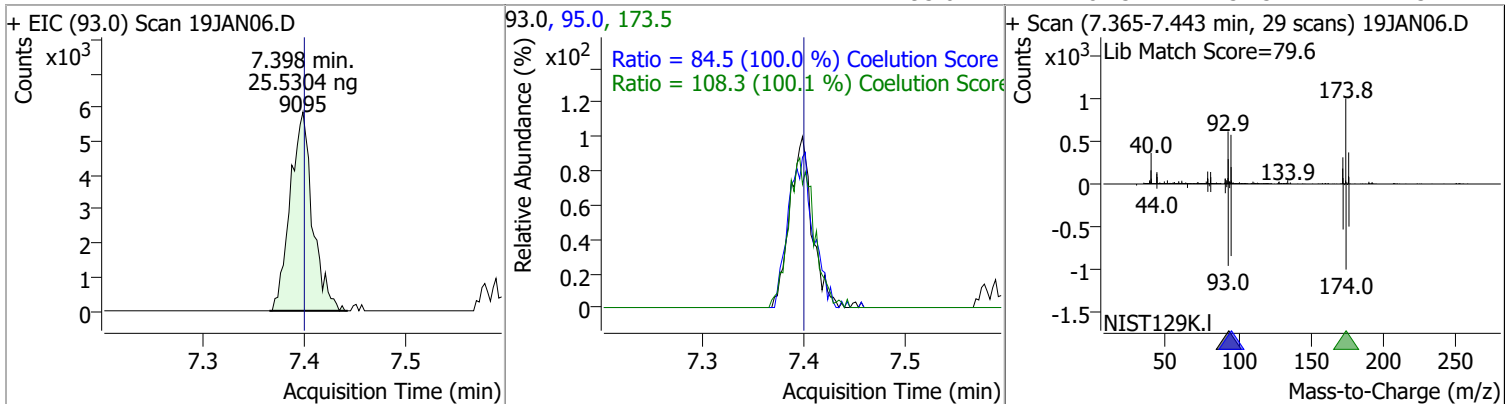
Compound	Conc.	RT	Dev(Min)	Resp.	QIon	QRatio	Lower	Upper
Trichloroethene	24.3322	7.03	0.01	23390	130.0	95.9	75.6	135.6
					97.0	67.9	35.7	95.7



Compound	Conc.	RT	Dev(Min)	Resp.	QIon	QRatio	Lower	Upper
1,2-Dichloropropane	24.0555	7.27	0.00	20331	76.0	41.9	9.8	69.8
					63.0	105.3	112.0	189.7

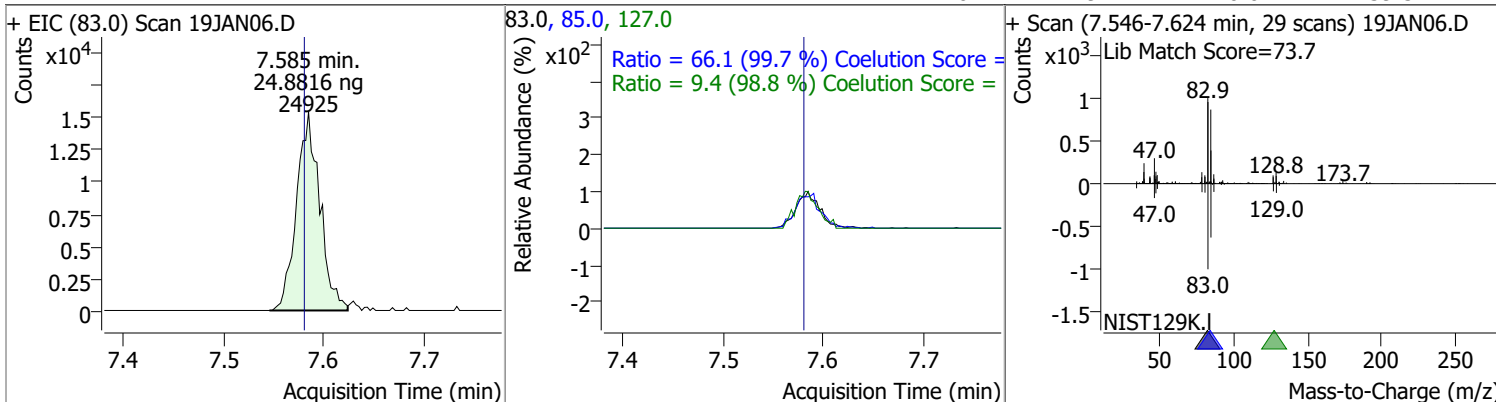


Compound	Conc.	RT	Dev(Min)	Resp.	QIon	QRatio	Lower	Upper
Dibromomethane	25.5304	7.40	0.00	9095	173.5	108.3	78.2	138.2
					95.0	84.5	54.5	114.5

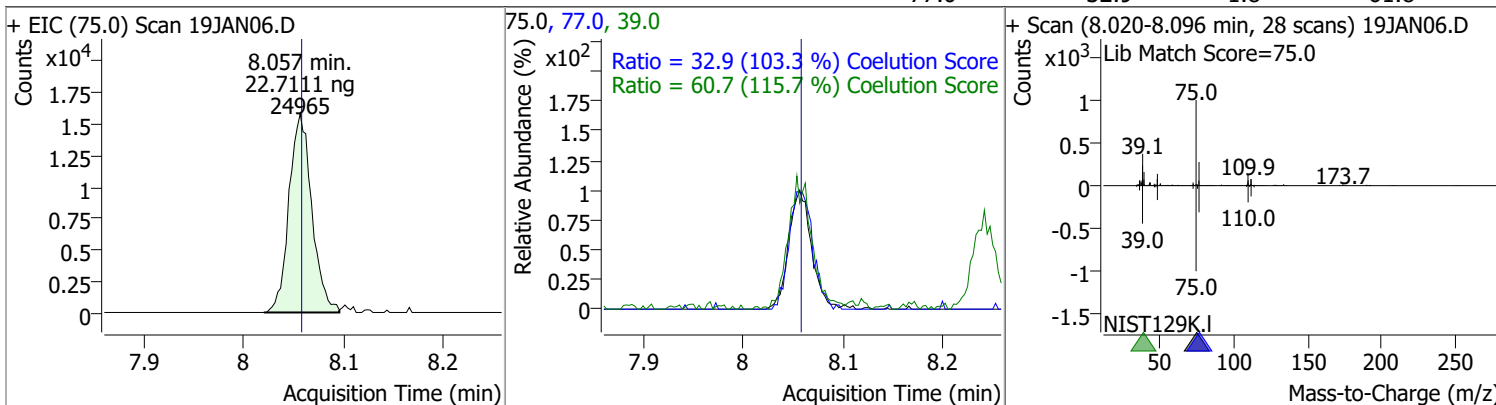


Quantitation Results Report (QT Reviewed)

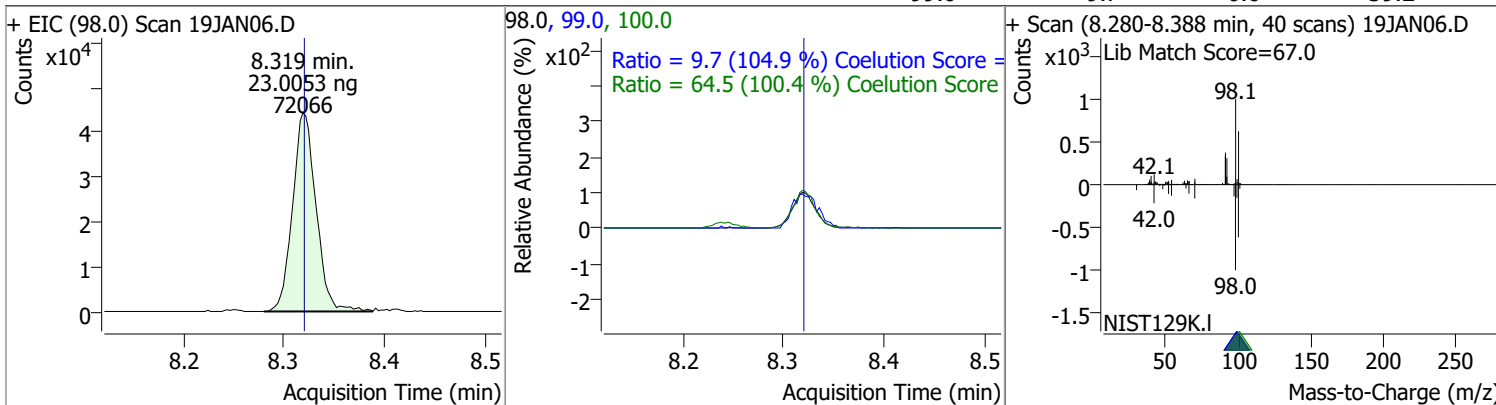
Compound	Conc.	RT	Dev(Min)	Resp.	QIon	QRatio	Lower	Upper
Bromodichloromethane	24.8816	7.59	0.01	24925	85.0	66.1	36.3	96.3
					127.0	9.4	0.0	39.5



Compound	Conc.	RT	Dev(Min)	Resp.	QIon	QRatio	Lower	Upper
cis-1,3-Dichloropropene	22.7111	8.06	0.00	24965	39.0	60.7	22.5	82.5
					77.0	32.9	1.8	61.8



Compound	Conc.	RT	Dev(Min)	Resp.	QIon	QRatio	Lower	Upper
Toluene-d8	23.0053	8.32	0.00	72066	100.0	64.5	34.3	94.3
					99.0	9.7	0.0	39.2

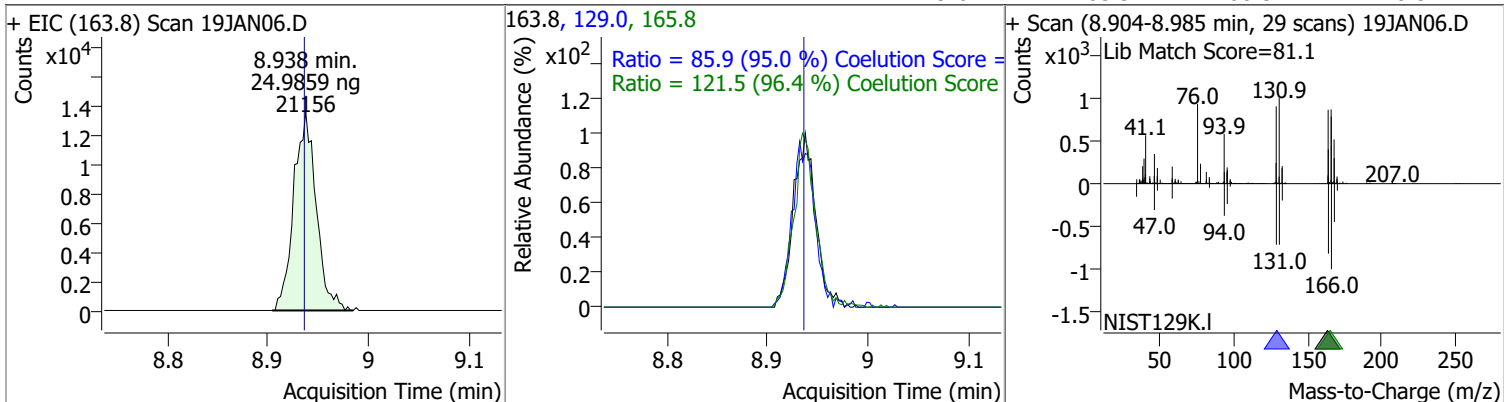


Quantitation Results Report (QT Reviewed)

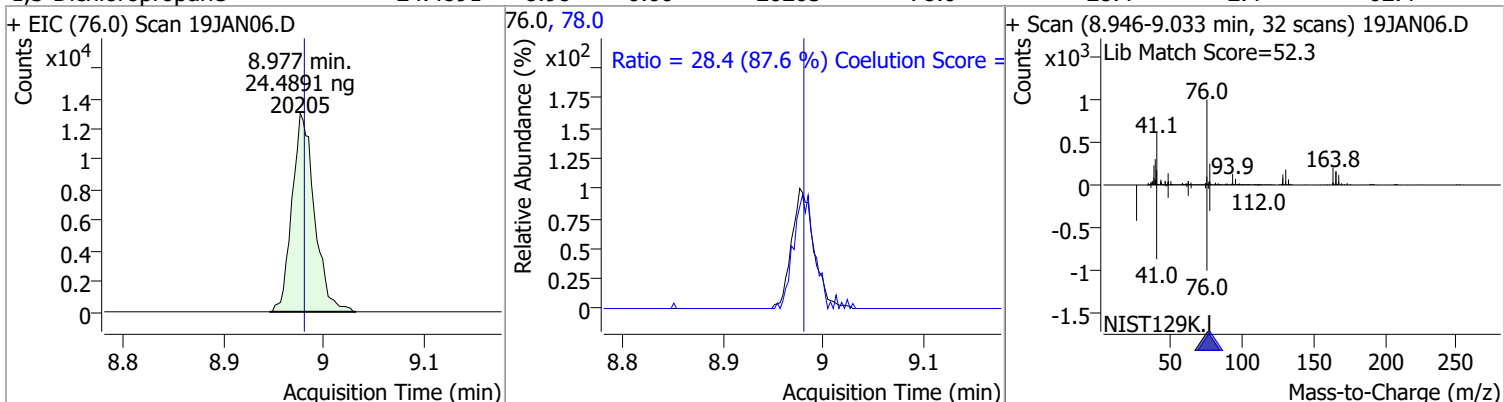
Compound	Conc.	RT	Dev(Min)	Resp.	QIon	QRatio	Lower	Upper
Toluene	23.1991	8.39	0.01	48441	91.0	175.3	144.1	204.1
+ EIC (92.0) Scan 19JAN06.D			92.0, 91.0			+ Scan (8.349-8.452 min, 37 scans) 19JAN06.D		
trans-1,3-Dichloropropene	23.2136	8.64	0.00	18613	39.0	56.3	23.0	83.0
+ EIC (75.0) Scan 19JAN06.D			75.0, 77.0, 39.0			+ Scan (8.606-8.684 min, 29 scans) 19JAN06.D		
1,1,2-Trichloroethane	23.9876	8.82	0.00	9780	97.0	117.5	80.7	140.7
+ EIC (83.0) Scan 19JAN06.D			83.0, 97.0, 85.0			+ Scan (8.784-8.854 min, 25 scans) 19JAN06.D		

Quantitation Results Report (QT Reviewed)

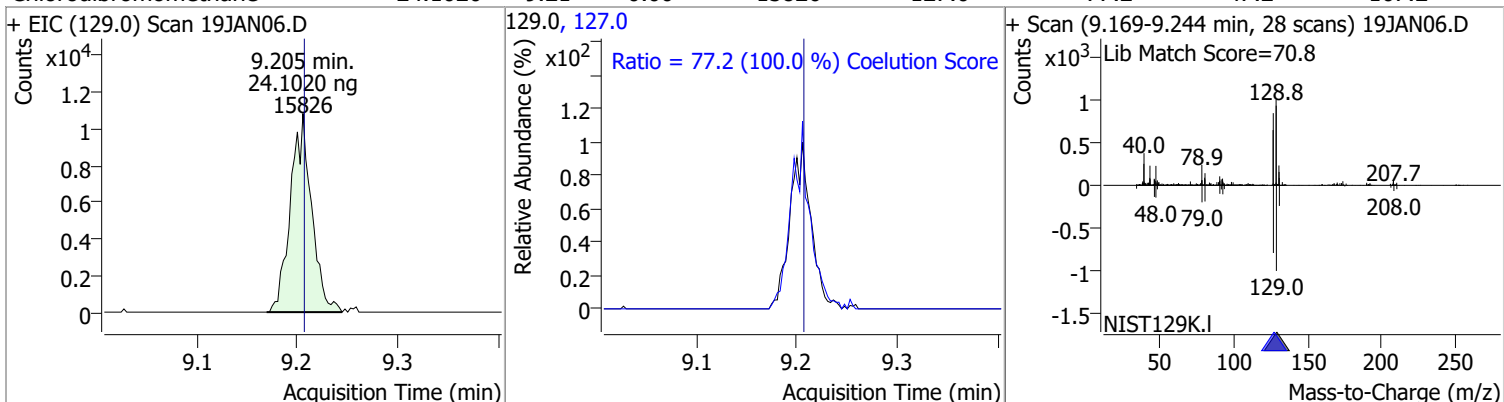
Compound	Conc.	RT	Dev(Min)	Resp.	QIon	QRatio	Lower	Upper
Tetrachloroethene	24.9859	8.94	0.00	21156	165.8	121.5	96.1	156.1
					129.0	85.9	60.5	120.5



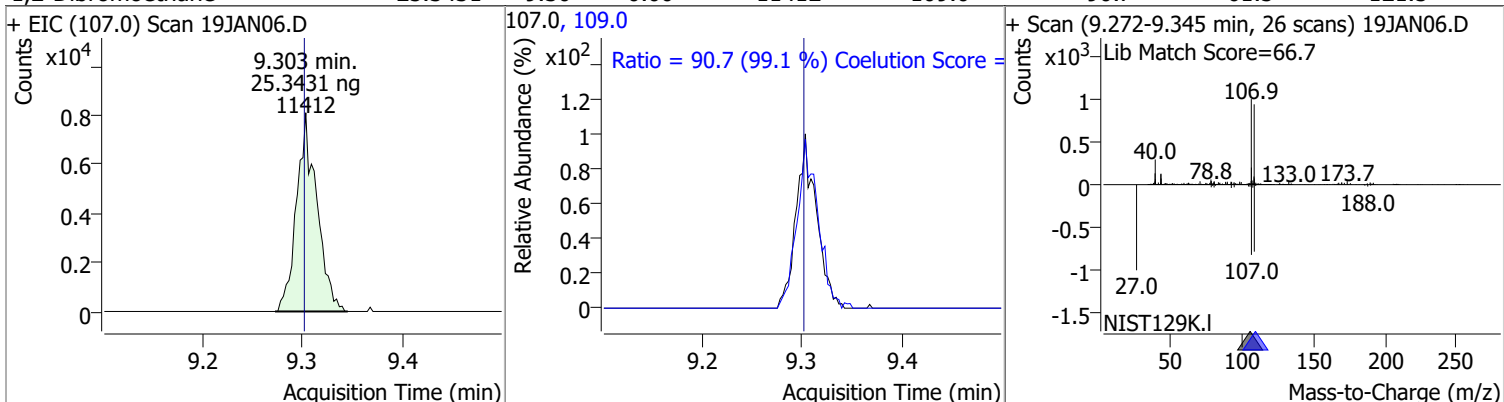
Compound	Conc.	RT	Dev(Min)	Resp.	QIon	QRatio	Lower	Upper
1,3-Dichloropropane	24.4891	8.98	0.00	20205	78.0	28.4	2.4	62.4



Compound	Conc.	RT	Dev(Min)	Resp.	QIon	QRatio	Lower	Upper
Chlorodibromomethane	24.1020	9.21	0.00	15826	127.0	77.2	47.2	107.2



Compound	Conc.	RT	Dev(Min)	Resp.	QIon	QRatio	Lower	Upper
1,2-Dibromoethane	25.3431	9.30	0.00	11412	109.0	90.7	61.5	121.5

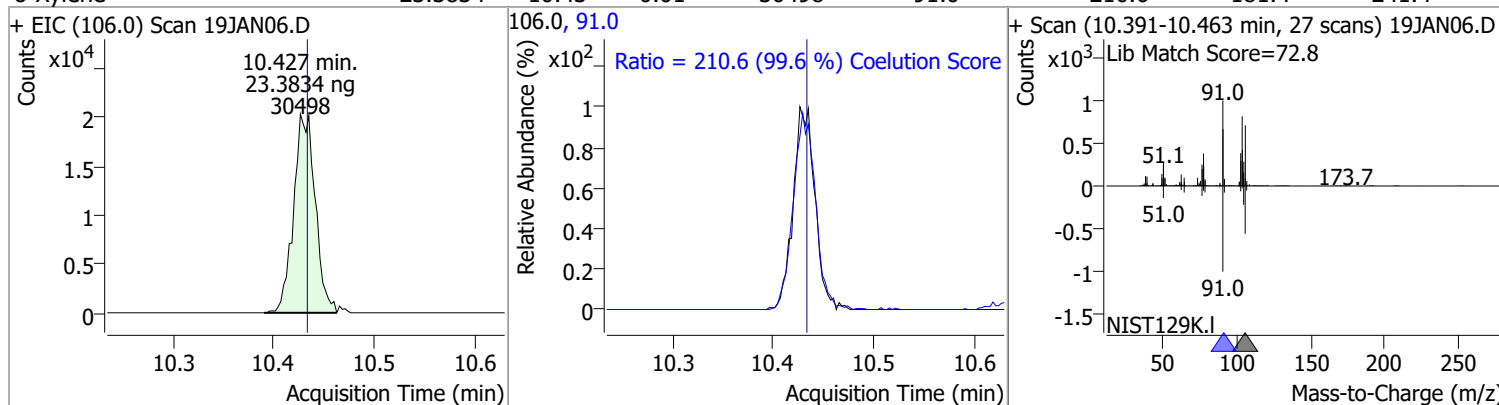


Quantitation Results Report (QT Reviewed)

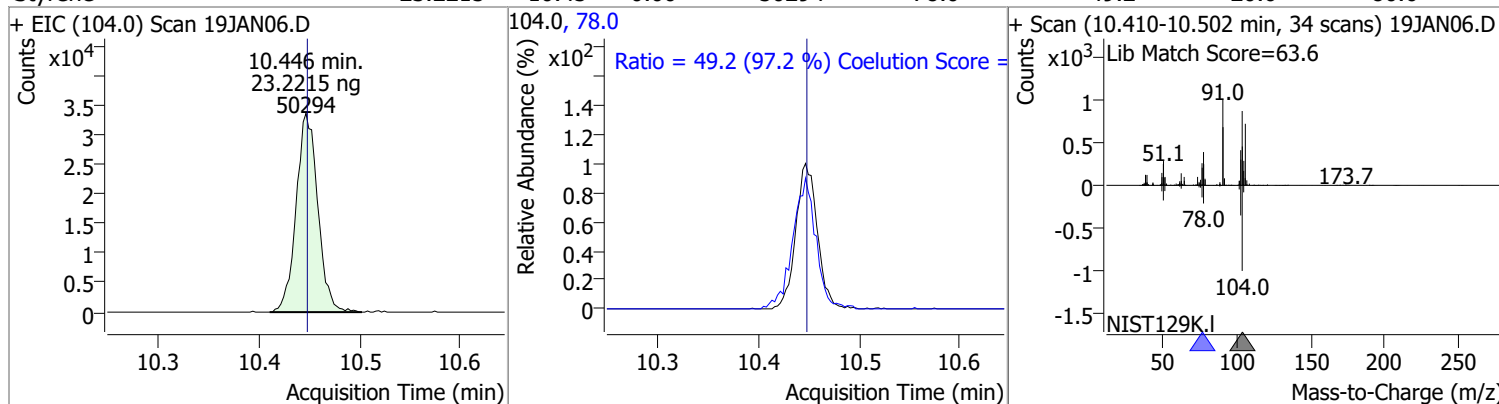
Compound	Conc.	RT	Dev(Min)	Resp.	QIon	QRatio	Lower	Upper
Chlorobenzene	24.3040	9.80	0.00	55632	114.0	33.6	2.2	62.2
+ EIC (112.0) Scan 19JAN06.D			112.0, 114.0			+ Scan (9.763-9.852 min, 32 scans) 19JAN06.D		
1,1,1,2-Tetrachloroethane	24.2998	9.89	0.00	19516	133.0	95.4	65.3	125.3
+ EIC (131.0) Scan 19JAN06.D			131.0, 133.0			+ Scan (9.858-9.922 min, 24 scans) 19JAN06.D		
Ethylbenzene	24.0921	9.92	0.00	91590	106.0	31.1	1.7	61.7
+ EIC (91.0) Scan 19JAN06.D			91.0, 106.0			+ Scan (9.883-9.989 min, 39 scans) 19JAN06.D		
m+p-Xylenes	47.5617	10.04	0.00	71705	91.0	198.2	170.7	230.7
+ EIC (106.0) Scan 19JAN06.D			106.0, 91.0			+ Scan (10.000-10.089 min, 33 scans) 19JAN06.D		

Quantitation Results Report (QT Reviewed)

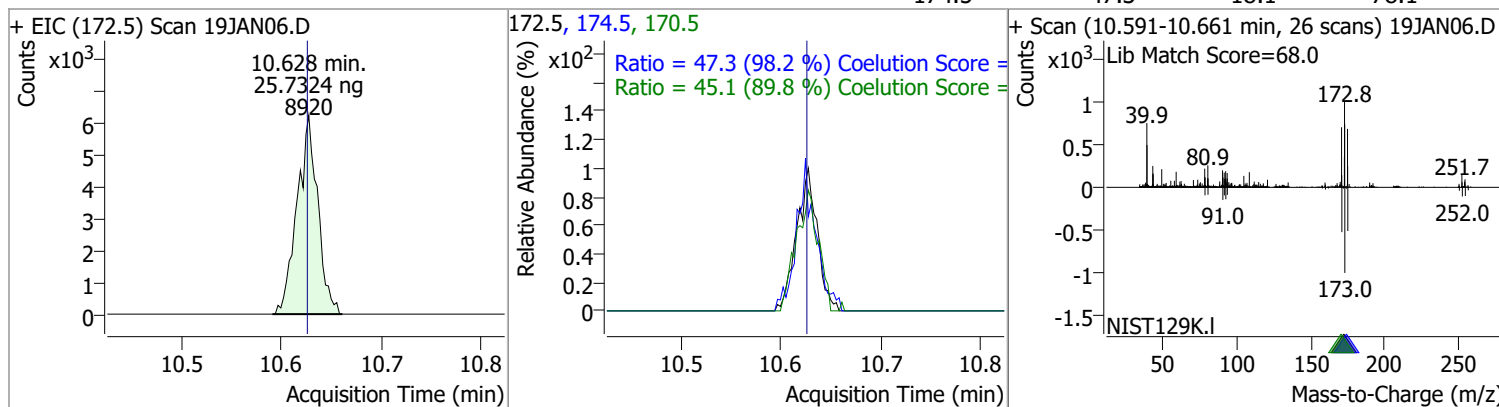
Compound	Conc.	RT	Dev(Min)	Resp.	QIon	QRatio	Lower	Upper
o-Xylene	23.3834	10.43	-0.01	30498	91.0	210.6	181.4	241.4



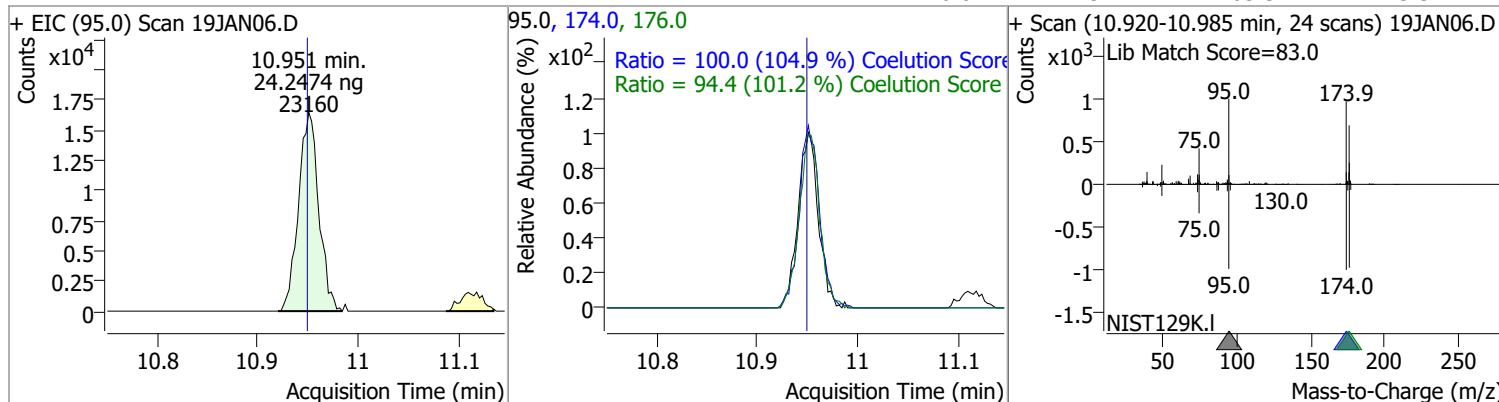
Compound	Conc.	RT	Dev(Min)	Resp.	QIon	QRatio	Lower	Upper
Styrene	23.2215	10.45	0.00	50294	78.0	49.2	20.6	80.6



Compound	Conc.	RT	Dev(Min)	Resp.	QIon	QRatio	Lower	Upper
Bromoform	25.7324	10.63	0.00	8920	170.5	45.1	20.3	80.3
					174.5	47.3	18.1	78.1

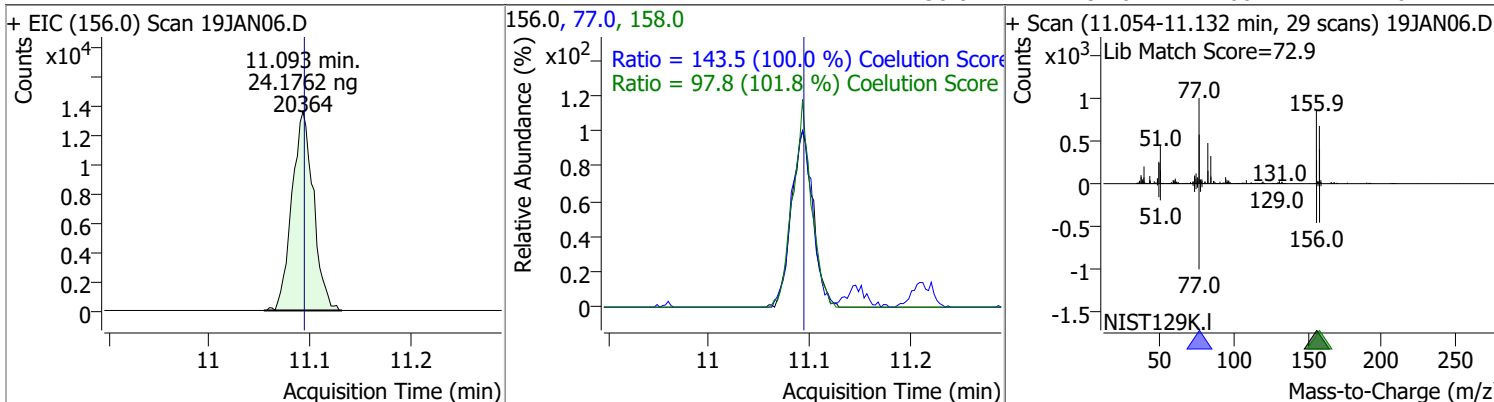


Compound	Conc.	RT	Dev(Min)	Resp.	QIon	QRatio	Lower	Upper
p-Bromofluorobenzene	24.2474	10.95	0.00	23160	174.0	100.0	65.3	125.3
					176.0	94.4	63.3	123.3

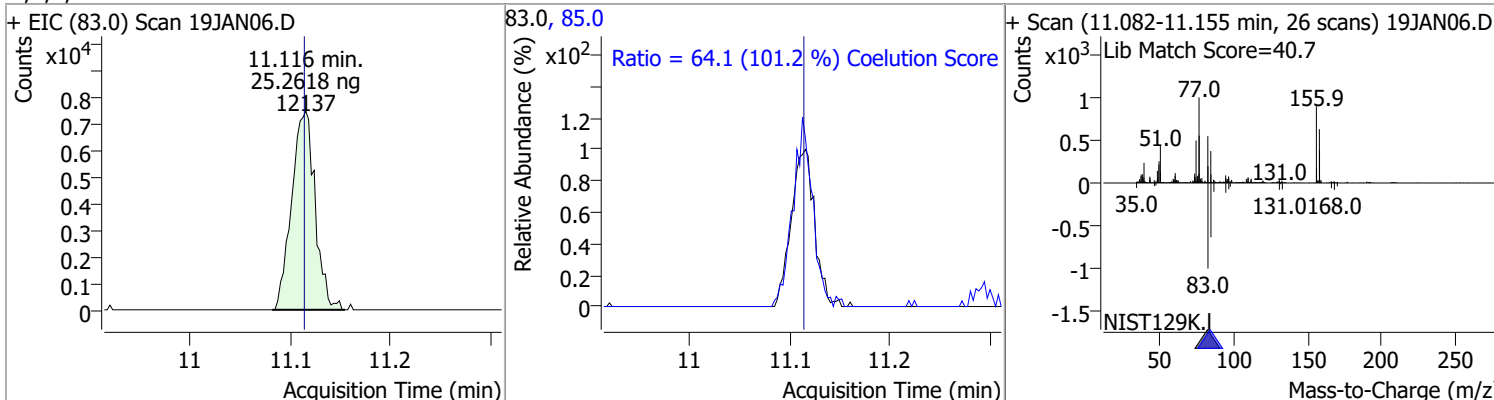


Quantitation Results Report (QT Reviewed)

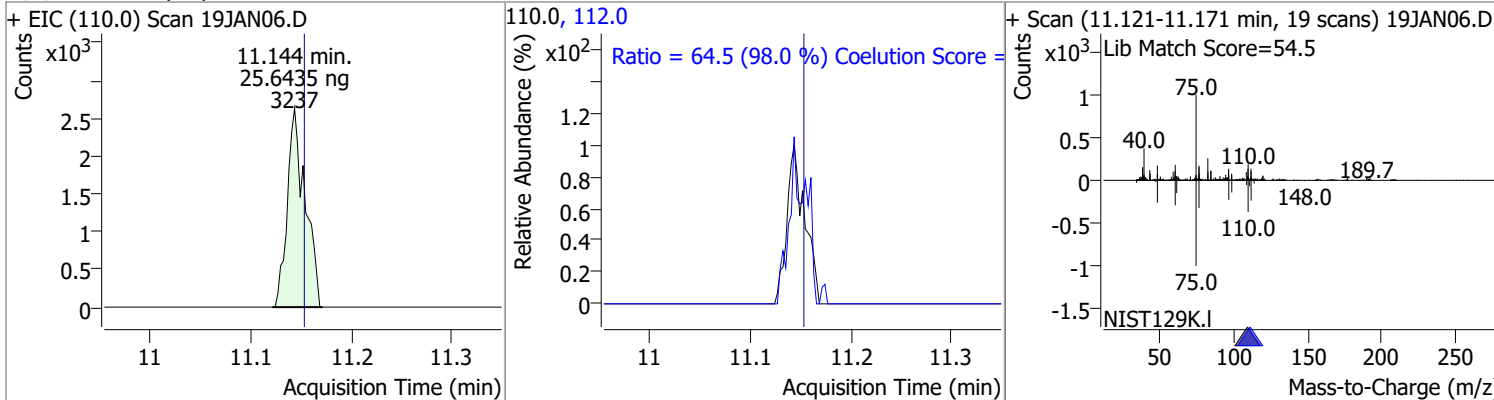
Compound	Conc.	RT	Dev(Min)	Resp.	QIon	QRatio	Lower	Upper
Bromobenzene	24.1762	11.09	0.00	20364	77.0 158.0	143.5 97.8	113.5 66.1	173.5 126.1



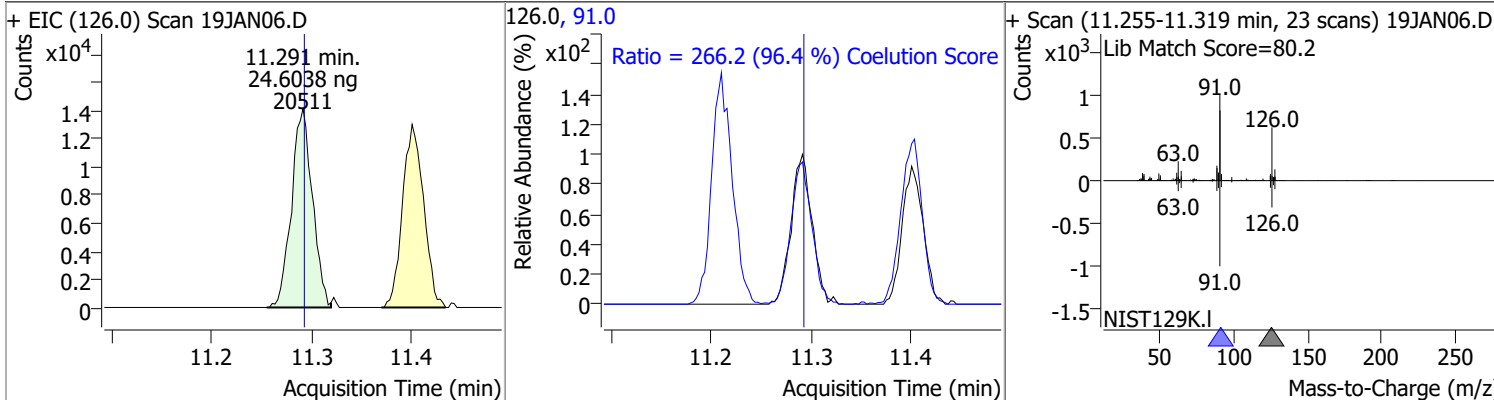
Compound	Conc.	RT	Dev(Min)	Resp.	QIon	QRatio	Lower	Upper
1,1,2,2-Tetrachloroethane	25.2618	11.12	0.00	12137	85.0	64.1	33.3	93.3



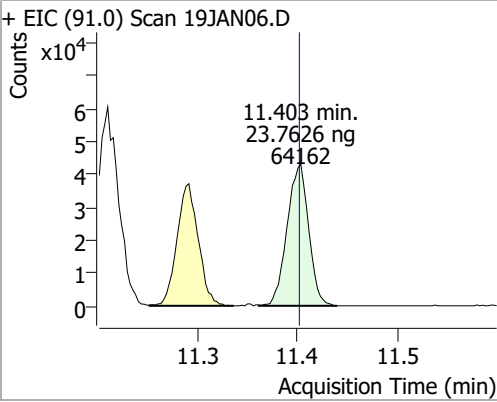
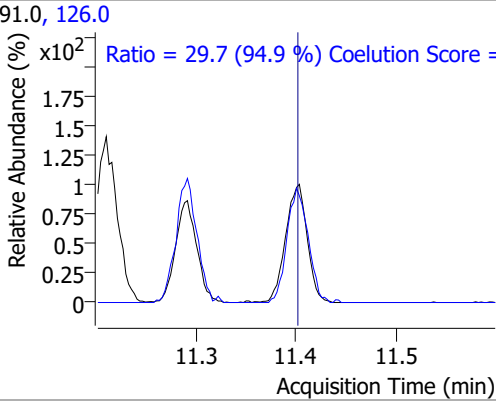
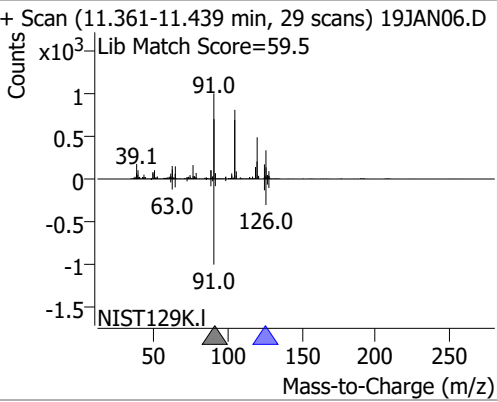
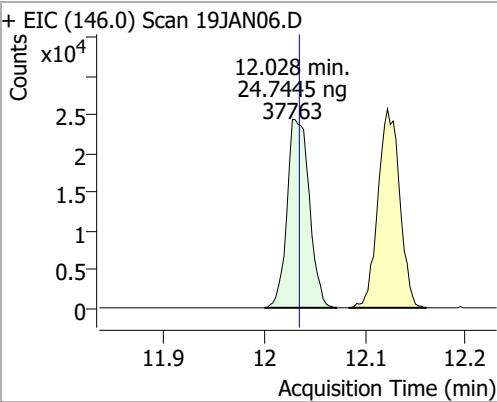
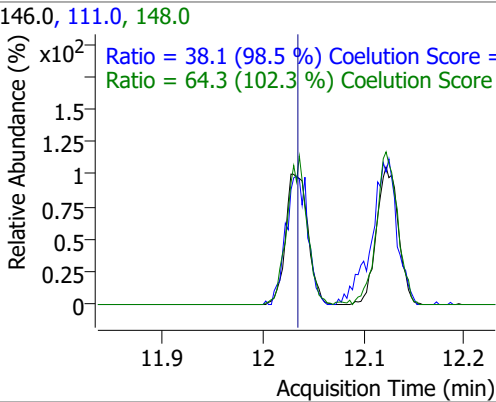
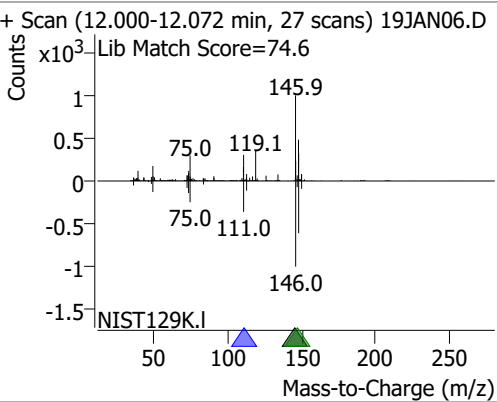
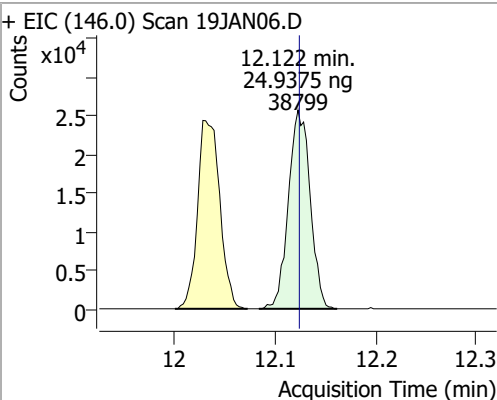
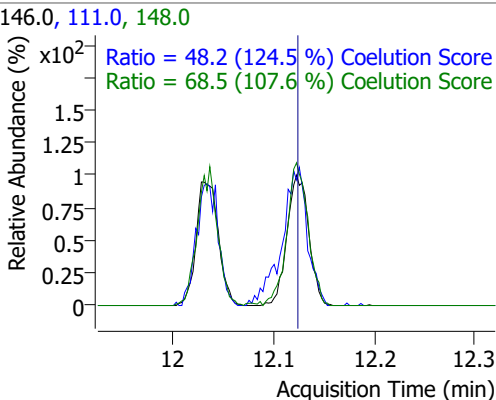
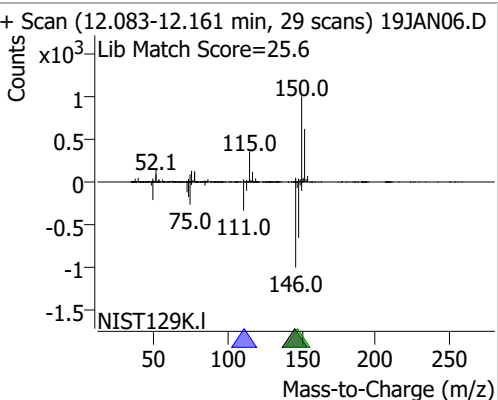
Compound	Conc.	RT	Dev(Min)	Resp.	QIon	QRatio	Lower	Upper
1,2,3-Trichloropropane	25.6435	11.14	-0.01	3237	112.0	64.5	35.8	95.8



Compound	Conc.	RT	Dev(Min)	Resp.	QIon	QRatio	Lower	Upper
2-Chlorotoluene	24.6038	11.29	0.00	20511	91.0	266.2	246.2	306.2

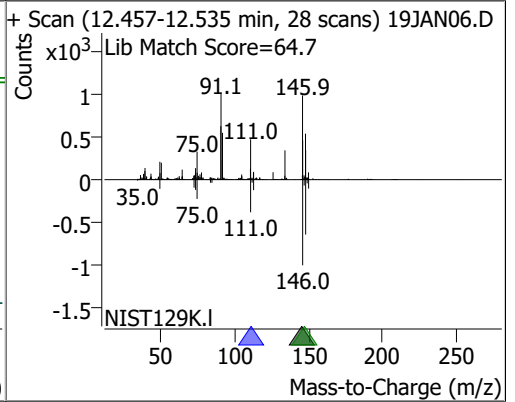
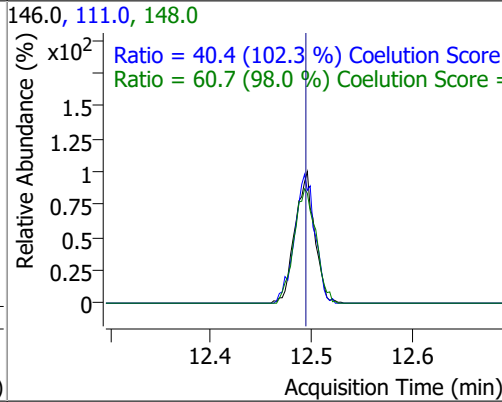
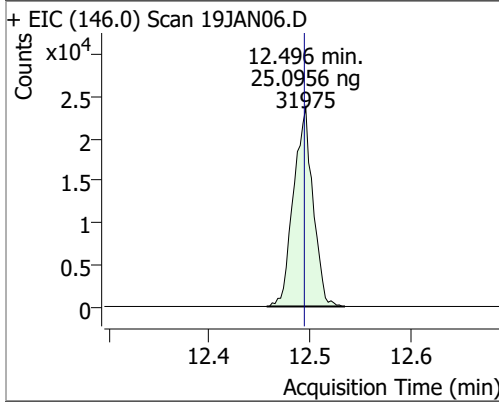


Quantitation Results Report (QT Reviewed)

Compound	Conc.	RT	Dev(Min)	Resp.	QIon	QRatio	Lower	Upper
4-Chlorotoluene	23.7626	11.40	0.00	64162	126.0	29.7	1.3	61.3
+ EIC (91.0) Scan 19JAN06.D 			91.0, 126.0 			+ Scan (11.361-11.439 min, 29 scans) 19JAN06.D Lib Match Score=59.5 		
1,3-Dichlorobenzene	24.7445	12.03	-0.01	37763	148.0	64.3	32.8	92.8
+ EIC (146.0) Scan 19JAN06.D 			146.0, 111.0, 148.0 			+ Scan (12.000-12.072 min, 27 scans) 19JAN06.D Lib Match Score=74.6 		
1,4-Dichlorobenzene	24.9375	12.12	0.00	38799	148.0	68.5	33.7	93.7
+ EIC (146.0) Scan 19JAN06.D 			146.0, 111.0, 148.0 			+ Scan (12.083-12.161 min, 29 scans) 19JAN06.D Lib Match Score=25.6 		

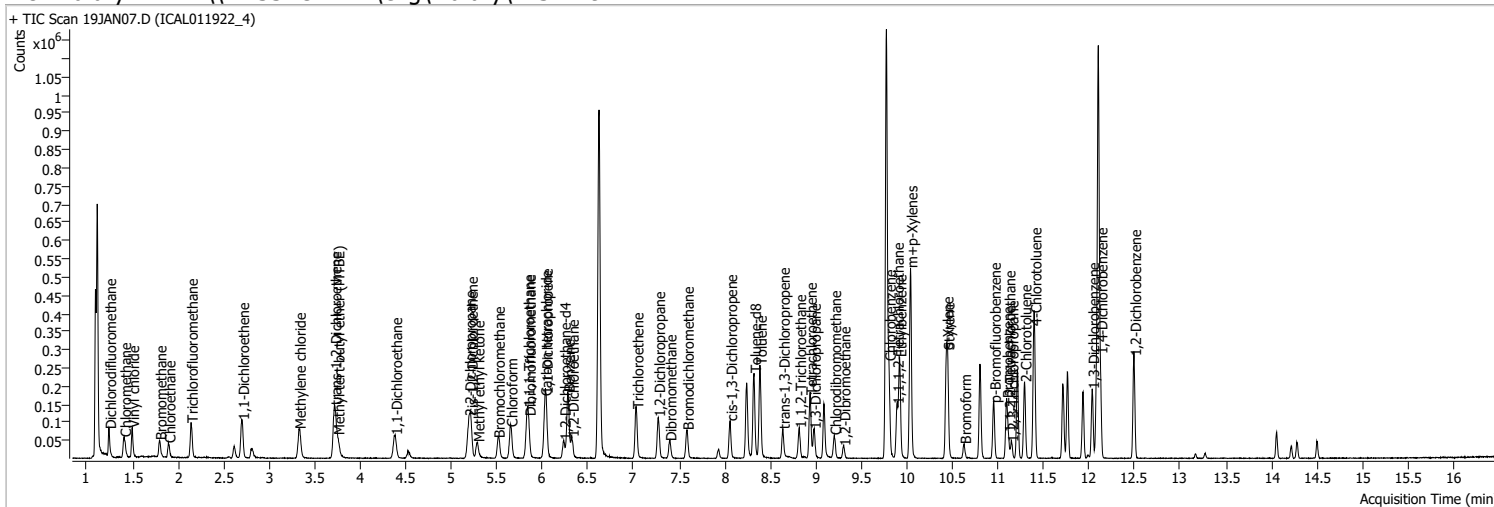
Quantitation Results Report (QT Reviewed)

Compound	Conc.	RT	Dev(Min)	Resp.	QIon	QRatio	Lower	Upper
1,2-Dichlorobenzene	25.0956	12.50	0.00	31975	148.0	60.7	31.9	91.9
					111.0	40.4	9.5	69.5



Quantitation Results Report (QT Reviewed)

Data File	19JAN07.D	Operator	MSC
Acq. Method	5975CACQF.M	Acq. Date-Time	1/19/2022 12:09:57 PM
Sample Name	ICAL011922_4	Instrument	VOA5975C
Vial	7	Multiplier	1.00
DA Method File	VOA5975C_8260B_SHT_DoD_L4_011922.m	Comment	
Tune File	BFB_Atune3.u	Tune Date	10/11/2021 4:02:00 PM
Batch Name	VG011922_8260B.batch.bin	Last Calib Update	1/20/2022 9:28:12 AM
Ref Library	\\MASSHUNTER\Org\Library\NIST129K.l		



Compound	RT	QIon	Resp.	Conc.	Units	Dev(Min)
Internal Standards						
M Fluorobenzene	6.620	96.0	806368	250.0000	ng	0.000
M Chlorobenzene-d5	9.772	82.0	318877	250.0000	ng	-0.003
M 1,4-Dichlorobenzene-d4	12.100	152.0	262955	250.0000	ng	0.000
System Monitoring Compounds						
S Dibromofluoromethane	5.848	113.0	38453	49.2335	ng	-0.003
Spiked Amount: 250.000	Range: 80.0 - 119.0%			Recovery = 19.69%	*	
S 1,2-Dichloroethane-d4	6.233	67.0	16425	48.6831	ng	0.003
Spiked Amount: 250.000	Range: 81.0 - 118.0%			Recovery = 19.47%	*	
S Toluene-d8	8.322	98.0	142617	45.8435	ng	0.003
Spiked Amount: 250.000	Range: 89.0 - 112.0%			Recovery = 18.34%	*	
S p-Bromofluorobenzene	10.954	95.0	45114	46.4666	ng	0.006
Spiked Amount: 250.000	Range: 85.0 - 114.0%			Recovery = 18.59%	*	
Target Compounds						
T Dichlorodifluoromethane	1.244	85.0	51785	47.7605	ng	98
T Chloromethane	1.408	50.0	63351	49.6275	ng	100
T Vinyl chloride	1.495	62.0	55437	47.7105	ng	98
T Bromomethane	1.796	96.0	22944	48.0600	ng	94
T Chloroethane	1.894	64.0	26569	48.3306	ng	98
T Trichlorofluoromethane	2.142	101.0	66016	47.3799	ng	97
T 1,1-Dichloroethene	2.702	96.0	38644	47.6655	ng	98
T Methylene chloride	3.327	49.0	58184	49.3612	ng	97
T trans-1,2-Dichloroethene	3.717	96.0	38732	46.2455	ng	98
T Methyl tert-butyl ether (MTBE)	3.751	73.0	49617	47.3984	ng	86
T 1,1-Dichloroethane	4.384	63.0	75497	48.1651	ng	98
T 2,2-Dichloropropane	5.193	77.0	56651	47.9582	ng	98
T cis-1,2-Dichloroethene	5.212	96.0	39093	46.0997	ng	94
T Methyl ethyl ketone	5.285	43.0	58185	474.7821	ng	99
T Bromochloromethane	5.511	128.0	17084	48.8614	ng	98
T Chloroform	5.647	83.0	74048	47.3129	ng	99

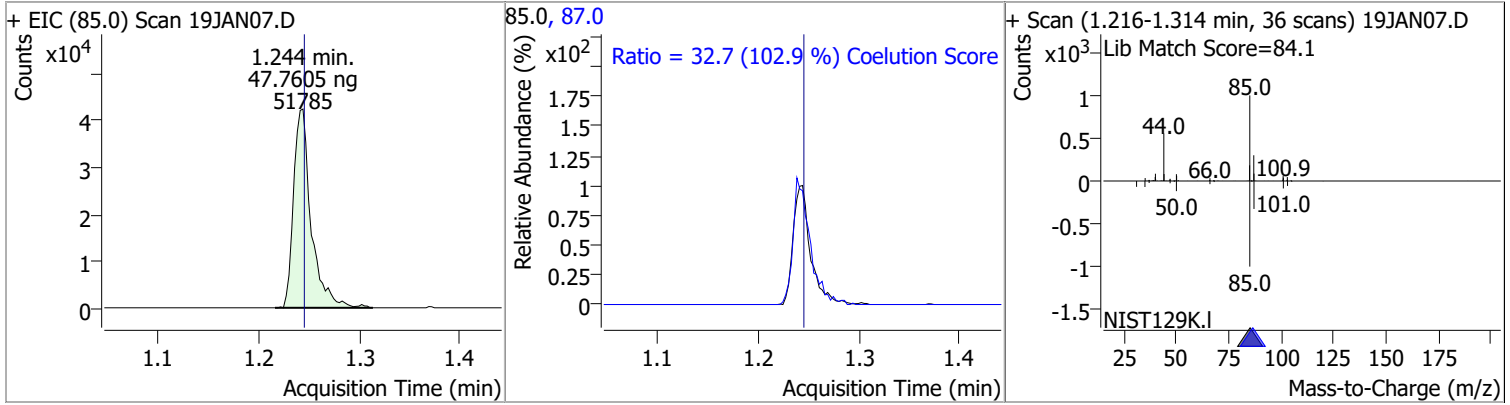
Quantitation Results Report (QT Reviewed)

Compound	RT	QIon	Resp.	Conc.	Units	Dev(Min)
T 1,1,1-Trichloroethane	5.834	97.0	69594	48.1944	ng	98
T Carbon tetrachloride	6.026	117.0	66332	47.3626	ng	98
T 1,1-Dichloropropene	6.038	75.0	52282	44.6484	ng	99
T Benzene	6.277	78.0	149512	46.4135	ng	99
T 1,2-Dichloroethane	6.322	62.0	43538	48.9336	ng	96
T Trichloroethene	7.030	95.0	44214	46.3149	ng	96
T 1,2-Dichloropropane	7.270	63.0	38730	46.1437	ng	100
T Dibromomethane	7.393	93.0	16899	47.7666	ng	98
T Bromodichloromethane	7.585	83.0	46426	46.6674	ng	99
T cis-1,3-Dichloropropene	8.059	75.0	47339	43.3645	ng	94
T Toluene	8.386	92.0	92615	44.6630	ng	98
T trans-1,3-Dichloropropene	8.637	75.0	36009	45.2216	ng	99
T 1,1,2-Trichloroethane	8.818	83.0	19237	47.5110	ng	90
T Tetrachloroethene	8.935	163.8	38749	46.0820	ng	98
T 1,3-Dichloropropane	8.977	76.0	38147	46.5568	ng	98
T Chlorodibromomethane	9.203	129.0	30000	46.0058	ng	99
T 1,2-Dibromoethane	9.303	107.0	20667	46.2152	ng	93
T Chlorobenzene	9.802	112.0	106223	46.7283	ng	98
T 1,1,1,2-Tetrachloroethane	9.889	131.0	37389	46.8776	ng	96
T Ethylbenzene	9.919	91.0	171854	44.7337	ng	99
T m+p-Xylenes	10.039	106.0	136806	89.3329	ng	99
T o-Xylene	10.433	106.0	58814	44.2320	ng	96
T Styrene	10.446	104.0	97810	44.2974	ng	100
T Bromoform	10.628	172.5	16290	46.2317	ng	98
T Bromobenzene	11.093	156.0	39639	46.2967	ng	97
T 1,1,2,2-Tetrachloroethane	11.113	83.0	24493	50.1531	ng	98
T 1,2,3-Trichloropropane	11.149	110.0	6147	47.9073	ng	97
T 2-Chlorotoluene	11.291	126.0	37139	43.8276	ng	93
T 4-Chlorotoluene	11.400	91.0	125553	45.7452	ng	100
T 1,3-Dichlorobenzene	12.033	146.0	73221	47.2010	ng	97
T 1,4-Dichlorobenzene	12.122	146.0	72168	45.6332	ng	97
T 1,2-Dichlorobenzene	12.493	146.0	59208	45.7163	ng	96

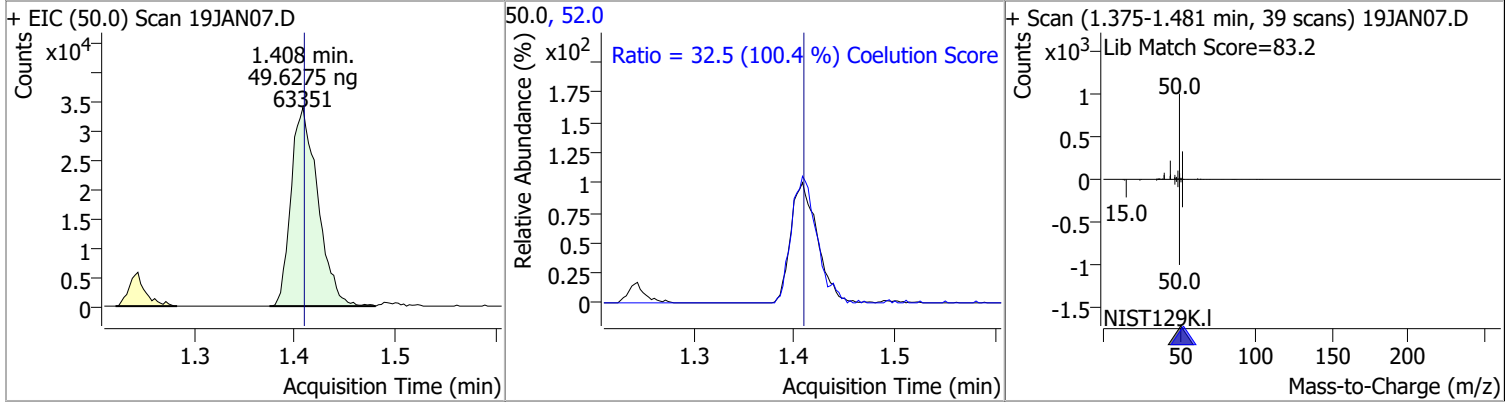
(#) = Qualifier Out of Range; (m) = Manual Integration; (+) = Area Summed; (*) = Surrogate Percent Recovery Out of Range; (d): Zeroed Peak

Quantitation Results Report (QT Reviewed)

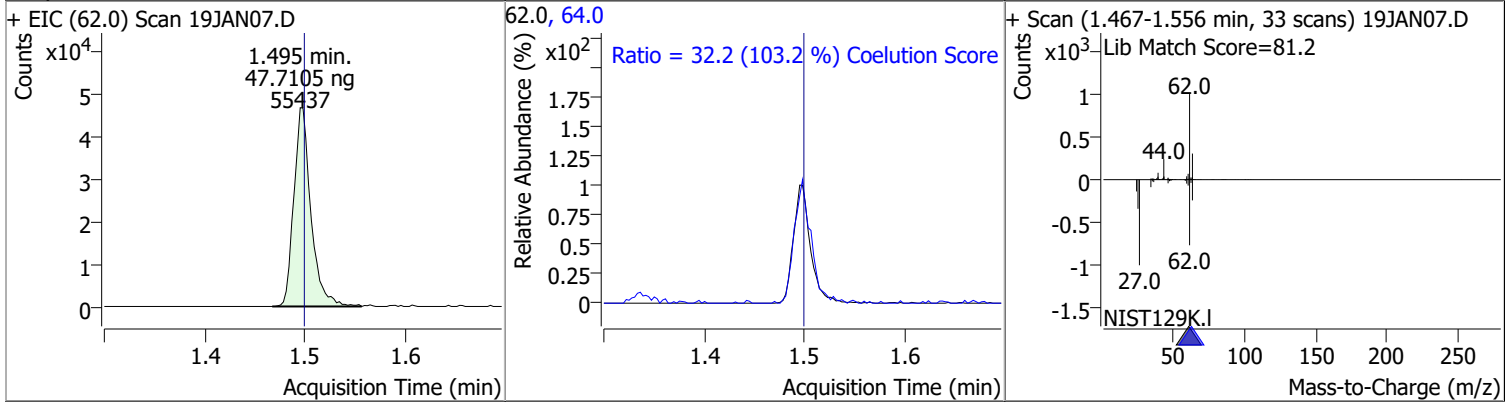
Compound	Conc.	RT	Dev(Min)	Resp.	QIon	QRatio	Lower	Upper
Dichlorodifluoromethane	47.7605	1.24	0.00	51785	87.0	32.7	1.8	61.8



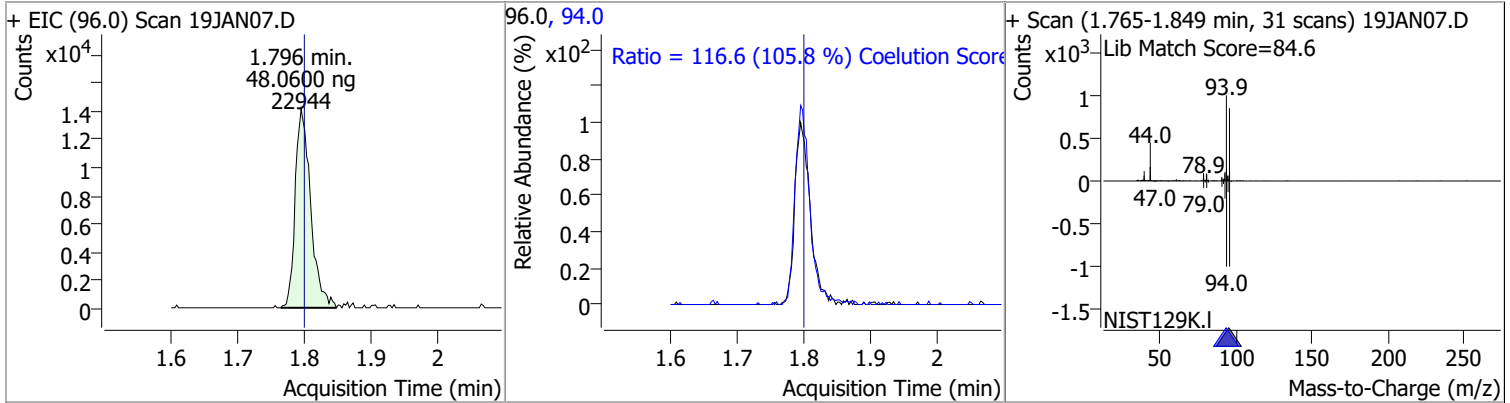
Compound	Conc.	RT	Dev(Min)	Resp.	QIon	QRatio	Lower	Upper
Chloromethane	49.6275	1.41	0.00	63351	52.0	32.5	2.4	62.4



Compound	Conc.	RT	Dev(Min)	Resp.	QIon	QRatio	Lower	Upper
Vinyl chloride	47.7105	1.49	0.00	55437	64.0	32.2	1.3	61.3

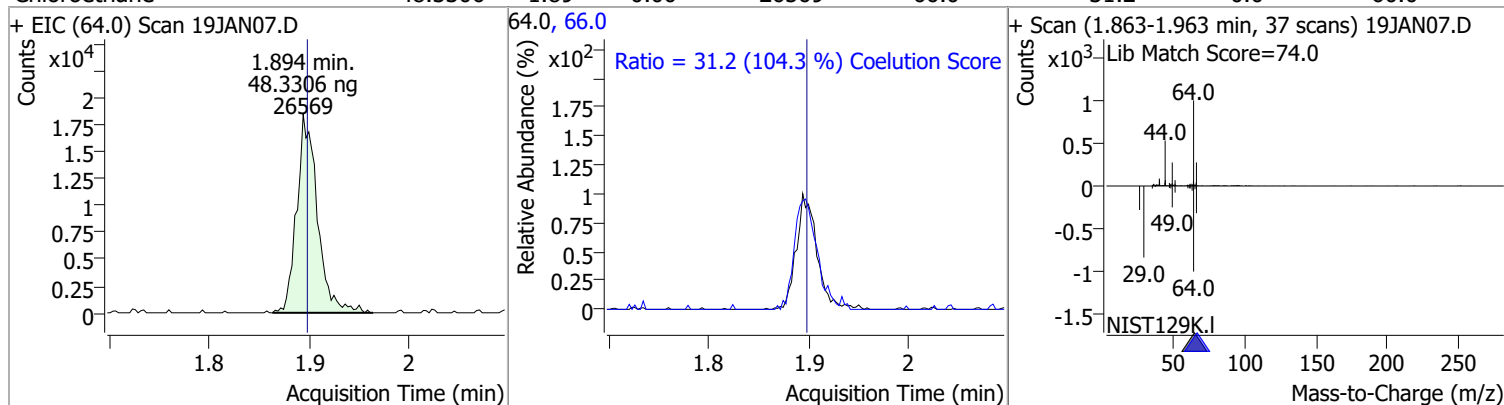


Compound	Conc.	RT	Dev(Min)	Resp.	QIon	QRatio	Lower	Upper
Bromomethane	48.0600	1.80	0.00	22944	94.0	116.6	80.1	140.1

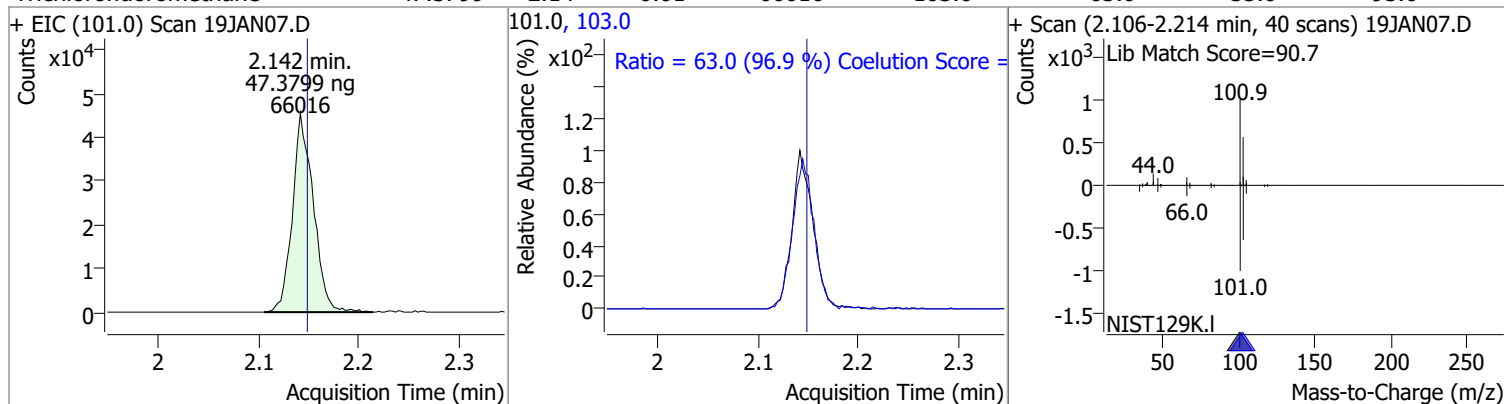


Quantitation Results Report (QT Reviewed)

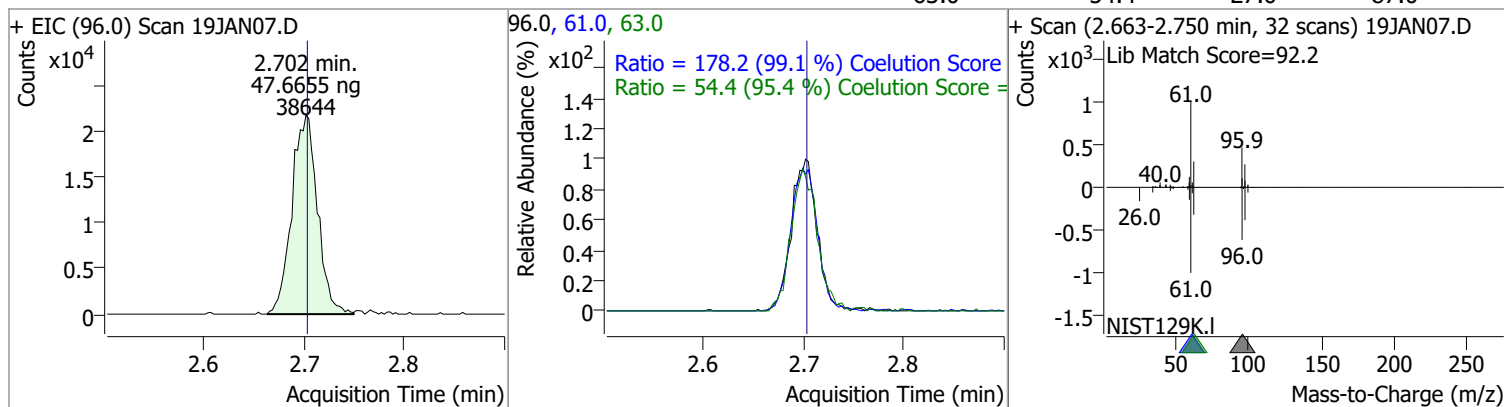
Compound	Conc.	RT	Dev(Min)	Resp.	QIon	QRatio	Lower	Upper
Chloroethane	48.3306	1.89	0.00	26569	66.0	31.2	0.0	60.0



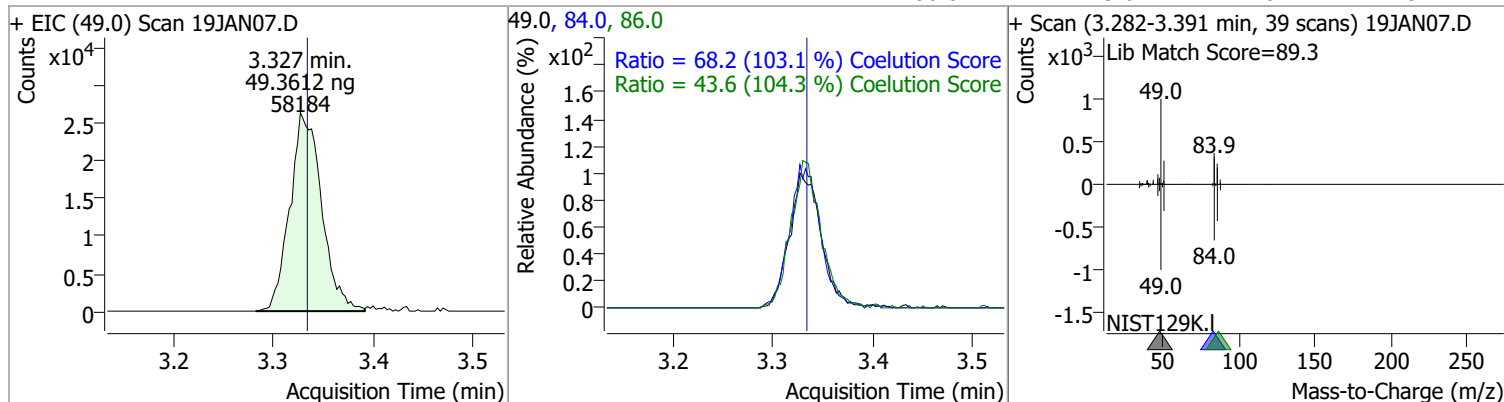
Compound	Conc.	RT	Dev(Min)	Resp.	QIon	QRatio	Lower	Upper
Trichlorofluoromethane	47.3799	2.14	-0.01	66016	103.0	63.0	35.0	95.0



Compound	Conc.	RT	Dev(Min)	Resp.	QIon	QRatio	Lower	Upper
1,1-Dichloroethene	47.6655	2.70	0.00	38644	61.0	178.2	149.9	209.9
					63.0	54.4	27.0	87.0

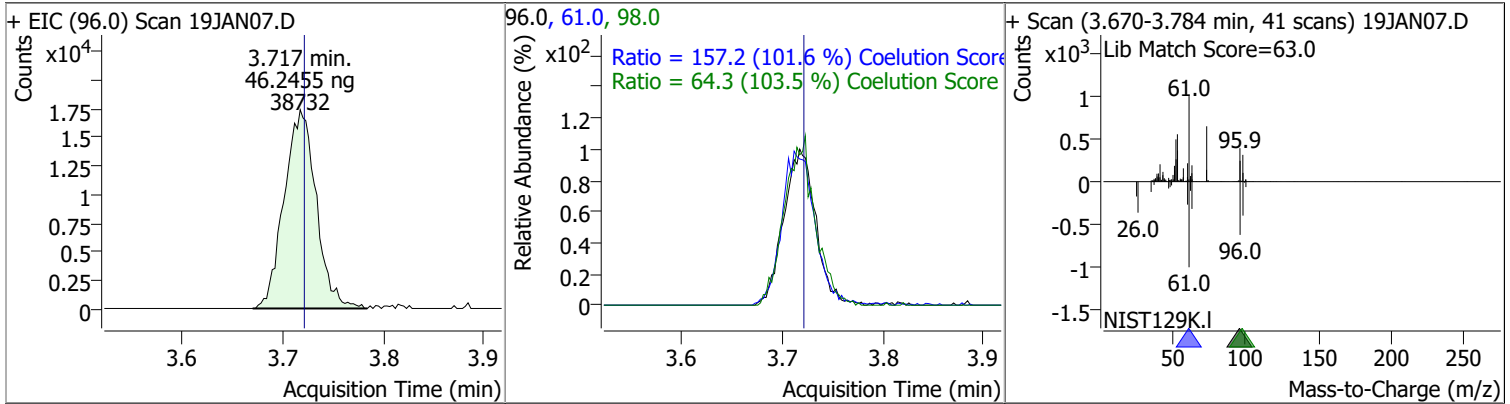


Compound	Conc.	RT	Dev(Min)	Resp.	QIon	QRatio	Lower	Upper
Methylene chloride	49.3612	3.33	-0.01	58184	84.0	68.2	36.1	96.1
					86.0	43.6	11.8	71.8

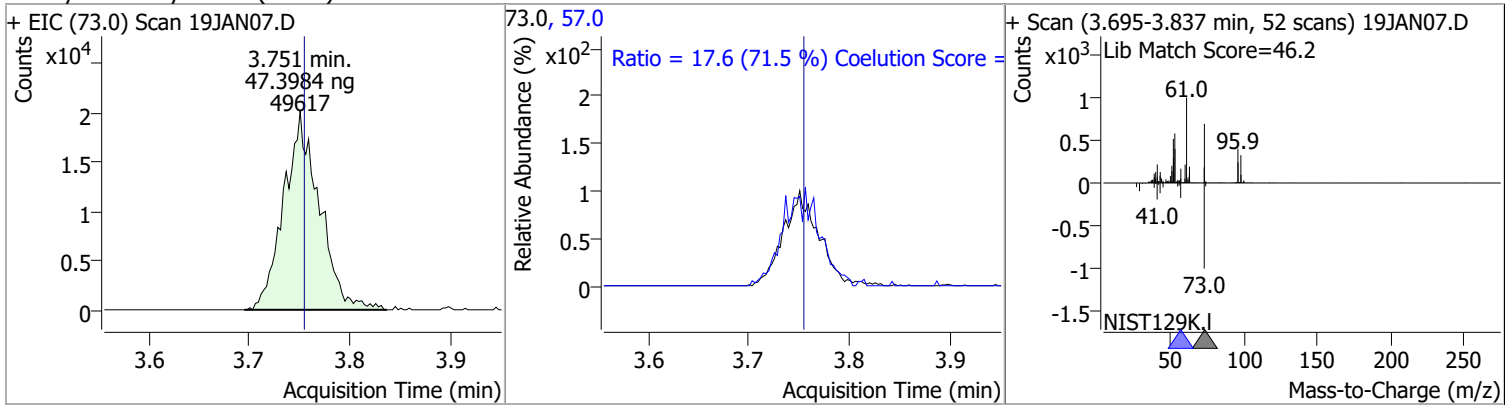


Quantitation Results Report (QT Reviewed)

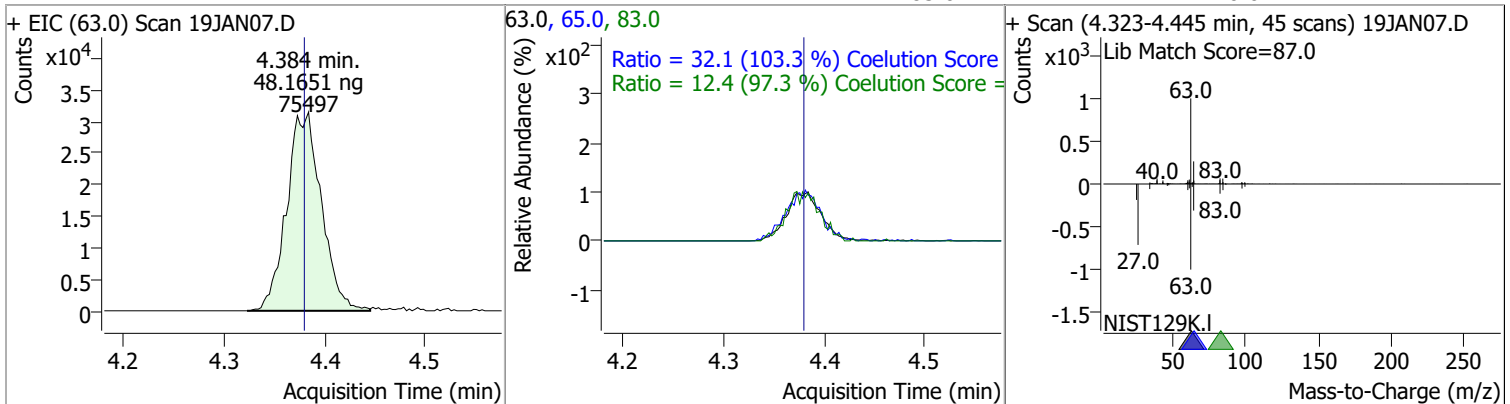
Compound	Conc.	RT	Dev(Min)	Resp.	QIon	QRatio	Lower	Upper
trans-1,2-Dichloroethene	46.2455	3.72	0.00	38732	61.0	157.2	124.8	184.8
					98.0	64.3	32.1	92.1



Compound	Conc.	RT	Dev(Min)	Resp.	QIon	QRatio	Lower	Upper
Methyl tert-butyl ether (MTBE)	47.3984	3.75	0.00	49617	57.0	17.6	0.0	54.6

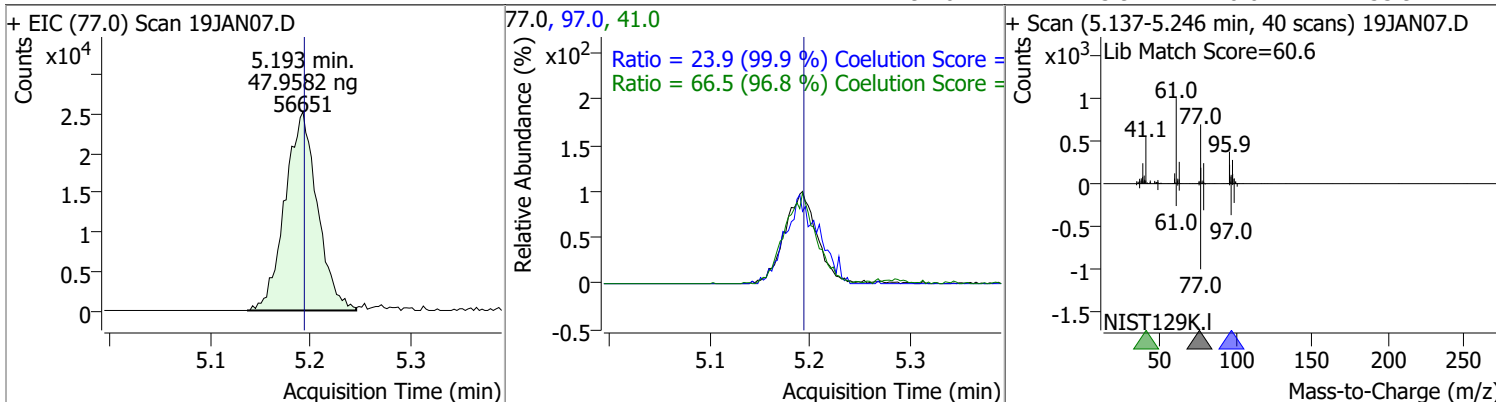


Compound	Conc.	RT	Dev(Min)	Resp.	QIon	QRatio	Lower	Upper
1,1-Dichloroethane	48.1651	4.38	0.01	75497	65.0	32.1	1.0	61.0
					83.0	12.4	0.0	42.7

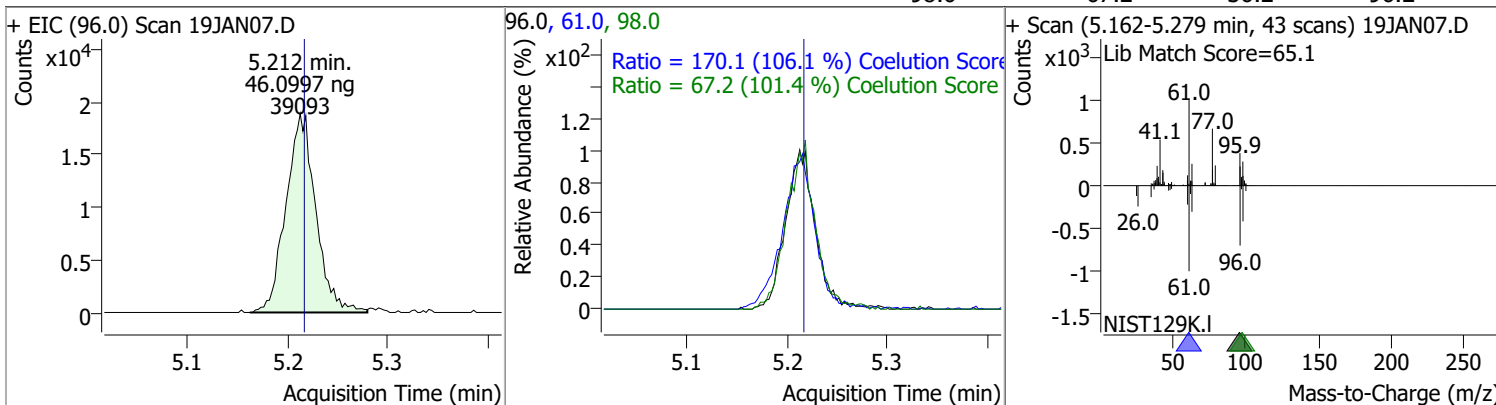


Quantitation Results Report (QT Reviewed)

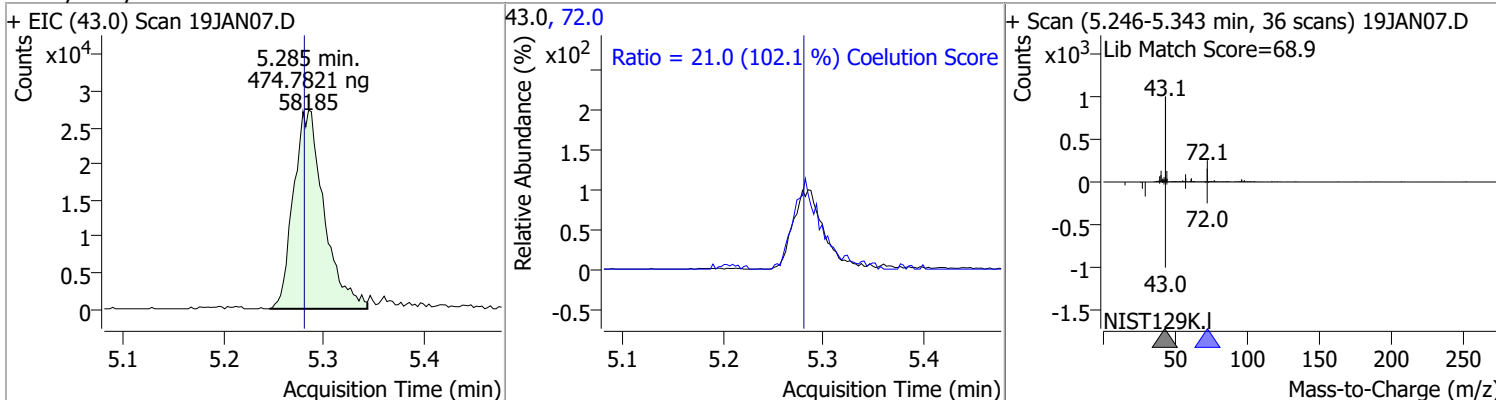
Compound	Conc.	RT	Dev(Min)	Resp.	QIon	QRatio	Lower	Upper
2,2-Dichloropropane	47.9582	5.19	0.00	56651	41.0	66.5	38.8	98.8
					97.0	23.9	0.0	53.9



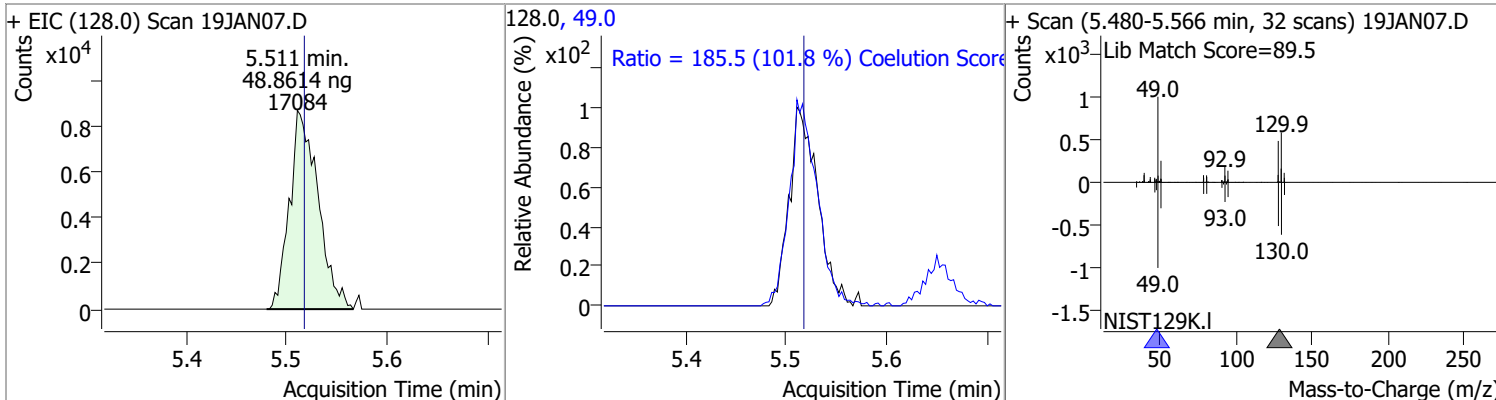
Compound	Conc.	RT	Dev(Min)	Resp.	QIon	QRatio	Lower	Upper
cis-1,2-Dichloroethene	46.0997	5.21	0.00	39093	61.0	170.1	130.4	190.4
					98.0	67.2	36.2	96.2



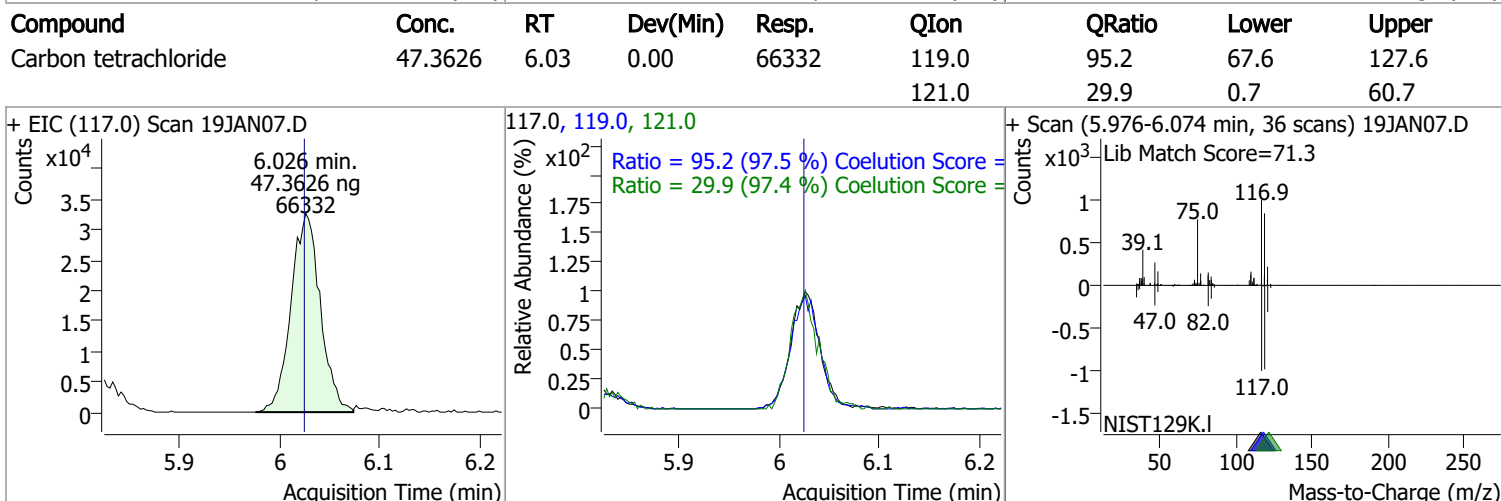
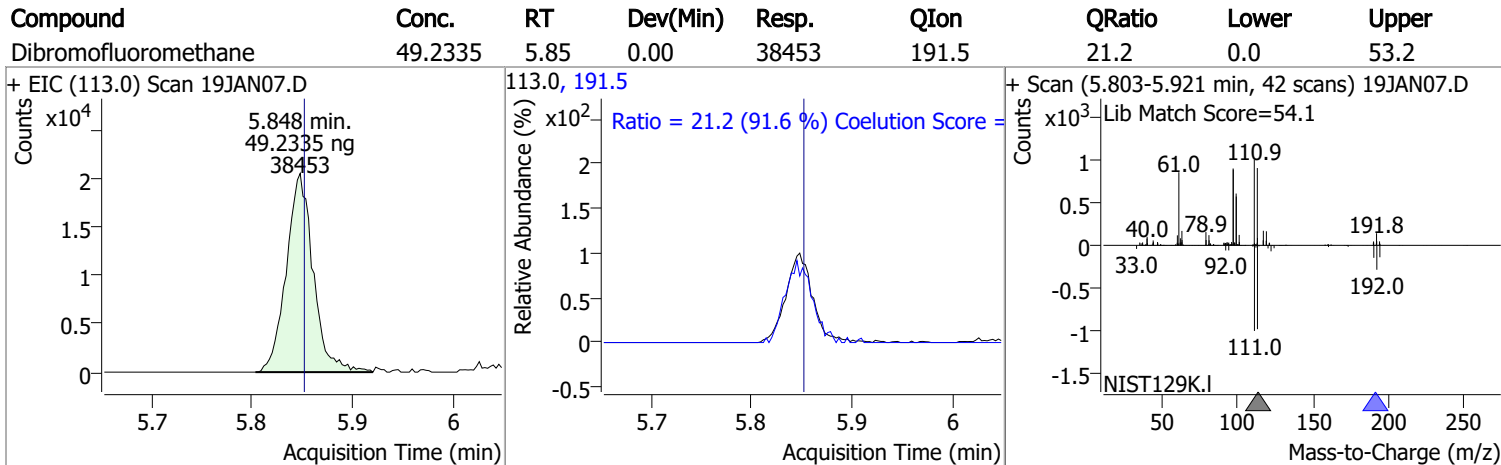
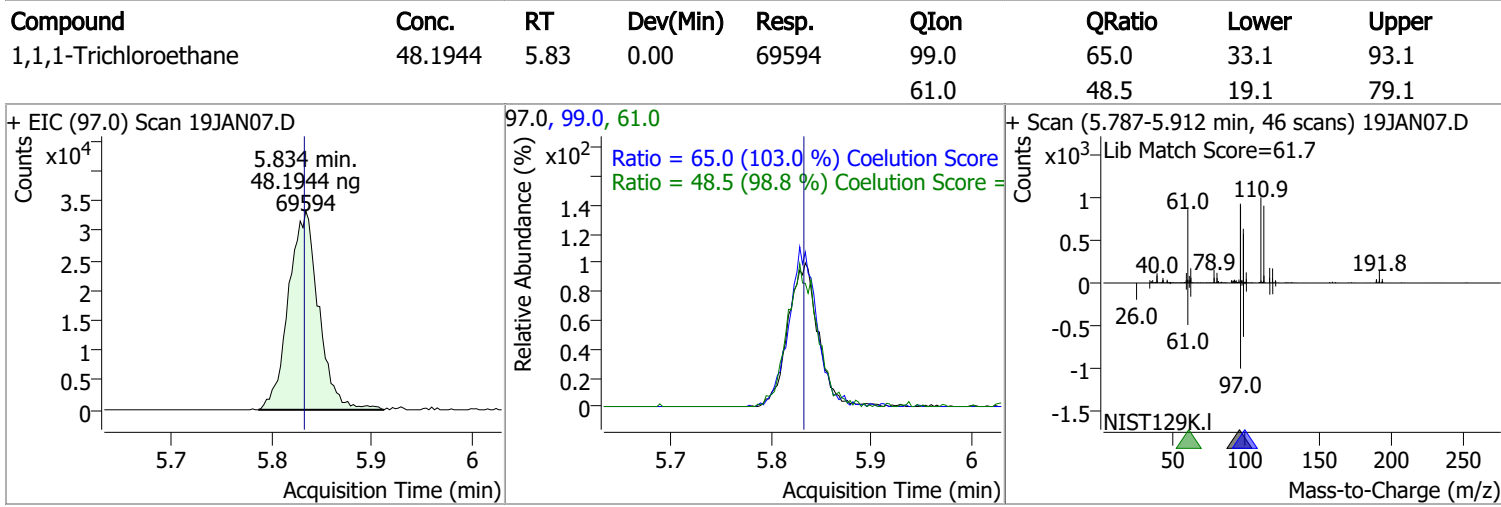
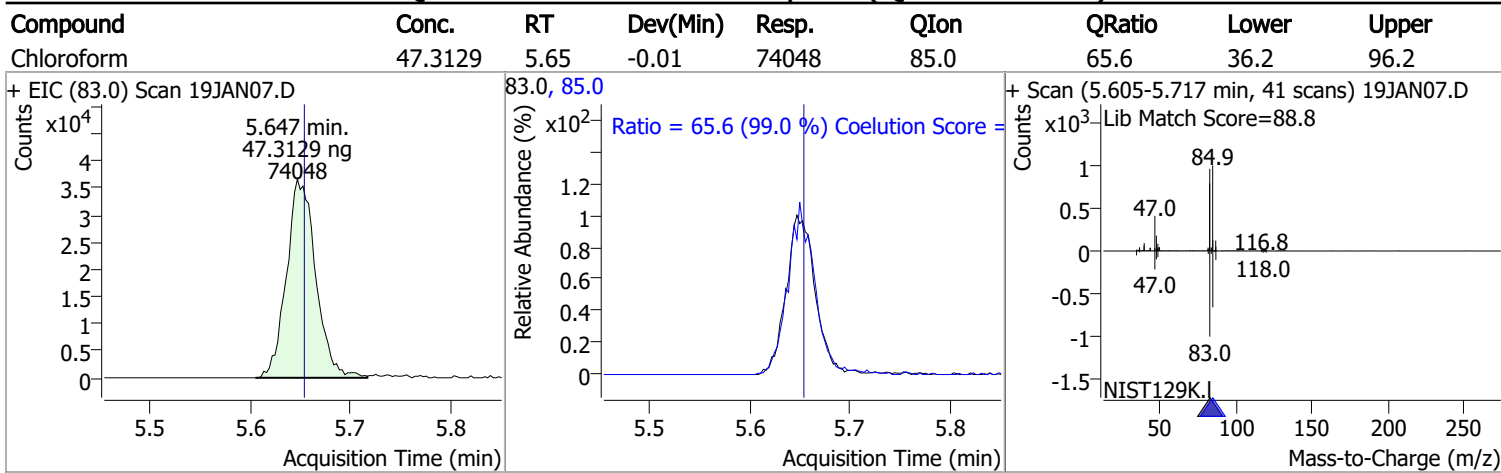
Compound	Conc.	RT	Dev(Min)	Resp.	QIon	QRatio	Lower	Upper
Methyl ethyl ketone	474.7821	5.28	0.01	58185	72.0	21.0	0.0	50.6



Compound	Conc.	RT	Dev(Min)	Resp.	QIon	QRatio	Lower	Upper
Bromochloromethane	48.8614	5.51	-0.01	17084	49.0	185.5	152.2	212.2

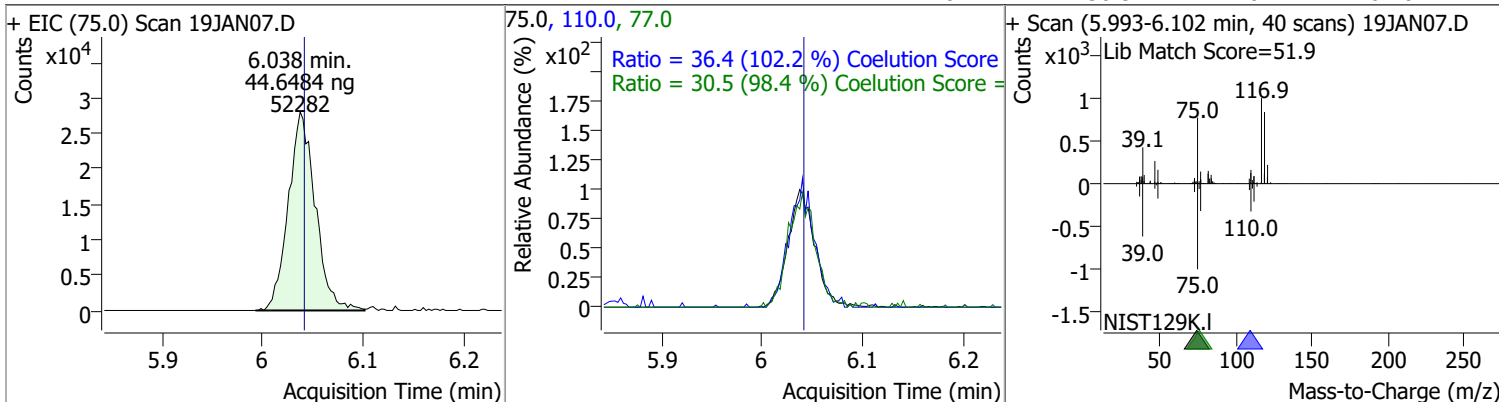


Quantitation Results Report (QT Reviewed)

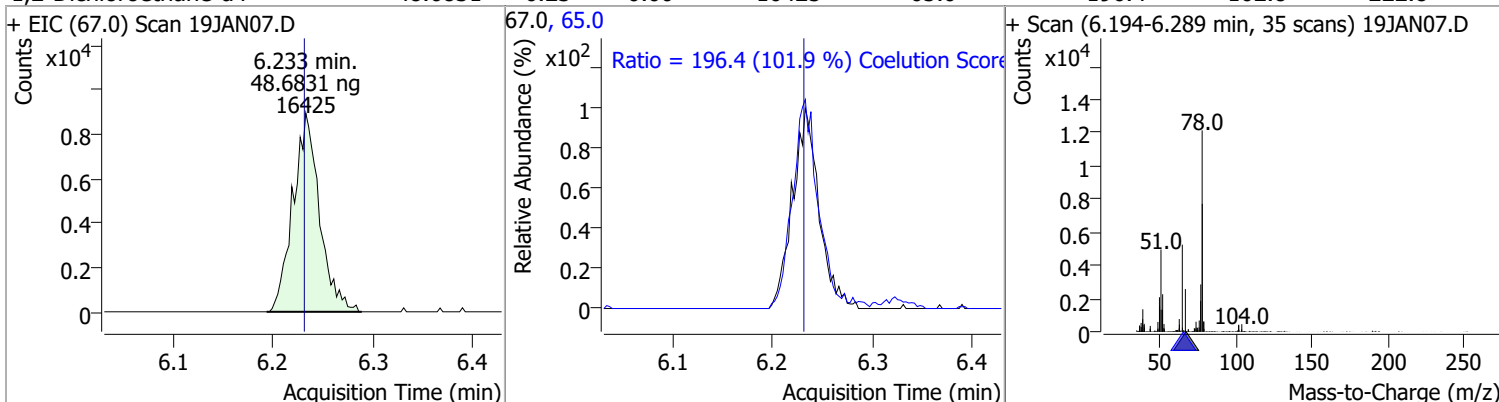


Quantitation Results Report (QT Reviewed)

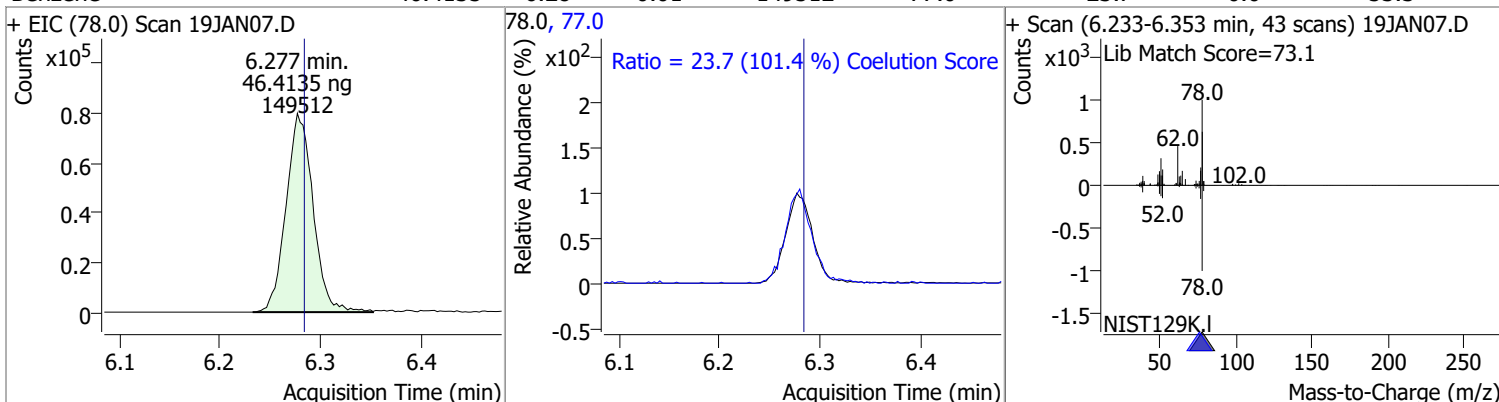
Compound	Conc.	RT	Dev(Min)	Resp.	QIon	QRatio	Lower	Upper
1,1-Dichloropropene	44.6484	6.04	0.00	52282	110.0	36.4	5.6	65.6
					77.0	30.5	1.0	61.0



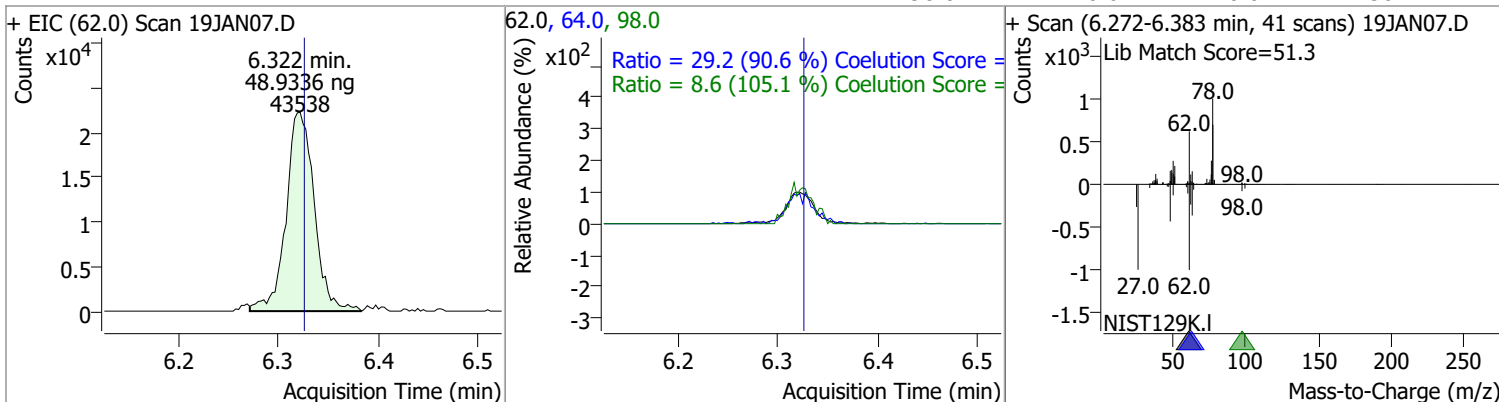
Compound	Conc.	RT	Dev(Min)	Resp.	QIon	QRatio	Lower	Upper
1,2-Dichloroethane-d4	48.6831	6.23	0.00	16425	65.0	196.4	162.8	222.8
					77.0	30.5	1.0	61.0



Compound	Conc.	RT	Dev(Min)	Resp.	QIon	QRatio	Lower	Upper
Benzene	46.4135	6.28	-0.01	149512	77.0	23.7	0.0	53.3
					77.0	23.7	0.0	53.3

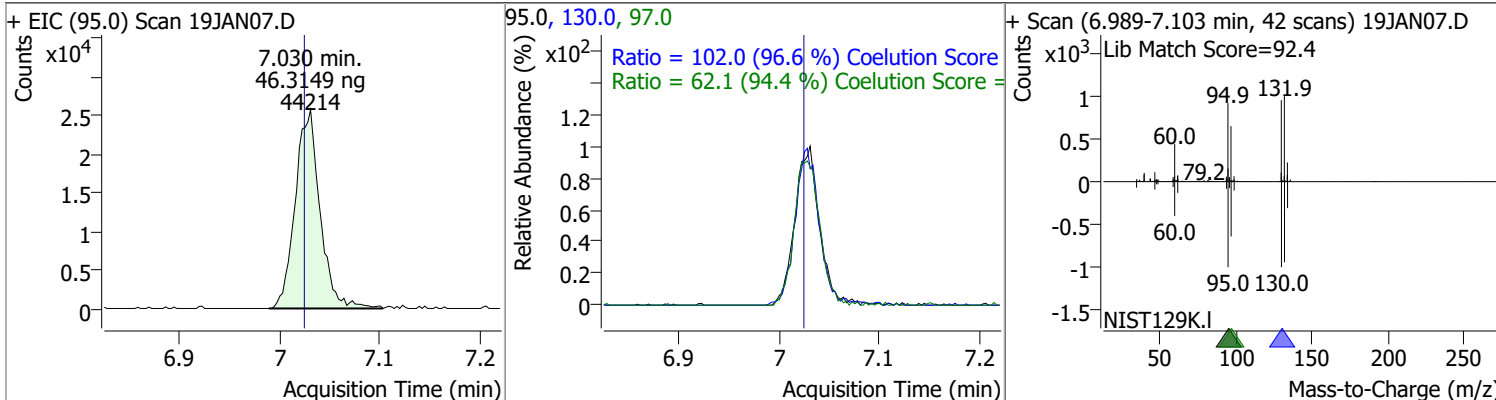


Compound	Conc.	RT	Dev(Min)	Resp.	QIon	QRatio	Lower	Upper
1,2-Dichloroethane	48.9336	6.32	0.00	43538	64.0	29.2	2.2	62.2
					98.0	8.6	0.0	38.2

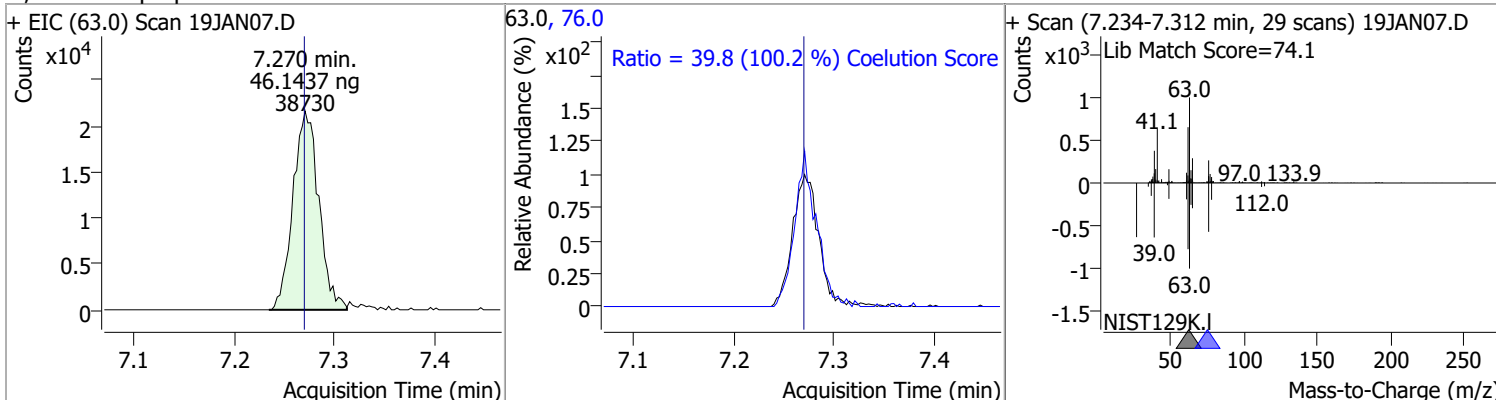


Quantitation Results Report (QT Reviewed)

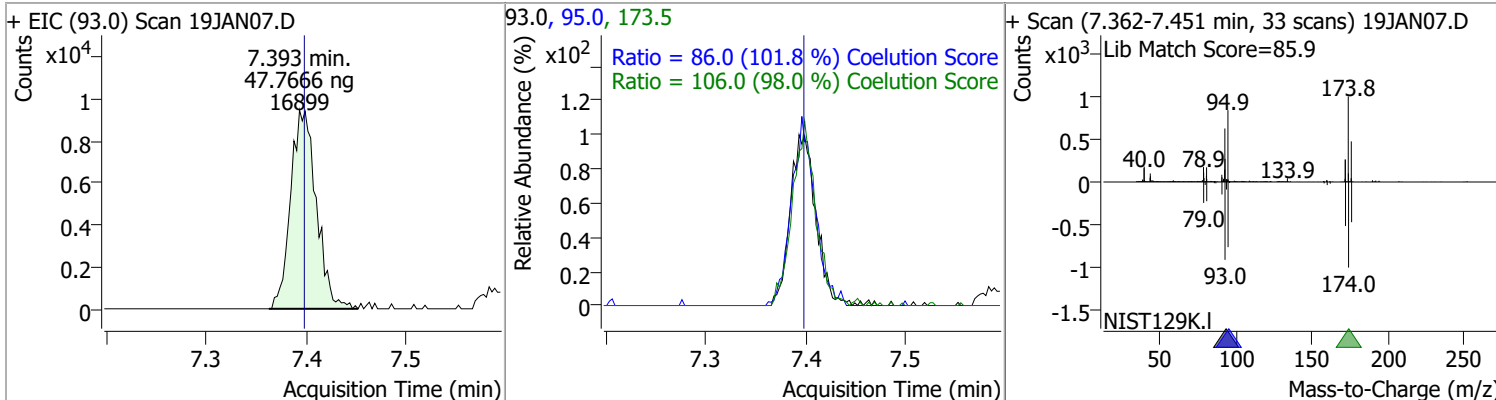
Compound	Conc.	RT	Dev(Min)	Resp.	QIon	QRatio	Lower	Upper
Trichloroethene	46.3149	7.03	0.01	44214	130.0	102.0	75.6	135.6
					97.0	62.1	35.7	95.7



Compound	Conc.	RT	Dev(Min)	Resp.	QIon	QRatio	Lower	Upper
1,2-Dichloropropane	46.1437	7.27	0.00	38730	76.0	39.8	9.8	69.8

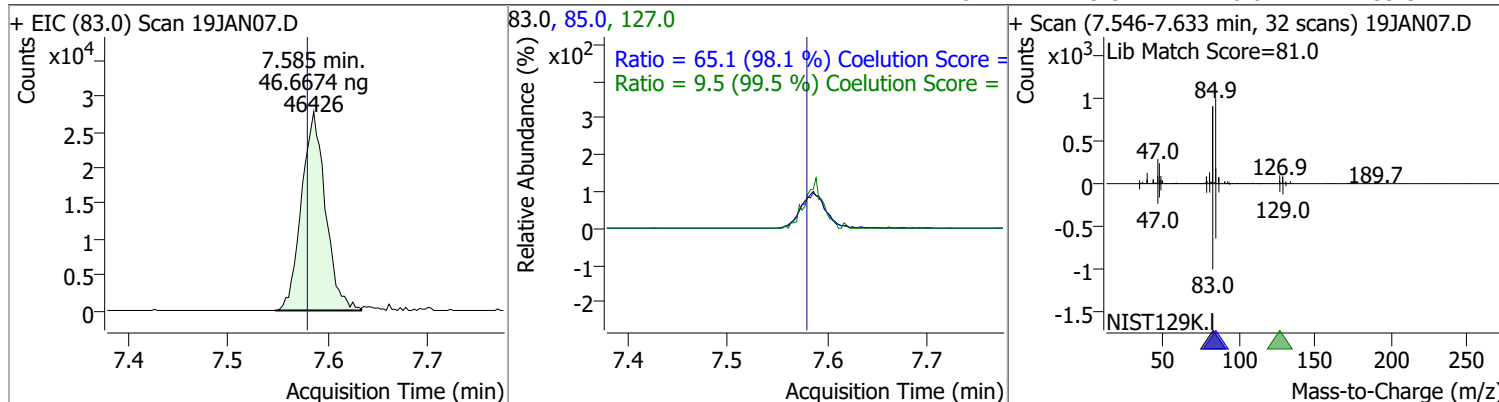


Compound	Conc.	RT	Dev(Min)	Resp.	QIon	QRatio	Lower	Upper
Dibromomethane	47.7666	7.39	-0.01	16899	173.5	106.0	78.2	138.2
					95.0	86.0	54.5	114.5

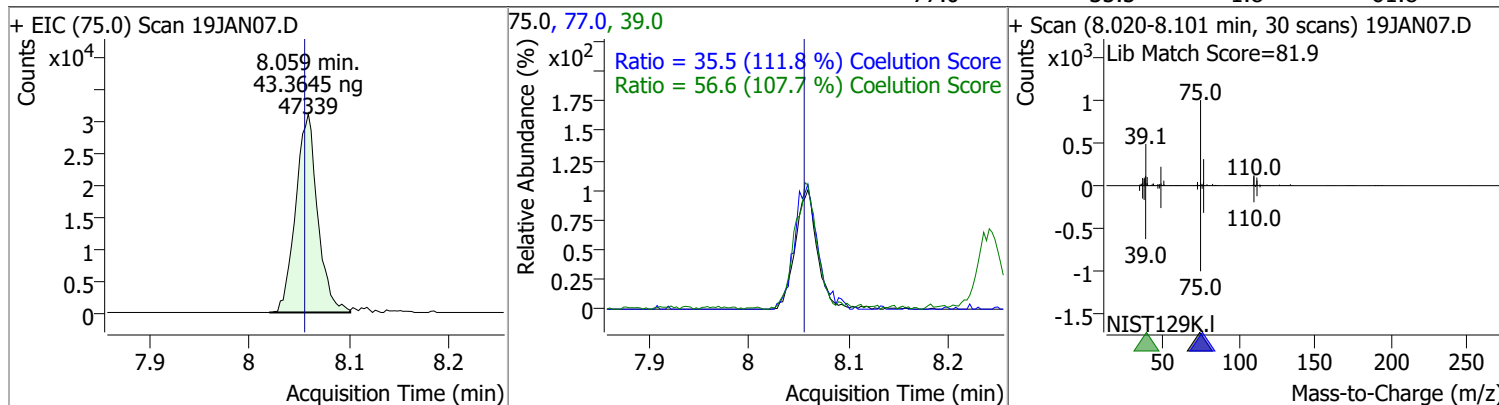


Quantitation Results Report (QT Reviewed)

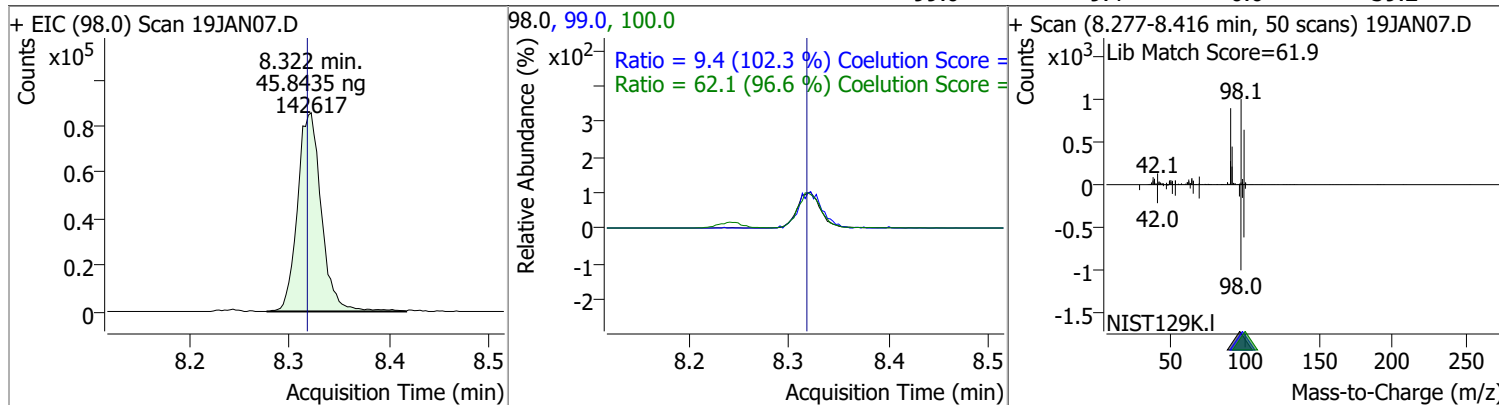
Compound	Conc.	RT	Dev(Min)	Resp.	QIon	QRatio	Lower	Upper
Bromodichloromethane	46.6674	7.59	0.01	46426	85.0	65.1	36.3	96.3
					127.0	9.5	0.0	39.5



Compound	Conc.	RT	Dev(Min)	Resp.	QIon	QRatio	Lower	Upper
cis-1,3-Dichloropropene	43.3645	8.06	0.00	47339	39.0	56.6	22.5	82.5
					77.0	35.5	1.8	61.8



Compound	Conc.	RT	Dev(Min)	Resp.	QIon	QRatio	Lower	Upper
Toluene-d8	45.8435	8.32	0.00	142617	100.0	62.1	34.3	94.3
					99.0	9.4	0.0	39.2

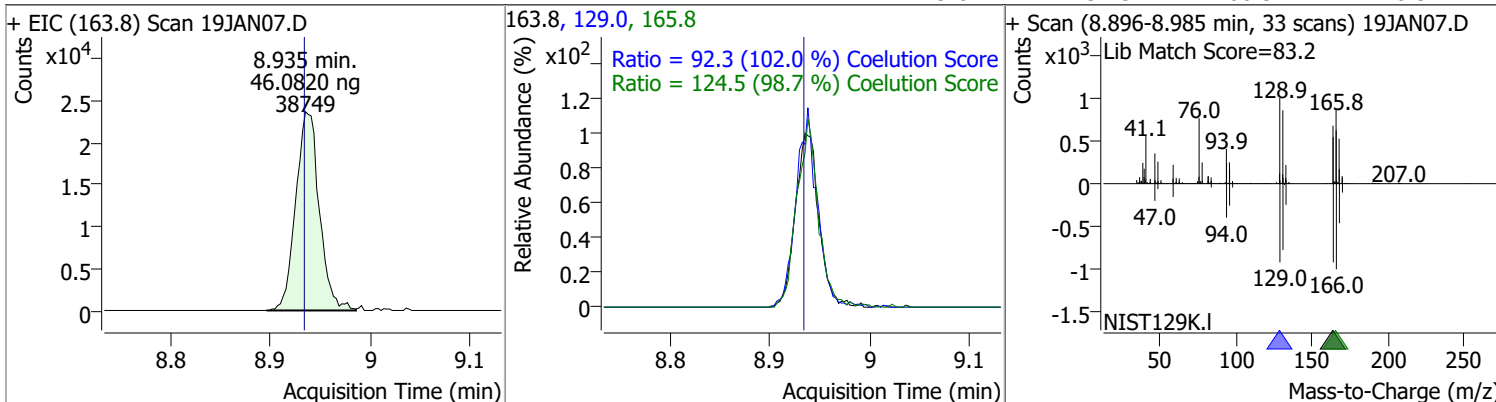


Quantitation Results Report (QT Reviewed)

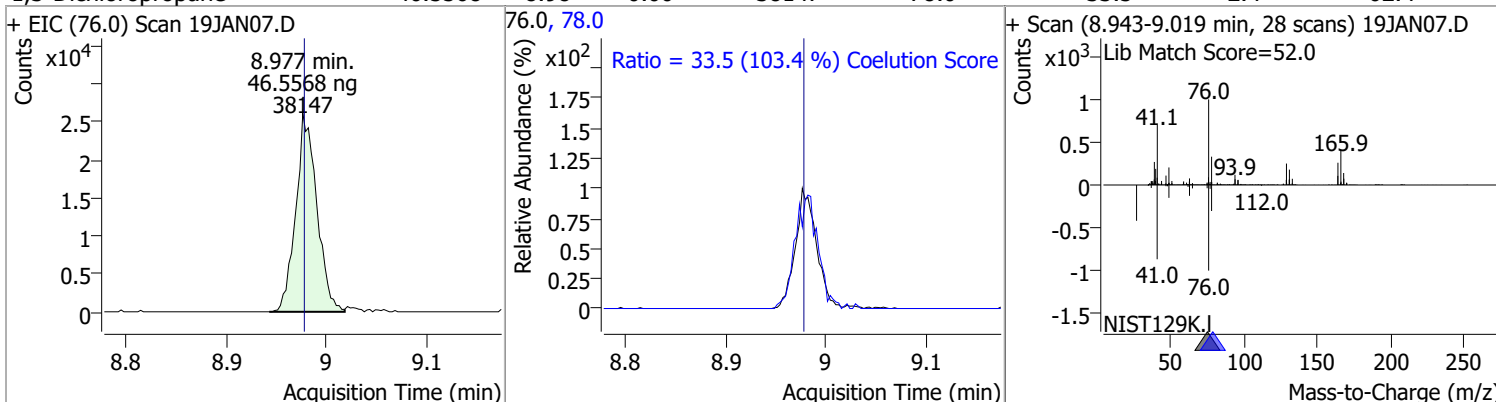
Compound	Conc.	RT	Dev(Min)	Resp.	QIon	QRatio	Lower	Upper
Toluene	44.6630	8.39	0.00	92615	91.0	177.3	144.1	204.1
+ EIC (92.0) Scan 19JAN07.D			92.0, 91.0			+ Scan (8.347-8.441 min, 34 scans) 19JAN07.D		
trans-1,3-Dichloropropene	45.2216	8.64	0.00	36009	39.0	52.7	23.0	83.0
					77.0	31.9	1.0	61.0
+ EIC (75.0) Scan 19JAN07.D			75.0, 77.0, 39.0			+ Scan (8.603-8.690 min, 32 scans) 19JAN07.D		
1,1,2-Trichloroethane	47.5110	8.82	0.00	19237	97.0	122.2	80.7	140.7
					85.0	66.5	30.7	90.7
+ EIC (83.0) Scan 19JAN07.D			83.0, 97.0, 85.0			+ Scan (8.782-8.863 min, 30 scans) 19JAN07.D		

Quantitation Results Report (QT Reviewed)

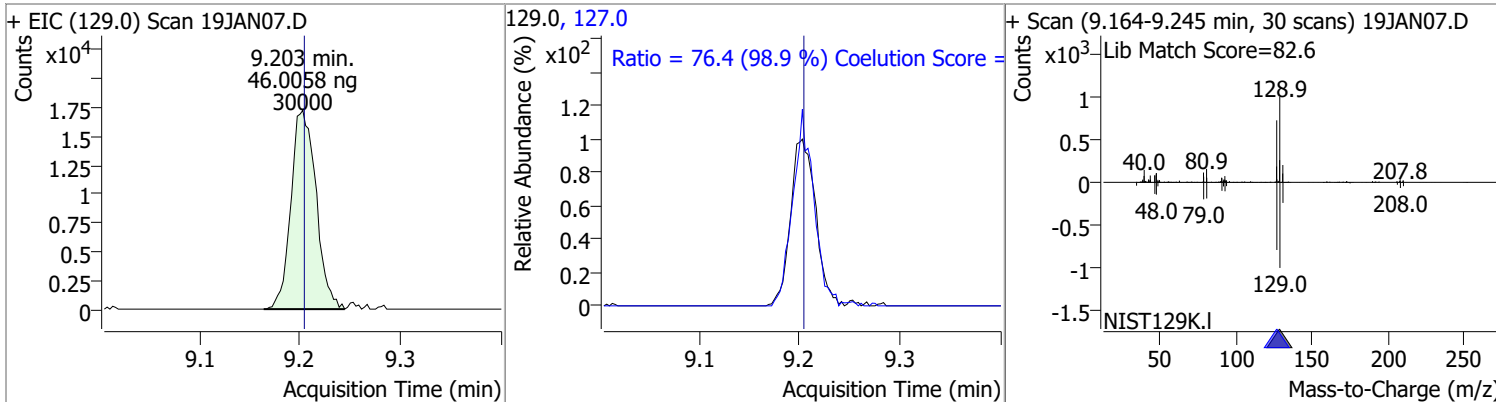
Compound	Conc.	RT	Dev(Min)	Resp.	QIon	QRatio	Lower	Upper
Tetrachloroethene	46.0820	8.94	0.00	38749	165.8	124.5	96.1	156.1
					129.0	92.3	60.5	120.5



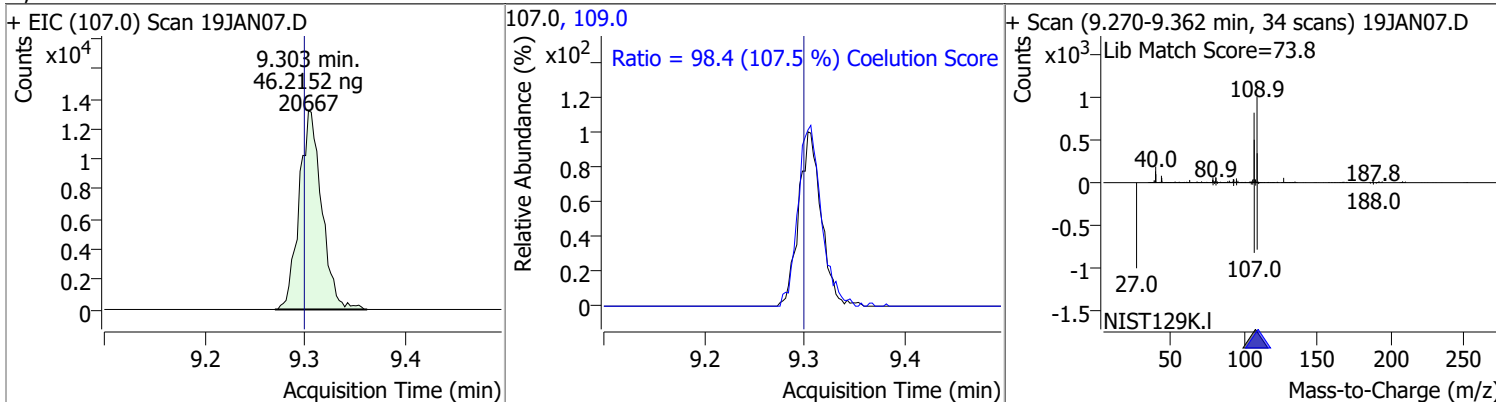
Compound	Conc.	RT	Dev(Min)	Resp.	QIon	QRatio	Lower	Upper
1,3-Dichloropropane	46.5568	8.98	0.00	38147	78.0	33.5	2.4	62.4



Compound	Conc.	RT	Dev(Min)	Resp.	QIon	QRatio	Lower	Upper
Chlorodibromomethane	46.0058	9.20	0.00	30000	127.0	76.4	47.2	107.2



Compound	Conc.	RT	Dev(Min)	Resp.	QIon	QRatio	Lower	Upper
1,2-Dibromoethane	46.2152	9.30	0.00	20667	109.0	98.4	61.5	121.5

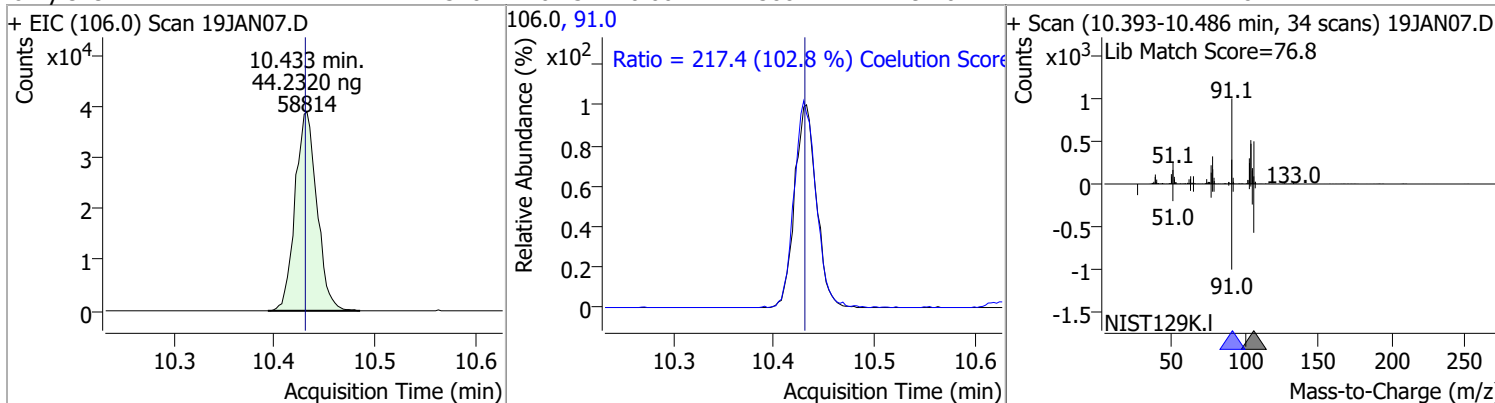


Quantitation Results Report (QT Reviewed)

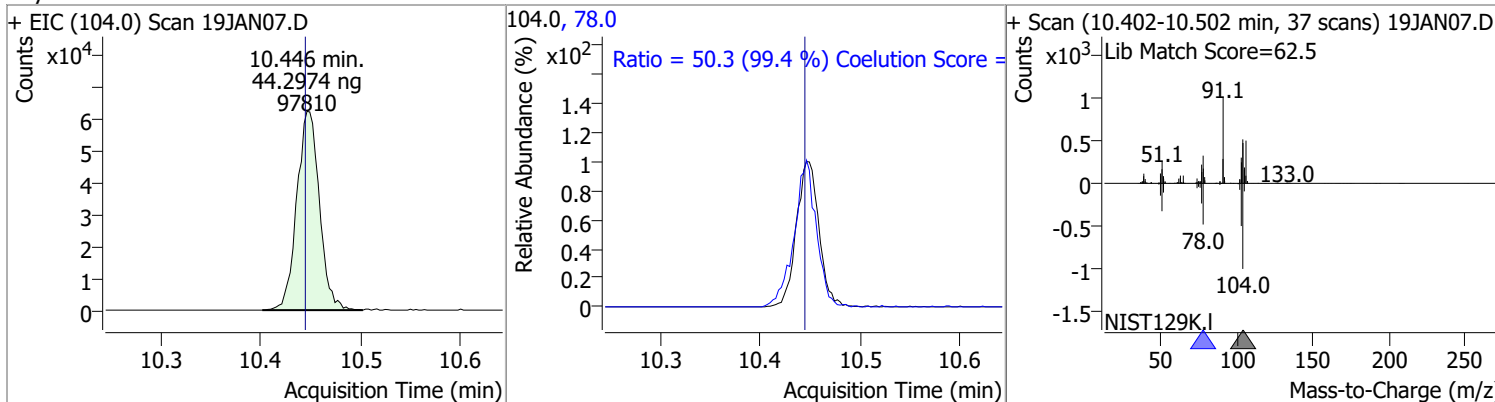
Compound	Conc.	RT	Dev(Min)	Resp.	QIon	QRatio	Lower	Upper
Chlorobenzene	46.7283	9.80	0.00	106223	114.0	31.1	2.2	62.2
+ EIC (112.0) Scan 19JAN07.D			112.0, 114.0			+ Scan (9.763-9.878 min, 42 scans) 19JAN07.D		
1,1,1,2-Tetrachloroethane	46.8776	9.89	-0.01	37389	133.0	91.1	65.3	125.3
+ EIC (131.0) Scan 19JAN07.D			131.0, 133.0			+ Scan (9.852-9.950 min, 36 scans) 19JAN07.D		
Ethylbenzene	44.7337	9.92	0.00	171854	106.0	31.2	1.7	61.7
+ EIC (91.0) Scan 19JAN07.D			91.0, 106.0			+ Scan (9.883-9.989 min, 39 scans) 19JAN07.D		
m+p-Xylenes	89.3329	10.04	0.00	136806	91.0	199.8	170.7	230.7
+ EIC (106.0) Scan 19JAN07.D			106.0, 91.0			+ Scan (10.000-10.095 min, 35 scans) 19JAN07.D		

Quantitation Results Report (QT Reviewed)

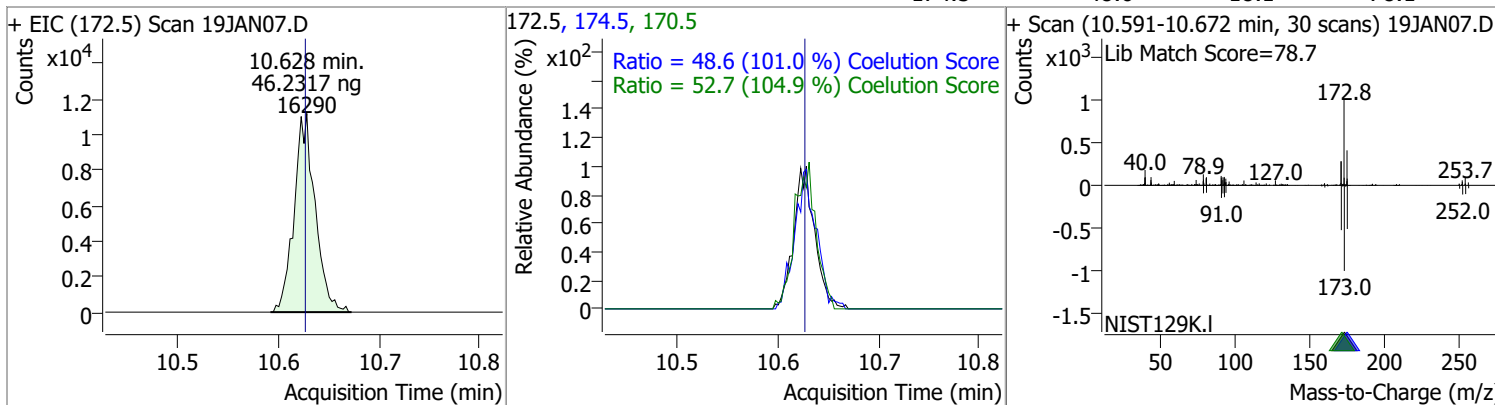
Compound	Conc.	RT	Dev(Min)	Resp.	QIon	QRatio	Lower	Upper
o-Xylene	44.2320	10.43	0.00	58814	91.0	217.4	181.4	241.4



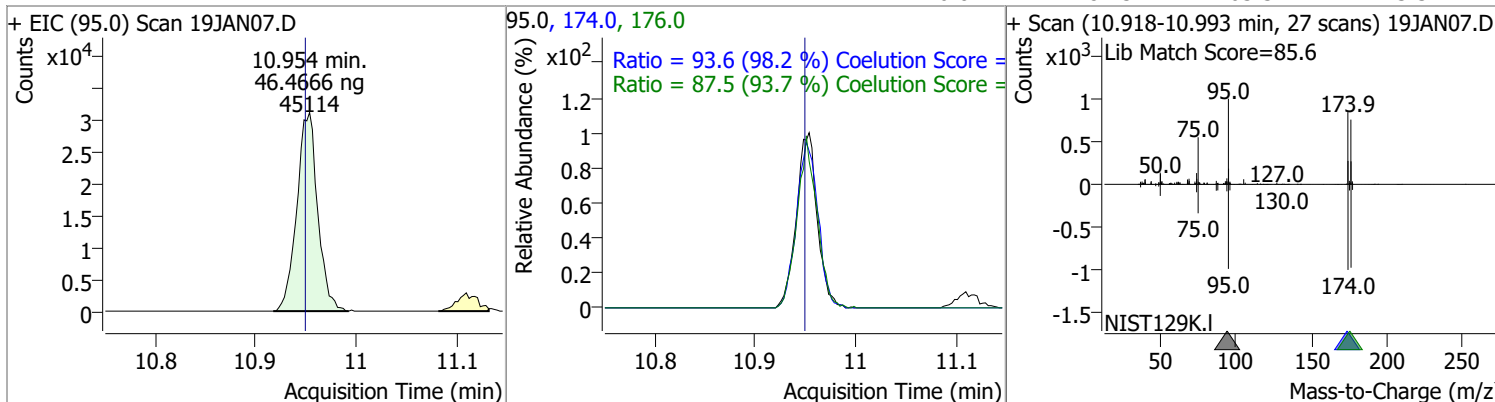
Compound	Conc.	RT	Dev(Min)	Resp.	QIon	QRatio	Lower	Upper
Styrene	44.2974	10.45	0.00	97810	78.0	50.3	20.6	80.6



Compound	Conc.	RT	Dev(Min)	Resp.	QIon	QRatio	Lower	Upper
Bromoform	46.2317	10.63	0.00	16290	170.5	52.7	20.3	80.3
					174.5	48.6	18.1	78.1

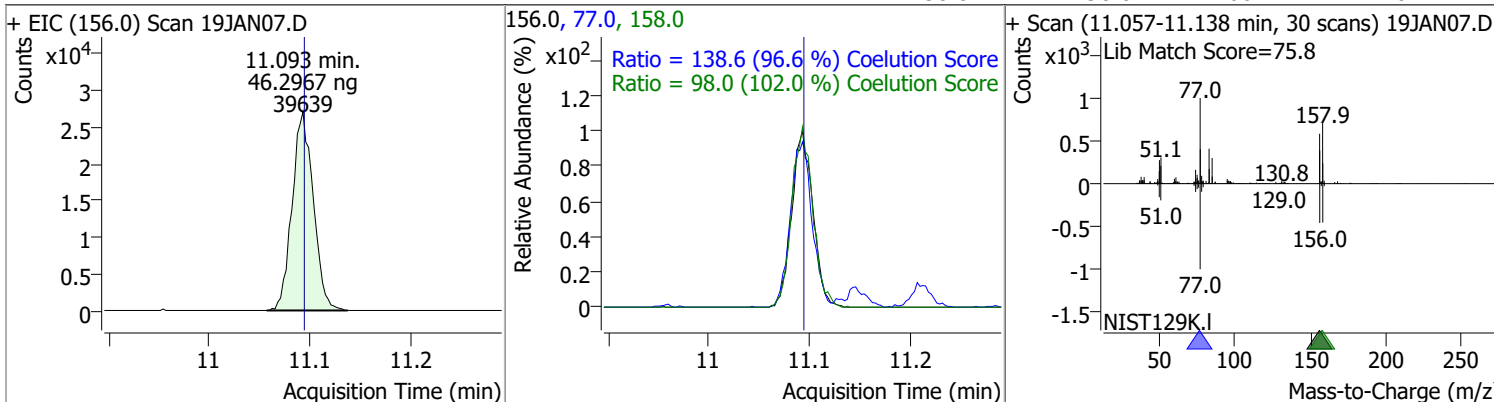


Compound	Conc.	RT	Dev(Min)	Resp.	QIon	QRatio	Lower	Upper
p-Bromofluorobenzene	46.4666	10.95	0.01	45114	174.0	93.6	65.3	125.3
					176.0	87.5	63.3	123.3

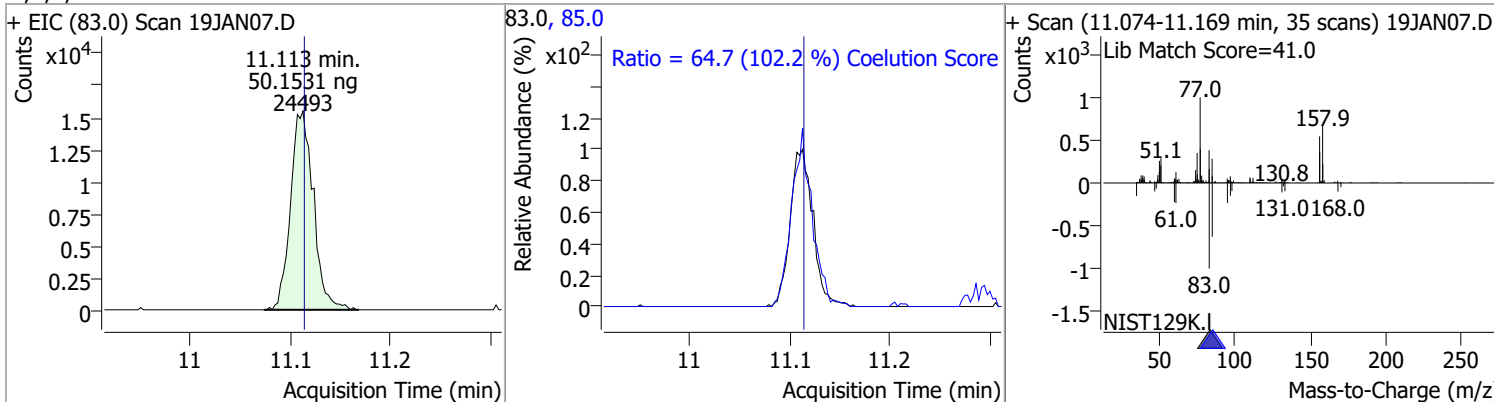


Quantitation Results Report (QT Reviewed)

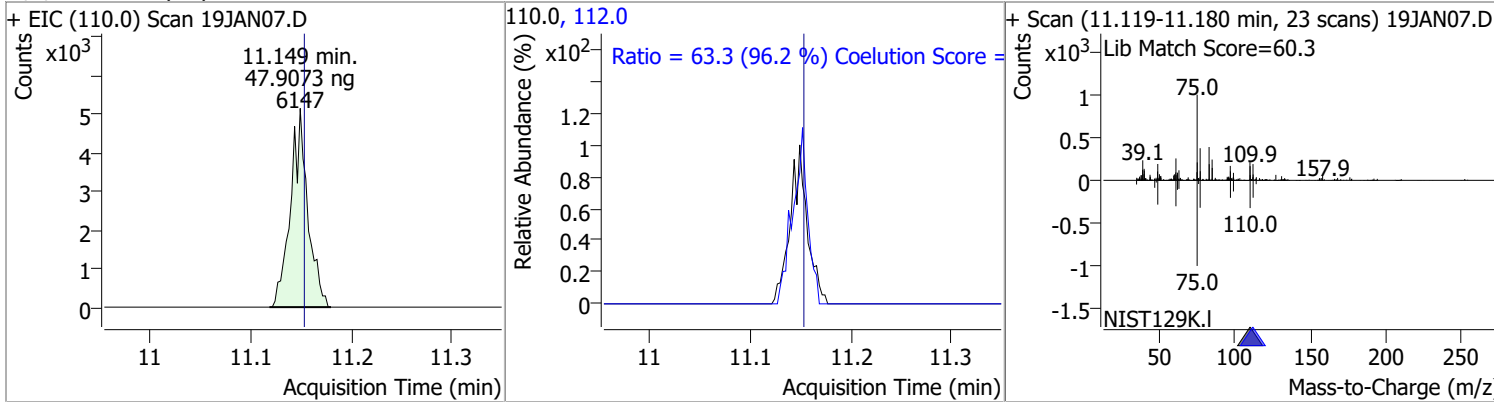
Compound	Conc.	RT	Dev(Min)	Resp.	QIon	QRatio	Lower	Upper
Bromobenzene	46.2967	11.09	0.00	39639	77.0	138.6	113.5	173.5
					158.0	98.0	66.1	126.1



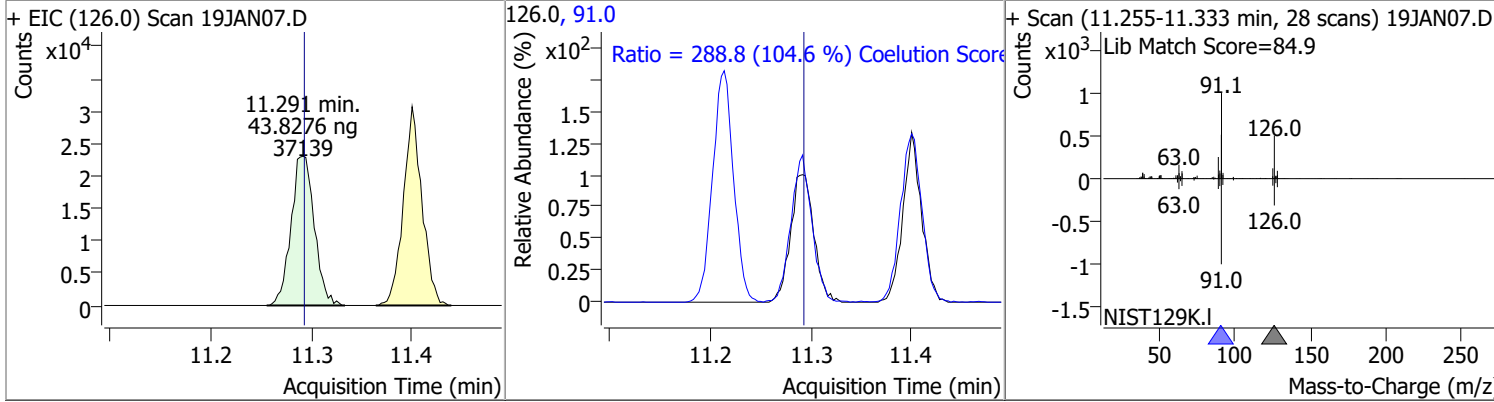
Compound	Conc.	RT	Dev(Min)	Resp.	QIon	QRatio	Lower	Upper
1,1,2,2-Tetrachloroethane	50.1531	11.11	0.00	24493	85.0	64.7	33.3	93.3



Compound	Conc.	RT	Dev(Min)	Resp.	QIon	QRatio	Lower	Upper
1,2,3-Trichloropropane	47.9073	11.15	0.00	6147	112.0	63.3	35.8	95.8

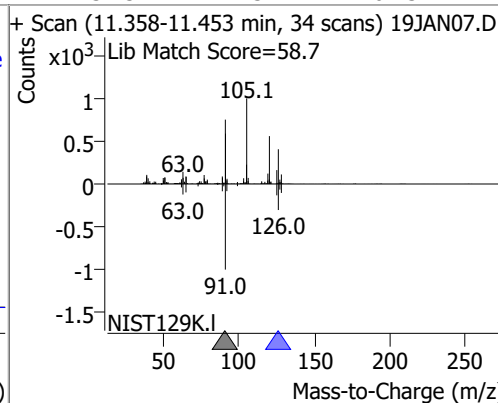
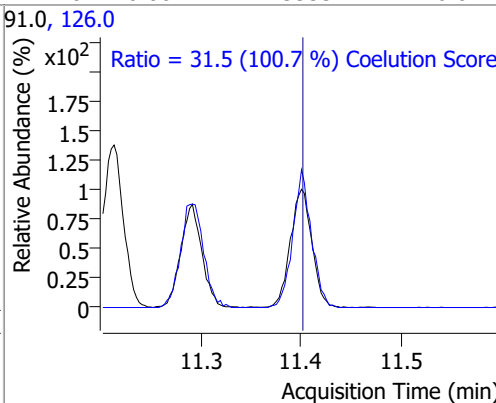
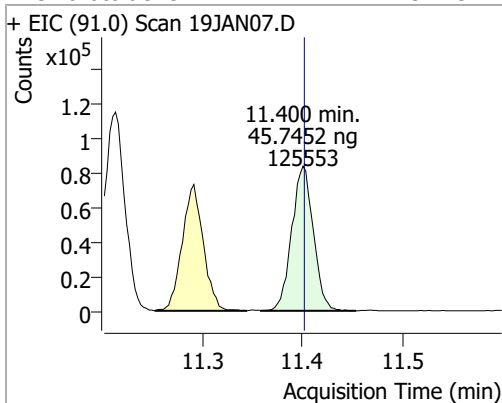


Compound	Conc.	RT	Dev(Min)	Resp.	QIon	QRatio	Lower	Upper
2-Chlorotoluene	43.8276	11.29	0.00	37139	91.0	288.8	246.2	306.2

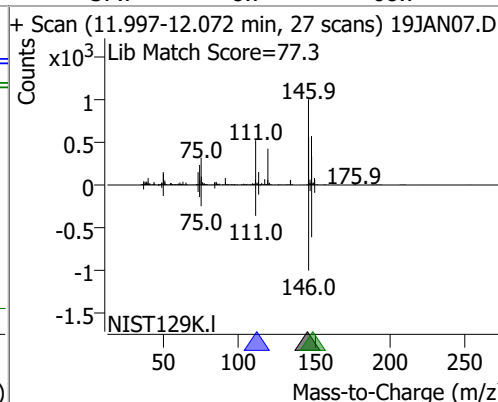
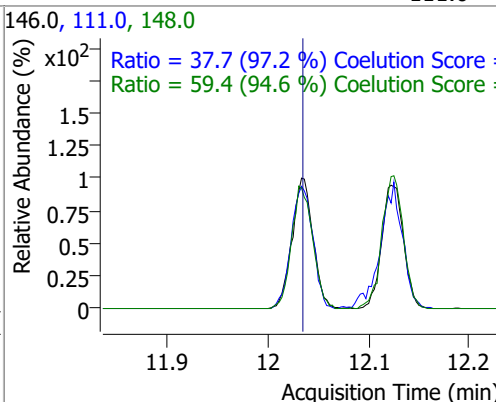
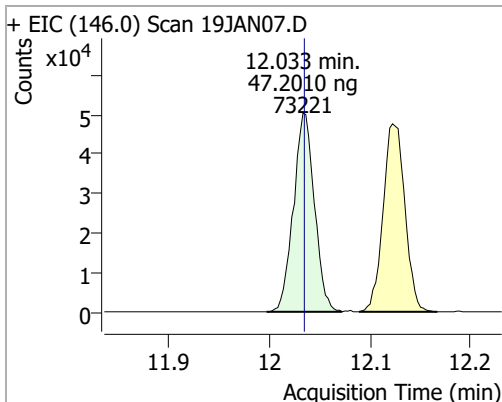


Quantitation Results Report (QT Reviewed)

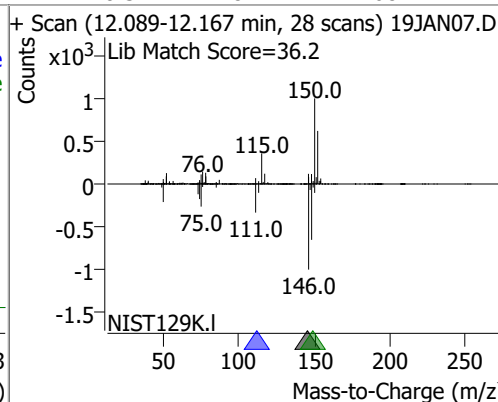
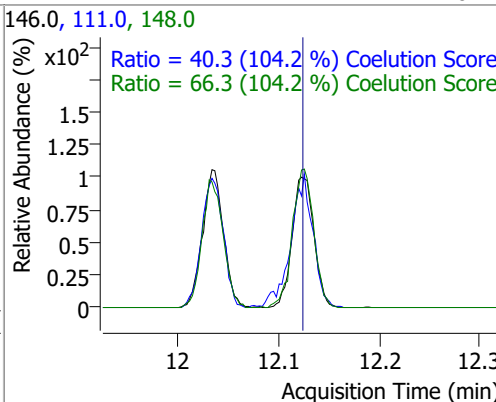
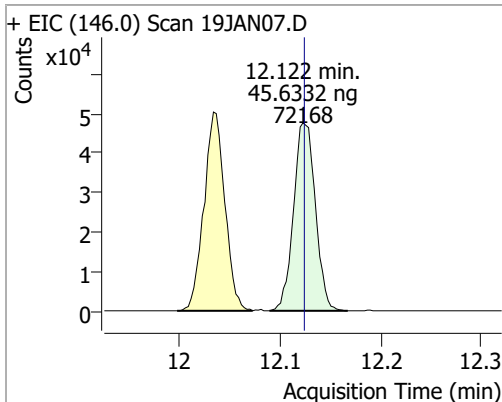
Compound	Conc.	RT	Dev(Min)	Resp.	QIon	QRatio	Lower	Upper
4-Chlorotoluene	45.7452	11.40	0.00	125553	126.0	31.5	1.3	61.3



Compound	Conc.	RT	Dev(Min)	Resp.	QIon	QRatio	Lower	Upper
1,3-Dichlorobenzene	47.2010	12.03	0.00	73221	148.0	59.4	32.8	92.8
					111.0	37.7	8.7	68.7

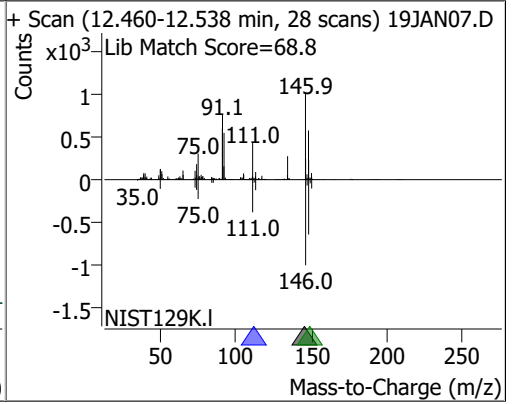
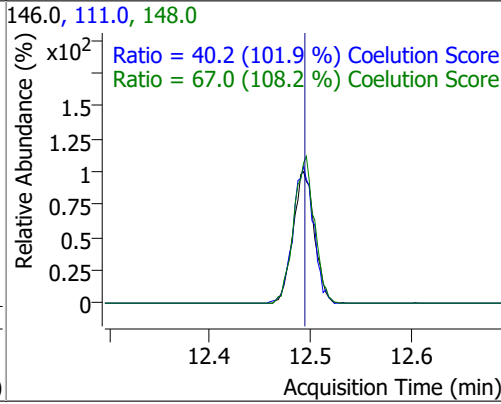
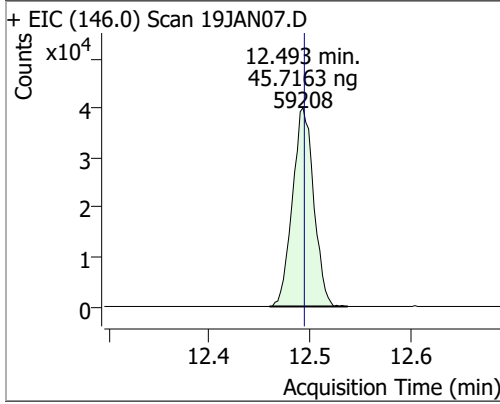


Compound	Conc.	RT	Dev(Min)	Resp.	QIon	QRatio	Lower	Upper
1,4-Dichlorobenzene	45.6332	12.12	0.00	72168	148.0	66.3	33.7	93.7
					111.0	40.3	8.7	68.7



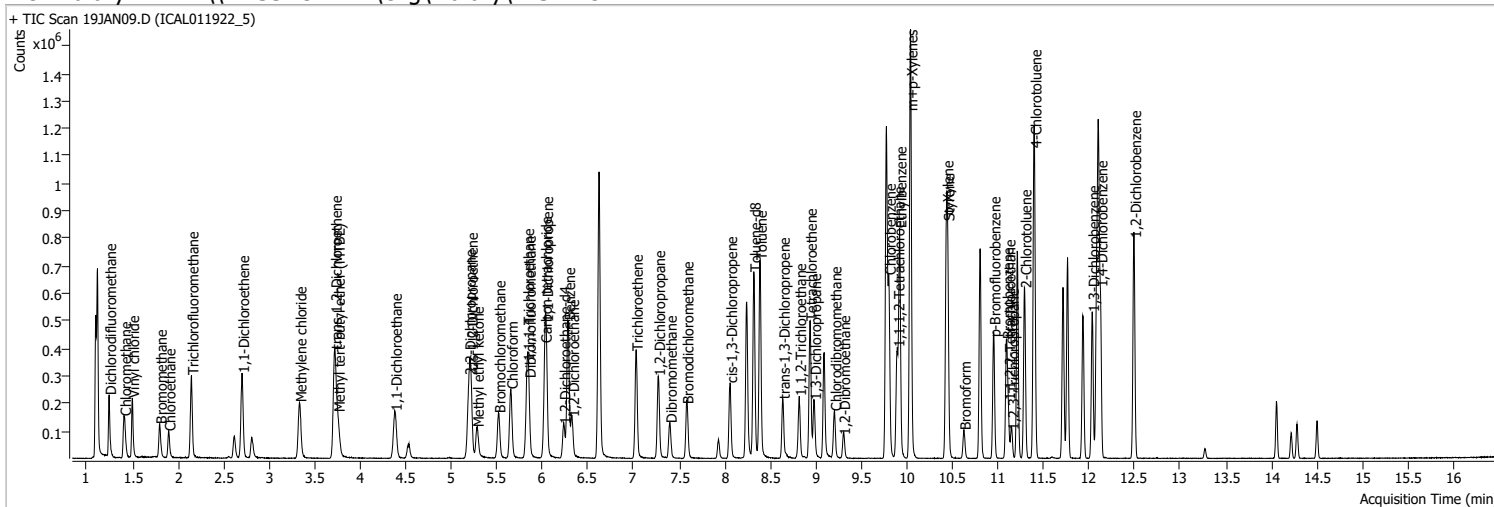
Quantitation Results Report (QT Reviewed)

Compound	Conc.	RT	Dev(Min)	Resp.	QIon	QRatio	Lower	Upper
1,2-Dichlorobenzene	45.7163	12.49	0.00	59208	148.0	67.0	31.9	91.9
					111.0	40.2	9.5	69.5



Quantitation Results Report (QT Reviewed)

Data File	19JAN09.D	Operator	MSC
Acq. Method	5975CACQF.M	Acq. Date-Time	1/19/2022 1:04:20 PM
Sample Name	ICAL011922_5	Instrument	VOA5975C
Vial	9	Multiplier	1.00
DA Method File	VOA5975C_8260B_SHT_DoD_L4_011922.m	Comment	
Tune File	BFB_Atune3.u	Tune Date	10/11/2021 4:02:00 PM
Batch Name	VG011922_8260B.batch.bin	Last Calib Update	1/20/2022 9:28:12 AM
Ref Library	\\MASSHUNTER\Org\Library\NIST129K.I		



Compound	RT	QIon	Resp.	Conc.	Units	Dev(Min)
Internal Standards						
M Fluorobenzene	6.620	96.0	854591	250.0000	ng	0.000
M Chlorobenzene-d5	9.774	82.0	330468	250.0000	ng	0.000
M 1,4-Dichlorobenzene-d4	12.100	152.0	278012	250.0000	ng	0.000
System Monitoring Compounds						
S Dibromofluoromethane	5.851	113.0	100821	121.8025	ng	0.000
Spiked Amount: 250.000	Range: 80.0 - 119.0%			Recovery = 48.72%	*	
S 1,2-Dichloroethane-d4	6.230	67.0	45314	126.7303	ng	0.000
Spiked Amount: 250.000	Range: 81.0 - 118.0%			Recovery = 50.69%	*	
S Toluene-d8	8.319	98.0	412799	128.0381	ng	0.000
Spiked Amount: 250.000	Range: 89.0 - 112.0%			Recovery = 51.22%	*	
S p-Bromofluorobenzene	10.948	95.0	128330	125.0189	ng	0.000
Spiked Amount: 250.000	Range: 85.0 - 114.0%			Recovery = 50.01%	*	
Target Compounds						
T Dichlorodifluoromethane	1.244	85.0	148367	129.1152	ng	100
T Chloromethane	1.408	50.0	170190	125.7991	ng	100
T Vinyl chloride	1.498	62.0	153733	124.8408	ng	100
T Bromomethane	1.799	96.0	59520	112.1810	ng	100
T Chloroethane	1.897	64.0	65407	112.2655	ng	100
T Trichlorofluoromethane	2.147	101.0	193579	131.0926	ng	100
T 1,1-Dichloroethene	2.702	96.0	105649	122.9596	ng	100
T Methylene chloride	3.333	49.0	149957	120.0395	ng	100
T trans-1,2-Dichloroethene	3.720	96.0	110255	124.2147	ng	100
T Methyl tert-butyl ether (MTBE)	3.754	73.0	136973	123.4648	ng	100
T 1,1-Dichloroethane	4.378	63.0	205663	123.8038	ng	100
T 2,2-Dichloropropane	5.193	77.0	153450	122.5736	ng	100
T cis-1,2-Dichloroethene	5.215	96.0	112808	125.5204	ng	100
T Methyl ethyl ketone	5.279	43.0	154105	1186.5197	ng	100
T Bromochloromethane	5.516	128.0	45958	124.0258	ng	100
T Chloroform	5.653	83.0	196261	118.3246	ng	100

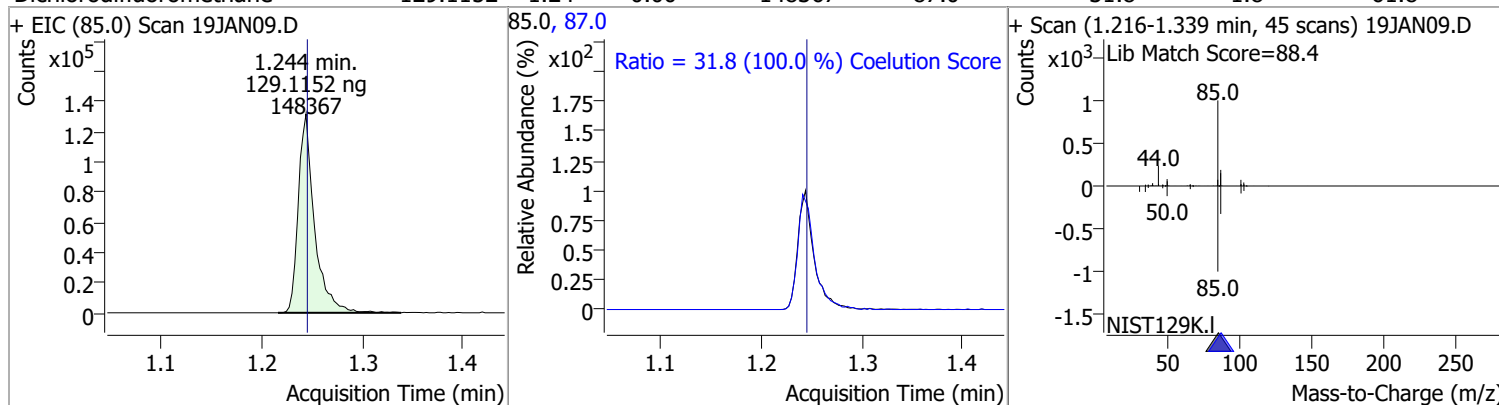
Quantitation Results Report (QT Reviewed)

Compound	RT	QIon	Resp.	Conc.	Units	Dev(Min)
T 1,1,1-Trichloroethane	5.831	97.0	189468	123.8043	ng	100
T Carbon tetrachloride	6.024	117.0	183978	123.9520	ng	100
T 1,1-Dichloropropene	6.040	75.0	156331	125.9718	ng	100
T Benzene	6.283	78.0	424881	124.4545	ng	100
T 1,2-Dichloroethane	6.325	62.0	109046	115.6442	ng	100
T Trichloroethene	7.025	95.0	120511	121.8095	ng	100
T 1,2-Dichloropropane	7.270	63.0	106955	122.9589	ng	100
T Dibromomethane	7.398	93.0	44657	121.7998	ng	100
T Bromodichloromethane	7.580	83.0	124982	121.2255	ng	100
T cis-1,3-Dichloropropene	8.059	75.0	139607	123.4003	ng	100
T Toluene	8.386	92.0	269549	125.4292	ng	100
T trans-1,3-Dichloropropene	8.637	75.0	102846	124.6280	ng	100
T 1,1,2-Trichloroethane	8.818	83.0	52780	125.7824	ng	100
T Tetrachloroethene	8.935	163.8	109194	125.3035	ng	100
T 1,3-Dichloropropane	8.980	76.0	101384	119.3950	ng	100
T Chlorodibromomethane	9.206	129.0	83172	123.0729	ng	100
T 1,2-Dibromoethane	9.300	107.0	58489	126.2047	ng	100
T Chlorobenzene	9.800	112.0	289340	122.8185	ng	100
T 1,1,1,2-Tetrachloroethane	9.894	131.0	101500	122.7951	ng	100
T Ethylbenzene	9.919	91.0	505127	123.1021	ng	100
T m+p-Xylenes	10.039	106.0	405724	248.1048	ng	100
T o-Xylene	10.433	106.0	179108	125.1872	ng	100
T Styrene	10.446	104.0	292722	123.7696	ng	100
T Bromoform	10.625	172.5	45045	120.9158	ng	100
T Bromobenzene	11.093	156.0	112733	124.5365	ng	100
T 1,1,2,2-Tetrachloroethane	11.113	83.0	62640	121.3181	ng	100
T 1,2,3-Trichloropropane	11.152	110.0	16355	120.5610	ng	100
T 2-Chlorotoluene	11.291	126.0	114135	127.3956	ng	100
T 4-Chlorotoluene	11.400	91.0	375931	129.5521	ng	100
T 1,3-Dichlorobenzene	12.033	146.0	200403	122.1906	ng	100
T 1,4-Dichlorobenzene	12.122	146.0	205880	123.1312	ng	100
T 1,2-Dichlorobenzene	12.493	146.0	169723	123.9507	ng	100

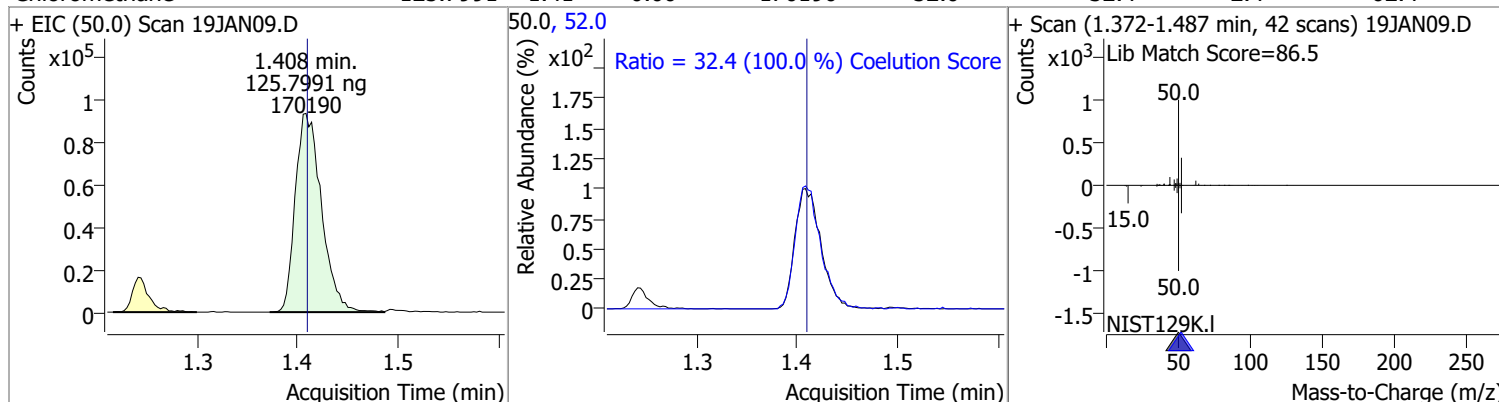
(#) = Qualifier Out of Range; (m) = Manual Integration; (+) = Area Summed; (*) = Surrogate Percent Recovery Out of Range; (d): Zeroed Peak

Quantitation Results Report (QT Reviewed)

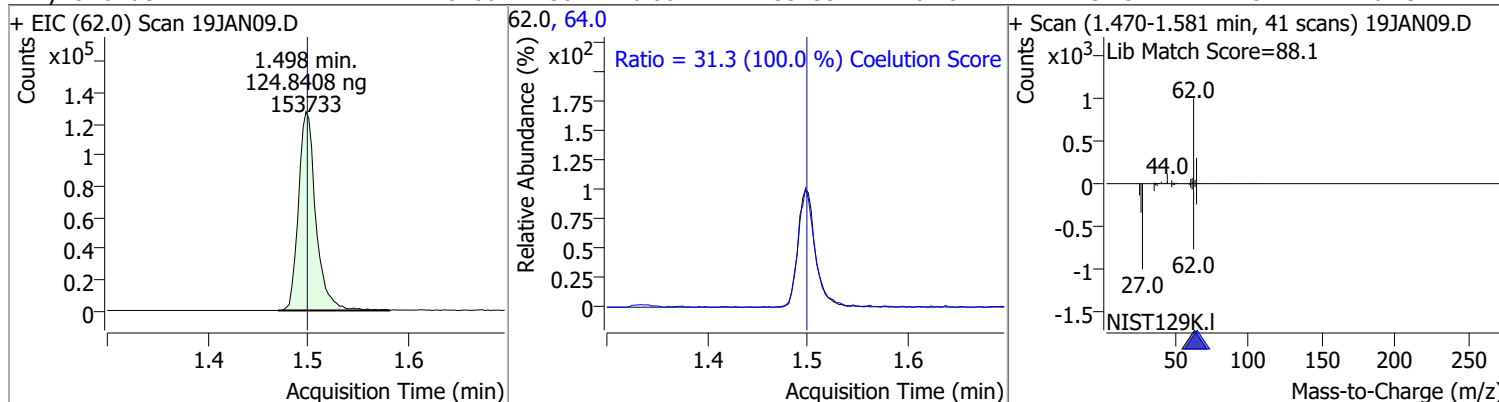
Compound	Conc.	RT	Dev(Min)	Resp.	QIon	QRatio	Lower	Upper
Dichlorodifluoromethane	129.1152	1.24	0.00	148367	87.0	31.8	1.8	61.8



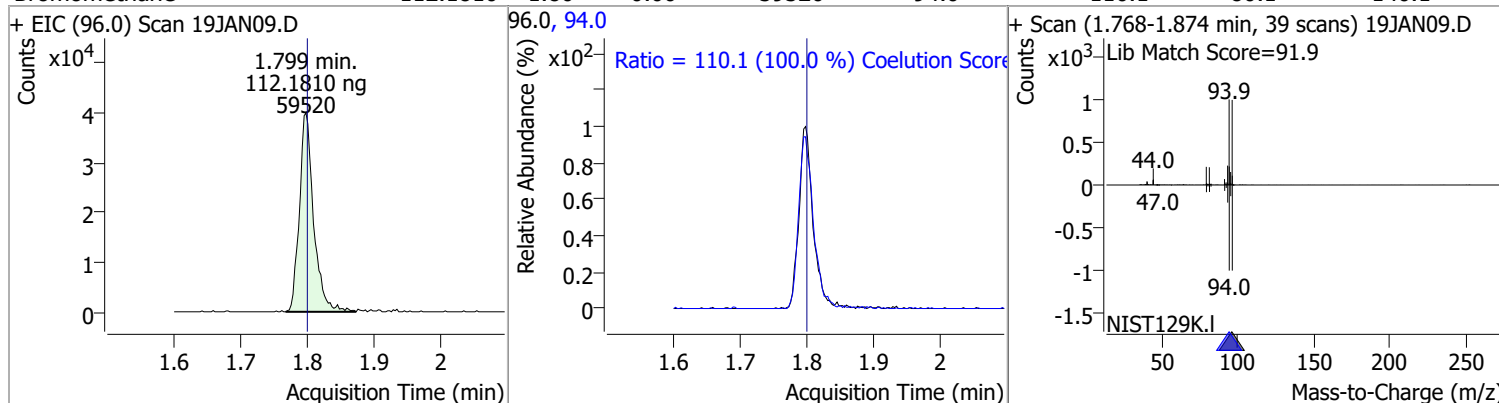
Compound	Conc.	RT	Dev(Min)	Resp.	QIon	QRatio	Lower	Upper
Chloromethane	125.7991	1.41	0.00	170190	52.0	32.4	2.4	62.4



Compound	Conc.	RT	Dev(Min)	Resp.	QIon	QRatio	Lower	Upper
Vinyl chloride	124.8408	1.50	0.00	153733	64.0	31.3	1.3	61.3

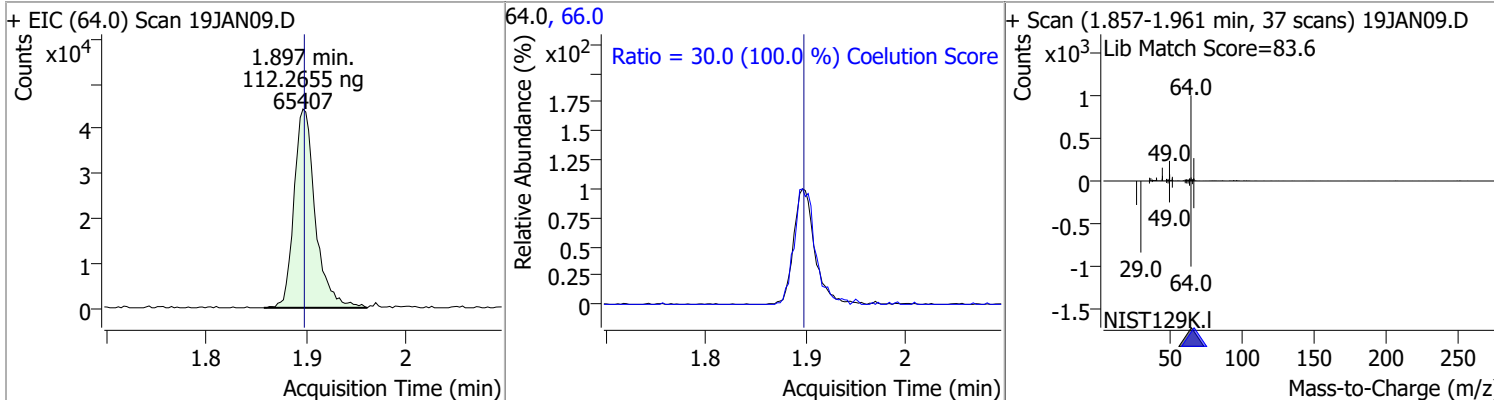


Compound	Conc.	RT	Dev(Min)	Resp.	QIon	QRatio	Lower	Upper
Bromomethane	112.1810	1.80	0.00	59520	94.0	110.1	80.1	140.1

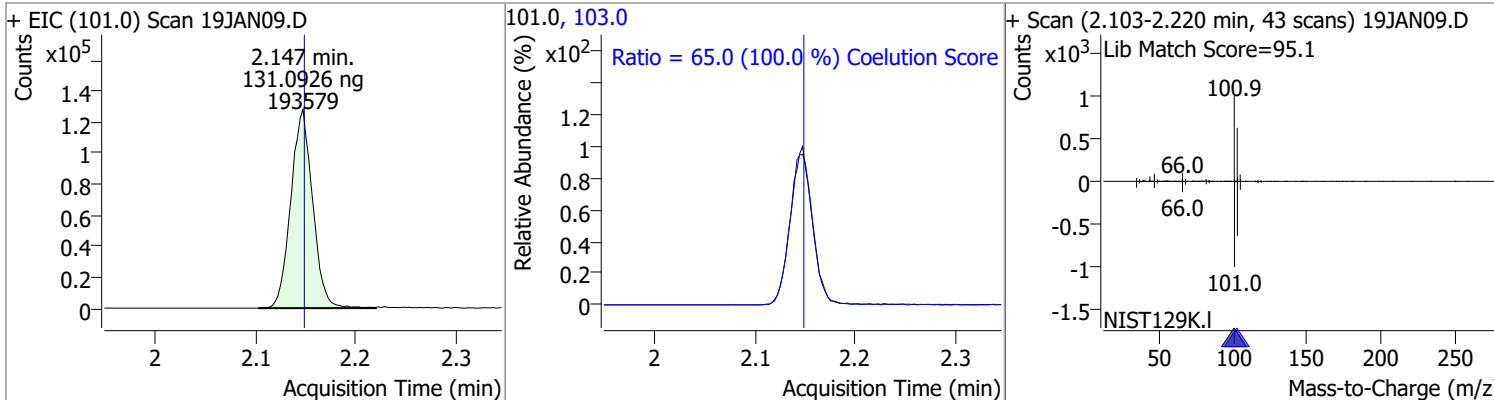


Quantitation Results Report (QT Reviewed)

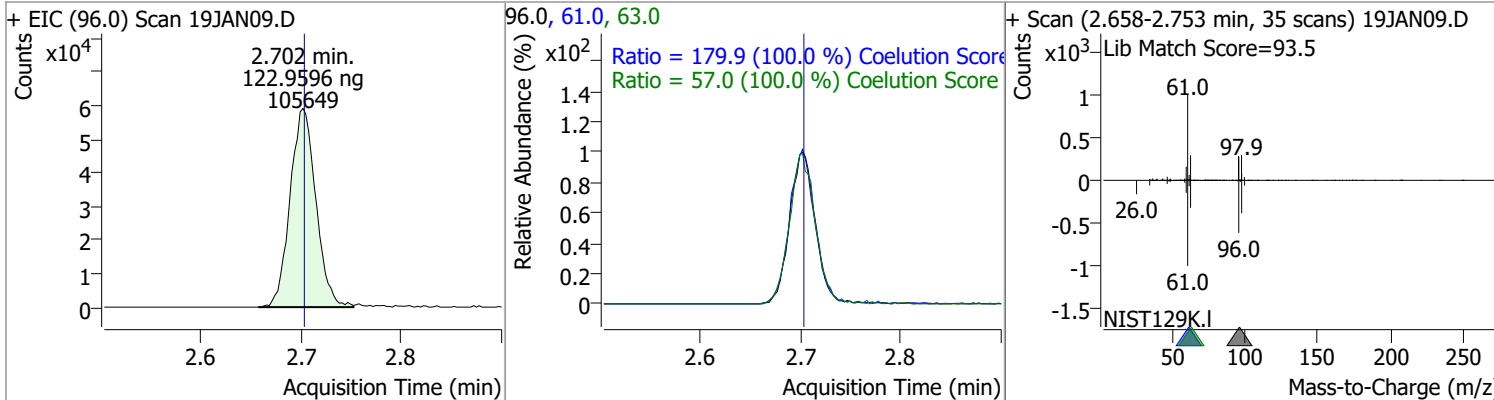
Compound	Conc.	RT	Dev(Min)	Resp.	QIon	QRatio	Lower	Upper
Chloroethane	112.2655	1.90	0.00	65407	66.0	30.0	0.0	60.0



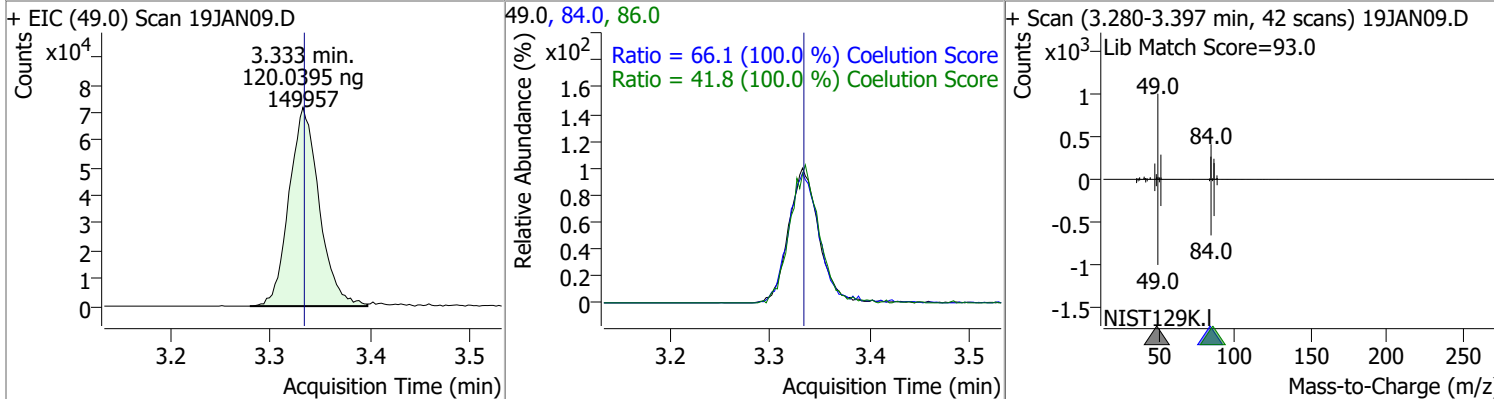
Compound	Conc.	RT	Dev(Min)	Resp.	QIon	QRatio	Lower	Upper
Trichlorofluoromethane	131.0926	2.15	0.00	193579	103.0	65.0	35.0	95.0



Compound	Conc.	RT	Dev(Min)	Resp.	QIon	QRatio	Lower	Upper
1,1-Dichloroethene	122.9596	2.70	0.00	105649	61.0	179.9	149.9	209.9
					63.0	57.0	27.0	87.0

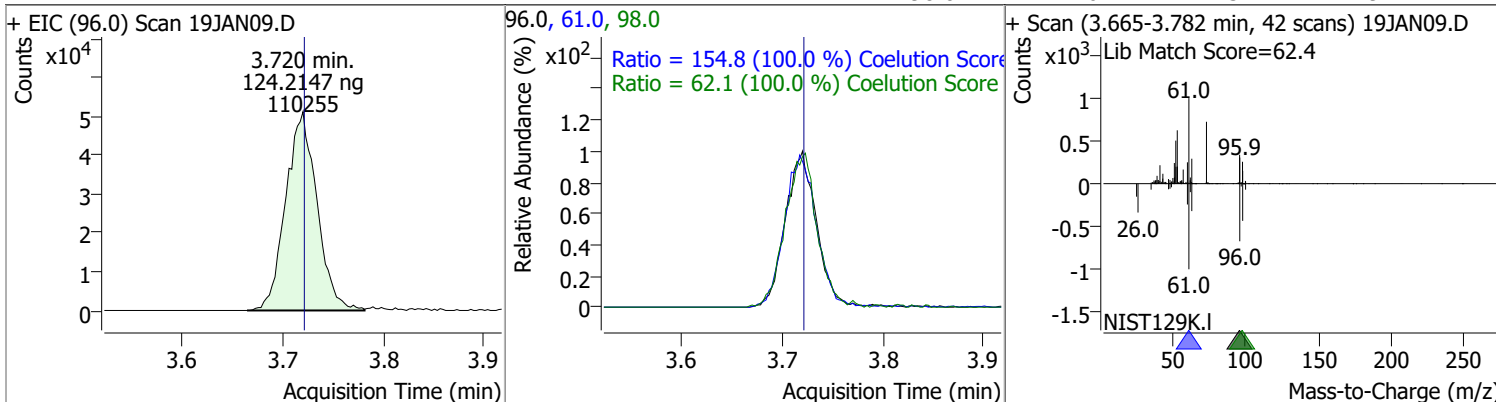


Compound	Conc.	RT	Dev(Min)	Resp.	QIon	QRatio	Lower	Upper
Methylene chloride	120.0395	3.33	0.00	149957	84.0	66.1	36.1	96.1
					86.0	41.8	11.8	71.8

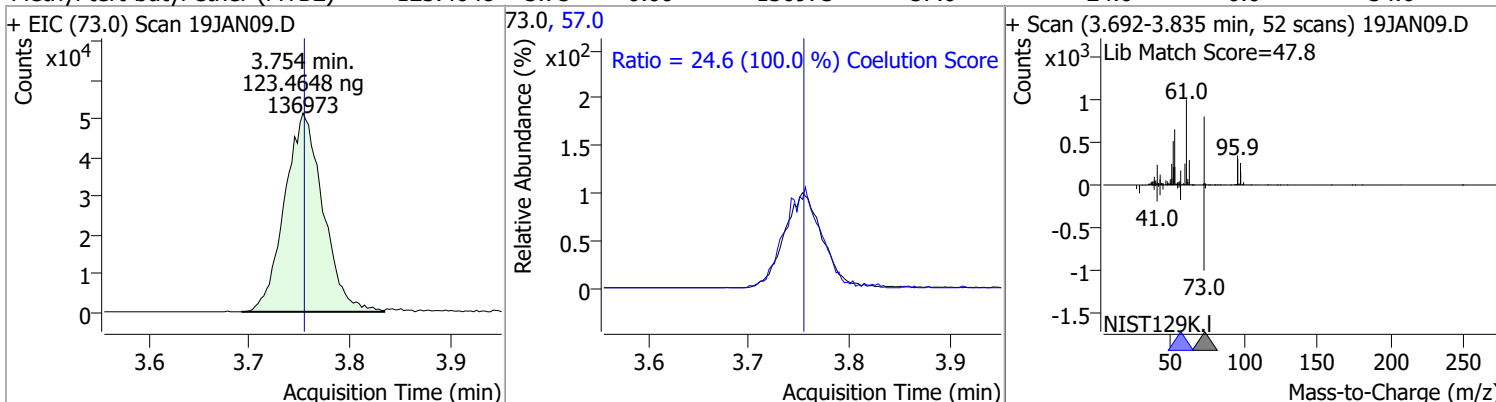


Quantitation Results Report (QT Reviewed)

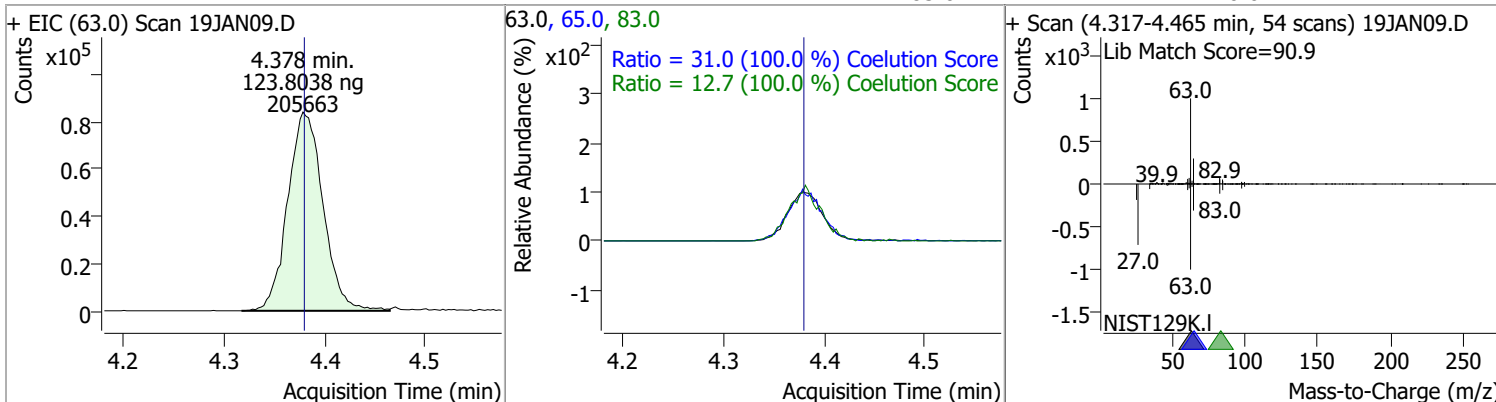
Compound	Conc.	RT	Dev(Min)	Resp.	QIon	QRatio	Lower	Upper
trans-1,2-Dichloroethene	124.2147	3.72	0.00	110255	61.0	154.8	124.8	184.8
					98.0	62.1	32.1	92.1



Compound	Conc.	RT	Dev(Min)	Resp.	QIon	QRatio	Lower	Upper
Methyl tert-butyl ether (MTBE)	123.4648	3.75	0.00	136973	57.0	24.6	0.0	54.6

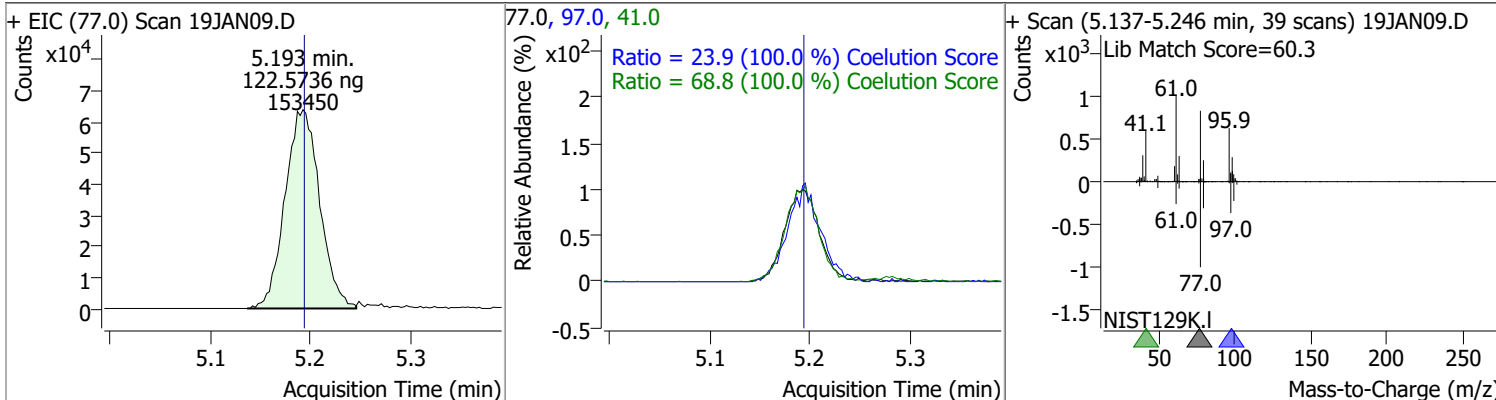


Compound	Conc.	RT	Dev(Min)	Resp.	QIon	QRatio	Lower	Upper
1,1-Dichloroethane	123.8038	4.38	0.00	205663	65.0	31.0	1.0	61.0
					83.0	12.7	0.0	42.7

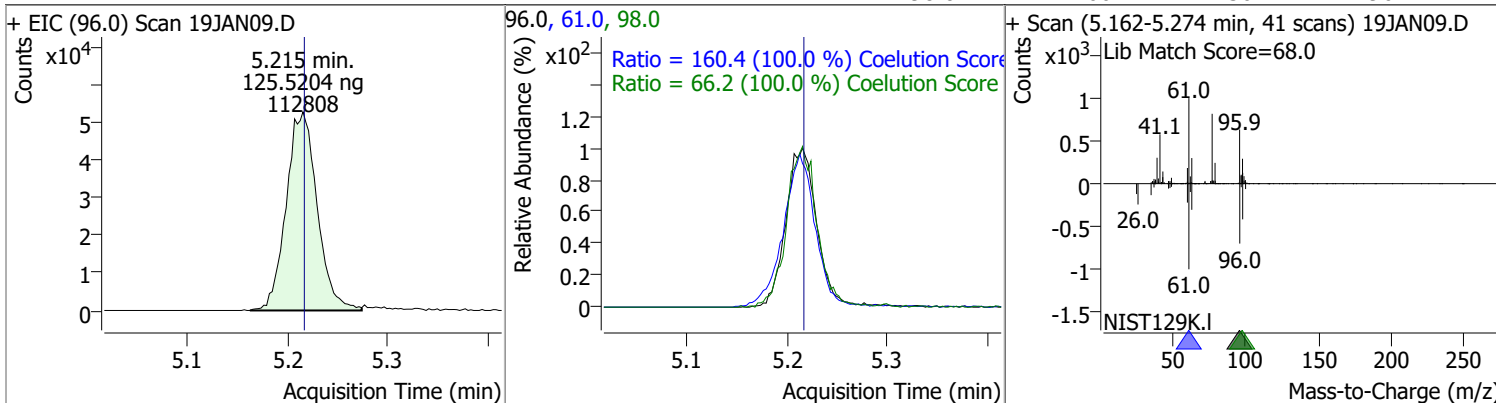


Quantitation Results Report (QT Reviewed)

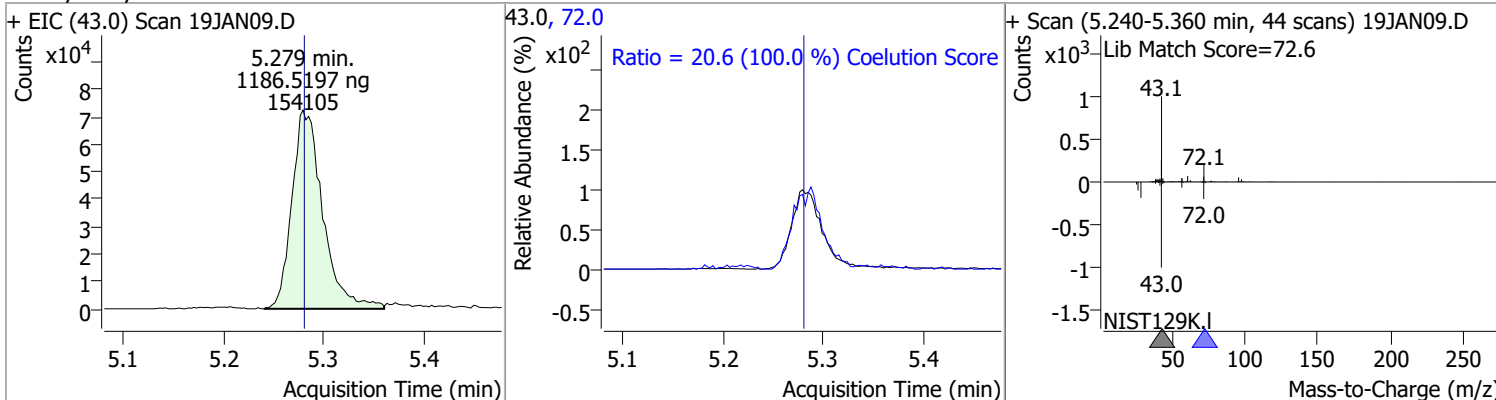
Compound	Conc.	RT	Dev(Min)	Resp.	QIon	QRatio	Lower	Upper
2,2-Dichloropropane	122.5736	5.19	0.00	153450	41.0	68.8	38.8	98.8
					97.0	23.9	0.0	53.9



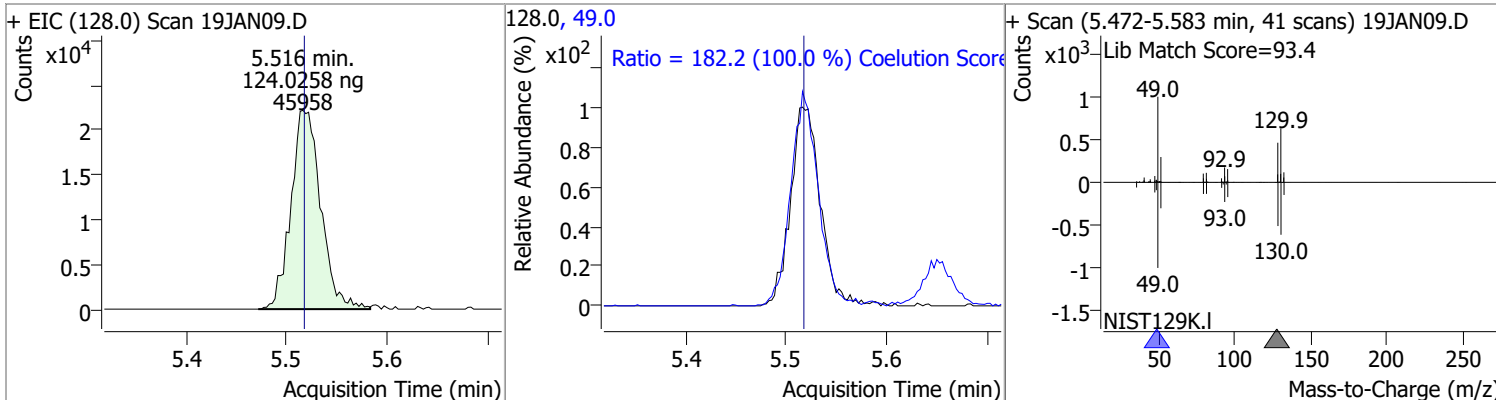
Compound	Conc.	RT	Dev(Min)	Resp.	QIon	QRatio	Lower	Upper
cis-1,2-Dichloroethene	125.5204	5.21	0.00	112808	61.0	160.4	130.4	190.4
					98.0	66.2	36.2	96.2



Compound	Conc.	RT	Dev(Min)	Resp.	QIon	QRatio	Lower	Upper
Methyl ethyl ketone	1186.5197	5.28	0.00	154105	72.0	20.6	0.0	50.6

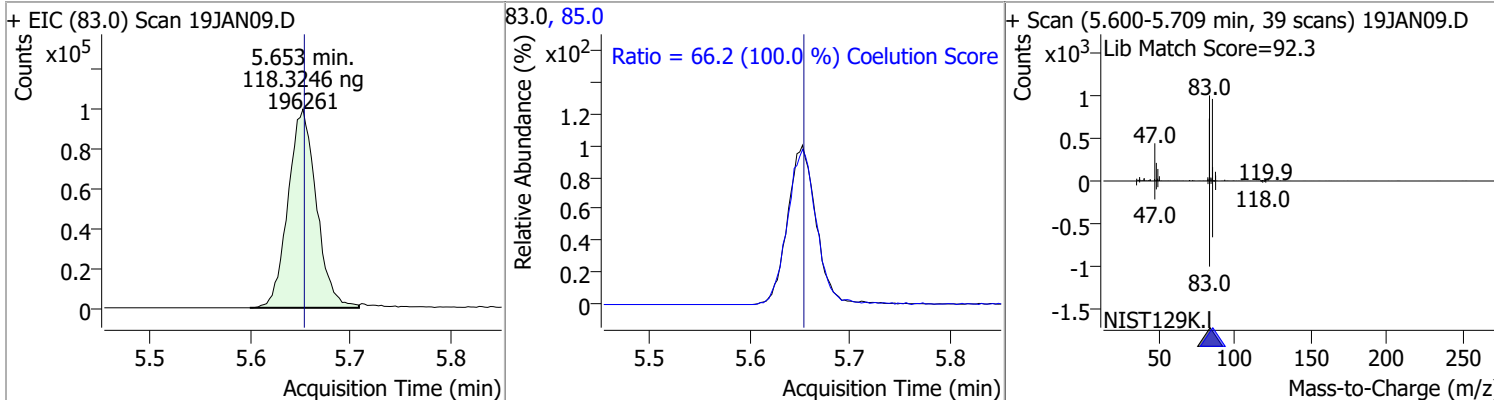


Compound	Conc.	RT	Dev(Min)	Resp.	QIon	QRatio	Lower	Upper
Bromochloromethane	124.0258	5.52	0.00	45958	49.0	182.2	152.2	212.2

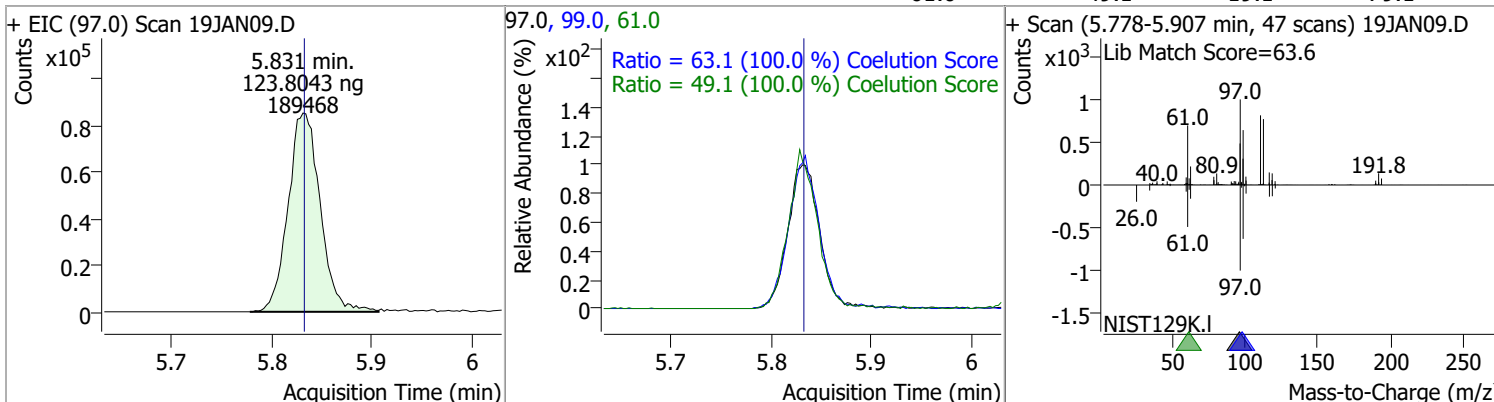


Quantitation Results Report (QT Reviewed)

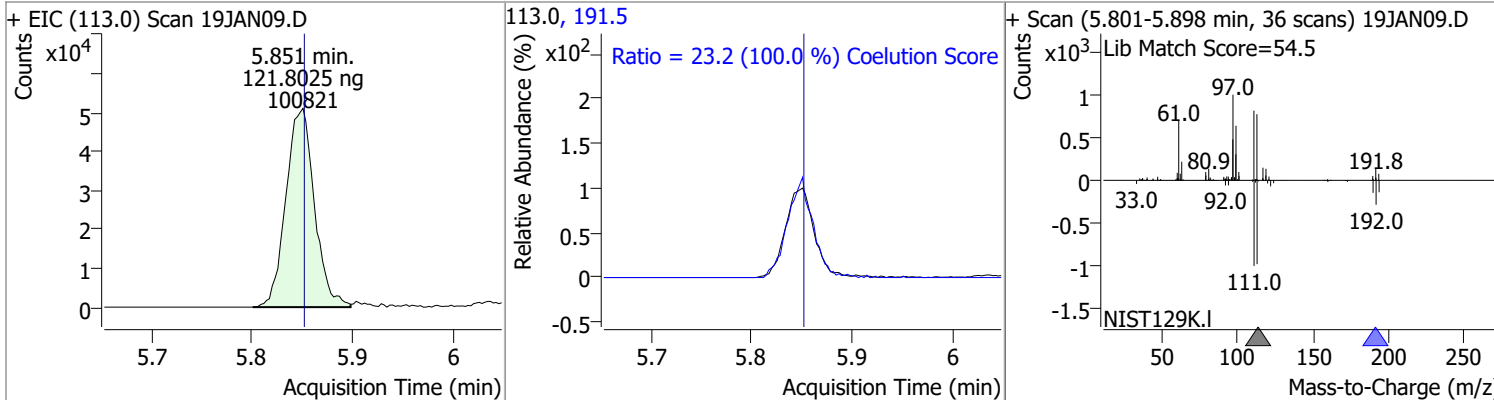
Compound	Conc.	RT	Dev(Min)	Resp.	QIon	QRatio	Lower	Upper
Chloroform	118.3246	5.65	0.00	196261	85.0	66.2	36.2	96.2



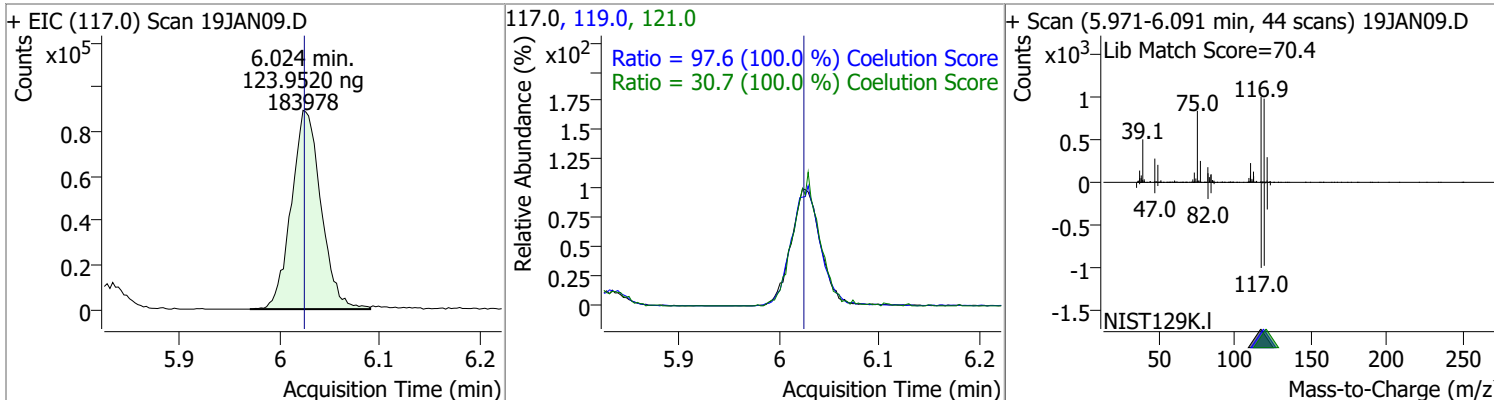
Compound	Conc.	RT	Dev(Min)	Resp.	QIon	QRatio	Lower	Upper
1,1,1-Trichloroethane	123.8043	5.83	0.00	189468	99.0 61.0	63.1 49.1	33.1 19.1	93.1 79.1



Compound	Conc.	RT	Dev(Min)	Resp.	QIon	QRatio	Lower	Upper
Dibromofluoromethane	121.8025	5.85	0.00	100821	191.5	23.2	0.0	53.2

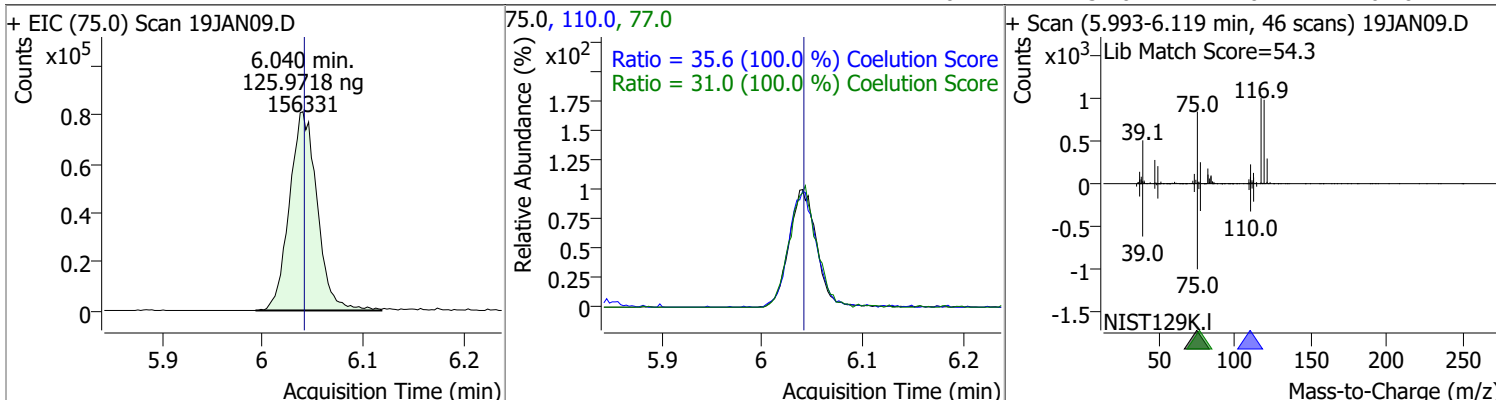


Compound	Conc.	RT	Dev(Min)	Resp.	QIon	QRatio	Lower	Upper
Carbon tetrachloride	123.9520	6.02	0.00	183978	119.0 121.0	97.6 30.7	67.6 0.7	127.6 60.7

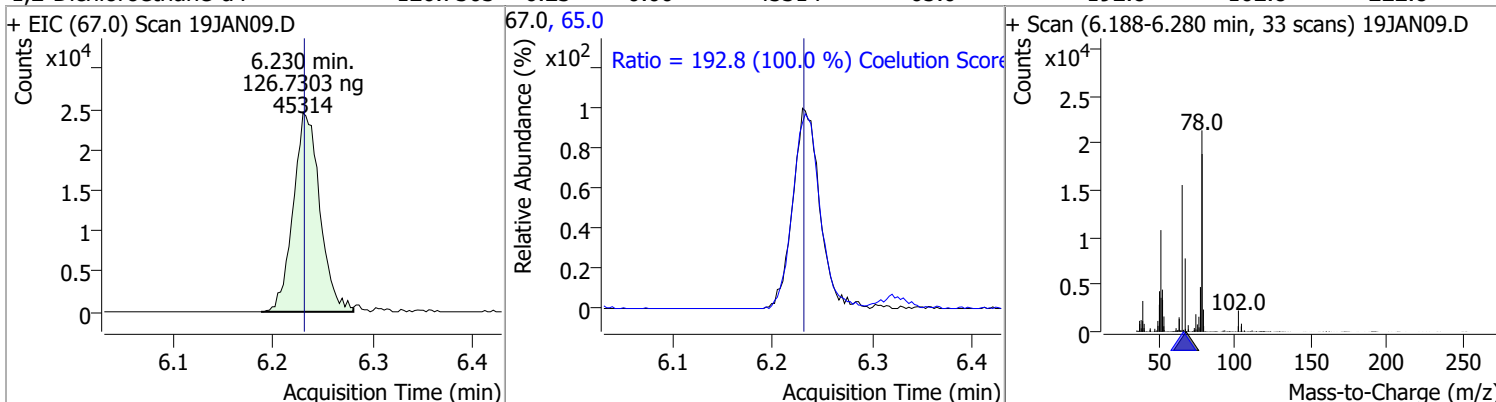


Quantitation Results Report (QT Reviewed)

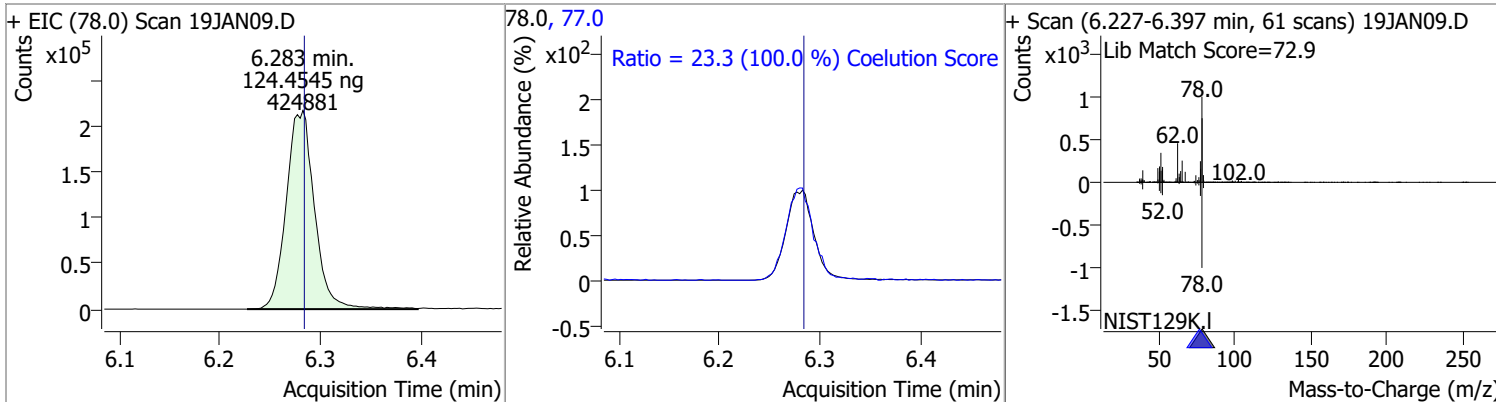
Compound	Conc.	RT	Dev(Min)	Resp.	QIon	QRatio	Lower	Upper
1,1-Dichloropropene	125.9718	6.04	0.00	156331	110.0	35.6	5.6	65.6
					77.0	31.0	1.0	61.0



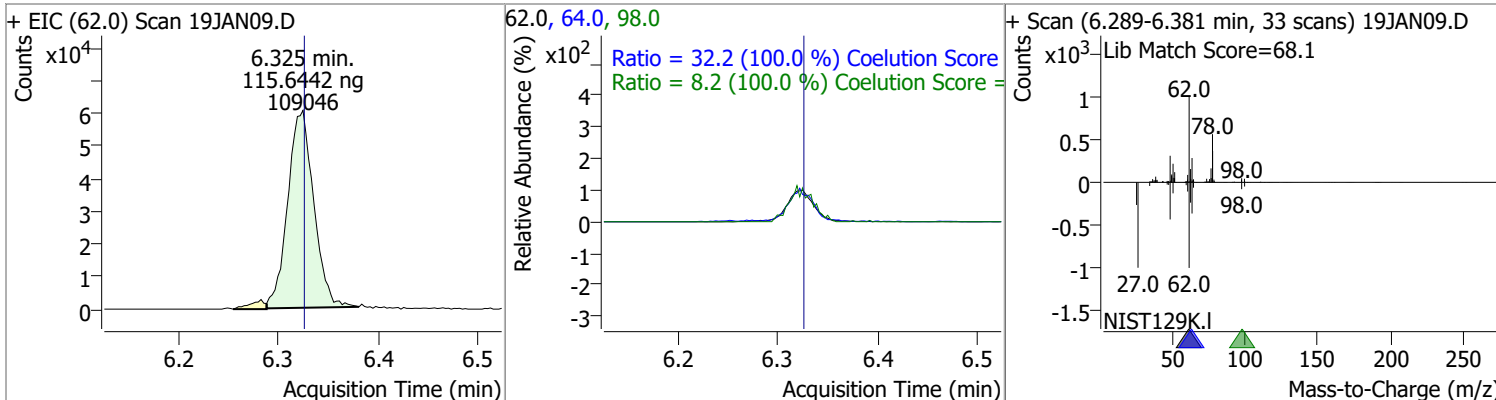
Compound	Conc.	RT	Dev(Min)	Resp.	QIon	QRatio	Lower	Upper
1,2-Dichloroethane-d4	126.7303	6.23	0.00	45314	65.0	192.8	162.8	222.8
					77.0	31.0	1.0	61.0



Compound	Conc.	RT	Dev(Min)	Resp.	QIon	QRatio	Lower	Upper
Benzene	124.4545	6.28	0.00	424881	77.0	23.3	0.0	53.3
					77.0	23.3	0.0	53.3

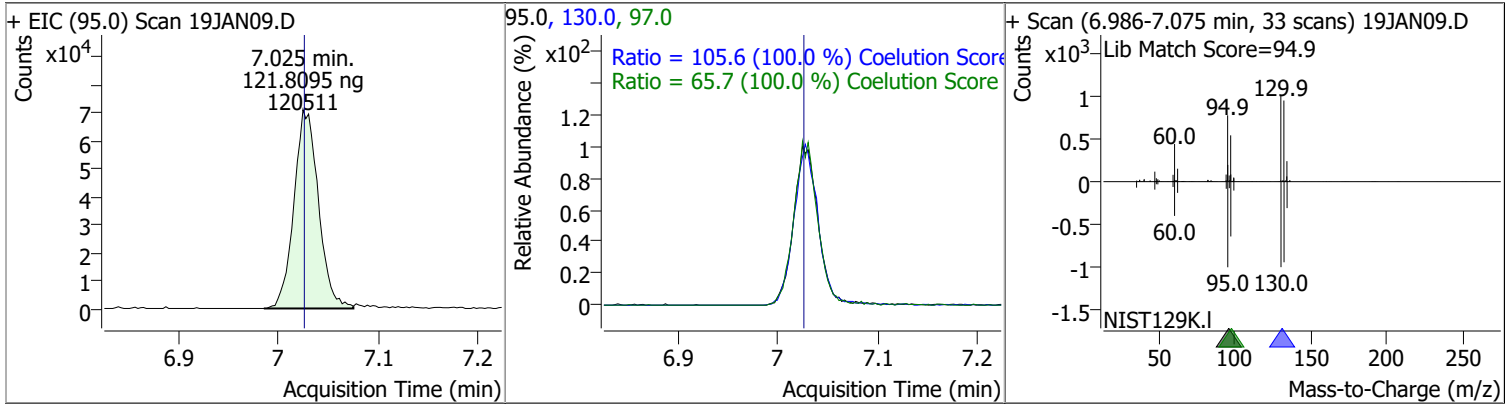


Compound	Conc.	RT	Dev(Min)	Resp.	QIon	QRatio	Lower	Upper
1,2-Dichloroethane	115.6442	6.32	0.00	109046	64.0	32.2	2.2	62.2
					98.0	8.2	0.0	38.2

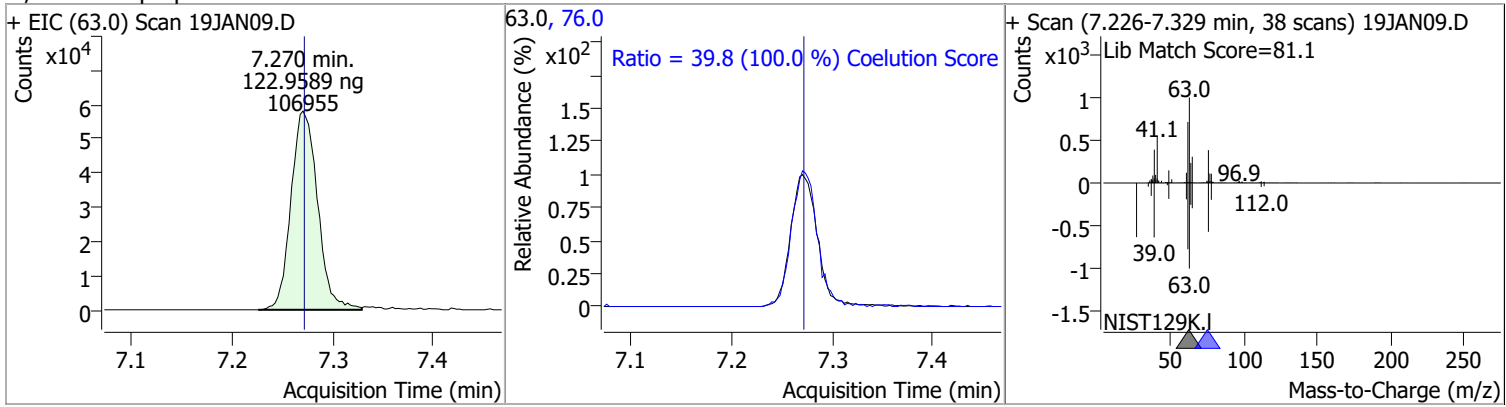


Quantitation Results Report (QT Reviewed)

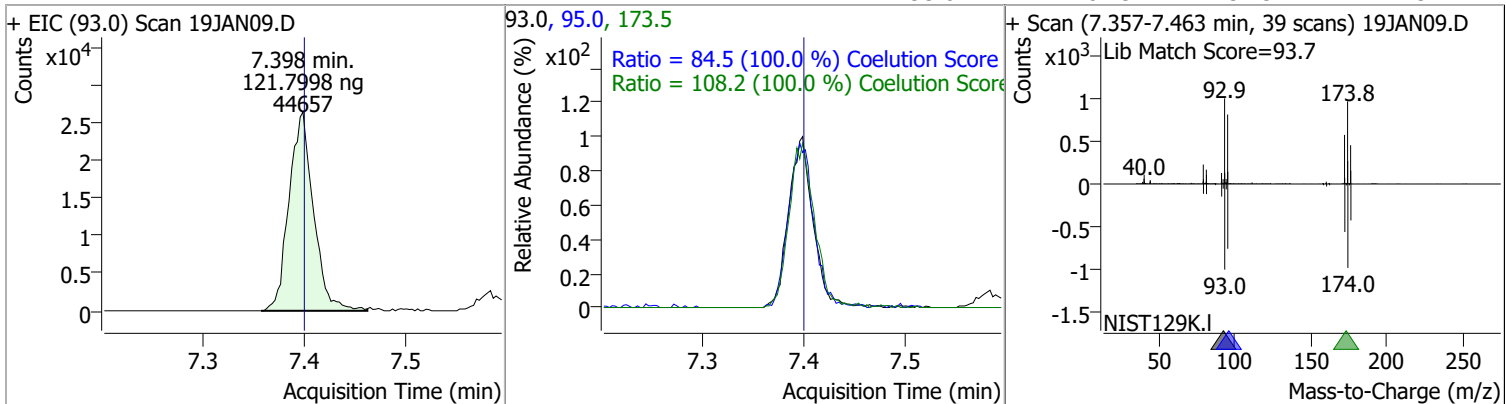
Compound	Conc.	RT	Dev(Min)	Resp.	QIon	QRatio	Lower	Upper
Trichloroethene	121.8095	7.02	0.00	120511	130.0	105.6	75.6	135.6
					97.0	65.7	35.7	95.7



Compound	Conc.	RT	Dev(Min)	Resp.	QIon	QRatio	Lower	Upper
1,2-Dichloropropane	122.9589	7.27	0.00	106955	76.0	39.8	9.8	69.8

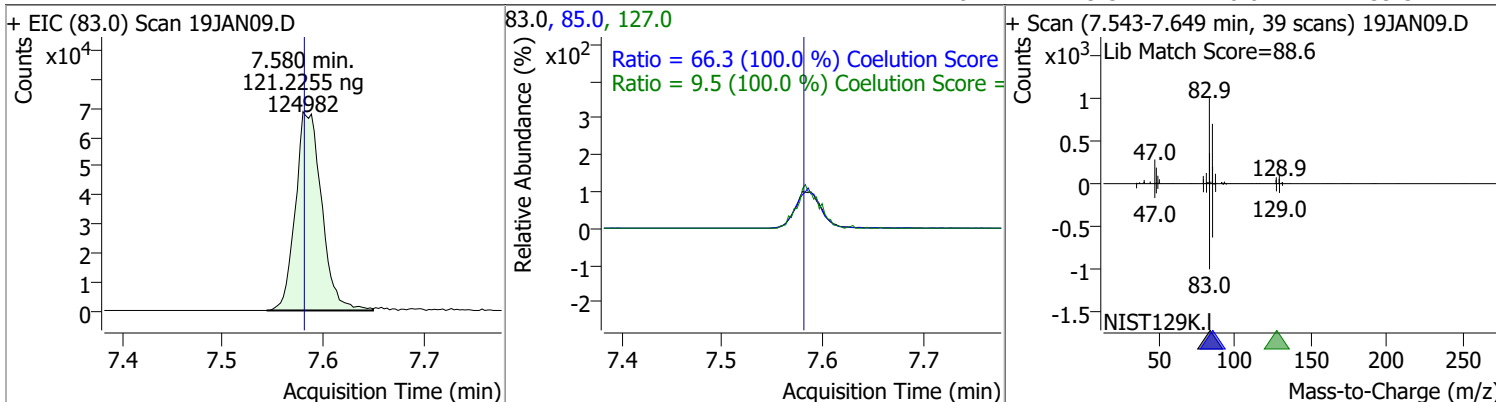


Compound	Conc.	RT	Dev(Min)	Resp.	QIon	QRatio	Lower	Upper
Dibromomethane	121.7998	7.40	0.00	44657	173.5	108.2	78.2	138.2
					95.0	84.5	54.5	114.5

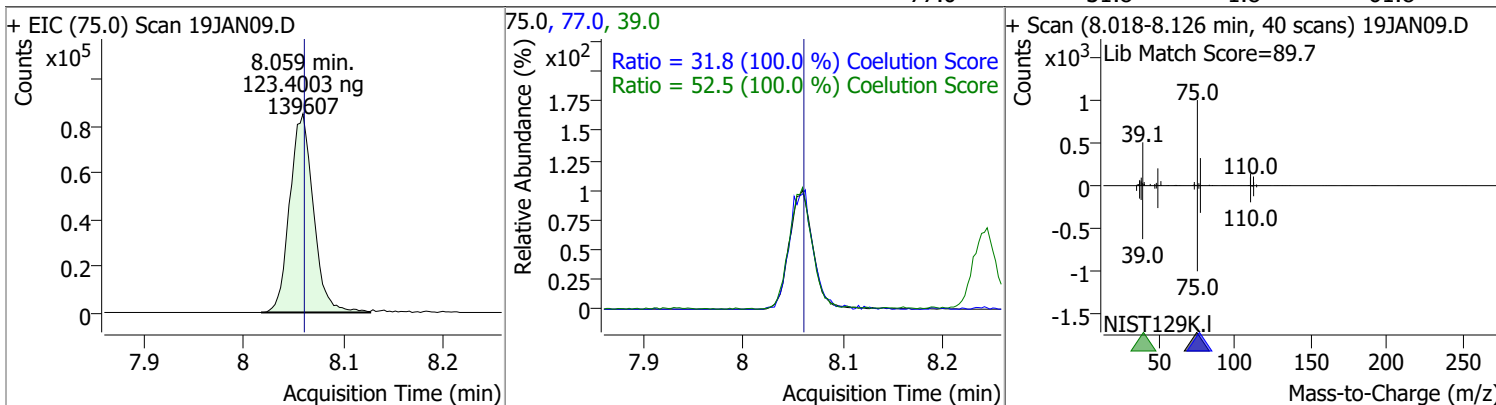


Quantitation Results Report (QT Reviewed)

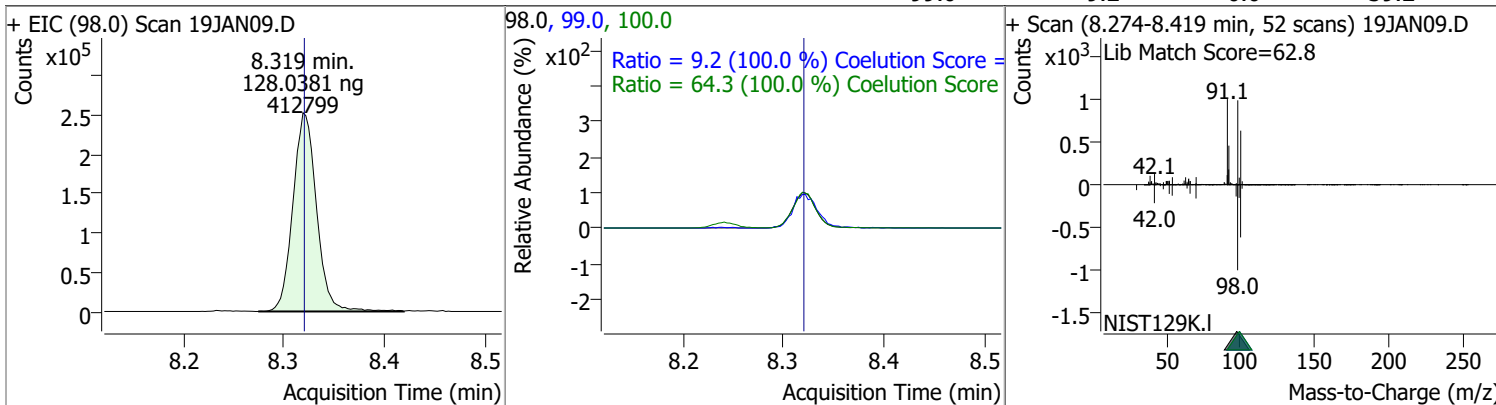
Compound	Conc.	RT	Dev(Min)	Resp.	QIon	QRatio	Lower	Upper
Bromodichloromethane	121.2255	7.58	0.00	124982	85.0	66.3	36.3	96.3
					127.0	9.5	0.0	39.5



Compound	Conc.	RT	Dev(Min)	Resp.	QIon	QRatio	Lower	Upper
cis-1,3-Dichloropropene	123.4003	8.06	0.00	139607	39.0	52.5	22.5	82.5
					77.0	31.8	1.8	61.8



Compound	Conc.	RT	Dev(Min)	Resp.	QIon	QRatio	Lower	Upper
Toluene-d8	128.0381	8.32	0.00	412799	100.0	64.3	34.3	94.3
					99.0	9.2	0.0	39.2

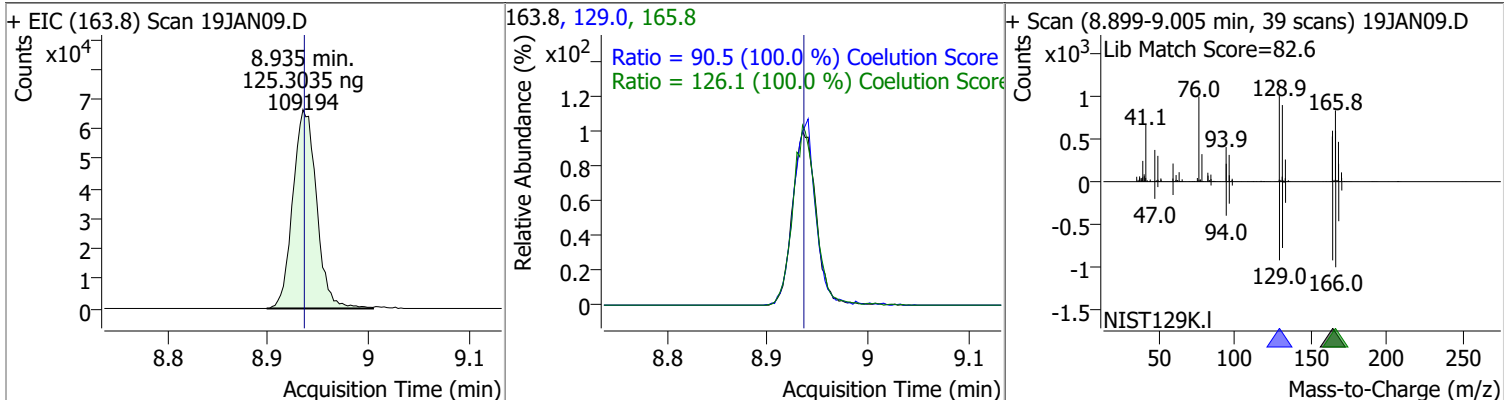


Quantitation Results Report (QT Reviewed)

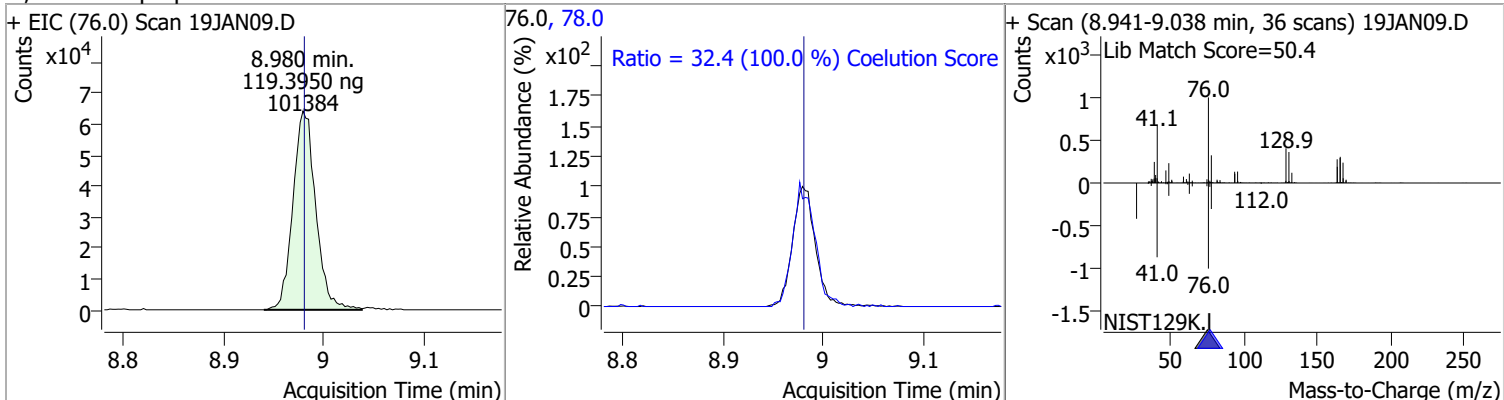
Compound	Conc.	RT	Dev(Min)	Resp.	QIon	QRatio	Lower	Upper
Toluene	125.4292	8.39	0.00	269549	91.0	174.1	144.1	204.1
+ EIC (92.0) Scan 19JAN09.D			92.0, 91.0			+ Scan (8.344-8.464 min, 43 scans) 19JAN09.D		
trans-1,3-Dichloropropene	124.6280	8.64	0.00	102846	39.0	53.0	23.0	83.0
+ EIC (75.0) Scan 19JAN09.D			75.0, 77.0, 39.0			+ Scan (8.598-8.701 min, 38 scans) 19JAN09.D		
1,1,2-Trichloroethane	125.7824	8.82	0.00	52780	97.0	110.7	80.7	140.7
+ EIC (83.0) Scan 19JAN09.D			83.0, 97.0, 85.0			+ Scan (8.776-8.863 min, 32 scans) 19JAN09.D		

Quantitation Results Report (QT Reviewed)

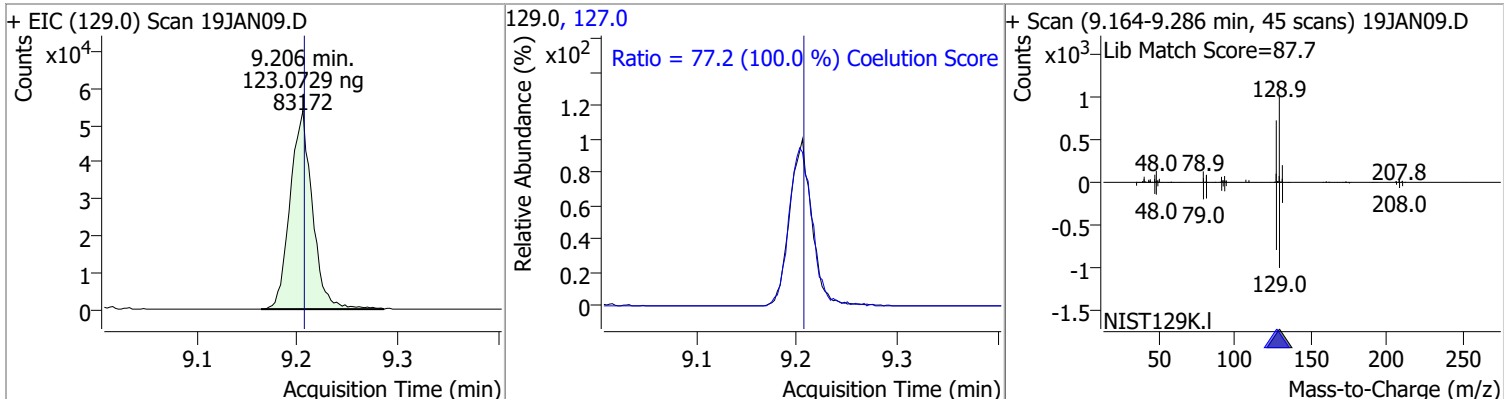
Compound	Conc.	RT	Dev(Min)	Resp.	QIon	QRatio	Lower	Upper
Tetrachloroethene	125.3035	8.94	0.00	109194	165.8	126.1	96.1	156.1
					129.0	90.5	60.5	120.5



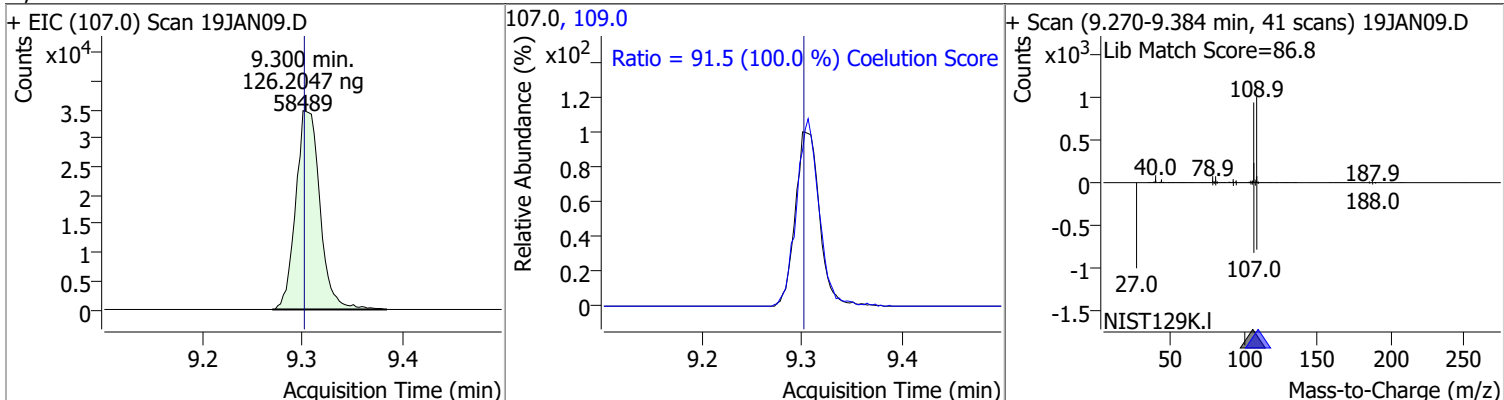
Compound	Conc.	RT	Dev(Min)	Resp.	QIon	QRatio	Lower	Upper
1,3-Dichloropropane	119.3950	8.98	0.00	101384	78.0	32.4	2.4	62.4



Compound	Conc.	RT	Dev(Min)	Resp.	QIon	QRatio	Lower	Upper
Chlorodibromomethane	123.0729	9.21	0.00	83172	127.0	77.2	47.2	107.2



Compound	Conc.	RT	Dev(Min)	Resp.	QIon	QRatio	Lower	Upper
1,2-Dibromoethane	126.2047	9.30	0.00	58489	109.0	91.5	61.5	121.5

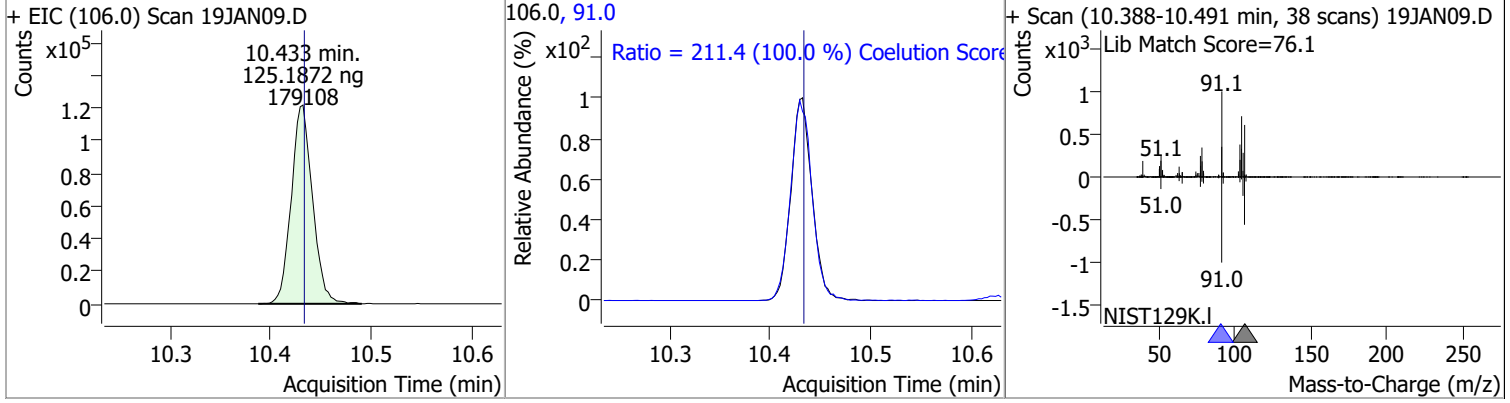


Quantitation Results Report (QT Reviewed)

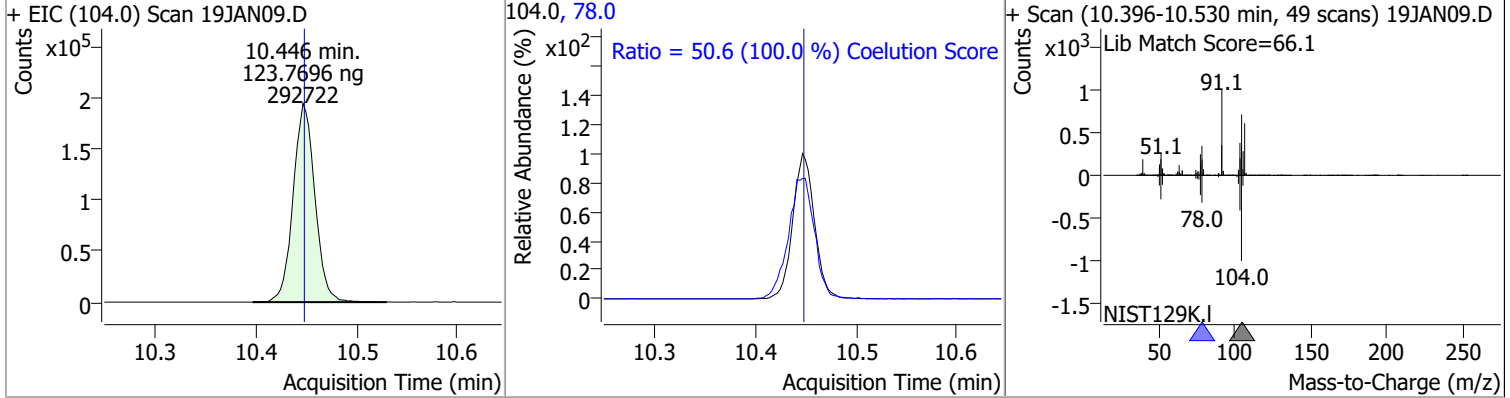
Compound	Conc.	RT	Dev(Min)	Resp.	QIon	QRatio	Lower	Upper
Chlorobenzene	122.8185	9.80	0.00	289340	114.0	32.2	2.2	62.2
+ EIC (112.0) Scan 19JAN09.D			112.0, 114.0			+ Scan (9.760-9.886 min, 45 scans) 19JAN09.D		
1,1,1,2-Tetrachloroethane	122.7951	9.89	0.00	101500	133.0	95.3	65.3	125.3
+ EIC (131.0) Scan 19JAN09.D			131.0, 133.0			+ Scan (9.852-9.970 min, 43 scans) 19JAN09.D		
Ethylbenzene	123.1021	9.92	0.00	505127	106.0	31.7	1.7	61.7
+ EIC (91.0) Scan 19JAN09.D			91.0, 106.0			+ Scan (9.878-9.995 min, 43 scans) 19JAN09.D		
m+p-Xylenes	248.1048	10.04	0.00	405724	91.0	200.7	170.7	230.7
+ EIC (106.0) Scan 19JAN09.D			106.0, 91.0			+ Scan (9.995-10.115 min, 44 scans) 19JAN09.D		

Quantitation Results Report (QT Reviewed)

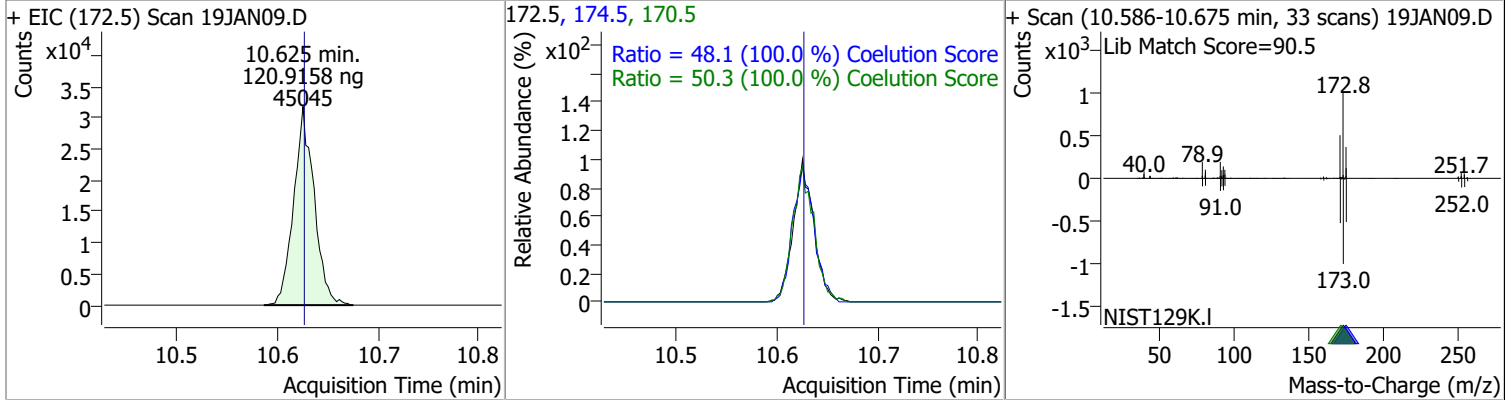
Compound	Conc.	RT	Dev(Min)	Resp.	QIon	QRatio	Lower	Upper
o-Xylene	125.1872	10.43	0.00	179108	91.0	211.4	181.4	241.4



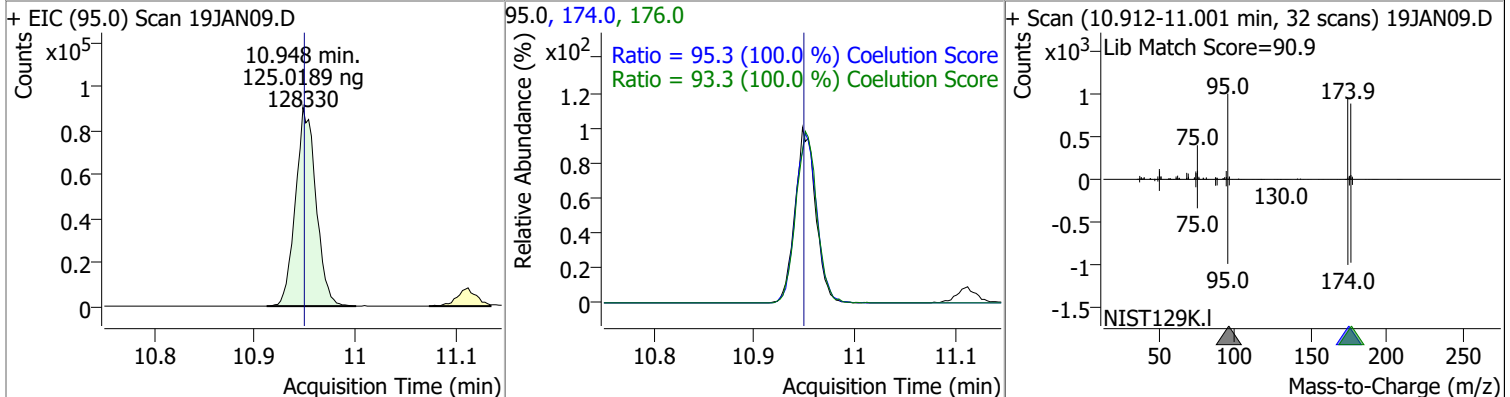
Compound	Conc.	RT	Dev(Min)	Resp.	QIon	QRatio	Lower	Upper
Styrene	123.7696	10.45	0.00	292722	78.0	50.6	20.6	80.6



Compound	Conc.	RT	Dev(Min)	Resp.	QIon	QRatio	Lower	Upper
Bromoform	120.9158	10.62	0.00	45045	170.5 174.5	50.3 48.1	20.3 18.1	80.3 78.1

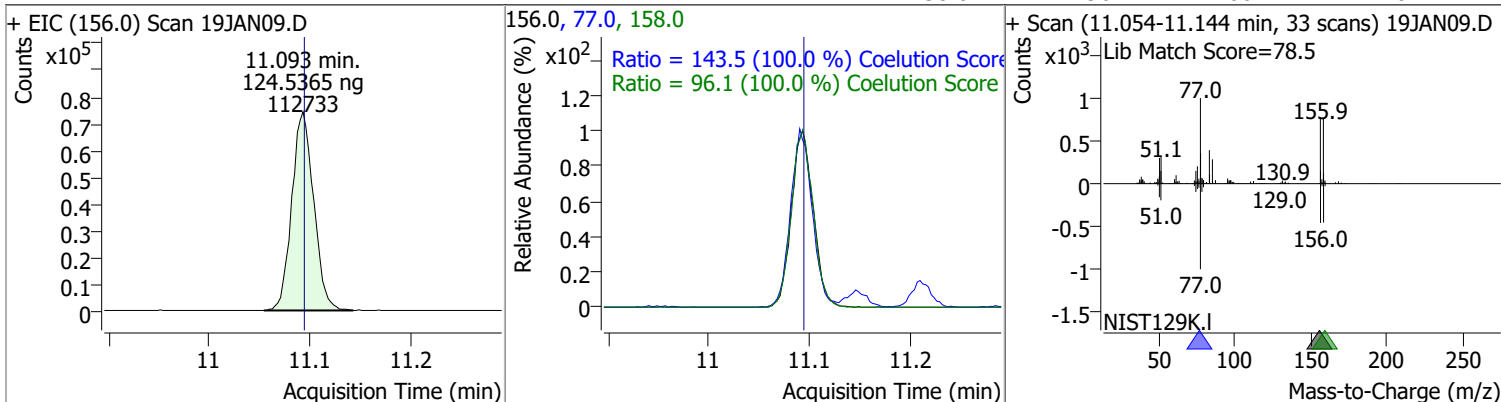


Compound	Conc.	RT	Dev(Min)	Resp.	QIon	QRatio	Lower	Upper
p-Bromofluorobenzene	125.0189	10.95	0.00	128330	174.0 176.0	95.3 93.3	65.3 63.3	125.3 123.3

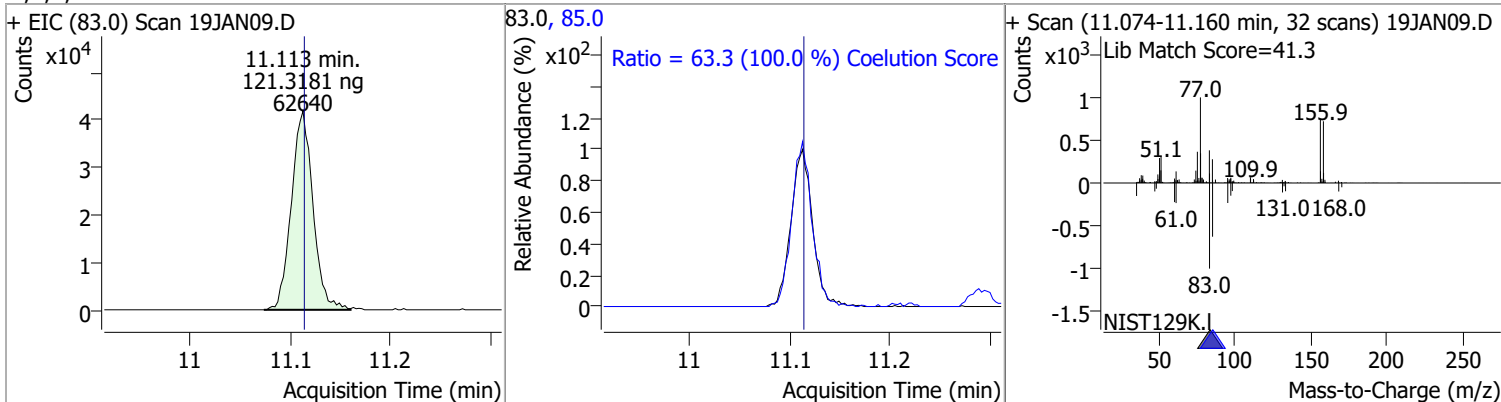


Quantitation Results Report (QT Reviewed)

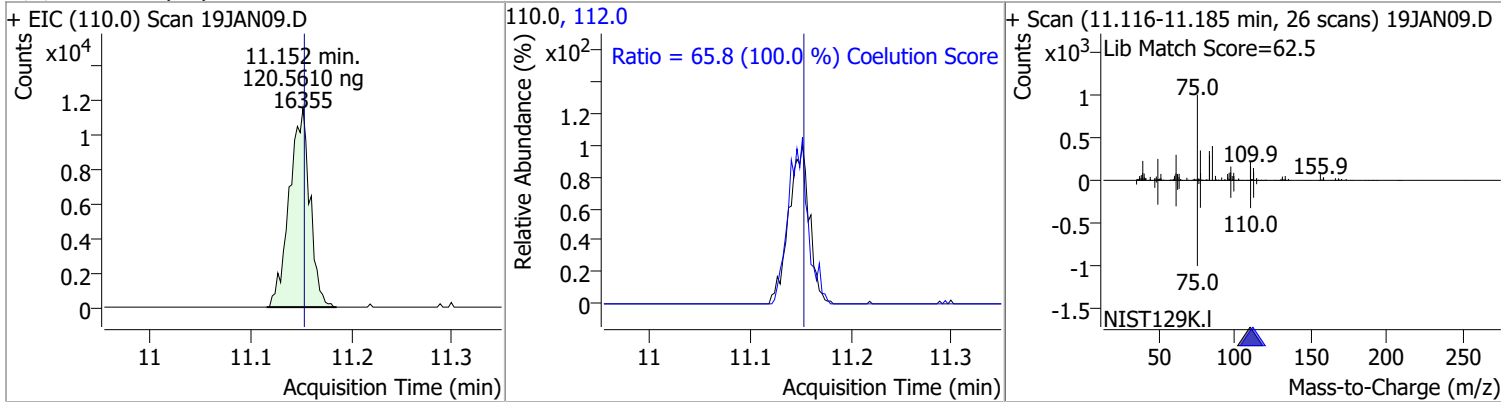
Compound	Conc.	RT	Dev(Min)	Resp.	QIon	QRatio	Lower	Upper
Bromobenzene	124.5365	11.09	0.00	112733	77.0	143.5	113.5	173.5
					158.0	96.1	66.1	126.1



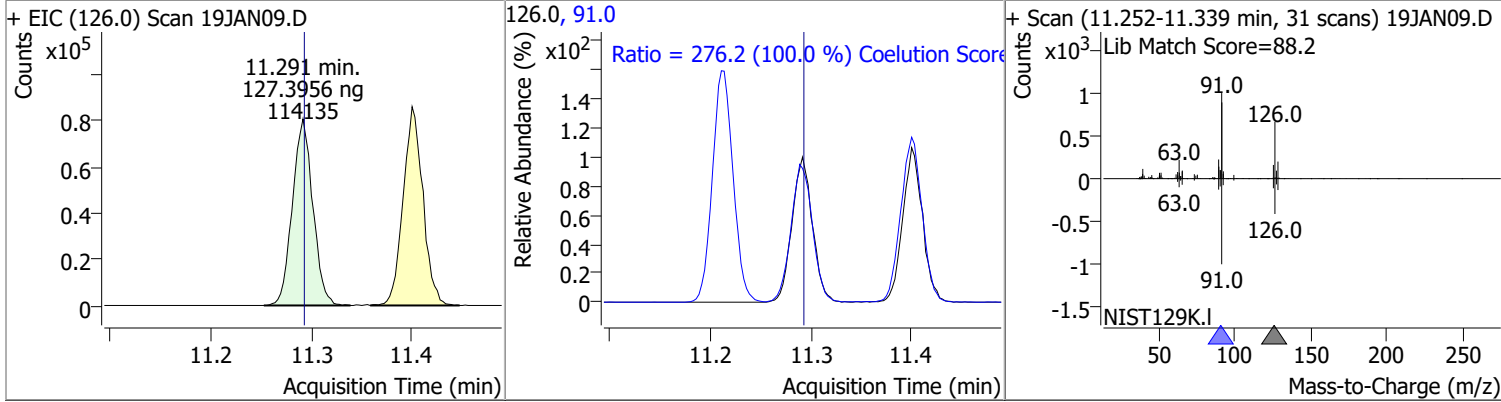
Compound	Conc.	RT	Dev(Min)	Resp.	QIon	QRatio	Lower	Upper
1,1,2,2-Tetrachloroethane	121.3181	11.11	0.00	62640	85.0	63.3	33.3	93.3



Compound	Conc.	RT	Dev(Min)	Resp.	QIon	QRatio	Lower	Upper
1,2,3-Trichloropropane	120.5610	11.15	0.00	16355	112.0	65.8	35.8	95.8

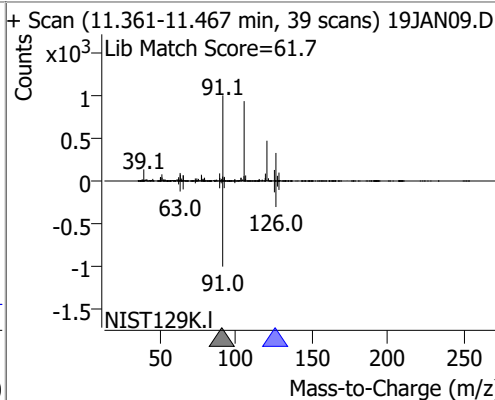
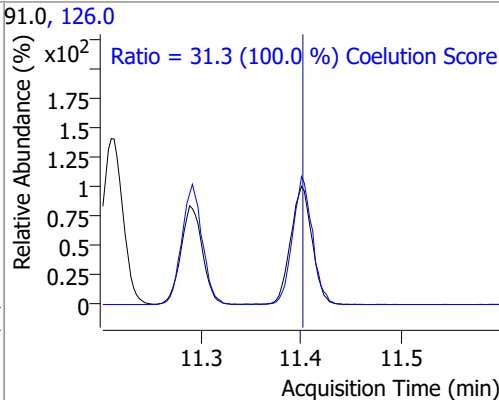
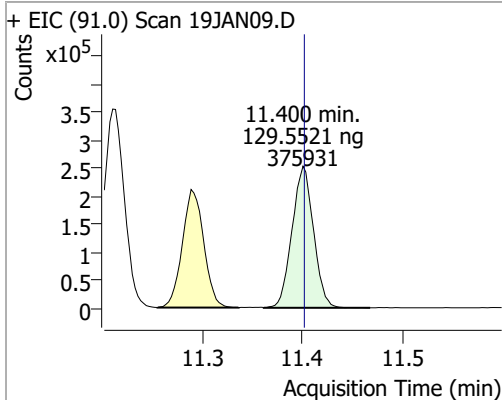


Compound	Conc.	RT	Dev(Min)	Resp.	QIon	QRatio	Lower	Upper
2-Chlorotoluene	127.3956	11.29	0.00	114135	91.0	276.2	246.2	306.2

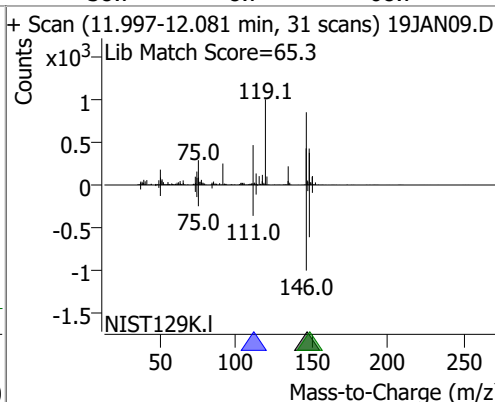
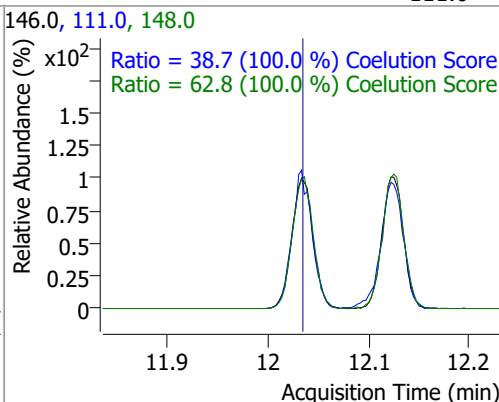
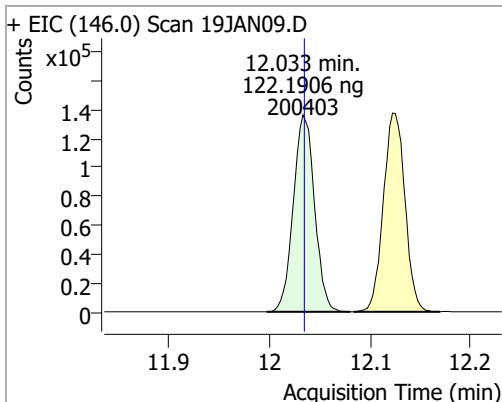


Quantitation Results Report (QT Reviewed)

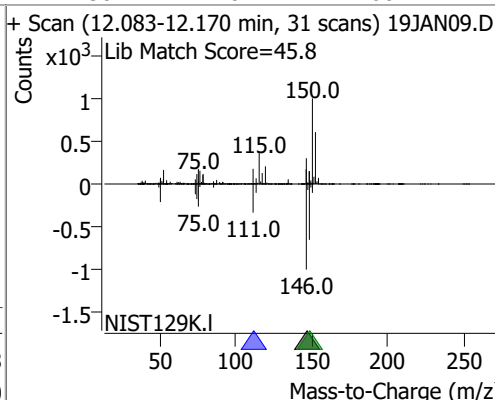
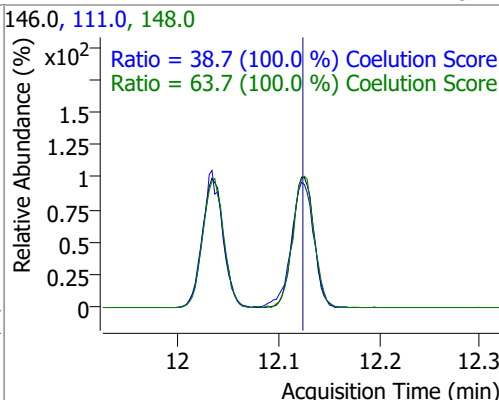
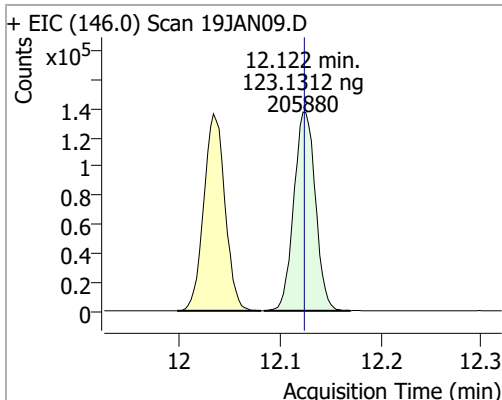
Compound	Conc.	RT	Dev(Min)	Resp.	QIon	QRatio	Lower	Upper
4-Chlorotoluene	129.5521	11.40	0.00	375931	126.0	31.3	1.3	61.3



Compound	Conc.	RT	Dev(Min)	Resp.	QIon	QRatio	Lower	Upper
1,3-Dichlorobenzene	122.1906	12.03	0.00	200403	148.0	62.8	32.8	92.8
					111.0	38.7	8.7	68.7

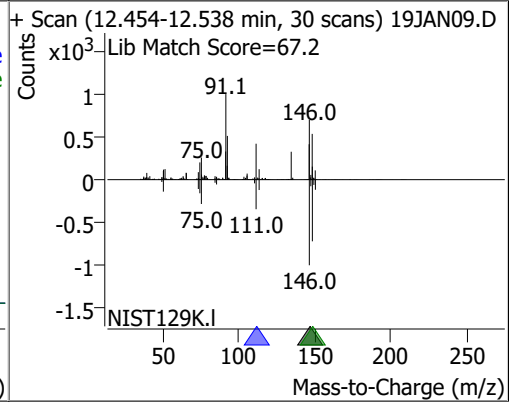
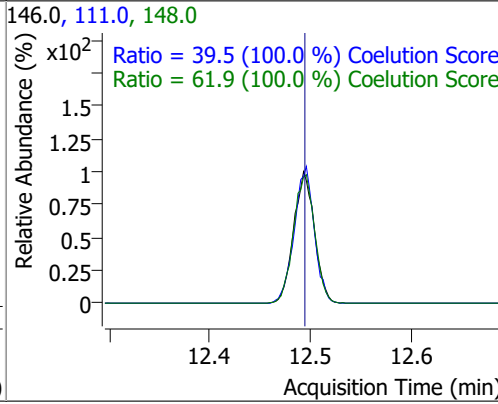
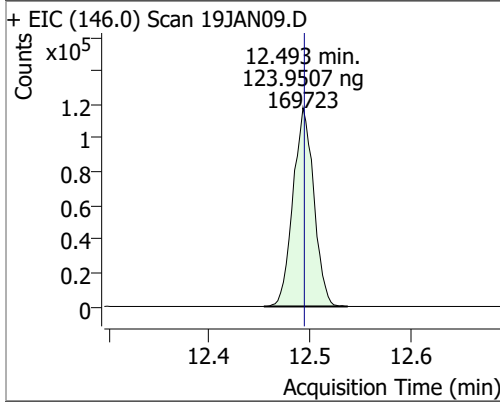


Compound	Conc.	RT	Dev(Min)	Resp.	QIon	QRatio	Lower	Upper
1,4-Dichlorobenzene	123.1312	12.12	0.00	205880	148.0	63.7	33.7	93.7
					111.0	38.7	8.7	68.7



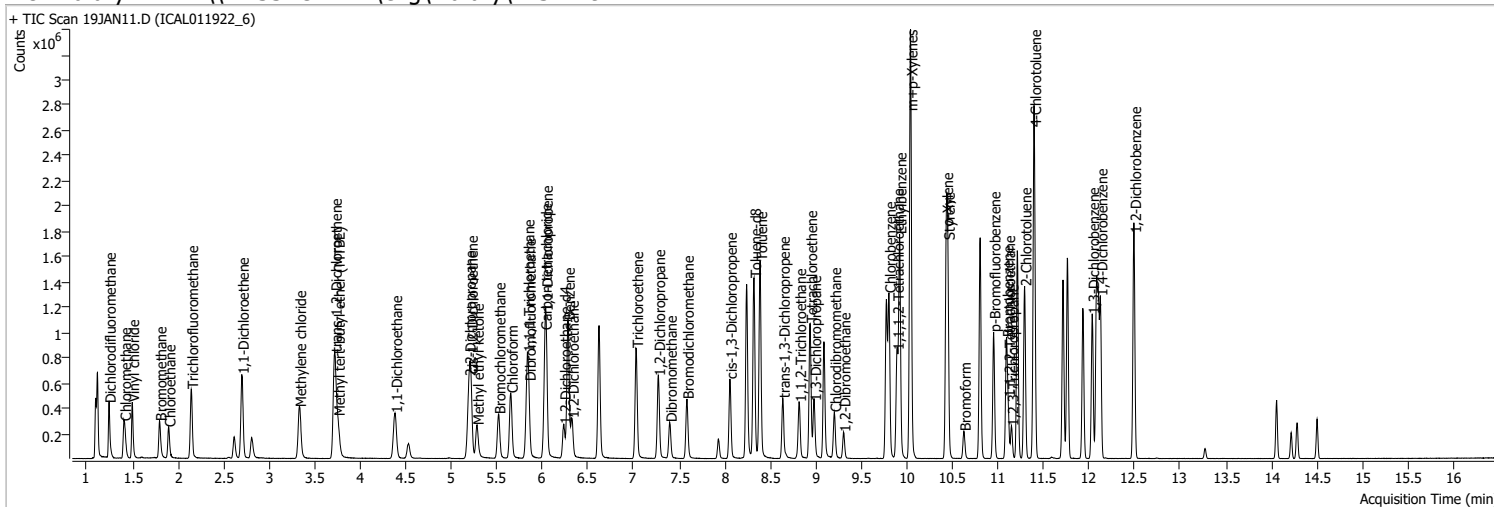
Quantitation Results Report (QT Reviewed)

Compound	Conc.	RT	Dev(Min)	Resp.	QIon	QRatio	Lower	Upper
1,2-Dichlorobenzene	123.9507	12.49	0.00	169723	148.0	61.9	31.9	91.9
					111.0	39.5	9.5	69.5



Quantitation Results Report (QT Reviewed)

Data File	19JAN11.D	Operator	MSC
Acq. Method	5975CACQF.M	Acq. Date-Time	1/19/2022 1:58:41 PM
Sample Name	ICAL011922_6	Instrument	VOA5975C
Vial	11	Multiplier	1.00
DA Method File	VOA5975C_8260B_SHT_DoD_L4_011922.m	Comment	
Tune File	BFB_Atune3.u	Tune Date	10/11/2021 4:02:00 PM
Batch Name	VG011922_8260B.batch.bin	Last Calib Update	1/20/2022 9:28:12 AM
Ref Library	\\MASSHUNTER\Org\Library\NIST129K.I		



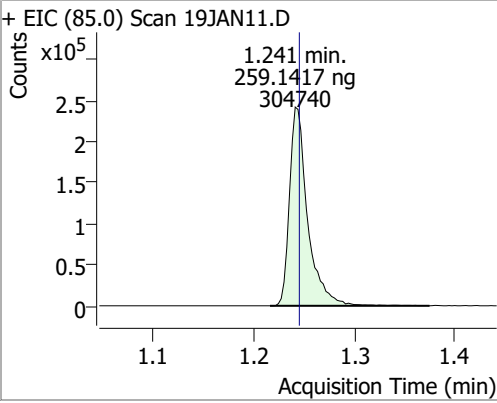
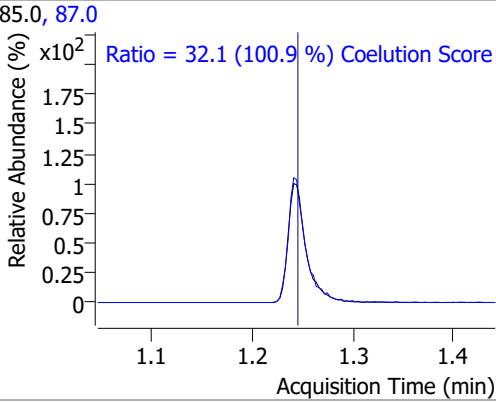
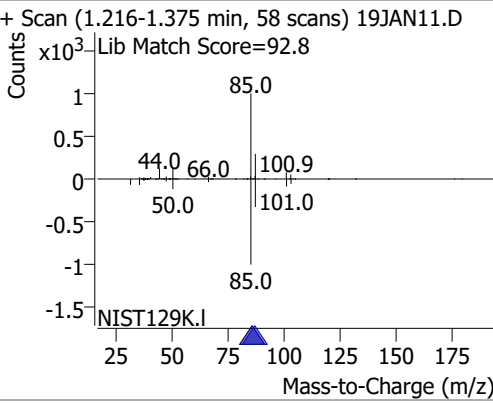
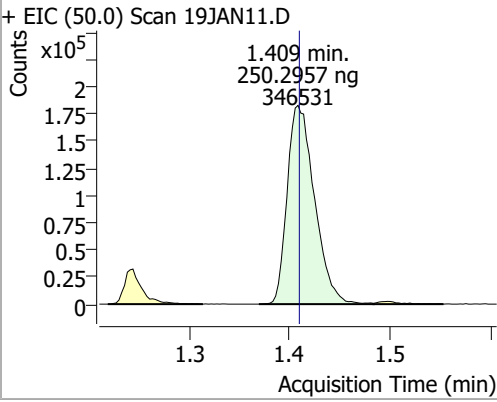
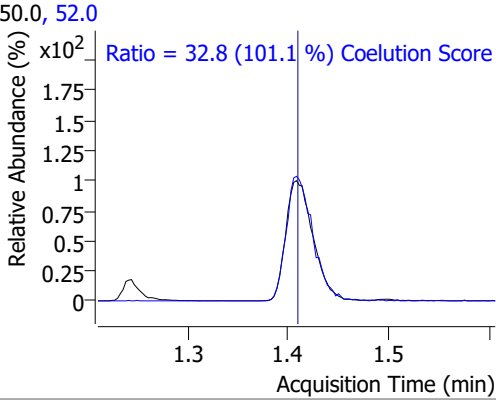
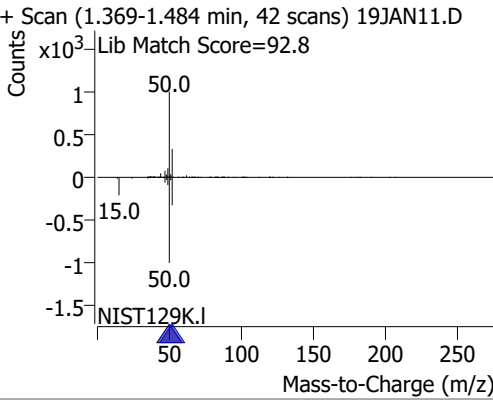
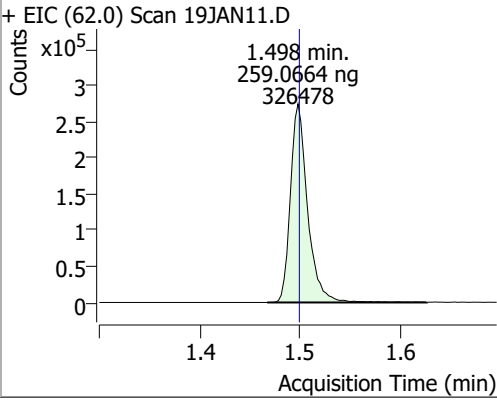
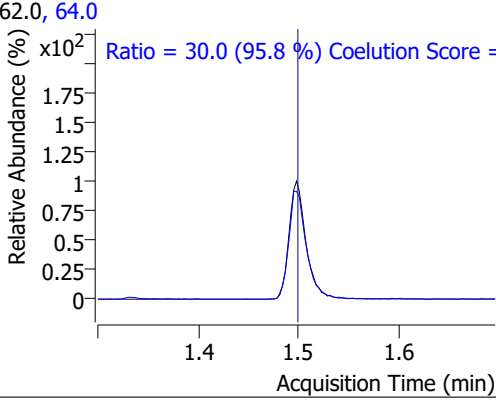
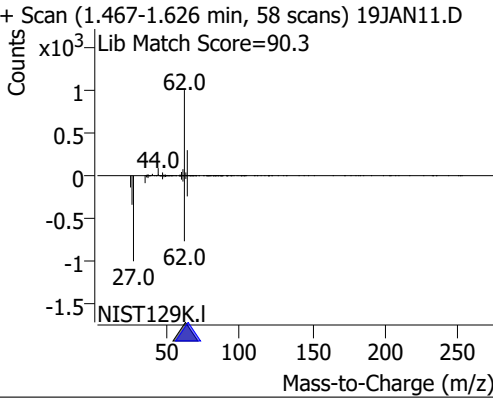
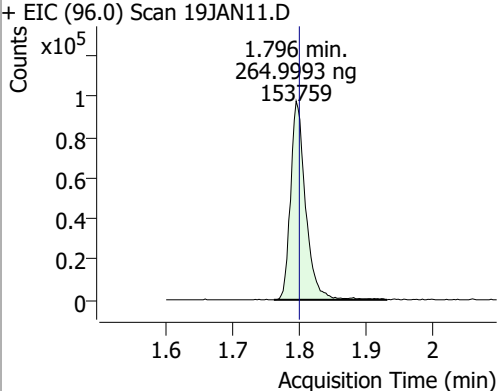
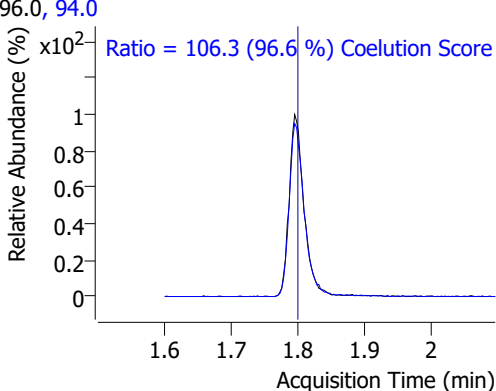
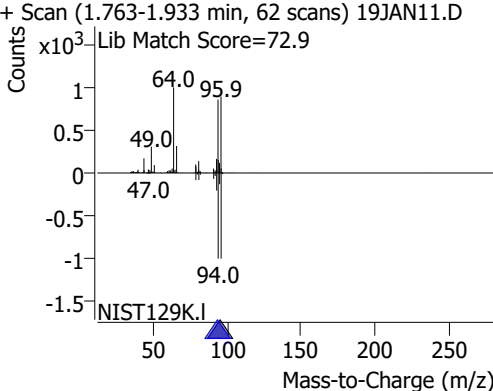
Compound	RT	QIon	Resp.	Conc.	Units	Dev(Min)
Internal Standards						
M Fluorobenzene	6.620	96.0	874562	250.0000	ng	0.000
M Chlorobenzene-d5	9.774	82.0	333271	250.0000	ng	0.000
M 1,4-Dichlorobenzene-d4	12.100	152.0	280059	250.0000	ng	0.000
System Monitoring Compounds						
S Dibromofluoromethane	5.851	113.0	221667	261.6821	ng	0.000
Spiked Amount: 250.000	Range: 80.0 - 119.0%			Recovery = 104.67%		
S 1,2-Dichloroethane-d4	6.236	67.0	92919	253.9336	ng	0.006
Spiked Amount: 250.000	Range: 81.0 - 118.0%			Recovery = 101.57%		
S Toluene-d8	8.322	98.0	885297	272.2835	ng	0.003
Spiked Amount: 250.000	Range: 89.0 - 112.0%			Recovery = 108.91%		
S p-Bromofluorobenzene	10.951	95.0	277668	268.5266	ng	0.003
Spiked Amount: 250.000	Range: 85.0 - 114.0%			Recovery = 107.41%		
Target Compounds						
T Dichlorodifluoromethane	1.241	85.0	304740	259.1417	ng	100
T Chloromethane	1.409	50.0	346531	250.2957	ng	99
T Vinyl chloride	1.498	62.0	326478	259.0664	ng	98
T Bromomethane	1.796	96.0	153759	264.9993	ng	96
T Chloroethane	1.897	64.0	170795	286.4607	ng	97
T Trichlorofluoromethane	2.145	101.0	379318	251.0100	ng	98
T 1,1-Dichloroethene	2.700	96.0	233356	265.3896	ng	99
T Methylene chloride	3.330	49.0	310597	242.9531	ng	98
T trans-1,2-Dichloroethene	3.720	96.0	233769	257.3531	ng	100
T Methyl tert-butyl ether (MTBE)	3.754	73.0	296029	260.7416	ng	100
T 1,1-Dichloroethane	4.381	63.0	442070	260.0378	ng	99
T 2,2-Dichloropropane	5.193	77.0	331689	258.8981	ng	97
T cis-1,2-Dichloroethene	5.215	96.0	243087	264.3041	ng	98
T Methyl ethyl ketone	5.279	43.0	348492	2621.9160	ng	98
T Bromochloromethane	5.516	128.0	99685	262.8745	ng	99
T Chloroform	5.653	83.0	420250	247.5804	ng	99

Quantitation Results Report (QT Reviewed)

Compound	RT	QIon	Resp.	Conc.	Units	Dev(Min)
T 1,1,1-Trichloroethane	5.834	97.0	414139	264.4318	ng	99
T Carbon tetrachloride	6.027	117.0	404308	266.1753	ng	99
T 1,1-Dichloropropene	6.038	75.0	350070	275.6455	ng	99
T Benzene	6.277	78.0	920174	263.3789	ng	100
T 1,2-Dichloroethane	6.322	62.0	236845	245.4404	ng	99
T Trichloroethene	7.028	95.0	265703	266.3072	ng	99
T 1,2-Dichloropropane	7.270	63.0	235120	268.0280	ng	97
T Dibromomethane	7.396	93.0	97445	263.5412	ng	98
T Bromodichloromethane	7.585	83.0	270436	260.1015	ng	98
T cis-1,3-Dichloropropene	8.057	75.0	311156	272.7213	ng	99
T Toluene	8.388	92.0	587069	270.8830	ng	100
T trans-1,3-Dichloropropene	8.637	75.0	223772	268.8845	ng	97
T 1,1,2-Trichloroethane	8.818	83.0	110317	260.6902	ng	96
T Tetrachloroethene	8.938	163.8	231586	263.5170	ng	98
T 1,3-Dichloropropane	8.982	76.0	223019	260.4297	ng	99
T Chlorodibromomethane	9.203	129.0	178171	261.4293	ng	100
T 1,2-Dibromoethane	9.303	107.0	124289	265.9291	ng	98
T Chlorobenzene	9.802	112.0	625101	263.1099	ng	100
T 1,1,1,2-Tetrachloroethane	9.889	131.0	219325	263.1086	ng	100
T Ethylbenzene	9.919	91.0	1116949	259.5637	ng	99
T m+p-Xylenes	10.039	106.0	887253	520.9218	ng	100
T o-Xylene	10.430	106.0	387676	257.9276	ng	97
T Styrene	10.449	104.0	646327	261.6473	ng	99
T Bromoform	10.625	172.5	96001	255.8151	ng	98
T Bromobenzene	11.093	156.0	243851	267.4139	ng	99
T 1,1,2,2-Tetrachloroethane	11.110	83.0	133573	256.8068	ng	100
T 1,2,3-Trichloropropane	11.146	110.0	36124	264.3420	ng	98
T 2-Chlorotoluene	11.291	126.0	247831	274.6030	ng	99
T 4-Chlorotoluene	11.397	91.0	814408	278.6073	ng	99
T 1,3-Dichlorobenzene	12.033	146.0	436562	264.2369	ng	100
T 1,4-Dichlorobenzene	12.122	146.0	438291	260.2139	ng	100
T 1,2-Dichlorobenzene	12.493	146.0	366153	265.4514	ng	98

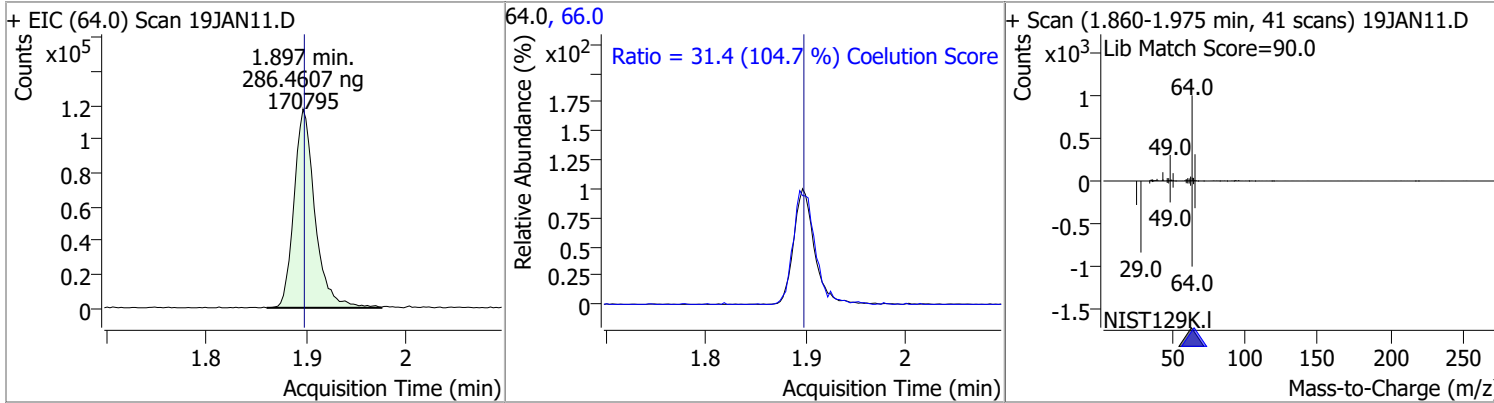
(#) = Qualifier Out of Range; (m) = Manual Integration; (+) = Area Summed; (*) = Surrogate Percent Recovery Out of Range; (d): Zeroed Peak

Quantitation Results Report (QT Reviewed)

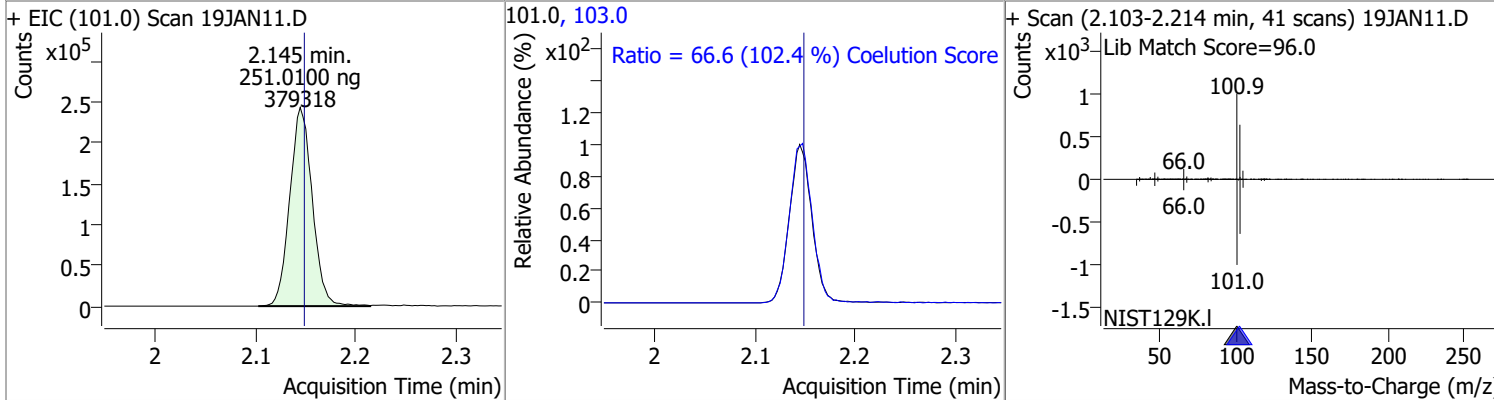
Compound	Conc.	RT	Dev(Min)	Resp.	QIon	QRatio	Lower	Upper
Dichlorodifluoromethane	259.1417	1.24	0.00	304740	87.0	32.1	1.8	61.8
+ EIC (85.0) Scan 19JAN11.D 			85.0, 87.0 			+ Scan (1.216-1.375 min, 58 scans) 19JAN11.D Lib Match Score=92.8 		
Chloromethane	250.2957	1.41	0.00	346531	52.0	32.8	2.4	62.4
+ EIC (50.0) Scan 19JAN11.D 			50.0, 52.0 			+ Scan (1.369-1.484 min, 42 scans) 19JAN11.D Lib Match Score=92.8 		
Vinyl chloride	259.0664	1.50	0.00	326478	64.0	30.0	1.3	61.3
+ EIC (62.0) Scan 19JAN11.D 			62.0, 64.0 			+ Scan (1.467-1.626 min, 58 scans) 19JAN11.D Lib Match Score=90.3 		
Bromomethane	264.9993	1.80	0.00	153759	94.0	106.3	80.1	140.1
+ EIC (96.0) Scan 19JAN11.D 			96.0, 94.0 			+ Scan (1.763-1.933 min, 62 scans) 19JAN11.D Lib Match Score=72.9 		

Quantitation Results Report (QT Reviewed)

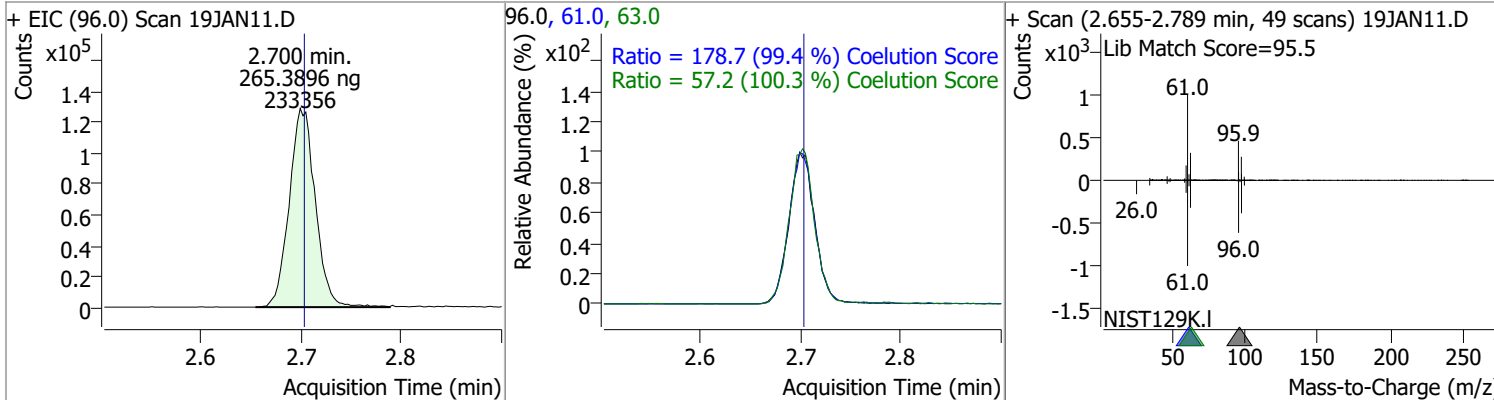
Compound	Conc.	RT	Dev(Min)	Resp.	QIon	QRatio	Lower	Upper
Chloroethane	286.4607	1.90	0.00	170795	66.0	31.4	0.0	60.0



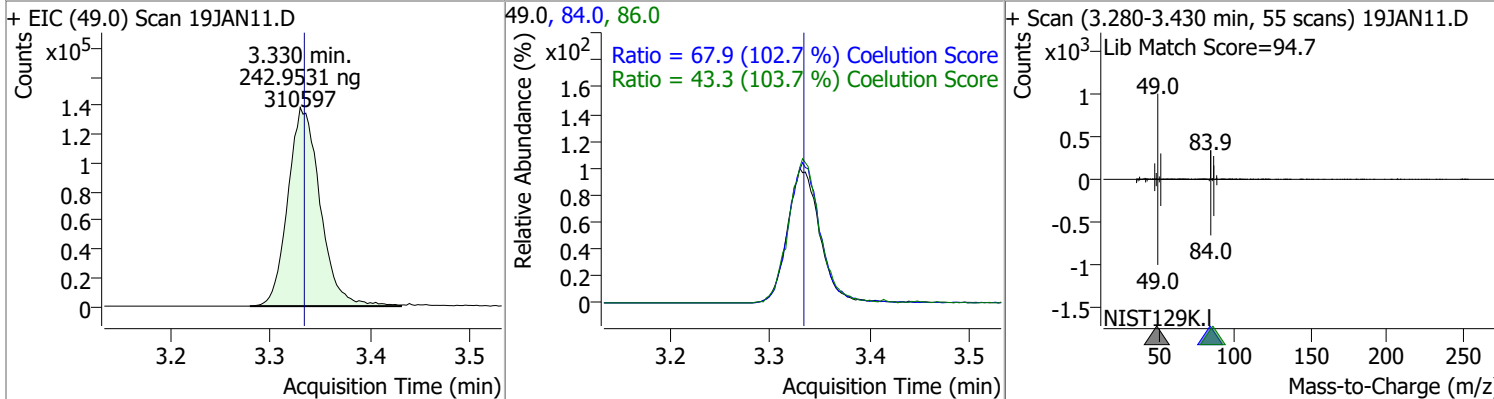
Compound	Conc.	RT	Dev(Min)	Resp.	QIon	QRatio	Lower	Upper
Trichlorofluoromethane	251.0100	2.14	0.00	379318	103.0	66.6	35.0	95.0



Compound	Conc.	RT	Dev(Min)	Resp.	QIon	QRatio	Lower	Upper
1,1-Dichloroethene	265.3896	2.70	0.00	233356	61.0	178.7	149.9	209.9
					63.0	57.2	27.0	87.0

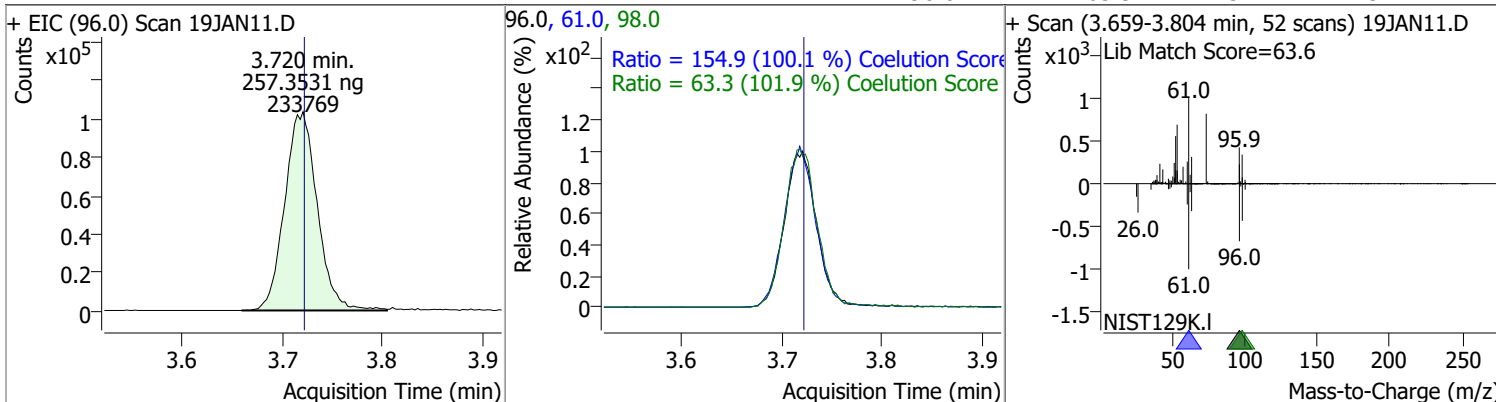


Compound	Conc.	RT	Dev(Min)	Resp.	QIon	QRatio	Lower	Upper
Methylene chloride	242.9531	3.33	0.00	310597	84.0	67.9	36.1	96.1
					86.0	43.3	11.8	71.8

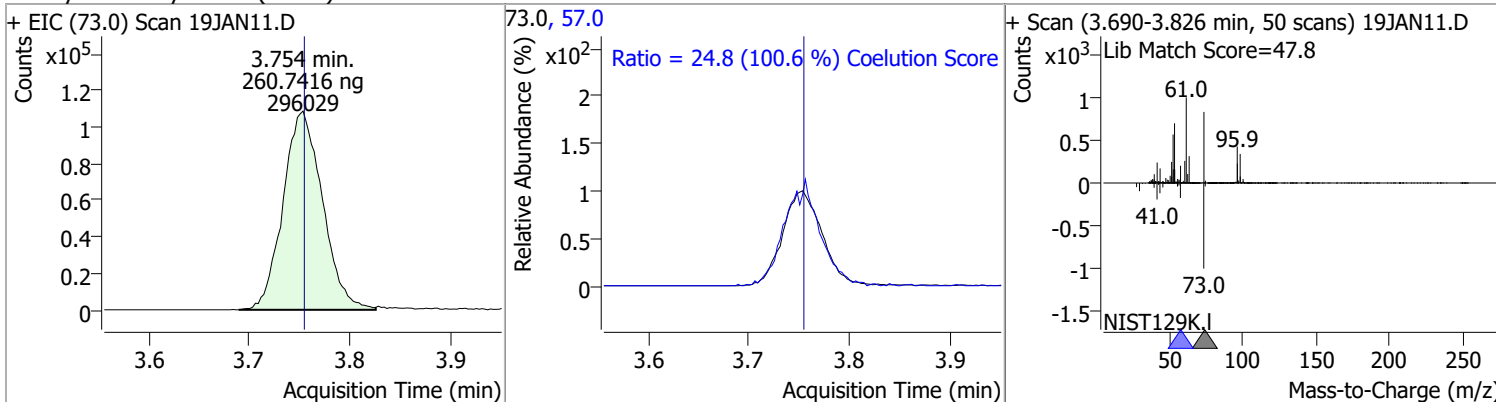


Quantitation Results Report (QT Reviewed)

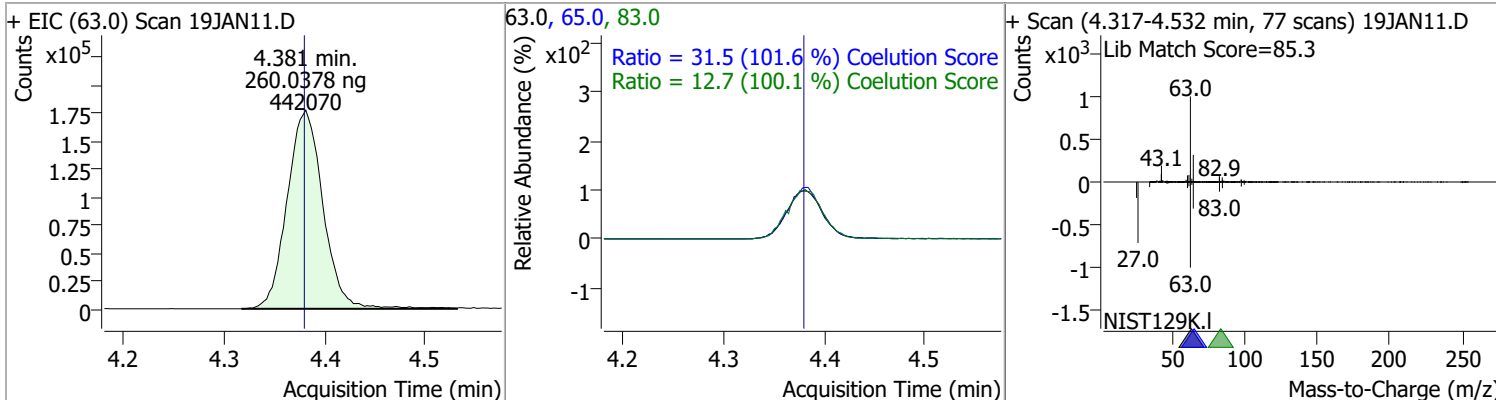
Compound	Conc.	RT	Dev(Min)	Resp.	QIon	QRatio	Lower	Upper
trans-1,2-Dichloroethene	257.3531	3.72	0.00	233769	61.0	154.9	124.8	184.8
					98.0	63.3	32.1	92.1



Compound	Conc.	RT	Dev(Min)	Resp.	QIon	QRatio	Lower	Upper
Methyl tert-butyl ether (MTBE)	260.7416	3.75	0.00	296029	57.0	24.8	0.0	54.6

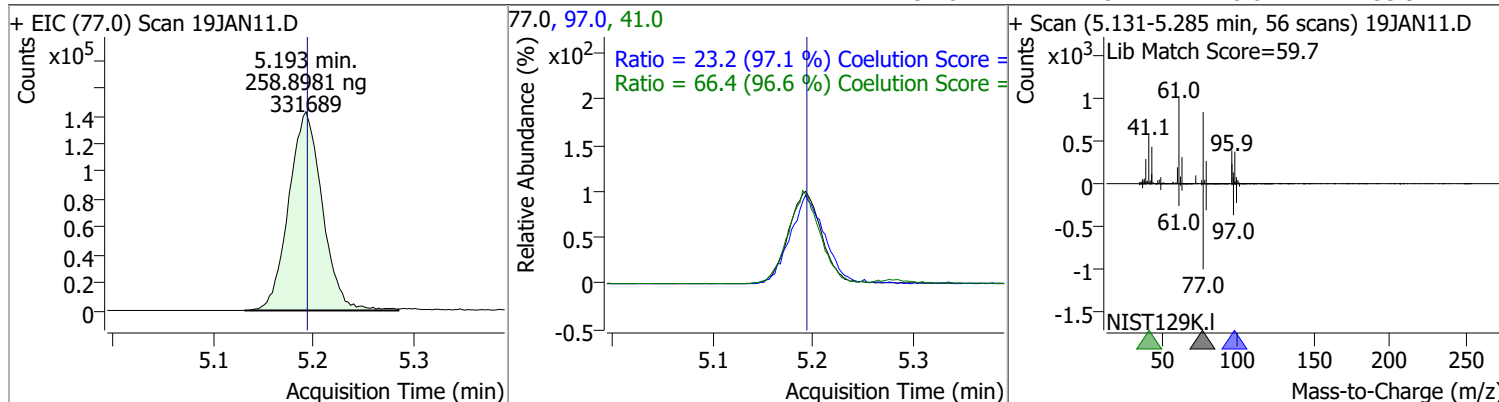


Compound	Conc.	RT	Dev(Min)	Resp.	QIon	QRatio	Lower	Upper
1,1-Dichloroethane	260.0378	4.38	0.00	442070	65.0	31.5	1.0	61.0
					83.0	12.7	0.0	42.7

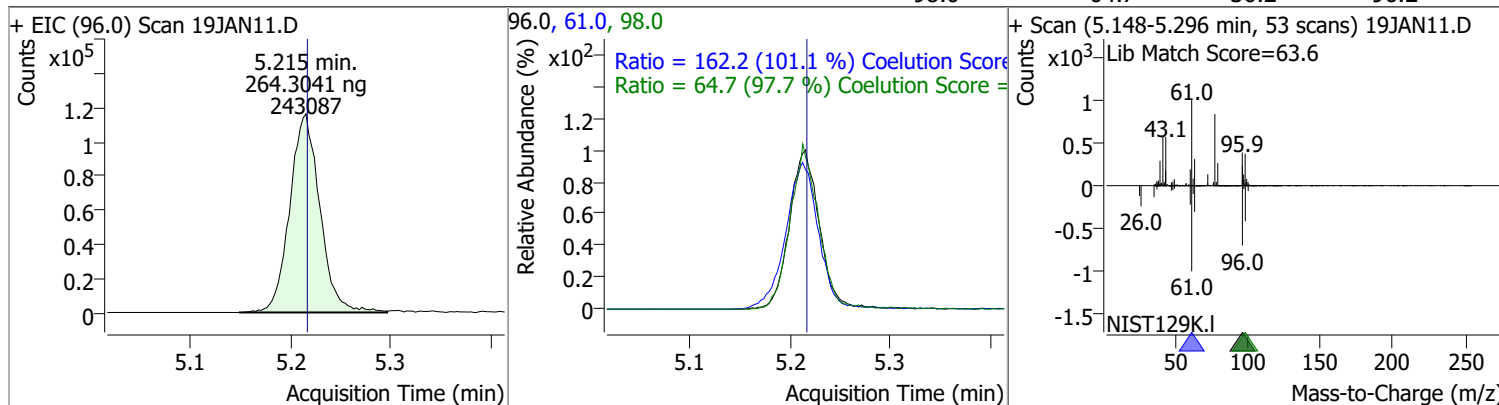


Quantitation Results Report (QT Reviewed)

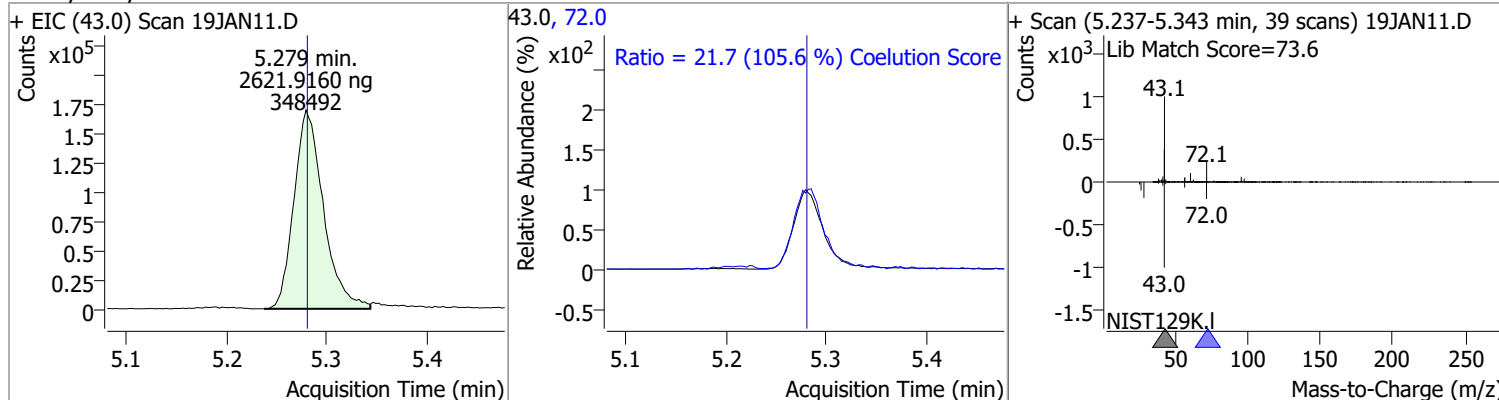
Compound	Conc.	RT	Dev(Min)	Resp.	QIon	QRatio	Lower	Upper
2,2-Dichloropropane	258.8981	5.19	0.00	331689	41.0	66.4	38.8	98.8
					97.0	23.2	0.0	53.9



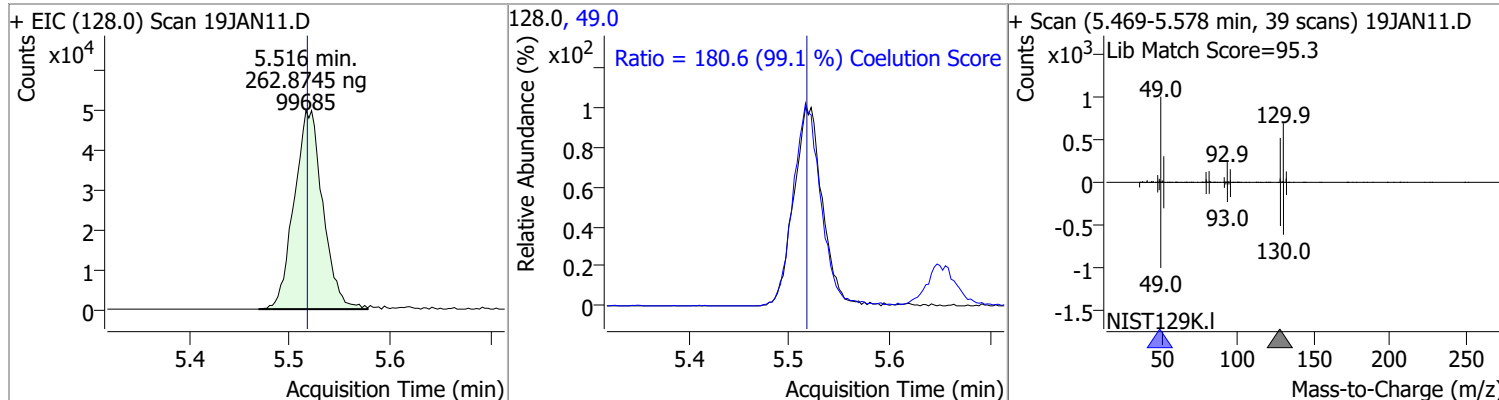
Compound	Conc.	RT	Dev(Min)	Resp.	QIon	QRatio	Lower	Upper
cis-1,2-Dichloroethene	264.3041	5.22	0.00	243087	61.0	162.2	130.4	190.4
					98.0	64.7	36.2	96.2



Compound	Conc.	RT	Dev(Min)	Resp.	QIon	QRatio	Lower	Upper
Methyl ethyl ketone	2621.9160	5.28	0.00	348492	72.0	21.7	0.0	50.6

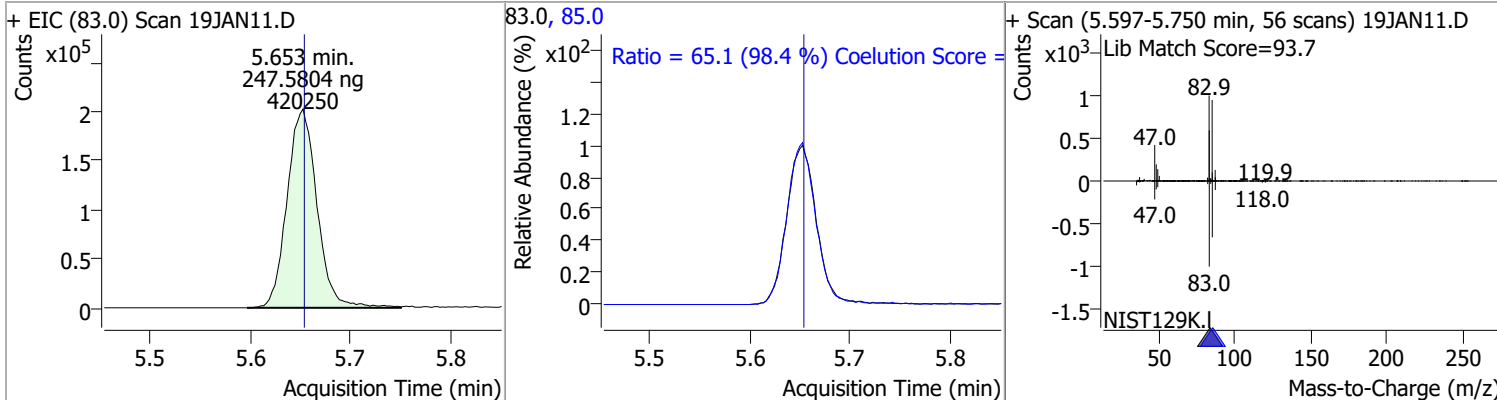


Compound	Conc.	RT	Dev(Min)	Resp.	QIon	QRatio	Lower	Upper
Bromochloromethane	262.8745	5.52	0.00	99685	49.0	180.6	152.2	212.2

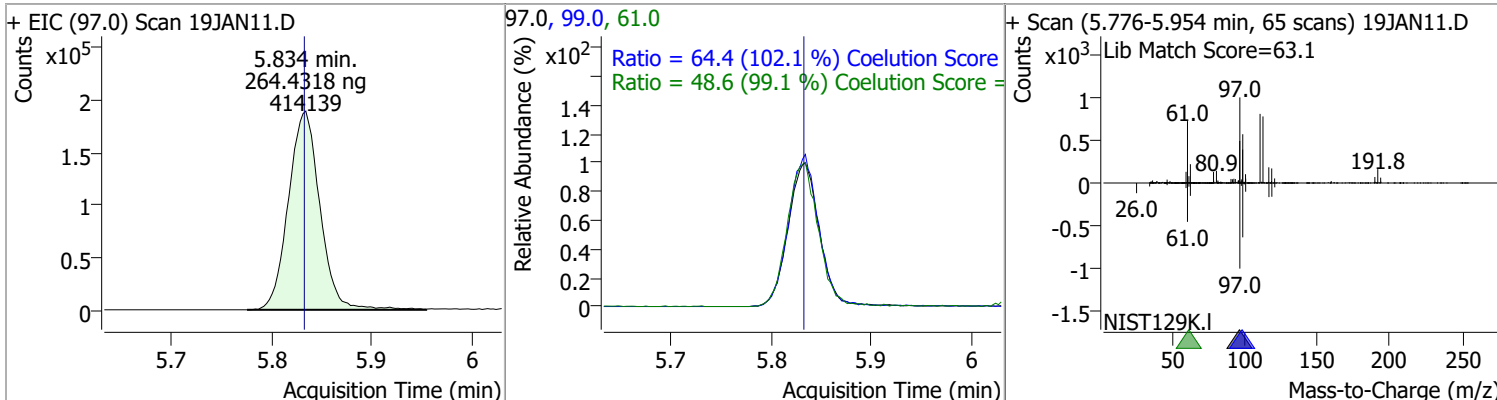


Quantitation Results Report (QT Reviewed)

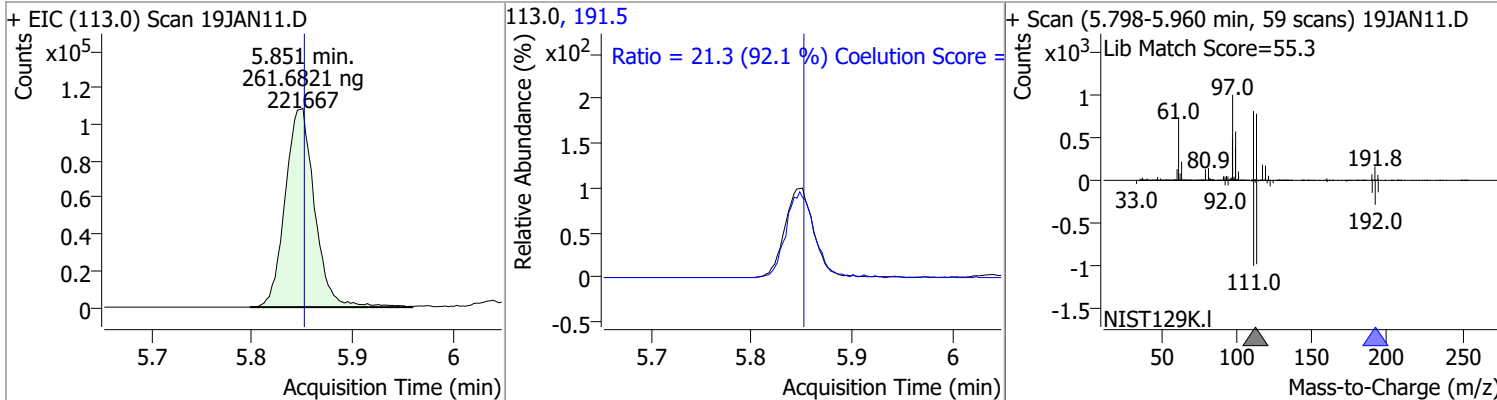
Compound	Conc.	RT	Dev(Min)	Resp.	QIon	QRatio	Lower	Upper
Chloroform	247.5804	5.65	0.00	420250	85.0	65.1	36.2	96.2



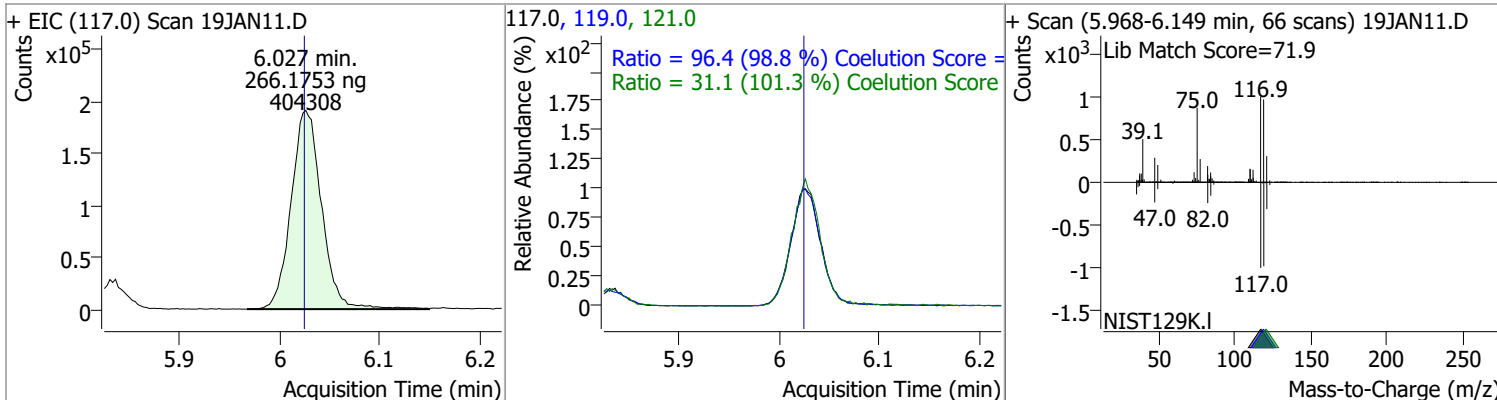
Compound	Conc.	RT	Dev(Min)	Resp.	QIon	QRatio	Lower	Upper
1,1,1-Trichloroethane	264.4318	5.83	0.00	414139	99.0	64.4	33.1	93.1
					61.0	48.6	19.1	79.1



Compound	Conc.	RT	Dev(Min)	Resp.	QIon	QRatio	Lower	Upper
Dibromofluoromethane	261.6821	5.85	0.00	221667	191.5	21.3	0.0	53.2

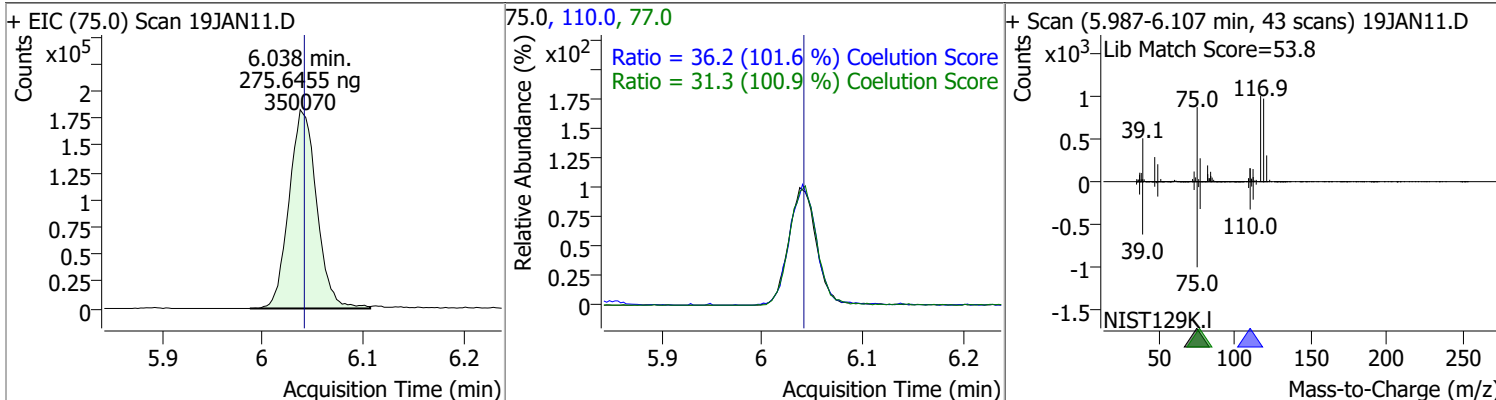


Compound	Conc.	RT	Dev(Min)	Resp.	QIon	QRatio	Lower	Upper
Carbon tetrachloride	266.1753	6.03	0.00	404308	119.0	96.4	67.6	127.6
					121.0	31.1	0.7	60.7

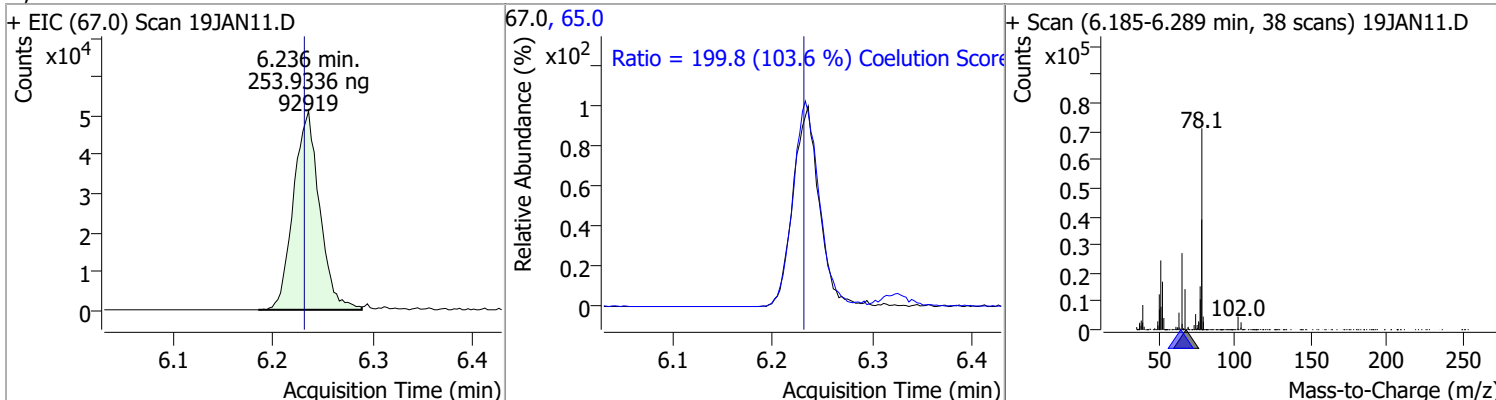


Quantitation Results Report (QT Reviewed)

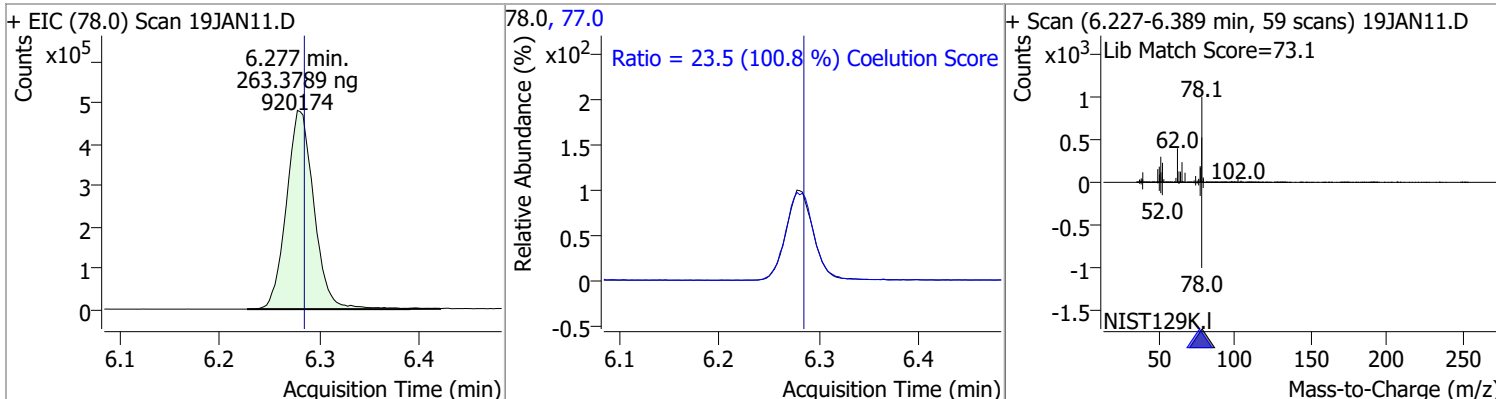
Compound	Conc.	RT	Dev(Min)	Resp.	QIon	QRatio	Lower	Upper
1,1-Dichloropropene	275.6455	6.04	0.00	350070	110.0	36.2	5.6	65.6
					77.0	31.3	1.0	61.0



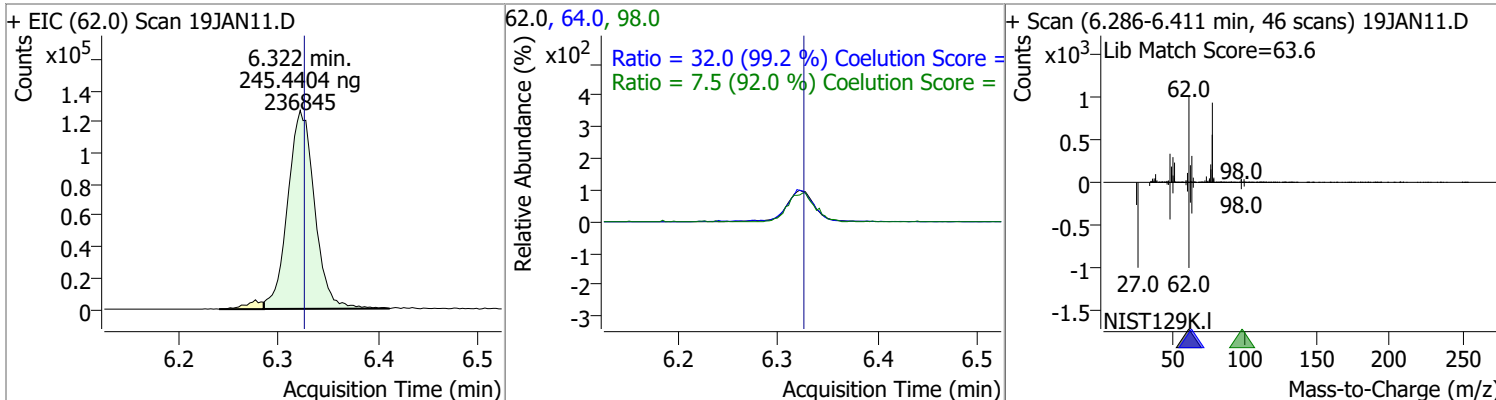
Compound	Conc.	RT	Dev(Min)	Resp.	QIon	QRatio	Lower	Upper
1,2-Dichloroethane-d4	253.9336	6.24	0.01	92919	65.0	199.8	162.8	222.8



Compound	Conc.	RT	Dev(Min)	Resp.	QIon	QRatio	Lower	Upper
Benzene	263.3789	6.28	-0.01	920174	77.0	23.5	0.0	53.3

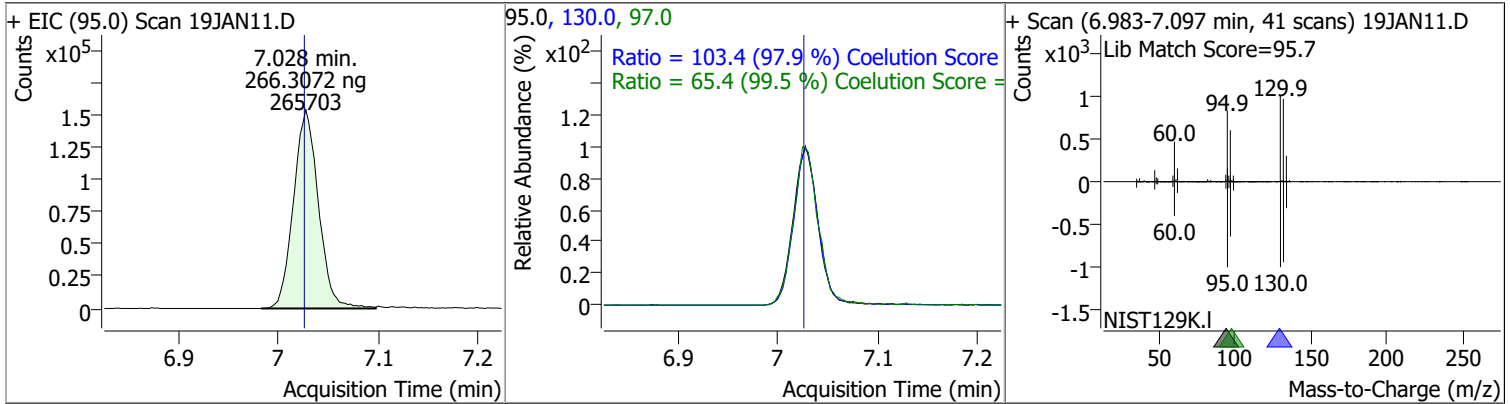


Compound	Conc.	RT	Dev(Min)	Resp.	QIon	QRatio	Lower	Upper
1,2-Dichloroethane	245.4404	6.32	0.00	236845	64.0	32.0	2.2	62.2
					98.0	7.5	0.0	38.2

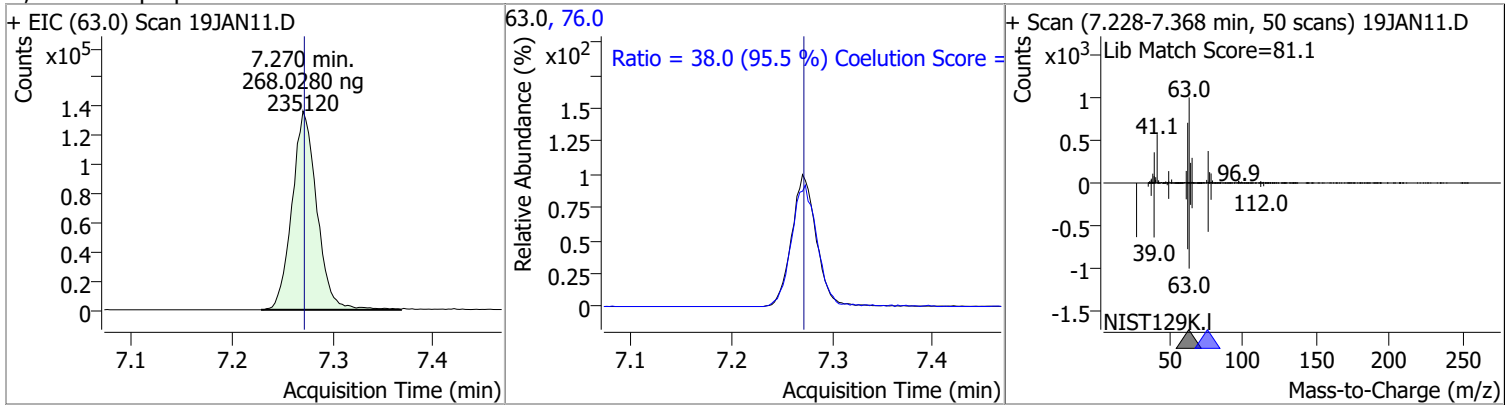


Quantitation Results Report (QT Reviewed)

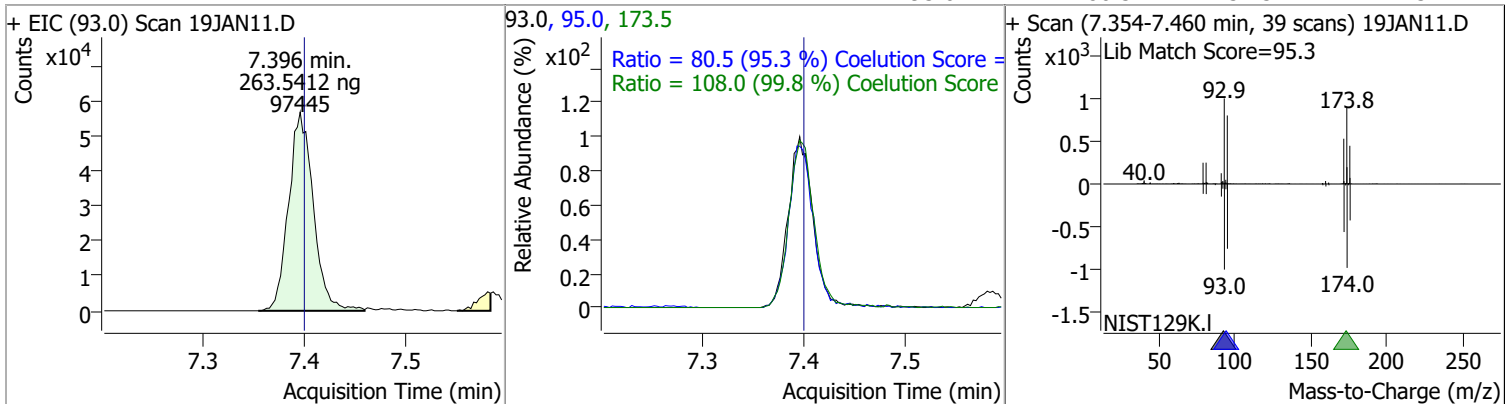
Compound	Conc.	RT	Dev(Min)	Resp.	QIon	QRatio	Lower	Upper
Trichloroethene	266.3072	7.03	0.00	265703	130.0	103.4	75.6	135.6
					97.0	65.4	35.7	95.7



Compound	Conc.	RT	Dev(Min)	Resp.	QIon	QRatio	Lower	Upper
1,2-Dichloropropane	268.0280	7.27	0.00	235120	76.0	38.0	9.8	69.8

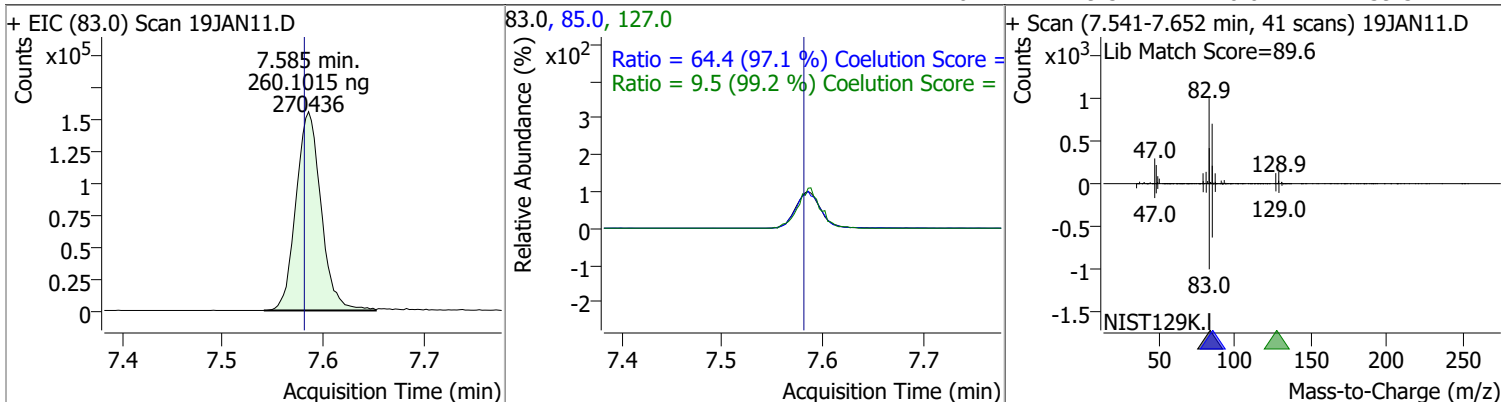


Compound	Conc.	RT	Dev(Min)	Resp.	QIon	QRatio	Lower	Upper
Dibromomethane	263.5412	7.40	0.00	97445	173.5	108.0	78.2	138.2
					95.0	80.5	54.5	114.5

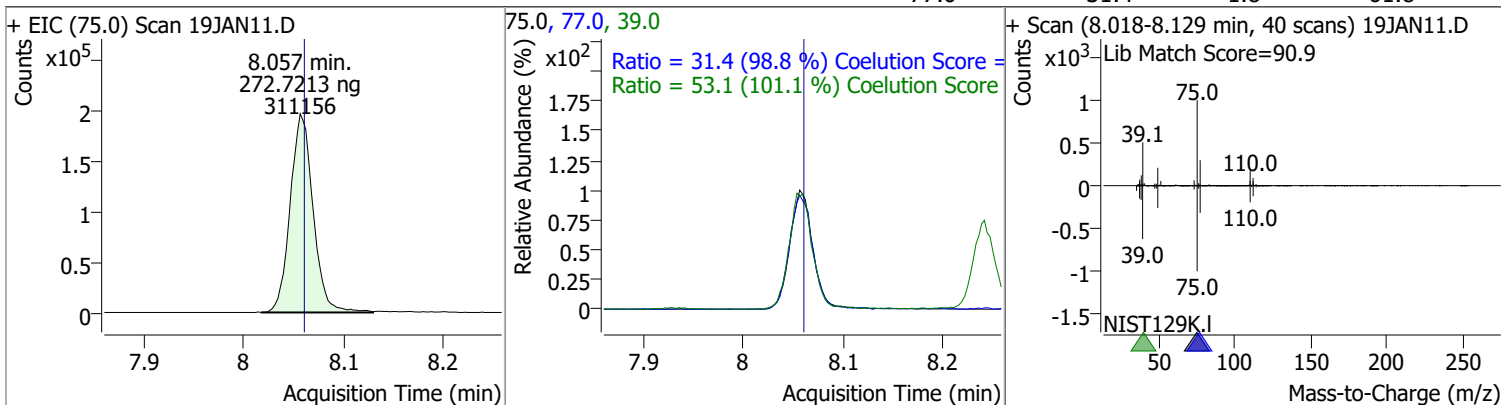


Quantitation Results Report (QT Reviewed)

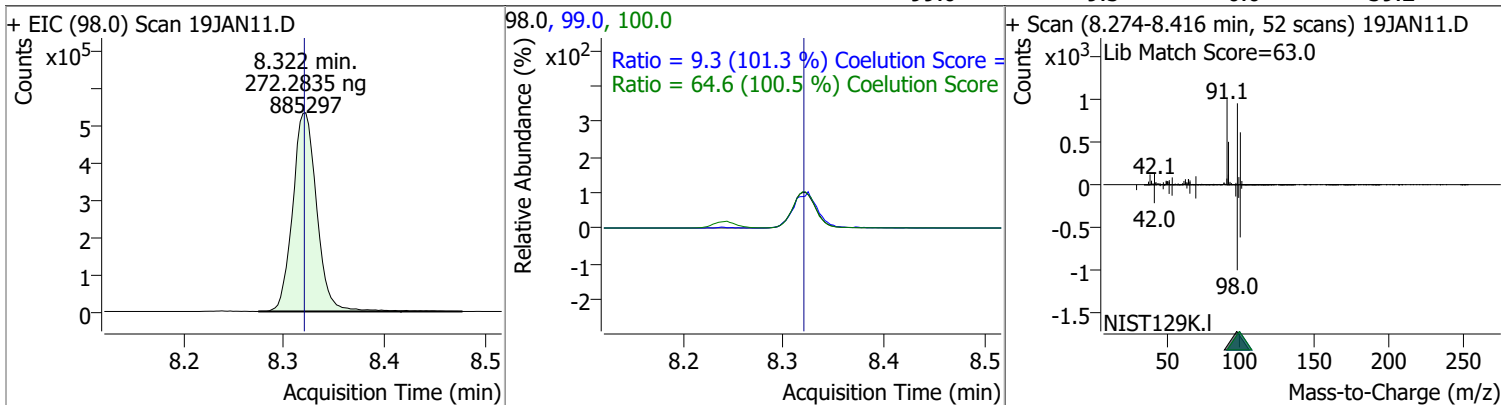
Compound	Conc.	RT	Dev(Min)	Resp.	QIon	QRatio	Lower	Upper
Bromodichloromethane	260.1015	7.59	0.01	270436	85.0	64.4	36.3	96.3
					127.0	9.5	0.0	39.5



Compound	Conc.	RT	Dev(Min)	Resp.	QIon	QRatio	Lower	Upper
cis-1,3-Dichloropropene	272.7213	8.06	0.00	311156	39.0	53.1	22.5	82.5
					77.0	31.4	1.8	61.8

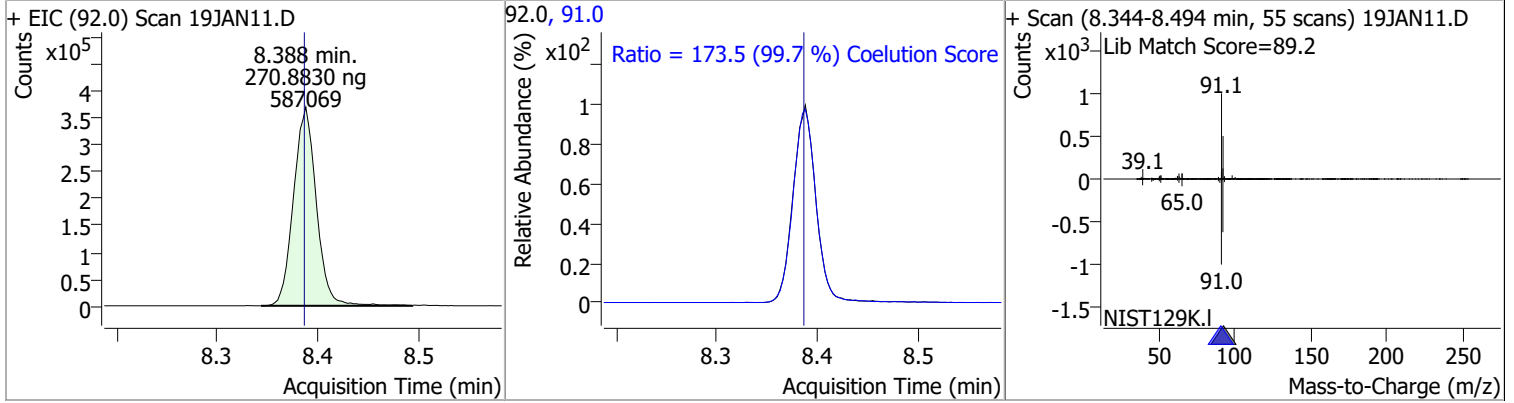


Compound	Conc.	RT	Dev(Min)	Resp.	QIon	QRatio	Lower	Upper
Toluene-d8	272.2835	8.32	0.00	885297	100.0	64.6	34.3	94.3
					99.0	9.3	0.0	39.2

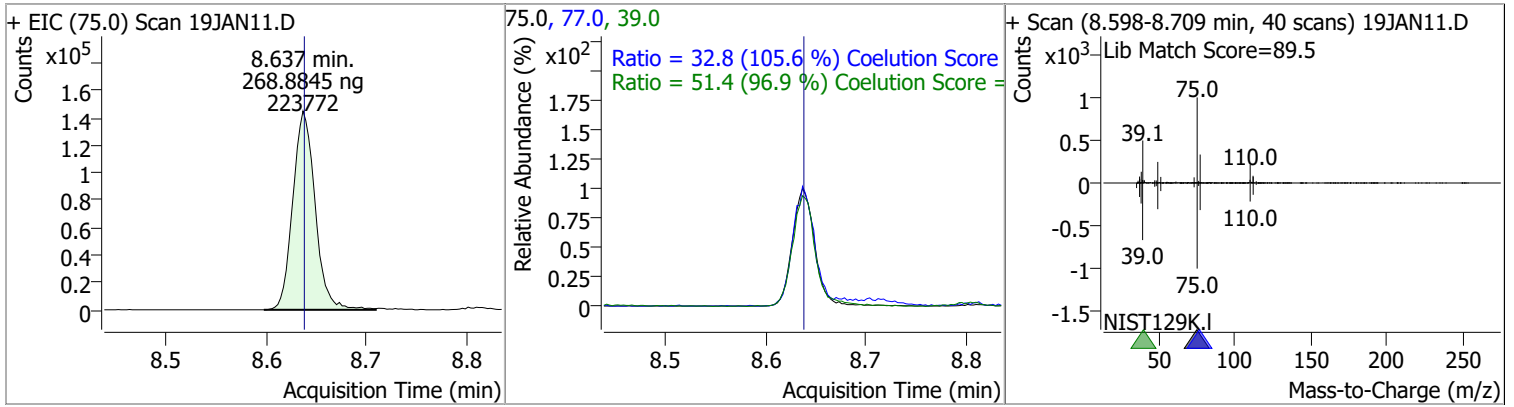


Quantitation Results Report (QT Reviewed)

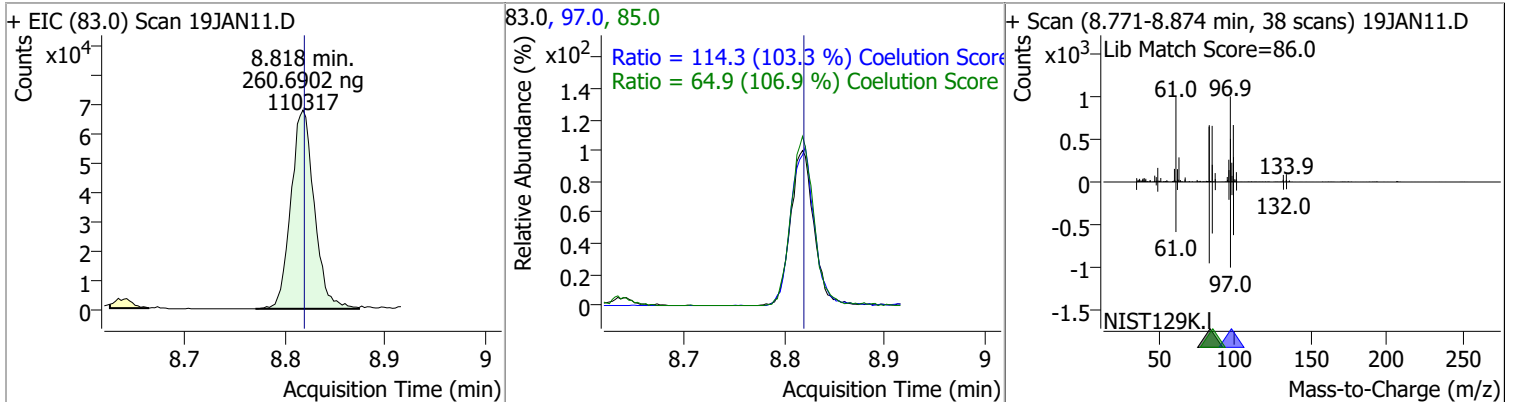
Compound	Conc.	RT	Dev(Min)	Resp.	QIon	QRatio	Lower	Upper
Toluene	270.8830	8.39	0.00	587069	91.0	173.5	144.1	204.1



Compound	Conc.	RT	Dev(Min)	Resp.	QIon	QRatio	Lower	Upper
trans-1,3-Dichloropropene	268.8845	8.64	0.00	223772	39.0 77.0	51.4 32.8	23.0 1.0	83.0 61.0

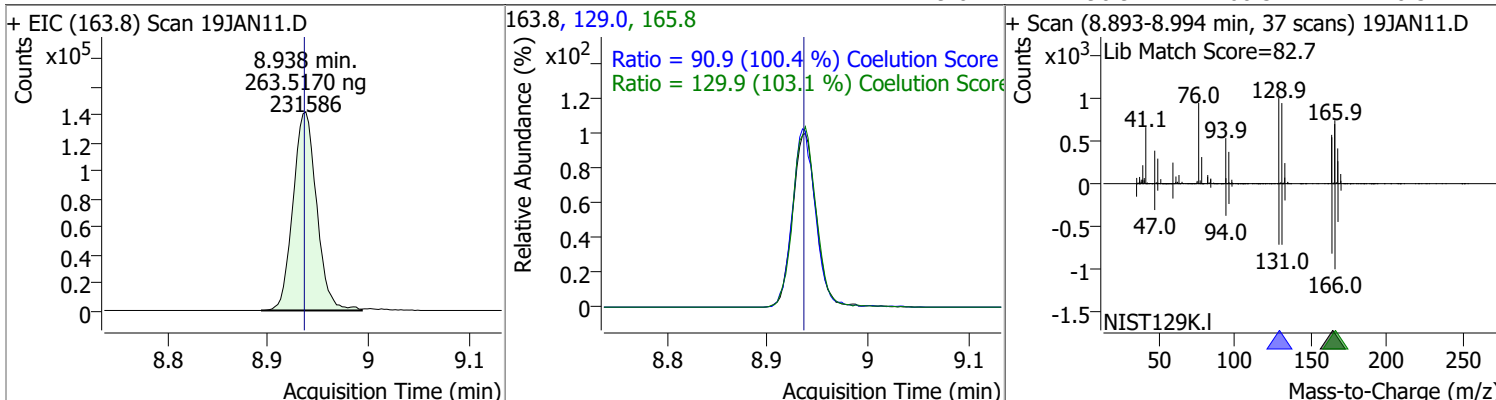


Compound	Conc.	RT	Dev(Min)	Resp.	QIon	QRatio	Lower	Upper
1,1,2-Trichloroethane	260.6902	8.82	0.00	110317	97.0 85.0	114.3 64.9	80.7 30.7	140.7 90.7

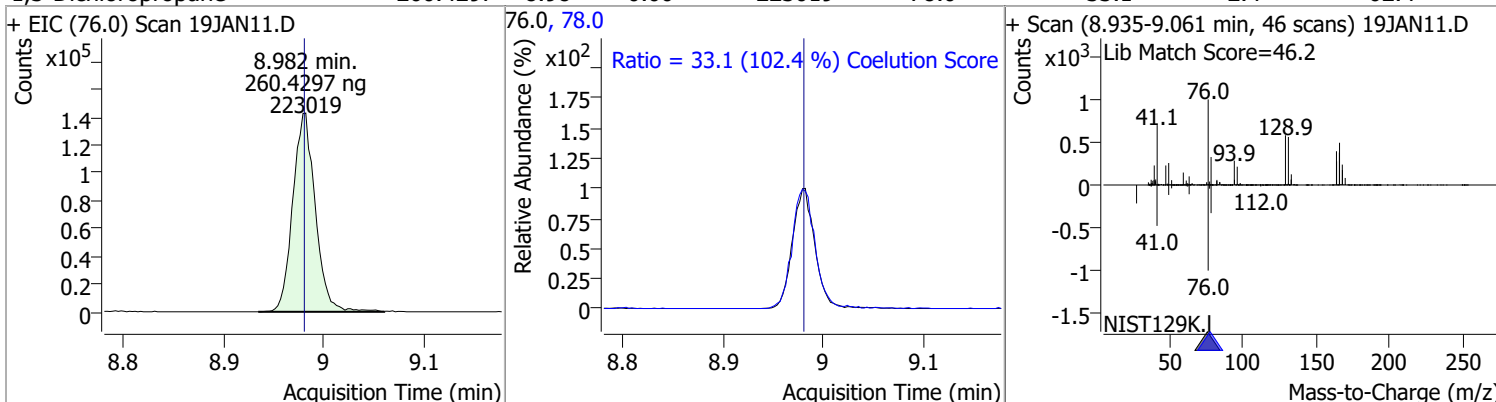


Quantitation Results Report (QT Reviewed)

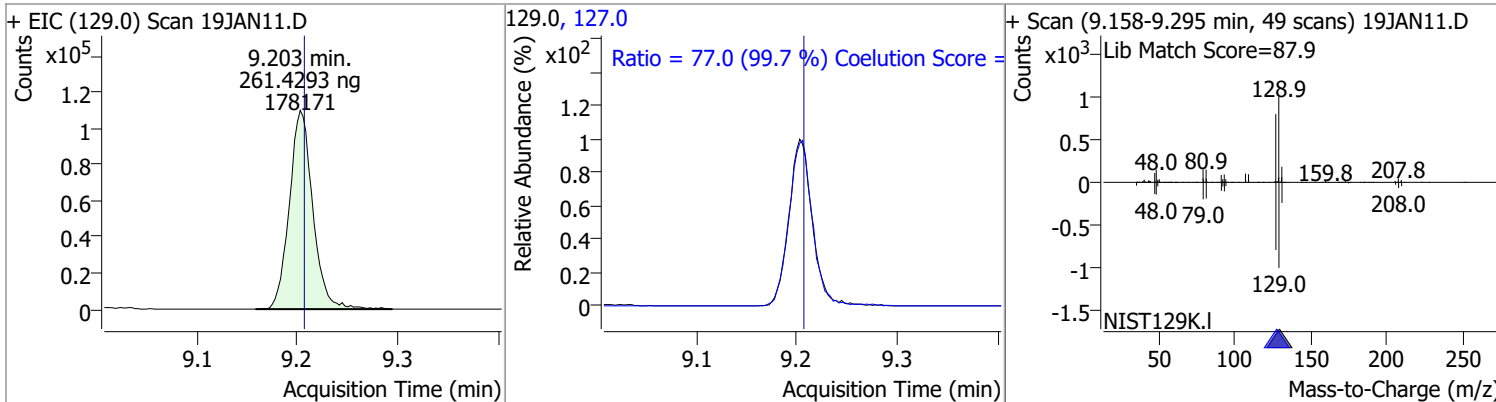
Compound	Conc.	RT	Dev(Min)	Resp.	QIon	QRatio	Lower	Upper
Tetrachloroethene	263.5170	8.94	0.00	231586	165.8	129.9	96.1	156.1
					129.0	90.9	60.5	120.5



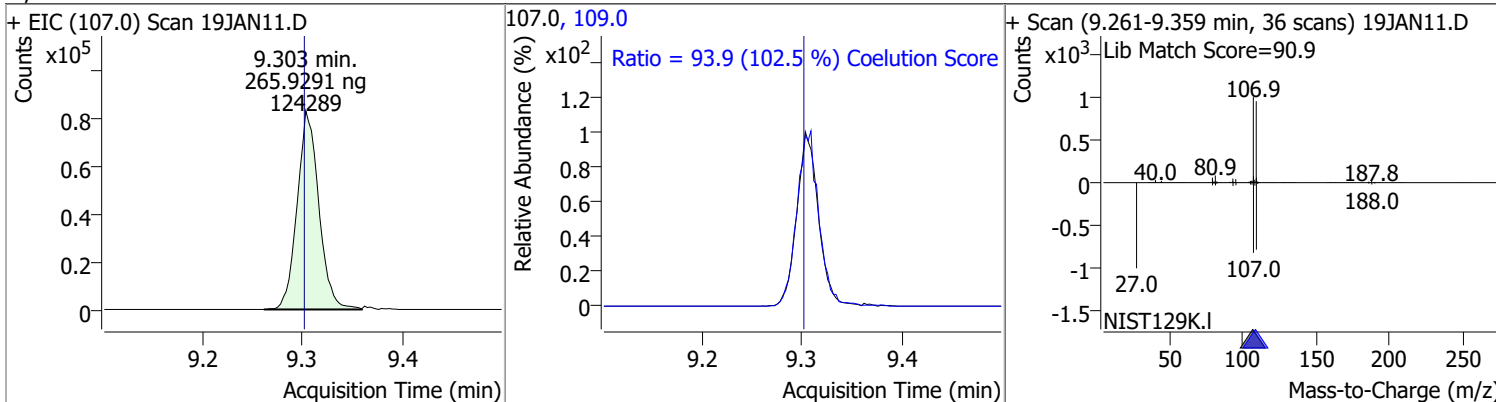
Compound	Conc.	RT	Dev(Min)	Resp.	QIon	QRatio	Lower	Upper
1,3-Dichloropropane	260.4297	8.98	0.00	223019	78.0	33.1	2.4	62.4



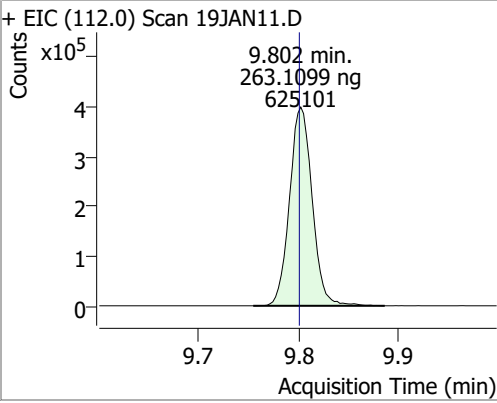
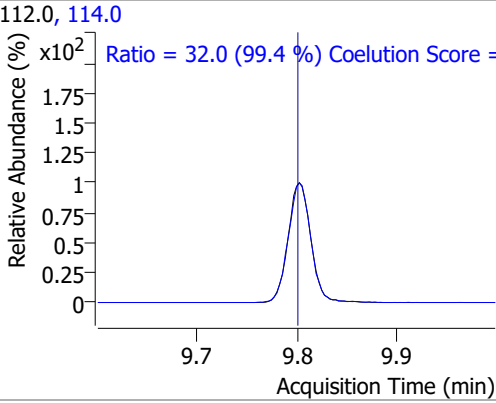
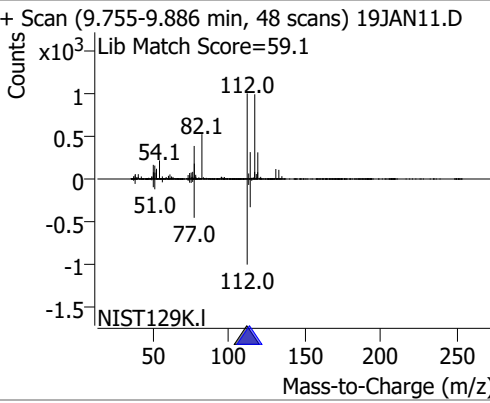
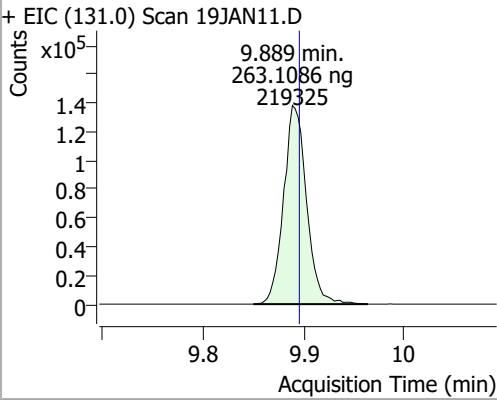
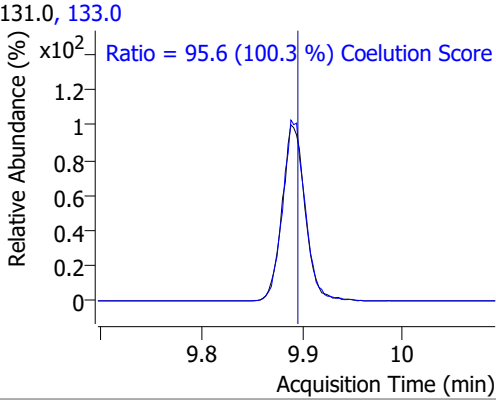
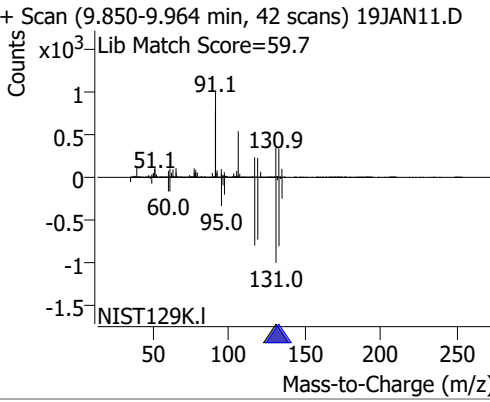
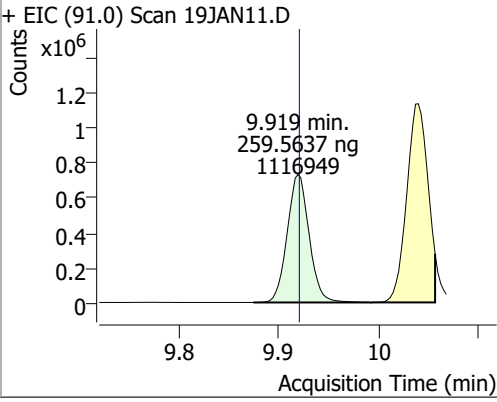
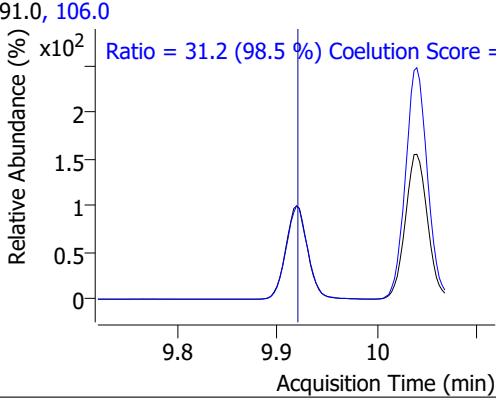
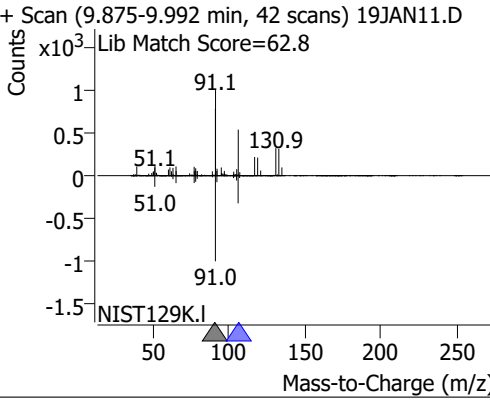
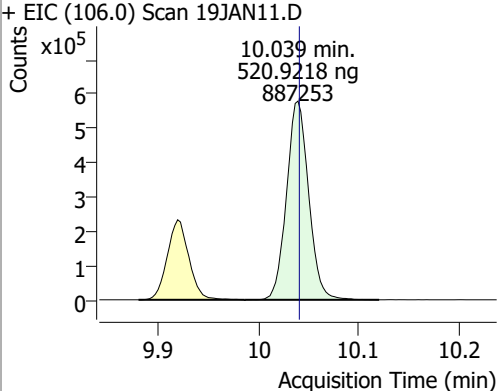
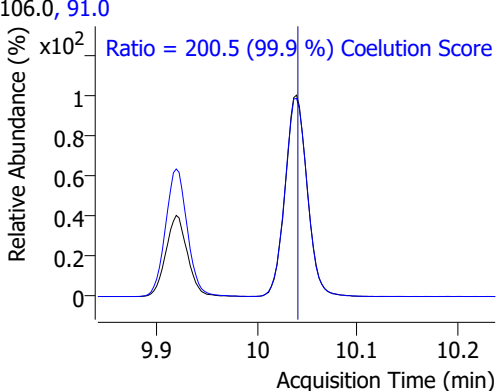
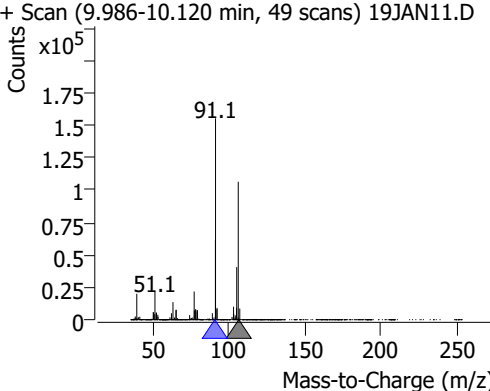
Compound	Conc.	RT	Dev(Min)	Resp.	QIon	QRatio	Lower	Upper
Chlorodibromomethane	261.4293	9.20	0.00	178171	127.0	77.0	47.2	107.2



Compound	Conc.	RT	Dev(Min)	Resp.	QIon	QRatio	Lower	Upper
1,2-Dibromoethane	265.9291	9.30	0.00	124289	109.0	93.9	61.5	121.5

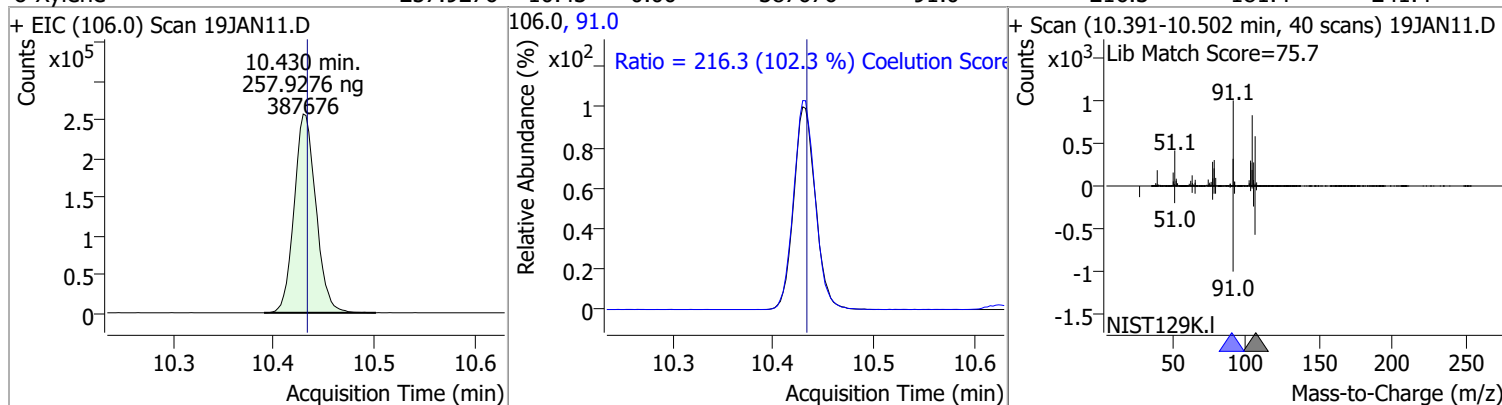


Quantitation Results Report (QT Reviewed)

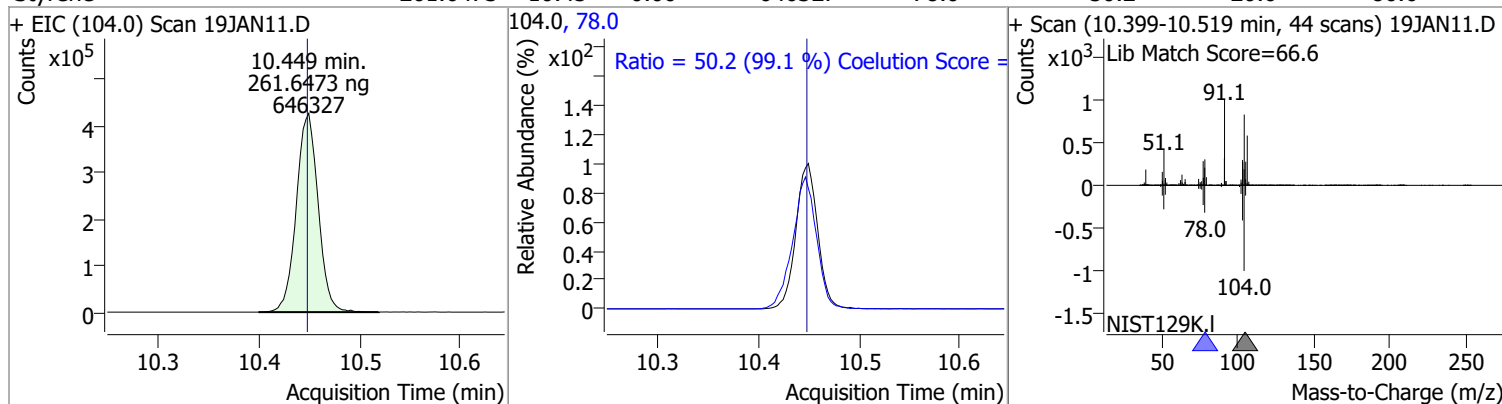
Compound	Conc.	RT	Dev(Min)	Resp.	QIon	QRatio	Lower	Upper
Chlorobenzene	263.1099	9.80	0.00	625101	114.0	32.0	2.2	62.2
+ EIC (112.0) Scan 19JAN11.D			112.0, 114.0			+ Scan (9.755-9.886 min, 48 scans) 19JAN11.D		
								
1,1,1,2-Tetrachloroethane	263.1086	9.89	-0.01	219325	133.0	95.6	65.3	125.3
+ EIC (131.0) Scan 19JAN11.D			131.0, 133.0			+ Scan (9.850-9.964 min, 42 scans) 19JAN11.D		
								
Ethylbenzene	259.5637	9.92	0.00	1116949	106.0	31.2	1.7	61.7
+ EIC (91.0) Scan 19JAN11.D			91.0, 106.0			+ Scan (9.875-9.992 min, 42 scans) 19JAN11.D		
								
m+p-Xylenes	520.9218	10.04	0.00	887253	91.0	200.5	170.7	230.7
+ EIC (106.0) Scan 19JAN11.D			106.0, 91.0			+ Scan (9.986-10.120 min, 49 scans) 19JAN11.D		
								

Quantitation Results Report (QT Reviewed)

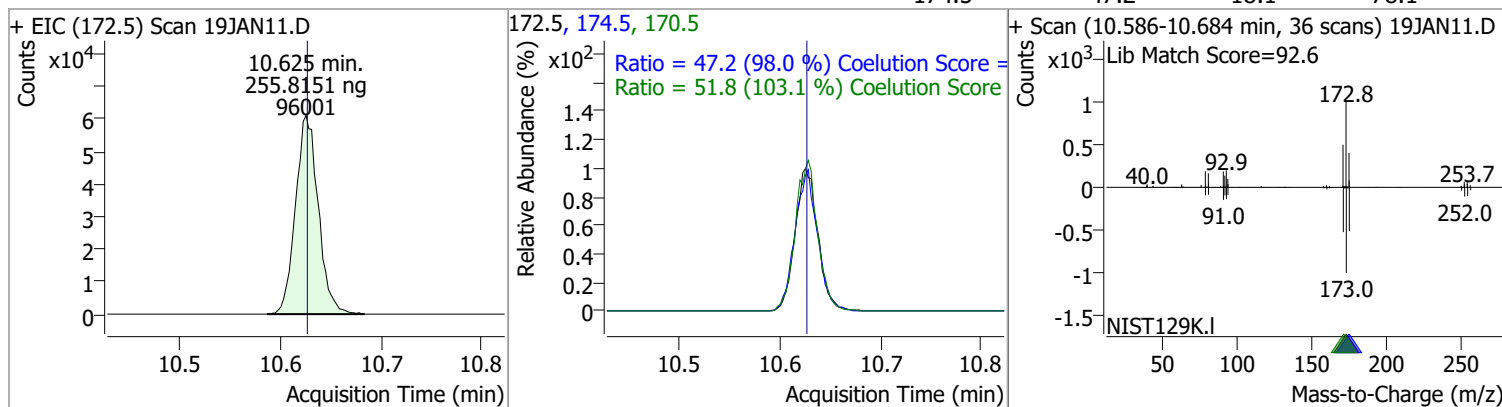
Compound	Conc.	RT	Dev(Min)	Resp.	QIon	QRatio	Lower	Upper
o-Xylene	257.9276	10.43	0.00	387676	91.0	216.3	181.4	241.4



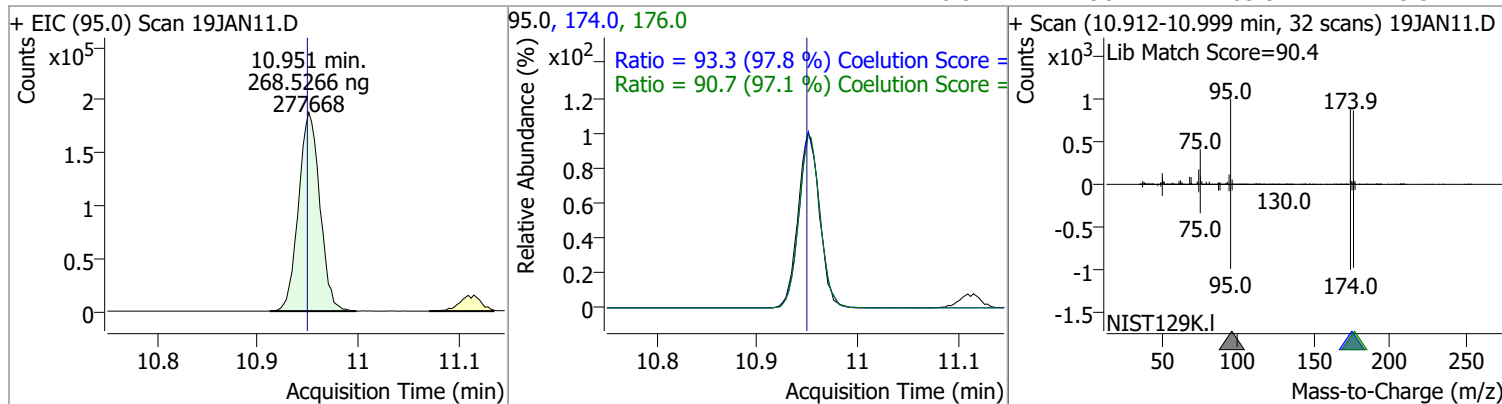
Compound	Conc.	RT	Dev(Min)	Resp.	QIon	QRatio	Lower	Upper
Styrene	261.6473	10.45	0.00	646327	78.0	50.2	20.6	80.6



Compound	Conc.	RT	Dev(Min)	Resp.	QIon	QRatio	Lower	Upper
Bromoform	255.8151	10.62	0.00	96001	170.5	51.8	20.3	80.3
					174.5	47.2	18.1	78.1

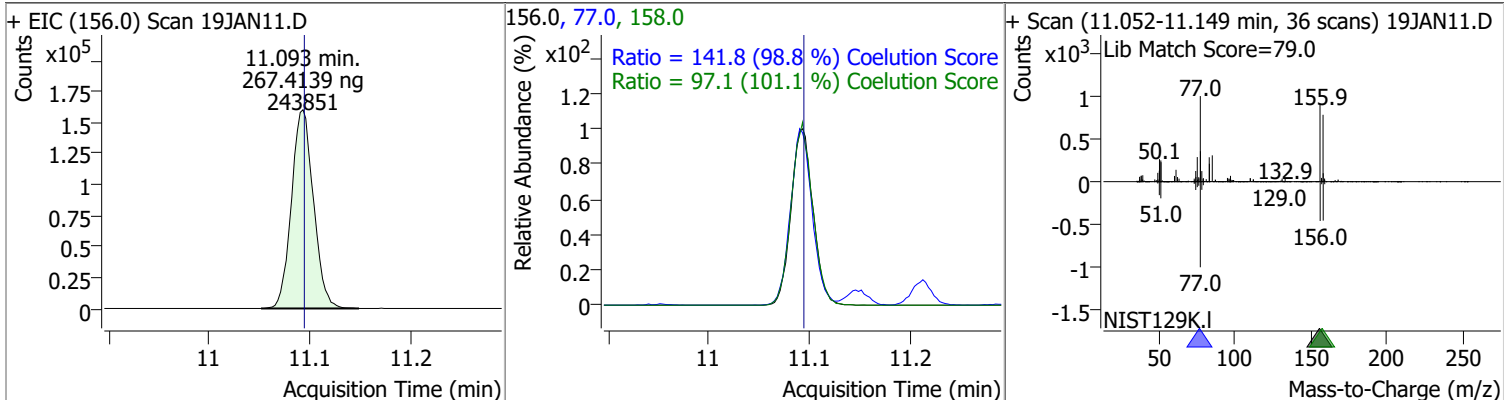


Compound	Conc.	RT	Dev(Min)	Resp.	QIon	QRatio	Lower	Upper
p-Bromofluorobenzene	268.5266	10.95	0.00	277668	174.0	93.3	65.3	125.3
					176.0	90.7	63.3	123.3

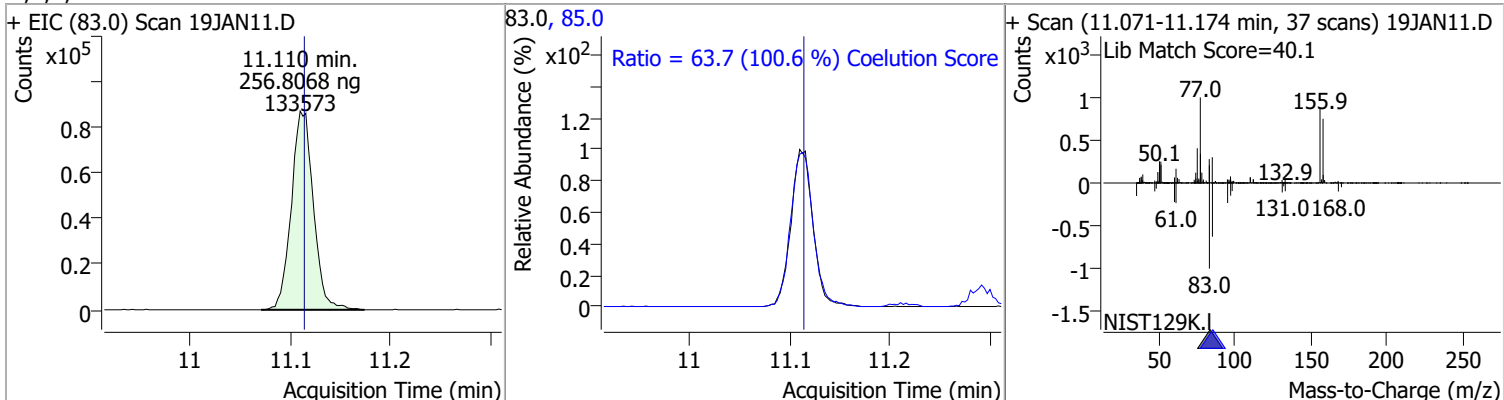


Quantitation Results Report (QT Reviewed)

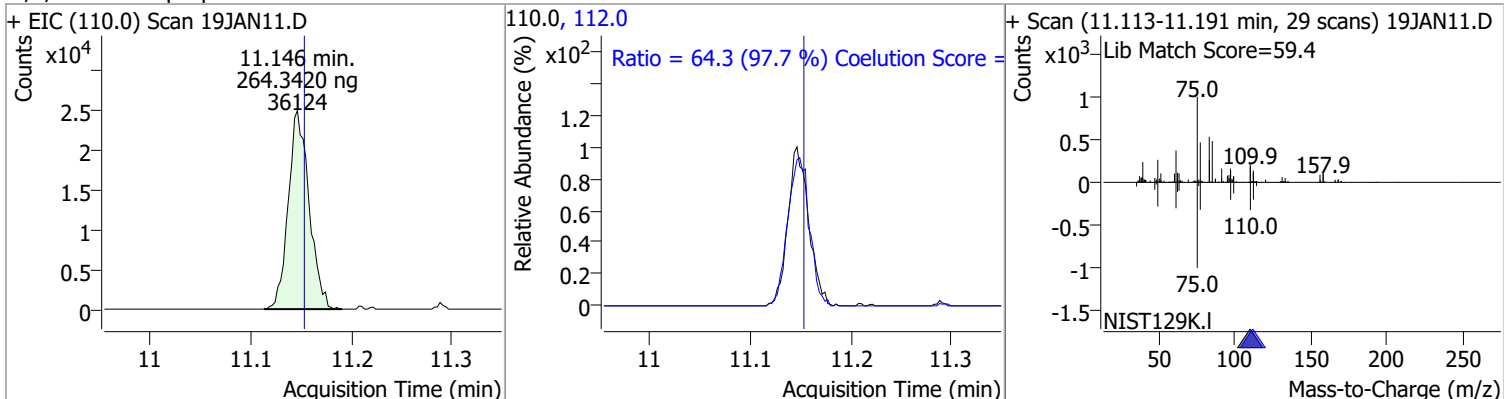
Compound	Conc.	RT	Dev(Min)	Resp.	QIon	QRatio	Lower	Upper
Bromobenzene	267.4139	11.09	0.00	243851	77.0	141.8	113.5	173.5
					158.0	97.1	66.1	126.1



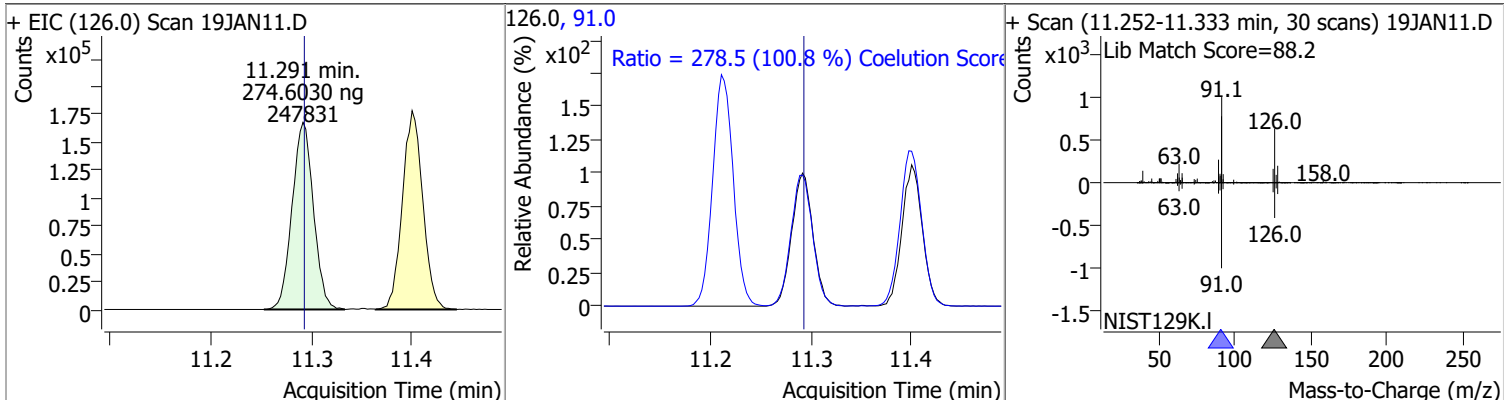
Compound	Conc.	RT	Dev(Min)	Resp.	QIon	QRatio	Lower	Upper
1,1,2,2-Tetrachloroethane	256.8068	11.11	0.00	133573	85.0	63.7	33.3	93.3



Compound	Conc.	RT	Dev(Min)	Resp.	QIon	QRatio	Lower	Upper
1,2,3-Trichloropropane	264.3420	11.15	-0.01	36124	112.0	64.3	35.8	95.8

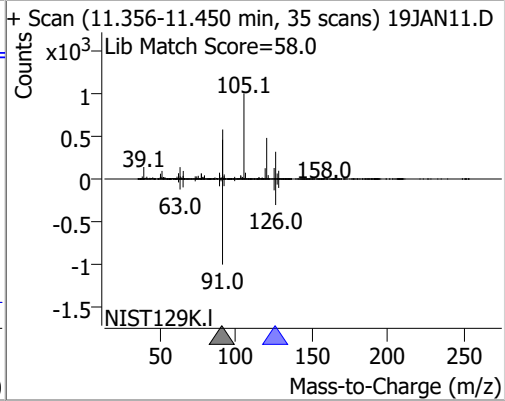
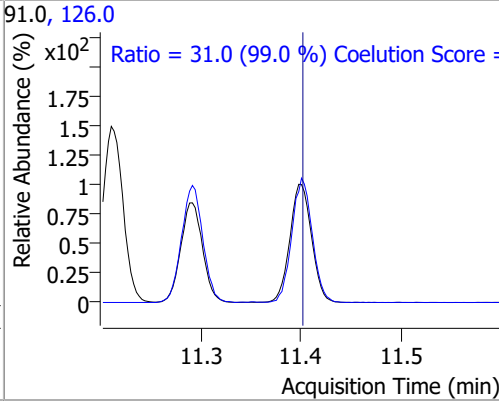
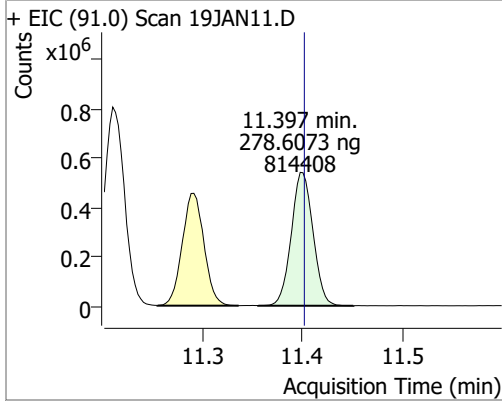


Compound	Conc.	RT	Dev(Min)	Resp.	QIon	QRatio	Lower	Upper
2-Chlorotoluene	274.6030	11.29	0.00	247831	91.0	278.5	246.2	306.2

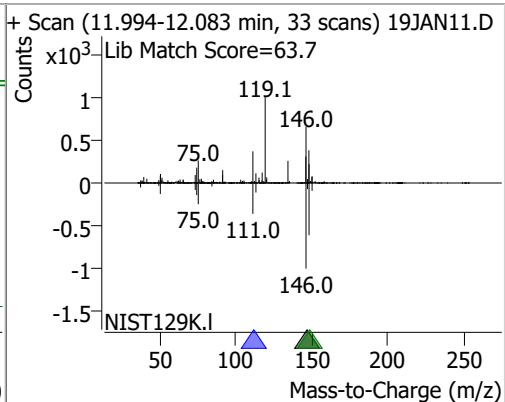
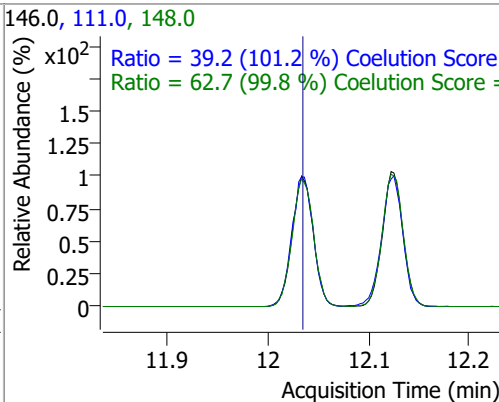
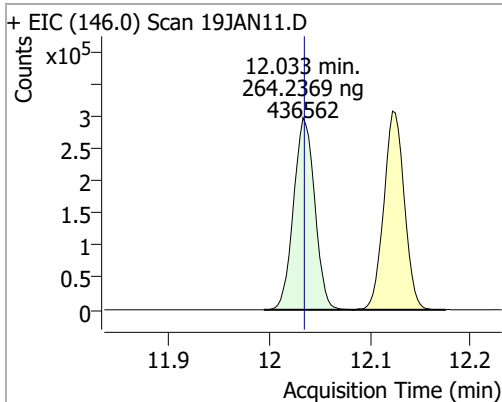


Quantitation Results Report (QT Reviewed)

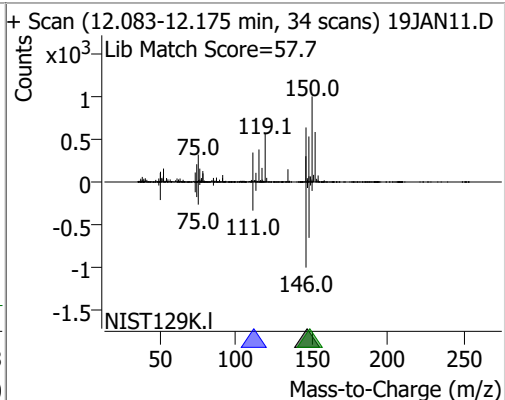
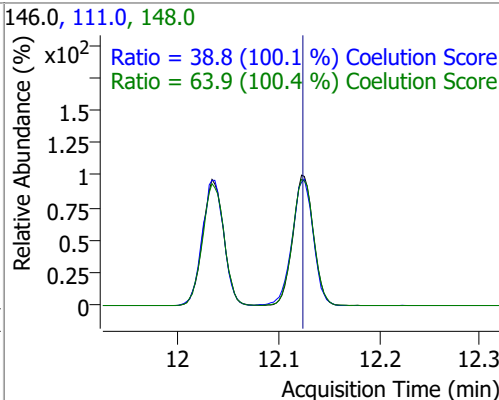
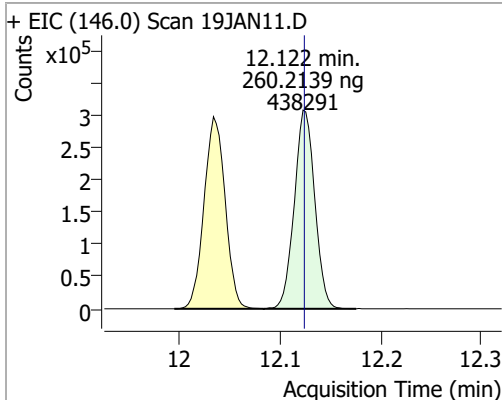
Compound	Conc.	RT	Dev(Min)	Resp.	QIon	QRatio	Lower	Upper
4-Chlorotoluene	278.6073	11.40	0.00	814408	126.0	31.0	1.3	61.3



Compound	Conc.	RT	Dev(Min)	Resp.	QIon	QRatio	Lower	Upper
1,3-Dichlorobenzene	264.2369	12.03	0.00	436562	148.0	62.7	32.8	92.8
					111.0	39.2	8.7	68.7

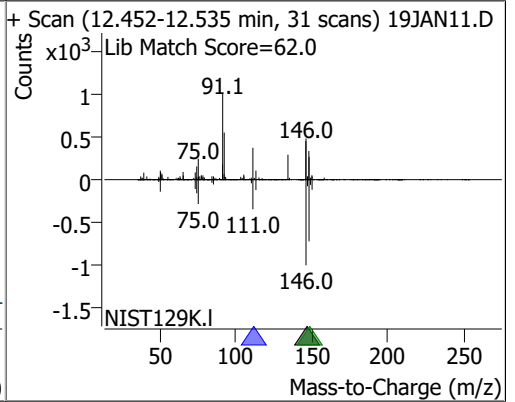
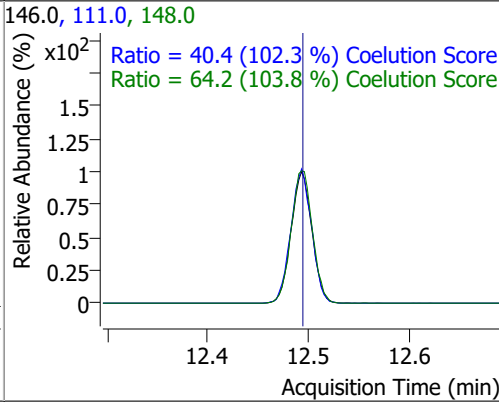
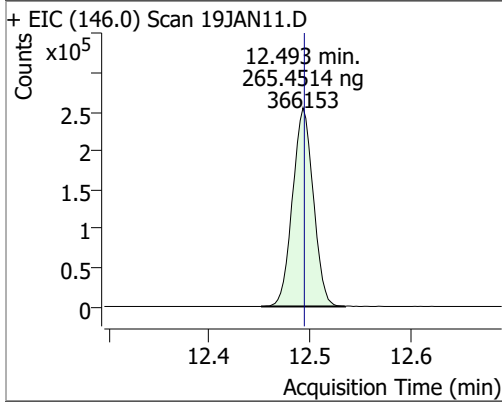


Compound	Conc.	RT	Dev(Min)	Resp.	QIon	QRatio	Lower	Upper
1,4-Dichlorobenzene	260.2139	12.12	0.00	438291	148.0	63.9	33.7	93.7
					111.0	38.8	8.7	68.7



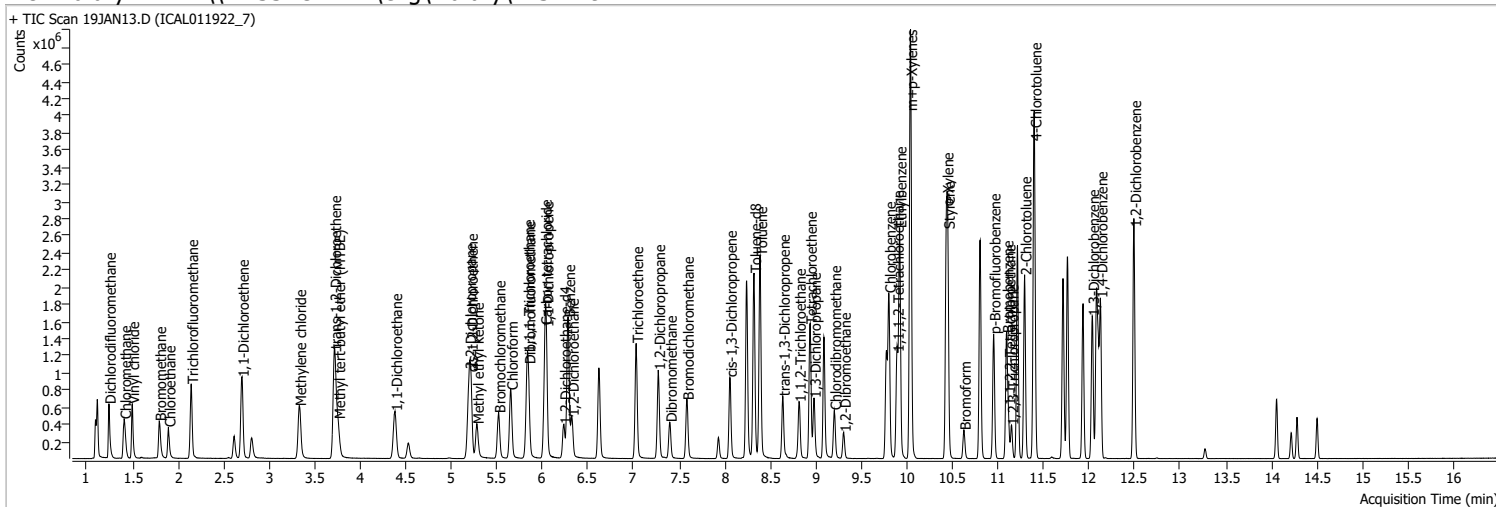
Quantitation Results Report (QT Reviewed)

Compound	Conc.	RT	Dev(Min)	Resp.	QIon	QRatio	Lower	Upper
1,2-Dichlorobenzene	265.4514	12.49	0.00	366153	148.0	64.2	31.9	91.9
					111.0	40.4	9.5	69.5



Quantitation Results Report (QT Reviewed)

Data File	19JAN13.D	Operator	MSC
Acq. Method	5975CACQF.M	Acq. Date-Time	1/19/2022 2:53:18 PM
Sample Name	ICAL011922_7	Instrument	VOA5975C
Vial	13	Multiplier	1.00
DA Method File	VOA5975C_8260B_SHT_DoD_L4_011922.m	Comment	
Tune File	BFB_Atune3.u	Tune Date	10/11/2021 4:02:00 PM
Batch Name	VG011922_8260B.batch.bin	Last Calib Update	1/20/2022 9:28:12 AM
Ref Library	\\MASSHUNTER\Org\Library\NIST129K.I		



Compound	RT	QIon	Resp.	Conc.	Units	Dev(Min)
----------	----	------	-------	-------	-------	----------

Internal Standards

M Fluorobenzene	6.618	96.0	894962	250.0000	ng	-0.003
M Chlorobenzene-d5	9.774	82.0	333736	250.0000	ng	0.000
M 1,4-Dichlorobenzene-d4	12.100	152.0	286959	250.0000	ng	0.000

System Monitoring Compounds

S Dibromofluoromethane	5.845	113.0	325687	375.7157	ng	-0.006
Spiked Amount: 250.000	Range: 80.0 - 119.0%			Recovery = 150.29%	*	
S 1,2-Dichloroethane-d4	6.233	67.0	139362	372.1740	ng	0.003
Spiked Amount: 250.000	Range: 81.0 - 118.0%			Recovery = 148.87%	*	
S Toluene-d8	8.322	98.0	1329503	408.3346	ng	0.003
Spiked Amount: 250.000	Range: 89.0 - 112.0%			Recovery = 163.33%	*	
S p-Bromofluorobenzene	10.951	95.0	415878	392.5157	ng	0.003
Spiked Amount: 250.000	Range: 85.0 - 114.0%			Recovery = 157.01%	*	

Target Compounds

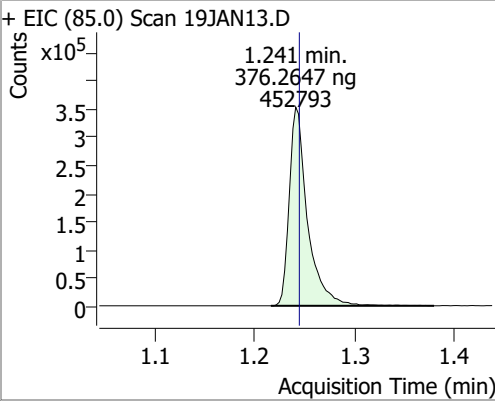
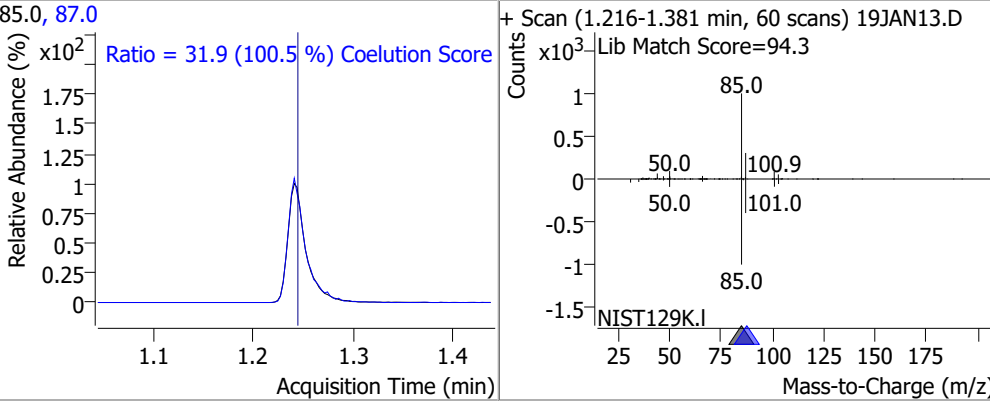
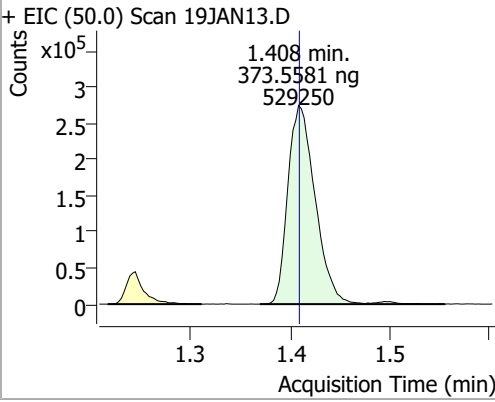
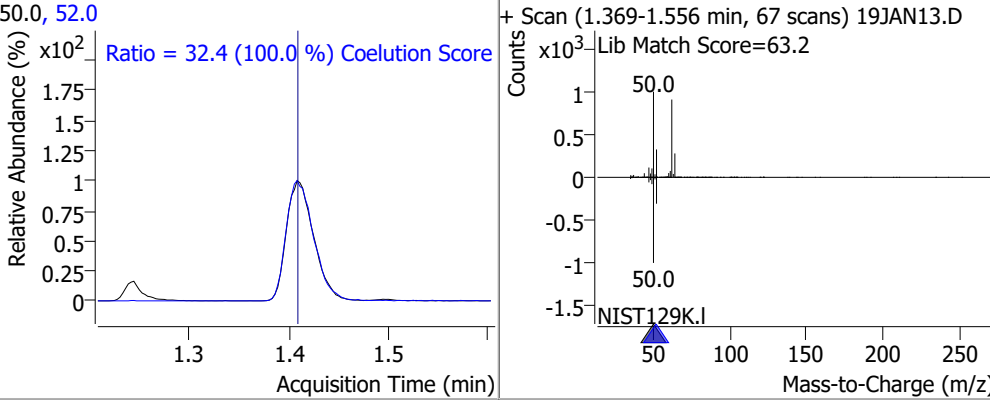
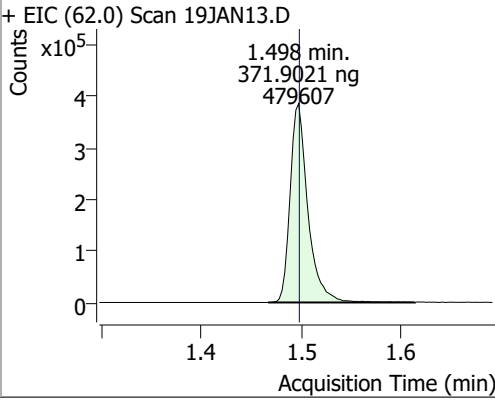
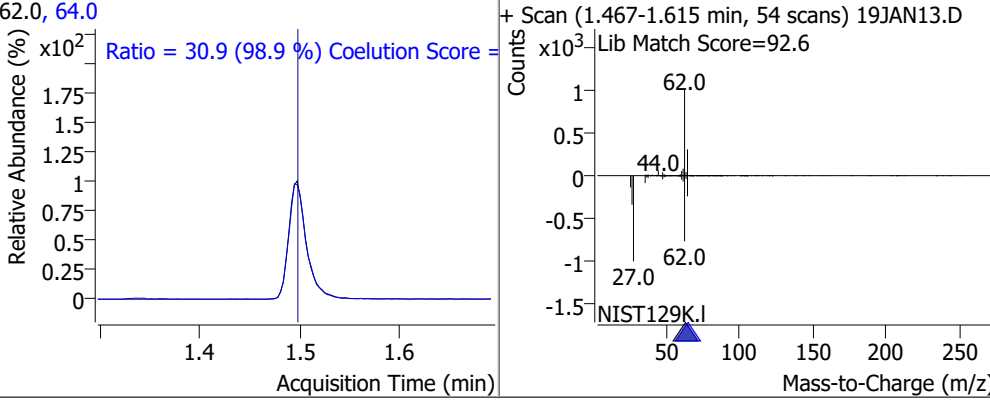
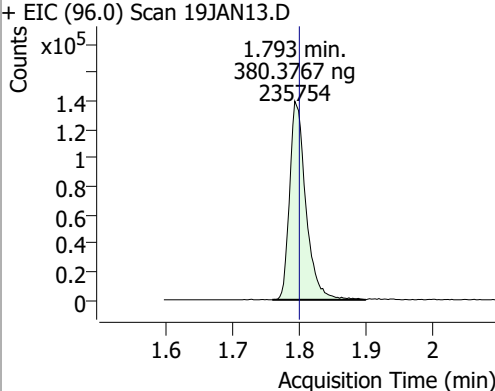
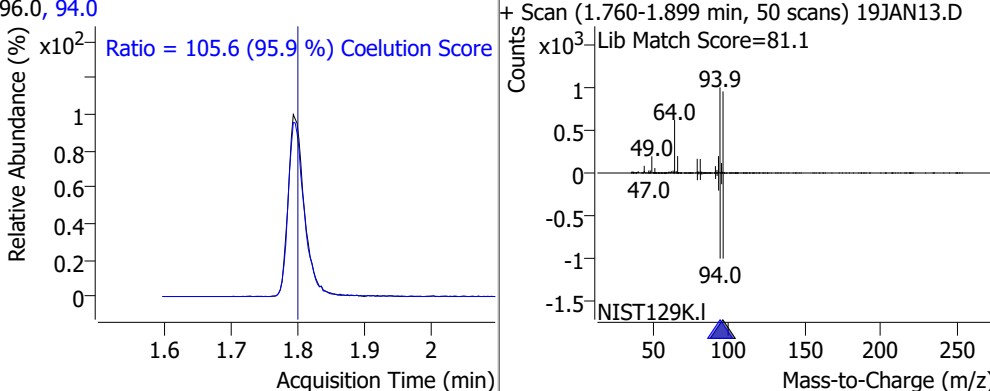
Compound	RT	QIon	Resp.	Conc.	Units	QValue
T Dichlorodifluoromethane	1.241	85.0	452793	376.2647	ng	100
T Chloromethane	1.408	50.0	529250	373.5581	ng	100
T Vinyl chloride	1.498	62.0	479607	371.9021	ng	99
T Bromomethane	1.793	96.0	235754	380.3767	ng	96
T Chloroethane	1.894	64.0	233233	382.2662	ng	97
T Trichlorofluoromethane	2.145	101.0	569126	368.0290	ng	98
T 1,1-Dichloroethene	2.700	96.0	344045	382.3544	ng	98
T Methylene chloride	3.330	49.0	470733	359.8205	ng	99
T trans-1,2-Dichloroethene	3.715	96.0	355984	382.9648	ng	100
T Methyl tert-butyl ether (MTBE)	3.757	73.0	452747	389.6885	ng	100
T 1,1-Dichloroethane	4.381	63.0	658287	378.3961	ng	99
T 2,2-Dichloropropane	5.195	77.0	501019	382.1537	ng	96
T cis-1,2-Dichloroethene	5.215	96.0	369412	392.4995	ng	97
T Methyl ethyl ketone	5.279	43.0	538796	3961.2871	ng	98
T Bromochloromethane	5.519	128.0	147182	379.2795	ng	98
T Chloroform	5.653	83.0	641596	369.3654	ng	98

Quantitation Results Report (QT Reviewed)

Compound	RT	QIon	Resp.	Conc.	Units	Dev(Min)
T 1,1,1-Trichloroethane	5.834	97.0	616756	384.8283	ng	99
T Carbon tetrachloride	6.026	117.0	604305	388.7744	ng	99
T 1,1-Dichloropropene	6.043	75.0	531739	409.1480	ng	99
T Benzene	6.280	78.0	1403257	392.4951	ng	100
T 1,2-Dichloroethane	6.322	62.0	368750	373.4220	ng	96
T Trichloroethene	7.028	95.0	399934	400.2849	ng	99
T 1,2-Dichloropropane	7.270	63.0	352771	401.5854	ng	98
T Dibromomethane	7.396	93.0	143756	388.2481	ng	99
T Bromodichloromethane	7.583	83.0	408420	392.2653	ng	98
T cis-1,3-Dichloropropene	8.057	75.0	471983	413.1062	ng	99
T Toluene	8.388	92.0	890126	410.1461	ng	99
T trans-1,3-Dichloropropene	8.637	75.0	345161	414.1677	ng	95
T 1,1,2-Trichloroethane	8.815	83.0	167409	395.0532	ng	98
T Tetrachloroethene	8.935	163.8	346235	393.4248	ng	98
T 1,3-Dichloropropane	8.980	76.0	339654	396.0772	ng	99
T Chlorodibromomethane	9.203	129.0	269032	394.1991	ng	99
T 1,2-Dibromoethane	9.306	107.0	184921	395.1062	ng	98
T Chlorobenzene	9.799	112.0	945250	397.3088	ng	100
T 1,1,1,2-Tetrachloroethane	9.889	131.0	329822	395.1127	ng	99
T Ethylbenzene	9.919	91.0	1697682	381.4483	ng	99
T m+p-Xylenes	10.037	106.0	1334216	762.4509	ng	99
T o-Xylene	10.433	106.0	598606	384.0157	ng	99
T Styrene	10.449	104.0	973131	382.7382	ng	100
T Bromoform	10.625	172.5	143943	374.3438	ng	98
T Bromobenzene	11.093	156.0	361843	387.2660	ng	99
T 1,1,2,2-Tetrachloroethane	11.113	83.0	199230	373.8283	ng	99
T 1,2,3-Trichloropropane	11.149	110.0	52732	376.5948	ng	95
T 2-Chlorotoluene	11.291	126.0	365790	395.5589	ng	95
T 4-Chlorotoluene	11.400	91.0	1209058	403.6708	ng	99
T 1,3-Dichlorobenzene	12.033	146.0	652775	385.6033	ng	99
T 1,4-Dichlorobenzene	12.122	146.0	656962	380.6606	ng	99
T 1,2-Dichlorobenzene	12.493	146.0	546389	386.5930	ng	98

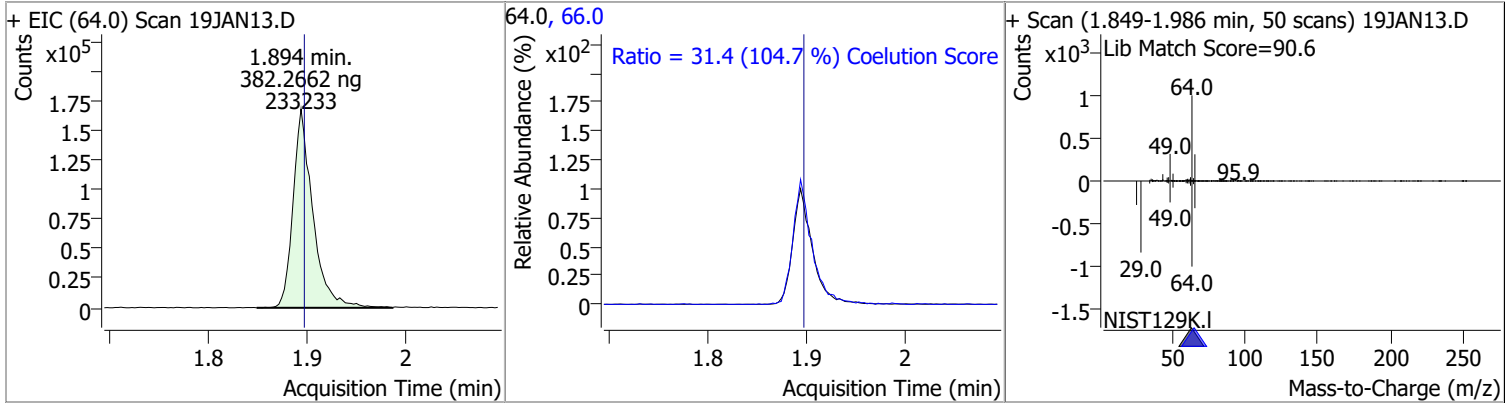
(#) = Qualifier Out of Range; (m) = Manual Integration; (+) = Area Summed; (*) = Surrogate Percent Recovery Out of Range; (d): Zeroed Peak

Quantitation Results Report (QT Reviewed)

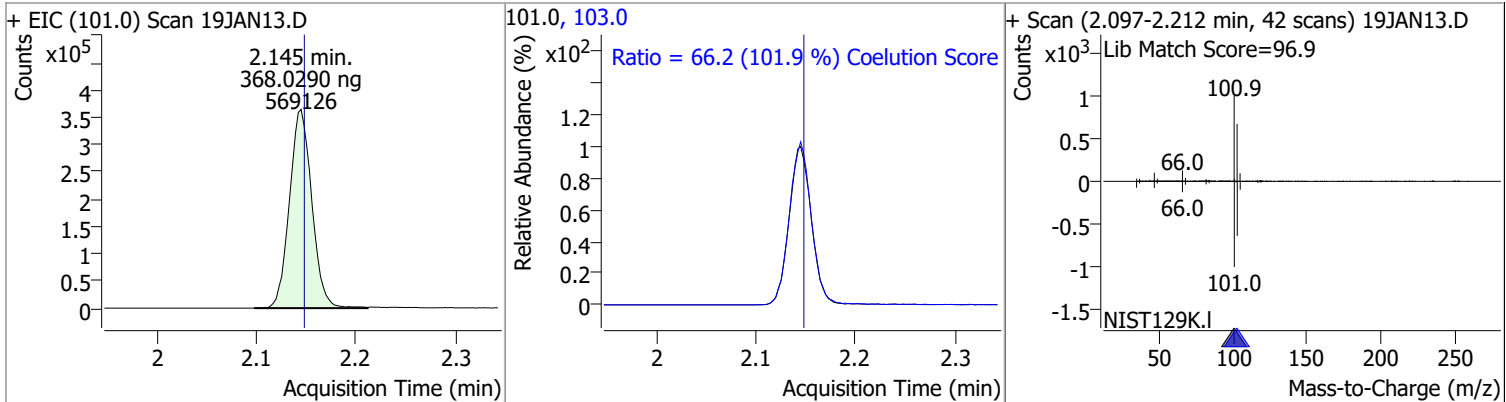
Compound	Conc.	RT	Dev(Min)	Resp.	QIon	QRatio	Lower	Upper
Dichlorodifluoromethane	376.2647	1.24	0.00	452793	87.0	31.9	1.8	61.8
+ EIC (85.0) Scan 19JAN13.D			85.0, 87.0			+ Scan (1.216-1.381 min, 60 scans) 19JAN13.D		
	Ratio = 31.9 (100.5 %) Coelution Score							
Chloromethane	373.5581	1.41	0.00	529250	52.0	32.4	2.4	62.4
+ EIC (50.0) Scan 19JAN13.D			50.0, 52.0			+ Scan (1.369-1.556 min, 67 scans) 19JAN13.D		
	Ratio = 32.4 (100.0 %) Coelution Score							
Vinyl chloride	371.9021	1.50	0.00	479607	64.0	30.9	1.3	61.3
+ EIC (62.0) Scan 19JAN13.D			62.0, 64.0			+ Scan (1.467-1.615 min, 54 scans) 19JAN13.D		
	Ratio = 30.9 (98.9 %) Coelution Score							
Bromomethane	380.3767	1.79	-0.01	235754	94.0	105.6	80.1	140.1
+ EIC (96.0) Scan 19JAN13.D			96.0, 94.0			+ Scan (1.760-1.899 min, 50 scans) 19JAN13.D		
	Ratio = 105.6 (95.9 %) Coelution Score							

Quantitation Results Report (QT Reviewed)

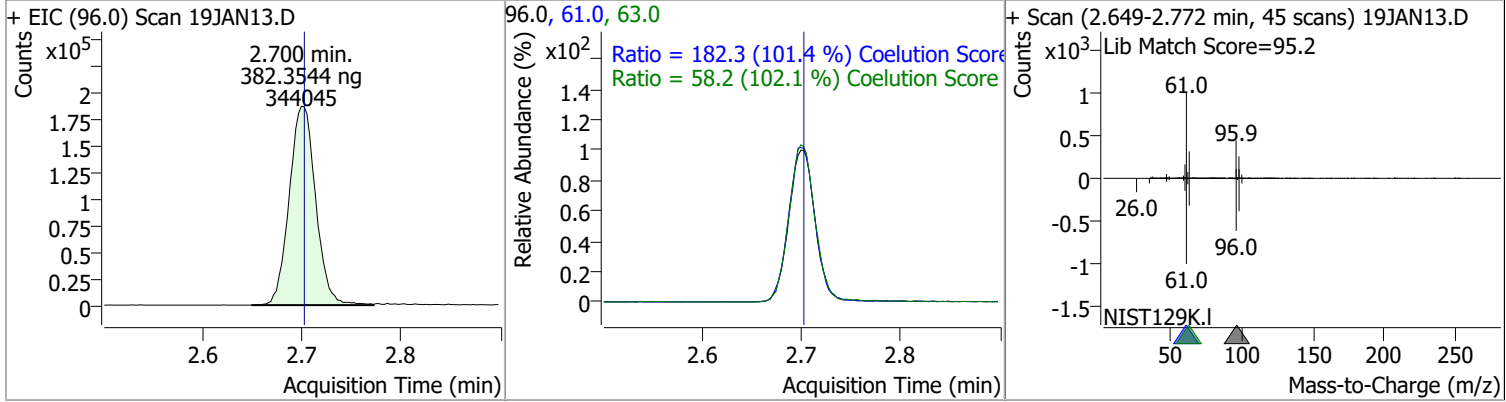
Compound	Conc.	RT	Dev(Min)	Resp.	QIon	QRatio	Lower	Upper
----------	-------	----	----------	-------	------	--------	-------	-------



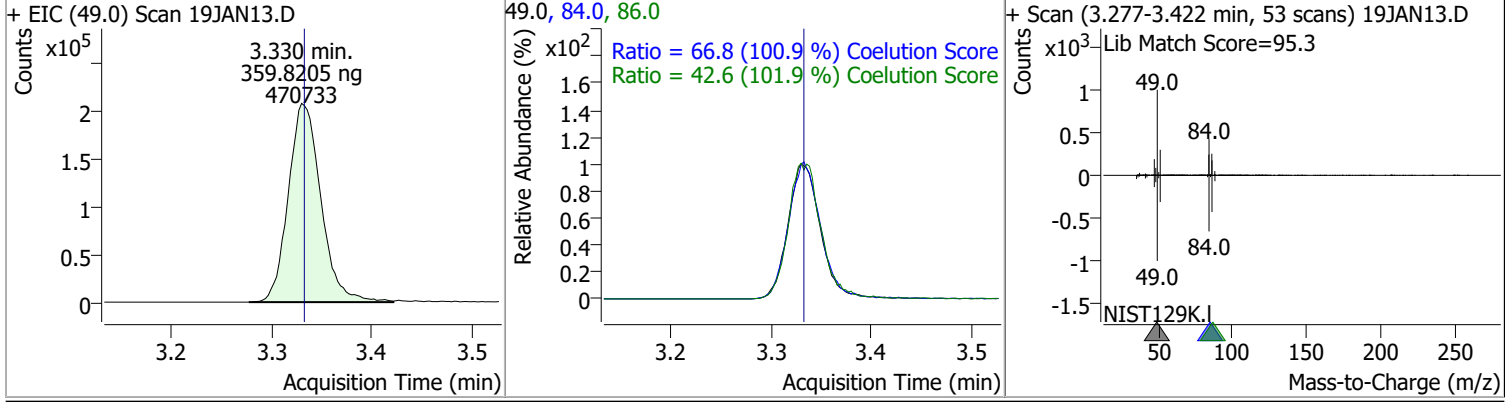
Compound	Conc.	RT	Dev(Min)	Resp.	QIon	QRatio	Lower	Upper
----------	-------	----	----------	-------	------	--------	-------	-------



Compound	Conc.	RT	Dev(Min)	Resp.	QIon	QRatio	Lower	Upper
----------	-------	----	----------	-------	------	--------	-------	-------

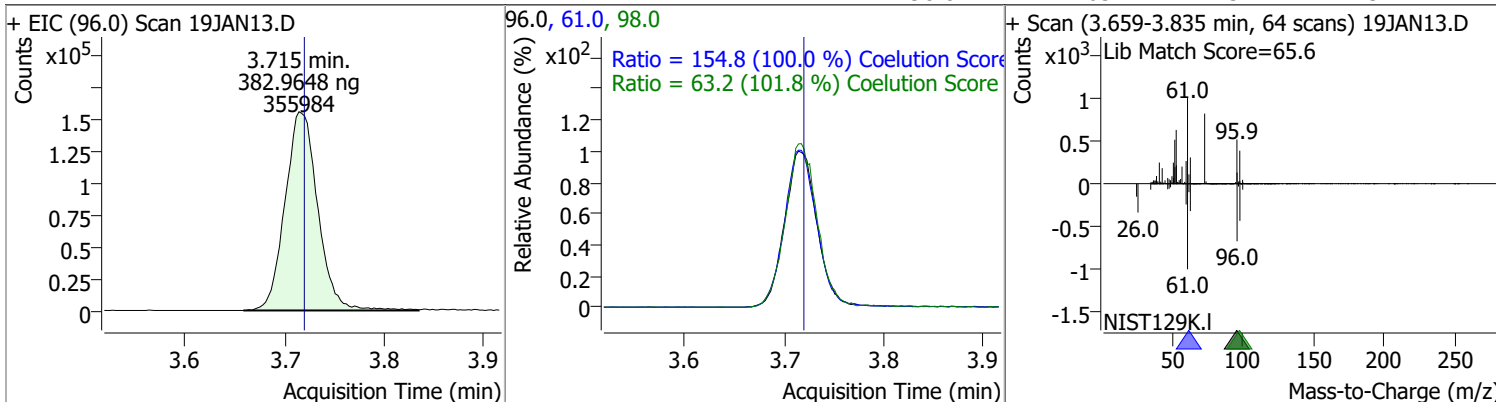


Compound	Conc.	RT	Dev(Min)	Resp.	QIon	QRatio	Lower	Upper
----------	-------	----	----------	-------	------	--------	-------	-------

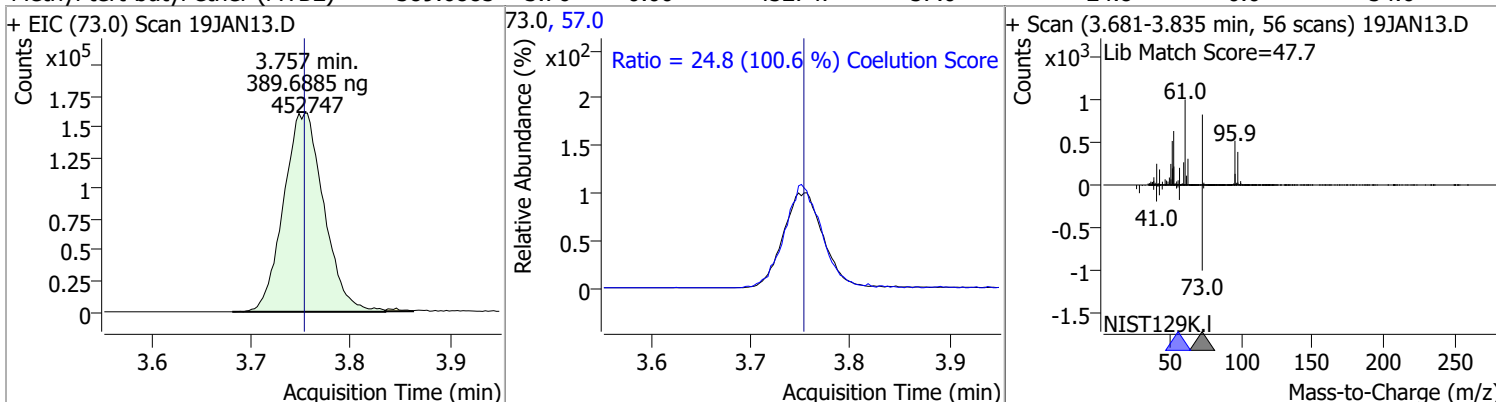


Quantitation Results Report (QT Reviewed)

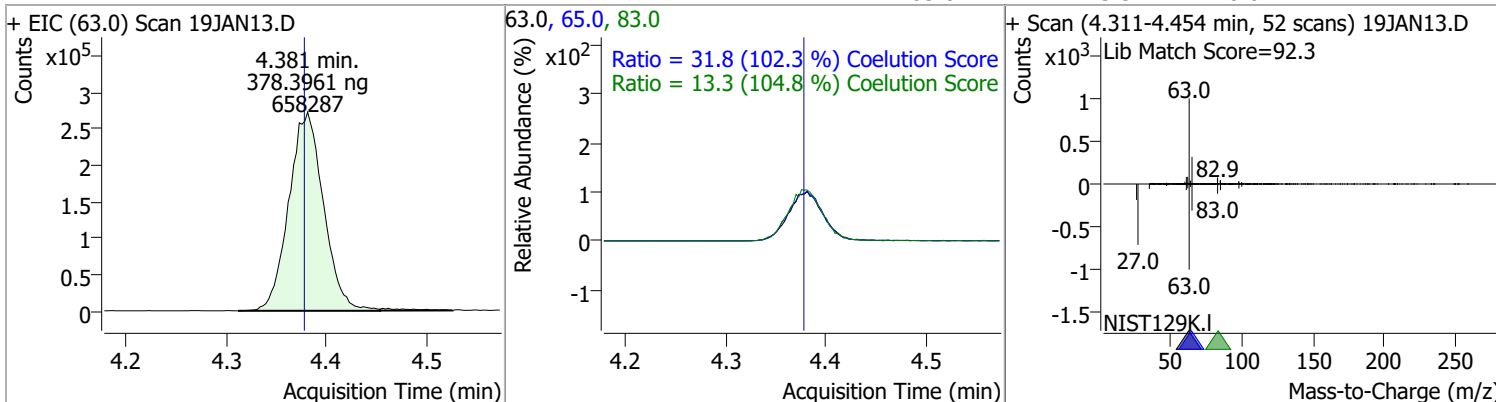
Compound	Conc.	RT	Dev(Min)	Resp.	QIon	QRatio	Lower	Upper
trans-1,2-Dichloroethene	382.9648	3.71	-0.01	355984	61.0	154.8	124.8	184.8
					98.0	63.2	32.1	92.1



Compound	Conc.	RT	Dev(Min)	Resp.	QIon	QRatio	Lower	Upper
Methyl tert-butyl ether (MTBE)	389.6885	3.76	0.00	452747	57.0	24.8	0.0	54.6

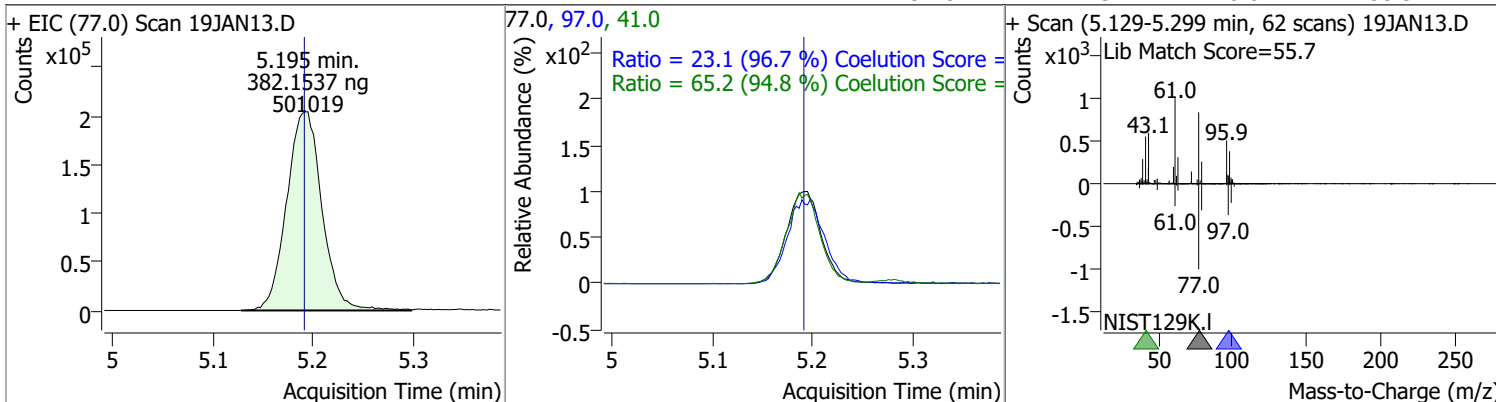


Compound	Conc.	RT	Dev(Min)	Resp.	QIon	QRatio	Lower	Upper
1,1-Dichloroethane	378.3961	4.38	0.00	658287	65.0	31.8	1.0	61.0
					83.0	13.3	0.0	42.7

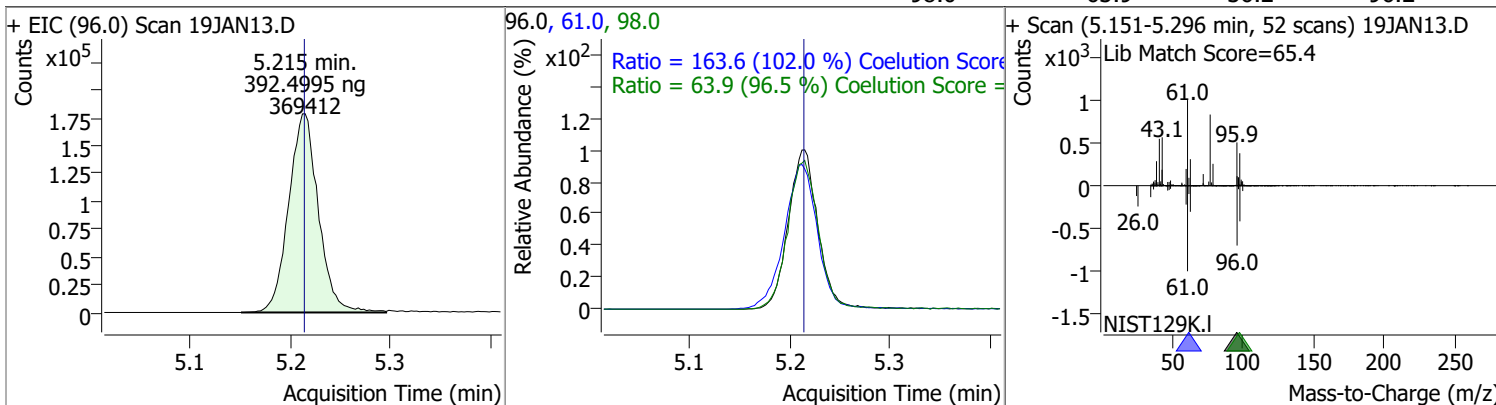


Quantitation Results Report (QT Reviewed)

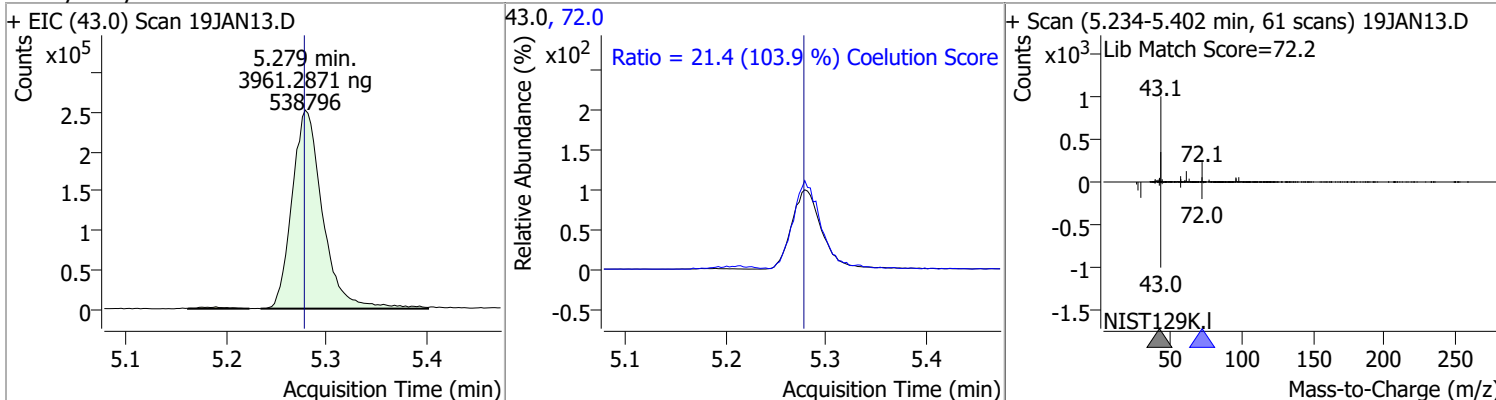
Compound	Conc.	RT	Dev(Min)	Resp.	QIon	QRatio	Lower	Upper
2,2-Dichloropropane	382.1537	5.20	0.00	501019	41.0	65.2	38.8	98.8
					97.0	23.1	0.0	53.9



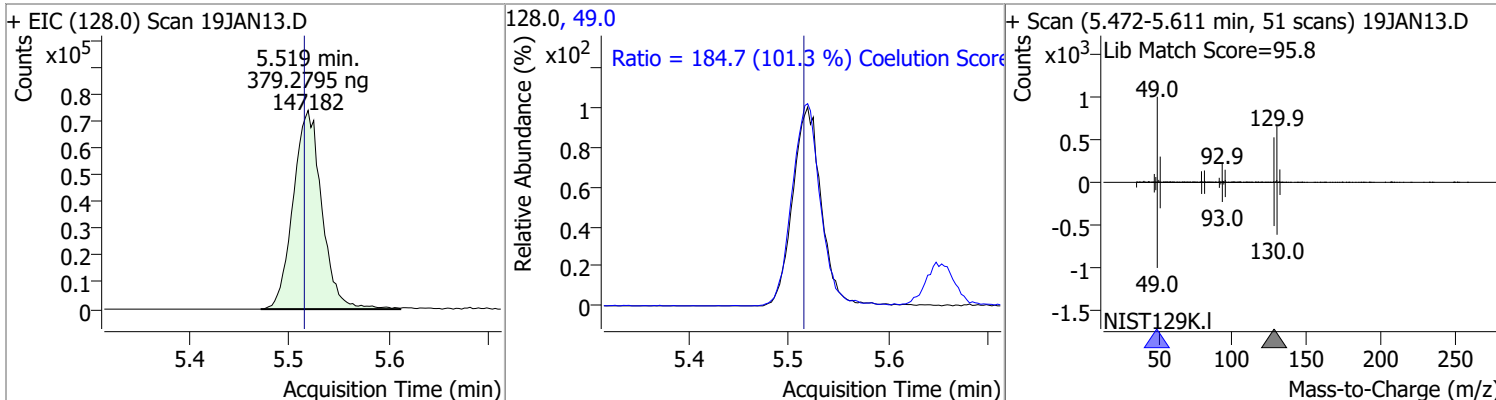
Compound	Conc.	RT	Dev(Min)	Resp.	QIon	QRatio	Lower	Upper
cis-1,2-Dichloroethene	392.4995	5.21	0.00	369412	61.0	163.6	130.4	190.4
					98.0	63.9	36.2	96.2



Compound	Conc.	RT	Dev(Min)	Resp.	QIon	QRatio	Lower	Upper
Methyl ethyl ketone	3961.2871	5.28	0.00	538796	72.0	21.4	0.0	50.6

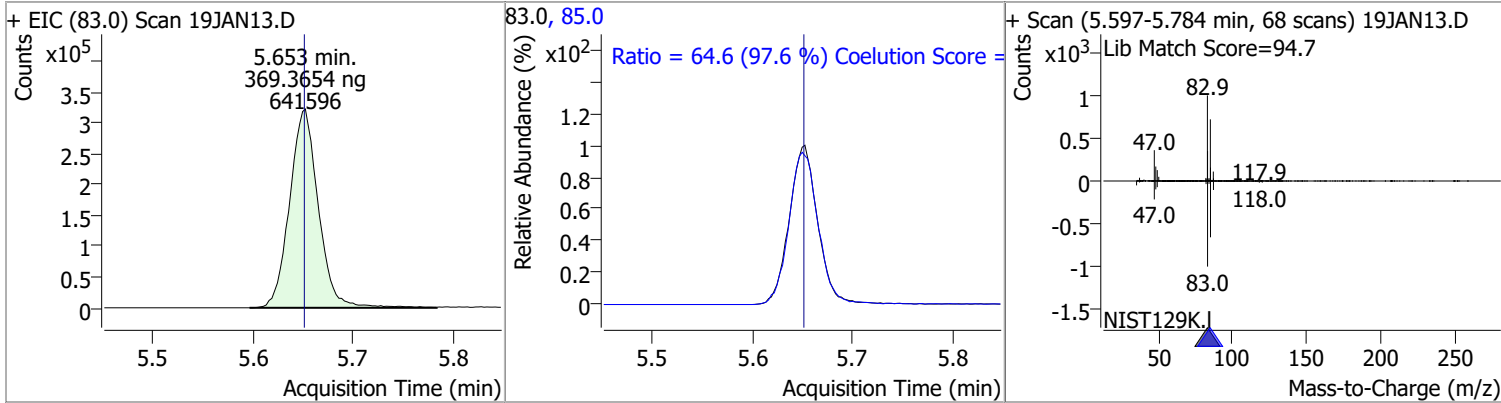


Compound	Conc.	RT	Dev(Min)	Resp.	QIon	QRatio	Lower	Upper
Bromochloromethane	379.2795	5.52	0.00	147182	49.0	184.7	152.2	212.2

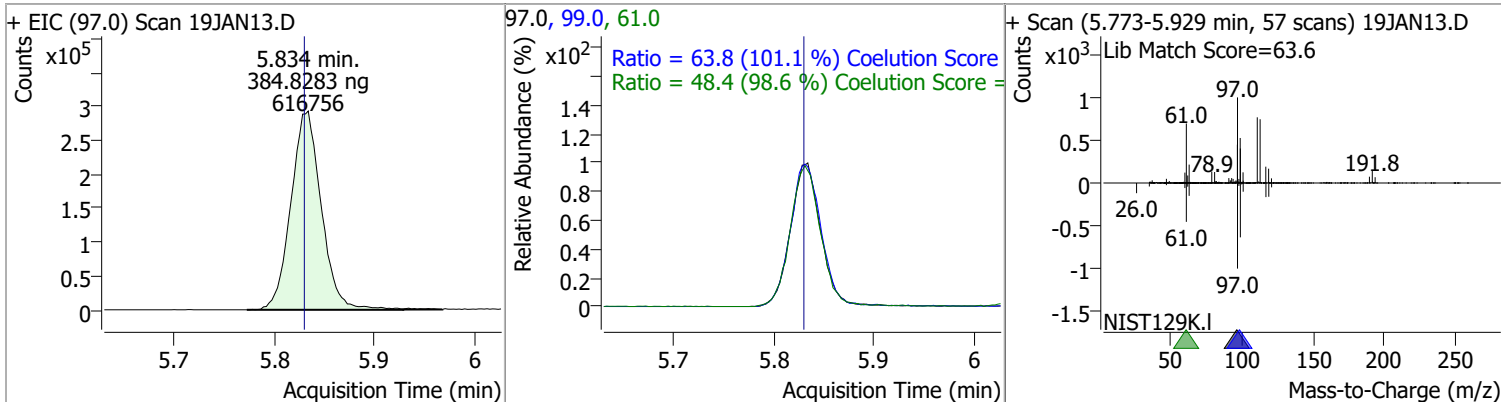


Quantitation Results Report (QT Reviewed)

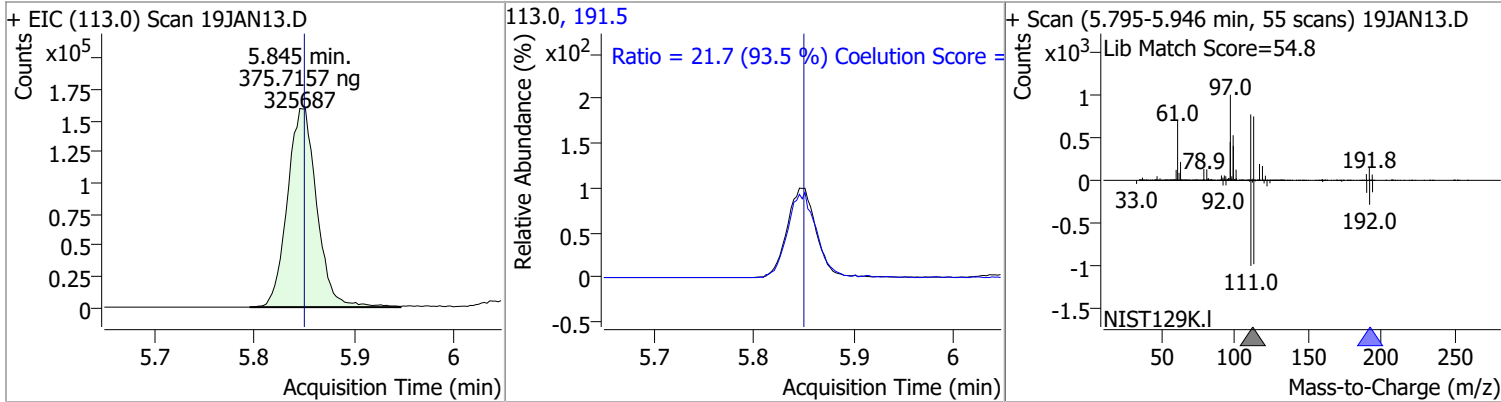
Compound	Conc.	RT	Dev(Min)	Resp.	QIon	QRatio	Lower	Upper
Chloroform	369.3654	5.65	0.00	641596	85.0	64.6	36.2	96.2



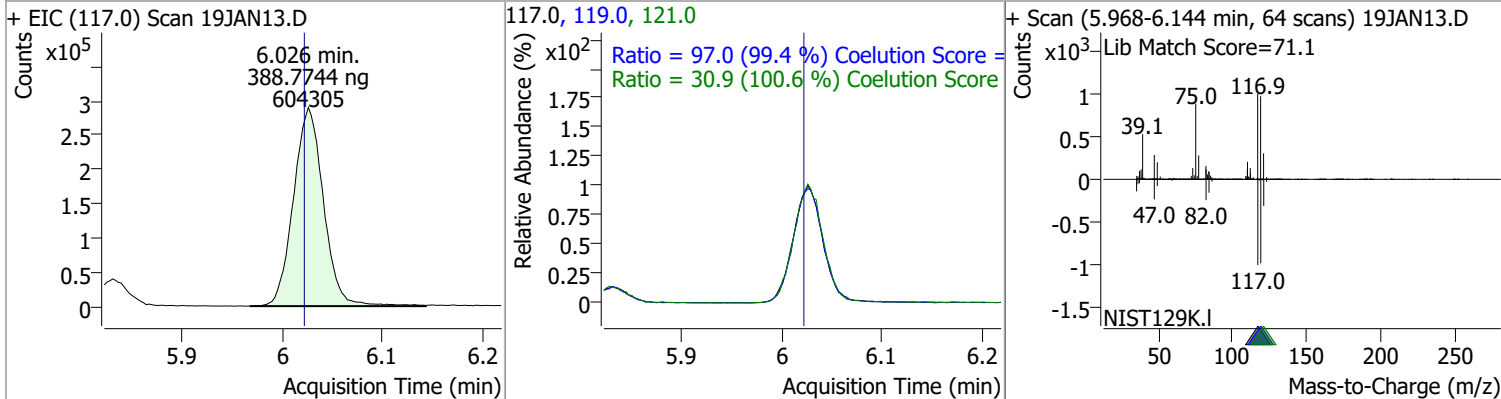
Compound	Conc.	RT	Dev(Min)	Resp.	QIon	QRatio	Lower	Upper
1,1,1-Trichloroethane	384.8283	5.83	0.00	616756	99.0	63.8	33.1	93.1
					61.0	48.4	19.1	79.1



Compound	Conc.	RT	Dev(Min)	Resp.	QIon	QRatio	Lower	Upper
Dibromofluoromethane	375.7157	5.85	-0.01	325687	191.5	21.7	0.0	53.2

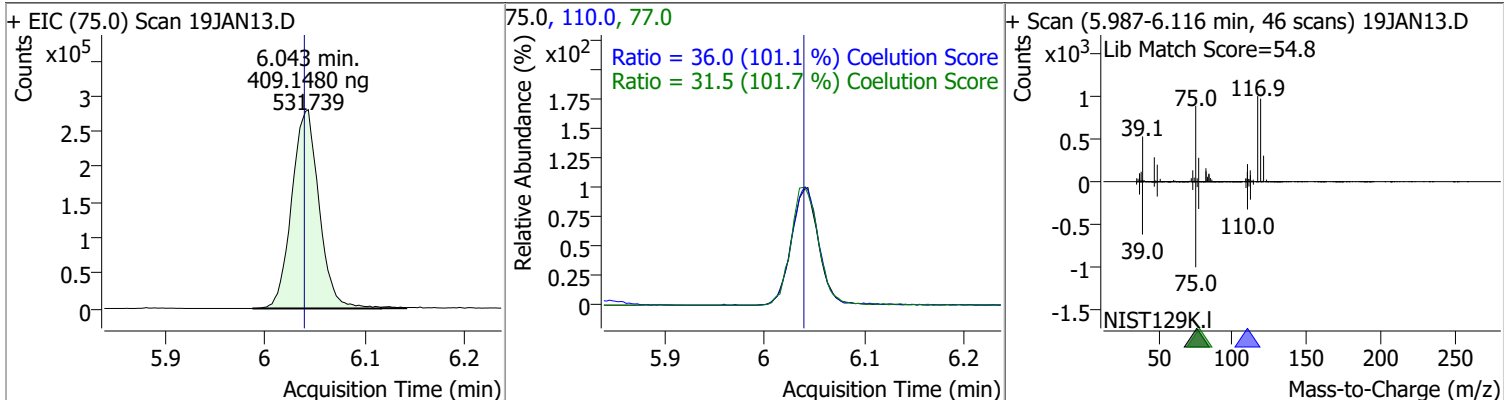


Compound	Conc.	RT	Dev(Min)	Resp.	QIon	QRatio	Lower	Upper
Carbon tetrachloride	388.7744	6.03	0.00	604305	119.0	97.0	67.6	127.6
					121.0	30.9	0.7	60.7

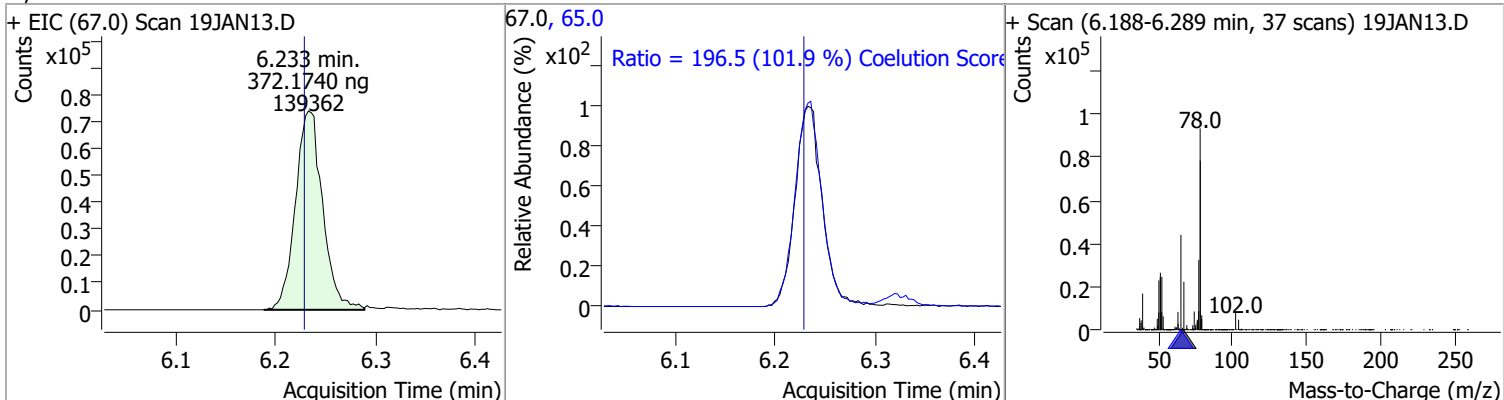


Quantitation Results Report (QT Reviewed)

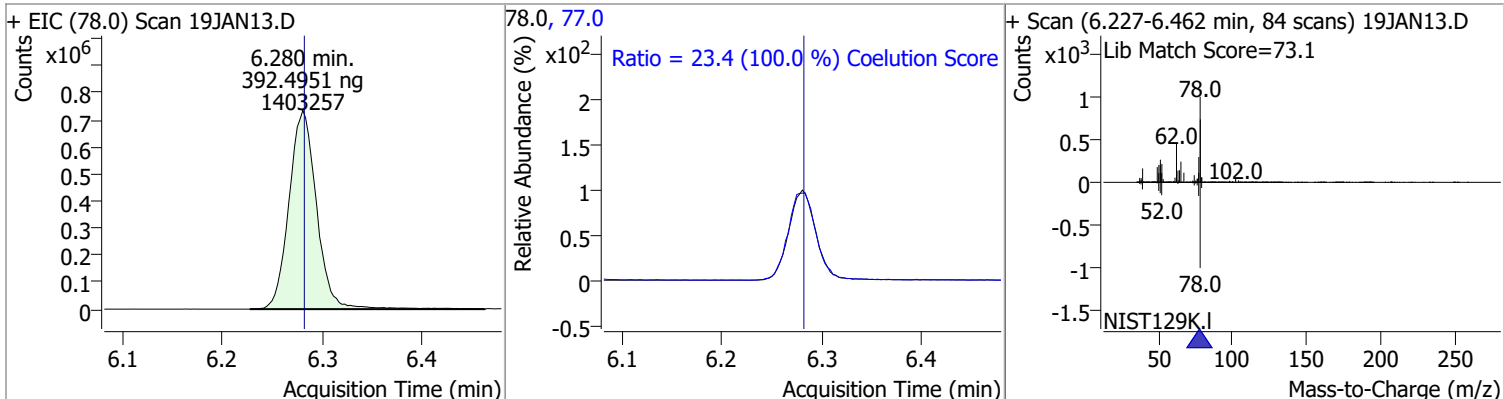
Compound	Conc.	RT	Dev(Min)	Resp.	QIon	QRatio	Lower	Upper
1,1-Dichloropropene	409.1480	6.04	0.00	531739	110.0	36.0	5.6	65.6
					77.0	31.5	1.0	61.0



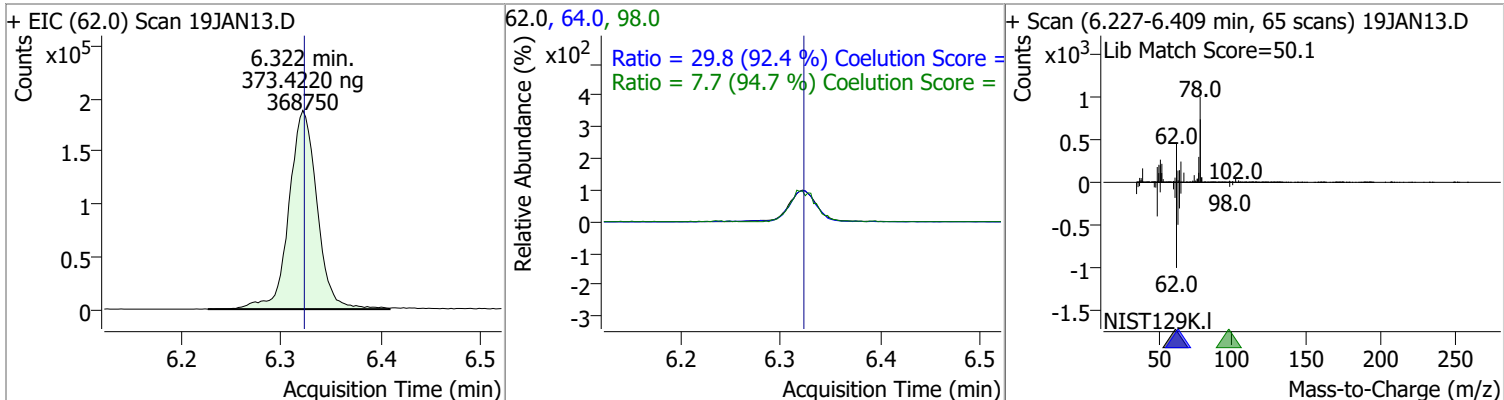
Compound	Conc.	RT	Dev(Min)	Resp.	QIon	QRatio	Lower	Upper
1,2-Dichloroethane-d4	372.1740	6.23	0.00	139362	65.0	196.5	162.8	222.8



Compound	Conc.	RT	Dev(Min)	Resp.	QIon	QRatio	Lower	Upper
Benzene	392.4951	6.28	0.00	1403257	77.0	23.4	0.0	53.3

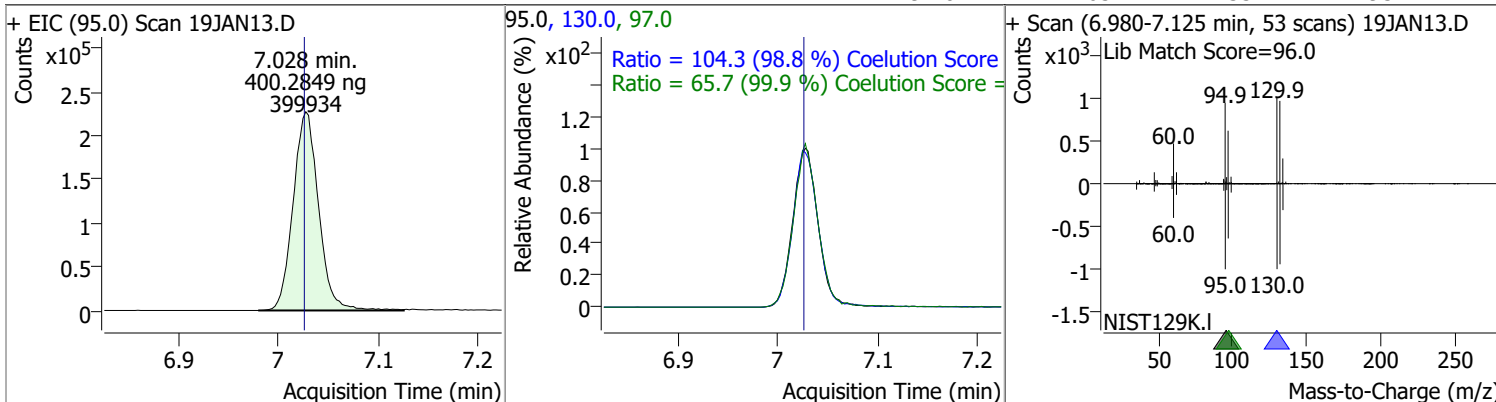


Compound	Conc.	RT	Dev(Min)	Resp.	QIon	QRatio	Lower	Upper
1,2-Dichloroethane	373.4220	6.32	0.00	368750	64.0	29.8	2.2	62.2
					98.0	7.7	0.0	38.2

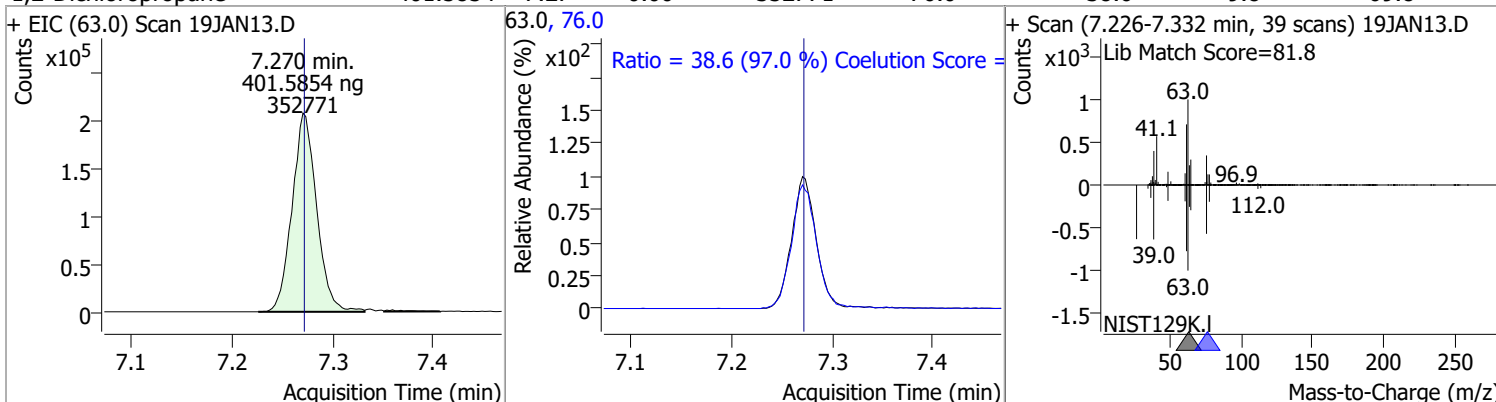


Quantitation Results Report (QT Reviewed)

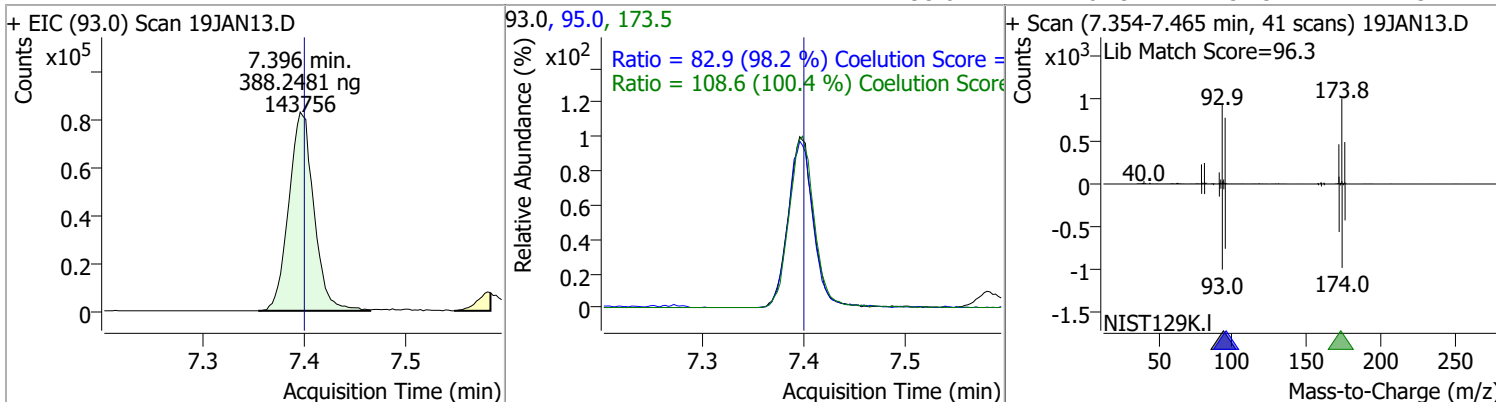
Compound	Conc.	RT	Dev(Min)	Resp.	QIon	QRatio	Lower	Upper
Trichloroethene	400.2849	7.03	0.00	399934	130.0	104.3	75.6	135.6
					97.0	65.7	35.7	95.7



Compound	Conc.	RT	Dev(Min)	Resp.	QIon	QRatio	Lower	Upper
1,2-Dichloropropane	401.5854	7.27	0.00	352771	76.0	38.6	9.8	69.8

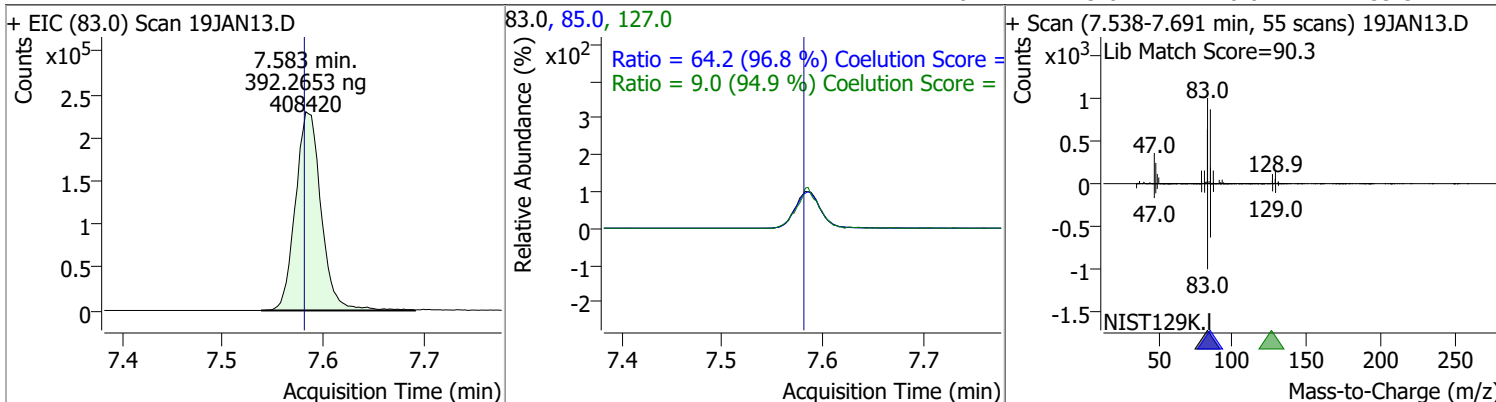


Compound	Conc.	RT	Dev(Min)	Resp.	QIon	QRatio	Lower	Upper
Dibromomethane	388.2481	7.40	0.00	143756	173.5	108.6	78.2	138.2
					95.0	82.9	54.5	114.5

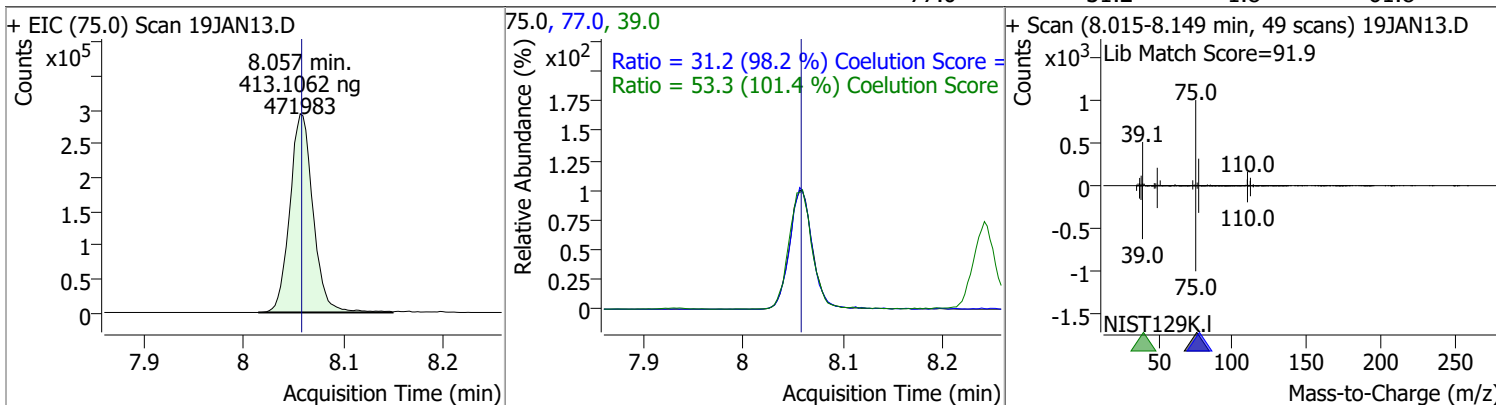


Quantitation Results Report (QT Reviewed)

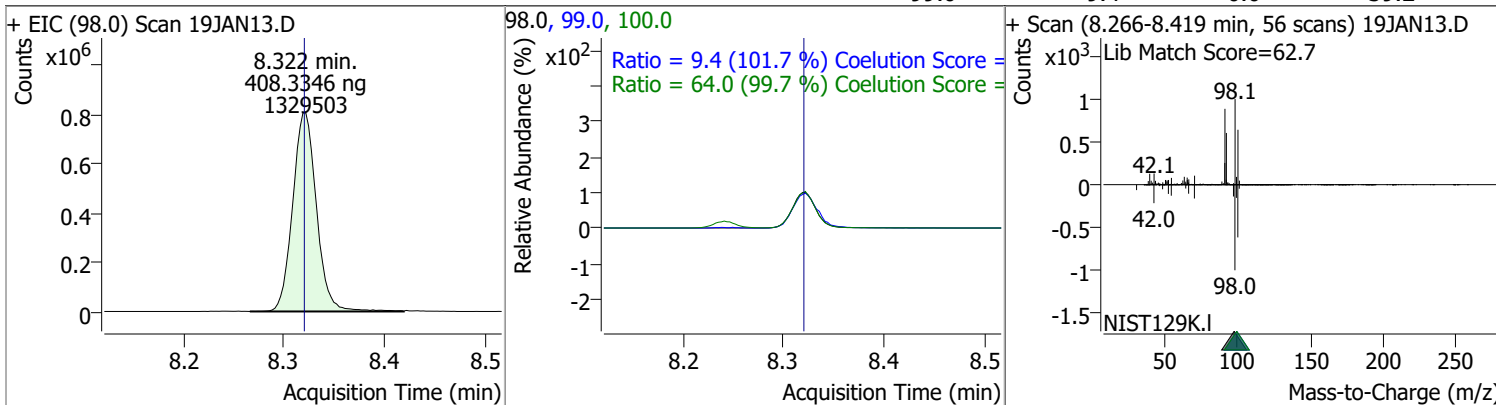
Compound	Conc.	RT	Dev(Min)	Resp.	QIon	QRatio	Lower	Upper
Bromodichloromethane	392.2653	7.58	0.00	408420	85.0	64.2	36.3	96.3
					127.0	9.0	0.0	39.5



Compound	Conc.	RT	Dev(Min)	Resp.	QIon	QRatio	Lower	Upper
cis-1,3-Dichloropropene	413.1062	8.06	0.00	471983	39.0	53.3	22.5	82.5
					77.0	31.2	1.8	61.8

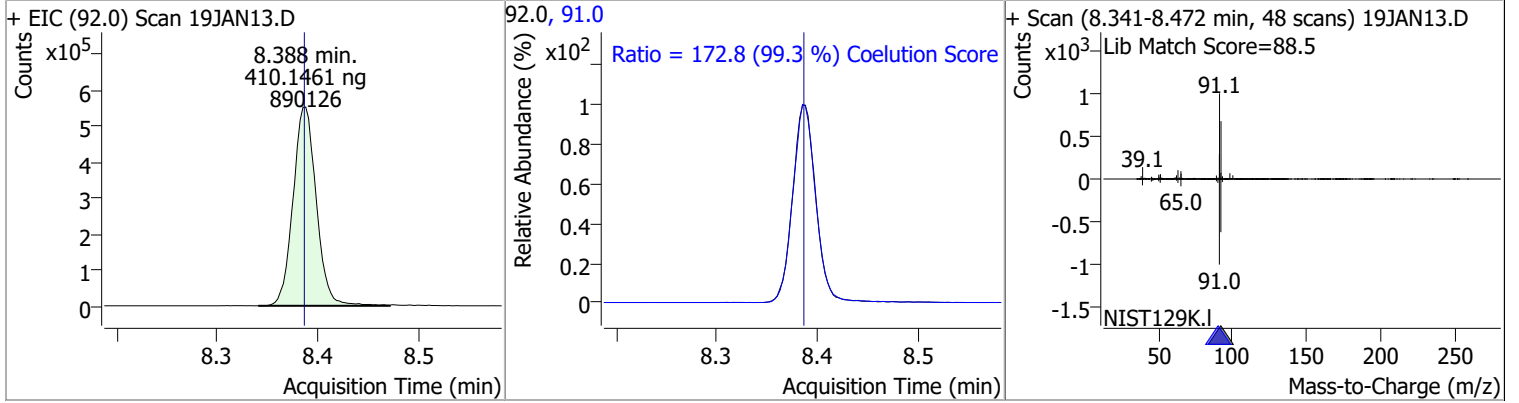


Compound	Conc.	RT	Dev(Min)	Resp.	QIon	QRatio	Lower	Upper
Toluene-d8	408.3346	8.32	0.00	1329503	100.0	64.0	34.3	94.3
					99.0	9.4	0.0	39.2

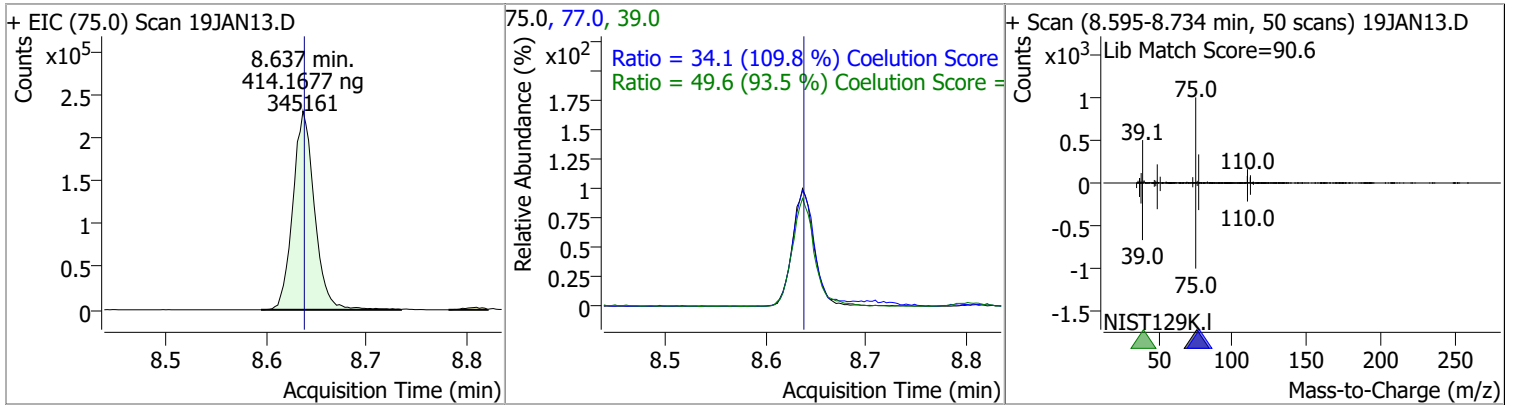


Quantitation Results Report (QT Reviewed)

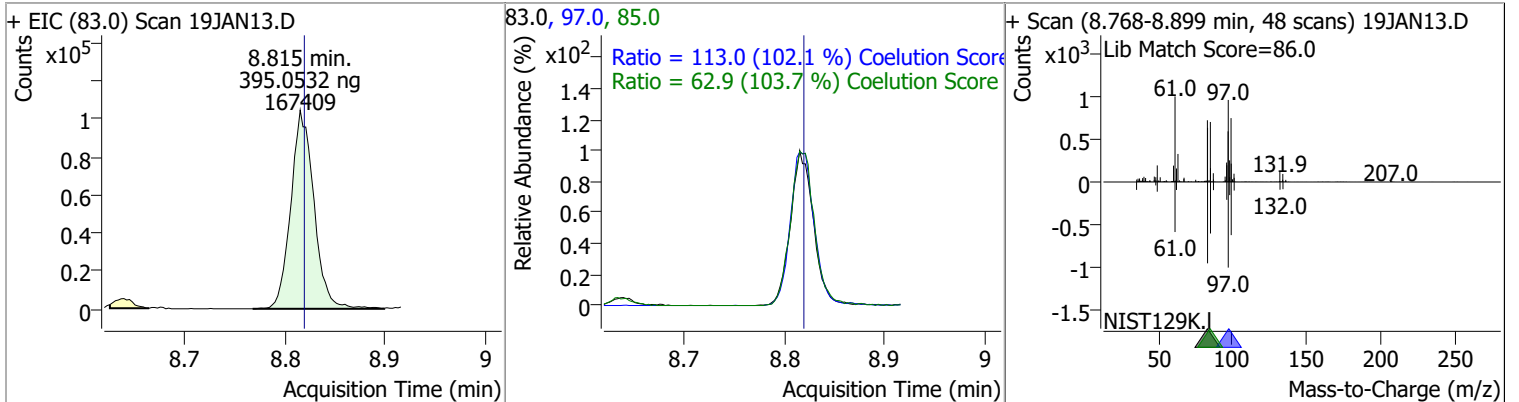
Compound	Conc.	RT	Dev(Min)	Resp.	QIon	QRatio	Lower	Upper
Toluene	410.1461	8.39	0.00	890126	91.0	172.8	144.1	204.1



Compound	Conc.	RT	Dev(Min)	Resp.	QIon	QRatio	Lower	Upper
trans-1,3-Dichloropropene	414.1677	8.64	0.00	345161	39.0	49.6	23.0	83.0
					77.0	34.1	1.0	61.0

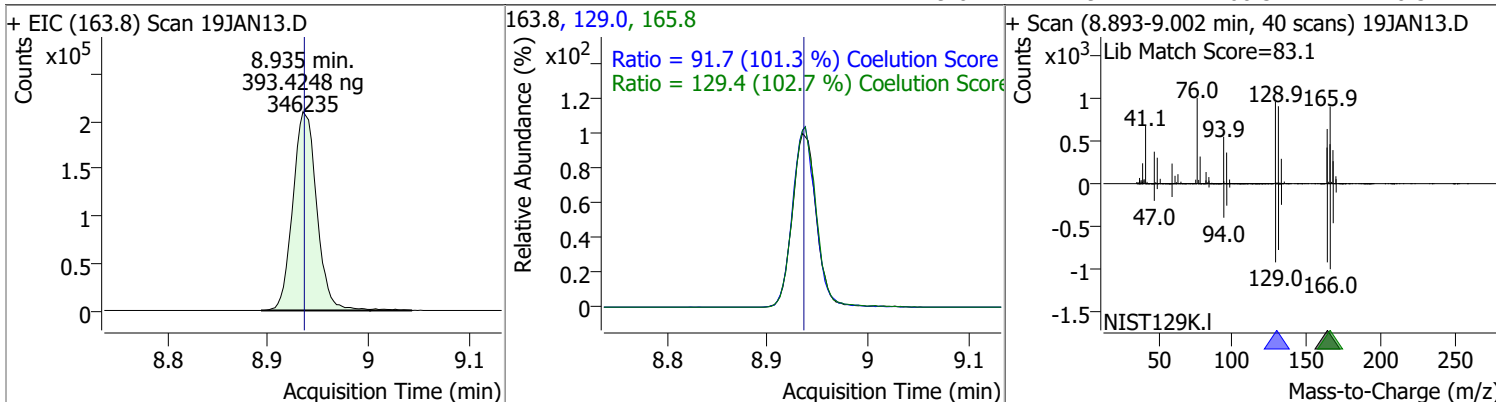


Compound	Conc.	RT	Dev(Min)	Resp.	QIon	QRatio	Lower	Upper
1,1,2-Trichloroethane	395.0532	8.82	0.00	167409	97.0	113.0	80.7	140.7
					85.0	62.9	30.7	90.7

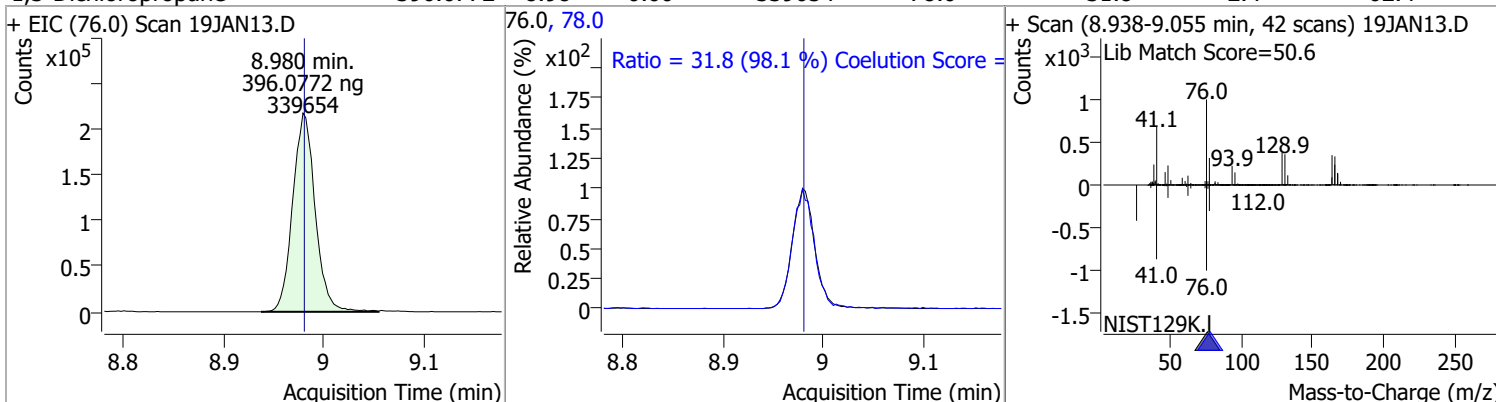


Quantitation Results Report (QT Reviewed)

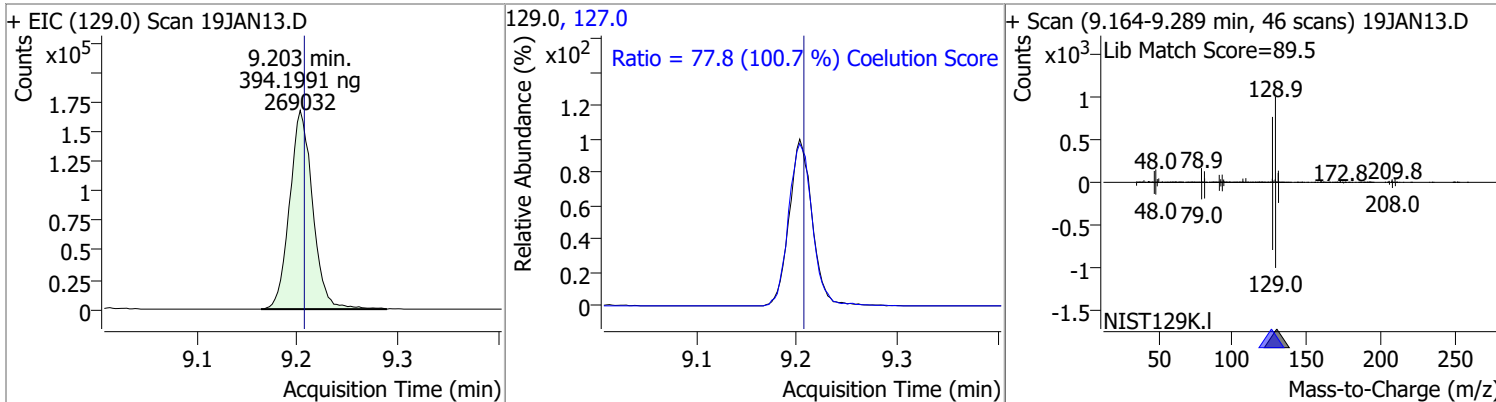
Compound	Conc.	RT	Dev(Min)	Resp.	QIon	QRatio	Lower	Upper
Tetrachloroethene	393.4248	8.94	0.00	346235	165.8	129.4	96.1	156.1
					129.0	91.7	60.5	120.5



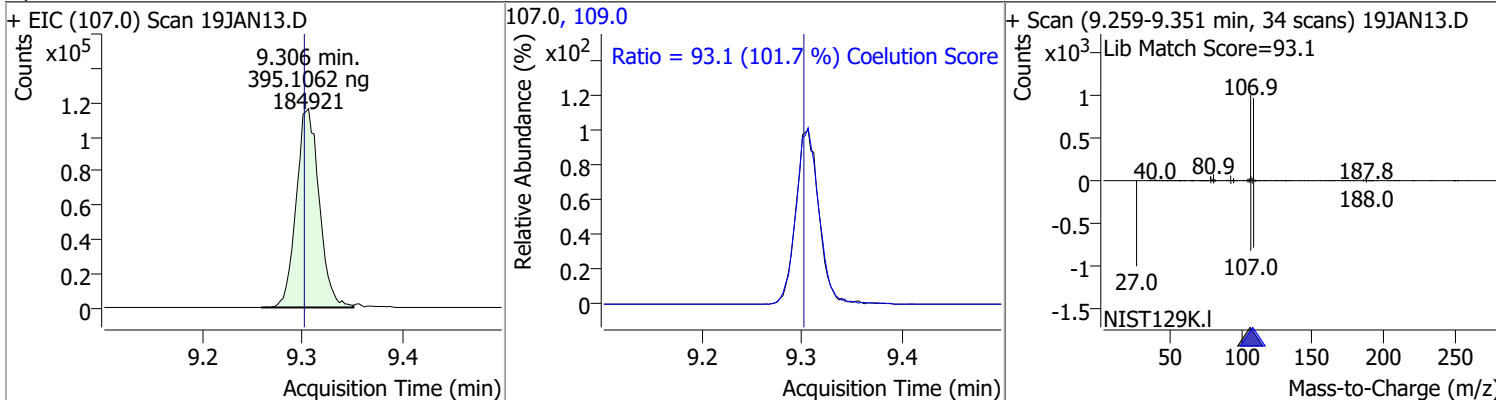
Compound	Conc.	RT	Dev(Min)	Resp.	QIon	QRatio	Lower	Upper
1,3-Dichloropropane	396.0772	8.98	0.00	339654	78.0	31.8	2.4	62.4



Compound	Conc.	RT	Dev(Min)	Resp.	QIon	QRatio	Lower	Upper
Chlorodibromomethane	394.1991	9.20	0.00	269032	127.0	77.8	47.2	107.2



Compound	Conc.	RT	Dev(Min)	Resp.	QIon	QRatio	Lower	Upper
1,2-Dibromoethane	395.1062	9.31	0.01	184921	109.0	93.1	61.5	121.5

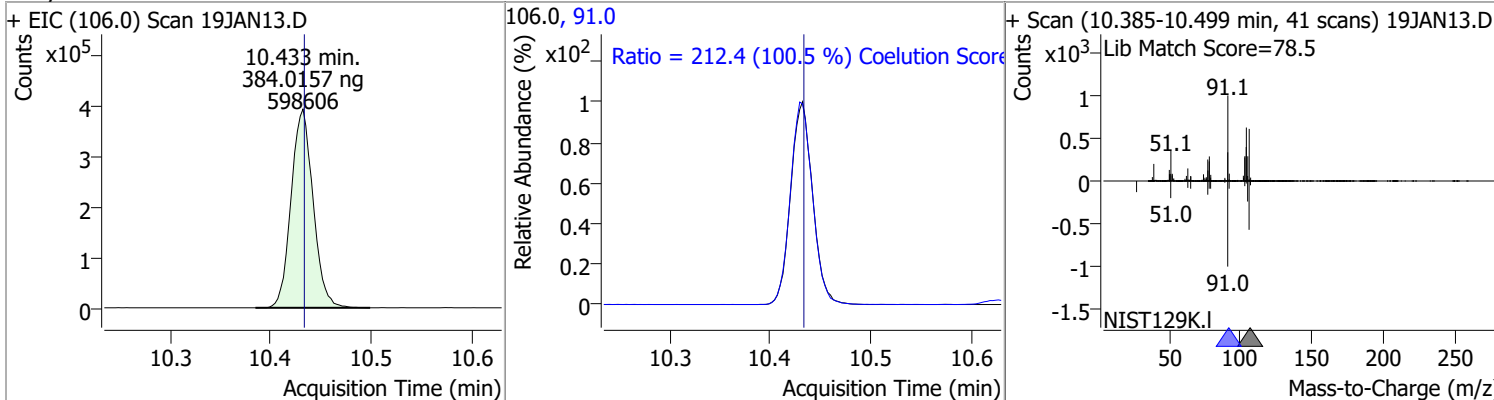


Quantitation Results Report (QT Reviewed)

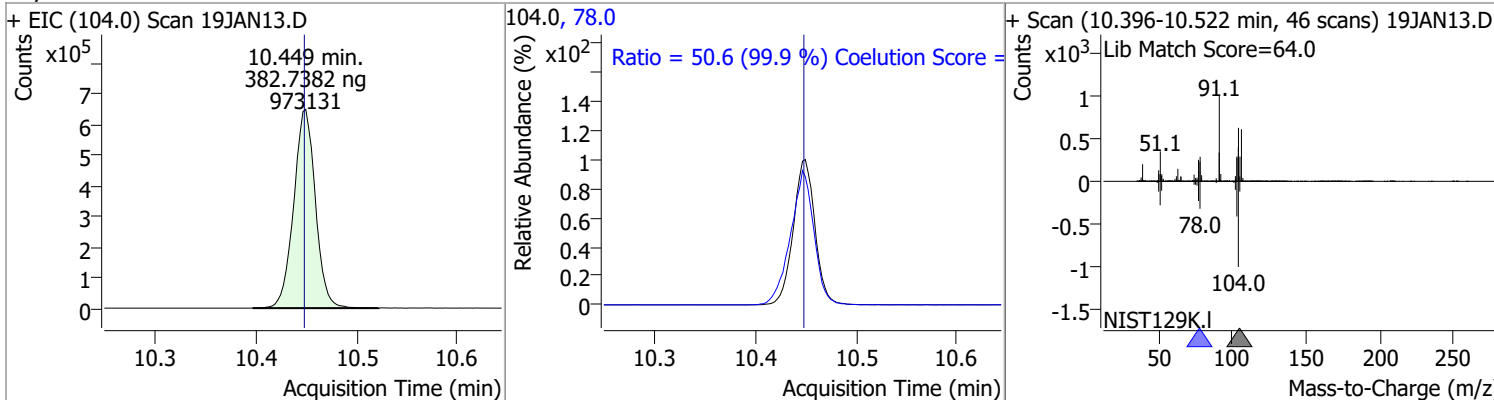
Compound	Conc.	RT	Dev(Min)	Resp.	QIon	QRatio	Lower	Upper
Chlorobenzene	397.3088	9.80	0.00	945250	114.0	32.1	2.2	62.2
+ EIC (112.0) Scan 19JAN13.D			112.0, 114.0			+ Scan (9.755-9.900 min, 53 scans) 19JAN13.D		
1,1,1,2-Tetrachloroethane	395.1127	9.89	-0.01	329822	133.0	96.3	65.3	125.3
+ EIC (131.0) Scan 19JAN13.D			131.0, 133.0			+ Scan (9.847-9.964 min, 43 scans) 19JAN13.D		
Ethylbenzene	381.4483	9.92	0.00	1697682	106.0	31.2	1.7	61.7
+ EIC (91.0) Scan 19JAN13.D			91.0, 106.0			+ Scan (9.864-9.995 min, 47 scans) 19JAN13.D		
m+p-Xylenes	762.4509	10.04	0.00	1334216	91.0	201.9	170.7	230.7
+ EIC (106.0) Scan 19JAN13.D			106.0, 91.0			+ Scan (9.995-10.120 min, 46 scans) 19JAN13.D		

Quantitation Results Report (QT Reviewed)

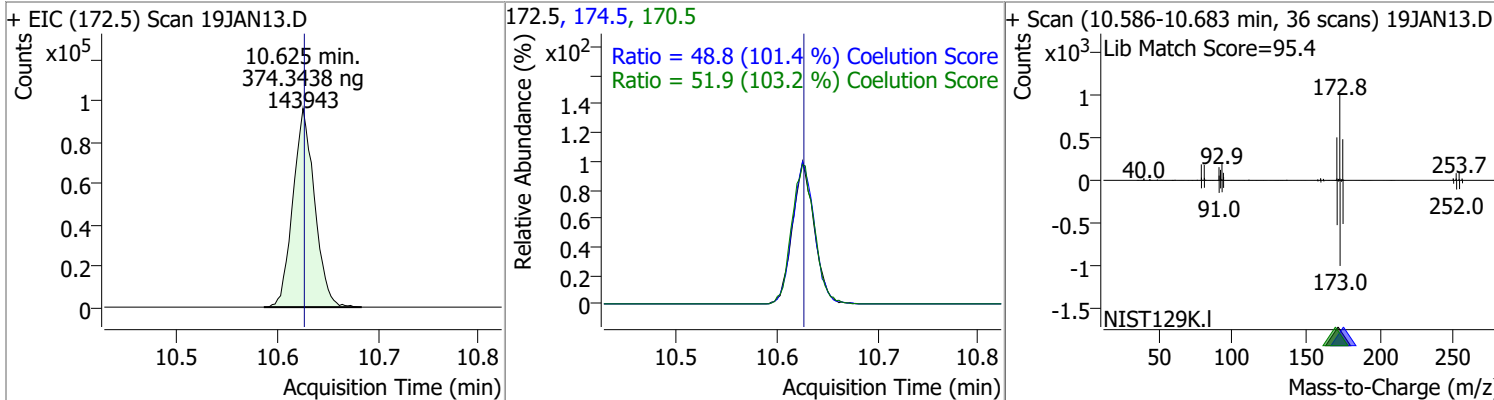
Compound	Conc.	RT	Dev(Min)	Resp.	QIon	QRatio	Lower	Upper
o-Xylene	384.0157	10.43	0.00	598606	91.0	212.4	181.4	241.4



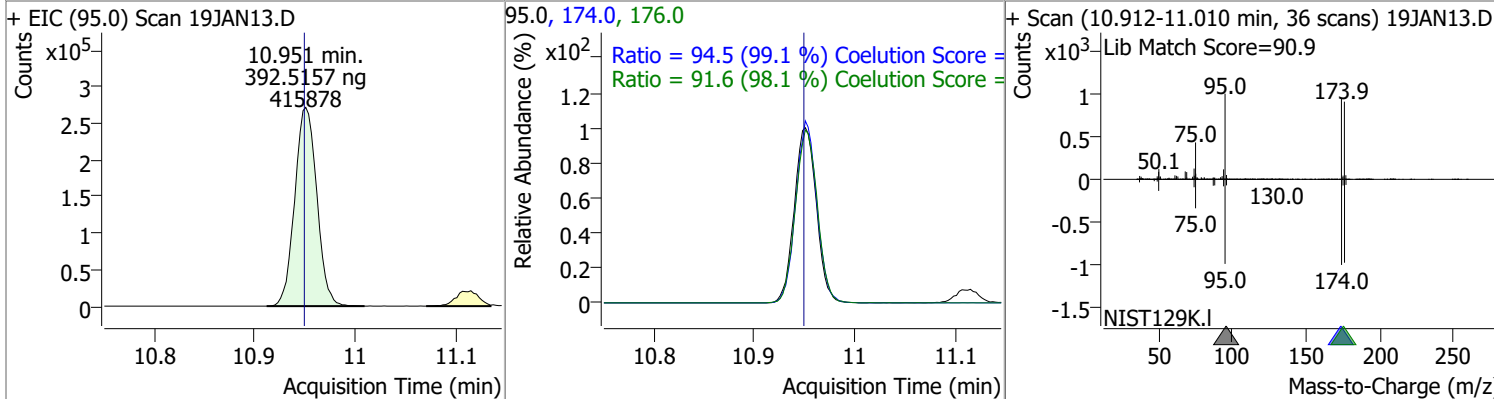
Compound	Conc.	RT	Dev(Min)	Resp.	QIon	QRatio	Lower	Upper
Styrene	382.7382	10.45	0.00	973131	78.0	50.6	20.6	80.6



Compound	Conc.	RT	Dev(Min)	Resp.	QIon	QRatio	Lower	Upper
Bromoform	374.3438	10.62	0.00	143943	170.5	51.9	20.3	80.3
					174.5	48.8	18.1	78.1

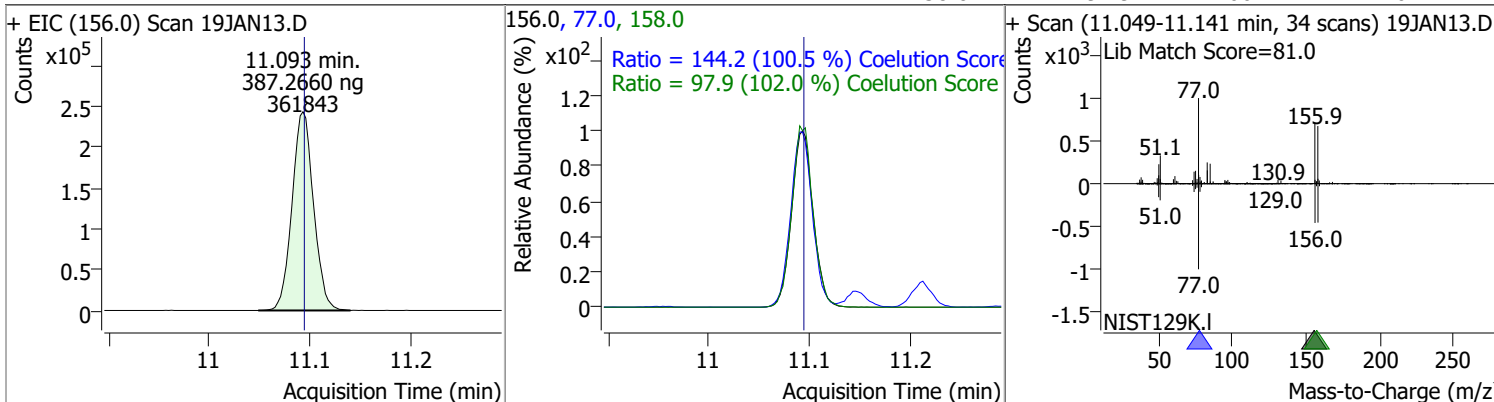


Compound	Conc.	RT	Dev(Min)	Resp.	QIon	QRatio	Lower	Upper
p-Bromofluorobenzene	392.5157	10.95	0.00	415878	174.0	94.5	65.3	125.3
					176.0	91.6	63.3	123.3

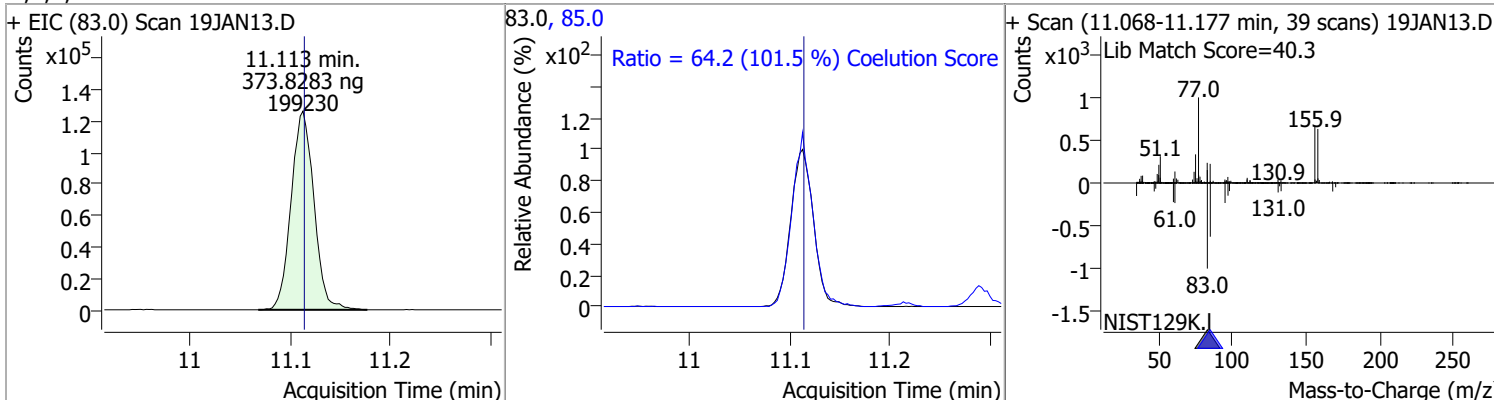


Quantitation Results Report (QT Reviewed)

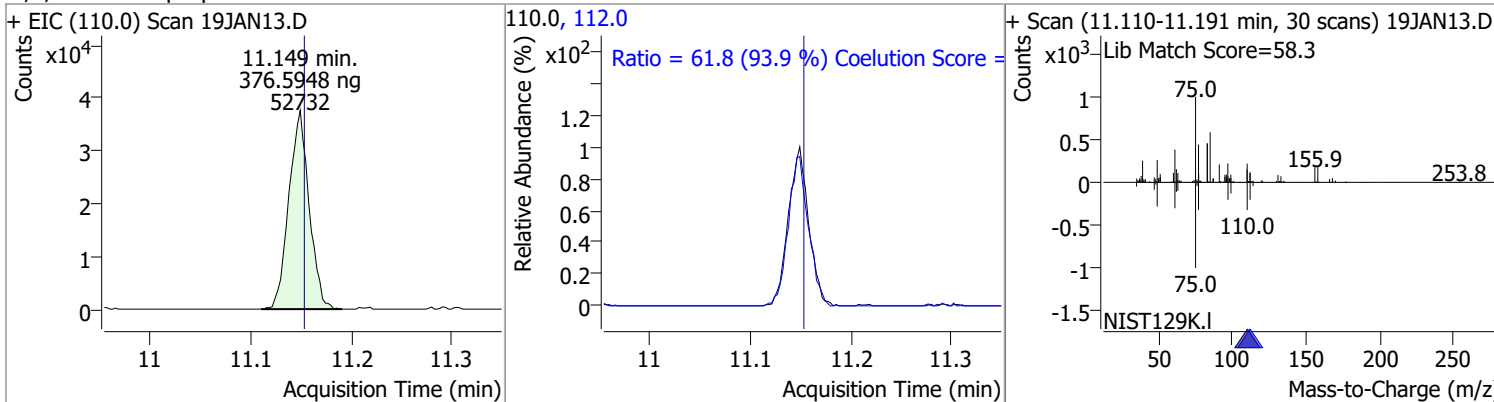
Compound	Conc.	RT	Dev(Min)	Resp.	QIon	QRatio	Lower	Upper
Bromobenzene	387.2660	11.09	0.00	361843	77.0	144.2	113.5	173.5
					158.0	97.9	66.1	126.1



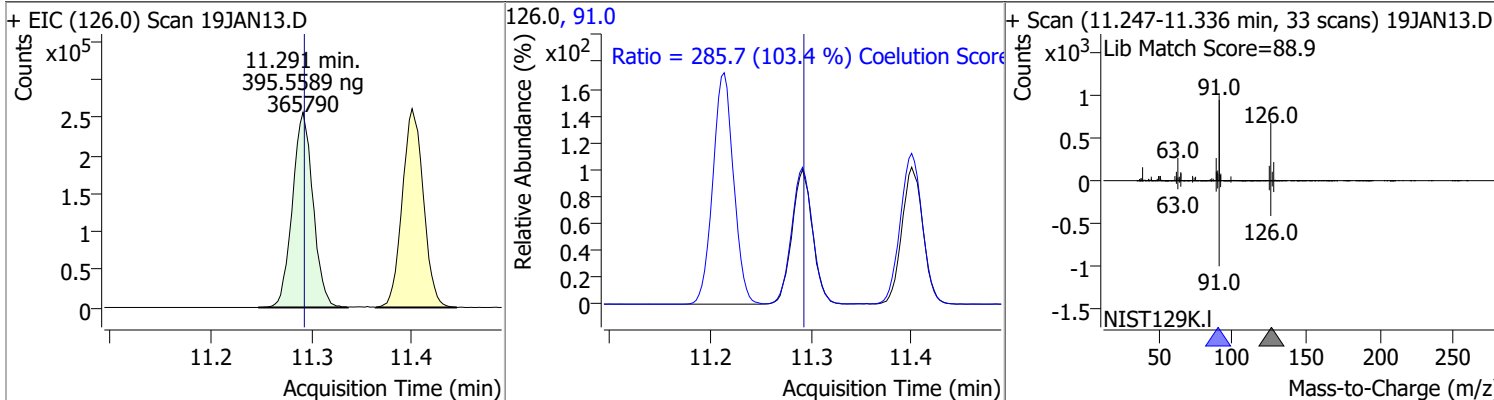
Compound	Conc.	RT	Dev(Min)	Resp.	QIon	QRatio	Lower	Upper
1,1,2,2-Tetrachloroethane	373.8283	11.11	0.00	199230	85.0	64.2	33.3	93.3



Compound	Conc.	RT	Dev(Min)	Resp.	QIon	QRatio	Lower	Upper
1,2,3-Trichloropropane	376.5948	11.15	0.00	52732	112.0	61.8	35.8	95.8

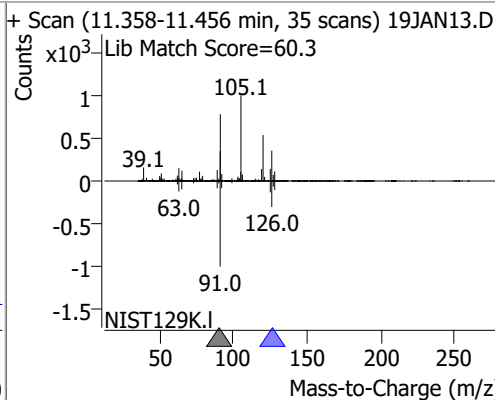
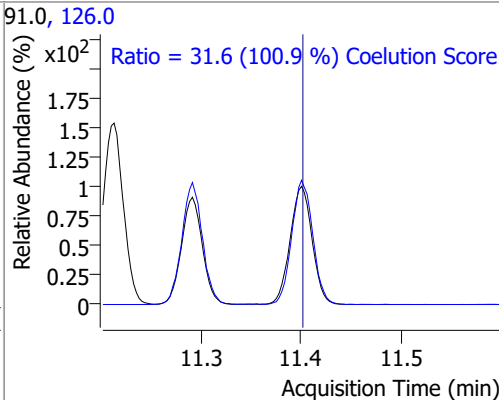
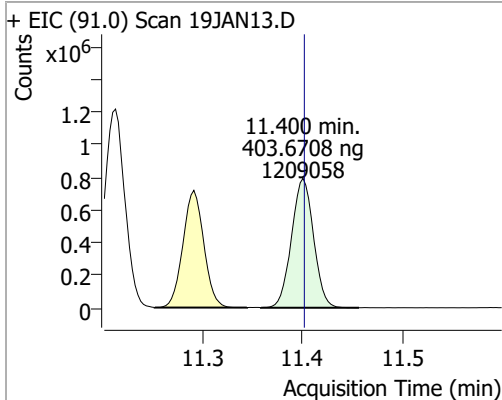


Compound	Conc.	RT	Dev(Min)	Resp.	QIon	QRatio	Lower	Upper
2-Chlorotoluene	395.5589	11.29	0.00	365790	91.0	285.7	246.2	306.2

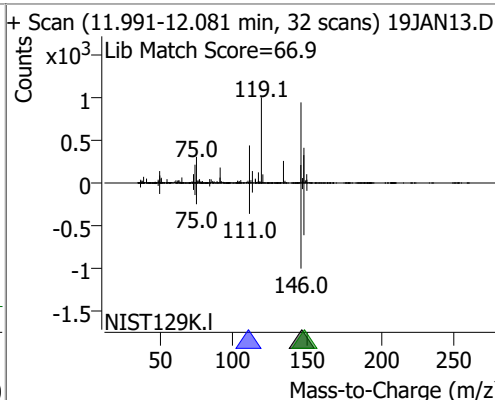
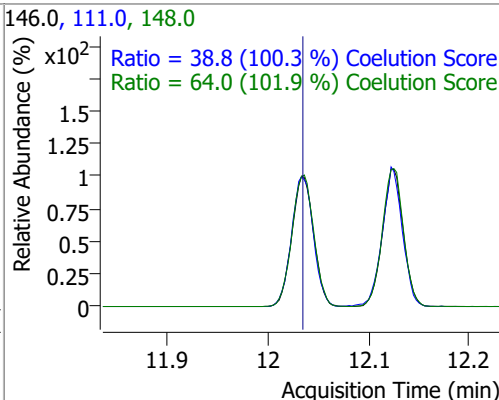
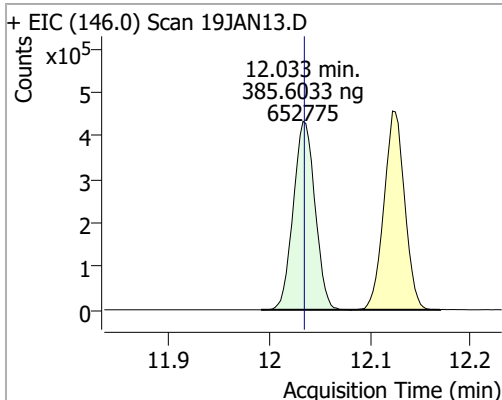


Quantitation Results Report (QT Reviewed)

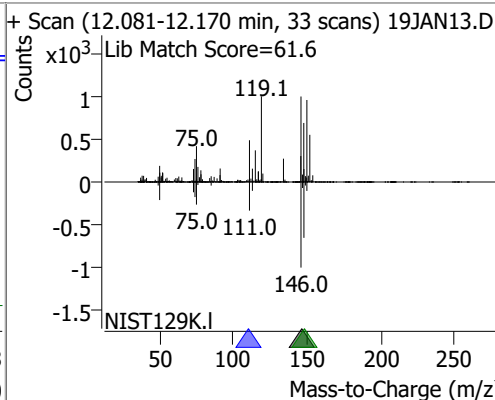
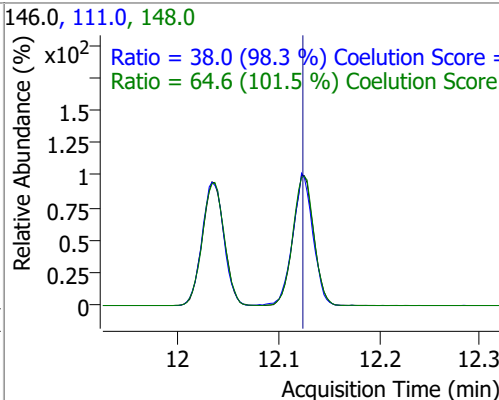
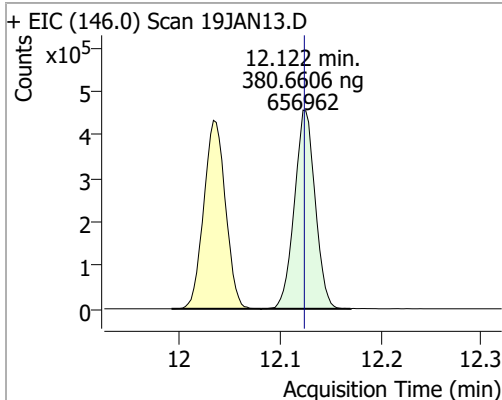
Compound	Conc.	RT	Dev(Min)	Resp.	QIon	QRatio	Lower	Upper
4-Chlorotoluene	403.6708	11.40	0.00	1209058	126.0	31.6	1.3	61.3



Compound	Conc.	RT	Dev(Min)	Resp.	QIon	QRatio	Lower	Upper
1,3-Dichlorobenzene	385.6033	12.03	0.00	652775	148.0	64.0	32.8	92.8
					111.0	38.8	8.7	68.7

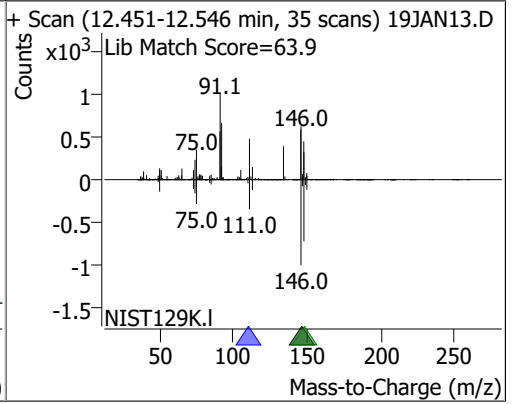
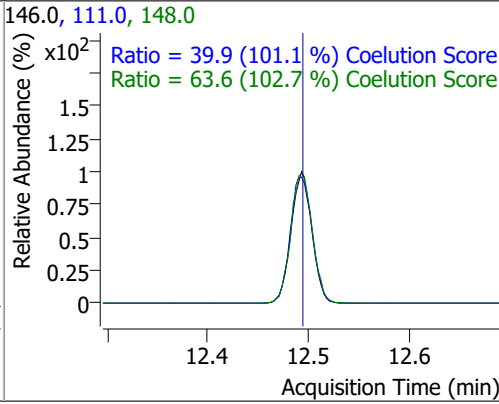
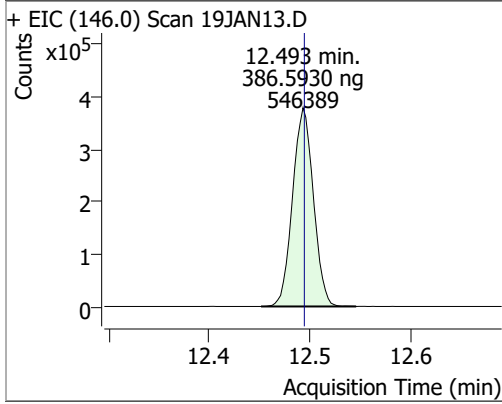


Compound	Conc.	RT	Dev(Min)	Resp.	QIon	QRatio	Lower	Upper
1,4-Dichlorobenzene	380.6606	12.12	0.00	656962	148.0	64.6	33.7	93.7
					111.0	38.0	8.7	68.7



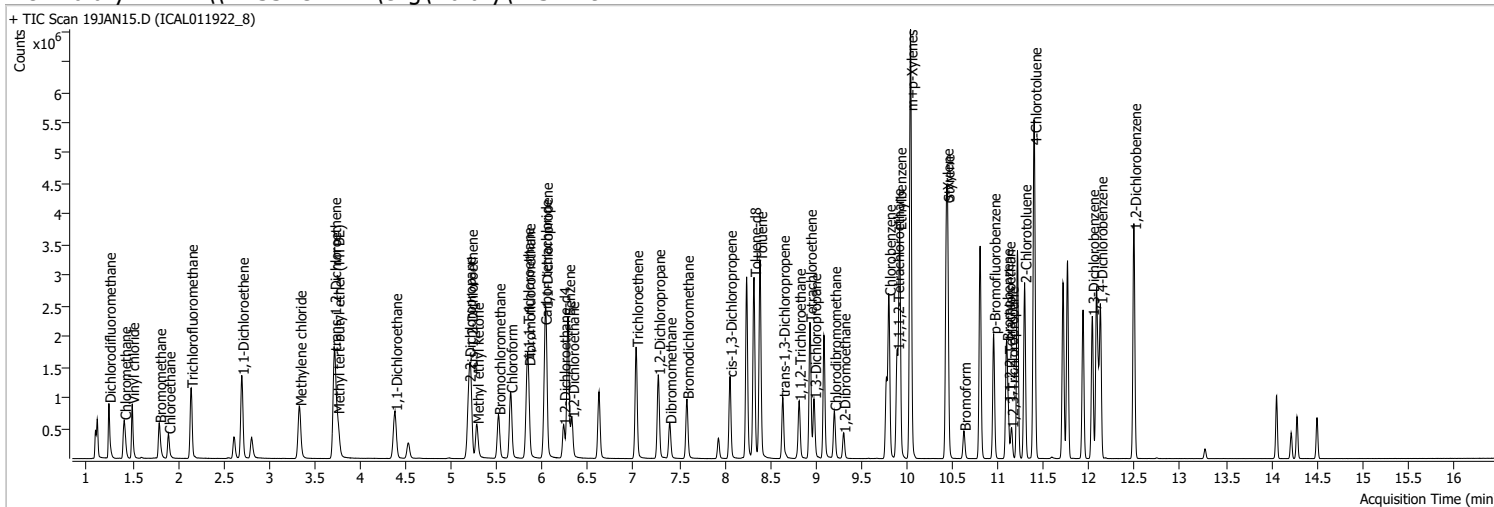
Quantitation Results Report (QT Reviewed)

Compound	Conc.	RT	Dev(Min)	Resp.	QIon	QRatio	Lower	Upper
1,2-Dichlorobenzene	386.5930	12.49	0.00	546389	148.0	63.6	31.9	91.9
					111.0	39.9	9.5	69.5



Quantitation Results Report (QT Reviewed)

Data File	19JAN15.D	Operator	MSC
Acq. Method	5975CACQF.M	Acq. Date-Time	1/19/2022 3:47:49 PM
Sample Name	ICAL011922_8	Instrument	VOA5975C
Vial	15	Multiplier	1.00
DA Method File	VOA5975C_8260B_SHT_DoD_L4_011922.m	Comment	
Tune File	BFB_Atune3.u	Tune Date	10/11/2021 4:02:00 PM
Batch Name	VG011922_8260B.batch.bin	Last Calib Update	1/20/2022 9:28:12 AM
Ref Library	\\MASSHUNTER\Org\Library\NIST129K.I		



Compound	RT	QIon	Resp.	Conc.	Units	Dev(Min)
Internal Standards						
M Fluorobenzene	6.621	96.0	914923	250.0000	ng	0.000
M Chlorobenzene-d5	9.775	82.0	348824	250.0000	ng	0.000
M 1,4-Dichlorobenzene-d4	12.100	152.0	291918	250.0000	ng	0.000
System Monitoring Compounds						
S Dibromofluoromethane	5.845	113.0	448615	506.2357	ng	-0.005
Spiked Amount: 250.000	Range: 80.0 - 119.0%			Recovery = 202.49%	*	
S 1,2-Dichloroethane-d4	6.230	67.0	191123	499.2690	ng	0.000
Spiked Amount: 250.000	Range: 81.0 - 118.0%			Recovery = 199.71%	*	
S Toluene-d8	8.322	98.0	1826060	536.5850	ng	0.003
Spiked Amount: 250.000	Range: 89.0 - 112.0%			Recovery = 214.63%	*	
S p-Bromofluorobenzene	10.951	95.0	572482	531.1436	ng	0.003
Spiked Amount: 250.000	Range: 85.0 - 114.0%			Recovery = 212.46%	*	
Target Compounds						
T Dichlorodifluoromethane	1.241	85.0	629961	512.0678	ng	99
T Chloromethane	1.409	50.0	718053	495.7627	ng	100
T Vinyl chloride	1.498	62.0	669671	507.9543	ng	99
T Bromomethane	1.793	96.0	324434	492.3720	ng	96
T Chloroethane	1.894	64.0	289150	463.5741	ng	99
T Trichlorofluoromethane	2.142	101.0	811600	513.3762	ng	100
T 1,1-Dichloroethene	2.700	96.0	479145	520.8803	ng	98
T Methylene chloride	3.333	49.0	641583	479.7159	ng	99
T trans-1,2-Dichloroethene	3.715	96.0	486383	511.8313	ng	99
T Methyl tert-butyl ether (MTBE)	3.751	73.0	632731	532.7227	ng	99
T 1,1-Dichloroethane	4.381	63.0	921258	518.0035	ng	99
T 2,2-Dichloropropane	5.190	77.0	683822	510.2077	ng	96
T cis-1,2-Dichloroethene	5.212	96.0	513671	533.8672	ng	98
T Methyl ethyl ketone	5.279	43.0	752615	5412.5869	ng	100
T Bromochloromethane	5.519	128.0	195140	491.8934	ng	94
T Chloroform	5.650	83.0	879544	495.3045	ng	99

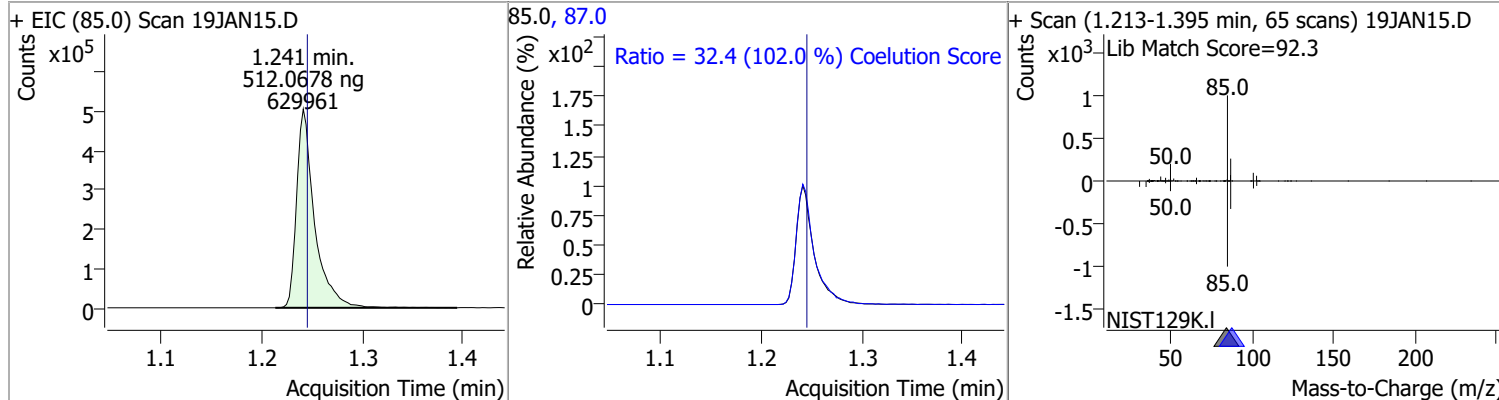
Quantitation Results Report (QT Reviewed)

Compound	RT	QIon	Resp.	Conc.	Units	Dev(Min)
T 1,1,1-Trichloroethane	5.831	97.0	863441	526.9948	ng	98
T Carbon tetrachloride	6.027	117.0	851101	535.6026	ng	98
T 1,1-Dichloropropene	6.038	75.0	746500	561.8648	ng	99
T Benzene	6.280	78.0	1913180	523.4472	ng	99
T 1,2-Dichloroethane	6.325	62.0	499614	494.9057	ng	97
T Trichloroethene	7.028	95.0	553822	530.3320	ng	99
T 1,2-Dichloropropane	7.270	63.0	490282	533.9834	ng	96
T Dibromomethane	7.393	93.0	197367	509.9818	ng	99
T Bromodichloromethane	7.585	83.0	561671	516.1211	ng	99
T cis-1,3-Dichloropropene	8.057	75.0	666084	557.7775	ng	100
T Toluene	8.389	92.0	1224192	539.6763	ng	100
T trans-1,3-Dichloropropene	8.637	75.0	477330	547.9867	ng	97
T 1,1,2-Trichloroethane	8.815	83.0	228423	515.7192	ng	96
T Tetrachloroethene	8.935	163.8	486052	528.4090	ng	99
T 1,3-Dichloropropane	8.980	76.0	468322	522.4977	ng	100
T Chlorodibromomethane	9.203	129.0	370474	519.3572	ng	100
T 1,2-Dibromoethane	9.303	107.0	253758	518.7332	ng	96
T Chlorobenzene	9.802	112.0	1298233	522.0725	ng	100
T 1,1,1,2-Tetrachloroethane	9.892	131.0	453261	519.5010	ng	97
T Ethylbenzene	9.920	91.0	2354058	492.0069	ng	100
T m+p-Xylenes	10.039	106.0	1838610	982.9557	ng	100
T o-Xylene	10.433	106.0	822173	490.5696	ng	99
T Styrene	10.447	104.0	1332807	489.9958	ng	100
T Bromoform	10.625	172.5	198345	507.0612	ng	100
T Bromobenzene	11.094	156.0	501025	527.1176	ng	99
T 1,1,2,2-Tetrachloroethane	11.113	83.0	273124	503.7746	ng	99
T 1,2,3-Trichloropropane	11.149	110.0	71179	499.7018	ng	97
T 2-Chlorotoluene	11.292	126.0	506556	538.4753	ng	97
T 4-Chlorotoluene	11.400	91.0	1661293	545.2370	ng	100
T 1,3-Dichlorobenzene	12.033	146.0	895336	519.9029	ng	99
T 1,4-Dichlorobenzene	12.123	146.0	899595	512.3936	ng	99
T 1,2-Dichlorobenzene	12.493	146.0	753439	524.0336	ng	98

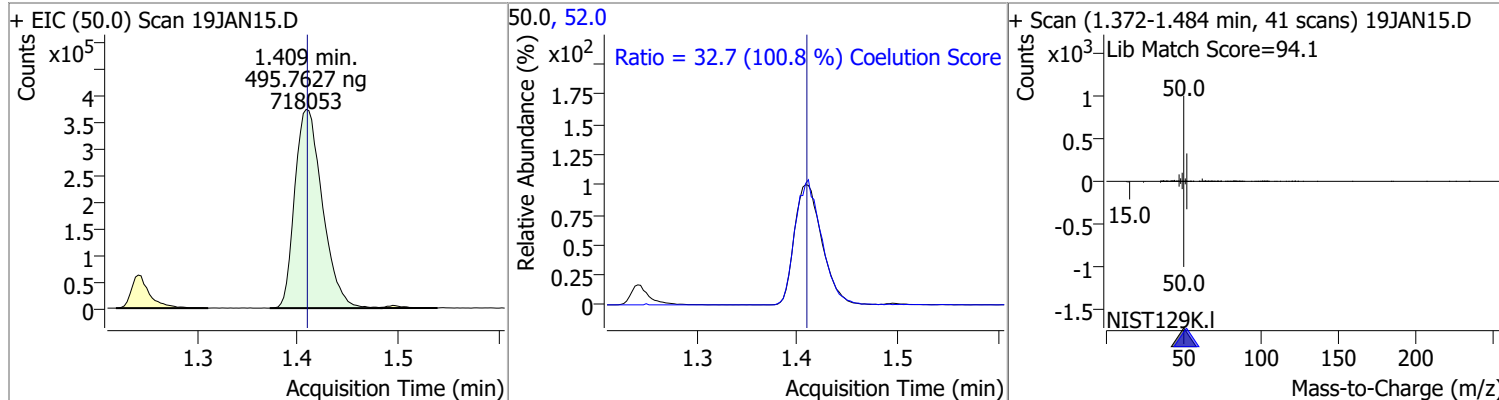
(#) = Qualifier Out of Range; (m) = Manual Integration; (+) = Area Summed; (*) = Surrogate Percent Recovery Out of Range; (d): Zeroed Peak

Quantitation Results Report (QT Reviewed)

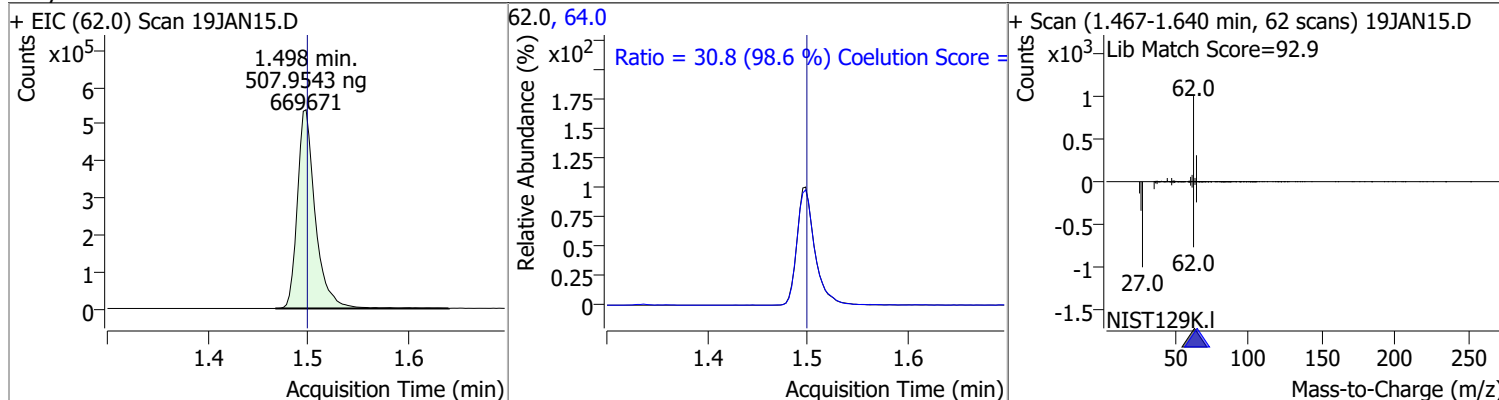
Compound	Conc.	RT	Dev(Min)	Resp.	QIon	QRatio	Lower	Upper
Dichlorodifluoromethane	512.0678	1.24	0.00	629961	87.0	32.4	1.8	61.8



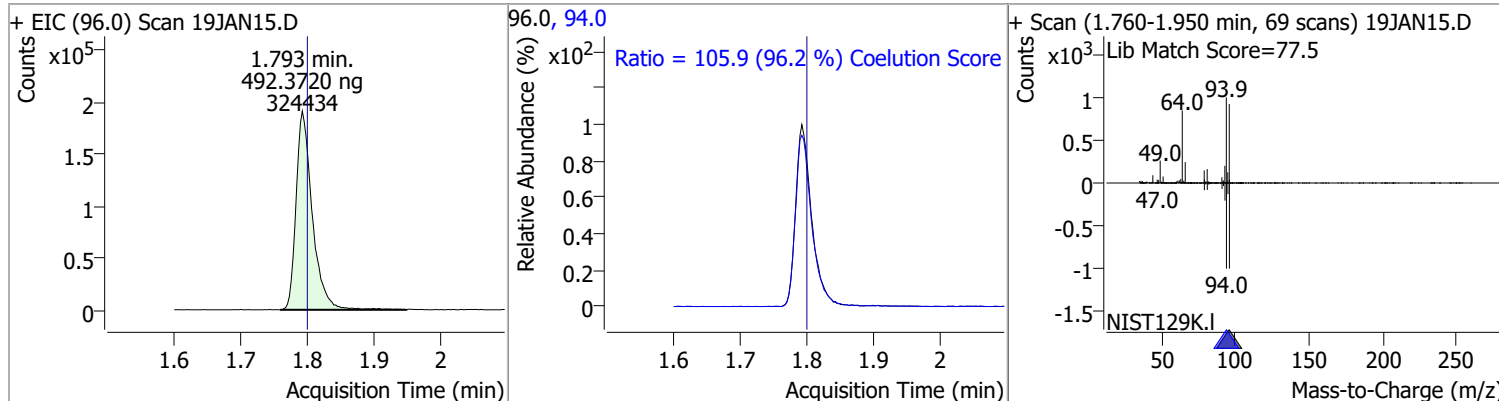
Compound	Conc.	RT	Dev(Min)	Resp.	QIon	QRatio	Lower	Upper
Chloromethane	495.7627	1.41	0.00	718053	52.0	32.7	2.4	62.4



Compound	Conc.	RT	Dev(Min)	Resp.	QIon	QRatio	Lower	Upper
Vinyl chloride	507.9543	1.50	0.00	669671	64.0	30.8	1.3	61.3

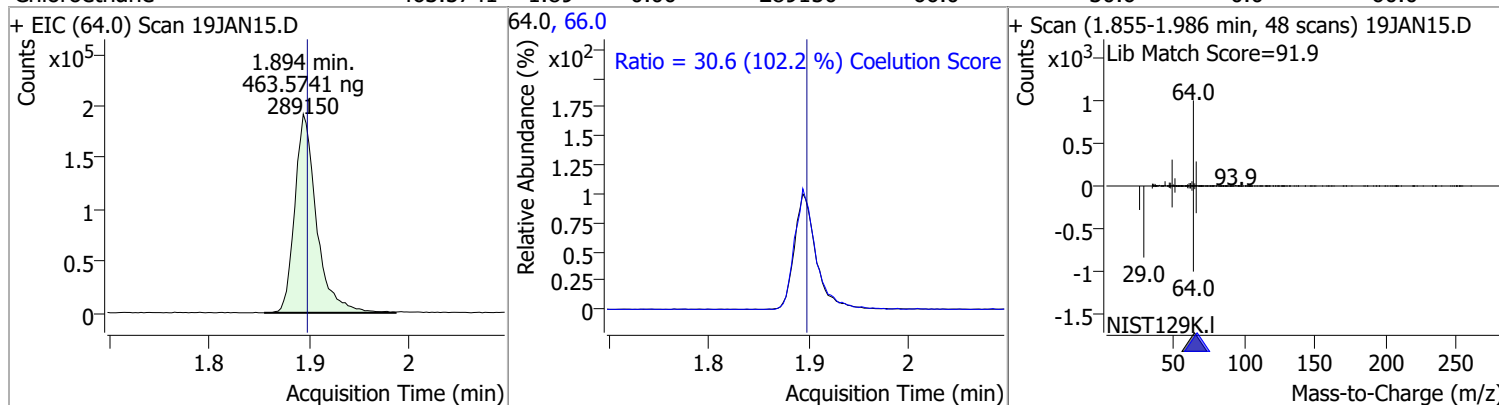


Compound	Conc.	RT	Dev(Min)	Resp.	QIon	QRatio	Lower	Upper
Bromomethane	492.3720	1.79	-0.01	324434	94.0	105.9	80.1	140.1

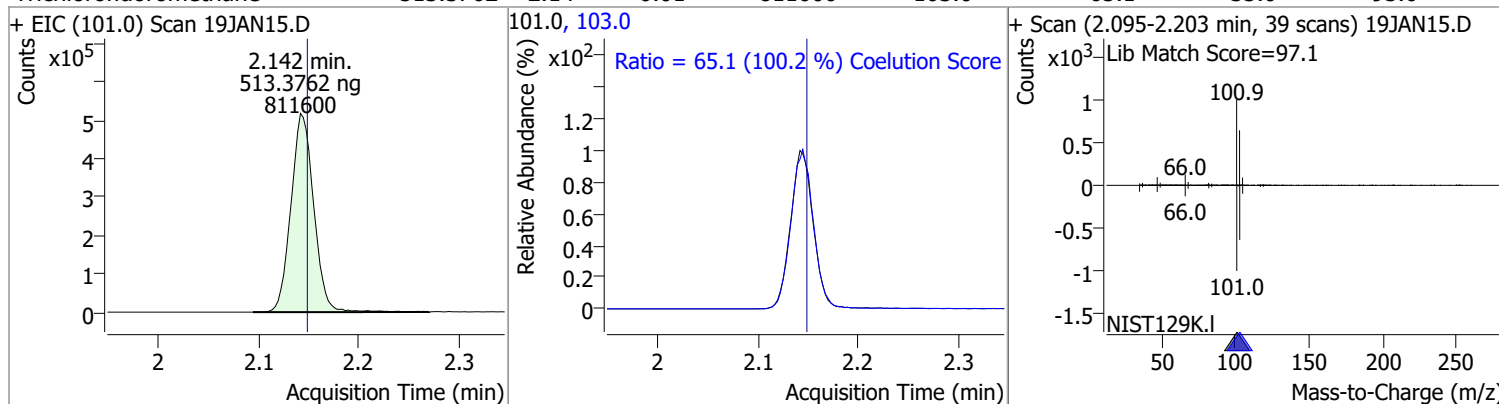


Quantitation Results Report (QT Reviewed)

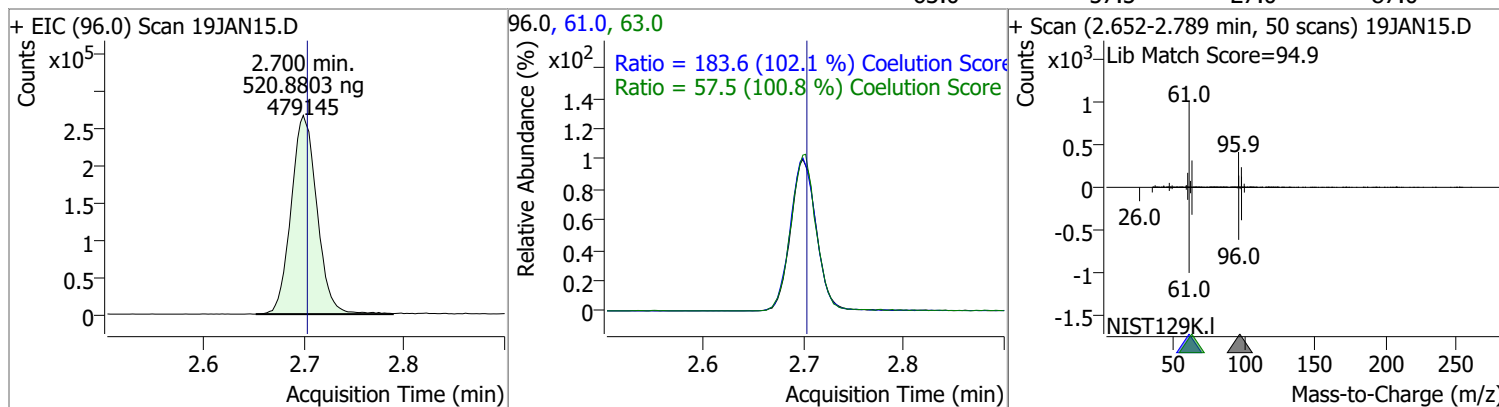
Compound	Conc.	RT	Dev(Min)	Resp.	QIon	QRatio	Lower	Upper
Chloroethane	463.5741	1.89	0.00	289150	66.0	30.6	0.0	60.0



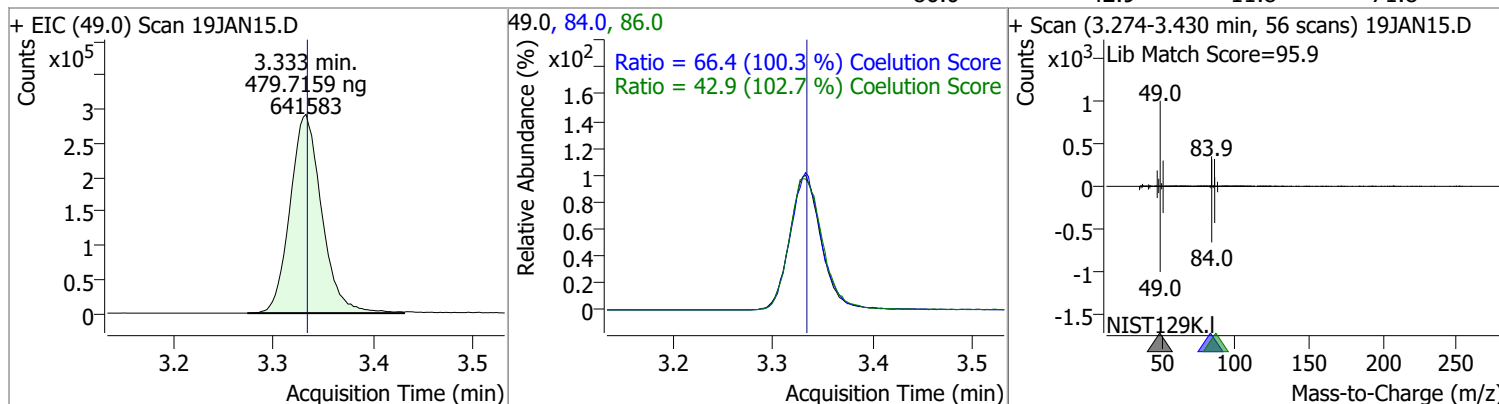
Trichlorofluoromethane	513.3762	2.14	-0.01	811600	103.0	65.1	35.0	95.0
------------------------	----------	------	-------	--------	-------	------	------	------



1,1-Dichloroethene	520.8803	2.70	0.00	479145	61.0	183.6	149.9	209.9
					63.0	57.5	27.0	87.0

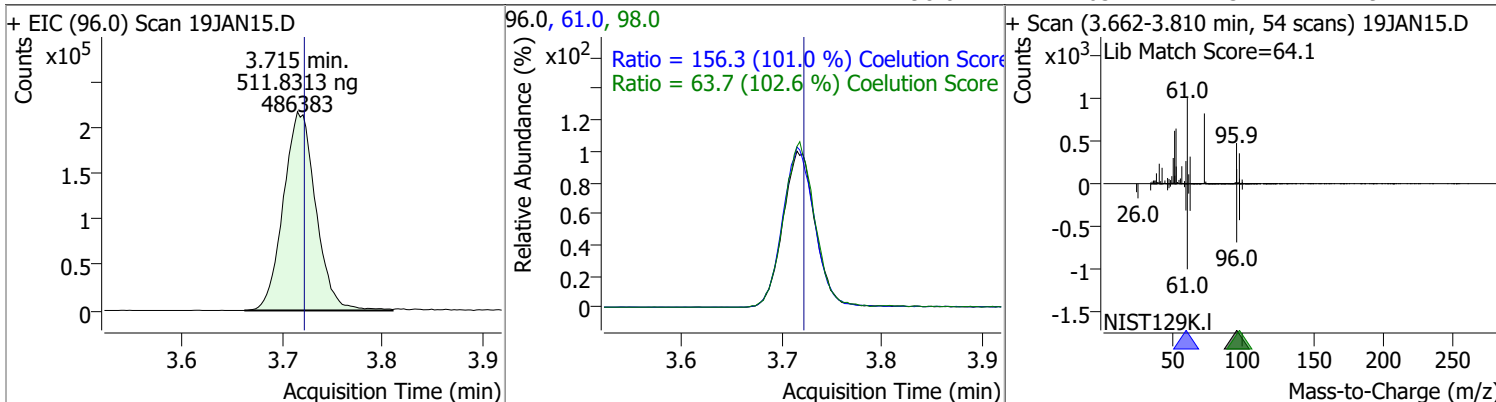


Methylene chloride	479.7159	3.33	0.00	641583	84.0	66.4	36.1	96.1
					86.0	42.9	11.8	71.8

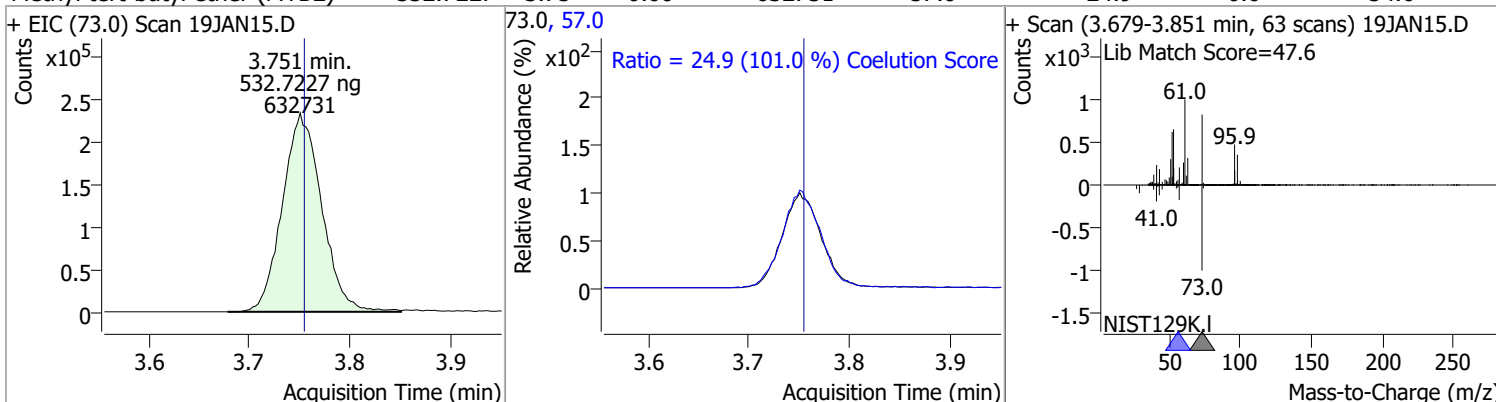


Quantitation Results Report (QT Reviewed)

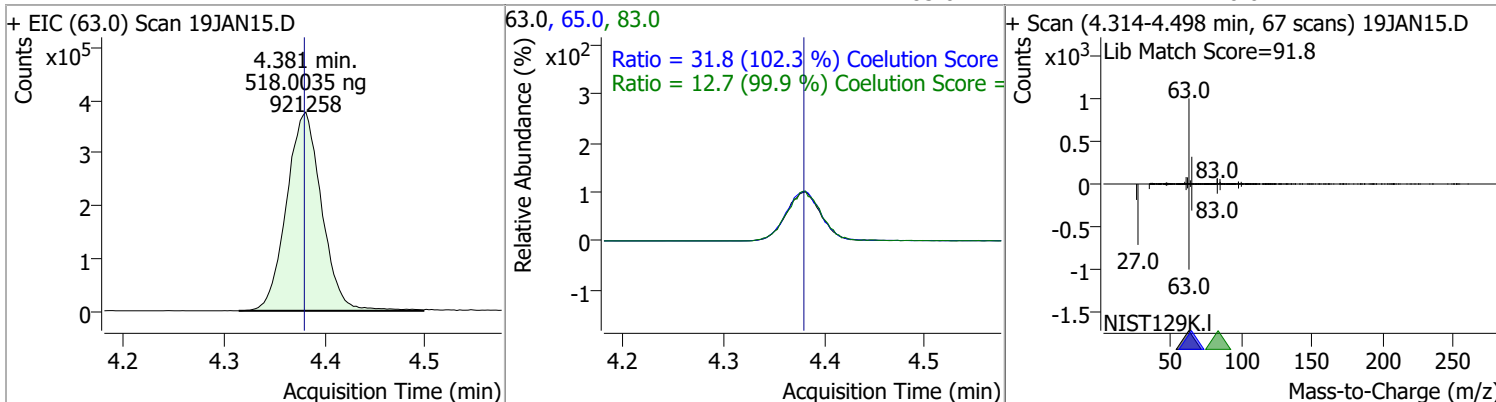
Compound	Conc.	RT	Dev(Min)	Resp.	QIon	QRatio	Lower	Upper
trans-1,2-Dichloroethene	511.8313	3.71	-0.01	486383	61.0	156.3	124.8	184.8
					98.0	63.7	32.1	92.1



Compound	Conc.	RT	Dev(Min)	Resp.	QIon	QRatio	Lower	Upper
Methyl tert-butyl ether (MTBE)	532.7227	3.75	0.00	632731	57.0	24.9	0.0	54.6

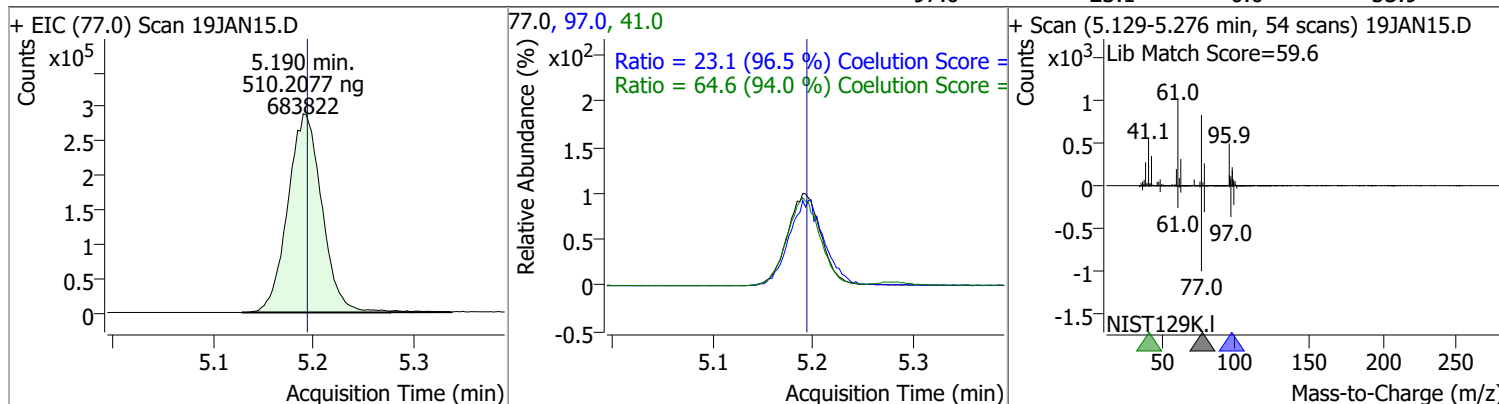


Compound	Conc.	RT	Dev(Min)	Resp.	QIon	QRatio	Lower	Upper
1,1-Dichloroethane	518.0035	4.38	0.00	921258	65.0	31.8	1.0	61.0
					83.0	12.7	0.0	42.7

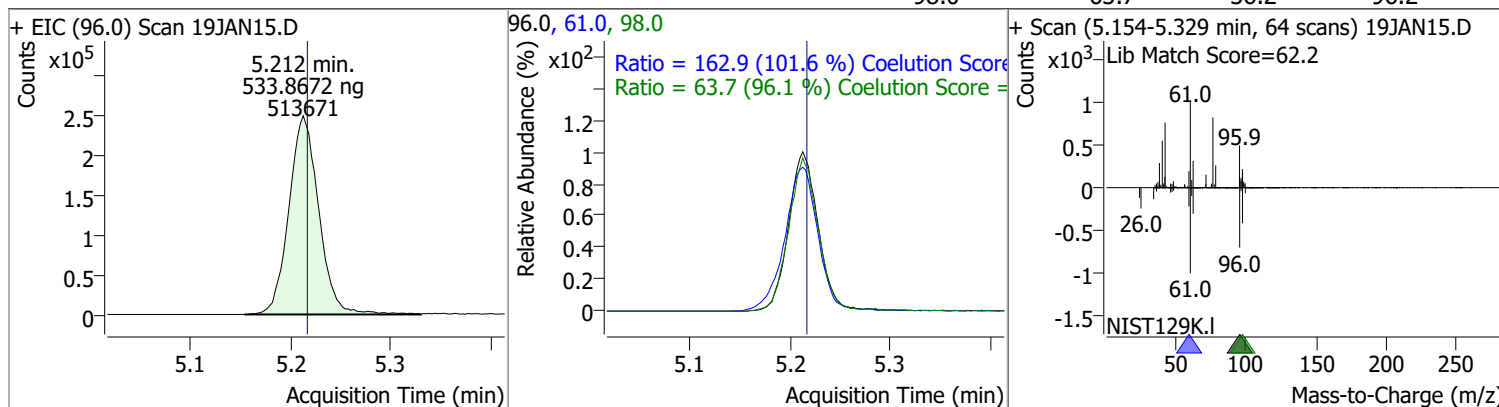


Quantitation Results Report (QT Reviewed)

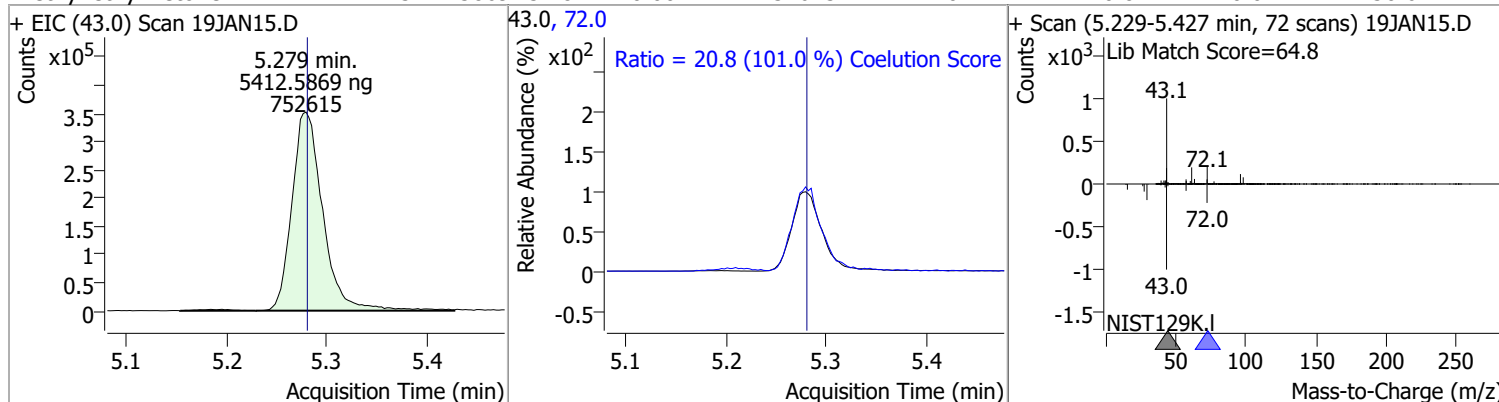
Compound	Conc.	RT	Dev(Min)	Resp.	QIon	QRatio	Lower	Upper
2,2-Dichloropropane	510.2077	5.19	0.00	683822	41.0	64.6	38.8	98.8
					97.0	23.1	0.0	53.9



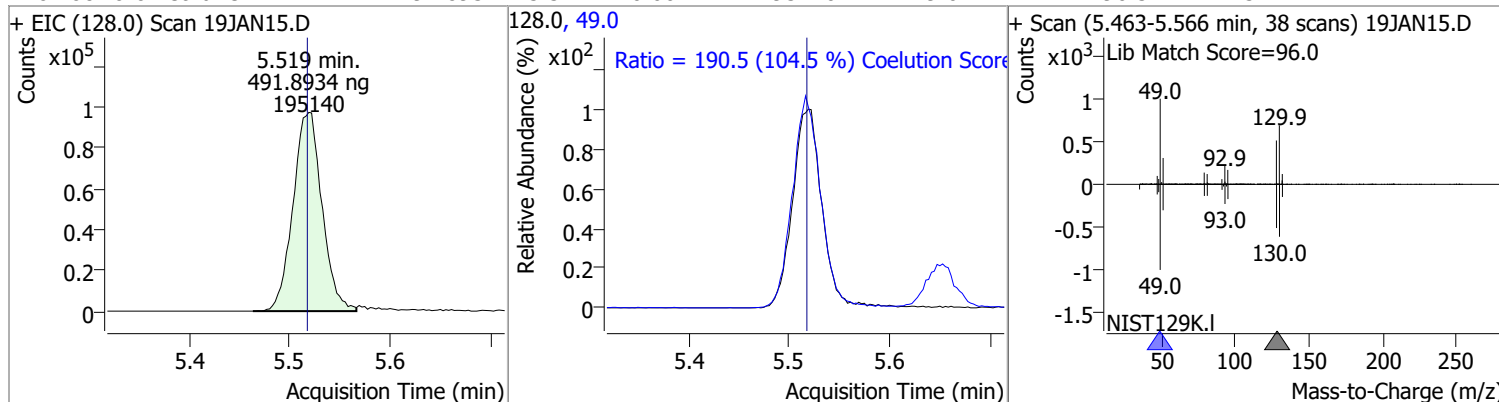
Compound	Conc.	RT	Dev(Min)	Resp.	QIon	QRatio	Lower	Upper
cis-1,2-Dichloroethene	533.8672	5.21	0.00	513671	61.0	162.9	130.4	190.4
					98.0	63.7	36.2	96.2



Compound	Conc.	RT	Dev(Min)	Resp.	QIon	QRatio	Lower	Upper
Methyl ethyl ketone	5412.5869	5.28	0.00	752615	72.0	20.8	0.0	50.6

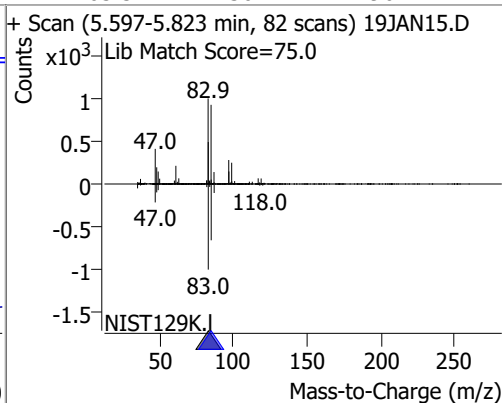
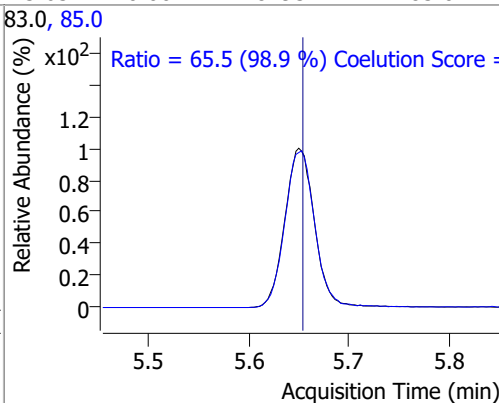
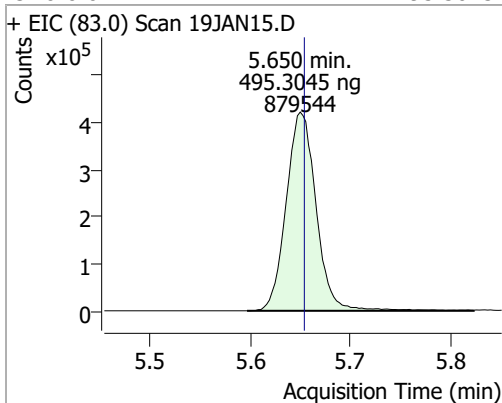


Compound	Conc.	RT	Dev(Min)	Resp.	QIon	QRatio	Lower	Upper
Bromochloromethane	491.8934	5.52	0.00	195140	49.0	190.5	152.2	212.2

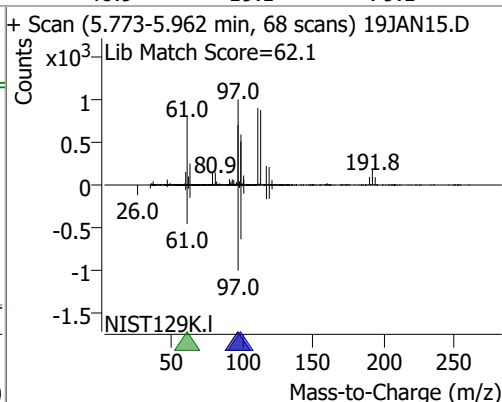
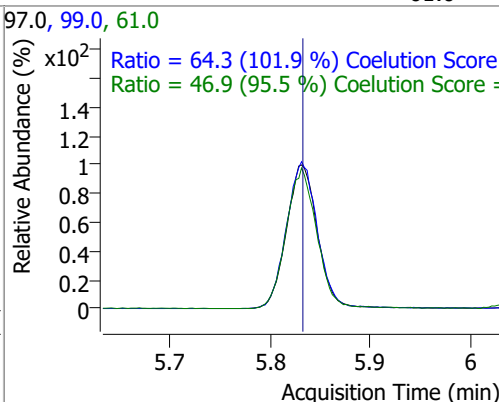
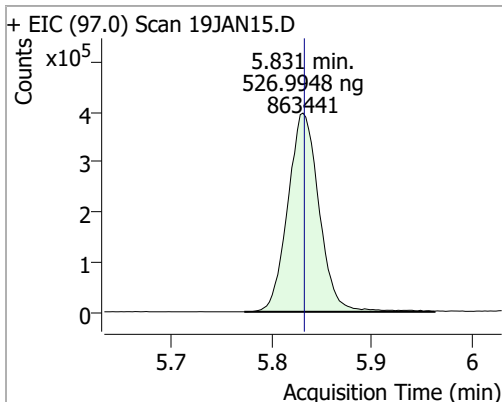


Quantitation Results Report (QT Reviewed)

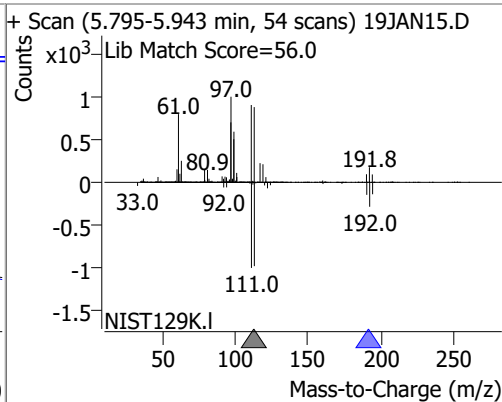
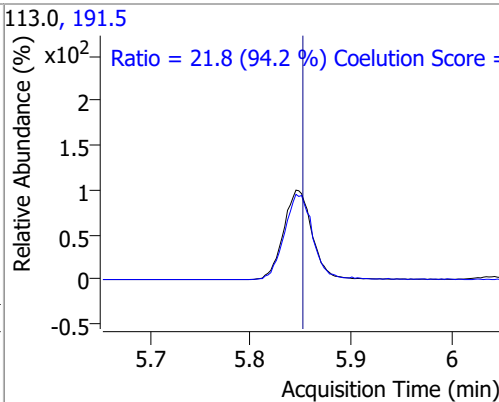
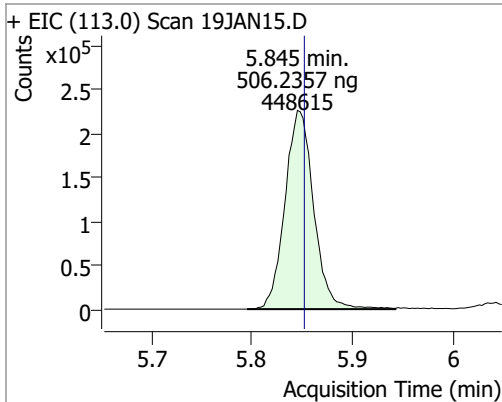
Compound	Conc.	RT	Dev(Min)	Resp.	QIon	QRatio	Lower	Upper
Chloroform	495.3045	5.65	0.00	879544	85.0	65.5	36.2	96.2



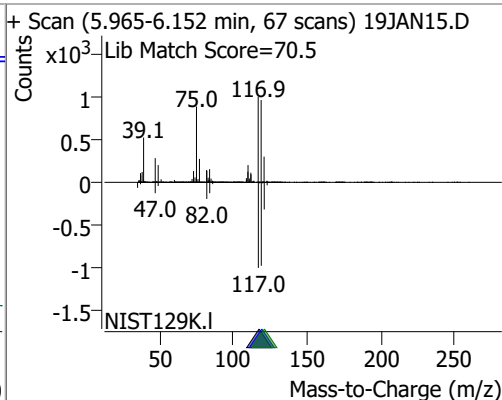
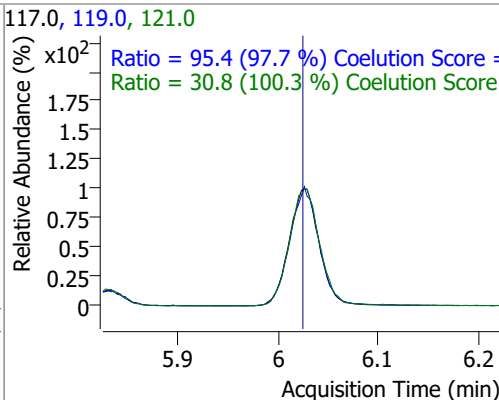
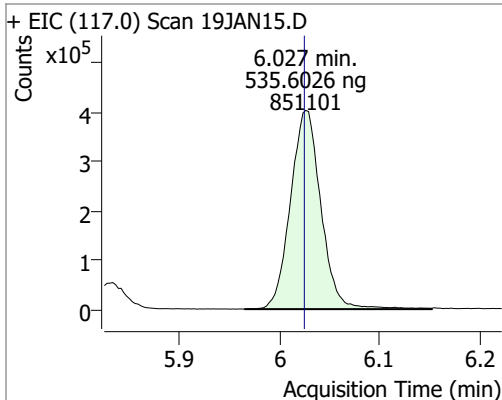
Compound	Conc.	RT	Dev(Min)	Resp.	QIon	QRatio	Lower	Upper
1,1,1-Trichloroethane	526.9948	5.83	0.00	863441	99.0	64.3	33.1	93.1
					61.0	46.9	19.1	79.1



Compound	Conc.	RT	Dev(Min)	Resp.	QIon	QRatio	Lower	Upper
Dibromofluoromethane	506.2357	5.85	-0.01	448615	191.5	21.8	0.0	53.2

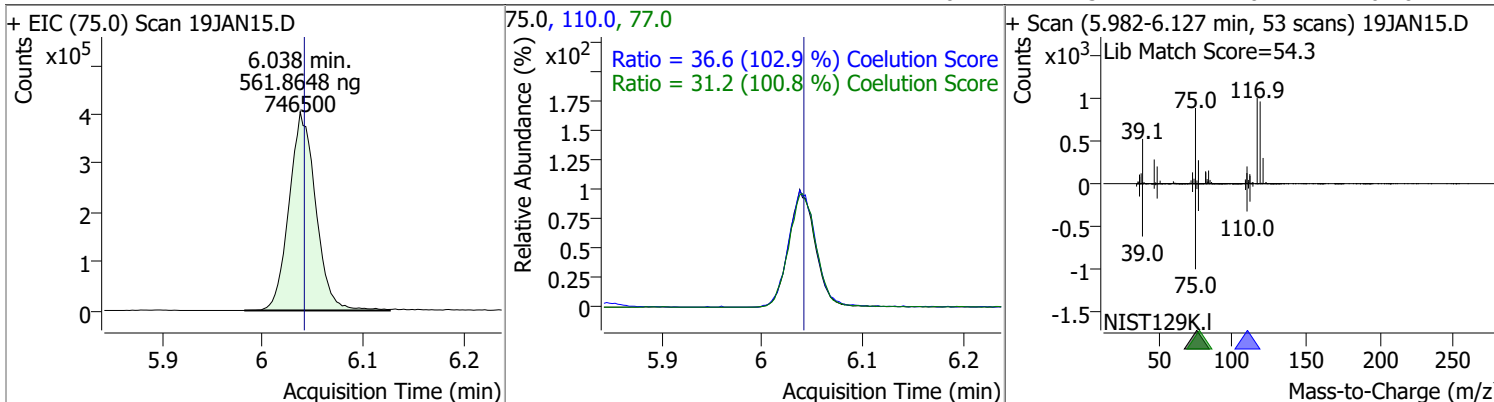


Compound	Conc.	RT	Dev(Min)	Resp.	QIon	QRatio	Lower	Upper
Carbon tetrachloride	535.6026	6.03	0.00	851101	119.0	95.4	67.6	127.6
					121.0	30.8	0.7	60.7

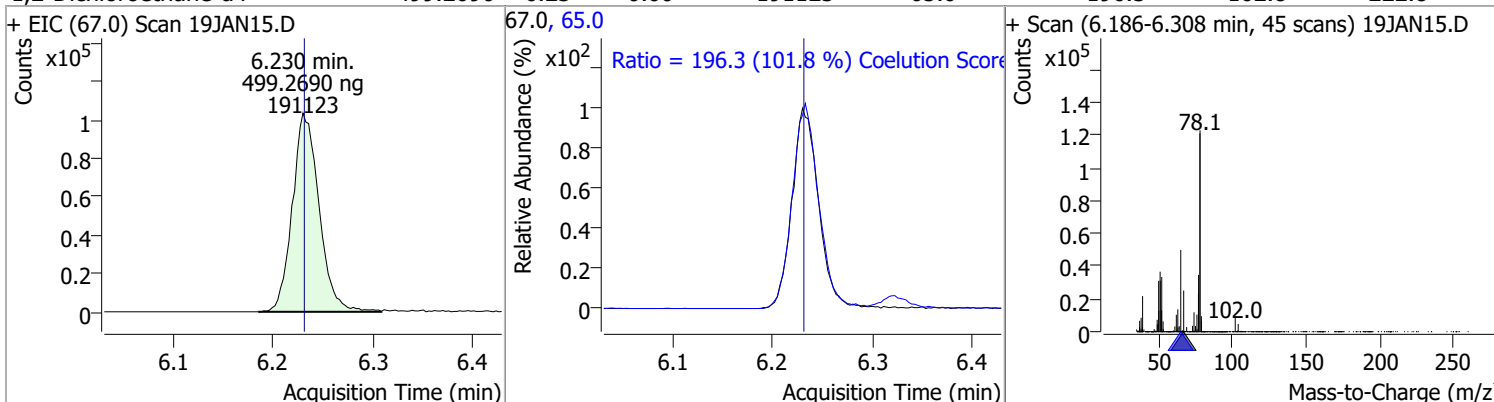


Quantitation Results Report (QT Reviewed)

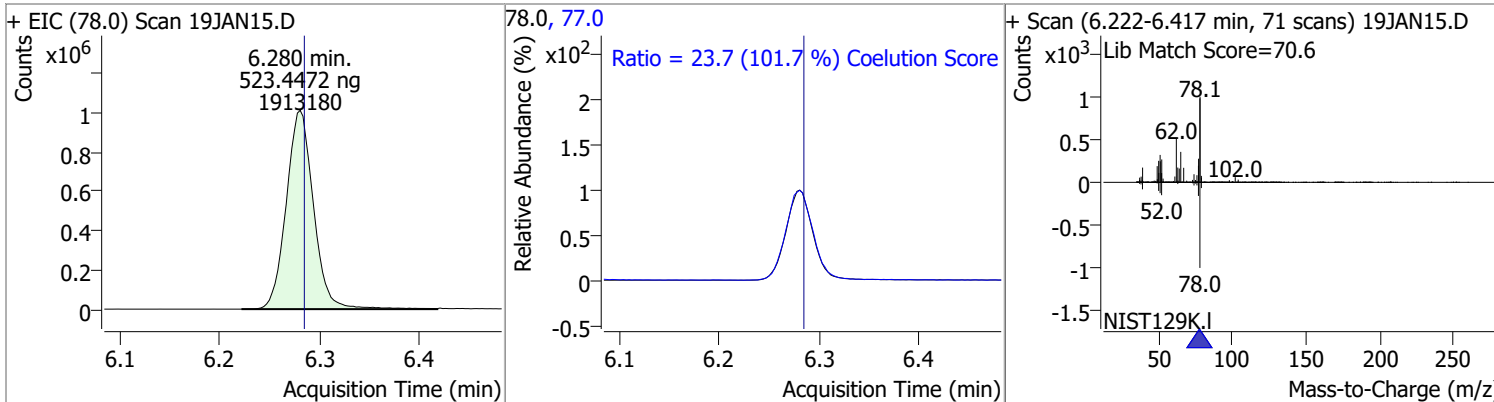
Compound	Conc.	RT	Dev(Min)	Resp.	QIon	QRatio	Lower	Upper
1,1-Dichloropropene	561.8648	6.04	0.00	746500	110.0	36.6	5.6	65.6
					77.0	31.2	1.0	61.0



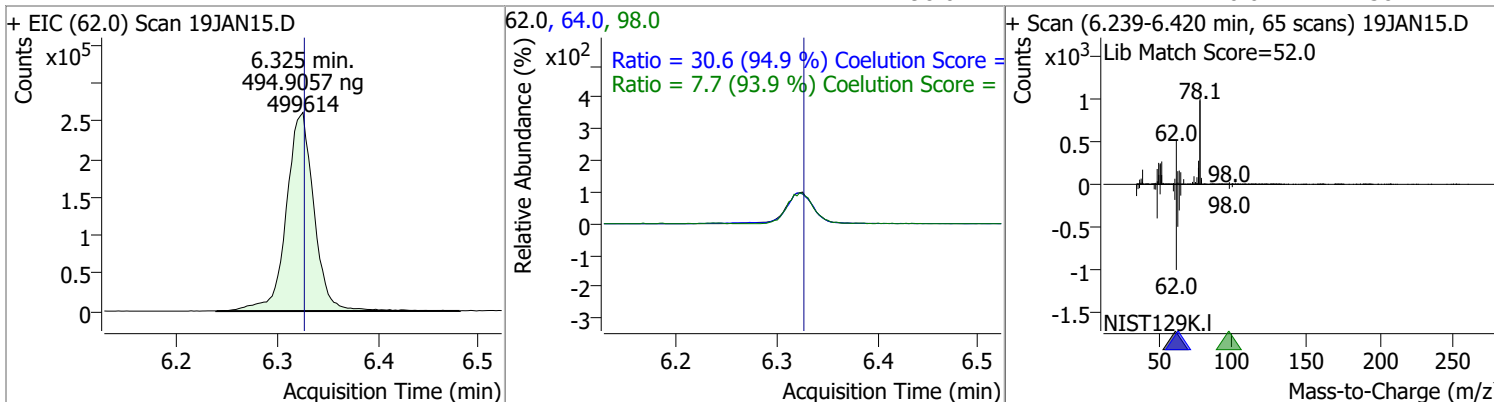
Compound	Conc.	RT	Dev(Min)	Resp.	QIon	QRatio	Lower	Upper
1,2-Dichloroethane-d4	499.2690	6.23	0.00	191123	65.0	196.3	162.8	222.8



Compound	Conc.	RT	Dev(Min)	Resp.	QIon	QRatio	Lower	Upper
Benzene	523.4472	6.28	0.00	1913180	77.0	23.7	0.0	53.3

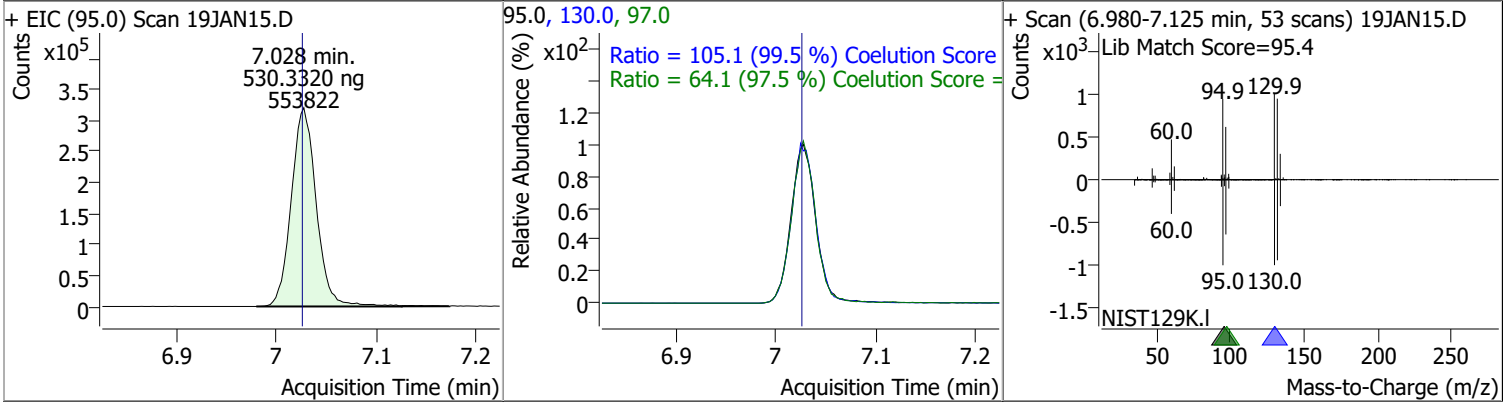


Compound	Conc.	RT	Dev(Min)	Resp.	QIon	QRatio	Lower	Upper
1,2-Dichloroethane	494.9057	6.32	0.00	499614	64.0	30.6	2.2	62.2
					98.0	7.7	0.0	38.2

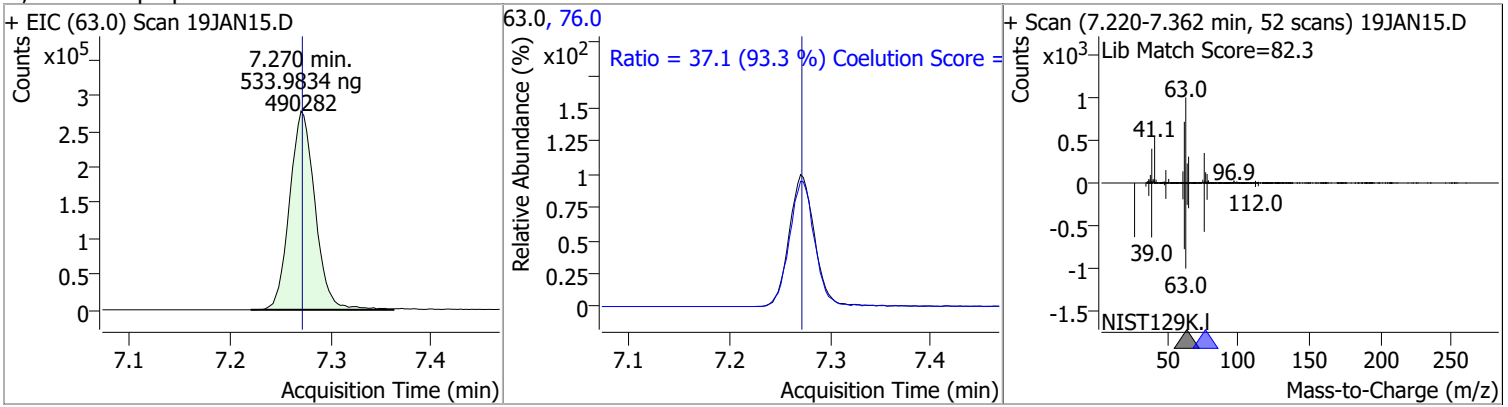


Quantitation Results Report (QT Reviewed)

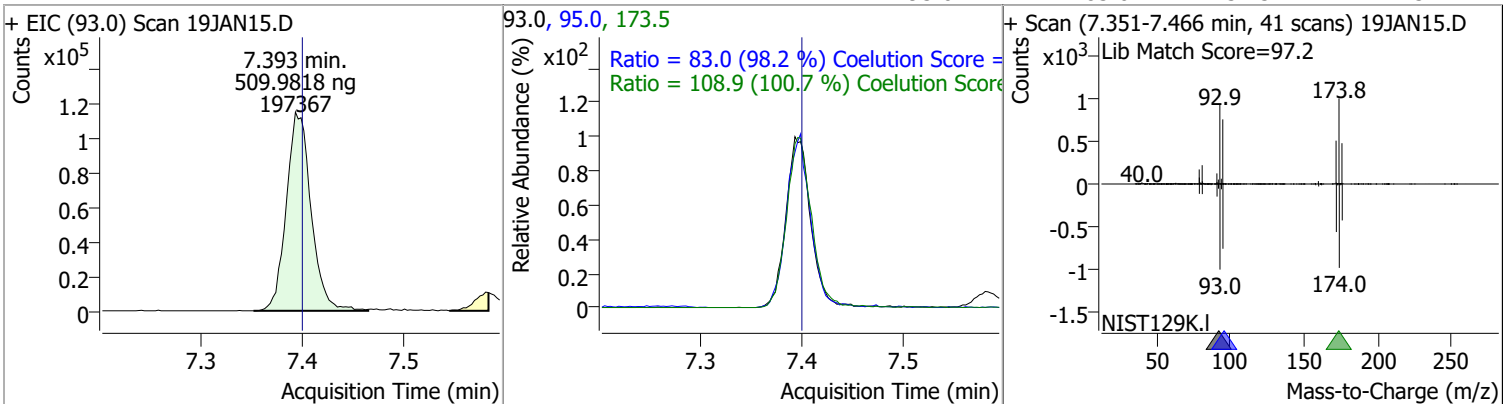
Compound	Conc.	RT	Dev(Min)	Resp.	QIon	QRatio	Lower	Upper
Trichloroethene	530.3320	7.03	0.00	553822	130.0	105.1	75.6	135.6
					97.0	64.1	35.7	95.7



Compound	Conc.	RT	Dev(Min)	Resp.	QIon	QRatio	Lower	Upper
1,2-Dichloropropane	533.9834	7.27	0.00	490282	76.0	37.1	9.8	69.8

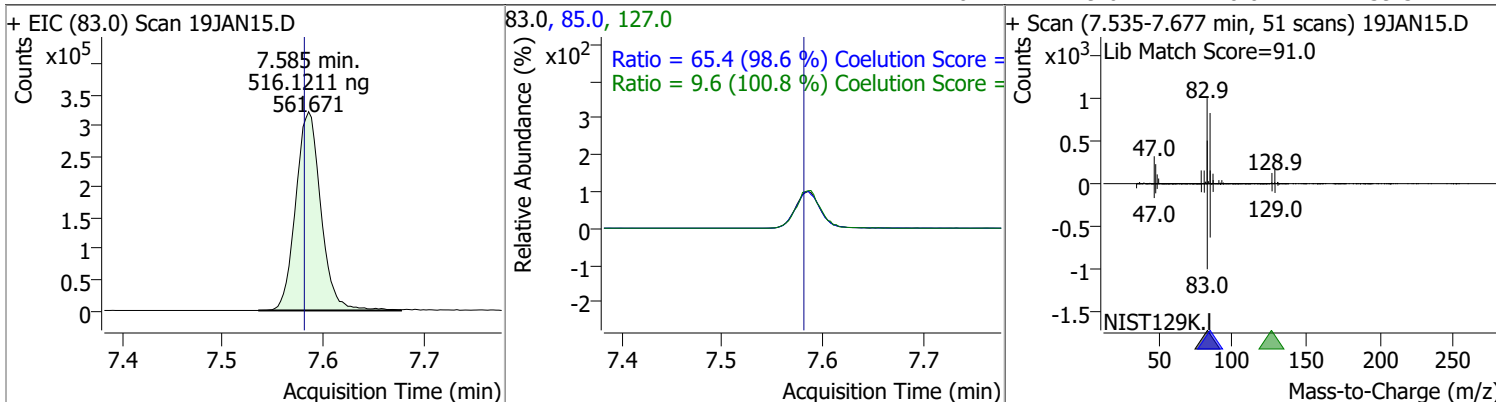


Compound	Conc.	RT	Dev(Min)	Resp.	QIon	QRatio	Lower	Upper
Dibromomethane	509.9818	7.39	-0.01	197367	173.5	108.9	78.2	138.2
					95.0	83.0	54.5	114.5

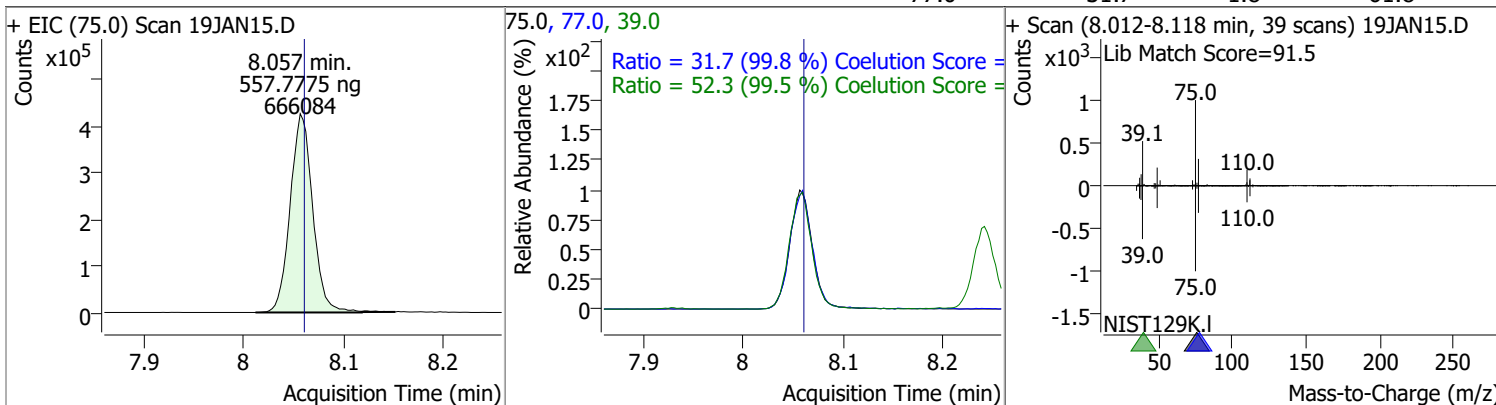


Quantitation Results Report (QT Reviewed)

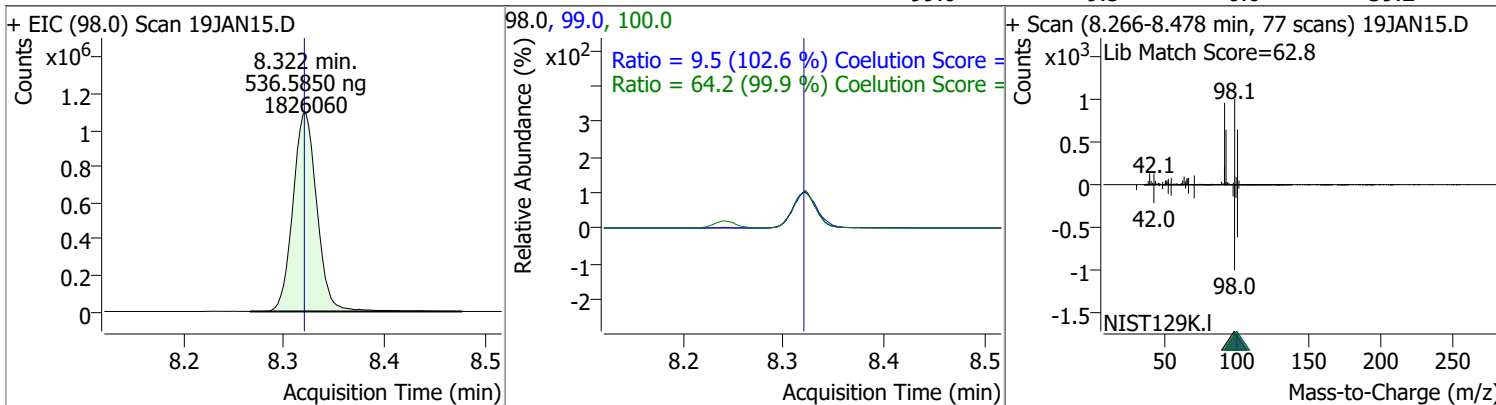
Compound	Conc.	RT	Dev(Min)	Resp.	QIon	QRatio	Lower	Upper
Bromodichloromethane	516.1211	7.59	0.01	561671	85.0	65.4	36.3	96.3
					127.0	9.6	0.0	39.5



Compound	Conc.	RT	Dev(Min)	Resp.	QIon	QRatio	Lower	Upper
cis-1,3-Dichloropropene	557.7775	8.06	0.00	666084	39.0	52.3	22.5	82.5
					77.0	31.7	1.8	61.8

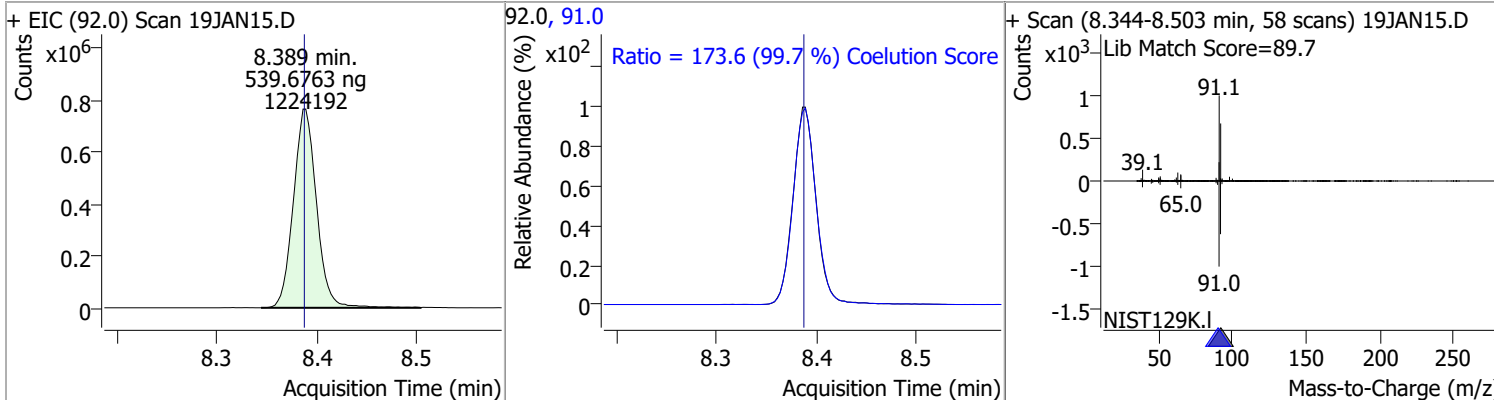


Compound	Conc.	RT	Dev(Min)	Resp.	QIon	QRatio	Lower	Upper
Toluene-d8	536.5850	8.32	0.00	1826060	100.0	64.2	34.3	94.3
					99.0	9.5	0.0	39.2

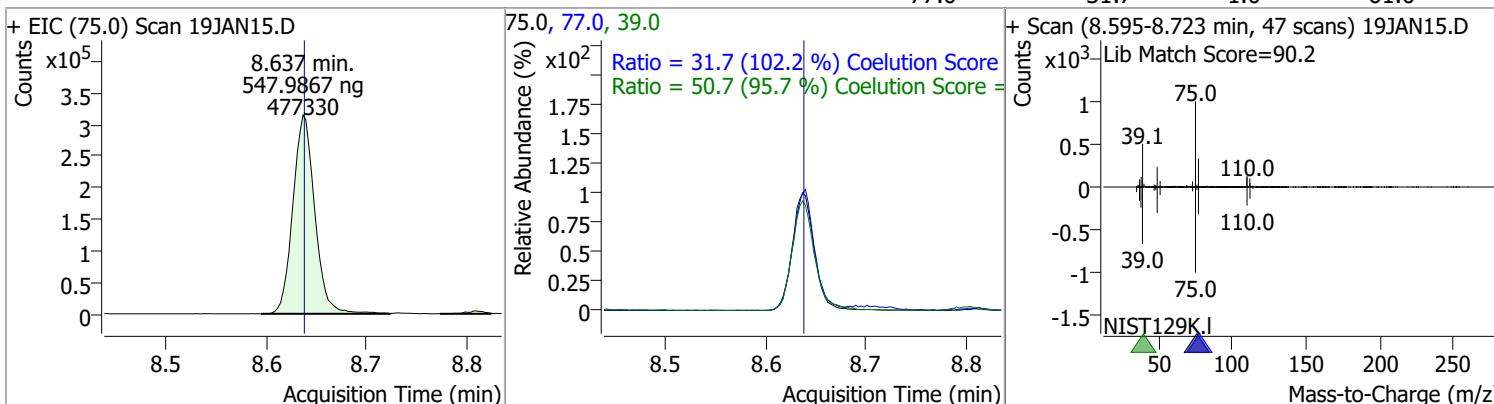


Quantitation Results Report (QT Reviewed)

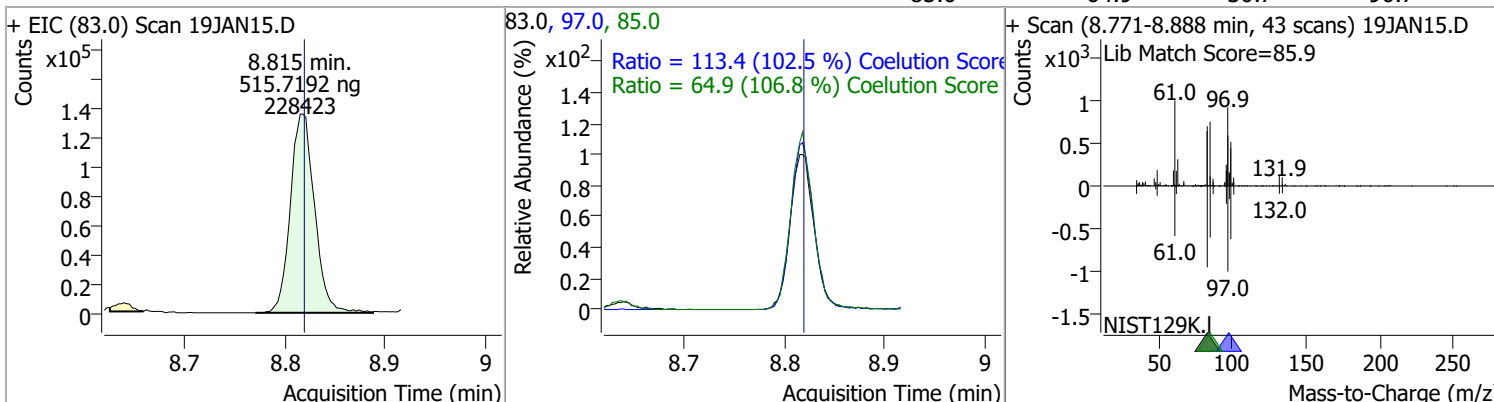
Compound	Conc.	RT	Dev(Min)	Resp.	QIon	QRatio	Lower	Upper
Toluene	539.6763	8.39	0.00	1224192	91.0	173.6	144.1	204.1



Compound	Conc.	RT	Dev(Min)	Resp.	QIon	QRatio	Lower	Upper
trans-1,3-Dichloropropene	547.9867	8.64	0.00	477330	39.0	50.7	23.0	83.0
					77.0	31.7	1.0	61.0

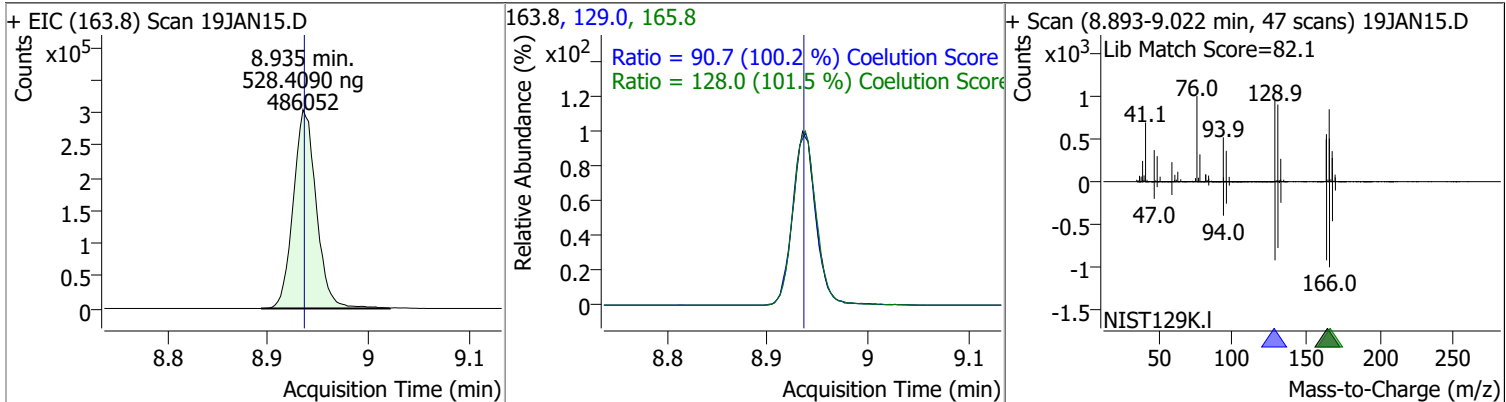


Compound	Conc.	RT	Dev(Min)	Resp.	QIon	QRatio	Lower	Upper
1,1,2-Trichloroethane	515.7192	8.82	0.00	228423	97.0	113.4	80.7	140.7
					85.0	64.9	30.7	90.7

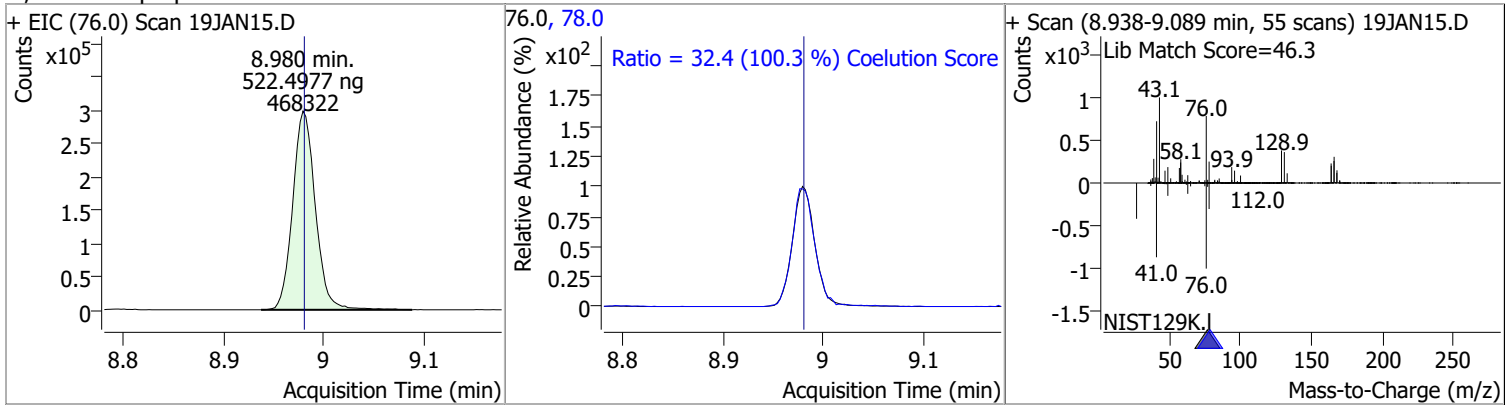


Quantitation Results Report (QT Reviewed)

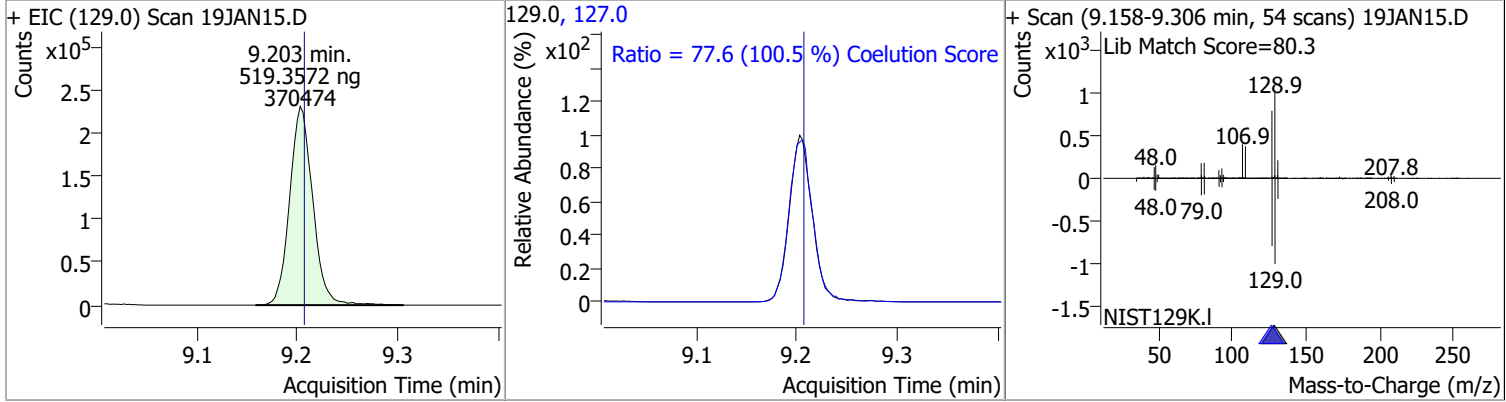
Compound	Conc.	RT	Dev(Min)	Resp.	QIon	QRatio	Lower	Upper
Tetrachloroethene	528.4090	8.94	0.00	486052	165.8	128.0	96.1	156.1
					129.0	90.7	60.5	120.5



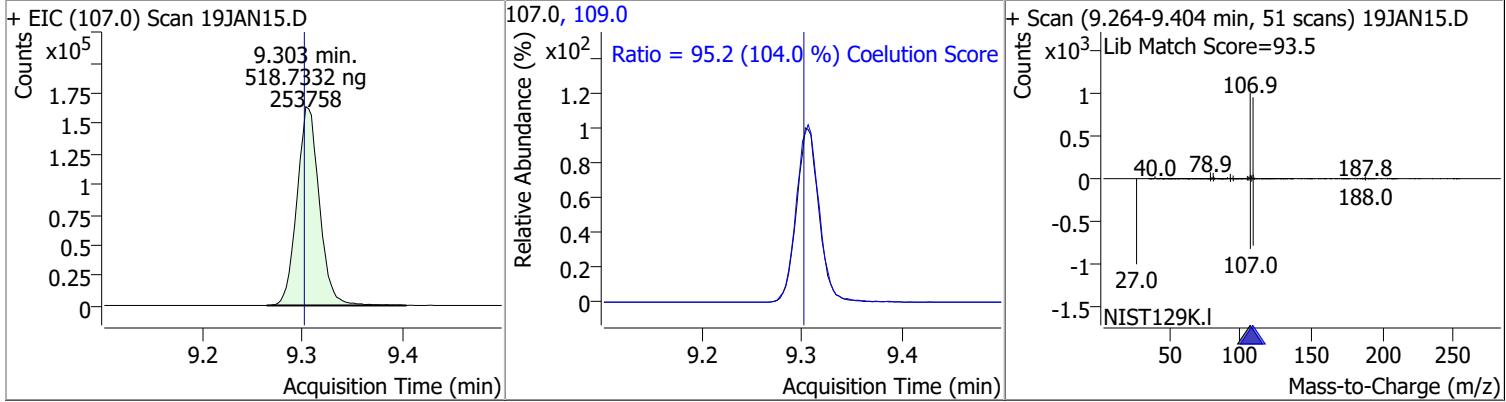
Compound	Conc.	RT	Dev(Min)	Resp.	QIon	QRatio	Lower	Upper
1,3-Dichloropropane	522.4977	8.98	0.00	468322	78.0	32.4	2.4	62.4



Compound	Conc.	RT	Dev(Min)	Resp.	QIon	QRatio	Lower	Upper
Chlorodibromomethane	519.3572	9.20	0.00	370474	127.0	77.6	47.2	107.2

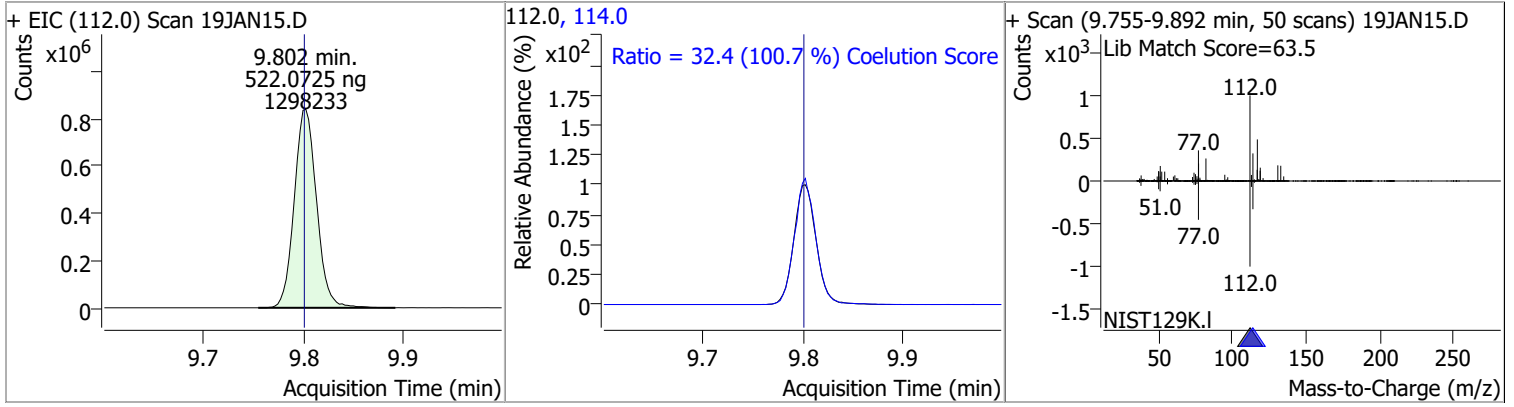


Compound	Conc.	RT	Dev(Min)	Resp.	QIon	QRatio	Lower	Upper
1,2-Dibromoethane	518.7332	9.30	0.00	253758	109.0	95.2	61.5	121.5

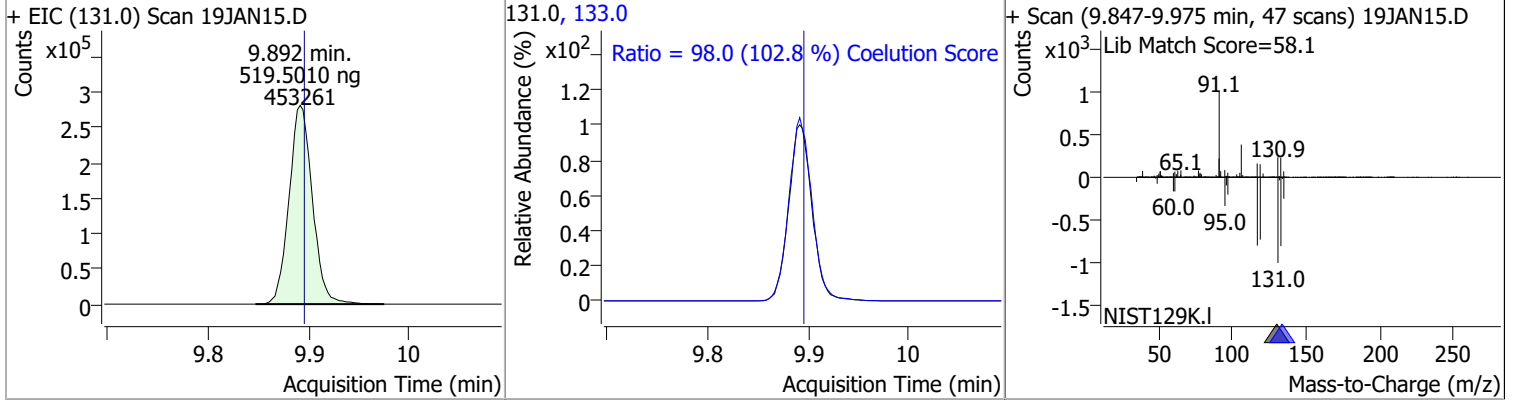


Quantitation Results Report (QT Reviewed)

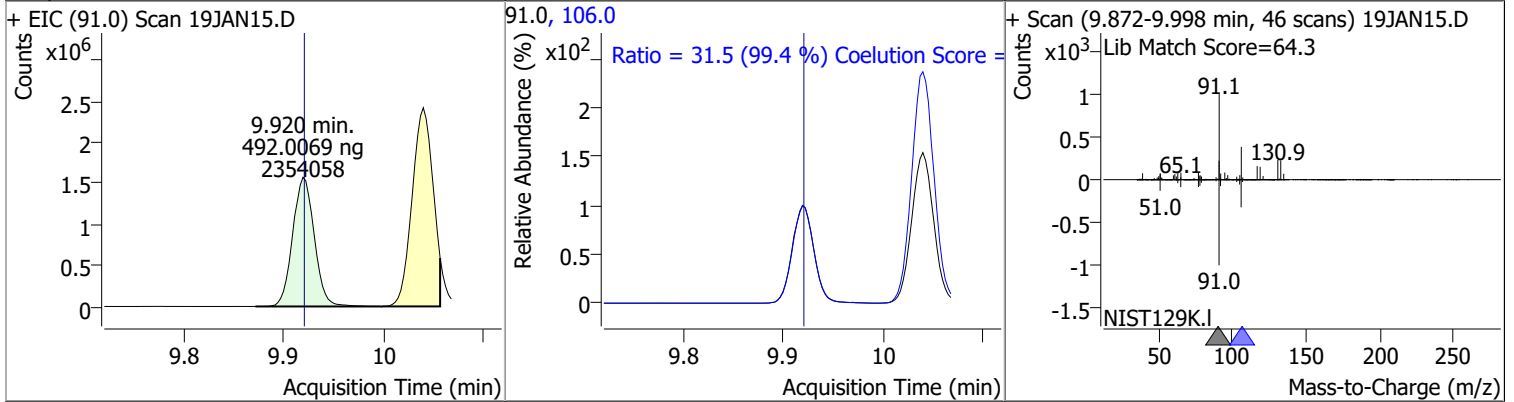
Compound	Conc.	RT	Dev(Min)	Resp.	QIon	QRatio	Lower	Upper
Chlorobenzene	522.0725	9.80	0.00	1298233	114.0	32.4	2.2	62.2



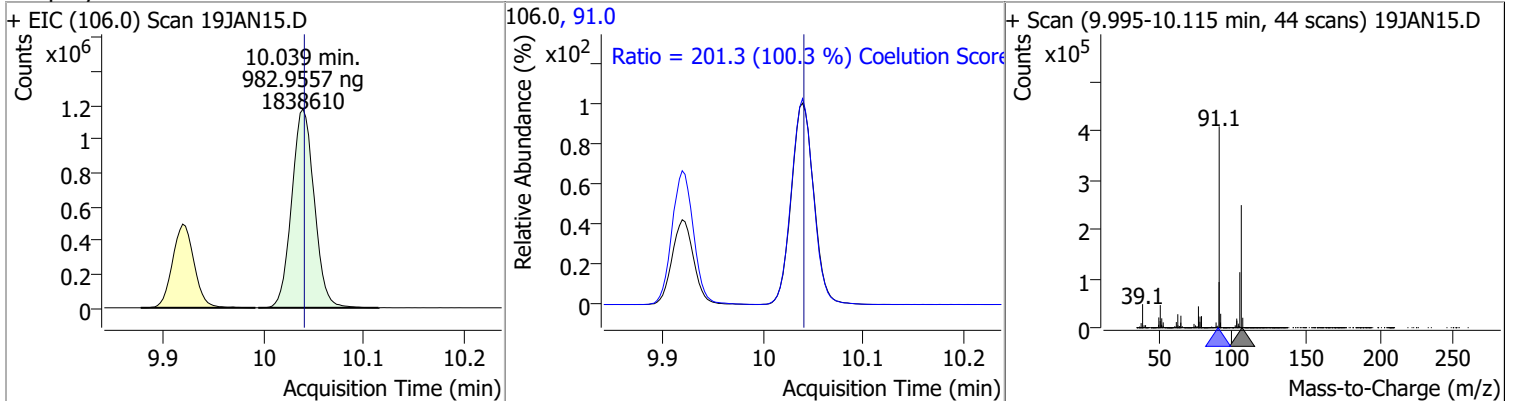
Compound	Conc.	RT	Dev(Min)	Resp.	QIon	QRatio	Lower	Upper
1,1,1,2-Tetrachloroethane	519.5010	9.89	0.00	453261	133.0	98.0	65.3	125.3



Compound	Conc.	RT	Dev(Min)	Resp.	QIon	QRatio	Lower	Upper
Ethylbenzene	492.0069	9.92	0.00	2354058	106.0	31.5	1.7	61.7

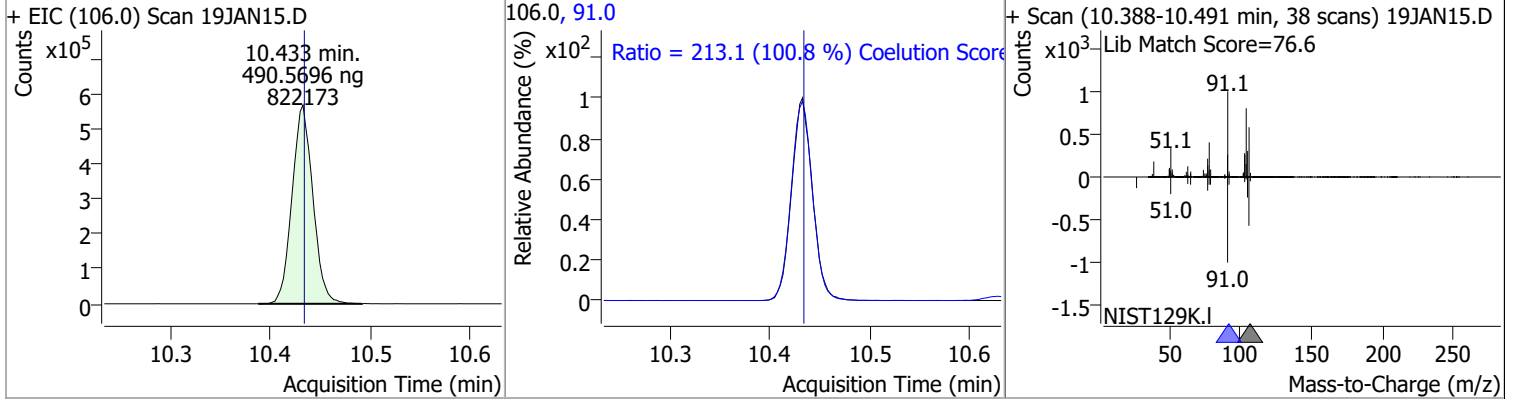


Compound	Conc.	RT	Dev(Min)	Resp.	QIon	QRatio	Lower	Upper
m+p-Xylenes	982.9557	10.04	0.00	1838610	91.0	201.3	170.7	230.7

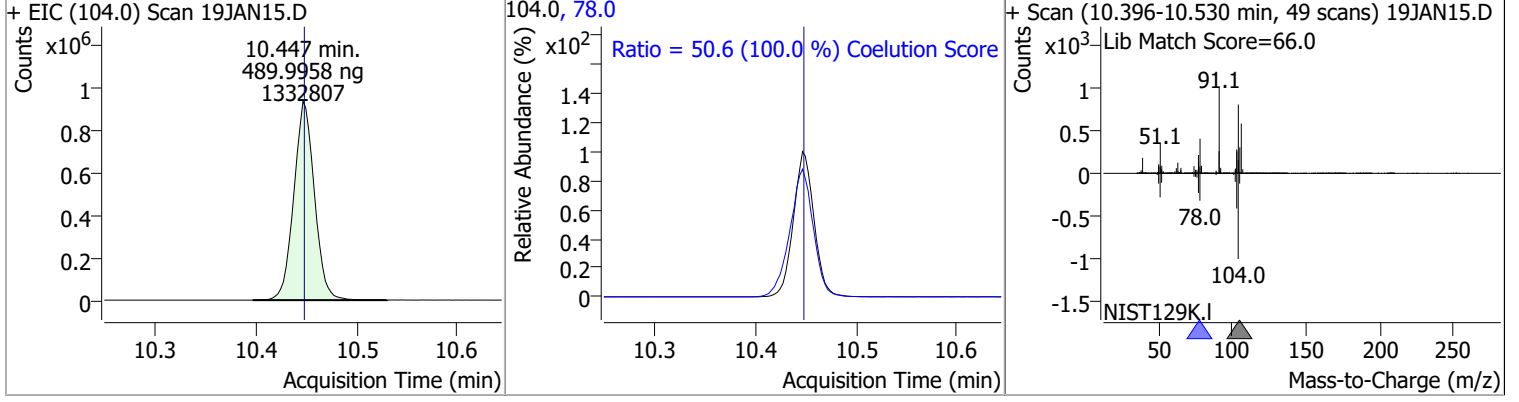


Quantitation Results Report (QT Reviewed)

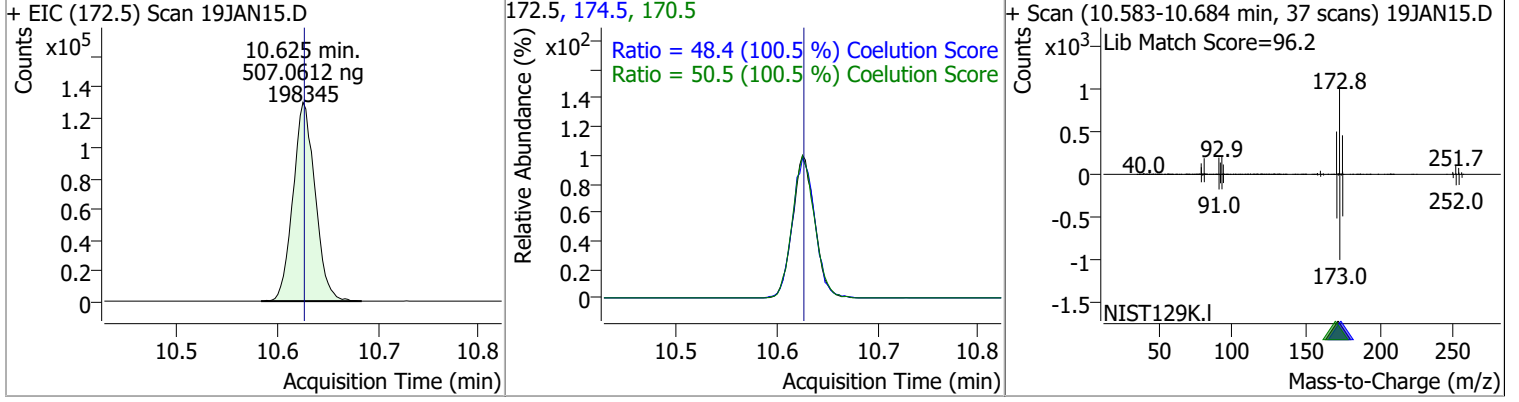
Compound	Conc.	RT	Dev(Min)	Resp.	QIon	QRatio	Lower	Upper
o-Xylene	490.5696	10.43	0.00	822173	91.0	213.1	181.4	241.4



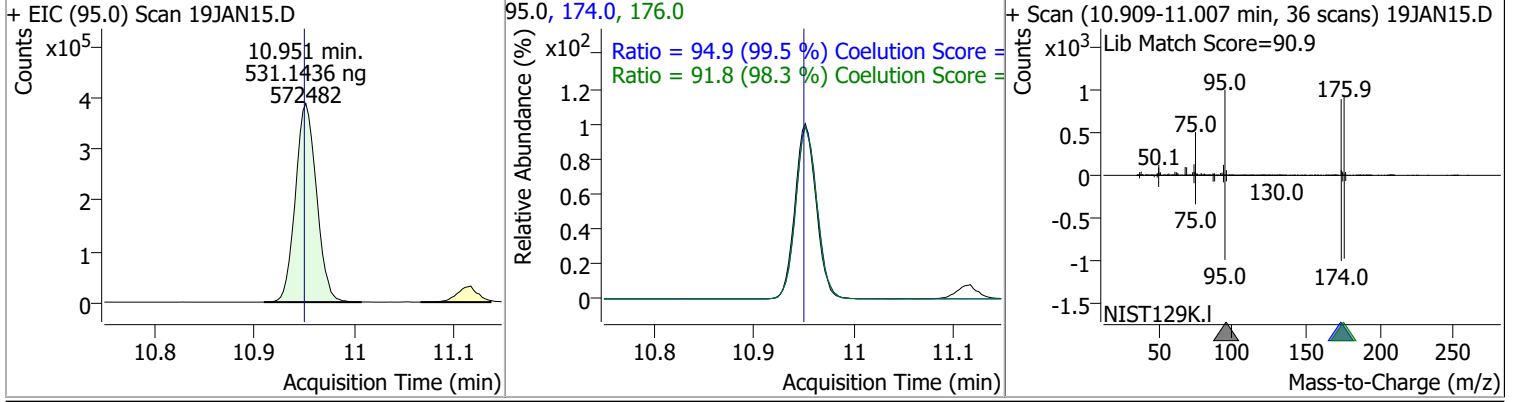
Compound	Conc.	RT	Dev(Min)	Resp.	QIon	QRatio	Lower	Upper
Styrene	489.9958	10.45	0.00	1332807	78.0	50.6	20.6	80.6



Compound	Conc.	RT	Dev(Min)	Resp.	QIon	QRatio	Lower	Upper
Bromoform	507.0612	10.63	0.00	198345	170.5	50.5	20.3	80.3
					174.5	48.4	18.1	78.1

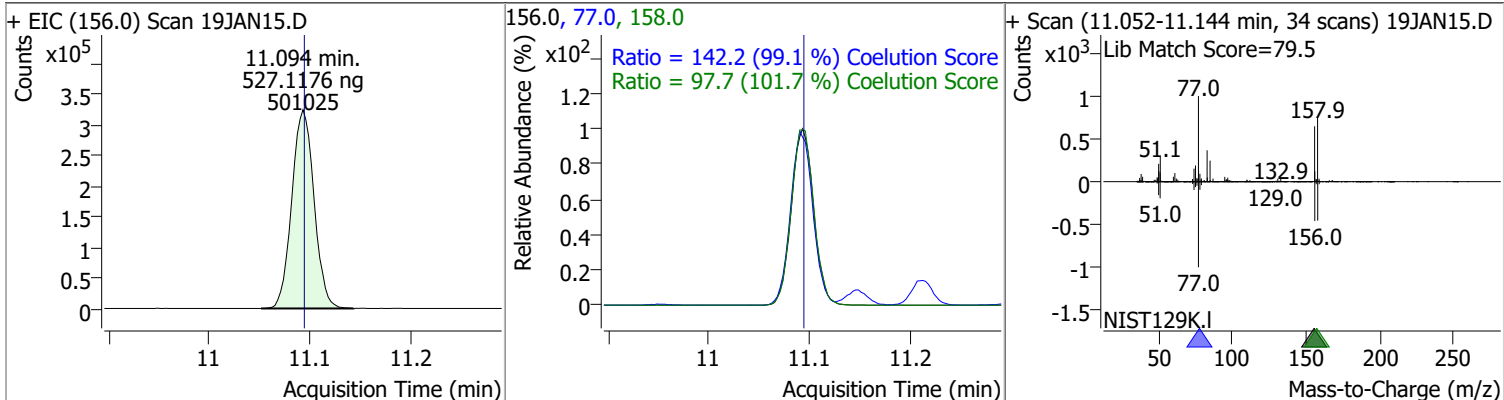


Compound	Conc.	RT	Dev(Min)	Resp.	QIon	QRatio	Lower	Upper
p-Bromofluorobenzene	531.1436	10.95	0.00	572482	174.0	94.9	65.3	125.3
					176.0	91.8	63.3	123.3

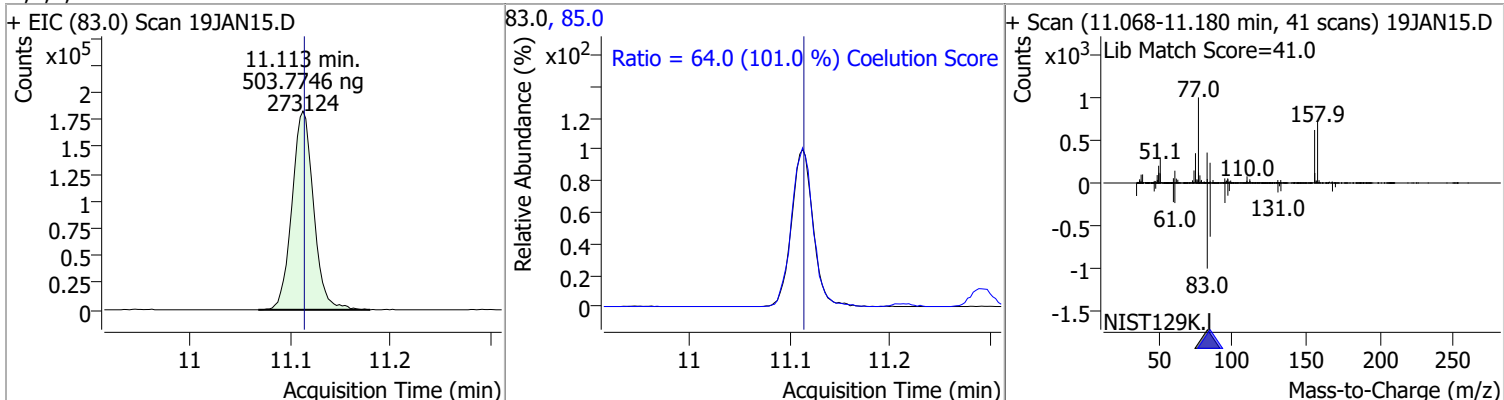


Quantitation Results Report (QT Reviewed)

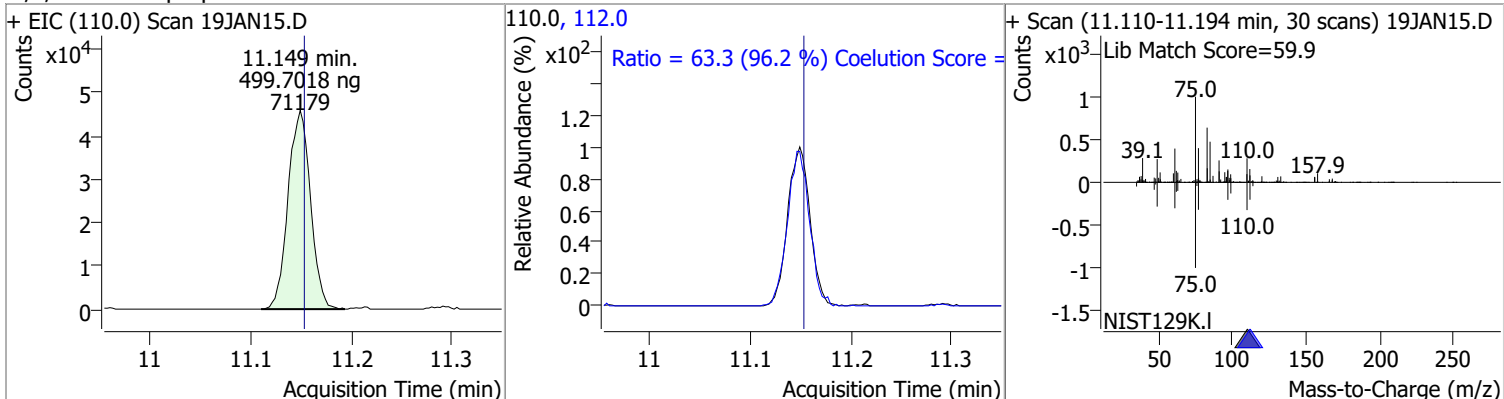
Compound	Conc.	RT	Dev(Min)	Resp.	QIon	QRatio	Lower	Upper
Bromobenzene	527.1176	11.09	0.00	501025	77.0	142.2	113.5	173.5
					158.0	97.7	66.1	126.1



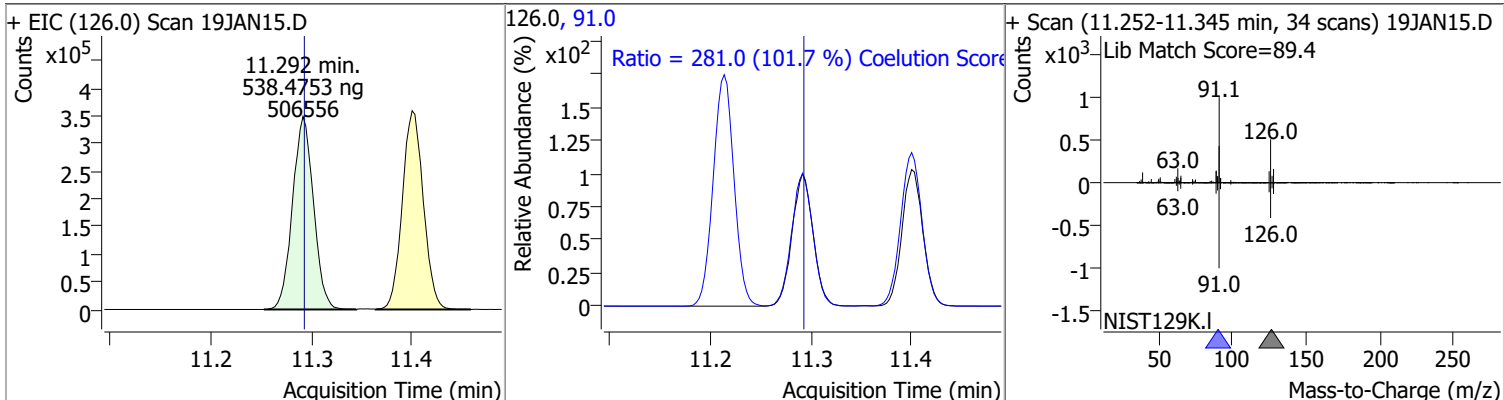
Compound	Conc.	RT	Dev(Min)	Resp.	QIon	QRatio	Lower	Upper
1,1,2,2-Tetrachloroethane	503.7746	11.11	0.00	273124	85.0	64.0	33.3	93.3



Compound	Conc.	RT	Dev(Min)	Resp.	QIon	QRatio	Lower	Upper
1,2,3-Trichloropropane	499.7018	11.15	0.00	71179	112.0	63.3	35.8	95.8

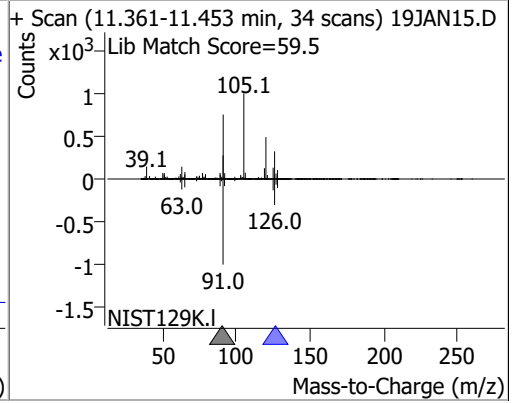
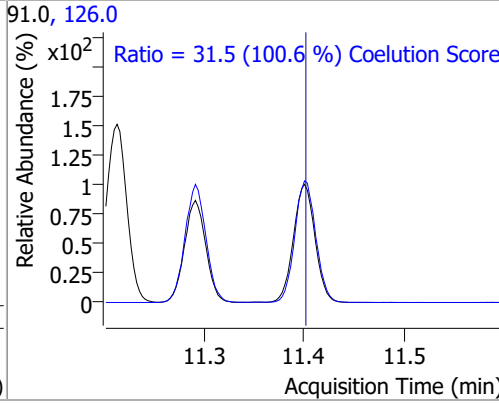
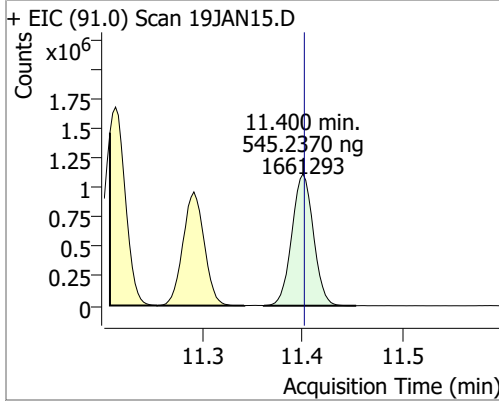


Compound	Conc.	RT	Dev(Min)	Resp.	QIon	QRatio	Lower	Upper
2-Chlorotoluene	538.4753	11.29	0.00	506556	91.0	281.0	246.2	306.2

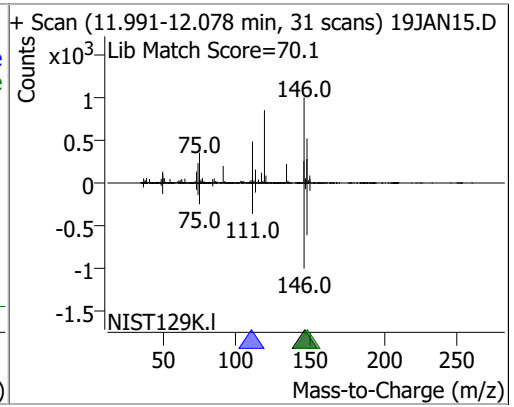
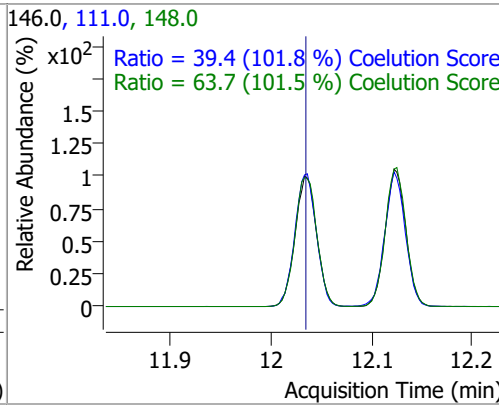
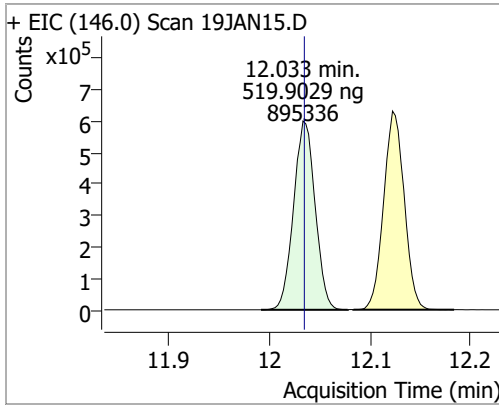


Quantitation Results Report (QT Reviewed)

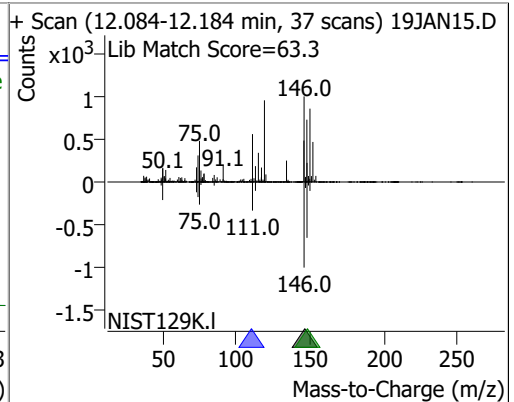
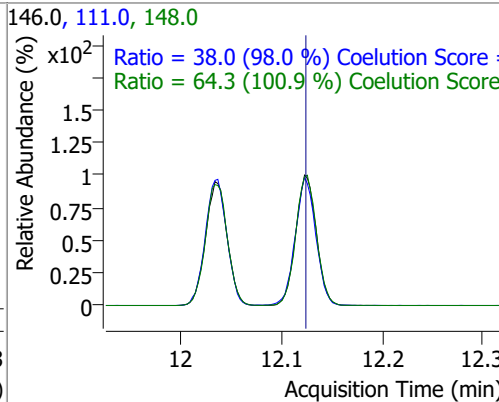
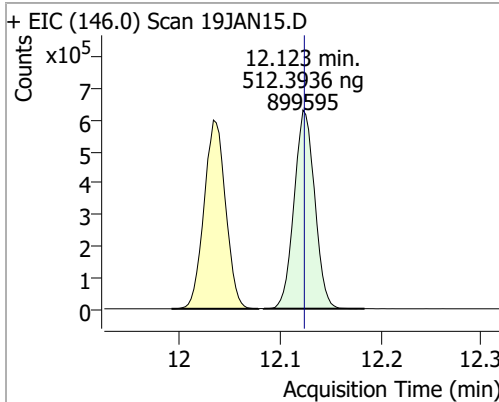
Compound	Conc.	RT	Dev(Min)	Resp.	QIon	QRatio	Lower	Upper
4-Chlorotoluene	545.2370	11.40	0.00	1661293	126.0	31.5	1.3	61.3



1,3-Dichlorobenzene	519.9029	12.03	0.00	895336	148.0	63.7	32.8	92.8
					111.0	39.4	8.7	68.7

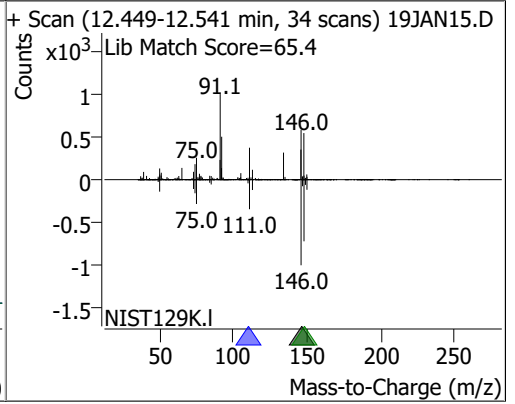
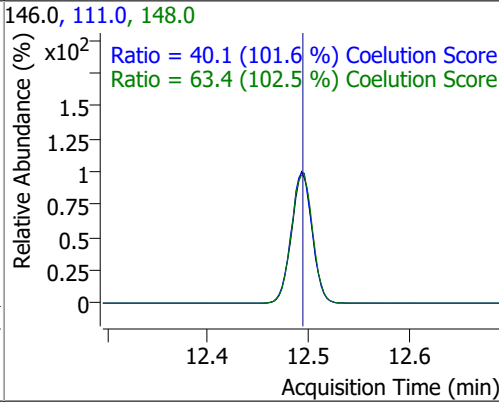
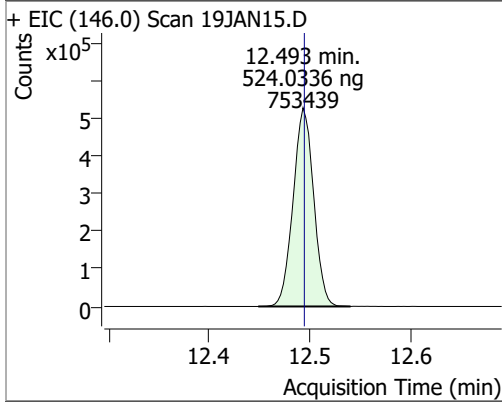


1,4-Dichlorobenzene	512.3936	12.12	0.00	899595	148.0	64.3	33.7	93.7
					111.0	38.0	8.7	68.7



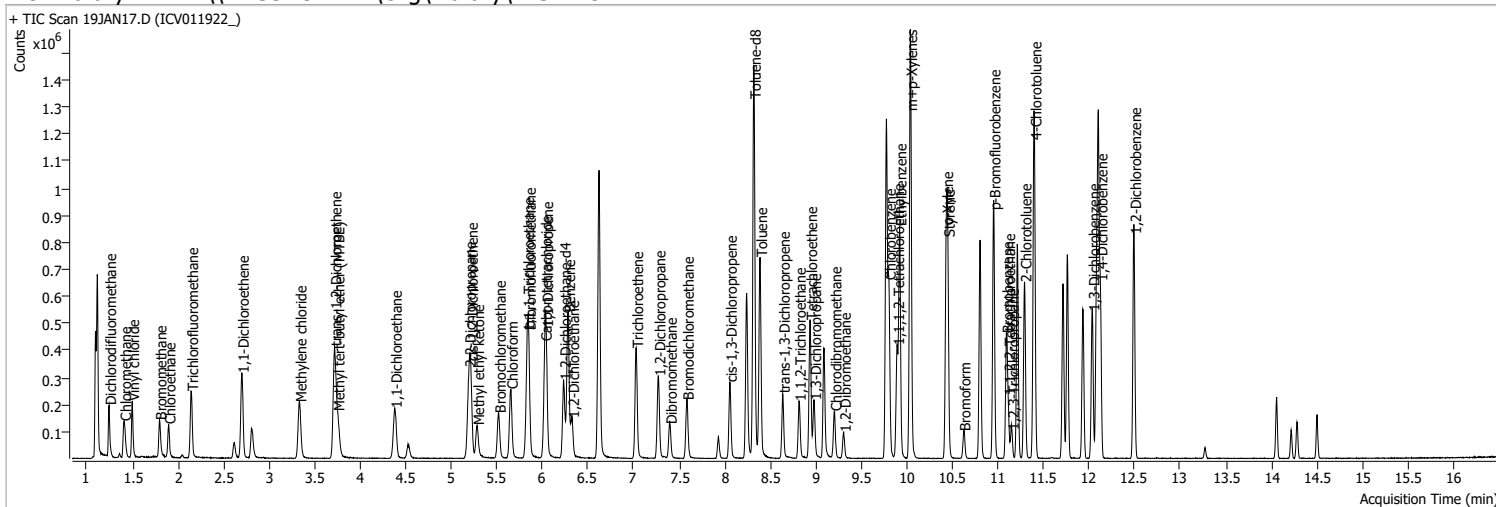
Quantitation Results Report (QT Reviewed)

Compound	Conc.	RT	Dev(Min)	Resp.	QIon	QRatio	Lower	Upper
1,2-Dichlorobenzene	524.0336	12.49	0.00	753439	148.0	63.4	31.9	91.9
					111.0	40.1	9.5	69.5



Quantitation Results Report (QT Reviewed)

Data File	19JAN17.D	Operator	MSC
Acq. Method	5975CACQF.M	Acq. Date-Time	1/19/2022 4:42:15 PM
Sample Name	ICV011922_	Instrument	VOA5975C
Vial	17	Multiplier	1.00
DA Method File	VOA5975C_8260B_SHT_DoD_L4_011922.m	Comment	
Tune File	BFB_Atune3.u	Tune Date	10/11/2021 4:02:00 PM
Batch Name	VG011922_8260B.batch.bin	Last Calib Update	1/20/2022 9:28:12 AM
Ref Library	\\MASSHUNTER\Org\Library\NIST129K.I		



Compound	RT	QIon	Resp.	Conc.	Units	Dev(Min)
----------	----	------	-------	-------	-------	----------

Internal Standards

M Fluorobenzene	6.621	96.0	886938	250.0000	ng	0.000
M Chlorobenzene-d5	9.774	82.0	337386	250.0000	ng	0.000
M 1,4-Dichlorobenzene-d4	12.100	152.0	283678	250.0000	ng	0.000

System Monitoring Compounds

S Dibromofluoromethane	5.848	113.0	198103	230.6011	ng	-0.003
Spiked Amount: 250.000		Range: 80.0 - 119.0%		Recovery = 92.24%		
S 1,2-Dichloroethane-d4	6.233	67.0	100187	269.9755	ng	0.003
Spiked Amount: 250.000		Range: 81.0 - 118.0%		Recovery = 107.99%		
S Toluene-d8	8.319	98.0	896928	272.4962	ng	0.000
Spiked Amount: 250.000		Range: 89.0 - 112.0%		Recovery = 109.00%		
S p-Bromofluorobenzene	10.948	95.0	270628	258.3795	ng	0.000
Spiked Amount: 250.000		Range: 85.0 - 114.0%		Recovery = 103.35%		

Target Compounds

Compound	RT	QIon	Resp.	Conc.	Units	QValue
T Dichlorodifluoromethane	1.244	85.0	130579	109.4910	ng	100
T Chloromethane	1.409	50.0	151864	108.1592	ng	100
T Vinyl chloride	1.498	62.0	147423	115.3506	ng	100
T Bromomethane	1.796	96.0	69568	125.4753	ng	96
T Chloroethane	1.897	64.0	77755	128.5925	ng	98
T Trichlorofluoromethane	2.145	101.0	172504	112.5600	ng	98
T 1,1-Dichloroethene	2.700	96.0	113673	127.4734	ng	98
T Methylene chloride	3.333	49.0	152883	117.9185	ng	99
T trans-1,2-Dichloroethene	3.718	96.0	115302	125.1632	ng	98
T Methyl tert-butyl ether (MTBE)	3.751	73.0	150210	130.4584	ng	99
T 1,1-Dichloroethane	4.378	63.0	218409	126.6815	ng	98
T 2,2-Dichloropropane	5.193	77.0	169689	130.6017	ng	95
T cis-1,2-Dichloroethene	5.212	96.0	118223	126.7481	ng	97
T Methyl ethyl ketone	5.282	43.0	160409	1190.0139	ng	98
T Bromochloromethane	5.519	128.0	45441	118.1582	ng	93
T Chloroform	5.653	83.0	199758	116.0406	ng	99

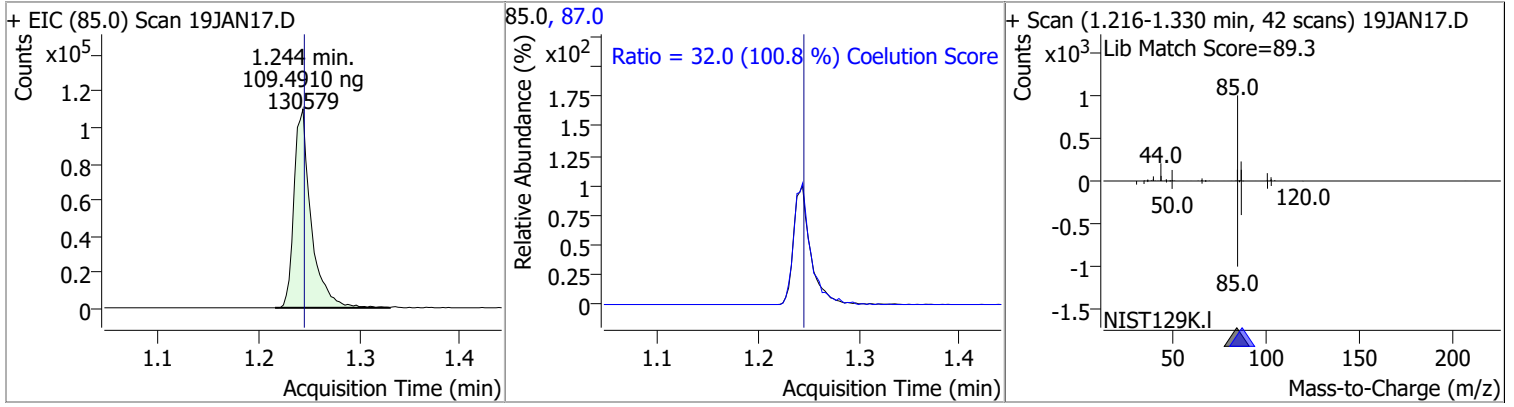
Quantitation Results Report (QT Reviewed)

Compound	RT	QIon	Resp.	Conc.	Units	Dev(Min)
T 1,1,1-Trichloroethane	5.831	97.0	195526	123.1032	ng	98
T Carbon tetrachloride	6.024	117.0	187895	121.9742	ng	99
T 1,1-Dichloropropene	6.040	75.0	158033	122.6990	ng	99
T Benzene	6.280	78.0	442173	124.7960	ng	100
T 1,2-Dichloroethane	6.325	62.0	110579	112.9931	ng	99
T Trichloroethene	7.028	95.0	128332	127.0550	ng	96
T 1,2-Dichloropropane	7.273	63.0	111240	125.2628	ng	98
T Dibromomethane	7.399	93.0	44818	119.7325	ng	97
T Bromodichloromethane	7.583	83.0	131590	125.0178	ng	98
T cis-1,3-Dichloropropene	8.057	75.0	139981	121.1938	ng	99
T Toluene	8.389	92.0	277703	126.5738	ng	97
T trans-1,3-Dichloropropene	8.637	75.0	105873	125.6654	ng	97
T 1,1,2-Trichloroethane	8.815	83.0	52407	122.3326	ng	95
T Tetrachloroethene	8.938	163.8	112100	126.0005	ng	100
T 1,3-Dichloropropane	8.980	76.0	99920	115.2581	ng	98
T Chlorodibromomethane	9.206	129.0	81909	118.7188	ng	99
T 1,2-Dibromoethane	9.306	107.0	58586	123.8219	ng	98
T Chlorobenzene	9.802	112.0	307100	127.6842	ng	98
T 1,1,1,2-Tetrachloroethane	9.892	131.0	102231	121.1435	ng	99
T Ethylbenzene	9.919	91.0	535079	127.5512	ng	98
T m+p-Xylenes	10.037	106.0	413361	247.6085	ng	99
T o-Xylene	10.430	106.0	184033	125.9585	ng	98
T Styrene	10.449	104.0	306077	126.6563	ng	100
T Bromoform	10.622	172.5	45029	118.4586	ng	97
T Bromobenzene	11.091	156.0	118930	128.7582	ng	100
T 1,1,2,2-Tetrachloroethane	11.110	83.0	65177	123.7103	ng	100
T 1,2,3-Trichloropropane	11.152	110.0	16507	119.2511	ng	99
T 2-Chlorotoluene	11.291	126.0	117036	128.0245	ng	96
T 4-Chlorotoluene	11.400	91.0	395846	133.6905	ng	99
T 1,3-Dichlorobenzene	12.036	146.0	214054	127.9071	ng	98
T 1,4-Dichlorobenzene	12.122	146.0	216533	126.9159	ng	100
T 1,2-Dichlorobenzene	12.493	146.0	177148	126.7893	ng	98

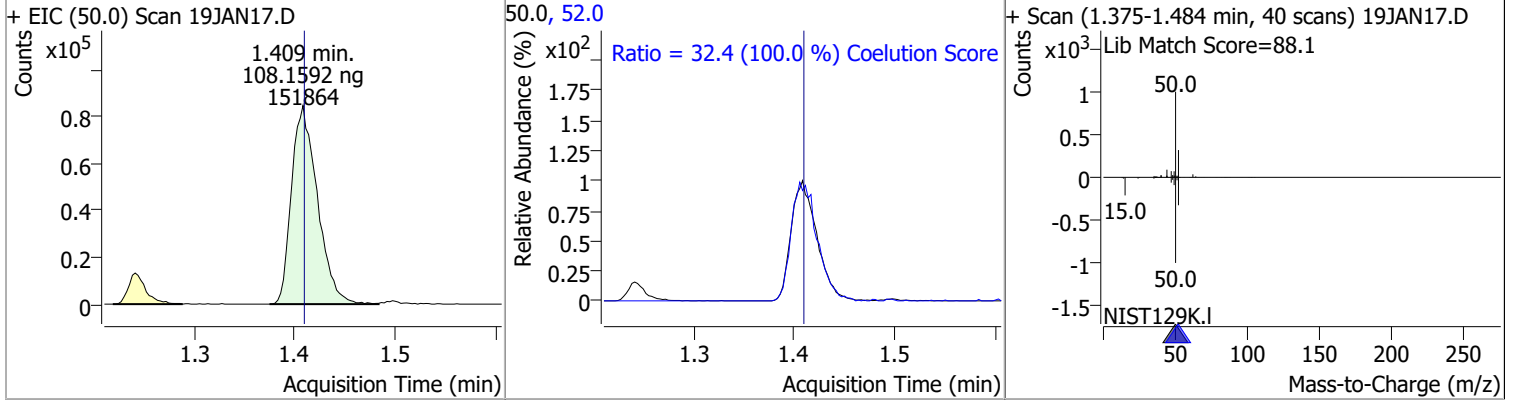
(#) = Qualifier Out of Range; (m) = Manual Integration; (+) = Area Summed; (*) = Surrogate Percent Recovery Out of Range; (d): Zeroed Peak

Quantitation Results Report (QT Reviewed)

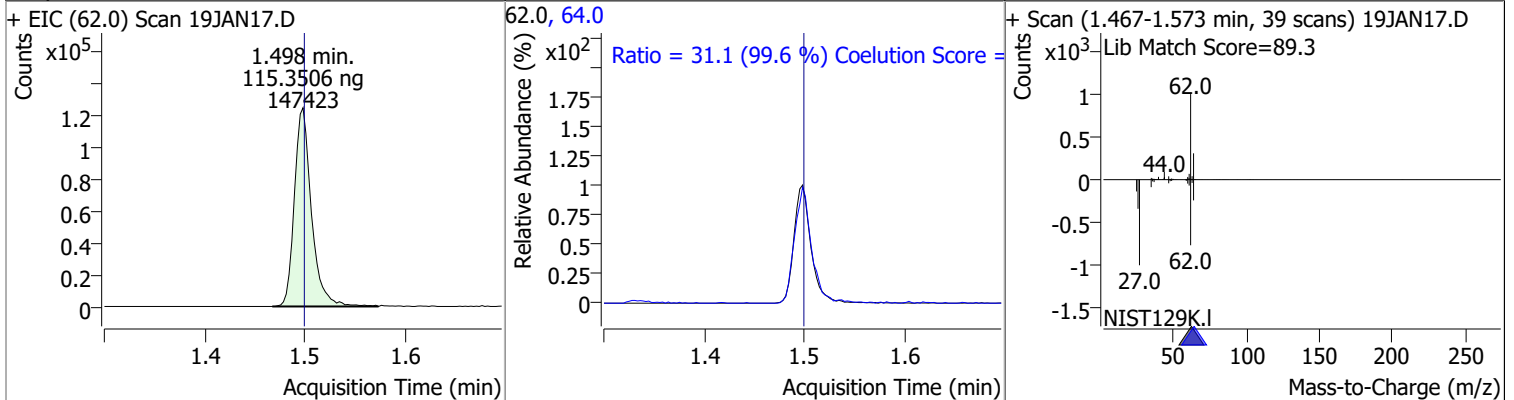
Compound	Conc.	RT	Dev(Min)	Resp.	QIon	QRatio	Lower	Upper
Dichlorodifluoromethane	109.4910	1.24	0.00	130579	87.0	32.0	1.8	61.8



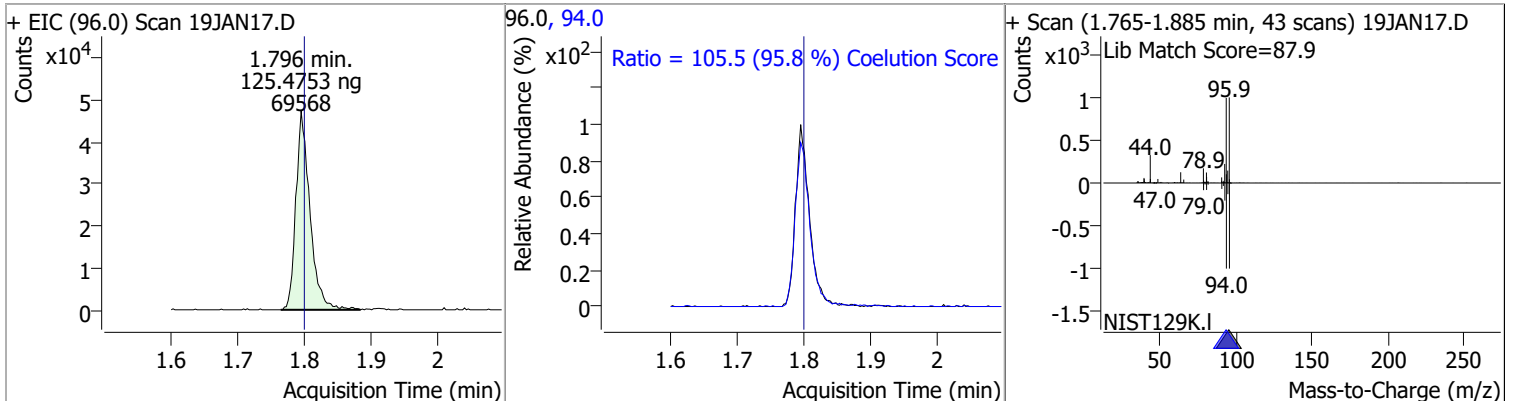
Compound	Conc.	RT	Dev(Min)	Resp.	QIon	QRatio	Lower	Upper
Chloromethane	108.1592	1.41	0.00	151864	52.0	32.4	2.4	62.4



Compound	Conc.	RT	Dev(Min)	Resp.	QIon	QRatio	Lower	Upper
Vinyl chloride	115.3506	1.50	0.00	147423	64.0	31.1	1.3	61.3

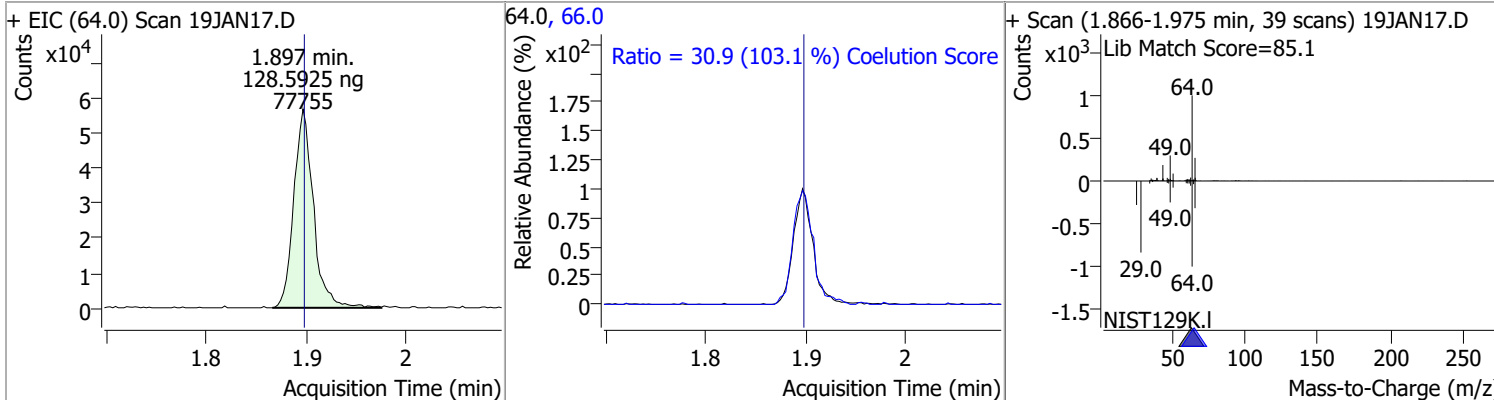


Compound	Conc.	RT	Dev(Min)	Resp.	QIon	QRatio	Lower	Upper
Bromomethane	125.4753	1.80	0.00	69568	94.0	105.5	80.1	140.1

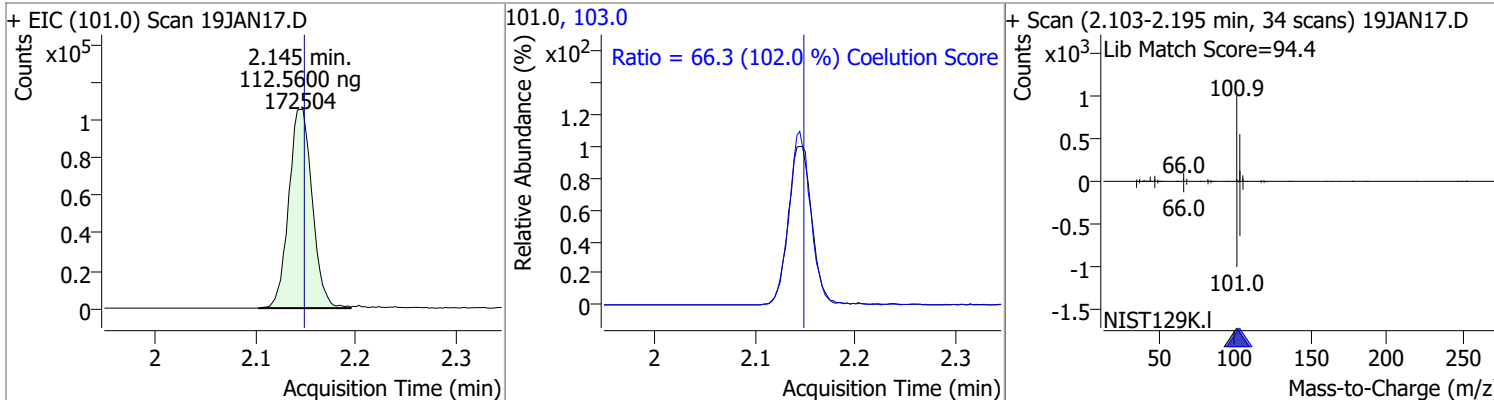


Quantitation Results Report (QT Reviewed)

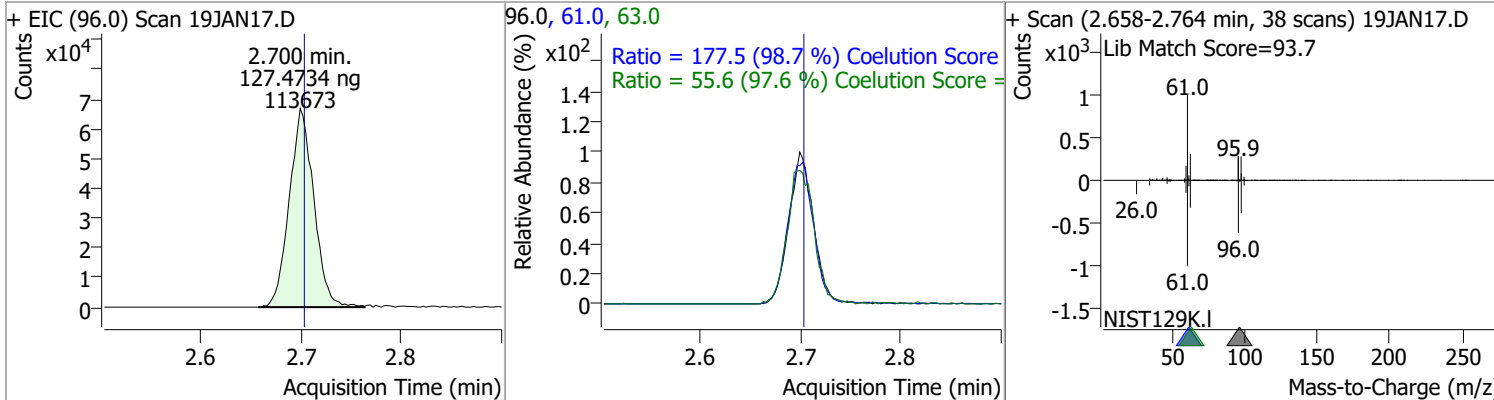
Compound	Conc.	RT	Dev(Min)	Resp.	QIon	QRatio	Lower	Upper
Chloroethane	128.5925	1.90	0.00	77755	66.0	30.9	0.0	60.0



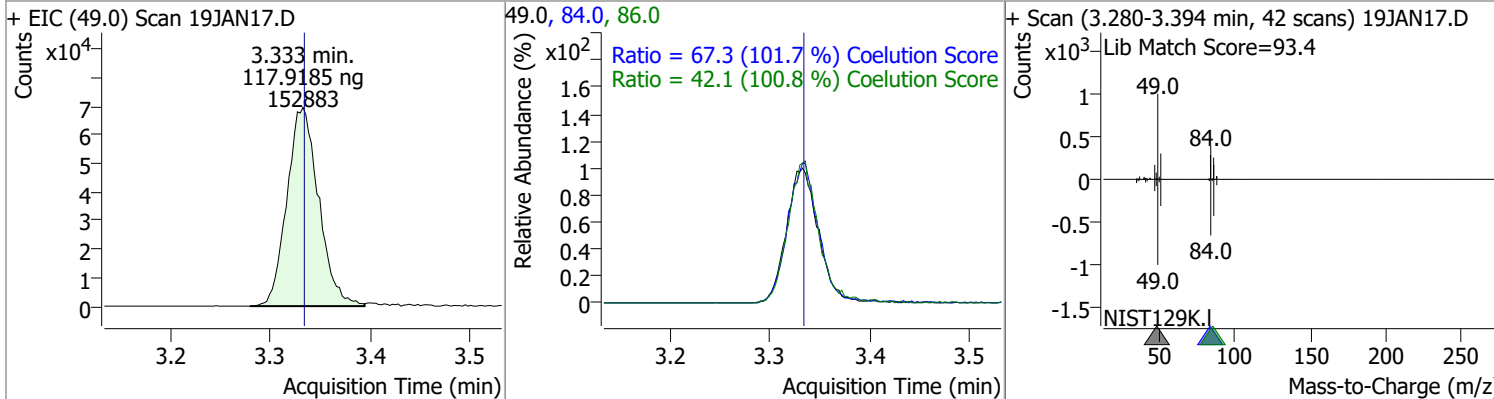
Compound	Conc.	RT	Dev(Min)	Resp.	QIon	QRatio	Lower	Upper
Trichlorofluoromethane	112.5600	2.14	0.00	172504	103.0	66.3	35.0	95.0



Compound	Conc.	RT	Dev(Min)	Resp.	QIon	QRatio	Lower	Upper
1,1-Dichloroethene	127.4734	2.70	0.00	113673	61.0	177.5	149.9	209.9
					63.0	55.6	27.0	87.0

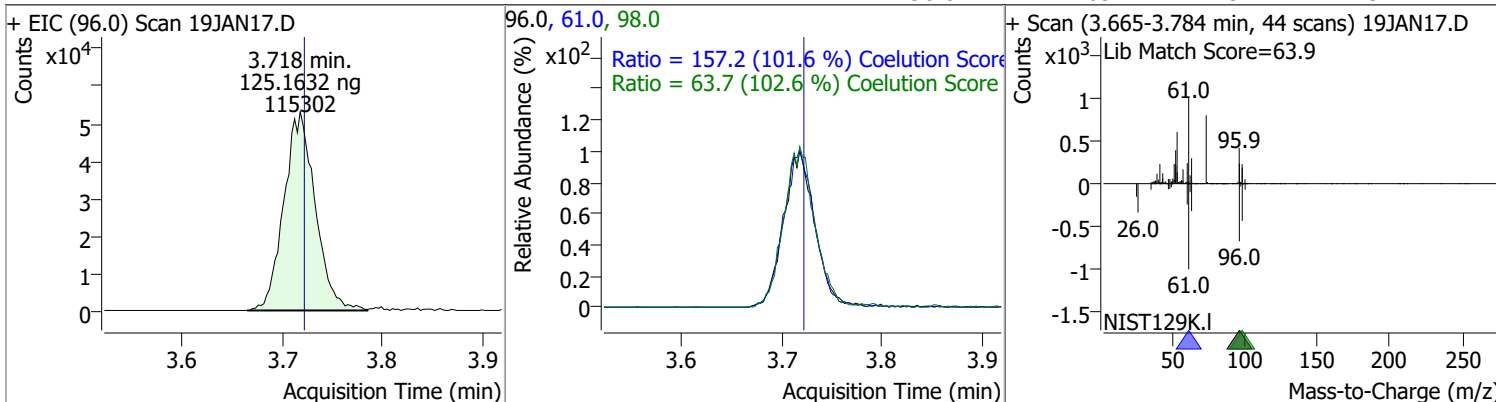


Compound	Conc.	RT	Dev(Min)	Resp.	QIon	QRatio	Lower	Upper
Methylene chloride	117.9185	3.33	0.00	152883	84.0	67.3	36.1	96.1
					86.0	42.1	11.8	71.8

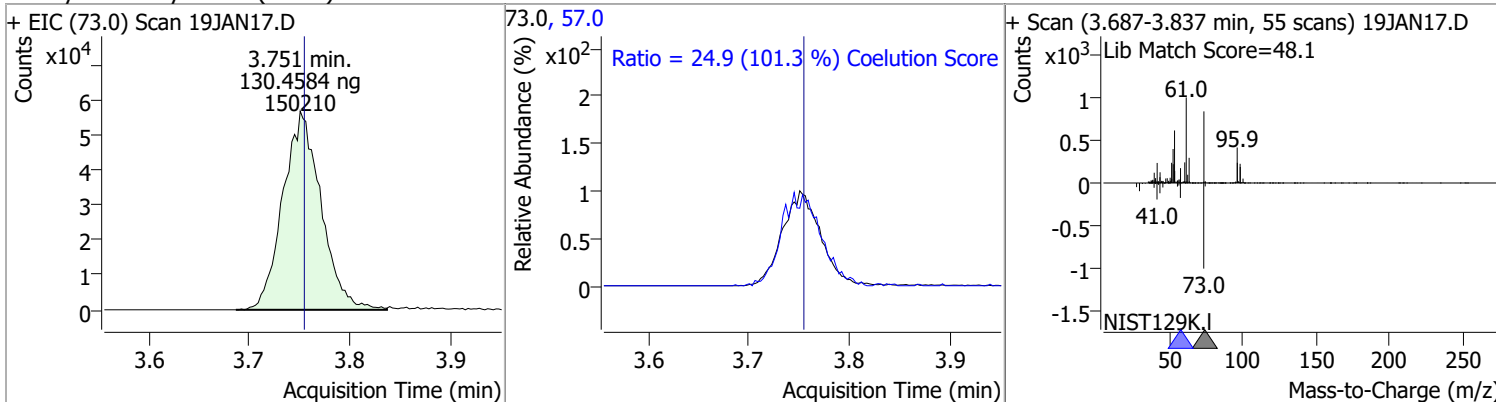


Quantitation Results Report (QT Reviewed)

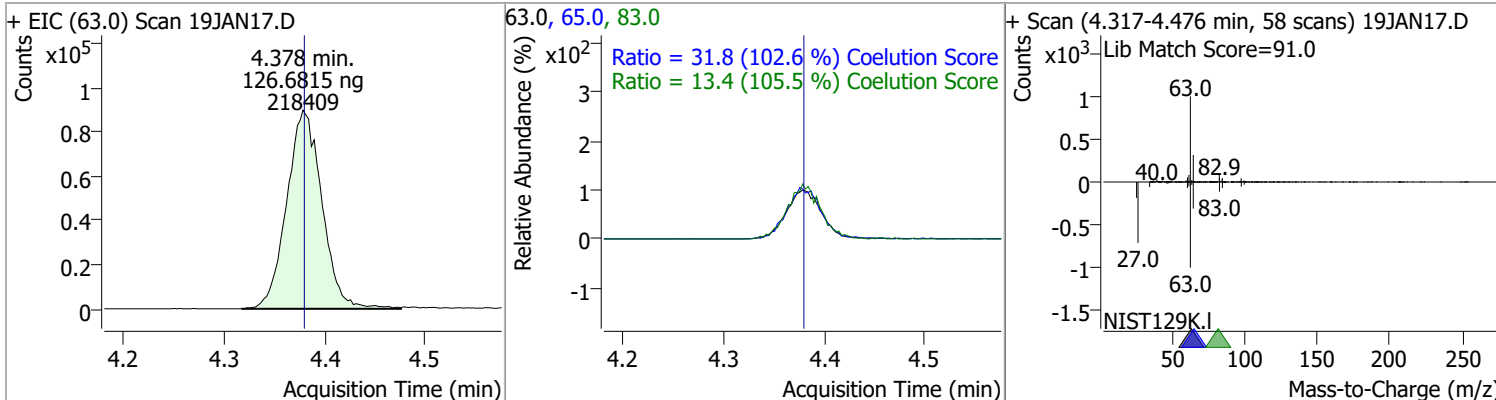
Compound	Conc.	RT	Dev(Min)	Resp.	QIon	QRatio	Lower	Upper
trans-1,2-Dichloroethene	125.1632	3.72	0.00	115302	61.0	157.2	124.8	184.8
					98.0	63.7	32.1	92.1



Compound	Conc.	RT	Dev(Min)	Resp.	QIon	QRatio	Lower	Upper
Methyl tert-butyl ether (MTBE)	130.4584	3.75	0.00	150210	57.0	24.9	0.0	54.6

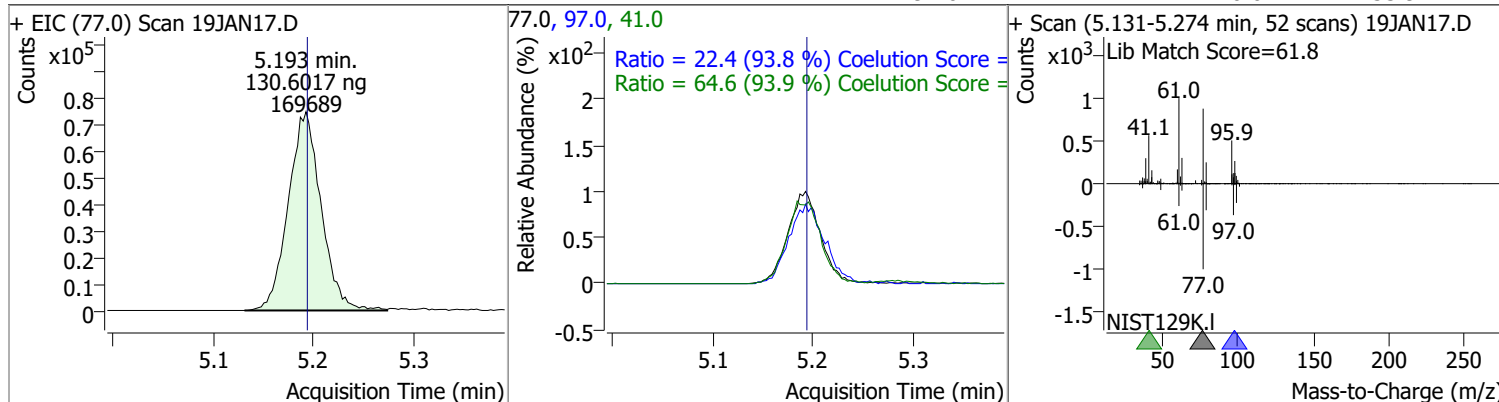


Compound	Conc.	RT	Dev(Min)	Resp.	QIon	QRatio	Lower	Upper
1,1-Dichloroethane	126.6815	4.38	0.00	218409	65.0	31.8	1.0	61.0
					83.0	13.4	0.0	42.7

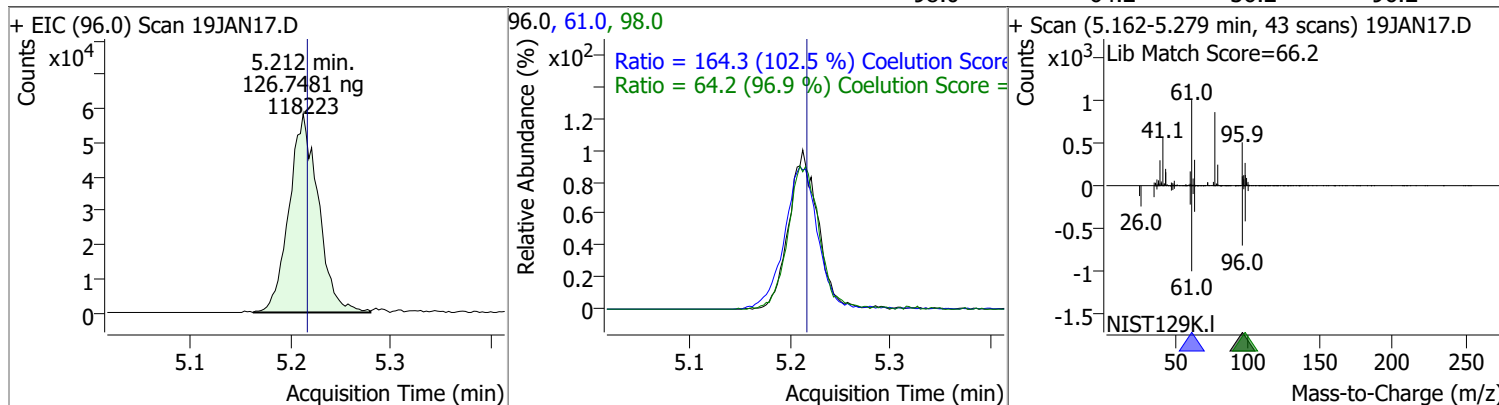


Quantitation Results Report (QT Reviewed)

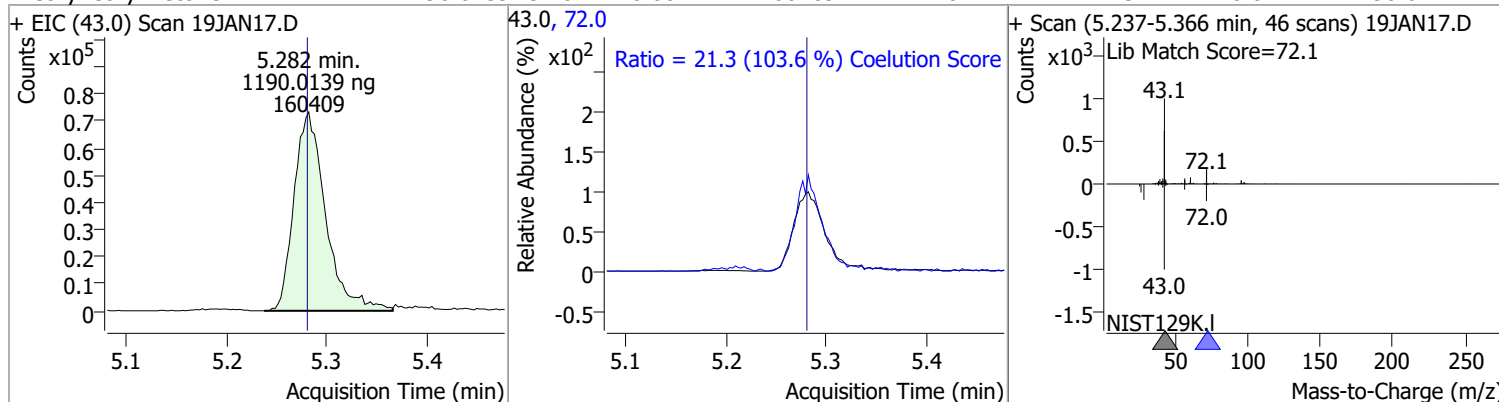
Compound	Conc.	RT	Dev(Min)	Resp.	QIon	QRatio	Lower	Upper
2,2-Dichloropropane	130.6017	5.19	0.00	169689	41.0	64.6	38.8	98.8
					97.0	22.4	0.0	53.9



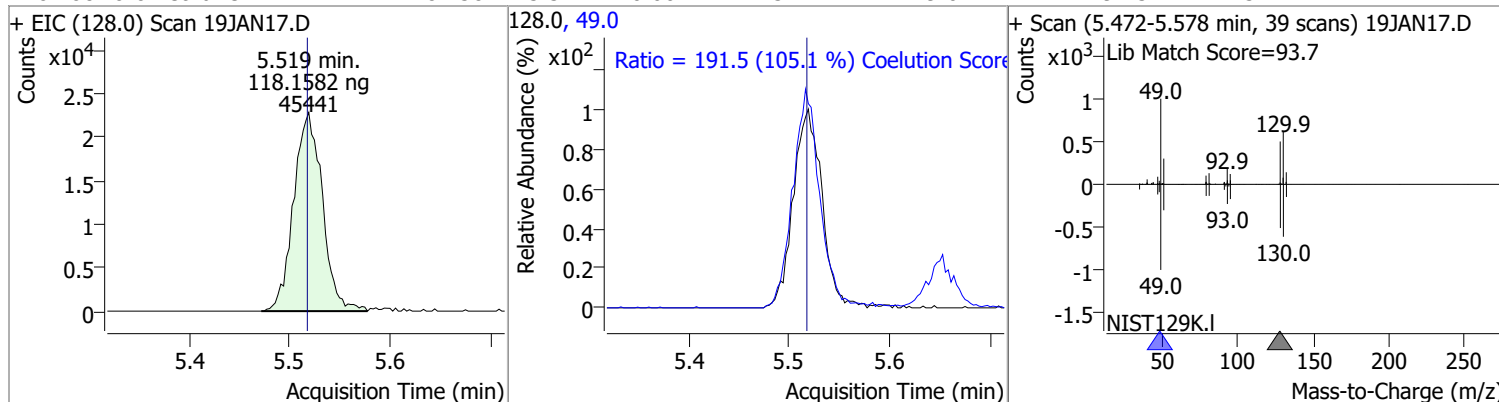
Compound	Conc.	RT	Dev(Min)	Resp.	QIon	QRatio	Lower	Upper
cis-1,2-Dichloroethene	126.7481	5.21	0.00	118223	61.0	164.3	130.4	190.4
					98.0	64.2	36.2	96.2



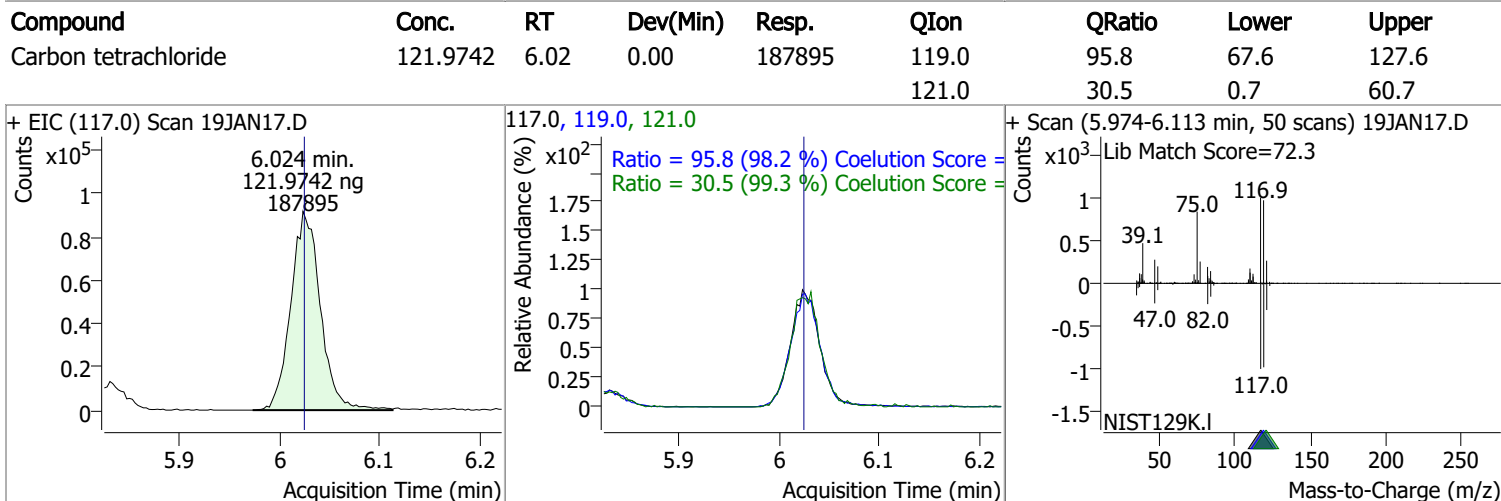
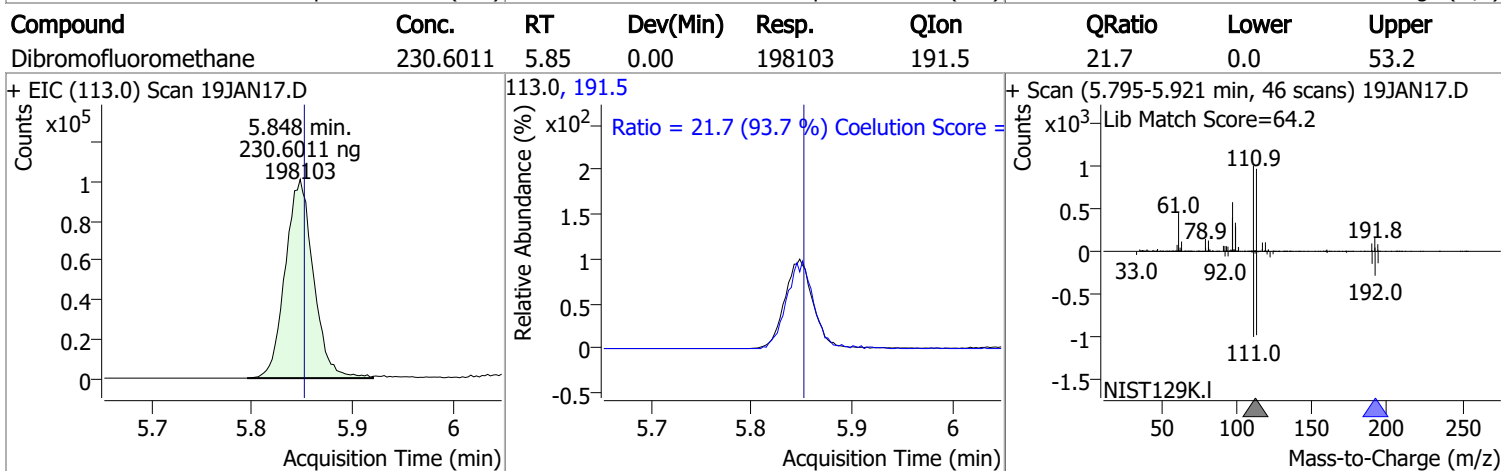
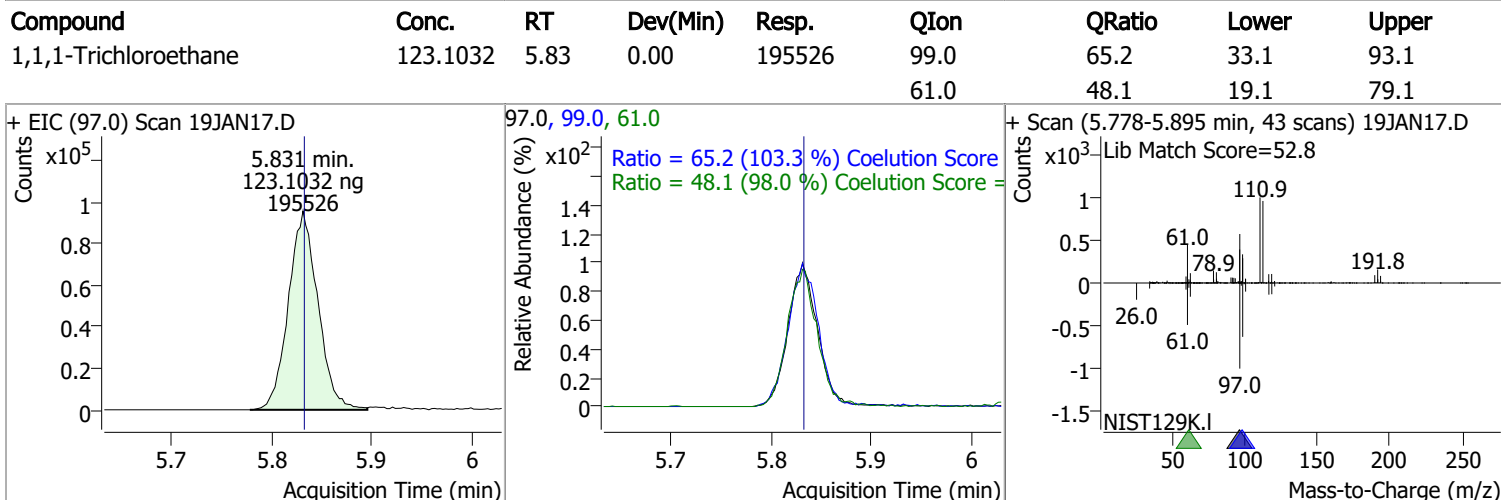
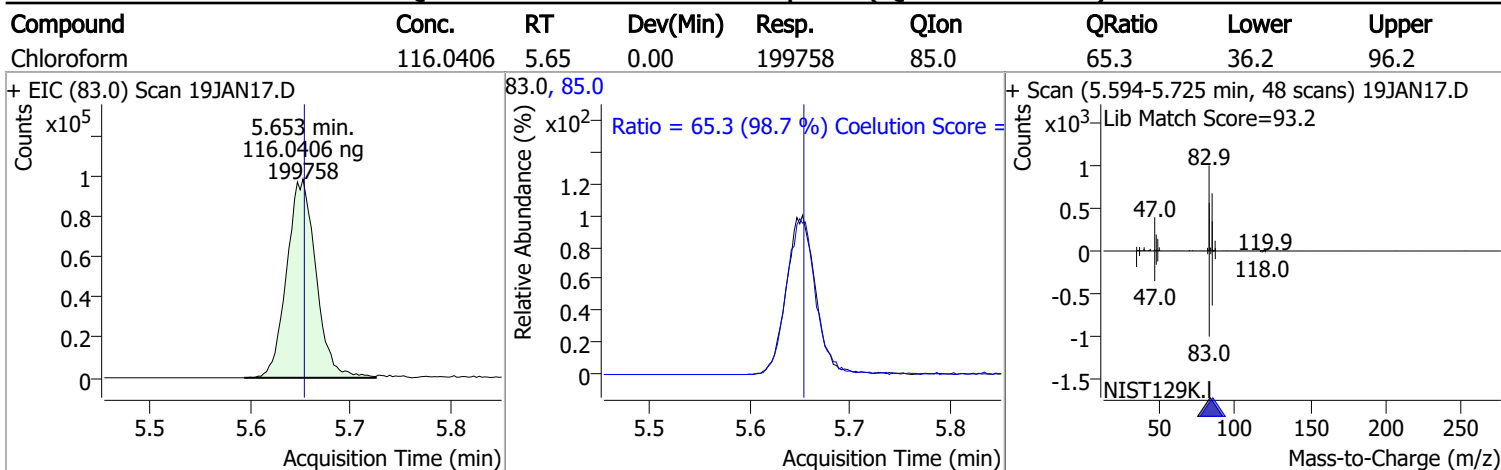
Compound	Conc.	RT	Dev(Min)	Resp.	QIon	QRatio	Lower	Upper
Methyl ethyl ketone	1190.0139	5.28	0.00	160409	72.0	21.3	0.0	50.6



Compound	Conc.	RT	Dev(Min)	Resp.	QIon	QRatio	Lower	Upper
Bromochloromethane	118.1582	5.52	0.00	45441	49.0	191.5	152.2	212.2

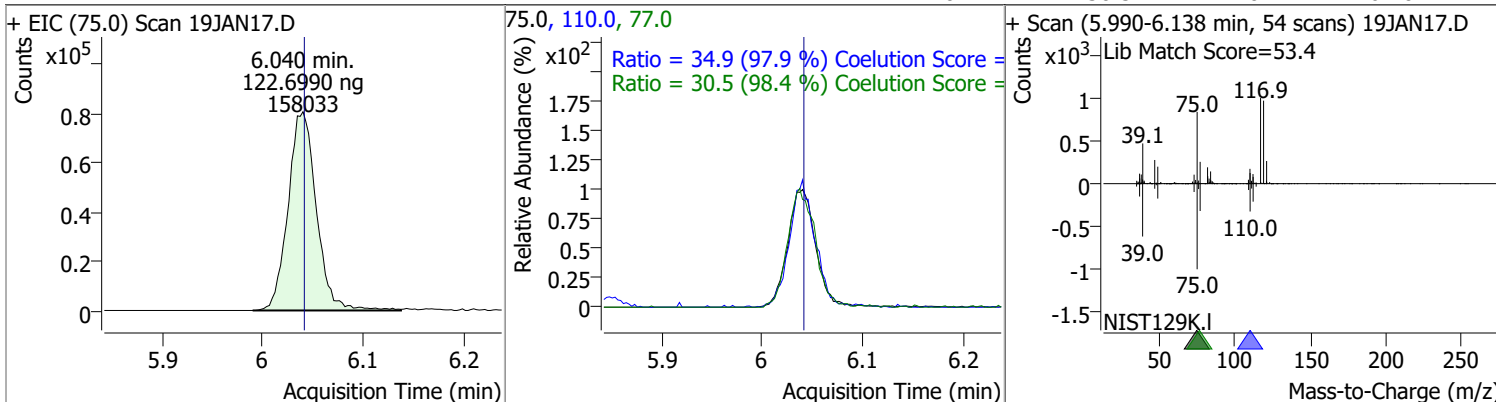


Quantitation Results Report (QT Reviewed)

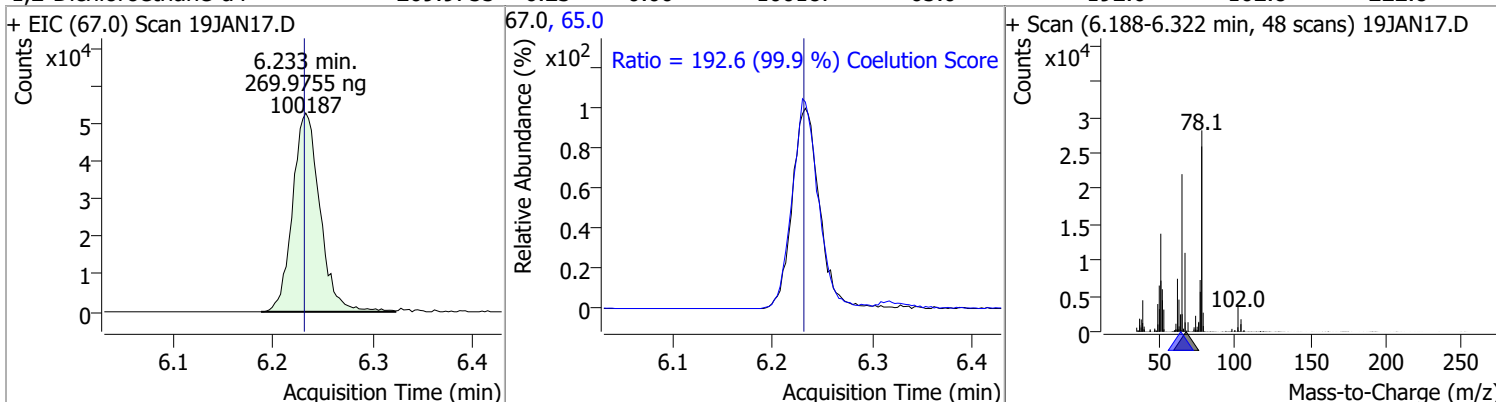


Quantitation Results Report (QT Reviewed)

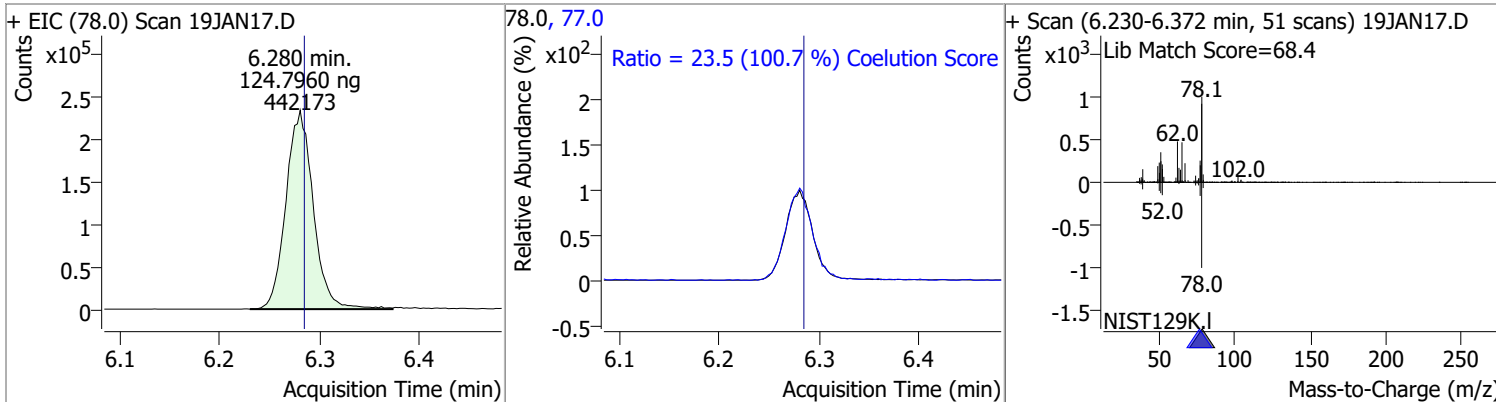
Compound	Conc.	RT	Dev(Min)	Resp.	QIon	QRatio	Lower	Upper
1,1-Dichloropropene	122.6990	6.04	0.00	158033	110.0	34.9	5.6	65.6
					77.0	30.5	1.0	61.0



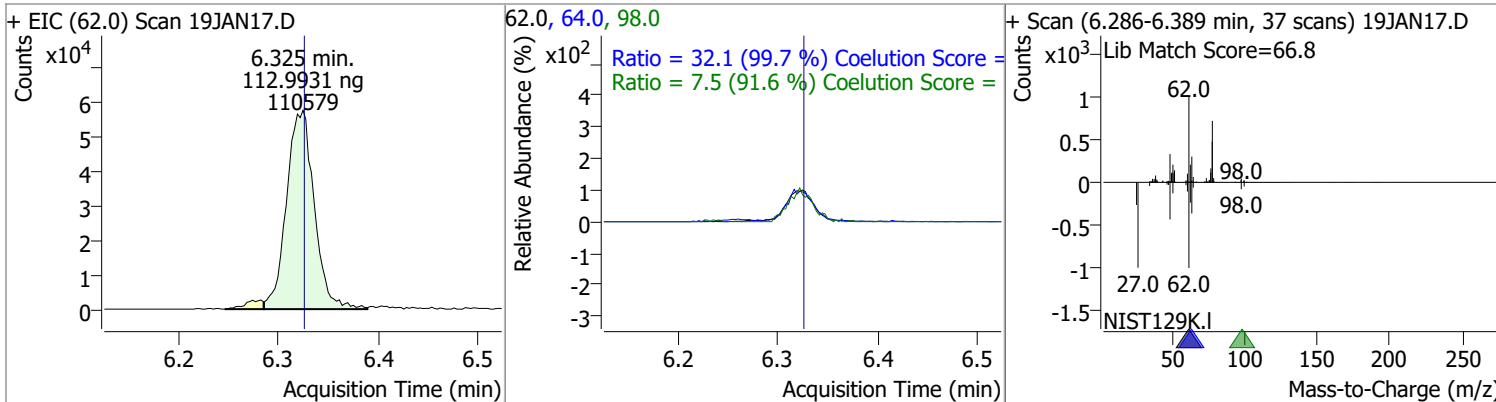
Compound	Conc.	RT	Dev(Min)	Resp.	QIon	QRatio	Lower	Upper
1,2-Dichloroethane-d4	269.9755	6.23	0.00	100187	65.0	192.6	162.8	222.8



Compound	Conc.	RT	Dev(Min)	Resp.	QIon	QRatio	Lower	Upper
Benzene	124.7960	6.28	0.00	442173	77.0	23.5	0.0	53.3

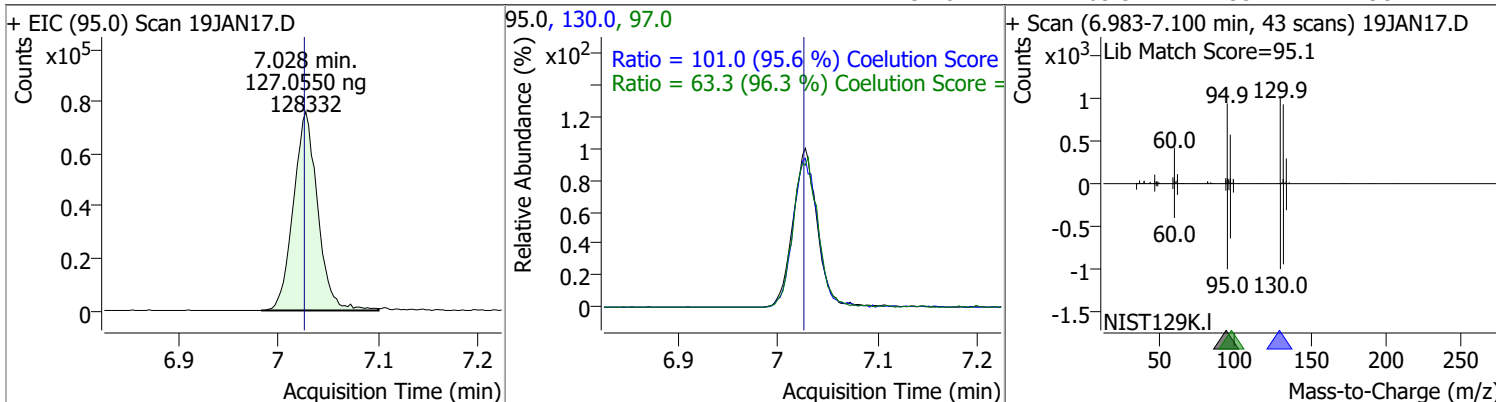


Compound	Conc.	RT	Dev(Min)	Resp.	QIon	QRatio	Lower	Upper
1,2-Dichloroethane	112.9931	6.32	0.00	110579	64.0	32.1	2.2	62.2
					98.0	7.5	0.0	38.2

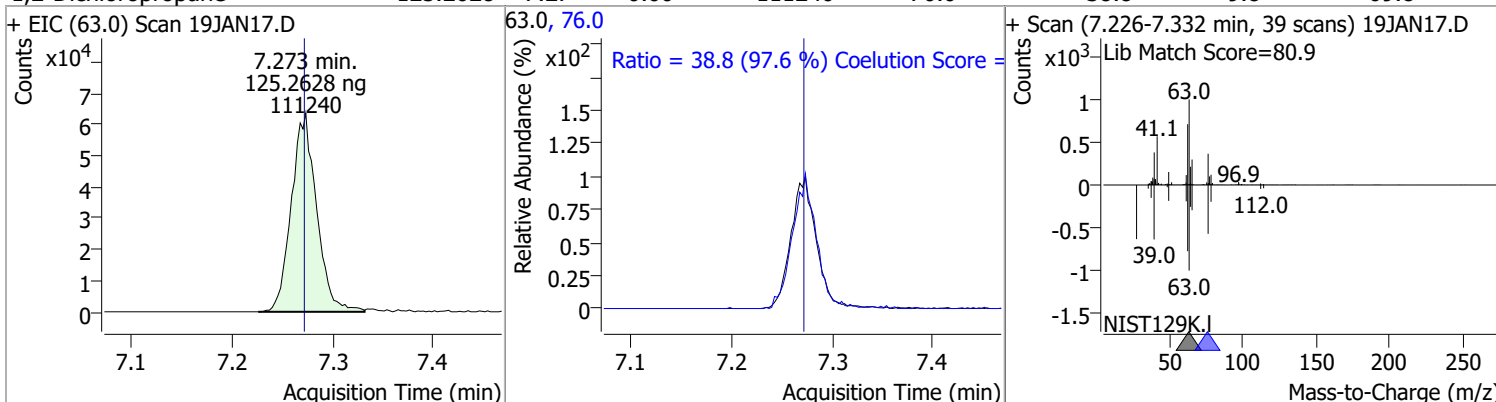


Quantitation Results Report (QT Reviewed)

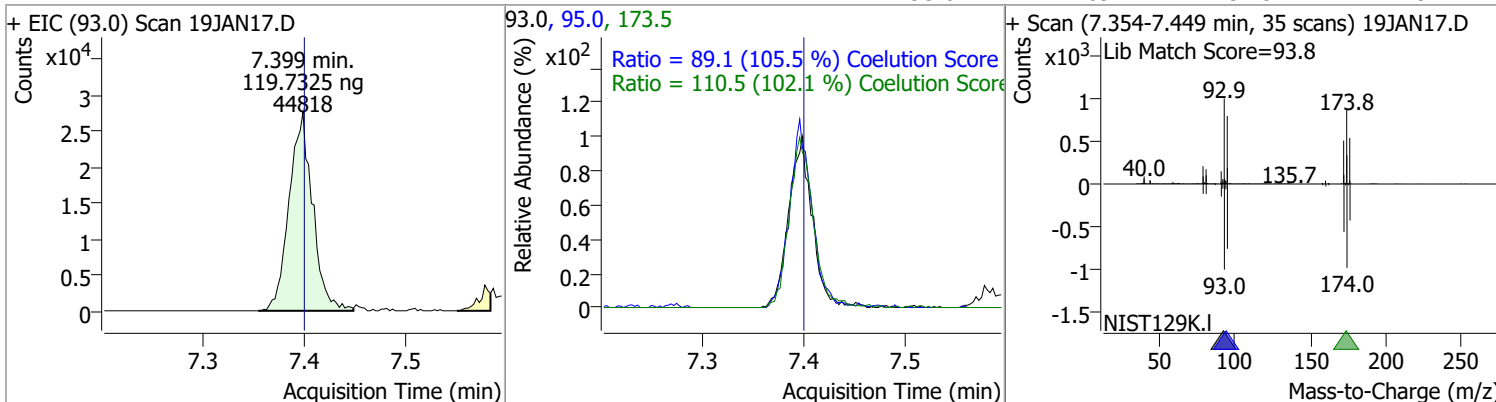
Compound	Conc.	RT	Dev(Min)	Resp.	QIon	QRatio	Lower	Upper
Trichloroethene	127.0550	7.03	0.00	128332	130.0	101.0	75.6	135.6
					97.0	63.3	35.7	95.7



Compound	Conc.	RT	Dev(Min)	Resp.	QIon	QRatio	Lower	Upper
1,2-Dichloropropane	125.2628	7.27	0.00	111240	76.0	38.8	9.8	69.8

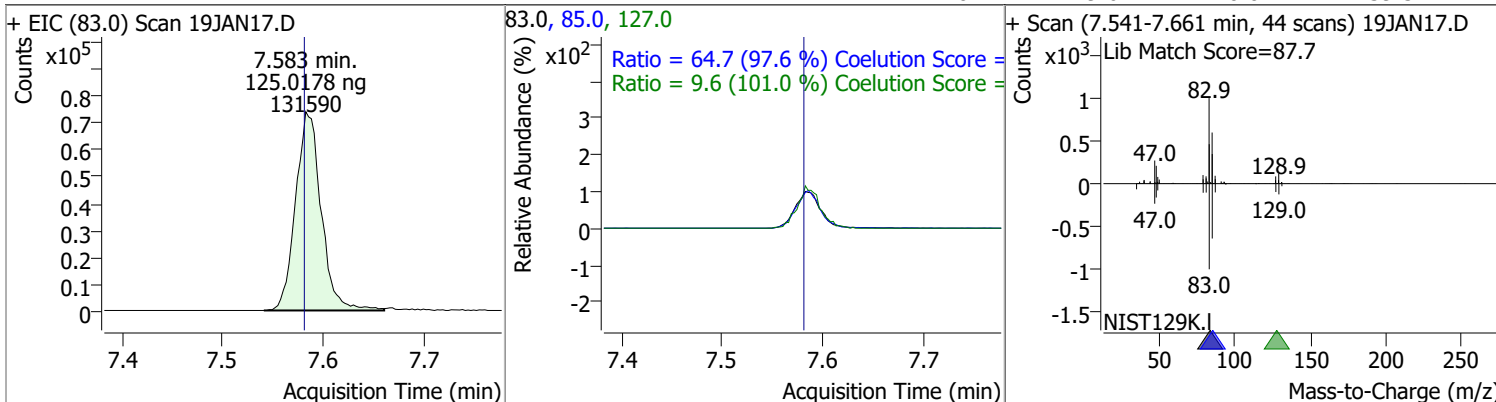


Compound	Conc.	RT	Dev(Min)	Resp.	QIon	QRatio	Lower	Upper
Dibromomethane	119.7325	7.40	0.00	44818	173.5	110.5	78.2	138.2
					95.0	89.1	54.5	114.5

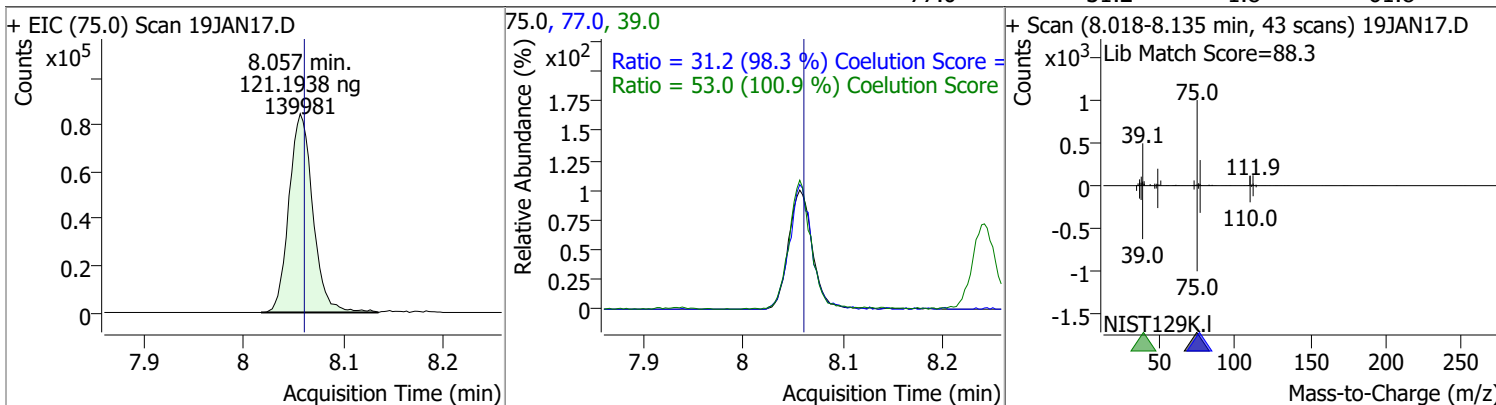


Quantitation Results Report (QT Reviewed)

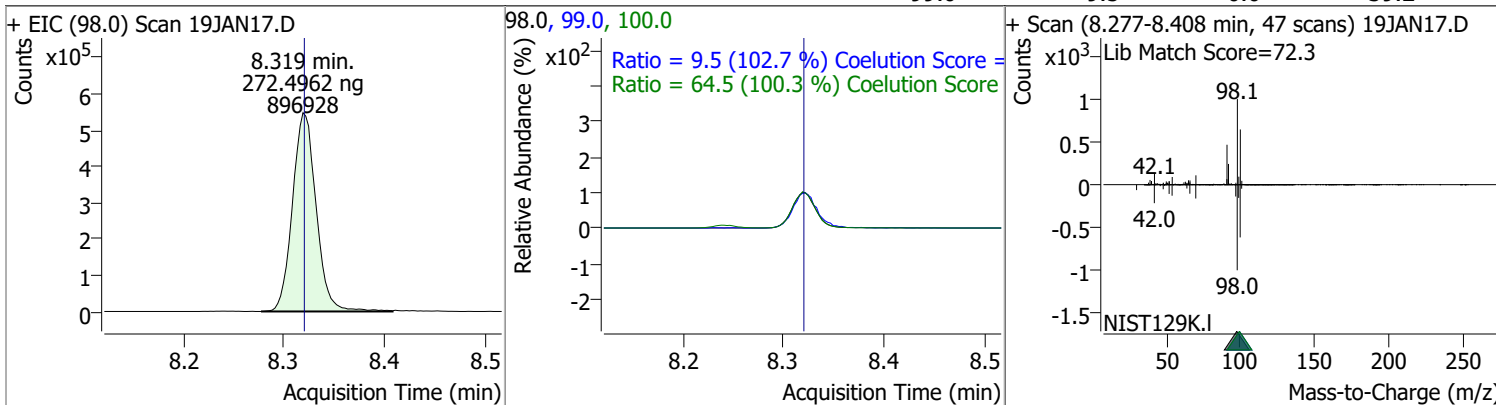
Compound	Conc.	RT	Dev(Min)	Resp.	QIon	QRatio	Lower	Upper
Bromodichloromethane	125.0178	7.58	0.00	131590	85.0	64.7	36.3	96.3
					127.0	9.6	0.0	39.5



Compound	Conc.	RT	Dev(Min)	Resp.	QIon	QRatio	Lower	Upper
cis-1,3-Dichloropropene	121.1938	8.06	0.00	139981	39.0	53.0	22.5	82.5
					77.0	31.2	1.8	61.8

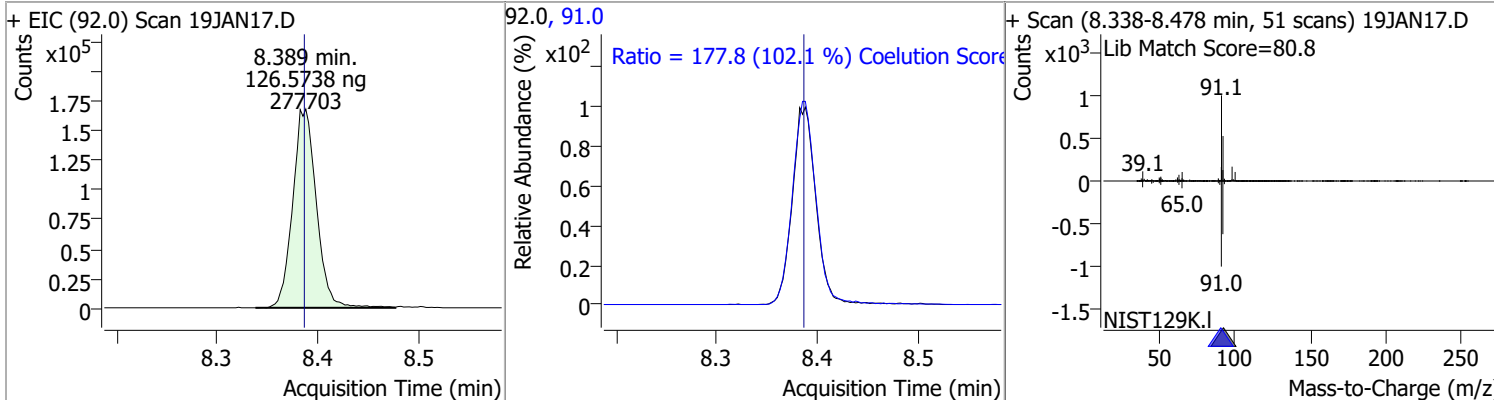


Compound	Conc.	RT	Dev(Min)	Resp.	QIon	QRatio	Lower	Upper
Toluene-d8	272.4962	8.32	0.00	896928	100.0	64.5	34.3	94.3
					99.0	9.5	0.0	39.2

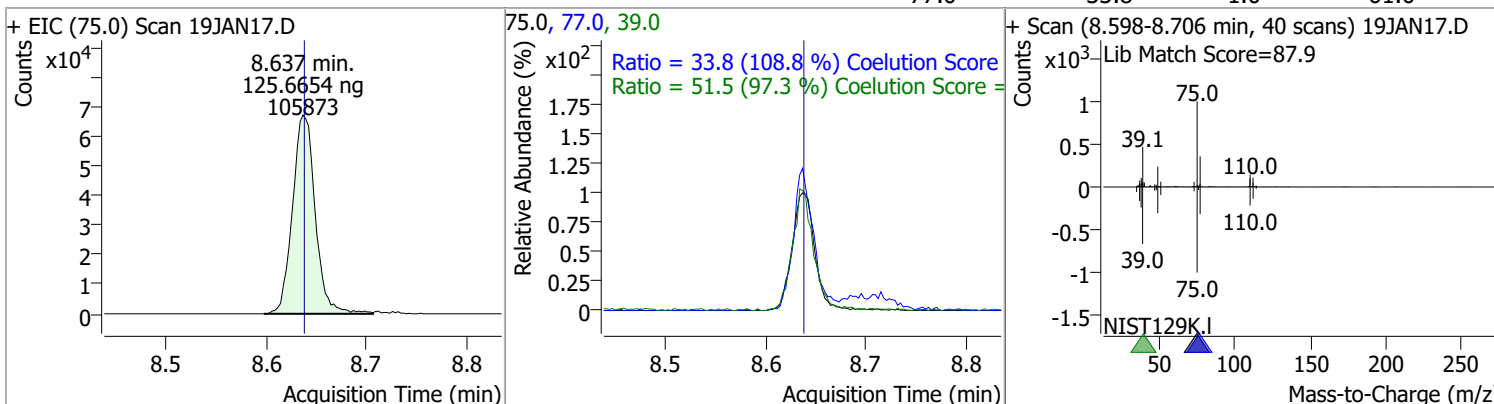


Quantitation Results Report (QT Reviewed)

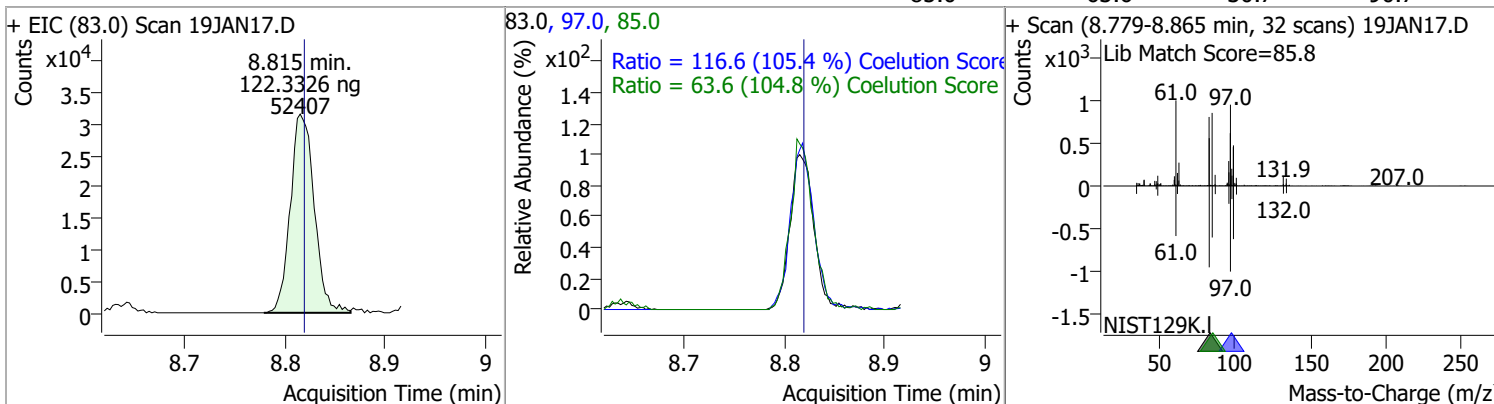
Compound	Conc.	RT	Dev(Min)	Resp.	QIon	QRatio	Lower	Upper
Toluene	126.5738	8.39	0.00	277703	91.0	177.8	144.1	204.1



Compound	Conc.	RT	Dev(Min)	Resp.	QIon	QRatio	Lower	Upper
trans-1,3-Dichloropropene	125.6654	8.64	0.00	105873	39.0	51.5	23.0	83.0
					77.0	33.8	1.0	61.0

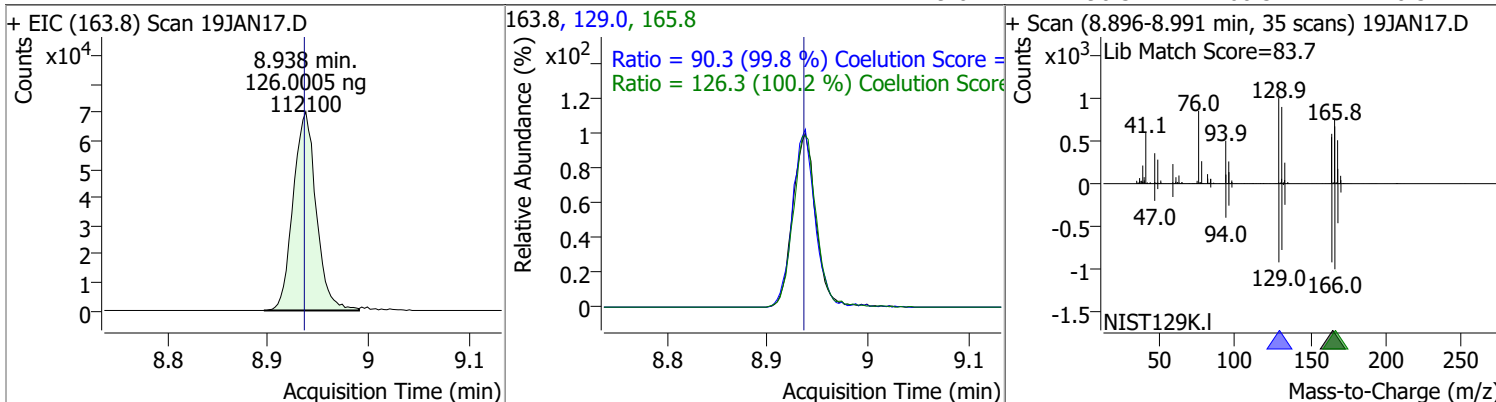


Compound	Conc.	RT	Dev(Min)	Resp.	QIon	QRatio	Lower	Upper
1,1,2-Trichloroethane	122.3326	8.82	0.00	52407	97.0	116.6	80.7	140.7
					85.0	63.6	30.7	90.7

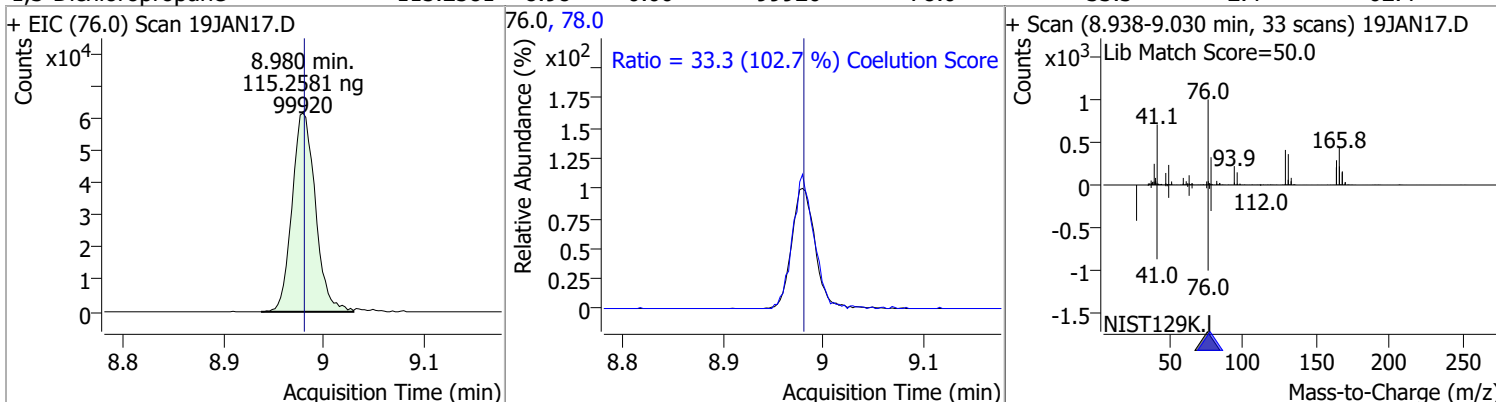


Quantitation Results Report (QT Reviewed)

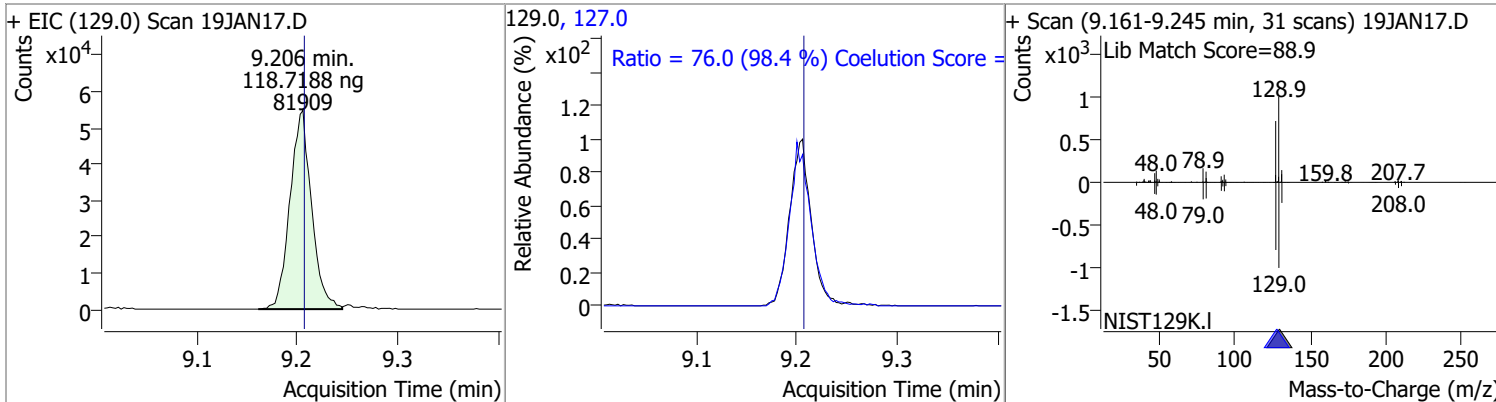
Compound	Conc.	RT	Dev(Min)	Resp.	QIon	QRatio	Lower	Upper
Tetrachloroethene	126.0005	8.94	0.00	112100	165.8	126.3	96.1	156.1
					129.0	90.3	60.5	120.5



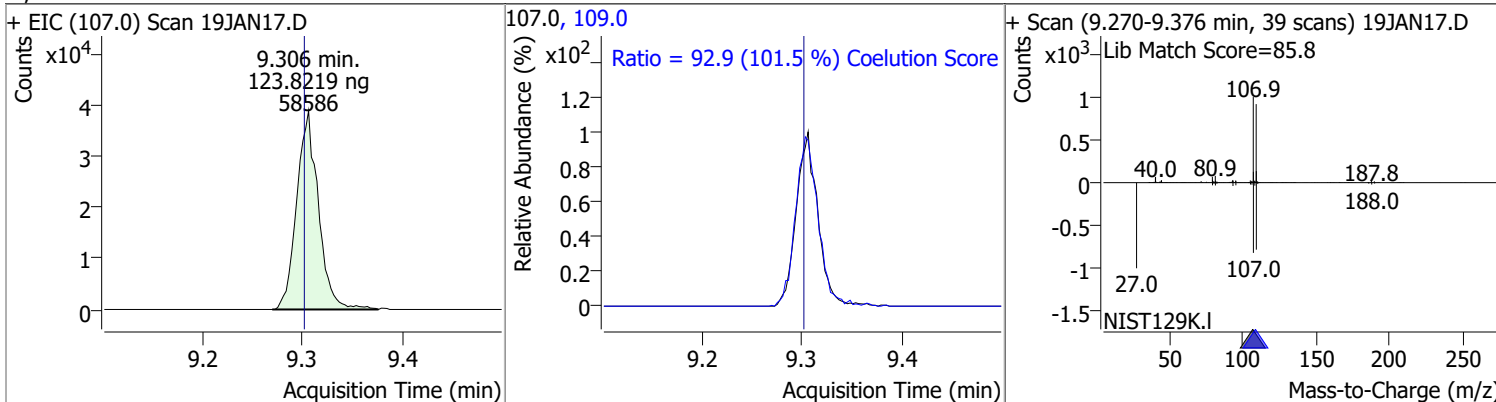
Compound	Conc.	RT	Dev(Min)	Resp.	QIon	QRatio	Lower	Upper
1,3-Dichloropropane	115.2581	8.98	0.00	99920	78.0	33.3	2.4	62.4



Compound	Conc.	RT	Dev(Min)	Resp.	QIon	QRatio	Lower	Upper
Chlorodibromomethane	118.7188	9.21	0.00	81909	127.0	76.0	47.2	107.2



Compound	Conc.	RT	Dev(Min)	Resp.	QIon	QRatio	Lower	Upper
1,2-Dibromoethane	123.8219	9.31	0.01	58586	109.0	92.9	61.5	121.5

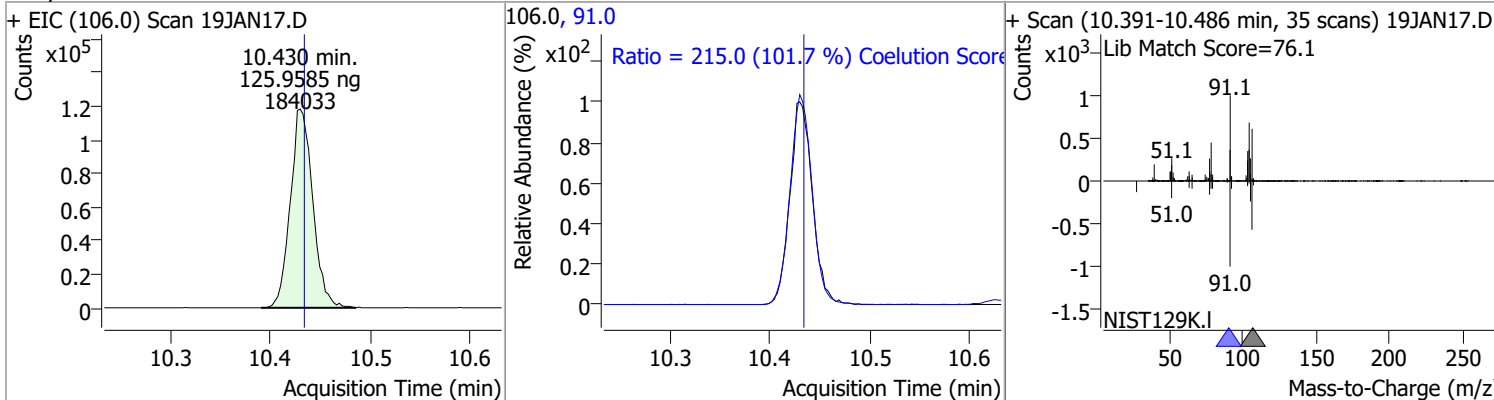


Quantitation Results Report (QT Reviewed)

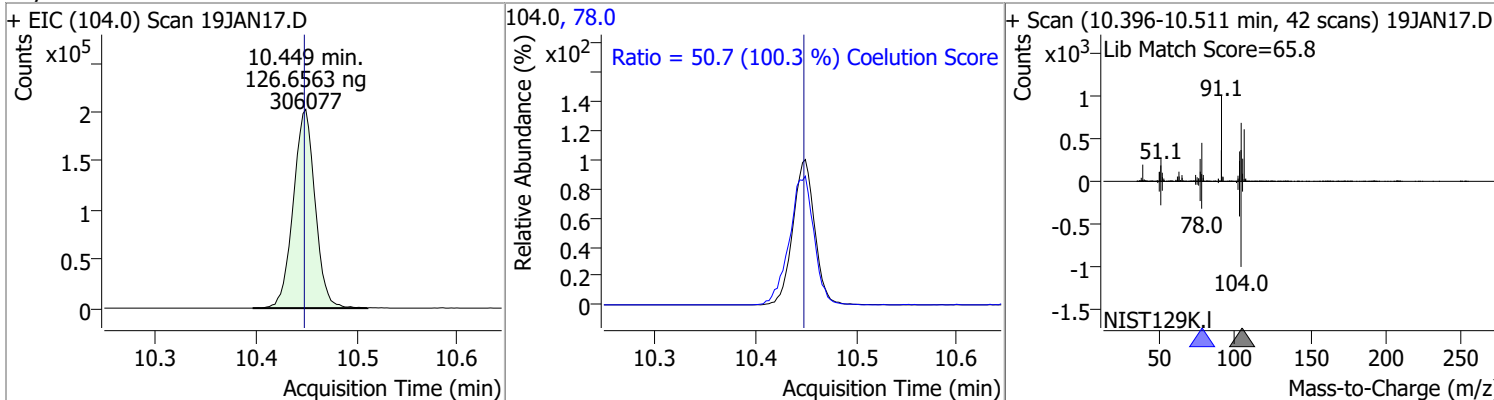
Compound	Conc.	RT	Dev(Min)	Resp.	QIon	QRatio	Lower	Upper
Chlorobenzene	127.6842	9.80	0.00	307100	114.0	31.4	2.2	62.2
+ EIC (112.0) Scan 19JAN17.D			112.0, 114.0			+ Scan (9.761-9.872 min, 41 scans) 19JAN17.D		
1,1,1,2-Tetrachloroethane	121.1435	9.89	0.00	102231	133.0	96.6	65.3	125.3
+ EIC (131.0) Scan 19JAN17.D			131.0, 133.0			+ Scan (9.853-9.933 min, 30 scans) 19JAN17.D		
Ethylbenzene	127.5512	9.92	0.00	535079	106.0	30.9	1.7	61.7
+ EIC (91.0) Scan 19JAN17.D			91.0, 106.0			+ Scan (9.878-9.992 min, 42 scans) 19JAN17.D		
m+p-Xylenes	247.6085	10.04	0.00	413361	91.0	202.1	170.7	230.7
+ EIC (106.0) Scan 19JAN17.D			106.0, 91.0			+ Scan (9.992-10.115 min, 45 scans) 19JAN17.D		

Quantitation Results Report (QT Reviewed)

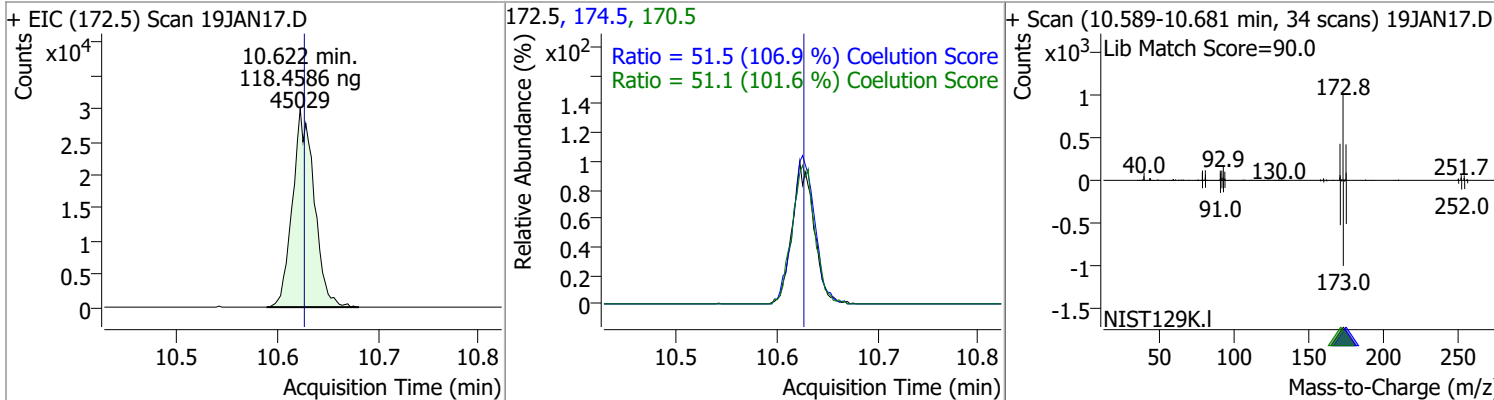
Compound	Conc.	RT	Dev(Min)	Resp.	QIon	QRatio	Lower	Upper
o-Xylene	125.9585	10.43	0.00	184033	91.0	215.0	181.4	241.4



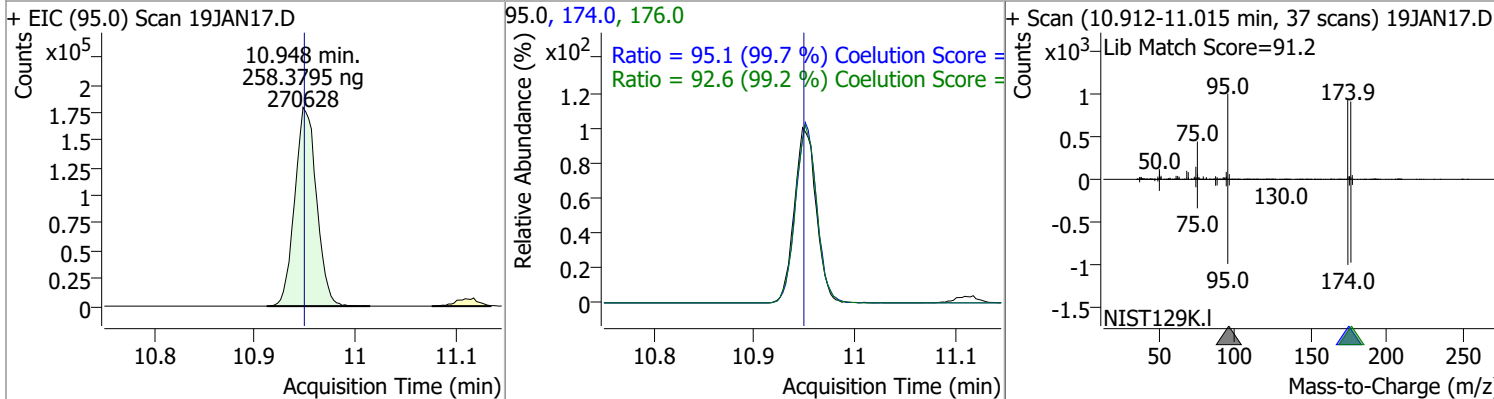
Compound	Conc.	RT	Dev(Min)	Resp.	QIon	QRatio	Lower	Upper
Styrene	126.6563	10.45	0.00	306077	78.0	50.7	20.6	80.6



Compound	Conc.	RT	Dev(Min)	Resp.	QIon	QRatio	Lower	Upper
Bromoform	118.4586	10.62	0.00	45029	170.5	51.1	20.3	80.3
					174.5	51.5	18.1	78.1

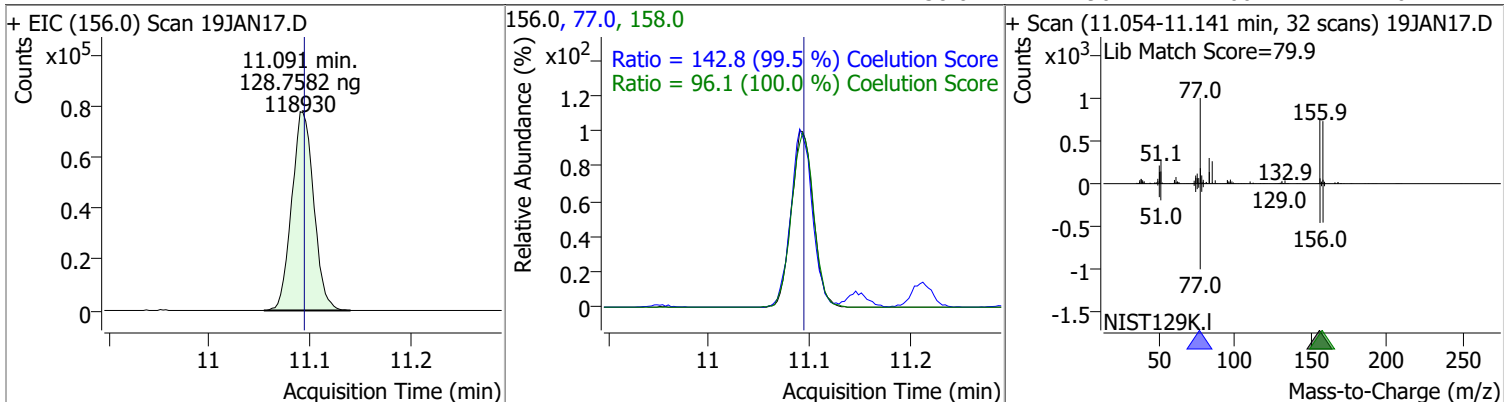


Compound	Conc.	RT	Dev(Min)	Resp.	QIon	QRatio	Lower	Upper
p-Bromofluorobenzene	258.3795	10.95	0.00	270628	174.0	95.1	65.3	125.3
					176.0	92.6	63.3	123.3

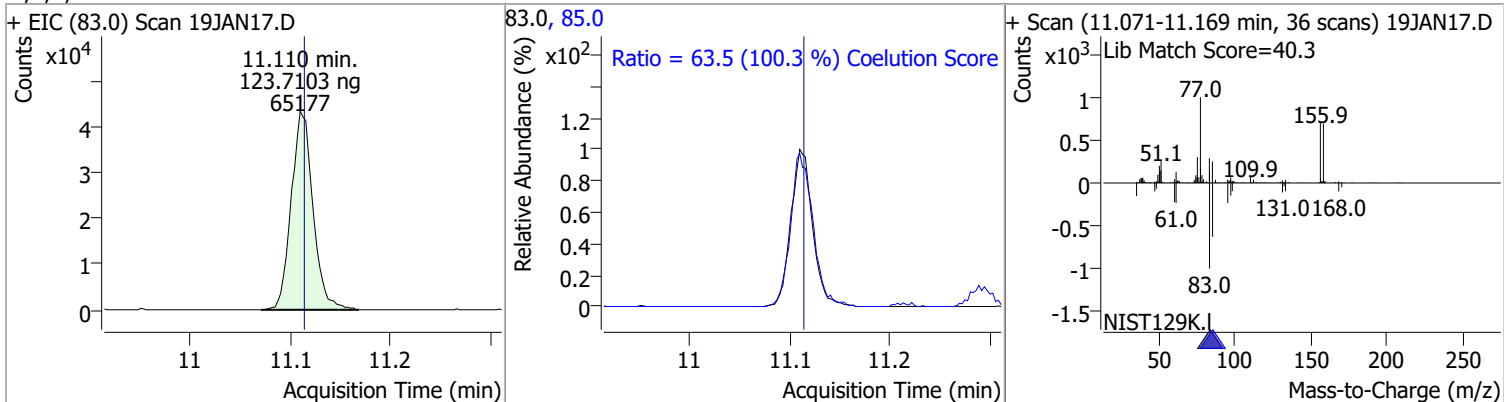


Quantitation Results Report (QT Reviewed)

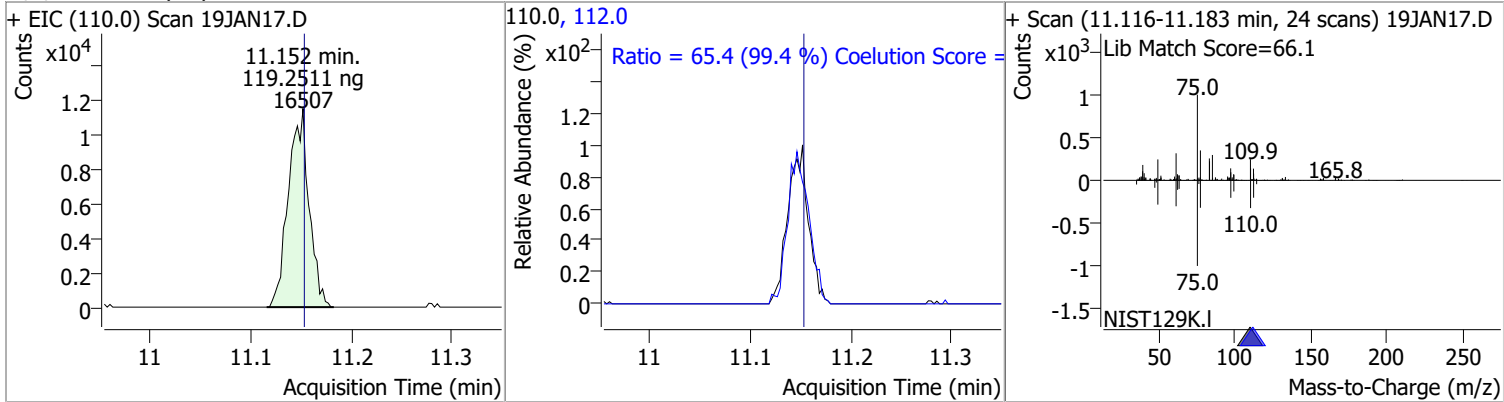
Compound	Conc.	RT	Dev(Min)	Resp.	QIon	QRatio	Lower	Upper
Bromobenzene	128.7582	11.09	0.00	118930	77.0	142.8	113.5	173.5
					158.0	96.1	66.1	126.1



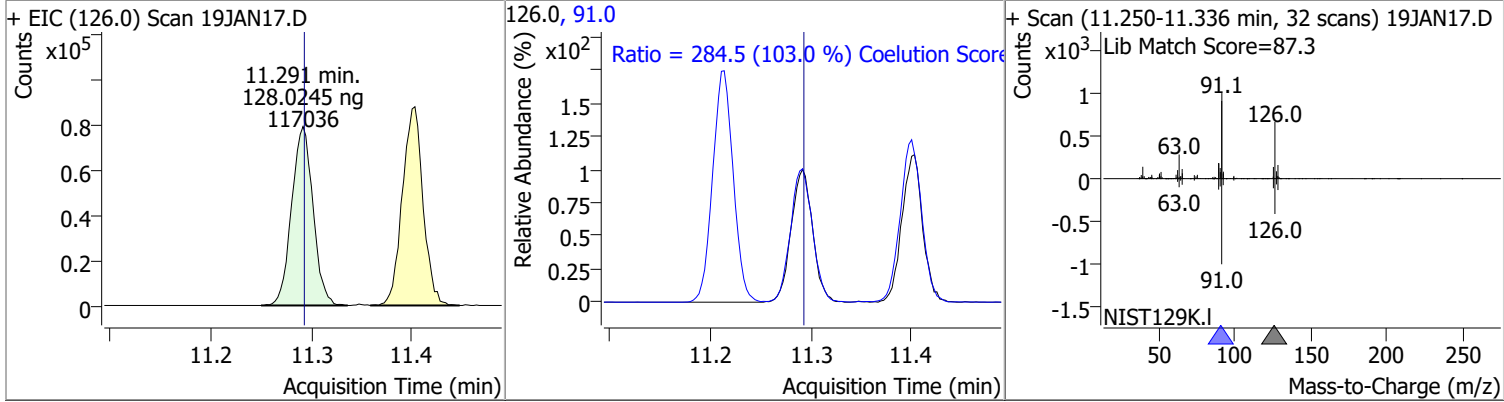
Compound	Conc.	RT	Dev(Min)	Resp.	QIon	QRatio	Lower	Upper
1,1,2,2-Tetrachloroethane	123.7103	11.11	0.00	65177	85.0	63.5	33.3	93.3



Compound	Conc.	RT	Dev(Min)	Resp.	QIon	QRatio	Lower	Upper
1,2,3-Trichloropropane	119.2511	11.15	0.00	16507	112.0	65.4	35.8	95.8

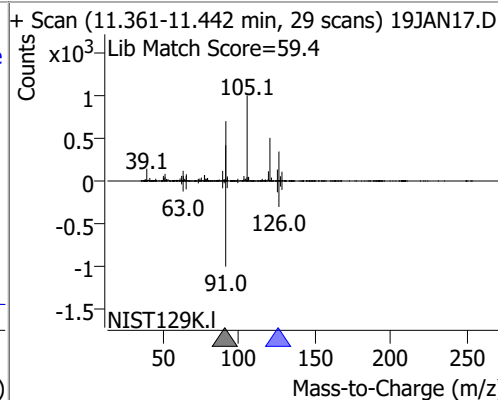
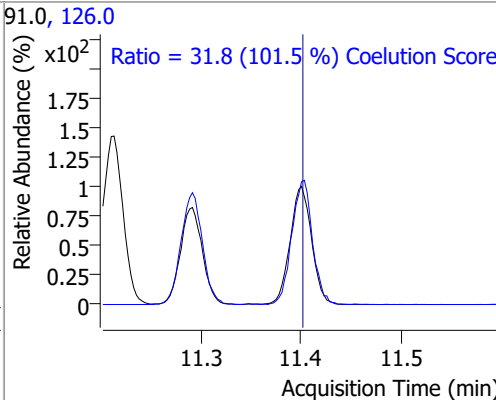
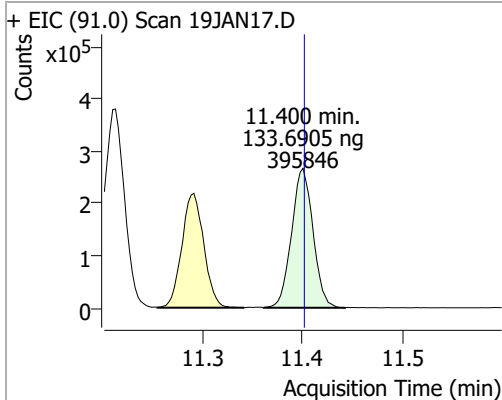


Compound	Conc.	RT	Dev(Min)	Resp.	QIon	QRatio	Lower	Upper
2-Chlorotoluene	128.0245	11.29	0.00	117036	91.0	284.5	246.2	306.2

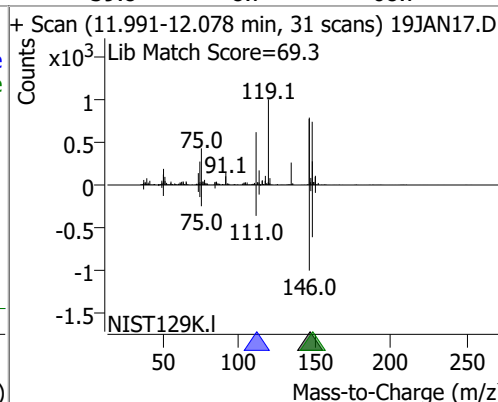
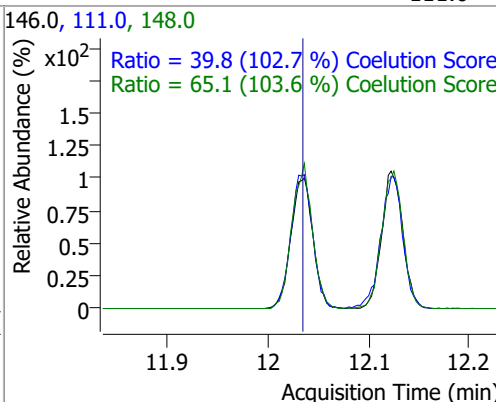
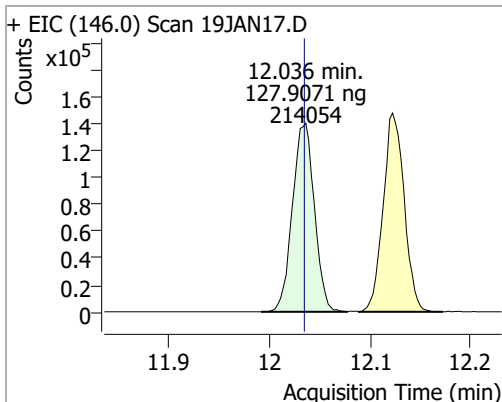


Quantitation Results Report (QT Reviewed)

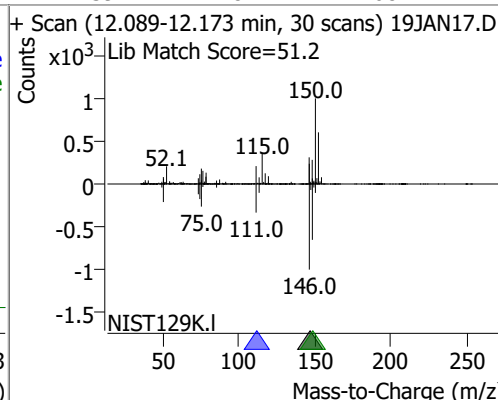
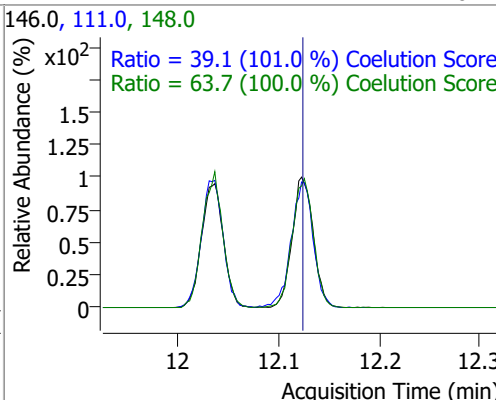
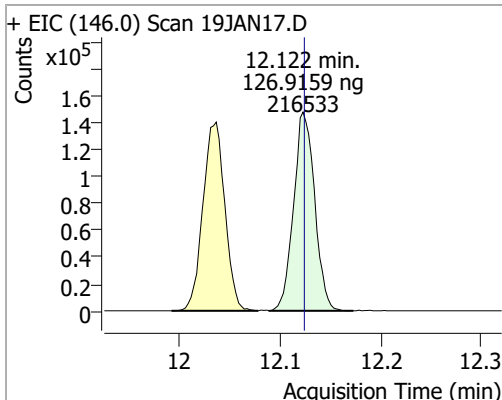
Compound	Conc.	RT	Dev(Min)	Resp.	QIon	QRatio	Lower	Upper
4-Chlorotoluene	133.6905	11.40	0.00	395846	126.0	31.8	1.3	61.3



Compound	Conc.	RT	Dev(Min)	Resp.	QIon	QRatio	Lower	Upper
1,3-Dichlorobenzene	127.9071	12.04	0.00	214054	148.0	65.1	32.8	92.8
					111.0	39.8	8.7	68.7

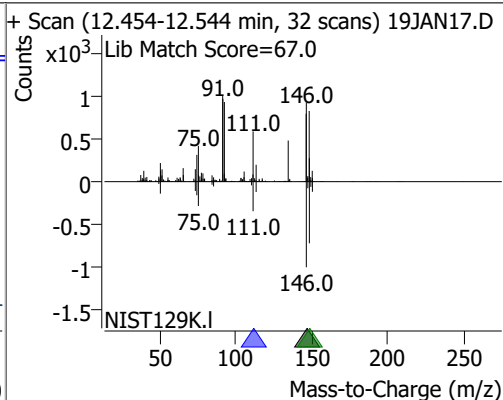
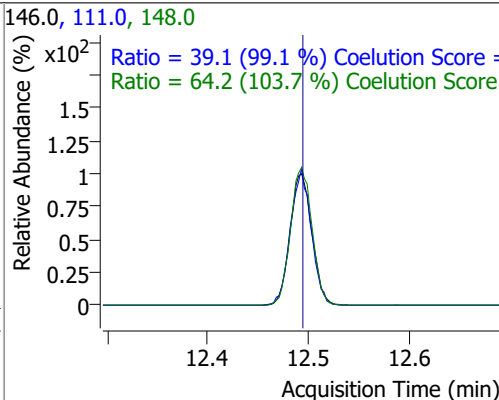
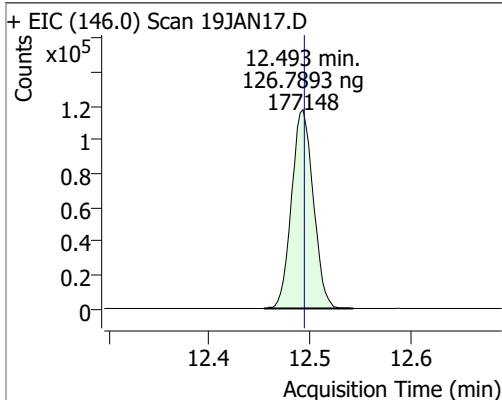


Compound	Conc.	RT	Dev(Min)	Resp.	QIon	QRatio	Lower	Upper
1,4-Dichlorobenzene	126.9159	12.12	0.00	216533	148.0	63.7	33.7	93.7
					111.0	39.1	8.7	68.7



Quantitation Results Report (QT Reviewed)

Compound	Conc.	RT	Dev(Min)	Resp.	QIon	QRatio	Lower	Upper
1,2-Dichlorobenzene	126.7893	12.49	0.00	177148	148.0	64.2	31.9	91.9
					111.0	39.1	9.5	69.5



Audit Trail report

Batch name and path: D:\Org\Data\VOA5975C\VG011922\QuantResults\VG011922_8260B.batch.bin
Quant batch version: 10.0
Quant reporting version: 10.0

Name	User	Time	Action	Reason	Comment	Succeed	Exception
CmdNewBatchTable	BL2000\mchavez	1/19/2022 9:29:47 AM	Create new batch D:\Org\Data\VOA5975C\VG011922\VG011922_8260B.batch.bin			✓	
CmdImportSamplesFromWorklist	BL2000\mchavez	1/19/2022 9:30:15 AM	Add samples from worklist: D:\Org\Data\VOA5975C\VG011922\19JAN01.D			✓	
CmdStartMethodEditing	BL2000\mchavez	1/19/2022 9:30:41 AM	Start method editing			✓	
CmdImportMethodFromFile	BL2000\mchavez	1/19/2022 9:30:42 AM	Import method from file \\MASSHUNTER\Org\Data\Methods\Quant\VOA5975C\VOA5975C_010422_CAL\VOA5975C_8260B_SHT_DoD_L4_010422.m			✓	
CmdApplyMethodToAllSamples	BL2000\mchavez	1/19/2022 9:30:46 AM	Apply method to all samples			✓	
CmdMethodClear	BL2000\mchavez	1/19/2022 9:30:47 AM	Clear method			✓	
CmdEndMethodEditing	BL2000\mchavez	1/19/2022 9:30:47 AM	End method editing			✓	
CmdQuantitate	BL2000\mchavez	1/19/2022 9:30:51 AM	Quantitate all compounds in all samples			✓	
CmdImportSamplesFromWorklist	BL2000\mchavez	1/19/2022 9:54:44 AM	Add samples from worklist: D:\Org\Data\VOA5975C\VG011922\19JAN02.D			✓	
CmdSetSampleAttribute	BL2000\mchavez	1/19/2022 9:54:51 AM	Set SampleType = TuneCheck for sample 19JAN02.D; previous value = Sample			✓	
CmdQuantitate	BL2000\mchavez	1/19/2022 9:54:53 AM	Quantitate all compounds in all samples			✓	
CmdImportSamplesFromWorklist	BL2000\mchavez	1/19/2022 10:30:30 AM	Add samples from worklist: D:\Org\Data\VOA5975C\VG011922\19JAN03.D			✓	
CmdSetSampleAttribute	BL2000\mchavez	1/19/2022 10:30:34 AM	Set SampleType = Blank for sample 19JAN03.D; previous value = Sample			✓	
CmdQuantitate	BL2000\mchavez	1/19/2022 10:30:37 AM	Quantitate all compounds in all samples			✓	
CmdImportSamplesFromWorklist	BL2000\mchavez	1/19/2022 11:32:13 AM	Add samples from worklist: D:\Org\Data\VOA5975C\VG011922\19JAN04.D			✓	
CmdSetSampleAttribute	BL2000\mchavez	1/19/2022 11:32:17 AM	Set SampleType = Calibration for sample 19JAN04.D; previous value = Sample			✓	
CmdSetSampleAttribute	BL2000\mchavez	1/19/2022 11:32:21 AM	Set LevelName = 1 for sample 19JAN04.D; previous value =			✓	
CmdQuantitate	BL2000\mchavez	1/19/2022 11:32:25 AM	Quantitate all compounds in all samples			✓	

Audit Trail report

Name	User	Time	Action	Reason	Comment	Succeed	Exception
CmdImportSamplesFromWorklist	BL2000\mchavez	1/19/2022 11:33:15 AM	Add samples from worklist: D:\Org\Data\VOA5975C\VG011922\19JAN05.D			✓	
CmdSetSampleAttribute	BL2000\mchavez	1/19/2022 11:33:19 AM	Set SampleType = Calibration for sample 19JAN05.D; previous value = Sample			✓	
CmdSetSampleAttribute	BL2000\mchavez	1/19/2022 11:33:22 AM	Set LevelName = 2 for sample 19JAN05.D; previous value =			✓	
CmdQuantitate	BL2000\mchavez	1/19/2022 11:33:26 AM	Quantitate all compounds in all samples			✓	
CmdManuallyIntegratePeak	BL2000\mchavez	1/19/2022 11:34:14 AM	Manually integrate compound 1,2,3-Trichloropropane in sample 19JAN05.D from x, y = 11.105, 0 to 11.183, 0; result = 1522			✓	
CmdManuallyIntegrateQualifierPeak	BL2000\mchavez	1/19/2022 11:34:18 AM	Manually integrate qualifier 112.0 of compound 1,2,3-Trichloropropane in sample 19JAN05.D from x, y = 11.110, 0 to 11.191, 0; result = 987			✓	
CmdSaveBatchTable	BL2000\mchavez	1/19/2022 12:01:49 PM	Save batch D:\Org\Data\VOA5975C\VG011922\QuantResults\VG011922_8260B.batch.bin			✓	
CmdOpenBatchTable	BL2000\mchavez	1/19/2022 12:10:11 PM	Open batch D:\Org\Data\VOA5975C\VG011922\VG011922_8260B.batch.bin			✓	
CmdImportSamplesFromWorklist	BL2000\mchavez	1/19/2022 12:10:51 PM	Add samples from worklist: D:\Org\Data\VOA5975C\VG011922\19JAN06.D			✓	
CmdSetSampleAttribute	BL2000\mchavez	1/19/2022 12:10:56 PM	Set SampleType = Calibration for sample 19JAN06.D; previous value = Sample			✓	
CmdSetSampleAttribute	BL2000\mchavez	1/19/2022 12:10:59 PM	Set LevelName = 3 for sample 19JAN06.D; previous value =			✓	
CmdQuantitate	BL2000\mchavez	1/19/2022 12:11:04 PM	Quantitate all compounds in all samples			✓	
CmdManuallyIntegratePeak	BL2000\mchavez	1/19/2022 12:11:39 PM	Manually integrate compound 1,2-Dichloroethane-d4 in sample 19JAN04.D from x, y = 6.183, 0 to 6.319, 0; result = 979			✓	
CmdSetTargetCompoundAttribute	BL2000\mchavez	1/19/2022 12:11:40 PM	Set UserAnnotation = NI for compound 1,2-Dichloroethane-d4 in sample 19JAN04.D; previous value =			✓	
CmdManuallyIntegrateQualifierPeak	BL2000\mchavez	1/19/2022 12:11:43 PM	Manually integrate qualifier 65.0 of compound 1,2-Dichloroethane-d4 in sample 19JAN04.D from x, y = 6.194, 0 to 6.294, 0; result = 1988			✓	
CmdSaveBatchTable	BL2000\mchavez	1/19/2022 12:13:27 PM	Save batch D:\Org\Data\VOA5975C\VG011922\QuantResults\VG011922_8260B.batch.bin			✓	
CmdOpenBatchTable	BL2000\mchavez	1/19/2022 1:17:06 PM	Open batch D:\Org\Data\VOA5975C\VG011922\VG011922_8260B.batch.bin			✓	

Audit Trail report

Name	User	Time	Action	Reason	Comment	Succeed	Exception
CmdImportSamplesFromWorklist	BL2000\mchavez	1/19/2022 1:17:31 PM	Add samples from worklist: D:\Org\Data\VOA5975C\VG011922\19JAN08.D, D:\Org\Data\VOA5975C\VG011922\19JAN07.D			✓	
CmdSetSampleAttribute	BL2000\mchavez	1/19/2022 1:17:36 PM	Set SampleType = Calibration for sample 19JAN07.D; previous value = Sample			✓	
CmdSetSampleAttribute	BL2000\mchavez	1/19/2022 1:17:39 PM	Set LevelName = 4 for sample 19JAN07.D; previous value =			✓	
CmdQuantitate	BL2000\mchavez	1/19/2022 1:17:48 PM	Quantitate all compounds in all samples			✓	
CmdImportSamplesFromWorklist	BL2000\mchavez	1/19/2022 1:21:29 PM	Add samples from worklist: D:\Org\Data\VOA5975C\VG011922\19JAN09.D			✓	
CmdSetSampleAttribute	BL2000\mchavez	1/19/2022 1:21:35 PM	Set SampleType = Calibration for sample 19JAN09.D; previous value = Sample			✓	
CmdSetSampleAttribute	BL2000\mchavez	1/19/2022 1:21:38 PM	Set LevelName = 5 for sample 19JAN09.D; previous value =			✓	
CmdQuantitate	BL2000\mchavez	1/19/2022 1:21:46 PM	Quantitate all compounds in all samples			✓	
CmdSetSampleAttribute	BL2000\mchavez	1/19/2022 1:24:19 PM	Set SampleApproved = True for sample 19JAN09.D; previous value = False			✓	
CmdStartMethodEditing	BL2000\mchavez	1/19/2022 1:24:27 PM	Start method editing			✓	
CmdImportMethodFromSample	BL2000\mchavez	1/19/2022 1:24:28 PM	Import method from sample 19JAN09.D			✓	

Audit Trail report

Name	User	Time	Action	Reason	Comment	Succeed	Exception
CmdUpdateRetentionTimes	BL2000\mchavez	1/19/2022 1:24:42 PM	Update retention time for compound 1,2-Dichlorobenzene; 1,4-Dichlorobenzene; 1,3-Dichlorobenzene; 4-Chlorotoluene; 2-Chlorotoluene; 1,2,3-Trichloropropane; Bromobenzene; 1,1,2,2-Tetrachloroethane; p-Bromofluorobenzene; Bromoform; Styrene; o-Xylene; m+p-Xylenes; Ethylbenzene; 1,1,1,2-Tetrachloroethane; Chlorobenzene; 1,2-Dibromoethane; Chlorodibromomethane; 1,3-Dichloropropane; Tetrachloroethene; 1,1,2-Trichloroethane; trans-1,3-Dichloropropene; Toluene; Toluene-d8; cis-1,3-Dichloropropene; Bromodichloromethane; Dibromomethane; 1,2-Dichloropropane; Trichloroethene; 1,2-Dichloroethane; Benzene; 1,2-Dichloroethane-d4; 1,1-Dichloropropene; Carbon tetrachloride; 1,1,1-Trichloroethane; Dibromofluoromethane; Chloroform; Bromochloromethane; Methyl ethyl ketone; cis-1,2-Dichloroethene; 2,2-Dichloropropane; 1,1-Dichloroethane; Methyl tert-butyl ether (MTBE); trans-1,2-Dichloroethene; Methylene chloride; 1,1-Dichloroethene; Trichlorofluoromethane; Chloroethane; Bromomethane; Vinyl chloride; Chloromethane; 1,4-Dichlorobenzene-d4; Chlorobenzene-d5; Fluorobenzene; Dichlorodifluoromethane;			✓	

Audit Trail report

Name	User	Time	Action	Reason	Comment	Succeed	Exception
CmdUpdateQualifierRatios	BL2000\mchavez	1/19/2022 1:24:48 PM	Update qualifier ratios for compound 1,2-Dichlorobenzene; Update qualifier ratios for compound 1,4-Dichlorobenzene; Update qualifier ratios for compound 1,3-Dichlorobenzene; Update qualifier ratios for compound 4-Chlorotoluene; Update qualifier ratios for compound 2-Chlorotoluene; Update qualifier ratios for compound 1,2,3-Trichloropropane; Update qualifier ratios for compound Bromobenzene; Update qualifier ratios for compound 1,1,2,2-Tetrachloroethane; Update qualifier ratios for compound p-Bromofluorobenzene; Update qualifier ratios for compound Bromoform; Update qualifier ratios for compound Styrene; Update qualifier ratios for compound o-Xylene; Update qualifier ratios for compound m+p-Xylenes; Update qualifier ratios for compound Ethylbenzene; Update qualifier ratios for compound 1,1,1,2-Tetrachloroethane; Update qualifier ratios for compound Chlorobenzene; Update qualifier ratios for compound 1,2-Dibromoethane; Update qualifier ratios for compound Chlorodibromomethane; Update qualifier ratios for compound 1,3-Dichloropropane; Update qualifier ratios for compound Tetrachloroethene; Update qualifier ratios for compound 1,1,2-Trichloroethane; Update qualifier ratios for compound trans-1,3-Dichloropropene; Update qualifier ratios for compound Toluene; Update qualifier ratios for compound Toluene-d8; Update qualifier ratios for compound cis-1,3-Dichloropropene; Update qualifier ratios for compound Bromodichloromethane; Update qualifier ratios for compound Dibromomethane; Update qualifier ratios for compound 1,2-Dichloropropane; Update qualifier ratios for compound Trichloroethene; Update qualifier ratios for compound 1,2-Dichloroethane; Update qualifier ratios for compound Benzene; Update qualifier ratios for compound 1,2-Dichloroethane-d4; Update qualifier ratios for compound 1,1-Dichloropropene; Update qualifier ratios for compound Carbon tetrachloride; Update qualifier ratios for compound 1,1,1-Trichloroethane;			✓	

Audit Trail report

Name	User	Time	Action	Reason	Comment	Succeed	Exception
			Update qualifier ratios for compound Dibromofluoromethane; Update qualifier ratios for compound Chloroform; Update qualifier ratios for compound Bromochloromethane; Update qualifier ratios for compound Methyl ethyl ketone; Update qualifier ratios for compound cis-1,2-Dichloroethene; Update qualifier ratios for compound 2,2-Dichloropropane; Update qualifier ratios for compound 1,1-Dichloroethane; Update qualifier ratios for compound Methyl tert-butyl ether (MTBE); Update qualifier ratios for compound trans-1,2-Dichloroethene; Update qualifier ratios for compound Methylene chloride; Update qualifier ratios for compound 1,1-Dichloroethene; Update qualifier ratios for compound Trichlorofluoromethane; Update qualifier ratios for compound Chloroethane; Update qualifier ratios for compound Bromomethane; Update qualifier ratios for compound Vinyl chloride; Update qualifier ratios for compound Chloromethane; Update qualifier ratios for compound 1,4-Dichlorobenzene-d4; Update qualifier ratios for compound Chlorobenzene-d5; Update qualifier ratios for compound Fluorobenzene; Update qualifier ratios for compound Dichlorodifluoromethane;				
CmdApplyMethodToAllSamples	BL2000\mchavez	1/19/2022 1:25:55 PM	Apply method to all samples			✓	
CmdMethodClear	BL2000\mchavez	1/19/2022 1:25:55 PM	Clear method			✓	
CmdEndMethodEditing	BL2000\mchavez	1/19/2022 1:25:56 PM	End method editing			✓	
CmdQuantitate	BL2000\mchavez	1/19/2022 1:26:04 PM	Quantitate all compounds in all samples			✓	
CmdManuallyIntegrateQualifierPeak	BL2000\mchavez	1/19/2022 1:28:09 PM	Manually integrate qualifier 87.0 of compound Dichlorodifluoromethane in sample 19JAN04.D from x, y = 1.202, 0 to 1.308, 0; result = 1552			✓	
CmdManuallyIntegrateQualifierPeak	BL2000\mchavez	1/19/2022 1:28:17 PM	Manually integrate qualifier 64.0 of compound Vinyl chloride in sample 19JAN04.D from x, y = 1.473, 0 to 1.542, -7; result = 1928			✓	
CmdManuallyIntegrateQualifierPeak	BL2000\mchavez	1/19/2022 1:28:22 PM	Manually integrate qualifier 64.0 of compound Vinyl chloride in sample 19JAN04.D, from x, y = 1.473, 0 to 1.531, 0, result = 1877; previous integration is from x, y = 1.473, 0 to 1.542, -7 and previous response = 1928.			✓	

Audit Trail report

Name	User	Time	Action	Reason	Comment	Succeed	Exception
CmdManuallyIntegrateQualifierPeak	BL2000\mchavez	1/19/2022 1:28:57 PM	Manually integrate qualifier66.0 of compound Chloroethane in sample 19JAN04.D from x, y = 1.838, 0 to 1.938, 0; result = 937			✓	
CmdManuallyIntegratePeak	BL2000\mchavez	1/19/2022 1:29:01 PM	Manually integrate compound Chloroethane in sample 19JAN04.D, from x, y = 1.871, 0 to 1.955, 0, result = 2651; previous integration is from x, y = 1.871, 0 to 1.922, 0 and previous response = 2305.			✓	
CmdSetTargetCompoundAttribute	BL2000\mchavez	1/19/2022 1:29:05 PM	Set UserAnnotation = LT for compound Chloroethane in sample 19JAN04.D; previous value =			✓	
CmdManuallyIntegrateQualifierPeak	BL2000\mchavez	1/19/2022 1:29:16 PM	Manually integrate qualifier63.0 of compound 1,1-Dichloroethene in sample 19JAN04.D from x, y = 2.674, 0 to 2.764, 0; result = 1211			✓	
CmdManuallyIntegratePeak	BL2000\mchavez	1/19/2022 1:29:42 PM	Manually integrate compound Vinyl chloride in sample 19JAN03.D from x, y = 1.484, 0 to 1.526, 0; result = 450			✓	
CmdManuallyIntegrateQualifierPeak	BL2000\mchavez	1/19/2022 1:29:49 PM	Manually integrate qualifier64.0 of compound Vinyl chloride in sample 19JAN03.D from x, y = 1.492, 0 to 1.515, -4; result = 300			✓	
CmdManuallyIntegratePeak	BL2000\mchavez	1/19/2022 1:29:56 PM	Manually integrate compound Bromomethane in sample 19JAN03.D from x, y = 1.788, 0 to 1.841, 0; result = 344			✓	
CmdManuallyIntegrateQualifierPeak	BL2000\mchavez	1/19/2022 1:29:59 PM	Manually integrate qualifier94.0 of compound Bromomethane in sample 19JAN03.D from x, y = 1.777, 0 to 1.841, 0; result = 392			✓	
CmdManuallyIntegratePeak	BL2000\mchavez	1/19/2022 1:30:13 PM	Manually integrate compound Chloromethane in sample 19JAN03.D from x, y = 1.378, 0 to 1.436, 0; result = 477			✓	
CmdManuallyIntegrateQualifierPeak	BL2000\mchavez	1/19/2022 1:30:15 PM	Manually integrate qualifier52.0 of compound Chloromethane in sample 19JAN03.D from x, y = 1.370, 0 to 1.439, 0; result = 66			✓	
CmdManuallyIntegrateQualifierPeak	BL2000\mchavez	1/19/2022 1:30:24 PM	Manually integrate qualifier 64.0 of compound Vinyl chloride in sample 19JAN03.D, from x, y = 1.492, 0 to 1.512, 0, result = 263; previous integration is from x, y = 1.492, 0 to 1.515, -4 and previous response = 300.			✓	
CmdManuallyIntegratePeak	BL2000\mchavez	1/19/2022 1:30:47 PM	Manually integrate compound Methylene chloride in sample 19JAN03.D from x, y = 3.274, 0 to 3.397, 0; result = 2137			✓	

Audit Trail report

Name	User	Time	Action	Reason	Comment	Succeed	Exception
CmdManuallyIntegrateQualifierPeak	BL2000\mchavez	1/19/2022 1:30:49 PM	Manually integrate qualifier 84.0 of compound Methylene chloride in sample 19JAN03.D from x, y = 3.285, 0 to 3.324, -4; result = 372			✓	
CmdManuallyIntegrateQualifierPeak	BL2000\mchavez	1/19/2022 1:30:50 PM	Manually integrate qualifier 84.0 of compound Methylene chloride in sample 19JAN03.D, from x, y = 3.347, 6 to 3.386, 0, result = 339; previous integration is from x, y = 3.285, 0 to 3.324, -4 and previous response = 372.			✓	
CmdManuallyIntegrateQualifierPeak	BL2000\mchavez	1/19/2022 1:30:53 PM	Manually integrate qualifier 84.0 of compound Methylene chloride in sample 19JAN03.D, from x, y = 3.274, 0 to 3.405, 0, result = 1639; previous integration is from x, y = 3.347, 6 to 3.386, 0 and previous response = 339.			✓	
CmdManuallyIntegrateQualifierPeak	BL2000\mchavez	1/19/2022 1:30:54 PM	Manually integrate qualifier 86.0 of compound Methylene chloride in sample 19JAN03.D from x, y = 3.285, 0 to 3.375, 0; result = 701			✓	
CmdManuallyIntegratePeak	BL2000\mchavez	1/19/2022 1:31:47 PM	Manually integrate compound trans-1,2-Dichloroethene in sample 19JAN04.D from x, y = 3.667, 0 to 3.779, 0; result = 2132			✓	
CmdManuallyIntegrateQualifierPeak	BL2000\mchavez	1/19/2022 1:31:48 PM	Manually integrate qualifier 61.0 of compound trans-1,2-Dichloroethene in sample 19JAN04.D, from x, y = 3.662, 0 to 3.779, 0, result = 3467; previous integration is from x, y = 3.687, 0 to 3.756, 0 and previous response = 3419.			✓	
CmdClearManualIntegration	BL2000\mchavez	1/19/2022 1:31:52 PM	Clear manual integration of qualifier 61.0 for compound trans-1,2-Dichloroethene in sample 19JAN04.D			✓	
CmdManuallyIntegrateQualifierPeak	BL2000\mchavez	1/19/2022 1:31:55 PM	Manually integrate qualifier 98.0 of compound trans-1,2-Dichloroethene in sample 19JAN04.D from x, y = 3.673, 0 to 3.787, 0; result = 1448			✓	
CmdManuallyIntegratePeak	BL2000\mchavez	1/19/2022 1:32:01 PM	Manually integrate compound Methyl tert-butyl ether (MTBE) in sample 19JAN04.D from x, y = 3.712, 0 to 3.801, 0; result = 2662			✓	
CmdManuallyIntegrateQualifierPeak	BL2000\mchavez	1/19/2022 1:32:03 PM	Manually integrate qualifier 57.0 of compound Methyl tert-butyl ether (MTBE) in sample 19JAN04.D from x, y = 3.706, 0 to 3.796, 0; result = 521			✓	
CmdSetTargetCompoundAttribute	BL2000\mchavez	1/19/2022 1:32:05 PM	Set UserAnnotation = NI for compound Methyl tert-butyl ether (MTBE) in sample 19JAN04.D; previous value =			✓	
CmdSetTargetCompoundAttribute	BL2000\mchavez	1/19/2022 1:32:08 PM	Set UserAnnotation = NI for compound trans-1,2-Dichloroethene in sample 19JAN04.D; previous value =			✓	

Audit Trail report

Name	User	Time	Action	Reason	Comment	Succeed	Exception
CmdManuallyIntegrate QualifierPeak	BL2000\mchavez	1/19/2022 1:32:15 PM	Manually integrate qualifier 65.0 of compound 1,1-Dichloroethane in sample 19JAN04.D from x, y = 4.325, 0 to 4.426, 0; result = 0				Agilent.MassSpectrometry.DataAnalysis.Quantitative.ApplicationCommandException: Manual integration failed for qualifier 65.0 of compound 1,1-Dichloroethane in sample ICAL011922_1. ---> Agilent.MassSpectrometry.DataAnalysis.Quantitative.ApplicationCommandException: Manual integration failed for qualifier 65.0 of compound 1,1-Dichloroethane in sample ICAL011922_1. ---> System.IndexOutOfRangeException: Index was outside the bounds of the array. at Agilent.MassSpectrometry.DataAnalysis.AgileIntegrator.Peak.a(Double[] A_0, Single[] A_1, Int32 A_2, Int32 A_3, Int32 A_4, Double A_5, Double A_6, Double A_7, Double A_8, Int32 A_9, Int32 A_10, Int32 A_11, Int32 A_12) at Agilent.MassSpectrometry.DataAnalysis.AgileIntegrator.Peak.ComputeChromatographicMetrics(Double[] xArray, Single[] yArray, Int32 startIndex, Int32 apexIndex, Int32 endIndex, Double baselineSlope, Double yIntercept, Double fullWidthHalfMaximum, Double symmetry) at Agilent.MassSpectrometry.DataAnalysis.Quantitative.Integrator.a(ICHromatogram A_0, IPeakList A_1) at Agilent.MassSpectrometry.DataAnalysis.Quantitative.Integrator.ManualIntegrate(ICHromatogram chromatogram, Double xStart, Double yStart, Double xEnd, Double yEnd, IChromPeakList& peaklist) at Agilent.MassSpectrometry.DataAnalysis.Quantitative.Analysis.MeasuredIon.ManualIntegrate(Double xStart, Double yStart, Double xEnd, Double yEnd) --- End of inner exception stack trace --- at Agilent.MassSpectrometry.DataAnalysis.Quantitative.Analysis.QualifierIon.SetManualIntegrationFailureMessage(Exception e) at Agilent.MassSpectrometry.DataAnalysis.Quantitative.Analysis.MeasuredIon.M

Audit Trail report

Name	User	Time	Action	Reason	Comment	Succeed	Exception
							<pre> anualIntegrate(Double xStart, Double yStart, Double xEnd, Double yEnd) at Agilent.MassSpectrometry.DataAnalysi s.Quantitative.CmdManuallyIntegrateQ ualifierPeak.Do() --- End of inner exception stack trace --- at Agilent.MassSpectrometry.DataAnalysi s.Quantitative.CmdManuallyIntegrateQ ualifierPeak.Do() at Agilent.MassSpectrometry.CommandM odel.CommandHistory.Invoke(IComma nd cmd) at Agilent.MassSpectrometry.DataAnalysi s.Quantitative.AppCommandContext._I nvoke(ICommand cmd) </pre>

Audit Trail report

Name	User	Time	Action	Reason	Comment	Succeed	Exception
CmdManuallyIntegrate QualifierPeak	BL2000\mchavez	1/19/2022 1:32:20 PM	Manually integrate qualifier 83.0 of compound 1,1-Dichloroethane in sample 19JAN04.D from x, y = 4.320, 0 to 4.437, 0; result = 0				Agilent.MassSpectrometry.DataAnalysis.Quantitative.ApplicationCommandException: Manual integration failed for qualifier 83.0 of compound 1,1-Dichloroethane in sample ICAL011922_1. ---> Agilent.MassSpectrometry.DataAnalysis.Quantitative.ApplicationCommandException: Manual integration failed for qualifier 83.0 of compound 1,1-Dichloroethane in sample ICAL011922_1. ---> System.IndexOutOfRangeException: Index was outside the bounds of the array. at Agilent.MassSpectrometry.DataAnalysis.AgileIntegrator.Peak.a(Double[] A_0, Single[] A_1, Int32 A_2, Int32 A_3, Int32 A_4, Double A_5, Double A_6, Double A_7, Double A_8, Int32 A_9, Int32 A_10, Int32 A_11, Int32 A_12) at Agilent.MassSpectrometry.DataAnalysis.AgileIntegrator.Peak.ComputeChromatographicMetrics(Double[] xArray, Single[] yArray, Int32 startIndex, Int32 apexIndex, Int32 endIndex, Double baselineSlope, Double yIntercept, Double fullWidthHalfMaximum, Double symmetry) at Agilent.MassSpectrometry.DataAnalysis.Quantitative.Integrator.a(ICHromatogram A_0, IPeakList A_1) at Agilent.MassSpectrometry.DataAnalysis.Quantitative.Integrator.ManualIntegrate(ICHromatogram chromatogram, Double xStart, Double yStart, Double xEnd, Double yEnd, IChromPeakList& peaklist) at Agilent.MassSpectrometry.DataAnalysis.Quantitative.Analysis.MeasuredIon.ManualIntegrate(Double xStart, Double yStart, Double xEnd, Double yEnd) --- End of inner exception stack trace --- at Agilent.MassSpectrometry.DataAnalysis.Quantitative.Analysis.QualifierIon.SetManualIntegrationFailureMessage(Exception e) at Agilent.MassSpectrometry.DataAnalysis.Quantitative.Analysis.MeasuredIon.M

Audit Trail report

Name	User	Time	Action	Reason	Comment	Succeed	Exception
							anualIntegrate(Double xStart, Double yStart, Double xEnd, Double yEnd) at Agilent.MassSpectrometry.DataAnalysis.Quantitative.CmdManuallyIntegrateQualifierPeak.Do() --- End of inner exception stack trace --- at Agilent.MassSpectrometry.DataAnalysis.Quantitative.CmdManuallyIntegrateQualifierPeak.Do() at Agilent.MassSpectrometry.CommandModel.CommandHistory.Invoke(ICommand cmd) at Agilent.MassSpectrometry.DataAnalysis.Quantitative.AppCommandContext._Invoke(ICommand cmd)
CmdManuallyIntegrateQualifierPeak	BL2000\mchavez	1/19/2022 1:32:25 PM	Manually integrate qualifier83.0 of compound 1,1-Dichloroethane in sample 19JAN04.D from x, y = 4.306, 0 to 4.431, 0; result = 461			✓	

Audit Trail report

Name	User	Time	Action	Reason	Comment	Succeed	Exception
CmdManuallyIntegrate QualifierPeak	BL2000\mchavez	1/19/2022 1:32:28 PM	Manually integrate qualifier 65.0 of compound 1,1-Dichloroethane in sample 19JAN04.D from x, y = 4.320, 0 to 4.440, 0; result = 0				Agilent.MassSpectrometry.DataAnalysis.Quantitative.ApplicationCommandException: Manual integration failed for qualifier 65.0 of compound 1,1-Dichloroethane in sample ICAL011922_1. ---> Agilent.MassSpectrometry.DataAnalysis.Quantitative.ApplicationCommandException: Manual integration failed for qualifier 65.0 of compound 1,1-Dichloroethane in sample ICAL011922_1. ---> System.IndexOutOfRangeException: Index was outside the bounds of the array. at Agilent.MassSpectrometry.DataAnalysis.AgileIntegrator.Peak.a(Double[] A_0, Single[] A_1, Int32 A_2, Int32 A_3, Int32 A_4, Double A_5, Double A_6, Double A_7, Double A_8, Int32 A_9, Int32 A_10, Int32 A_11, Int32 A_12) at Agilent.MassSpectrometry.DataAnalysis.AgileIntegrator.Peak.ComputeChromatographicMetrics(Double[] xArray, Single[] yArray, Int32 startIndex, Int32 apexIndex, Int32 endIndex, Double baselineSlope, Double yIntercept, Double fullWidthHalfMaximum, Double symmetry) at Agilent.MassSpectrometry.DataAnalysis.Quantitative.Integrator.a(ICHromatogram A_0, IPeakList A_1) at Agilent.MassSpectrometry.DataAnalysis.Quantitative.Integrator.ManualIntegrate(ICHromatogram chromatogram, Double xStart, Double yStart, Double xEnd, Double yEnd, IChromPeakList& peaklist) at Agilent.MassSpectrometry.DataAnalysis.Quantitative.Analysis.MeasuredIon.ManualIntegrate(Double xStart, Double yStart, Double xEnd, Double yEnd) --- End of inner exception stack trace --- at Agilent.MassSpectrometry.DataAnalysis.Quantitative.Analysis.QualifierIon.SetManualIntegrationFailureMessage(Exception e) at Agilent.MassSpectrometry.DataAnalysis.Quantitative.Analysis.MeasuredIon.M

Audit Trail report

Name	User	Time	Action	Reason	Comment	Succeed	Exception
							<pre> anualIntegrate(Double xStart, Double yStart, Double xEnd, Double yEnd) at Agilent.MassSpectrometry.DataAnalysi s.Quantitative.CmdManuallyIntegrateQ ualifierPeak.Do() --- End of inner exception stack trace --- at Agilent.MassSpectrometry.DataAnalysi s.Quantitative.CmdManuallyIntegrateQ ualifierPeak.Do() at Agilent.MassSpectrometry.CommandM odel.CommandHistory.Invoke(IComma nd cmd) at Agilent.MassSpectrometry.DataAnalysi s.Quantitative.AppCommandContext._I nvoke(ICommand cmd) </pre>

Audit Trail report

Name	User	Time	Action	Reason	Comment	Succeed	Exception
CmdManuallyIntegrate QualifierPeak	BL2000\mchavez	1/19/2022 1:32:32 PM	Manually integrate qualifier 65.0 of compound 1,1-Dichloroethane in sample 19JAN04.D from x, y = 4.300, 0 to 4.423, 0; result = 0				Agilent.MassSpectrometry.DataAnalysis.Quantitative.ApplicationCommandException: Manual integration failed for qualifier 65.0 of compound 1,1-Dichloroethane in sample ICAL011922_1. ---> Agilent.MassSpectrometry.DataAnalysis.Quantitative.ApplicationCommandException: Manual integration failed for qualifier 65.0 of compound 1,1-Dichloroethane in sample ICAL011922_1. ---> System.IndexOutOfRangeException: Index was outside the bounds of the array. at Agilent.MassSpectrometry.DataAnalysis.AgileIntegrator.Peak.a(Double[] A_0, Single[] A_1, Int32 A_2, Int32 A_3, Int32 A_4, Double A_5, Double A_6, Double A_7, Double A_8, Int32 A_9, Int32 A_10, Int32 A_11, Int32 A_12) at Agilent.MassSpectrometry.DataAnalysis.AgileIntegrator.Peak.ComputeChromatographicMetrics(Double[] xArray, Single[] yArray, Int32 startIndex, Int32 apexIndex, Int32 endIndex, Double baselineSlope, Double yIntercept, Double fullWidthHalfMaximum, Double symmetry) at Agilent.MassSpectrometry.DataAnalysis.Quantitative.Integrator.a(ICHromatogram A_0, IPeakList A_1) at Agilent.MassSpectrometry.DataAnalysis.Quantitative.Integrator.ManualIntegrate(ICHromatogram chromatogram, Double xStart, Double yStart, Double xEnd, Double yEnd, IChromPeakList& peaklist) at Agilent.MassSpectrometry.DataAnalysis.Quantitative.Analysis.MeasuredIon.ManualIntegrate(Double xStart, Double yStart, Double xEnd, Double yEnd) --- End of inner exception stack trace --- at Agilent.MassSpectrometry.DataAnalysis.Quantitative.Analysis.QualifierIon.SetManualIntegrationFailureMessage(Exception e) at Agilent.MassSpectrometry.DataAnalysis.Quantitative.Analysis.MeasuredIon.M

Audit Trail report

Name	User	Time	Action	Reason	Comment	Succeed	Exception
							anualIntegrate(Double xStart, Double yStart, Double xEnd, Double yEnd) at Agilent.MassSpectrometry.DataAnalysis.Quantitative.CmdManuallyIntegrateQualifierPeak.Do() --- End of inner exception stack trace --- at Agilent.MassSpectrometry.DataAnalysis.Quantitative.CmdManuallyIntegrateQualifierPeak.Do() at Agilent.MassSpectrometry.CommandModel.CommandHistory.Invoke(ICommand cmd) at Agilent.MassSpectrometry.DataAnalysis.Quantitative.AppCommandContext._Invoke(ICommand cmd)
CmdManuallyIntegrateQualifierPeak	BL2000\mchavez	1/19/2022 1:32:37 PM	Manually integrate qualifier65.0 of compound 1,1-Dichloroethane in sample 19JAN04.D from x, y = 4.306, 0 to 4.426, 0; result = 1662			✓	
CmdManuallyIntegrateQualifierPeak	BL2000\mchavez	1/19/2022 1:32:46 PM	Manually integrate qualifier97.0 of compound 2,2-Dichloropropane in sample 19JAN04.D from x, y = 5.156, 0 to 5.223, 0; result = 682			✓	
CmdManuallyIntegratePeak	BL2000\mchavez	1/19/2022 1:32:49 PM	Manually integrate compound 2,2-Dichloropropane in sample 19JAN04.D, from x, y = 5.162, 0 to 5.257, 0, result = 3125; previous integration is from x, y = 5.162, 0 to 5.207, 0 and previous response = 2415.			✓	
CmdManuallyIntegratePeak	BL2000\mchavez	1/19/2022 1:32:52 PM	Manually integrate compound 2,2-Dichloropropane in sample 19JAN04.D, from x, y = 5.126, 0 to 5.257, 0, result = 3183; previous integration is from x, y = 5.162, 0 to 5.257, 0 and previous response = 3125.			✓	
CmdSetTargetCompoundAttribute	BL2000\mchavez	1/19/2022 1:32:54 PM	Set UserAnnotation = LT for compound 2,2-Dichloropropane in sample 19JAN04.D; previous value =			✓	
CmdManuallyIntegrateQualifierPeak	BL2000\mchavez	1/19/2022 1:32:56 PM	Manually integrate qualifier 41.0 of compound 2,2-Dichloropropane in sample 19JAN04.D, from x, y = 5.126, 0 to 5.237, 0, result = 2564; previous integration is from x, y = 5.168, 0 to 5.212, 0 and previous response = 2003.			✓	
CmdManuallyIntegratePeak	BL2000\mchavez	1/19/2022 1:33:02 PM	Manually integrate compound cis-1,2-Dichloroethene in sample 19JAN04.D from x, y = 5.165, 0 to 5.276, 0; result = 2334			✓	

Audit Trail report

Name	User	Time	Action	Reason	Comment	Succeed	Exception
CmdSetTargetCompoundAttribute	BL2000\mchavez	1/19/2022 1:33:04 PM	Set UserAnnotation = NI for compound cis-1,2-Dichloroethene in sample 19JAN04.D; previous value =			✓	
CmdManuallyIntegrateQualifierPeak	BL2000\mchavez	1/19/2022 1:33:06 PM	Manually integrate qualifier61.0 of compound cis-1,2-Dichloroethene in sample 19JAN04.D from x, y = 5.154, 0 to 5.248, 0; result = 3451			✓	
CmdManuallyIntegrateQualifierPeak	BL2000\mchavez	1/19/2022 1:33:08 PM	Manually integrate qualifier98.0 of compound cis-1,2-Dichloroethene in sample 19JAN04.D from x, y = 5.156, 0 to 5.248, 0; result = 1627			✓	
CmdManuallyIntegratePeak	BL2000\mchavez	1/19/2022 1:33:16 PM	Manually integrate compound Methyl ethyl ketone in sample 19JAN04.D from x, y = 5.237, 0 to 5.357, 0; result = 3674			✓	
CmdManuallyIntegrateQualifierPeak	BL2000\mchavez	1/19/2022 1:33:18 PM	Manually integrate qualifier72.0 of compound Methyl ethyl ketone in sample 19JAN04.D from x, y = 5.273, 0 to 5.352, 0; result = 523			✓	
CmdManuallyIntegratePeak	BL2000\mchavez	1/19/2022 1:33:27 PM	Manually integrate compound Bromochloromethane in sample 19JAN04.D from x, y = 5.485, 0 to 5.558, 0; result = 901			✓	
CmdManuallyIntegrateQualifierPeak	BL2000\mchavez	1/19/2022 1:33:29 PM	Manually integrate qualifier49.0 of compound Bromochloromethane in sample 19JAN04.D from x, y = 5.471, 0 to 5.583, 0; result = 2045			✓	
CmdManuallyIntegratePeak	BL2000\mchavez	1/19/2022 1:33:46 PM	Manually integrate compound Methyl ethyl ketone in sample 19JAN04.D, from x, y = 5.237, 0 to 5.318, 48, result = 2845; previous integration is from x, y = 5.237, 0 to 5.357, 0 and previous response = 3674.			✓	
CmdManuallyIntegrateDropBaseline	BL2000\mchavez	1/19/2022 1:33:48 PM	Drop baseline for compound Methyl ethyl ketone in sample 19JAN04.D to y = 0, new integration is from x, y = 5.237, 0 to 5.318, 0 and new response = 2962; previous integration is from x, y = 5.237, 0 to 5.318, 48 and previous response = 2845.			✓	
CmdSetTargetCompoundAttribute	BL2000\mchavez	1/19/2022 1:33:57 PM	Set UserAnnotation = NI for compound Methyl ethyl ketone in sample 19JAN04.D; previous value =			✓	
CmdSetTargetCompoundAttribute	BL2000\mchavez	1/19/2022 1:34:00 PM	Set UserAnnotation = NI for compound Bromochloromethane in sample 19JAN04.D; previous value =			✓	
CmdManuallyIntegratePeak	BL2000\mchavez	1/19/2022 1:34:08 PM	Manually integrate compound Dibromofluoromethane in sample 19JAN04.D from x, y = 5.792, 0 to 5.912, 0; result = 2660			✓	
CmdManuallyIntegrateQualifierPeak	BL2000\mchavez	1/19/2022 1:34:09 PM	Manually integrate qualifier191.5 of compound Dibromofluoromethane in sample 19JAN04.D from x, y = 5.801, 0 to 5.895, 0; result = 403			✓	

Audit Trail report

Name	User	Time	Action	Reason	Comment	Succeed	Exception
CmdManuallyIntegratePeak	BL2000\mchavez	1/19/2022 1:34:16 PM	Manually integrate compound 1,1,1-Trichloroethane in sample 19JAN04.D from x, y = 5.784, 0 to 5.884, 0; result = 3627			✓	
CmdManuallyIntegrateQualifierPeak	BL2000\mchavez	1/19/2022 1:34:19 PM	Manually integrate qualifier 99.0 of compound 1,1,1-Trichloroethane in sample 19JAN04.D, from x, y = 5.773, 0 to 5.879, 0, result = 2253; previous integration is from x, y = 5.809, 0 to 5.859, 0 and previous response = 2088.			✓	
CmdManuallyIntegrateQualifierPeak	BL2000\mchavez	1/19/2022 1:34:21 PM	Manually integrate qualifier 61.0 of compound 1,1,1-Trichloroethane in sample 19JAN04.D from x, y = 5.787, 0 to 5.817, -38; result = 308			✓	
CmdManuallyIntegrateQualifierPeak	BL2000\mchavez	1/19/2022 1:34:24 PM	Manually integrate qualifier 61.0 of compound 1,1,1-Trichloroethane in sample 19JAN04.D, from x, y = 5.787, 0 to 5.909, 0, result = 1755; previous integration is from x, y = 5.787, 0 to 5.817, -38 and previous response = 308.			✓	
CmdManuallyIntegratePeak	BL2000\mchavez	1/19/2022 1:35:23 PM	Manually integrate compound Carbon tetrachloride in sample 19JAN04.D from x, y = 5.965, 0 to 6.085, 0; result = 3586			✓	
CmdManuallyIntegrateQualifierPeak	BL2000\mchavez	1/19/2022 1:35:24 PM	Manually integrate qualifier 119.0 of compound Carbon tetrachloride in sample 19JAN04.D from x, y = 5.979, 0 to 6.068, 0; result = 3767			✓	
CmdManuallyIntegrateQualifierPeak	BL2000\mchavez	1/19/2022 1:35:27 PM	Manually integrate qualifier 121.0 of compound Carbon tetrachloride in sample 19JAN04.D from x, y = 5.979, 0 to 6.091, 0; result = 893			✓	
CmdSetTargetCompoundAttribute	BL2000\mchavez	1/19/2022 1:35:34 PM	Set UserAnnotation = NI for compound Dibromofluoromethane in sample 19JAN04.D; previous value =			✓	
CmdSetTargetCompoundAttribute	BL2000\mchavez	1/19/2022 1:35:38 PM	Set UserAnnotation = NI for compound 1,1,1-Trichloroethane in sample 19JAN04.D; previous value =			✓	
CmdSetTargetCompoundAttribute	BL2000\mchavez	1/19/2022 1:35:41 PM	Set UserAnnotation = NI for compound Carbon tetrachloride in sample 19JAN04.D; previous value =			✓	
CmdManuallyIntegrateQualifierPeak	BL2000\mchavez	1/19/2022 1:35:46 PM	Manually integrate qualifier 110.0 of compound 1,1-Dichloropropene in sample 19JAN04.D from x, y = 5.990, 0 to 6.107, 0; result = 1162			✓	
CmdManuallyIntegrateQualifierPeak	BL2000\mchavez	1/19/2022 1:35:49 PM	Manually integrate qualifier 77.0 of compound 1,1-Dichloropropene in sample 19JAN04.D from x, y = 6.007, 0 to 6.107, 0; result = 1080			✓	

Audit Trail report

Name	User	Time	Action	Reason	Comment	Succeed	Exception
CmdManuallyIntegratePeak	BL2000\mchavez	1/19/2022 1:35:54 PM	Manually integrate compound 1,1-Dichloropropene in sample 19JAN04.D, from x, y = 6.007, 0 to 6.102, 0, result = 2749; previous integration is from x, y = 6.007, 0 to 6.063, 0 and previous response = 2626.			✓	
CmdSetTargetCompoundAttribute	BL2000\mchavez	1/19/2022 1:35:57 PM	Set UserAnnotation = LT for compound 1,1-Dichloropropene in sample 19JAN04.D; previous value =			✓	
CmdManuallyIntegrateQualifierPeak	BL2000\mchavez	1/19/2022 1:36:06 PM	Manually integrate qualifier 77.0 of compound Benzene in sample 19JAN04.D from x, y = 6.230, 0 to 6.328, 0; result = 1998			✓	
CmdManuallyIntegratePeak	BL2000\mchavez	1/19/2022 1:36:17 PM	Manually integrate compound 1,2-Dichloroethane in sample 19JAN04.D from x, y = 6.258, 0 to 6.361, 0; result = 2542			✓	
CmdSetTargetCompoundAttribute	BL2000\mchavez	1/19/2022 1:36:18 PM	Set UserAnnotation = NI for compound 1,2-Dichloroethane in sample 19JAN04.D; previous value =			✓	
CmdManuallyIntegrateQualifierPeak	BL2000\mchavez	1/19/2022 1:36:21 PM	Manually integrate qualifier 64.0 of compound 1,2-Dichloroethane in sample 19JAN04.D from x, y = 6.294, 0 to 6.372, 0; result = 628			✓	
CmdManuallyIntegrateQualifierPeak	BL2000\mchavez	1/19/2022 1:36:23 PM	Manually integrate qualifier 98.0 of compound 1,2-Dichloroethane in sample 19JAN04.D from x, y = 6.300, 0 to 6.367, 0; result = 60			✓	
CmdManuallyIntegrateQualifierPeak	BL2000\mchavez	1/19/2022 1:36:31 PM	Manually integrate qualifier 130.0 of compound Trichloroethene in sample 19JAN04.D from x, y = 6.994, 0 to 7.069, 0; result = 2386			✓	
CmdManuallyIntegrateQualifierPeak	BL2000\mchavez	1/19/2022 1:36:32 PM	Manually integrate qualifier 97.0 of compound Trichloroethene in sample 19JAN04.D from x, y = 6.983, 0 to 7.036, -23; result = 1304			✓	
CmdManuallyIntegrateQualifierPeak	BL2000\mchavez	1/19/2022 1:36:33 PM	Manually integrate qualifier 97.0 of compound Trichloroethene in sample 19JAN04.D, from x, y = 7.053, 0 to 7.097, 0, result = 0; previous integration is from x, y = 6.983, 0 to 7.036, -23 and previous response = 1304.			✓	
CmdManuallyIntegrateQualifierPeak	BL2000\mchavez	1/19/2022 1:36:35 PM	Manually integrate qualifier 97.0 of compound Trichloroethene in sample 19JAN04.D, from x, y = 6.980, 0 to 7.072, 0, result = 1635; previous integration is from x, y = 7.053, 0 to 7.097, 0 and previous response = 0.			✓	
CmdManuallyIntegrateQualifierPeak	BL2000\mchavez	1/19/2022 1:36:40 PM	Manually integrate qualifier 76.0 of compound 1,2-Dichloropropane in sample 19JAN04.D from x, y = 7.234, 0 to 7.323, 0; result = 691			✓	

Audit Trail report

Name	User	Time	Action	Reason	Comment	Succeed	Exception
CmdManuallyIntegratePeak	BL2000\mchavez	1/19/2022 1:36:46 PM	Manually integrate compound Dibromomethane in sample 19JAN04.D from x, y = 7.354, 0 to 7.446, 0; result = 1166			✓	
CmdManuallyIntegrateQualifierPeak	BL2000\mchavez	1/19/2022 1:36:49 PM	Manually integrate qualifier95.0 of compound Dibromomethane in sample 19JAN04.D from x, y = 7.348, 0 to 7.443, 0; result = 663			✓	
CmdManuallyIntegrateQualifierPeak	BL2000\mchavez	1/19/2022 1:36:51 PM	Manually integrate qualifier173.5 of compound Dibromomethane in sample 19JAN04.D from x, y = 7.357, 0 to 7.451, 0; result = 869			✓	
CmdSetTargetCompoundAttribute	BL2000\mchavez	1/19/2022 1:36:54 PM	Set UserAnnotation = NI for compound Dibromomethane in sample 19JAN04.D; previous value =			✓	
CmdManuallyIntegrateQualifierPeak	BL2000\mchavez	1/19/2022 1:37:02 PM	Manually integrate qualifier85.0 of compound Bromodichloromethane in sample 19JAN04.D from x, y = 7.543, 0 to 7.644, 0; result = 1982			✓	
CmdManuallyIntegrateQualifierPeak	BL2000\mchavez	1/19/2022 1:37:04 PM	Manually integrate qualifier127.0 of compound Bromodichloromethane in sample 19JAN04.D from x, y = 7.563, 0 to 7.633, 0; result = 121			✓	
CmdManuallyIntegrateQualifierPeak	BL2000\mchavez	1/19/2022 1:37:10 PM	Manually integrate qualifier77.0 of compound cis-1,3-Dichloropropene in sample 19JAN04.D from x, y = 8.029, 0 to 8.107, 0; result = 1066			✓	
CmdManuallyIntegrateQualifierPeak	BL2000\mchavez	1/19/2022 1:37:15 PM	Manually integrate qualifier39.0 of compound cis-1,3-Dichloropropene in sample 19JAN04.D from x, y = 8.018, 0 to 8.087, 0; result = 2172			✓	
CmdManuallyIntegrateQualifierPeak	BL2000\mchavez	1/19/2022 1:37:21 PM	Manually integrate qualifier99.0 of compound Toluene-d8 in sample 19JAN04.D from x, y = 8.288, 0 to 8.349, 0; result = 942			✓	
CmdManuallyIntegrateQualifierPeak	BL2000\mchavez	1/19/2022 1:37:34 PM	Manually integrate qualifier 77.0 of compound trans-1,3-Dichloropropene in sample 19JAN04.D, from x, y = 8.614, 0 to 8.651, 15, result = 467; previous integration is from x, y = 8.653, 0 to 8.692, 0 and previous response = 2767.			✓	
CmdManuallyIntegrateQualifierPeak	BL2000\mchavez	1/19/2022 1:37:41 PM	Manually integrate qualifier 77.0 of compound trans-1,3-Dichloropropene in sample 19JAN04.D, from x, y = 8.614, 0 to 8.656, 7, result = 542; previous integration is from x, y = 8.614, 0 to 8.651, 15 and previous response = 467.			✓	

Audit Trail report

Name	User	Time	Action	Reason	Comment	Succeed	Exception
CmdManuallyIntegrate DropBaseline	BL2000\mchavez	1/19/2022 1:37:42 PM	Drop baseline for qualifier 77.0 of compound trans-1,3-Dichloropropene in sample 19JAN04.D to y = 0, new integration is from x, y = 8.614, 0 to 8.656, 0 and new response = 551; previous integration is from x, y = 8.614, 0 to 8.656, 7 and previous response = 542.			✓	
CmdManuallyIntegrate QualifierPeak	BL2000\mchavez	1/19/2022 1:37:45 PM	Manually integrate qualifier 39.0 of compound trans-1,3-Dichloropropene in sample 19JAN04.D from x, y = 8.606, 0 to 8.662, 0; result = 1435			✓	

Audit Trail report

Name	User	Time	Action	Reason	Comment	Succeed	Exception
CmdManuallyIntegratePeak	BL2000\mchavez	1/19/2022 1:37:49 PM	Manually integrate compound trans-1,3-Dichloropropene in sample 19JAN04.D, from x, y = 8.598, 0 to 8.667, 0, result = 2153; previous integration is from x, y = 8.617, 0 to 8.667, 0 and previous response = 2153.				Agilent.MassSpectrometry.DataAnalysis.Quantitative.ApplicationCommandException: Manual integration failed for compound trans-1,3-Dichloropropene in sample ICAL011922_1. ---> Agilent.MassSpectrometry.DataAnalysis.Quantitative.ApplicationCommandException: Manual integration failed for compound trans-1,3-Dichloropropene in sample ICAL011922_1. ---> System.IndexOutOfRangeException: Index was outside the bounds of the array. at Agilent.MassSpectrometry.DataAnalysis.AgileIntegrator.Peak.a(Double[] A_0, Single[] A_1, Int32 A_2, Int32 A_3, Int32 A_4, Double A_5, Double A_6, Double& A_7, Double& A_8, Int32& A_9, Int32& A_10, Int32& A_11, Int32& A_12) at Agilent.MassSpectrometry.DataAnalysis.AgileIntegrator.Peak.ComputeChromatographicMetrics(Double[] xArray, Single[] yArray, Int32 startIndex, Int32 apexIndex, Int32 endIndex, Double baselineSlope, Double yIntercept, Double& fullWidthHalfMaximum, Double& symmetry) at Agilent.MassSpectrometry.DataAnalysis.Quantitative.Integrator.a(IChromatogram A_0, IPeakList A_1) at Agilent.MassSpectrometry.DataAnalysis.Quantitative.Integrator.ManualIntegrate(IChromatogram chromatogram, Double xStart, Double yStart, Double xEnd, Double yEnd, IChromPeakList& peaklist) at Agilent.MassSpectrometry.DataAnalysis.Quantitative.Analysis.MeasuredIon.ManualIntegrate(Double xStart, Double yStart, Double xEnd, Double yEnd) --- End of inner exception stack trace --- at Agilent.MassSpectrometry.DataAnalysis.Quantitative.Analysis.QuantifierIon.SetManualIntegrationFailureMessage(Exception e) at Agilent.MassSpectrometry.DataAnalysis.Quantitative.Analysis.MeasuredIon.ManualIntegrate(Double xStart, Double yStart, Double xEnd, Double yEnd)

Audit Trail report

Name	User	Time	Action	Reason	Comment	Succeed	Exception
							at Agilent.MassSpectrometry.DataAnalysis.Quantitative.CmdManuallyIntegratePeak.Do() --- End of inner exception stack trace --- at Agilent.MassSpectrometry.DataAnalysis.Quantitative.CmdManuallyIntegratePeak.Do() at Agilent.MassSpectrometry.CommandModel.CommandHistory.Invoke(ICommand cmd) at Agilent.MassSpectrometry.DataAnalysis.Quantitative.AppCommandContext.Invoke(ICommand cmd)

Audit Trail report

Name	User	Time	Action	Reason	Comment	Succeed	Exception
CmdManuallyIntegratePeak	BL2000\mchavez	1/19/2022 1:37:54 PM	Manually integrate compound trans-1,3-Dichloropropene in sample 19JAN04.D, from x, y = 8.598, 0 to 8.667, 0, result = 2153; previous integration is from x, y = 8.617, 0 to 8.667, 0 and previous response = 2153.				Agilent.MassSpectrometry.DataAnalysis.Quantitative.ApplicationCommandException: Manual integration failed for compound trans-1,3-Dichloropropene in sample ICAL011922_1. ---> Agilent.MassSpectrometry.DataAnalysis.Quantitative.ApplicationCommandException: Manual integration failed for compound trans-1,3-Dichloropropene in sample ICAL011922_1. ---> System.IndexOutOfRangeException: Index was outside the bounds of the array. at Agilent.MassSpectrometry.DataAnalysis.AgileIntegrator.Peak.a(Double[] A_0, Single[] A_1, Int32 A_2, Int32 A_3, Int32 A_4, Double A_5, Double A_6, Double& A_7, Double& A_8, Int32& A_9, Int32& A_10, Int32& A_11, Int32& A_12) at Agilent.MassSpectrometry.DataAnalysis.AgileIntegrator.Peak.ComputeChromatographicMetrics(Double[] xArray, Single[] yArray, Int32 startIndex, Int32 apexIndex, Int32 endIndex, Double baselineSlope, Double yIntercept, Double& fullWidthHalfMaximum, Double& symmetry) at Agilent.MassSpectrometry.DataAnalysis.Quantitative.Integrator.a(IChromatogram A_0, IPeakList A_1) at Agilent.MassSpectrometry.DataAnalysis.Quantitative.Integrator.ManualIntegrate(IChromatogram chromatogram, Double xStart, Double yStart, Double xEnd, Double yEnd, IChromPeakList& peaklist) at Agilent.MassSpectrometry.DataAnalysis.Quantitative.Analysis.MeasuredIon.ManualIntegrate(Double xStart, Double yStart, Double xEnd, Double yEnd) --- End of inner exception stack trace --- at Agilent.MassSpectrometry.DataAnalysis.Quantitative.Analysis.QuantifierIon.SetManualIntegrationFailureMessage(Exception e) at Agilent.MassSpectrometry.DataAnalysis.Quantitative.Analysis.MeasuredIon.ManualIntegrate(Double xStart, Double yStart, Double xEnd, Double yEnd)

Audit Trail report

Name	User	Time	Action	Reason	Comment	Succeed	Exception
							at Agilent.MassSpectrometry.DataAnalysis.Quantitative.CmdManuallyIntegratePeak.Do() --- End of inner exception stack trace --- at Agilent.MassSpectrometry.DataAnalysis.Quantitative.CmdManuallyIntegratePeak.Do() at Agilent.MassSpectrometry.CommandModel.CommandHistory.Invoke(ICommand cmd) at Agilent.MassSpectrometry.DataAnalysis.Quantitative.AppCommandContext.Invoke(ICommand cmd)

Audit Trail report

Name	User	Time	Action	Reason	Comment	Succeed	Exception
CmdManuallyIntegratePeak	BL2000\mchavez	1/19/2022 1:37:58 PM	Manually integrate compound trans-1,3-Dichloropropene in sample 19JAN04.D, from x, y = 8.595, 51 to 8.667, 0, result = 2153; previous integration is from x, y = 8.617, 0 to 8.667, 0 and previous response = 2153.				Agilent.MassSpectrometry.DataAnalysis.Quantitative.ApplicationCommandException: Manual integration failed for compound trans-1,3-Dichloropropene in sample ICAL011922_1. ---> Agilent.MassSpectrometry.DataAnalysis.Quantitative.ApplicationCommandException: Manual integration failed for compound trans-1,3-Dichloropropene in sample ICAL011922_1. ---> System.IndexOutOfRangeException: Index was outside the bounds of the array. at Agilent.MassSpectrometry.DataAnalysis.AgileIntegrator.Peak.a(Double[] A_0, Single[] A_1, Int32 A_2, Int32 A_3, Int32 A_4, Double A_5, Double A_6, Double& A_7, Double& A_8, Int32& A_9, Int32& A_10, Int32& A_11, Int32& A_12) at Agilent.MassSpectrometry.DataAnalysis.AgileIntegrator.Peak.ComputeChromatographicMetrics(Double[] xArray, Single[] yArray, Int32 startIndex, Int32 apexIndex, Int32 endIndex, Double baselineSlope, Double yIntercept, Double& fullWidthHalfMaximum, Double& symmetry) at Agilent.MassSpectrometry.DataAnalysis.Quantitative.Integrator.a(IChromatogram A_0, IPeakList A_1) at Agilent.MassSpectrometry.DataAnalysis.Quantitative.Integrator.ManualIntegrate(IChromatogram chromatogram, Double xStart, Double yStart, Double xEnd, Double yEnd, IChromPeakList& peaklist) at Agilent.MassSpectrometry.DataAnalysis.Quantitative.Analysis.MeasuredIon.ManualIntegrate(Double xStart, Double yStart, Double xEnd, Double yEnd) --- End of inner exception stack trace --- at Agilent.MassSpectrometry.DataAnalysis.Quantitative.Analysis.QuantifierIon.SetManualIntegrationFailureMessage(Exception e) at Agilent.MassSpectrometry.DataAnalysis.Quantitative.Analysis.MeasuredIon.ManualIntegrate(Double xStart, Double yStart, Double xEnd, Double yEnd)

Audit Trail report

Name	User	Time	Action	Reason	Comment	Succeed	Exception
							at Agilent.MassSpectrometry.DataAnalysis.Quantitative.CmdManuallyIntegratePeak.Do() --- End of inner exception stack trace --- at Agilent.MassSpectrometry.DataAnalysis.Quantitative.CmdManuallyIntegratePeak.Do() at Agilent.MassSpectrometry.CommandModel.CommandHistory.Invoke(ICommand cmd) at Agilent.MassSpectrometry.DataAnalysis.Quantitative.AppCommandContext.Invoke(ICommand cmd)
CmdManuallyIntegratePeak	BL2000\mchavez	1/19/2022 1:38:08 PM	Manually integrate compound 1,1,2-Trichloroethane in sample 19JAN04.D from x, y = 8.770, 0 to 8.868, 0; result = 1045			✓	
CmdSetTargetCompoundAttribute	BL2000\mchavez	1/19/2022 1:38:09 PM	Set UserAnnotation = NI for compound 1,1,2-Trichloroethane in sample 19JAN04.D; previous value =			✓	
CmdManuallyIntegrateQualifierPeak	BL2000\mchavez	1/19/2022 1:38:13 PM	Manually integrate qualifier 97.0 of compound 1,1,2-Trichloroethane in sample 19JAN04.D from x, y = 8.759, 0 to 8.862, 0; result = 1421			✓	
CmdManuallyIntegrateQualifierPeak	BL2000\mchavez	1/19/2022 1:38:15 PM	Manually integrate qualifier 85.0 of compound 1,1,2-Trichloroethane in sample 19JAN04.D from x, y = 8.784, 0 to 8.860, 0; result = 685			✓	
CmdManuallyIntegrateQualifierPeak	BL2000\mchavez	1/19/2022 1:38:21 PM	Manually integrate qualifier 129.0 of compound Tetrachloroethene in sample 19JAN04.D from x, y = 8.907, 0 to 8.985, 0; result = 1872			✓	
CmdManuallyIntegrateQualifierPeak	BL2000\mchavez	1/19/2022 1:38:27 PM	Manually integrate qualifier 78.0 of compound 1,3-Dichloropropane in sample 19JAN04.D from x, y = 8.952, 0 to 9.007, 0; result = 606			✓	
CmdManuallyIntegratePeak	BL2000\mchavez	1/19/2022 1:38:45 PM	Manually integrate compound Chlorodibromomethane in sample 19JAN04.D from x, y = 9.166, 0 to 9.242, 0; result = 2004			✓	
CmdManuallyIntegrateQualifierPeak	BL2000\mchavez	1/19/2022 1:38:47 PM	Manually integrate qualifier 127.0 of compound Chlorodibromomethane in sample 19JAN04.D from x, y = 9.164, 0 to 9.242, 0; result = 1238			✓	
CmdManuallyIntegratePeak	BL2000\mchavez	1/19/2022 1:38:51 PM	Manually integrate compound 1,2-Dibromoethane in sample 19JAN04.D from x, y = 9.284, 0 to 9.367, 0; result = 1089			✓	

Audit Trail report

Name	User	Time	Action	Reason	Comment	Succeed	Exception
CmdManuallyIntegrateQualifierPeak	BL2000\mchavez	1/19/2022 1:38:54 PM	Manually integrate qualifier109.0 of compound 1,2-Dibromoethane in sample 19JAN04.D from x, y = 9.284, 0 to 9.353, 0; result = 1084			✓	
CmdSetTargetCompoundAttribute	BL2000\mchavez	1/19/2022 1:38:58 PM	Set UserAnnotation = NI for compound Chlorodibromomethane in sample 19JAN04.D; previous value =			✓	
CmdSetTargetCompoundAttribute	BL2000\mchavez	1/19/2022 1:39:02 PM	Set UserAnnotation = NI for compound 1,2-Dibromoethane in sample 19JAN04.D; previous value =			✓	
CmdManuallyIntegrateQualifierPeak	BL2000\mchavez	1/19/2022 1:40:54 PM	Manually integrate qualifier114.0 of compound Chlorobenzene in sample 19JAN04.D from x, y = 9.746, 0 to 9.841, 0; result = 2581			✓	
CmdManuallyIntegratePeak	BL2000\mchavez	1/19/2022 1:41:03 PM	Manually integrate compound 1,1,1,2-Tetrachloroethane in sample 19JAN04.D from x, y = 9.847, 0 to 9.931, 0; result = 2284			✓	
CmdManuallyIntegrateQualifierPeak	BL2000\mchavez	1/19/2022 1:41:05 PM	Manually integrate qualifier133.0 of compound 1,1,1,2-Tetrachloroethane in sample 19JAN04.D from x, y = 9.861, 0 to 9.961, 0; result = 2023			✓	
CmdSetTargetCompoundAttribute	BL2000\mchavez	1/19/2022 1:41:09 PM	Set UserAnnotation = NI for compound 1,1,1,2-Tetrachloroethane in sample 19JAN04.D; previous value =			✓	
CmdManuallyIntegratePeak	BL2000\mchavez	1/19/2022 1:41:22 PM	Manually integrate compound Bromoform in sample 19JAN04.D from x, y = 10.600, 0 to 10.667, 0; result = 928			✓	
CmdSetTargetCompoundAttribute	BL2000\mchavez	1/19/2022 1:41:23 PM	Set UserAnnotation = NI for compound Bromoform in sample 19JAN04.D; previous value =			✓	
CmdManuallyIntegrateQualifierPeak	BL2000\mchavez	1/19/2022 1:41:25 PM	Manually integrate qualifier174.5 of compound Bromoform in sample 19JAN04.D from x, y = 10.577, 0 to 10.650, 0; result = 195			✓	
CmdManuallyIntegrateQualifierPeak	BL2000\mchavez	1/19/2022 1:41:27 PM	Manually integrate qualifier170.5 of compound Bromoform in sample 19JAN04.D from x, y = 10.583, 0 to 10.686, 0; result = 313			✓	
CmdManuallyIntegratePeak	BL2000\mchavez	1/19/2022 1:41:33 PM	Manually integrate compound 1,1,2,2-Tetrachloroethane in sample 19JAN04.D from x, y = 11.082, 0 to 11.155, 0; result = 1247			✓	
CmdManuallyIntegrateQualifierPeak	BL2000\mchavez	1/19/2022 1:41:35 PM	Manually integrate qualifier85.0 of compound 1,1,2,2-Tetrachloroethane in sample 19JAN04.D from x, y = 11.071, 0 to 11.141, 0; result = 694			✓	
CmdSetTargetCompoundAttribute	BL2000\mchavez	1/19/2022 1:41:38 PM	Set UserAnnotation = NI for compound 1,1,2,2-Tetrachloroethane in sample 19JAN04.D; previous value =			✓	

Audit Trail report

Name	User	Time	Action	Reason	Comment	Succeed	Exception
CmdManuallyIntegratePeak	BL2000\mchavez	1/19/2022 1:41:44 PM	Manually integrate compound 1,2,3-Trichloropropane in sample 19JAN04.D from x, y = 11.105, 0 to 11.185, 0; result = 358			✓	
CmdManuallyIntegrateQualifierPeak	BL2000\mchavez	1/19/2022 1:41:46 PM	Manually integrate qualifier 112.0 of compound 1,2,3-Trichloropropane in sample 19JAN04.D from x, y = 11.107, 0 to 11.177, 0; result = 151			✓	
CmdManuallyIntegrateQualifierPeak	BL2000\mchavez	1/19/2022 1:41:55 PM	Manually integrate qualifier 126.0 of compound 4-Chlorotoluene in sample 19JAN04.D from x, y = 11.364, 0 to 11.436, 0; result = 1561			✓	
CmdManuallyIntegrateQualifierPeak	BL2000\mchavez	1/19/2022 1:41:59 PM	Manually integrate qualifier 111.0 of compound 1,3-Dichlorobenzene in sample 19JAN04.D from x, y = 12.005, 0 to 12.064, 0; result = 1455			✓	
CmdManuallyIntegrateQualifierPeak	BL2000\mchavez	1/19/2022 1:42:18 PM	Manually integrate qualifier 111.0 of compound 1,4-Dichlorobenzene in sample 19JAN04.D, from x, y = 12.120, 148 to 12.145, 0, result = 846; previous integration is from x, y = 12.072, 0 to 12.145, 0 and previous response = 4629.			✓	
CmdManuallyIntegrateDropBaseline	BL2000\mchavez	1/19/2022 1:42:19 PM	Drop baseline for qualifier 111.0 of compound 1,4-Dichlorobenzene in sample 19JAN04.D to y = 0, new integration is from x, y = 12.120, 0 to 12.145, 0 and new response = 957; previous integration is from x, y = 12.120, 148 to 12.145, 0 and previous response = 846.			✓	
CmdManuallyIntegrateQualifierPeak	BL2000\mchavez	1/19/2022 1:42:27 PM	Manually integrate qualifier 148.0 of compound 1,4-Dichlorobenzene in sample 19JAN04.D, from x, y = 12.072, 0 to 12.150, 0, result = 3848; previous integration is from x, y = 12.097, 0 to 12.150, 0 and previous response = 3367.			✓	
CmdClearManualIntegration	BL2000\mchavez	1/19/2022 1:42:31 PM	Clear manual integration of qualifier 148.0 for compound 1,4-Dichlorobenzene in sample 19JAN04.D			✓	
CmdManuallyIntegrateQualifierPeak	BL2000\mchavez	1/19/2022 1:42:41 PM	Manually integrate qualifier 111.0 of compound 1,2-Dichlorobenzene in sample 19JAN04.D from x, y = 12.460, 0 to 12.555, 0; result = 1070			✓	
CmdManuallyIntegrateQualifierPeak	BL2000\mchavez	1/19/2022 1:42:43 PM	Manually integrate qualifier 148.0 of compound 1,2-Dichlorobenzene in sample 19JAN04.D from x, y = 12.451, 0 to 12.557, 0; result = 1992			✓	
CmdSetTargetCompoundAttribute	BL2000\mchavez	1/19/2022 1:42:49 PM	Set UserAnnotation = NI for compound 1,2,3-Trichloropropane in sample 19JAN04.D; previous value =			✓	

Audit Trail report

Name	User	Time	Action	Reason	Comment	Succeed	Exception
CmdSetSampleAttribute	BL2000\mchavez	1/19/2022 1:43:01 PM	Set SampleApproved = True for sample 19JAN04.D; previous value = False			✓	
CmdManuallyIntegrateQualifierPeak	BL2000\mchavez	1/19/2022 1:43:23 PM	Manually integrate qualifier174.5 of compound Bromoform in sample 19JAN05.D from x, y = 10.583, 0 to 10.684, 0; result = 2190			✓	
CmdManuallyIntegrateQualifierPeak	BL2000\mchavez	1/19/2022 1:43:25 PM	Manually integrate qualifier170.5 of compound Bromoform in sample 19JAN05.D from x, y = 10.589, 0 to 10.672, 0; result = 2021			✓	
CmdManuallyIntegrateQualifierPeak	BL2000\mchavez	1/19/2022 1:43:56 PM	Manually integrate qualifier 78.0 of compound 1,3-Dichloropropane in sample 19JAN05.D, from x, y = 8.943, 0 to 9.008, 0, result = 3558; previous integration is from x, y = 8.977, 0 to 9.008, 0 and previous response = 2157.			✓	
CmdManuallyIntegrateQualifierPeak	BL2000\mchavez	1/19/2022 1:44:17 PM	Manually integrate qualifier 39.0 of compound cis-1,3-Dichloropropene in sample 19JAN05.D, from x, y = 8.032, 112 to 8.099, 0, result = 7131; previous integration is from x, y = 8.054, 0 to 8.099, 0 and previous response = 4532.			✓	
CmdManuallyIntegrateDropBaseline	BL2000\mchavez	1/19/2022 1:44:20 PM	Drop baseline for qualifier 39.0 of compound cis-1,3-Dichloropropene in sample 19JAN05.D to y = 0, new integration is from x, y = 8.032, 0 to 8.099, 0 and new response = 7356; previous integration is from x, y = 8.032, 112 to 8.099, 0 and previous response = 7131.			✓	
CmdManuallyIntegrateQualifierPeak	BL2000\mchavez	1/19/2022 1:44:24 PM	Manually integrate qualifier 39.0 of compound cis-1,3-Dichloropropene in sample 19JAN05.D, from x, y = 8.018, 0 to 8.099, 0, result = 7505; previous integration is from x, y = 8.032, 0 to 8.099, 0 and previous response = 7356.			✓	
CmdManuallyIntegrateQualifierPeak	BL2000\mchavez	1/19/2022 1:44:31 PM	Manually integrate qualifier127.0 of compound Bromodichloromethane in sample 19JAN05.D from x, y = 7.546, 0 to 7.624, 0; result = 1037			✓	
CmdManuallyIntegrateQualifierPeak	BL2000\mchavez	1/19/2022 1:44:42 PM	Manually integrate qualifier98.0 of compound 1,2-Dichloroethane in sample 19JAN05.D from x, y = 6.283, 0 to 6.386, 0; result = 950			✓	
CmdManuallyIntegratePeak	BL2000\mchavez	1/19/2022 1:45:06 PM	Manually integrate compound Bromochloromethane in sample 19JAN05.D, from x, y = 5.483, 0 to 5.552, 0, result = 4232; previous integration is from x, y = 5.497, 0 to 5.533, 0 and previous response = 3442.			✓	

Audit Trail report

Name	User	Time	Action	Reason	Comment	Succeed	Exception
CmdSetTargetCompoundAttribute	BL2000\mchavez	1/19/2022 1:45:10 PM	Set UserAnnotation = LT for compound Bromochloromethane in sample 19JAN05.D; previous value =			✓	
CmdManuallyIntegrateQualifierPeak	BL2000\mchavez	1/19/2022 1:45:17 PM	Manually integrate qualifier 72.0 of compound Methyl ethyl ketone in sample 19JAN05.D from x, y = 5.257, 0 to 5.329, 0; result = 2846			✓	
CmdManuallyIntegrateQualifierPeak	BL2000\mchavez	1/19/2022 1:45:21 PM	Manually integrate qualifier 72.0 of compound Methyl ethyl ketone in sample 19JAN05.D, from x, y = 5.257, 0 to 5.338, 0, result = 2885; previous integration is from x, y = 5.257, 0 to 5.329, 0 and previous response = 2846.			✓	
CmdManuallyIntegrateQualifierPeak	BL2000\mchavez	1/19/2022 1:45:35 PM	Manually integrate qualifier 97.0 of compound 2,2-Dichloropropane in sample 19JAN05.D, from x, y = 5.154, 0 to 5.254, 0, result = 3837; previous integration is from x, y = 5.154, 0 to 5.196, 0 and previous response = 2025.			✓	
CmdManuallyIntegrateQualifierPeak	BL2000\mchavez	1/19/2022 1:45:50 PM	Manually integrate qualifier 83.0 of compound 1,1-Dichloroethane in sample 19JAN05.D from x, y = 4.328, 0 to 4.440, 0; result = 2691			✓	
CmdSetSampleAttribute	BL2000\mchavez	1/19/2022 1:46:08 PM	Set SampleApproved = True for sample 19JAN05.D; previous value = False			✓	
CmdSetTargetCompoundAttribute	BL2000\mchavez	1/19/2022 1:46:18 PM	Set UserAnnotation = NI for compound 1,2,3-Trichloropropane in sample 19JAN05.D; previous value =			✓	
CmdManuallyIntegrateQualifierPeak	BL2000\mchavez	1/19/2022 1:47:08 PM	Manually integrate qualifier 98.0 of compound 1,2-Dichloroethane in sample 19JAN06.D from x, y = 6.283, 0 to 6.386, 0; result = 1846			✓	
CmdSetSampleAttribute	BL2000\mchavez	1/19/2022 1:47:52 PM	Set SampleApproved = True for sample 19JAN06.D; previous value = False			✓	

Audit Trail report

Name	User	Time	Action	Reason	Comment	Succeed	Exception
CmdCalibrate	BL2000\mchavez	1/19/2022 1:50:23 PM	Replace level 5 with Calibration sample 19JAN09.D for compounds {1,2-Dichlorobenzene, 1,4-Dichlorobenzene, 1,3-Dichlorobenzene, 4-Chlorotoluene, 2-Chlorotoluene, 1,2,3-Trichloropropane, 1,1,2,2-Tetrachloroethane, Bromobenzene, p-Bromofluorobenzene, Bromoform, Styrene, o-Xylene, m+p-Xylenes, Ethylbenzene, 1,1,1,2-Tetrachloroethane, Chlorobenzene, 1,2-Dibromoethane, Chlorodibromomethane, 1,3-Dichloropropane, Tetrachloroethene, 1,1,2-Trichloroethane, trans-1,3-Dichloropropene, Toluene, Toluene-d8, cis-1,3-Dichloropropene, Bromodichloromethane, Dibromomethane, 1,2-Dichloropropane, Trichloroethene, 1,2-Dichloroethane, Benzene, 1,2-Dichloroethane-d4, 1,1-Dichloropropene, Carbon tetrachloride, Dibromofluoromethane, 1,1,1-Trichloroethane, Chloroform, Bromochloromethane, Methyl ethyl ketone, cis-1,2-Dichloroethene, 2,2-Dichloropropane, 1,1-Dichloroethane, Methyl tert-butyl ether (MTBE), trans-1,2-Dichloroethene, Methylene chloride, 1,1-Dichloroethene, Trichlorofluoromethane, Chloroethane, Bromomethane, Vinyl chloride, Chloromethane, Dichlorodifluoromethane}; Replace level 4 with Calibration sample 19JAN07.D for compounds {1,2-Dichlorobenzene, 1,4-Dichlorobenzene, 1,3-Dichlorobenzene, 4-Chlorotoluene, 2-Chlorotoluene, 1,2,3-Trichloropropane, 1,1,2,2-Tetrachloroethane, Bromobenzene, p-Bromofluorobenzene, Bromoform, Styrene, o-Xylene, m+p-Xylenes, Ethylbenzene, 1,1,1,2-Tetrachloroethane, Chlorobenzene, 1,2-Dibromoethane, Chlorodibromomethane, 1,3-Dichloropropane, Tetrachloroethene, 1,1,2-Trichloroethane, trans-1,3-Dichloropropene, Toluene, Toluene-d8, cis-1,3-Dichloropropene, Bromodichloromethane, Dibromomethane, 1,2-Dichloropropane, Trichloroethene, 1,2-Dichloroethane, Benzene, 1,2-Dichloroethane-d4, 1,1-Dichloropropene, Carbon tetrachloride, Dibromofluoromethane, 1,1,1-			✓	

Audit Trail report

Name	User	Time	Action	Reason	Comment	Succeed	Exception
			Trichloroethane, Chloroform, Bromochloromethane, Methyl ethyl ketone, cis-1,2-Dichloroethene, 2,2-Dichloropropane, 1,1-Dichloroethane, Methyl tert-butyl ether (MTBE), trans-1,2-Dichloroethene, Methylene chloride, 1,1-Dichloroethene, Trichlorofluoromethane, Chloroethane, Bromomethane, Vinyl chloride, Chloromethane, Dichlorodifluoromethane}; Replace level 3 with Calibration sample 19JAN06.D for compounds {1,2-Dichlorobenzene, 1,4-Dichlorobenzene, 1,3-Dichlorobenzene, 4-Chlorotoluene, 2-Chlorotoluene, 1,2,3-Trichloropropane, 1,1,2,2-Tetrachloroethane, Bromobenzene, p-Bromofluorobenzene, Bromoform, Styrene, o-Xylene, m+p-Xylenes, Ethylbenzene, 1,1,1,2-Tetrachloroethane, Chlorobenzene, 1,2-Dibromoethane, Chlorodibromomethane, 1,3-Dichloropropane, Tetrachloroethene, 1,1,2-Trichloroethane, trans-1,3-Dichloropropene, Toluene, Toluene-d8, cis-1,3-Dichloropropene, Bromodichloromethane, Dibromomethane, 1,2-Dichloropropane, Trichloroethene, 1,2-Dichloroethane, Benzene, 1,2-Dichloroethane-d4, 1,1-Dichloropropene, Carbon tetrachloride, Dibromofluoromethane, 1,1,1-Trichloroethane, Chloroform, Bromochloromethane, Methyl ethyl ketone, cis-1,2-Dichloroethene, 2,2-Dichloropropane, 1,1-Dichloroethane, Methyl tert-butyl ether (MTBE), trans-1,2-Dichloroethene, Methylene chloride, 1,1-Dichloroethene, Trichlorofluoromethane, Chloroethane, Bromomethane, Vinyl chloride, Chloromethane, Dichlorodifluoromethane}; Replace level 2 with Calibration sample 19JAN05.D for compounds {1,2-Dichlorobenzene, 1,4-Dichlorobenzene, 1,3-Dichlorobenzene, 4-Chlorotoluene, 2-Chlorotoluene, 1,2,3-Trichloropropane, 1,1,2,2-Tetrachloroethane, Bromobenzene, p-Bromofluorobenzene, Bromoform, Styrene, o-Xylene, m+p-Xylenes, Ethylbenzene, 1,1,1,2-Tetrachloroethane, Chlorobenzene, 1,2-Dibromoethane, Chlorodibromomethane, 1,3-				

Audit Trail report

Name	User	Time	Action	Reason	Comment	Succeed	Exception
			Dichloropropane, Tetrachloroethene, 1,1,2-Trichloroethane, trans-1,3-Dichloropropene, Toluene, Toluene-d8, cis-1,3-Dichloropropene, Bromodichloromethane, Dibromomethane, 1,2-Dichloropropane, Trichloroethene, 1,2-Dichloroethane, Benzene, 1,2-Dichloroethane-d4, 1,1-Dichloropropene, Carbon tetrachloride, Dibromofluoromethane, 1,1,1-Trichloroethane, Chloroform, Bromochloromethane, Methyl ethyl ketone, cis-1,2-Dichloroethene, 2,2-Dichloropropane, 1,1-Dichloroethane, Methyl tert-butyl ether (MTBE), trans-1,2-Dichloroethene, Methylene chloride, 1,1-Dichloroethene, Trichlorofluoromethane, Chloroethane, Bromomethane, Vinyl chloride, Chloromethane, Dichlorodifluoromethane}; Replace level 1 with Calibration sample 19JAN04.D for compounds {1,2-Dichlorobenzene, 1,4-Dichlorobenzene, 1,3-Dichlorobenzene, 4-Chlorotoluene, 2-Chlorotoluene, 1,2,3-Trichloropropane, 1,1,2,2-Tetrachloroethane, Bromobenzene, p-Bromofluorobenzene, Bromoform, Styrene, o-Xylene, m+p-Xylenes, Ethylbenzene, 1,1,1,2-Tetrachloroethane, Chlorobenzene, 1,2-Dibromoethane, Chlorodibromomethane, 1,3-Dichloropropane, Tetrachloroethene, 1,1,2-Trichloroethane, trans-1,3-Dichloropropene, cis-1,3-Dichloropropene, Bromodichloromethane, Dibromomethane, 1,2-Dichloropropane, Trichloroethene, 1,2-Dichloroethane, Benzene, 1,2-Dichloroethane-d4, 1,1-Dichloropropene, Carbon tetrachloride, Dibromofluoromethane, 1,1,1-Trichloroethane, Chloroform, Bromochloromethane, Methyl ethyl ketone, cis-1,2-Dichloroethene, 2,2-Dichloropropane, 1,1-Dichloroethane, Methyl tert-butyl ether (MTBE), trans-1,2-Dichloroethene, Methylene chloride, 1,1-Dichloroethene, Trichlorofluoromethane, Chloroethane, Bromomethane, Vinyl chloride, Chloromethane, Dichlorodifluoromethane};				
CmdQuantitate	BL2000\mchavez	1/19/2022 1:50:32 PM	Quantitate all compounds in all samples			✓	

Audit Trail report

Name	User	Time	Action	Reason	Comment	Succeed	Exception
CmdSetLevelEnable	BL2000\mchavez	1/19/2022 1:50:46 PM	Set LevelEnable = False for calibration level 6, levelId = 25 of compound 1,2-Dichloroethane-d4 in sample 19JAN09.D; previous value = True			✓	
CmdSetLevelEnable	BL2000\mchavez	1/19/2022 1:50:47 PM	Set LevelEnable = False for calibration level 7, levelId = 24 of compound 1,2-Dichloroethane-d4 in sample 19JAN09.D; previous value = True			✓	
CmdSetLevelEnable	BL2000\mchavez	1/19/2022 1:50:49 PM	Set LevelEnable = False for calibration level 8, levelId = 23 of compound 1,2-Dichloroethane-d4 in sample 19JAN09.D; previous value = True			✓	
CmdQuantitate	BL2000\mchavez	1/19/2022 1:50:57 PM	Quantitate all compounds in all samples			✓	
CmdSetLevelEnable	BL2000\mchavez	1/19/2022 1:51:06 PM	Set LevelEnable = True for calibration level 1, levelId = 36 of compound 1,2-Dichloroethane-d4 in sample 19JAN09.D; previous value = False			✓	
CmdQuantitate	BL2000\mchavez	1/19/2022 1:51:17 PM	Quantitate all compounds in all samples			✓	
CmdSetLevelEnable	BL2000\mchavez	1/19/2022 1:51:52 PM	Set LevelEnable = False for calibration level 1, levelId = 36 of compound 1,2-Dichloroethane-d4 in sample 19JAN09.D; previous value = True			✓	
CmdImportSamplesFromWorklist	BL2000\mchavez	1/19/2022 1:52:09 PM	Add samples from worklist: D:\Org\Data\VOA5975C\VG011922\19JAN10.D			✓	
CmdQuantitate	BL2000\mchavez	1/19/2022 1:52:20 PM	Quantitate all compounds in all samples			✓	
CmdManuallyIntegratePeak	BL2000\mchavez	1/19/2022 1:53:31 PM	Manually integrate compound 1,2-Dichloroethane-d4 in sample 19JAN05.D, from x, y = 6.191, 0 to 6.266, 0, result = 4197; previous integration is from x, y = 6.208, 0 to 6.266, 0 and previous response = 3982.			✓	
CmdQuantitate	BL2000\mchavez	1/19/2022 1:53:58 PM	Quantitate all compounds in all samples			✓	

Audit Trail report

Name	User	Time	Action	Reason	Comment	Succeed	Exception
CmdCalibrate	BL2000\mchavez	1/19/2022 1:54:14 PM	Replace level 5 with Calibration sample 19JAN09.D for compounds {1,2-Dichlorobenzene, 1,4-Dichlorobenzene, 1,3-Dichlorobenzene, 4-Chlorotoluene, 2-Chlorotoluene, 1,2,3-Trichloropropane, 1,1,2,2-Tetrachloroethane, Bromobenzene, p-Bromofluorobenzene, Bromoform, Styrene, o-Xylene, m+p-Xylenes, Ethylbenzene, 1,1,1,2-Tetrachloroethane, Chlorobenzene, 1,2-Dibromoethane, Chlorodibromomethane, 1,3-Dichloropropane, Tetrachloroethene, 1,1,2-Trichloroethane, trans-1,3-Dichloropropene, Toluene, Toluene-d8, cis-1,3-Dichloropropene, Bromodichloromethane, Dibromomethane, 1,2-Dichloropropane, Trichloroethene, 1,2-Dichloroethane, Benzene, 1,1-Dichloropropene, Carbon tetrachloride, Dibromofluoromethane, 1,1,1-Trichloroethane, Chloroform, Bromochloromethane, Methyl ethyl ketone, cis-1,2-Dichloroethene, 2,2-Dichloropropane, 1,1-Dichloroethane, Methyl tert-butyl ether (MTBE), trans-1,2-Dichloroethene, Methylene chloride, 1,1-Dichloroethene, Trichlorofluoromethane, Chloroethane, Bromomethane, Vinyl chloride, Chloromethane, Dichlorodifluoromethane, 1,2-Dichloroethane-d4}; Replace level 4 with Calibration sample 19JAN07.D for compounds {1,2-Dichlorobenzene, 1,4-Dichlorobenzene, 1,3-Dichlorobenzene, 4-Chlorotoluene, 2-Chlorotoluene, 1,2,3-Trichloropropane, 1,1,2,2-Tetrachloroethane, Bromobenzene, p-Bromofluorobenzene, Bromoform, Styrene, o-Xylene, m+p-Xylenes, Ethylbenzene, 1,1,1,2-Tetrachloroethane, Chlorobenzene, 1,2-Dibromoethane, Chlorodibromomethane, 1,3-Dichloropropane, Tetrachloroethene, 1,1,2-Trichloroethane, trans-1,3-Dichloropropene, Toluene, Toluene-d8, cis-1,3-Dichloropropene, Bromodichloromethane, Dibromomethane, 1,2-Dichloropropane, Trichloroethene, 1,2-Dichloroethane, Benzene, 1,1-Dichloropropene, Carbon tetrachloride, Dibromofluoromethane, 1,1,1-Trichloroethane, Chloroform, Bromochloromethane, Methyl ethyl			✓	

Audit Trail report

Name	User	Time	Action	Reason	Comment	Succeed	Exception
			ketone, cis-1,2-Dichloroethene, 2,2-Dichloropropane, 1,1-Dichloroethane, Methyl tert-butyl ether (MTBE), trans-1,2-Dichloroethene, Methylene chloride, 1,1-Dichloroethene, Trichlorofluoromethane, Chloroethane, Bromomethane, Vinyl chloride, Chloromethane, Dichlorodifluoromethane, 1,2-Dichloroethane-d4}; Replace level 3 with Calibration sample 19JAN06.D for compounds {1,2-Dichlorobenzene, 1,4-Dichlorobenzene, 1,3-Dichlorobenzene, 4-Chlorotoluene, 2-Chlorotoluene, 1,2,3-Trichloropropane, 1,1,2,2-Tetrachloroethane, Bromobenzene, p-Bromofluorobenzene, Bromoform, Styrene, o-Xylene, m+p-Xylenes, Ethylbenzene, 1,1,1,2-Tetrachloroethane, Chlorobenzene, 1,2-Dibromoethane, Chlorodibromomethane, 1,3-Dichloropropane, Tetrachloroethene, 1,1,2-Trichloroethane, trans-1,3-Dichloropropene, Toluene, Toluene-d8, cis-1,3-Dichloropropene, Bromodichloromethane, Dibromomethane, 1,2-Dichloropropane, Trichloroethene, 1,2-Dichloroethane, Benzene, 1,1-Dichloropropene, Carbon tetrachloride, Dibromofluoromethane, 1,1,1-Trichloroethane, Chloroform, Bromochloromethane, Methyl ethyl ketone, cis-1,2-Dichloroethene, 2,2-Dichloropropane, 1,1-Dichloroethane, Methyl tert-butyl ether (MTBE), trans-1,2-Dichloroethene, Methylene chloride, 1,1-Dichloroethene, Trichlorofluoromethane, Chloroethane, Bromomethane, Vinyl chloride, Chloromethane, Dichlorodifluoromethane, 1,2-Dichloroethane-d4}; Replace level 2 with Calibration sample 19JAN05.D for compounds {1,2-Dichlorobenzene, 1,4-Dichlorobenzene, 1,3-Dichlorobenzene, 4-Chlorotoluene, 2-Chlorotoluene, 1,2,3-Trichloropropane, 1,1,2,2-Tetrachloroethane, Bromobenzene, p-Bromofluorobenzene, Bromoform, Styrene, o-Xylene, m+p-Xylenes, Ethylbenzene, 1,1,1,2-Tetrachloroethane, Chlorobenzene, 1,2-Dibromoethane, Chlorodibromomethane, 1,3-Dichloropropane, Tetrachloroethene, 1,1,2-Trichloroethane, trans-1,3-Dichloropropene, Toluene, Toluene-d8,				

Audit Trail report

Name	User	Time	Action	Reason	Comment	Succeed	Exception
			cis-1,3-Dichloropropene, Bromodichloromethane, Dibromomethane, 1,2- Dichloropropane, Trichloroethene, 1,2- Dichloroethane, Benzene, 1,1- Dichloropropene, Carbon tetrachloride, Dibromofluoromethane, 1,1,1- Trichloroethane, Chloroform, Bromochloromethane, Methyl ethyl ketone, cis-1,2-Dichloroethene, 2,2- Dichloropropane, 1,1-Dichloroethane, Methyl tert-butyl ether (MTBE), trans- 1,2-Dichloroethene, Methylene chloride, 1,1-Dichloroethene, Trichlorofluoromethane, Chloroethane, Bromomethane, Vinyl chloride, Chloromethane, Dichlorodifluoromethane, 1,2- Dichloroethane-d4}; Replace level 1 with Calibration sample 19JAN04.D for compounds {1,2-Dichlorobenzene, 1,4- Dichlorobenzene, 1,3-Dichlorobenzene, 4-Chlorotoluene, 2-Chlorotoluene, 1,2,3-Trichloropropane, 1,1,2,2- Tetrachloroethane, Bromobenzene, p- Bromofluorobenzene, Bromoform, Styrene, o-Xylene, m+p-Xylenes, Ethylbenzene, 1,1,1,2- Tetrachloroethane, Chlorobenzene, 1,2-Dibromoethane, Chlorodibromomethane, 1,3- Dichloropropane, Tetrachloroethene, 1,1,2-Trichloroethane, trans-1,3- Dichloropropene, Toluene, Toluene-d8, cis-1,3-Dichloropropene, Bromodichloromethane, Dibromomethane, 1,2- Dichloropropane, Trichloroethene, 1,2- Dichloroethane, Benzene, 1,1- Dichloropropene, Carbon tetrachloride, Dibromofluoromethane, 1,1,1- Trichloroethane, Chloroform, Bromochloromethane, Methyl ethyl ketone, cis-1,2-Dichloroethene, 2,2- Dichloropropane, 1,1-Dichloroethane, Methyl tert-butyl ether (MTBE), trans- 1,2-Dichloroethene, Methylene chloride, 1,1-Dichloroethene, Trichlorofluoromethane, Chloroethane, Bromomethane, Vinyl chloride, Chloromethane, Dichlorodifluoromethane, 1,2- Dichloroethane-d4};				
CmdQuantitate	BL2000\mchavez	1/19/2022 1:54:22 PM	Quantitate all compounds in all samples			✓	
CmdStartMethodEditing	BL2000\mchavez	1/19/2022 2:05:48 PM	Start method editing			✓	
CmdImportMethodFrom Sample	BL2000\mchavez	1/19/2022 2:05:48 PM	Import method from sample 19JAN03.D			✓	

Audit Trail report

Name	User	Time	Action	Reason	Comment	Succeed	Exception
CmdApplyMethodToAllSamples	BL2000\mchavez	1/19/2022 2:06:21 PM	Apply method to all samples			✓	
CmdMethodClear	BL2000\mchavez	1/19/2022 2:06:21 PM	Clear method			✓	
CmdEndMethodEditing	BL2000\mchavez	1/19/2022 2:06:22 PM	End method editing			✓	
CmdQuantitate	BL2000\mchavez	1/19/2022 2:06:30 PM	Quantitate all compounds in all samples			✓	
CmdSaveBatchTable	BL2000\mchavez	1/19/2022 2:10:42 PM	Save batch D:\Org\Data\VOA5975C\VG011922\QuantResults\VG011922_8260B.batch.bin			✓	
CmdOpenBatchTable	BL2000\mchavez	1/19/2022 2:16:39 PM	Open batch D:\Org\Data\VOA5975C\VG011922\VG011922_8260B.batch.bin			✓	
CmdImportSamplesFromWorklist	BL2000\mchavez	1/19/2022 2:17:28 PM	Add samples from worklist: D:\Org\Data\VOA5975C\VG011922\19JAN11.D			✓	
CmdSetSampleAttribute	BL2000\mchavez	1/19/2022 2:17:33 PM	Set SampleType = Calibration for sample 19JAN11.D; previous value = Sample			✓	
CmdSetSampleAttribute	BL2000\mchavez	1/19/2022 2:17:36 PM	Set LevelName = 6 for sample 19JAN11.D; previous value =			✓	
CmdQuantitate	BL2000\mchavez	1/19/2022 2:17:47 PM	Quantitate all compounds in all samples			✓	
CmdSetSampleAttribute	BL2000\mchavez	1/19/2022 2:19:19 PM	Set SampleApproved = True for sample 19JAN11.D; previous value = False			✓	

Audit Trail report

Name	User	Time	Action	Reason	Comment	Succeed	Exception
CmdCalibrate	BL2000\mchavez	1/19/2022 2:19:30 PM	Replace level 6 with Calibration sample 19JAN11.D for compounds {1,4-Dichlorobenzene, 1,3-Dichlorobenzene, 4-Chlorotoluene, 2-Chlorotoluene, 1,2,3-Trichloropropane, 1,1,2,2-Tetrachloroethane, Bromobenzene, p-Bromofluorobenzene, Bromoform, Styrene, o-Xylene, m+p-Xylenes, Ethylbenzene, 1,1,1,2-Tetrachloroethane, Chlorobenzene, 1,2-Dibromoethane, Chlorodibromomethane, 1,3-Dichloropropane, Tetrachloroethene, 1,1,2-Trichloroethane, trans-1,3-Dichloropropene, Toluene, Toluene-d8, cis-1,3-Dichloropropene, Bromodichloromethane, Dibromomethane, 1,2-Dichloropropane, Trichloroethene, 1,2-Dichloroethane, Benzene, 1,2-Dichloroethane-d4, 1,1-Dichloropropene, Carbon tetrachloride, Dibromofluoromethane, 1,1,1-Trichloroethane, Chloroform, Bromochloromethane, Methyl ethyl ketone, cis-1,2-Dichloroethene, 2,2-Dichloropropane, 1,1-Dichloroethane, Methyl tert-butyl ether (MTBE), trans-1,2-Dichloroethene, Methylene chloride, 1,1-Dichloroethene, Trichlorofluoromethane, Chloroethane, Bromomethane, Vinyl chloride, Chloromethane, Dichlorodifluoromethane, 1,2-Dichlorobenzene};			✓	
CmdQuantitate	BL2000\mchavez	1/19/2022 2:19:51 PM	Quantitate all compounds in all samples			✓	
CmdSetLevelEnable	BL2000\mchavez	1/19/2022 2:20:01 PM	Set LevelEnable = True for calibration level 6, levelId = 37 of compound 1,2-Dichloroethane-d4 in sample 19JAN03.D; previous value = False			✓	
CmdQuantitate	BL2000\mchavez	1/19/2022 2:20:14 PM	Quantitate all compounds in all samples			✓	
CmdSetLevelEnable	BL2000\mchavez	1/19/2022 2:20:37 PM	Set LevelEnable = True for calibration level 1, levelId = 36 of compound 1,2-Dichloroethane-d4 in sample 19JAN03.D; previous value = False			✓	
CmdQuantitate	BL2000\mchavez	1/19/2022 2:20:47 PM	Quantitate all compounds in all samples			✓	
CmdSetLevelEnable	BL2000\mchavez	1/19/2022 2:20:59 PM	Set LevelEnable = False for calibration level 1, levelId = 36 of compound 1,2-Dichloroethane-d4 in sample 19JAN03.D; previous value = True			✓	
CmdQuantitate	BL2000\mchavez	1/19/2022 2:21:09 PM	Quantitate all compounds in all samples			✓	

Audit Trail report

Name	User	Time	Action	Reason	Comment	Succeed	Exception
CmdSetTargetCompoundAttribute	BL2000\mchavez	1/19/2022 2:32:34 PM	Set CurveFit = fitQuadratic for compound 1,2-Dichloroethane-d4 in all samples; previous value = fitAverageOfResponseFactors			✓	
CmdSetTargetCompoundAttribute	BL2000\mchavez	1/19/2022 2:32:45 PM	Set CurveFit = fitAverageOfResponseFactors for compound 1,2-Dichloroethane-d4 in all samples; previous value = fitQuadratic			✓	
CmdSaveBatchTable	BL2000\mchavez	1/19/2022 2:33:16 PM	Save batch D:\Org\Data\VOA5975C\VG011922\QuantResults\VG011922_8260B.batch.bin			✓	
CmdOpenBatchTable	BL2000\mchavez	1/19/2022 2:50:30 PM	Open batch D:\Org\Data\VOA5975C\VG011922\VG011922_8260B.batch.bin			✓	
CmdImportSamplesFromWorklist	BL2000\mchavez	1/19/2022 2:50:47 PM	Add samples from worklist: D:\Org\Data\VOA5975C\VG011922\19JAN12.D			✓	
CmdQuantitate	BL2000\mchavez	1/19/2022 2:50:59 PM	Quantitate all compounds in all samples			✓	
CmdSaveBatchTable	BL2000\mchavez	1/19/2022 2:56:02 PM	Save batch D:\Org\Data\VOA5975C\VG011922\QuantResults\VG011922_8260B.batch.bin			✓	
CmdOpenBatchTable	BL2000\mchavez	1/19/2022 3:11:37 PM	Open batch D:\Org\Data\VOA5975C\VG011922\VG011922_8260B.batch.bin			✓	
CmdImportSamplesFromWorklist	BL2000\mchavez	1/19/2022 3:11:57 PM	Add samples from worklist: D:\Org\Data\VOA5975C\VG011922\19JAN13.D			✓	
CmdSetSampleAttribute	BL2000\mchavez	1/19/2022 3:12:03 PM	Set SampleType = Calibration for sample 19JAN13.D; previous value = Sample			✓	
CmdSetSampleAttribute	BL2000\mchavez	1/19/2022 3:12:07 PM	Set LevelName = 7 for sample 19JAN13.D; previous value =			✓	
CmdQuantitate	BL2000\mchavez	1/19/2022 3:12:17 PM	Quantitate all compounds in all samples			✓	
CmdSetSampleAttribute	BL2000\mchavez	1/19/2022 3:14:06 PM	Set SampleApproved = True for sample 19JAN13.D; previous value = False			✓	

Audit Trail report

Name	User	Time	Action	Reason	Comment	Succeed	Exception
CmdCalibrate	BL2000\mchavez	1/19/2022 3:14:17 PM	Replace level 7 with Calibration sample 19JAN13.D for compounds {1,4-Dichlorobenzene, 1,3-Dichlorobenzene, 4-Chlorotoluene, 2-Chlorotoluene, 1,2,3-Trichloropropane, 1,1,2,2-Tetrachloroethane, Bromobenzene, p-Bromofluorobenzene, Bromoform, Styrene, o-Xylene, m+p-Xylenes, Ethylbenzene, 1,1,1,2-Tetrachloroethane, Chlorobenzene, 1,2-Dibromoethane, Chlorodibromomethane, 1,3-Dichloropropane, Tetrachloroethene, 1,1,2-Trichloroethane, trans-1,3-Dichloropropene, Toluene, Toluene-d8, cis-1,3-Dichloropropene, Bromodichloromethane, Dibromomethane, 1,2-Dichloropropane, Trichloroethene, 1,2-Dichloroethane, Benzene, 1,2-Dichloroethane-d4, 1,1-Dichloropropene, Carbon tetrachloride, Dibromofluoromethane, 1,1,1-Trichloroethane, Chloroform, Bromochloromethane, Methyl ethyl ketone, cis-1,2-Dichloroethene, 2,2-Dichloropropane, 1,1-Dichloroethane, Methyl tert-butyl ether (MTBE), trans-1,2-Dichloroethene, Methylene chloride, 1,1-Dichloroethene, Trichlorofluoromethane, Chloroethane, Bromomethane, Vinyl chloride, Chloromethane, Dichlorodifluoromethane, 1,2-Dichlorobenzene};			✓	
CmdQuantitate	BL2000\mchavez	1/19/2022 3:14:35 PM	Quantitate all compounds in all samples			✓	
CmdSaveBatchTable	BL2000\mchavez	1/19/2022 3:14:43 PM	Save batch D:\Org\Data\VOA5975C\VG011922\QuantResults\VG011922_8260B.batch.bin			✓	
CmdOpenBatchTable	BL2000\mchavez	1/19/2022 3:21:12 PM	Open batch D:\Org\Data\VOA5975C\VG011922\VG011922_8260B.batch.bin			✓	
CmdSetLevelEnable	BL2000\mchavez	1/19/2022 3:22:01 PM	Set LevelEnable = True for calibration level 7, levelId = 38 of compound 1,2-Dichloroethane-d4 in sample 19JAN03.D; previous value = False			✓	
CmdQuantitate	BL2000\mchavez	1/19/2022 3:22:13 PM	Quantitate all compounds in all samples			✓	
CmdSetTargetCompoundAttribute	BL2000\mchavez	1/19/2022 3:26:11 PM	Set CurveFit = fitQuadratic for compound 1,2-Dichloroethane-d4 in all samples; previous value = fitAverageOfResponseFactors			✓	
CmdQuantitate	BL2000\mchavez	1/19/2022 3:26:23 PM	Quantitate all compounds in all samples			✓	

Audit Trail report

Name	User	Time	Action	Reason	Comment	Succeed	Exception
CmdSetTargetCompoundAttribute	BL2000\mchavez	1/19/2022 3:26:39 PM	Set CurveFit = fitLinear for compound 1,2-Dichloroethane-d4 in all samples; previous value = fitQuadratic			✓	
CmdQuantitate	BL2000\mchavez	1/19/2022 3:26:50 PM	Quantitate all compounds in all samples			✓	
CmdSetTargetCompoundAttribute	BL2000\mchavez	1/19/2022 3:26:57 PM	Set CurveFit = fitAverageOfResponseFactors for compound 1,2-Dichloroethane-d4 in all samples; previous value = fitLinear			✓	
CmdQuantitate	BL2000\mchavez	1/19/2022 3:27:09 PM	Quantitate all compounds in all samples			✓	
CmdSetLevelEnable	BL2000\mchavez	1/19/2022 3:34:54 PM	Set LevelEnable = False for calibration level 8, levelId = 23 of compound Bromomethane in sample 19JAN03.D; previous value = True			✓	
CmdQuantitate	BL2000\mchavez	1/19/2022 3:35:06 PM	Quantitate all compounds in all samples			✓	
CmdSaveBatchTable	BL2000\mchavez	1/19/2022 3:35:47 PM	Save batch D:\Org\Data\VOA5975C\VG011922\QuantResults\VG011922_8260B.batch.bin			✓	
CmdOpenBatchTable	BL2000\mchavez	1/19/2022 4:04:53 PM	Open batch D:\Org\Data\VOA5975C\VG011922\VG011922_8260B.batch.bin			✓	
CmdImportSamplesFromWorklist	BL2000\mchavez	1/19/2022 4:05:15 PM	Add samples from worklist: D:\Org\Data\VOA5975C\VG011922\19JAN15.D, D:\Org\Data\VOA5975C\VG011922\19JAN14.D			✓	
CmdSetSampleAttribute	BL2000\mchavez	1/19/2022 4:05:22 PM	Set SampleType = Calibration for sample 19JAN15.D; previous value = Sample			✓	
CmdSetSampleAttribute	BL2000\mchavez	1/19/2022 4:05:28 PM	Set LevelName = 8 for sample 19JAN15.D; previous value =			✓	
CmdQuantitate	BL2000\mchavez	1/19/2022 4:05:39 PM	Quantitate all compounds in all samples			✓	
CmdSetSampleAttribute	BL2000\mchavez	1/19/2022 4:07:07 PM	Set SampleApproved = True for sample 19JAN15.D; previous value = False			✓	

Audit Trail report

Name	User	Time	Action	Reason	Comment	Succeed	Exception
CmdCalibrate	BL2000\mchavez	1/19/2022 4:07:19 PM	Replace level 8 with Calibration sample 19JAN15.D for compounds {1,4-Dichlorobenzene, 1,3-Dichlorobenzene, 4-Chlorotoluene, 2-Chlorotoluene, 1,2,3-Trichloropropane, 1,1,2,2-Tetrachloroethane, Bromobenzene, p-Bromofluorobenzene, Bromoform, Styrene, o-Xylene, m+p-Xylenes, Ethylbenzene, 1,1,1,2-Tetrachloroethane, Chlorobenzene, 1,2-Dibromoethane, Chlorodibromomethane, 1,3-Dichloropropane, Tetrachloroethene, 1,1,2-Trichloroethane, trans-1,3-Dichloropropene, Toluene, Toluene-d8, cis-1,3-Dichloropropene, Bromodichloromethane, Dibromomethane, 1,2-Dichloropropane, Trichloroethene, 1,2-Dichloroethane, Benzene, 1,2-Dichloroethane-d4, 1,1-Dichloropropene, Carbon tetrachloride, Dibromofluoromethane, 1,1,1-Trichloroethane, Chloroform, Bromochloromethane, Methyl ethyl ketone, cis-1,2-Dichloroethene, 2,2-Dichloropropane, 1,1-Dichloroethane, Methyl tert-butyl ether (MTBE), trans-1,2-Dichloroethene, Methylene chloride, 1,1-Dichloroethene, Trichlorofluoromethane, Chloroethane, Bromomethane, Vinyl chloride, Chloromethane, Dichlorodifluoromethane, 1,2-Dichlorobenzene};			✓	
CmdQuantitate	BL2000\mchavez	1/19/2022 4:07:38 PM	Quantitate all compounds in all samples			✓	
CmdSetLevelEnable	BL2000\mchavez	1/19/2022 4:07:45 PM	Set LevelEnable = True for calibration level 8, levelId = 39 of compound 1,2-Dichloroethane-d4 in sample 19JAN03.D; previous value = False			✓	
CmdQuantitate	BL2000\mchavez	1/19/2022 4:08:00 PM	Quantitate all compounds in all samples			✓	
CmdSetLevelEnable	BL2000\mchavez	1/19/2022 4:08:26 PM	Set LevelEnable = True for calibration level 1, levelId = 36 of compound 1,2-Dichloroethane-d4 in sample 19JAN03.D; previous value = False			✓	
CmdQuantitate	BL2000\mchavez	1/19/2022 4:10:52 PM	Quantitate all compounds in all samples			✓	
CmdSetLevelEnable	BL2000\mchavez	1/19/2022 4:11:25 PM	Set LevelEnable = False for calibration level 1, levelId = 36 of compound 1,2-Dichloroethane-d4 in sample 19JAN03.D; previous value = True			✓	
CmdQuantitate	BL2000\mchavez	1/19/2022 4:11:37 PM	Quantitate all compounds in all samples			✓	

Audit Trail report

Name	User	Time	Action	Reason	Comment	Succeed	Exception
CmdSetLevelEnable	BL2000\mchavez	1/19/2022 4:19:40 PM	Set LevelEnable = False for calibration level 8, levelId = 39 of compound 1,2-Dichloroethane-d4 in sample 19JAN03.D; previous value = True			✓	
CmdSetLevelEnable	BL2000\mchavez	1/19/2022 4:19:44 PM	Set LevelEnable = True for calibration level 8, levelId = 39 of compound 1,2-Dichloroethane-d4 in sample 19JAN03.D; previous value = False			✓	
CmdQuantitate	BL2000\mchavez	1/19/2022 4:19:56 PM	Quantitate all compounds in all samples			✓	
CmdSaveBatchTable	BL2000\mchavez	1/19/2022 4:21:48 PM	Save batch D:\Org\Data\VOA5975C\VG011922\QuantResults\VG011922_8260B.batch.bin			✓	
CmdOpenBatchTable	BL2000\mchavez	1/19/2022 4:59:06 PM	Open batch D:\Org\Data\VOA5975C\VG011922\VG011922_8260B.batch.bin			✓	
CmdImportSamplesFromWorklist	BL2000\mchavez	1/19/2022 5:00:01 PM	Add samples from worklist: D:\Org\Data\VOA5975C\VG011922\19JAN17.D, D:\Org\Data\VOA5975C\VG011922\19JAN16.D			✓	
CmdSetSampleAttribute	BL2000\mchavez	1/19/2022 5:01:06 PM	Set SampleType = QC for sample 19JAN17.D; previous value = Sample			✓	
CmdSetSampleAttribute	BL2000\mchavez	1/19/2022 5:01:14 PM	Set LevelName = QC for sample 19JAN17.D; previous value =			✓	
CmdSetSampleAttribute	BL2000\mchavez	1/19/2022 5:01:17 PM	Set SampleInformation = LCSA for sample 19JAN17.D; previous value =			✓	
CmdQuantitate	BL2000\mchavez	1/19/2022 5:01:32 PM	Quantitate all compounds in all samples			✓	
CmdStartMethodEditing	BL2000\mchavez	1/19/2022 5:01:59 PM	Start method editing			✓	
CmdImportMethodFromSample	BL2000\mchavez	1/19/2022 5:01:59 PM	Import method from sample 19JAN17.D			✓	
CmdApplyMethodToAllSamples	BL2000\mchavez	1/19/2022 5:02:57 PM	Apply method to all samples			✓	
CmdMethodClear	BL2000\mchavez	1/19/2022 5:02:57 PM	Clear method			✓	
CmdEndMethodEditing	BL2000\mchavez	1/19/2022 5:02:58 PM	End method editing			✓	
CmdQuantitate	BL2000\mchavez	1/19/2022 5:03:10 PM	Quantitate all compounds in all samples			✓	
CmdSaveBatchTable	BL2000\mchavez	1/19/2022 5:03:34 PM	Save batch D:\Org\Data\VOA5975C\VG011922\QuantResults\VG011922_8260B.batch.bin			✓	
CmdOpenBatchTable	BL2000\mchavez	1/20/2022 8:25:52 AM	Open batch D:\Org\Data\VOA5975C\VG011922\VG011922_8260B.batch.bin			✓	

Audit Trail report

Name	User	Time	Action	Reason	Comment	Succeed	Exception
CmdImportSamplesFromWorklist	BL2000\mchavez	1/20/2022 8:26:56 AM	Add samples from worklist: D:\Org\Data\VOA5975C\VG011922\19JAN23.D, D:\Org\Data\VOA5975C\VG011922\19JAN22.D, D:\Org\Data\VOA5975C\VG011922\19JAN21.D, D:\Org\Data\VOA5975C\VG011922\19JAN20.D, D:\Org\Data\VOA5975C\VG011922\19JAN19.D, D:\Org\Data\VOA5975C\VG011922\19JAN18.D			✓	
CmdQuantitate	BL2000\mchavez	1/20/2022 8:27:14 AM	Quantitate all compounds in all samples			✓	
CmdSetTargetCompoundAttribute	BL2000\mchavez	1/20/2022 8:49:42 AM	Set UserAnnotation = NI for compound Chloromethane in sample 19JAN03.D; previous value =			✓	
CmdSetTargetCompoundAttribute	BL2000\mchavez	1/20/2022 8:49:46 AM	Set UserAnnotation = NI for compound Vinyl chloride in sample 19JAN03.D; previous value =			✓	
CmdSetTargetCompoundAttribute	BL2000\mchavez	1/20/2022 8:49:53 AM	Set UserAnnotation = NI for compound Bromomethane in sample 19JAN03.D; previous value =			✓	
CmdSetLevelEnable	BL2000\mchavez	1/20/2022 8:50:00 AM	Set LevelEnable = True for calibration level 8, levelId = 39 of compound Bromomethane in sample 19JAN17.D; previous value = False			✓	
CmdQuantitate	BL2000\mchavez	1/20/2022 8:50:17 AM	Quantitate all compounds in all samples			✓	
CmdSetTargetCompoundAttribute	BL2000\mchavez	1/20/2022 8:50:23 AM	Set CurveFit = fitQuadratic for compound Bromomethane in all samples; previous value = fitAverageOfResponseFactors			✓	
CmdSetTargetCompoundAttribute	BL2000\mchavez	1/20/2022 8:50:26 AM	Set CurveFitWeight = weightOneOverX for compound Bromomethane in all samples; previous value = weightEqual			✓	
CmdQuantitate	BL2000\mchavez	1/20/2022 8:50:40 AM	Quantitate all compounds in all samples			✓	
CmdSetTargetCompoundAttribute	BL2000\mchavez	1/20/2022 8:50:59 AM	Set CurveFit = fitAverageOfResponseFactors for compound Bromomethane in all samples; previous value = fitQuadratic			✓	
CmdSetTargetCompoundAttribute	BL2000\mchavez	1/20/2022 8:51:02 AM	Set CurveFitWeight = weightEqual for compound Bromomethane in all samples; previous value = weightOneOverX			✓	
CmdQuantitate	BL2000\mchavez	1/20/2022 8:51:17 AM	Quantitate all compounds in all samples			✓	

Audit Trail report

Name	User	Time	Action	Reason	Comment	Succeed	Exception
CmdSetTargetCompoundAttribute	BL2000\mchavez	1/20/2022 8:51:24 AM	Set CurveFit = fitQuadratic for compound Bromomethane in all samples; previous value = fitAverageOfResponseFactors			✓	
CmdSetTargetCompoundAttribute	BL2000\mchavez	1/20/2022 8:51:26 AM	Set CurveFitWeight = weightOneOverX for compound Bromomethane in all samples; previous value = weightEqual			✓	
CmdQuantitate	BL2000\mchavez	1/20/2022 8:51:40 AM	Quantitate all compounds in all samples			✓	
CmdSetSampleAttribute	BL2000\mchavez	1/20/2022 8:52:05 AM	Set SampleApproved = True for sample 19JAN07.D; previous value = False			✓	
CmdSetTargetCompoundAttribute	BL2000\mchavez	1/20/2022 8:52:22 AM	Set UserAnnotation = NI for compound Methylene chloride in sample 19JAN03.D; previous value =			✓	
CmdSetTargetCompoundAttribute	BL2000\mchavez	1/20/2022 8:53:54 AM	Set UserAnnotation = LT for compound 1,2-Dichloroethane-d4 in sample 19JAN05.D; previous value =			✓	
CmdSetTargetCompoundAttribute	BL2000\mchavez	1/20/2022 8:57:21 AM	Set CurveFit = fitQuadratic for compound Ethylbenzene in all samples; previous value = fitAverageOfResponseFactors			✓	
CmdSetTargetCompoundAttribute	BL2000\mchavez	1/20/2022 8:57:23 AM	Set CurveFitWeight = weightOneOverX for compound Ethylbenzene in all samples; previous value = weightEqual			✓	
CmdQuantitate	BL2000\mchavez	1/20/2022 8:57:42 AM	Quantitate all compounds in all samples			✓	
CmdSetTargetCompoundAttribute	BL2000\mchavez	1/20/2022 8:57:51 AM	Set CurveFit = fitQuadratic for compound m+p-Xylenes in all samples; previous value = fitAverageOfResponseFactors			✓	
CmdSetTargetCompoundAttribute	BL2000\mchavez	1/20/2022 8:57:53 AM	Set CurveFitWeight = weightOneOverX for compound m+p-Xylenes in all samples; previous value = weightEqual			✓	
CmdQuantitate	BL2000\mchavez	1/20/2022 8:58:12 AM	Quantitate all compounds in all samples			✓	
CmdSetLevelEnable	BL2000\mchavez	1/20/2022 8:58:28 AM	Set LevelEnable = True for calibration level 1, levelId = 36 of compound o-Xylene in sample 19JAN17.D; previous value = False			✓	
CmdSetTargetCompoundAttribute	BL2000\mchavez	1/20/2022 8:58:32 AM	Set CurveFit = fitQuadratic for compound o-Xylene in all samples; previous value = fitAverageOfResponseFactors			✓	
CmdSetTargetCompoundAttribute	BL2000\mchavez	1/20/2022 8:58:35 AM	Set CurveFitWeight = weightOneOverX for compound o-Xylene in all samples; previous value = weightEqual			✓	
CmdQuantitate	BL2000\mchavez	1/20/2022 8:58:51 AM	Quantitate all compounds in all samples			✓	

Audit Trail report

Name	User	Time	Action	Reason	Comment	Succeed	Exception
CmdSetTargetCompoundAttribute	BL2000\mchavez	1/20/2022 8:59:06 AM	Set CurveFit = fitQuadratic for compound Styrene in all samples; previous value = fitAverageOfResponseFactors			✓	
CmdSetTargetCompoundAttribute	BL2000\mchavez	1/20/2022 8:59:09 AM	Set CurveFitWeight = weightOneOverX for compound Styrene in all samples; previous value = weightEqual			✓	
CmdQuantitate	BL2000\mchavez	1/20/2022 8:59:24 AM	Quantitate all compounds in all samples			✓	
CmdSetSampleAttribute	BL2000\mchavez	1/20/2022 9:07:29 AM	Set SampleApproved = True for sample 19JAN17.D; previous value = False			✓	
CmdSetSampleAttribute	BL2000\mchavez	1/20/2022 9:13:44 AM	Set SampleApproved = True for sample 19JAN03.D; previous value = False			✓	
CmdImportSamplesFromWorklist	BL2000\mchavez	1/20/2022 9:25:54 AM	Add samples from worklist: D:\Org\Data\VOA5975C\VG011922\19JAN09CC.D			✓	
CmdSetSampleAttribute	BL2000\mchavez	1/20/2022 9:26:13 AM	Set SampleType = CC for sample 19JAN09CC.D; previous value = Sample			✓	
CmdSetSampleAttribute	BL2000\mchavez	1/20/2022 9:26:21 AM	Set LevelName = CC for sample 19JAN09CC.D; previous value =			✓	
CmdSetSampleAttribute	BL2000\mchavez	1/20/2022 9:26:37 AM	Set SampleName = CC011922_ for sample 19JAN09CC.D; previous value = ICAL011922_5			✓	
CmdSetSampleAttribute	BL2000\mchavez	1/20/2022 9:26:55 AM	Set UserDefined = Reimported CAL5 as CC for sample 19JAN09CC.D; previous value =			✓	
CmdQuantitate	BL2000\mchavez	1/20/2022 9:27:20 AM	Quantitate all compounds in all samples			✓	
CmdSetSampleAttribute	BL2000\mchavez	1/20/2022 9:27:48 AM	Set SampleApproved = True for sample 19JAN09CC.D; previous value = False			✓	
CmdSetSampleAttribute	BL2000\mchavez	1/20/2022 9:27:48 AM	Set SampleApproved = False for sample 19JAN09CC.D; previous value = True			✓	

Audit Trail report

Name	User	Time	Action	Reason	Comment	Succeed	Exception
CmdCalibrate	BL2000\mchavez	1/20/2022 9:28:13 AM	Replace level CC with CC sample 19JAN09CC.D for compounds {1,4-Dichlorobenzene, 1,3-Dichlorobenzene, 4-Chlorotoluene, 2-Chlorotoluene, 1,2,3-Trichloropropane, 1,1,2,2-Tetrachloroethane, Bromobenzene, p-Bromofluorobenzene, Bromoform, Styrene, o-Xylene, m+p-Xylenes, Ethylbenzene, 1,1,1,2-Tetrachloroethane, Chlorobenzene, 1,2-Dibromoethane, Chlorodibromomethane, 1,3-Dichloropropane, Tetrachloroethene, 1,1,2-Trichloroethane, trans-1,3-Dichloropropene, Toluene, Toluene-d8, cis-1,3-Dichloropropene, Bromodichloromethane, Dibromomethane, 1,2-Dichloropropane, Trichloroethene, 1,2-Dichloroethane, Benzene, 1,2-Dichloroethane-d4, 1,1-Dichloropropene, Carbon tetrachloride, Dibromofluoromethane, 1,1,1-Trichloroethane, Chloroform, Bromochloromethane, Methyl ethyl ketone, cis-1,2-Dichloroethene, 2,2-Dichloropropane, 1,1-Dichloroethane, Methyl tert-butyl ether (MTBE), trans-1,2-Dichloroethene, Methylene chloride, 1,1-Dichloroethene, Trichlorofluoromethane, Chloroethane, Bromomethane, Vinyl chloride, Chloromethane, Dichlorodifluoromethane, 1,2-Dichlorobenzene}; Replace level QC with QC sample 19JAN17.D for compounds {1,4-Dichlorobenzene, 1,3-Dichlorobenzene, 4-Chlorotoluene, 2-Chlorotoluene, 1,2,3-Trichloropropane, 1,1,2,2-Tetrachloroethane, Bromobenzene, p-Bromofluorobenzene, Bromoform, Styrene, o-Xylene, m+p-Xylenes, Ethylbenzene, 1,1,1,2-Tetrachloroethane, Chlorobenzene, 1,2-Dibromoethane, Chlorodibromomethane, 1,3-Dichloropropane, Tetrachloroethene, 1,1,2-Trichloroethane, trans-1,3-Dichloropropene, Toluene, Toluene-d8, cis-1,3-Dichloropropene, Bromodichloromethane, Dibromomethane, 1,2-Dichloropropane, Trichloroethene, 1,2-Dichloroethane, Benzene, 1,2-Dichloroethane-d4, 1,1-Dichloropropene, Carbon tetrachloride, Dibromofluoromethane, 1,1,1-Trichloroethane, Chloroform,			✓	

Audit Trail report

Name	User	Time	Action	Reason	Comment	Succeed	Exception
			Bromochloromethane, Methyl ethyl ketone, cis-1,2-Dichloroethene, 2,2-Dichloropropane, 1,1-Dichloroethane, Methyl tert-butyl ether (MTBE), trans-1,2-Dichloroethene, Methylene chloride, 1,1-Dichloroethene, Trichlorofluoromethane, Chloroethane, Bromomethane, Vinyl chloride, Chloromethane, Dichlorodifluoromethane, 1,2-Dichlorobenzene}; Replace level 8 with Calibration sample 19JAN15.D for compounds {1,4-Dichlorobenzene, 1,3-Dichlorobenzene, 4-Chlorotoluene, 2-Chlorotoluene, 1,2,3-Trichloropropane, 1,1,2,2-Tetrachloroethane, Bromobenzene, p-Bromofluorobenzene, Bromoform, Styrene, o-Xylene, m+p-Xylenes, Ethylbenzene, 1,1,1,2-Tetrachloroethane, Chlorobenzene, 1,2-Dibromoethane, Chlorodibromomethane, 1,3-Dichloropropane, Tetrachloroethene, 1,1,2-Trichloroethane, trans-1,3-Dichloropropene, Toluene, Toluene-d8, cis-1,3-Dichloropropene, Bromodichloromethane, Dibromomethane, 1,2-Dichloropropane, Trichloroethene, 1,2-Dichloroethane, Benzene, 1,2-Dichloroethane-d4, 1,1-Dichloropropene, Carbon tetrachloride, Dibromofluoromethane, 1,1,1-Trichloroethane, Chloroform, Bromochloromethane, Methyl ethyl ketone, cis-1,2-Dichloroethene, 2,2-Dichloropropane, 1,1-Dichloroethane, Methyl tert-butyl ether (MTBE), trans-1,2-Dichloroethene, Methylene chloride, 1,1-Dichloroethene, Trichlorofluoromethane, Chloroethane, Bromomethane, Vinyl chloride, Chloromethane, Dichlorodifluoromethane, 1,2-Dichlorobenzene}; Replace level 7 with Calibration sample 19JAN13.D for compounds {1,4-Dichlorobenzene, 1,3-Dichlorobenzene, 4-Chlorotoluene, 2-Chlorotoluene, 1,2,3-Trichloropropane, 1,1,2,2-Tetrachloroethane, Bromobenzene, p-Bromofluorobenzene, Bromoform, Styrene, o-Xylene, m+p-Xylenes, Ethylbenzene, 1,1,1,2-Tetrachloroethane, Chlorobenzene, 1,2-Dibromoethane, Chlorodibromomethane, 1,3-Dichloropropane, Tetrachloroethene,				

Audit Trail report

Name	User	Time	Action	Reason	Comment	Succeed	Exception
			1,1,2-Trichloroethane, trans-1,3-Dichloropropene, Toluene, Toluene-d8, cis-1,3-Dichloropropene, Bromodichloromethane, Dibromomethane, 1,2-Dichloropropane, Trichloroethene, 1,2-Dichloroethane, Benzene, 1,2-Dichloroethane-d4, 1,1-Dichloropropene, Carbon tetrachloride, Dibromofluoromethane, 1,1,1-Trichloroethane, Chloroform, Bromochloromethane, Methyl ethyl ketone, cis-1,2-Dichloroethene, 2,2-Dichloropropane, 1,1-Dichloroethane, Methyl tert-butyl ether (MTBE), trans-1,2-Dichloroethene, Methylene chloride, 1,1-Dichloroethene, Trichlorofluoromethane, Chloroethane, Bromomethane, Vinyl chloride, Chloromethane, Dichlorodifluoromethane, 1,2-Dichlorobenzene}; Replace level 6 with Calibration sample 19JAN11.D for compounds {1,4-Dichlorobenzene, 1,3-Dichlorobenzene, 4-Chlorotoluene, 2-Chlorotoluene, 1,2,3-Trichloropropane, 1,1,2,2-Tetrachloroethane, Bromobenzene, p-Bromofluorobenzene, Bromoform, Styrene, o-Xylene, m+p-Xylenes, Ethylbenzene, 1,1,1,2-Tetrachloroethane, Chlorobenzene, 1,2-Dibromoethane, Chlorodibromomethane, 1,3-Dichloropropane, Tetrachloroethene, 1,1,2-Trichloroethane, trans-1,3-Dichloropropene, Toluene, Toluene-d8, cis-1,3-Dichloropropene, Bromodichloromethane, Dibromomethane, 1,2-Dichloropropane, Trichloroethene, 1,2-Dichloroethane, Benzene, 1,2-Dichloroethane-d4, 1,1-Dichloropropene, Carbon tetrachloride, Dibromofluoromethane, 1,1,1-Trichloroethane, Chloroform, Bromochloromethane, Methyl ethyl ketone, cis-1,2-Dichloroethene, 2,2-Dichloropropane, 1,1-Dichloroethane, Methyl tert-butyl ether (MTBE), trans-1,2-Dichloroethene, Methylene chloride, 1,1-Dichloroethene, Trichlorofluoromethane, Chloroethane, Bromomethane, Vinyl chloride, Chloromethane, Dichlorodifluoromethane, 1,2-Dichlorobenzene}; Replace level 5 with Calibration sample 19JAN09.D for compounds {1,4-Dichlorobenzene, 1,3-				

Audit Trail report

Name	User	Time	Action	Reason	Comment	Succeed	Exception
			Dichlorobenzene, 4-Chlorotoluene, 2-Chlorotoluene, 1,2,3-Trichloropropane, 1,1,2,2-Tetrachloroethane, Bromobenzene, p-Bromofluorobenzene, Bromoform, Styrene, o-Xylene, m+p-Xylenes, Ethylbenzene, 1,1,1,2-Tetrachloroethane, Chlorobenzene, 1,2-Dibromoethane, Chlorodibromomethane, 1,3-Dichloropropane, Tetrachloroethene, 1,1,2-Trichloroethane, trans-1,3-Dichloropropene, Toluene, Toluene-d8, cis-1,3-Dichloropropene, Bromodichloromethane, Dibromomethane, 1,2-Dichloropropane, Trichloroethene, 1,2-Dichloroethane, Benzene, 1,2-Dichloroethane-d4, 1,1-Dichloropropene, Carbon tetrachloride, Dibromofluoromethane, 1,1,1-Trichloroethane, Chloroform, Bromochloromethane, Methyl ethyl ketone, cis-1,2-Dichloroethene, 2,2-Dichloropropane, 1,1-Dichloroethane, Methyl tert-butyl ether (MTBE), trans-1,2-Dichloroethene, Methylene chloride, 1,1-Dichloroethene, Trichlorofluoromethane, Chloroethane, Bromomethane, Vinyl chloride, Chloromethane, Dichlorodifluoromethane, 1,2-Dichlorobenzene}; Replace level 4 with Calibration sample 19JAN07.D for compounds {1,4-Dichlorobenzene, 1,3-Dichlorobenzene, 4-Chlorotoluene, 2-Chlorotoluene, 1,2,3-Trichloropropane, 1,1,2,2-Tetrachloroethane, Bromobenzene, p-Bromofluorobenzene, Bromoform, Styrene, o-Xylene, m+p-Xylenes, Ethylbenzene, 1,1,1,2-Tetrachloroethane, Chlorobenzene, 1,2-Dibromoethane, Chlorodibromomethane, 1,3-Dichloropropane, Tetrachloroethene, 1,1,2-Trichloroethane, trans-1,3-Dichloropropene, Toluene, Toluene-d8, cis-1,3-Dichloropropene, Bromodichloromethane, Dibromomethane, 1,2-Dichloropropane, Trichloroethene, 1,2-Dichloroethane, Benzene, 1,2-Dichloroethane-d4, 1,1-Dichloropropene, Carbon tetrachloride, Dibromofluoromethane, 1,1,1-Trichloroethane, Chloroform, Bromochloromethane, Methyl ethyl ketone, cis-1,2-Dichloroethene, 2,2-				

Audit Trail report

Name	User	Time	Action	Reason	Comment	Succeed	Exception
			Dichloropropane, 1,1-Dichloroethane, Methyl tert-butyl ether (MTBE), trans-1,2-Dichloroethene, Methylene chloride, 1,1-Dichloroethene, Trichlorofluoromethane, Chloroethane, Bromomethane, Vinyl chloride, Chloromethane, Dichlorodifluoromethane, 1,2-Dichlorobenzene}; Replace level 3 with Calibration sample 19JAN06.D for compounds {1,4-Dichlorobenzene, 1,3-Dichlorobenzene, 4-Chlorotoluene, 2-Chlorotoluene, 1,2,3-Trichloropropane, 1,1,2,2-Tetrachloroethane, Bromobenzene, p-Bromofluorobenzene, Bromoform, Styrene, o-Xylene, m+p-Xylenes, Ethylbenzene, 1,1,1,2-Tetrachloroethane, Chlorobenzene, 1,2-Dibromoethane, Chlorodibromomethane, 1,3-Dichloropropane, Tetrachloroethene, 1,1,2-Trichloroethane, trans-1,3-Dichloropropene, Toluene, Toluene-d8, cis-1,3-Dichloropropene, Bromodichloromethane, Dibromomethane, 1,2-Dichloropropane, Trichloroethene, 1,2-Dichloroethane, Benzene, 1,2-Dichloroethane-d4, 1,1-Dichloropropene, Carbon tetrachloride, Dibromofluoromethane, 1,1,1-Trichloroethane, Chloroform, Bromochloromethane, Methyl ethyl ketone, cis-1,2-Dichloroethene, 2,2-Dichloropropane, 1,1-Dichloroethane, Methyl tert-butyl ether (MTBE), trans-1,2-Dichloroethene, Methylene chloride, 1,1-Dichloroethene, Trichlorofluoromethane, Chloroethane, Bromomethane, Vinyl chloride, Chloromethane, Dichlorodifluoromethane, 1,2-Dichlorobenzene}; Replace level 2 with Calibration sample 19JAN05.D for compounds {1,4-Dichlorobenzene, 1,3-Dichlorobenzene, 4-Chlorotoluene, 2-Chlorotoluene, 1,2,3-Trichloropropane, 1,1,2,2-Tetrachloroethane, Bromobenzene, p-Bromofluorobenzene, Bromoform, Styrene, o-Xylene, m+p-Xylenes, Ethylbenzene, 1,1,1,2-Tetrachloroethane, Chlorobenzene, 1,2-Dibromoethane, Chlorodibromomethane, 1,3-Dichloropropane, Tetrachloroethene, 1,1,2-Trichloroethane, trans-1,3-Dichloropropene, Toluene, Toluene-d8,				

Audit Trail report

Name	User	Time	Action	Reason	Comment	Succeed	Exception
			cis-1,3-Dichloropropene, Bromodichloromethane, Dibromomethane, 1,2- Dichloropropane, Trichloroethene, 1,2- Dichloroethane, Benzene, 1,2- Dichloroethane-d4, 1,1- Dichloropropene, Carbon tetrachloride, Dibromofluoromethane, 1,1,1- Trichloroethane, Chloroform, Bromochloromethane, Methyl ethyl ketone, cis-1,2-Dichloroethene, 2,2- Dichloropropane, 1,1-Dichloroethane, Methyl tert-butyl ether (MTBE), trans- 1,2-Dichloroethene, Methylene chloride, 1,1-Dichloroethene, Trichlorofluoromethane, Chloroethane, Bromomethane, Vinyl chloride, Chloromethane, Dichlorodifluoromethane, 1,2- Dichlorobenzene}; Replace level 1 with Calibration sample 19JAN04.D for compounds {1,4-Dichlorobenzene, 1,3- Dichlorobenzene, 4-Chlorotoluene, 2- Chlorotoluene, 1,2,3-Trichloropropane, 1,1,2,2-Tetrachloroethane, Bromobenzene, p- Bromofluorobenzene, Bromoform, Styrene, o-Xylene, m+p-Xylenes, Ethylbenzene, 1,1,1,2- Tetrachloroethane, Chlorobenzene, 1,2-Dibromoethane, Chlorodibromomethane, 1,3- Dichloropropane, Tetrachloroethene, 1,1,2-Trichloroethane, trans-1,3- Dichloropropene, Toluene, Toluene-d8, cis-1,3-Dichloropropene, Bromodichloromethane, Dibromomethane, 1,2- Dichloropropane, Trichloroethene, 1,2- Dichloroethane, Benzene, 1,2- Dichloroethane-d4, 1,1- Dichloropropene, Carbon tetrachloride, Dibromofluoromethane, 1,1,1- Trichloroethane, Chloroform, Bromochloromethane, Methyl ethyl ketone, cis-1,2-Dichloroethene, 2,2- Dichloropropane, 1,1-Dichloroethane, Methyl tert-butyl ether (MTBE), trans- 1,2-Dichloroethene, Methylene chloride, 1,1-Dichloroethene, Trichlorofluoromethane, Chloroethane, Bromomethane, Vinyl chloride, Chloromethane, Dichlorodifluoromethane, 1,2- Dichlorobenzene};				
CmdQuantitate	BL2000\mchavez	1/20/2022 9:28:29 AM	Quantitate all compounds in all samples			✓	

Audit Trail report

Name	User	Time	Action	Reason	Comment	Succeed	Exception
CmdSetSampleAttribute	BL2000\mchavez	1/20/2022 9:28:41 AM	Set SampleApproved = True for sample 19JAN09CC.D; previous value = False			✓	
CmdStartMethodEditing	BL2000\mchavez	1/20/2022 9:29:11 AM	Start method editing			✓	
CmdImportMethodFromSample	BL2000\mchavez	1/20/2022 9:29:11 AM	Import method from sample 19JAN04.D			✓	
CmdSaveMethodAs	BL2000\mchavez	1/20/2022 9:31:09 AM	Save method to file \\MASSHUNTER\Org\Data\Methods\Quant\VOA5975C\VOA5975C_011922_CAL\VOA5975C_8260B_SHT_DoD_L4_011922.m			✓	
CmdApplyMethodToAllSamples	BL2000\mchavez	1/20/2022 9:31:23 AM	Apply method to all samples			✓	
CmdMethodClear	BL2000\mchavez	1/20/2022 9:31:23 AM	Clear method			✓	
CmdEndMethodEditing	BL2000\mchavez	1/20/2022 9:31:24 AM	End method editing			✓	
CmdQuantitate	BL2000\mchavez	1/20/2022 9:31:41 AM	Quantitate all compounds in all samples			✓	
CmdSetSampleAttribute	BL2000\mchavez	1/20/2022 9:31:55 AM	Set SampleApproved = True for sample 19JAN02.D; previous value = False			✓	
CmdManuallyIntegrateQualifierPeak	BL2000\mchavez	1/20/2022 9:32:21 AM	Manually integrate qualifier66.0 of compound Chloroethane in sample 19JAN19.D from x, y = 1.869, 0 to 1.983, 0; result = 2724			✓	
CmdManuallyIntegrateMerge	BL2000\mchavez	1/20/2022 9:32:26 AM	Merge peak with left peak for qualifier 84.0 of compound Methylene chloride in sample 19JAN19.D, new integration is from x, y = 3.291, 0 to 3.388, 0 and new response = 11921;previous integration is from x, y = 3.291, 0 to 3.388, 0 and previous response = 11921.			✓	
CmdManuallyIntegrateMerge	BL2000\mchavez	1/20/2022 9:32:29 AM	Merge peak with left peak for compound Methylene chloride in sample 19JAN19.D, new integration is from x, y = 3.285, 0 to 3.388, 0 and new response = 17624; previous integration is from x, y= 3.327, 0 to 3.388, 0 and previous response =11453.			✓	
CmdSaveBatchTable	BL2000\mchavez	1/20/2022 9:47:49 AM	Save batch D:\Org\Data\VOA5975C\VG011922\QuantResults\VG011922_8260B.batch.bin			✓	
CmdOpenBatchTable	BL2000\mchavez	1/20/2022 10:19:52 AM	Open batch D:\Org\Data\VOA5975C\VG011922\VG011922_8260B.batch.bin			✓	
CmdSetSampleAttribute	BL2000\mchavez	1/20/2022 10:20:43 AM	Set SampleType = Blank for sample 19JAN22.D; previous value = Sample			✓	
CmdSetSampleAttribute	BL2000\mchavez	1/20/2022 10:20:49 AM	Set SampleType = Blank for sample 19JAN23.D; previous value = Sample			✓	
CmdStartMethodEditing	BL2000\mchavez	1/20/2022 10:21:04 AM	Start method editing			✓	

Audit Trail report

Name	User	Time	Action	Reason	Comment	Succeed	Exception
CmdImportMethodFromSample	BL2000\mchavez	1/20/2022 10:21:04 AM	Import method from sample 19JAN04.D			✓	
CmdSaveMethodAs	BL2000\mchavez	1/20/2022 10:22:36 AM	Save method to file \\MASSHUNTER\Org\Data\Methods\Quant\VOA5975C\VOA5975C_011922_CAL\VOA5975C_8260B_SHT_DoD_L4_011922.m			✓	
CmdApplyMethodToAllSamples	BL2000\mchavez	1/20/2022 10:22:46 AM	Apply method to all samples			✓	
CmdMethodClear	BL2000\mchavez	1/20/2022 10:22:46 AM	Clear method			✓	
CmdEndMethodEditing	BL2000\mchavez	1/20/2022 10:22:47 AM	End method editing			✓	
CmdQuantitate	BL2000\mchavez	1/20/2022 10:23:06 AM	Quantitate all compounds in all samples			✓	
CmdSaveBatchTable	BL2000\mchavez	1/20/2022 10:23:19 AM	Save batch D:\Org\Data\VOA5975C\VG011922\QuantResults\VG011922_8260B.batch.bin			✓	
CmdOpenBatchTable	BL2000\mchavez	1/22/2022 1:02:27 PM	Open batch D:\Org\Data\VOA5975C\VG011922\VG011922_8260B.batch.bin			✓	
CmdStartMethodEditing	BL2000\mchavez	1/22/2022 1:02:42 PM	Start method editing			✓	
CmdImportMethodFromSample	BL2000\mchavez	1/22/2022 1:02:42 PM	Import method from sample 19JAN01.D			✓	
CmdSaveMethodAs	BL2000\mchavez	1/22/2022 1:03:52 PM	Save method to file \\MASSHUNTER\Org\Data\Methods\Quant\VOA5975C\VOA5975C_011922_CAL\VOA5975C_8260B_SHT_DoD_L4_011922.m			✓	
CmdApplyMethodToAllSamples	BL2000\mchavez	1/22/2022 1:04:05 PM	Apply method to all samples			✓	
CmdMethodClear	BL2000\mchavez	1/22/2022 1:04:05 PM	Clear method			✓	
CmdEndMethodEditing	BL2000\mchavez	1/22/2022 1:04:06 PM	End method editing			✓	
CmdQuantitate	BL2000\mchavez	1/22/2022 1:04:23 PM	Quantitate all compounds in all samples			✓	
CmdSaveBatchTable	BL2000\mchavez	1/22/2022 1:16:10 PM	Save batch D:\Org\Data\VOA5975C\VG011922\QuantResults\VG011922_8260B.batch.bin			✓	
GenerateReport	BL2000\mchavez	1/22/2022 1:17:28 PM	Generates report - Method: \\MASSHUNTER\Org\reports\LevelIV_Reports\Calibration\01_Init_Cal+Gen_Calibration+Gen_ResultsSummary.m, Output Path: D:\Org\Data\VOA5975C\VG011922\QuantReports\VG011922_8260B			✓	
CmdStartMethodEditing	BL2000\mchavez	1/22/2022 1:22:07 PM	Start method editing			✓	
CmdImportMethodFromFile	BL2000\mchavez	1/22/2022 1:22:08 PM	Import method from file \\MASSHUNTER\Org\Data\Methods\Quant\VOA5975C\VOA5975C_011922_CAL\VOA5975C_8260B_SHT_DoD_L4_011922.m			✓	

Audit Trail report

Name	User	Time	Action	Reason	Comment	Succeed	Exception
CmdApplyMethodToAllSamples	BL2000\mchavez	1/22/2022 1:22:19 PM	Apply method to all samples			✓	
CmdMethodClear	BL2000\mchavez	1/22/2022 1:22:19 PM	Clear method			✓	
CmdEndMethodEditing	BL2000\mchavez	1/22/2022 1:22:19 PM	End method editing			✓	
CmdQuantitate	BL2000\mchavez	1/22/2022 1:22:36 PM	Quantitate all compounds in all samples			✓	
CmdSaveBatchTable	BL2000\mchavez	1/22/2022 1:22:47 PM	Save batch D:\Org\Data\VOA5975C\VG011922\QuantResults\VG011922_8260B.batch.bin			✓	
GenerateReport	BL2000\mchavez	1/22/2022 1:23:39 PM	Generates report - Method: \\MASSHUNTER\Org\reports\LevelIV_Reports\Calibration\01_Init_Cal+Gen_Calibration+Gen_ResultsSummary.m, Output Path: D:\Org\Data\VOA5975C\VG011922\QuantReports\VG011922_8260B-1			✓	
CmdSetLevelEnable	BL2000\mchavez	1/22/2022 1:26:22 PM	Set LevelEnable = False for calibration level 1, levelId = 9 of compound 1,2,3-Trichloropropane in sample 19JAN01.D; previous value = True			✓	
CmdQuantitate	BL2000\mchavez	1/22/2022 1:26:43 PM	Quantitate all compounds in all samples			✓	
CmdQuantitate	BL2000\mchavez	1/22/2022 1:30:44 PM	Quantitate all compounds in all samples			✓	
CmdStartMethodEditing	BL2000\mchavez	1/22/2022 1:30:55 PM	Start method editing			✓	
CmdImportMethodFromSample	BL2000\mchavez	1/22/2022 1:30:55 PM	Import method from sample 19JAN04.D			✓	
CmdSaveMethodAs	BL2000\mchavez	1/22/2022 1:31:07 PM	Save method to file \\MASSHUNTER\Org\Data\Methods\Quant\VOA5975C\VOA5975C_011922_CAL\VOA5975C_8260B_SHT_DoD_L4_011922.m			✓	
CmdApplyMethodToAllSamples	BL2000\mchavez	1/22/2022 1:31:24 PM	Apply method to all samples			✓	
CmdMethodClear	BL2000\mchavez	1/22/2022 1:31:24 PM	Clear method			✓	
CmdEndMethodEditing	BL2000\mchavez	1/22/2022 1:31:24 PM	End method editing			✓	
CmdQuantitate	BL2000\mchavez	1/22/2022 1:31:40 PM	Quantitate all compounds in all samples			✓	
CmdStartMethodEditing	BL2000\mchavez	1/22/2022 1:32:14 PM	Start method editing			✓	
CmdImportMethodFromFile	BL2000\mchavez	1/22/2022 1:32:15 PM	Import method from file \\MASSHUNTER\Org\Data\Methods\Quant\VOA5975C\VOA5975C_011922_CAL\VOA5975C_8260B_SHT_DoD_L4_011922.m			✓	
CmdApplyMethodToAllSamples	BL2000\mchavez	1/22/2022 1:32:26 PM	Apply method to all samples			✓	
CmdMethodClear	BL2000\mchavez	1/22/2022 1:32:26 PM	Clear method			✓	
CmdEndMethodEditing	BL2000\mchavez	1/22/2022 1:32:26 PM	End method editing			✓	

Audit Trail report

Name	User	Time	Action	Reason	Comment	Succeed	Exception
CmdQuantitate	BL2000\mchavez	1/22/2022 1:32:42 PM	Quantitate all compounds in all samples			✓	
CmdSaveBatchTable	BL2000\mchavez	1/22/2022 1:34:07 PM	Save batch D:\Org\Data\VOA5975C\VG011922\QuantResults\VG011922_8260B.batch.bin			✓	
CmdOpenBatchTable	BL2000\mchavez	1/22/2022 1:34:47 PM	Open batch D:\Org\Data\VOA5975C\VG011922\VG011922_8260B.batch.bin			✓	
GenerateReport	BL2000\mchavez	1/22/2022 1:35:58 PM	Generates report - Method: \\MASSHUNTER\Org\reports\LevelIV_Reports\Calibration\01_Init_Cal+Gen_Calibration+Gen_ResultsSummary.m, Output Path: D:\Org\Data\VOA5975C\VG011922\QuantReports\VG011922_8260B-2			✓	
CmdOpenBatchTable	BL2000\mchavez	2/14/2022 3:08:22 PM	Open batch D:\Org\Data\VOA5975C\VG011922\VG011922_8260B.batch.bin			✓	
GenerateReport	BL2000\mchavez	2/14/2022 3:09:56 PM	Generates report - Method: \\MASSHUNTER\Org\reports\LevelIV_Reports\Calibration\Gen_ResultsSummary.m, Output Path: D:\Org\Data\VOA5975C\VG011922\QuantReports\VG011922_8260B-3			✓	

Energy Laboratories Inc

ANALYTICAL RUN Summary

15-Mar-22

Run ID VOA5975C.I_220125A

Run Start Date: 1/25/2022
Analyst: Melissa Chavez
Ical:
Column ID:
Comments:

Std ID	Std Name	Std Amount	Std Units	Samp Amount	Samp Units	SampType	Expiration Date
VOCF3529B	2nd Source MtBE	1.05	ul	42	ml	LCS, MS, M	1/29/2022
VOCF3546B	Liquids	1.05	ul	42	ml	CCV	2/13/2022
VOCF3558B	2nd Source Liquids	1.05	ul	42	ml	LCS, MS, M	2/27/2022
VOCF3559A	MtBE	1.05	ul	42	ml	CCV	1/27/2022
VOCF3563	Internals	8.4	ul	42	ml	ALL (TUNE	7/3/2022
VOCF3567A	2nd Source Ketones	1.05	ul	42	ml	LCS, MS, M	2/12/2022
VOCF3569	Ketones	1.05	ul	42	ml	CCV	2/17/2022
VOCF3570A	Gases	1.05	ul	42	ml	CCV	1/25/2022
VOCF3571A	2nd Source Gases	1.05	ul	42	ml	LCS, MS, M	1/26/2022
VOCF3573	Calibration Surrogates	2.1	ul	42	ml	ALL (TUNE	7/19/2022

Seq No	Lab ID	Test Code	Sample Typ	File ID	Analysis Date	DF	Batch ID	Prep Date	SPKref	RPDref	pmoist					
15003028	25JAN02_D_TU	VOC-8260-BFB	TUNE	DA5975C\VG012:1	1/25/2022 9:31:0	1	R373812		0	0						
Analyte	T	Units	RAW	Final	Text	Spike	SPKref	RPDref	MDL	PQL	UQL	%REC	LOW	HIGH	%RPD	Q
173, % of mass 174	A	%	1.5	1.5		100	0	0	0	0	0	2%	0	1.99	0%	
174, % of mass 95	A	%	89.8	89.8		100	0	0	0	0	0	90%	50	99.99	0%	
175, % of mass 174	A	%	7.9	7.9		100	0	0	0	0	0	8%	5	9	0%	
176, % of mass 174	A	%	95.8	95.8		100	0	0	0	0	0	96%	95	101	0%	
177, % of mass 176	A	%	6.3	6.3		100	0	0	0	0	0	6%	5	9	0%	
50, % of mass 95	A	%	20.9	20.9		100	0	0	0	0	0	21%	15	40	0%	
75, % of mass 95	A	%	49.9	49.9		100	0	0	0	0	0	50%	30	60	0%	
95, Base Peak	A	%	100	100		100	0	0	0	0	0	100%	0	100	0%	
96, % of mass 95	A	%	6.1	6.1		100	0	0	0	0	0	6%	5	9	0%	

Seq No	Lab ID	Test Code	Sample Typ	File ID	Analysis Date	DF	Batch ID	Prep Date	SPKref	RPDref	pmoist					
15003142	CCV012522_	VOC-8260-W-Q	CCV	DA5975C\VG012	1/25/2022 10:09:	1	R373812		0	0						
Analyte	T	Units	RAW	Final	Text	Spike	SPKref	RPDref	MDL	PQL	UQL	%REC	LOW	HIGH	%RPD	Q
1,1,1,2-Tetrachloroethane	A	ug/L	121.847	4.87388		5	0	0	0.101	0.5	500	97%	80	120	0%	
1,1,1-Trichloroethane	A	ug/L	119.94331	4.7977324		5	0	0	0.131	0.5	500	96%	80	120	0%	
1,1,2,2-Tetrachloroethane	A	ug/L	124.57586	4.9830344		5	0	0	0.0872	0.5	500	100%	80	120	0%	
1,1,2-Trichloroethane	A	ug/L	126.10422	5.0441688		5	0	0	0.108	0.5	500	101%	80	120	0%	
1,1-Dichloroethane	A	ug/L	123.01596	4.9206384		5	0	0	0.135	0.5	500	98%	80	120	0%	
1,1-Dichloroethene	A	ug/L	120.40479	4.8161916		5	0	0	0.141	0.5	500	96%	80	120	0%	
1,1-Dichloropropene	A	ug/L	122.20768	4.8883072		5	0	0	0.083	0.5	500	98%	80	120	0%	
1,2,3-Trichloropropane	A	ug/L	120.22935	4.809174		5	0	0	0.235	0.5	500	96%	80	120	0%	
1,2-Dibromoethane	A	ug/L	126.06512	5.0426048		5	0	0	0.0916	0.5	500	101%	80	120	0%	
1,2-Dichlorobenzene	A	ug/L	119.79809	4.7919236		5	0	0	0.0746	0.5	500	96%	80	120	0%	
1,2-Dichloroethane	A	ug/L	112.74498	4.5097992		5	0	0	0.116	0.5	500	90%	80	120	0%	
1,2-Dichloropropane	A	ug/L	125.00048	5.0000192		5	0	0	0.0847	0.5	500	100%	80	120	0%	
1,3-Dichlorobenzene	A	ug/L	121.60739	4.8642956		5	0	0	0.0803	0.5	500	97%	80	120	0%	
1,3-Dichloropropane	A	ug/L	123.14923	4.9259692		5	0	0	0.0791	0.5	500	99%	80	120	0%	
1,4-Dichlorobenzene	A	ug/L	122.56498	4.9025992		5	0	0	0.0858	0.5	500	98%	80	120	0%	
2,2-Dichloropropane	A	ug/L	126.34474	5.0537896		5	0	0	0.186	0.5	500	101%	80	120	0%	
2-Chlorotoluene	A	ug/L	124.02351	4.9609404		5	0	0	0.0876	0.5	500	99%	80	120	0%	
4-Chlorotoluene	A	ug/L	126.28347	5.0513388		5	0	0	0.0728	0.5	500	101%	80	120	0%	
Benzene	A	ug/L	123.9874	4.959496		5	0	0	0.0914	0.5	500	99%	80	120	0%	
Bromobenzene	A	ug/L	121.86233	4.8744932		5	0	0	0.0831	0.5	500	97%	80	120	0%	
Bromochloromethane	A	ug/L	123.99203	4.9596812		5	0	0	0.141	0.5	500	99%	80	120	0%	
Bromodichloromethane	A	ug/L	121.08479	4.8433916		5	0	0	0.12	0.5	500	97%	80	120	0%	
Bromoform	A	ug/L	120.89831	4.8359324		5	0	0	0.119	0.5	500	97%	80	120	0%	
Bromomethane	A	ug/L	135.63981	5.4255924		5	0	0	0.253	0.5	500	109%	80	120	0%	
Carbon tetrachloride	A	ug/L	120.70585	4.828234		5	0	0	0.143	0.5	500	97%	80	120	0%	
Chlorobenzene	A	ug/L	123.58445	4.943378		5	0	0	0.0914	0.5	500	99%	80	120	0%	
Chlorodibromomethane	A	ug/L	127.11242	5.0844968		5	0	0	0.0841	0.5	500	102%	80	120	0%	
Chloroethane	A	ug/L	117.15312	4.6861248		5	0	0	0.169	0.5	500	94%	80	120	0%	
Chloroform	A	ug/L	119.7701	4.790804		5	0	0	0.0789	0.5	500	96%	80	120	0%	
Chloromethane	A	ug/L	121.1763	4.847052		5	0	0	0.162	0.5	500	97%	80	120	0%	
cis-1,2-Dichloroethene	A	ug/L	122.36055	4.894422		5	0	0	0.108	0.5	500	98%	80	120	0%	
cis-1,3-Dichloropropene	A	ug/L	124.70721	4.9882884		5	0	0	0.073	0.5	500	100%	80	120	0%	
Dibromomethane	A	ug/L	127.21974	5.0887896		5	0	0	0.147	0.5	500	102%	80	120	0%	
Dichlorodifluoromethane	A	ug/L	114.79802	4.5919208		5	0	0	0.175	0.5	500	92%	80	120	0%	
Ethylbenzene	A	ug/L	123.28823	4.9315292		5	0	0	0.0836	0.5	500	99%	80	120	0%	

Seq No	Lab ID	Test Code	Sample Typ	File ID	Analysis Date	DF	Batch ID	Prep Date	SPKref	RPDref	pmoist					
15003142	CCV012522_	VOC-8260-W-Q	CCV	DA5975C\VG012:1/25/2022	10:09:	1	R373812		0	0						
Analyte	T	Units	RAW	Final	Text	Spike	SPKref	RPDref	MDL	PQL	UQL	%REC	LOW	HIGH	%RPD	Q
m+p-Xylenes	A	ug/L	245.78026	9.8312104		10	0	0	0.15	0.5	1000	98%	80	120	0%	
Methyl ethyl ketone	A	ug/L	1161.79856	46.4719424		50	0	0	1.77	10	5000	93%	80	120	0%	
Methyl tert-butyl ether (MTBE)	A	ug/L	117.08977	4.6835908		5	0	0	0.101	0.5	500	94%	80	120	0%	
Methylene chloride	A	ug/L	117.89771	4.7159084		5	0	0	0.338	0.5	500	94%	80	120	0%	
o-Xylene	A	ug/L	123.86615	4.954646		5	0	0	0.0604	0.5	500	99%	80	120	0%	
Styrene	A	ug/L	124.41018	4.9764072		5	0	0	0.067	0.5	500	100%	80	120	0%	
Tetrachloroethene	A	ug/L	120.63435	4.825374		5	0	0	0.0671	0.5	500	97%	80	120	0%	
Toluene	A	ug/L	125.09381	5.0037524		5	0	0	0.0679	0.5	500	100%	80	120	0%	
trans-1,2-Dichloroethene	A	ug/L	120.07901	4.8031604		5	0	0	0.125	0.5	500	96%	80	120	0%	
trans-1,3-Dichloropropene	A	ug/L	126.02324	5.0409296		5	0	0	0.0846	0.5	500	101%	80	120	0%	
Trichloroethene	A	ug/L	124.33165	4.973266		5	0	0	0.0993	0.5	500	99%	80	120	0%	
Trichlorofluoromethane	A	ug/L	119.99684	4.7998736		5	0	0	0.134	0.5	500	96%	80	120	0%	
Vinyl chloride	A	ug/L	121.20018	4.8480072		5	0	0	0.153	0.5	500	97%	80	120	0%	
1,4-Dichlorobenzene-d4	I	ug/L	250	10		0	0	0	0	0	500	0%	0	0	0%	
Chlorobenzene-d5	I	ug/L	250	10		0	0	0	0	0	500	0%	0	0	0%	
Fluorobenzene	I	ug/L	250	10		0	0	0	0	0	500	0%	0	0	0%	
Xylenes, Total	M	ug/L	369.64641	14.7858564		15	0	0	0.0604	0.5	1500	99%	80	120	0%	
1,2-Dichloroethane-d4	S	ug/L	257.14419	10.2857676		10	0	0	0.229	0.5	500	103%	80	120	0%	
Dibromofluoromethane	S	ug/L	257.6656	10.306624		10	0	0	0.129	0.5	500	103%	80	120	0%	
p-Bromofluorobenzene	S	ug/L	251.41723	10.0566892		10	0	0	0.149	0.5	500	101%	80	120	0%	
Toluene-d8	S	ug/L	259.61391	10.3845564		10	0	0	0.23	0.5	500	104%	80	120	0%	

Seq No	Lab ID	Test Code	Sample Typ	File ID	Analysis Date	DF	Batch ID	Prep Date	SPKref	RPDref	pmoist					
15003143	LCS012522_	VOC-8260-W-Q	LCS-DOD	DA5975C\VG012:1/25/2022	10:46:	1	R373812		0	0						
Analyte	T	Units	RAW	Final	Text	Spike	SPKref	RPDref	MDL	PQL	UQL	%REC	LOW	HIGH	%RPD	Q
1,1,1,2-Tetrachloroethane	A	ug/L	131.35414	5.2541656		5	0	0	0.101	0.5	500	105%	78	124	0%	
1,1,1-Trichloroethane	A	ug/L	130.44701	5.2178804		5	0	0	0.131	0.5	500	104%	74	131	0%	
1,1,2,2-Tetrachloroethane	A	ug/L	134.55386	5.3821544		5	0	0	0.0872	0.5	500	108%	71	121	0%	
1,1,2-Trichloroethane	A	ug/L	131.07287	5.2429148		5	0	0	0.108	0.5	500	105%	80	119	0%	
1,1-Dichloroethane	A	ug/L	136.37871	5.4551484		5	0	0	0.135	0.5	500	109%	77	125	0%	
1,1-Dichloroethene	A	ug/L	131.99364	5.2797456		5	0	0	0.141	0.5	500	106%	71	131	0%	
1,1-Dichloropropene	A	ug/L	124.73946	4.9895784		5	0	0	0.083	0.5	500	100%	79	125	0%	
1,2,3-Trichloropropane	A	ug/L	127.59574	5.1038296		5	0	0	0.235	0.5	500	102%	73	125	0%	
1,2-Dibromoethane	A	ug/L	131.43777	5.2575108		5	0	0	0.0916	0.5	500	105%	78	122	0%	

Seq No	Lab ID	Test Code	Sample Typ	File ID	Analysis Date	DF	Batch ID	Prep Date	SPKref	RPDref	pmoist					
15003143	LCS012522_	VOC-8260-W-Q	LCS-DOD	DA5975C\VG012	1/25/2022 10:46:	1	R373812		0	0						
Analyte	T	Units	RAW	Final	Text	Spike	SPKref	RPDref	MDL	PQL	UQL	%REC	LOW	HIGH	%RPD	Q
1,2-Dichlorobenzene	A	ug/L	131.12618	5.2450472		5	0	0	0.0746	0.5	500	105%	80	119	0%	
1,2-Dichloroethane	A	ug/L	125.30662	5.0122648		5	0	0	0.116	0.5	500	100%	73	128	0%	
1,2-Dichloropropane	A	ug/L	127.62749	5.1050996		5	0	0	0.0847	0.5	500	102%	78	122	0%	
1,3-Dichlorobenzene	A	ug/L	134.03613	5.3614452		5	0	0	0.0803	0.5	500	107%	80	119	0%	
1,3-Dichloropropane	A	ug/L	126.86471	5.0745884		5	0	0	0.0791	0.5	500	101%	80	119	0%	
1,4-Dichlorobenzene	A	ug/L	130.85064	5.2340256		5	0	0	0.0858	0.5	500	105%	79	118	0%	
2,2-Dichloropropane	A	ug/L	132.80039	5.3120156		5	0	0	0.186	0.5	500	106%	60	139	0%	
2-Chlorotoluene	A	ug/L	130.73576	5.2294304		5	0	0	0.0876	0.5	500	105%	79	122	0%	
4-Chlorotoluene	A	ug/L	134.23696	5.3694784		5	0	0	0.0728	0.5	500	107%	78	122	0%	
Benzene	A	ug/L	129.54804	5.1819216		5	0	0	0.0914	0.5	500	104%	79	120	0%	
Bromobenzene	A	ug/L	132.09058	5.2836232		5	0	0	0.0831	0.5	500	106%	80	120	0%	
Bromochloromethane	A	ug/L	127.15652	5.0862608		5	0	0	0.141	0.5	500	102%	78	123	0%	
Bromodichloromethane	A	ug/L	131.01457	5.2405828		5	0	0	0.12	0.5	500	105%	79	125	0%	
Bromoform	A	ug/L	130.01801	5.2007204		5	0	0	0.119	0.5	500	104%	66	130	0%	
Bromomethane	A	ug/L	125.2543	5.010172		5	0	0	0.253	0.5	500	100%	53	141	0%	
Carbon tetrachloride	A	ug/L	126.11946	5.0447784		5	0	0	0.143	0.5	500	101%	72	136	0%	
Chlorobenzene	A	ug/L	131.93747	5.2774988		5	0	0	0.0914	0.5	500	106%	82	118	0%	
Chlorodibromomethane	A	ug/L	126.62964	5.0651856		5	0	0	0.0841	0.5	500	101%	74	126	0%	
Chloroethane	A	ug/L	117.57832	4.7031328		5	0	0	0.169	0.5	500	94%	60	138	0%	
Chloroform	A	ug/L	123.0453	4.921812		5	0	0	0.0789	0.5	500	98%	79	124	0%	
Chloromethane	A	ug/L	119.81357	4.7925428		5	0	0	0.162	0.5	500	96%	50	139	0%	
cis-1,2-Dichloroethene	A	ug/L	131.89549	5.2758196		5	0	0	0.108	0.5	500	106%	78	123	0%	
cis-1,3-Dichloropropene	A	ug/L	123.8339	4.953356		5	0	0	0.073	0.5	500	99%	75	124	0%	
Dibromomethane	A	ug/L	131.63075	5.26523		5	0	0	0.147	0.5	500	105%	79	123	0%	
Dichlorodifluoromethane	A	ug/L	116.51443	4.6605772		5	0	0	0.175	0.5	500	93%	32	152	0%	
Ethylbenzene	A	ug/L	127.85485	5.114194		5	0	0	0.0836	0.5	500	102%	79	121	0%	
m+p-Xylenes	A	ug/L	250.49198	10.0196792		10	0	0	0.15	0.5	1000	100%	80	121	0%	
Methyl ethyl ketone	A	ug/L	1264.13035	50.565214		50	0	0	1.77	10	5000	101%	56	143	0%	
Methyl tert-butyl ether (MTBE)	A	ug/L	131.7754	5.271016		5	0	0	0.101	0.5	500	105%	71	124	0%	
Methylene chloride	A	ug/L	125.12264	5.0049056		5	0	0	0.338	0.5	500	100%	74	124	0%	
o-Xylene	A	ug/L	127.85774	5.1143096		5	0	0	0.0604	0.5	500	102%	78	122	0%	
Styrene	A	ug/L	132.53478	5.3013912		5	0	0	0.067	0.5	500	106%	78	123	0%	
Tetrachloroethene	A	ug/L	123.6188	4.944752		5	0	0	0.0671	0.5	500	99%	74	129	0%	
Toluene	A	ug/L	131.40193	5.2560772		5	0	0	0.0679	0.5	500	105%	80	121	0%	
trans-1,2-Dichloroethene	A	ug/L	128.39748	5.1358992		5	0	0	0.125	0.5	500	103%	75	124	0%	

Seq No	Lab ID	Test Code	Sample Typ	File ID	Analysis Date	DF	Batch ID	Prep Date	SPKref	RPDref	pmoist					
15003143	LCS012522_	VOC-8260-W-Q	LCS-DOD	DA5975C\VG012:1/25/2022	10:46:	1	R373812		0	0						
Analyte	T	Units	RAW	Final	Text	Spike	SPKref	RPDref	MDL	PQL	UQL	%REC	LOW	HIGH	%RPD	Q
trans-1,3-Dichloropropene	A	ug/L	134.21842	5.3687368		5	0	0	0.0846	0.5	500	107%	73	127	0%	
Trichloroethene	A	ug/L	124.71104	4.9884416		5	0	0	0.0993	0.5	500	100%	79	123	0%	
Trichlorofluoromethane	A	ug/L	123.78999	4.9515996		5	0	0	0.134	0.5	500	99%	65	141	0%	
Vinyl chloride	A	ug/L	128.17365	5.126946		5	0	0	0.153	0.5	500	103%	58	137	0%	
1,4-Dichlorobenzene-d4	I	ug/L	250	10		0	0	0	0	0	500	0%	0	0	0%	
Chlorobenzene-d5	I	ug/L	250	10		0	0	0	0	0	500	0%	0	0	0%	
Fluorobenzene	I	ug/L	250	10		0	0	0	0	0	500	0%	0	0	0%	
Xylenes, Total	M	ug/L	378.34972	15.1339888		15	0	0	0.0604	0.5	1500	101%	79	121	0%	
1,2-Dichloroethane-d4	S	ug/L	269.82197	10.7928788		10	0	0	0.229	0.5	500	108%	81	118	0%	
Dibromofluoromethane	S	ug/L	266.99411	10.6797644		10	0	0	0.129	0.5	500	107%	80	119	0%	
p-Bromofluorobenzene	S	ug/L	261.10091	10.4440364		10	0	0	0.149	0.5	500	104%	85	114	0%	
Toluene-d8	S	ug/L	261.34103	10.4536412		10	0	0	0.23	0.5	500	105%	89	112	0%	

Seq No	Lab ID	Test Code	Sample Typ	File ID	Analysis Date	DF	Batch ID	Prep Date	SPKref	RPDref	pmoist					
15003144	MBLK012522_	VOC-8260-W-Q	MBLK	DA5975C\VG012:1/25/2022	11:41:	1	R373812		0	0						
Analyte	T	Units	RAW	Final	Text	Spike	SPKref	RPDref	MDL	PQL	UQL	%REC	LOW	HIGH	%RPD	Q
1,1,1,2-Tetrachloroethane	A	ug/L	0	0		0	0	0	0.101	0.5	500	0%	0	0	0%	
1,1,1-Trichloroethane	A	ug/L	0	0		0	0	0	0.131	0.5	500	0%	0	0	0%	
1,1,2,2-Tetrachloroethane	A	ug/L	0	0		0	0	0	0.0872	0.5	500	0%	0	0	0%	
1,1,2-Trichloroethane	A	ug/L	0	0		0	0	0	0.108	0.5	500	0%	0	0	0%	
1,1-Dichloroethane	A	ug/L	0	0		0	0	0	0.135	0.5	500	0%	0	0	0%	
1,1-Dichloroethene	A	ug/L	0	0		0	0	0	0.141	0.5	500	0%	0	0	0%	
1,1-Dichloropropene	A	ug/L	0	0		0	0	0	0.083	0.5	500	0%	0	0	0%	
1,2,3-Trichloropropane	A	ug/L	0	0		0	0	0	0.235	0.5	500	0%	0	0	0%	
1,2-Dibromoethane	A	ug/L	0	0		0	0	0	0.0916	0.5	500	0%	0	0	0%	
1,2-Dichlorobenzene	A	ug/L	0	0		0	0	0	0.0746	0.5	500	0%	0	0	0%	
1,2-Dichloroethane	A	ug/L	0	0		0	0	0	0.116	0.5	500	0%	0	0	0%	
1,2-Dichloropropane	A	ug/L	0	0		0	0	0	0.0847	0.5	500	0%	0	0	0%	
1,3-Dichlorobenzene	A	ug/L	0	0		0	0	0	0.0803	0.5	500	0%	0	0	0%	
1,3-Dichloropropane	A	ug/L	0	0		0	0	0	0.0791	0.5	500	0%	0	0	0%	
1,4-Dichlorobenzene	A	ug/L	0	0		0	0	0	0.0858	0.5	500	0%	0	0	0%	
2,2-Dichloropropane	A	ug/L	0	0		0	0	0	0.186	0.5	500	0%	0	0	0%	
2-Chlorotoluene	A	ug/L	0	0		0	0	0	0.0876	0.5	500	0%	0	0	0%	
4-Chlorotoluene	A	ug/L	0	0		0	0	0	0.0728	0.5	500	0%	0	0	0%	

Seq No	Lab ID	Test Code	Sample Typ	File ID	Analysis Date	DF	Batch ID	Prep Date	SPKref	RPDref	pmoist					
15003144	MBLK012522_	VOC-8260-W-Q	MBLK	DA5975CVVG012	1/25/2022 11:41:	1	R373812		0	0						
Analyte	T	Units	RAW	Final	Text	Spike	SPKref	RPDref	MDL	PQL	UQL	%REC	LOW	HIGH	%RPD	Q
Benzene	A	ug/L	0.123	0		0	0	0	0.0914	0.5	500	0%	0	0	0%	
Bromobenzene	A	ug/L	0	0		0	0	0	0.0831	0.5	500	0%	0	0	0%	
Bromochloromethane	A	ug/L	0	0		0	0	0	0.141	0.5	500	0%	0	0	0%	
Bromodichloromethane	A	ug/L	0	0		0	0	0	0.12	0.5	500	0%	0	0	0%	
Bromoform	A	ug/L	0	0		0	0	0	0.119	0.5	500	0%	0	0	0%	
Bromomethane	A	ug/L	0	0		0	0	0	0.253	0.5	500	0%	0	0	0%	
Carbon tetrachloride	A	ug/L	0	0		0	0	0	0.143	0.5	500	0%	0	0	0%	
Chlorobenzene	A	ug/L	0	0		0	0	0	0.0914	0.5	500	0%	0	0	0%	
Chlorodibromomethane	A	ug/L	0	0		0	0	0	0.0841	0.5	500	0%	0	0	0%	
Chloroethane	A	ug/L	0	0		0	0	0	0.169	0.5	500	0%	0	0	0%	
Chloroform	A	ug/L	0	0		0	0	0	0.0789	0.5	500	0%	0	0	0%	
Chloromethane	A	ug/L	0.25742	0		0	0	0	0.162	0.5	500	0%	0	0	0%	
cis-1,2-Dichloroethene	A	ug/L	0	0		0	0	0	0.108	0.5	500	0%	0	0	0%	
cis-1,3-Dichloropropene	A	ug/L	0	0		0	0	0	0.073	0.5	500	0%	0	0	0%	
Dibromomethane	A	ug/L	0	0		0	0	0	0.147	0.5	500	0%	0	0	0%	
Dichlorodifluoromethane	A	ug/L	0	0		0	0	0	0.175	0.5	500	0%	0	0	0%	
Ethylbenzene	A	ug/L	0	0		0	0	0	0.0836	0.5	500	0%	0	0	0%	
m+p-Xylenes	A	ug/L	0	0		0	0	0	0.15	0.5	1000	0%	0	0	0%	
Methyl ethyl ketone	A	ug/L	0	0		0	0	0	1.77	10	5000	0%	0	0	0%	
Methyl tert-butyl ether (MTBE)	A	ug/L	0	0		0	0	0	0.101	0.5	500	0%	0	0	0%	
Methylene chloride	A	ug/L	1.41893	0		0	0	0	0.338	0.5	500	0%	0	0	0%	
o-Xylene	A	ug/L	0	0		0	0	0	0.0604	0.5	500	0%	0	0	0%	
Styrene	A	ug/L	0	0		0	0	0	0.067	0.5	500	0%	0	0	0%	
Tetrachloroethene	A	ug/L	0	0		0	0	0	0.0671	0.5	500	0%	0	0	0%	
Toluene	A	ug/L	0	0		0	0	0	0.0679	0.5	500	0%	0	0	0%	
trans-1,2-Dichloroethene	A	ug/L	0	0		0	0	0	0.125	0.5	500	0%	0	0	0%	
trans-1,3-Dichloropropene	A	ug/L	0	0		0	0	0	0.0846	0.5	500	0%	0	0	0%	
Trichloroethene	A	ug/L	0	0		0	0	0	0.0993	0.5	500	0%	0	0	0%	
Trichlorofluoromethane	A	ug/L	0	0		0	0	0	0.134	0.5	500	0%	0	0	0%	
Vinyl chloride	A	ug/L	0	0		0	0	0	0.153	0.5	500	0%	0	0	0%	
1,4-Dichlorobenzene-d4	I	ug/L	250	10		0	0	0	0	0	500	0%	0	0	0%	
Chlorobenzene-d5	I	ug/L	250	10		0	0	0	0	0	500	0%	0	0	0%	
Fluorobenzene	I	ug/L	250	10		0	0	0	0	0	500	0%	0	0	0%	
Xylenes, Total	M	ug/L	0	0		0	0	0	0.0604	0.5	1500	0%	0	0	0%	
1,2-Dichloroethane-d4	S	ug/L	273.50525	10.94021		10	0	0	0.229	0.5	500	109%	81	118	0%	

Seq No	Lab ID	Test Code	Sample Typ	File ID	Analysis Date	DF	Batch ID	Prep Date	SPKref	RPDref	pmoist					
15003144	MBLK012522_	VOC-8260-W-Q	MBLK	DA5975C\VG012:1/25/2022	11:41:	1	R373812		0	0						
Analyte	T	Units	RAW	Final	Text	Spike	SPKref	RPDref	MDL	PQL	UQL	%REC	LOW	HIGH	%RPD	Q
Dibromofluoromethane	S	ug/L	268.0079	10.720316		10	0	0	0.129	0.5	500	107%	80	119	0%	
p-Bromofluorobenzene	S	ug/L	261.20859	10.4483436		10	0	0	0.149	0.5	500	104%	85	114	0%	
Toluene-d8	S	ug/L	254.97685	10.199074		10	0	0	0.23	0.5	500	102%	89	112	0%	

Seq No	Lab ID	Test Code	Sample Typ	File ID	Analysis Date	DF	Batch ID	Prep Date	SPKref	RPDref	pmoist					
15003153	B22011446-001	VOC-8260-W-S	SAMP	DA5975C\VG012:1/25/2022	12:08:	1	R373812		0	0						
Analyte	T	Units	RAW	Final	Text	Spike	SPKref	RPDref	MDL	PQL	UQL	%REC	LOW	HIGH	%RPD	Q
1,1,1,2-Tetrachloroethane	A	ug/L	0	0		0	0	0	0.101	1	500	0%	0	0	0%	U
1,1,1-Trichloroethane	A	ug/L	0	0		0	0	0	0.131	1	500	0%	0	0	0%	U
1,1,2,2-Tetrachloroethane	A	ug/L	0	0		0	0	0	0.0872	1	500	0%	0	0	0%	U
1,1,2-Trichloroethane	A	ug/L	0	0		0	0	0	0.108	1	500	0%	0	0	0%	U
1,1-Dichloroethane	A	ug/L	0	0		0	0	0	0.135	1	500	0%	0	0	0%	U
1,1-Dichloroethene	A	ug/L	0	0		0	0	0	0.141	1	500	0%	0	0	0%	U
1,1-Dichloropropene	A	ug/L	0	0		0	0	0	0.083	1	500	0%	0	0	0%	U
1,2,3-Trichloropropane	A	ug/L	0	0		0	0	0	0.235	1	500	0%	0	0	0%	U
1,2-Dibromoethane	A	ug/L	0	0		0	0	0	0.0916	1	500	0%	0	0	0%	U
1,2-Dichlorobenzene	A	ug/L	0	0		0	0	0	0.0746	1	500	0%	0	0	0%	U
1,2-Dichloroethane	A	ug/L	0	0		0	0	0	0.116	1	500	0%	0	0	0%	U
1,2-Dichloropropane	A	ug/L	0	0		0	0	0	0.0847	1	500	0%	0	0	0%	U
1,3-Dichlorobenzene	A	ug/L	0	0		0	0	0	0.0803	1	500	0%	0	0	0%	U
1,3-Dichloropropane	A	ug/L	0	0		0	0	0	0.0791	1	500	0%	0	0	0%	U
1,4-Dichlorobenzene	A	ug/L	0	0		0	0	0	0.0858	1	500	0%	0	0	0%	U
2,2-Dichloropropane	A	ug/L	0	0		0	0	0	0.186	1	500	0%	0	0	0%	U
2-Chlorotoluene	A	ug/L	0	0		0	0	0	0.0876	1	500	0%	0	0	0%	U
4-Chlorotoluene	A	ug/L	0	0		0	0	0	0.0728	1	500	0%	0	0	0%	U
Benzene	A	ug/L	0	0		0	0	0	0.0914	1	500	0%	0	0	0%	U
Bromobenzene	A	ug/L	0	0		0	0	0	0.0831	1	500	0%	0	0	0%	U
Bromochloromethane	A	ug/L	0	0		0	0	0	0.141	1	500	0%	0	0	0%	U
Bromodichloromethane	A	ug/L	0	0		0	0	0	0.12	1	500	0%	0	0	0%	U
Bromoform	A	ug/L	0	0		0	0	0	0.119	1	500	0%	0	0	0%	U
Bromomethane	A	ug/L	0	0		0	0	0	0.253	1	500	0%	0	0	0%	U
Carbon tetrachloride	A	ug/L	0	0		0	0	0	0.143	1	500	0%	0	0	0%	U
Chlorobenzene	A	ug/L	0	0		0	0	0	0.0914	1	500	0%	0	0	0%	U
Chlorodibromomethane	A	ug/L	0	0		0	0	0	0.0841	1	500	0%	0	0	0%	U

Seq No	Lab ID	Test Code	Sample Typ	File ID	Analysis Date	DF	Batch ID	Prep Date	SPKref	RPDref	pmoist					
15003153	B22011446-001	VOC-8260-W-S	SAMP	DA5975C\VG012:1/25/2022	12:08:	1	R373812		0	0						
Analyte	T	Units	RAW	Final	Text	Spike	SPKref	RPDref	MDL	PQL	UQL	%REC	LOW	HIGH	%RPD	Q
Chloroethane	A	ug/L	0	0		0	0	0	0.169	1	500	0%	0	0	0%	U
Chloroform	A	ug/L	0	0		0	0	0	0.0789	1	500	0%	0	0	0%	U
Chloromethane	A	ug/L	1.93728	0		0	0	0	0.162	1	500	0%	0	0	0%	U
cis-1,2-Dichloroethene	A	ug/L	0	0		0	0	0	0.108	1	500	0%	0	0	0%	U
cis-1,3-Dichloropropene	A	ug/L	0	0		0	0	0	0.073	1	500	0%	0	0	0%	U
Dibromomethane	A	ug/L	0	0		0	0	0	0.147	1	500	0%	0	0	0%	U
Dichlorodifluoromethane	A	ug/L	0	0		0	0	0	0.175	1	500	0%	0	0	0%	U
Ethylbenzene	A	ug/L	0	0		0	0	0	0.0836	1	500	0%	0	0	0%	U
m+p-Xylenes	A	ug/L	0	0		0	0	0	0.15	1	1000	0%	0	0	0%	U
Methyl ethyl ketone	A	ug/L	0	0		0	0	0	1.77	20	5000	0%	0	0	0%	U
Methyl tert-butyl ether (MTBE)	A	ug/L	0	0		0	0	0	0.101	1	500	0%	0	0	0%	U
Methylene chloride	A	ug/L	0	0		0	0	0	0.338	1	500	0%	0	0	0%	U
o-Xylene	A	ug/L	0	0		0	0	0	0.0604	1	500	0%	0	0	0%	U
Styrene	A	ug/L	0	0		0	0	0	0.067	1	500	0%	0	0	0%	U
Tetrachloroethene	A	ug/L	0	0		0	0	0	0.0671	1	500	0%	0	0	0%	U
Toluene	A	ug/L	0	0		0	0	0	0.0679	1	500	0%	0	0	0%	U
trans-1,2-Dichloroethene	A	ug/L	0	0		0	0	0	0.125	1	500	0%	0	0	0%	U
trans-1,3-Dichloropropene	A	ug/L	0	0		0	0	0	0.0846	1	500	0%	0	0	0%	U
Trichloroethene	A	ug/L	0	0		0	0	0	0.0993	1	500	0%	0	0	0%	U
Trichlorofluoromethane	A	ug/L	0	0		0	0	0	0.134	1	500	0%	0	0	0%	U
Vinyl chloride	A	ug/L	0	0		0	0	0	0.153	1	500	0%	0	0	0%	U
1,4-Dichlorobenzene-d4	I	ug/L	250	10		0	0	0	0	0	0	0%	0	0	0%	
Chlorobenzene-d5	I	ug/L	250	10		0	0	0	0.1	0	0	0%	0	0	0%	
Fluorobenzene	I	ug/L	250	10		0	0	0	0.1	0	0	0%	0	0	0%	
BETX, Total	M	ug/L	0	0		0	0	0	0.0604	1	0	0%			0%	U
Xylenes, Total	M	ug/L	0	0		0	0	0	0.0604	1	0	0%	0	0	0%	U
1,2-Dichloroethane-d4	S	ug/L	278.88972	11.1555888		10	0	0	0.229	1	500	112%	81	118	0%	
Dibromofluoromethane	S	ug/L	267.00857	10.6803428		10	0	0	0.129	1	500	107%	80	119	0%	
p-Bromofluorobenzene	S	ug/L	271.22546	10.8490184		10	0	0	0.149	1	500	108%	85	114	0%	
Toluene-d8	S	ug/L	253.70942	10.1483768		10	0	0	0.23	1	500	101%	89	112	0%	

Seq No	Lab ID	Test Code	Sample Typ	File ID	Analysis Date	DF	Batch ID	Prep Date	SPKref	RPDref	pmoist					
15003154	B22011446-006	VOC-8260-W-S	SAMP	DA5975C\VG012:1/25/2022	12:35:	1	R373812		0	0						
Analyte	T	Units	RAW	Final	Text	Spike	SPKref	RPDref	MDL	PQL	UQL	%REC	LOW	HIGH	%RPD	Q

Seq No	Lab ID	Test Code	Sample Typ	File ID	Analysis Date	DF	Batch ID	Prep Date	SPKref	RPDref	pmoist					
15003154	B22011446-006	VOC-8260-W-S	SAMP	DA5975C\VG012	1/25/2022 12:35:	1	R373812		0	0						
Analyte	T	Units	RAW	Final	Text	Spike	SPKref	RPDref	MDL	PQL	UQL	%REC	LOW	HIGH	%RPD	Q
1,1,1,2-Tetrachloroethane	A	ug/L	0	0		0	0	0	0.101	1	500	0%	0	0	0%	U
1,1,1-Trichloroethane	A	ug/L	0	0		0	0	0	0.131	1	500	0%	0	0	0%	U
1,1,2,2-Tetrachloroethane	A	ug/L	0	0		0	0	0	0.0872	1	500	0%	0	0	0%	U
1,1,2-Trichloroethane	A	ug/L	0	0		0	0	0	0.108	1	500	0%	0	0	0%	U
1,1-Dichloroethane	A	ug/L	0	0		0	0	0	0.135	1	500	0%	0	0	0%	U
1,1-Dichloroethene	A	ug/L	0	0		0	0	0	0.141	1	500	0%	0	0	0%	U
1,1-Dichloropropene	A	ug/L	0	0		0	0	0	0.083	1	500	0%	0	0	0%	U
1,2,3-Trichloropropane	A	ug/L	0	0		0	0	0	0.235	1	500	0%	0	0	0%	U
1,2-Dibromoethane	A	ug/L	0	0		0	0	0	0.0916	1	500	0%	0	0	0%	U
1,2-Dichlorobenzene	A	ug/L	0	0		0	0	0	0.0746	1	500	0%	0	0	0%	U
1,2-Dichloroethane	A	ug/L	0	0		0	0	0	0.116	1	500	0%	0	0	0%	U
1,2-Dichloropropane	A	ug/L	0	0		0	0	0	0.0847	1	500	0%	0	0	0%	U
1,3-Dichlorobenzene	A	ug/L	0	0		0	0	0	0.0803	1	500	0%	0	0	0%	U
1,3-Dichloropropane	A	ug/L	0	0		0	0	0	0.0791	1	500	0%	0	0	0%	U
1,4-Dichlorobenzene	A	ug/L	0	0		0	0	0	0.0858	1	500	0%	0	0	0%	U
2,2-Dichloropropane	A	ug/L	0	0		0	0	0	0.186	1	500	0%	0	0	0%	U
2-Chlorotoluene	A	ug/L	0	0		0	0	0	0.0876	1	500	0%	0	0	0%	U
4-Chlorotoluene	A	ug/L	0	0		0	0	0	0.0728	1	500	0%	0	0	0%	U
Benzene	A	ug/L	0	0		0	0	0	0.0914	1	500	0%	0	0	0%	U
Bromobenzene	A	ug/L	0	0		0	0	0	0.0831	1	500	0%	0	0	0%	U
Bromochloromethane	A	ug/L	0	0		0	0	0	0.141	1	500	0%	0	0	0%	U
Bromodichloromethane	A	ug/L	0	0		0	0	0	0.12	1	500	0%	0	0	0%	U
Bromoform	A	ug/L	0	0		0	0	0	0.119	1	500	0%	0	0	0%	U
Bromomethane	A	ug/L	0	0		0	0	0	0.253	1	500	0%	0	0	0%	U
Carbon tetrachloride	A	ug/L	0	0		0	0	0	0.143	1	500	0%	0	0	0%	U
Chlorobenzene	A	ug/L	0	0		0	0	0	0.0914	1	500	0%	0	0	0%	U
Chlorodibromomethane	A	ug/L	0	0		0	0	0	0.0841	1	500	0%	0	0	0%	U
Chloroethane	A	ug/L	0	0		0	0	0	0.169	1	500	0%	0	0	0%	U
Chloroform	A	ug/L	16.16326	0.6465304		0	0	0	0.0789	1	500	0%	0	0	0%	JT
Chloromethane	A	ug/L	1.25663	0		0	0	0	0.162	1	500	0%	0	0	0%	U
cis-1,2-Dichloroethene	A	ug/L	0	0		0	0	0	0.108	1	500	0%	0	0	0%	U
cis-1,3-Dichloropropene	A	ug/L	0	0		0	0	0	0.073	1	500	0%	0	0	0%	U
Dibromomethane	A	ug/L	0	0		0	0	0	0.147	1	500	0%	0	0	0%	U
Dichlorodifluoromethane	A	ug/L	0	0		0	0	0	0.175	1	500	0%	0	0	0%	U
Ethylbenzene	A	ug/L	0	0		0	0	0	0.0836	1	500	0%	0	0	0%	U

Seq No	Lab ID	Test Code	Sample Typ	File ID	Analysis Date	DF	Batch ID	Prep Date	SPKref	RPDref	pmoist					
15003154	B22011446-006	VOC-8260-W-S	SAMP	DA5975C\VG012:1/25/2022	12:35:	1	R373812		0	0						
Analyte	T	Units	RAW	Final	Text	Spike	SPKref	RPDref	MDL	PQL	UQL	%REC	LOW	HIGH	%RPD	Q
m+p-Xylenes	A	ug/L	0	0		0	0	0	0.15	1	1000	0%	0	0	0%	U
Methyl ethyl ketone	A	ug/L	0	0		0	0	0	1.77	20	5000	0%	0	0	0%	U
Methyl tert-butyl ether (MTBE)	A	ug/L	0	0		0	0	0	0.101	1	500	0%	0	0	0%	U
Methylene chloride	A	ug/L	1.03005	0		0	0	0	0.338	1	500	0%	0	0	0%	U
o-Xylene	A	ug/L	0	0		0	0	0	0.0604	1	500	0%	0	0	0%	U
Styrene	A	ug/L	0	0		0	0	0	0.067	1	500	0%	0	0	0%	U
Tetrachloroethene	A	ug/L	0	0		0	0	0	0.0671	1	500	0%	0	0	0%	U
Toluene	A	ug/L	0.51096	0		0	0	0	0.0679	1	500	0%	0	0	0%	UT
trans-1,2-Dichloroethene	A	ug/L	0	0		0	0	0	0.125	1	500	0%	0	0	0%	U
trans-1,3-Dichloropropene	A	ug/L	0	0		0	0	0	0.0846	1	500	0%	0	0	0%	U
Trichloroethene	A	ug/L	0	0		0	0	0	0.0993	1	500	0%	0	0	0%	U
Trichlorofluoromethane	A	ug/L	0	0		0	0	0	0.134	1	500	0%	0	0	0%	U
Vinyl chloride	A	ug/L	0	0		0	0	0	0.153	1	500	0%	0	0	0%	U
1,4-Dichlorobenzene-d4	I	ug/L	250	10		0	0	0	0	0	0	0%	0	0	0%	
Chlorobenzene-d5	I	ug/L	250	10		0	0	0	0.1	0	0	0%	0	0	0%	
Fluorobenzene	I	ug/L	250	10		0	0	0	0.1	0	0	0%	0	0	0%	
BETX, Total	M	ug/L	0.51096	0		0	0	0	0.0604	1	0	0%			0%	U
Xylenes, Total	M	ug/L	0	0		0	0	0	0.0604	1	0	0%	0	0	0%	U
1,2-Dichloroethane-d4	S	ug/L	273.84096	10.9536384		10	0	0	0.229	1	500	110%	81	118	0%	
Dibromofluoromethane	S	ug/L	269.70248	10.7880992		10	0	0	0.129	1	500	108%	80	119	0%	
p-Bromofluorobenzene	S	ug/L	270.89036	10.8356144		10	0	0	0.149	1	500	108%	85	114	0%	
Toluene-d8	S	ug/L	255.72953	10.2291812		10	0	0	0.23	1	500	102%	89	112	0%	

Seq No	Lab ID	Test Code	Sample Typ	File ID	Analysis Date	DF	Batch ID	Prep Date	SPKref	RPDref	pmoist					
15003155	B22011446-011	VOC-8260-W-S	SAMP	DA5975C\VG012:1/25/2022	1:03:0	1	R373812		0	0						
Analyte	T	Units	RAW	Final	Text	Spike	SPKref	RPDref	MDL	PQL	UQL	%REC	LOW	HIGH	%RPD	Q
1,1,1,2-Tetrachloroethane	A	ug/L	0	0		0	0	0	0.101	1	500	0%	0	0	0%	U
1,1,1-Trichloroethane	A	ug/L	0	0		0	0	0	0.131	1	500	0%	0	0	0%	U
1,1,2,2-Tetrachloroethane	A	ug/L	0	0		0	0	0	0.0872	1	500	0%	0	0	0%	U
1,1,2-Trichloroethane	A	ug/L	0	0		0	0	0	0.108	1	500	0%	0	0	0%	U
1,1-Dichloroethane	A	ug/L	0	0		0	0	0	0.135	1	500	0%	0	0	0%	U
1,1-Dichloroethene	A	ug/L	0	0		0	0	0	0.141	1	500	0%	0	0	0%	U
1,1-Dichloropropene	A	ug/L	0	0		0	0	0	0.083	1	500	0%	0	0	0%	U
1,2,3-Trichloropropane	A	ug/L	0	0		0	0	0	0.235	1	500	0%	0	0	0%	U

Seq No	Lab ID	Test Code	Sample Typ	File ID	Analysis Date	DF	Batch ID	Prep Date	SPKref	RPDref	pmoist					
15003155	B22011446-011	VOC-8260-W-S	SAMP	DA5975C\VG012:1	1/25/2022 1:03:0	1	R373812		0	0						
Analyte	T	Units	RAW	Final	Text	Spike	SPKref	RPDref	MDL	PQL	UQL	%REC	LOW	HIGH	%RPD	Q
1,2-Dibromoethane	A	ug/L	0	0		0	0	0	0.0916	1	500	0%	0	0	0%	U
1,2-Dichlorobenzene	A	ug/L	0	0		0	0	0	0.0746	1	500	0%	0	0	0%	U
1,2-Dichloroethane	A	ug/L	0	0		0	0	0	0.116	1	500	0%	0	0	0%	U
1,2-Dichloropropane	A	ug/L	0	0		0	0	0	0.0847	1	500	0%	0	0	0%	U
1,3-Dichlorobenzene	A	ug/L	0	0		0	0	0	0.0803	1	500	0%	0	0	0%	U
1,3-Dichloropropane	A	ug/L	0	0		0	0	0	0.0791	1	500	0%	0	0	0%	U
1,4-Dichlorobenzene	A	ug/L	0	0		0	0	0	0.0858	1	500	0%	0	0	0%	U
2,2-Dichloropropane	A	ug/L	0	0		0	0	0	0.186	1	500	0%	0	0	0%	U
2-Chlorotoluene	A	ug/L	0	0		0	0	0	0.0876	1	500	0%	0	0	0%	U
4-Chlorotoluene	A	ug/L	0	0		0	0	0	0.0728	1	500	0%	0	0	0%	U
Benzene	A	ug/L	0	0		0	0	0	0.0914	1	500	0%	0	0	0%	U
Bromobenzene	A	ug/L	0	0		0	0	0	0.0831	1	500	0%	0	0	0%	U
Bromochloromethane	A	ug/L	0	0		0	0	0	0.141	1	500	0%	0	0	0%	U
Bromodichloromethane	A	ug/L	0	0		0	0	0	0.12	1	500	0%	0	0	0%	U
Bromoform	A	ug/L	2.28385	0		0	0	0	0.119	1	500	0%	0	0	0%	U
Bromomethane	A	ug/L	0	0		0	0	0	0.253	1	500	0%	0	0	0%	U
Carbon tetrachloride	A	ug/L	0	0		0	0	0	0.143	1	500	0%	0	0	0%	U
Chlorobenzene	A	ug/L	0	0		0	0	0	0.0914	1	500	0%	0	0	0%	U
Chlorodibromomethane	A	ug/L	0.83088	0		0	0	0	0.0841	1	500	0%	0	0	0%	U
Chloroethane	A	ug/L	0	0		0	0	0	0.169	1	500	0%	0	0	0%	U
Chloroform	A	ug/L	0.82187	0		0	0	0	0.0789	1	500	0%	0	0	0%	U
Chloromethane	A	ug/L	0.69104	0		0	0	0	0.162	1	500	0%	0	0	0%	U
cis-1,2-Dichloroethene	A	ug/L	0	0		0	0	0	0.108	1	500	0%	0	0	0%	U
cis-1,3-Dichloropropene	A	ug/L	0	0		0	0	0	0.073	1	500	0%	0	0	0%	U
Dibromomethane	A	ug/L	0	0		0	0	0	0.147	1	500	0%	0	0	0%	U
Dichlorodifluoromethane	A	ug/L	0	0		0	0	0	0.175	1	500	0%	0	0	0%	U
Ethylbenzene	A	ug/L	0.70222	0		0	0	0	0.0836	1	500	0%	0	0	0%	U
m+p-Xylenes	A	ug/L	0	0		0	0	0	0.15	1	1000	0%	0	0	0%	U
Methyl ethyl ketone	A	ug/L	15.07906	0		0	0	0	1.77	20	5000	0%	0	0	0%	U
Methyl tert-butyl ether (MTBE)	A	ug/L	0	0		0	0	0	0.101	1	500	0%	0	0	0%	U
Methylene chloride	A	ug/L	0.78119	0		0	0	0	0.338	1	500	0%	0	0	0%	U
o-Xylene	A	ug/L	0	0		0	0	0	0.0604	1	500	0%	0	0	0%	U
Styrene	A	ug/L	0	0		0	0	0	0.067	1	500	0%	0	0	0%	U
Tetrachloroethene	A	ug/L	0	0		0	0	0	0.0671	1	500	0%	0	0	0%	U
Toluene	A	ug/L	0.6696	0		0	0	0	0.0679	1	500	0%	0	0	0%	U

Seq No	Lab ID	Test Code	Sample Typ	File ID	Analysis Date	DF	Batch ID	Prep Date	SPKref	RPDref	pmoist					
15003155	B22011446-011	VOC-8260-W-S	SAMP	DA5975C\VG012:1/25/2022	1:03:0	1	R373812		0	0						
Analyte	T	Units	RAW	Final	Text	Spike	SPKref	RPDref	MDL	PQL	UQL	%REC	LOW	HIGH	%RPD	Q
trans-1,2-Dichloroethene	A	ug/L	0	0		0	0	0	0.125	1	500	0%	0	0	0%	U
trans-1,3-Dichloropropene	A	ug/L	0	0		0	0	0	0.0846	1	500	0%	0	0	0%	U
Trichloroethene	A	ug/L	0	0		0	0	0	0.0993	1	500	0%	0	0	0%	U
Trichlorofluoromethane	A	ug/L	0	0		0	0	0	0.134	1	500	0%	0	0	0%	U
Vinyl chloride	A	ug/L	0	0		0	0	0	0.153	1	500	0%	0	0	0%	U
1,4-Dichlorobenzene-d4	I	ug/L	250	10		0	0	0	0	0	0	0%	0	0	0%	
Chlorobenzene-d5	I	ug/L	250	10		0	0	0	0.1	0	0	0%	0	0	0%	
Fluorobenzene	I	ug/L	250	10		0	0	0	0.1	0	0	0%	0	0	0%	
BETX, Total	M	ug/L	1.37182	0		0	0	0	0.0604	1	0	0%			0%	U
Xylenes, Total	M	ug/L	0	0		0	0	0	0.0604	1	0	0%	0	0	0%	U
1,2-Dichloroethane-d4	S	ug/L	263.82466	10.5529864		10	0	0	0.229	1	500	106%	81	118	0%	
Dibromofluoromethane	S	ug/L	257.02173	10.2808692		10	0	0	0.129	1	500	103%	80	119	0%	
p-Bromofluorobenzene	S	ug/L	261.81122	10.4724488		10	0	0	0.149	1	500	105%	85	114	0%	
Toluene-d8	S	ug/L	248.59588	9.9438352		10	0	0	0.23	1	500	99%	89	112	0%	

Seq No	Lab ID	Test Code	Sample Typ	File ID	Analysis Date	DF	Batch ID	Prep Date	SPKref	RPDref	pmoist					
15003156	B22011446-012	VOC-8260-W-S	SAMP	DA5975C\VG012:1/25/2022	1:30:2	1	R373812		0	0						
Analyte	T	Units	RAW	Final	Text	Spike	SPKref	RPDref	MDL	PQL	UQL	%REC	LOW	HIGH	%RPD	Q
1,1,1,2-Tetrachloroethane	A	ug/L	0	0		0	0	0	0.101	1	500	0%	0	0	0%	U
1,1,1-Trichloroethane	A	ug/L	0	0		0	0	0	0.131	1	500	0%	0	0	0%	U
1,1,2,2-Tetrachloroethane	A	ug/L	0	0		0	0	0	0.0872	1	500	0%	0	0	0%	U
1,1,2-Trichloroethane	A	ug/L	0	0		0	0	0	0.108	1	500	0%	0	0	0%	U
1,1-Dichloroethane	A	ug/L	0	0		0	0	0	0.135	1	500	0%	0	0	0%	U
1,1-Dichloroethene	A	ug/L	0	0		0	0	0	0.141	1	500	0%	0	0	0%	U
1,1-Dichloropropene	A	ug/L	0	0		0	0	0	0.083	1	500	0%	0	0	0%	U
1,2,3-Trichloropropane	A	ug/L	0	0		0	0	0	0.235	1	500	0%	0	0	0%	U
1,2-Dibromoethane	A	ug/L	0	0		0	0	0	0.0916	1	500	0%	0	0	0%	U
1,2-Dichlorobenzene	A	ug/L	0	0		0	0	0	0.0746	1	500	0%	0	0	0%	U
1,2-Dichloroethane	A	ug/L	0	0		0	0	0	0.116	1	500	0%	0	0	0%	U
1,2-Dichloropropane	A	ug/L	0	0		0	0	0	0.0847	1	500	0%	0	0	0%	U
1,3-Dichlorobenzene	A	ug/L	0	0		0	0	0	0.0803	1	500	0%	0	0	0%	U
1,3-Dichloropropane	A	ug/L	0	0		0	0	0	0.0791	1	500	0%	0	0	0%	U
1,4-Dichlorobenzene	A	ug/L	0	0		0	0	0	0.0858	1	500	0%	0	0	0%	U
2,2-Dichloropropane	A	ug/L	0	0		0	0	0	0.186	1	500	0%	0	0	0%	U

Seq No	Lab ID	Test Code	Sample Typ	File ID	Analysis Date	DF	Batch ID	Prep Date	SPKref	RPDref	pmoist					
15003156	B22011446-012	VOC-8260-W-S	SAMP	DA5975C\VG012	1/25/2022 1:30:2	1	R373812		0	0						
Analyte	T	Units	RAW	Final	Text	Spike	SPKref	RPDref	MDL	PQL	UQL	%REC	LOW	HIGH	%RPD	Q
2-Chlorotoluene	A	ug/L	0	0		0	0	0	0.0876	1	500	0%	0	0	0%	U
4-Chlorotoluene	A	ug/L	0	0		0	0	0	0.0728	1	500	0%	0	0	0%	U
Benzene	A	ug/L	0	0		0	0	0	0.0914	1	500	0%	0	0	0%	U
Bromobenzene	A	ug/L	0	0		0	0	0	0.0831	1	500	0%	0	0	0%	U
Bromochloromethane	A	ug/L	0	0		0	0	0	0.141	1	500	0%	0	0	0%	U
Bromodichloromethane	A	ug/L	0	0		0	0	0	0.12	1	500	0%	0	0	0%	U
Bromoform	A	ug/L	2.37339	0		0	0	0	0.119	1	500	0%	0	0	0%	U
Bromomethane	A	ug/L	0	0		0	0	0	0.253	1	500	0%	0	0	0%	U
Carbon tetrachloride	A	ug/L	0	0		0	0	0	0.143	1	500	0%	0	0	0%	U
Chlorobenzene	A	ug/L	0	0		0	0	0	0.0914	1	500	0%	0	0	0%	U
Chlorodibromomethane	A	ug/L	0.32478	0		0	0	0	0.0841	1	500	0%	0	0	0%	U
Chloroethane	A	ug/L	0	0		0	0	0	0.169	1	500	0%	0	0	0%	U
Chloroform	A	ug/L	0.92128	0		0	0	0	0.0789	1	500	0%	0	0	0%	U
Chloromethane	A	ug/L	2.01259	0		0	0	0	0.162	1	500	0%	0	0	0%	U
cis-1,2-Dichloroethene	A	ug/L	0	0		0	0	0	0.108	1	500	0%	0	0	0%	U
cis-1,3-Dichloropropene	A	ug/L	0	0		0	0	0	0.073	1	500	0%	0	0	0%	U
Dibromomethane	A	ug/L	0	0		0	0	0	0.147	1	500	0%	0	0	0%	U
Dichlorodifluoromethane	A	ug/L	0	0		0	0	0	0.175	1	500	0%	0	0	0%	U
Ethylbenzene	A	ug/L	0.65082	0		0	0	0	0.0836	1	500	0%	0	0	0%	U
m+p-Xylenes	A	ug/L	0	0		0	0	0	0.15	1	1000	0%	0	0	0%	U
Methyl ethyl ketone	A	ug/L	16.80408	0		0	0	0	1.77	20	5000	0%	0	0	0%	U
Methyl tert-butyl ether (MTBE)	A	ug/L	0	0		0	0	0	0.101	1	500	0%	0	0	0%	U
Methylene chloride	A	ug/L	0.67627	0		0	0	0	0.338	1	500	0%	0	0	0%	U
o-Xylene	A	ug/L	0	0		0	0	0	0.0604	1	500	0%	0	0	0%	U
Styrene	A	ug/L	0	0		0	0	0	0.067	1	500	0%	0	0	0%	U
Tetrachloroethene	A	ug/L	0	0		0	0	0	0.0671	1	500	0%	0	0	0%	U
Toluene	A	ug/L	0.65583	0		0	0	0	0.0679	1	500	0%	0	0	0%	U
trans-1,2-Dichloroethene	A	ug/L	0	0		0	0	0	0.125	1	500	0%	0	0	0%	U
trans-1,3-Dichloropropene	A	ug/L	0	0		0	0	0	0.0846	1	500	0%	0	0	0%	U
Trichloroethene	A	ug/L	0	0		0	0	0	0.0993	1	500	0%	0	0	0%	U
Trichlorofluoromethane	A	ug/L	0	0		0	0	0	0.134	1	500	0%	0	0	0%	U
Vinyl chloride	A	ug/L	0	0		0	0	0	0.153	1	500	0%	0	0	0%	U
1,4-Dichlorobenzene-d4	I	ug/L	250	10		0	0	0	0	0	0	0%	0	0	0%	
Chlorobenzene-d5	I	ug/L	250	10		0	0	0	0.1	0	0	0%	0	0	0%	
Fluorobenzene	I	ug/L	250	10		0	0	0	0.1	0	0	0%	0	0	0%	

Seq No	Lab ID	Test Code	Sample Typ	File ID	Analysis Date	DF	Batch ID	Prep Date	SPKref	RPDref	pmoist					
15003156	B22011446-012	VOC-8260-W-S	SAMP	DA5975C\VG012:1	1/25/2022 1:30:2	1	R373812		0	0						
Analyte	T	Units	RAW	Final	Text	Spike	SPKref	RPDref	MDL	PQL	UQL	%REC	LOW	HIGH	%RPD	Q
BETX, Total	M	ug/L	1.30665	0		0	0	0	0.0604	1	0	0%			0%	U
Xylenes, Total	M	ug/L	0	0		0	0	0	0.0604	1	0	0%	0	0	0%	U
1,2-Dichloroethane-d4	S	ug/L	269.79243	10.7916972		10	0	0	0.229	1	500	108%	81	118	0%	
Dibromofluoromethane	S	ug/L	267.57316	10.7029264		10	0	0	0.129	1	500	107%	80	119	0%	
p-Bromofluorobenzene	S	ug/L	263.76222	10.5504888		10	0	0	0.149	1	500	106%	85	114	0%	
Toluene-d8	S	ug/L	253.75792	10.1503168		10	0	0	0.23	1	500	102%	89	112	0%	

Seq No	Lab ID	Test Code	Sample Typ	File ID	Analysis Date	DF	Batch ID	Prep Date	SPKref	RPDref	pmoist					
15003157	B22011446-017	VOC-8260-W-S	SAMP	DA5975C\VG012:1	1/25/2022 1:57:4	1	R373812		0	0						
Analyte	T	Units	RAW	Final	Text	Spike	SPKref	RPDref	MDL	PQL	UQL	%REC	LOW	HIGH	%RPD	Q
1,1,1,2-Tetrachloroethane	A	ug/L	0	0		0	0	0	0.101	1	500	0%	0	0	0%	U
1,1,1-Trichloroethane	A	ug/L	0	0		0	0	0	0.131	1	500	0%	0	0	0%	U
1,1,2,2-Tetrachloroethane	A	ug/L	0	0		0	0	0	0.0872	1	500	0%	0	0	0%	U
1,1,2-Trichloroethane	A	ug/L	0	0		0	0	0	0.108	1	500	0%	0	0	0%	U
1,1-Dichloroethane	A	ug/L	0	0		0	0	0	0.135	1	500	0%	0	0	0%	U
1,1-Dichloroethene	A	ug/L	0	0		0	0	0	0.141	1	500	0%	0	0	0%	U
1,1-Dichloropropene	A	ug/L	0	0		0	0	0	0.083	1	500	0%	0	0	0%	U
1,2,3-Trichloropropane	A	ug/L	0	0		0	0	0	0.235	1	500	0%	0	0	0%	U
1,2-Dibromoethane	A	ug/L	0	0		0	0	0	0.0916	1	500	0%	0	0	0%	U
1,2-Dichlorobenzene	A	ug/L	0	0		0	0	0	0.0746	1	500	0%	0	0	0%	U
1,2-Dichloroethane	A	ug/L	0	0		0	0	0	0.116	1	500	0%	0	0	0%	U
1,2-Dichloropropane	A	ug/L	0	0		0	0	0	0.0847	1	500	0%	0	0	0%	U
1,3-Dichlorobenzene	A	ug/L	0	0		0	0	0	0.0803	1	500	0%	0	0	0%	U
1,3-Dichloropropane	A	ug/L	0	0		0	0	0	0.0791	1	500	0%	0	0	0%	U
1,4-Dichlorobenzene	A	ug/L	0	0		0	0	0	0.0858	1	500	0%	0	0	0%	U
2,2-Dichloropropane	A	ug/L	0	0		0	0	0	0.186	1	500	0%	0	0	0%	U
2-Chlorotoluene	A	ug/L	0	0		0	0	0	0.0876	1	500	0%	0	0	0%	U
4-Chlorotoluene	A	ug/L	0	0		0	0	0	0.0728	1	500	0%	0	0	0%	U
Benzene	A	ug/L	0	0		0	0	0	0.0914	1	500	0%	0	0	0%	U
Bromobenzene	A	ug/L	0	0		0	0	0	0.0831	1	500	0%	0	0	0%	U
Bromochloromethane	A	ug/L	0	0		0	0	0	0.141	1	500	0%	0	0	0%	U
Bromodichloromethane	A	ug/L	0	0		0	0	0	0.12	1	500	0%	0	0	0%	U
Bromoform	A	ug/L	2.31942	0		0	0	0	0.119	1	500	0%	0	0	0%	U
Bromomethane	A	ug/L	0	0		0	0	0	0.253	1	500	0%	0	0	0%	U

Seq No	Lab ID	Test Code	Sample Typ	File ID	Analysis Date	DF	Batch ID	Prep Date	SPKref	RPDref	pmoist					
15003157	B22011446-017	VOC-8260-W-S	SAMP	DA5975C\VG012	1/25/2022 1:57:4	1	R373812		0	0						
Analyte	T	Units	RAW	Final	Text	Spike	SPKref	RPDref	MDL	PQL	UQL	%REC	LOW	HIGH	%RPD	Q
Carbon tetrachloride	A	ug/L	0	0		0	0	0	0.143	1	500	0%	0	0	0%	U
Chlorobenzene	A	ug/L	0	0		0	0	0	0.0914	1	500	0%	0	0	0%	U
Chlorodibromomethane	A	ug/L	0.80479	0		0	0	0	0.0841	1	500	0%	0	0	0%	U
Chloroethane	A	ug/L	0	0		0	0	0	0.169	1	500	0%	0	0	0%	U
Chloroform	A	ug/L	0.99732	0		0	0	0	0.0789	1	500	0%	0	0	0%	U
Chloromethane	A	ug/L	0.40183	0		0	0	0	0.162	1	500	0%	0	0	0%	U
cis-1,2-Dichloroethene	A	ug/L	0	0		0	0	0	0.108	1	500	0%	0	0	0%	U
cis-1,3-Dichloropropene	A	ug/L	0	0		0	0	0	0.073	1	500	0%	0	0	0%	U
Dibromomethane	A	ug/L	0	0		0	0	0	0.147	1	500	0%	0	0	0%	U
Dichlorodifluoromethane	A	ug/L	0	0		0	0	0	0.175	1	500	0%	0	0	0%	U
Ethylbenzene	A	ug/L	0	0		0	0	0	0.0836	1	500	0%	0	0	0%	U
m+p-Xylenes	A	ug/L	0	0		0	0	0	0.15	1	1000	0%	0	0	0%	U
Methyl ethyl ketone	A	ug/L	0	0		0	0	0	1.77	20	5000	0%	0	0	0%	U
Methyl tert-butyl ether (MTBE)	A	ug/L	0	0		0	0	0	0.101	1	500	0%	0	0	0%	U
Methylene chloride	A	ug/L	0.7891	0		0	0	0	0.338	1	500	0%	0	0	0%	U
o-Xylene	A	ug/L	0	0		0	0	0	0.0604	1	500	0%	0	0	0%	U
Styrene	A	ug/L	0	0		0	0	0	0.067	1	500	0%	0	0	0%	U
Tetrachloroethene	A	ug/L	0	0		0	0	0	0.0671	1	500	0%	0	0	0%	U
Toluene	A	ug/L	0	0		0	0	0	0.0679	1	500	0%	0	0	0%	U
trans-1,2-Dichloroethene	A	ug/L	0	0		0	0	0	0.125	1	500	0%	0	0	0%	U
trans-1,3-Dichloropropene	A	ug/L	0	0		0	0	0	0.0846	1	500	0%	0	0	0%	U
Trichloroethene	A	ug/L	0	0		0	0	0	0.0993	1	500	0%	0	0	0%	U
Trichlorofluoromethane	A	ug/L	0	0		0	0	0	0.134	1	500	0%	0	0	0%	U
Vinyl chloride	A	ug/L	0	0		0	0	0	0.153	1	500	0%	0	0	0%	U
1,4-Dichlorobenzene-d4	I	ug/L	250	10		0	0	0	0	0	0	0%	0	0	0%	
Chlorobenzene-d5	I	ug/L	250	10		0	0	0	0.1	0	0	0%	0	0	0%	
Fluorobenzene	I	ug/L	250	10		0	0	0	0.1	0	0	0%	0	0	0%	
BETX, Total	M	ug/L	0	0		0	0	0	0.0604	1	0	0%			0%	U
Xylenes, Total	M	ug/L	0	0		0	0	0	0.0604	1	0	0%	0	0	0%	U
1,2-Dichloroethane-d4	S	ug/L	273.0074	10.920296		10	0	0	0.229	1	500	109%	81	118	0%	
Dibromofluoromethane	S	ug/L	267.65542	10.7062168		10	0	0	0.129	1	500	107%	80	119	0%	
p-Bromofluorobenzene	S	ug/L	264.88887	10.5955548		10	0	0	0.149	1	500	106%	85	114	0%	
Toluene-d8	S	ug/L	254.35827	10.1743308		10	0	0	0.23	1	500	102%	89	112	0%	

Seq No	Lab ID	Test Code	Sample Typ	File ID	Analysis Date	DF	Batch ID	Prep Date	SPKref	RPDref	pmoist					
15003158	B22011446-022	VOC-8260-W-S	SAMP	DA5975C\VG012:1	2/25/2022 2:25:0	1	R373812		0	0						
Analyte	T	Units	RAW	Final	Text	Spike	SPKref	RPDref	MDL	PQL	UQL	%REC	LOW	HIGH	%RPD	Q
1,1,1,2-Tetrachloroethane	A	ug/L	0	0		0	0	0	0.101	1	500	0%	0	0	0%	U
1,1,1-Trichloroethane	A	ug/L	0	0		0	0	0	0.131	1	500	0%	0	0	0%	U
1,1,2,2-Tetrachloroethane	A	ug/L	0	0		0	0	0	0.0872	1	500	0%	0	0	0%	U
1,1,2-Trichloroethane	A	ug/L	0	0		0	0	0	0.108	1	500	0%	0	0	0%	U
1,1-Dichloroethane	A	ug/L	0	0		0	0	0	0.135	1	500	0%	0	0	0%	U
1,1-Dichloroethene	A	ug/L	0	0		0	0	0	0.141	1	500	0%	0	0	0%	U
1,1-Dichloropropene	A	ug/L	0	0		0	0	0	0.083	1	500	0%	0	0	0%	U
1,2,3-Trichloropropane	A	ug/L	0	0		0	0	0	0.235	1	500	0%	0	0	0%	U
1,2-Dibromoethane	A	ug/L	0	0		0	0	0	0.0916	1	500	0%	0	0	0%	U
1,2-Dichlorobenzene	A	ug/L	0	0		0	0	0	0.0746	1	500	0%	0	0	0%	U
1,2-Dichloroethane	A	ug/L	0	0		0	0	0	0.116	1	500	0%	0	0	0%	U
1,2-Dichloropropane	A	ug/L	0	0		0	0	0	0.0847	1	500	0%	0	0	0%	U
1,3-Dichlorobenzene	A	ug/L	0	0		0	0	0	0.0803	1	500	0%	0	0	0%	U
1,3-Dichloropropane	A	ug/L	0	0		0	0	0	0.0791	1	500	0%	0	0	0%	U
1,4-Dichlorobenzene	A	ug/L	0	0		0	0	0	0.0858	1	500	0%	0	0	0%	U
2,2-Dichloropropane	A	ug/L	0	0		0	0	0	0.186	1	500	0%	0	0	0%	U
2-Chlorotoluene	A	ug/L	0	0		0	0	0	0.0876	1	500	0%	0	0	0%	U
4-Chlorotoluene	A	ug/L	0	0		0	0	0	0.0728	1	500	0%	0	0	0%	U
Benzene	A	ug/L	0.32018	0		0	0	0	0.0914	1	500	0%	0	0	0%	U
Bromobenzene	A	ug/L	0	0		0	0	0	0.0831	1	500	0%	0	0	0%	U
Bromochloromethane	A	ug/L	0	0		0	0	0	0.141	1	500	0%	0	0	0%	U
Bromodichloromethane	A	ug/L	3.01984	0.1207936	0.12	0	0	0	0.12	1	500	0%	0	0	0%	J
Bromoform	A	ug/L	8.39799	0.3359196		0	0	0	0.119	1	500	0%	0	0	0%	J
Bromomethane	A	ug/L	0	0		0	0	0	0.253	1	500	0%	0	0	0%	U
Carbon tetrachloride	A	ug/L	0	0		0	0	0	0.143	1	500	0%	0	0	0%	U
Chlorobenzene	A	ug/L	0	0		0	0	0	0.0914	1	500	0%	0	0	0%	U
Chlorodibromomethane	A	ug/L	3.97296	0.1589184		0	0	0	0.0841	1	500	0%	0	0	0%	J
Chloroethane	A	ug/L	0	0		0	0	0	0.169	1	500	0%	0	0	0%	U
Chloroform	A	ug/L	30.29044	1.2116176		0	0	0	0.0789	1	500	0%	0	0	0%	U
Chloromethane	A	ug/L	0.96991	0		0	0	0	0.162	1	500	0%	0	0	0%	U
cis-1,2-Dichloroethene	A	ug/L	0	0		0	0	0	0.108	1	500	0%	0	0	0%	U
cis-1,3-Dichloropropene	A	ug/L	0	0		0	0	0	0.073	1	500	0%	0	0	0%	U
Dibromomethane	A	ug/L	4.96833	0.1987332		0	0	0	0.147	1	500	0%	0	0	0%	J
Dichlorodifluoromethane	A	ug/L	0	0		0	0	0	0.175	1	500	0%	0	0	0%	U
Ethylbenzene	A	ug/L	0.77445	0		0	0	0	0.0836	1	500	0%	0	0	0%	U

Seq No	Lab ID	Test Code	Sample Typ	File ID	Analysis Date	DF	Batch ID	Prep Date	SPKref	RPDref	pmoist					
15003158	B22011446-022	VOC-8260-W-S	SAMP	DA5975C\VG012:1/25/2022	2:25:0	1	R373812		0	0						
Analyte	T	Units	RAW	Final	Text	Spike	SPKref	RPDref	MDL	PQL	UQL	%REC	LOW	HIGH	%RPD	Q
m+p-Xylenes	A	ug/L	2.54354	0		0	0	0	0.15	1	1000	0%	0	0	0%	U
Methyl ethyl ketone	A	ug/L	104.56208	4.1824832		0	0	0	1.77	20	5000	0%	0	0	0%	J
Methyl tert-butyl ether (MTBE)	A	ug/L	0	0		0	0	0	0.101	1	500	0%	0	0	0%	U
Methylene chloride	A	ug/L	1.35467	0		0	0	0	0.338	1	500	0%	0	0	0%	U
o-Xylene	A	ug/L	1.47993	0		0	0	0	0.0604	1	500	0%	0	0	0%	U
Styrene	A	ug/L	0	0		0	0	0	0.067	1	500	0%	0	0	0%	U
Tetrachloroethene	A	ug/L	0	0		0	0	0	0.0671	1	500	0%	0	0	0%	U
Toluene	A	ug/L	0.8544	0		0	0	0	0.0679	1	500	0%	0	0	0%	U
trans-1,2-Dichloroethene	A	ug/L	0	0		0	0	0	0.125	1	500	0%	0	0	0%	U
trans-1,3-Dichloropropene	A	ug/L	0	0		0	0	0	0.0846	1	500	0%	0	0	0%	U
Trichloroethene	A	ug/L	0	0		0	0	0	0.0993	1	500	0%	0	0	0%	U
Trichlorofluoromethane	A	ug/L	0	0		0	0	0	0.134	1	500	0%	0	0	0%	U
Vinyl chloride	A	ug/L	0	0		0	0	0	0.153	1	500	0%	0	0	0%	U
1,4-Dichlorobenzene-d4	I	ug/L	250	10		0	0	0	0	0	0	0%	0	0	0%	
Chlorobenzene-d5	I	ug/L	250	10		0	0	0	0.1	0	0	0%	0	0	0%	
Fluorobenzene	I	ug/L	250	10		0	0	0	0.1	0	0	0%	0	0	0%	
BETX, Total	M	ug/L	5.9725	0.1609388		0	0	0	0.0604	1	0	0%			0%	J
Xylenes, Total	M	ug/L	4.02347	0.1609388		0	0	0	0.0604	1	0	0%	0	0	0%	J
1,2-Dichloroethane-d4	S	ug/L	266.64056	10.6656224		10	0	0	0.229	1	500	107%	81	118	0%	
Dibromofluoromethane	S	ug/L	260.21769	10.4087076		10	0	0	0.129	1	500	104%	80	119	0%	
p-Bromofluorobenzene	S	ug/L	240.73811	9.6295244		10	0	0	0.149	1	500	96%	85	114	0%	
Toluene-d8	S	ug/L	246.22039	9.8488156		10	0	0	0.23	1	500	98%	89	112	0%	

Seq No	Lab ID	Test Code	Sample Typ	File ID	Analysis Date	DF	Batch ID	Prep Date	SPKref	RPDref	pmoist					
15003159	B22011446-027	VOC-8260-W-S	SAMP	DA5975C\VG012:1/25/2022	2:52:3	1	R373812		0	0						
Analyte	T	Units	RAW	Final	Text	Spike	SPKref	RPDref	MDL	PQL	UQL	%REC	LOW	HIGH	%RPD	Q
1,1,1,2-Tetrachloroethane	A	ug/L	0	0		0	0	0	0.101	1	500	0%	0	0	0%	U
1,1,1-Trichloroethane	A	ug/L	0	0		0	0	0	0.131	1	500	0%	0	0	0%	U
1,1,2,2-Tetrachloroethane	A	ug/L	0	0		0	0	0	0.0872	1	500	0%	0	0	0%	U
1,1,2-Trichloroethane	A	ug/L	0	0		0	0	0	0.108	1	500	0%	0	0	0%	U
1,1-Dichloroethane	A	ug/L	0	0		0	0	0	0.135	1	500	0%	0	0	0%	U
1,1-Dichloroethene	A	ug/L	0	0		0	0	0	0.141	1	500	0%	0	0	0%	U
1,1-Dichloropropene	A	ug/L	0	0		0	0	0	0.083	1	500	0%	0	0	0%	U
1,2,3-Trichloropropane	A	ug/L	0	0		0	0	0	0.235	1	500	0%	0	0	0%	U

Seq No	Lab ID	Test Code	Sample Typ	File ID	Analysis Date	DF	Batch ID	Prep Date	SPKref	RPDref	pmoist					
15003159	B22011446-027	VOC-8260-W-S	SAMP	DA5975C\VG012:1	2/25/2022 2:52:3	1	R373812		0	0						
Analyte	T	Units	RAW	Final	Text	Spike	SPKref	RPDref	MDL	PQL	UQL	%REC	LOW	HIGH	%RPD	Q
1,2-Dibromoethane	A	ug/L	0	0		0	0	0	0.0916	1	500	0%	0	0	0%	U
1,2-Dichlorobenzene	A	ug/L	0	0		0	0	0	0.0746	1	500	0%	0	0	0%	U
1,2-Dichloroethane	A	ug/L	0	0		0	0	0	0.116	1	500	0%	0	0	0%	U
1,2-Dichloropropane	A	ug/L	0	0		0	0	0	0.0847	1	500	0%	0	0	0%	U
1,3-Dichlorobenzene	A	ug/L	0	0		0	0	0	0.0803	1	500	0%	0	0	0%	U
1,3-Dichloropropane	A	ug/L	0	0		0	0	0	0.0791	1	500	0%	0	0	0%	U
1,4-Dichlorobenzene	A	ug/L	0	0		0	0	0	0.0858	1	500	0%	0	0	0%	U
2,2-Dichloropropane	A	ug/L	0	0		0	0	0	0.186	1	500	0%	0	0	0%	U
2-Chlorotoluene	A	ug/L	0	0		0	0	0	0.0876	1	500	0%	0	0	0%	U
4-Chlorotoluene	A	ug/L	0	0		0	0	0	0.0728	1	500	0%	0	0	0%	U
Benzene	A	ug/L	0	0		0	0	0	0.0914	1	500	0%	0	0	0%	U
Bromobenzene	A	ug/L	0	0		0	0	0	0.0831	1	500	0%	0	0	0%	U
Bromochloromethane	A	ug/L	0	0		0	0	0	0.141	1	500	0%	0	0	0%	U
Bromodichloromethane	A	ug/L	0	0		0	0	0	0.12	1	500	0%	0	0	0%	U
Bromoform	A	ug/L	0	0		0	0	0	0.119	1	500	0%	0	0	0%	U
Bromomethane	A	ug/L	0	0		0	0	0	0.253	1	500	0%	0	0	0%	U
Carbon tetrachloride	A	ug/L	0	0		0	0	0	0.143	1	500	0%	0	0	0%	U
Chlorobenzene	A	ug/L	0	0		0	0	0	0.0914	1	500	0%	0	0	0%	U
Chlorodibromomethane	A	ug/L	0	0		0	0	0	0.0841	1	500	0%	0	0	0%	U
Chloroethane	A	ug/L	0	0		0	0	0	0.169	1	500	0%	0	0	0%	U
Chloroform	A	ug/L	0	0		0	0	0	0.0789	1	500	0%	0	0	0%	U
Chloromethane	A	ug/L	2.09319	0		0	0	0	0.162	1	500	0%	0	0	0%	U
cis-1,2-Dichloroethene	A	ug/L	0	0		0	0	0	0.108	1	500	0%	0	0	0%	U
cis-1,3-Dichloropropene	A	ug/L	0	0		0	0	0	0.073	1	500	0%	0	0	0%	U
Dibromomethane	A	ug/L	0	0		0	0	0	0.147	1	500	0%	0	0	0%	U
Dichlorodifluoromethane	A	ug/L	0	0		0	0	0	0.175	1	500	0%	0	0	0%	U
Ethylbenzene	A	ug/L	0	0		0	0	0	0.0836	1	500	0%	0	0	0%	U
m+p-Xylenes	A	ug/L	0	0		0	0	0	0.15	1	1000	0%	0	0	0%	U
Methyl ethyl ketone	A	ug/L	0	0		0	0	0	1.77	20	5000	0%	0	0	0%	U
Methyl tert-butyl ether (MTBE)	A	ug/L	0	0		0	0	0	0.101	1	500	0%	0	0	0%	U
Methylene chloride	A	ug/L	0.61143	0		0	0	0	0.338	1	500	0%	0	0	0%	U
o-Xylene	A	ug/L	0	0		0	0	0	0.0604	1	500	0%	0	0	0%	U
Styrene	A	ug/L	0	0		0	0	0	0.067	1	500	0%	0	0	0%	U
Tetrachloroethene	A	ug/L	0	0		0	0	0	0.0671	1	500	0%	0	0	0%	U
Toluene	A	ug/L	0.41208	0		0	0	0	0.0679	1	500	0%	0	0	0%	UT

Seq No	Lab ID	Test Code	Sample Typ	File ID	Analysis Date	DF	Batch ID	Prep Date	SPKref	RPDref	pmoist					
15003159	B22011446-027	VOC-8260-W-S	SAMP	DA5975C\VG012:1/25/2022	2:52:3	1	R373812		0	0						
Analyte	T	Units	RAW	Final	Text	Spike	SPKref	RPDref	MDL	PQL	UQL	%REC	LOW	HIGH	%RPD	Q
trans-1,2-Dichloroethene	A	ug/L	0	0		0	0	0	0.125	1	500	0%	0	0	0%	U
trans-1,3-Dichloropropene	A	ug/L	0	0		0	0	0	0.0846	1	500	0%	0	0	0%	U
Trichloroethene	A	ug/L	0	0		0	0	0	0.0993	1	500	0%	0	0	0%	U
Trichlorofluoromethane	A	ug/L	0	0		0	0	0	0.134	1	500	0%	0	0	0%	U
Vinyl chloride	A	ug/L	0	0		0	0	0	0.153	1	500	0%	0	0	0%	U
1,4-Dichlorobenzene-d4	I	ug/L	250	10		0	0	0	0	0	0	0%	0	0	0%	
Chlorobenzene-d5	I	ug/L	250	10		0	0	0	0.1	0	0	0%	0	0	0%	
Fluorobenzene	I	ug/L	250	10		0	0	0	0.1	0	0	0%	0	0	0%	
BETX, Total	M	ug/L	0.41208	0		0	0	0	0.0604	1	0	0%			0%	U
Xylenes, Total	M	ug/L	0	0		0	0	0	0.0604	1	0	0%	0	0	0%	U
1,2-Dichloroethane-d4	S	ug/L	257.41609	10.2966436		10	0	0	0.229	1	500	103%	81	118	0%	
Dibromofluoromethane	S	ug/L	258.43954	10.3375816		10	0	0	0.129	1	500	103%	80	119	0%	
p-Bromofluorobenzene	S	ug/L	254.63322	10.1853288		10	0	0	0.149	1	500	102%	85	114	0%	
Toluene-d8	S	ug/L	247.98972	9.9195888		10	0	0	0.23	1	500	99%	89	112	0%	

Seq No	Lab ID	Test Code	Sample Typ	File ID	Analysis Date	DF	Batch ID	Prep Date	SPKref	RPDref	pmoist					
15003160	B22011446-032	VOC-8260-W-S	SAMP	DA5975C\VG012:1/25/2022	3:19:4	1	R373812		0	0						
Analyte	T	Units	RAW	Final	Text	Spike	SPKref	RPDref	MDL	PQL	UQL	%REC	LOW	HIGH	%RPD	Q
1,1,1,2-Tetrachloroethane	A	ug/L	0	0		0	0	0	0.101	1	500	0%	0	0	0%	U
1,1,1-Trichloroethane	A	ug/L	0	0		0	0	0	0.131	1	500	0%	0	0	0%	U
1,1,2,2-Tetrachloroethane	A	ug/L	0	0		0	0	0	0.0872	1	500	0%	0	0	0%	U
1,1,2-Trichloroethane	A	ug/L	0	0		0	0	0	0.108	1	500	0%	0	0	0%	U
1,1-Dichloroethane	A	ug/L	0	0		0	0	0	0.135	1	500	0%	0	0	0%	U
1,1-Dichloroethene	A	ug/L	0	0		0	0	0	0.141	1	500	0%	0	0	0%	U
1,1-Dichloropropene	A	ug/L	0	0		0	0	0	0.083	1	500	0%	0	0	0%	U
1,2,3-Trichloropropane	A	ug/L	0	0		0	0	0	0.235	1	500	0%	0	0	0%	U
1,2-Dibromoethane	A	ug/L	0	0		0	0	0	0.0916	1	500	0%	0	0	0%	U
1,2-Dichlorobenzene	A	ug/L	0	0		0	0	0	0.0746	1	500	0%	0	0	0%	U
1,2-Dichloroethane	A	ug/L	0	0		0	0	0	0.116	1	500	0%	0	0	0%	U
1,2-Dichloropropane	A	ug/L	0	0		0	0	0	0.0847	1	500	0%	0	0	0%	U
1,3-Dichlorobenzene	A	ug/L	0	0		0	0	0	0.0803	1	500	0%	0	0	0%	U
1,3-Dichloropropane	A	ug/L	0	0		0	0	0	0.0791	1	500	0%	0	0	0%	U
1,4-Dichlorobenzene	A	ug/L	0	0		0	0	0	0.0858	1	500	0%	0	0	0%	U
2,2-Dichloropropane	A	ug/L	0	0		0	0	0	0.186	1	500	0%	0	0	0%	U

Seq No	Lab ID	Test Code	Sample Typ	File ID	Analysis Date	DF	Batch ID	Prep Date	SPKref	RPDref	pmoist					
15003160	B22011446-032	VOC-8260-W-S	SAMP	DA5975C\VG012	1/25/2022 3:19:4	1	R373812		0	0						
Analyte	T	Units	RAW	Final	Text	Spike	SPKref	RPDref	MDL	PQL	UQL	%REC	LOW	HIGH	%RPD	Q
2-Chlorotoluene	A	ug/L	0	0		0	0	0	0.0876	1	500	0%	0	0	0%	U
4-Chlorotoluene	A	ug/L	0	0		0	0	0	0.0728	1	500	0%	0	0	0%	U
Benzene	A	ug/L	0.17032	0		0	0	0	0.0914	1	500	0%	0	0	0%	U
Bromobenzene	A	ug/L	0	0		0	0	0	0.0831	1	500	0%	0	0	0%	U
Bromochloromethane	A	ug/L	0	0		0	0	0	0.141	1	500	0%	0	0	0%	U
Bromodichloromethane	A	ug/L	0	0		0	0	0	0.12	1	500	0%	0	0	0%	U
Bromoform	A	ug/L	0	0		0	0	0	0.119	1	500	0%	0	0	0%	U
Bromomethane	A	ug/L	0	0		0	0	0	0.253	1	500	0%	0	0	0%	U
Carbon tetrachloride	A	ug/L	0	0		0	0	0	0.143	1	500	0%	0	0	0%	U
Chlorobenzene	A	ug/L	0	0		0	0	0	0.0914	1	500	0%	0	0	0%	U
Chlorodibromomethane	A	ug/L	0	0		0	0	0	0.0841	1	500	0%	0	0	0%	U
Chloroethane	A	ug/L	0	0		0	0	0	0.169	1	500	0%	0	0	0%	U
Chloroform	A	ug/L	0	0		0	0	0	0.0789	1	500	0%	0	0	0%	U
Chloromethane	A	ug/L	1.14419	0		0	0	0	0.162	1	500	0%	0	0	0%	U
cis-1,2-Dichloroethene	A	ug/L	0	0		0	0	0	0.108	1	500	0%	0	0	0%	U
cis-1,3-Dichloropropene	A	ug/L	0	0		0	0	0	0.073	1	500	0%	0	0	0%	U
Dibromomethane	A	ug/L	0	0		0	0	0	0.147	1	500	0%	0	0	0%	U
Dichlorodifluoromethane	A	ug/L	0	0		0	0	0	0.175	1	500	0%	0	0	0%	U
Ethylbenzene	A	ug/L	0.89063	0		0	0	0	0.0836	1	500	0%	0	0	0%	U
m+p-Xylenes	A	ug/L	0	0		0	0	0	0.15	1	1000	0%	0	0	0%	U
Methyl ethyl ketone	A	ug/L	0	0		0	0	0	1.77	20	5000	0%	0	0	0%	U
Methyl tert-butyl ether (MTBE)	A	ug/L	0	0		0	0	0	0.101	1	500	0%	0	0	0%	U
Methylene chloride	A	ug/L	0	0		0	0	0	0.338	1	500	0%	0	0	0%	U
o-Xylene	A	ug/L	0	0		0	0	0	0.0604	1	500	0%	0	0	0%	U
Styrene	A	ug/L	3.08403	0.1233612		0	0	0	0.067	1	500	0%	0	0	0%	J
Tetrachloroethene	A	ug/L	0	0		0	0	0	0.0671	1	500	0%	0	0	0%	U
Toluene	A	ug/L	0	0		0	0	0	0.0679	1	500	0%	0	0	0%	UT
trans-1,2-Dichloroethene	A	ug/L	0	0		0	0	0	0.125	1	500	0%	0	0	0%	U
trans-1,3-Dichloropropene	A	ug/L	0	0		0	0	0	0.0846	1	500	0%	0	0	0%	U
Trichloroethene	A	ug/L	0	0		0	0	0	0.0993	1	500	0%	0	0	0%	U
Trichlorofluoromethane	A	ug/L	0	0		0	0	0	0.134	1	500	0%	0	0	0%	U
Vinyl chloride	A	ug/L	0	0		0	0	0	0.153	1	500	0%	0	0	0%	U
1,4-Dichlorobenzene-d4	I	ug/L	250	10		0	0	0	0	0	0	0%	0	0	0%	
Chlorobenzene-d5	I	ug/L	250	10		0	0	0	0.1	0	0	0%	0	0	0%	
Fluorobenzene	I	ug/L	250	10		0	0	0	0.1	0	0	0%	0	0	0%	

Seq No	Lab ID	Test Code	Sample Typ	File ID	Analysis Date	DF	Batch ID	Prep Date	SPKref	RPDref	pmoist					
15003160	B22011446-032	VOC-8260-W-S	SAMP	DA5975C\VG012:1/25/2022	3:19:4	1	R373812		0	0						
Analyte	T	Units	RAW	Final	Text	Spike	SPKref	RPDref	MDL	PQL	UQL	%REC	LOW	HIGH	%RPD	Q
BETX, Total	M	ug/L	1.06095	0		0	0	0	0.0604	1	0	0%			0%	U
Xylenes, Total	M	ug/L	0	0		0	0	0	0.0604	1	0	0%	0	0	0%	U
1,2-Dichloroethane-d4	S	ug/L	269.08126	10.7632504		10	0	0	0.229	1	500	108%	81	118	0%	
Dibromofluoromethane	S	ug/L	255.97513	10.2390052		10	0	0	0.129	1	500	102%	80	119	0%	
p-Bromofluorobenzene	S	ug/L	263.15101	10.5260404		10	0	0	0.149	1	500	105%	85	114	0%	
Toluene-d8	S	ug/L	253.54336	10.1417344		10	0	0	0.23	1	500	101%	89	112	0%	

Seq No	Lab ID	Test Code	Sample Typ	File ID	Analysis Date	DF	Batch ID	Prep Date	SPKref	RPDref	pmoist					
15003161	B22011228-001	VOC-8260-W-S	SAMP	DA5975C\VG012:1/25/2022	3:47:0	1	R373812		0	0						
Analyte	T	Units	RAW	Final	Text	Spike	SPKref	RPDref	MDL	PQL	UQL	%REC	LOW	HIGH	%RPD	Q
1,1,1,2-Tetrachloroethane	A	ug/L	0	0		0	0	0	0.101	1	500	0%	0	0	0%	U
1,1,1-Trichloroethane	A	ug/L	0	0		0	0	0	0.131	1	500	0%	0	0	0%	U
1,1,2,2-Tetrachloroethane	A	ug/L	0	0		0	0	0	0.0872	1	500	0%	0	0	0%	U
1,1,2-Trichloroethane	A	ug/L	0	0		0	0	0	0.108	1	500	0%	0	0	0%	U
1,1-Dichloroethane	A	ug/L	0	0		0	0	0	0.135	1	500	0%	0	0	0%	U
1,1-Dichloroethene	A	ug/L	0	0		0	0	0	0.141	1	500	0%	0	0	0%	U
1,1-Dichloropropene	A	ug/L	0	0		0	0	0	0.083	1	500	0%	0	0	0%	U
1,2,3-Trichloropropane	A	ug/L	0	0		0	0	0	0.235	1	500	0%	0	0	0%	U
1,2-Dibromoethane	A	ug/L	0	0		0	0	0	0.0916	1	500	0%	0	0	0%	U
1,2-Dichlorobenzene	A	ug/L	0	0		0	0	0	0.0746	1	500	0%	0	0	0%	U
1,2-Dichloroethane	A	ug/L	0	0		0	0	0	0.116	1	500	0%	0	0	0%	U
1,2-Dichloropropane	A	ug/L	0	0		0	0	0	0.0847	1	500	0%	0	0	0%	U
1,3-Dichlorobenzene	A	ug/L	0	0		0	0	0	0.0803	1	500	0%	0	0	0%	U
1,3-Dichloropropane	A	ug/L	0	0		0	0	0	0.0791	1	500	0%	0	0	0%	U
1,4-Dichlorobenzene	A	ug/L	0	0		0	0	0	0.0858	1	500	0%	0	0	0%	U
2,2-Dichloropropane	A	ug/L	0	0		0	0	0	0.186	1	500	0%	0	0	0%	U
2-Chlorotoluene	A	ug/L	0	0		0	0	0	0.0876	1	500	0%	0	0	0%	U
4-Chlorotoluene	A	ug/L	0	0		0	0	0	0.0728	1	500	0%	0	0	0%	U
Benzene	A	ug/L	0	0		0	0	0	0.0914	1	500	0%	0	0	0%	U
Bromobenzene	A	ug/L	0	0		0	0	0	0.0831	1	500	0%	0	0	0%	U
Bromochloromethane	A	ug/L	0	0		0	0	0	0.141	1	500	0%	0	0	0%	U
Bromodichloromethane	A	ug/L	0	0		0	0	0	0.12	1	500	0%	0	0	0%	U
Bromoform	A	ug/L	0	0		0	0	0	0.119	1	500	0%	0	0	0%	U
Bromomethane	A	ug/L	0	0		0	0	0	0.253	1	500	0%	0	0	0%	U

Seq No	Lab ID	Test Code	Sample Typ	File ID	Analysis Date	DF	Batch ID	Prep Date	SPKref	RPDref	pmoist					
15003161	B22011228-001	VOC-8260-W-S	SAMP	DA5975C\VG012	1/25/2022 3:47:0	1	R373812		0	0						
Analyte	T	Units	RAW	Final	Text	Spike	SPKref	RPDref	MDL	PQL	UQL	%REC	LOW	HIGH	%RPD	Q
Carbon tetrachloride	A	ug/L	0	0		0	0	0	0.143	1	500	0%	0	0	0%	U
Chlorobenzene	A	ug/L	0	0		0	0	0	0.0914	1	500	0%	0	0	0%	U
Chlorodibromomethane	A	ug/L	0	0		0	0	0	0.0841	1	500	0%	0	0	0%	U
Chloroethane	A	ug/L	0	0		0	0	0	0.169	1	500	0%	0	0	0%	U
Chloroform	A	ug/L	0	0		0	0	0	0.0789	1	500	0%	0	0	0%	U
Chloromethane	A	ug/L	1.38844	0		0	0	0	0.162	1	500	0%	0	0	0%	U
cis-1,2-Dichloroethene	A	ug/L	0	0		0	0	0	0.108	1	500	0%	0	0	0%	U
cis-1,3-Dichloropropene	A	ug/L	0	0		0	0	0	0.073	1	500	0%	0	0	0%	U
Dibromomethane	A	ug/L	0	0		0	0	0	0.147	1	500	0%	0	0	0%	U
Dichlorodifluoromethane	A	ug/L	0	0		0	0	0	0.175	1	500	0%	0	0	0%	U
Ethylbenzene	A	ug/L	0	0		0	0	0	0.0836	1	500	0%	0	0	0%	U
m+p-Xylenes	A	ug/L	0	0		0	0	0	0.15	1	1000	0%	0	0	0%	U
Methyl ethyl ketone	A	ug/L	0	0		0	0	0	1.77	20	5000	0%	0	0	0%	U
Methyl tert-butyl ether (MTBE)	A	ug/L	0	0		0	0	0	0.101	1	500	0%	0	0	0%	U
Methylene chloride	A	ug/L	1.04888	0		0	0	0	0.338	1	500	0%	0	0	0%	U
o-Xylene	A	ug/L	0	0		0	0	0	0.0604	1	500	0%	0	0	0%	U
Styrene	A	ug/L	0	0		0	0	0	0.067	1	500	0%	0	0	0%	U
Tetrachloroethene	A	ug/L	0	0		0	0	0	0.0671	1	500	0%	0	0	0%	U
Toluene	A	ug/L	0.59154	0		0	0	0	0.0679	1	500	0%	0	0	0%	U
trans-1,2-Dichloroethene	A	ug/L	0	0		0	0	0	0.125	1	500	0%	0	0	0%	U
trans-1,3-Dichloropropene	A	ug/L	0	0		0	0	0	0.0846	1	500	0%	0	0	0%	U
Trichloroethene	A	ug/L	0	0		0	0	0	0.0993	1	500	0%	0	0	0%	U
Trichlorofluoromethane	A	ug/L	0	0		0	0	0	0.134	1	500	0%	0	0	0%	U
Vinyl chloride	A	ug/L	0	0		0	0	0	0.153	1	500	0%	0	0	0%	U
1,4-Dichlorobenzene-d4	I	ug/L	250	10		0	0	0	0	0	0	0%	0	0	0%	
Chlorobenzene-d5	I	ug/L	250	10		0	0	0	0.1	0	0	0%	0	0	0%	
Fluorobenzene	I	ug/L	250	10		0	0	0	0.1	0	0	0%	0	0	0%	
BETX, Total	M	ug/L	0.59154	0		0	0	0	0.0604	1	0	0%			0%	U
Xylenes, Total	M	ug/L	0	0		0	0	0	0.0604	1	0	0%	0	0	0%	U
1,2-Dichloroethane-d4	S	ug/L	268.26751	10.7307004		10	0	0	0.229	1	500	107%	81	118	0%	
Dibromofluoromethane	S	ug/L	267.44424	10.6977696		10	0	0	0.129	1	500	107%	80	119	0%	
p-Bromofluorobenzene	S	ug/L	265.872	10.63488		10	0	0	0.149	1	500	106%	85	114	0%	
Toluene-d8	S	ug/L	255.53289	10.2213156		10	0	0	0.23	1	500	102%	89	112	0%	

Seq No	Lab ID	Test Code	Sample Typ	File ID	Analysis Date	DF	Batch ID	Prep Date	SPKref	RPDref	pmoist					
15003162	B22011228-002	VOC-8260-W-S	SAMP	DA5975C\VG012	1/25/2022 4:14:2	1	R373812		0	0						
Analyte	T	Units	RAW	Final	Text	Spike	SPKref	RPDref	MDL	PQL	UQL	%REC	LOW	HIGH	%RPD	Q
1,1,1,2-Tetrachloroethane	A	ug/L	0	0		0	0	0	0.101	1	500	0%	0	0	0%	U
1,1,1-Trichloroethane	A	ug/L	0	0		0	0	0	0.131	1	500	0%	0	0	0%	U
1,1,2,2-Tetrachloroethane	A	ug/L	0	0		0	0	0	0.0872	1	500	0%	0	0	0%	U
1,1,2-Trichloroethane	A	ug/L	0	0		0	0	0	0.108	1	500	0%	0	0	0%	U
1,1-Dichloroethane	A	ug/L	0	0		0	0	0	0.135	1	500	0%	0	0	0%	U
1,1-Dichloroethene	A	ug/L	0	0		0	0	0	0.141	1	500	0%	0	0	0%	U
1,1-Dichloropropene	A	ug/L	0	0		0	0	0	0.083	1	500	0%	0	0	0%	U
1,2,3-Trichloropropane	A	ug/L	0	0		0	0	0	0.235	1	500	0%	0	0	0%	U
1,2-Dibromoethane	A	ug/L	0	0		0	0	0	0.0916	1	500	0%	0	0	0%	U
1,2-Dichlorobenzene	A	ug/L	0	0		0	0	0	0.0746	1	500	0%	0	0	0%	U
1,2-Dichloroethane	A	ug/L	0	0		0	0	0	0.116	1	500	0%	0	0	0%	U
1,2-Dichloropropane	A	ug/L	0	0		0	0	0	0.0847	1	500	0%	0	0	0%	U
1,3-Dichlorobenzene	A	ug/L	0	0		0	0	0	0.0803	1	500	0%	0	0	0%	U
1,3-Dichloropropane	A	ug/L	0	0		0	0	0	0.0791	1	500	0%	0	0	0%	U
1,4-Dichlorobenzene	A	ug/L	0	0		0	0	0	0.0858	1	500	0%	0	0	0%	U
2,2-Dichloropropane	A	ug/L	0	0		0	0	0	0.186	1	500	0%	0	0	0%	U
2-Chlorotoluene	A	ug/L	0	0		0	0	0	0.0876	1	500	0%	0	0	0%	U
4-Chlorotoluene	A	ug/L	0	0		0	0	0	0.0728	1	500	0%	0	0	0%	U
Benzene	A	ug/L	0	0		0	0	0	0.0914	1	500	0%	0	0	0%	U
Bromobenzene	A	ug/L	0	0		0	0	0	0.0831	1	500	0%	0	0	0%	U
Bromochloromethane	A	ug/L	0	0		0	0	0	0.141	1	500	0%	0	0	0%	U
Bromodichloromethane	A	ug/L	0	0		0	0	0	0.12	1	500	0%	0	0	0%	U
Bromoform	A	ug/L	0	0		0	0	0	0.119	1	500	0%	0	0	0%	U
Bromomethane	A	ug/L	0	0		0	0	0	0.253	1	500	0%	0	0	0%	U
Carbon tetrachloride	A	ug/L	0	0		0	0	0	0.143	1	500	0%	0	0	0%	U
Chlorobenzene	A	ug/L	0	0		0	0	0	0.0914	1	500	0%	0	0	0%	U
Chlorodibromomethane	A	ug/L	0	0		0	0	0	0.0841	1	500	0%	0	0	0%	U
Chloroethane	A	ug/L	0	0		0	0	0	0.169	1	500	0%	0	0	0%	U
Chloroform	A	ug/L	0.16738	0		0	0	0	0.0789	1	500	0%	0	0	0%	U
Chloromethane	A	ug/L	0.29659	0		0	0	0	0.162	1	500	0%	0	0	0%	U
cis-1,2-Dichloroethene	A	ug/L	0	0		0	0	0	0.108	1	500	0%	0	0	0%	U
cis-1,3-Dichloropropene	A	ug/L	0	0		0	0	0	0.073	1	500	0%	0	0	0%	U
Dibromomethane	A	ug/L	0	0		0	0	0	0.147	1	500	0%	0	0	0%	U
Dichlorodifluoromethane	A	ug/L	0	0		0	0	0	0.175	1	500	0%	0	0	0%	U
Ethylbenzene	A	ug/L	0	0		0	0	0	0.0836	1	500	0%	0	0	0%	U

Seq No	Lab ID	Test Code	Sample Typ	File ID	Analysis Date	DF	Batch ID	Prep Date	SPKref	RPDref	pmoist					
15003162	B22011228-002	VOC-8260-W-S	SAMP	DA5975C\VG012:1/25/2022	4:14:2	1	R373812		0	0						
Analyte	T	Units	RAW	Final	Text	Spike	SPKref	RPDref	MDL	PQL	UQL	%REC	LOW	HIGH	%RPD	Q
m+p-Xylenes	A	ug/L	0	0		0	0	0	0.15	1	1000	0%	0	0	0%	U
Methyl ethyl ketone	A	ug/L	0	0		0	0	0	1.77	20	5000	0%	0	0	0%	U
Methyl tert-butyl ether (MTBE)	A	ug/L	0.13546	0		0	0	0	0.101	1	500	0%	0	0	0%	U
Methylene chloride	A	ug/L	2.27679	0		0	0	0	0.338	1	500	0%	0	0	0%	U
o-Xylene	A	ug/L	0	0		0	0	0	0.0604	1	500	0%	0	0	0%	U
Styrene	A	ug/L	0	0		0	0	0	0.067	1	500	0%	0	0	0%	U
Tetrachloroethene	A	ug/L	0	0		0	0	0	0.0671	1	500	0%	0	0	0%	U
Toluene	A	ug/L	0	0		0	0	0	0.0679	1	500	0%	0	0	0%	U
trans-1,2-Dichloroethene	A	ug/L	0	0		0	0	0	0.125	1	500	0%	0	0	0%	U
trans-1,3-Dichloropropene	A	ug/L	0	0		0	0	0	0.0846	1	500	0%	0	0	0%	U
Trichloroethene	A	ug/L	0	0		0	0	0	0.0993	1	500	0%	0	0	0%	U
Trichlorofluoromethane	A	ug/L	0	0		0	0	0	0.134	1	500	0%	0	0	0%	U
Vinyl chloride	A	ug/L	0	0		0	0	0	0.153	1	500	0%	0	0	0%	U
1,4-Dichlorobenzene-d4	I	ug/L	250	10		0	0	0	0	0	0	0%	0	0	0%	
Chlorobenzene-d5	I	ug/L	250	10		0	0	0	0.1	0	0	0%	0	0	0%	
Fluorobenzene	I	ug/L	250	10		0	0	0	0.1	0	0	0%	0	0	0%	
Xylenes, Total	M	ug/L	0	0		0	0	0	0.0604	1	0	0%	0	0	0%	U
1,2-Dichloroethane-d4	S	ug/L	279.43069	11.1772276		10	0	0	0.229	1	500	112%	81	118	0%	
Dibromofluoromethane	S	ug/L	266.47797	10.6591188		10	0	0	0.129	1	500	107%	80	119	0%	
p-Bromofluorobenzene	S	ug/L	264.51482	10.5805928		10	0	0	0.149	1	500	106%	85	114	0%	
Toluene-d8	S	ug/L	254.6971	10.187884		10	0	0	0.23	1	500	102%	89	112	0%	

Seq No	Lab ID	Test Code	Sample Typ	File ID	Analysis Date	DF	Batch ID	Prep Date	SPKref	RPDref	pmoist					
15003165	B22011446-002	VOC-8260-W-S	SAMP	DA5975C\VG012:1/25/2022	4:41:3	1	R373812		0	0						
Analyte	T	Units	RAW	Final	Text	Spike	SPKref	RPDref	MDL	PQL	UQL	%REC	LOW	HIGH	%RPD	Q
1,1,1,2-Tetrachloroethane	A	ug/L	0	0		0	0	0	0.101	1	500	0%	0	0	0%	U
1,1,1-Trichloroethane	A	ug/L	0	0		0	0	0	0.131	1	500	0%	0	0	0%	U
1,1,2,2-Tetrachloroethane	A	ug/L	0	0		0	0	0	0.0872	1	500	0%	0	0	0%	U
1,1,2-Trichloroethane	A	ug/L	0	0		0	0	0	0.108	1	500	0%	0	0	0%	U
1,1-Dichloroethane	A	ug/L	0	0		0	0	0	0.135	1	500	0%	0	0	0%	U
1,1-Dichloroethene	A	ug/L	0	0		0	0	0	0.141	1	500	0%	0	0	0%	U
1,1-Dichloropropene	A	ug/L	0	0		0	0	0	0.083	1	500	0%	0	0	0%	U
1,2,3-Trichloropropane	A	ug/L	0	0		0	0	0	0.235	1	500	0%	0	0	0%	U
1,2-Dibromoethane	A	ug/L	0	0		0	0	0	0.0916	1	500	0%	0	0	0%	U

Seq No	Lab ID	Test Code	Sample Typ	File ID	Analysis Date	DF	Batch ID	Prep Date	SPKref	RPDref	pmoist					
15003165	B22011446-002	VOC-8260-W-S	SAMP	DA5975C\VG012	1/25/2022 4:41:3	1	R373812		0	0						
Analyte	T	Units	RAW	Final	Text	Spike	SPKref	RPDref	MDL	PQL	UQL	%REC	LOW	HIGH	%RPD	Q
1,2-Dichlorobenzene	A	ug/L	0	0		0	0	0	0.0746	1	500	0%	0	0	0%	U
1,2-Dichloroethane	A	ug/L	0	0		0	0	0	0.116	1	500	0%	0	0	0%	U
1,2-Dichloropropane	A	ug/L	0	0		0	0	0	0.0847	1	500	0%	0	0	0%	U
1,3-Dichlorobenzene	A	ug/L	0	0		0	0	0	0.0803	1	500	0%	0	0	0%	U
1,3-Dichloropropane	A	ug/L	0	0		0	0	0	0.0791	1	500	0%	0	0	0%	U
1,4-Dichlorobenzene	A	ug/L	0	0		0	0	0	0.0858	1	500	0%	0	0	0%	U
2,2-Dichloropropane	A	ug/L	0	0		0	0	0	0.186	1	500	0%	0	0	0%	U
2-Chlorotoluene	A	ug/L	0	0		0	0	0	0.0876	1	500	0%	0	0	0%	U
4-Chlorotoluene	A	ug/L	0	0		0	0	0	0.0728	1	500	0%	0	0	0%	U
Benzene	A	ug/L	0	0		0	0	0	0.0914	1	500	0%	0	0	0%	U
Bromobenzene	A	ug/L	0	0		0	0	0	0.0831	1	500	0%	0	0	0%	U
Bromochloromethane	A	ug/L	0	0		0	0	0	0.141	1	500	0%	0	0	0%	U
Bromodichloromethane	A	ug/L	0	0		0	0	0	0.12	1	500	0%	0	0	0%	U
Bromoform	A	ug/L	0	0		0	0	0	0.119	1	500	0%	0	0	0%	U
Bromomethane	A	ug/L	0	0		0	0	0	0.253	1	500	0%	0	0	0%	U
Carbon tetrachloride	A	ug/L	0	0		0	0	0	0.143	1	500	0%	0	0	0%	U
Chlorobenzene	A	ug/L	0	0		0	0	0	0.0914	1	500	0%	0	0	0%	U
Chlorodibromomethane	A	ug/L	0	0		0	0	0	0.0841	1	500	0%	0	0	0%	U
Chloroethane	A	ug/L	0	0		0	0	0	0.169	1	500	0%	0	0	0%	U
Chloroform	A	ug/L	0	0		0	0	0	0.0789	1	500	0%	0	0	0%	U
Chloromethane	A	ug/L	0	0		0	0	0	0.162	1	500	0%	0	0	0%	U
cis-1,2-Dichloroethene	A	ug/L	0	0		0	0	0	0.108	1	500	0%	0	0	0%	U
cis-1,3-Dichloropropene	A	ug/L	0	0		0	0	0	0.073	1	500	0%	0	0	0%	U
Dibromomethane	A	ug/L	0	0		0	0	0	0.147	1	500	0%	0	0	0%	U
Dichlorodifluoromethane	A	ug/L	0	0		0	0	0	0.175	1	500	0%	0	0	0%	U
Ethylbenzene	A	ug/L	0.66	0		0	0	0	0.0836	1	500	0%	0	0	0%	U
m+p-Xylenes	A	ug/L	0	0		0	0	0	0.15	1	1000	0%	0	0	0%	U
Methyl ethyl ketone	A	ug/L	0	0		0	0	0	1.77	20	5000	0%	0	0	0%	U
Methyl tert-butyl ether (MTBE)	A	ug/L	0	0		0	0	0	0.101	1	500	0%	0	0	0%	U
Methylene chloride	A	ug/L	1.47899	0		0	0	0	0.338	1	500	0%	0	0	0%	U
o-Xylene	A	ug/L	0	0		0	0	0	0.0604	1	500	0%	0	0	0%	U
Styrene	A	ug/L	0	0		0	0	0	0.067	1	500	0%	0	0	0%	U
Tetrachloroethene	A	ug/L	0	0		0	0	0	0.0671	1	500	0%	0	0	0%	U
Toluene	A	ug/L	1.54158	0		0	0	0	0.0679	1	500	0%	0	0	0%	U
trans-1,2-Dichloroethene	A	ug/L	0	0		0	0	0	0.125	1	500	0%	0	0	0%	U

Seq No	Lab ID	Test Code	Sample Typ	File ID	Analysis Date	DF	Batch ID	Prep Date	SPKref	RPDref	pmoist					
15003165	B22011446-002	VOC-8260-W-S	SAMP	DA5975C\VG012:1/25/2022	4:41:3	1	R373812		0	0						
Analyte	T	Units	RAW	Final	Text	Spike	SPKref	RPDref	MDL	PQL	UQL	%REC	LOW	HIGH	%RPD	Q
trans-1,3-Dichloropropene	A	ug/L	0	0		0	0	0	0.0846	1	500	0%	0	0	0%	U
Trichloroethene	A	ug/L	0	0		0	0	0	0.0993	1	500	0%	0	0	0%	U
Trichlorofluoromethane	A	ug/L	0	0		0	0	0	0.134	1	500	0%	0	0	0%	U
Vinyl chloride	A	ug/L	0	0		0	0	0	0.153	1	500	0%	0	0	0%	U
1,4-Dichlorobenzene-d4	I	ug/L	250	10		0	0	0	0	0	0	0%	0	0	0%	
Chlorobenzene-d5	I	ug/L	250	10		0	0	0	0.1	0	0	0%	0	0	0%	
Fluorobenzene	I	ug/L	250	10		0	0	0	0.1	0	0	0%	0	0	0%	
BETX, Total	M	ug/L	2.20158	0		0	0	0	0.0604	1	0	0%			0%	U
Xylenes, Total	M	ug/L	0	0		0	0	0	0.0604	1	0	0%	0	0	0%	U
1,2-Dichloroethane-d4	S	ug/L	270.93856	10.8375424		10	0	0	0.229	1	500	108%	81	118	0%	
Dibromofluoromethane	S	ug/L	260.44529	10.4178116		10	0	0	0.129	1	500	104%	80	119	0%	
p-Bromofluorobenzene	S	ug/L	262.84528	10.5138112		10	0	0	0.149	1	500	105%	85	114	0%	
Toluene-d8	S	ug/L	260.88153	10.4352612		10	0	0	0.23	1	500	104%	89	112	0%	

Seq No	Lab ID	Test Code	Sample Typ	File ID	Analysis Date	DF	Batch ID	Prep Date	SPKref	RPDref	pmoist					
15003168	B22011446-007	VOC-8260-W-S	SAMP	DA5975C\VG012:1/25/2022	5:08:5	1	R373812		0	0						
Analyte	T	Units	RAW	Final	Text	Spike	SPKref	RPDref	MDL	PQL	UQL	%REC	LOW	HIGH	%RPD	Q
1,1,1,2-Tetrachloroethane	A	ug/L	0	0		0	0	0	0.101	1	500	0%	0	0	0%	U
1,1,1-Trichloroethane	A	ug/L	0	0		0	0	0	0.131	1	500	0%	0	0	0%	U
1,1,2,2-Tetrachloroethane	A	ug/L	0	0		0	0	0	0.0872	1	500	0%	0	0	0%	U
1,1,2-Trichloroethane	A	ug/L	0	0		0	0	0	0.108	1	500	0%	0	0	0%	U
1,1-Dichloroethane	A	ug/L	0	0		0	0	0	0.135	1	500	0%	0	0	0%	U
1,1-Dichloroethene	A	ug/L	0	0		0	0	0	0.141	1	500	0%	0	0	0%	U
1,1-Dichloropropene	A	ug/L	0	0		0	0	0	0.083	1	500	0%	0	0	0%	U
1,2,3-Trichloropropane	A	ug/L	0	0		0	0	0	0.235	1	500	0%	0	0	0%	U
1,2-Dibromoethane	A	ug/L	0	0		0	0	0	0.0916	1	500	0%	0	0	0%	U
1,2-Dichlorobenzene	A	ug/L	0	0		0	0	0	0.0746	1	500	0%	0	0	0%	U
1,2-Dichloroethane	A	ug/L	0	0		0	0	0	0.116	1	500	0%	0	0	0%	U
1,2-Dichloropropane	A	ug/L	0	0		0	0	0	0.0847	1	500	0%	0	0	0%	U
1,3-Dichlorobenzene	A	ug/L	0	0		0	0	0	0.0803	1	500	0%	0	0	0%	U
1,3-Dichloropropane	A	ug/L	0	0		0	0	0	0.0791	1	500	0%	0	0	0%	U
1,4-Dichlorobenzene	A	ug/L	0	0		0	0	0	0.0858	1	500	0%	0	0	0%	U
2,2-Dichloropropane	A	ug/L	0	0		0	0	0	0.186	1	500	0%	0	0	0%	U
2-Chlorotoluene	A	ug/L	0	0		0	0	0	0.0876	1	500	0%	0	0	0%	U

Seq No	Lab ID	Test Code	Sample Typ	File ID	Analysis Date	DF	Batch ID	Prep Date	SPKref	RPDref	pmoist					
15003168	B22011446-007	VOC-8260-W-S	SAMP	DA5975C\VG012	1/25/2022 5:08:5	1	R373812		0	0						
Analyte	T	Units	RAW	Final	Text	Spike	SPKref	RPDref	MDL	PQL	UQL	%REC	LOW	HIGH	%RPD	Q
4-Chlorotoluene	A	ug/L	0	0		0	0	0	0.0728	1	500	0%	0	0	0%	U
Benzene	A	ug/L	0	0		0	0	0	0.0914	1	500	0%	0	0	0%	U
Bromobenzene	A	ug/L	0	0		0	0	0	0.0831	1	500	0%	0	0	0%	U
Bromochloromethane	A	ug/L	0	0		0	0	0	0.141	1	500	0%	0	0	0%	U
Bromodichloromethane	A	ug/L	0	0		0	0	0	0.12	1	500	0%	0	0	0%	U
Bromoform	A	ug/L	0	0		0	0	0	0.119	1	500	0%	0	0	0%	U
Bromomethane	A	ug/L	0	0		0	0	0	0.253	1	500	0%	0	0	0%	U
Carbon tetrachloride	A	ug/L	0	0		0	0	0	0.143	1	500	0%	0	0	0%	U
Chlorobenzene	A	ug/L	0	0		0	0	0	0.0914	1	500	0%	0	0	0%	U
Chlorodibromomethane	A	ug/L	0	0		0	0	0	0.0841	1	500	0%	0	0	0%	U
Chloroethane	A	ug/L	0	0		0	0	0	0.169	1	500	0%	0	0	0%	U
Chloroform	A	ug/L	40.10084	1.6040336		0	0	0	0.0789	1	500	0%	0	0	0%	
Chloromethane	A	ug/L	0	0		0	0	0	0.162	1	500	0%	0	0	0%	U
cis-1,2-Dichloroethene	A	ug/L	0	0		0	0	0	0.108	1	500	0%	0	0	0%	U
cis-1,3-Dichloropropene	A	ug/L	0	0		0	0	0	0.073	1	500	0%	0	0	0%	U
Dibromomethane	A	ug/L	0	0		0	0	0	0.147	1	500	0%	0	0	0%	U
Dichlorodifluoromethane	A	ug/L	0	0		0	0	0	0.175	1	500	0%	0	0	0%	U
Ethylbenzene	A	ug/L	0.6477	0		0	0	0	0.0836	1	500	0%	0	0	0%	U
m+p-Xylenes	A	ug/L	0	0		0	0	0	0.15	1	1000	0%	0	0	0%	U
Methyl ethyl ketone	A	ug/L	0	0		0	0	0	1.77	20	5000	0%	0	0	0%	U
Methyl tert-butyl ether (MTBE)	A	ug/L	0	0		0	0	0	0.101	1	500	0%	0	0	0%	U
Methylene chloride	A	ug/L	1.86618	0		0	0	0	0.338	1	500	0%	0	0	0%	U
o-Xylene	A	ug/L	0	0		0	0	0	0.0604	1	500	0%	0	0	0%	U
Styrene	A	ug/L	0	0		0	0	0	0.067	1	500	0%	0	0	0%	U
Tetrachloroethene	A	ug/L	0	0		0	0	0	0.0671	1	500	0%	0	0	0%	U
Toluene	A	ug/L	1.73068	0.0692272		0	0	0	0.0679	1	500	0%	0	0	0%	J
trans-1,2-Dichloroethene	A	ug/L	0	0		0	0	0	0.125	1	500	0%	0	0	0%	U
trans-1,3-Dichloropropene	A	ug/L	0	0		0	0	0	0.0846	1	500	0%	0	0	0%	U
Trichloroethene	A	ug/L	0	0		0	0	0	0.0993	1	500	0%	0	0	0%	U
Trichlorofluoromethane	A	ug/L	0	0		0	0	0	0.134	1	500	0%	0	0	0%	U
Vinyl chloride	A	ug/L	0	0		0	0	0	0.153	1	500	0%	0	0	0%	U
1,4-Dichlorobenzene-d4	I	ug/L	250	10		0	0	0	0	0	0	0%	0	0	0%	
Chlorobenzene-d5	I	ug/L	250	10		0	0	0	0.1	0	0	0%	0	0	0%	
Fluorobenzene	I	ug/L	250	10		0	0	0	0.1	0	0	0%	0	0	0%	
BETX, Total	M	ug/L	2.37838	0.0692272		0	0	0	0.0679	1	0	0%			0%	J

Seq No	Lab ID	Test Code	Sample Typ	File ID	Analysis Date	DF	Batch ID	Prep Date	SPKref	RPDref	pmoist					
15003168	B22011446-007	VOC-8260-W-S	SAMP	DA5975C\VG012:1	2/25/2022 5:08:5	1	R373812		0	0						
Analyte	T	Units	RAW	Final	Text	Spike	SPKref	RPDref	MDL	PQL	UQL	%REC	LOW	HIGH	%RPD	Q
Xylenes, Total	M	ug/L	0	0		0	0	0	0.0604	1	0	0%	0	0	0%	U
1,2-Dichloroethane-d4	S	ug/L	282.7513	11.310052		10	0	0	0.229	1	500	113%	81	118	0%	
Dibromofluoromethane	S	ug/L	272.85253	10.9141012		10	0	0	0.129	1	500	109%	80	119	0%	
p-Bromofluorobenzene	S	ug/L	265.35758	10.6143032		10	0	0	0.149	1	500	106%	85	114	0%	
Toluene-d8	S	ug/L	260.1456	10.405824		10	0	0	0.23	1	500	104%	89	112	0%	

Seq No	Lab ID	Test Code	Sample Typ	File ID	Analysis Date	DF	Batch ID	Prep Date	SPKref	RPDref	pmoist					
15003171	B22011446-013	VOC-8260-W-S	SAMP	DA5975C\VG012:1	2/25/2022 5:36:1	1	R373812		0	0						
Analyte	T	Units	RAW	Final	Text	Spike	SPKref	RPDref	MDL	PQL	UQL	%REC	LOW	HIGH	%RPD	Q
1,1,1,2-Tetrachloroethane	A	ug/L	0	0		0	0	0	0.101	1	500	0%	0	0	0%	U
1,1,1-Trichloroethane	A	ug/L	0	0		0	0	0	0.131	1	500	0%	0	0	0%	U
1,1,2,2-Tetrachloroethane	A	ug/L	0	0		0	0	0	0.0872	1	500	0%	0	0	0%	U
1,1,2-Trichloroethane	A	ug/L	0	0		0	0	0	0.108	1	500	0%	0	0	0%	U
1,1-Dichloroethane	A	ug/L	0	0		0	0	0	0.135	1	500	0%	0	0	0%	U
1,1-Dichloroethene	A	ug/L	0	0		0	0	0	0.141	1	500	0%	0	0	0%	U
1,1-Dichloropropene	A	ug/L	0	0		0	0	0	0.083	1	500	0%	0	0	0%	U
1,2,3-Trichloropropane	A	ug/L	0	0		0	0	0	0.235	1	500	0%	0	0	0%	U
1,2-Dibromoethane	A	ug/L	0	0		0	0	0	0.0916	1	500	0%	0	0	0%	U
1,2-Dichlorobenzene	A	ug/L	0	0		0	0	0	0.0746	1	500	0%	0	0	0%	U
1,2-Dichloroethane	A	ug/L	0	0		0	0	0	0.116	1	500	0%	0	0	0%	U
1,2-Dichloropropane	A	ug/L	0	0		0	0	0	0.0847	1	500	0%	0	0	0%	U
1,3-Dichlorobenzene	A	ug/L	0	0		0	0	0	0.0803	1	500	0%	0	0	0%	U
1,3-Dichloropropane	A	ug/L	0	0		0	0	0	0.0791	1	500	0%	0	0	0%	U
1,4-Dichlorobenzene	A	ug/L	0	0		0	0	0	0.0858	1	500	0%	0	0	0%	U
2,2-Dichloropropane	A	ug/L	0	0		0	0	0	0.186	1	500	0%	0	0	0%	U
2-Chlorotoluene	A	ug/L	0	0		0	0	0	0.0876	1	500	0%	0	0	0%	U
4-Chlorotoluene	A	ug/L	0	0		0	0	0	0.0728	1	500	0%	0	0	0%	U
Benzene	A	ug/L	0	0		0	0	0	0.0914	1	500	0%	0	0	0%	U
Bromobenzene	A	ug/L	0	0		0	0	0	0.0831	1	500	0%	0	0	0%	U
Bromochloromethane	A	ug/L	0	0		0	0	0	0.141	1	500	0%	0	0	0%	U
Bromodichloromethane	A	ug/L	0	0		0	0	0	0.12	1	500	0%	0	0	0%	U
Bromoform	A	ug/L	0	0		0	0	0	0.119	1	500	0%	0	0	0%	U
Bromomethane	A	ug/L	0	0		0	0	0	0.253	1	500	0%	0	0	0%	U
Carbon tetrachloride	A	ug/L	0	0		0	0	0	0.143	1	500	0%	0	0	0%	U

Seq No	Lab ID	Test Code	Sample Typ	File ID	Analysis Date	DF	Batch ID	Prep Date	SPKref	RPDref	pmoist					
15003171	B22011446-013	VOC-8260-W-S	SAMP	DA5975C\VG012	1/25/2022 5:36:1	1	R373812		0	0						
Analyte	T	Units	RAW	Final	Text	Spike	SPKref	RPDref	MDL	PQL	UQL	%REC	LOW	HIGH	%RPD	Q
Chlorobenzene	A	ug/L	0	0		0	0	0	0.0914	1	500	0%	0	0	0%	U
Chlorodibromomethane	A	ug/L	0	0		0	0	0	0.0841	1	500	0%	0	0	0%	U
Chloroethane	A	ug/L	0	0		0	0	0	0.169	1	500	0%	0	0	0%	U
Chloroform	A	ug/L	0.13604	0		0	0	0	0.0789	1	500	0%	0	0	0%	U
Chloromethane	A	ug/L	0.64563	0		0	0	0	0.162	1	500	0%	0	0	0%	U
cis-1,2-Dichloroethene	A	ug/L	0	0		0	0	0	0.108	1	500	0%	0	0	0%	U
cis-1,3-Dichloropropene	A	ug/L	0	0		0	0	0	0.073	1	500	0%	0	0	0%	U
Dibromomethane	A	ug/L	0	0		0	0	0	0.147	1	500	0%	0	0	0%	U
Dichlorodifluoromethane	A	ug/L	0	0		0	0	0	0.175	1	500	0%	0	0	0%	U
Ethylbenzene	A	ug/L	0.66774	0		0	0	0	0.0836	1	500	0%	0	0	0%	U
m+p-Xylenes	A	ug/L	0	0		0	0	0	0.15	1	1000	0%	0	0	0%	U
Methyl ethyl ketone	A	ug/L	0	0		0	0	0	1.77	20	5000	0%	0	0	0%	U
Methyl tert-butyl ether (MTBE)	A	ug/L	0	0		0	0	0	0.101	1	500	0%	0	0	0%	U
Methylene chloride	A	ug/L	1.85177	0		0	0	0	0.338	1	500	0%	0	0	0%	U
o-Xylene	A	ug/L	0	0		0	0	0	0.0604	1	500	0%	0	0	0%	U
Styrene	A	ug/L	0	0		0	0	0	0.067	1	500	0%	0	0	0%	U
Tetrachloroethene	A	ug/L	0	0		0	0	0	0.0671	1	500	0%	0	0	0%	U
Toluene	A	ug/L	1.55796	0		0	0	0	0.0679	1	500	0%	0	0	0%	U
trans-1,2-Dichloroethene	A	ug/L	0	0		0	0	0	0.125	1	500	0%	0	0	0%	U
trans-1,3-Dichloropropene	A	ug/L	0	0		0	0	0	0.0846	1	500	0%	0	0	0%	U
Trichloroethene	A	ug/L	0	0		0	0	0	0.0993	1	500	0%	0	0	0%	U
Trichlorofluoromethane	A	ug/L	0	0		0	0	0	0.134	1	500	0%	0	0	0%	U
Vinyl chloride	A	ug/L	0	0		0	0	0	0.153	1	500	0%	0	0	0%	U
1,4-Dichlorobenzene-d4	I	ug/L	250	10		0	0	0	0	0	0	0%	0	0	0%	
Chlorobenzene-d5	I	ug/L	250	10		0	0	0	0.1	0	0	0%	0	0	0%	
Fluorobenzene	I	ug/L	250	10		0	0	0	0.1	0	0	0%	0	0	0%	
BETX, Total	M	ug/L	2.2257	0		0	0	0	0.0604	1	0	0%			0%	U
Xylenes, Total	M	ug/L	0	0		0	0	0	0.0604	1	0	0%	0	0	0%	U
1,2-Dichloroethane-d4	S	ug/L	272.58172	10.9032688		10	0	0	0.229	1	500	109%	81	118	0%	
Dibromofluoromethane	S	ug/L	264.16177	10.5664708		10	0	0	0.129	1	500	106%	80	119	0%	
p-Bromofluorobenzene	S	ug/L	269.689	10.78756		10	0	0	0.149	1	500	108%	85	114	0%	
Toluene-d8	S	ug/L	254.75524	10.1902096		10	0	0	0.23	1	500	102%	89	112	0%	

Seq No	Lab ID	Test Code	Sample Typ	File ID	Analysis Date	DF	Batch ID	Prep Date	SPKref	RPDref	pmoist					
15003174	B22011446-018	VOC-8260-W-S	SAMP	DA5975C\VG012	1/25/2022 6:03:3	1	R373812		0	0						
Analyte	T	Units	RAW	Final	Text	Spike	SPKref	RPDref	MDL	PQL	UQL	%REC	LOW	HIGH	%RPD	Q
1,1,1,2-Tetrachloroethane	A	ug/L	0	0		0	0	0	0.101	1	500	0%	0	0	0%	U
1,1,1-Trichloroethane	A	ug/L	0	0		0	0	0	0.131	1	500	0%	0	0	0%	U
1,1,2,2-Tetrachloroethane	A	ug/L	0	0		0	0	0	0.0872	1	500	0%	0	0	0%	U
1,1,2-Trichloroethane	A	ug/L	0	0		0	0	0	0.108	1	500	0%	0	0	0%	U
1,1-Dichloroethane	A	ug/L	0	0		0	0	0	0.135	1	500	0%	0	0	0%	U
1,1-Dichloroethene	A	ug/L	0	0		0	0	0	0.141	1	500	0%	0	0	0%	U
1,1-Dichloropropene	A	ug/L	0	0		0	0	0	0.083	1	500	0%	0	0	0%	U
1,2,3-Trichloropropane	A	ug/L	0	0		0	0	0	0.235	1	500	0%	0	0	0%	U
1,2-Dibromoethane	A	ug/L	0	0		0	0	0	0.0916	1	500	0%	0	0	0%	U
1,2-Dichlorobenzene	A	ug/L	0	0		0	0	0	0.0746	1	500	0%	0	0	0%	U
1,2-Dichloroethane	A	ug/L	0	0		0	0	0	0.116	1	500	0%	0	0	0%	U
1,2-Dichloropropane	A	ug/L	0	0		0	0	0	0.0847	1	500	0%	0	0	0%	U
1,3-Dichlorobenzene	A	ug/L	0	0		0	0	0	0.0803	1	500	0%	0	0	0%	U
1,3-Dichloropropane	A	ug/L	0	0		0	0	0	0.0791	1	500	0%	0	0	0%	U
1,4-Dichlorobenzene	A	ug/L	0	0		0	0	0	0.0858	1	500	0%	0	0	0%	U
2,2-Dichloropropane	A	ug/L	0	0		0	0	0	0.186	1	500	0%	0	0	0%	U
2-Chlorotoluene	A	ug/L	0	0		0	0	0	0.0876	1	500	0%	0	0	0%	U
4-Chlorotoluene	A	ug/L	0	0		0	0	0	0.0728	1	500	0%	0	0	0%	U
Benzene	A	ug/L	0	0		0	0	0	0.0914	1	500	0%	0	0	0%	U
Bromobenzene	A	ug/L	0	0		0	0	0	0.0831	1	500	0%	0	0	0%	U
Bromochloromethane	A	ug/L	0	0		0	0	0	0.141	1	500	0%	0	0	0%	U
Bromodichloromethane	A	ug/L	0	0		0	0	0	0.12	1	500	0%	0	0	0%	U
Bromoform	A	ug/L	0	0		0	0	0	0.119	1	500	0%	0	0	0%	U
Bromomethane	A	ug/L	0	0		0	0	0	0.253	1	500	0%	0	0	0%	U
Carbon tetrachloride	A	ug/L	0	0		0	0	0	0.143	1	500	0%	0	0	0%	U
Chlorobenzene	A	ug/L	0	0		0	0	0	0.0914	1	500	0%	0	0	0%	U
Chlorodibromomethane	A	ug/L	0	0		0	0	0	0.0841	1	500	0%	0	0	0%	U
Chloroethane	A	ug/L	0	0		0	0	0	0.169	1	500	0%	0	0	0%	U
Chloroform	A	ug/L	0.39137	0		0	0	0	0.0789	1	500	0%	0	0	0%	U
Chloromethane	A	ug/L	0.46661	0		0	0	0	0.162	1	500	0%	0	0	0%	U
cis-1,2-Dichloroethene	A	ug/L	0	0		0	0	0	0.108	1	500	0%	0	0	0%	U
cis-1,3-Dichloropropene	A	ug/L	0	0		0	0	0	0.073	1	500	0%	0	0	0%	U
Dibromomethane	A	ug/L	0	0		0	0	0	0.147	1	500	0%	0	0	0%	U
Dichlorodifluoromethane	A	ug/L	0	0		0	0	0	0.175	1	500	0%	0	0	0%	U
Ethylbenzene	A	ug/L	0	0		0	0	0	0.0836	1	500	0%	0	0	0%	U

Seq No	Lab ID	Test Code	Sample Typ	File ID	Analysis Date	DF	Batch ID	Prep Date	SPKref	RPDref	pmoist					
15003174	B22011446-018	VOC-8260-W-S	SAMP	DA5975C\VG012:1/25/2022	6:03:3	1	R373812		0	0						
Analyte	T	Units	RAW	Final	Text	Spike	SPKref	RPDref	MDL	PQL	UQL	%REC	LOW	HIGH	%RPD	Q
m+p-Xylenes	A	ug/L	0	0		0	0	0	0.15	1	1000	0%	0	0	0%	U
Methyl ethyl ketone	A	ug/L	0	0		0	0	0	1.77	20	5000	0%	0	0	0%	U
Methyl tert-butyl ether (MTBE)	A	ug/L	0	0		0	0	0	0.101	1	500	0%	0	0	0%	U
Methylene chloride	A	ug/L	1.71623	0		0	0	0	0.338	1	500	0%	0	0	0%	U
o-Xylene	A	ug/L	0	0		0	0	0	0.0604	1	500	0%	0	0	0%	U
Styrene	A	ug/L	0	0		0	0	0	0.067	1	500	0%	0	0	0%	U
Tetrachloroethene	A	ug/L	0	0		0	0	0	0.0671	1	500	0%	0	0	0%	U
Toluene	A	ug/L	1.42965	0		0	0	0	0.0679	1	500	0%	0	0	0%	U
trans-1,2-Dichloroethene	A	ug/L	0	0		0	0	0	0.125	1	500	0%	0	0	0%	U
trans-1,3-Dichloropropene	A	ug/L	0	0		0	0	0	0.0846	1	500	0%	0	0	0%	U
Trichloroethene	A	ug/L	0	0		0	0	0	0.0993	1	500	0%	0	0	0%	U
Trichlorofluoromethane	A	ug/L	0	0		0	0	0	0.134	1	500	0%	0	0	0%	U
Vinyl chloride	A	ug/L	0	0		0	0	0	0.153	1	500	0%	0	0	0%	U
1,4-Dichlorobenzene-d4	I	ug/L	250	10		0	0	0	0	0	0	0%	0	0	0%	
Chlorobenzene-d5	I	ug/L	250	10		0	0	0	0.1	0	0	0%	0	0	0%	
Fluorobenzene	I	ug/L	250	10		0	0	0	0.1	0	0	0%	0	0	0%	
BETX, Total	M	ug/L	1.42965	0		0	0	0	0.0604	1	0	0%			0%	U
Xylenes, Total	M	ug/L	0	0		0	0	0	0.0604	1	0	0%	0	0	0%	U
1,2-Dichloroethane-d4	S	ug/L	264.2878	10.571512		10	0	0	0.229	1	500	106%	81	118	0%	
Dibromofluoromethane	S	ug/L	265.45754	10.6183016		10	0	0	0.129	1	500	106%	80	119	0%	
p-Bromofluorobenzene	S	ug/L	271.90434	10.8761736		10	0	0	0.149	1	500	109%	85	114	0%	
Toluene-d8	S	ug/L	259.48146	10.3792584		10	0	0	0.23	1	500	104%	89	112	0%	

Seq No	Lab ID	Test Code	Sample Typ	File ID	Analysis Date	DF	Batch ID	Prep Date	SPKref	RPDref	pmoist					
15003177	B22011446-023	VOC-8260-W-S	SAMP	DA5975C\VG012:1/25/2022	6:30:5	1	R373812		0	0						
Analyte	T	Units	RAW	Final	Text	Spike	SPKref	RPDref	MDL	PQL	UQL	%REC	LOW	HIGH	%RPD	Q
1,1,1,2-Tetrachloroethane	A	ug/L	0	0		0	0	0	0.101	1	500	0%	0	0	0%	U
1,1,1-Trichloroethane	A	ug/L	0	0		0	0	0	0.131	1	500	0%	0	0	0%	U
1,1,2,2-Tetrachloroethane	A	ug/L	0	0		0	0	0	0.0872	1	500	0%	0	0	0%	U
1,1,2-Trichloroethane	A	ug/L	0	0		0	0	0	0.108	1	500	0%	0	0	0%	U
1,1-Dichloroethane	A	ug/L	0	0		0	0	0	0.135	1	500	0%	0	0	0%	U
1,1-Dichloroethene	A	ug/L	0	0		0	0	0	0.141	1	500	0%	0	0	0%	U
1,1-Dichloropropene	A	ug/L	0	0		0	0	0	0.083	1	500	0%	0	0	0%	U
1,2,3-Trichloropropane	A	ug/L	0	0		0	0	0	0.235	1	500	0%	0	0	0%	U

Seq No	Lab ID	Test Code	Sample Typ	File ID	Analysis Date	DF	Batch ID	Prep Date	SPKref	RPDref	pmoist					
15003177	B22011446-023	VOC-8260-W-S	SAMP	DA5975C\VG012:1	2/25/2022 6:30:5	1	R373812		0	0						
Analyte	T	Units	RAW	Final	Text	Spike	SPKref	RPDref	MDL	PQL	UQL	%REC	LOW	HIGH	%RPD	Q
1,2-Dibromoethane	A	ug/L	0	0		0	0	0	0.0916	1	500	0%	0	0	0%	U
1,2-Dichlorobenzene	A	ug/L	0	0		0	0	0	0.0746	1	500	0%	0	0	0%	U
1,2-Dichloroethane	A	ug/L	0	0		0	0	0	0.116	1	500	0%	0	0	0%	U
1,2-Dichloropropane	A	ug/L	0	0		0	0	0	0.0847	1	500	0%	0	0	0%	U
1,3-Dichlorobenzene	A	ug/L	0	0		0	0	0	0.0803	1	500	0%	0	0	0%	U
1,3-Dichloropropane	A	ug/L	0	0		0	0	0	0.0791	1	500	0%	0	0	0%	U
1,4-Dichlorobenzene	A	ug/L	0	0		0	0	0	0.0858	1	500	0%	0	0	0%	U
2,2-Dichloropropane	A	ug/L	0	0		0	0	0	0.186	1	500	0%	0	0	0%	U
2-Chlorotoluene	A	ug/L	0	0		0	0	0	0.0876	1	500	0%	0	0	0%	U
4-Chlorotoluene	A	ug/L	0	0		0	0	0	0.0728	1	500	0%	0	0	0%	U
Benzene	A	ug/L	0	0		0	0	0	0.0914	1	500	0%	0	0	0%	U
Bromobenzene	A	ug/L	0	0		0	0	0	0.0831	1	500	0%	0	0	0%	U
Bromochloromethane	A	ug/L	0	0		0	0	0	0.141	1	500	0%	0	0	0%	U
Bromodichloromethane	A	ug/L	0	0		0	0	0	0.12	1	500	0%	0	0	0%	U
Bromoform	A	ug/L	0	0		0	0	0	0.119	1	500	0%	0	0	0%	U
Bromomethane	A	ug/L	0	0		0	0	0	0.253	1	500	0%	0	0	0%	U
Carbon tetrachloride	A	ug/L	0	0		0	0	0	0.143	1	500	0%	0	0	0%	U
Chlorobenzene	A	ug/L	0	0		0	0	0	0.0914	1	500	0%	0	0	0%	U
Chlorodibromomethane	A	ug/L	0	0		0	0	0	0.0841	1	500	0%	0	0	0%	U
Chloroethane	A	ug/L	0	0		0	0	0	0.169	1	500	0%	0	0	0%	U
Chloroform	A	ug/L	0.43663	0		0	0	0	0.0789	1	500	0%	0	0	0%	U
Chloromethane	A	ug/L	1.93705	0		0	0	0	0.162	1	500	0%	0	0	0%	U
cis-1,2-Dichloroethene	A	ug/L	0	0		0	0	0	0.108	1	500	0%	0	0	0%	U
cis-1,3-Dichloropropene	A	ug/L	0	0		0	0	0	0.073	1	500	0%	0	0	0%	U
Dibromomethane	A	ug/L	0	0		0	0	0	0.147	1	500	0%	0	0	0%	U
Dichlorodifluoromethane	A	ug/L	0	0		0	0	0	0.175	1	500	0%	0	0	0%	U
Ethylbenzene	A	ug/L	0	0		0	0	0	0.0836	1	500	0%	0	0	0%	U
m+p-Xylenes	A	ug/L	0	0		0	0	0	0.15	1	1000	0%	0	0	0%	U
Methyl ethyl ketone	A	ug/L	0	0		0	0	0	1.77	20	5000	0%	0	0	0%	U
Methyl tert-butyl ether (MTBE)	A	ug/L	0	0		0	0	0	0.101	1	500	0%	0	0	0%	U
Methylene chloride	A	ug/L	0	0		0	0	0	0.338	1	500	0%	0	0	0%	U
o-Xylene	A	ug/L	0	0		0	0	0	0.0604	1	500	0%	0	0	0%	U
Styrene	A	ug/L	0	0		0	0	0	0.067	1	500	0%	0	0	0%	U
Tetrachloroethene	A	ug/L	0	0		0	0	0	0.0671	1	500	0%	0	0	0%	U
Toluene	A	ug/L	0	0		0	0	0	0.0679	1	500	0%	0	0	0%	U

Seq No	Lab ID	Test Code	Sample Typ	File ID	Analysis Date	DF	Batch ID	Prep Date	SPKref	RPDref	pmoist					
15003177	B22011446-023	VOC-8260-W-S	SAMP	DA5975C\VG012:1/25/2022	6:30:5	1	R373812		0	0						
Analyte	T	Units	RAW	Final	Text	Spike	SPKref	RPDref	MDL	PQL	UQL	%REC	LOW	HIGH	%RPD	Q
trans-1,2-Dichloroethene	A	ug/L	0	0		0	0	0	0.125	1	500	0%	0	0	0%	U
trans-1,3-Dichloropropene	A	ug/L	0	0		0	0	0	0.0846	1	500	0%	0	0	0%	U
Trichloroethene	A	ug/L	0	0		0	0	0	0.0993	1	500	0%	0	0	0%	U
Trichlorofluoromethane	A	ug/L	0	0		0	0	0	0.134	1	500	0%	0	0	0%	U
Vinyl chloride	A	ug/L	0	0		0	0	0	0.153	1	500	0%	0	0	0%	U
1,4-Dichlorobenzene-d4	I	ug/L	250	10		0	0	0	0	0	0	0%	0	0	0%	
Chlorobenzene-d5	I	ug/L	250	10		0	0	0	0.1	0	0	0%	0	0	0%	
Fluorobenzene	I	ug/L	250	10		0	0	0	0.1	0	0	0%	0	0	0%	
BETX, Total	M	ug/L	0	0		0	0	0	0.0604	1	0	0%			0%	U
Xylenes, Total	M	ug/L	0	0		0	0	0	0.0604	1	0	0%	0	0	0%	U
1,2-Dichloroethane-d4	S	ug/L	269.94638	10.7978552		10	0	0	0.229	1	500	108%	81	118	0%	
Dibromofluoromethane	S	ug/L	271.69854	10.8679416		10	0	0	0.129	1	500	109%	80	119	0%	
p-Bromofluorobenzene	S	ug/L	258.88364	10.3553456		10	0	0	0.149	1	500	104%	85	114	0%	
Toluene-d8	S	ug/L	257.70298	10.3081192		10	0	0	0.23	1	500	103%	89	112	0%	

Seq No	Lab ID	Test Code	Sample Typ	File ID	Analysis Date	DF	Batch ID	Prep Date	SPKref	RPDref	pmoist					
15003178	B22011446-028	VOC-8260-W-S	SAMP	DA5975C\VG012:1/25/2022	6:58:1	1	R373812		0	0						
Analyte	T	Units	RAW	Final	Text	Spike	SPKref	RPDref	MDL	PQL	UQL	%REC	LOW	HIGH	%RPD	Q
1,1,1,2-Tetrachloroethane	A	ug/L	0	0		0	0	0	0.101	1	500	0%	0	0	0%	U
1,1,1-Trichloroethane	A	ug/L	0	0		0	0	0	0.131	1	500	0%	0	0	0%	U
1,1,2,2-Tetrachloroethane	A	ug/L	0	0		0	0	0	0.0872	1	500	0%	0	0	0%	U
1,1,2-Trichloroethane	A	ug/L	0	0		0	0	0	0.108	1	500	0%	0	0	0%	U
1,1-Dichloroethane	A	ug/L	0	0		0	0	0	0.135	1	500	0%	0	0	0%	U
1,1-Dichloroethene	A	ug/L	0	0		0	0	0	0.141	1	500	0%	0	0	0%	U
1,1-Dichloropropene	A	ug/L	0	0		0	0	0	0.083	1	500	0%	0	0	0%	U
1,2,3-Trichloropropane	A	ug/L	0	0		0	0	0	0.235	1	500	0%	0	0	0%	U
1,2-Dibromoethane	A	ug/L	0	0		0	0	0	0.0916	1	500	0%	0	0	0%	U
1,2-Dichlorobenzene	A	ug/L	0	0		0	0	0	0.0746	1	500	0%	0	0	0%	U
1,2-Dichloroethane	A	ug/L	0	0		0	0	0	0.116	1	500	0%	0	0	0%	U
1,2-Dichloropropane	A	ug/L	0	0		0	0	0	0.0847	1	500	0%	0	0	0%	U
1,3-Dichlorobenzene	A	ug/L	0	0		0	0	0	0.0803	1	500	0%	0	0	0%	U
1,3-Dichloropropane	A	ug/L	0	0		0	0	0	0.0791	1	500	0%	0	0	0%	U
1,4-Dichlorobenzene	A	ug/L	0	0		0	0	0	0.0858	1	500	0%	0	0	0%	U
2,2-Dichloropropane	A	ug/L	0	0		0	0	0	0.186	1	500	0%	0	0	0%	U

Seq No	Lab ID	Test Code	Sample Typ	File ID	Analysis Date	DF	Batch ID	Prep Date	SPKref	RPDref	pmoist					
15003178	B22011446-028	VOC-8260-W-S	SAMP	DA5975C\VG012	1/25/2022 6:58:1	1	R373812		0	0						
Analyte	T	Units	RAW	Final	Text	Spike	SPKref	RPDref	MDL	PQL	UQL	%REC	LOW	HIGH	%RPD	Q
2-Chlorotoluene	A	ug/L	0	0		0	0	0	0.0876	1	500	0%	0	0	0%	U
4-Chlorotoluene	A	ug/L	0	0		0	0	0	0.0728	1	500	0%	0	0	0%	U
Benzene	A	ug/L	0	0		0	0	0	0.0914	1	500	0%	0	0	0%	U
Bromobenzene	A	ug/L	0	0		0	0	0	0.0831	1	500	0%	0	0	0%	U
Bromochloromethane	A	ug/L	0	0		0	0	0	0.141	1	500	0%	0	0	0%	U
Bromodichloromethane	A	ug/L	0	0		0	0	0	0.12	1	500	0%	0	0	0%	U
Bromoform	A	ug/L	0	0		0	0	0	0.119	1	500	0%	0	0	0%	U
Bromomethane	A	ug/L	0	0		0	0	0	0.253	1	500	0%	0	0	0%	U
Carbon tetrachloride	A	ug/L	0	0		0	0	0	0.143	1	500	0%	0	0	0%	U
Chlorobenzene	A	ug/L	0	0		0	0	0	0.0914	1	500	0%	0	0	0%	U
Chlorodibromomethane	A	ug/L	0	0		0	0	0	0.0841	1	500	0%	0	0	0%	U
Chloroethane	A	ug/L	0	0		0	0	0	0.169	1	500	0%	0	0	0%	U
Chloroform	A	ug/L	0	0		0	0	0	0.0789	1	500	0%	0	0	0%	U
Chloromethane	A	ug/L	0	0		0	0	0	0.162	1	500	0%	0	0	0%	U
cis-1,2-Dichloroethene	A	ug/L	0	0		0	0	0	0.108	1	500	0%	0	0	0%	U
cis-1,3-Dichloropropene	A	ug/L	0	0		0	0	0	0.073	1	500	0%	0	0	0%	U
Dibromomethane	A	ug/L	0	0		0	0	0	0.147	1	500	0%	0	0	0%	U
Dichlorodifluoromethane	A	ug/L	0	0		0	0	0	0.175	1	500	0%	0	0	0%	U
Ethylbenzene	A	ug/L	0.72737	0		0	0	0	0.0836	1	500	0%	0	0	0%	U
m+p-Xylenes	A	ug/L	0	0		0	0	0	0.15	1	1000	0%	0	0	0%	U
Methyl ethyl ketone	A	ug/L	0	0		0	0	0	1.77	20	5000	0%	0	0	0%	U
Methyl tert-butyl ether (MTBE)	A	ug/L	0	0		0	0	0	0.101	1	500	0%	0	0	0%	U
Methylene chloride	A	ug/L	0	0		0	0	0	0.338	1	500	0%	0	0	0%	U
o-Xylene	A	ug/L	0	0		0	0	0	0.0604	1	500	0%	0	0	0%	U
Styrene	A	ug/L	0	0		0	0	0	0.067	1	500	0%	0	0	0%	U
Tetrachloroethene	A	ug/L	0	0		0	0	0	0.0671	1	500	0%	0	0	0%	U
Toluene	A	ug/L	4.64819	0.1859276		0	0	0	0.0679	1	500	0%	0	0	0%	J
trans-1,2-Dichloroethene	A	ug/L	0	0		0	0	0	0.125	1	500	0%	0	0	0%	U
trans-1,3-Dichloropropene	A	ug/L	0	0		0	0	0	0.0846	1	500	0%	0	0	0%	U
Trichloroethene	A	ug/L	0	0		0	0	0	0.0993	1	500	0%	0	0	0%	U
Trichlorofluoromethane	A	ug/L	0	0		0	0	0	0.134	1	500	0%	0	0	0%	U
Vinyl chloride	A	ug/L	0	0		0	0	0	0.153	1	500	0%	0	0	0%	U
1,4-Dichlorobenzene-d4	I	ug/L	250	10		0	0	0	0	0	0	0%	0	0	0%	
Chlorobenzene-d5	I	ug/L	250	10		0	0	0	0.1	0	0	0%	0	0	0%	
Fluorobenzene	I	ug/L	250	10		0	0	0	0.1	0	0	0%	0	0	0%	

Seq No	Lab ID	Test Code	Sample Typ	File ID	Analysis Date	DF	Batch ID	Prep Date	SPKref	RPDref	pmoist					
15003178	B22011446-028	VOC-8260-W-S	SAMP	DA5975C\VG012:1/25/2022	6:58:1	1	R373812		0	0						
Analyte	T	Units	RAW	Final	Text	Spike	SPKref	RPDref	MDL	PQL	UQL	%REC	LOW	HIGH	%RPD	Q
BETX, Total	M	ug/L	5.37556	0.1859276		0	0	0	0.0679	1	0	0%			0%	J
Xylenes, Total	M	ug/L	0	0		0	0	0	0.0604	1	0	0%	0	0	0%	U
1,2-Dichloroethane-d4	S	ug/L	264.93925	10.59757		10	0	0	0.229	1	500	106%	81	118	0%	
Dibromofluoromethane	S	ug/L	260.58422	10.4233688		10	0	0	0.129	1	500	104%	80	119	0%	
p-Bromofluorobenzene	S	ug/L	270.48403	10.8193612		10	0	0	0.149	1	500	108%	85	114	0%	
Toluene-d8	S	ug/L	255.72048	10.2288192		10	0	0	0.23	1	500	102%	89	112	0%	

Seq No	Lab ID	Test Code	Sample Typ	File ID	Analysis Date	DF	Batch ID	Prep Date	SPKref	RPDref	pmoist					
15003179	B22011446-033	VOC-8260-W-S	SAMP	DA5975C\VG012:1/25/2022	7:25:3	1	R373812		0	0						
Analyte	T	Units	RAW	Final	Text	Spike	SPKref	RPDref	MDL	PQL	UQL	%REC	LOW	HIGH	%RPD	Q
1,1,1,2-Tetrachloroethane	A	ug/L	0	0		0	0	0	0.101	1	500	0%	0	0	0%	U
1,1,1-Trichloroethane	A	ug/L	0	0		0	0	0	0.131	1	500	0%	0	0	0%	U
1,1,2,2-Tetrachloroethane	A	ug/L	0	0		0	0	0	0.0872	1	500	0%	0	0	0%	U
1,1,2-Trichloroethane	A	ug/L	0	0		0	0	0	0.108	1	500	0%	0	0	0%	U
1,1-Dichloroethane	A	ug/L	0	0		0	0	0	0.135	1	500	0%	0	0	0%	U
1,1-Dichloroethene	A	ug/L	0	0		0	0	0	0.141	1	500	0%	0	0	0%	U
1,1-Dichloropropene	A	ug/L	0	0		0	0	0	0.083	1	500	0%	0	0	0%	U
1,2,3-Trichloropropane	A	ug/L	0	0		0	0	0	0.235	1	500	0%	0	0	0%	U
1,2-Dibromoethane	A	ug/L	0	0		0	0	0	0.0916	1	500	0%	0	0	0%	U
1,2-Dichlorobenzene	A	ug/L	0	0		0	0	0	0.0746	1	500	0%	0	0	0%	U
1,2-Dichloroethane	A	ug/L	0	0		0	0	0	0.116	1	500	0%	0	0	0%	U
1,2-Dichloropropane	A	ug/L	0	0		0	0	0	0.0847	1	500	0%	0	0	0%	U
1,3-Dichlorobenzene	A	ug/L	0	0		0	0	0	0.0803	1	500	0%	0	0	0%	U
1,3-Dichloropropane	A	ug/L	0	0		0	0	0	0.0791	1	500	0%	0	0	0%	U
1,4-Dichlorobenzene	A	ug/L	0	0		0	0	0	0.0858	1	500	0%	0	0	0%	U
2,2-Dichloropropane	A	ug/L	0	0		0	0	0	0.186	1	500	0%	0	0	0%	U
2-Chlorotoluene	A	ug/L	0	0		0	0	0	0.0876	1	500	0%	0	0	0%	U
4-Chlorotoluene	A	ug/L	0	0		0	0	0	0.0728	1	500	0%	0	0	0%	U
Benzene	A	ug/L	0	0		0	0	0	0.0914	1	500	0%	0	0	0%	U
Bromobenzene	A	ug/L	0	0		0	0	0	0.0831	1	500	0%	0	0	0%	U
Bromochloromethane	A	ug/L	0	0		0	0	0	0.141	1	500	0%	0	0	0%	U
Bromodichloromethane	A	ug/L	0	0		0	0	0	0.12	1	500	0%	0	0	0%	U
Bromoform	A	ug/L	0	0		0	0	0	0.119	1	500	0%	0	0	0%	U
Bromomethane	A	ug/L	0	0		0	0	0	0.253	1	500	0%	0	0	0%	U

Seq No	Lab ID	Test Code	Sample Typ	File ID	Analysis Date	DF	Batch ID	Prep Date	SPKref	RPDref	pmoist					
15003179	B22011446-033	VOC-8260-W-S	SAMP	DA5975C\VG012	1/25/2022 7:25:3	1	R373812		0	0						
Analyte	T	Units	RAW	Final	Text	Spike	SPKref	RPDref	MDL	PQL	UQL	%REC	LOW	HIGH	%RPD	Q
Carbon tetrachloride	A	ug/L	0	0		0	0	0	0.143	1	500	0%	0	0	0%	U
Chlorobenzene	A	ug/L	0	0		0	0	0	0.0914	1	500	0%	0	0	0%	U
Chlorodibromomethane	A	ug/L	0	0		0	0	0	0.0841	1	500	0%	0	0	0%	U
Chloroethane	A	ug/L	0	0		0	0	0	0.169	1	500	0%	0	0	0%	U
Chloroform	A	ug/L	0.487	0		0	0	0	0.0789	1	500	0%	0	0	0%	U
Chloromethane	A	ug/L	0.46071	0		0	0	0	0.162	1	500	0%	0	0	0%	U
cis-1,2-Dichloroethene	A	ug/L	0	0		0	0	0	0.108	1	500	0%	0	0	0%	U
cis-1,3-Dichloropropene	A	ug/L	0	0		0	0	0	0.073	1	500	0%	0	0	0%	U
Dibromomethane	A	ug/L	0	0		0	0	0	0.147	1	500	0%	0	0	0%	U
Dichlorodifluoromethane	A	ug/L	0	0		0	0	0	0.175	1	500	0%	0	0	0%	U
Ethylbenzene	A	ug/L	0	0		0	0	0	0.0836	1	500	0%	0	0	0%	U
m+p-Xylenes	A	ug/L	0	0		0	0	0	0.15	1	1000	0%	0	0	0%	U
Methyl ethyl ketone	A	ug/L	0	0		0	0	0	1.77	20	5000	0%	0	0	0%	U
Methyl tert-butyl ether (MTBE)	A	ug/L	0	0		0	0	0	0.101	1	500	0%	0	0	0%	U
Methylene chloride	A	ug/L	1.43689	0		0	0	0	0.338	1	500	0%	0	0	0%	U
o-Xylene	A	ug/L	0	0		0	0	0	0.0604	1	500	0%	0	0	0%	U
Styrene	A	ug/L	0	0		0	0	0	0.067	1	500	0%	0	0	0%	U
Tetrachloroethene	A	ug/L	0	0		0	0	0	0.0671	1	500	0%	0	0	0%	U
Toluene	A	ug/L	1.74411	0.0697644		0	0	0	0.0679	1	500	0%	0	0	0%	J
trans-1,2-Dichloroethene	A	ug/L	0	0		0	0	0	0.125	1	500	0%	0	0	0%	U
trans-1,3-Dichloropropene	A	ug/L	0	0		0	0	0	0.0846	1	500	0%	0	0	0%	U
Trichloroethene	A	ug/L	0	0		0	0	0	0.0993	1	500	0%	0	0	0%	U
Trichlorofluoromethane	A	ug/L	0	0		0	0	0	0.134	1	500	0%	0	0	0%	U
Vinyl chloride	A	ug/L	0	0		0	0	0	0.153	1	500	0%	0	0	0%	U
1,4-Dichlorobenzene-d4	I	ug/L	250	10		0	0	0	0	0	0	0%	0	0	0%	
Chlorobenzene-d5	I	ug/L	250	10		0	0	0	0.1	0	0	0%	0	0	0%	
Fluorobenzene	I	ug/L	250	10		0	0	0	0.1	0	0	0%	0	0	0%	
BETX, Total	M	ug/L	1.74411	0.0697644		0	0	0	0.0679	1	0	0%			0%	J
Xylenes, Total	M	ug/L	0	0		0	0	0	0.0604	1	0	0%	0	0	0%	U
1,2-Dichloroethane-d4	S	ug/L	280.85261	11.2341044		10	0	0	0.229	1	500	112%	81	118	0%	
Dibromofluoromethane	S	ug/L	268.81287	10.7525148		10	0	0	0.129	1	500	108%	80	119	0%	
p-Bromofluorobenzene	S	ug/L	262.53621	10.5014484		10	0	0	0.149	1	500	105%	85	114	0%	
Toluene-d8	S	ug/L	256.1268	10.245072		10	0	0	0.23	1	500	102%	89	112	0%	

Seq No	Lab ID	Test Code	Sample Typ	File ID	Analysis Date	DF	Batch ID	Prep Date	SPKref	RPDref	pmoist					
15003185	B22011446-006	VOC-8260-W-Q	SAMP	DA5975C\VG012	1/25/2022 12:35:	1	R373812		0	0						
Analyte	T	Units	RAW	Final	Text	Spike	SPKref	RPDref	MDL	PQL	UQL	%REC	LOW	HIGH	%RPD	Q
1,1,1,2-Tetrachloroethane	A	ug/L	0	0		0	0	0	0.101	0.5	500	0%	0	0	0%	U
1,1,1-Trichloroethane	A	ug/L	0	0		0	0	0	0.131	0.5	500	0%	0	0	0%	U
1,1,2,2-Tetrachloroethane	A	ug/L	0	0		0	0	0	0.0872	0.5	500	0%	0	0	0%	U
1,1,2-Trichloroethane	A	ug/L	0	0		0	0	0	0.108	0.5	500	0%	0	0	0%	U
1,1-Dichloroethane	A	ug/L	0	0		0	0	0	0.135	0.5	500	0%	0	0	0%	U
1,1-Dichloroethene	A	ug/L	0	0		0	0	0	0.141	0.5	500	0%	0	0	0%	U
1,1-Dichloropropene	A	ug/L	0	0		0	0	0	0.083	0.5	500	0%	0	0	0%	U
1,2,3-Trichloropropane	A	ug/L	0	0		0	0	0	0.235	0.5	500	0%	0	0	0%	U
1,2-Dibromoethane	A	ug/L	0	0		0	0	0	0.0916	0.5	500	0%	0	0	0%	U
1,2-Dichlorobenzene	A	ug/L	0	0		0	0	0	0.0746	0.5	500	0%	0	0	0%	U
1,2-Dichloroethane	A	ug/L	0	0		0	0	0	0.116	0.5	500	0%	0	0	0%	U
1,2-Dichloropropane	A	ug/L	0	0		0	0	0	0.0847	0.5	500	0%	0	0	0%	U
1,3-Dichlorobenzene	A	ug/L	0	0		0	0	0	0.0803	0.5	500	0%	0	0	0%	U
1,3-Dichloropropane	A	ug/L	0	0		0	0	0	0.0791	0.5	500	0%	0	0	0%	U
1,4-Dichlorobenzene	A	ug/L	0	0		0	0	0	0.0858	0.5	500	0%	0	0	0%	U
2,2-Dichloropropane	A	ug/L	0	0		0	0	0	0.186	0.5	500	0%	0	0	0%	U
2-Chlorotoluene	A	ug/L	0	0		0	0	0	0.0876	0.5	500	0%	0	0	0%	U
4-Chlorotoluene	A	ug/L	0	0		0	0	0	0.0728	0.5	500	0%	0	0	0%	U
Benzene	A	ug/L	0	0		0	0	0	0.0914	0.5	500	0%	0	0	0%	U
Bromobenzene	A	ug/L	0	0		0	0	0	0.0831	0.5	500	0%	0	0	0%	U
Bromochloromethane	A	ug/L	0	0		0	0	0	0.141	0.5	500	0%	0	0	0%	U
Bromodichloromethane	A	ug/L	0	0		0	0	0	0.12	0.5	500	0%	0	0	0%	U
Bromoform	A	ug/L	0	0		0	0	0	0.119	0.5	500	0%	0	0	0%	U
Bromomethane	A	ug/L	0	0		0	0	0	0.253	0.5	500	0%	0	0	0%	U
Carbon tetrachloride	A	ug/L	0	0		0	0	0	0.143	0.5	500	0%	0	0	0%	U
Chlorobenzene	A	ug/L	0	0		0	0	0	0.0914	0.5	500	0%	0	0	0%	U
Chlorodibromomethane	A	ug/L	0	0		0	0	0	0.0841	0.5	500	0%	0	0	0%	U
Chloroethane	A	ug/L	0	0		0	0	0	0.169	0.5	500	0%	0	0	0%	U
Chloroform	A	ug/L	16.16326	0.6465304		0	0	0	0.0789	0.5	500	0%	0	0	0%	U
Chloromethane	A	ug/L	1.25663	0		0	0	0	0.162	0.5	500	0%	0	0	0%	U
cis-1,2-Dichloroethene	A	ug/L	0	0		0	0	0	0.108	0.5	500	0%	0	0	0%	U
cis-1,3-Dichloropropene	A	ug/L	0	0		0	0	0	0.073	0.5	500	0%	0	0	0%	U
Dibromomethane	A	ug/L	0	0		0	0	0	0.147	0.5	500	0%	0	0	0%	U
Dichlorodifluoromethane	A	ug/L	0	0		0	0	0	0.175	0.5	500	0%	0	0	0%	U
Ethylbenzene	A	ug/L	0	0		0	0	0	0.0836	0.5	500	0%	0	0	0%	U

Seq No	Lab ID	Test Code	Sample Typ	File ID	Analysis Date	DF	Batch ID	Prep Date	SPKref	RPDref	pmoist					
15003185	B22011446-006	VOC-8260-W-Q	SAMP	DA5975C\VG012:1/25/2022	12:35:	1	R373812		0	0						
Analyte	T	Units	RAW	Final	Text	Spike	SPKref	RPDref	MDL	PQL	UQL	%REC	LOW	HIGH	%RPD	Q
m+p-Xylenes	A	ug/L	0	0		0	0	0	0.15	0.5	1000	0%	0	0	0%	U
Methyl ethyl ketone	A	ug/L	0	0		0	0	0	1.77	10	5000	0%	0	0	0%	U
Methyl tert-butyl ether (MTBE)	A	ug/L	0	0		0	0	0	0.101	0.5	500	0%	0	0	0%	U
Methylene chloride	A	ug/L	1.03005	0		0	0	0	0.338	0.5	500	0%	0	0	0%	U
o-Xylene	A	ug/L	0	0		0	0	0	0.0604	0.5	500	0%	0	0	0%	U
Styrene	A	ug/L	0	0		0	0	0	0.067	0.5	500	0%	0	0	0%	U
Tetrachloroethene	A	ug/L	0	0		0	0	0	0.0671	0.5	500	0%	0	0	0%	U
Toluene	A	ug/L	0.51096	0		0	0	0	0.0679	0.5	500	0%	0	0	0%	U
trans-1,2-Dichloroethene	A	ug/L	0	0		0	0	0	0.125	0.5	500	0%	0	0	0%	U
trans-1,3-Dichloropropene	A	ug/L	0	0		0	0	0	0.0846	0.5	500	0%	0	0	0%	U
Trichloroethene	A	ug/L	0	0		0	0	0	0.0993	0.5	500	0%	0	0	0%	U
Trichlorofluoromethane	A	ug/L	0	0		0	0	0	0.134	0.5	500	0%	0	0	0%	U
Vinyl chloride	A	ug/L	0	0		0	0	0	0.153	0.5	500	0%	0	0	0%	U
1,4-Dichlorobenzene-d4	I	ug/L	250	10		0	0	0	0	0	500	0%	0	0	0%	
Chlorobenzene-d5	I	ug/L	250	10		0	0	0	0	0	500	0%	0	0	0%	
Fluorobenzene	I	ug/L	250	10		0	0	0	0	0	500	0%	0	0	0%	
Xylenes, Total	M	ug/L	0	0		0	0	0	0.0604	0.5	1500	0%	0	0	0%	U
1,2-Dichloroethane-d4	S	ug/L	273.84096	10.9536384		10	0	0	0.229	0.5	500	110%	81	118	0%	
Dibromofluoromethane	S	ug/L	269.70248	10.7880992		10	0	0	0.129	0.5	500	108%	80	119	0%	
p-Bromofluorobenzene	S	ug/L	270.89036	10.8356144		10	0	0	0.149	0.5	500	108%	85	114	0%	
Toluene-d8	S	ug/L	255.72953	10.2291812		10	0	0	0.23	0.5	500	102%	89	112	0%	

Seq No	Lab ID	Test Code	Sample Typ	File ID	Analysis Date	DF	Batch ID	Prep Date	SPKref	RPDref	pmoist					
15003186	B22011446-006	VOC-8260-W-Q	MS-DOD	DA5975C\VG012:1/25/2022	7:53:0	1	R373812		2E+07	0						
Analyte	T	Units	RAW	Final	Text	Spike	SPKref	RPDref	MDL	PQL	UQL	%REC	LOW	HIGH	%RPD	Q
1,1,1,2-Tetrachloroethane	A	ug/L	128.35366	5.1341464		5	0	0	0.101	0.5	500	103%	78	124	0%	
1,1,1-Trichloroethane	A	ug/L	124.85767	4.9943068		5	0	0	0.131	0.5	500	100%	74	131	0%	
1,1,2,2-Tetrachloroethane	A	ug/L	125.36882	5.0147528		5	0	0	0.0872	0.5	500	100%	71	121	0%	
1,1,2-Trichloroethane	A	ug/L	127.2929	5.091716		5	0	0	0.108	0.5	500	102%	80	119	0%	
1,1-Dichloroethane	A	ug/L	130.13531	5.2054124		5	0	0	0.135	0.5	500	104%	77	125	0%	
1,1-Dichloroethene	A	ug/L	127.07573	5.0830292		5	0	0	0.141	0.5	500	102%	71	131	0%	
1,1-Dichloropropene	A	ug/L	122.41336	4.8965344		5	0	0	0.083	0.5	500	98%	79	125	0%	
1,2,3-Trichloropropane	A	ug/L	120.06958	4.8027832		5	0	0	0.235	0.5	500	96%	73	125	0%	
1,2-Dibromoethane	A	ug/L	126.67556	5.0670224		5	0	0	0.0916	0.5	500	101%	78	122	0%	

Seq No	Lab ID	Test Code	Sample Typ	File ID	Analysis Date	DF	Batch ID	Prep Date	SPKref	RPDref	pmoist					
15003186	B22011446-006	VOC-8260-W-Q	MS-DOD	DA5975C\VG012:1	2/25/2022 7:53:0	1	R373812		2E+07	0						
Analyte	T	Units	RAW	Final	Text	Spike	SPKref	RPDref	MDL	PQL	UQL	%REC	LOW	HIGH	%RPD	Q
1,2-Dichlorobenzene	A	ug/L	127.57359	5.1029436		5	0	0	0.0746	0.5	500	102%	80	119	0%	
1,2-Dichloroethane	A	ug/L	121.02711	4.8410844		5	0	0	0.116	0.5	500	97%	73	128	0%	
1,2-Dichloropropane	A	ug/L	129.52096	5.1808384		5	0	0	0.0847	0.5	500	104%	78	122	0%	
1,3-Dichlorobenzene	A	ug/L	129.64896	5.1859584		5	0	0	0.0803	0.5	500	104%	80	119	0%	
1,3-Dichloropropane	A	ug/L	120.90905	4.836362		5	0	0	0.0791	0.5	500	97%	80	119	0%	
1,4-Dichlorobenzene	A	ug/L	127.81076	5.1124304		5	0	0	0.0858	0.5	500	102%	79	118	0%	
2,2-Dichloropropane	A	ug/L	116.81996	4.6727984		5	0	0	0.186	0.5	500	93%	60	139	0%	
2-Chlorotoluene	A	ug/L	128.66399	5.1465596		5	0	0	0.0876	0.5	500	103%	79	122	0%	
4-Chlorotoluene	A	ug/L	131.95996	5.2783984		5	0	0	0.0728	0.5	500	106%	78	122	0%	
Benzene	A	ug/L	126.02438	5.0409752		5	0	0	0.0914	0.5	500	101%	79	120	0%	
Bromobenzene	A	ug/L	125.65713	5.0262852		5	0	0	0.0831	0.5	500	101%	80	120	0%	
Bromochloromethane	A	ug/L	117.7828	4.711312		5	0	0	0.141	0.5	500	94%	78	123	0%	
Bromodichloromethane	A	ug/L	126.25761	5.0503044		5	0	0	0.12	0.5	500	101%	79	125	0%	
Bromoform	A	ug/L	119.61954	4.7847816		5	0	0	0.119	0.5	500	96%	66	130	0%	
Bromomethane	A	ug/L	112.10054	4.4840216		5	0	0	0.253	0.5	500	90%	53	141	0%	
Carbon tetrachloride	A	ug/L	124.86764	4.9947056		5	0	0	0.143	0.5	500	100%	72	136	0%	
Chlorobenzene	A	ug/L	128.3601	5.134404		5	0	0	0.0914	0.5	500	103%	82	118	0%	
Chlorodibromomethane	A	ug/L	123.69196	4.9476784		5	0	0	0.0841	0.5	500	99%	74	126	0%	
Chloroethane	A	ug/L	113.38122	4.5352488		5	0	0	0.169	0.5	500	91%	60	138	0%	
Chloroform	A	ug/L	125.28226	5.0112904		5	0.6465304	0	0.0789	0.5	500	87%	79	124	0%	
Chloromethane	A	ug/L	109.50516	4.3802064		5	0	0	0.162	0.5	500	88%	50	139	0%	
cis-1,2-Dichloroethene	A	ug/L	125.33972	5.0135888		5	0	0	0.108	0.5	500	100%	78	123	0%	
cis-1,3-Dichloropropene	A	ug/L	115.87115	4.634846		5	0	0	0.073	0.5	500	93%	75	124	0%	
Dibromomethane	A	ug/L	124.91549	4.9966196		5	0	0	0.147	0.5	500	100%	79	123	0%	
Dichlorodifluoromethane	A	ug/L	108.16616	4.3266464		5	0	0	0.175	0.5	500	87%	32	152	0%	
Ethylbenzene	A	ug/L	127.29127	5.0916508		5	0	0	0.0836	0.5	500	102%	79	121	0%	
m+p-Xylenes	A	ug/L	247.55695	9.902278		10	0	0	0.15	0.5	1000	99%	80	121	0%	
Methyl ethyl ketone	A	ug/L	1218.30652	48.7322608		50	0	0	1.77	10	5000	97%	56	143	0%	
Methyl tert-butyl ether (MTBE)	A	ug/L	124.54455	4.981782		5	0	0	0.101	0.5	500	100%	71	124	0%	
Methylene chloride	A	ug/L	121.19462	4.8477848		5	0	0	0.338	0.5	500	97%	74	124	0%	
o-Xylene	A	ug/L	124.88994	4.9955976		5	0	0	0.0604	0.5	500	100%	78	122	0%	
Styrene	A	ug/L	127.5686	5.102744		5	0	0	0.067	0.5	500	102%	78	123	0%	
Tetrachloroethene	A	ug/L	124.57909	4.9831636		5	0	0	0.0671	0.5	500	100%	74	129	0%	
Toluene	A	ug/L	130.42338	5.2169352		5	0	0	0.0679	0.5	500	104%	80	121	0%	
trans-1,2-Dichloroethene	A	ug/L	124.18205	4.967282		5	0	0	0.125	0.5	500	99%	75	124	0%	

Seq No	Lab ID	Test Code	Sample Typ	File ID	Analysis Date	DF	Batch ID	Prep Date	SPKref	RPDref	pmoist					
15003186	B22011446-006	VOC-8260-W-Q	MS-DOD	DA5975C\VG012:1/25/2022	7:53:0	1	R373812		2E+07	0						
Analyte	T	Units	RAW	Final	Text	Spike	SPKref	RPDref	MDL	PQL	UQL	%REC	LOW	HIGH	%RPD	Q
trans-1,3-Dichloropropene	A	ug/L	123.86701	4.9546804		5	0	0	0.0846	0.5	500	99%	73	127	0%	
Trichloroethene	A	ug/L	125.59801	5.0239204		5	0	0	0.0993	0.5	500	100%	79	123	0%	
Trichlorofluoromethane	A	ug/L	119.88375	4.79535		5	0	0	0.134	0.5	500	96%	65	141	0%	
Vinyl chloride	A	ug/L	116.54199	4.6616796		5	0	0	0.153	0.5	500	93%	58	137	0%	
1,4-Dichlorobenzene-d4	I	ug/L	250	10		0	0	0	0	0	500	0%	0	0	0%	
Chlorobenzene-d5	I	ug/L	250	10		0	0	0	0	0	500	0%	0	0	0%	
Fluorobenzene	I	ug/L	250	10		0	0	0	0	0	500	0%	0	0	0%	
Xylenes, Total	M	ug/L	372.44689	14.8978756		15	0	0	0.0604	0.5	1500	99%	79	121	0%	
1,2-Dichloroethane-d4	S	ug/L	243.06183	9.7224732		10	0	0	0.229	0.5	500	97%	81	118	0%	
Dibromofluoromethane	S	ug/L	238.16738	9.5266952		10	0	0	0.129	0.5	500	95%	80	119	0%	
p-Bromofluorobenzene	S	ug/L	233.81604	9.3526416		10	0	0	0.149	0.5	500	94%	85	114	0%	
Toluene-d8	S	ug/L	246.23417	9.8493668		10	0	0	0.23	0.5	500	98%	89	112	0%	

Seq No	Lab ID	Test Code	Sample Typ	File ID	Analysis Date	DF	Batch ID	Prep Date	SPKref	RPDref	pmoist					
15003187	B22011446-006	VOC-8260-W-Q	MSD-DOD	DA5975C\VG012:1/25/2022	8:20:2	1	R373812		2E+07	2E+07						
Analyte	T	Units	RAW	Final	Text	Spike	SPKref	RPDref	MDL	PQL	UQL	%REC	LOW	HIGH	%RPD	Q
1,1,1,2-Tetrachloroethane	A	ug/L	128.67319	5.1469276		5	0	5.1341464	0.101	0.5	500	103%	78	124	0%	
1,1,1-Trichloroethane	A	ug/L	130.72659	5.2290636		5	0	4.9943068	0.131	0.5	500	105%	74	131	5%	
1,1,2,2-Tetrachloroethane	A	ug/L	132.6706	5.306824		5	0	5.0147528	0.0872	0.5	500	106%	71	121	6%	
1,1,2-Trichloroethane	A	ug/L	130.08676	5.2034704		5	0	5.091716	0.108	0.5	500	104%	80	119	2%	
1,1-Dichloroethane	A	ug/L	134.21751	5.3687004		5	0	5.2054124	0.135	0.5	500	107%	77	125	3%	
1,1-Dichloroethene	A	ug/L	133.2266	5.329064		5	0	5.0830292	0.141	0.5	500	107%	71	131	5%	
1,1-Dichloropropene	A	ug/L	125.94821	5.0379284		5	0	4.8965344	0.083	0.5	500	101%	79	125	3%	
1,2,3-Trichloropropane	A	ug/L	129.18356	5.1673424		5	0	4.8027832	0.235	0.5	500	103%	73	125	7%	
1,2-Dibromoethane	A	ug/L	130.39426	5.2157704		5	0	5.0670224	0.0916	0.5	500	104%	78	122	3%	
1,2-Dichlorobenzene	A	ug/L	134.86945	5.394778		5	0	5.1029436	0.0746	0.5	500	108%	80	119	6%	
1,2-Dichloroethane	A	ug/L	124.68041	4.9872164		5	0	4.8410844	0.116	0.5	500	100%	73	128	3%	
1,2-Dichloropropane	A	ug/L	129.19014	5.1676056		5	0	5.1808384	0.0847	0.5	500	103%	78	122	0%	
1,3-Dichlorobenzene	A	ug/L	137.17798	5.4871192		5	0	5.1859584	0.0803	0.5	500	110%	80	119	6%	
1,3-Dichloropropane	A	ug/L	125.65154	5.0260616		5	0	4.836362	0.0791	0.5	500	101%	80	119	4%	
1,4-Dichlorobenzene	A	ug/L	131.97181	5.2788724		5	0	5.1124304	0.0858	0.5	500	106%	79	118	3%	
2,2-Dichloropropane	A	ug/L	122.64101	4.9056404		5	0	4.6727984	0.186	0.5	500	98%	60	139	5%	
2-Chlorotoluene	A	ug/L	139.32073	5.5728292		5	0	5.1465596	0.0876	0.5	500	111%	79	122	8%	
4-Chlorotoluene	A	ug/L	140.55612	5.6222448		5	0	5.2783984	0.0728	0.5	500	112%	78	122	6%	

Seq No	Lab ID	Test Code	Sample Typ	File ID	Analysis Date	DF	Batch ID	Prep Date	SPKref	RPDref	pmoist					
15003187	B22011446-006	VOC-8260-W-Q	MSD-DOD	DA5975C\VG012	1/25/2022 8:20:2	1	R373812		2E+07	2E+07						
Analyte	T	Units	RAW	Final	Text	Spike	SPKref	RPDref	MDL	PQL	UQL	%REC	LOW	HIGH	%RPD	Q
Benzene	A	ug/L	129.78777	5.1915108		5	0	5.0409752	0.0914	0.5	500	104%	79	120	3%	
Bromobenzene	A	ug/L	135.43698	5.4174792		5	0	5.0262852	0.0831	0.5	500	108%	80	120	7%	
Bromochloromethane	A	ug/L	124.2877	4.971508		5	0	4.711312	0.141	0.5	500	99%	78	123	5%	
Bromodichloromethane	A	ug/L	132.44677	5.2978708		5	0	5.0503044	0.12	0.5	500	106%	79	125	5%	
Bromoform	A	ug/L	130.88117	5.2352468		5	0	4.7847816	0.119	0.5	500	105%	66	130	9%	
Bromomethane	A	ug/L	122.53059	4.9012236		5	0	4.4840216	0.253	0.5	500	98%	53	141	9%	
Carbon tetrachloride	A	ug/L	131.52401	5.2609604		5	0	4.9947056	0.143	0.5	500	105%	72	136	5%	
Chlorobenzene	A	ug/L	133.88384	5.3553536		5	0	5.134404	0.0914	0.5	500	107%	82	118	4%	
Chlorodibromomethane	A	ug/L	128.67535	5.147014		5	0	4.9476784	0.0841	0.5	500	103%	74	126	4%	
Chloroethane	A	ug/L	118.24882	4.7299528		5	0	4.5352488	0.169	0.5	500	95%	60	138	4%	
Chloroform	A	ug/L	127.28546	5.0914184		5	0.6465304	5.0112904	0.0789	0.5	500	89%	79	124	2%	
Chloromethane	A	ug/L	116.58527	4.6634108		5	0	4.3802064	0.162	0.5	500	93%	50	139	6%	
cis-1,2-Dichloroethene	A	ug/L	131.07865	5.243146		5	0	5.0135888	0.108	0.5	500	105%	78	123	4%	
cis-1,3-Dichloropropene	A	ug/L	121.52653	4.8610612		5	0	4.634846	0.073	0.5	500	97%	75	124	5%	
Dibromomethane	A	ug/L	128.71671	5.1486684		5	0	4.9966196	0.147	0.5	500	103%	79	123	3%	
Dichlorodifluoromethane	A	ug/L	116.22243	4.6488972		5	0	4.3266464	0.175	0.5	500	93%	32	152	7%	
Ethylbenzene	A	ug/L	131.45044	5.2580176		5	0	5.0916508	0.0836	0.5	500	105%	79	121	3%	
m+p-Xylenes	A	ug/L	258.06808	10.3227232		10	0	9.902278	0.15	0.5	1000	103%	80	121	4%	
Methyl ethyl ketone	A	ug/L	1276.41954	51.0567816		50	0	48.732261	1.77	10	5000	102%	56	143	5%	
Methyl tert-butyl ether (MTBE)	A	ug/L	132.23792	5.2895168		5	0	4.981782	0.101	0.5	500	106%	71	124	6%	
Methylene chloride	A	ug/L	124.25694	4.9702776		5	0	4.8477848	0.338	0.5	500	99%	74	124	2%	
o-Xylene	A	ug/L	131.61104	5.2644416		5	0	4.9955976	0.0604	0.5	500	105%	78	122	5%	
Styrene	A	ug/L	130.30668	5.2122672		5	0	5.102744	0.067	0.5	500	104%	78	123	2%	
Tetrachloroethene	A	ug/L	129.93433	5.1973732		5	0	4.9831636	0.0671	0.5	500	104%	74	129	4%	
Toluene	A	ug/L	134.98149	5.3992596		5	0	5.2169352	0.0679	0.5	500	108%	80	121	3%	
trans-1,2-Dichloroethene	A	ug/L	133.05263	5.3221052		5	0	4.967282	0.125	0.5	500	106%	75	124	7%	
trans-1,3-Dichloropropene	A	ug/L	130.03277	5.2013108		5	0	4.9546804	0.0846	0.5	500	104%	73	127	5%	
Trichloroethene	A	ug/L	131.267	5.25068		5	0	5.0239204	0.0993	0.5	500	105%	79	123	4%	
Trichlorofluoromethane	A	ug/L	133.22029	5.3288116		5	0	4.79535	0.134	0.5	500	107%	65	141	11%	
Vinyl chloride	A	ug/L	124.42403	4.9769612		5	0	4.6616796	0.153	0.5	500	100%	58	137	7%	
1,4-Dichlorobenzene-d4	I	ug/L	250	10		0	0	0	0	0	500	0%	0	0	0%	
Chlorobenzene-d5	I	ug/L	250	10		0	0	0	0	0	500	0%	0	0	0%	
Fluorobenzene	I	ug/L	250	10		0	0	0	0	0	500	0%	0	0	0%	
Xylenes, Total	M	ug/L	389.67912	15.5871648		15	0	14.897876	0.0604	0.5	1500	104%	79	121	5%	
1,2-Dichloroethane-d4	S	ug/L	258.11185	10.324474		10	0	0	0.229	0.5	500	103%	81	118	0%	

Seq No	Lab ID	Test Code	Sample Typ	File ID	Analysis Date	DF	Batch ID	Prep Date	SPKref	RPDref	pmoist					
15003187	B22011446-006	VOC-8260-W-Q	MSD-DOD	DA5975C\VG012:1	2/25/2022 8:20:2	1	R373812		2E+07	2E+07						
Analyte	T	Units	RAW	Final	Text	Spike	SPKref	RPDref	MDL	PQL	UQL	%REC	LOW	HIGH	%RPD	Q
Dibromofluoromethane	S	ug/L	252.23405	10.089362		10	0	0	0.129	0.5	500	101%	80	119	0%	
p-Bromofluorobenzene	S	ug/L	259.95392	10.3981568		10	0	0	0.149	0.5	500	104%	85	114	0%	
Toluene-d8	S	ug/L	263.18553	10.5274212		10	0	0	0.23	0.5	500	105%	89	112	0%	

Seq No	Lab ID	Test Code	Sample Typ	File ID	Analysis Date	DF	Batch ID	Prep Date	SPKref	RPDref	pmoist					
15003188	CCV012522_CI	VOC-8260-W-Q	CCV	DA5975C\VG012:1	2/25/2022 9:15:0	1	R373812		0	0						
Analyte	T	Units	RAW	Final	Text	Spike	SPKref	RPDref	MDL	PQL	UQL	%REC	LOW	HIGH	%RPD	Q
1,1,1,2-Tetrachloroethane	A	ug/L	121.02529	4.8410116		5	0	0	0.101	0.5	500	97%	50	150	0%	
1,1,1-Trichloroethane	A	ug/L	125.87859	5.0351436		5	0	0	0.131	0.5	500	101%	50	150	0%	
1,1,2,2-Tetrachloroethane	A	ug/L	121.8121	4.872484		5	0	0	0.0872	0.5	500	97%	50	150	0%	
1,1,2-Trichloroethane	A	ug/L	117.22472	4.6889888		5	0	0	0.108	0.5	500	94%	50	150	0%	
1,1-Dichloroethane	A	ug/L	124.65787	4.9863148		5	0	0	0.135	0.5	500	100%	50	150	0%	
1,1-Dichloroethene	A	ug/L	121.74261	4.8697044		5	0	0	0.141	0.5	500	97%	50	150	0%	
1,1-Dichloropropene	A	ug/L	126.02128	5.0408512		5	0	0	0.083	0.5	500	101%	50	150	0%	
1,2,3-Trichloropropane	A	ug/L	124.53011	4.9812044		5	0	0	0.235	0.5	500	100%	50	150	0%	
1,2-Dibromoethane	A	ug/L	120.84924	4.8339696		5	0	0	0.0916	0.5	500	97%	50	150	0%	
1,2-Dichlorobenzene	A	ug/L	124.01411	4.9605644		5	0	0	0.0746	0.5	500	99%	50	150	0%	
1,2-Dichloroethane	A	ug/L	119.4281	4.777124		5	0	0	0.116	0.5	500	96%	50	150	0%	
1,2-Dichloropropane	A	ug/L	122.97203	4.9188812		5	0	0	0.0847	0.5	500	98%	50	150	0%	
1,3-Dichlorobenzene	A	ug/L	122.80372	4.9121488		5	0	0	0.0803	0.5	500	98%	50	150	0%	
1,3-Dichloropropane	A	ug/L	119.83164	4.7932656		5	0	0	0.0791	0.5	500	96%	50	150	0%	
1,4-Dichlorobenzene	A	ug/L	122.03972	4.8815888		5	0	0	0.0858	0.5	500	98%	50	150	0%	
2,2-Dichloropropane	A	ug/L	114.11877	4.5647508		5	0	0	0.186	0.5	500	91%	50	150	0%	
2-Chlorotoluene	A	ug/L	124.98386	4.9993544		5	0	0	0.0876	0.5	500	100%	50	150	0%	
4-Chlorotoluene	A	ug/L	127.05836	5.0823344		5	0	0	0.0728	0.5	500	102%	50	150	0%	
Benzene	A	ug/L	123.35669	4.9342676		5	0	0	0.0914	0.5	500	99%	50	150	0%	
Bromobenzene	A	ug/L	122.30042	4.8920168		5	0	0	0.0831	0.5	500	98%	50	150	0%	
Bromochloromethane	A	ug/L	117.93721	4.7174884		5	0	0	0.141	0.5	500	94%	50	150	0%	
Bromodichloromethane	A	ug/L	124.43336	4.9773344		5	0	0	0.12	0.5	500	100%	50	150	0%	
Bromoform	A	ug/L	114.30522	4.5722088		5	0	0	0.119	0.5	500	91%	50	150	0%	
Bromomethane	A	ug/L	130.21081	5.2084324		5	0	0	0.253	0.5	500	104%	50	150	0%	
Carbon tetrachloride	A	ug/L	129.84723	5.1938892		5	0	0	0.143	0.5	500	104%	50	150	0%	
Chlorobenzene	A	ug/L	124.41704	4.9766816		5	0	0	0.0914	0.5	500	100%	50	150	0%	
Chlorodibromomethane	A	ug/L	120.38961	4.8155844		5	0	0	0.0841	0.5	500	96%	50	150	0%	

Seq No	Lab ID	Test Code	Sample Typ	File ID	Analysis Date	DF	Batch ID	Prep Date	SPKref	RPDref	pmoist					
15003188	CCV012522_CI	VOC-8260-W-Q	CCV	DA5975C\VG012	1/25/2022 9:15:0	1	R373812		0	0						
Analyte	T	Units	RAW	Final	Text	Spike	SPKref	RPDref	MDL	PQL	UQL	%REC	LOW	HIGH	%RPD	Q
Chloroethane	A	ug/L	108.39865	4.335946		5	0	0	0.169	0.5	500	87%	50	150	0%	
Chloroform	A	ug/L	119.40621	4.7762484		5	0	0	0.0789	0.5	500	96%	50	150	0%	
Chloromethane	A	ug/L	120.90084	4.8360336		5	0	0	0.162	0.5	500	97%	50	150	0%	
cis-1,2-Dichloroethene	A	ug/L	123.67424	4.9469696		5	0	0	0.108	0.5	500	99%	50	150	0%	
cis-1,3-Dichloropropene	A	ug/L	119.59116	4.7836464		5	0	0	0.073	0.5	500	96%	50	150	0%	
Dibromomethane	A	ug/L	117.63419	4.7053676		5	0	0	0.147	0.5	500	94%	50	150	0%	
Dichlorodifluoromethane	A	ug/L	119.68636	4.7874544		5	0	0	0.175	0.5	500	96%	50	150	0%	
Ethylbenzene	A	ug/L	124.69196	4.9876784		5	0	0	0.0836	0.5	500	100%	50	150	0%	
m+p-Xylenes	A	ug/L	249.90383	9.9961532		10	0	0	0.15	0.5	1000	100%	50	150	0%	
Methyl ethyl ketone	A	ug/L	1089.46738	43.5786952		50	0	0	1.77	10	5000	87%	50	150	0%	
Methyl tert-butyl ether (MTBE)	A	ug/L	110.43616	4.4174464		5	0	0	0.101	0.5	500	88%	50	150	0%	
Methylene chloride	A	ug/L	117.25821	4.6903284		5	0	0	0.338	0.5	500	94%	50	150	0%	
o-Xylene	A	ug/L	124.12283	4.9649132		5	0	0	0.0604	0.5	500	99%	50	150	0%	
Styrene	A	ug/L	124.56461	4.9825844		5	0	0	0.067	0.5	500	100%	50	150	0%	
Tetrachloroethene	A	ug/L	126.4477	5.057908		5	0	0	0.0671	0.5	500	101%	50	150	0%	
Toluene	A	ug/L	126.88445	5.075378		5	0	0	0.0679	0.5	500	102%	50	150	0%	
trans-1,2-Dichloroethene	A	ug/L	123.63679	4.9454716		5	0	0	0.125	0.5	500	99%	50	150	0%	
trans-1,3-Dichloropropene	A	ug/L	121.96792	4.8787168		5	0	0	0.0846	0.5	500	98%	50	150	0%	
Trichloroethene	A	ug/L	127.01311	5.0805244		5	0	0	0.0993	0.5	500	102%	50	150	0%	
Trichlorofluoromethane	A	ug/L	123.65868	4.9463472		5	0	0	0.134	0.5	500	99%	50	150	0%	
Vinyl chloride	A	ug/L	121.87965	4.875186		5	0	0	0.153	0.5	500	98%	50	150	0%	
1,4-Dichlorobenzene-d4	I	ug/L	250	10		0	0	0	0	0	500	0%	0	0	0%	
Chlorobenzene-d5	I	ug/L	250	10		0	0	0	0	0	500	0%	0	0	0%	
Fluorobenzene	I	ug/L	250	10		0	0	0	0	0	500	0%	0	0	0%	
Xylenes, Total	M	ug/L	374.02666	14.9610664		15	0	0	0.0604	0.5	1500	100%	50	150	0%	
1,2-Dichloroethane-d4	S	ug/L	257.65719	10.3062876		10	0	0	0.229	0.5	500	103%	50	150	0%	
Dibromofluoromethane	S	ug/L	254.76093	10.1904372		10	0	0	0.129	0.5	500	102%	50	150	0%	
p-Bromofluorobenzene	S	ug/L	258.17843	10.3271372		10	0	0	0.149	0.5	500	103%	50	150	0%	
Toluene-d8	S	ug/L	265.61118	10.6244472		10	0	0	0.23	0.5	500	106%	50	150	0%	

Data file Name : C:\MSDCHEM\1\DATA\VG012522\25JAN01.D
Sample Name : PRIMER
Operator : MSC
Date injected : 25 Jan 2022 9:04 am
Instrument : VOA5975C
Method used : 5975CACQF
No of spectra : 5616
Start Time : 0.840
End Time : 16.498
Vial Number : 1

Data file Name : C:\MSDCHEM\1\DATA\VG012522\25JAN02.D
Sample Name : BFB012522_
Operator : MSC
Date injected : 25 Jan 2022 9:31 am
Instrument : VOA5975C
Method used : 5975CACQF
No of spectra : 5616
Start Time : 0.839
End Time : 16.498
Vial Number : 2

Data file Name : C:\MSDCHEM\1\DATA\VG012522\25JAN03.D
Sample Name : CCV012522_
Operator : MSC
Date injected : 25 Jan 2022 10:09 am
Instrument : VOA5975C
Method used : 5975CACQF
No of spectra : 5616
Start Time : 0.840
End Time : 16.498
Vial Number : 3

Data file Name : C:\MSDCHEM\1\DATA\VG012522\25JAN04.D
Sample Name : LCS012522_
Operator : MSC
Date injected : 25 Jan 2022 10:46 am
Instrument : VOA5975C
Method used : 5975CACQF
No of spectra : 5616
Start Time : 0.840
End Time : 16.498
Vial Number : 4

Data file Name : C:\MSDCHEM\1\DATA\VG012522\25JAN05.D
Sample Name : BLK
Operator : MSC

Date injected : 25 Jan 2022 11:13 am
Instrument : VOA5975C
Method used : 5975CACQF
No of spectra : 5616
Start Time : 0.840
End Time : 16.498
Vial Number : 5

Data file Name : C:\MSDCHEM\1\DATA\VG012522\25JAN06.D
Sample Name : MBLK012522_
Operator : MSC
Date injected : 25 Jan 2022 11:41 am
Instrument : VOA5975C
Method used : 5975CACQF
No of spectra : 5616
Start Time : 0.839
End Time : 16.498
Vial Number : 6

Data file Name : C:\MSDCHEM\1\DATA\VG012522\25JAN07.D
Sample Name : B22011446-001F
Operator : MSC
Date injected : 25 Jan 2022 12:08 pm
Instrument : VOA5975C
Method used : 5975CACQF
No of spectra : 5616
Start Time : 0.840
End Time : 16.498
Vial Number : 7

Data file Name : C:\MSDCHEM\1\DATA\VG012522\25JAN08.D
Sample Name : B22011446-006F
Operator : MSC
Date injected : 25 Jan 2022 12:35 pm
Instrument : VOA5975C
Method used : 5975CACQF
No of spectra : 5616
Start Time : 0.840
End Time : 16.498
Vial Number : 8

Data file Name : C:\MSDCHEM\1\DATA\VG012522\25JAN09.D
Sample Name : B22011446-011F
Operator : MSC
Date injected : 25 Jan 2022 1:03 pm
Instrument : VOA5975C
Method used : 5975CACQF

No of spectra : 5616
Start Time : 0.839
End Time : 16.498
Vial Number : 9

Data file Name : C:\MSDCHEM\1\DATA\VG012522\25JAN10.D
Sample Name : B22011446-012C
Operator : MSC
Date injected : 25 Jan 2022 1:30 pm
Instrument : VOA5975C
Method used : 5975CACQF
No of spectra : 5616
Start Time : 0.840
End Time : 16.498
Vial Number : 10

Data file Name : C:\MSDCHEM\1\DATA\VG012522\25JAN11.D
Sample Name : B22011446-017F
Operator : MSC
Date injected : 25 Jan 2022 1:57 pm
Instrument : VOA5975C
Method used : 5975CACQF
No of spectra : 5616
Start Time : 0.839
End Time : 16.498
Vial Number : 11

Data file Name : C:\MSDCHEM\1\DATA\VG012522\25JAN12.D
Sample Name : B22011446-022F
Operator : MSC
Date injected : 25 Jan 2022 2:25 pm
Instrument : VOA5975C
Method used : 5975CACQF
No of spectra : 5616
Start Time : 0.840
End Time : 16.498
Vial Number : 12

Data file Name : C:\MSDCHEM\1\DATA\VG012522\25JAN13.D
Sample Name : B22011446-027F
Operator : MSC
Date injected : 25 Jan 2022 2:52 pm
Instrument : VOA5975C
Method used : 5975CACQF
No of spectra : 5616
Start Time : 0.839
End Time : 16.498

Vial Number : 13

Data file Name : C:\MSDCHEM\1\DATA\VG012522\25JAN14.D
Sample Name : B22011446-032F
Operator : MSC
Date injected : 25 Jan 2022 3:19 pm
Instrument : VOA5975C
Method used : 5975CACQF
No of spectra : 5616
Start Time : 0.840
End Time : 16.498
Vial Number : 14

Data file Name : C:\MSDCHEM\1\DATA\VG012522\25JAN15.D
Sample Name : B22011228-001F
Operator : MSC
Date injected : 25 Jan 2022 3:47 pm
Instrument : VOA5975C
Method used : 5975CACQF
No of spectra : 5616
Start Time : 0.840
End Time : 16.498
Vial Number : 15

Data file Name : C:\MSDCHEM\1\DATA\VG012522\25JAN16.D
Sample Name : B22011228-002A
Operator : MSC
Date injected : 25 Jan 2022 4:14 pm
Instrument : VOA5975C
Method used : 5975CACQF
No of spectra : 5616
Start Time : 0.840
End Time : 16.498
Vial Number : 16

Data file Name : C:\MSDCHEM\1\DATA\VG012522\25JAN17.D
Sample Name : B22011446-002A
Operator : MSC
Date injected : 25 Jan 2022 4:41 pm
Instrument : VOA5975C
Method used : 5975CACQF
No of spectra : 5616
Start Time : 0.840
End Time : 16.498
Vial Number : 17

Data file Name : C:\MSDCHEM\1\DATA\VG012522\25JAN18.D
Sample Name : B22011446-007A
Operator : MSC
Date injected : 25 Jan 2022 5:08 pm
Instrument : VOA5975C
Method used : 5975CACQF
No of spectra : 5616
Start Time : 0.840
End Time : 16.498
Vial Number : 18

Data file Name : C:\MSDCHEM\1\DATA\VG012522\25JAN19.D
Sample Name : B22011446-013A
Operator : MSC
Date injected : 25 Jan 2022 5:36 pm
Instrument : VOA5975C
Method used : 5975CACQF
No of spectra : 5616
Start Time : 0.840
End Time : 16.498
Vial Number : 19

Data file Name : C:\MSDCHEM\1\DATA\VG012522\25JAN20.D
Sample Name : B22011446-018A
Operator : MSC
Date injected : 25 Jan 2022 6:03 pm
Instrument : VOA5975C
Method used : 5975CACQF
No of spectra : 5616
Start Time : 0.840
End Time : 16.498
Vial Number : 20

Data file Name : C:\MSDCHEM\1\DATA\VG012522\25JAN21.D
Sample Name : B22011446-023A
Operator : MSC
Date injected : 25 Jan 2022 6:30 pm
Instrument : VOA5975C
Method used : 5975CACQF
No of spectra : 5616
Start Time : 0.840
End Time : 16.498
Vial Number : 21

Data file Name : C:\MSDCHEM\1\DATA\VG012522\25JAN22.D
Sample Name : B22011446-028A
Operator : MSC

Date injected : 25 Jan 2022 6:58 pm
Instrument : VOA5975C
Method used : 5975CACQF
No of spectra : 5616
Start Time : 0.840
End Time : 16.498
Vial Number : 22

Data file Name : C:\MSDCHEM\1\DATA\VG012522\25JAN23.D
Sample Name : B22011446-033A
Operator : MSC
Date injected : 25 Jan 2022 7:25 pm
Instrument : VOA5975C
Method used : 5975CACQF
No of spectra : 5616
Start Time : 0.840
End Time : 16.498
Vial Number : 23

Data file Name : C:\MSDCHEM\1\DATA\VG012522\25JAN24.D
Sample Name : B22011446-006FMS
Operator : MSC
Date injected : 25 Jan 2022 7:53 pm
Instrument : VOA5975C
Method used : 5975CACQF
No of spectra : 5616
Start Time : 0.840
End Time : 16.498
Vial Number : 24

Data file Name : C:\MSDCHEM\1\DATA\VG012522\25JAN25.D
Sample Name : B22011446-006FMSD
Operator : MSC
Date injected : 25 Jan 2022 8:20 pm
Instrument : VOA5975C
Method used : 5975CACQF
No of spectra : 5616
Start Time : 0.840
End Time : 16.498
Vial Number : 25

Data file Name : C:\MSDCHEM\1\DATA\VG012522\25JAN26.D
Sample Name : BLK
Operator : MSC
Date injected : 25 Jan 2022 8:47 pm
Instrument : VOA5975C
Method used : 5975CACQF

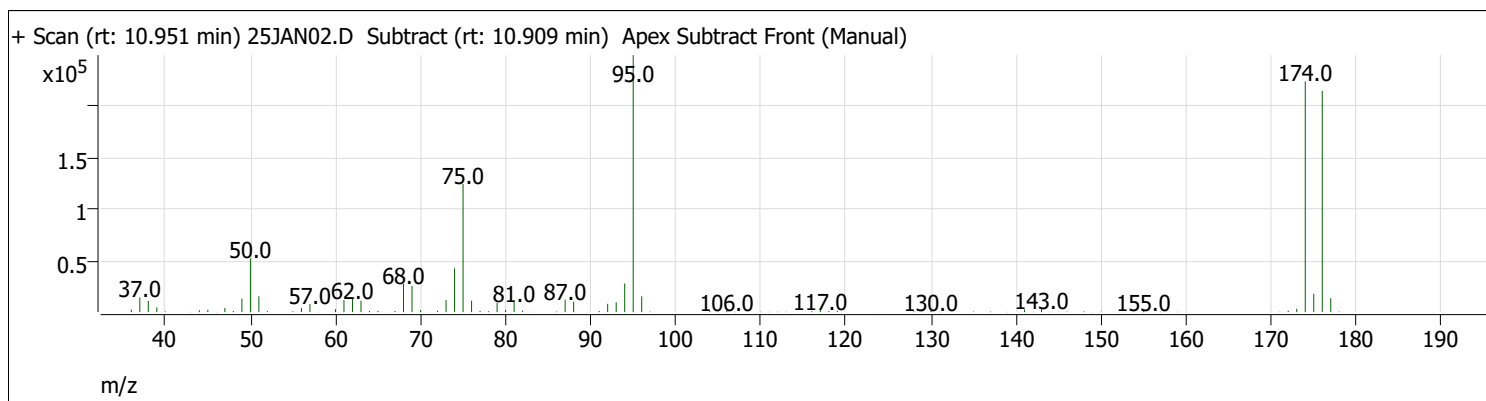
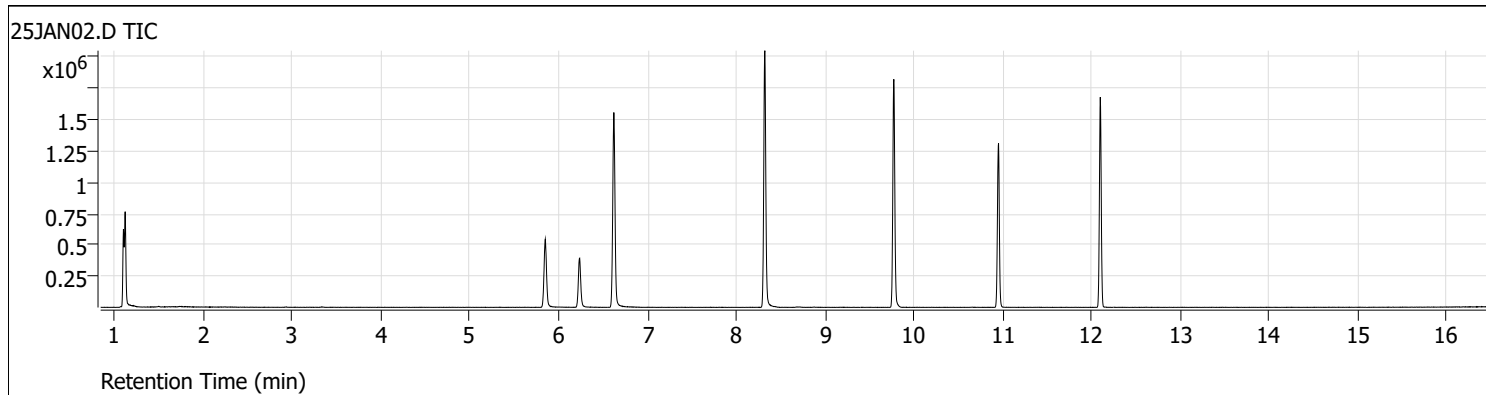
No of spectra : 5616
Start Time : 0.840
End Time : 16.498
Vial Number : 26

Data file Name : C:\MSDCHEM\1\DATA\VG012522\25JAN27.D
Sample Name : CCV012522_Closing
Operator : MSC
Date injected : 25 Jan 2022 9:15 pm
Instrument : VOA5975C
Method used : 5975CACQF
No of spectra : 5616
Start Time : 0.840
End Time : 16.498
Vial Number : 27

Data file Name : C:\MSDCHEM\1\DATA\VG012522\25JAN28.D
Sample Name : BLK
Operator : MSC
Date injected : 25 Jan 2022 9:42 pm
Instrument : VOA5975C
Method used : 5975CACQF
No of spectra : 5616
Start Time : 0.840
End Time : 16.498
Vial Number : 28

Tune Evaluation Report

Data Path: D:\Org\Data\VOA5975C\VG012522\25JAN02.D
 Acq on: 1/25/2022 9:31:18 AM
 Operator: MSC
 Sample: BFB012522_
 Inst Name: VOA5975C
 ALS Vial: 2
 Method: \\MASSHUNTER\Org\Data\Methods\BFBapex.m



Target Mass	Rel. To Mass	Lower Limit%	Upper Limit%	Rel. Abn%	Raw Abn	Pass/Fail
50	95	15	40	20.9	52272	Pass
75	95	30	60	49.9	124680	Pass
95	95	100	100	100.0	249984	Pass
96	95	5	9	6.1	15335	Pass
173	174	0	2	1.5	3261	Pass
174	95	50	100	89.8	224448	Pass
175	174	5	9	7.9	17840	Pass
176	174	95	101	95.8	215104	Pass
177	176	5	9	6.3	13592	Pass

Continuing Calibration Report

Batch Name D:\Org\Data\VOA5975C\VG012522\QuantResults\VG012522_8260B.batch.bin
Method File \\MASSHUNTER\Org\Data\Methods\Quant\VOA5975C\VOA5975C_011922_CAL\VOA5975C_8260B_SHT_DoD_L4_011922.m
Daily CC D:\Org\Data\VOA5975C\VG0125225JAN03.D

Level name	Injection Time	Calibration Files
1	1/19/2022 10:48:21 AM	D:\Org\Data\VOA5975C\VG011922\19JAN04.D
2	1/19/2022 11:15:33 AM	D:\Org\Data\VOA5975C\VG011922\19JAN05.D
3	1/19/2022 11:42:44 AM	D:\Org\Data\VOA5975C\VG011922\19JAN06.D
4	1/19/2022 12:09:57 PM	D:\Org\Data\VOA5975C\VG011922\19JAN07.D
5	1/19/2022 1:04:20 PM	D:\Org\Data\VOA5975C\VG011922\19JAN09.D
6	1/19/2022 1:58:41 PM	D:\Org\Data\VOA5975C\VG011922\19JAN11.D
7	1/19/2022 2:53:18 PM	D:\Org\Data\VOA5975C\VG011922\19JAN13.D
8	1/19/2022 3:47:49 PM	D:\Org\Data\VOA5975C\VG011922\19JAN15.D
CC	1/25/2022 10:09:38 AM	D:\Org\Data\VOA5975C\VG012522\25JAN03.D <=====

ISTD Compound:	Avg Resp	Mid Resp	CC Resp	Area%	A/M
Fluorobenzene	845168	806368	851792	105.63	M
Chlorobenzene-d5	327060	318877	326733	102.46	M
1,4-Dichlorobenzene-d4	269016	262955	279546	106.31	M

Target Compound	AvgRF/R2	CC RF	Exp. Conc	Calc. Conc	%Dev	Area%	Curve Fit
-----ISTD-----							
Dichlorodifluoromethane	0.3362	0.3087	125.00	114.80	8.16	88.62	Avg RF
Chloromethane	0.3958	0.3837	125.00	121.18	3.06	96.01	Avg RF
Vinyl chloride	0.3602	0.3493	125.00	121.20	3.04	96.77	Avg RF
Bromomethane	0.9976	0.1704	125.00	135.64	-8.51	121.95	Quadratic
Chloroethane	0.1704	0.1597	125.00	117.15	6.28	104.01	Avg RF
Trichlorofluoromethane	0.4320	0.4147	125.00	120.00	4.00	91.24	Avg RF
1,1-Dichloroethene	0.2514	0.2421	125.00	120.40	3.68	97.60	Avg RF
Methylene chloride	0.3654	0.3447	125.00	117.90	5.68	97.89	Avg RF
trans-1,2-Dichloroethene	0.2597	0.2494	125.00	120.08	3.94	96.35	Avg RF
Methyl tert-butyl ether (MTBE)	0.3245	0.3040	125.00	117.09	6.33	94.53	Avg RF
1,1-Dichloroethane	0.4860	0.4783	125.00	123.02	1.59	99.04	Avg RF
2,2-Dichloropropane	0.3662	0.3702	125.00	126.34	-1.08	102.74	Avg RF
cis-1,2-Dichloroethene	0.2629	0.2574	125.00	122.36	2.11	97.16	Avg RF
Methyl ethyl ketone	0.0380	0.0353 #	1250.00	1161.80	7.06	97.60	Avg RF
Bromochloromethane	0.1084	0.1075	125.00	123.99	0.81	99.65	Avg RF
Chloroform	0.4852	0.4649	125.00	119.77	4.18	100.89	Avg RF
1,1,1-Trichloroethane	0.4477	0.4296	125.00	119.94	4.05	96.56	Avg RF
Dibromofluoromethane	0.2421	0.2496	250.00	257.67	-3.07	210.85	Avg RF
Carbon tetrachloride	0.4342	0.4193	125.00	120.71	3.44	97.06	Avg RF
1,1-Dichloropropene	0.3630	0.3549	125.00	122.21	2.23	96.69	Avg RF
1,2-Dichloroethane-d4	0.1046	0.1076	250.00	257.14	-2.86	202.24	Avg RF
Benzene	0.9987	0.9906	125.00	123.99	0.81	99.30	Avg RF
1,2-Dichloroethane	0.2758	0.2488	125.00	112.74	9.80	97.17	Avg RF
-----ISTD-----							
Chlorobenzene-d5							
Trichloroethene	0.7484	0.7444	125.00	124.33	0.53	100.92	Avg RF
1,2-Dichloropropane	0.6580	0.6580	125.00	125.00	0.00	100.51	Avg RF
Dibromomethane	0.2774	0.2823	125.00	127.22	-1.78	103.27	Avg RF
Bromodichloromethane	0.7799	0.7555	125.00	121.08	3.13	98.76	Avg RF
cis-1,3-Dichloropropene	0.8559	0.8539	125.00	124.71	0.23	99.92	Avg RF
Toluene-d8	2.4390	2.5328	250.00	259.61	-3.85	200.47	Avg RF
Toluene	1.6257	1.6270	125.00	125.09	-0.08	98.61	Avg RF
trans-1,3-Dichloropropene	0.6243	0.6294	125.00	126.02	-0.82	99.98	Avg RF
1,1,2-Trichloroethane	0.3174	0.3202	125.00	126.10	-0.88	99.12	Avg RF
Tetrachloroethene	0.6592	0.6362	125.00	120.63	3.49	95.19	Avg RF

Continuing Calibration Report

Target Compound	AvgRF/R2	CC RF	Exp. Conc	Calc. Conc	%Dev	Area%	Curve Fit
1,3-Dichloropropane	0.6424	0.6329	125.00	123.15	1.48	101.98	Avg RF
Chlorodibromomethane	0.5112	0.5199	125.00	127.11	-1.69	102.11	Avg RF
1,2-Dibromoethane	0.3506	0.3536	125.00	126.07	-0.85	98.76	Avg RF
Chlorobenzene	1.7822	1.7620	125.00	123.58	1.13	99.49	Avg RF
1,1,1,2-Tetrachloroethane	0.6253	0.6095	125.00	121.85	2.52	98.11	Avg RF
Ethylbenzene	0.9989	3.0618	125.00	123.29	1.37	99.02	Quadratic
m+p-Xylenes	0.9987	1.2158	250.00	245.78	1.69	97.91	Quadratic
o-Xylene	0.9987	1.0720	125.00	123.87	0.91	97.78	Quadratic
Styrene	0.9983	1.7811	125.00	124.41	0.47	99.40	Quadratic
1,4-Dichlorobenzene-d4	-----ISTD-----						
Bromoform	0.3350	0.3240	125.00	120.90	3.28	100.54	Avg RF
p-Bromofluorobenzene	0.9231	0.9283	250.00	251.42	-0.57	202.21	Avg RF
Bromobenzene	0.8140	0.7936	125.00	121.86	2.51	98.39	Avg RF
1,1,2,2-Tetrachloroethane	0.4643	0.4627	125.00	124.58	0.34	103.25	Avg RF
1,2,3-Trichloropropane	0.1220	0.1173	125.00	120.23	3.82	100.28	Avg RF
2-Chlorotoluene	0.8056	0.7993	125.00	124.02	0.78	97.89	Avg RF
4-Chlorotoluene	2.6094	2.6362	125.00	126.28	-1.03	98.01	Avg RF
1,3-Dichlorobenzene	1.4748	1.4348	125.00	121.61	2.71	100.07	Avg RF
1,4-Dichlorobenzene	1.5036	1.4743	125.00	122.56	1.95	100.09	Avg RF
1,2-Dichlorobenzene	1.2313	1.1801	125.00	119.80	4.16	97.18	Avg RF

A -- against Average; M -- against Mid Point; P -- against Previous CC in the Method;

Continuing Calibration Report

Batch Name D:\Org\Data\VOA5975C\VG012522\QuantResults\VG012522_8260B.batch.bin
Method File \\MASSHUNTER\Org\Data\Methods\Quant\VOA5975C\VOA5975C_011922_CAL\VOA5975C_8260B_SHT_DoD_L4_011922.m
Daily CC D:\Org\Data\VOA5975C\VG012522\JAN27.D

Level name	Injection Time	Calibration Files
1	1/19/2022 10:48:21 AM	D:\Org\Data\VOA5975C\VG011922\19JAN04.D
2	1/19/2022 11:15:33 AM	D:\Org\Data\VOA5975C\VG011922\19JAN05.D
3	1/19/2022 11:42:44 AM	D:\Org\Data\VOA5975C\VG011922\19JAN06.D
4	1/19/2022 12:09:57 PM	D:\Org\Data\VOA5975C\VG011922\19JAN07.D
5	1/19/2022 1:04:20 PM	D:\Org\Data\VOA5975C\VG011922\19JAN09.D
6	1/19/2022 1:58:41 PM	D:\Org\Data\VOA5975C\VG011922\19JAN11.D
7	1/19/2022 2:53:18 PM	D:\Org\Data\VOA5975C\VG011922\19JAN13.D
8	1/19/2022 3:47:49 PM	D:\Org\Data\VOA5975C\VG011922\19JAN15.D
CC	1/25/2022 9:15:04 PM	D:\Org\Data\VOA5975C\VG012522\25JAN27.D <=====

ISTD Compound:	Avg Resp	Mid Resp	CC Resp	Area%	A/M
Fluorobenzene	845168	806368	848649	105.24	M
Chlorobenzene-d5	327060	318877	326302	102.33	M
1,4-Dichlorobenzene-d4	269016	262955	276606	105.19	M

Target Compound	AvgRF/R2	CC RF	Exp. Conc	Calc. Conc	%Dev	Area%	Curve Fit
-----ISTD-----							
Dichlorodifluoromethane	0.3362	0.3219	125.00	119.69	4.25	92.05	Avg RF
Chloromethane	0.3958	0.3828	125.00	120.90	3.28	95.44	Avg RF
Vinyl chloride	0.3602	0.3512	125.00	121.88	2.50	96.95	Avg RF
Bromomethane	0.9976	0.1632	125.00	130.21	-4.17	116.33	Quadratic
Chloroethane	0.1704	0.1478	125.00	108.40	13.28	95.88	Avg RF
Trichlorofluoromethane	0.4320	0.4273	125.00	123.66	1.07	93.67	Avg RF
1,1-Dichloroethene	0.2514	0.2448	125.00	121.74	2.61	98.32	Avg RF
Methylene chloride	0.3654	0.3428	125.00	117.26	6.19	97.00	Avg RF
trans-1,2-Dichloroethene	0.2597	0.2568	125.00	123.64	1.09	98.84	Avg RF
Methyl tert-butyl ether (MTBE)	0.3245	0.2867	125.00	110.44	11.65	88.83	Avg RF
1,1-Dichloroethane	0.4860	0.4846	125.00	124.66	0.27	99.99	Avg RF
2,2-Dichloropropane	0.3662	0.3343	125.00	114.12	8.70	92.45	Avg RF
cis-1,2-Dichloroethene	0.2629	0.2601	125.00	123.67	1.06	97.84	Avg RF
Methyl ethyl ketone	0.0380	0.0331 #	1250.00	1089.47	12.84	91.18	Avg RF
Bromochloromethane	0.1084	0.1023	125.00	117.94	5.65	94.43	Avg RF
Chloroform	0.4852	0.4635	125.00	119.41	4.48	100.21	Avg RF
1,1,1-Trichloroethane	0.4477	0.4508	125.00	125.88	-0.70	100.97	Avg RF
Dibromofluoromethane	0.2421	0.2468	250.00	254.76	-1.90	207.70	Avg RF
Carbon tetrachloride	0.4342	0.4510	125.00	129.85	-3.88	104.03	Avg RF
1,1-Dichloropropene	0.3630	0.3660	125.00	126.02	-0.82	99.34	Avg RF
1,2-Dichloroethane-d4	0.1046	0.1078	250.00	257.66	-3.06	201.90	Avg RF
Benzene	0.9987	0.9856	125.00	123.36	1.31	98.43	Avg RF
1,2-Dichloroethane	0.2758	0.2636	125.00	119.43	4.46	102.55	Avg RF
-----ISTD-----							
Chlorobenzene-d5							
Trichloroethene	0.7484	0.7605	125.00	127.01	-1.61	102.96	Avg RF
1,2-Dichloropropane	0.6580	0.6474	125.00	122.97	1.62	98.75	Avg RF
Dibromomethane	0.2774	0.2610	125.00	117.63	5.89	95.36	Avg RF
Bromodichloromethane	0.7799	0.7764	125.00	124.43	0.45	101.35	Avg RF
cis-1,3-Dichloropropene	0.8559	0.8188	125.00	119.59	4.33	95.69	Avg RF
Toluene-d8	2.4390	2.5913	250.00	265.61	-6.24	204.83	Avg RF
Toluene	1.6257	1.6502	125.00	126.88	-1.51	99.88	Avg RF
trans-1,3-Dichloropropene	0.6243	0.6091	125.00	121.97	2.43	96.63	Avg RF
1,1,2-Trichloroethane	0.3174	0.2977	125.00	117.22	6.22	92.02	Avg RF
Tetrachloroethene	0.6592	0.6669	125.00	126.45	-1.16	99.64	Avg RF

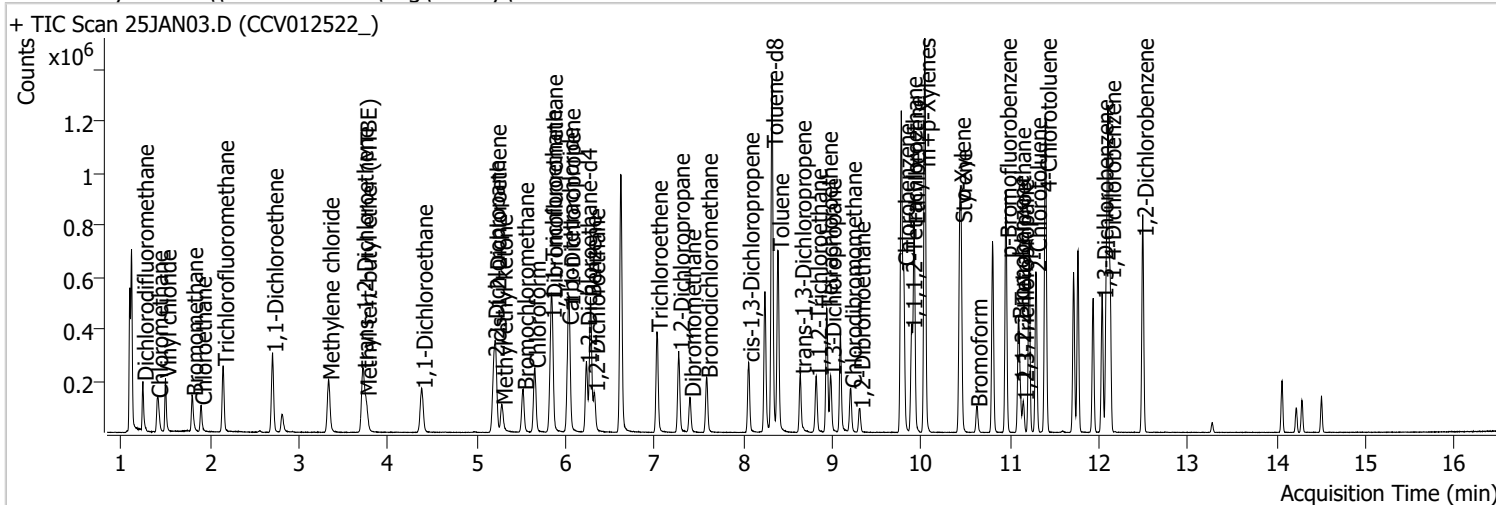
Continuing Calibration Report

Target Compound	AvgRF/R2	CC RF	Exp. Conc	Calc. Conc	%Dev	Area%	Curve Fit
1,3-Dichloropropane	0.6424	0.6158	125.00	119.83	4.13	99.10	Avg RF
Chlorodibromomethane	0.5112	0.4924	125.00	120.39	3.69	96.59	Avg RF
1,2-Dibromoethane	0.3506	0.3390	125.00	120.85	3.32	94.55	Avg RF
Chlorobenzene	1.7822	1.7739	125.00	124.42	0.47	100.02	Avg RF
1,1,1,2-Tetrachloroethane	0.6253	0.6054	125.00	121.03	3.18	97.32	Avg RF
Ethylbenzene	0.9989	3.0981	125.00	124.69	0.25	100.06	Quadratic
m+p-Xylenes	0.9987	1.2369	250.00	249.90	0.04	99.48	Quadratic
o-Xylene	0.9987	1.0744	125.00	124.12	0.70	97.86	Quadratic
Styrene	0.9983	1.7834	125.00	124.56	0.35	99.40	Quadratic
1,4-Dichlorobenzene-d4	-----ISTD-----						
Bromoform	0.3350	0.3063	125.00	114.31	8.56	94.05	Avg RF
p-Bromofluorobenzene	0.9231	0.9533	250.00	258.18	-3.27	205.47	Avg RF
Bromobenzene	0.8140	0.7964	125.00	122.30	2.16	97.71	Avg RF
1,1,2,2-Tetrachloroethane	0.4643	0.4525	125.00	121.81	2.55	99.90	Avg RF
1,2,3-Trichloropropane	0.1220	0.1215	125.00	124.53	0.38	102.77	Avg RF
2-Chlorotoluene	0.8056	0.8055	125.00	124.98	0.01	97.61	Avg RF
4-Chlorotoluene	2.6094	2.6524	125.00	127.06	-1.65	97.58	Avg RF
1,3-Dichlorobenzene	1.4748	1.4489	125.00	122.80	1.76	99.99	Avg RF
1,4-Dichlorobenzene	1.5036	1.4680	125.00	122.04	2.37	98.61	Avg RF
1,2-Dichlorobenzene	1.2313	1.2216	125.00	124.01	0.79	99.55	Avg RF

A -- against Average; M -- against Mid Point; P -- against Previous CC in the Method;

Quantitation Results Report (QT Reviewed)

Data File	25JAN03.D	Operator	MSC
Acq. Method	5975CACQF.M	Acq. Date-Time	1/25/2022 10:09:38 AM
Sample Name	CCV012522_	Instrument	VOA5975C
Vial	3	Multiplier	1.00
DA Method File	VOA5975C_8260B_SHT_DoD_L4_011922.m	Comment	
Tune File	BFB_Atune3.u	Tune Date	10/11/2021 4:02:00 PM
Batch Name	VG012522_8260B.batch.bin	Last Calib Update	3/15/2022 2:01:13 PM
Ref Library	\\MASSHUNTER\Org\Library\NIST129K.I		



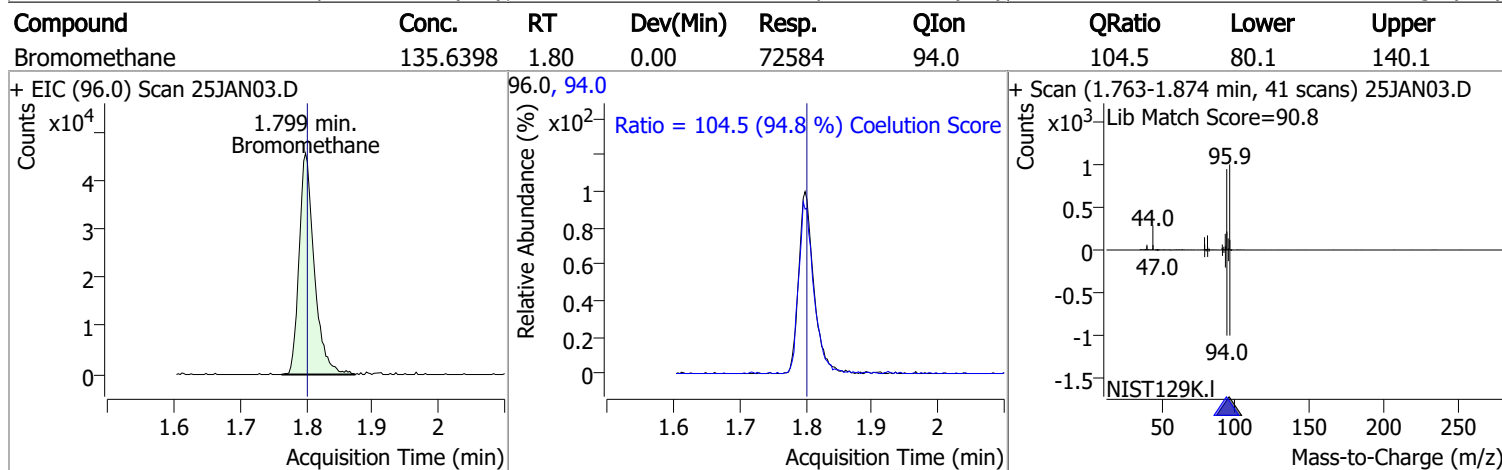
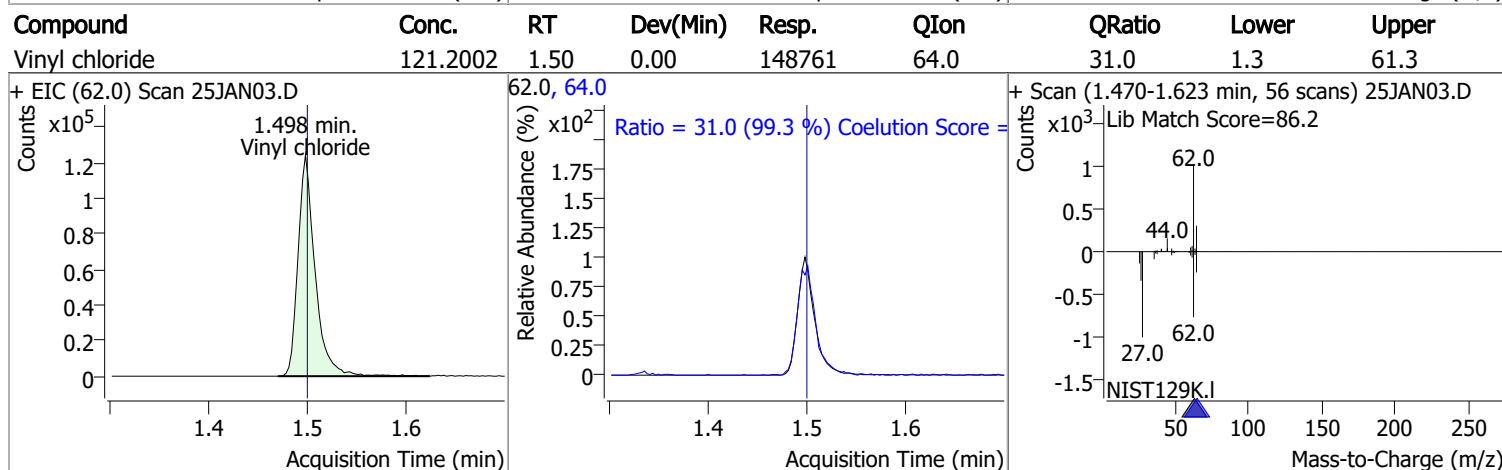
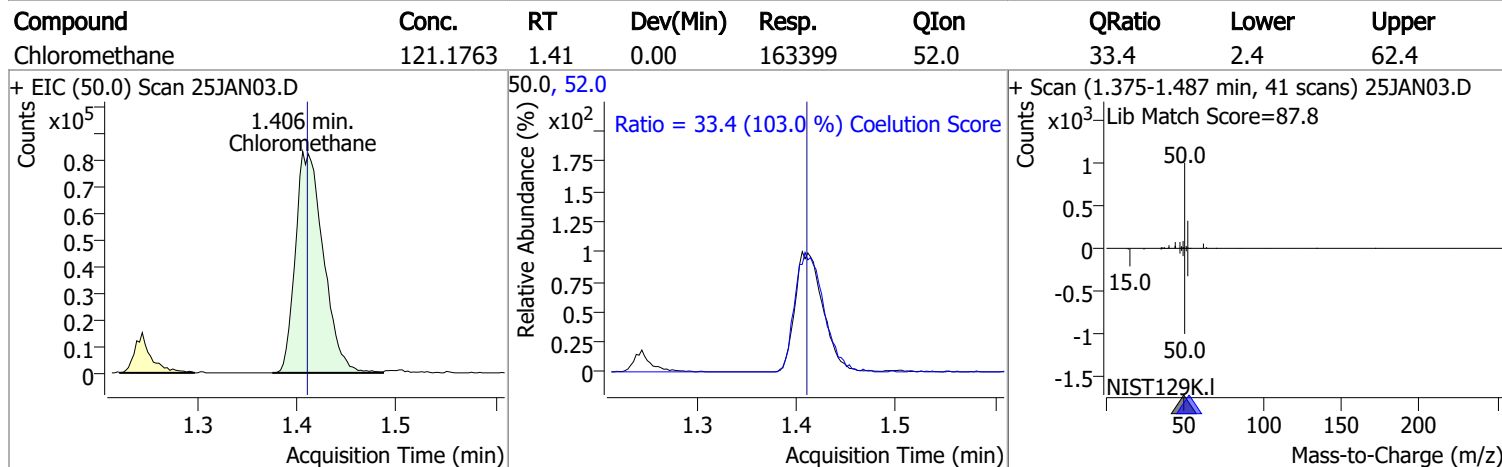
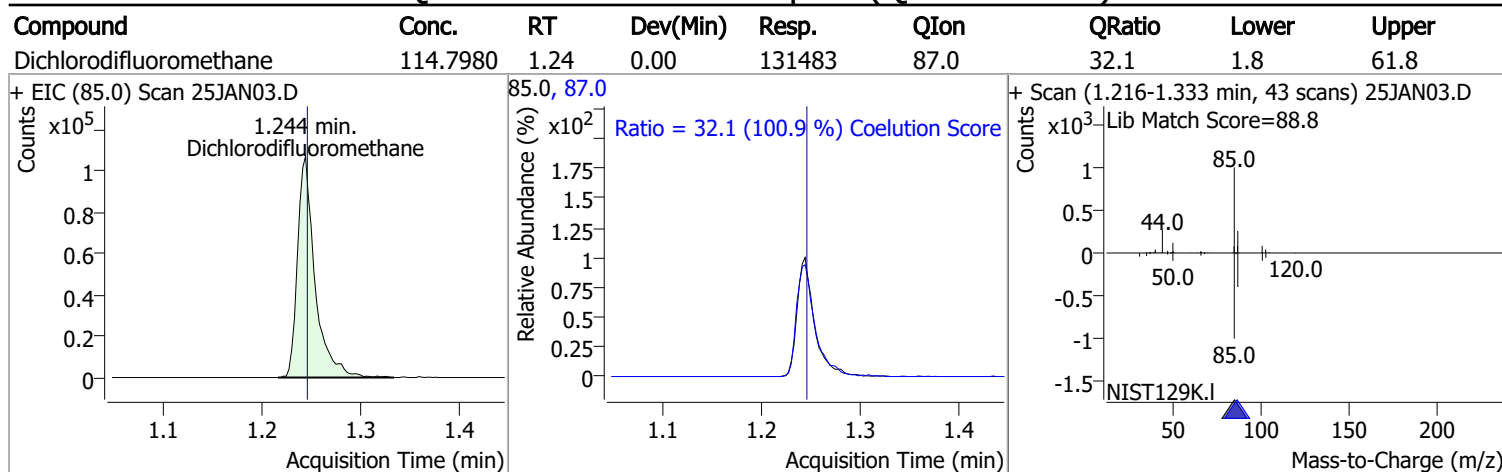
Compound	RT	QIon	Resp.	Conc.	Units	Dev(Min)
Internal Standards						
M Fluorobenzene	6.623	96.0	851792	250.0000	ng	0.003
M Chlorobenzene-d5	9.775	82.0	326733	250.0000	ng	0.000
M 1,4-Dichlorobenzene-d4	12.100	152.0	279546	250.0000	ng	0.000
System Monitoring Compounds						
S Dibromofluoromethane	5.845	113.0	212582	257.6656	ng	-0.005
Spiked Amount: 250.000	Range: 80.0 - 119.0%			Recovery = 103.07%		
S 1,2-Dichloroethane-d4	6.230	67.0	91644	257.1442	ng	0.000
Spiked Amount: 250.000	Range: 81.0 - 118.0%			Recovery = 102.86%		
S Toluene-d8	8.322	98.0	827544	259.6139	ng	0.003
Spiked Amount: 250.000	Range: 89.0 - 112.0%			Recovery = 103.85%		
S p-Bromofluorobenzene	10.951	95.0	259500	251.4172	ng	0.003
Spiked Amount: 250.000	Range: 85.0 - 114.0%			Recovery = 100.57%		
Target Compounds						
T Dichlorodifluoromethane	1.244	85.0	131483	114.7980	ng	100
T Chloromethane	1.406	50.0	163399	121.1763	ng	98
T Vinyl chloride	1.498	62.0	148761	121.2002	ng	100
T Bromomethane	1.799	96.0	72584	135.6398	ng	95
T Chloroethane	1.897	64.0	68031	117.1531	ng	99
T Trichlorofluoromethane	2.148	101.0	176614	119.9968	ng	98
T 1,1-Dichloroethene	2.703	96.0	103115	120.4048	ng	99
T Methylene chloride	3.333	49.0	146799	117.8977	ng	98
T trans-1,2-Dichloroethene	3.715	96.0	106235	120.0790	ng	98
T Methyl tert-butyl ether (MTBE)	3.751	73.0	129475	117.0898	ng	99
T 1,1-Dichloroethane	4.381	63.0	203685	123.0160	ng	99
T 2,2-Dichloropropane	5.190	77.0	157653	126.3447	ng	96
T cis-1,2-Dichloroethene	5.210	96.0	109608	122.3605	ng	99
T Methyl ethyl ketone	5.282	43.0	150400	1161.7986	ng	100
T Bromochloromethane	5.522	128.0	45795	123.9920	ng	97
T Chloroform	5.653	83.0	198008	119.7701	ng	99

Quantitation Results Report (QT Reviewed)

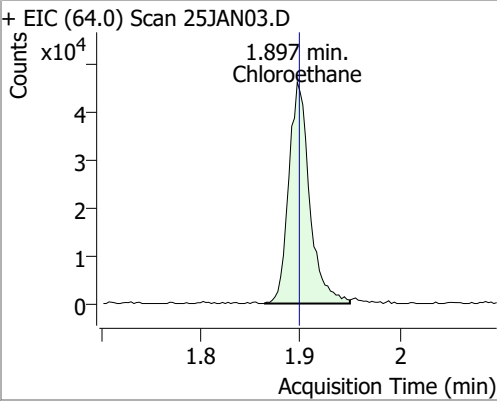
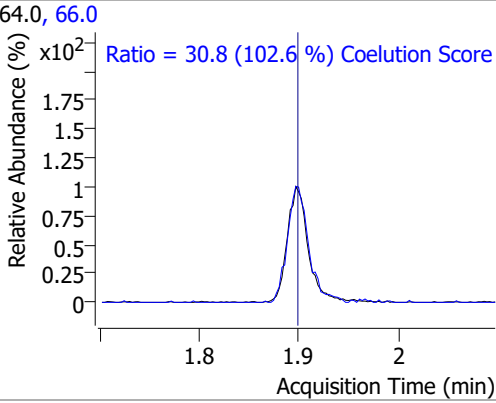
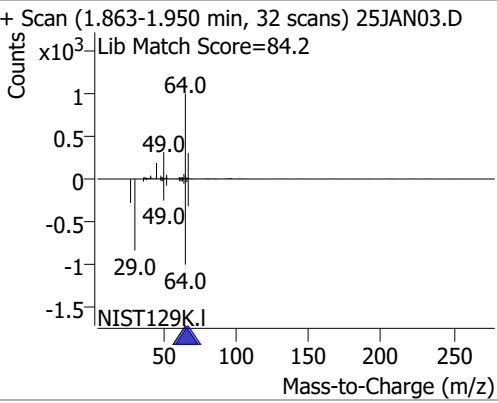
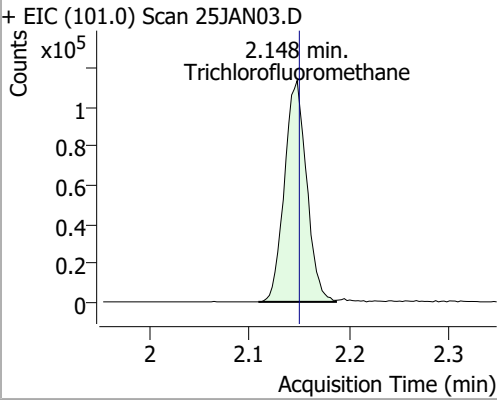
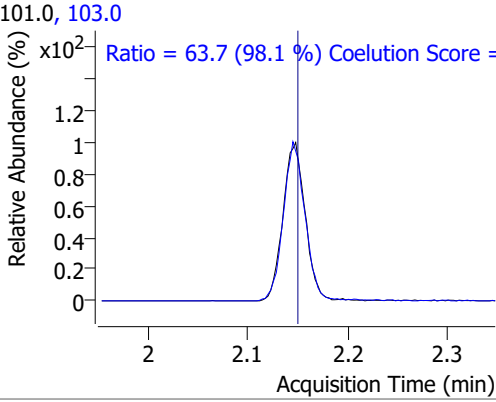
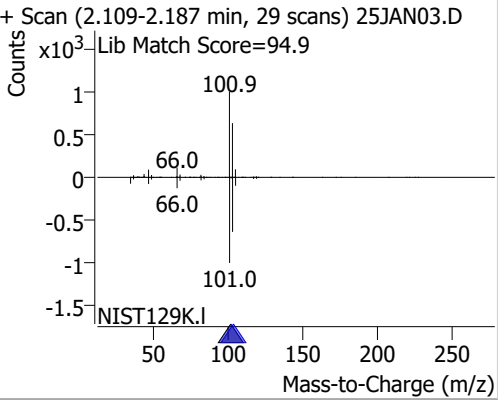
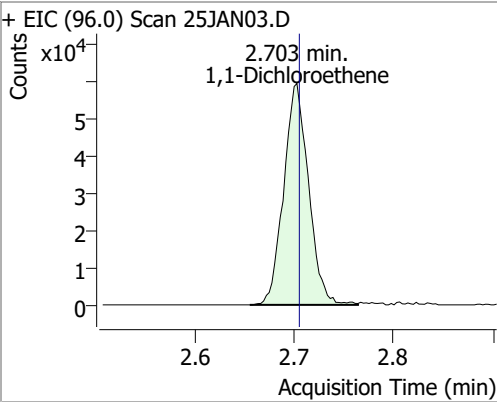
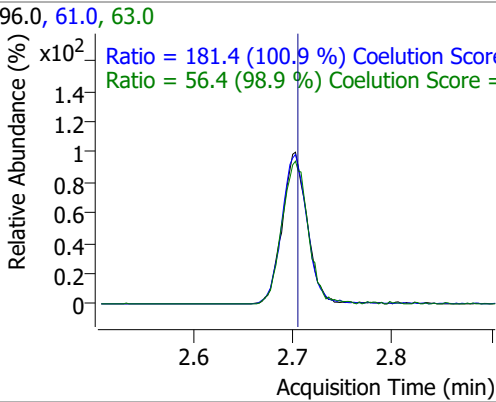
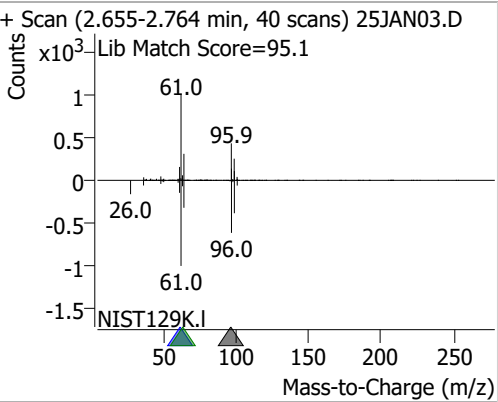
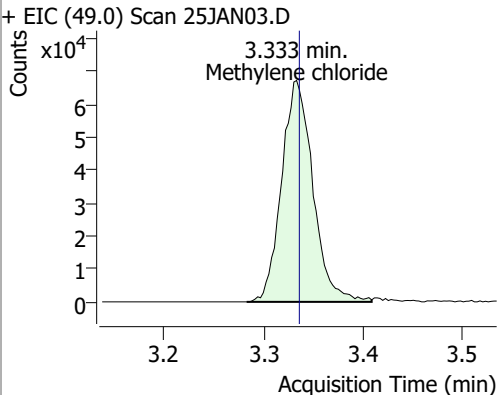
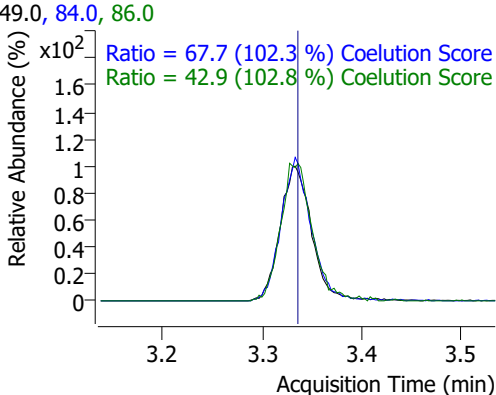
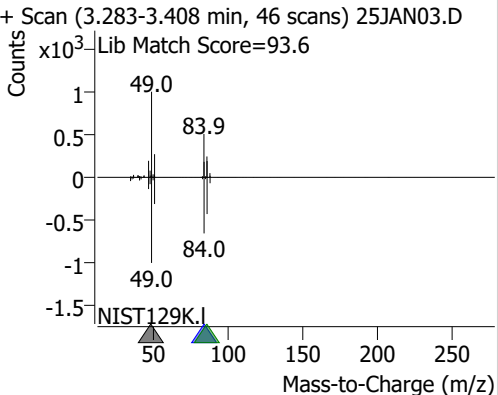
Compound	RT	QIon	Resp.	Conc.	Units	Dev(Min)
T 1,1,1-Trichloroethane	5.831	97.0	182958	119.9433	ng	98
T Carbon tetrachloride	6.024	117.0	178573	120.7059	ng	99
T 1,1-Dichloropropene	6.041	75.0	151163	122.2077	ng	99
T Benzene	6.278	78.0	421900	123.9874	ng	100
T 1,2-Dichloroethane	6.319	62.0	105964	112.7450	ng	99
T Trichloroethene	7.025	95.0	121616	124.3317	ng	97
T 1,2-Dichloropropane	7.270	63.0	107502	125.0005	ng	100
T Dibromomethane	7.399	93.0	46117	127.2197	ng	96
T Bromodichloromethane	7.588	83.0	123426	121.0848	ng	100
T cis-1,3-Dichloropropene	8.057	75.0	139491	124.7072	ng	100
T Toluene	8.389	92.0	265790	125.0938	ng	98
T trans-1,3-Dichloropropene	8.640	75.0	102822	126.0232	ng	98
T 1,1,2-Trichloroethane	8.815	83.0	52317	126.1042	ng	95
T Tetrachloroethene	8.935	163.8	103937	120.6343	ng	97
T 1,3-Dichloropropane	8.980	76.0	103390	123.1492	ng	98
T Chlorodibromomethane	9.206	129.0	84931	127.1124	ng	98
T 1,2-Dibromoethane	9.303	107.0	57764	126.0651	ng	97
T Chlorobenzene	9.802	112.0	287854	123.5845	ng	100
T 1,1,1,2-Tetrachloroethane	9.889	131.0	99578	121.8470	ng	99
T Ethylbenzene	9.920	91.0	500202	123.2882	ng	99
T m+p-Xylenes	10.037	106.0	397255	245.7803	ng	99
T o-Xylene	10.433	106.0	175135	123.8662	ng	99
T Styrene	10.449	104.0	290966	124.4102	ng	100
T Bromoform	10.622	172.5	45287	120.8983	ng	98
T Bromobenzene	11.091	156.0	110921	121.8623	ng	98
T 1,1,2,2-Tetrachloroethane	11.113	83.0	64677	124.5759	ng	99
T 1,2,3-Trichloropropane	11.147	110.0	16400	120.2293	ng	92
T 2-Chlorotoluene	11.289	126.0	111727	124.0235	ng	99
T 4-Chlorotoluene	11.400	91.0	368468	126.2835	ng	98
T 1,3-Dichlorobenzene	12.036	146.0	200547	121.6074	ng	99
T 1,4-Dichlorobenzene	12.125	146.0	206064	122.5650	ng	99
T 1,2-Dichlorobenzene	12.493	146.0	164942	119.7981	ng	98

(#) = Qualifier Out of Range; (m) = Manual Integration; (+) = Area Summed; (*) = Surrogate Percent Recovery Out of Range; (d): Zeroed Peak

Quantitation Results Report (QT Reviewed)

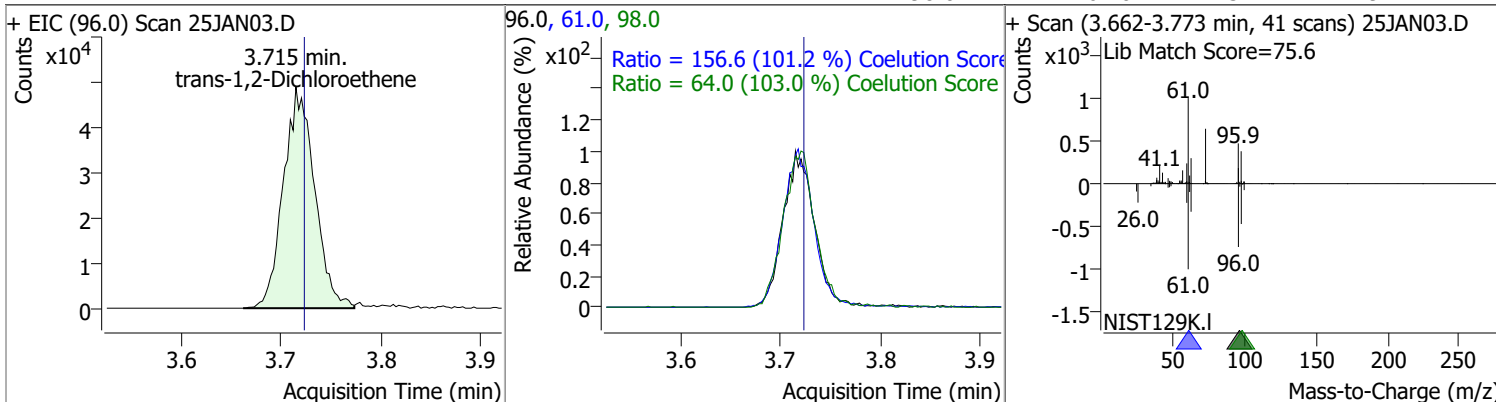


Quantitation Results Report (QT Reviewed)

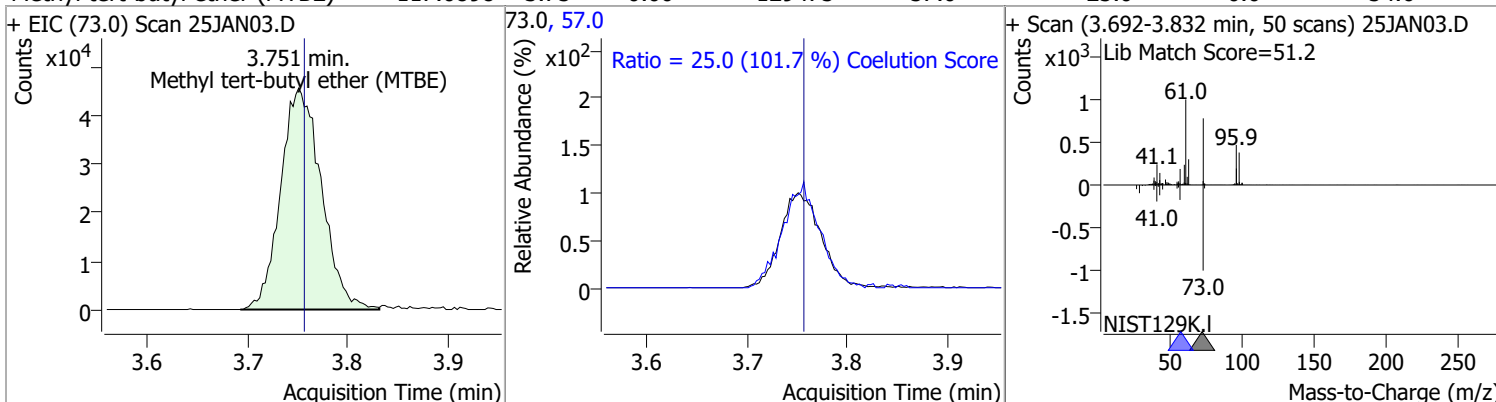
Compound	Conc.	RT	Dev(Min)	Resp.	QIon	QRatio	Lower	Upper
Chloroethane	117.1531	1.90	0.00	68031	66.0	30.8	0.0	60.0
+ EIC (64.0) Scan 25JAN03.D 			64.0, 66.0 			+ Scan (1.863-1.950 min, 32 scans) 25JAN03.D Lib Match Score=84.2 		
Trichlorofluoromethane	119.9968	2.15	0.00	176614	103.0	63.7	35.0	95.0
+ EIC (101.0) Scan 25JAN03.D 			101.0, 103.0 			+ Scan (2.109-2.187 min, 29 scans) 25JAN03.D Lib Match Score=94.9 		
1,1-Dichloroethene	120.4048	2.70	0.00	103115	61.0	181.4	149.9	209.9
+ EIC (96.0) Scan 25JAN03.D 			96.0, 61.0, 63.0 			+ Scan (2.655-2.764 min, 40 scans) 25JAN03.D Lib Match Score=95.1 		
Methylene chloride	117.8977	3.33	0.00	146799	84.0	67.7	36.1	96.1
+ EIC (49.0) Scan 25JAN03.D 			49.0, 84.0, 86.0 			+ Scan (3.283-3.408 min, 46 scans) 25JAN03.D Lib Match Score=93.6 		

Quantitation Results Report (QT Reviewed)

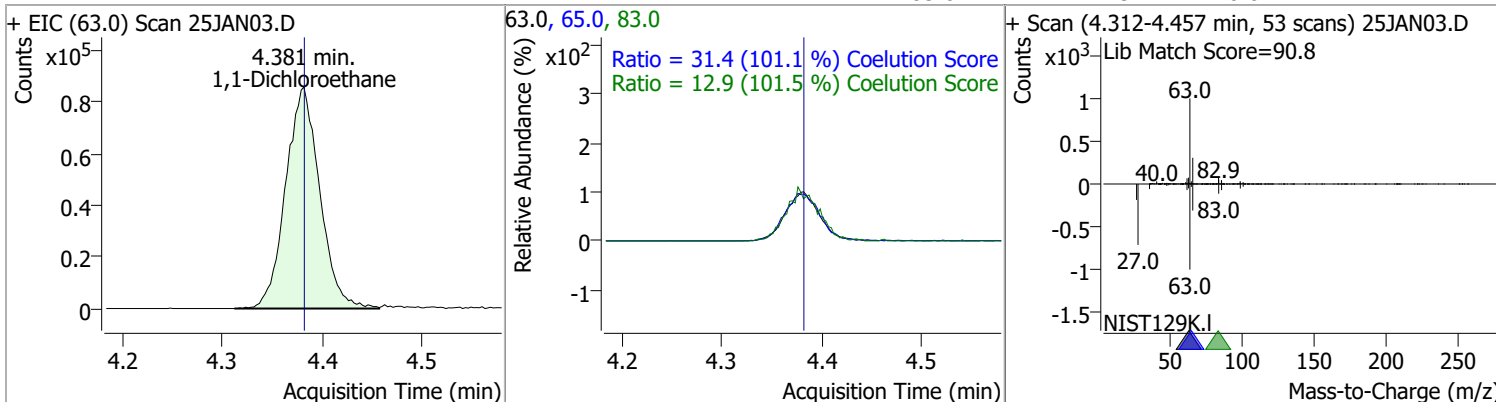
Compound	Conc.	RT	Dev(Min)	Resp.	QIon	QRatio	Lower	Upper
trans-1,2-Dichloroethene	120.0790	3.71	-0.01	106235	61.0	156.6	124.8	184.8
					98.0	64.0	32.1	92.1



Compound	Conc.	RT	Dev(Min)	Resp.	QIon	QRatio	Lower	Upper
Methyl tert-butyl ether (MTBE)	117.0898	3.75	0.00	129475	57.0	25.0	0.0	54.6

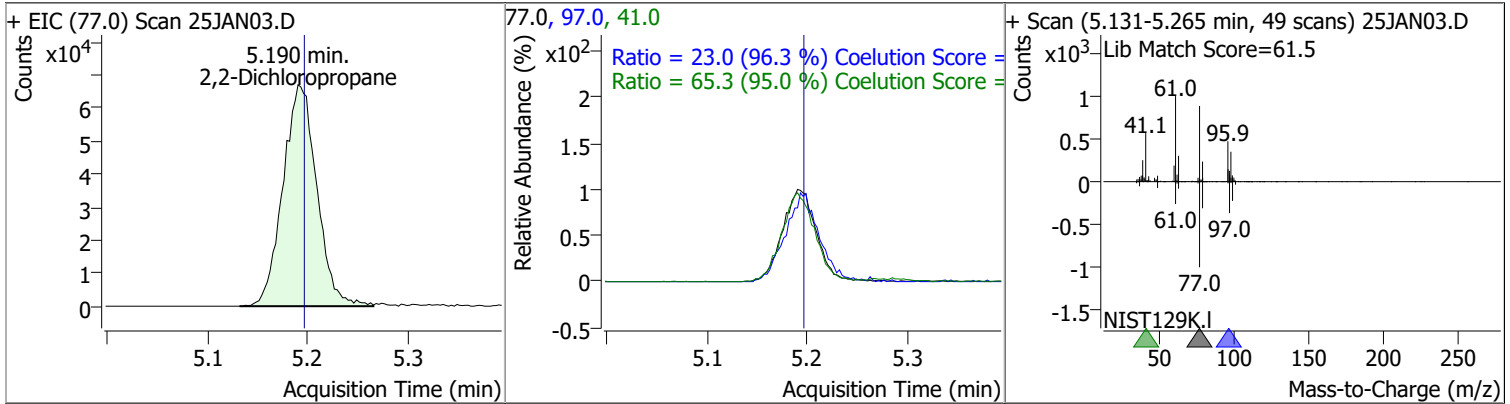


Compound	Conc.	RT	Dev(Min)	Resp.	QIon	QRatio	Lower	Upper
1,1-Dichloroethane	123.0160	4.38	0.00	203685	65.0	31.4	1.0	61.0
					83.0	12.9	0.0	42.7

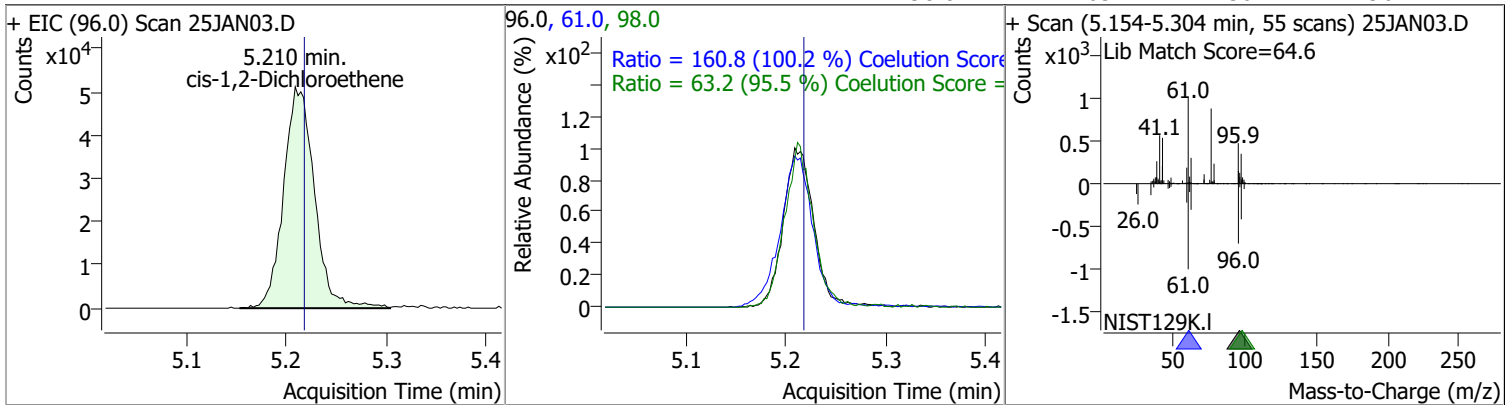


Quantitation Results Report (QT Reviewed)

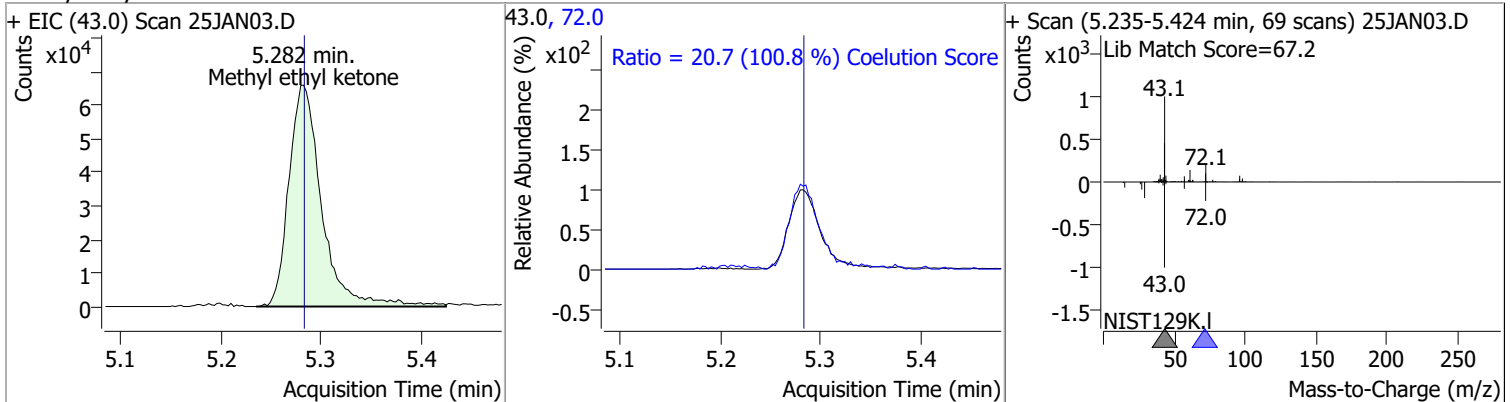
Compound	Conc.	RT	Dev(Min)	Resp.	QIon	QRatio	Lower	Upper
2,2-Dichloropropane	126.3447	5.19	0.00	157653	41.0	65.3	38.8	98.8
					97.0	23.0	0.0	53.9



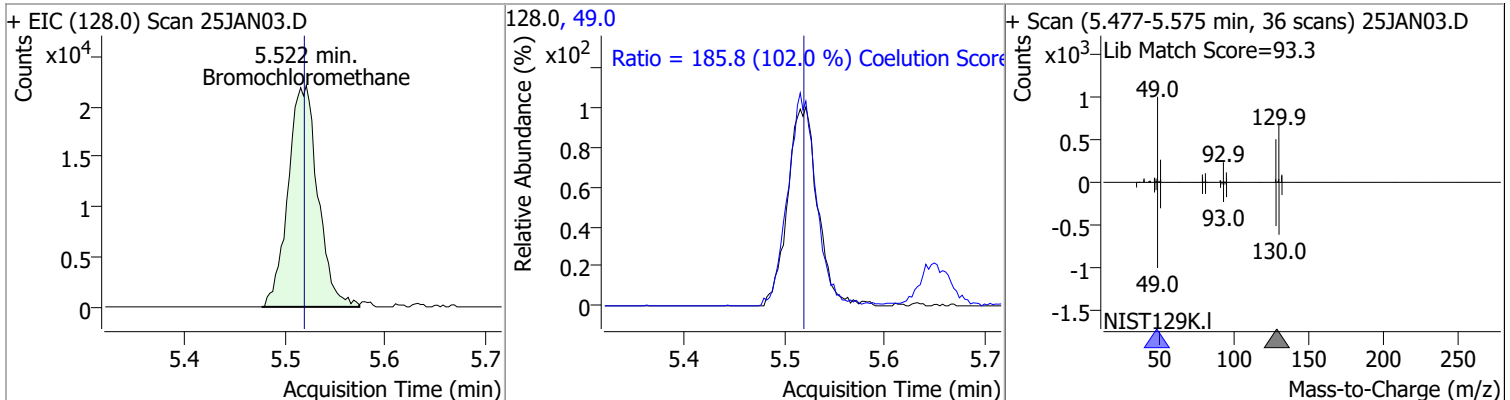
Compound	Conc.	RT	Dev(Min)	Resp.	QIon	QRatio	Lower	Upper
cis-1,2-Dichloroethene	122.3605	5.21	-0.01	109608	61.0	160.8	130.4	190.4
					98.0	63.2	36.2	96.2



Compound	Conc.	RT	Dev(Min)	Resp.	QIon	QRatio	Lower	Upper
Methyl ethyl ketone	1161.7986	5.28	0.00	150400	72.0	20.7	0.0	50.6

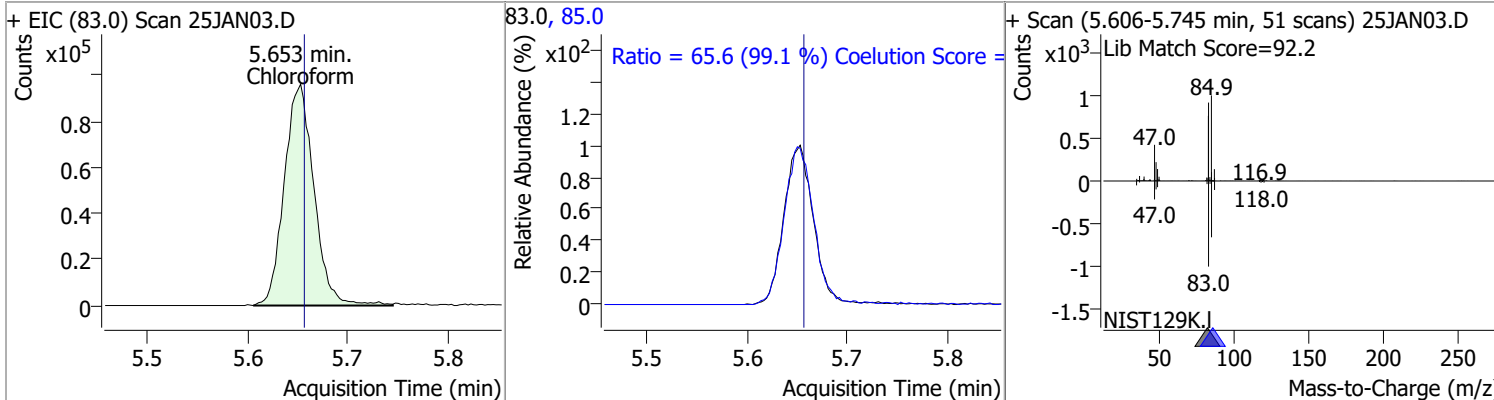


Compound	Conc.	RT	Dev(Min)	Resp.	QIon	QRatio	Lower	Upper
Bromochloromethane	123.9920	5.52	0.01	45795	49.0	185.8	152.2	212.2

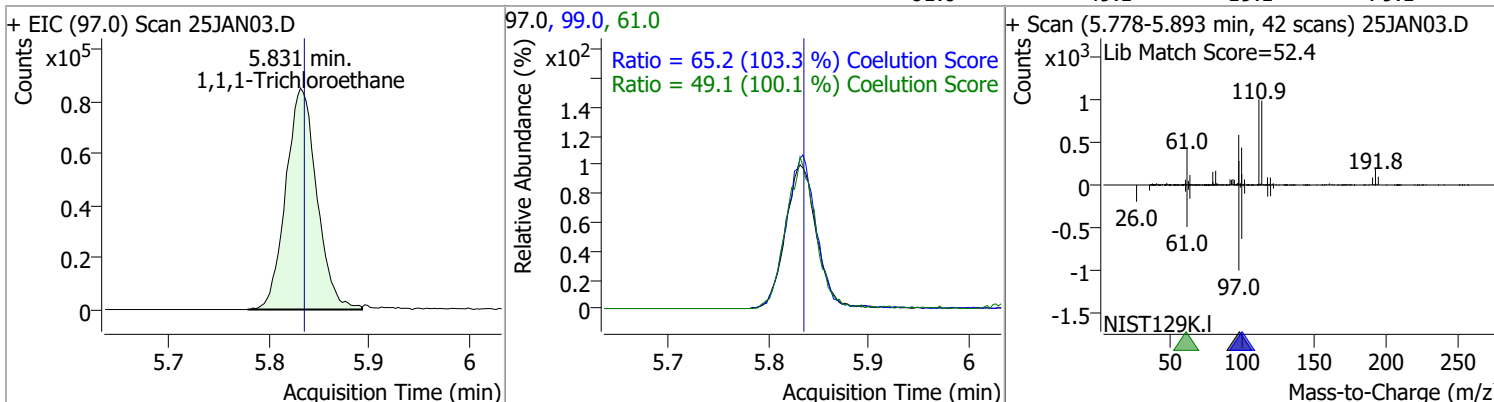


Quantitation Results Report (QT Reviewed)

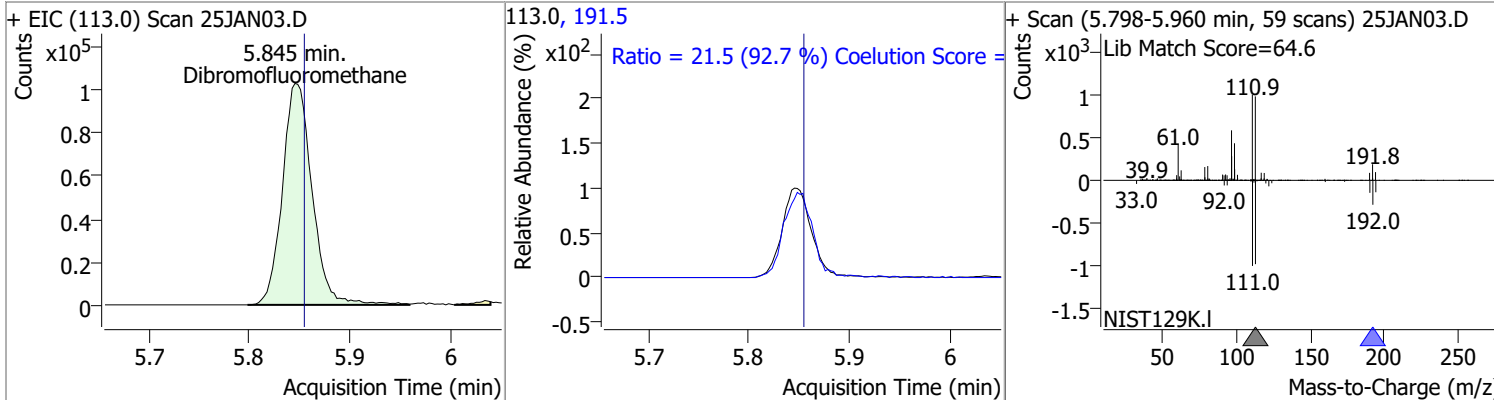
Compound	Conc.	RT	Dev(Min)	Resp.	QIon	QRatio	Lower	Upper
Chloroform	119.7701	5.65	0.00	198008	85.0	65.6	36.2	96.2



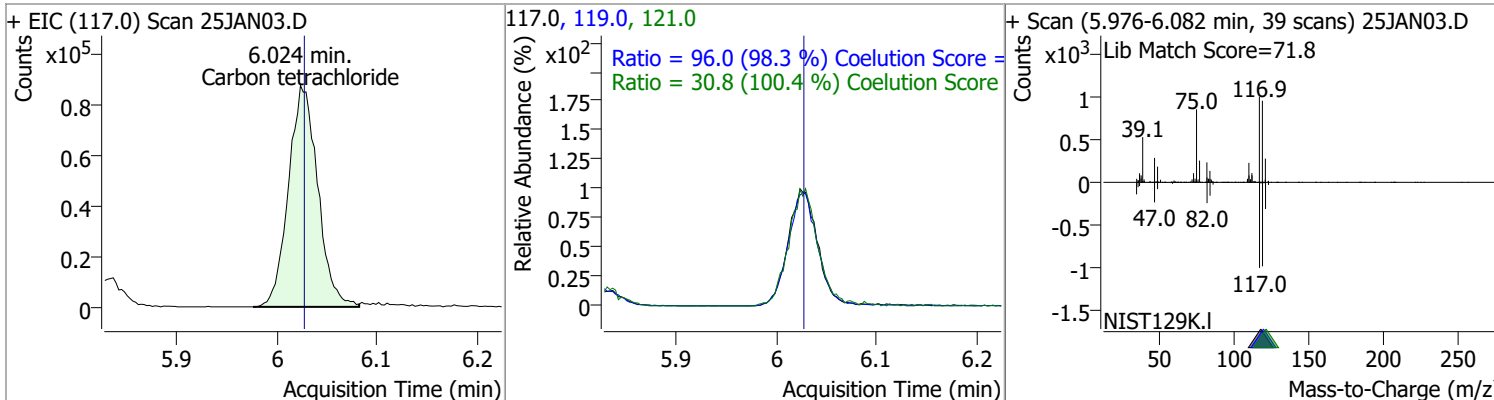
Compound	Conc.	RT	Dev(Min)	Resp.	QIon	QRatio	Lower	Upper
1,1,1-Trichloroethane	119.9433	5.83	0.00	182958	99.0	65.2	33.1	93.1
					61.0	49.1	19.1	79.1



Compound	Conc.	RT	Dev(Min)	Resp.	QIon	QRatio	Lower	Upper
Dibromofluoromethane	257.6656	5.85	-0.01	212582	191.5	21.5	0.0	53.2

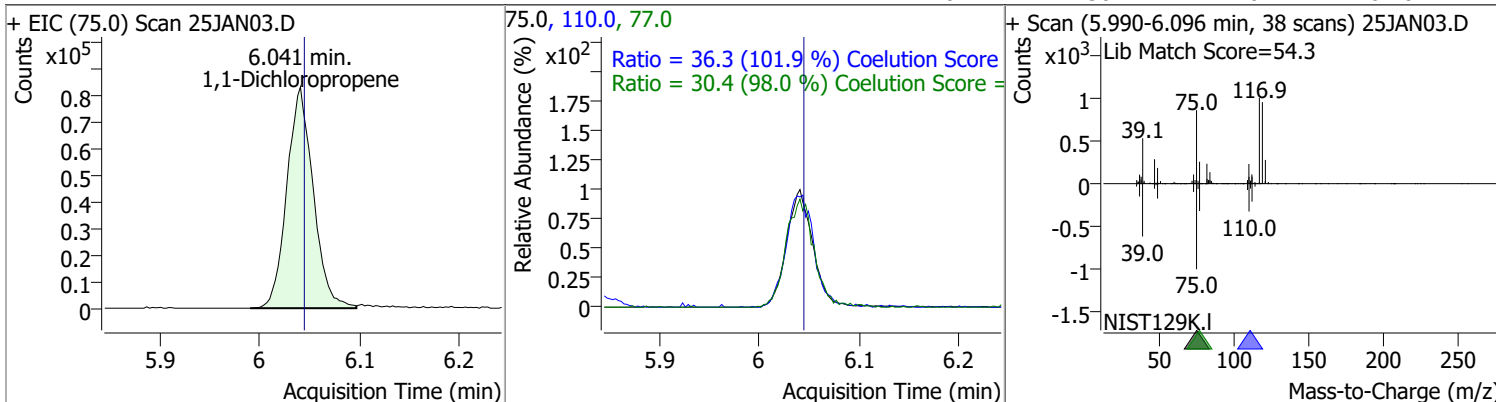


Compound	Conc.	RT	Dev(Min)	Resp.	QIon	QRatio	Lower	Upper
Carbon tetrachloride	120.7059	6.02	0.00	178573	119.0	96.0	67.6	127.6
					121.0	30.8	0.7	60.7

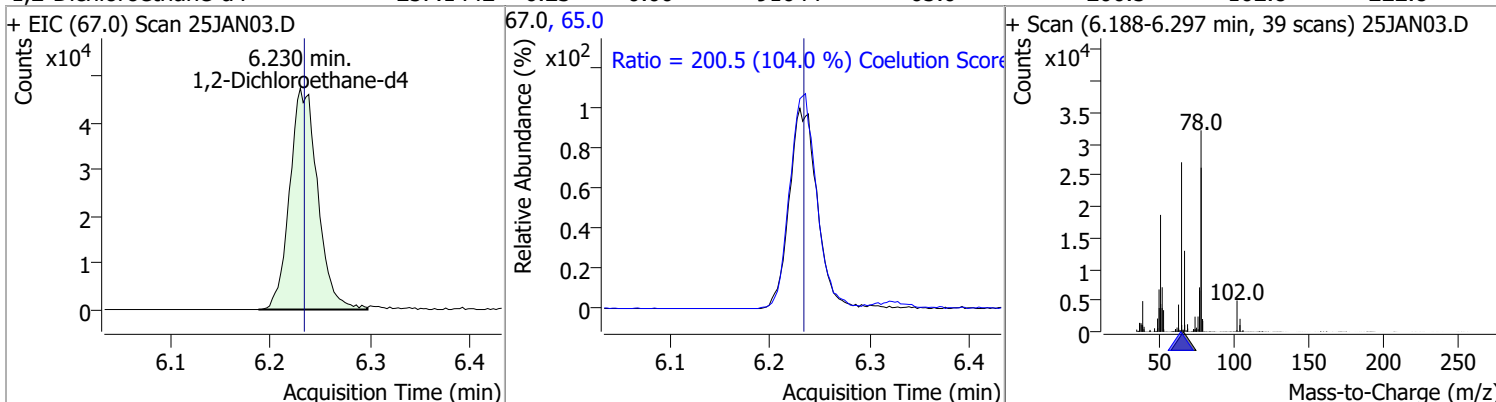


Quantitation Results Report (QT Reviewed)

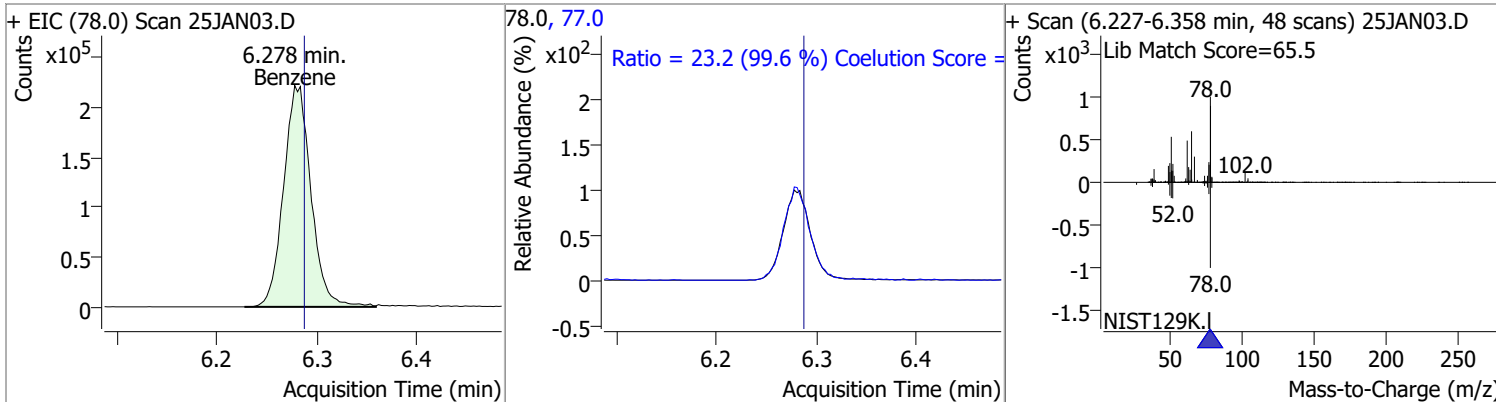
Compound	Conc.	RT	Dev(Min)	Resp.	QIon	QRatio	Lower	Upper
1,1-Dichloropropene	122.2077	6.04	0.00	151163	110.0	36.3	5.6	65.6
					77.0	30.4	1.0	61.0



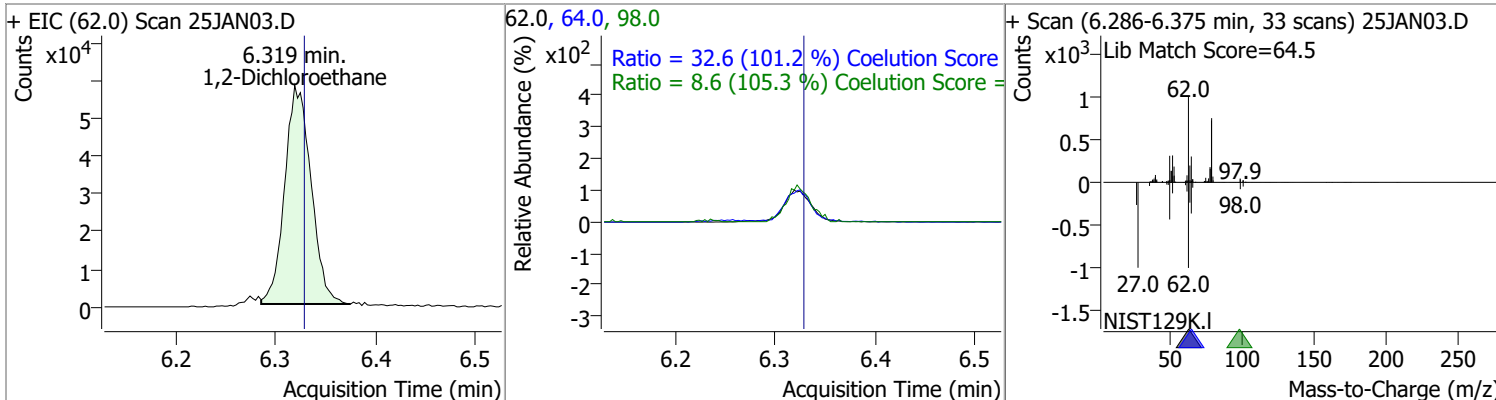
Compound	Conc.	RT	Dev(Min)	Resp.	QIon	QRatio	Lower	Upper
1,2-Dichloroethane-d4	257.1442	6.23	0.00	91644	65.0	200.5	162.8	222.8



Compound	Conc.	RT	Dev(Min)	Resp.	QIon	QRatio	Lower	Upper
Benzene	123.9874	6.28	-0.01	421900	77.0	23.2	0.0	53.3

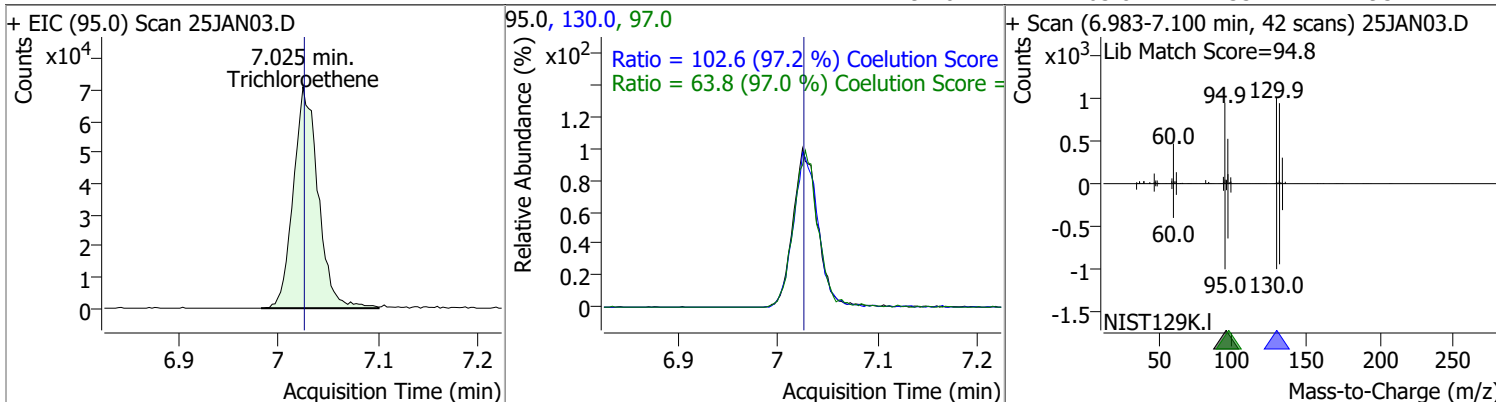


Compound	Conc.	RT	Dev(Min)	Resp.	QIon	QRatio	Lower	Upper
1,2-Dichloroethane	112.7450	6.32	-0.01	105964	64.0	32.6	2.2	62.2
					98.0	8.6	0.0	38.2

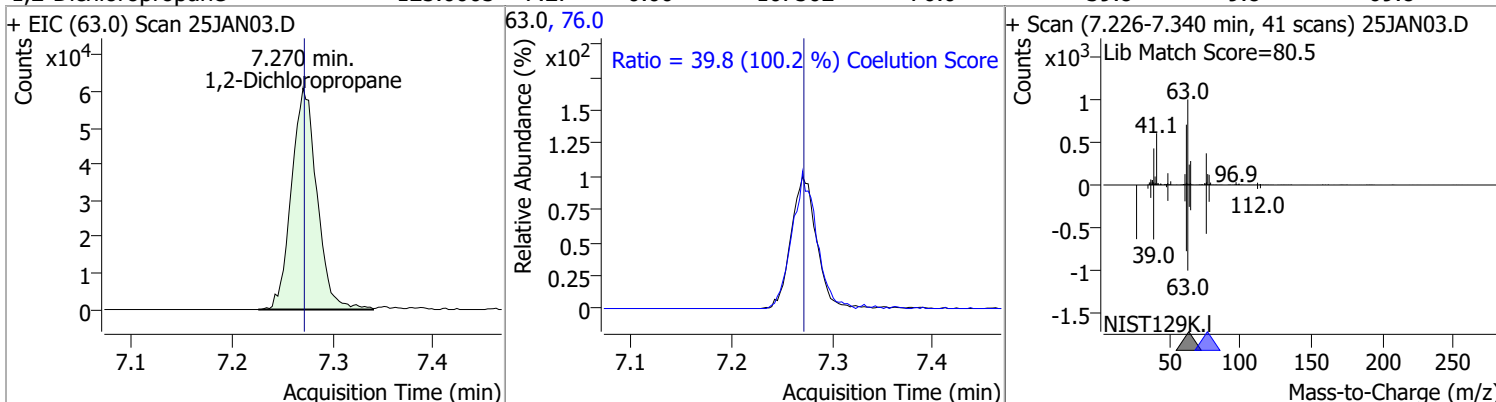


Quantitation Results Report (QT Reviewed)

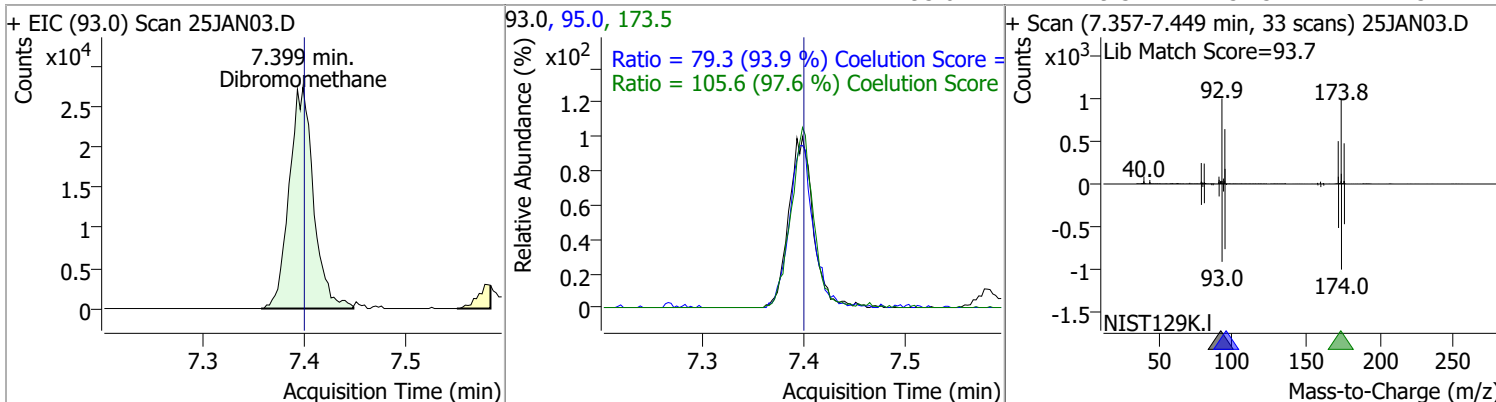
Compound	Conc.	RT	Dev(Min)	Resp.	QIon	QRatio	Lower	Upper
Trichloroethene	124.3317	7.02	0.00	121616	130.0	102.6	75.6	135.6
					97.0	63.8	35.7	95.7



Compound	Conc.	RT	Dev(Min)	Resp.	QIon	QRatio	Lower	Upper
1,2-Dichloropropane	125.0005	7.27	0.00	107502	76.0	39.8	9.8	69.8

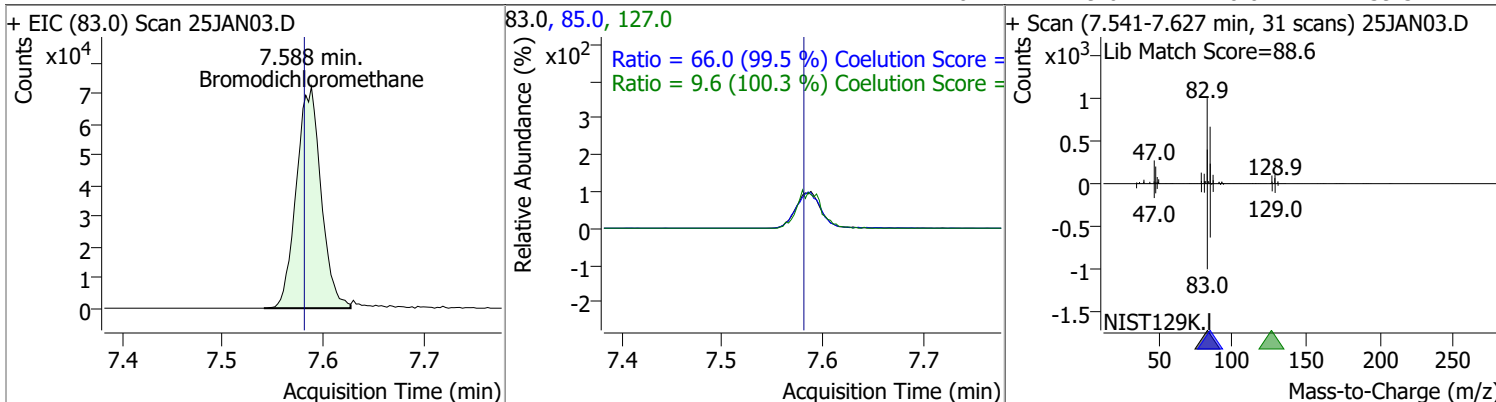


Compound	Conc.	RT	Dev(Min)	Resp.	QIon	QRatio	Lower	Upper
Dibromomethane	127.2197	7.40	0.00	46117	173.5	105.6	78.2	138.2
					95.0	79.3	54.5	114.5

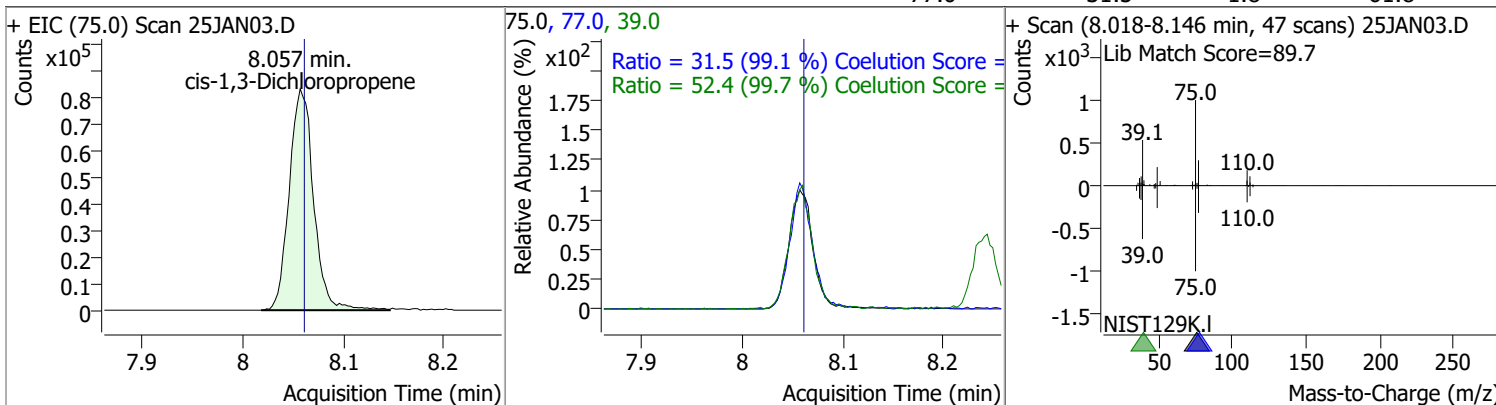


Quantitation Results Report (QT Reviewed)

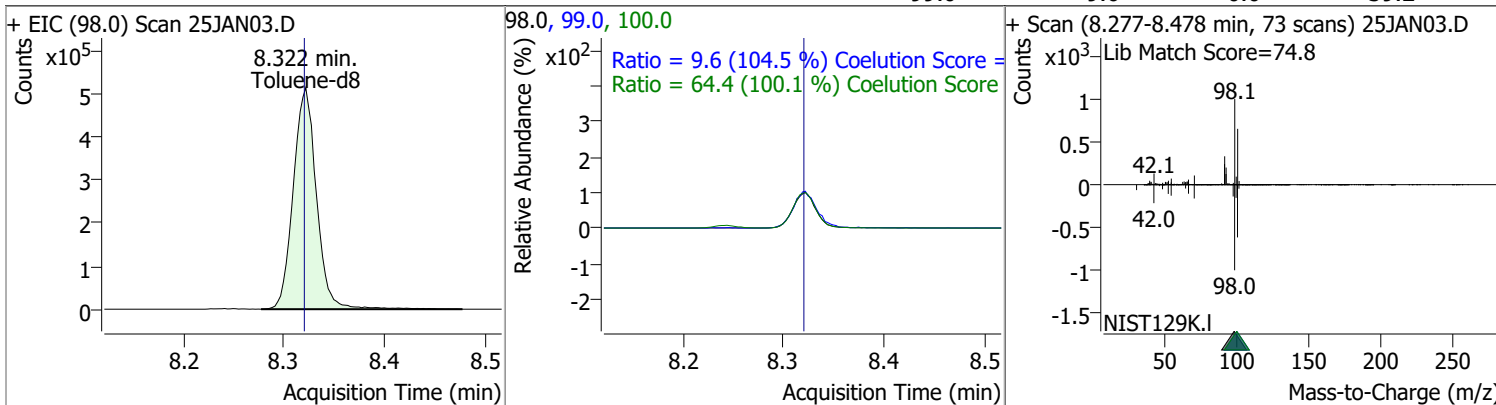
Compound	Conc.	RT	Dev(Min)	Resp.	QIon	QRatio	Lower	Upper
Bromodichloromethane	121.0848	7.59	0.01	123426	85.0	66.0	36.3	96.3
					127.0	9.6	0.0	39.5



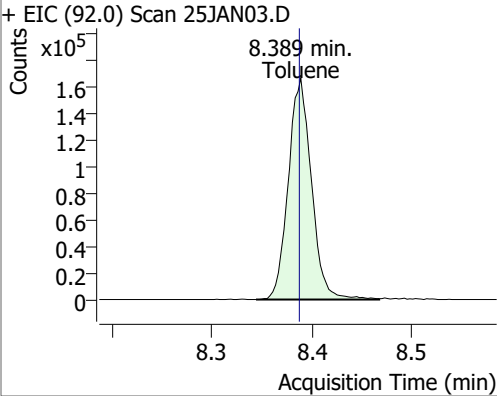
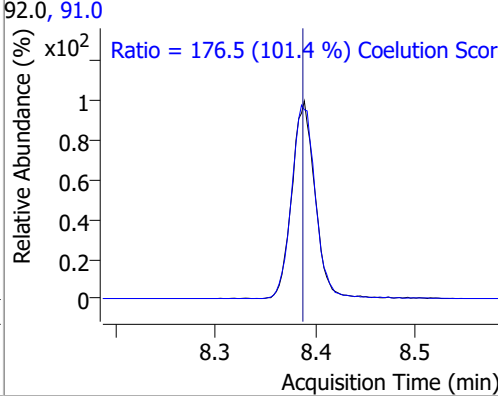
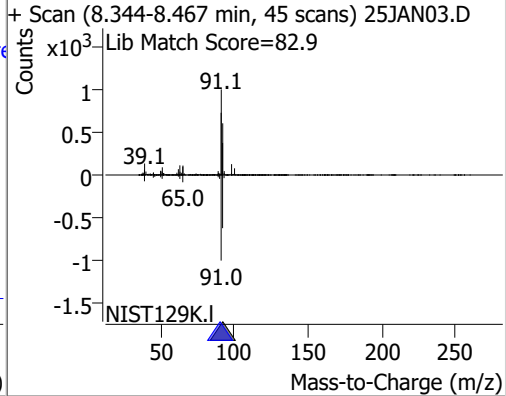
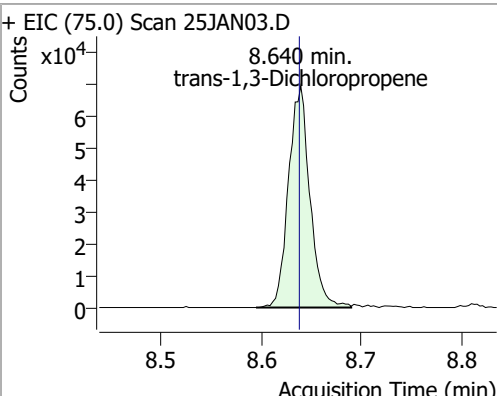
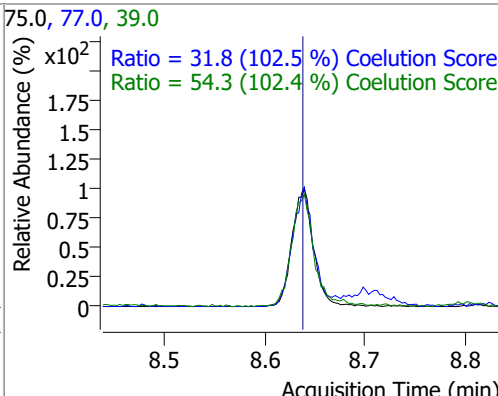
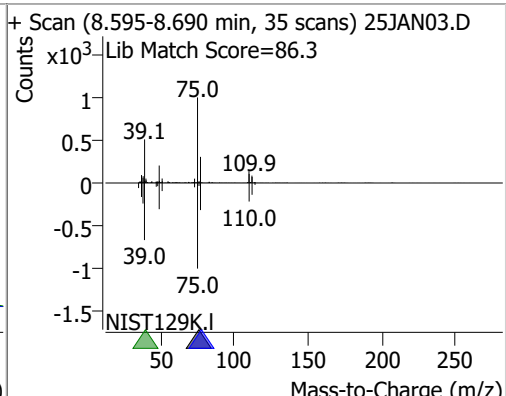
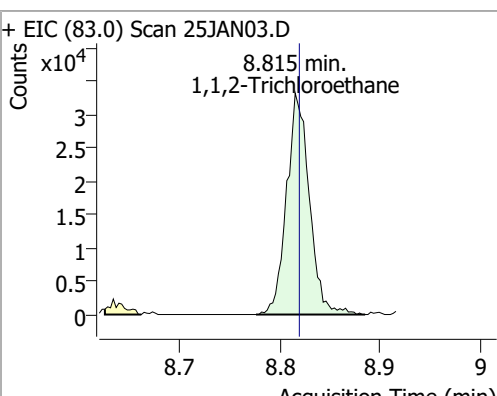
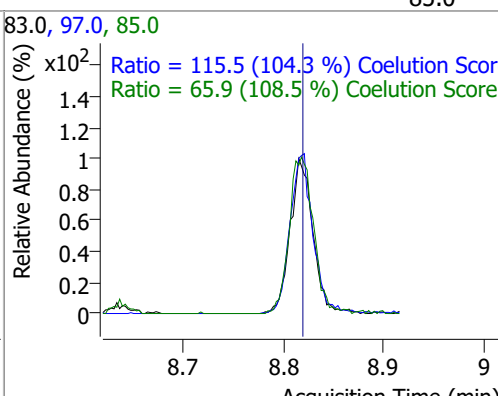
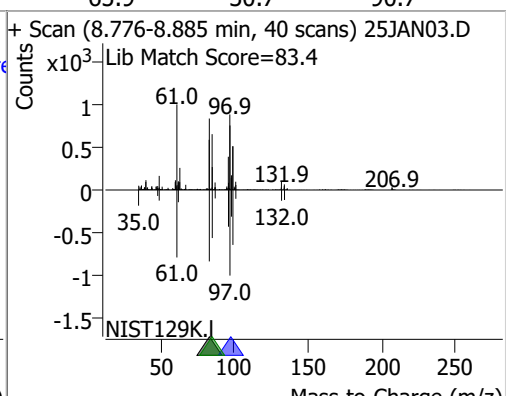
Compound	Conc.	RT	Dev(Min)	Resp.	QIon	QRatio	Lower	Upper
cis-1,3-Dichloropropene	124.7072	8.06	0.00	139491	39.0	52.4	22.5	82.5
					77.0	31.5	1.8	61.8



Compound	Conc.	RT	Dev(Min)	Resp.	QIon	QRatio	Lower	Upper
Toluene-d8	259.6139	8.32	0.00	827544	100.0	64.4	34.3	94.3
					99.0	9.6	0.0	39.2

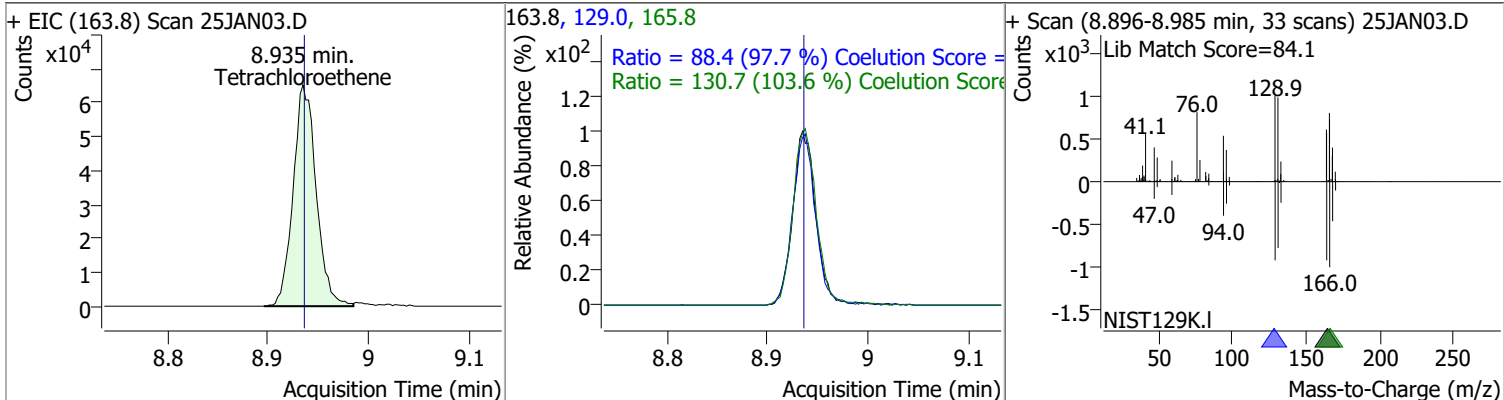


Quantitation Results Report (QT Reviewed)

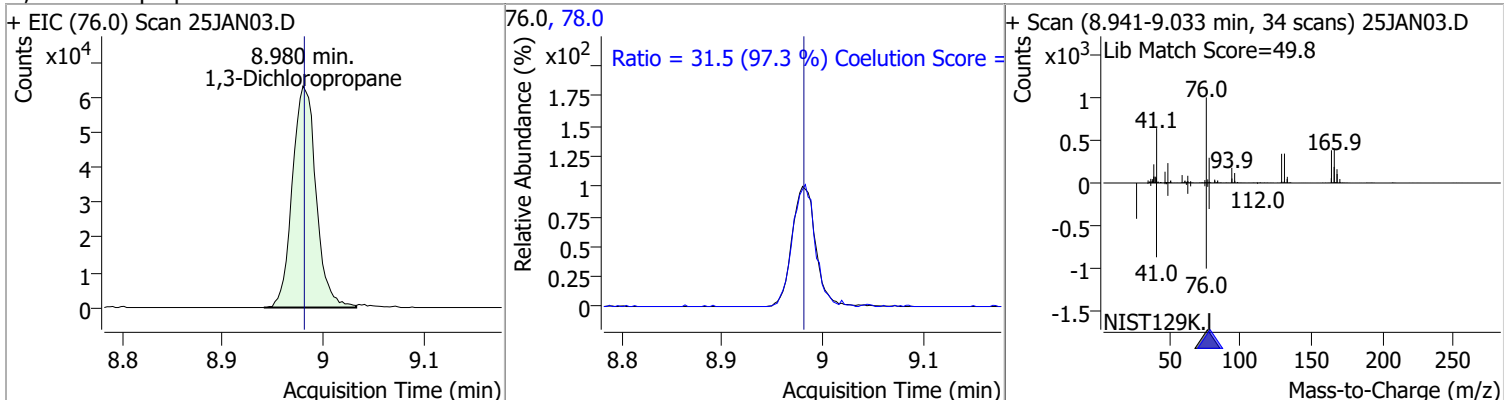
Compound	Conc.	RT	Dev(Min)	Resp.	QIon	QRatio	Lower	Upper
Toluene	125.0938	8.39	0.00	265790	91.0	176.5	144.1	204.1
+ EIC (92.0) Scan 25JAN03.D			92.0, 91.0			+ Scan (8.344-8.467 min, 45 scans) 25JAN03.D		
								
trans-1,3-Dichloropropene	126.0232	8.64	0.00	102822	39.0	54.3	23.0	83.0
+ EIC (75.0) Scan 25JAN03.D			75.0, 77.0, 39.0			+ Scan (8.595-8.690 min, 35 scans) 25JAN03.D		
								
1,1,2-Trichloroethane	126.1042	8.82	0.00	52317	97.0	115.5	80.7	140.7
+ EIC (83.0) Scan 25JAN03.D			83.0, 97.0, 85.0			+ Scan (8.776-8.885 min, 40 scans) 25JAN03.D		
								

Quantitation Results Report (QT Reviewed)

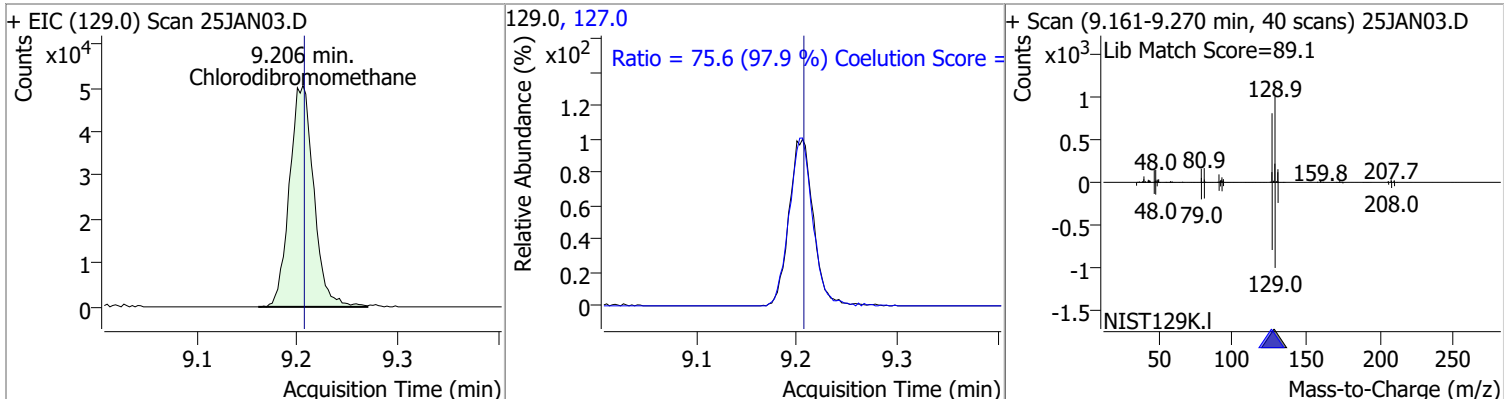
Compound	Conc.	RT	Dev(Min)	Resp.	QIon	QRatio	Lower	Upper
Tetrachloroethene	120.6343	8.94	0.00	103937	165.8	130.7	96.1	156.1
					129.0	88.4	60.5	120.5



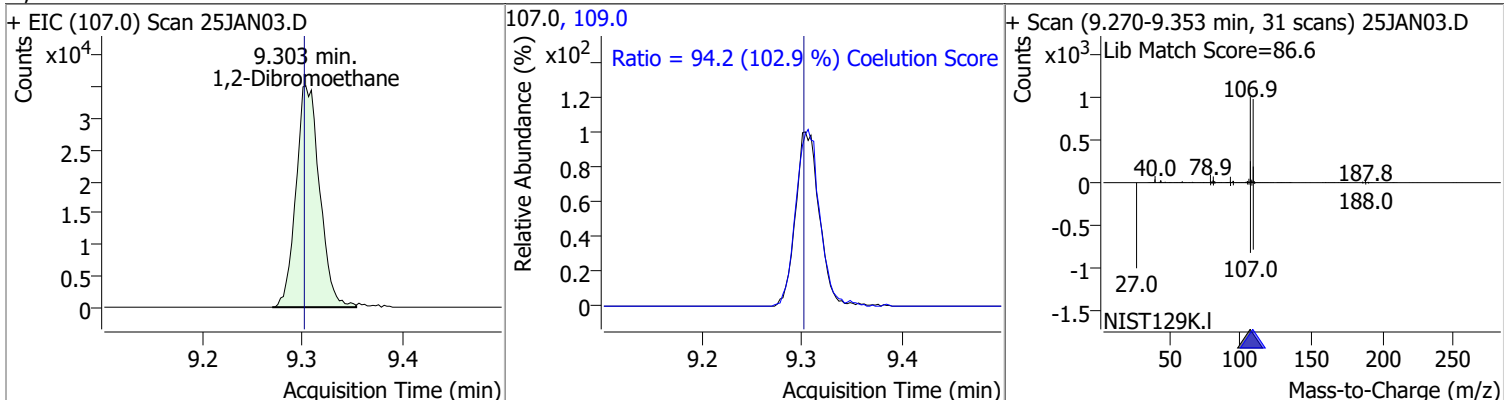
Compound	Conc.	RT	Dev(Min)	Resp.	QIon	QRatio	Lower	Upper
1,3-Dichloropropane	123.1492	8.98	0.00	103390	78.0	31.5	2.4	62.4



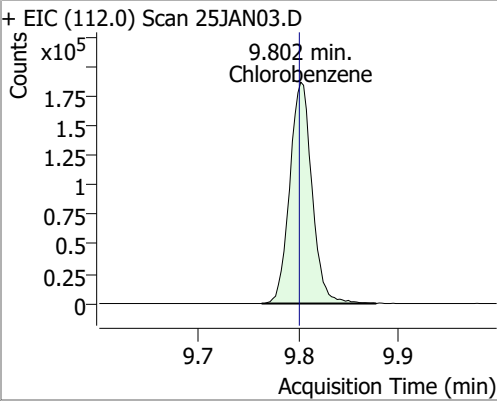
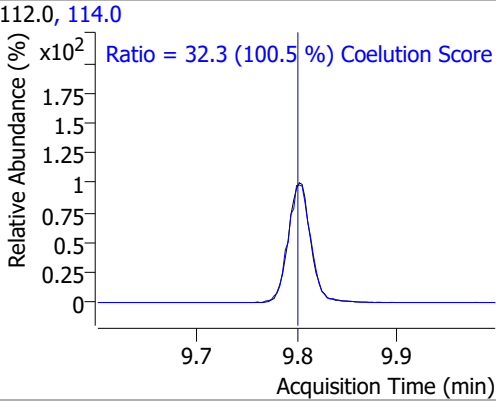
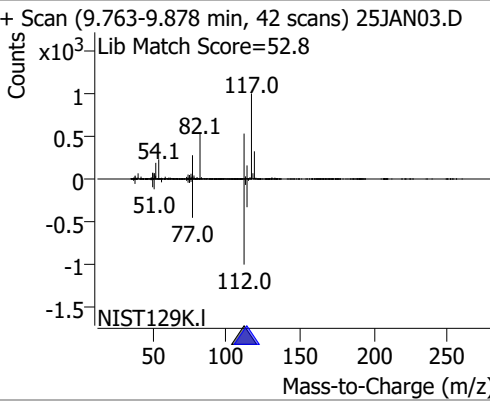
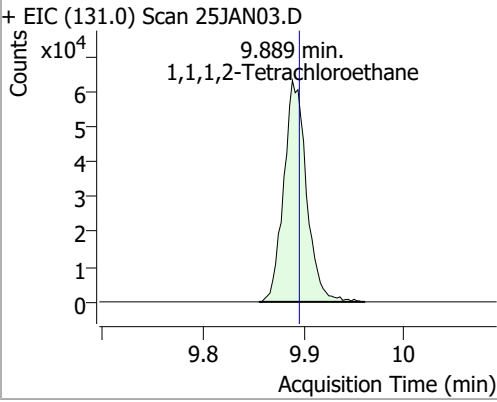
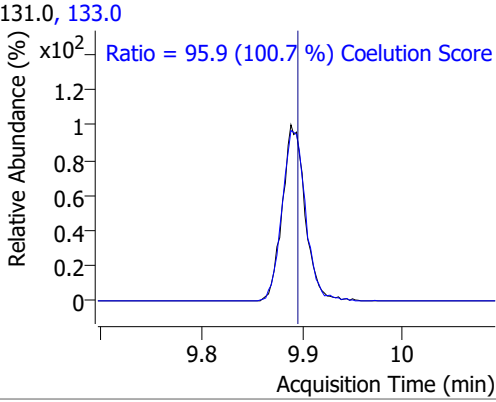
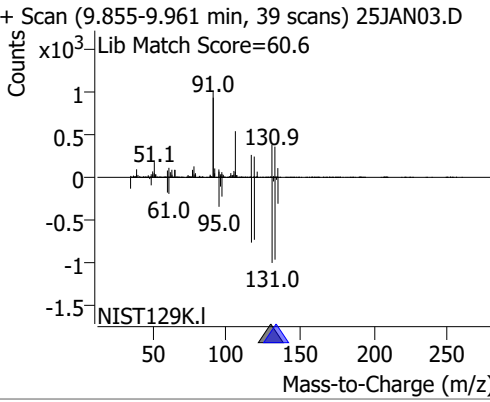
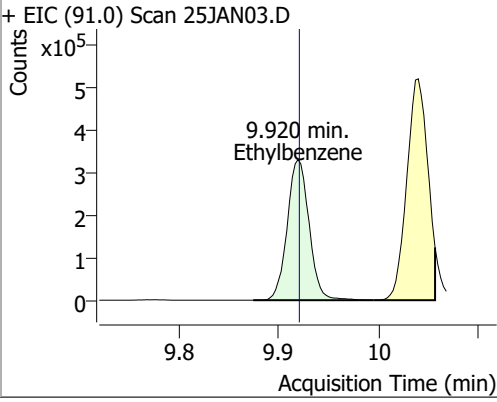
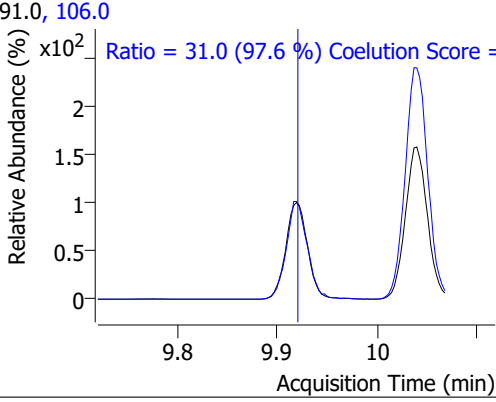
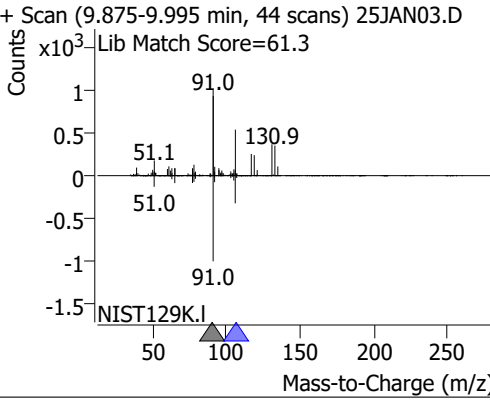
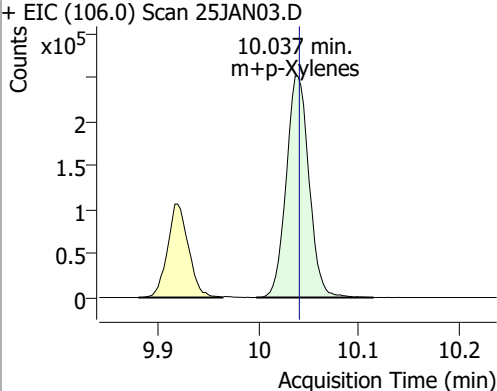
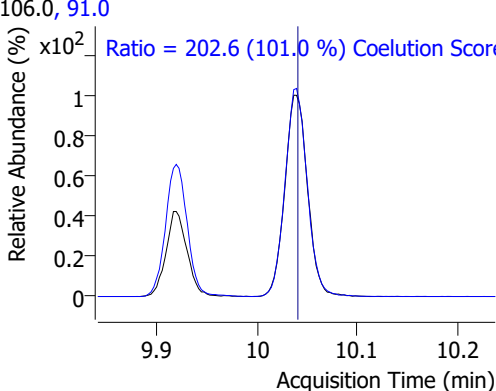
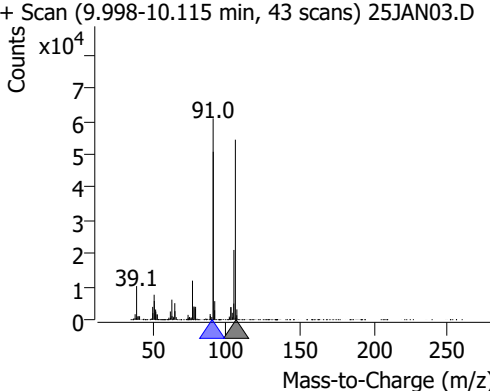
Compound	Conc.	RT	Dev(Min)	Resp.	QIon	QRatio	Lower	Upper
Chlorodibromomethane	127.1124	9.21	0.00	84931	127.0	75.6	47.2	107.2



Compound	Conc.	RT	Dev(Min)	Resp.	QIon	QRatio	Lower	Upper
1,2-Dibromoethane	126.0651	9.30	0.00	57764	109.0	94.2	61.5	121.5

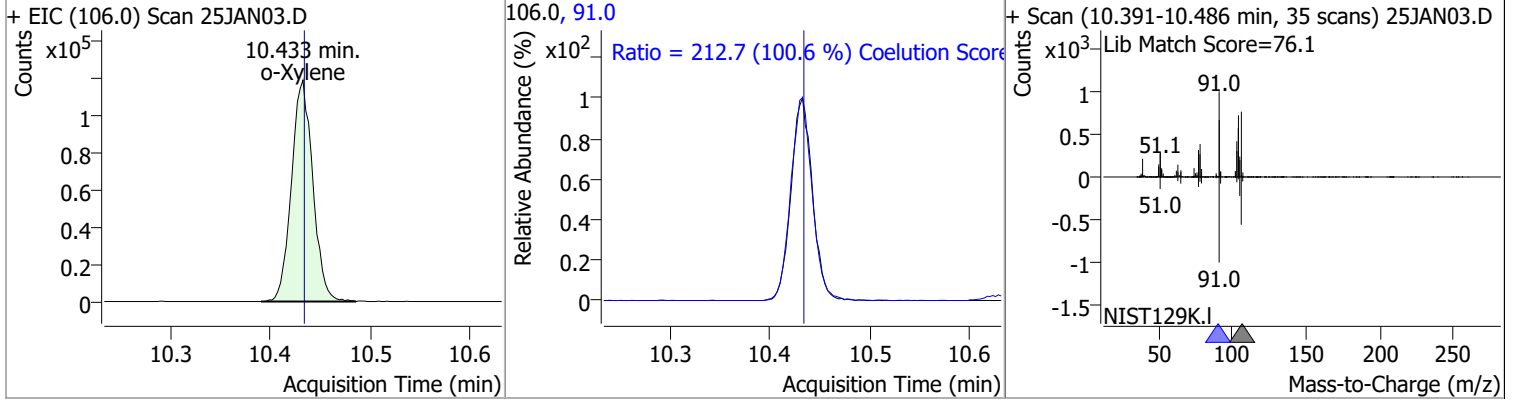


Quantitation Results Report (QT Reviewed)

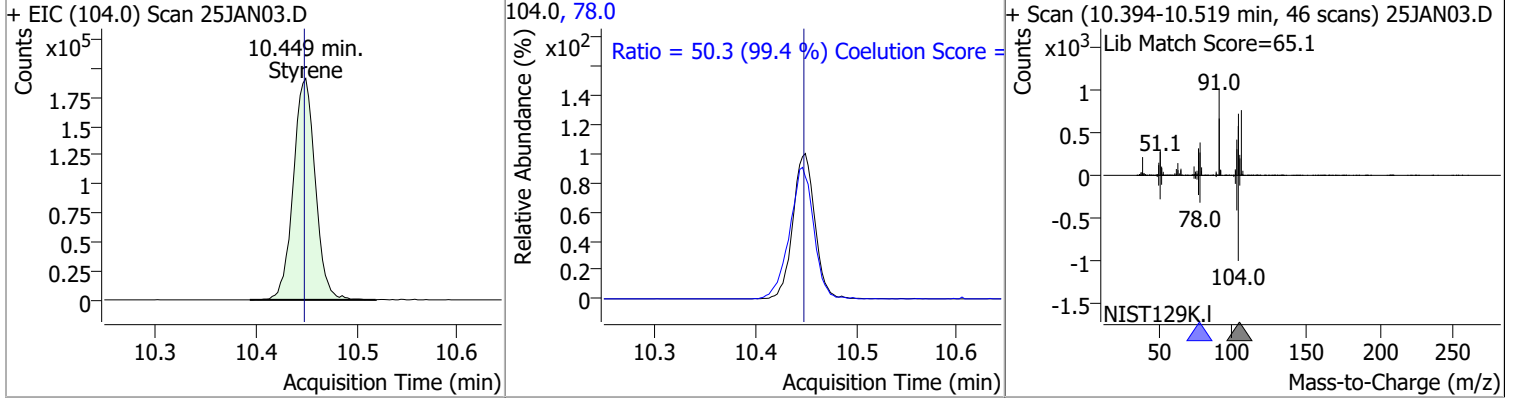
Compound	Conc.	RT	Dev(Min)	Resp.	QIon	QRatio	Lower	Upper
Chlorobenzene	123.5845	9.80	0.00	287854	114.0	32.3	2.2	62.2
+ EIC (112.0) Scan 25JAN03.D 			112.0, 114.0 			+ Scan (9.763-9.878 min, 42 scans) 25JAN03.D Lib Match Score=52.8 		
1,1,1,2-Tetrachloroethane	121.8470	9.89	-0.01	99578	133.0	95.9	65.3	125.3
+ EIC (131.0) Scan 25JAN03.D 			131.0, 133.0 			+ Scan (9.855-9.961 min, 39 scans) 25JAN03.D Lib Match Score=60.6 		
Ethylbenzene	123.2882	9.92	0.00	500202	106.0	31.0	1.7	61.7
+ EIC (91.0) Scan 25JAN03.D 			91.0, 106.0 			+ Scan (9.875-9.995 min, 44 scans) 25JAN03.D Lib Match Score=61.3 		
m+p-Xylenes	245.7803	10.04	0.00	397255	91.0	202.6	170.7	230.7
+ EIC (106.0) Scan 25JAN03.D 			106.0, 91.0 			+ Scan (9.998-10.115 min, 43 scans) 25JAN03.D 		

Quantitation Results Report (QT Reviewed)

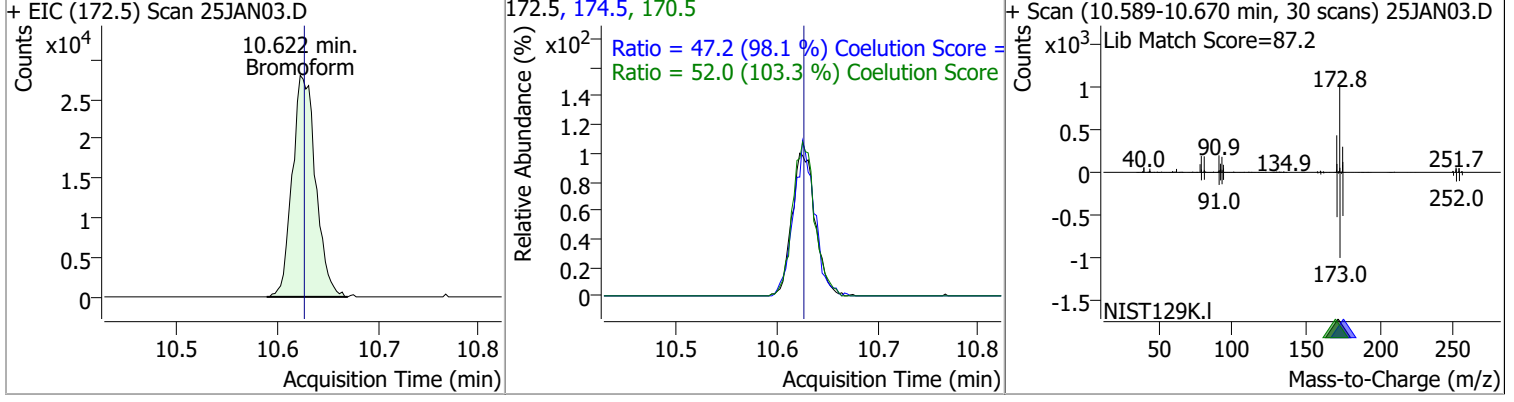
Compound	Conc.	RT	Dev(Min)	Resp.	QIon	QRatio	Lower	Upper
o-Xylene	123.8662	10.43	0.00	175135	91.0	212.7	181.4	241.4



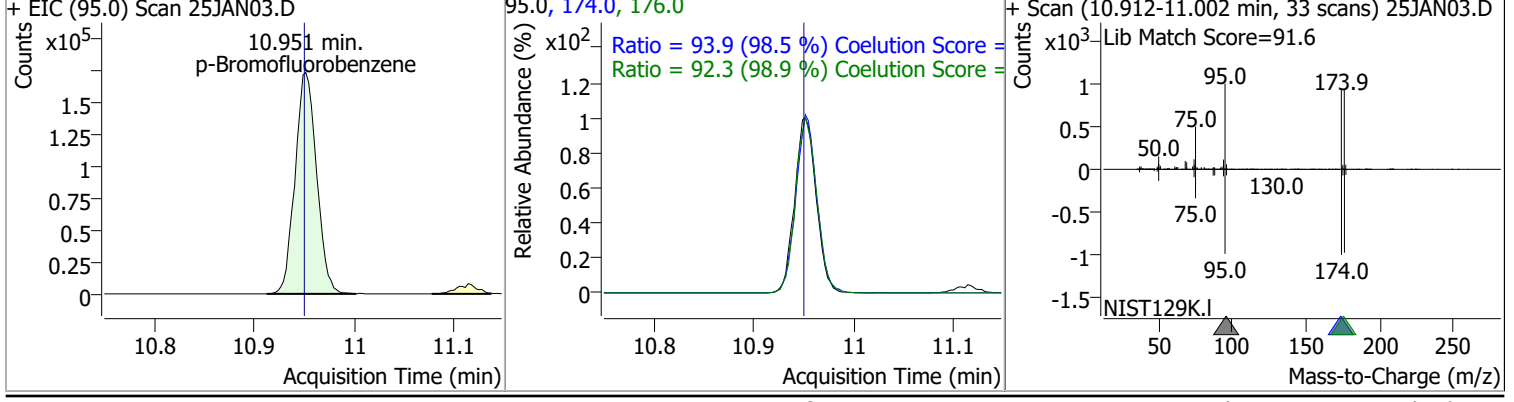
Compound	Conc.	RT	Dev(Min)	Resp.	QIon	QRatio	Lower	Upper
Styrene	124.4102	10.45	0.00	290966	78.0	50.3	20.6	80.6



Compound	Conc.	RT	Dev(Min)	Resp.	QIon	QRatio	Lower	Upper
Bromoform	120.8983	10.62	0.00	45287	170.5	52.0	20.3	80.3
					174.5	47.2	18.1	78.1

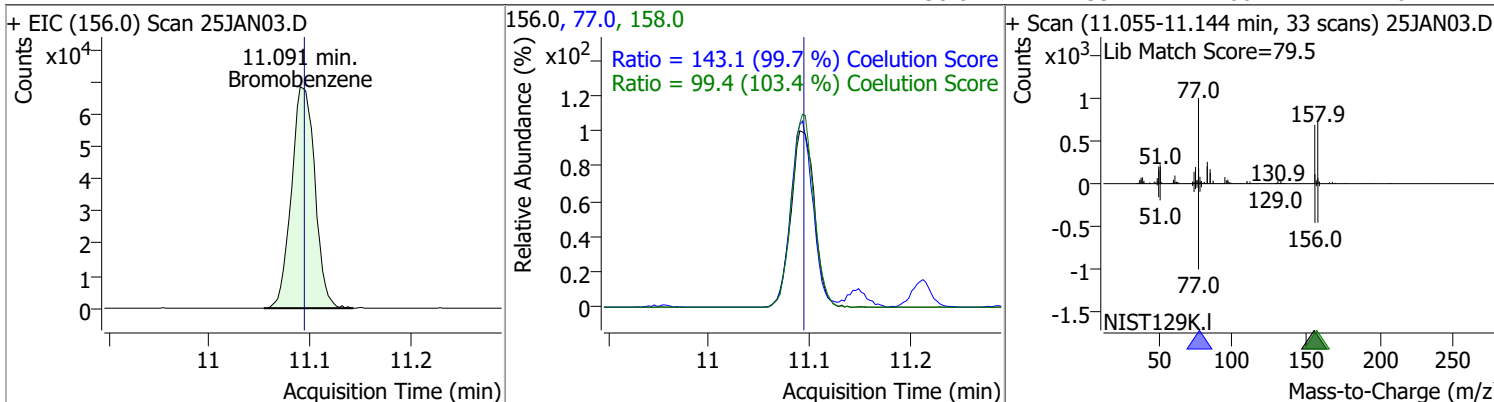


Compound	Conc.	RT	Dev(Min)	Resp.	QIon	QRatio	Lower	Upper
p-Bromofluorobenzene	251.4172	10.95	0.00	259500	174.0	93.9	65.3	125.3
					176.0	92.3	63.3	123.3

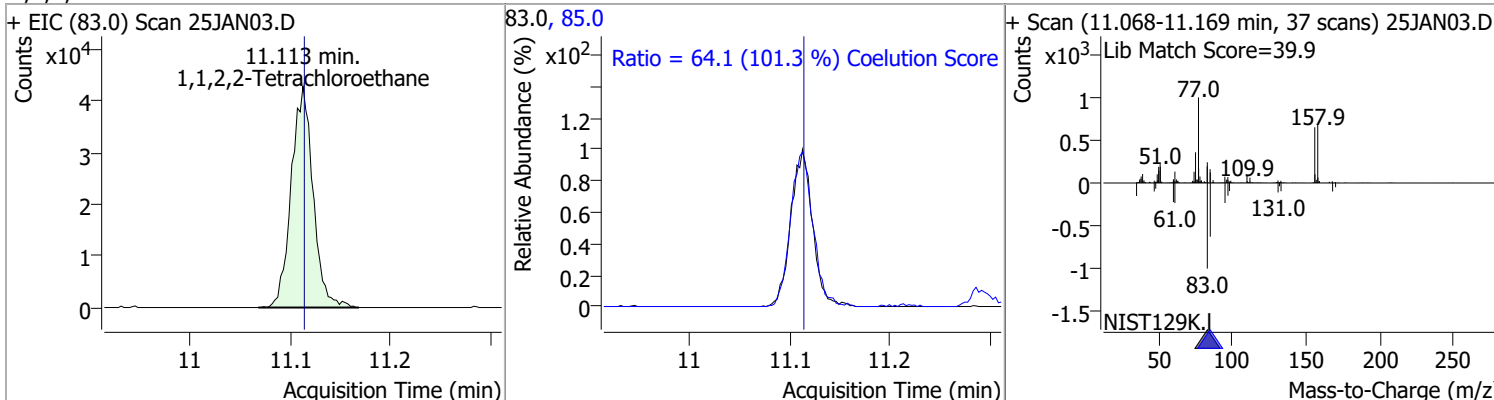


Quantitation Results Report (QT Reviewed)

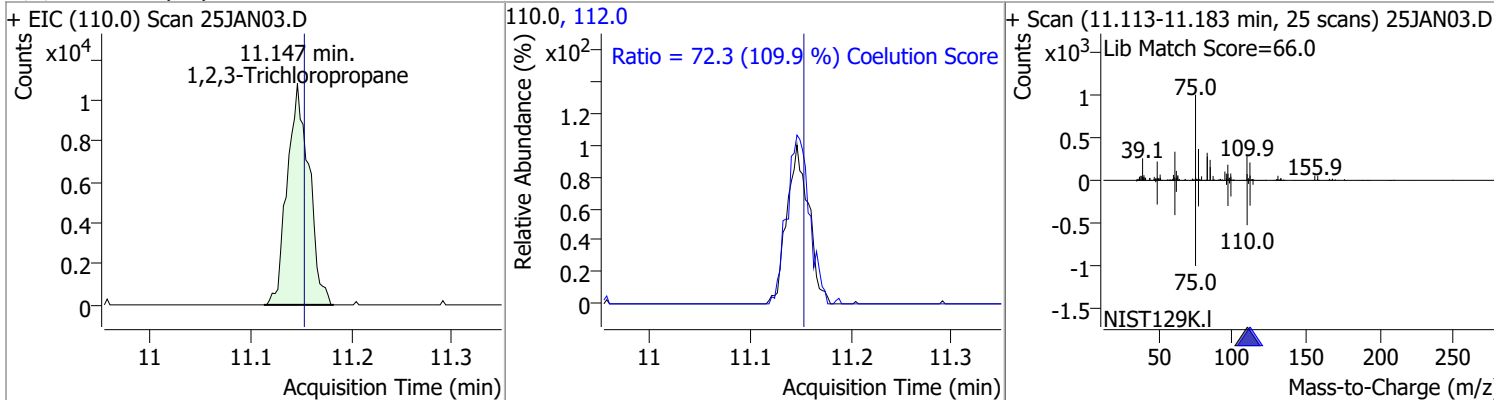
Compound	Conc.	RT	Dev(Min)	Resp.	QIon	QRatio	Lower	Upper
Bromobenzene	121.8623	11.09	0.00	110921	77.0	143.1	113.5	173.5
					158.0	99.4	66.1	126.1



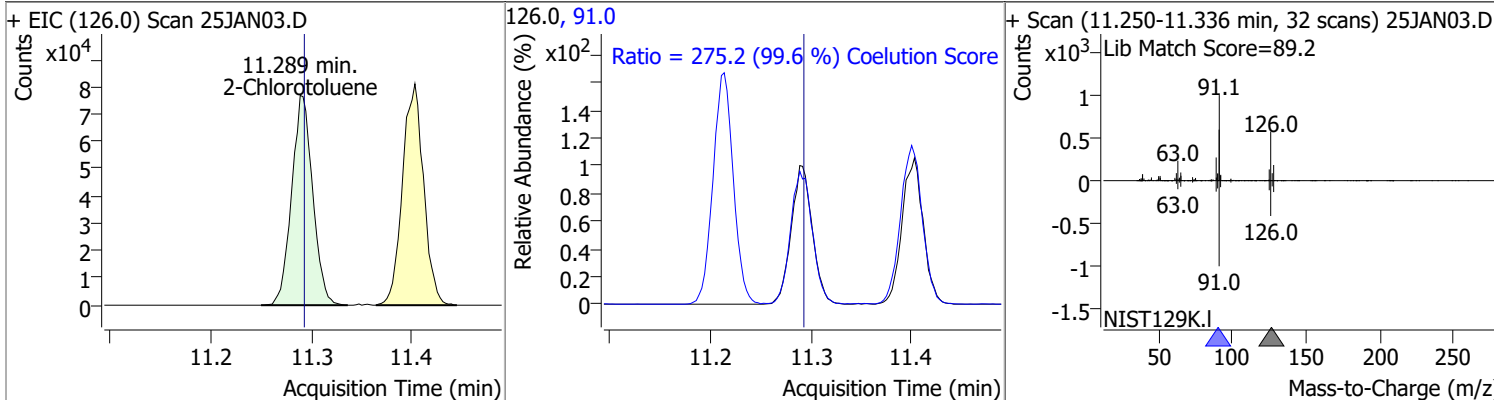
Compound	Conc.	RT	Dev(Min)	Resp.	QIon	QRatio	Lower	Upper
1,1,2,2-Tetrachloroethane	124.5759	11.11	0.00	64677	85.0	64.1	33.3	93.3



Compound	Conc.	RT	Dev(Min)	Resp.	QIon	QRatio	Lower	Upper
1,2,3-Trichloropropane	120.2293	11.15	-0.01	16400	112.0	72.3	35.8	95.8

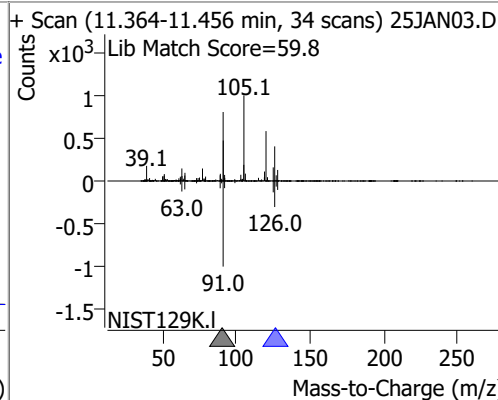
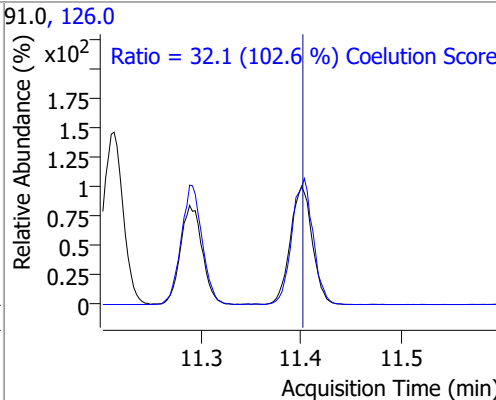
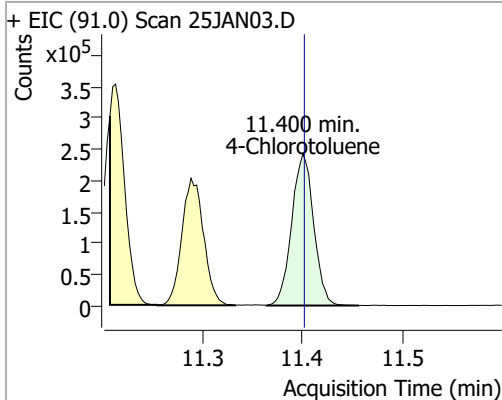


Compound	Conc.	RT	Dev(Min)	Resp.	QIon	QRatio	Lower	Upper
2-Chlorotoluene	124.0235	11.29	0.00	111727	91.0	275.2	246.2	306.2

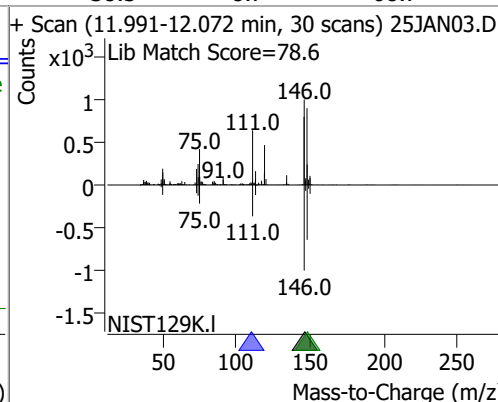
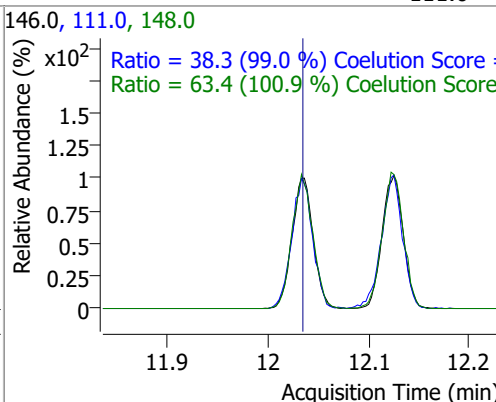
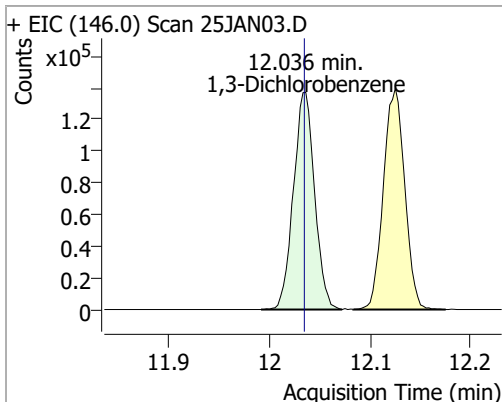


Quantitation Results Report (QT Reviewed)

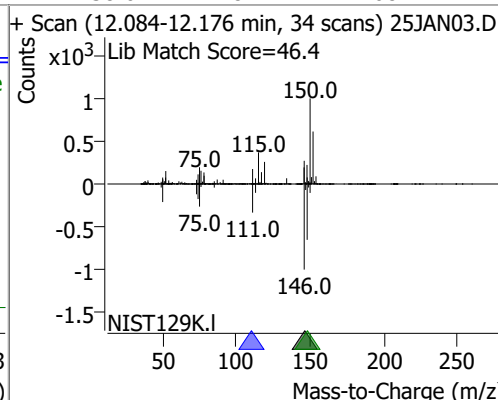
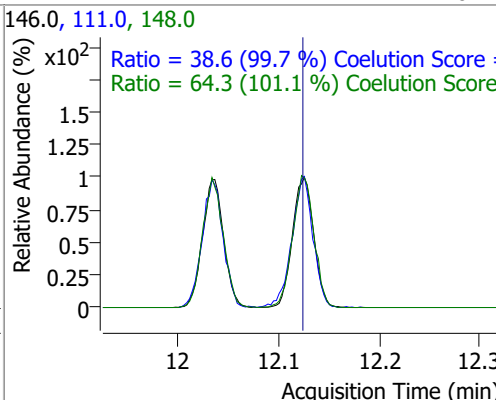
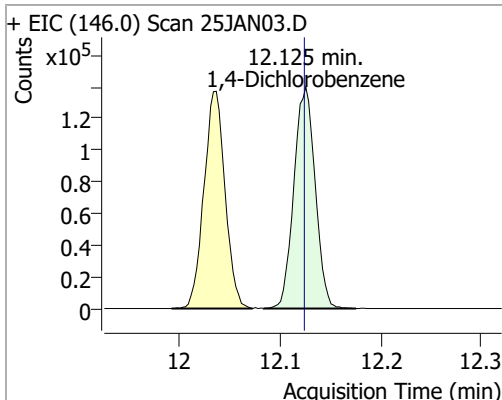
Compound	Conc.	RT	Dev(Min)	Resp.	QIon	QRatio	Lower	Upper
4-Chlorotoluene	126.2835	11.40	0.00	368468	126.0	32.1	1.3	61.3



Compound	Conc.	RT	Dev(Min)	Resp.	QIon	QRatio	Lower	Upper
1,3-Dichlorobenzene	121.6074	12.04	0.00	200547	148.0	63.4	32.8	92.8
					111.0	38.3	8.7	68.7

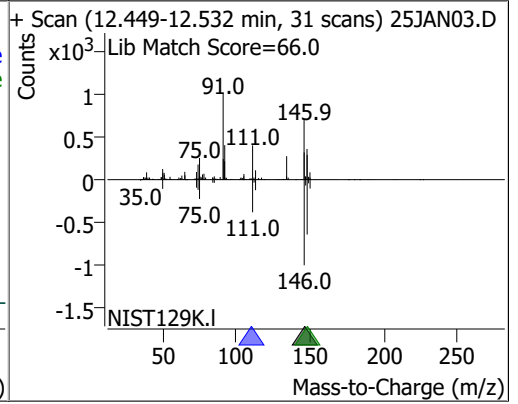
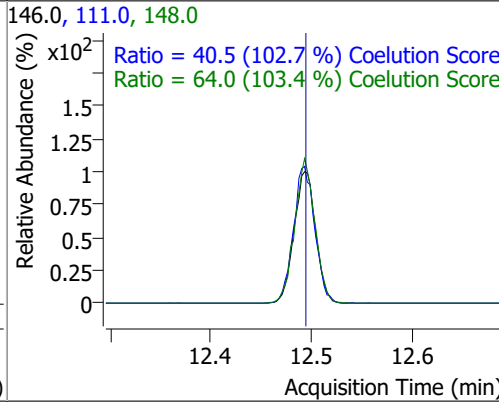
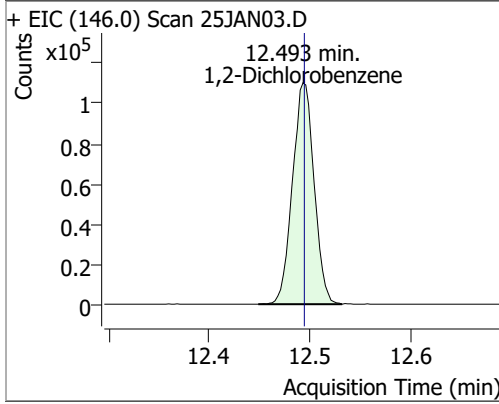


Compound	Conc.	RT	Dev(Min)	Resp.	QIon	QRatio	Lower	Upper
1,4-Dichlorobenzene	122.5650	12.13	0.00	206064	148.0	64.3	33.7	93.7
					111.0	38.6	8.7	68.7



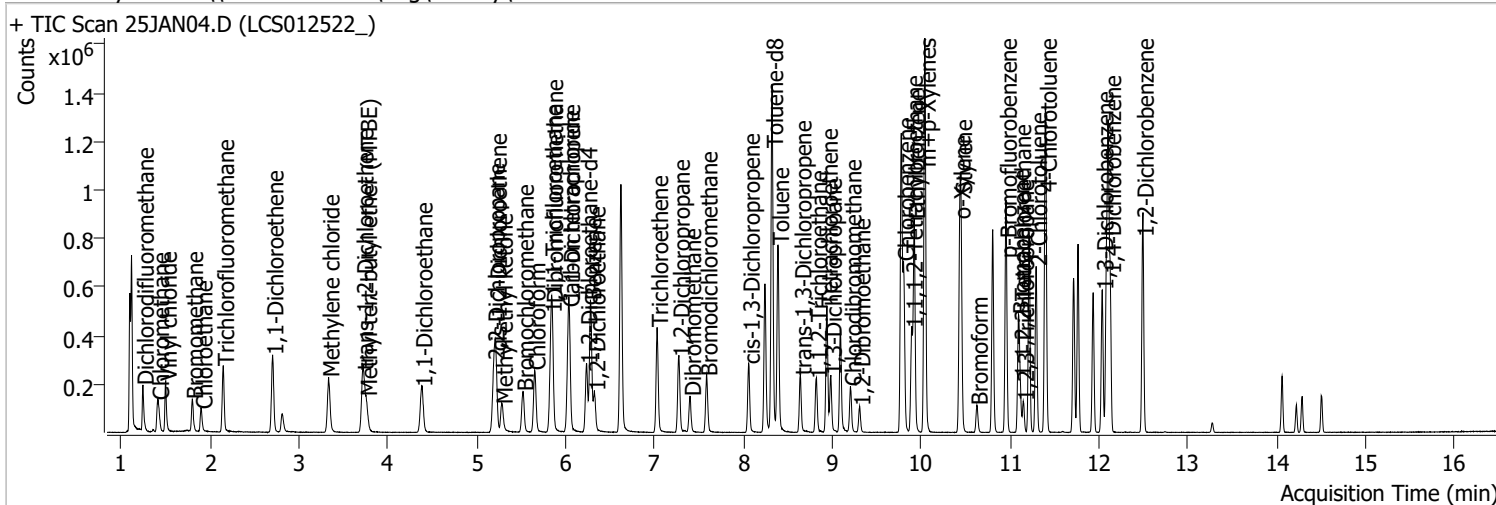
Quantitation Results Report (QT Reviewed)

Compound	Conc.	RT	Dev(Min)	Resp.	QIon	QRatio	Lower	Upper
1,2-Dichlorobenzene	119.7981	12.49	0.00	164942	148.0	64.0	31.9	91.9
					111.0	40.5	9.5	69.5



Quantitation Results Report (QT Reviewed)

Data File	25JAN04.D	Operator	MSC
Acq. Method	5975CACQF.M	Acq. Date-Time	1/25/2022 10:46:41 AM
Sample Name	LCS012522_	Instrument	VOA5975C
Vial	4	Multiplier	1.00
DA Method File	VOA5975C_8260B_SHT_DoD_L4_011922.m	Comment	
Tune File	BFB_Atune3.u	Tune Date	10/11/2021 4:02:00 PM
Batch Name	VG012522_8260B.batch.bin	Last Calib Update	3/15/2022 2:01:13 PM
Ref Library	\\MASSHUNTER\Org\Library\NIST129K.I		



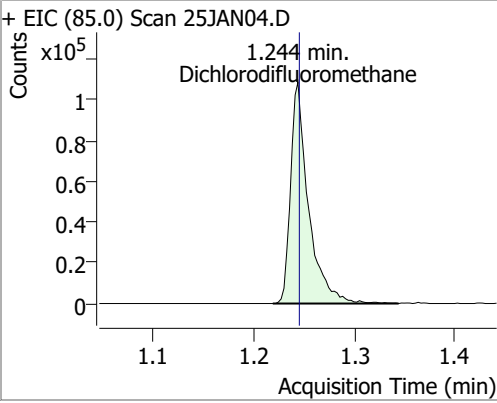
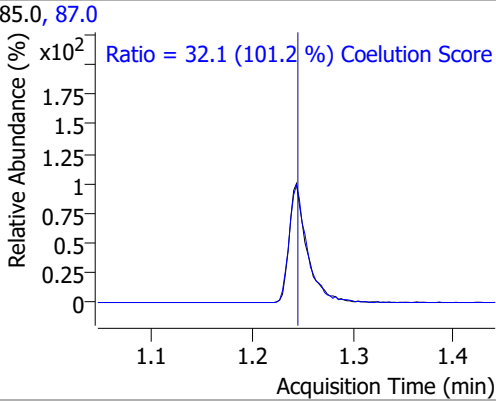
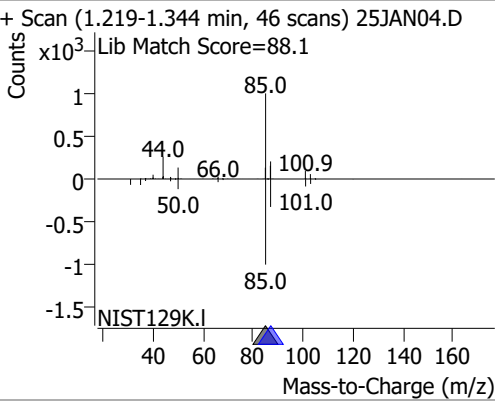
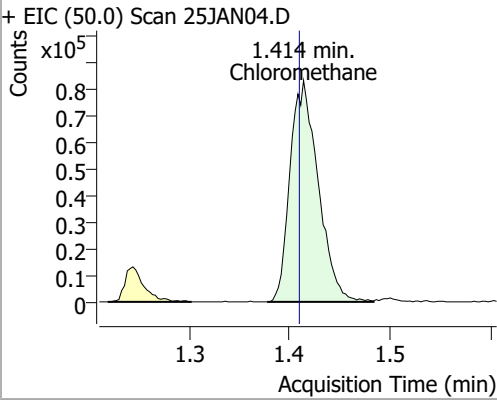
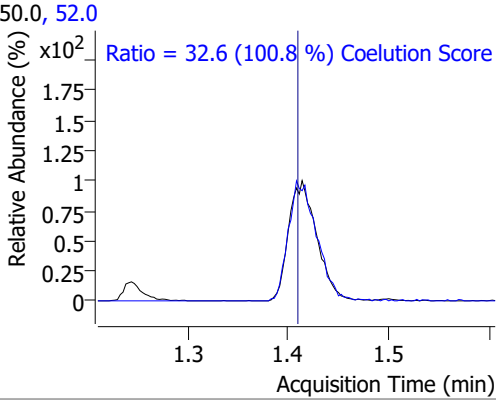
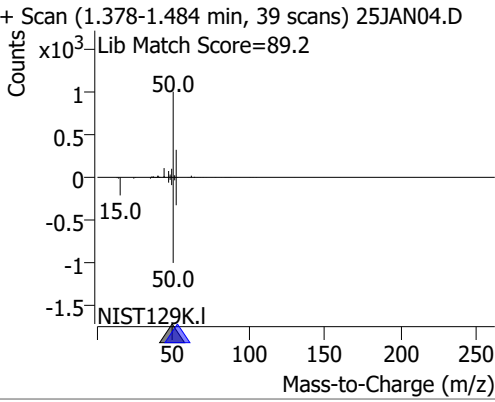
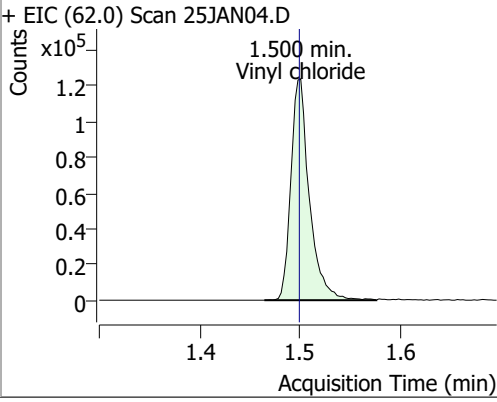
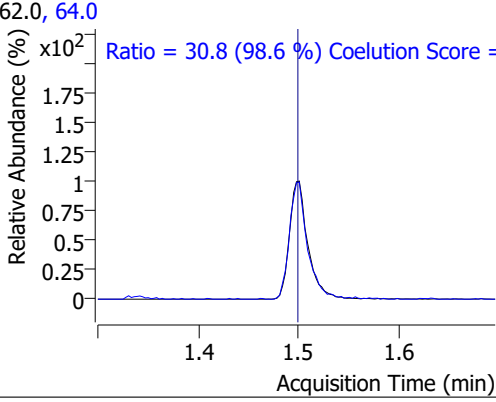
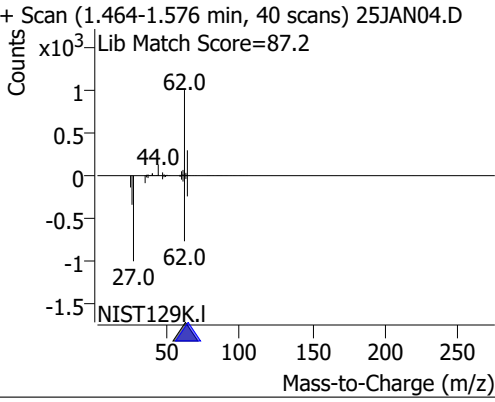
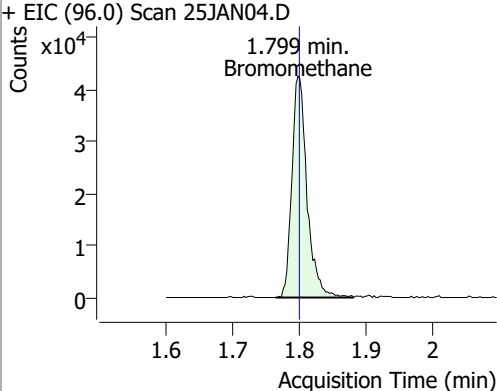
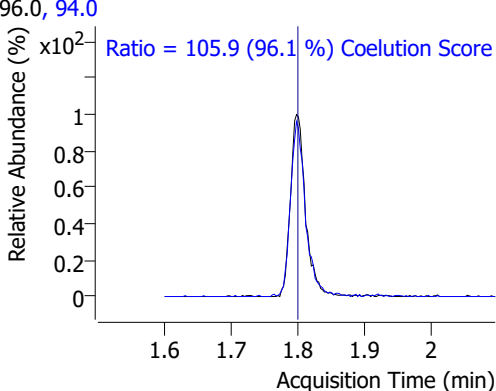
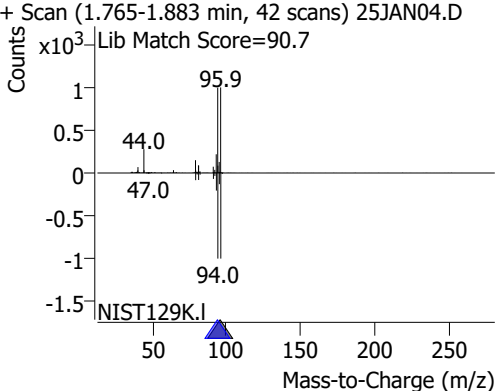
Compound	RT	QIon	Resp.	Conc.	Units	Dev(Min)
Internal Standards						
M Fluorobenzene	6.620	96.0	858380	250.0000	ng	0.000
M Chlorobenzene-d5	9.774	82.0	335984	250.0000	ng	0.000
M 1,4-Dichlorobenzene-d4	12.100	152.0	285331	250.0000	ng	0.000
System Monitoring Compounds						
S Dibromofluoromethane	5.848	113.0	221982	266.9941	ng	-0.003
Spiked Amount: 250.000	Range: 80.0 - 119.0%			Recovery = 106.80%		
S 1,2-Dichloroethane-d4	6.233	67.0	96906	269.8220	ng	0.003
Spiked Amount: 250.000	Range: 81.0 - 118.0%			Recovery = 107.93%		
S Toluene-d8	8.321	98.0	856636	261.3410	ng	0.003
Spiked Amount: 250.000	Range: 89.0 - 112.0%			Recovery = 104.54%		
S p-Bromofluorobenzene	10.951	95.0	275072	261.1009	ng	0.003
Spiked Amount: 250.000	Range: 85.0 - 114.0%			Recovery = 104.44%		
Target Compounds						
T Dichlorodifluoromethane	1.244	85.0	134481	116.5144	ng	99
T Chloromethane	1.414	50.0	162811	119.8136	ng	100
T Vinyl chloride	1.500	62.0	158537	128.1737	ng	99
T Bromomethane	1.799	96.0	67202	125.2543	ng	96
T Chloroethane	1.902	64.0	68806	117.5783	ng	96
T Trichlorofluoromethane	2.147	101.0	183606	123.7900	ng	99
T 1,1-Dichloroethene	2.702	96.0	113914	131.9936	ng	98
T Methylene chloride	3.333	49.0	157000	125.1226	ng	99
T trans-1,2-Dichloroethene	3.715	96.0	114473	128.3975	ng	97
T Methyl tert-butyl ether (MTBE)	3.754	73.0	146841	131.7754	ng	99
T 1,1-Dichloroethane	4.378	63.0	227557	136.3787	ng	100
T 2,2-Dichloropropane	5.190	77.0	166990	132.8004	ng	97
T cis-1,2-Dichloroethene	5.215	96.0	119063	131.8955	ng	96
T Methyl ethyl ketone	5.282	43.0	164913	1264.1303	ng	98
T Bromochloromethane	5.519	128.0	47327	127.1565	ng	95
T Chloroform	5.650	83.0	204996	123.0453	ng	97

Quantitation Results Report (QT Reviewed)

Compound	RT	QIon	Resp.	Conc.	Units	Dev(Min)
T 1,1,1-Trichloroethane	5.834	97.0	200519	130.4470	ng	98
T Carbon tetrachloride	6.029	117.0	188025	126.1195	ng	99
T 1,1-Dichloropropene	6.038	75.0	155488	124.7395	ng	100
T Benzene	6.277	78.0	444231	129.5480	ng	99
T 1,2-Dichloroethane	6.322	62.0	118681	125.3066	ng	97
T Trichloroethene	7.028	95.0	125441	124.7110	ng	100
T 1,2-Dichloropropane	7.270	63.0	112869	127.6275	ng	99
T Dibromomethane	7.398	93.0	49067	131.6308	ng	98
T Bromodichloromethane	7.582	83.0	137329	131.0146	ng	97
T cis-1,3-Dichloropropene	8.059	75.0	142436	123.8339	ng	99
T Toluene	8.388	92.0	287098	131.4019	ng	98
T trans-1,3-Dichloropropene	8.639	75.0	112609	134.2184	ng	99
T 1,1,2-Trichloroethane	8.815	83.0	55918	131.0729	ng	94
T Tetrachloroethene	8.938	163.8	109524	123.6188	ng	97
T 1,3-Dichloropropane	8.982	76.0	109525	126.8647	ng	100
T Chlorodibromomethane	9.203	129.0	87004	126.6296	ng	97
T 1,2-Dibromoethane	9.306	107.0	61931	131.4378	ng	97
T Chlorobenzene	9.799	112.0	316011	131.9375	ng	100
T 1,1,1,2-Tetrachloroethane	9.894	131.0	110387	131.3541	ng	98
T Ethylbenzene	9.919	91.0	534174	127.8549	ng	100
T m+p-Xylenes	10.039	106.0	416599	250.4920	ng	98
T o-Xylene	10.430	106.0	186153	127.8577	ng	94
T Styrene	10.446	104.0	319490	132.5348	ng	98
T Bromoform	10.625	172.5	49711	130.0180	ng	99
T Bromobenzene	11.093	156.0	122719	132.0906	ng	99
T 1,1,2,2-Tetrachloroethane	11.113	83.0	71303	134.5539	ng	99
T 1,2,3-Trichloropropane	11.146	110.0	17765	127.5957	ng	98
T 2-Chlorotoluene	11.291	126.0	120211	130.7358	ng	95
T 4-Chlorotoluene	11.400	91.0	399780	134.2370	ng	99
T 1,3-Dichlorobenzene	12.036	146.0	225618	134.0361	ng	99
T 1,4-Dichlorobenzene	12.125	146.0	224547	130.8506	ng	99
T 1,2-Dichlorobenzene	12.493	146.0	184275	131.1262	ng	99

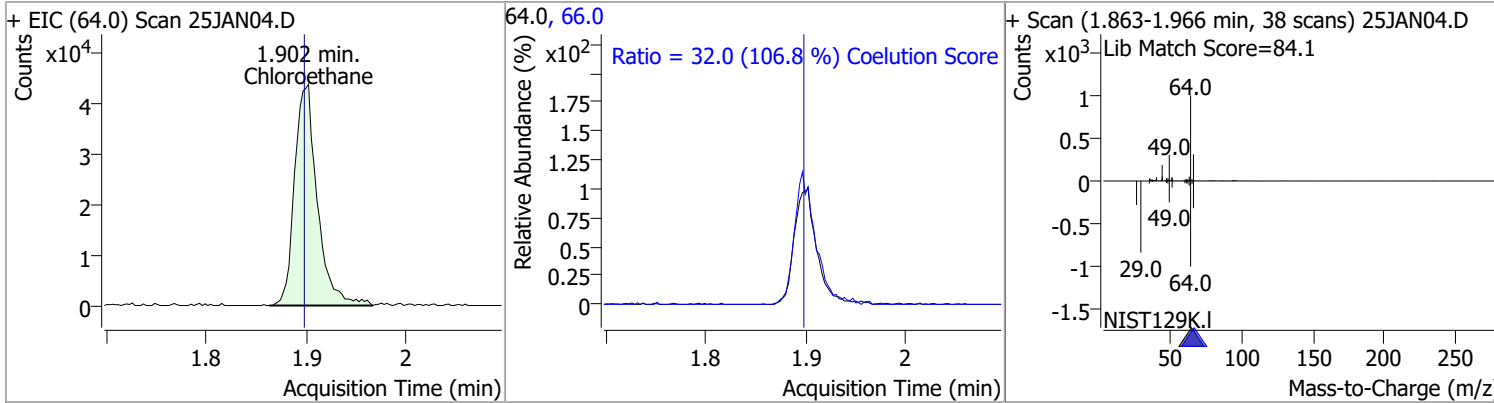
(#) = Qualifier Out of Range; (m) = Manual Integration; (+) = Area Summed; (*) = Surrogate Percent Recovery Out of Range; (d): Zeroed Peak

Quantitation Results Report (QT Reviewed)

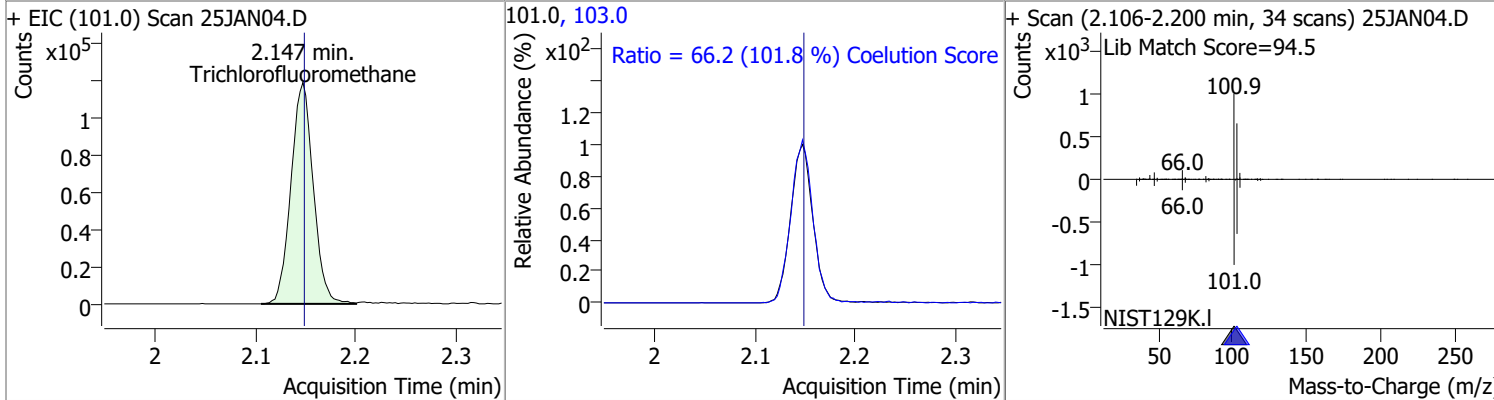
Compound	Conc.	RT	Dev(Min)	Resp.	QIon	QRatio	Lower	Upper
Dichlorodifluoromethane	116.5144	1.24	0.00	134481	87.0	32.1	1.8	61.8
+ EIC (85.0) Scan 25JAN04.D 			85.0, 87.0 			+ Scan (1.219-1.344 min, 46 scans) 25JAN04.D Lib Match Score=88.1 		
Chloromethane	119.8136	1.41	0.01	162811	52.0	32.6	2.4	62.4
+ EIC (50.0) Scan 25JAN04.D 			50.0, 52.0 			+ Scan (1.378-1.484 min, 39 scans) 25JAN04.D Lib Match Score=89.2 		
Vinyl chloride	128.1737	1.50	0.00	158537	64.0	30.8	1.3	61.3
+ EIC (62.0) Scan 25JAN04.D 			62.0, 64.0 			+ Scan (1.464-1.576 min, 40 scans) 25JAN04.D Lib Match Score=87.2 		
Bromomethane	125.2543	1.80	0.00	67202	94.0	105.9	80.1	140.1
+ EIC (96.0) Scan 25JAN04.D 			96.0, 94.0 			+ Scan (1.765-1.883 min, 42 scans) 25JAN04.D Lib Match Score=90.7 		

Quantitation Results Report (QT Reviewed)

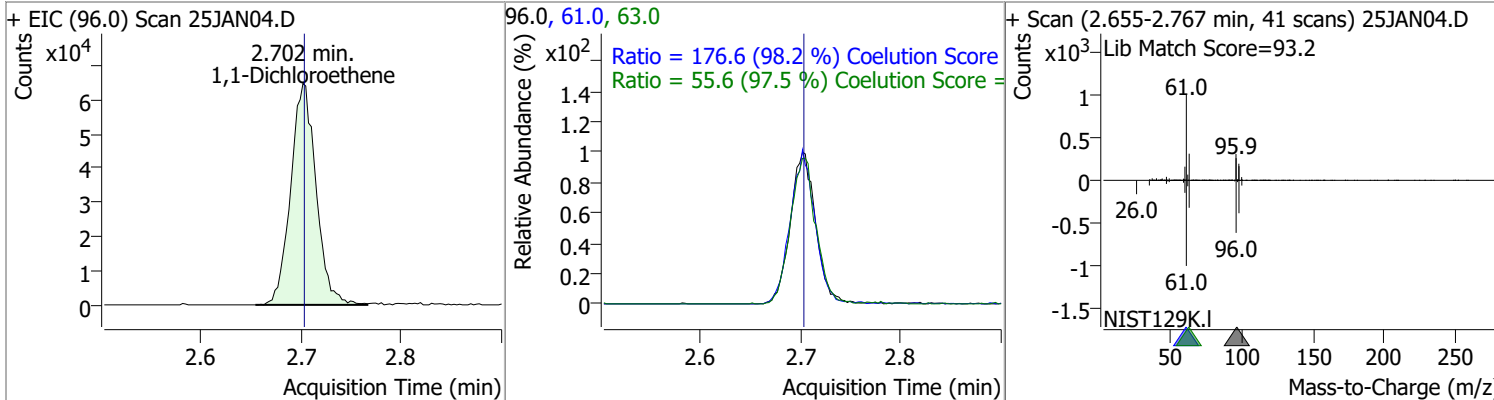
Compound	Conc.	RT	Dev(Min)	Resp.	QIon	QRatio	Lower	Upper
Chloroethane	117.5783	1.90	0.01	68806	66.0	32.0	0.0	60.0



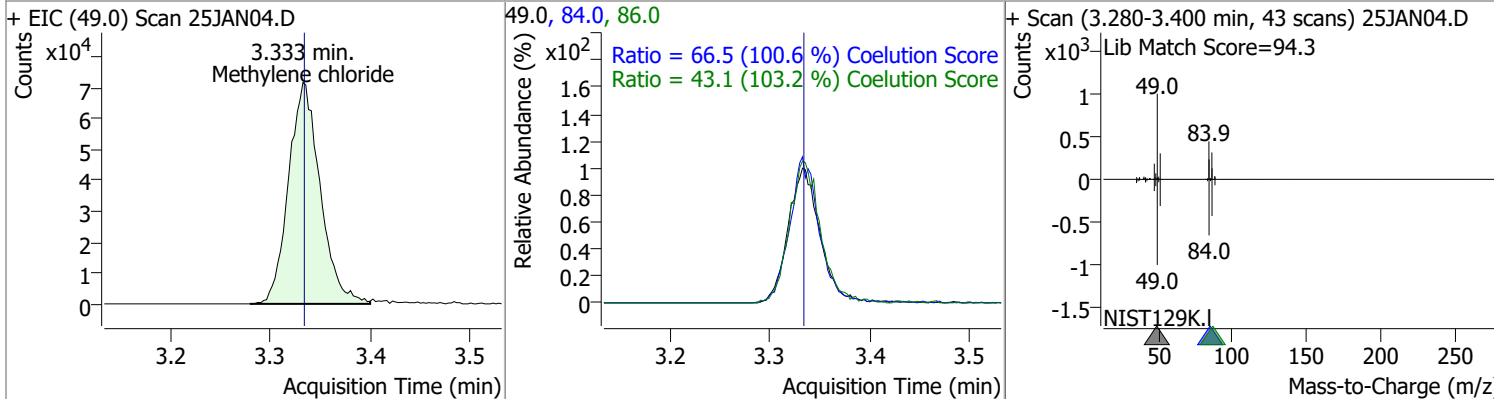
Compound	Conc.	RT	Dev(Min)	Resp.	QIon	QRatio	Lower	Upper
Trichlorofluoromethane	123.7900	2.15	0.00	183606	103.0	66.2	35.0	95.0



Compound	Conc.	RT	Dev(Min)	Resp.	QIon	QRatio	Lower	Upper
1,1-Dichloroethene	131.9936	2.70	0.00	113914	61.0	176.6	149.9	209.9
					63.0	55.6	27.0	87.0

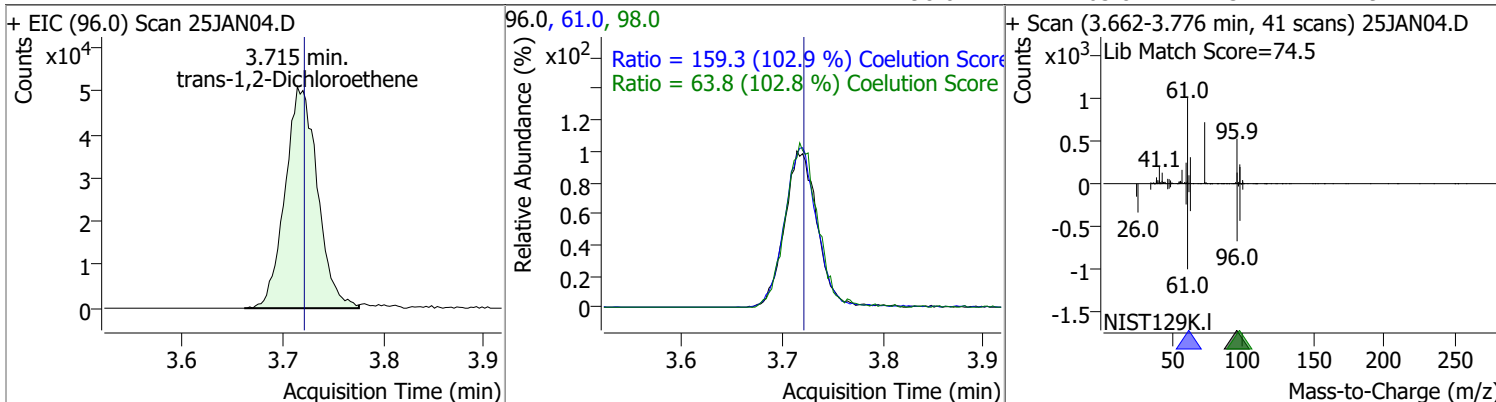


Compound	Conc.	RT	Dev(Min)	Resp.	QIon	QRatio	Lower	Upper
Methylene chloride	125.1226	3.33	0.00	157000	84.0	66.5	36.1	96.1
					86.0	43.1	11.8	71.8

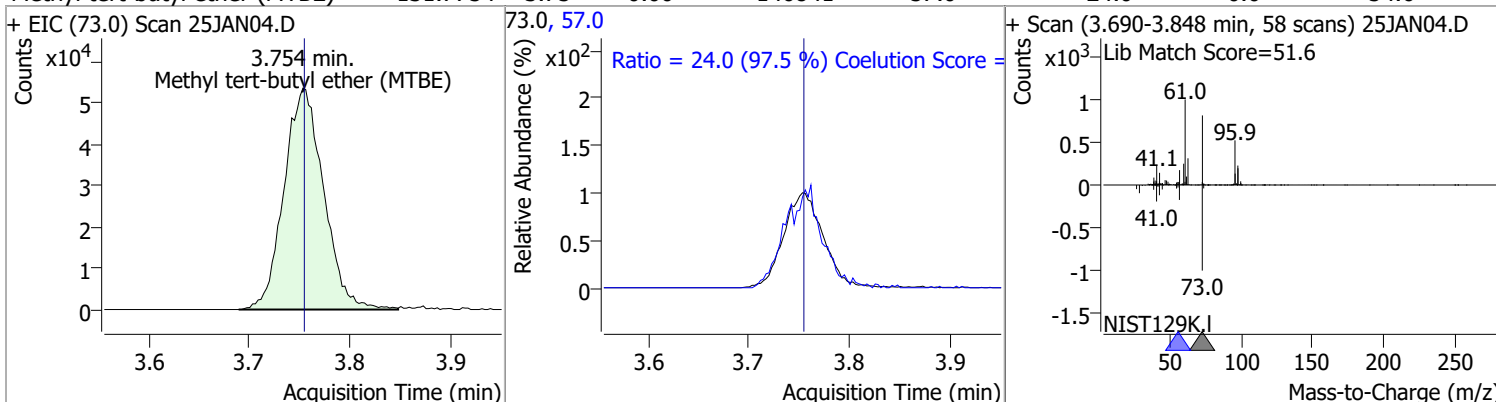


Quantitation Results Report (QT Reviewed)

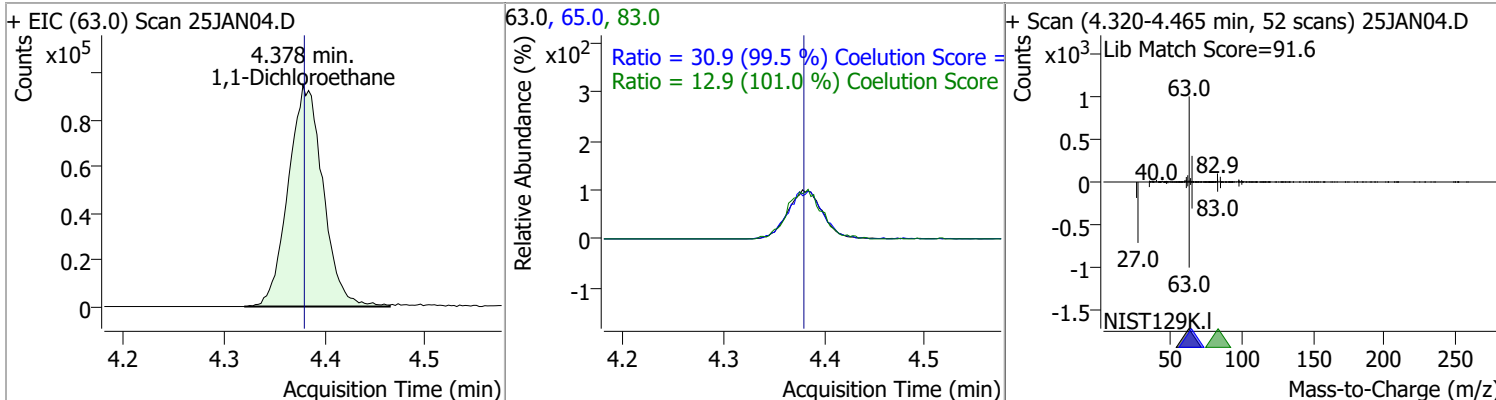
Compound	Conc.	RT	Dev(Min)	Resp.	QIon	QRatio	Lower	Upper
trans-1,2-Dichloroethene	128.3975	3.71	-0.01	114473	61.0	159.3	124.8	184.8
					98.0	63.8	32.1	92.1



Compound	Conc.	RT	Dev(Min)	Resp.	QIon	QRatio	Lower	Upper
Methyl tert-butyl ether (MTBE)	131.7754	3.75	0.00	146841	57.0	24.0	0.0	54.6

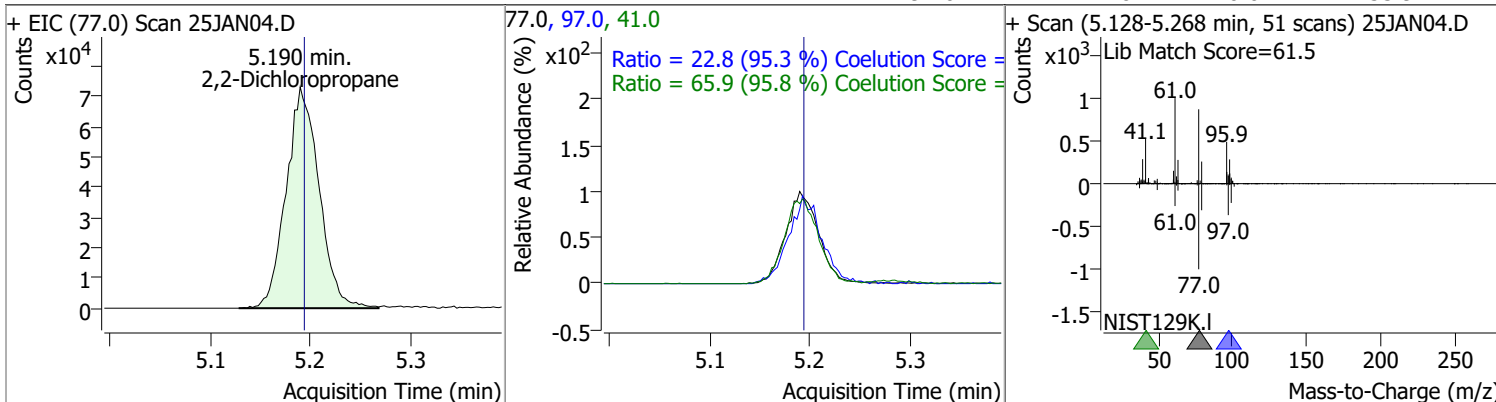


Compound	Conc.	RT	Dev(Min)	Resp.	QIon	QRatio	Lower	Upper
1,1-Dichloroethane	136.3787	4.38	0.00	227557	65.0	30.9	1.0	61.0
					83.0	12.9	0.0	42.7

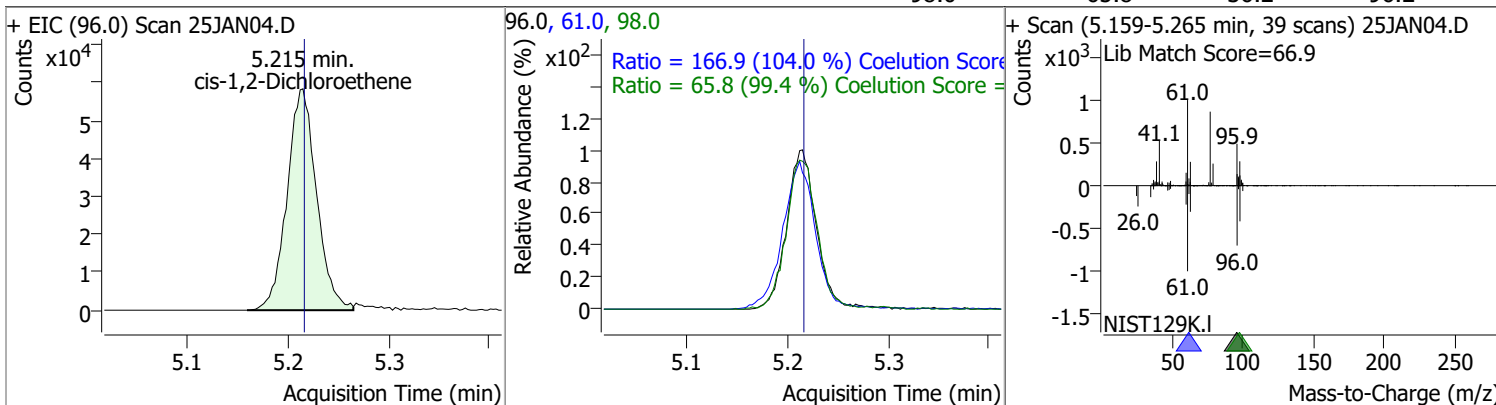


Quantitation Results Report (QT Reviewed)

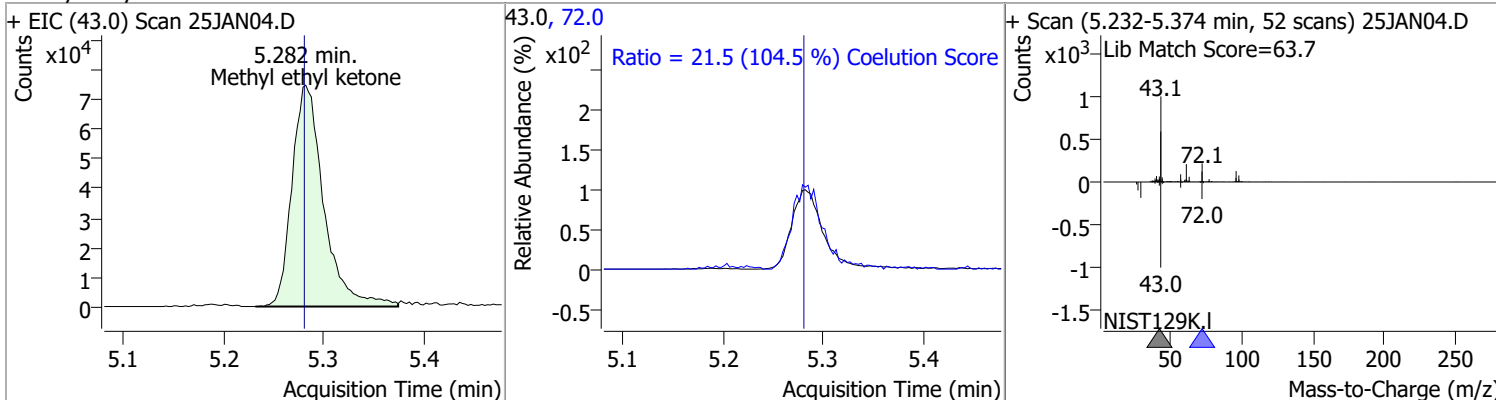
Compound	Conc.	RT	Dev(Min)	Resp.	QIon	QRatio	Lower	Upper
2,2-Dichloropropane	132.8004	5.19	0.00	166990	41.0	65.9	38.8	98.8
					97.0	22.8	0.0	53.9



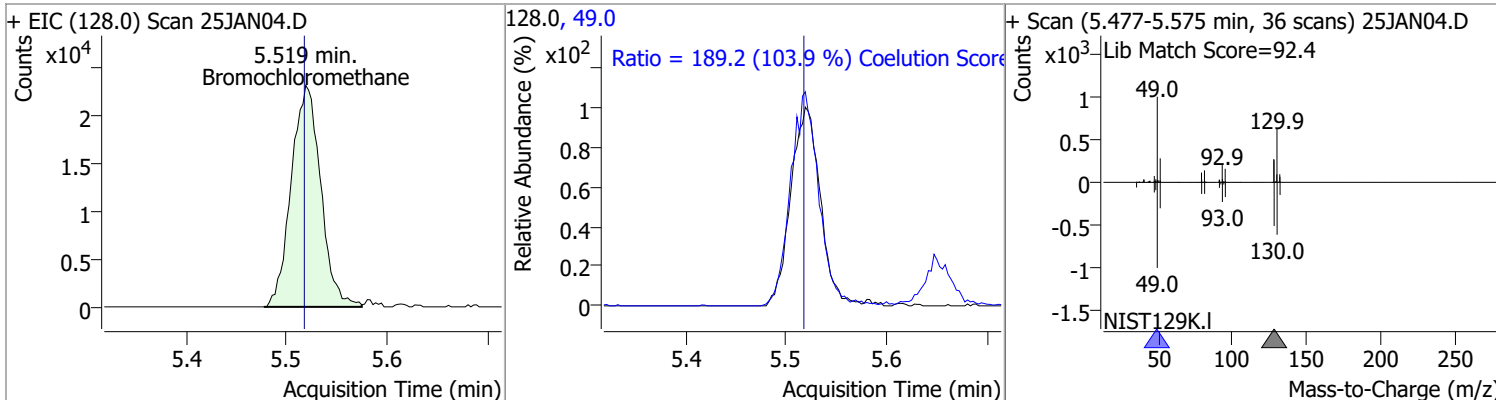
Compound	Conc.	RT	Dev(Min)	Resp.	QIon	QRatio	Lower	Upper
cis-1,2-Dichloroethene	131.8955	5.21	0.00	119063	61.0	166.9	130.4	190.4
					98.0	65.8	36.2	96.2



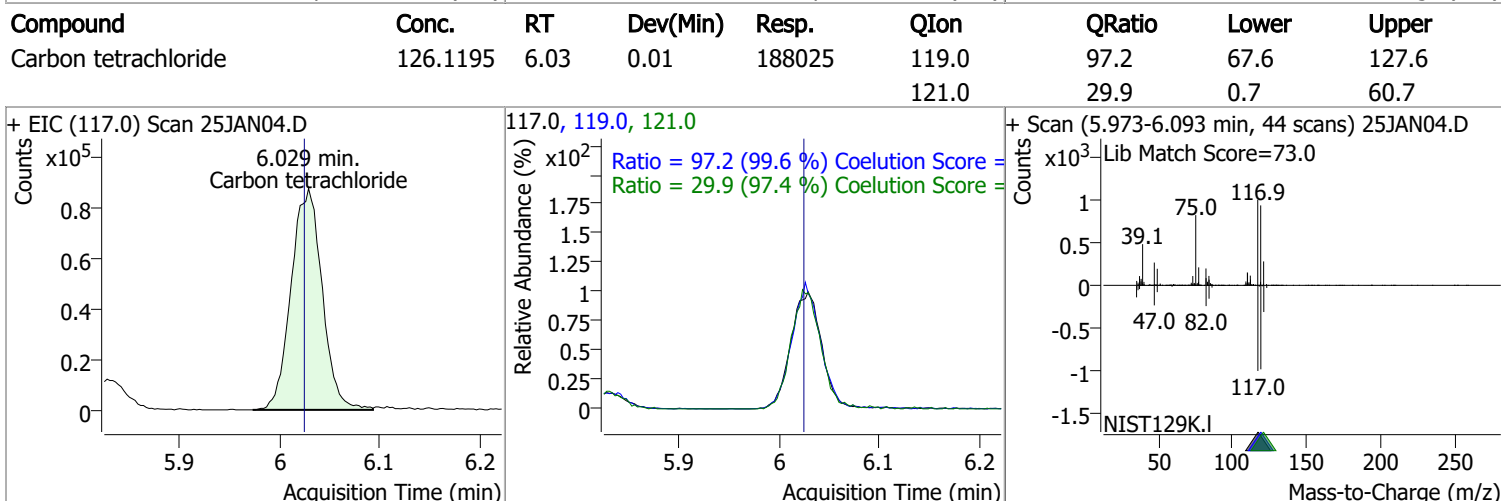
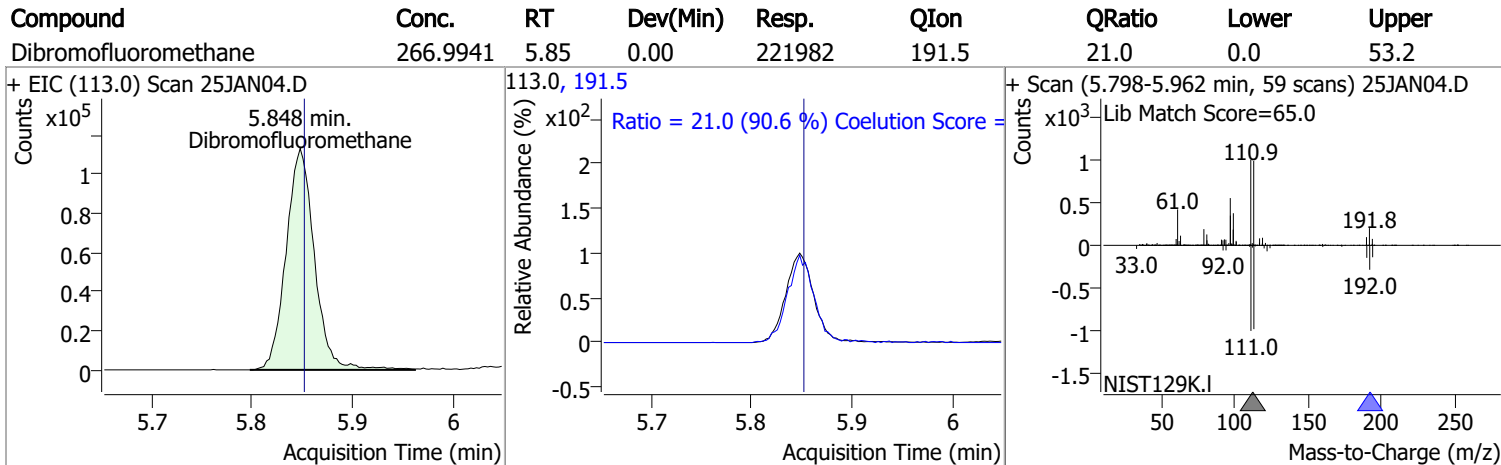
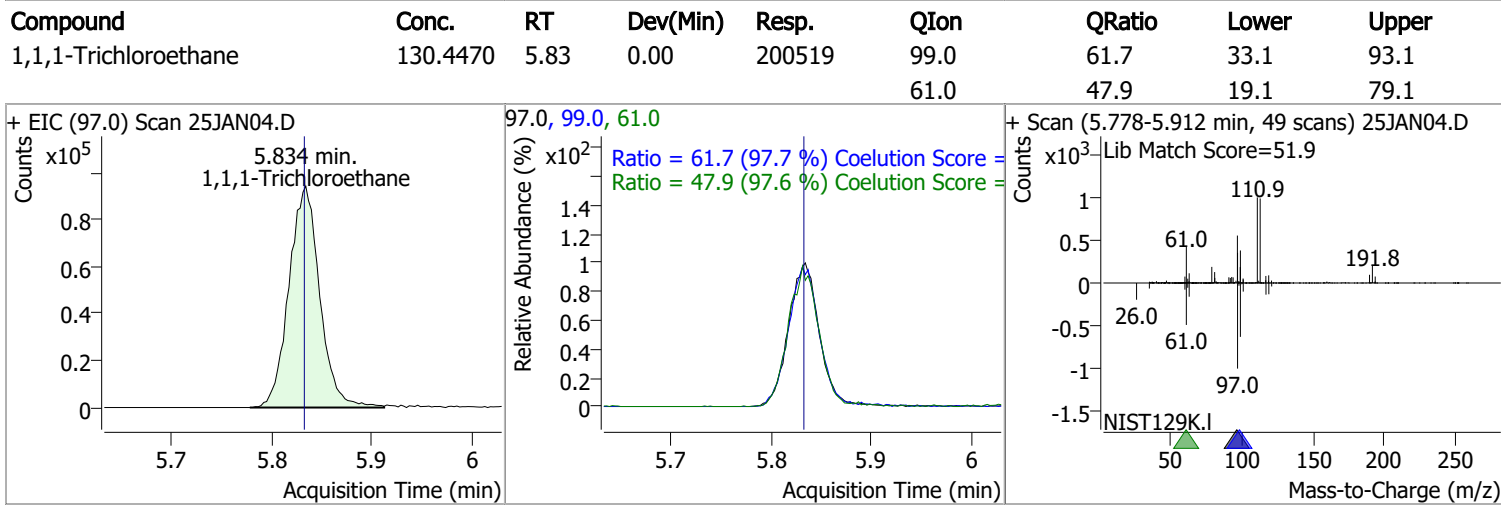
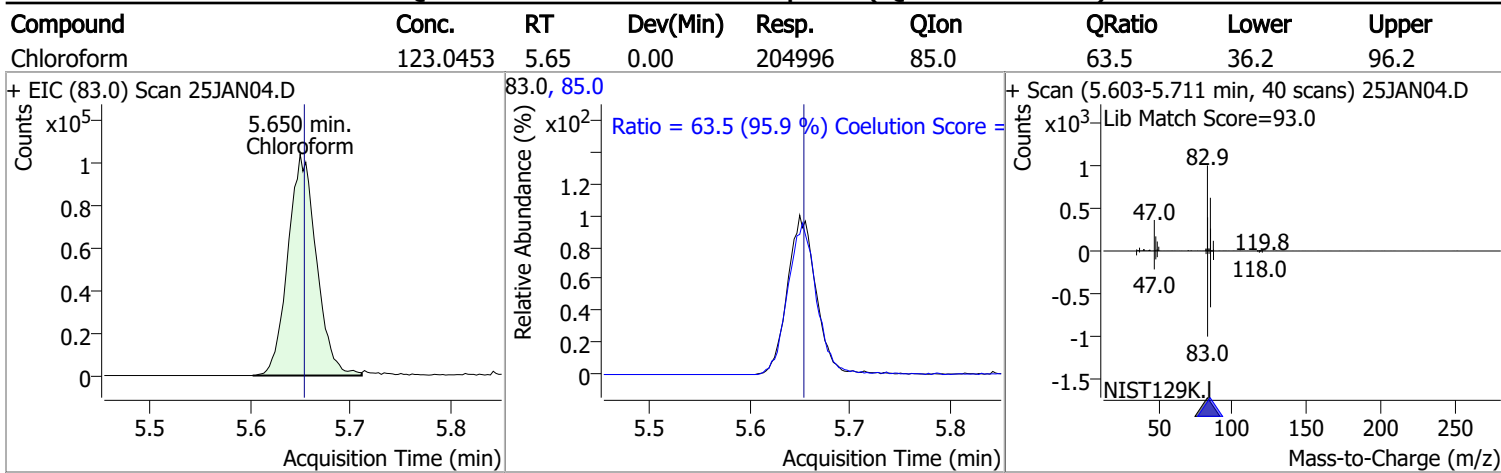
Compound	Conc.	RT	Dev(Min)	Resp.	QIon	QRatio	Lower	Upper
Methyl ethyl ketone	1264.1303	5.28	0.00	164913	72.0	21.5	0.0	50.6



Compound	Conc.	RT	Dev(Min)	Resp.	QIon	QRatio	Lower	Upper
Bromochloromethane	127.1565	5.52	0.00	47327	49.0	189.2	152.2	212.2

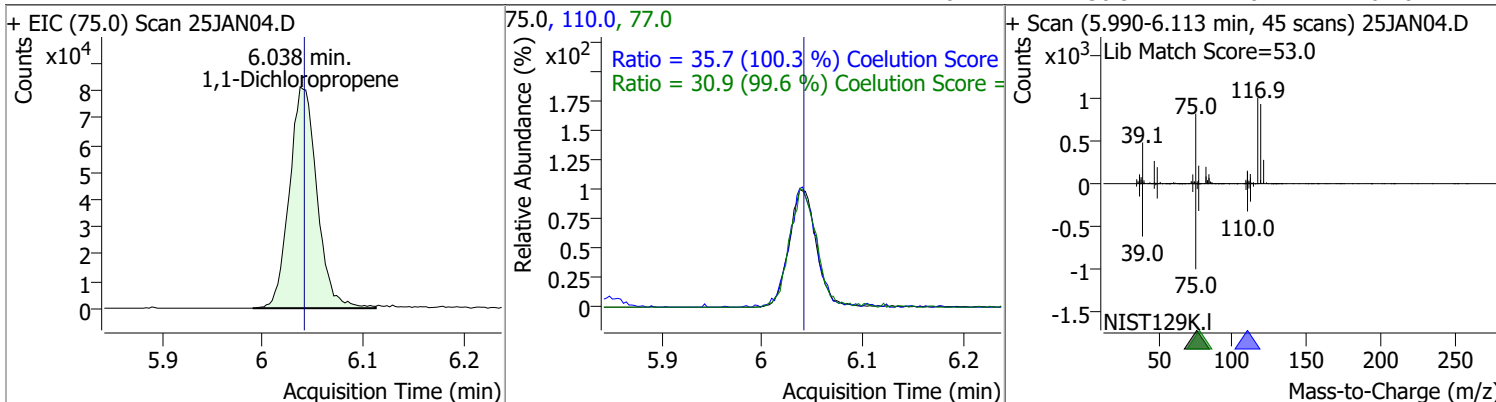


Quantitation Results Report (QT Reviewed)

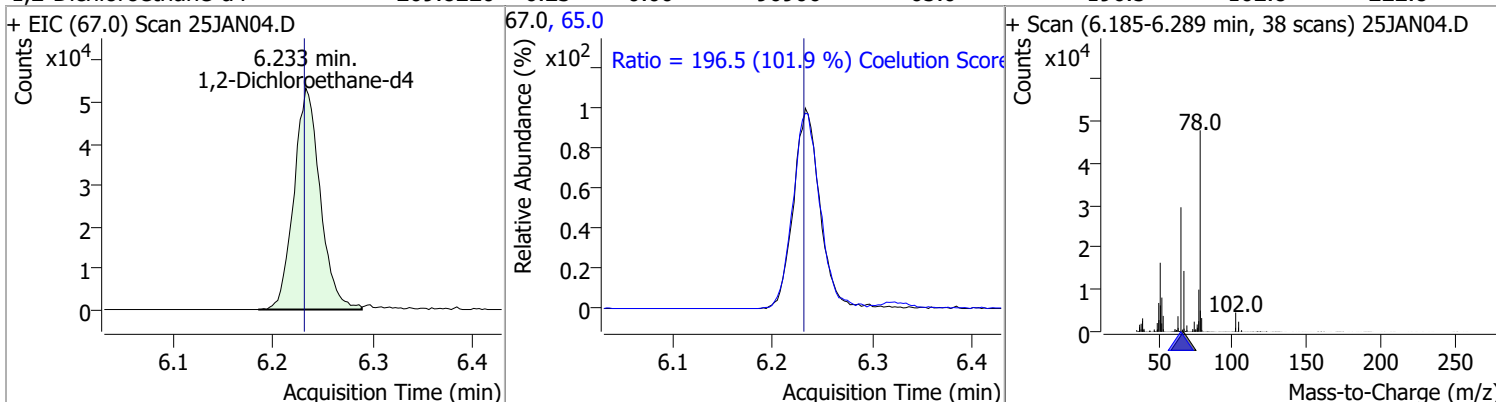


Quantitation Results Report (QT Reviewed)

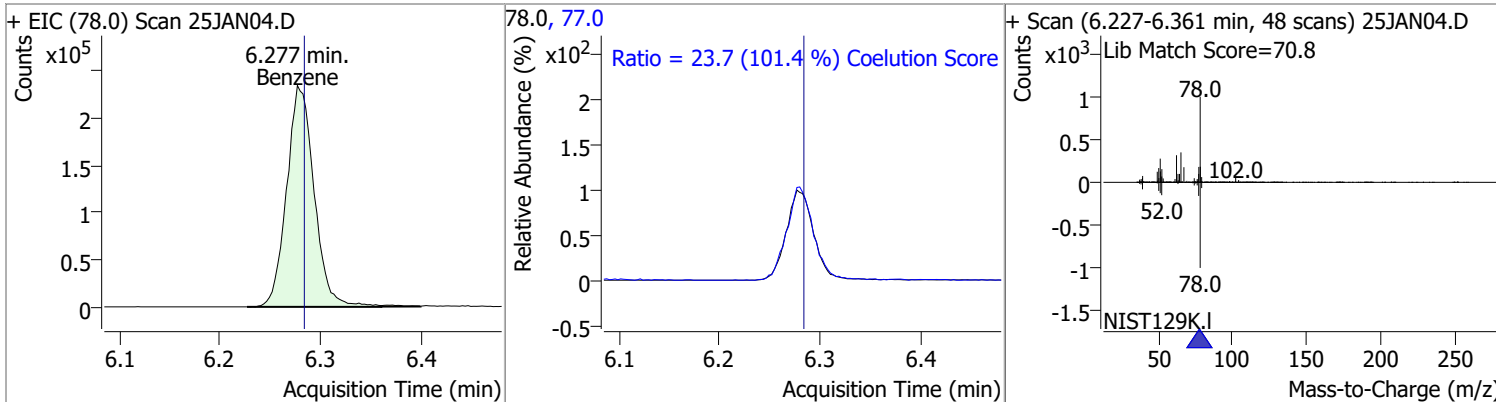
Compound	Conc.	RT	Dev(Min)	Resp.	QIon	QRatio	Lower	Upper
1,1-Dichloropropene	124.7395	6.04	0.00	155488	110.0	35.7	5.6	65.6
					77.0	30.9	1.0	61.0



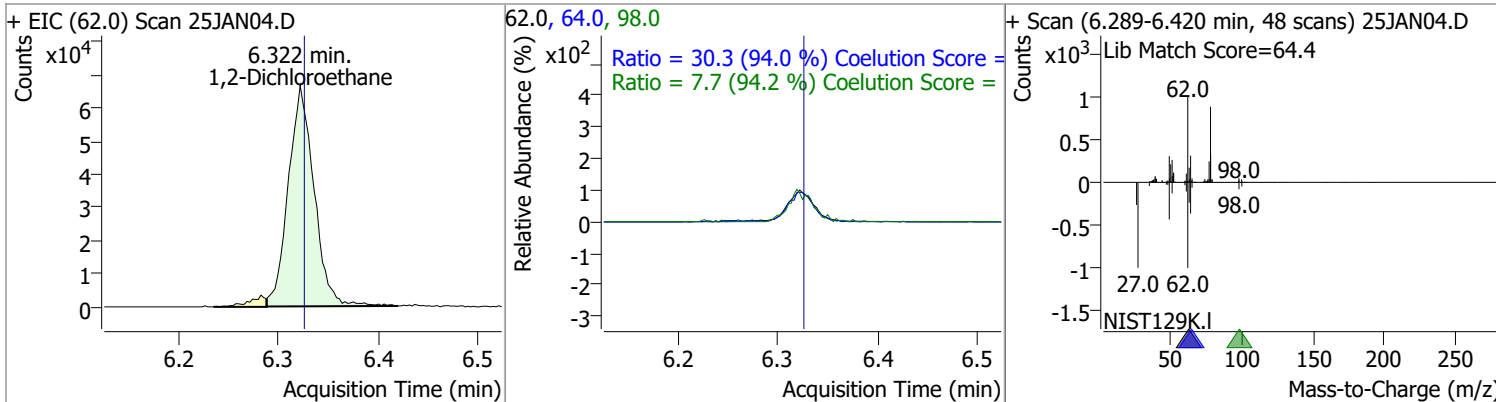
Compound	Conc.	RT	Dev(Min)	Resp.	QIon	QRatio	Lower	Upper
1,2-Dichloroethane-d4	269.8220	6.23	0.00	96906	65.0	196.5	162.8	222.8



Compound	Conc.	RT	Dev(Min)	Resp.	QIon	QRatio	Lower	Upper
Benzene	129.5480	6.28	-0.01	444231	77.0	23.7	0.0	53.3

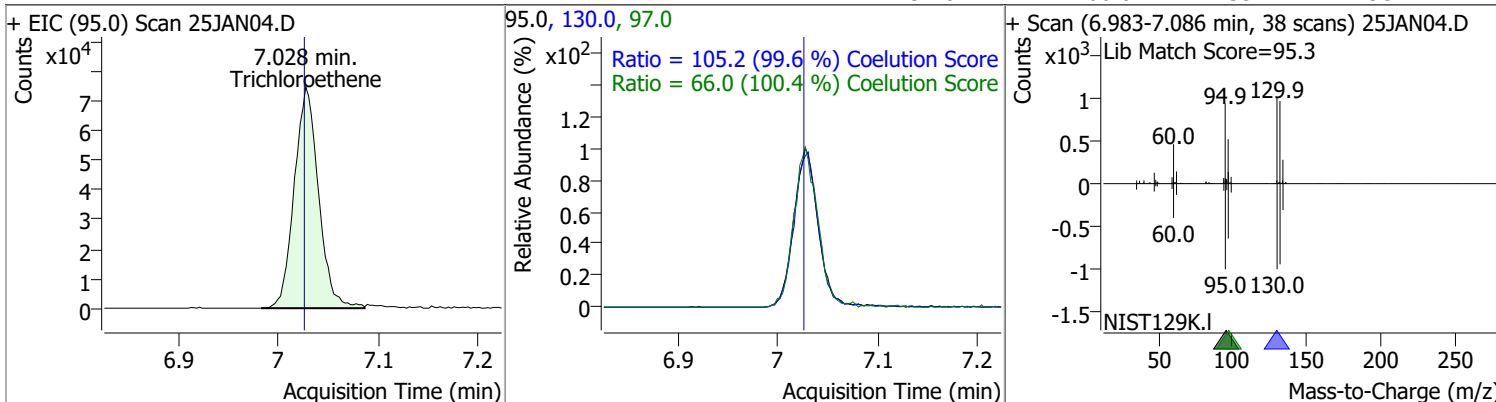


Compound	Conc.	RT	Dev(Min)	Resp.	QIon	QRatio	Lower	Upper
1,2-Dichloroethane	125.3066	6.32	0.00	118681	64.0	30.3	2.2	62.2
					98.0	7.7	0.0	38.2

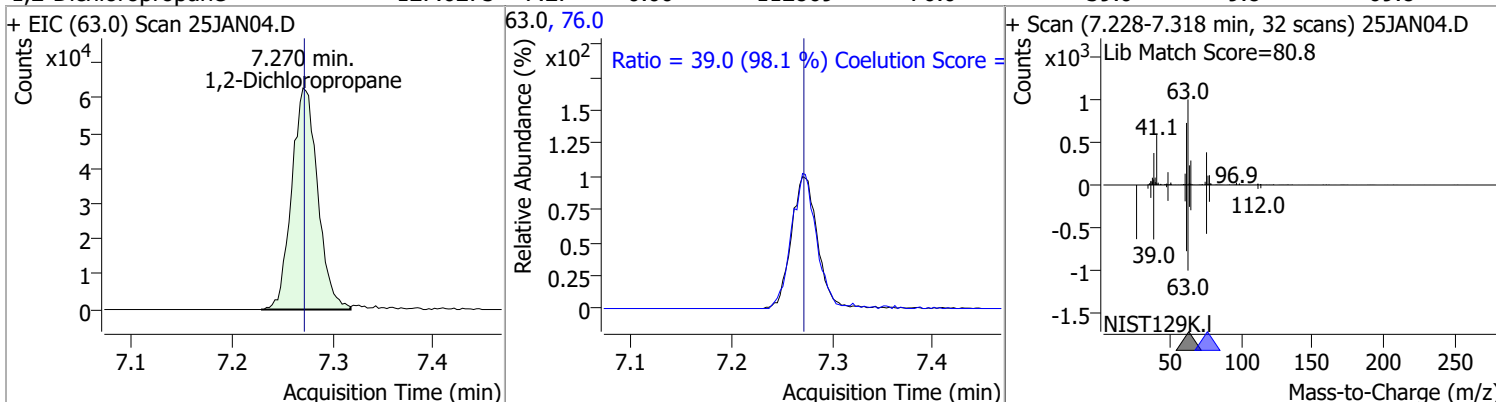


Quantitation Results Report (QT Reviewed)

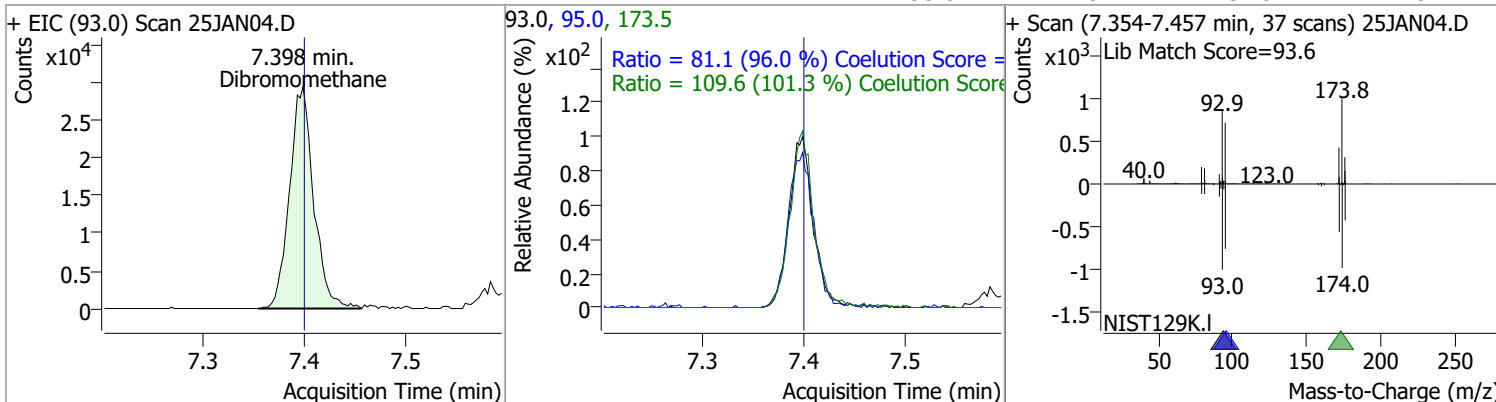
Compound	Conc.	RT	Dev(Min)	Resp.	QIon	QRatio	Lower	Upper
Trichloroethene	124.7110	7.03	0.00	125441	130.0	105.2	75.6	135.6
					97.0	66.0	35.7	95.7



Compound	Conc.	RT	Dev(Min)	Resp.	QIon	QRatio	Lower	Upper
1,2-Dichloropropane	127.6275	7.27	0.00	112869	76.0	39.0	9.8	69.8

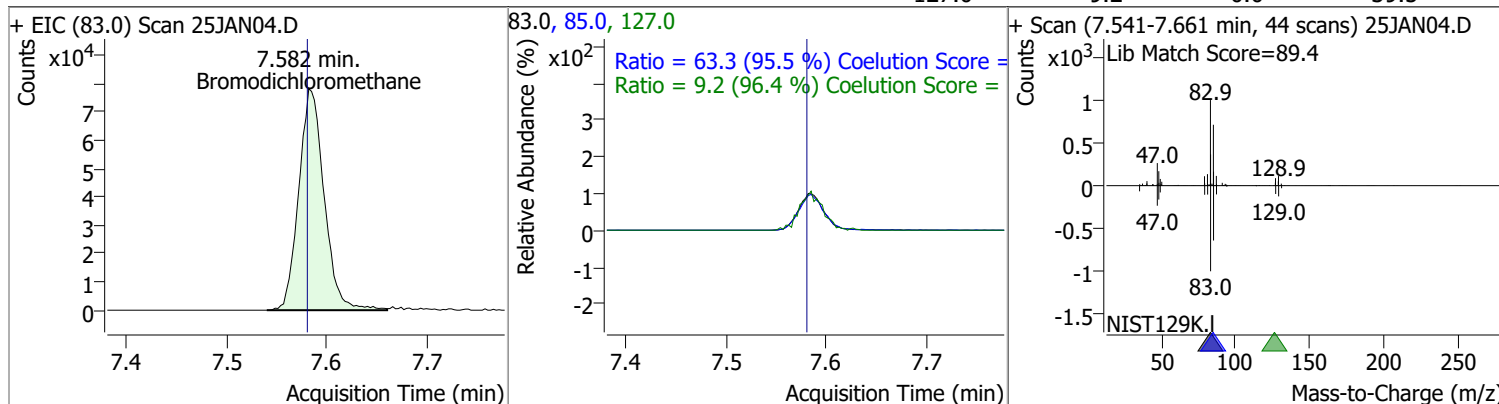


Compound	Conc.	RT	Dev(Min)	Resp.	QIon	QRatio	Lower	Upper
Dibromomethane	131.6308	7.40	0.00	49067	173.5	109.6	78.2	138.2
					95.0	81.1	54.5	114.5

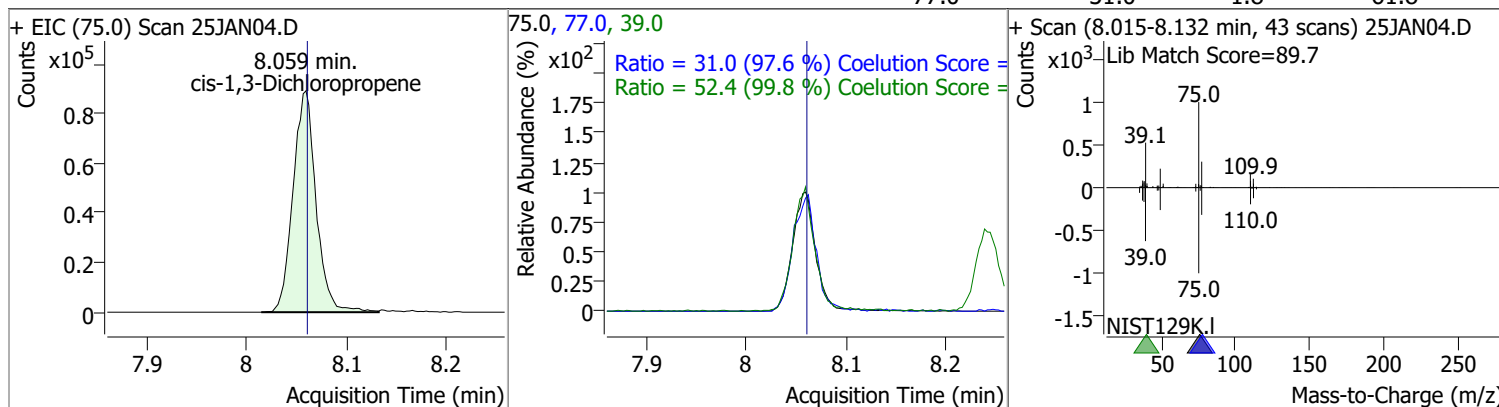


Quantitation Results Report (QT Reviewed)

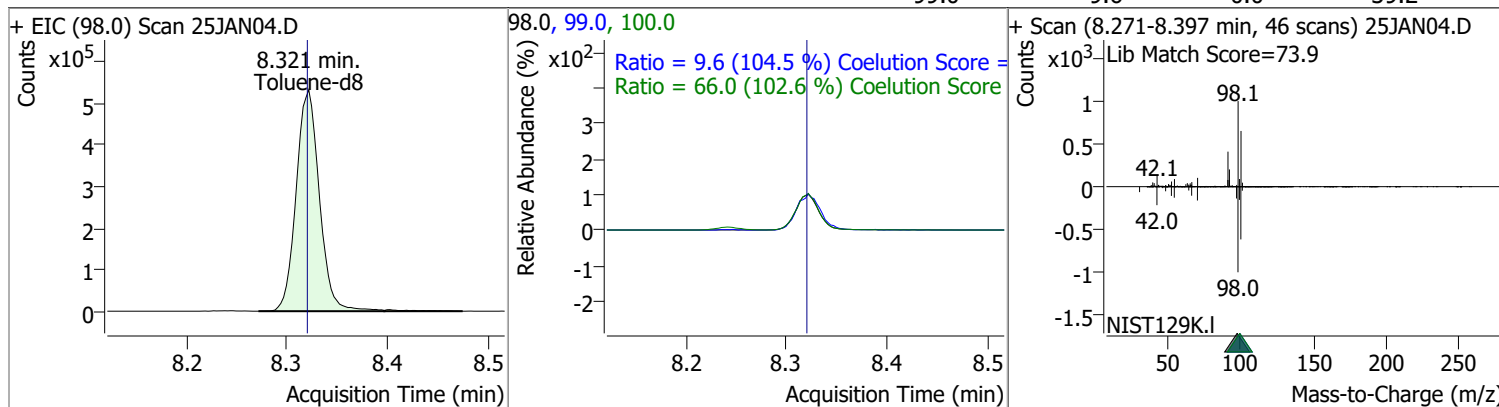
Compound	Conc.	RT	Dev(Min)	Resp.	QIon	QRatio	Lower	Upper
Bromodichloromethane	131.0146	7.58	0.00	137329	85.0	63.3	36.3	96.3
					127.0	9.2	0.0	39.5



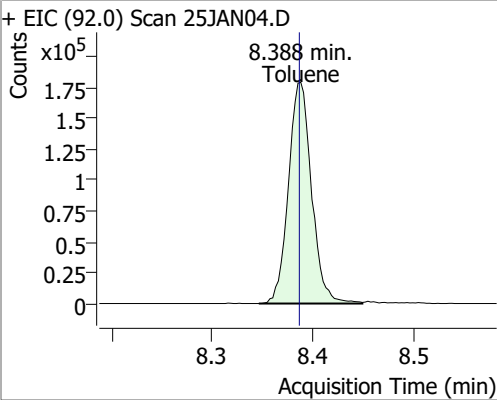
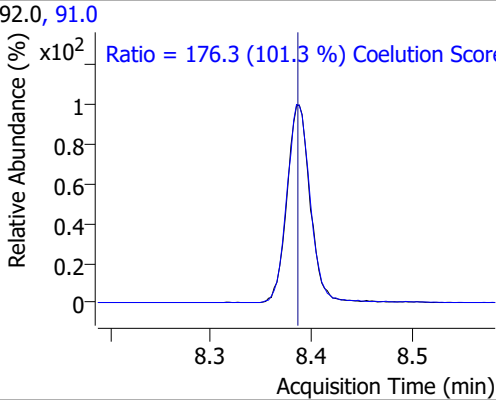
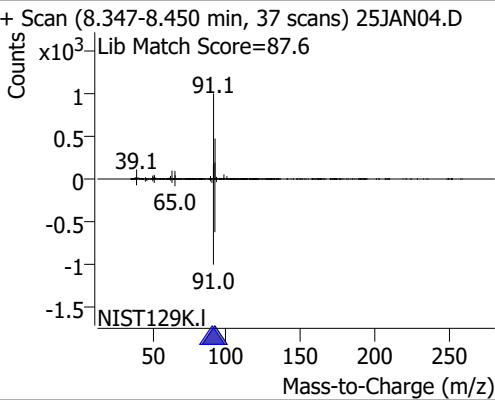
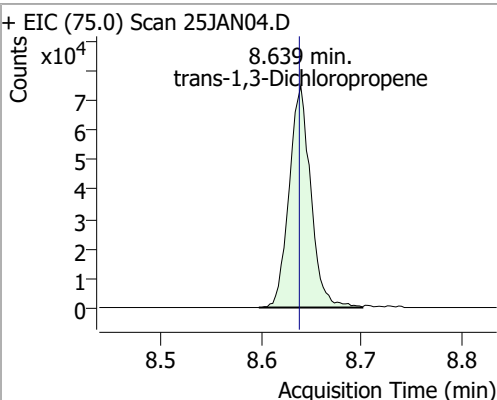
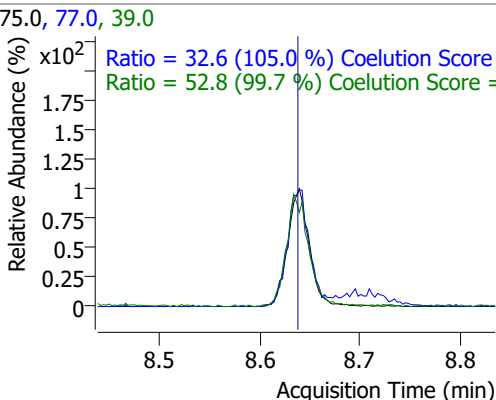
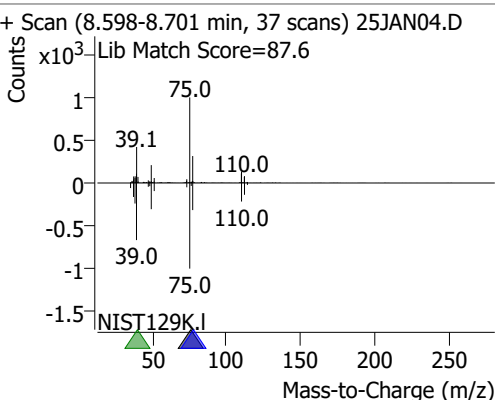
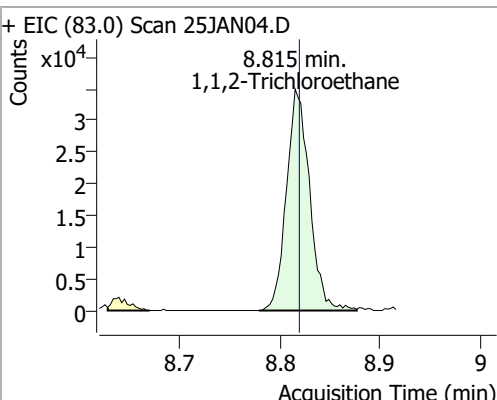
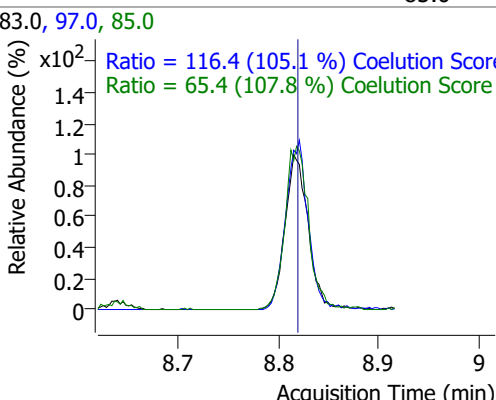
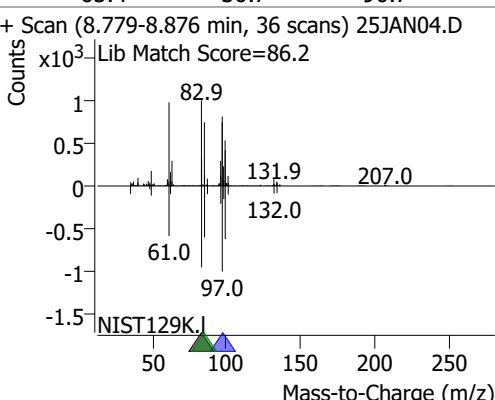
Compound	Conc.	RT	Dev(Min)	Resp.	QIon	QRatio	Lower	Upper
cis-1,3-Dichloropropene	123.8339	8.06	0.00	142436	39.0	52.4	22.5	82.5
					77.0	31.0	1.8	61.8



Compound	Conc.	RT	Dev(Min)	Resp.	QIon	QRatio	Lower	Upper
Toluene-d8	261.3410	8.32	0.00	856636	100.0	66.0	34.3	94.3
					99.0	9.6	0.0	39.2

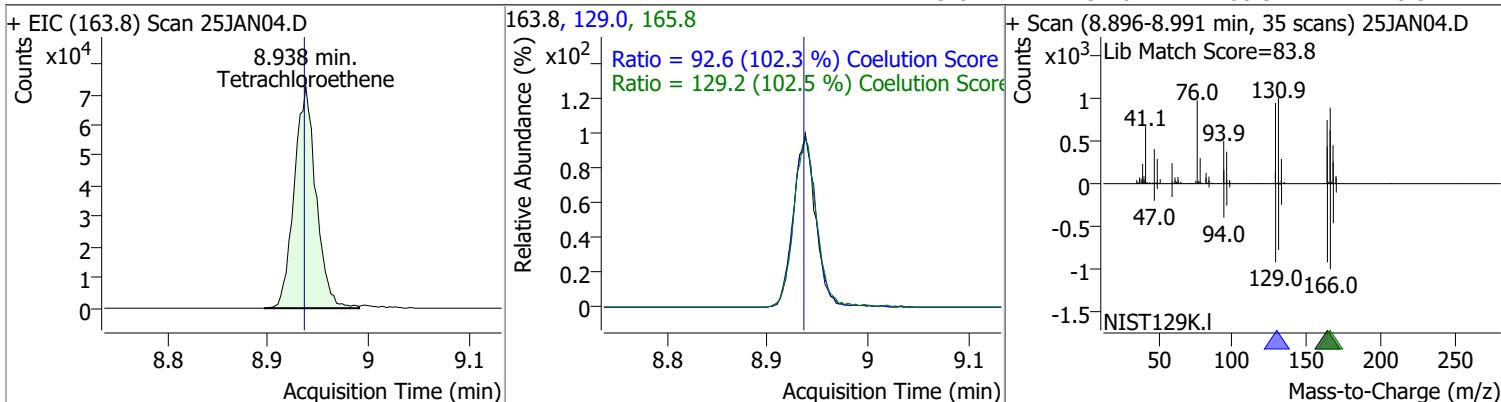


Quantitation Results Report (QT Reviewed)

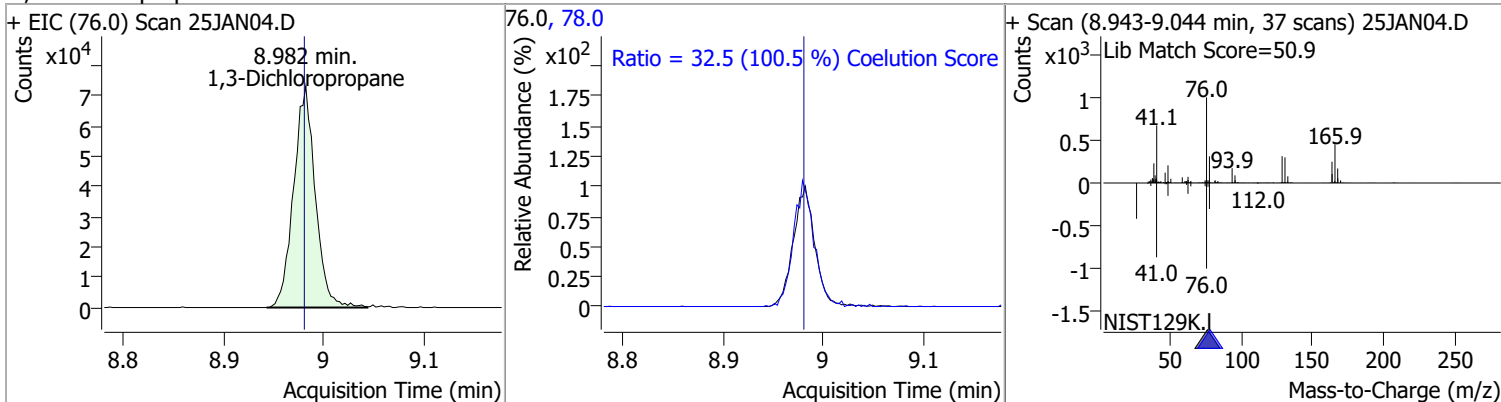
Compound	Conc.	RT	Dev(Min)	Resp.	QIon	QRatio	Lower	Upper
Toluene	131.4019	8.39	0.00	287098	91.0	176.3	144.1	204.1
+ EIC (92.0) Scan 25JAN04.D			92.0, 91.0			+ Scan (8.347-8.450 min, 37 scans) 25JAN04.D		
								
			Ratio = 176.3 (101.3 %) Coelution Score					
trans-1,3-Dichloropropene	134.2184	8.64	0.00	112609	39.0	52.8	23.0	83.0
+ EIC (75.0) Scan 25JAN04.D			75.0, 77.0, 39.0			+ Scan (8.598-8.701 min, 37 scans) 25JAN04.D		
								
			Ratio = 32.6 (105.0 %) Coelution Score					
			Ratio = 52.8 (99.7 %) Coelution Score					
1,1,2-Trichloroethane	131.0729	8.82	0.00	55918	97.0	116.4	80.7	140.7
+ EIC (83.0) Scan 25JAN04.D			83.0, 97.0, 85.0			+ Scan (8.779-8.876 min, 36 scans) 25JAN04.D		
								
			Ratio = 116.4 (105.1 %) Coelution Score					
			Ratio = 65.4 (107.8 %) Coelution Score					

Quantitation Results Report (QT Reviewed)

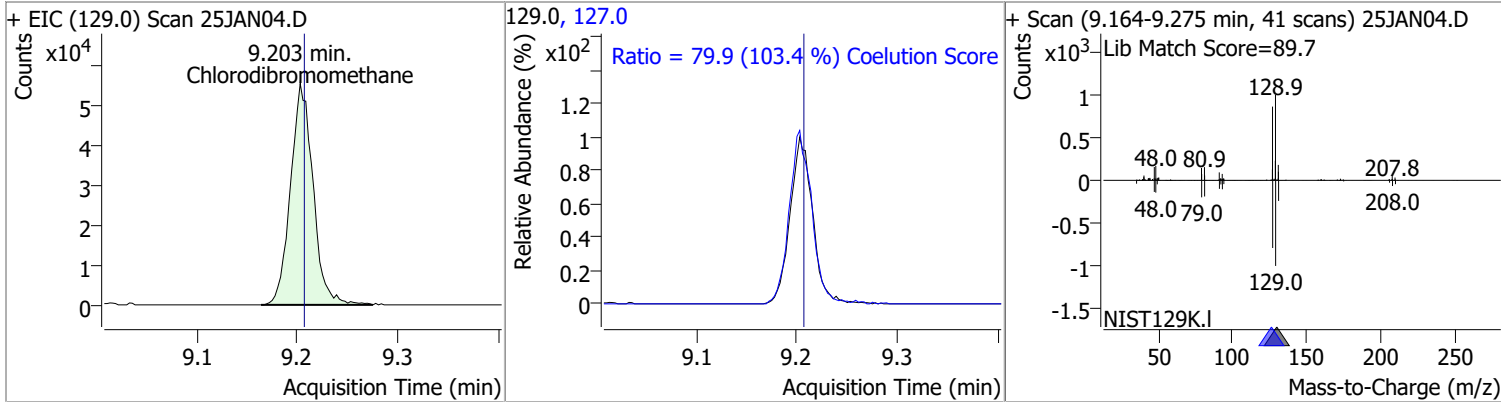
Compound	Conc.	RT	Dev(Min)	Resp.	QIon	QRatio	Lower	Upper
Tetrachloroethene	123.6188	8.94	0.00	109524	165.8	129.2	96.1	156.1
					129.0	92.6	60.5	120.5



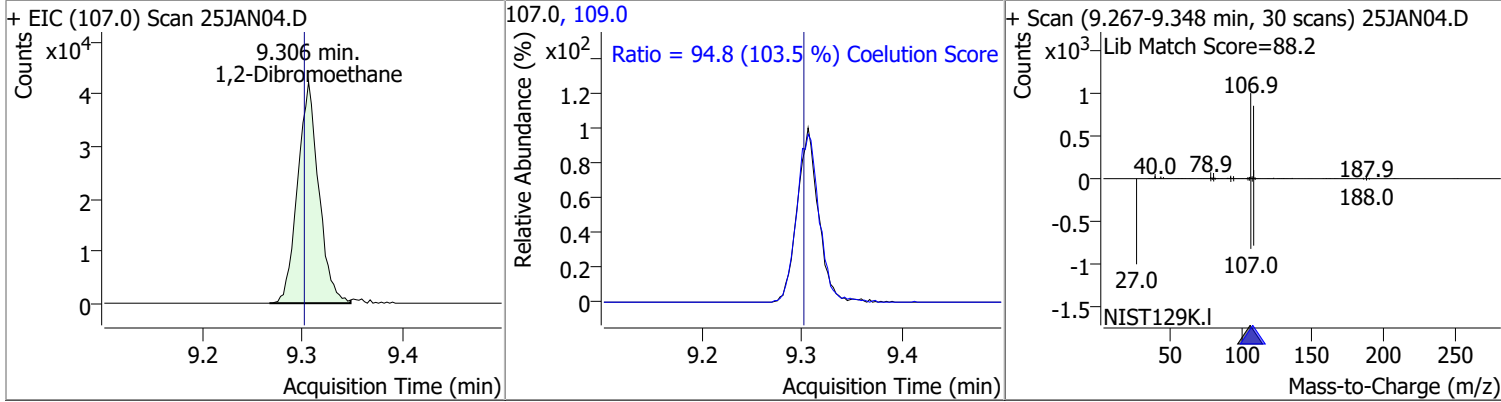
Compound	Conc.	RT	Dev(Min)	Resp.	QIon	QRatio	Lower	Upper
1,3-Dichloropropane	126.8647	8.98	0.00	109525	78.0	32.5	2.4	62.4



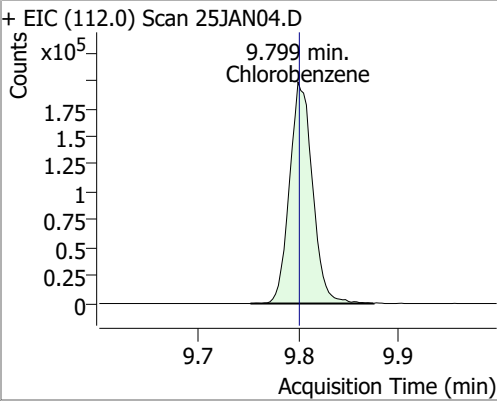
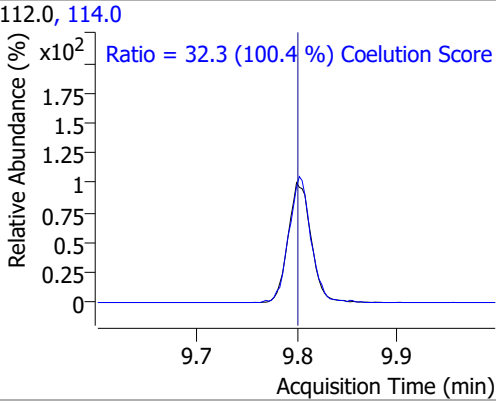
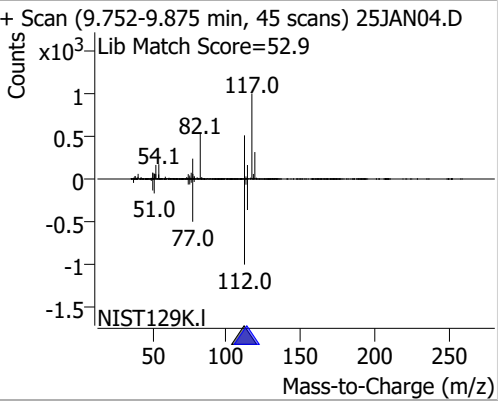
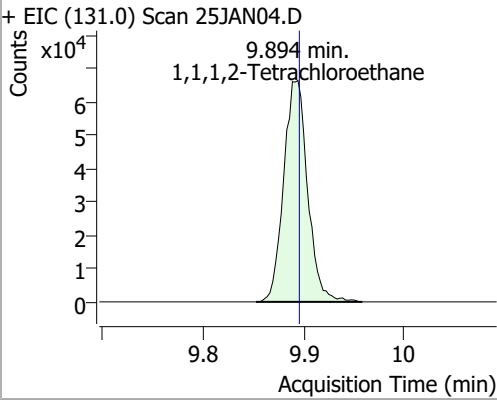
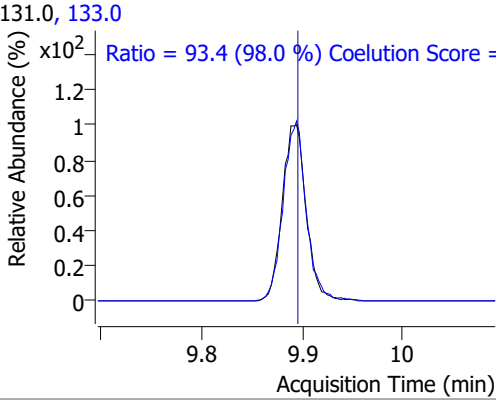
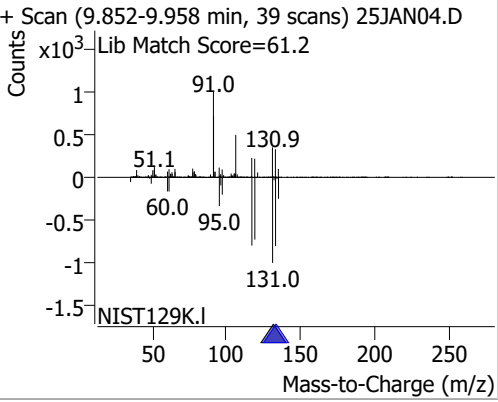
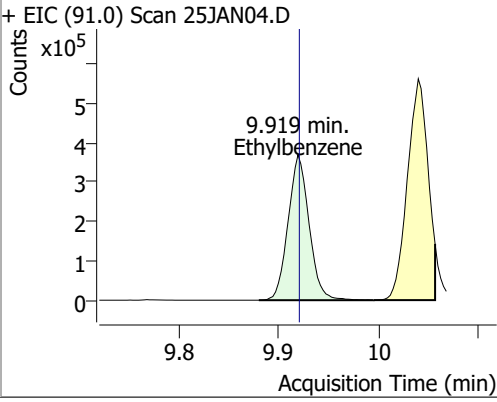
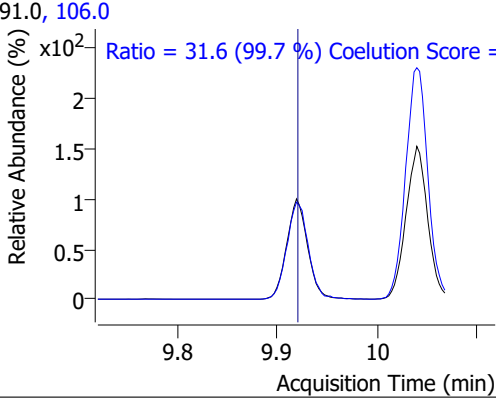
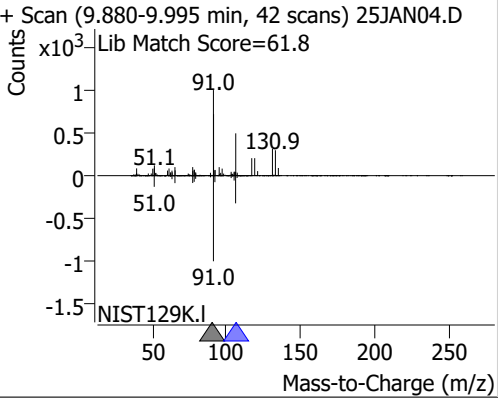
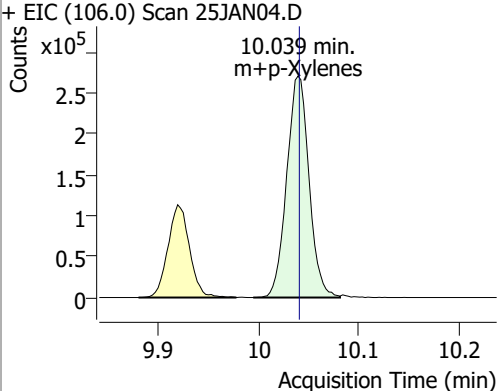
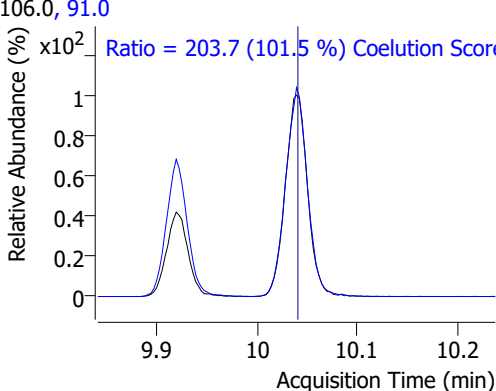
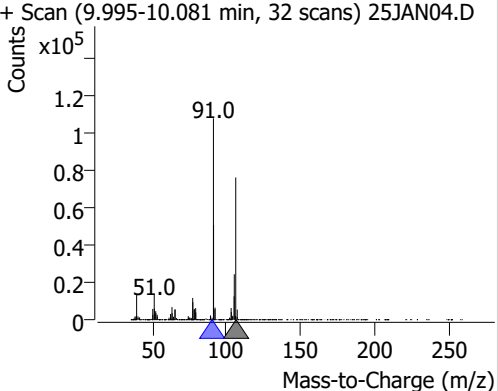
Compound	Conc.	RT	Dev(Min)	Resp.	QIon	QRatio	Lower	Upper
Chlorodibromomethane	126.6296	9.20	0.00	87004	127.0	79.9	47.2	107.2



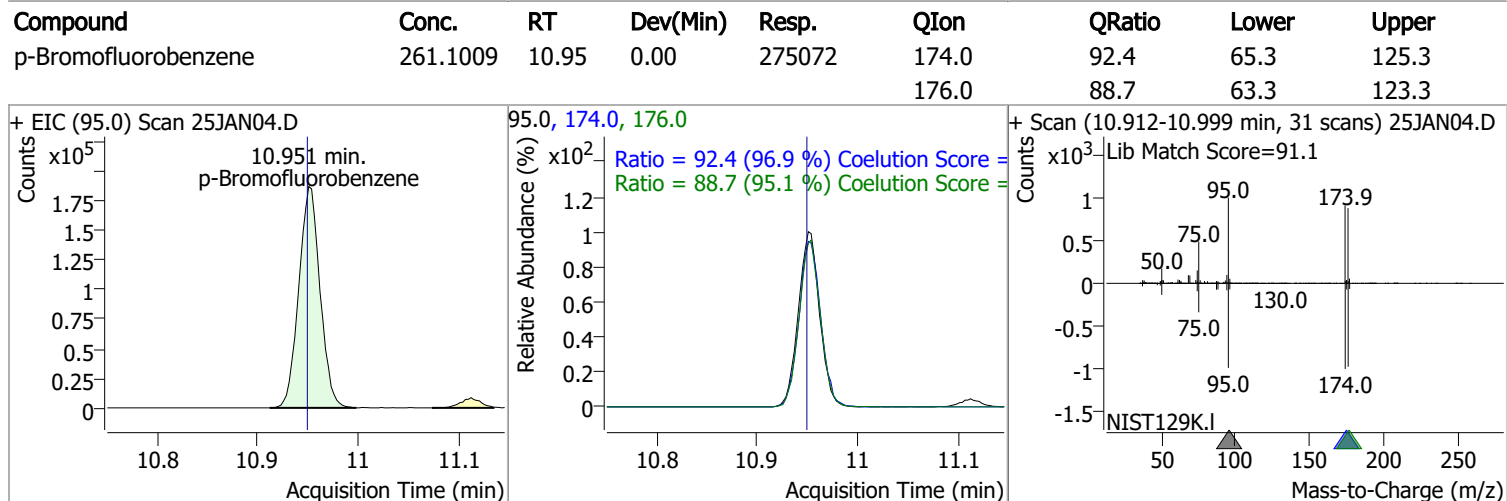
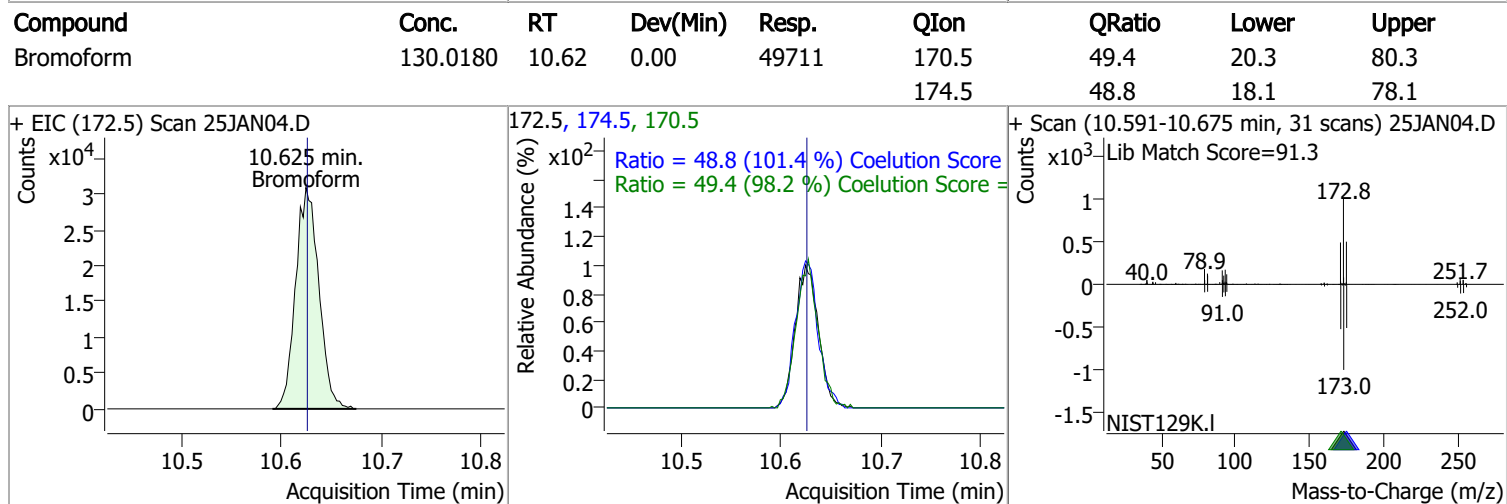
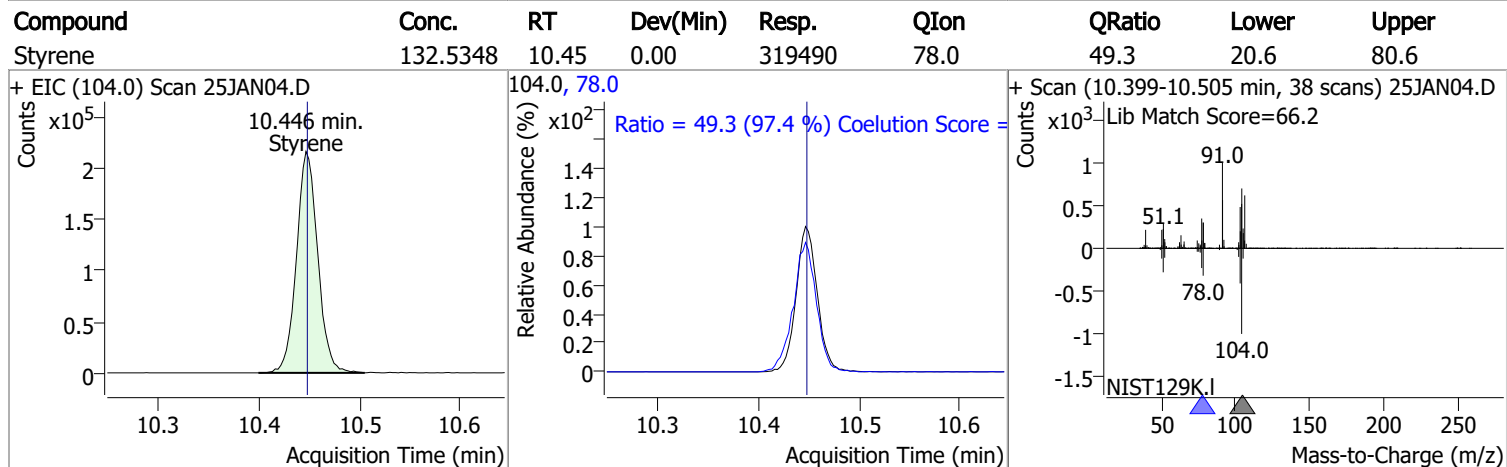
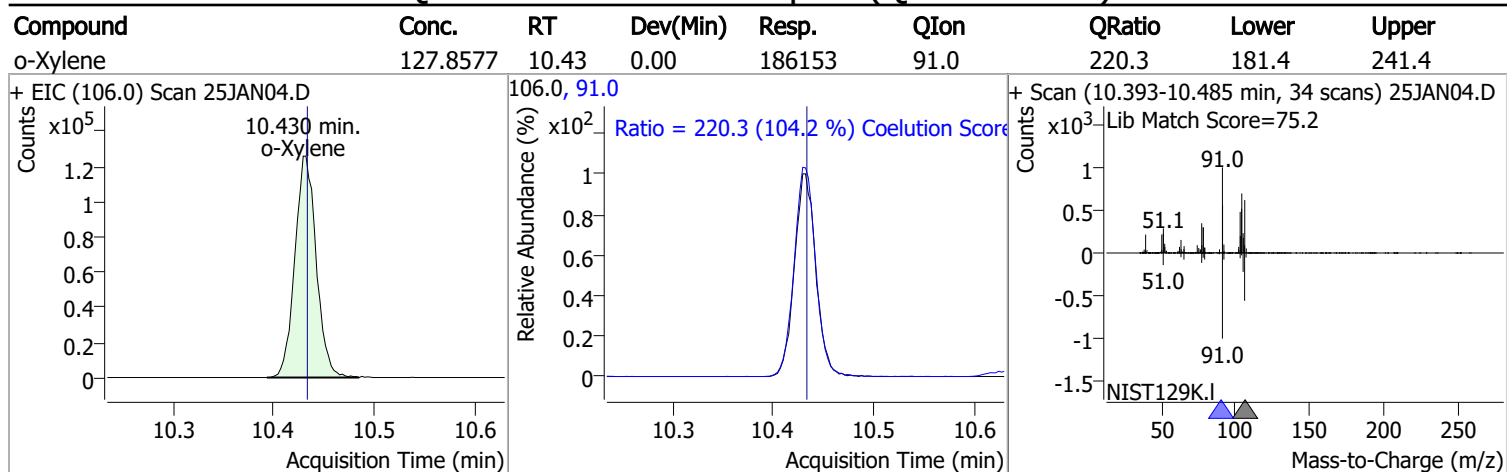
Compound	Conc.	RT	Dev(Min)	Resp.	QIon	QRatio	Lower	Upper
1,2-Dibromoethane	131.4378	9.31	0.01	61931	109.0	94.8	61.5	121.5



Quantitation Results Report (QT Reviewed)

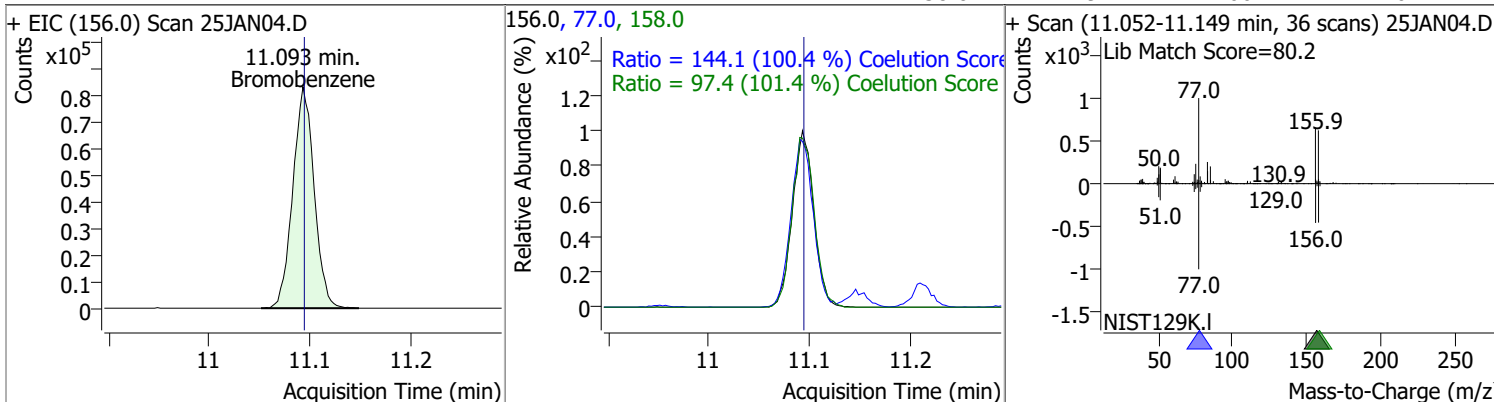
Compound	Conc.	RT	Dev(Min)	Resp.	QIon	QRatio	Lower	Upper
Chlorobenzene	131.9375	9.80	0.00	316011	114.0	32.3	2.2	62.2
+ EIC (112.0) Scan 25JAN04.D 			112.0, 114.0 			+ Scan (9.752-9.875 min, 45 scans) 25JAN04.D Lib Match Score=52.9 		
1,1,1,2-Tetrachloroethane	131.3541	9.89	0.00	110387	133.0	93.4	65.3	125.3
+ EIC (131.0) Scan 25JAN04.D 			131.0, 133.0 			+ Scan (9.852-9.958 min, 39 scans) 25JAN04.D Lib Match Score=61.2 		
Ethylbenzene	127.8549	9.92	0.00	534174	106.0	31.6	1.7	61.7
+ EIC (91.0) Scan 25JAN04.D 			91.0, 106.0 			+ Scan (9.880-9.995 min, 42 scans) 25JAN04.D Lib Match Score=61.8 		
m+p-Xylenes	250.4920	10.04	0.00	416599	91.0	203.7	170.7	230.7
+ EIC (106.0) Scan 25JAN04.D 			106.0, 91.0 			+ Scan (9.995-10.081 min, 32 scans) 25JAN04.D 		

Quantitation Results Report (QT Reviewed)

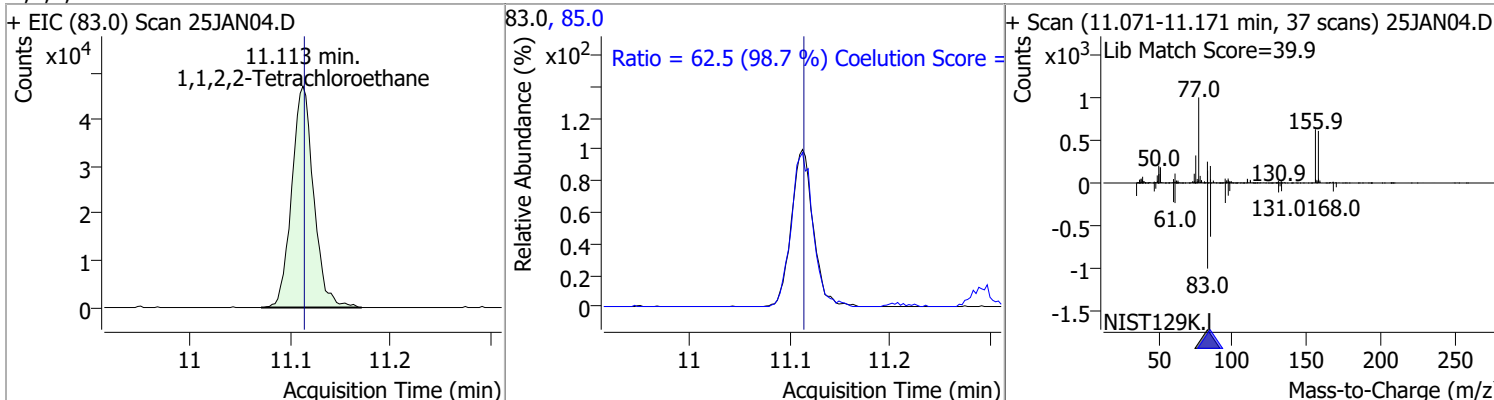


Quantitation Results Report (QT Reviewed)

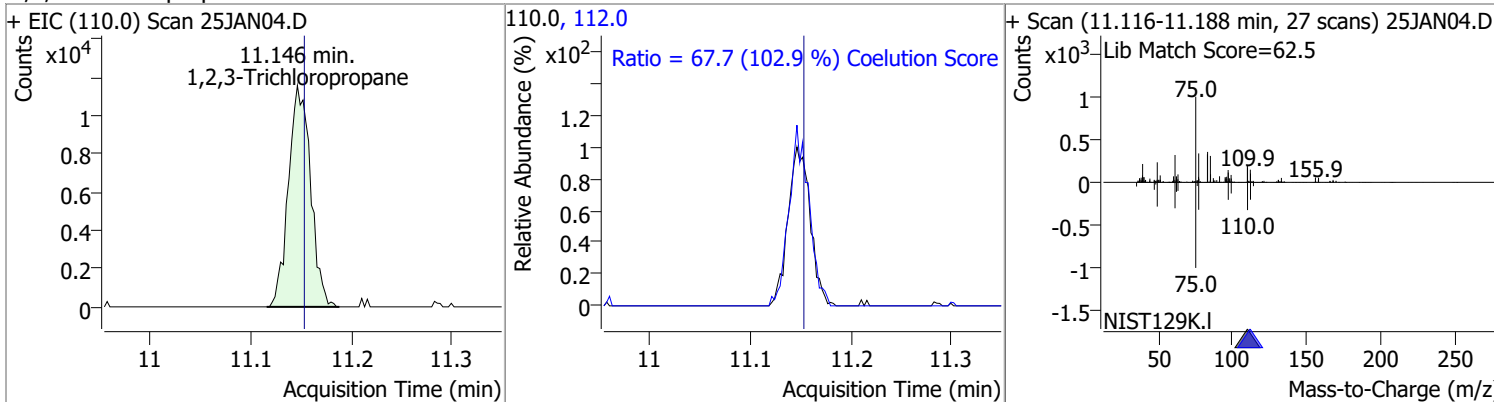
Compound	Conc.	RT	Dev(Min)	Resp.	QIon	QRatio	Lower	Upper
Bromobenzene	132.0906	11.09	0.00	122719	77.0	144.1	113.5	173.5
					158.0	97.4	66.1	126.1



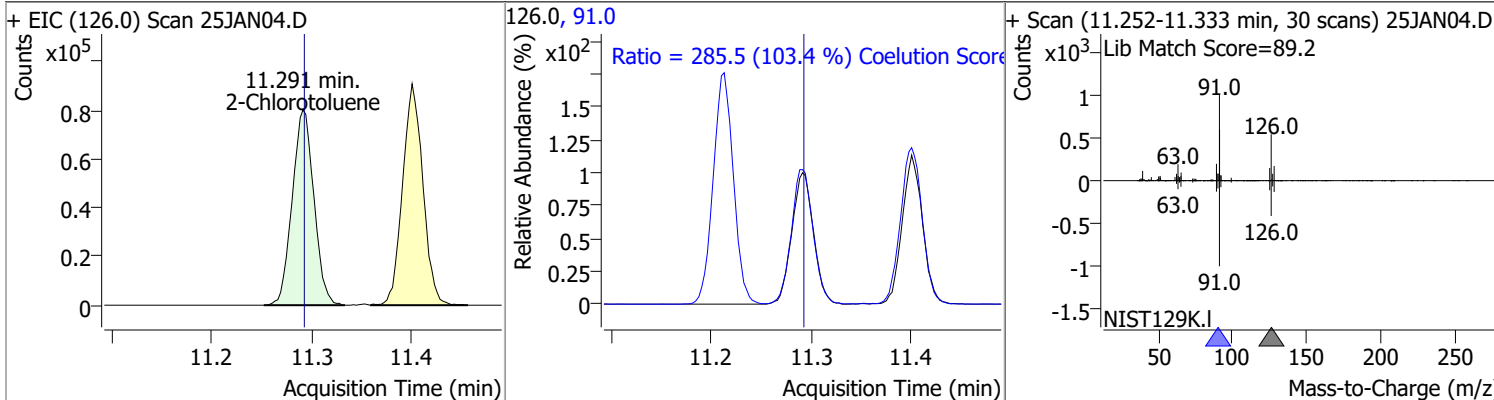
Compound	Conc.	RT	Dev(Min)	Resp.	QIon	QRatio	Lower	Upper
1,1,2,2-Tetrachloroethane	134.5539	11.11	0.00	71303	85.0	62.5	33.3	93.3



Compound	Conc.	RT	Dev(Min)	Resp.	QIon	QRatio	Lower	Upper
1,2,3-Trichloropropane	127.5957	11.15	-0.01	17765	112.0	67.7	35.8	95.8

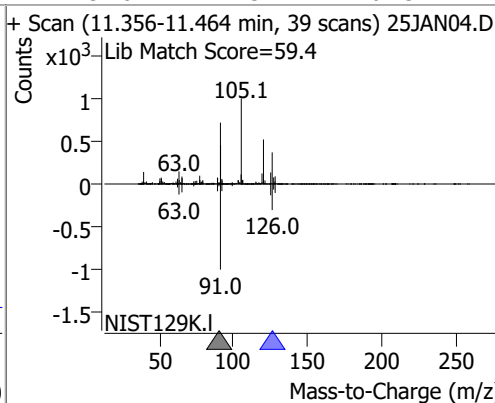
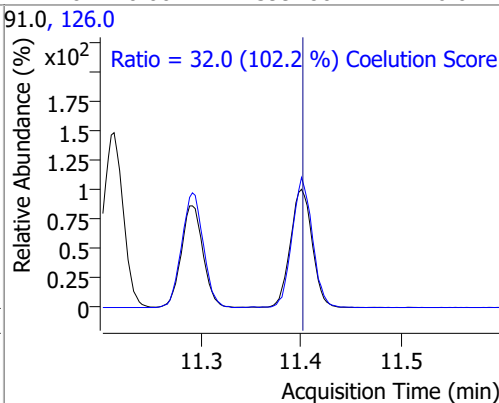
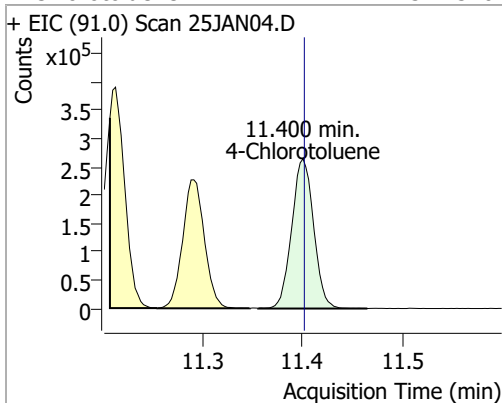


Compound	Conc.	RT	Dev(Min)	Resp.	QIon	QRatio	Lower	Upper
2-Chlorotoluene	130.7358	11.29	0.00	120211	91.0	285.5	246.2	306.2

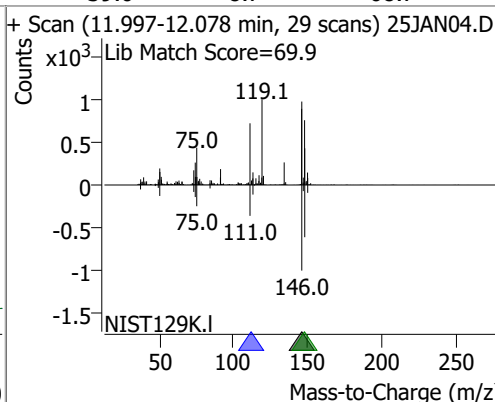
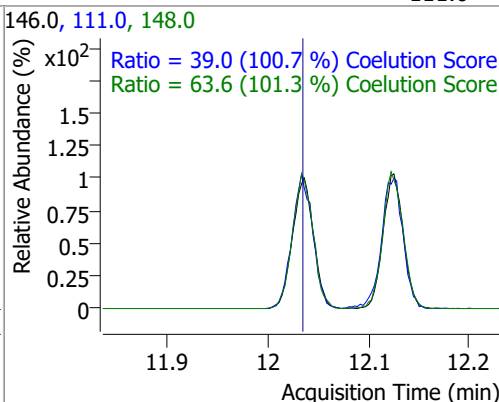
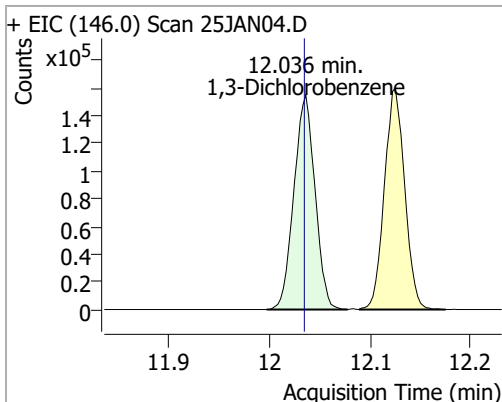


Quantitation Results Report (QT Reviewed)

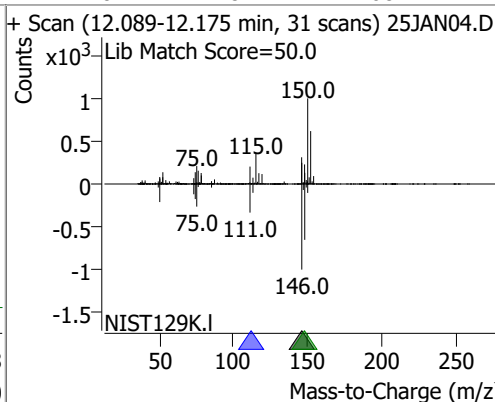
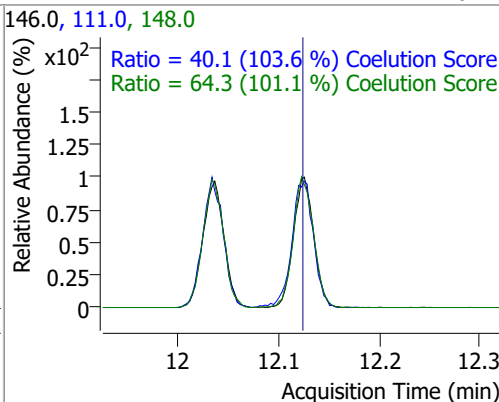
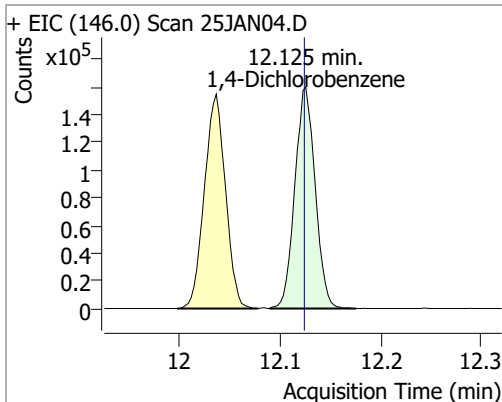
Compound	Conc.	RT	Dev(Min)	Resp.	QIon	QRatio	Lower	Upper
4-Chlorotoluene	134.2370	11.40	0.00	399780	126.0	32.0	1.3	61.3



Compound	Conc.	RT	Dev(Min)	Resp.	QIon	QRatio	Lower	Upper
1,3-Dichlorobenzene	134.0361	12.04	0.00	225618	148.0	63.6	32.8	92.8
					111.0	39.0	8.7	68.7

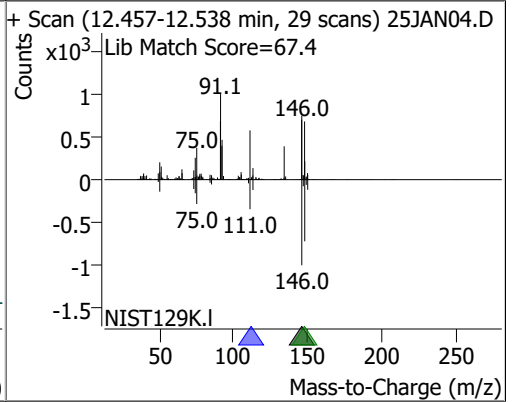
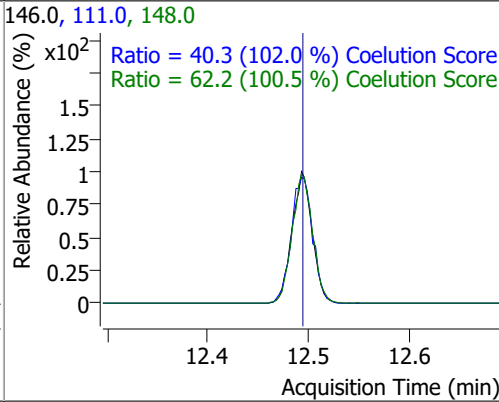
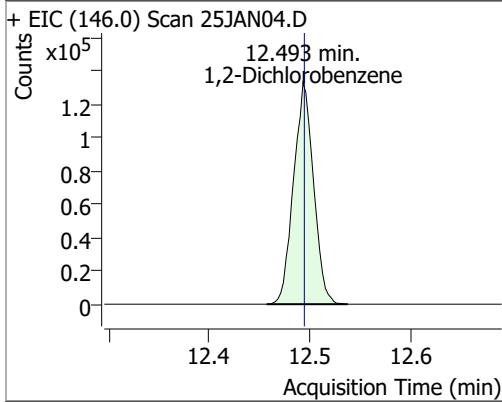


Compound	Conc.	RT	Dev(Min)	Resp.	QIon	QRatio	Lower	Upper
1,4-Dichlorobenzene	130.8506	12.13	0.00	224547	148.0	64.3	33.7	93.7
					111.0	40.1	8.7	68.7



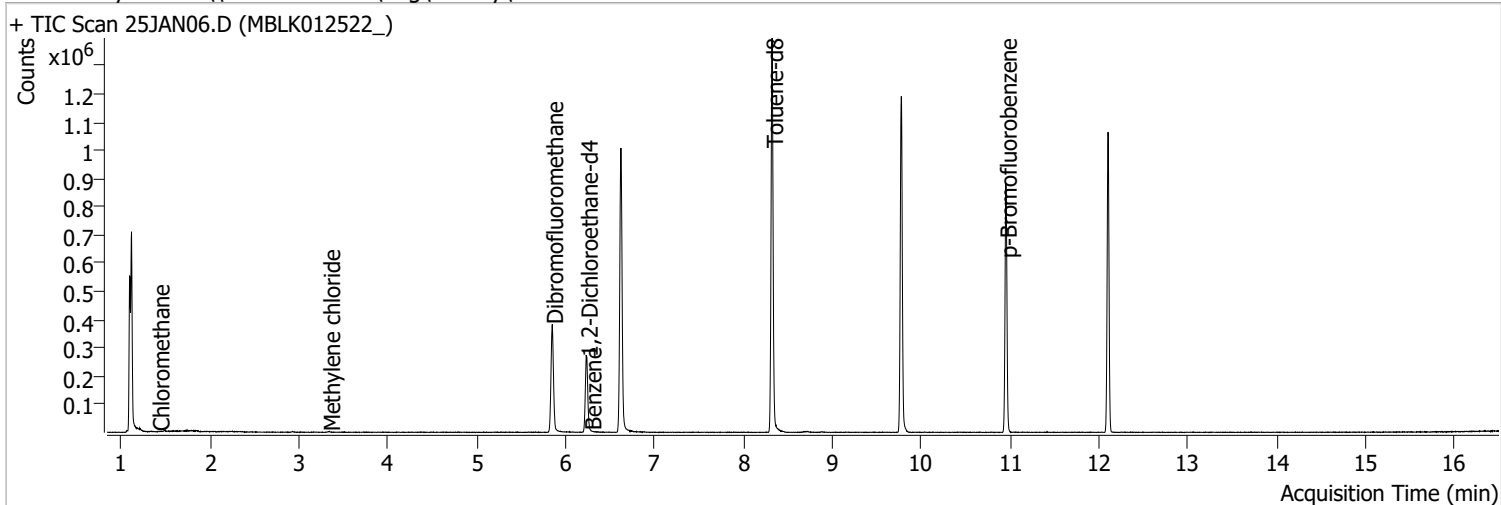
Quantitation Results Report (QT Reviewed)

Compound	Conc.	RT	Dev(Min)	Resp.	QIon	QRatio	Lower	Upper
1,2-Dichlorobenzene	131.1262	12.49	0.00	184275	148.0	62.2	31.9	91.9
					111.0	40.3	9.5	69.5



Quantitation Results Report (QT Reviewed)

Data File	25JAN06.D	Operator	MSC
Acq. Method	5975CACQF.M	Acq. Date-Time	1/25/2022 11:41:09 AM
Sample Name	MBLK012522_	Instrument	VOA5975C
Vial	6	Multiplier	1.00
DA Method File	VOA5975C_8260B_SHT_DoD_L4_011922.m	Comment	
Tune File	BFB_Atune3.u	Tune Date	10/11/2021 4:02:00 PM
Batch Name	VG012522_8260B.batch.bin	Last Calib Update	3/15/2022 2:01:13 PM
Ref Library	\\MASSHUNTER\Org\Library\NIST129K.I		



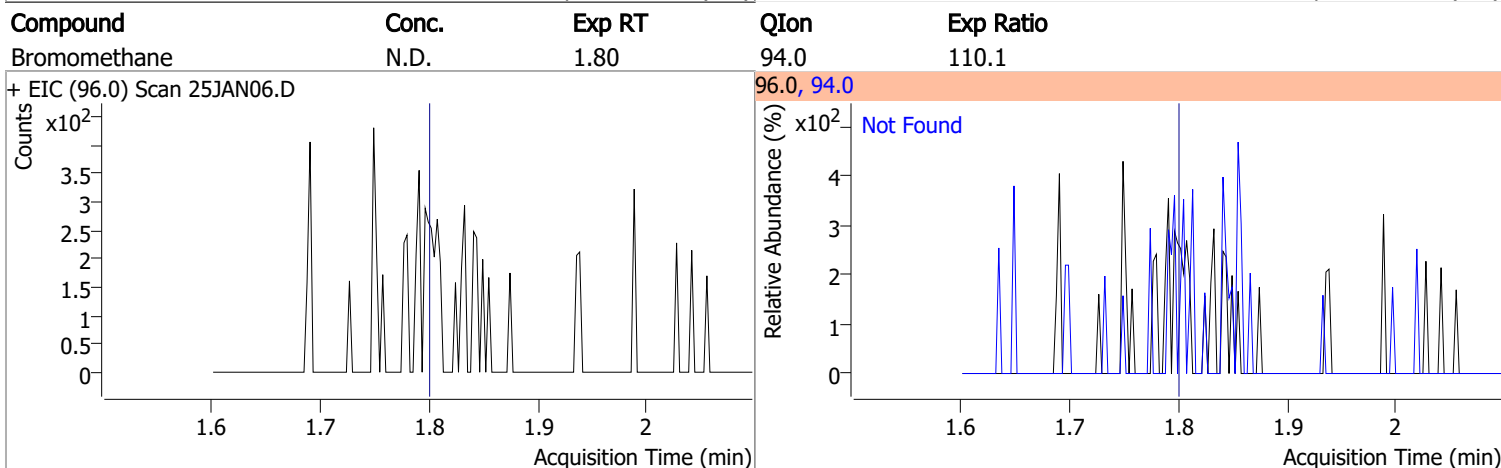
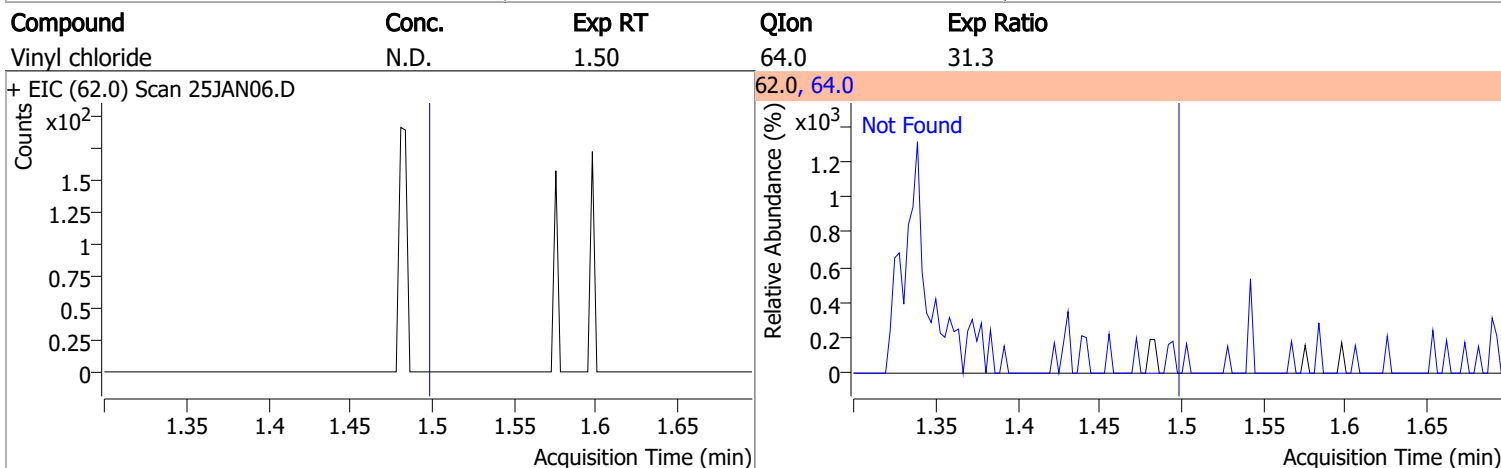
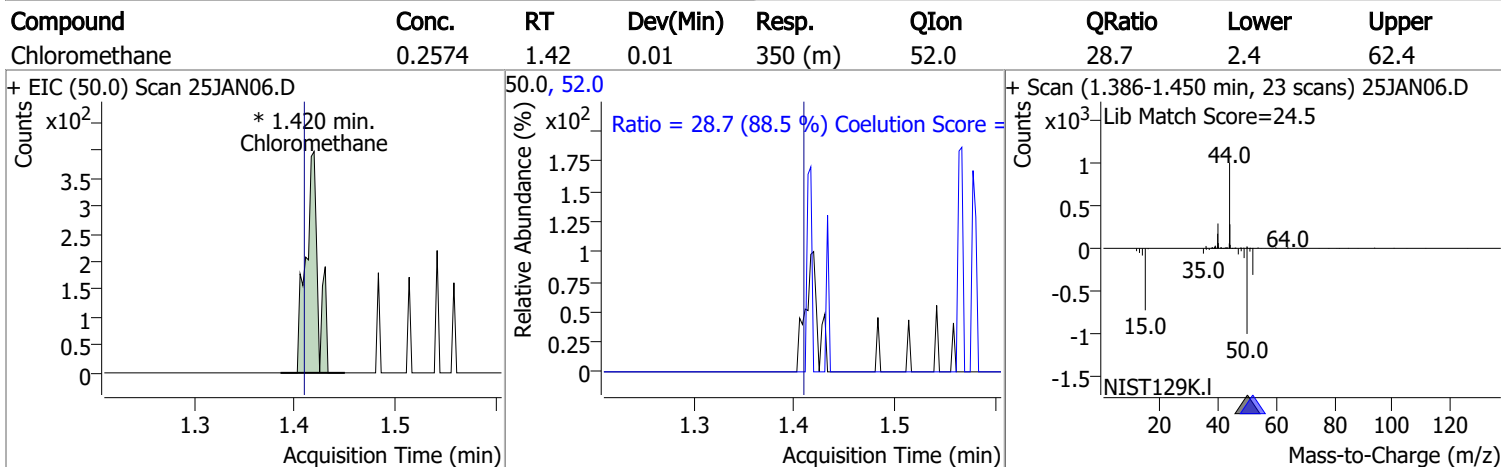
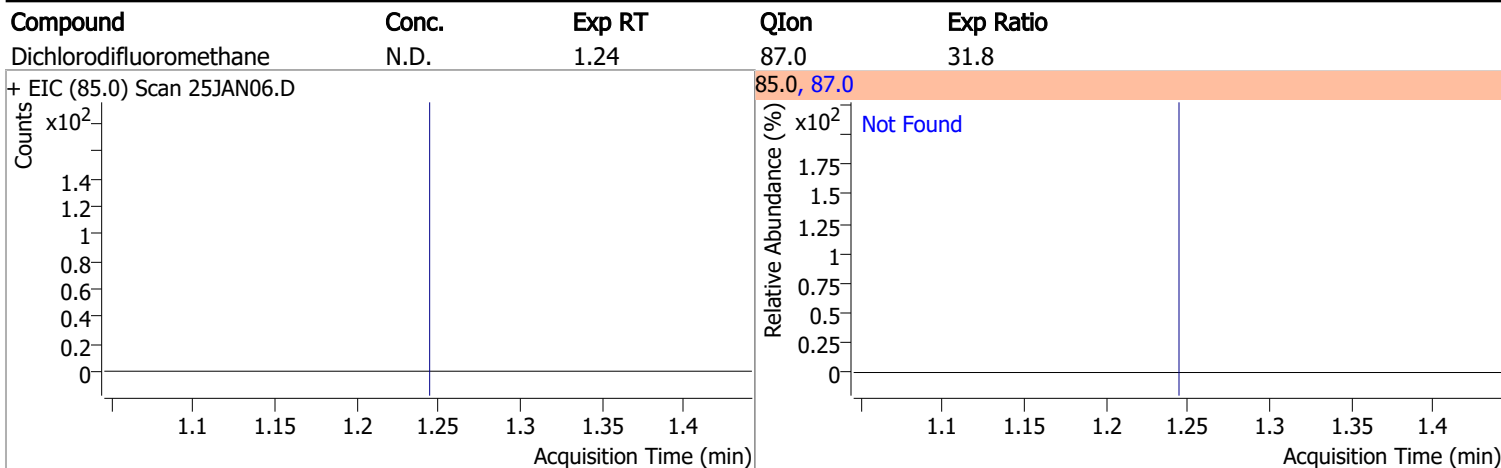
Compound	RT	QIon	Resp.	Conc.	Units	Dev(Min)
Internal Standards						
M Fluorobenzene	6.620	96.0	858862	250.0000	ng	0.000
M Chlorobenzene-d5	9.771	82.0	337284	250.0000	ng	-0.003
M 1,4-Dichlorobenzene-d4	12.100	152.0	255223	250.0000	ng	0.000
System Monitoring Compounds						
S Dibromofluoromethane	5.848	113.0	222950	268.0079	ng	-0.003
Spiked Amount: 250.000	Range: 80.0 - 119.0%			Recovery = 107.20%		
S 1,2-Dichloroethane-d4	6.235	67.0	98284	273.5052	ng	0.005
Spiked Amount: 250.000	Range: 81.0 - 118.0%			Recovery = 109.40%		
S Toluene-d8	8.321	98.0	839009	254.9768	ng	0.003
Spiked Amount: 250.000	Range: 89.0 - 112.0%			Recovery = 101.99%		
S p-Bromofluorobenzene	10.951	95.0	246148	261.2086	ng	0.003
Spiked Amount: 250.000	Range: 85.0 - 114.0%			Recovery = 104.48%		
Target Compounds						
T Dichlorodifluoromethane	0.000		0	N.D.		
T Chloromethane	1.420	50.0	350	0.2574	ng	m 93
T Vinyl chloride	0.000		0	N.D.		
T Bromomethane	0.000		0	N.D.		
T Chloroethane	0.000		0	N.D.		
T Trichlorofluoromethane	0.000		0	N.D.		
T 1,1-Dichloroethene	0.000		0	N.D.		
T Methylene chloride	3.338	49.0	1781	1.4189	ng	m 84
T trans-1,2-Dichloroethene	3.723	96.0	0		ng	md 1
T Methyl tert-butyl ether (MTBE)	0.000		0	N.D.		
T 1,1-Dichloroethane	0.000		0	N.D.		
T 2,2-Dichloropropane	0.000		0	N.D.		
T cis-1,2-Dichloroethene	0.000		0	N.D.		
T Methyl ethyl ketone	0.000		0	N.D.		
T Bromochloromethane	0.000		0	N.D.		
T Chloroform	5.653	83.0	0		ng	md 1

Quantitation Results Report (QT Reviewed)

Compound	RT	QIon	Resp.	Conc.	Units		Dev(Min)
T 1,1,1-Trichloroethane	0.000		0	N.D.			
T Carbon tetrachloride	0.000		0	N.D.			
T 1,1-Dichloropropene	0.000		0	N.D.			
T Benzene	6.277	78.0	422	0.1230	ng	m	83
T 1,2-Dichloroethane	0.000		0	N.D.			
T Trichloroethene	0.000		0	N.D.			
T 1,2-Dichloropropane	0.000		0	N.D.			
T Dibromomethane	0.000		0	N.D.			
T Bromodichloromethane	0.000		0	N.D.			
T cis-1,3-Dichloropropene	0.000		0	N.D.			
T Toluene	0.000		0	N.D.			
T trans-1,3-Dichloropropene	0.000		0	N.D.			
T 1,1,2-Trichloroethane	0.000		0	N.D.			
T Tetrachloroethene	0.000		0	N.D.			
T 1,3-Dichloropropane	0.000		0	N.D.			
T Chlorodibromomethane	0.000		0	N.D.			
T 1,2-Dibromoethane	0.000		0	N.D.			
T Chlorobenzene	0.000		0	N.D.			
T 1,1,1,2-Tetrachloroethane	0.000		0	N.D.			
T Ethylbenzene	0.000		0	N.D.			
T m+p-Xylenes	10.042	106.0	0		ng	md	1
T o-Xylene	0.000		0	N.D.			
T Styrene	0.000		0	N.D.			
T Bromoform	0.000		0	N.D.			
T Bromobenzene	0.000		0	N.D.			
T 1,1,2,2-Tetrachloroethane	0.000		0	N.D.			
T 1,2,3-Trichloropropane	0.000		0	N.D.			
T 2-Chlorotoluene	0.000		0	N.D.			
T 4-Chlorotoluene	0.000		0	N.D.			
T 1,3-Dichlorobenzene	0.000		0	N.D.			
T 1,4-Dichlorobenzene	0.000		0	N.D.			
T 1,2-Dichlorobenzene	0.000		0	N.D.			

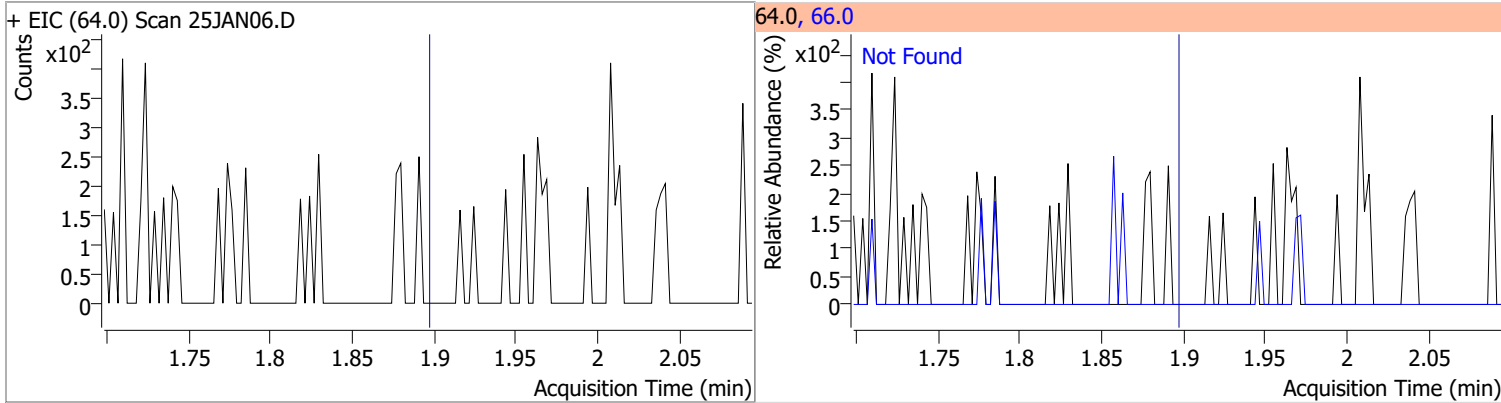
(#) = Qualifier Out of Range; (m) = Manual Integration; (+) = Area Summed; (*) = Surrogate Percent Recovery Out of Range; (d): Zeroed Peak

Quantitation Results Report (QT Reviewed)

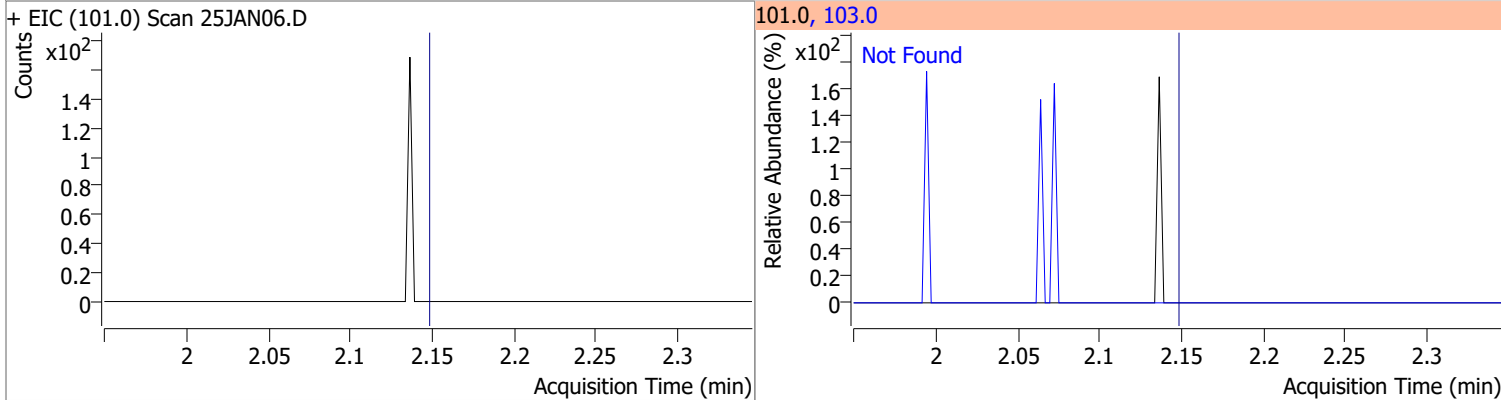


Quantitation Results Report (QT Reviewed)

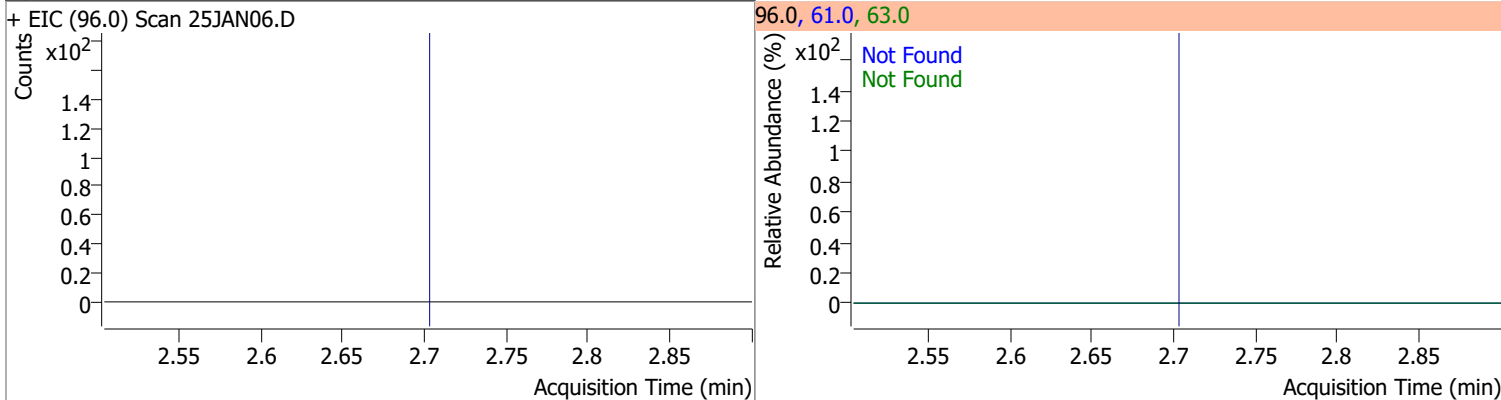
Compound	Conc.	Exp RT	QIon	Exp Ratio
Chloroethane	N.D.	1.90	66.0	30.0



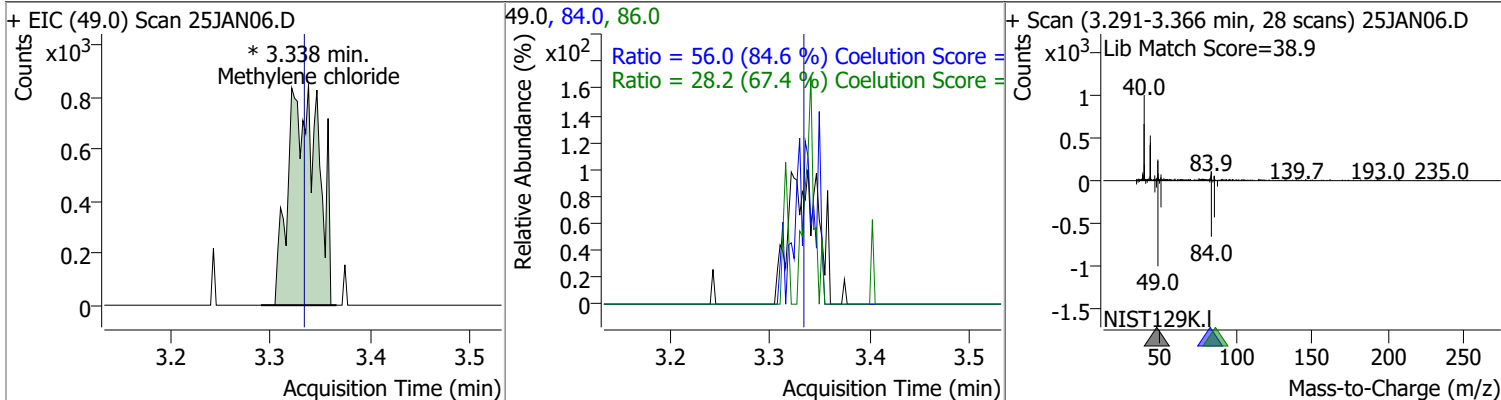
Compound	Conc.	Exp RT	QIon	Exp Ratio
Trichlorofluoromethane	N.D.	2.15	103.0	65.0



Compound	Conc.	Exp RT	QIon	Exp Ratio	QIon	Exp Ratio
1,1-Dichloroethene	N.D.	2.70	61.0	179.9	63.0	57.0

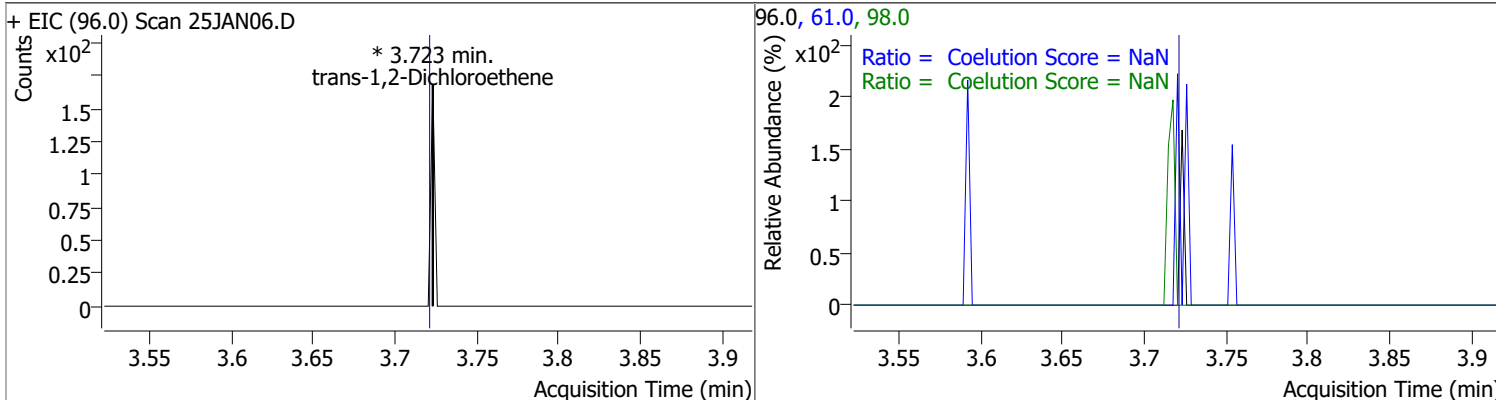


Compound	Conc.	RT	Dev(Min)	Resp.	QIon	QRatio	Lower	Upper
Methylene chloride	1.4189	3.34	0.01	1781 (m)	84.0	56.0	36.1	96.1
					86.0	28.2	11.8	71.8

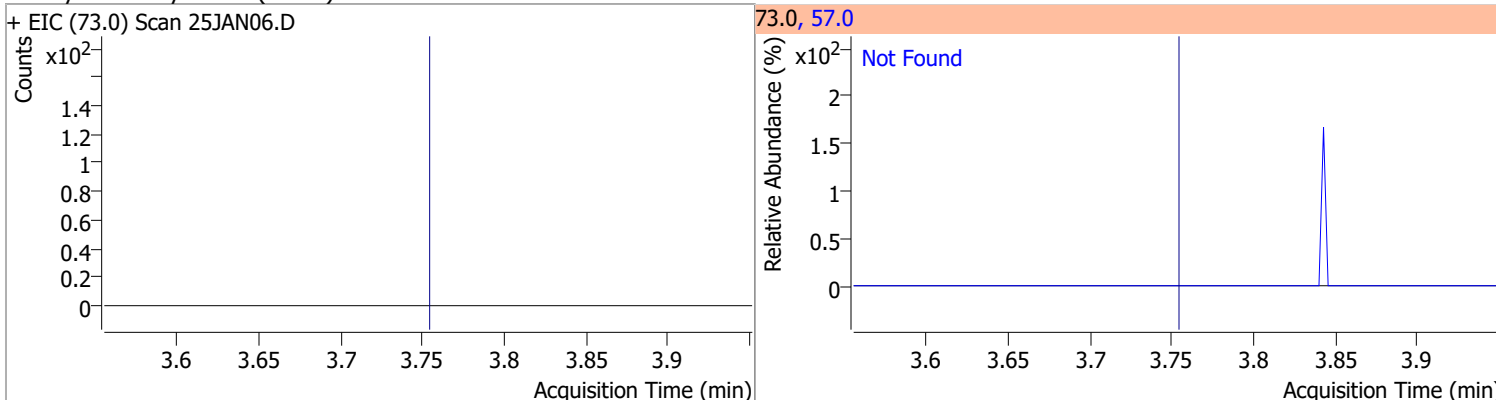


Quantitation Results Report (QT Reviewed)

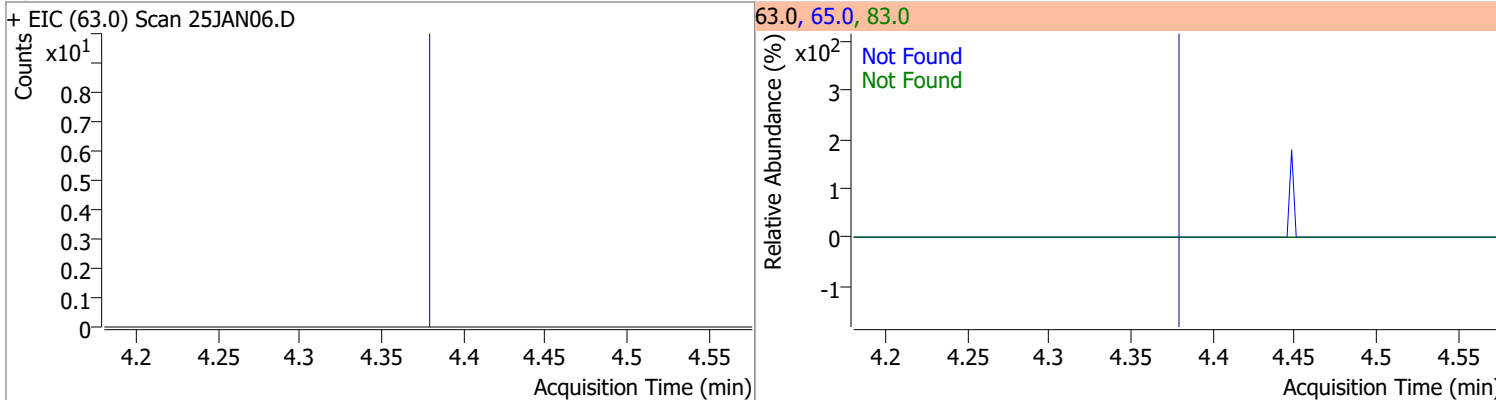
Compound	Conc.	RT	Dev(Min)	Resp.	QIon	QRatio	Lower	Upper
trans-1,2-Dichloroethene	0	0		0	61.0 98.0		124.8 32.1	184.8 92.1



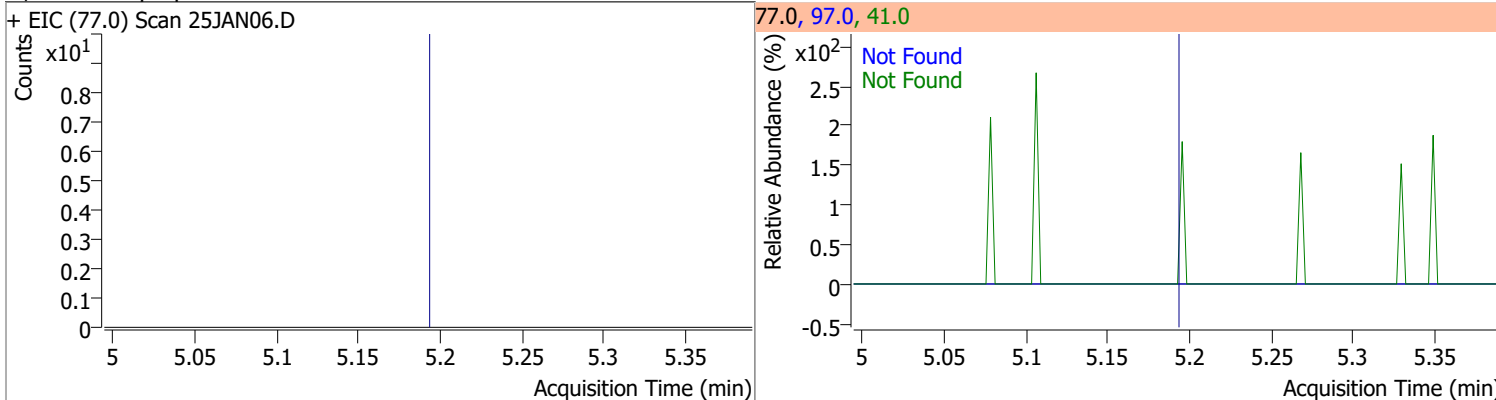
Compound	Conc.	Exp RT	QIon	Exp Ratio
Methyl tert-butyl ether (MTBE)	N.D.	3.75	57.0	24.6



Compound	Conc.	Exp RT	QIon	Exp Ratio	QIon	Exp Ratio
1,1-Dichloroethane	N.D.	4.38	65.0	31.0	83.0	12.7

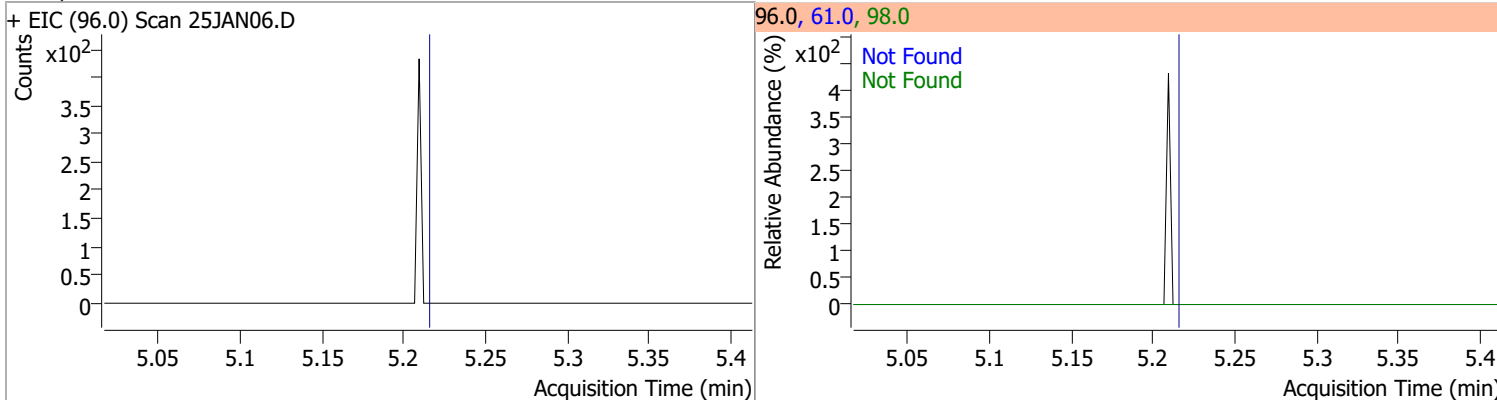


Compound	Conc.	Exp RT	QIon	Exp Ratio	QIon	Exp Ratio
2,2-Dichloropropane	N.D.	5.19	41.0	68.8	97.0	23.9

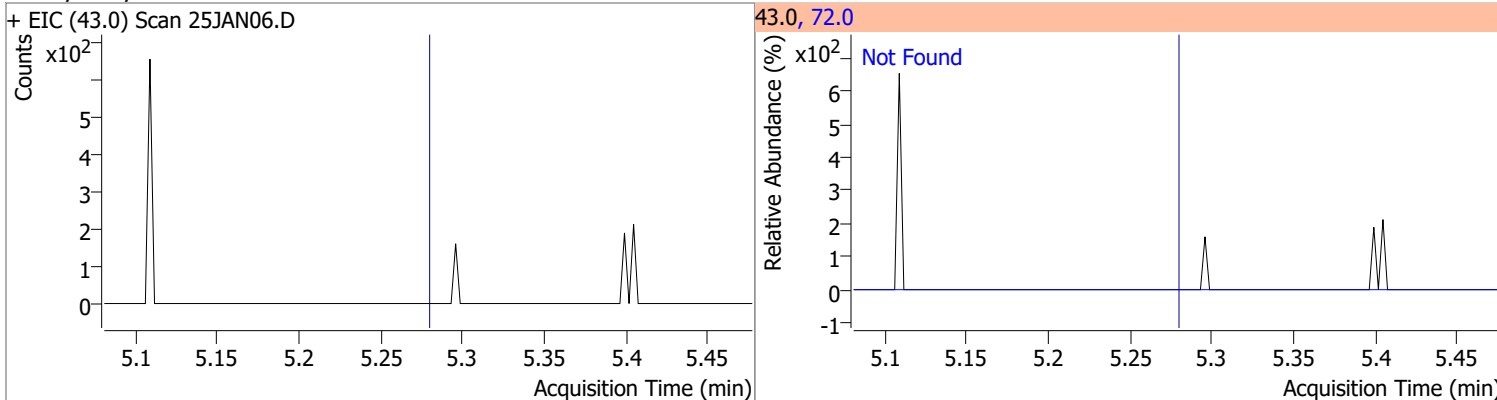


Quantitation Results Report (QT Reviewed)

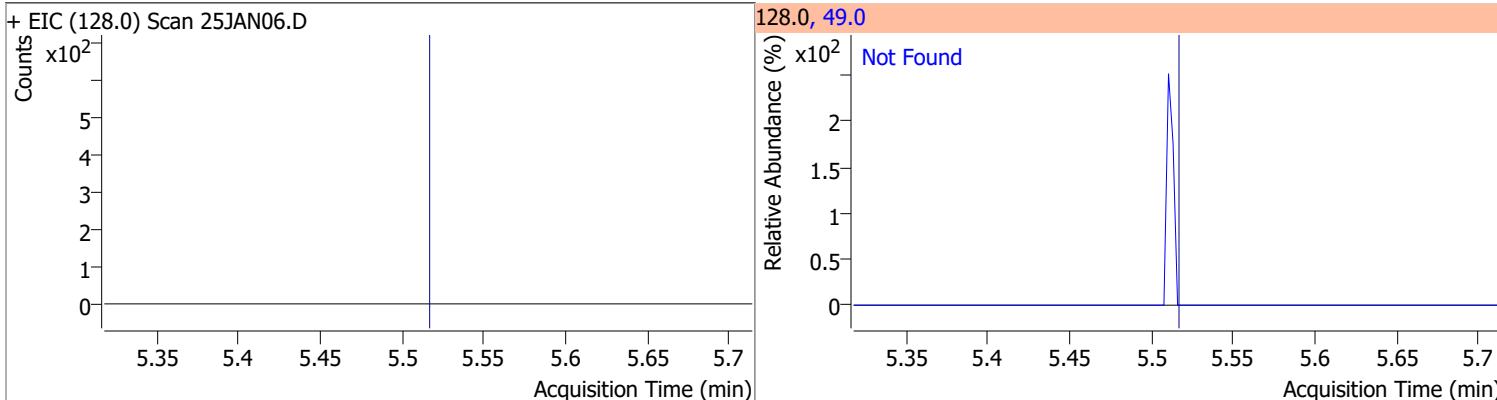
Compound	Conc.	Exp RT	QIon	Exp Ratio	QIon	Exp Ratio
cis-1,2-Dichloroethene	N.D.	5.21	61.0	160.4	98.0	66.2



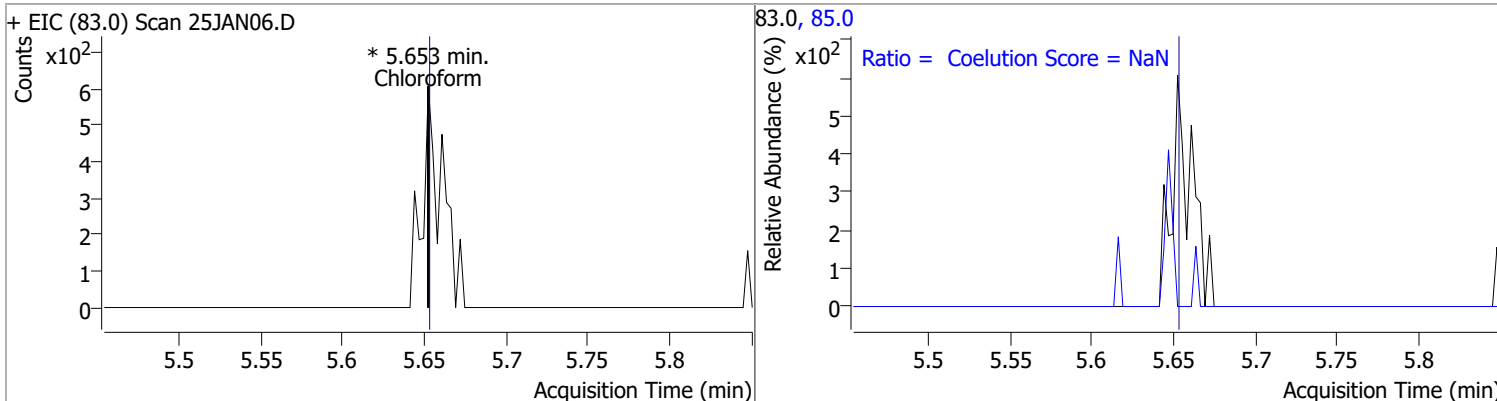
Compound	Conc.	Exp RT	QIon	Exp Ratio
Methyl ethyl ketone	N.D.	5.28	72.0	20.6



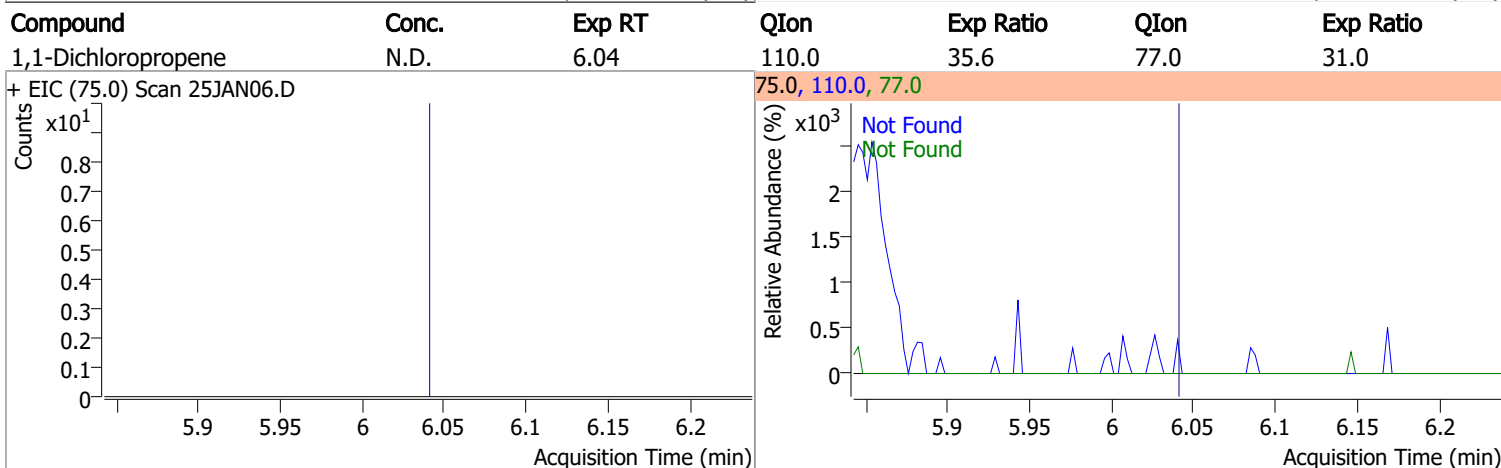
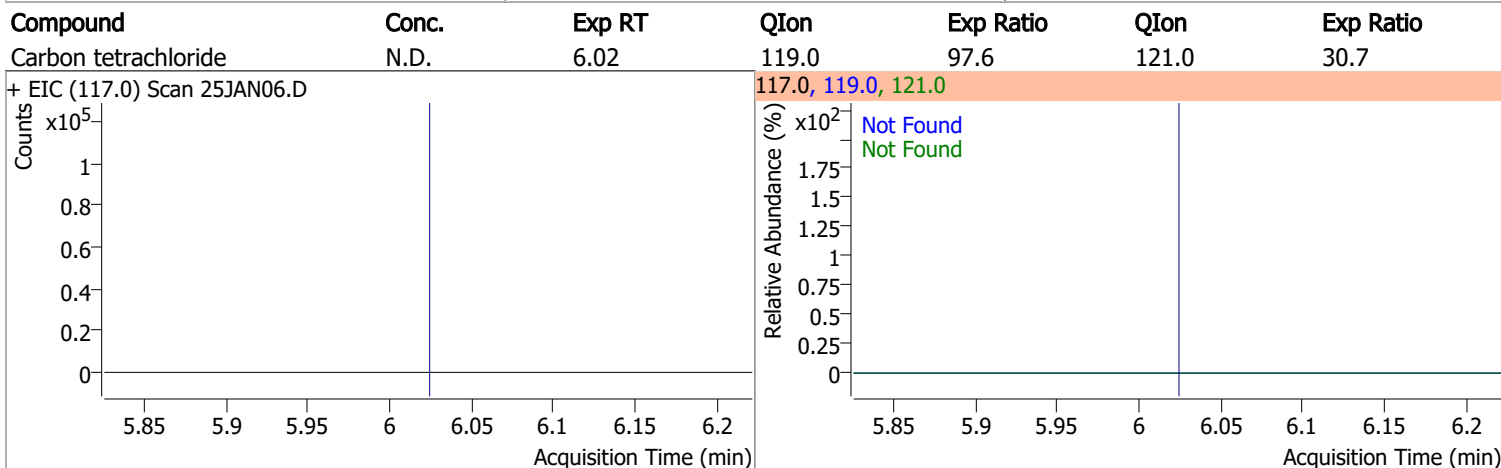
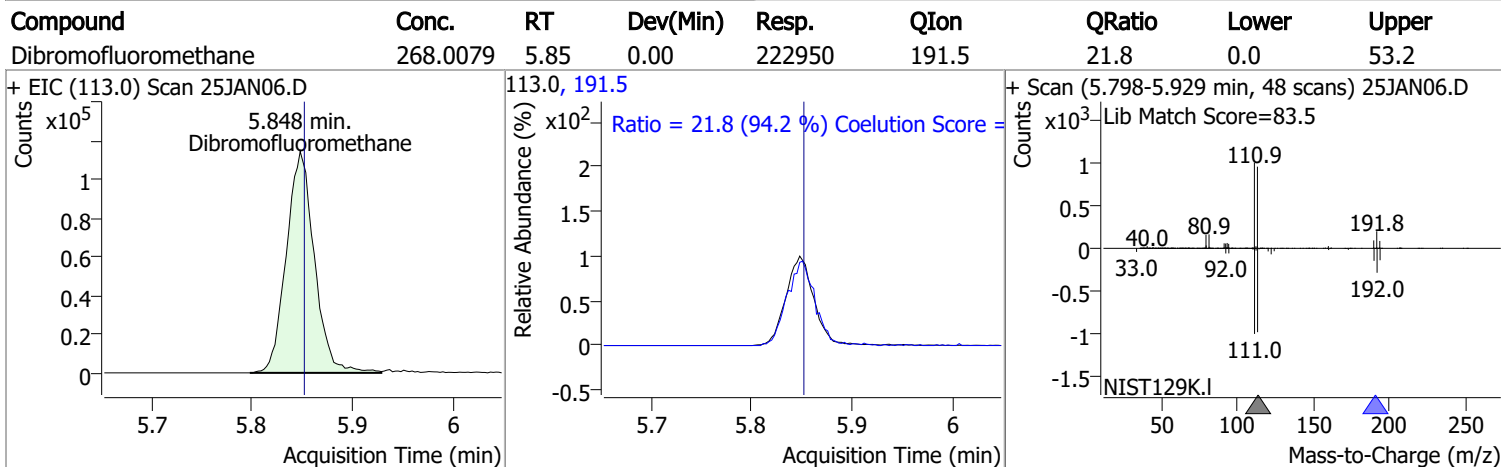
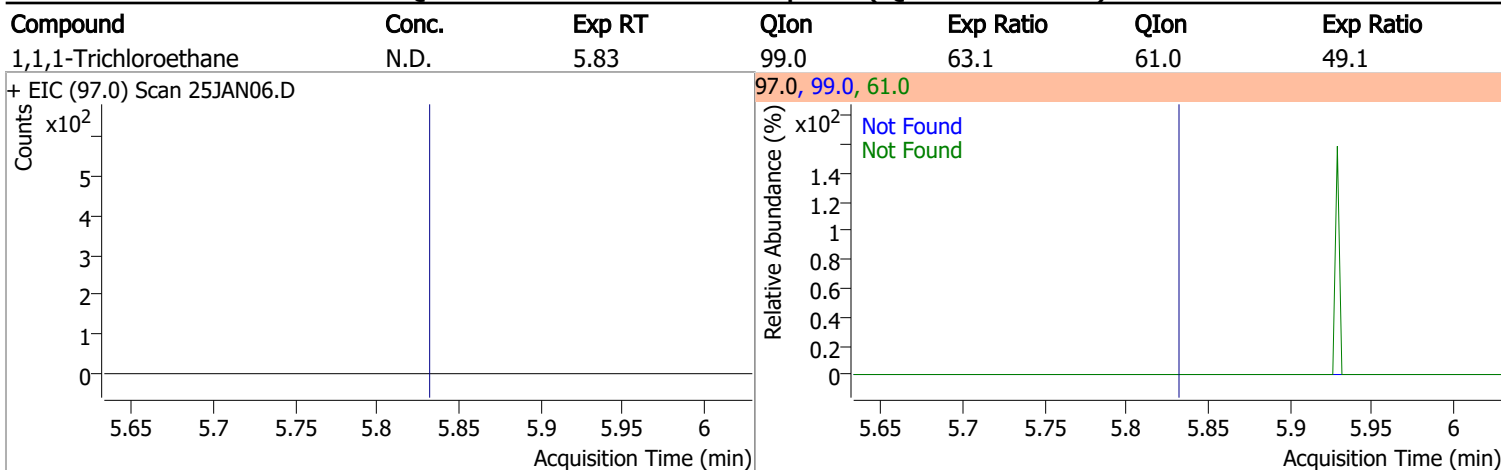
Compound	Conc.	Exp RT	QIon	Exp Ratio
Bromochloromethane	N.D.	5.52	49.0	182.2



Compound	Conc.	RT	Dev(Min)	Resp.	QIon	QRatio	Lower	Upper
Chloroform		0		0	85.0		36.2	96.2

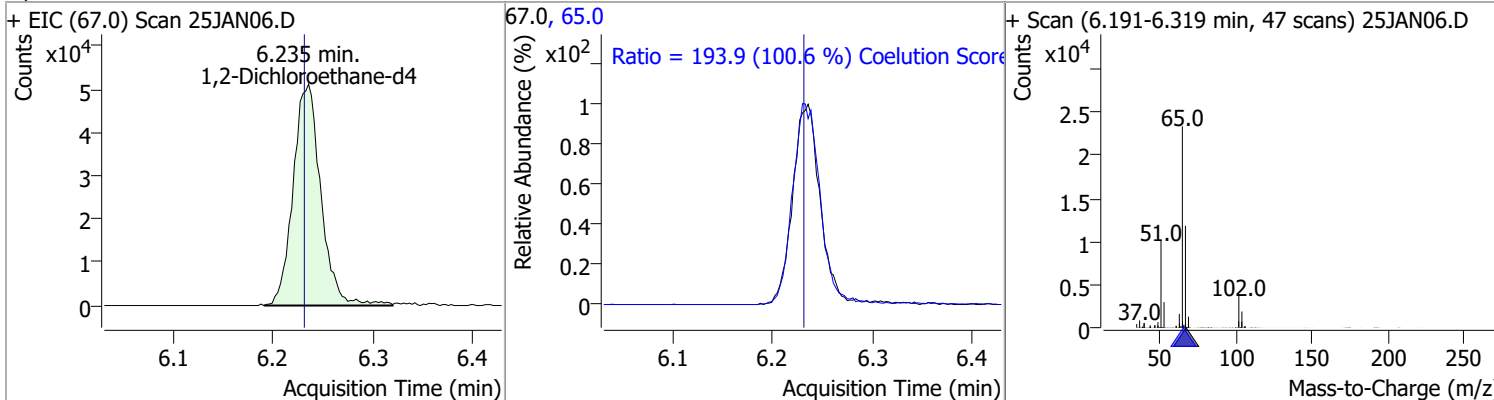


Quantitation Results Report (QT Reviewed)

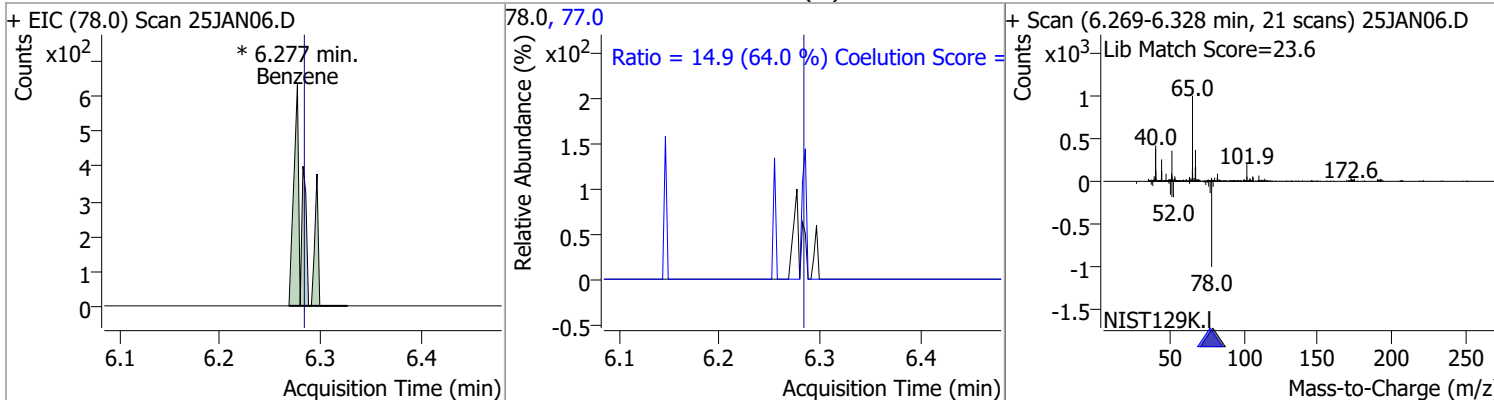


Quantitation Results Report (QT Reviewed)

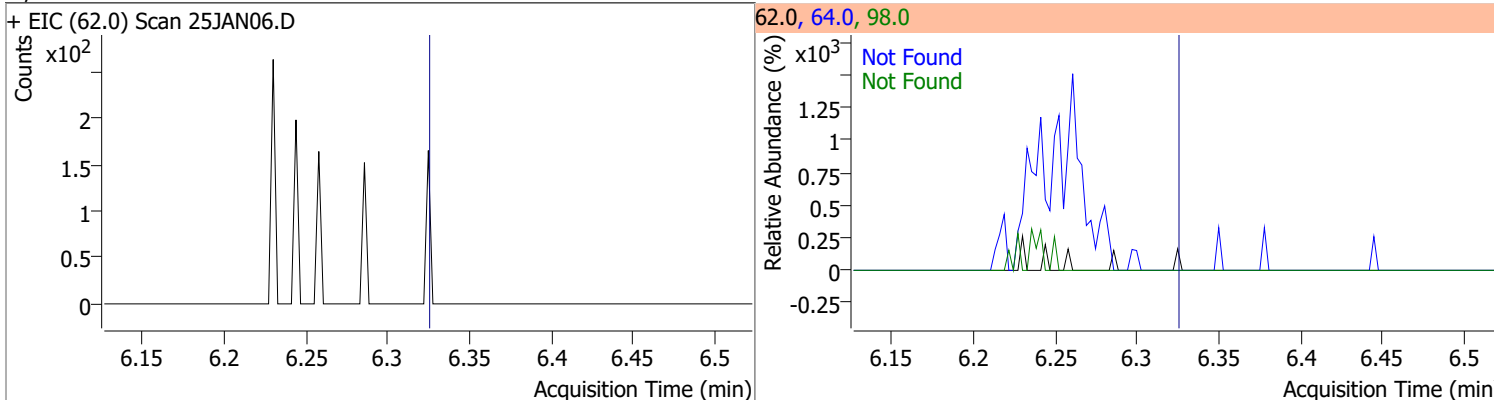
Compound	Conc.	RT	Dev(Min)	Resp.	QIon	QRatio	Lower	Upper
1,2-Dichloroethane-d4	273.5052	6.24	0.01	98284	65.0	193.9	162.8	222.8



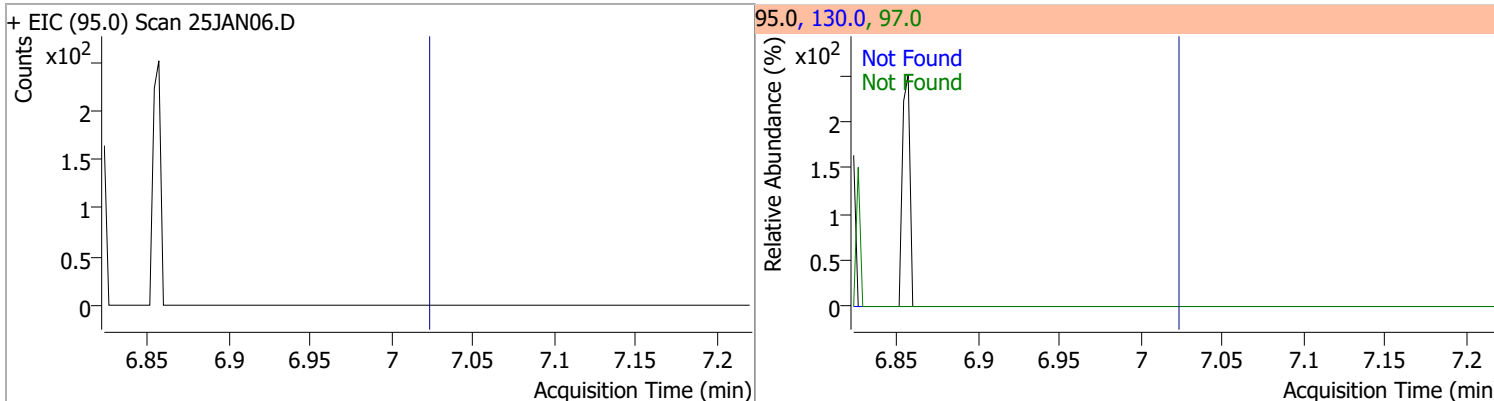
Compound	Conc.	RT	Dev(Min)	Resp.	QIon	QRatio	Lower	Upper
Benzene	0.1230	6.28	-0.01	422 (m)	77.0	14.9	0.0	53.3



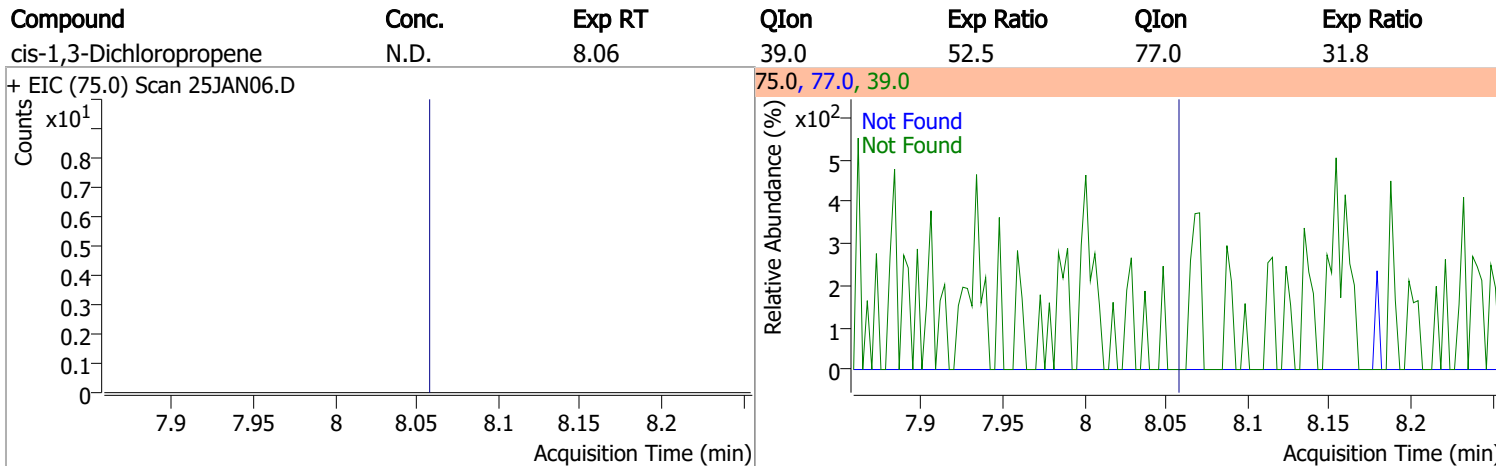
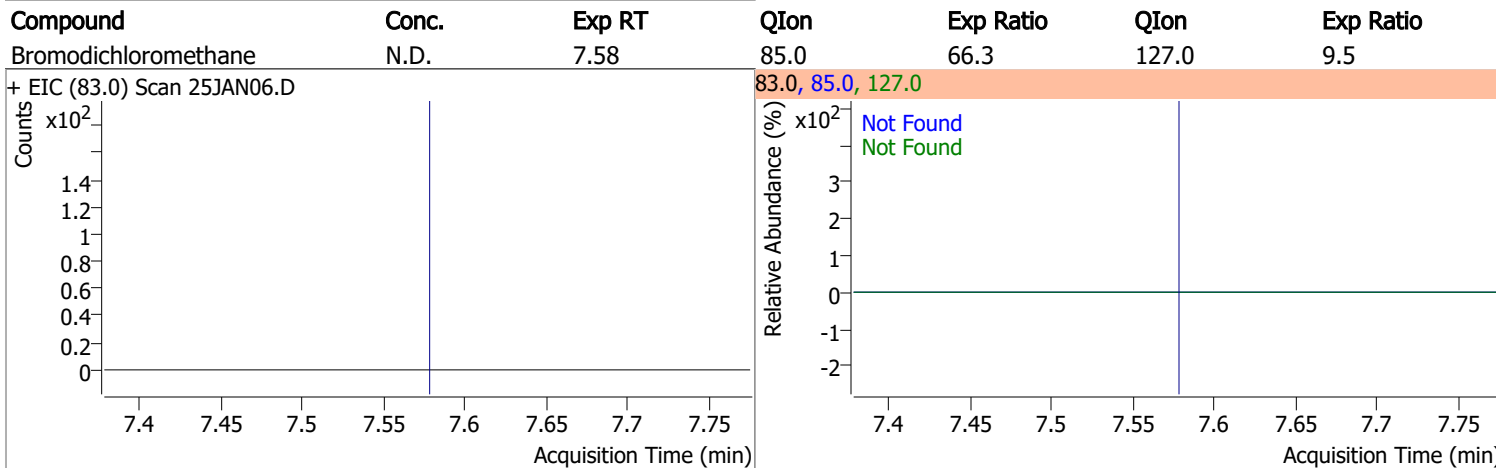
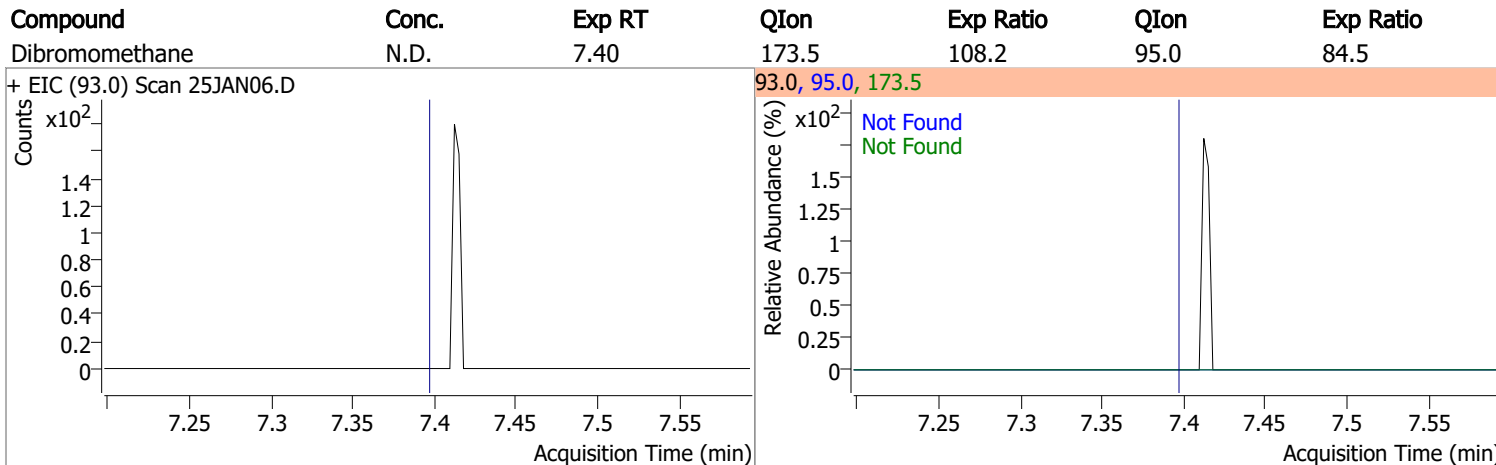
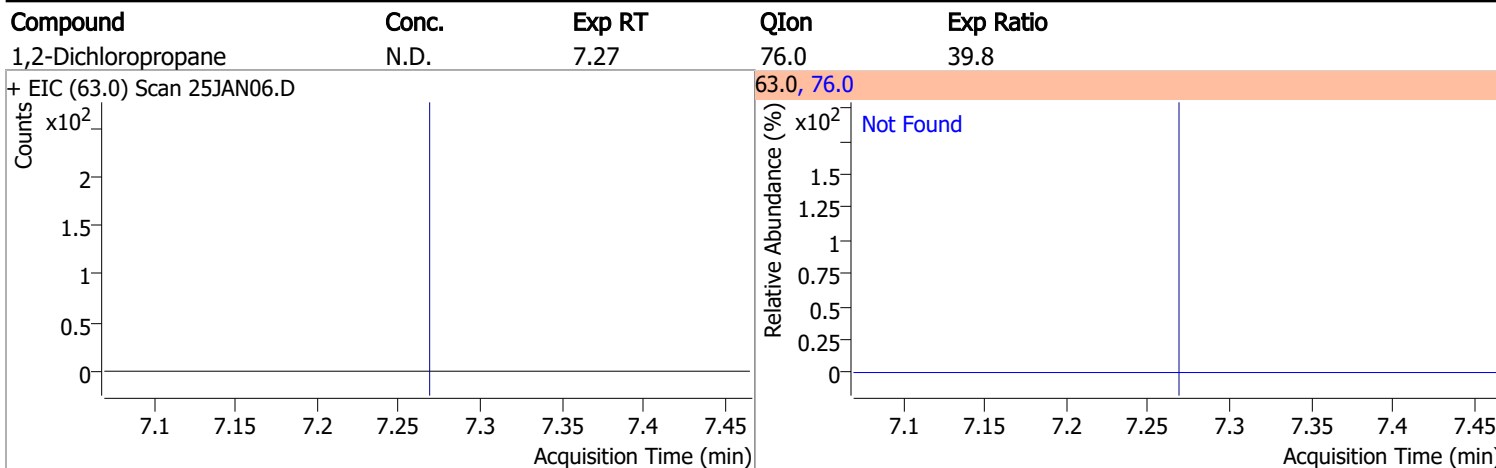
Compound	Conc.	Exp RT	QIon	Exp Ratio	QIon	Exp Ratio
1,2-Dichloroethane	N.D.	6.32	64.0	32.2	98.0	8.2



Compound	Conc.	Exp RT	QIon	Exp Ratio	QIon	Exp Ratio
Trichloroethene	N.D.	7.02	130.0	105.6	97.0	65.7

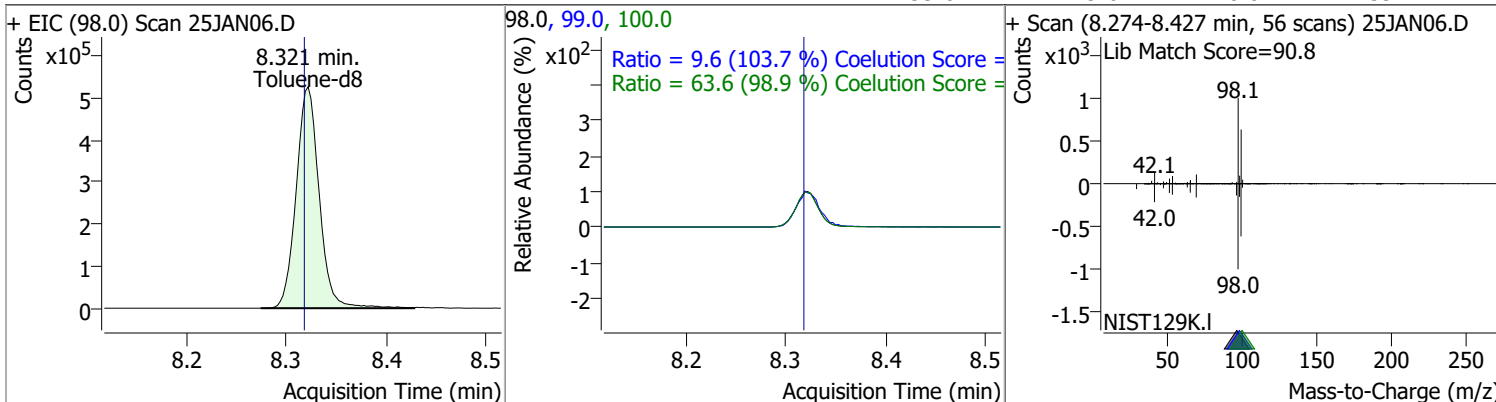


Quantitation Results Report (QT Reviewed)

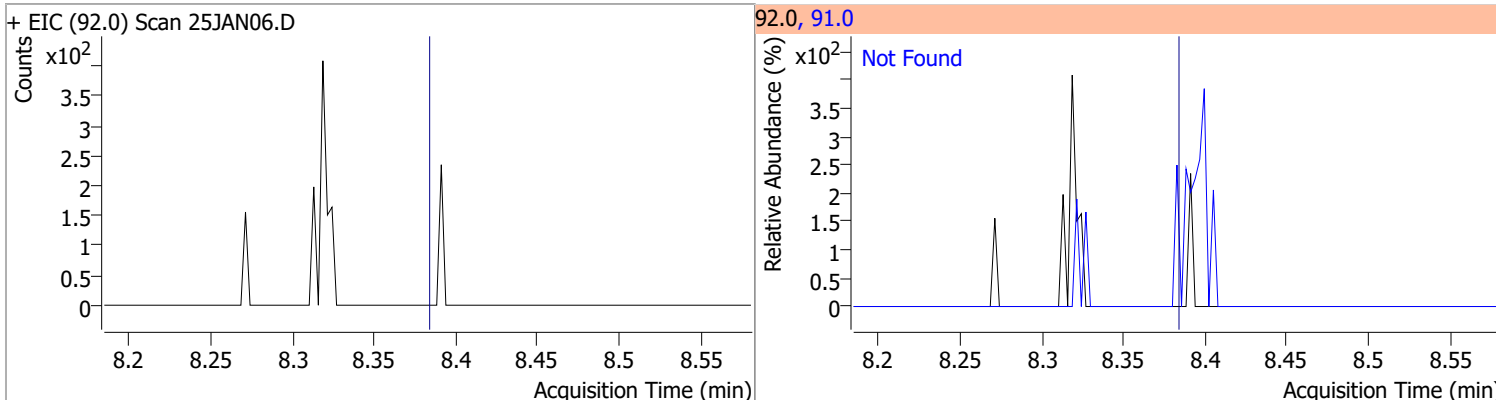


Quantitation Results Report (QT Reviewed)

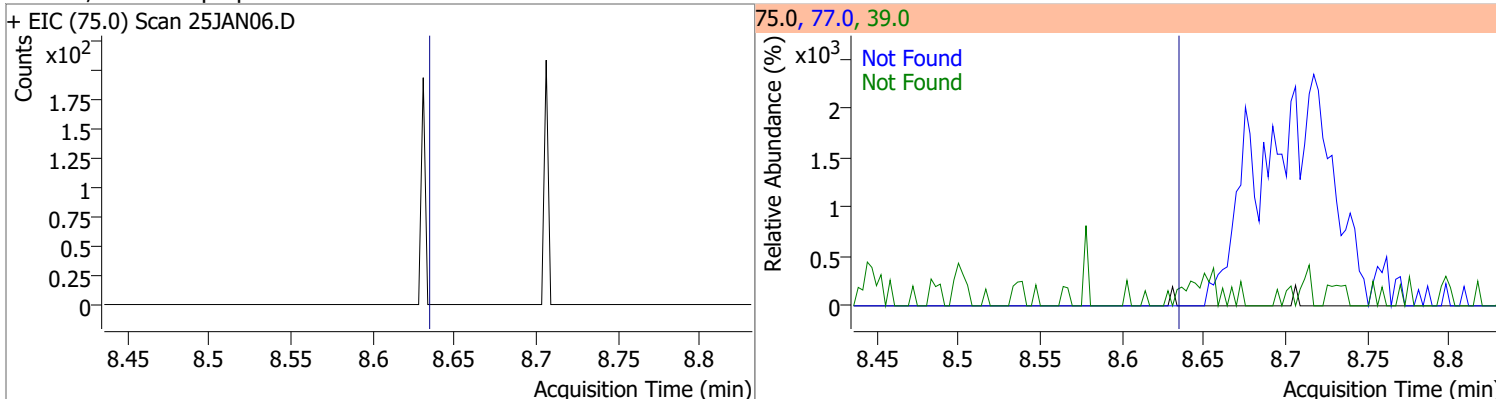
Compound	Conc.	RT	Dev(Min)	Resp.	QIon	QRatio	Lower	Upper
Toluene-d8	254.9768	8.32	0.00	839009	100.0	63.6	34.3	94.3
					99.0	9.6	0.0	39.2



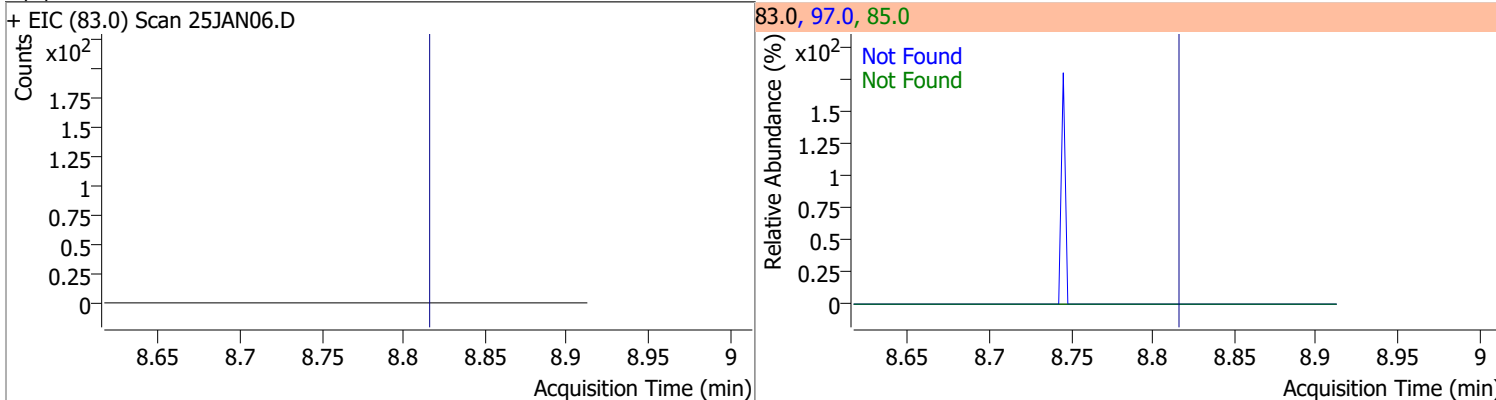
Compound	Conc.	Exp RT	QIon	Exp Ratio
Toluene	N.D.	8.39	91.0	174.1



Compound	Conc.	Exp RT	QIon	Exp Ratio	QIon	Exp Ratio
trans-1,3-Dichloropropene	N.D.	8.64	39.0	53.0	77.0	31.0

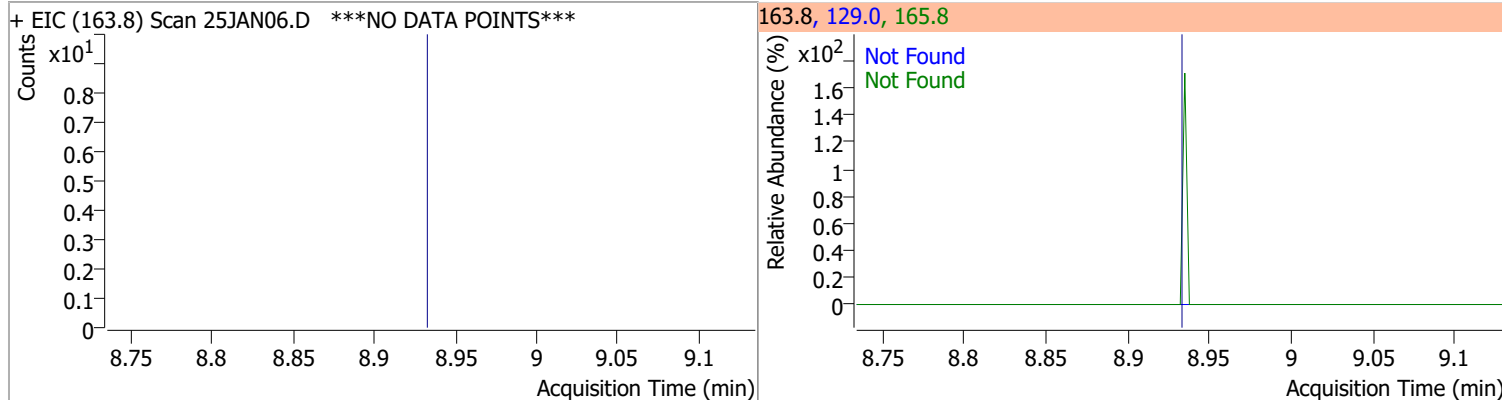


Compound	Conc.	Exp RT	QIon	Exp Ratio	QIon	Exp Ratio
1,1,2-Trichloroethane	N.D.	8.82	97.0	110.7	85.0	60.7

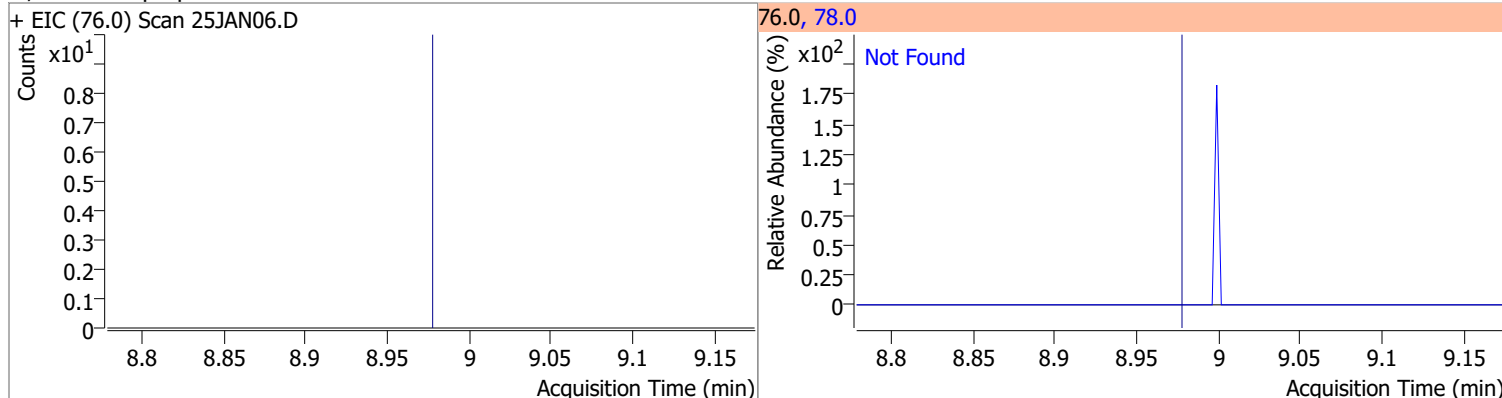


Quantitation Results Report (QT Reviewed)

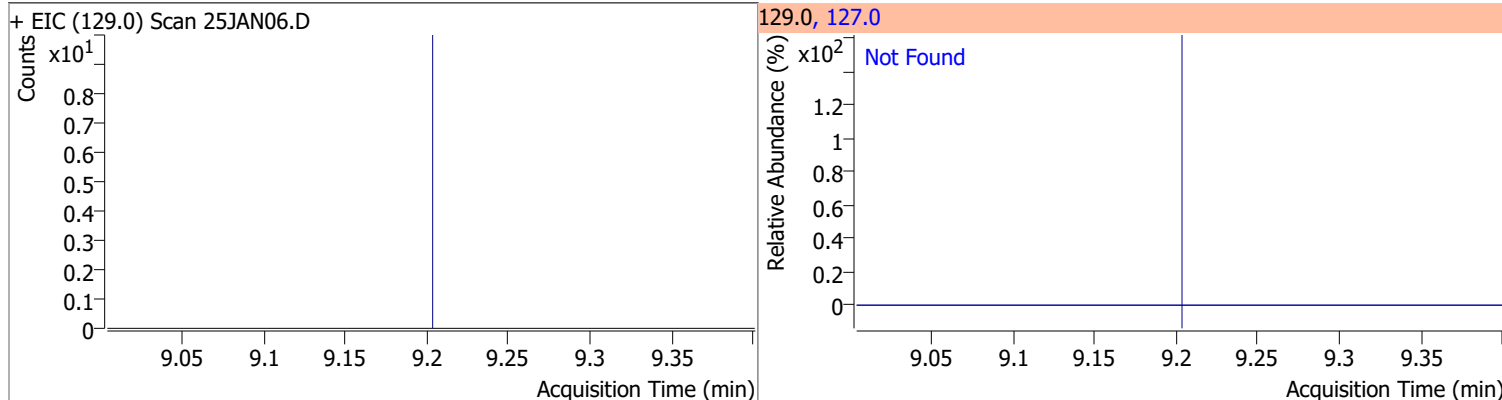
Compound	Conc.	Exp RT	QIon	Exp Ratio	QIon	Exp Ratio
Tetrachloroethene	N.D.	8.94	165.8	126.1	129.0	90.5



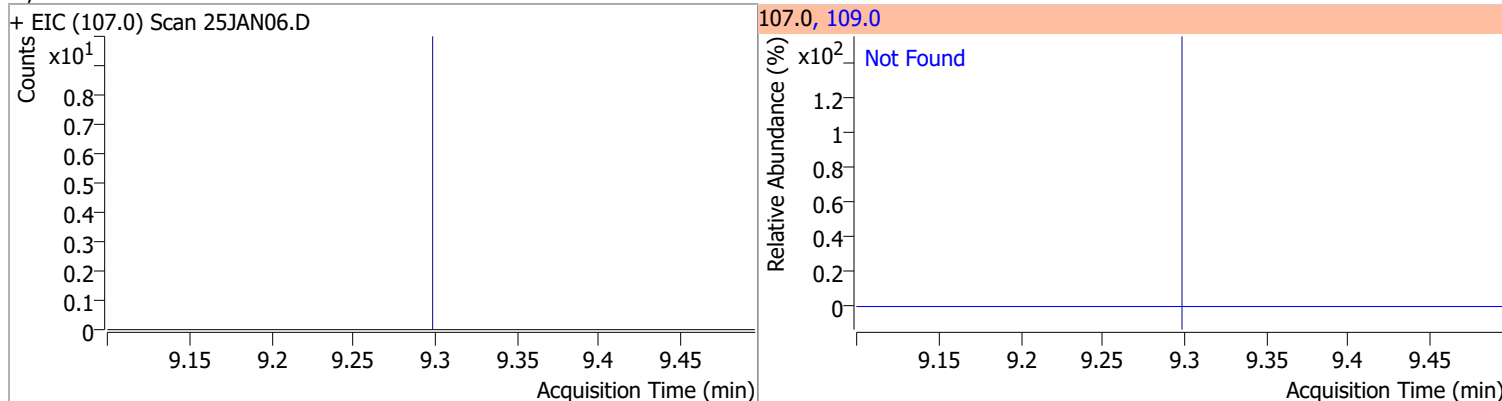
Compound	Conc.	Exp RT	QIon	Exp Ratio
1,3-Dichloropropane	N.D.	8.98	78.0	32.4



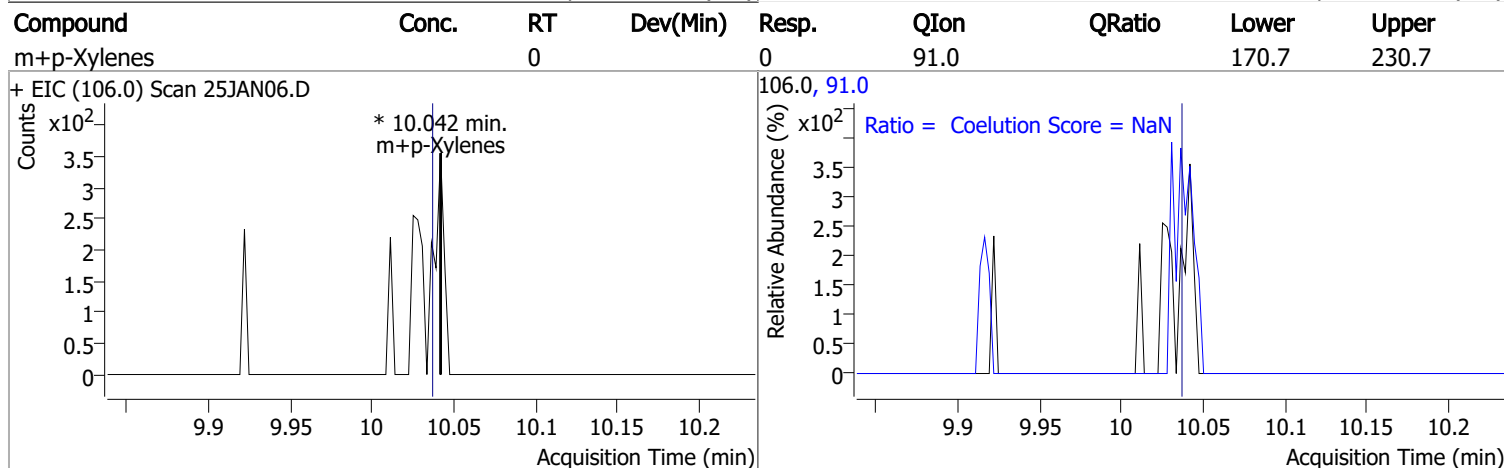
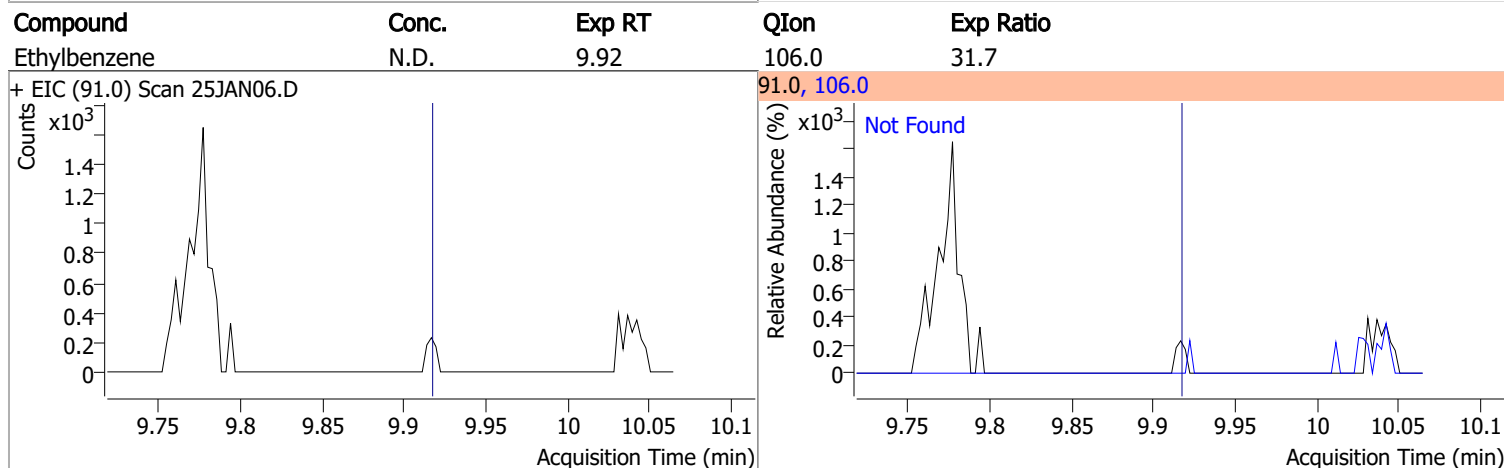
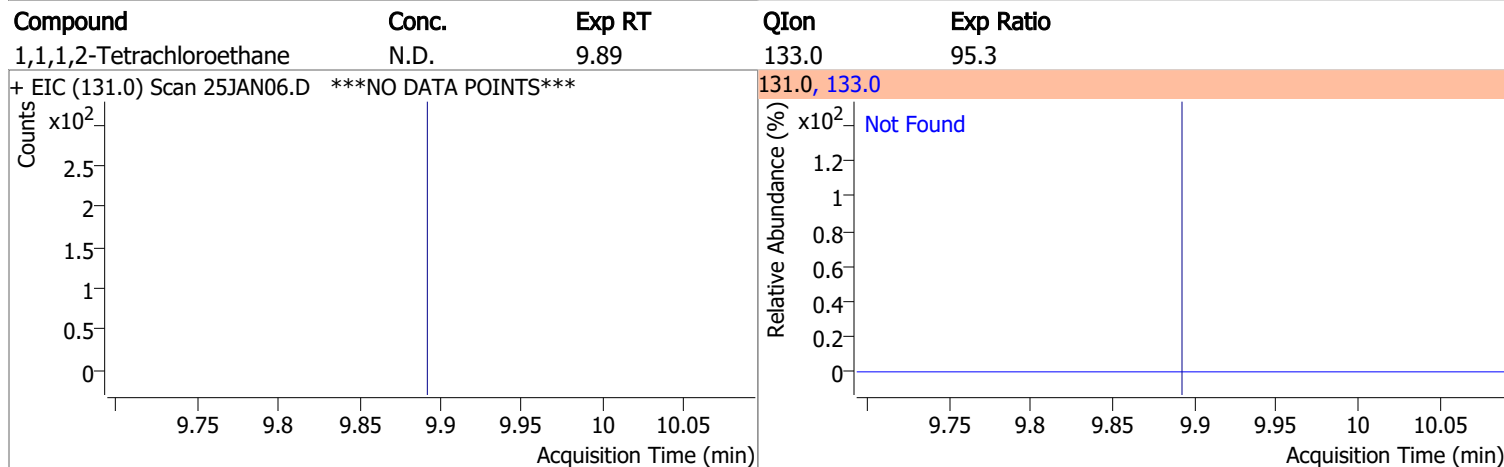
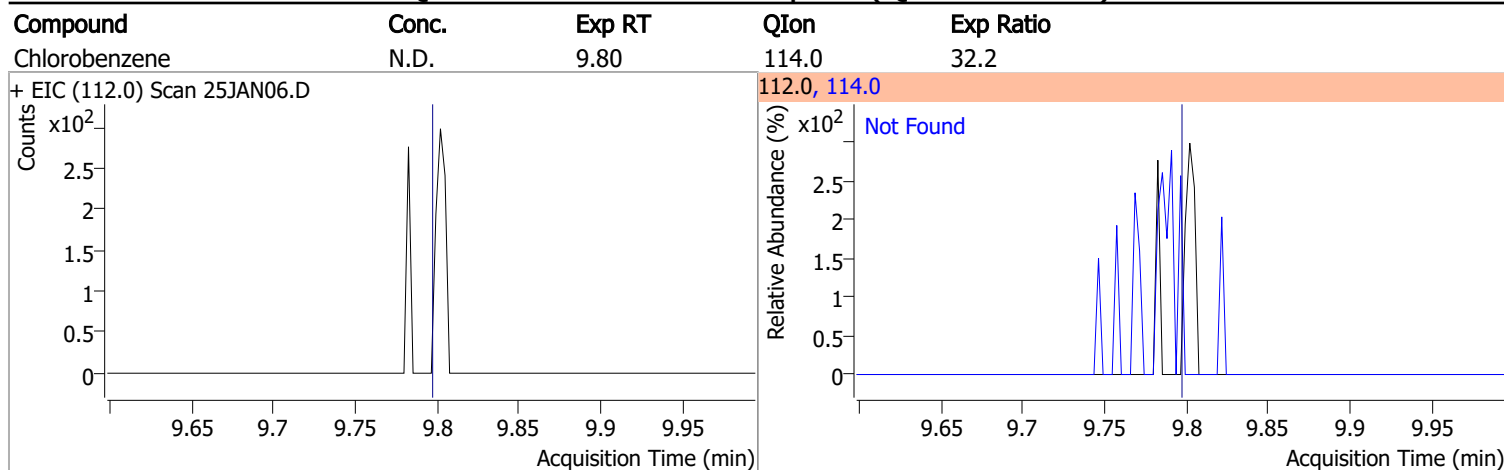
Compound	Conc.	Exp RT	QIon	Exp Ratio
Chlorodibromomethane	N.D.	9.21	127.0	77.2



Compound	Conc.	Exp RT	QIon	Exp Ratio
1,2-Dibromoethane	N.D.	9.30	109.0	91.5

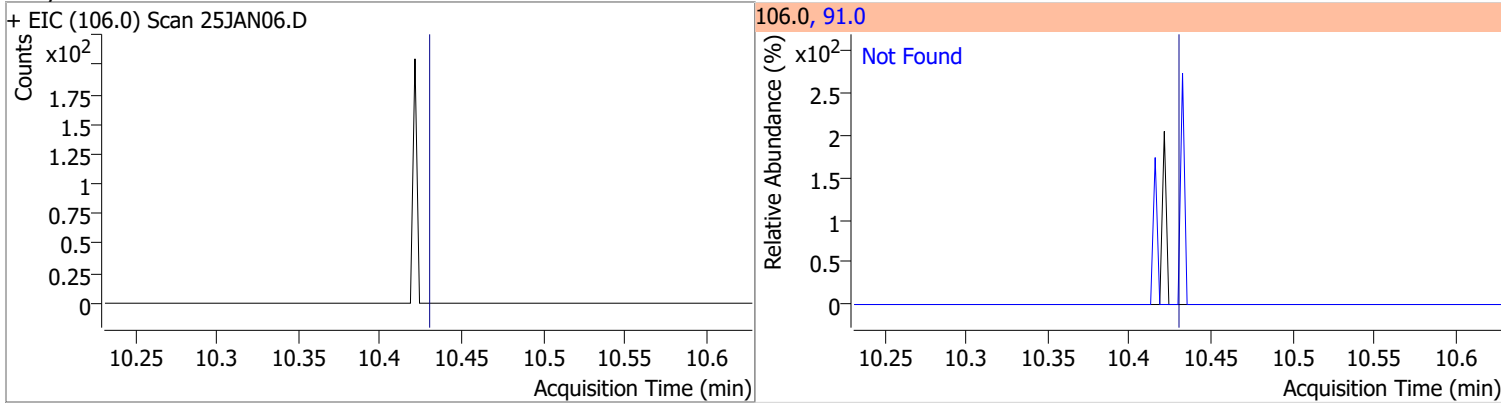


Quantitation Results Report (QT Reviewed)

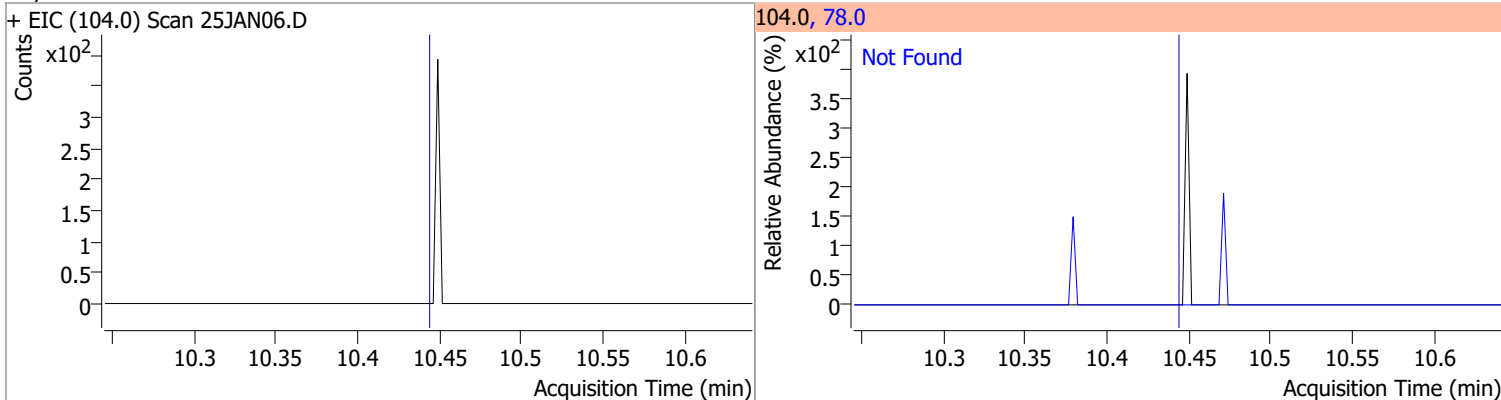


Quantitation Results Report (QT Reviewed)

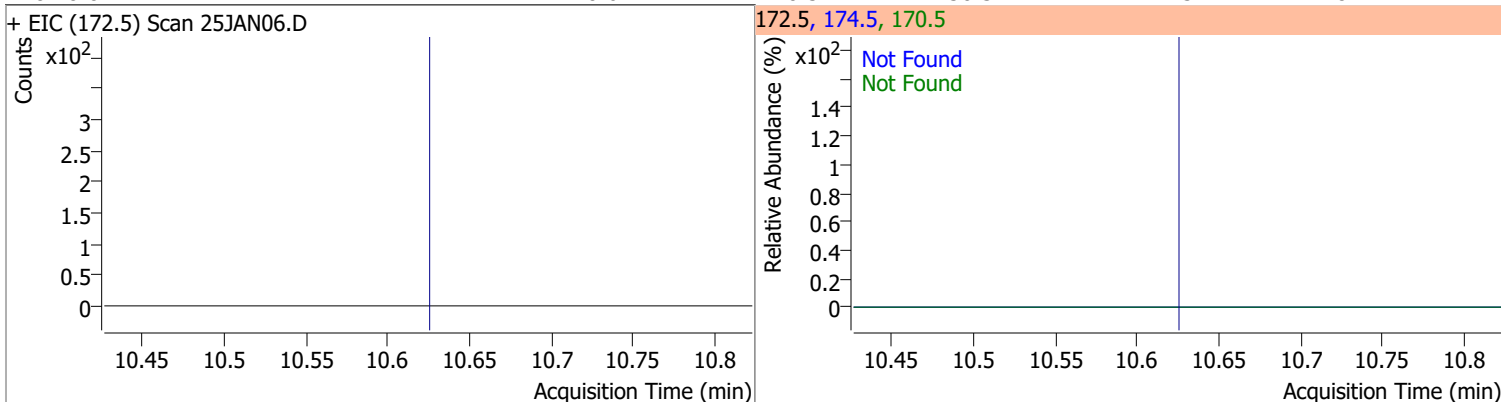
Compound	Conc.	Exp RT	QIon	Exp Ratio
o-Xylene	N.D.	10.43	91.0	211.4



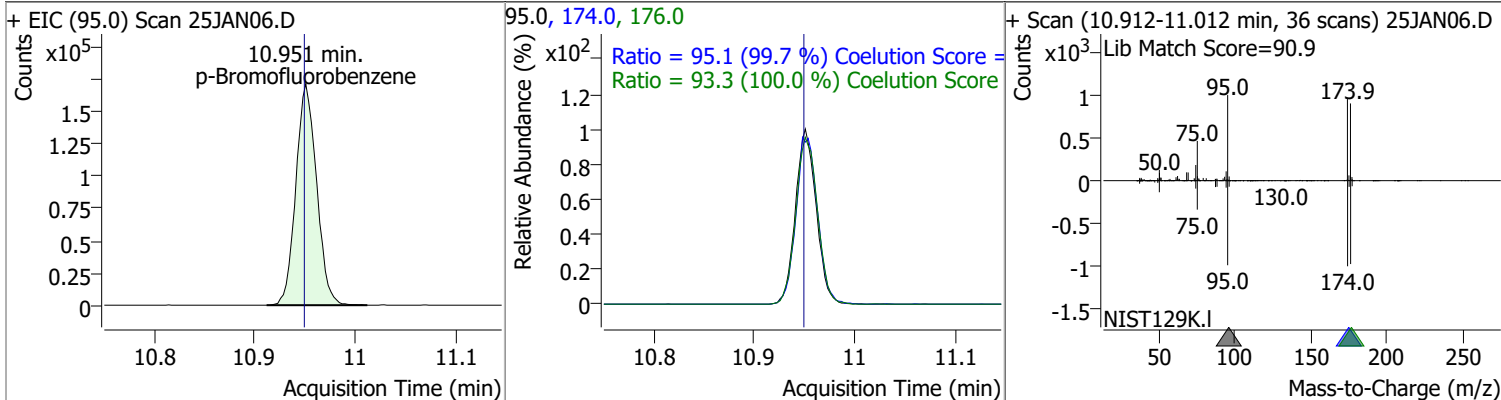
Compound	Conc.	Exp RT	QIon	Exp Ratio
Styrene	N.D.	10.45	78.0	50.6



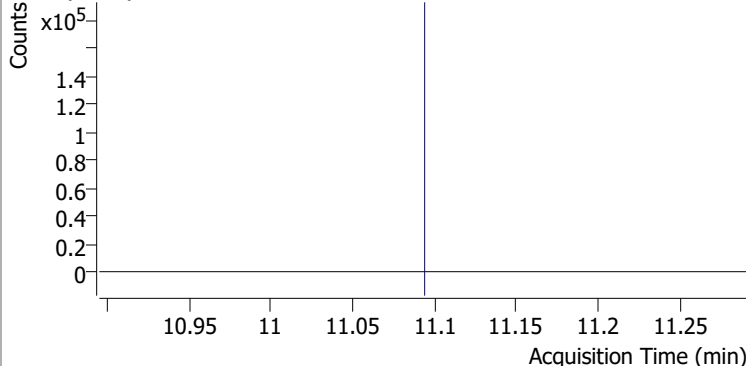
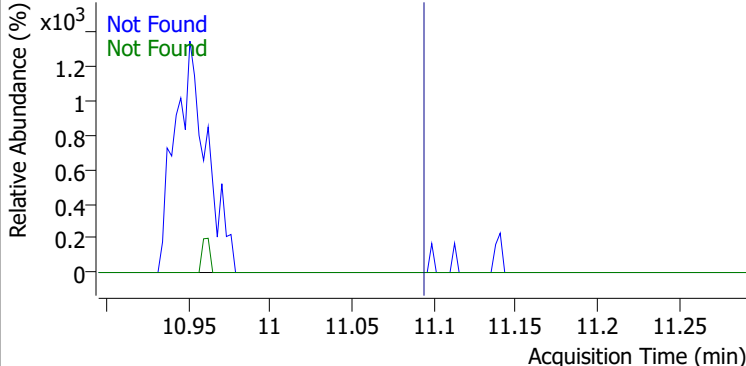
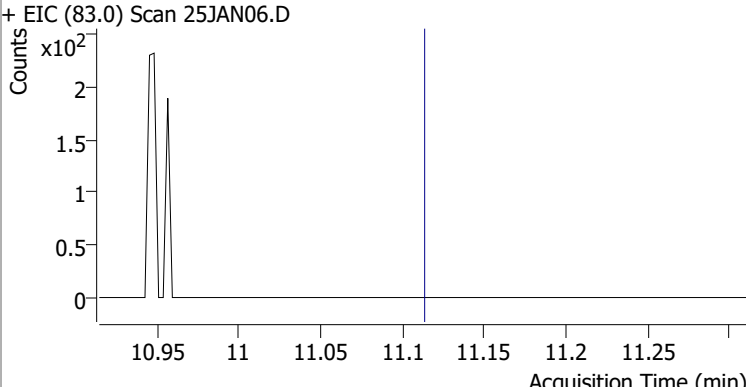
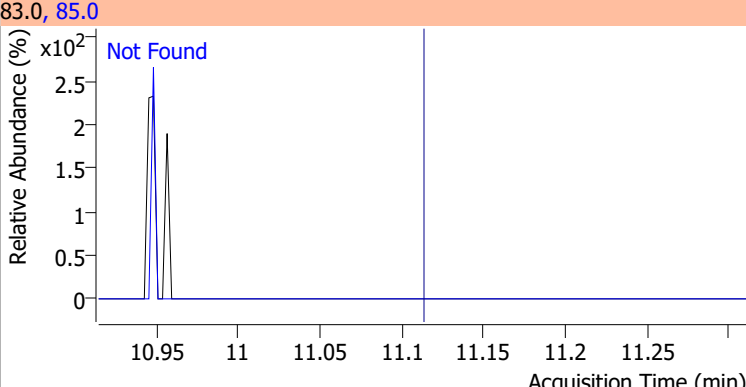
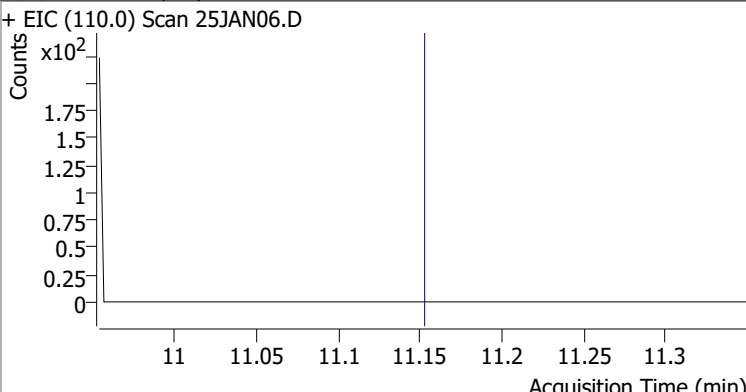
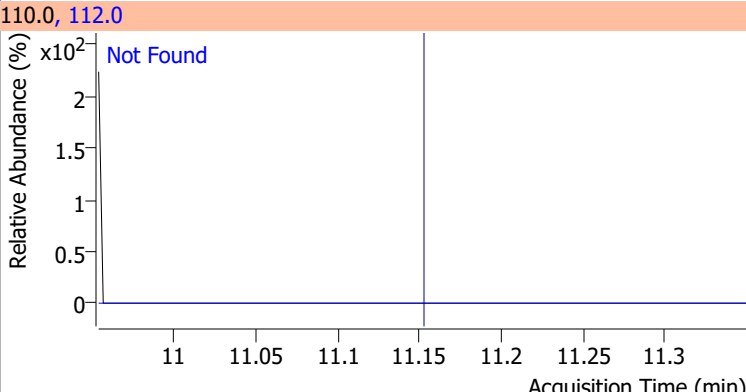
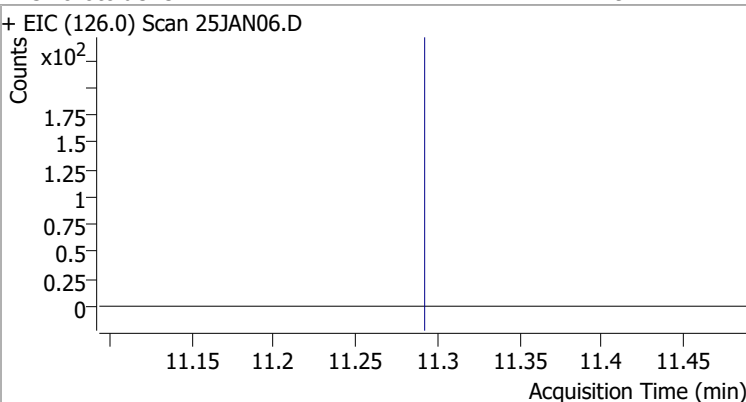
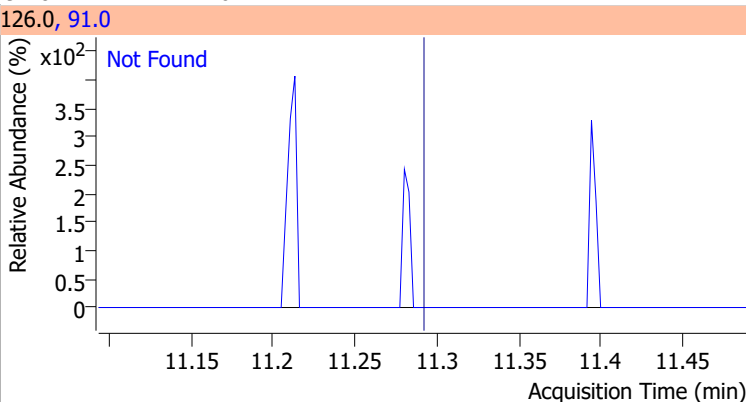
Compound	Conc.	Exp RT	QIon	Exp Ratio	QIon	Exp Ratio
Bromoform	N.D.	10.62	170.5	50.3	174.5	48.1



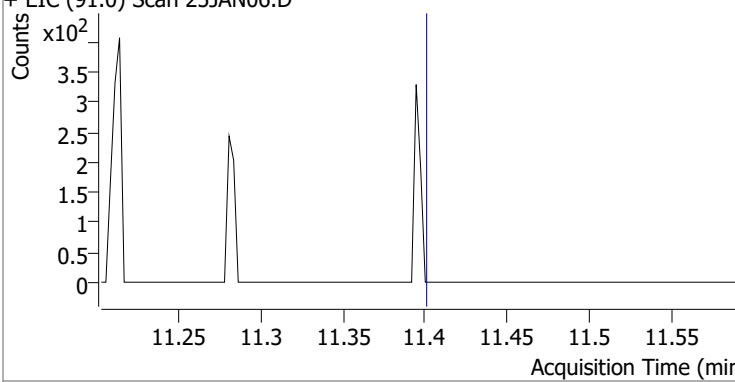
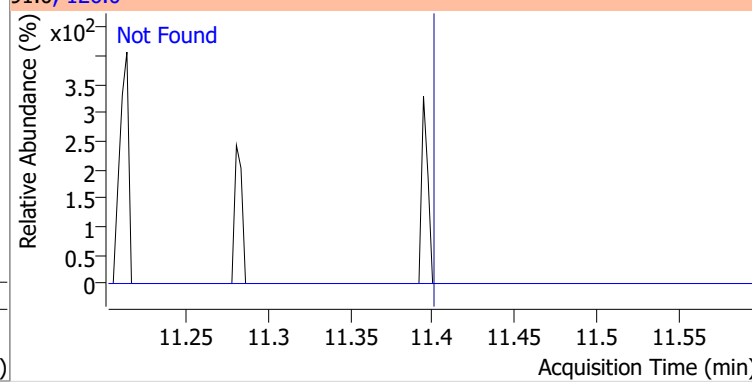
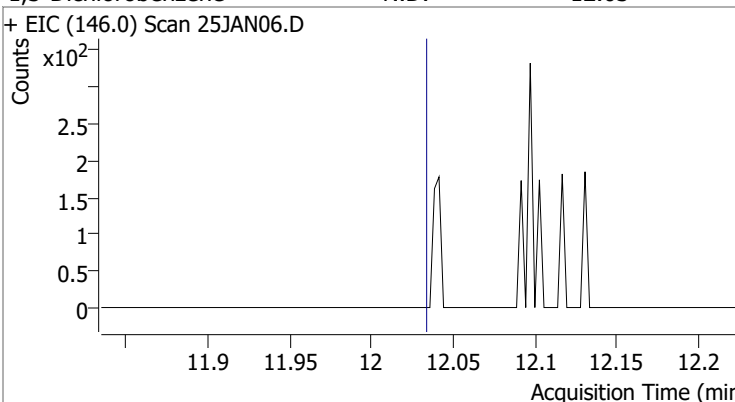
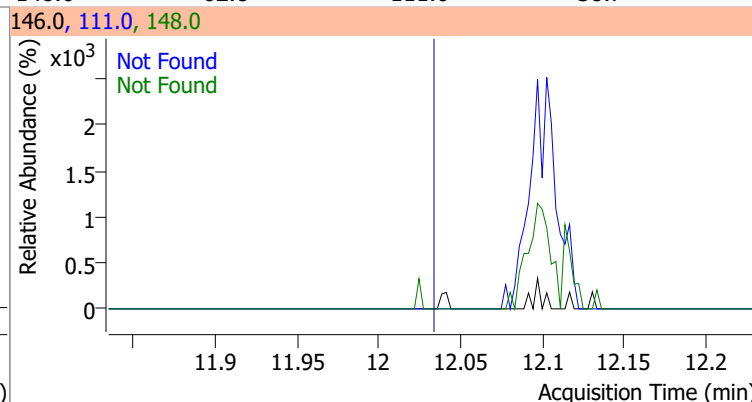
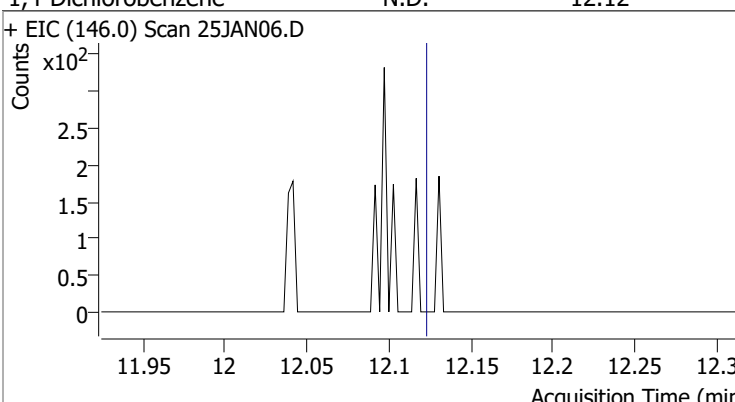
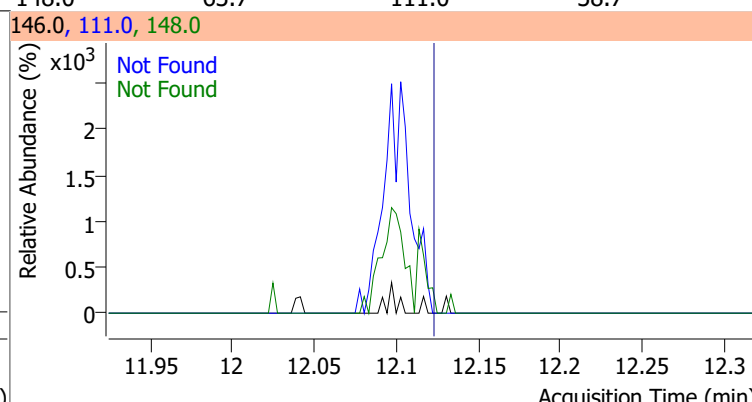
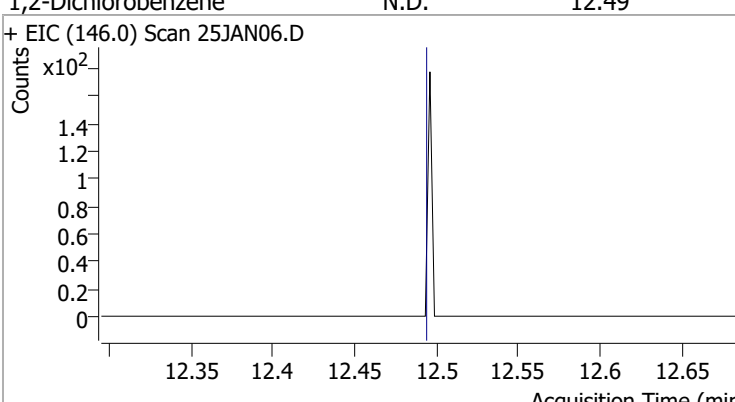
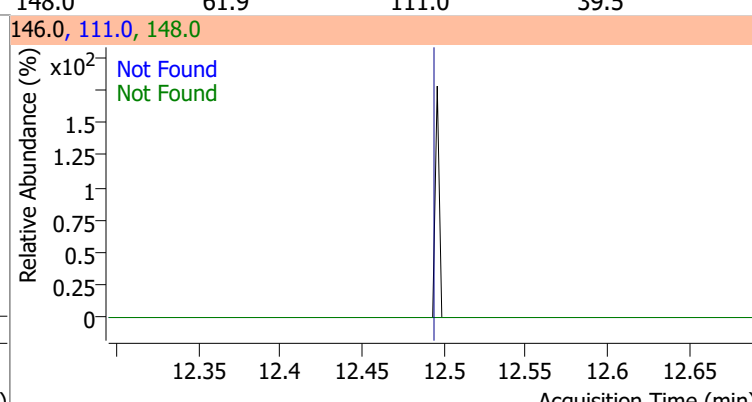
Compound	Conc.	RT	Dev(Min)	Resp.	QIon	QRatio	Lower	Upper
p-Bromofluorobenzene	261.2086	10.95	0.00	246148	174.0	95.1	65.3	125.3
					176.0	93.3	63.3	123.3



Quantitation Results Report (QT Reviewed)

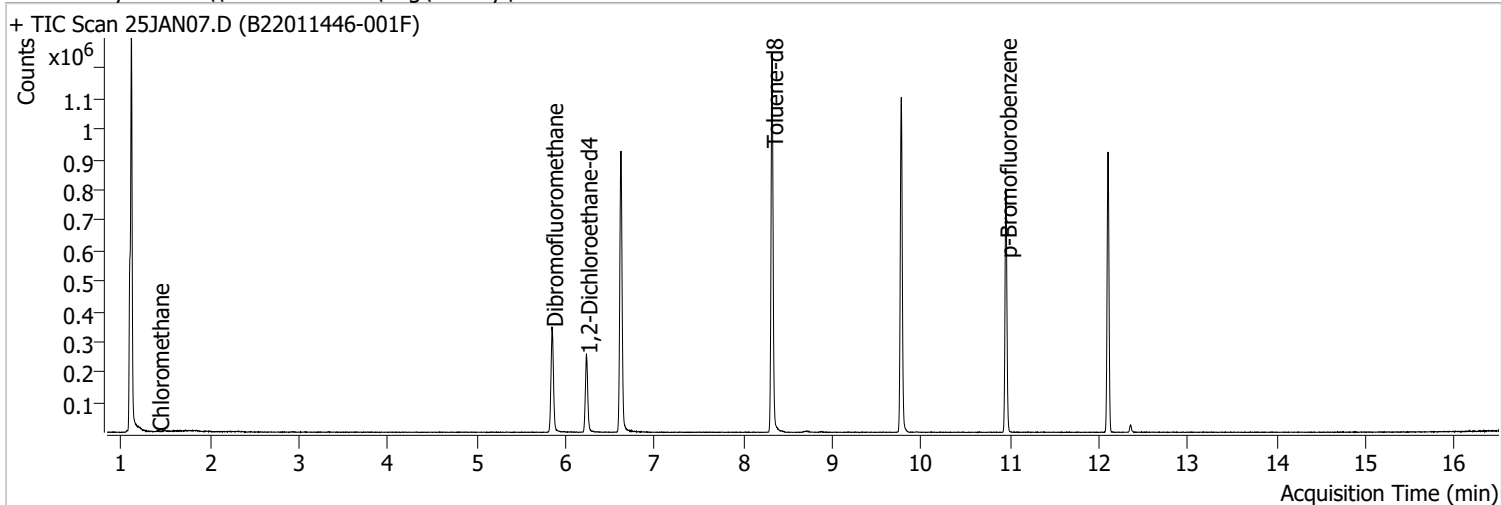
Compound	Conc.	Exp RT	QIon	Exp Ratio	QIon	Exp Ratio
Bromobenzene	N.D.	11.09	77.0	143.5	158.0	96.1
+ EIC (156.0) Scan 25JAN06.D			156.0, 77.0, 158.0			
						
1,1,2,2-Tetrachloroethane	N.D.	11.11	85.0	63.3		
+ EIC (83.0) Scan 25JAN06.D			83.0, 85.0			
						
1,2,3-Trichloropropane	N.D.	11.15	112.0	65.8		
+ EIC (110.0) Scan 25JAN06.D			110.0, 112.0			
						
2-Chlorotoluene	N.D.	11.29	91.0	276.2		
+ EIC (126.0) Scan 25JAN06.D			126.0, 91.0			
						

Quantitation Results Report (QT Reviewed)

Compound	Conc.	Exp RT	QIon	Exp Ratio
4-Chlorotoluene	N.D.	11.40	126.0	31.3
+ EIC (91.0) Scan 25JAN06.D			91.0, 126.0	
				
1,3-Dichlorobenzene	N.D.	12.03	148.0	62.8
+ EIC (146.0) Scan 25JAN06.D			146.0, 111.0, 148.0	
				
1,4-Dichlorobenzene	N.D.	12.12	148.0	63.7
+ EIC (146.0) Scan 25JAN06.D			146.0, 111.0, 148.0	
				
1,2-Dichlorobenzene	N.D.	12.49	148.0	61.9
+ EIC (146.0) Scan 25JAN06.D			146.0, 111.0, 148.0	
				

Quantitation Results Report (QT Reviewed)

Data File	25JAN07.D	Operator	MSC
Acq. Method	5975CACQF.M	Acq. Date-Time	1/25/2022 12:08:25 PM
Sample Name	B22011446-001F	Instrument	VOA5975C
Vial	7	Multiplier	1.00
DA Method File	VOA5975C_8260B_SHT_DoD_L4_011922.m	Comment	
Tune File	BFB_Atune3.u	Tune Date	10/11/2021 4:02:00 PM
Batch Name	VG012522_8260B.batch.bin	Last Calib Update	3/15/2022 2:01:13 PM
Ref Library	\\MASSHUNTER\Org\Library\NIST129K.l		



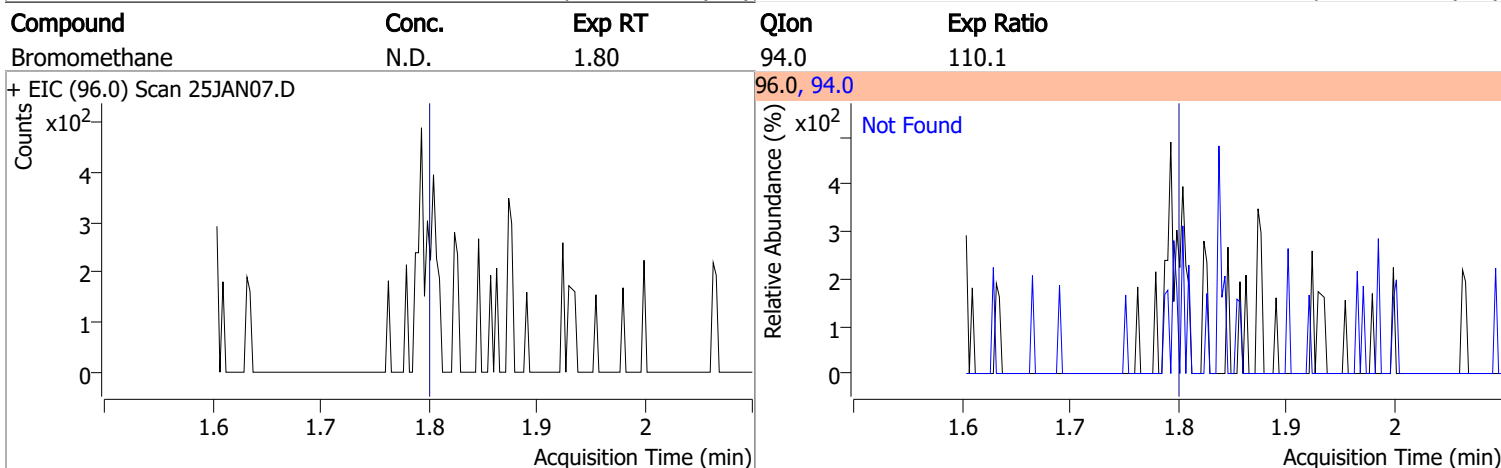
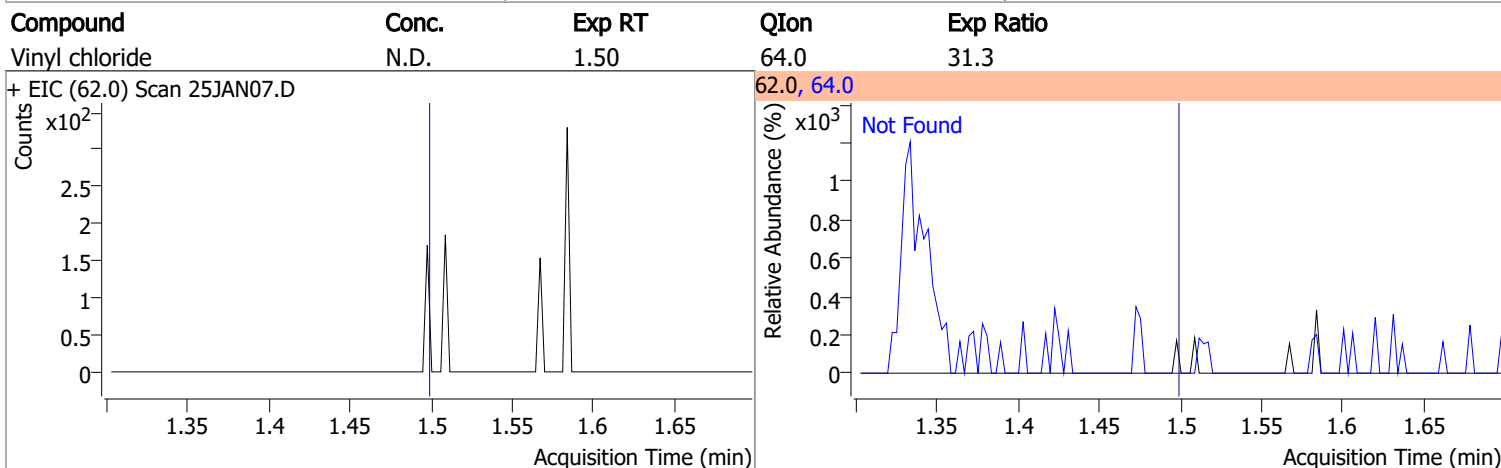
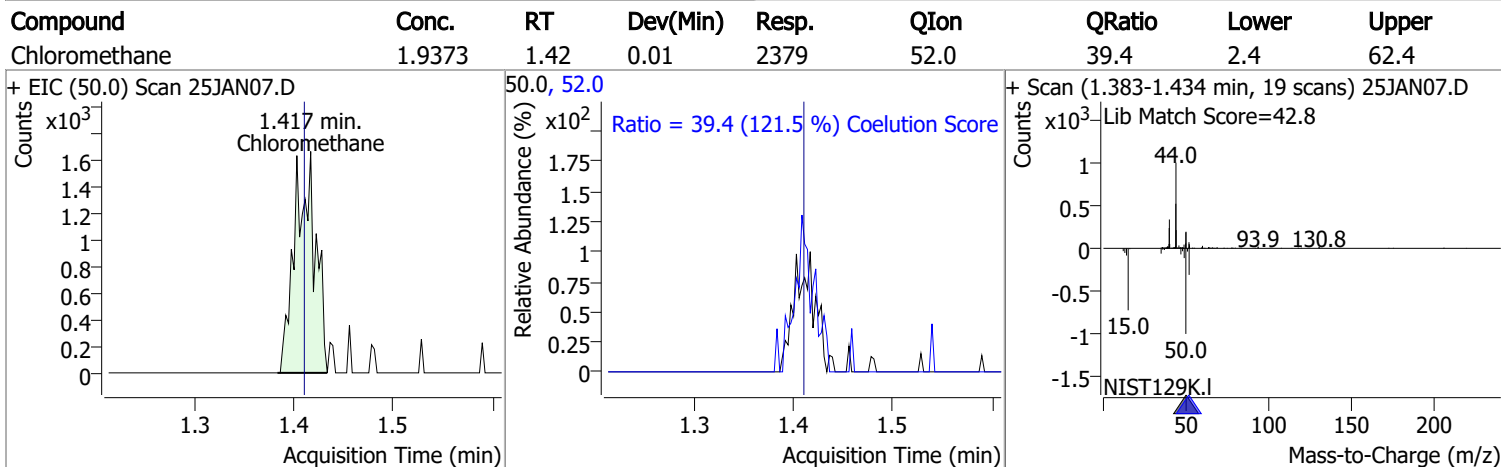
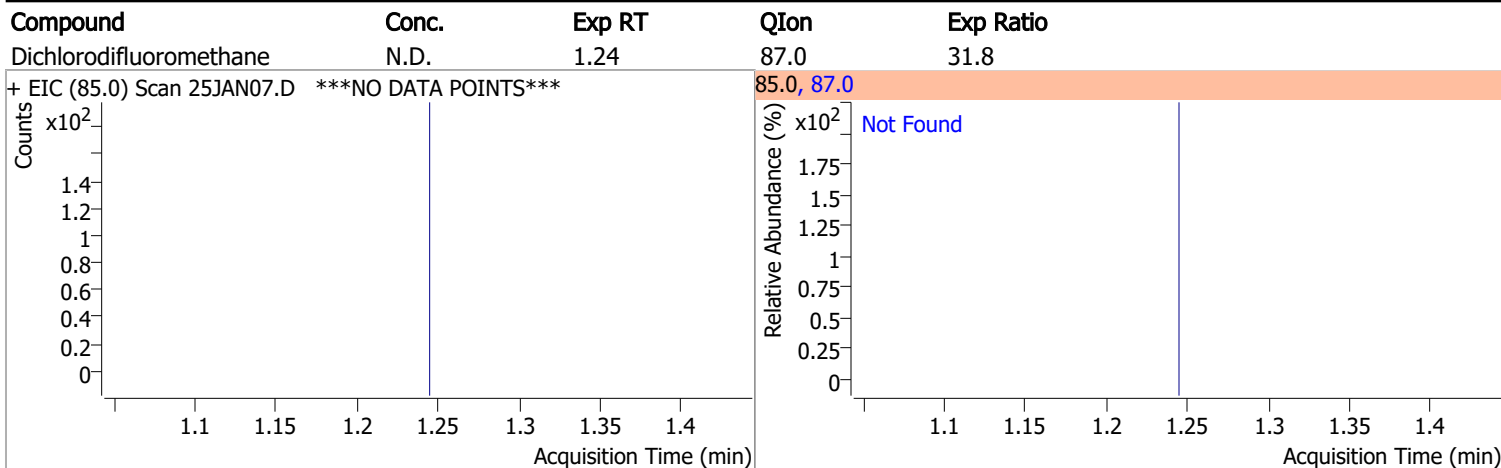
Compound	RT	QIon	Resp.	Conc.	Units	Dev(Min)	
Internal Standards							
M Fluorobenzene	6.623	96.0	775718	250.0000	ng	0.003	
M Chlorobenzene-d5	9.774	82.0	306945	250.0000	ng	0.000	
M 1,4-Dichlorobenzene-d4	12.103	152.0	226274	250.0000	ng	0.003	
System Monitoring Compounds							
S Dibromofluoromethane	5.845	113.0	200616	267.0086	ng	-0.006	
Spiked Amount: 250.000	Range: 80.0 - 119.0%			Recovery = 106.80%			
S 1,2-Dichloroethane-d4	6.233	67.0	90517	278.8897	ng	0.003	
Spiked Amount: 250.000	Range: 81.0 - 118.0%			Recovery = 111.56%			
S Toluene-d8	8.322	98.0	759744	253.7094	ng	0.003	
Spiked Amount: 250.000	Range: 89.0 - 112.0%			Recovery = 101.48%			
S p-Bromofluorobenzene	10.951	95.0	226597	271.2255	ng	0.003	
Spiked Amount: 250.000	Range: 85.0 - 114.0%			Recovery = 108.49%			
Target Compounds							
T Dichlorodifluoromethane	0.000		0	N.D.			
T Chloromethane	1.417	50.0	2379	1.9373	ng		88
T Vinyl chloride	0.000		0	N.D.			
T Bromomethane	0.000		0	N.D.			
T Chloroethane	0.000		0	N.D.			
T Trichlorofluoromethane	0.000		0	N.D.			
T 1,1-Dichloroethene	0.000		0	N.D.			
T Methylene chloride	3.330	49.0	0		ng	md	1
T trans-1,2-Dichloroethene	0.000		0	N.D.			
T Methyl tert-butyl ether (MTBE)	0.000		0	N.D.			
T 1,1-Dichloroethane	0.000		0	N.D.			
T 2,2-Dichloropropane	0.000		0	N.D.			
T cis-1,2-Dichloroethene	0.000		0	N.D.			
T Methyl ethyl ketone	0.000		0	N.D.			
T Bromochloromethane	0.000		0	N.D.			
T Chloroform	0.000		0	N.D.			

Quantitation Results Report (QT Reviewed)

Compound	RT	QIon	Resp.	Conc.	Units	Dev(Min)
T 1,1,1-Trichloroethane	0.000		0	N.D.		
T Carbon tetrachloride	0.000		0	N.D.		
T 1,1-Dichloropropene	0.000		0	N.D.		
T Benzene	0.000		0	N.D.		
T 1,2-Dichloroethane	0.000		0	N.D.		
T Trichloroethene	0.000		0	N.D.		
T 1,2-Dichloropropane	0.000		0	N.D.		
T Dibromomethane	0.000		0	N.D.		
T Bromodichloromethane	0.000		0	N.D.		
T cis-1,3-Dichloropropene	0.000		0	N.D.		
T Toluene	8.380	92.0	0		ng md	1
T trans-1,3-Dichloropropene	0.000		0	N.D.		
T 1,1,2-Trichloroethane	0.000		0	N.D.		
T Tetrachloroethene	0.000		0	N.D.		
T 1,3-Dichloropropane	0.000		0	N.D.		
T Chlorodibromomethane	0.000		0	N.D.		
T 1,2-Dibromoethane	0.000		0	N.D.		
T Chlorobenzene	0.000		0	N.D.		
T 1,1,1,2-Tetrachloroethane	0.000		0	N.D.		
T Ethylbenzene	0.000		0	N.D.		
T m+p-Xylenes	10.034	106.0	0		ng md	1
T o-Xylene	0.000		0	N.D.		
T Styrene	0.000		0	N.D.		
T Bromoform	0.000		0	N.D.		
T Bromobenzene	0.000		0	N.D.		
T 1,1,2,2-Tetrachloroethane	0.000		0	N.D.		
T 1,2,3-Trichloropropane	0.000		0	N.D.		
T 2-Chlorotoluene	0.000		0	N.D.		
T 4-Chlorotoluene	0.000		0	N.D.		
T 1,3-Dichlorobenzene	0.000		0	N.D.		
T 1,4-Dichlorobenzene	0.000		0	N.D.		
T 1,2-Dichlorobenzene	0.000		0	N.D.		

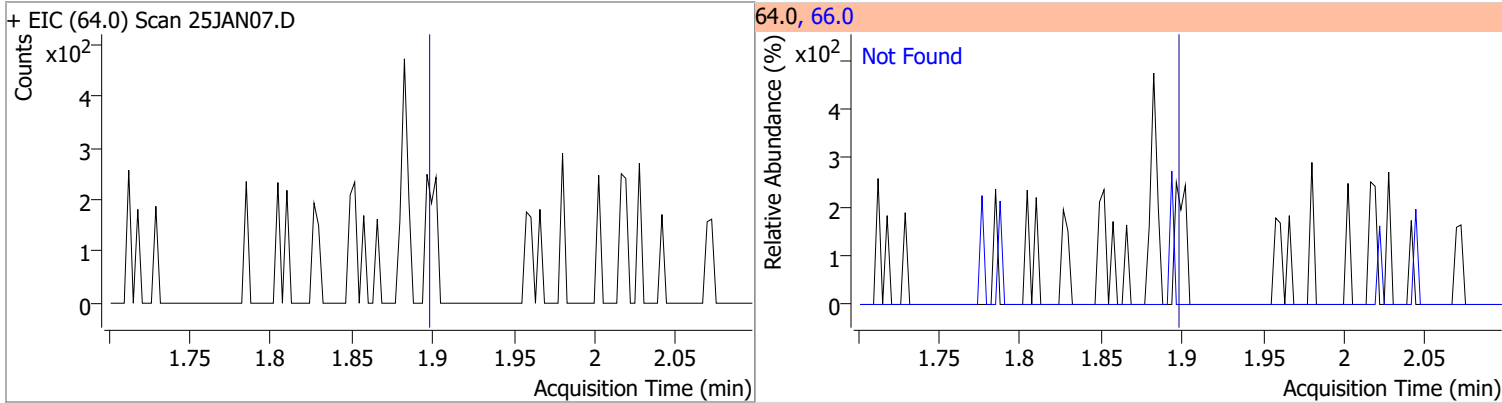
(#) = Qualifier Out of Range; (m) = Manual Integration; (+) = Area Summed; (*) = Surrogate Percent Recovery Out of Range; (d): Zeroed Peak

Quantitation Results Report (QT Reviewed)

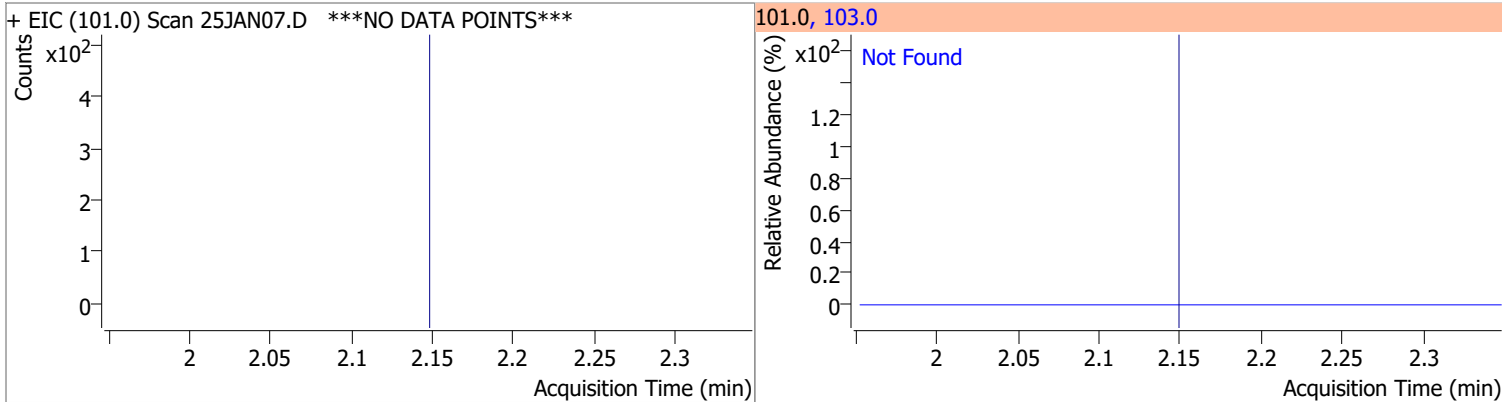


Quantitation Results Report (QT Reviewed)

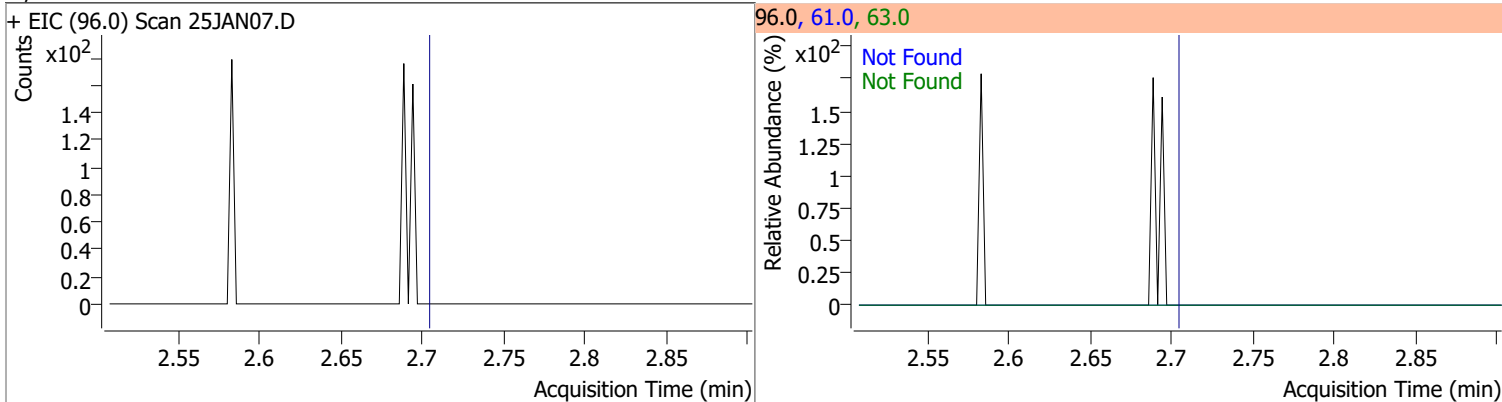
Compound	Conc.	Exp RT	QIon	Exp Ratio
Chloroethane	N.D.	1.90	66.0	30.0



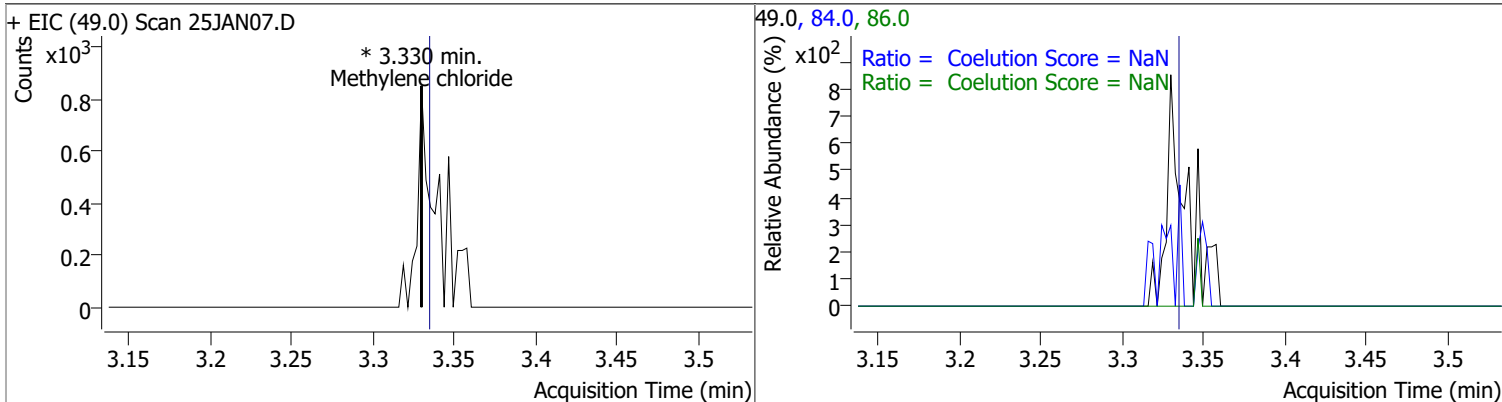
Compound	Conc.	Exp RT	QIon	Exp Ratio
Trichlorofluoromethane	N.D.	2.15	103.0	65.0



Compound	Conc.	Exp RT	QIon	Exp Ratio	QIon	Exp Ratio
1,1-Dichloroethene	N.D.	2.70	61.0	179.9	63.0	57.0

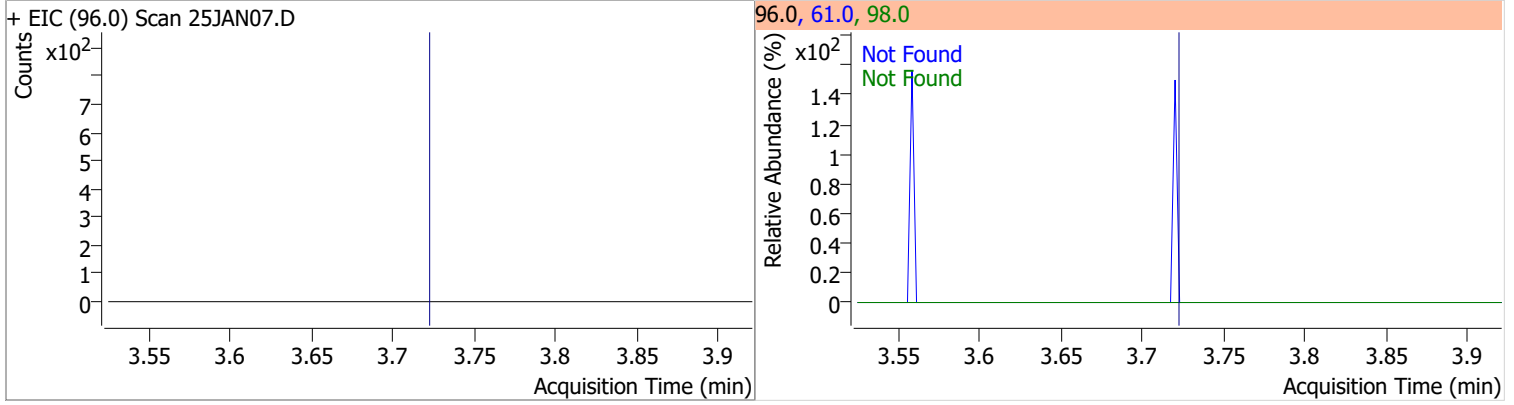


Compound	Conc.	RT	Dev(Min)	Resp.	QIon	QRatio	Lower	Upper
Methylene chloride		0		0	84.0		36.1	96.1
					86.0		11.8	71.8

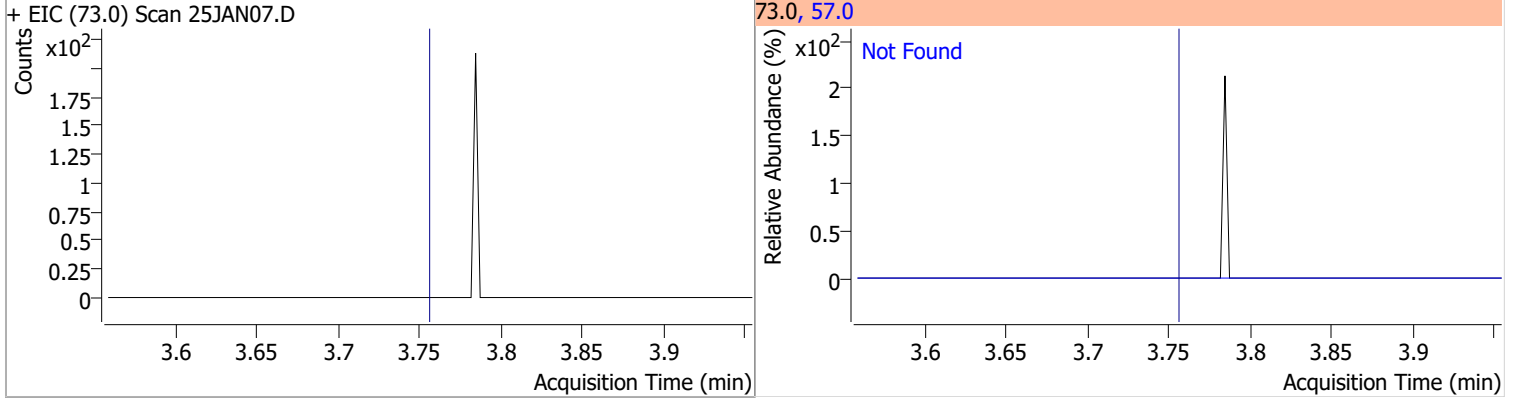


Quantitation Results Report (QT Reviewed)

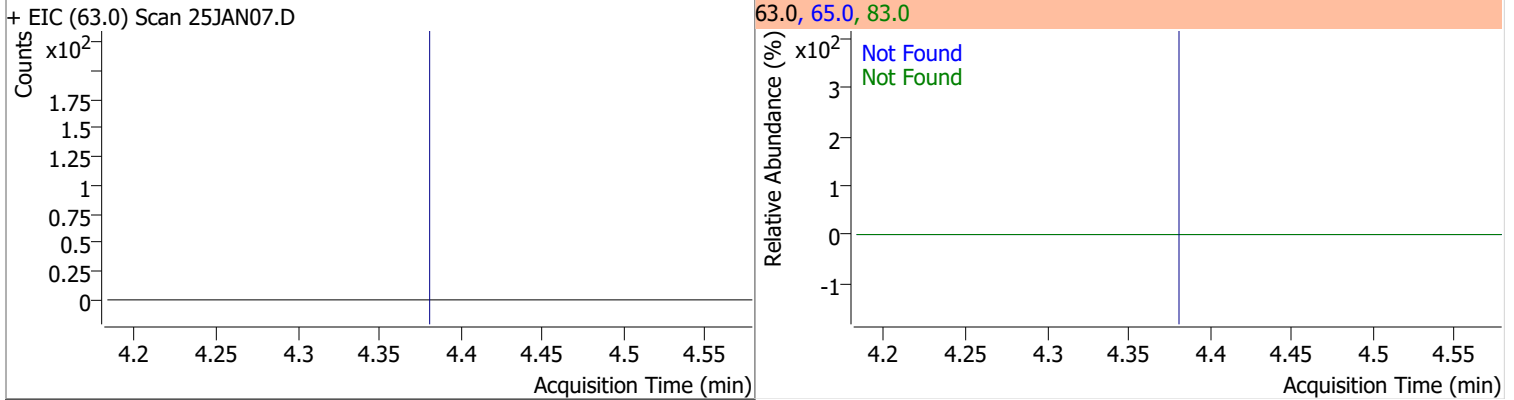
Compound	Conc.	Exp RT	QIon	Exp Ratio	QIon	Exp Ratio
trans-1,2-Dichloroethene	N.D.	3.72	61.0	154.8	98.0	62.1



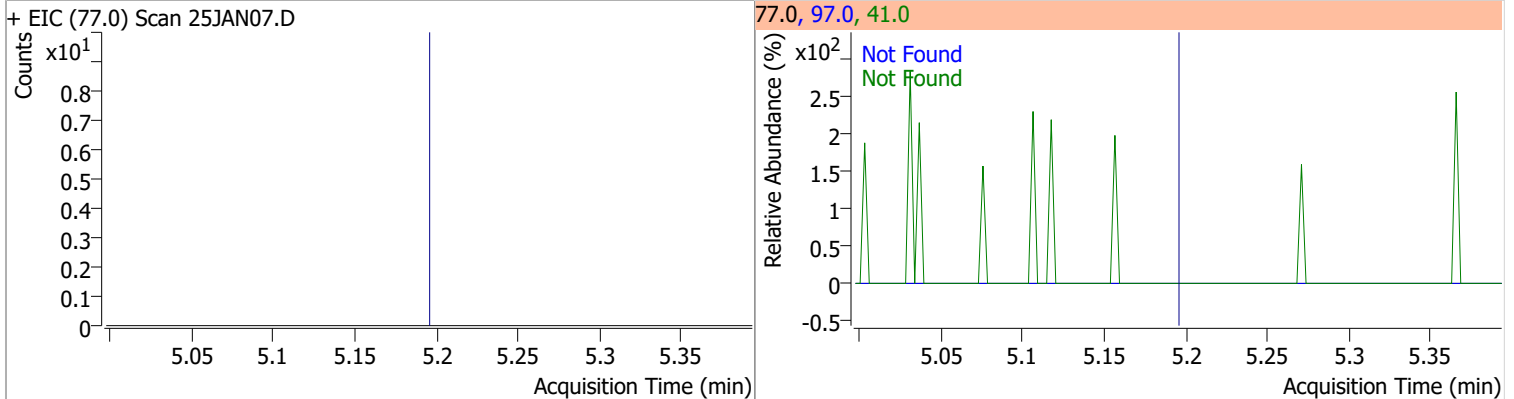
Compound	Conc.	Exp RT	QIon	Exp Ratio
Methyl tert-butyl ether (MTBE)	N.D.	3.75	57.0	24.6



Compound	Conc.	Exp RT	QIon	Exp Ratio	QIon	Exp Ratio
1,1-Dichloroethane	N.D.	4.38	65.0	31.0	83.0	12.7

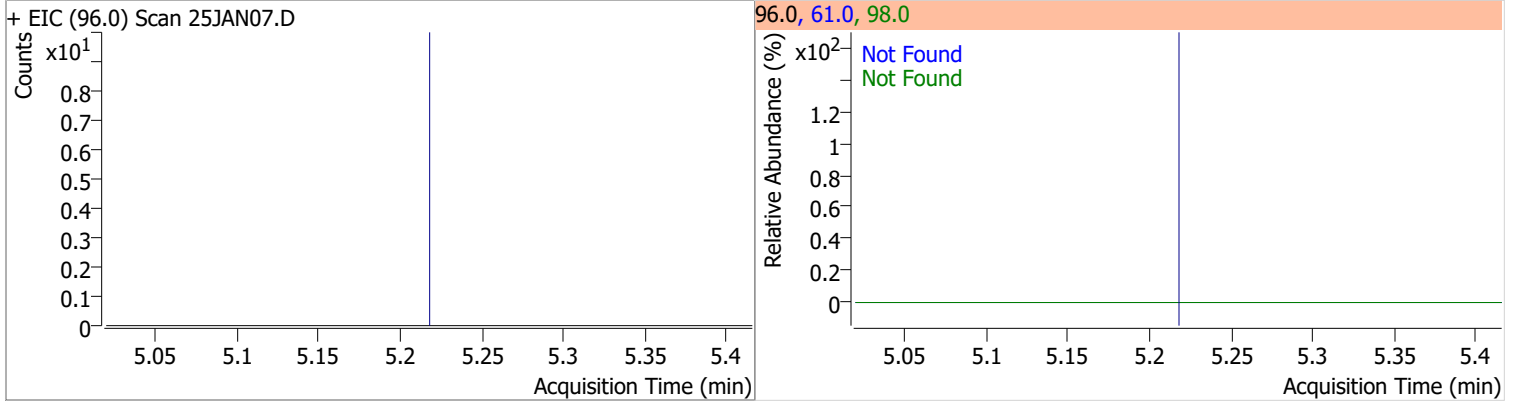


Compound	Conc.	Exp RT	QIon	Exp Ratio	QIon	Exp Ratio
2,2-Dichloropropane	N.D.	5.19	41.0	68.8	97.0	23.9

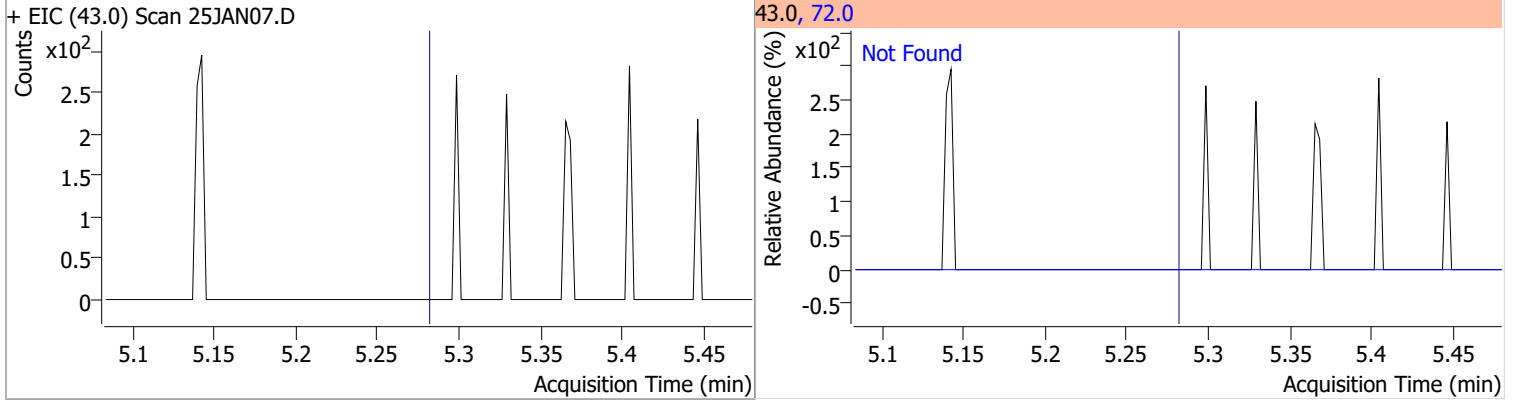


Quantitation Results Report (QT Reviewed)

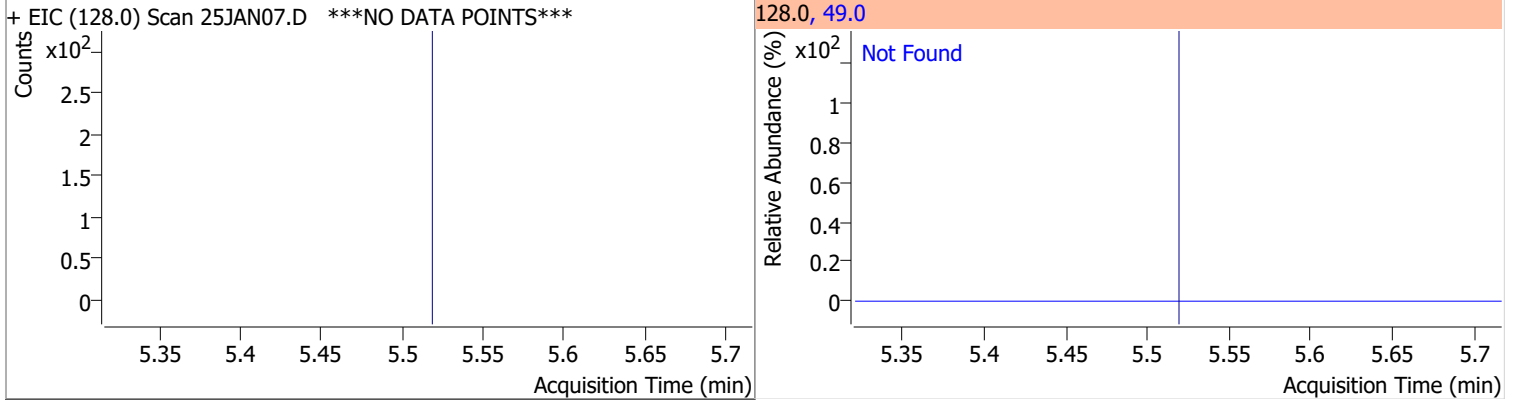
Compound	Conc.	Exp RT	QIon	Exp Ratio	QIon	Exp Ratio
cis-1,2-Dichloroethene	N.D.	5.21	61.0	160.4	98.0	66.2



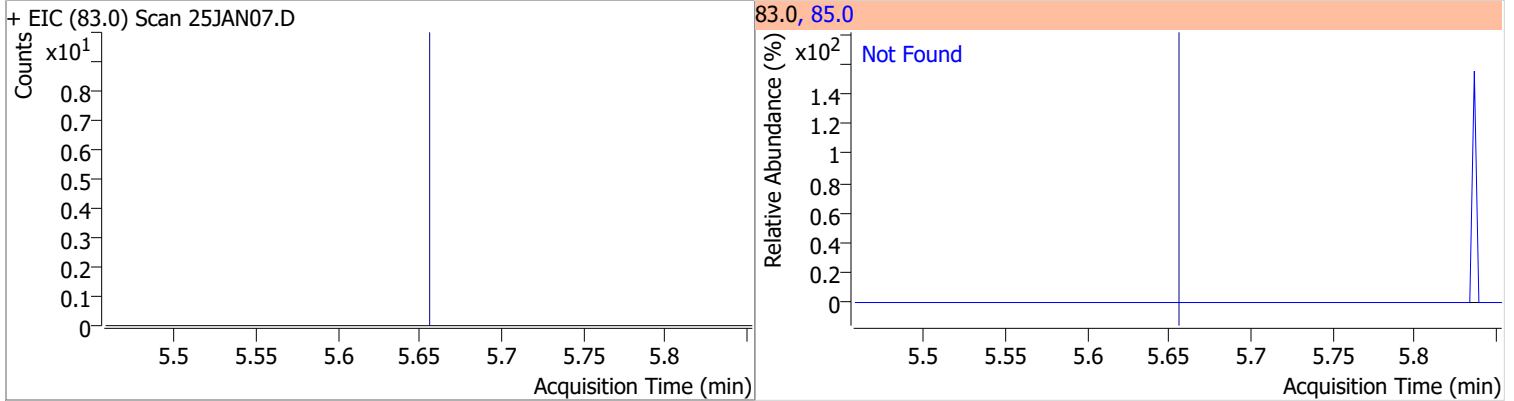
Compound	Conc.	Exp RT	QIon	Exp Ratio
Methyl ethyl ketone	N.D.	5.28	72.0	20.6



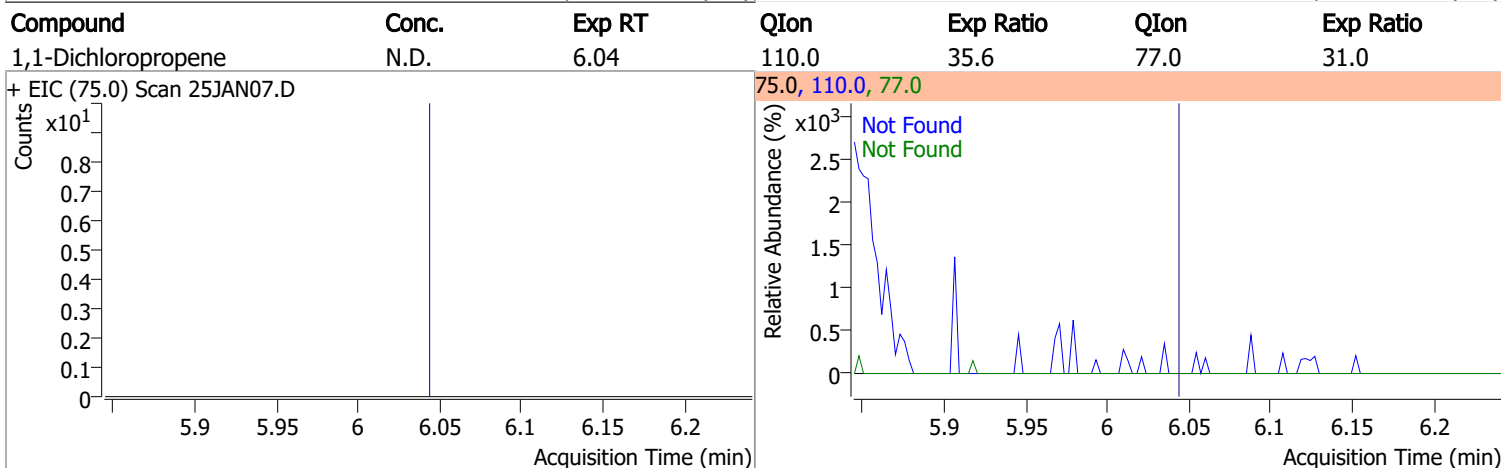
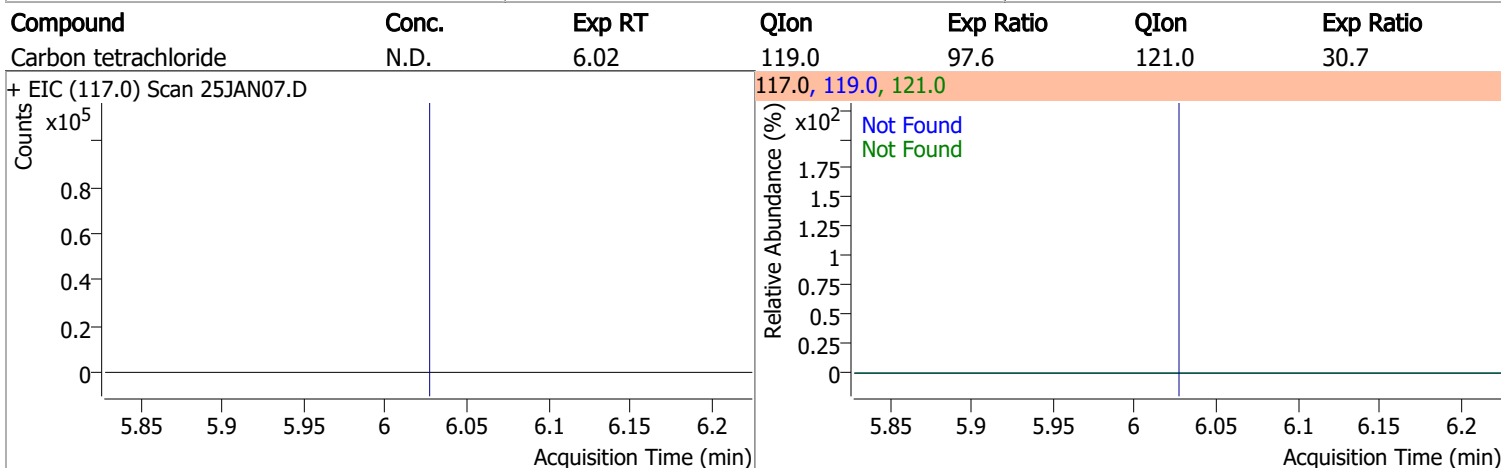
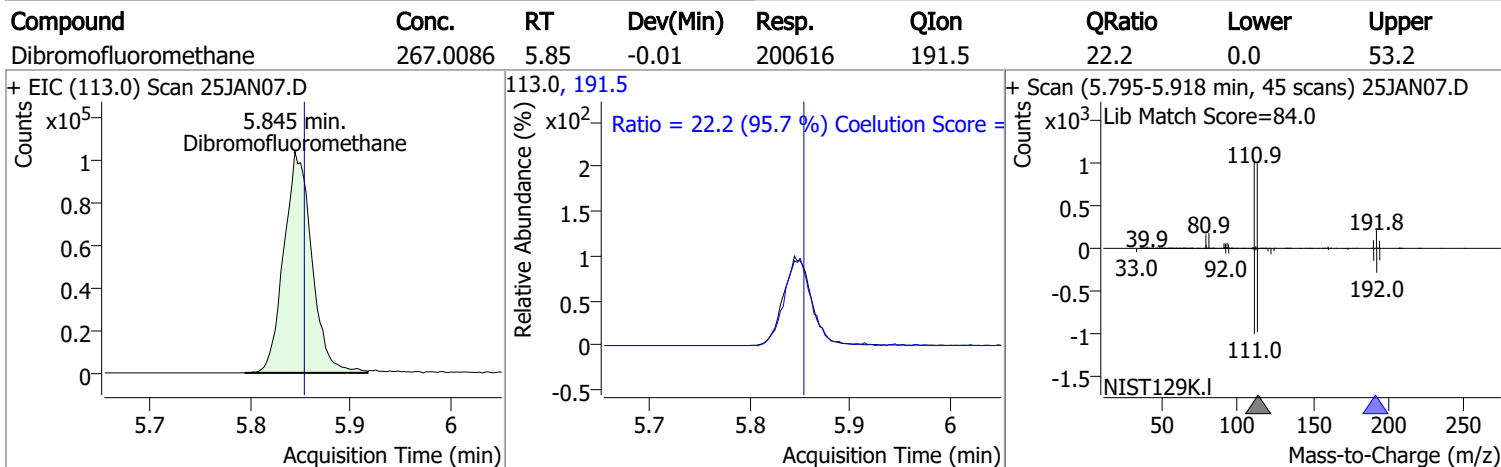
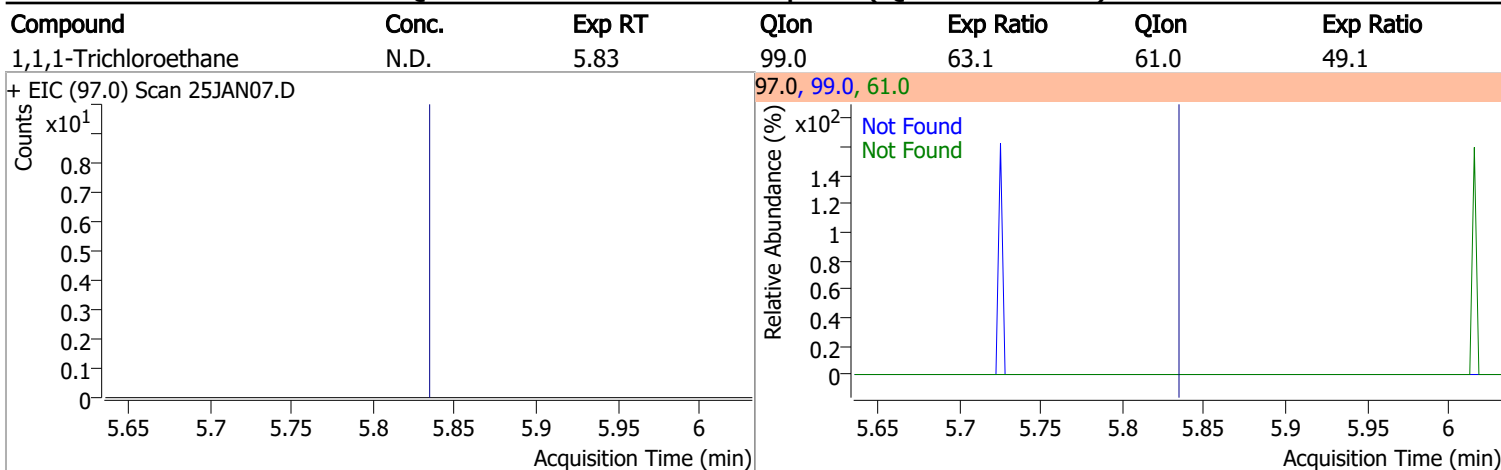
Compound	Conc.	Exp RT	QIon	Exp Ratio
Bromochloromethane	N.D.	5.52	49.0	182.2



Compound	Conc.	Exp RT	QIon	Exp Ratio
Chloroform	N.D.	5.65	85.0	66.2

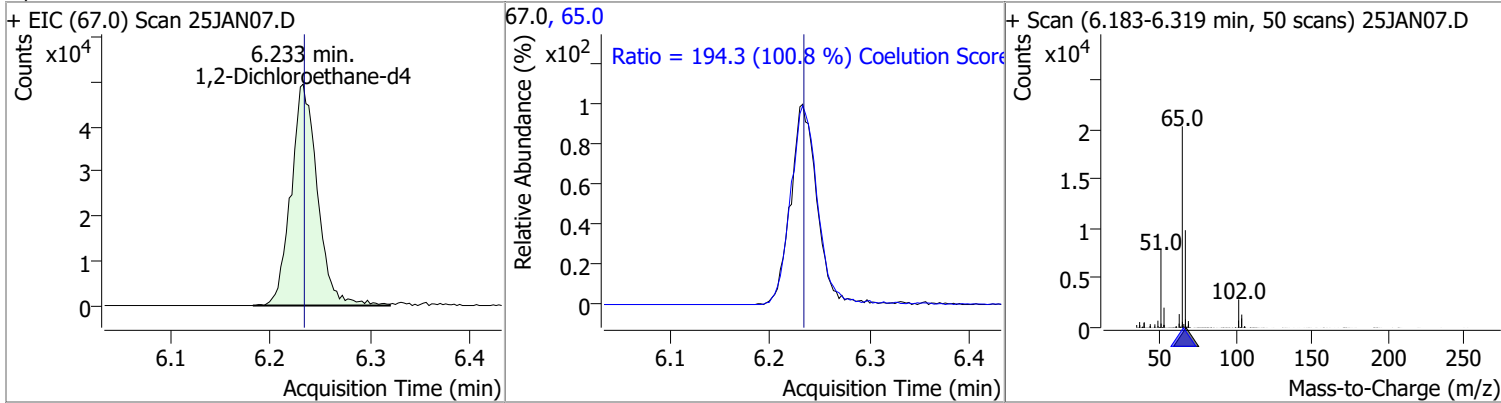


Quantitation Results Report (QT Reviewed)

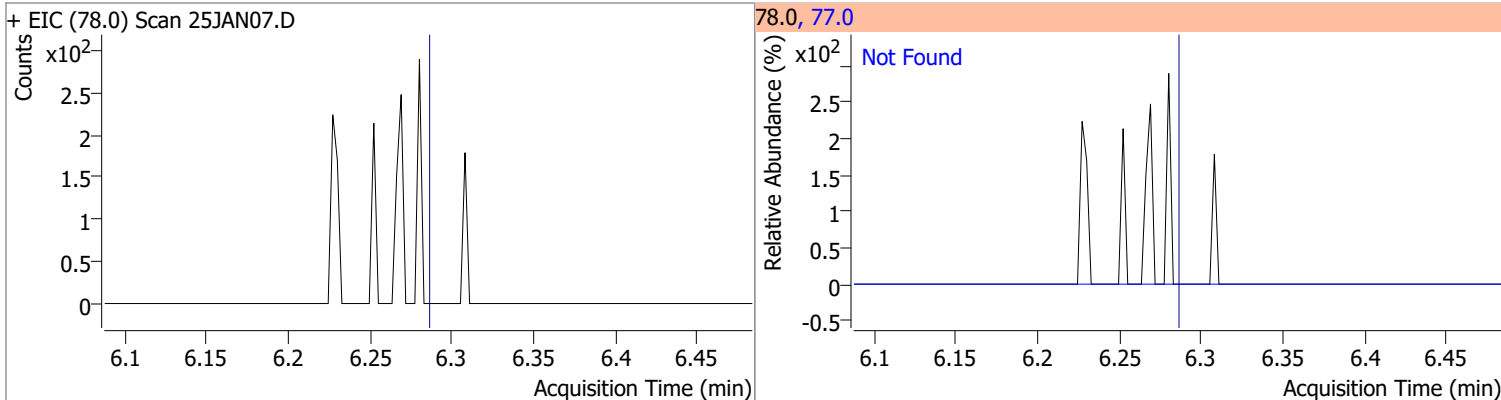


Quantitation Results Report (QT Reviewed)

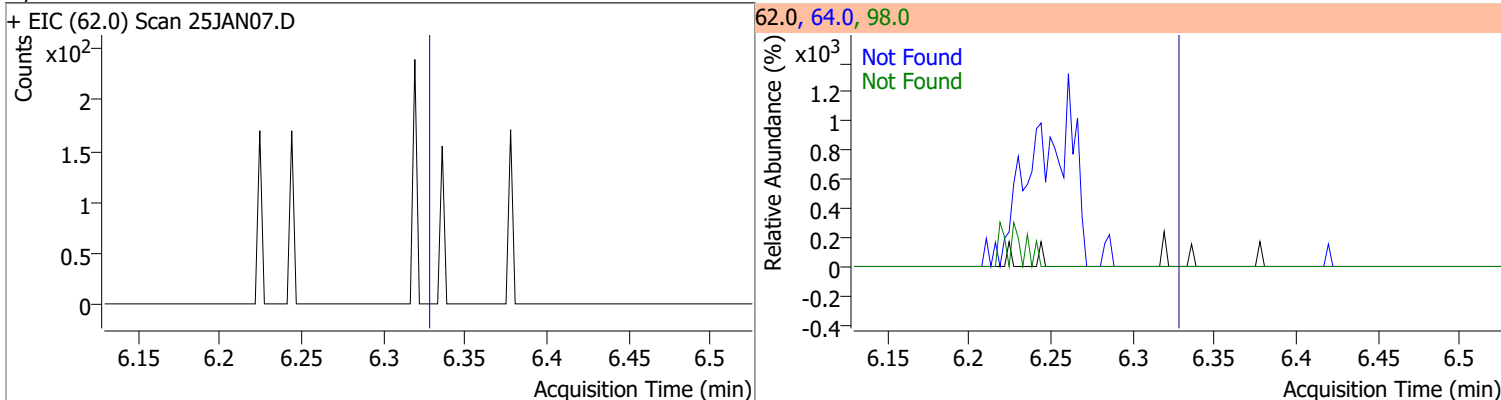
Compound	Conc.	RT	Dev(Min)	Resp.	QIon	QRatio	Lower	Upper
1,2-Dichloroethane-d4	278.8897	6.23	0.00	90517	65.0	194.3	162.8	222.8



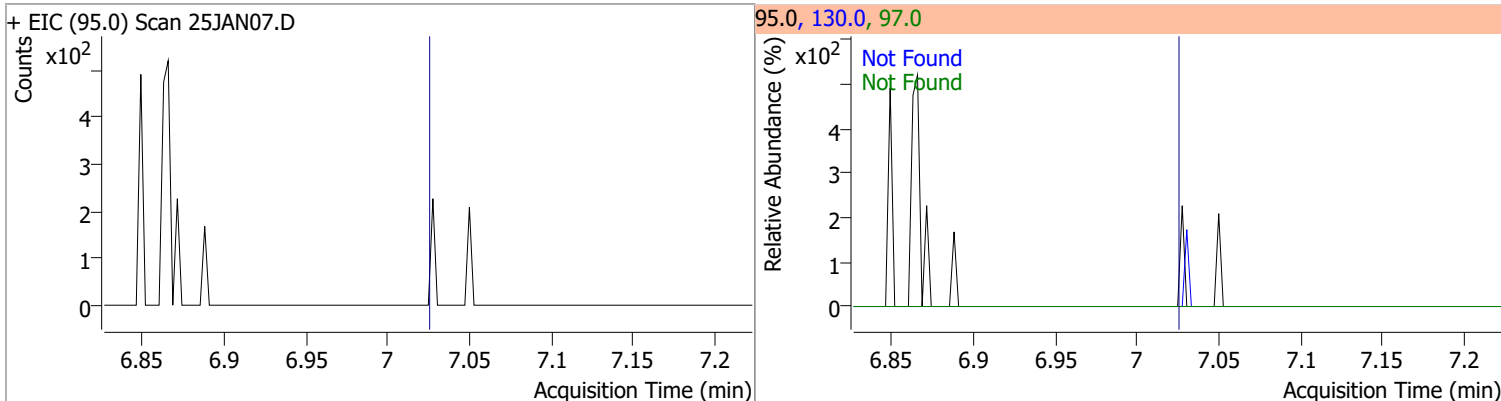
Compound	Conc.	Exp RT	QIon	Exp Ratio
Benzene	N.D.	6.28	77.0	23.3



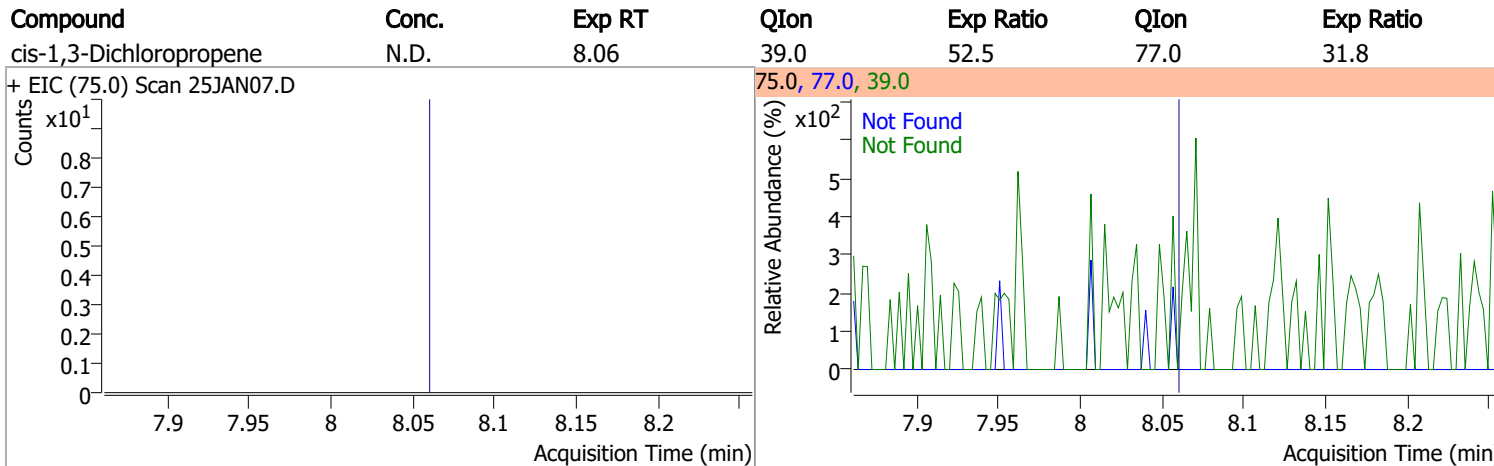
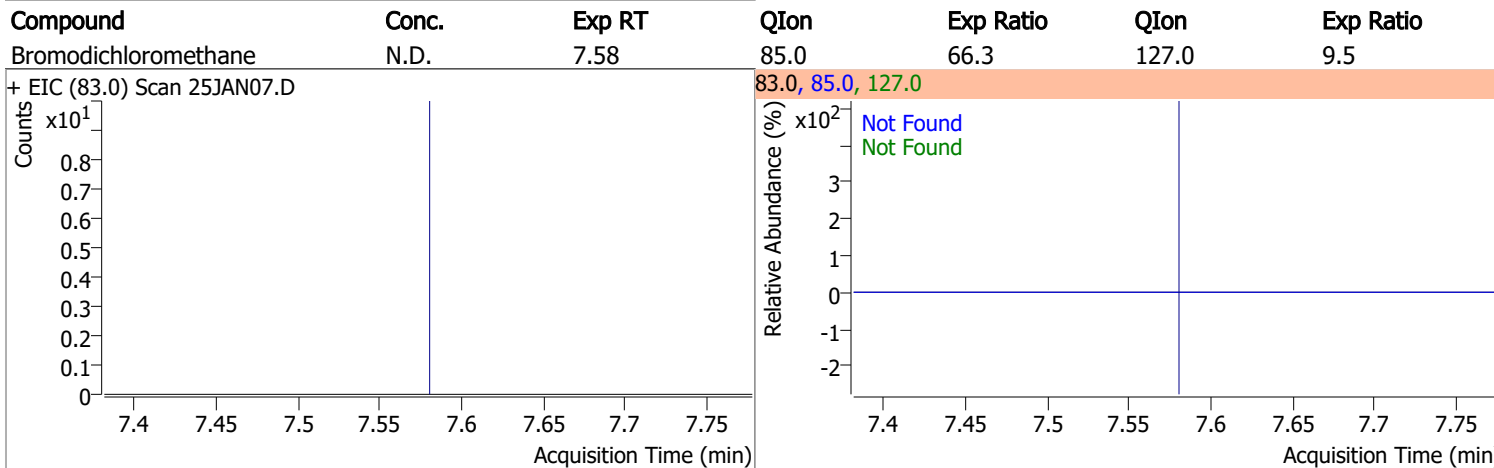
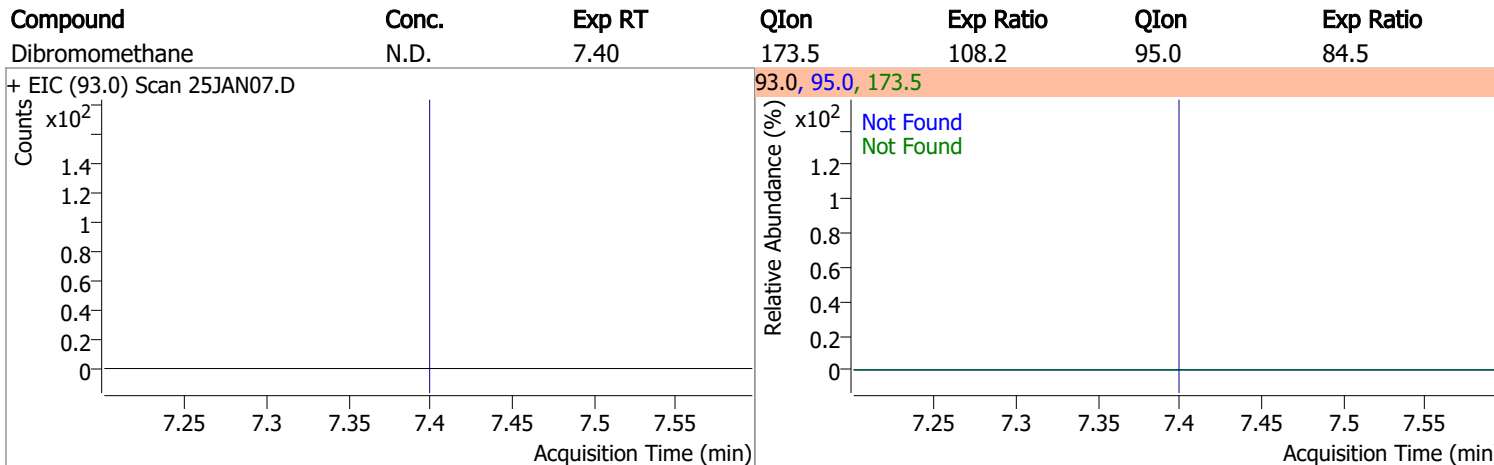
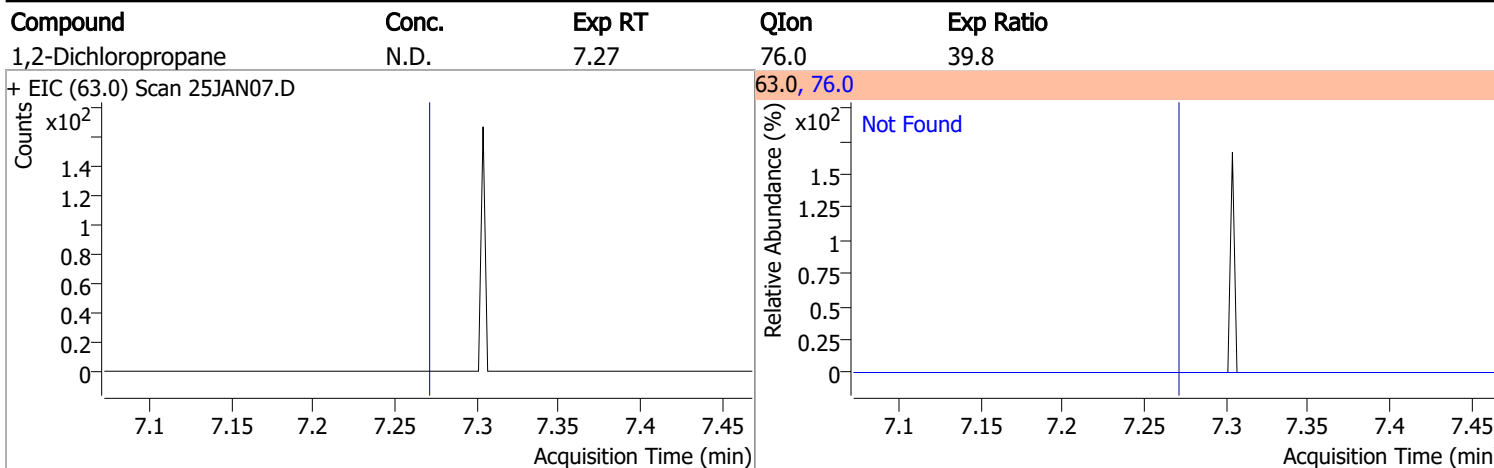
Compound	Conc.	Exp RT	QIon	Exp Ratio	QIon	Exp Ratio
1,2-Dichloroethane	N.D.	6.32	64.0	32.2	98.0	8.2



Compound	Conc.	Exp RT	QIon	Exp Ratio	QIon	Exp Ratio
Trichloroethene	N.D.	7.02	130.0	105.6	97.0	65.7

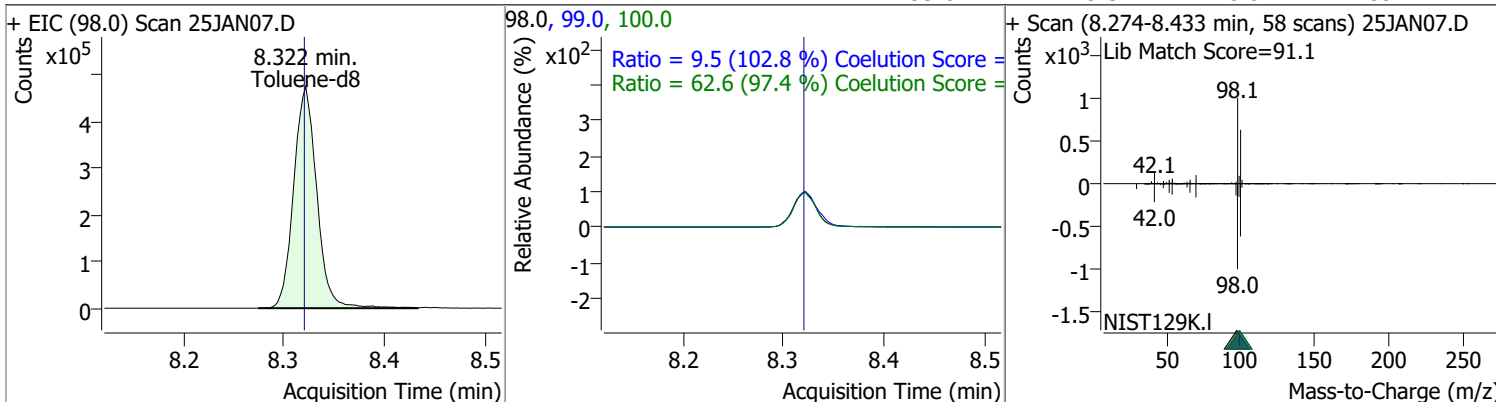


Quantitation Results Report (QT Reviewed)

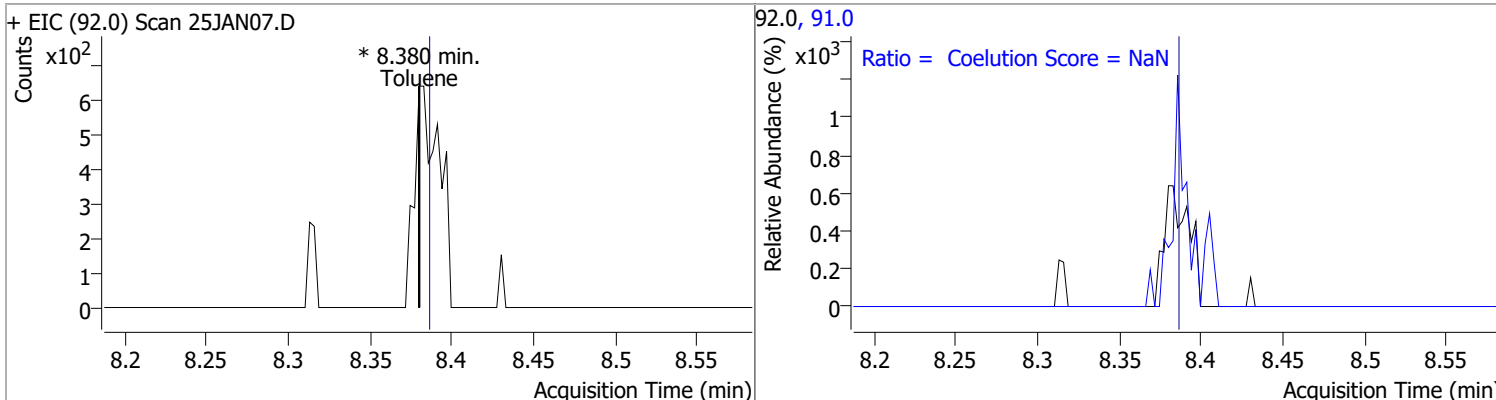


Quantitation Results Report (QT Reviewed)

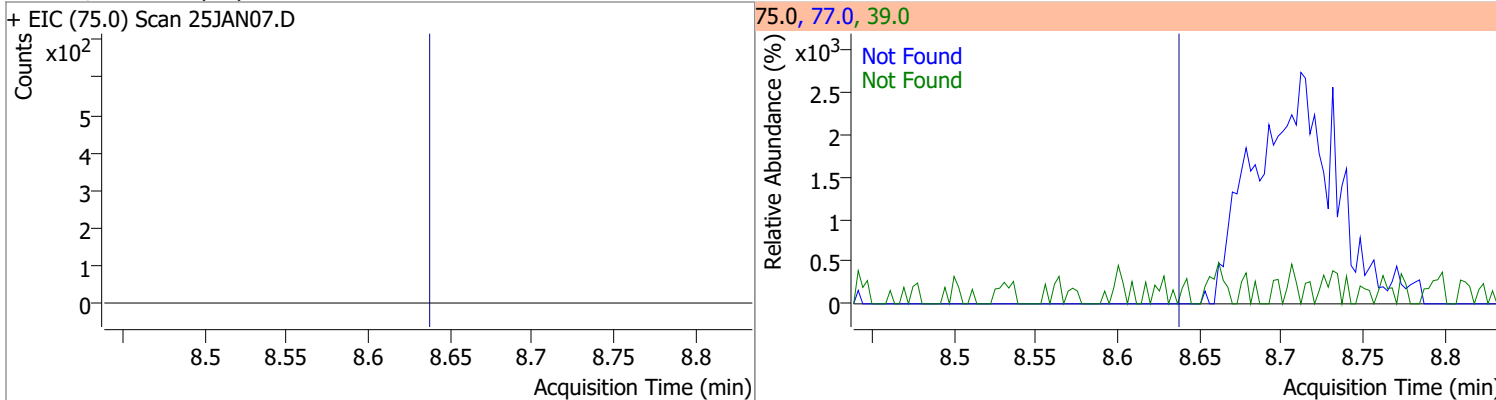
Compound	Conc.	RT	Dev(Min)	Resp.	QIon	QRatio	Lower	Upper
Toluene-d8	253.7094	8.32	0.00	759744	100.0	62.6	34.3	94.3
					99.0	9.5	0.0	39.2



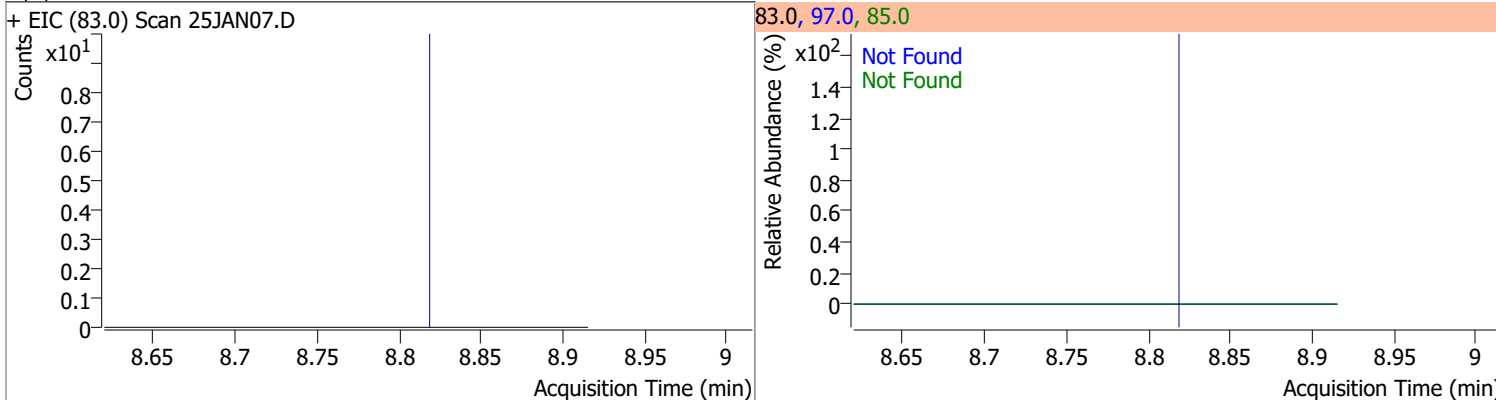
Compound	Conc.	RT	Dev(Min)	Resp.	QIon	QRatio	Lower	Upper
Toluene	0	0	0	0	91.0		144.1	204.1



Compound	Conc.	Exp RT	QIon	Exp Ratio	QIon	Exp Ratio
trans-1,3-Dichloropropene	N.D.	8.64	39.0	53.0	77.0	31.0

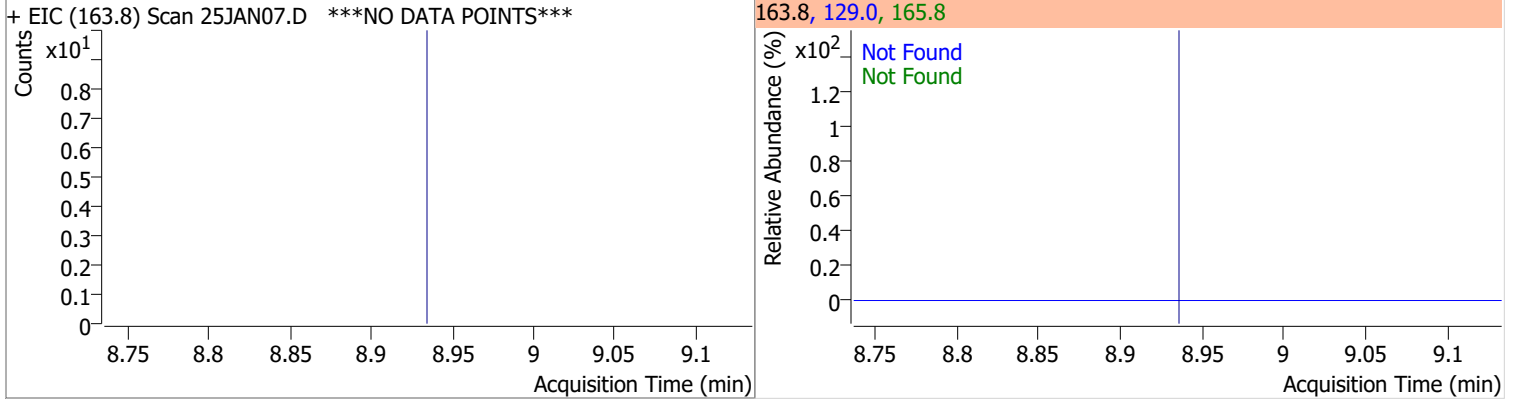


Compound	Conc.	Exp RT	QIon	Exp Ratio	QIon	Exp Ratio
1,1,2-Trichloroethane	N.D.	8.82	97.0	110.7	85.0	60.7

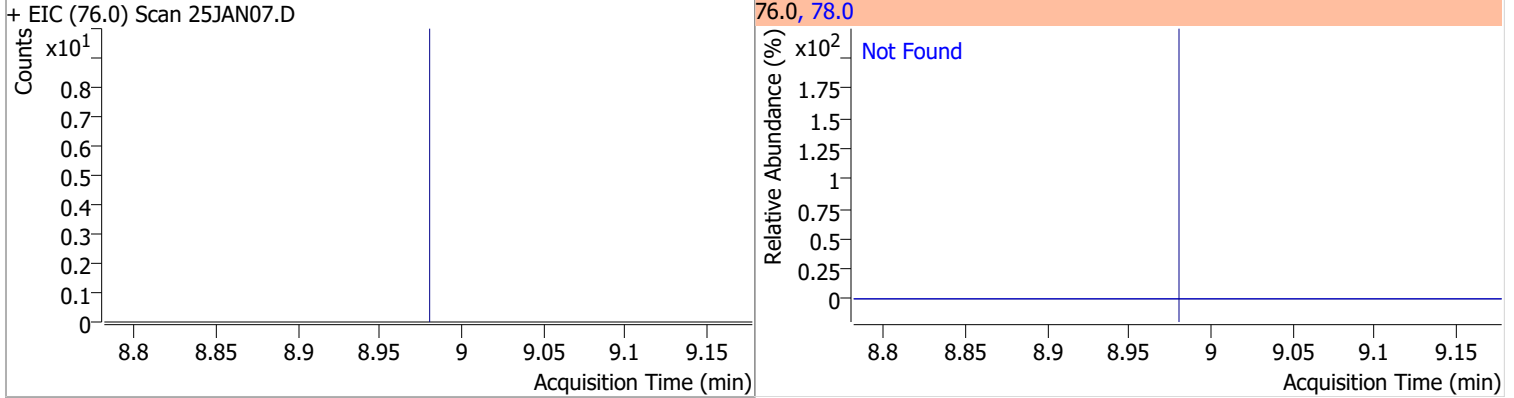


Quantitation Results Report (QT Reviewed)

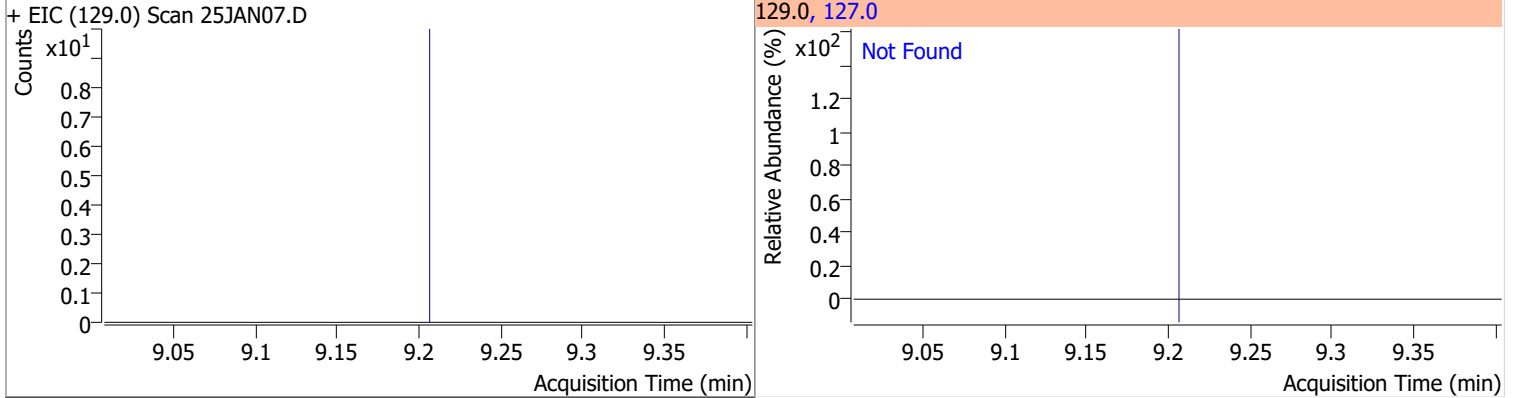
Compound	Conc.	Exp RT	QIon	Exp Ratio	QIon	Exp Ratio
Tetrachloroethene	N.D.	8.94	165.8	126.1	129.0	90.5



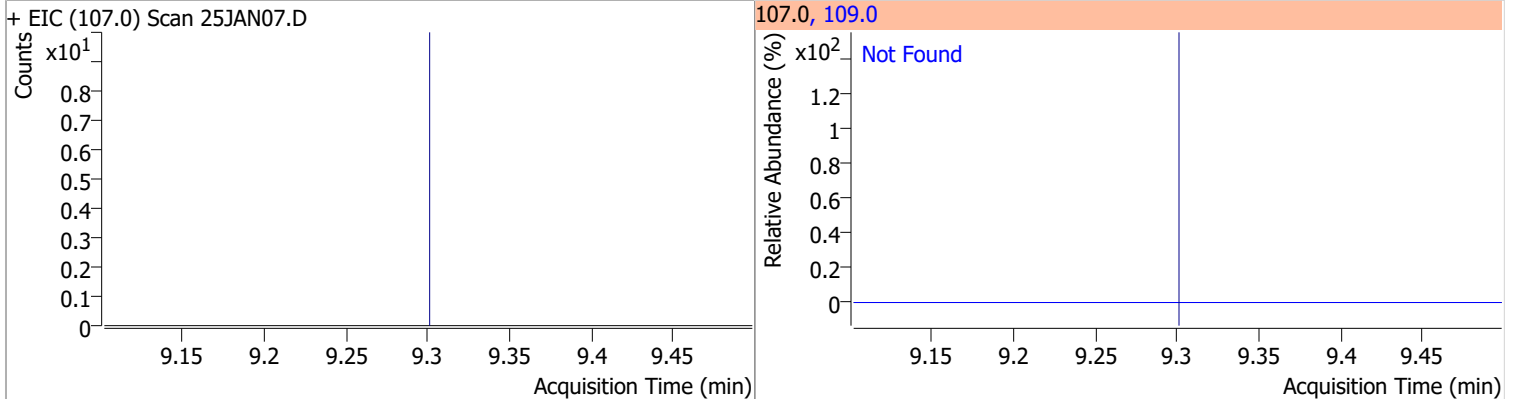
Compound	Conc.	Exp RT	QIon	Exp Ratio
1,3-Dichloropropane	N.D.	8.98	78.0	32.4



Compound	Conc.	Exp RT	QIon	Exp Ratio
Chlorodibromomethane	N.D.	9.21	127.0	77.2

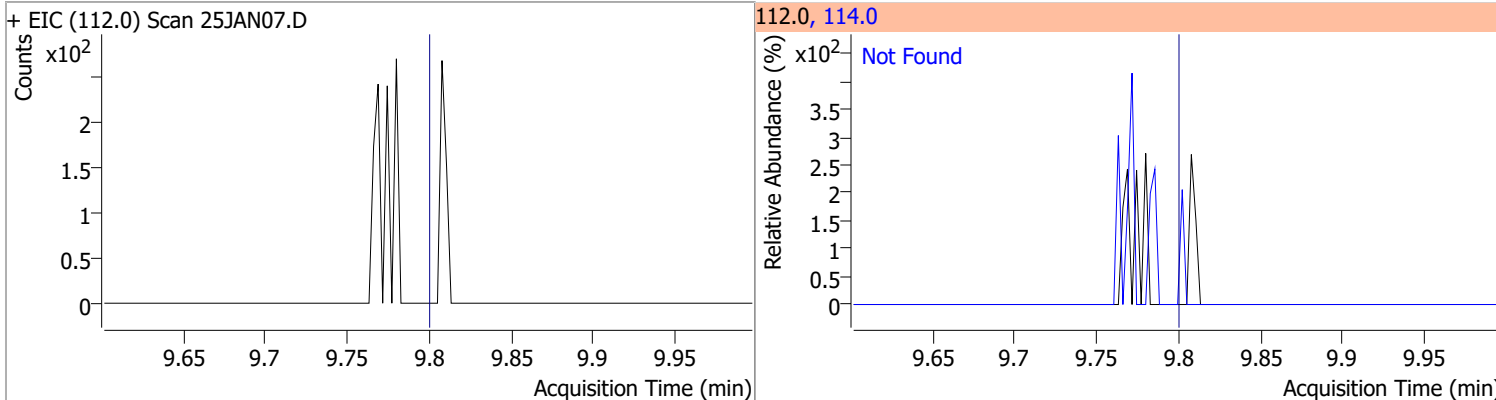


Compound	Conc.	Exp RT	QIon	Exp Ratio
1,2-Dibromoethane	N.D.	9.30	109.0	91.5

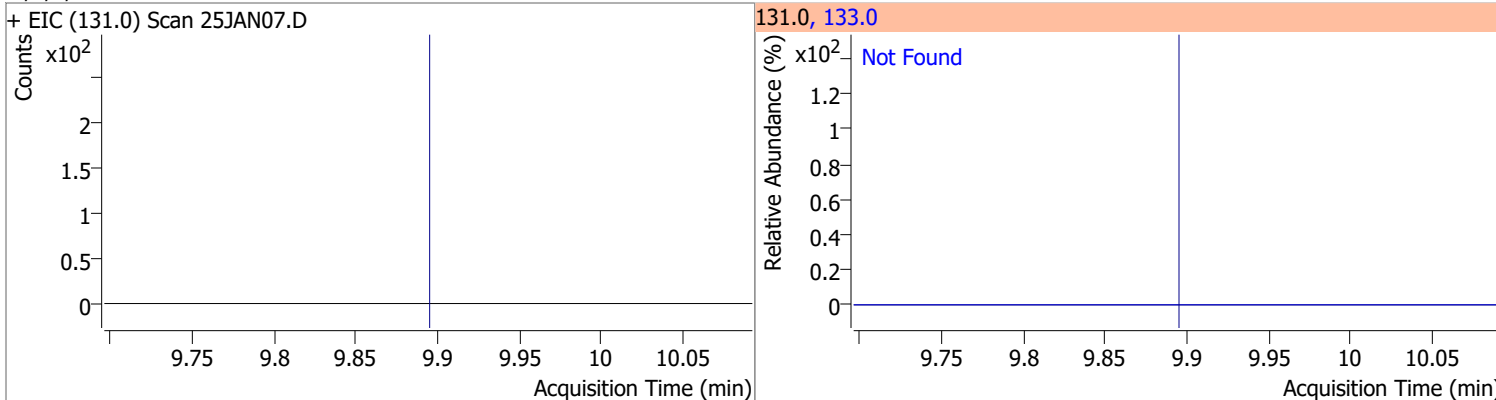


Quantitation Results Report (QT Reviewed)

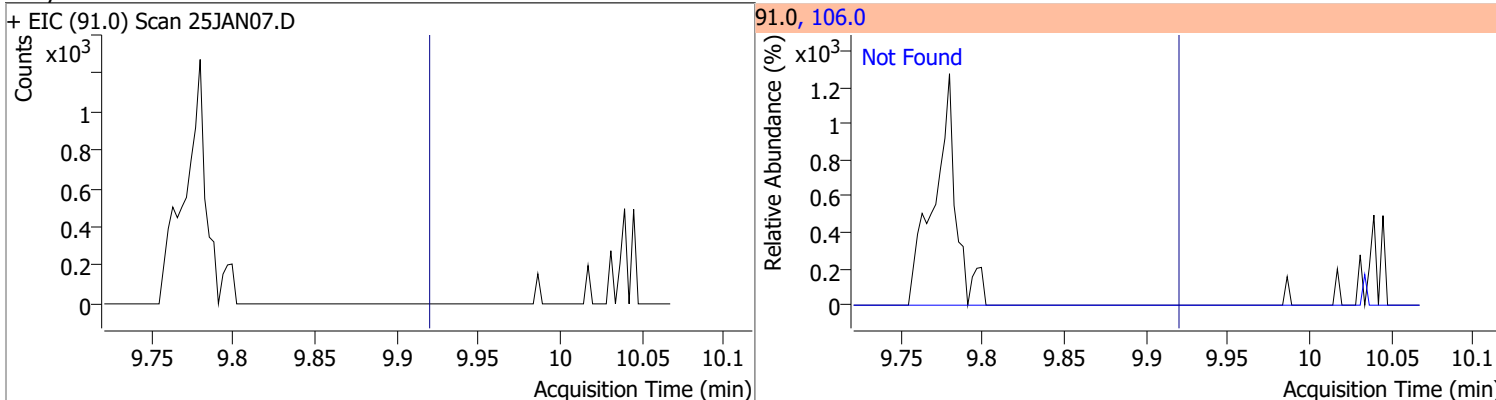
Compound	Conc.	Exp RT	QIon	Exp Ratio
Chlorobenzene	N.D.	9.80	114.0	32.2



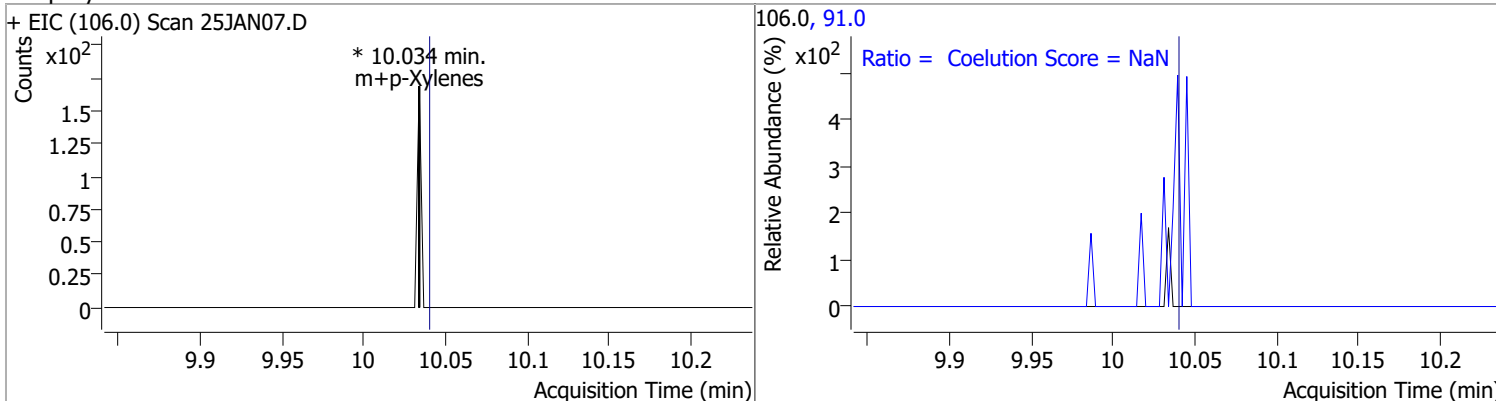
Compound	Conc.	Exp RT	QIon	Exp Ratio
1,1,1,2-Tetrachloroethane	N.D.	9.89	133.0	95.3



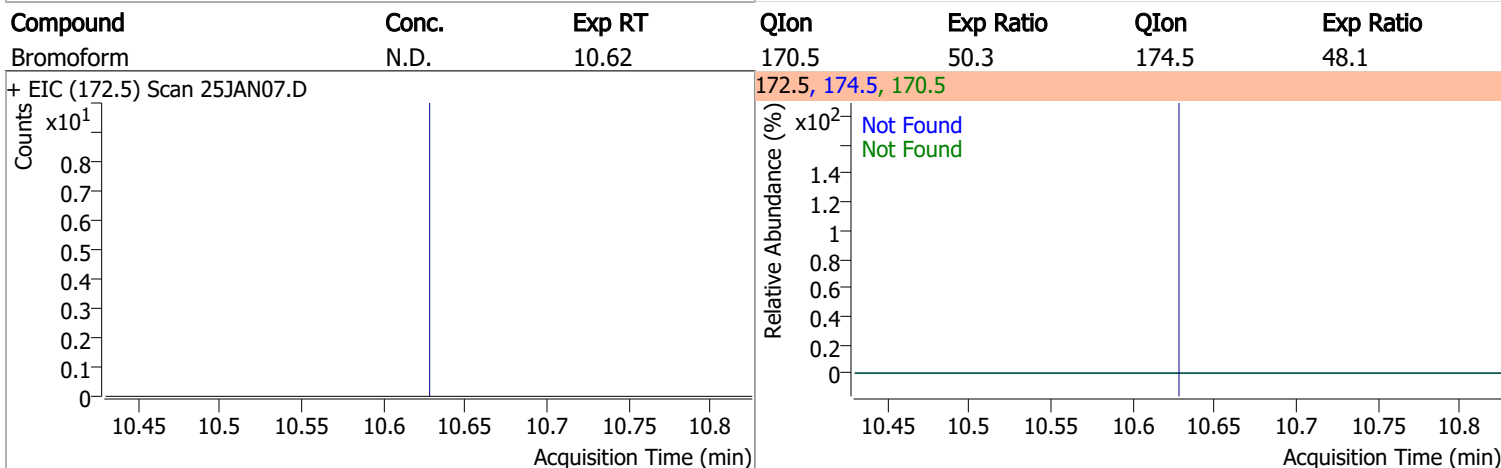
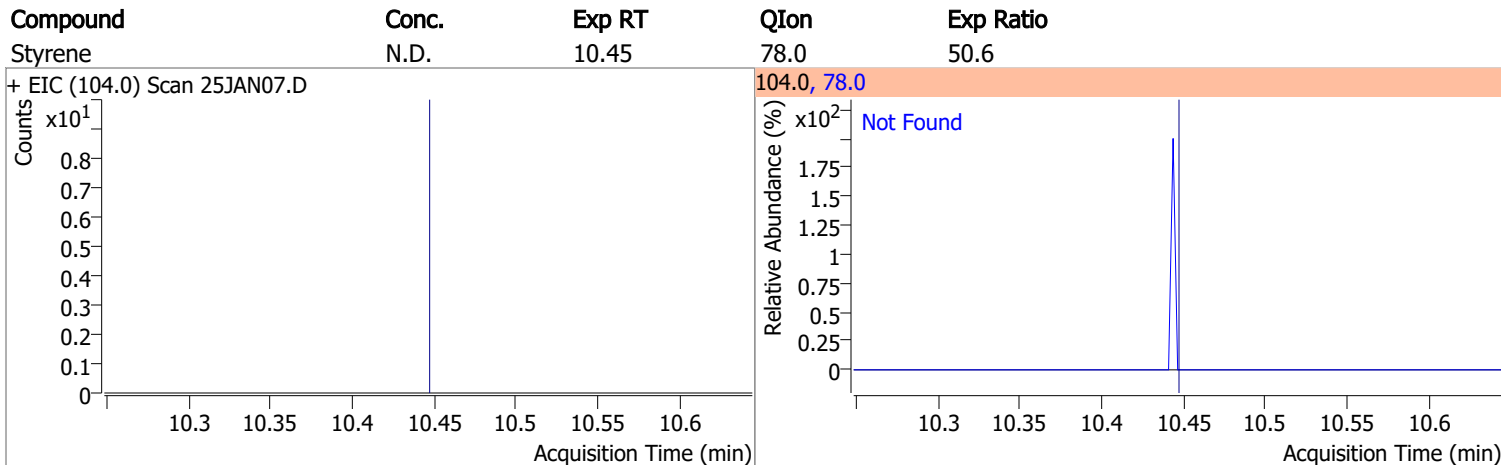
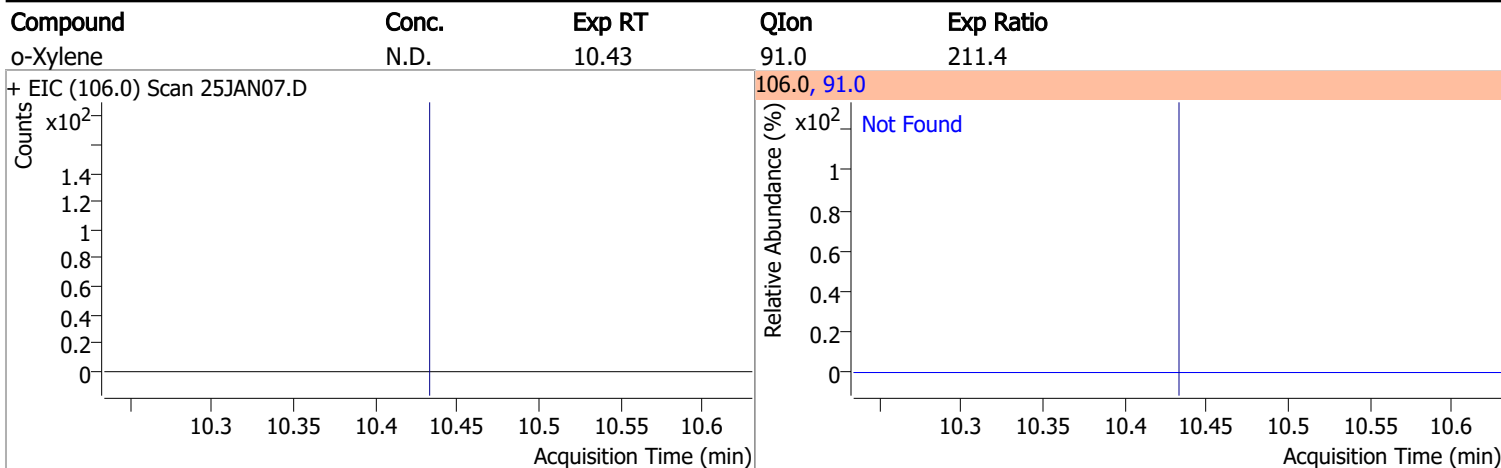
Compound	Conc.	Exp RT	QIon	Exp Ratio
Ethylbenzene	N.D.	9.92	106.0	31.7



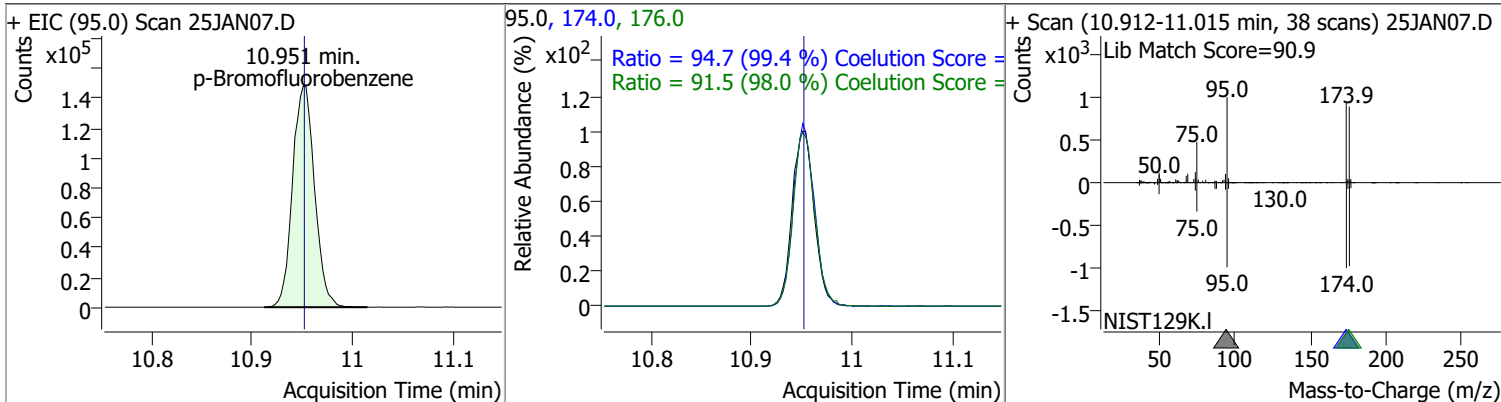
Compound	Conc.	RT	Dev(Min)	Resp.	QIon	QRatio	Lower	Upper
m+p-Xylenes	0	0	0	0	91.0	170.7	170.7	230.7



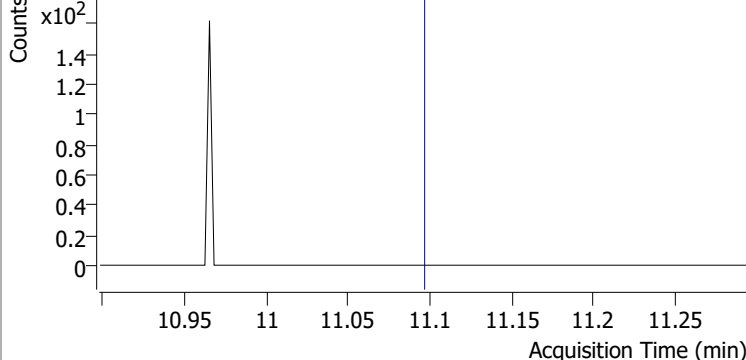
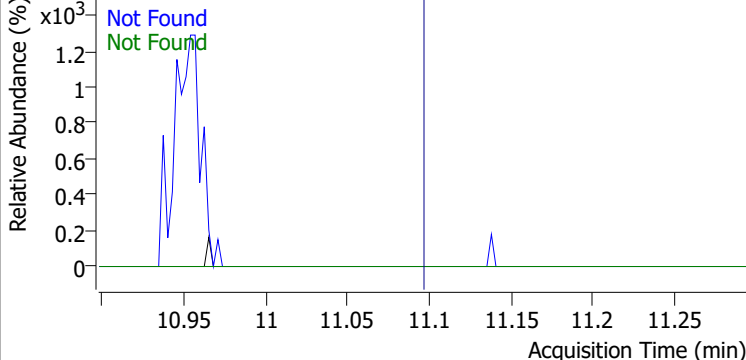
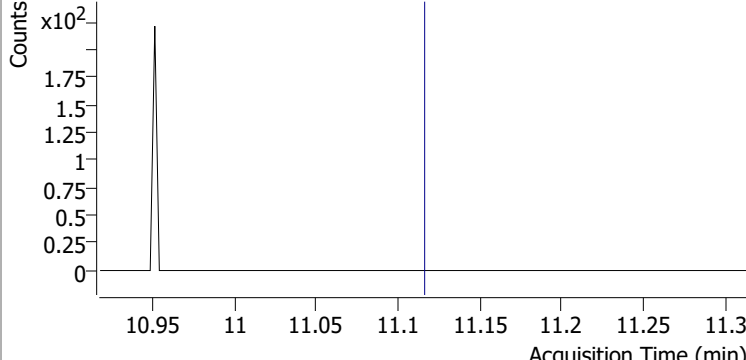
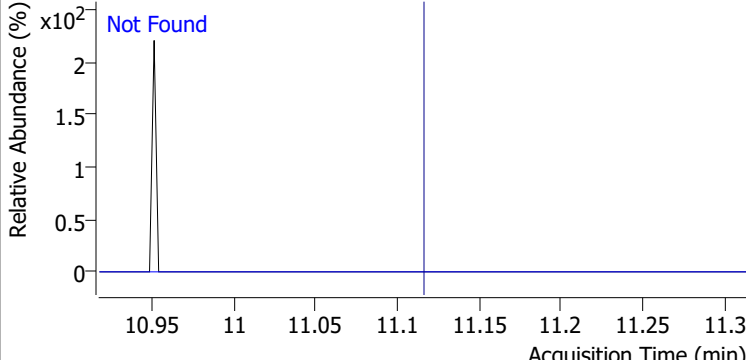
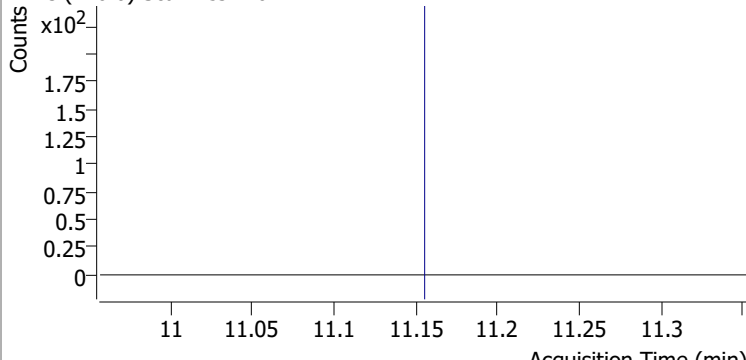
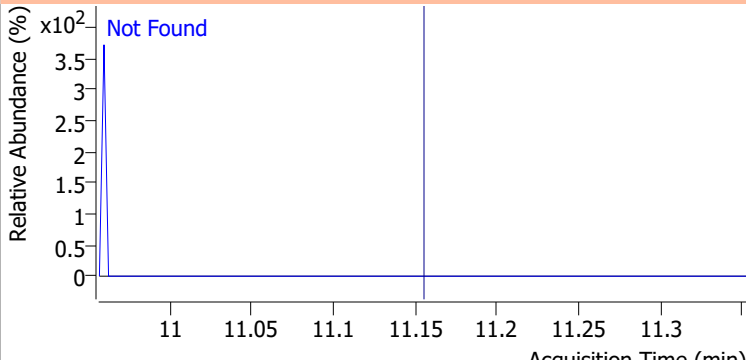
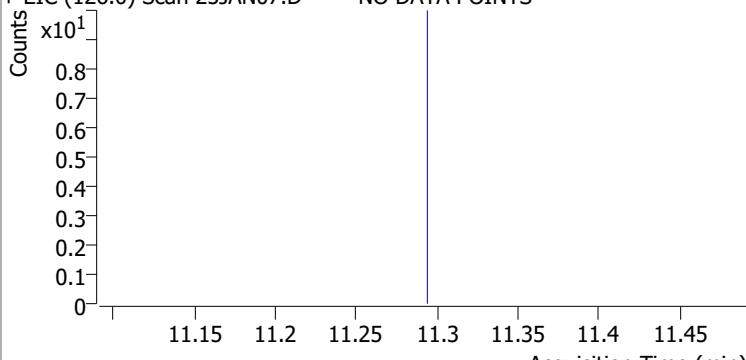
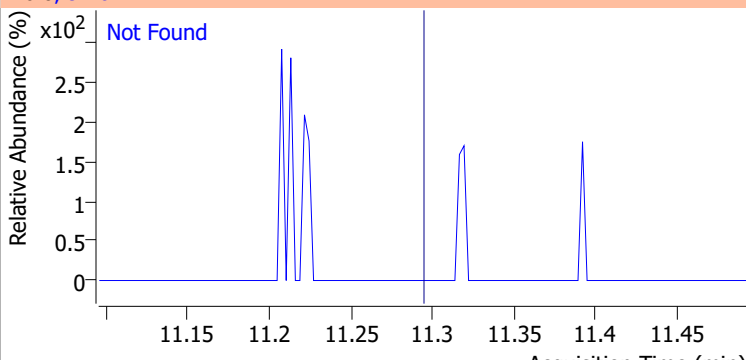
Quantitation Results Report (QT Reviewed)



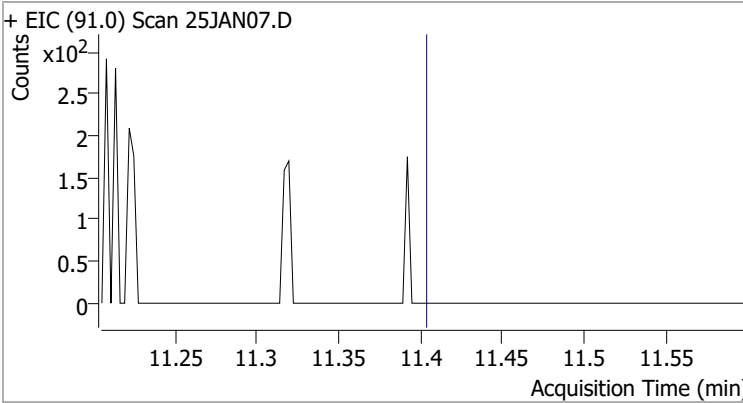
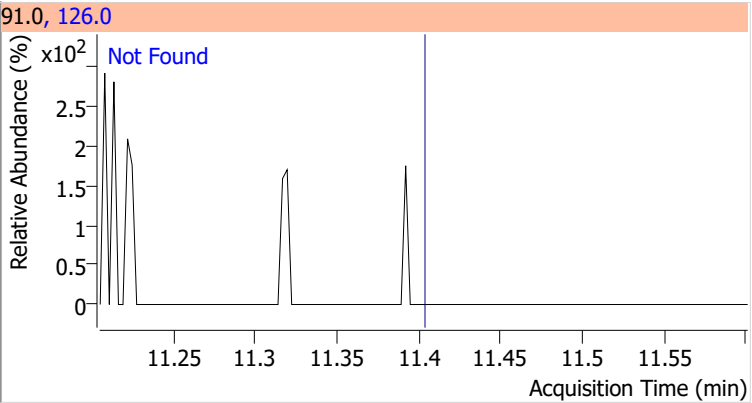
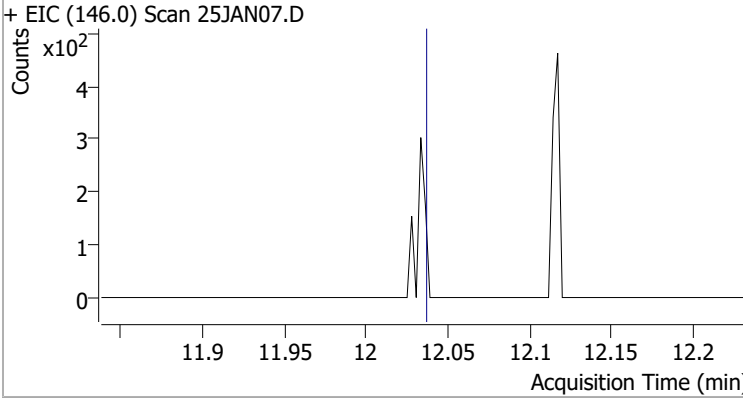
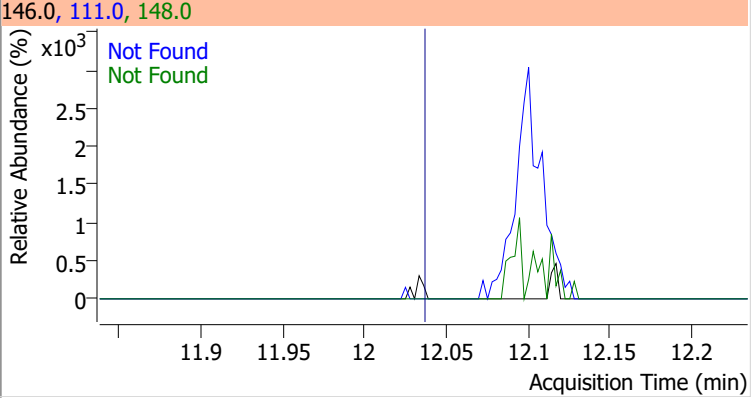
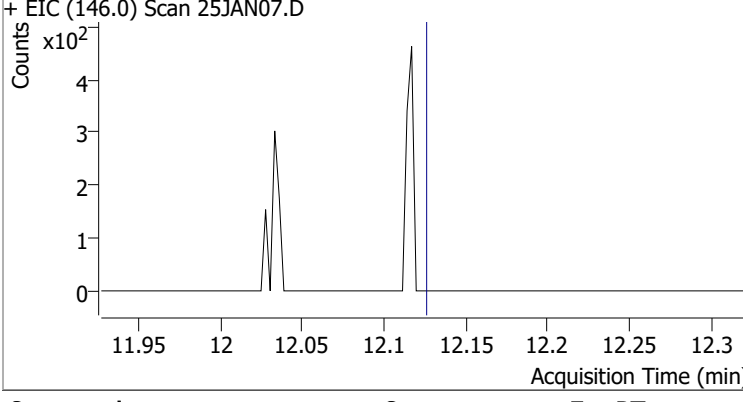
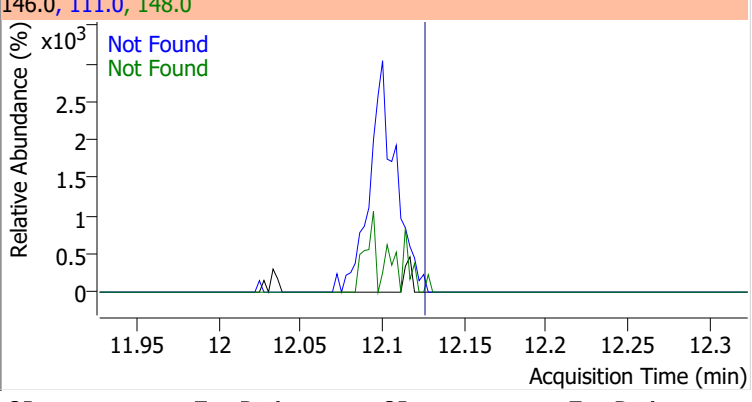
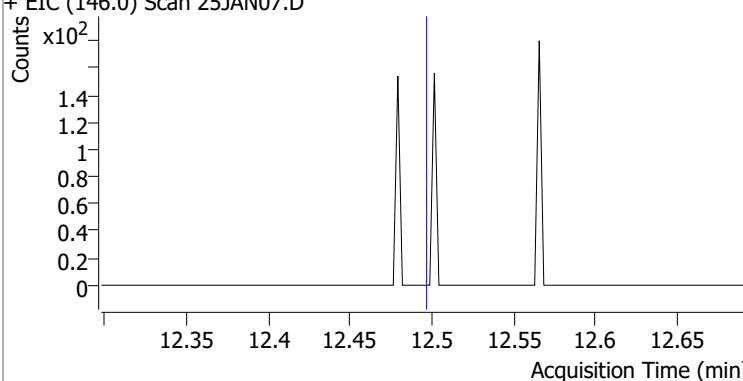
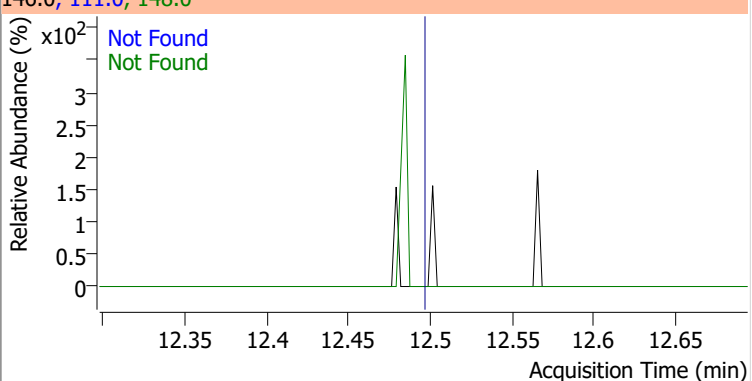
Compound	Conc.	RT	Dev(Min)	Resp.	QIon	QRatio	Lower	Upper
p-Bromofluorobenzene	271.2255	10.95	0.00	226597	174.0	94.7	65.3	125.3
					176.0	91.5	63.3	123.3



Quantitation Results Report (QT Reviewed)

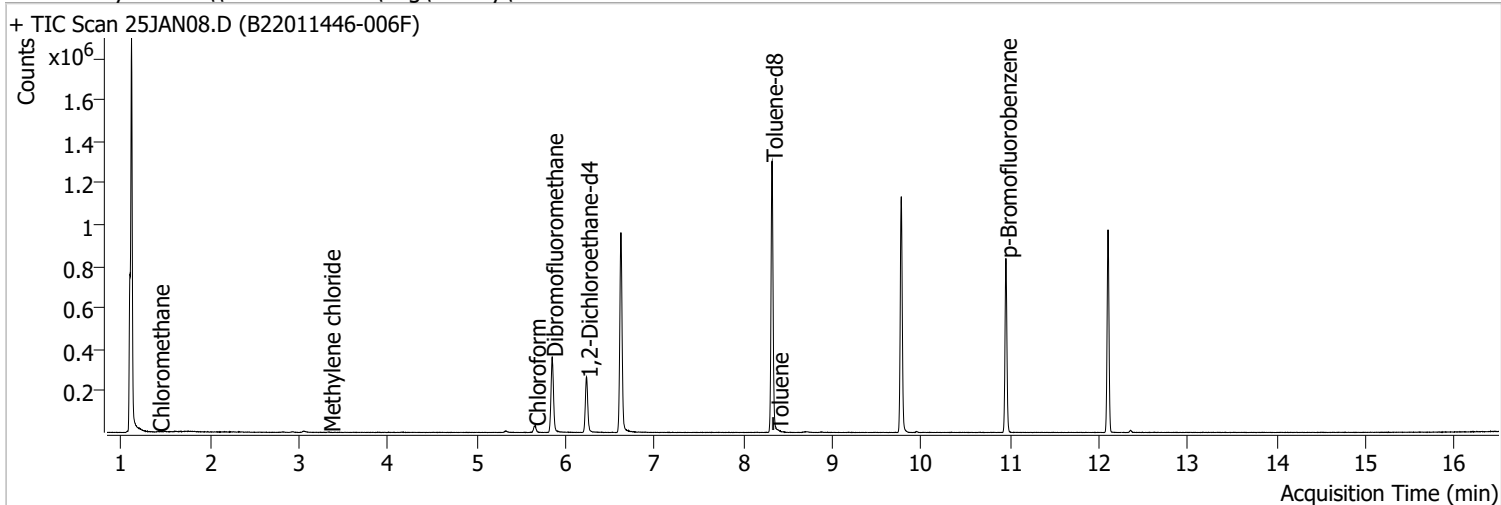
Compound	Conc.	Exp RT	QIon	Exp Ratio	QIon	Exp Ratio
Bromobenzene	N.D.	11.09	77.0	143.5	158.0	96.1
+ EIC (156.0) Scan 25JAN07.D			156.0, 77.0, 158.0			
						
1,1,2,2-Tetrachloroethane	N.D.	11.11	85.0	63.3		
+ EIC (83.0) Scan 25JAN07.D			83.0, 85.0			
						
1,2,3-Trichloropropane	N.D.	11.15	112.0	65.8		
+ EIC (110.0) Scan 25JAN07.D			110.0, 112.0			
						
2-Chlorotoluene	N.D.	11.29	91.0	276.2		
+ EIC (126.0) Scan 25JAN07.D ***NO DATA POINTS***			126.0, 91.0			
						

Quantitation Results Report (QT Reviewed)

Compound	Conc.	Exp RT	QIon	Exp Ratio	QIon	Exp Ratio
4-Chlorotoluene	N.D.	11.40	126.0	31.3	91.0, 126.0	
+ EIC (91.0) Scan 25JAN07.D						
						
1,3-Dichlorobenzene	N.D.	12.03	148.0	62.8	146.0, 111.0, 148.0	
+ EIC (146.0) Scan 25JAN07.D						
						
1,4-Dichlorobenzene	N.D.	12.12	148.0	63.7	146.0, 111.0, 148.0	
+ EIC (146.0) Scan 25JAN07.D						
						
1,2-Dichlorobenzene	N.D.	12.49	148.0	61.9	146.0, 111.0, 148.0	
+ EIC (146.0) Scan 25JAN07.D						
						

Quantitation Results Report (QT Reviewed)

Data File	25JAN08.D	Operator	MSC
Acq. Method	5975CACQF.M	Acq. Date-Time	1/25/2022 12:35:42 PM
Sample Name	B22011446-006F	Instrument	VOA5975C
Vial	8	Multiplier	1.00
DA Method File	VOA5975C_8260B_SHT_DoD_L4_011922.m	Comment	
Tune File	BFB_Atune3.u	Tune Date	10/11/2021 4:02:00 PM
Batch Name	VG012522_8260B.batch.bin	Last Calib Update	3/15/2022 2:01:13 PM
Ref Library	\\MASSHUNTER\Org\Library\NIST129K.I		



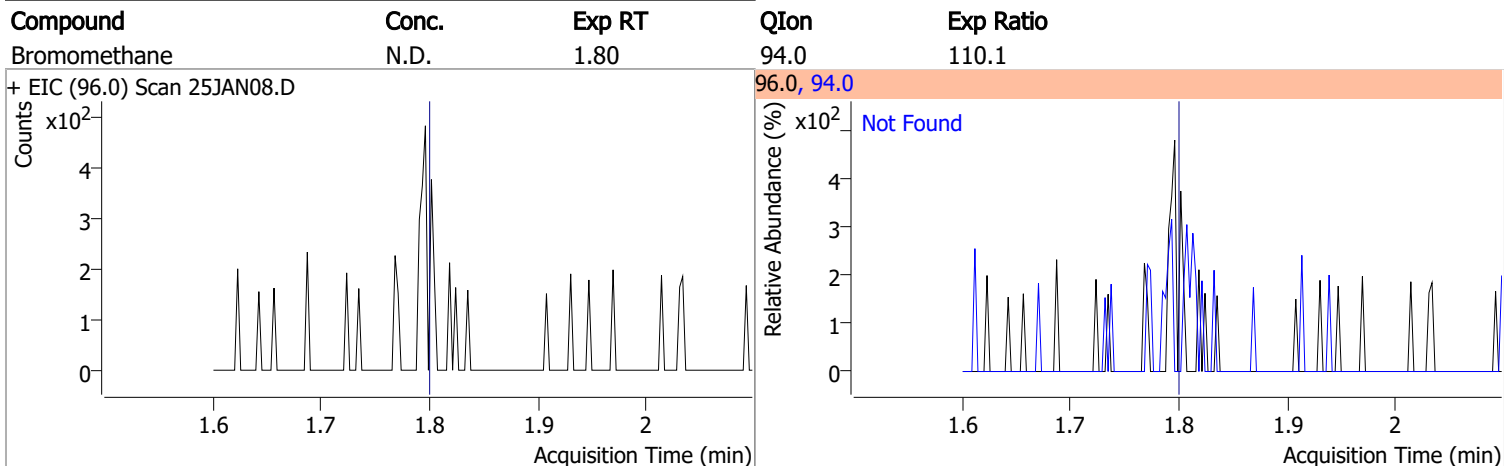
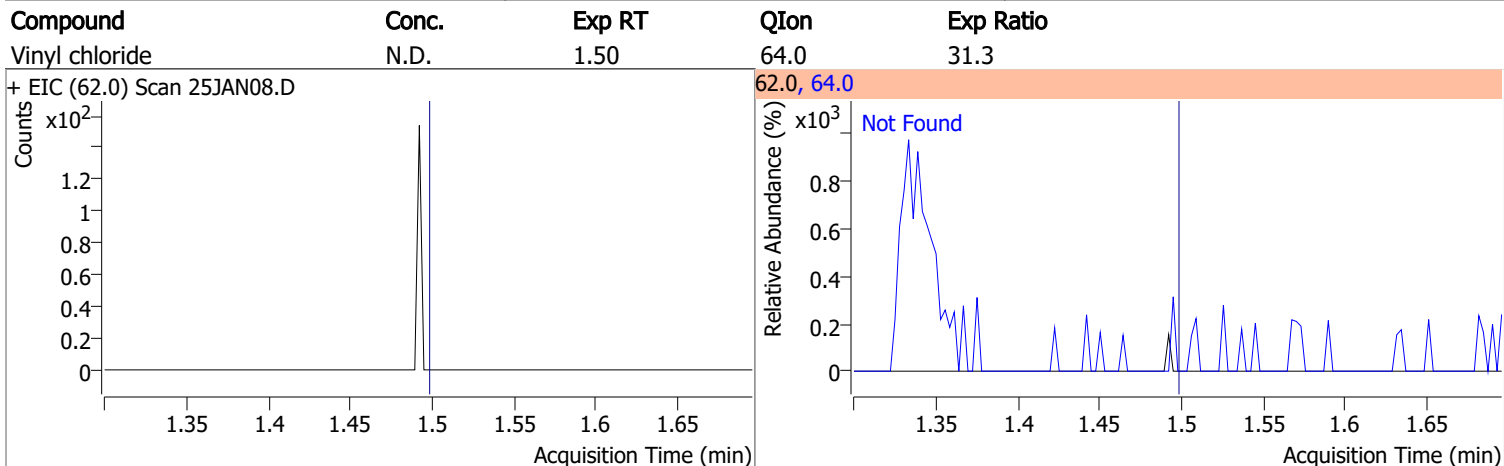
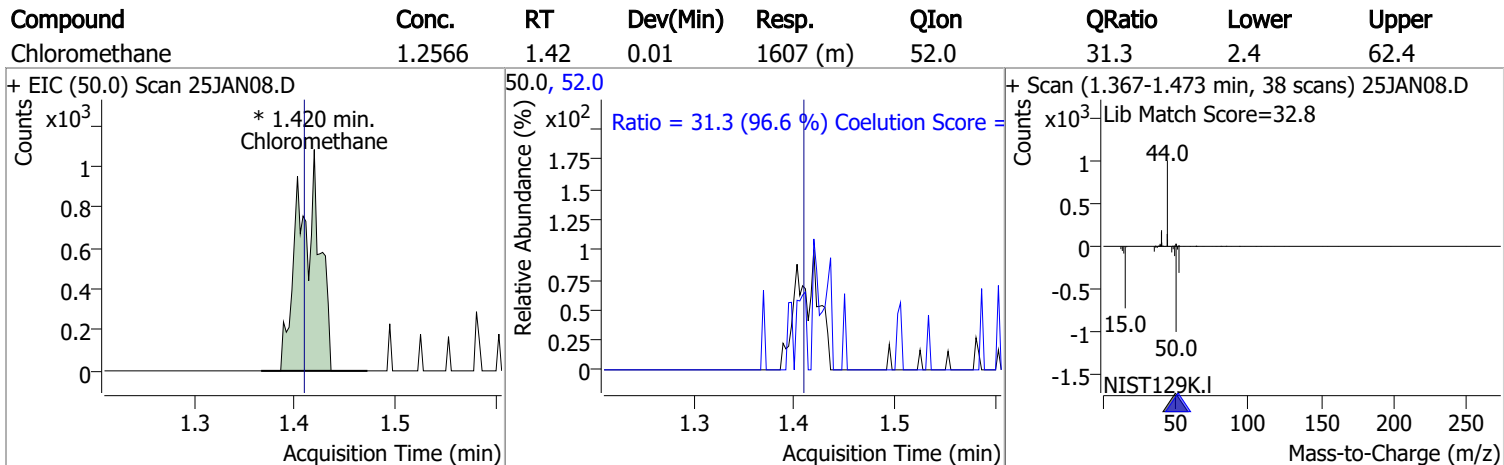
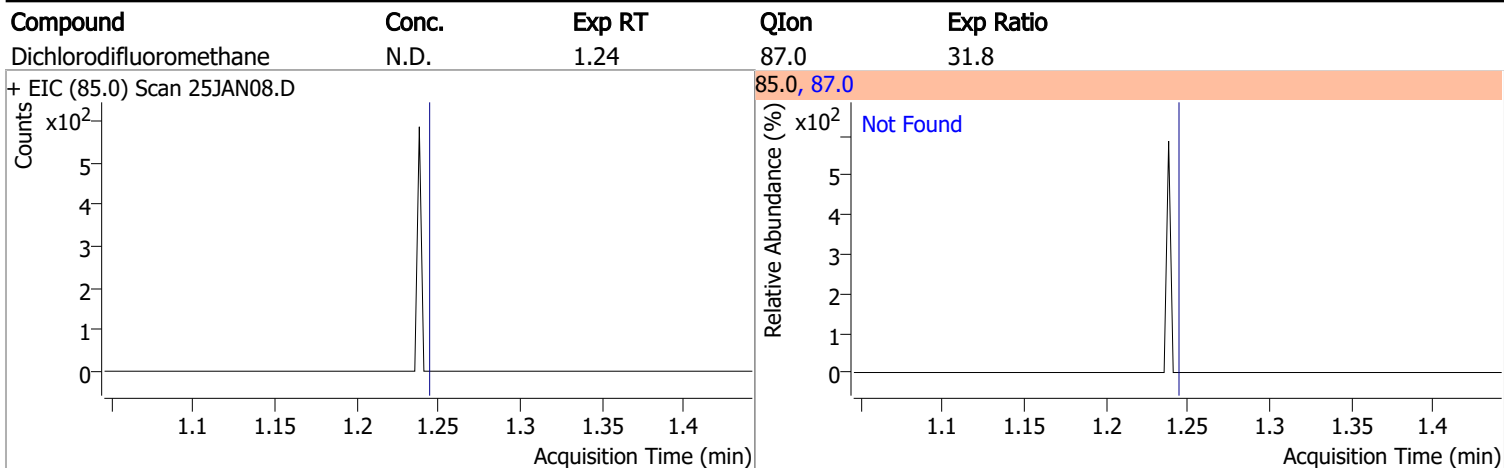
Compound	RT	QIon	Resp.	Conc.	Units	Dev(Min)
Internal Standards						
M Fluorobenzene	6.621	96.0	807973	250.0000	ng	0.000
M Chlorobenzene-d5	9.775	82.0	312091	250.0000	ng	0.000
M 1,4-Dichlorobenzene-d4	12.100	152.0	231355	250.0000	ng	0.000
System Monitoring Compounds						
S Dibromofluoromethane	5.848	113.0	211066	269.7025	ng	-0.003
Spiked Amount: 250.000	Range: 80.0 - 119.0%			Recovery = 107.88%		
S 1,2-Dichloroethane-d4	6.236	67.0	92574	273.8410	ng	0.006
Spiked Amount: 250.000	Range: 81.0 - 118.0%			Recovery = 109.54%		
S Toluene-d8	8.319	98.0	778632	255.7295	ng	0.000
Spiked Amount: 250.000	Range: 89.0 - 112.0%			Recovery = 102.29%		
S p-Bromofluorobenzene	10.951	95.0	231399	270.8904	ng	0.003
Spiked Amount: 250.000	Range: 85.0 - 114.0%			Recovery = 108.36%		
Target Compounds						
T Dichlorodifluoromethane	0.000		0	N.D.		
T Chloromethane	1.420	50.0	1607	1.2566	ng	m 98
T Vinyl chloride	0.000		0	N.D.		
T Bromomethane	0.000		0	N.D.		
T Chloroethane	0.000		0	N.D.		
T Trichlorofluoromethane	0.000		0	N.D.		
T 1,1-Dichloroethene	0.000		0	N.D.		
T Methylene chloride	3.341	49.0	1217	1.0300	ng	m 75
T trans-1,2-Dichloroethene	0.000		0	N.D.		
T Methyl tert-butyl ether (MTBE)	0.000		0	N.D.		
T 1,1-Dichloroethane	0.000		0	N.D.		
T 2,2-Dichloropropane	0.000		0	N.D.		
T cis-1,2-Dichloroethene	0.000		0	N.D.		
T Methyl ethyl ketone	0.000		0	N.D.		
T Bromochloromethane	0.000		0	N.D.		
T Chloroform	5.653	83.0	25347	16.1633	ng	99

Quantitation Results Report (QT Reviewed)

Compound	RT	QIon	Resp.	Conc.	Units	Dev(Min)
T 1,1,1-Trichloroethane	0.000		0	N.D.		
T Carbon tetrachloride	0.000		0	N.D.		
T 1,1-Dichloropropene	0.000		0	N.D.		
T Benzene	0.000		0	N.D.		
T 1,2-Dichloroethane	0.000		0	N.D.		
T Trichloroethene	0.000		0	N.D.		
T 1,2-Dichloropropane	0.000		0	N.D.		
T Dibromomethane	0.000		0	N.D.		
T Bromodichloromethane	0.000		0	N.D.		
T cis-1,3-Dichloropropene	0.000		0	N.D.		
T Toluene	8.383	92.0	1037	0.5110	ng m	94
T trans-1,3-Dichloropropene	0.000		0	N.D.		
T 1,1,2-Trichloroethane	0.000		0	N.D.		
T Tetrachloroethene	0.000		0	N.D.		
T 1,3-Dichloropropane	0.000		0	N.D.		
T Chlorodibromomethane	0.000		0	N.D.		
T 1,2-Dibromoethane	0.000		0	N.D.		
T Chlorobenzene	0.000		0	N.D.		
T 1,1,1,2-Tetrachloroethane	0.000		0	N.D.		
T Ethylbenzene	0.000		0	N.D.		
T m+p-Xylenes	0.000		0	N.D.		
T o-Xylene	0.000		0	N.D.		
T Styrene	0.000		0	N.D.		
T Bromoform	0.000		0	N.D.		
T Bromobenzene	0.000		0	N.D.		
T 1,1,2,2-Tetrachloroethane	0.000		0	N.D.		
T 1,2,3-Trichloropropane	0.000		0	N.D.		
T 2-Chlorotoluene	0.000		0	N.D.		
T 4-Chlorotoluene	0.000		0	N.D.		
T 1,3-Dichlorobenzene	0.000		0	N.D.		
T 1,4-Dichlorobenzene	0.000		0	N.D.		
T 1,2-Dichlorobenzene	0.000		0	N.D.		

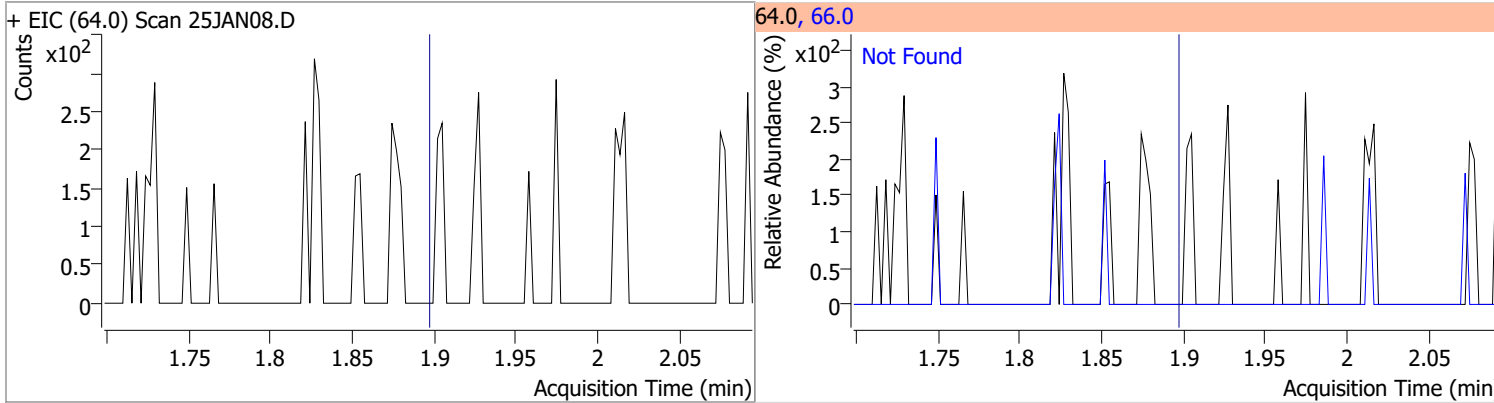
(#) = Qualifier Out of Range; (m) = Manual Integration; (+) = Area Summed; (*) = Surrogate Percent Recovery Out of Range; (d): Zeroed Peak

Quantitation Results Report (QT Reviewed)

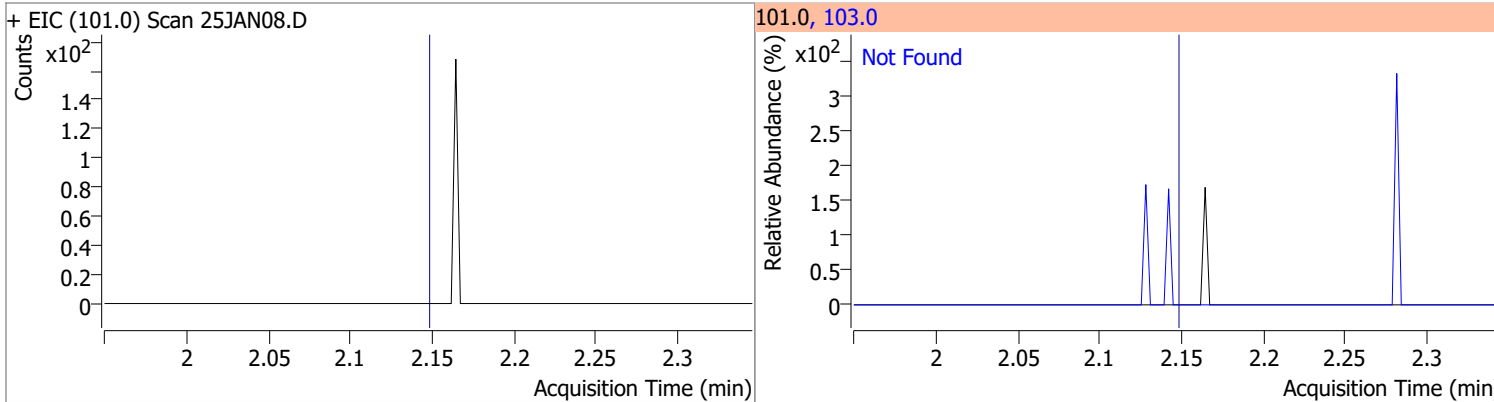


Quantitation Results Report (QT Reviewed)

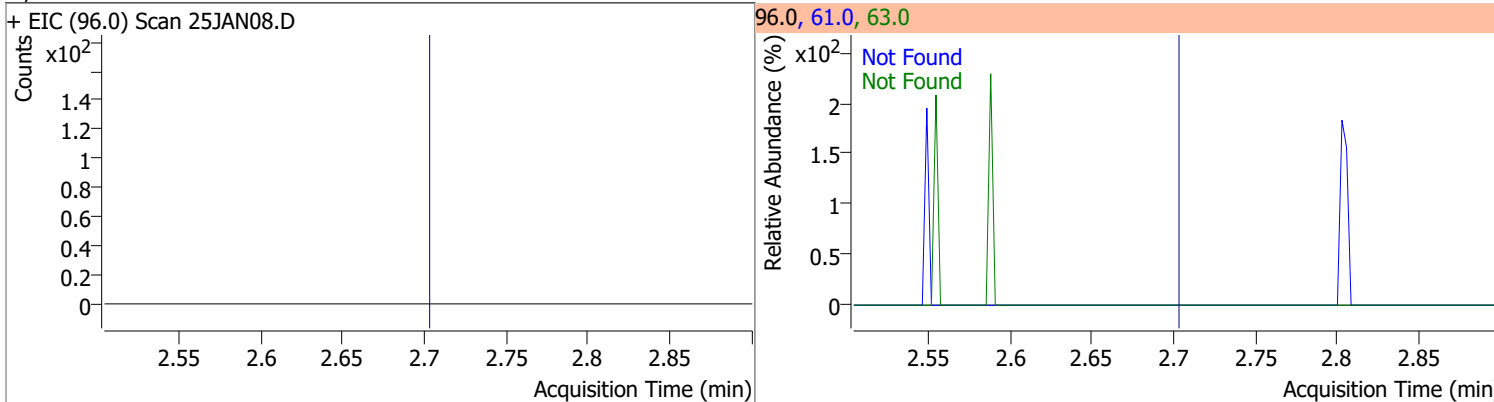
Compound	Conc.	Exp RT	QIon	Exp Ratio
Chloroethane	N.D.	1.90	66.0	30.0



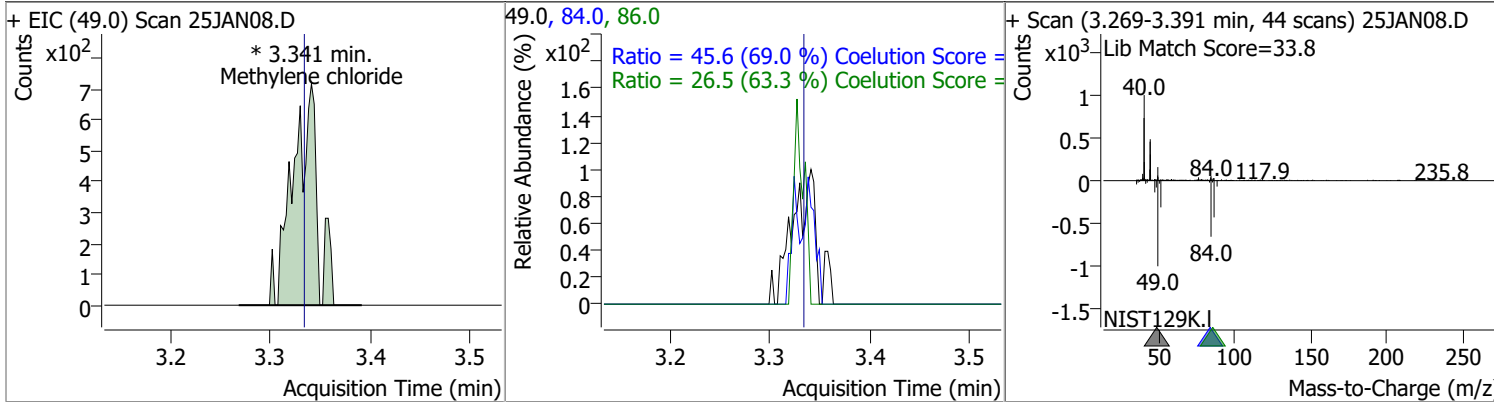
Compound	Conc.	Exp RT	QIon	Exp Ratio
Trichlorofluoromethane	N.D.	2.15	103.0	65.0



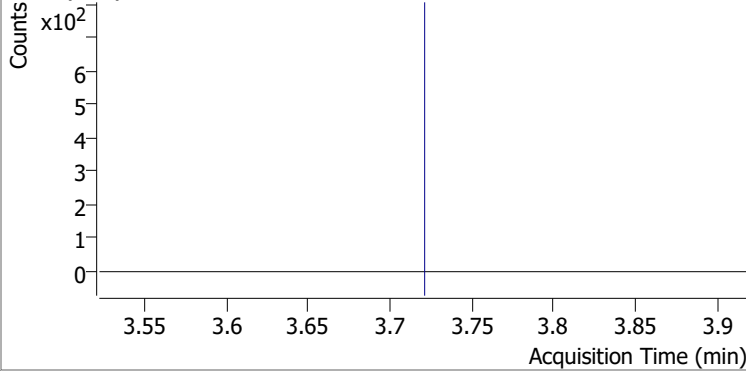
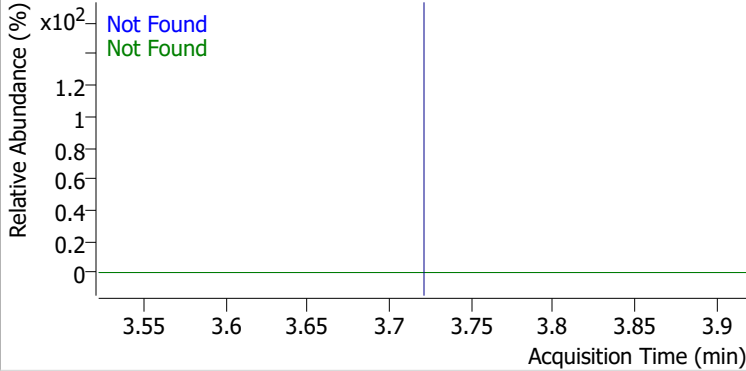
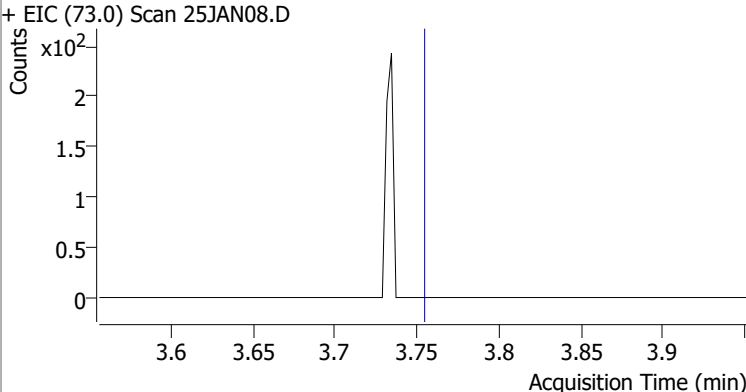
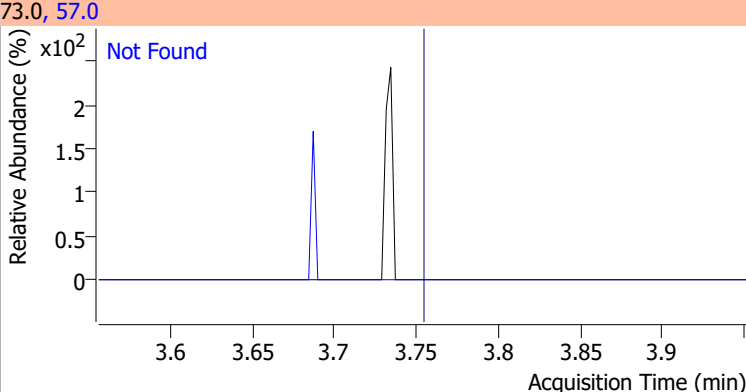
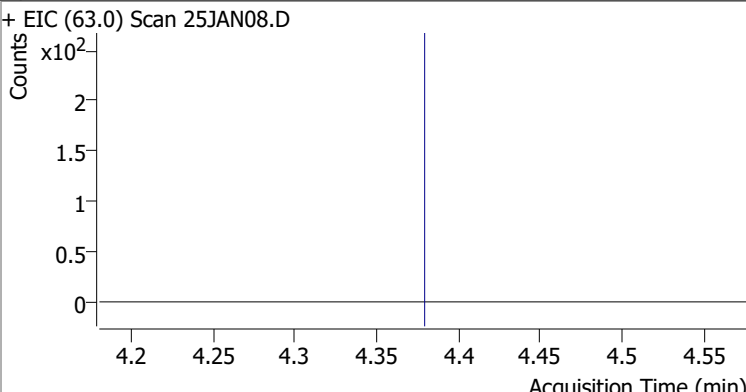
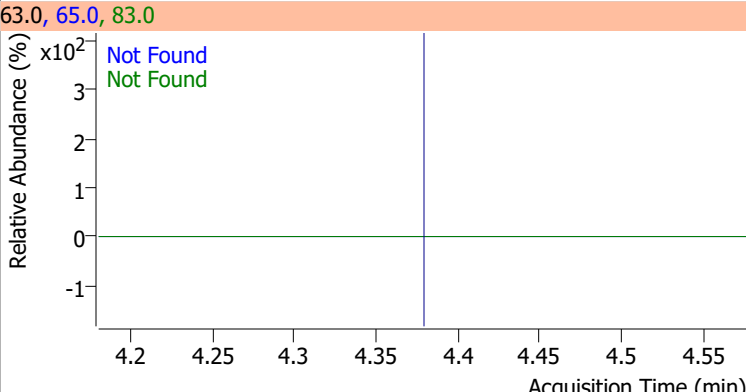
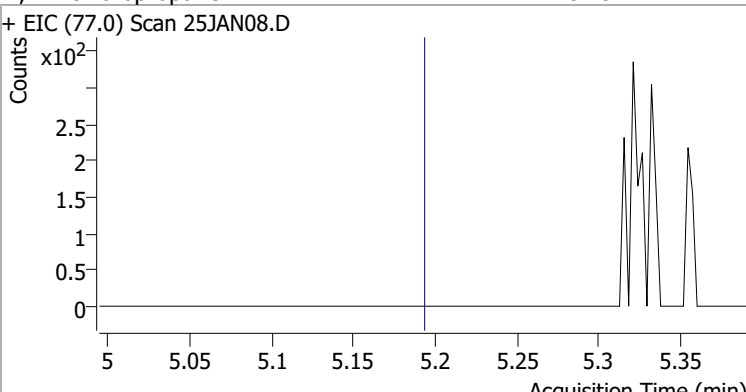
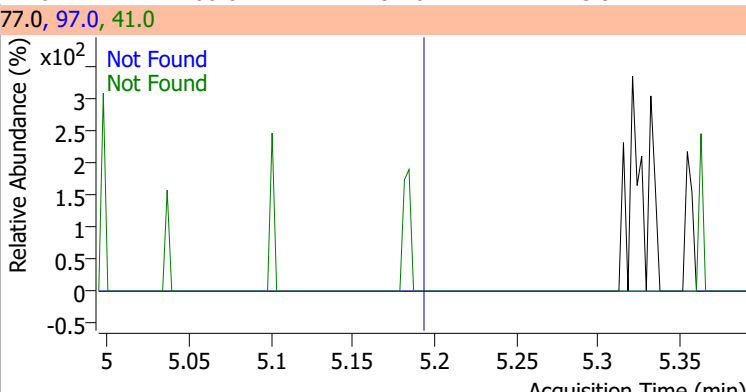
Compound	Conc.	Exp RT	QIon	Exp Ratio	QIon	Exp Ratio
1,1-Dichloroethene	N.D.	2.70	61.0	179.9	63.0	57.0



Compound	Conc.	RT	Dev(Min)	Resp.	QIon	QRatio	Lower	Upper
Methylene chloride	1.0300	3.34	0.01	1217 (m)	84.0	45.6	36.1	96.1
					86.0	26.5	11.8	71.8

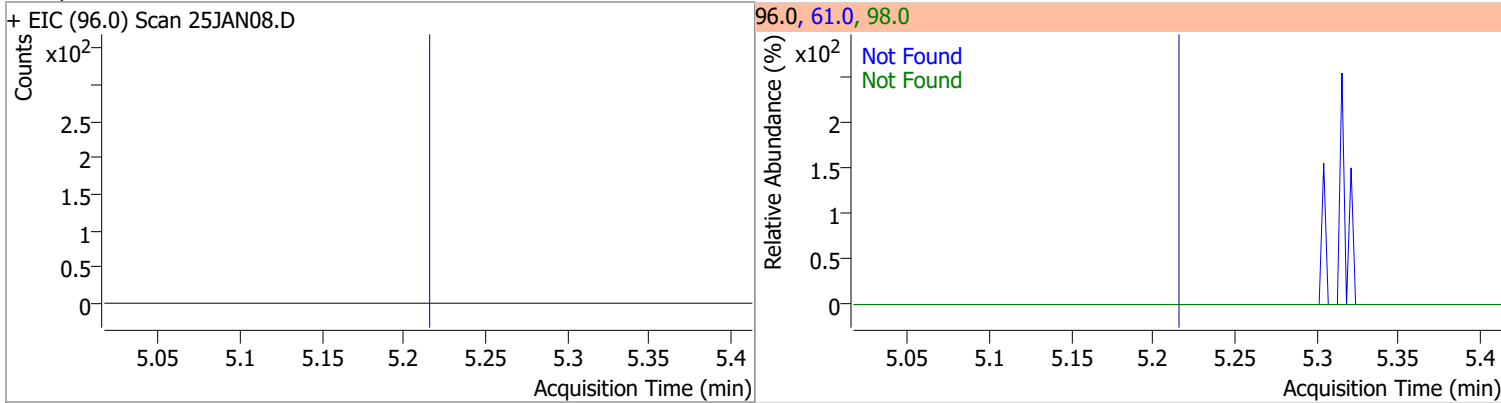


Quantitation Results Report (QT Reviewed)

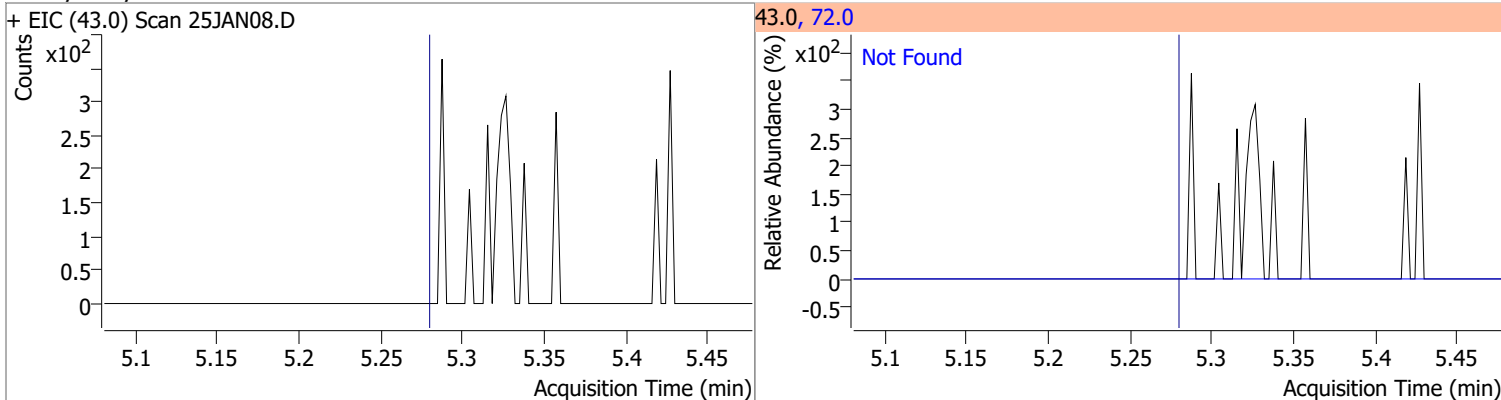
Compound	Conc.	Exp RT	QIon	Exp Ratio	QIon	Exp Ratio
trans-1,2-Dichloroethene	N.D.	3.72	61.0	154.8	98.0	62.1
+ EIC (96.0) Scan 25JAN08.D			96.0, 61.0, 98.0			
						
Methyl tert-butyl ether (MTBE)	N.D.	3.75	57.0	24.6		
+ EIC (73.0) Scan 25JAN08.D			73.0, 57.0			
						
1,1-Dichloroethane	N.D.	4.38	65.0	31.0	83.0	12.7
+ EIC (63.0) Scan 25JAN08.D			63.0, 65.0, 83.0			
						
2,2-Dichloropropane	N.D.	5.19	41.0	68.8	97.0	23.9
+ EIC (77.0) Scan 25JAN08.D			77.0, 97.0, 41.0			
						

Quantitation Results Report (QT Reviewed)

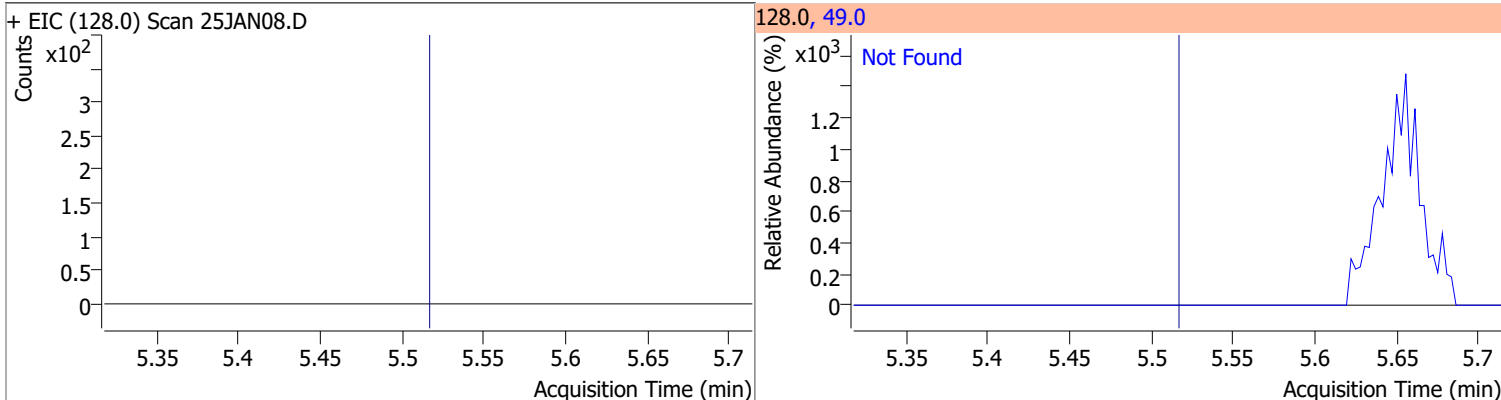
Compound	Conc.	Exp RT	QIon	Exp Ratio	QIon	Exp Ratio
cis-1,2-Dichloroethene	N.D.	5.21	61.0	160.4	98.0	66.2



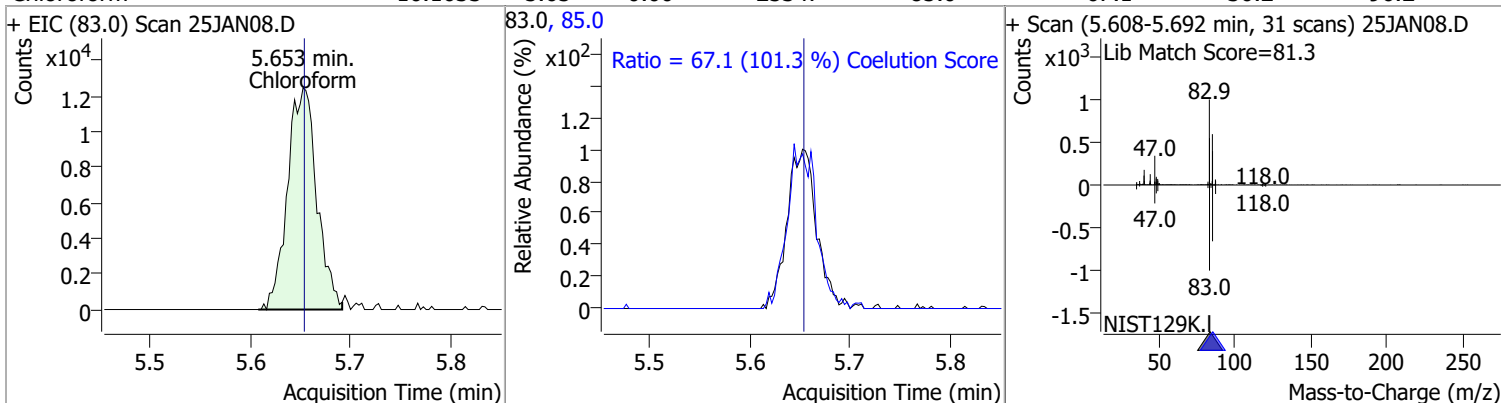
Compound	Conc.	Exp RT	QIon	Exp Ratio
Methyl ethyl ketone	N.D.	5.28	72.0	20.6



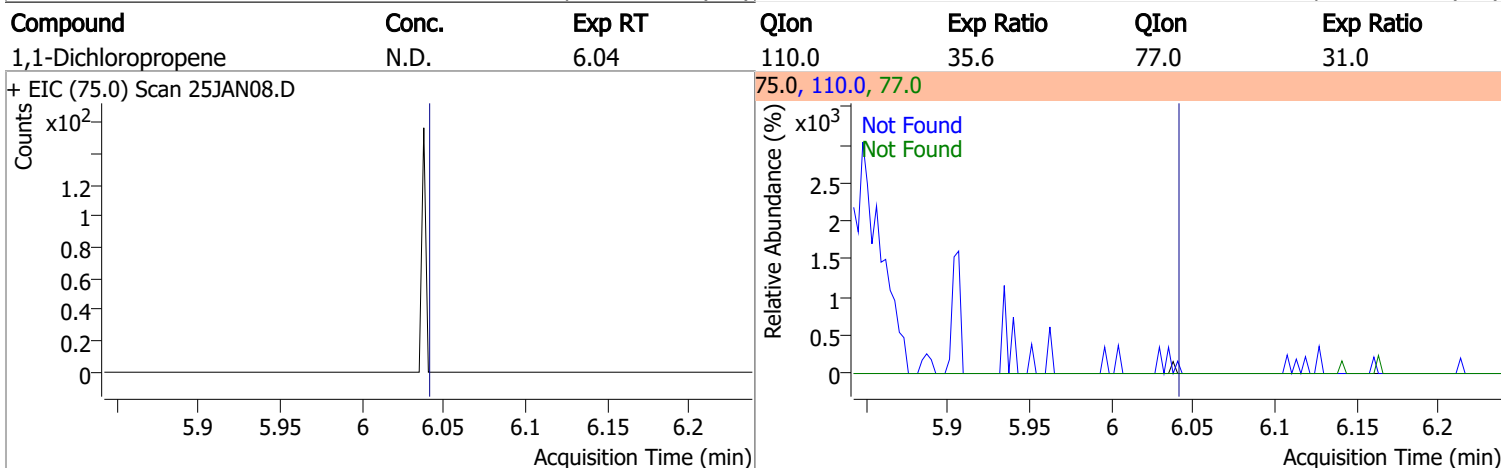
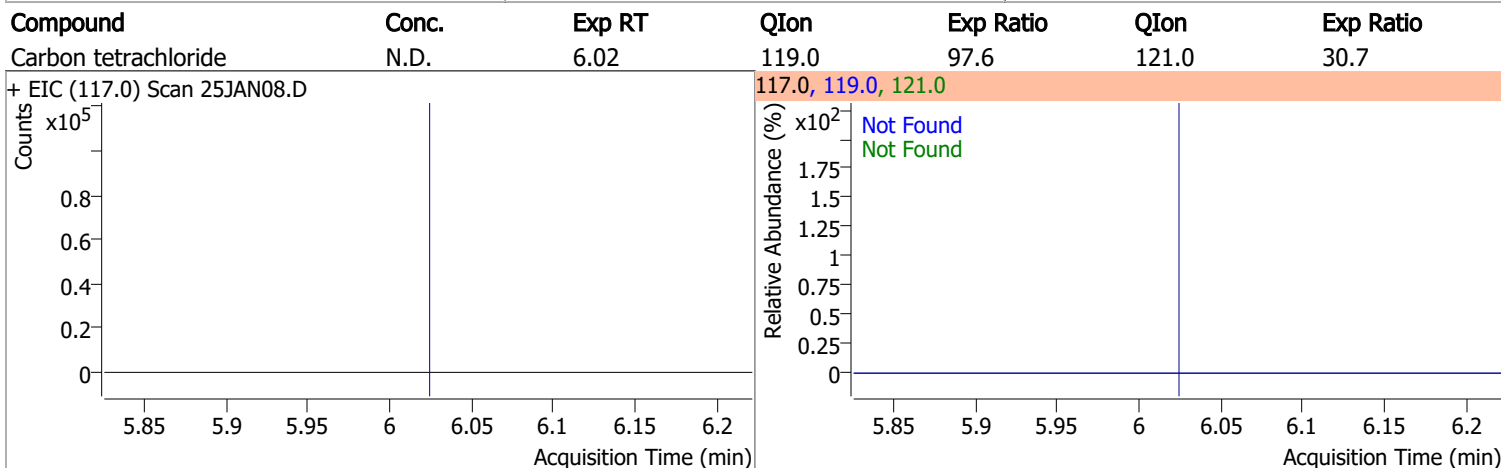
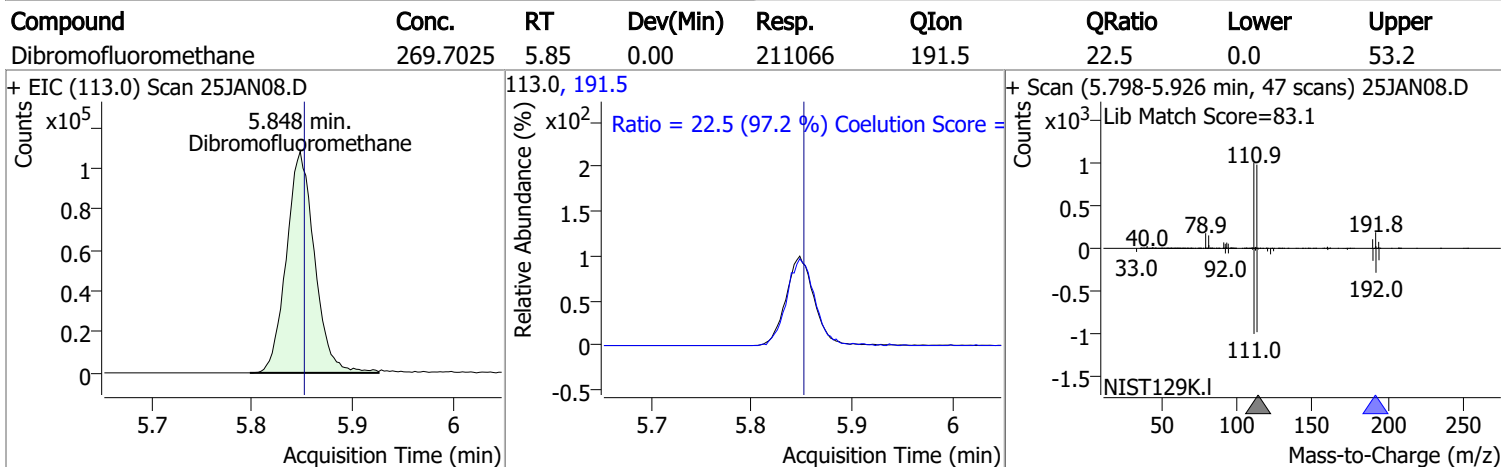
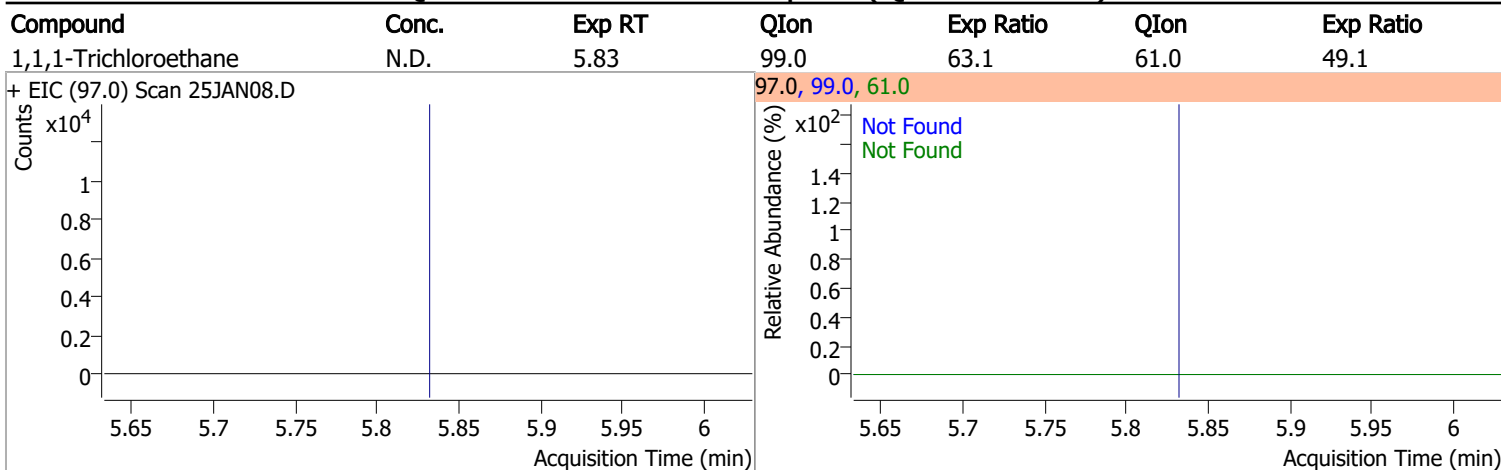
Compound	Conc.	Exp RT	QIon	Exp Ratio
Bromochloromethane	N.D.	5.52	49.0	182.2



Compound	Conc.	RT	Dev(Min)	Resp.	QIon	QRatio	Lower	Upper
Chloroform	16.1633	5.65	0.00	25347	85.0	67.1	36.2	96.2

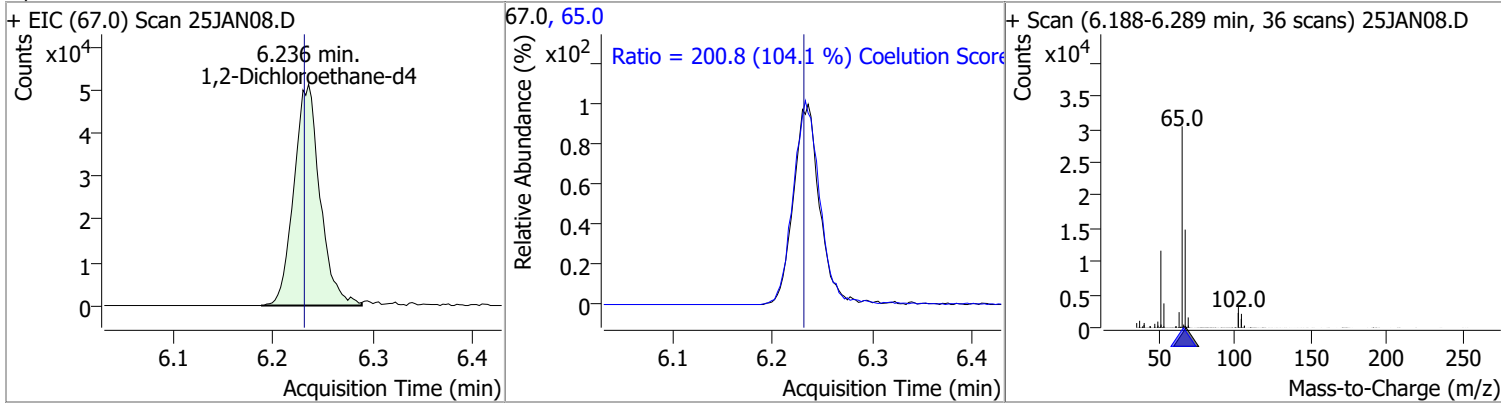


Quantitation Results Report (QT Reviewed)

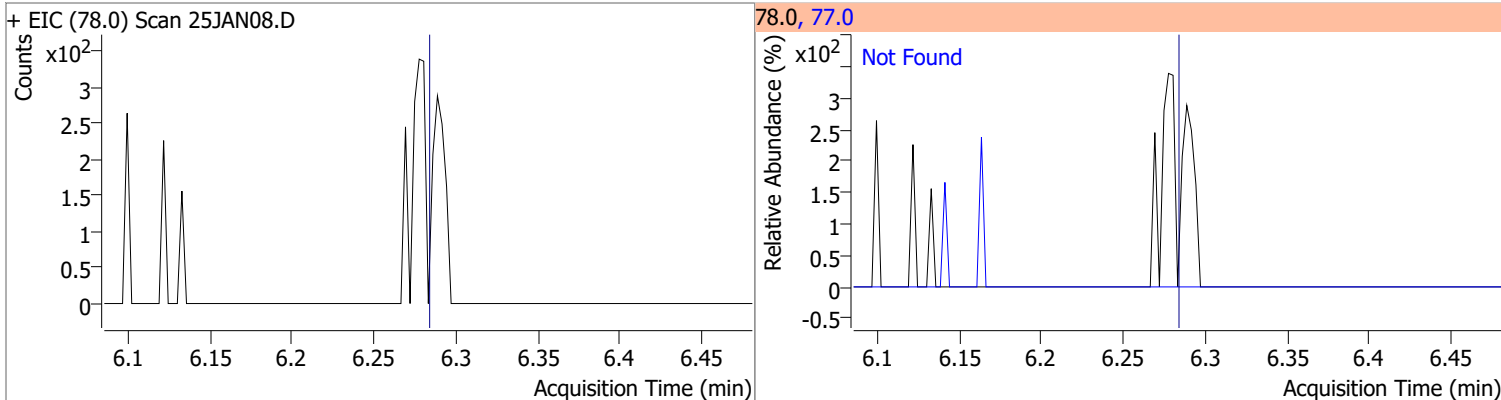


Quantitation Results Report (QT Reviewed)

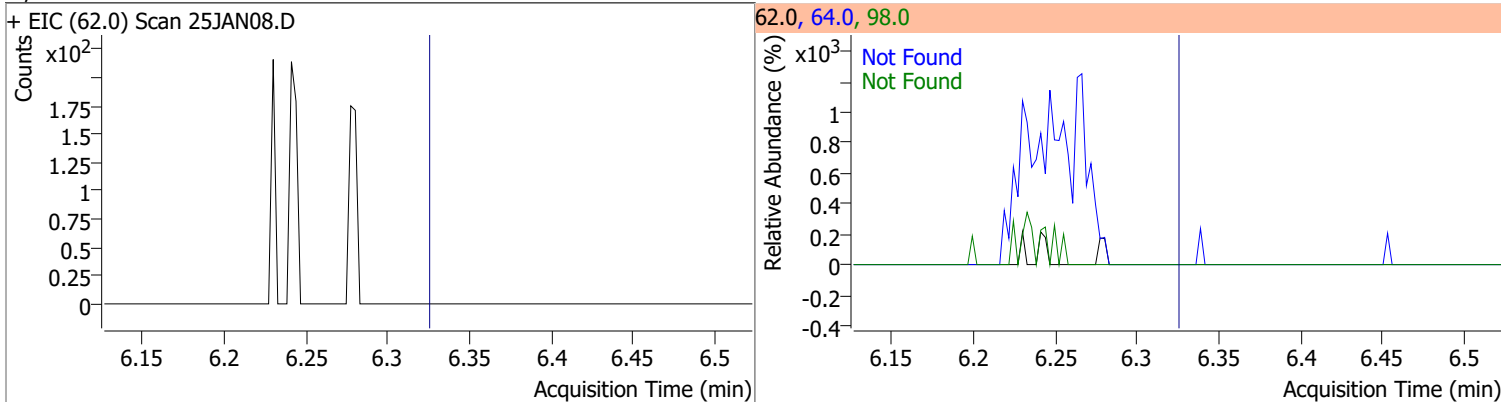
Compound	Conc.	RT	Dev(Min)	Resp.	QIon	QRatio	Lower	Upper
1,2-Dichloroethane-d4	273.8410	6.24	0.01	92574	65.0	200.8	162.8	222.8



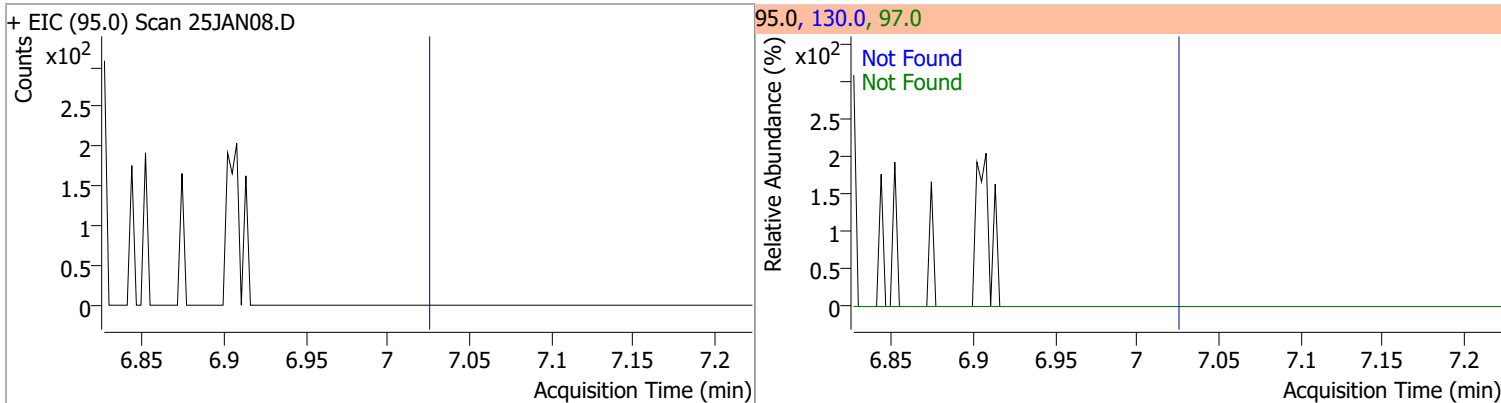
Compound	Conc.	Exp RT	QIon	Exp Ratio
Benzene	N.D.	6.28	77.0	23.3



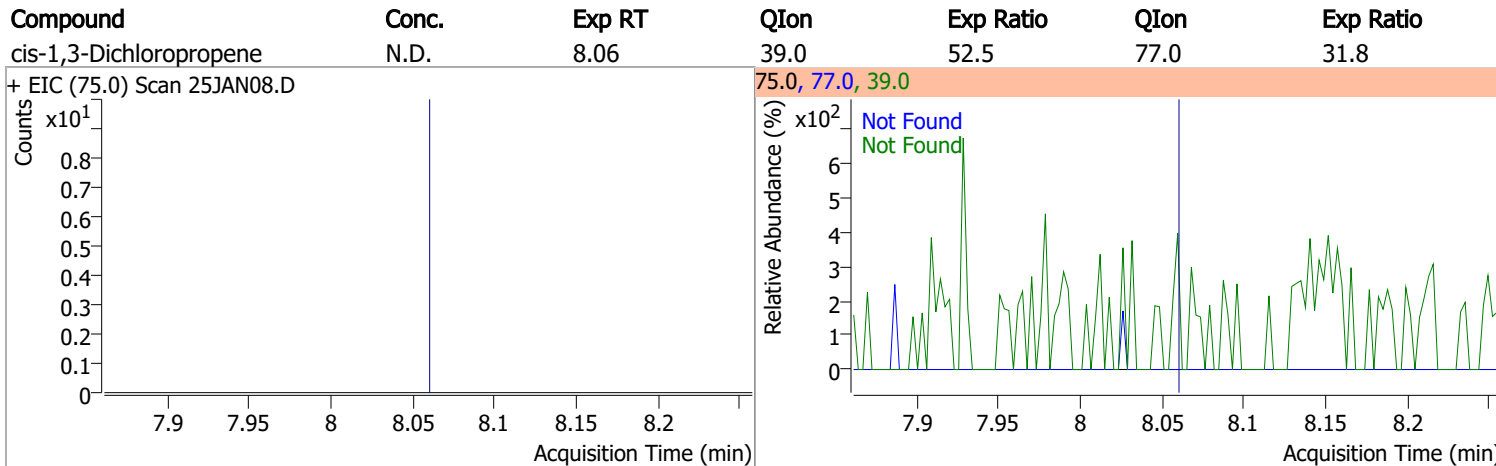
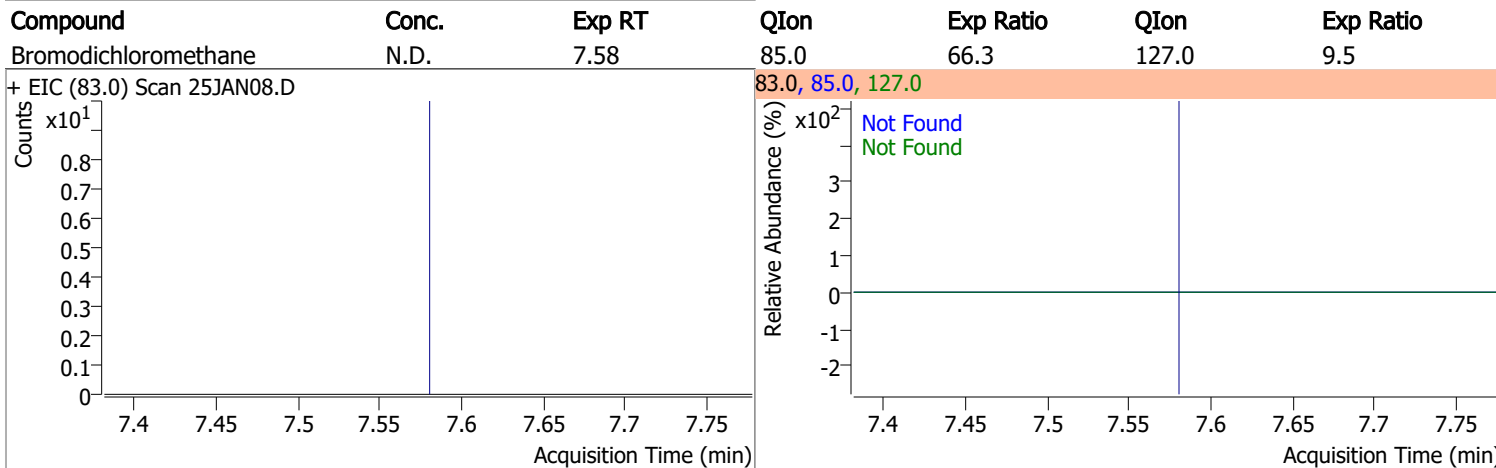
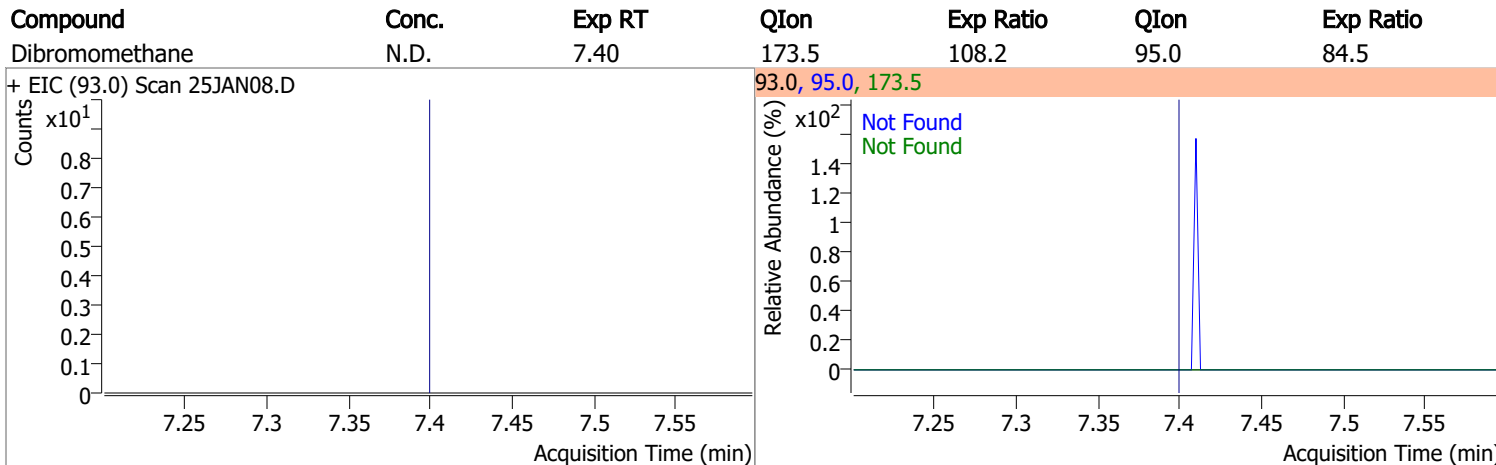
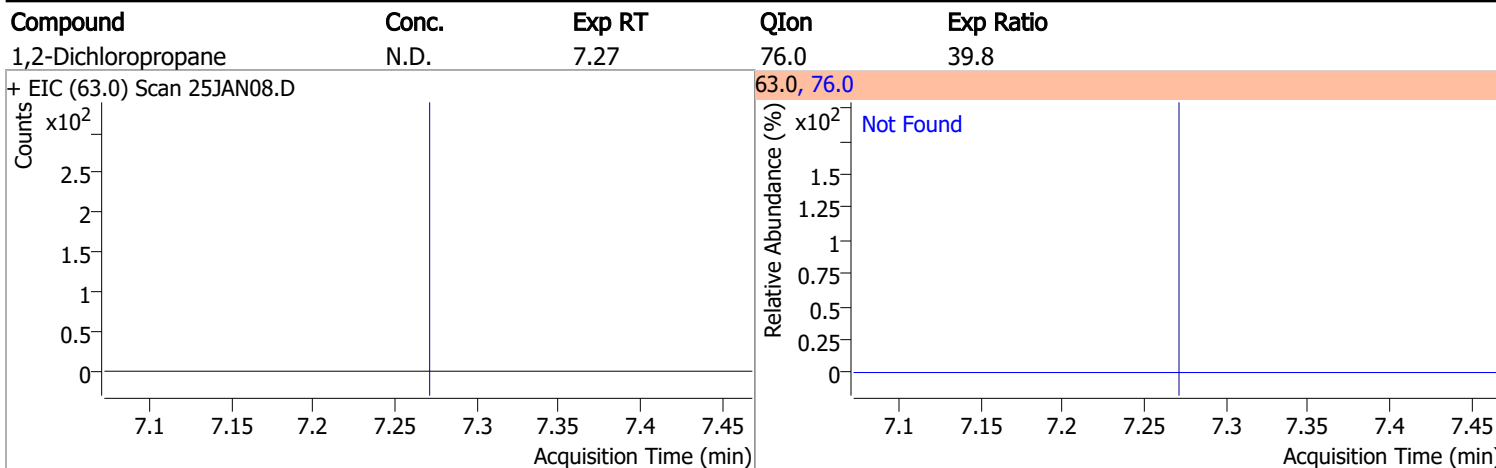
Compound	Conc.	Exp RT	QIon	Exp Ratio	QIon	Exp Ratio
1,2-Dichloroethane	N.D.	6.32	64.0	32.2	98.0	8.2



Compound	Conc.	Exp RT	QIon	Exp Ratio	QIon	Exp Ratio
Trichloroethene	N.D.	7.02	130.0	105.6	97.0	65.7

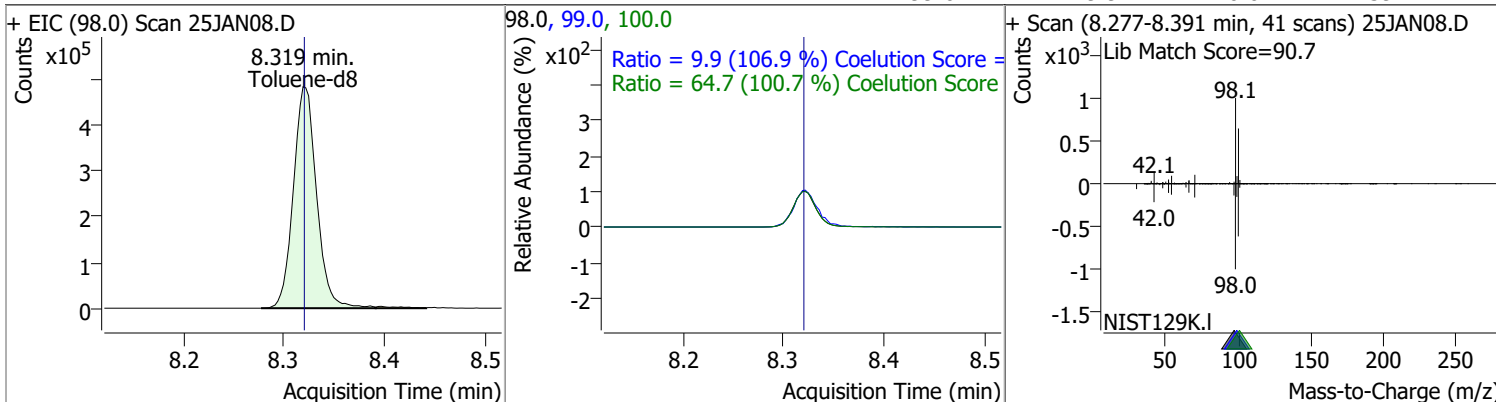


Quantitation Results Report (QT Reviewed)

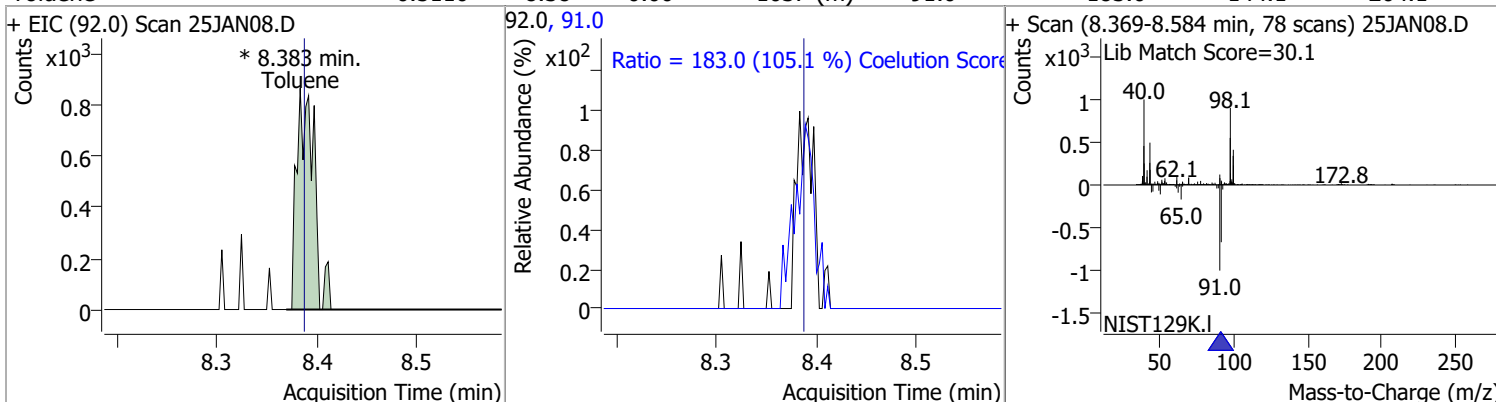


Quantitation Results Report (QT Reviewed)

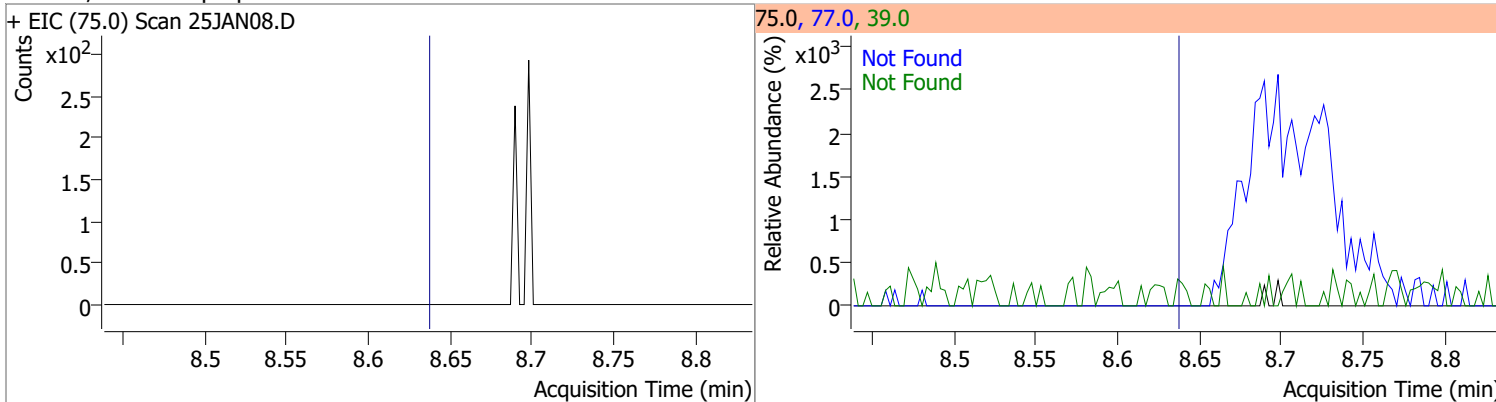
Compound	Conc.	RT	Dev(Min)	Resp.	QIon	QRatio	Lower	Upper
Toluene-d8	255.7295	8.32	0.00	778632	100.0	64.7	34.3	94.3
					99.0	9.9	0.0	39.2



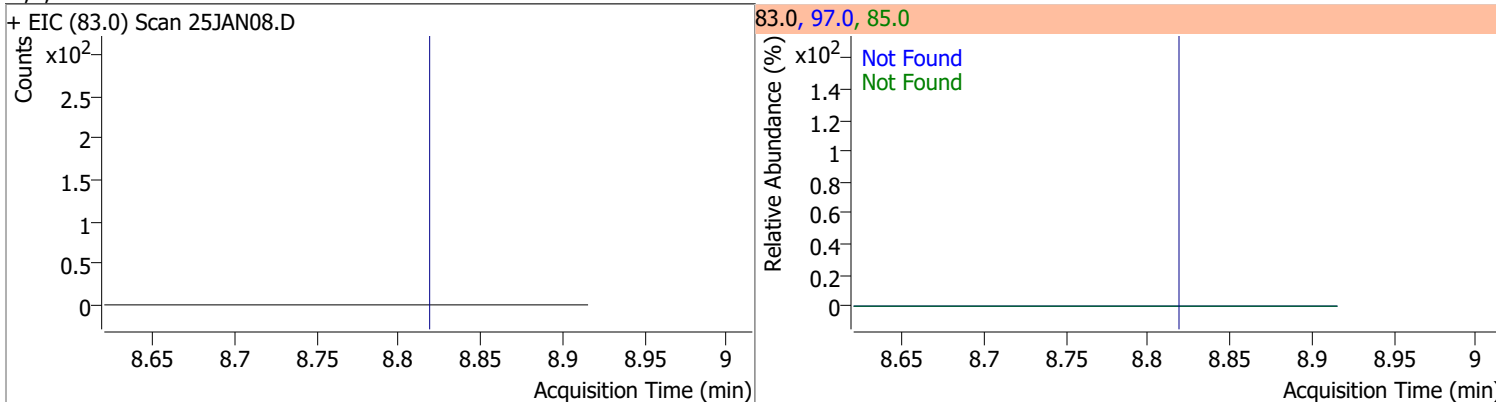
Compound	Conc.	RT	Dev(Min)	Resp.	QIon	QRatio	Lower	Upper
Toluene	0.5110	8.38	0.00	1037 (m)	91.0	183.0	144.1	204.1



Compound	Conc.	Exp RT	QIon	Exp Ratio	QIon	Exp Ratio
trans-1,3-Dichloropropene	N.D.	8.64	39.0	53.0	77.0	31.0

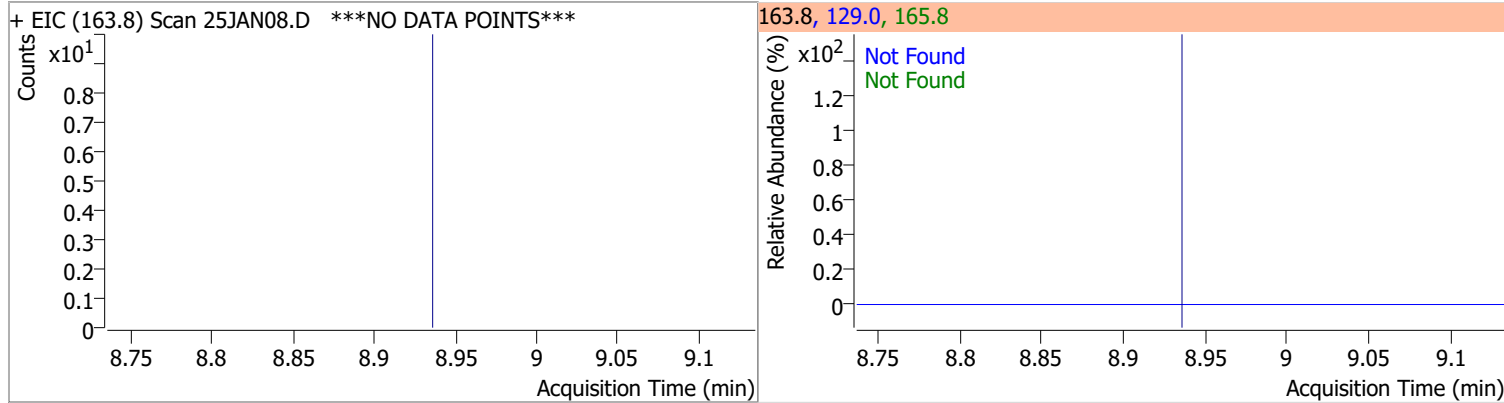


Compound	Conc.	Exp RT	QIon	Exp Ratio	QIon	Exp Ratio
1,1,2-Trichloroethane	N.D.	8.82	97.0	110.7	85.0	60.7

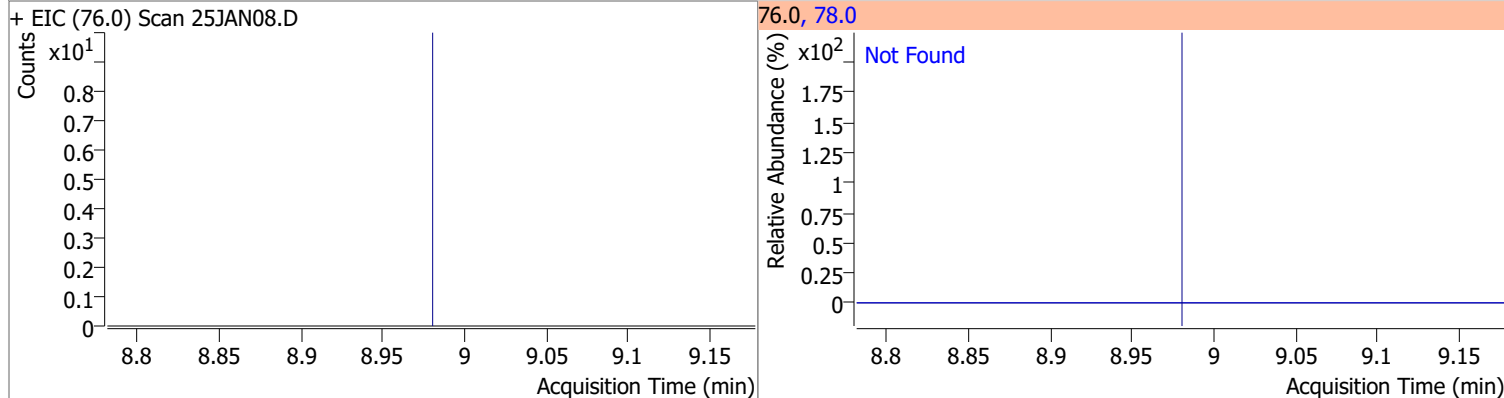


Quantitation Results Report (QT Reviewed)

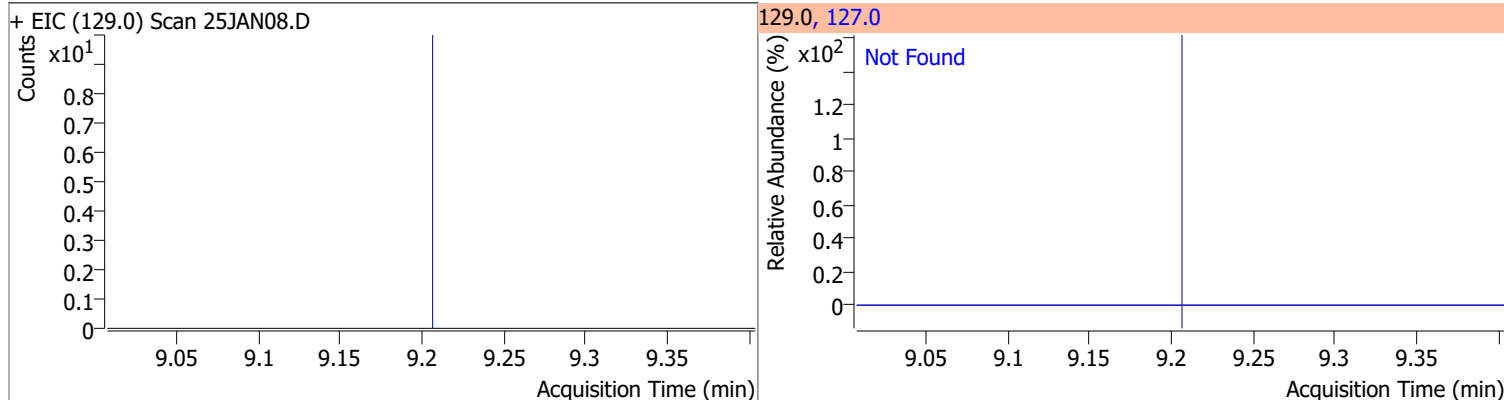
Compound	Conc.	Exp RT	QIon	Exp Ratio	QIon	Exp Ratio
Tetrachloroethene	N.D.	8.94	165.8	126.1	129.0	90.5



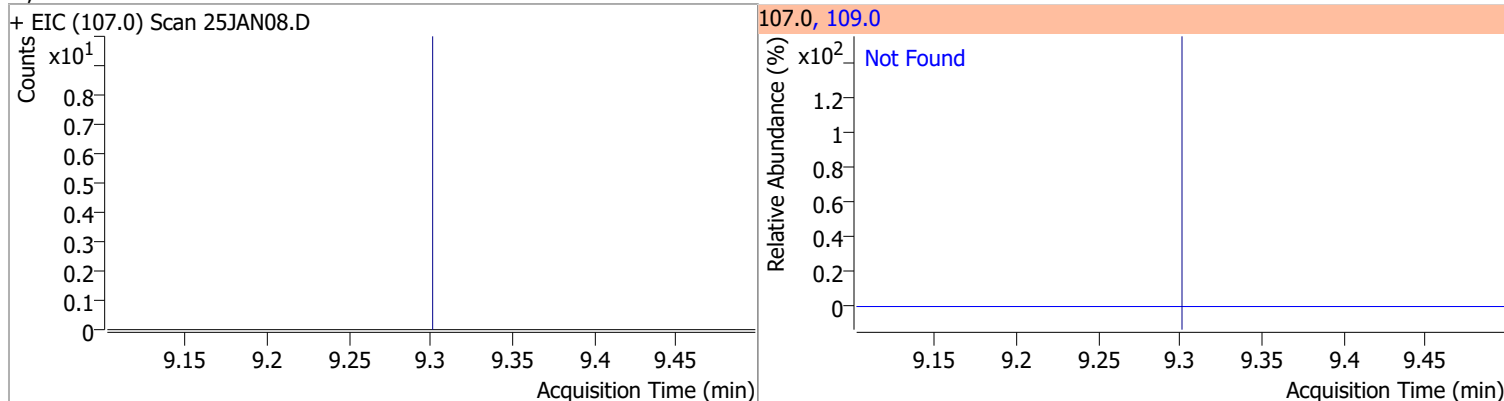
Compound	Conc.	Exp RT	QIon	Exp Ratio
1,3-Dichloropropane	N.D.	8.98	78.0	32.4



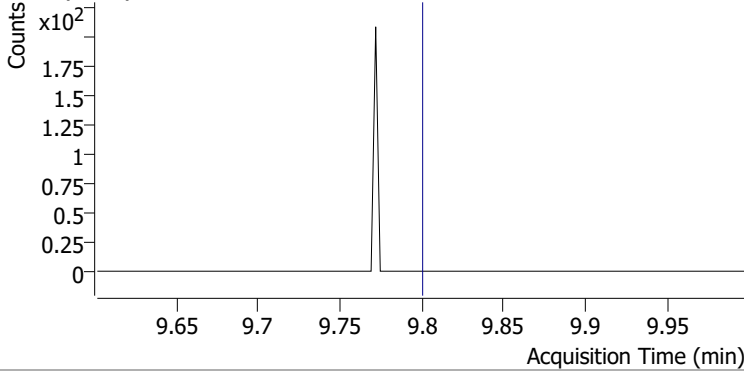
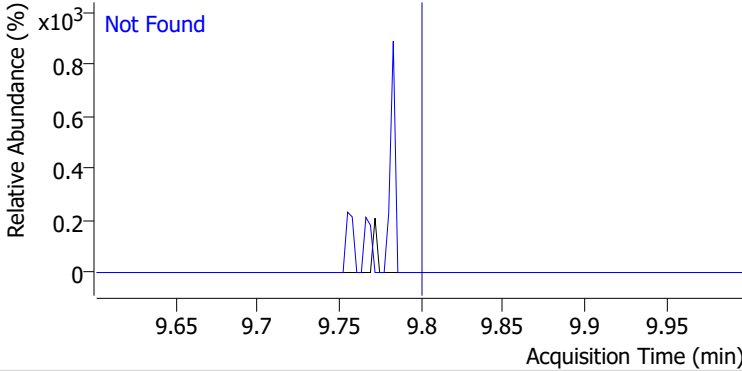
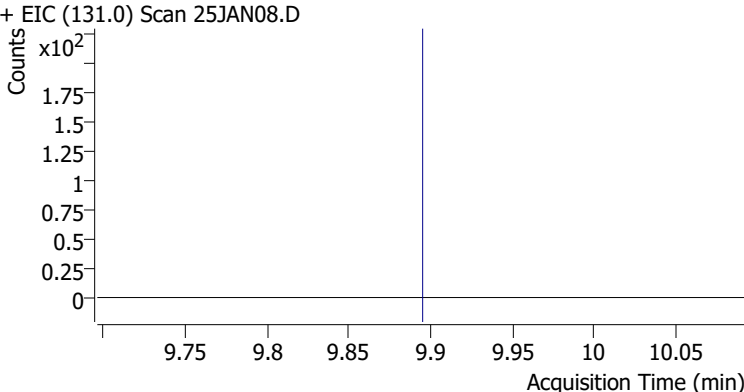
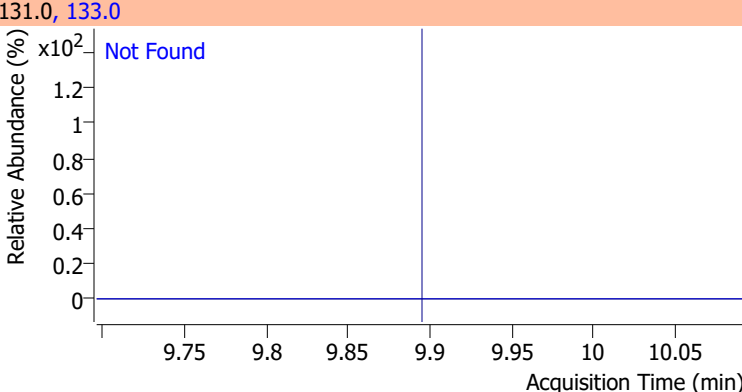
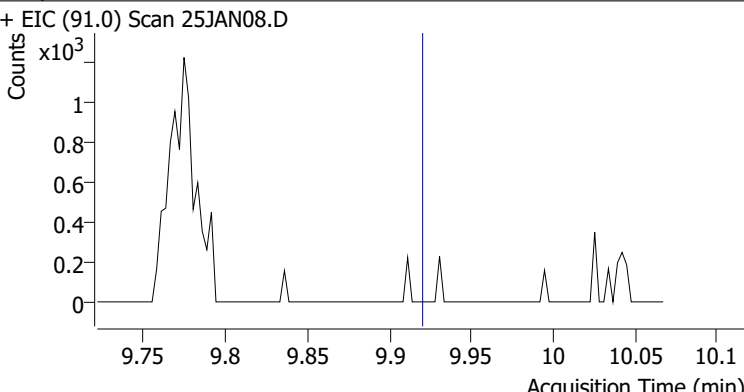
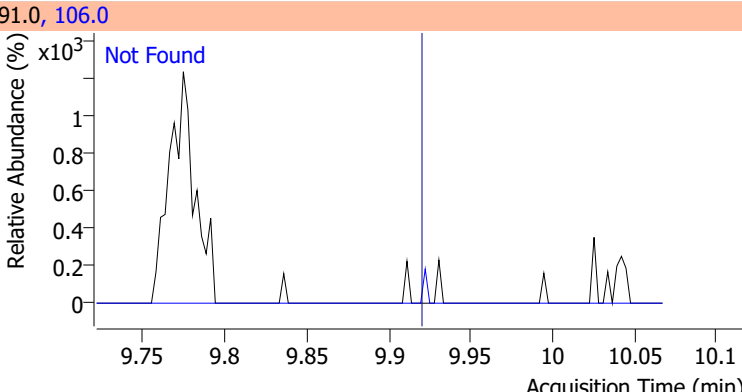
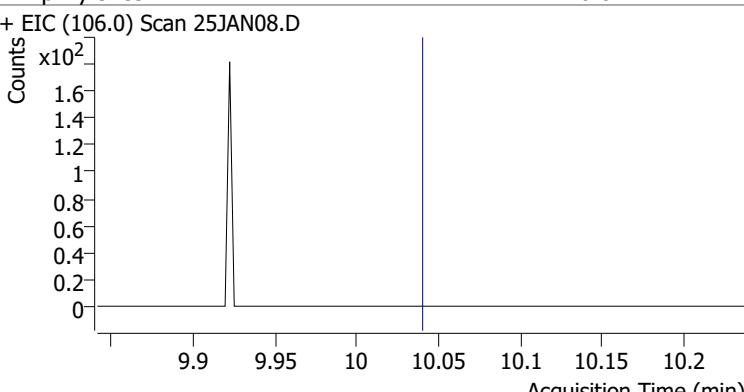
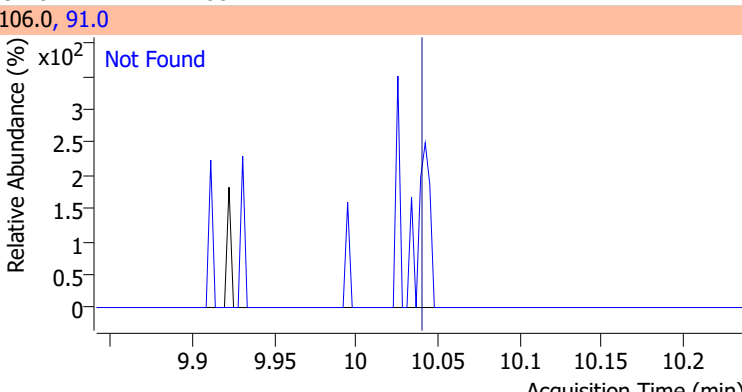
Compound	Conc.	Exp RT	QIon	Exp Ratio
Chlorodibromomethane	N.D.	9.21	127.0	77.2



Compound	Conc.	Exp RT	QIon	Exp Ratio
1,2-Dibromoethane	N.D.	9.30	109.0	91.5

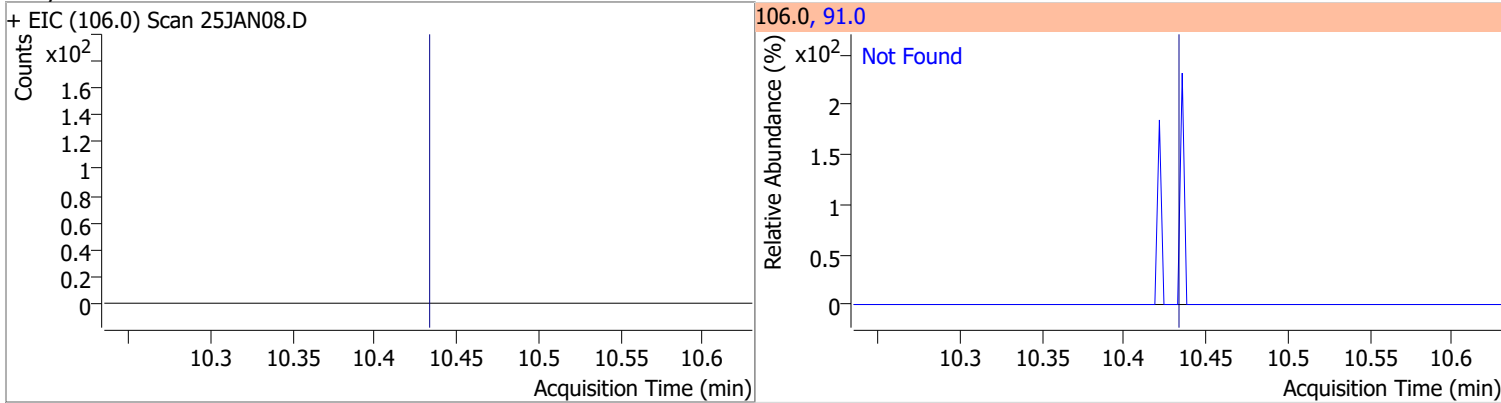


Quantitation Results Report (QT Reviewed)

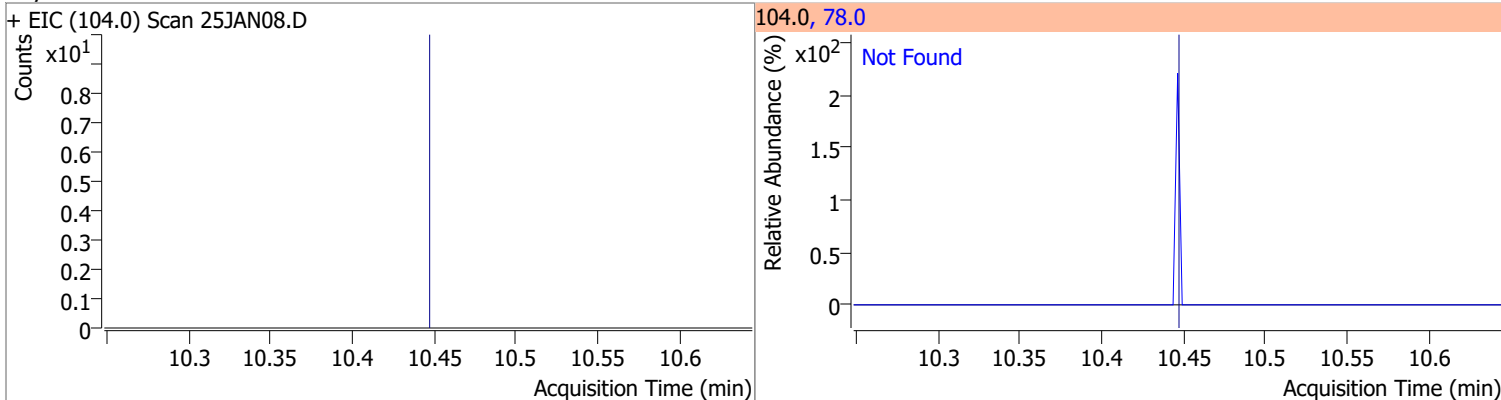
Compound	Conc.	Exp RT	QIon	Exp Ratio
Chlorobenzene	N.D.	9.80	114.0	32.2
+ EIC (112.0) Scan 25JAN08.D 			112.0, 114.0 	
1,1,1,2-Tetrachloroethane	N.D.	9.89	133.0	95.3
+ EIC (131.0) Scan 25JAN08.D 			131.0, 133.0 	
Ethylbenzene	N.D.	9.92	106.0	31.7
+ EIC (91.0) Scan 25JAN08.D 			91.0, 106.0 	
m+p-Xylenes	N.D.	10.04	91.0	200.7
+ EIC (106.0) Scan 25JAN08.D 			106.0, 91.0 	

Quantitation Results Report (QT Reviewed)

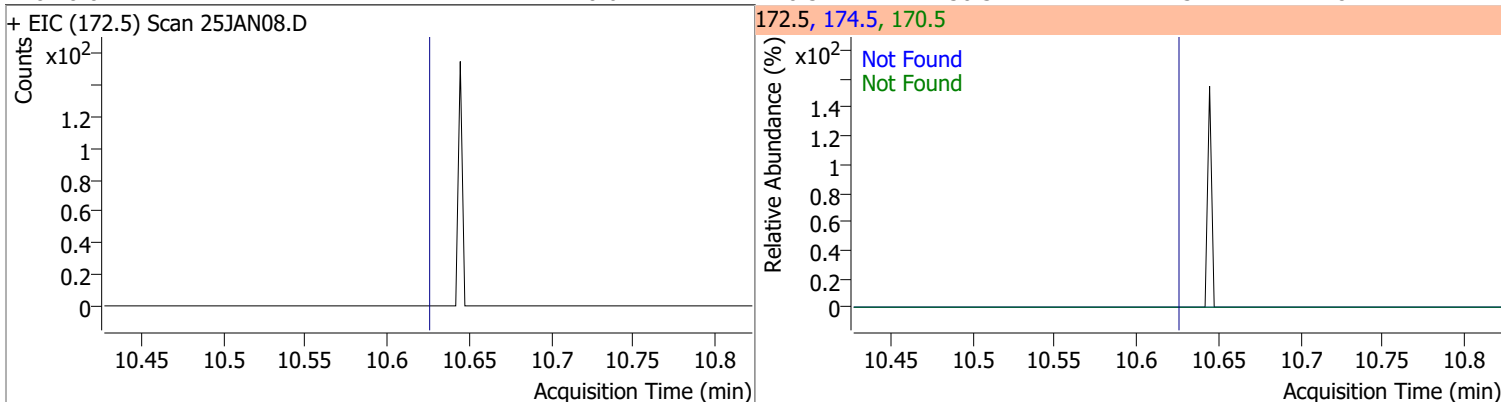
Compound	Conc.	Exp RT	QIon	Exp Ratio
o-Xylene	N.D.	10.43	91.0	211.4



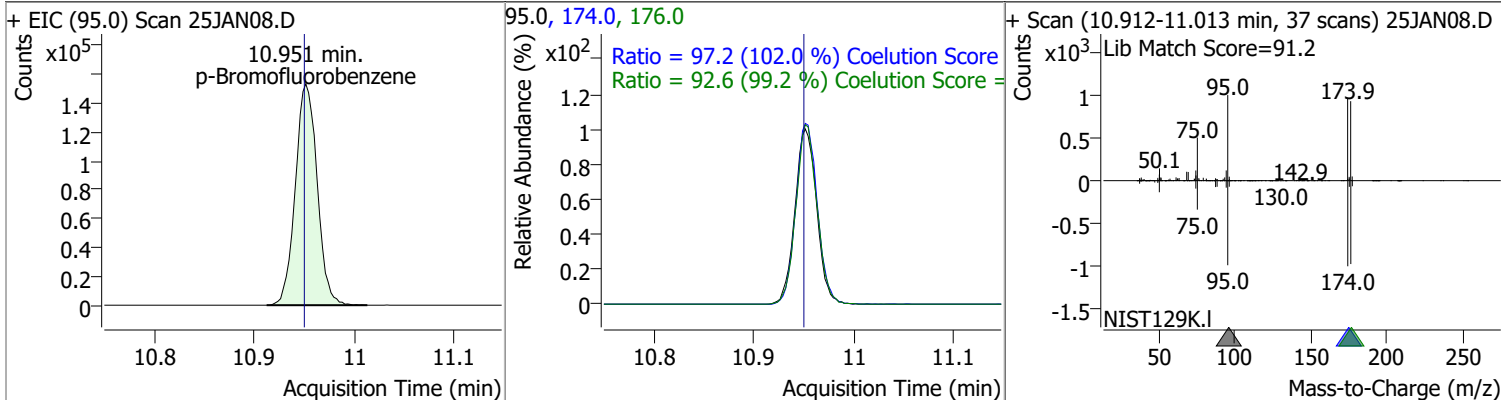
Compound	Conc.	Exp RT	QIon	Exp Ratio
Styrene	N.D.	10.45	78.0	50.6



Compound	Conc.	Exp RT	QIon	Exp Ratio	QIon	Exp Ratio
Bromoform	N.D.	10.62	170.5	50.3	174.5	48.1



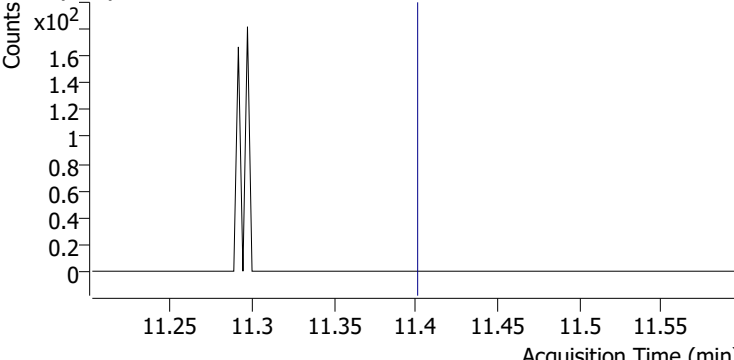
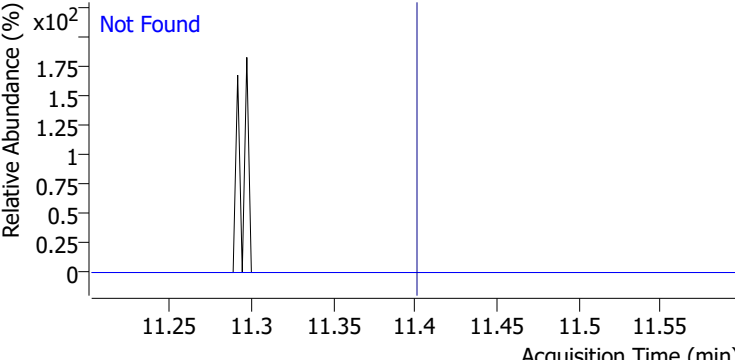
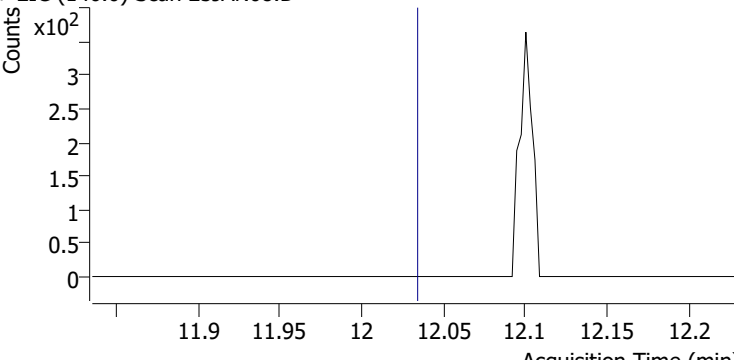
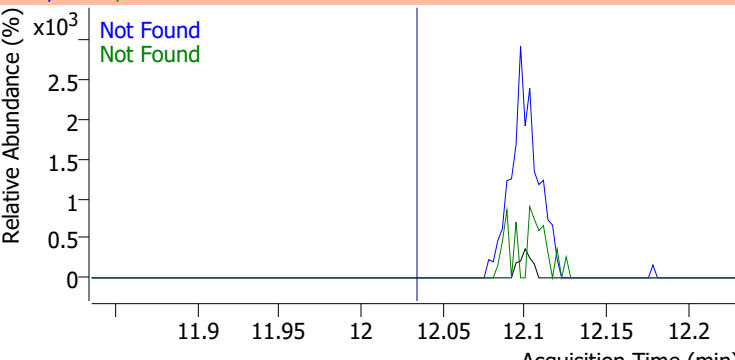
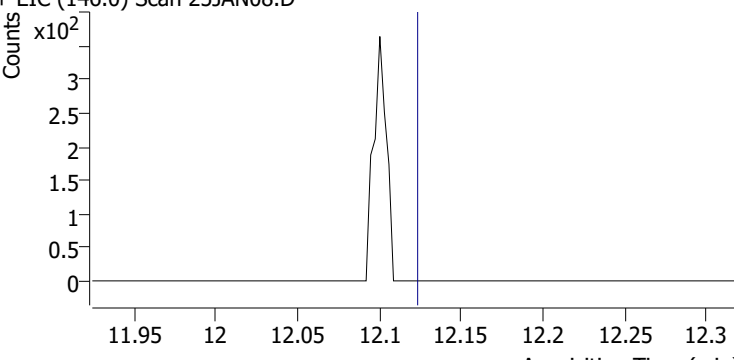
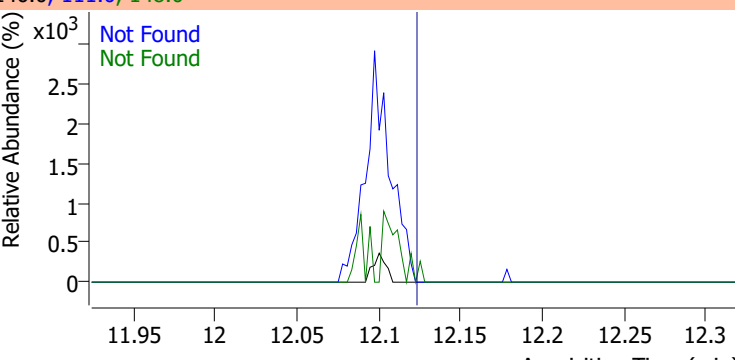
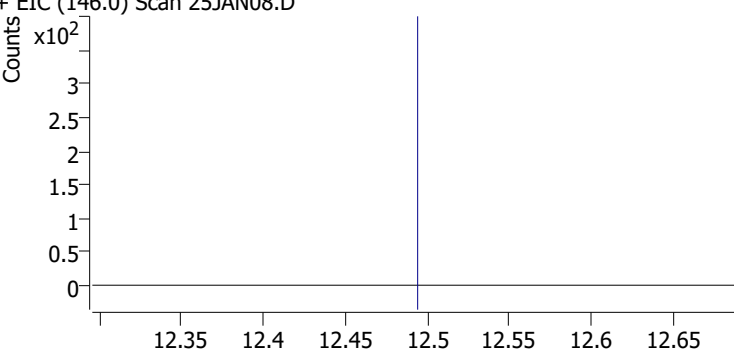
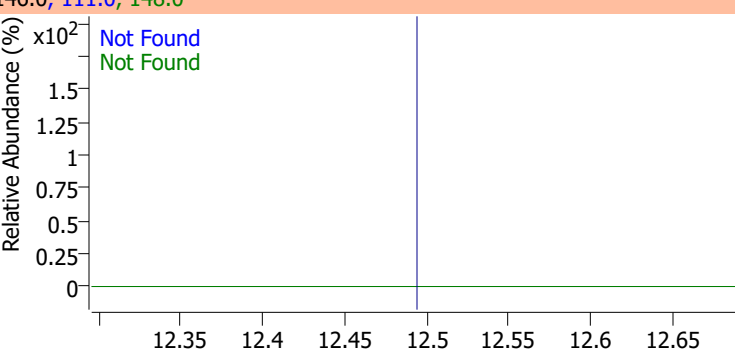
Compound	Conc.	RT	Dev(Min)	Resp.	QIon	QRatio	Lower	Upper
p-Bromofluorobenzene	270.8904	10.95	0.00	231399	174.0	97.2	65.3	125.3
					176.0	92.6	63.3	123.3



Quantitation Results Report (QT Reviewed)

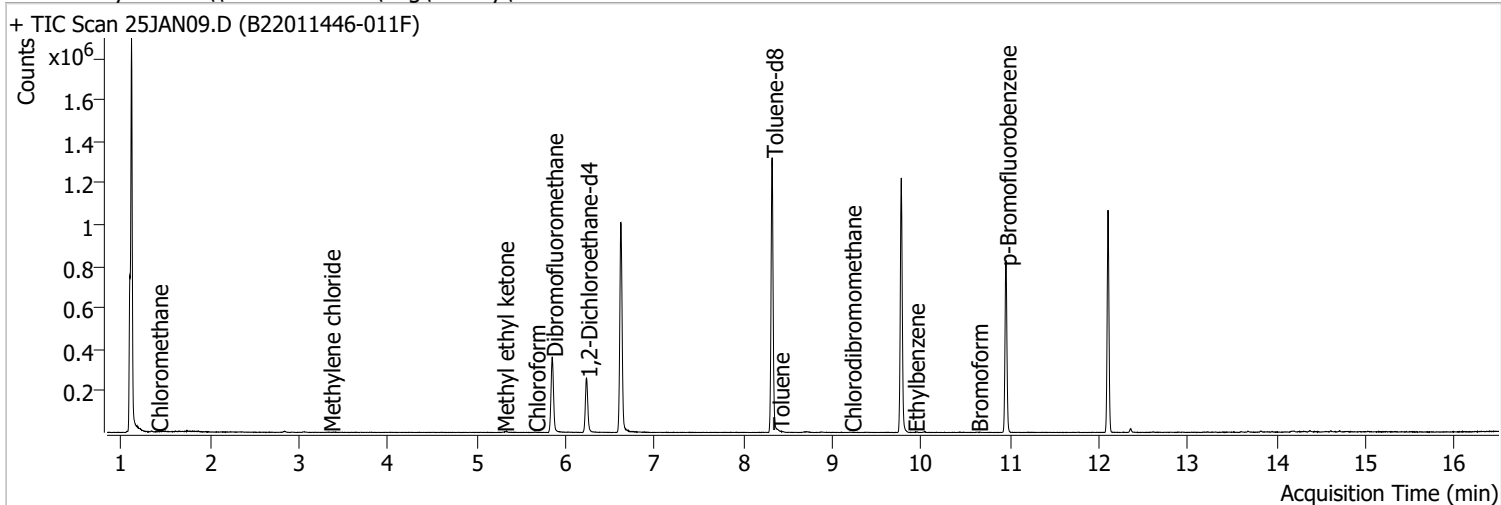
Compound	Conc.	Exp RT	QIon	Exp Ratio	QIon	Exp Ratio
Bromobenzene	N.D.	11.09	77.0	143.5	158.0	96.1
+ EIC (156.0) Scan 25JAN08.D			156.0, 77.0, 158.0			
1,1,2,2-Tetrachloroethane	N.D.	11.11	85.0	63.3		
+ EIC (83.0) Scan 25JAN08.D			83.0, 85.0			
1,2,3-Trichloropropane	N.D.	11.15	112.0	65.8		
+ EIC (110.0) Scan 25JAN08.D			110.0, 112.0			
2-Chlorotoluene	N.D.	11.29	91.0	276.2		
+ EIC (126.0) Scan 25JAN08.D			126.0, 91.0			

Quantitation Results Report (QT Reviewed)

Compound	Conc.	Exp RT	QIon	Exp Ratio		
4-Chlorotoluene	N.D.	11.40	126.0	31.3		
+ EIC (91.0) Scan 25JAN08.D			91.0, 126.0			
						
1,3-Dichlorobenzene	N.D.	12.03	148.0	62.8	QIon	Exp Ratio
+ EIC (146.0) Scan 25JAN08.D			146.0, 111.0, 148.0			
						
1,4-Dichlorobenzene	N.D.	12.12	148.0	63.7	QIon	Exp Ratio
+ EIC (146.0) Scan 25JAN08.D			146.0, 111.0, 148.0			
						
1,2-Dichlorobenzene	N.D.	12.49	148.0	61.9	QIon	Exp Ratio
+ EIC (146.0) Scan 25JAN08.D			146.0, 111.0, 148.0			
						

Quantitation Results Report (QT Reviewed)

Data File	25JAN09.D	Operator	MSC
Acq. Method	5975CACQF.M	Acq. Date-Time	1/25/2022 1:03:00 PM
Sample Name	B22011446-011F	Instrument	VOA5975C
Vial	9	Multiplier	1.00
DA Method File	VOA5975C_8260B_SHT_DoD_L4_011922.m	Comment	
Tune File	BFB_Atune3.u	Tune Date	10/11/2021 4:02:00 PM
Batch Name	VG012522_8260B.batch.bin	Last Calib Update	3/15/2022 2:01:13 PM
Ref Library	\\MASSHUNTER\Org\Library\NIST129K.I		



Compound	RT	QIon	Resp.	Conc.	Units	Dev(Min)
Internal Standards						
M Fluorobenzene	6.623	96.0	854203	250.0000	ng	0.003
M Chlorobenzene-d5	9.774	82.0	330119	250.0000	ng	0.000
M 1,4-Dichlorobenzene-d4	12.100	152.0	246249	250.0000	ng	0.000
System Monitoring Compounds						
S Dibromofluoromethane	5.848	113.0	212651	257.0217	ng	-0.003
Spiked Amount: 250.000	Range: 80.0 - 119.0%			Recovery = 102.81%		
S 1,2-Dichloroethane-d4	6.233	67.0	94291	263.8247	ng	0.003
Spiked Amount: 250.000	Range: 81.0 - 118.0%			Recovery = 105.53%		
S Toluene-d8	8.321	98.0	800635	248.5959	ng	0.003
Spiked Amount: 250.000	Range: 89.0 - 112.0%			Recovery = 99.44%		
S p-Bromofluorobenzene	10.948	95.0	238041	261.8112	ng	0.000
Spiked Amount: 250.000	Range: 85.0 - 114.0%			Recovery = 104.72%		
Target Compounds						
T Dichlorodifluoromethane	0.000		0	N.D.		
T Chloromethane	1.406	50.0	934	0.6910	ng	m 89
T Vinyl chloride	0.000		0	N.D.		
T Bromomethane	0.000		0	N.D.		
T Chloroethane	0.000		0	N.D.		
T Trichlorofluoromethane	0.000		0	N.D.		
T 1,1-Dichloroethene	0.000		0	N.D.		
T Methylene chloride	3.341	49.0	975	0.7812	ng	m 79
T trans-1,2-Dichloroethene	0.000		0	N.D.		
T Methyl tert-butyl ether (MTBE)	0.000		0	N.D.		
T 1,1-Dichloroethane	0.000		0	N.D.		
T 2,2-Dichloropropane	0.000		0	N.D.		
T cis-1,2-Dichloroethene	0.000		0	N.D.		
T Methyl ethyl ketone	5.296	43.0	1958	15.0791	ng	m 84
T Bromochloromethane	0.000		0	N.D.		
T Chloroform	5.650	83.0	1363	0.8219	ng	m 76

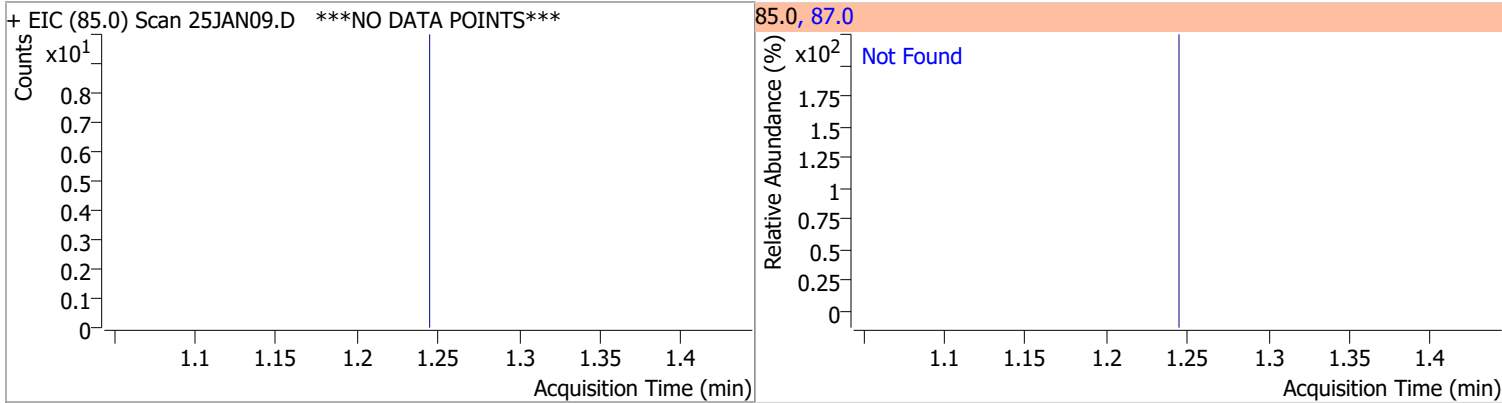
Quantitation Results Report (QT Reviewed)

Compound	RT	QIon	Resp.	Conc.	Units		Dev(Min)
T 1,1,1-Trichloroethane	0.000		0	N.D.			
T Carbon tetrachloride	0.000		0	N.D.			
T 1,1-Dichloropropene	0.000		0	N.D.			
T Benzene	0.000		0	N.D.			
T 1,2-Dichloroethane	0.000		0	N.D.			
T Trichloroethene	0.000		0	N.D.			
T 1,2-Dichloropropane	0.000		0	N.D.			
T Dibromomethane	0.000		0	N.D.			
T Bromodichloromethane	0.000		0	N.D.			
T cis-1,3-Dichloropropene	0.000		0	N.D.			
T Toluene	8.394	92.0	1437	0.6696	ng	m	86
T trans-1,3-Dichloropropene	0.000		0	N.D.			
T 1,1,2-Trichloroethane	0.000		0	N.D.			
T Tetrachloroethene	0.000		0	N.D.			
T 1,3-Dichloropropane	0.000		0	N.D.			
T Chlorodibromomethane	9.203	129.0	561	0.8309	ng	m	98
T 1,2-Dibromoethane	0.000		0	N.D.			
T Chlorobenzene	0.000		0	N.D.			
T 1,1,1,2-Tetrachloroethane	0.000		0	N.D.			
T Ethylbenzene	9.914	91.0	423	0.7022	ng	m	73
T m+p-Xylenes	10.036	106.0	0		ng	md	1
T o-Xylene	10.430	106.0	0		ng	md	1
T Styrene	0.000		0	N.D.			
T Bromoform	10.628	172.5	754	2.2838	ng	m	89
T Bromobenzene	0.000		0	N.D.			
T 1,1,2,2-Tetrachloroethane	0.000		0	N.D.			
T 1,2,3-Trichloropropane	0.000		0	N.D.			
T 2-Chlorotoluene	0.000		0	N.D.			
T 4-Chlorotoluene	0.000		0	N.D.			
T 1,3-Dichlorobenzene	0.000		0	N.D.			
T 1,4-Dichlorobenzene	0.000		0	N.D.			
T 1,2-Dichlorobenzene	0.000		0	N.D.			

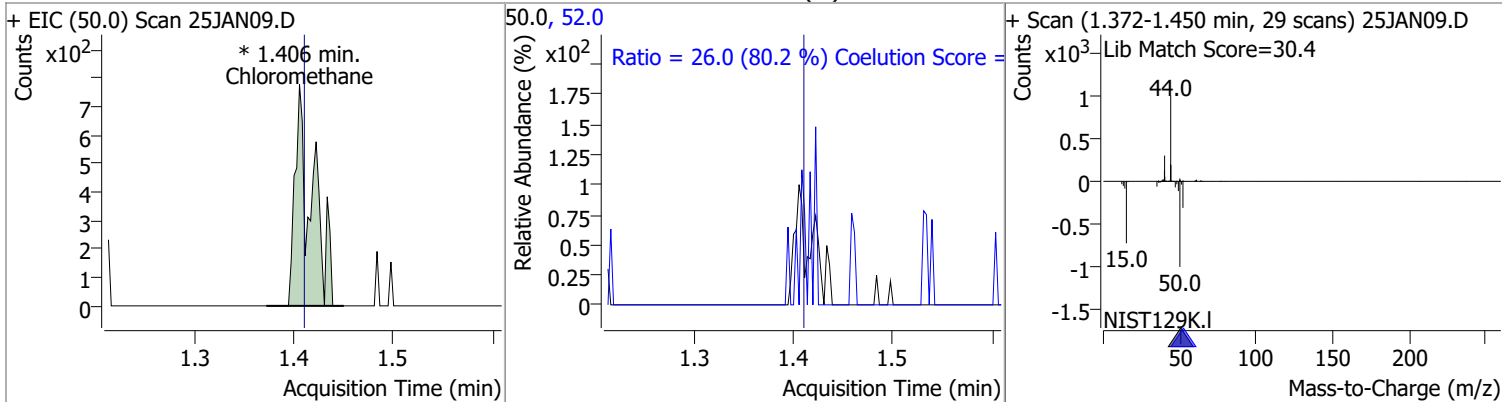
(#) = Qualifier Out of Range; (m) = Manual Integration; (+) = Area Summed; (*) = Surrogate Percent Recovery Out of Range; (d): Zeroed Peak

Quantitation Results Report (QT Reviewed)

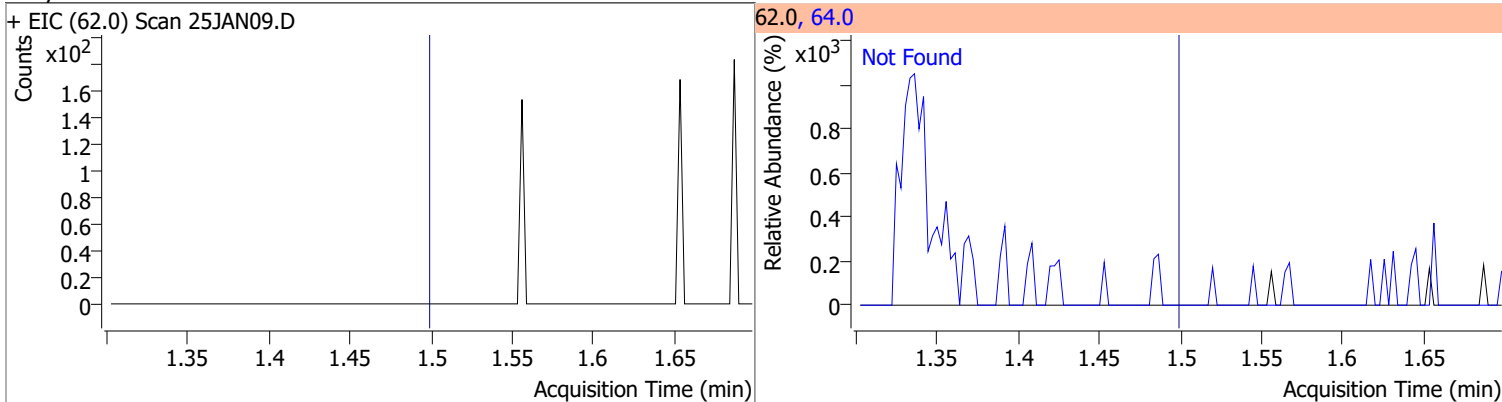
Compound	Conc.	Exp RT	QIon	Exp Ratio
Dichlorodifluoromethane	N.D.	1.24	87.0	31.8



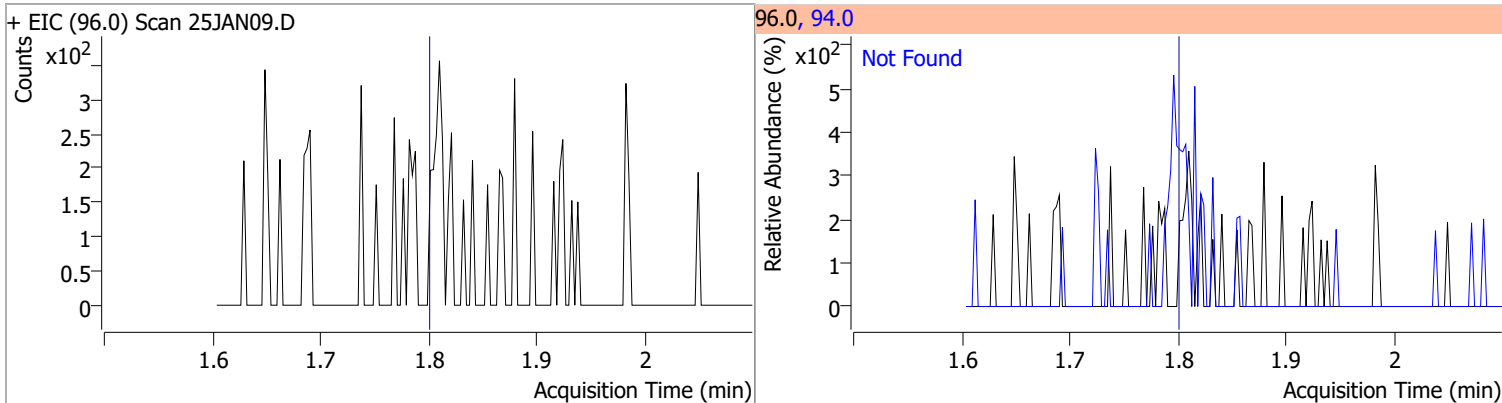
Compound	Conc.	RT	Dev(Min)	Resp.	QIon	QRatio	Lower	Upper
Chloromethane	0.6910	1.41	0.00	934 (m)	52.0	26.0	2.4	62.4



Compound	Conc.	Exp RT	QIon	Exp Ratio
Vinyl chloride	N.D.	1.50	64.0	31.3

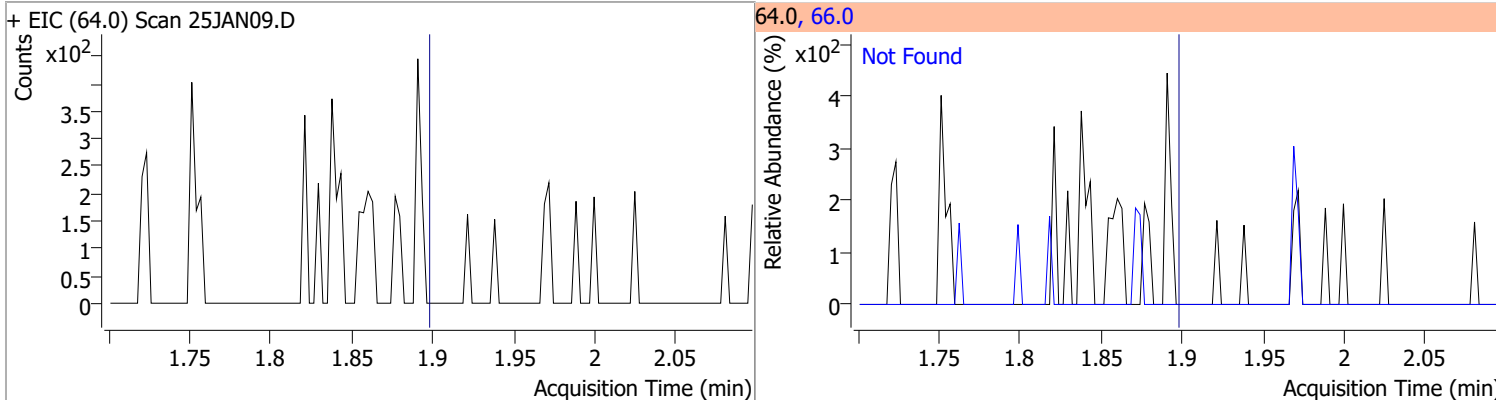


Compound	Conc.	Exp RT	QIon	Exp Ratio
Bromomethane	N.D.	1.80	94.0	110.1

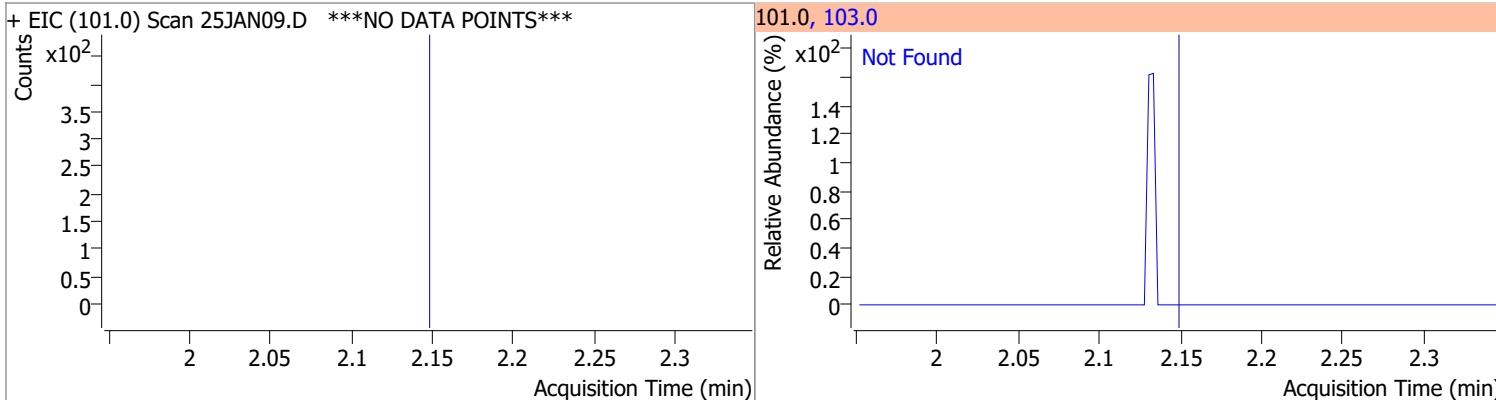


Quantitation Results Report (QT Reviewed)

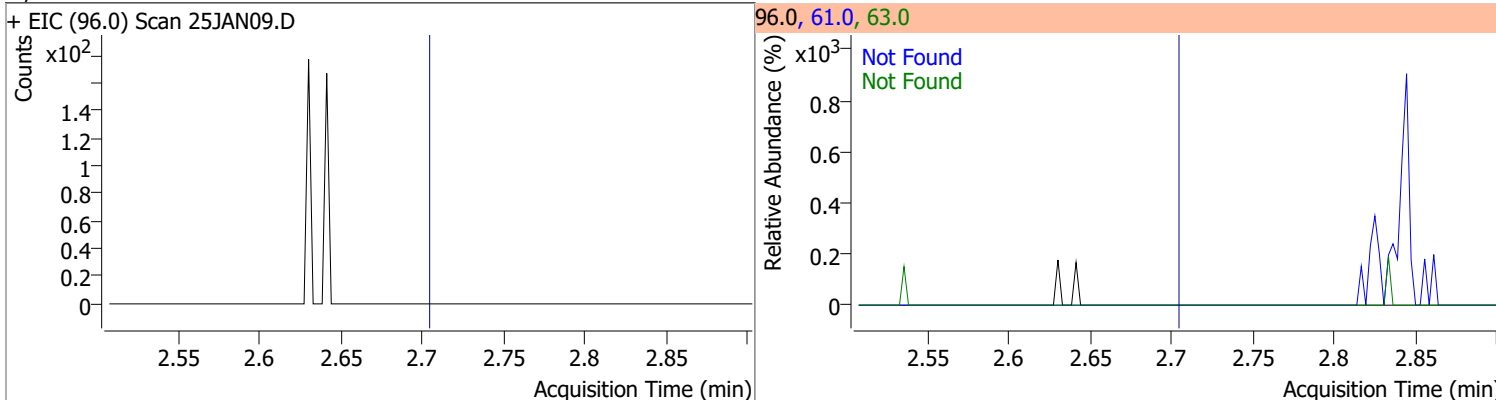
Compound	Conc.	Exp RT	QIon	Exp Ratio
Chloroethane	N.D.	1.90	66.0	30.0



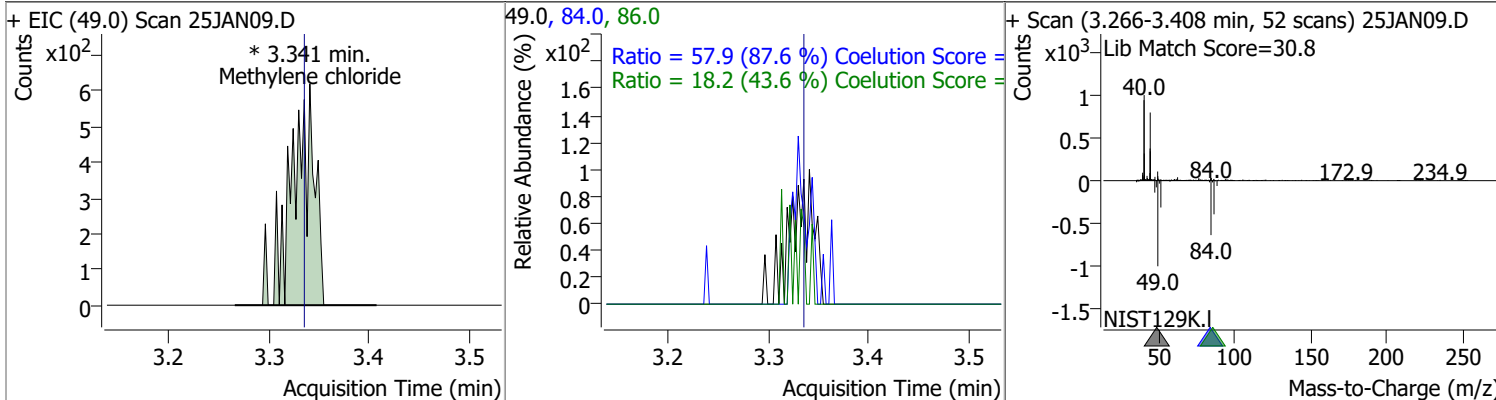
Compound	Conc.	Exp RT	QIon	Exp Ratio
Trichlorofluoromethane	N.D.	2.15	103.0	65.0



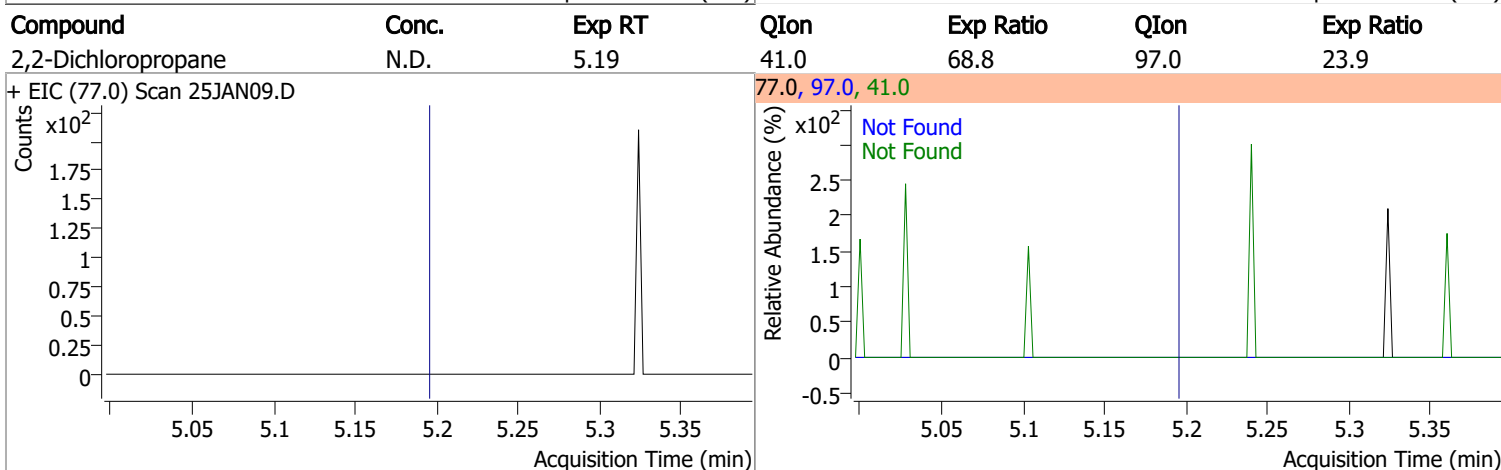
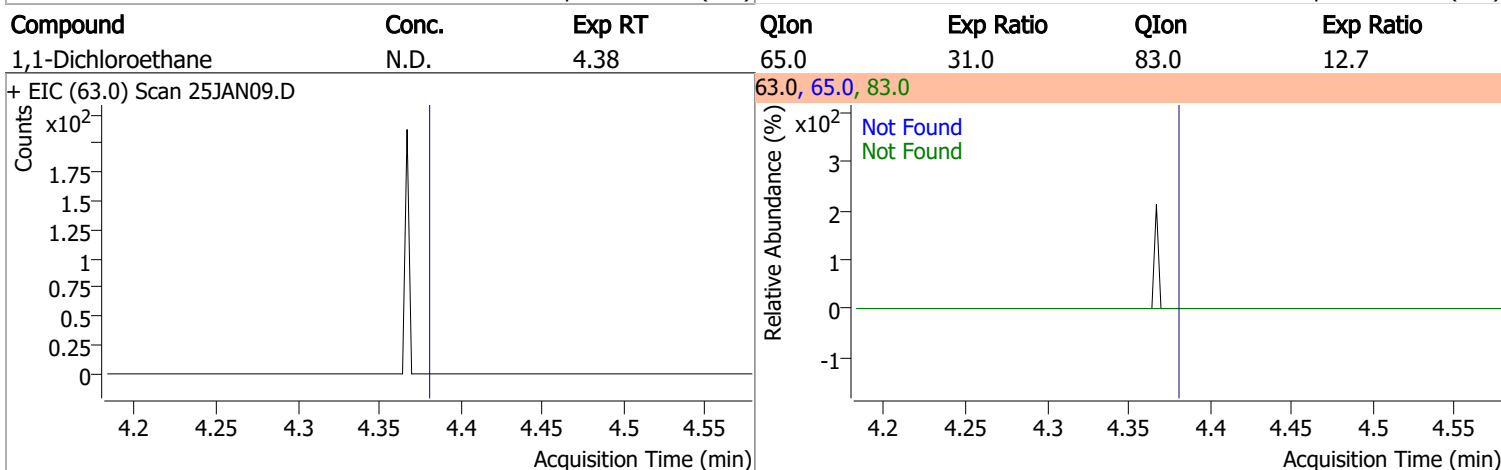
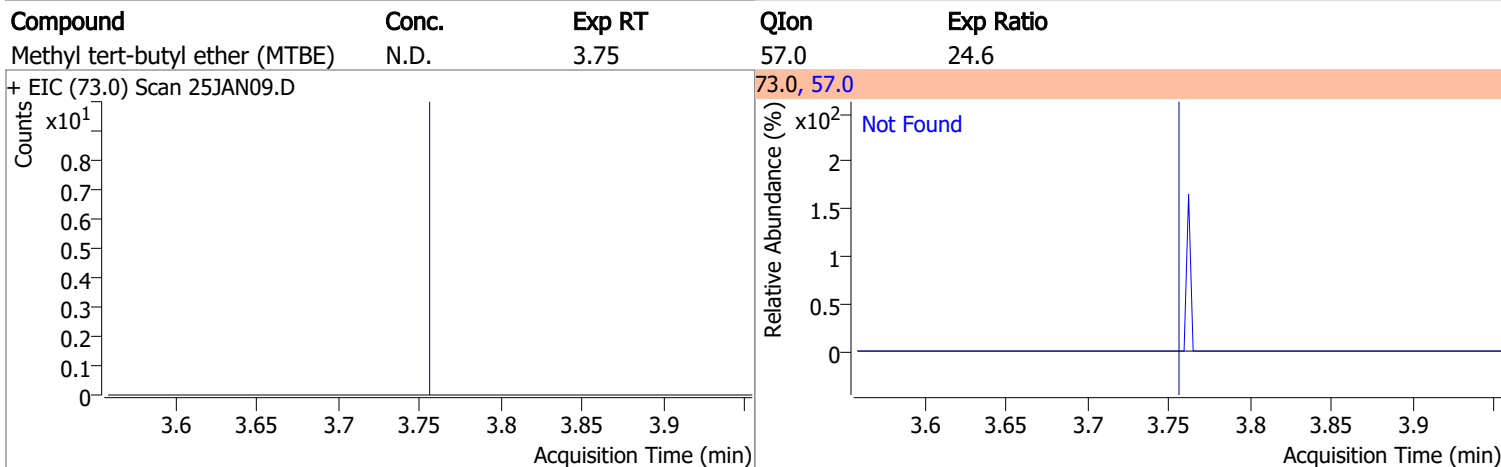
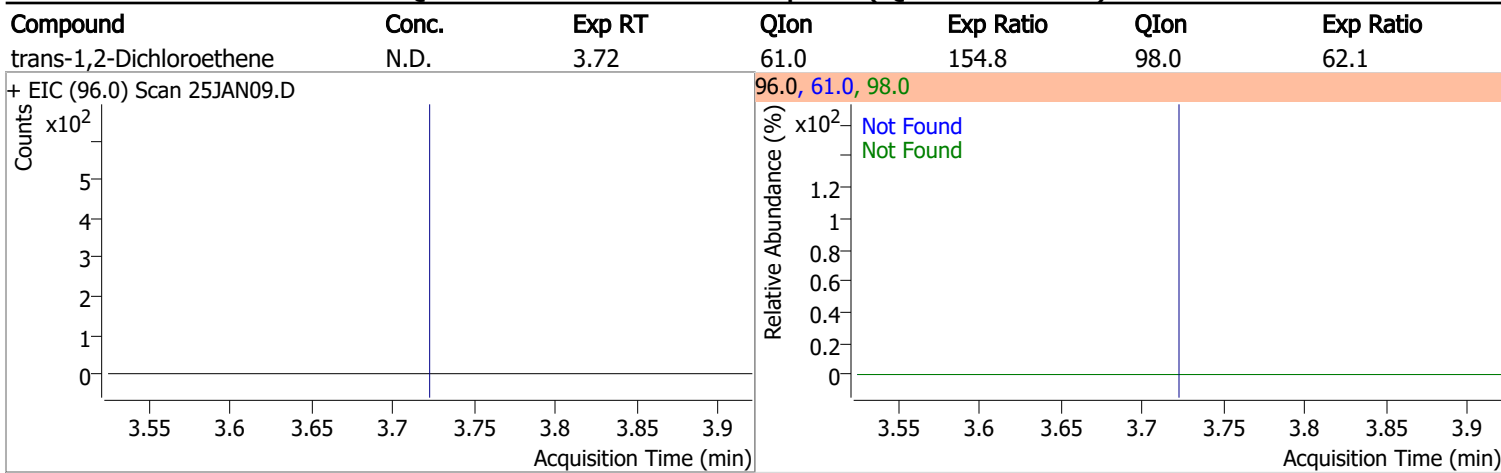
Compound	Conc.	Exp RT	QIon	Exp Ratio	QIon	Exp Ratio
1,1-Dichloroethene	N.D.	2.70	61.0	179.9	63.0	57.0



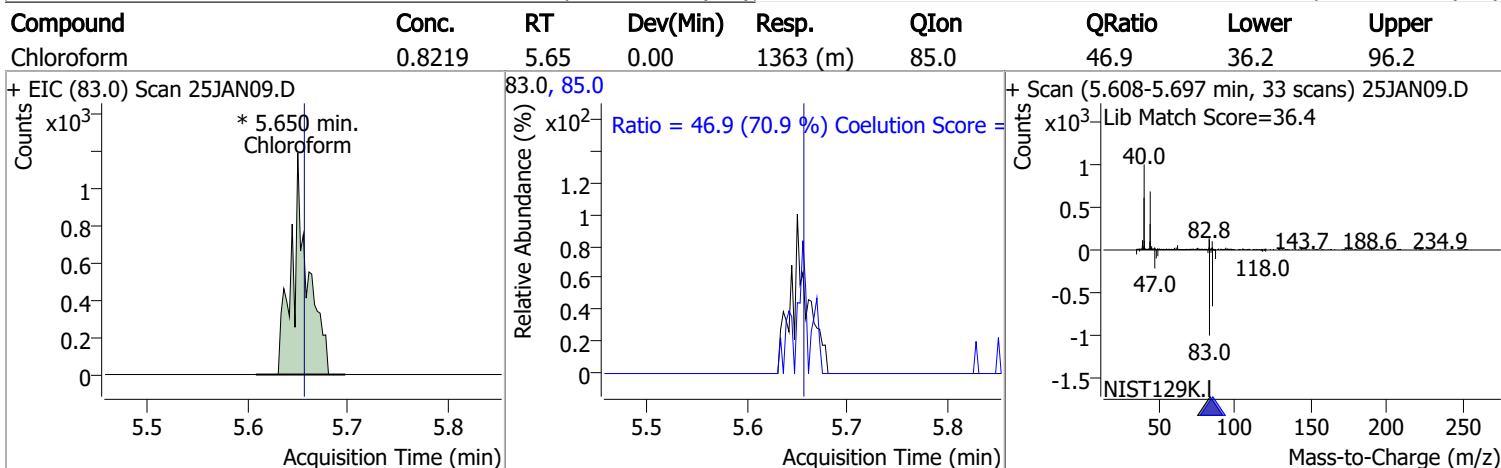
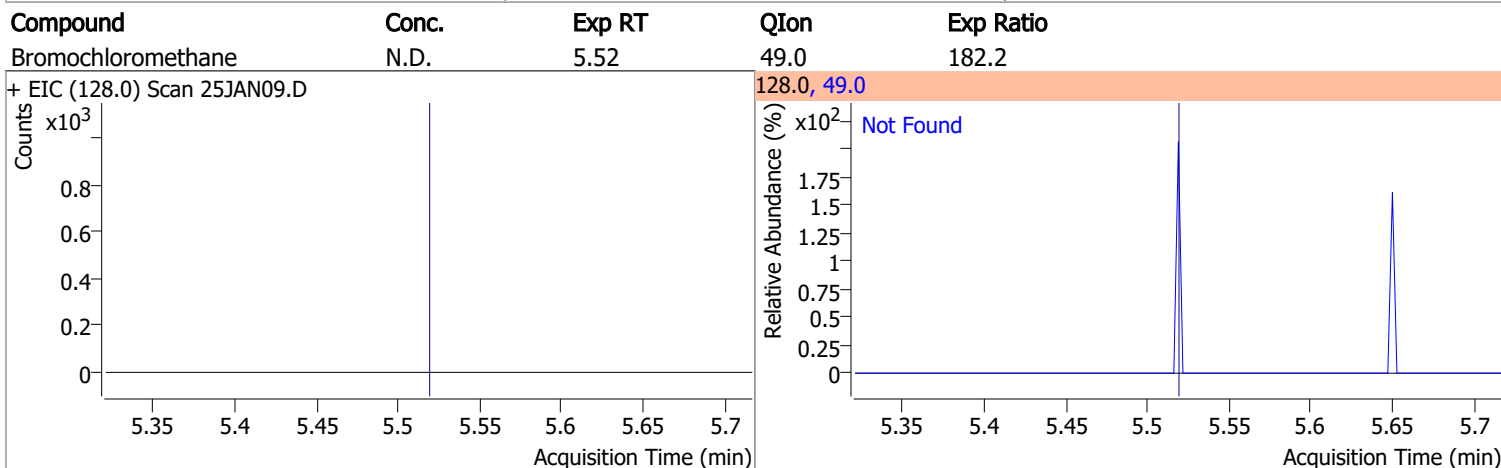
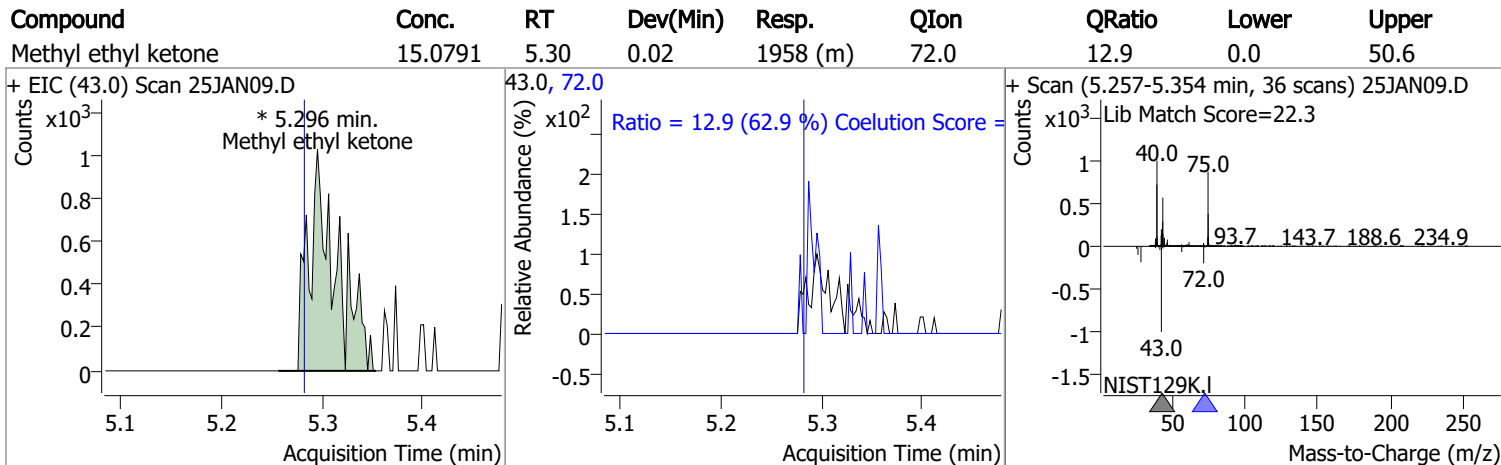
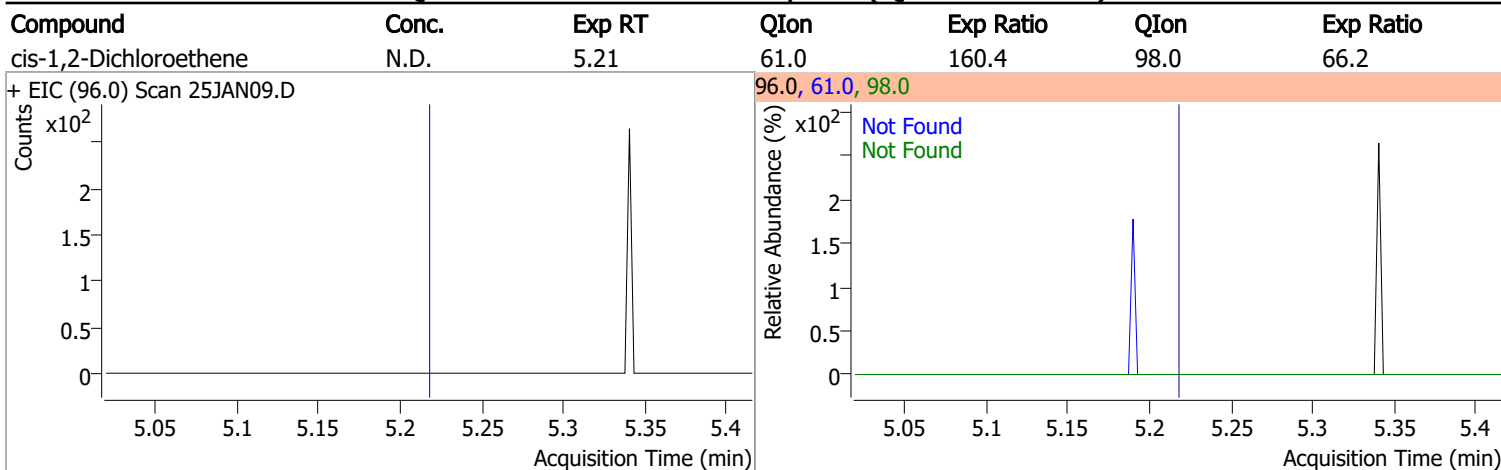
Compound	Conc.	RT	Dev(Min)	Resp.	QIon	QRatio	Lower	Upper
Methylene chloride	0.7812	3.34	0.01	975 (m)	84.0	57.9	36.1	96.1
					86.0	18.2	11.8	71.8



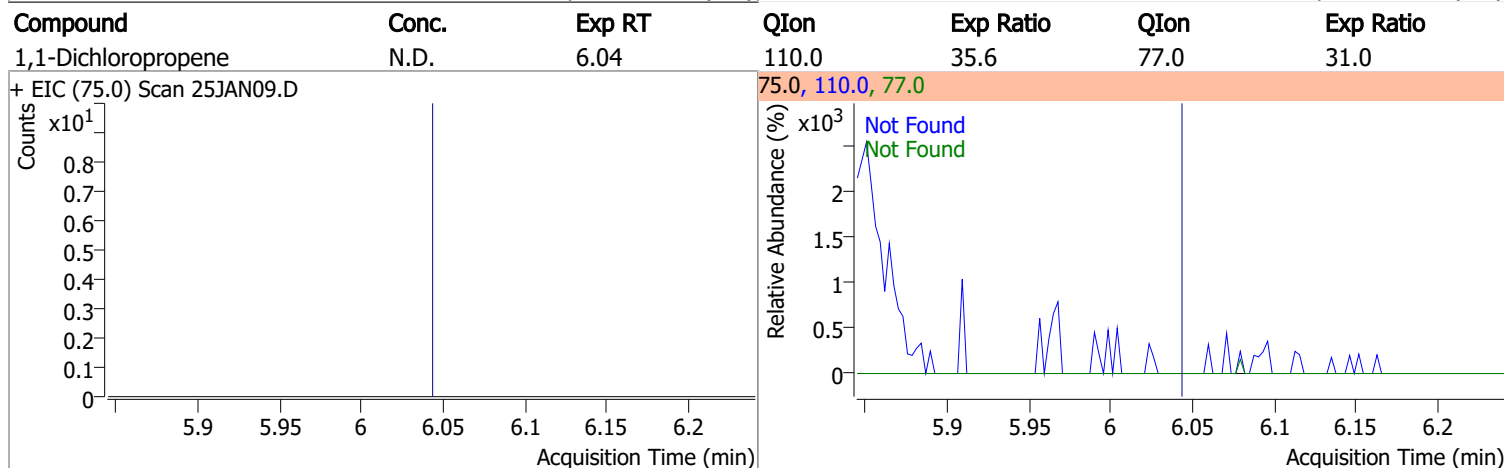
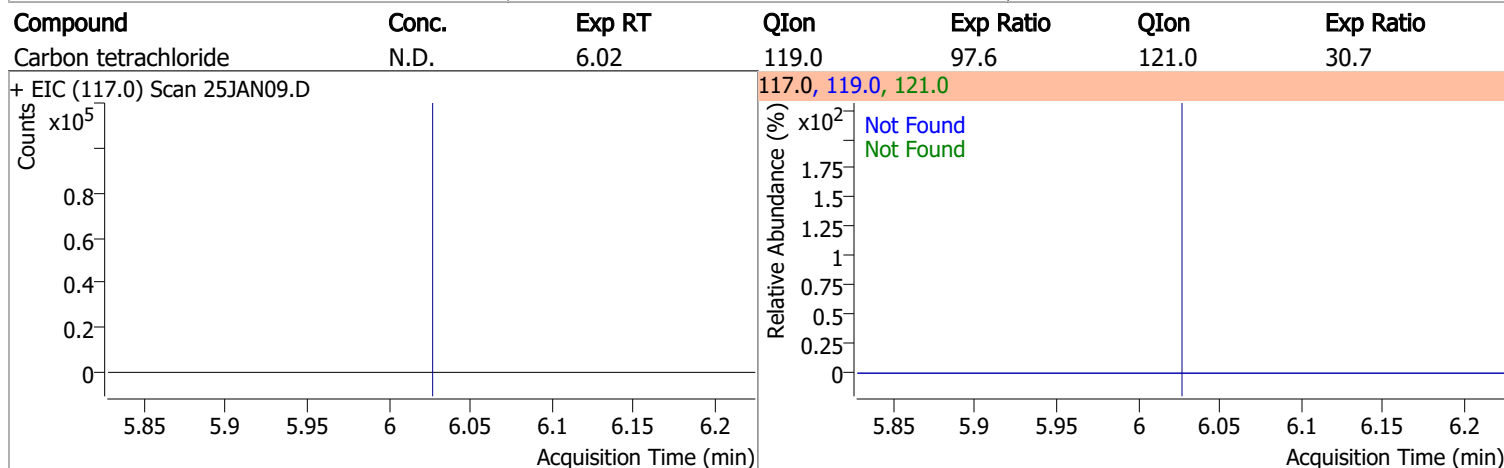
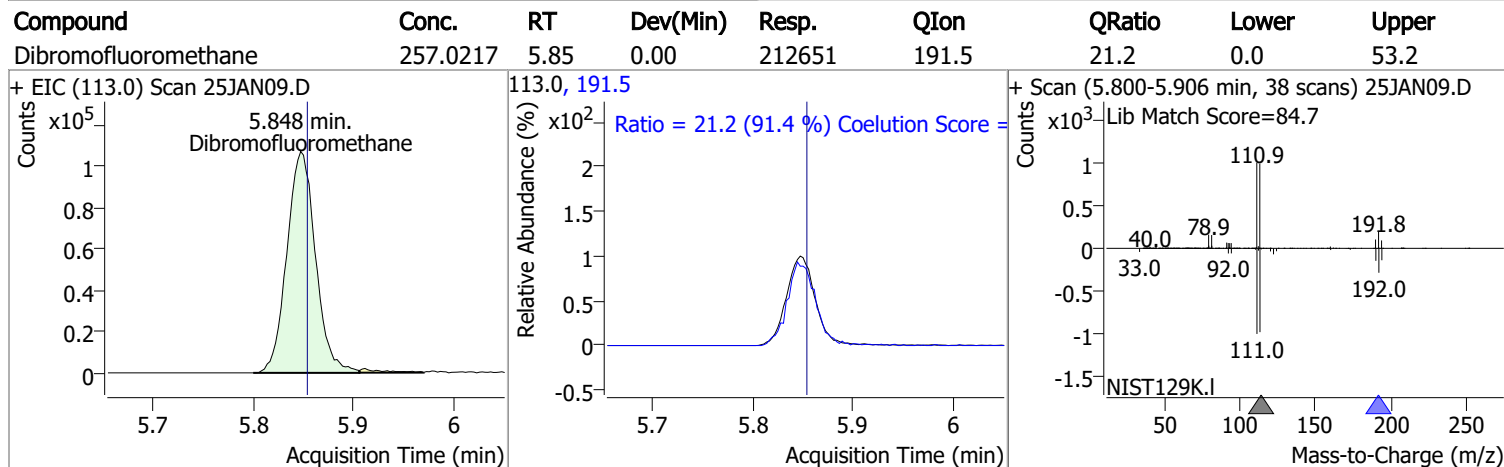
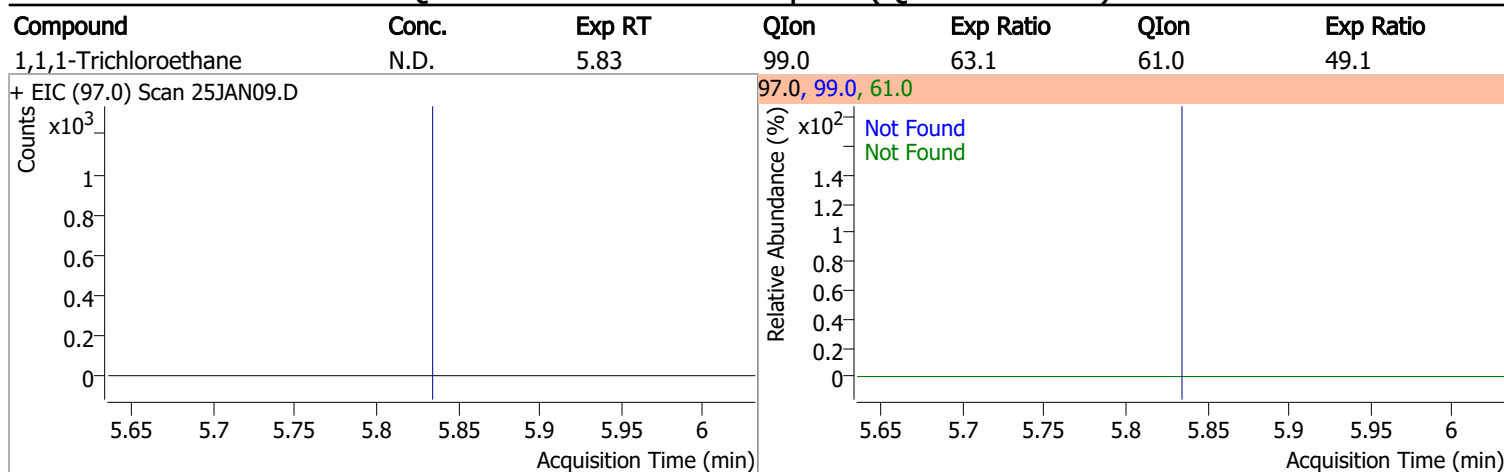
Quantitation Results Report (QT Reviewed)



Quantitation Results Report (QT Reviewed)

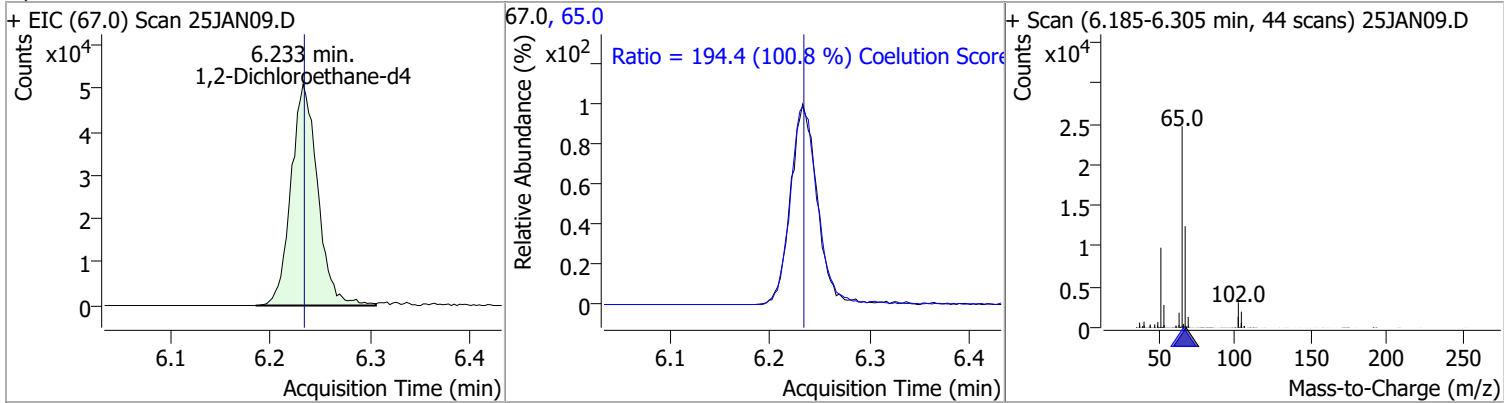


Quantitation Results Report (QT Reviewed)

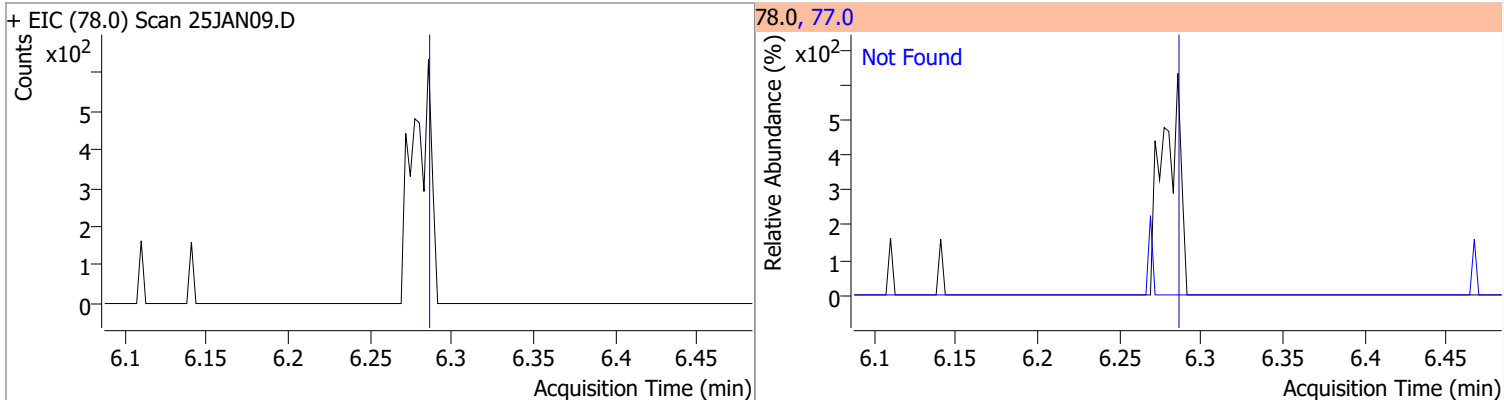


Quantitation Results Report (QT Reviewed)

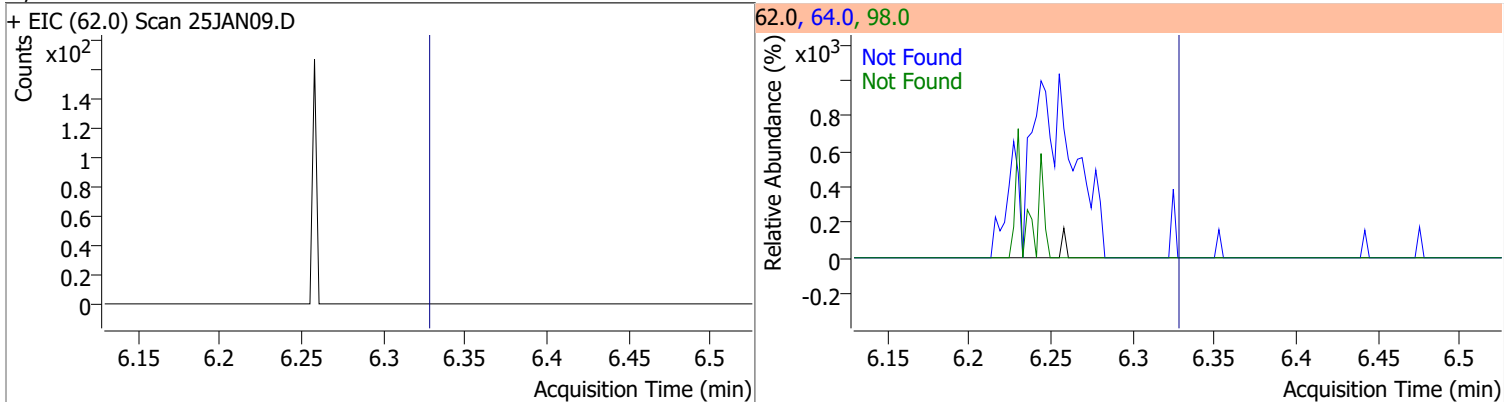
Compound	Conc.	RT	Dev(Min)	Resp.	QIon	QRatio	Lower	Upper
1,2-Dichloroethane-d4	263.8247	6.23	0.00	94291	65.0	194.4	162.8	222.8



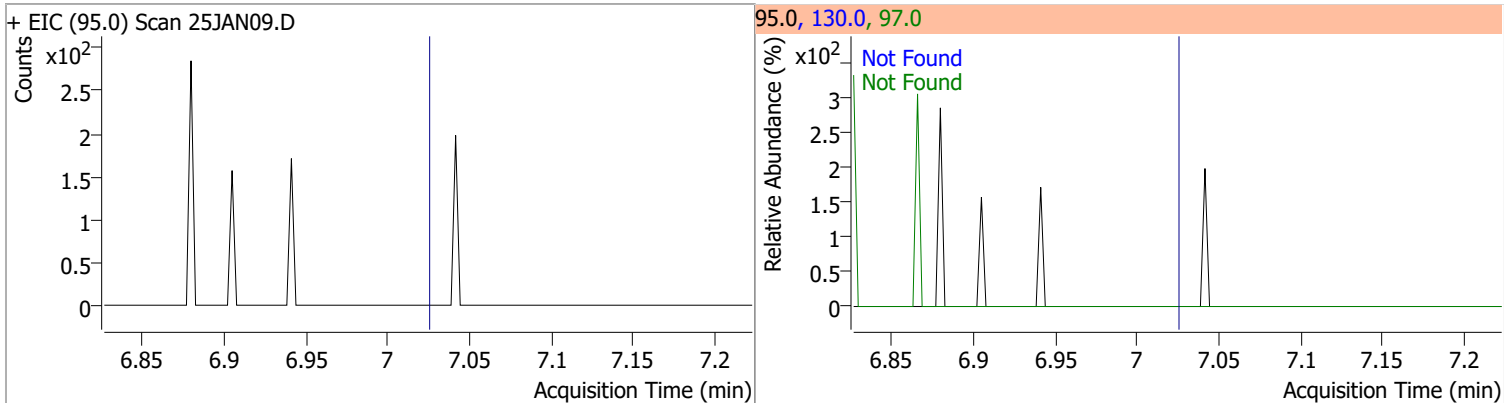
Compound	Conc.	Exp RT	QIon	Exp Ratio
Benzene	N.D.	6.28	77.0	23.3



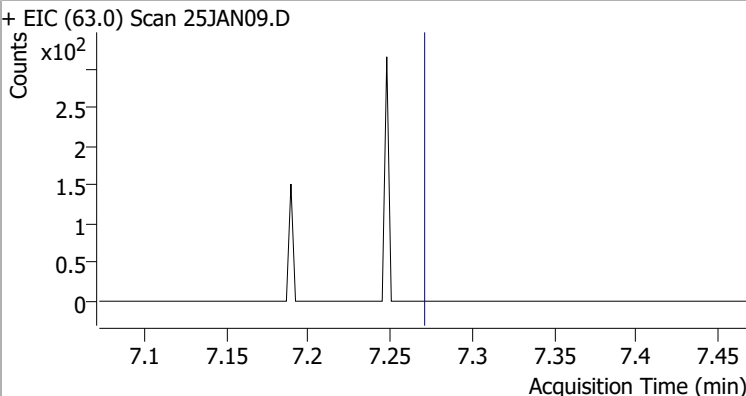
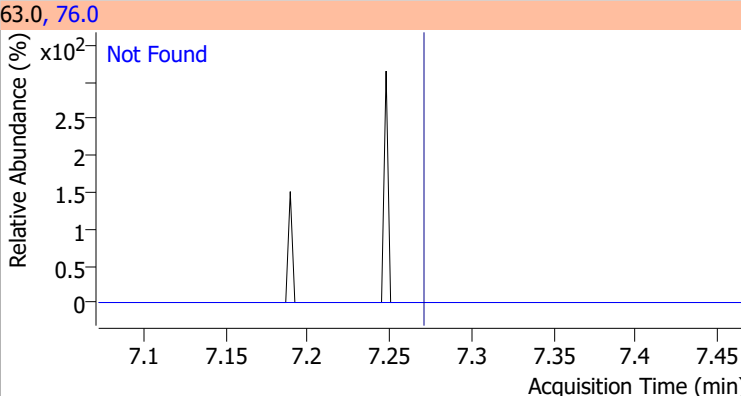
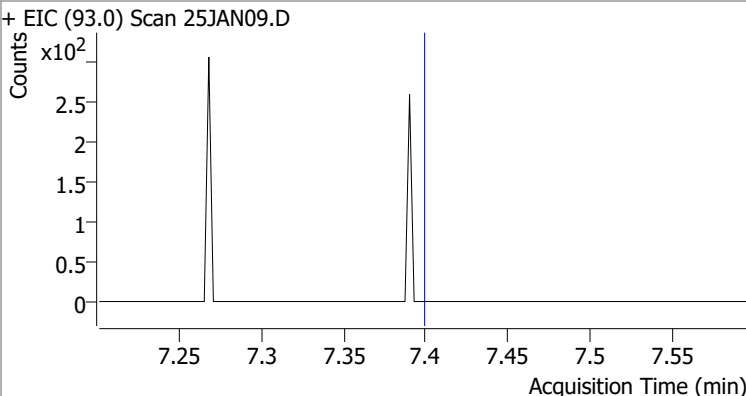
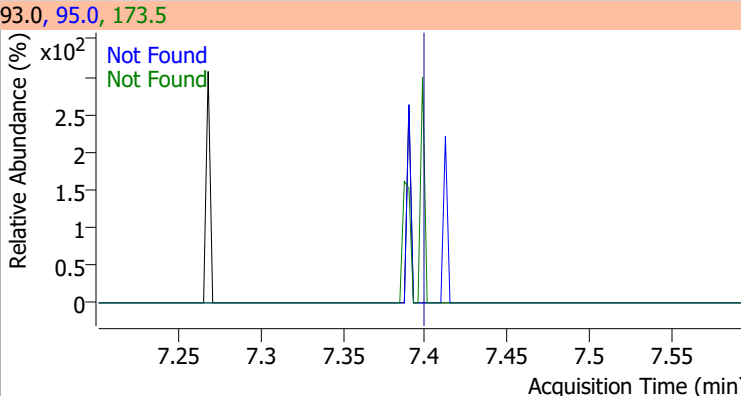
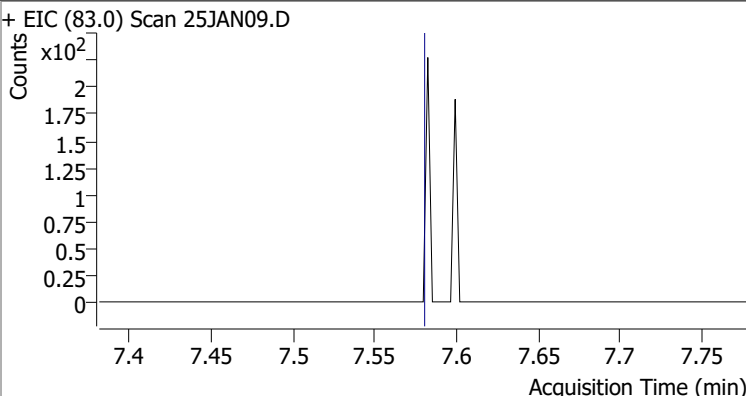
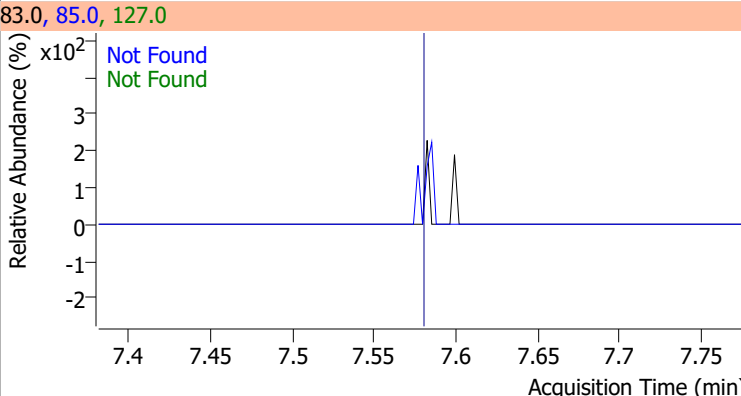
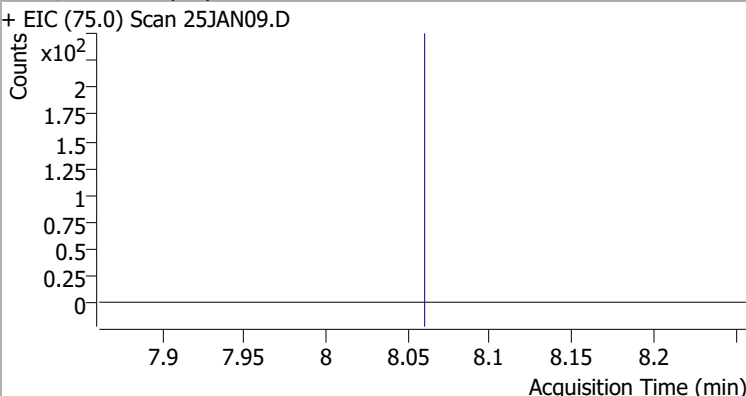
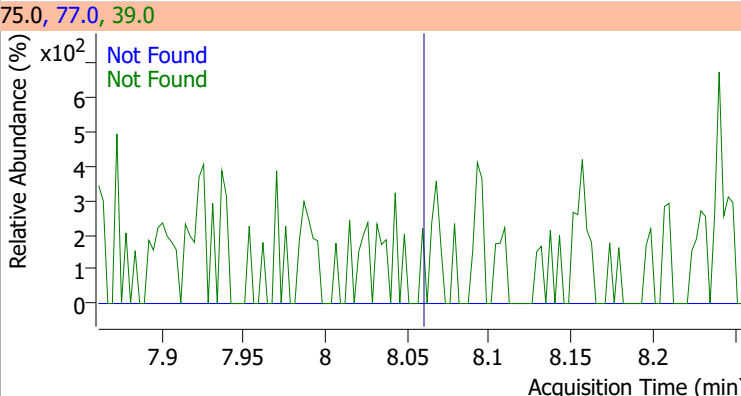
Compound	Conc.	Exp RT	QIon	Exp Ratio	QIon	Exp Ratio
1,2-Dichloroethane	N.D.	6.32	64.0	32.2	98.0	8.2



Compound	Conc.	Exp RT	QIon	Exp Ratio	QIon	Exp Ratio
Trichloroethene	N.D.	7.02	130.0	105.6	97.0	65.7

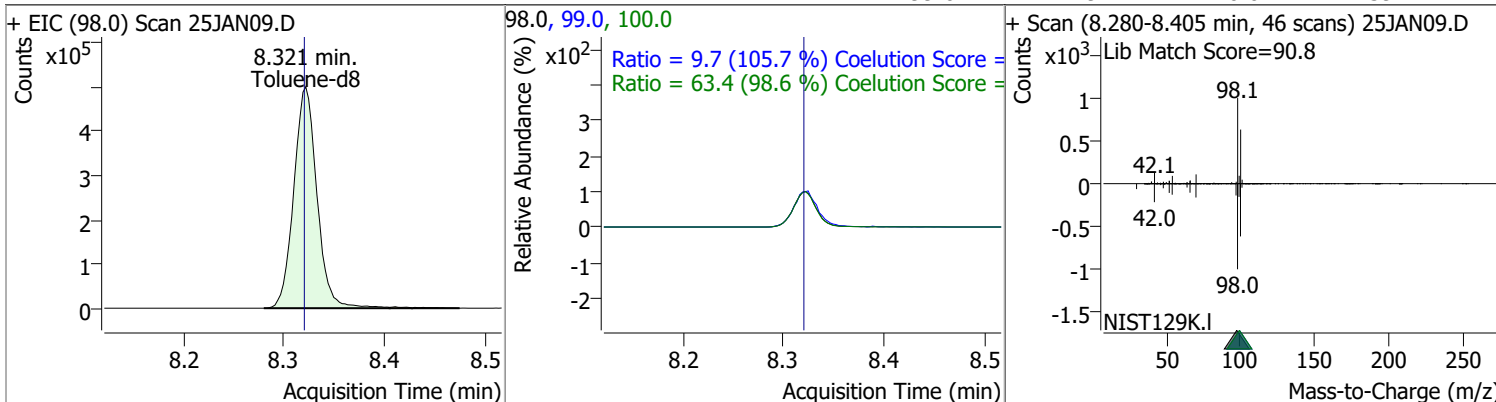


Quantitation Results Report (QT Reviewed)

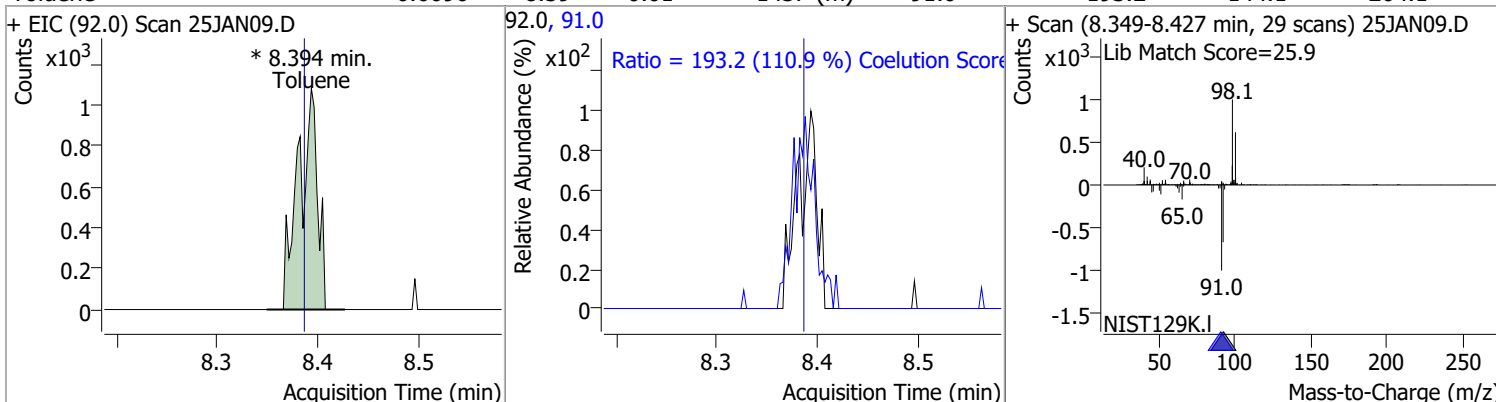
Compound	Conc.	Exp RT	QIon	Exp Ratio		
1,2-Dichloropropane	N.D.	7.27	76.0	39.8		
+ EIC (63.0) Scan 25JAN09.D			63.0, 76.0			
						
Dibromomethane	N.D.	7.40	173.5	108.2	QIon	Exp Ratio
+ EIC (93.0) Scan 25JAN09.D			93.0, 95.0, 173.5			
						
Bromodichloromethane	N.D.	7.58	85.0	66.3	QIon	Exp Ratio
+ EIC (83.0) Scan 25JAN09.D			83.0, 85.0, 127.0			
						
cis-1,3-Dichloropropene	N.D.	8.06	39.0	52.5	QIon	Exp Ratio
+ EIC (75.0) Scan 25JAN09.D			75.0, 77.0, 39.0			
						

Quantitation Results Report (QT Reviewed)

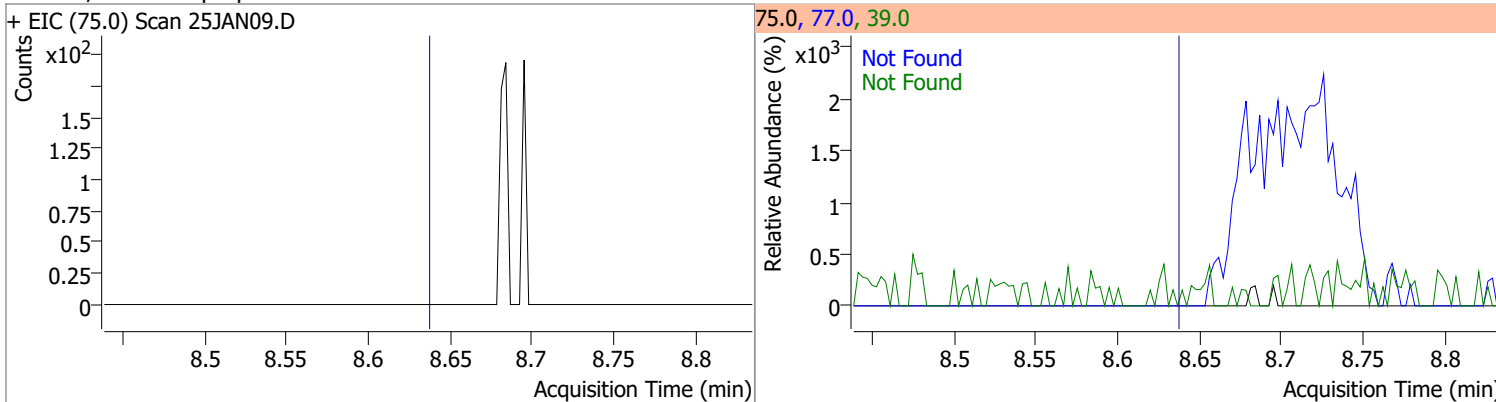
Compound	Conc.	RT	Dev(Min)	Resp.	QIon	QRatio	Lower	Upper
Toluene-d8	248.5959	8.32	0.00	800635	100.0	63.4	34.3	94.3
					99.0	9.7	0.0	39.2



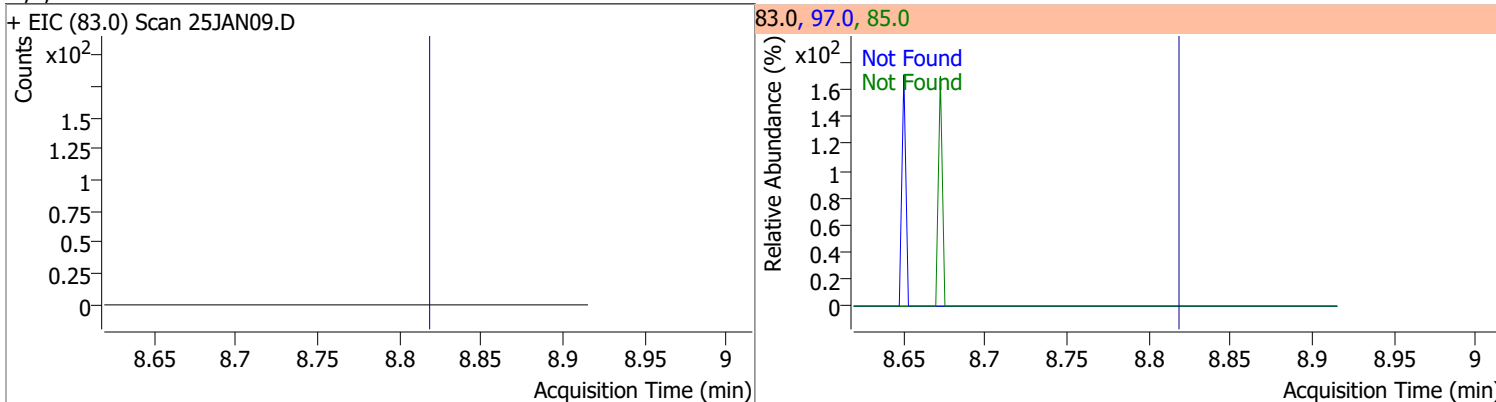
Compound	Conc.	RT	Dev(Min)	Resp.	QIon	QRatio	Lower	Upper
Toluene	0.6696	8.39	0.01	1437 (m)	91.0	193.2	144.1	204.1



Compound	Conc.	Exp RT	QIon	Exp Ratio	QIon	Exp Ratio
trans-1,3-Dichloropropene	N.D.	8.64	39.0	53.0	77.0	31.0

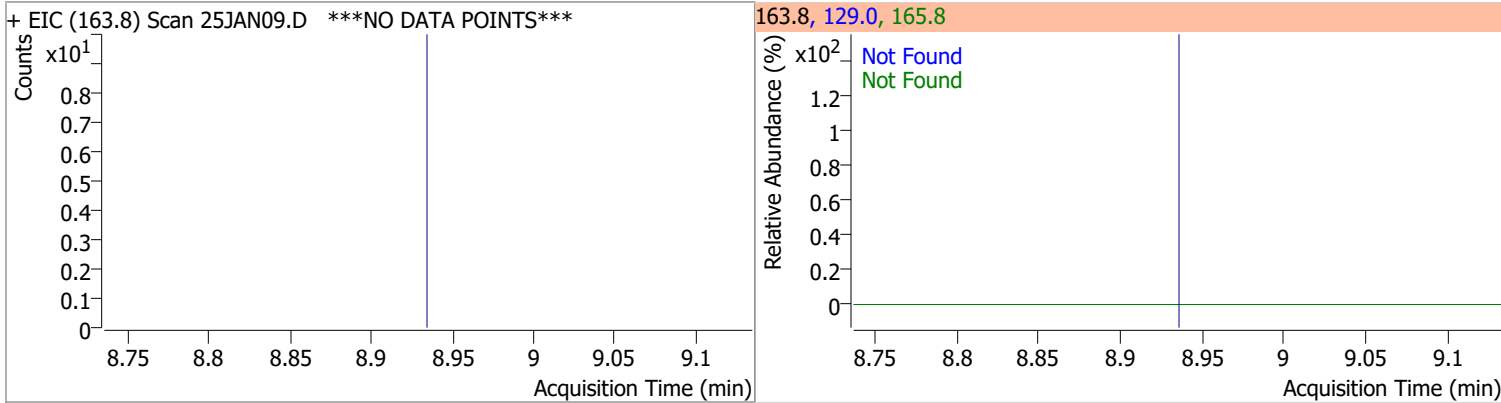


Compound	Conc.	Exp RT	QIon	Exp Ratio	QIon	Exp Ratio
1,1,2-Trichloroethane	N.D.	8.82	97.0	110.7	85.0	60.7

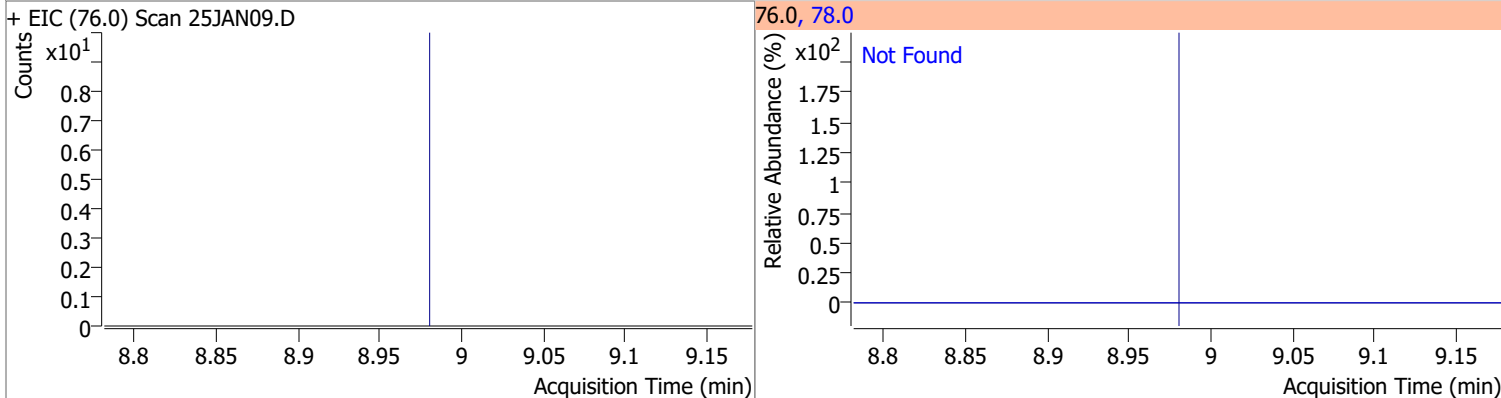


Quantitation Results Report (QT Reviewed)

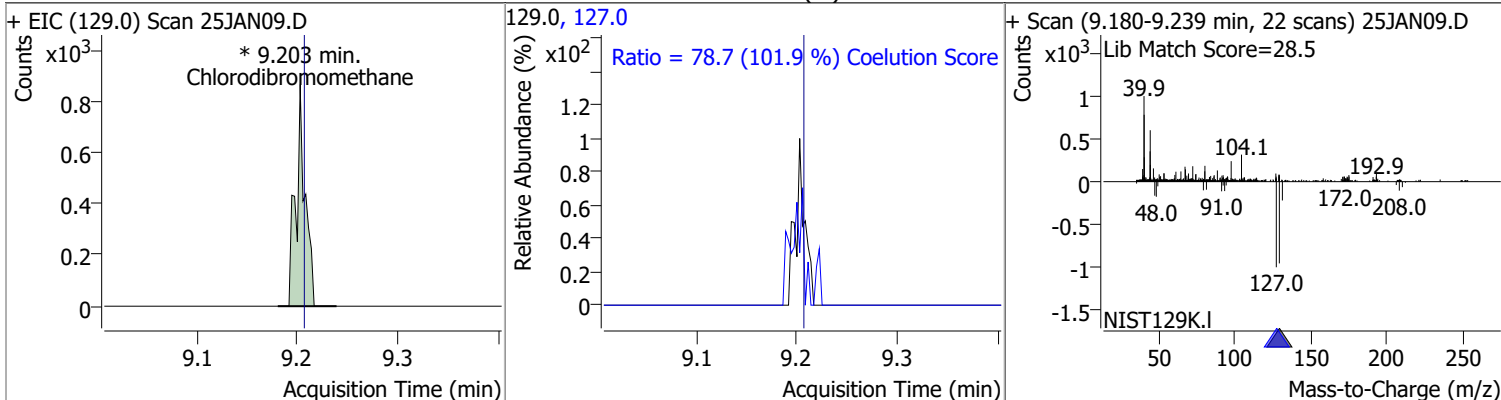
Compound	Conc.	Exp RT	QIon	Exp Ratio	QIon	Exp Ratio
Tetrachloroethene	N.D.	8.94	165.8	126.1	129.0	90.5



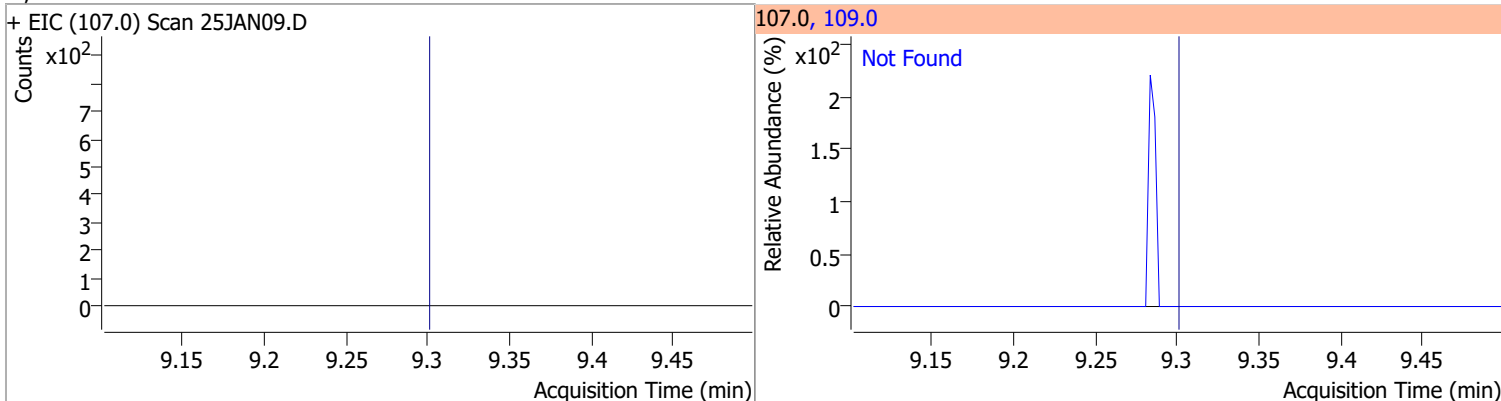
Compound	Conc.	Exp RT	QIon	Exp Ratio
1,3-Dichloropropane	N.D.	8.98	78.0	32.4



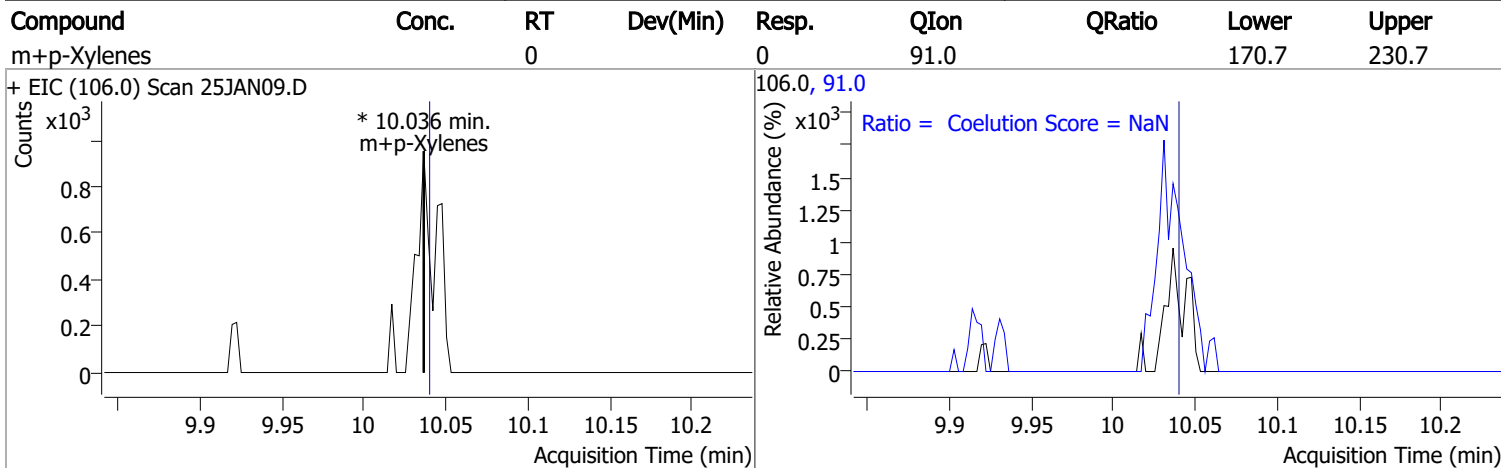
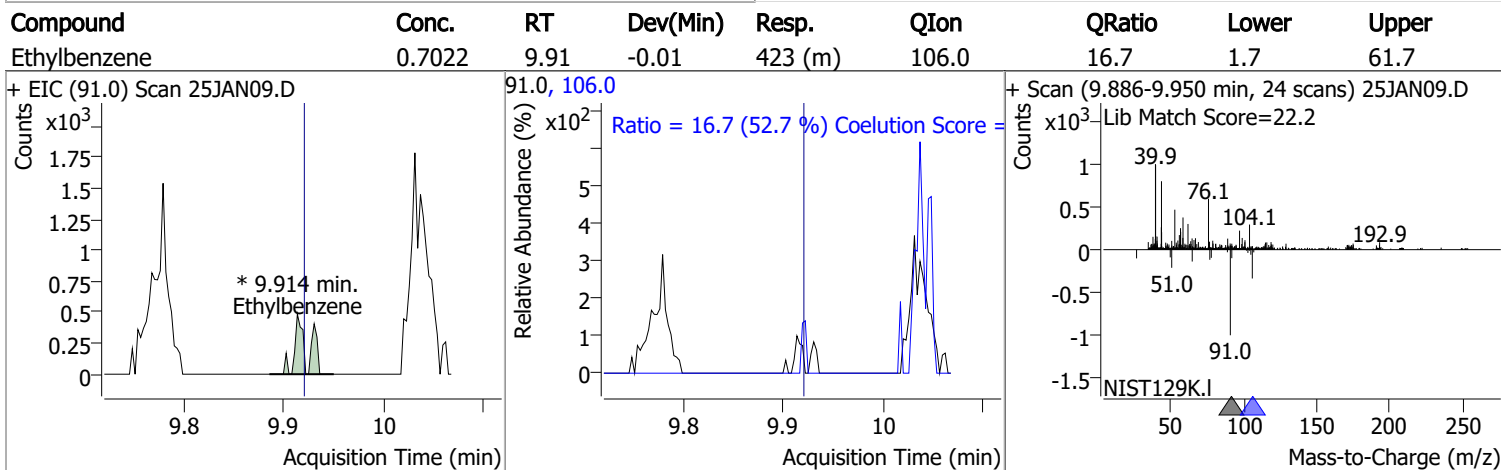
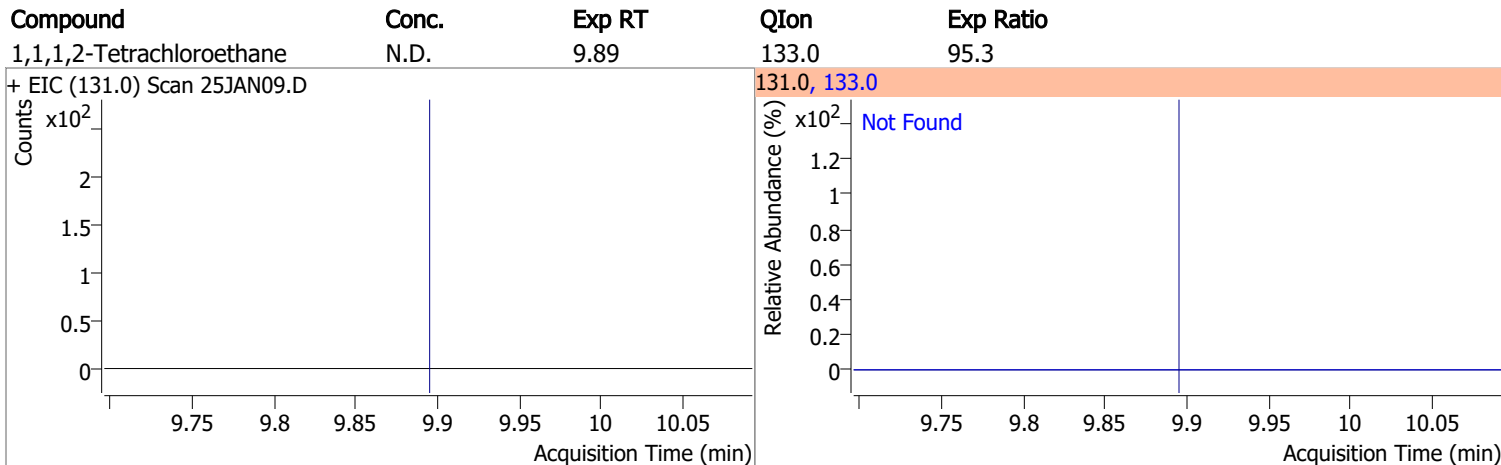
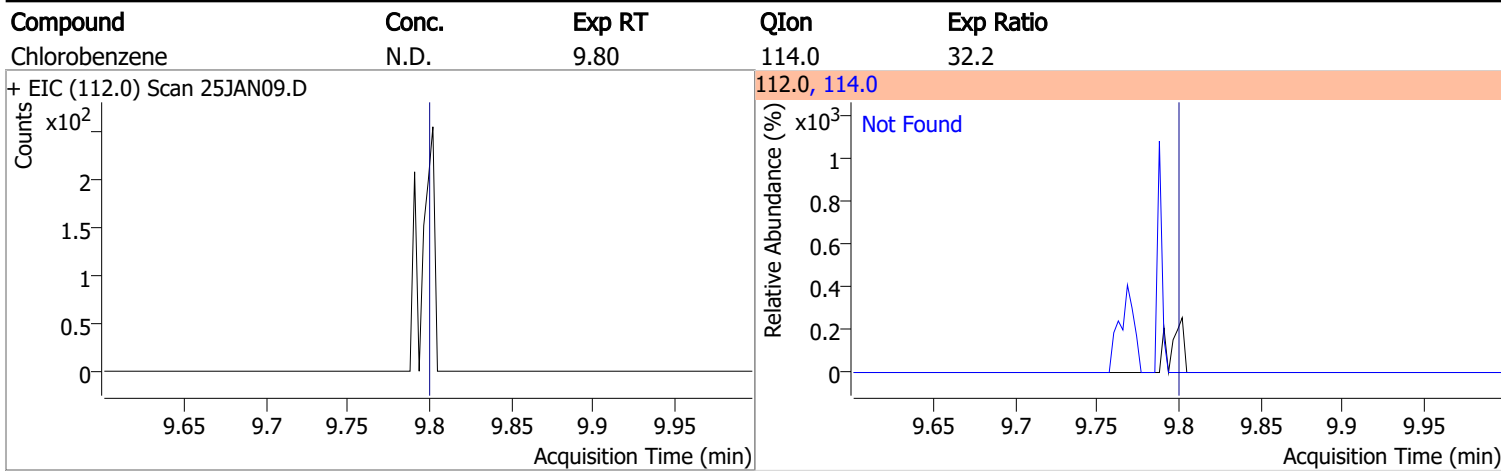
Compound	Conc.	RT	Dev(Min)	Resp.	QIon	QRatio	Lower	Upper
Chlorodibromomethane	0.8309	9.20	0.00	561 (m)	127.0	78.7	47.2	107.2



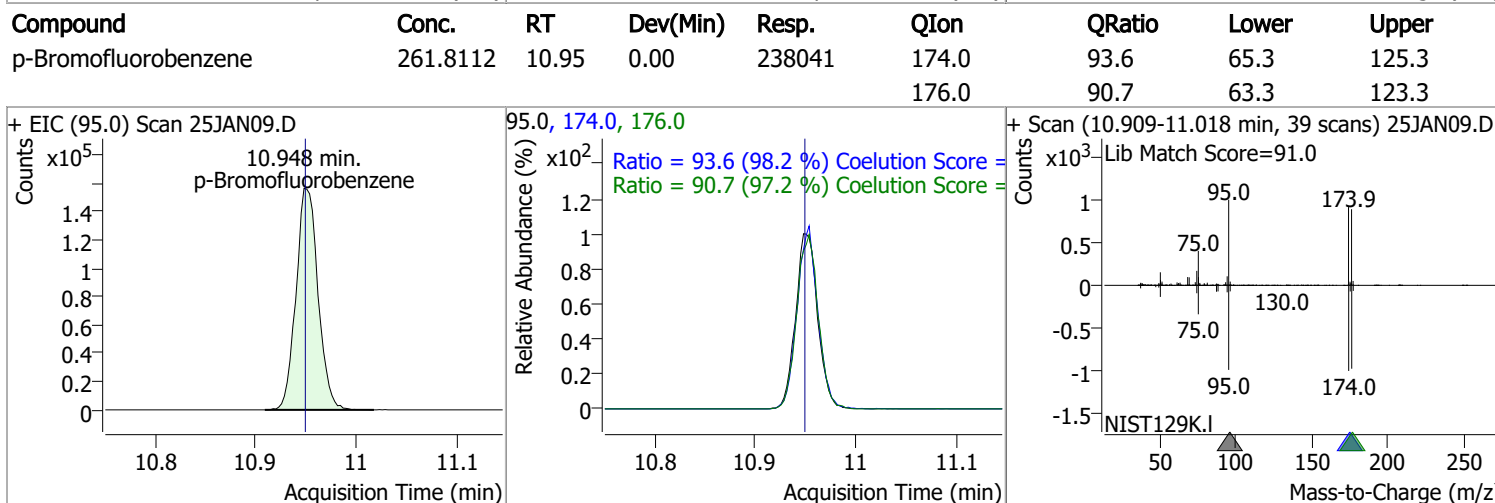
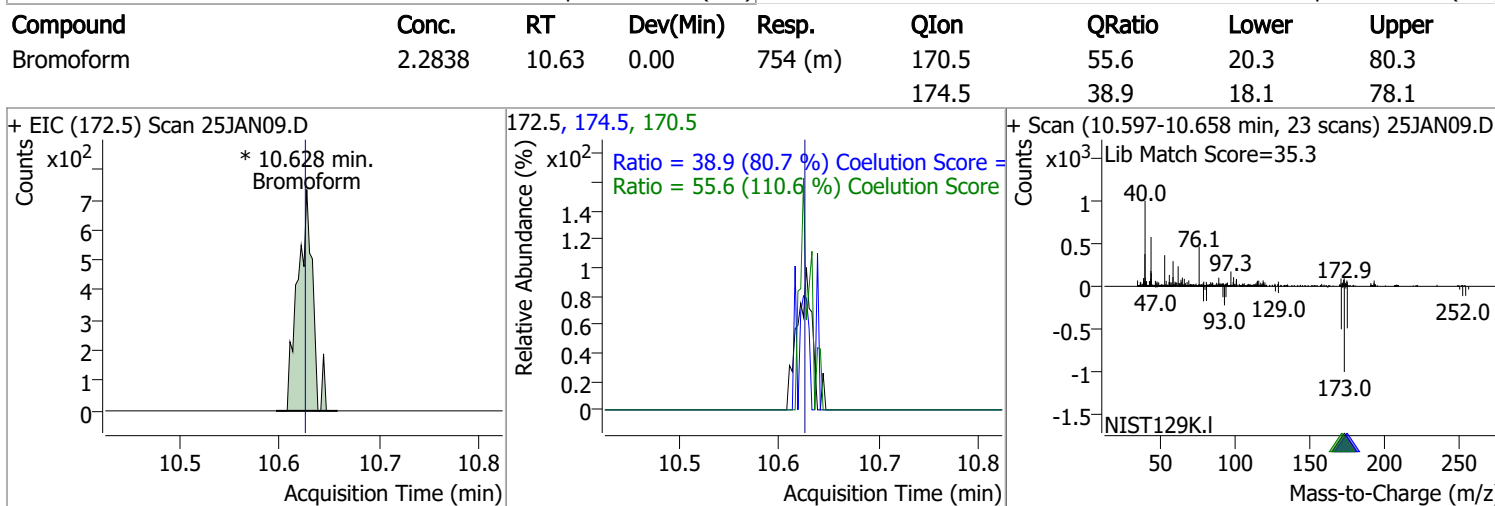
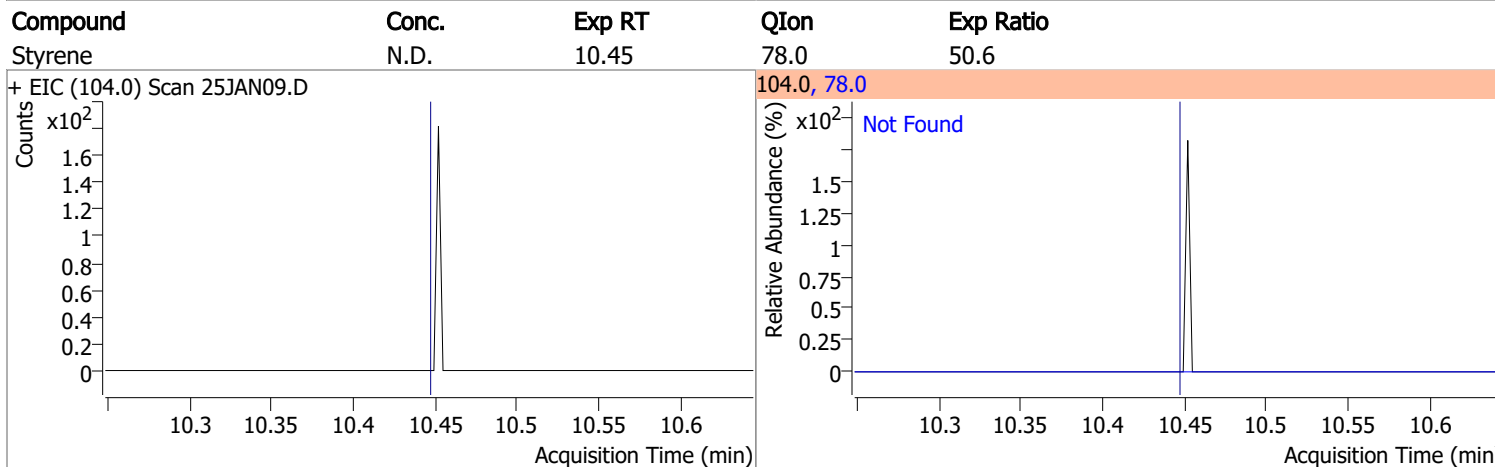
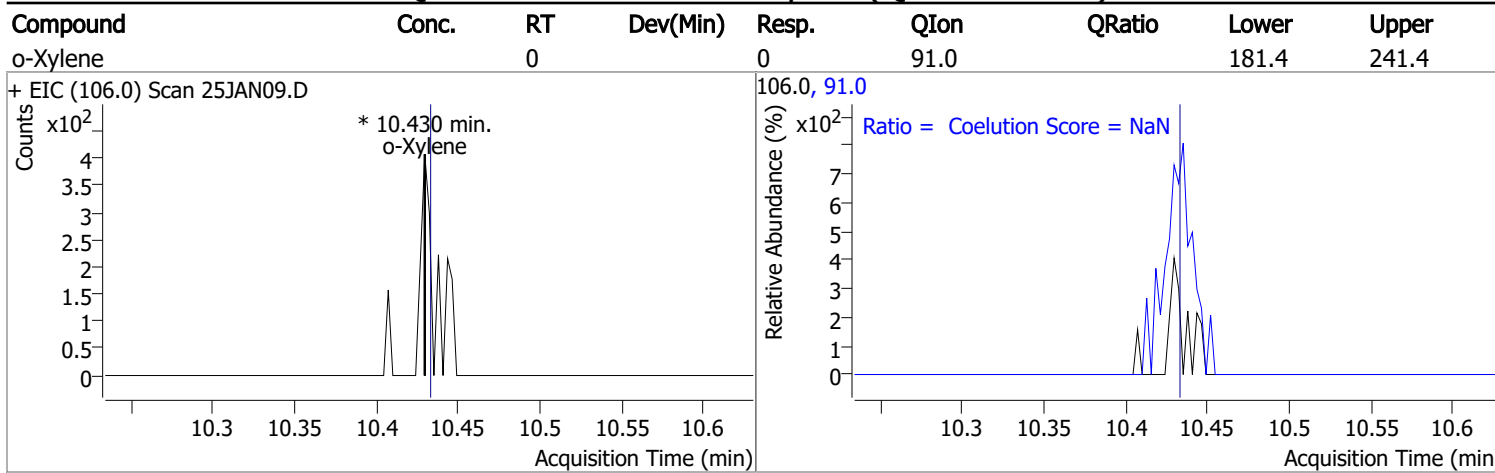
Compound	Conc.	Exp RT	QIon	Exp Ratio
1,2-Dibromoethane	N.D.	9.30	109.0	91.5



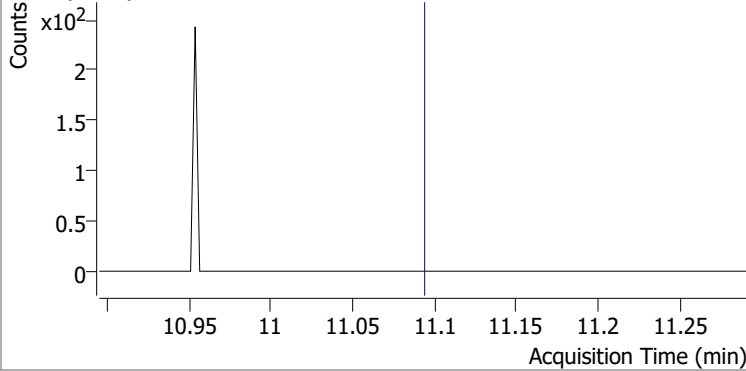
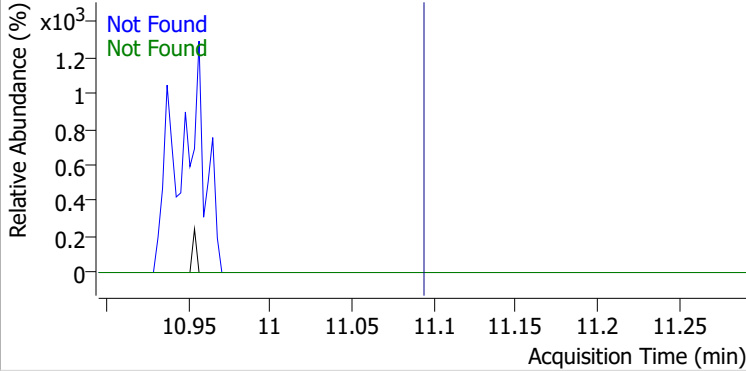
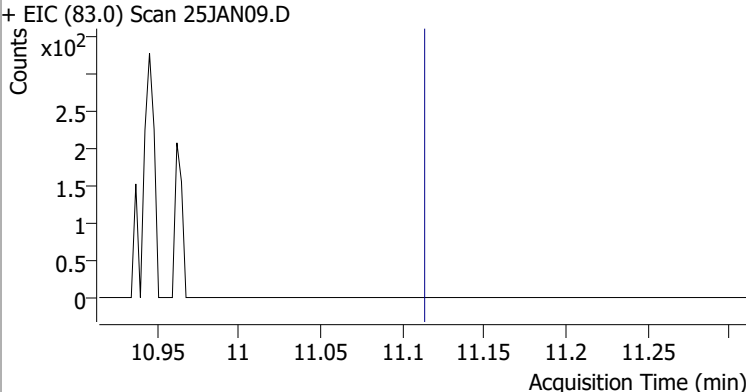
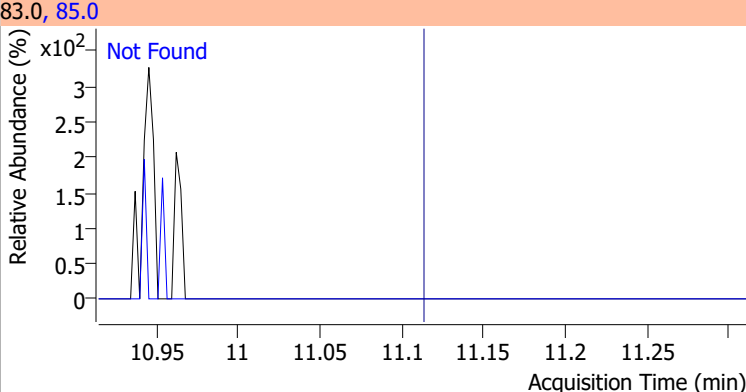
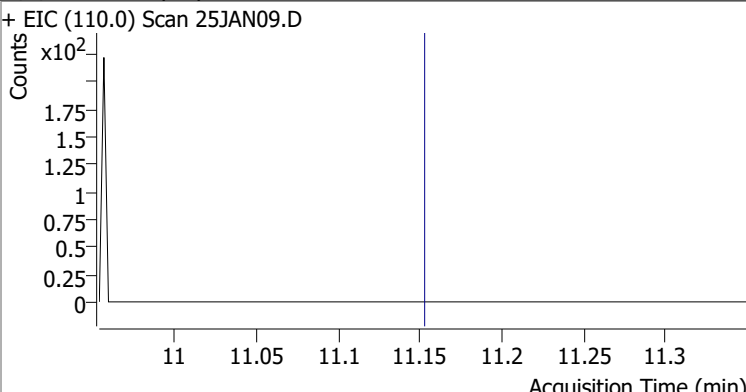
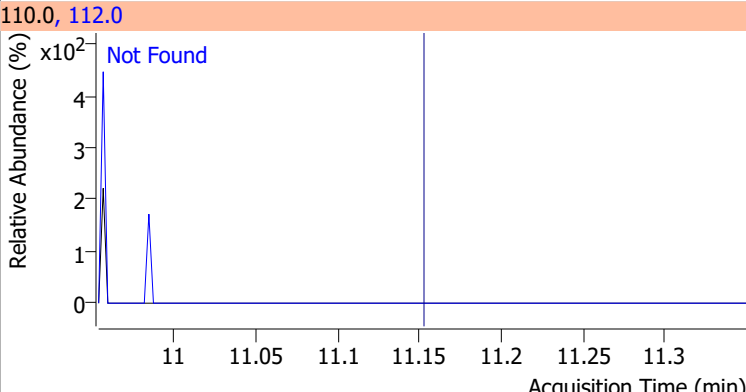
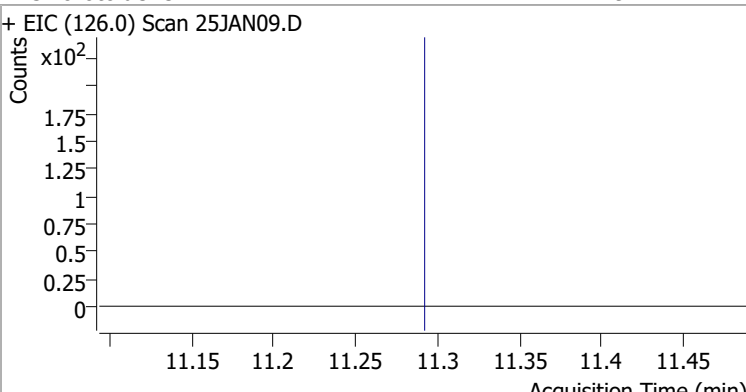
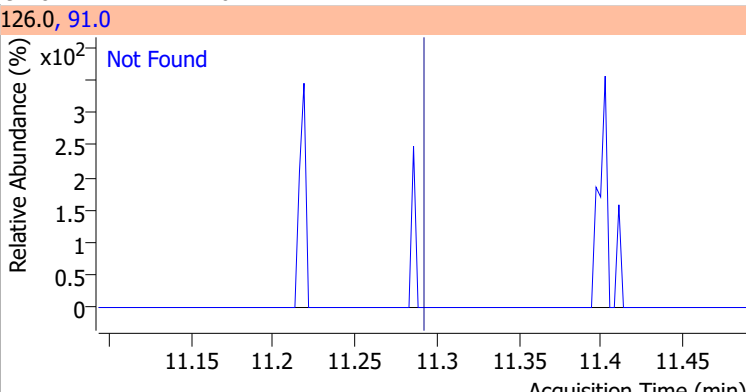
Quantitation Results Report (QT Reviewed)



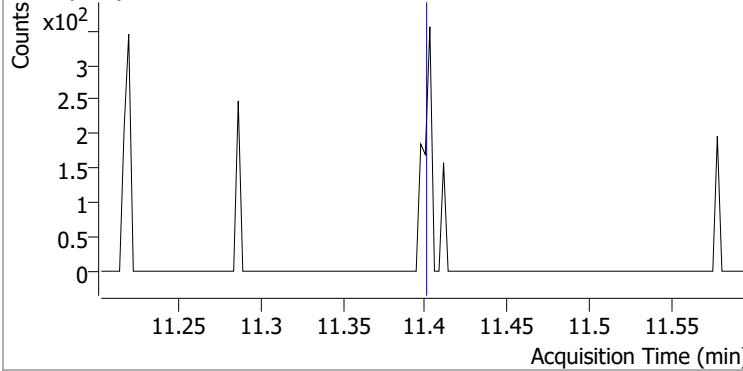
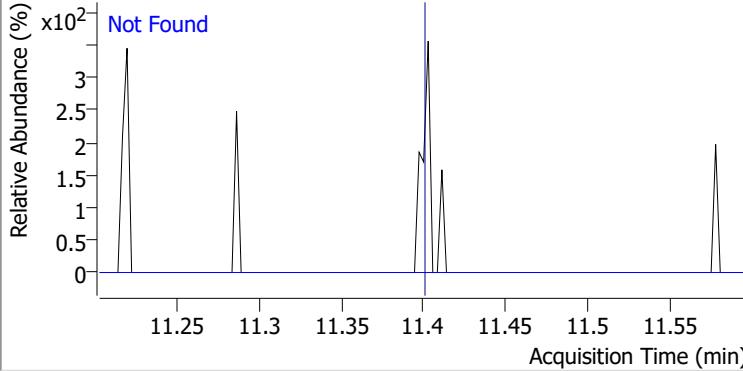
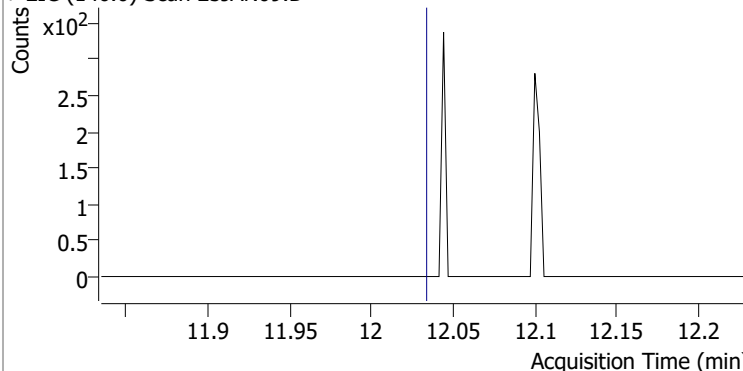
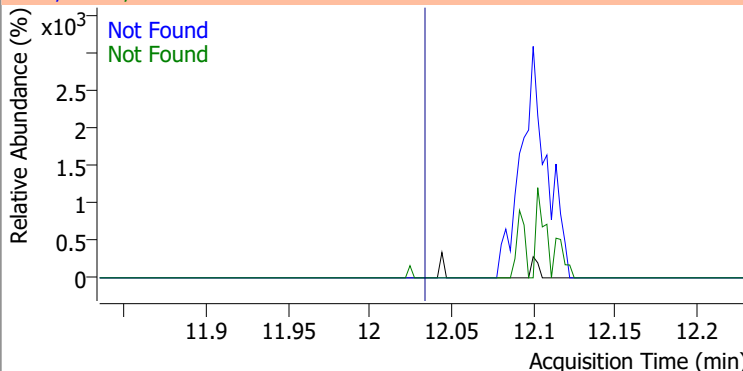
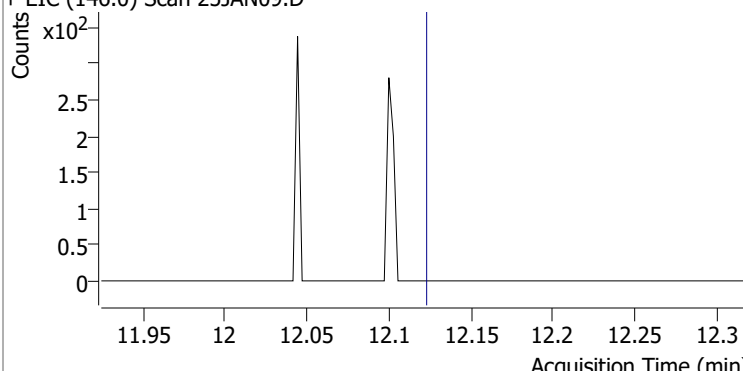
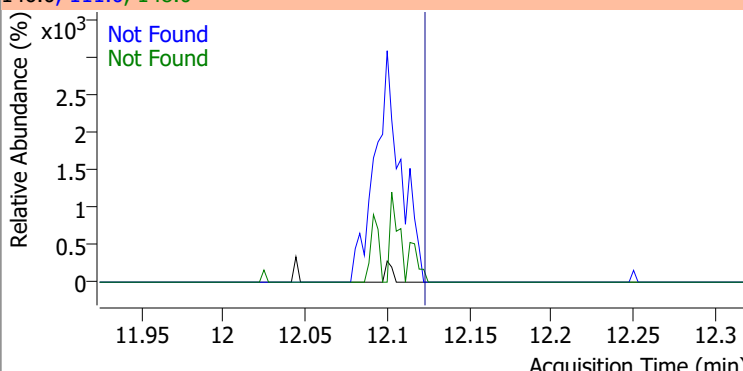
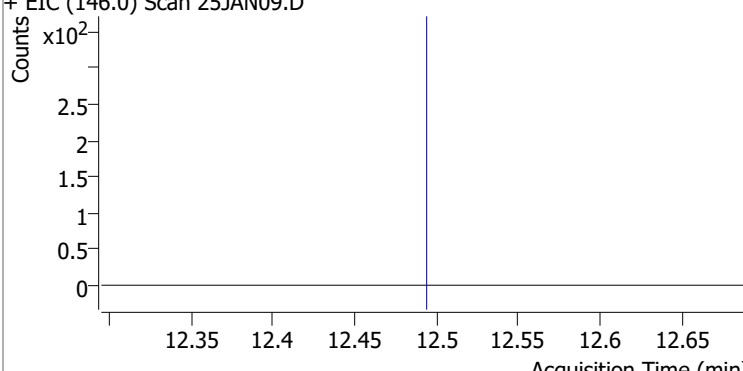
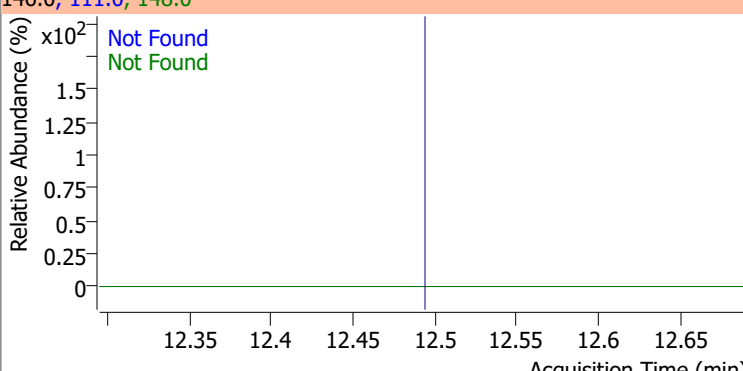
Quantitation Results Report (QT Reviewed)



Quantitation Results Report (QT Reviewed)

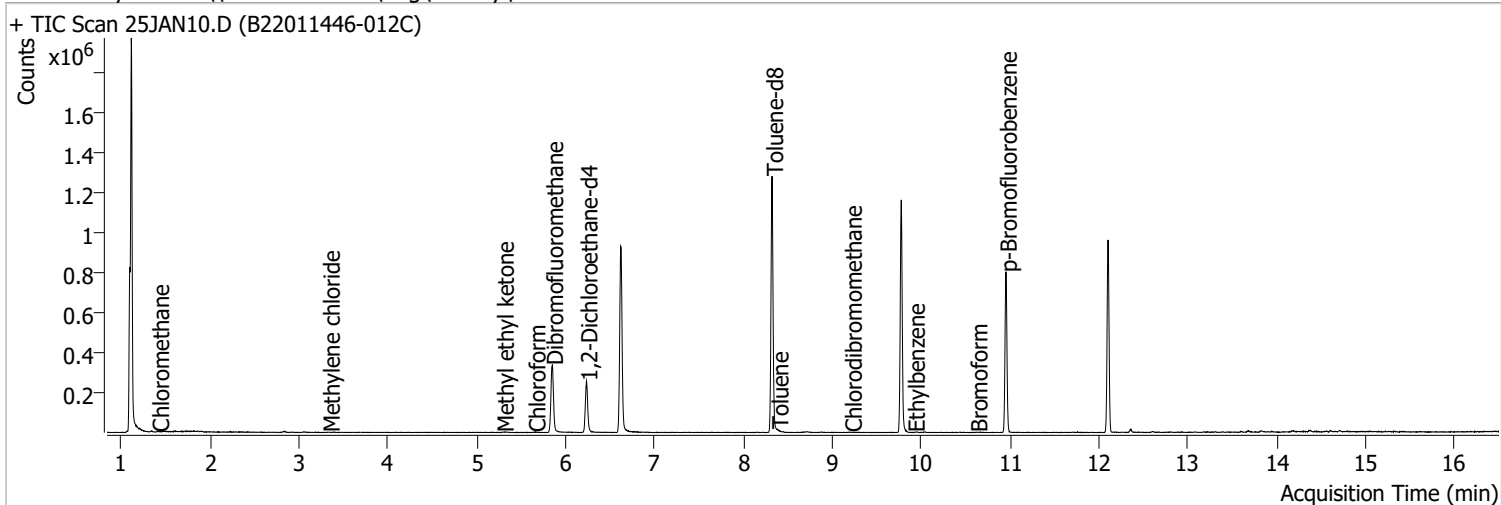
Compound	Conc.	Exp RT	QIon	Exp Ratio	QIon	Exp Ratio
Bromobenzene	N.D.	11.09	77.0	143.5	158.0	96.1
+ EIC (156.0) Scan 25JAN09.D			156.0, 77.0, 158.0			
						
1,1,2,2-Tetrachloroethane	N.D.	11.11	85.0	63.3		
+ EIC (83.0) Scan 25JAN09.D			83.0, 85.0			
						
1,2,3-Trichloropropane	N.D.	11.15	112.0	65.8		
+ EIC (110.0) Scan 25JAN09.D			110.0, 112.0			
						
2-Chlorotoluene	N.D.	11.29	91.0	276.2		
+ EIC (126.0) Scan 25JAN09.D			126.0, 91.0			
						

Quantitation Results Report (QT Reviewed)

Compound	Conc.	Exp RT	QIon	Exp Ratio		
4-Chlorotoluene	N.D.	11.40	126.0	31.3		
+ EIC (91.0) Scan 25JAN09.D			91.0, 126.0			
						
1,3-Dichlorobenzene	N.D.	12.03	148.0	62.8	QIon	Exp Ratio
+ EIC (146.0) Scan 25JAN09.D			146.0, 111.0, 148.0			
						
1,4-Dichlorobenzene	N.D.	12.12	148.0	63.7	QIon	Exp Ratio
+ EIC (146.0) Scan 25JAN09.D			146.0, 111.0, 148.0			
						
1,2-Dichlorobenzene	N.D.	12.49	148.0	61.9	QIon	Exp Ratio
+ EIC (146.0) Scan 25JAN09.D			146.0, 111.0, 148.0			
						

Quantitation Results Report (QT Reviewed)

Data File	25JAN10.D	Operator	MSC
Acq. Method	5975CACQF.M	Acq. Date-Time	1/25/2022 1:30:20 PM
Sample Name	B22011446-012C	Instrument	VOA5975C
Vial	10	Multiplier	1.00
DA Method File	VOA5975C_8260B_SHT_DoD_L4_011922.m	Comment	
Tune File	BFB_Atune3.u	Tune Date	10/11/2021 4:02:00 PM
Batch Name	VG012522_8260B.batch.bin	Last Calib Update	3/15/2022 2:01:13 PM
Ref Library	\\MASSHUNTER\Org\Library\NIST129K.I		



Compound	RT	QIon	Resp.	Conc.	Units	Dev(Min)
Internal Standards						
M Fluorobenzene	6.623	96.0	803815	250.0000	ng	0.003
M Chlorobenzene-d5	9.775	82.0	311124	250.0000	ng	0.000
M 1,4-Dichlorobenzene-d4	12.100	152.0	237365	250.0000	ng	0.000
System Monitoring Compounds						
S Dibromofluoromethane	5.848	113.0	208322	267.5732	ng	-0.003
Spiked Amount: 250.000	Range: 80.0 - 119.0%			Recovery = 107.03%		
S 1,2-Dichloroethane-d4	6.233	67.0	90736	269.7924	ng	0.003
Spiked Amount: 250.000	Range: 81.0 - 118.0%			Recovery = 107.92%		
S Toluene-d8	8.322	98.0	770235	253.7579	ng	0.003
Spiked Amount: 250.000	Range: 89.0 - 112.0%			Recovery = 101.50%		
S p-Bromofluorobenzene	10.951	95.0	231163	263.7622	ng	0.003
Spiked Amount: 250.000	Range: 85.0 - 114.0%			Recovery = 105.50%		
Target Compounds						
T Dichlorodifluoromethane	0.000		0	N.D.		
T Chloromethane	1.414	50.0	2561	2.0126	ng	97
T Vinyl chloride	0.000		0	N.D.		
T Bromomethane	0.000		0	N.D.		
T Chloroethane	0.000		0	N.D.		
T Trichlorofluoromethane	0.000		0	N.D.		
T 1,1-Dichloroethene	0.000		0	N.D.		
T Methylene chloride	3.336	49.0	795	0.6763	ng m	88
T trans-1,2-Dichloroethene	0.000		0	N.D.		
T Methyl tert-butyl ether (MTBE)	0.000		0	N.D.		
T 1,1-Dichloroethane	0.000		0	N.D.		
T 2,2-Dichloropropane	0.000		0	N.D.		
T cis-1,2-Dichloroethene	0.000		0	N.D.		
T Methyl ethyl ketone	5.293	43.0	2053	16.8041	ng m	100
T Bromochloromethane	0.000		0	N.D.		
T Chloroform	5.650	83.0	1437	0.9213	ng m	94

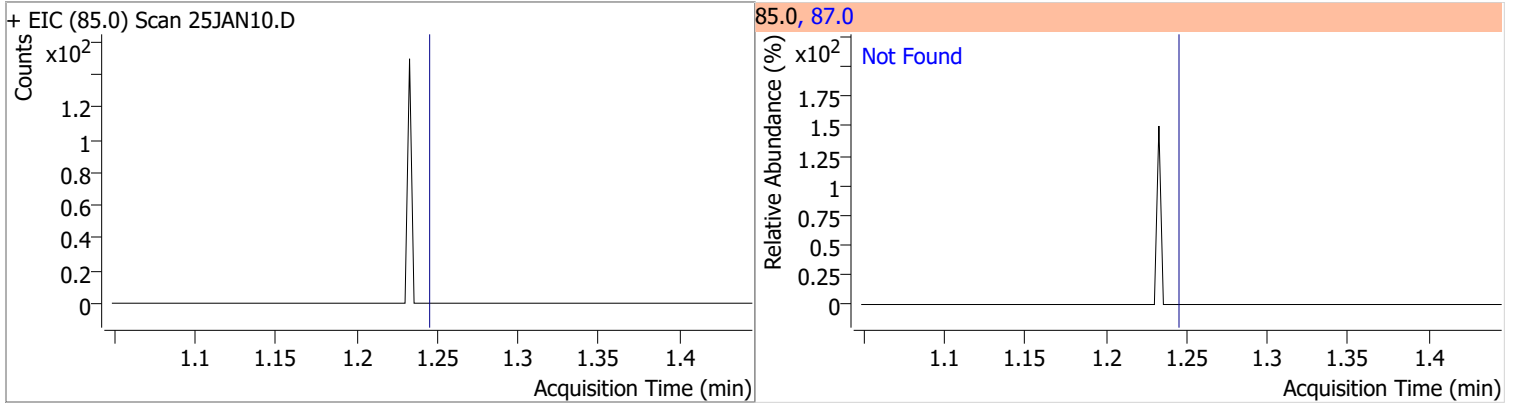
Quantitation Results Report (QT Reviewed)

Compound	RT	QIon	Resp.	Conc.	Units	Dev(Min)
T 1,1,1-Trichloroethane	0.000		0	N.D.		
T Carbon tetrachloride	0.000		0	N.D.		
T 1,1-Dichloropropene	0.000		0	N.D.		
T Benzene	0.000		0	N.D.		
T 1,2-Dichloroethane	0.000		0	N.D.		
T Trichloroethene	0.000		0	N.D.		
T 1,2-Dichloropropane	0.000		0	N.D.		
T Dibromomethane	0.000		0	N.D.		
T Bromodichloromethane	0.000		0	N.D.		
T cis-1,3-Dichloropropene	0.000		0	N.D.		
T Toluene	8.380	92.0	1327	0.6558	ng m	96
T trans-1,3-Dichloropropene	0.000		0	N.D.		
T 1,1,2-Trichloroethane	0.000		0	N.D.		
T Tetrachloroethene	0.000		0	N.D.		
T 1,3-Dichloropropane	0.000		0	N.D.		
T Chlorodibromomethane	9.208	129.0	207	0.3248	ng m	88
T 1,2-Dibromoethane	0.000		0	N.D.		
T Chlorobenzene	0.000		0	N.D.		
T 1,1,1,2-Tetrachloroethane	0.000		0	N.D.		
T Ethylbenzene	9.914	91.0	206	0.6508	ng m	56
T m+p-Xylenes	10.042	106.0	0		ng md	1
T o-Xylene	10.441	106.0	0		ng md	1
T Styrene	0.000		0	N.D.		
T Bromoform	10.619	172.5	755	2.3734	ng m	80
T Bromobenzene	0.000		0	N.D.		
T 1,1,2,2-Tetrachloroethane	0.000		0	N.D.		
T 1,2,3-Trichloropropane	0.000		0	N.D.		
T 2-Chlorotoluene	0.000		0	N.D.		
T 4-Chlorotoluene	0.000		0	N.D.		
T 1,3-Dichlorobenzene	0.000		0	N.D.		
T 1,4-Dichlorobenzene	0.000		0	N.D.		
T 1,2-Dichlorobenzene	0.000		0	N.D.		

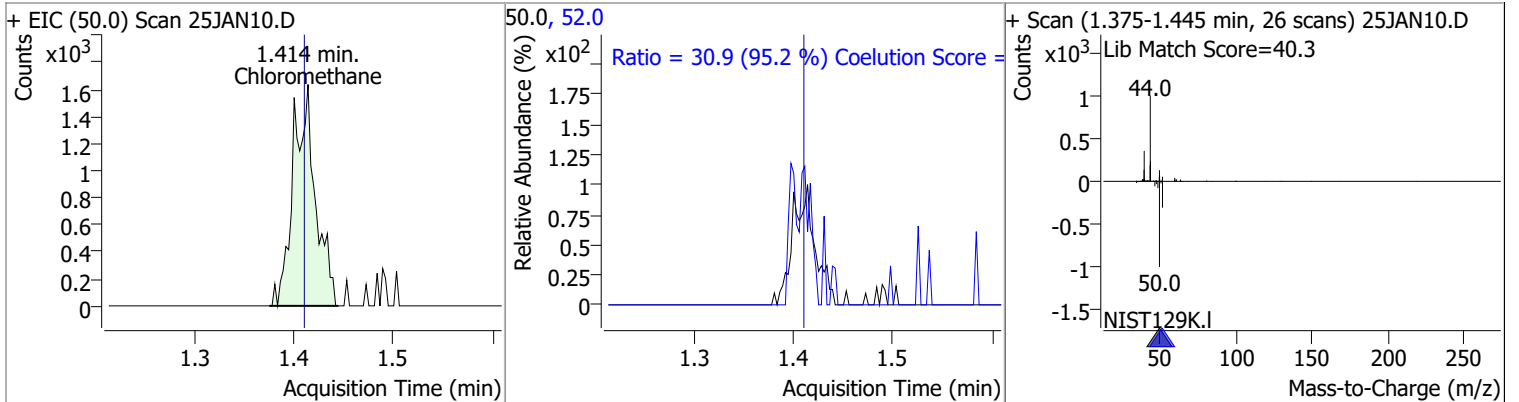
(#) = Qualifier Out of Range; (m) = Manual Integration; (+) = Area Summed; (*) = Surrogate Percent Recovery Out of Range; (d): Zeroed Peak

Quantitation Results Report (QT Reviewed)

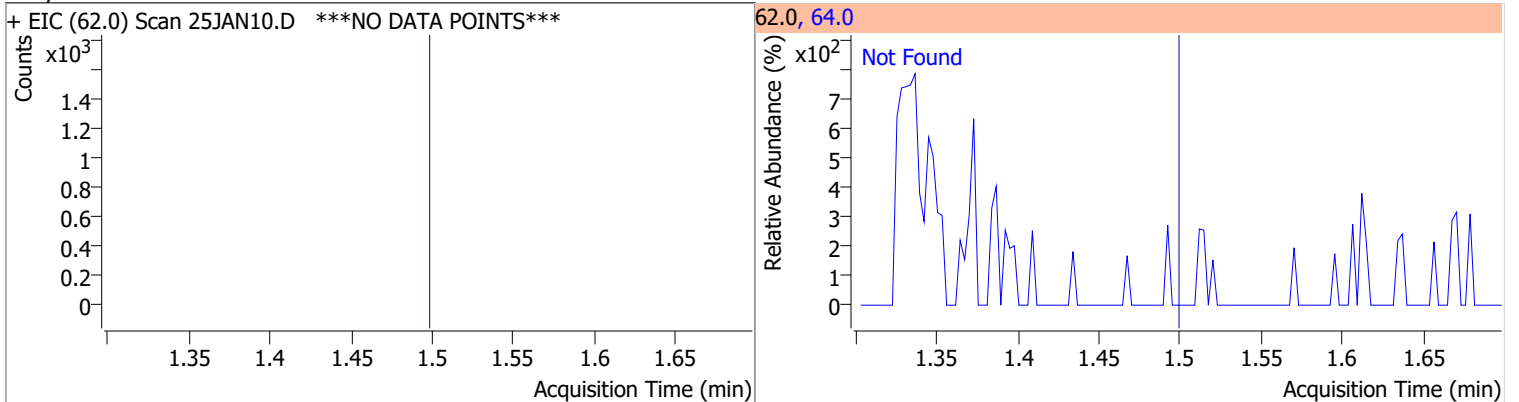
Compound	Conc.	Exp RT	QIon	Exp Ratio
Dichlorodifluoromethane	N.D.	1.24	87.0	31.8



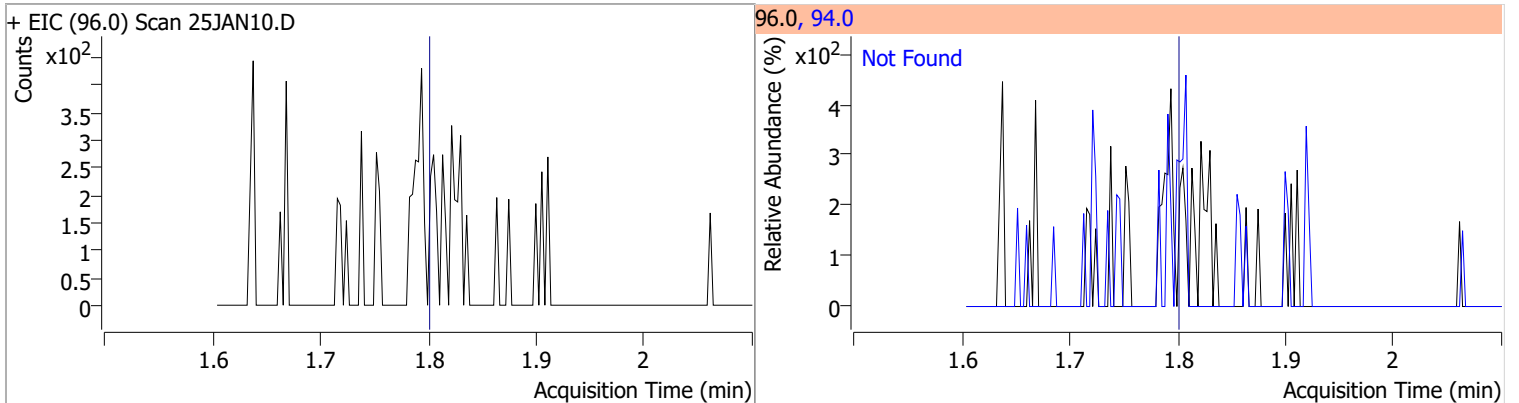
Compound	Conc.	RT	Dev(Min)	Resp.	QIon	QRatio	Lower	Upper
Chloromethane	2.0126	1.41	0.01	2561	52.0	30.9	2.4	62.4



Compound	Conc.	Exp RT	QIon	Exp Ratio
Vinyl chloride	N.D.	1.50	64.0	31.3

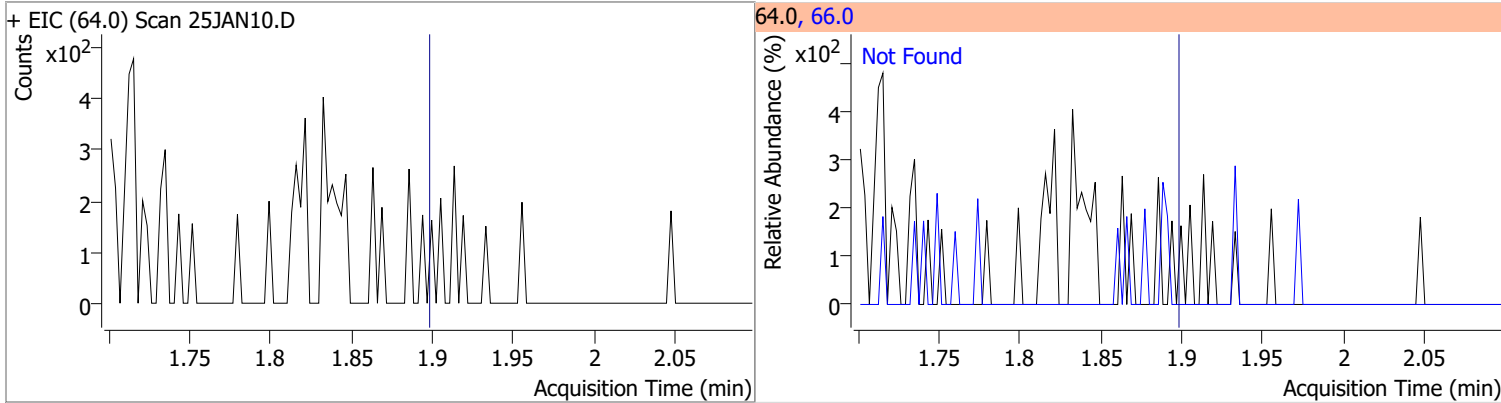


Compound	Conc.	Exp RT	QIon	Exp Ratio
Bromomethane	N.D.	1.80	94.0	110.1

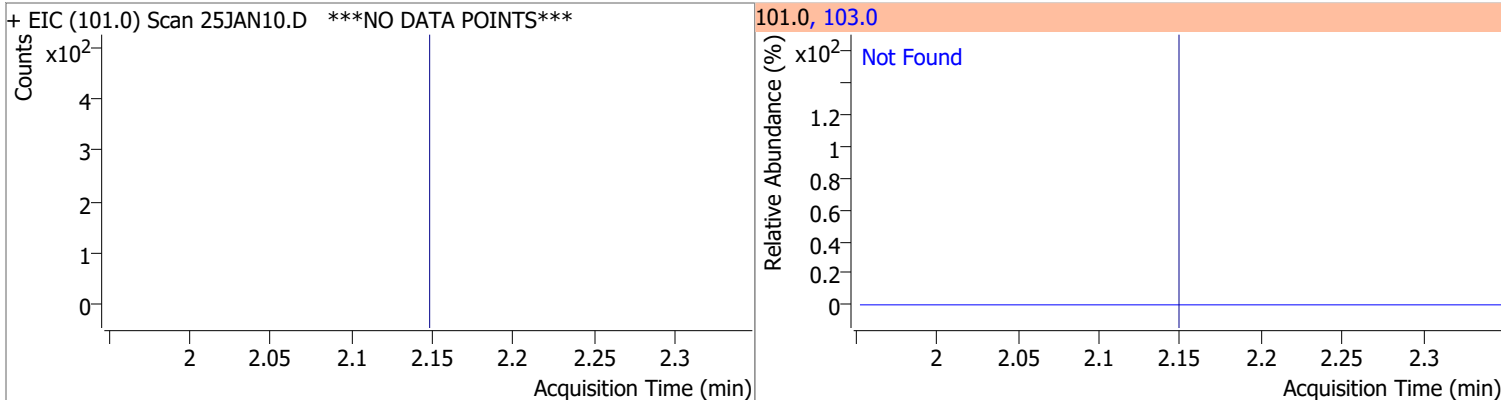


Quantitation Results Report (QT Reviewed)

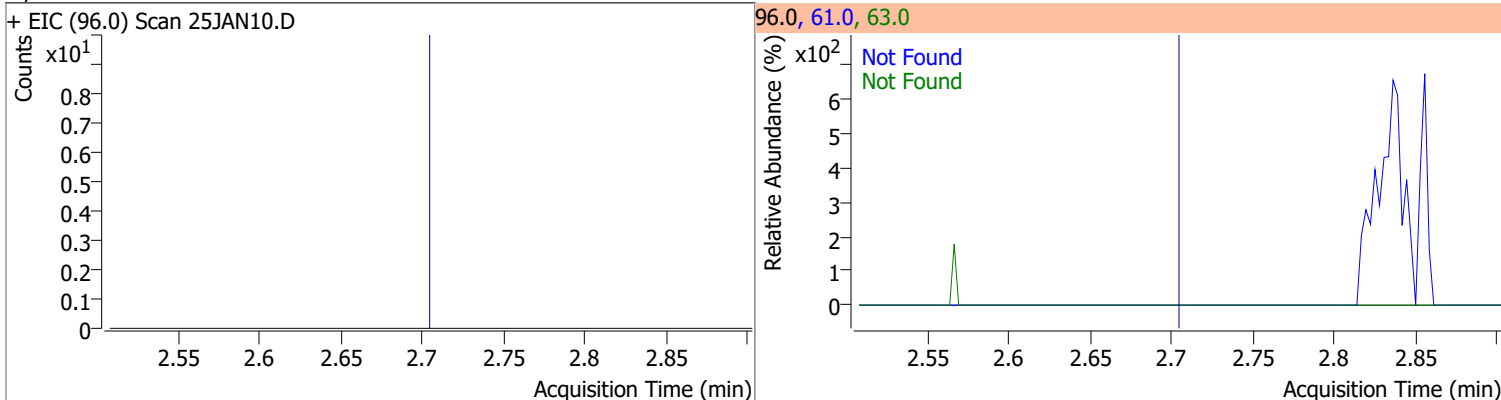
Compound	Conc.	Exp RT	QIon	Exp Ratio
Chloroethane	N.D.	1.90	66.0	30.0



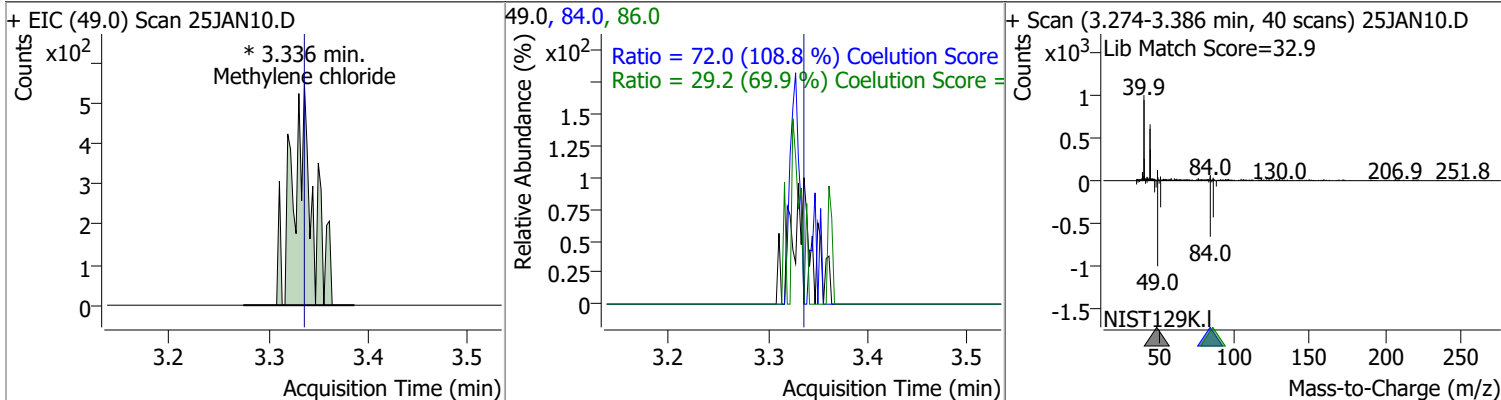
Compound	Conc.	Exp RT	QIon	Exp Ratio
Trichlorofluoromethane	N.D.	2.15	103.0	65.0



Compound	Conc.	Exp RT	QIon	Exp Ratio	QIon	Exp Ratio
1,1-Dichloroethene	N.D.	2.70	61.0	179.9	63.0	57.0

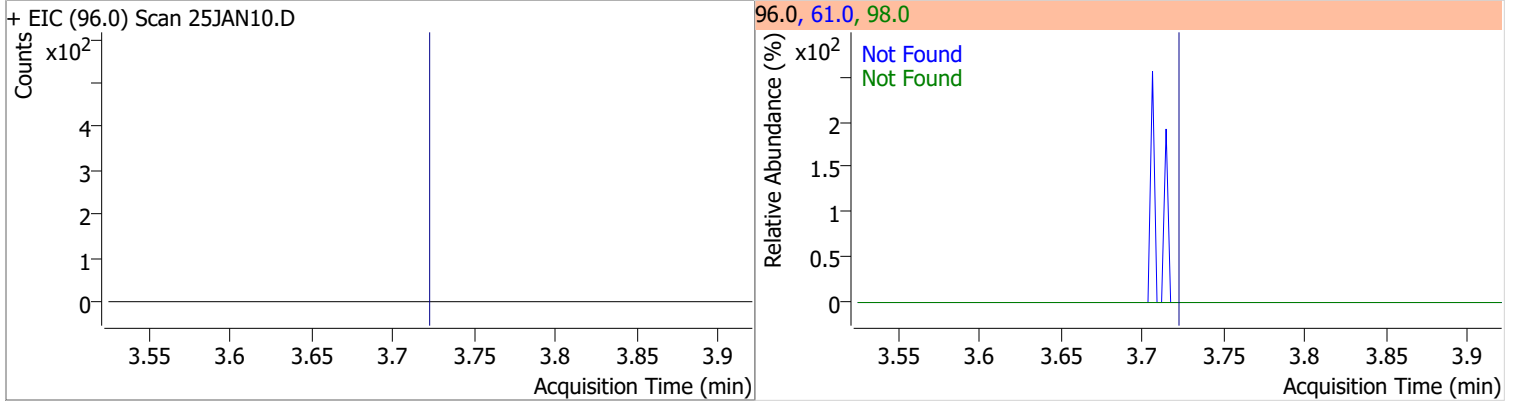


Compound	Conc.	RT	Dev(Min)	Resp.	QIon	QRatio	Lower	Upper
Methylene chloride	0.6763	3.34	0.00	795 (m)	84.0	72.0	36.1	96.1
					86.0	29.2	11.8	71.8

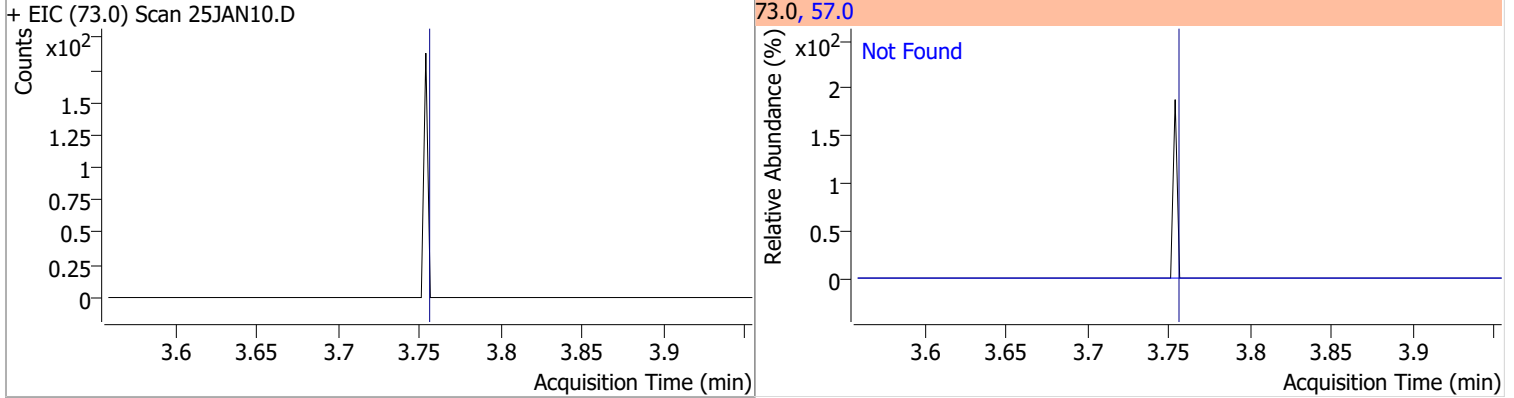


Quantitation Results Report (QT Reviewed)

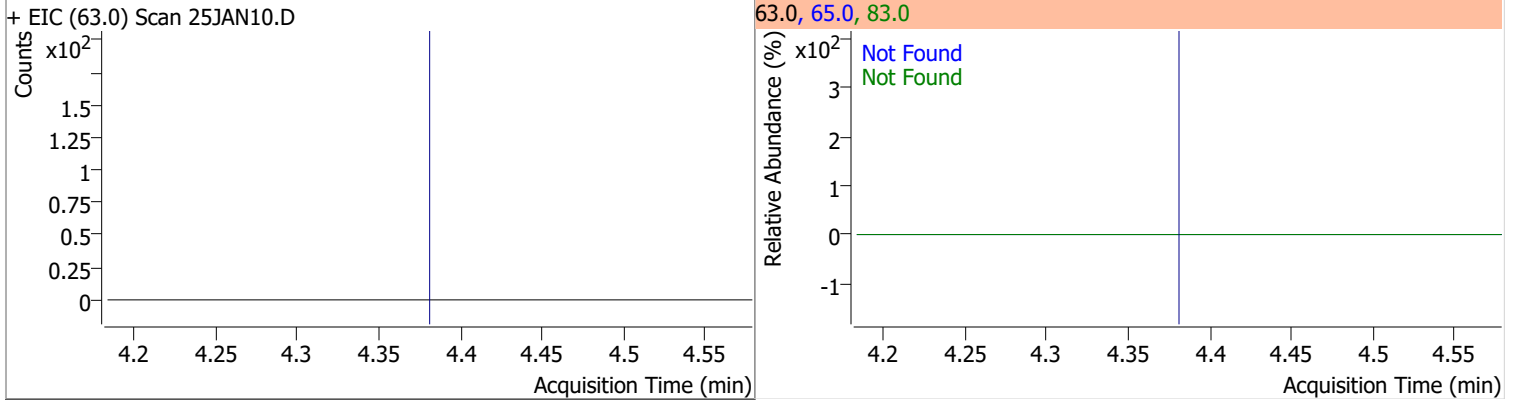
Compound	Conc.	Exp RT	QIon	Exp Ratio	QIon	Exp Ratio
trans-1,2-Dichloroethene	N.D.	3.72	61.0	154.8	98.0	62.1



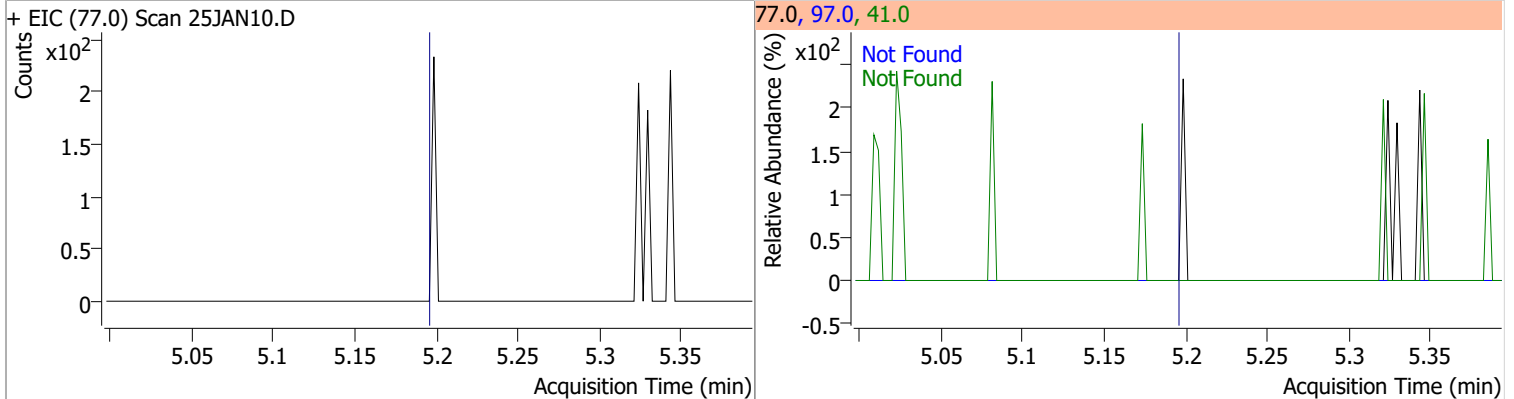
Compound	Conc.	Exp RT	QIon	Exp Ratio
Methyl tert-butyl ether (MTBE)	N.D.	3.75	57.0	24.6



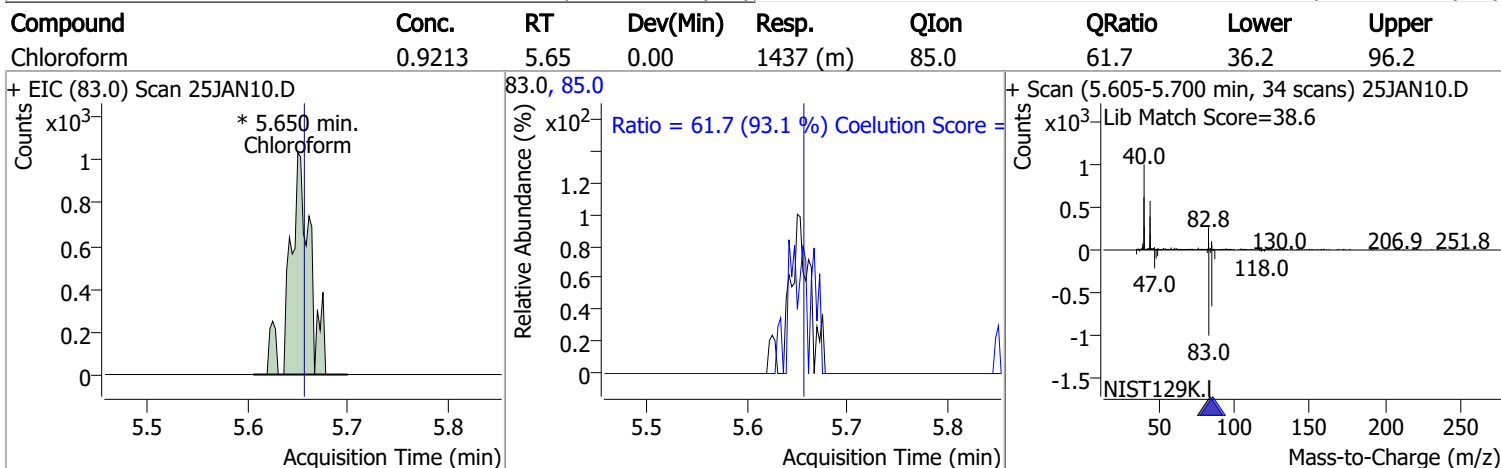
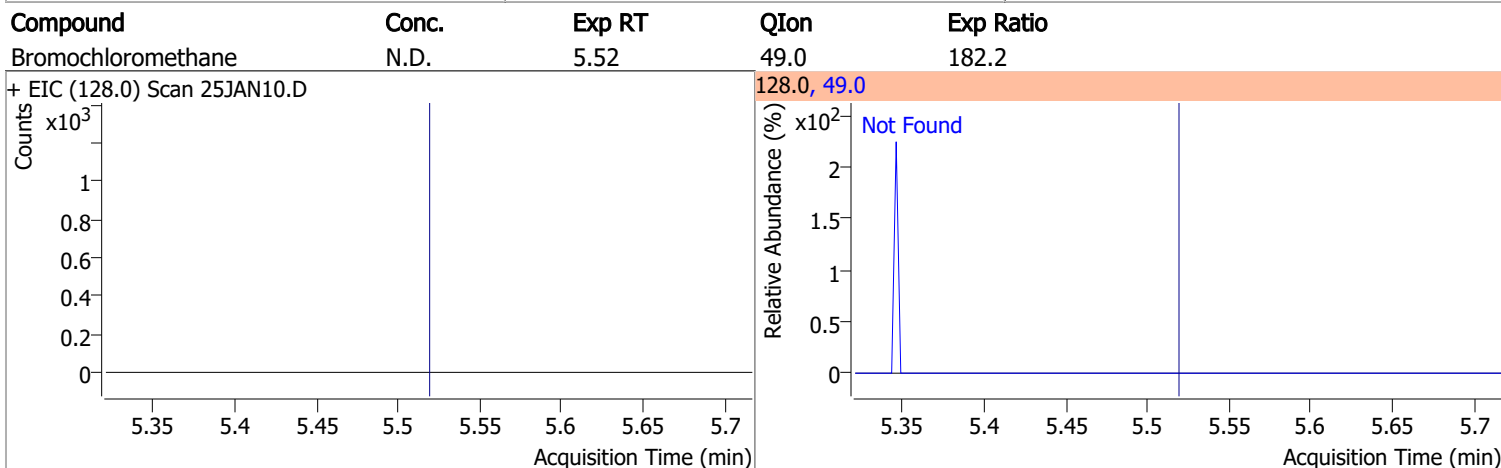
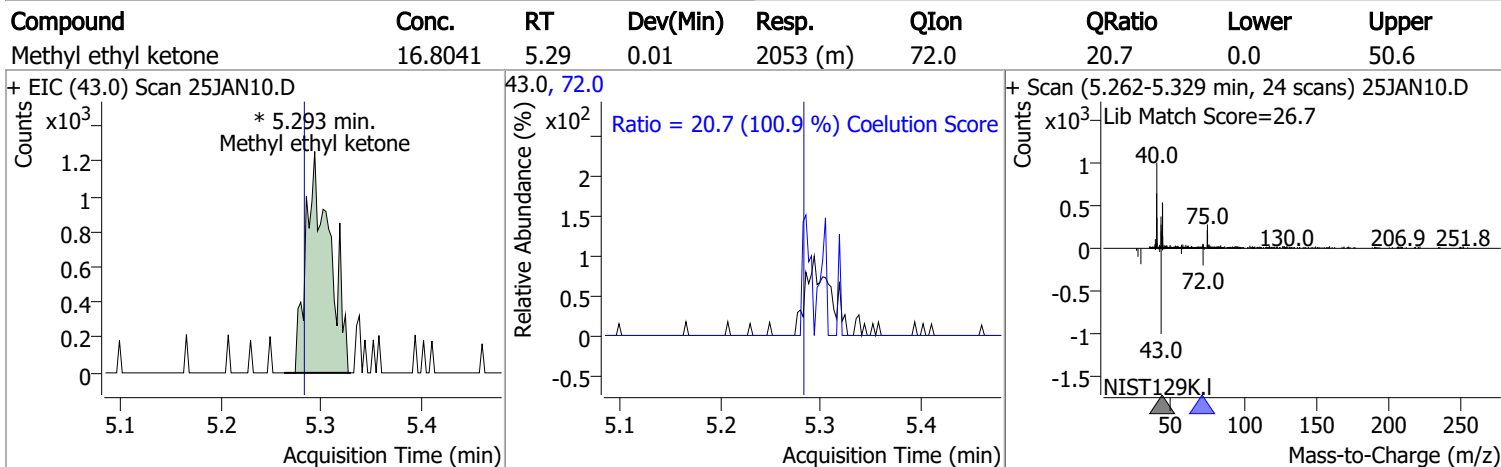
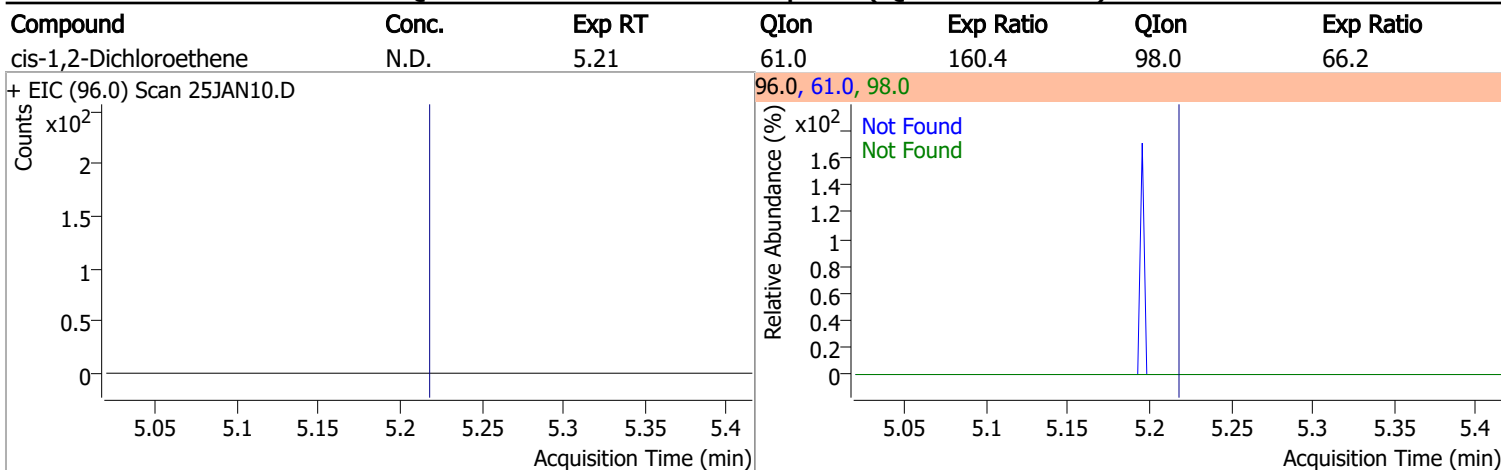
Compound	Conc.	Exp RT	QIon	Exp Ratio	QIon	Exp Ratio
1,1-Dichloroethane	N.D.	4.38	65.0	31.0	83.0	12.7



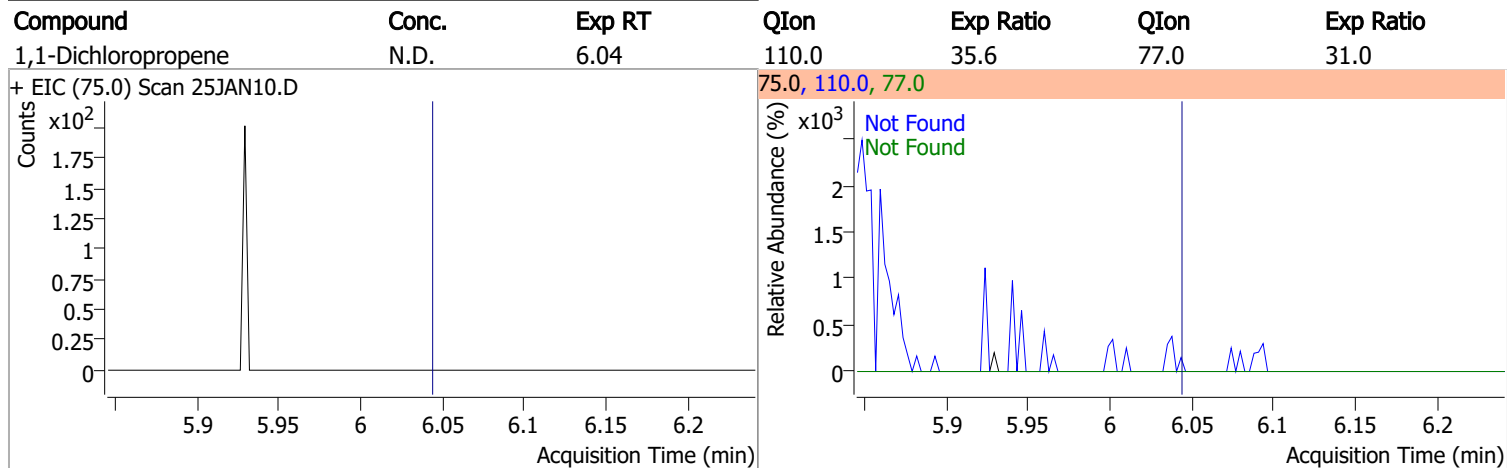
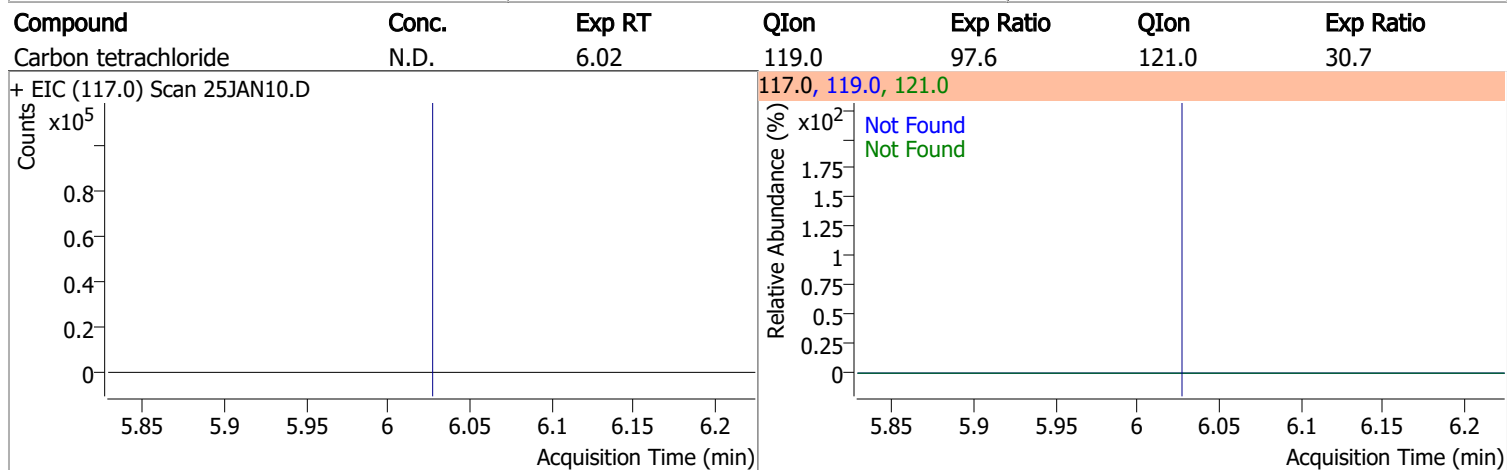
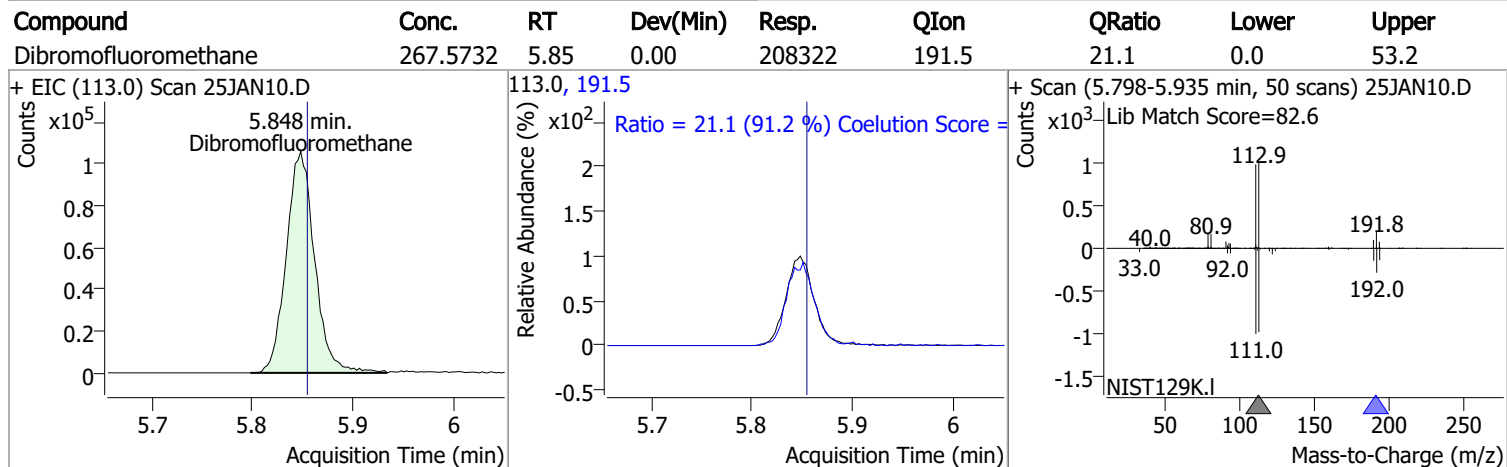
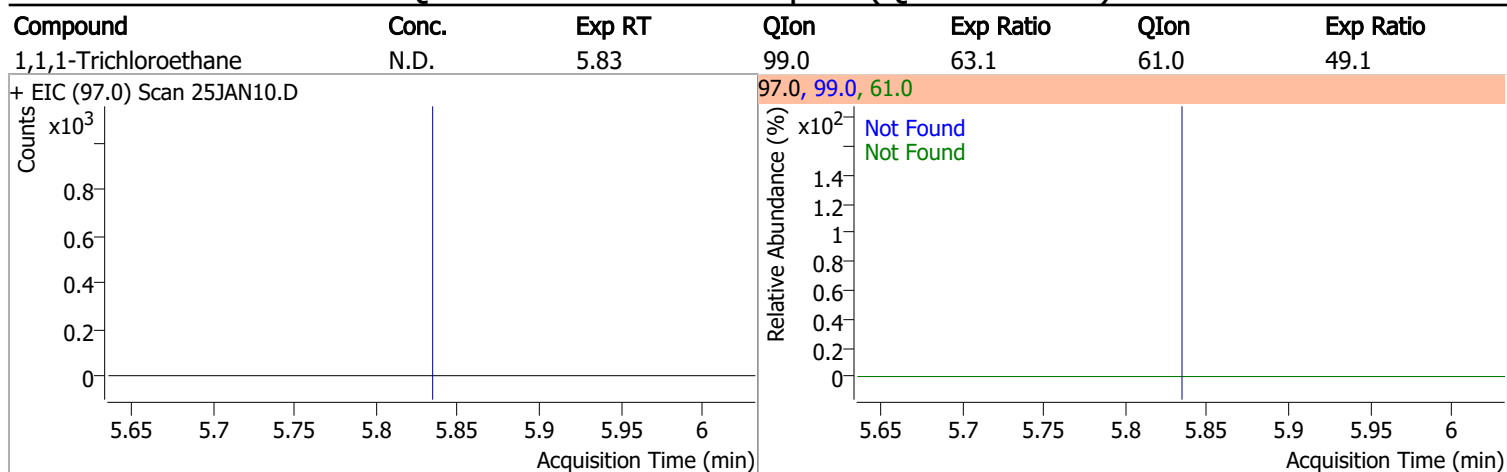
Compound	Conc.	Exp RT	QIon	Exp Ratio	QIon	Exp Ratio
2,2-Dichloropropane	N.D.	5.19	41.0	68.8	97.0	23.9



Quantitation Results Report (QT Reviewed)

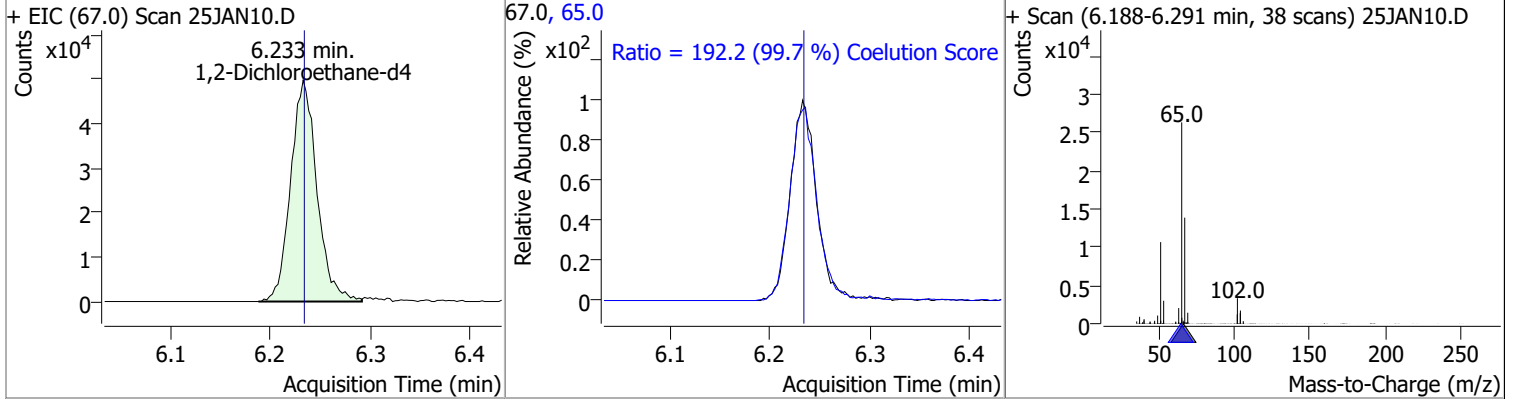


Quantitation Results Report (QT Reviewed)

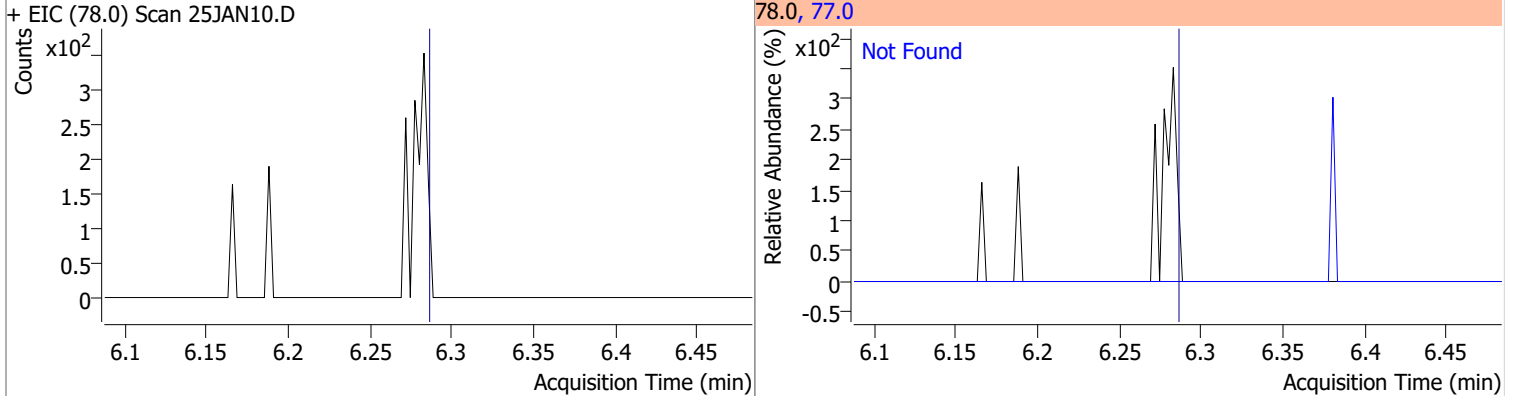


Quantitation Results Report (QT Reviewed)

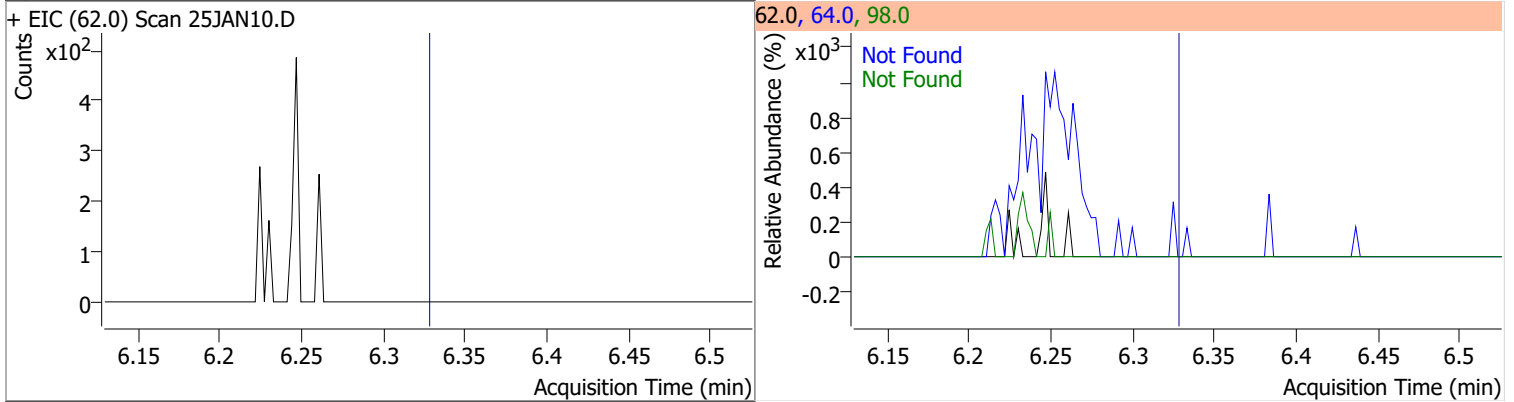
Compound	Conc.	RT	Dev(Min)	Resp.	QIon	QRatio	Lower	Upper
1,2-Dichloroethane-d4	269.7924	6.23	0.00	90736	65.0	192.2	162.8	222.8



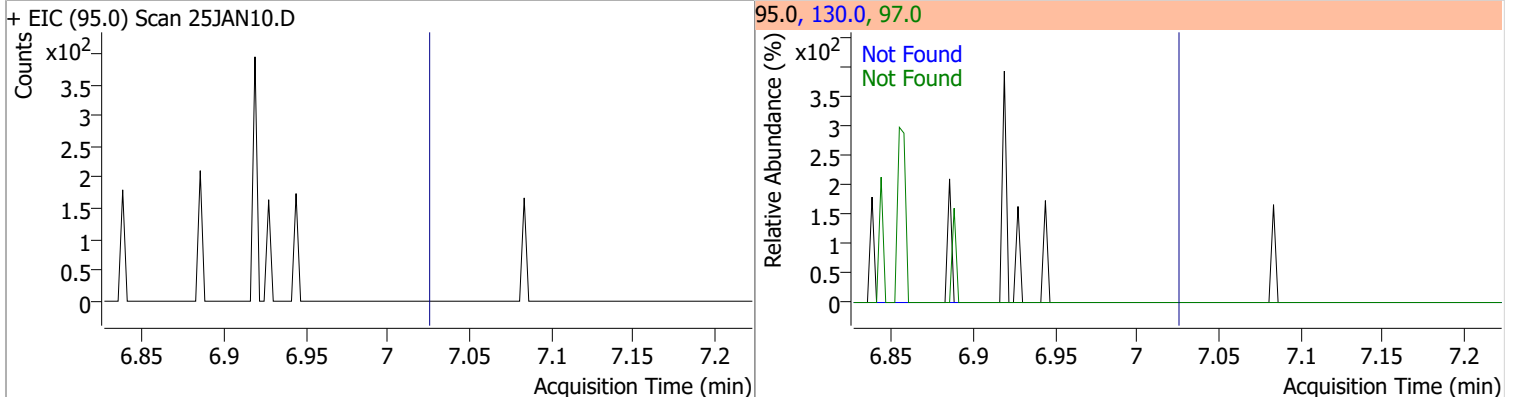
Compound	Conc.	Exp RT	QIon	Exp Ratio
Benzene	N.D.	6.28	77.0	23.3



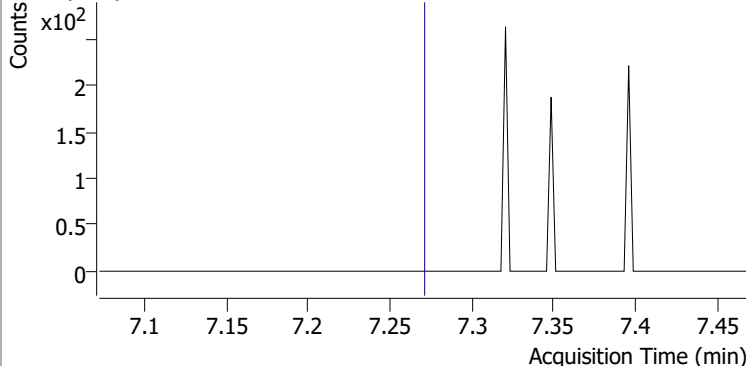
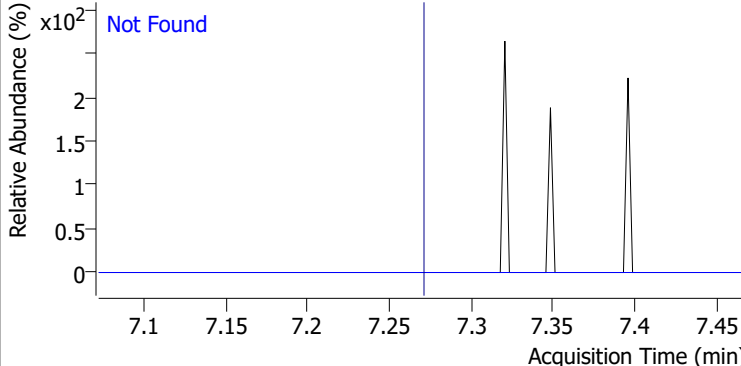
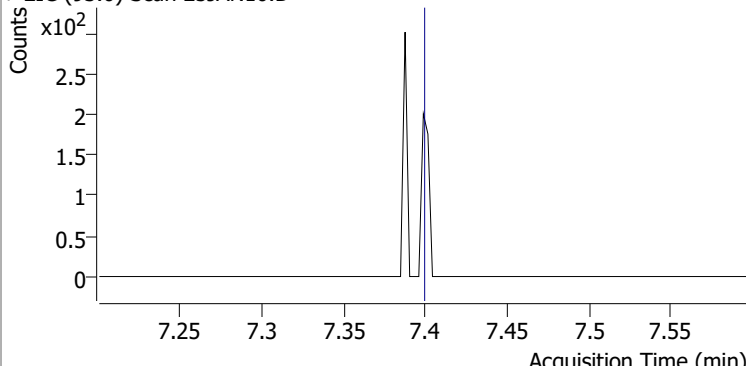
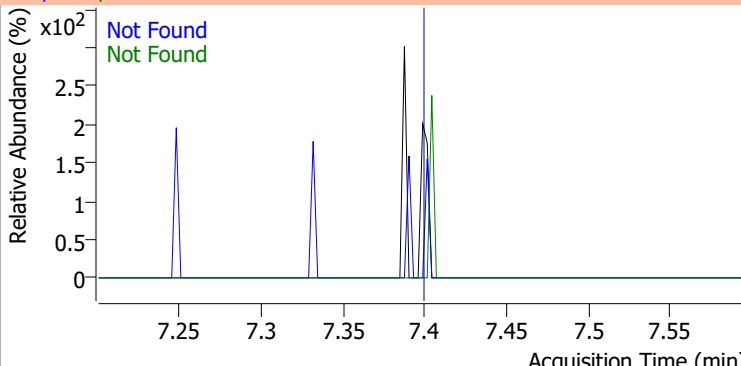
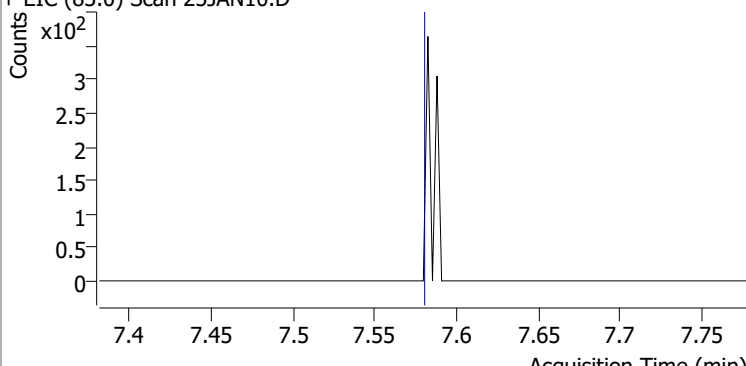
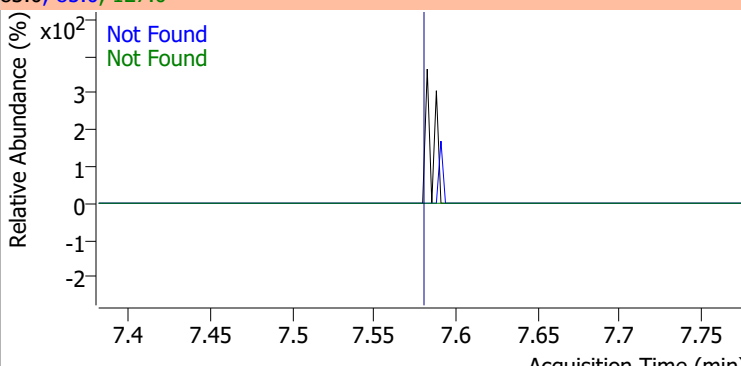
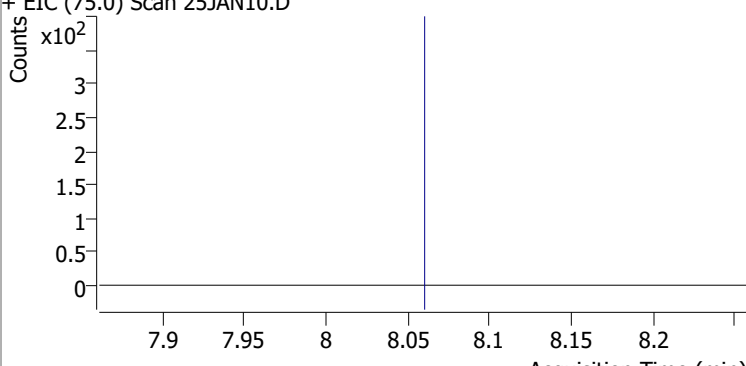
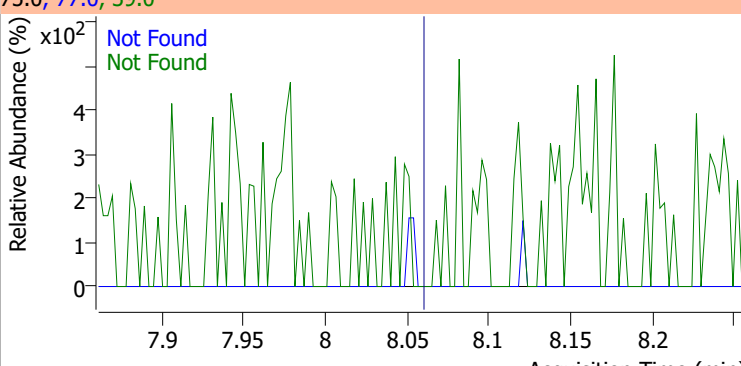
Compound	Conc.	Exp RT	QIon	Exp Ratio	QIon	Exp Ratio
1,2-Dichloroethane	N.D.	6.32	64.0	32.2	98.0	8.2



Compound	Conc.	Exp RT	QIon	Exp Ratio	QIon	Exp Ratio
Trichloroethene	N.D.	7.02	130.0	105.6	97.0	65.7

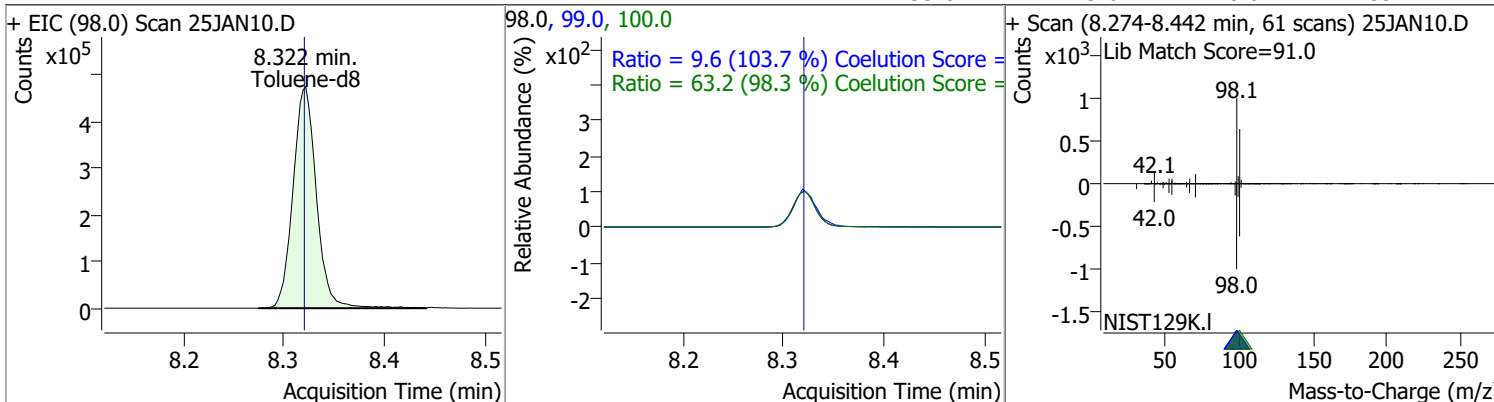


Quantitation Results Report (QT Reviewed)

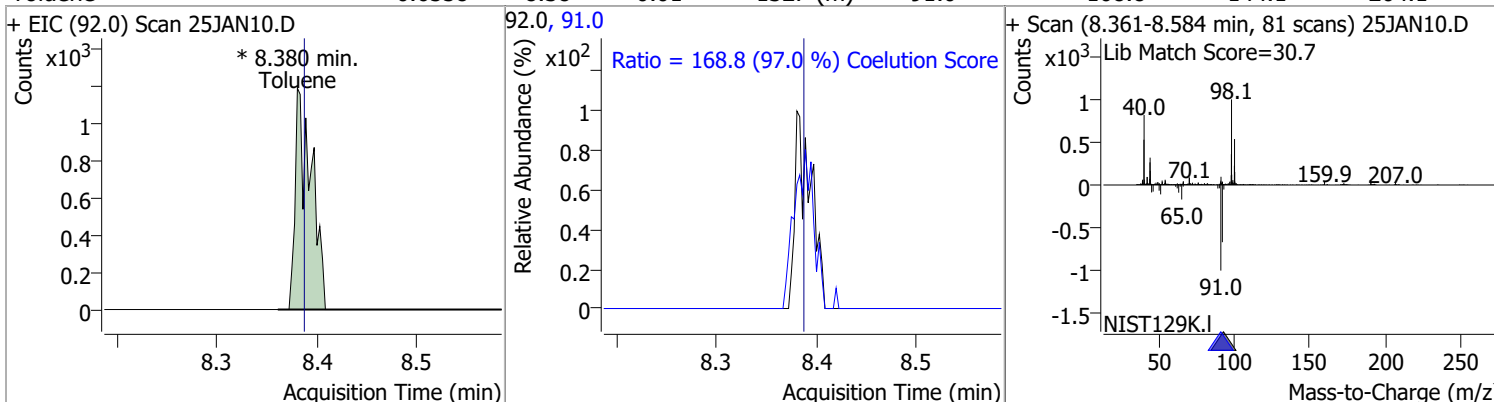
Compound	Conc.	Exp RT	QIon	Exp Ratio	QIon	Exp Ratio
1,2-Dichloropropane	N.D.	7.27	76.0	39.8		
+ EIC (63.0) Scan 25JAN10.D			63.0, 76.0			
						
Dibromomethane	N.D.	7.40	173.5	108.2	95.0	84.5
+ EIC (93.0) Scan 25JAN10.D			93.0, 95.0, 173.5			
						
Bromodichloromethane	N.D.	7.58	85.0	66.3	127.0	9.5
+ EIC (83.0) Scan 25JAN10.D			83.0, 85.0, 127.0			
						
cis-1,3-Dichloropropene	N.D.	8.06	39.0	52.5	77.0	31.8
+ EIC (75.0) Scan 25JAN10.D			75.0, 77.0, 39.0			
						

Quantitation Results Report (QT Reviewed)

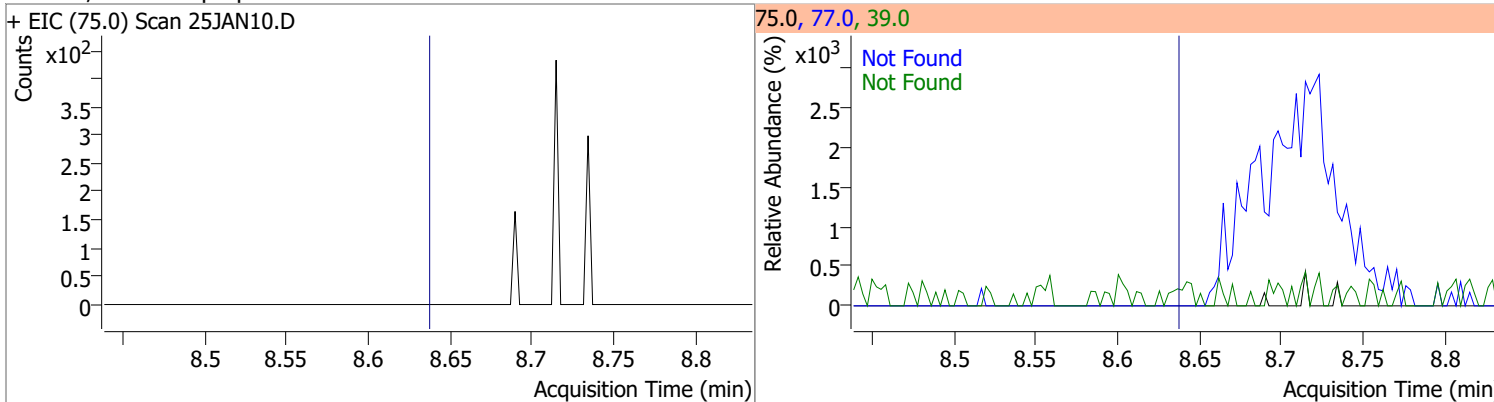
Compound	Conc.	RT	Dev(Min)	Resp.	QIon	QRatio	Lower	Upper
Toluene-d8	253.7579	8.32	0.00	770235	100.0	63.2	34.3	94.3
					99.0	9.6	0.0	39.2



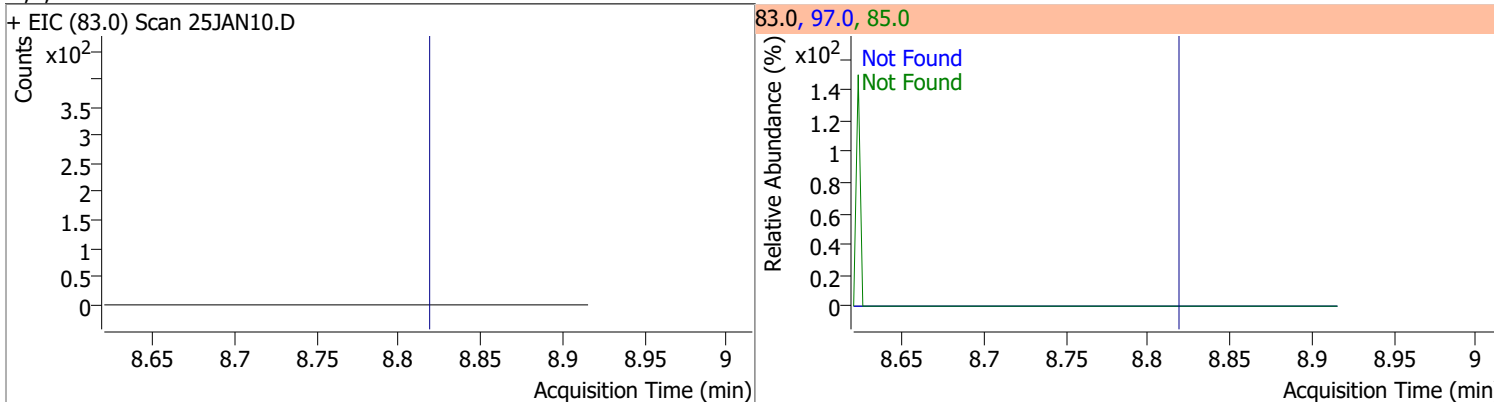
Compound	Conc.	RT	Dev(Min)	Resp.	QIon	QRatio	Lower	Upper
Toluene	0.6558	8.38	-0.01	1327 (m)	91.0	168.8	144.1	204.1



Compound	Conc.	Exp RT	QIon	Exp Ratio	QIon	Exp Ratio
trans-1,3-Dichloropropene	N.D.	8.64	39.0	53.0	77.0	31.0

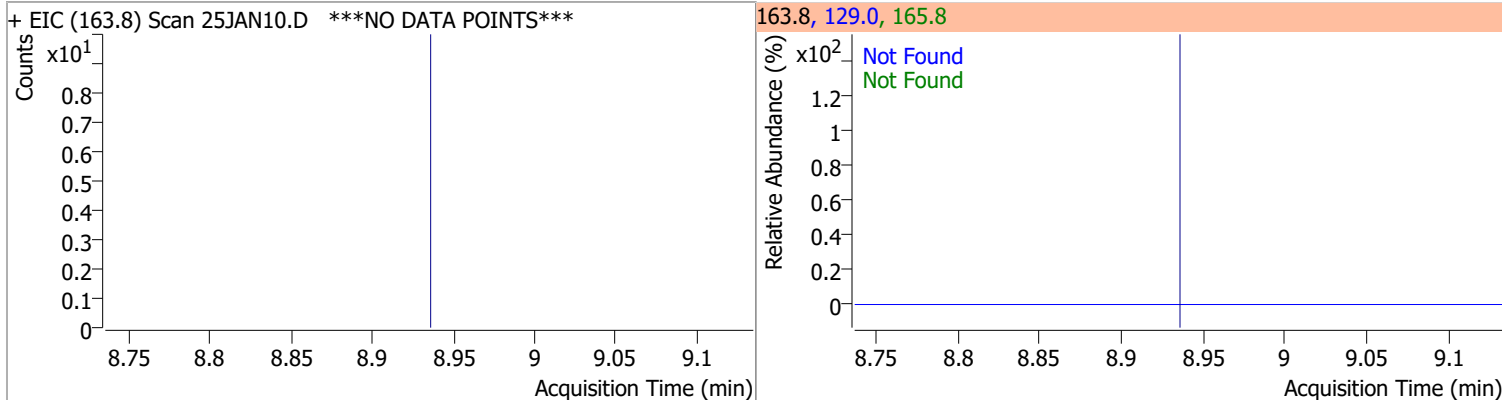


Compound	Conc.	Exp RT	QIon	Exp Ratio	QIon	Exp Ratio
1,1,2-Trichloroethane	N.D.	8.82	97.0	110.7	85.0	60.7

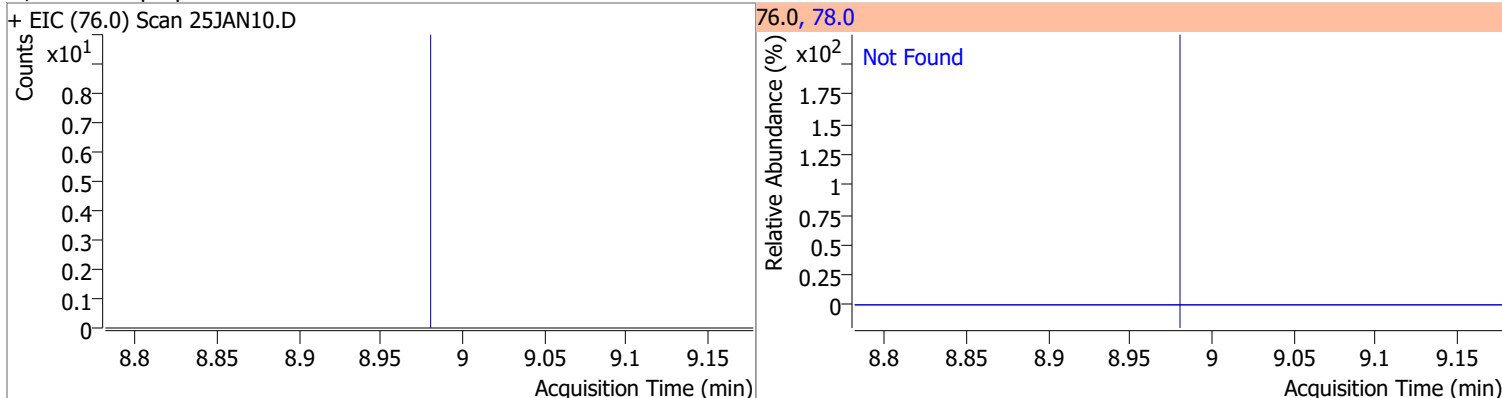


Quantitation Results Report (QT Reviewed)

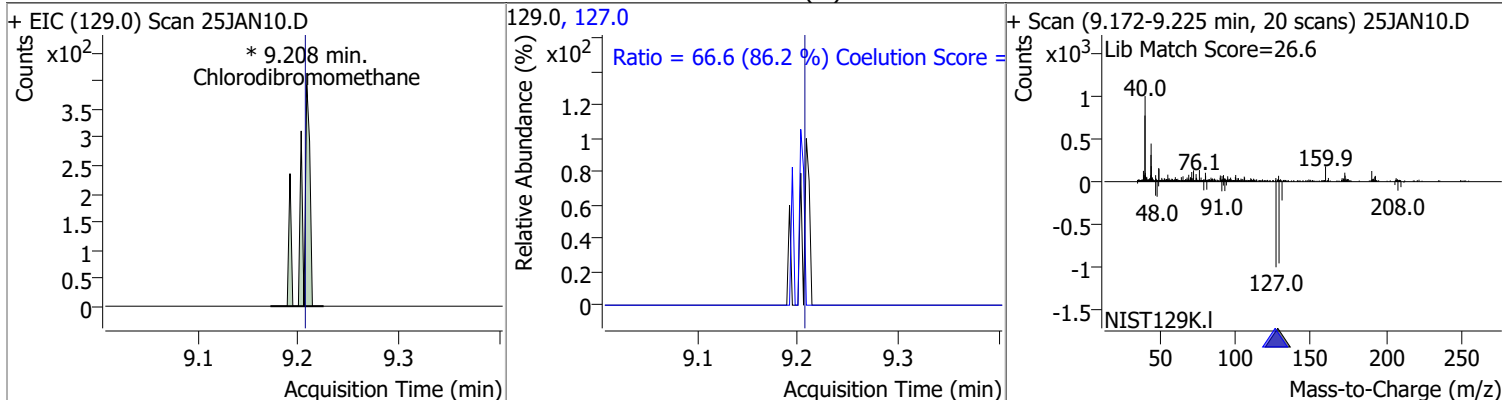
Compound	Conc.	Exp RT	QIon	Exp Ratio	QIon	Exp Ratio
Tetrachloroethene	N.D.	8.94	165.8	126.1	129.0	90.5



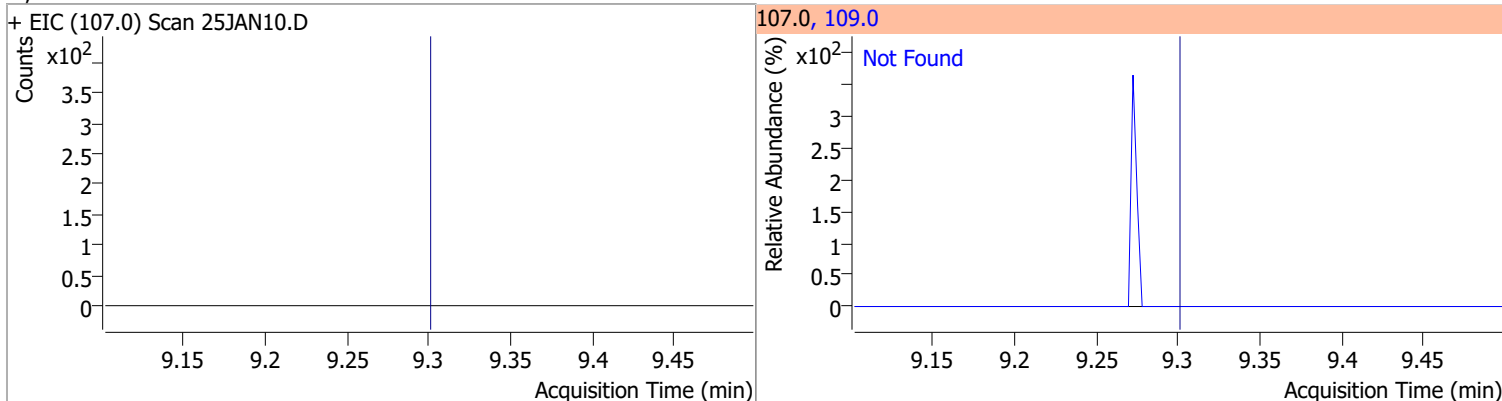
Compound	Conc.	Exp RT	QIon	Exp Ratio
1,3-Dichloropropane	N.D.	8.98	78.0	32.4



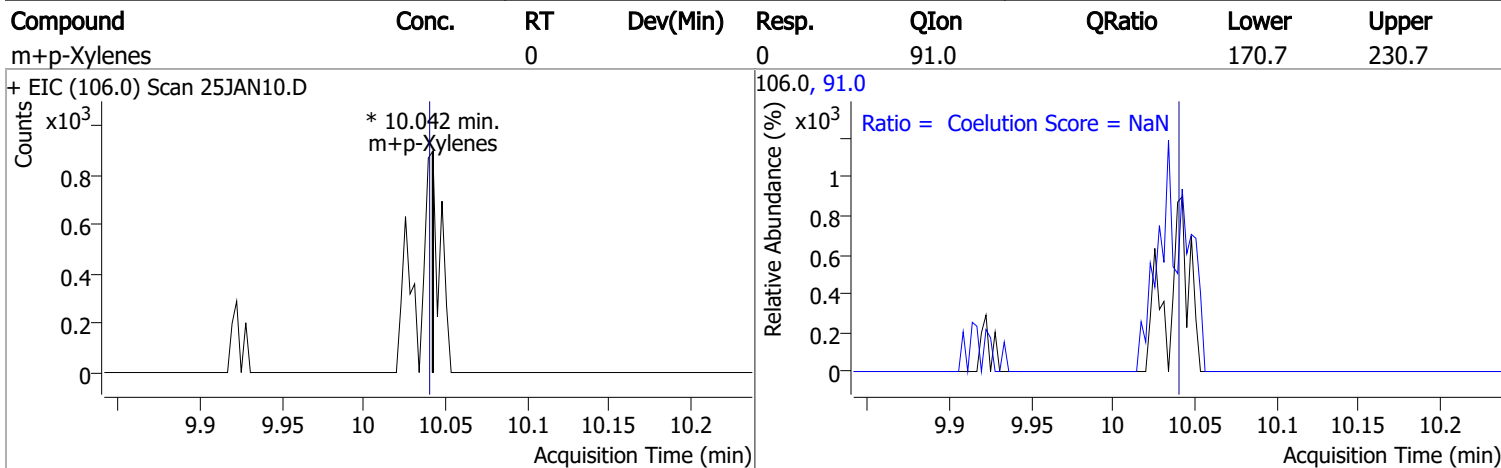
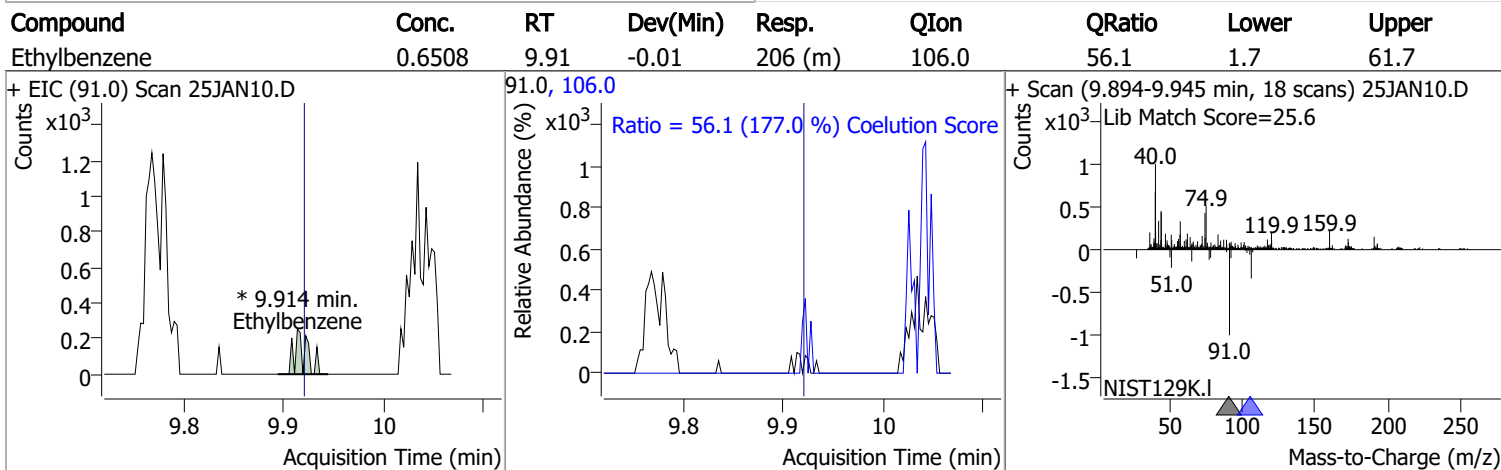
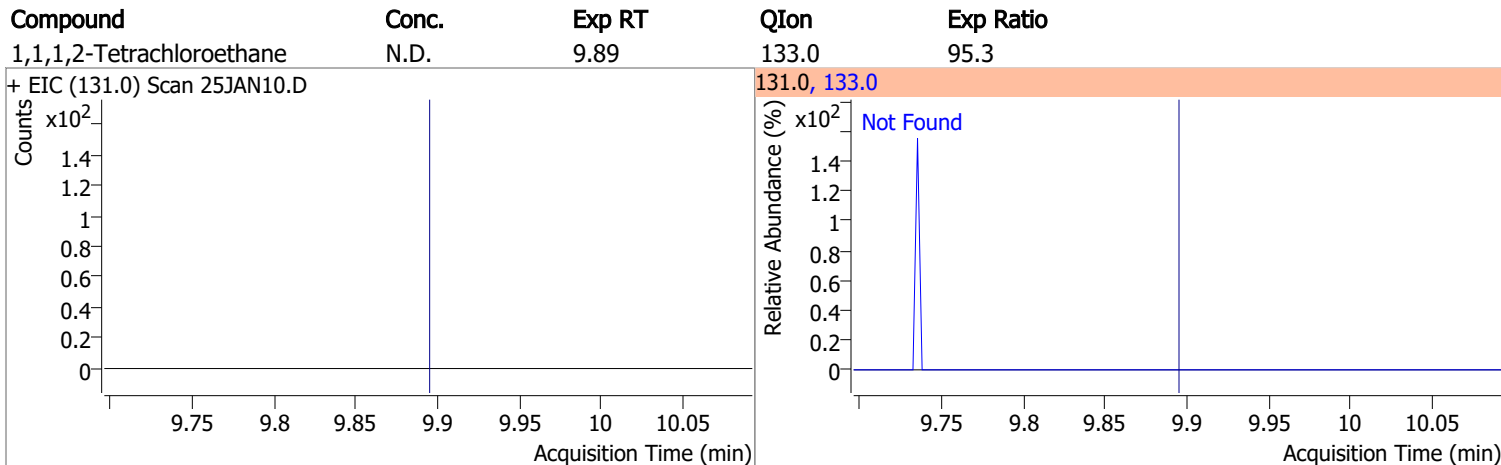
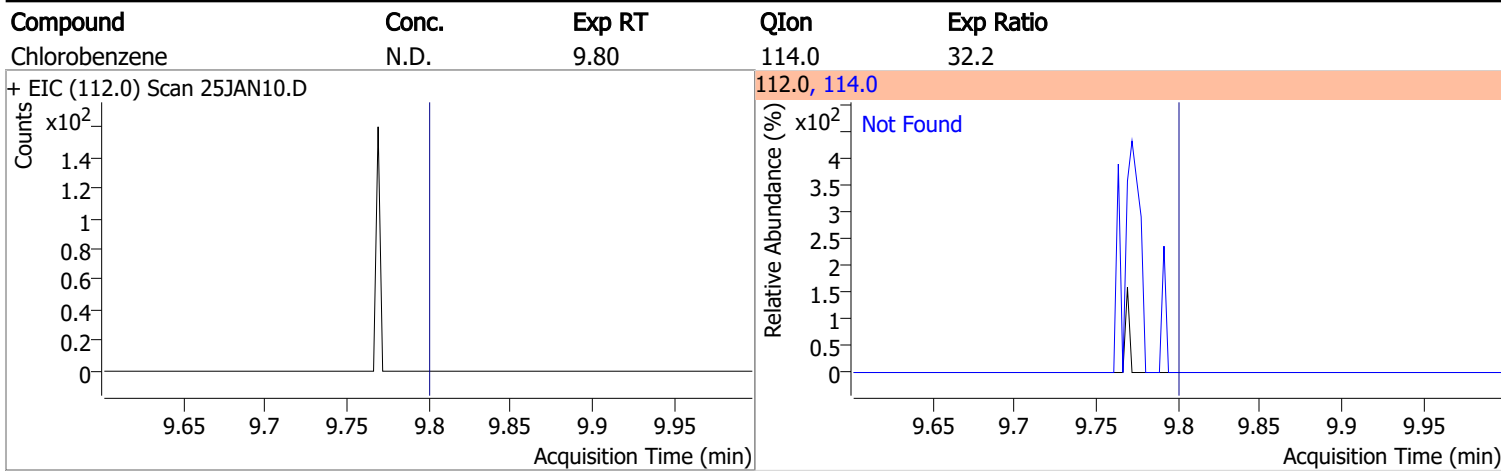
Compound	Conc.	RT	Dev(Min)	Resp.	QIon	QRatio	Lower	Upper
Chlorodibromomethane	0.3248	9.21	0.00	207 (m)	127.0	66.6	47.2	107.2



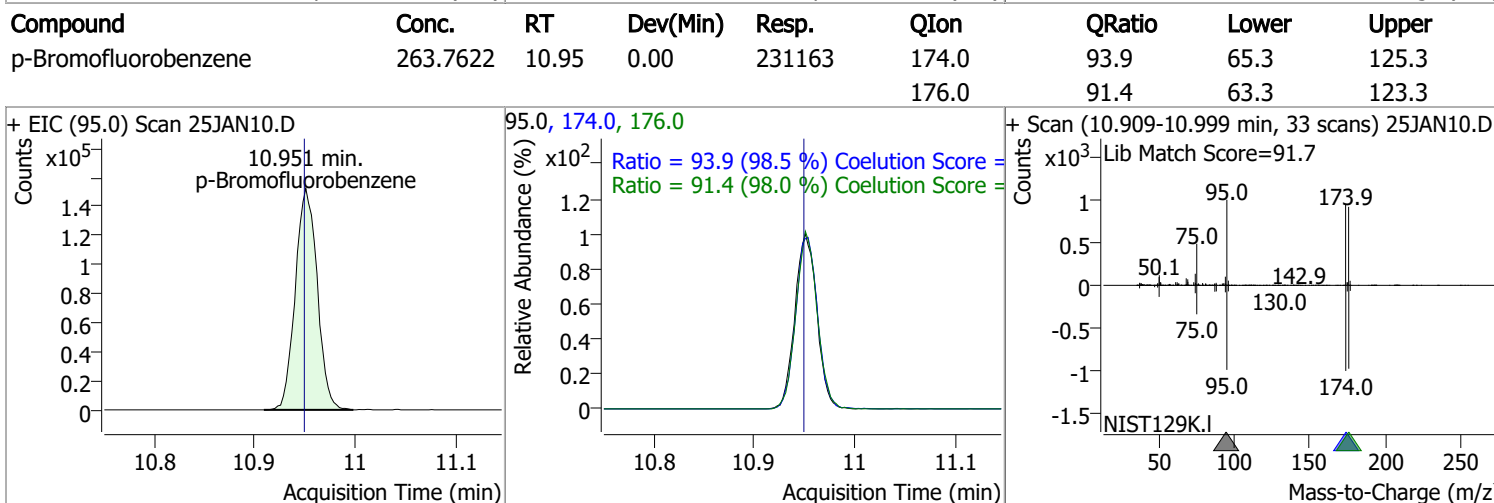
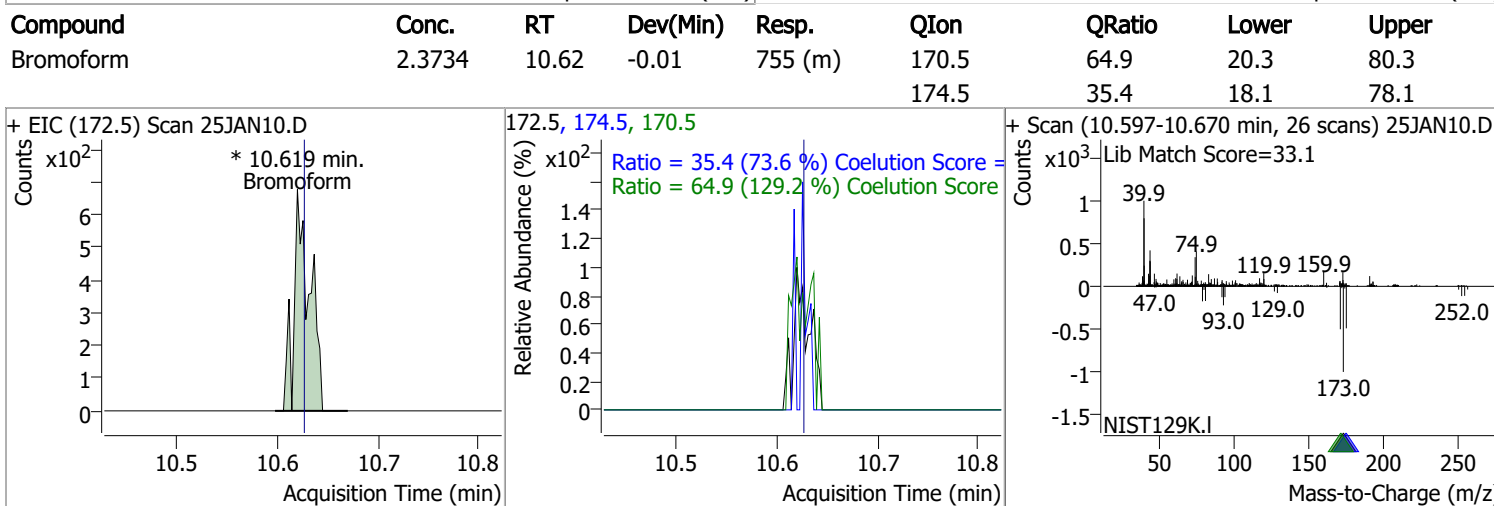
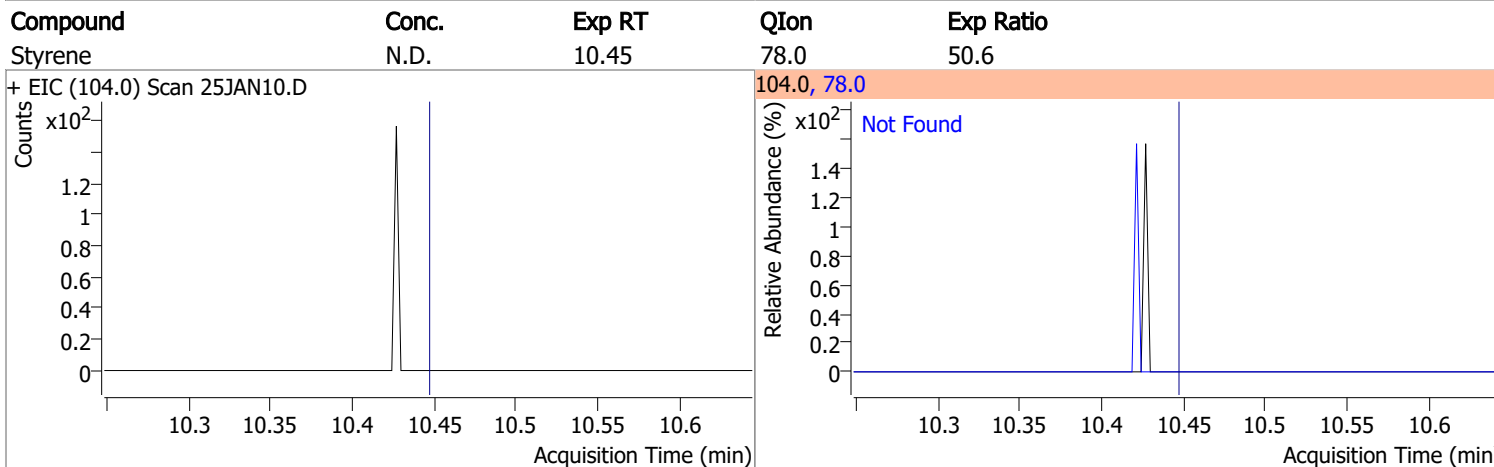
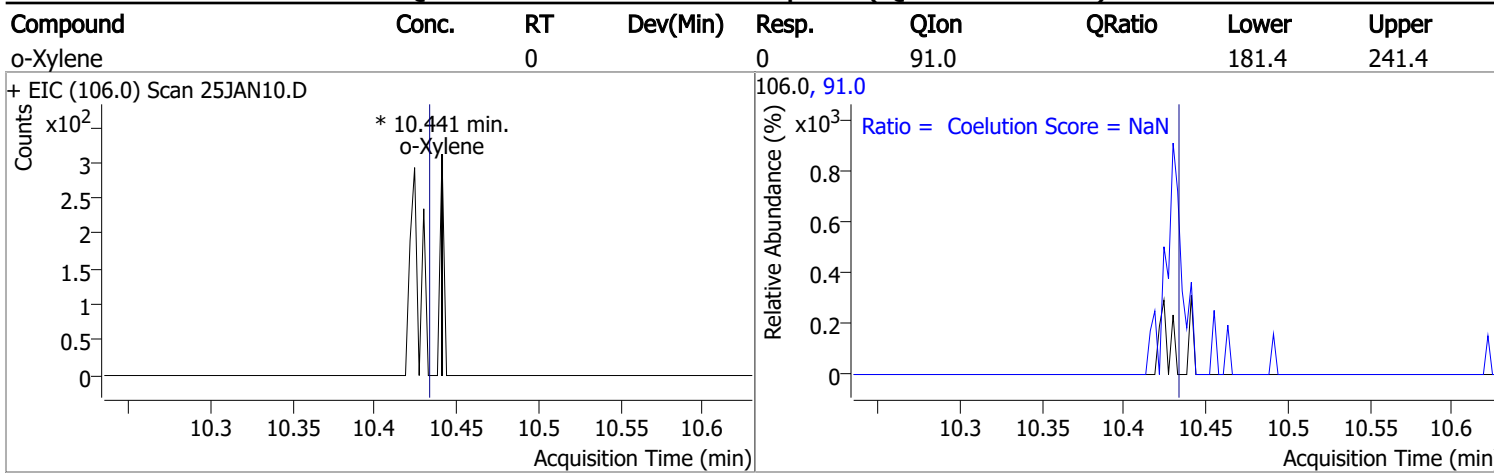
Compound	Conc.	Exp RT	QIon	Exp Ratio
1,2-Dibromoethane	N.D.	9.30	109.0	91.5



Quantitation Results Report (QT Reviewed)



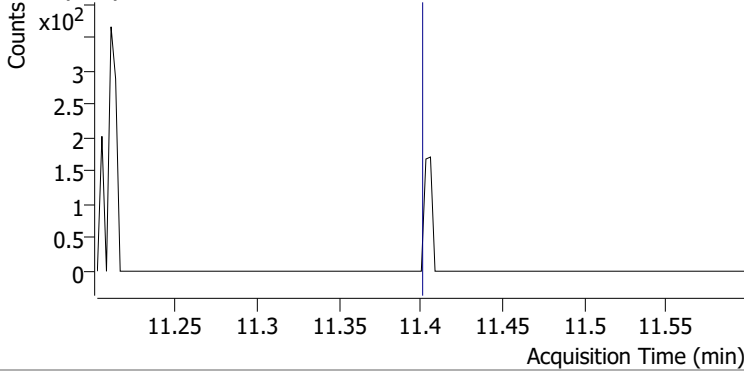
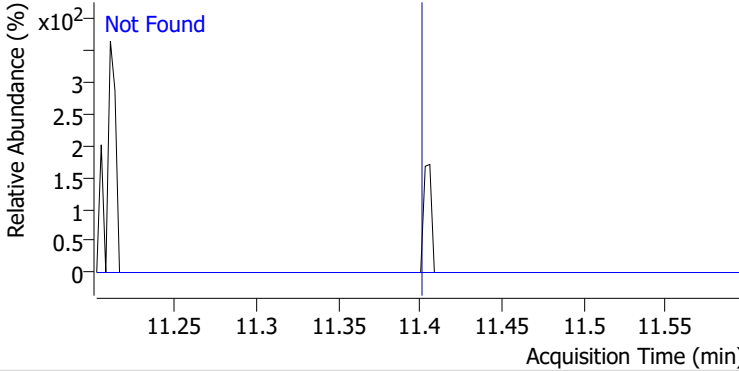
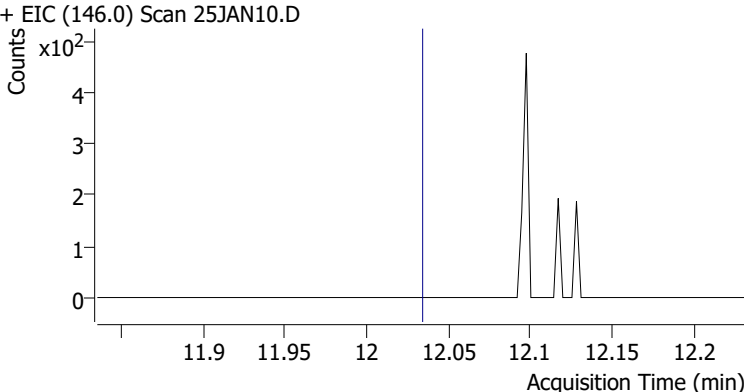
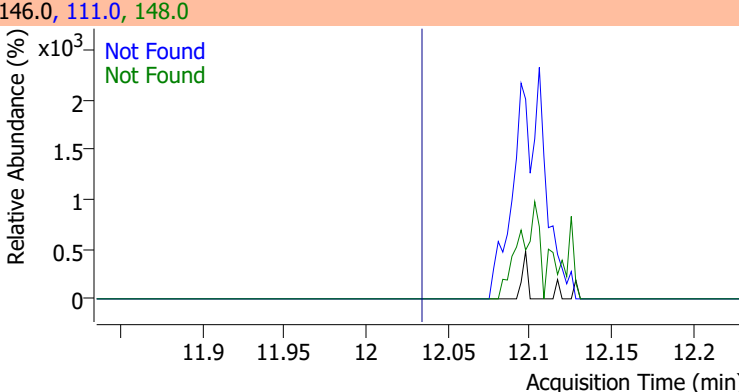
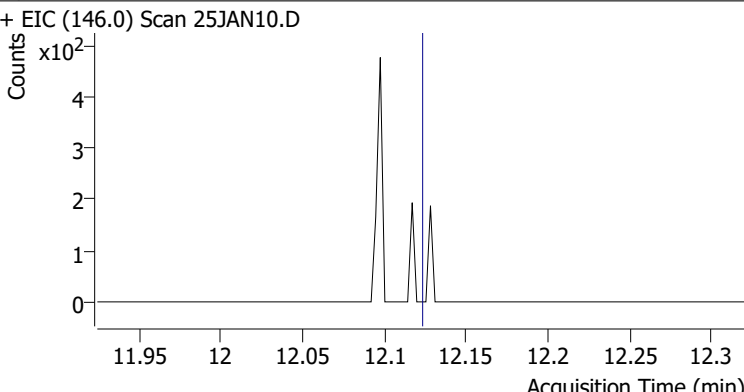
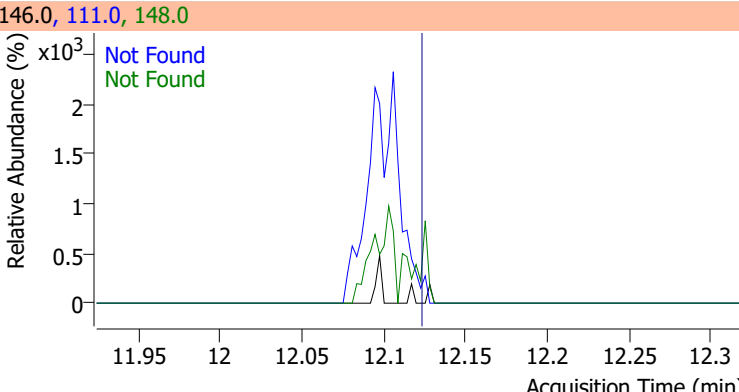
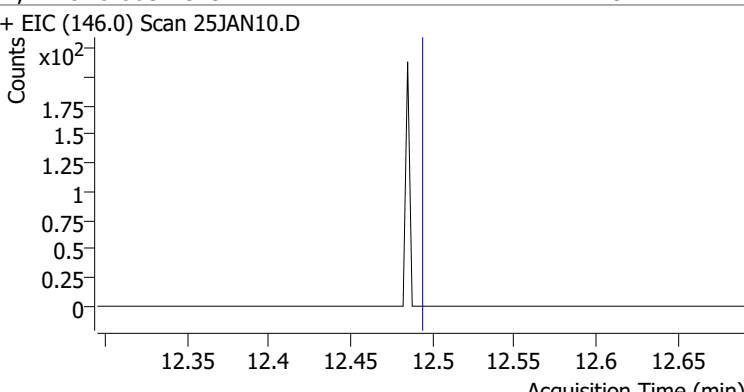
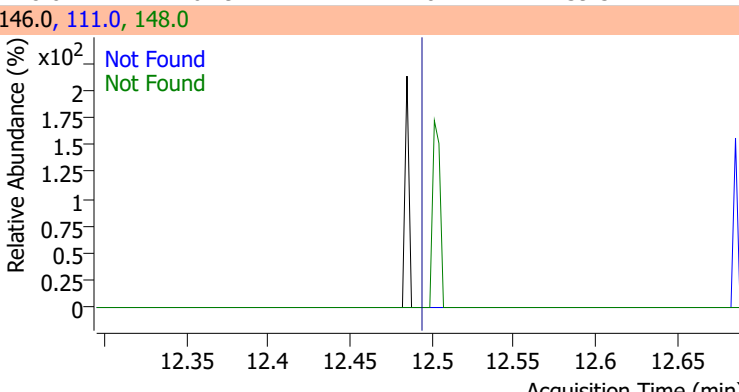
Quantitation Results Report (QT Reviewed)



Quantitation Results Report (QT Reviewed)

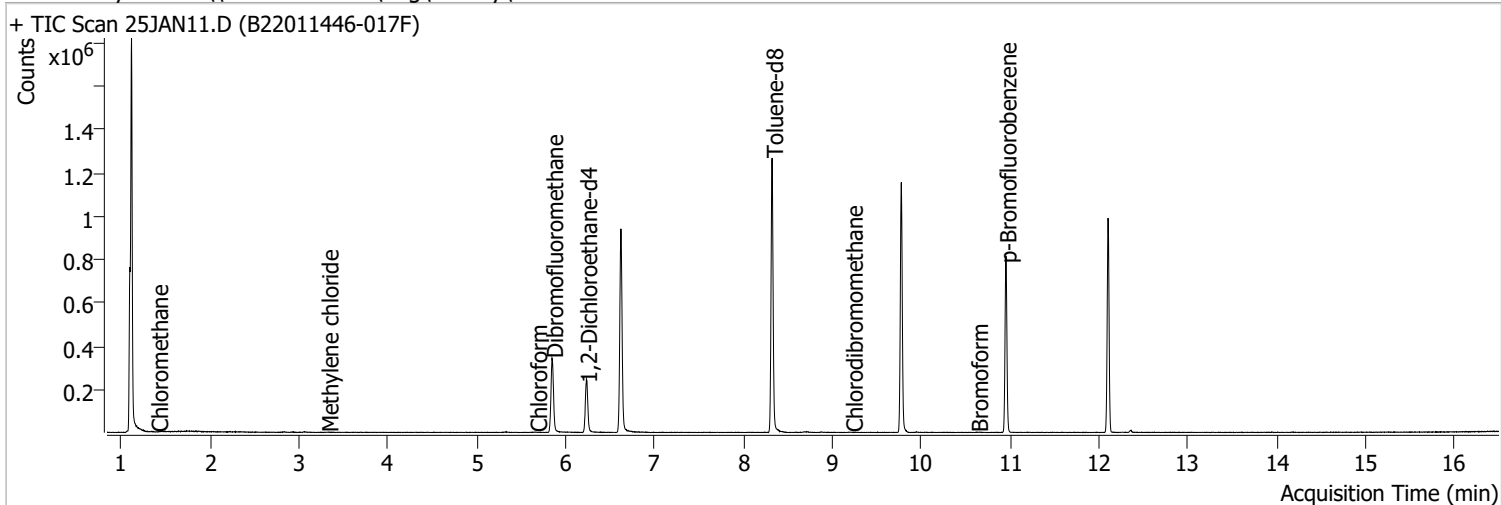
Compound	Conc.	Exp RT	QIon	Exp Ratio	QIon	Exp Ratio
Bromobenzene	N.D.	11.09	77.0	143.5	158.0	96.1
+ EIC (156.0) Scan 25JAN10.D			156.0, 77.0, 158.0			
1,1,2,2-Tetrachloroethane	N.D.	11.11	85.0	63.3		
+ EIC (83.0) Scan 25JAN10.D			83.0, 85.0			
1,2,3-Trichloropropane	N.D.	11.15	112.0	65.8		
+ EIC (110.0) Scan 25JAN10.D			110.0, 112.0			
2-Chlorotoluene	N.D.	11.29	91.0	276.2		
+ EIC (126.0) Scan 25JAN10.D			126.0, 91.0			

Quantitation Results Report (QT Reviewed)

Compound	Conc.	Exp RT	QIon	Exp Ratio	QIon	Exp Ratio
4-Chlorotoluene	N.D.	11.40	126.0	31.3	91.0, 126.0	
+ EIC (91.0) Scan 25JAN10.D						
						
1,3-Dichlorobenzene	N.D.	12.03	148.0	62.8	111.0	38.7
+ EIC (146.0) Scan 25JAN10.D						
						
1,4-Dichlorobenzene	N.D.	12.12	148.0	63.7	111.0	38.7
+ EIC (146.0) Scan 25JAN10.D						
						
1,2-Dichlorobenzene	N.D.	12.49	148.0	61.9	111.0	39.5
+ EIC (146.0) Scan 25JAN10.D						
						

Quantitation Results Report (QT Reviewed)

Data File	25JAN11.D	Operator	MSC
Acq. Method	5975CACQF.M	Acq. Date-Time	1/25/2022 1:57:47 PM
Sample Name	B22011446-017F	Instrument	VOA5975C
Vial	11	Multiplier	1.00
DA Method File	VOA5975C_8260B_SHT_DoD_L4_011922.m	Comment	
Tune File	BFB_Atune3.u	Tune Date	10/11/2021 4:02:00 PM
Batch Name	VG012522_8260B.batch.bin	Last Calib Update	3/15/2022 2:01:13 PM
Ref Library	\\MASSHUNTER\Org\Library\NIST129K.I		



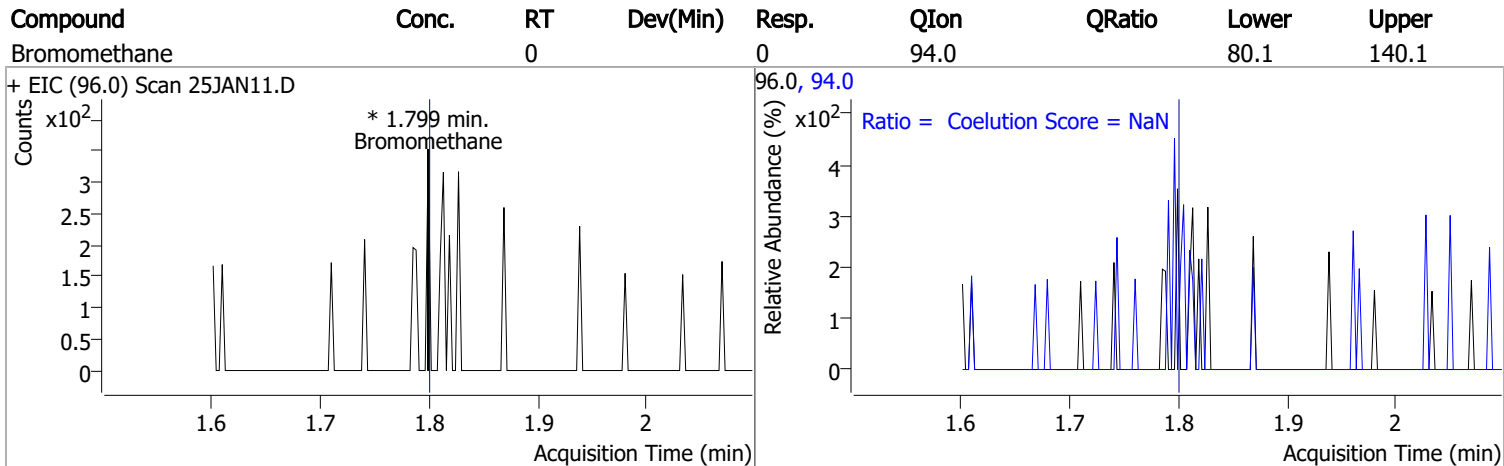
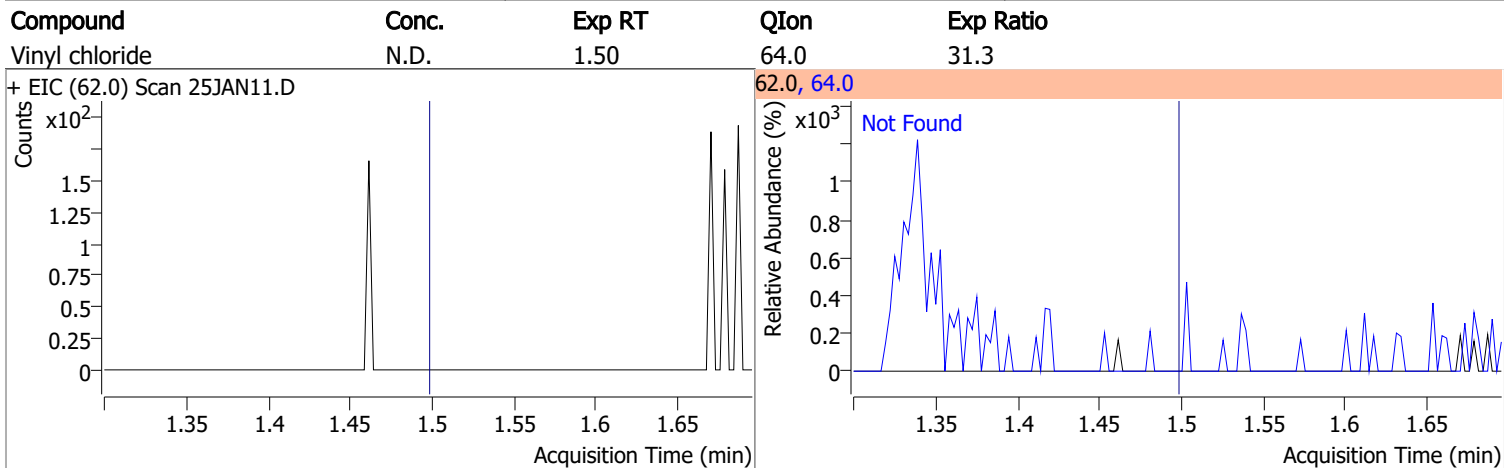
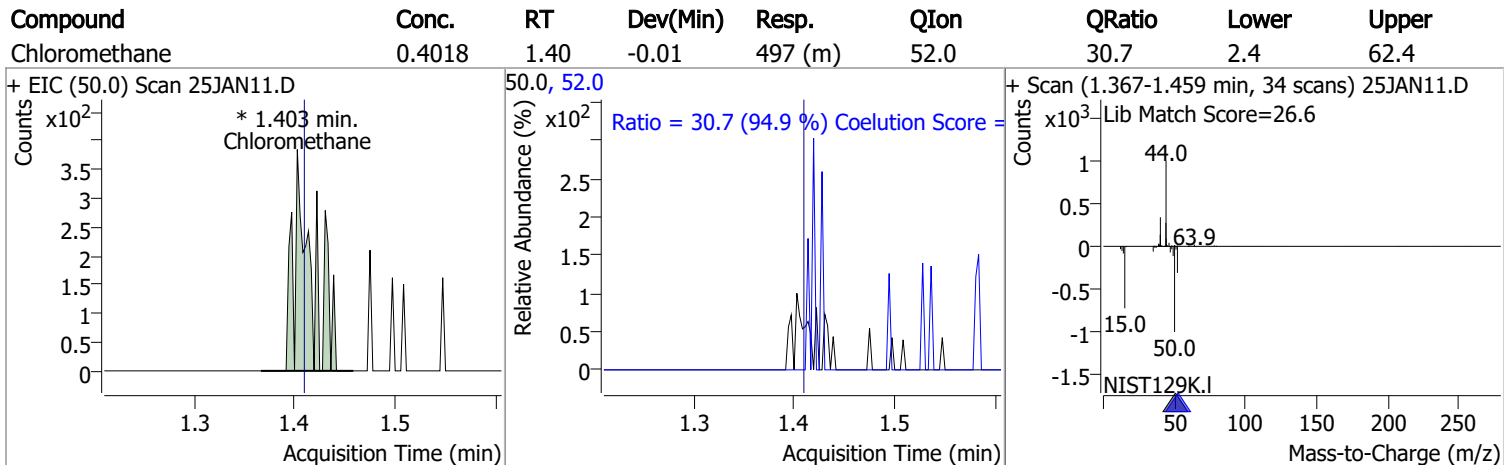
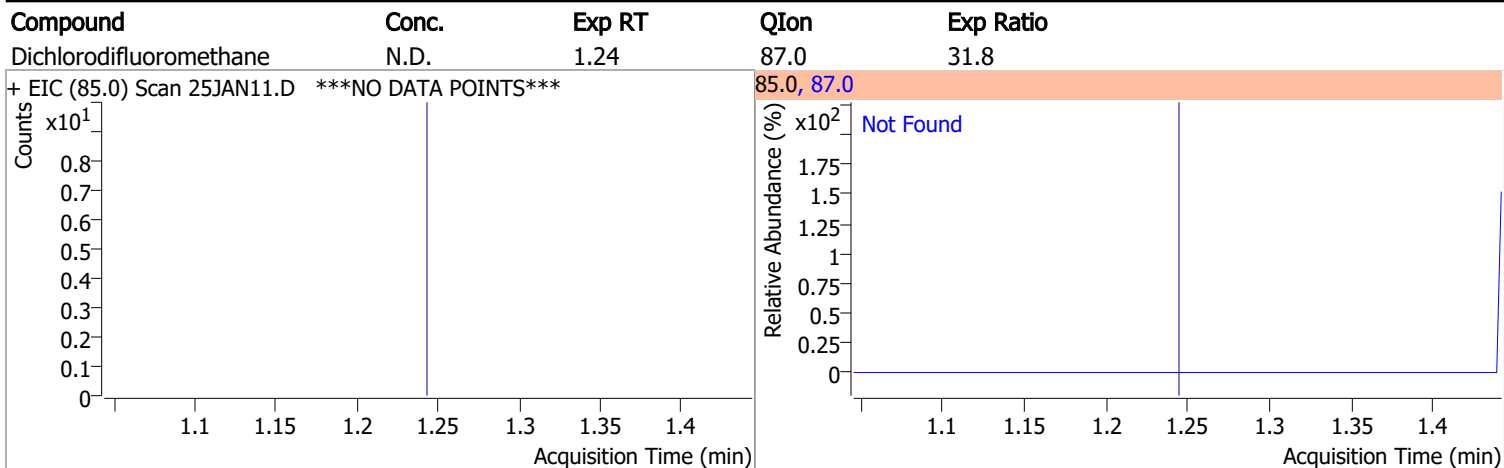
Compound	RT	QIon	Resp.	Conc.	Units	Dev(Min)
Internal Standards						
M Fluorobenzene	6.620	96.0	781909	250.0000	ng	0.000
M Chlorobenzene-d5	9.774	82.0	310083	250.0000	ng	0.000
M 1,4-Dichlorobenzene-d4	12.100	152.0	232194	250.0000	ng	0.000
System Monitoring Compounds						
S Dibromofluoromethane	5.845	113.0	202707	267.6554	ng	-0.006
Spiked Amount: 250.000	Range: 80.0 - 119.0%			Recovery = 107.06%		
S 1,2-Dichloroethane-d4	6.230	67.0	89315	273.0074	ng	0.000
Spiked Amount: 250.000	Range: 81.0 - 118.0%			Recovery = 109.20%		
S Toluene-d8	8.321	98.0	769474	254.3583	ng	0.003
Spiked Amount: 250.000	Range: 89.0 - 112.0%			Recovery = 101.74%		
S p-Bromofluorobenzene	10.948	95.0	227093	264.8889	ng	0.000
Spiked Amount: 250.000	Range: 85.0 - 114.0%			Recovery = 105.96%		
Target Compounds						
T Dichlorodifluoromethane	0.000		0	N.D.		
T Chloromethane	1.403	50.0	497	0.4018	ng m	97
T Vinyl chloride	0.000		0	N.D.		
T Bromomethane	1.799	96.0	0		ng md	1
T Chloroethane	0.000		0	N.D.		
T Trichlorofluoromethane	0.000		0	N.D.		
T 1,1-Dichloroethene	0.000		0	N.D.		
T Methylene chloride	3.321	49.0	902	0.7891	ng m	78
T trans-1,2-Dichloroethene	0.000		0	N.D.		
T Methyl tert-butyl ether (MTBE)	0.000		0	N.D.		
T 1,1-Dichloroethane	0.000		0	N.D.		
T 2,2-Dichloropropane	0.000		0	N.D.		
T cis-1,2-Dichloroethene	0.000		0	N.D.		
T Methyl ethyl ketone	0.000		0	N.D.		
T Bromochloromethane	0.000		0	N.D.		
T Chloroform	5.667	83.0	1514	0.9973	ng m	73

Quantitation Results Report (QT Reviewed)

Compound	RT	QIon	Resp.	Conc.	Units	Dev(Min)
T 1,1,1-Trichloroethane	0.000		0	N.D.		
T Carbon tetrachloride	0.000		0	N.D.		
T 1,1-Dichloropropene	0.000		0	N.D.		
T Benzene	0.000		0	N.D.		
T 1,2-Dichloroethane	0.000		0	N.D.		
T Trichloroethene	0.000		0	N.D.		
T 1,2-Dichloropropane	0.000		0	N.D.		
T Dibromomethane	0.000		0	N.D.		
T Bromodichloromethane	0.000		0	N.D.		
T cis-1,3-Dichloropropene	0.000		0	N.D.		
T Toluene	8.394	92.0	0		ng md	1
T trans-1,3-Dichloropropene	0.000		0	N.D.		
T 1,1,2-Trichloroethane	0.000		0	N.D.		
T Tetrachloroethene	0.000		0	N.D.		
T 1,3-Dichloropropane	0.000		0	N.D.		
T Chlorodibromomethane	9.217	129.0	510	0.8048	ng m	77
T 1,2-Dibromoethane	0.000		0	N.D.		
T Chlorobenzene	0.000		0	N.D.		
T 1,1,1,2-Tetrachloroethane	0.000		0	N.D.		
T Ethylbenzene	0.000		0	N.D.		
T m+p-Xylenes	10.048	106.0	0		ng md	1
T o-Xylene	10.435	106.0	0		ng md	1
T Styrene	0.000		0	N.D.		
T Bromoform	10.628	172.5	722	2.3194	ng m	81
T Bromobenzene	0.000		0	N.D.		
T 1,1,2,2-Tetrachloroethane	0.000		0	N.D.		
T 1,2,3-Trichloropropane	0.000		0	N.D.		
T 2-Chlorotoluene	0.000		0	N.D.		
T 4-Chlorotoluene	0.000		0	N.D.		
T 1,3-Dichlorobenzene	0.000		0	N.D.		
T 1,4-Dichlorobenzene	0.000		0	N.D.		
T 1,2-Dichlorobenzene	0.000		0	N.D.		

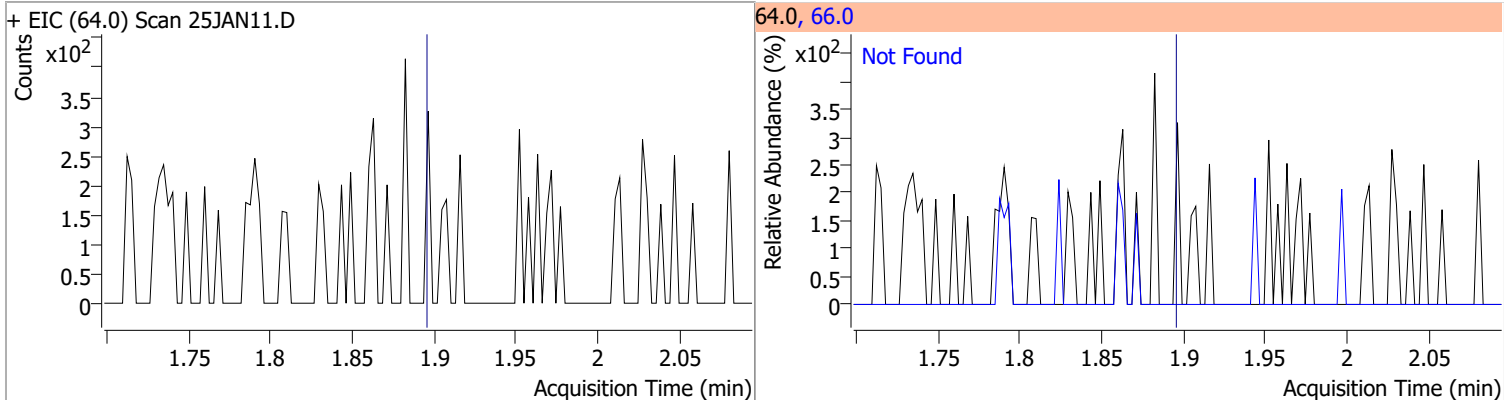
(#) = Qualifier Out of Range; (m) = Manual Integration; (+) = Area Summed; (*) = Surrogate Percent Recovery Out of Range; (d): Zeroed Peak

Quantitation Results Report (QT Reviewed)

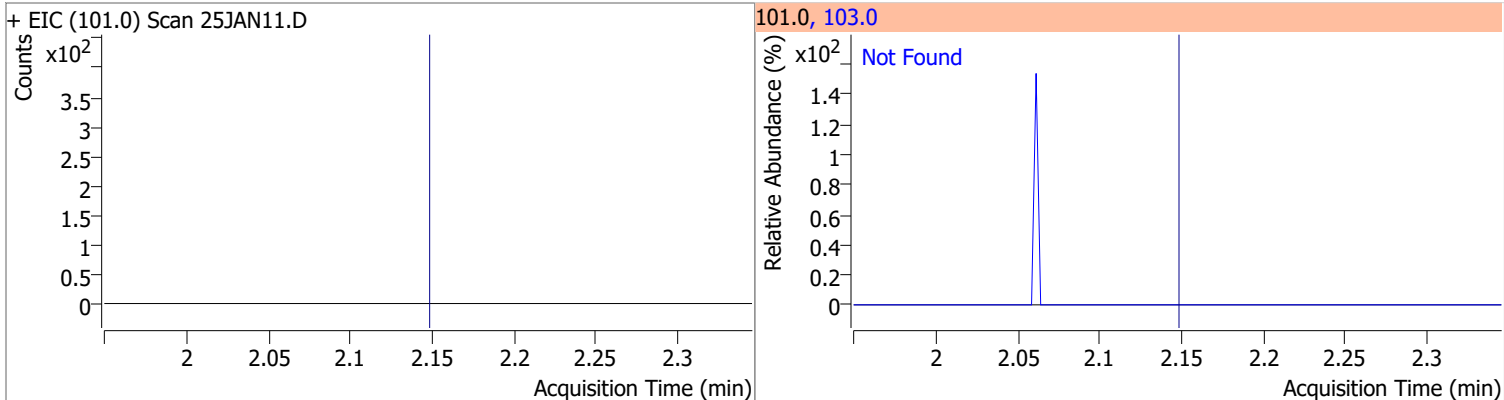


Quantitation Results Report (QT Reviewed)

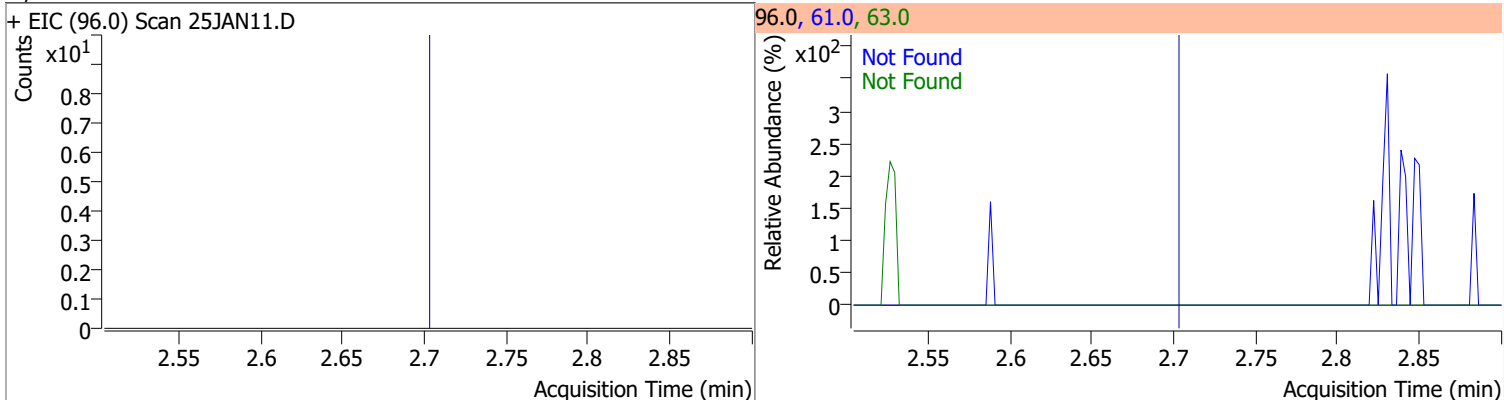
Compound	Conc.	Exp RT	QIon	Exp Ratio
Chloroethane	N.D.	1.90	66.0	30.0



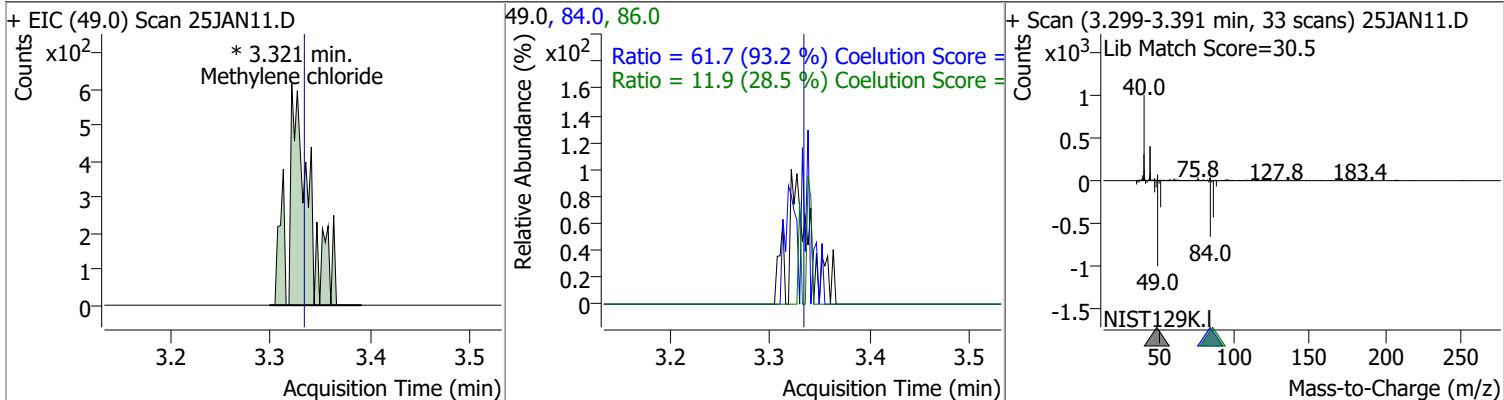
Compound	Conc.	Exp RT	QIon	Exp Ratio
Trichlorofluoromethane	N.D.	2.15	103.0	65.0



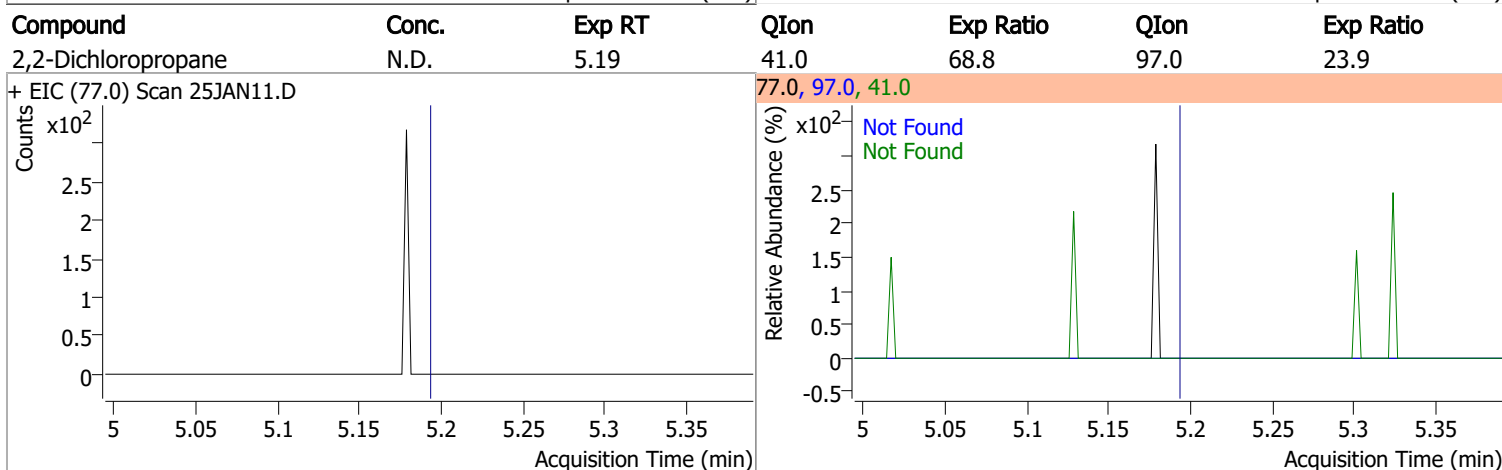
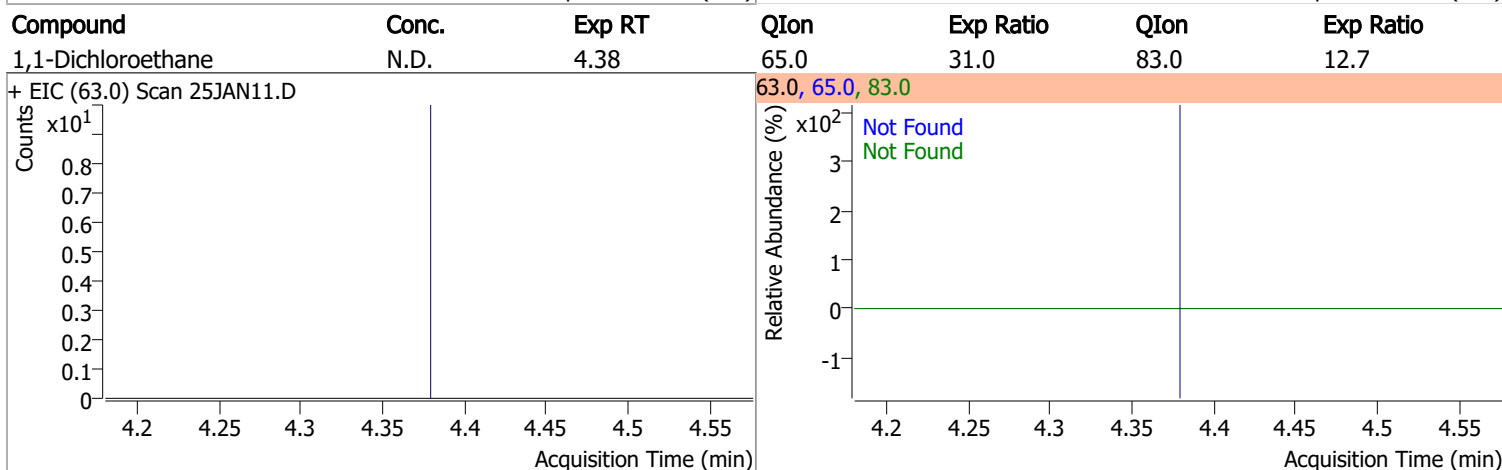
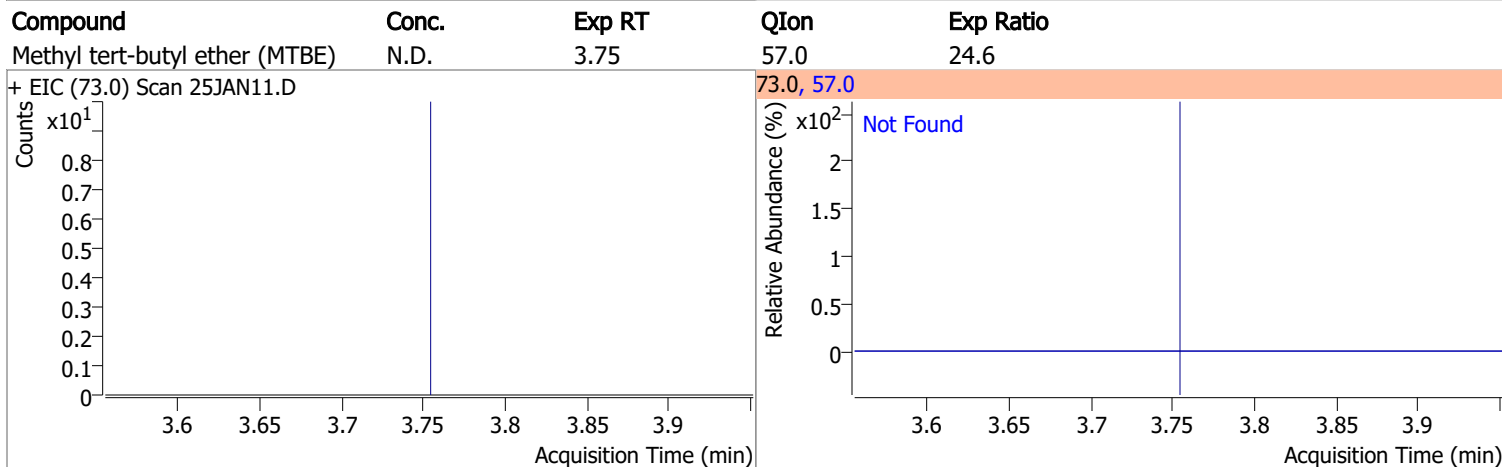
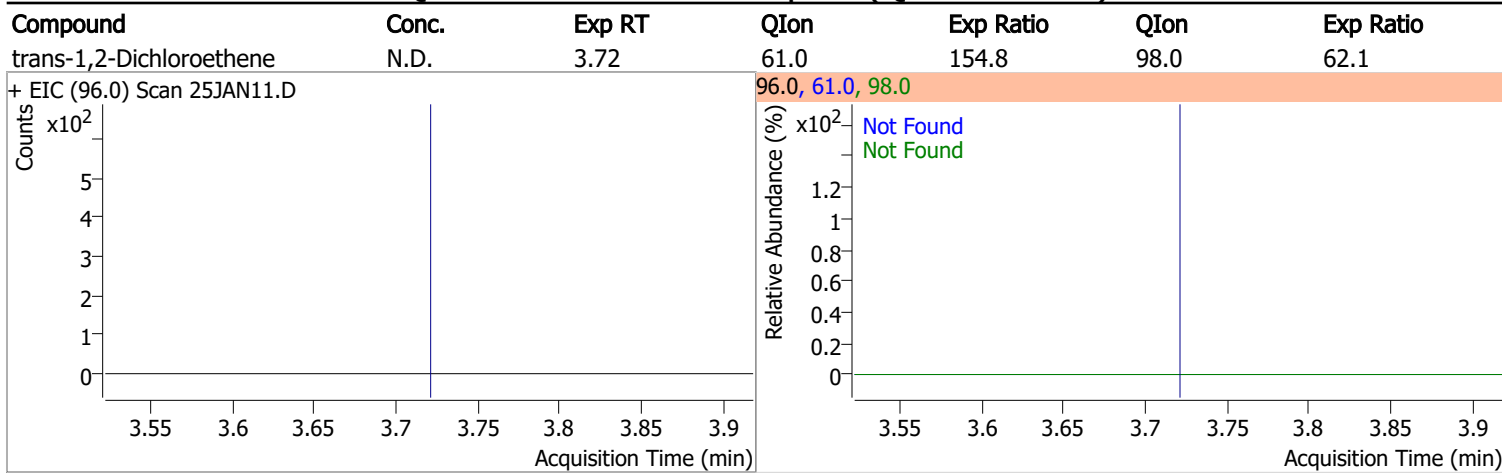
Compound	Conc.	Exp RT	QIon	Exp Ratio	QIon	Exp Ratio
1,1-Dichloroethene	N.D.	2.70	61.0	179.9	63.0	57.0



Compound	Conc.	RT	Dev(Min)	Resp.	QIon	QRatio	Lower	Upper
Methylene chloride	0.7891	3.32	-0.01	902 (m)	84.0	61.7	36.1	96.1
					86.0	11.9	11.8	71.8

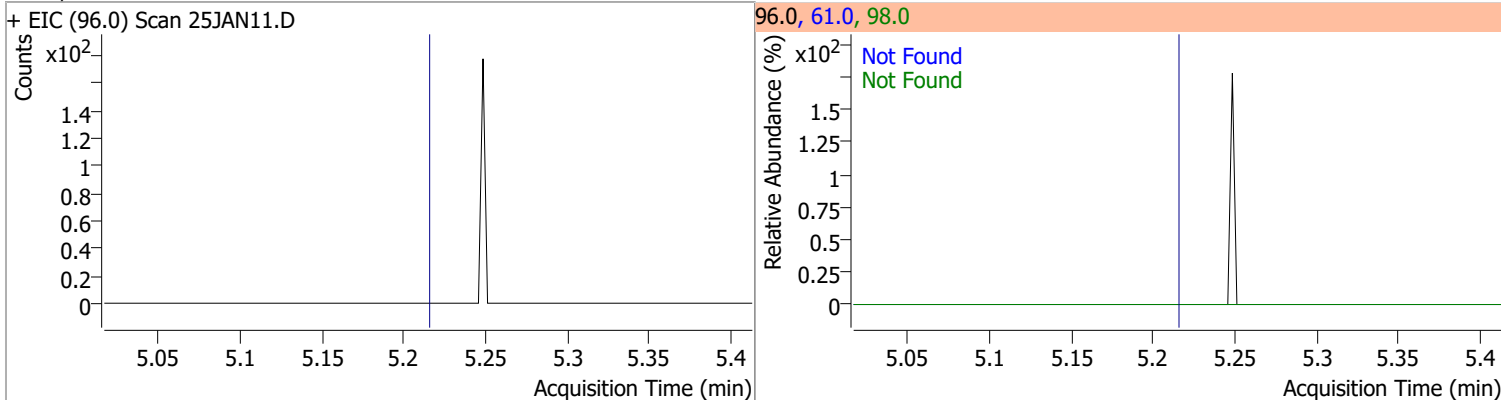


Quantitation Results Report (QT Reviewed)

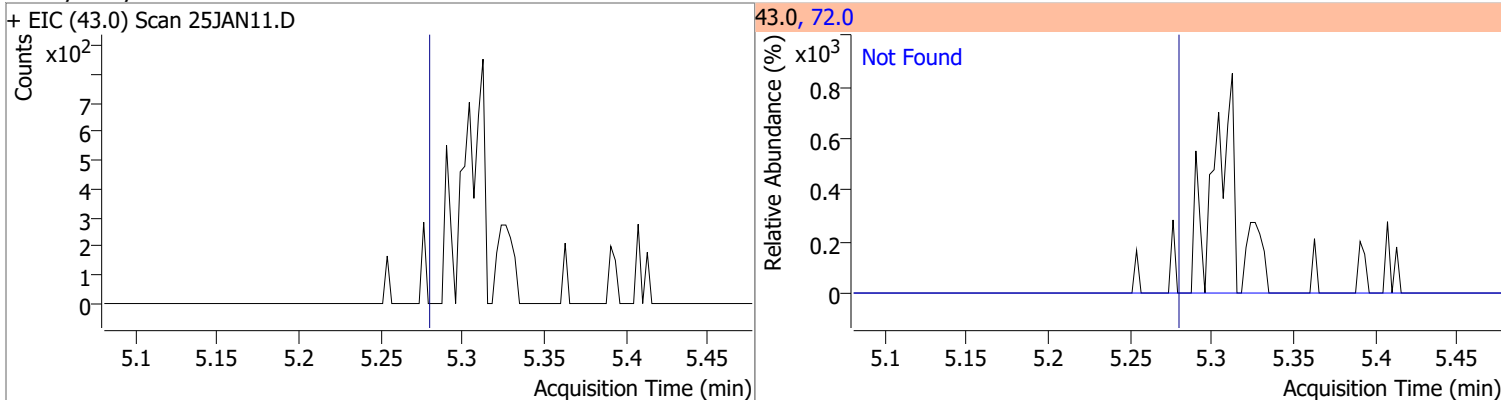


Quantitation Results Report (QT Reviewed)

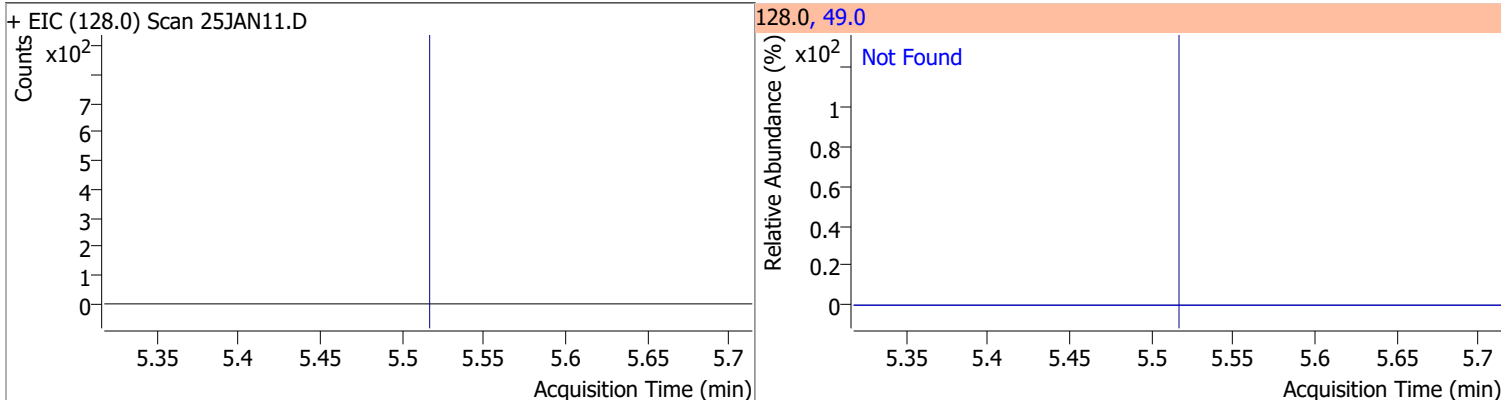
Compound	Conc.	Exp RT	QIon	Exp Ratio	QIon	Exp Ratio
cis-1,2-Dichloroethene	N.D.	5.21	61.0	160.4	98.0	66.2



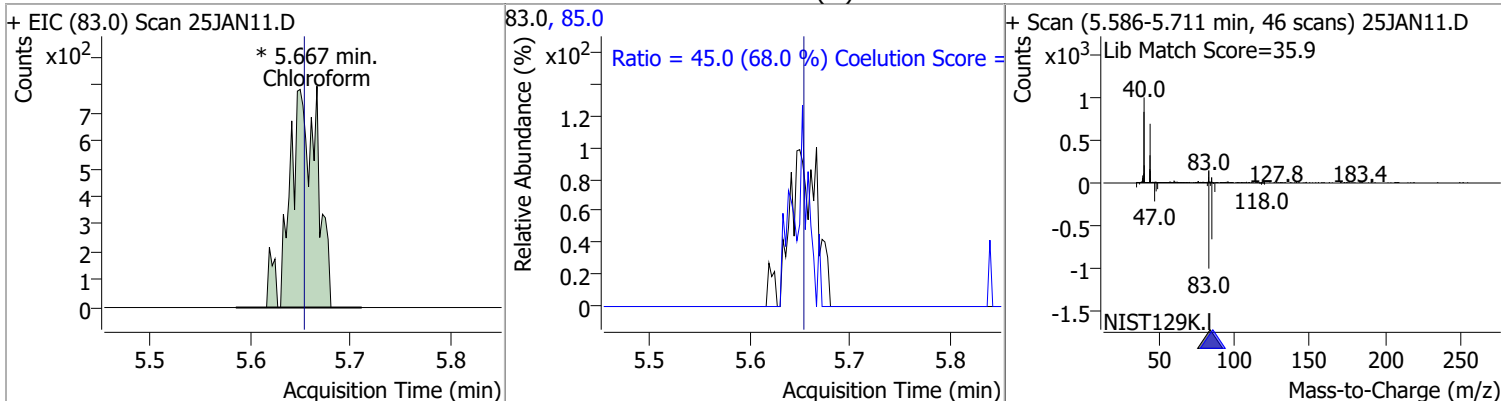
Compound	Conc.	Exp RT	QIon	Exp Ratio
Methyl ethyl ketone	N.D.	5.28	72.0	20.6



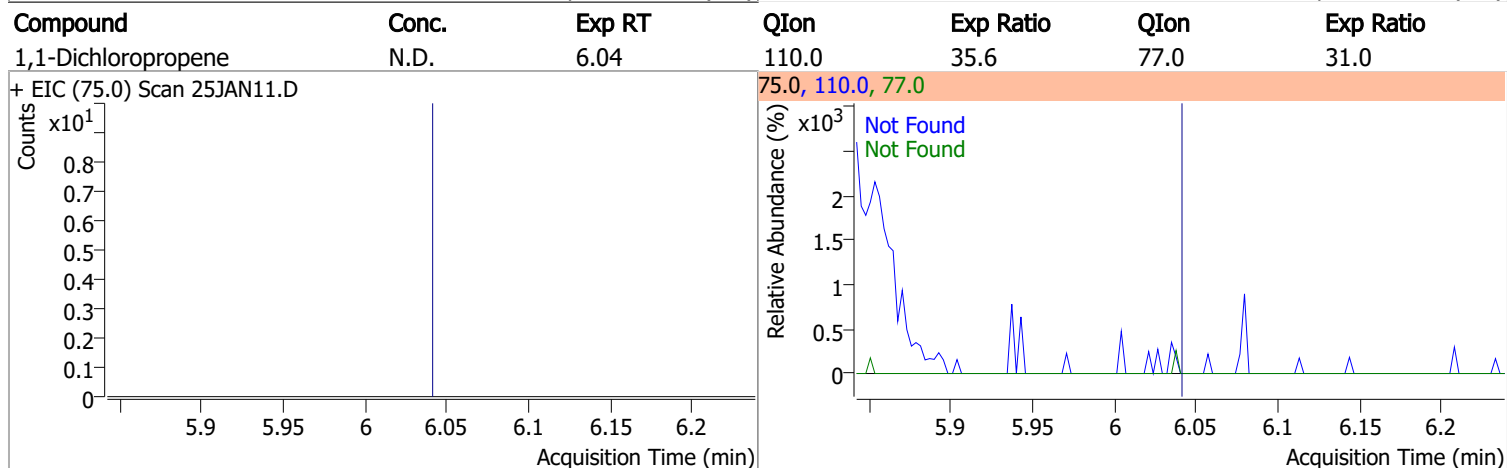
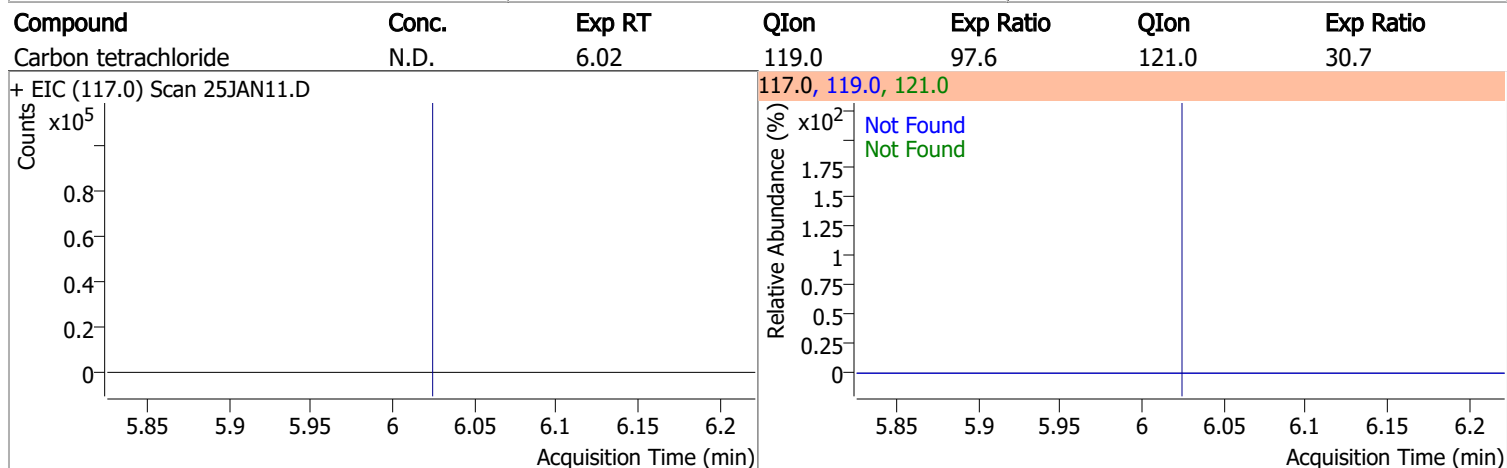
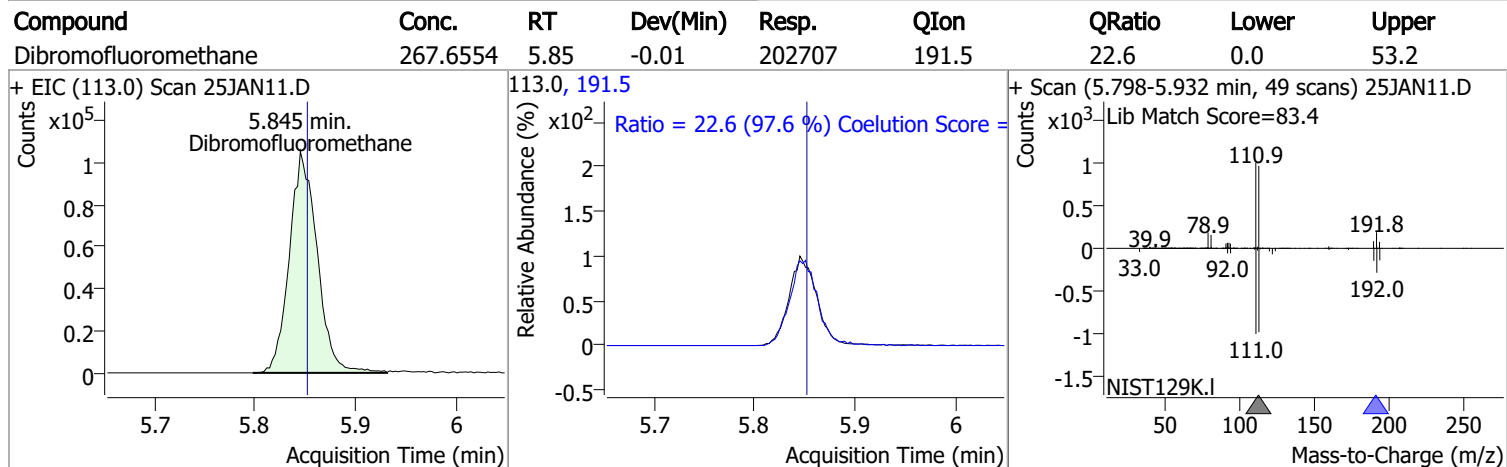
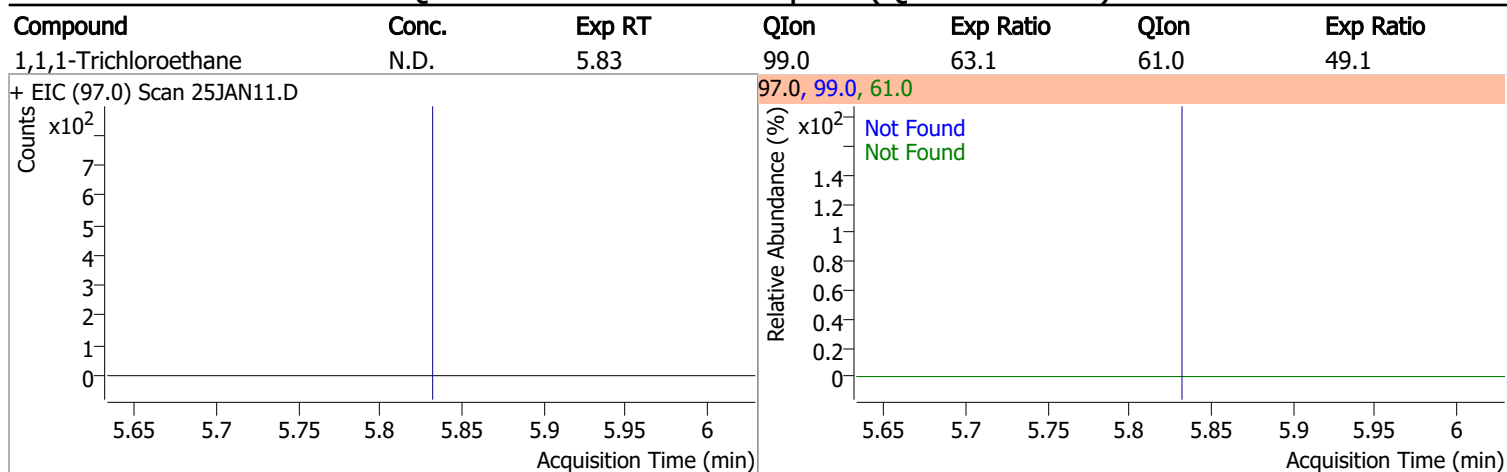
Compound	Conc.	Exp RT	QIon	Exp Ratio
Bromochloromethane	N.D.	5.52	49.0	182.2



Compound	Conc.	RT	Dev(Min)	Resp.	QIon	QRatio	Lower	Upper
Chloroform	0.9973	5.67	0.01	1514 (m)	85.0	45.0	36.2	96.2

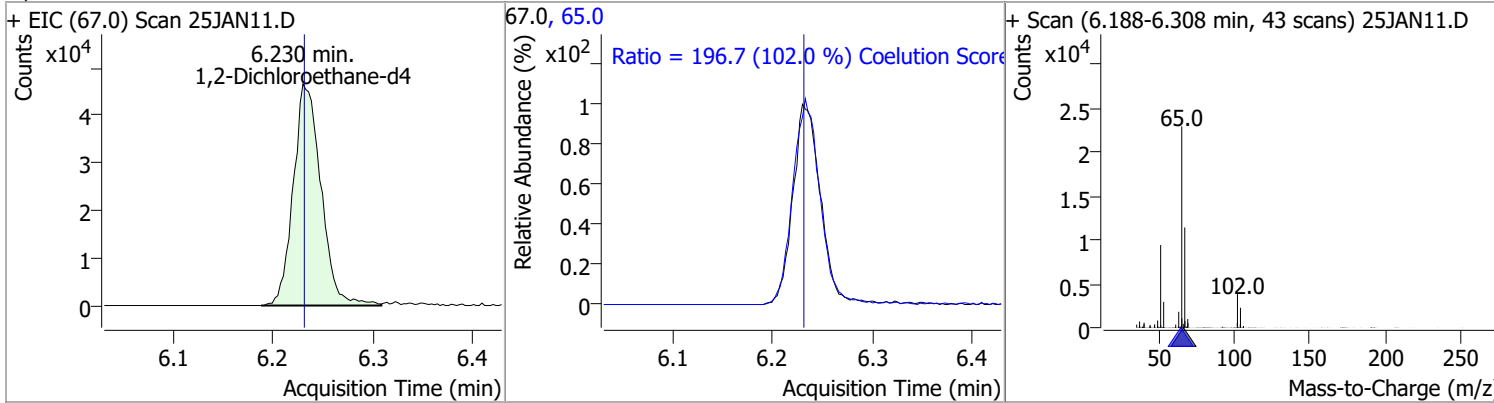


Quantitation Results Report (QT Reviewed)

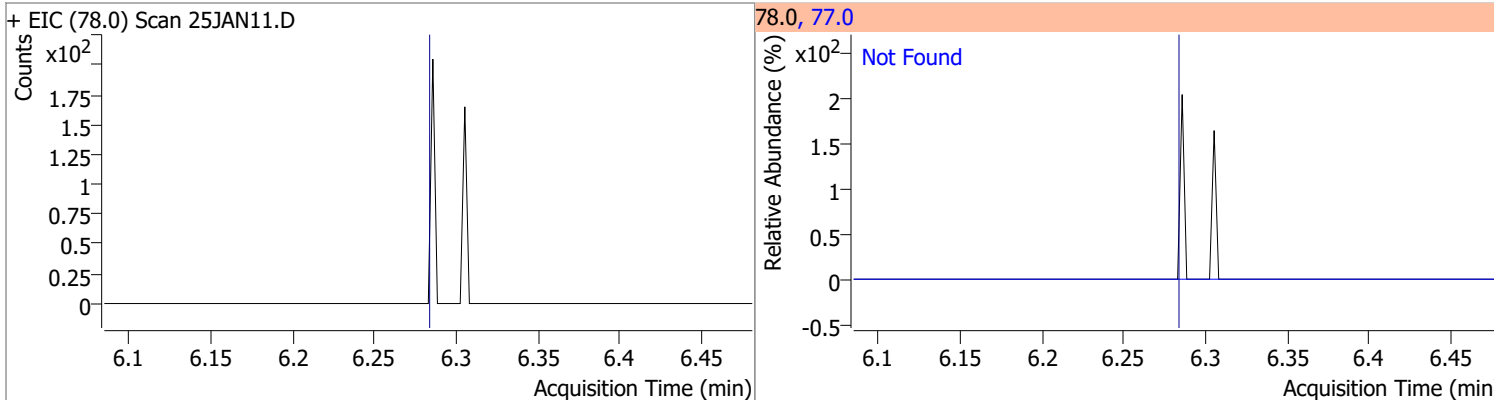


Quantitation Results Report (QT Reviewed)

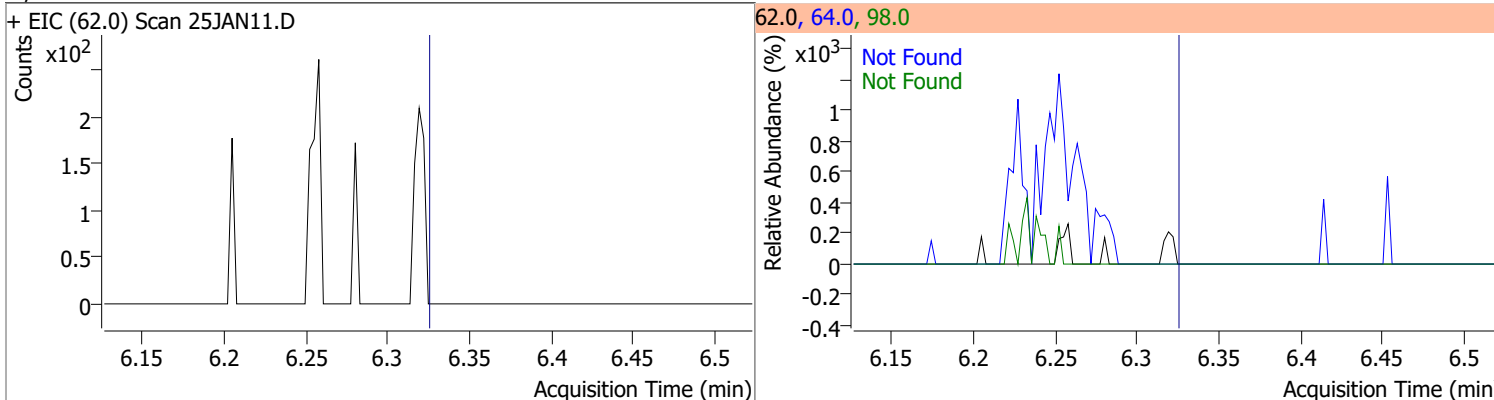
Compound	Conc.	RT	Dev(Min)	Resp.	QIon	QRatio	Lower	Upper
1,2-Dichloroethane-d4	273.0074	6.23	0.00	89315	65.0	196.7	162.8	222.8



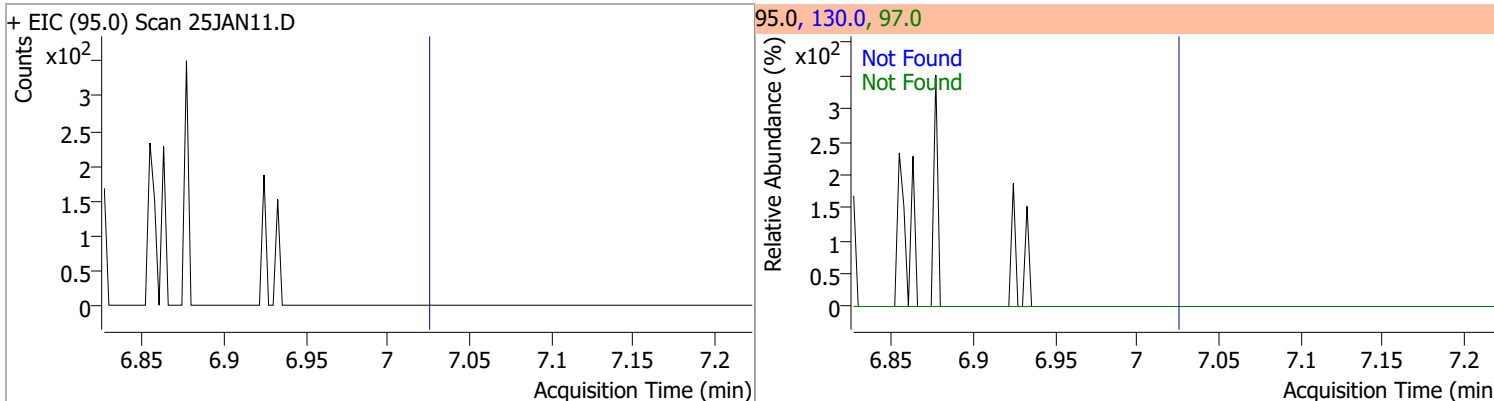
Compound	Conc.	Exp RT	QIon	Exp Ratio
Benzene	N.D.	6.28	77.0	23.3



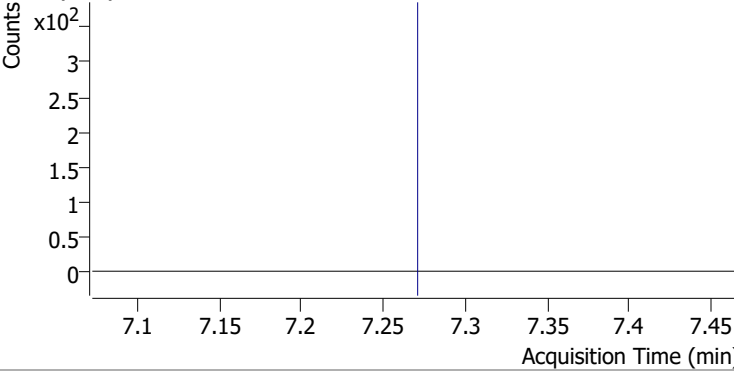
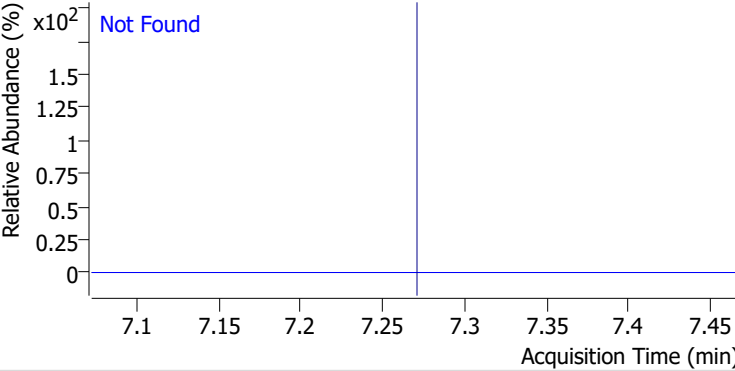
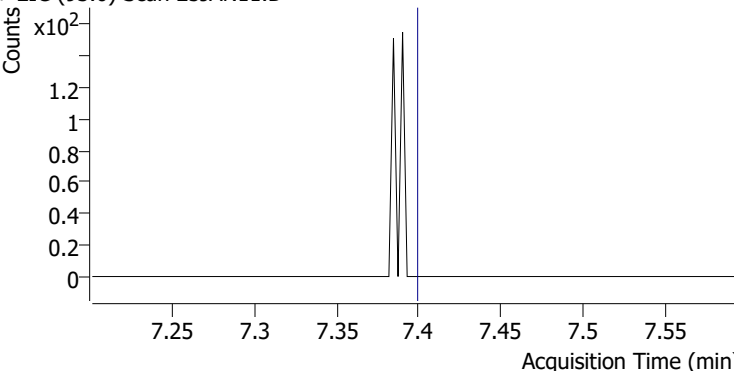
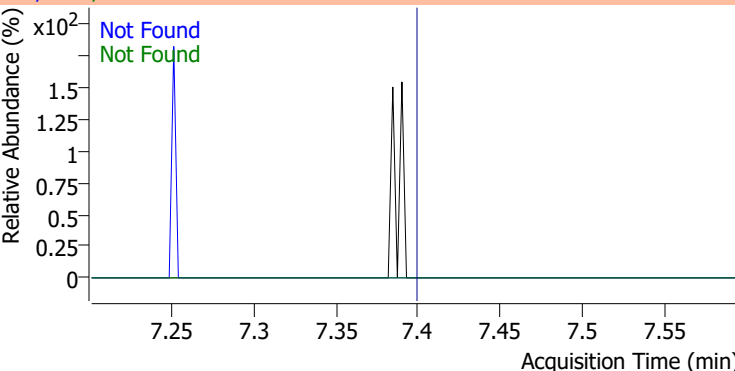
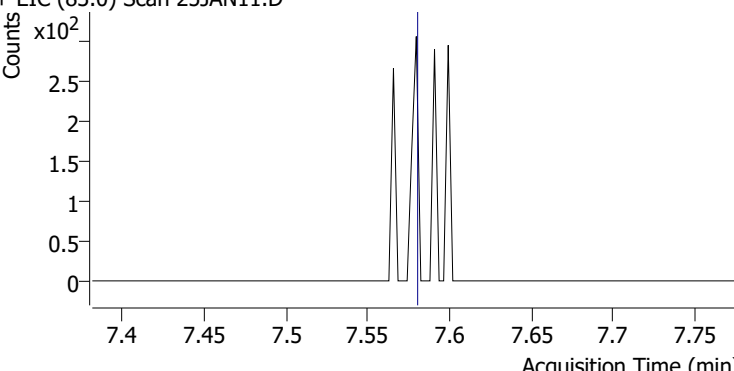
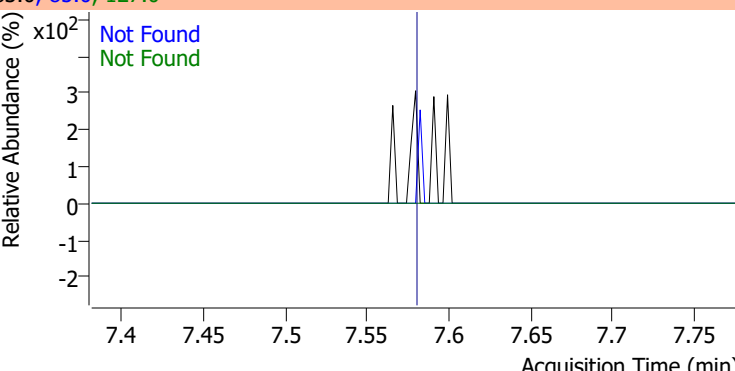
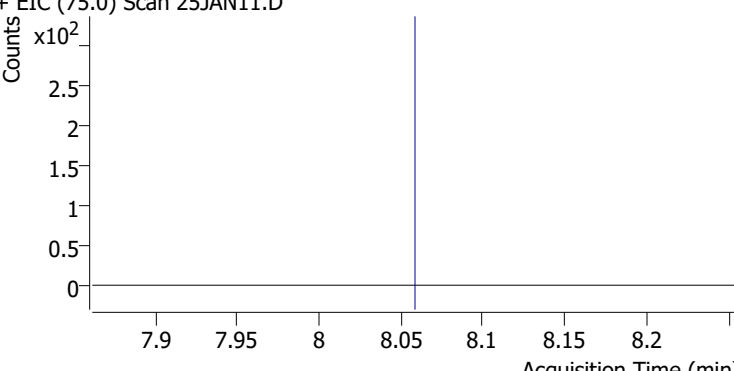
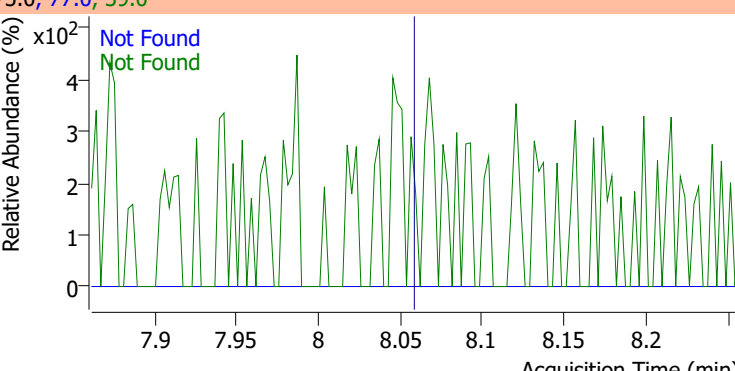
Compound	Conc.	Exp RT	QIon	Exp Ratio	QIon	Exp Ratio
1,2-Dichloroethane	N.D.	6.32	64.0	32.2	98.0	8.2



Compound	Conc.	Exp RT	QIon	Exp Ratio	QIon	Exp Ratio
Trichloroethene	N.D.	7.02	130.0	105.6	97.0	65.7

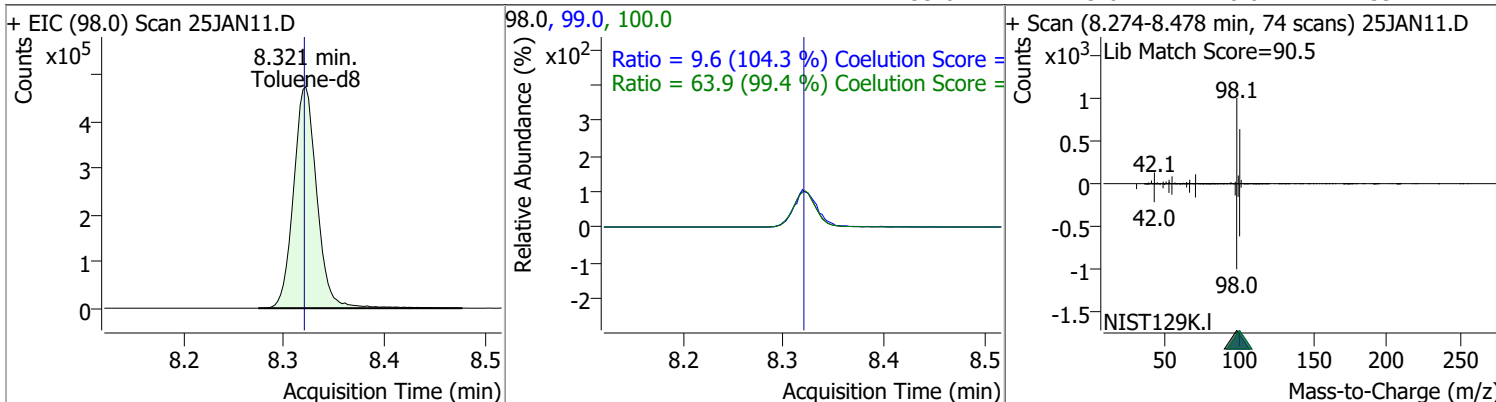


Quantitation Results Report (QT Reviewed)

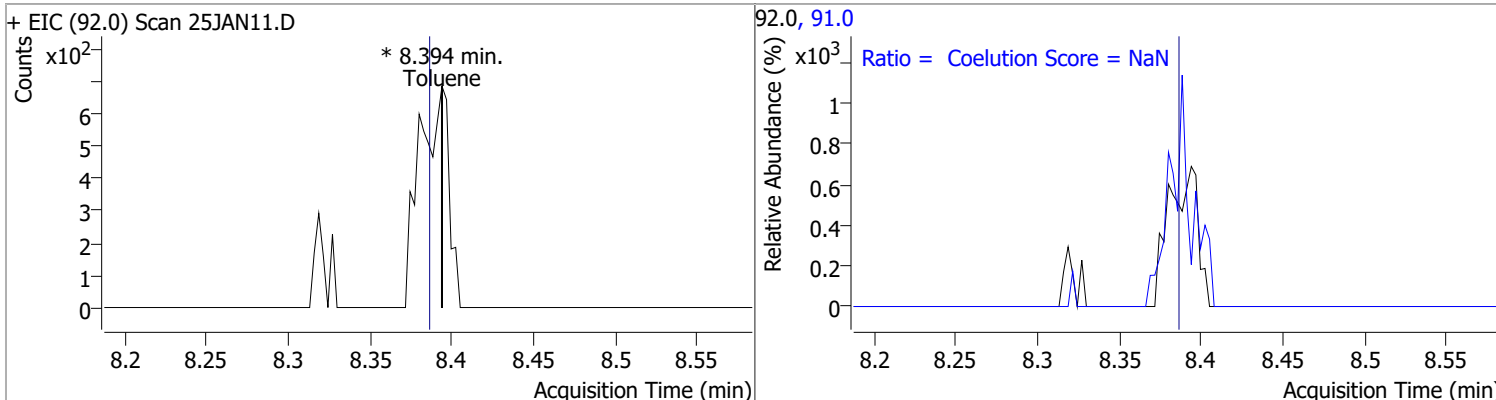
Compound	Conc.	Exp RT	QIon	Exp Ratio
1,2-Dichloropropane	N.D.	7.27	76.0	39.8
+ EIC (63.0) Scan 25JAN11.D			63.0, 76.0	
				
Dibromomethane	N.D.	7.40	173.5	108.2
+ EIC (93.0) Scan 25JAN11.D			93.0, 95.0, 173.5	
				
Bromodichloromethane	N.D.	7.58	85.0	66.3
+ EIC (83.0) Scan 25JAN11.D			83.0, 85.0, 127.0	
				
cis-1,3-Dichloropropene	N.D.	8.06	39.0	52.5
+ EIC (75.0) Scan 25JAN11.D			75.0, 77.0, 39.0	
				

Quantitation Results Report (QT Reviewed)

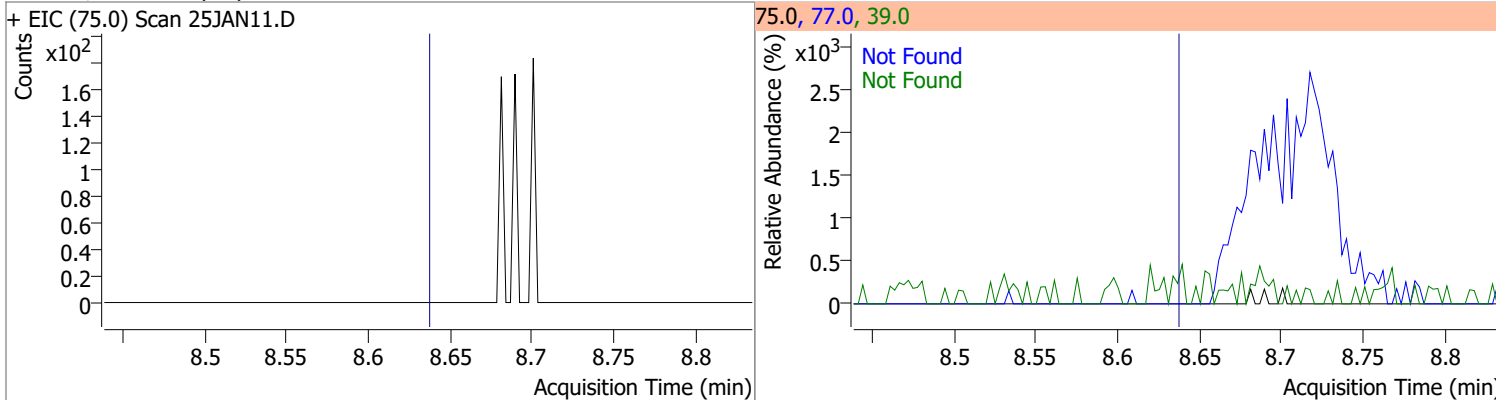
Compound	Conc.	RT	Dev(Min)	Resp.	QIon	QRatio	Lower	Upper
Toluene-d8	254.3583	8.32	0.00	769474	100.0	63.9	34.3	94.3
					99.0	9.6	0.0	39.2



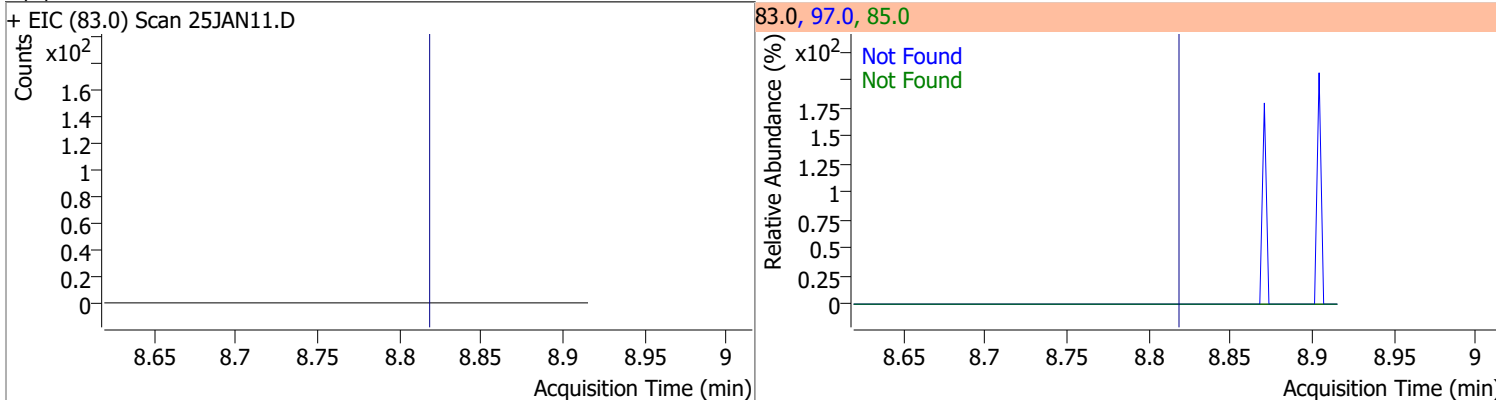
Compound	Conc.	RT	Dev(Min)	Resp.	QIon	QRatio	Lower	Upper
Toluene	0	0	0	0	91.0		144.1	204.1



Compound	Conc.	Exp RT	QIon	Exp Ratio	QIon	Exp Ratio
trans-1,3-Dichloropropene	N.D.	8.64	39.0	53.0	77.0	31.0

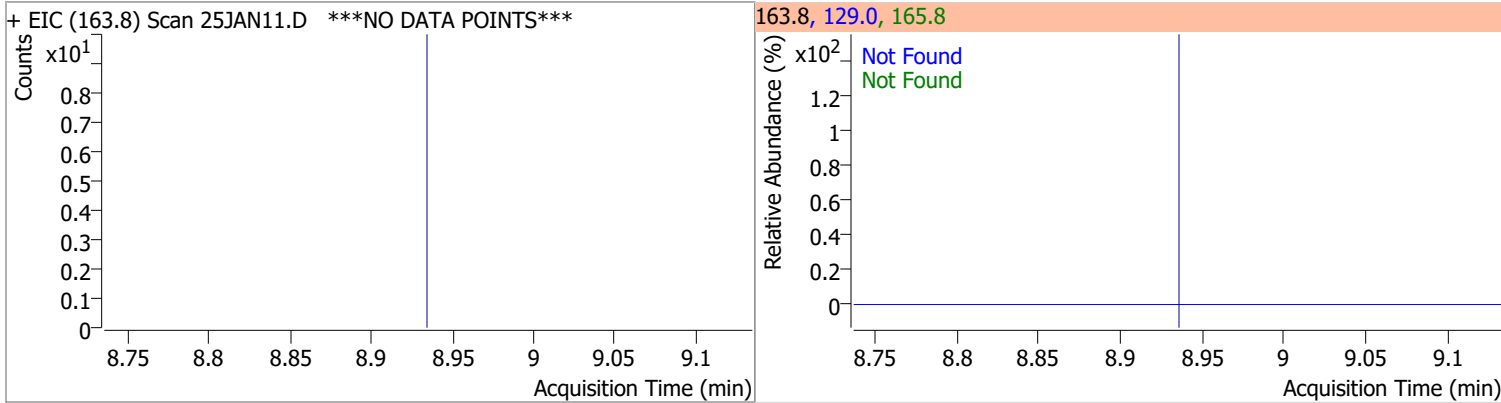


Compound	Conc.	Exp RT	QIon	Exp Ratio	QIon	Exp Ratio
1,1,2-Trichloroethane	N.D.	8.82	97.0	110.7	85.0	60.7

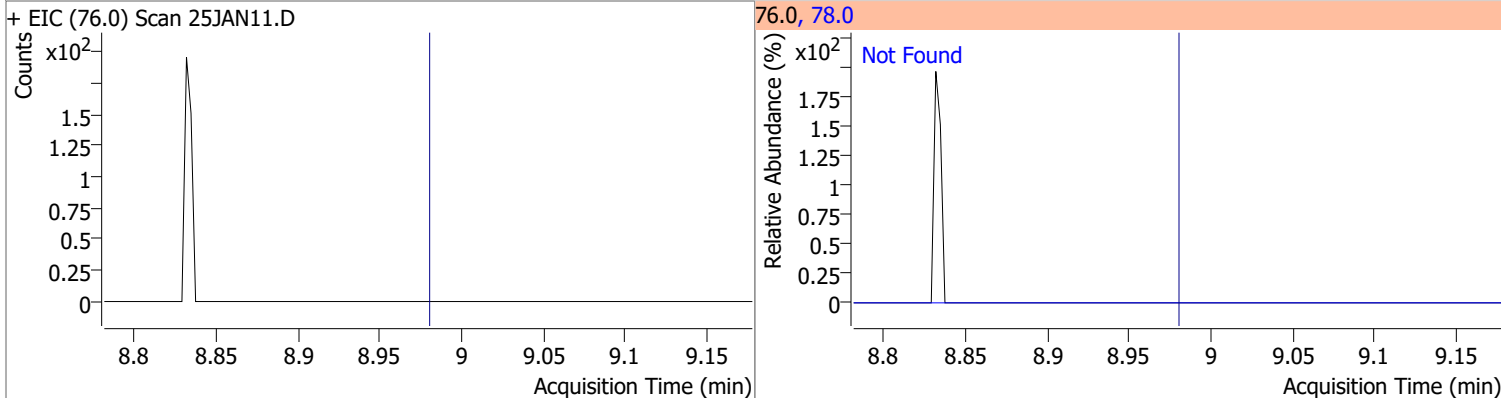


Quantitation Results Report (QT Reviewed)

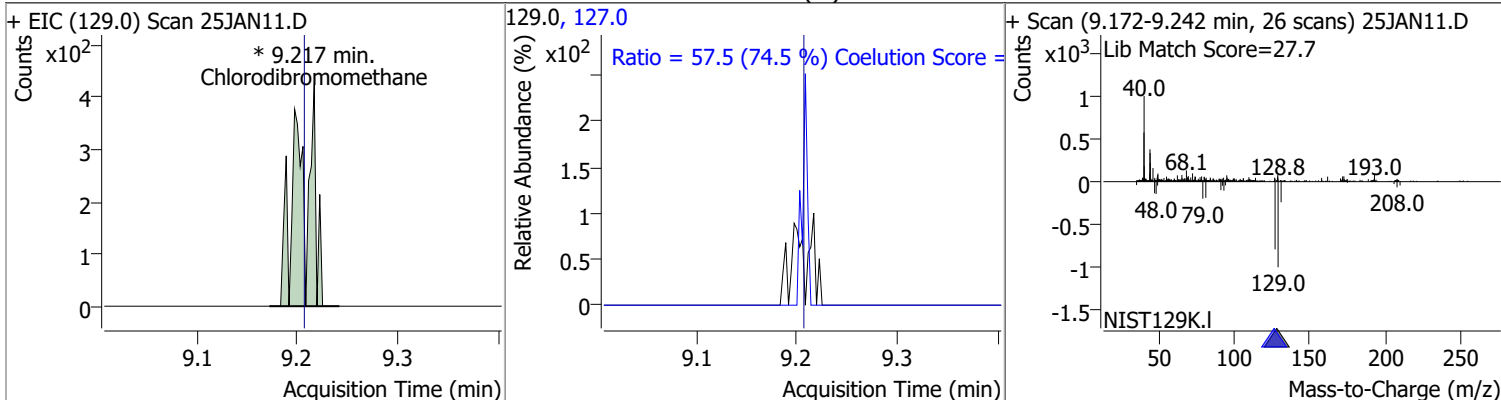
Compound	Conc.	Exp RT	QIon	Exp Ratio	QIon	Exp Ratio
Tetrachloroethene	N.D.	8.94	165.8	126.1	129.0	90.5



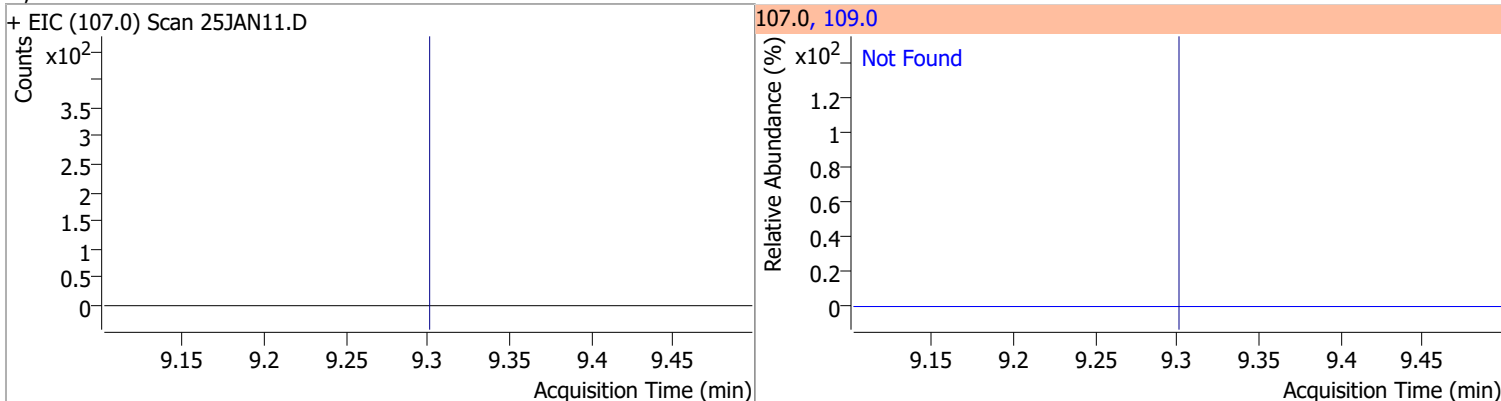
Compound	Conc.	Exp RT	QIon	Exp Ratio
1,3-Dichloropropane	N.D.	8.98	78.0	32.4



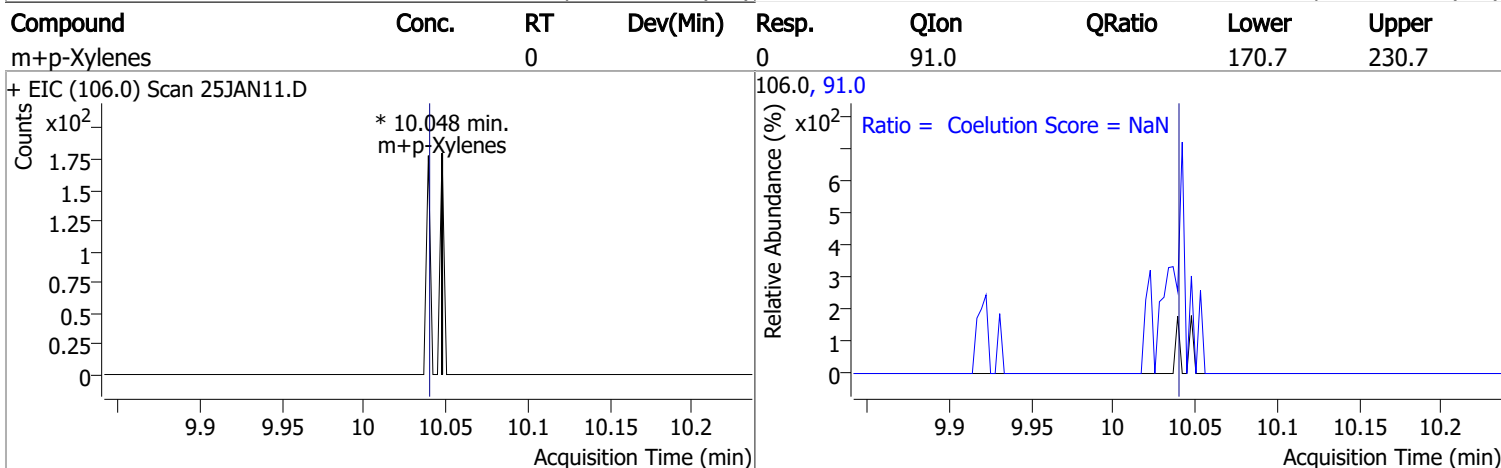
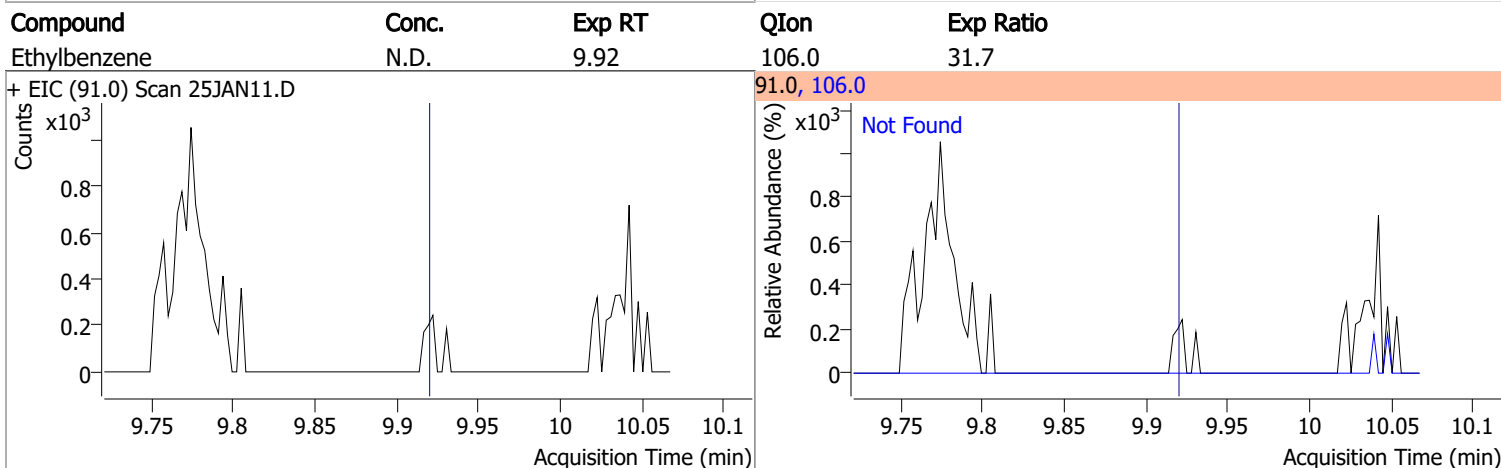
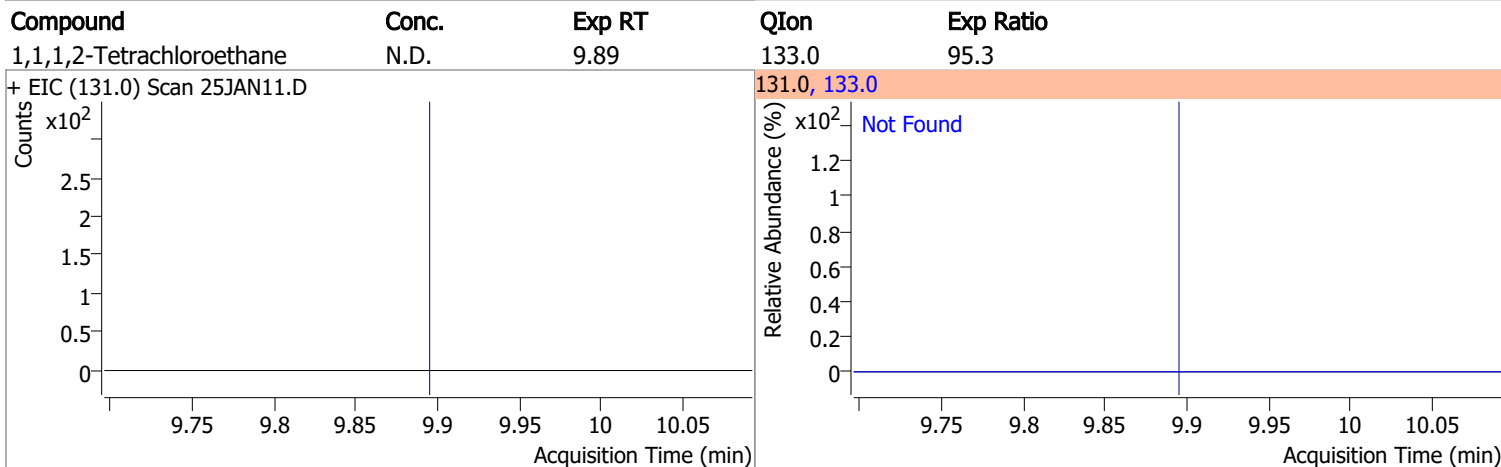
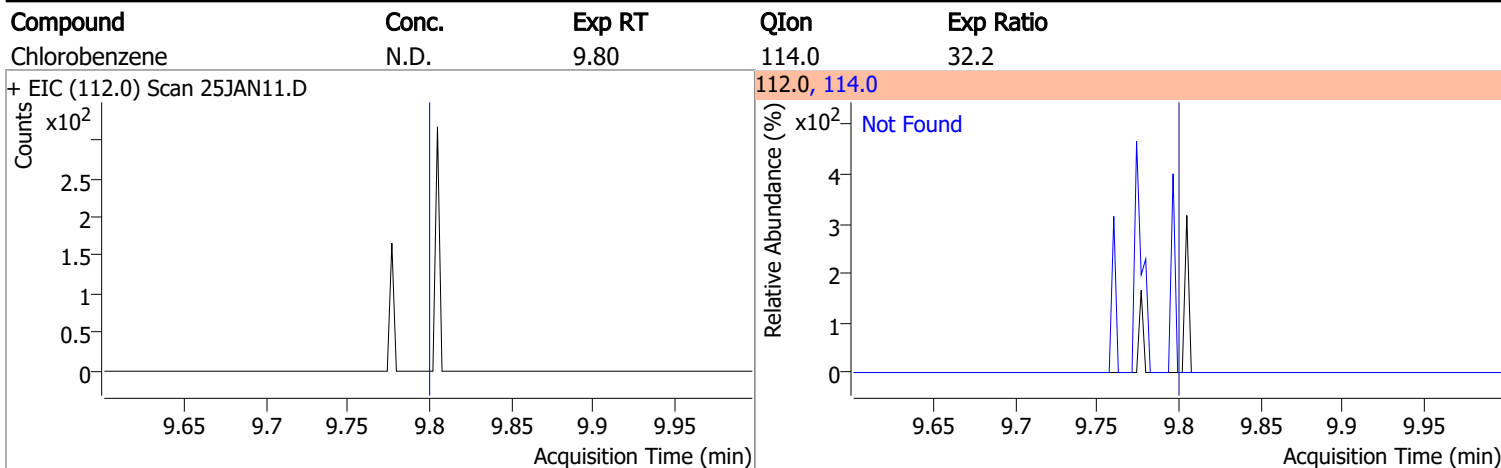
Compound	Conc.	RT	Dev(Min)	Resp.	QIon	QRatio	Lower	Upper
Chlorodibromomethane	0.8048	9.22	0.01	510 (m)	127.0	57.5	47.2	107.2



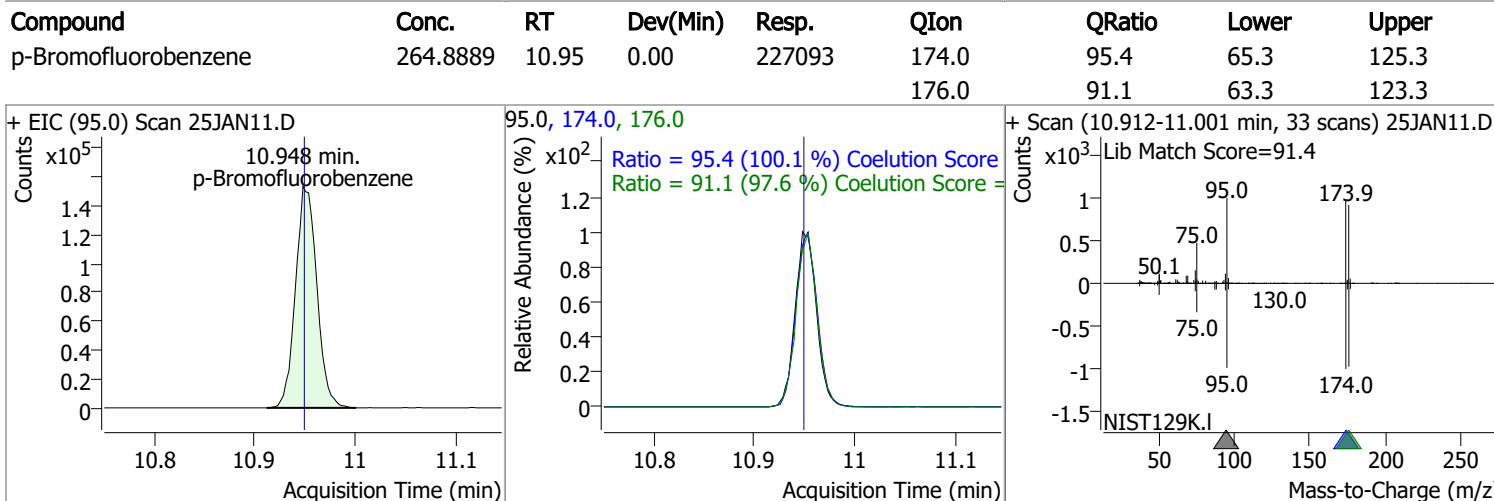
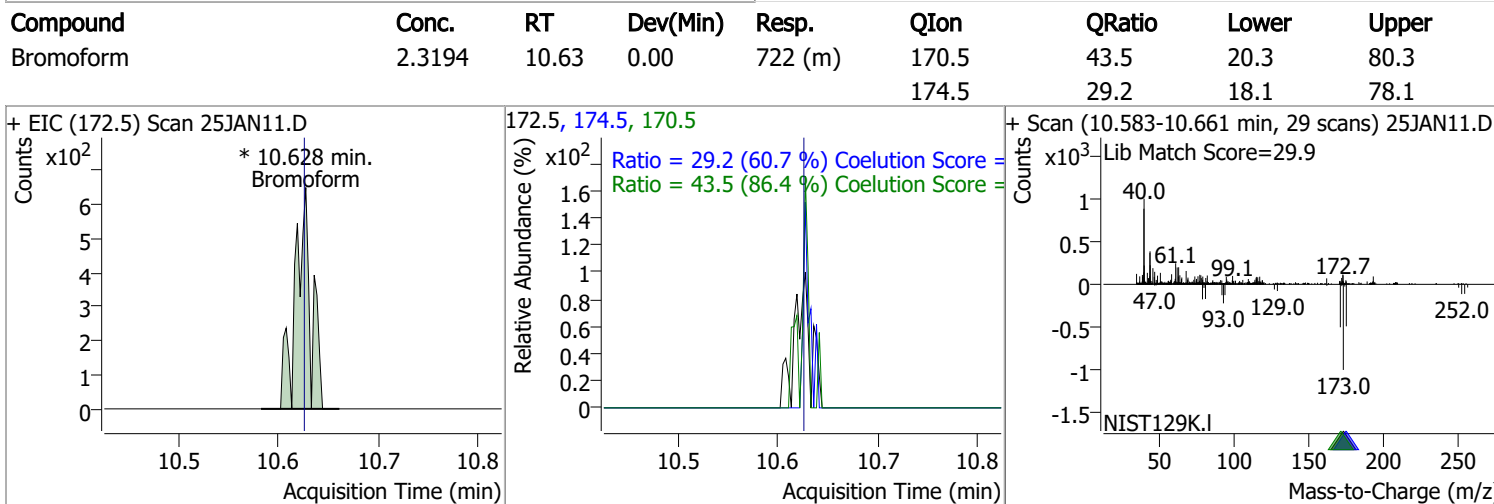
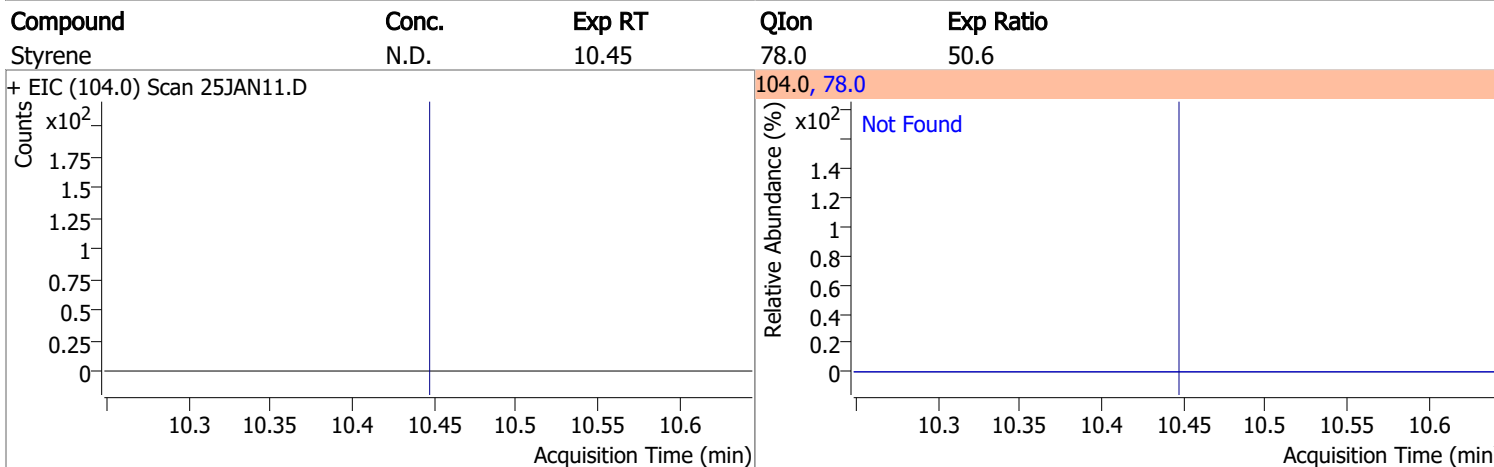
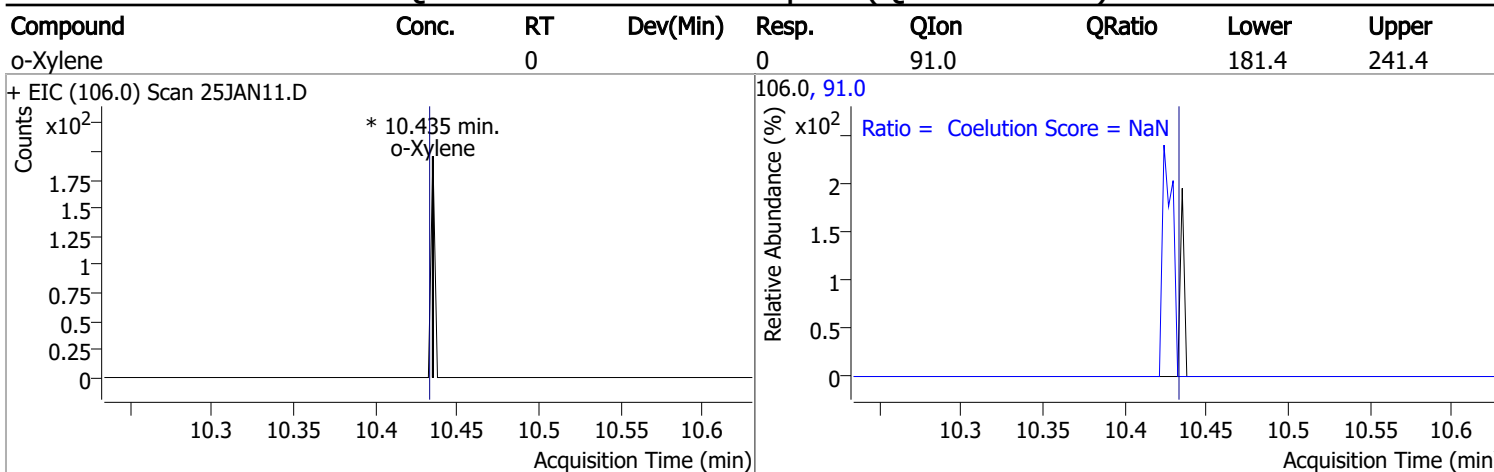
Compound	Conc.	Exp RT	QIon	Exp Ratio
1,2-Dibromoethane	N.D.	9.30	109.0	91.5



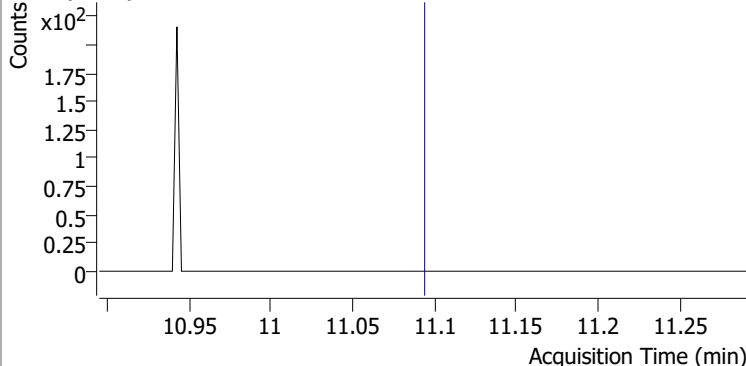
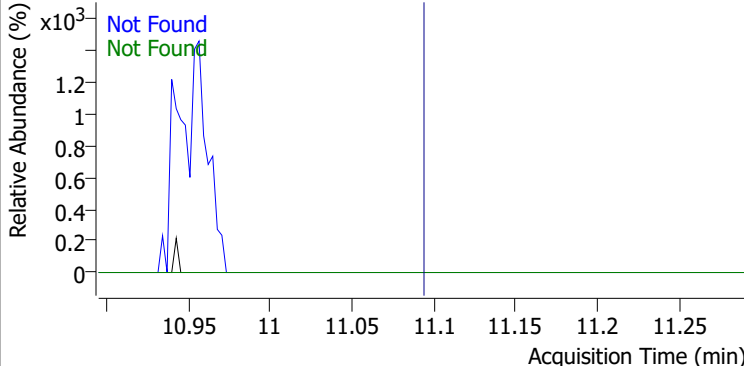
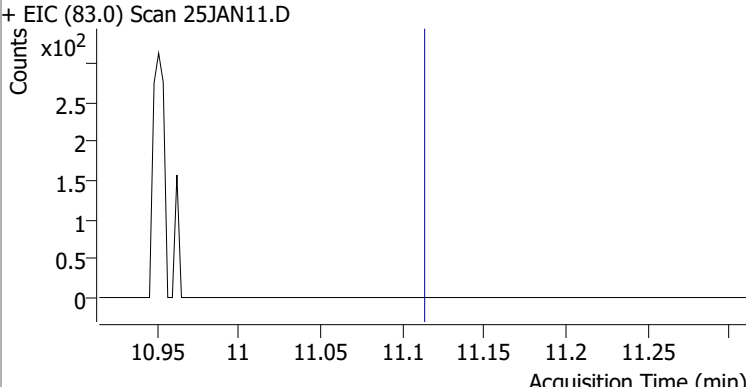
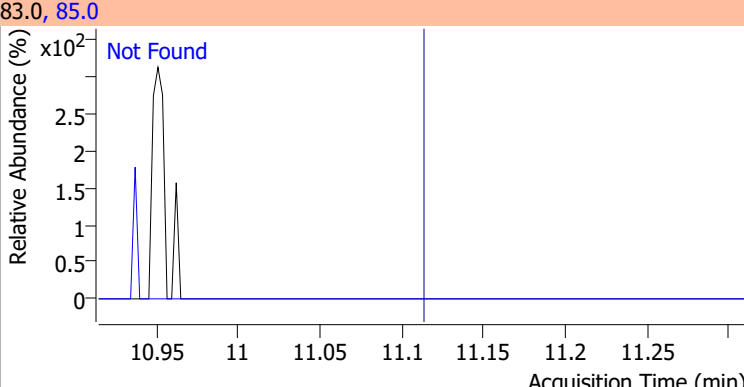
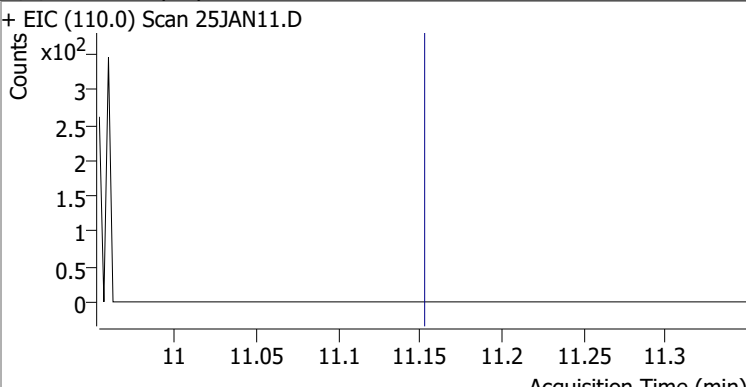
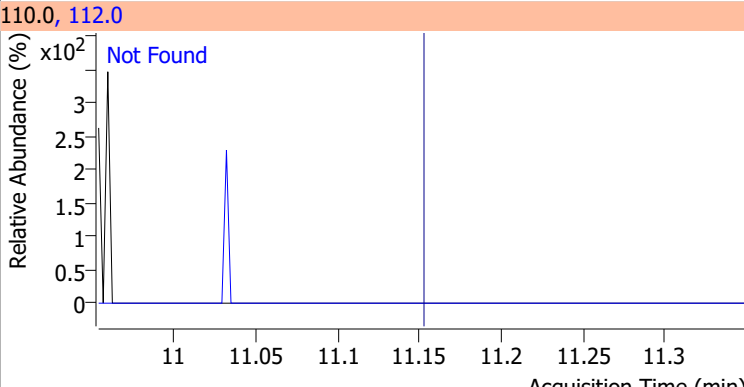
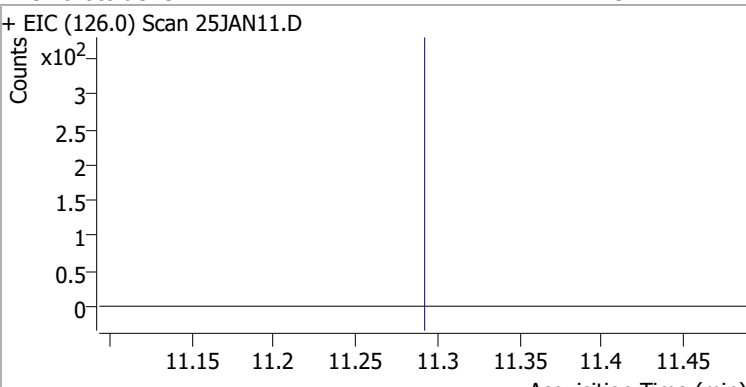
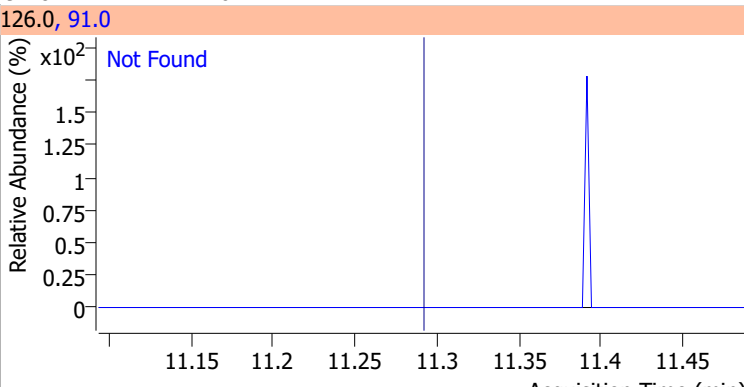
Quantitation Results Report (QT Reviewed)



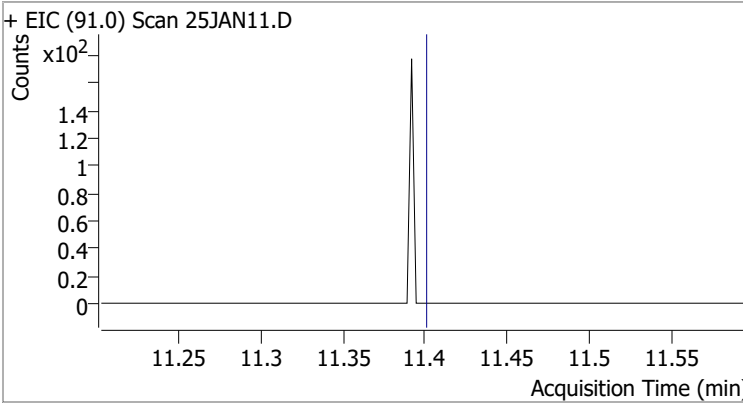
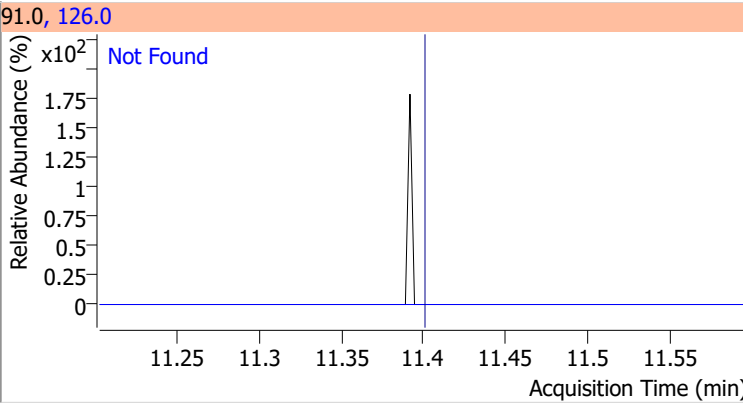
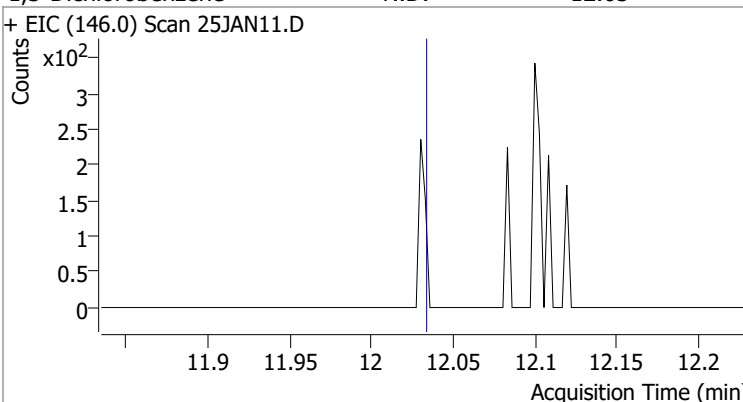
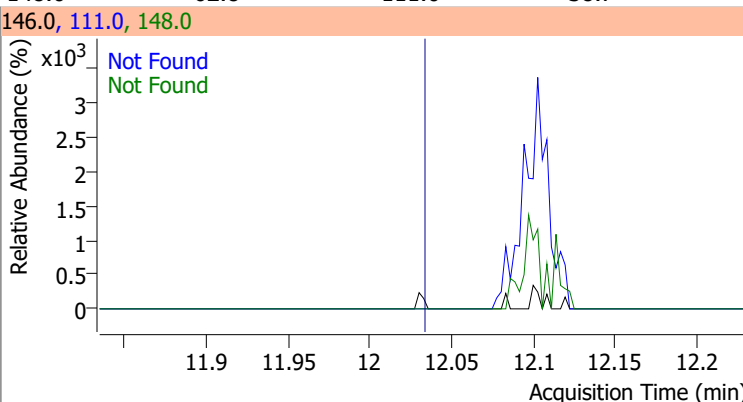
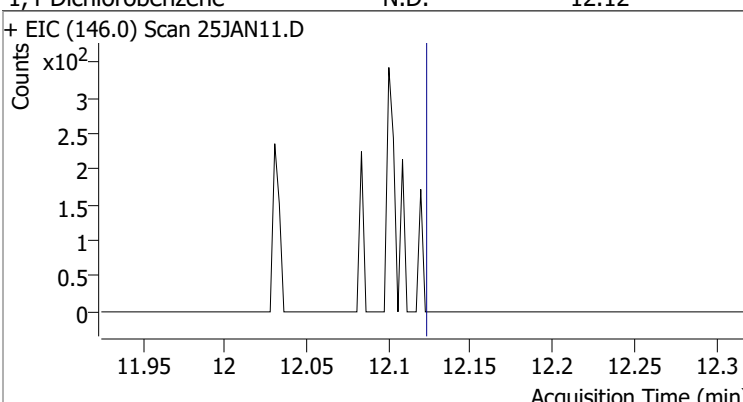
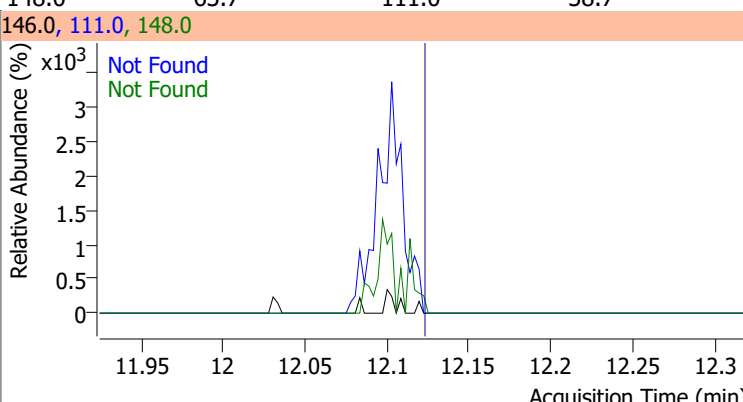
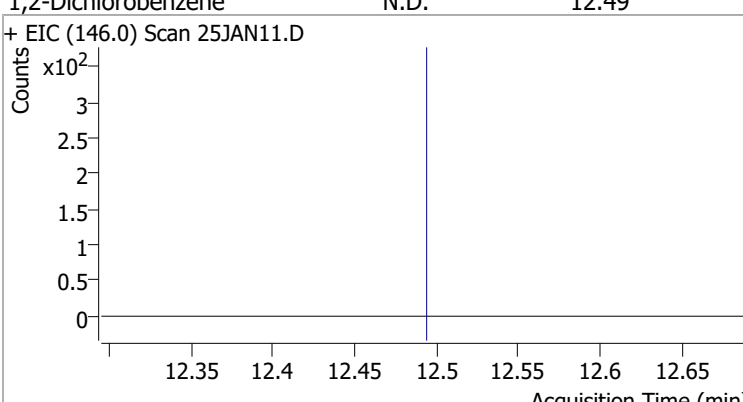
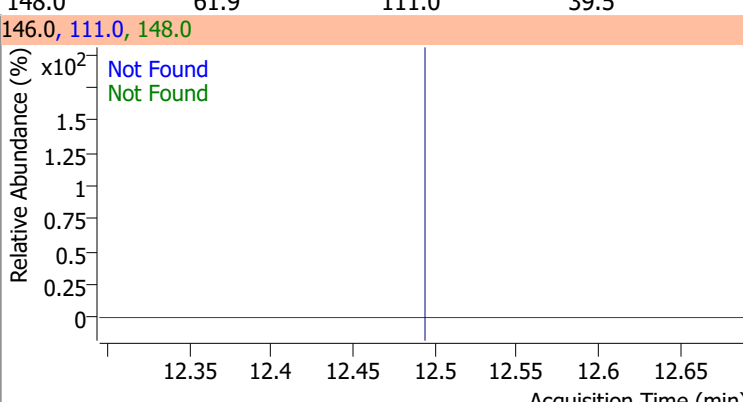
Quantitation Results Report (QT Reviewed)



Quantitation Results Report (QT Reviewed)

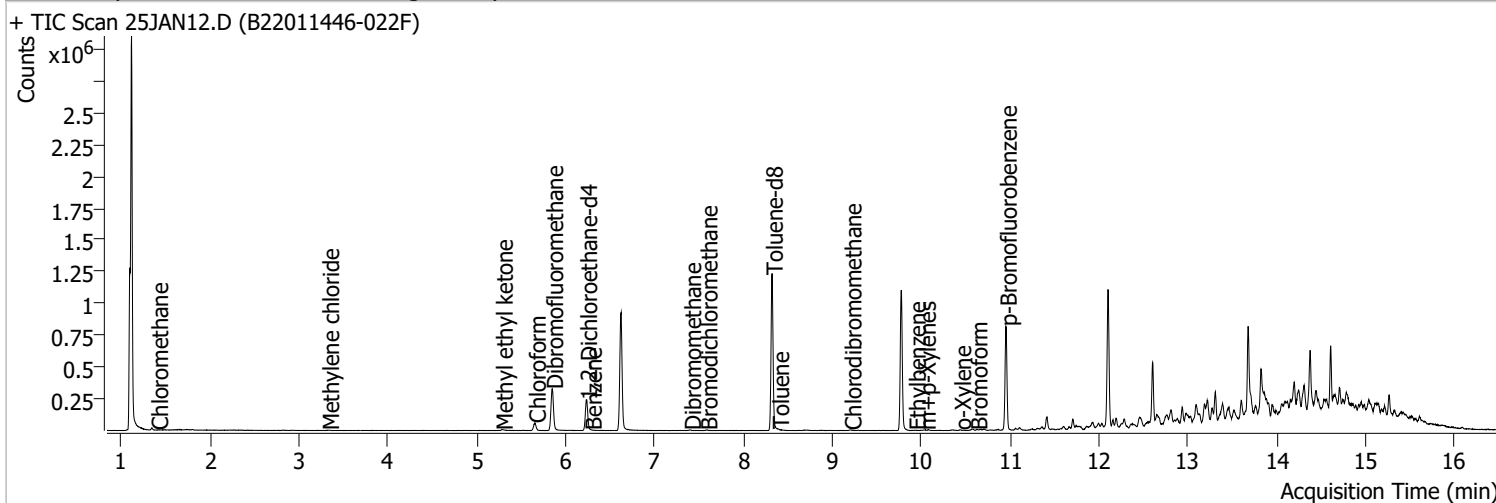
Compound	Conc.	Exp RT	QIon	Exp Ratio	QIon	Exp Ratio
Bromobenzene	N.D.	11.09	77.0	143.5	158.0	96.1
+ EIC (156.0) Scan 25JAN11.D			156.0, 77.0, 158.0			
						
1,1,2,2-Tetrachloroethane	N.D.	11.11	85.0	63.3		
+ EIC (83.0) Scan 25JAN11.D			83.0, 85.0			
						
1,2,3-Trichloropropane	N.D.	11.15	112.0	65.8		
+ EIC (110.0) Scan 25JAN11.D			110.0, 112.0			
						
2-Chlorotoluene	N.D.	11.29	91.0	276.2		
+ EIC (126.0) Scan 25JAN11.D			126.0, 91.0			
						

Quantitation Results Report (QT Reviewed)

Compound	Conc.	Exp RT	QIon	Exp Ratio		
4-Chlorotoluene	N.D.	11.40	126.0	31.3		
+ EIC (91.0) Scan 25JAN11.D			91.0, 126.0			
						
1,3-Dichlorobenzene	N.D.	12.03	148.0	62.8	QIon	Exp Ratio
+ EIC (146.0) Scan 25JAN11.D			146.0, 111.0, 148.0			
						
1,4-Dichlorobenzene	N.D.	12.12	148.0	63.7	QIon	Exp Ratio
+ EIC (146.0) Scan 25JAN11.D			146.0, 111.0, 148.0			
						
1,2-Dichlorobenzene	N.D.	12.49	148.0	61.9	QIon	Exp Ratio
+ EIC (146.0) Scan 25JAN11.D			146.0, 111.0, 148.0			
						

Quantitation Results Report (QT Reviewed)

Data File	25JAN12.D	Operator	MSC
Acq. Method	5975CACQF.M	Acq. Date-Time	1/25/2022 2:25:09 PM
Sample Name	B22011446-022F	Instrument	VOA5975C
Vial	12	Multiplier	1.00
DA Method File	VOA5975C_8260B_SHT_DoD_L4_011922.m	Comment	
Tune File	BFB_Atune3.u	Tune Date	10/11/2021 4:02:00 PM
Batch Name	VG012522_8260B.batch.bin	Last Calib Update	3/15/2022 2:01:13 PM
Ref Library	\\MASSHUNTER\Org\Library\NIST129K.I		



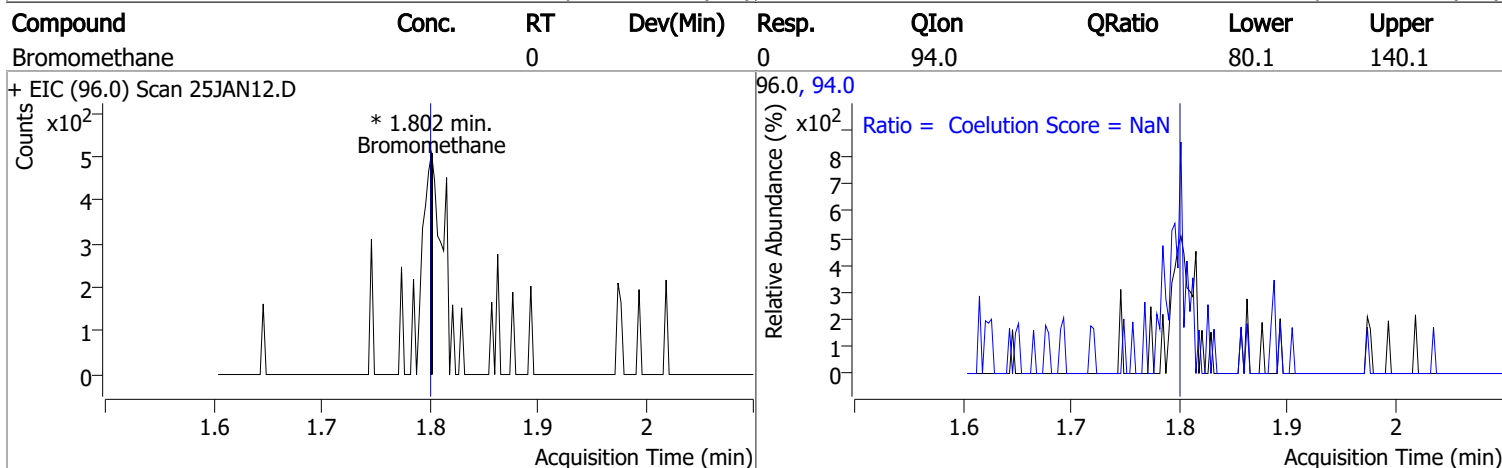
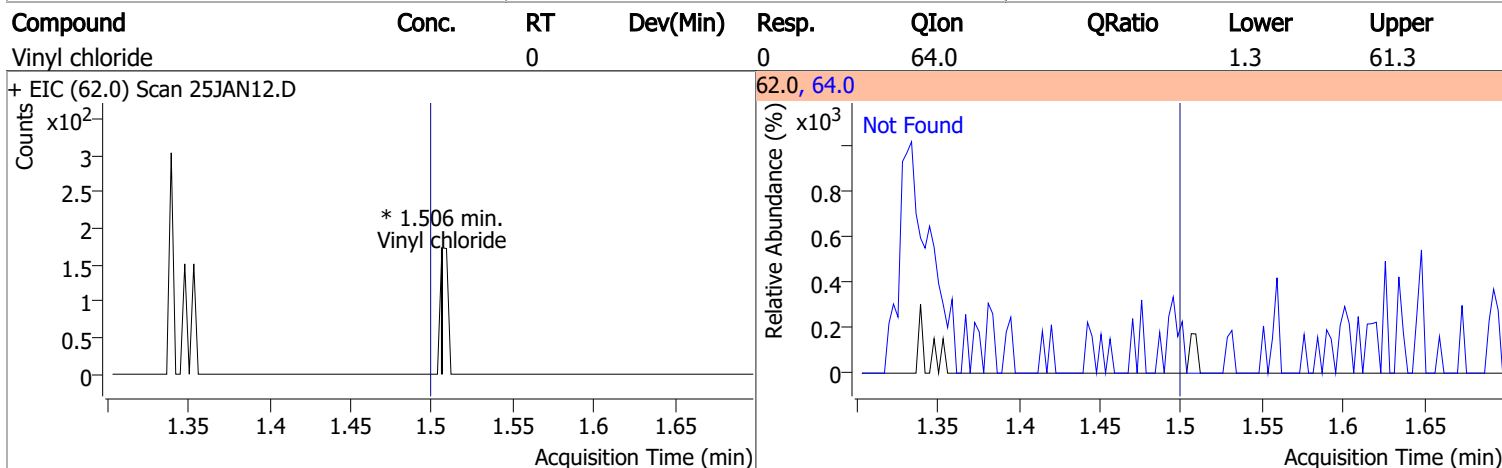
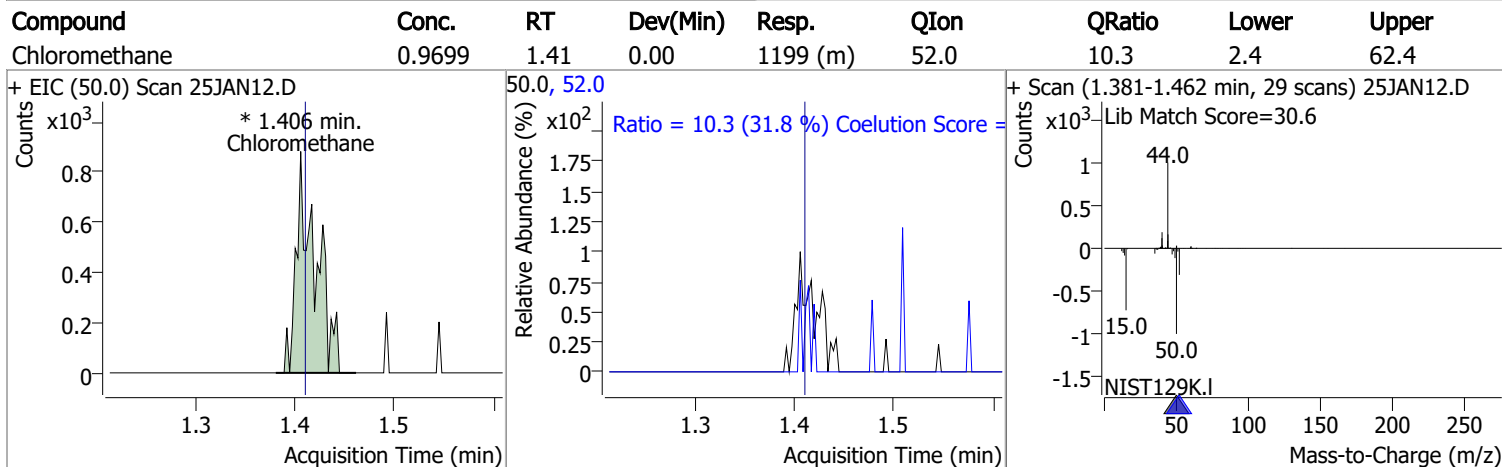
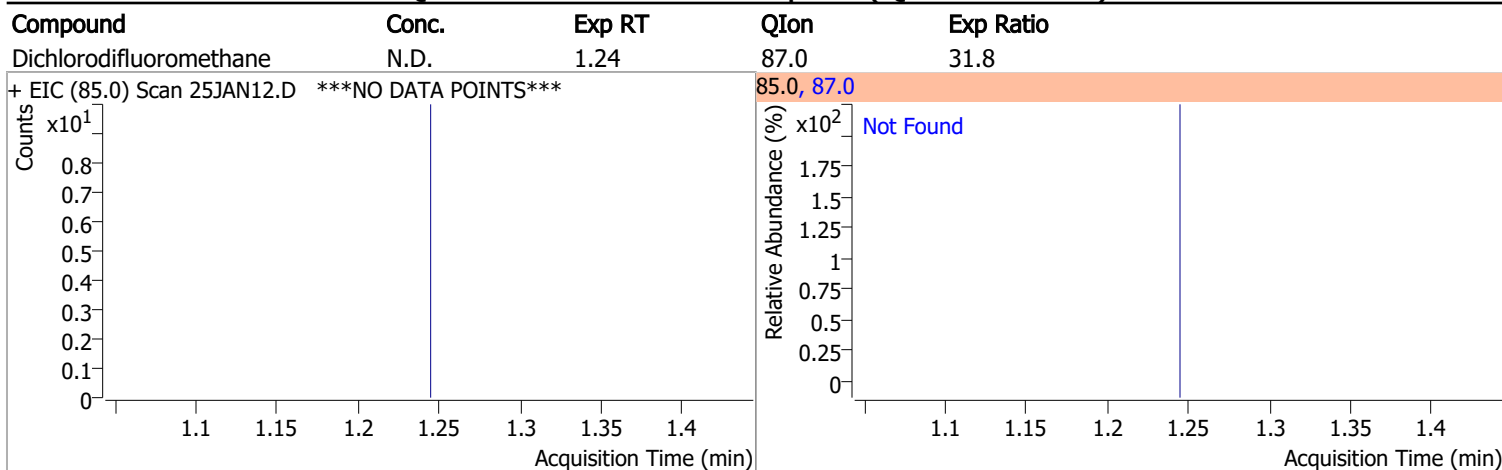
Compound	RT	QIon	Resp.	Conc.	Units	Dev(Min)
Internal Standards						
M Fluorobenzene	6.623	96.0	781012	250.0000	ng	0.003
M Chlorobenzene-d5	9.774	82.0	307709	250.0000	ng	0.000
M 1,4-Dichlorobenzene-d4	12.100	152.0	255572	250.0000	ng	0.000
System Monitoring Compounds						
S Dibromofluoromethane	5.845	113.0	196848	260.2177	ng	-0.005
Spiked Amount: 250.000	Range: 80.0 - 119.0%			Recovery = 104.09%		
S 1,2-Dichloroethane-d4	6.230	67.0	87132	266.6406	ng	0.000
Spiked Amount: 250.000	Range: 81.0 - 118.0%			Recovery = 106.66%		
S Toluene-d8	8.319	98.0	739153	246.2204	ng	0.000
Spiked Amount: 250.000	Range: 89.0 - 112.0%			Recovery = 98.49%		
S p-Bromofluorobenzene	10.951	95.0	227168	240.7381	ng	0.003
Spiked Amount: 250.000	Range: 85.0 - 114.0%			Recovery = 96.30%		
Target Compounds						
T Dichlorodifluoromethane	0.000		0	N.D.		
T Chloromethane	1.406	50.0	1199	0.9699	ng	m 61
T Vinyl chloride	1.506	62.0	0		ng	md 1
T Bromomethane	1.802	96.0	0		ng	md 1
T Chloroethane	0.000		0	N.D.		
T Trichlorofluoromethane	0.000		0	N.D.		
T 1,1-Dichloroethene	0.000		0	N.D.		
T Methylene chloride	3.327	49.0	1547	1.3547	ng	m 95
T trans-1,2-Dichloroethene	0.000		0	N.D.		
T Methyl tert-butyl ether (MTBE)	0.000		0	N.D.		
T 1,1-Dichloroethane	0.000		0	N.D.		
T 2,2-Dichloropropane	0.000		0	N.D.		
T cis-1,2-Dichloroethene	0.000		0	N.D.		
T Methyl ethyl ketone	5.282	43.0	12411	104.5621	ng	m 97
T Bromochloromethane	5.530	128.0	0		ng	md 1
T Chloroform	5.653	83.0	45916	30.2904	ng	100

Quantitation Results Report (QT Reviewed)

Compound	RT	QIon	Resp.	Conc.	Units		Dev(Min)
T 1,1,1-Trichloroethane	0.000		0	N.D.			
T Carbon tetrachloride	0.000		0	N.D.			
T 1,1-Dichloropropene	0.000		0	N.D.			
T Benzene	6.280	78.0	999	0.3202	ng	m	91
T 1,2-Dichloroethane	0.000		0	N.D.			
T Trichloroethene	0.000		0	N.D.			
T 1,2-Dichloropropane	0.000		0	N.D.			
T Dibromomethane	7.401	93.0	1696	4.9683	ng	m	91
T Bromodichloromethane	7.583	83.0	2899	3.0198	ng		94
T cis-1,3-Dichloropropene	0.000		0	N.D.			
T Toluene	8.391	92.0	1710	0.8544	ng	m	88
T trans-1,3-Dichloropropene	0.000		0	N.D.			
T 1,1,2-Trichloroethane	0.000		0	N.D.			
T Tetrachloroethene	0.000		0	N.D.			
T 1,3-Dichloropropane	0.000		0	N.D.			
T Chlorodibromomethane	9.203	129.0	2500	3.9730	ng		77
T 1,2-Dibromoethane	0.000		0	N.D.			
T Chlorobenzene	0.000		0	N.D.			
T 1,1,1,2-Tetrachloroethane	0.000		0	N.D.			
T Ethylbenzene	9.925	91.0	663	0.7745	ng	m	71
T m+p-Xylenes	10.039	106.0	1131	2.5435	ng	m	81
T o-Xylene	10.435	106.0	662	1.4799	ng	m	98
T Styrene	0.000		0	N.D.			
T Bromoform	10.622	172.5	2876	8.3980	ng		95
T Bromobenzene	0.000		0	N.D.			
T 1,1,2,2-Tetrachloroethane	0.000		0	N.D.			
T 1,2,3-Trichloropropane	0.000		0	N.D.			
T 2-Chlorotoluene	0.000		0	N.D.			
T 4-Chlorotoluene	0.000		0	N.D.			
T 1,3-Dichlorobenzene	0.000		0	N.D.			
T 1,4-Dichlorobenzene	0.000		0	N.D.			
T 1,2-Dichlorobenzene	0.000		0	N.D.			

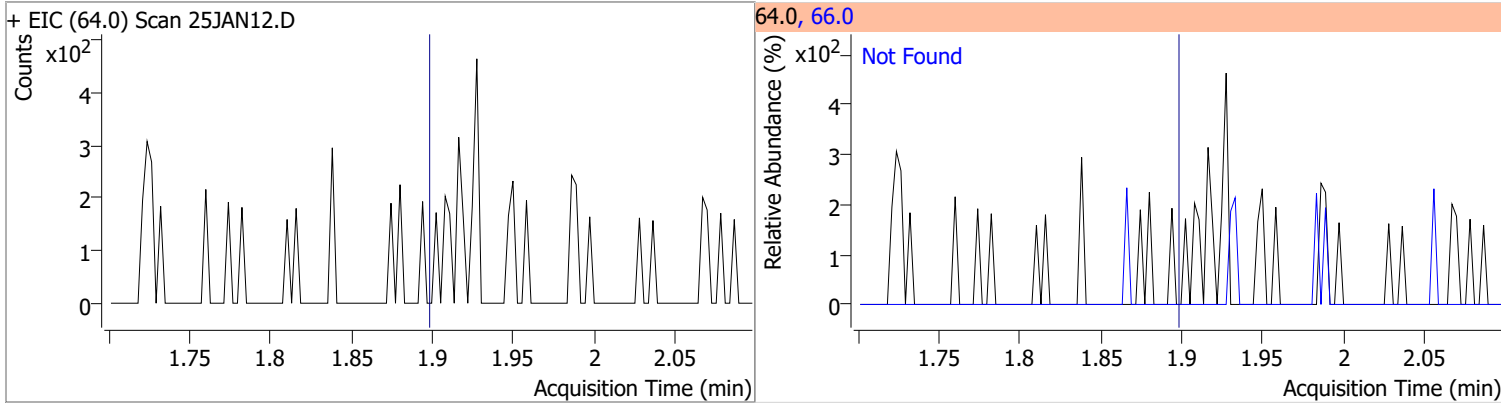
(#) = Qualifier Out of Range; (m) = Manual Integration; (+) = Area Summed; (*) = Surrogate Percent Recovery Out of Range; (d): Zeroed Peak

Quantitation Results Report (QT Reviewed)

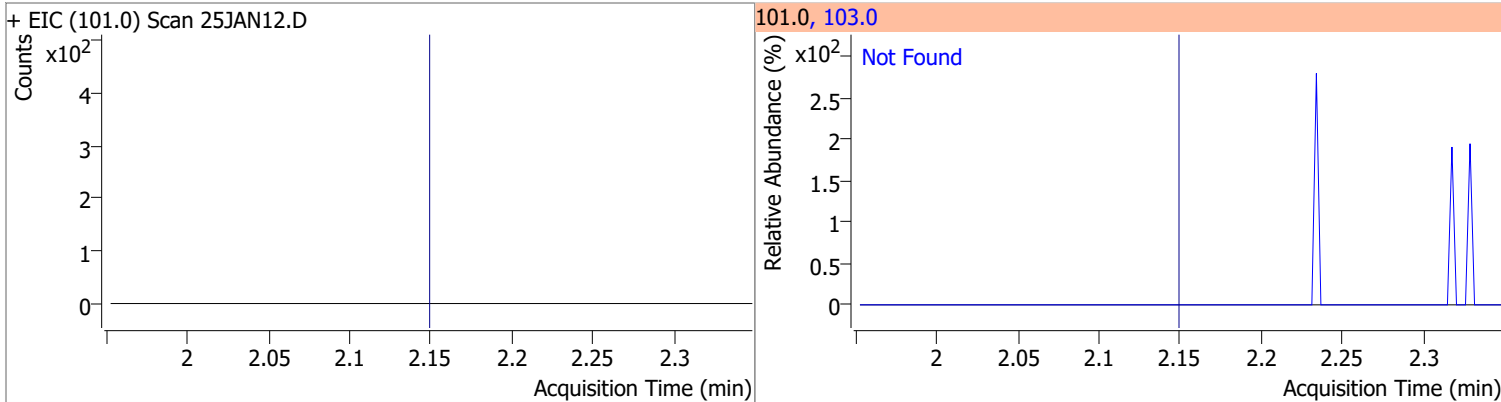


Quantitation Results Report (QT Reviewed)

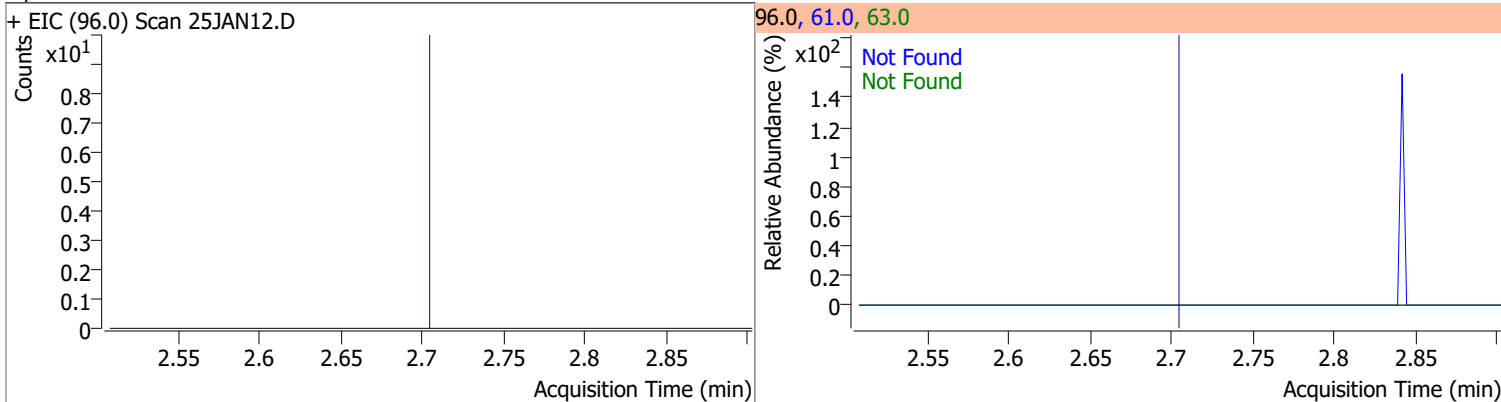
Compound	Conc.	Exp RT	QIon	Exp Ratio
Chloroethane	N.D.	1.90	66.0	30.0



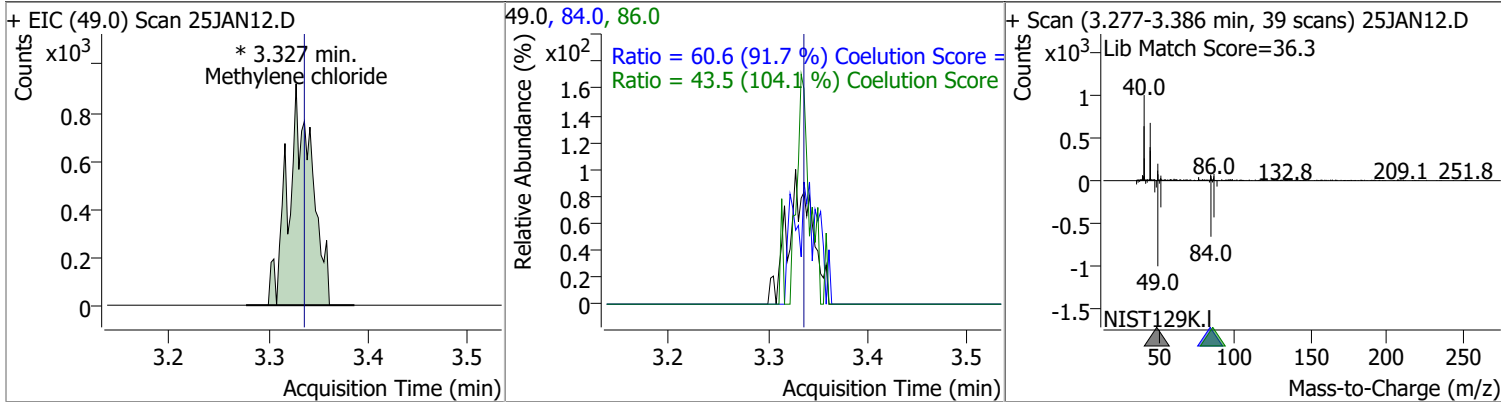
Compound	Conc.	Exp RT	QIon	Exp Ratio
Trichlorofluoromethane	N.D.	2.15	103.0	65.0



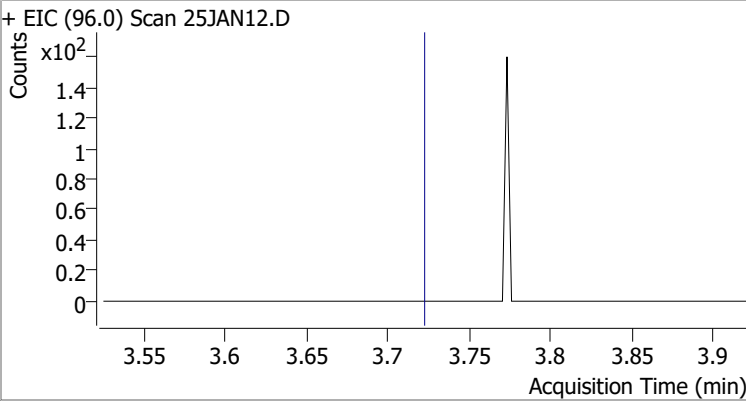
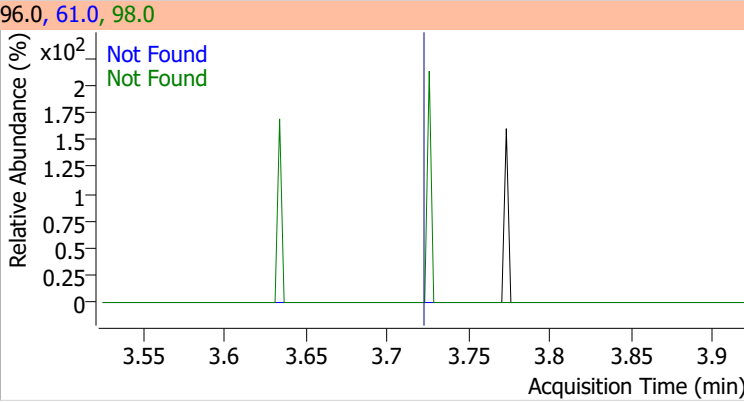
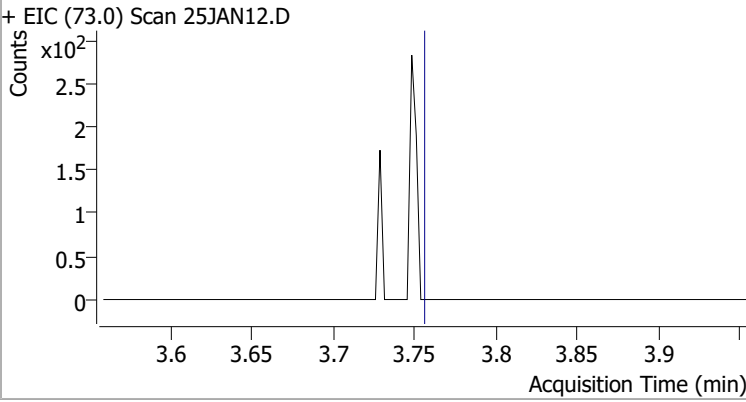
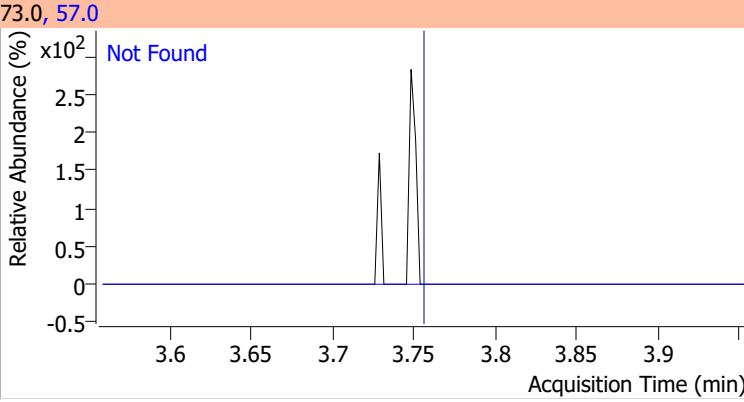
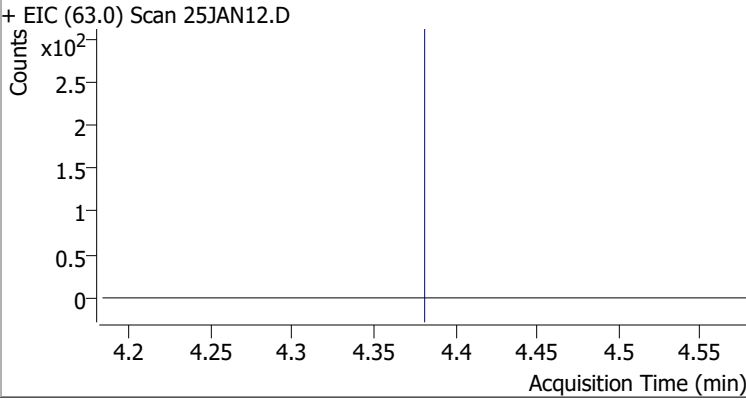
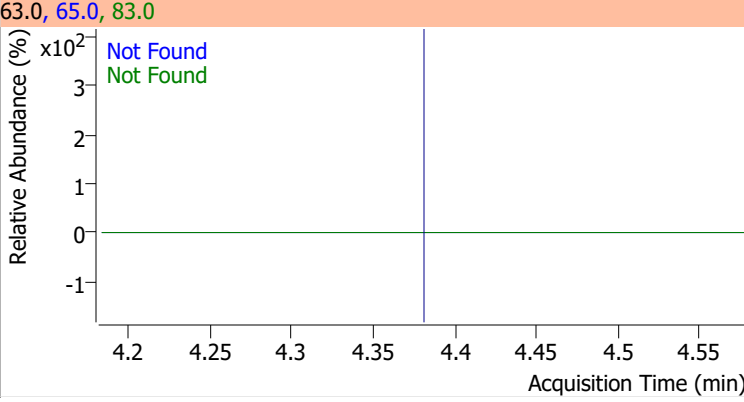
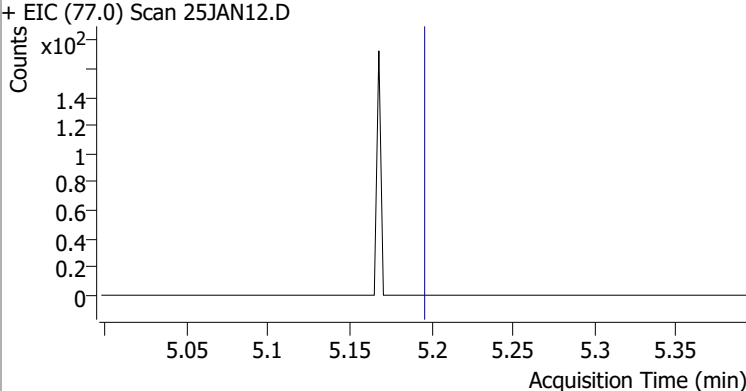
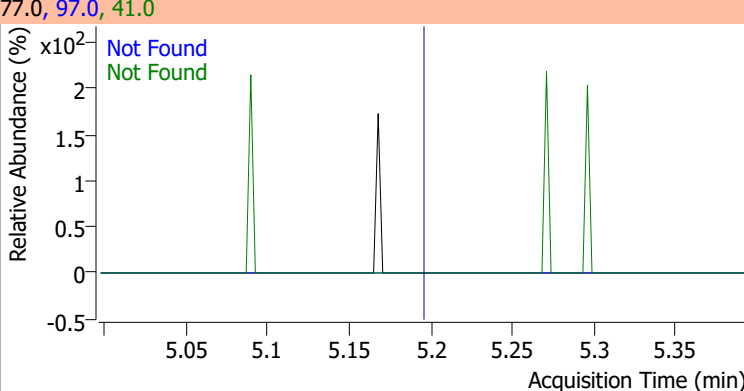
Compound	Conc.	Exp RT	QIon	Exp Ratio	QIon	Exp Ratio
1,1-Dichloroethene	N.D.	2.70	61.0	179.9	63.0	57.0



Compound	Conc.	RT	Dev(Min)	Resp.	QIon	QRatio	Lower	Upper
Methylene chloride	1.3547	3.33	-0.01	1547 (m)	84.0	60.6	36.1	96.1
					86.0	43.5	11.8	71.8

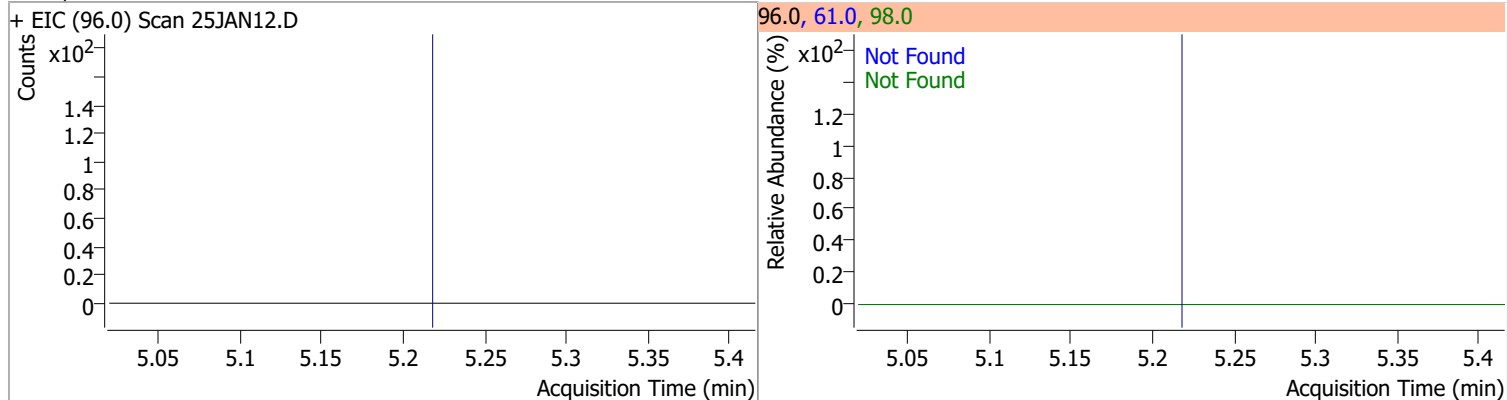


Quantitation Results Report (QT Reviewed)

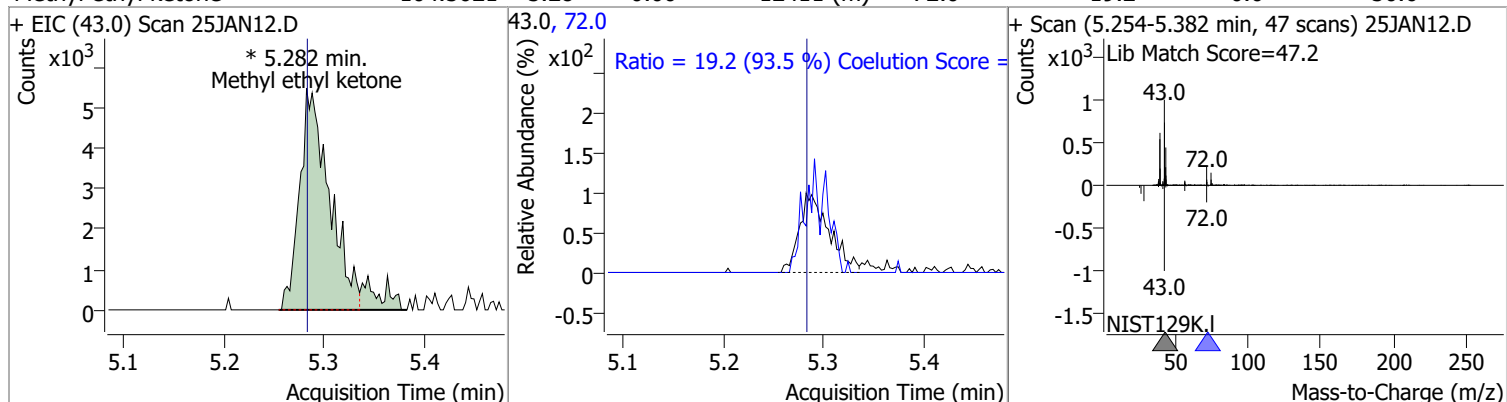
Compound	Conc.	Exp RT	QIon	Exp Ratio	QIon	Exp Ratio
trans-1,2-Dichloroethene	N.D.	3.72	61.0	154.8	98.0	62.1
+ EIC (96.0) Scan 25JAN12.D			96.0, 61.0, 98.0			
						
Methyl tert-butyl ether (MTBE)	N.D.	3.75	57.0	24.6		
+ EIC (73.0) Scan 25JAN12.D			73.0, 57.0			
						
1,1-Dichloroethane	N.D.	4.38	65.0	31.0	83.0	12.7
+ EIC (63.0) Scan 25JAN12.D			63.0, 65.0, 83.0			
						
2,2-Dichloropropane	N.D.	5.19	41.0	68.8	97.0	23.9
+ EIC (77.0) Scan 25JAN12.D			77.0, 97.0, 41.0			
						

Quantitation Results Report (QT Reviewed)

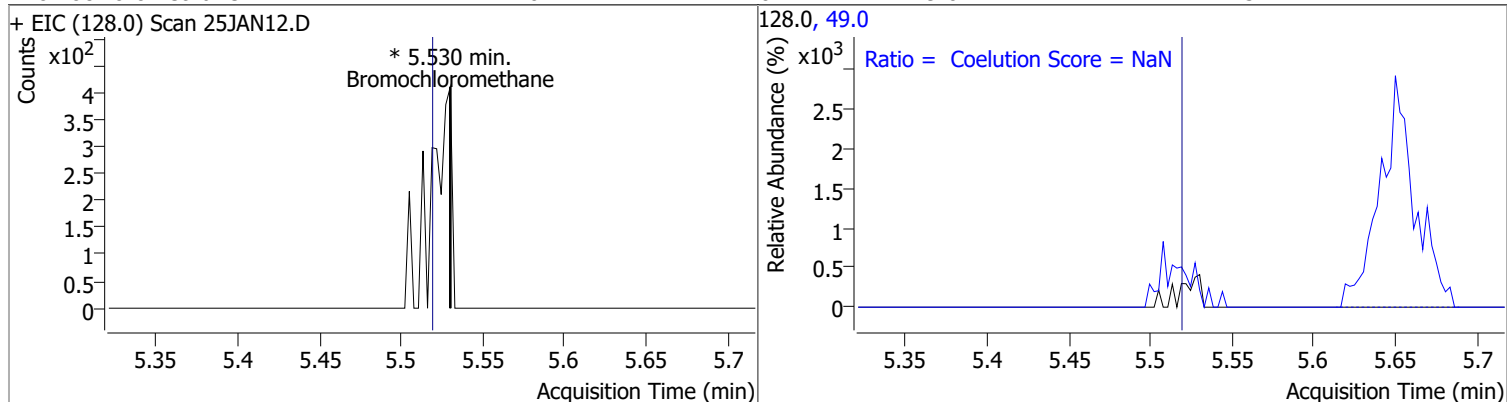
Compound	Conc.	Exp RT	QIon	Exp Ratio	QIon	Exp Ratio
cis-1,2-Dichloroethene	N.D.	5.21	61.0	160.4	98.0	66.2



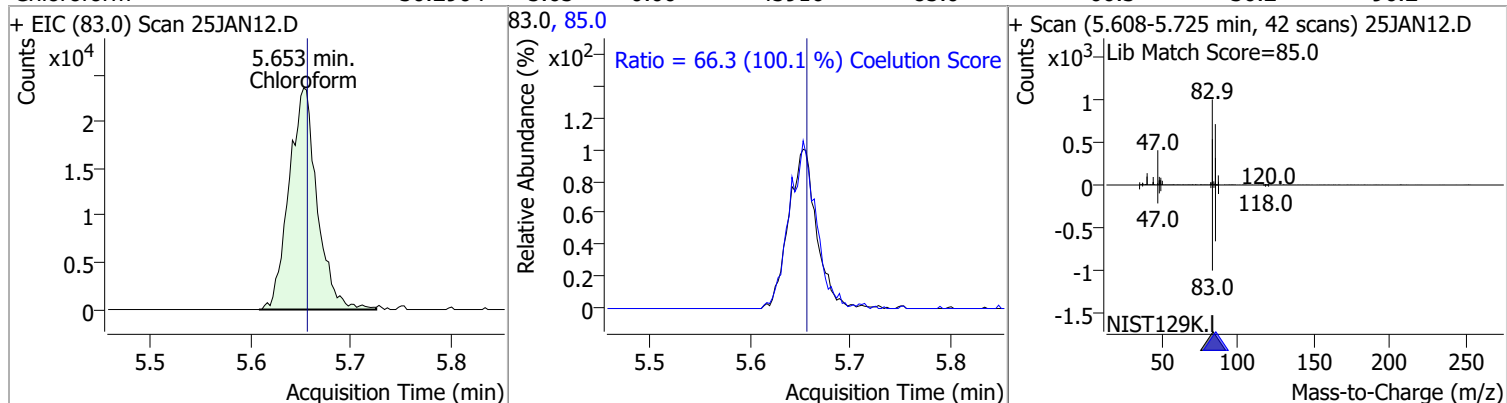
Compound	Conc.	RT	Dev(Min)	Resp.	QIon	QRatio	Lower	Upper
Methyl ethyl ketone	104.5621	5.28	0.00	12411 (m)	72.0	19.2	0.0	50.6



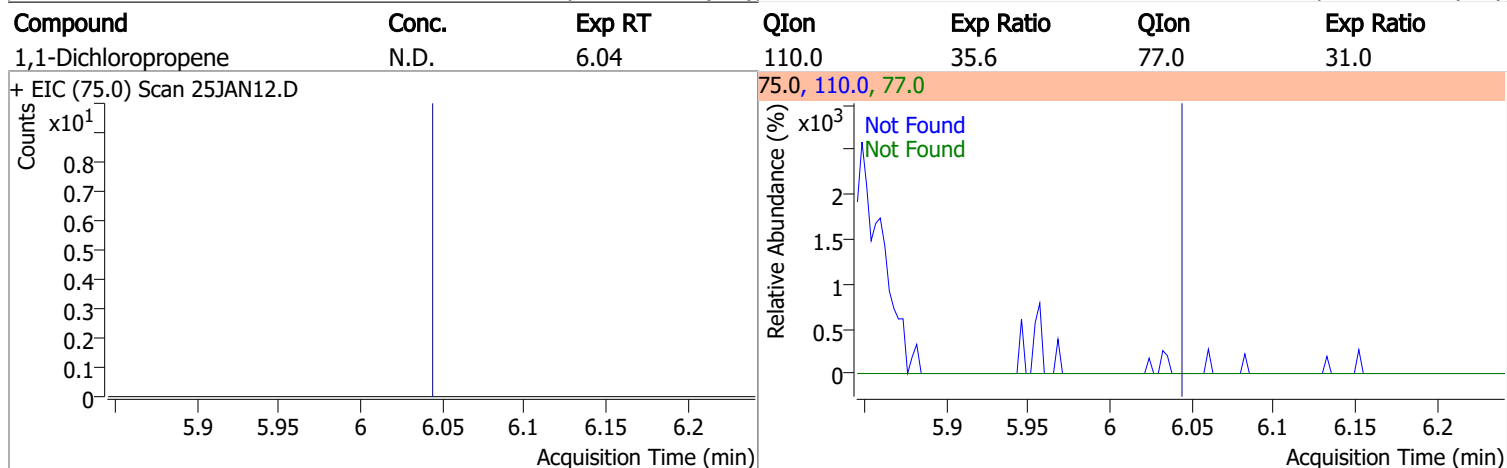
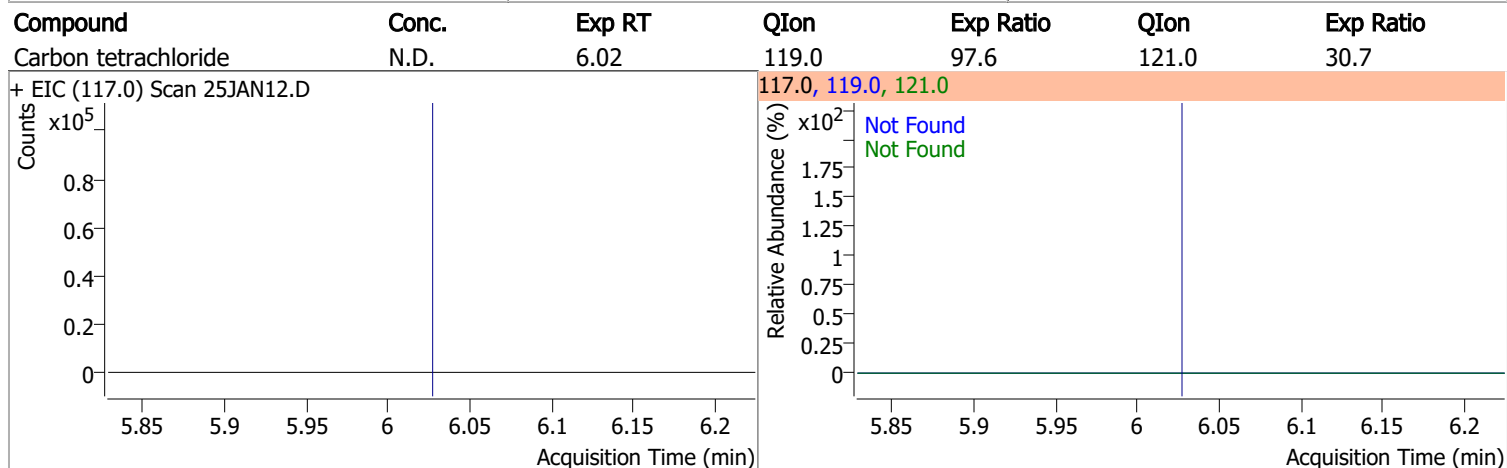
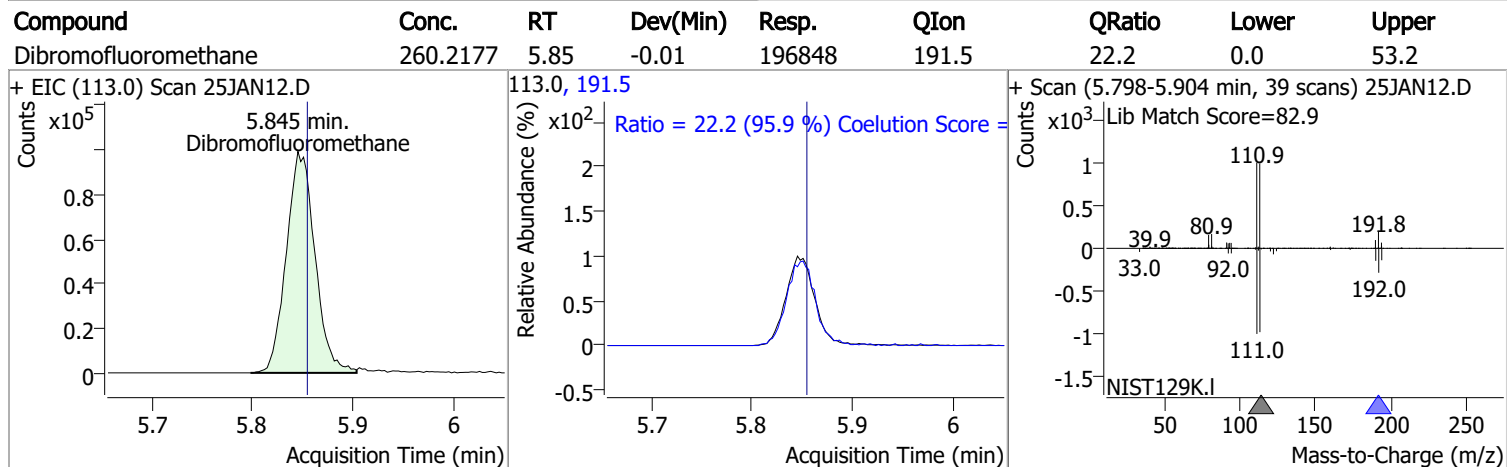
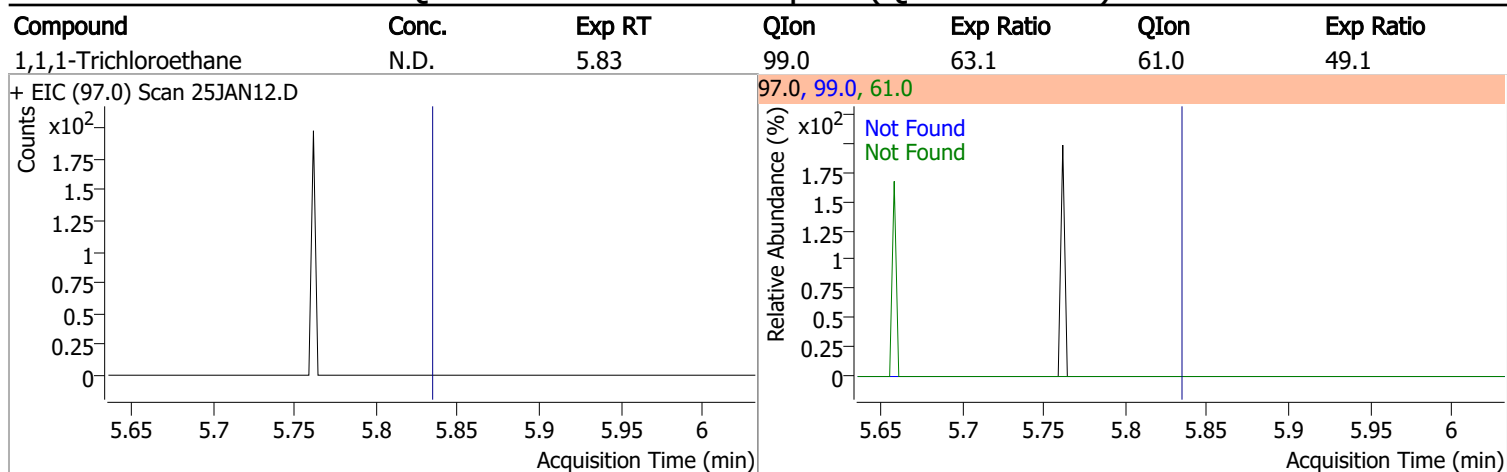
Compound	Conc.	RT	Dev(Min)	Resp.	QIon	QRatio	Lower	Upper
Bromochloromethane	0	0	0	0	49.0	152.2	212.2	



Compound	Conc.	RT	Dev(Min)	Resp.	QIon	QRatio	Lower	Upper
Chloroform	30.2904	5.65	0.00	45916	85.0	66.3	36.2	96.2

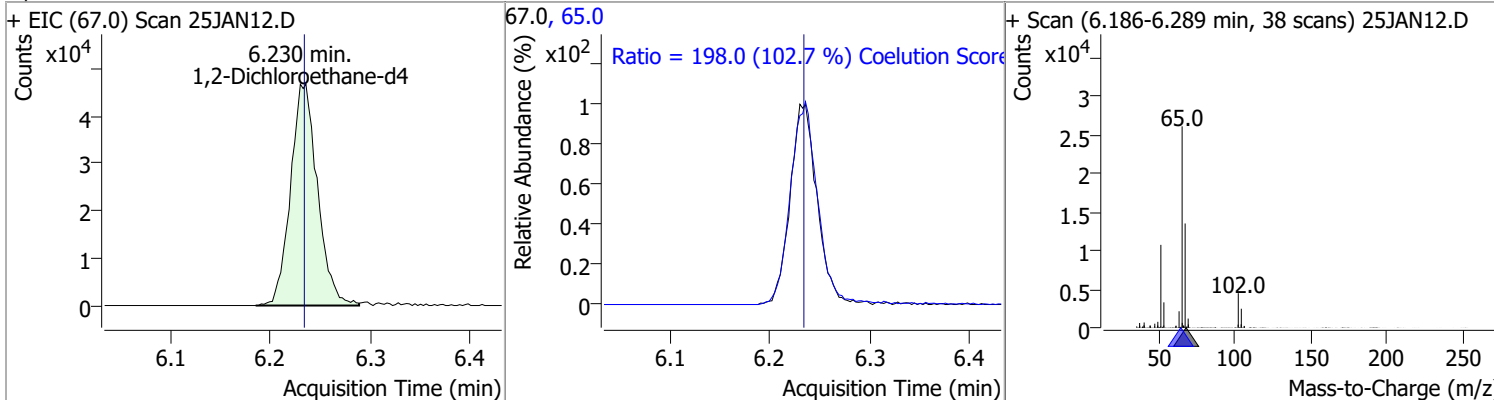


Quantitation Results Report (QT Reviewed)

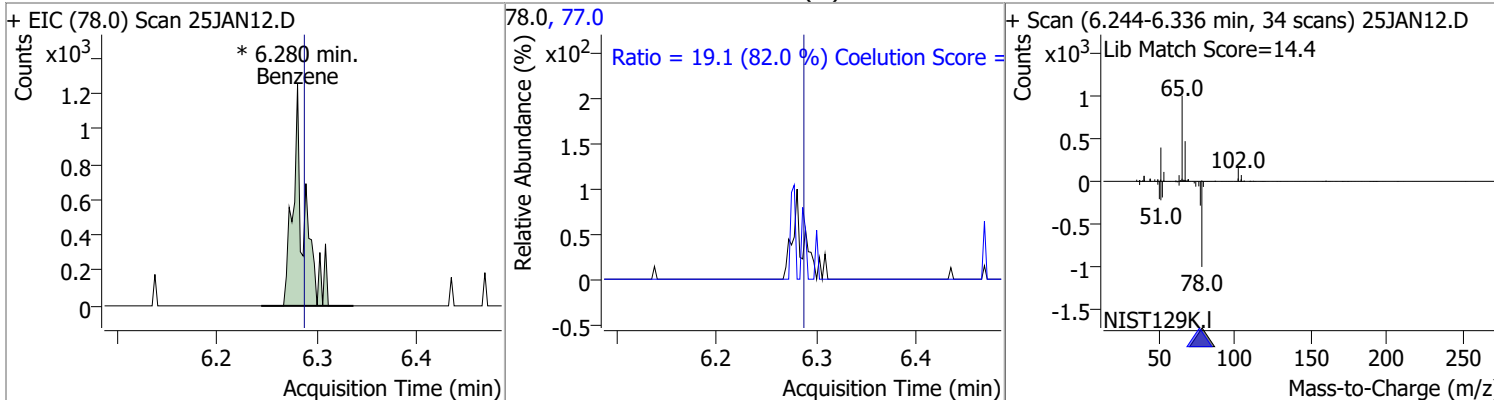


Quantitation Results Report (QT Reviewed)

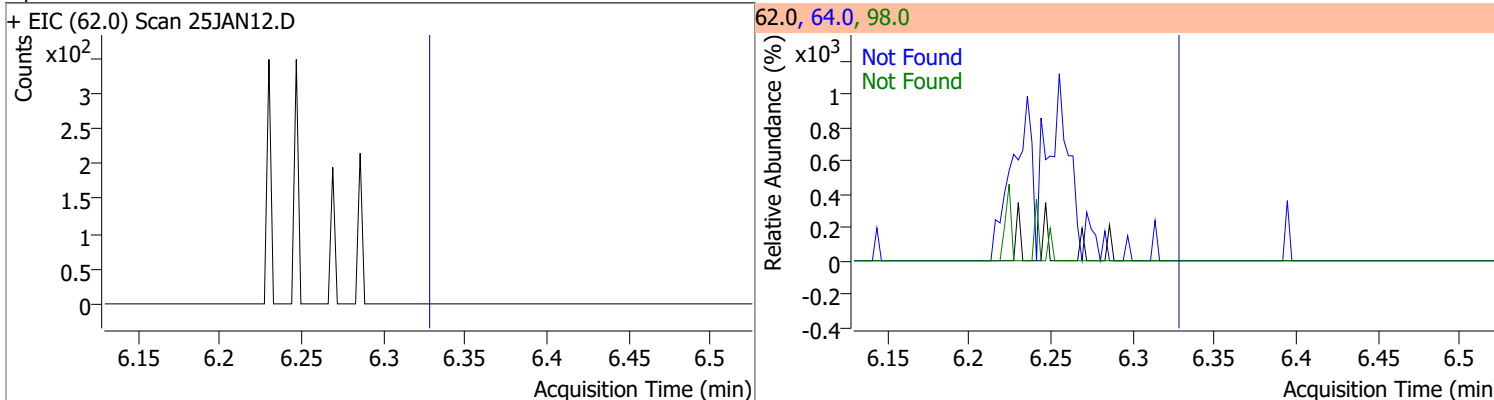
Compound	Conc.	RT	Dev(Min)	Resp.	QIon	QRatio	Lower	Upper
1,2-Dichloroethane-d4	266.6406	6.23	0.00	87132	65.0	198.0	162.8	222.8



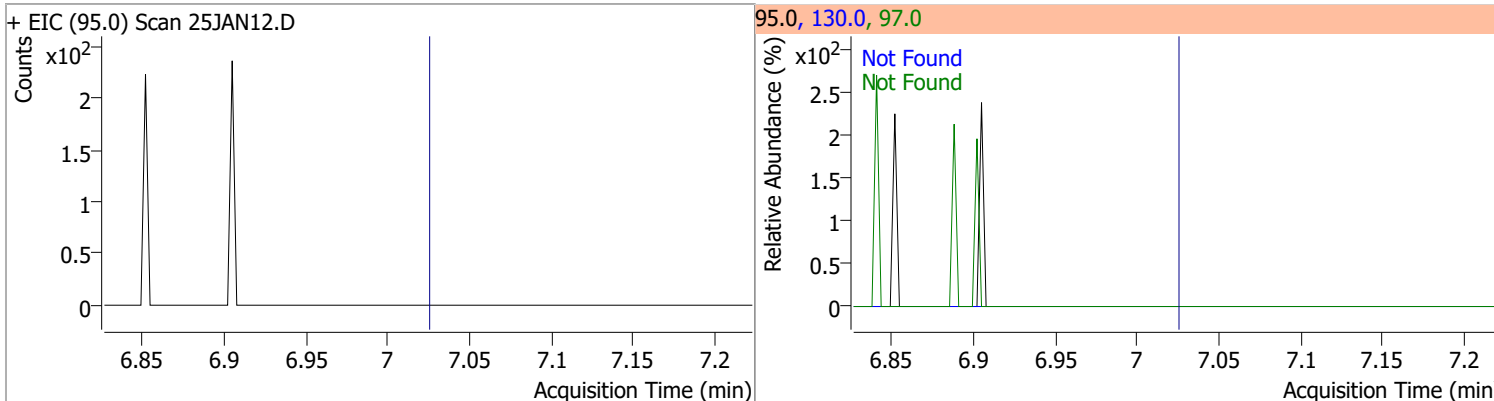
Compound	Conc.	RT	Dev(Min)	Resp.	QIon	QRatio	Lower	Upper
Benzene	0.3202	6.28	0.00	999 (m)	77.0	19.1	0.0	53.3



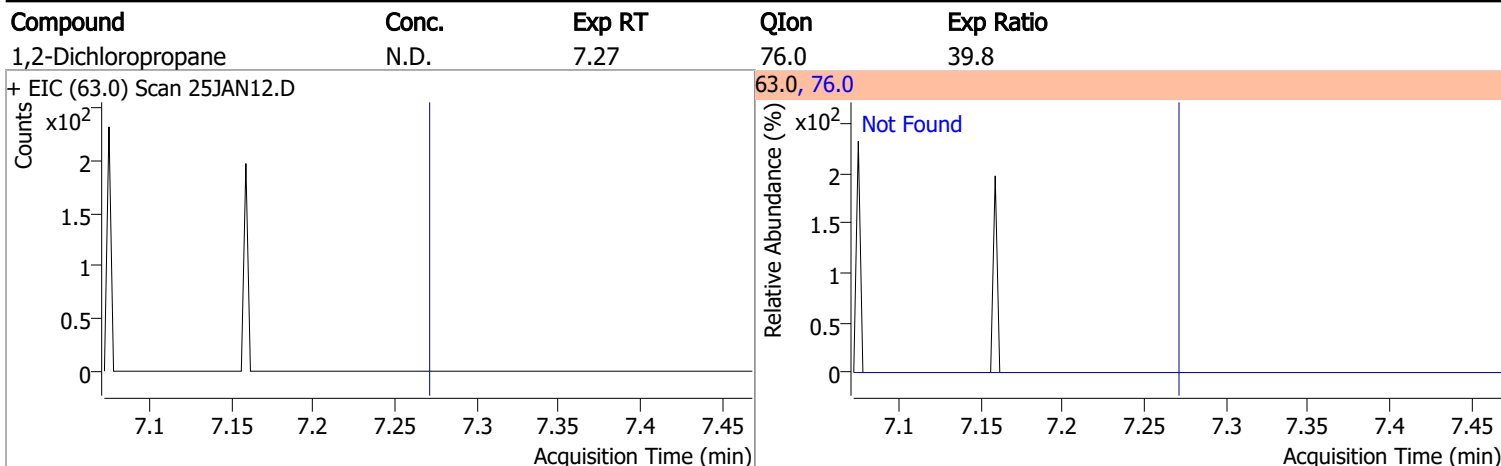
Compound	Conc.	Exp RT	QIon	Exp Ratio	QIon	Exp Ratio
1,2-Dichloroethane	N.D.	6.32	64.0	32.2	98.0	8.2



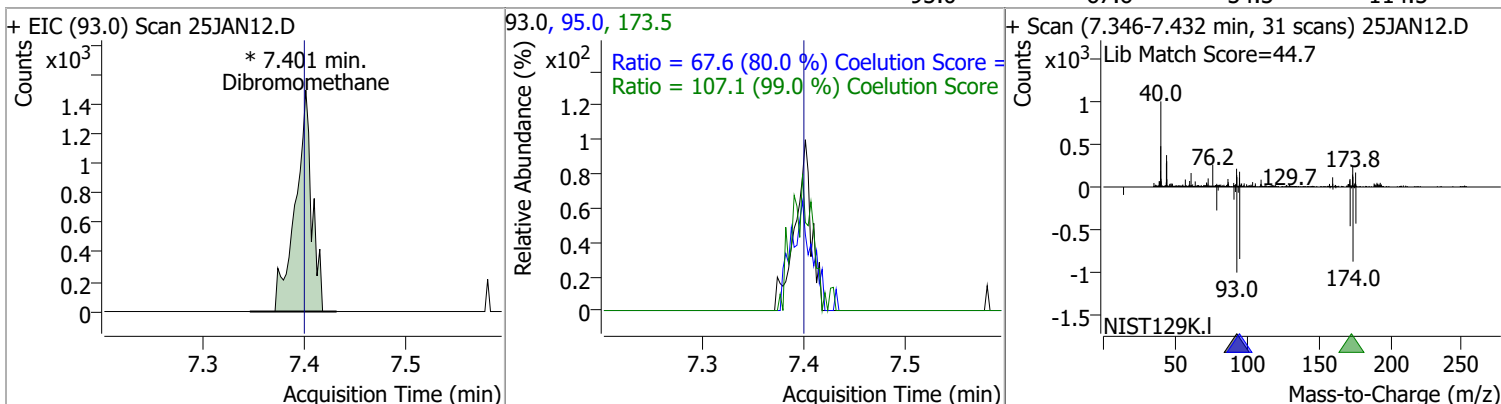
Compound	Conc.	Exp RT	QIon	Exp Ratio	QIon	Exp Ratio
Trichloroethene	N.D.	7.02	130.0	105.6	97.0	65.7



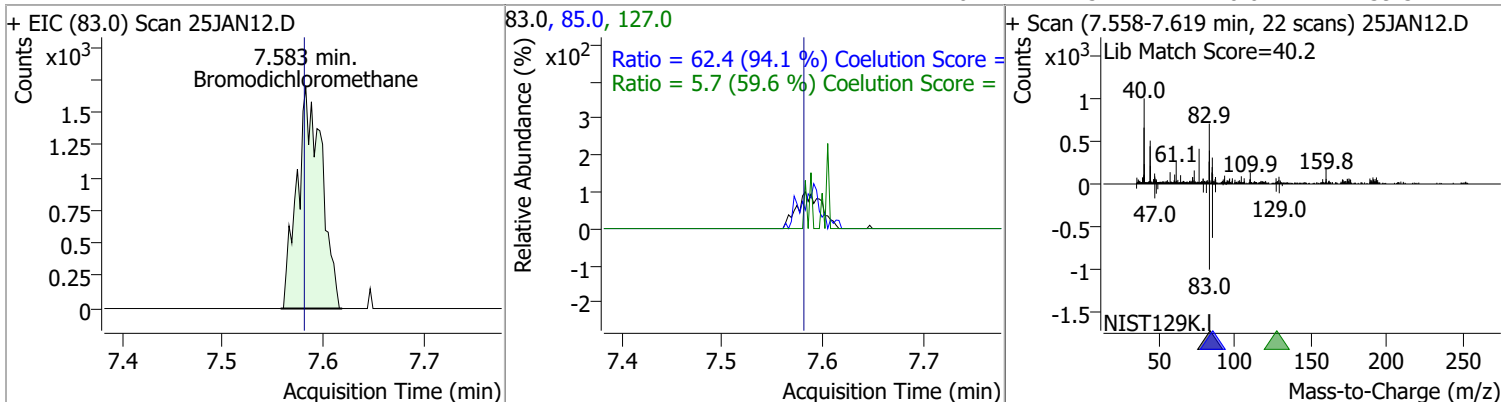
Quantitation Results Report (QT Reviewed)



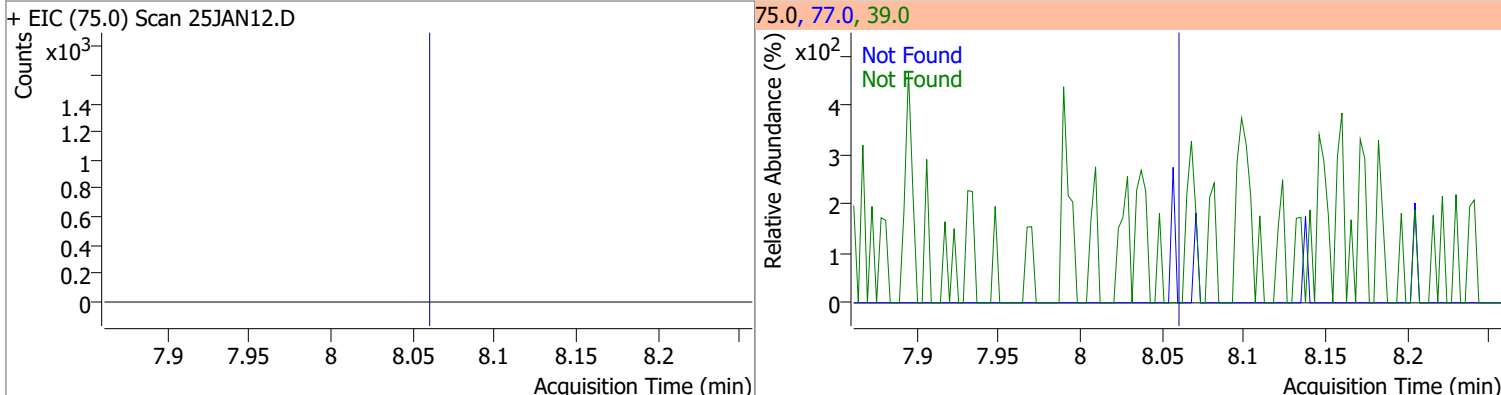
Compound	Conc.	RT	Dev(Min)	Resp.	QIon	QRatio	Lower	Upper
Dibromomethane	4.9683	7.40	0.00	1696 (m)	173.5	107.1	78.2	138.2
					95.0	67.6	54.5	114.5



Compound	Conc.	RT	Dev(Min)	Resp.	QIon	QRatio	Lower	Upper
Bromodichloromethane	3.0198	7.58	0.00	2899	85.0	62.4	36.3	96.3
					127.0	5.7	0.0	39.5

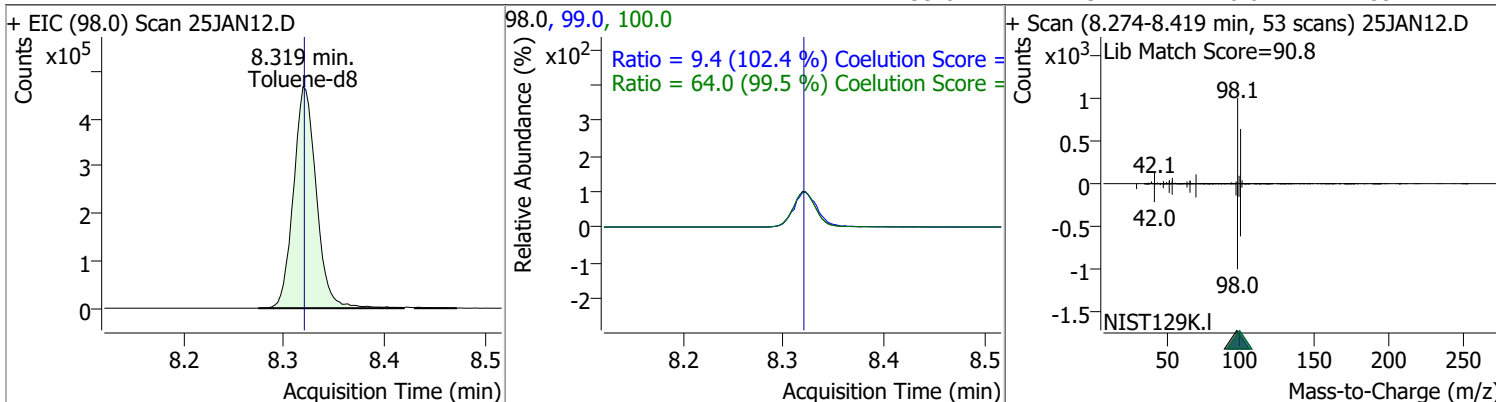


Compound	Conc.	Exp RT	QIon	Exp Ratio	QIon	Exp Ratio
cis-1,3-Dichloropropene	N.D.	8.06	39.0	52.5	77.0	31.8

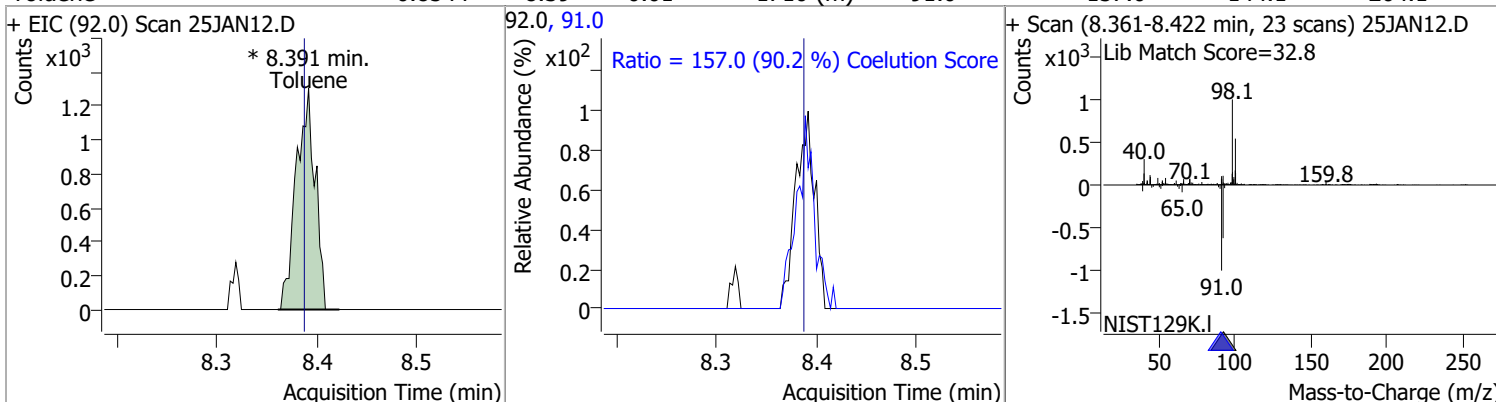


Quantitation Results Report (QT Reviewed)

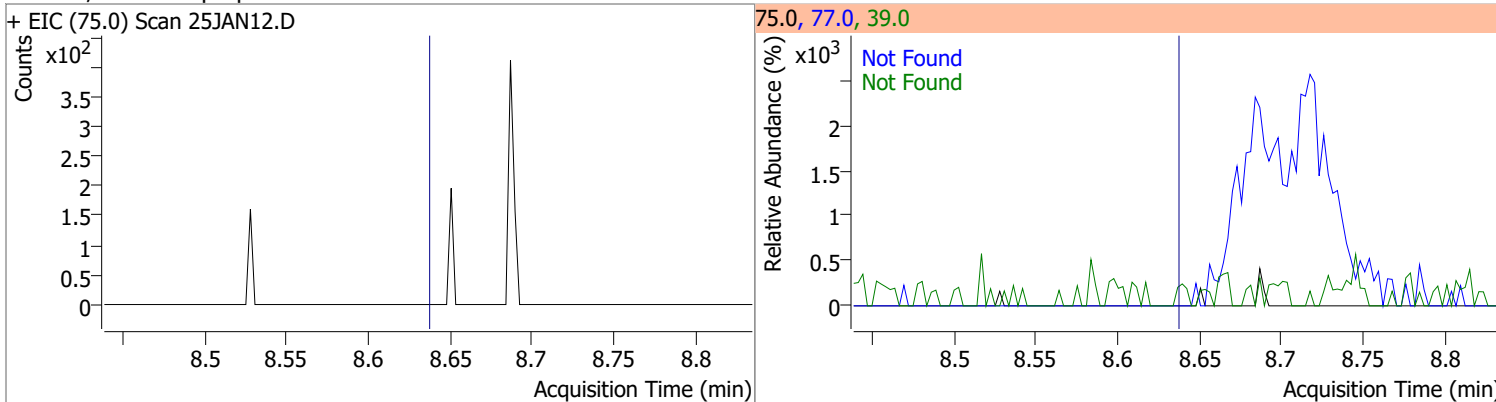
Compound	Conc.	RT	Dev(Min)	Resp.	QIon	QRatio	Lower	Upper
Toluene-d8	246.2204	8.32	0.00	739153	100.0	64.0	34.3	94.3
					99.0	9.4	0.0	39.2



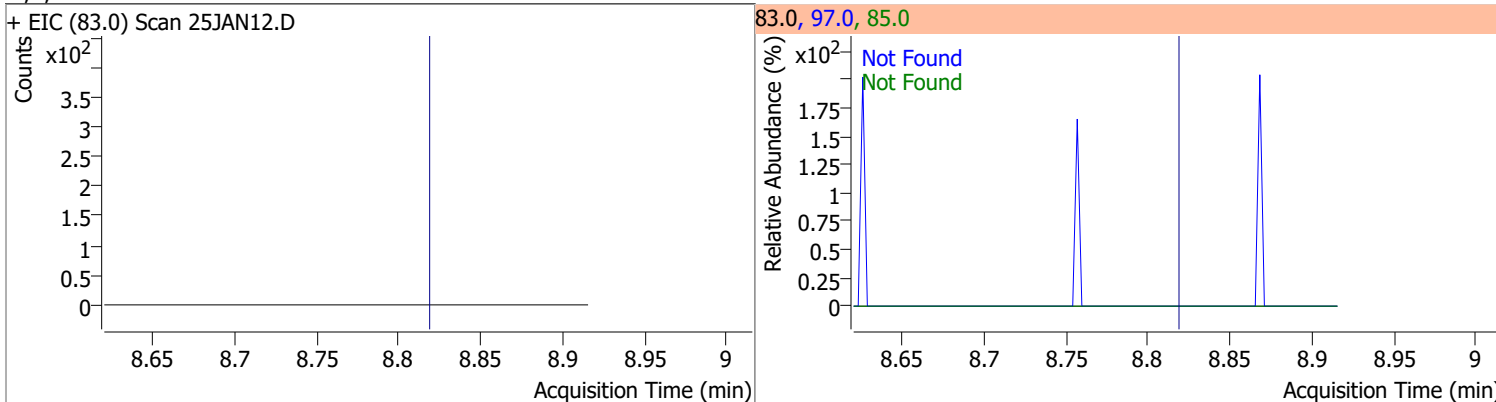
Compound	Conc.	RT	Dev(Min)	Resp.	QIon	QRatio	Lower	Upper
Toluene	0.8544	8.39	0.01	1710 (m)	91.0	157.0	144.1	204.1



Compound	Conc.	Exp RT	QIon	Exp Ratio	QIon	Exp Ratio
trans-1,3-Dichloropropene	N.D.	8.64	39.0	53.0	77.0	31.0

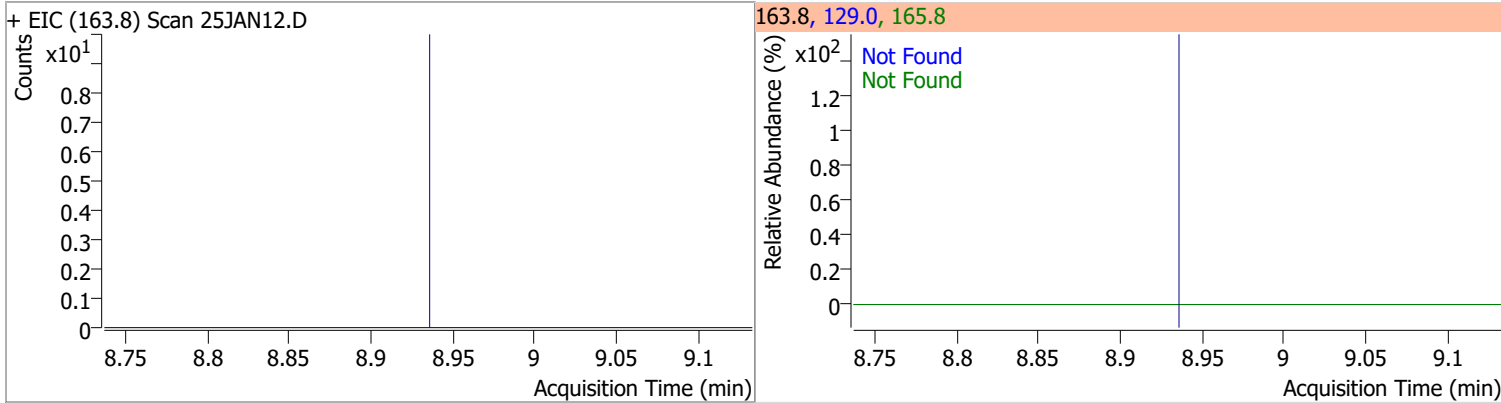


Compound	Conc.	Exp RT	QIon	Exp Ratio	QIon	Exp Ratio
1,1,2-Trichloroethane	N.D.	8.82	97.0	110.7	85.0	60.7

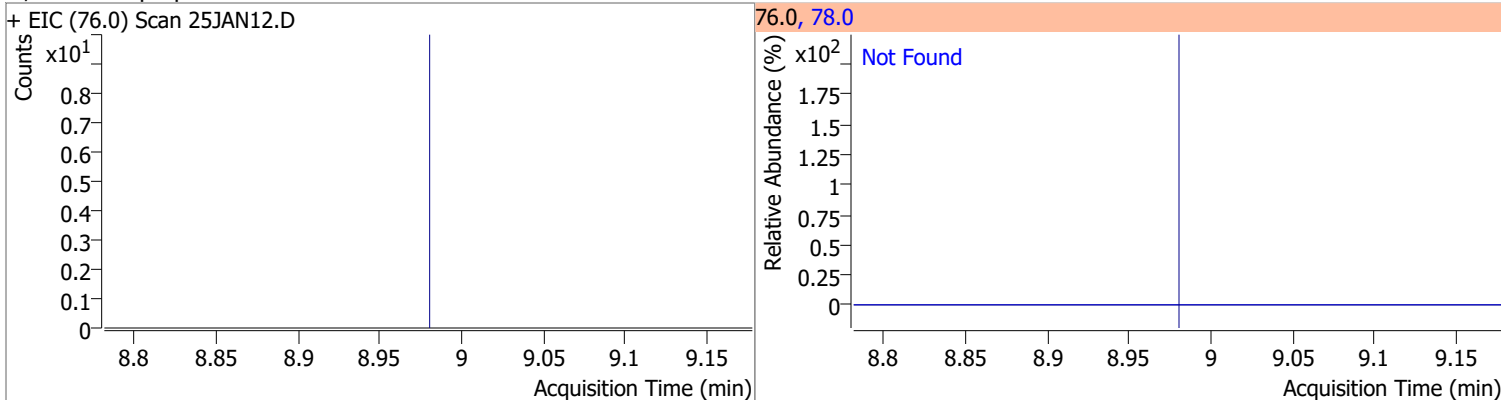


Quantitation Results Report (QT Reviewed)

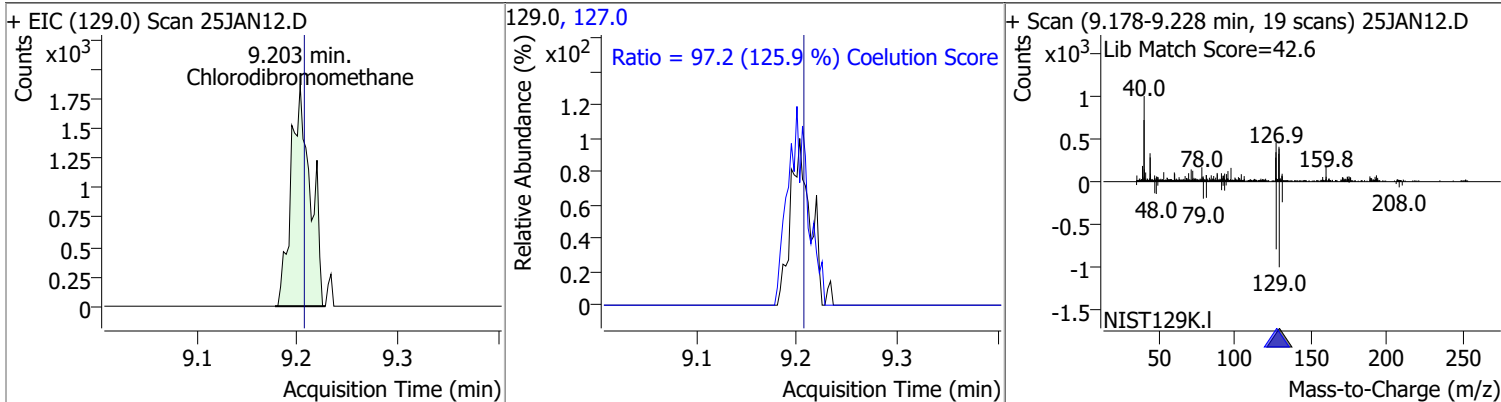
Compound	Conc.	Exp RT	QIon	Exp Ratio	QIon	Exp Ratio
Tetrachloroethene	N.D.	8.94	165.8	126.1	129.0	90.5



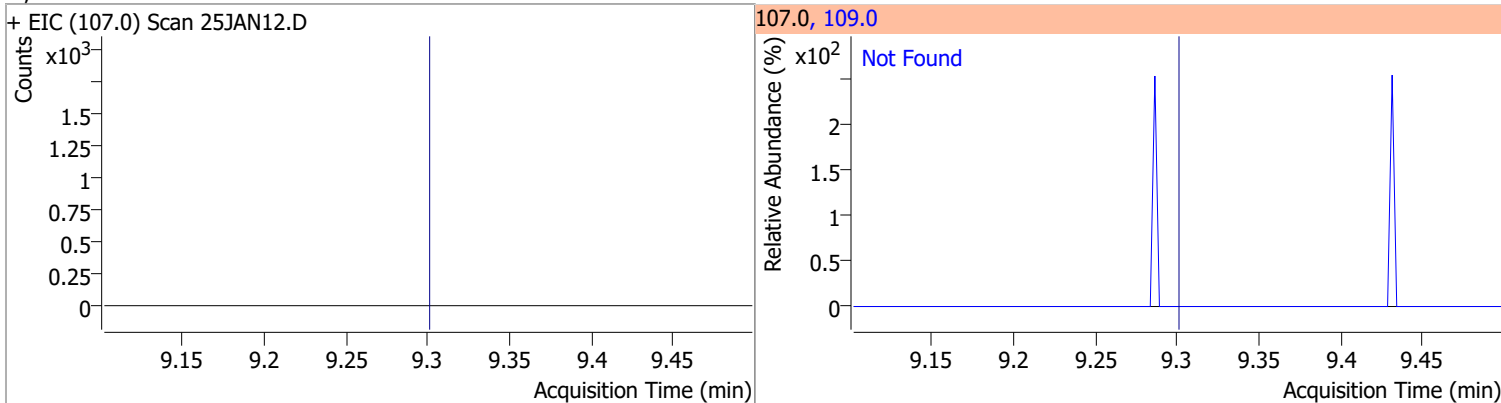
Compound	Conc.	Exp RT	QIon	Exp Ratio
1,3-Dichloropropane	N.D.	8.98	78.0	32.4



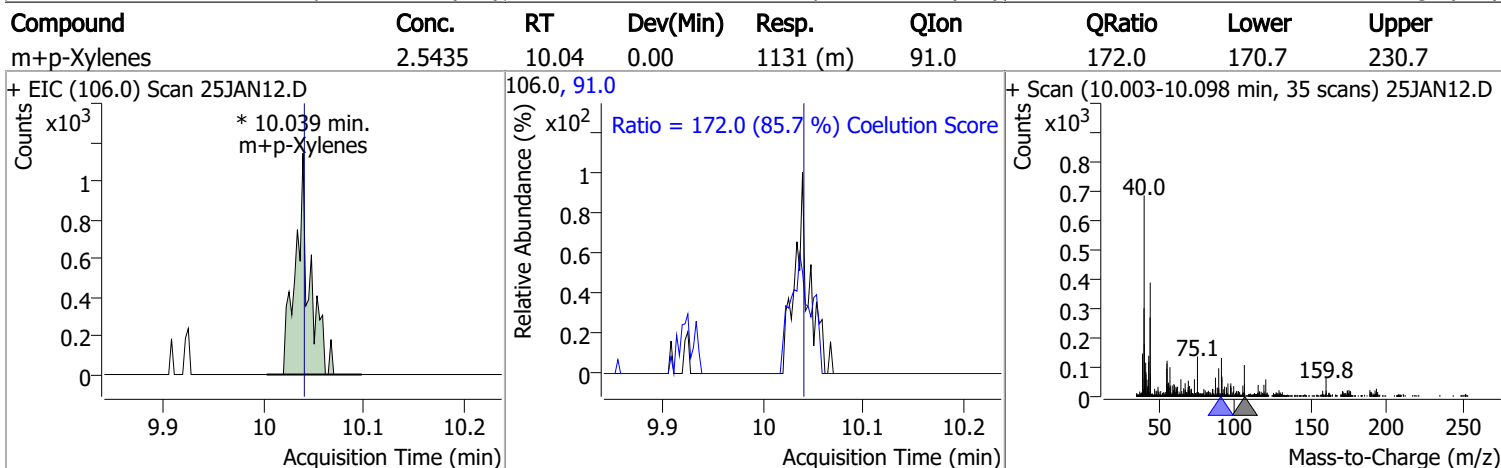
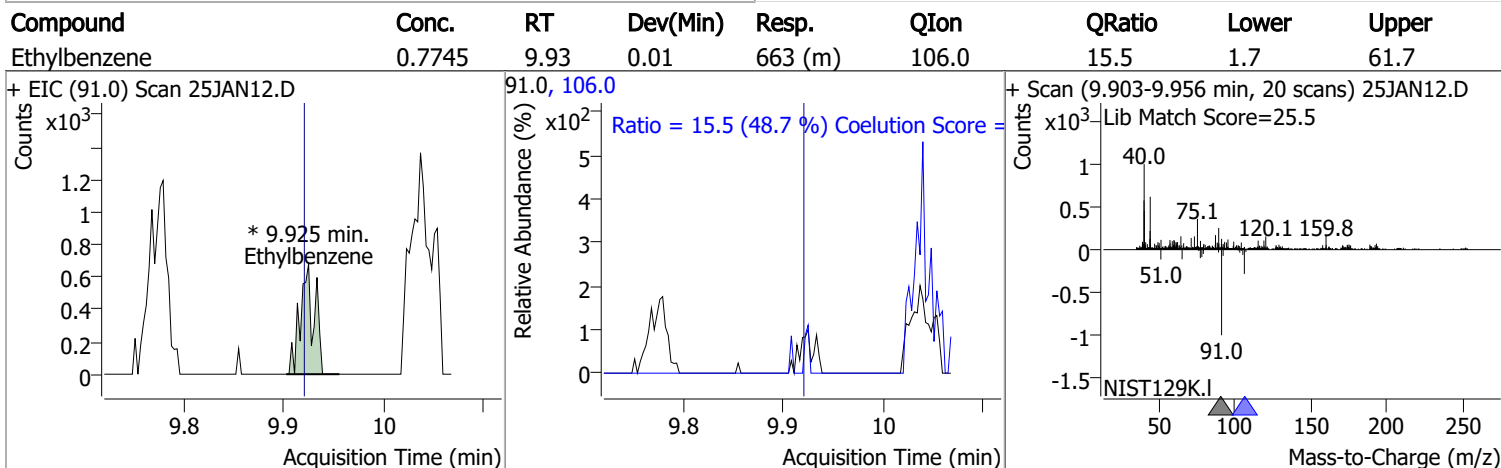
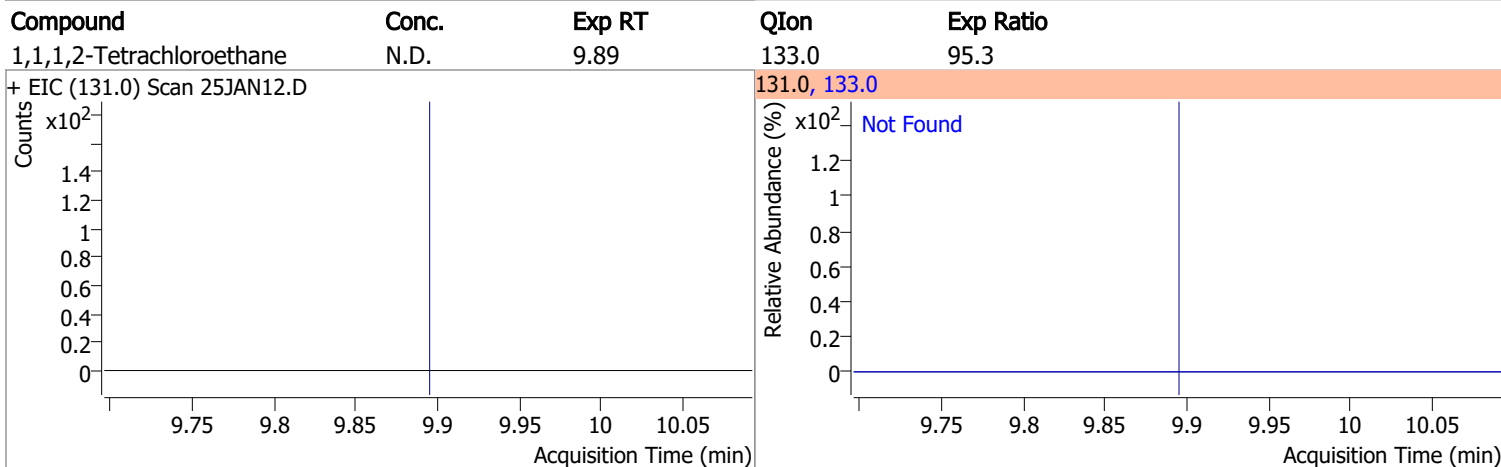
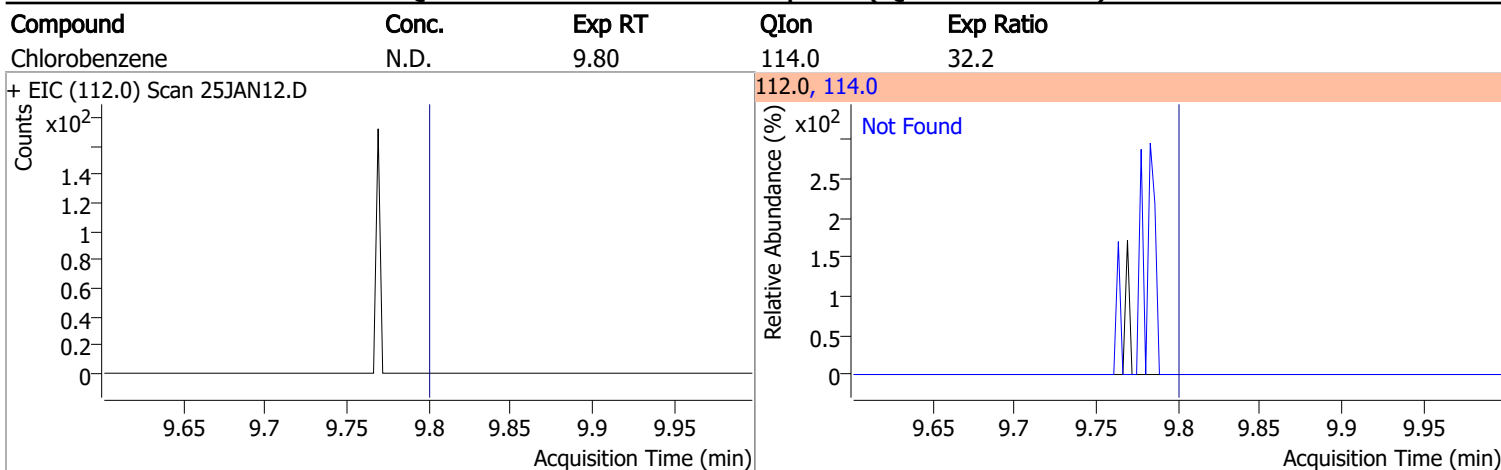
Compound	Conc.	RT	Dev(Min)	Resp.	QIon	QRatio	Lower	Upper
Chlorodibromomethane	3.9730	9.20	0.00	2500	127.0	97.2	47.2	107.2



Compound	Conc.	Exp RT	QIon	Exp Ratio
1,2-Dibromoethane	N.D.	9.30	109.0	91.5

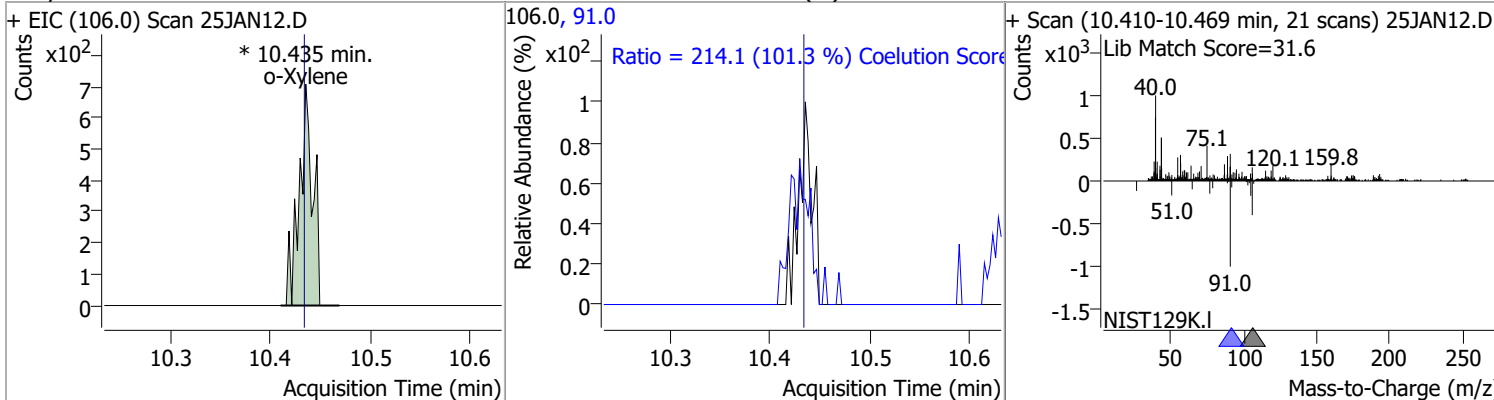


Quantitation Results Report (QT Reviewed)

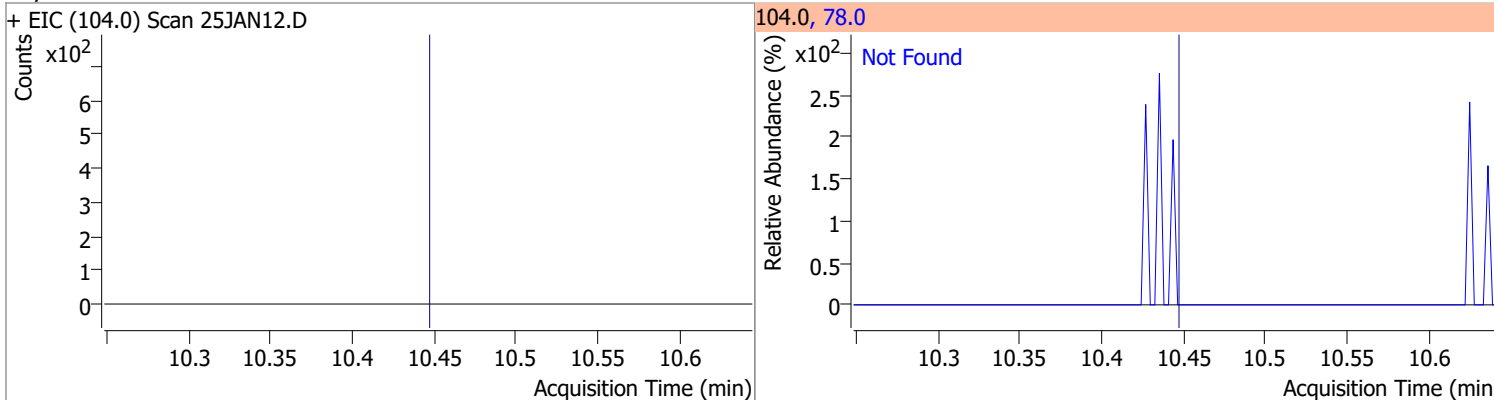


Quantitation Results Report (QT Reviewed)

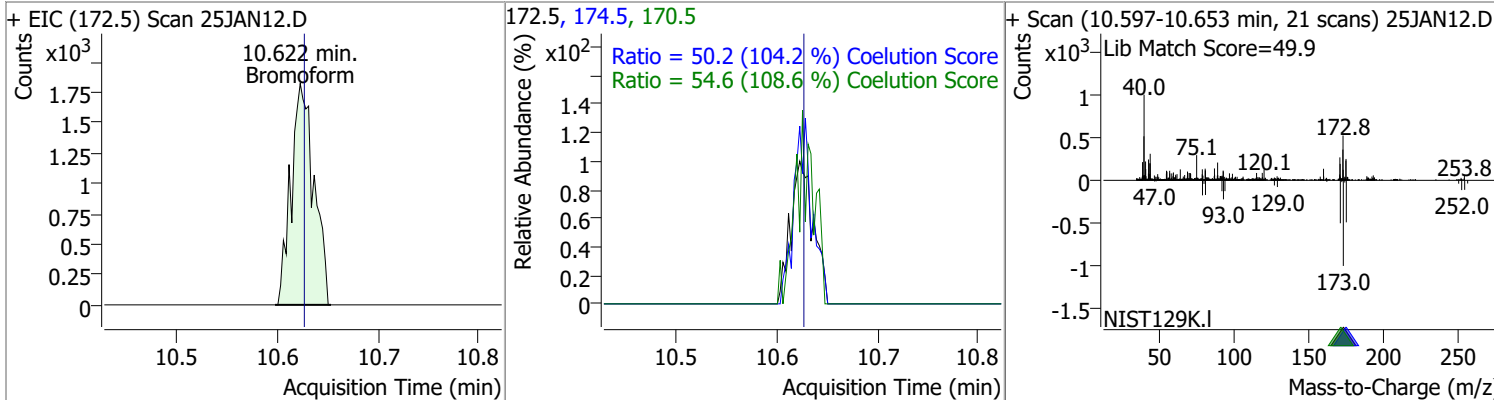
Compound	Conc.	RT	Dev(Min)	Resp.	QIon	QRatio	Lower	Upper
o-Xylene	1.4799	10.44	0.00	662 (m)	91.0	214.1	181.4	241.4



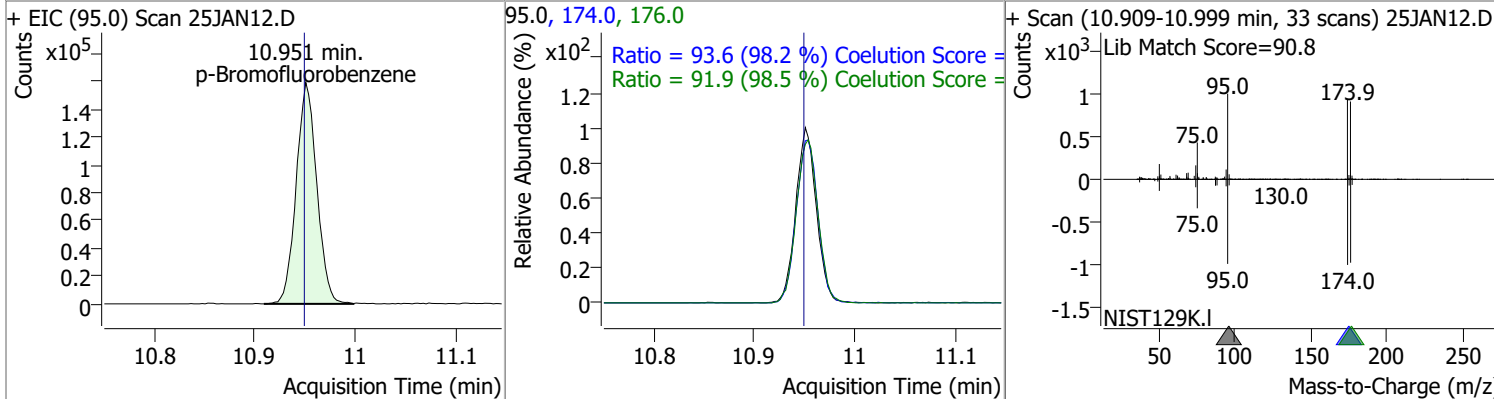
Compound	Conc.	Exp RT	QIon	Exp Ratio
Styrene	N.D.	10.45	78.0	50.6



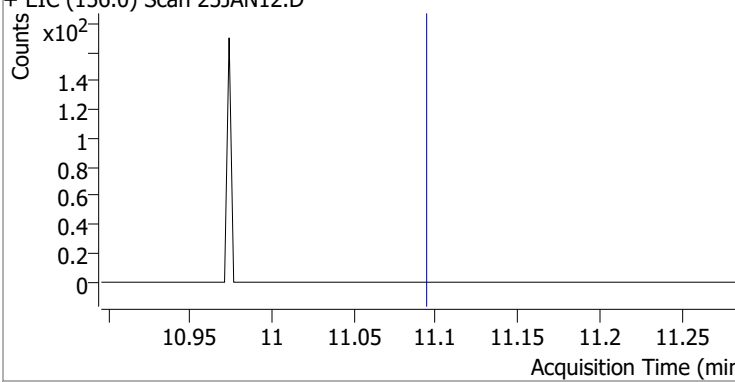
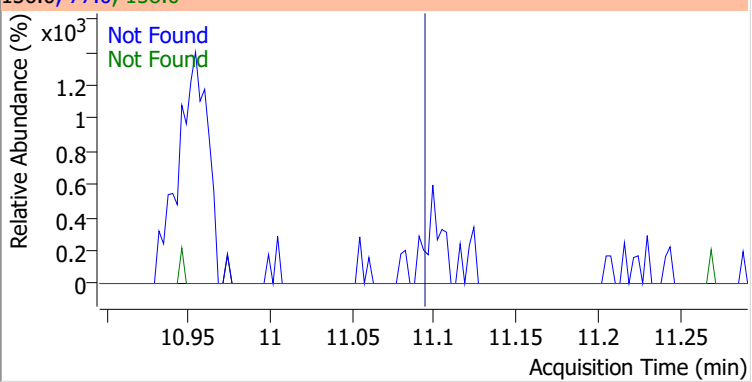
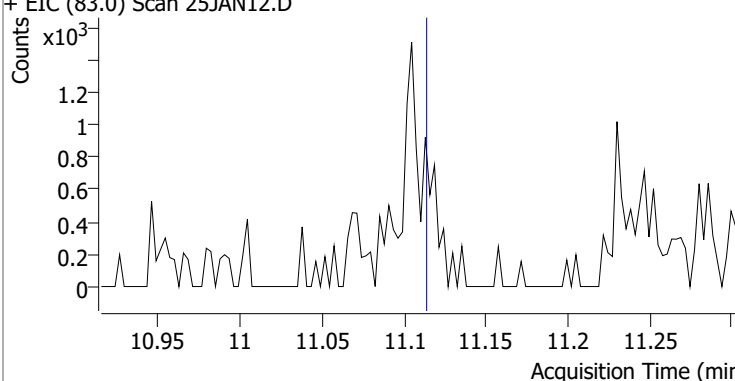
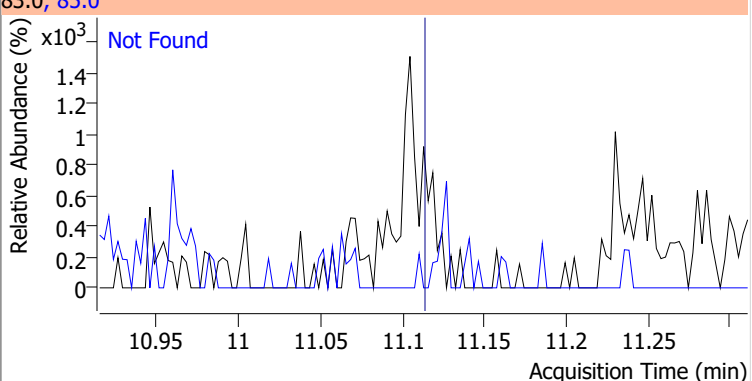
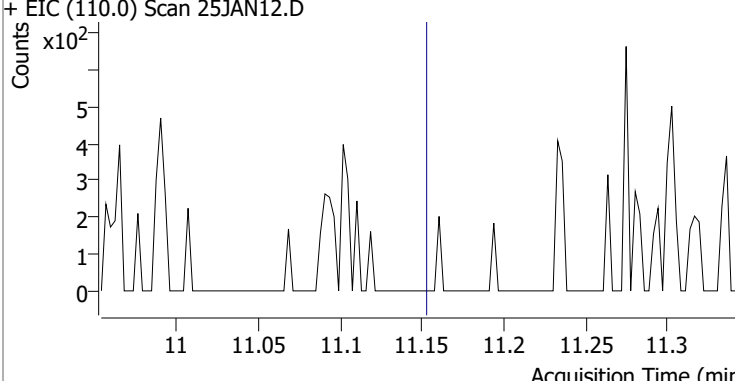
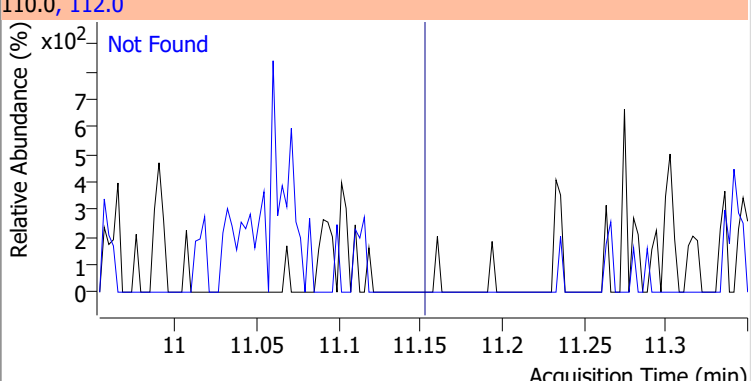
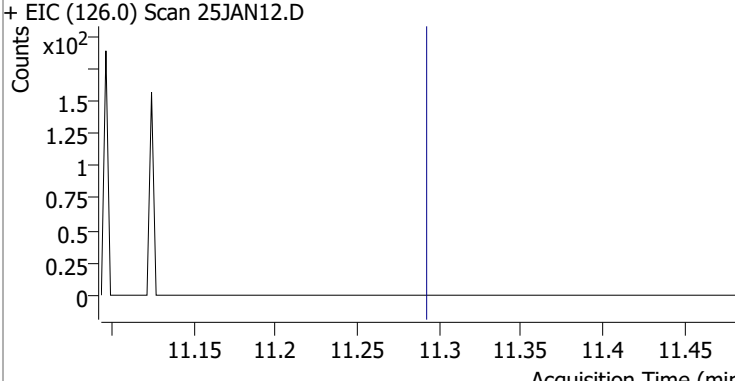
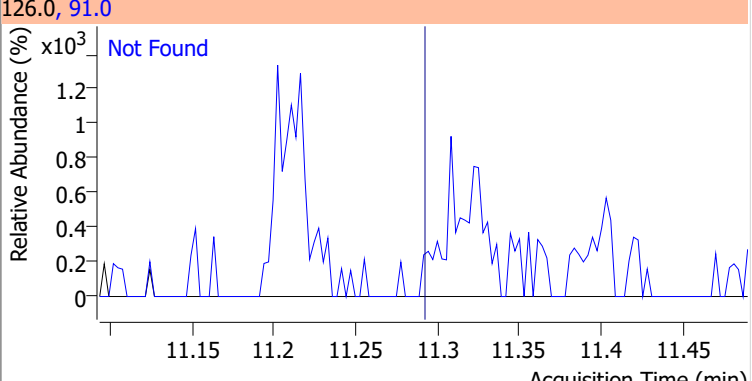
Compound	Conc.	RT	Dev(Min)	Resp.	QIon	QRatio	Lower	Upper
Bromoform	8.3980	10.62	0.00	2876	170.5	54.6	20.3	80.3
					174.5	50.2	18.1	78.1



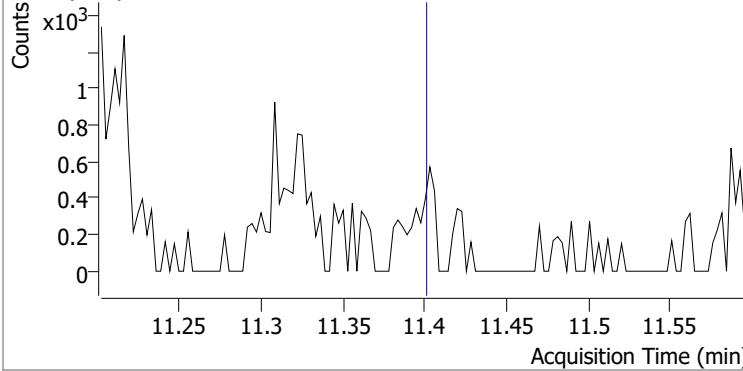
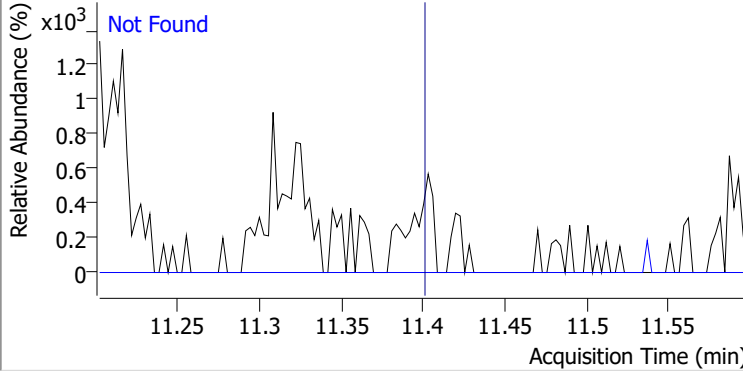
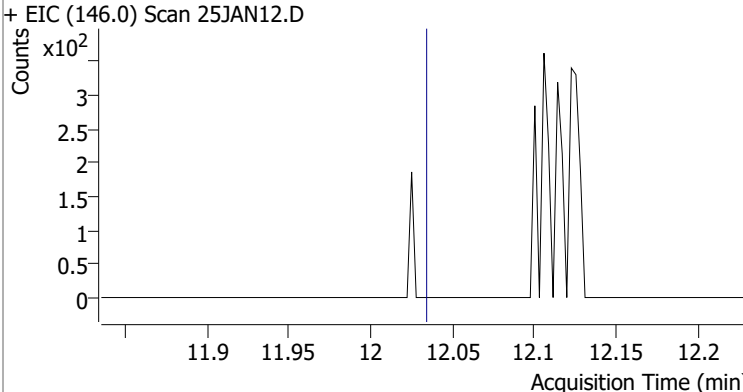
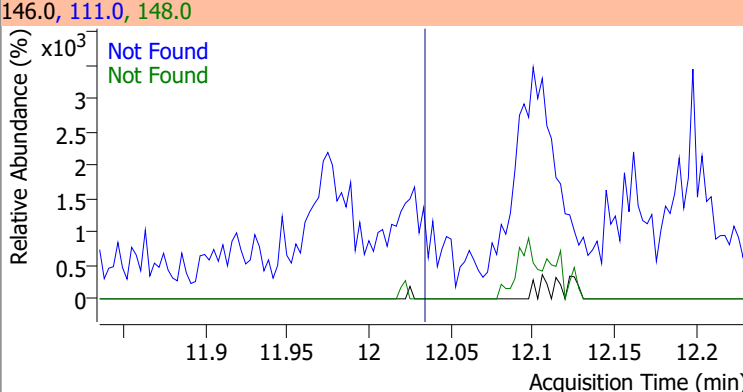
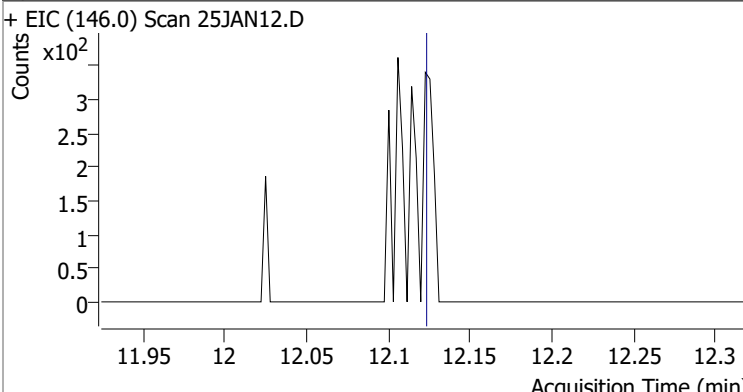
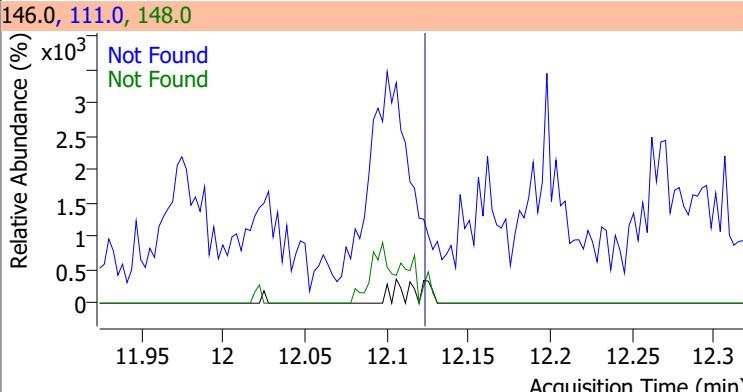
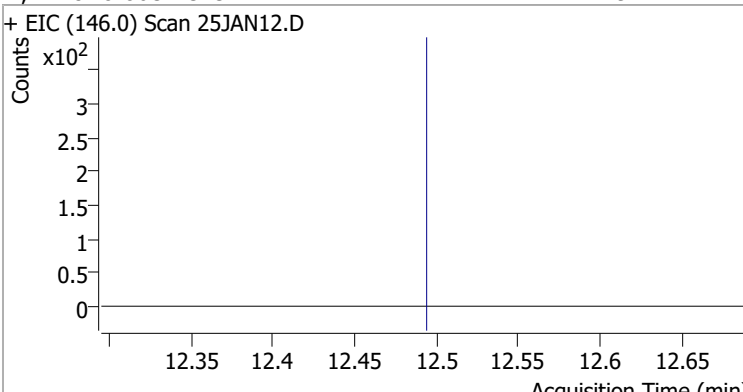
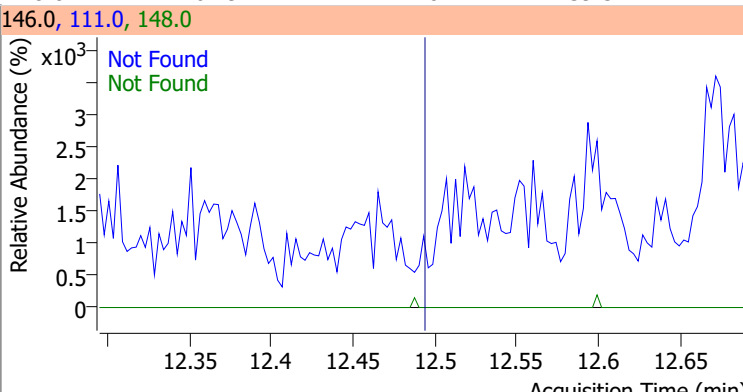
Compound	Conc.	RT	Dev(Min)	Resp.	QIon	QRatio	Lower	Upper
p-Bromofluorobenzene	240.7381	10.95	0.00	227168	174.0	93.6	65.3	125.3
					176.0	91.9	63.3	123.3



Quantitation Results Report (QT Reviewed)

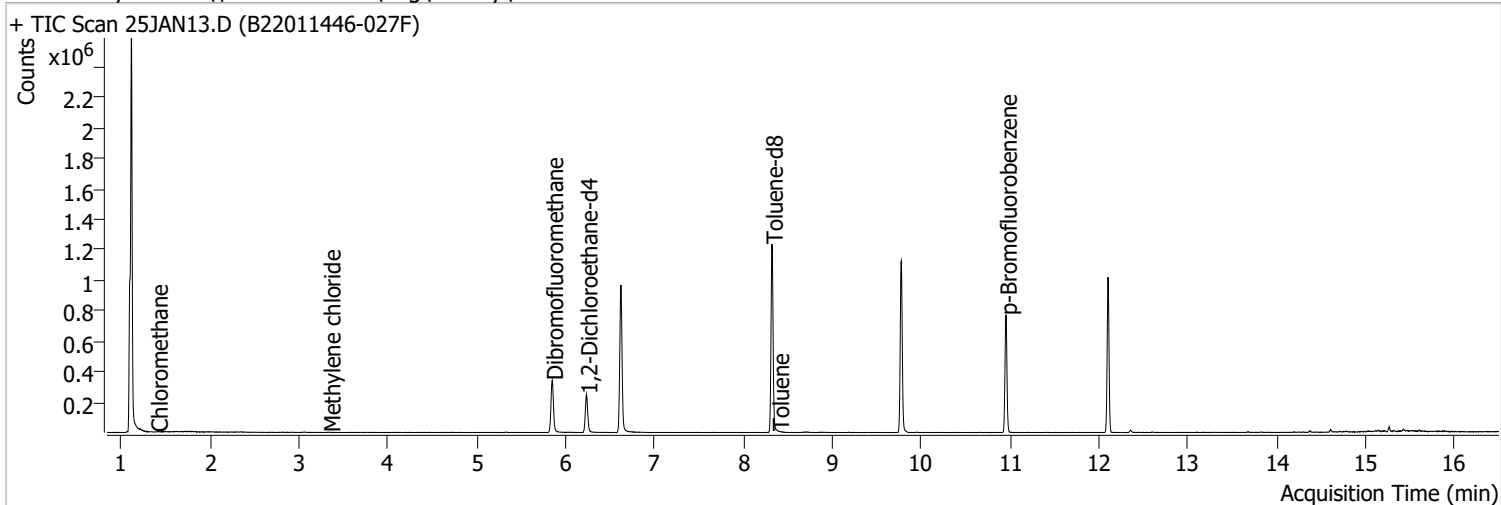
Compound	Conc.	Exp RT	QIon	Exp Ratio	QIon	Exp Ratio
Bromobenzene	N.D.	11.09	77.0	143.5	158.0	96.1
+ EIC (156.0) Scan 25JAN12.D			156.0, 77.0, 158.0			
						
1,1,2,2-Tetrachloroethane	N.D.	11.11	85.0	63.3		
+ EIC (83.0) Scan 25JAN12.D			83.0, 85.0			
						
1,2,3-Trichloropropane	N.D.	11.15	112.0	65.8		
+ EIC (110.0) Scan 25JAN12.D			110.0, 112.0			
						
2-Chlorotoluene	N.D.	11.29	91.0	276.2		
+ EIC (126.0) Scan 25JAN12.D			126.0, 91.0			
						

Quantitation Results Report (QT Reviewed)

Compound	Conc.	Exp RT	QIon	Exp Ratio
4-Chlorotoluene	N.D.	11.40	126.0	31.3
+ EIC (91.0) Scan 25JAN12.D			91.0, 126.0	
				
1,3-Dichlorobenzene	N.D.	12.03	148.0	62.8
+ EIC (146.0) Scan 25JAN12.D			146.0, 111.0, 148.0	
				
1,4-Dichlorobenzene	N.D.	12.12	148.0	63.7
+ EIC (146.0) Scan 25JAN12.D			146.0, 111.0, 148.0	
				
1,2-Dichlorobenzene	N.D.	12.49	148.0	61.9
+ EIC (146.0) Scan 25JAN12.D			146.0, 111.0, 148.0	
				

Quantitation Results Report (QT Reviewed)

Data File	25JAN13.D	Operator	MSC
Acq. Method	5975CACQF.M	Acq. Date-Time	1/25/2022 2:52:34 PM
Sample Name	B22011446-027F	Instrument	VOA5975C
Vial	13	Multiplier	1.00
DA Method File	VOA5975C_8260B_SHT_DoD_L4_011922.m	Comment	
Tune File	BFB_Atune3.u	Tune Date	10/11/2021 4:02:00 PM
Batch Name	VG012522_8260B.batch.bin	Last Calib Update	3/15/2022 2:01:13 PM
Ref Library	\\MASSHUNTER\Org\Library\NIST129K.I		



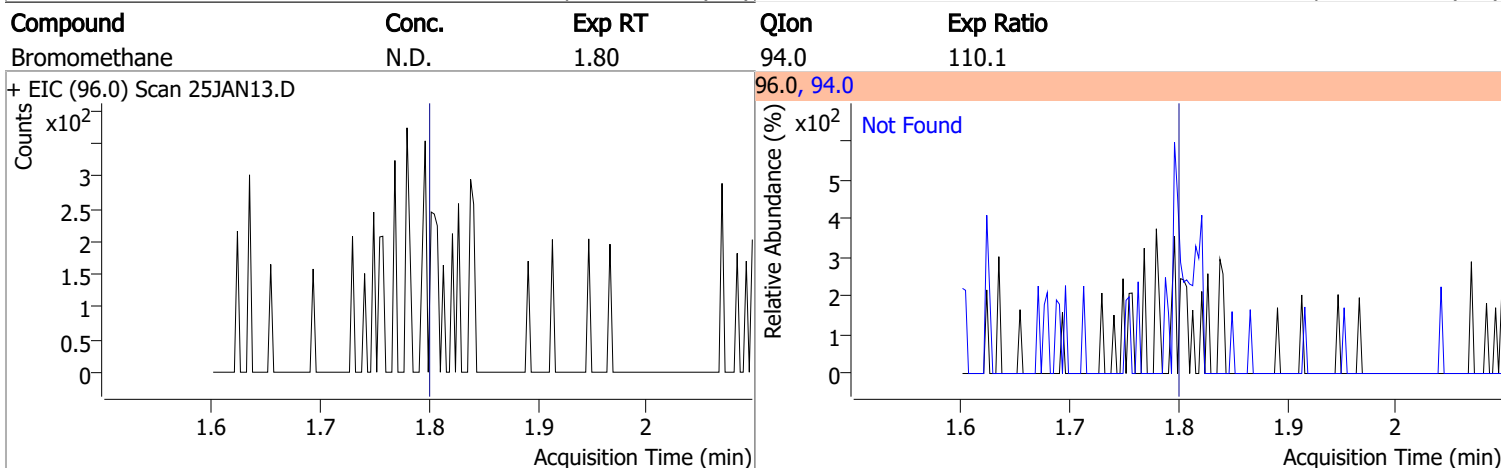
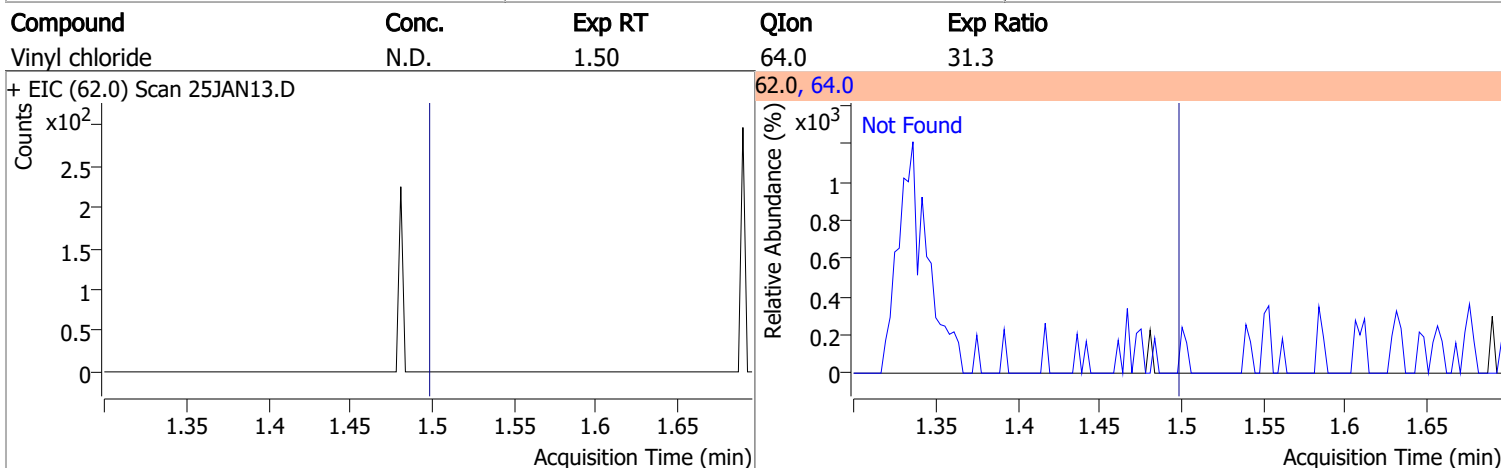
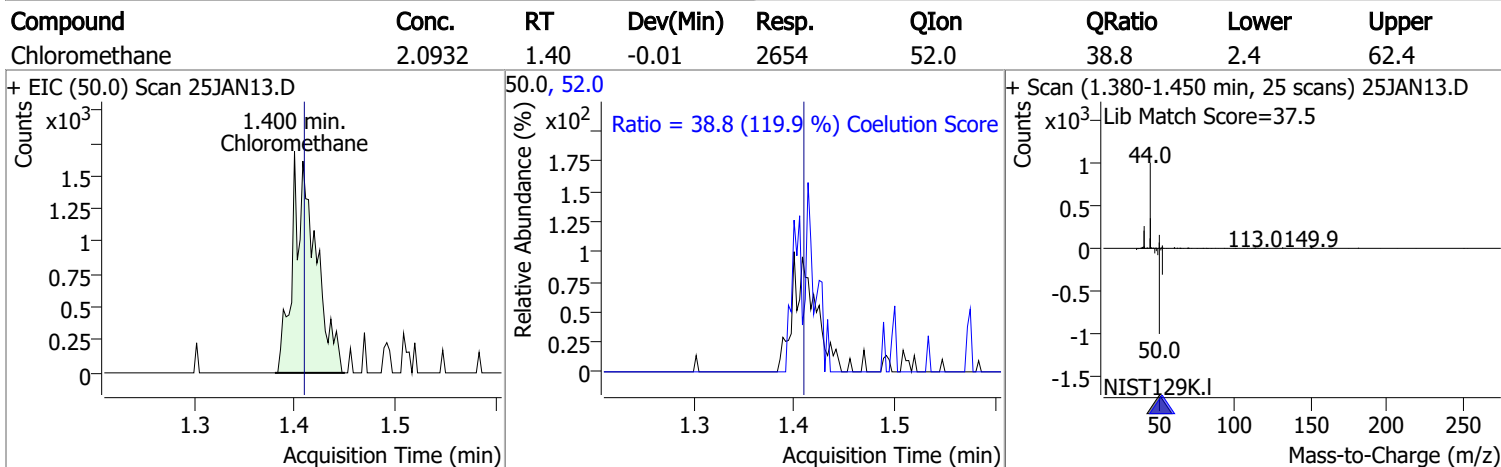
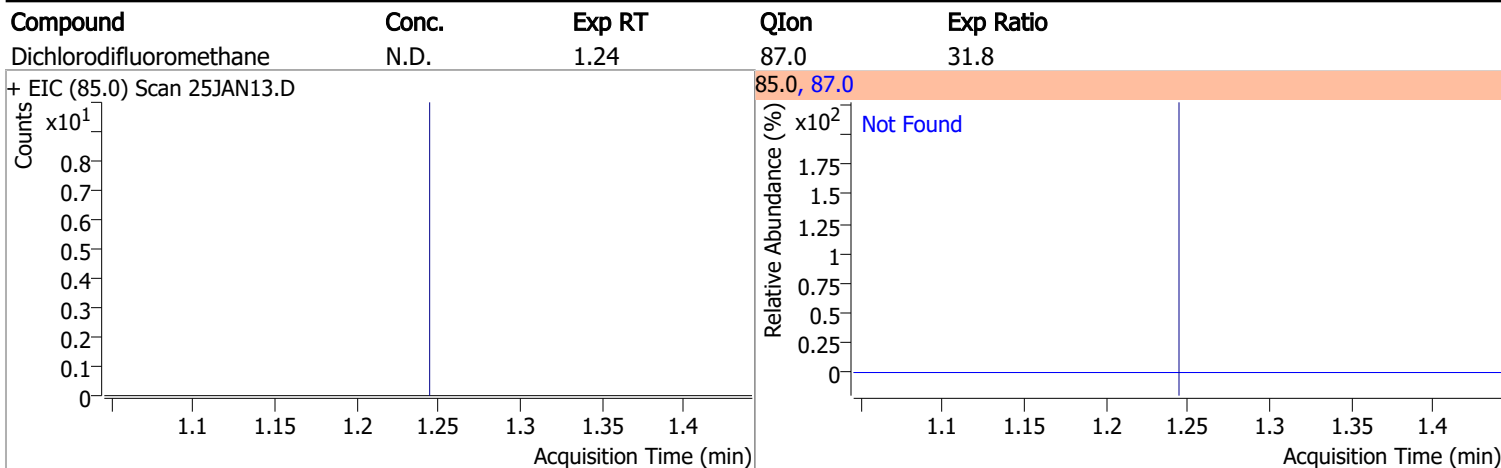
Compound	RT	QIon	Resp.	Conc.	Units	Dev(Min)
Internal Standards						
M Fluorobenzene	6.620	96.0	800931	250.0000	ng	0.000
M Chlorobenzene-d5	9.774	82.0	315071	250.0000	ng	0.000
M 1,4-Dichlorobenzene-d4	12.100	152.0	238690	250.0000	ng	0.000
System Monitoring Compounds						
S Dibromofluoromethane	5.848	113.0	200489	258.4395	ng	-0.003
Spiked Amount: 250.000	Range: 80.0 - 119.0%			Recovery = 103.38%		
S 1,2-Dichloroethane-d4	6.233	67.0	86263	257.4161	ng	0.003
Spiked Amount: 250.000	Range: 81.0 - 118.0%			Recovery = 102.97%		
S Toluene-d8	8.319	98.0	762276	247.9897	ng	0.000
Spiked Amount: 250.000	Range: 89.0 - 112.0%			Recovery = 99.20%		
S p-Bromofluorobenzene	10.951	95.0	224408	254.6332	ng	0.003
Spiked Amount: 250.000	Range: 85.0 - 114.0%			Recovery = 101.85%		
Target Compounds						
T Dichlorodifluoromethane	0.000		0	N.D.		
T Chloromethane	1.400	50.0	2654	2.0932	ng	89
T Vinyl chloride	0.000		0	N.D.		
T Bromomethane	0.000		0	N.D.		
T Chloroethane	0.000		0	N.D.		
T Trichlorofluoromethane	0.000		0	N.D.		
T 1,1-Dichloroethene	0.000		0	N.D.		
T Methylene chloride	3.341	49.0	716	0.6114	ng	m 87
T trans-1,2-Dichloroethene	0.000		0	N.D.		
T Methyl tert-butyl ether (MTBE)	0.000		0	N.D.		
T 1,1-Dichloroethane	0.000		0	N.D.		
T 2,2-Dichloropropane	0.000		0	N.D.		
T cis-1,2-Dichloroethene	0.000		0	N.D.		
T Methyl ethyl ketone	0.000		0	N.D.		
T Bromochloromethane	0.000		0	N.D.		
T Chloroform	0.000		0	N.D.		

Quantitation Results Report (QT Reviewed)

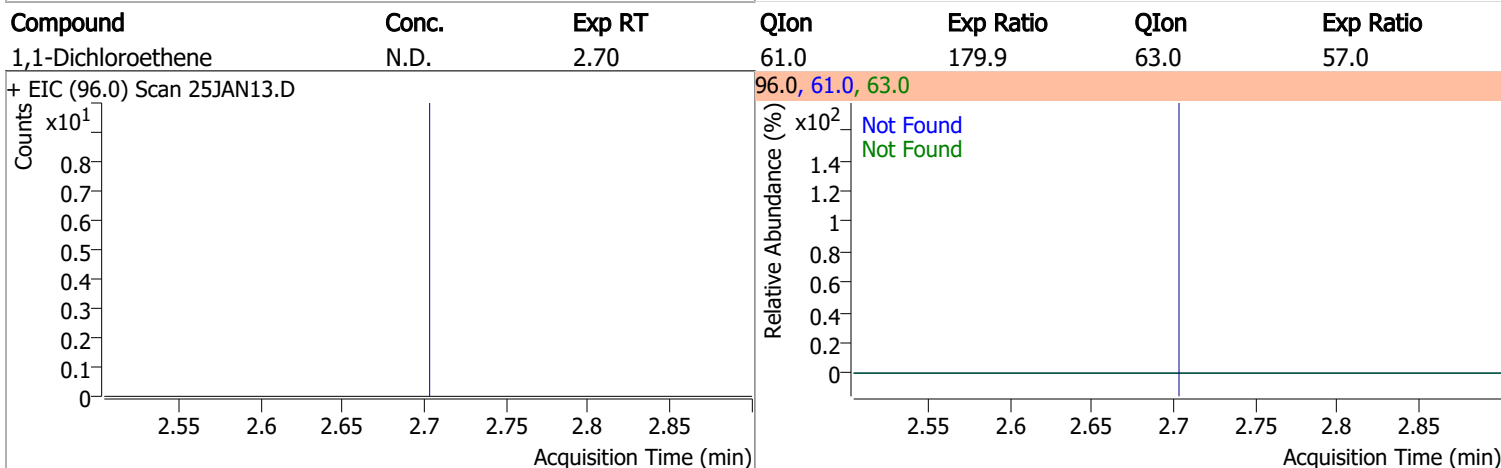
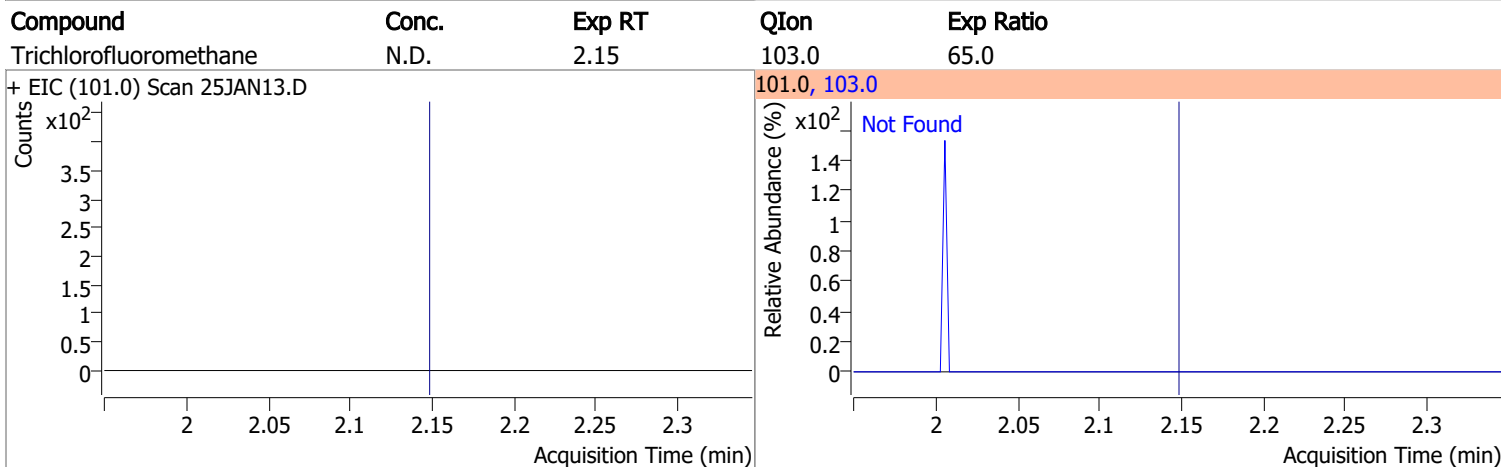
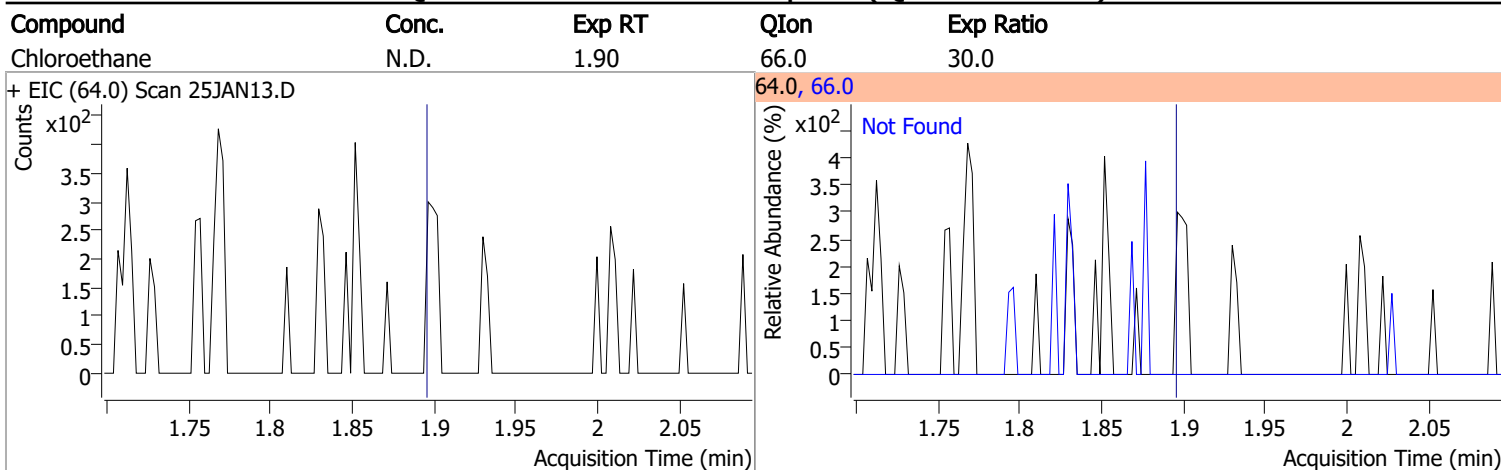
Compound	RT	QIon	Resp.	Conc.	Units		Dev(Min)
T 1,1,1-Trichloroethane	0.000		0	N.D.			
T Carbon tetrachloride	0.000		0	N.D.			
T 1,1-Dichloropropene	0.000		0	N.D.			
T Benzene	0.000		0	N.D.			
T 1,2-Dichloroethane	0.000		0	N.D.			
T Trichloroethene	0.000		0	N.D.			
T 1,2-Dichloropropane	0.000		0	N.D.			
T Dibromomethane	0.000		0	N.D.			
T Bromodichloromethane	0.000		0	N.D.			
T cis-1,3-Dichloropropene	0.000		0	N.D.			
T Toluene	8.388	92.0	844	0.4121	ng	m	91
T trans-1,3-Dichloropropene	0.000		0	N.D.			
T 1,1,2-Trichloroethane	0.000		0	N.D.			
T Tetrachloroethene	0.000		0	N.D.			
T 1,3-Dichloropropane	0.000		0	N.D.			
T Chlorodibromomethane	0.000		0	N.D.			
T 1,2-Dibromoethane	0.000		0	N.D.			
T Chlorobenzene	0.000		0	N.D.			
T 1,1,1,2-Tetrachloroethane	0.000		0	N.D.			
T Ethylbenzene	0.000		0	N.D.			
T m+p-Xylenes	10.045	106.0	0		ng	md	1
T o-Xylene	0.000		0	N.D.			
T Styrene	0.000		0	N.D.			
T Bromoform	0.000		0	N.D.			
T Bromobenzene	0.000		0	N.D.			
T 1,1,2,2-Tetrachloroethane	0.000		0	N.D.			
T 1,2,3-Trichloropropane	0.000		0	N.D.			
T 2-Chlorotoluene	0.000		0	N.D.			
T 4-Chlorotoluene	0.000		0	N.D.			
T 1,3-Dichlorobenzene	0.000		0	N.D.			
T 1,4-Dichlorobenzene	0.000		0	N.D.			
T 1,2-Dichlorobenzene	0.000		0	N.D.			

(#) = Qualifier Out of Range; (m) = Manual Integration; (+) = Area Summed; (*) = Surrogate Percent Recovery Out of Range; (d): Zeroed Peak

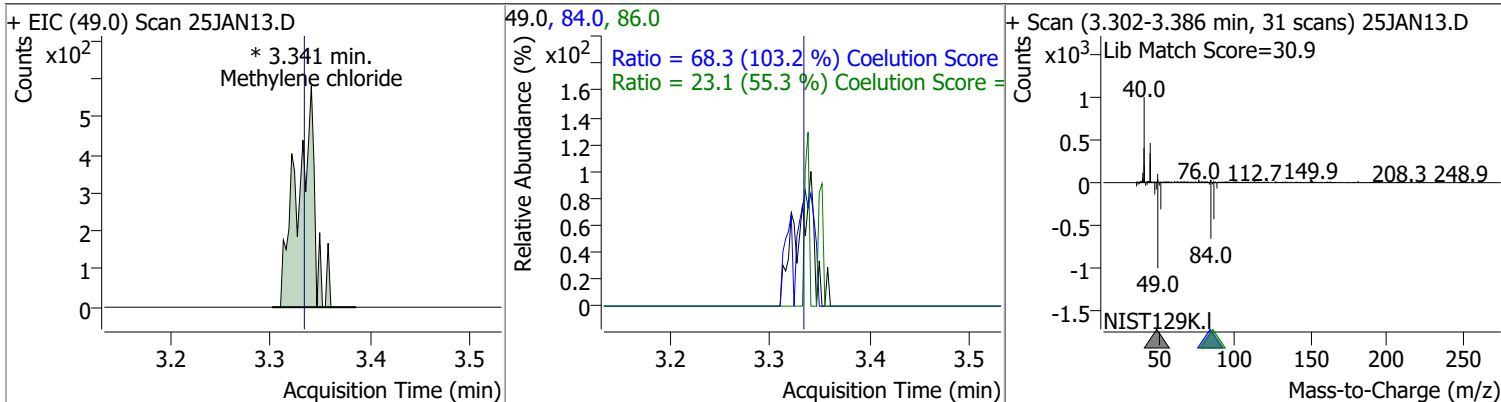
Quantitation Results Report (QT Reviewed)



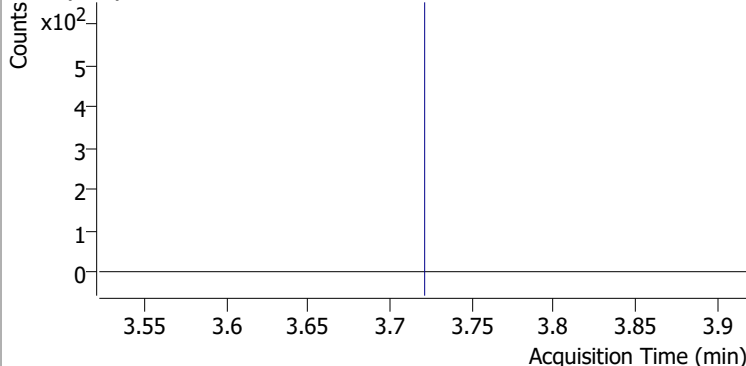
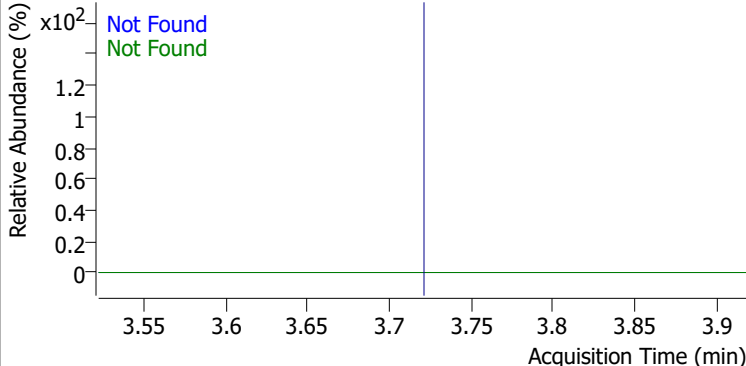
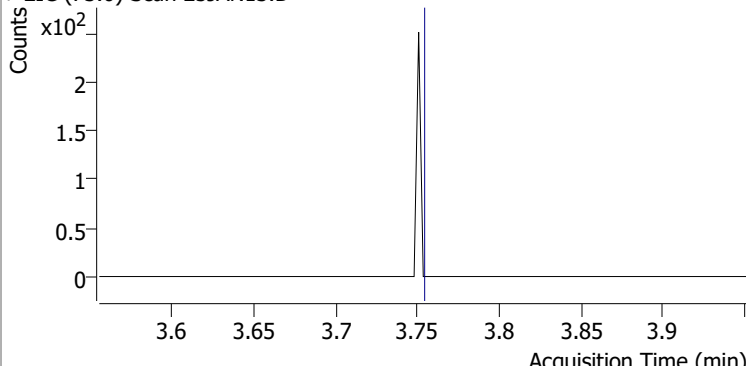
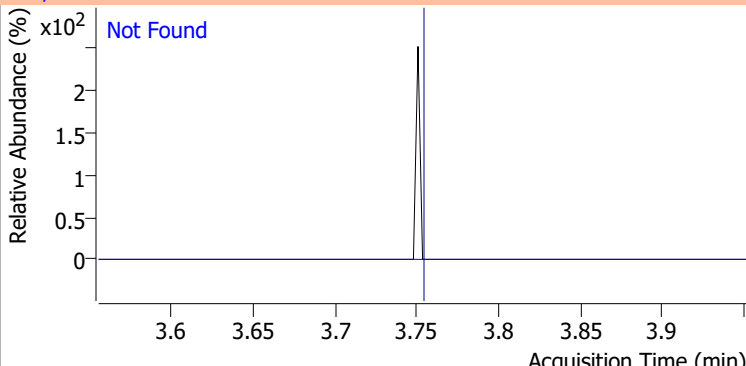
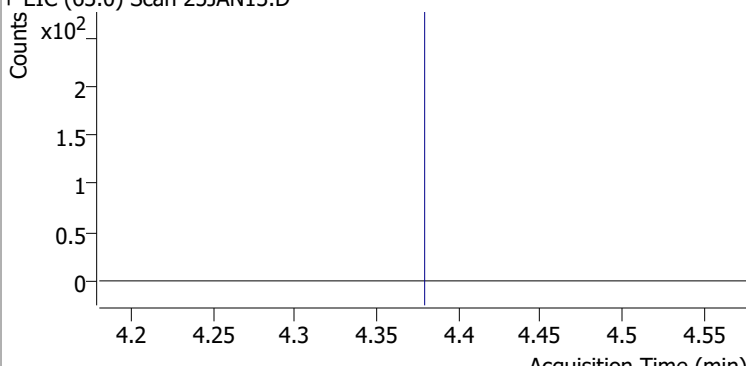
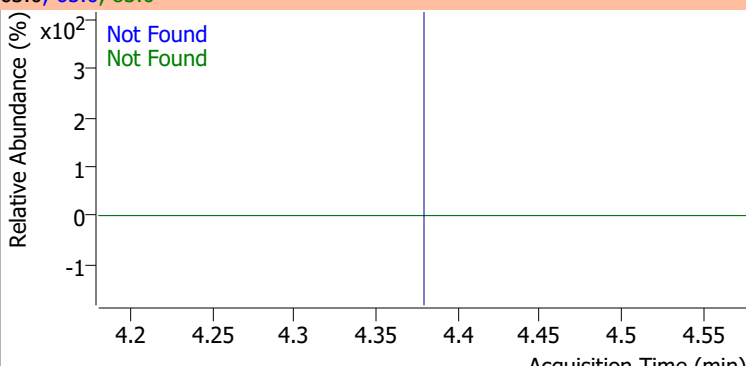
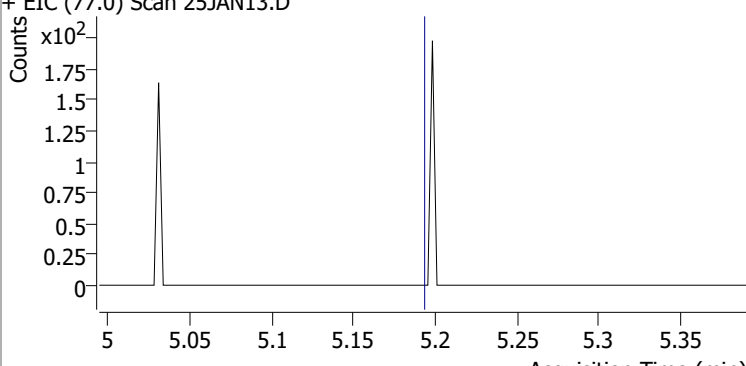
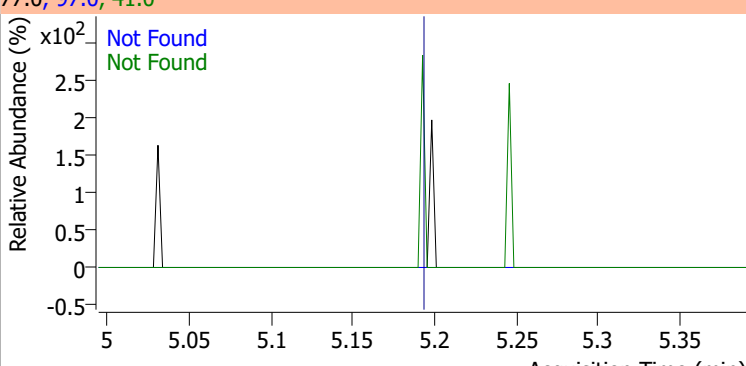
Quantitation Results Report (QT Reviewed)



Compound	Conc.	RT	Dev(Min)	Resp.	QIon	QRatio	Lower	Upper
Methylene chloride	0.6114	3.34	0.01	716 (m)	84.0	68.3	36.1	96.1
					86.0	23.1	11.8	71.8

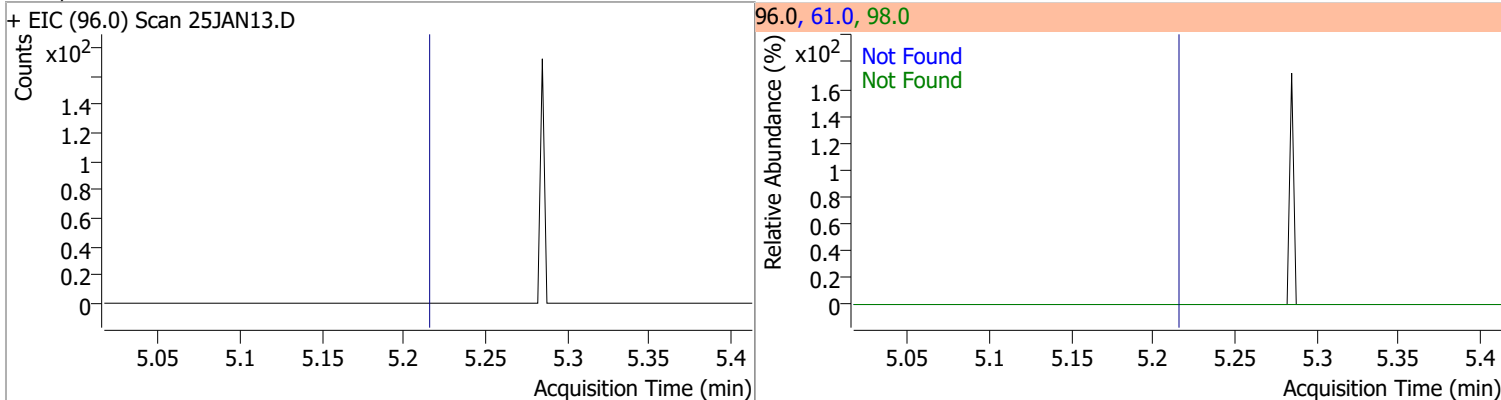


Quantitation Results Report (QT Reviewed)

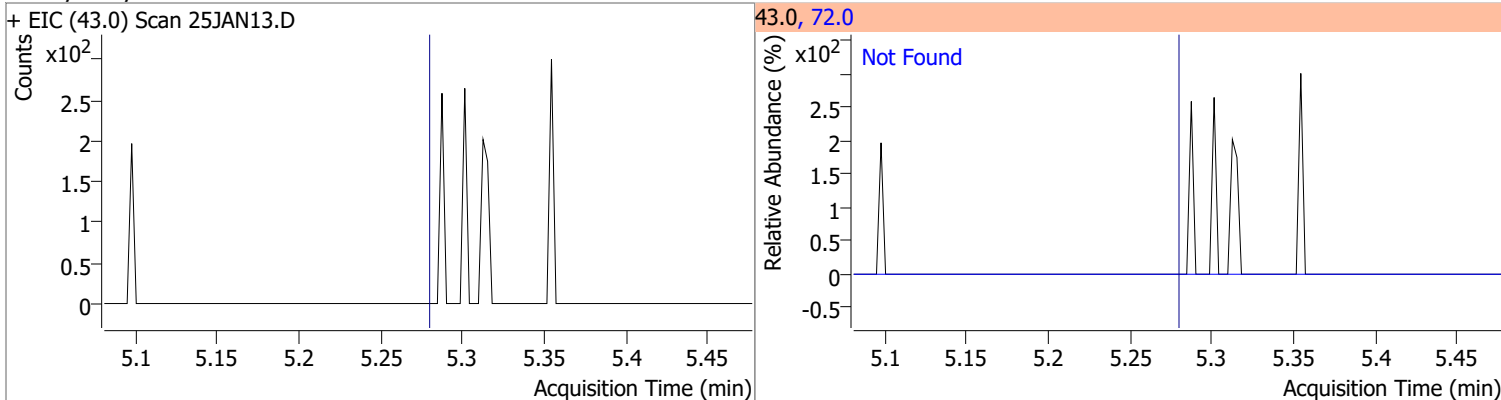
Compound	Conc.	Exp RT	QIon	Exp Ratio	QIon	Exp Ratio
trans-1,2-Dichloroethene	N.D.	3.72	61.0	154.8	98.0	62.1
+ EIC (96.0) Scan 25JAN13.D			96.0, 61.0, 98.0			
						
Methyl tert-butyl ether (MTBE)	N.D.	3.75	57.0	24.6		
+ EIC (73.0) Scan 25JAN13.D			73.0, 57.0			
						
1,1-Dichloroethane	N.D.	4.38	65.0	31.0	83.0	12.7
+ EIC (63.0) Scan 25JAN13.D			63.0, 65.0, 83.0			
						
2,2-Dichloropropane	N.D.	5.19	41.0	68.8	97.0	23.9
+ EIC (77.0) Scan 25JAN13.D			77.0, 97.0, 41.0			
						

Quantitation Results Report (QT Reviewed)

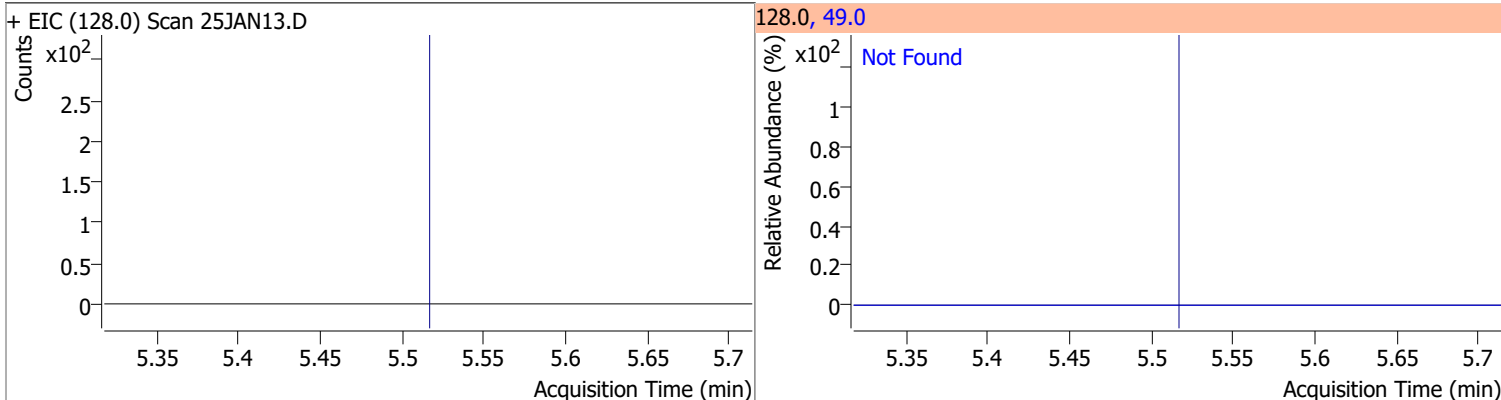
Compound	Conc.	Exp RT	QIon	Exp Ratio	QIon	Exp Ratio
cis-1,2-Dichloroethene	N.D.	5.21	61.0	160.4	98.0	66.2



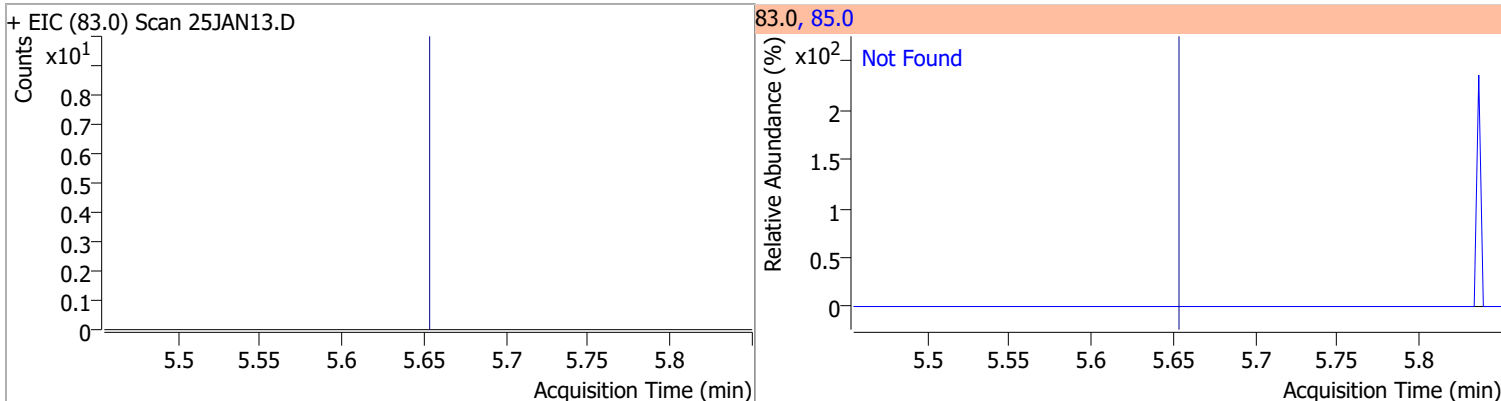
Compound	Conc.	Exp RT	QIon	Exp Ratio
Methyl ethyl ketone	N.D.	5.28	72.0	20.6



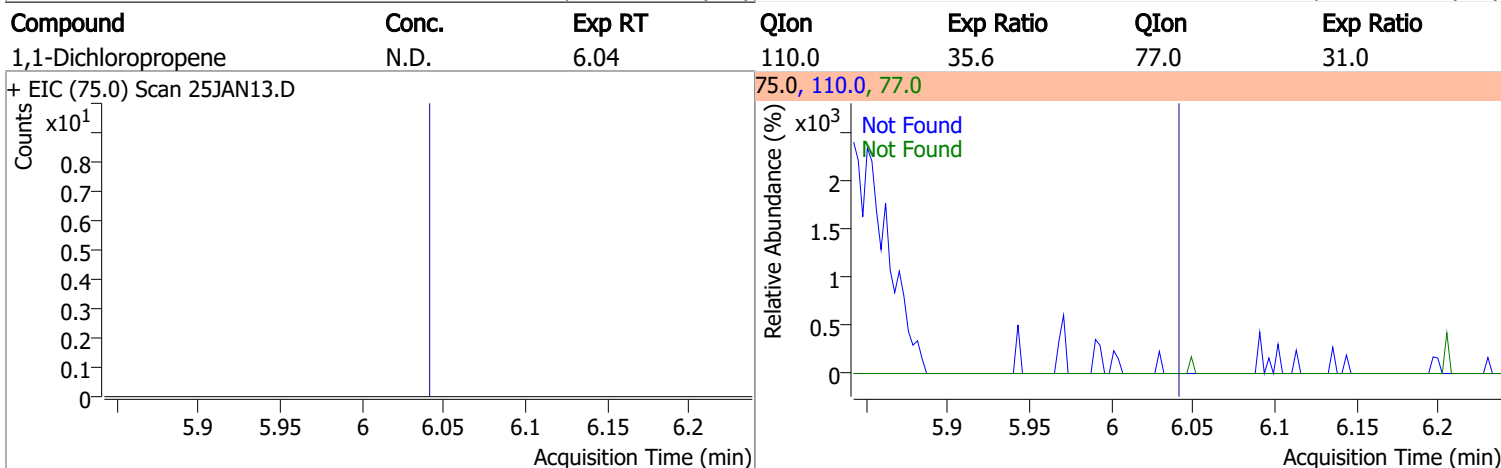
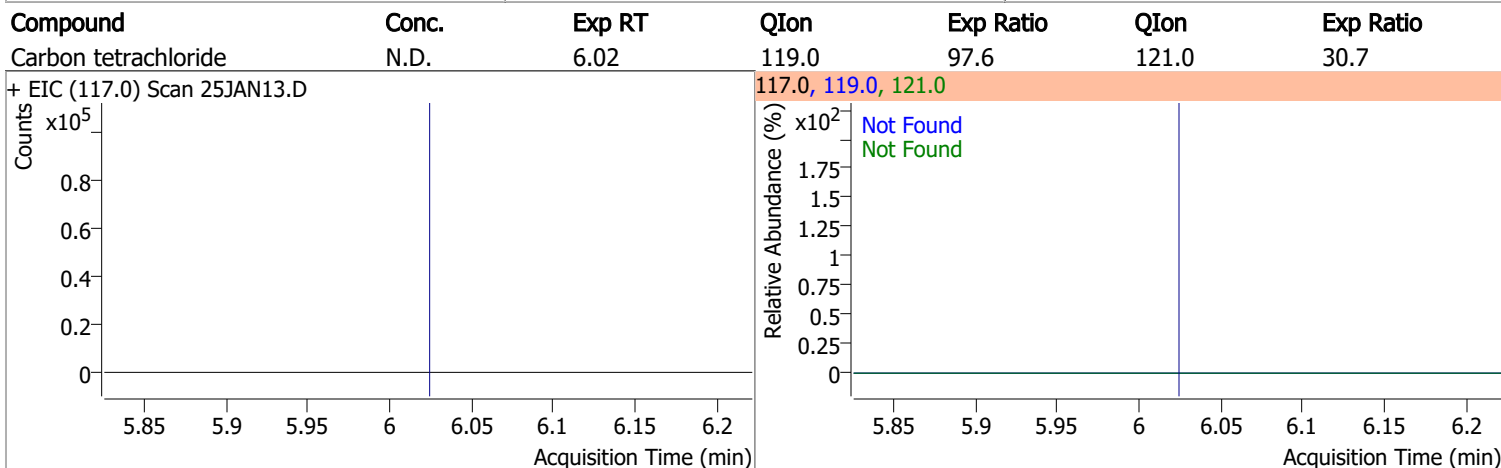
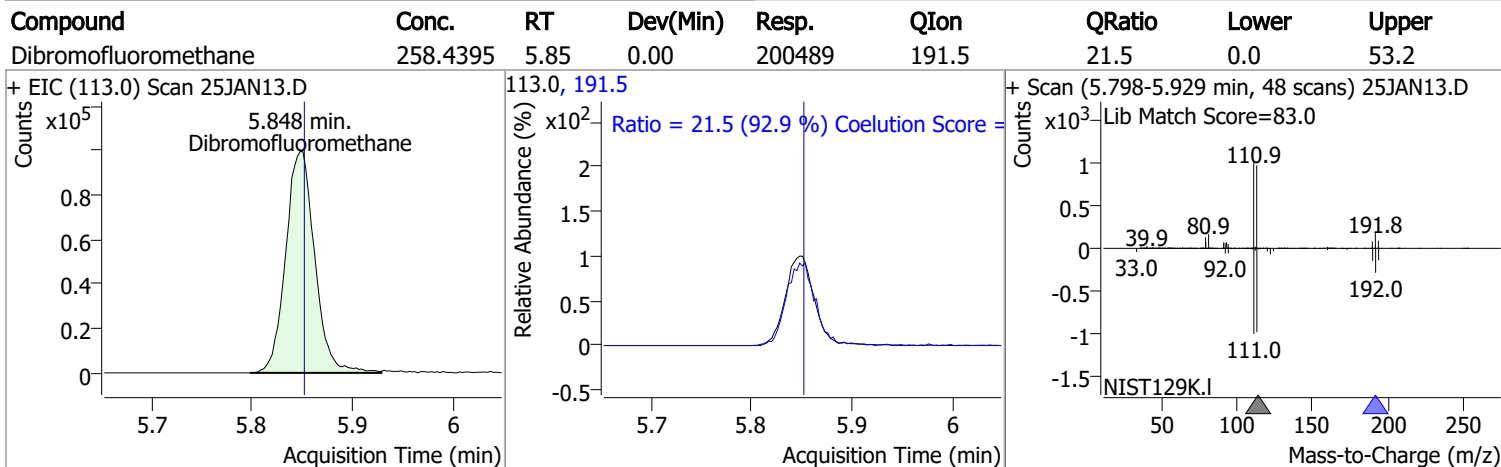
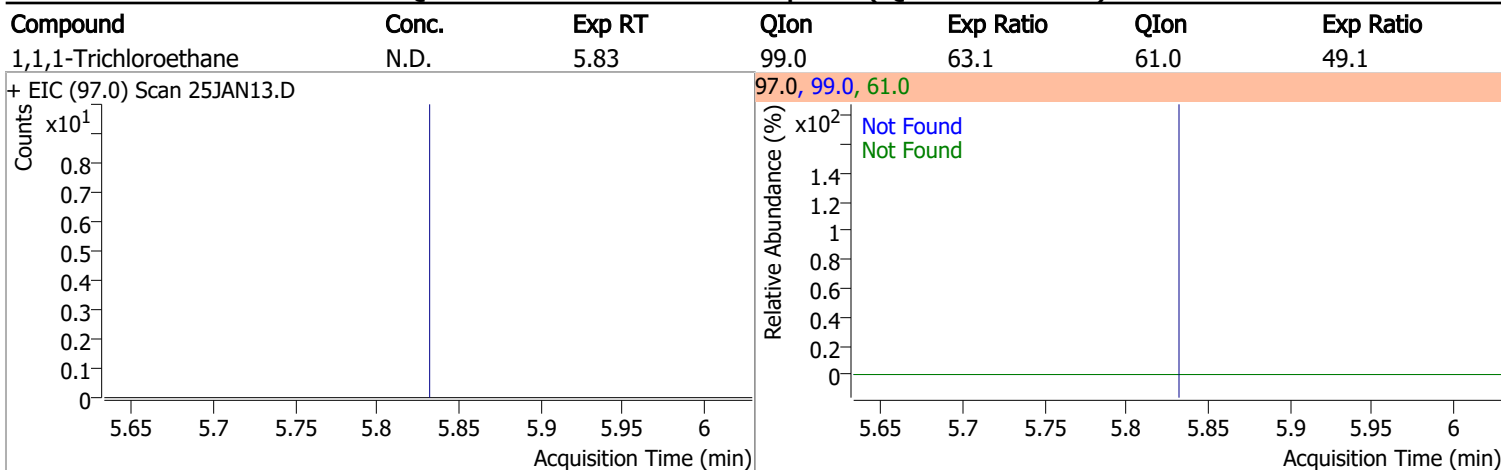
Compound	Conc.	Exp RT	QIon	Exp Ratio
Bromochloromethane	N.D.	5.52	49.0	182.2



Compound	Conc.	Exp RT	QIon	Exp Ratio
Chloroform	N.D.	5.65	85.0	66.2

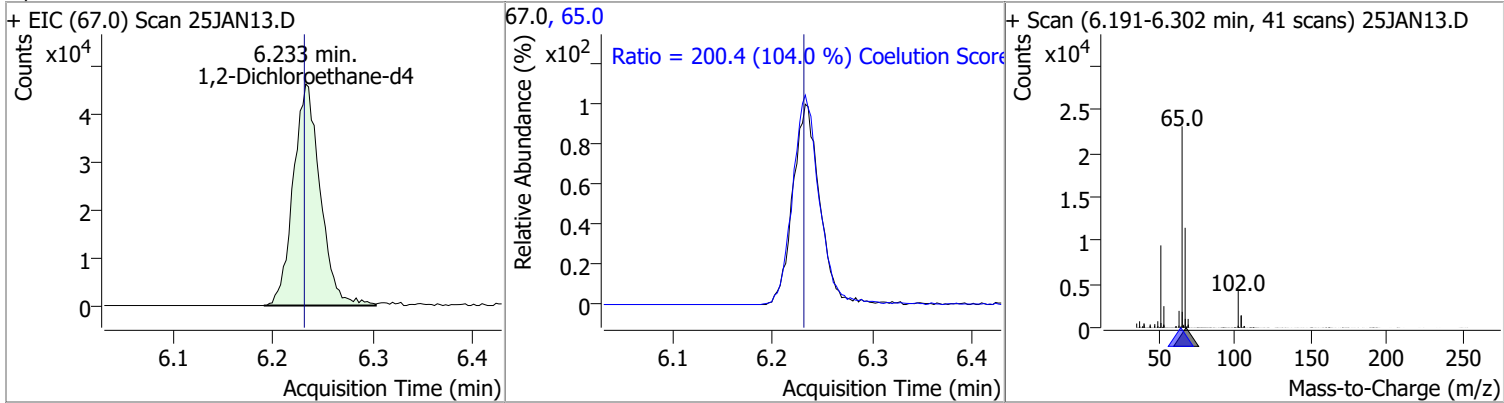


Quantitation Results Report (QT Reviewed)

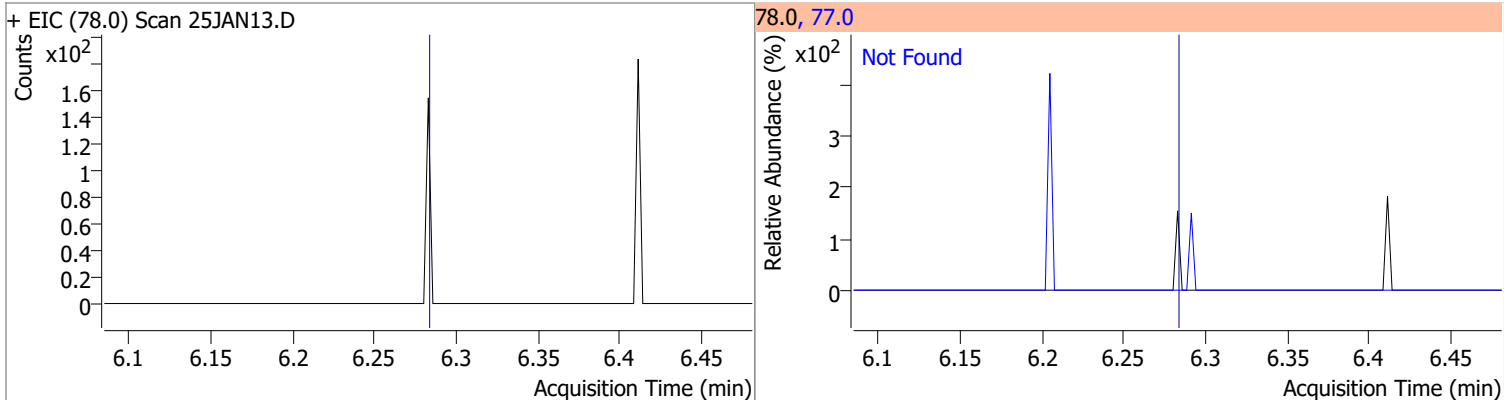


Quantitation Results Report (QT Reviewed)

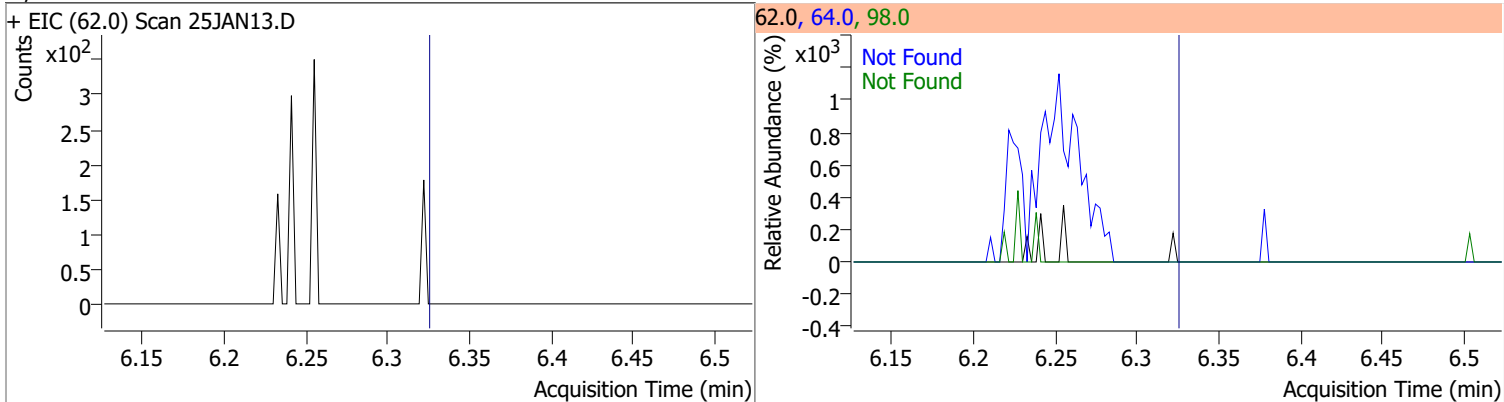
Compound	Conc.	RT	Dev(Min)	Resp.	QIon	QRatio	Lower	Upper
1,2-Dichloroethane-d4	257.4161	6.23	0.00	86263	65.0	200.4	162.8	222.8



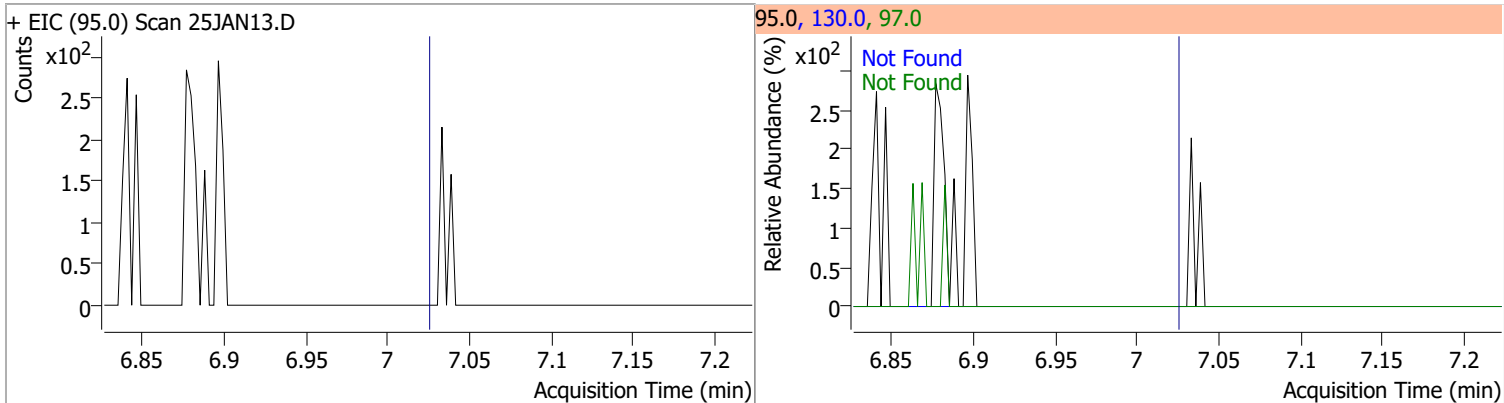
Compound	Conc.	Exp RT	QIon	Exp Ratio
Benzene	N.D.	6.28	77.0	23.3



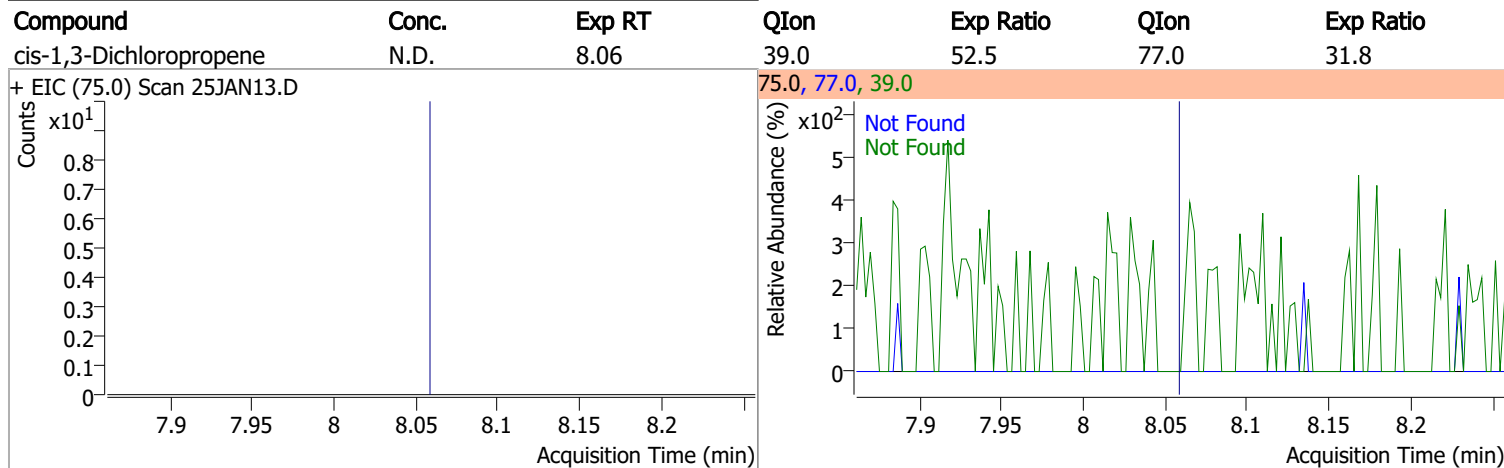
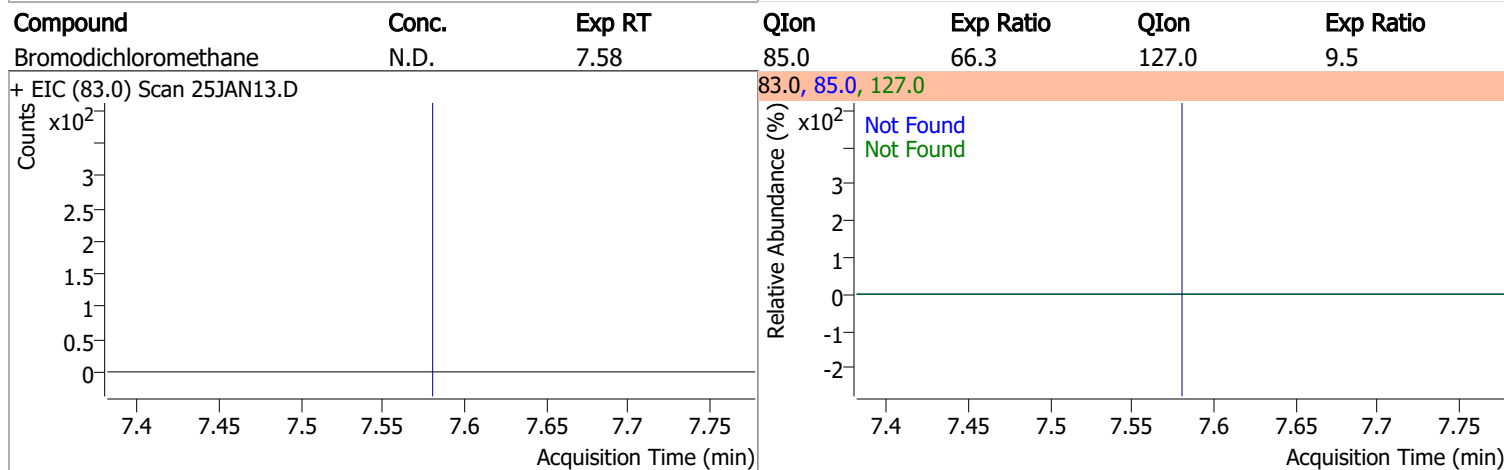
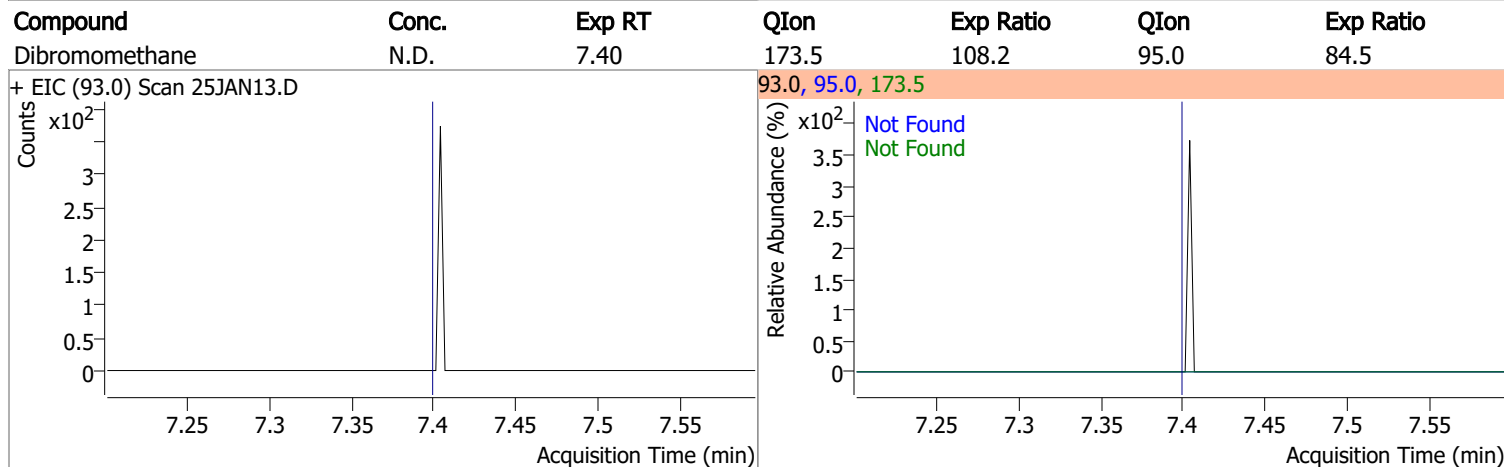
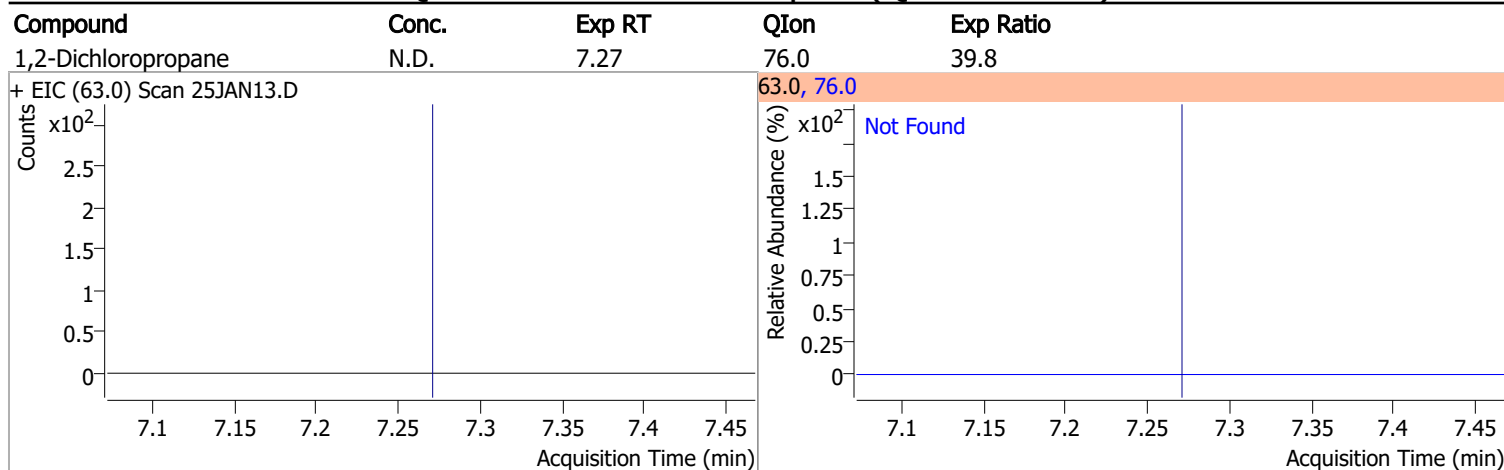
Compound	Conc.	Exp RT	QIon	Exp Ratio	QIon	Exp Ratio
1,2-Dichloroethane	N.D.	6.32	64.0	32.2	98.0	8.2



Compound	Conc.	Exp RT	QIon	Exp Ratio	QIon	Exp Ratio
Trichloroethene	N.D.	7.02	130.0	105.6	97.0	65.7

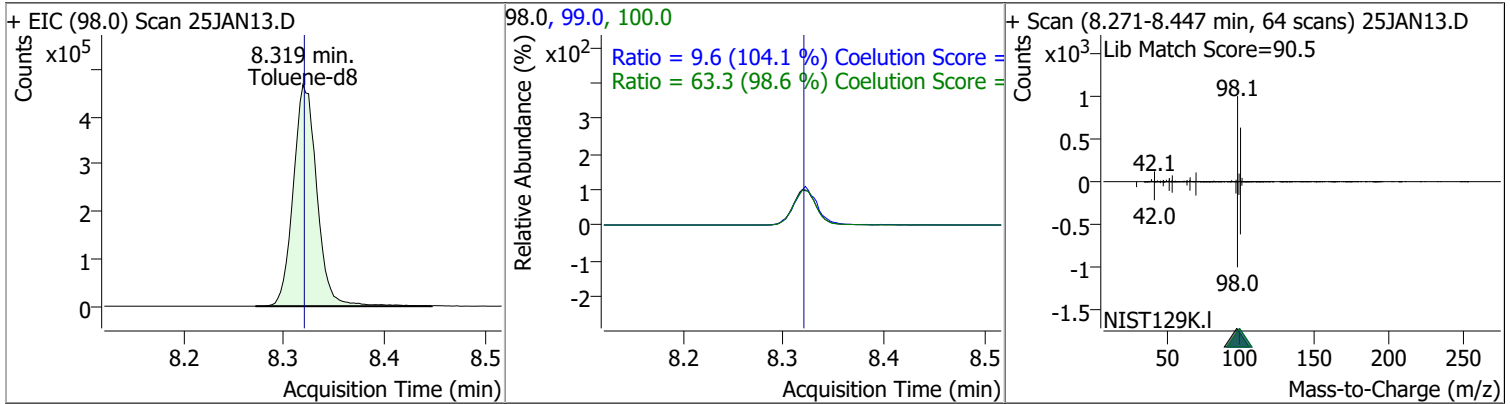


Quantitation Results Report (QT Reviewed)

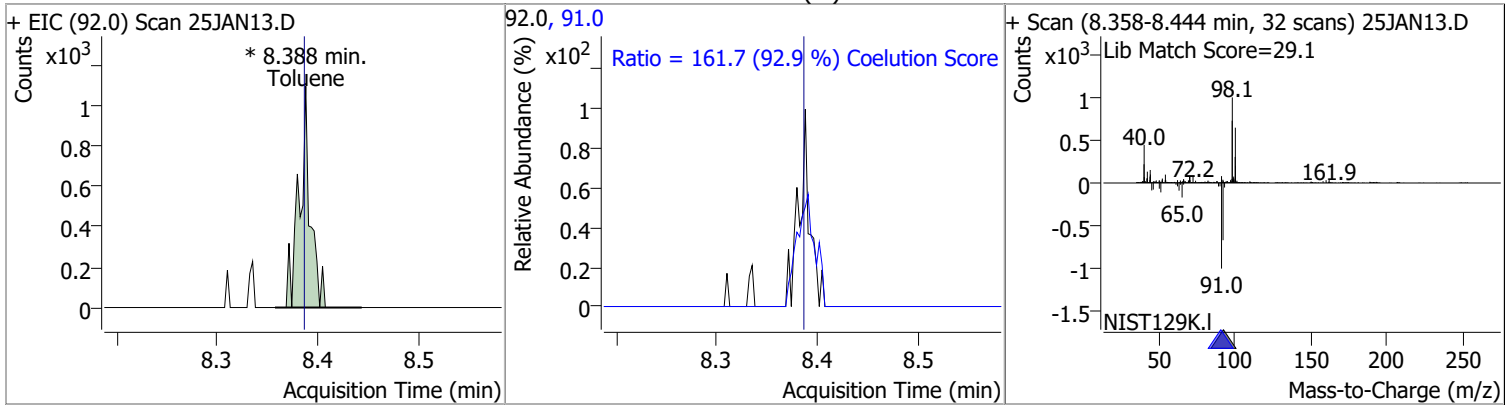


Quantitation Results Report (QT Reviewed)

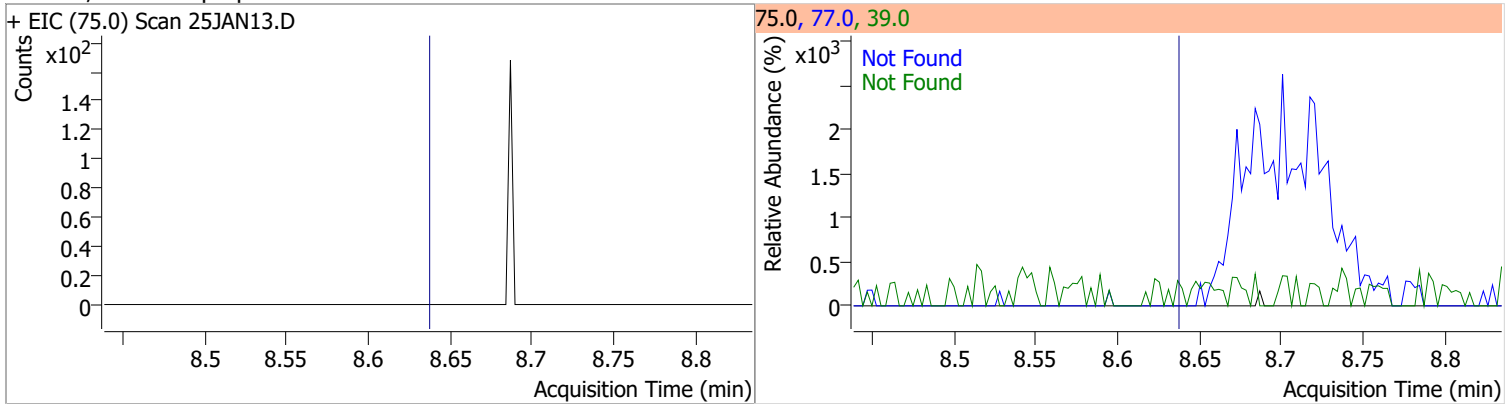
Compound	Conc.	RT	Dev(Min)	Resp.	QIon	QRatio	Lower	Upper
Toluene-d8	247.9897	8.32	0.00	762276	100.0	63.3	34.3	94.3
					99.0	9.6	0.0	39.2



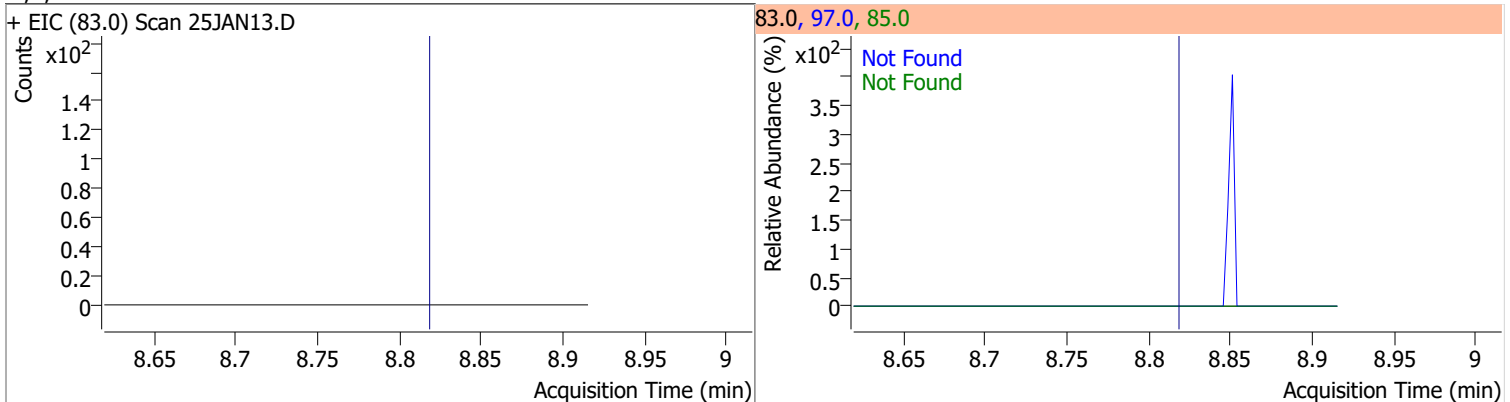
Compound	Conc.	RT	Dev(Min)	Resp.	QIon	QRatio	Lower	Upper
Toluene	0.4121	8.39	0.00	844 (m)	91.0	161.7	144.1	204.1



Compound	Conc.	Exp RT	QIon	Exp Ratio	QIon	Exp Ratio
trans-1,3-Dichloropropene	N.D.	8.64	39.0	53.0	77.0	31.0

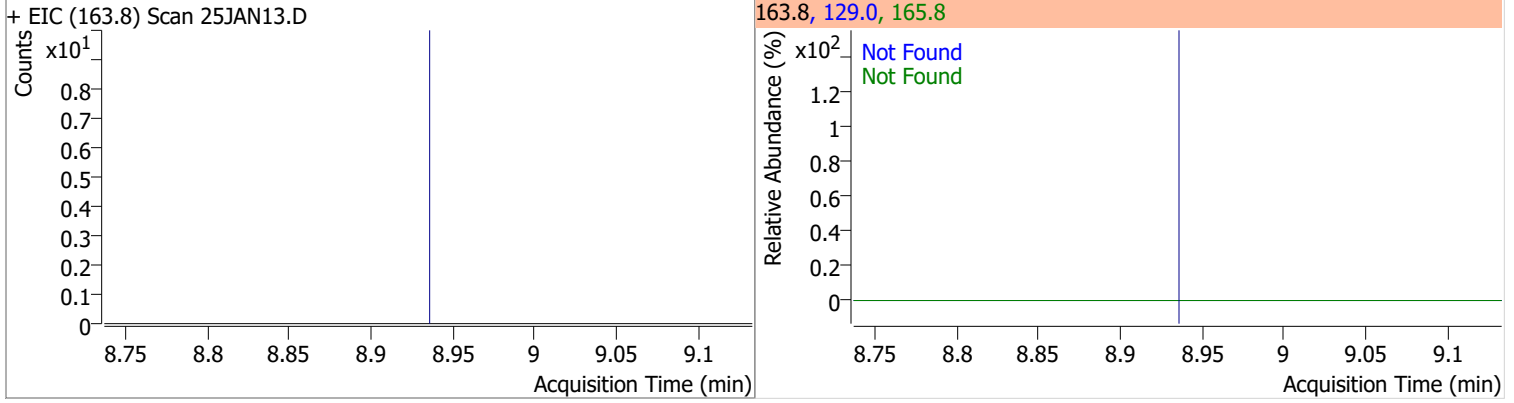


Compound	Conc.	Exp RT	QIon	Exp Ratio	QIon	Exp Ratio
1,1,2-Trichloroethane	N.D.	8.82	97.0	110.7	85.0	60.7

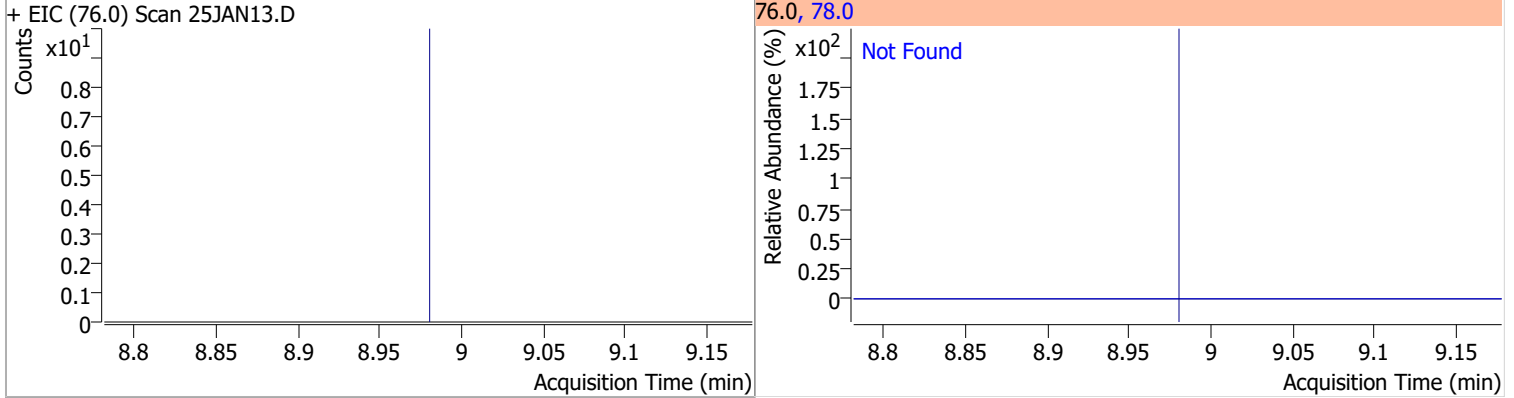


Quantitation Results Report (QT Reviewed)

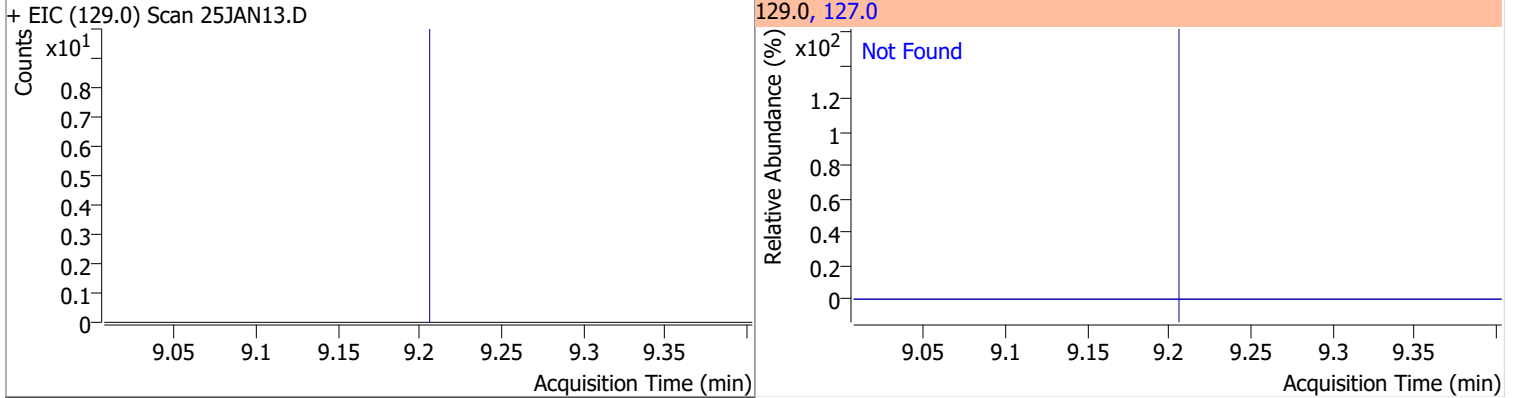
Compound	Conc.	Exp RT	QIon	Exp Ratio	QIon	Exp Ratio
Tetrachloroethene	N.D.	8.94	165.8	126.1	129.0	90.5



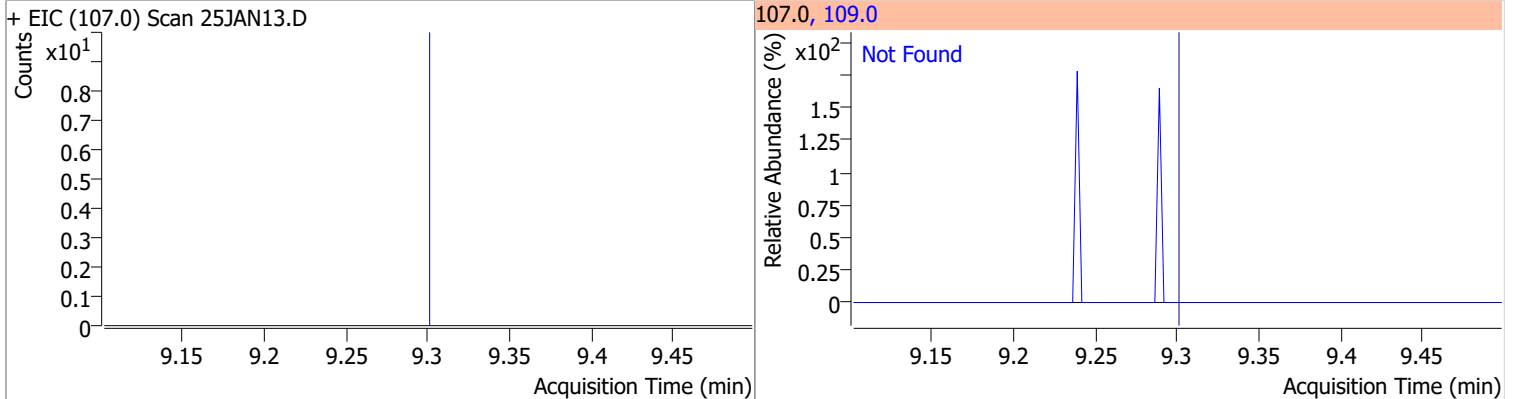
Compound	Conc.	Exp RT	QIon	Exp Ratio
1,3-Dichloropropane	N.D.	8.98	78.0	32.4



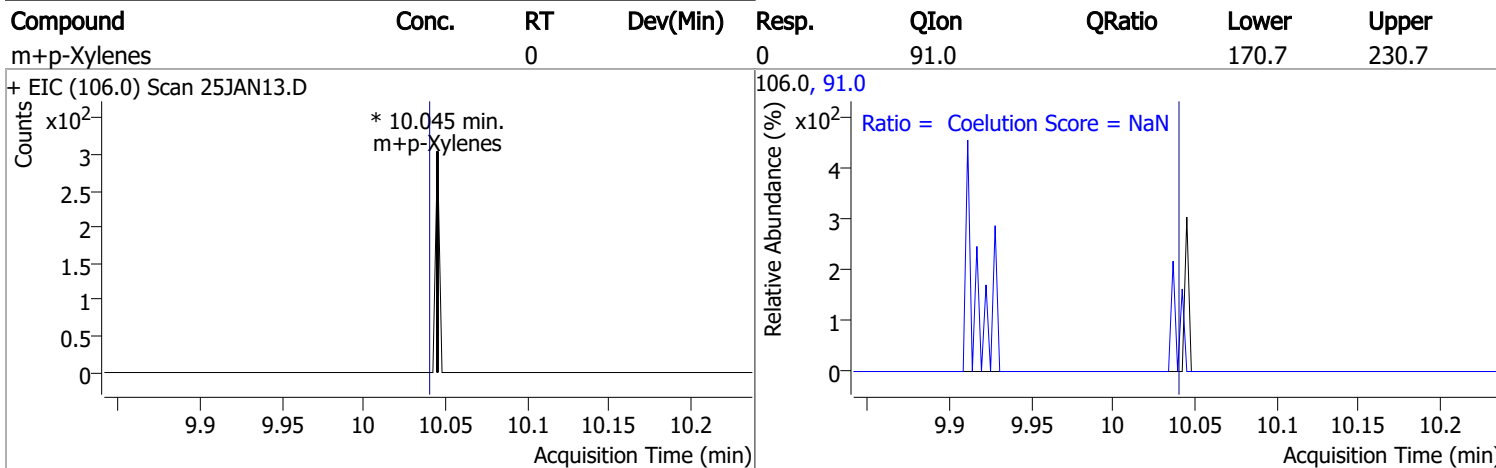
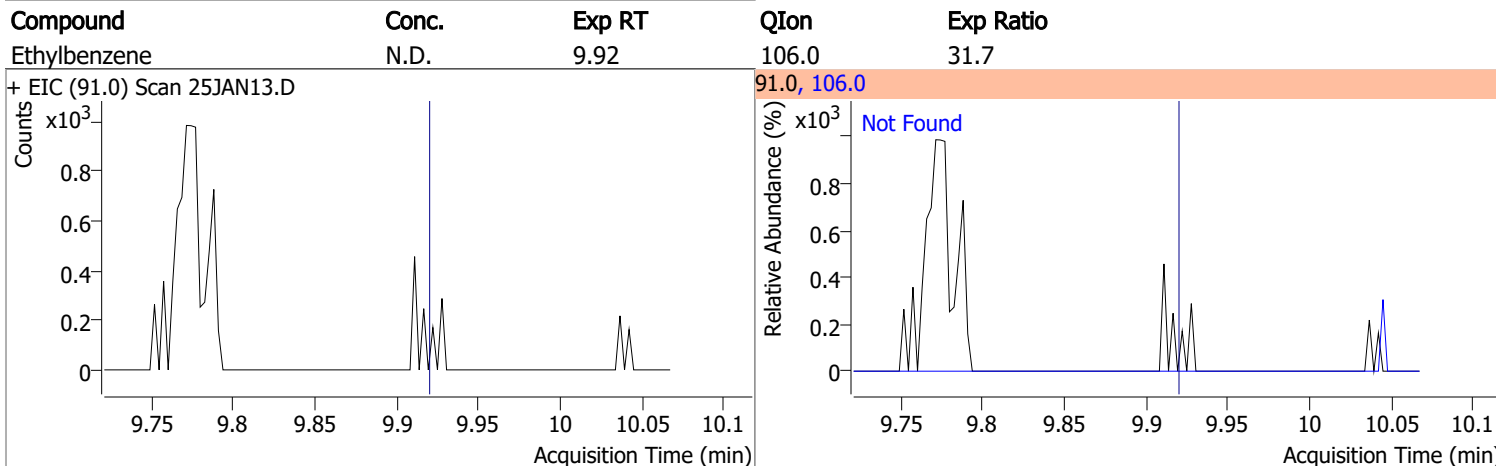
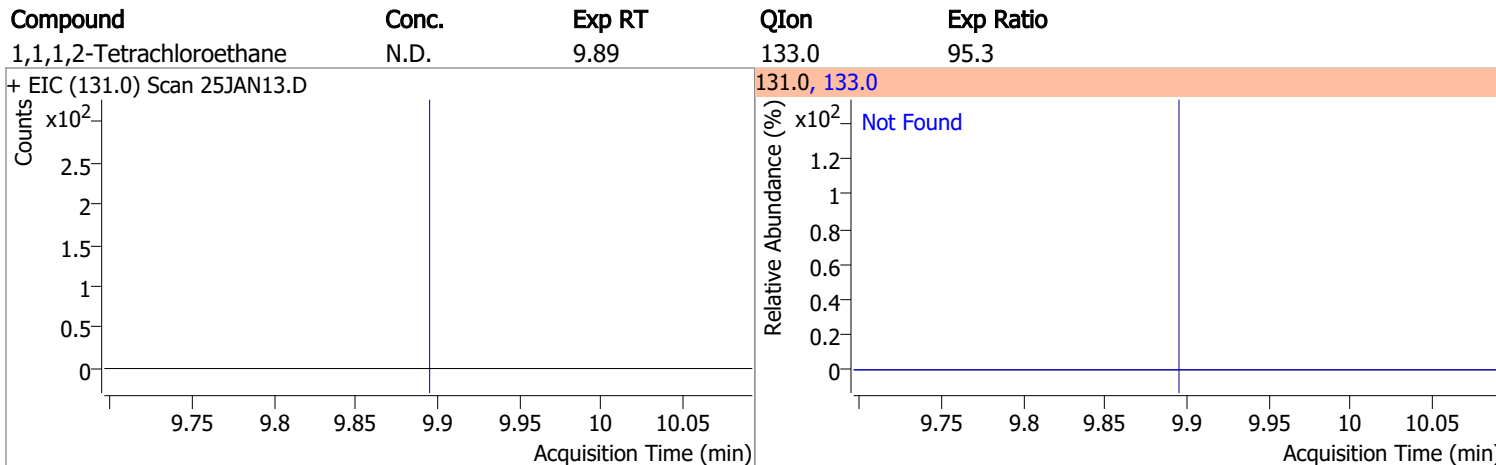
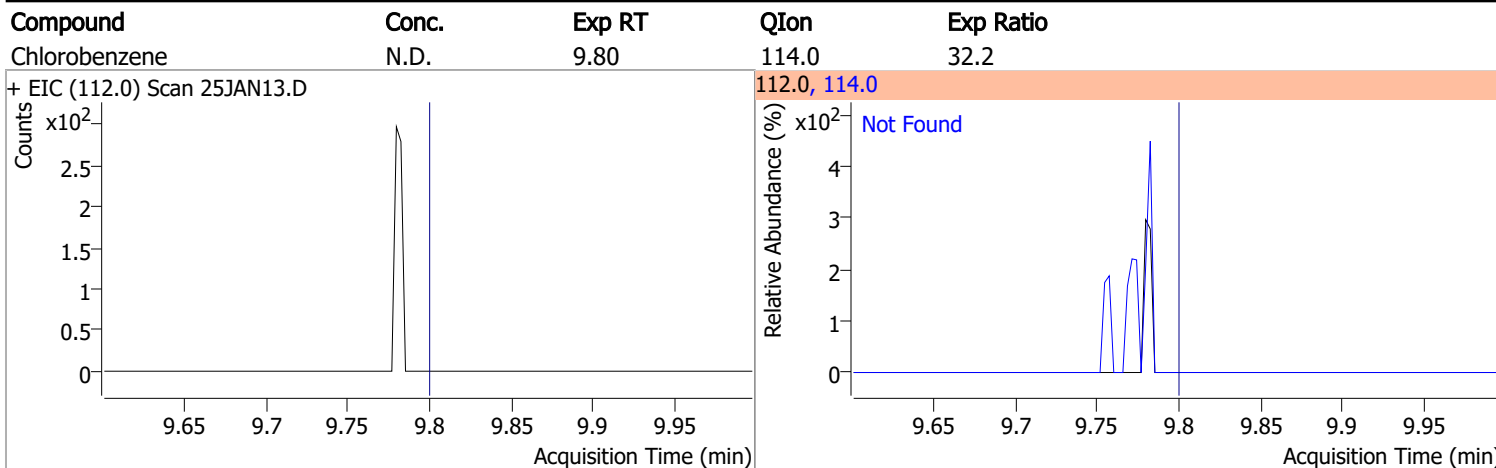
Compound	Conc.	Exp RT	QIon	Exp Ratio
Chlorodibromomethane	N.D.	9.21	127.0	77.2



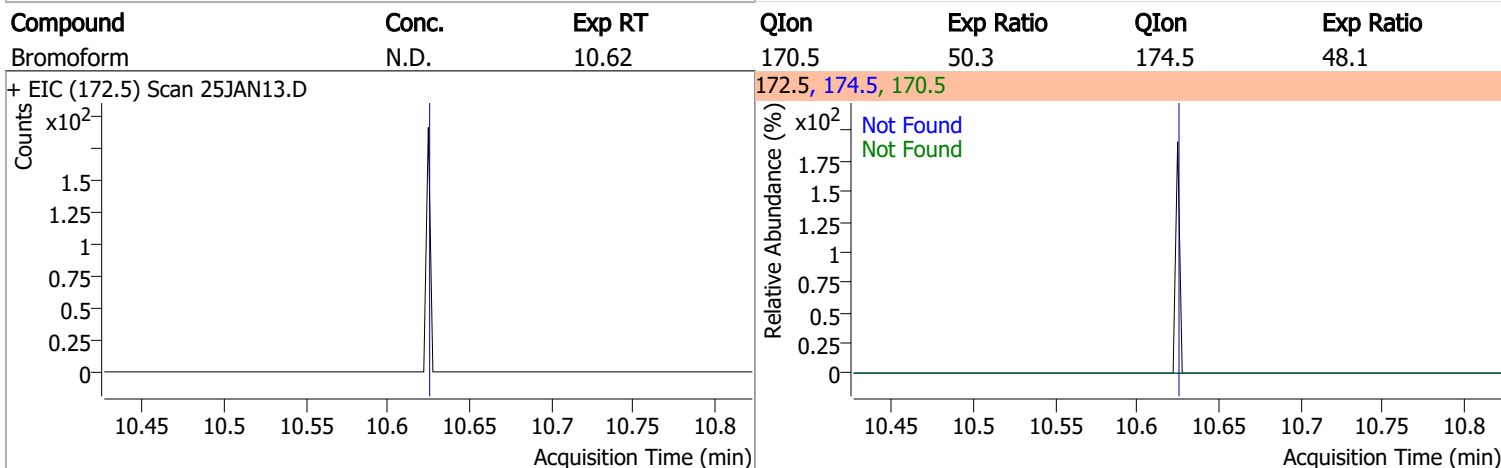
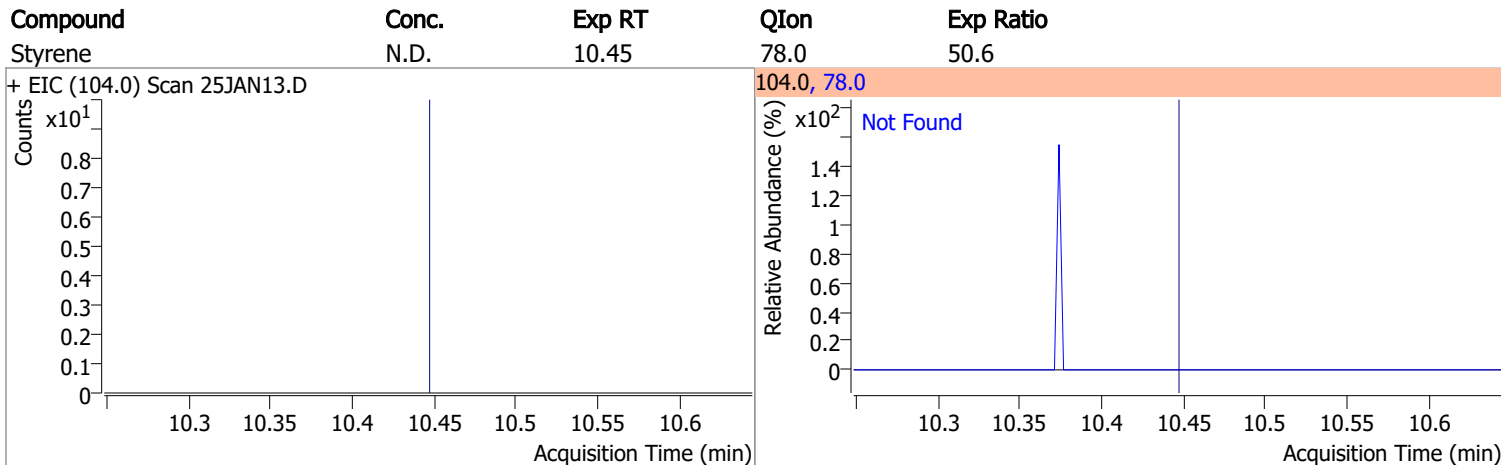
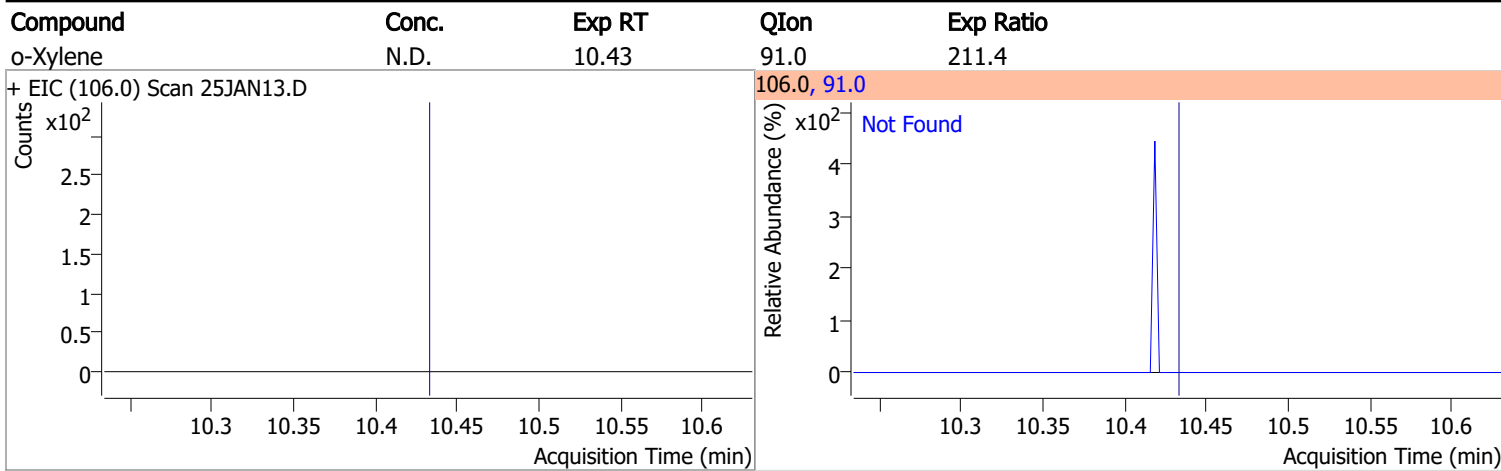
Compound	Conc.	Exp RT	QIon	Exp Ratio
1,2-Dibromoethane	N.D.	9.30	109.0	91.5



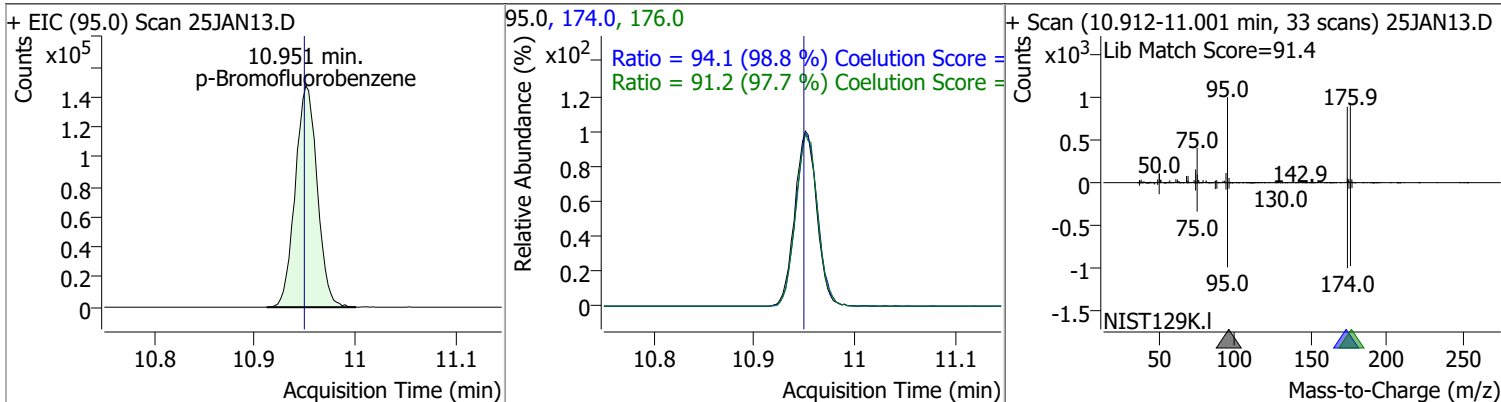
Quantitation Results Report (QT Reviewed)



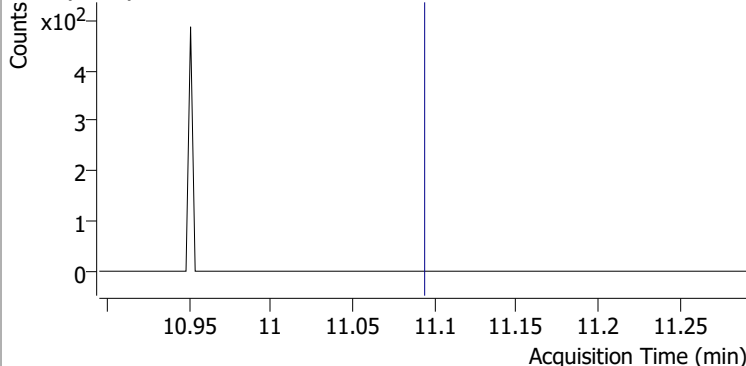
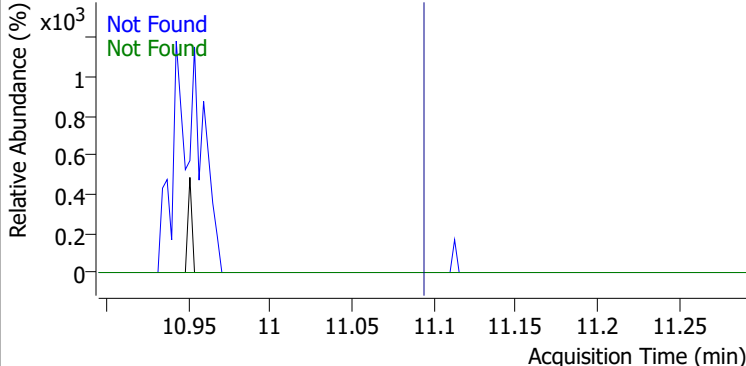
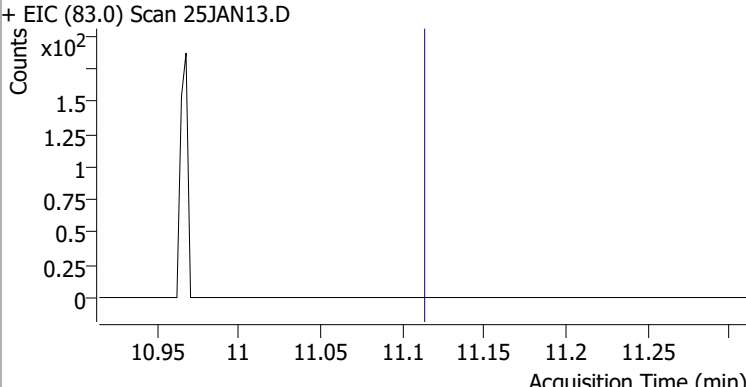
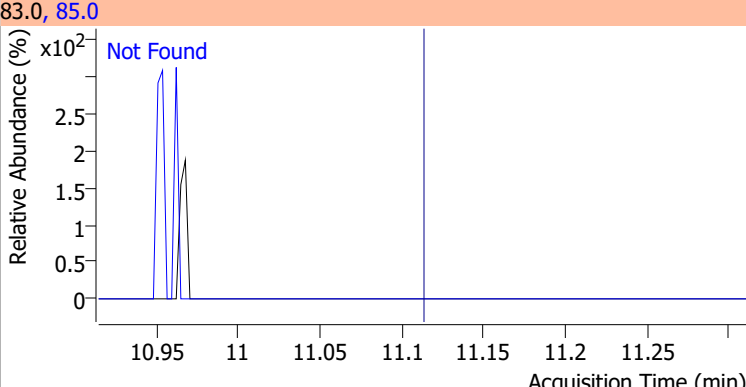
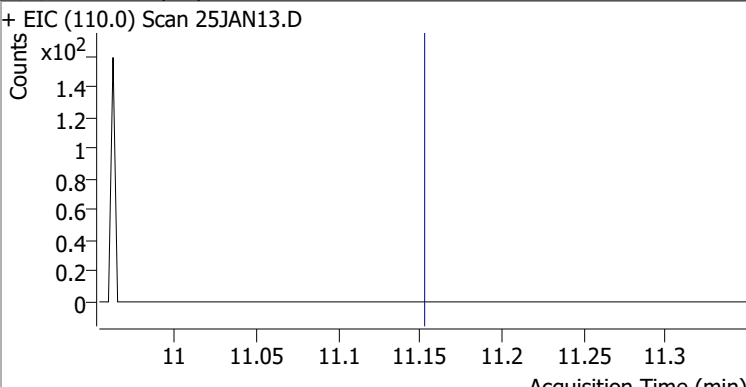
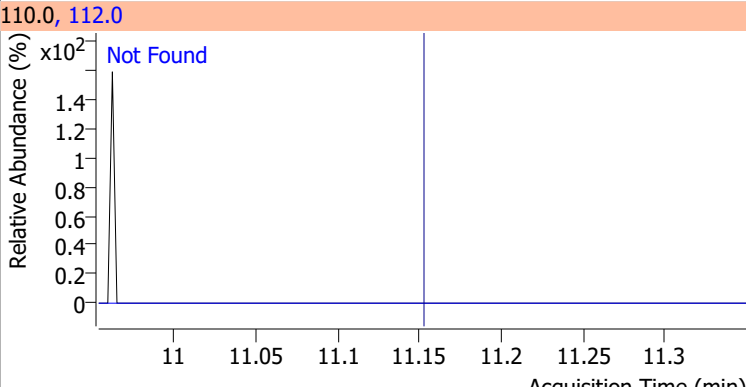
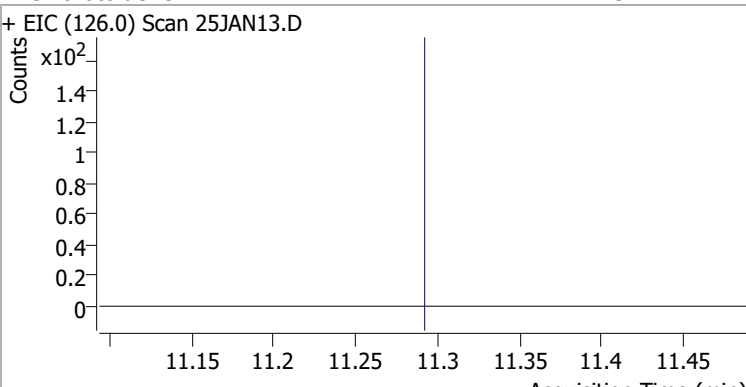
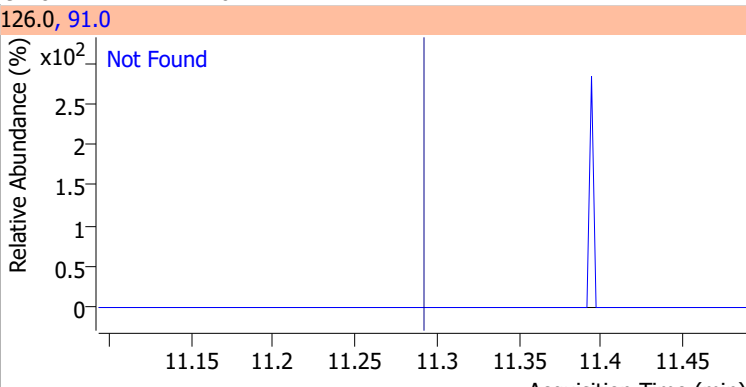
Quantitation Results Report (QT Reviewed)



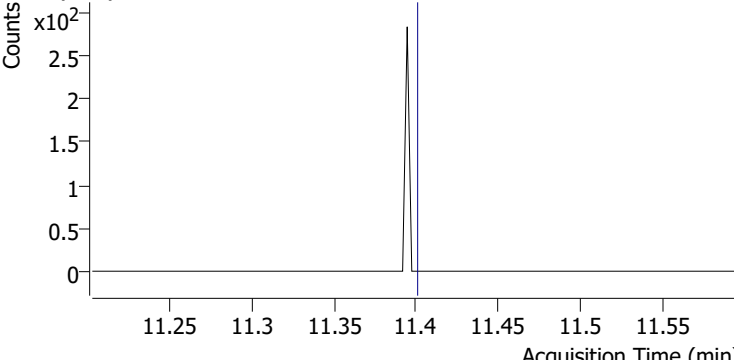
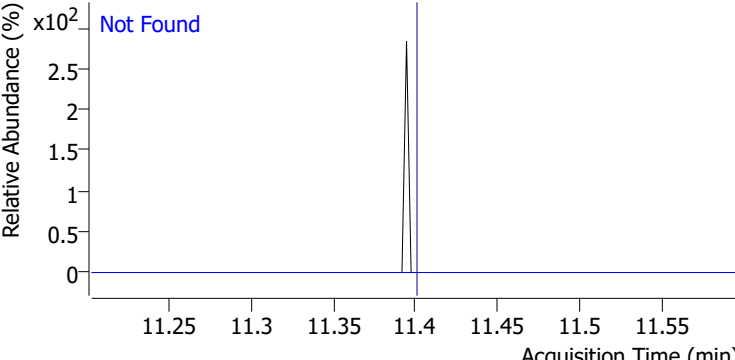
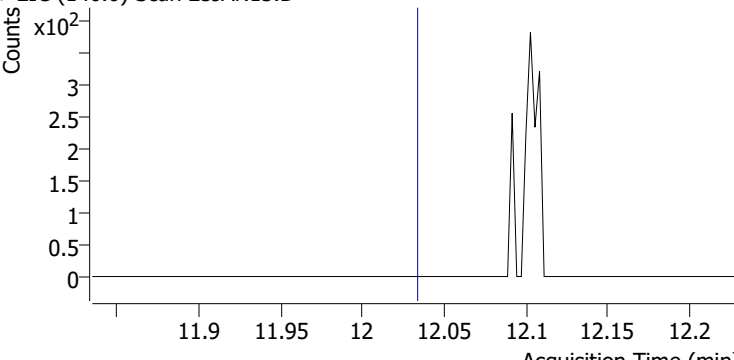
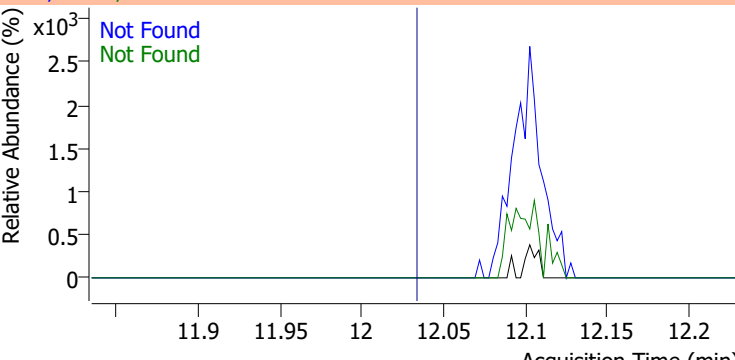
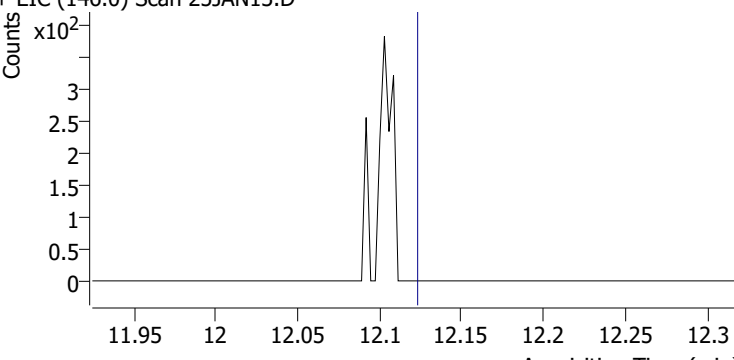
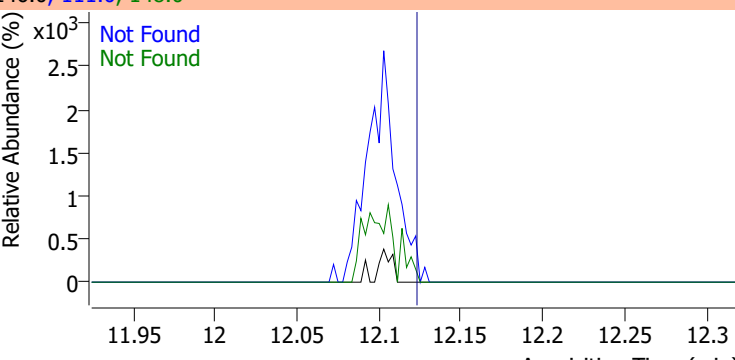
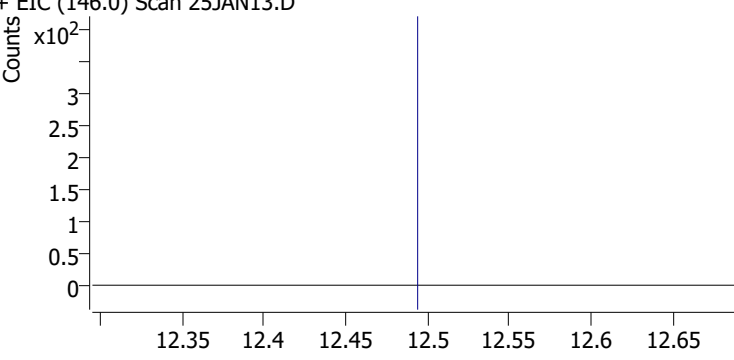
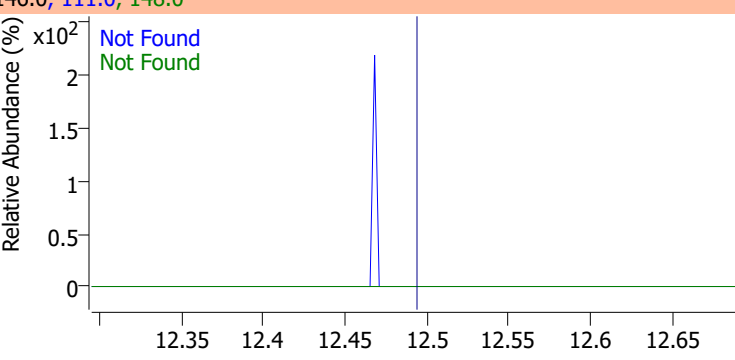
Compound	Conc.	RT	Dev(Min)	Resp.	QIon	QRatio	Lower	Upper
p-Bromofluorobenzene	254.6332	10.95	0.00	224408	174.0	94.1	65.3	125.3
					176.0	91.2	63.3	123.3



Quantitation Results Report (QT Reviewed)

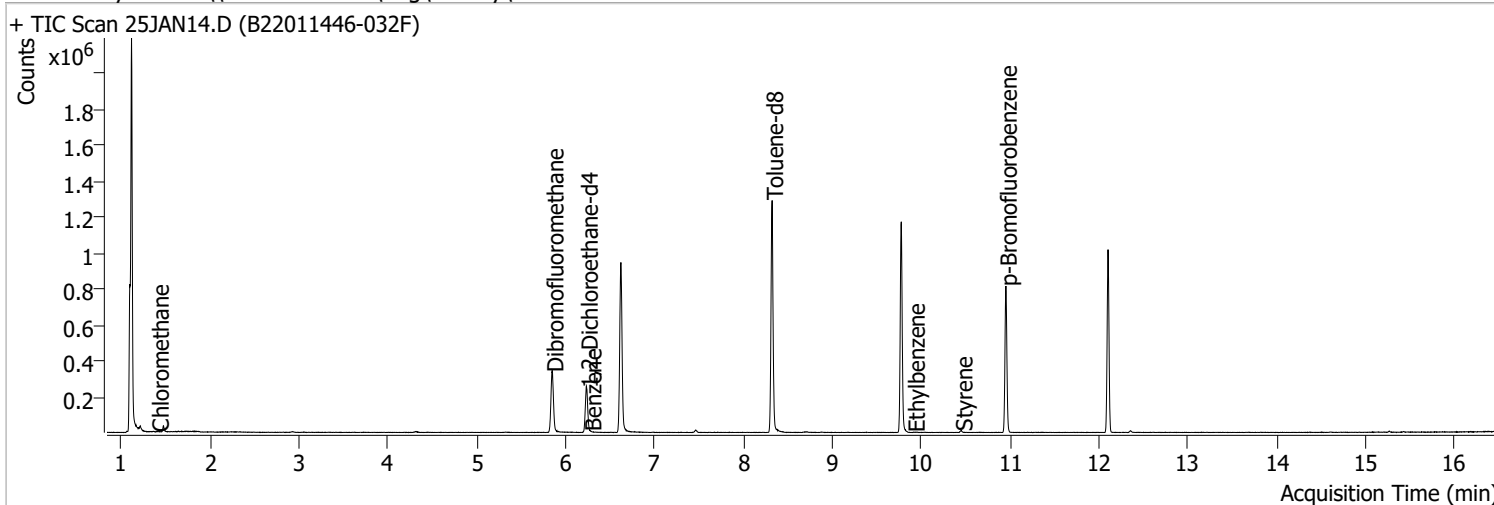
Compound	Conc.	Exp RT	QIon	Exp Ratio	QIon	Exp Ratio
Bromobenzene	N.D.	11.09	77.0	143.5	158.0	96.1
+ EIC (156.0) Scan 25JAN13.D			156.0, 77.0, 158.0			
						
1,1,2,2-Tetrachloroethane	N.D.	11.11	85.0	63.3		
+ EIC (83.0) Scan 25JAN13.D			83.0, 85.0			
						
1,2,3-Trichloropropane	N.D.	11.15	112.0	65.8		
+ EIC (110.0) Scan 25JAN13.D			110.0, 112.0			
						
2-Chlorotoluene	N.D.	11.29	91.0	276.2		
+ EIC (126.0) Scan 25JAN13.D			126.0, 91.0			
						

Quantitation Results Report (QT Reviewed)

Compound	Conc.	Exp RT	QIon	Exp Ratio		
4-Chlorotoluene	N.D.	11.40	126.0	31.3		
+ EIC (91.0) Scan 25JAN13.D			91.0, 126.0			
						
1,3-Dichlorobenzene	N.D.	12.03	148.0	62.8	QIon	Exp Ratio
+ EIC (146.0) Scan 25JAN13.D			146.0, 111.0, 148.0			
						
1,4-Dichlorobenzene	N.D.	12.12	148.0	63.7	QIon	Exp Ratio
+ EIC (146.0) Scan 25JAN13.D			146.0, 111.0, 148.0			
						
1,2-Dichlorobenzene	N.D.	12.49	148.0	61.9	QIon	Exp Ratio
+ EIC (146.0) Scan 25JAN13.D			146.0, 111.0, 148.0			
						

Quantitation Results Report (QT Reviewed)

Data File	25JAN14.D	Operator	MSC
Acq. Method	5975CACQF.M	Acq. Date-Time	1/25/2022 3:19:48 PM
Sample Name	B22011446-032F	Instrument	VOA5975C
Vial	14	Multiplier	1.00
DA Method File	VOA5975C_8260B_SHT_DoD_L4_011922.m	Comment	
Tune File	BFB_Atune3.u	Tune Date	10/11/2021 4:02:00 PM
Batch Name	VG012522_8260B.batch.bin	Last Calib Update	3/15/2022 2:01:13 PM
Ref Library	\\MASSHUNTER\Org\Library\NIST129K.I		



Compound	RT	QIon	Resp.	Conc.	Units	Dev(Min)
----------	----	------	-------	-------	-------	----------

Internal Standards

M Fluorobenzene	6.621	96.0	806952	250.0000	ng	0.000
M Chlorobenzene-d5	9.772	82.0	314499	250.0000	ng	-0.003
M 1,4-Dichlorobenzene-d4	12.100	152.0	238680	250.0000	ng	0.000

System Monitoring Compounds

S Dibromofluoromethane	5.851	113.0	200070	255.9751	ng	0.000
Spiked Amount: 250.000	Range: 80.0 - 119.0%			Recovery = 102.39%		
S 1,2-Dichloroethane-d4	6.236	67.0	90850	269.0813	ng	0.006
Spiked Amount: 250.000	Range: 81.0 - 118.0%			Recovery = 107.63%		
S Toluene-d8	8.322	98.0	777932	253.5434	ng	0.003
Spiked Amount: 250.000	Range: 89.0 - 112.0%			Recovery = 101.42%		
S p-Bromofluorobenzene	10.951	95.0	231905	263.1510	ng	0.003
Spiked Amount: 250.000	Range: 85.0 - 114.0%			Recovery = 105.26%		

Target Compounds

Compound	RT	QIon	Resp.	Conc.	Units	QValue
T Dichlorodifluoromethane	0.000		0	N.D.		
T Chloromethane	1.411	50.0	1462	1.1442	ng m	76
T Vinyl chloride	1.503	62.0	0		ng md	1
T Bromomethane	1.805	96.0	0		ng md	1
T Chloroethane	0.000		0	N.D.		
T Trichlorofluoromethane	0.000		0	N.D.		
T 1,1-Dichloroethene	0.000		0	N.D.		
T Methylene chloride	0.000		0	N.D.		
T trans-1,2-Dichloroethene	0.000		0	N.D.		
T Methyl tert-butyl ether (MTBE)	0.000		0	N.D.		
T 1,1-Dichloroethane	0.000		0	N.D.		
T 2,2-Dichloropropane	0.000		0	N.D.		
T cis-1,2-Dichloroethene	0.000		0	N.D.		
T Methyl ethyl ketone	0.000		0	N.D.		
T Bromochloromethane	0.000		0	N.D.		
T Chloroform	0.000		0	N.D.		

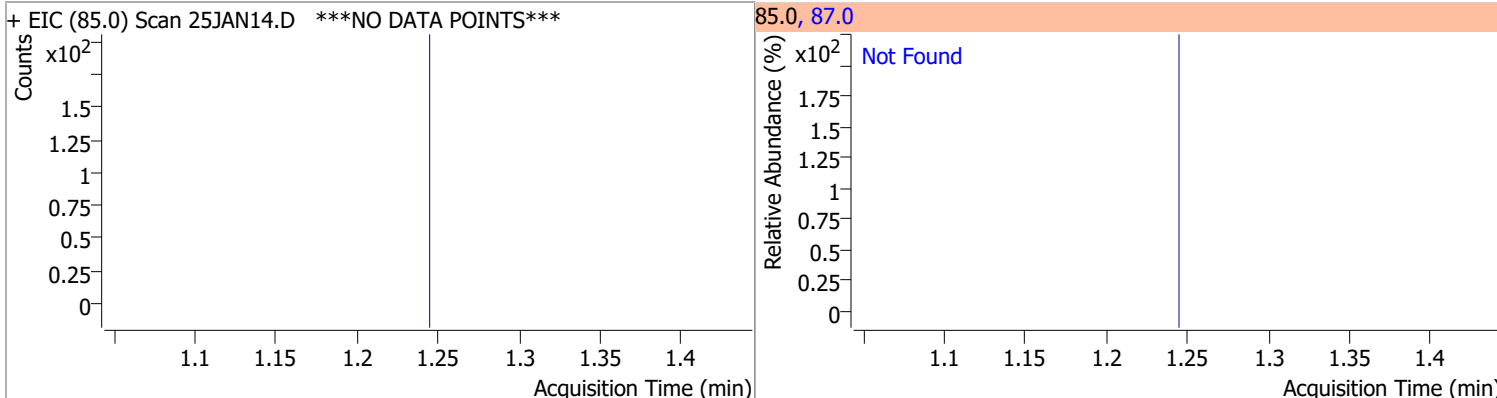
Quantitation Results Report (QT Reviewed)

Compound	RT	QIon	Resp.	Conc.	Units		Dev(Min)
T 1,1,1-Trichloroethane	0.000		0	N.D.			
T Carbon tetrachloride	0.000		0	N.D.			
T 1,1-Dichloropropene	0.000		0	N.D.			
T Benzene	6.278	78.0	549	0.1703	ng	m	68
T 1,2-Dichloroethane	0.000		0	N.D.			
T Trichloroethene	0.000		0	N.D.			
T 1,2-Dichloropropane	0.000		0	N.D.			
T Dibromomethane	0.000		0	N.D.			
T Bromodichloromethane	0.000		0	N.D.			
T cis-1,3-Dichloropropene	0.000		0	N.D.			
T Toluene	8.380	92.0	0		ng	md	1
T trans-1,3-Dichloropropene	0.000		0	N.D.			
T 1,1,2-Trichloroethane	0.000		0	N.D.			
T Tetrachloroethene	0.000		0	N.D.			
T 1,3-Dichloropropane	0.000		0	N.D.			
T Chlorodibromomethane	0.000		0	N.D.			
T 1,2-Dibromoethane	0.000		0	N.D.			
T Chlorobenzene	0.000		0	N.D.			
T 1,1,1,2-Tetrachloroethane	0.000		0	N.D.			
T Ethylbenzene	9.917	91.0	1118	0.8906	ng	m	98
T m+p-Xylenes	10.048	106.0	0		ng	md	1
T o-Xylene	0.000		0	N.D.			
T Styrene	10.452	104.0	4583	3.0840	ng		95
T Bromoform	0.000		0	N.D.			
T Bromobenzene	0.000		0	N.D.			
T 1,1,2,2-Tetrachloroethane	0.000		0	N.D.			
T 1,2,3-Trichloropropane	0.000		0	N.D.			
T 2-Chlorotoluene	0.000		0	N.D.			
T 4-Chlorotoluene	0.000		0	N.D.			
T 1,3-Dichlorobenzene	0.000		0	N.D.			
T 1,4-Dichlorobenzene	0.000		0	N.D.			
T 1,2-Dichlorobenzene	0.000		0	N.D.			

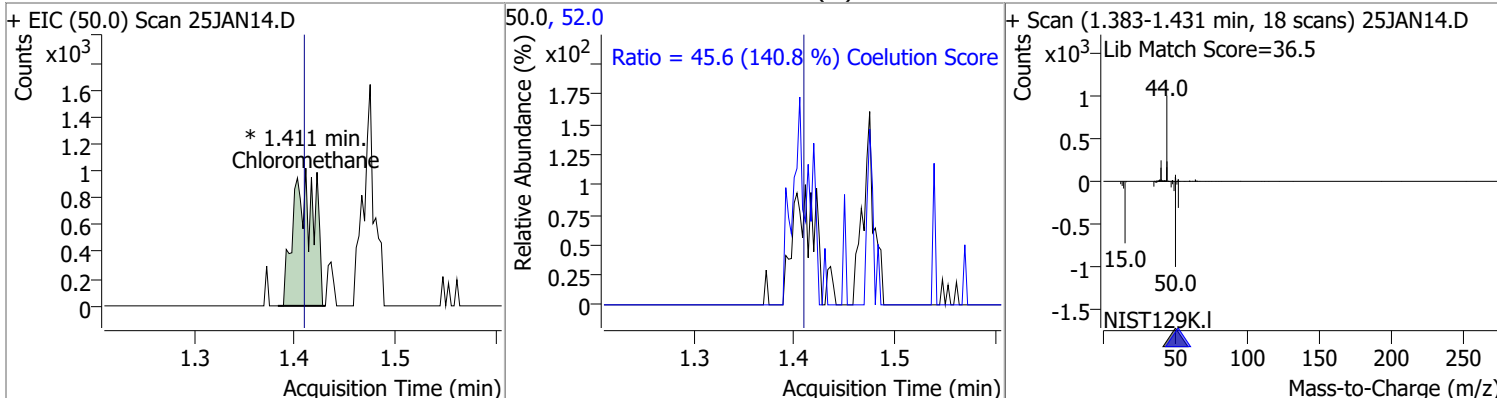
(#) = Qualifier Out of Range; (m) = Manual Integration; (+) = Area Summed; (*) = Surrogate Percent Recovery Out of Range; (d): Zeroed Peak

Quantitation Results Report (QT Reviewed)

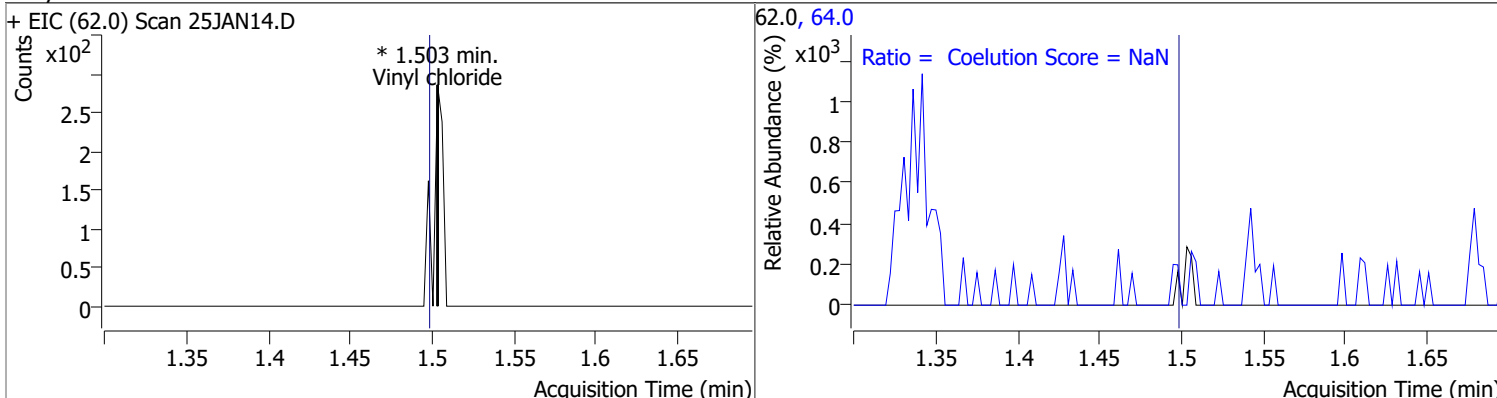
Compound	Conc.	Exp RT	QIon	Exp Ratio
Dichlorodifluoromethane	N.D.	1.24	87.0	31.8



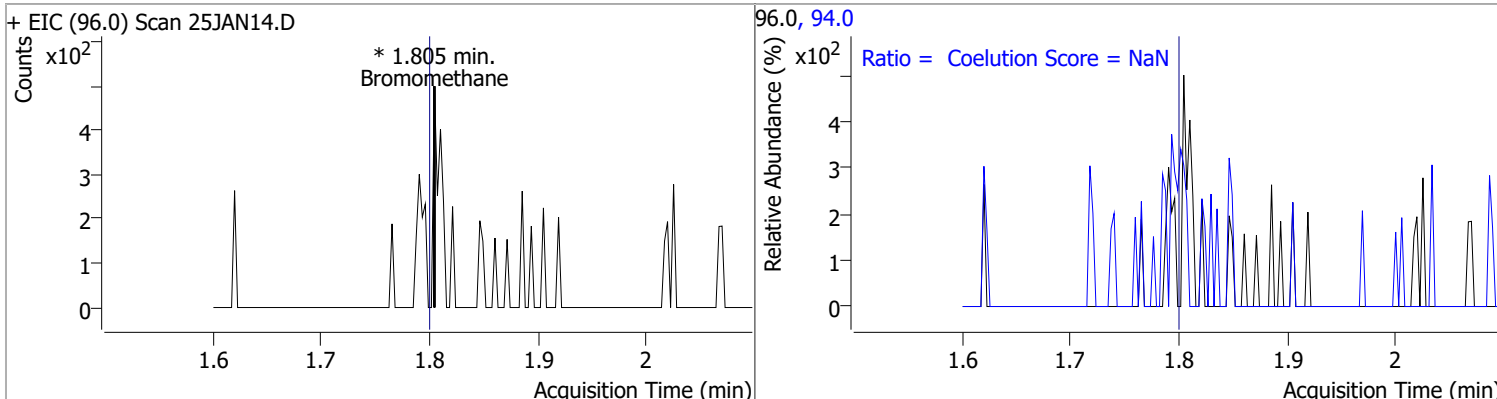
Compound	Conc.	RT	Dev(Min)	Resp.	QIon	QRatio	Lower	Upper
Chloromethane	1.1442	1.41	0.00	1462 (m)	52.0	45.6	2.4	62.4



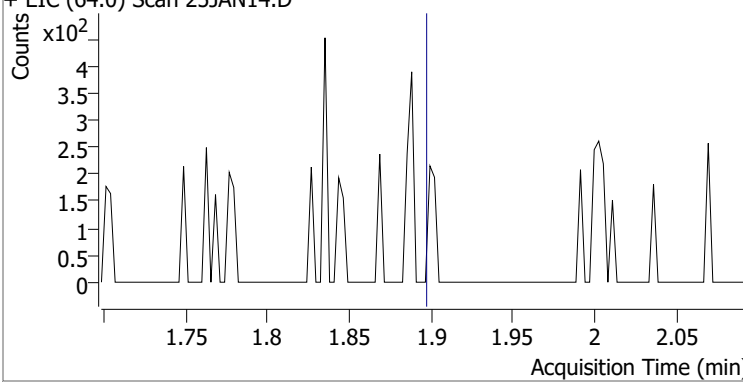
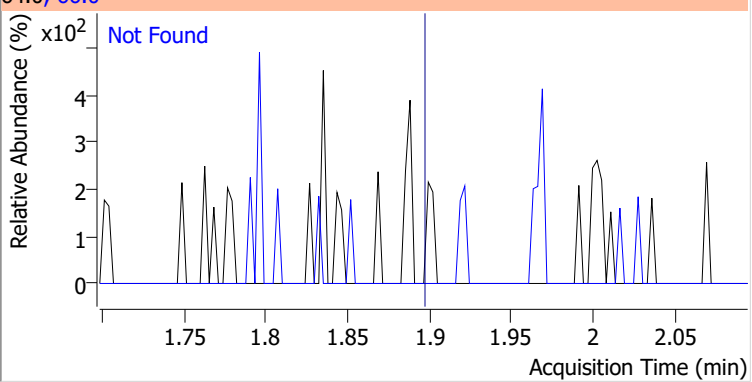
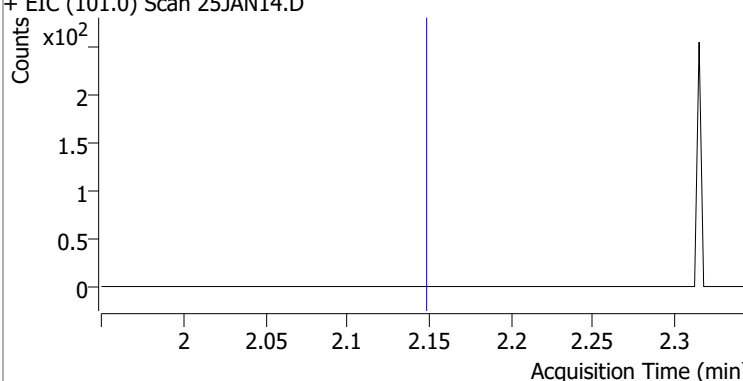
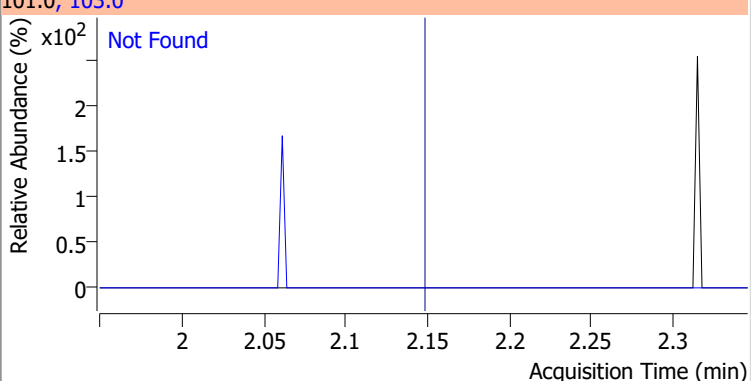
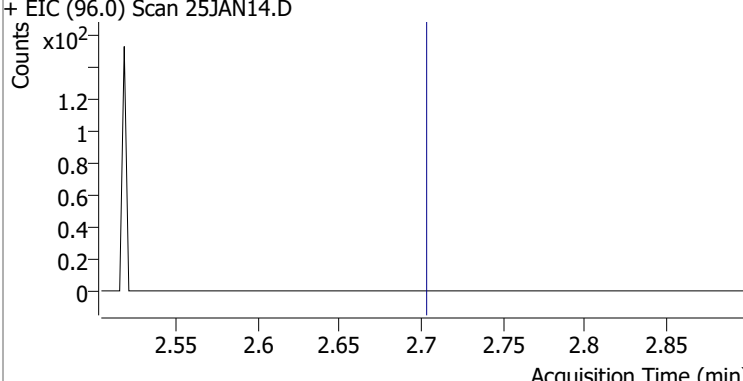
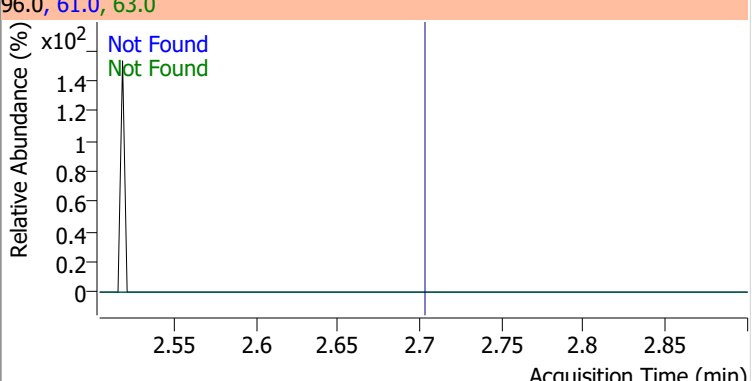
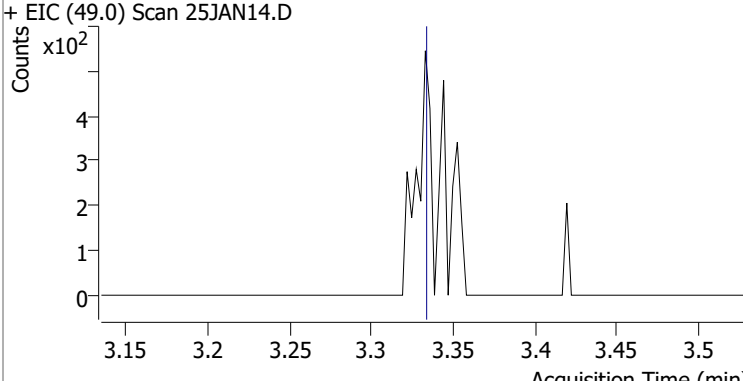
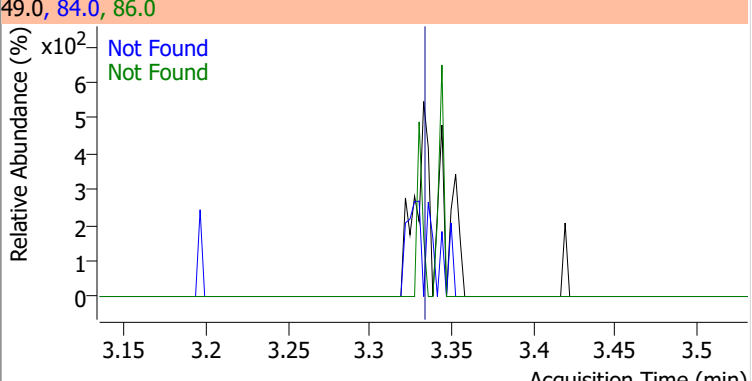
Compound	Conc.	RT	Dev(Min)	Resp.	QIon	QRatio	Lower	Upper
Vinyl chloride	0	0	0	0	64.0	1.3	1.3	61.3



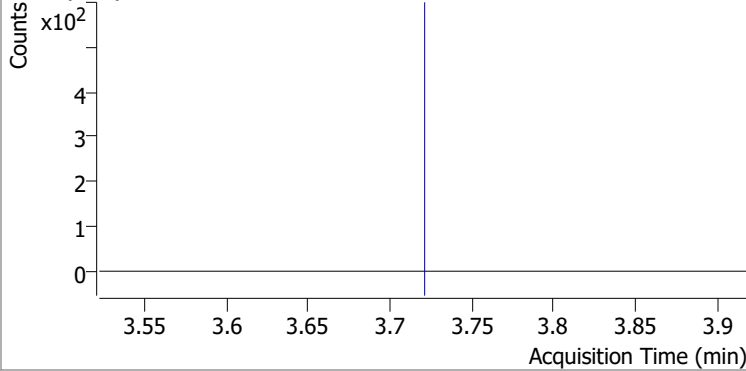
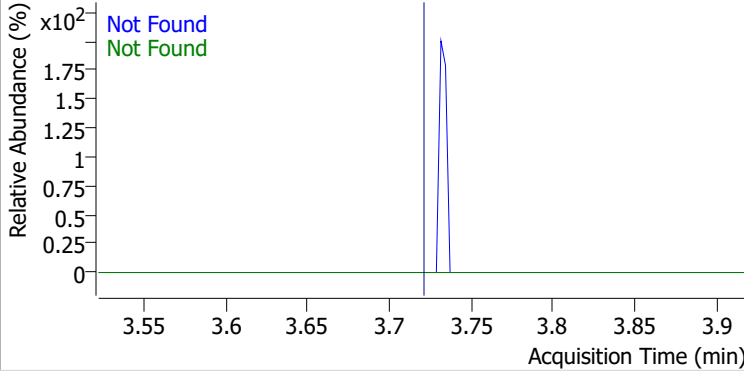
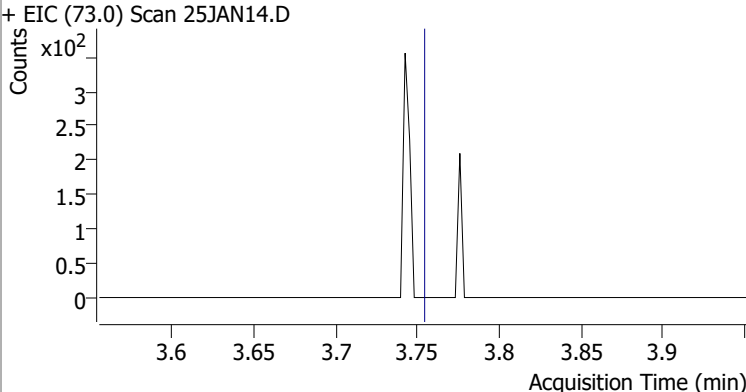
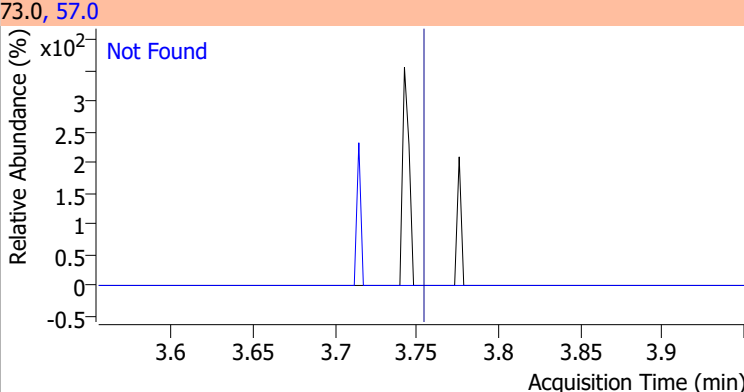
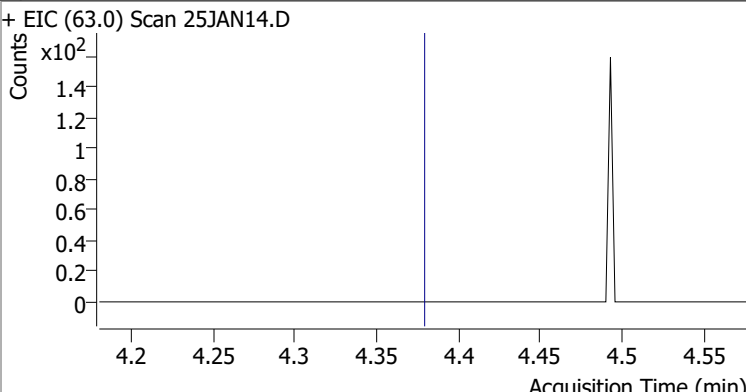
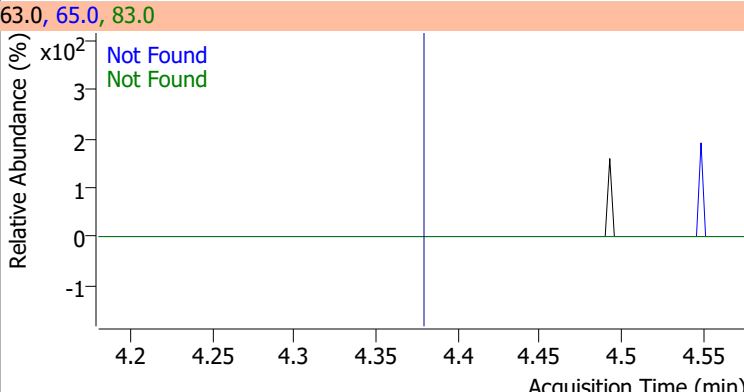
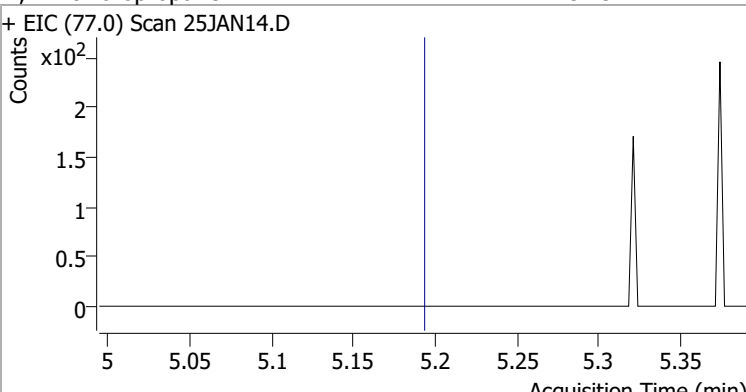
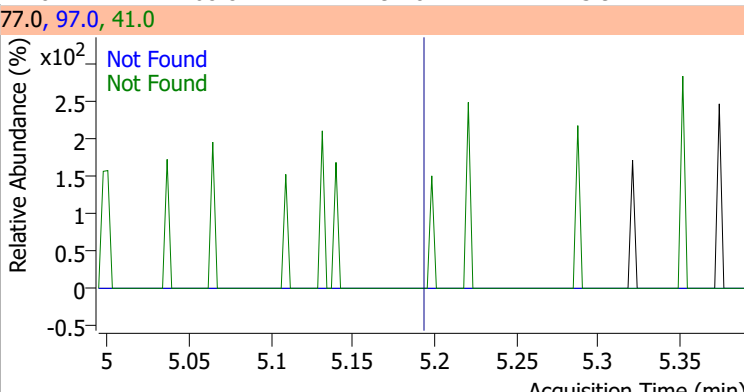
Compound	Conc.	RT	Dev(Min)	Resp.	QIon	QRatio	Lower	Upper
Bromomethane	0	0	0	0	94.0	80.1	80.1	140.1



Quantitation Results Report (QT Reviewed)

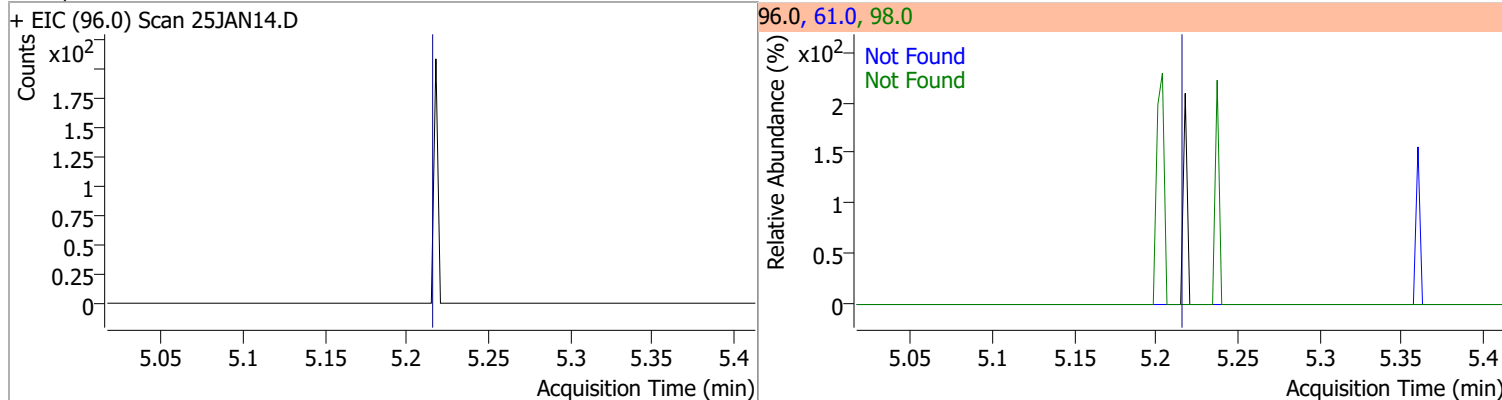
Compound	Conc.	Exp RT	QIon	Exp Ratio	QIon	Exp Ratio
Chloroethane	N.D.	1.90	66.0	30.0		
+ EIC (64.0) Scan 25JAN14.D			64.0, 66.0			
						
Trichlorofluoromethane	N.D.	2.15	103.0	65.0		
+ EIC (101.0) Scan 25JAN14.D			101.0, 103.0			
						
1,1-Dichloroethene	N.D.	2.70	61.0	179.9	63.0	57.0
+ EIC (96.0) Scan 25JAN14.D			96.0, 61.0, 63.0			
						
Methylene chloride	N.D.	3.33	84.0	66.1	86.0	41.8
+ EIC (49.0) Scan 25JAN14.D			49.0, 84.0, 86.0			
						

Quantitation Results Report (QT Reviewed)

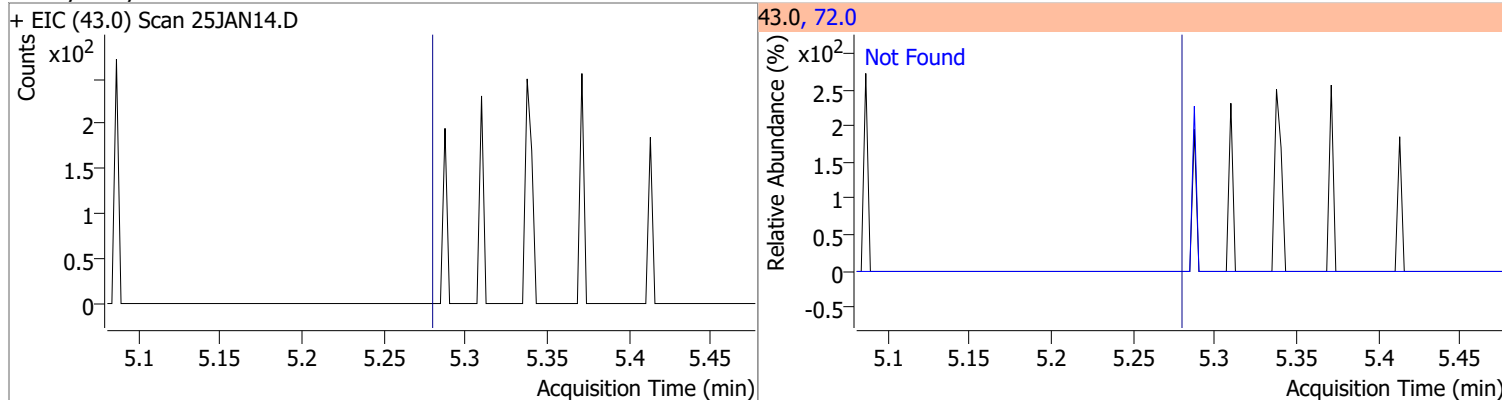
Compound	Conc.	Exp RT	QIon	Exp Ratio	QIon	Exp Ratio
trans-1,2-Dichloroethene	N.D.	3.72	61.0	154.8	98.0	62.1
+ EIC (96.0) Scan 25JAN14.D			96.0, 61.0, 98.0			
						
Methyl tert-butyl ether (MTBE)	N.D.	3.75	57.0	24.6		
+ EIC (73.0) Scan 25JAN14.D			73.0, 57.0			
						
1,1-Dichloroethane	N.D.	4.38	65.0	31.0	83.0	12.7
+ EIC (63.0) Scan 25JAN14.D			63.0, 65.0, 83.0			
						
2,2-Dichloropropane	N.D.	5.19	41.0	68.8	97.0	23.9
+ EIC (77.0) Scan 25JAN14.D			77.0, 97.0, 41.0			
						

Quantitation Results Report (QT Reviewed)

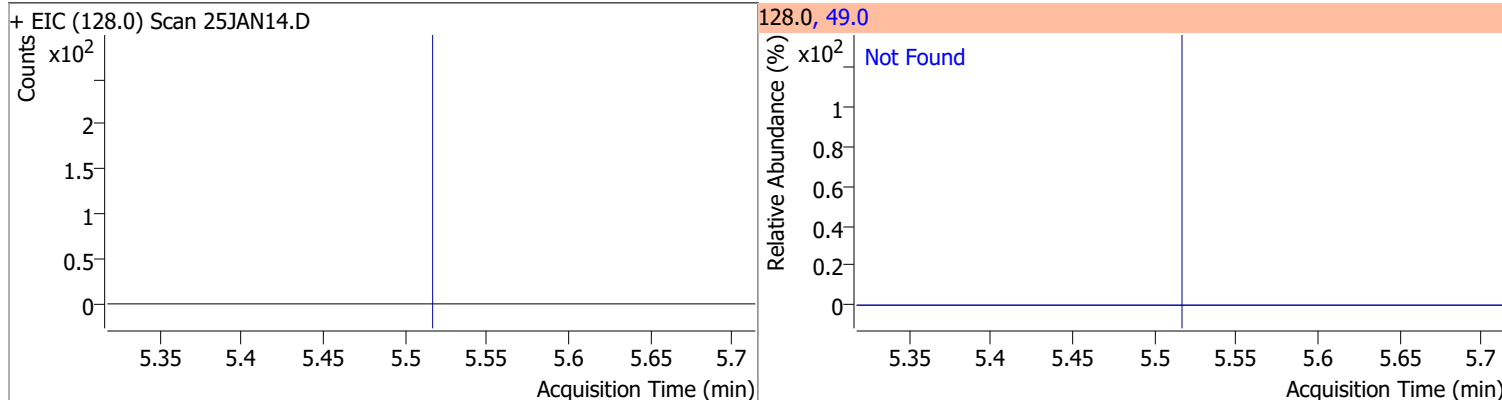
Compound	Conc.	Exp RT	QIon	Exp Ratio	QIon	Exp Ratio
cis-1,2-Dichloroethene	N.D.	5.21	61.0	160.4	98.0	66.2



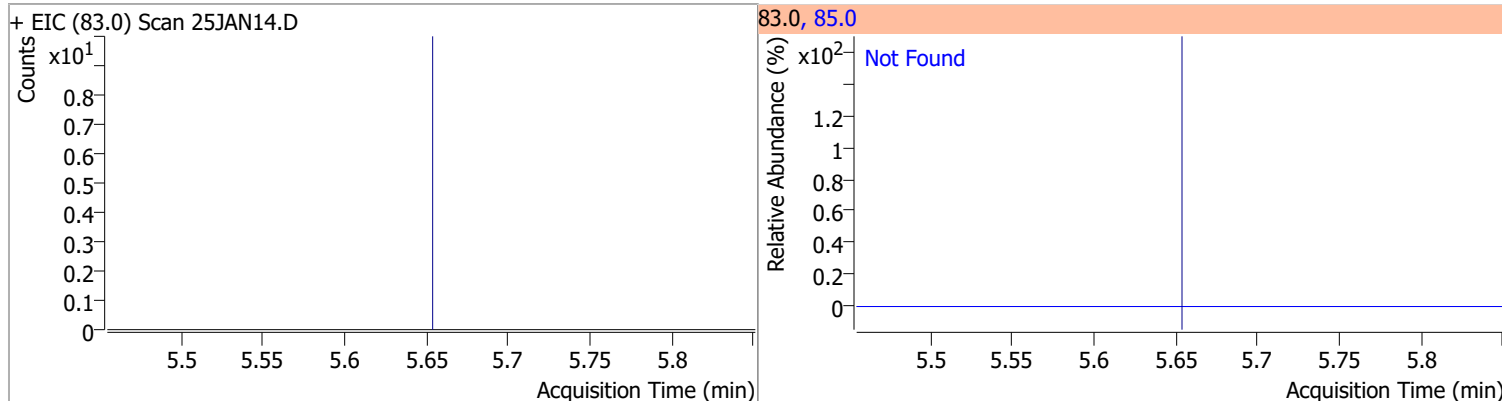
Compound	Conc.	Exp RT	QIon	Exp Ratio
Methyl ethyl ketone	N.D.	5.28	72.0	20.6



Compound	Conc.	Exp RT	QIon	Exp Ratio
Bromochloromethane	N.D.	5.52	49.0	182.2

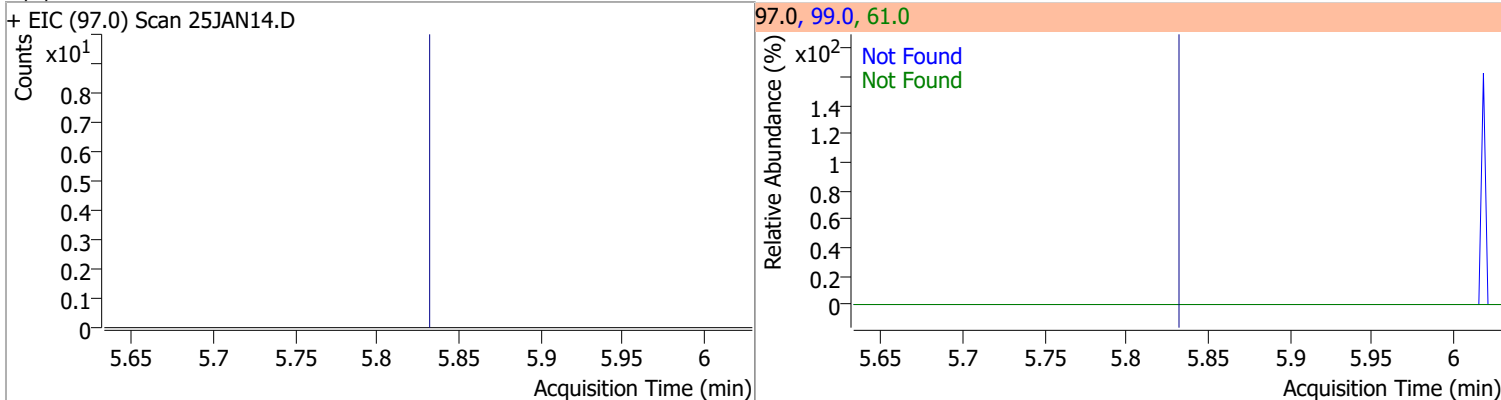


Compound	Conc.	Exp RT	QIon	Exp Ratio
Chloroform	N.D.	5.65	85.0	66.2

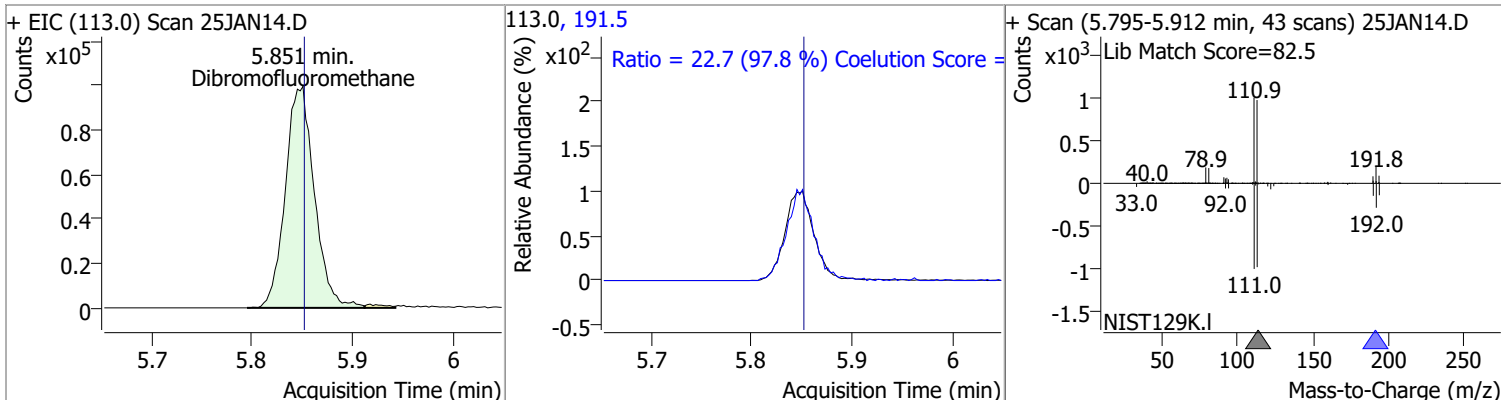


Quantitation Results Report (QT Reviewed)

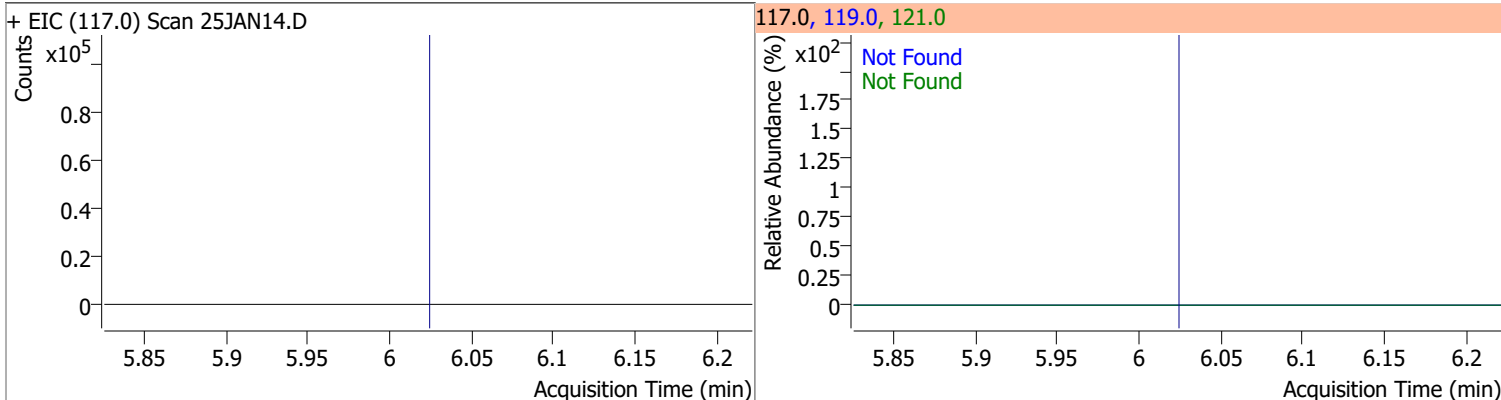
Compound	Conc.	Exp RT	QIon	Exp Ratio	QIon	Exp Ratio
1,1,1-Trichloroethane	N.D.	5.83	99.0	63.1	61.0	49.1



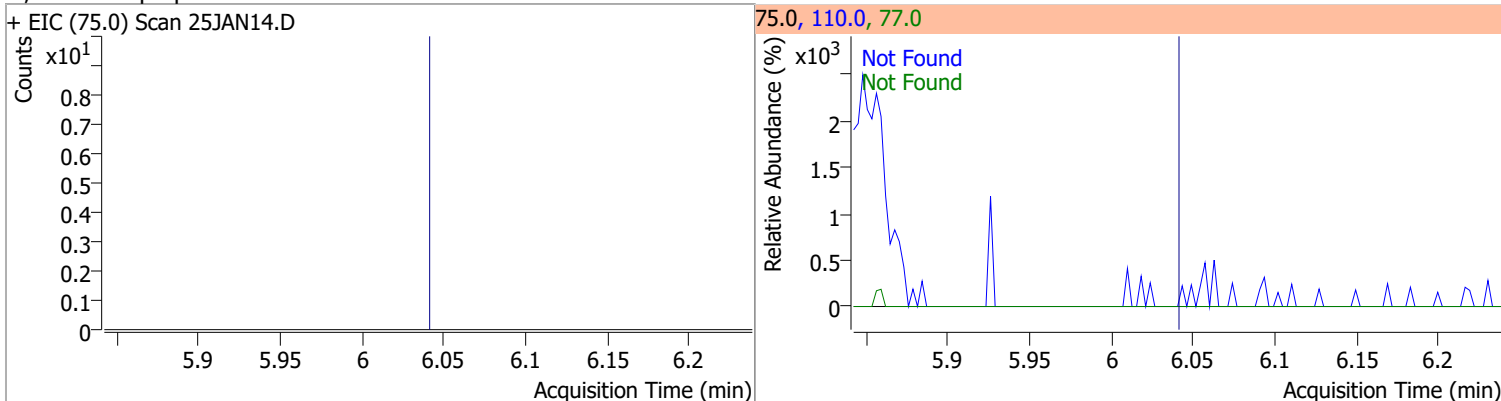
Compound	Conc.	RT	Dev(Min)	Resp.	QIon	QRatio	Lower	Upper
Dibromofluoromethane	255.9751	5.85	0.00	200070	191.5	22.7	0.0	53.2



Compound	Conc.	Exp RT	QIon	Exp Ratio	QIon	Exp Ratio
Carbon tetrachloride	N.D.	6.02	119.0	97.6	121.0	30.7

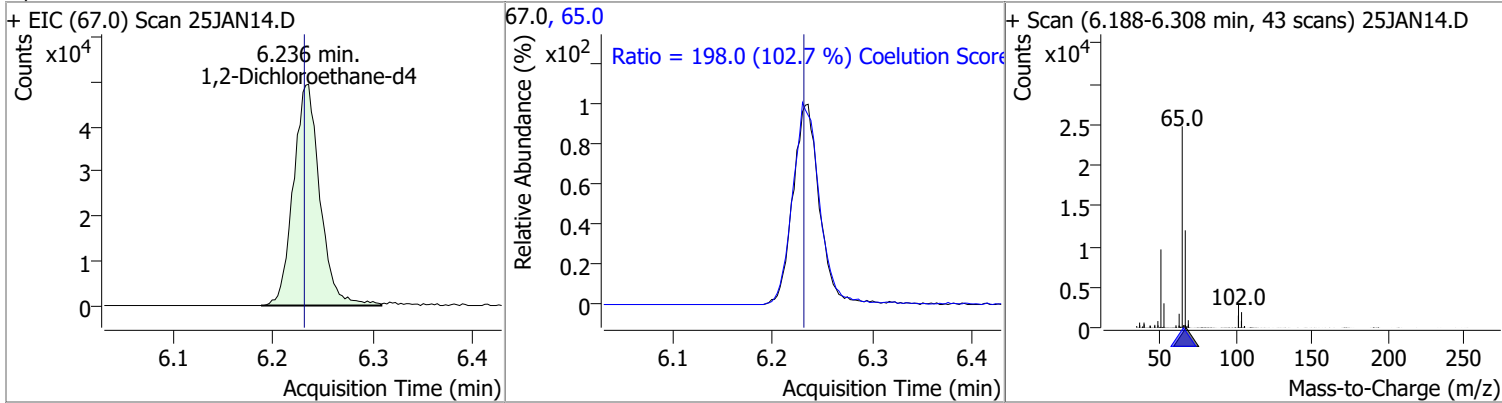


Compound	Conc.	Exp RT	QIon	Exp Ratio	QIon	Exp Ratio
1,1-Dichloropropene	N.D.	6.04	110.0	35.6	77.0	31.0

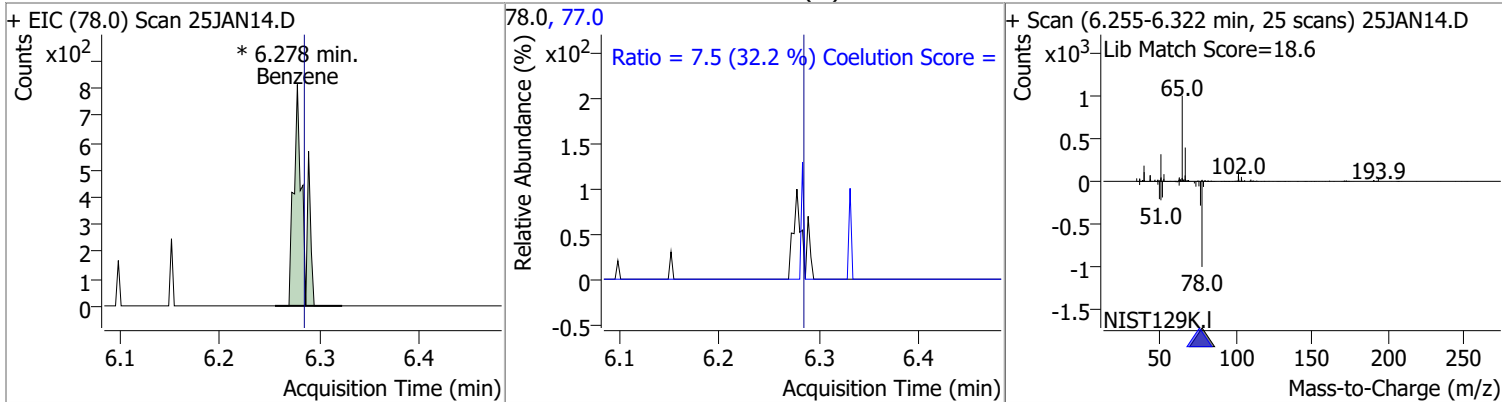


Quantitation Results Report (QT Reviewed)

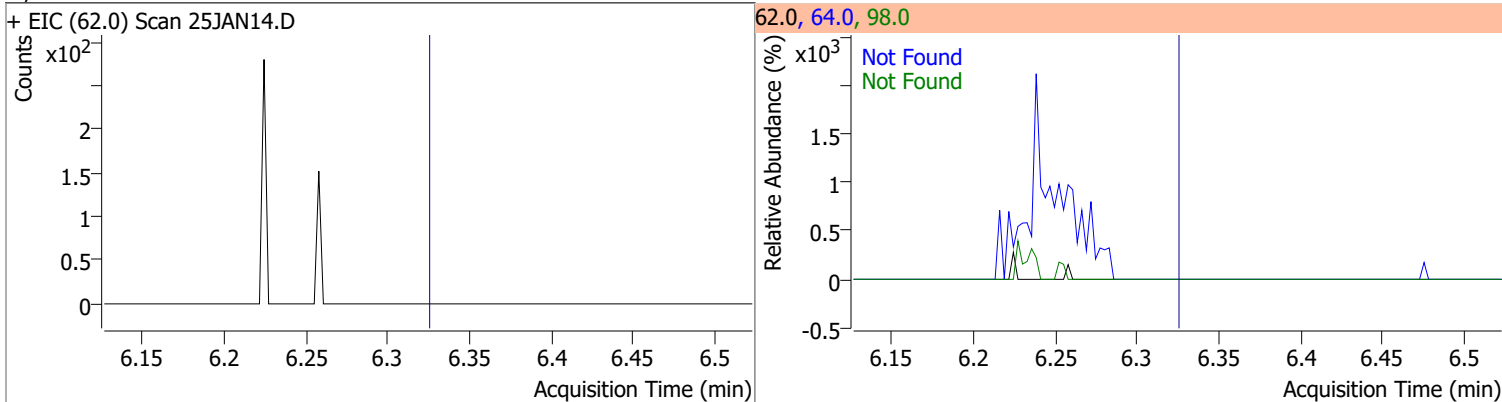
Compound	Conc.	RT	Dev(Min)	Resp.	QIon	QRatio	Lower	Upper
1,2-Dichloroethane-d4	269.0813	6.24	0.01	90850	65.0	198.0	162.8	222.8



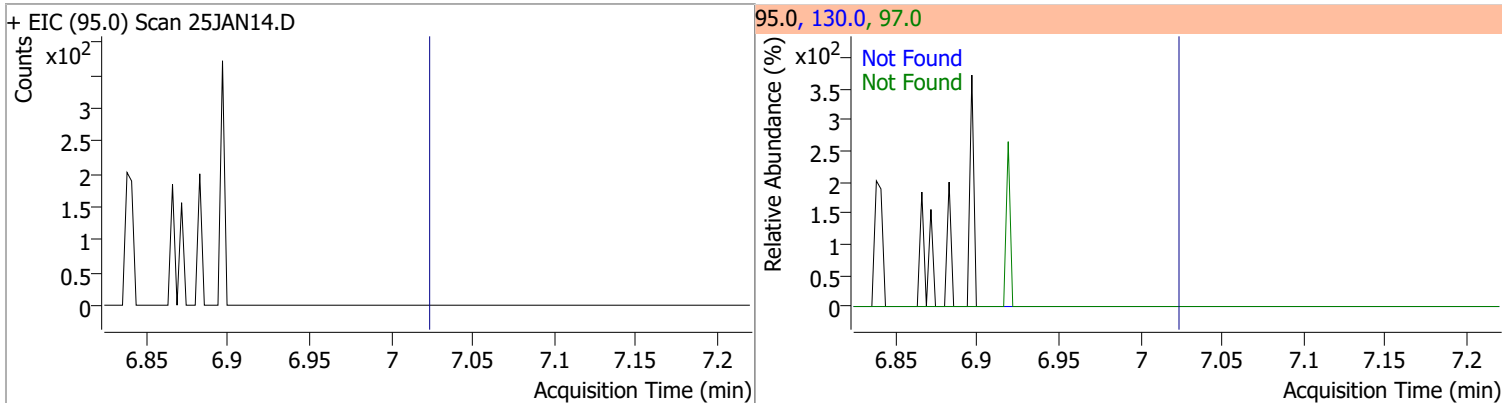
Compound	Conc.	RT	Dev(Min)	Resp.	QIon	QRatio	Lower	Upper
Benzene	0.1703	6.28	-0.01	549 (m)	77.0	7.5	0.0	53.3



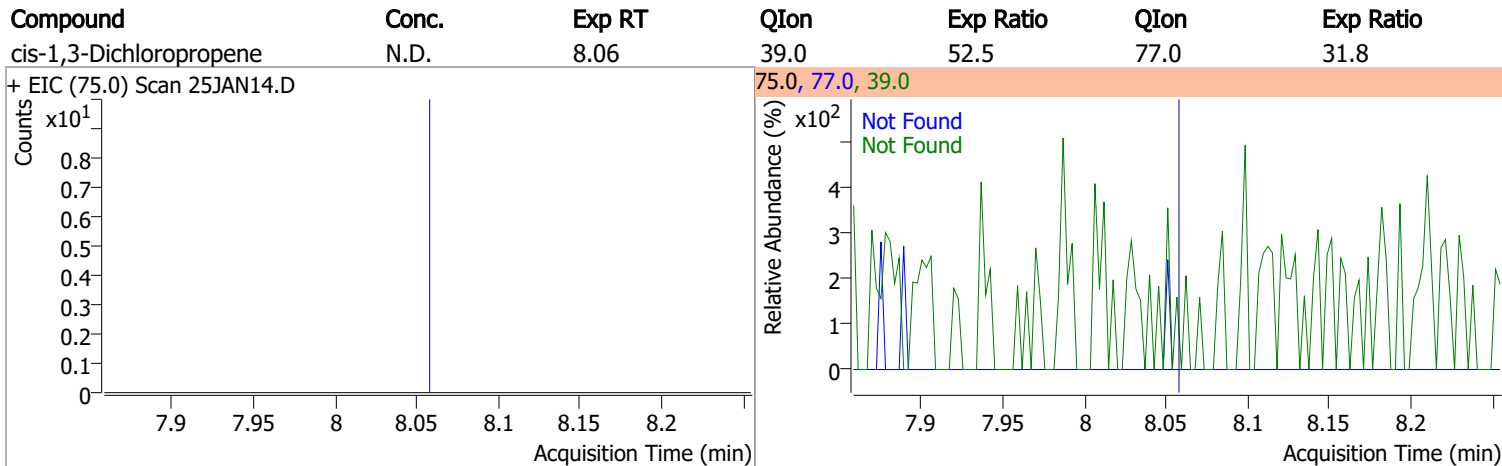
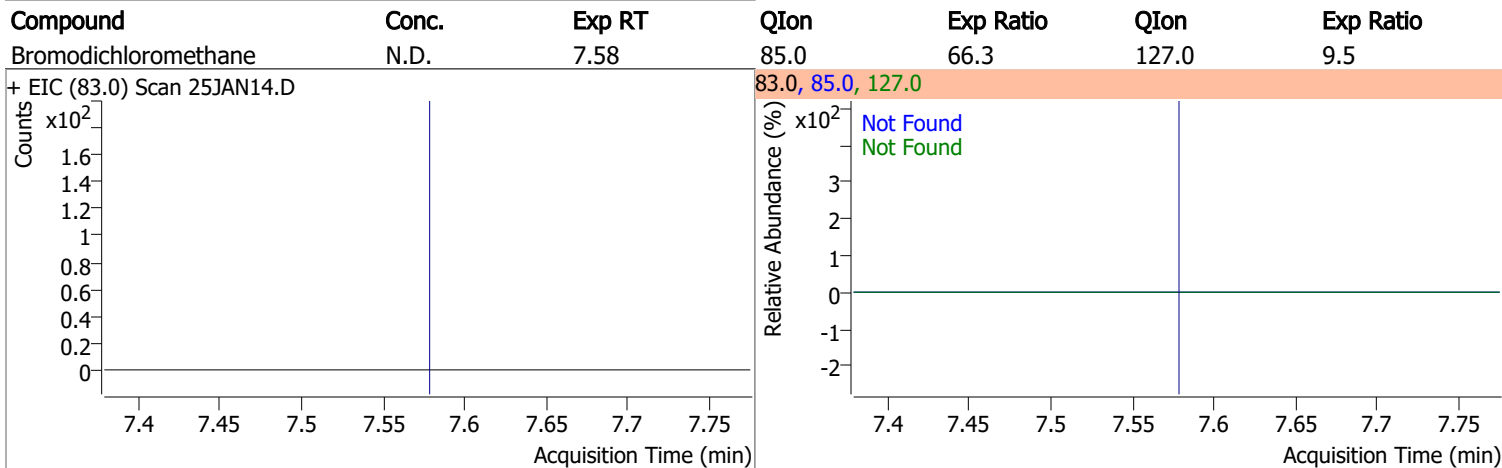
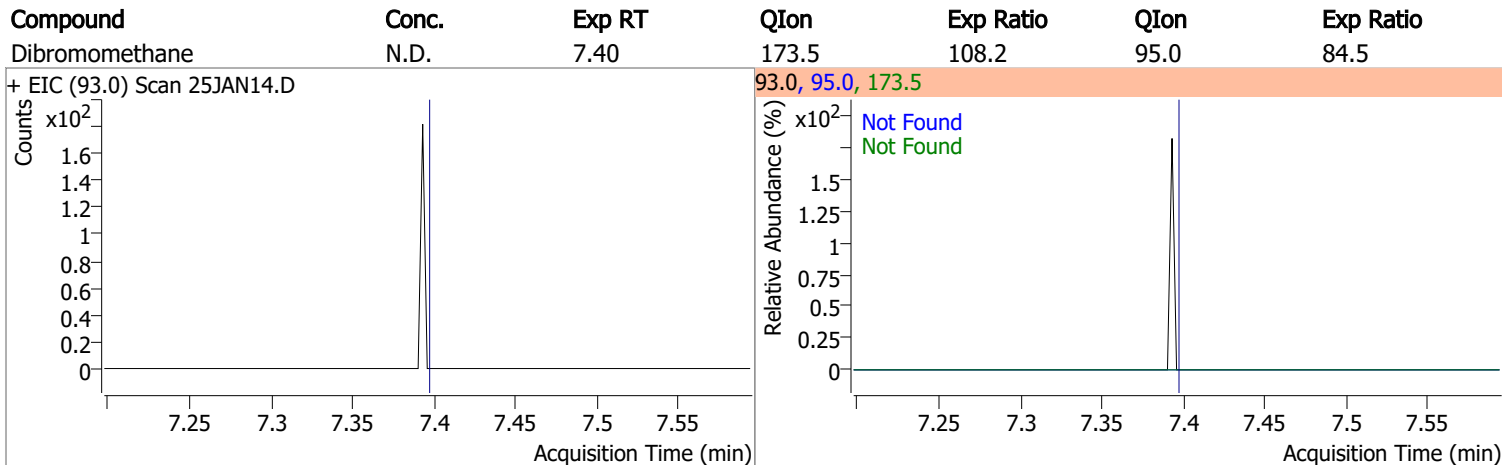
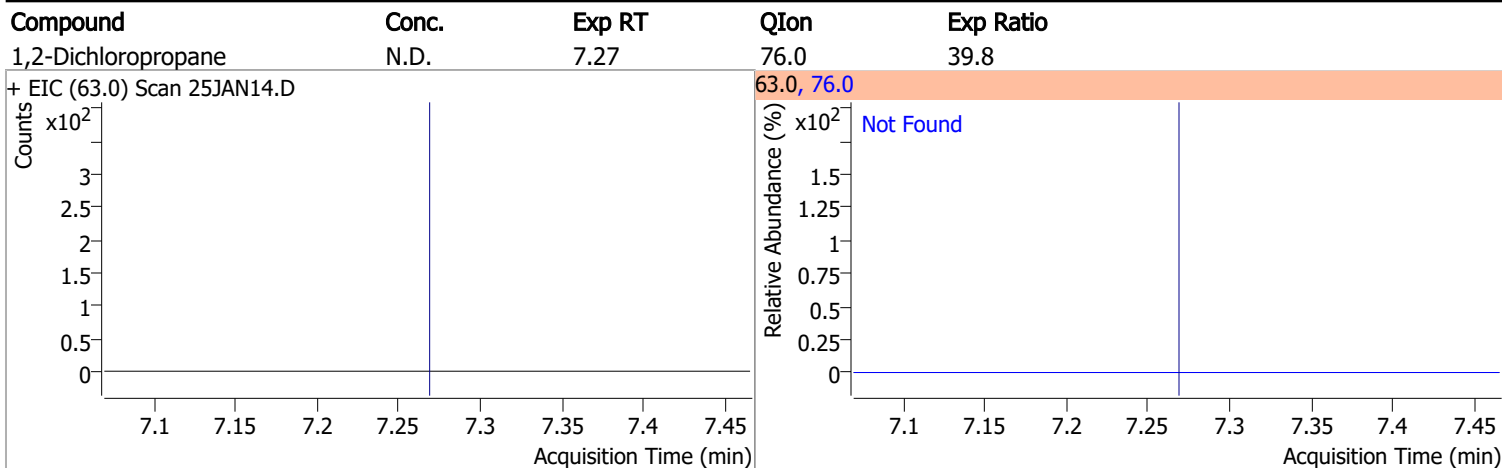
Compound	Conc.	Exp RT	QIon	Exp Ratio	QIon	Exp Ratio
1,2-Dichloroethane	N.D.	6.32	64.0	32.2	98.0	8.2



Compound	Conc.	Exp RT	QIon	Exp Ratio	QIon	Exp Ratio
Trichloroethene	N.D.	7.02	130.0	105.6	97.0	65.7

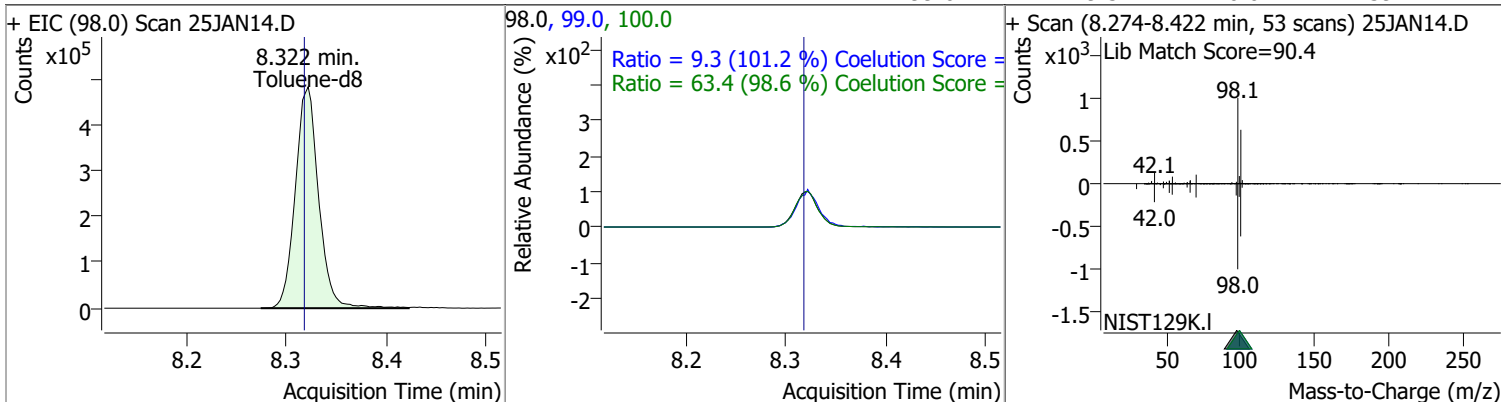


Quantitation Results Report (QT Reviewed)

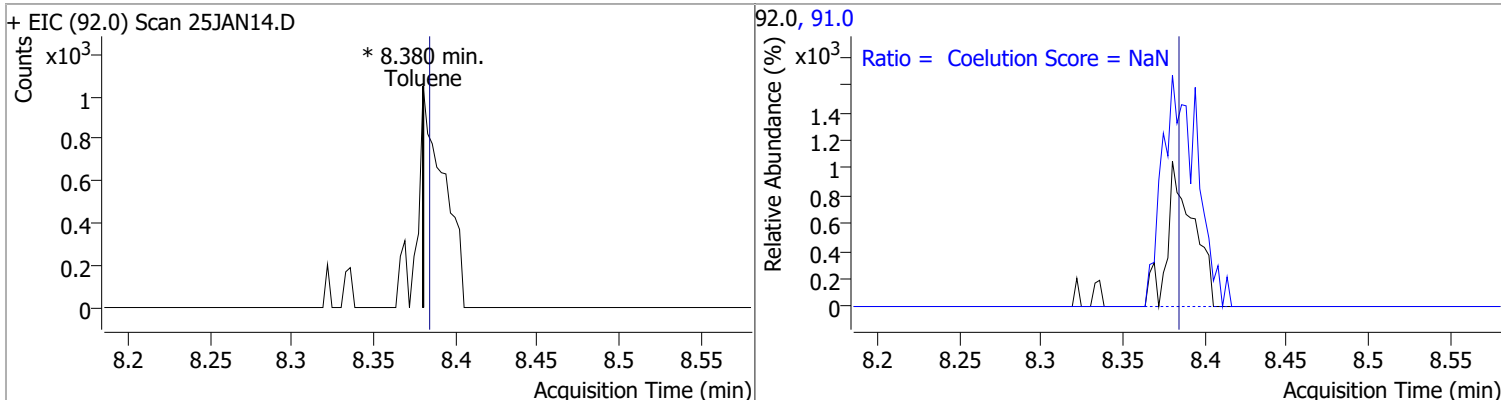


Quantitation Results Report (QT Reviewed)

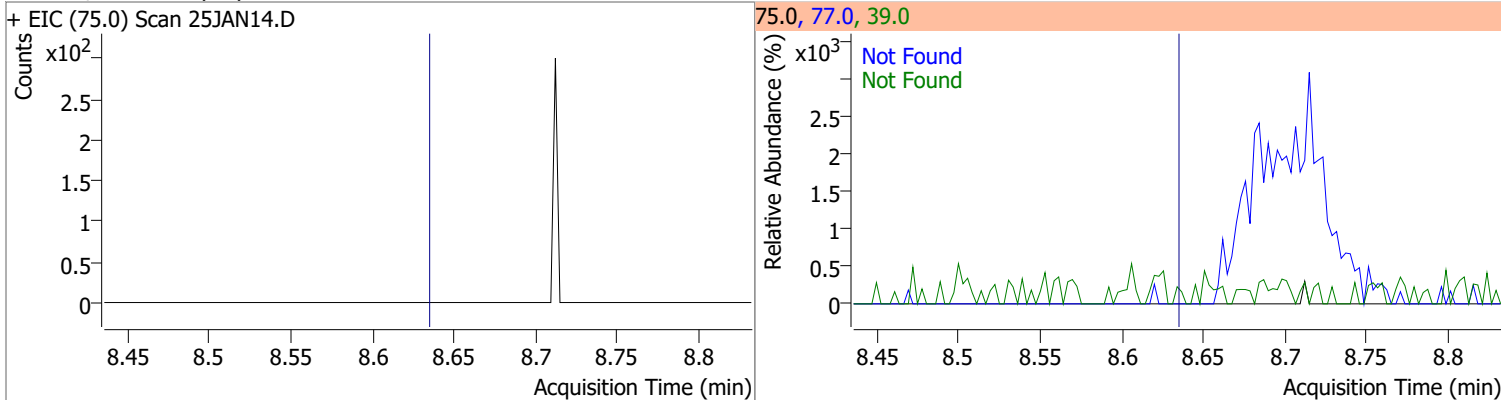
Compound	Conc.	RT	Dev(Min)	Resp.	QIon	QRatio	Lower	Upper
Toluene-d8	253.5434	8.32	0.00	777932	100.0	63.4	34.3	94.3
					99.0	9.3	0.0	39.2



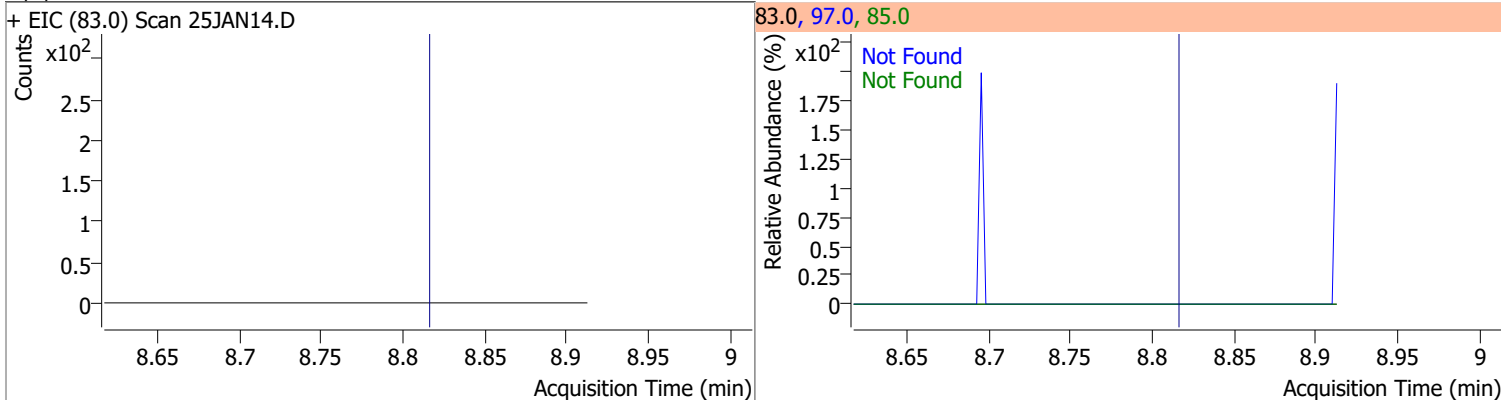
Compound	Conc.	RT	Dev(Min)	Resp.	QIon	QRatio	Lower	Upper
Toluene	0	0	0	0	91.0		144.1	204.1



Compound	Conc.	Exp RT	QIon	Exp Ratio	QIon	Exp Ratio
trans-1,3-Dichloropropene	N.D.	8.64	39.0	53.0	77.0	31.0

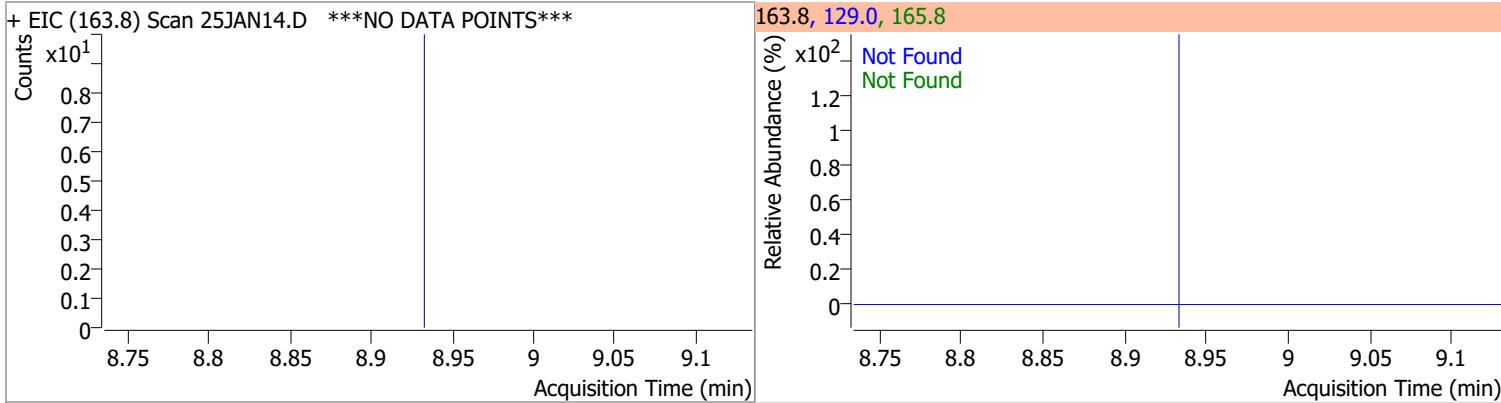


Compound	Conc.	Exp RT	QIon	Exp Ratio	QIon	Exp Ratio
1,1,2-Trichloroethane	N.D.	8.82	97.0	110.7	85.0	60.7

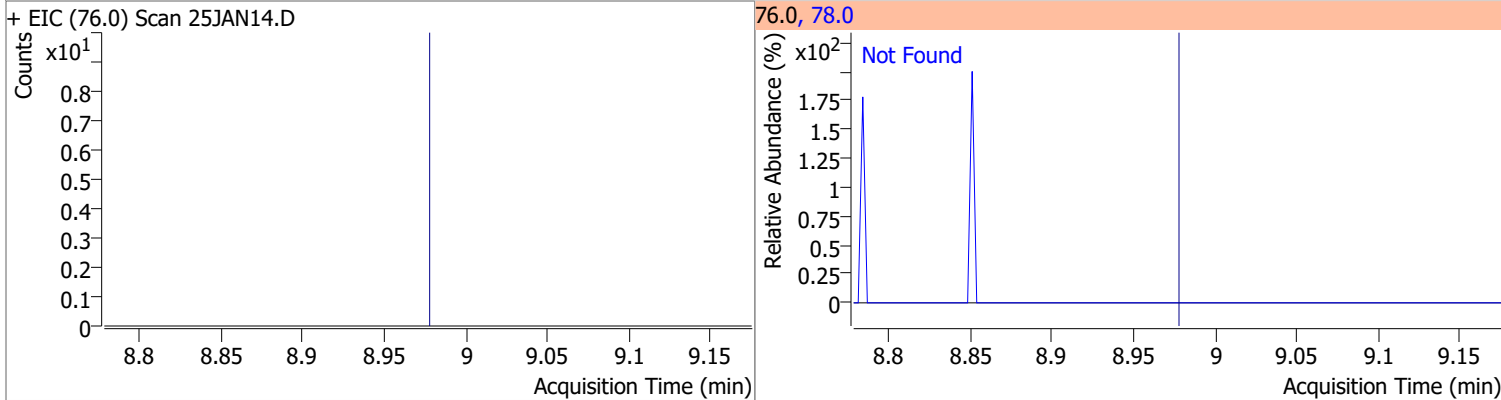


Quantitation Results Report (QT Reviewed)

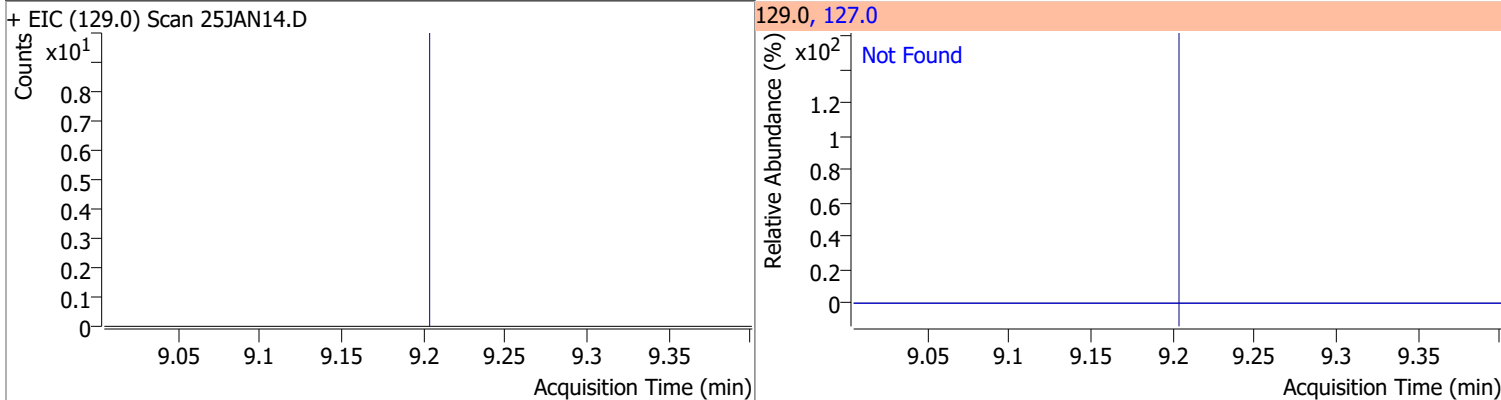
Compound	Conc.	Exp RT	QIon	Exp Ratio	QIon	Exp Ratio
Tetrachloroethene	N.D.	8.94	165.8	126.1	129.0	90.5



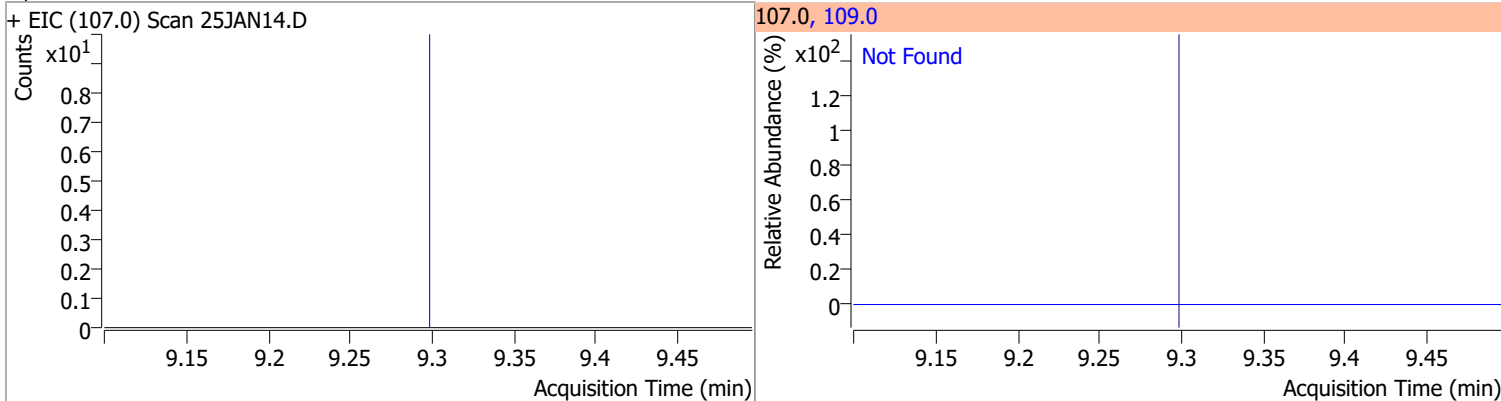
Compound	Conc.	Exp RT	QIon	Exp Ratio
1,3-Dichloropropane	N.D.	8.98	78.0	32.4



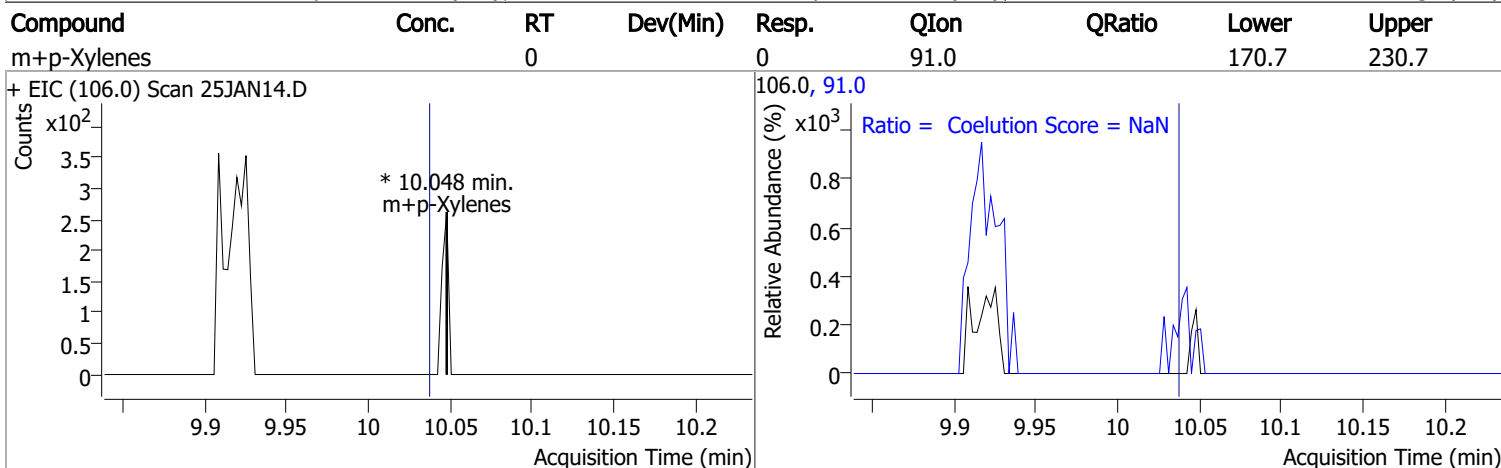
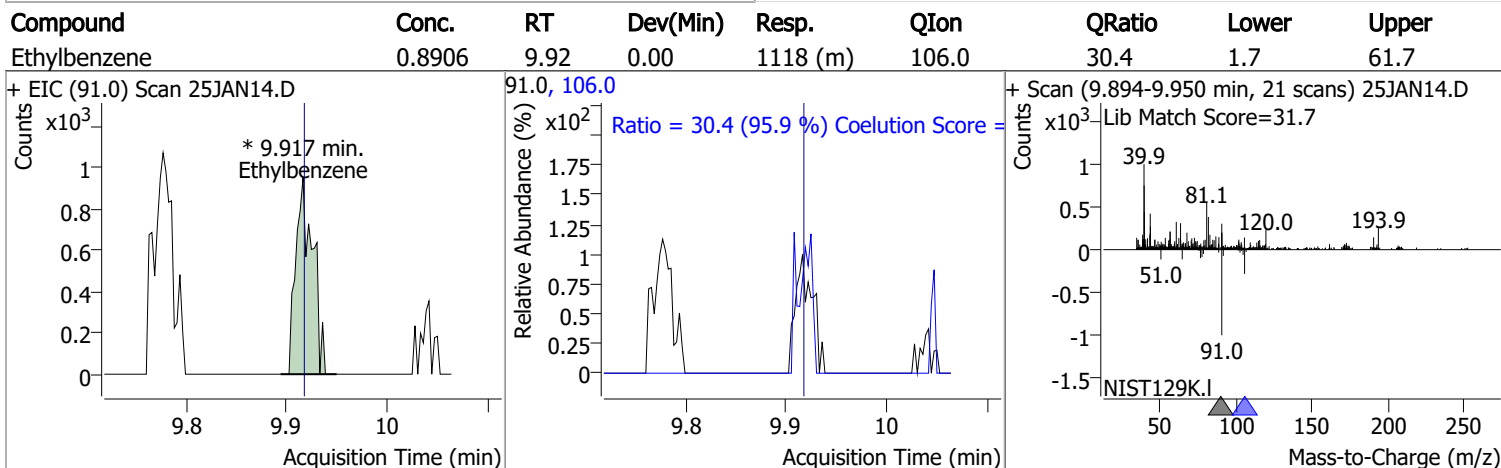
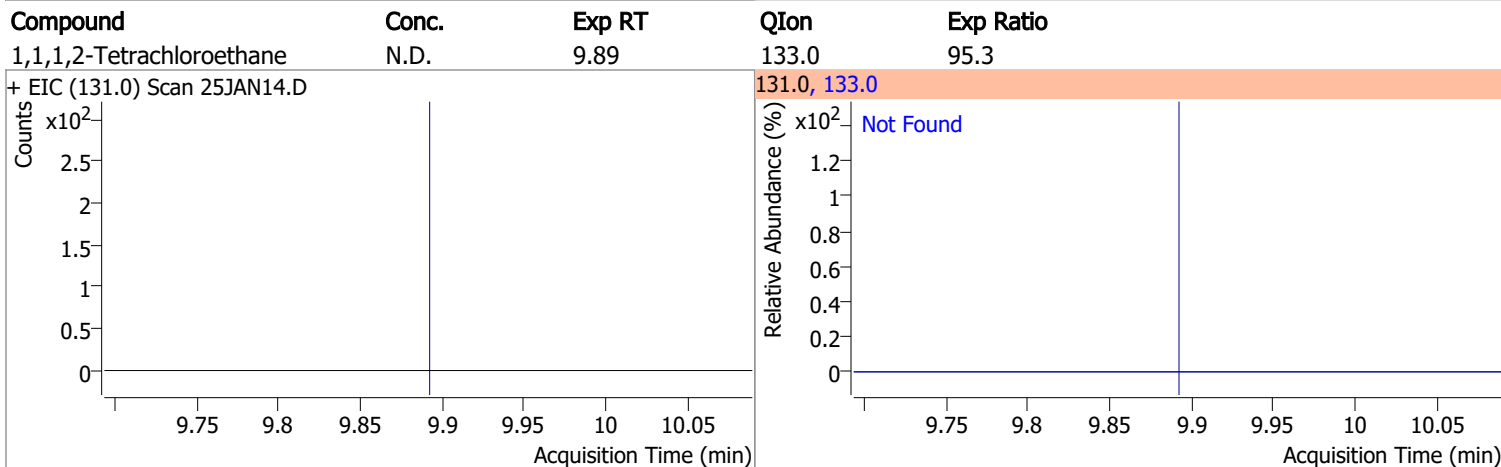
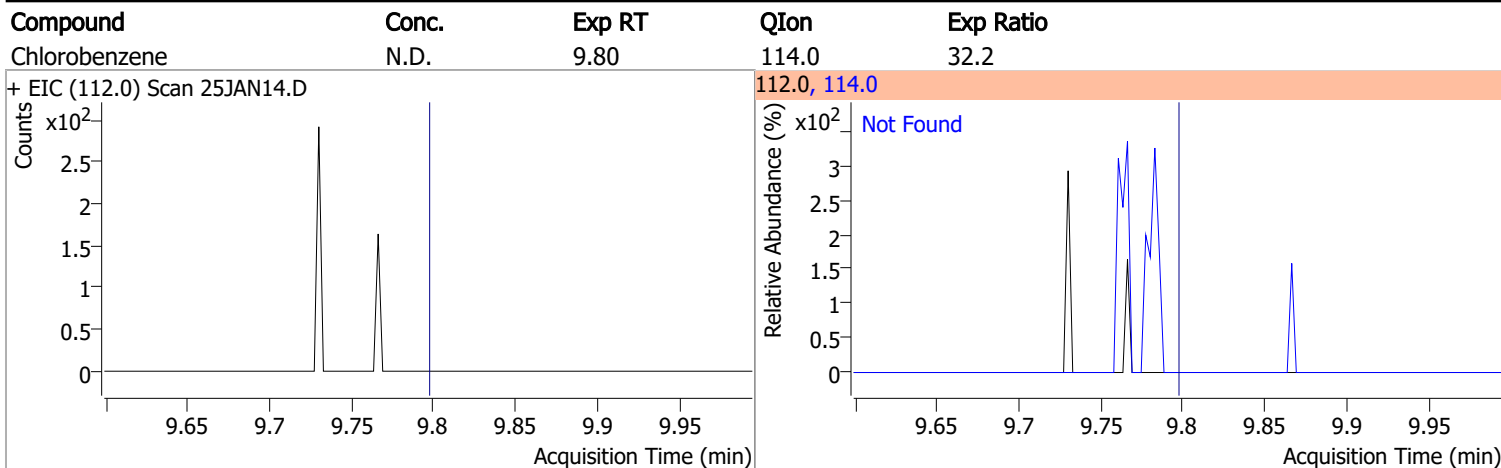
Compound	Conc.	Exp RT	QIon	Exp Ratio
Chlorodibromomethane	N.D.	9.21	127.0	77.2



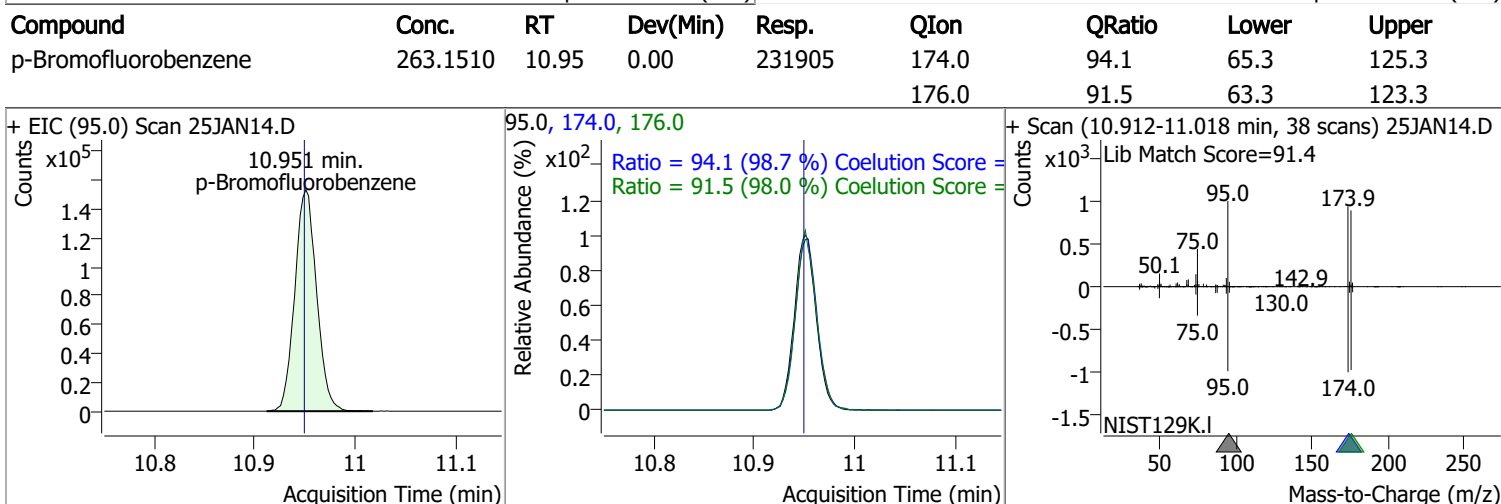
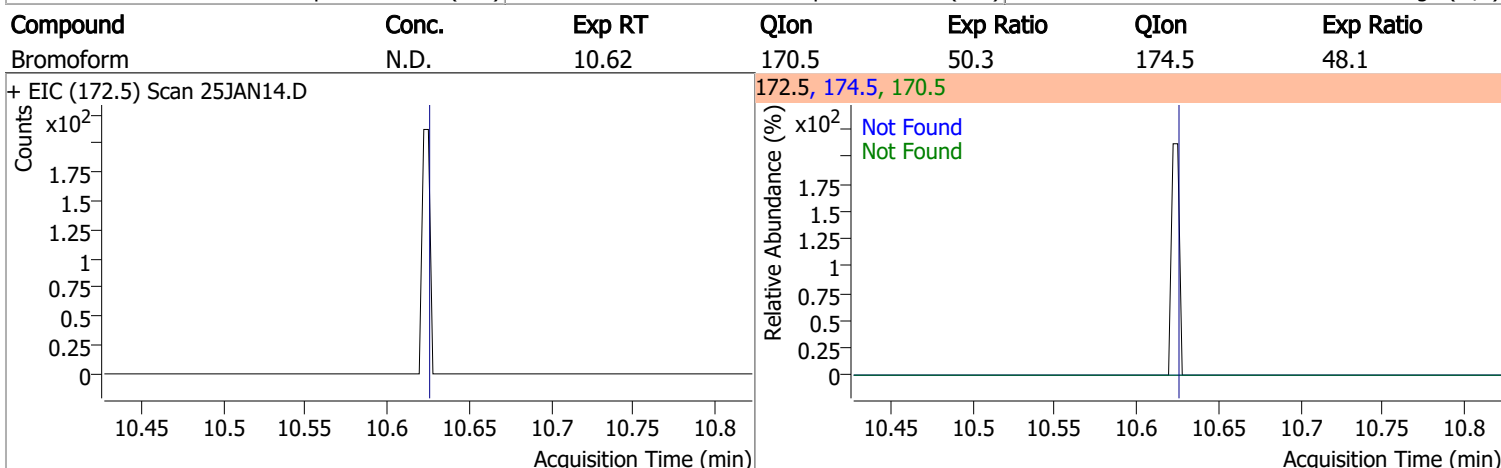
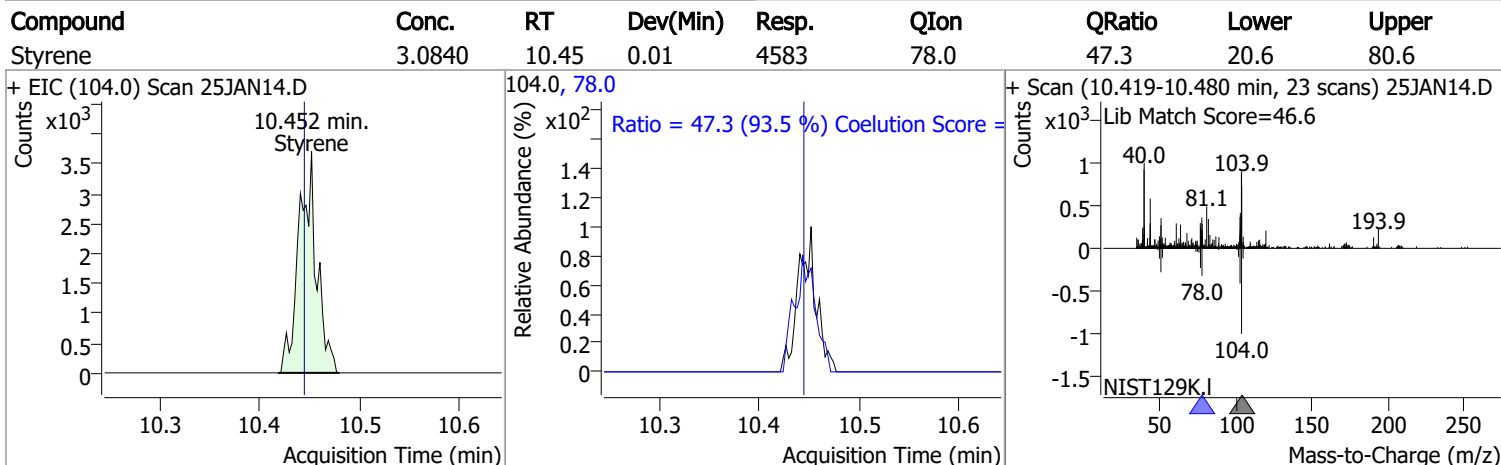
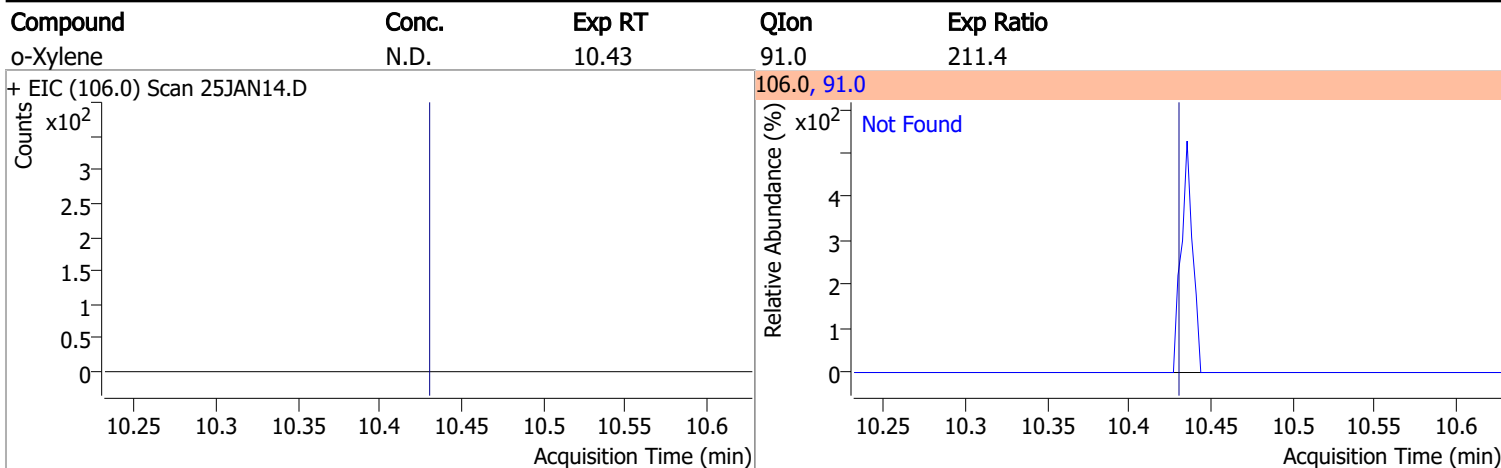
Compound	Conc.	Exp RT	QIon	Exp Ratio
1,2-Dibromoethane	N.D.	9.30	109.0	91.5



Quantitation Results Report (QT Reviewed)



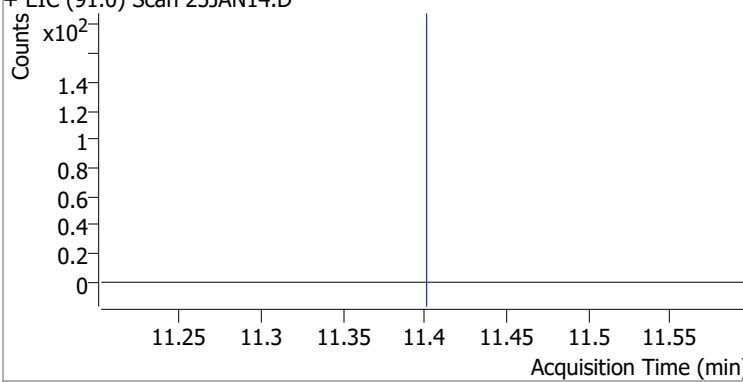
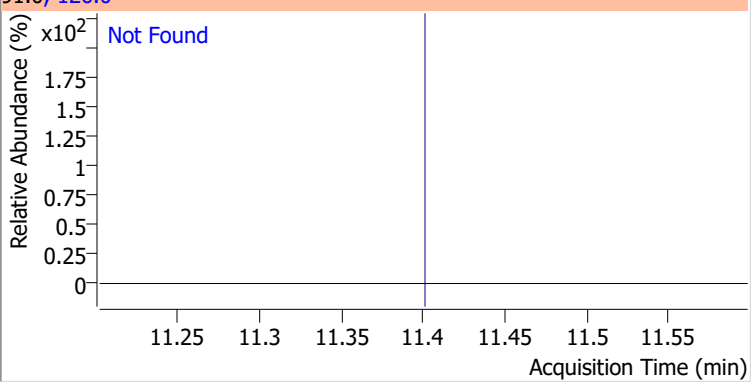
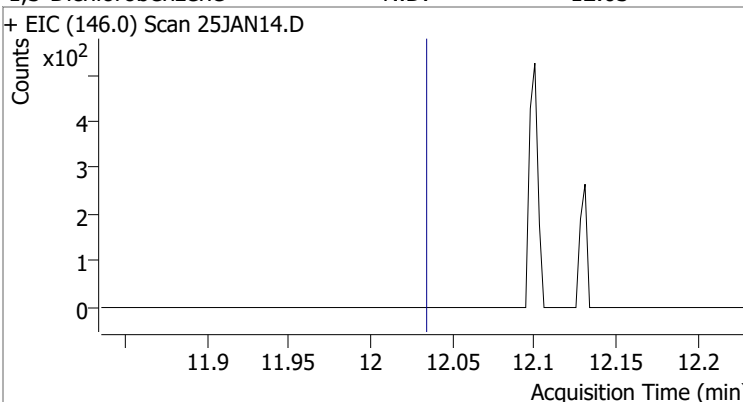
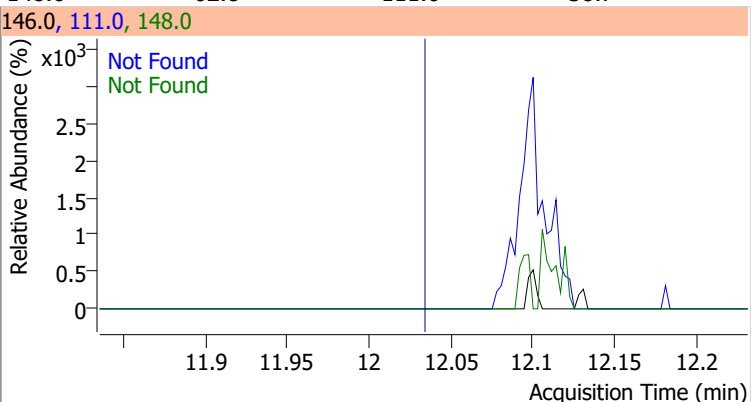
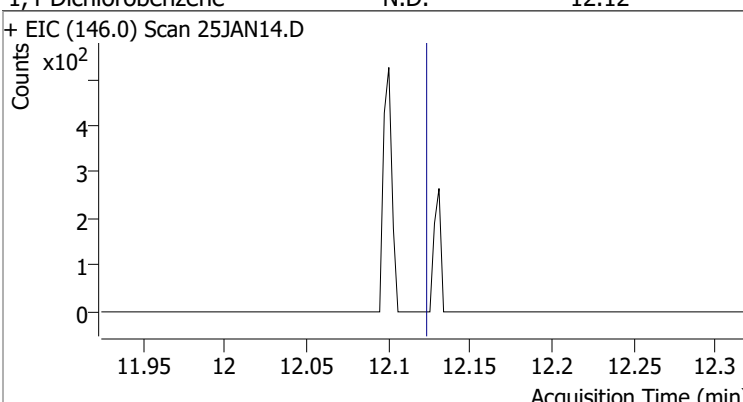
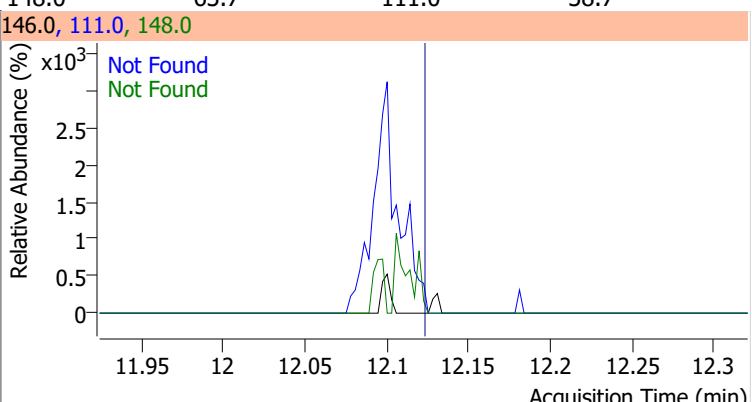
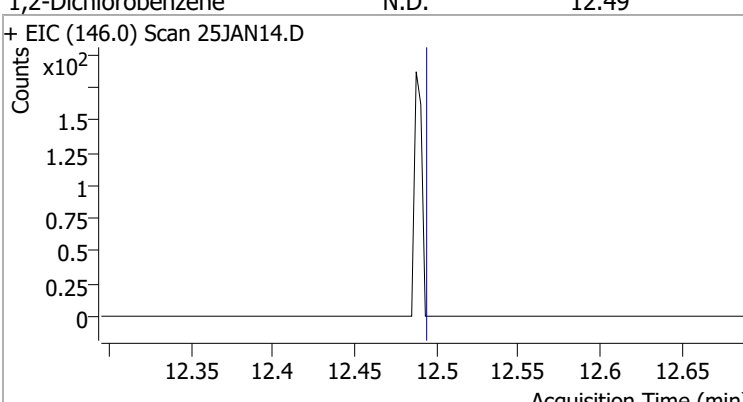
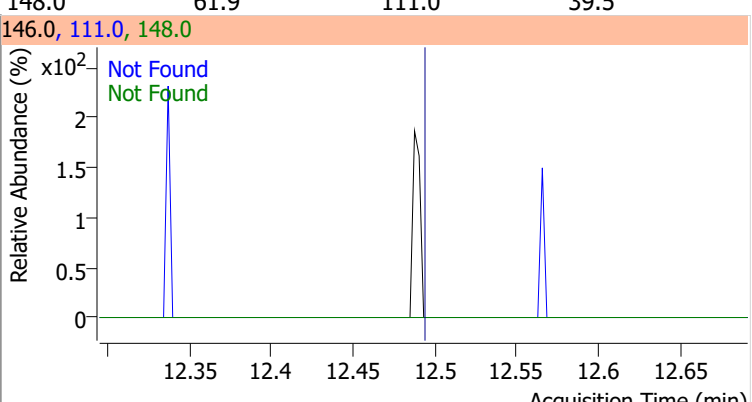
Quantitation Results Report (QT Reviewed)



Quantitation Results Report (QT Reviewed)

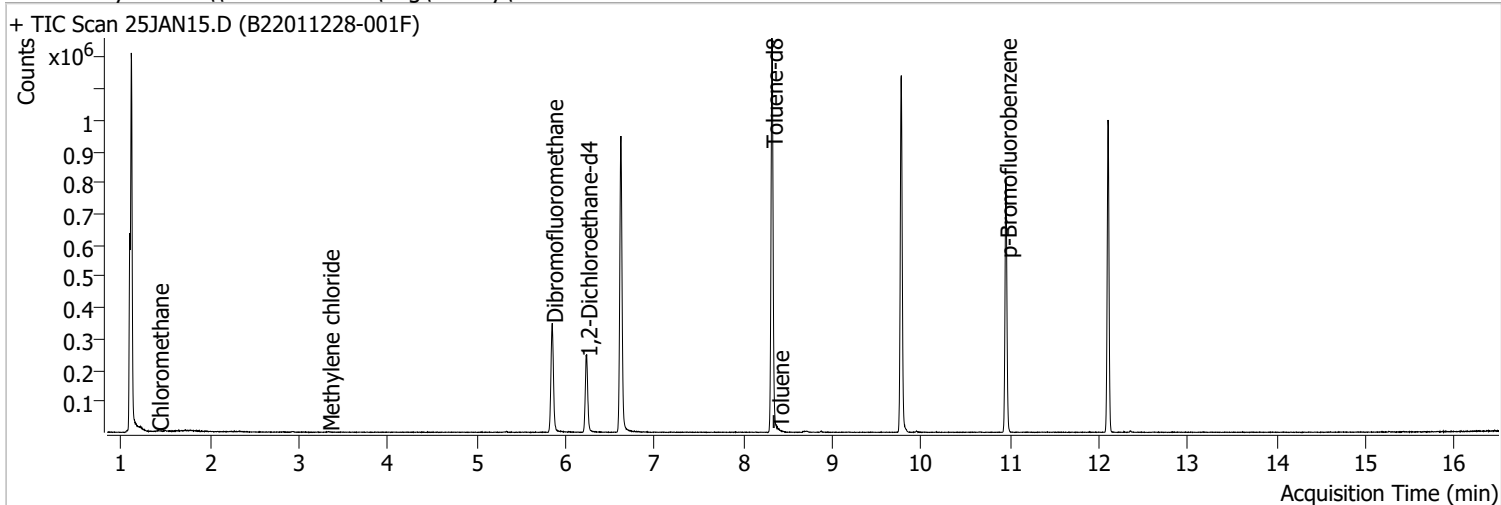
Compound	Conc.	Exp RT	QIon	Exp Ratio	QIon	Exp Ratio
Bromobenzene	N.D.	11.09	77.0	143.5	158.0	96.1
+ EIC (156.0) Scan 25JAN14.D			156.0, 77.0, 158.0			
1,1,2,2-Tetrachloroethane	N.D.	11.11	85.0	63.3		
+ EIC (83.0) Scan 25JAN14.D			83.0, 85.0			
1,2,3-Trichloropropane	N.D.	11.15	112.0	65.8		
+ EIC (110.0) Scan 25JAN14.D			110.0, 112.0			
2-Chlorotoluene	N.D.	11.29	91.0	276.2		
+ EIC (126.0) Scan 25JAN14.D			126.0, 91.0			

Quantitation Results Report (QT Reviewed)

Compound	Conc.	Exp RT	QIon	Exp Ratio		
4-Chlorotoluene	N.D.	11.40	126.0	31.3		
+ EIC (91.0) Scan 25JAN14.D			91.0, 126.0			
						
1,3-Dichlorobenzene	N.D.	12.03	148.0	62.8	QIon	Exp Ratio
+ EIC (146.0) Scan 25JAN14.D			146.0, 111.0, 148.0			
						
1,4-Dichlorobenzene	N.D.	12.12	148.0	63.7	QIon	Exp Ratio
+ EIC (146.0) Scan 25JAN14.D			146.0, 111.0, 148.0			
						
1,2-Dichlorobenzene	N.D.	12.49	148.0	61.9	QIon	Exp Ratio
+ EIC (146.0) Scan 25JAN14.D			146.0, 111.0, 148.0			
						

Quantitation Results Report (QT Reviewed)

Data File	25JAN15.D	Operator	MSC
Acq. Method	5975CACQF.M	Acq. Date-Time	1/25/2022 3:47:07 PM
Sample Name	B22011228-001F	Instrument	VOA5975C
Vial	15	Multiplier	1.00
DA Method File	VOA5975C_8260B_SHT_DoD_L4_011922.m	Comment	
Tune File	BFB_Atune3.u	Tune Date	10/11/2021 4:02:00 PM
Batch Name	VG012522_8260B.batch.bin	Last Calib Update	3/15/2022 2:01:13 PM
Ref Library	\\MASSHUNTER\Org\Library\NIST129K.I		



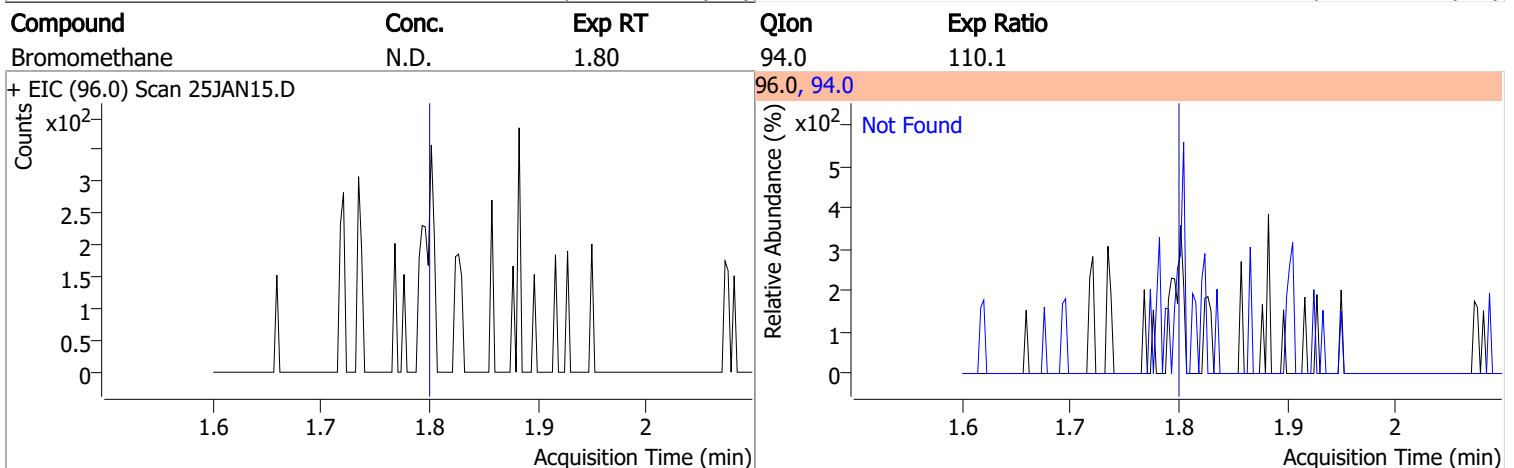
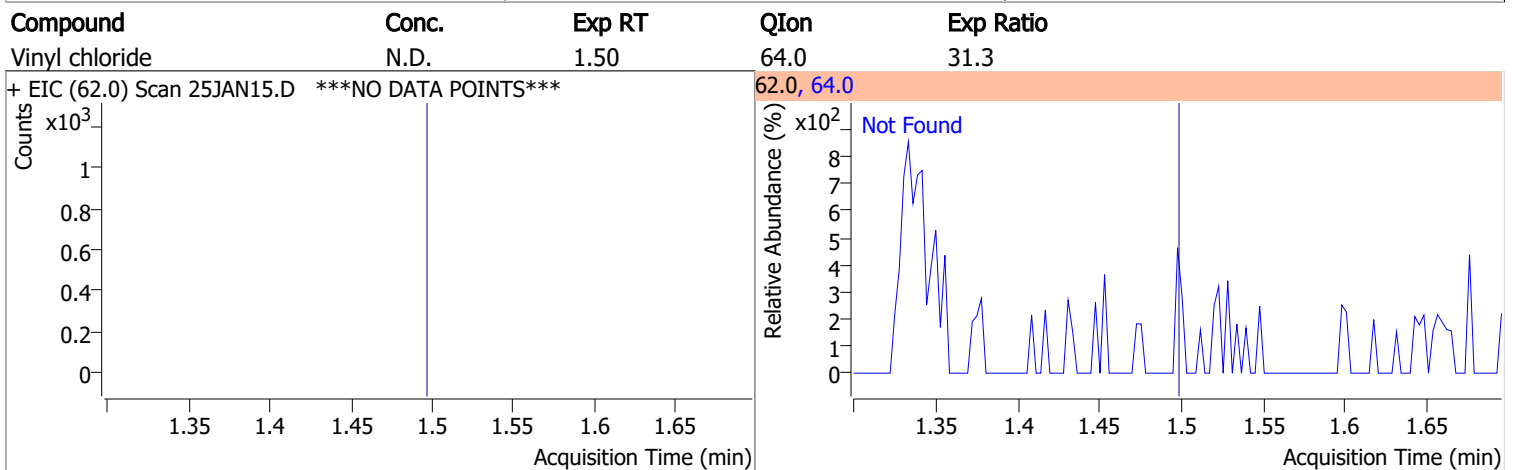
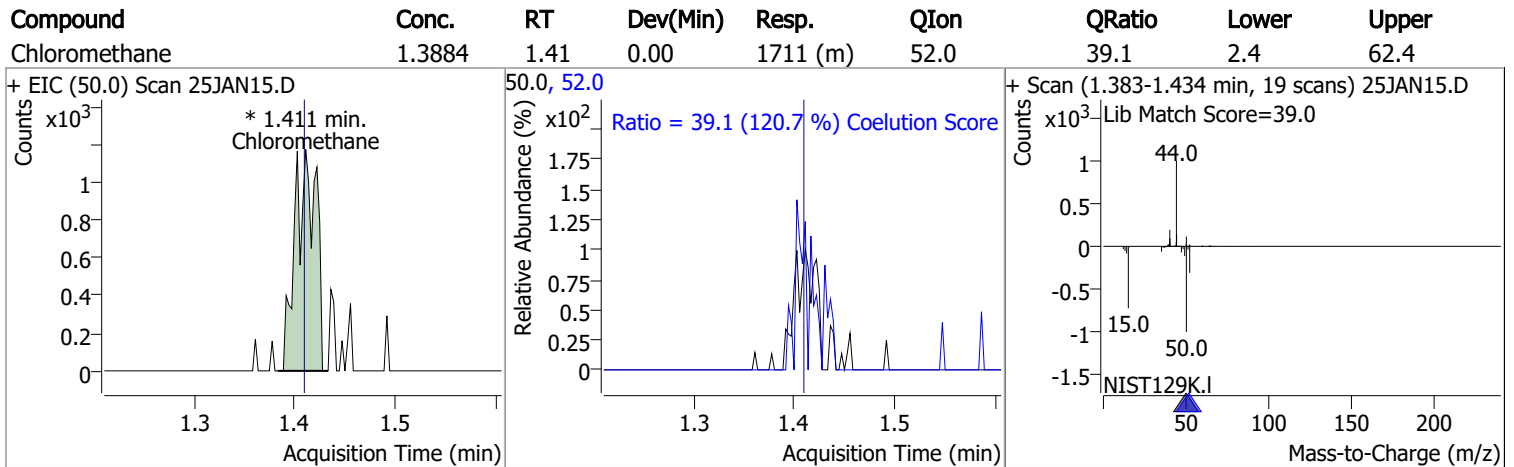
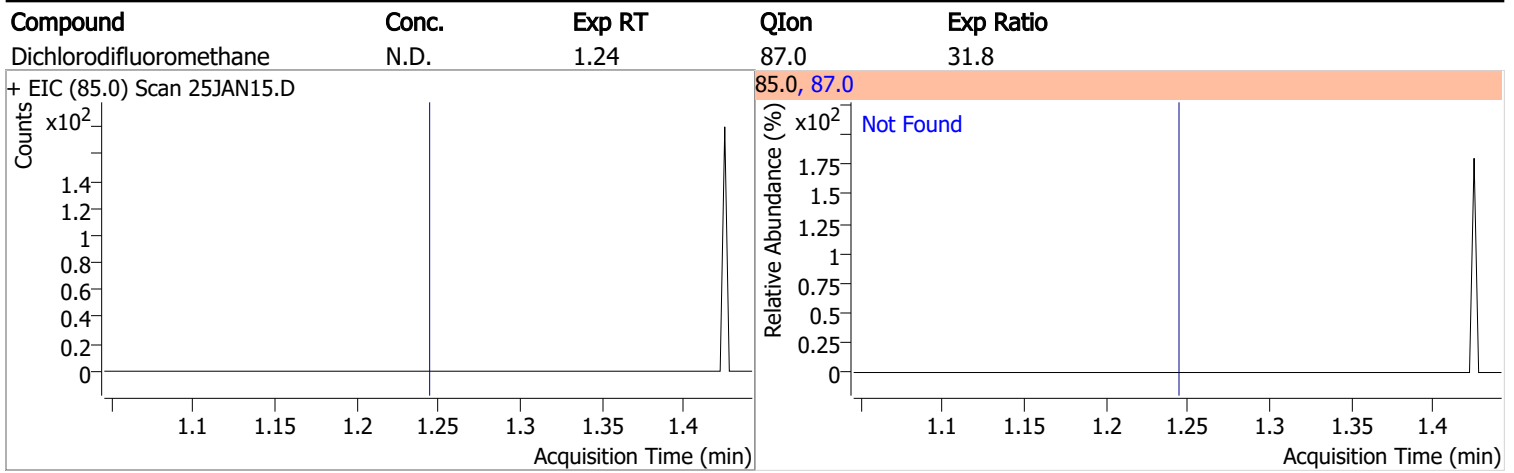
Compound	RT	QIon	Resp.	Conc.	Units	Dev(Min)
Internal Standards						
M Fluorobenzene	6.620	96.0	778280	250.0000	ng	0.000
M Chlorobenzene-d5	9.772	82.0	307368	250.0000	ng	-0.003
M 1,4-Dichlorobenzene-d4	12.100	152.0	234367	250.0000	ng	0.000
System Monitoring Compounds						
S Dibromofluoromethane	5.848	113.0	201607	267.4442	ng	-0.003
Spiked Amount: 250.000	Range: 80.0 - 119.0%			Recovery = 106.98%		
S 1,2-Dichloroethane-d4	6.233	67.0	87357	268.2675	ng	0.003
Spiked Amount: 250.000	Range: 81.0 - 118.0%			Recovery = 107.31%		
S Toluene-d8	8.319	98.0	766259	255.5329	ng	0.000
Spiked Amount: 250.000	Range: 89.0 - 112.0%			Recovery = 102.21%		
S p-Bromofluorobenzene	10.951	95.0	230069	265.8720	ng	0.003
Spiked Amount: 250.000	Range: 85.0 - 114.0%			Recovery = 106.35%		
Target Compounds						
T Dichlorodifluoromethane	0.000		0	N.D.		
T Chloromethane	1.411	50.0	1711	1.3884	ng	m 88
T Vinyl chloride	0.000		0	N.D.		
T Bromomethane	0.000		0	N.D.		
T Chloroethane	0.000		0	N.D.		
T Trichlorofluoromethane	0.000		0	N.D.		
T 1,1-Dichloroethene	0.000		0	N.D.		
T Methylene chloride	3.330	49.0	1193	1.0489	ng	m 68
T trans-1,2-Dichloroethene	0.000		0	N.D.		
T Methyl tert-butyl ether (MTBE)	0.000		0	N.D.		
T 1,1-Dichloroethane	0.000		0	N.D.		
T 2,2-Dichloropropane	0.000		0	N.D.		
T cis-1,2-Dichloroethene	0.000		0	N.D.		
T Methyl ethyl ketone	0.000		0	N.D.		
T Bromochloromethane	0.000		0	N.D.		
T Chloroform	0.000		0	N.D.		

Quantitation Results Report (QT Reviewed)

Compound	RT	QIon	Resp.	Conc.	Units	Dev(Min)
T 1,1,1-Trichloroethane	0.000		0	N.D.		
T Carbon tetrachloride	0.000		0	N.D.		
T 1,1-Dichloropropene	0.000		0	N.D.		
T Benzene	0.000		0	N.D.		
T 1,2-Dichloroethane	0.000		0	N.D.		
T Trichloroethene	0.000		0	N.D.		
T 1,2-Dichloropropane	0.000		0	N.D.		
T Dibromomethane	0.000		0	N.D.		
T Bromodichloromethane	0.000		0	N.D.		
T cis-1,3-Dichloropropene	0.000		0	N.D.		
T Toluene	8.388	92.0	1182	0.5915	ng m	88
T trans-1,3-Dichloropropene	0.000		0	N.D.		
T 1,1,2-Trichloroethane	0.000		0	N.D.		
T Tetrachloroethene	0.000		0	N.D.		
T 1,3-Dichloropropane	0.000		0	N.D.		
T Chlorodibromomethane	0.000		0	N.D.		
T 1,2-Dibromoethane	0.000		0	N.D.		
T Chlorobenzene	0.000		0	N.D.		
T 1,1,1,2-Tetrachloroethane	0.000		0	N.D.		
T Ethylbenzene	0.000		0	N.D.		
T m+p-Xylenes	0.000		0	N.D.		
T o-Xylene	0.000		0	N.D.		
T Styrene	0.000		0	N.D.		
T Bromoform	0.000		0	N.D.		
T Bromobenzene	0.000		0	N.D.		
T 1,1,2,2-Tetrachloroethane	0.000		0	N.D.		
T 1,2,3-Trichloropropane	0.000		0	N.D.		
T 2-Chlorotoluene	0.000		0	N.D.		
T 4-Chlorotoluene	0.000		0	N.D.		
T 1,3-Dichlorobenzene	0.000		0	N.D.		
T 1,4-Dichlorobenzene	0.000		0	N.D.		
T 1,2-Dichlorobenzene	0.000		0	N.D.		

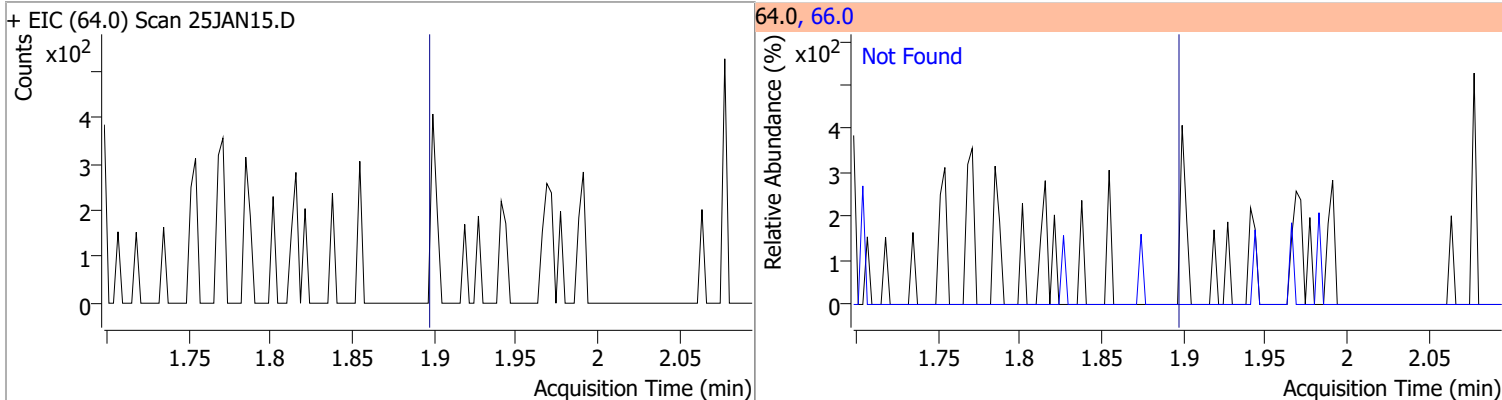
(#) = Qualifier Out of Range; (m) = Manual Integration; (+) = Area Summed; (*) = Surrogate Percent Recovery Out of Range; (d): Zeroed Peak

Quantitation Results Report (QT Reviewed)

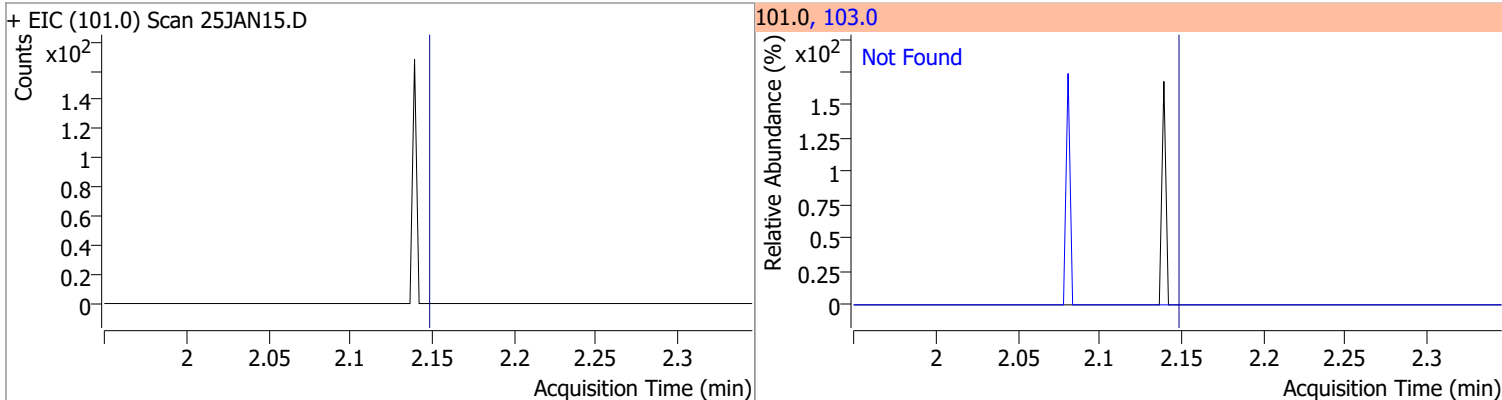


Quantitation Results Report (QT Reviewed)

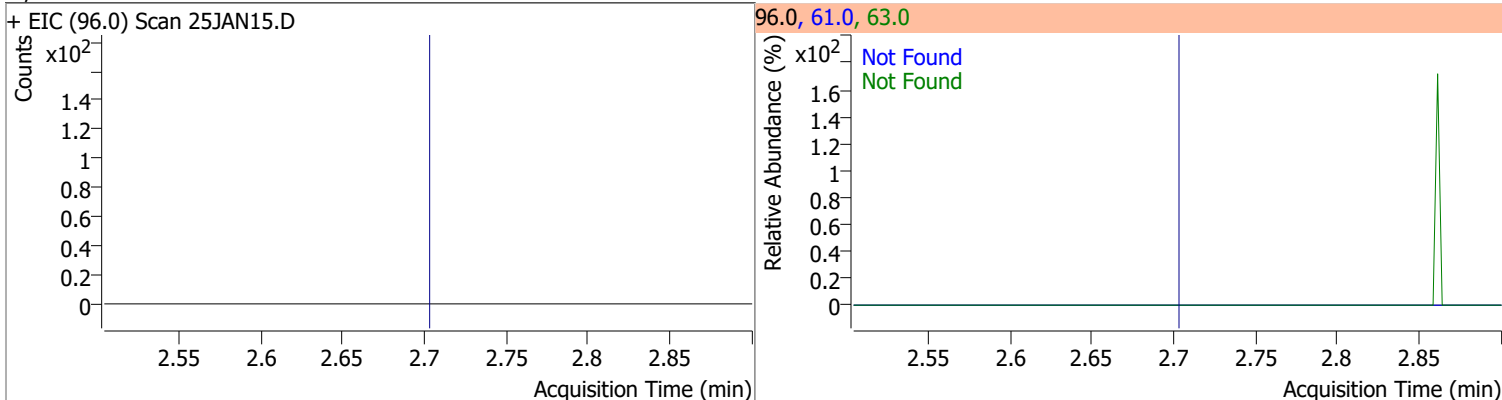
Compound	Conc.	Exp RT	QIon	Exp Ratio
Chloroethane	N.D.	1.90	66.0	30.0



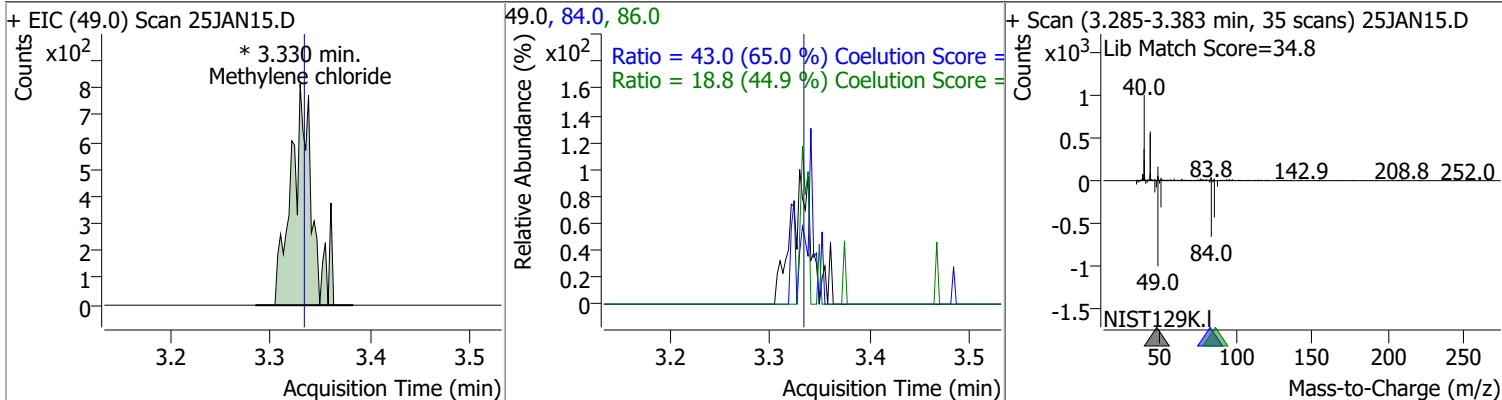
Compound	Conc.	Exp RT	QIon	Exp Ratio
Trichlorofluoromethane	N.D.	2.15	103.0	65.0



Compound	Conc.	Exp RT	QIon	Exp Ratio	QIon	Exp Ratio
1,1-Dichloroethene	N.D.	2.70	61.0	179.9	63.0	57.0

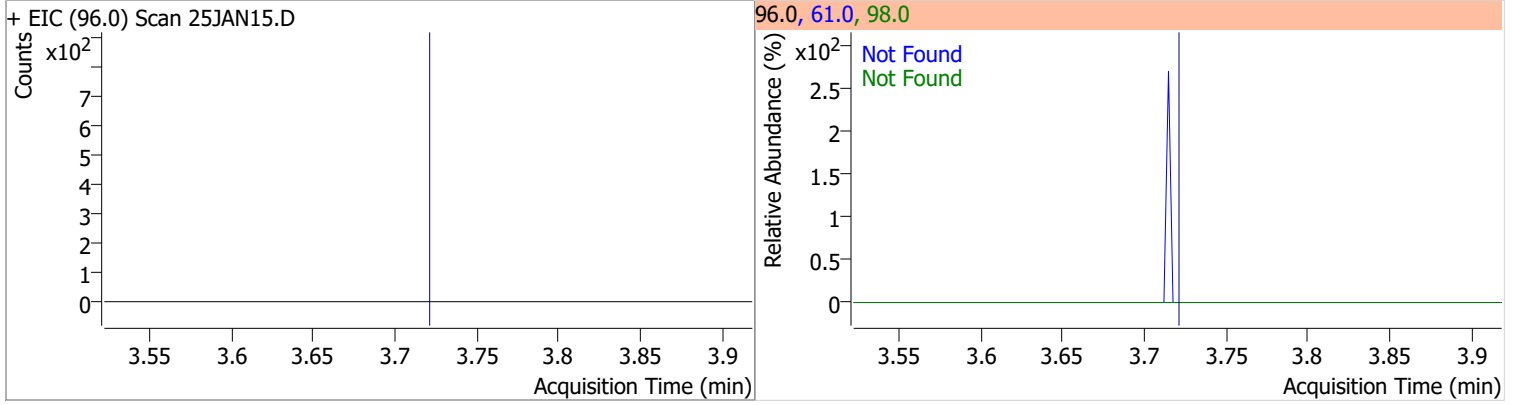


Compound	Conc.	RT	Dev(Min)	Resp.	QIon	QRatio	Lower	Upper
Methylene chloride	1.0489	3.33	0.00	1193 (m)	84.0	43.0	36.1	96.1
					86.0	18.8	11.8	71.8

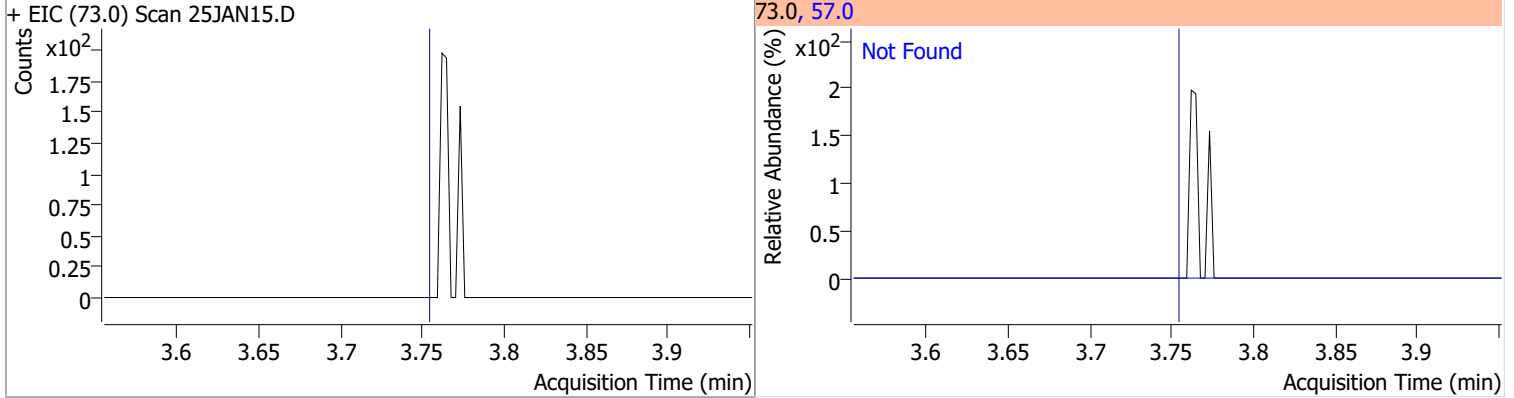


Quantitation Results Report (QT Reviewed)

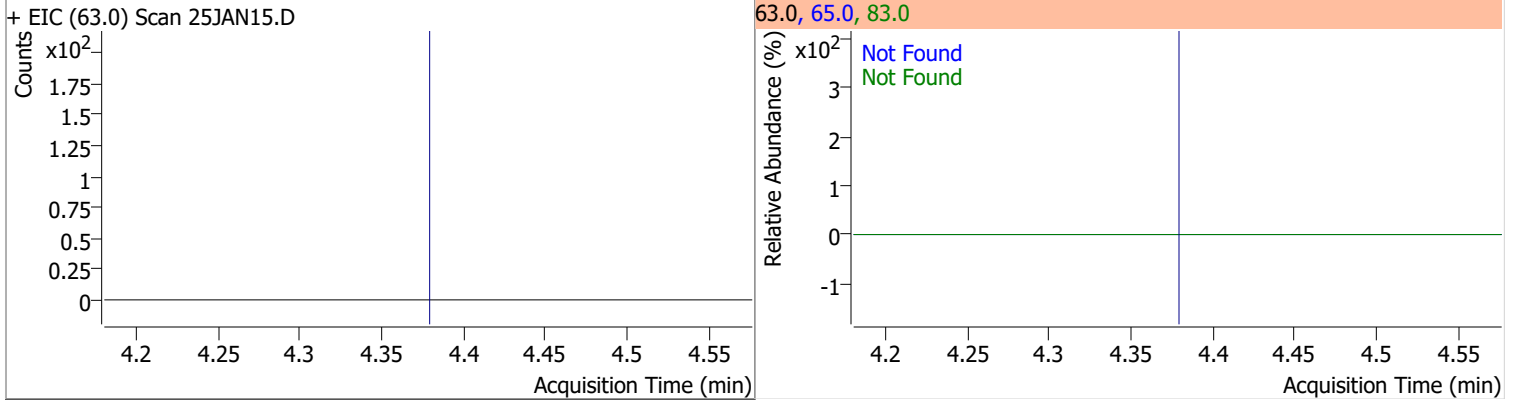
Compound	Conc.	Exp RT	QIon	Exp Ratio	QIon	Exp Ratio
trans-1,2-Dichloroethene	N.D.	3.72	61.0	154.8	98.0	62.1



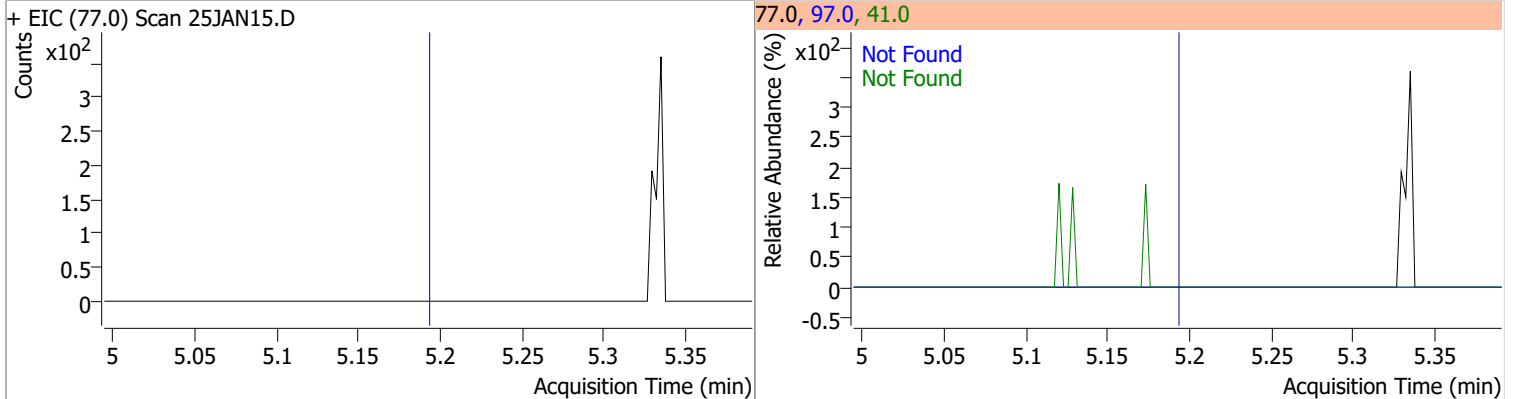
Compound	Conc.	Exp RT	QIon	Exp Ratio
Methyl tert-butyl ether (MTBE)	N.D.	3.75	57.0	24.6



Compound	Conc.	Exp RT	QIon	Exp Ratio	QIon	Exp Ratio
1,1-Dichloroethane	N.D.	4.38	65.0	31.0	83.0	12.7

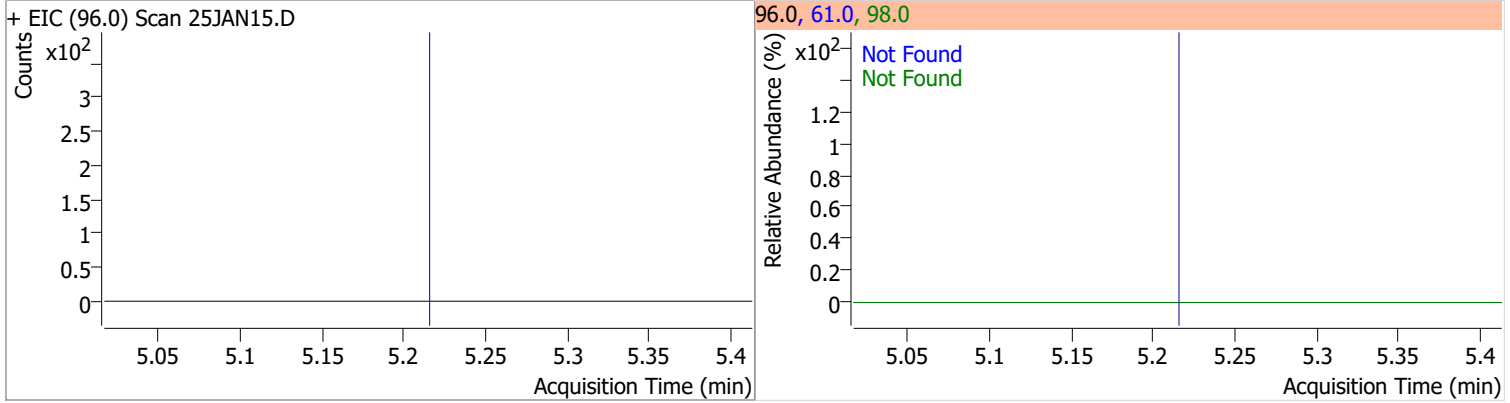


Compound	Conc.	Exp RT	QIon	Exp Ratio	QIon	Exp Ratio
2,2-Dichloropropane	N.D.	5.19	41.0	68.8	97.0	23.9

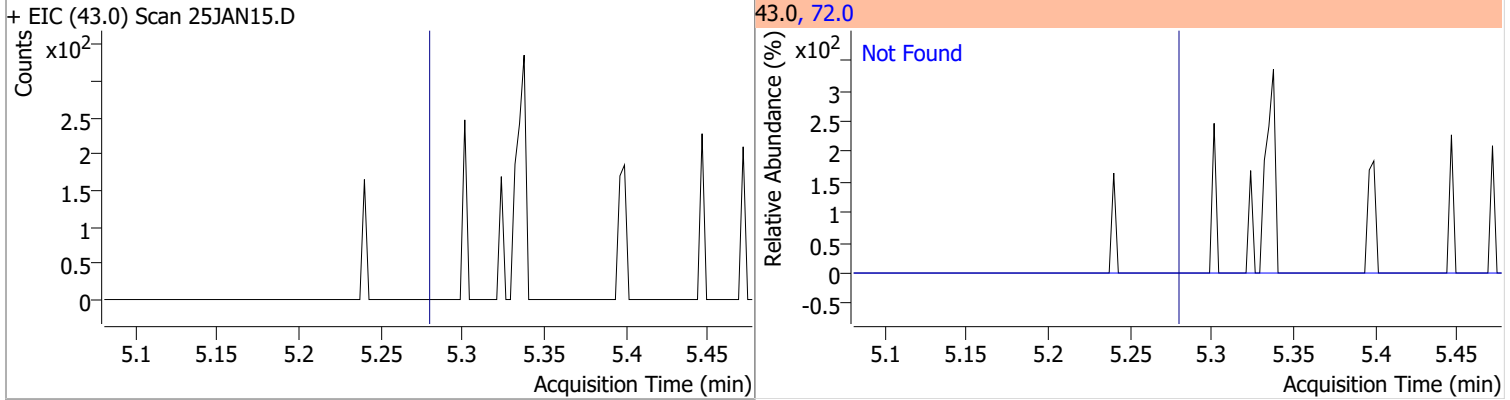


Quantitation Results Report (QT Reviewed)

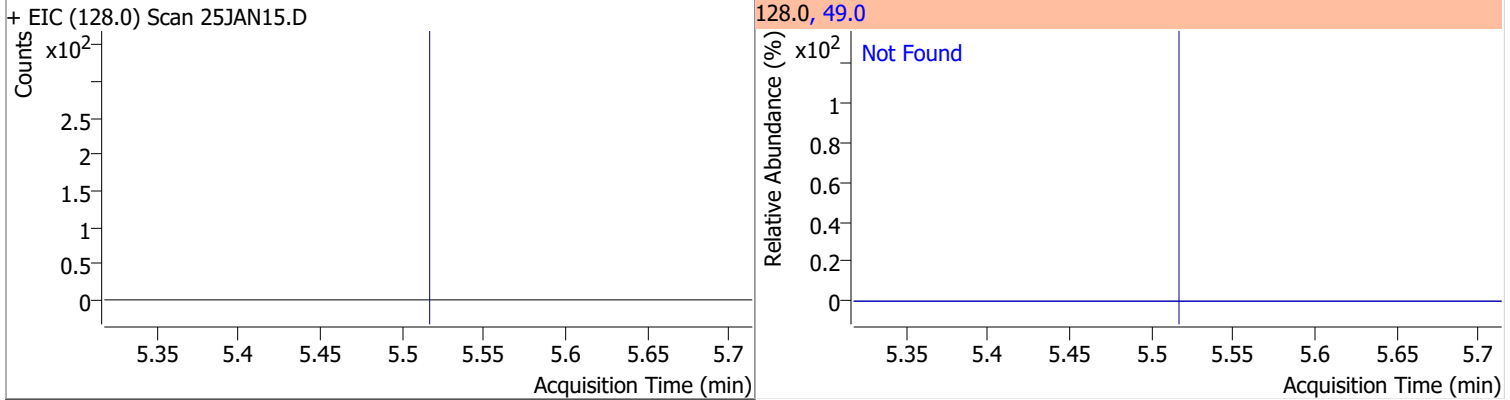
Compound	Conc.	Exp RT	QIon	Exp Ratio	QIon	Exp Ratio
cis-1,2-Dichloroethene	N.D.	5.21	61.0	160.4	98.0	66.2



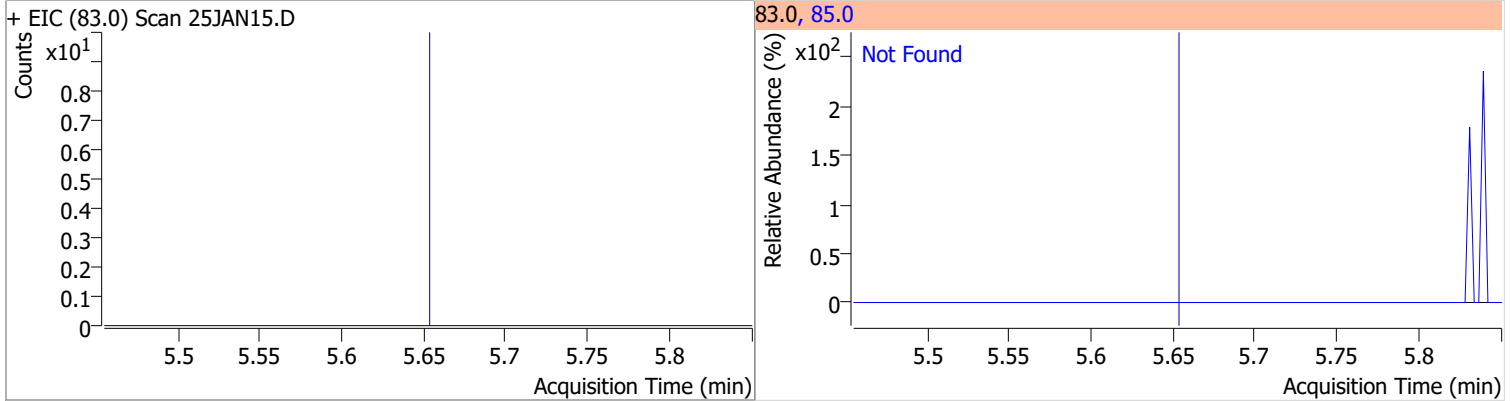
Compound	Conc.	Exp RT	QIon	Exp Ratio
Methyl ethyl ketone	N.D.	5.28	72.0	20.6



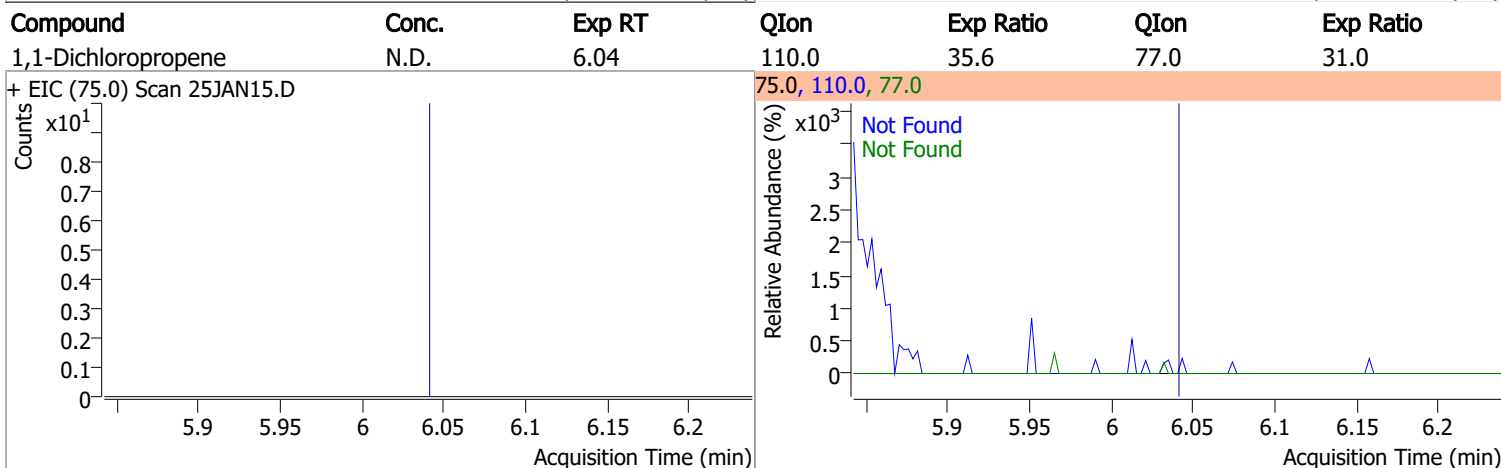
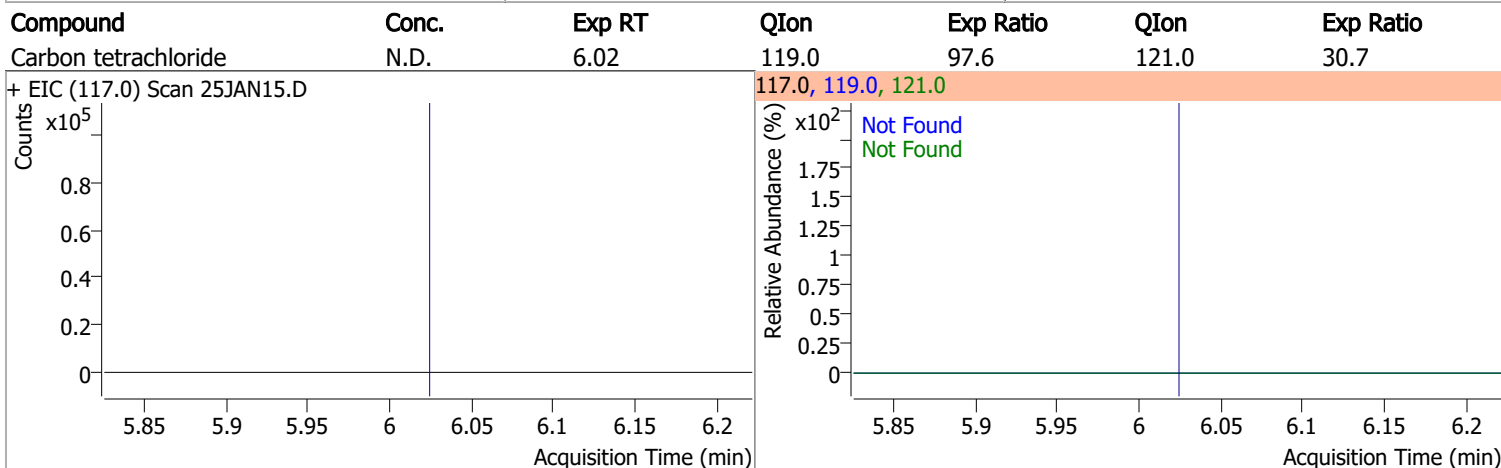
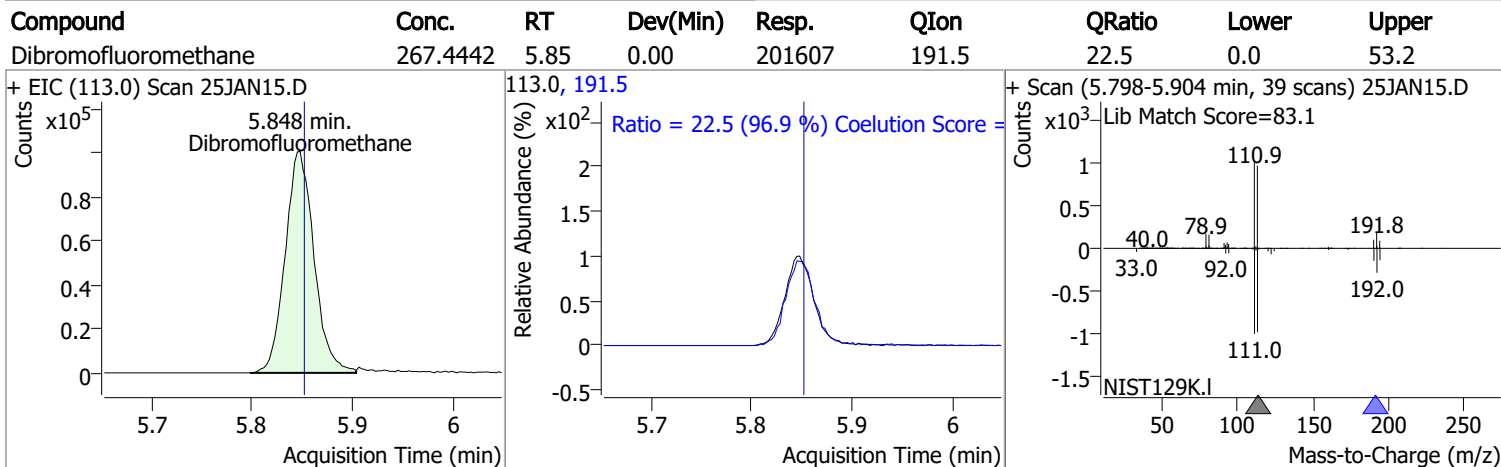
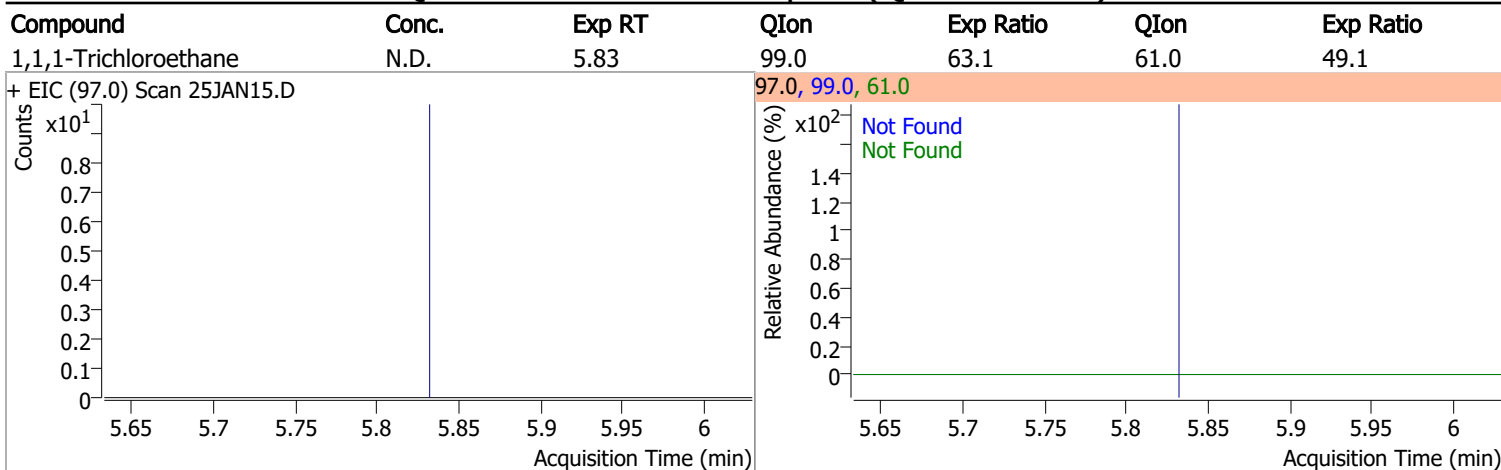
Compound	Conc.	Exp RT	QIon	Exp Ratio
Bromochloromethane	N.D.	5.52	49.0	182.2



Compound	Conc.	Exp RT	QIon	Exp Ratio
Chloroform	N.D.	5.65	85.0	66.2

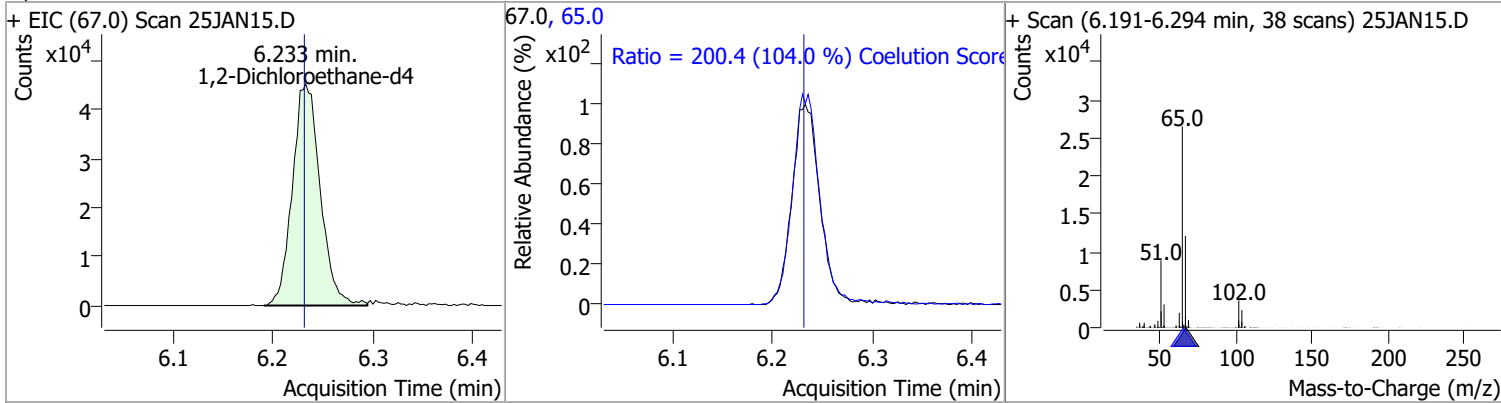


Quantitation Results Report (QT Reviewed)

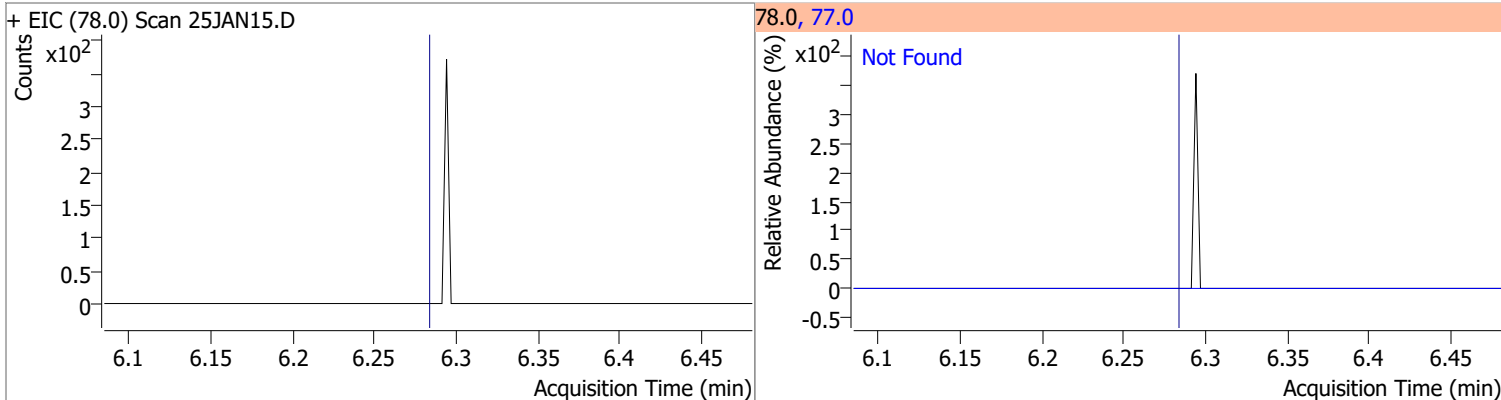


Quantitation Results Report (QT Reviewed)

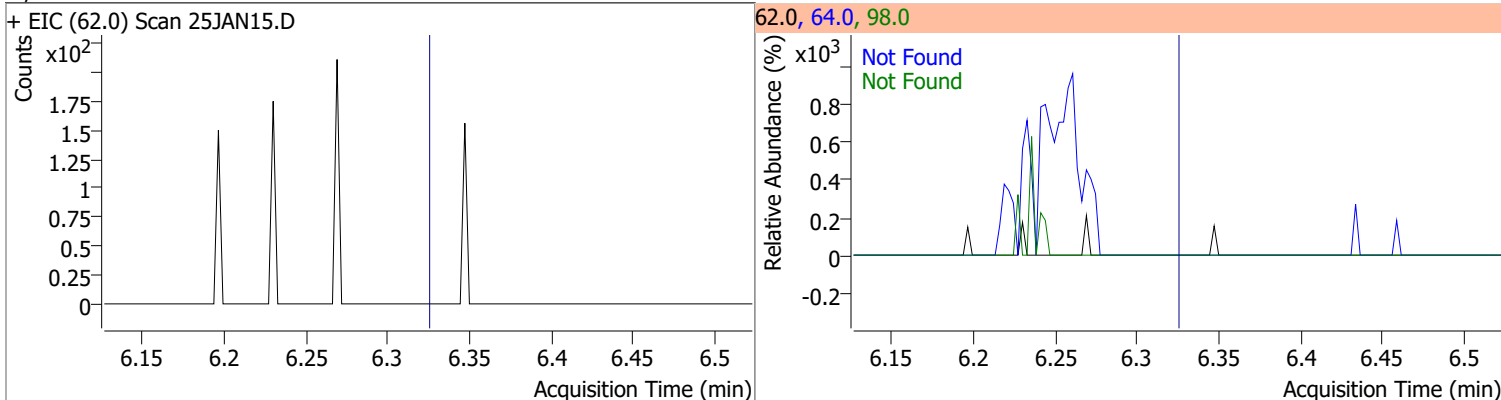
Compound	Conc.	RT	Dev(Min)	Resp.	QIon	QRatio	Lower	Upper
1,2-Dichloroethane-d4	268.2675	6.23	0.00	87357	65.0	200.4	162.8	222.8



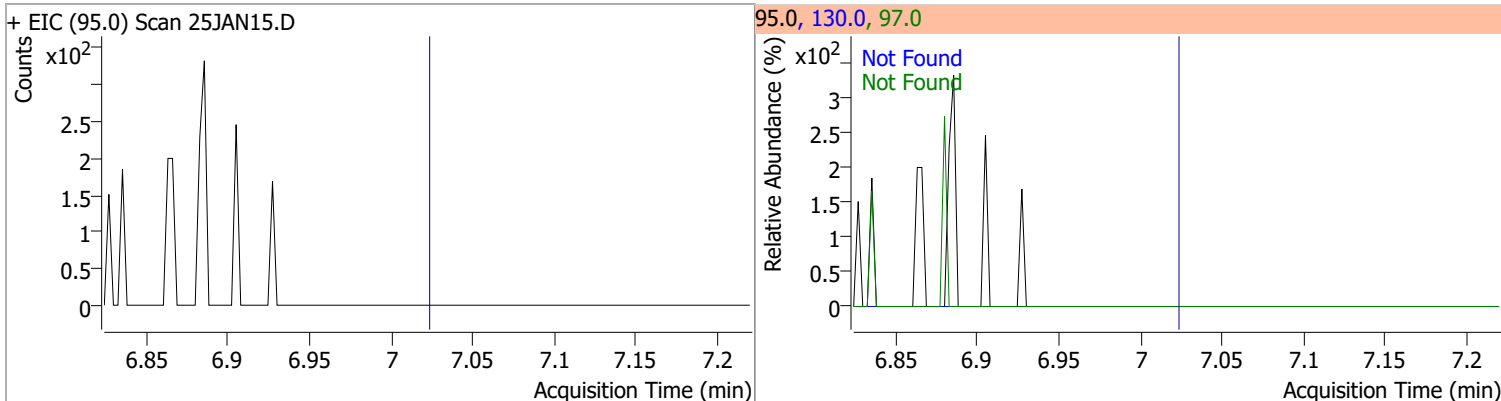
Compound	Conc.	Exp RT	QIon	Exp Ratio
Benzene	N.D.	6.28	77.0	23.3



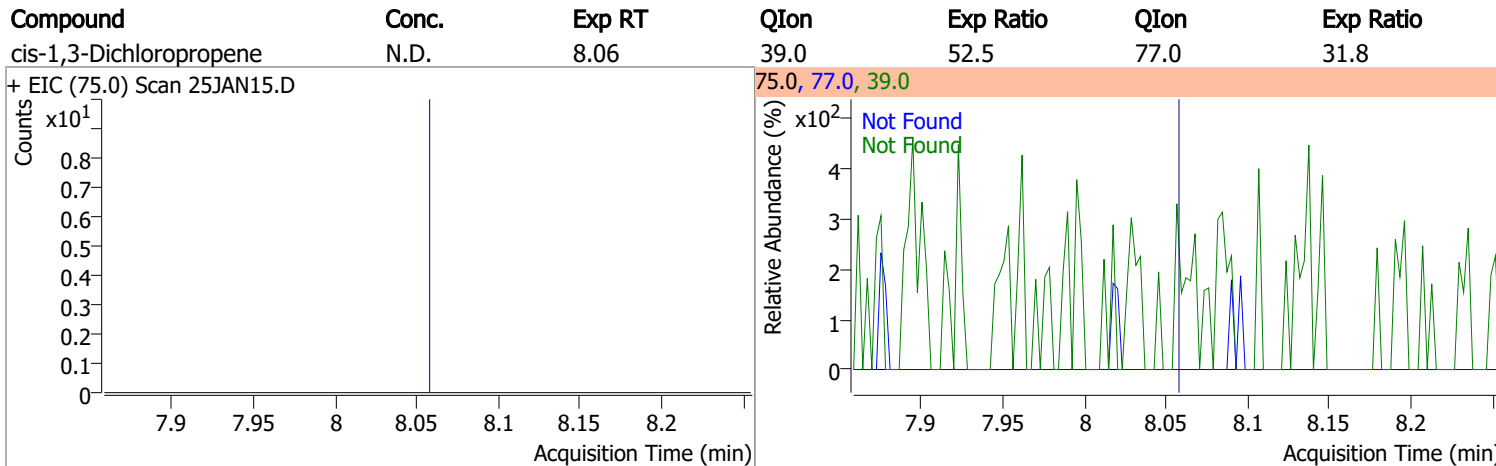
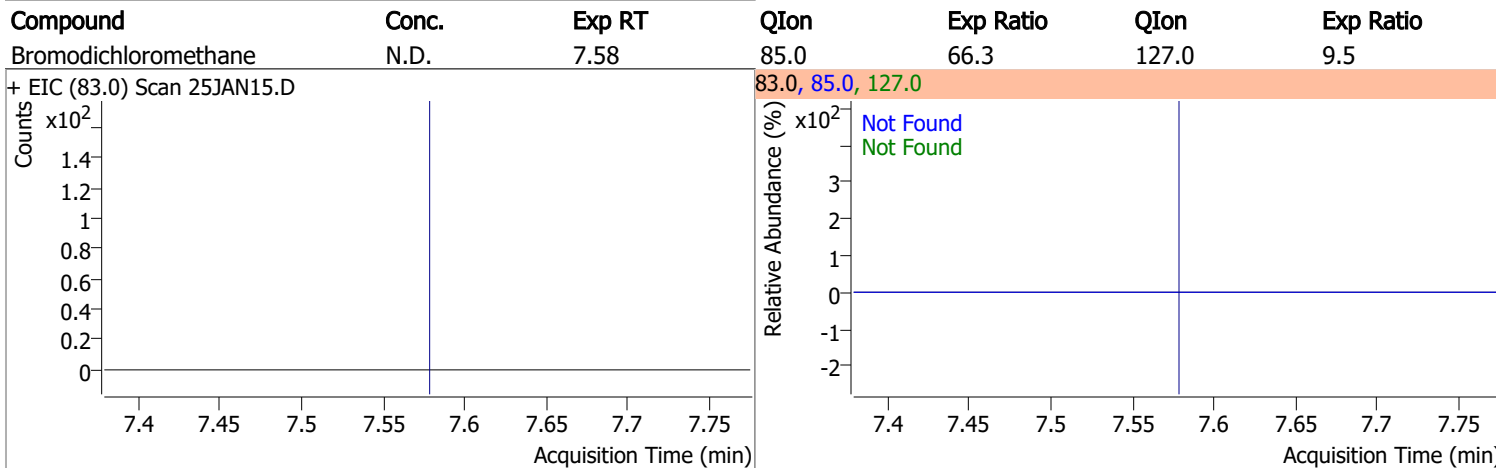
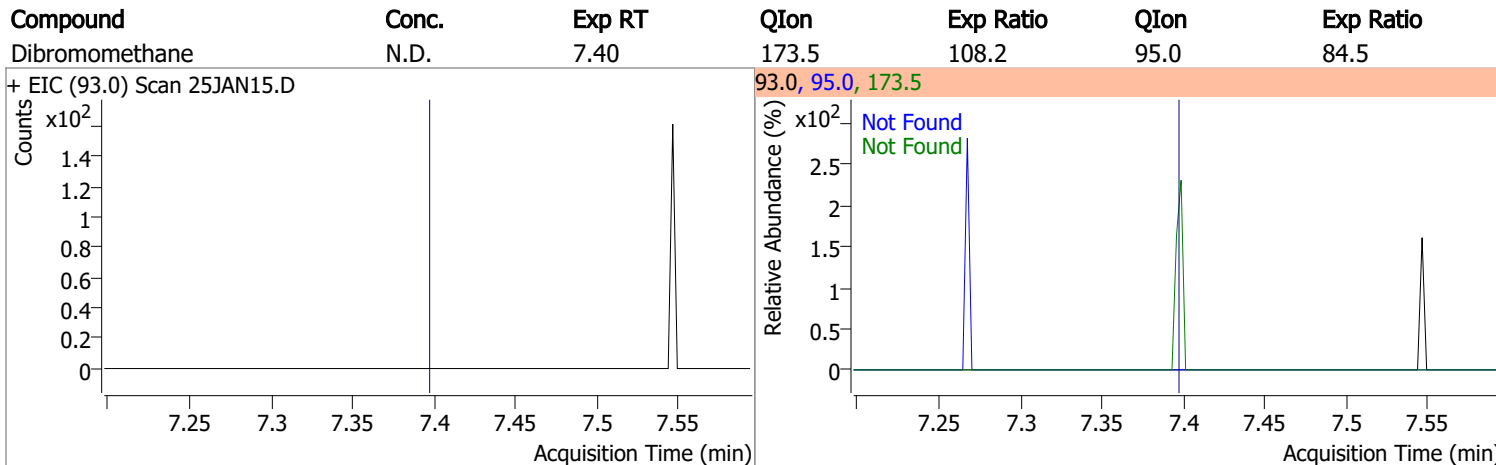
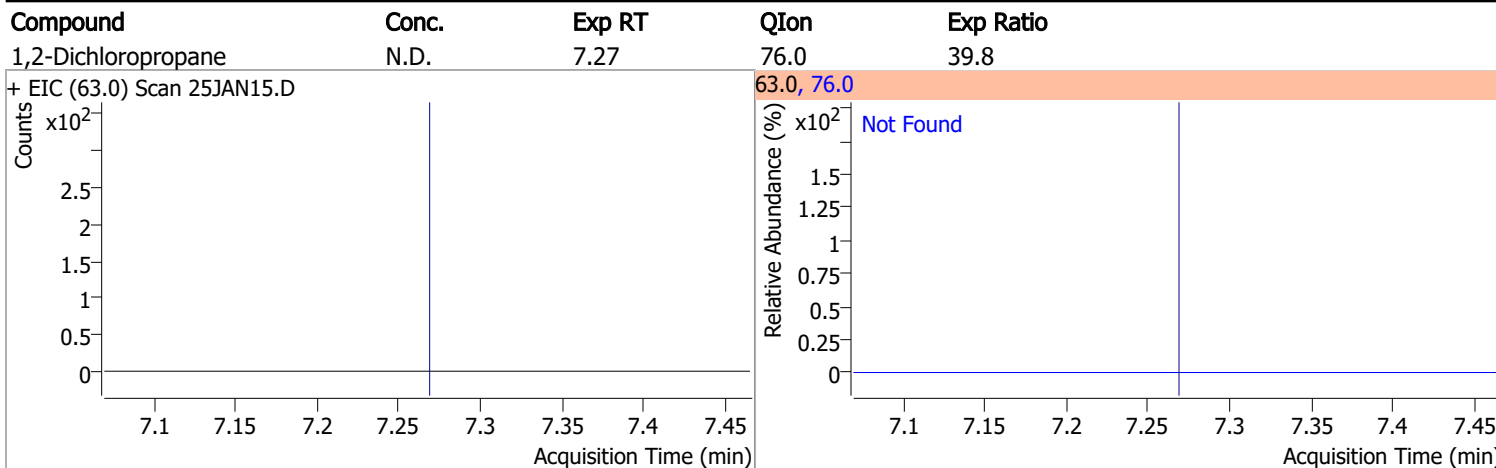
Compound	Conc.	Exp RT	QIon	Exp Ratio	QIon	Exp Ratio
1,2-Dichloroethane	N.D.	6.32	64.0	32.2	98.0	8.2



Compound	Conc.	Exp RT	QIon	Exp Ratio	QIon	Exp Ratio
Trichloroethene	N.D.	7.02	130.0	105.6	97.0	65.7

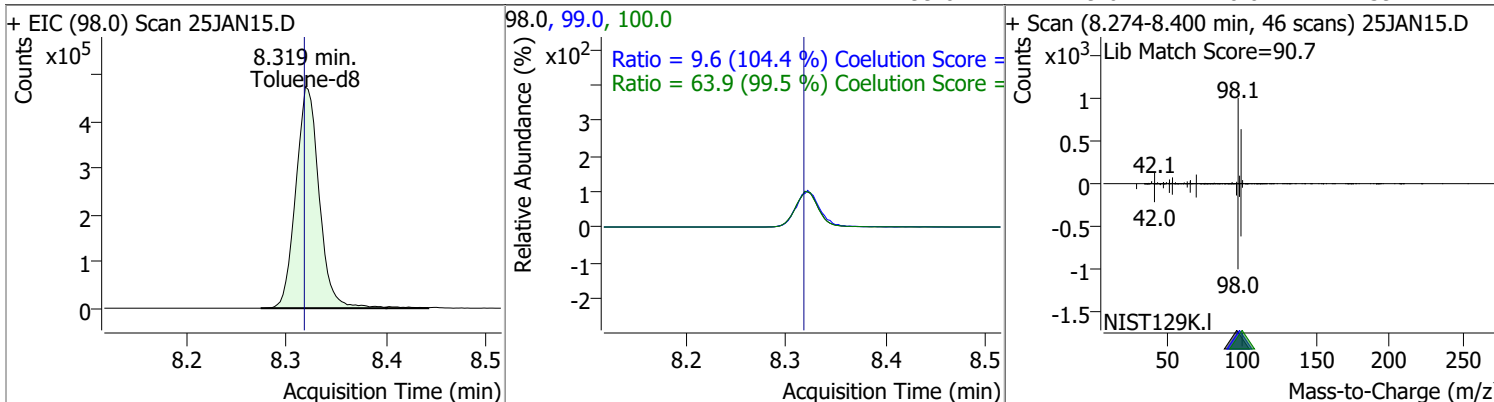


Quantitation Results Report (QT Reviewed)

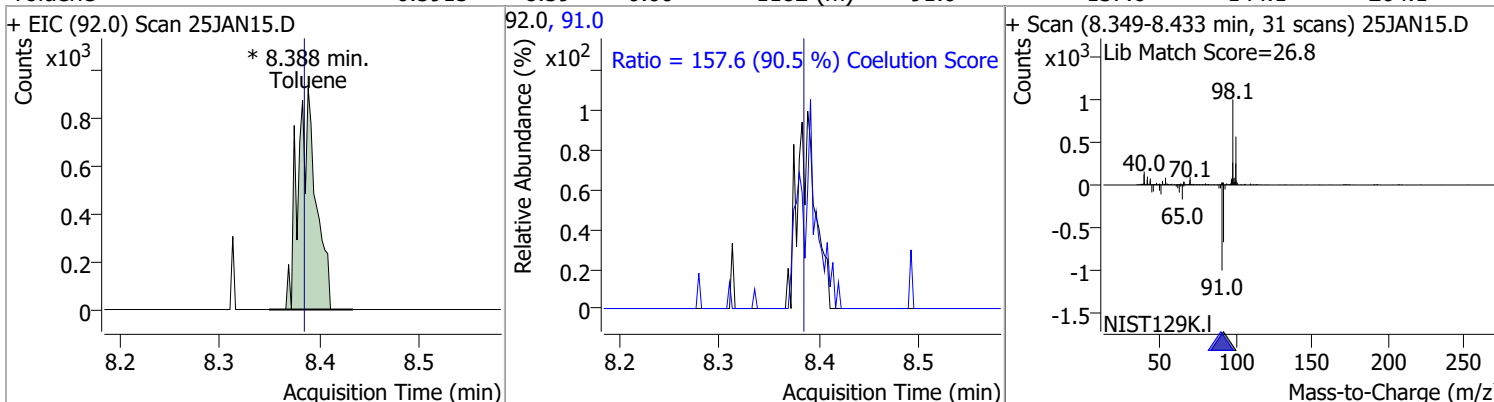


Quantitation Results Report (QT Reviewed)

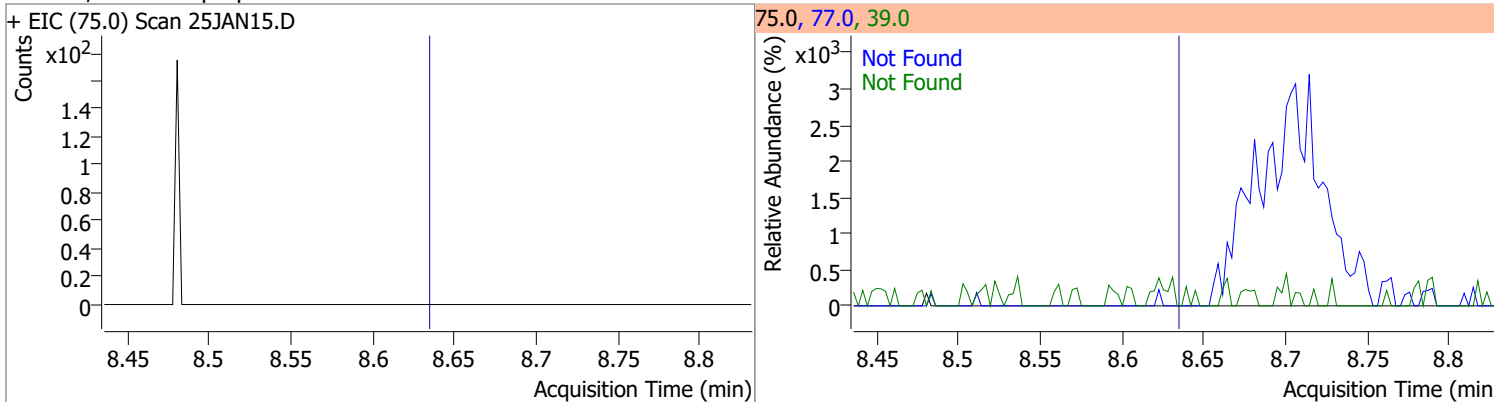
Compound	Conc.	RT	Dev(Min)	Resp.	QIon	QRatio	Lower	Upper
Toluene-d8	255.5329	8.32	0.00	766259	100.0	63.9	34.3	94.3
					99.0	9.6	0.0	39.2



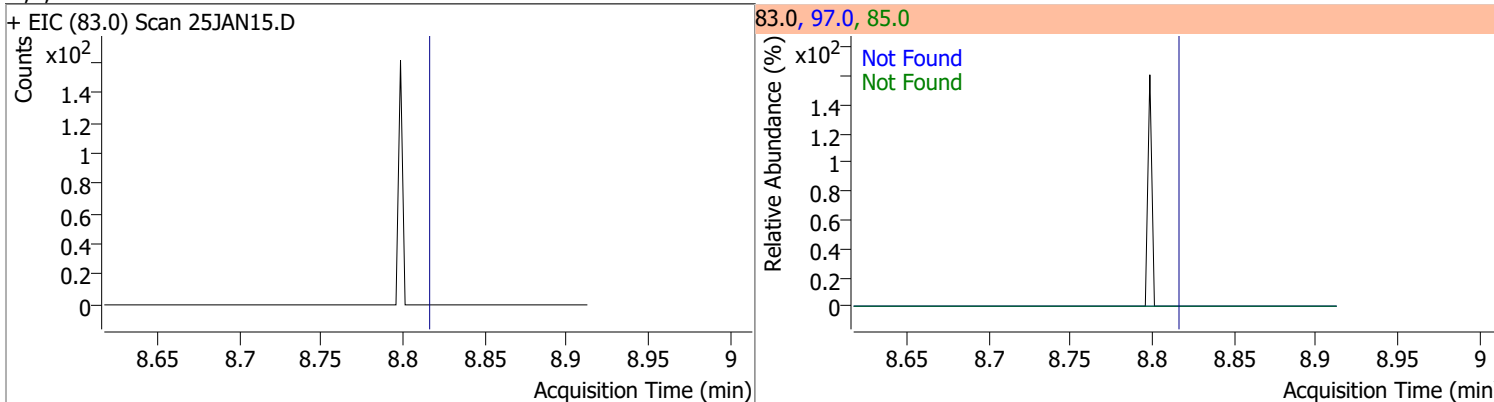
Compound	Conc.	RT	Dev(Min)	Resp.	QIon	QRatio	Lower	Upper
Toluene	0.5915	8.39	0.00	1182 (m)	91.0	157.6	144.1	204.1



Compound	Conc.	Exp RT	QIon	Exp Ratio	QIon	Exp Ratio
trans-1,3-Dichloropropene	N.D.	8.64	39.0	53.0	77.0	31.0

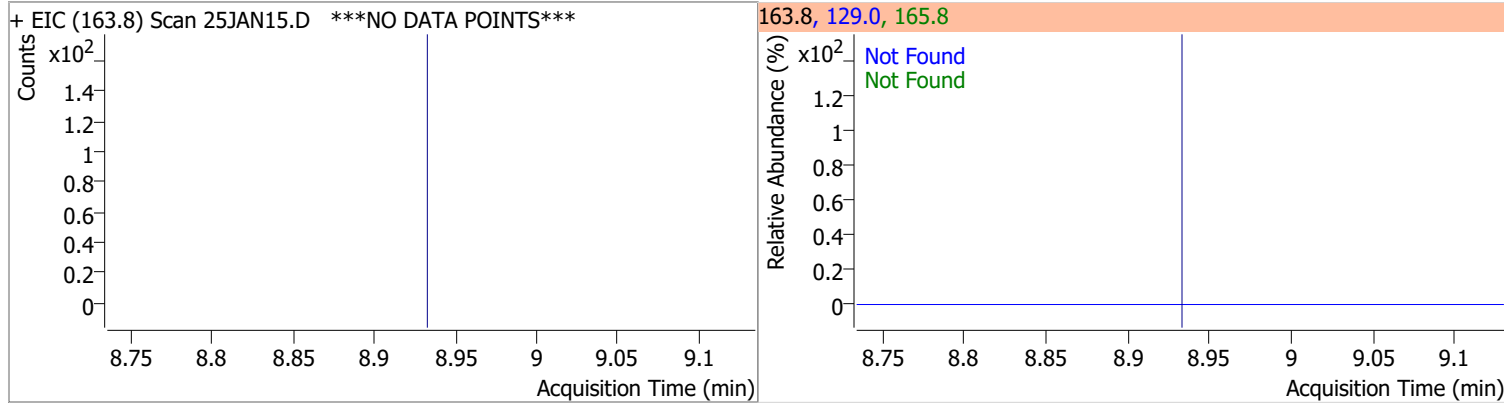


Compound	Conc.	Exp RT	QIon	Exp Ratio	QIon	Exp Ratio
1,1,2-Trichloroethane	N.D.	8.82	97.0	110.7	85.0	60.7

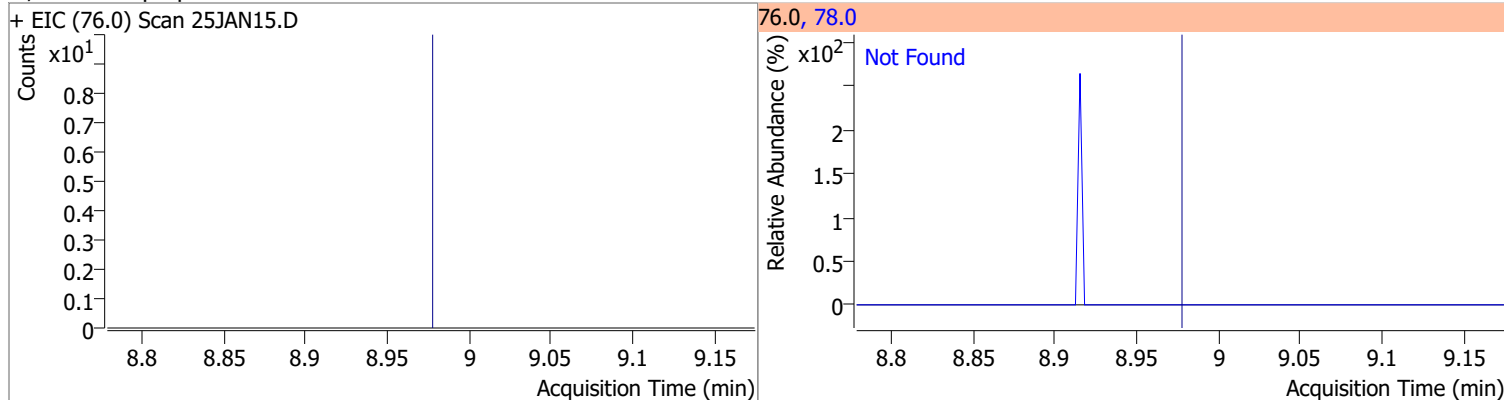


Quantitation Results Report (QT Reviewed)

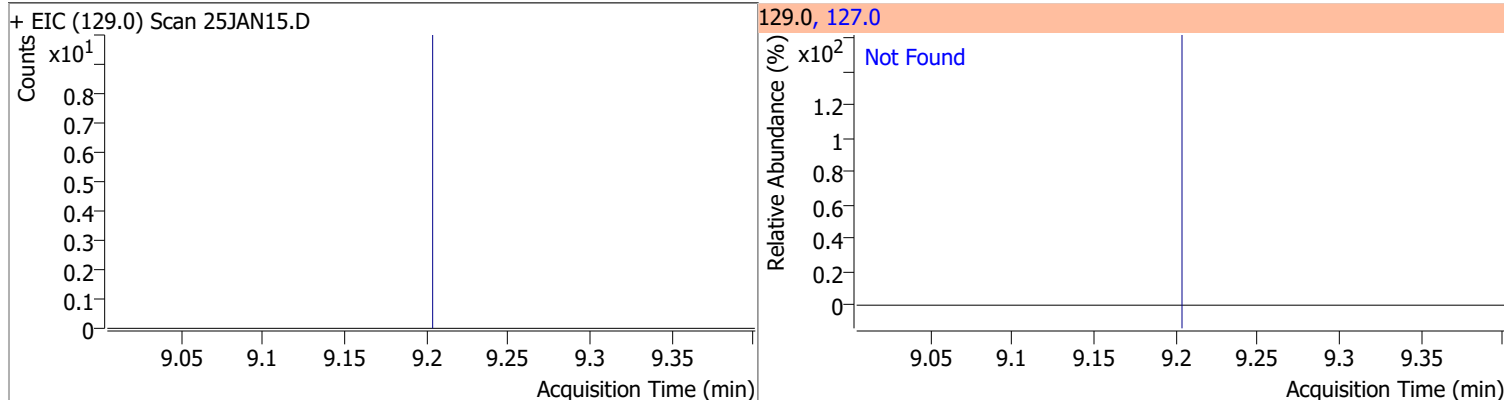
Compound	Conc.	Exp RT	QIon	Exp Ratio	QIon	Exp Ratio
Tetrachloroethene	N.D.	8.94	165.8	126.1	129.0	90.5



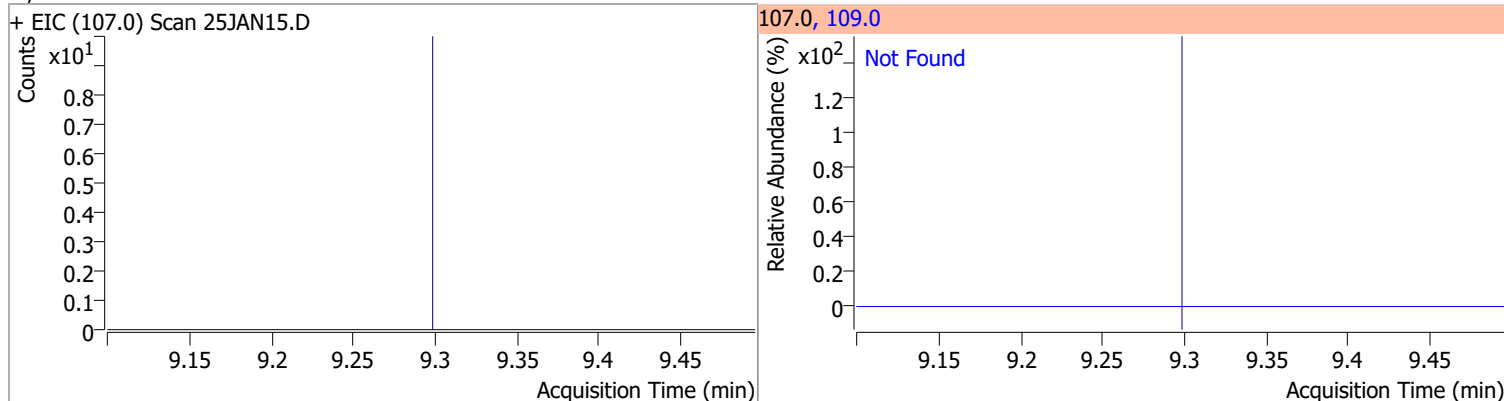
Compound	Conc.	Exp RT	QIon	Exp Ratio
1,3-Dichloropropane	N.D.	8.98	78.0	32.4



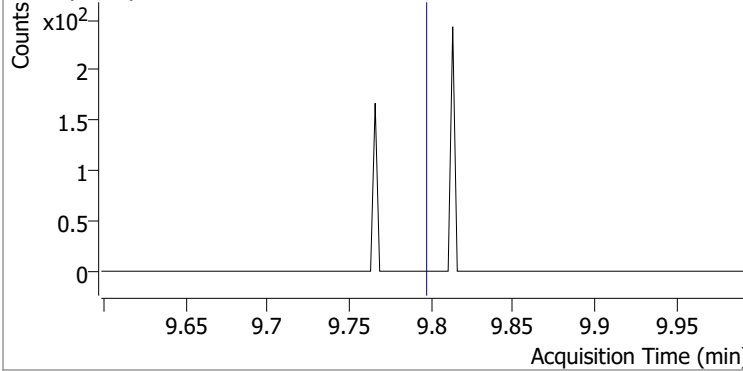
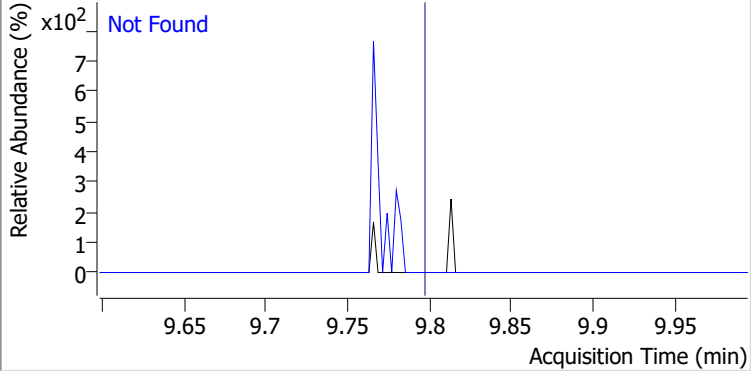
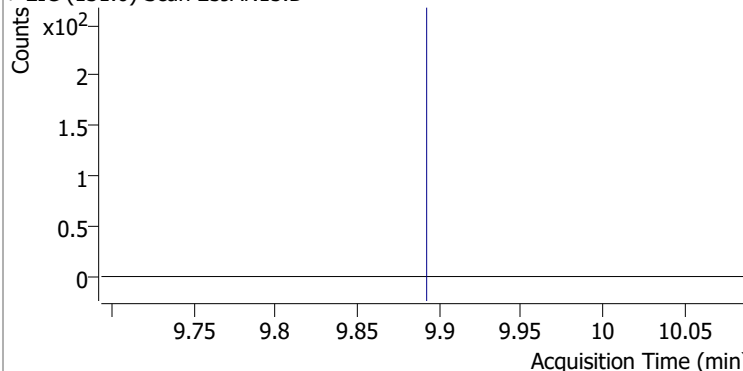
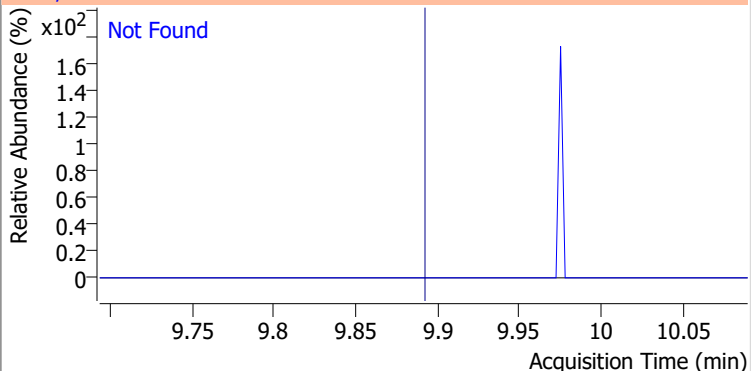
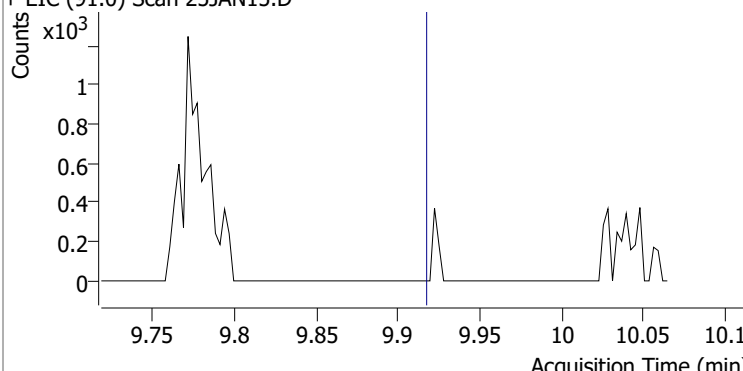
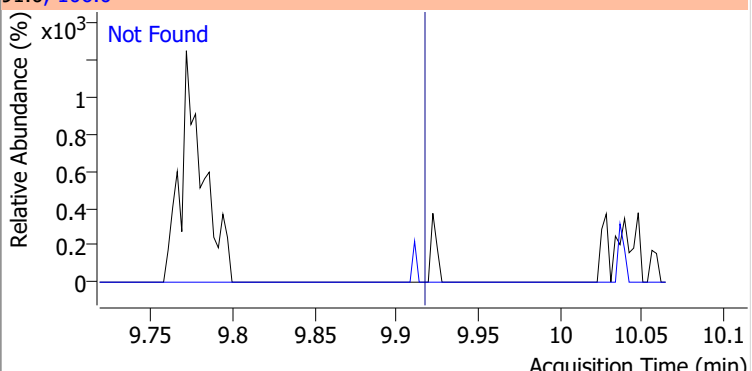
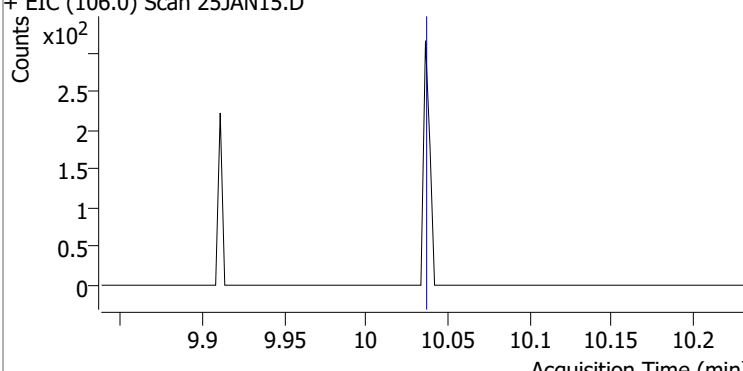
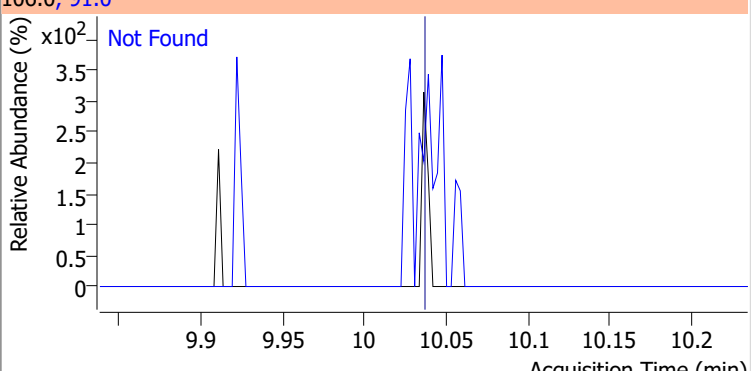
Compound	Conc.	Exp RT	QIon	Exp Ratio
Chlorodibromomethane	N.D.	9.21	127.0	77.2



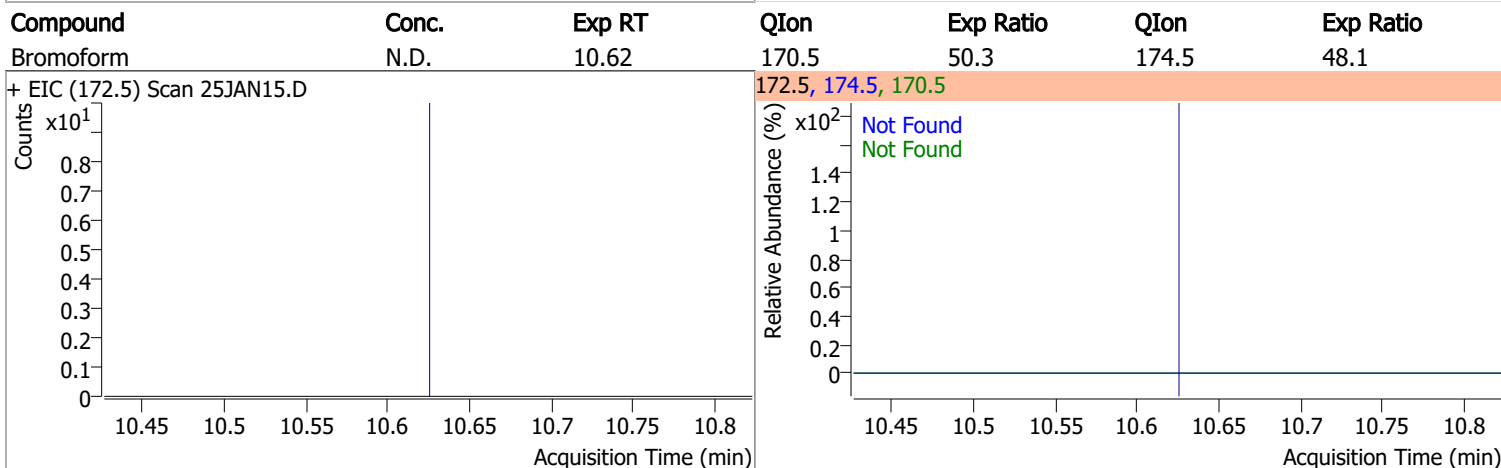
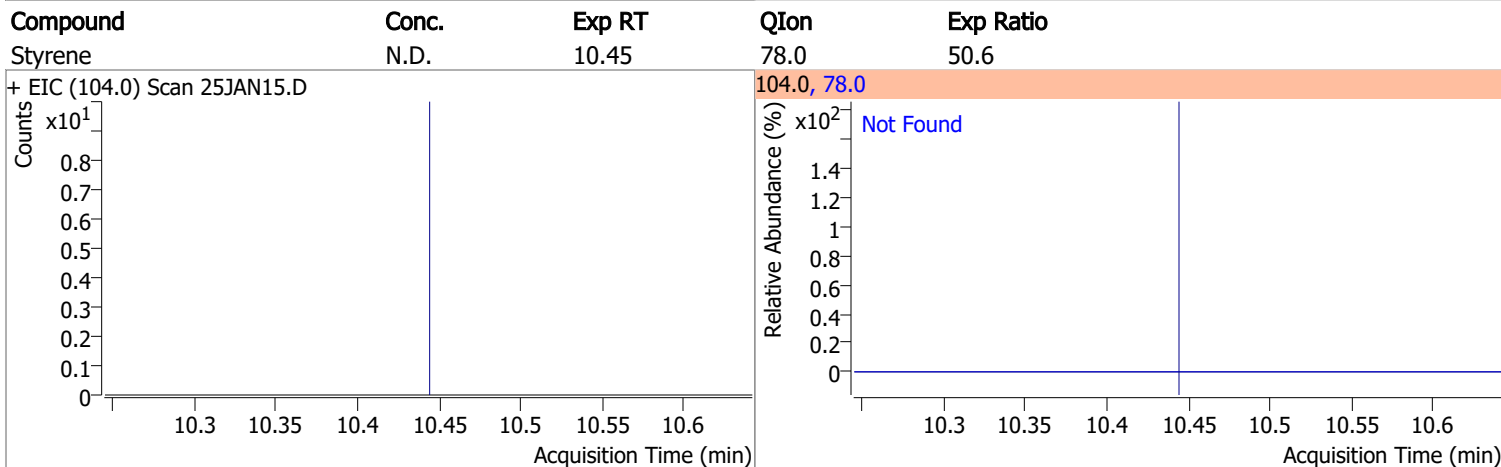
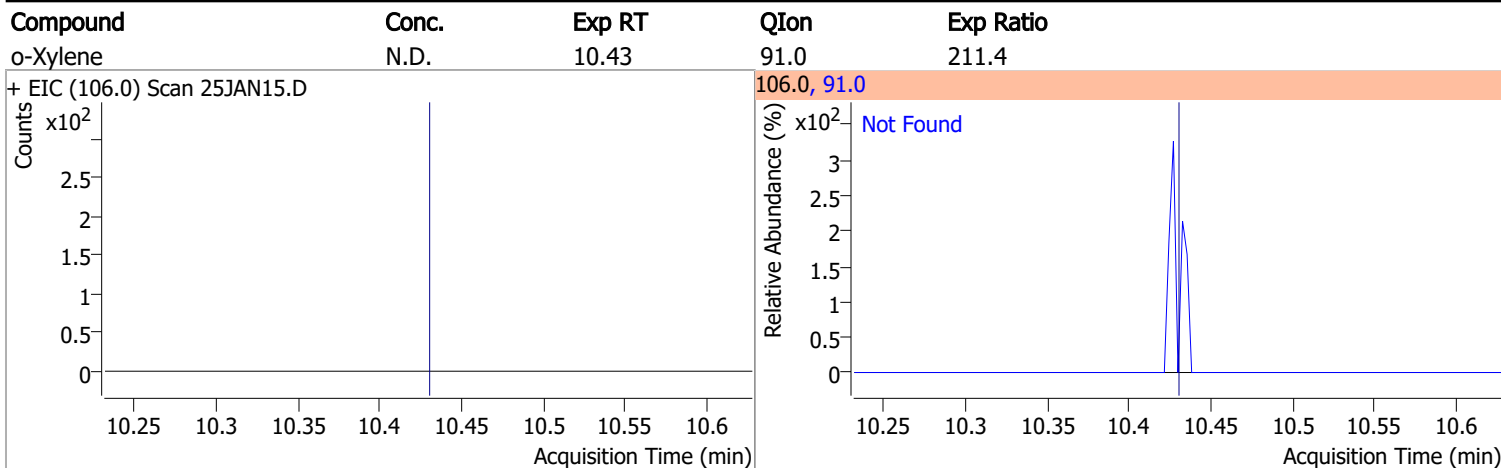
Compound	Conc.	Exp RT	QIon	Exp Ratio
1,2-Dibromoethane	N.D.	9.30	109.0	91.5



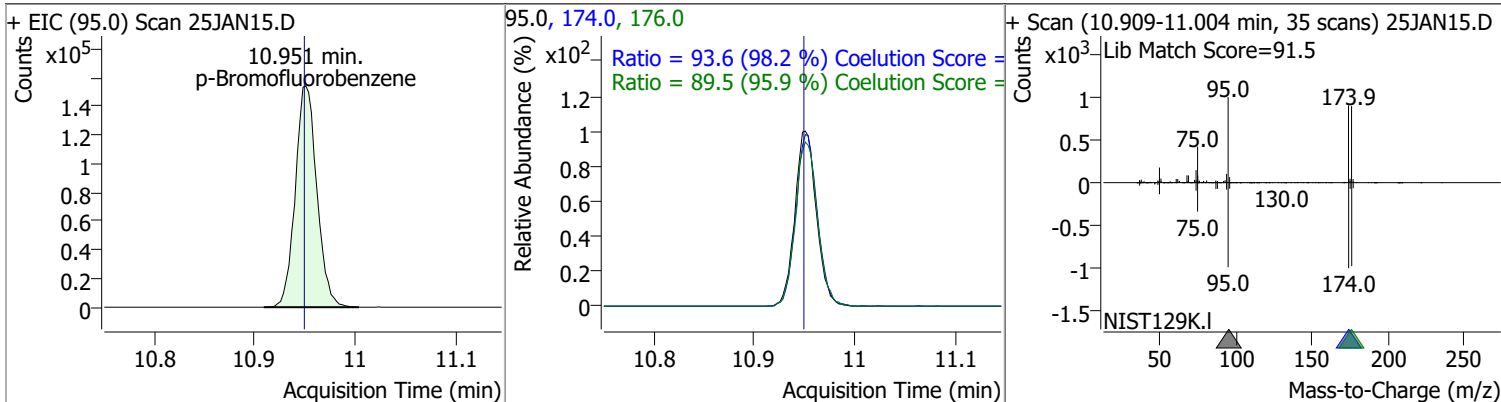
Quantitation Results Report (QT Reviewed)

Compound	Conc.	Exp RT	QIon	Exp Ratio
Chlorobenzene	N.D.	9.80	114.0	32.2
+ EIC (112.0) Scan 25JAN15.D			112.0, 114.0	
				
1,1,1,2-Tetrachloroethane	N.D.	9.89	133.0	95.3
+ EIC (131.0) Scan 25JAN15.D			131.0, 133.0	
				
Ethylbenzene	N.D.	9.92	106.0	31.7
+ EIC (91.0) Scan 25JAN15.D			91.0, 106.0	
				
m+p-Xylenes	N.D.	10.04	91.0	200.7
+ EIC (106.0) Scan 25JAN15.D			106.0, 91.0	
				

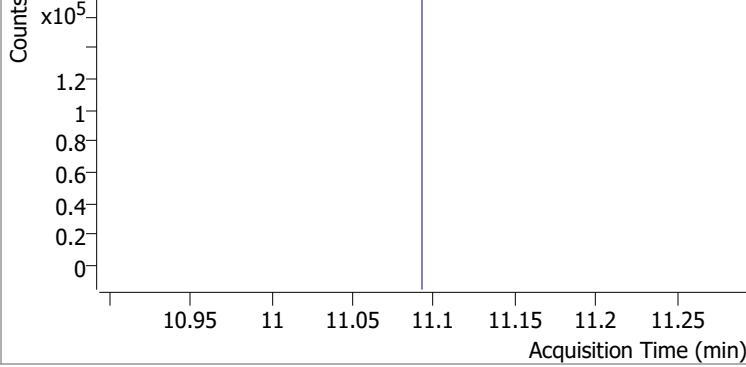
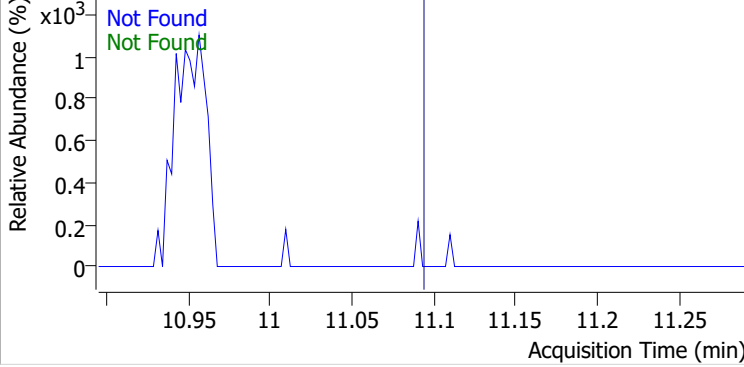
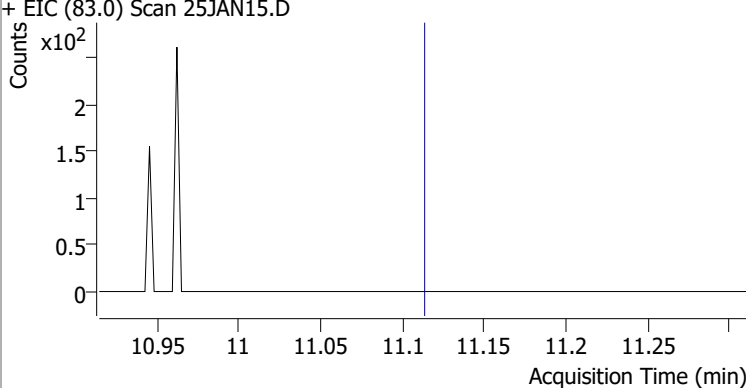
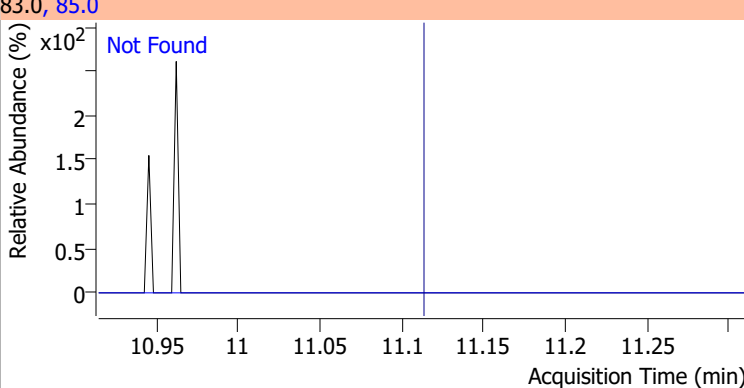
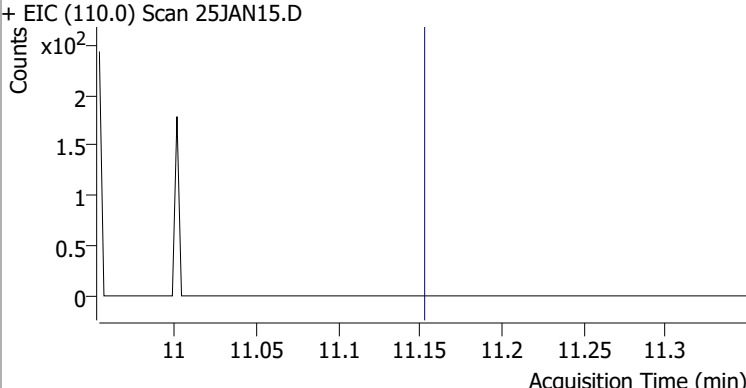
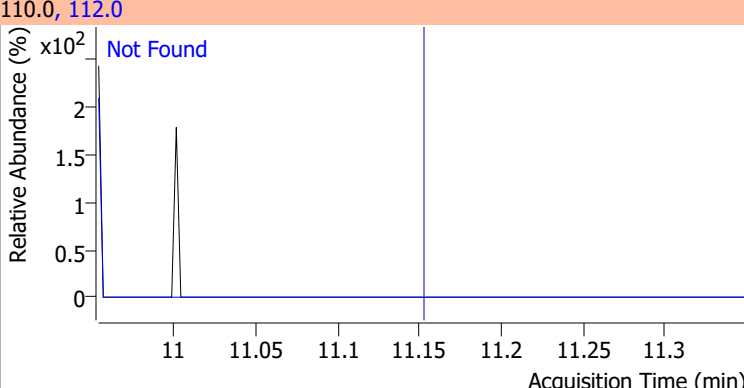
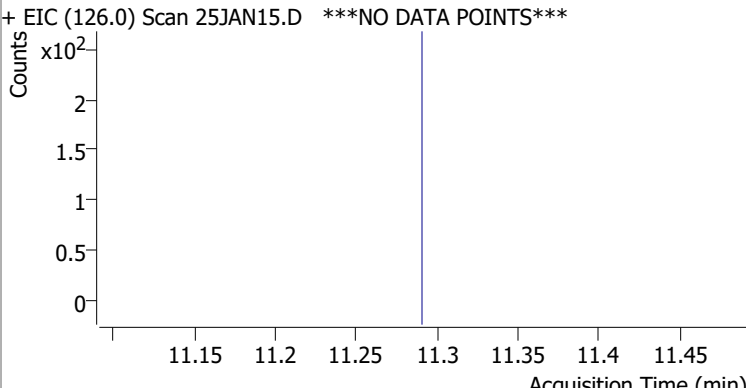
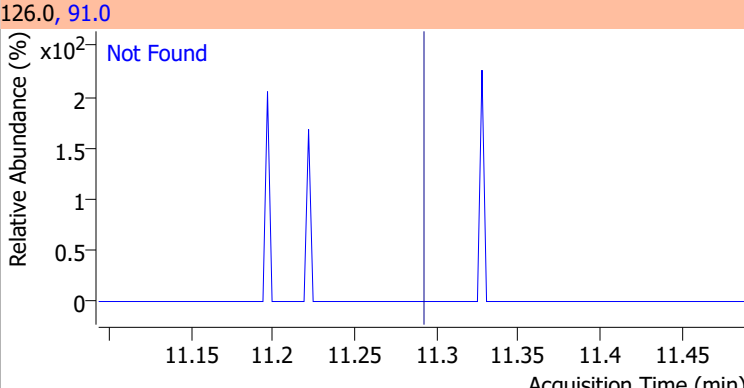
Quantitation Results Report (QT Reviewed)



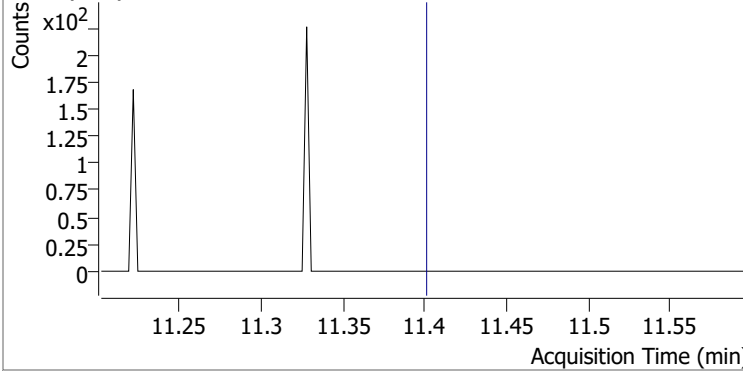
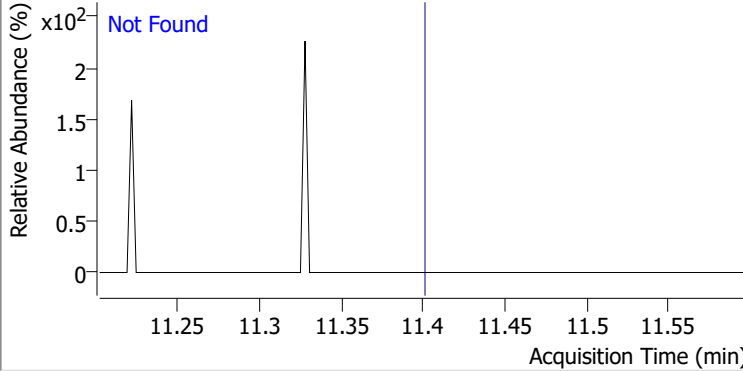
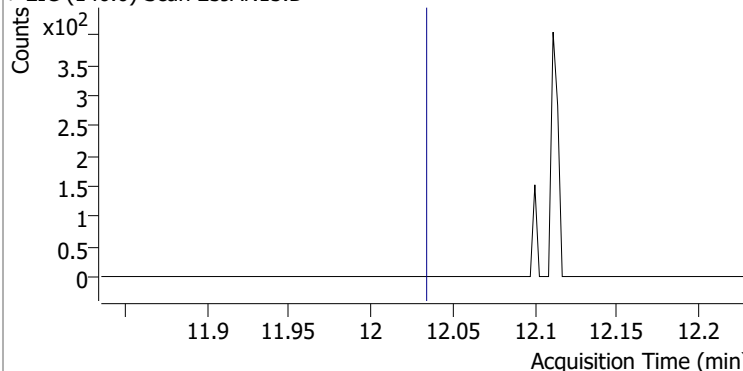
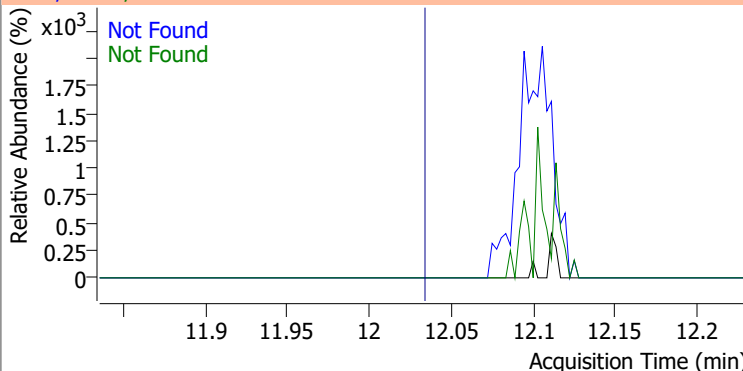
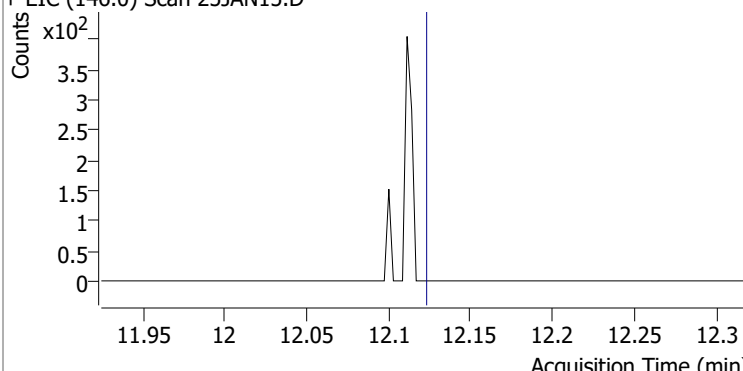
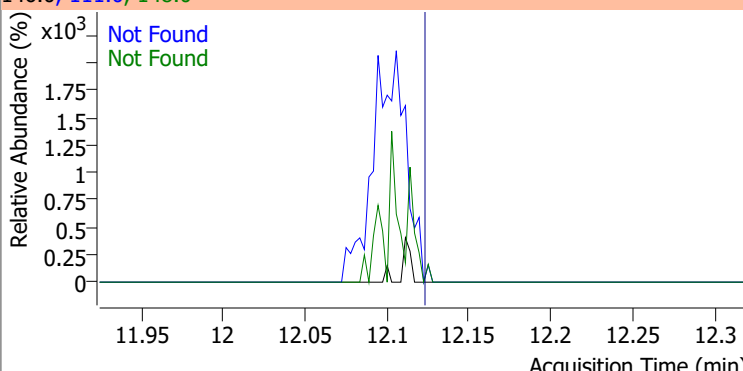
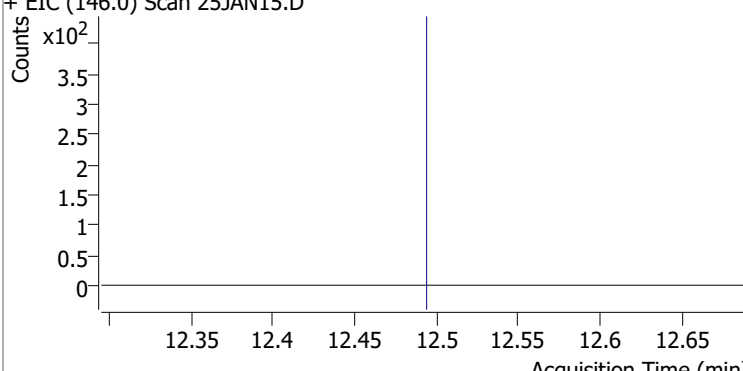
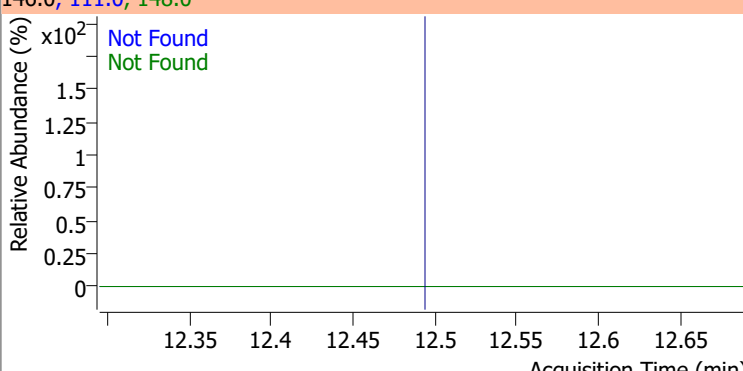
Compound	Conc.	RT	Dev(Min)	Resp.	QIon	QRatio	Lower	Upper
p-Bromofluorobenzene	265.8720	10.95	0.00	230069	174.0	93.6	65.3	125.3
					176.0	89.5	63.3	123.3



Quantitation Results Report (QT Reviewed)

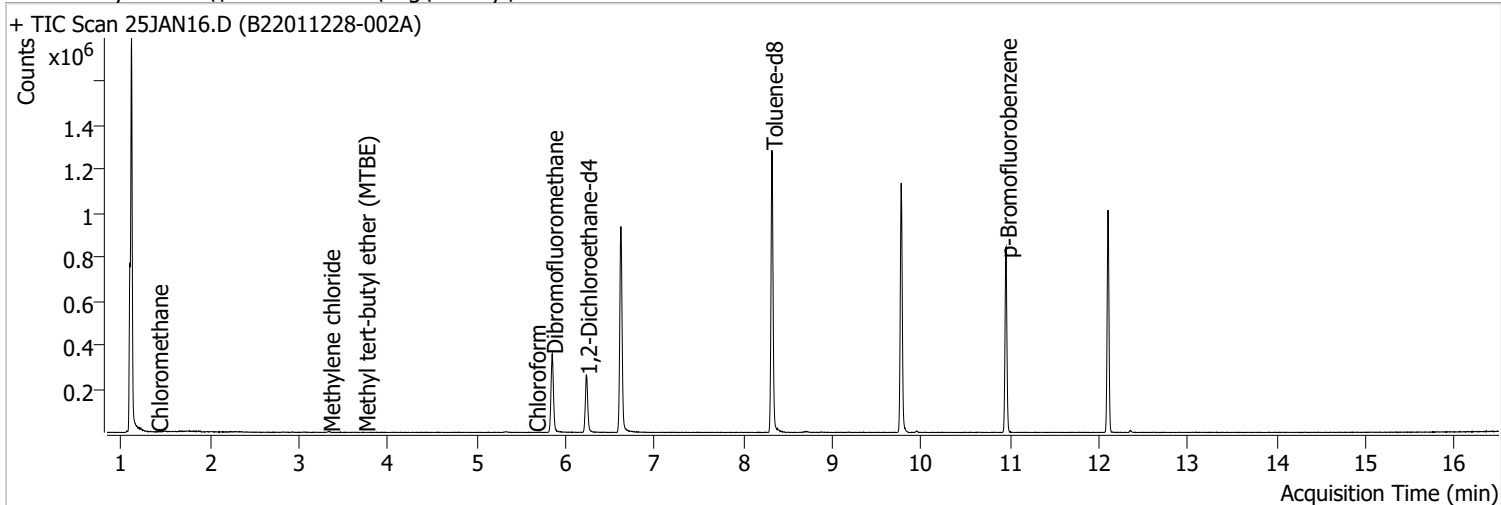
Compound	Conc.	Exp RT	QIon	Exp Ratio	QIon	Exp Ratio
Bromobenzene	N.D.	11.09	77.0	143.5	158.0	96.1
+ EIC (156.0) Scan 25JAN15.D ***NO DATA POINTS***			156.0, 77.0, 158.0			
						
1,1,2-Tetrachloroethane	N.D.	11.11	85.0	63.3		
+ EIC (83.0) Scan 25JAN15.D			83.0, 85.0			
						
1,2,3-Trichloropropane	N.D.	11.15	112.0	65.8		
+ EIC (110.0) Scan 25JAN15.D			110.0, 112.0			
						
2-Chlorotoluene	N.D.	11.29	91.0	276.2		
+ EIC (126.0) Scan 25JAN15.D ***NO DATA POINTS***			126.0, 91.0			
						

Quantitation Results Report (QT Reviewed)

Compound	Conc.	Exp RT	QIon	Exp Ratio		
4-Chlorotoluene	N.D.	11.40	126.0	31.3		
+ EIC (91.0) Scan 25JAN15.D			91.0, 126.0			
						
1,3-Dichlorobenzene	N.D.	12.03	148.0	62.8	QIon	Exp Ratio
+ EIC (146.0) Scan 25JAN15.D			146.0, 111.0, 148.0			
						
1,4-Dichlorobenzene	N.D.	12.12	148.0	63.7	QIon	Exp Ratio
+ EIC (146.0) Scan 25JAN15.D			146.0, 111.0, 148.0			
						
1,2-Dichlorobenzene	N.D.	12.49	148.0	61.9	QIon	Exp Ratio
+ EIC (146.0) Scan 25JAN15.D			146.0, 111.0, 148.0			
						

Quantitation Results Report (QT Reviewed)

Data File	25JAN16.D	Operator	MSC
Acq. Method	5975CACQF.M	Acq. Date-Time	1/25/2022 4:14:21 PM
Sample Name	B22011228-002A	Instrument	VOA5975C
Vial	16	Multiplier	1.00
DA Method File	VOA5975C_8260B_SHT_DoD_L4_011922.m	Comment	
Tune File	BFB_Atune3.u	Tune Date	10/11/2021 4:02:00 PM
Batch Name	VG012522_8260B.batch.bin	Last Calib Update	3/15/2022 2:01:13 PM
Ref Library	\\MASSHUNTER\Org\Library\NIST129K.I		



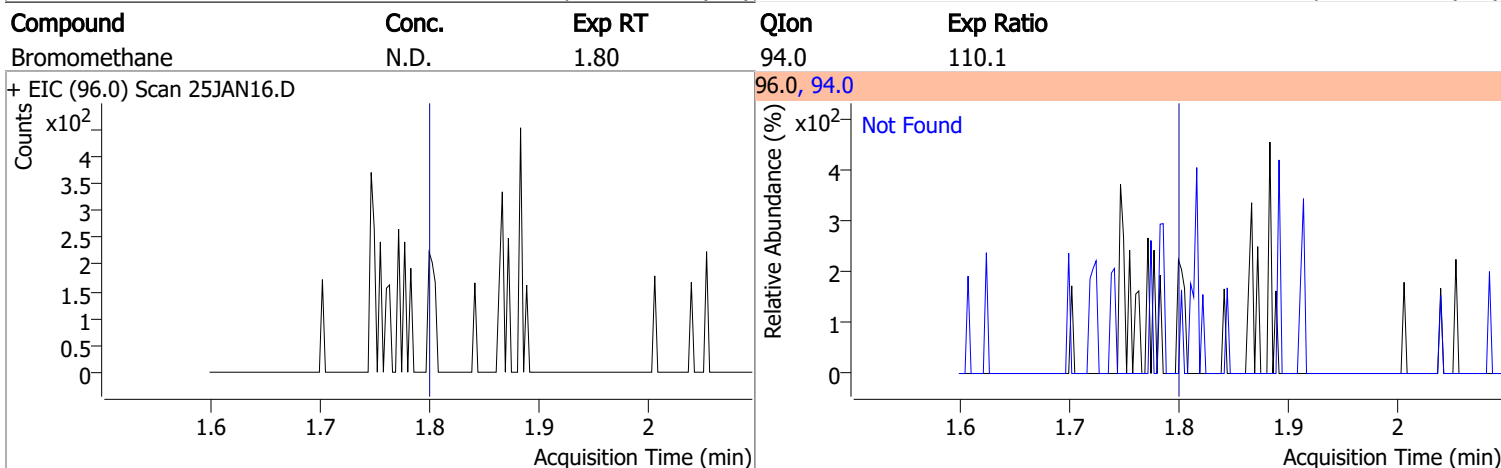
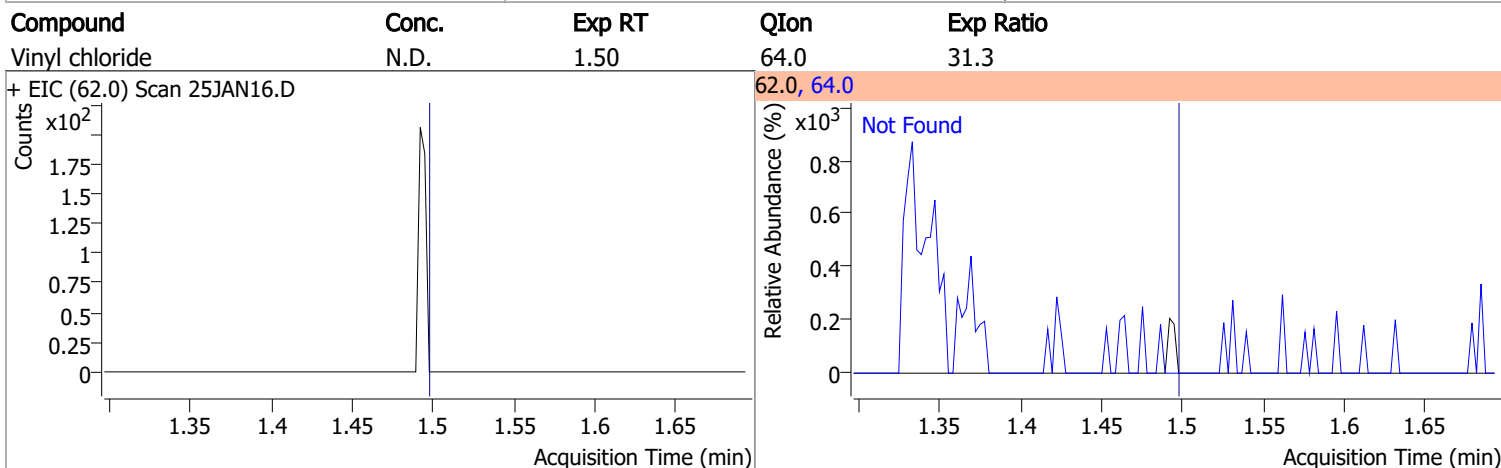
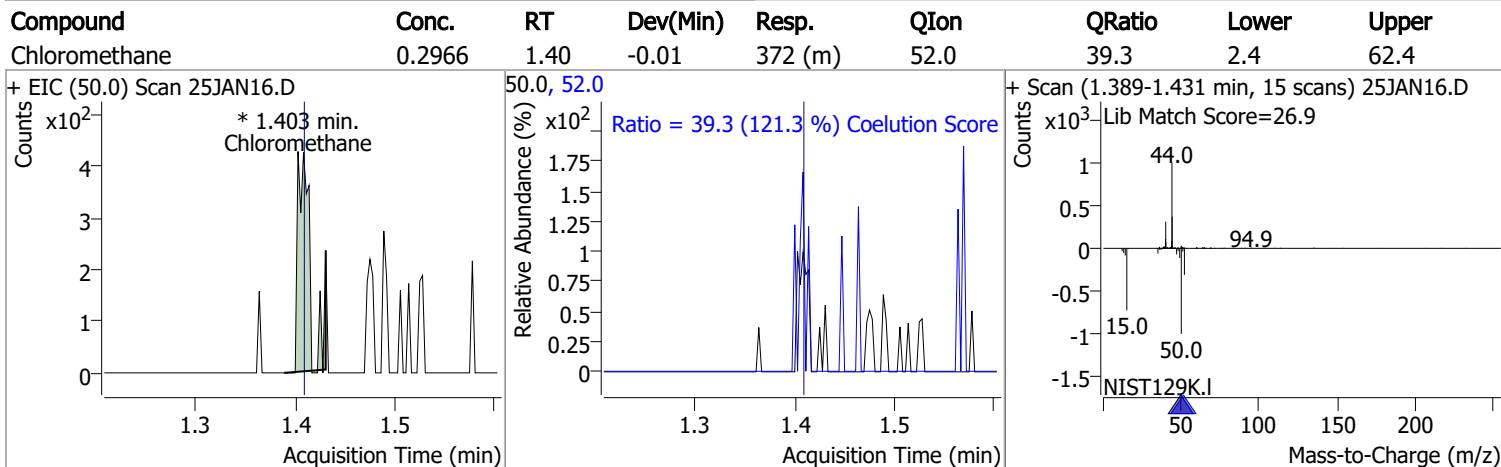
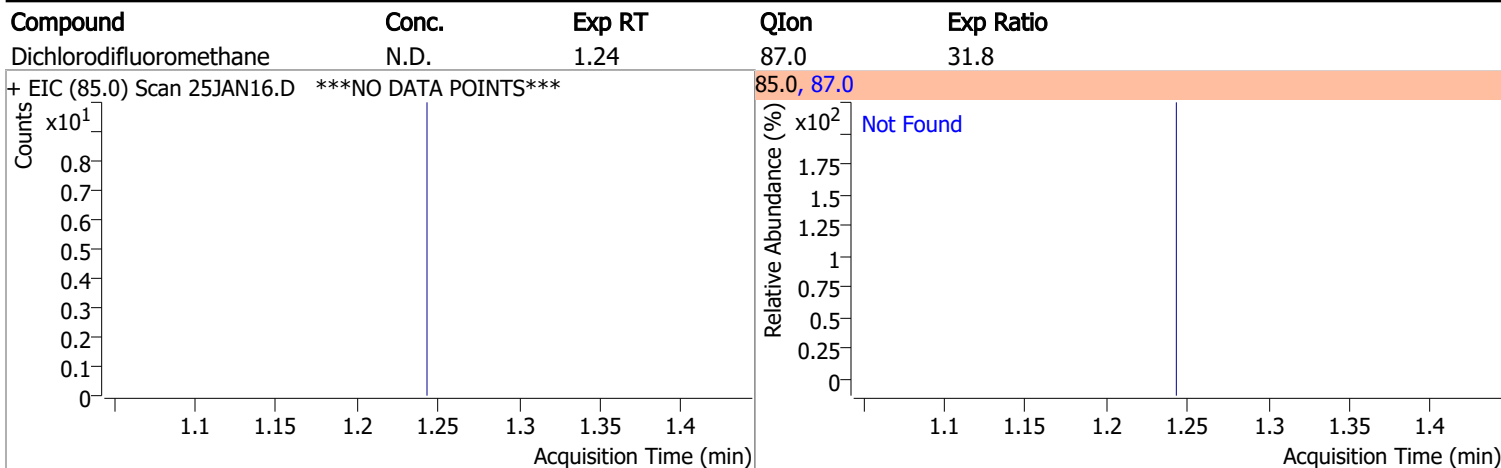
Compound	RT	QIon	Resp.	Conc.	Units	Dev(Min)
Internal Standards						
M Fluorobenzene	6.618	96.0	792640	250.0000	ng	-0.003
M Chlorobenzene-d5	9.774	82.0	312389	250.0000	ng	0.000
M 1,4-Dichlorobenzene-d4	12.100	152.0	237818	250.0000	ng	0.000
System Monitoring Compounds						
S Dibromofluoromethane	5.848	113.0	204585	266.4780	ng	-0.003
Spiked Amount: 250.000	Range: 80.0 - 119.0%			Recovery = 106.59%		
S 1,2-Dichloroethane-d4	6.230	67.0	92671	279.4307	ng	0.000
Spiked Amount: 250.000	Range: 81.0 - 118.0%			Recovery = 111.77%		
S Toluene-d8	8.319	98.0	776229	254.6971	ng	0.000
Spiked Amount: 250.000	Range: 89.0 - 112.0%			Recovery = 101.88%		
S p-Bromofluorobenzene	10.951	95.0	232265	264.5148	ng	0.003
Spiked Amount: 250.000	Range: 85.0 - 114.0%			Recovery = 105.81%		
Target Compounds						
T Dichlorodifluoromethane	0.000		0	N.D.		
T Chloromethane	1.403	50.0	372	0.2966	ng	m 88
T Vinyl chloride	0.000		0	N.D.		
T Bromomethane	0.000		0	N.D.		
T Chloroethane	0.000		0	N.D.		
T Trichlorofluoromethane	0.000		0	N.D.		
T 1,1-Dichloroethene	0.000		0	N.D.		
T Methylene chloride	3.338	49.0	2638	2.2768	ng	m 91
T trans-1,2-Dichloroethene	0.000		0	N.D.		
T Methyl tert-butyl ether (MTBE)	3.737	73.0	139	0.1355	ng	m 97
T 1,1-Dichloroethane	0.000		0	N.D.		
T 2,2-Dichloropropane	0.000		0	N.D.		
T cis-1,2-Dichloroethene	0.000		0	N.D.		
T Methyl ethyl ketone	0.000		0	N.D.		
T Bromochloromethane	0.000		0	N.D.		
T Chloroform	5.653	83.0	258	0.1674	ng	m 95

Quantitation Results Report (QT Reviewed)

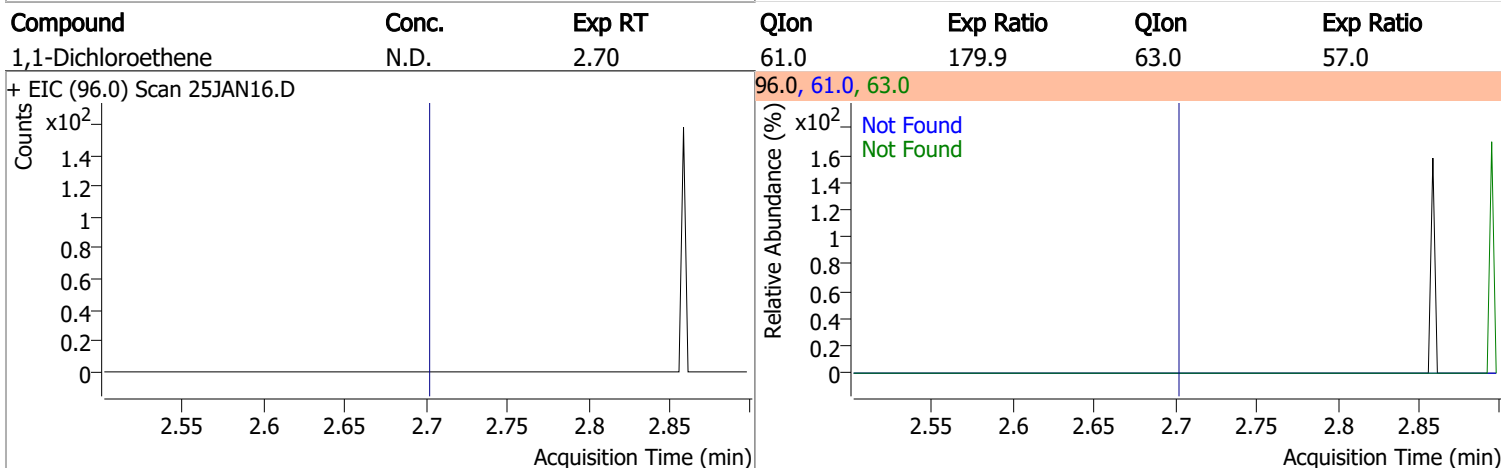
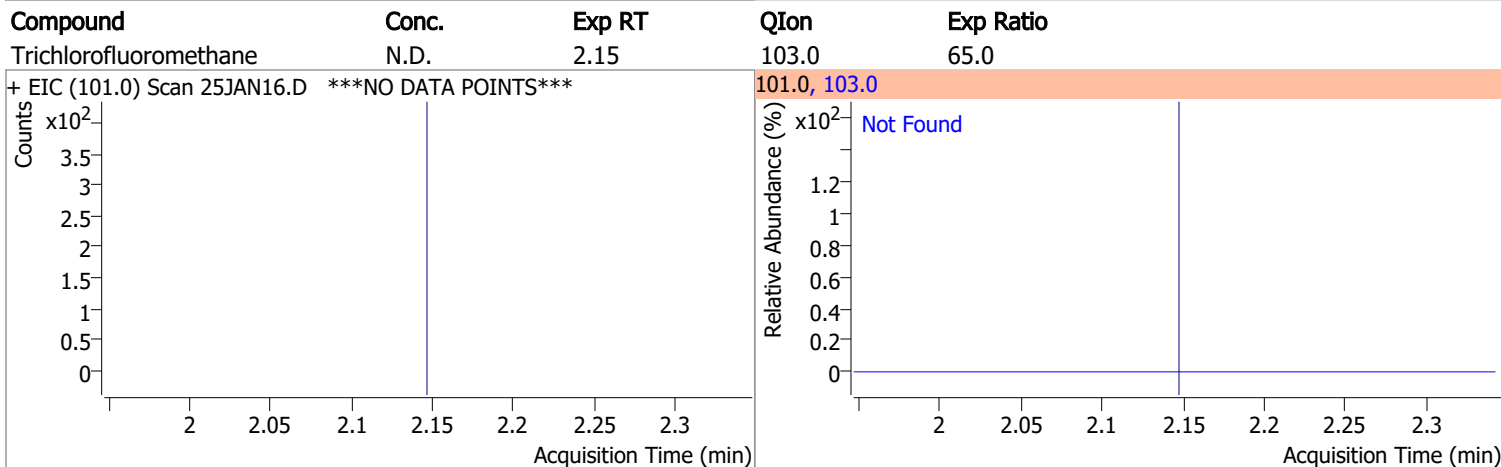
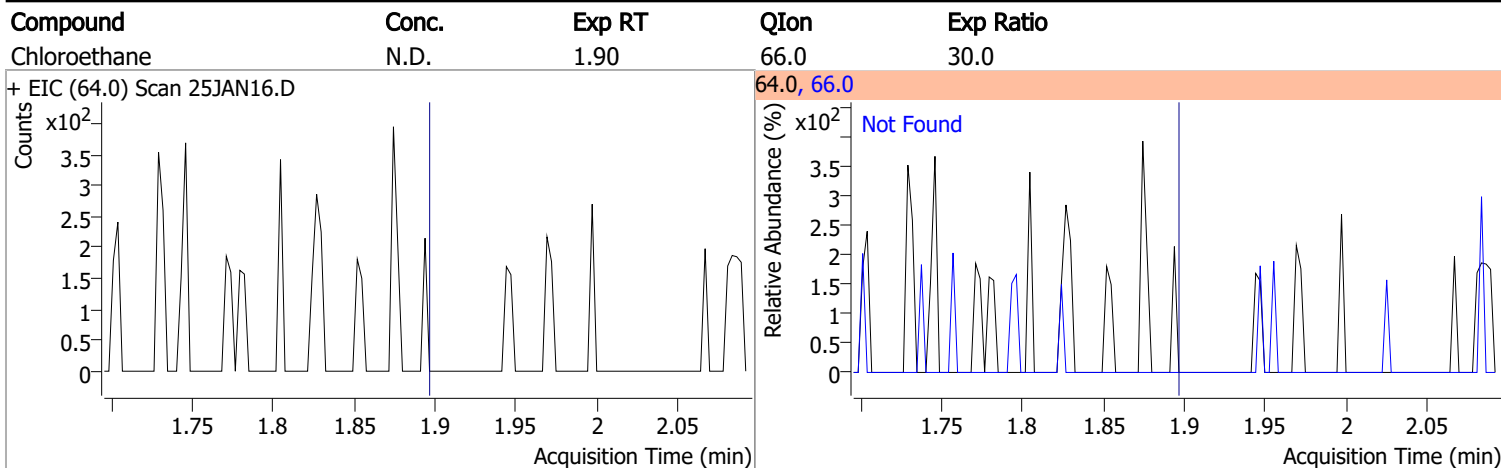
Compound	RT	QIon	Resp.	Conc.	Units	Dev(Min)
T 1,1,1-Trichloroethane	0.000		0	N.D.		
T Carbon tetrachloride	0.000		0	N.D.		
T 1,1-Dichloropropene	0.000		0	N.D.		
T Benzene	0.000		0	N.D.		
T 1,2-Dichloroethane	0.000		0	N.D.		
T Trichloroethene	0.000		0	N.D.		
T 1,2-Dichloropropane	0.000		0	N.D.		
T Dibromomethane	0.000		0	N.D.		
T Bromodichloromethane	0.000		0	N.D.		
T cis-1,3-Dichloropropene	0.000		0	N.D.		
T Toluene	8.394	92.0	0		ng md	1
T trans-1,3-Dichloropropene	0.000		0	N.D.		
T 1,1,2-Trichloroethane	0.000		0	N.D.		
T Tetrachloroethene	0.000		0	N.D.		
T 1,3-Dichloropropane	0.000		0	N.D.		
T Chlorodibromomethane	0.000		0	N.D.		
T 1,2-Dibromoethane	0.000		0	N.D.		
T Chlorobenzene	0.000		0	N.D.		
T 1,1,1,2-Tetrachloroethane	0.000		0	N.D.		
T Ethylbenzene	0.000		0	N.D.		
T m+p-Xylenes	0.000		0	N.D.		
T o-Xylene	0.000		0	N.D.		
T Styrene	0.000		0	N.D.		
T Bromoform	0.000		0	N.D.		
T Bromobenzene	0.000		0	N.D.		
T 1,1,2,2-Tetrachloroethane	0.000		0	N.D.		
T 1,2,3-Trichloropropane	0.000		0	N.D.		
T 2-Chlorotoluene	0.000		0	N.D.		
T 4-Chlorotoluene	0.000		0	N.D.		
T 1,3-Dichlorobenzene	0.000		0	N.D.		
T 1,4-Dichlorobenzene	0.000		0	N.D.		
T 1,2-Dichlorobenzene	0.000		0	N.D.		

(#) = Qualifier Out of Range; (m) = Manual Integration; (+) = Area Summed; (*) = Surrogate Percent Recovery Out of Range; (d): Zeroed Peak

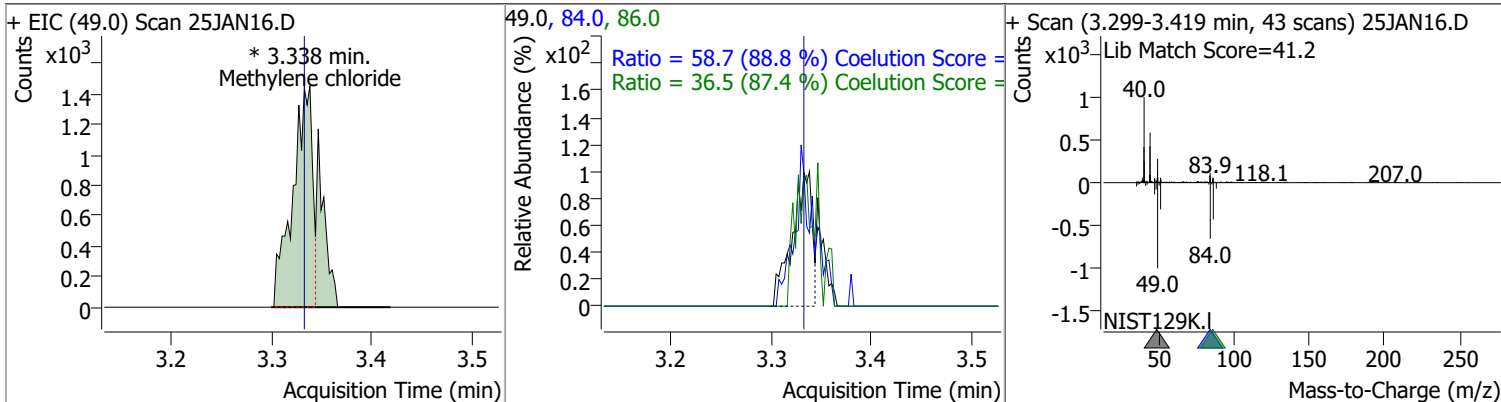
Quantitation Results Report (QT Reviewed)



Quantitation Results Report (QT Reviewed)

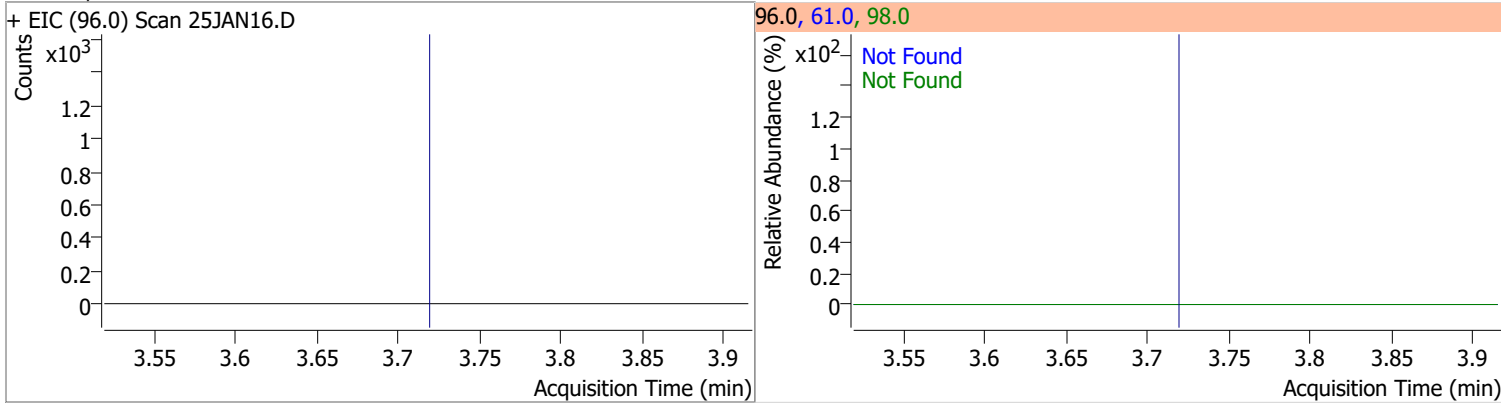


Compound	Conc.	RT	Dev(Min)	Resp.	QIon	QRatio	Lower	Upper
Methylene chloride	2.2768	3.34	0.01	2638 (m)	84.0	58.7	36.1	96.1
					86.0	36.5	11.8	71.8

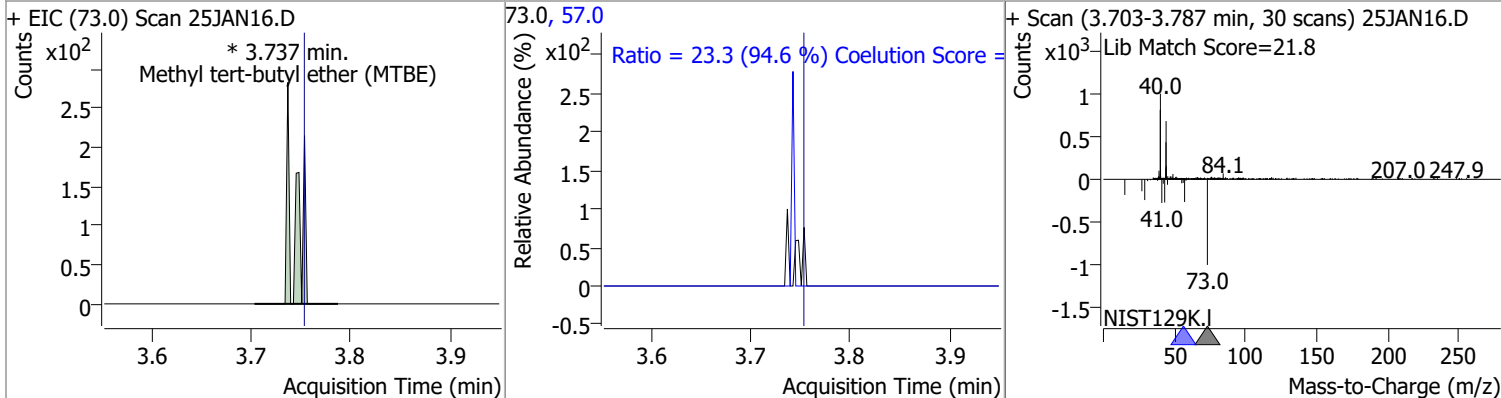


Quantitation Results Report (QT Reviewed)

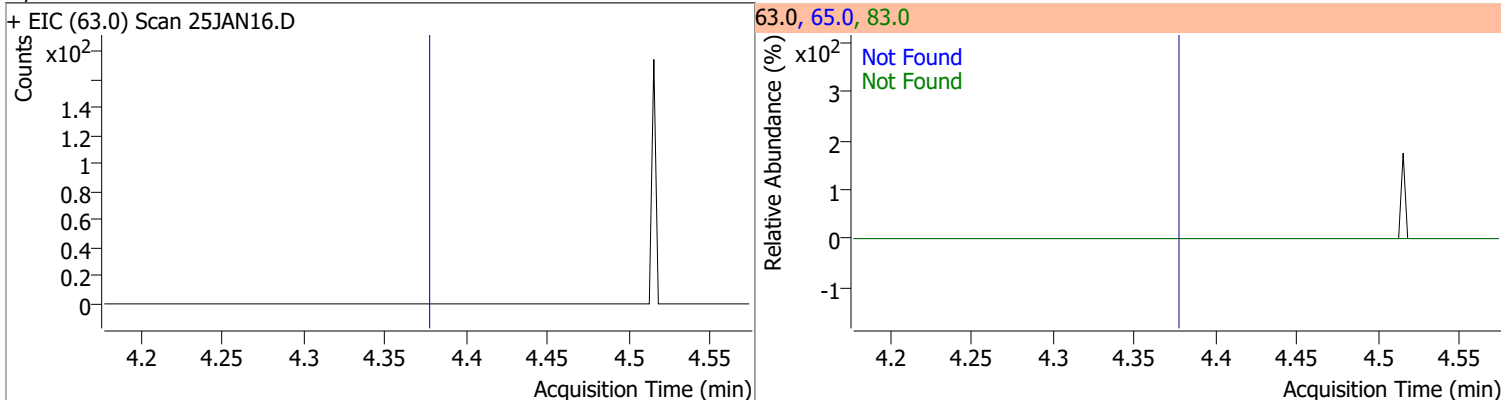
Compound	Conc.	Exp RT	QIon	Exp Ratio	QIon	Exp Ratio
trans-1,2-Dichloroethene	N.D.	3.72	61.0	154.8	98.0	62.1



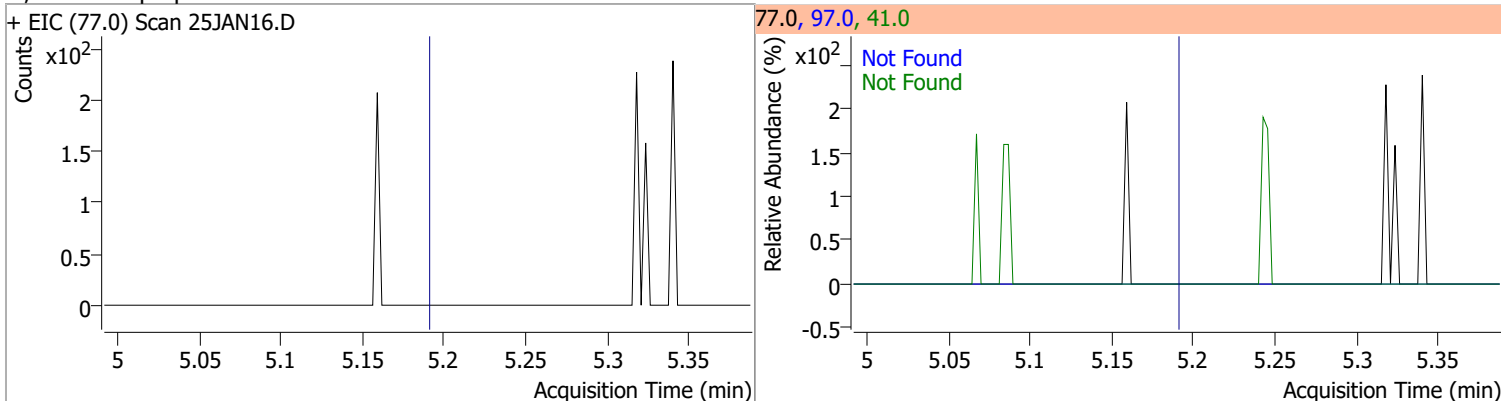
Compound	Conc.	RT	Dev(Min)	Resp.	QIon	QRatio	Lower	Upper
Methyl tert-butyl ether (MTBE)	0.1355	3.74	-0.02	139 (m)	57.0	23.3	0.0	54.6



Compound	Conc.	Exp RT	QIon	Exp Ratio	QIon	Exp Ratio
1,1-Dichloroethane	N.D.	4.38	65.0	31.0	83.0	12.7

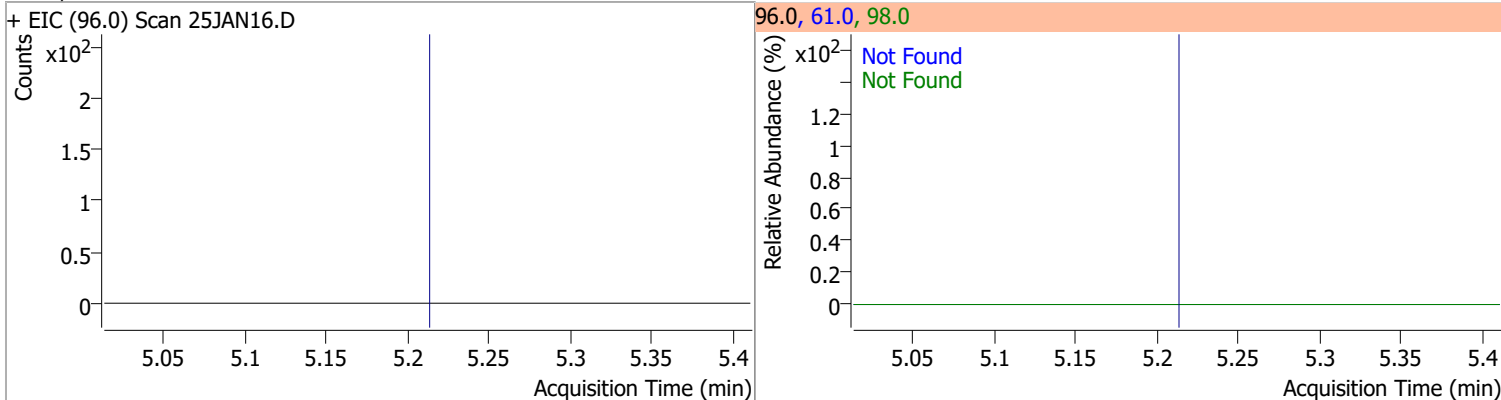


Compound	Conc.	Exp RT	QIon	Exp Ratio	QIon	Exp Ratio
2,2-Dichloropropane	N.D.	5.19	41.0	68.8	97.0	23.9

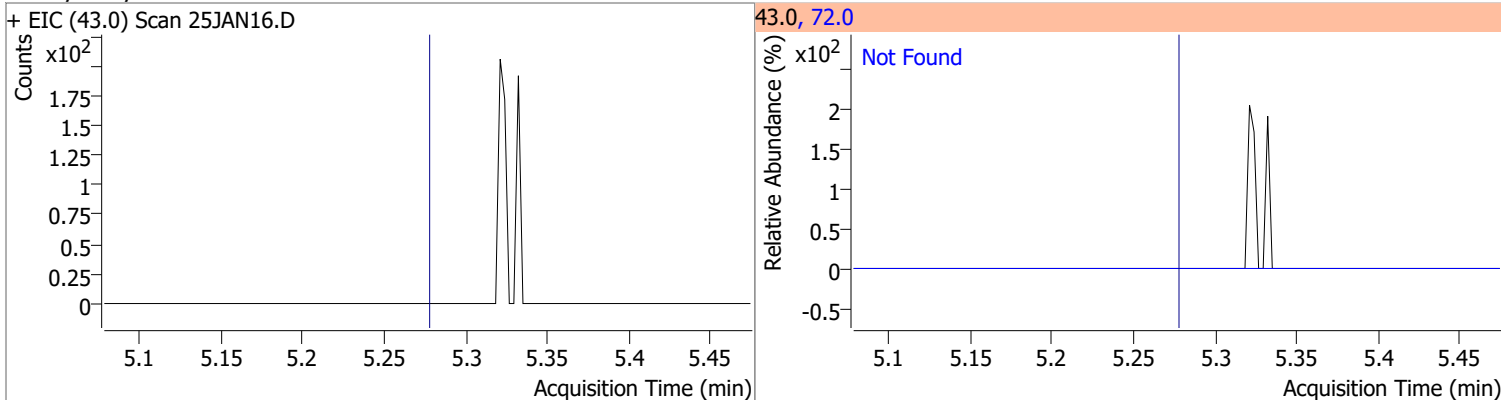


Quantitation Results Report (QT Reviewed)

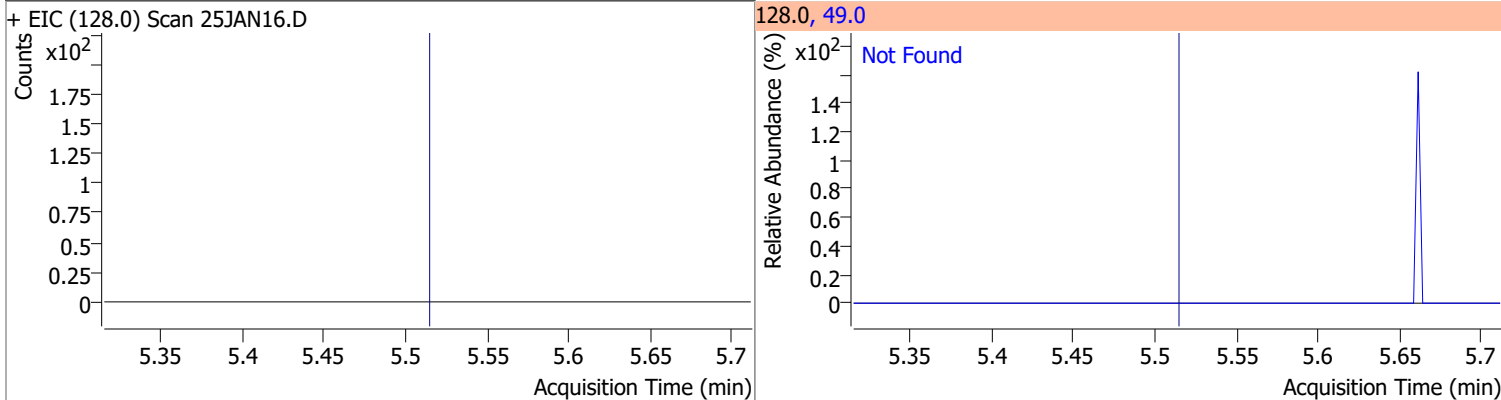
Compound	Conc.	Exp RT	QIon	Exp Ratio	QIon	Exp Ratio
cis-1,2-Dichloroethene	N.D.	5.21	61.0	160.4	98.0	66.2



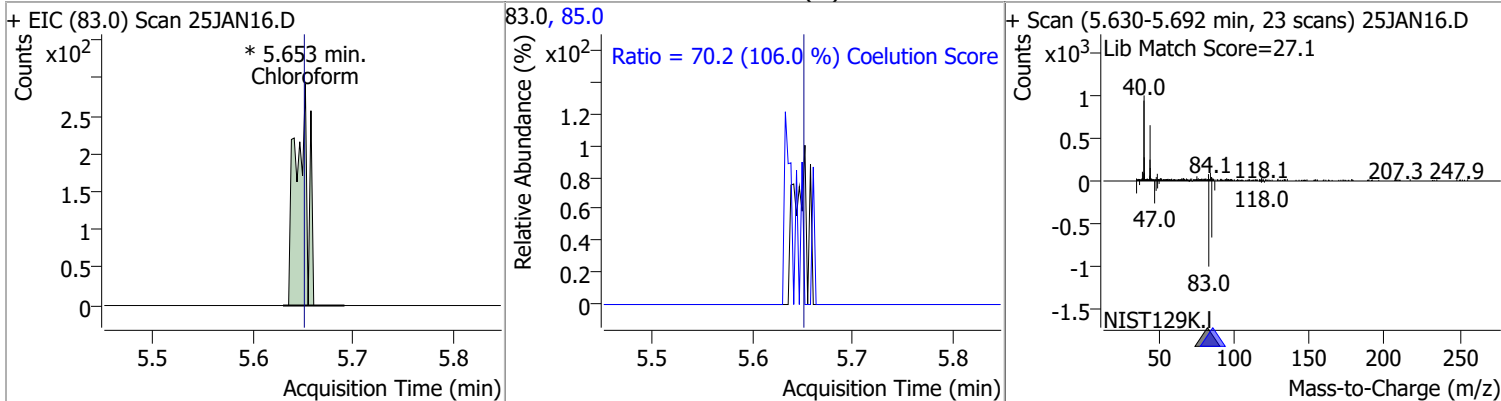
Compound	Conc.	Exp RT	QIon	Exp Ratio
Methyl ethyl ketone	N.D.	5.28	72.0	20.6



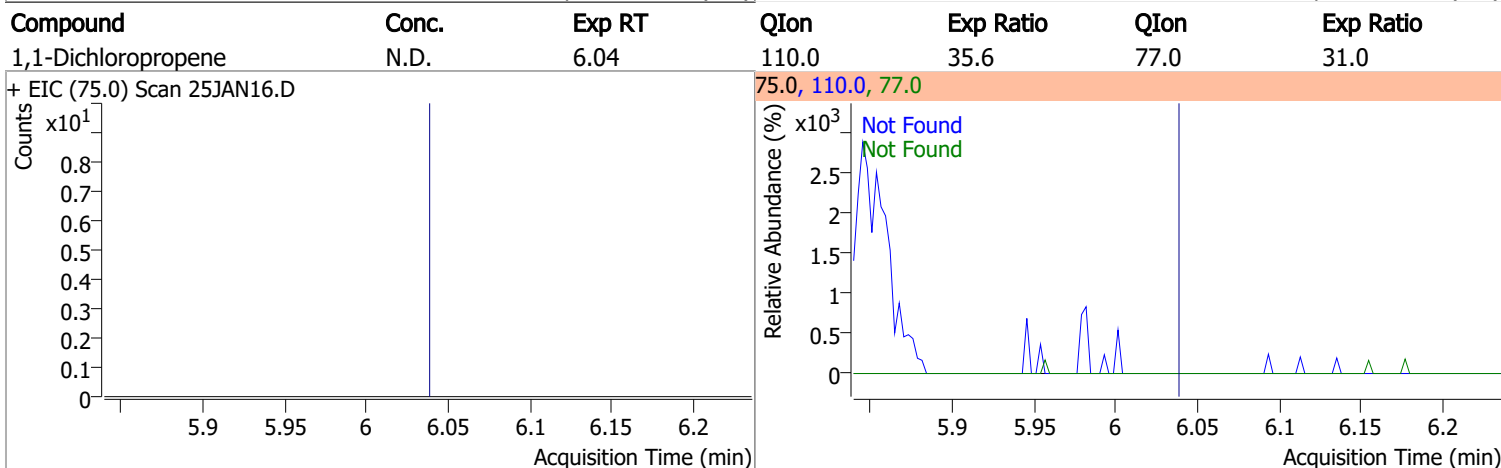
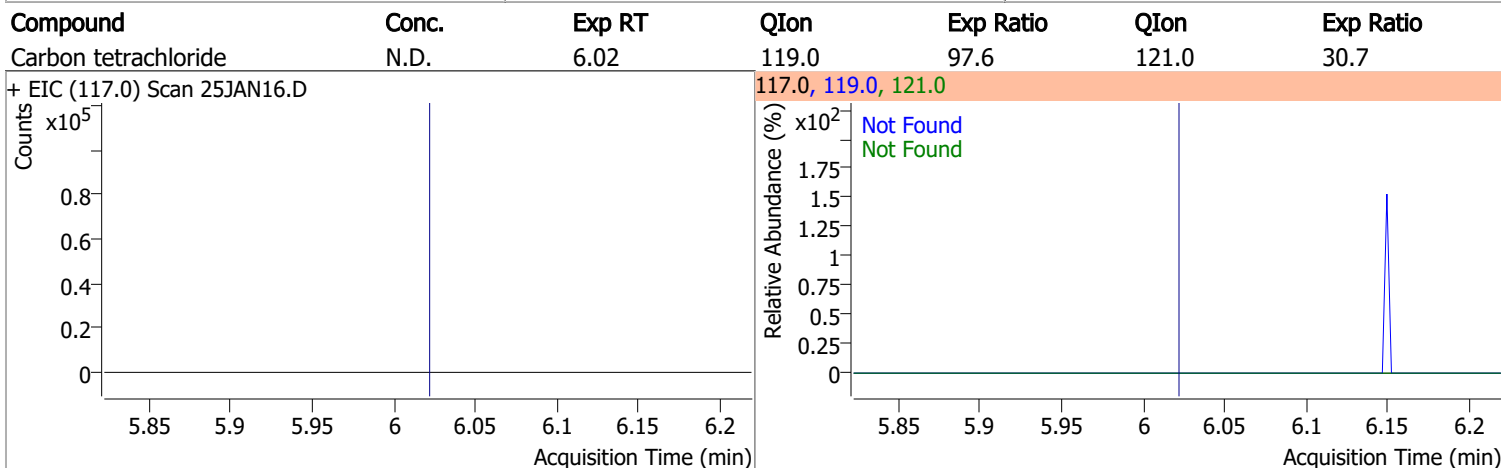
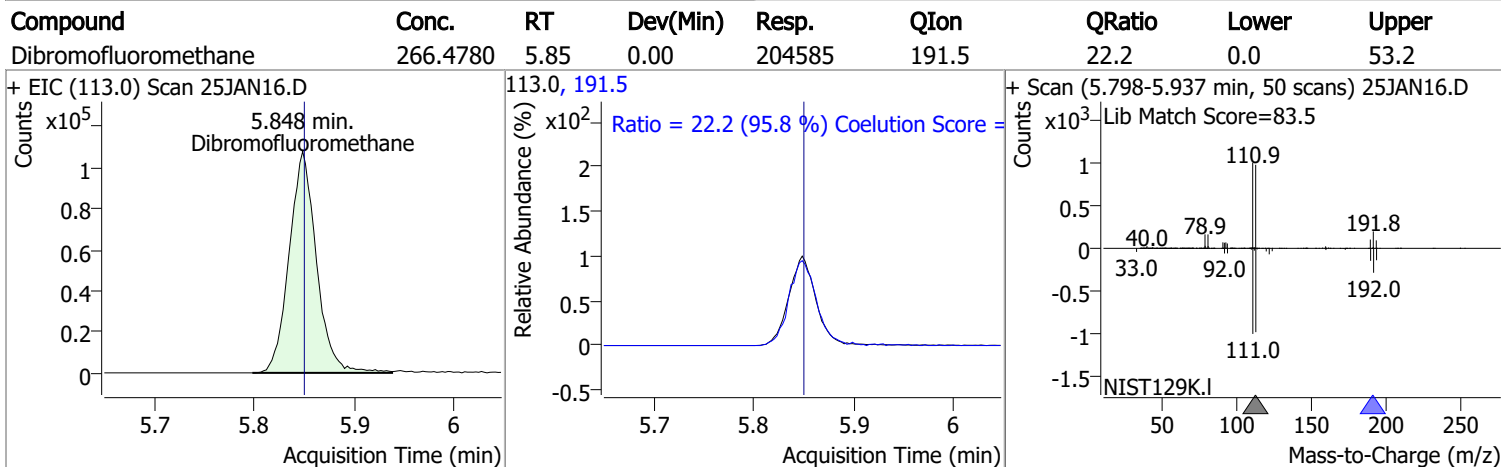
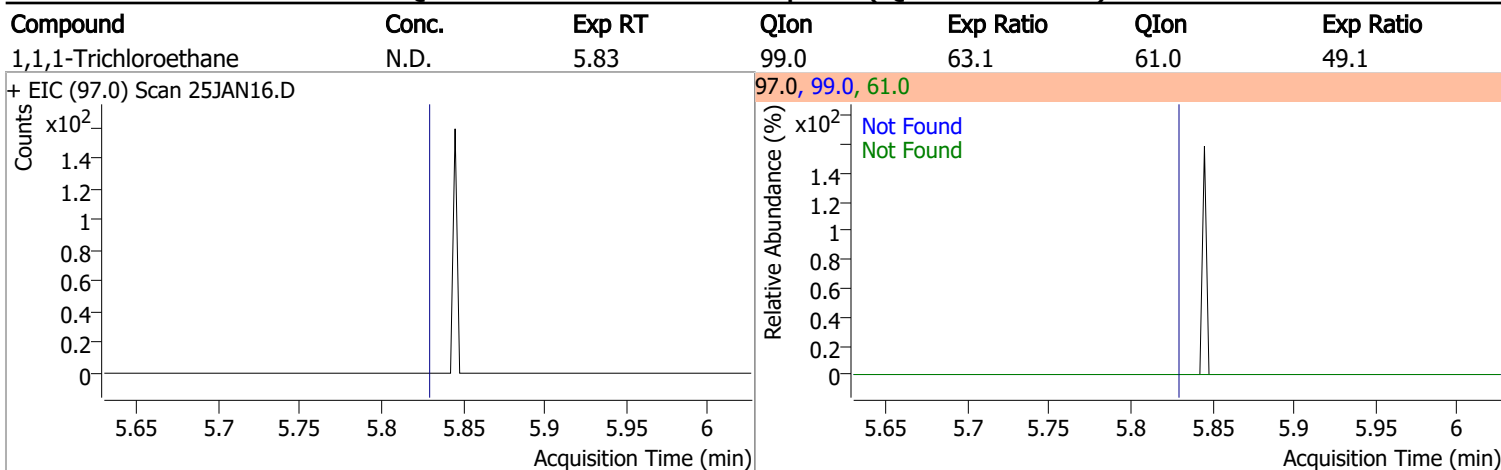
Compound	Conc.	Exp RT	QIon	Exp Ratio
Bromochloromethane	N.D.	5.52	49.0	182.2



Compound	Conc.	RT	Dev(Min)	Resp.	QIon	QRatio	Lower	Upper
Chloroform	0.1674	5.65	0.00	258 (m)	85.0	70.2	36.2	96.2

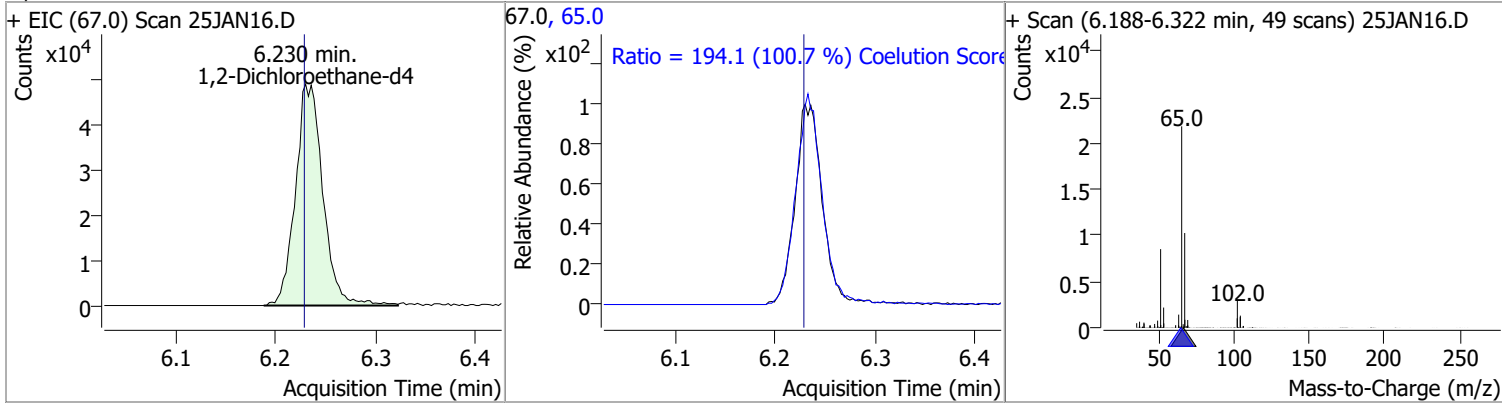


Quantitation Results Report (QT Reviewed)

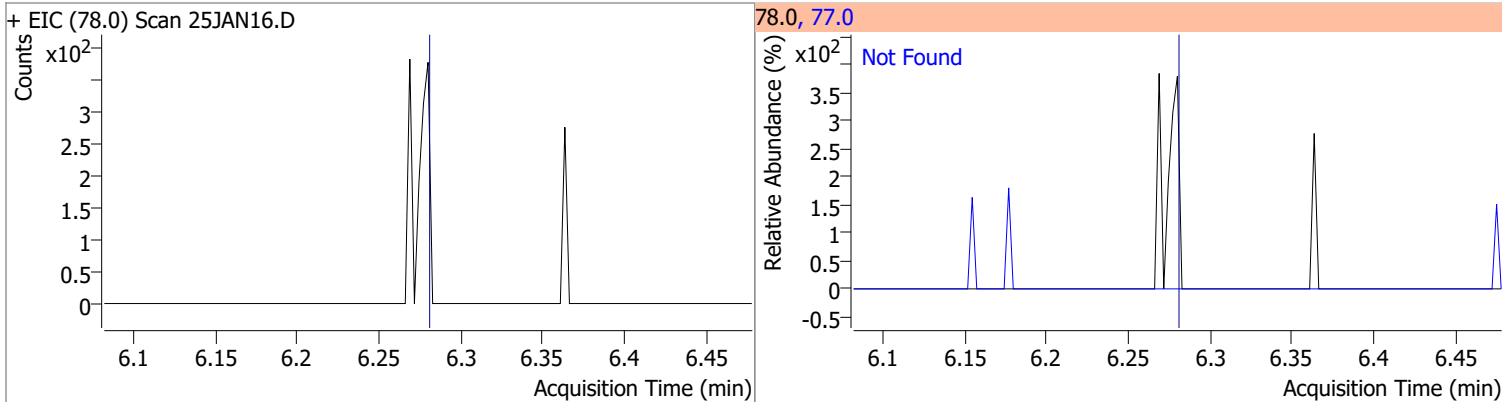


Quantitation Results Report (QT Reviewed)

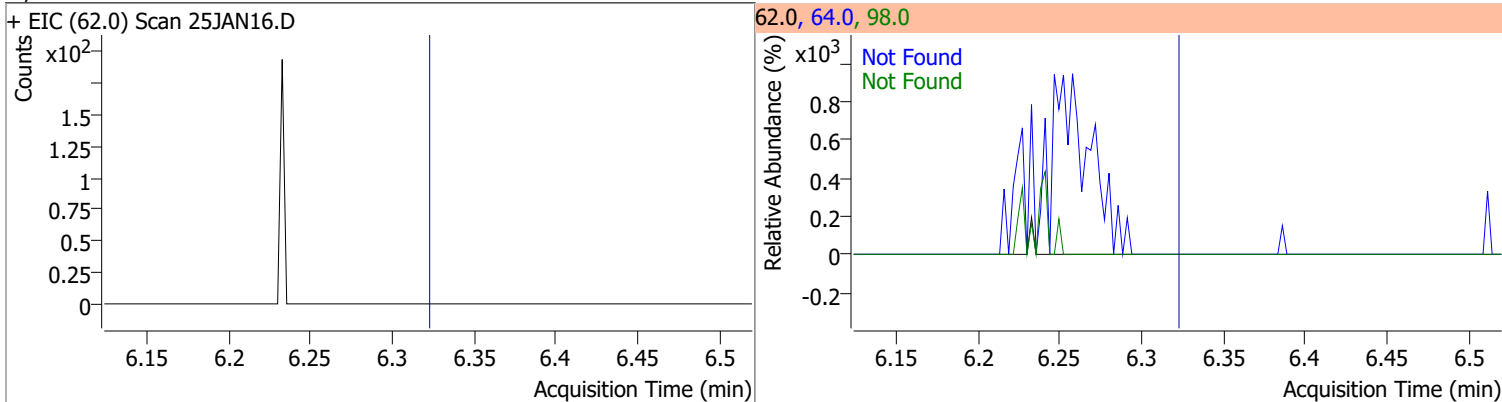
Compound	Conc.	RT	Dev(Min)	Resp.	QIon	QRatio	Lower	Upper
1,2-Dichloroethane-d4	279.4307	6.23	0.00	92671	65.0	194.1	162.8	222.8



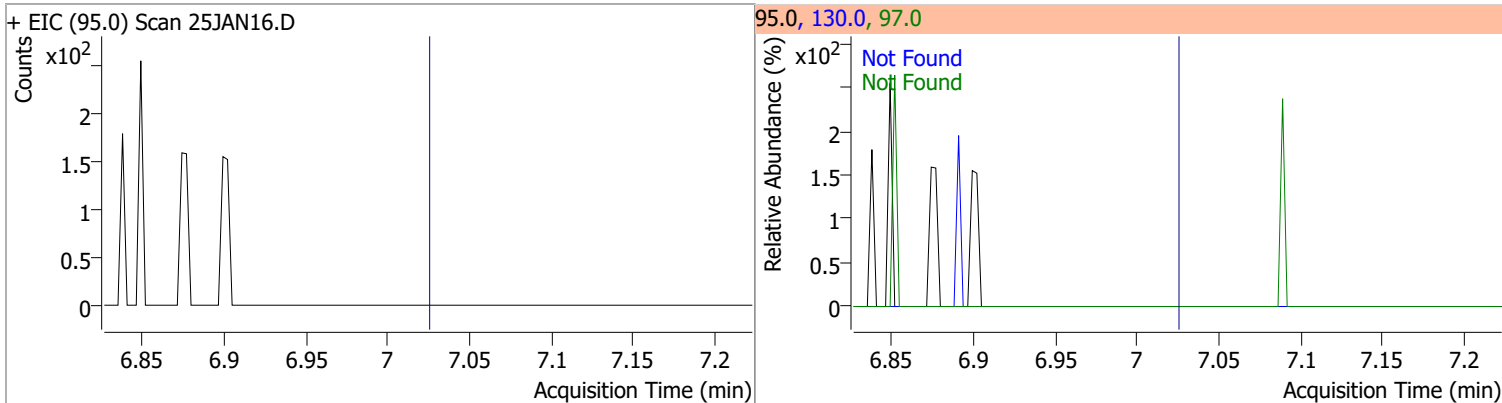
Compound	Conc.	Exp RT	QIon	Exp Ratio
Benzene	N.D.	6.28	77.0	23.3



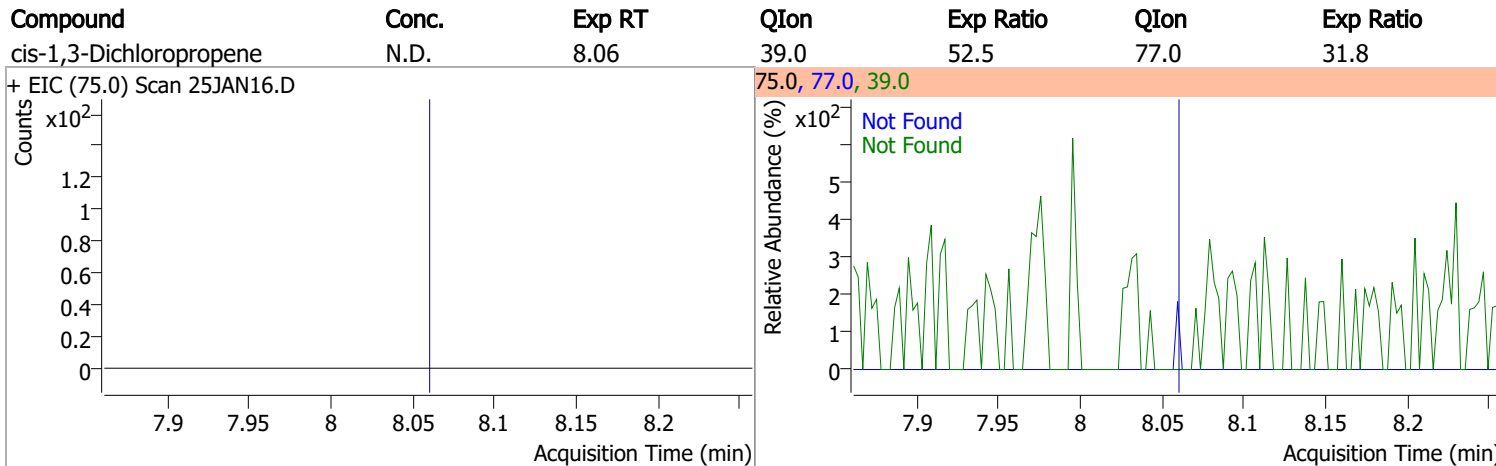
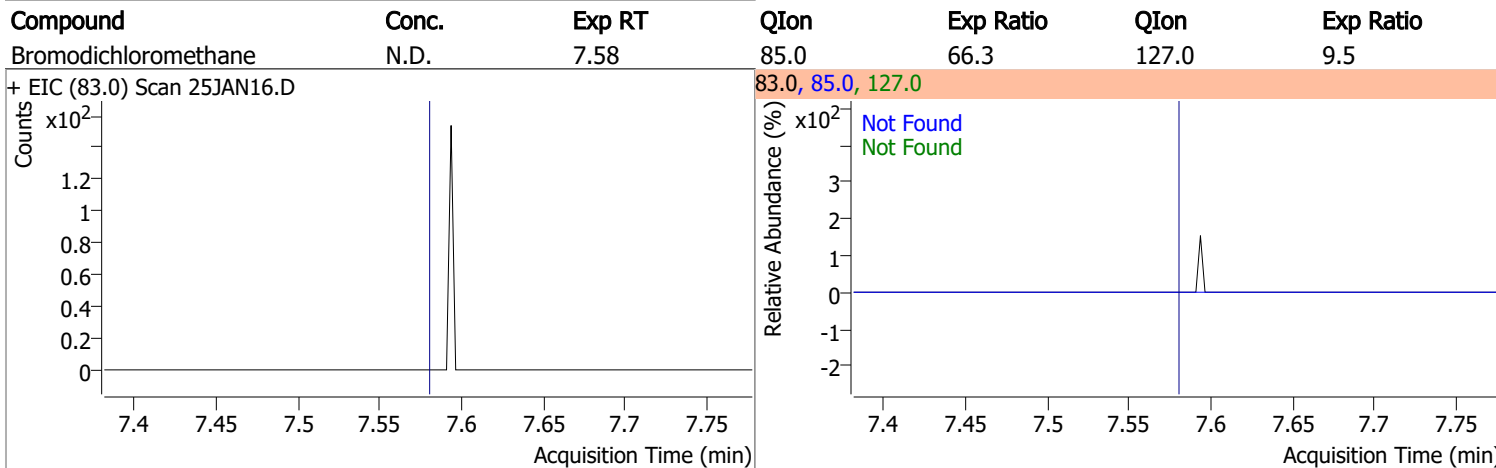
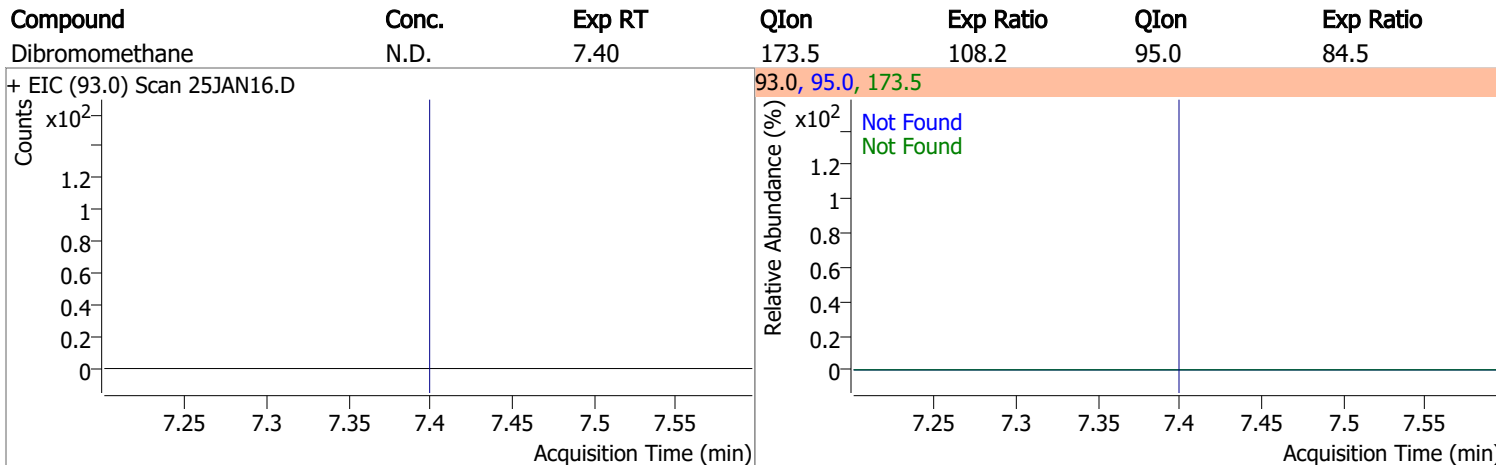
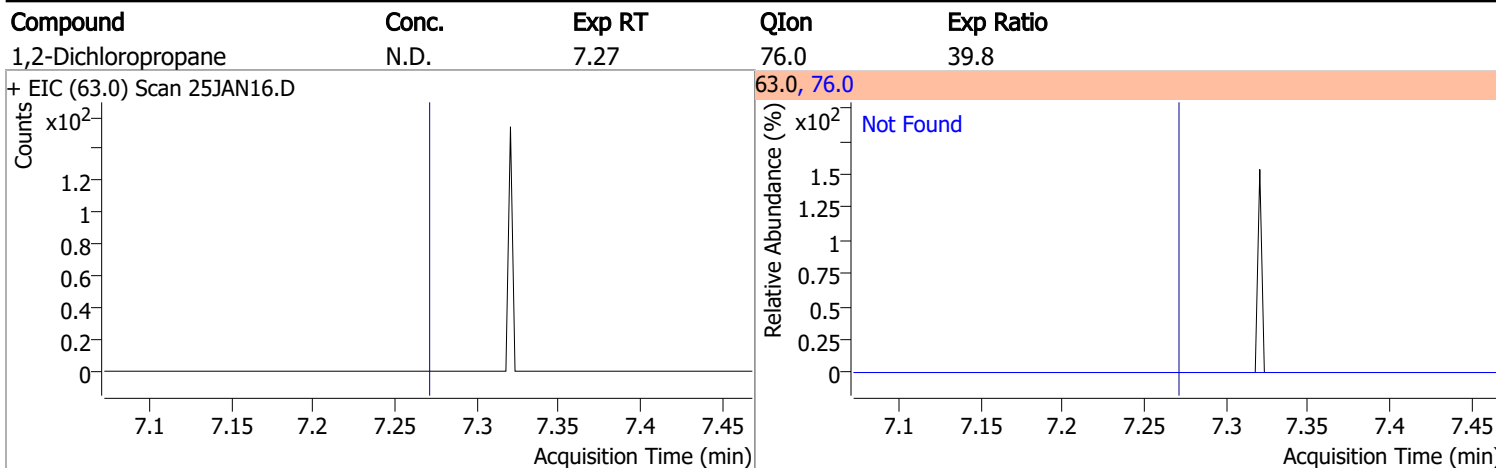
Compound	Conc.	Exp RT	QIon	Exp Ratio	QIon	Exp Ratio
1,2-Dichloroethane	N.D.	6.32	64.0	32.2	98.0	8.2



Compound	Conc.	Exp RT	QIon	Exp Ratio	QIon	Exp Ratio
Trichloroethene	N.D.	7.02	130.0	105.6	97.0	65.7

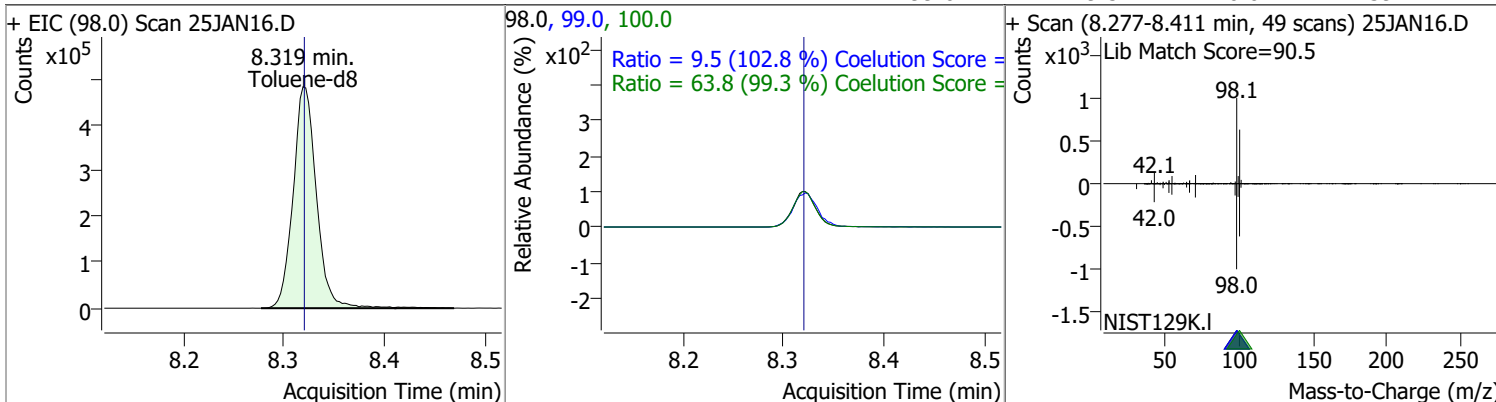


Quantitation Results Report (QT Reviewed)

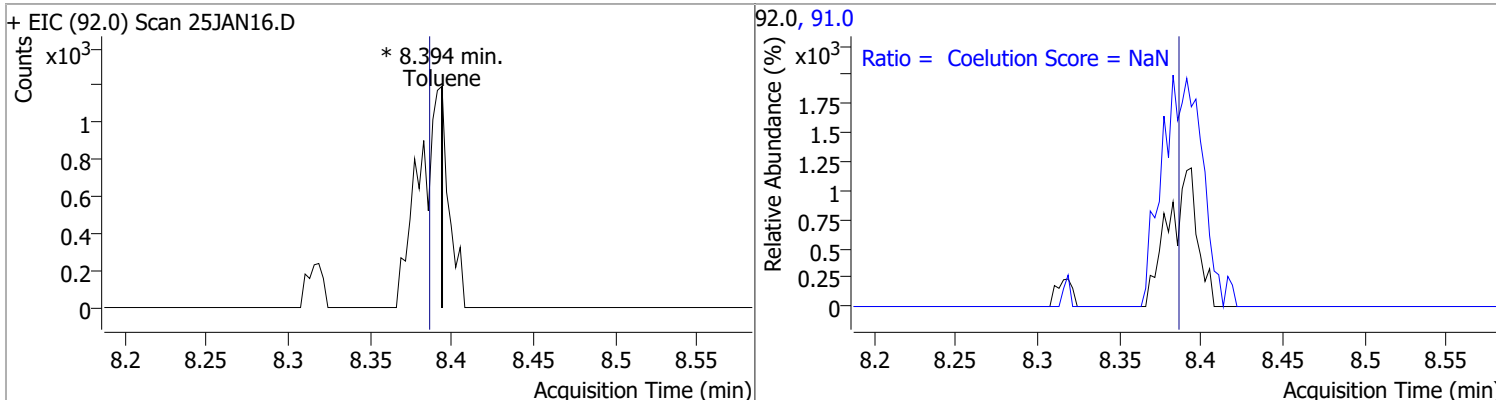


Quantitation Results Report (QT Reviewed)

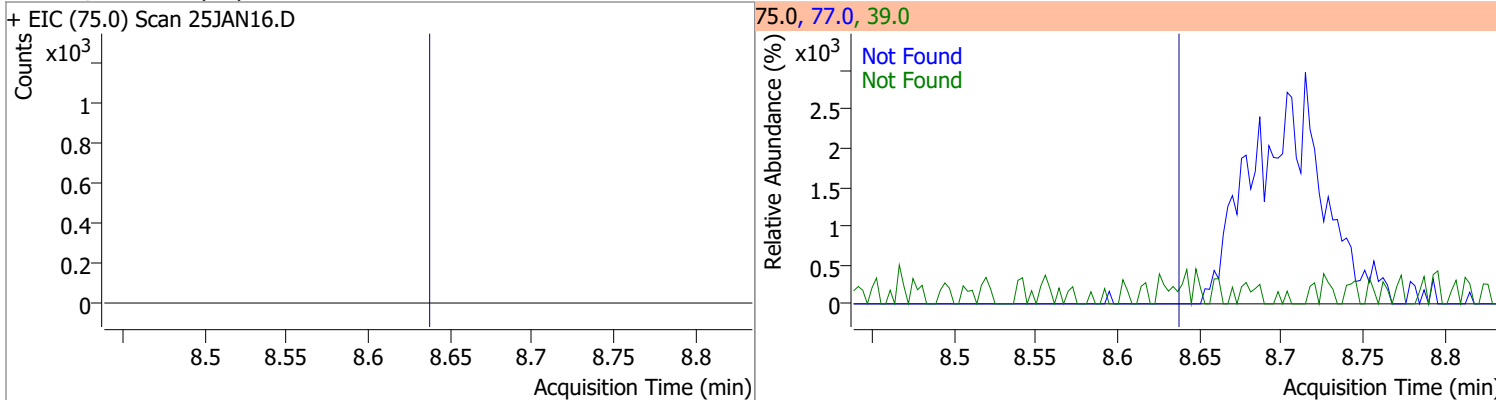
Compound	Conc.	RT	Dev(Min)	Resp.	QIon	QRatio	Lower	Upper
Toluene-d8	254.6971	8.32	0.00	776229	100.0	63.8	34.3	94.3
					99.0	9.5	0.0	39.2



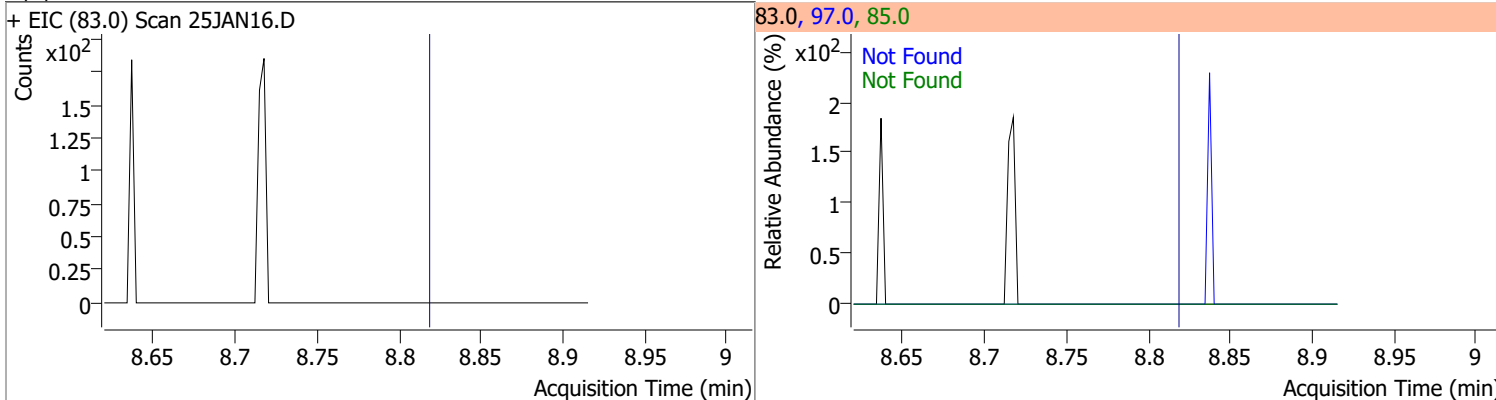
Compound	Conc.	RT	Dev(Min)	Resp.	QIon	QRatio	Lower	Upper
Toluene	0	0	0	0	91.0		144.1	204.1



Compound	Conc.	Exp RT	QIon	Exp Ratio	QIon	Exp Ratio
trans-1,3-Dichloropropene	N.D.	8.64	39.0	53.0	77.0	31.0



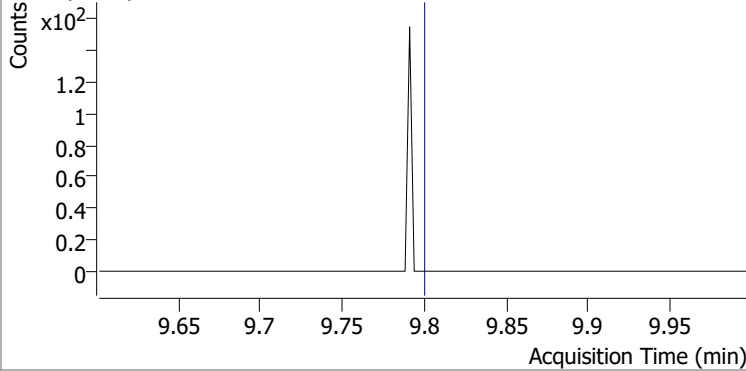
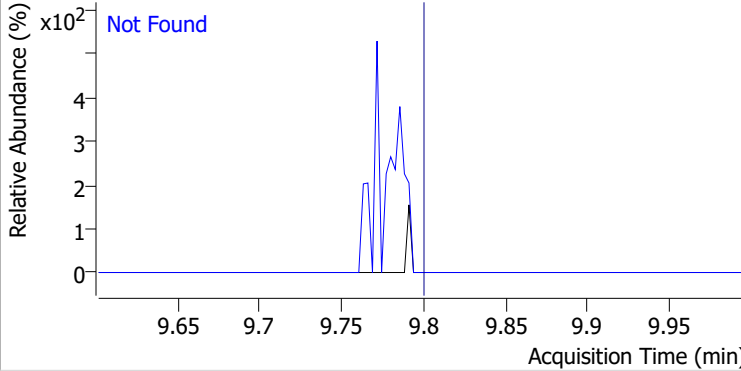
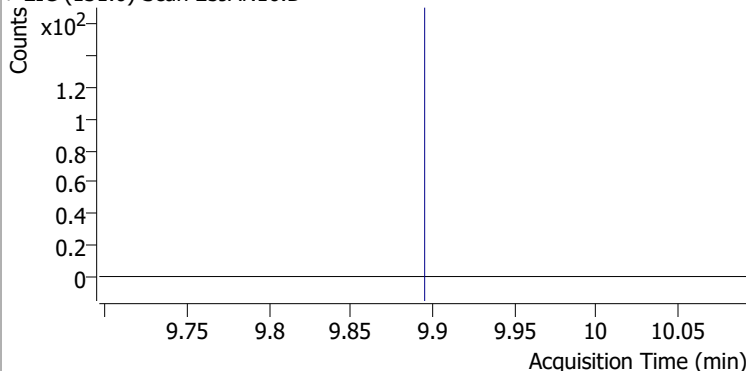
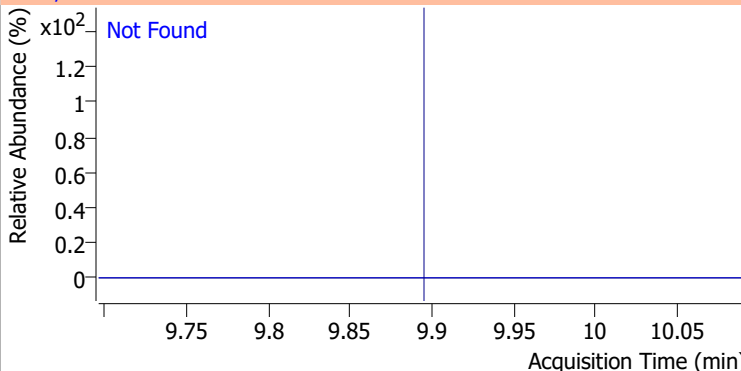
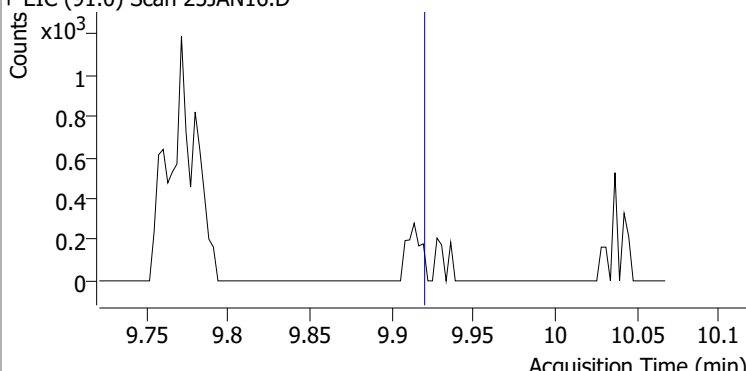
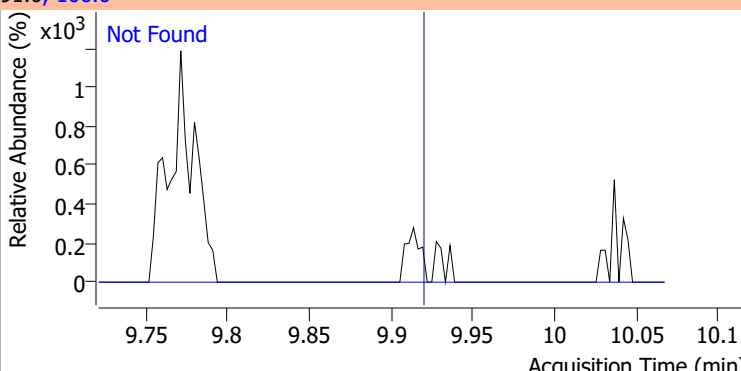
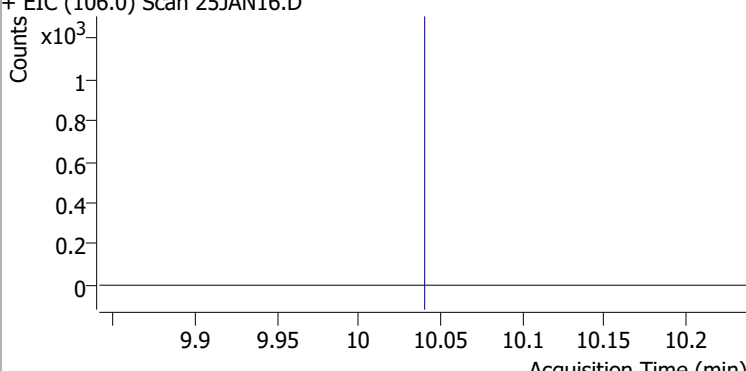
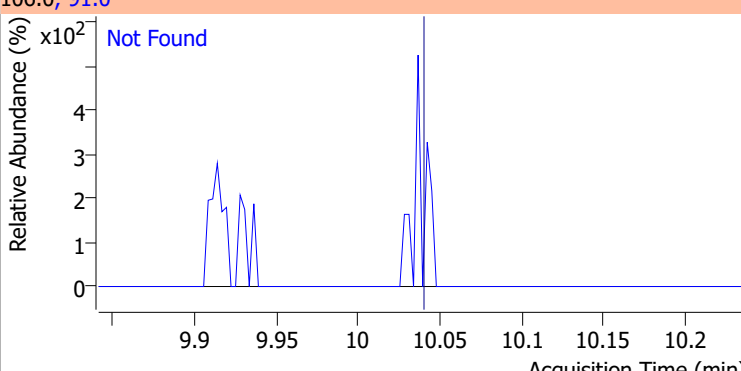
Compound	Conc.	Exp RT	QIon	Exp Ratio	QIon	Exp Ratio
1,1,2-Trichloroethane	N.D.	8.82	97.0	110.7	85.0	60.7



Quantitation Results Report (QT Reviewed)

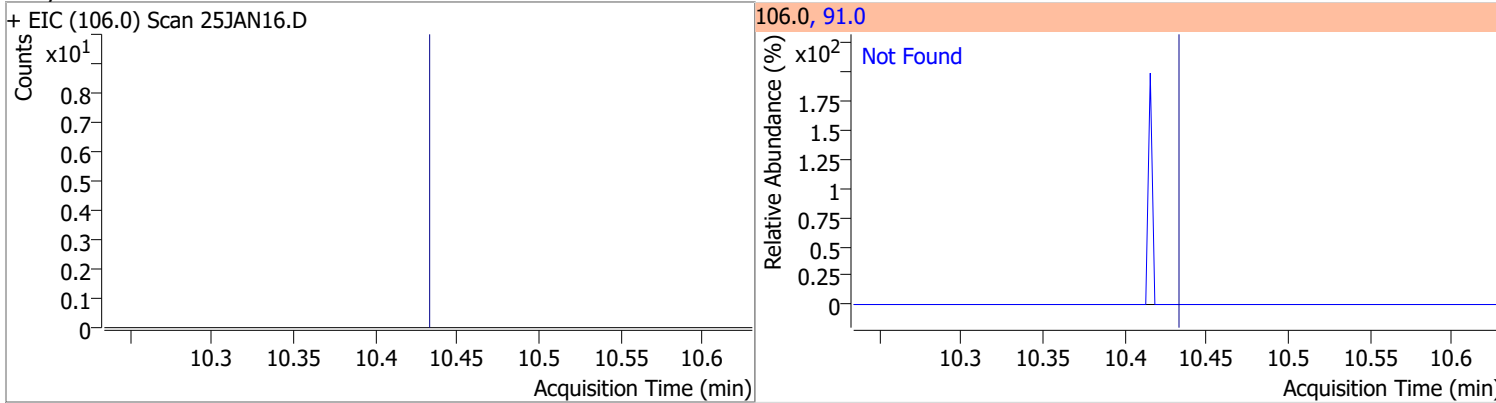
Compound	Conc.	Exp RT	QIon	Exp Ratio	QIon	Exp Ratio
Tetrachloroethene	N.D.	8.94	165.8	126.1	129.0	90.5
+ EIC (163.8) Scan 25JAN16.D ***NO DATA POINTS***			163.8, 129.0, 165.8			
Counts x10 ²	Acquisition Time (min)		Relative Abundance (%) x10 ²	Acquisition Time (min)		
1,3-Dichloropropane	N.D.	8.98	78.0	32.4		
+ EIC (76.0) Scan 25JAN16.D			76.0, 78.0			
Counts x10 ²	Acquisition Time (min)		Relative Abundance (%) x10 ²	Acquisition Time (min)		
Chlorodibromomethane	N.D.	9.21	127.0	77.2		
+ EIC (129.0) Scan 25JAN16.D			129.0, 127.0			
Counts x10 ²	Acquisition Time (min)		Relative Abundance (%) x10 ²	Acquisition Time (min)		
1,2-Dibromoethane	N.D.	9.30	109.0	91.5		
+ EIC (107.0) Scan 25JAN16.D			107.0, 109.0			
Counts x10 ¹	Acquisition Time (min)		Relative Abundance (%) x10 ²	Acquisition Time (min)		

Quantitation Results Report (QT Reviewed)

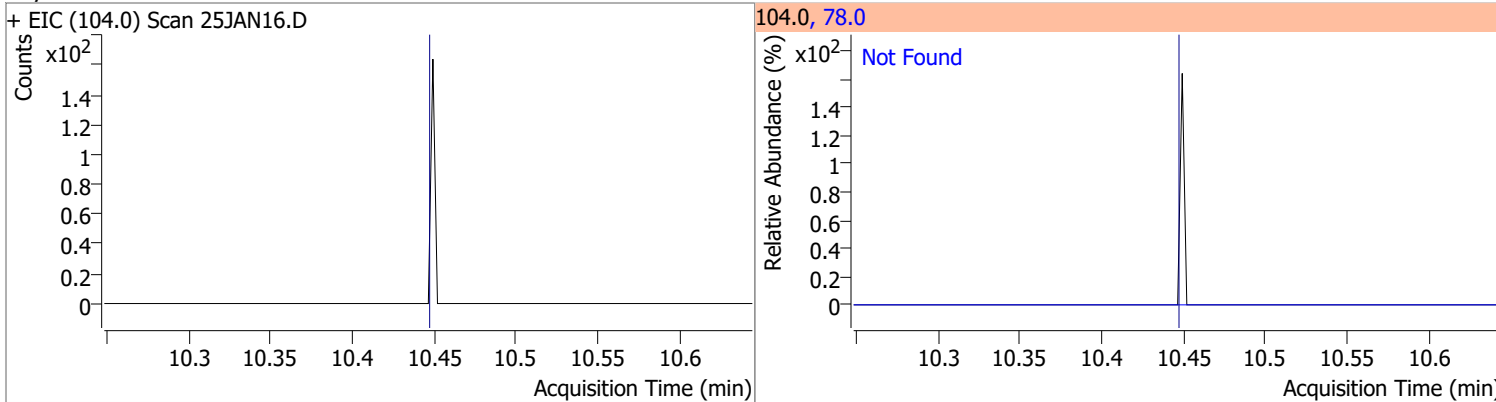
Compound	Conc.	Exp RT	QIon	Exp Ratio
Chlorobenzene	N.D.	9.80	114.0	32.2
+ EIC (112.0) Scan 25JAN16.D			112.0, 114.0	
				
1,1,1,2-Tetrachloroethane	N.D.	9.89	133.0	95.3
+ EIC (131.0) Scan 25JAN16.D			131.0, 133.0	
				
Ethylbenzene	N.D.	9.92	106.0	31.7
+ EIC (91.0) Scan 25JAN16.D			91.0, 106.0	
				
m+p-Xylenes	N.D.	10.04	91.0	200.7
+ EIC (106.0) Scan 25JAN16.D			106.0, 91.0	
				

Quantitation Results Report (QT Reviewed)

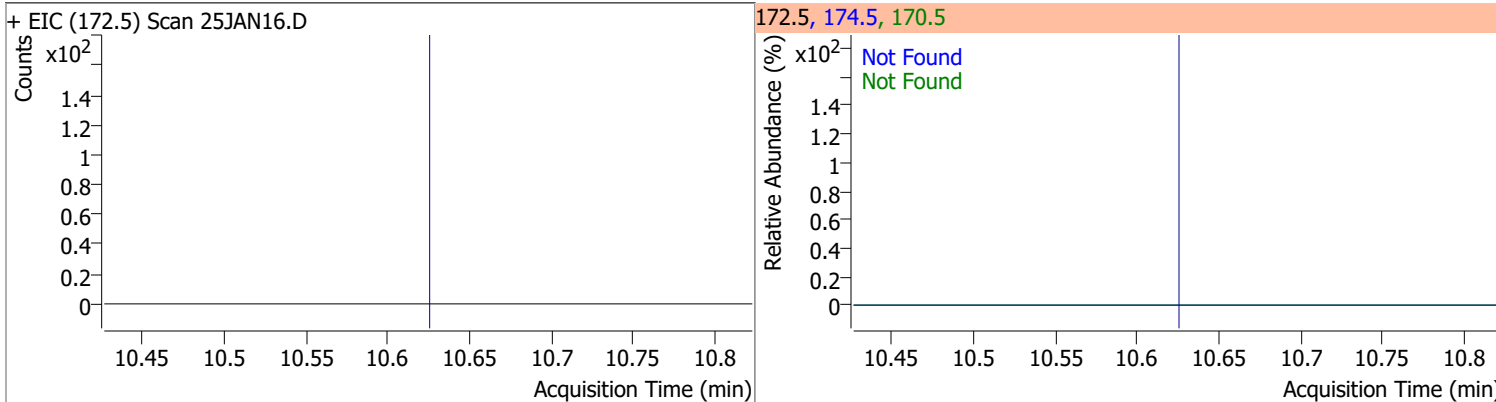
Compound	Conc.	Exp RT	QIon	Exp Ratio
o-Xylene	N.D.	10.43	91.0	211.4



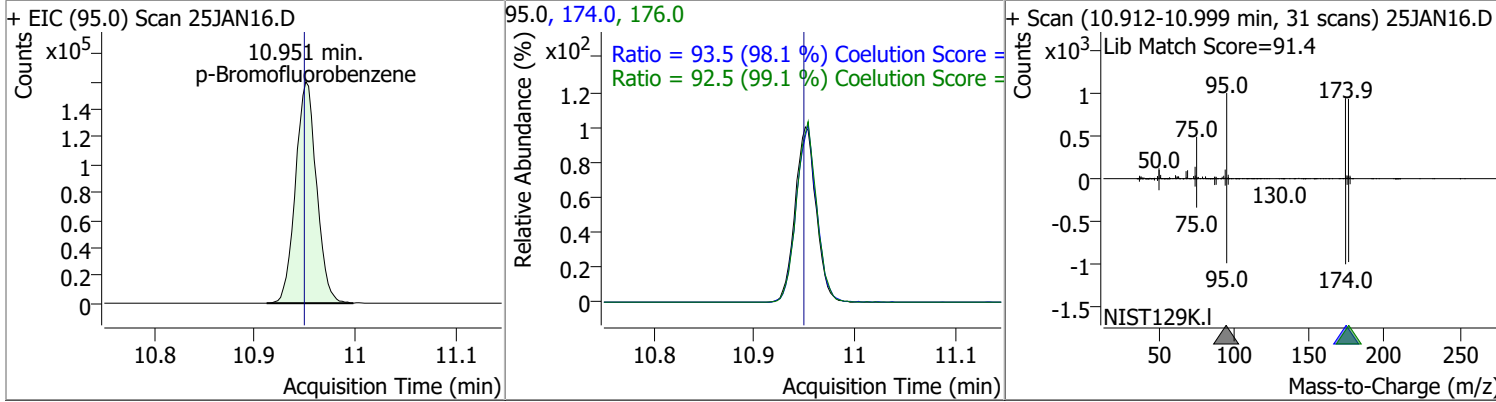
Compound	Conc.	Exp RT	QIon	Exp Ratio
Styrene	N.D.	10.45	78.0	50.6



Compound	Conc.	Exp RT	QIon	Exp Ratio	QIon	Exp Ratio
Bromoform	N.D.	10.62	170.5	50.3	174.5	48.1



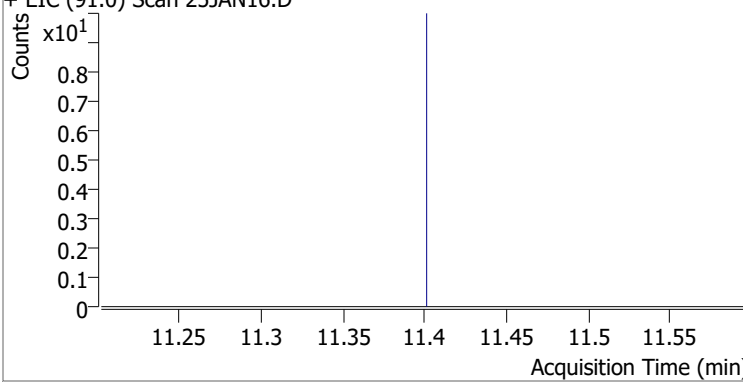
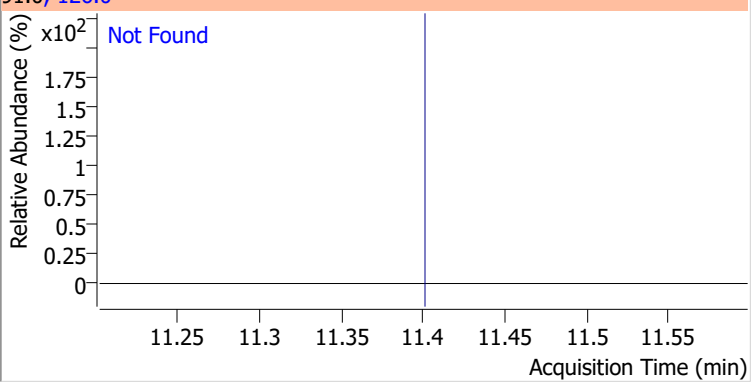
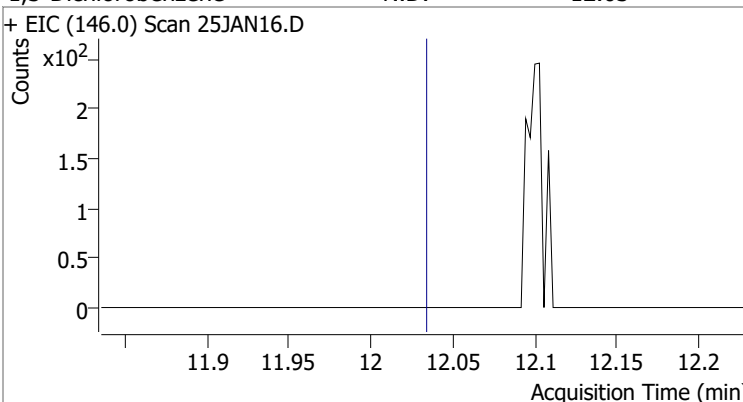
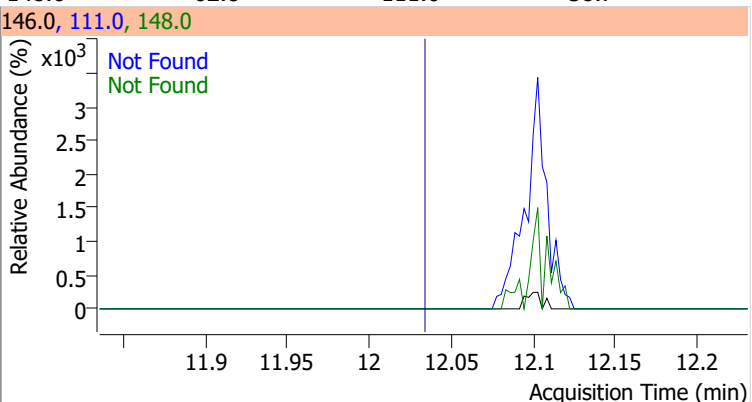
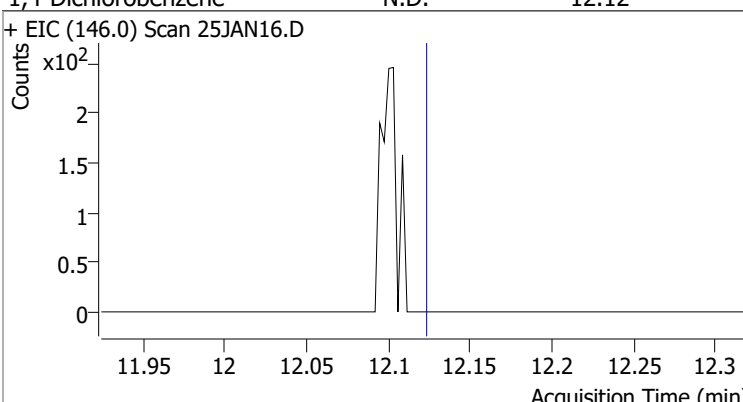
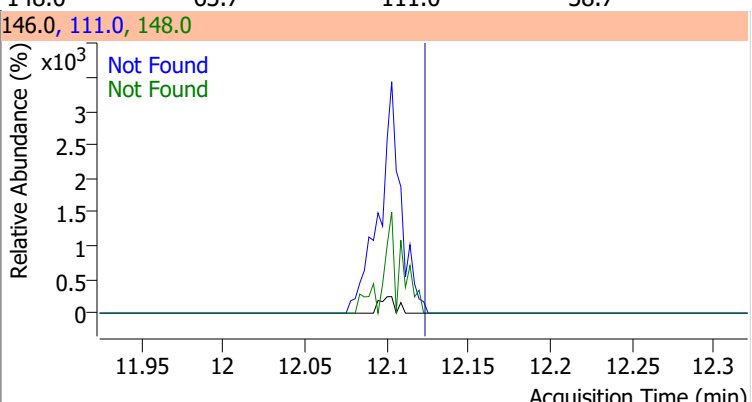
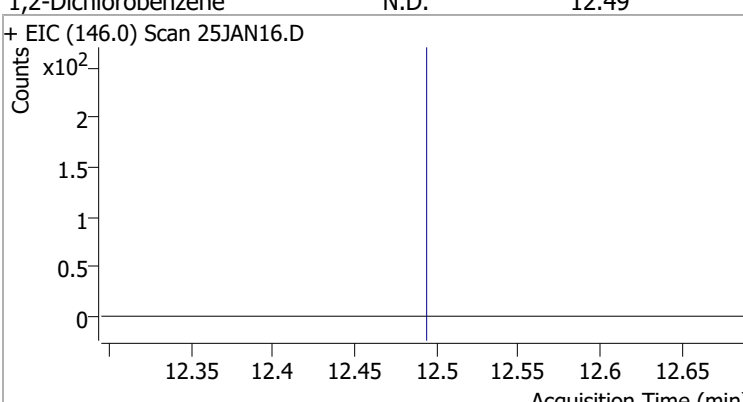
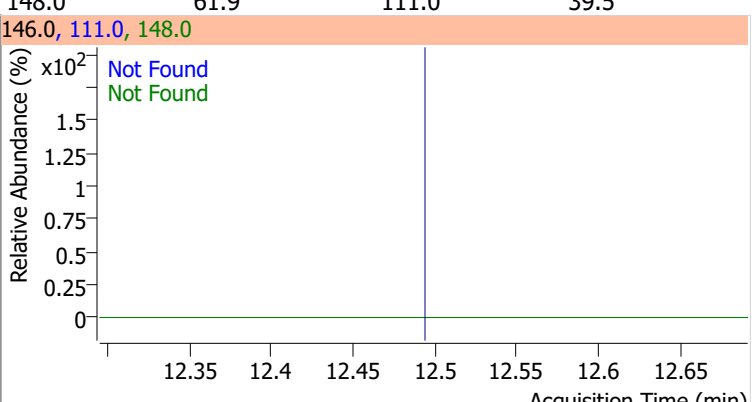
Compound	Conc.	RT	Dev(Min)	Resp.	QIon	QRatio	Lower	Upper
p-Bromofluorobenzene	264.5148	10.95	0.00	232265	174.0	93.5	65.3	125.3
					176.0	92.5	63.3	123.3



Quantitation Results Report (QT Reviewed)

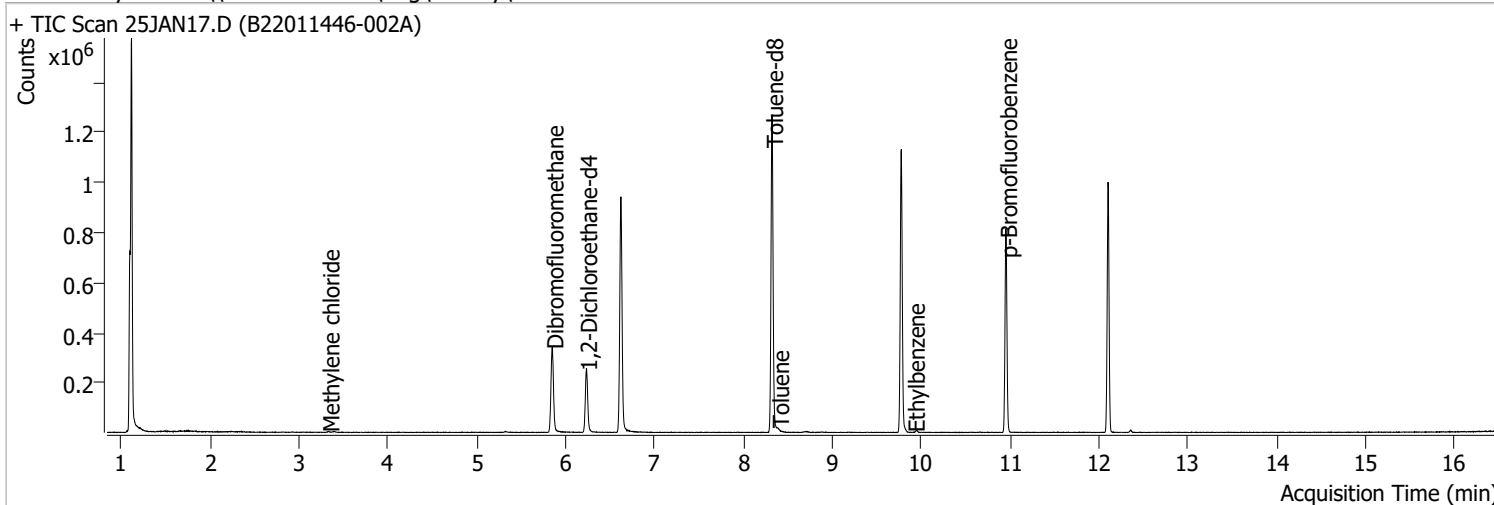
Compound	Conc.	Exp RT	QIon	Exp Ratio	QIon	Exp Ratio
Bromobenzene	N.D.	11.09	77.0	143.5	158.0	96.1
+ EIC (156.0) Scan 25JAN16.D ***NO DATA POINTS***			156.0, 77.0, 158.0			
1,1,2,2-Tetrachloroethane	N.D.	11.11	85.0	63.3		
+ EIC (83.0) Scan 25JAN16.D			83.0, 85.0			
1,2,3-Trichloropropane	N.D.	11.15	112.0	65.8		
+ EIC (110.0) Scan 25JAN16.D			110.0, 112.0			
2-Chlorotoluene	N.D.	11.29	91.0	276.2		
+ EIC (126.0) Scan 25JAN16.D ***NO DATA POINTS***			126.0, 91.0			

Quantitation Results Report (QT Reviewed)

Compound	Conc.	Exp RT	QIon	Exp Ratio
4-Chlorotoluene	N.D.	11.40	126.0	31.3
+ EIC (91.0) Scan 25JAN16.D			91.0, 126.0	
				
1,3-Dichlorobenzene	N.D.	12.03	148.0	62.8
+ EIC (146.0) Scan 25JAN16.D			146.0, 111.0, 148.0	
				
1,4-Dichlorobenzene	N.D.	12.12	148.0	63.7
+ EIC (146.0) Scan 25JAN16.D			146.0, 111.0, 148.0	
				
1,2-Dichlorobenzene	N.D.	12.49	148.0	61.9
+ EIC (146.0) Scan 25JAN16.D			146.0, 111.0, 148.0	
				

Quantitation Results Report (QT Reviewed)

Data File	25JAN17.D	Operator	MSC
Acq. Method	5975CACQF.M	Acq. Date-Time	1/25/2022 4:41:37 PM
Sample Name	B22011446-002A	Instrument	VOA5975C
Vial	17	Multiplier	1.00
DA Method File	VOA5975C_8260B_SHT_DoD_L4_011922.m	Comment	
Tune File	BFB_Atune3.u	Tune Date	10/11/2021 4:02:00 PM
Batch Name	VG012522_8260B.batch.bin	Last Calib Update	3/15/2022 2:01:13 PM
Ref Library	\\MASSHUNTER\Org\Library\NIST129K.I		



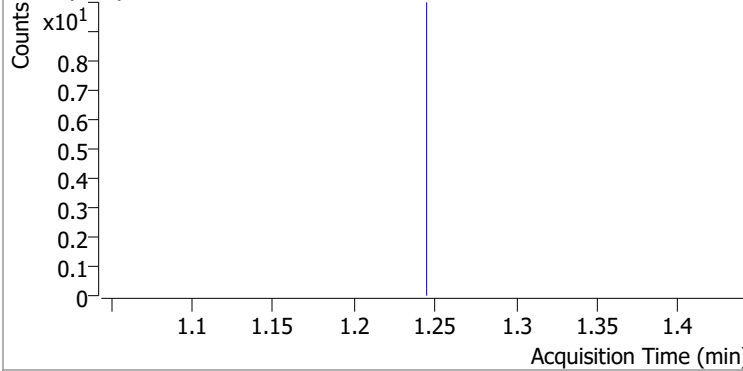
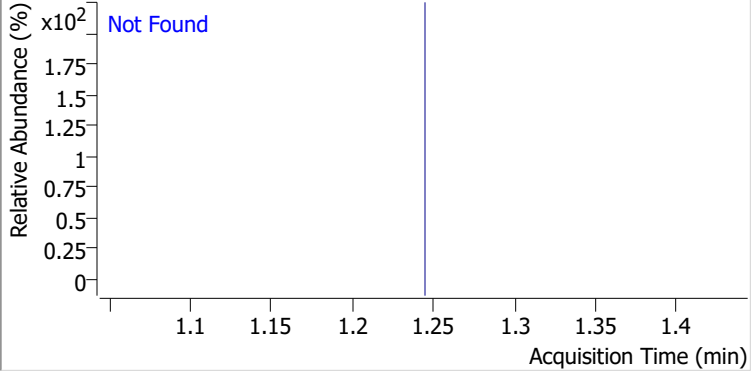
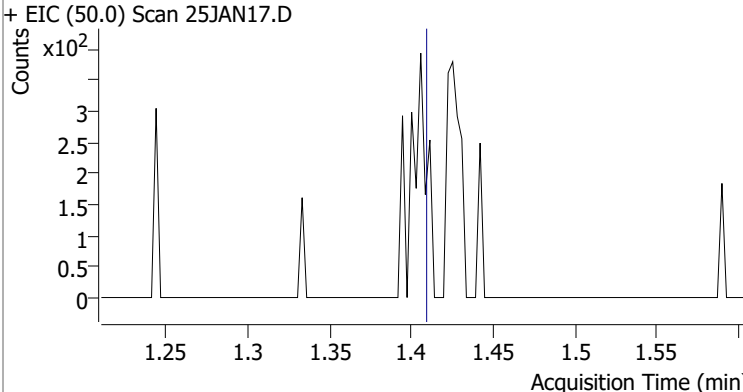
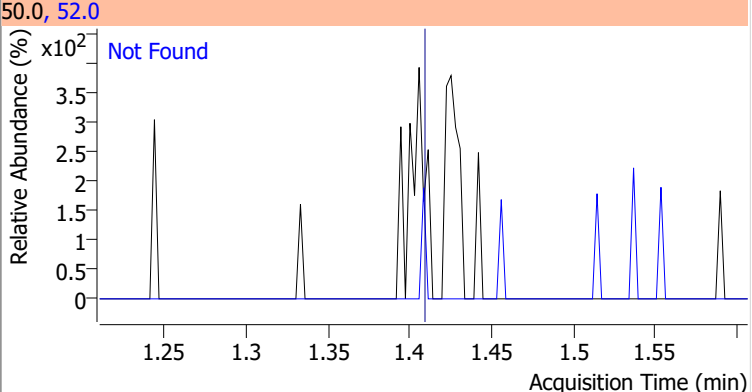
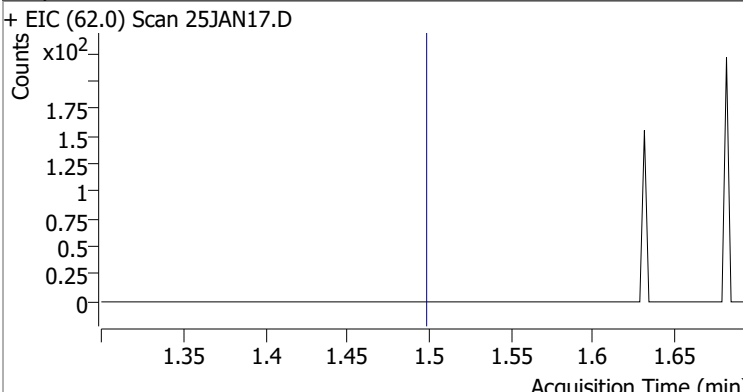
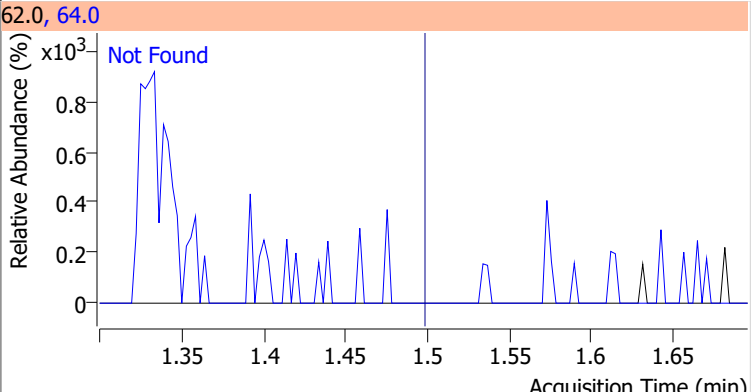
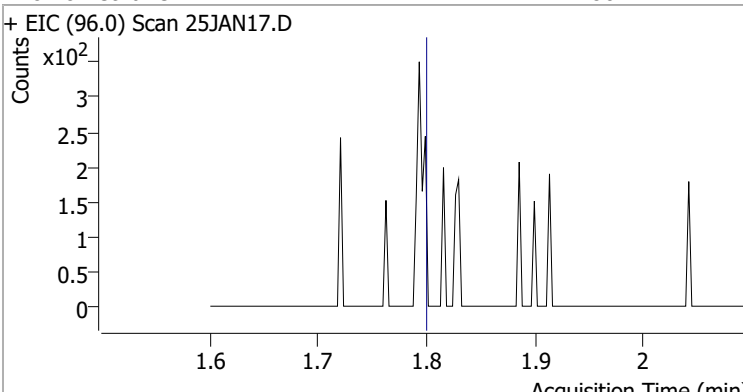
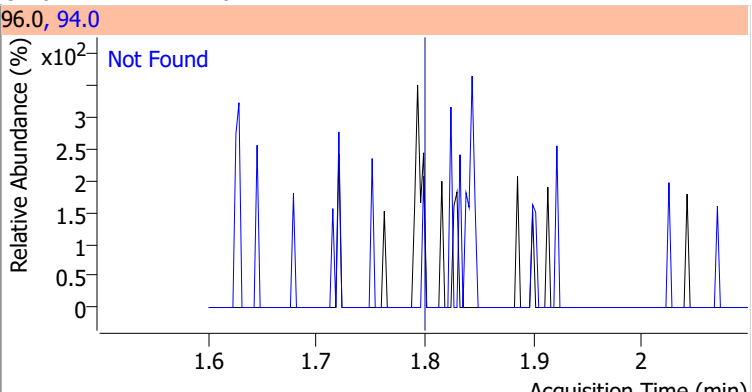
Compound	RT	QIon	Resp.	Conc.	Units	Dev(Min)
Internal Standards						
M Fluorobenzene	6.620	96.0	792202	250.0000	ng	0.000
M Chlorobenzene-d5	9.772	82.0	307937	250.0000	ng	-0.003
M 1,4-Dichlorobenzene-d4	12.100	152.0	235040	250.0000	ng	0.000
System Monitoring Compounds						
S Dibromofluoromethane	5.851	113.0	199843	260.4453	ng	0.000
Spiked Amount: 250.000	Range: 80.0 - 119.0%			Recovery = 104.18%		
S 1,2-Dichloroethane-d4	6.230	67.0	89805	270.9386	ng	0.000
Spiked Amount: 250.000	Range: 81.0 - 118.0%			Recovery = 108.38%		
S Toluene-d8	8.322	98.0	783746	260.8815	ng	0.003
Spiked Amount: 250.000	Range: 89.0 - 112.0%			Recovery = 104.35%		
S p-Bromofluorobenzene	10.954	95.0	228103	262.8453	ng	0.006
Spiked Amount: 250.000	Range: 85.0 - 114.0%			Recovery = 105.14%		
Target Compounds						
T Dichlorodifluoromethane	0.000		0	N.D.		
T Chloromethane	0.000		0	N.D.		
T Vinyl chloride	0.000		0	N.D.		
T Bromomethane	0.000		0	N.D.		
T Chloroethane	0.000		0	N.D.		
T Trichlorofluoromethane	0.000		0	N.D.		
T 1,1-Dichloroethene	0.000		0	N.D.		
T Methylene chloride	3.330	49.0	1713	1.4790	ng	m 83
T trans-1,2-Dichloroethene	0.000		0	N.D.		
T Methyl tert-butyl ether (MTBE)	0.000		0	N.D.		
T 1,1-Dichloroethane	0.000		0	N.D.		
T 2,2-Dichloropropane	0.000		0	N.D.		
T cis-1,2-Dichloroethene	0.000		0	N.D.		
T Methyl ethyl ketone	0.000		0	N.D.		
T Bromochloromethane	0.000		0	N.D.		
T Chloroform	0.000		0	N.D.		

Quantitation Results Report (QT Reviewed)

Compound	RT	QIon	Resp.	Conc.	Units	Dev(Min)
T 1,1,1-Trichloroethane	0.000		0	N.D.		
T Carbon tetrachloride	0.000		0	N.D.		
T 1,1-Dichloropropene	0.000		0	N.D.		
T Benzene	0.000		0	N.D.		
T 1,2-Dichloroethane	0.000		0	N.D.		
T Trichloroethene	0.000		0	N.D.		
T 1,2-Dichloropropane	0.000		0	N.D.		
T Dibromomethane	0.000		0	N.D.		
T Bromodichloromethane	0.000		0	N.D.		
T cis-1,3-Dichloropropene	0.000		0	N.D.		
T Toluene	8.388	92.0	3087	1.5416	ng	90
T trans-1,3-Dichloropropene	0.000		0	N.D.		
T 1,1,2-Trichloroethane	0.000		0	N.D.		
T Tetrachloroethene	0.000		0	N.D.		
T 1,3-Dichloropropane	0.000		0	N.D.		
T Chlorodibromomethane	0.000		0	N.D.		
T 1,2-Dibromoethane	0.000		0	N.D.		
T Chlorobenzene	0.000		0	N.D.		
T 1,1,1,2-Tetrachloroethane	0.000		0	N.D.		
T Ethylbenzene	9.914	91.0	238	0.6600	ng m	92
T m+p-Xylenes	0.000		0	N.D.		
T o-Xylene	0.000		0	N.D.		
T Styrene	0.000		0	N.D.		
T Bromoform	0.000		0	N.D.		
T Bromobenzene	0.000		0	N.D.		
T 1,1,2,2-Tetrachloroethane	0.000		0	N.D.		
T 1,2,3-Trichloropropane	0.000		0	N.D.		
T 2-Chlorotoluene	0.000		0	N.D.		
T 4-Chlorotoluene	0.000		0	N.D.		
T 1,3-Dichlorobenzene	0.000		0	N.D.		
T 1,4-Dichlorobenzene	0.000		0	N.D.		
T 1,2-Dichlorobenzene	0.000		0	N.D.		

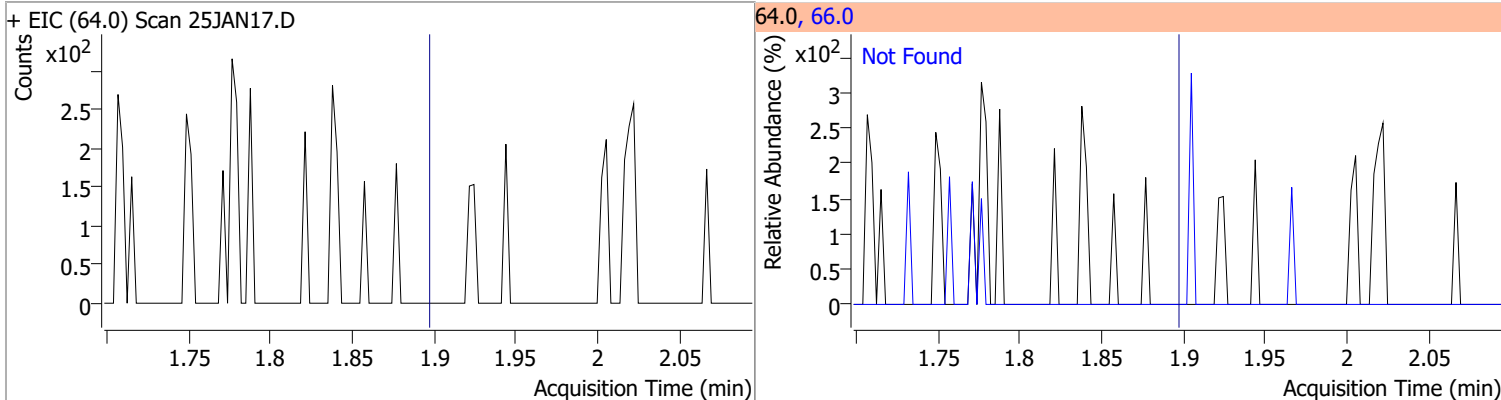
(#) = Qualifier Out of Range; (m) = Manual Integration; (+) = Area Summed; (*) = Surrogate Percent Recovery Out of Range; (d): Zeroed Peak

Quantitation Results Report (QT Reviewed)

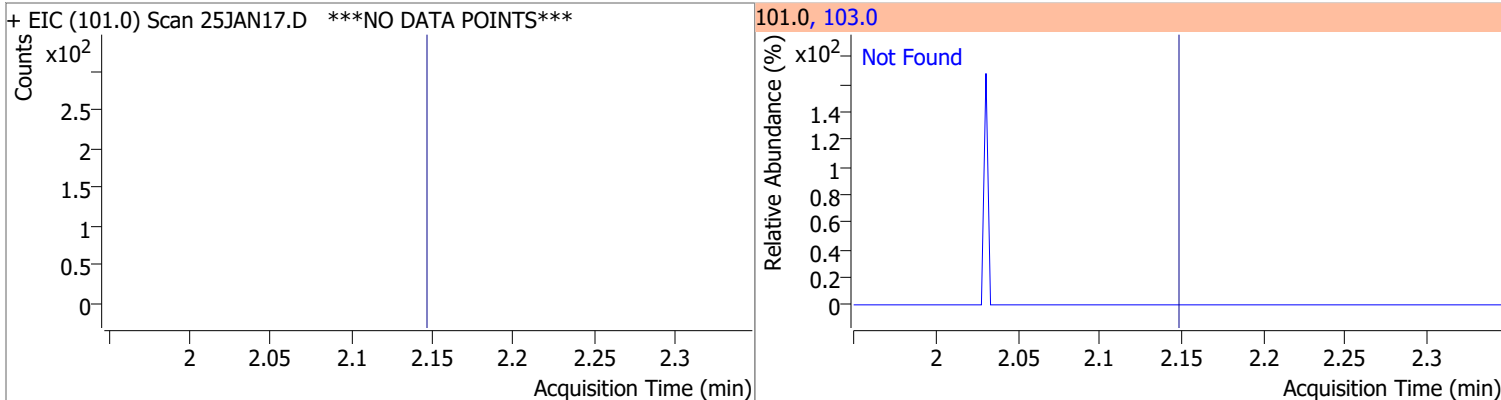
Compound	Conc.	Exp RT	QIon	Exp Ratio
Dichlorodifluoromethane	N.D.	1.24	87.0	31.8
+ EIC (85.0) Scan 25JAN17.D ***NO DATA POINTS***			85.0, 87.0	
				
Chloromethane	N.D.	1.41	52.0	32.4
+ EIC (50.0) Scan 25JAN17.D			50.0, 52.0	
				
Vinyl chloride	N.D.	1.50	64.0	31.3
+ EIC (62.0) Scan 25JAN17.D			62.0, 64.0	
				
Bromomethane	N.D.	1.80	94.0	110.1
+ EIC (96.0) Scan 25JAN17.D			96.0, 94.0	
				

Quantitation Results Report (QT Reviewed)

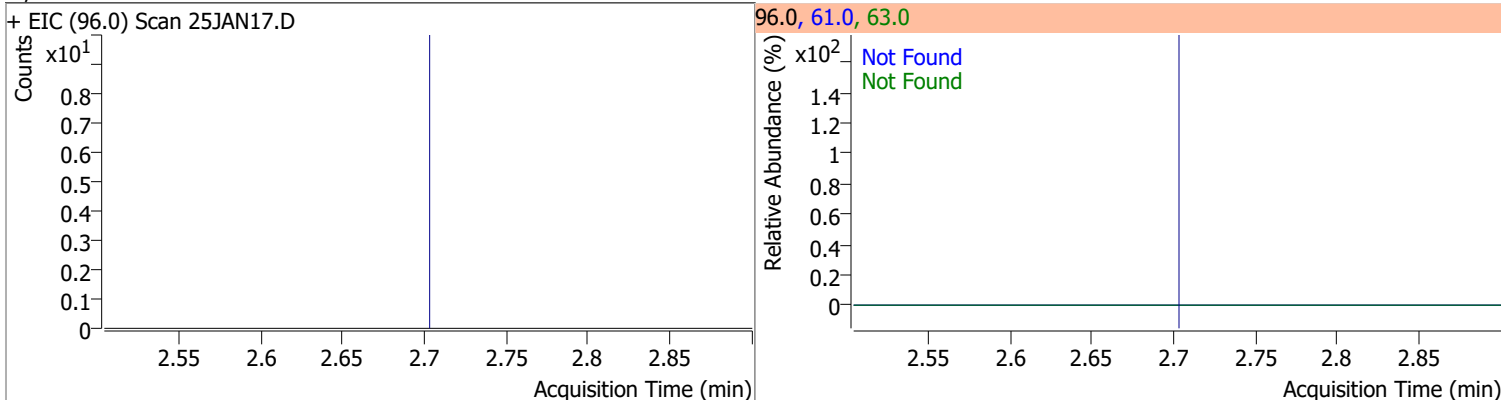
Compound	Conc.	Exp RT	QIon	Exp Ratio
Chloroethane	N.D.	1.90	66.0	30.0



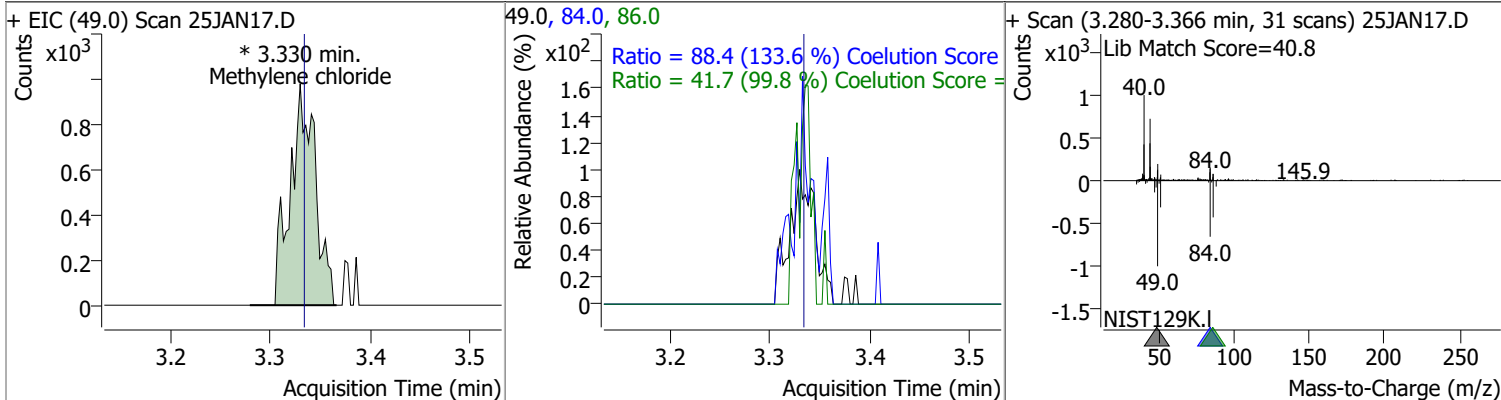
Compound	Conc.	Exp RT	QIon	Exp Ratio
Trichlorofluoromethane	N.D.	2.15	103.0	65.0



Compound	Conc.	Exp RT	QIon	Exp Ratio	QIon	Exp Ratio
1,1-Dichloroethene	N.D.	2.70	61.0	179.9	63.0	57.0

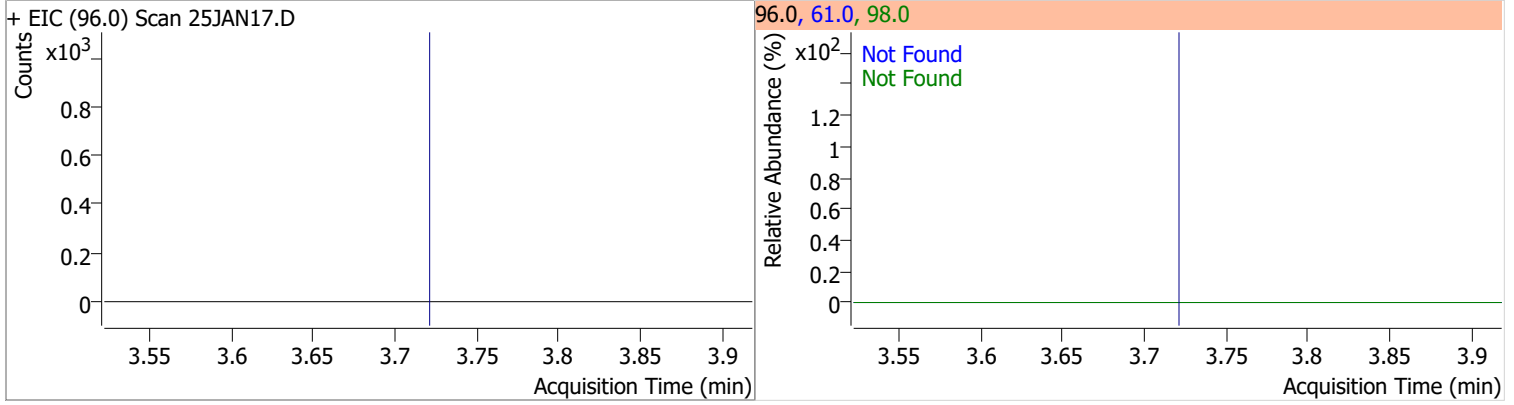


Compound	Conc.	RT	Dev(Min)	Resp.	QIon	QRatio	Lower	Upper
Methylene chloride	1.4790	3.33	0.00	1713 (m)	84.0	88.4	36.1	96.1
					86.0	41.7	11.8	71.8

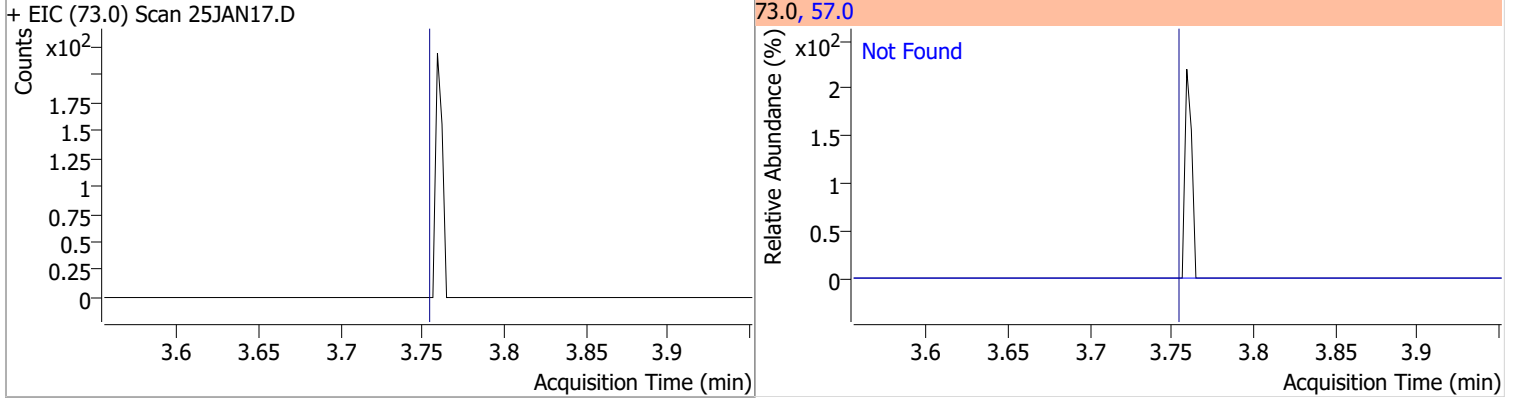


Quantitation Results Report (QT Reviewed)

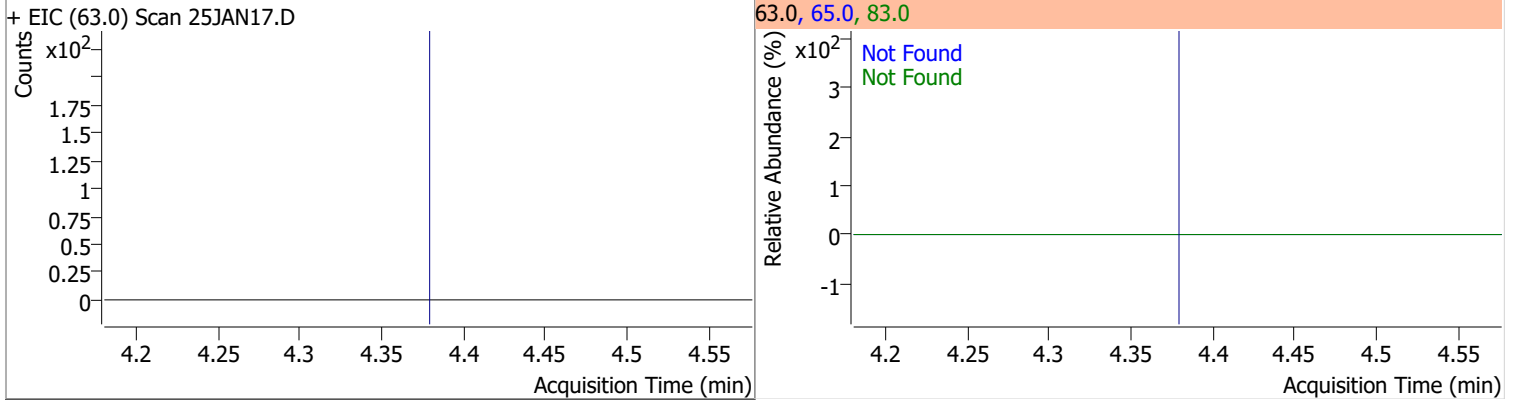
Compound	Conc.	Exp RT	QIon	Exp Ratio	QIon	Exp Ratio
trans-1,2-Dichloroethene	N.D.	3.72	61.0	154.8	98.0	62.1



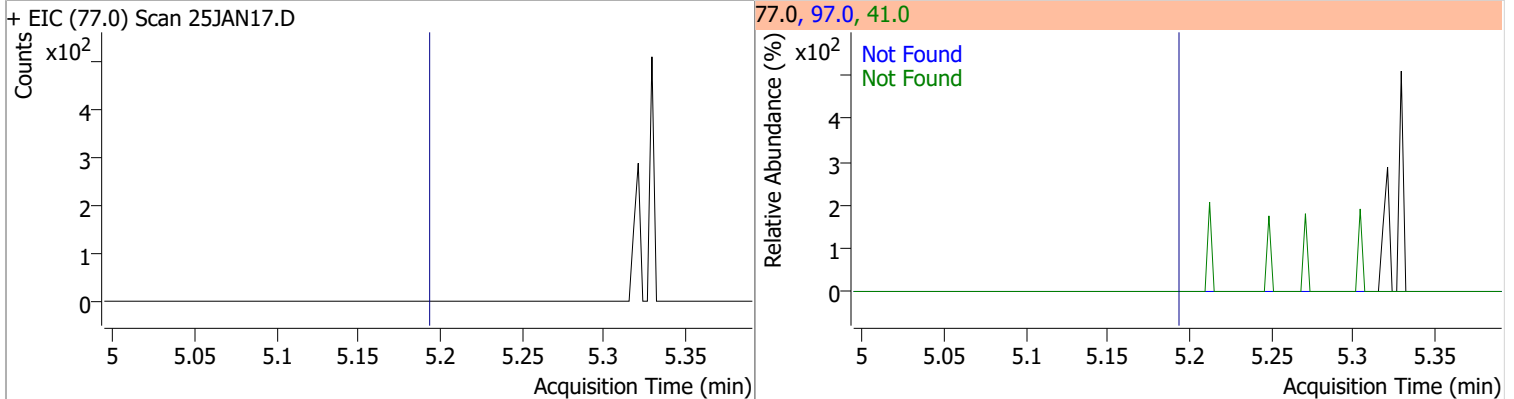
Compound	Conc.	Exp RT	QIon	Exp Ratio
Methyl tert-butyl ether (MTBE)	N.D.	3.75	57.0	24.6



Compound	Conc.	Exp RT	QIon	Exp Ratio	QIon	Exp Ratio
1,1-Dichloroethane	N.D.	4.38	65.0	31.0	83.0	12.7

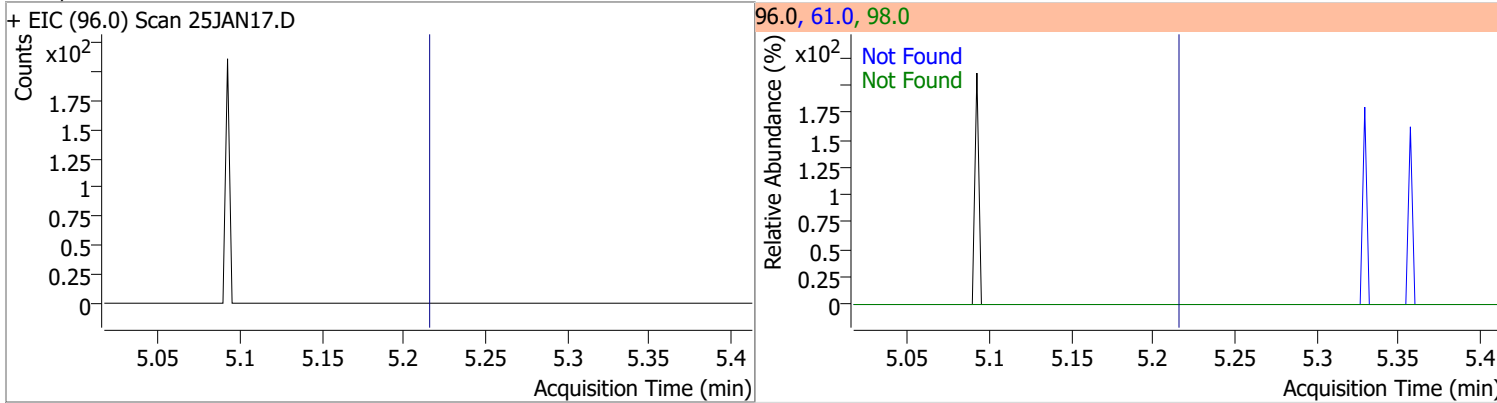


Compound	Conc.	Exp RT	QIon	Exp Ratio	QIon	Exp Ratio
2,2-Dichloropropane	N.D.	5.19	41.0	68.8	97.0	23.9

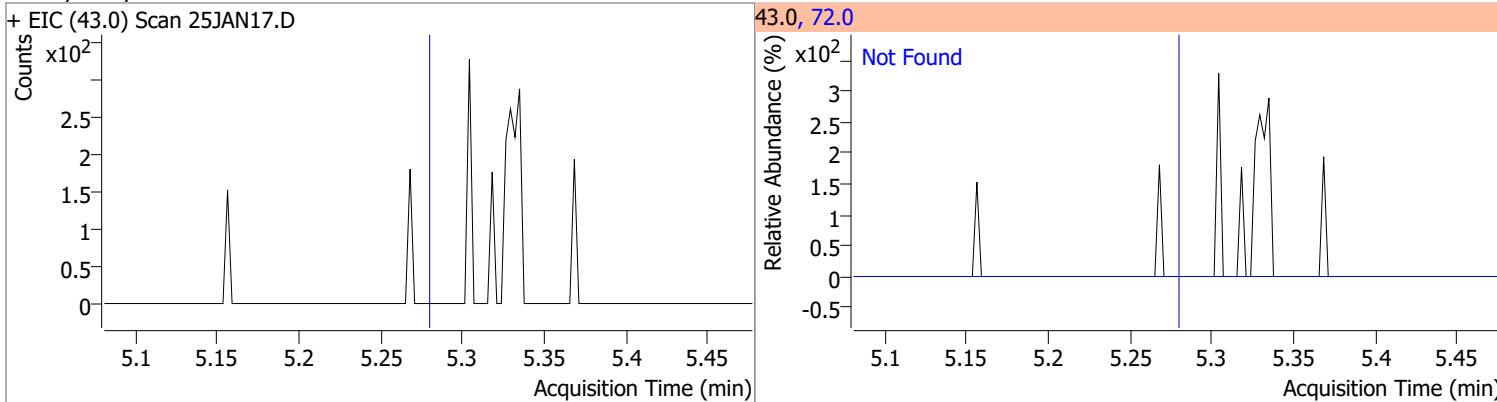


Quantitation Results Report (QT Reviewed)

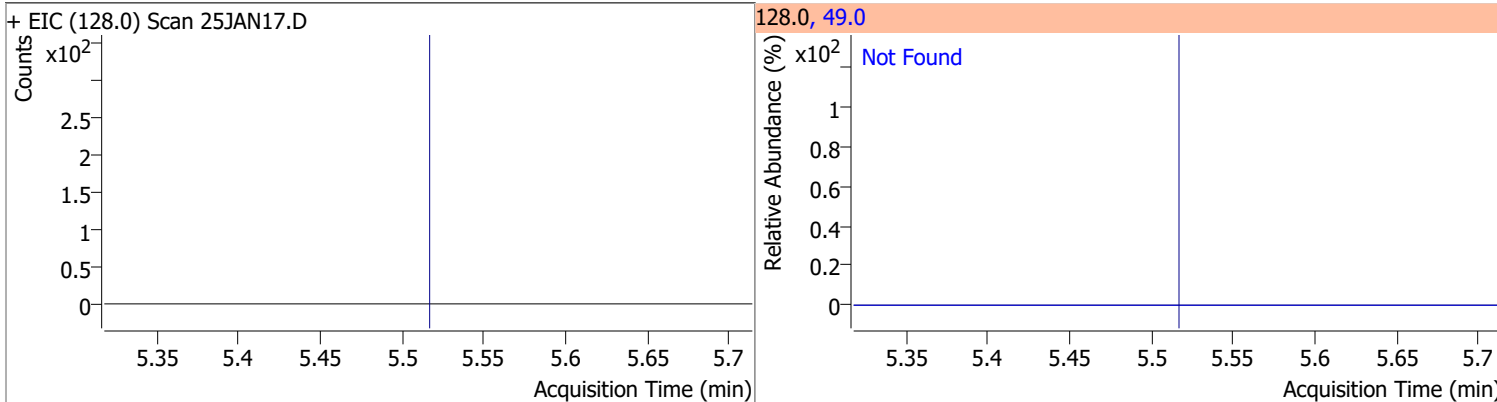
Compound	Conc.	Exp RT	QIon	Exp Ratio	QIon	Exp Ratio
cis-1,2-Dichloroethene	N.D.	5.21	61.0	160.4	98.0	66.2



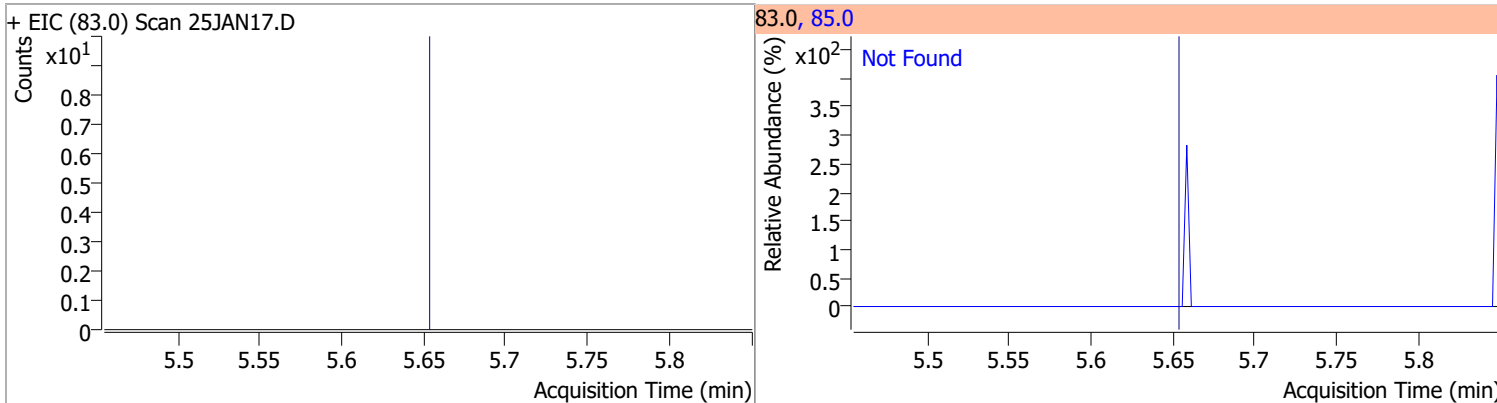
Compound	Conc.	Exp RT	QIon	Exp Ratio
Methyl ethyl ketone	N.D.	5.28	72.0	20.6



Compound	Conc.	Exp RT	QIon	Exp Ratio
Bromochloromethane	N.D.	5.52	49.0	182.2

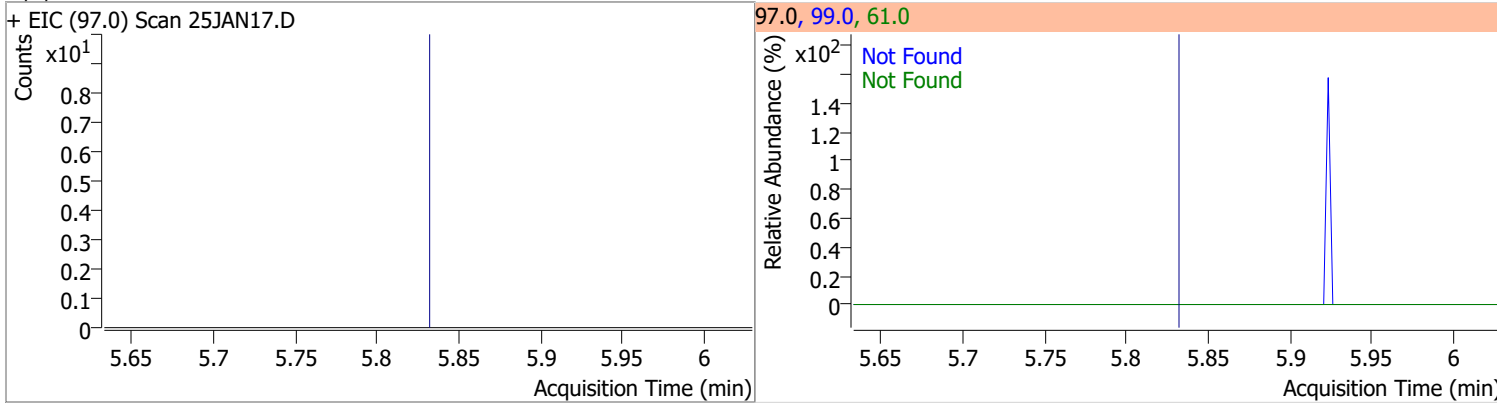


Compound	Conc.	Exp RT	QIon	Exp Ratio
Chloroform	N.D.	5.65	85.0	66.2

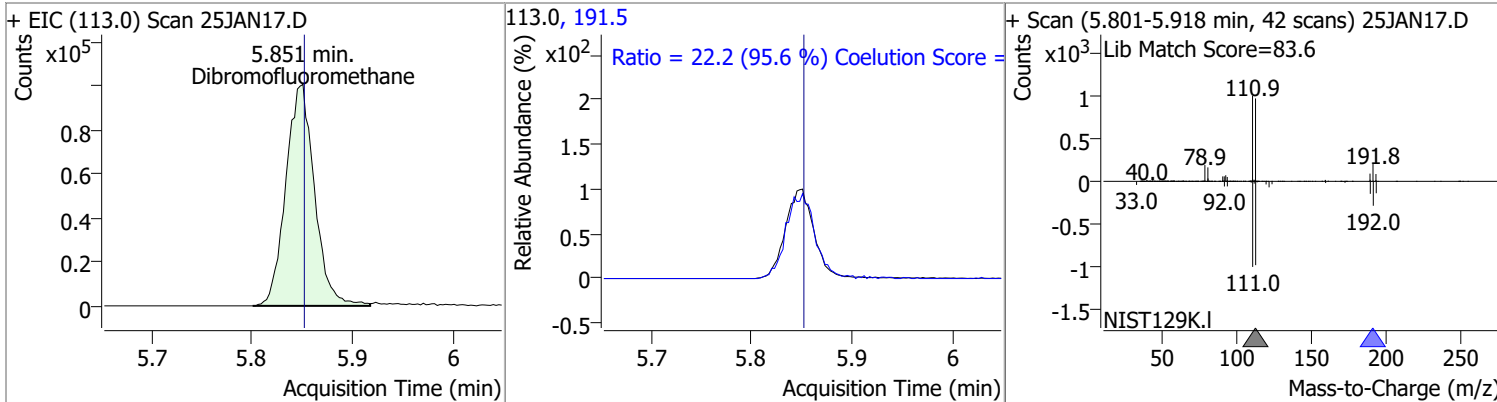


Quantitation Results Report (QT Reviewed)

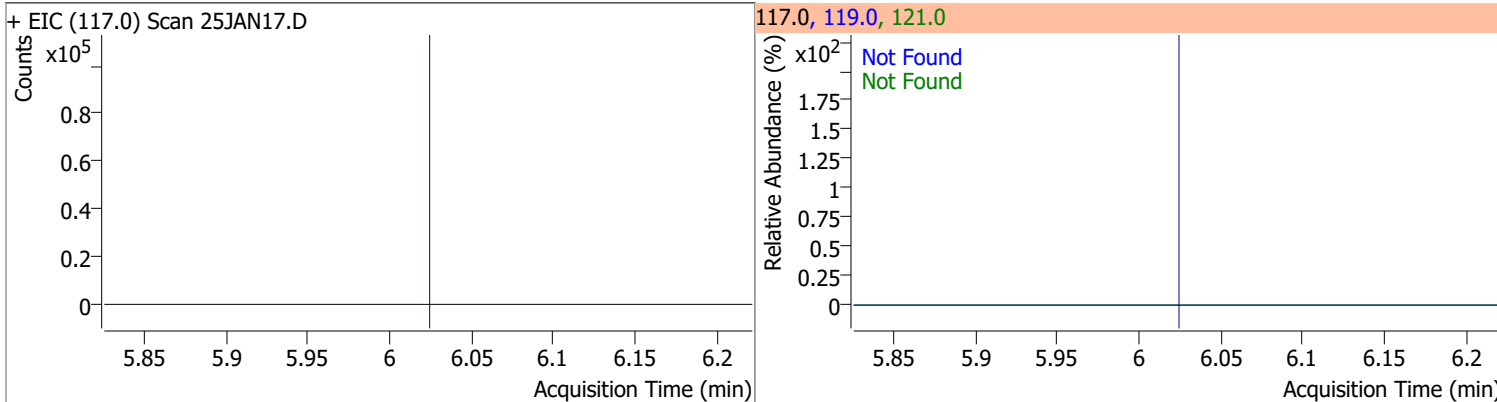
Compound	Conc.	Exp RT	QIon	Exp Ratio	QIon	Exp Ratio
1,1,1-Trichloroethane	N.D.	5.83	99.0	63.1	61.0	49.1



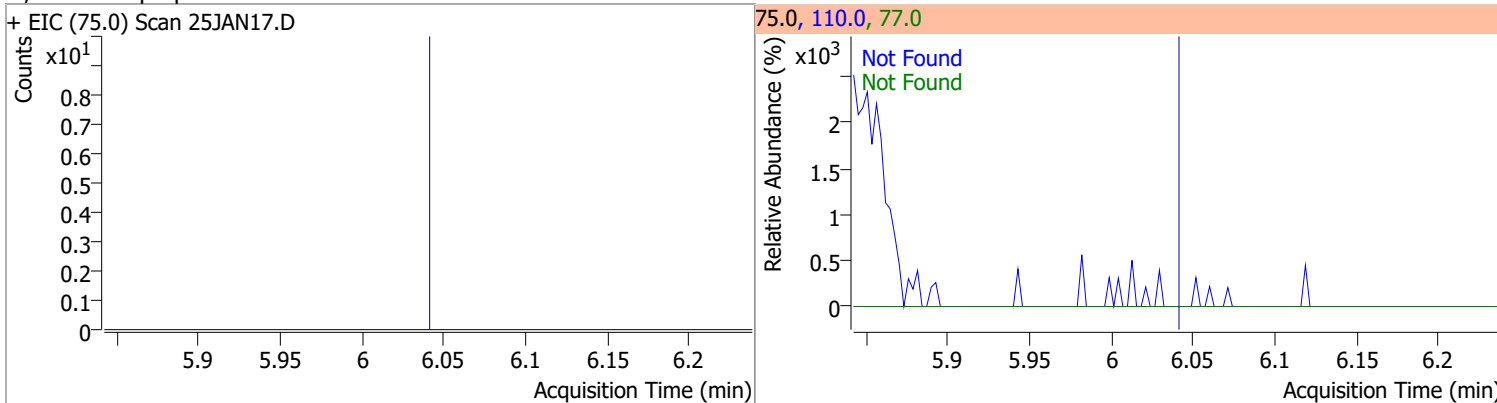
Compound	Conc.	RT	Dev(Min)	Resp.	QIon	QRatio	Lower	Upper
Dibromofluoromethane	260.4453	5.85	0.00	199843	191.5	22.2	0.0	53.2



Compound	Conc.	Exp RT	QIon	Exp Ratio	QIon	Exp Ratio
Carbon tetrachloride	N.D.	6.02	119.0	97.6	121.0	30.7

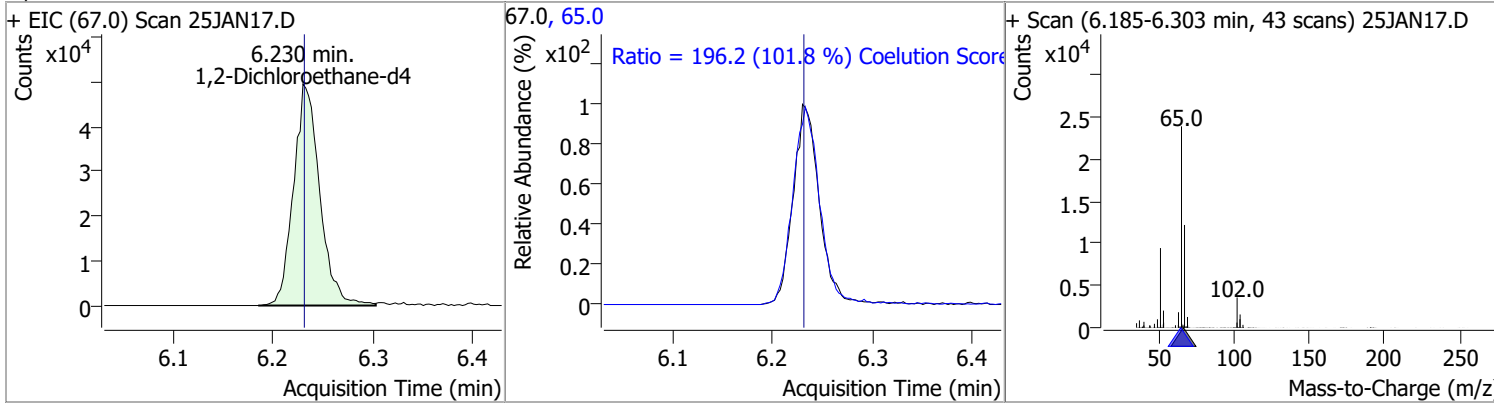


Compound	Conc.	Exp RT	QIon	Exp Ratio	QIon	Exp Ratio
1,1-Dichloropropene	N.D.	6.04	110.0	35.6	77.0	31.0

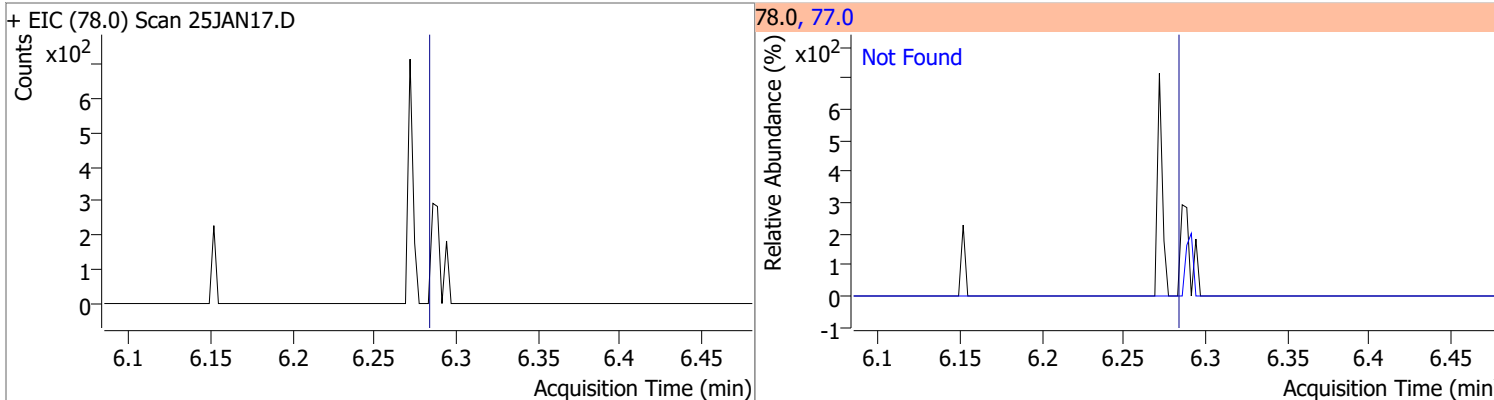


Quantitation Results Report (QT Reviewed)

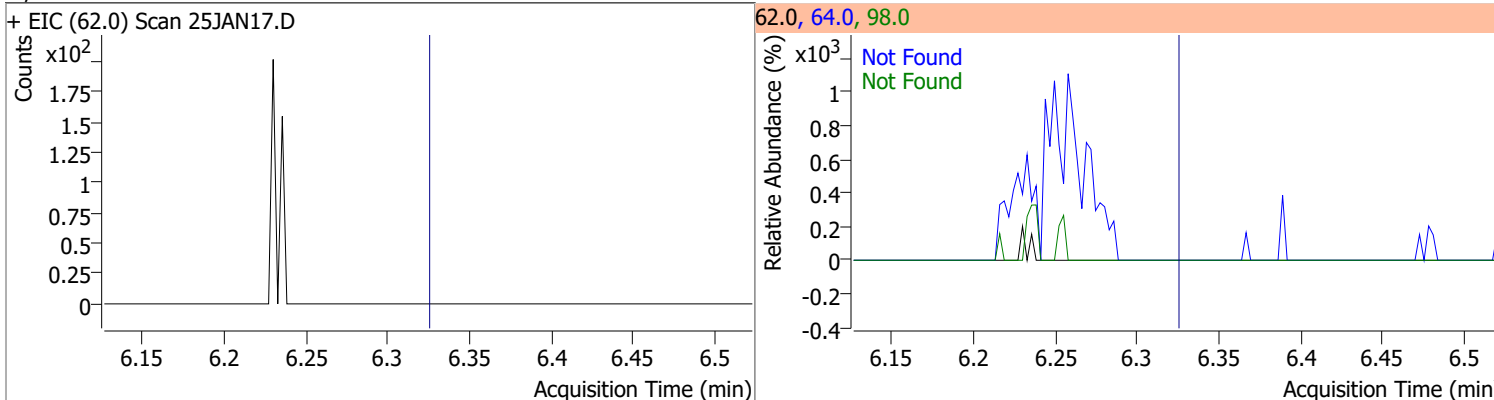
Compound	Conc.	RT	Dev(Min)	Resp.	QIon	QRatio	Lower	Upper
1,2-Dichloroethane-d4	270.9386	6.23	0.00	89805	65.0	196.2	162.8	222.8



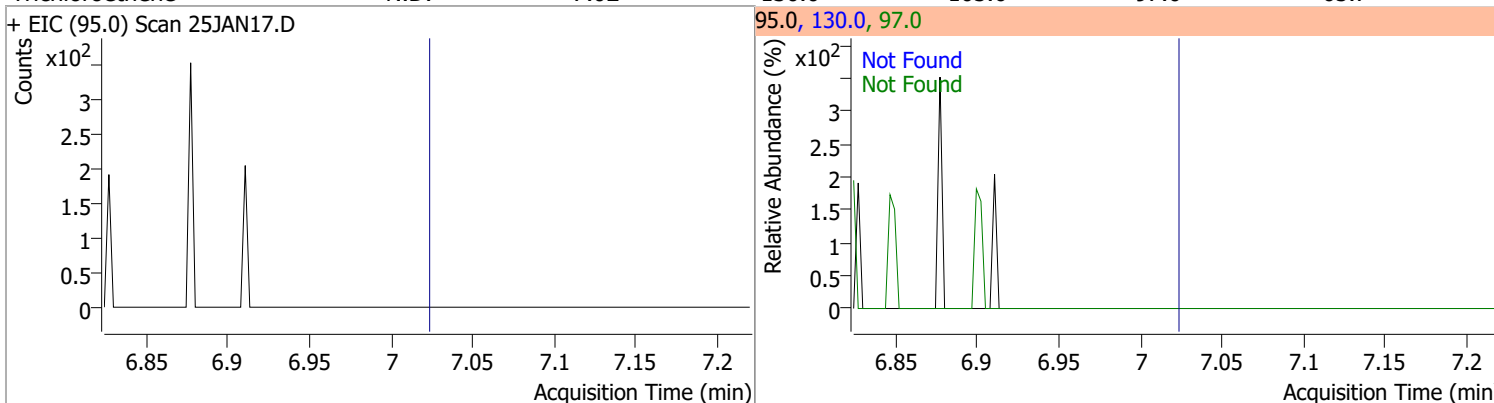
Compound	Conc.	Exp RT	QIon	Exp Ratio
Benzene	N.D.	6.28	77.0	23.3



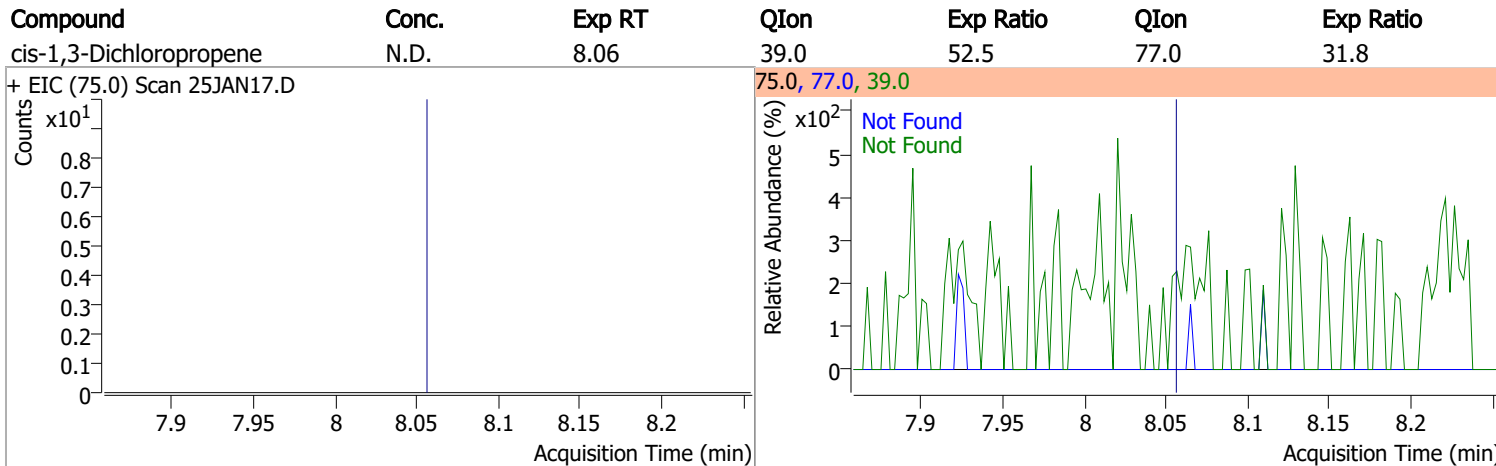
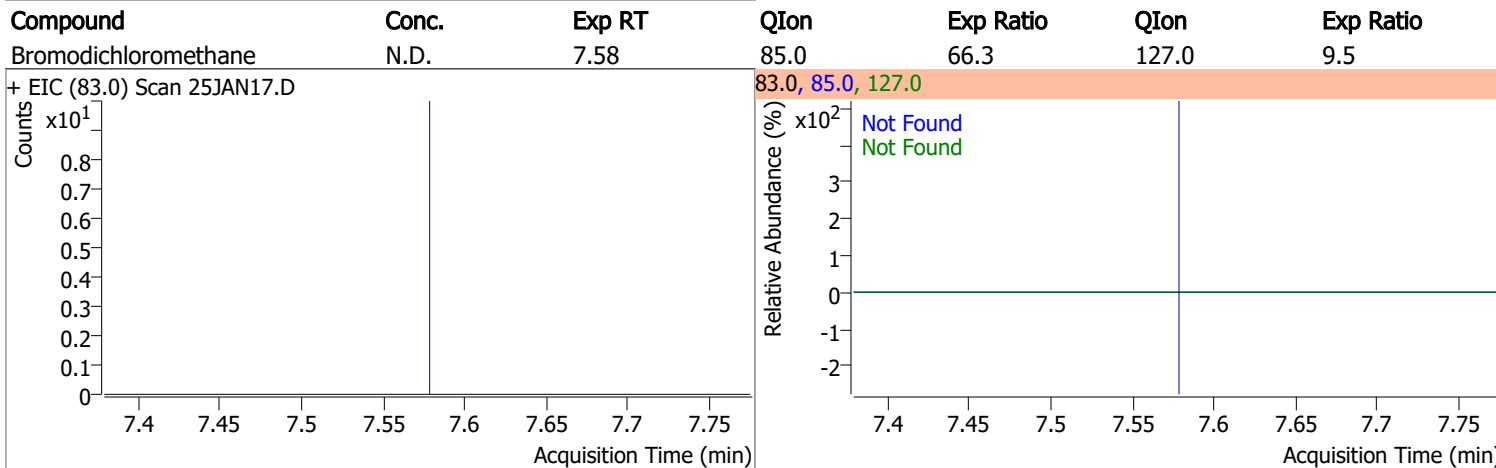
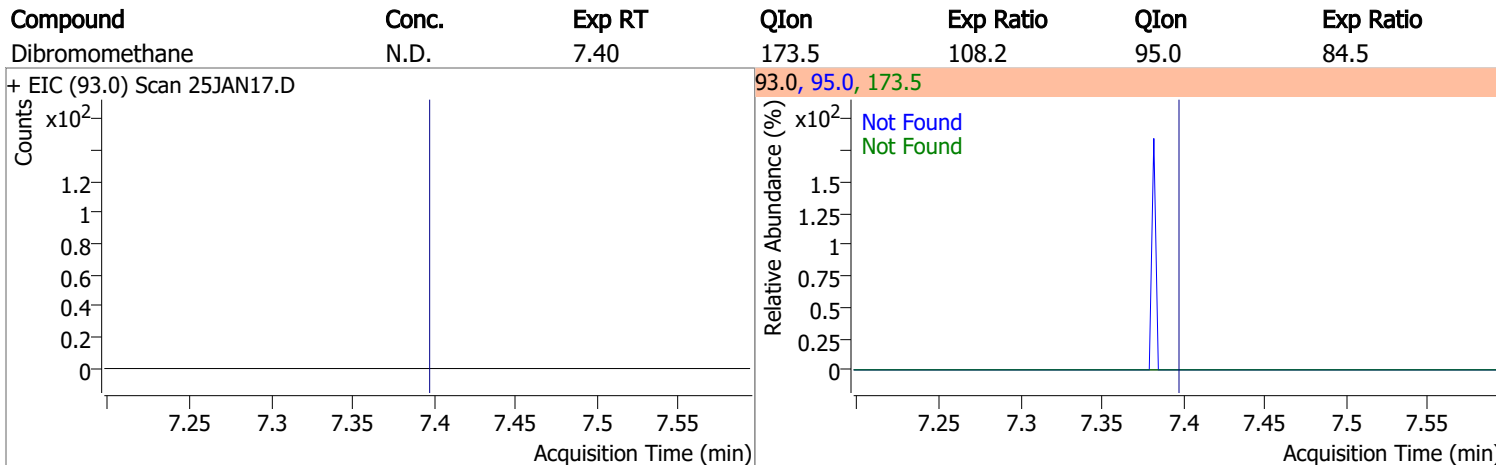
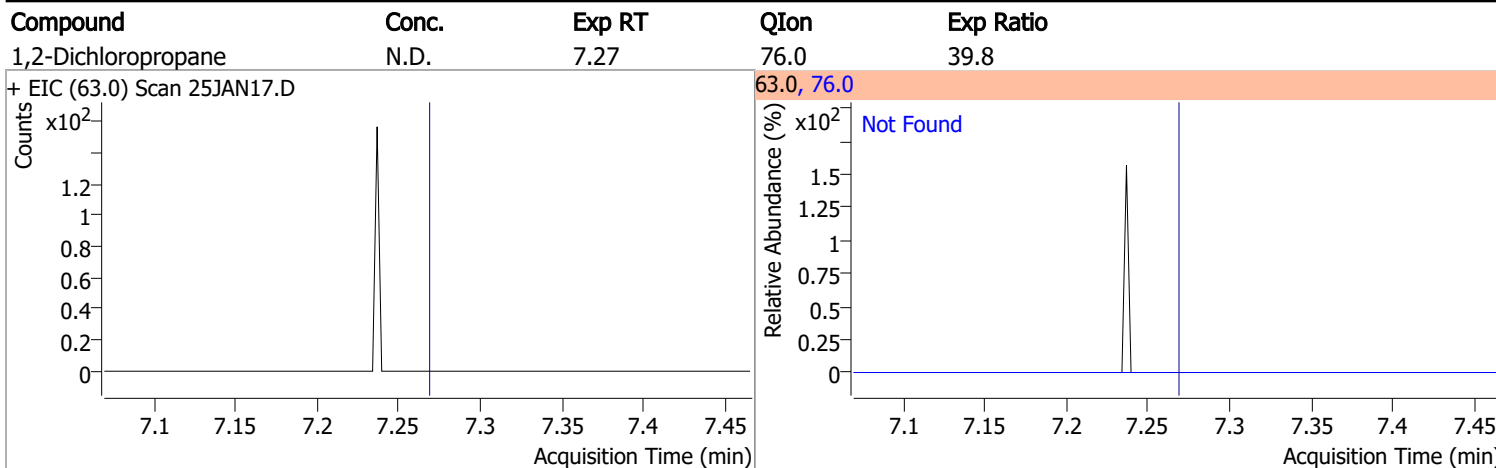
Compound	Conc.	Exp RT	QIon	Exp Ratio	QIon	Exp Ratio
1,2-Dichloroethane	N.D.	6.32	64.0	32.2	98.0	8.2



Compound	Conc.	Exp RT	QIon	Exp Ratio	QIon	Exp Ratio
Trichloroethene	N.D.	7.02	130.0	105.6	97.0	65.7

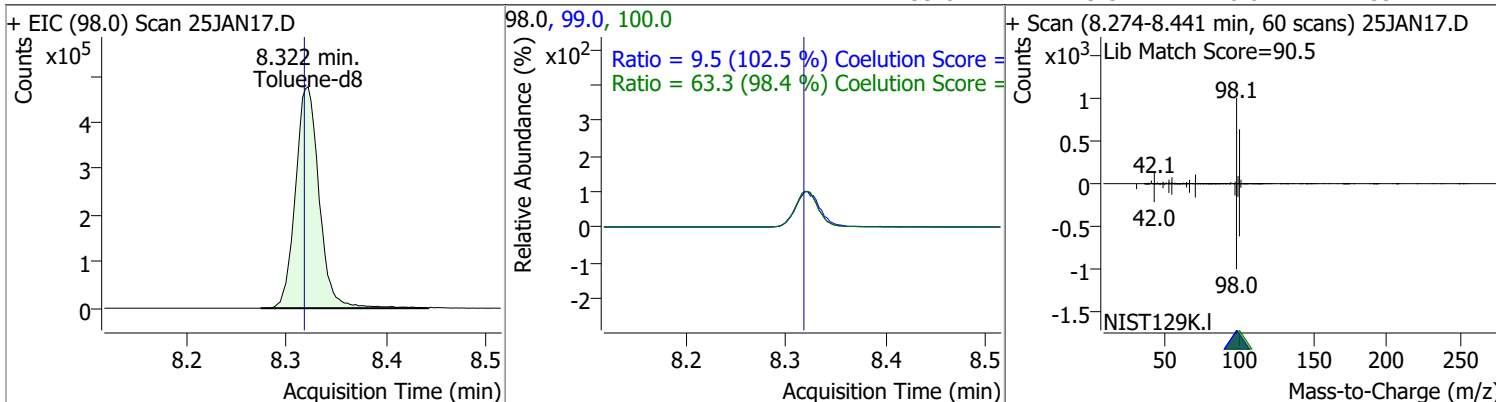


Quantitation Results Report (QT Reviewed)

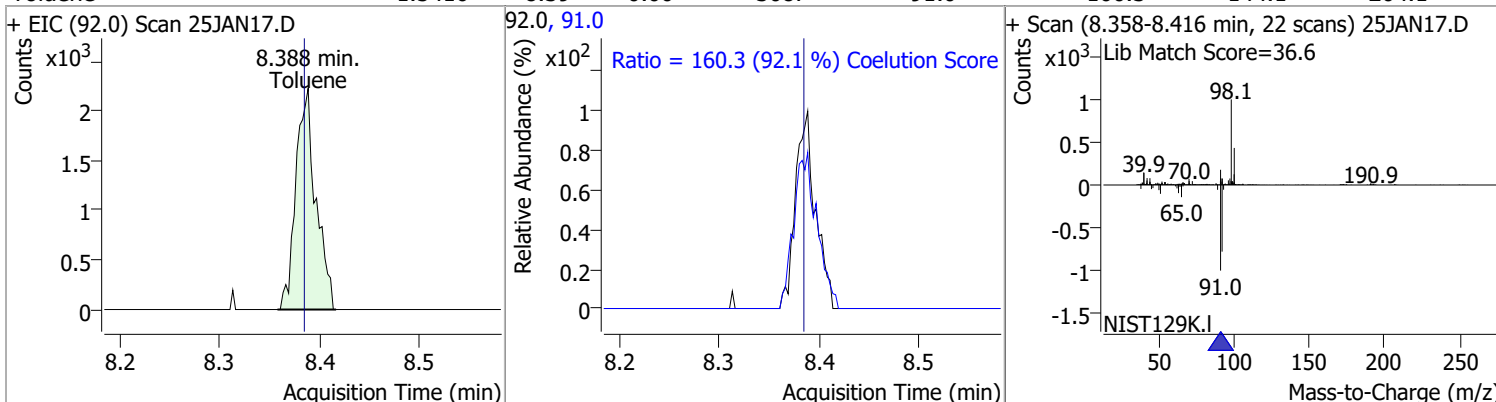


Quantitation Results Report (QT Reviewed)

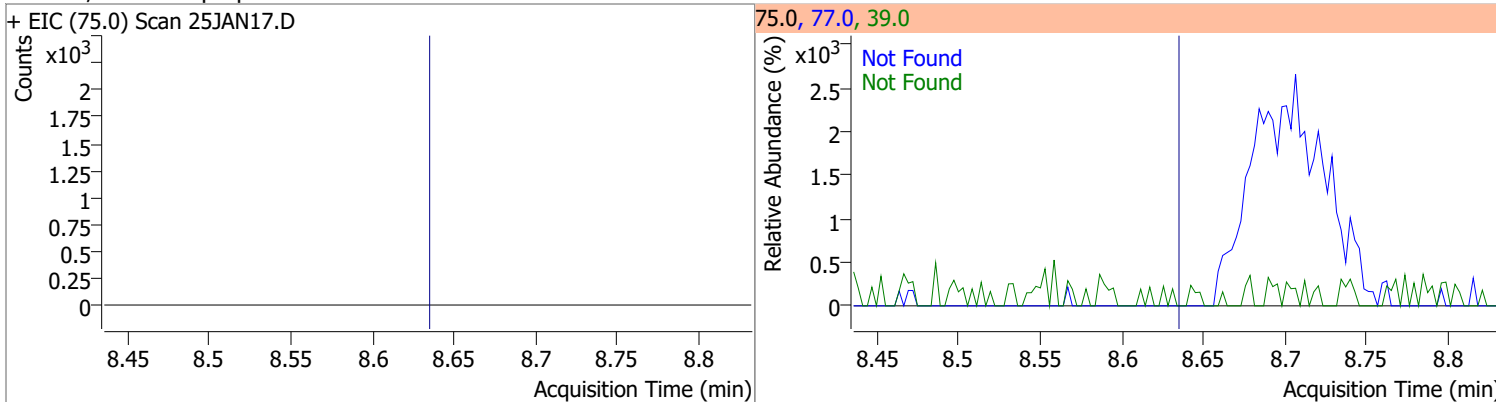
Compound	Conc.	RT	Dev(Min)	Resp.	QIon	QRatio	Lower	Upper
Toluene-d8	260.8815	8.32	0.00	783746	100.0	63.3	34.3	94.3
					99.0	9.5	0.0	39.2



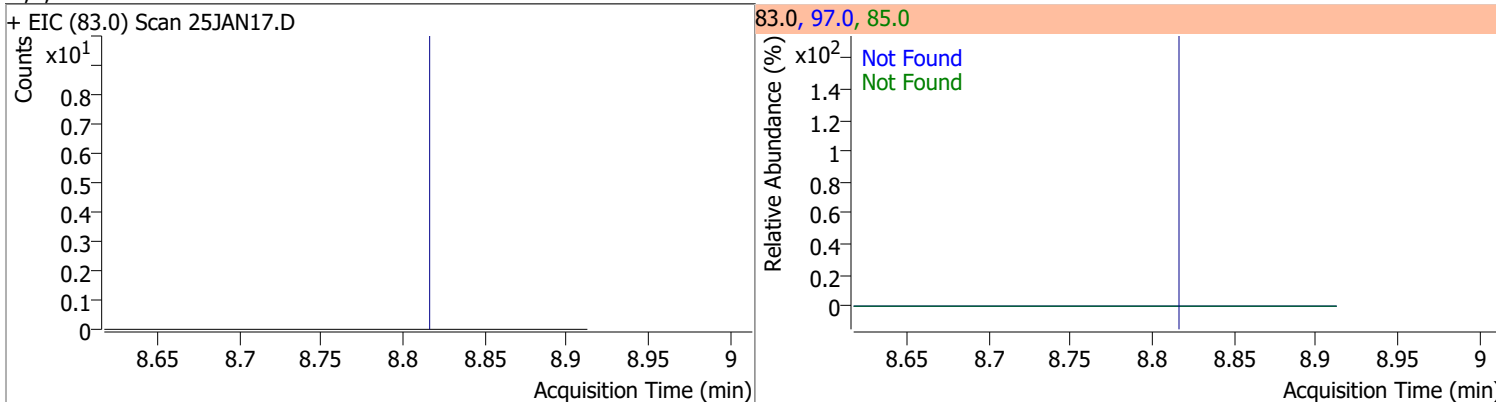
Compound	Conc.	RT	Dev(Min)	Resp.	QIon	QRatio	Lower	Upper
Toluene	1.5416	8.39	0.00	3087	91.0	160.3	144.1	204.1



Compound	Conc.	Exp RT	QIon	Exp Ratio	QIon	Exp Ratio
trans-1,3-Dichloropropene	N.D.	8.64	39.0	53.0	77.0	31.0

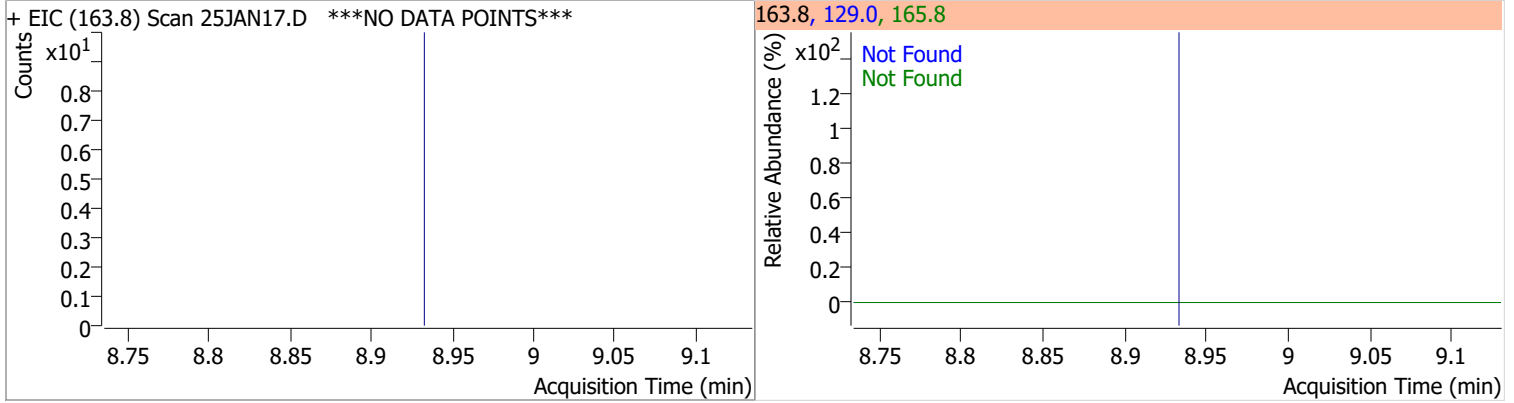


Compound	Conc.	Exp RT	QIon	Exp Ratio	QIon	Exp Ratio
1,1,2-Trichloroethane	N.D.	8.82	97.0	110.7	85.0	60.7

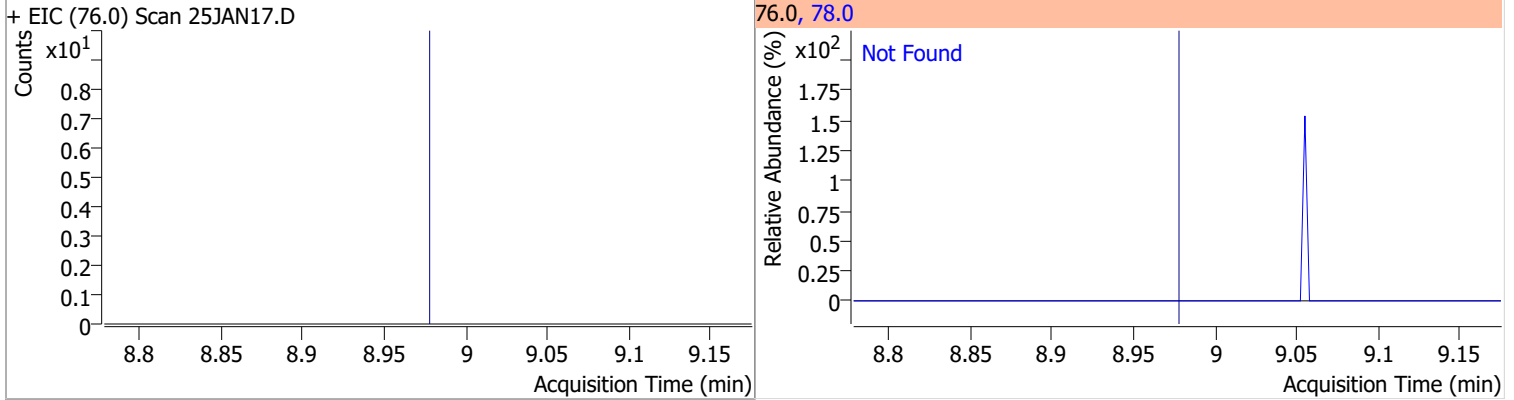


Quantitation Results Report (QT Reviewed)

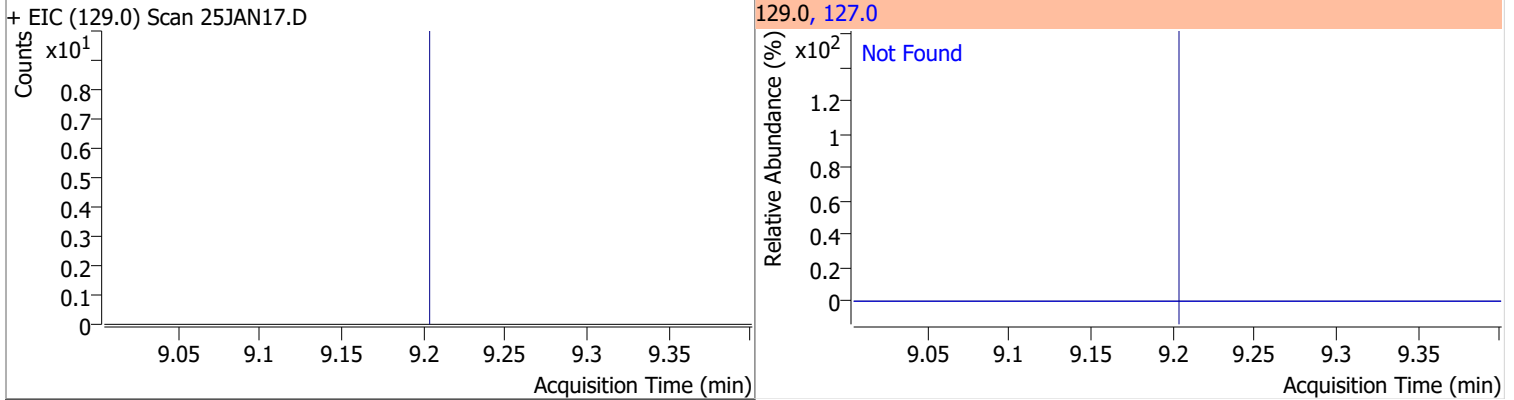
Compound	Conc.	Exp RT	QIon	Exp Ratio	QIon	Exp Ratio
Tetrachloroethene	N.D.	8.94	165.8	126.1	129.0	90.5



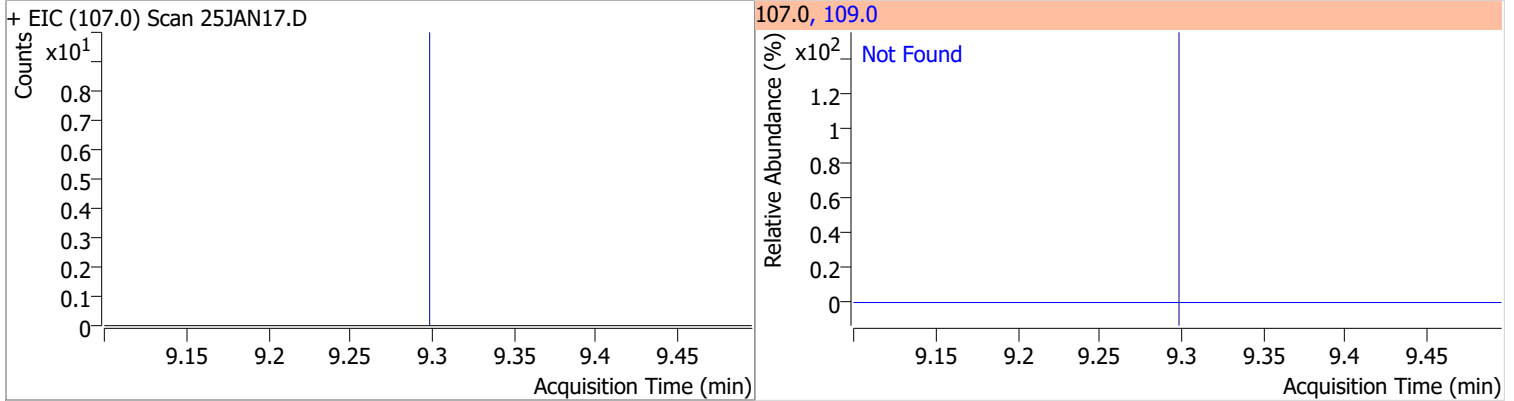
Compound	Conc.	Exp RT	QIon	Exp Ratio
1,3-Dichloropropane	N.D.	8.98	78.0	32.4



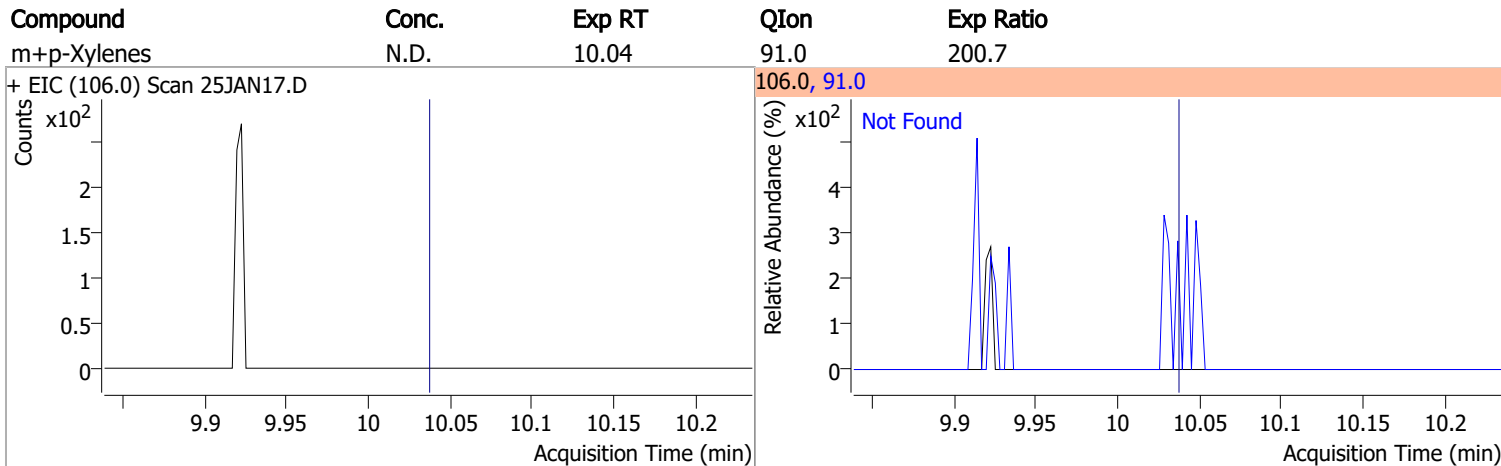
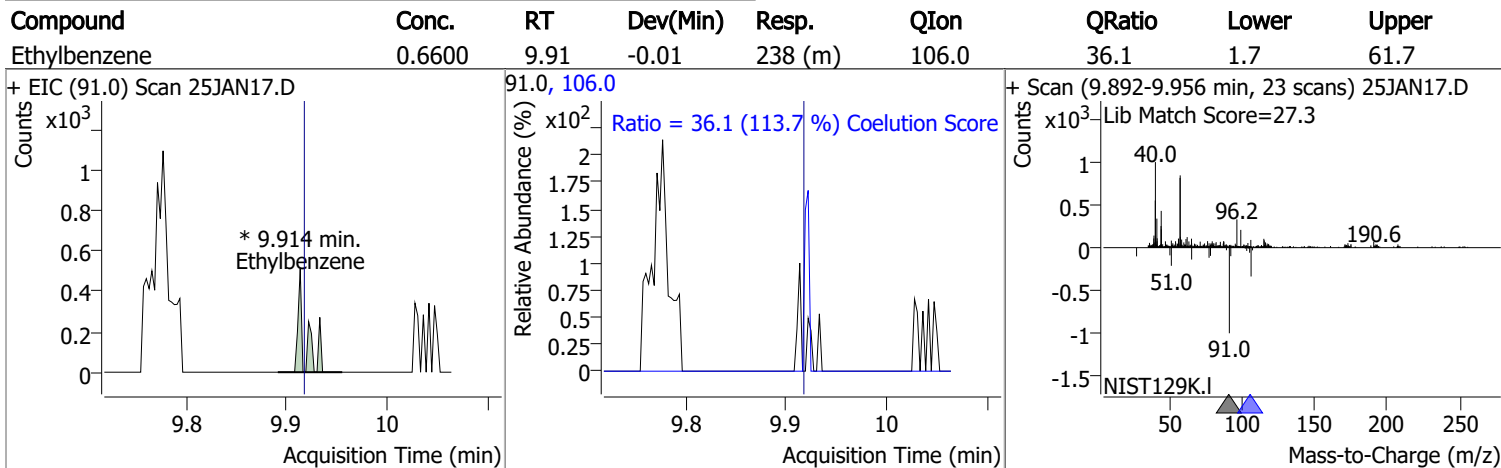
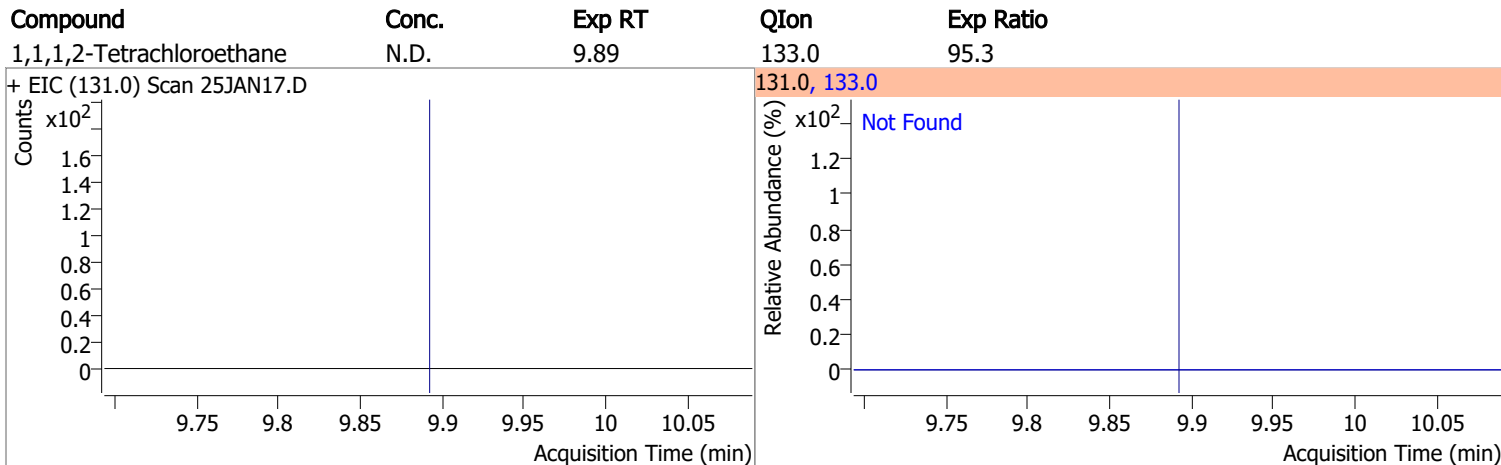
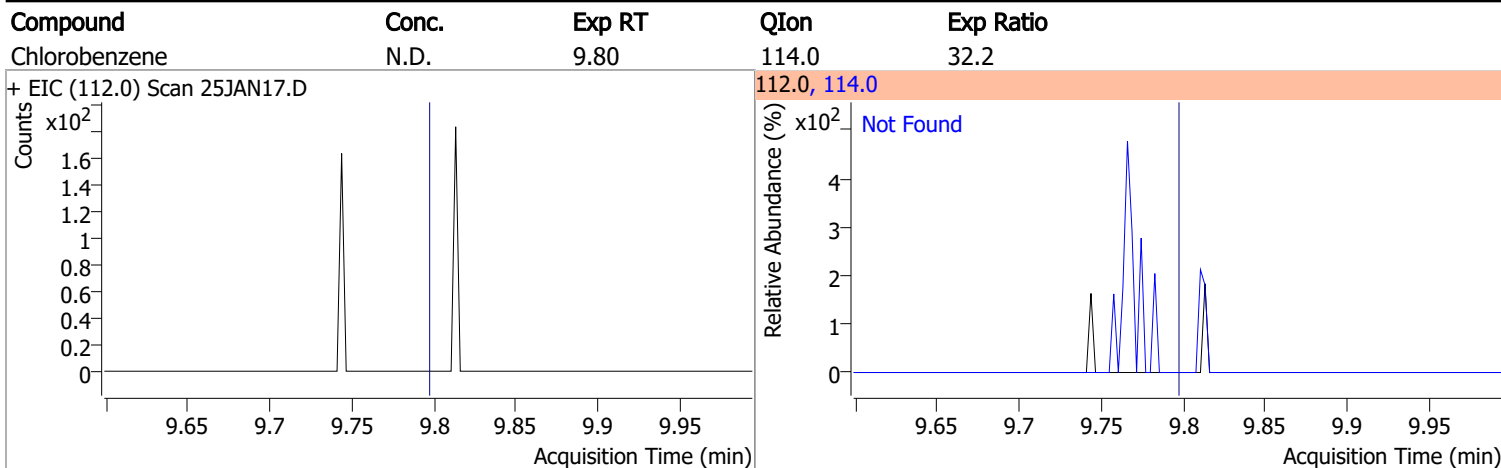
Compound	Conc.	Exp RT	QIon	Exp Ratio
Chlorodibromomethane	N.D.	9.21	127.0	77.2



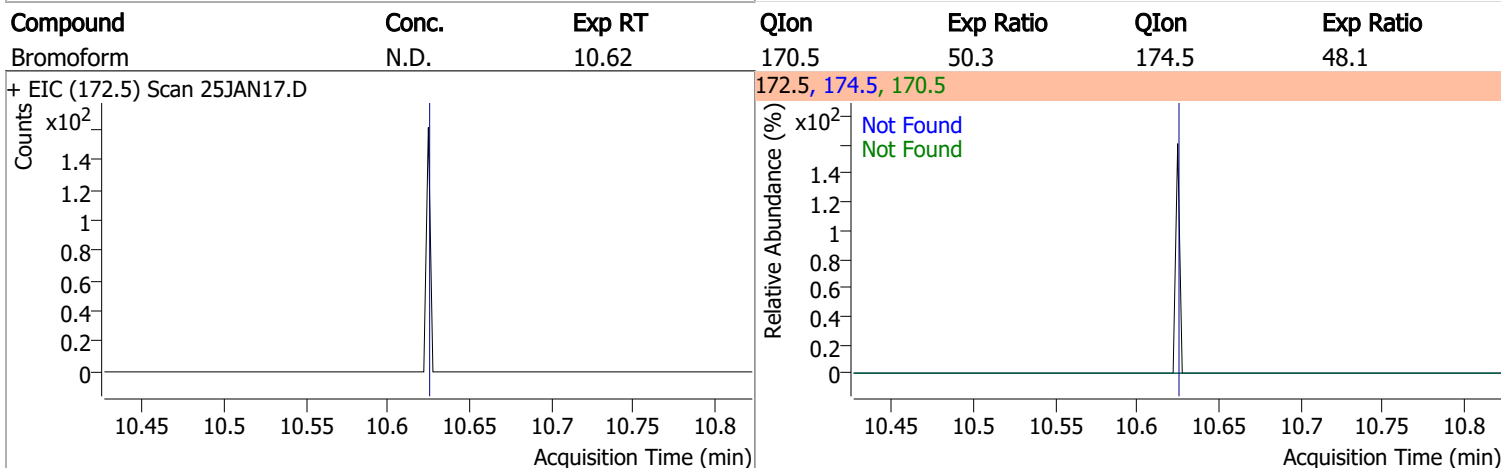
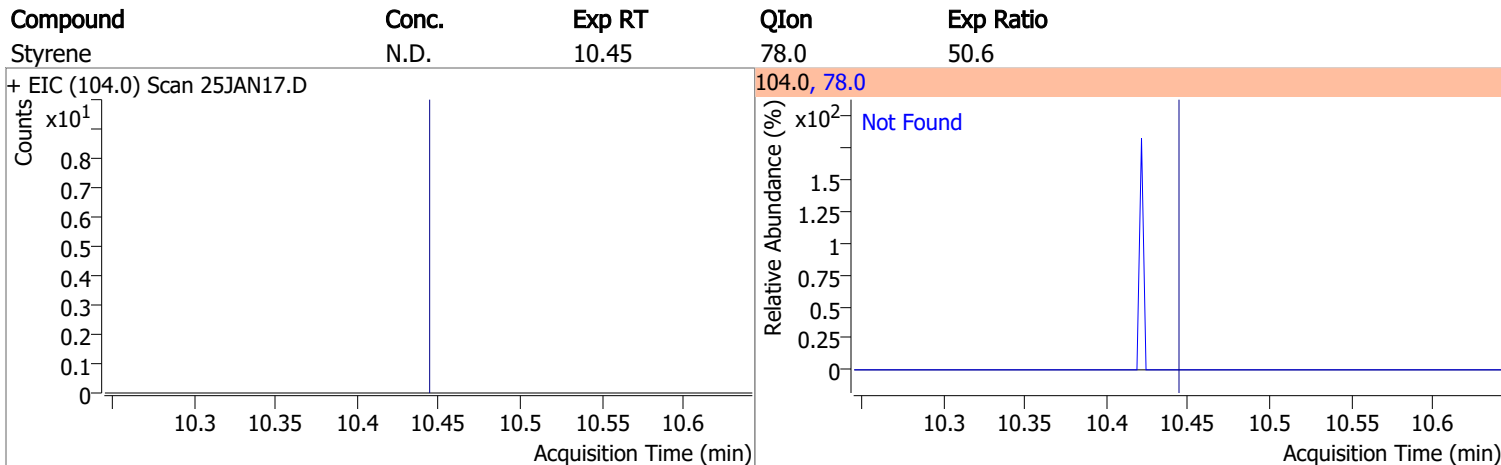
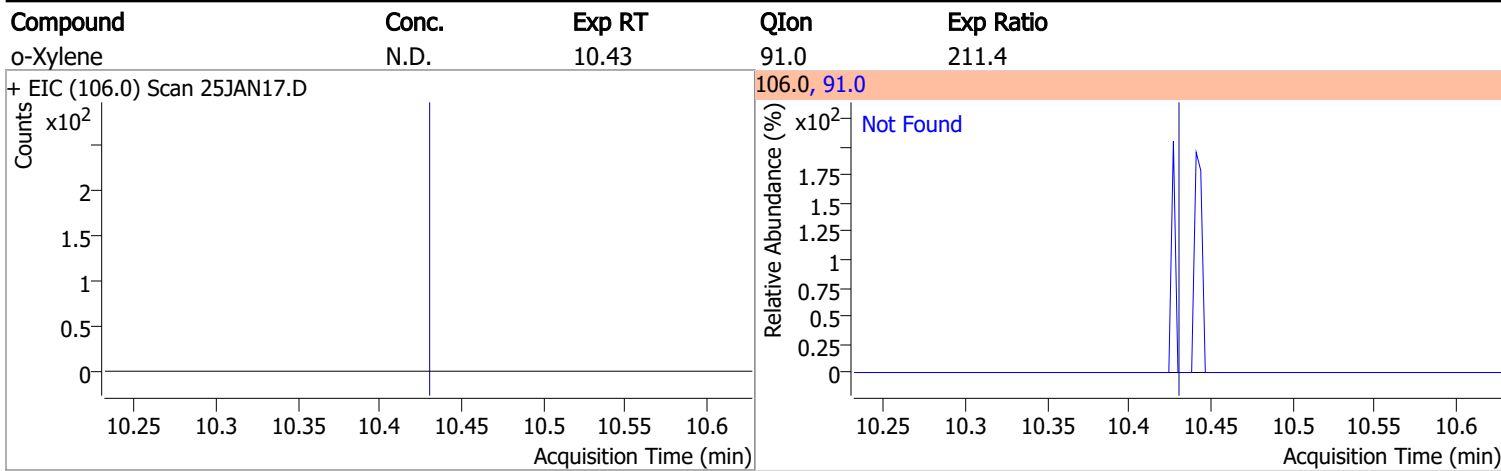
Compound	Conc.	Exp RT	QIon	Exp Ratio
1,2-Dibromoethane	N.D.	9.30	109.0	91.5



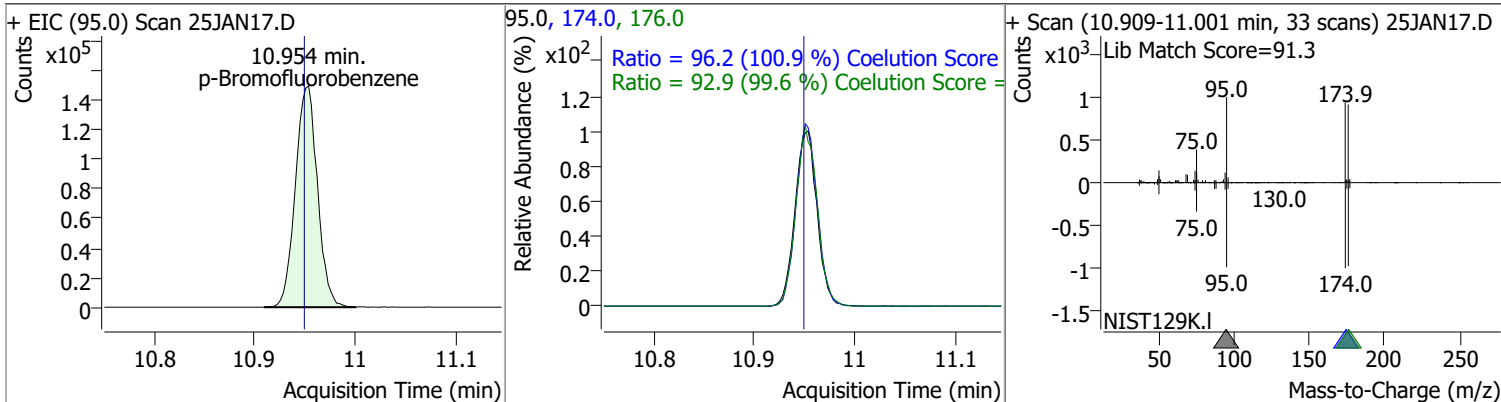
Quantitation Results Report (QT Reviewed)



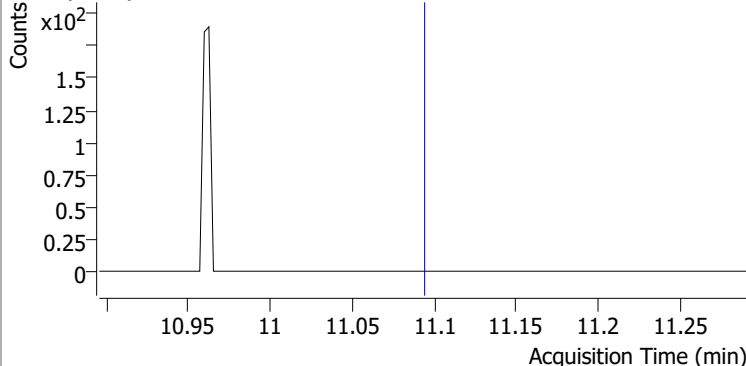
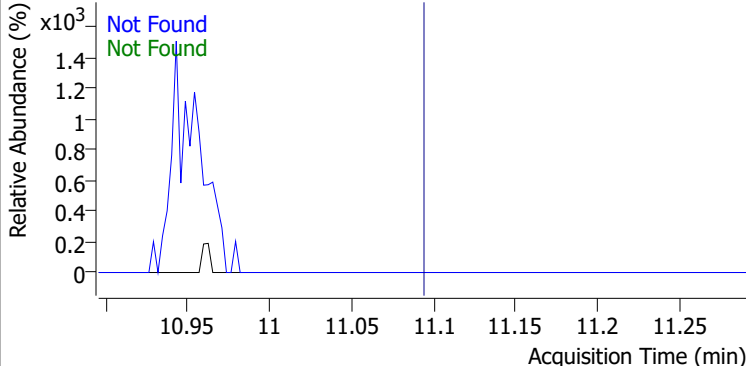
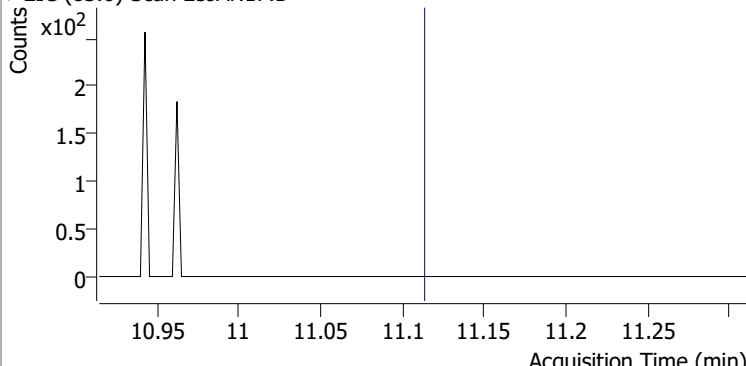
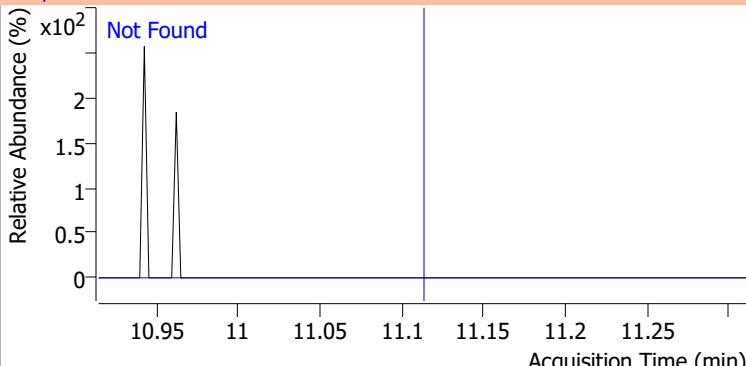
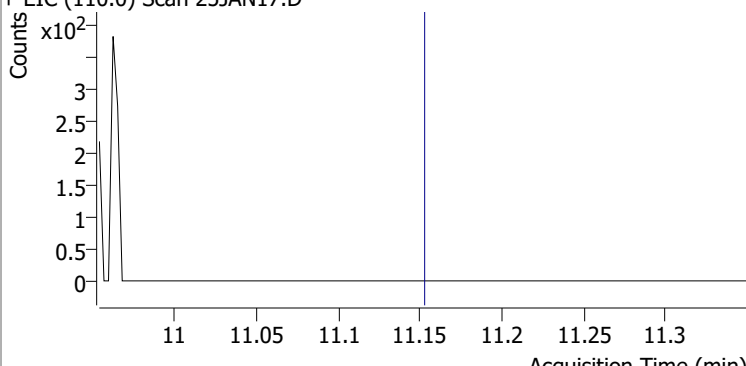
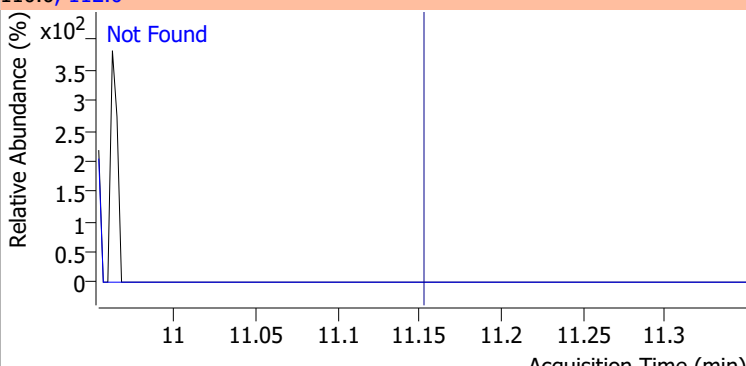
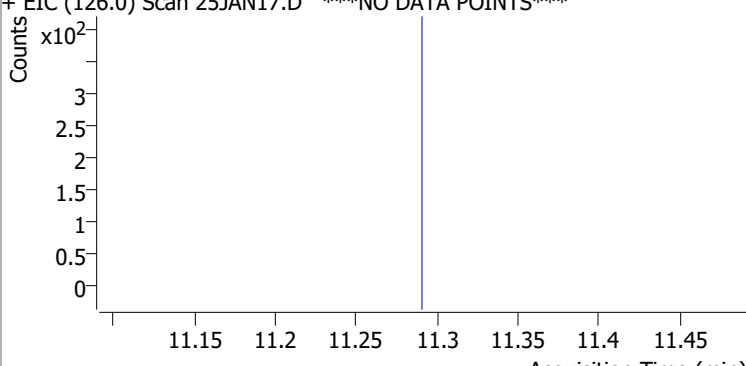
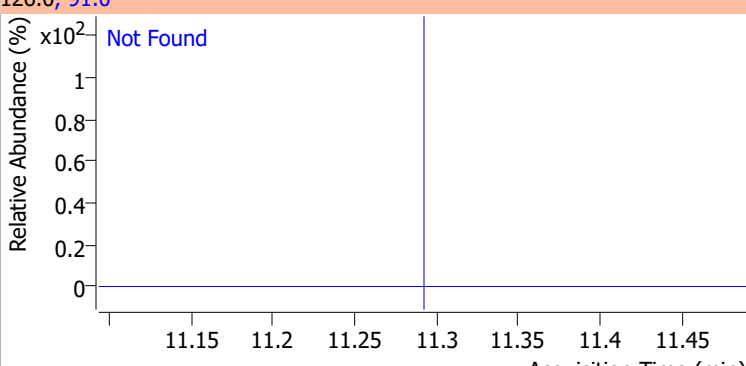
Quantitation Results Report (QT Reviewed)



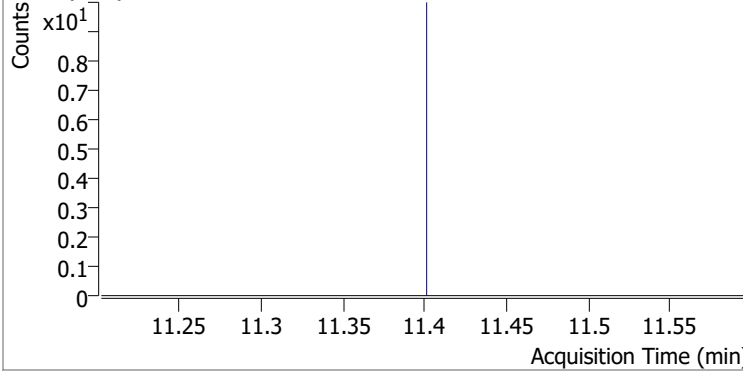
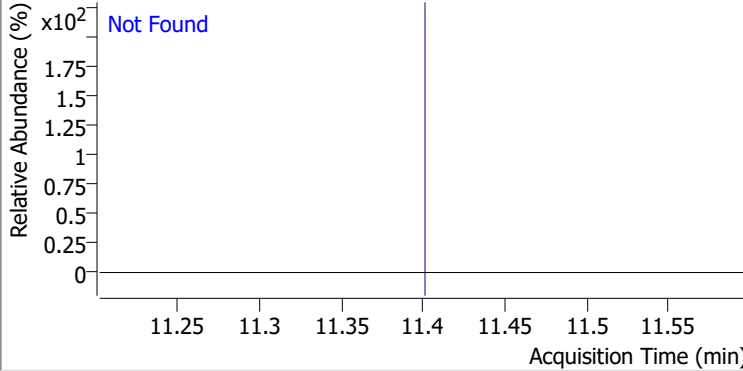
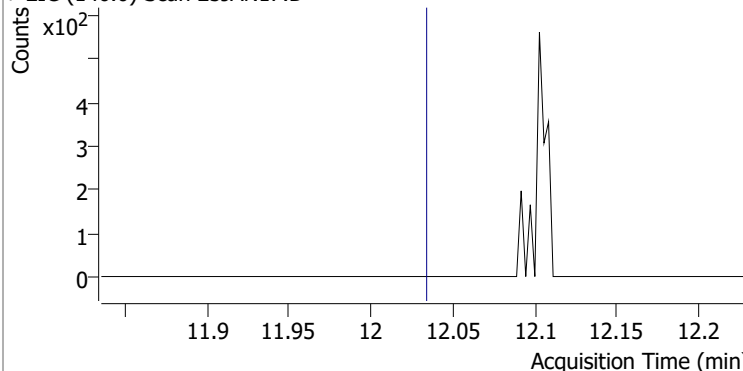
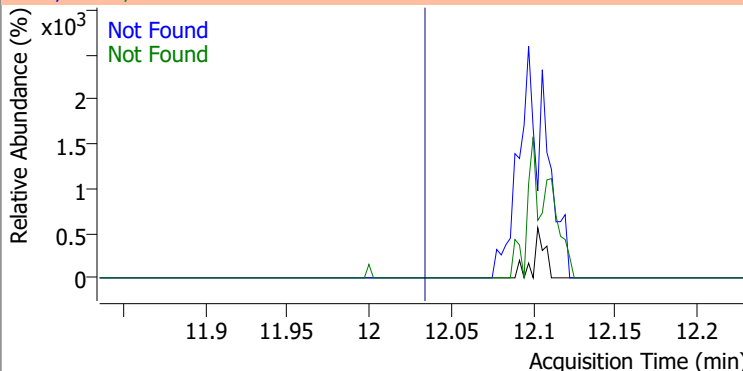
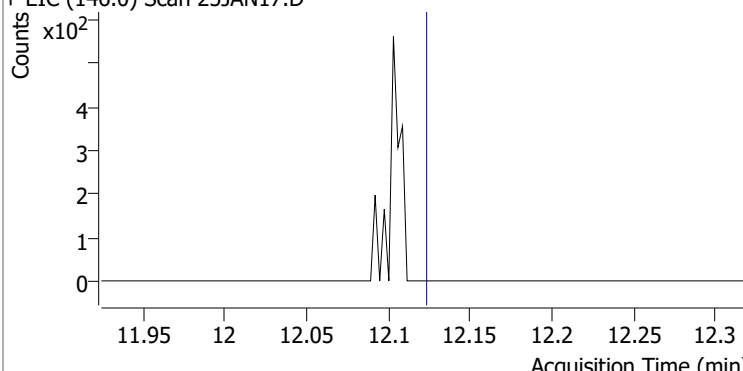
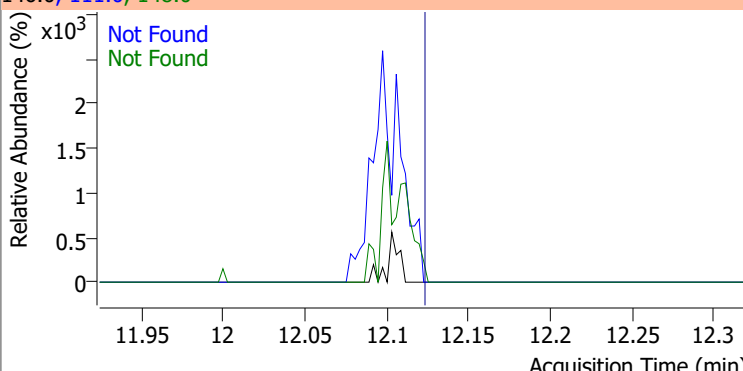
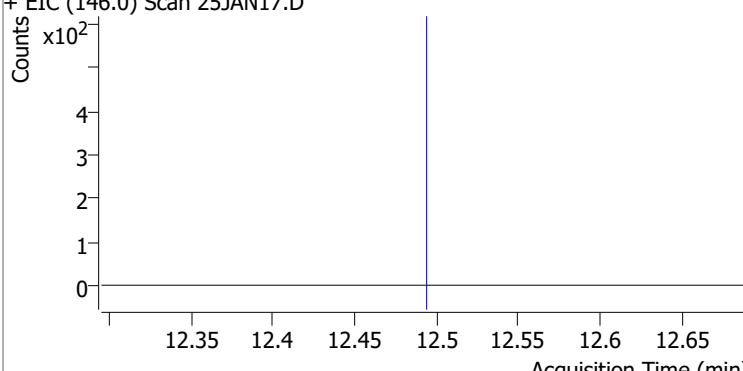
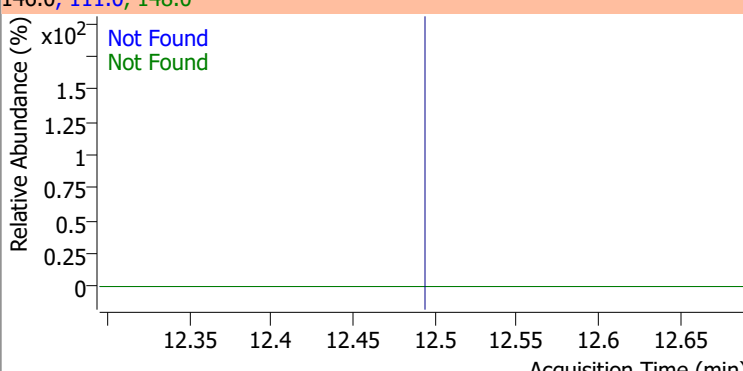
Compound	Conc.	RT	Dev(Min)	Resp.	QIon	QRatio	Lower	Upper
p-Bromofluorobenzene	262.8453	10.95	0.01	228103	174.0	96.2	65.3	125.3
					176.0	92.9	63.3	123.3



Quantitation Results Report (QT Reviewed)

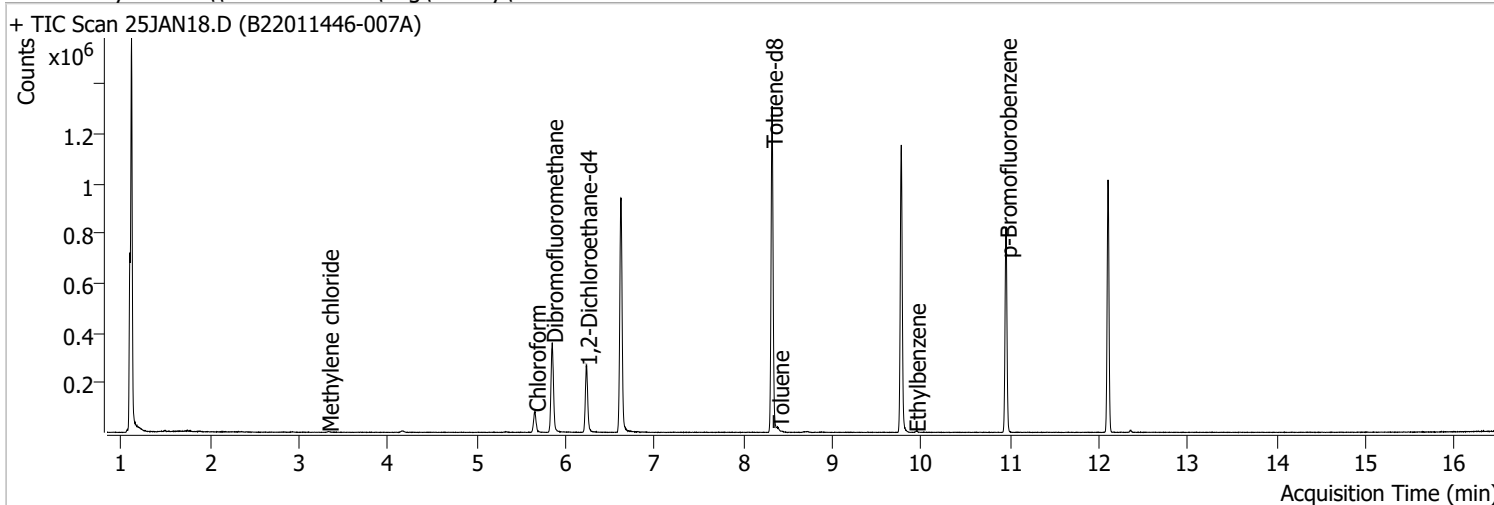
Compound	Conc.	Exp RT	QIon	Exp Ratio	QIon	Exp Ratio
Bromobenzene	N.D.	11.09	77.0	143.5	158.0	96.1
+ EIC (156.0) Scan 25JAN17.D			156.0, 77.0, 158.0			
						
1,1,2,2-Tetrachloroethane	N.D.	11.11	85.0	63.3		
+ EIC (83.0) Scan 25JAN17.D			83.0, 85.0			
						
1,2,3-Trichloropropane	N.D.	11.15	112.0	65.8		
+ EIC (110.0) Scan 25JAN17.D			110.0, 112.0			
						
2-Chlorotoluene	N.D.	11.29	91.0	276.2		
+ EIC (126.0) Scan 25JAN17.D ***NO DATA POINTS***			126.0, 91.0			
						

Quantitation Results Report (QT Reviewed)

Compound	Conc.	Exp RT	QIon	Exp Ratio
4-Chlorotoluene	N.D.	11.40	126.0	31.3
+ EIC (91.0) Scan 25JAN17.D			91.0, 126.0	
				
1,3-Dichlorobenzene	N.D.	12.03	148.0	62.8
+ EIC (146.0) Scan 25JAN17.D			146.0, 111.0, 148.0	
				
1,4-Dichlorobenzene	N.D.	12.12	148.0	63.7
+ EIC (146.0) Scan 25JAN17.D			146.0, 111.0, 148.0	
				
1,2-Dichlorobenzene	N.D.	12.49	148.0	61.9
+ EIC (146.0) Scan 25JAN17.D			146.0, 111.0, 148.0	
				

Quantitation Results Report (QT Reviewed)

Data File	25JAN18.D	Operator	MSC
Acq. Method	5975CACQF.M	Acq. Date-Time	1/25/2022 5:08:53 PM
Sample Name	B22011446-007A	Instrument	VOA5975C
Vial	18	Multiplier	1.00
DA Method File	VOA5975C_8260B_SHT_DoD_L4_011922.m	Comment	
Tune File	BFB_Atune3.u	Tune Date	10/11/2021 4:02:00 PM
Batch Name	VG012522_8260B.batch.bin	Last Calib Update	3/15/2022 2:01:13 PM
Ref Library	\\MASSHUNTER\Org\Library\NIST129K.I		



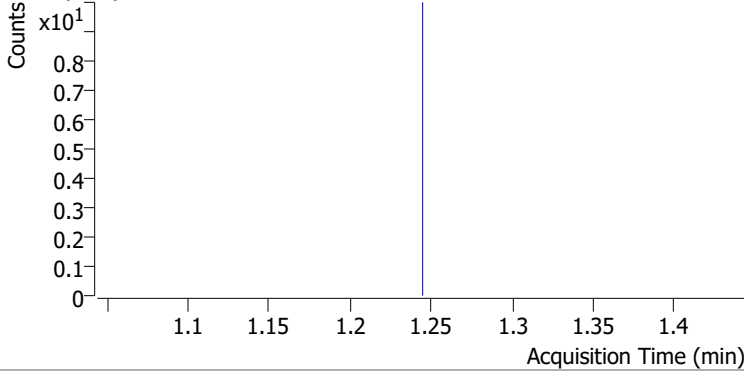
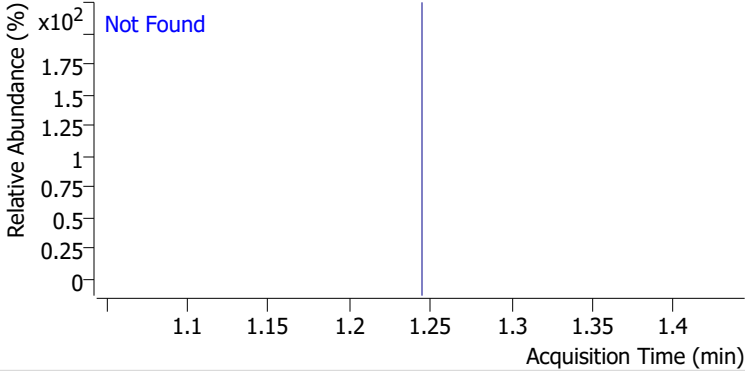
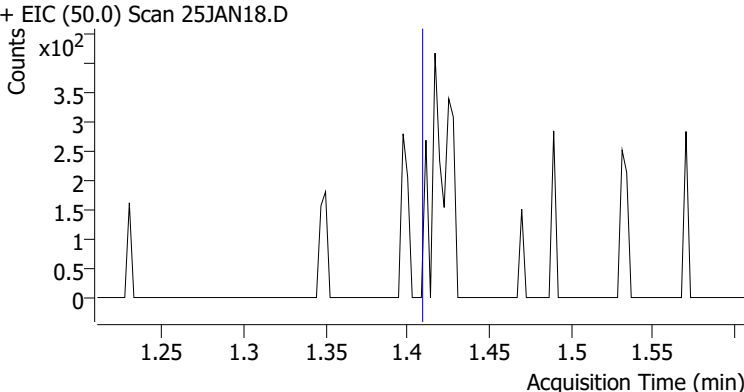
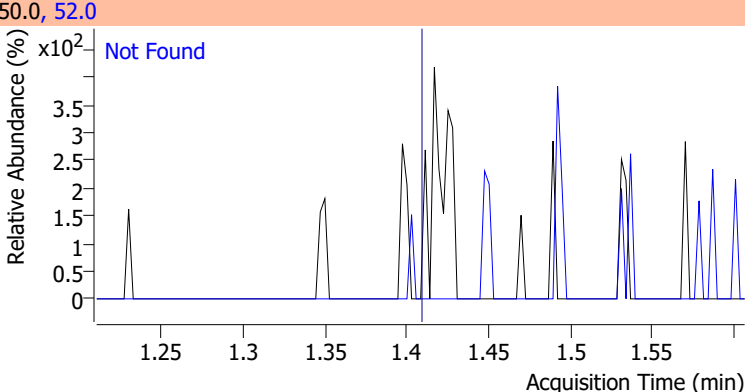
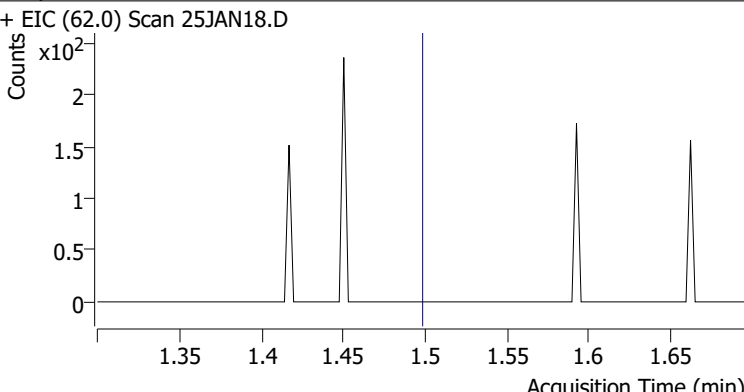
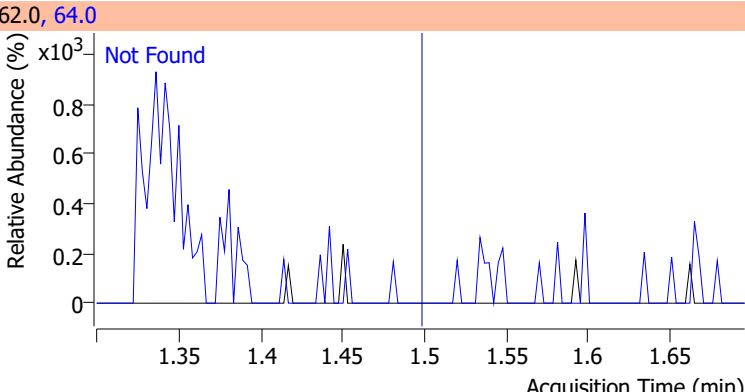
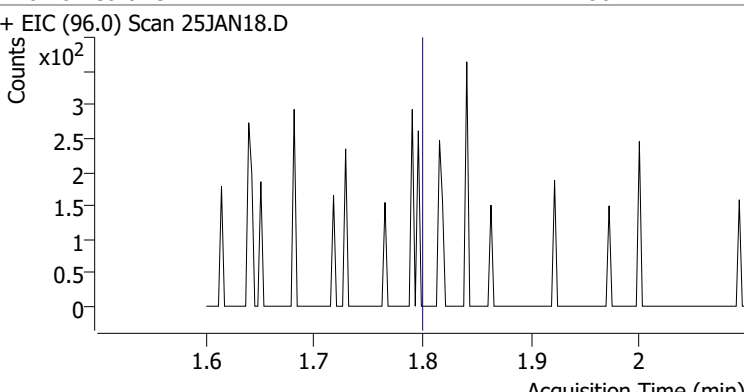
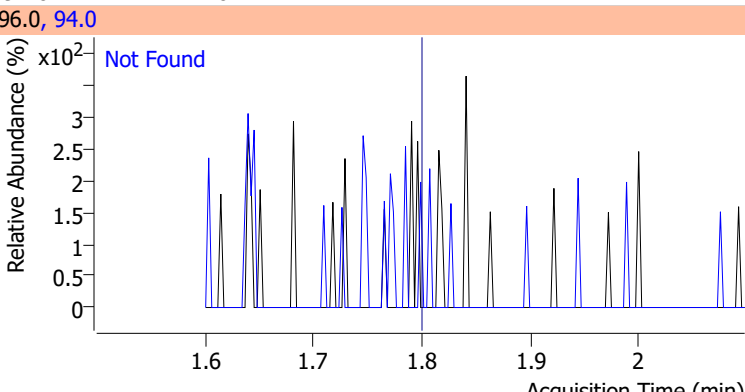
Compound	RT	QIon	Resp.	Conc.	Units	Dev(Min)
Internal Standards						
M Fluorobenzene	6.620	96.0	801657	250.0000	ng	0.000
M Chlorobenzene-d5	9.774	82.0	313030	250.0000	ng	0.000
M 1,4-Dichlorobenzene-d4	12.100	152.0	239202	250.0000	ng	0.000
System Monitoring Compounds						
S Dibromofluoromethane	5.848	113.0	211862	272.8525	ng	-0.003
Spiked Amount: 250.000	Range: 80.0 - 119.0%			Recovery = 109.14%		
S 1,2-Dichloroethane-d4	6.230	67.0	94839	282.7513	ng	0.000
Spiked Amount: 250.000	Range: 81.0 - 118.0%			Recovery = 113.10%		
S Toluene-d8	8.319	98.0	794461	260.1456	ng	0.000
Spiked Amount: 250.000	Range: 89.0 - 112.0%			Recovery = 104.06%		
S p-Bromofluorobenzene	10.951	95.0	234361	265.3576	ng	0.003
Spiked Amount: 250.000	Range: 85.0 - 114.0%			Recovery = 106.14%		
Target Compounds						
T Dichlorodifluoromethane	0.000		0	N.D.		
T Chloromethane	0.000		0	N.D.		
T Vinyl chloride	0.000		0	N.D.		
T Bromomethane	0.000		0	N.D.		
T Chloroethane	0.000		0	N.D.		
T Trichlorofluoromethane	0.000		0	N.D.		
T 1,1-Dichloroethene	0.000		0	N.D.		
T Methylene chloride	3.324	49.0	2187	1.8662	ng	m 93
T trans-1,2-Dichloroethene	0.000		0	N.D.		
T Methyl tert-butyl ether (MTBE)	0.000		0	N.D.		
T 1,1-Dichloroethane	0.000		0	N.D.		
T 2,2-Dichloropropane	0.000		0	N.D.		
T cis-1,2-Dichloroethene	0.000		0	N.D.		
T Methyl ethyl ketone	0.000		0	N.D.		
T Bromochloromethane	0.000		0	N.D.		
T Chloroform	5.653	83.0	62394	40.1008	ng	100

Quantitation Results Report (QT Reviewed)

Compound	RT	QIon	Resp.	Conc.	Units	Dev(Min)
T 1,1,1-Trichloroethane	0.000		0	N.D.		
T Carbon tetrachloride	0.000		0	N.D.		
T 1,1-Dichloropropene	0.000		0	N.D.		
T Benzene	0.000		0	N.D.		
T 1,2-Dichloroethane	0.000		0	N.D.		
T Trichloroethene	0.000		0	N.D.		
T 1,2-Dichloropropane	0.000		0	N.D.		
T Dibromomethane	0.000		0	N.D.		
T Bromodichloromethane	0.000		0	N.D.		
T cis-1,3-Dichloropropene	0.000		0	N.D.		
T Toluene	8.388	92.0	3523	1.7307	ng	93
T trans-1,3-Dichloropropene	0.000		0	N.D.		
T 1,1,2-Trichloroethane	0.000		0	N.D.		
T Tetrachloroethene	0.000		0	N.D.		
T 1,3-Dichloropropane	0.000		0	N.D.		
T Chlorodibromomethane	0.000		0	N.D.		
T 1,2-Dibromoethane	0.000		0	N.D.		
T Chlorobenzene	0.000		0	N.D.		
T 1,1,1,2-Tetrachloroethane	0.000		0	N.D.		
T Ethylbenzene	9.925	91.0	195	0.6477	ng m	75
T m+p-Xylenes	10.028	106.0	0		ng md	1
T o-Xylene	0.000		0	N.D.		
T Styrene	0.000		0	N.D.		
T Bromoform	0.000		0	N.D.		
T Bromobenzene	0.000		0	N.D.		
T 1,1,2,2-Tetrachloroethane	0.000		0	N.D.		
T 1,2,3-Trichloropropane	0.000		0	N.D.		
T 2-Chlorotoluene	0.000		0	N.D.		
T 4-Chlorotoluene	0.000		0	N.D.		
T 1,3-Dichlorobenzene	0.000		0	N.D.		
T 1,4-Dichlorobenzene	0.000		0	N.D.		
T 1,2-Dichlorobenzene	0.000		0	N.D.		

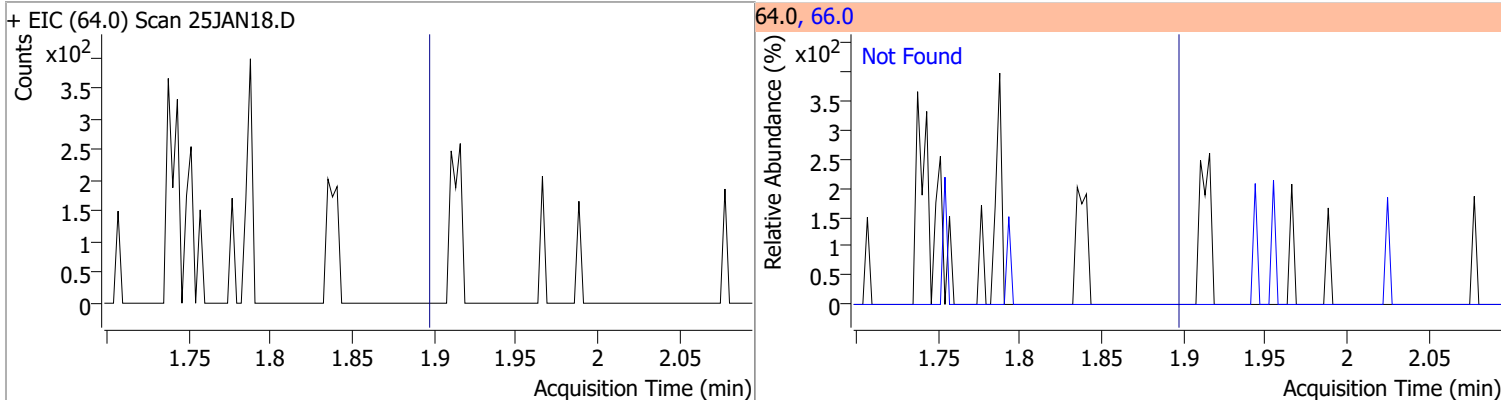
(#) = Qualifier Out of Range; (m) = Manual Integration; (+) = Area Summed; (*) = Surrogate Percent Recovery Out of Range; (d): Zeroed Peak

Quantitation Results Report (QT Reviewed)

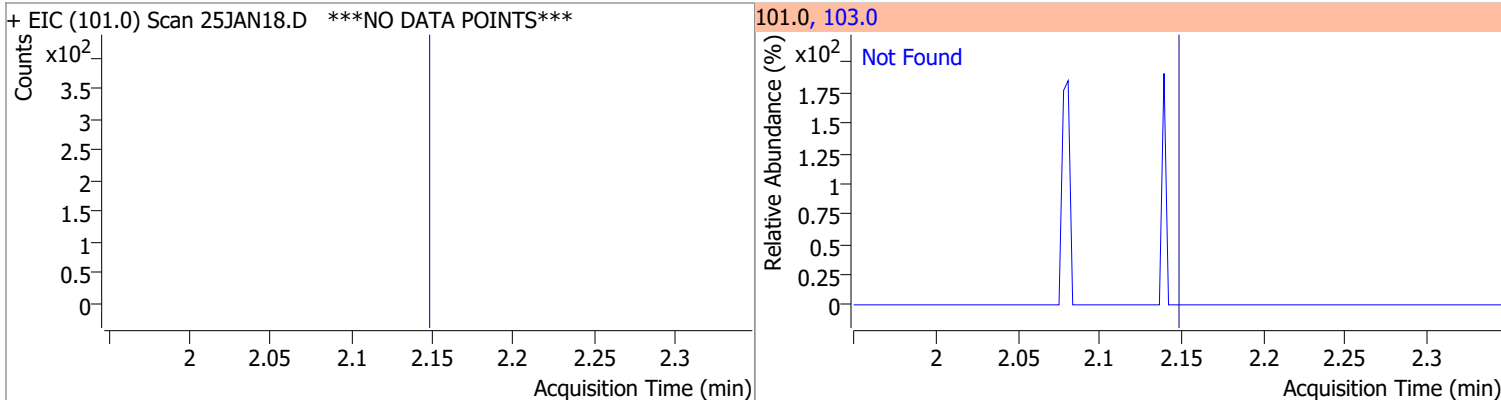
Compound	Conc.	Exp RT	QIon	Exp Ratio
Dichlorodifluoromethane	N.D.	1.24	87.0	31.8
+ EIC (85.0) Scan 25JAN18.D ***NO DATA POINTS***			85.0, 87.0	
				
Chloromethane	N.D.	1.41	52.0	32.4
+ EIC (50.0) Scan 25JAN18.D			50.0, 52.0	
				
Vinyl chloride	N.D.	1.50	64.0	31.3
+ EIC (62.0) Scan 25JAN18.D			62.0, 64.0	
				
Bromomethane	N.D.	1.80	94.0	110.1
+ EIC (96.0) Scan 25JAN18.D			96.0, 94.0	
				

Quantitation Results Report (QT Reviewed)

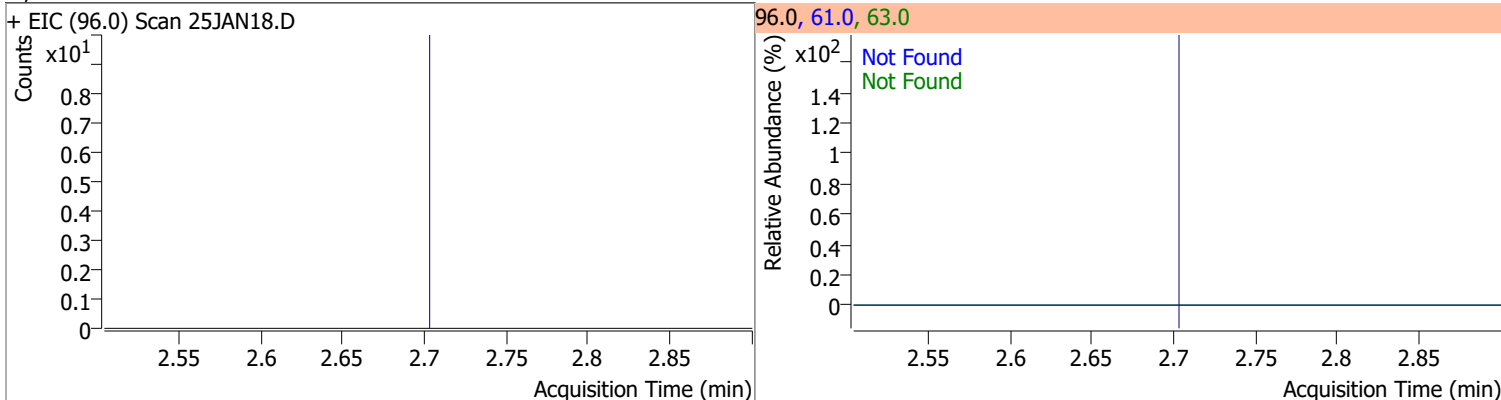
Compound	Conc.	Exp RT	QIon	Exp Ratio
Chloroethane	N.D.	1.90	66.0	30.0



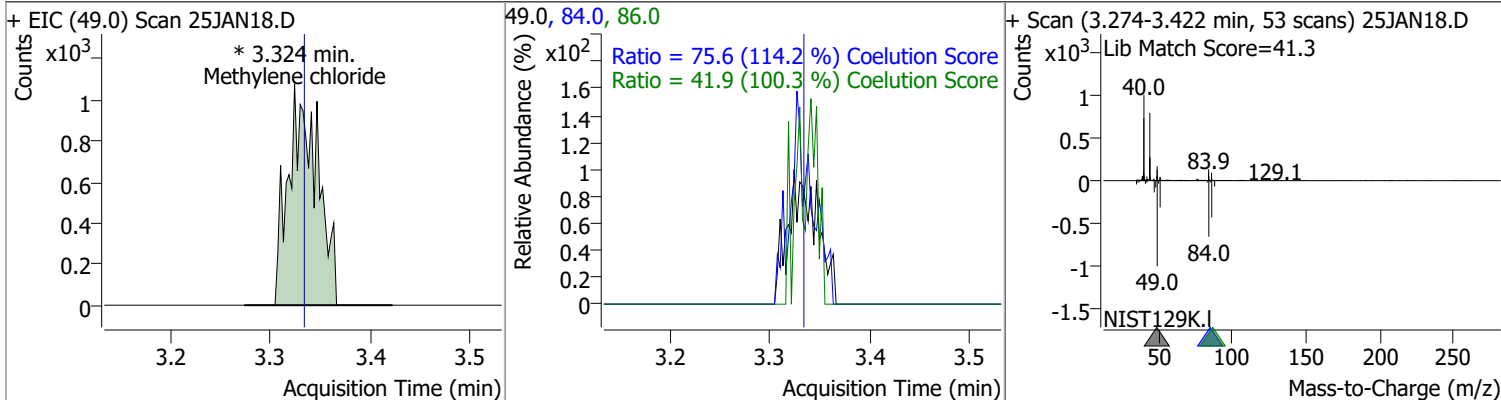
Compound	Conc.	Exp RT	QIon	Exp Ratio
Trichlorofluoromethane	N.D.	2.15	103.0	65.0



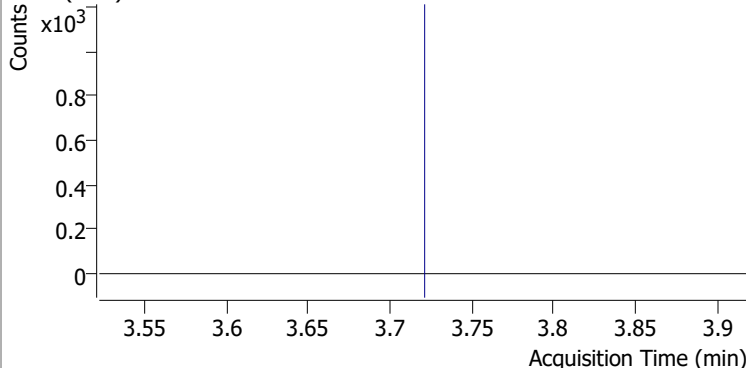
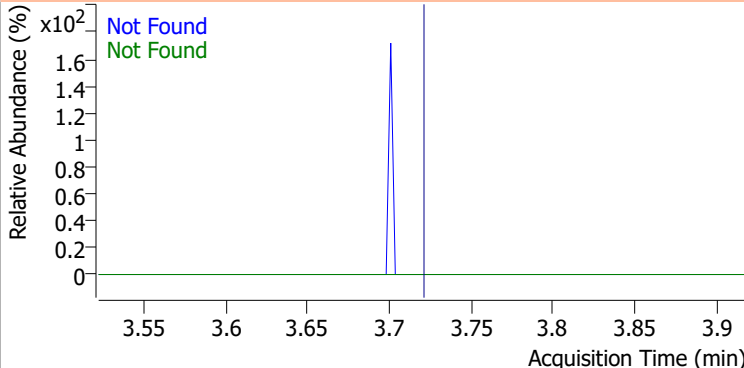
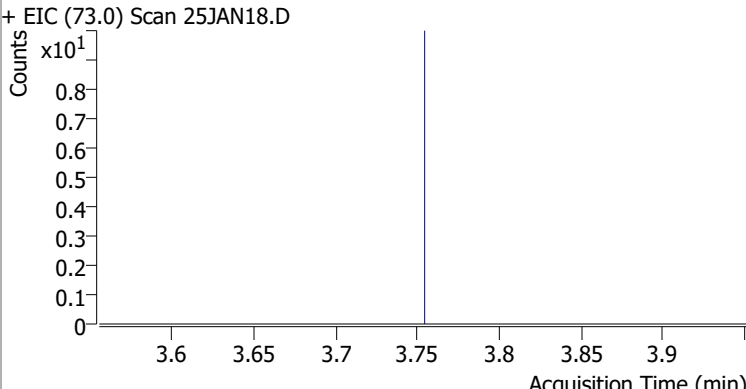
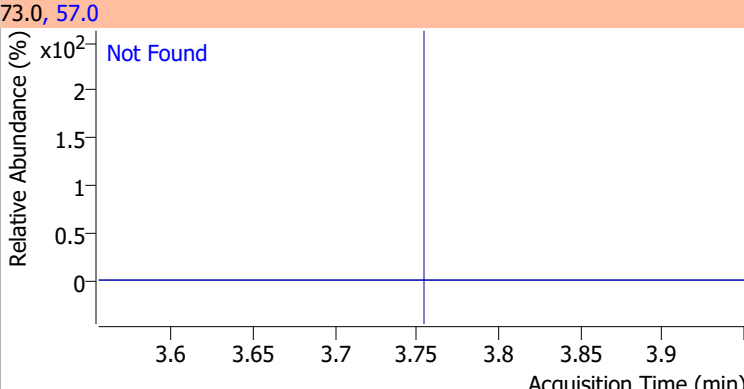
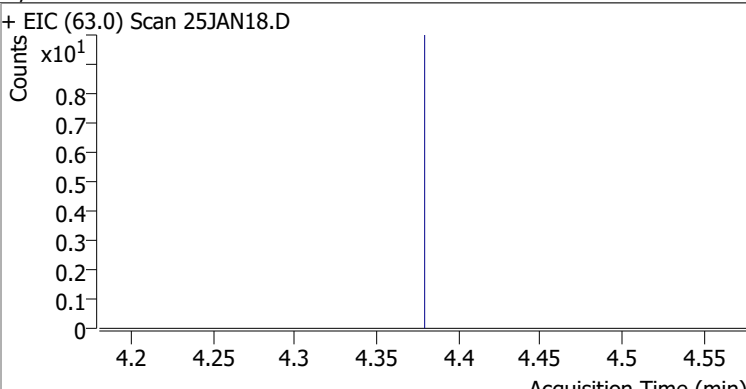
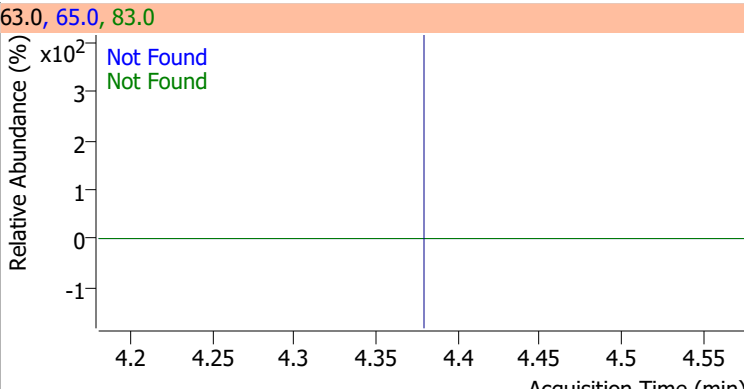
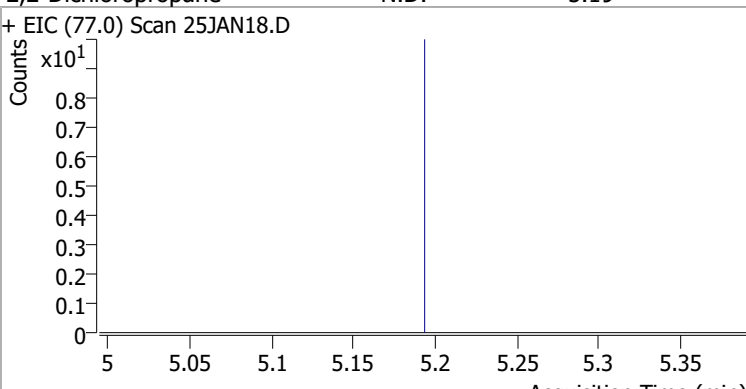
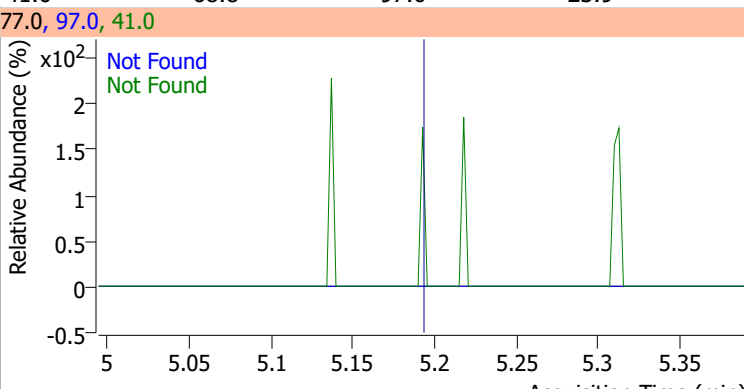
Compound	Conc.	Exp RT	QIon	Exp Ratio	QIon	Exp Ratio
1,1-Dichloroethene	N.D.	2.70	61.0	179.9	63.0	57.0



Compound	Conc.	RT	Dev(Min)	Resp.	QIon	QRatio	Lower	Upper
Methylene chloride	1.8662	3.32	-0.01	2187 (m)	84.0	75.6	36.1	96.1
					86.0	41.9	11.8	71.8

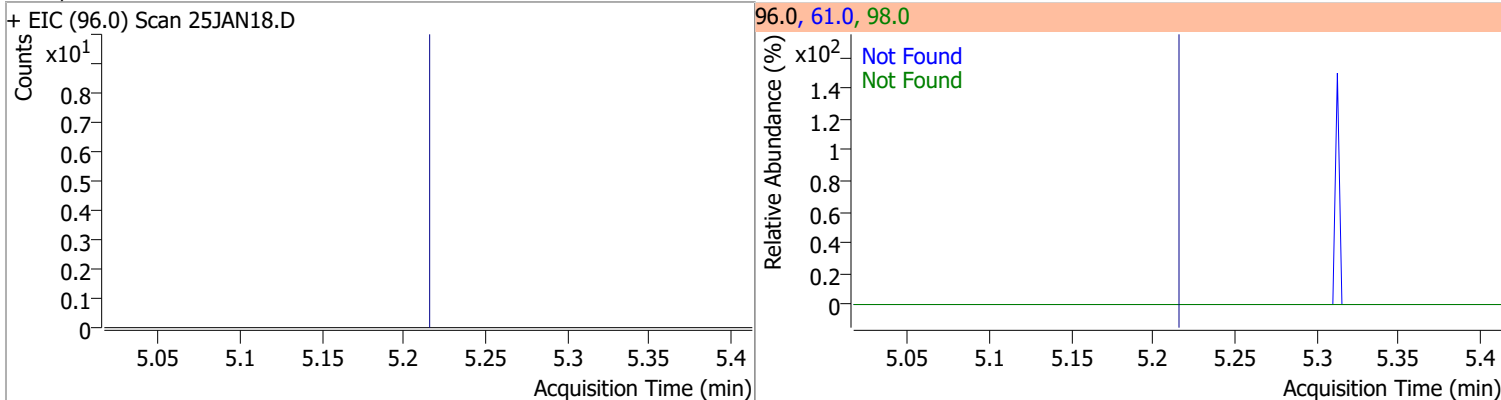


Quantitation Results Report (QT Reviewed)

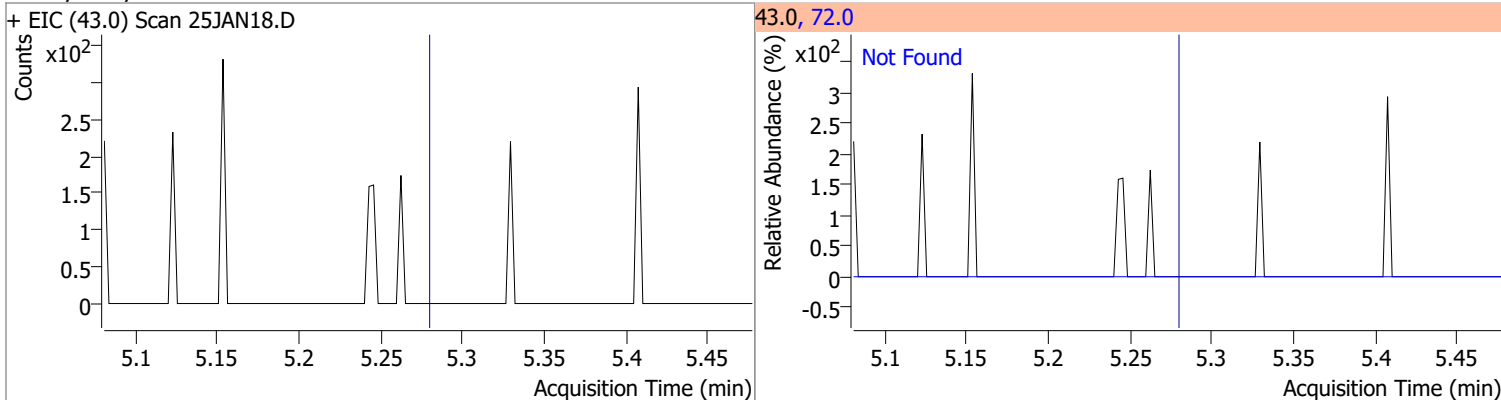
Compound	Conc.	Exp RT	QIon	Exp Ratio	QIon	Exp Ratio
trans-1,2-Dichloroethene	N.D.	3.72	61.0	154.8	98.0	62.1
+ EIC (96.0) Scan 25JAN18.D			96.0, 61.0, 98.0			
						
Methyl tert-butyl ether (MTBE)	N.D.	3.75	57.0	24.6		
+ EIC (73.0) Scan 25JAN18.D			73.0, 57.0			
						
1,1-Dichloroethane	N.D.	4.38	65.0	31.0	83.0	12.7
+ EIC (63.0) Scan 25JAN18.D			63.0, 65.0, 83.0			
						
2,2-Dichloropropane	N.D.	5.19	41.0	68.8	97.0	23.9
+ EIC (77.0) Scan 25JAN18.D			77.0, 97.0, 41.0			
						

Quantitation Results Report (QT Reviewed)

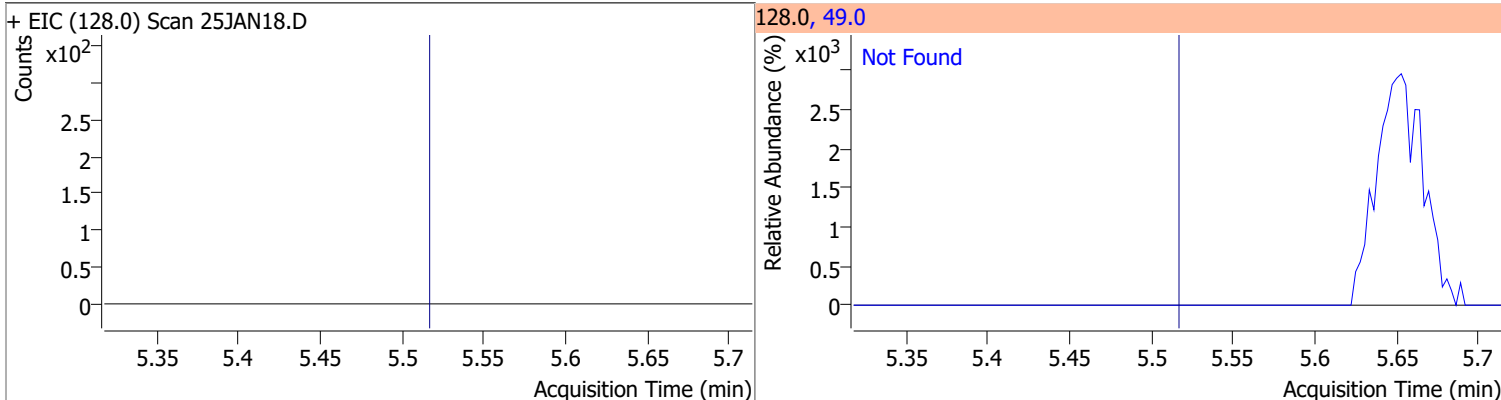
Compound	Conc.	Exp RT	QIon	Exp Ratio	QIon	Exp Ratio
cis-1,2-Dichloroethene	N.D.	5.21	61.0	160.4	98.0	66.2



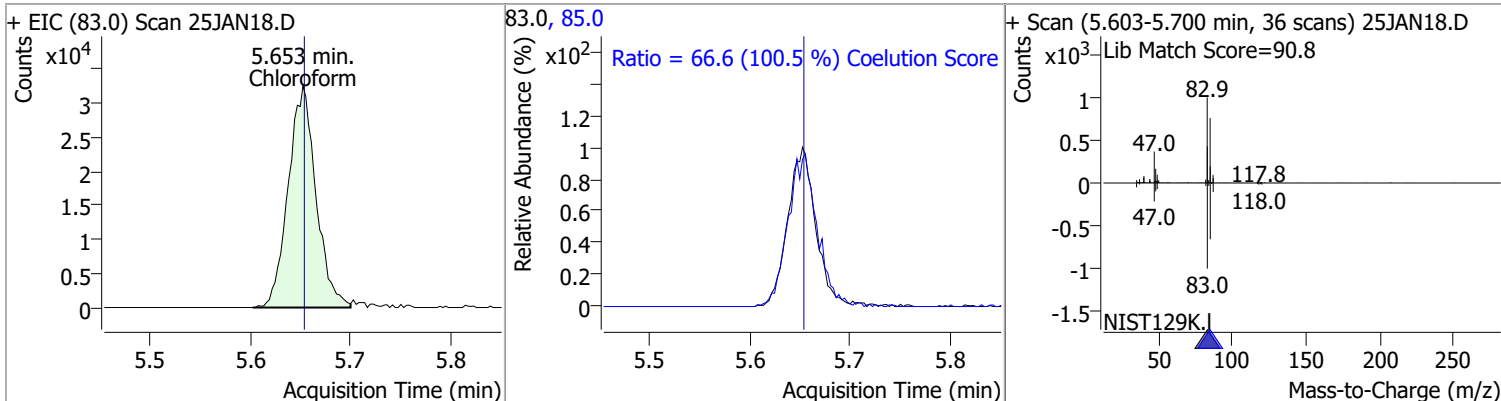
Compound	Conc.	Exp RT	QIon	Exp Ratio
Methyl ethyl ketone	N.D.	5.28	72.0	20.6



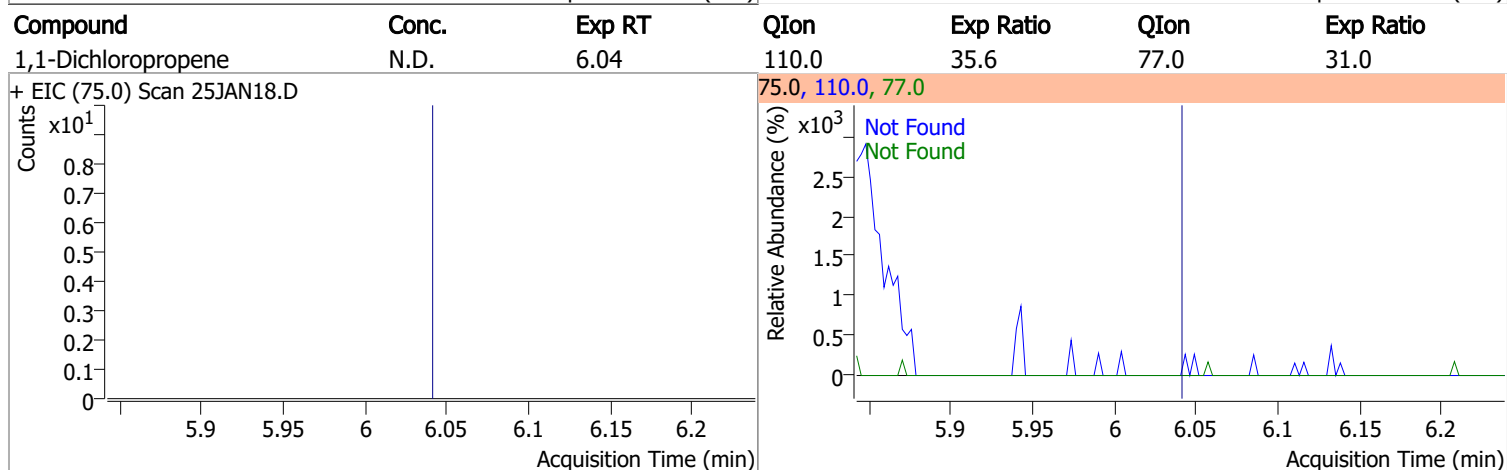
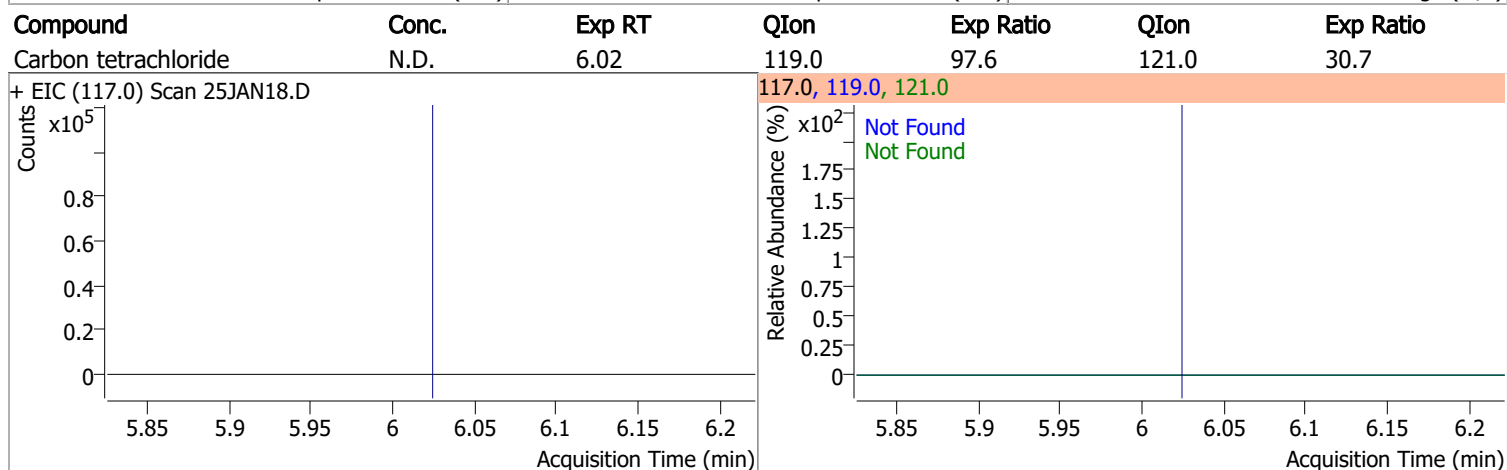
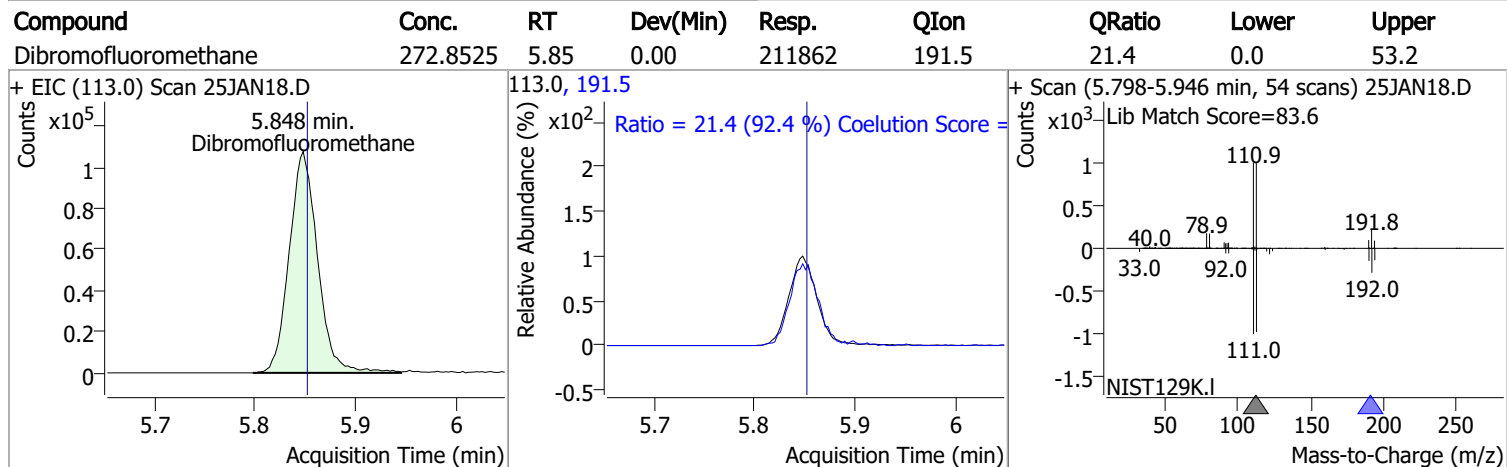
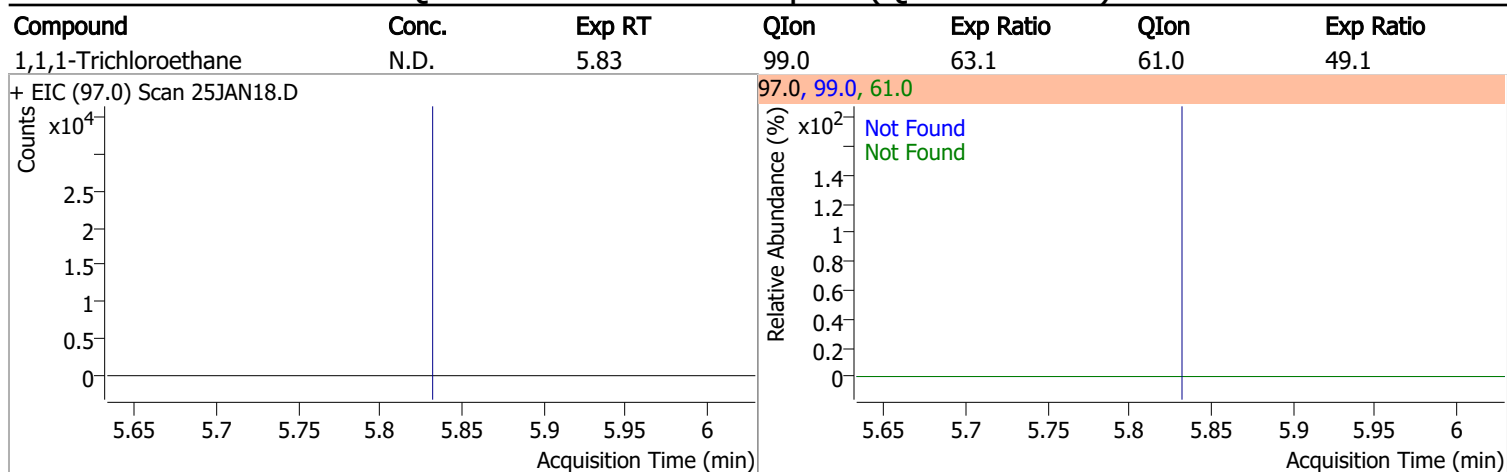
Compound	Conc.	Exp RT	QIon	Exp Ratio
Bromochloromethane	N.D.	5.52	49.0	182.2



Compound	Conc.	RT	Dev(Min)	Resp.	QIon	QRatio	Lower	Upper
Chloroform	40.1008	5.65	0.00	62394	85.0	66.6	36.2	96.2

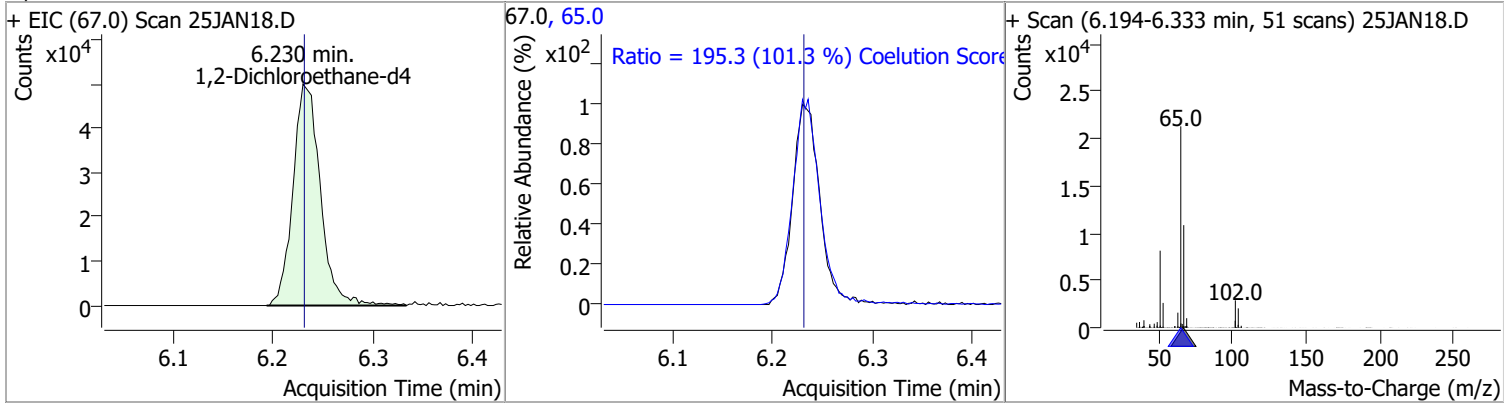


Quantitation Results Report (QT Reviewed)

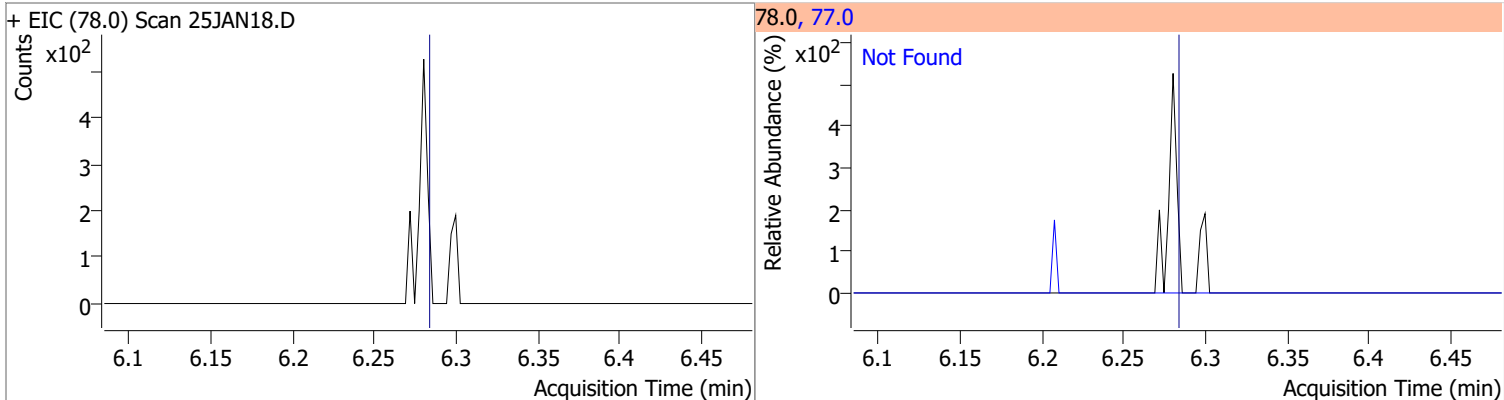


Quantitation Results Report (QT Reviewed)

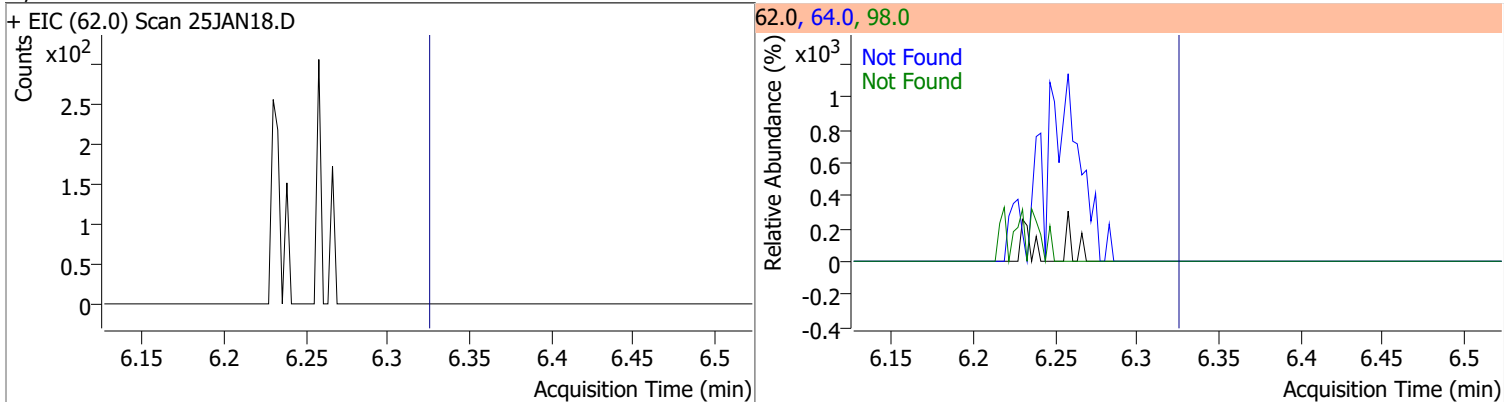
Compound	Conc.	RT	Dev(Min)	Resp.	QIon	QRatio	Lower	Upper
1,2-Dichloroethane-d4	282.7513	6.23	0.00	94839	65.0	195.3	162.8	222.8



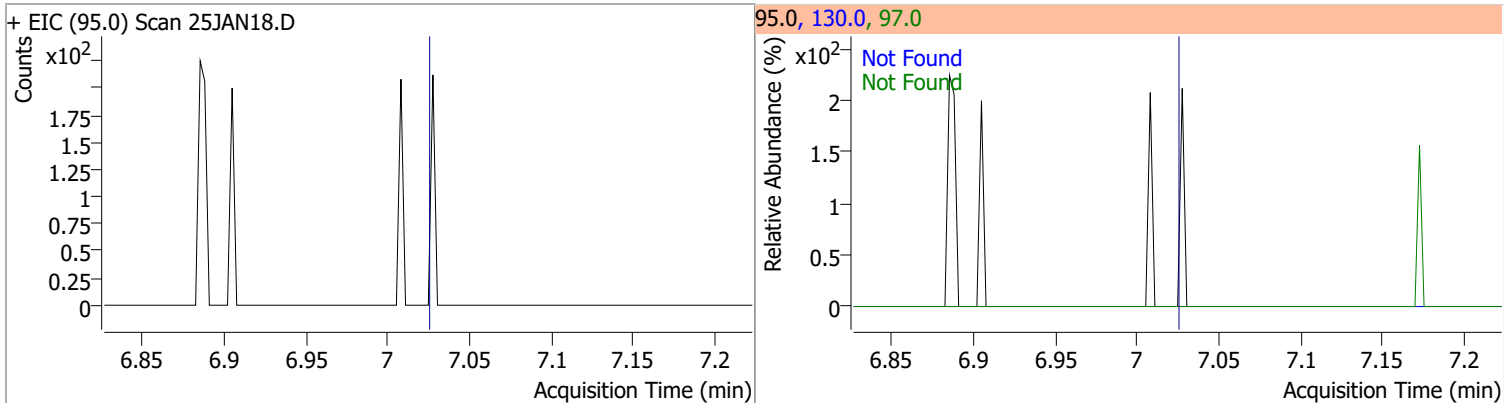
Compound	Conc.	Exp RT	QIon	Exp Ratio
Benzene	N.D.	6.28	77.0	23.3



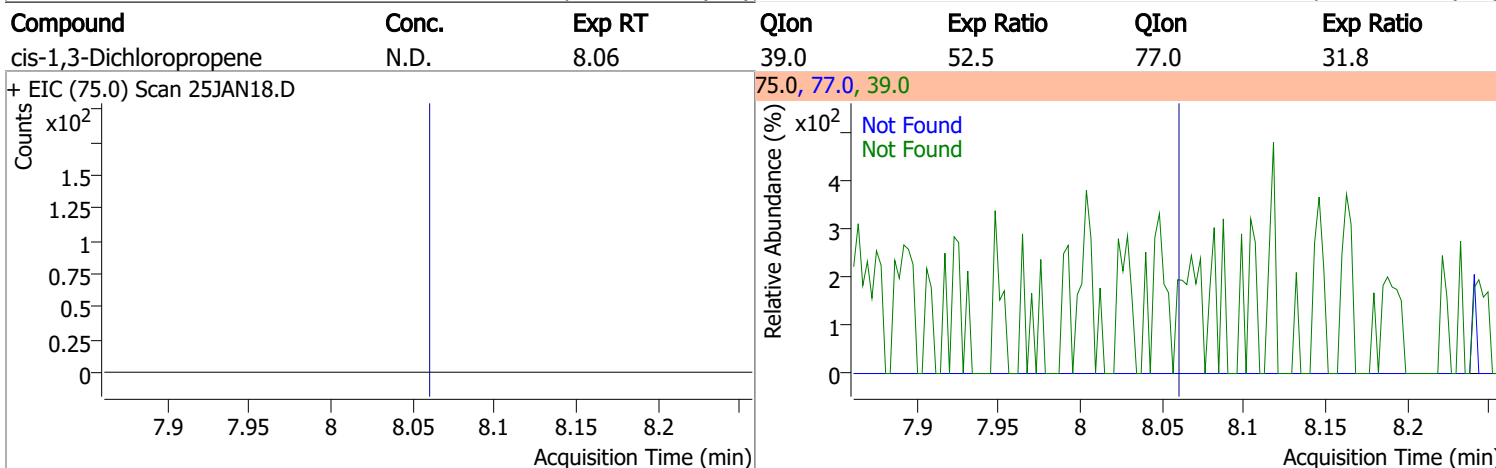
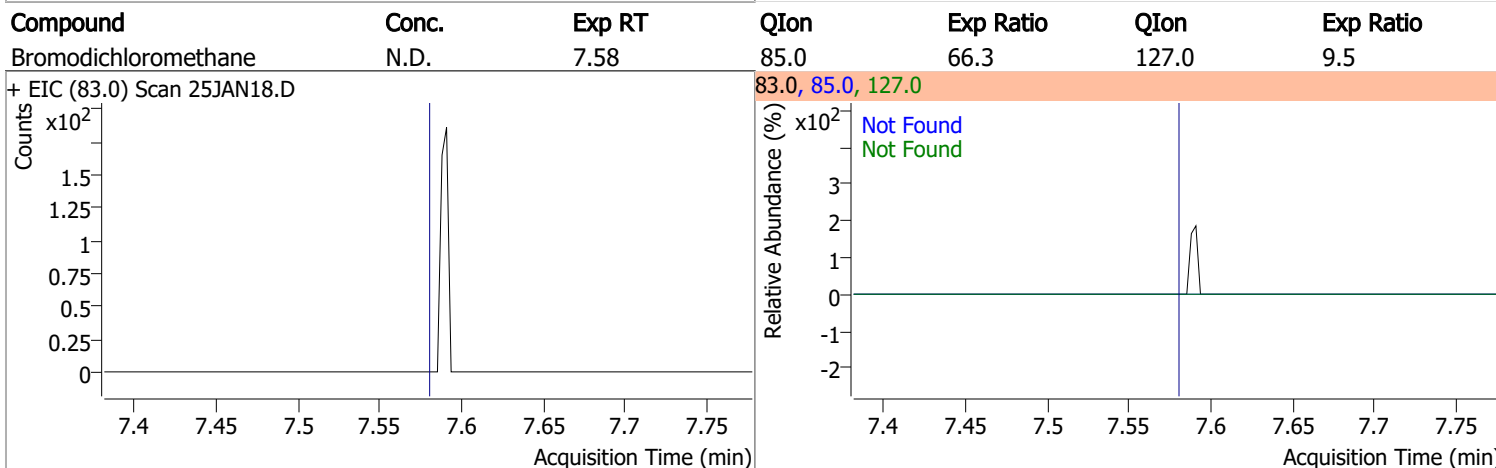
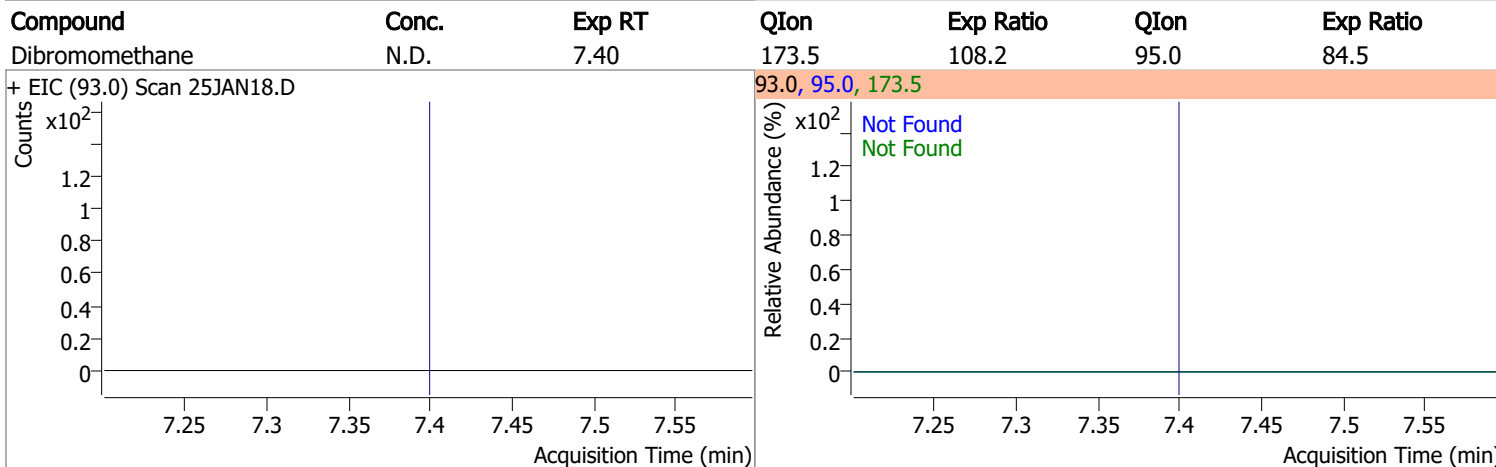
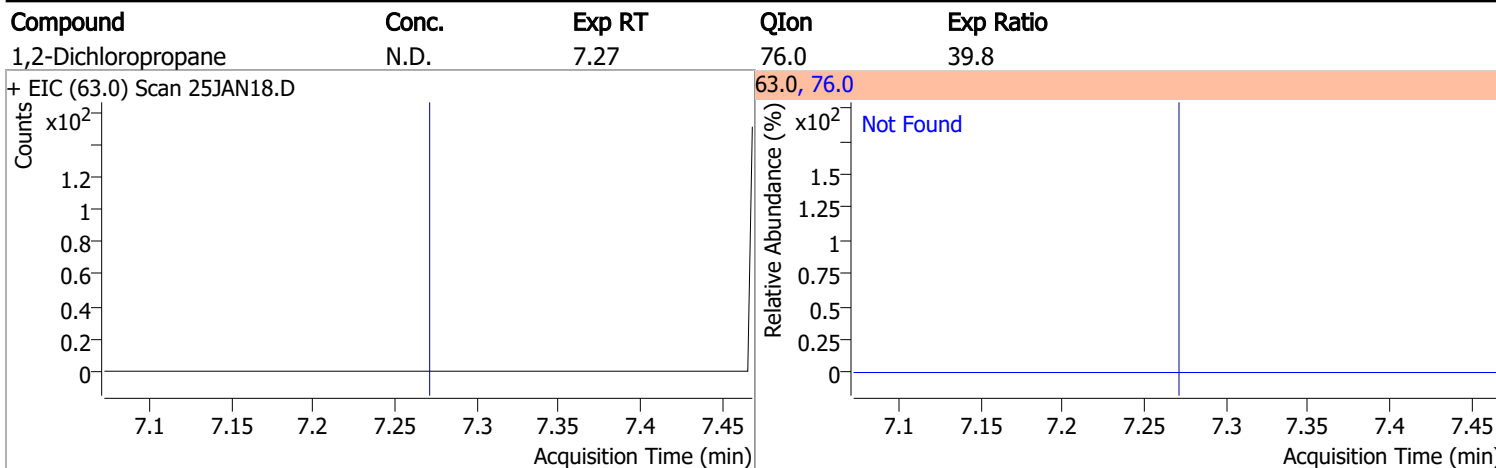
Compound	Conc.	Exp RT	QIon	Exp Ratio	QIon	Exp Ratio
1,2-Dichloroethane	N.D.	6.32	64.0	32.2	98.0	8.2



Compound	Conc.	Exp RT	QIon	Exp Ratio	QIon	Exp Ratio
Trichloroethene	N.D.	7.02	130.0	105.6	97.0	65.7

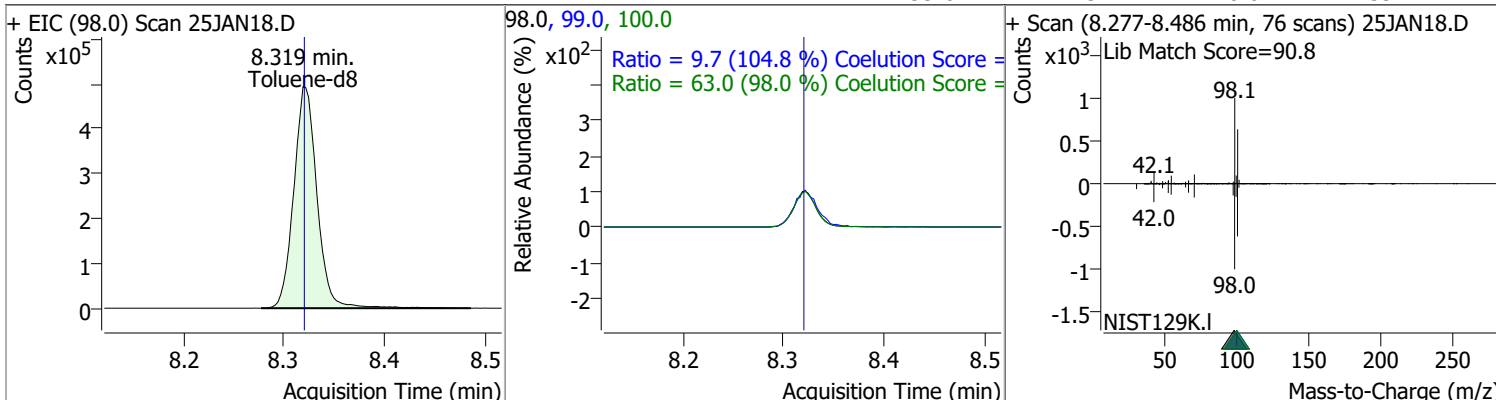


Quantitation Results Report (QT Reviewed)

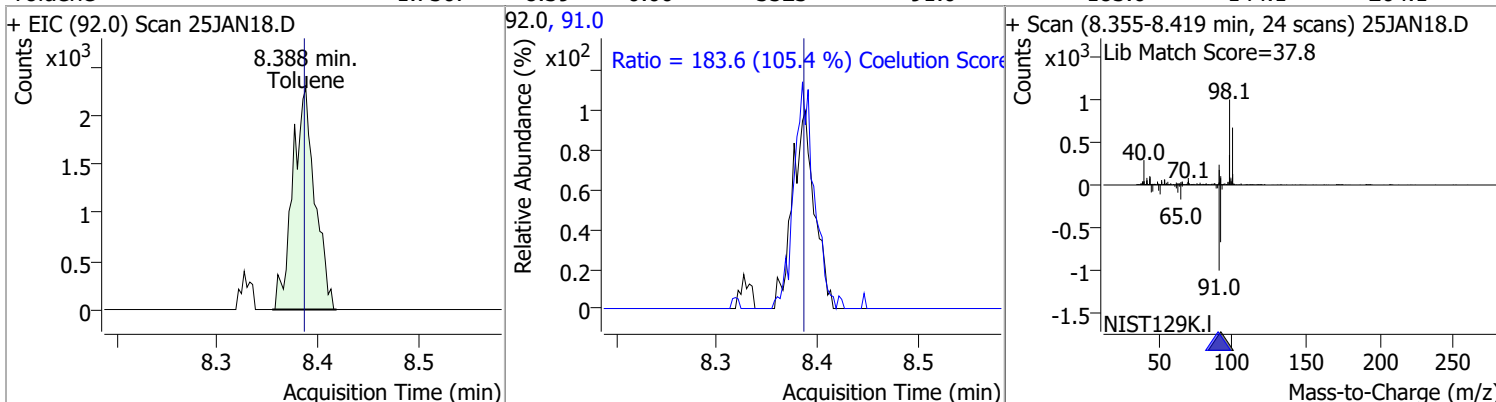


Quantitation Results Report (QT Reviewed)

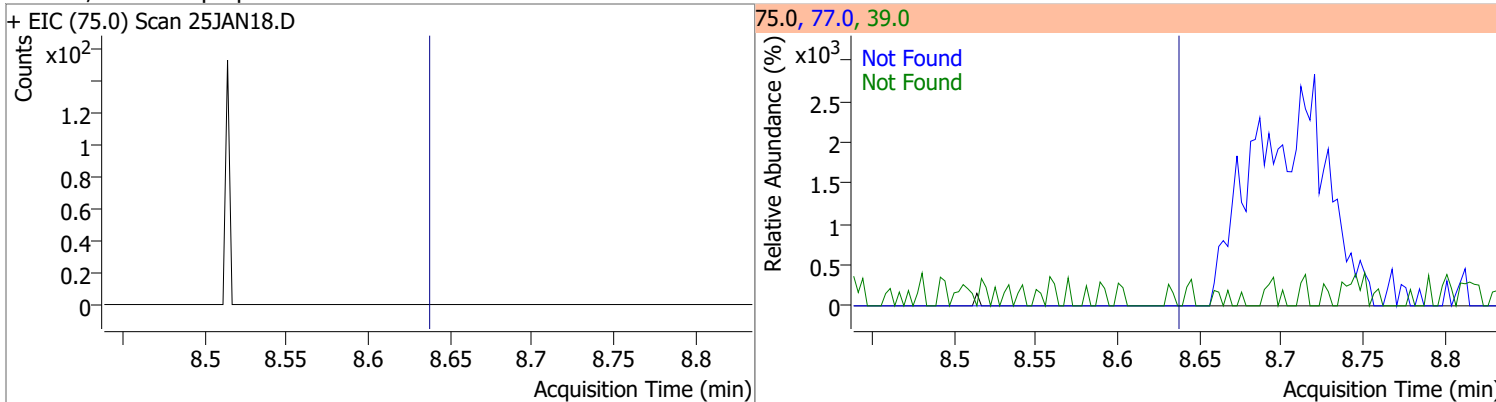
Compound	Conc.	RT	Dev(Min)	Resp.	QIon	QRatio	Lower	Upper
Toluene-d8	260.1456	8.32	0.00	794461	100.0	63.0	34.3	94.3
					99.0	9.7	0.0	39.2



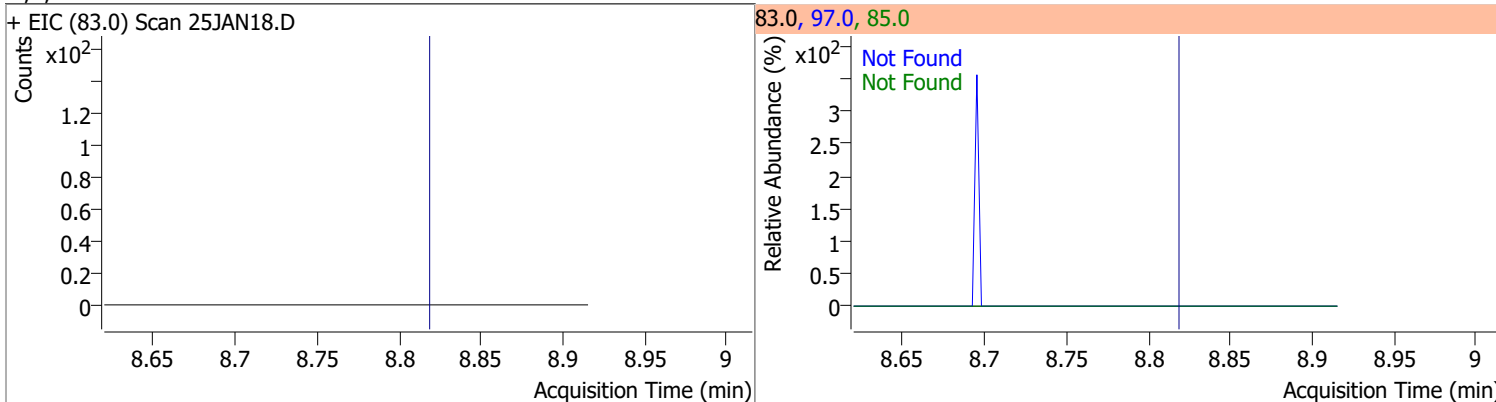
Compound	Conc.	RT	Dev(Min)	Resp.	QIon	QRatio	Lower	Upper
Toluene	1.7307	8.39	0.00	3523	91.0	183.6	144.1	204.1



Compound	Conc.	Exp RT	QIon	Exp Ratio	QIon	Exp Ratio
trans-1,3-Dichloropropene	N.D.	8.64	39.0	53.0	77.0	31.0

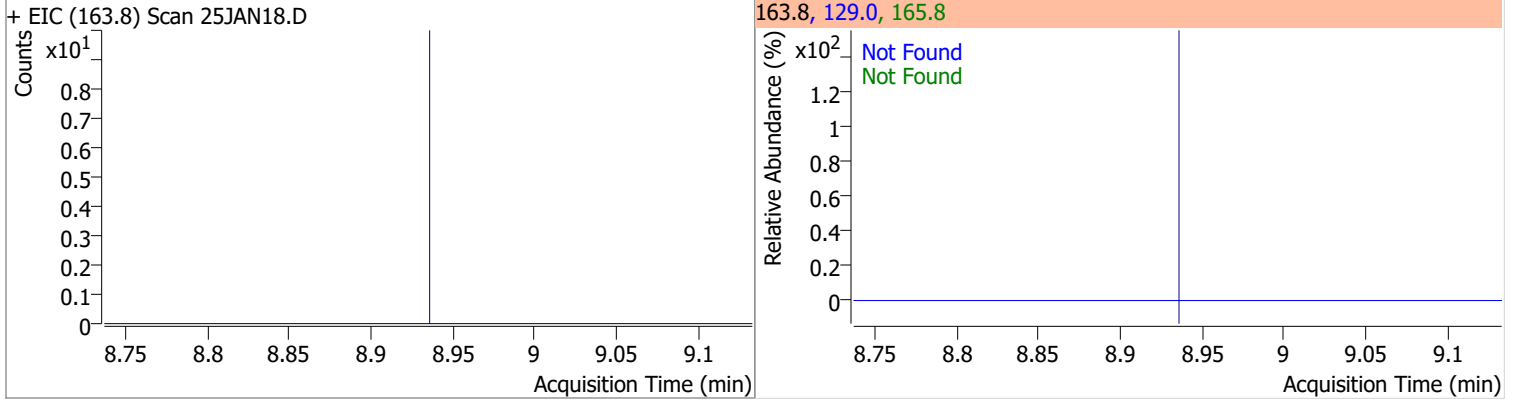


Compound	Conc.	Exp RT	QIon	Exp Ratio	QIon	Exp Ratio
1,1,2-Trichloroethane	N.D.	8.82	97.0	110.7	85.0	60.7

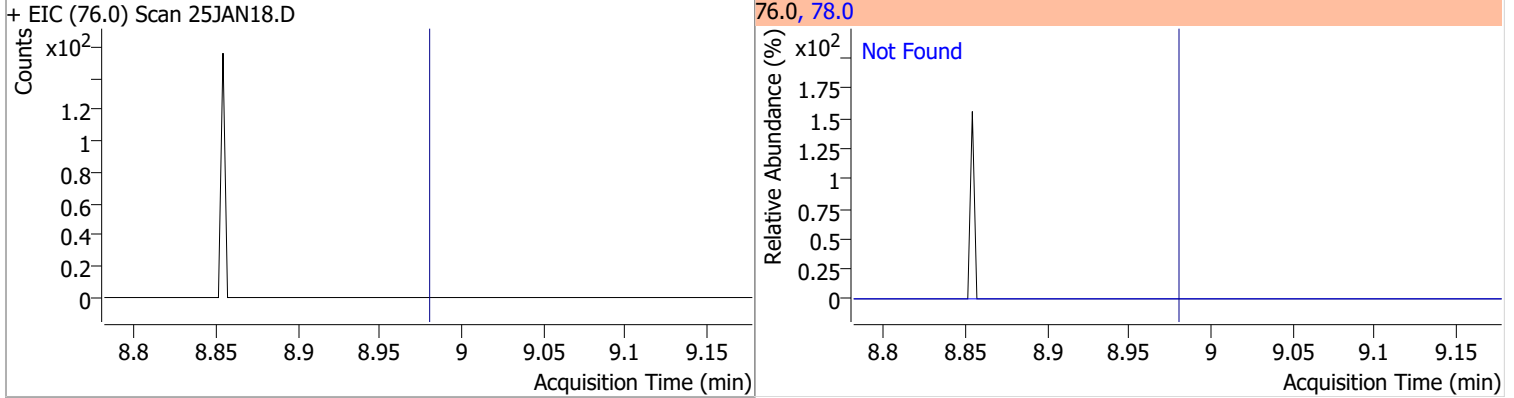


Quantitation Results Report (QT Reviewed)

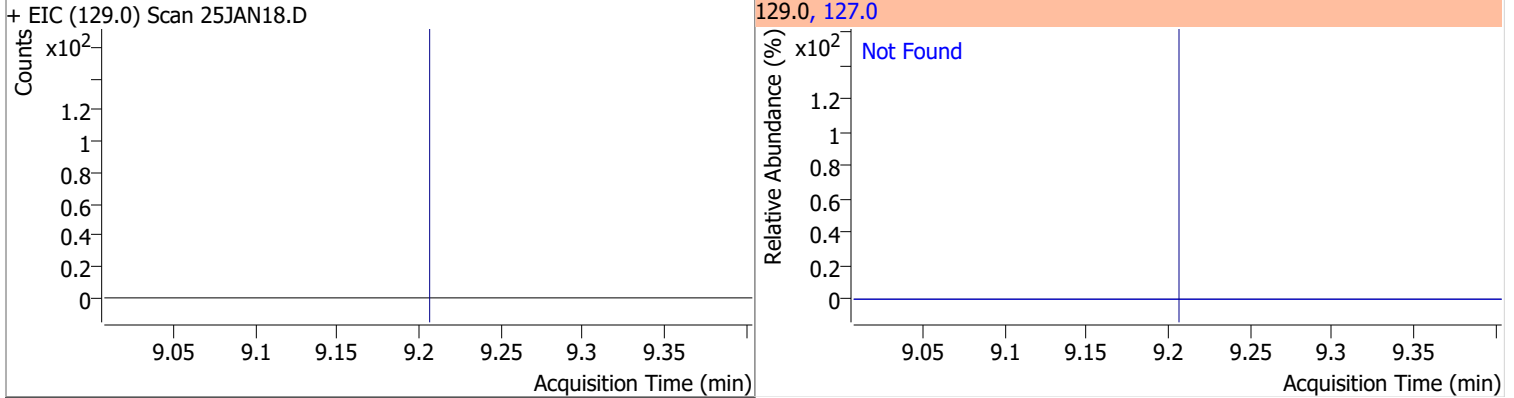
Compound	Conc.	Exp RT	QIon	Exp Ratio	QIon	Exp Ratio
Tetrachloroethene	N.D.	8.94	165.8	126.1	129.0	90.5



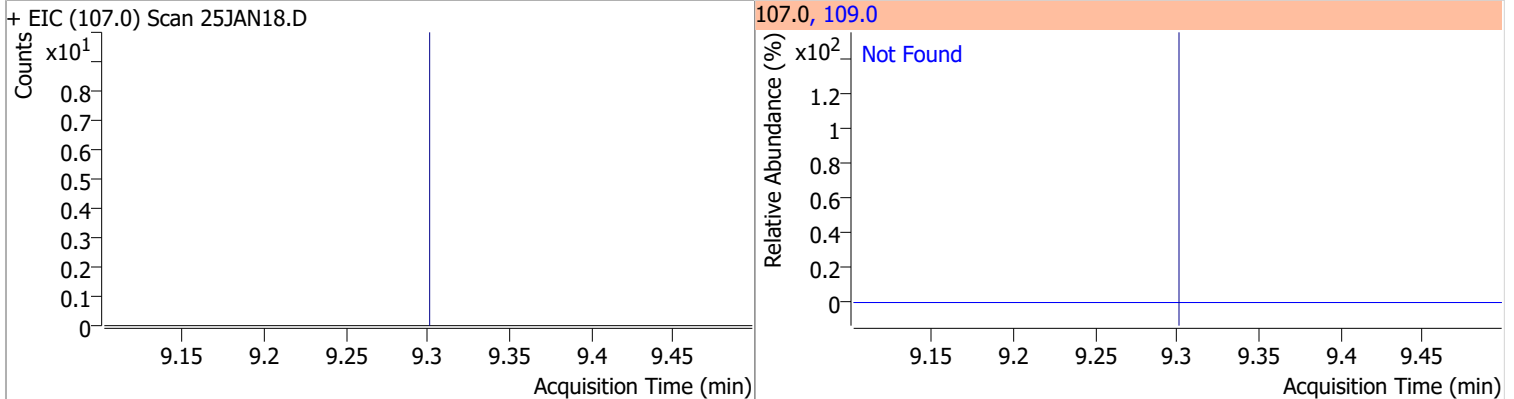
Compound	Conc.	Exp RT	QIon	Exp Ratio
1,3-Dichloropropane	N.D.	8.98	78.0	32.4



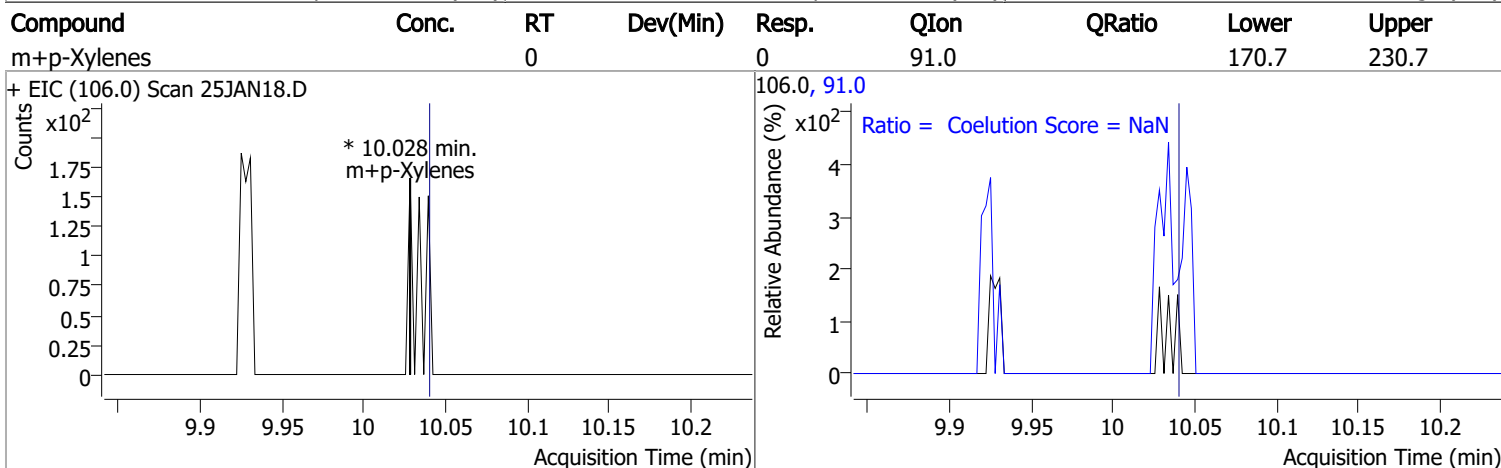
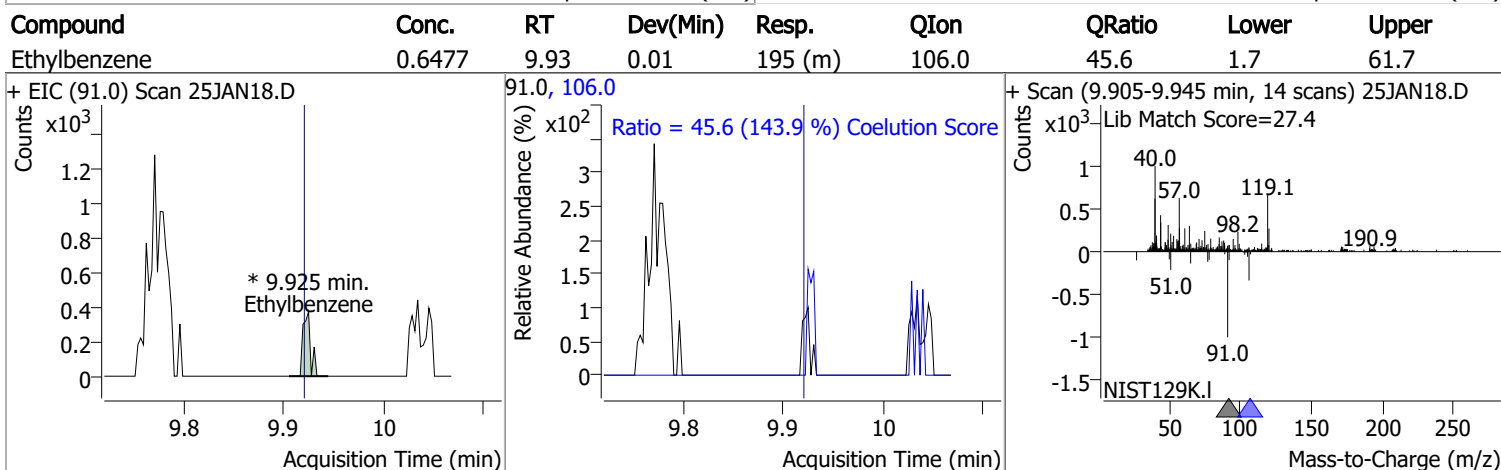
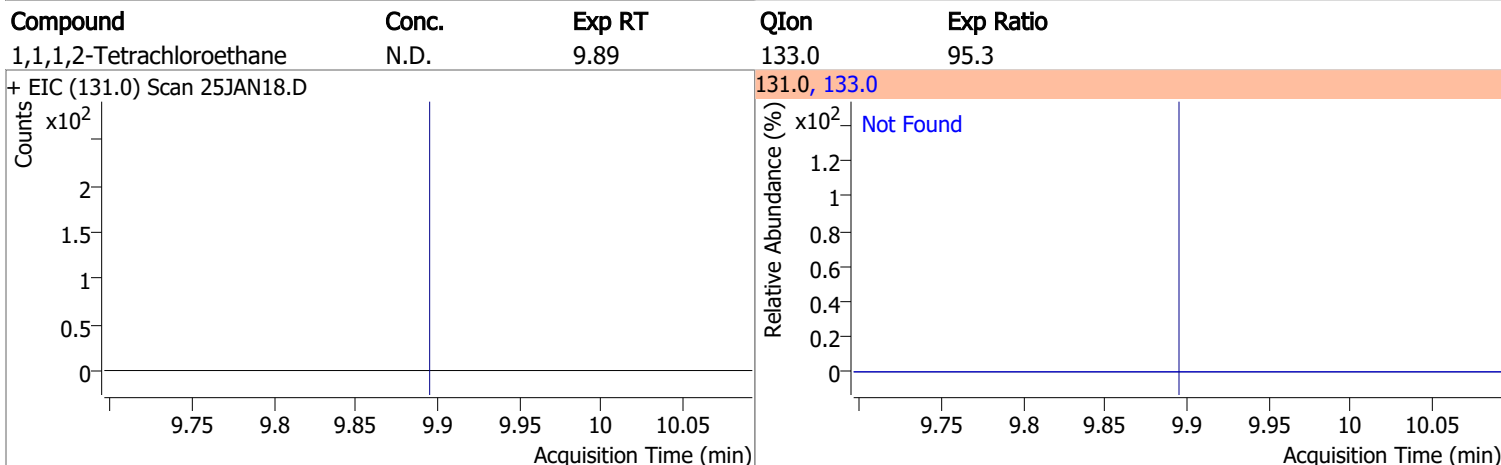
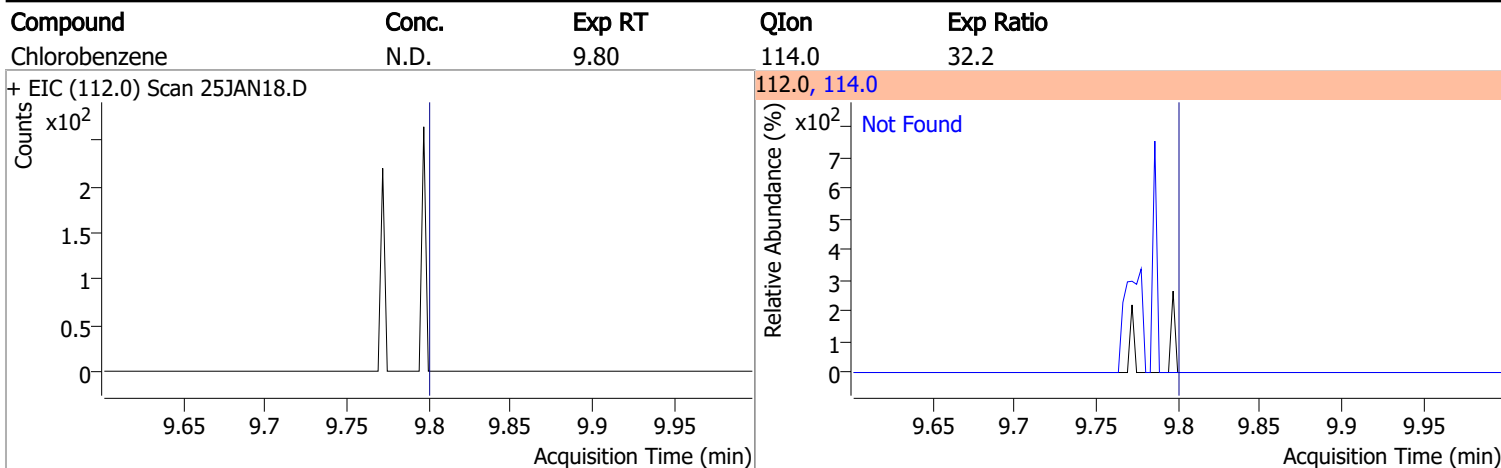
Compound	Conc.	Exp RT	QIon	Exp Ratio
Chlorodibromomethane	N.D.	9.21	127.0	77.2



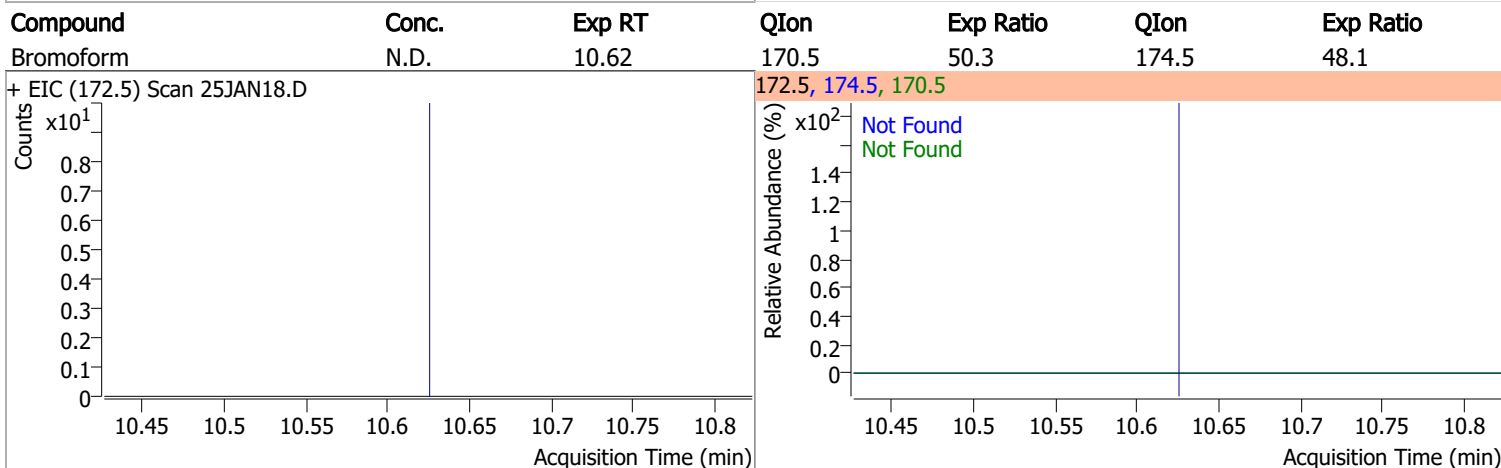
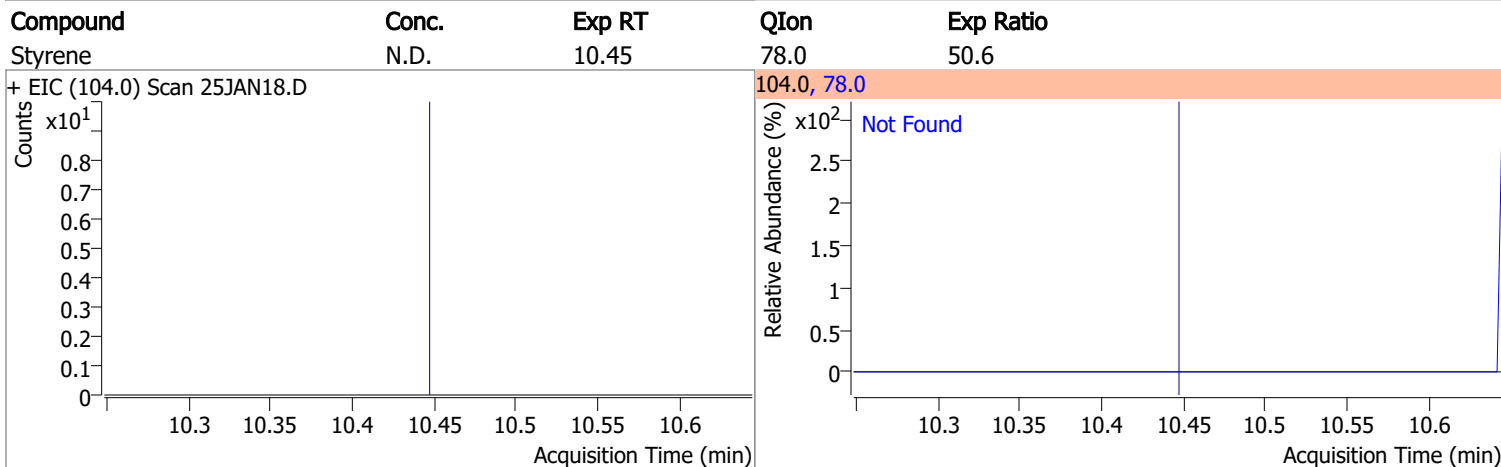
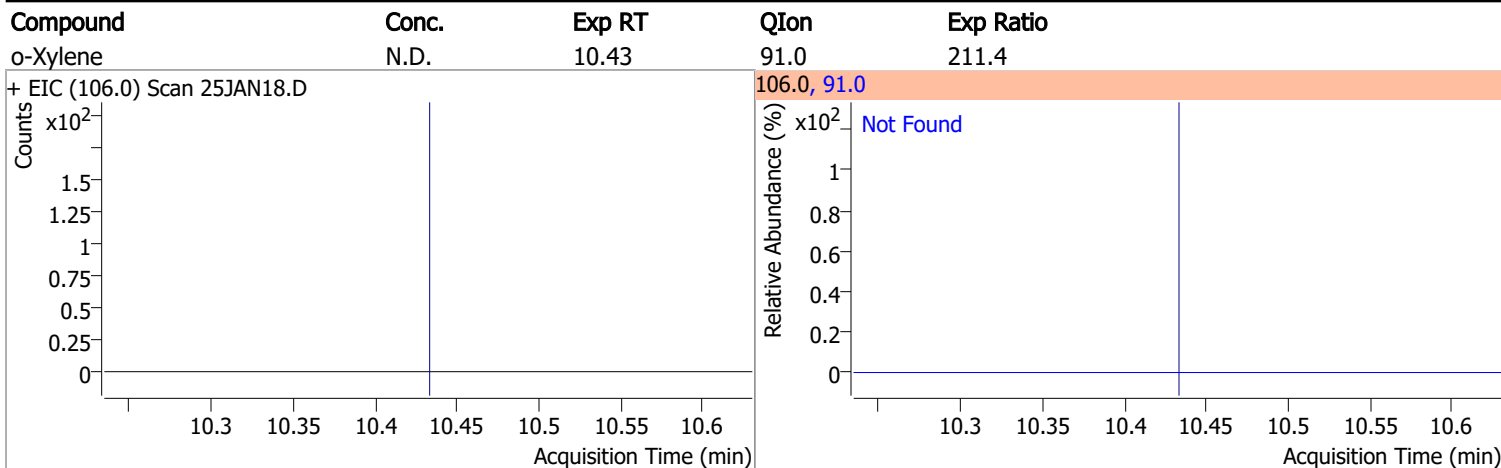
Compound	Conc.	Exp RT	QIon	Exp Ratio
1,2-Dibromoethane	N.D.	9.30	109.0	91.5



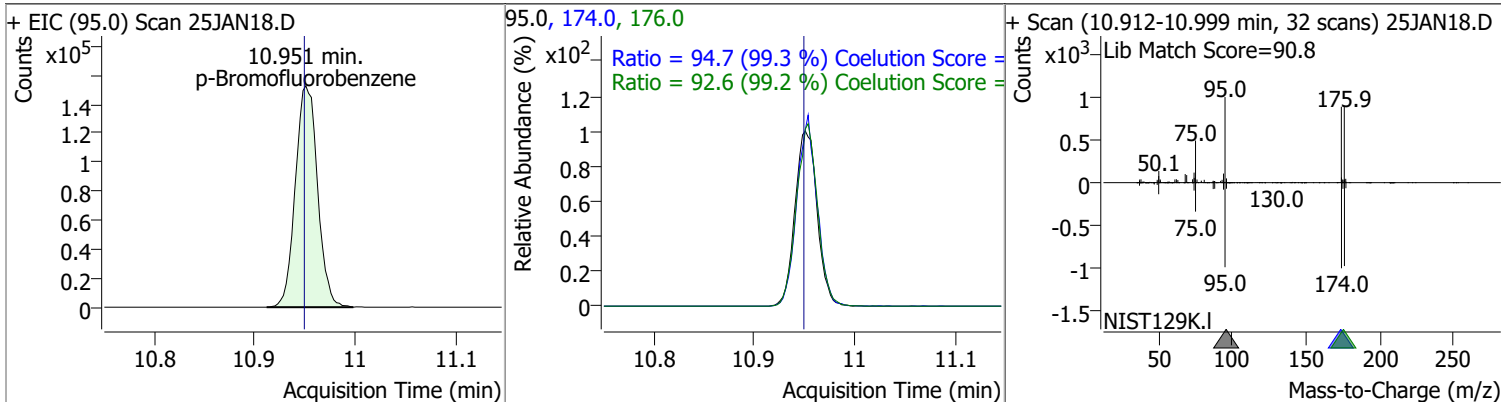
Quantitation Results Report (QT Reviewed)



Quantitation Results Report (QT Reviewed)



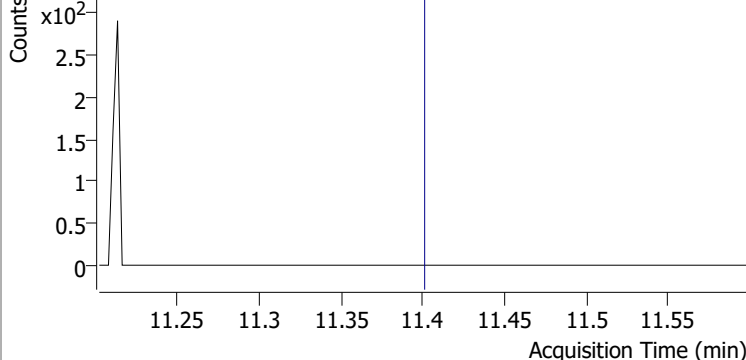
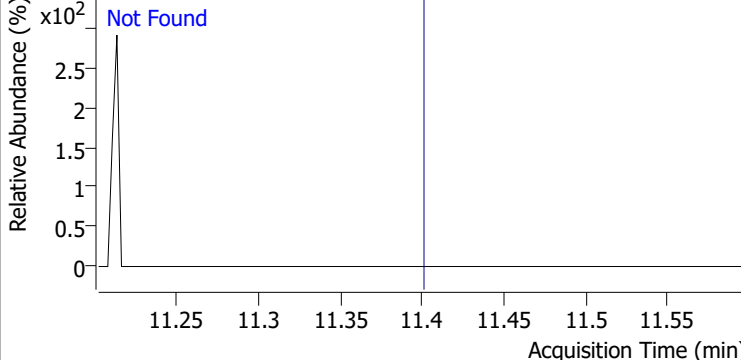
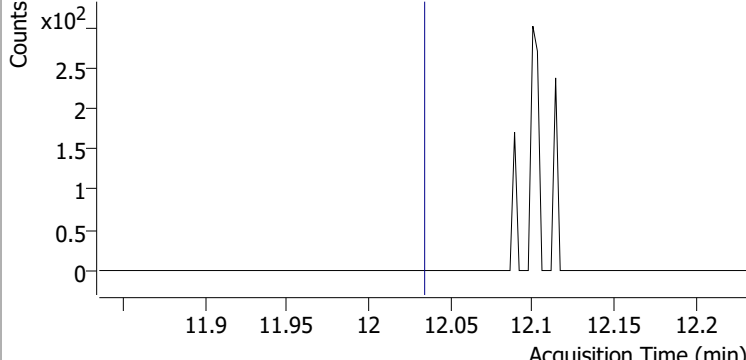
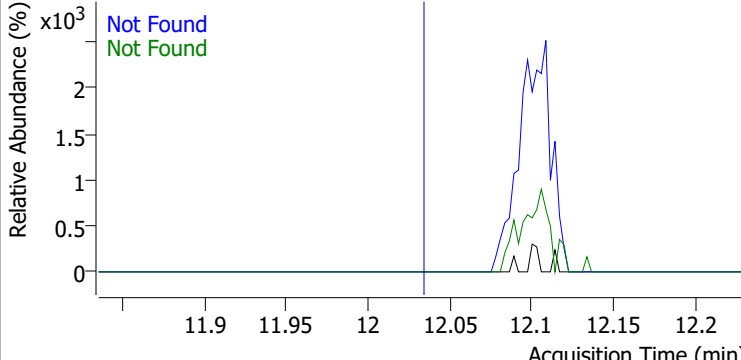
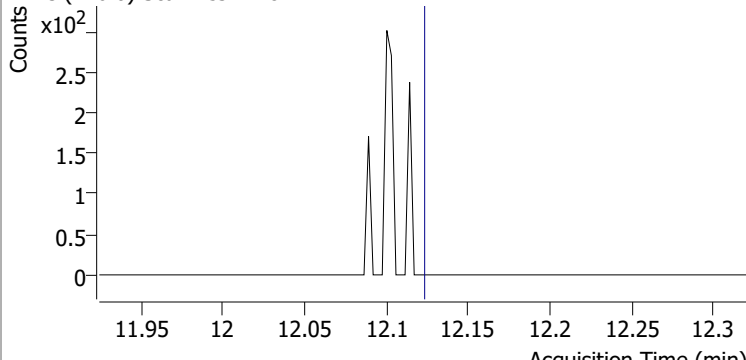
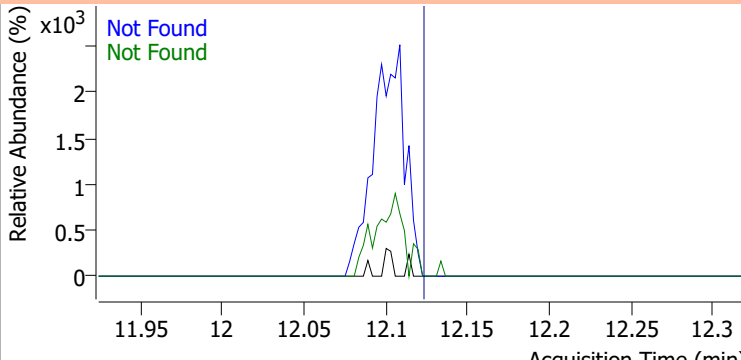
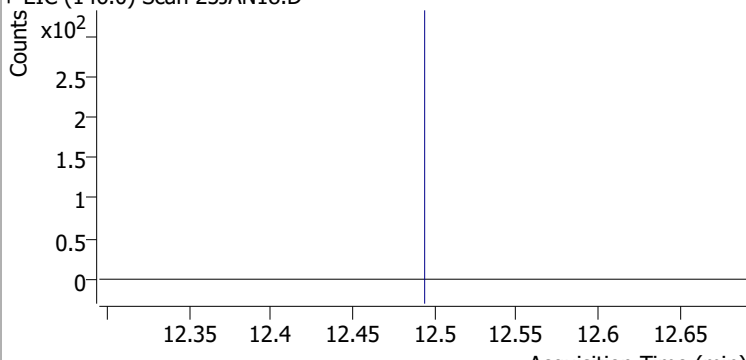
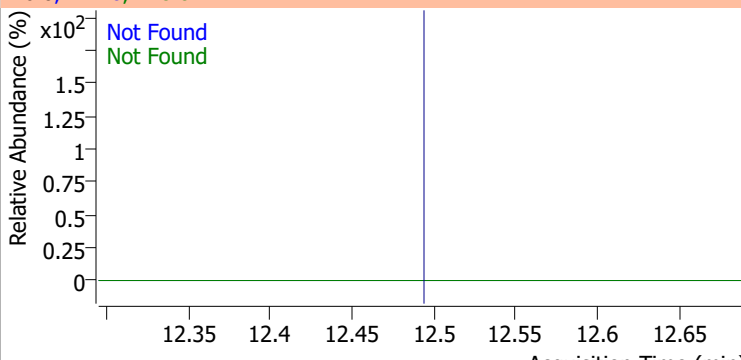
Compound	Conc.	RT	Dev(Min)	Resp.	QIon	QRatio	Lower	Upper
p-Bromofluorobenzene	265.3576	10.95	0.00	234361	174.0	94.7	65.3	125.3
					176.0	92.6	63.3	123.3



Quantitation Results Report (QT Reviewed)

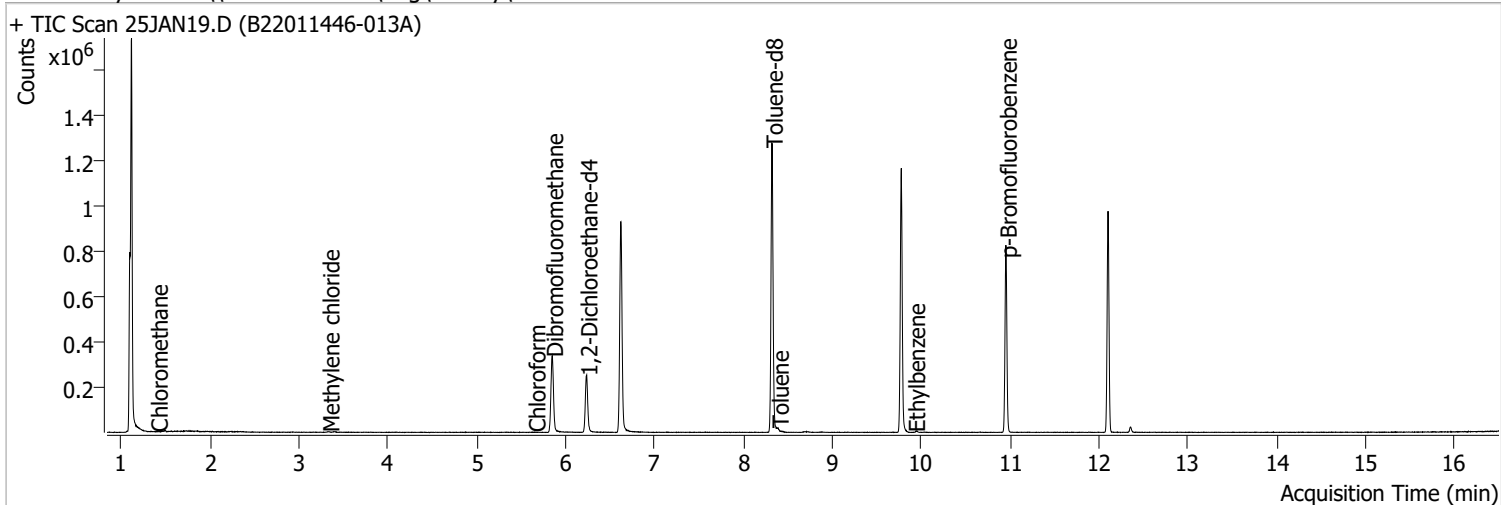
Compound	Conc.	Exp RT	QIon	Exp Ratio	QIon	Exp Ratio
Bromobenzene	N.D.	11.09	77.0	143.5	158.0	96.1
+ EIC (156.0) Scan 25JAN18.D ***NO DATA POINTS***			156.0, 77.0, 158.0			
1,1,2,2-Tetrachloroethane	N.D.	11.11	85.0	63.3		
+ EIC (83.0) Scan 25JAN18.D			83.0, 85.0			
1,2,3-Trichloropropane	N.D.	11.15	112.0	65.8		
+ EIC (110.0) Scan 25JAN18.D			110.0, 112.0			
2-Chlorotoluene	N.D.	11.29	91.0	276.2		
+ EIC (126.0) Scan 25JAN18.D ***NO DATA POINTS***			126.0, 91.0			

Quantitation Results Report (QT Reviewed)

Compound	Conc.	Exp RT	QIon	Exp Ratio		
4-Chlorotoluene	N.D.	11.40	126.0	31.3		
+ EIC (91.0) Scan 25JAN18.D			91.0, 126.0			
						
1,3-Dichlorobenzene	N.D.	12.03	148.0	62.8	QIon	Exp Ratio
+ EIC (146.0) Scan 25JAN18.D			146.0, 111.0, 148.0			
						
1,4-Dichlorobenzene	N.D.	12.12	148.0	63.7	QIon	Exp Ratio
+ EIC (146.0) Scan 25JAN18.D			146.0, 111.0, 148.0			
						
1,2-Dichlorobenzene	N.D.	12.49	148.0	61.9	QIon	Exp Ratio
+ EIC (146.0) Scan 25JAN18.D			146.0, 111.0, 148.0			
						

Quantitation Results Report (QT Reviewed)

Data File	25JAN19.D	Operator	MSC
Acq. Method	5975CACQF.M	Acq. Date-Time	1/25/2022 5:36:10 PM
Sample Name	B22011446-013A	Instrument	VOA5975C
Vial	19	Multiplier	1.00
DA Method File	VOA5975C_8260B_SHT_DoD_L4_011922.m	Comment	
Tune File	BFB_Atune3.u	Tune Date	10/11/2021 4:02:00 PM
Batch Name	VG012522_8260B.batch.bin	Last Calib Update	3/15/2022 2:01:13 PM
Ref Library	\\MASSHUNTER\Org\Library\NIST129K.I		



Compound	RT	QIon	Resp.	Conc.	Units	Dev(Min)
Internal Standards						
M Fluorobenzene	6.621	96.0	790206	250.0000	ng	0.000
M Chlorobenzene-d5	9.775	82.0	309733	250.0000	ng	0.000
M 1,4-Dichlorobenzene-d4	12.100	152.0	228713	250.0000	ng	0.000
System Monitoring Compounds						
S Dibromofluoromethane	5.845	113.0	202184	264.1618	ng	-0.005
Spiked Amount: 250.000	Range: 80.0 - 119.0%			Recovery = 105.66%		
S 1,2-Dichloroethane-d4	6.233	67.0	90122	272.5817	ng	0.003
Spiked Amount: 250.000	Range: 81.0 - 118.0%			Recovery = 109.03%		
S Toluene-d8	8.319	98.0	769805	254.7552	ng	0.000
Spiked Amount: 250.000	Range: 89.0 - 112.0%			Recovery = 101.90%		
S p-Bromofluorobenzene	10.951	95.0	227742	269.6890	ng	0.003
Spiked Amount: 250.000	Range: 85.0 - 114.0%			Recovery = 107.88%		
Target Compounds						
T Dichlorodifluoromethane	0.000		0	N.D.		
T Chloromethane	1.400	50.0	808	0.6456	ng m	67
T Vinyl chloride	0.000		0	N.D.		
T Bromomethane	0.000		0	N.D.		
T Chloroethane	0.000		0	N.D.		
T Trichlorofluoromethane	0.000		0	N.D.		
T 1,1-Dichloroethene	0.000		0	N.D.		
T Methylene chloride	3.333	49.0	2139	1.8518	ng	83
T trans-1,2-Dichloroethene	0.000		0	N.D.		
T Methyl tert-butyl ether (MTBE)	0.000		0	N.D.		
T 1,1-Dichloroethane	0.000		0	N.D.		
T 2,2-Dichloropropane	0.000		0	N.D.		
T cis-1,2-Dichloroethene	0.000		0	N.D.		
T Methyl ethyl ketone	0.000		0	N.D.		
T Bromochloromethane	0.000		0	N.D.		
T Chloroform	5.647	83.0	209	0.1360	ng m	75

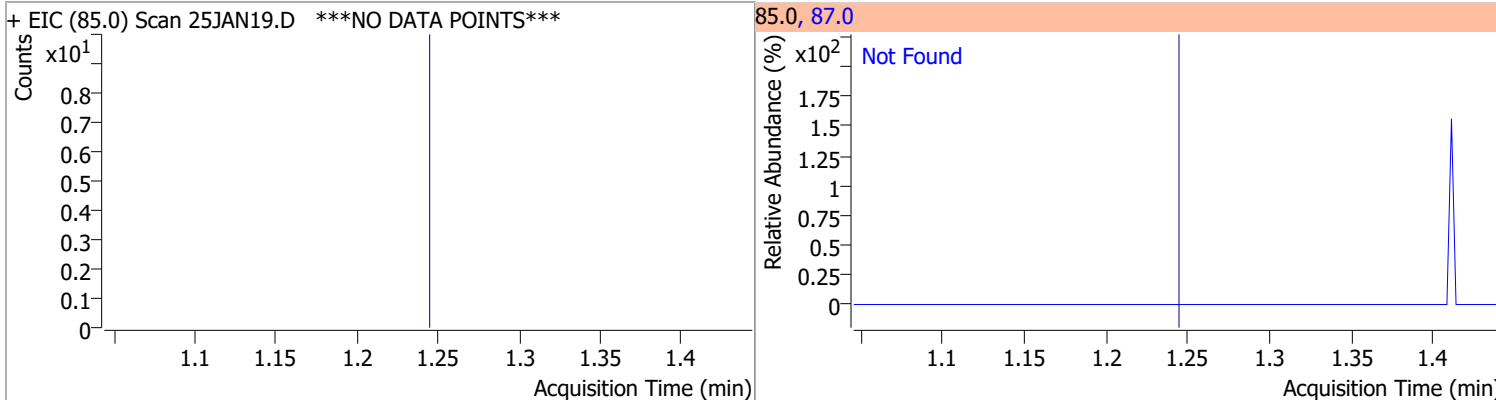
Quantitation Results Report (QT Reviewed)

Compound	RT	QIon	Resp.	Conc.	Units	Dev(Min)
T 1,1,1-Trichloroethane	0.000		0	N.D.		
T Carbon tetrachloride	0.000		0	N.D.		
T 1,1-Dichloropropene	0.000		0	N.D.		
T Benzene	0.000		0	N.D.		
T 1,2-Dichloroethane	0.000		0	N.D.		
T Trichloroethene	0.000		0	N.D.		
T 1,2-Dichloropropane	0.000		0	N.D.		
T Dibromomethane	0.000		0	N.D.		
T Bromodichloromethane	0.000		0	N.D.		
T cis-1,3-Dichloropropene	0.000		0	N.D.		
T Toluene	8.386	92.0	3138	1.5580	ng	98
T trans-1,3-Dichloropropene	0.000		0	N.D.		
T 1,1,2-Trichloroethane	0.000		0	N.D.		
T Tetrachloroethene	0.000		0	N.D.		
T 1,3-Dichloropropane	0.000		0	N.D.		
T Chlorodibromomethane	0.000		0	N.D.		
T 1,2-Dibromoethane	0.000		0	N.D.		
T Chlorobenzene	0.000		0	N.D.		
T 1,1,1,2-Tetrachloroethane	0.000		0	N.D.		
T Ethylbenzene	9.920	91.0	268	0.6677	ng m	84
T m+p-Xylenes	0.000		0	N.D.		
T o-Xylene	0.000		0	N.D.		
T Styrene	0.000		0	N.D.		
T Bromoform	0.000		0	N.D.		
T Bromobenzene	0.000		0	N.D.		
T 1,1,2,2-Tetrachloroethane	0.000		0	N.D.		
T 1,2,3-Trichloropropane	0.000		0	N.D.		
T 2-Chlorotoluene	0.000		0	N.D.		
T 4-Chlorotoluene	0.000		0	N.D.		
T 1,3-Dichlorobenzene	0.000		0	N.D.		
T 1,4-Dichlorobenzene	0.000		0	N.D.		
T 1,2-Dichlorobenzene	0.000		0	N.D.		

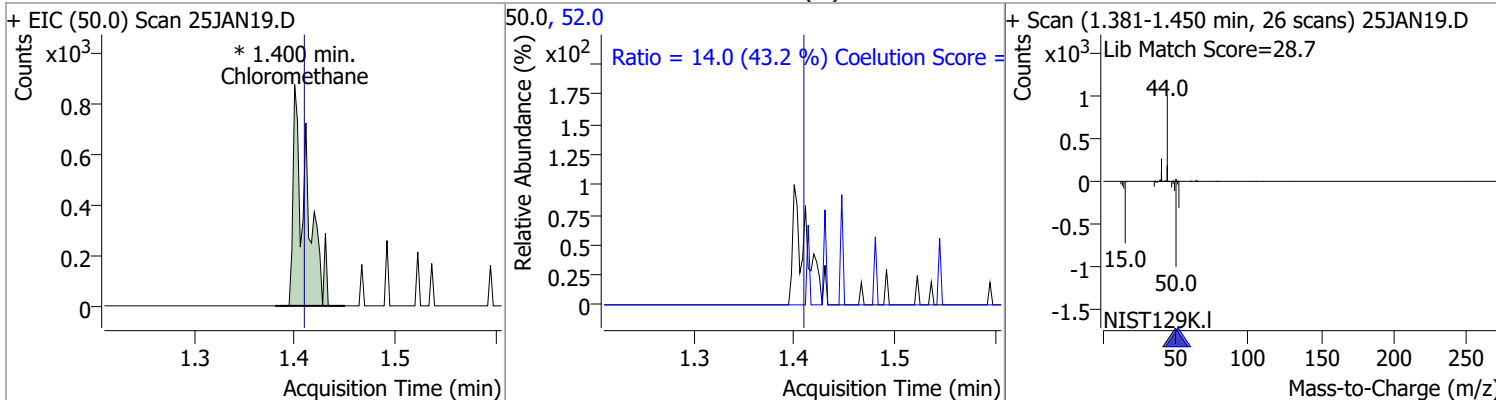
(#) = Qualifier Out of Range; (m) = Manual Integration; (+) = Area Summed; (*) = Surrogate Percent Recovery Out of Range; (d): Zeroed Peak

Quantitation Results Report (QT Reviewed)

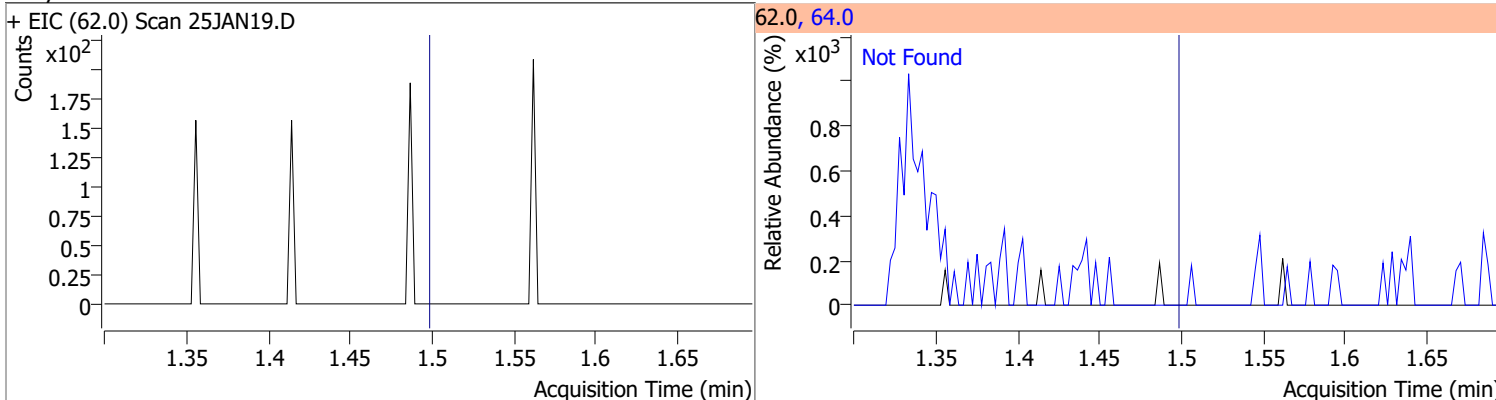
Compound	Conc.	Exp RT	QIon	Exp Ratio
Dichlorodifluoromethane	N.D.	1.24	87.0	31.8



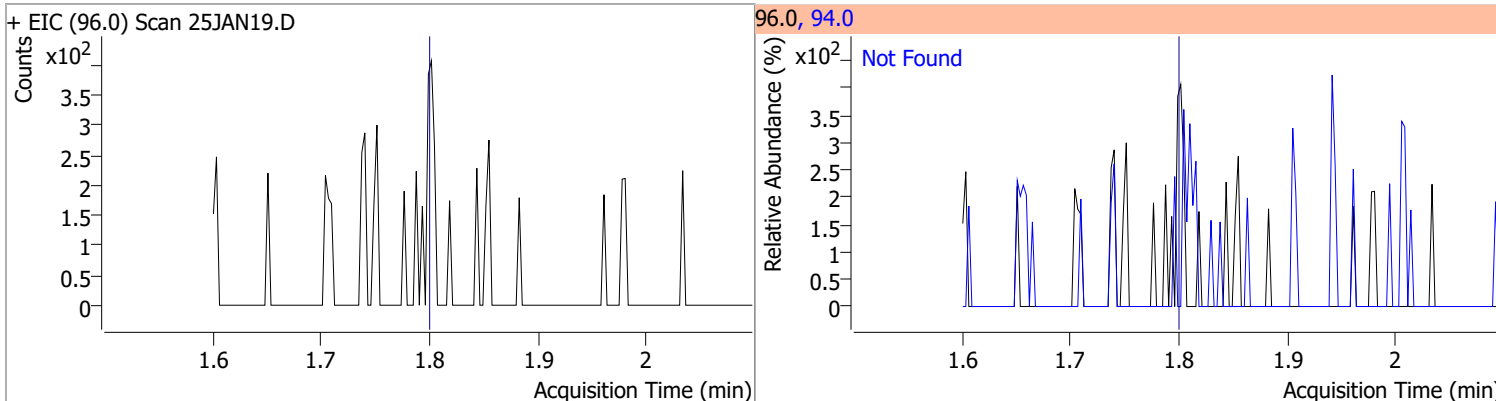
Compound	Conc.	RT	Dev(Min)	Resp.	QIon	QRatio	Lower	Upper
Chloromethane	0.6456	1.40	-0.01	808 (m)	52.0	14.0	2.4	62.4



Compound	Conc.	Exp RT	QIon	Exp Ratio
Vinyl chloride	N.D.	1.50	64.0	31.3

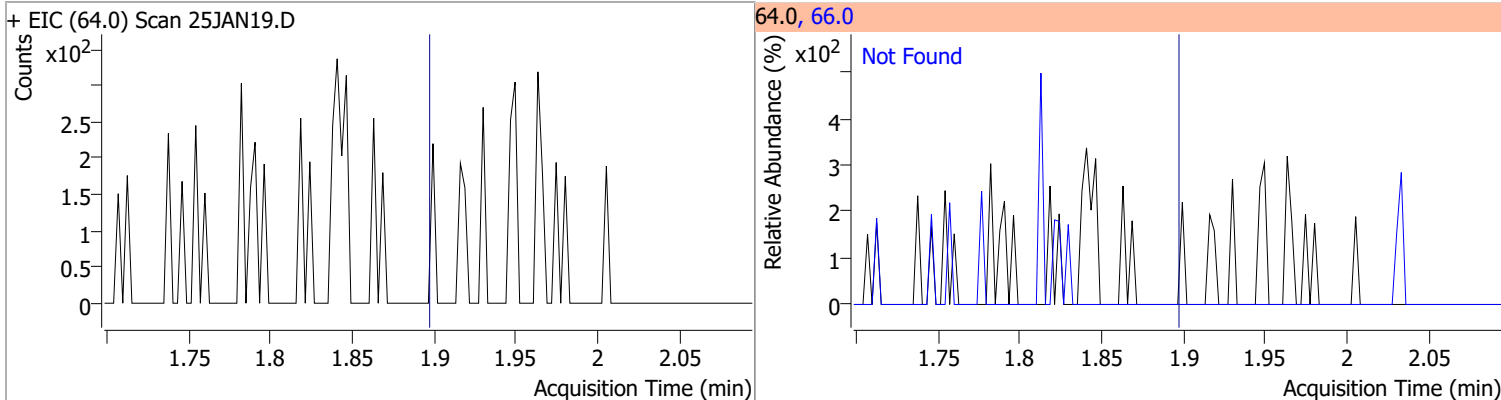


Compound	Conc.	Exp RT	QIon	Exp Ratio
Bromomethane	N.D.	1.80	94.0	110.1

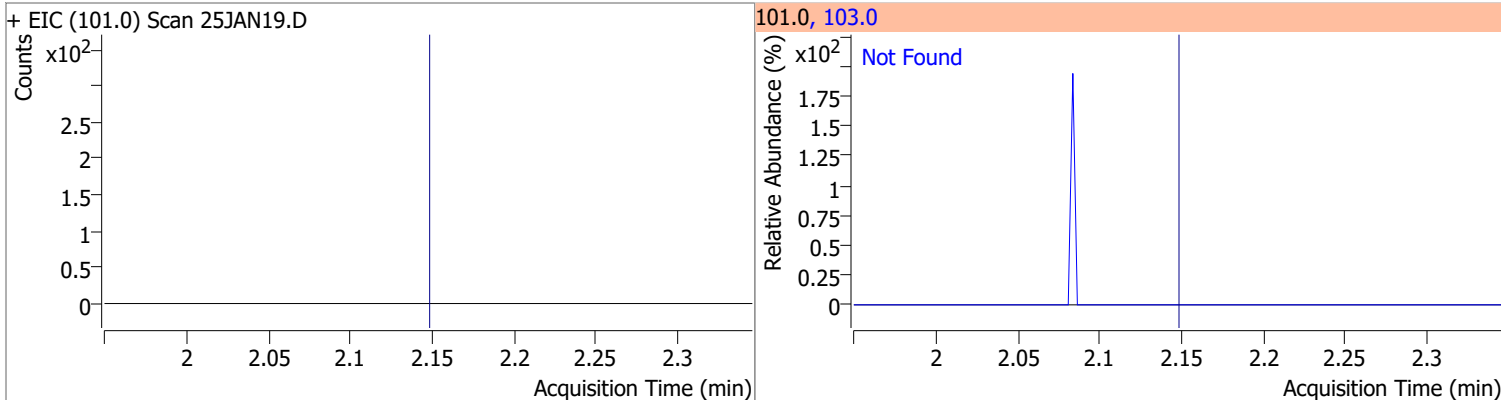


Quantitation Results Report (QT Reviewed)

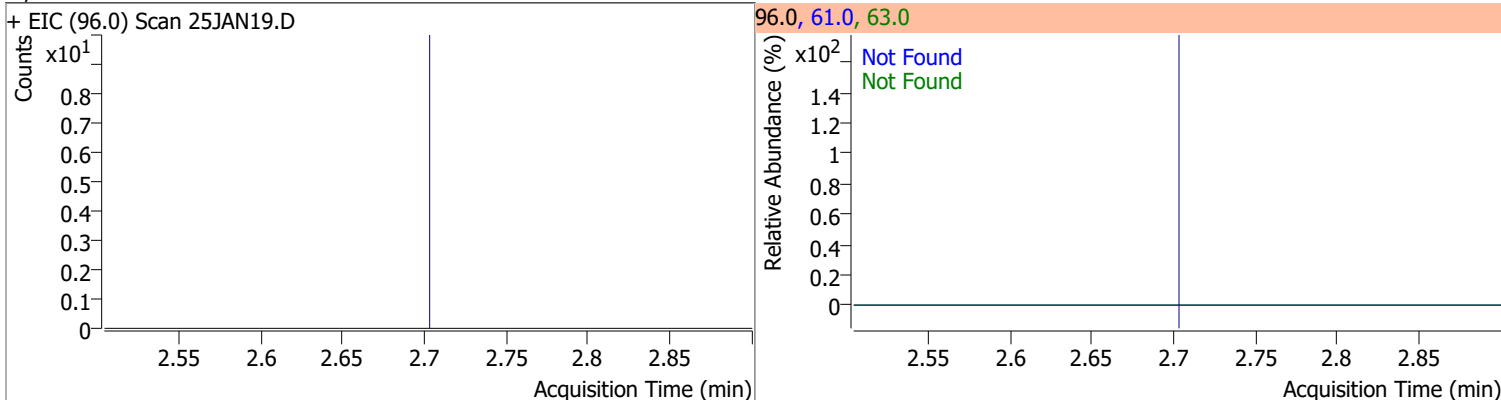
Compound	Conc.	Exp RT	QIon	Exp Ratio
Chloroethane	N.D.	1.90	66.0	30.0



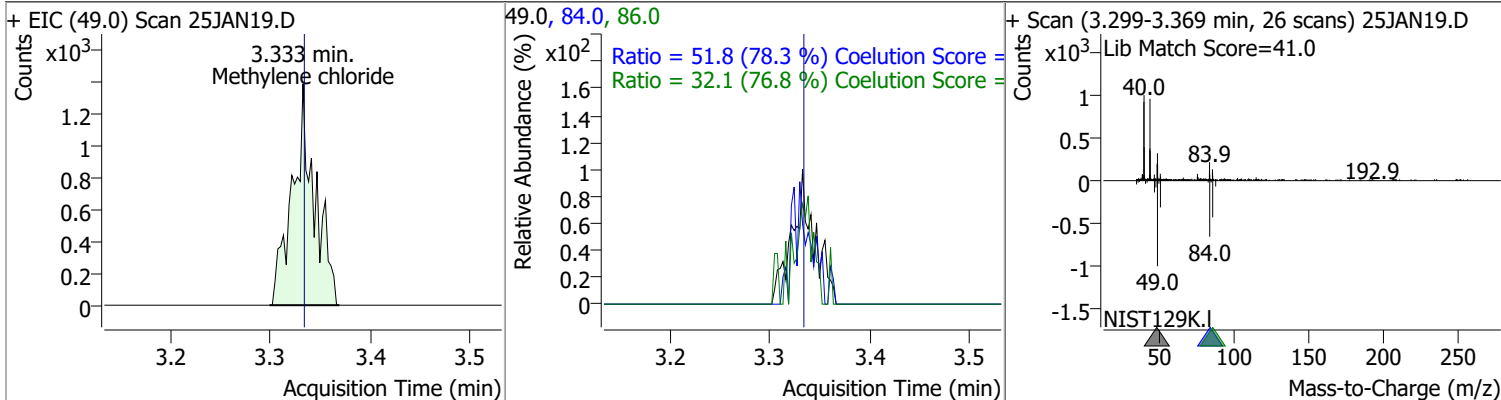
Compound	Conc.	Exp RT	QIon	Exp Ratio
Trichlorofluoromethane	N.D.	2.15	103.0	65.0



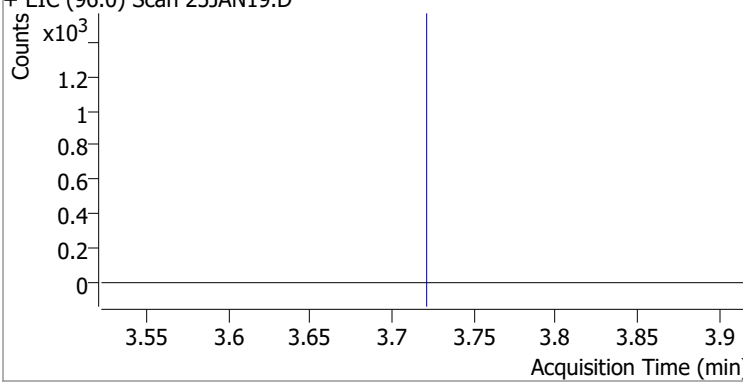
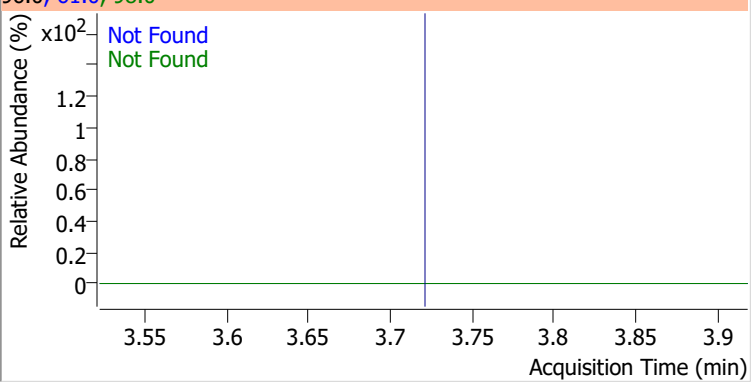
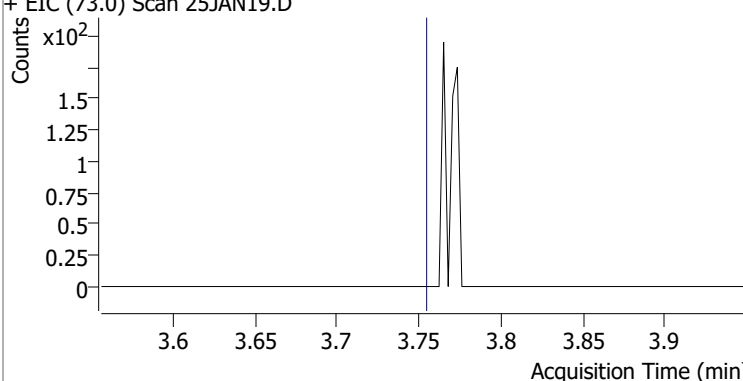
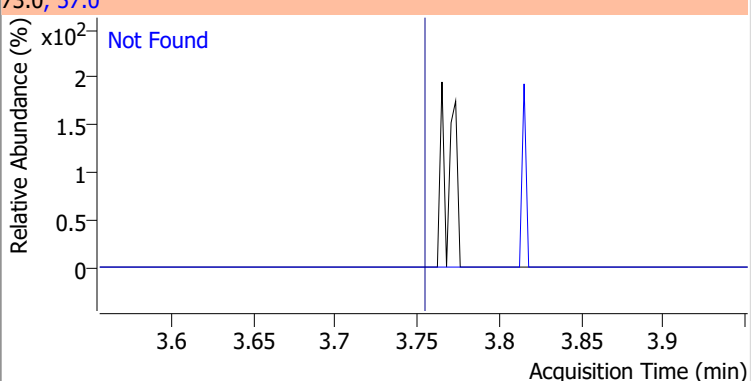
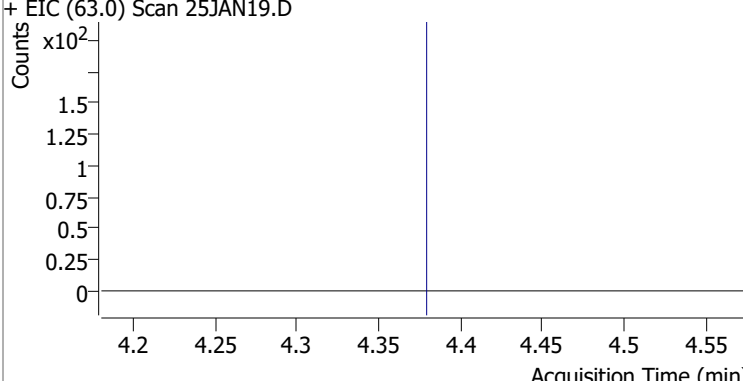
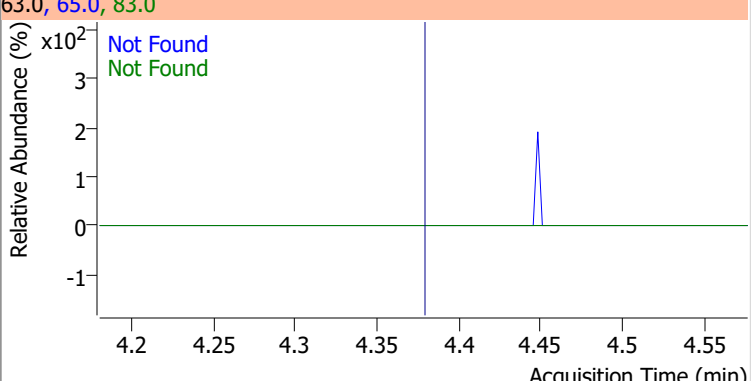
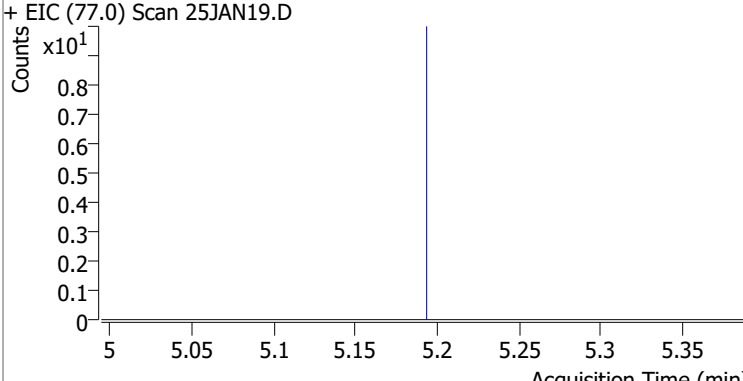
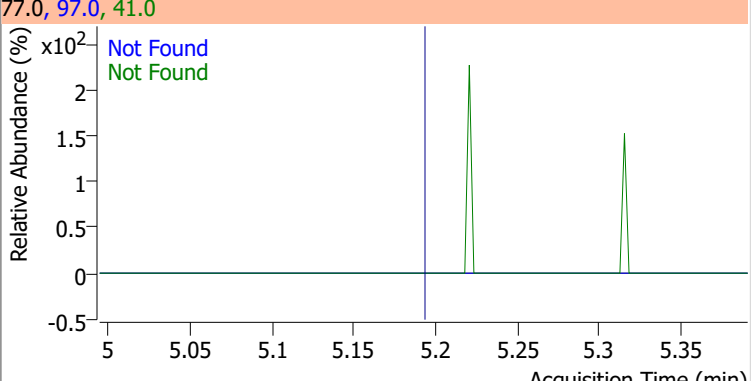
Compound	Conc.	Exp RT	QIon	Exp Ratio	QIon	Exp Ratio
1,1-Dichloroethene	N.D.	2.70	61.0	179.9	63.0	57.0



Compound	Conc.	RT	Dev(Min)	Resp.	QIon	QRatio	Lower	Upper
Methylene chloride	1.8518	3.33	0.00	2139	84.0	51.8	36.1	96.1
					86.0	32.1	11.8	71.8

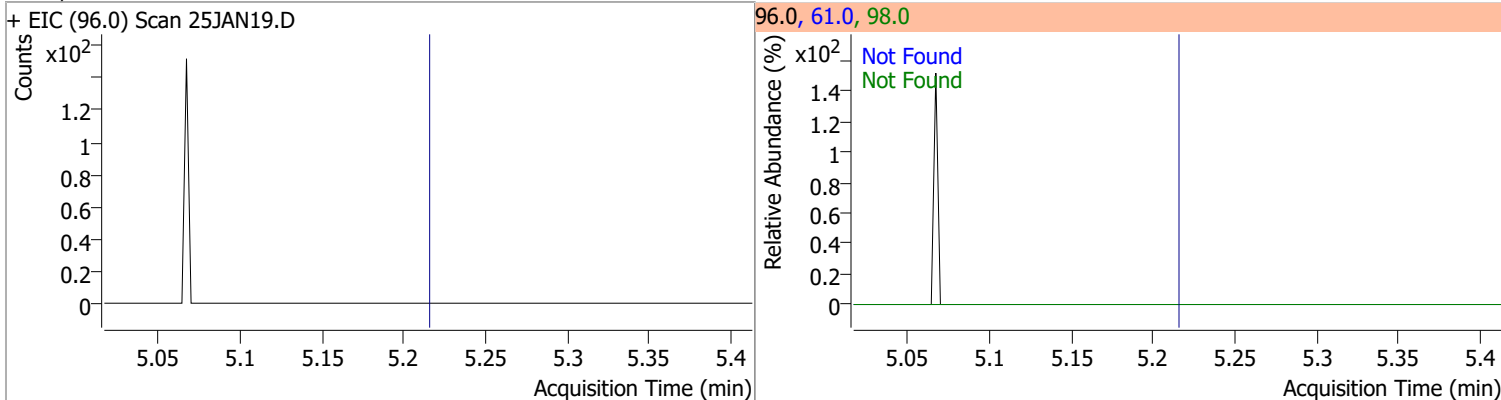


Quantitation Results Report (QT Reviewed)

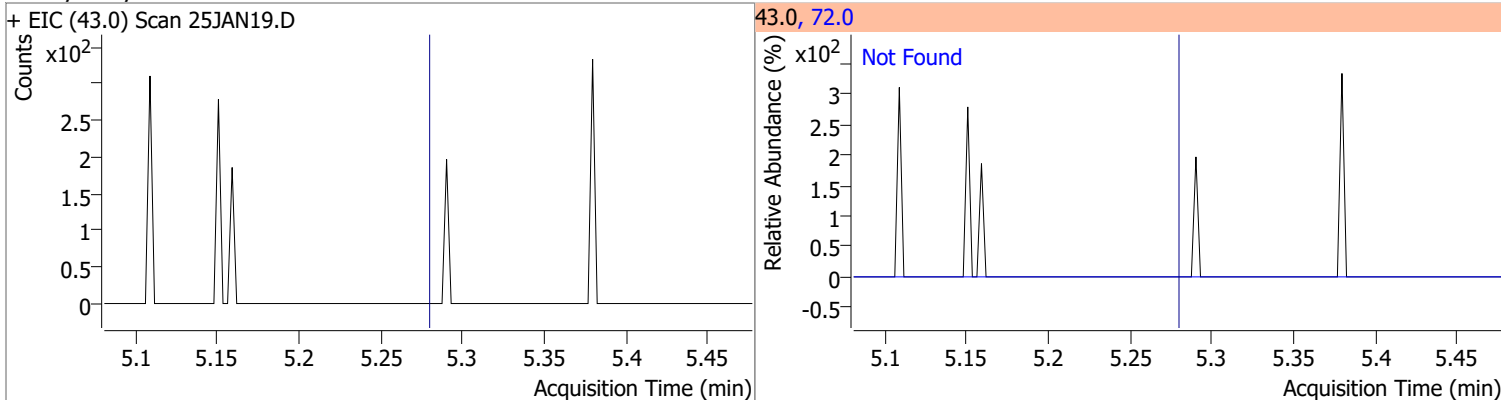
Compound	Conc.	Exp RT	QIon	Exp Ratio	QIon	Exp Ratio
trans-1,2-Dichloroethene	N.D.	3.72	61.0	154.8	98.0	62.1
+ EIC (96.0) Scan 25JAN19.D			96.0, 61.0, 98.0			
						
Methyl tert-butyl ether (MTBE)	N.D.	3.75	57.0	24.6		
+ EIC (73.0) Scan 25JAN19.D			73.0, 57.0			
						
1,1-Dichloroethane	N.D.	4.38	65.0	31.0	83.0	12.7
+ EIC (63.0) Scan 25JAN19.D			63.0, 65.0, 83.0			
						
2,2-Dichloropropane	N.D.	5.19	41.0	68.8	97.0	23.9
+ EIC (77.0) Scan 25JAN19.D			77.0, 97.0, 41.0			
						

Quantitation Results Report (QT Reviewed)

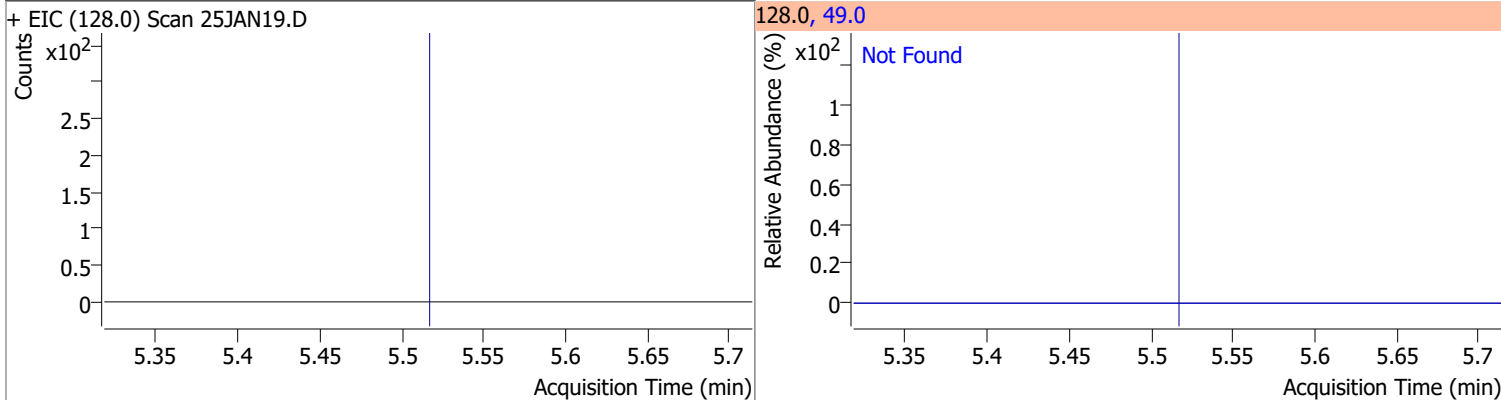
Compound	Conc.	Exp RT	QIon	Exp Ratio	QIon	Exp Ratio
cis-1,2-Dichloroethene	N.D.	5.21	61.0	160.4	98.0	66.2



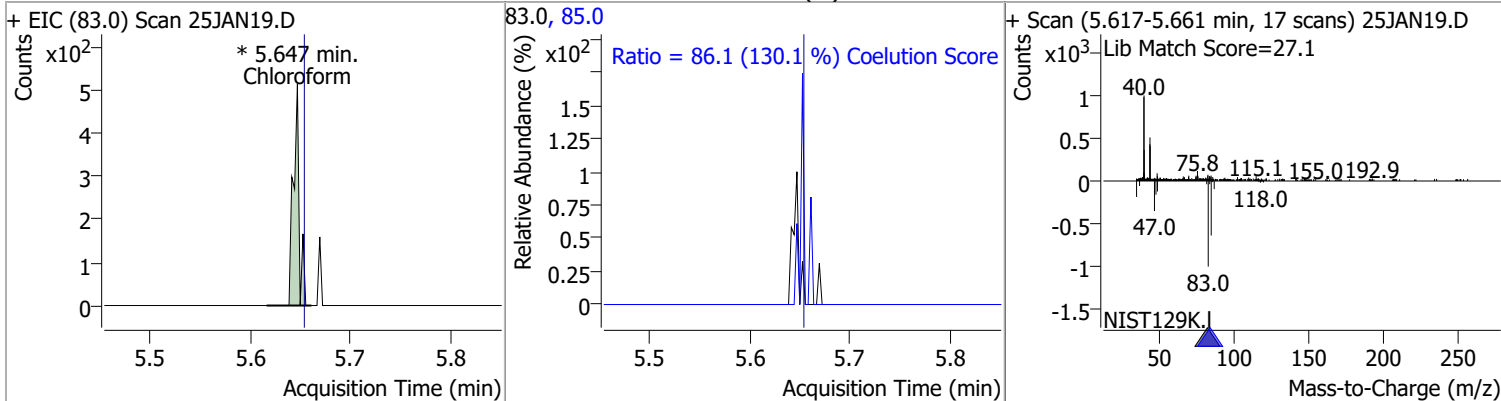
Compound	Conc.	Exp RT	QIon	Exp Ratio
Methyl ethyl ketone	N.D.	5.28	72.0	20.6



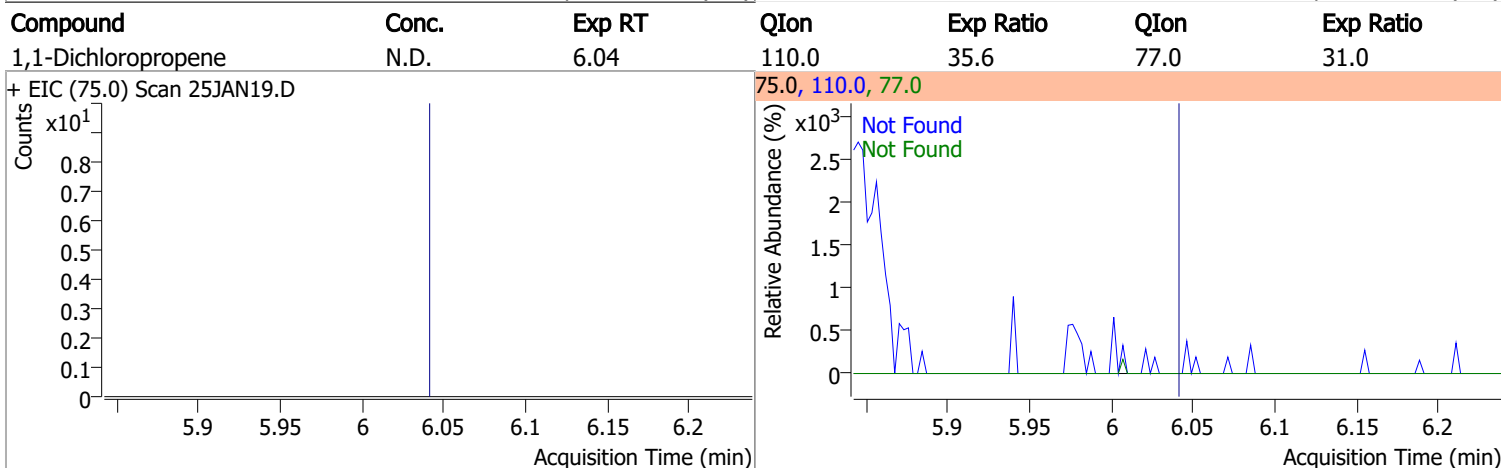
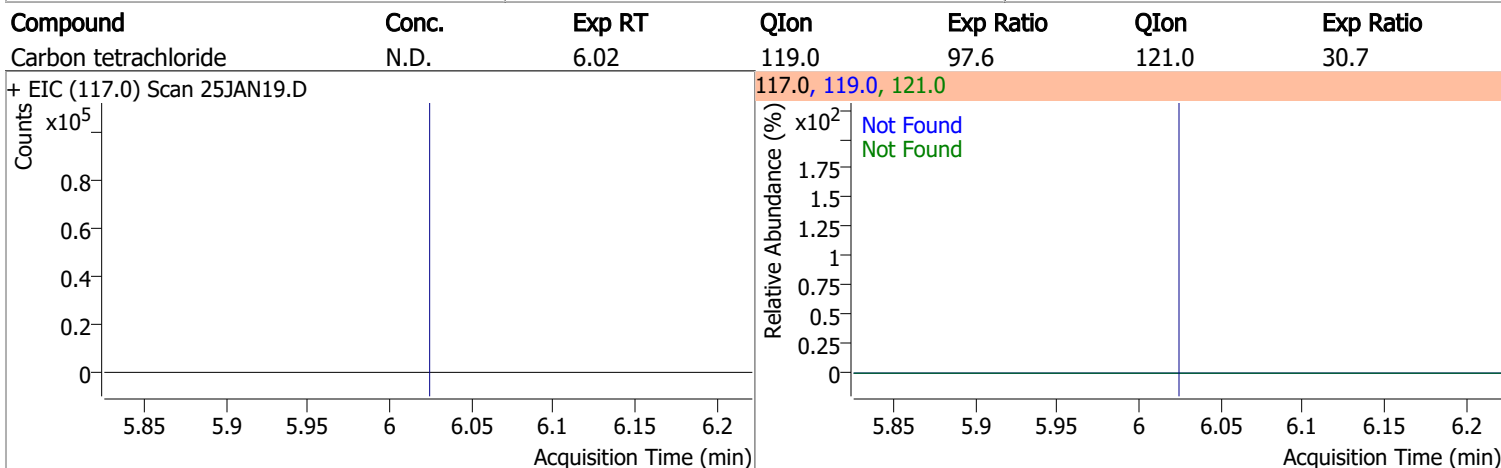
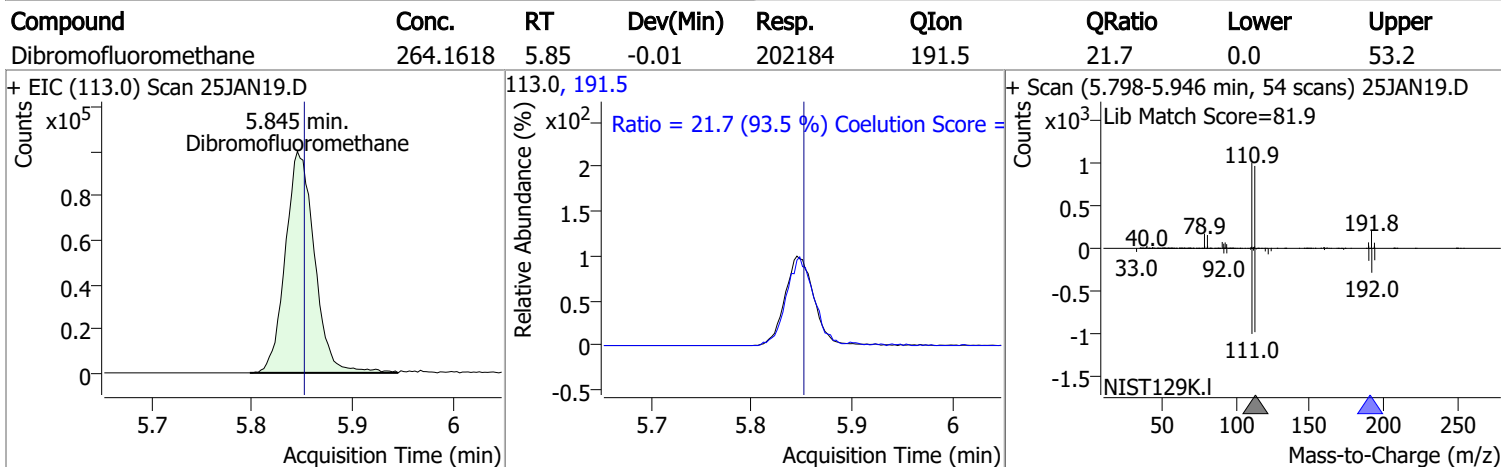
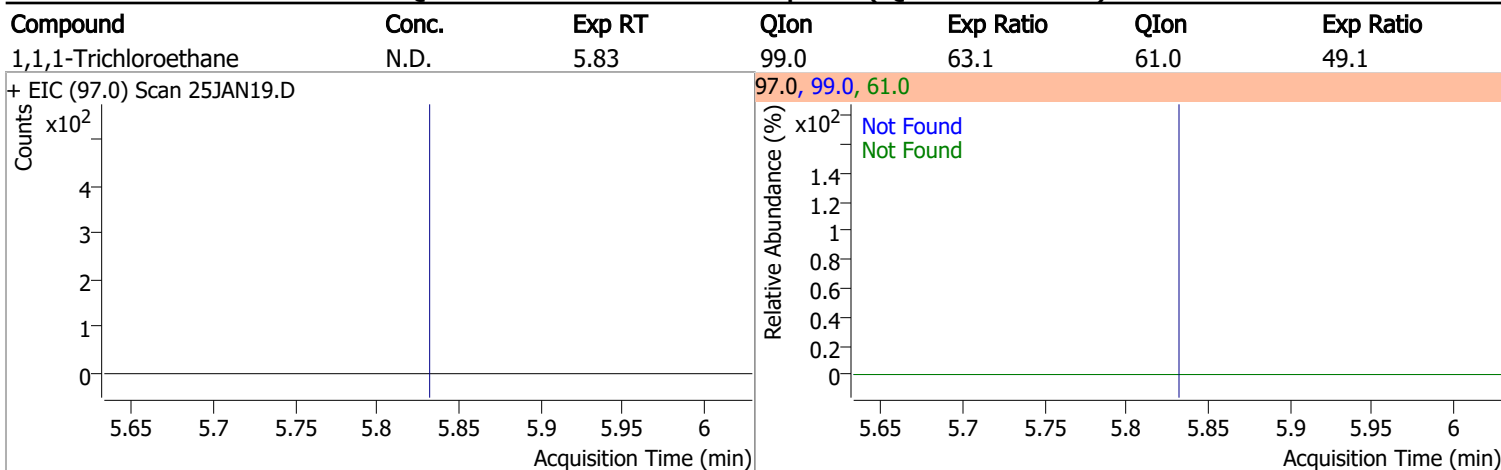
Compound	Conc.	Exp RT	QIon	Exp Ratio
Bromochloromethane	N.D.	5.52	49.0	182.2



Compound	Conc.	RT	Dev(Min)	Resp.	QIon	QRatio	Lower	Upper
Chloroform	0.1360	5.65	-0.01	209 (m)	85.0	86.1	36.2	96.2

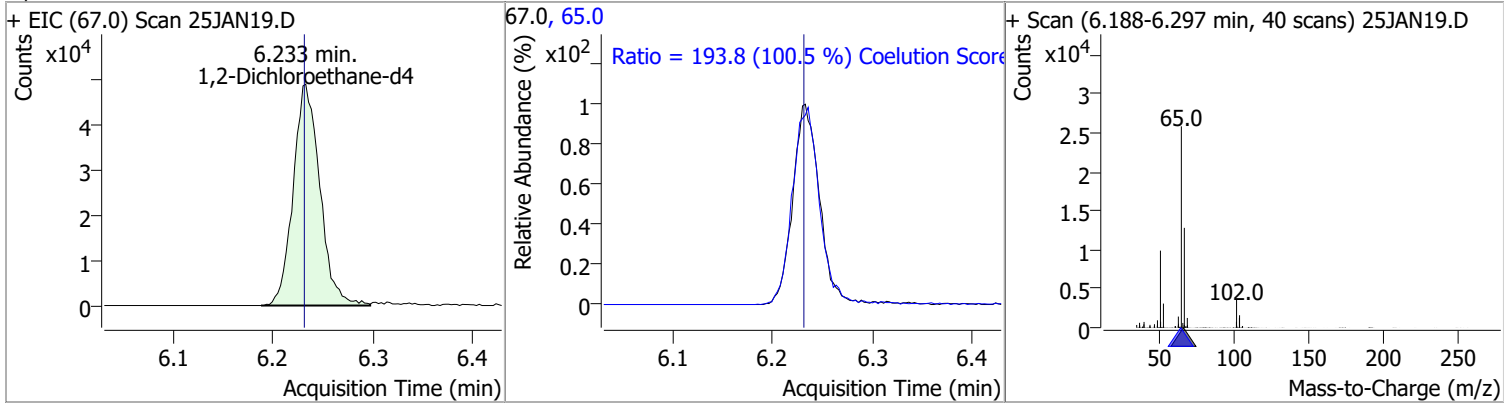


Quantitation Results Report (QT Reviewed)

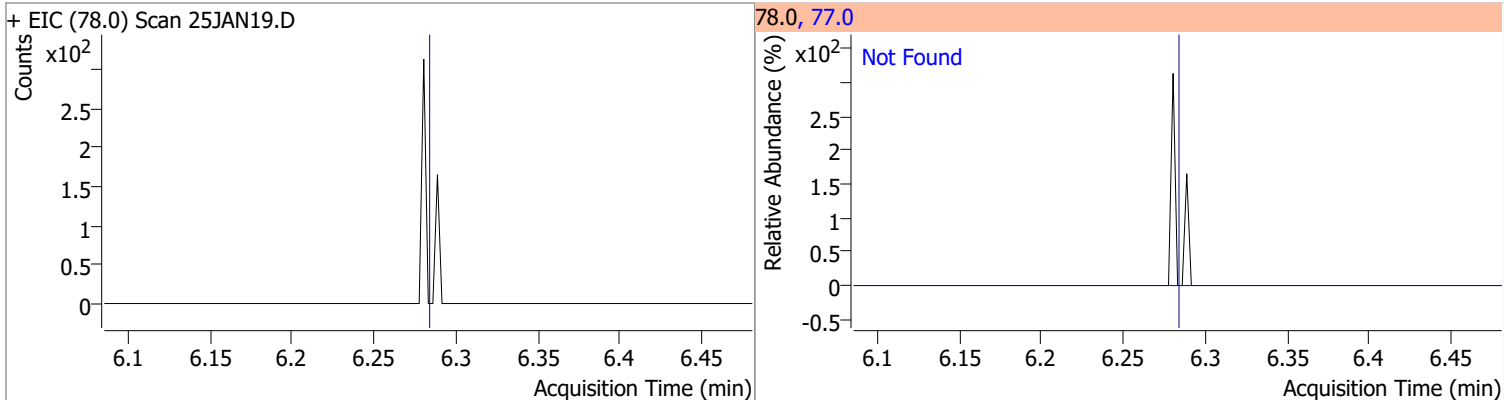


Quantitation Results Report (QT Reviewed)

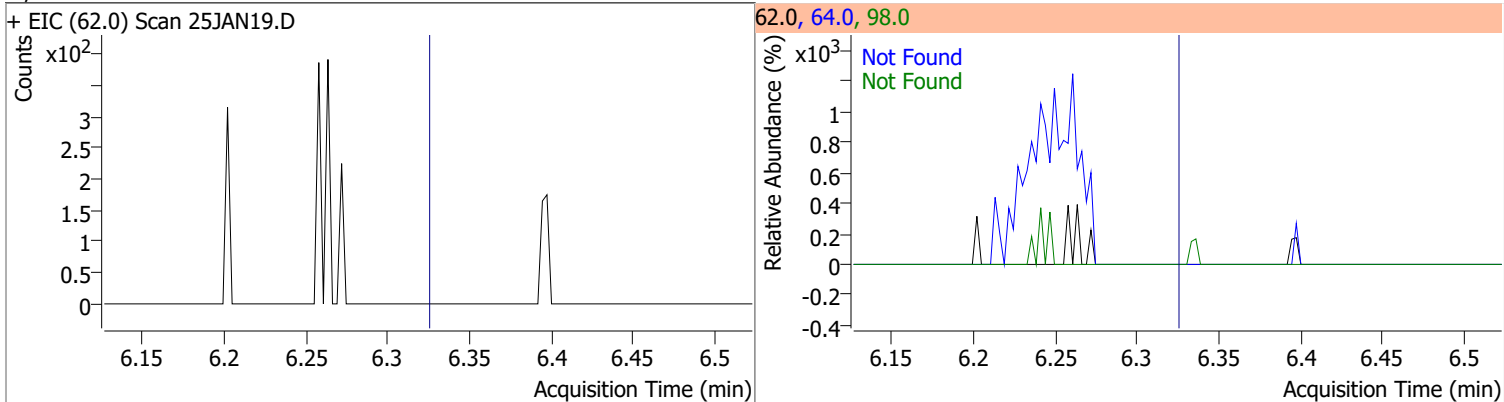
Compound	Conc.	RT	Dev(Min)	Resp.	QIon	QRatio	Lower	Upper
1,2-Dichloroethane-d4	272.5817	6.23	0.00	90122	65.0	193.8	162.8	222.8



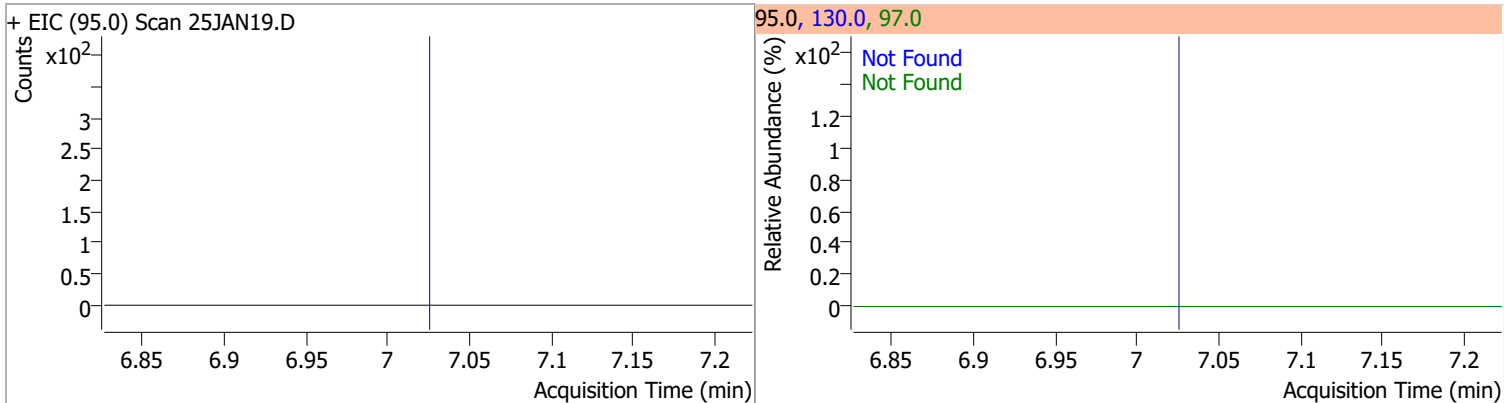
Compound	Conc.	Exp RT	QIon	Exp Ratio
Benzene	N.D.	6.28	77.0	23.3



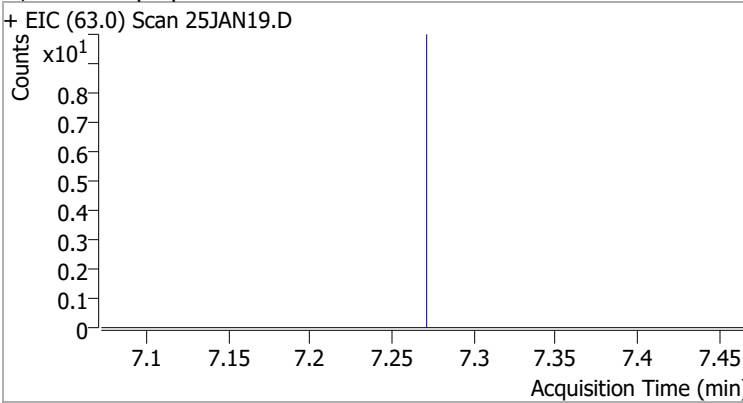
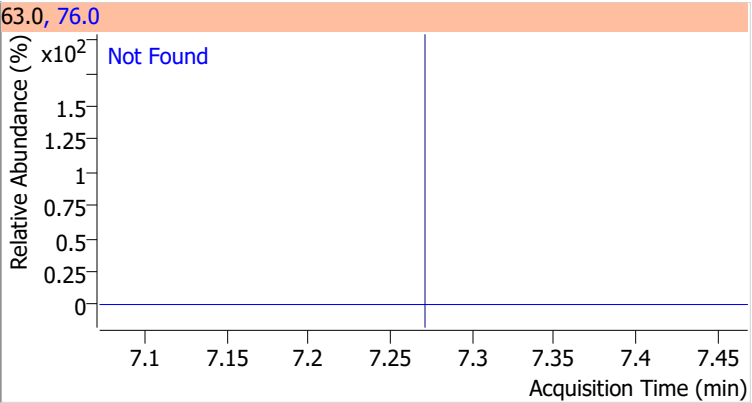
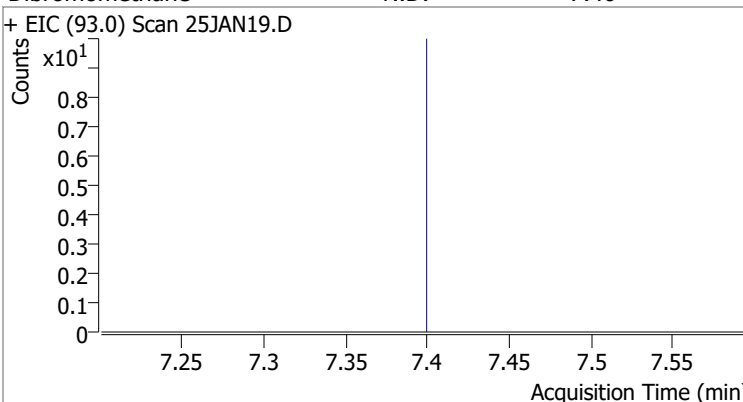
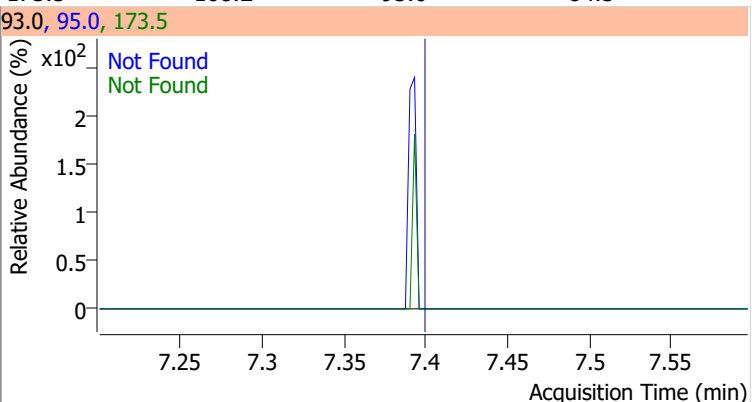
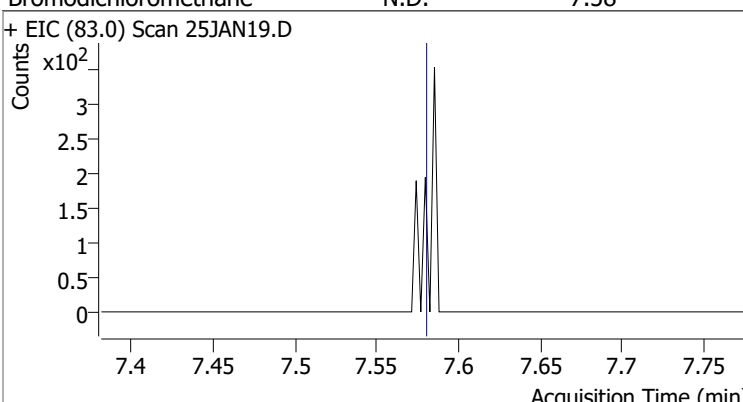
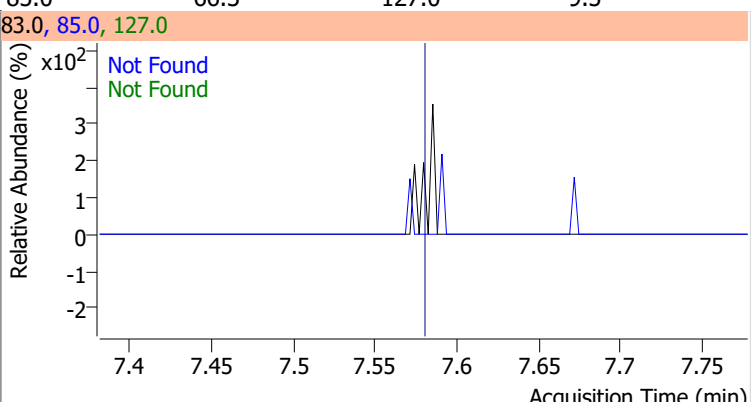
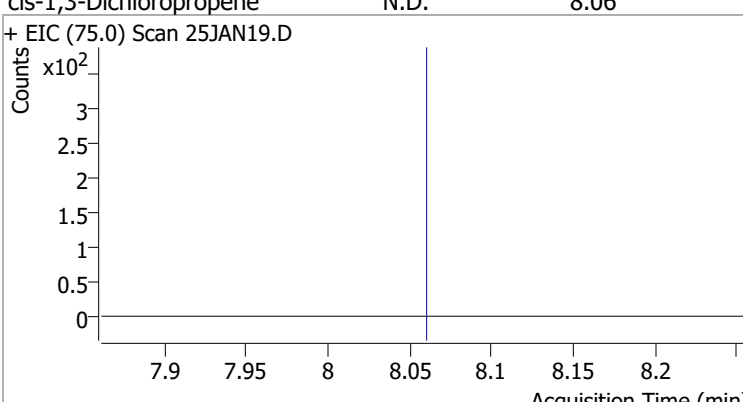
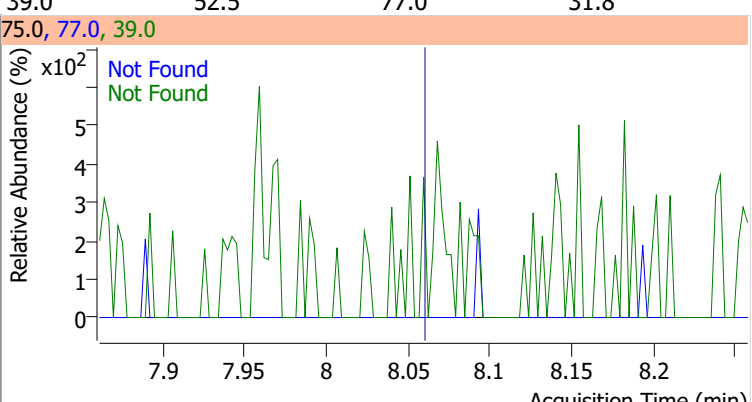
Compound	Conc.	Exp RT	QIon	Exp Ratio	QIon	Exp Ratio
1,2-Dichloroethane	N.D.	6.32	64.0	32.2	98.0	8.2



Compound	Conc.	Exp RT	QIon	Exp Ratio	QIon	Exp Ratio
Trichloroethene	N.D.	7.02	130.0	105.6	97.0	65.7

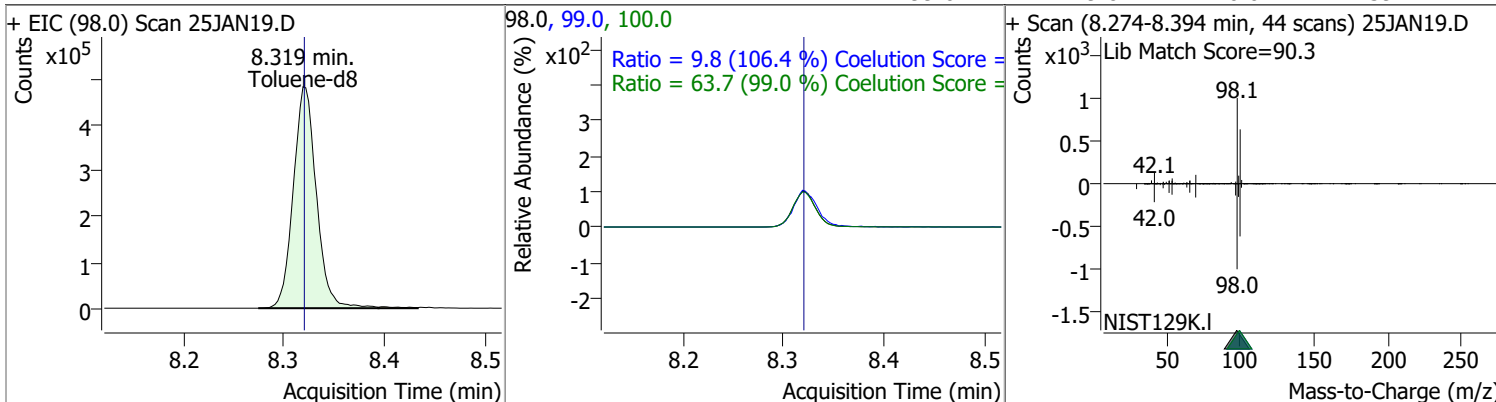


Quantitation Results Report (QT Reviewed)

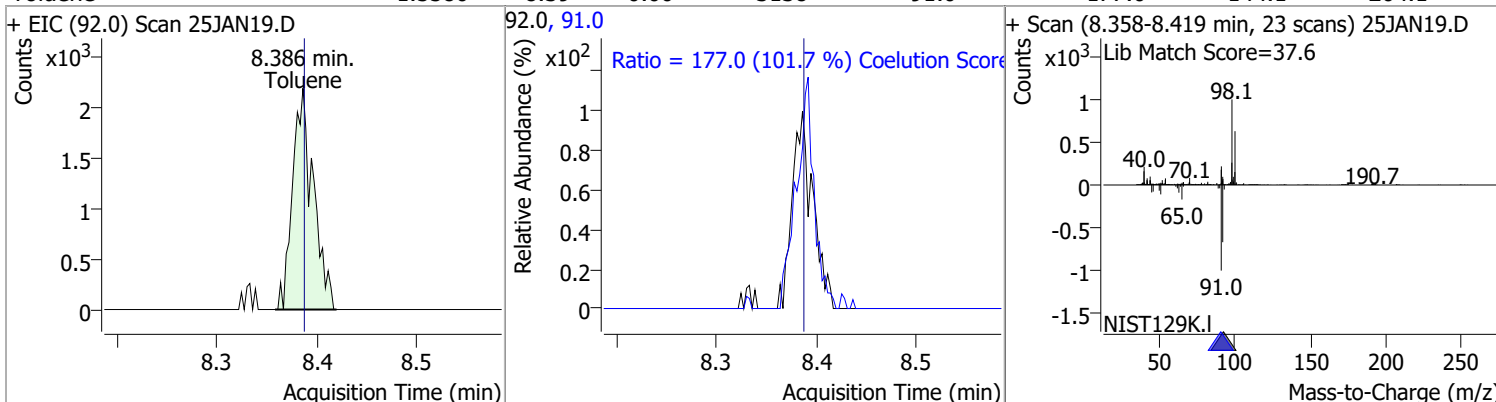
Compound	Conc.	Exp RT	QIon	Exp Ratio	QIon	Exp Ratio
1,2-Dichloropropane	N.D.	7.27	76.0	39.8		
+ EIC (63.0) Scan 25JAN19.D			63.0, 76.0			
						
Dibromomethane	N.D.	7.40	173.5	108.2	95.0	84.5
+ EIC (93.0) Scan 25JAN19.D			93.0, 95.0, 173.5			
						
Bromodichloromethane	N.D.	7.58	85.0	66.3	127.0	9.5
+ EIC (83.0) Scan 25JAN19.D			83.0, 85.0, 127.0			
						
cis-1,3-Dichloropropene	N.D.	8.06	39.0	52.5	77.0	31.8
+ EIC (75.0) Scan 25JAN19.D			75.0, 77.0, 39.0			
						

Quantitation Results Report (QT Reviewed)

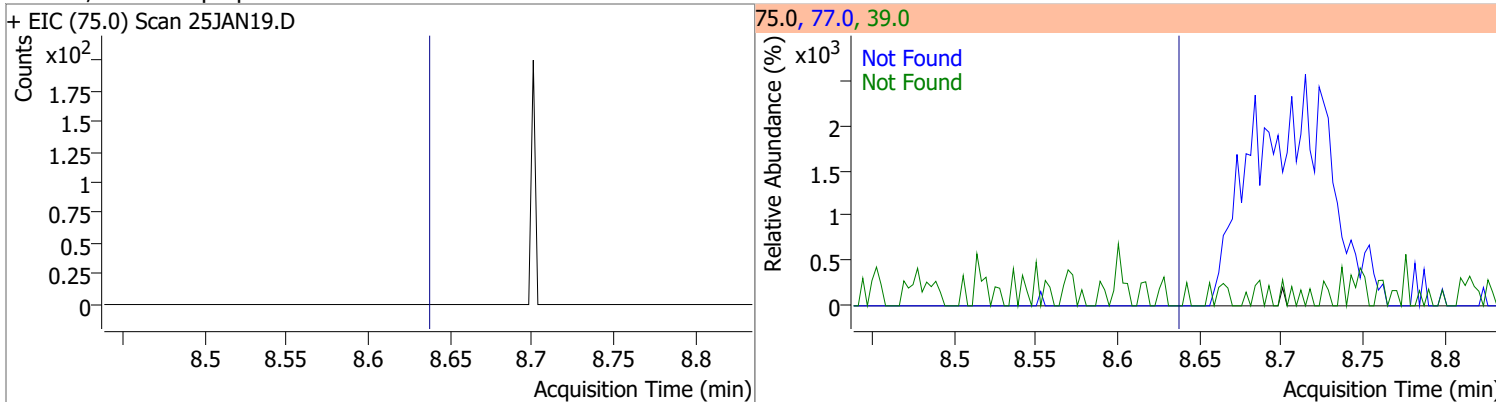
Compound	Conc.	RT	Dev(Min)	Resp.	QIon	QRatio	Lower	Upper
Toluene-d8	254.7552	8.32	0.00	769805	100.0	63.7	34.3	94.3
					99.0	9.8	0.0	39.2



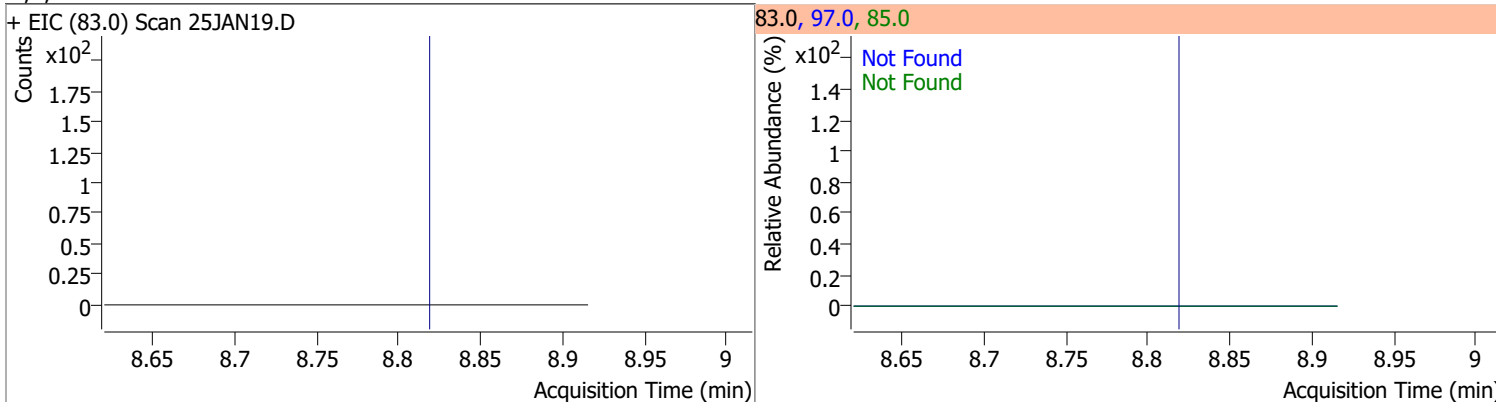
Compound	Conc.	RT	Dev(Min)	Resp.	QIon	QRatio	Lower	Upper
Toluene	1.5580	8.39	0.00	3138	91.0	177.0	144.1	204.1



Compound	Conc.	Exp RT	QIon	Exp Ratio	QIon	Exp Ratio
trans-1,3-Dichloropropene	N.D.	8.64	39.0	53.0	77.0	31.0

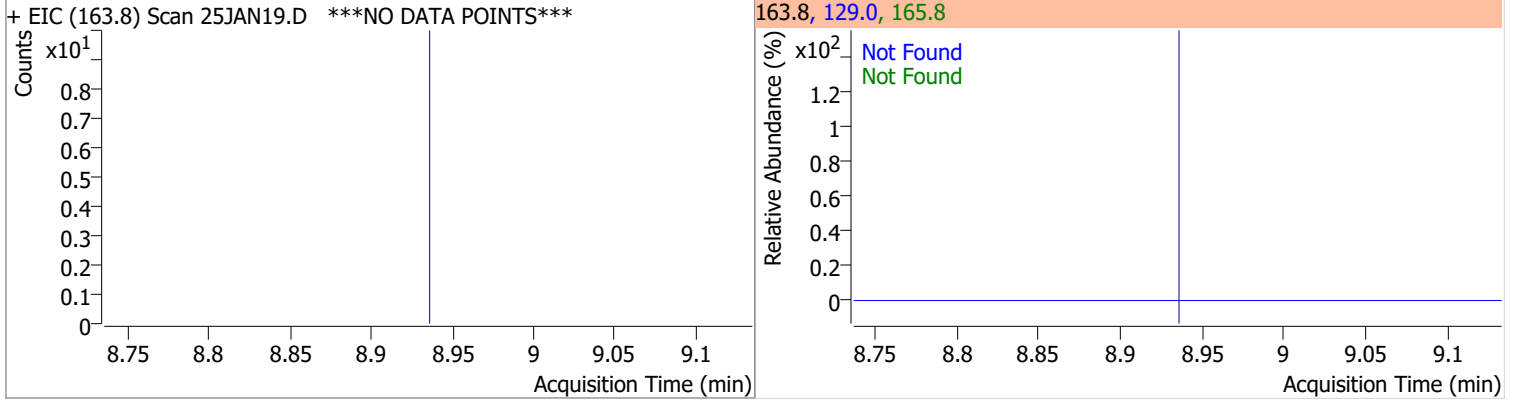


Compound	Conc.	Exp RT	QIon	Exp Ratio	QIon	Exp Ratio
1,1,2-Trichloroethane	N.D.	8.82	97.0	110.7	85.0	60.7

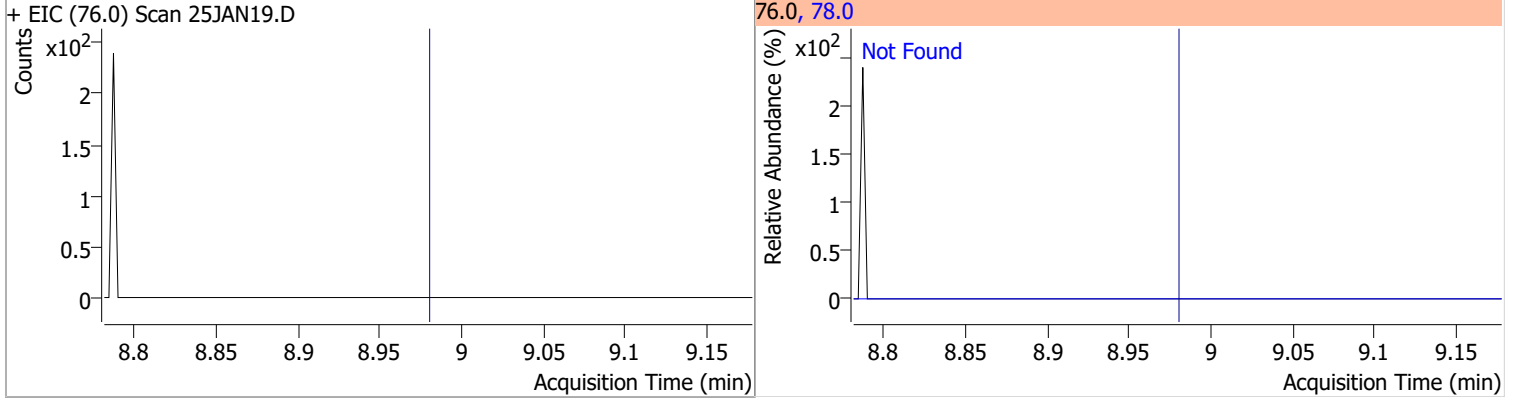


Quantitation Results Report (QT Reviewed)

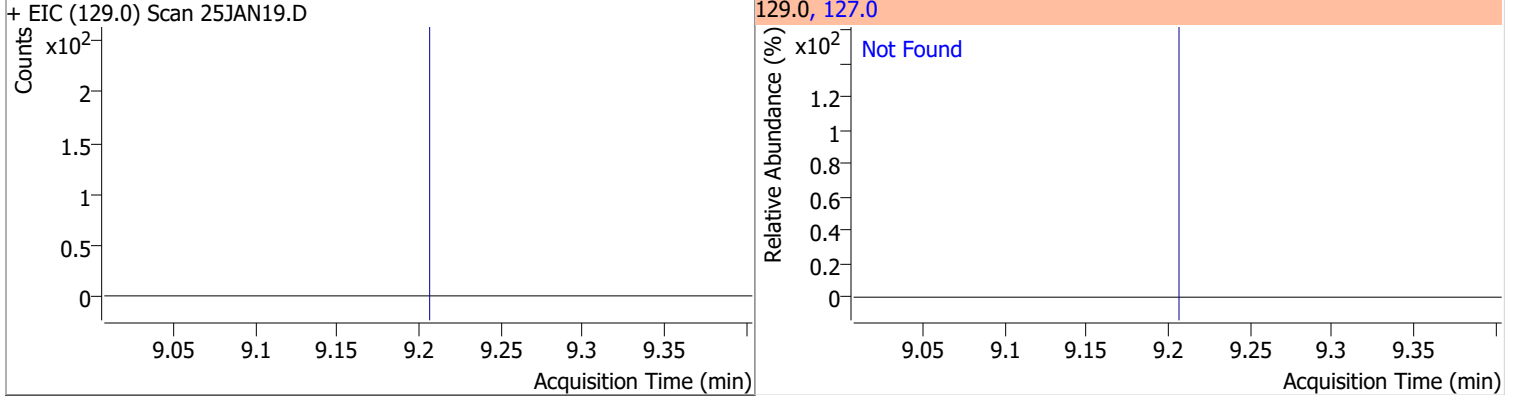
Compound	Conc.	Exp RT	QIon	Exp Ratio	QIon	Exp Ratio
Tetrachloroethene	N.D.	8.94	165.8	126.1	129.0	90.5



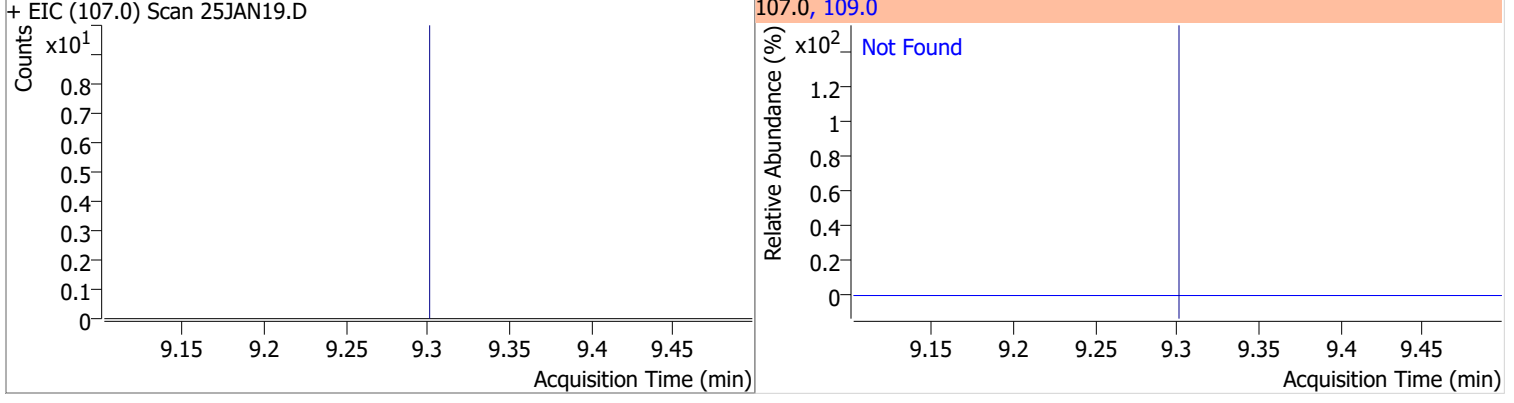
Compound	Conc.	Exp RT	QIon	Exp Ratio
1,3-Dichloropropane	N.D.	8.98	78.0	32.4



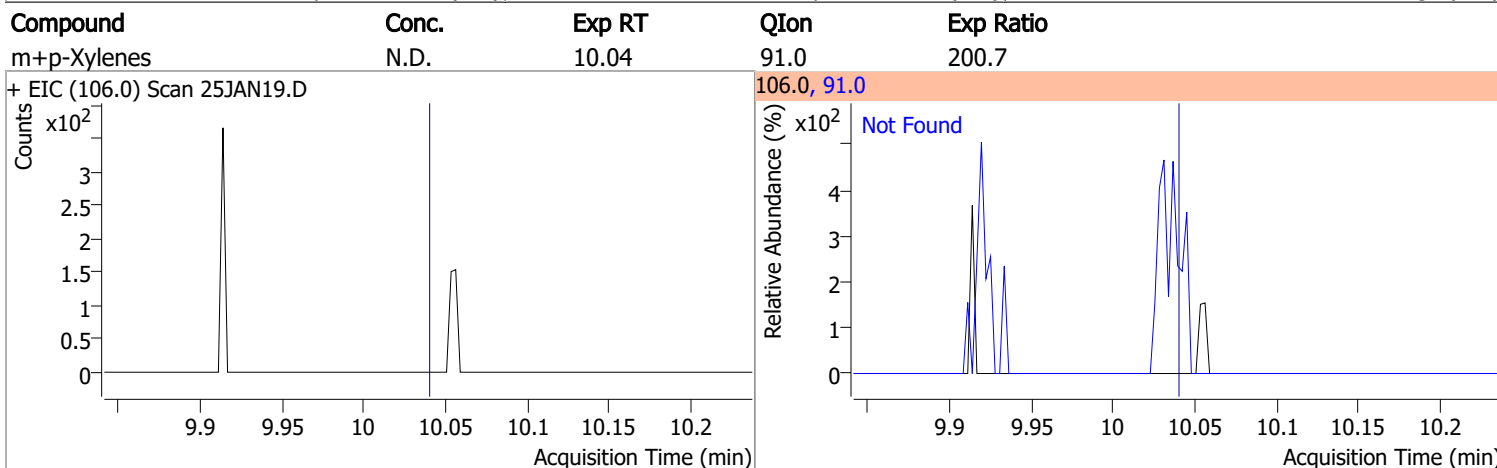
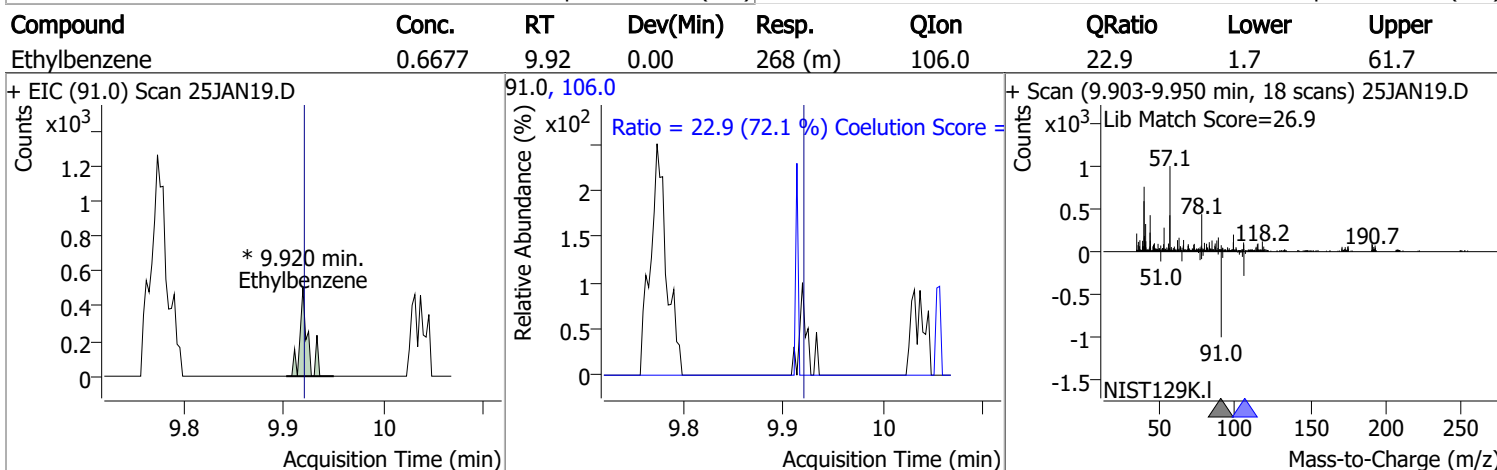
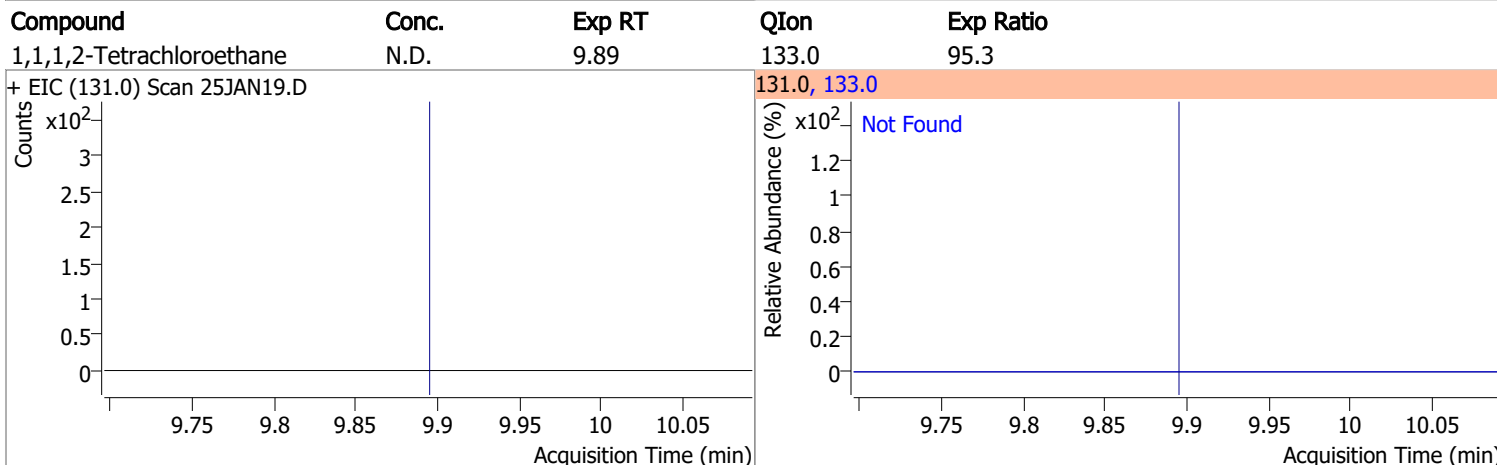
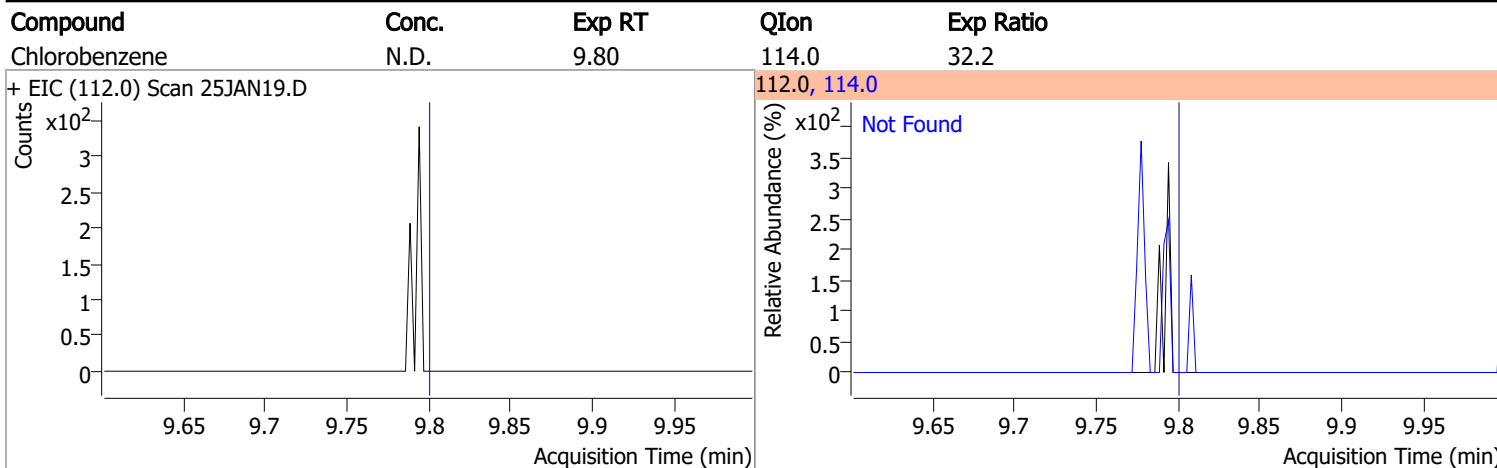
Compound	Conc.	Exp RT	QIon	Exp Ratio
Chlorodibromomethane	N.D.	9.21	127.0	77.2



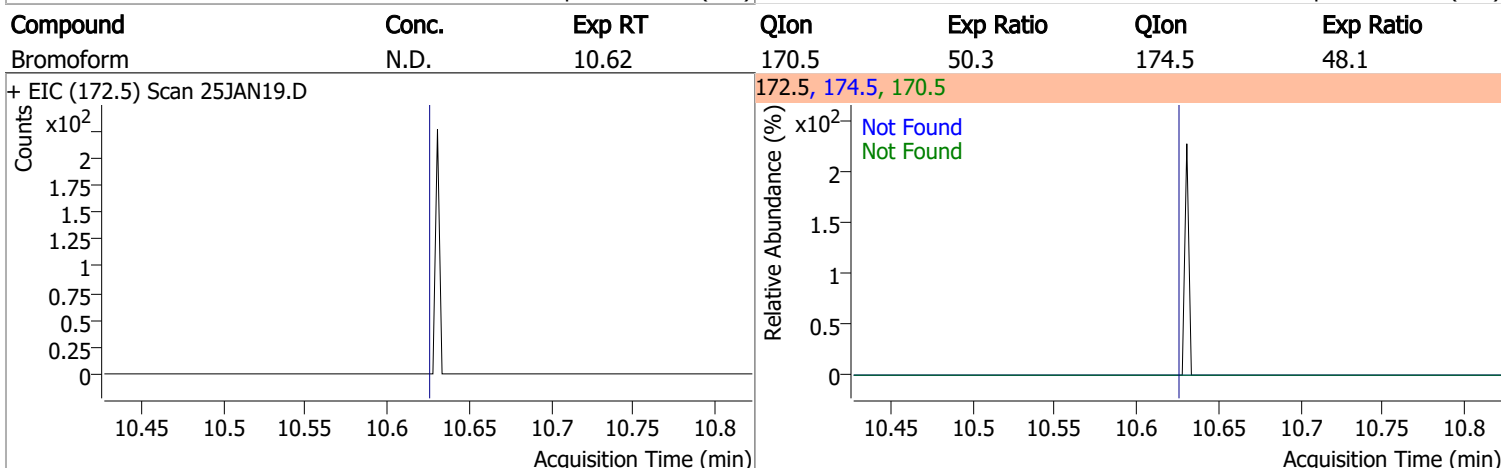
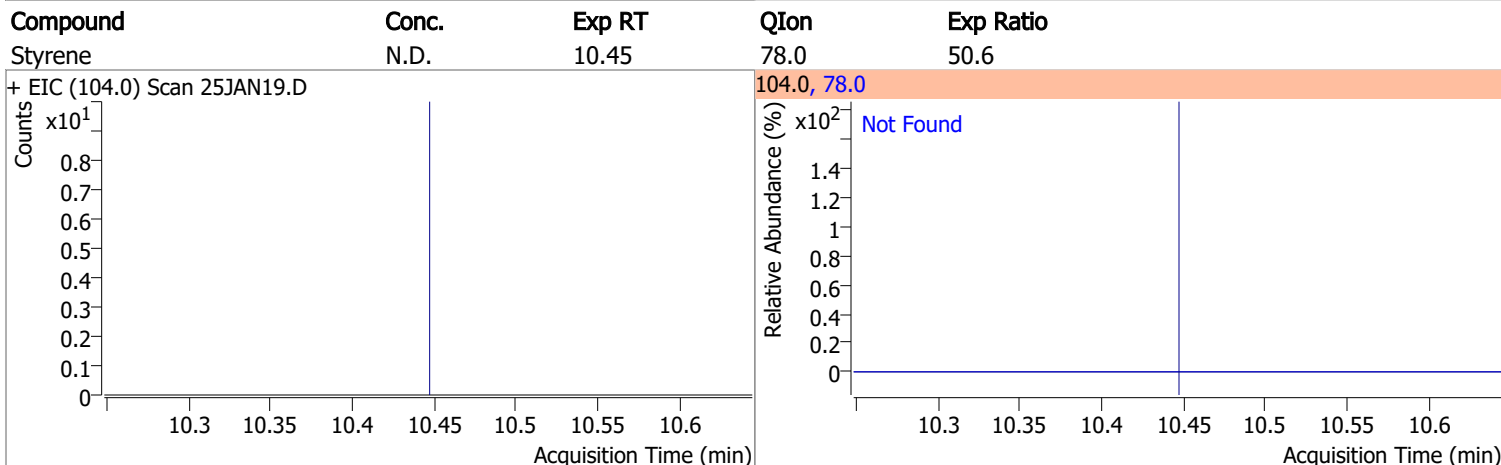
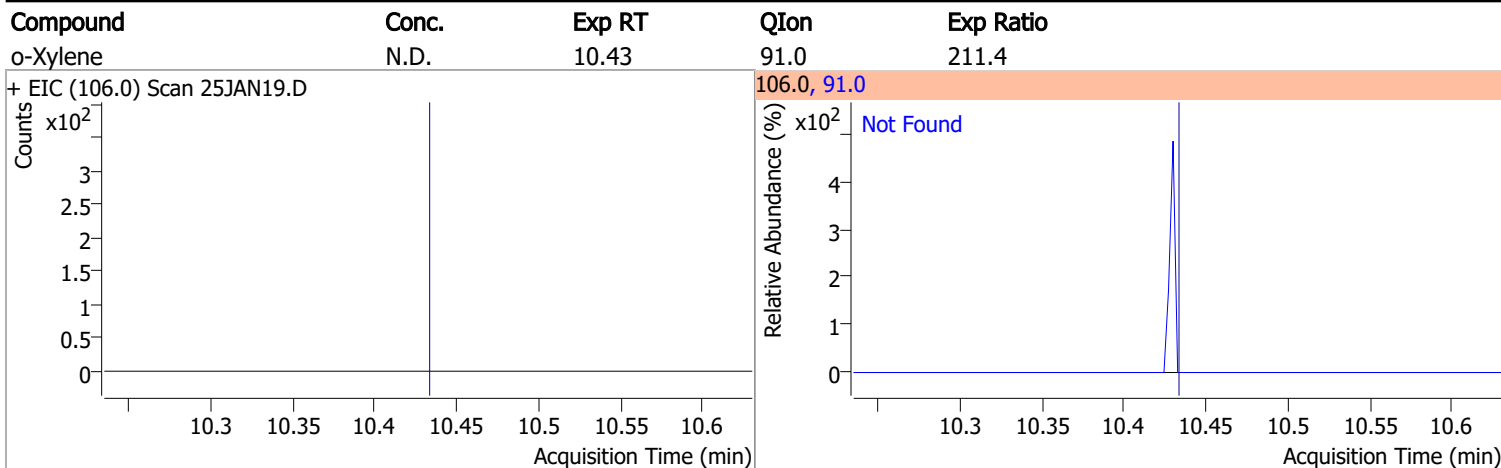
Compound	Conc.	Exp RT	QIon	Exp Ratio
1,2-Dibromoethane	N.D.	9.30	109.0	91.5



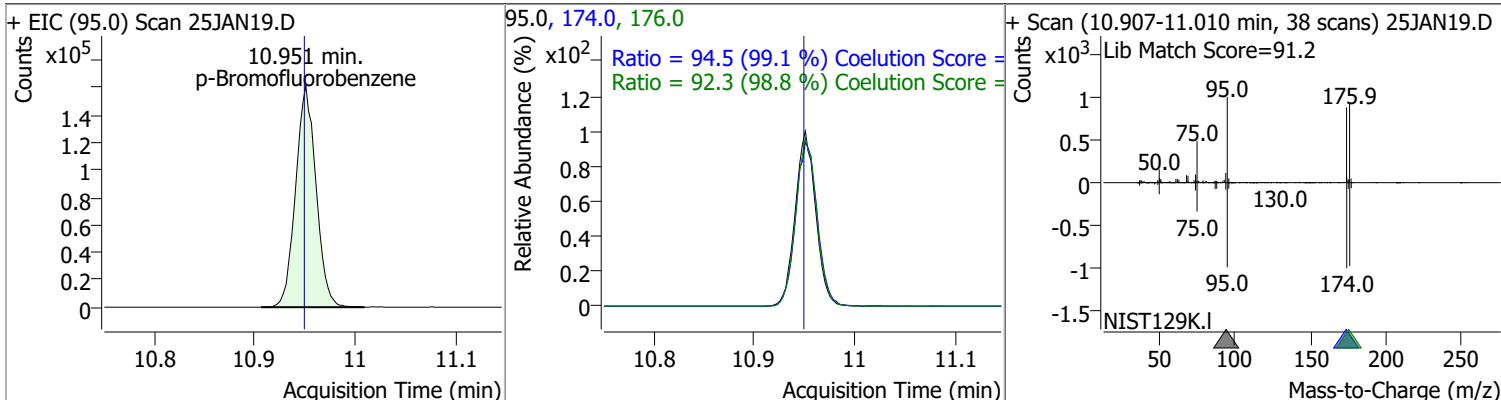
Quantitation Results Report (QT Reviewed)



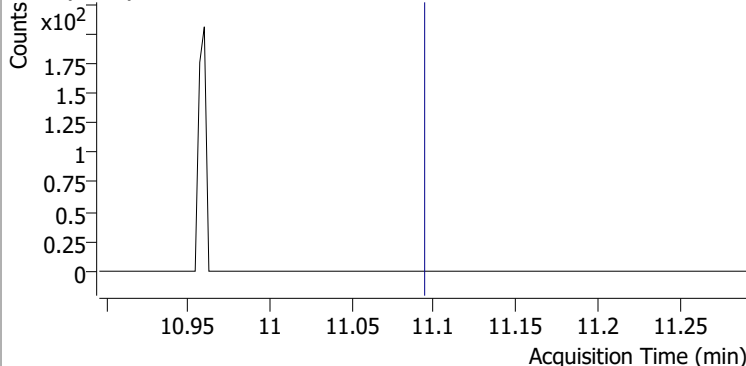
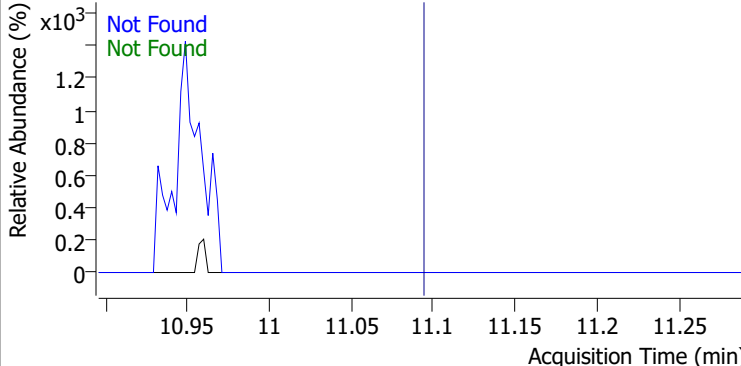
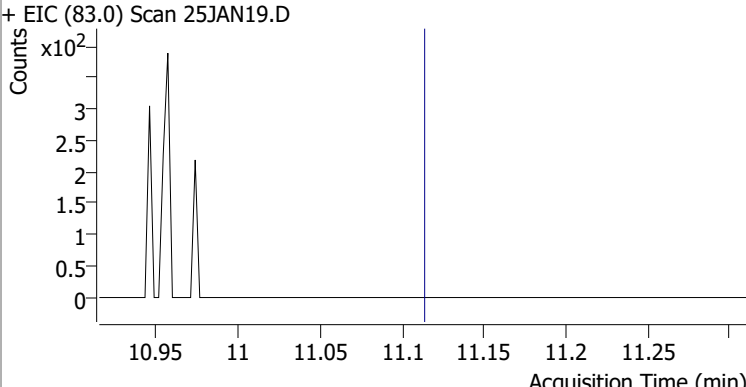
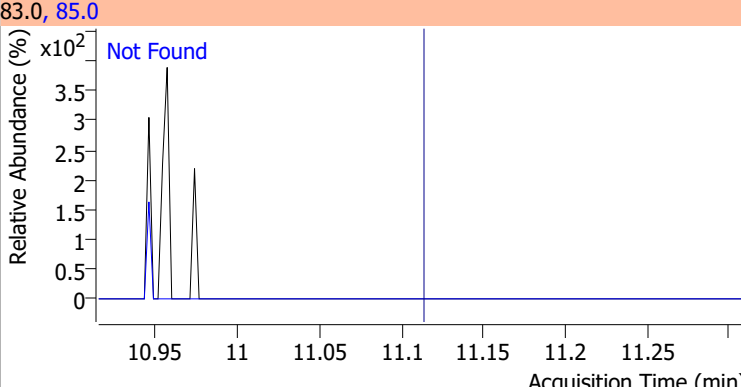
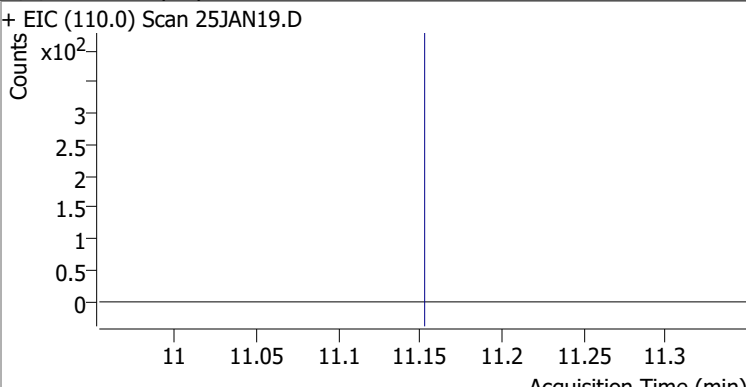
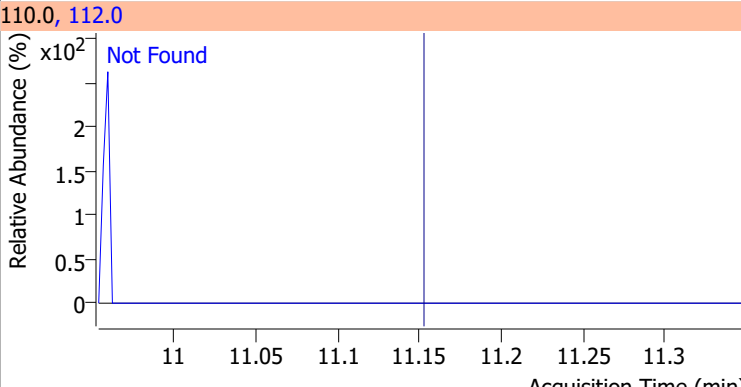
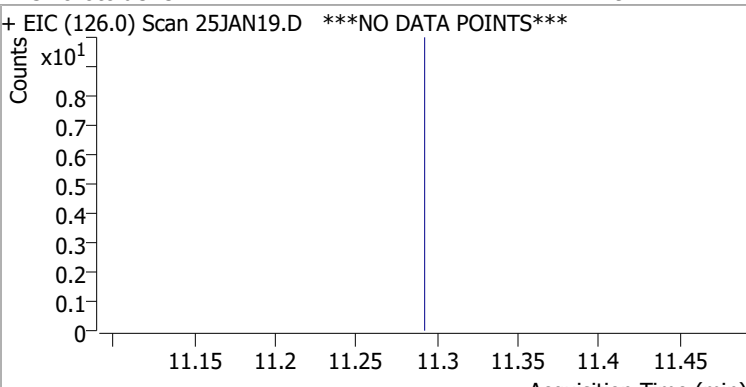
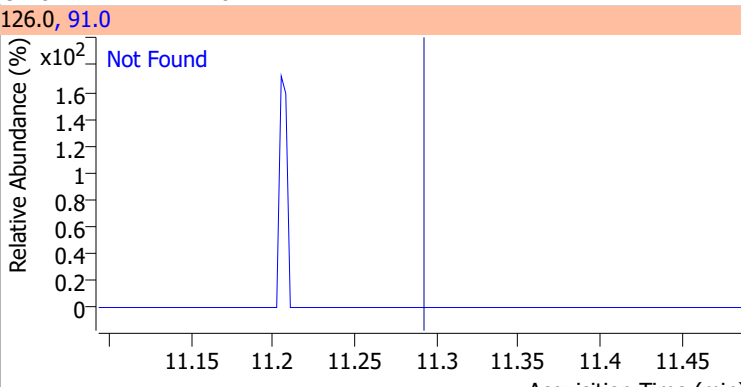
Quantitation Results Report (QT Reviewed)



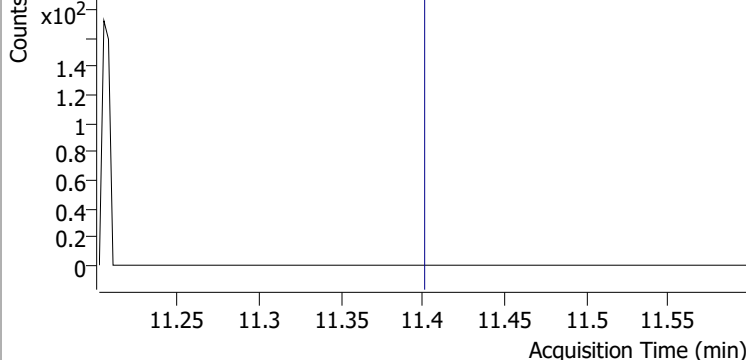
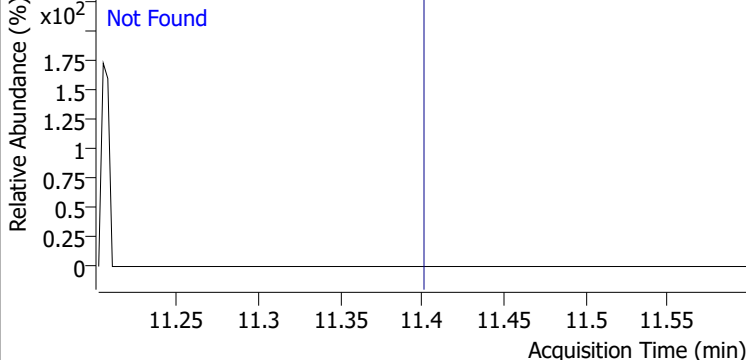
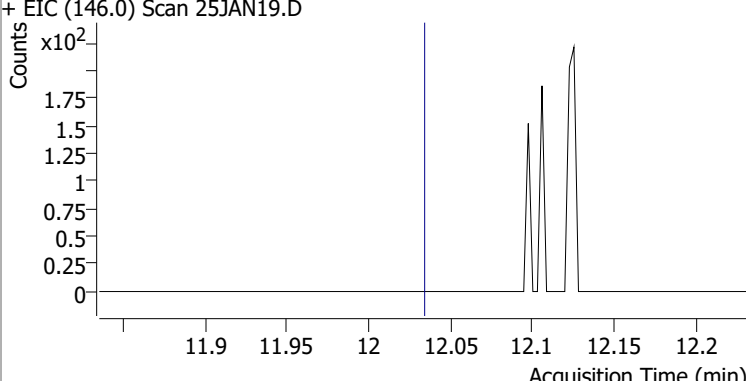
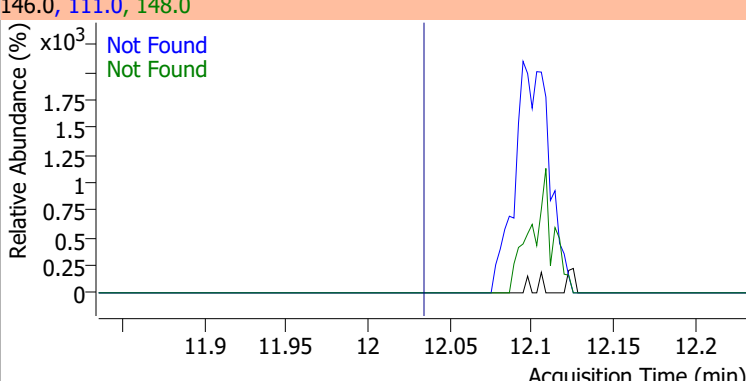
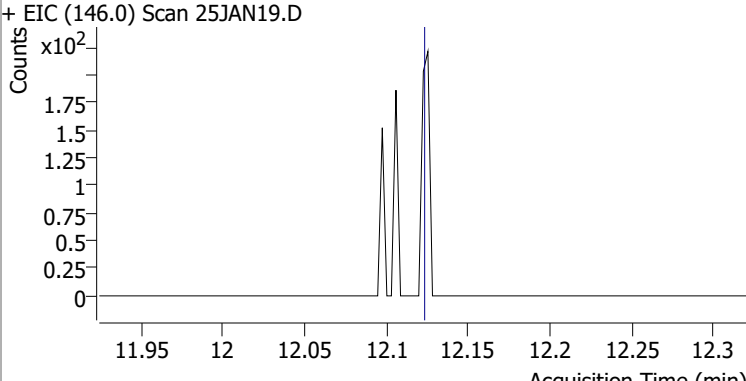
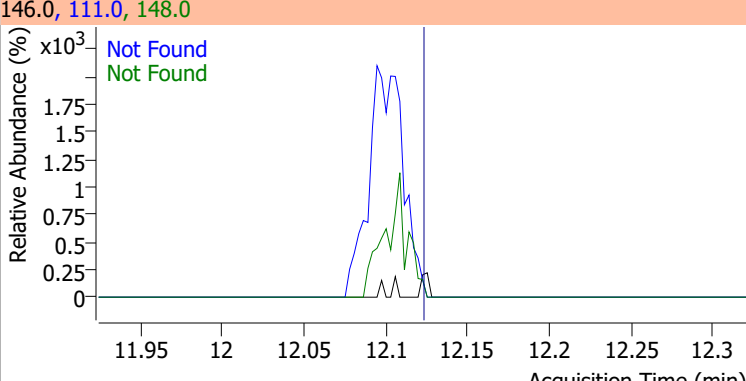
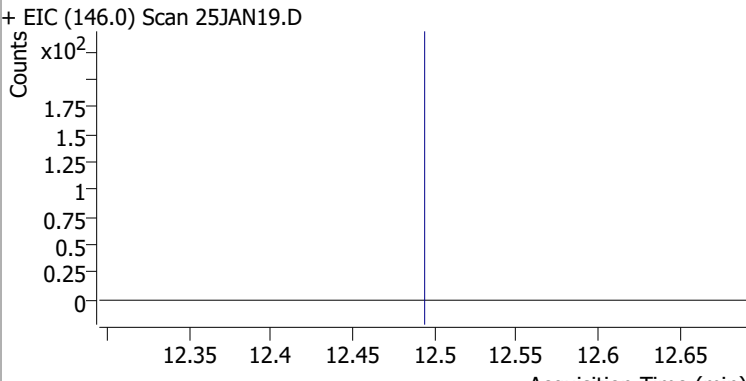
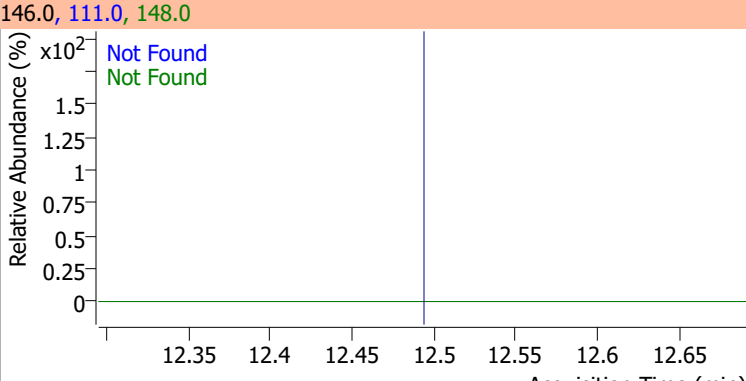
Compound	Conc.	RT	Dev(Min)	Resp.	QIon	QRatio	Lower	Upper
p-Bromofluorobenzene	269.6890	10.95	0.00	227742	174.0	94.5	65.3	125.3
					176.0	92.3	63.3	123.3



Quantitation Results Report (QT Reviewed)

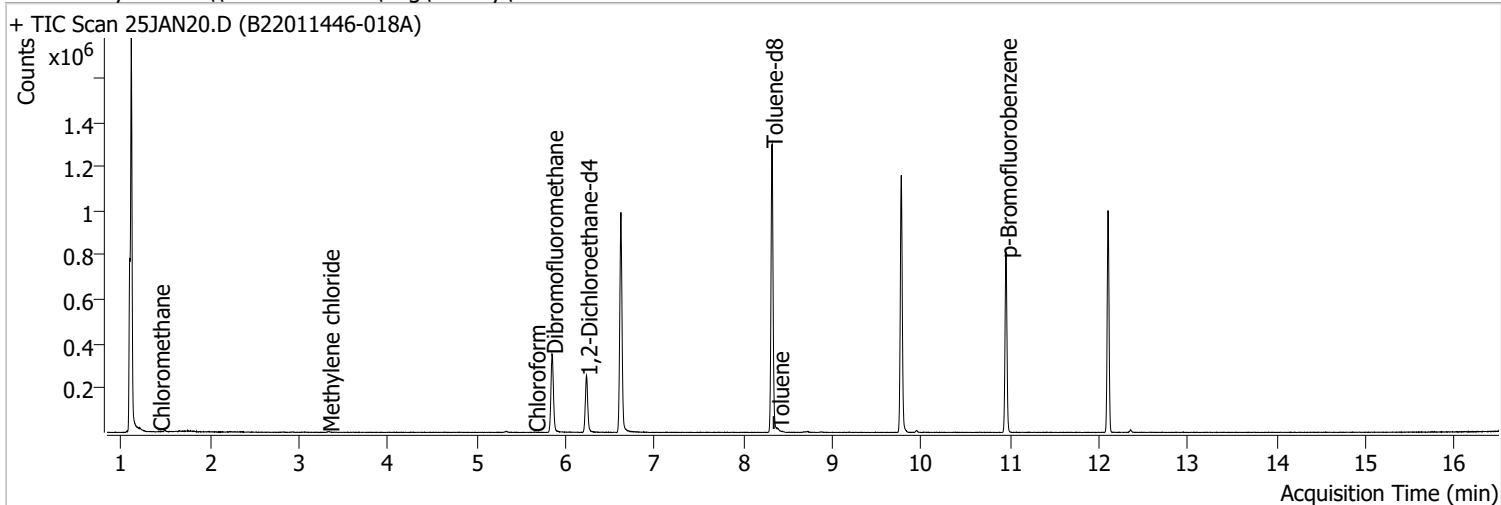
Compound	Conc.	Exp RT	QIon	Exp Ratio	QIon	Exp Ratio
Bromobenzene	N.D.	11.09	77.0	143.5	158.0	96.1
+ EIC (156.0) Scan 25JAN19.D			156.0, 77.0, 158.0			
						
1,1,2,2-Tetrachloroethane	N.D.	11.11	85.0	63.3		
+ EIC (83.0) Scan 25JAN19.D			83.0, 85.0			
						
1,2,3-Trichloropropane	N.D.	11.15	112.0	65.8		
+ EIC (110.0) Scan 25JAN19.D			110.0, 112.0			
						
2-Chlorotoluene	N.D.	11.29	91.0	276.2		
+ EIC (126.0) Scan 25JAN19.D ***NO DATA POINTS***			126.0, 91.0			
						

Quantitation Results Report (QT Reviewed)

Compound	Conc.	Exp RT	QIon	Exp Ratio
4-Chlorotoluene	N.D.	11.40	126.0	31.3
+ EIC (91.0) Scan 25JAN19.D			91.0, 126.0	
				
1,3-Dichlorobenzene	N.D.	12.03	148.0	62.8
+ EIC (146.0) Scan 25JAN19.D			146.0, 111.0, 148.0	
				
1,4-Dichlorobenzene	N.D.	12.12	148.0	63.7
+ EIC (146.0) Scan 25JAN19.D			146.0, 111.0, 148.0	
				
1,2-Dichlorobenzene	N.D.	12.49	148.0	61.9
+ EIC (146.0) Scan 25JAN19.D			146.0, 111.0, 148.0	
				

Quantitation Results Report (QT Reviewed)

Data File	25JAN20.D	Operator	MSC
Acq. Method	5975CACQF.M	Acq. Date-Time	1/25/2022 6:03:30 PM
Sample Name	B22011446-018A	Instrument	VOA5975C
Vial	20	Multiplier	1.00
DA Method File	VOA5975C_8260B_SHT_DoD_L4_011922.m	Comment	
Tune File	BFB_Atune3.u	Tune Date	10/11/2021 4:02:00 PM
Batch Name	VG012522_8260B.batch.bin	Last Calib Update	3/15/2022 2:01:13 PM
Ref Library	\\MASSHUNTER\Org\Library\NIST129K.I		



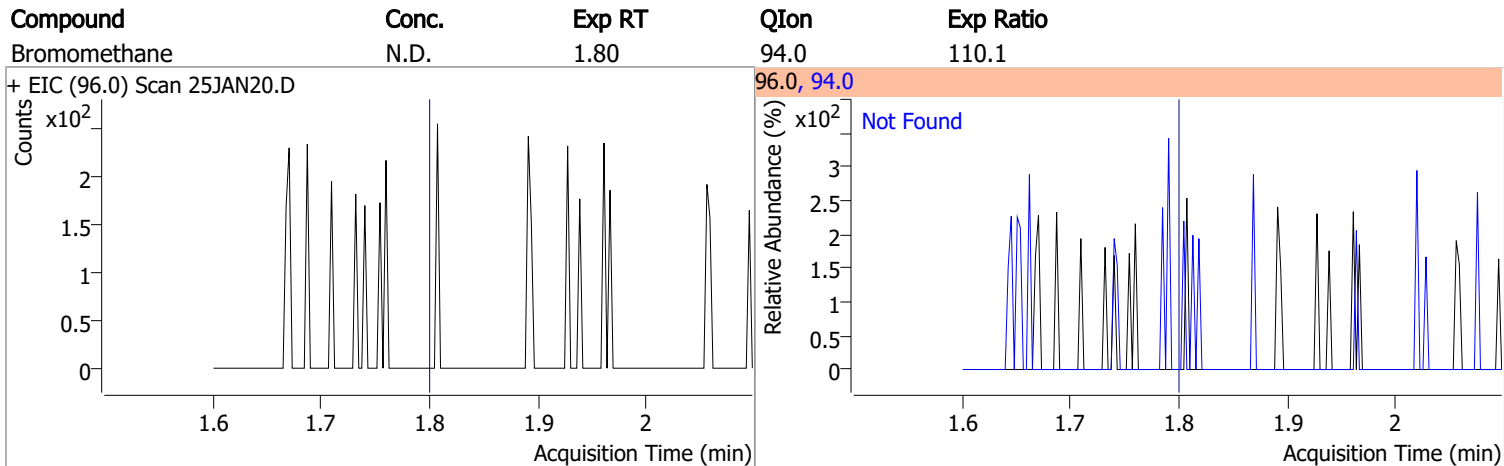
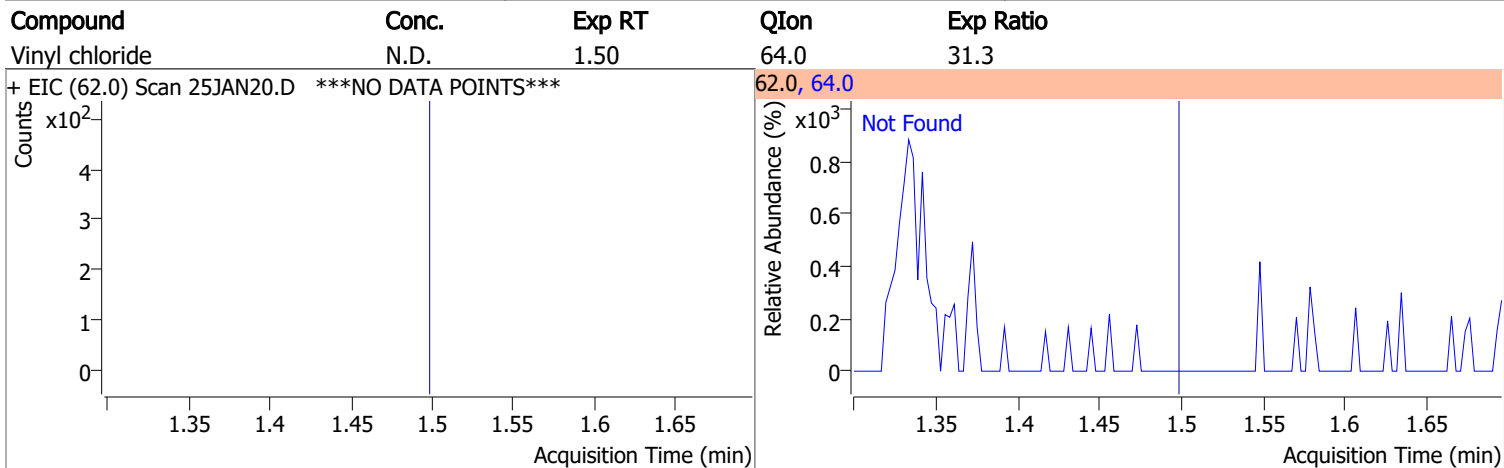
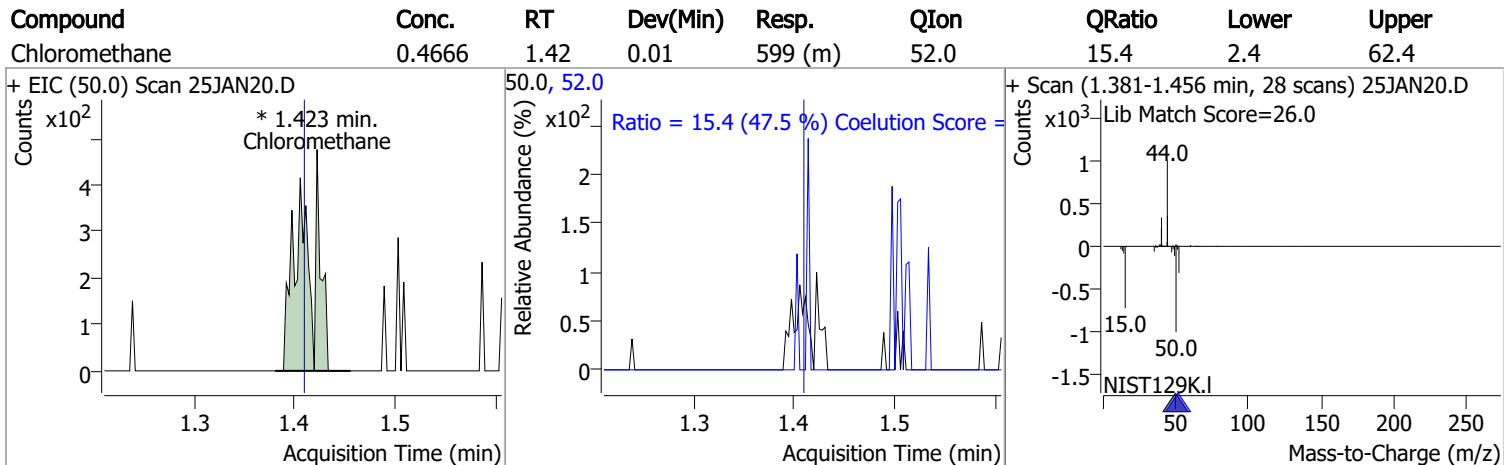
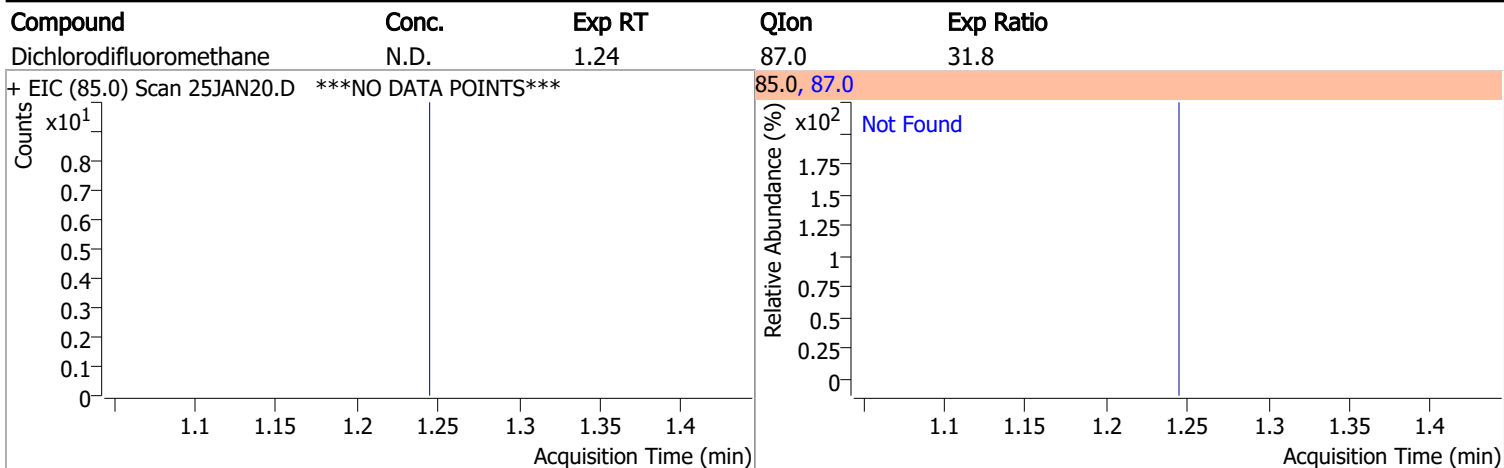
Compound	RT	QIon	Resp.	Conc.	Units	Dev(Min)
Internal Standards						
M Fluorobenzene	6.621	96.0	810754	250.0000	ng	0.000
M Chlorobenzene-d5	9.775	82.0	314069	250.0000	ng	0.000
M 1,4-Dichlorobenzene-d4	12.100	152.0	234618	250.0000	ng	0.000
System Monitoring Compounds						
S Dibromofluoromethane	5.845	113.0	208459	265.4575	ng	-0.005
Spiked Amount: 250.000	Range: 80.0 - 119.0%			Recovery = 106.18%		
S 1,2-Dichloroethane-d4	6.233	67.0	89652	264.2878	ng	0.003
Spiked Amount: 250.000	Range: 81.0 - 118.0%			Recovery = 105.72%		
S Toluene-d8	8.319	98.0	795063	259.4815	ng	0.000
Spiked Amount: 250.000	Range: 89.0 - 112.0%			Recovery = 103.79%		
S p-Bromofluorobenzene	10.951	95.0	235541	271.9043	ng	0.003
Spiked Amount: 250.000	Range: 85.0 - 114.0%			Recovery = 108.76%		
Target Compounds						
T Dichlorodifluoromethane	0.000		0	N.D.		
T Chloromethane	1.423	50.0	599	0.4666	ng	m 70
T Vinyl chloride	0.000		0	N.D.		
T Bromomethane	0.000		0	N.D.		
T Chloroethane	0.000		0	N.D.		
T Trichlorofluoromethane	0.000		0	N.D.		
T 1,1-Dichloroethene	0.000		0	N.D.		
T Methylene chloride	3.333	49.0	2034	1.7162	ng	m 80
T trans-1,2-Dichloroethene	0.000		0	N.D.		
T Methyl tert-butyl ether (MTBE)	0.000		0	N.D.		
T 1,1-Dichloroethane	0.000		0	N.D.		
T 2,2-Dichloropropane	0.000		0	N.D.		
T cis-1,2-Dichloroethene	0.000		0	N.D.		
T Methyl ethyl ketone	0.000		0	N.D.		
T Bromochloromethane	0.000		0	N.D.		
T Chloroform	5.647	83.0	616	0.3914	ng	m 100

Quantitation Results Report (QT Reviewed)

Compound	RT	QIon	Resp.	Conc.	Units		Dev(Min)
T 1,1,1-Trichloroethane	0.000		0	N.D.			
T Carbon tetrachloride	0.000		0	N.D.			
T 1,1-Dichloropropene	0.000		0	N.D.			
T Benzene	0.000		0	N.D.			
T 1,2-Dichloroethane	0.000		0	N.D.			
T Trichloroethene	0.000		0	N.D.			
T 1,2-Dichloropropane	0.000		0	N.D.			
T Dibromomethane	0.000		0	N.D.			
T Bromodichloromethane	0.000		0	N.D.			
T cis-1,3-Dichloropropene	0.000		0	N.D.			
T Toluene	8.391	92.0	2920	1.4297	ng	m	99
T trans-1,3-Dichloropropene	0.000		0	N.D.			
T 1,1,2-Trichloroethane	0.000		0	N.D.			
T Tetrachloroethene	0.000		0	N.D.			
T 1,3-Dichloropropane	0.000		0	N.D.			
T Chlorodibromomethane	0.000		0	N.D.			
T 1,2-Dibromoethane	0.000		0	N.D.			
T Chlorobenzene	0.000		0	N.D.			
T 1,1,1,2-Tetrachloroethane	0.000		0	N.D.			
T Ethylbenzene	0.000		0	N.D.			
T m+p-Xylenes	0.000		0	N.D.			
T o-Xylene	0.000		0	N.D.			
T Styrene	0.000		0	N.D.			
T Bromoform	0.000		0	N.D.			
T Bromobenzene	0.000		0	N.D.			
T 1,1,2,2-Tetrachloroethane	0.000		0	N.D.			
T 1,2,3-Trichloropropane	0.000		0	N.D.			
T 2-Chlorotoluene	0.000		0	N.D.			
T 4-Chlorotoluene	0.000		0	N.D.			
T 1,3-Dichlorobenzene	0.000		0	N.D.			
T 1,4-Dichlorobenzene	0.000		0	N.D.			
T 1,2-Dichlorobenzene	0.000		0	N.D.			

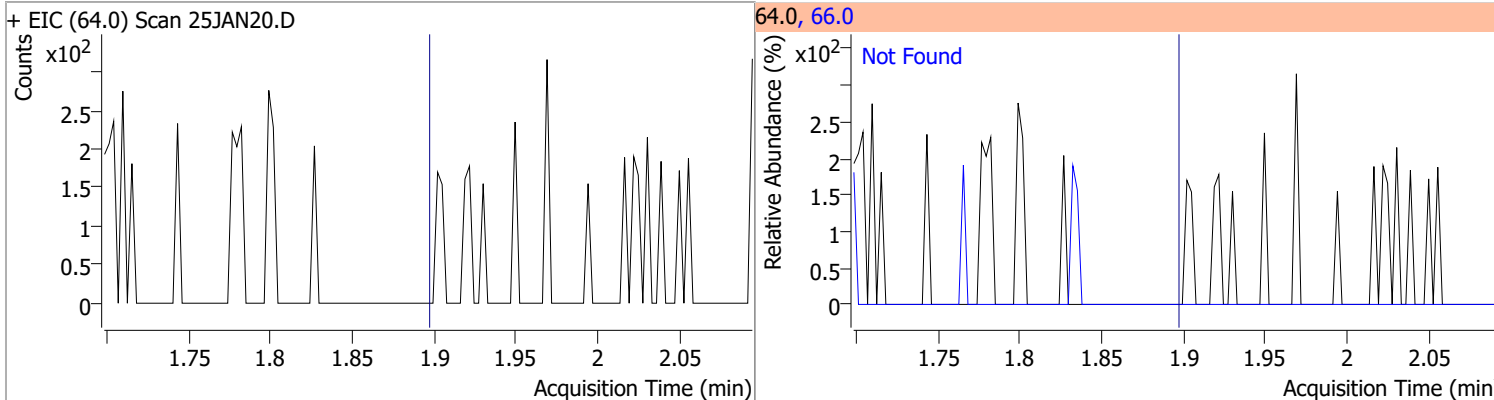
(#) = Qualifier Out of Range; (m) = Manual Integration; (+) = Area Summed; (*) = Surrogate Percent Recovery Out of Range; (d): Zeroed Peak

Quantitation Results Report (QT Reviewed)

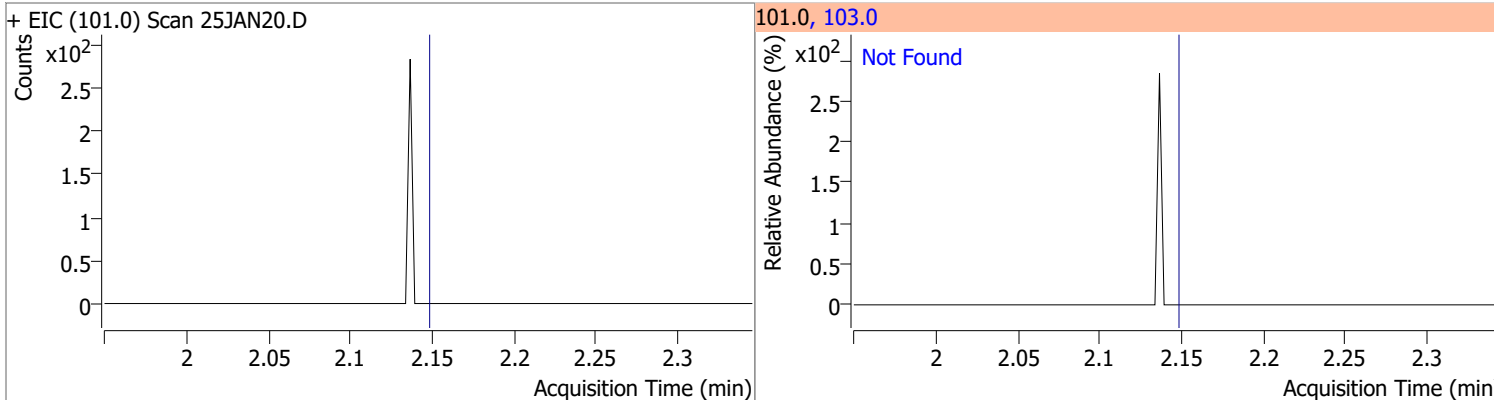


Quantitation Results Report (QT Reviewed)

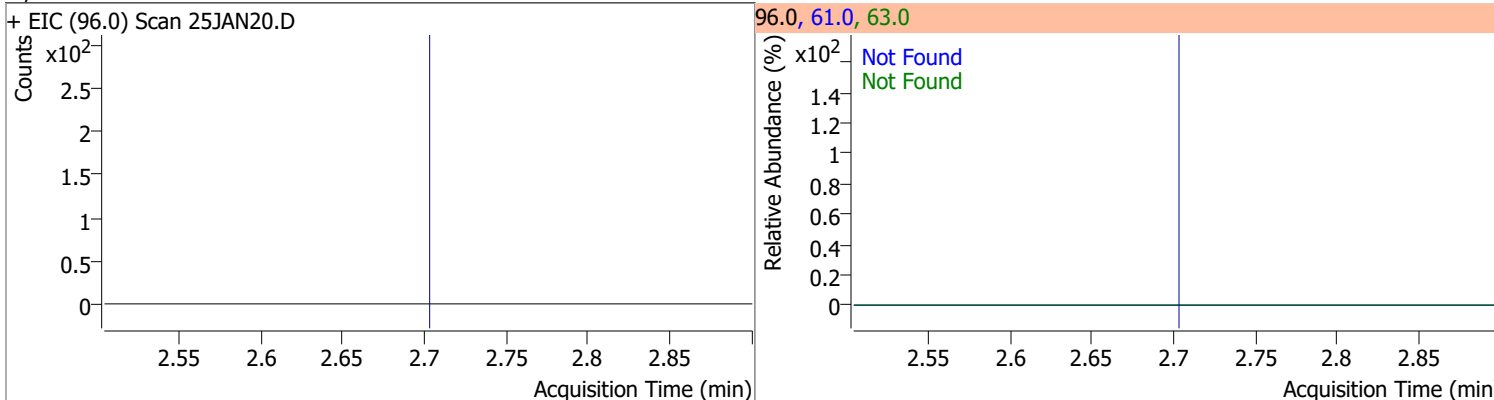
Compound	Conc.	Exp RT	QIon	Exp Ratio
Chloroethane	N.D.	1.90	66.0	30.0



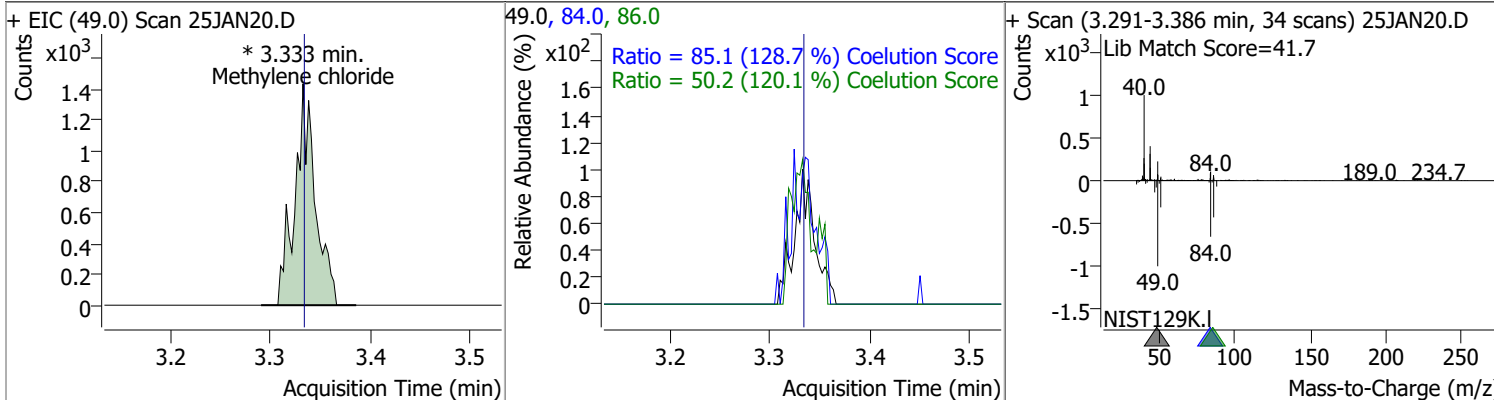
Compound	Conc.	Exp RT	QIon	Exp Ratio
Trichlorofluoromethane	N.D.	2.15	103.0	65.0



Compound	Conc.	Exp RT	QIon	Exp Ratio	QIon	Exp Ratio
1,1-Dichloroethene	N.D.	2.70	61.0	179.9	63.0	57.0

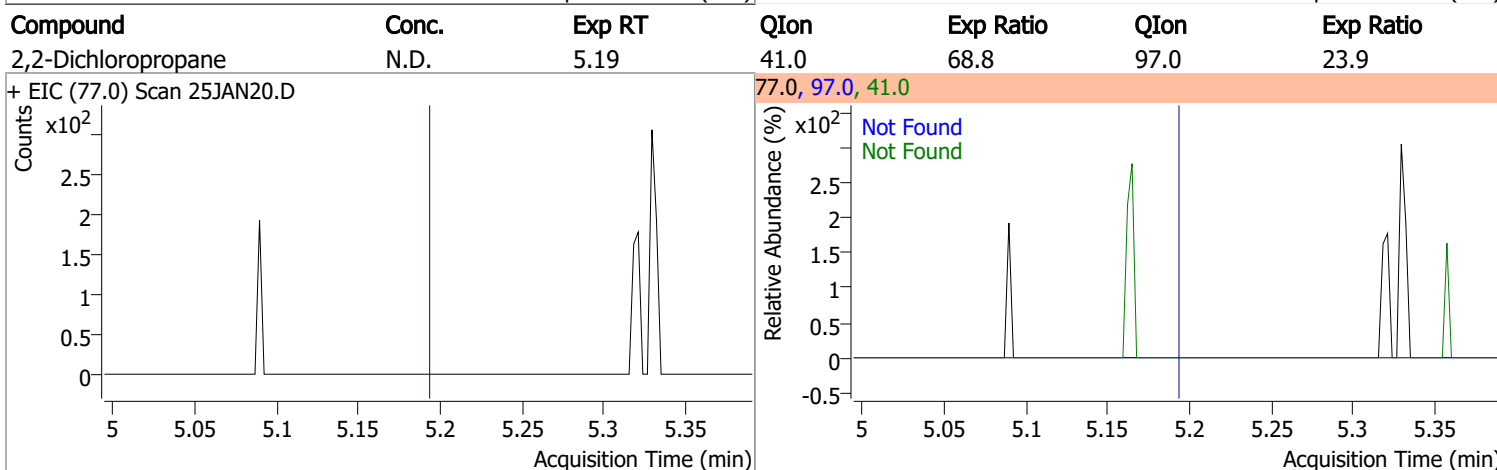
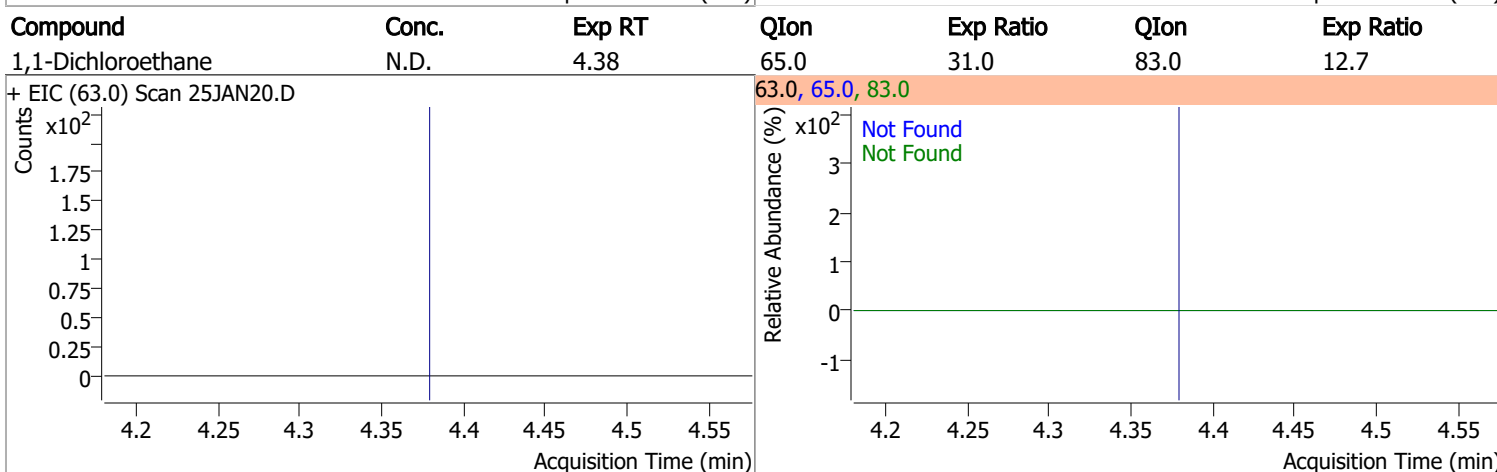
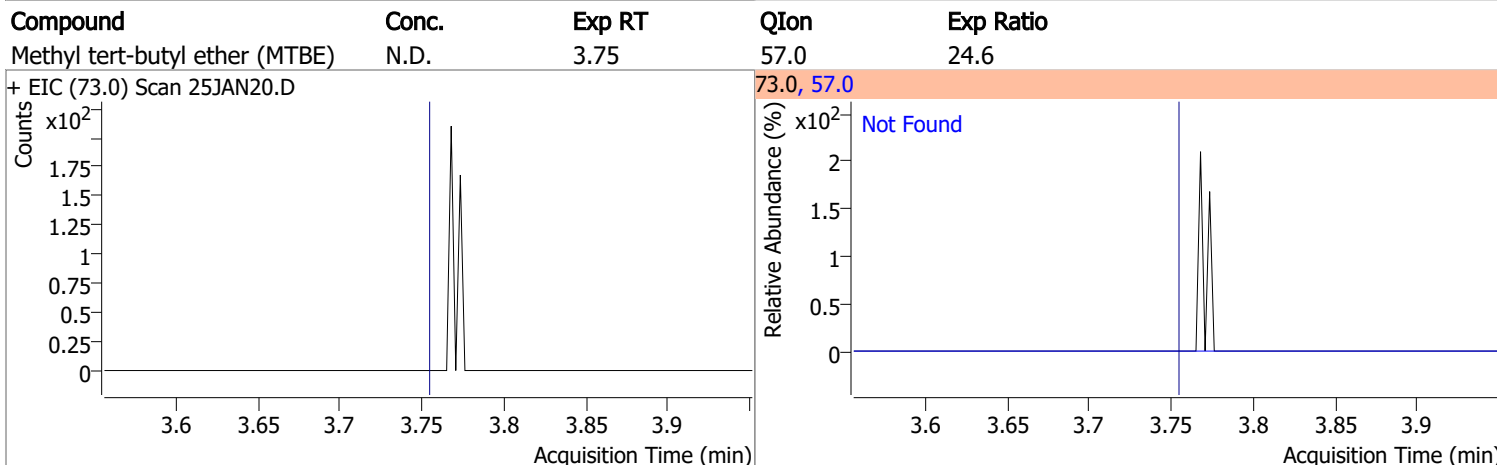
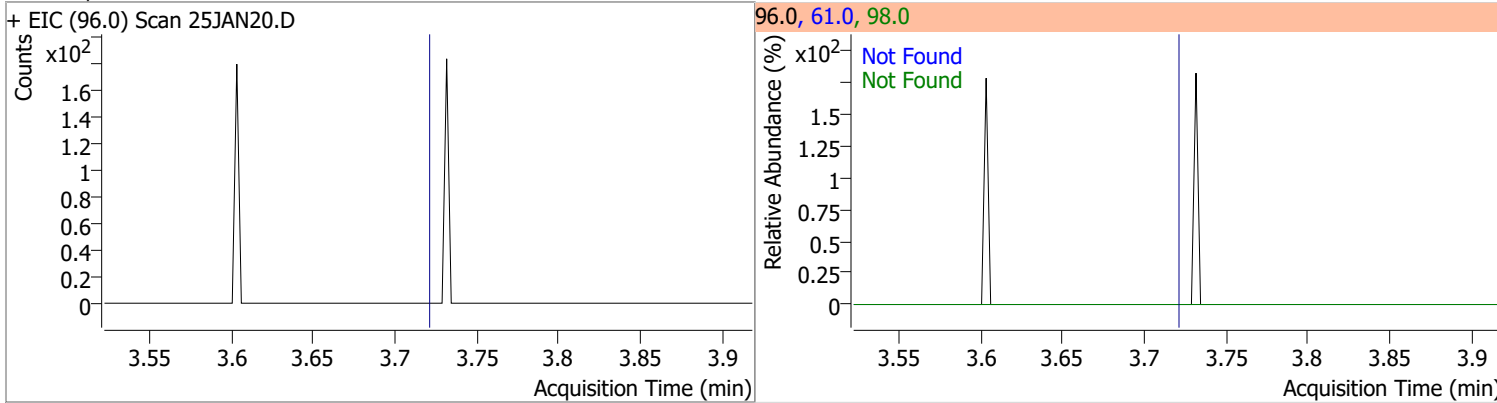


Compound	Conc.	RT	Dev(Min)	Resp.	QIon	QRatio	Lower	Upper
Methylene chloride	1.7162	3.33	0.00	2034 (m)	84.0	85.1	36.1	96.1
					86.0	50.2	11.8	71.8



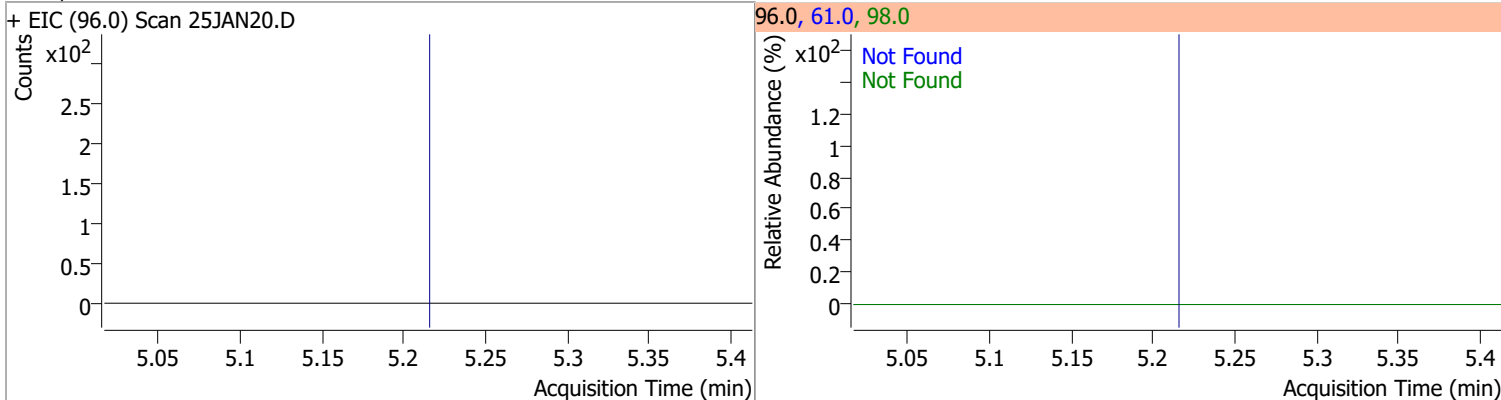
Quantitation Results Report (QT Reviewed)

Compound	Conc.	Exp RT	QIon	Exp Ratio	QIon	Exp Ratio
trans-1,2-Dichloroethene	N.D.	3.72	61.0	154.8	98.0	62.1

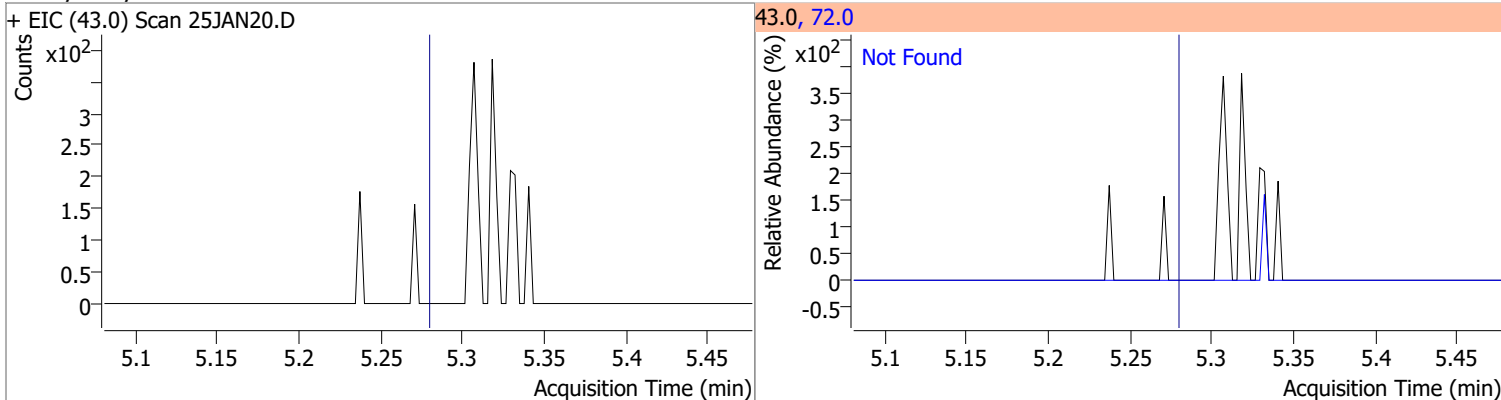


Quantitation Results Report (QT Reviewed)

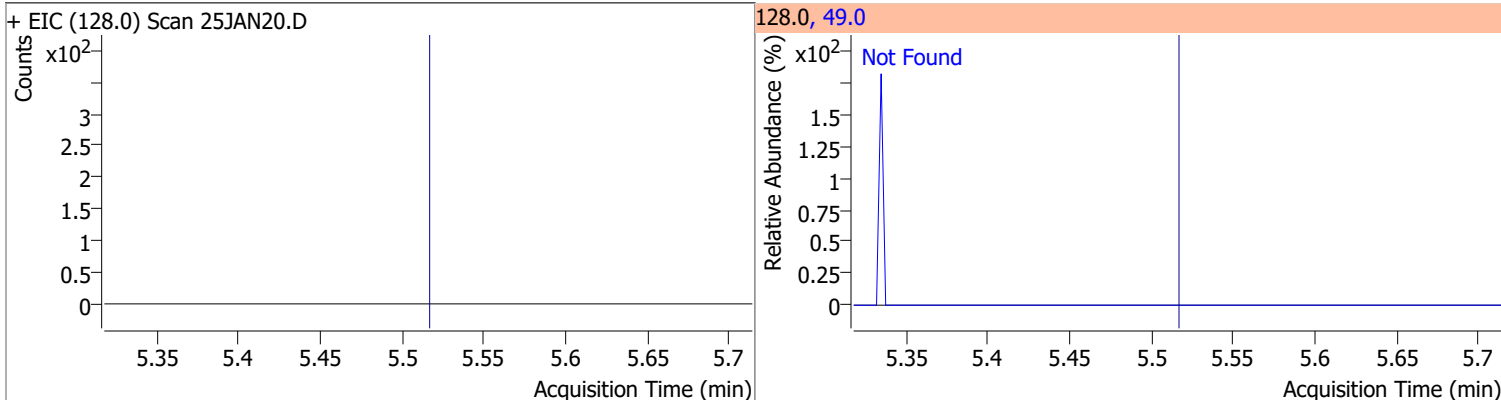
Compound	Conc.	Exp RT	QIon	Exp Ratio	QIon	Exp Ratio
cis-1,2-Dichloroethene	N.D.	5.21	61.0	160.4	98.0	66.2



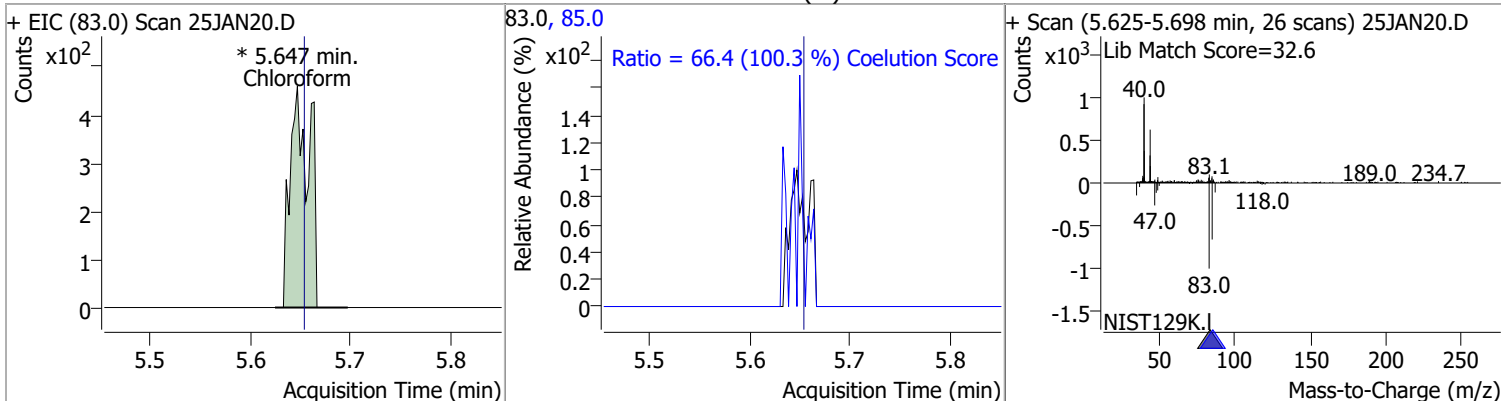
Compound	Conc.	Exp RT	QIon	Exp Ratio
Methyl ethyl ketone	N.D.	5.28	72.0	20.6



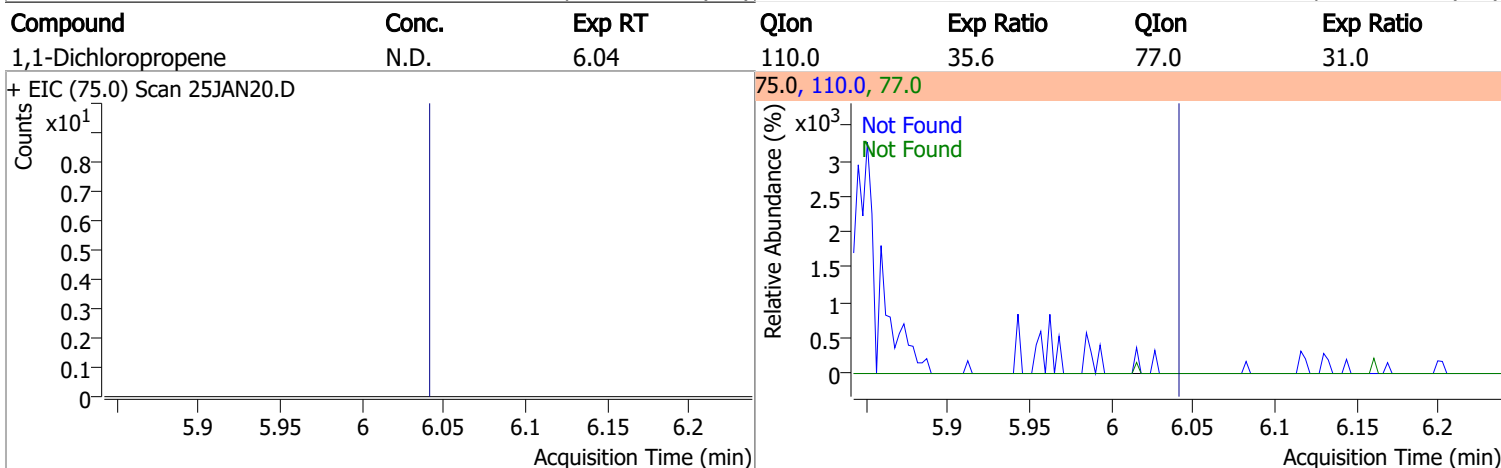
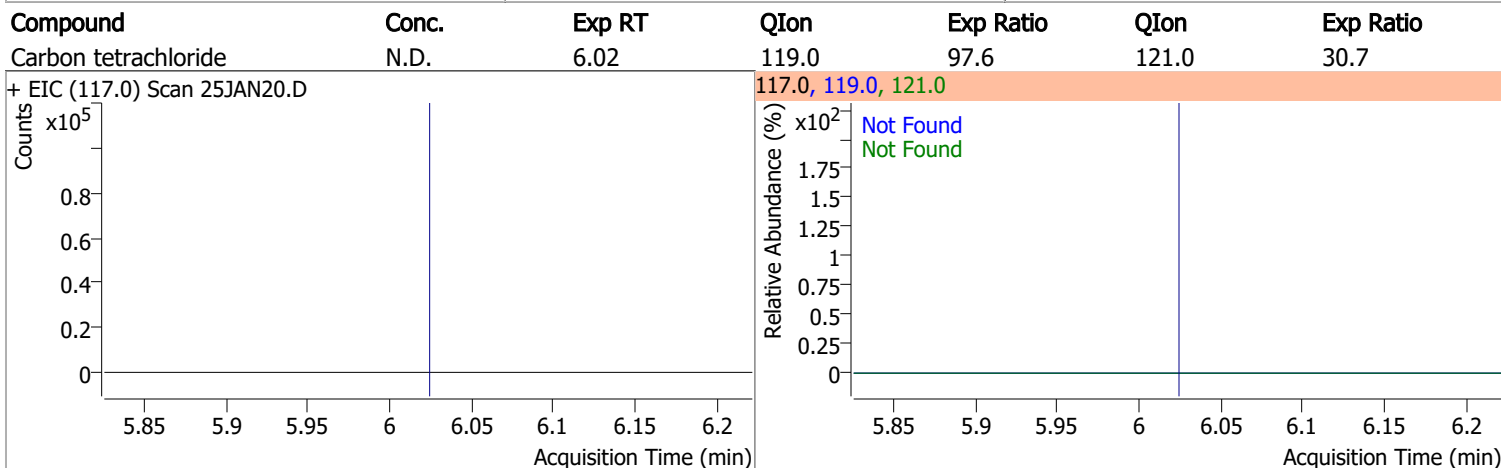
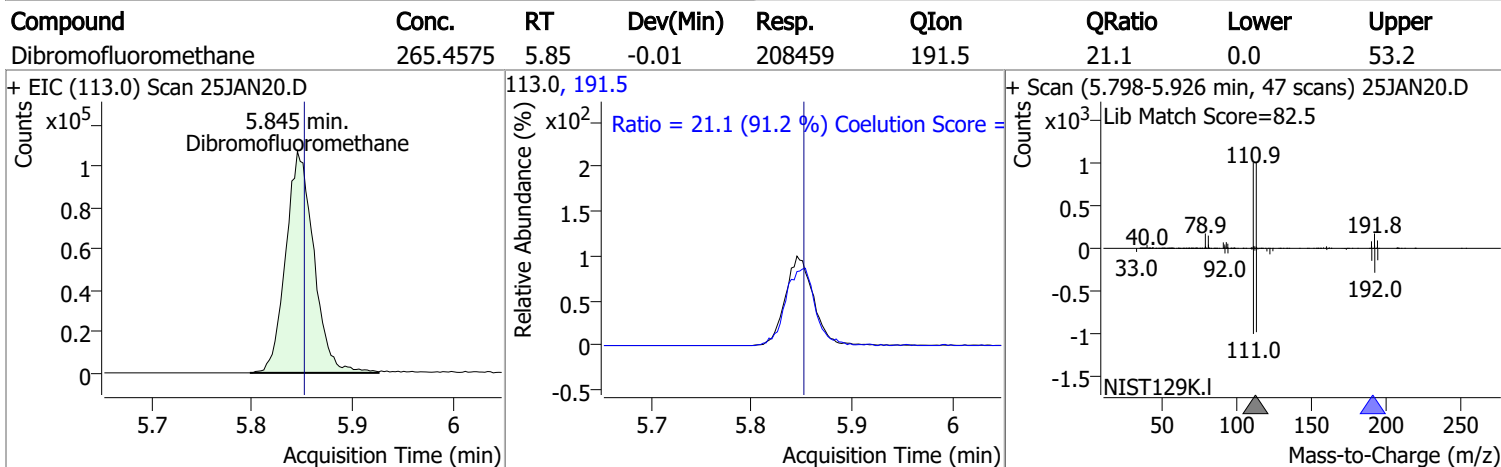
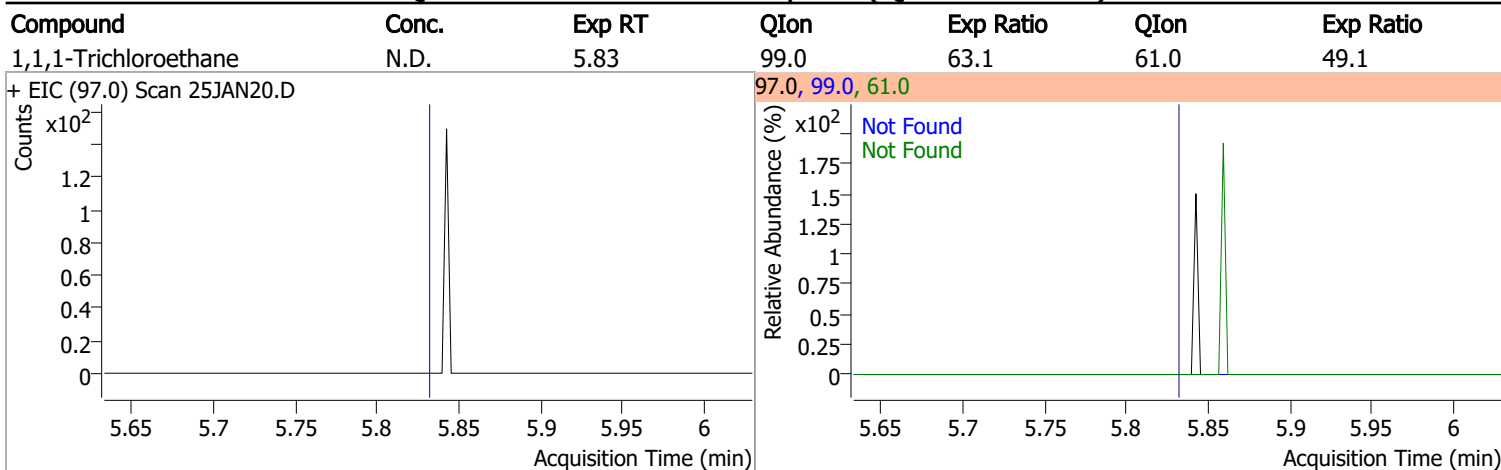
Compound	Conc.	Exp RT	QIon	Exp Ratio
Bromochloromethane	N.D.	5.52	49.0	182.2



Compound	Conc.	RT	Dev(Min)	Resp.	QIon	QRatio	Lower	Upper
Chloroform	0.3914	5.65	-0.01	616 (m)	85.0	66.4	36.2	96.2

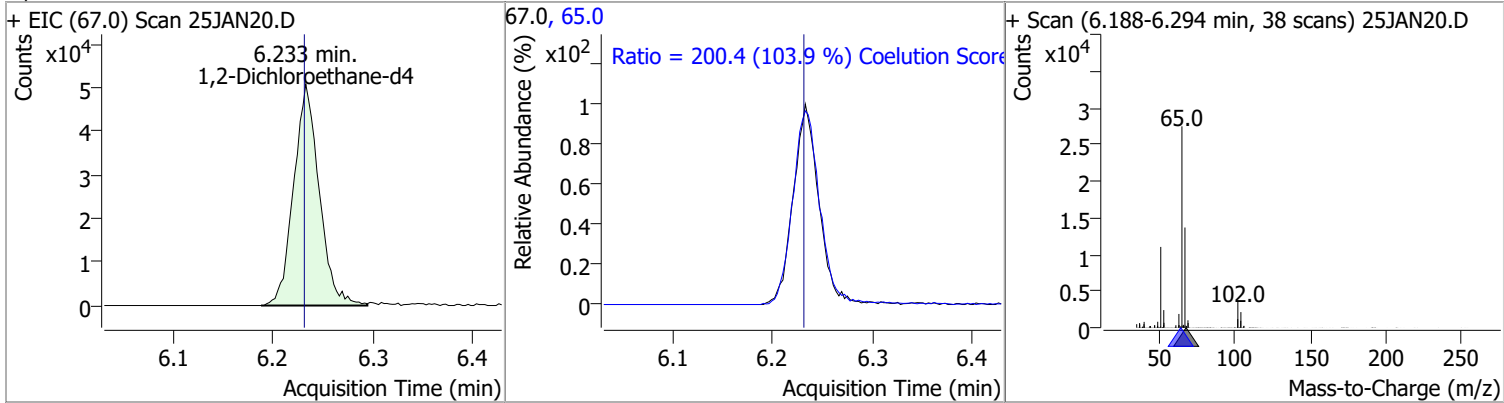


Quantitation Results Report (QT Reviewed)

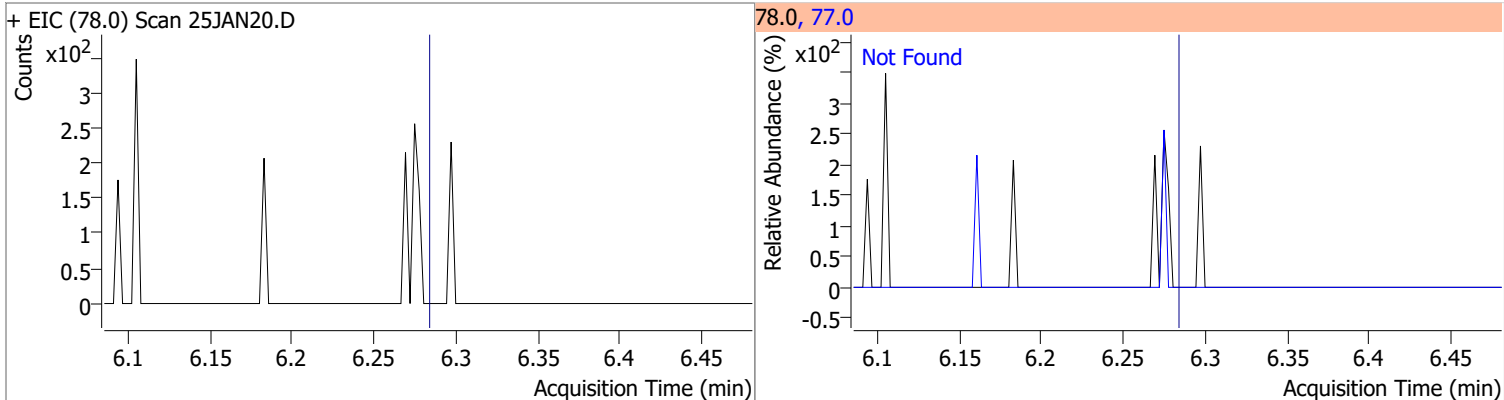


Quantitation Results Report (QT Reviewed)

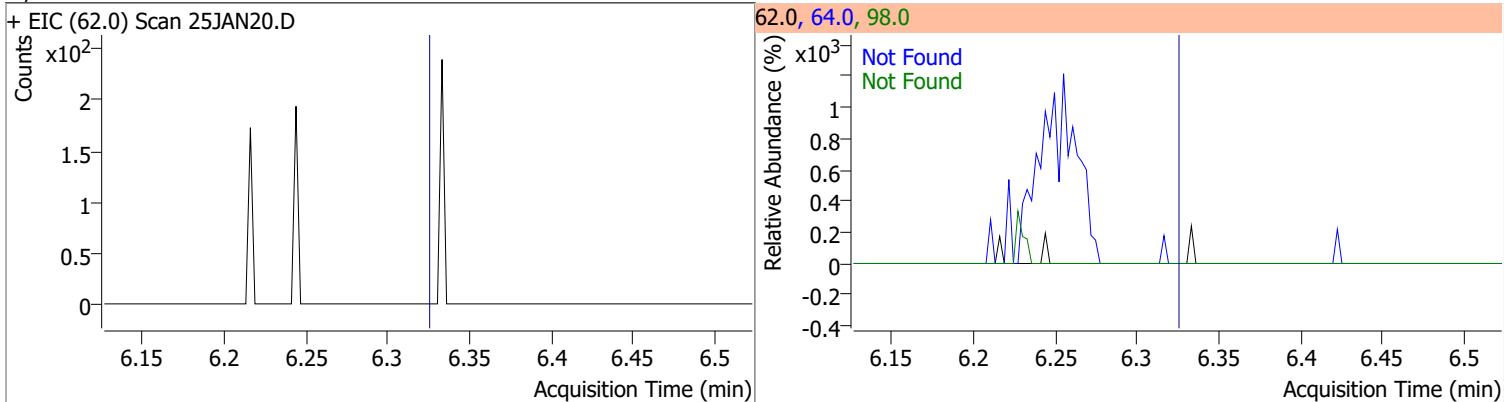
Compound	Conc.	RT	Dev(Min)	Resp.	QIon	QRatio	Lower	Upper
1,2-Dichloroethane-d4	264.2878	6.23	0.00	89652	65.0	200.4	162.8	222.8



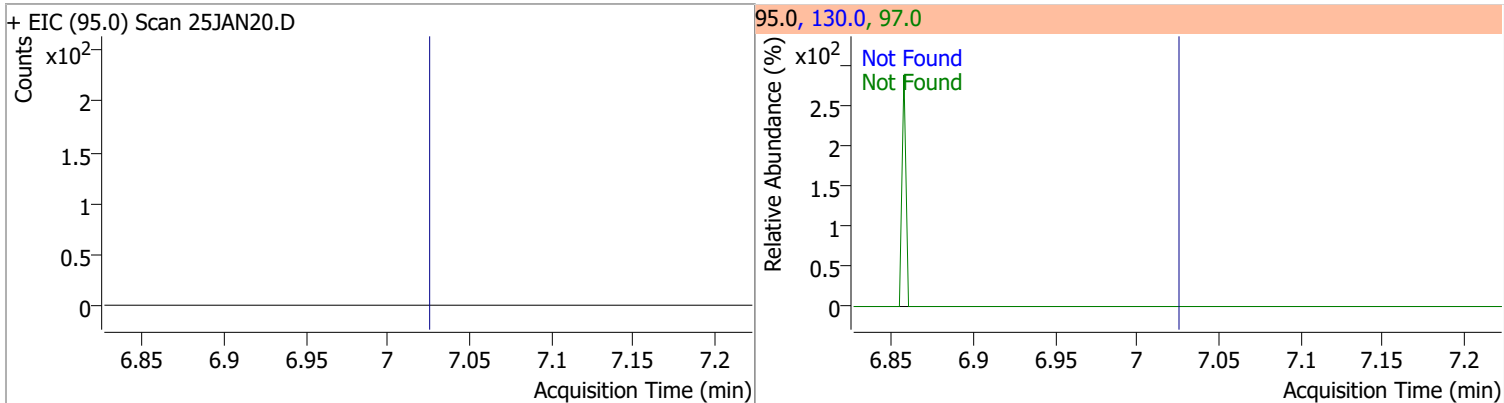
Compound	Conc.	Exp RT	QIon	Exp Ratio
Benzene	N.D.	6.28	77.0	23.3



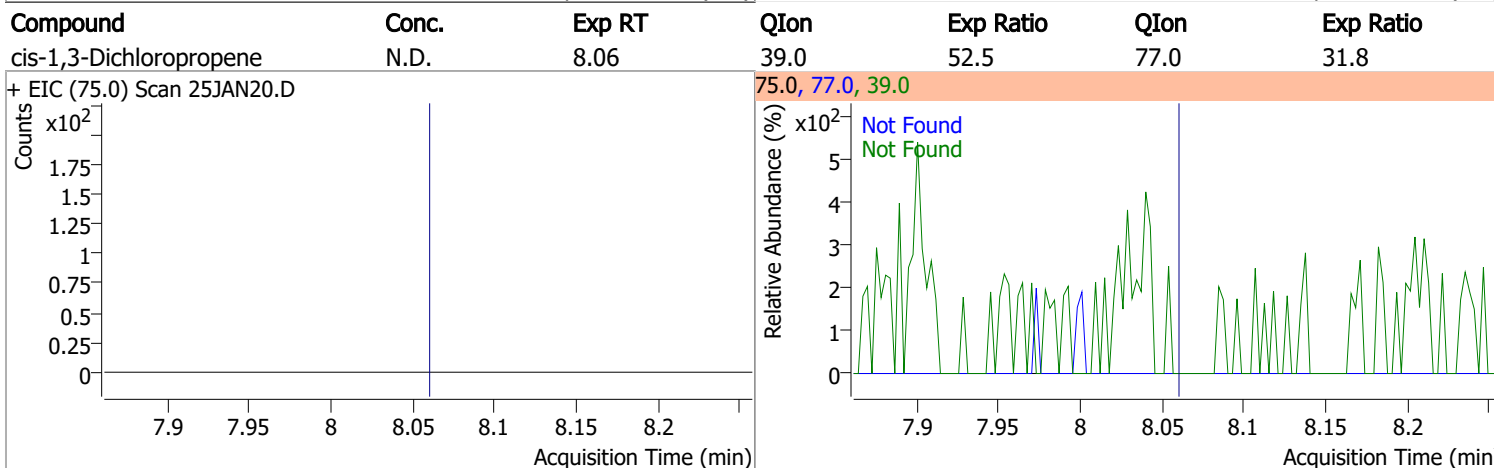
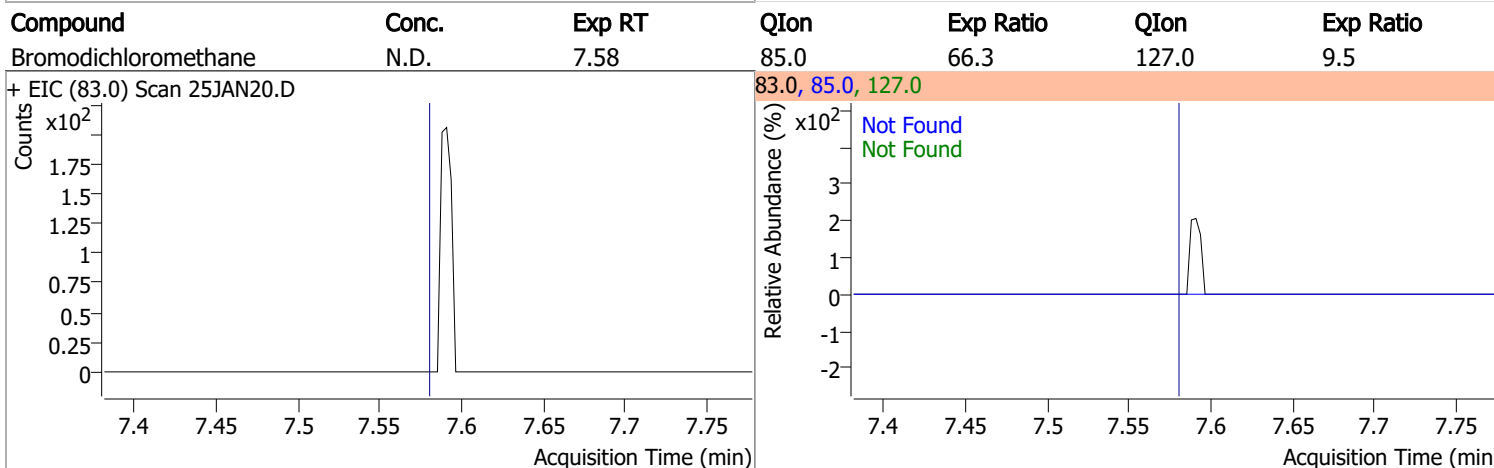
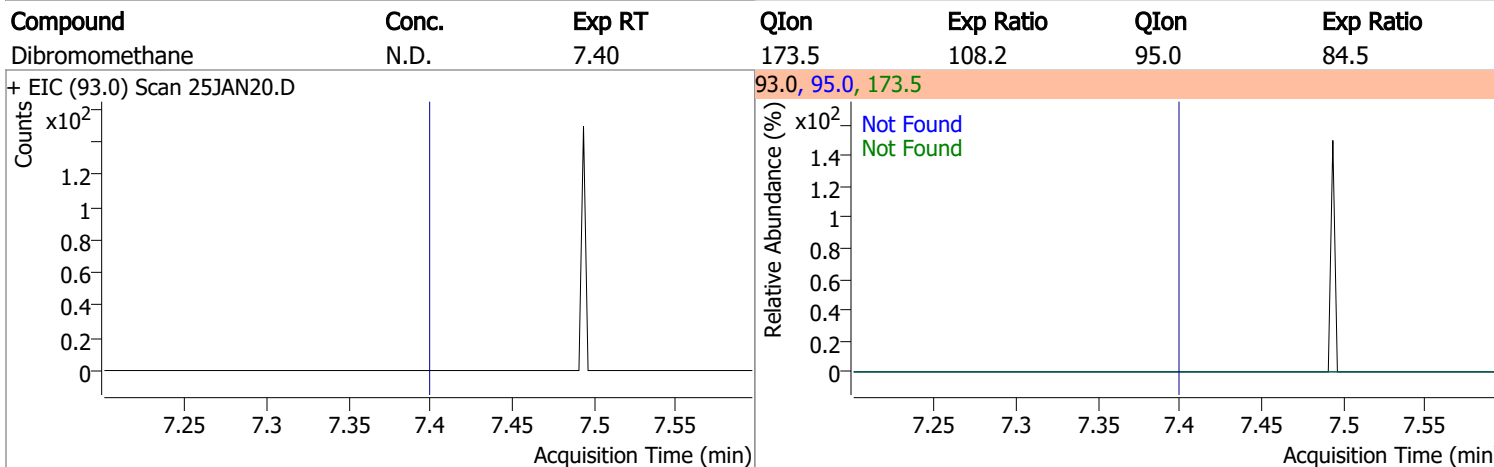
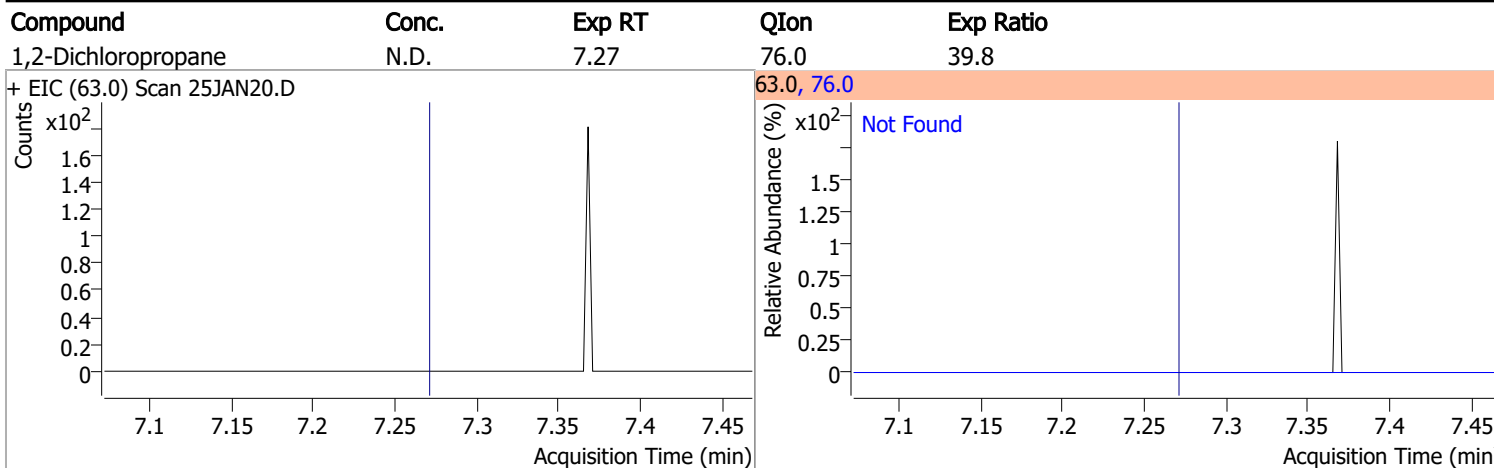
Compound	Conc.	Exp RT	QIon	Exp Ratio	QIon	Exp Ratio
1,2-Dichloroethane	N.D.	6.32	64.0	32.2	98.0	8.2



Compound	Conc.	Exp RT	QIon	Exp Ratio	QIon	Exp Ratio
Trichloroethene	N.D.	7.02	130.0	105.6	97.0	65.7

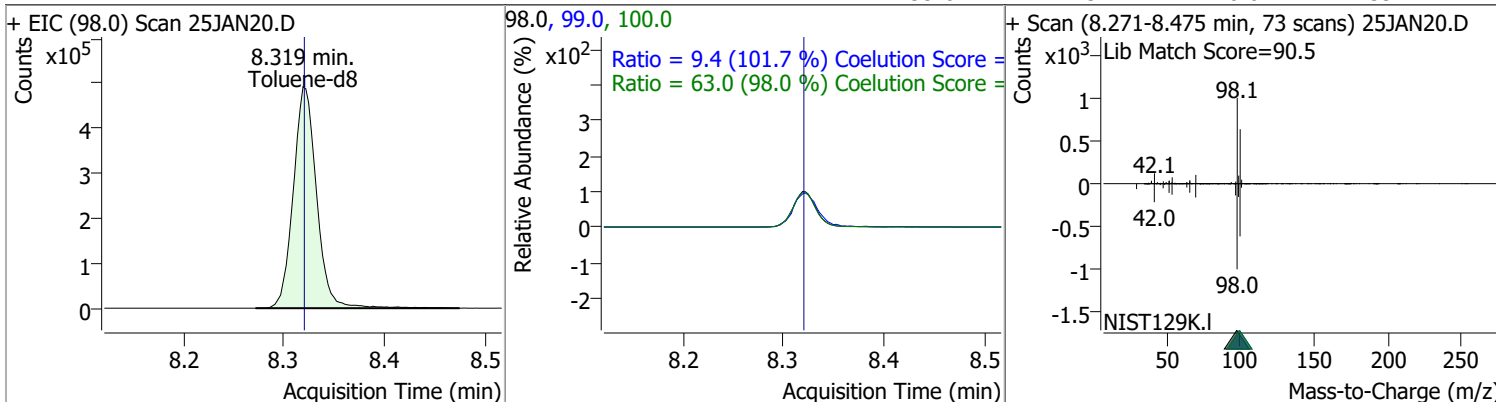


Quantitation Results Report (QT Reviewed)

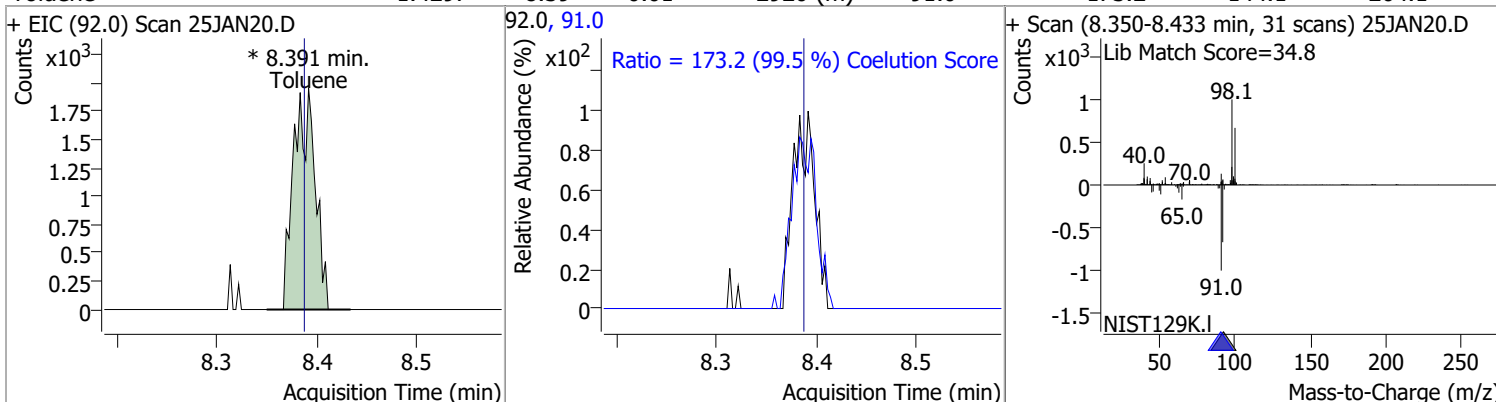


Quantitation Results Report (QT Reviewed)

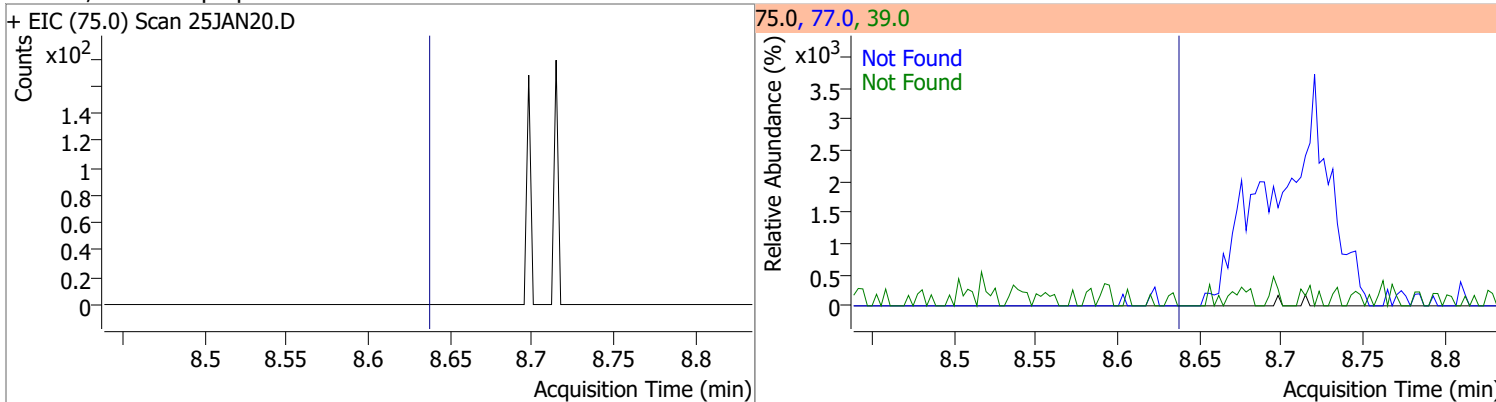
Compound	Conc.	RT	Dev(Min)	Resp.	QIon	QRatio	Lower	Upper
Toluene-d8	259.4815	8.32	0.00	795063	100.0	63.0	34.3	94.3
					99.0	9.4	0.0	39.2



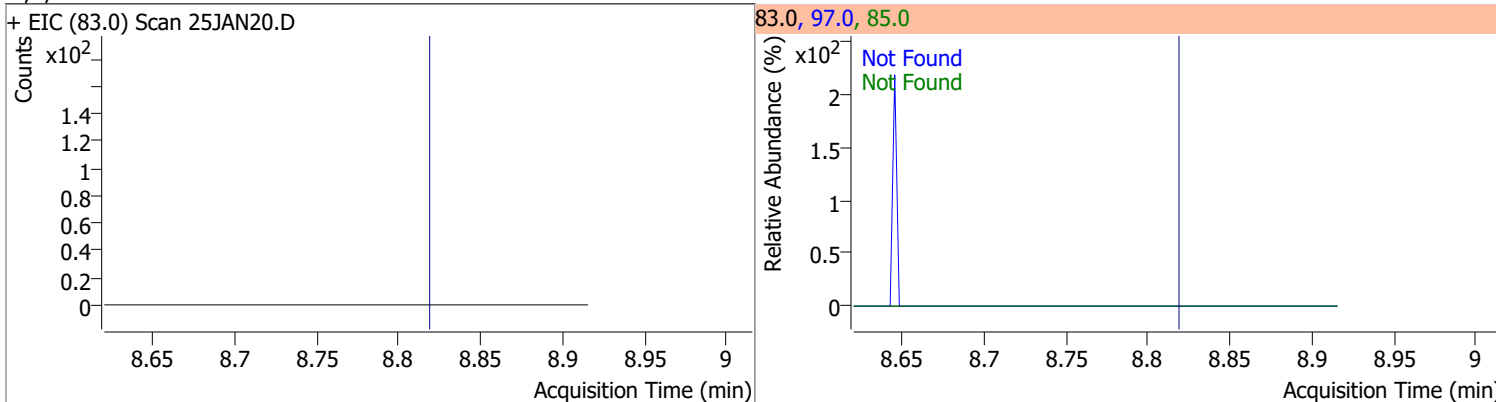
Compound	Conc.	RT	Dev(Min)	Resp.	QIon	QRatio	Lower	Upper
Toluene	1.4297	8.39	0.01	2920 (m)	91.0	173.2	144.1	204.1



Compound	Conc.	Exp RT	QIon	Exp Ratio	QIon	Exp Ratio
trans-1,3-Dichloropropene	N.D.	8.64	39.0	53.0	77.0	31.0



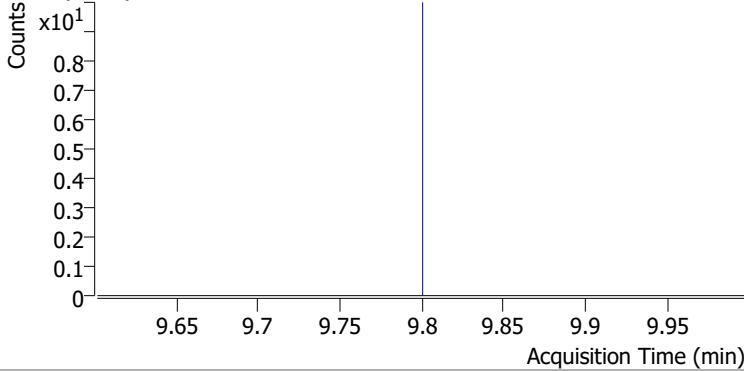
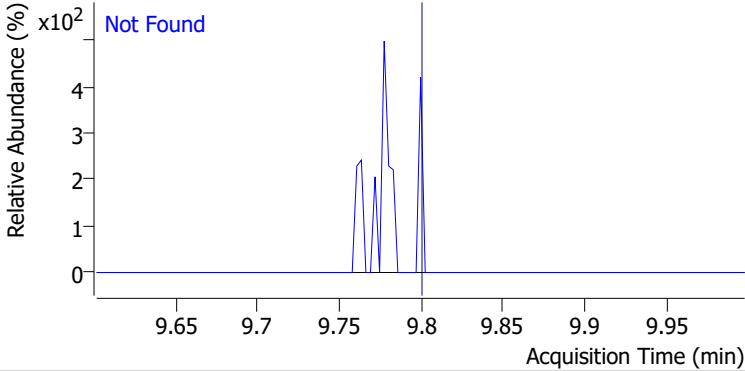
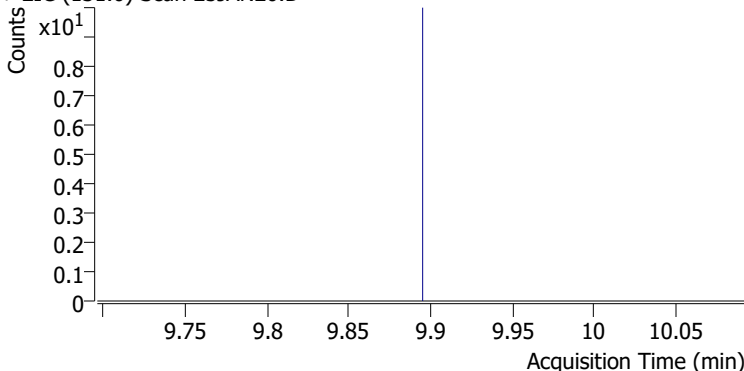
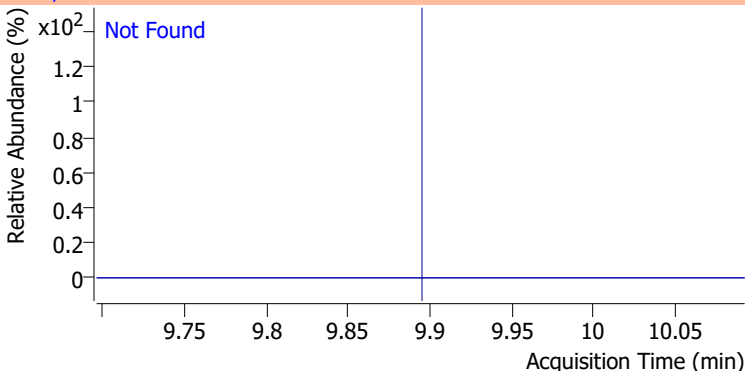
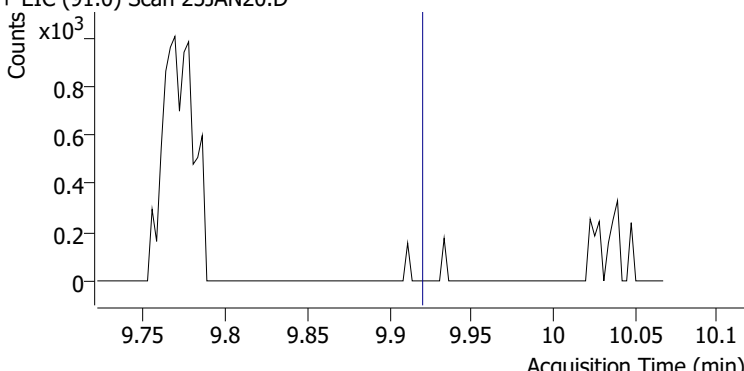
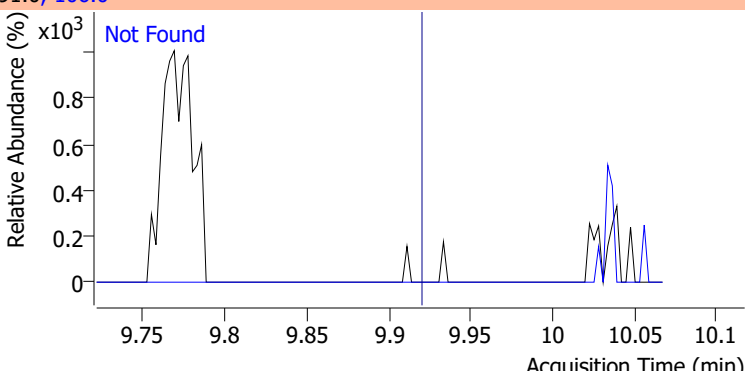
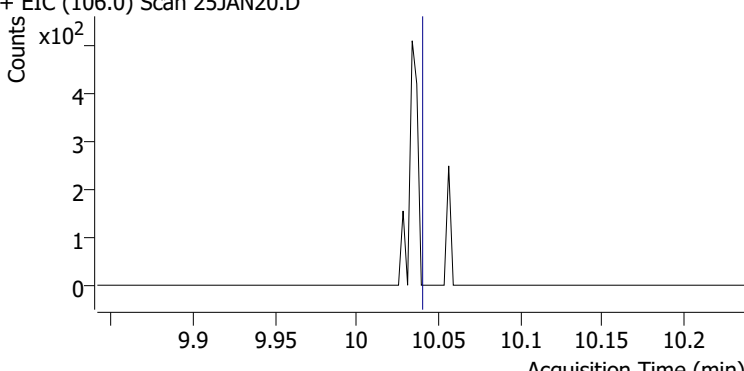
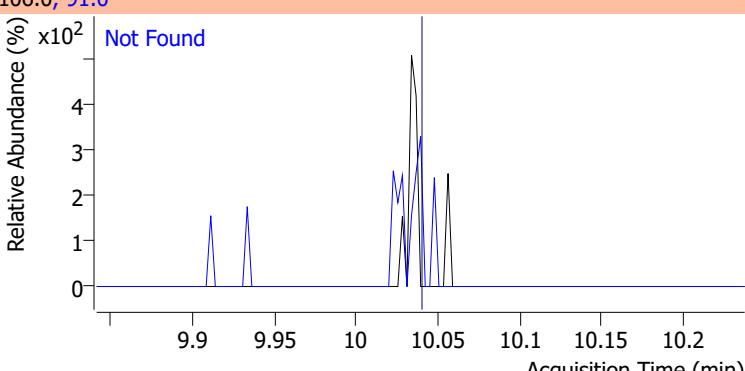
Compound	Conc.	Exp RT	QIon	Exp Ratio	QIon	Exp Ratio
1,1,2-Trichloroethane	N.D.	8.82	97.0	110.7	85.0	60.7



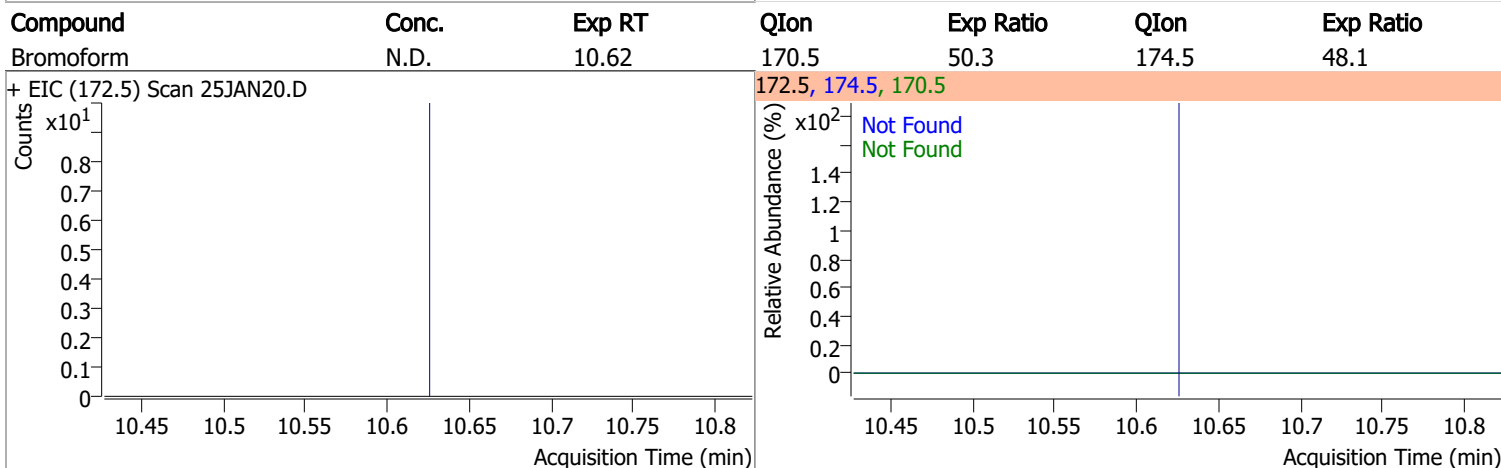
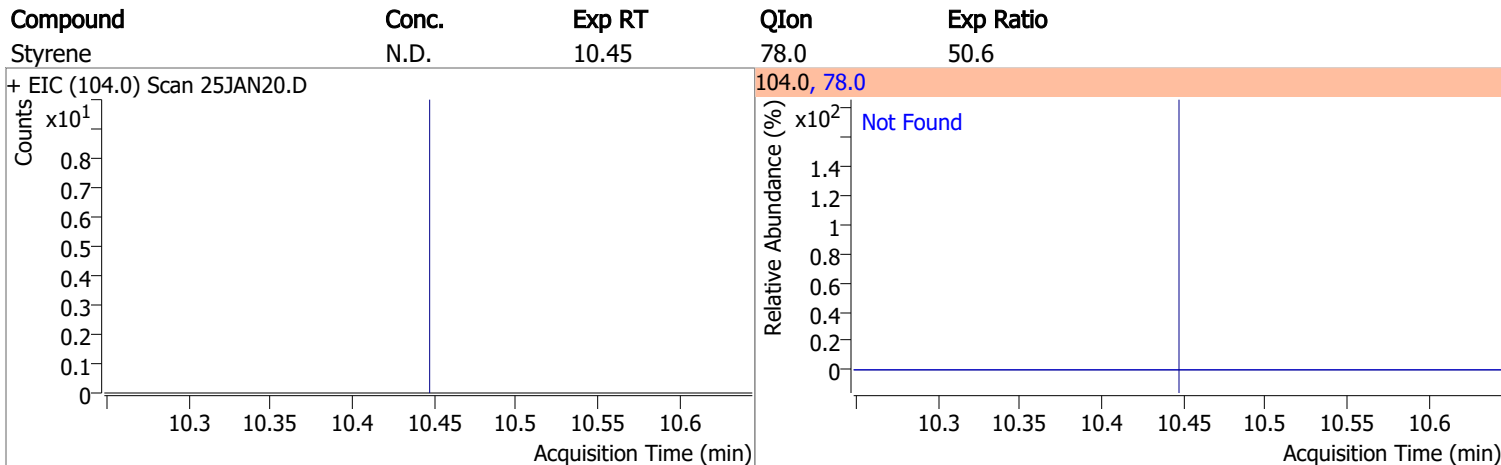
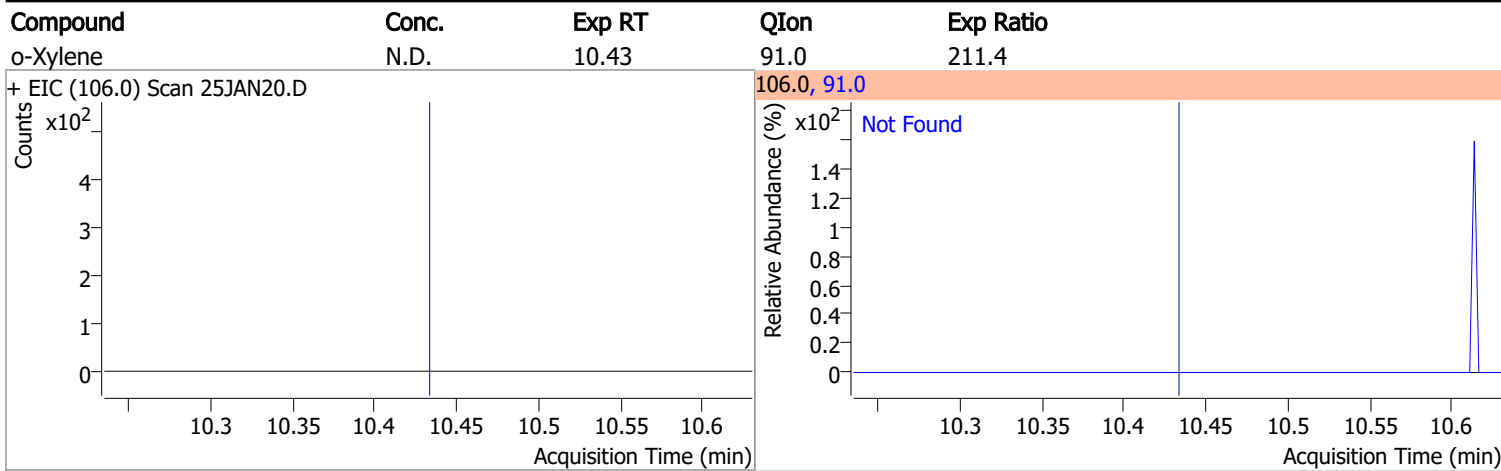
Quantitation Results Report (QT Reviewed)

Compound	Conc.	Exp RT	QIon	Exp Ratio	QIon	Exp Ratio
Tetrachloroethene	N.D.	8.94	165.8	126.1	129.0	90.5
+ EIC (163.8) Scan 25JAN20.D ***NO DATA POINTS***			163.8, 129.0, 165.8			
Counts x10 ¹	Acquisition Time (min)		Relative Abundance (%) x10 ²	Acquisition Time (min)		
1,3-Dichloropropane	N.D.	8.98	78.0	32.4		
+ EIC (76.0) Scan 25JAN20.D			76.0, 78.0			
Counts x10 ²	Acquisition Time (min)		Relative Abundance (%) x10 ²	Acquisition Time (min)		
Chlorodibromomethane	N.D.	9.21	127.0	77.2		
+ EIC (129.0) Scan 25JAN20.D			129.0, 127.0			
Counts x10 ²	Acquisition Time (min)		Relative Abundance (%) x10 ²	Acquisition Time (min)		
1,2-Dibromoethane	N.D.	9.30	109.0	91.5		
+ EIC (107.0) Scan 25JAN20.D			107.0, 109.0			
Counts x10 ¹	Acquisition Time (min)		Relative Abundance (%) x10 ²	Acquisition Time (min)		

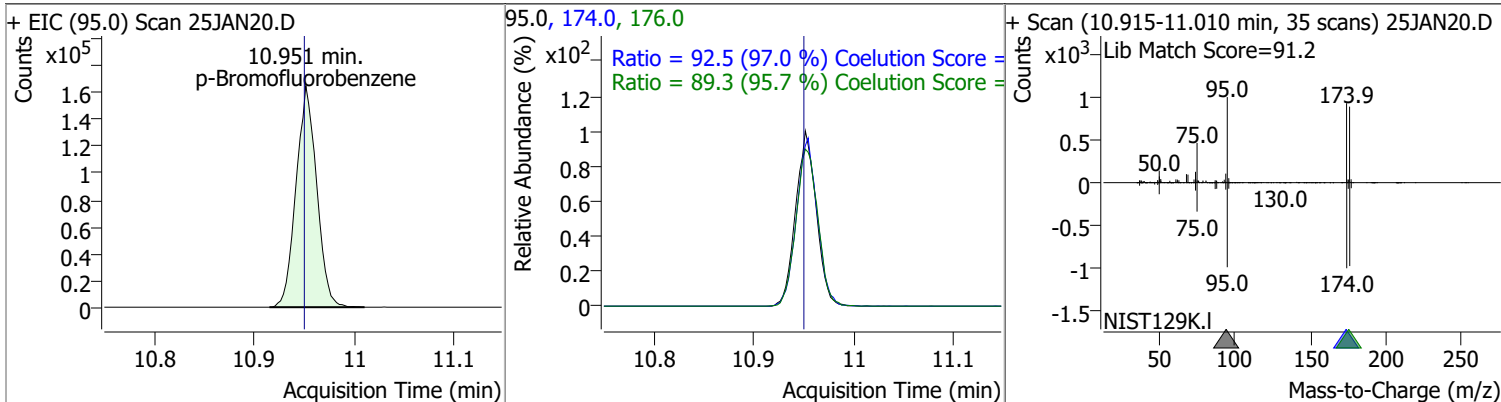
Quantitation Results Report (QT Reviewed)

Compound	Conc.	Exp RT	QIon	Exp Ratio
Chlorobenzene	N.D.	9.80	114.0	32.2
+ EIC (112.0) Scan 25JAN20.D			112.0, 114.0	
				
1,1,1,2-Tetrachloroethane	N.D.	9.89	133.0	95.3
+ EIC (131.0) Scan 25JAN20.D			131.0, 133.0	
				
Ethylbenzene	N.D.	9.92	106.0	31.7
+ EIC (91.0) Scan 25JAN20.D			91.0, 106.0	
				
m+p-Xylenes	N.D.	10.04	91.0	200.7
+ EIC (106.0) Scan 25JAN20.D			106.0, 91.0	
				

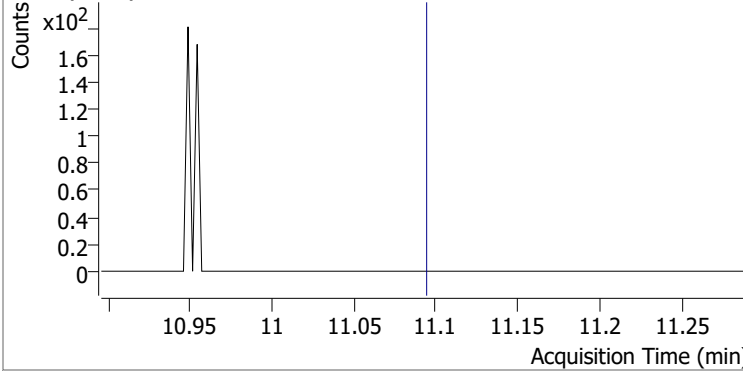
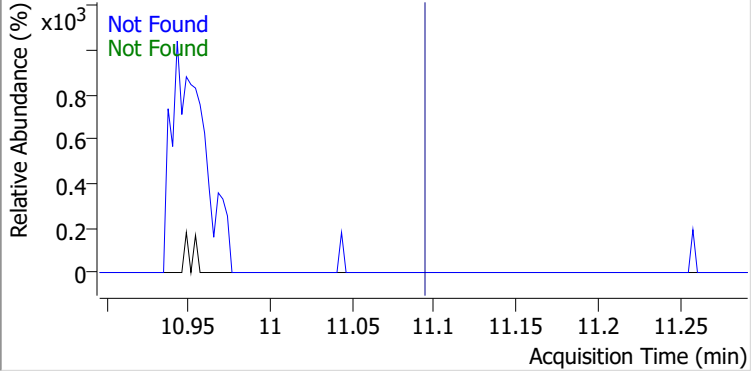
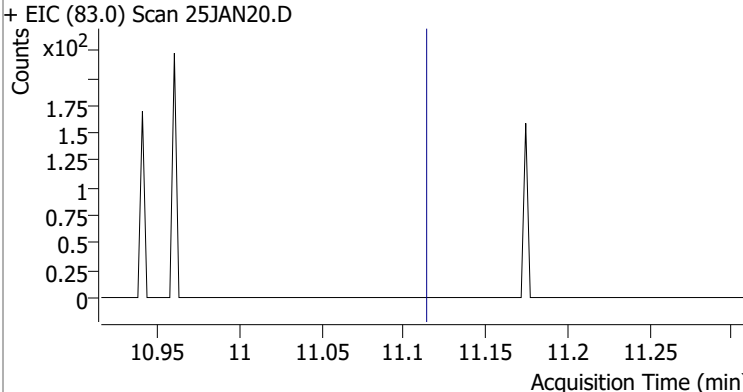
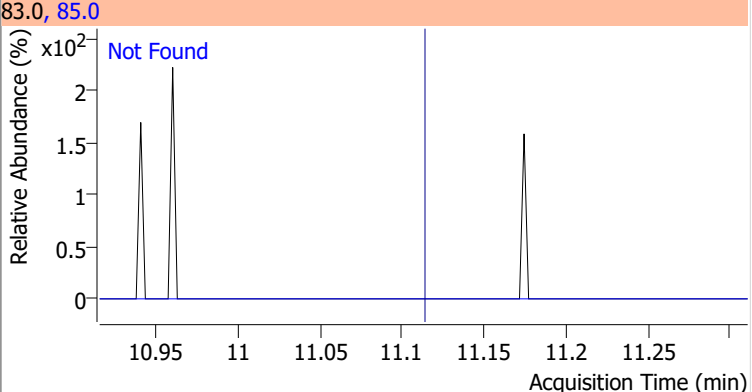
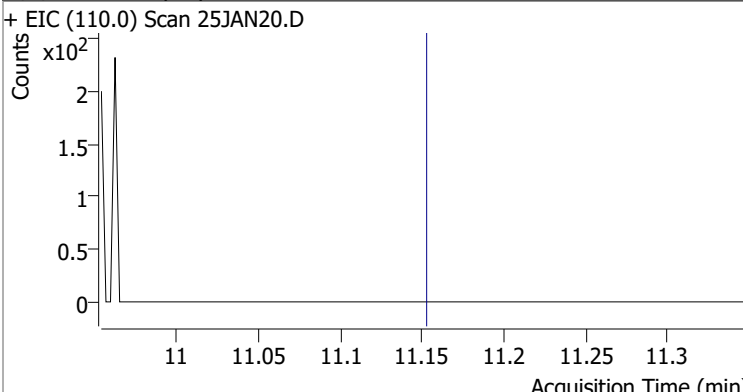
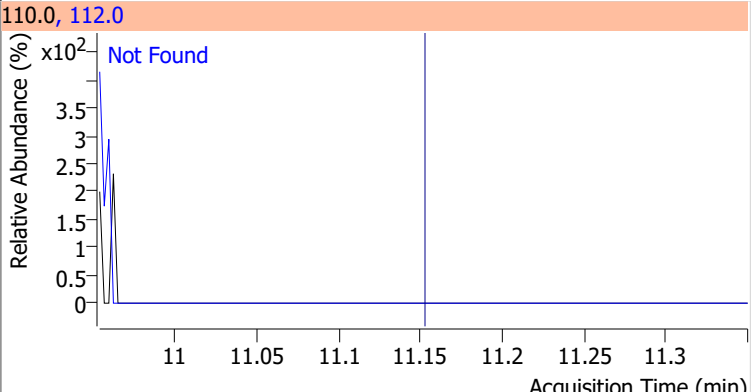
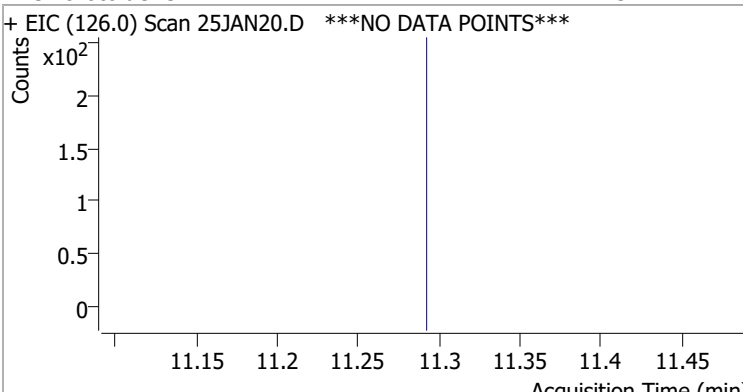
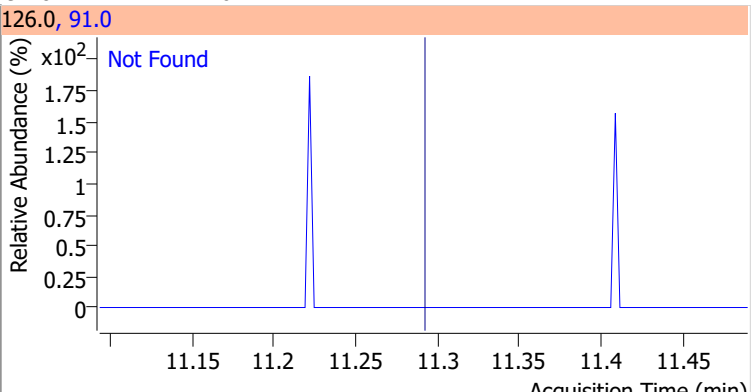
Quantitation Results Report (QT Reviewed)



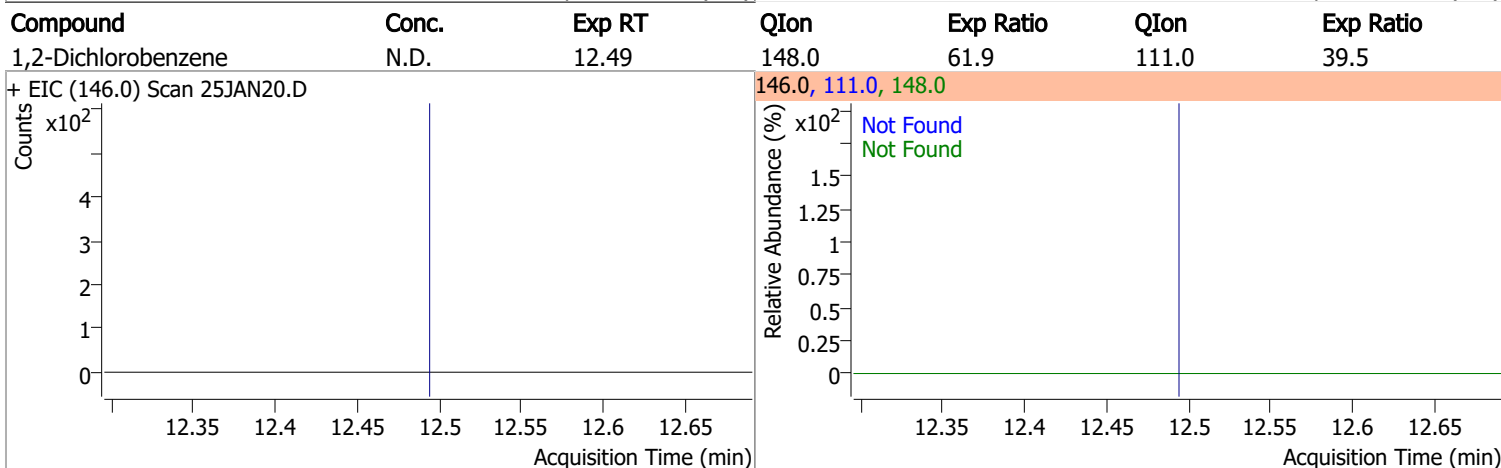
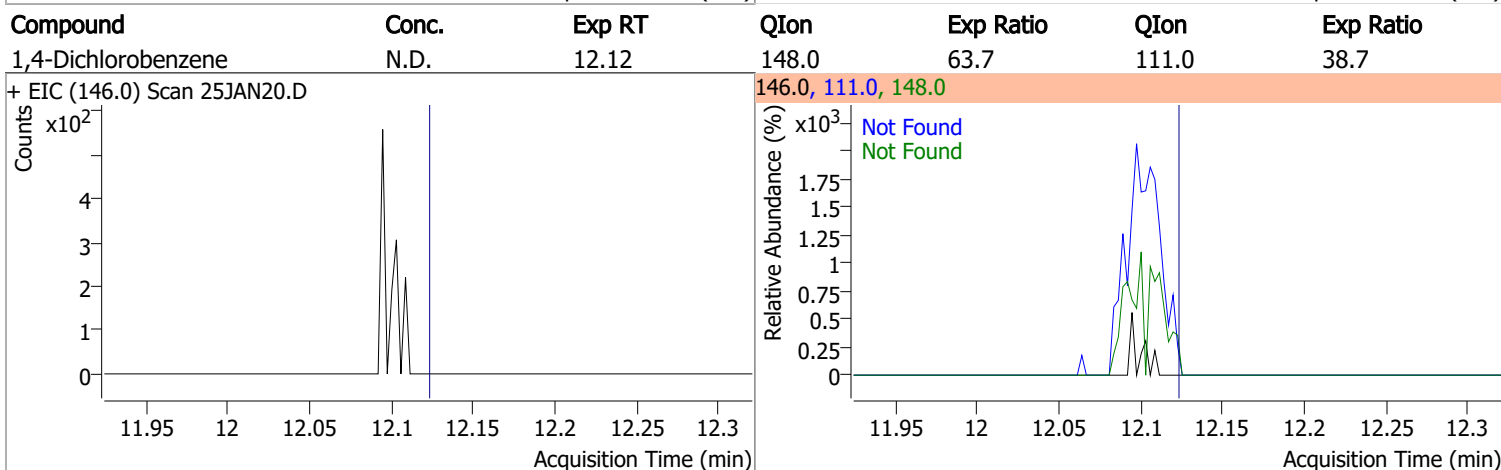
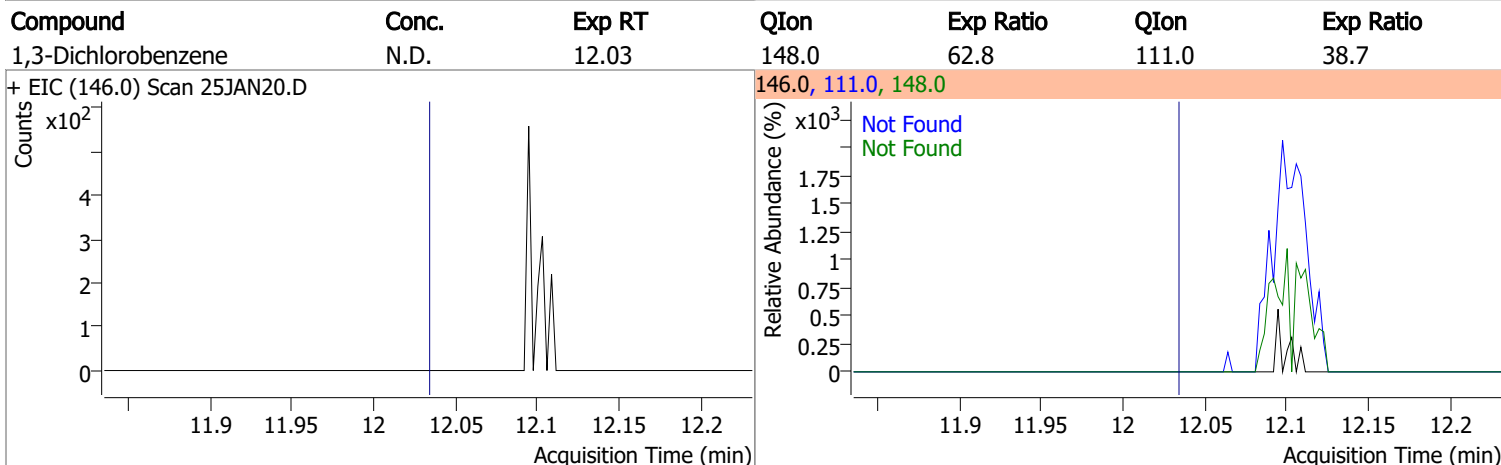
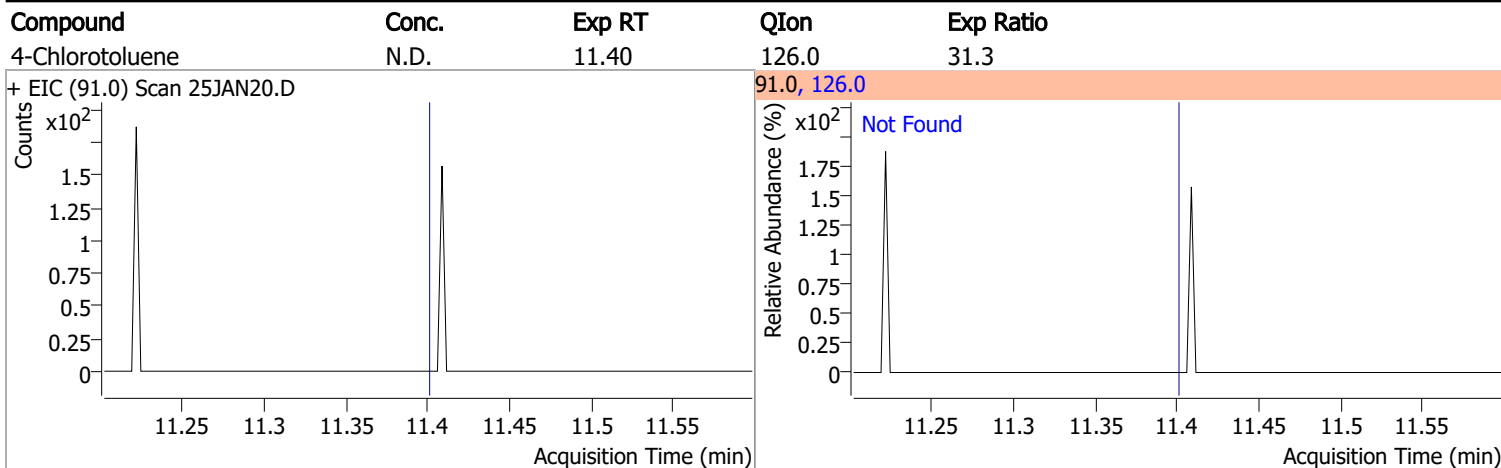
Compound	Conc.	RT	Dev(Min)	Resp.	QIon	QRatio	Lower	Upper
p-Bromofluorobenzene	271.9043	10.95	0.00	235541	174.0	92.5	65.3	125.3
					176.0	89.3	63.3	123.3



Quantitation Results Report (QT Reviewed)

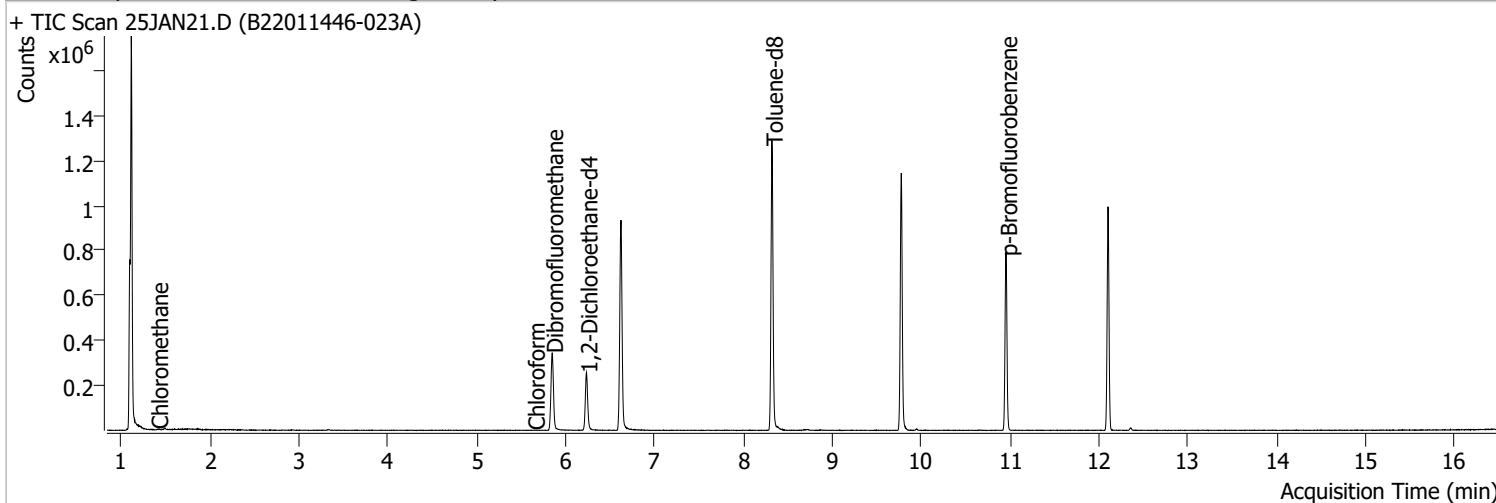
Compound	Conc.	Exp RT	QIon	Exp Ratio	QIon	Exp Ratio
Bromobenzene	N.D.	11.09	77.0	143.5	158.0	96.1
+ EIC (156.0) Scan 25JAN20.D			156.0, 77.0, 158.0			
						
1,1,2,2-Tetrachloroethane	N.D.	11.11	85.0	63.3		
+ EIC (83.0) Scan 25JAN20.D			83.0, 85.0			
						
1,2,3-Trichloropropane	N.D.	11.15	112.0	65.8		
+ EIC (110.0) Scan 25JAN20.D			110.0, 112.0			
						
2-Chlorotoluene	N.D.	11.29	91.0	276.2		
+ EIC (126.0) Scan 25JAN20.D ***NO DATA POINTS***			126.0, 91.0			
						

Quantitation Results Report (QT Reviewed)



Quantitation Results Report (QT Reviewed)

Data File	25JAN21.D	Operator	MSC
Acq. Method	5975CACQF.M	Acq. Date-Time	1/25/2022 6:30:54 PM
Sample Name	B22011446-023A	Instrument	VOA5975C
Vial	21	Multiplier	1.00
DA Method File	VOA5975C_8260B_SHT_DoD_L4_011922.m	Comment	
Tune File	BFB_Atune3.u	Tune Date	10/11/2021 4:02:00 PM
Batch Name	VG012522_8260B.batch.bin	Last Calib Update	3/15/2022 2:01:13 PM
Ref Library	\\MASSHUNTER\Org\Library\NIST129K.l		



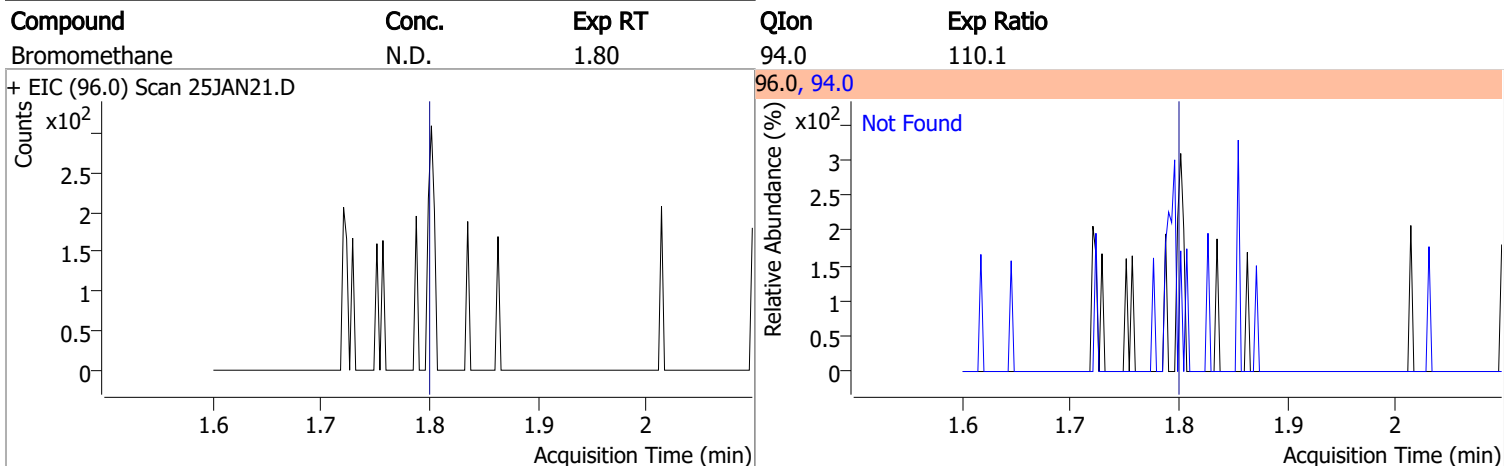
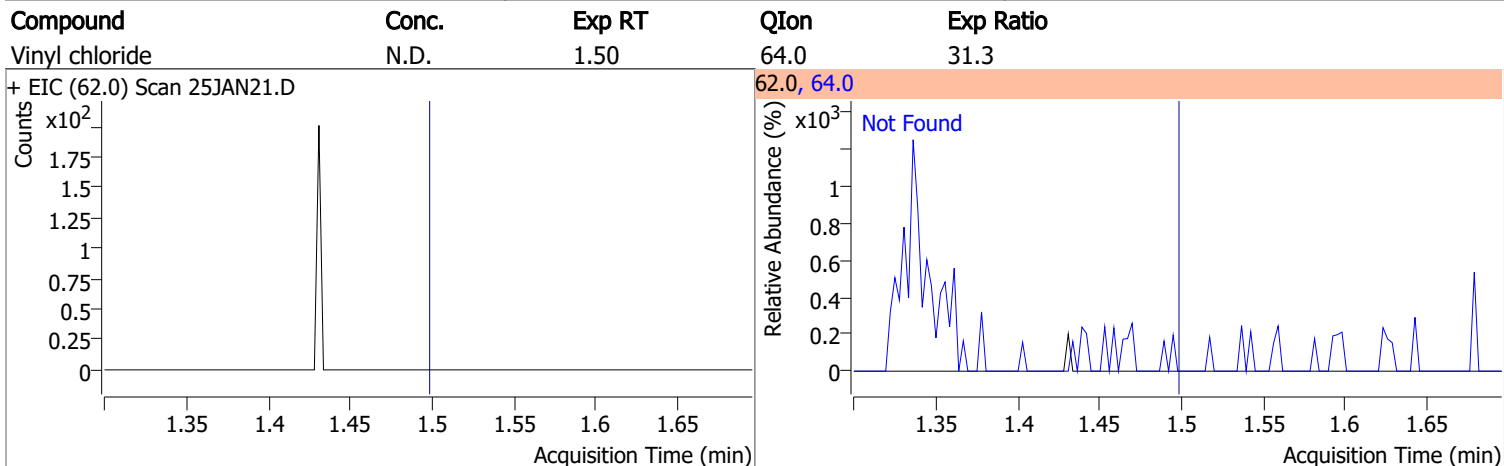
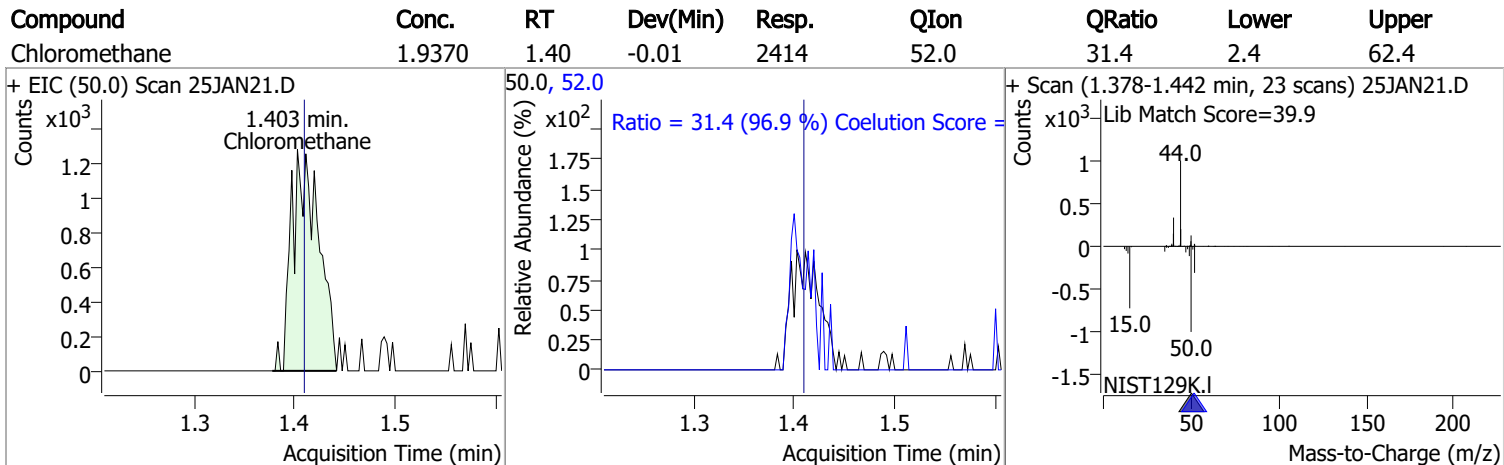
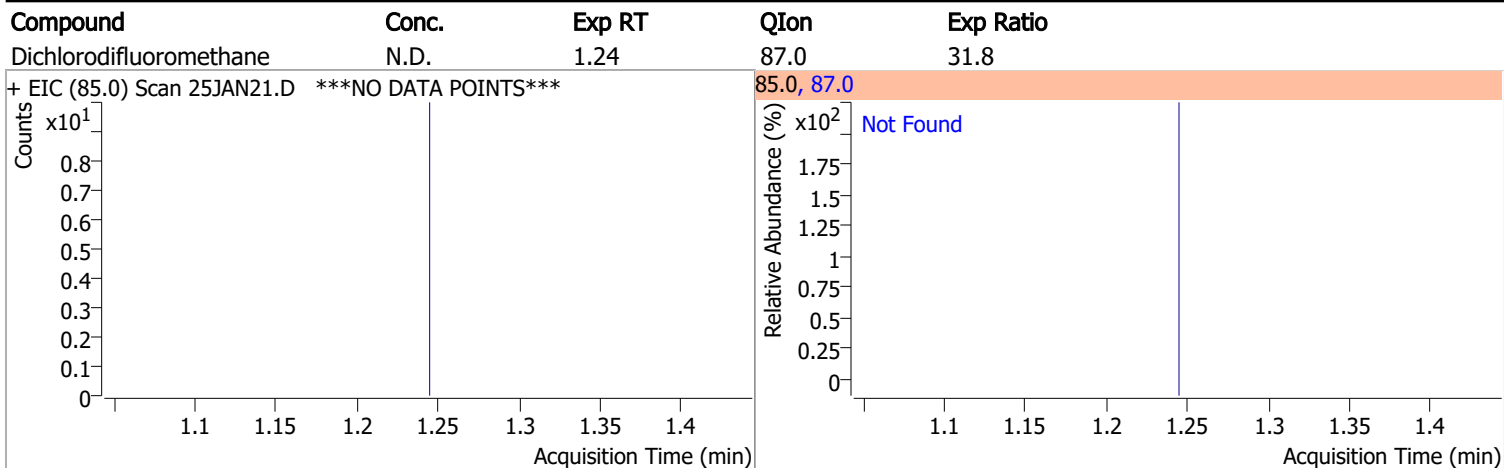
Compound	RT	QIon	Resp.	Conc.	Units	Dev(Min)
Internal Standards						
M Fluorobenzene	6.621	96.0	787225	250.0000	ng	0.000
M Chlorobenzene-d5	9.774	82.0	306068	250.0000	ng	0.000
M 1,4-Dichlorobenzene-d4	12.100	152.0	233862	250.0000	ng	0.000
System Monitoring Compounds						
S Dibromofluoromethane	5.848	113.0	207168	271.6985	ng	-0.003
Spiked Amount: 250.000	Range: 80.0 - 119.0%			Recovery = 108.68%		
S 1,2-Dichloroethane-d4	6.233	67.0	88914	269.9464	ng	0.003
Spiked Amount: 250.000	Range: 81.0 - 118.0%			Recovery = 107.98%		
S Toluene-d8	8.319	98.0	769498	257.7030	ng	0.000
Spiked Amount: 250.000	Range: 89.0 - 112.0%			Recovery = 103.08%		
S p-Bromofluorobenzene	10.954	95.0	223539	258.8836	ng	0.006
Spiked Amount: 250.000	Range: 85.0 - 114.0%			Recovery = 103.55%		
Target Compounds						
T Dichlorodifluoromethane	0.000		0	N.D.		
T Chloromethane	1.403	50.0	2414	1.9370	ng	98
T Vinyl chloride	0.000		0	N.D.		
T Bromomethane	0.000		0	N.D.		
T Chloroethane	0.000		0	N.D.		
T Trichlorofluoromethane	0.000		0	N.D.		
T 1,1-Dichloroethene	0.000		0	N.D.		
T Methylene chloride	0.000		0	N.D.		
T trans-1,2-Dichloroethene	0.000		0	N.D.		
T Methyl tert-butyl ether (MTBE)	0.000		0	N.D.		
T 1,1-Dichloroethane	0.000		0	N.D.		
T 2,2-Dichloropropane	0.000		0	N.D.		
T cis-1,2-Dichloroethene	0.000		0	N.D.		
T Methyl ethyl ketone	0.000		0	N.D.		
T Bromochloromethane	0.000		0	N.D.		
T Chloroform	5.642	83.0	667	0.4366	ng	m 70

Quantitation Results Report (QT Reviewed)

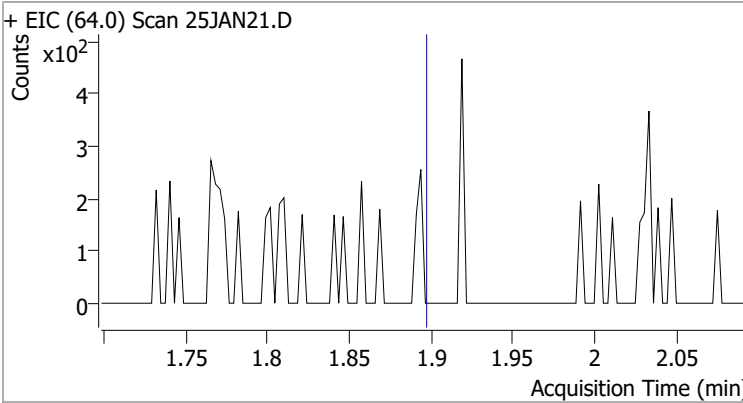
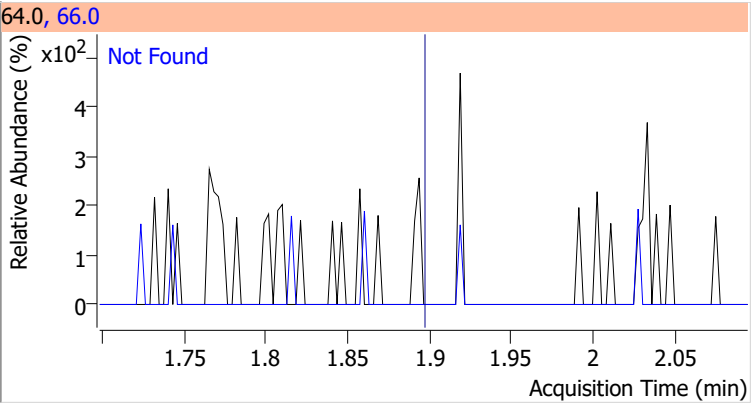
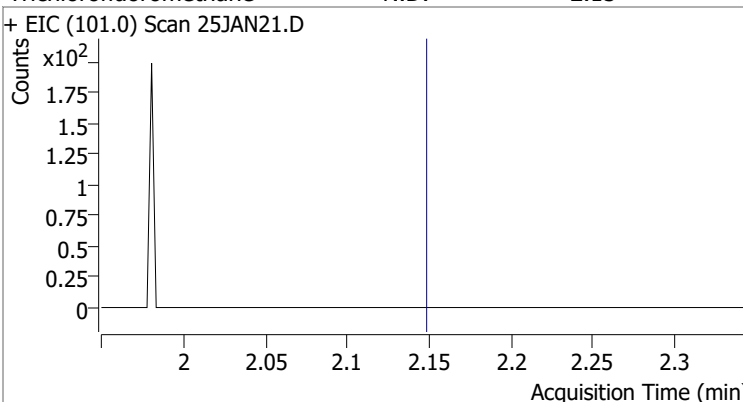
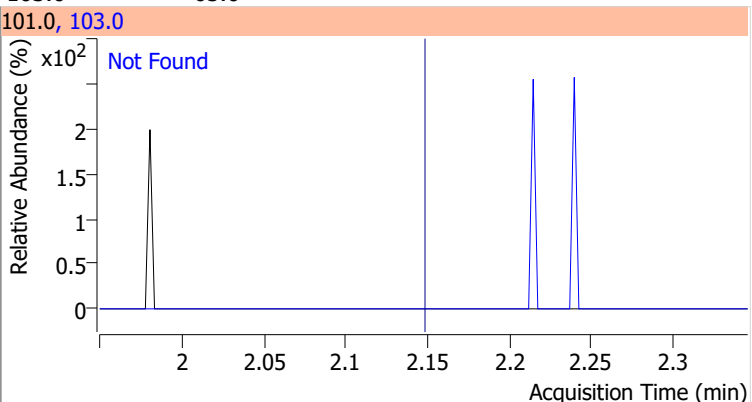
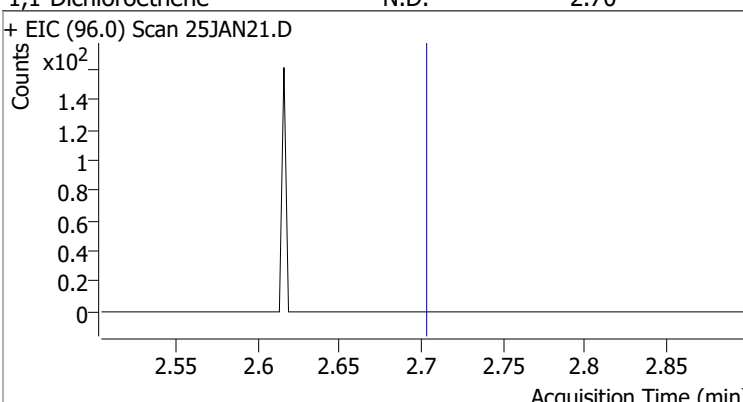
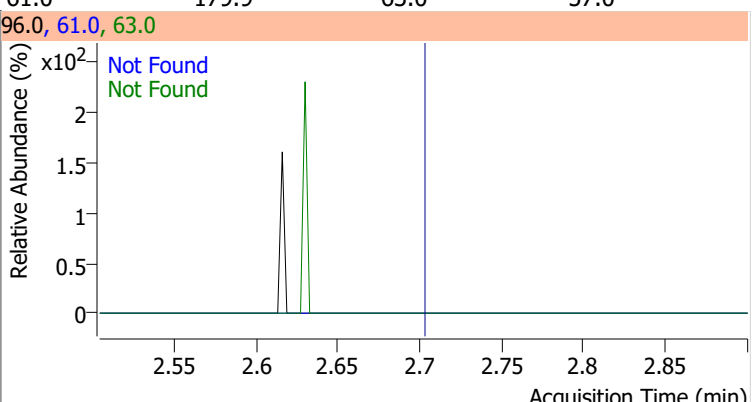
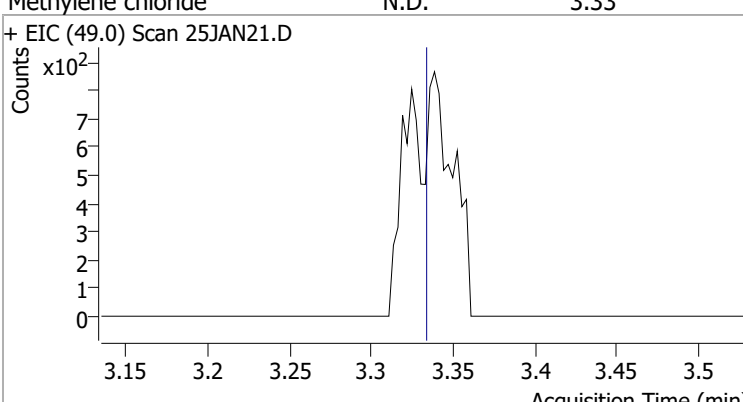
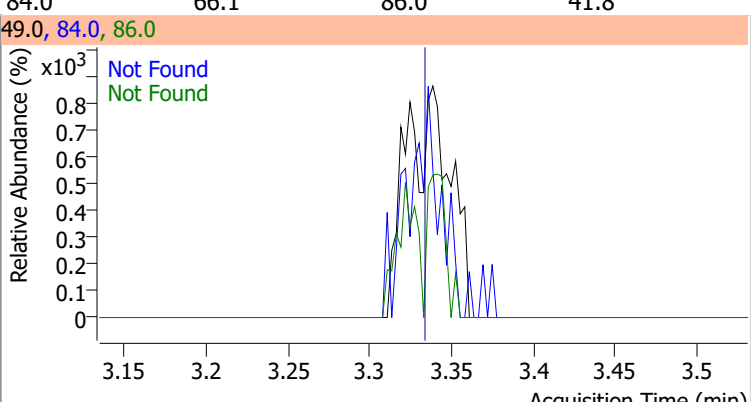
Compound	RT	QIon	Resp.	Conc.	Units		Dev(Min)
T 1,1,1-Trichloroethane	0.000		0	N.D.			
T Carbon tetrachloride	0.000		0	N.D.			
T 1,1-Dichloropropene	0.000		0	N.D.			
T Benzene	6.291	78.0	0		ng	md	1
T 1,2-Dichloroethane	0.000		0	N.D.			
T Trichloroethene	0.000		0	N.D.			
T 1,2-Dichloropropane	0.000		0	N.D.			
T Dibromomethane	0.000		0	N.D.			
T Bromodichloromethane	0.000		0	N.D.			
T cis-1,3-Dichloropropene	0.000		0	N.D.			
T Toluene	8.391	92.0	0		ng	md	1
T trans-1,3-Dichloropropene	0.000		0	N.D.			
T 1,1,2-Trichloroethane	0.000		0	N.D.			
T Tetrachloroethene	0.000		0	N.D.			
T 1,3-Dichloropropane	0.000		0	N.D.			
T Chlorodibromomethane	0.000		0	N.D.			
T 1,2-Dibromoethane	0.000		0	N.D.			
T Chlorobenzene	0.000		0	N.D.			
T 1,1,1,2-Tetrachloroethane	0.000		0	N.D.			
T Ethylbenzene	0.000		0	N.D.			
T m+p-Xylenes	10.045	106.0	0		ng	md	1
T o-Xylene	0.000		0	N.D.			
T Styrene	0.000		0	N.D.			
T Bromoform	0.000		0	N.D.			
T Bromobenzene	0.000		0	N.D.			
T 1,1,2,2-Tetrachloroethane	0.000		0	N.D.			
T 1,2,3-Trichloropropane	0.000		0	N.D.			
T 2-Chlorotoluene	0.000		0	N.D.			
T 4-Chlorotoluene	0.000		0	N.D.			
T 1,3-Dichlorobenzene	0.000		0	N.D.			
T 1,4-Dichlorobenzene	0.000		0	N.D.			
T 1,2-Dichlorobenzene	0.000		0	N.D.			

(#) = Qualifier Out of Range; (m) = Manual Integration; (+) = Area Summed; (*) = Surrogate Percent Recovery Out of Range; (d): Zeroed Peak

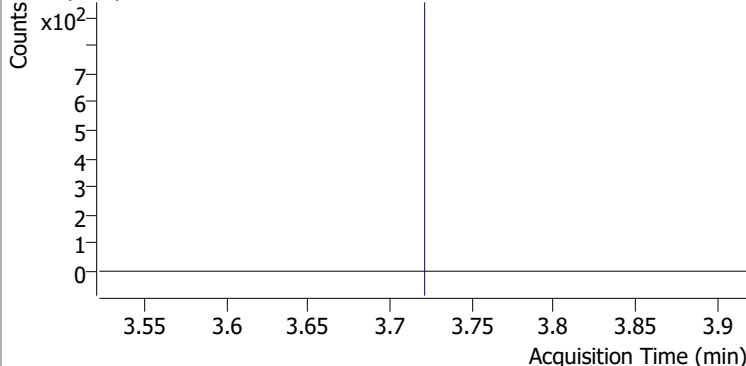
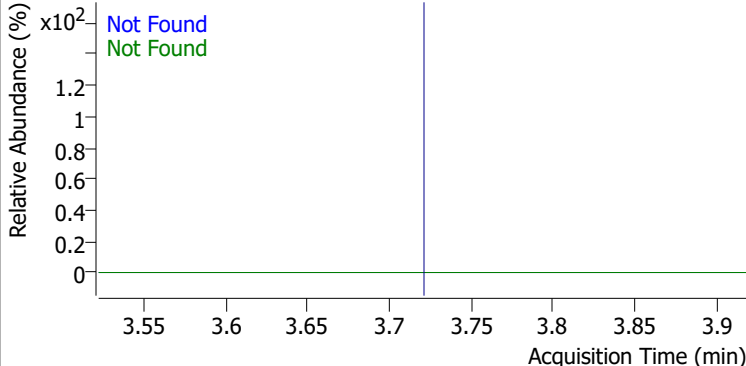
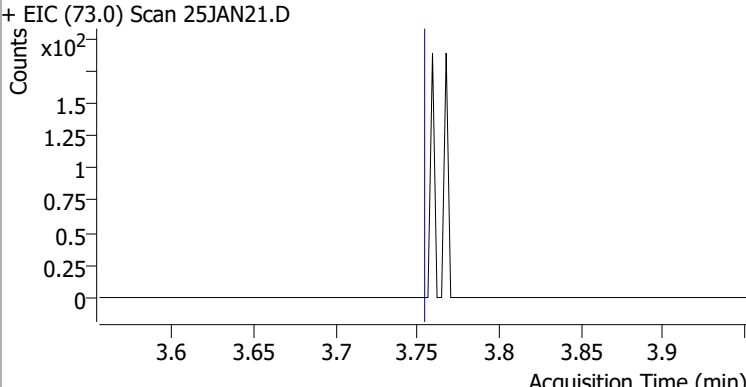
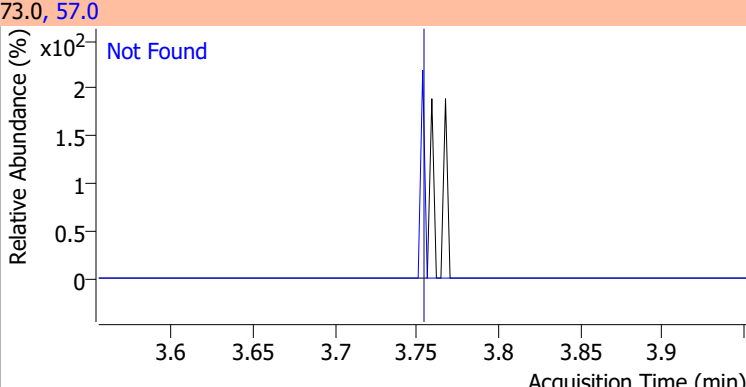
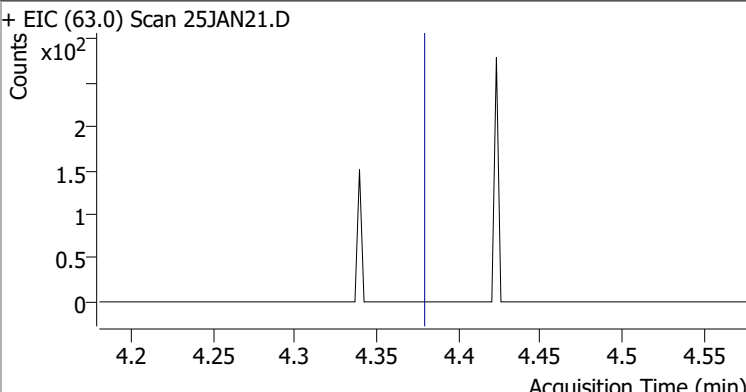
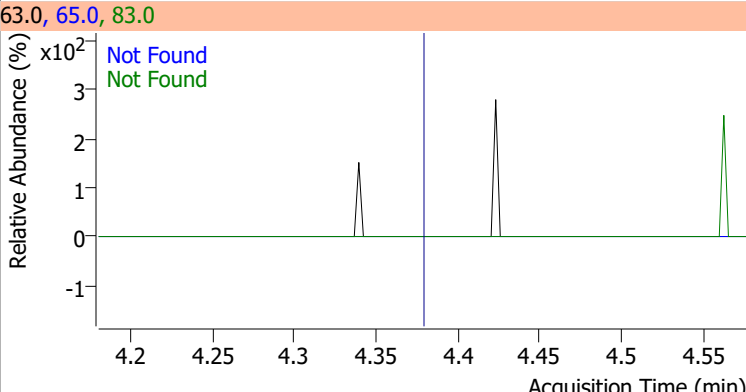
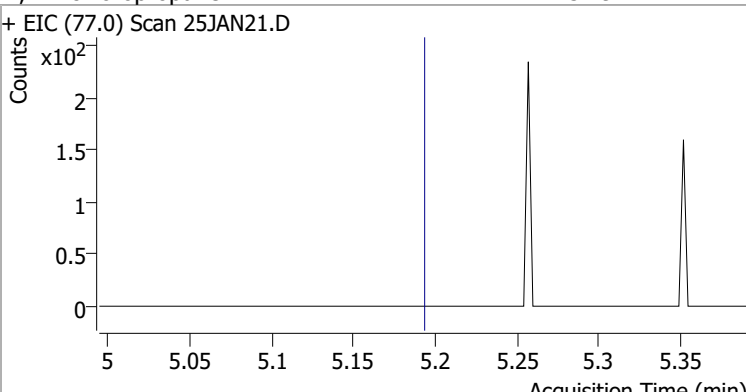
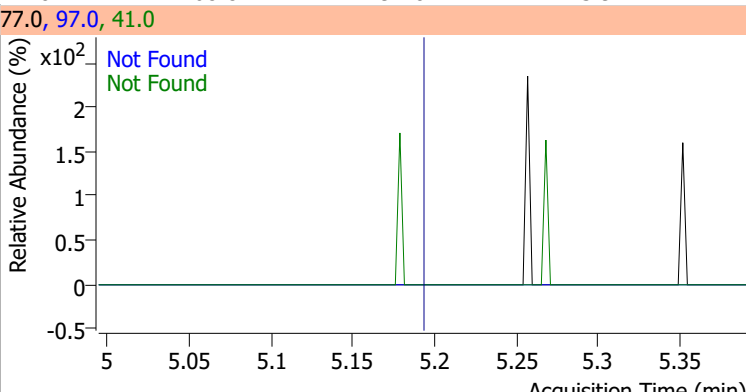
Quantitation Results Report (QT Reviewed)



Quantitation Results Report (QT Reviewed)

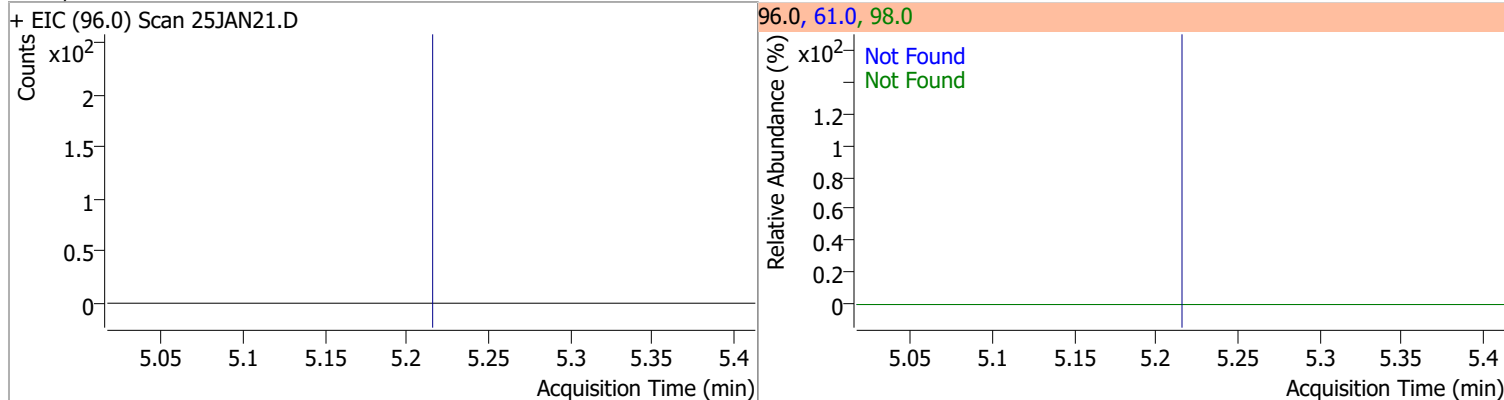
Compound	Conc.	Exp RT	QIon	Exp Ratio	QIon	Exp Ratio
Chloroethane	N.D.	1.90	66.0	30.0	64.0, 66.0	
+ EIC (64.0) Scan 25JAN21.D 						
Trichlorofluoromethane	N.D.	2.15	103.0	65.0	101.0, 103.0	
+ EIC (101.0) Scan 25JAN21.D 						
1,1-Dichloroethene	N.D.	2.70	61.0	179.9	63.0	57.0
+ EIC (96.0) Scan 25JAN21.D 						
Methylene chloride	N.D.	3.33	84.0	66.1	86.0	41.8
+ EIC (49.0) Scan 25JAN21.D 						

Quantitation Results Report (QT Reviewed)

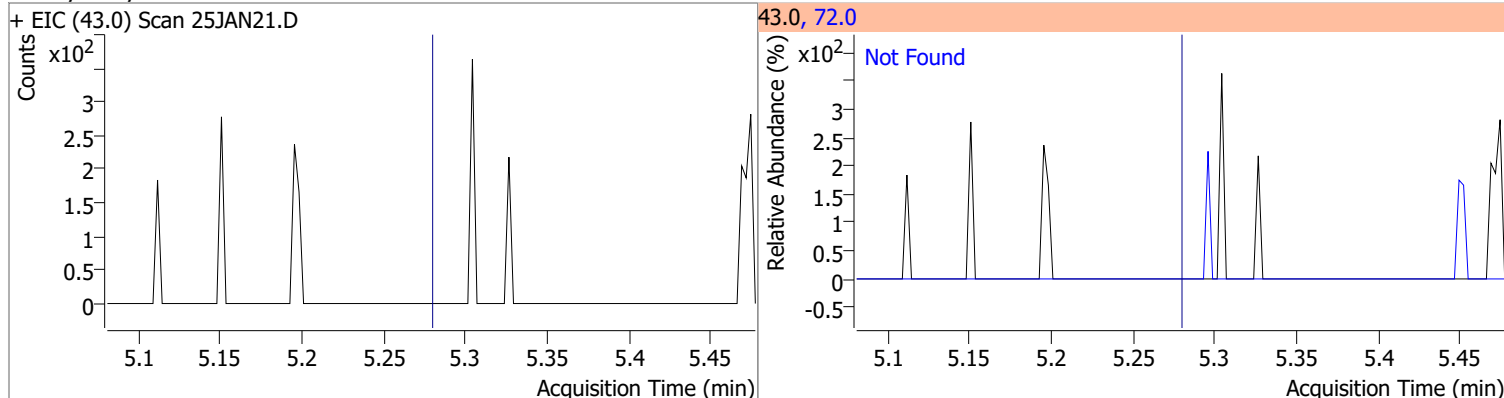
Compound	Conc.	Exp RT	QIon	Exp Ratio	QIon	Exp Ratio
trans-1,2-Dichloroethene	N.D.	3.72	61.0	154.8	98.0	62.1
+ EIC (96.0) Scan 25JAN21.D			96.0, 61.0, 98.0			
						
Methyl tert-butyl ether (MTBE)	N.D.	3.75	57.0	24.6		
+ EIC (73.0) Scan 25JAN21.D			73.0, 57.0			
						
1,1-Dichloroethane	N.D.	4.38	65.0	31.0	83.0	12.7
+ EIC (63.0) Scan 25JAN21.D			63.0, 65.0, 83.0			
						
2,2-Dichloropropane	N.D.	5.19	41.0	68.8	97.0	23.9
+ EIC (77.0) Scan 25JAN21.D			77.0, 97.0, 41.0			
						

Quantitation Results Report (QT Reviewed)

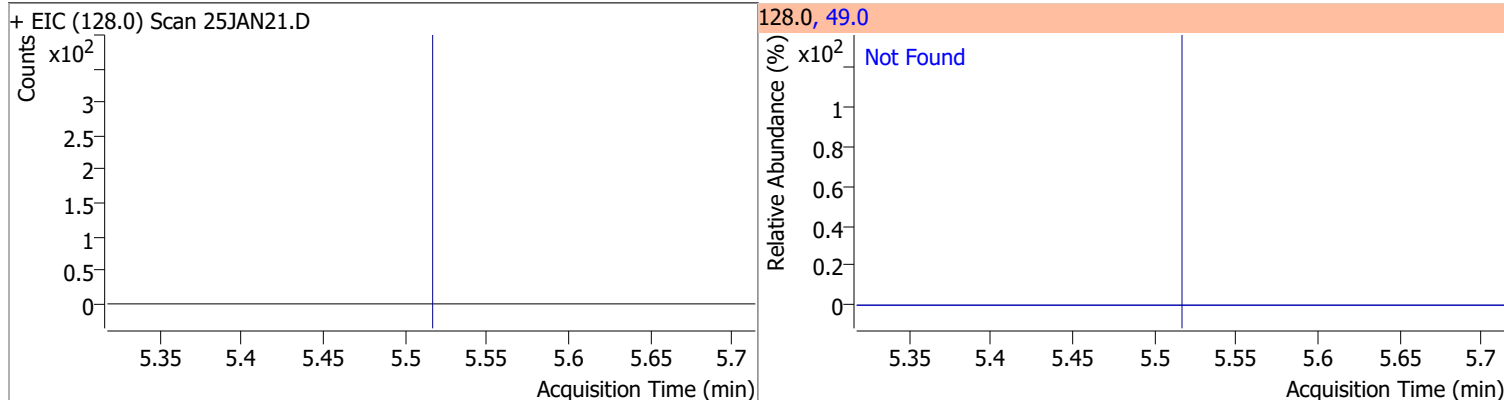
Compound	Conc.	Exp RT	QIon	Exp Ratio	QIon	Exp Ratio
cis-1,2-Dichloroethene	N.D.	5.21	61.0	160.4	98.0	66.2



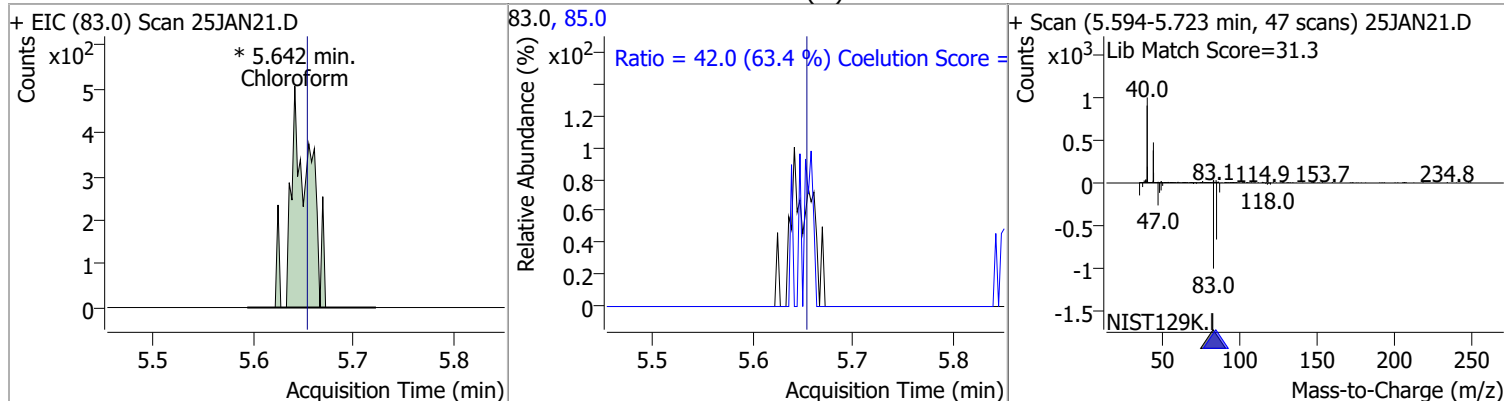
Compound	Conc.	Exp RT	QIon	Exp Ratio
Methyl ethyl ketone	N.D.	5.28	72.0	20.6



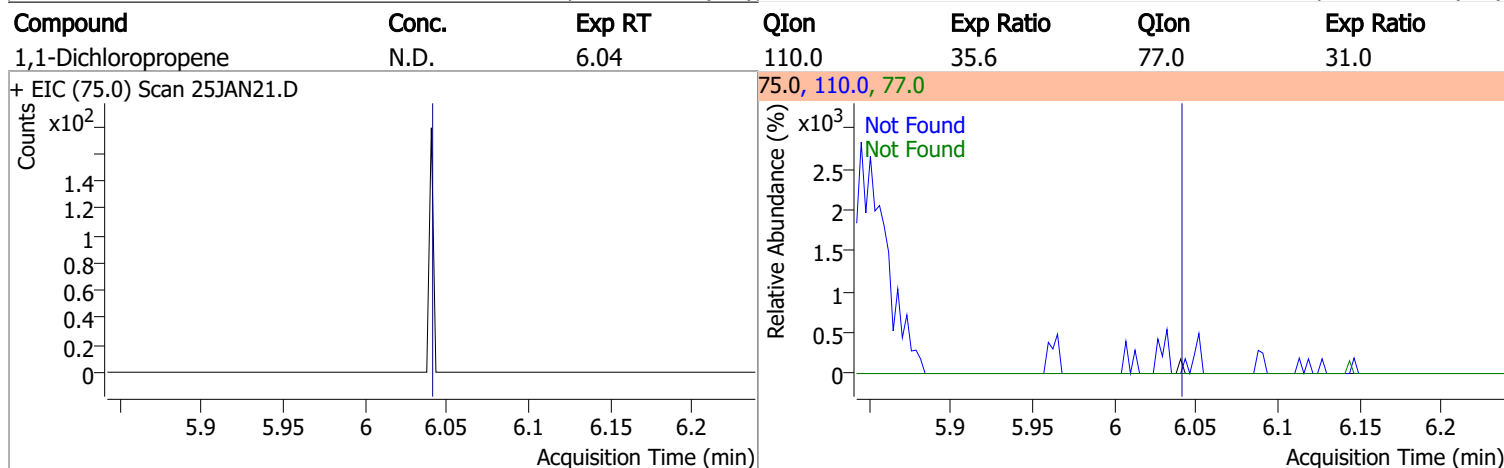
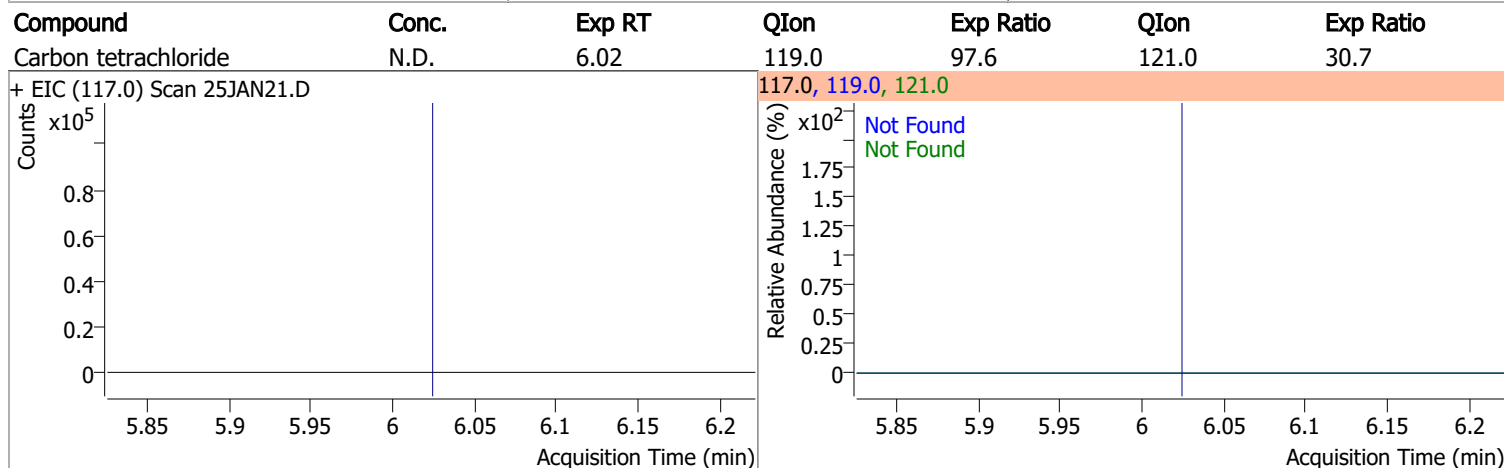
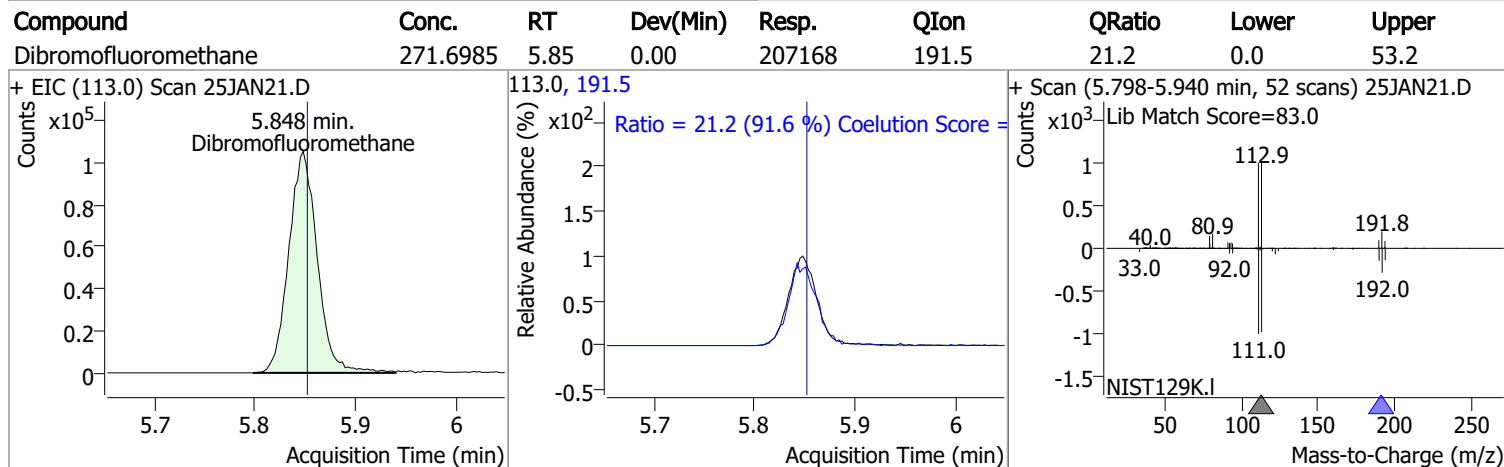
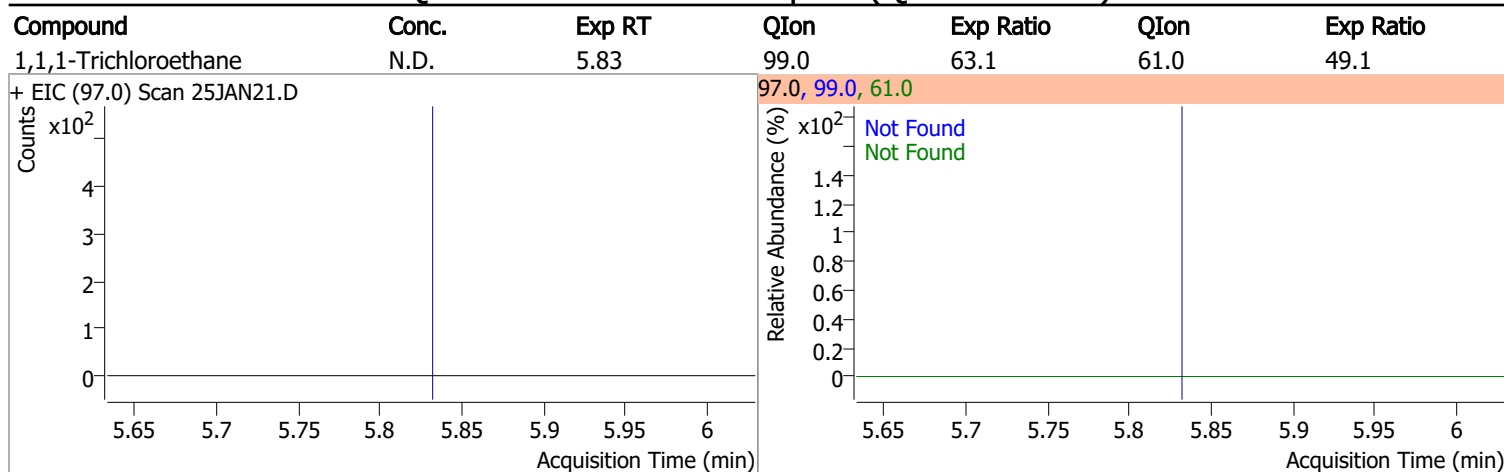
Compound	Conc.	Exp RT	QIon	Exp Ratio
Bromochloromethane	N.D.	5.52	49.0	182.2



Compound	Conc.	RT	Dev(Min)	Resp.	QIon	QRatio	Lower	Upper
Chloroform	0.4366	5.64	-0.01	667 (m)	85.0	42.0	36.2	96.2

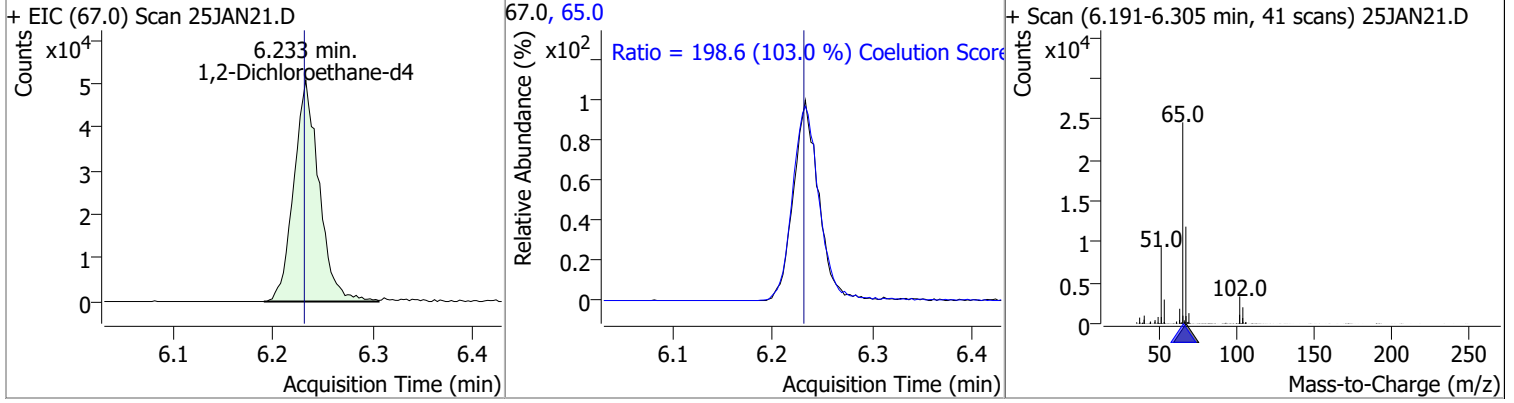


Quantitation Results Report (QT Reviewed)

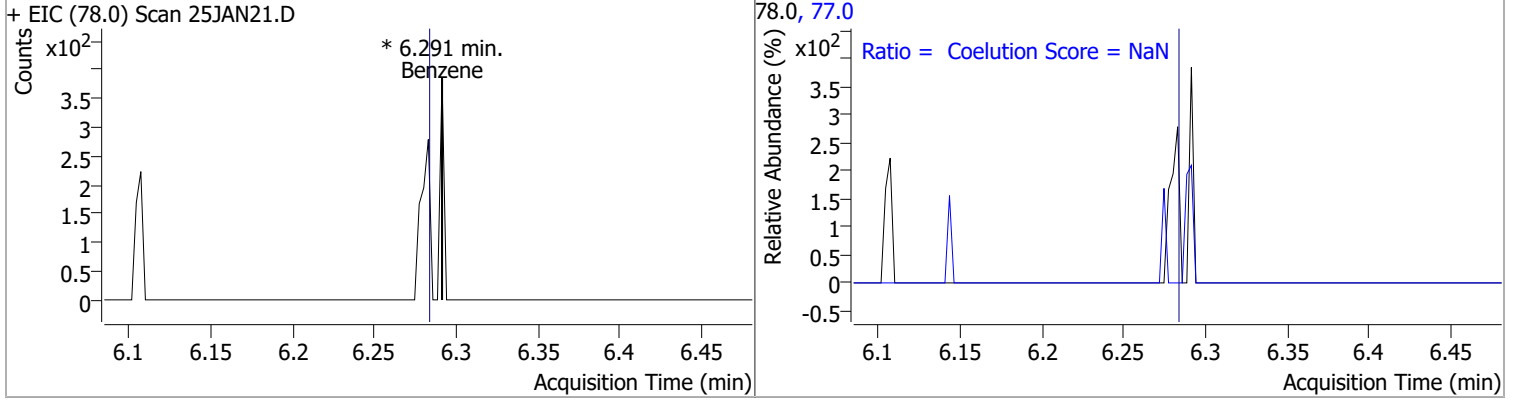


Quantitation Results Report (QT Reviewed)

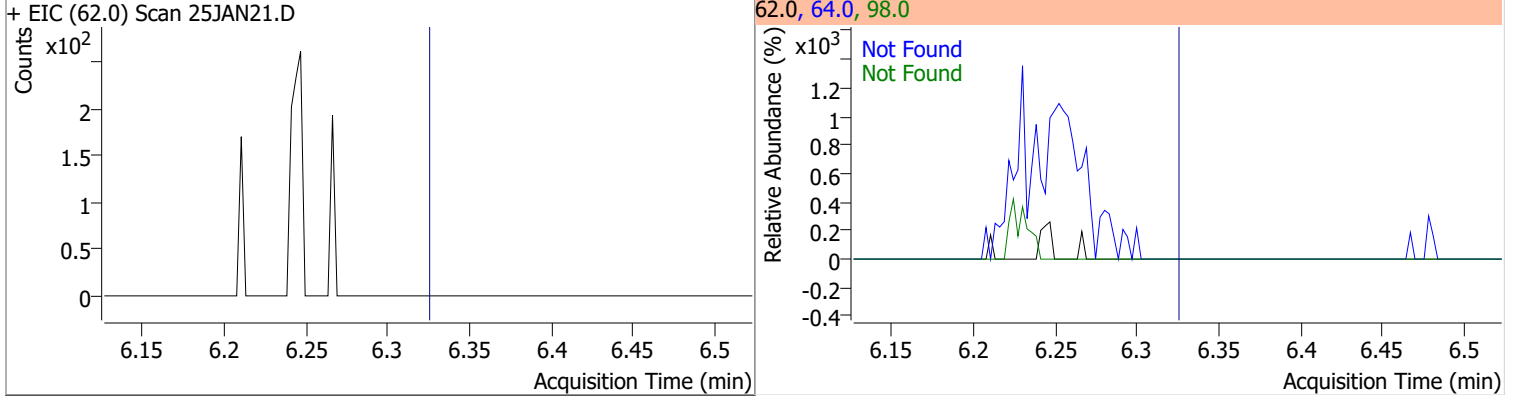
Compound	Conc.	RT	Dev(Min)	Resp.	QIon	QRatio	Lower	Upper
1,2-Dichloroethane-d4	269.9464	6.23	0.00	88914	65.0	198.6	162.8	222.8



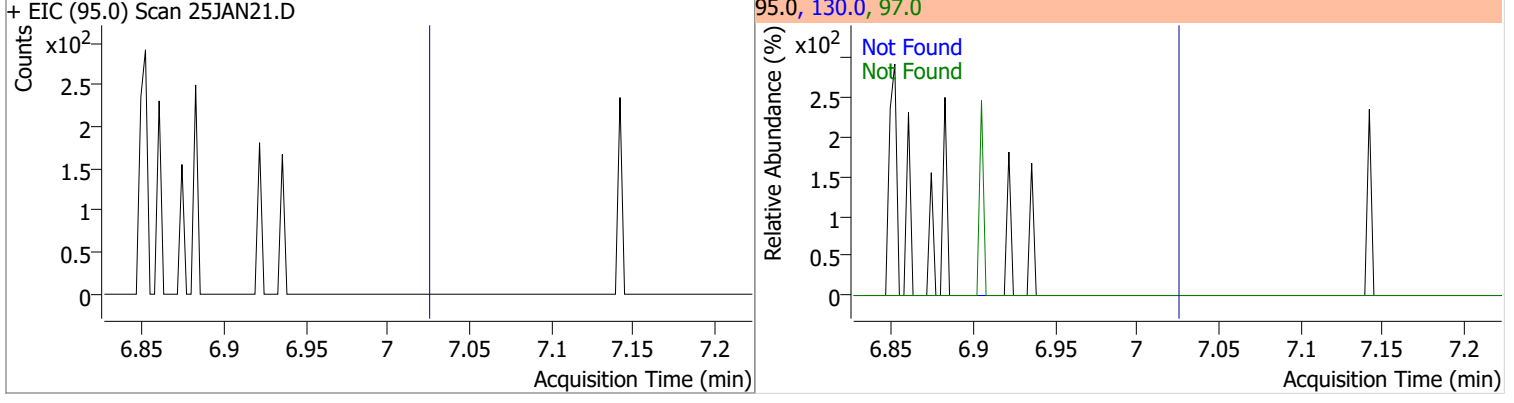
Compound	Conc.	RT	Dev(Min)	Resp.	QIon	QRatio	Lower	Upper
Benzene	0	0	0	0	77.0	0.0	0.0	53.3



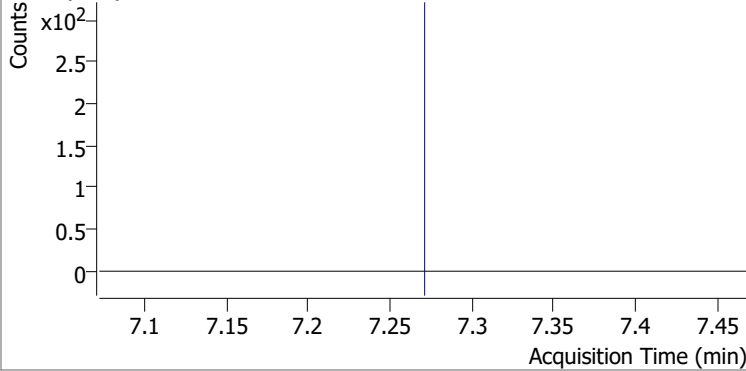
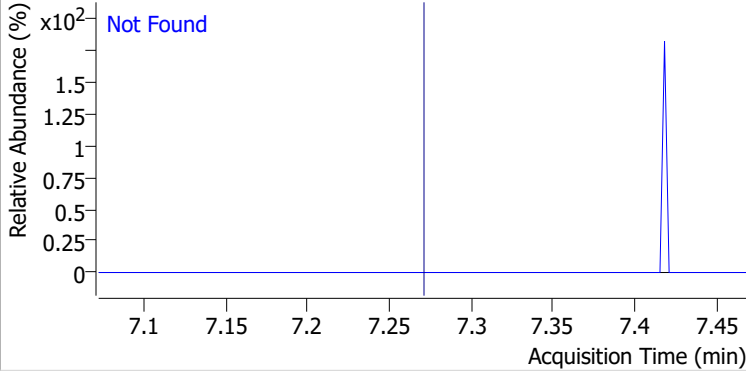
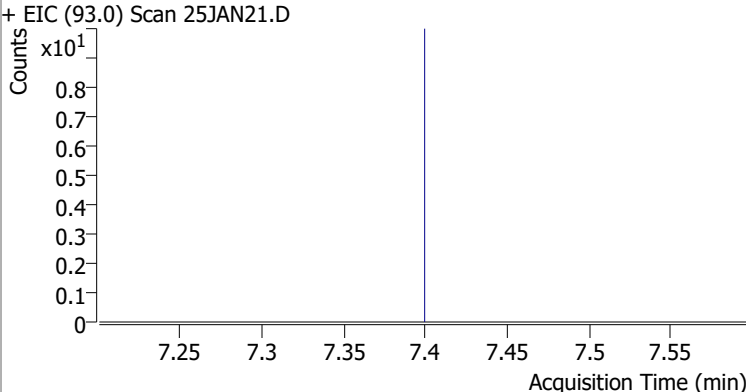
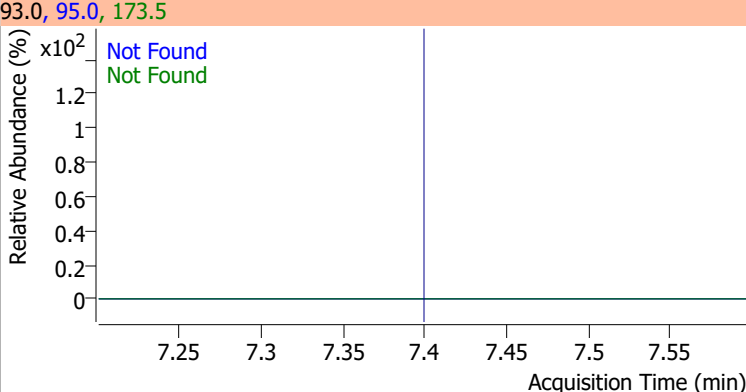
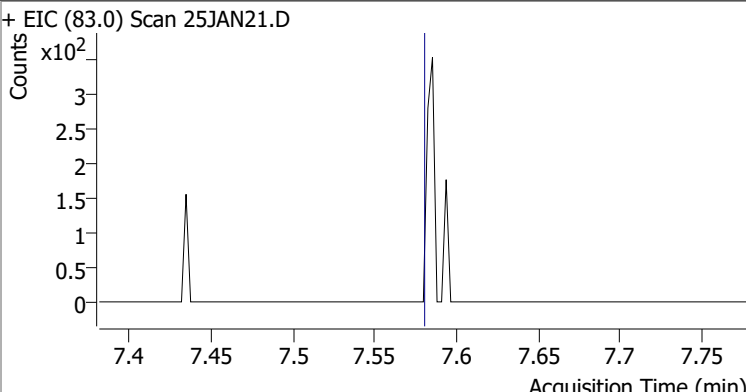
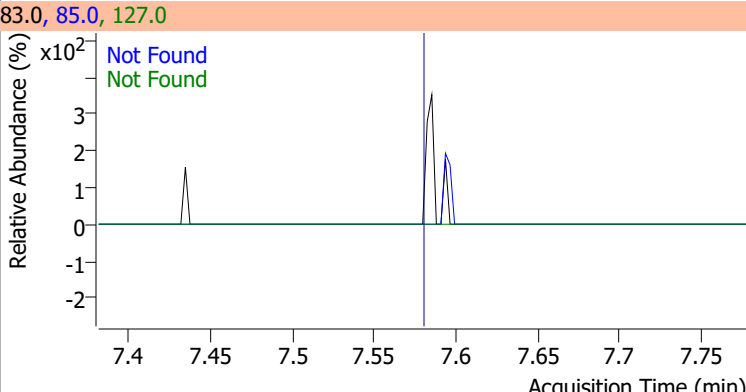
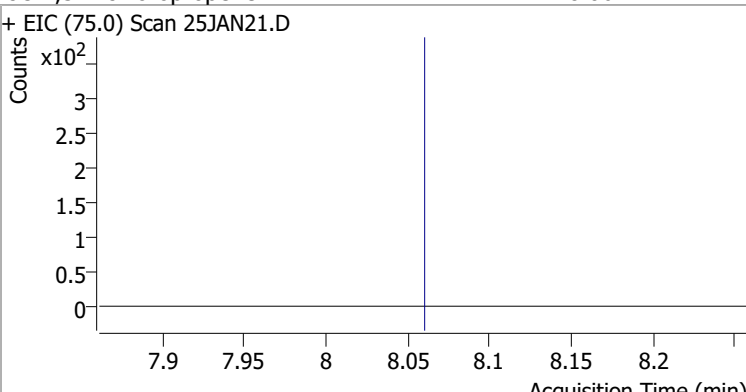
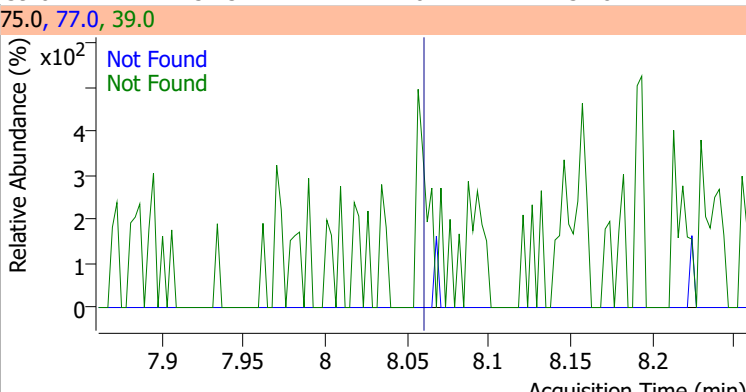
Compound	Conc.	Exp RT	QIon	Exp Ratio	QIon	Exp Ratio
1,2-Dichloroethane	N.D.	6.32	64.0	32.2	98.0	8.2



Compound	Conc.	Exp RT	QIon	Exp Ratio	QIon	Exp Ratio
Trichloroethene	N.D.	7.02	130.0	105.6	97.0	65.7

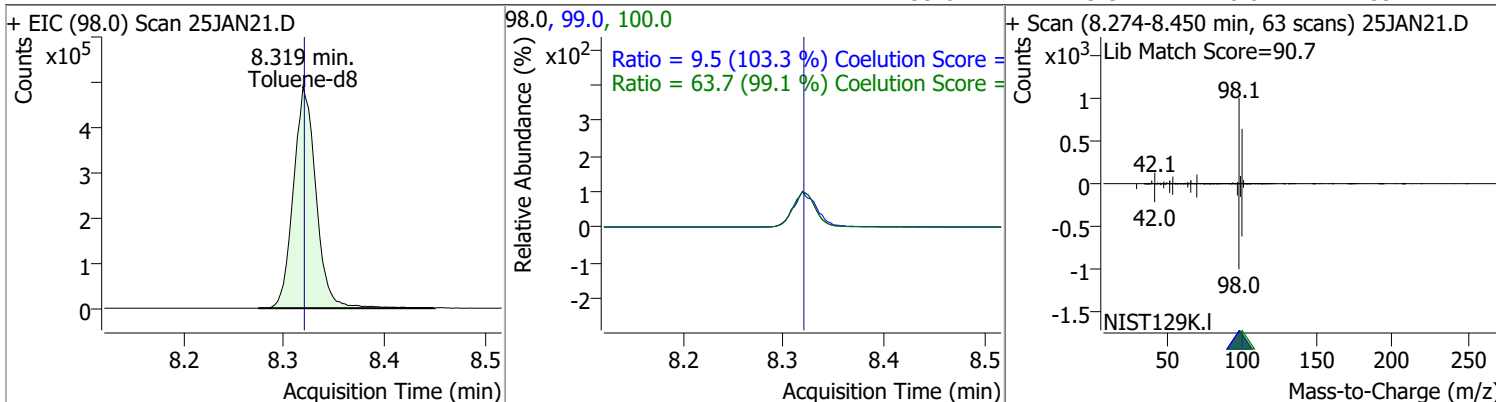


Quantitation Results Report (QT Reviewed)

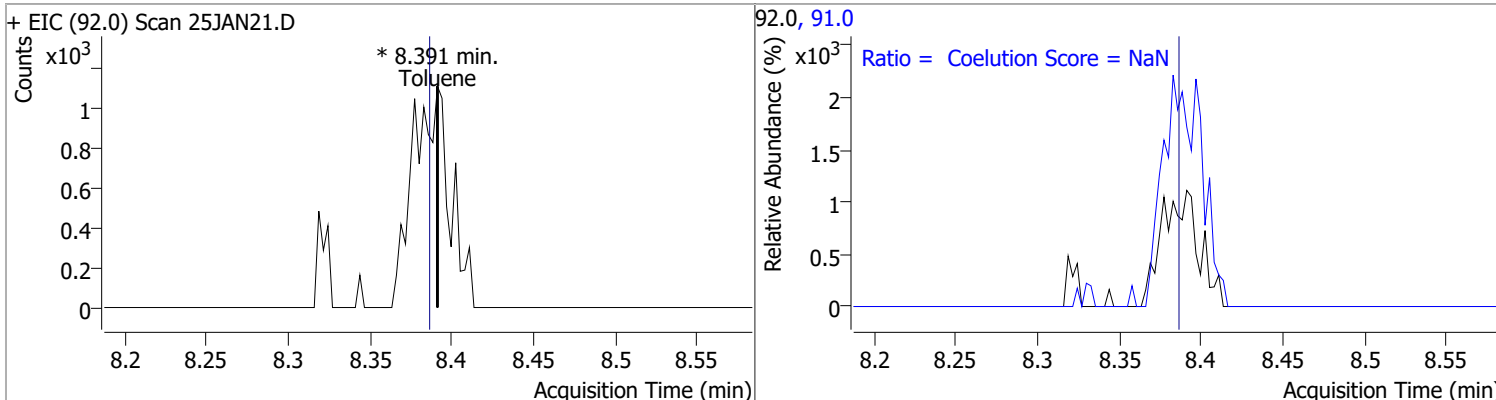
Compound	Conc.	Exp RT	QIon	Exp Ratio		
1,2-Dichloropropane	N.D.	7.27	76.0	39.8		
+ EIC (63.0) Scan 25JAN21.D			63.0, 76.0			
						
Dibromomethane	N.D.	7.40	173.5	108.2	QIon	Exp Ratio
+ EIC (93.0) Scan 25JAN21.D			93.0, 95.0, 173.5			
						
Bromodichloromethane	N.D.	7.58	85.0	66.3	QIon	Exp Ratio
+ EIC (83.0) Scan 25JAN21.D			83.0, 85.0, 127.0			
						
cis-1,3-Dichloropropene	N.D.	8.06	39.0	52.5	QIon	Exp Ratio
+ EIC (75.0) Scan 25JAN21.D			75.0, 77.0, 39.0			
						

Quantitation Results Report (QT Reviewed)

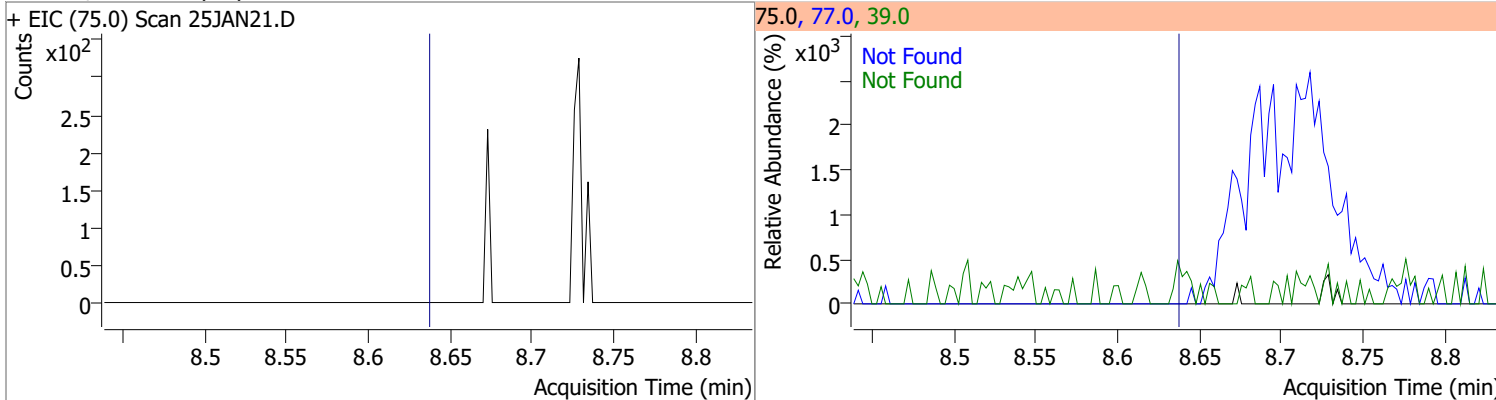
Compound	Conc.	RT	Dev(Min)	Resp.	QIon	QRatio	Lower	Upper
Toluene-d8	257.7030	8.32	0.00	769498	100.0	63.7	34.3	94.3
					99.0	9.5	0.0	39.2



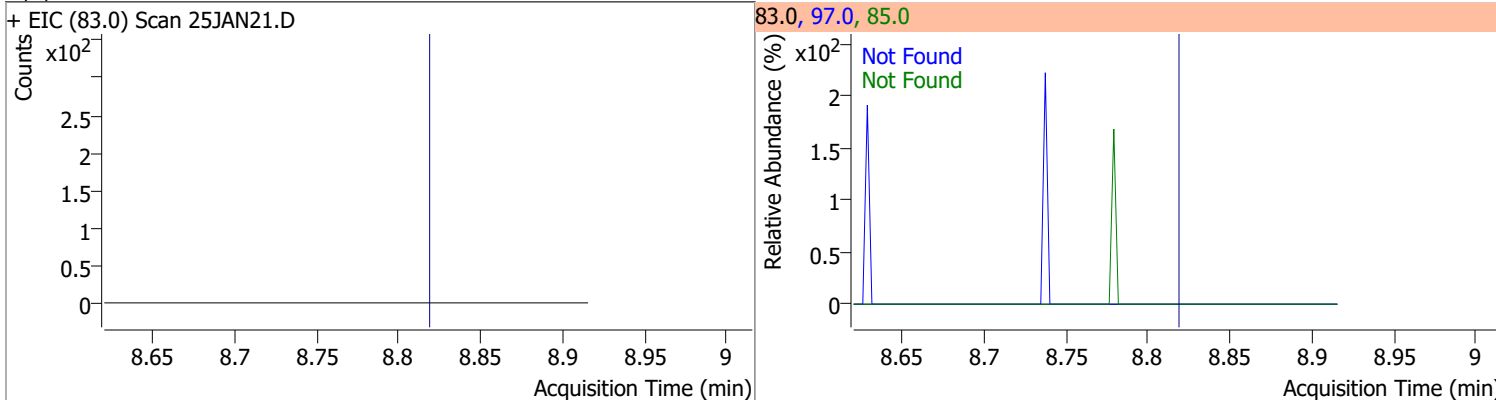
Compound	Conc.	RT	Dev(Min)	Resp.	QIon	QRatio	Lower	Upper
Toluene	0	0	0	0	91.0		144.1	204.1



Compound	Conc.	Exp RT	QIon	Exp Ratio	QIon	Exp Ratio
trans-1,3-Dichloropropene	N.D.	8.64	39.0	53.0	77.0	31.0

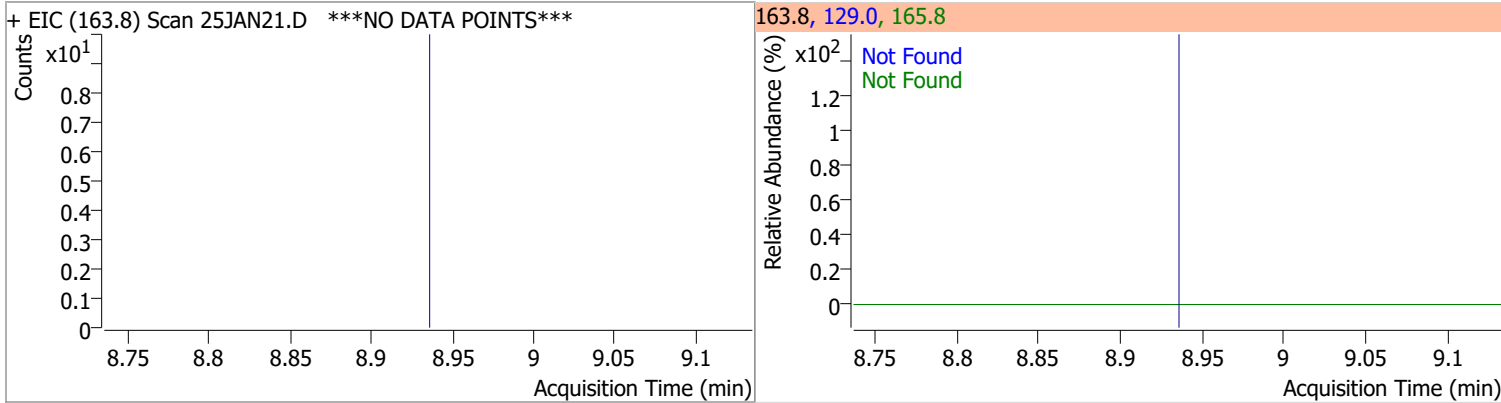


Compound	Conc.	Exp RT	QIon	Exp Ratio	QIon	Exp Ratio
1,1,2-Trichloroethane	N.D.	8.82	97.0	110.7	85.0	60.7

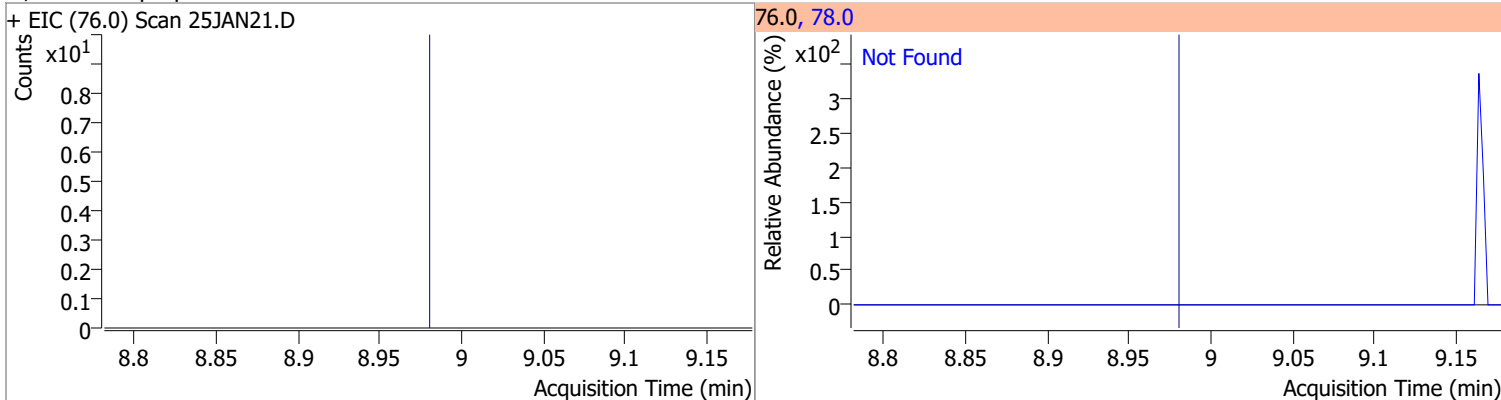


Quantitation Results Report (QT Reviewed)

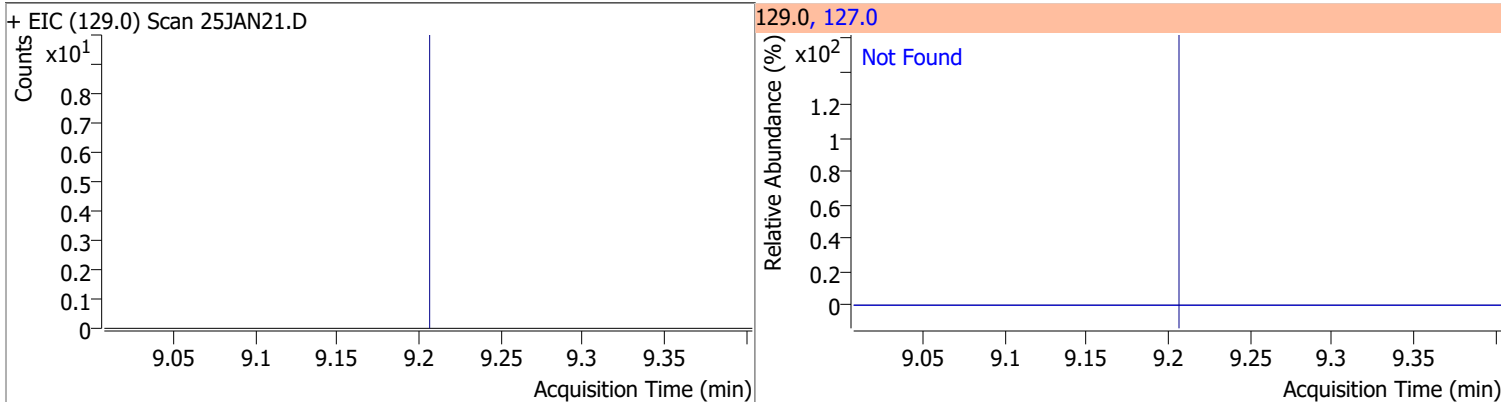
Compound	Conc.	Exp RT	QIon	Exp Ratio	QIon	Exp Ratio
Tetrachloroethene	N.D.	8.94	165.8	126.1	129.0	90.5



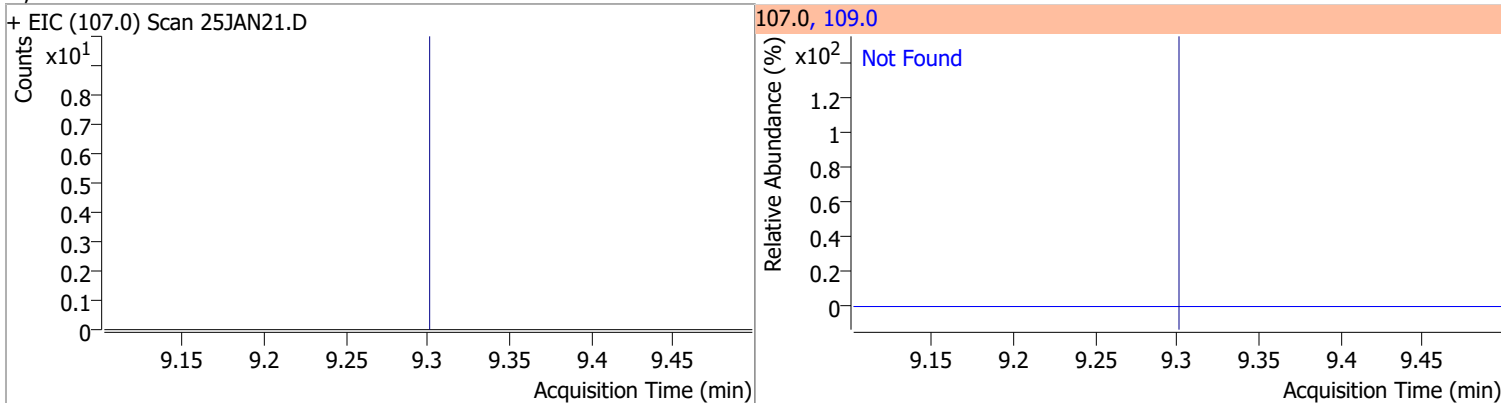
Compound	Conc.	Exp RT	QIon	Exp Ratio
1,3-Dichloropropane	N.D.	8.98	78.0	32.4



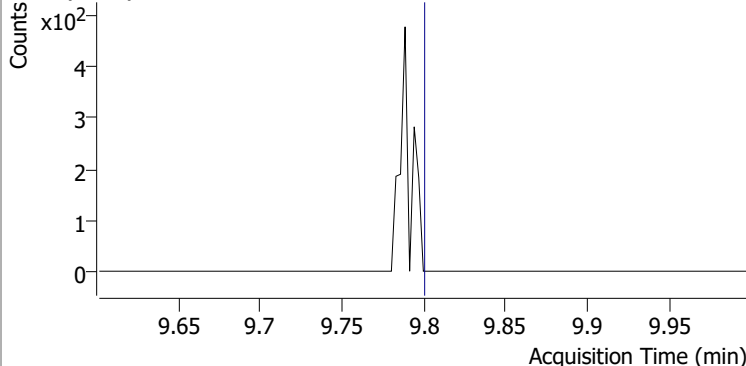
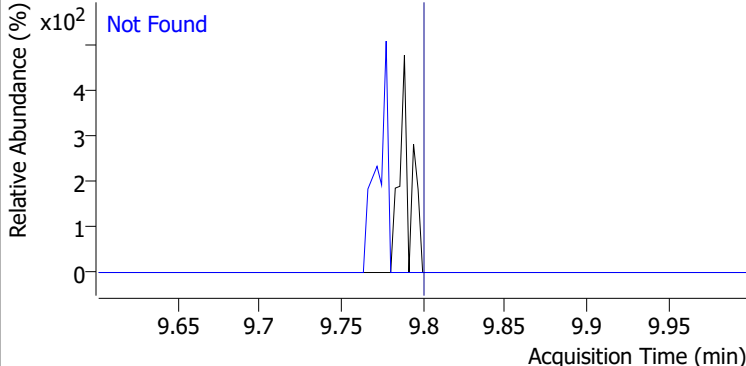
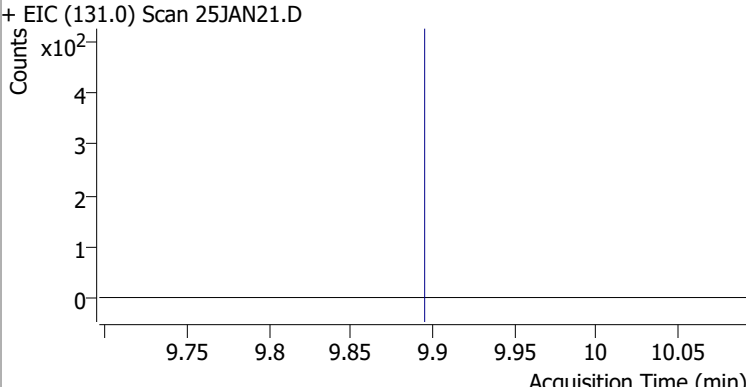
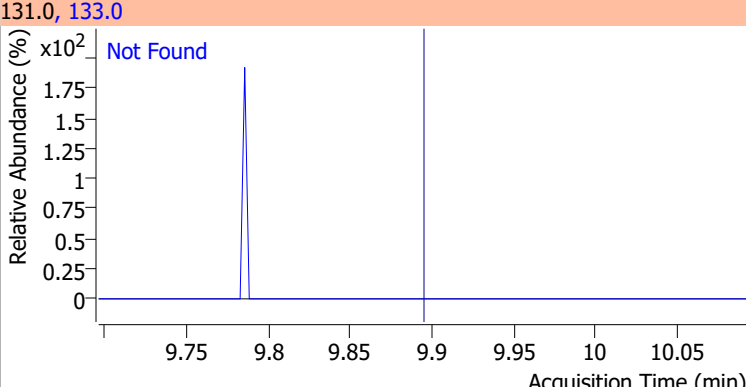
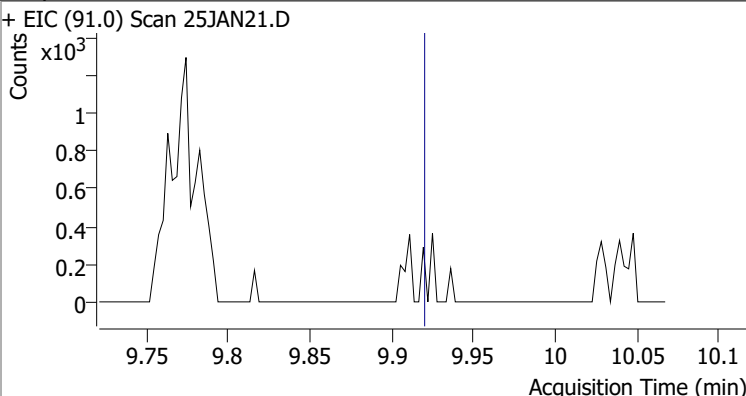
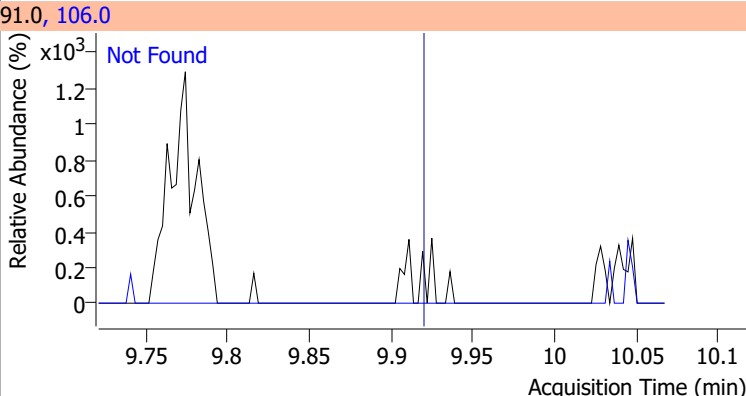
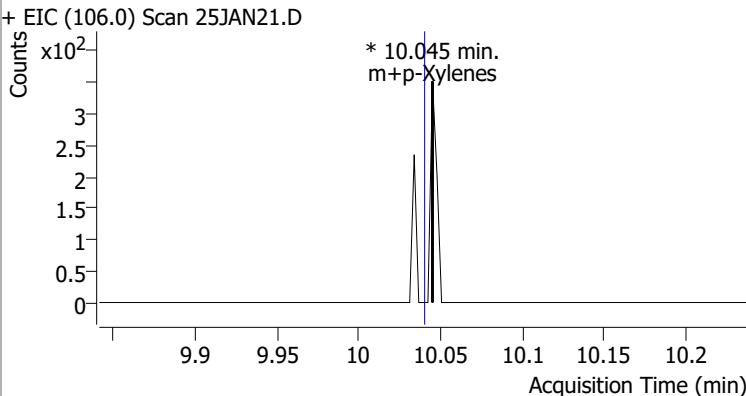
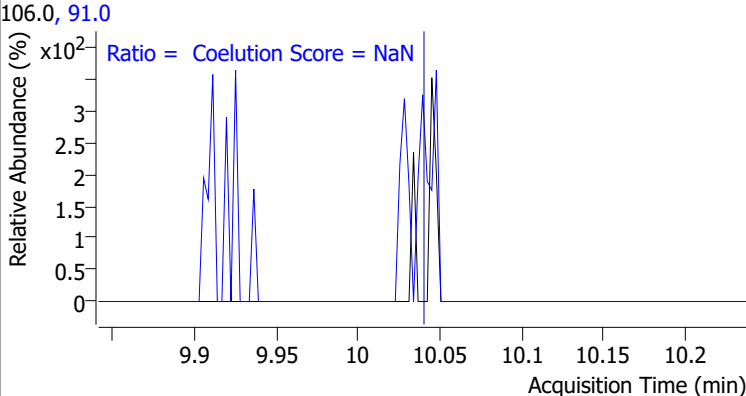
Compound	Conc.	Exp RT	QIon	Exp Ratio
Chlorodibromomethane	N.D.	9.21	127.0	77.2



Compound	Conc.	Exp RT	QIon	Exp Ratio
1,2-Dibromoethane	N.D.	9.30	109.0	91.5

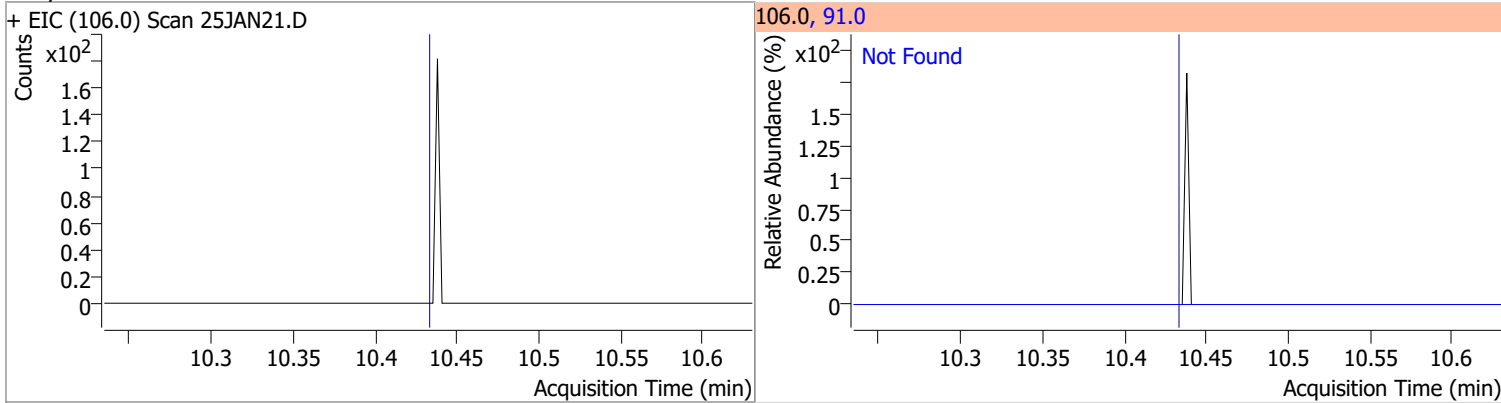


Quantitation Results Report (QT Reviewed)

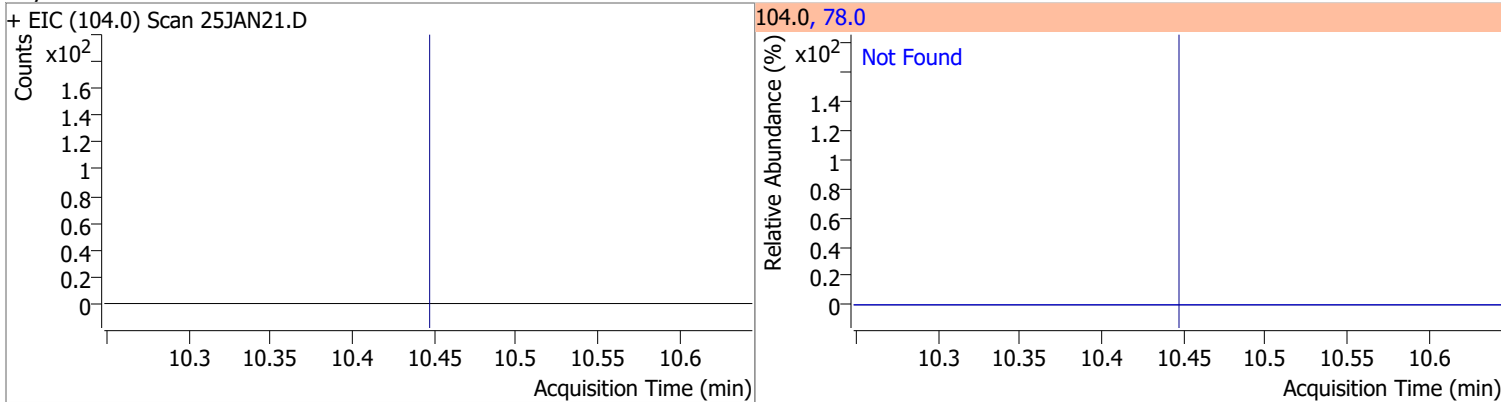
Compound	Conc.	Exp RT	QIon	Exp Ratio
Chlorobenzene	N.D.	9.80	114.0	32.2
+ EIC (112.0) Scan 25JAN21.D		112.0, 114.0		
				
1,1,1,2-Tetrachloroethane	N.D.	9.89	133.0	95.3
+ EIC (131.0) Scan 25JAN21.D		131.0, 133.0		
				
Ethylbenzene	N.D.	9.92	106.0	31.7
+ EIC (91.0) Scan 25JAN21.D		91.0, 106.0		
				
m+p-Xylenes		0	91.0	170.7
+ EIC (106.0) Scan 25JAN21.D		106.0, 91.0		
				

Quantitation Results Report (QT Reviewed)

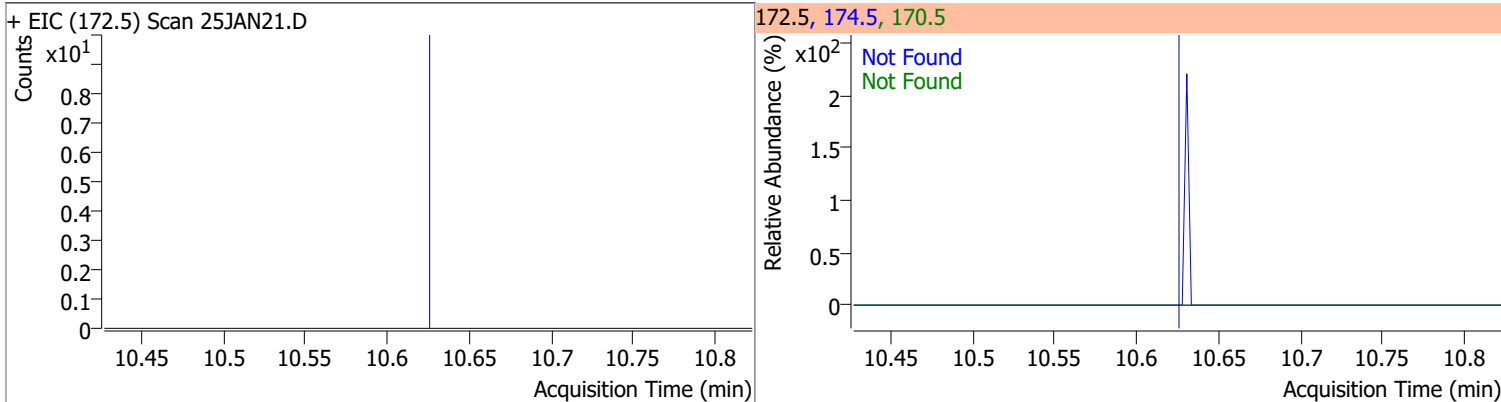
Compound	Conc.	Exp RT	QIon	Exp Ratio
o-Xylene	N.D.	10.43	91.0	211.4



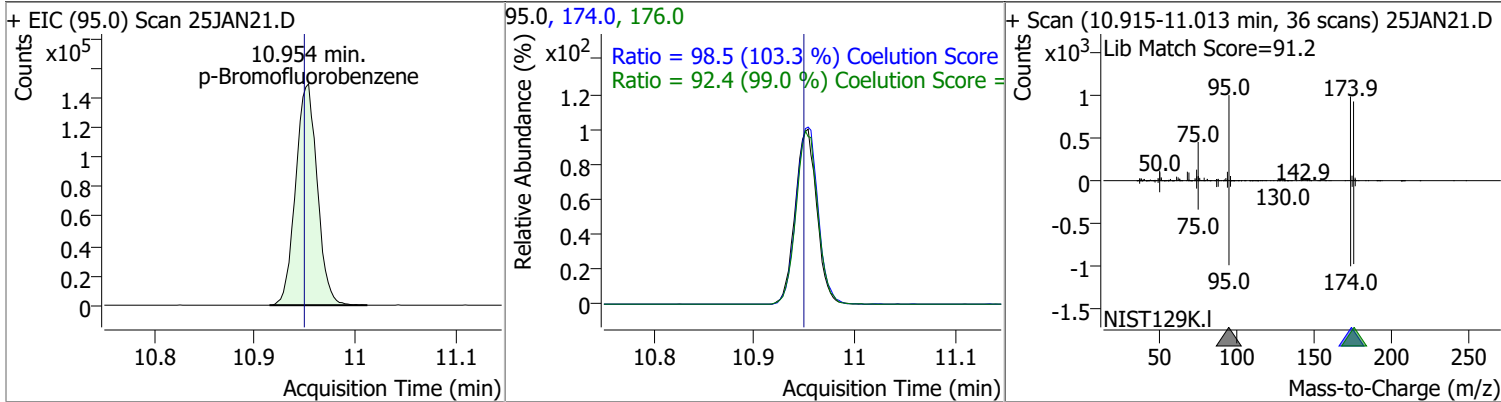
Compound	Conc.	Exp RT	QIon	Exp Ratio
Styrene	N.D.	10.45	78.0	50.6



Compound	Conc.	Exp RT	QIon	Exp Ratio	QIon	Exp Ratio
Bromoform	N.D.	10.62	170.5	50.3	174.5	48.1

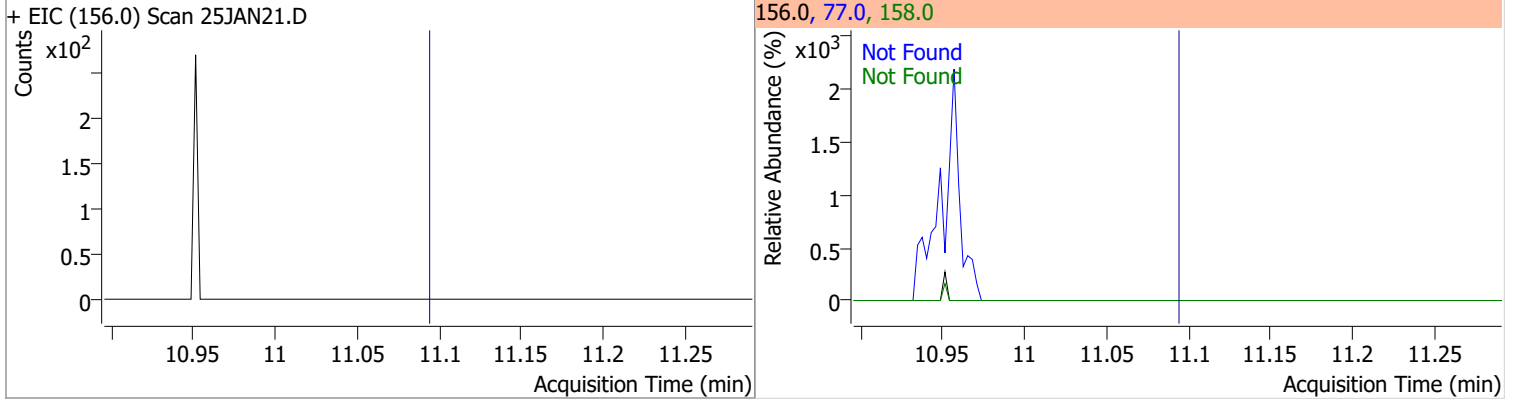


Compound	Conc.	RT	Dev(Min)	Resp.	QIon	QRatio	Lower	Upper
p-Bromofluorobenzene	258.8836	10.95	0.01	223539	174.0	98.5	65.3	125.3
					176.0	92.4	63.3	123.3

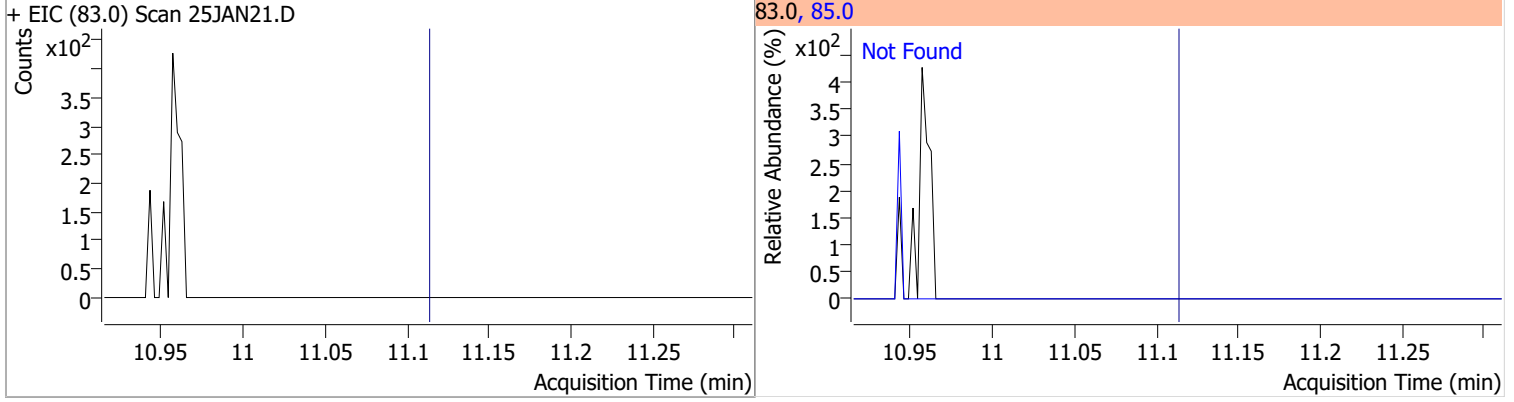


Quantitation Results Report (QT Reviewed)

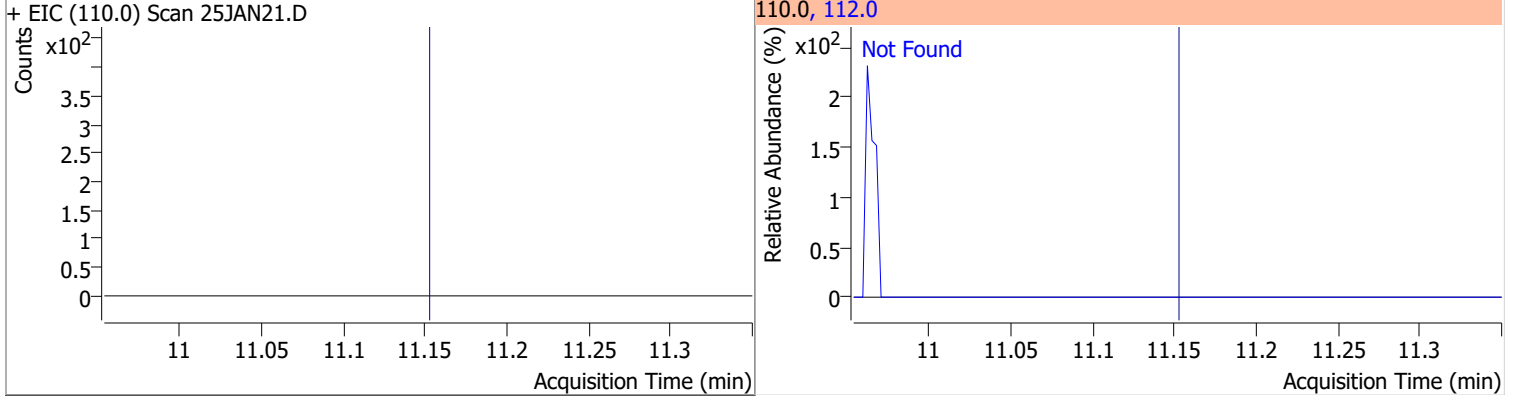
Compound	Conc.	Exp RT	QIon	Exp Ratio	QIon	Exp Ratio
Bromobenzene	N.D.	11.09	77.0	143.5	158.0	96.1



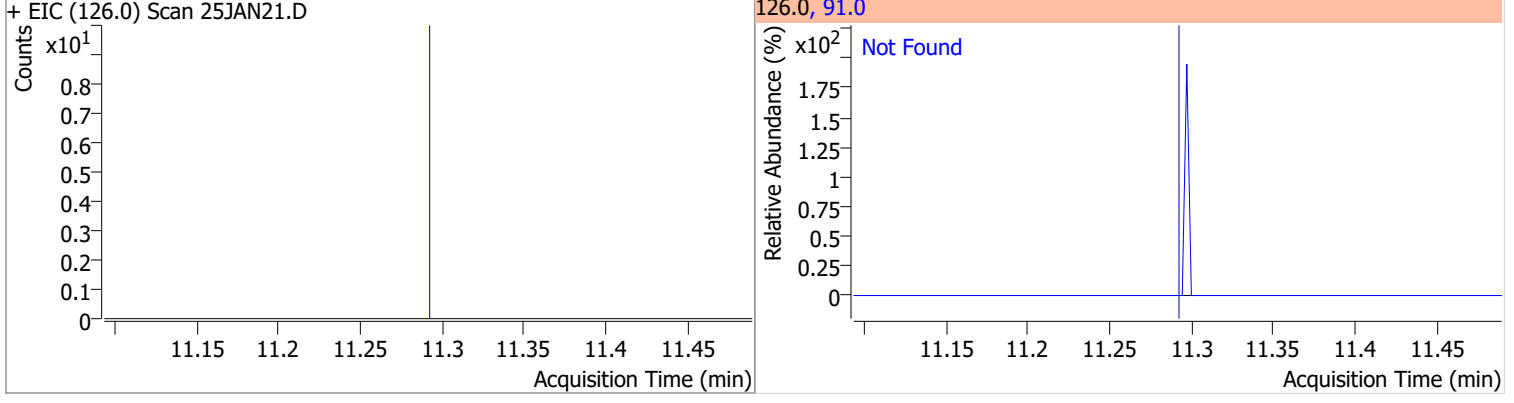
Compound	Conc.	Exp RT	QIon	Exp Ratio
1,1,2,2-Tetrachloroethane	N.D.	11.11	85.0	63.3



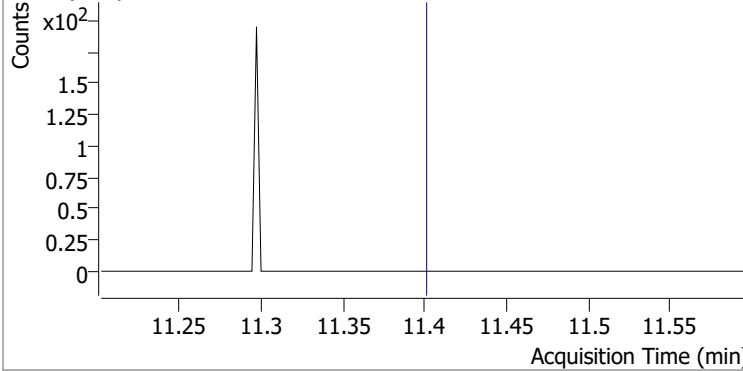
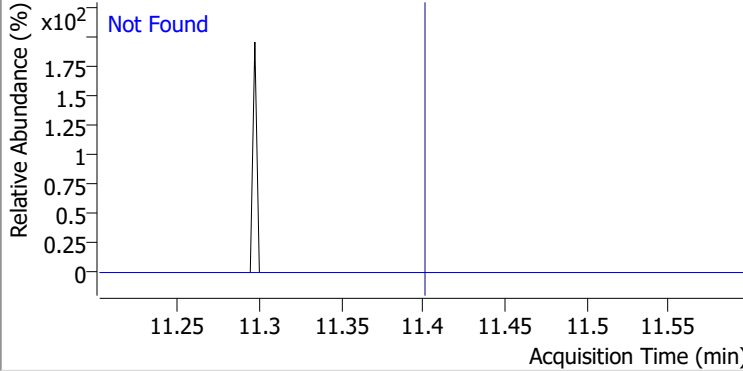
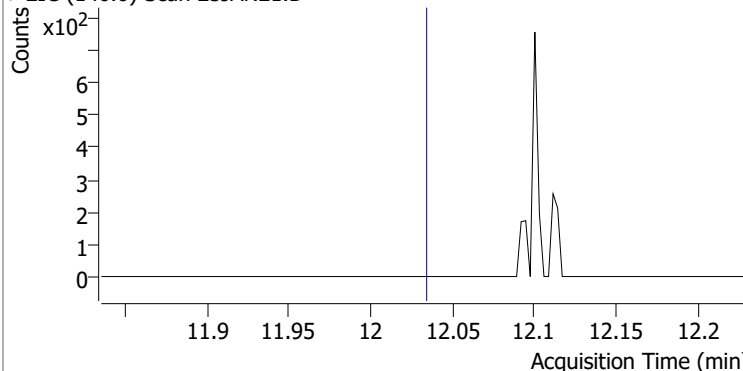
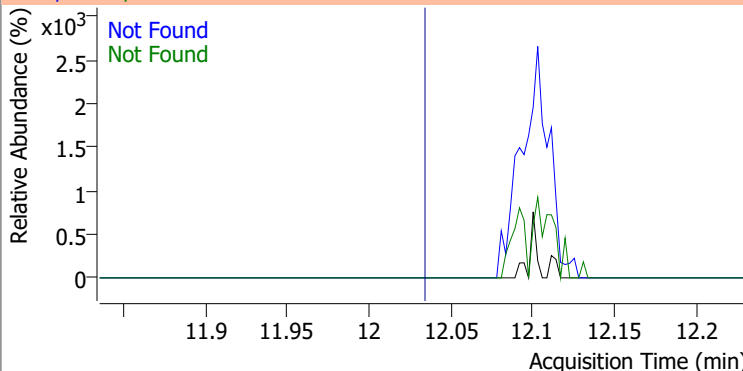
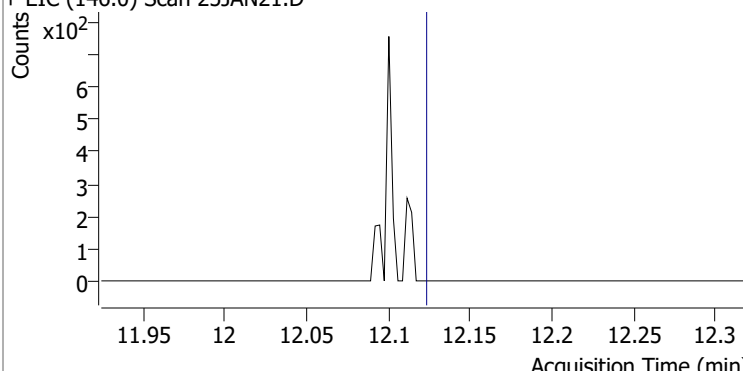
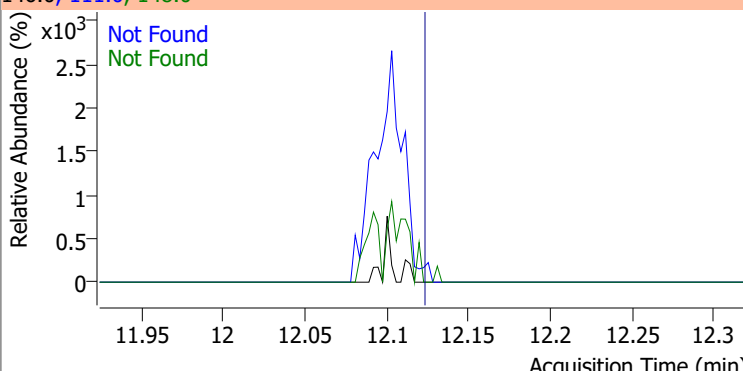
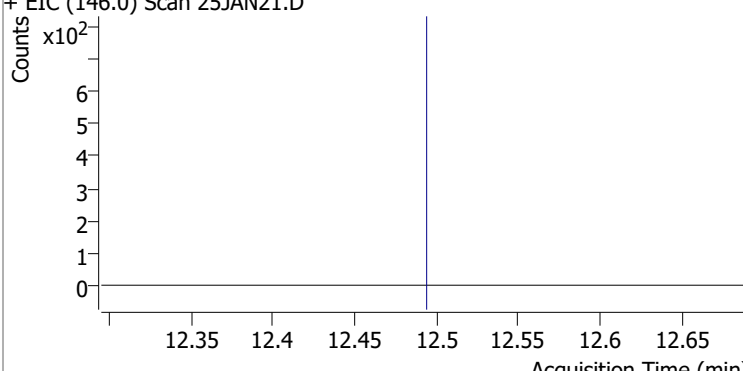
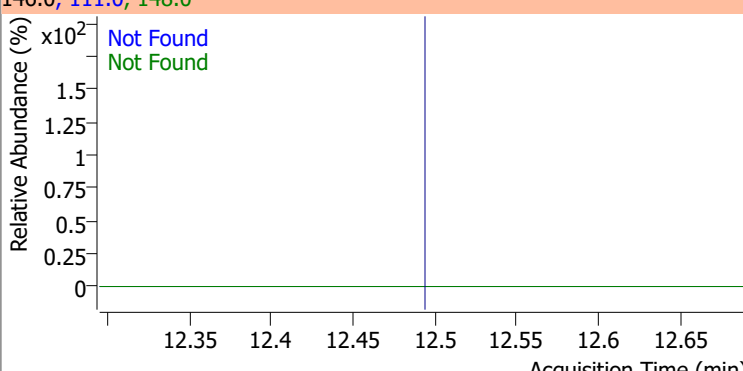
Compound	Conc.	Exp RT	QIon	Exp Ratio
1,2,3-Trichloropropane	N.D.	11.15	112.0	65.8



Compound	Conc.	Exp RT	QIon	Exp Ratio
2-Chlorotoluene	N.D.	11.29	91.0	276.2

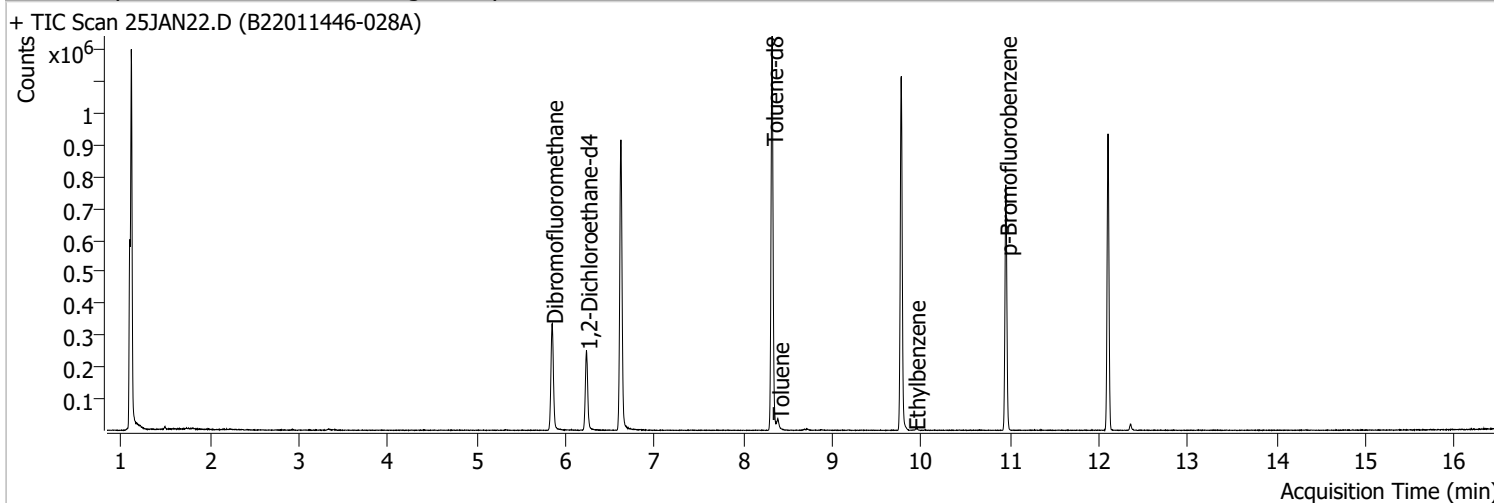


Quantitation Results Report (QT Reviewed)

Compound	Conc.	Exp RT	QIon	Exp Ratio		
4-Chlorotoluene	N.D.	11.40	126.0	31.3		
+ EIC (91.0) Scan 25JAN21.D			91.0, 126.0			
						
1,3-Dichlorobenzene	N.D.	12.03	148.0	62.8	QIon	Exp Ratio
+ EIC (146.0) Scan 25JAN21.D			146.0, 111.0, 148.0			
						
1,4-Dichlorobenzene	N.D.	12.12	148.0	63.7	QIon	Exp Ratio
+ EIC (146.0) Scan 25JAN21.D			146.0, 111.0, 148.0			
						
1,2-Dichlorobenzene	N.D.	12.49	148.0	61.9	QIon	Exp Ratio
+ EIC (146.0) Scan 25JAN21.D			146.0, 111.0, 148.0			
						

Quantitation Results Report (QT Reviewed)

Data File	25JAN22.D	Operator	MSC
Acq. Method	5975CACQF.M	Acq. Date-Time	1/25/2022 6:58:16 PM
Sample Name	B22011446-028A	Instrument	VOA5975C
Vial	22	Multiplier	1.00
DA Method File	VOA5975C_8260B_SHT_DoD_L4_011922.m	Comment	
Tune File	BFB_Atune3.u	Tune Date	10/11/2021 4:02:00 PM
Batch Name	VG012522_8260B.batch.bin	Last Calib Update	3/15/2022 2:01:13 PM
Ref Library	\\MASSHUNTER\Org\Library\NIST129K.I		



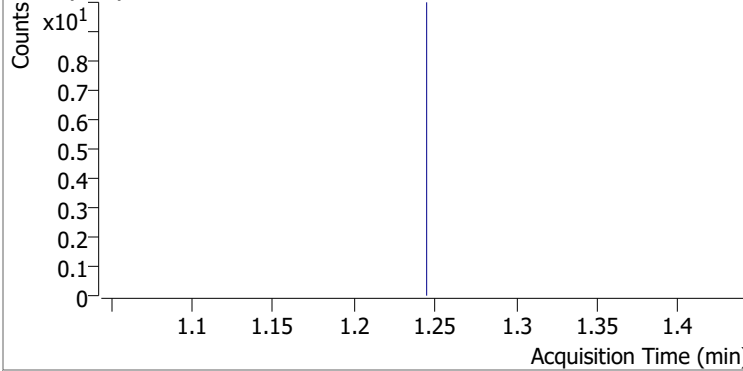
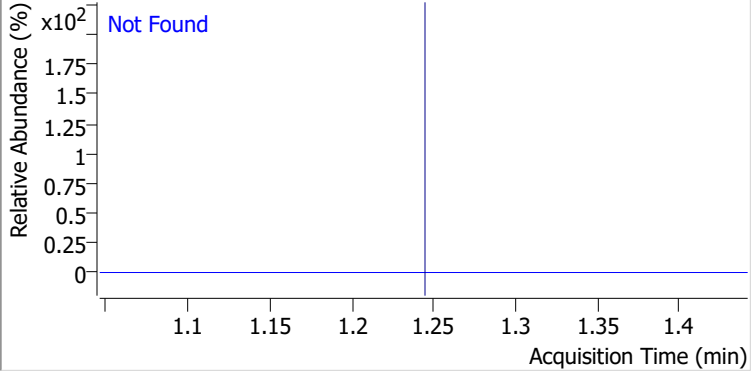
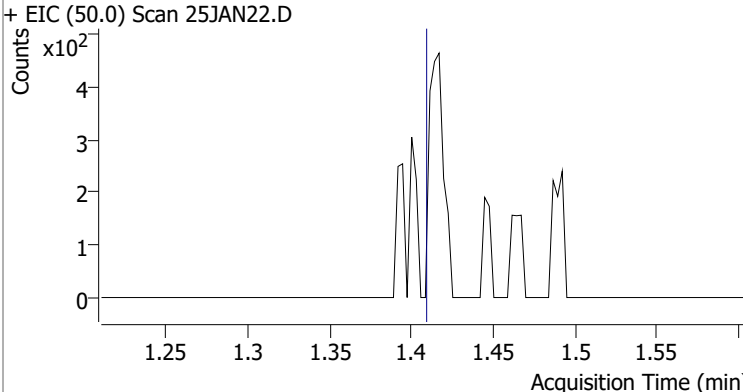
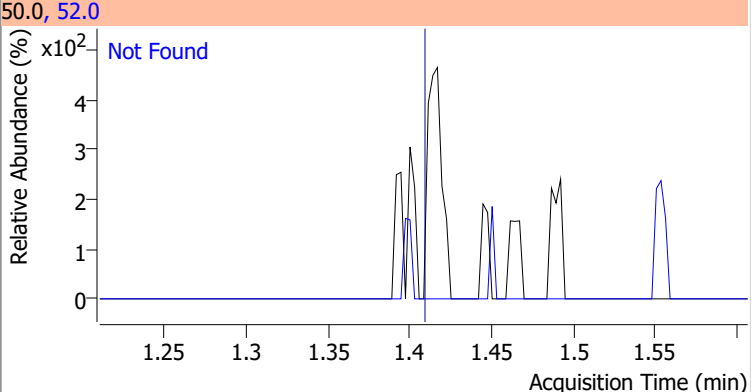
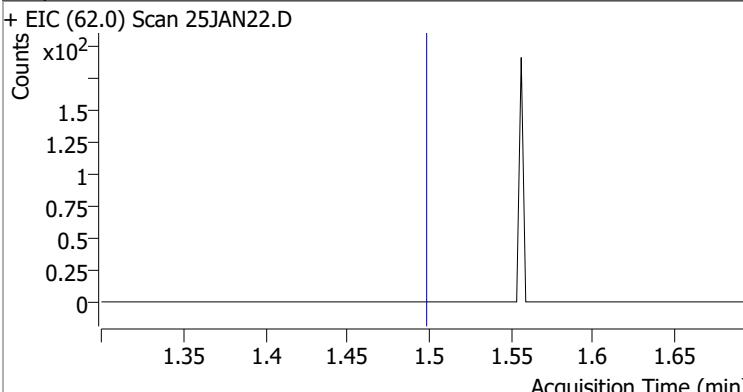
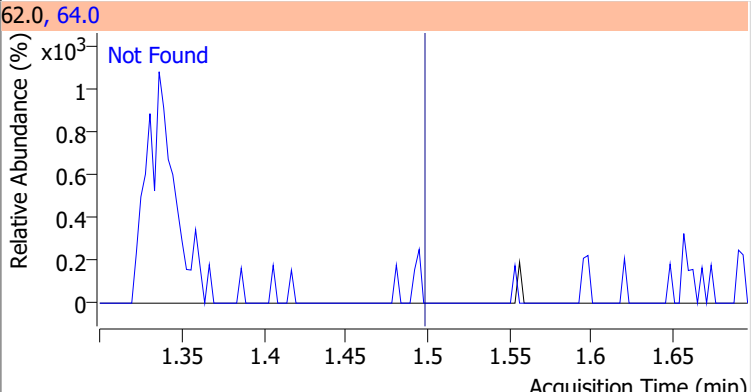
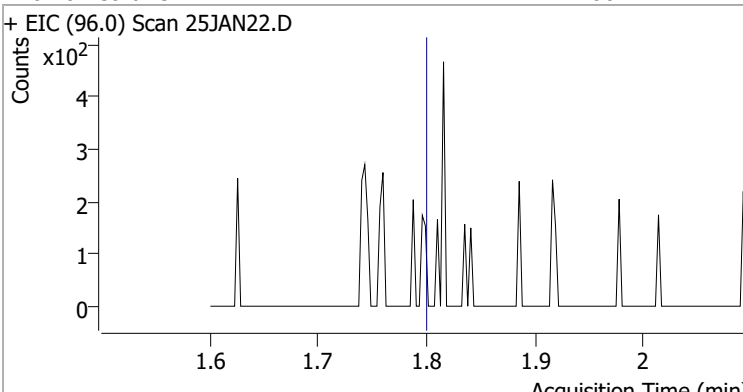
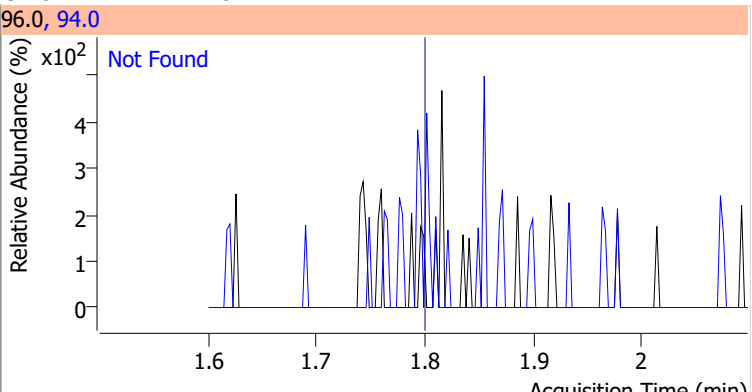
Compound	RT	QIon	Resp.	Conc.	Units	Dev(Min)	
Internal Standards							
M Fluorobenzene	6.621	96.0	776934	250.0000	ng	0.000	
M Chlorobenzene-d5	9.774	82.0	298046	250.0000	ng	0.000	
M 1,4-Dichlorobenzene-d4	12.100	152.0	222128	250.0000	ng	0.000	
System Monitoring Compounds							
S Dibromofluoromethane	5.848	113.0	196096	260.5842	ng	-0.003	
Spiked Amount: 250.000	Range: 80.0 - 119.0%			Recovery = 104.23%			
S 1,2-Dichloroethane-d4	6.233	67.0	86124	264.9392	ng	0.003	
Spiked Amount: 250.000	Range: 81.0 - 118.0%			Recovery = 105.98%			
S Toluene-d8	8.322	98.0	743565	255.7205	ng	0.003	
Spiked Amount: 250.000	Range: 89.0 - 112.0%			Recovery = 102.29%			
S p-Bromofluorobenzene	10.951	95.0	221837	270.4840	ng	0.003	
Spiked Amount: 250.000	Range: 85.0 - 114.0%			Recovery = 108.19%			
Target Compounds							
T Dichlorodifluoromethane	0.000		0	N.D.			
T Chloromethane	0.000		0	N.D.			
T Vinyl chloride	0.000		0	N.D.			
T Bromomethane	0.000		0	N.D.			
T Chloroethane	0.000		0	N.D.			
T Trichlorofluoromethane	0.000		0	N.D.			
T 1,1-Dichloroethene	0.000		0	N.D.			
T Methylene chloride	3.333	49.0	0		ng	md	1
T trans-1,2-Dichloroethene	0.000		0	N.D.			
T Methyl tert-butyl ether (MTBE)	0.000		0	N.D.			
T 1,1-Dichloroethane	0.000		0	N.D.			
T 2,2-Dichloropropane	0.000		0	N.D.			
T cis-1,2-Dichloroethene	0.000		0	N.D.			
T Methyl ethyl ketone	0.000		0	N.D.			
T Bromochloromethane	0.000		0	N.D.			
T Chloroform	0.000		0	N.D.			

Quantitation Results Report (QT Reviewed)

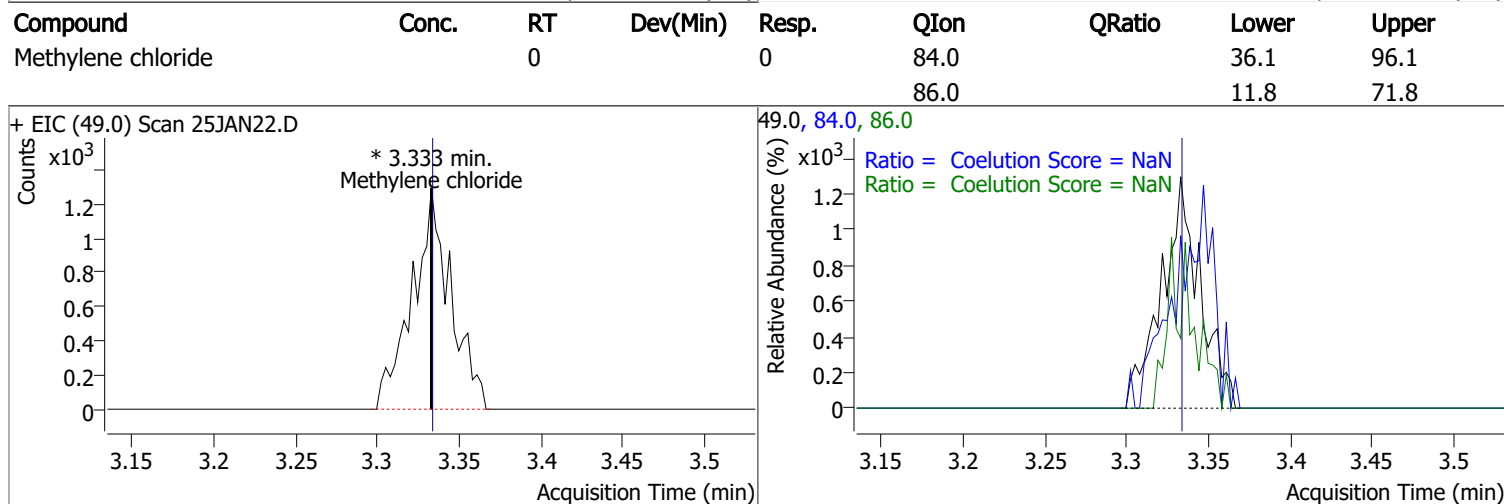
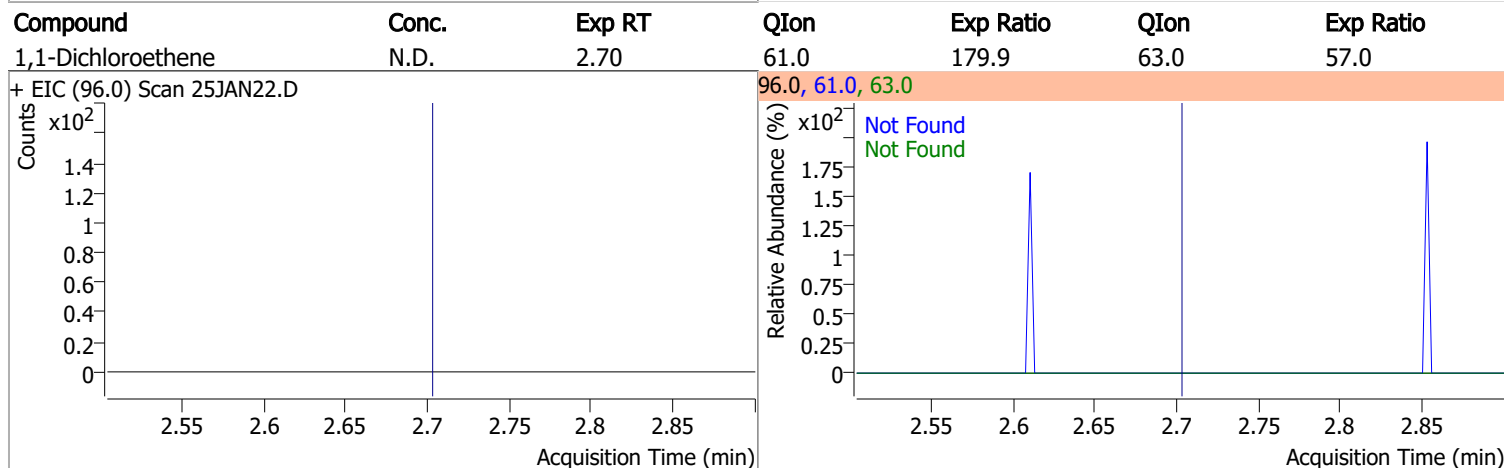
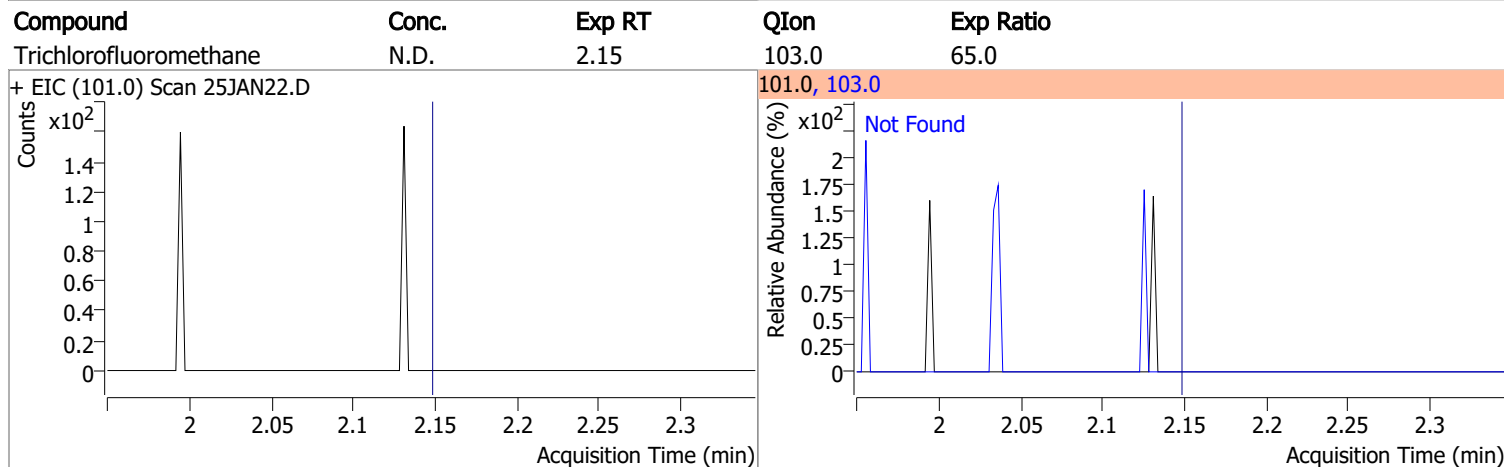
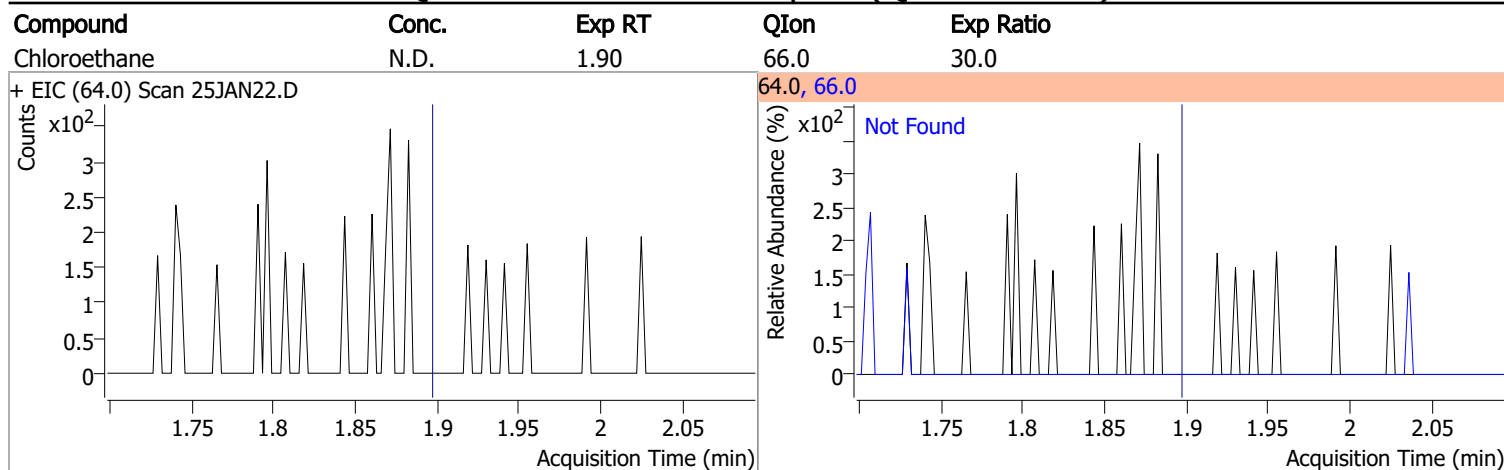
Compound	RT	QIon	Resp.	Conc.	Units	Dev(Min)
T 1,1,1-Trichloroethane	0.000		0	N.D.		
T Carbon tetrachloride	0.000		0	N.D.		
T 1,1-Dichloropropene	0.000		0	N.D.		
T Benzene	0.000		0	N.D.		
T 1,2-Dichloroethane	0.000		0	N.D.		
T Trichloroethene	0.000		0	N.D.		
T 1,2-Dichloropropane	0.000		0	N.D.		
T Dibromomethane	0.000		0	N.D.		
T Bromodichloromethane	0.000		0	N.D.		
T cis-1,3-Dichloropropene	0.000		0	N.D.		
T Toluene	8.389	92.0	9009	4.6482	ng	97
T trans-1,3-Dichloropropene	0.000		0	N.D.		
T 1,1,2-Trichloroethane	0.000		0	N.D.		
T Tetrachloroethene	0.000		0	N.D.		
T 1,3-Dichloropropane	0.000		0	N.D.		
T Chlorodibromomethane	0.000		0	N.D.		
T 1,2-Dibromoethane	0.000		0	N.D.		
T Chlorobenzene	0.000		0	N.D.		
T 1,1,1,2-Tetrachloroethane	0.000		0	N.D.		
T Ethylbenzene	9.922	91.0	472	0.7274	ng m	89
T m+p-Xylenes	0.000		0	N.D.		
T o-Xylene	0.000		0	N.D.		
T Styrene	0.000		0	N.D.		
T Bromoform	0.000		0	N.D.		
T Bromobenzene	0.000		0	N.D.		
T 1,1,2,2-Tetrachloroethane	0.000		0	N.D.		
T 1,2,3-Trichloropropane	0.000		0	N.D.		
T 2-Chlorotoluene	0.000		0	N.D.		
T 4-Chlorotoluene	0.000		0	N.D.		
T 1,3-Dichlorobenzene	0.000		0	N.D.		
T 1,4-Dichlorobenzene	0.000		0	N.D.		
T 1,2-Dichlorobenzene	0.000		0	N.D.		

(#) = Qualifier Out of Range; (m) = Manual Integration; (+) = Area Summed; (*) = Surrogate Percent Recovery Out of Range; (d): Zeroed Peak

Quantitation Results Report (QT Reviewed)

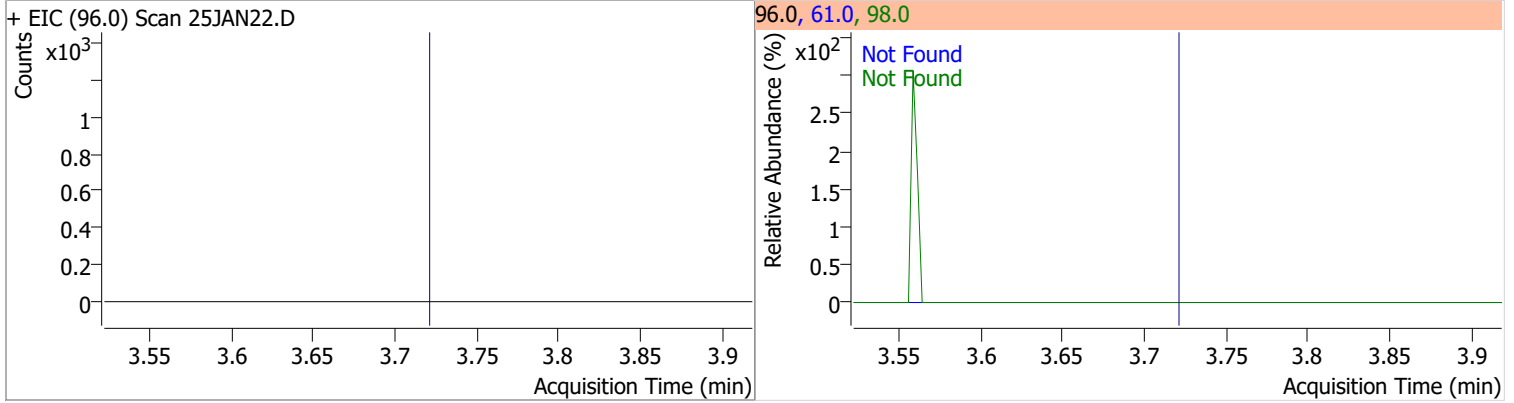
Compound	Conc.	Exp RT	QIon	Exp Ratio
Dichlorodifluoromethane	N.D.	1.24	87.0	31.8
+ EIC (85.0) Scan 25JAN22.D ***NO DATA POINTS***			85.0, 87.0	
				
Chloromethane	N.D.	1.41	52.0	32.4
+ EIC (50.0) Scan 25JAN22.D			50.0, 52.0	
				
Vinyl chloride	N.D.	1.50	64.0	31.3
+ EIC (62.0) Scan 25JAN22.D			62.0, 64.0	
				
Bromomethane	N.D.	1.80	94.0	110.1
+ EIC (96.0) Scan 25JAN22.D			96.0, 94.0	
				

Quantitation Results Report (QT Reviewed)

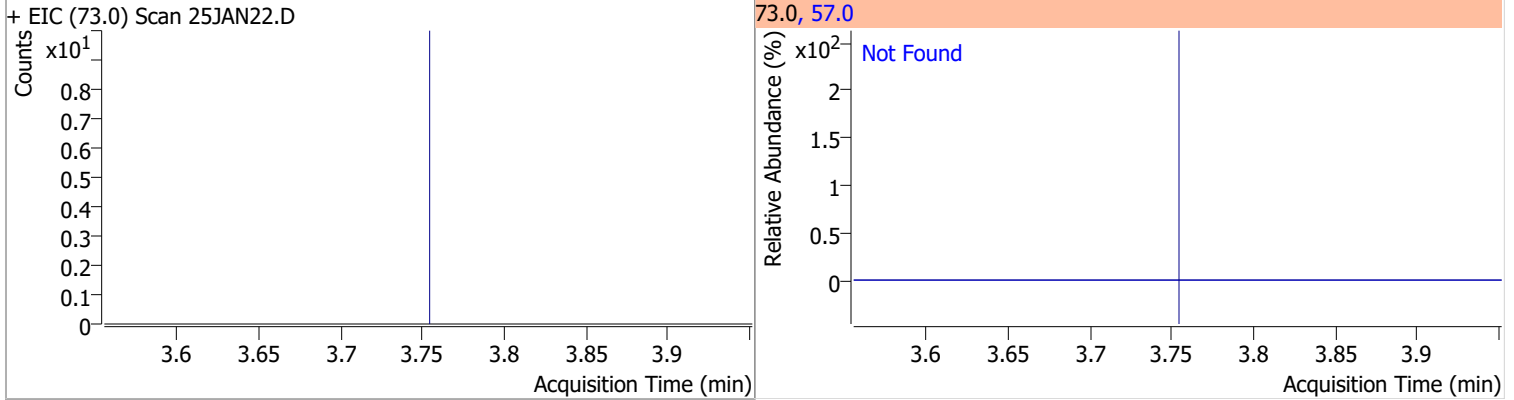


Quantitation Results Report (QT Reviewed)

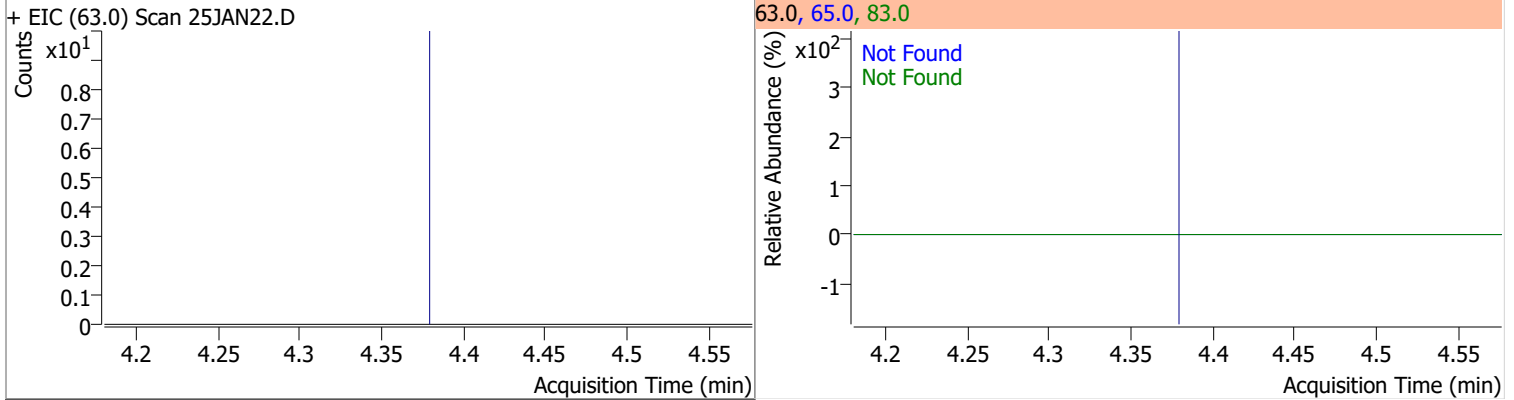
Compound	Conc.	Exp RT	QIon	Exp Ratio	QIon	Exp Ratio
trans-1,2-Dichloroethene	N.D.	3.72	61.0	154.8	98.0	62.1



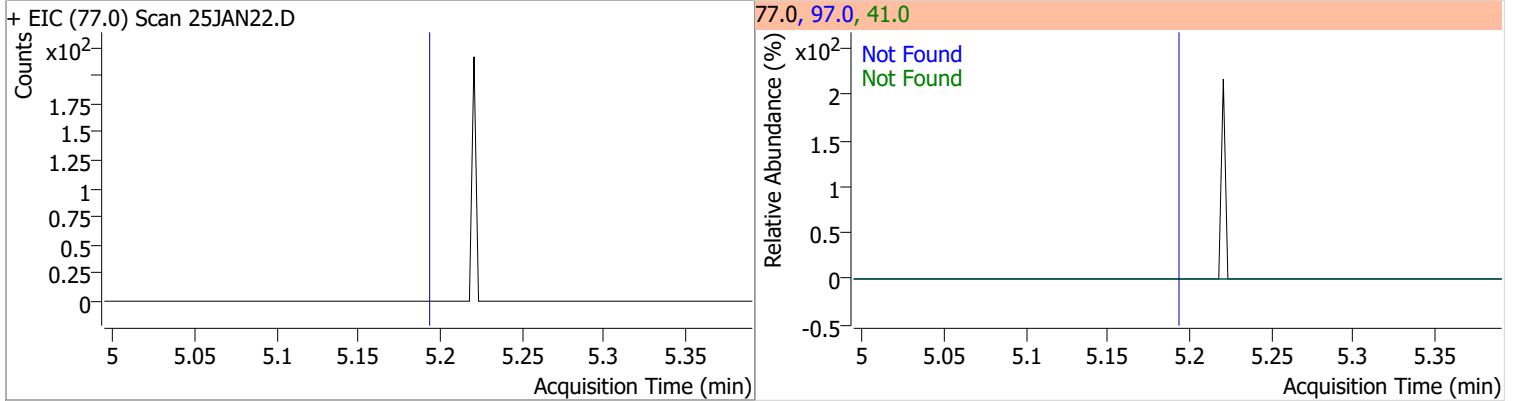
Compound	Conc.	Exp RT	QIon	Exp Ratio
Methyl tert-butyl ether (MTBE)	N.D.	3.75	57.0	24.6



Compound	Conc.	Exp RT	QIon	Exp Ratio	QIon	Exp Ratio
1,1-Dichloroethane	N.D.	4.38	65.0	31.0	83.0	12.7

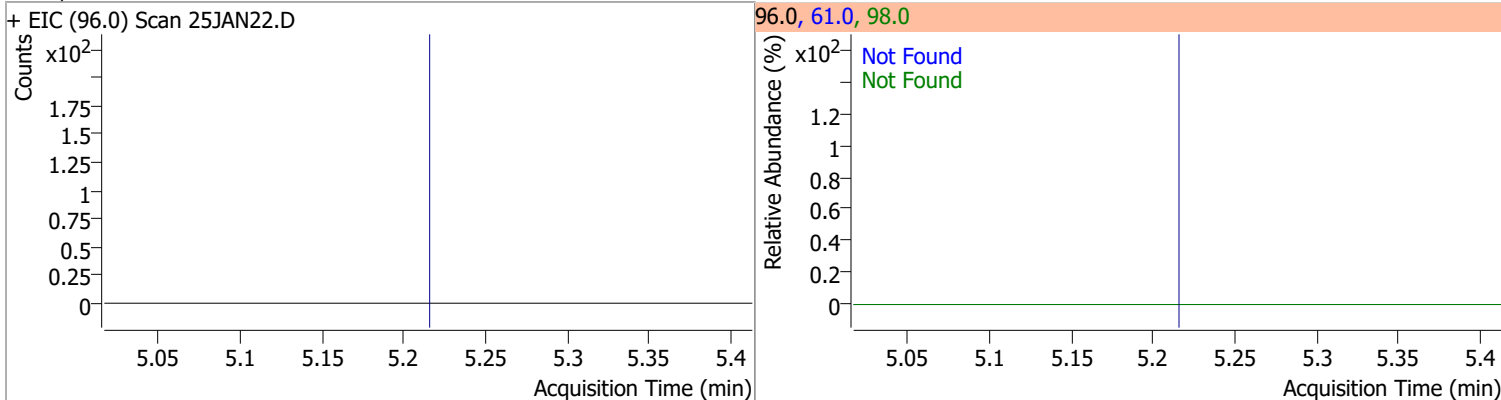


Compound	Conc.	Exp RT	QIon	Exp Ratio	QIon	Exp Ratio
2,2-Dichloropropane	N.D.	5.19	41.0	68.8	97.0	23.9

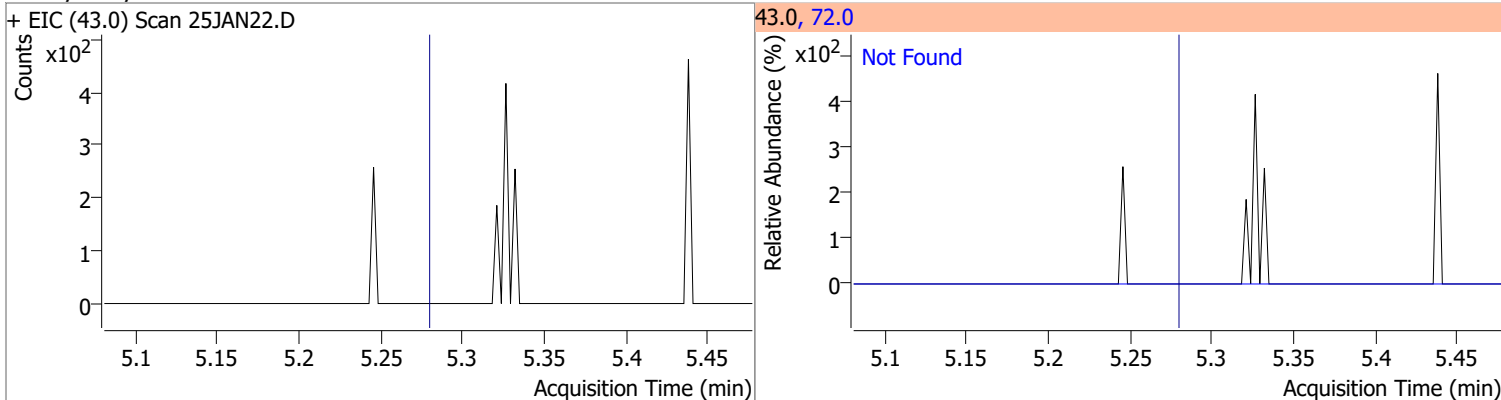


Quantitation Results Report (QT Reviewed)

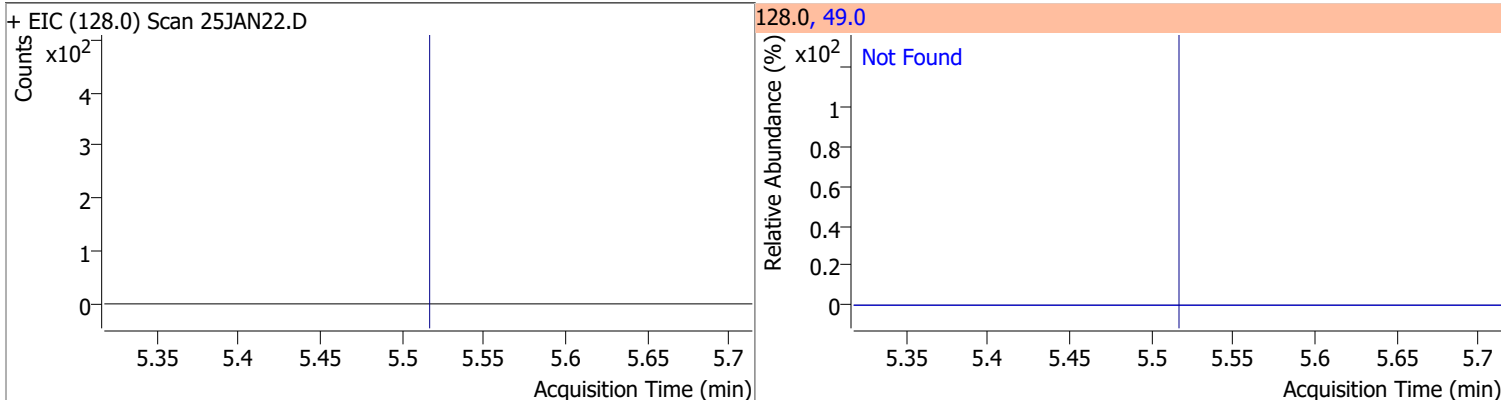
Compound	Conc.	Exp RT	QIon	Exp Ratio	QIon	Exp Ratio
cis-1,2-Dichloroethene	N.D.	5.21	61.0	160.4	98.0	66.2



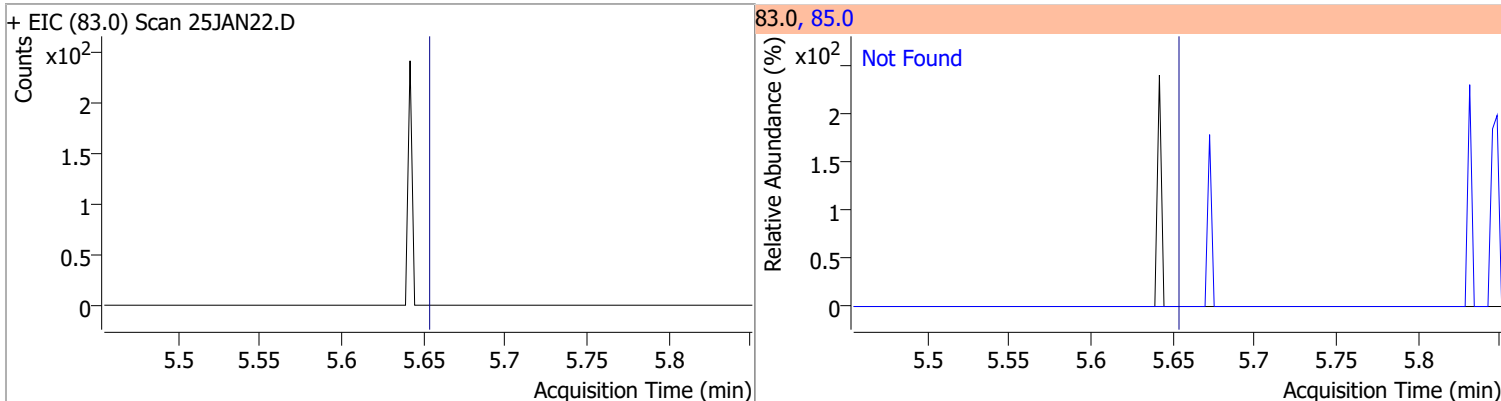
Compound	Conc.	Exp RT	QIon	Exp Ratio
Methyl ethyl ketone	N.D.	5.28	72.0	20.6



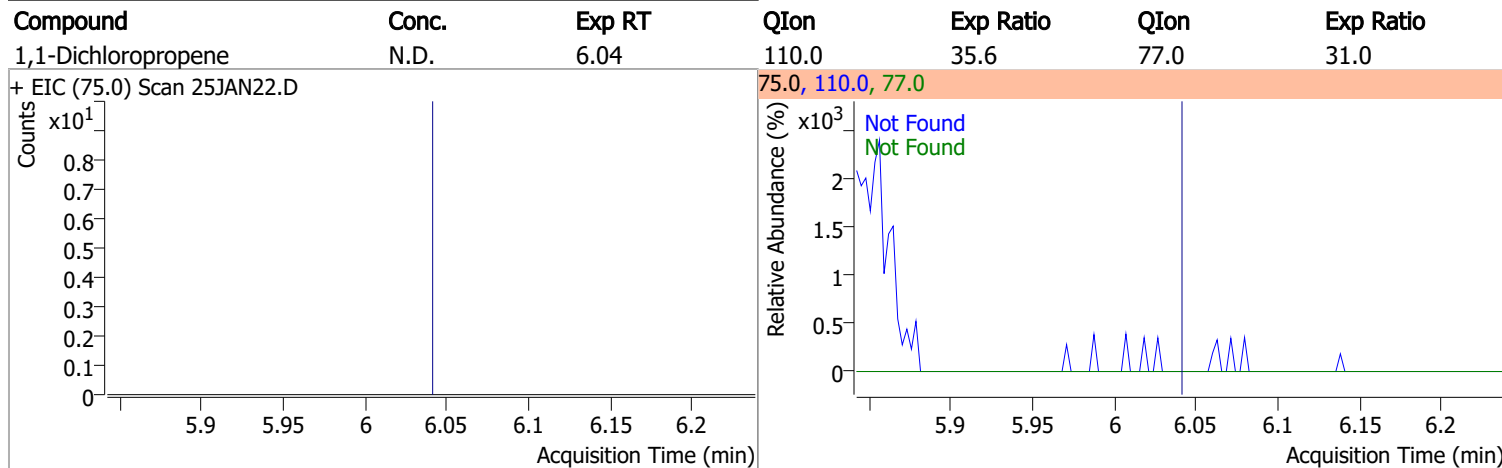
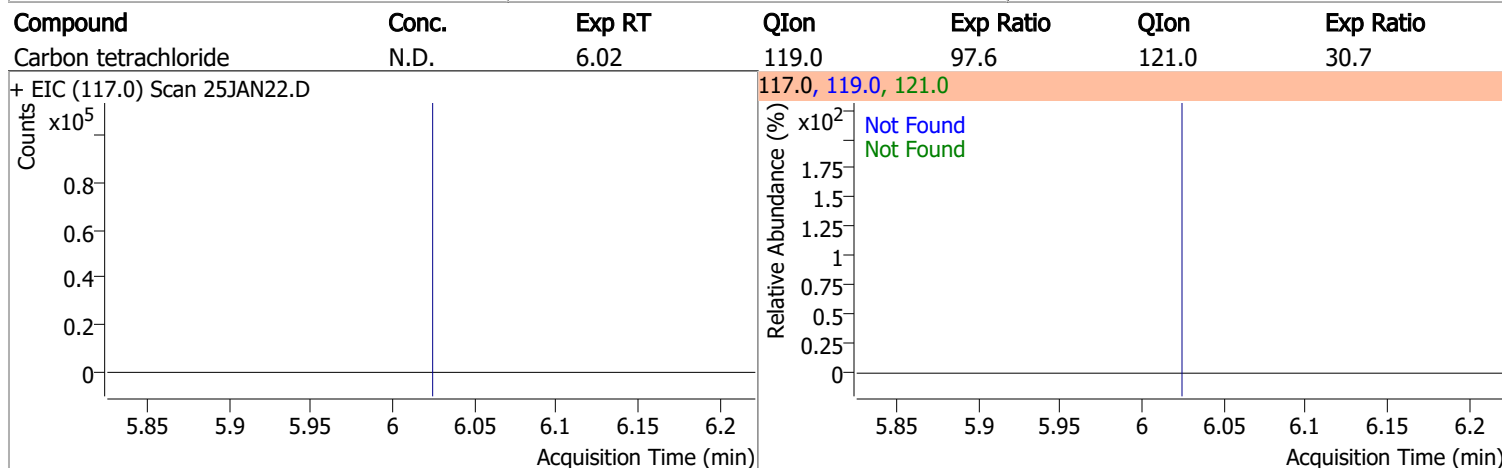
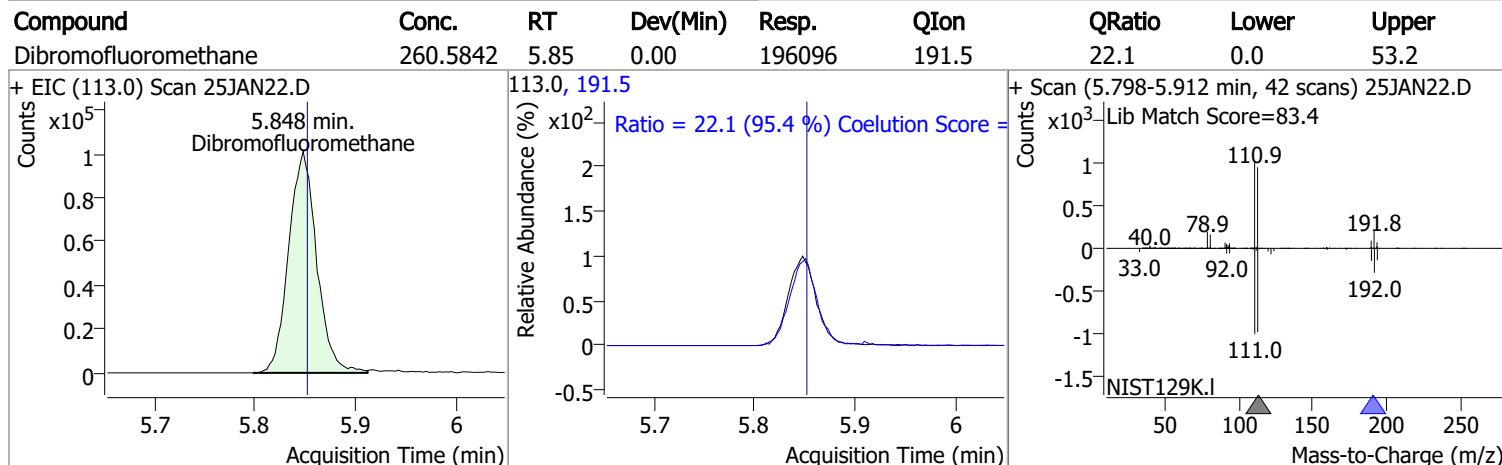
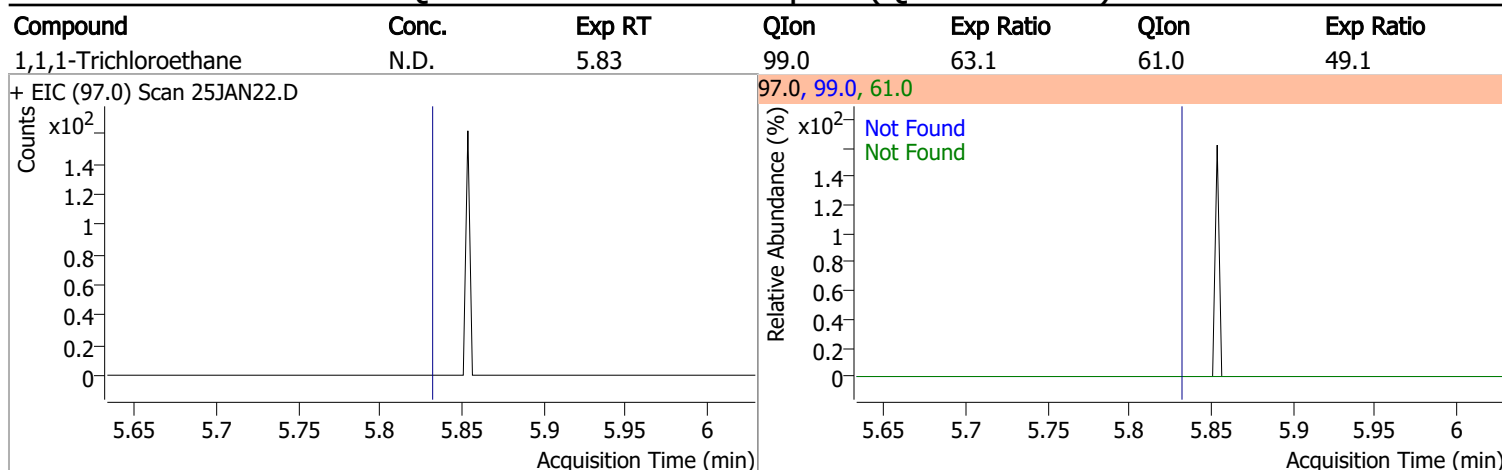
Compound	Conc.	Exp RT	QIon	Exp Ratio
Bromochloromethane	N.D.	5.52	49.0	182.2



Compound	Conc.	Exp RT	QIon	Exp Ratio
Chloroform	N.D.	5.65	85.0	66.2

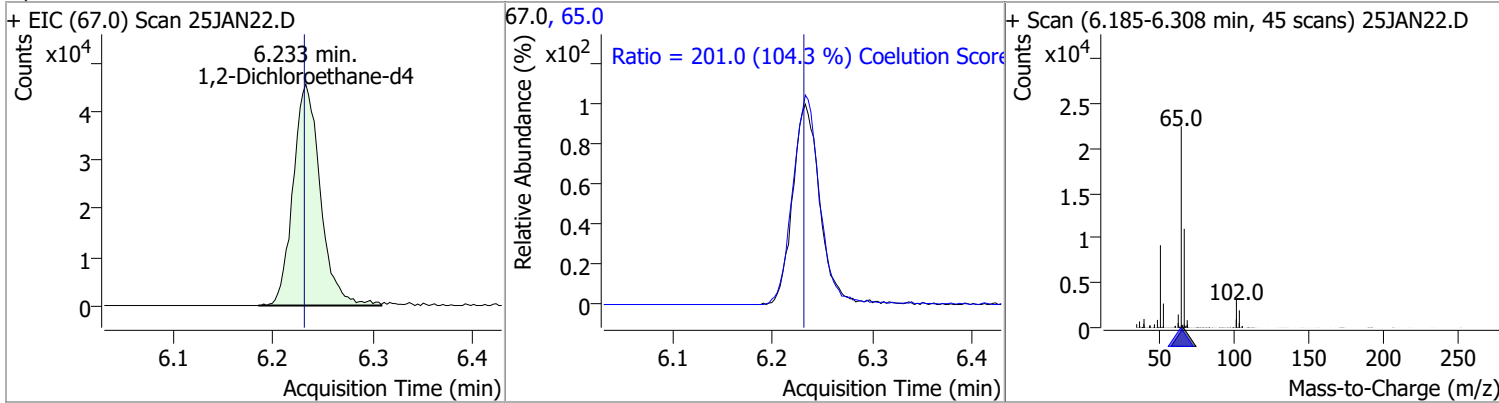


Quantitation Results Report (QT Reviewed)

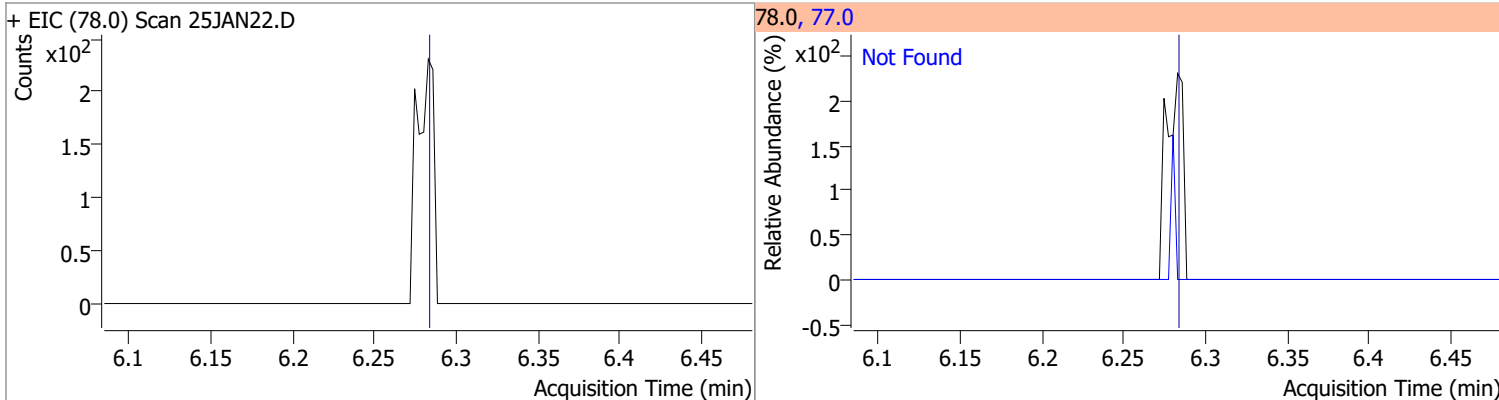


Quantitation Results Report (QT Reviewed)

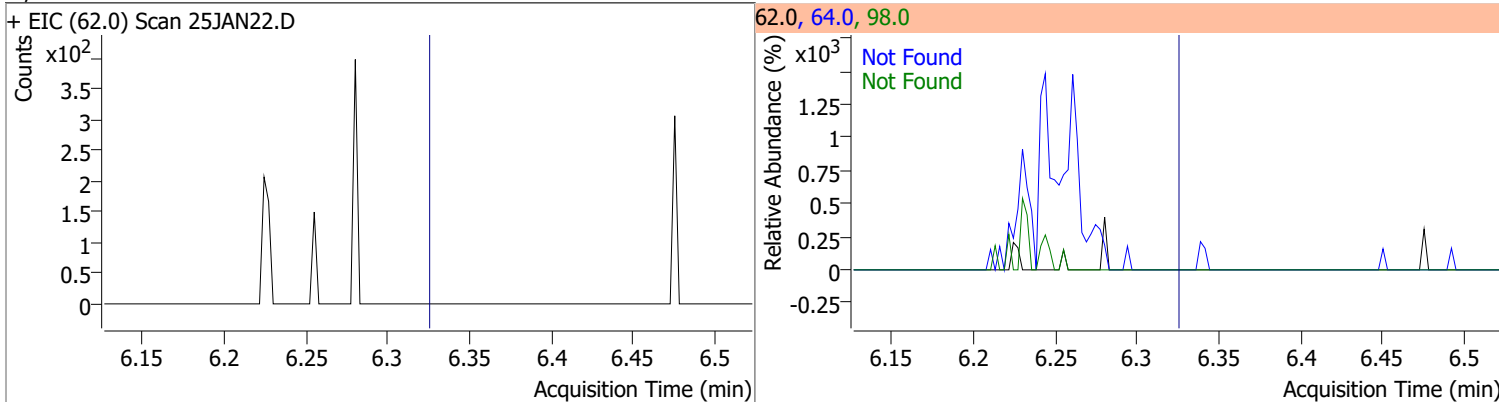
Compound	Conc.	RT	Dev(Min)	Resp.	QIon	QRatio	Lower	Upper
1,2-Dichloroethane-d4	264.9392	6.23	0.00	86124	65.0	201.0	162.8	222.8



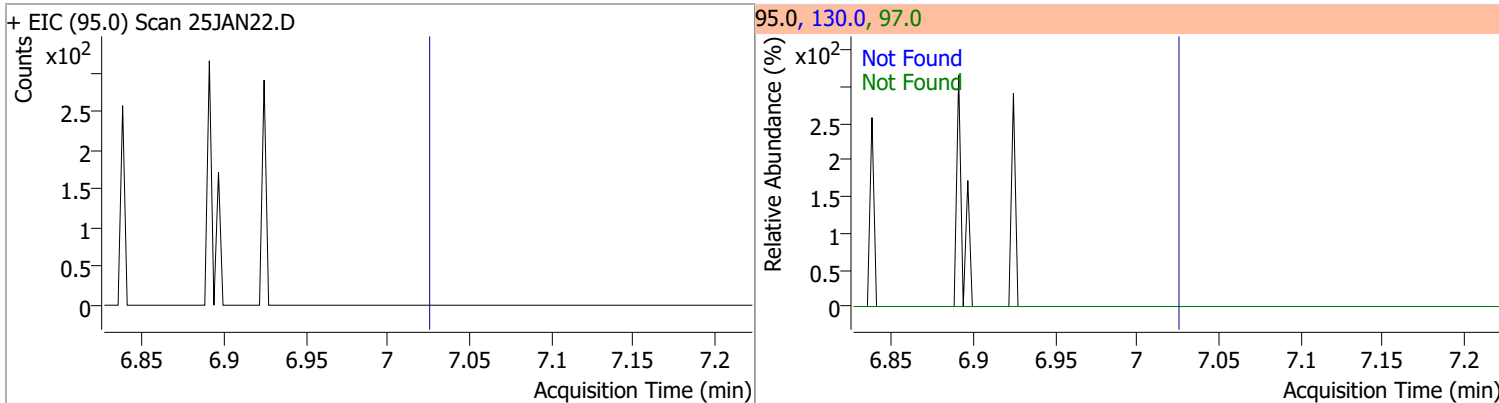
Compound	Conc.	Exp RT	QIon	Exp Ratio
Benzene	N.D.	6.28	77.0	23.3



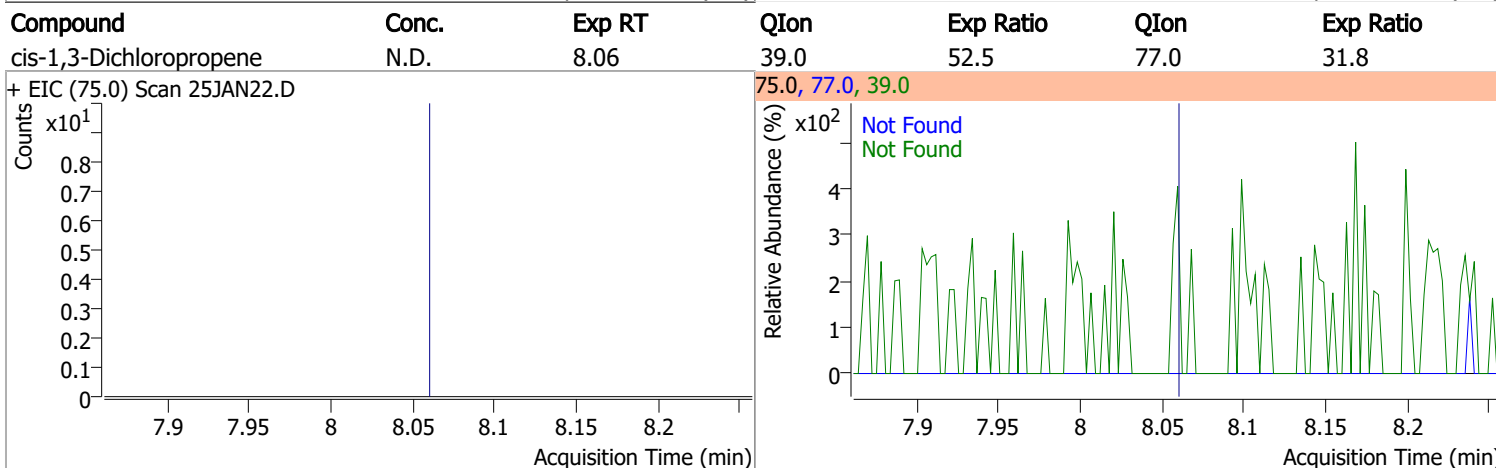
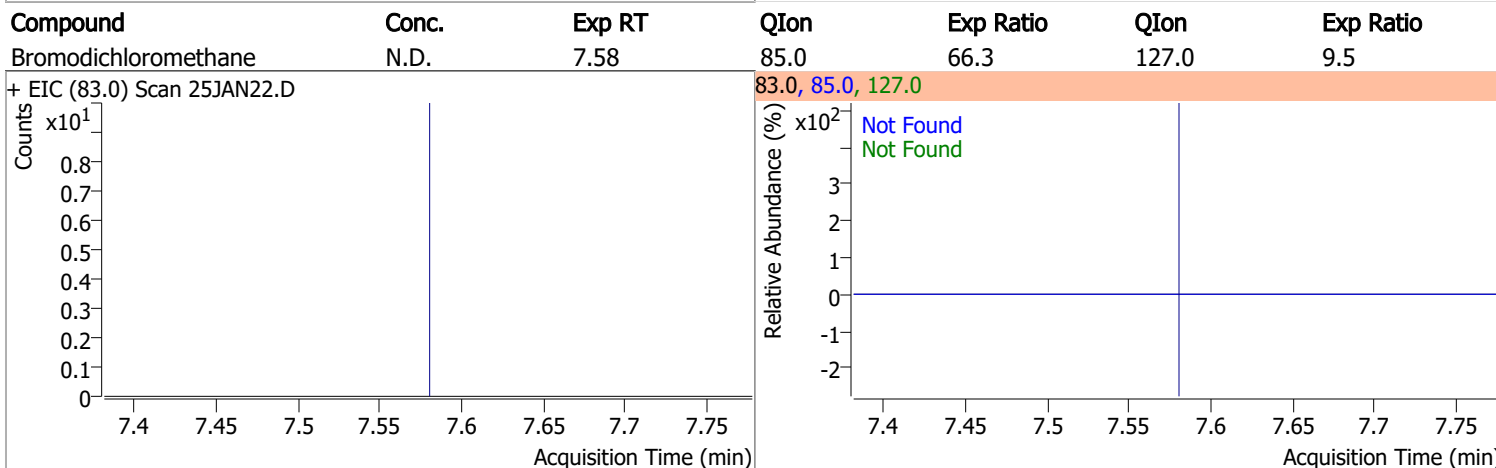
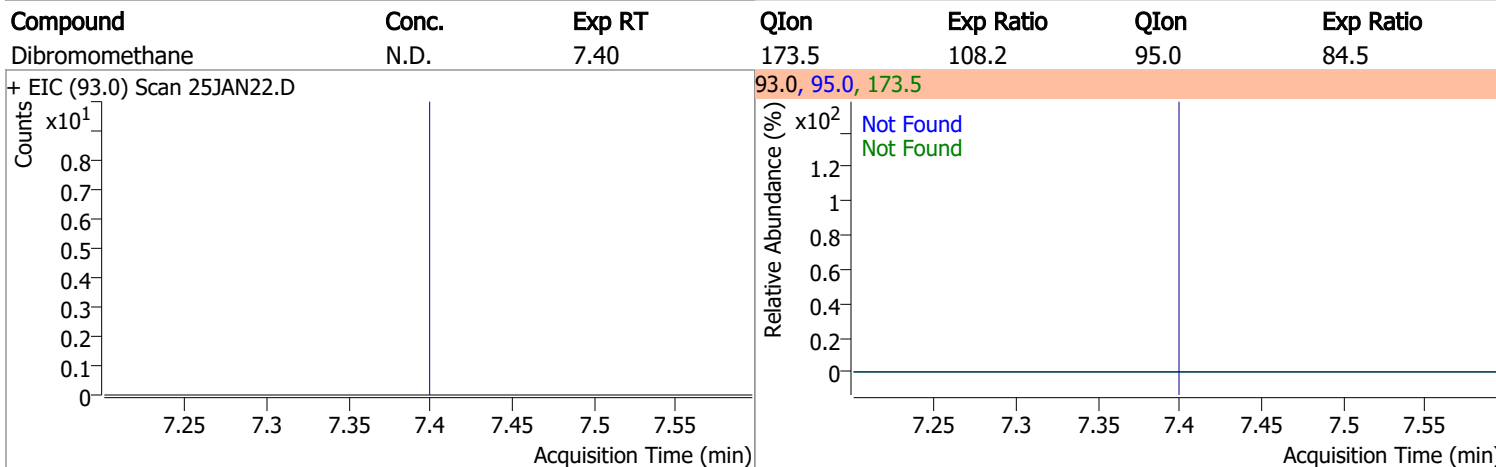
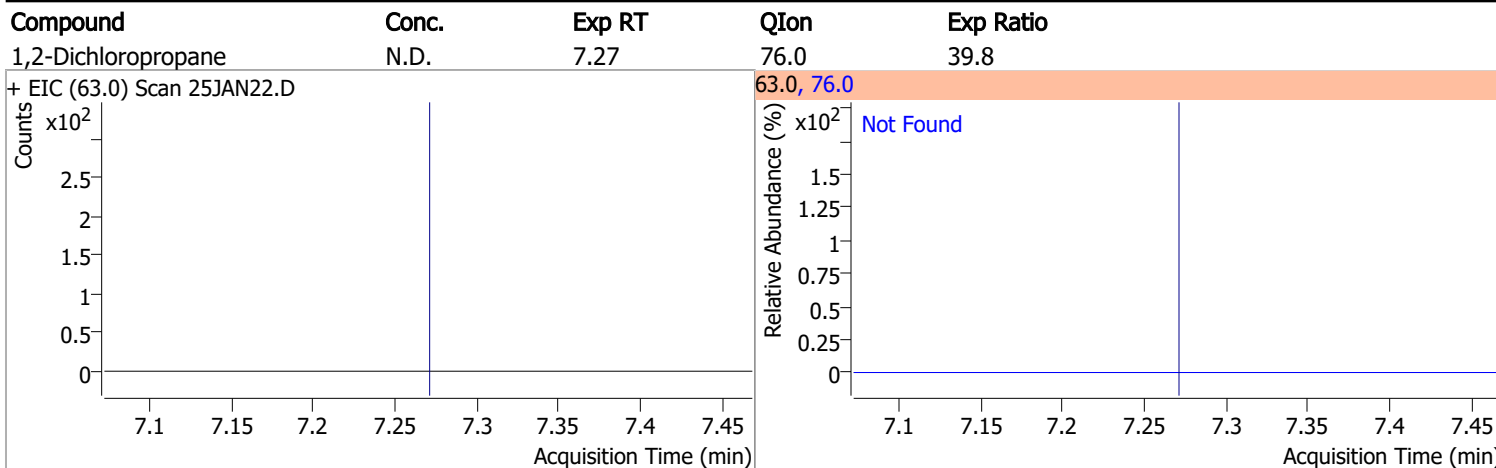
Compound	Conc.	Exp RT	QIon	Exp Ratio	QIon	Exp Ratio
1,2-Dichloroethane	N.D.	6.32	64.0	32.2	98.0	8.2



Compound	Conc.	Exp RT	QIon	Exp Ratio	QIon	Exp Ratio
Trichloroethene	N.D.	7.02	130.0	105.6	97.0	65.7

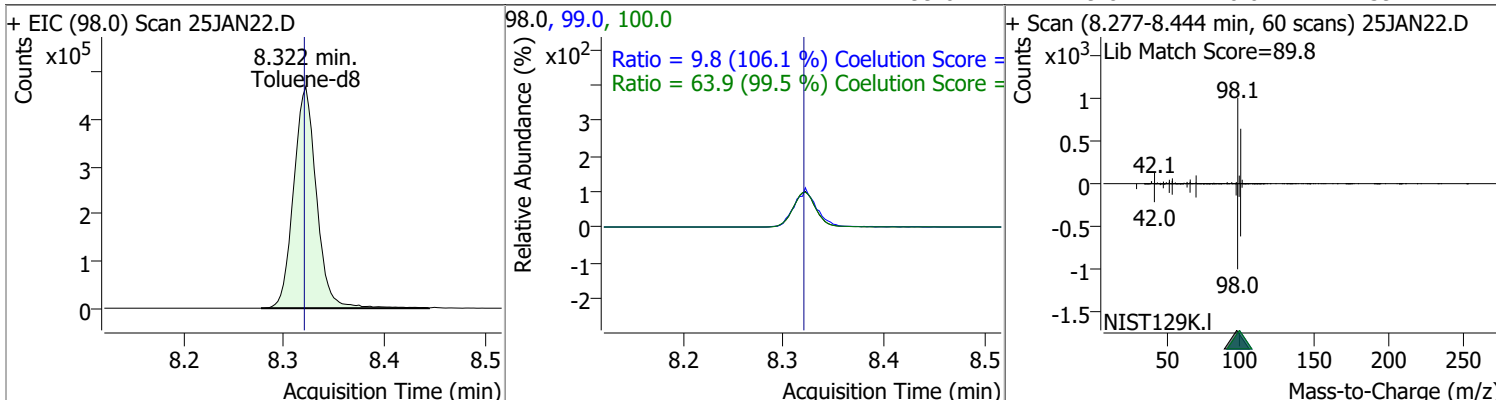


Quantitation Results Report (QT Reviewed)

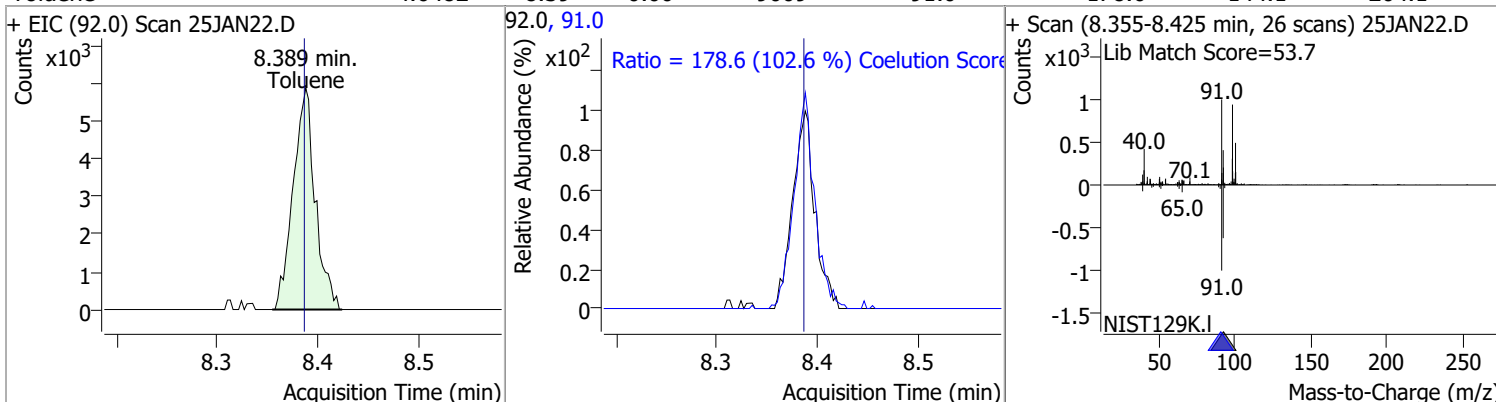


Quantitation Results Report (QT Reviewed)

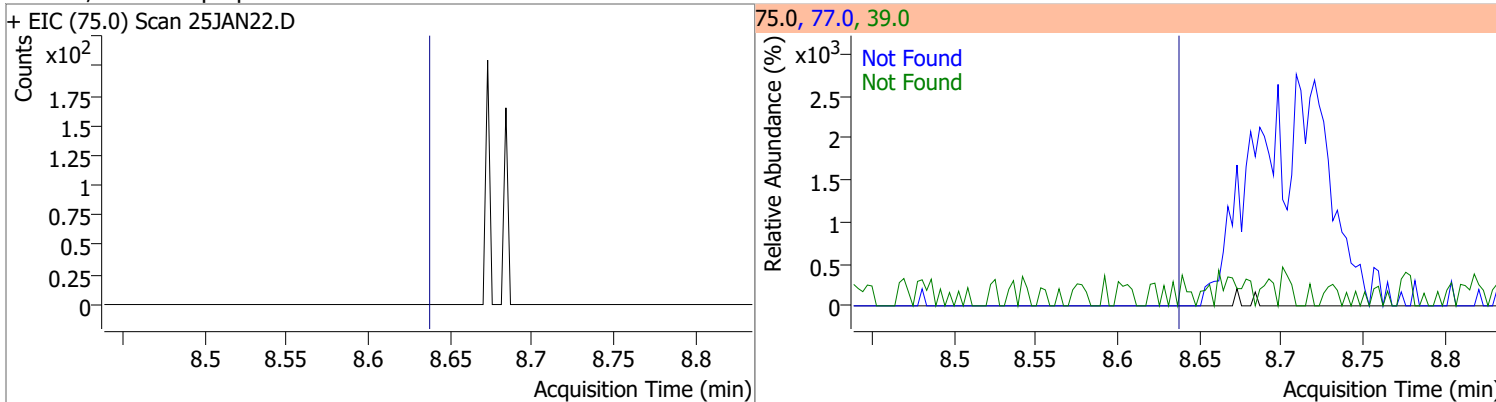
Compound	Conc.	RT	Dev(Min)	Resp.	QIon	QRatio	Lower	Upper
Toluene-d8	255.7205	8.32	0.00	743565	100.0	63.9	34.3	94.3
					99.0	9.8	0.0	39.2



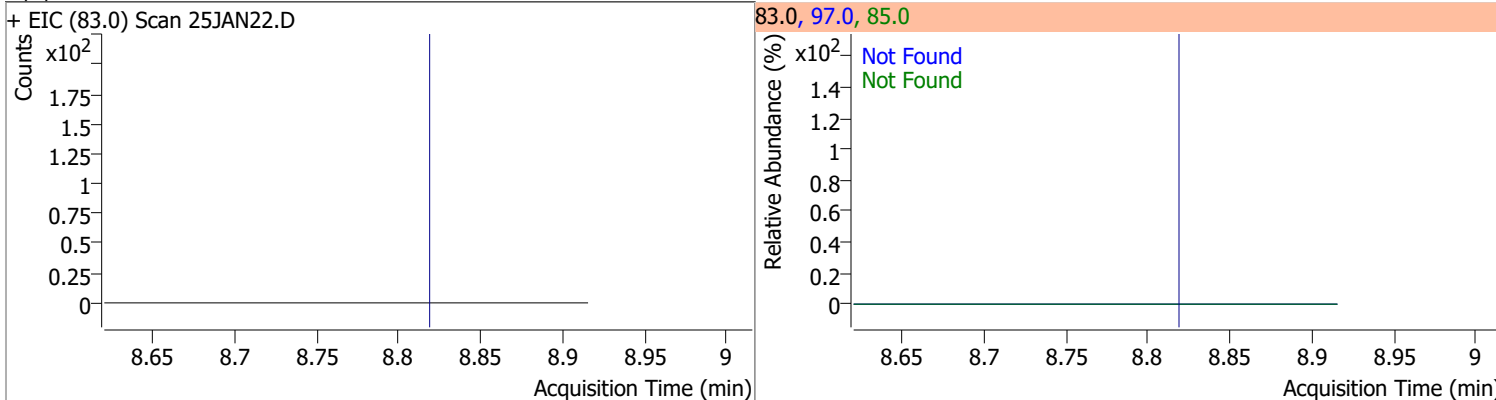
Compound	Conc.	RT	Dev(Min)	Resp.	QIon	QRatio	Lower	Upper
Toluene	4.6482	8.39	0.00	9009	91.0	178.6	144.1	204.1



Compound	Conc.	Exp RT	QIon	Exp Ratio	QIon	Exp Ratio
trans-1,3-Dichloropropene	N.D.	8.64	39.0	53.0	77.0	31.0



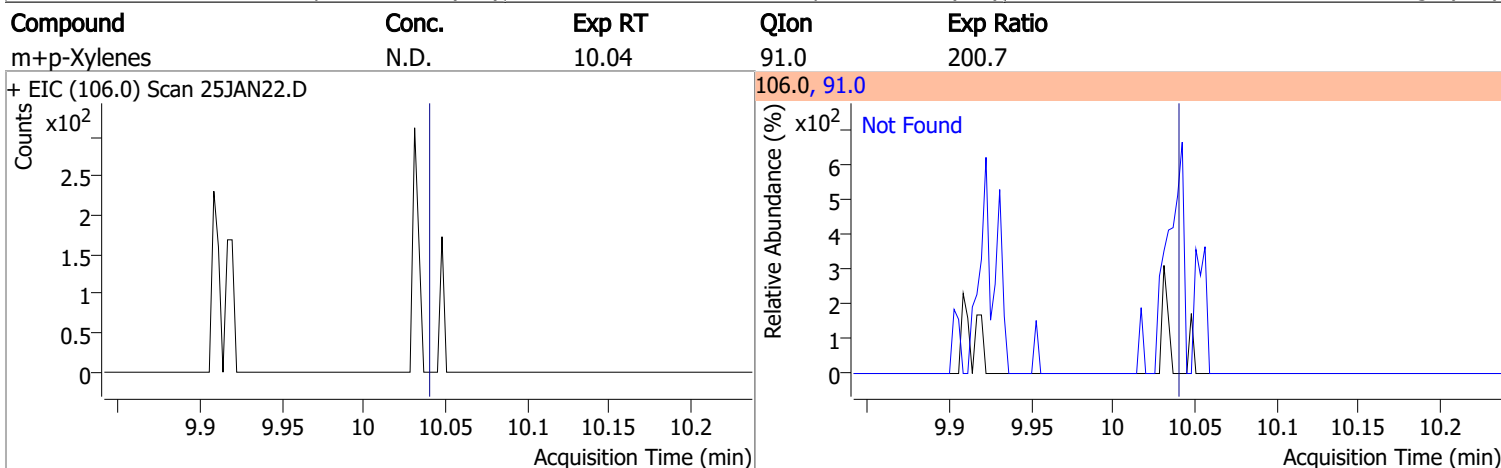
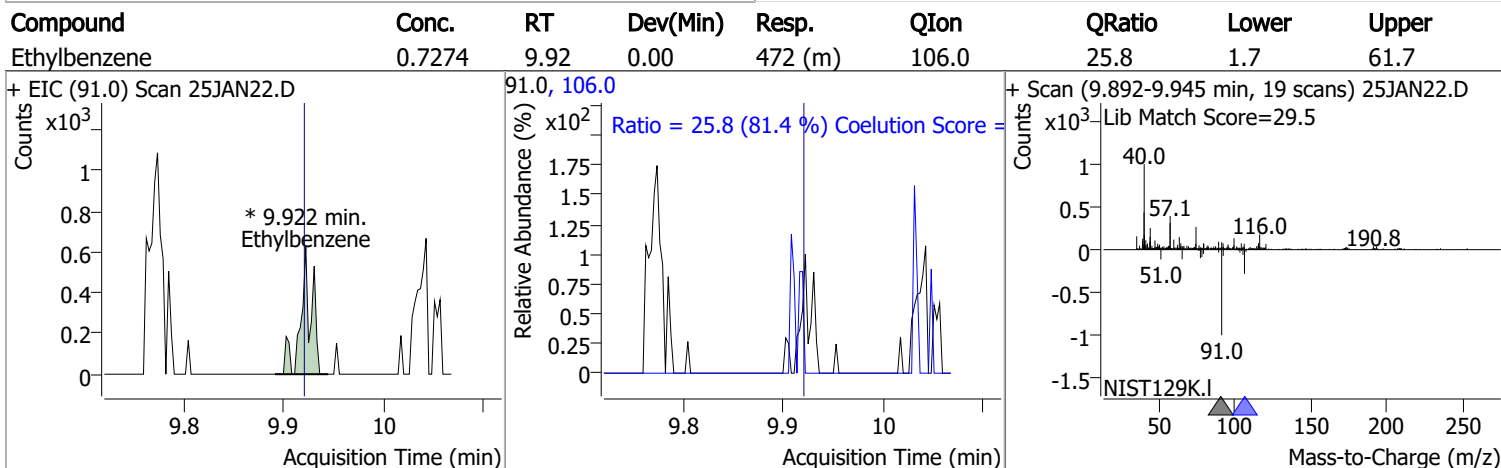
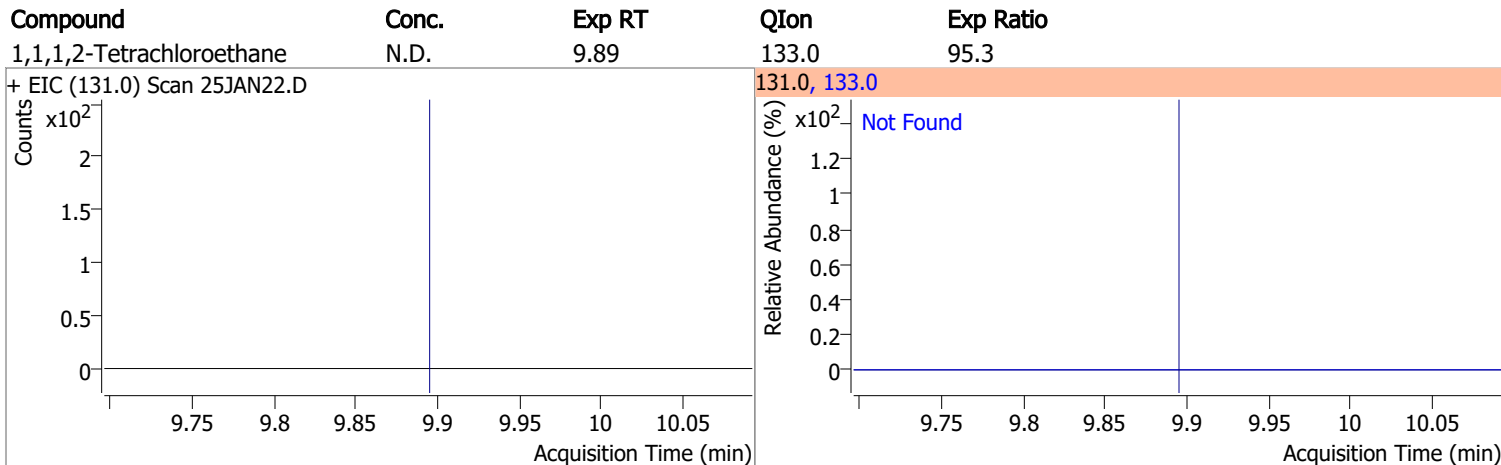
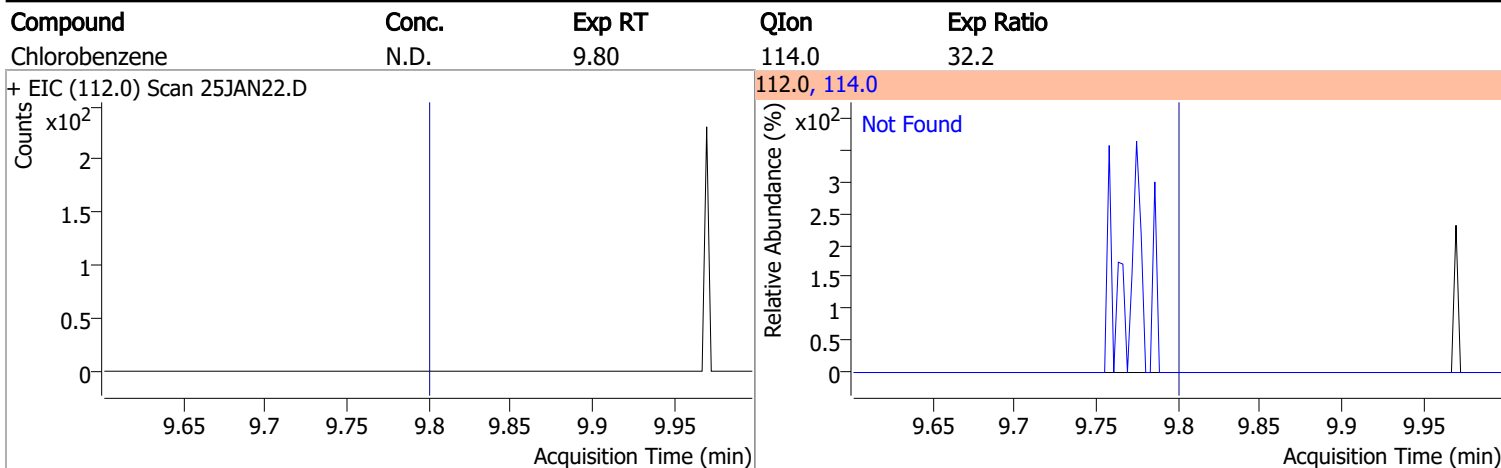
Compound	Conc.	Exp RT	QIon	Exp Ratio	QIon	Exp Ratio
1,1,2-Trichloroethane	N.D.	8.82	97.0	110.7	85.0	60.7



Quantitation Results Report (QT Reviewed)

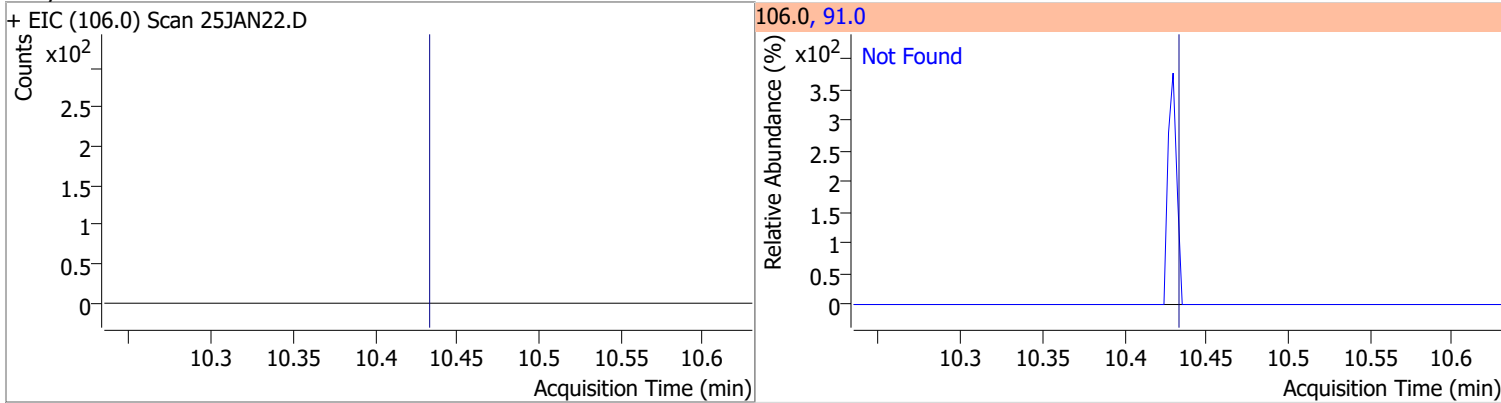
Compound	Conc.	Exp RT	QIon	Exp Ratio	QIon	Exp Ratio
Tetrachloroethene	N.D.	8.94	165.8	126.1	129.0	90.5
+ EIC (163.8) Scan 25JAN22.D			163.8, 129.0, 165.8			
1,3-Dichloropropane	N.D.	8.98	78.0	32.4		
+ EIC (76.0) Scan 25JAN22.D			76.0, 78.0			
Chlorodibromomethane	N.D.	9.21	127.0	77.2		
+ EIC (129.0) Scan 25JAN22.D			129.0, 127.0			
1,2-Dibromoethane	N.D.	9.30	109.0	91.5		
+ EIC (107.0) Scan 25JAN22.D			107.0, 109.0			

Quantitation Results Report (QT Reviewed)

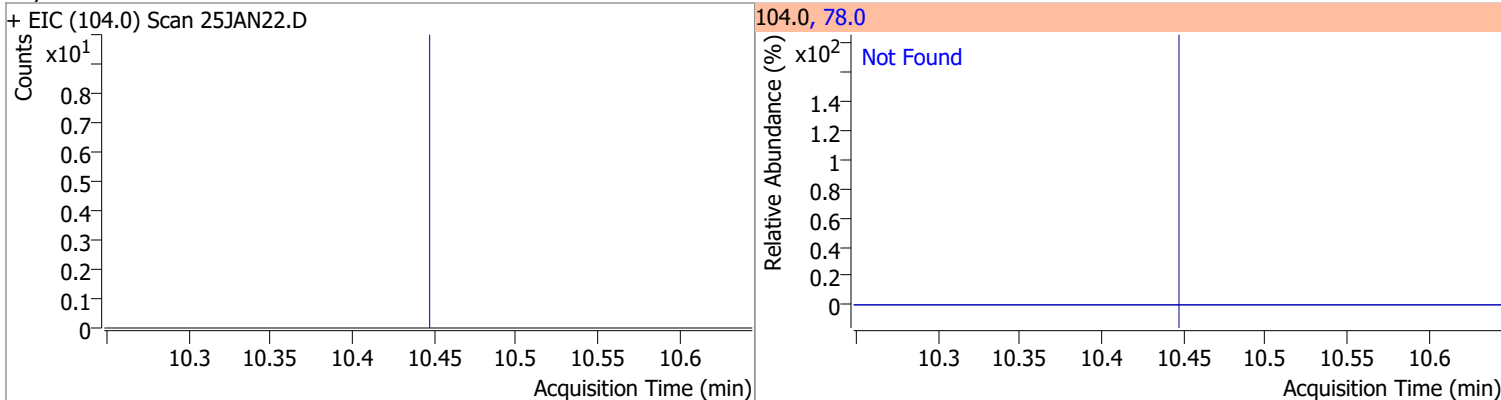


Quantitation Results Report (QT Reviewed)

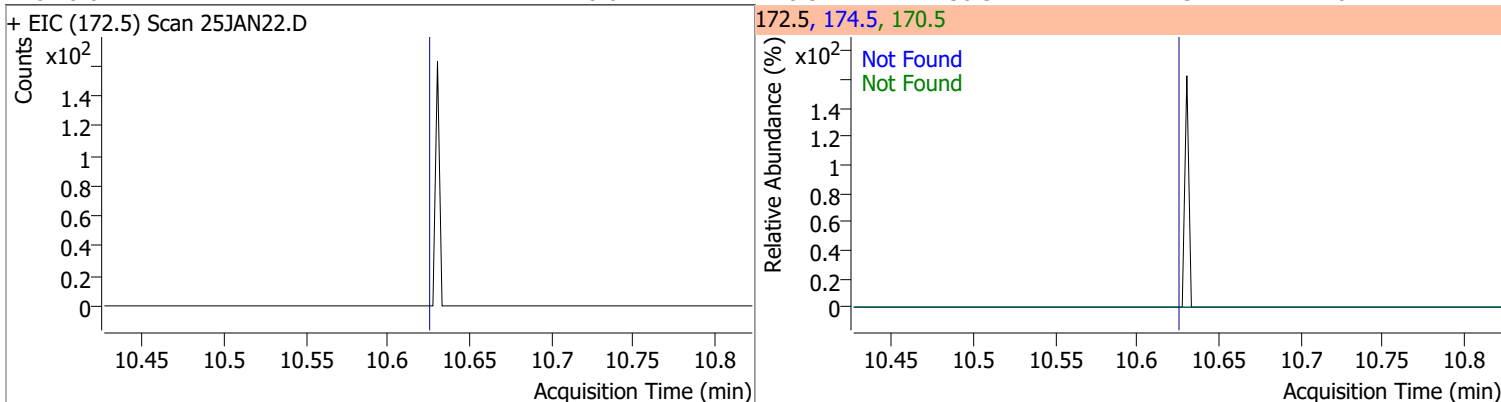
Compound	Conc.	Exp RT	QIon	Exp Ratio
o-Xylene	N.D.	10.43	91.0	211.4



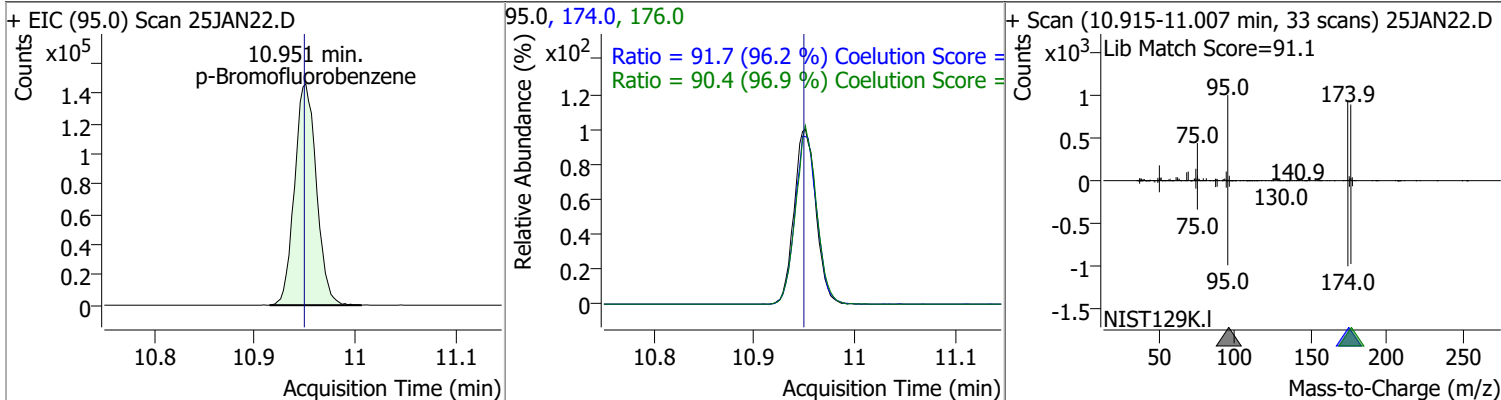
Compound	Conc.	Exp RT	QIon	Exp Ratio
Styrene	N.D.	10.45	78.0	50.6



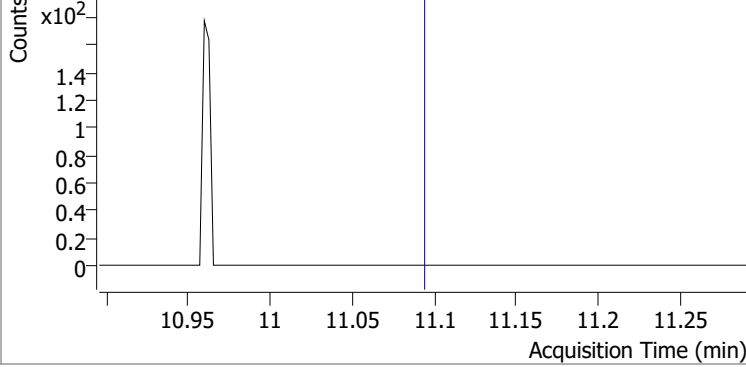
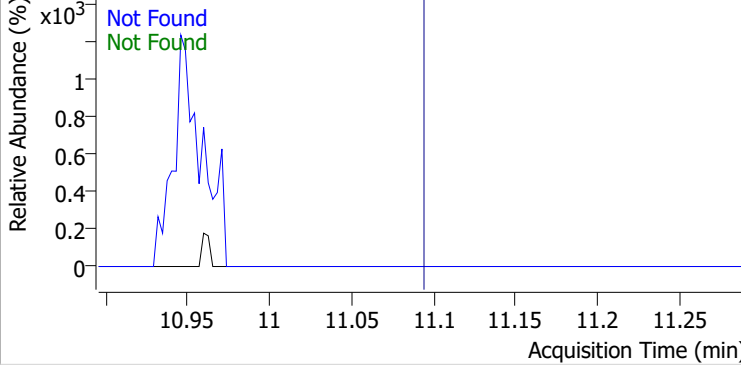
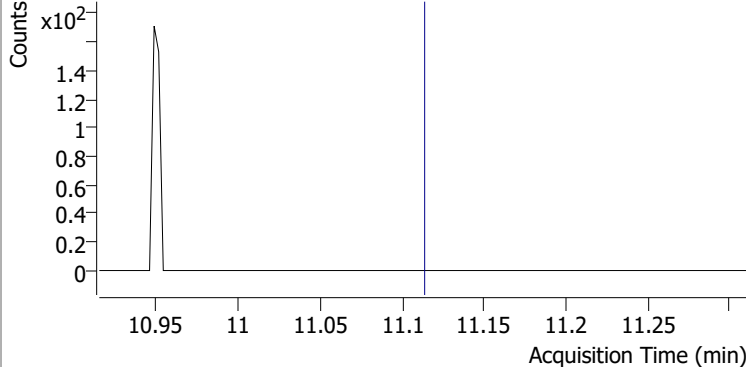
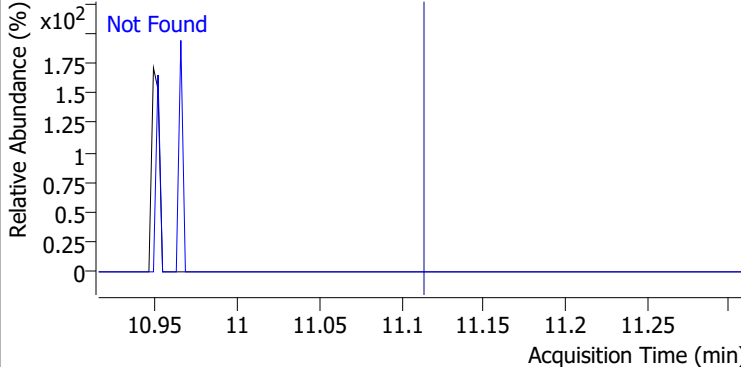
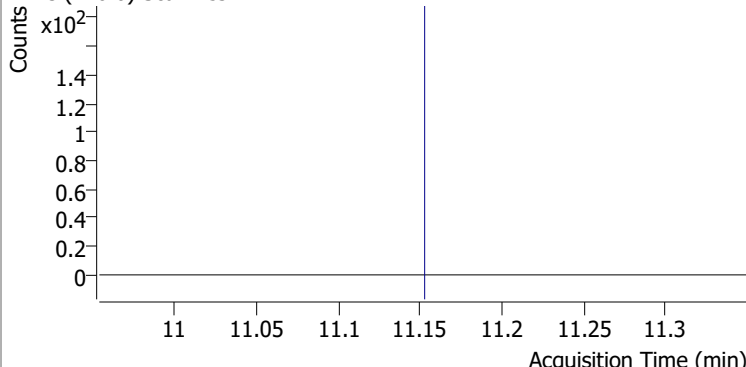
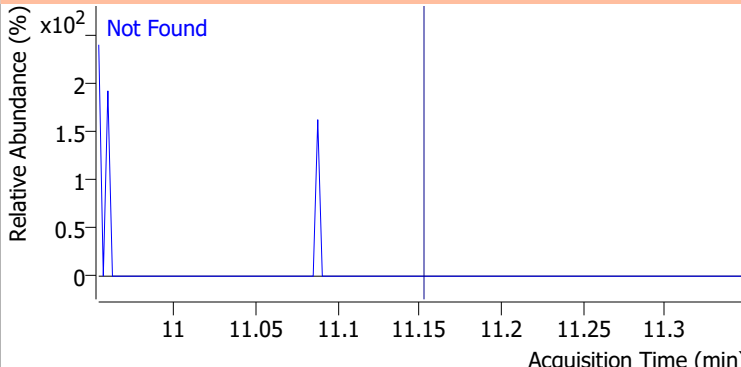
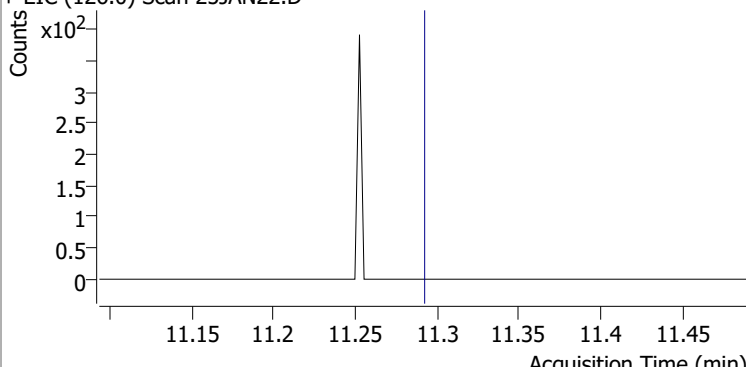
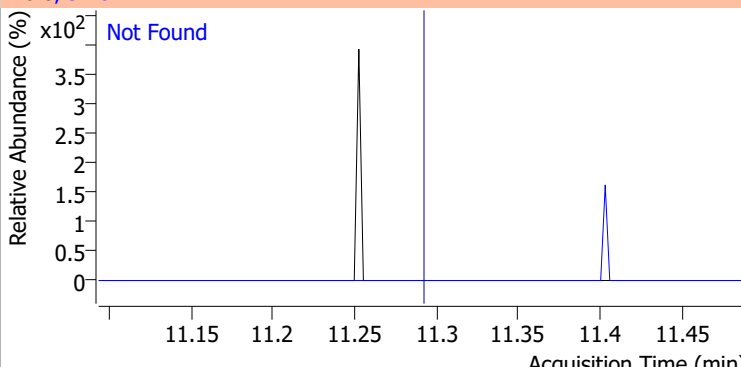
Compound	Conc.	Exp RT	QIon	Exp Ratio	QIon	Exp Ratio
Bromoform	N.D.	10.62	170.5	50.3	174.5	48.1



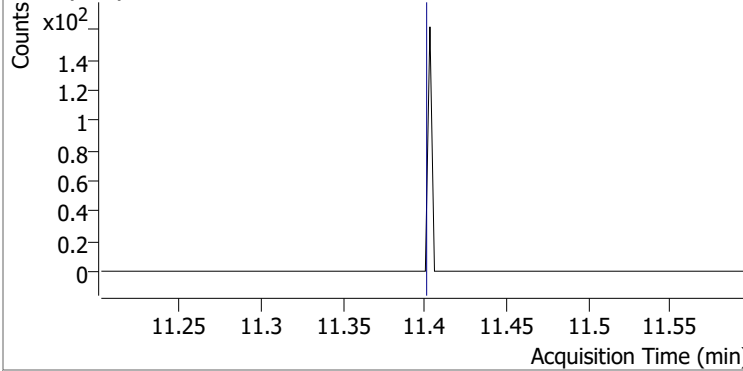
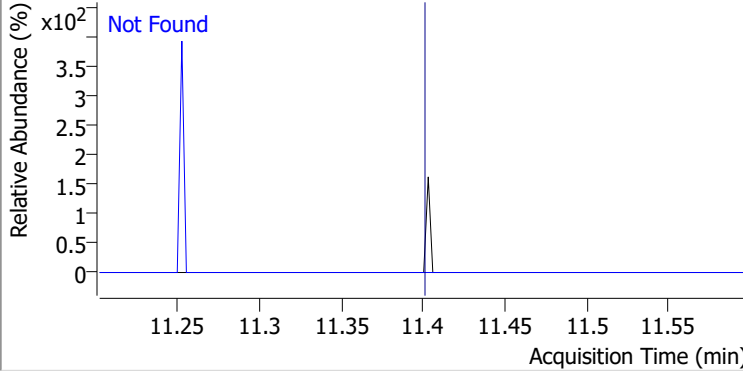
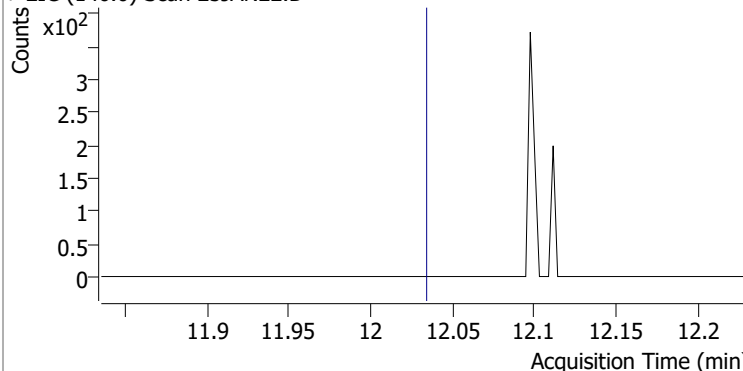
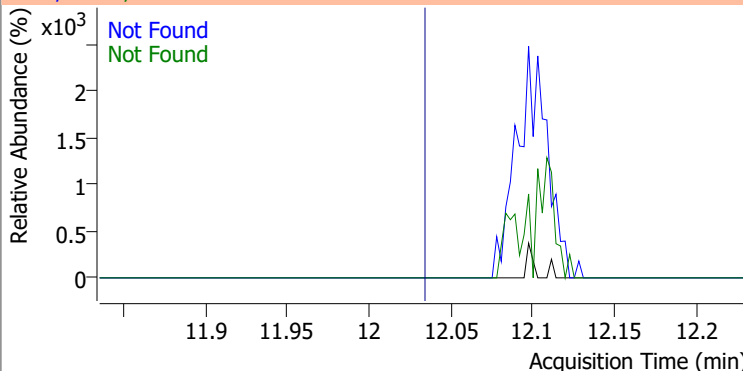
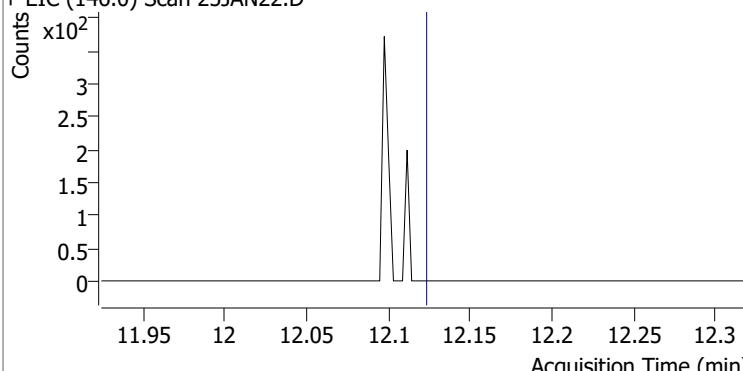
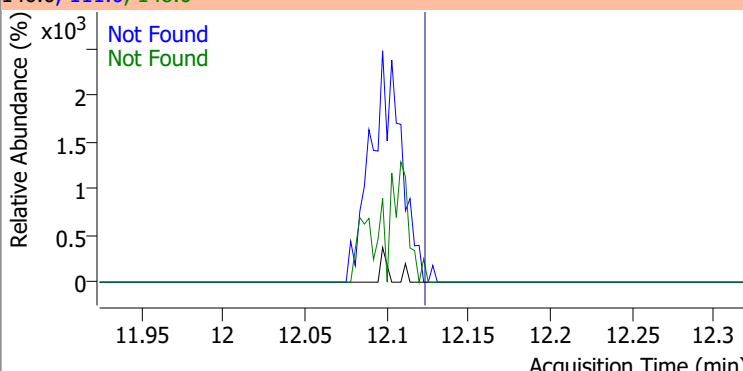
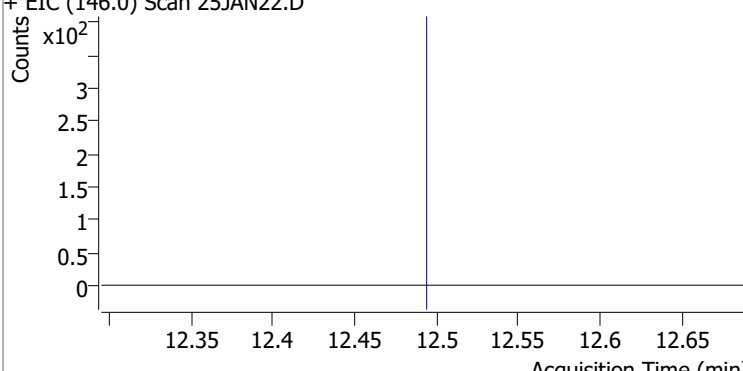
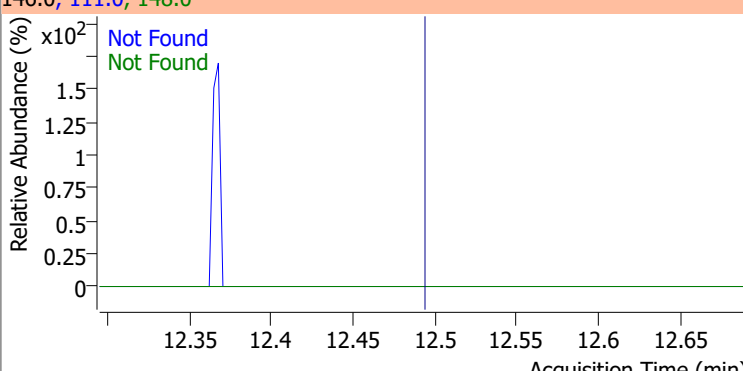
Compound	Conc.	RT	Dev(Min)	Resp.	QIon	QRatio	Lower	Upper
p-Bromofluorobenzene	270.4840	10.95	0.00	221837	174.0	91.7	65.3	125.3
					176.0	90.4	63.3	123.3



Quantitation Results Report (QT Reviewed)

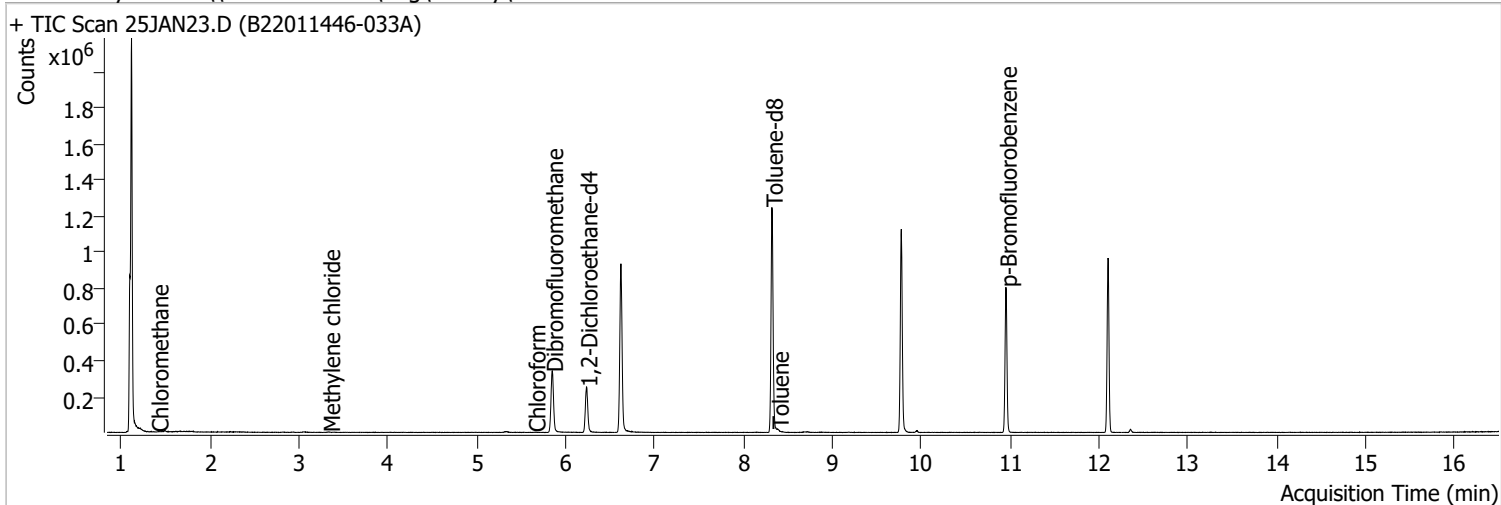
Compound	Conc.	Exp RT	QIon	Exp Ratio	QIon	Exp Ratio
Bromobenzene	N.D.	11.09	77.0	143.5	158.0	96.1
+ EIC (156.0) Scan 25JAN22.D			156.0, 77.0, 158.0			
						
1,1,2-Tetrachloroethane	N.D.	11.11	85.0	63.3		
+ EIC (83.0) Scan 25JAN22.D			83.0, 85.0			
						
1,2,3-Trichloropropane	N.D.	11.15	112.0	65.8		
+ EIC (110.0) Scan 25JAN22.D			110.0, 112.0			
						
2-Chlorotoluene	N.D.	11.29	91.0	276.2		
+ EIC (126.0) Scan 25JAN22.D			126.0, 91.0			
						

Quantitation Results Report (QT Reviewed)

Compound	Conc.	Exp RT	QIon	Exp Ratio		
4-Chlorotoluene	N.D.	11.40	126.0	31.3		
+ EIC (91.0) Scan 25JAN22.D			91.0, 126.0			
						
1,3-Dichlorobenzene	N.D.	12.03	148.0	62.8	QIon	Exp Ratio
+ EIC (146.0) Scan 25JAN22.D			146.0, 111.0, 148.0			
						
1,4-Dichlorobenzene	N.D.	12.12	148.0	63.7	QIon	Exp Ratio
+ EIC (146.0) Scan 25JAN22.D			146.0, 111.0, 148.0			
						
1,2-Dichlorobenzene	N.D.	12.49	148.0	61.9	QIon	Exp Ratio
+ EIC (146.0) Scan 25JAN22.D			146.0, 111.0, 148.0			
						

Quantitation Results Report (QT Reviewed)

Data File	25JAN23.D	Operator	MSC
Acq. Method	5975CACQF.M	Acq. Date-Time	1/25/2022 7:25:39 PM
Sample Name	B22011446-033A	Instrument	VOA5975C
Vial	23	Multiplier	1.00
DA Method File	VOA5975C_8260B_SHT_DoD_L4_011922.m	Comment	
Tune File	BFB_Atune3.u	Tune Date	10/11/2021 4:02:00 PM
Batch Name	VG012522_8260B.batch.bin	Last Calib Update	3/15/2022 2:01:13 PM
Ref Library	\\MASSHUNTER\Org\Library\NIST129K.l		



Compound	RT	QIon	Resp.	Conc.	Units	Dev(Min)
Internal Standards						
M Fluorobenzene	6.620	96.0	774160	250.0000	ng	0.000
M Chlorobenzene-d5	9.774	82.0	304888	250.0000	ng	0.000
M 1,4-Dichlorobenzene-d4	12.100	152.0	233141	250.0000	ng	0.000
System Monitoring Compounds						
S Dibromofluoromethane	5.845	113.0	201566	268.8129	ng	-0.006
Spiked Amount: 250.000	Range: 80.0 - 119.0%			Recovery = 107.53%		
S 1,2-Dichloroethane-d4	6.233	67.0	90971	280.8526	ng	0.003
Spiked Amount: 250.000	Range: 81.0 - 118.0%			Recovery = 112.34%		
S Toluene-d8	8.319	98.0	761843	256.1268	ng	0.000
Spiked Amount: 250.000	Range: 89.0 - 112.0%			Recovery = 102.45%		
S p-Bromofluorobenzene	10.951	95.0	225994	262.5362	ng	0.003
Spiked Amount: 250.000	Range: 85.0 - 114.0%			Recovery = 105.01%		
Target Compounds						
T Dichlorodifluoromethane	0.000		0	N.D.		
T Chloromethane	1.409	50.0	565	0.4607	ng	m 98
T Vinyl chloride	0.000		0	N.D.		
T Bromomethane	0.000		0	N.D.		
T Chloroethane	0.000		0	N.D.		
T Trichlorofluoromethane	0.000		0	N.D.		
T 1,1-Dichloroethene	0.000		0	N.D.		
T Methylene chloride	3.338	49.0	1626	1.4369	ng	m 96
T trans-1,2-Dichloroethene	0.000		0	N.D.		
T Methyl tert-butyl ether (MTBE)	0.000		0	N.D.		
T 1,1-Dichloroethane	0.000		0	N.D.		
T 2,2-Dichloropropane	0.000		0	N.D.		
T cis-1,2-Dichloroethene	0.000		0	N.D.		
T Methyl ethyl ketone	0.000		0	N.D.		
T Bromochloromethane	0.000		0	N.D.		
T Chloroform	5.647	83.0	732	0.4870	ng	m 98

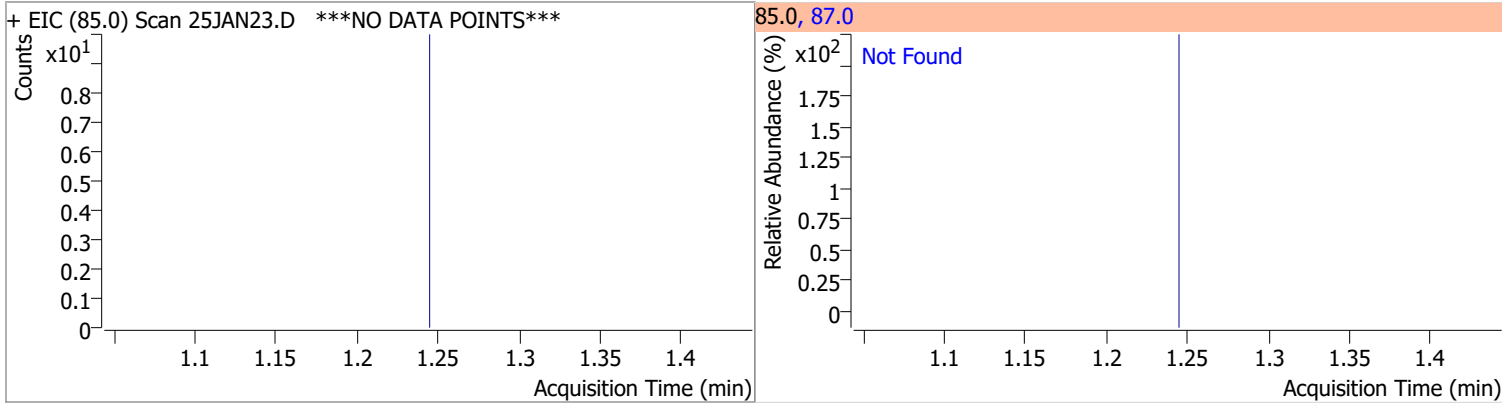
Quantitation Results Report (QT Reviewed)

Compound	RT	QIon	Resp.	Conc.	Units	Dev(Min)
T 1,1,1-Trichloroethane	0.000		0	N.D.		
T Carbon tetrachloride	0.000		0	N.D.		
T 1,1-Dichloropropene	0.000		0	N.D.		
T Benzene	0.000		0	N.D.		
T 1,2-Dichloroethane	0.000		0	N.D.		
T Trichloroethene	0.000		0	N.D.		
T 1,2-Dichloropropane	0.000		0	N.D.		
T Dibromomethane	0.000		0	N.D.		
T Bromodichloromethane	0.000		0	N.D.		
T cis-1,3-Dichloropropene	0.000		0	N.D.		
T Toluene	8.386	92.0	3458	1.7441	ng	89
T trans-1,3-Dichloropropene	0.000		0	N.D.		
T 1,1,2-Trichloroethane	0.000		0	N.D.		
T Tetrachloroethene	0.000		0	N.D.		
T 1,3-Dichloropropane	0.000		0	N.D.		
T Chlorodibromomethane	0.000		0	N.D.		
T 1,2-Dibromoethane	0.000		0	N.D.		
T Chlorobenzene	0.000		0	N.D.		
T 1,1,1,2-Tetrachloroethane	0.000		0	N.D.		
T Ethylbenzene	0.000		0	N.D.		
T m+p-Xylenes	10.042	106.0	0		ng	md 1
T o-Xylene	0.000		0	N.D.		
T Styrene	0.000		0	N.D.		
T Bromoform	0.000		0	N.D.		
T Bromobenzene	0.000		0	N.D.		
T 1,1,2,2-Tetrachloroethane	0.000		0	N.D.		
T 1,2,3-Trichloropropane	0.000		0	N.D.		
T 2-Chlorotoluene	0.000		0	N.D.		
T 4-Chlorotoluene	0.000		0	N.D.		
T 1,3-Dichlorobenzene	0.000		0	N.D.		
T 1,4-Dichlorobenzene	0.000		0	N.D.		
T 1,2-Dichlorobenzene	0.000		0	N.D.		

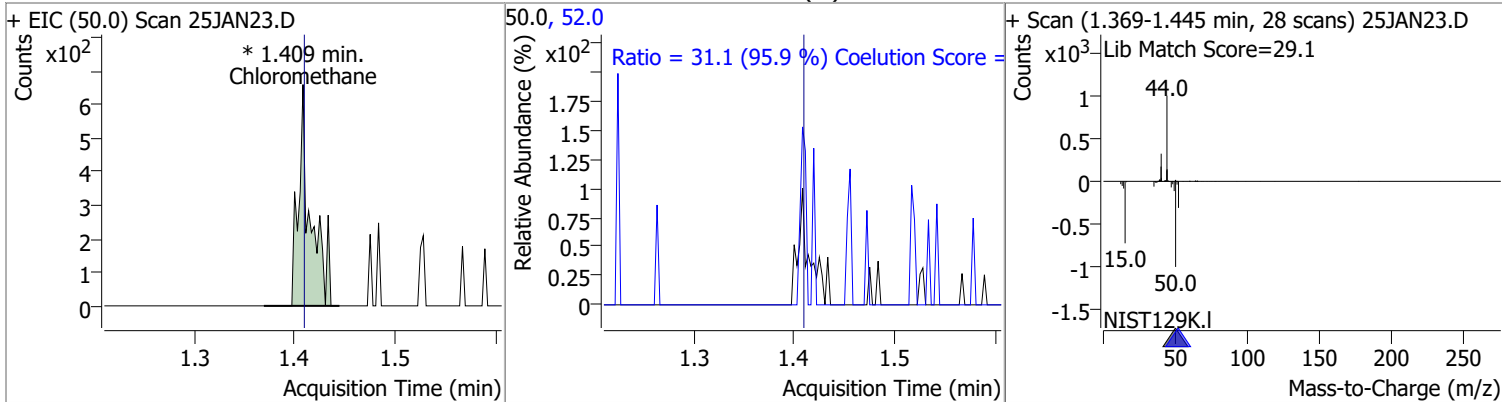
(#) = Qualifier Out of Range; (m) = Manual Integration; (+) = Area Summed; (*) = Surrogate Percent Recovery Out of Range; (d): Zeroed Peak

Quantitation Results Report (QT Reviewed)

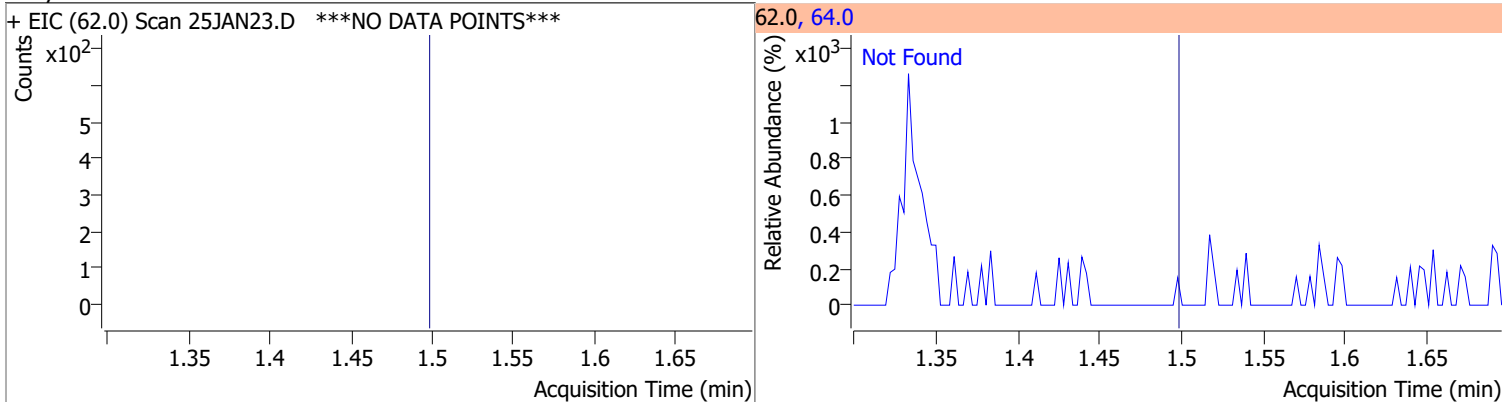
Compound	Conc.	Exp RT	QIon	Exp Ratio
Dichlorodifluoromethane	N.D.	1.24	87.0	31.8



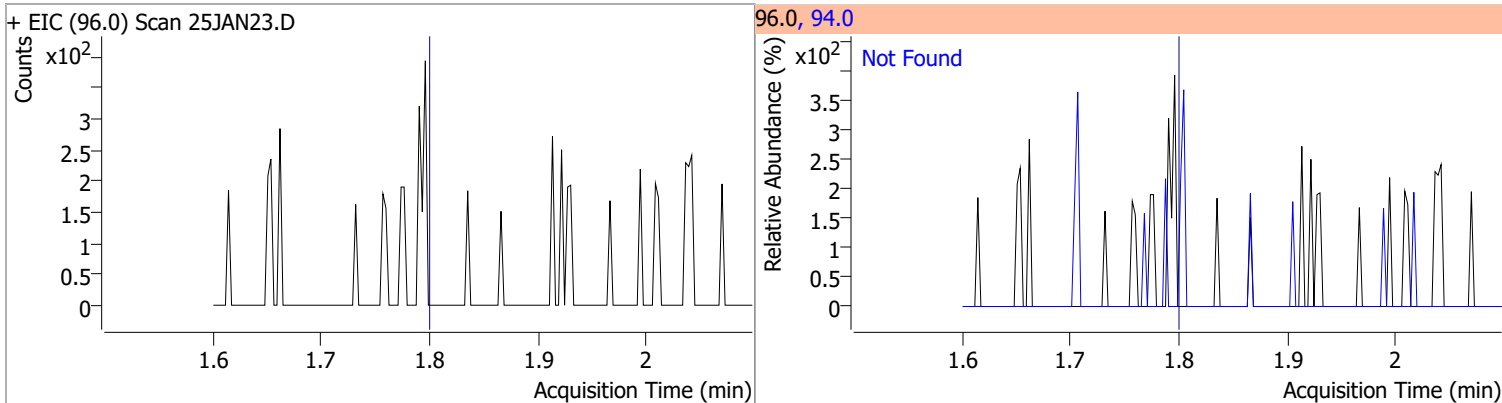
Compound	Conc.	RT	Dev(Min)	Resp.	QIon	QRatio	Lower	Upper
Chloromethane	0.4607	1.41	0.00	565 (m)	52.0	31.1	2.4	62.4



Compound	Conc.	Exp RT	QIon	Exp Ratio
Vinyl chloride	N.D.	1.50	64.0	31.3

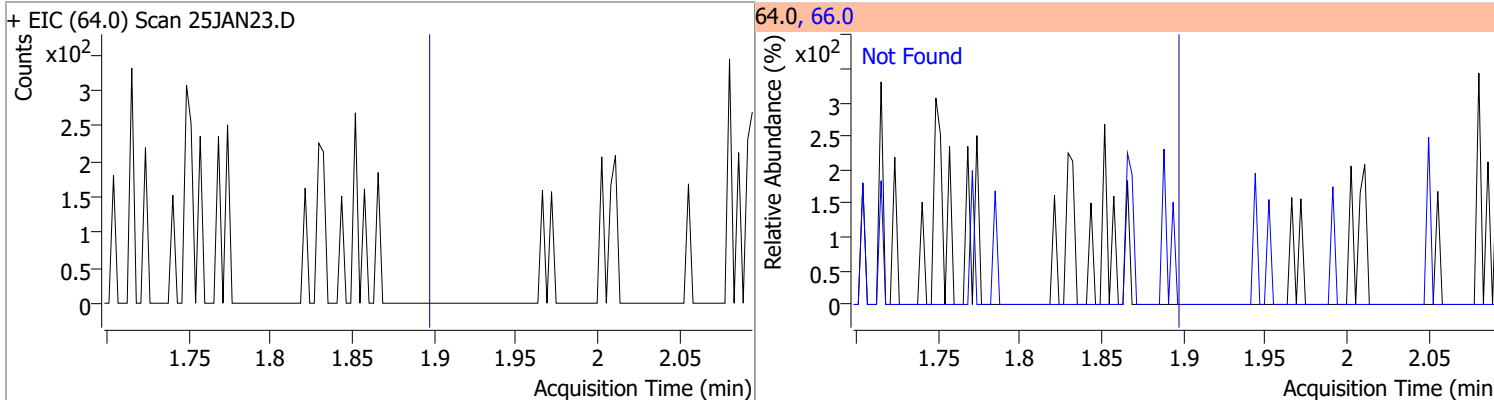


Compound	Conc.	Exp RT	QIon	Exp Ratio
Bromomethane	N.D.	1.80	94.0	110.1

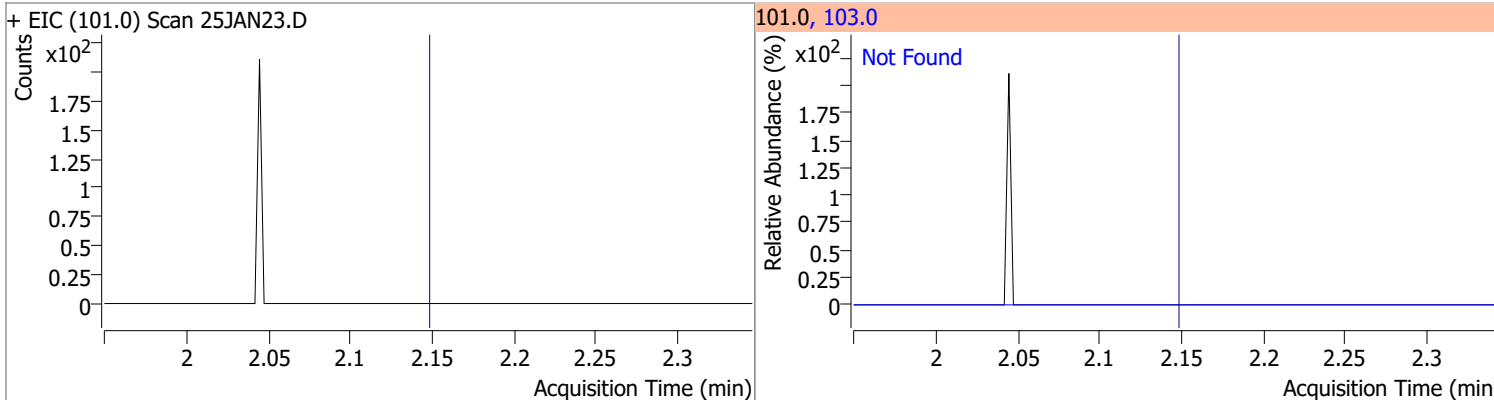


Quantitation Results Report (QT Reviewed)

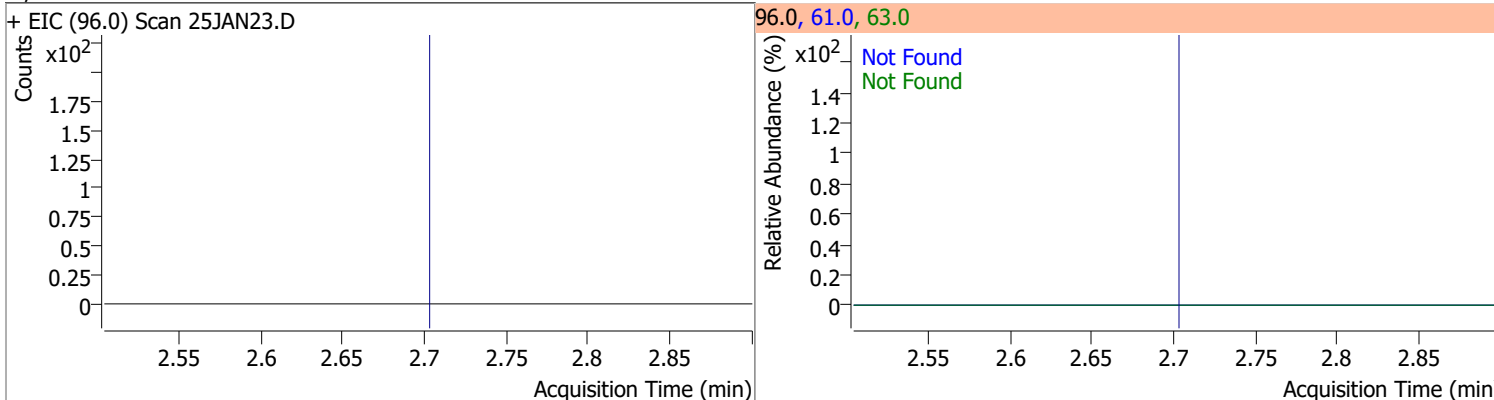
Compound	Conc.	Exp RT	QIon	Exp Ratio
Chloroethane	N.D.	1.90	66.0	30.0



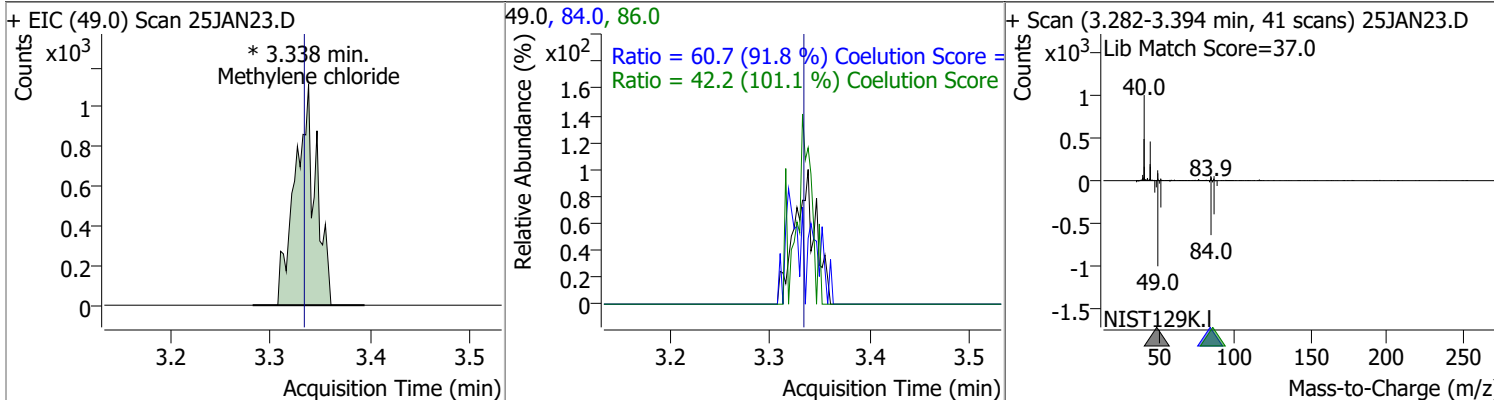
Compound	Conc.	Exp RT	QIon	Exp Ratio
Trichlorofluoromethane	N.D.	2.15	103.0	65.0



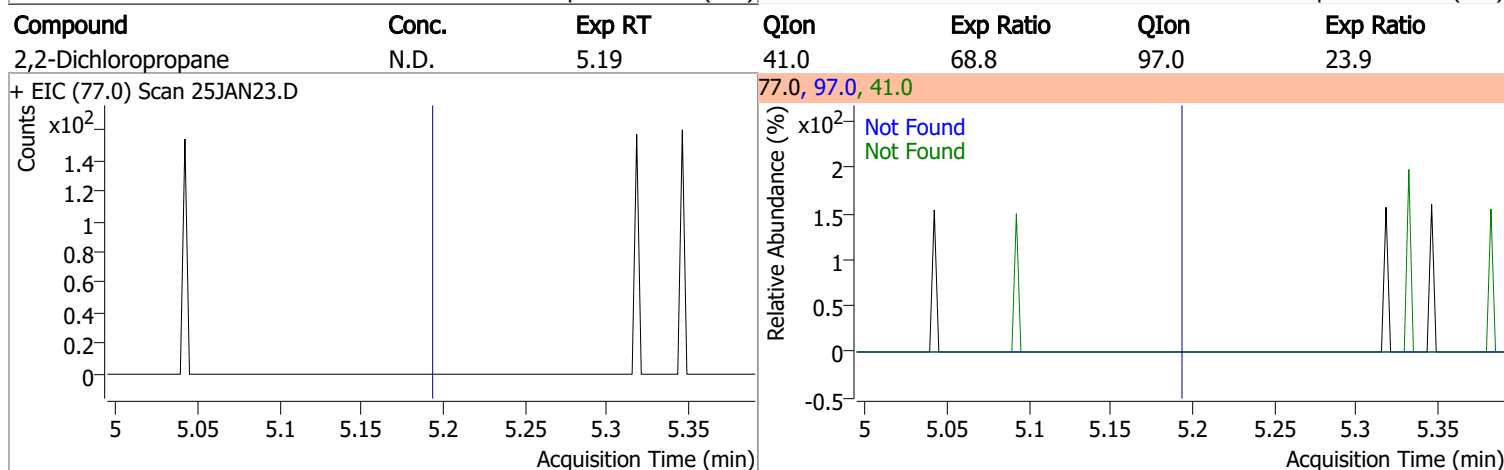
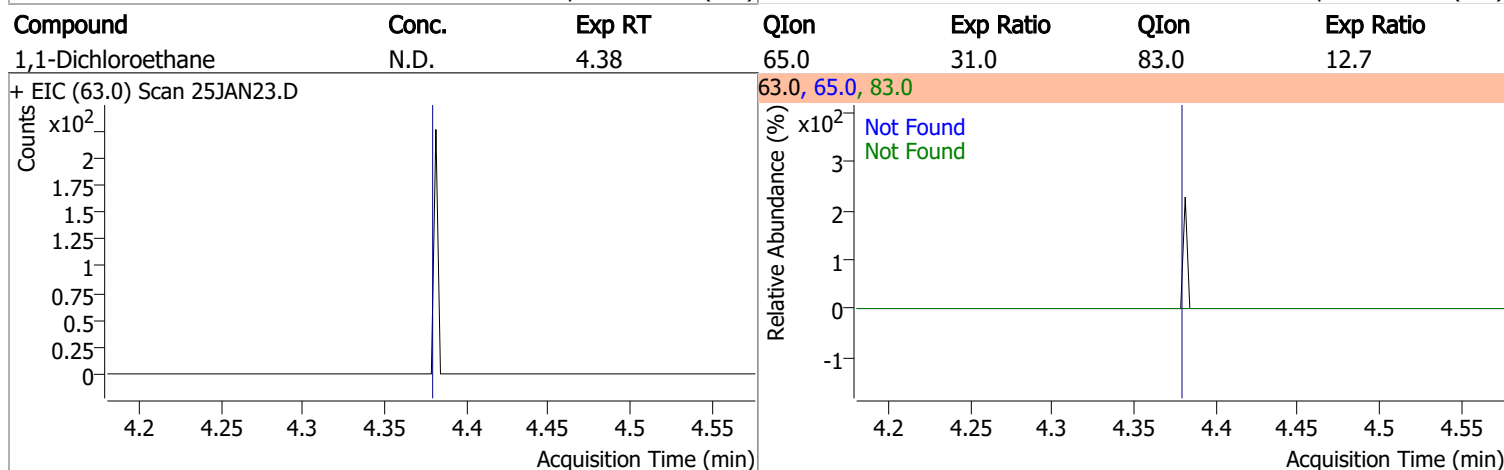
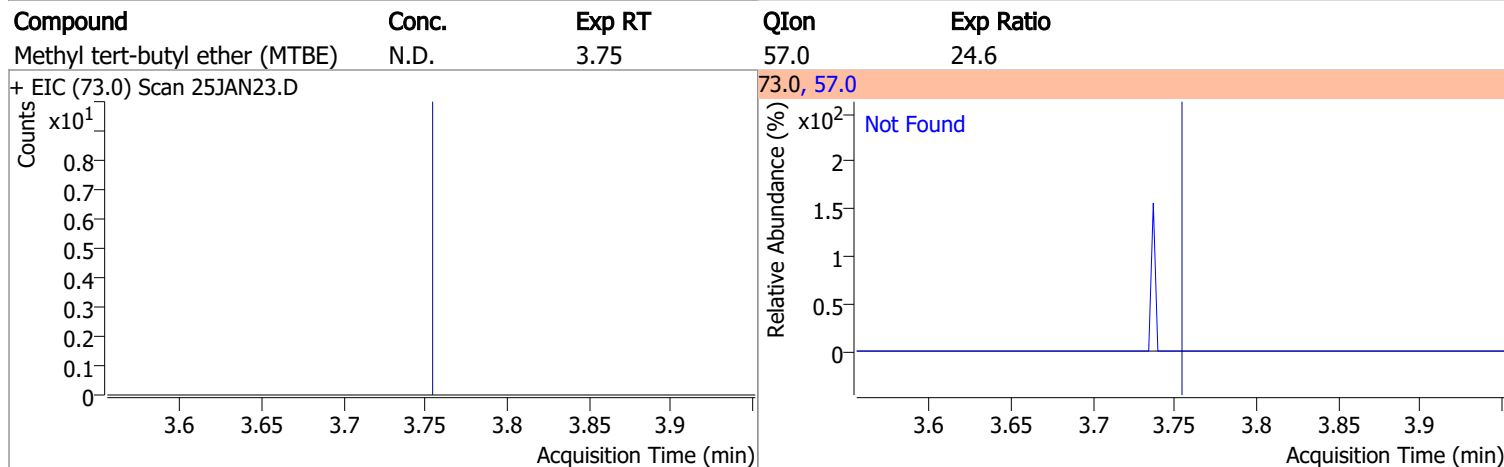
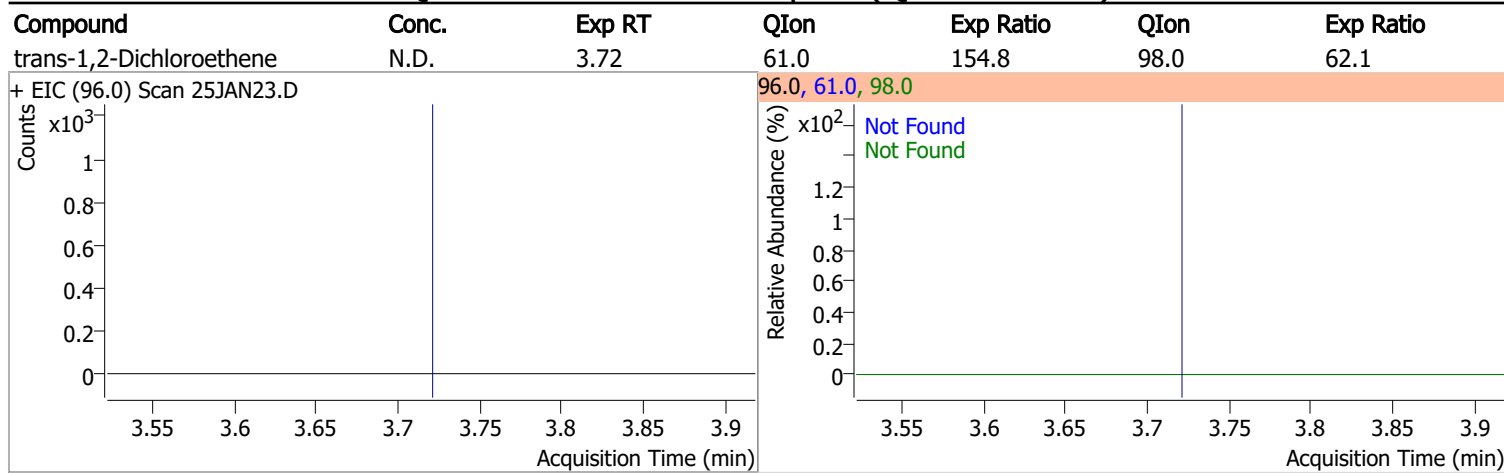
Compound	Conc.	Exp RT	QIon	Exp Ratio	QIon	Exp Ratio
1,1-Dichloroethene	N.D.	2.70	61.0	179.9	63.0	57.0



Compound	Conc.	RT	Dev(Min)	Resp.	QIon	QRatio	Lower	Upper
Methylene chloride	1.4369	3.34	0.01	1626 (m)	84.0	60.7	36.1	96.1
					86.0	42.2	11.8	71.8

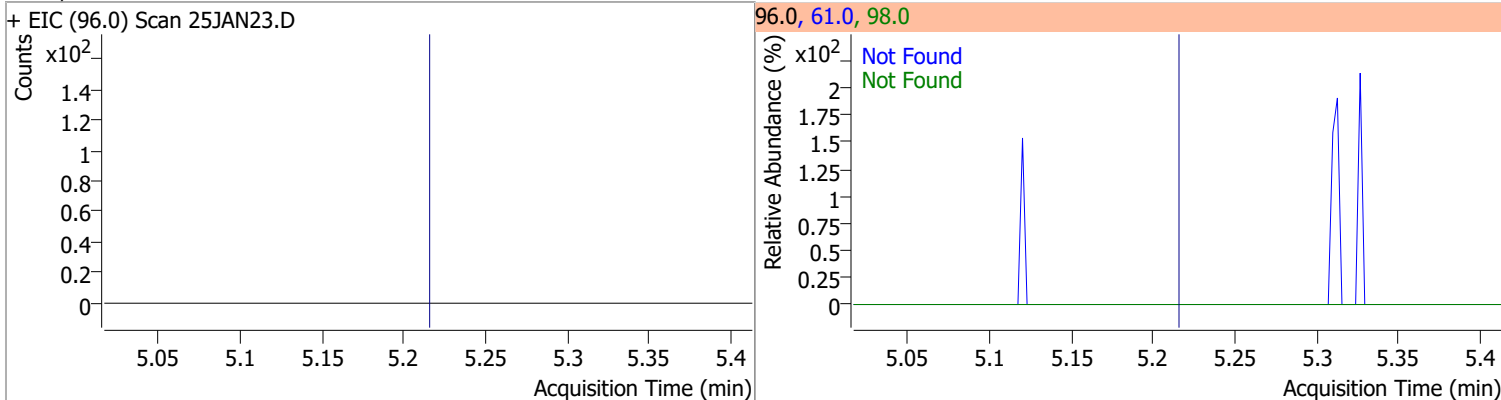


Quantitation Results Report (QT Reviewed)

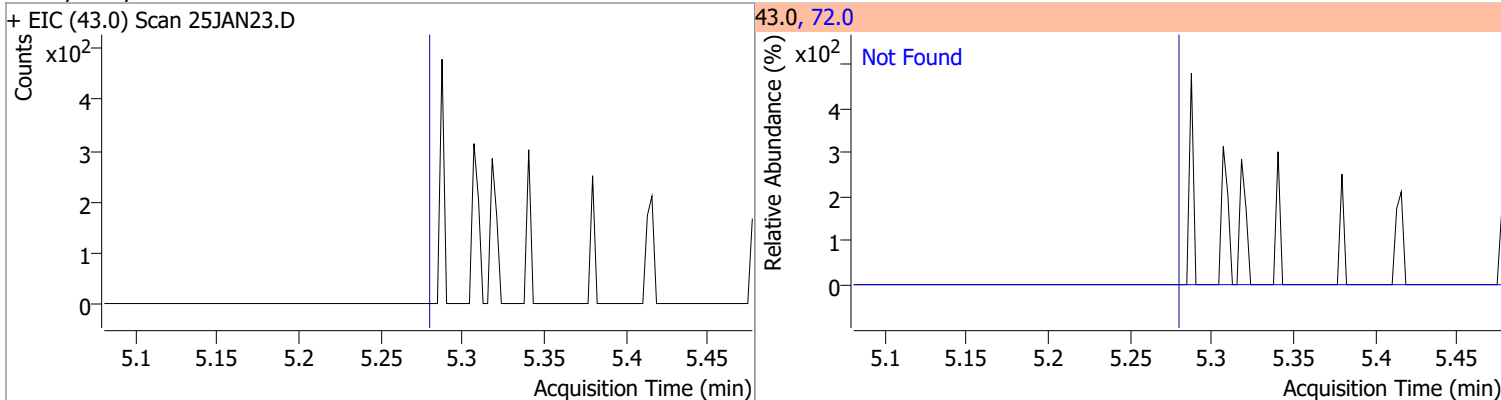


Quantitation Results Report (QT Reviewed)

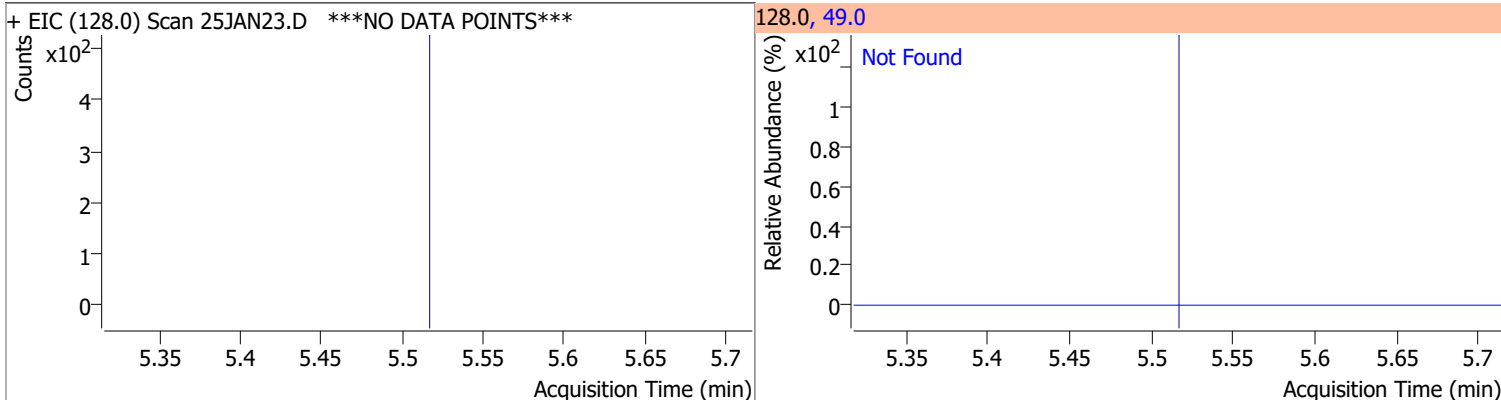
Compound	Conc.	Exp RT	QIon	Exp Ratio	QIon	Exp Ratio
cis-1,2-Dichloroethene	N.D.	5.21	61.0	160.4	98.0	66.2



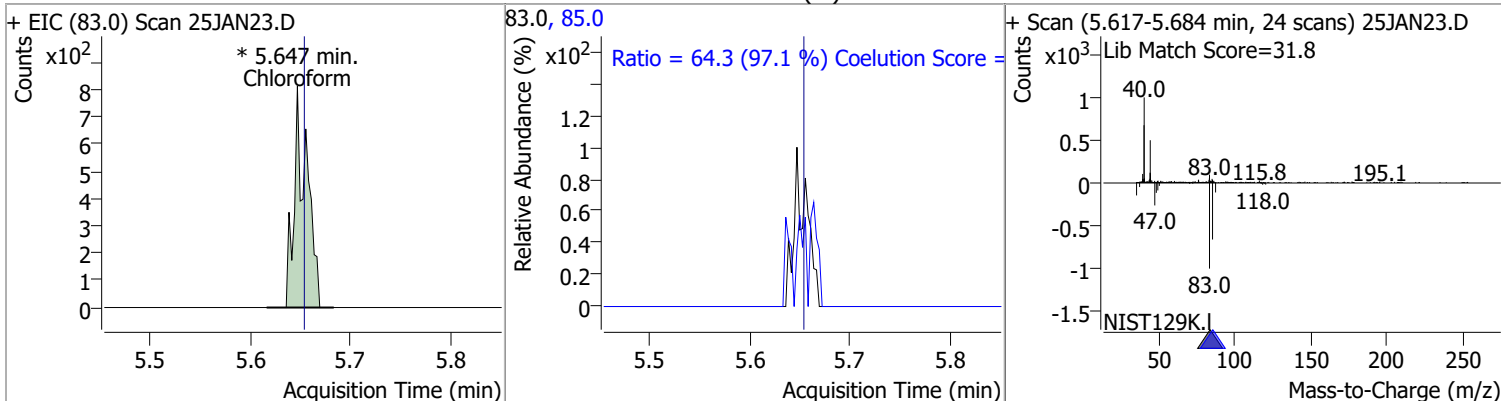
Compound	Conc.	Exp RT	QIon	Exp Ratio
Methyl ethyl ketone	N.D.	5.28	72.0	20.6



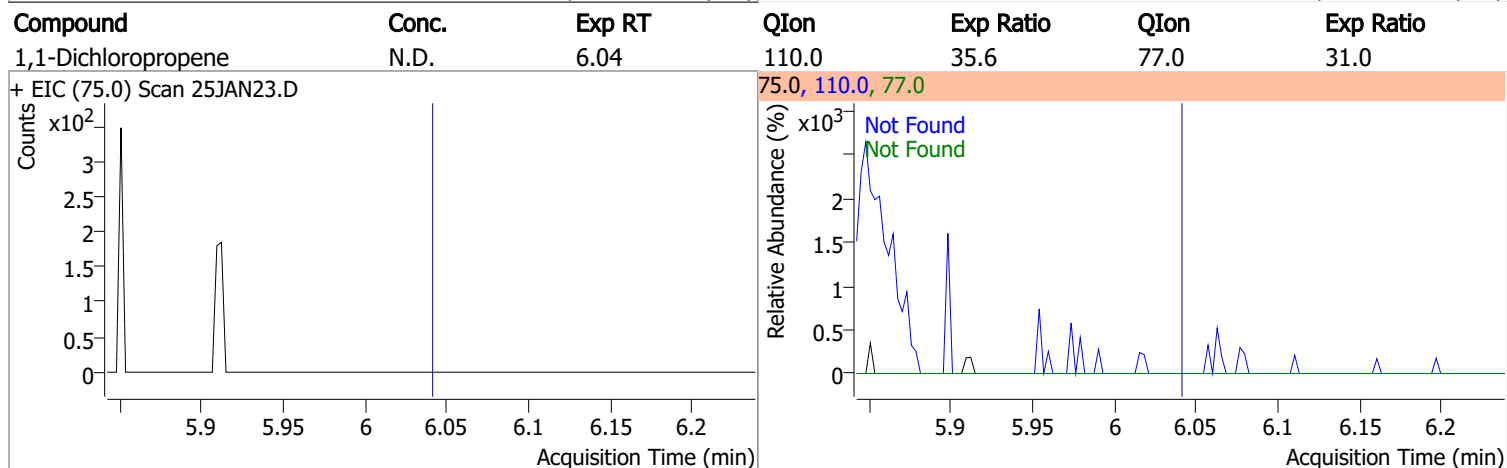
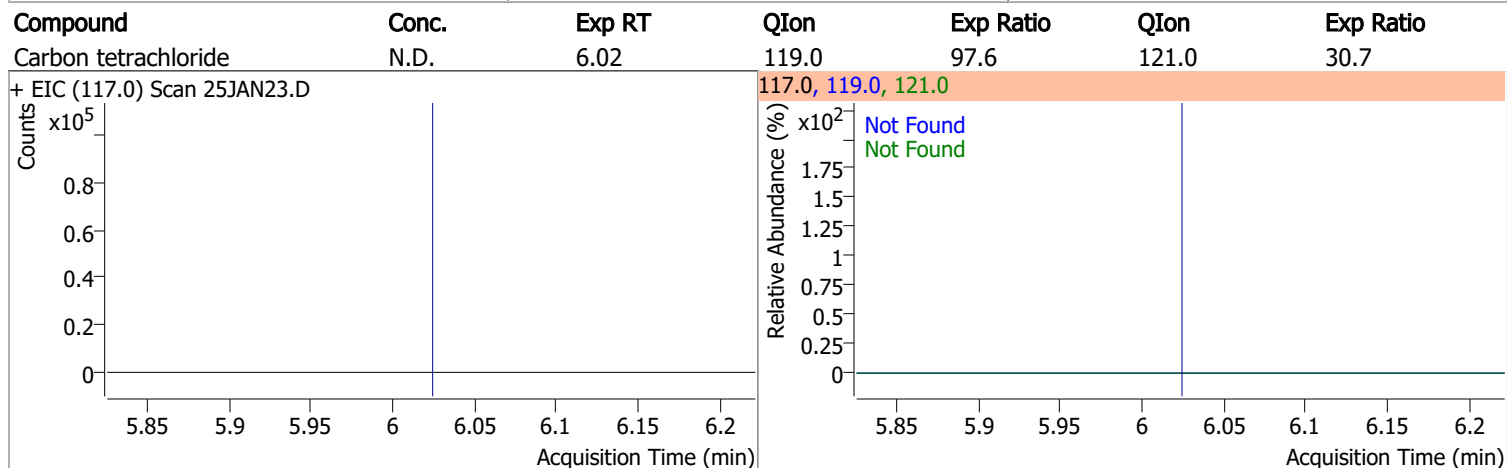
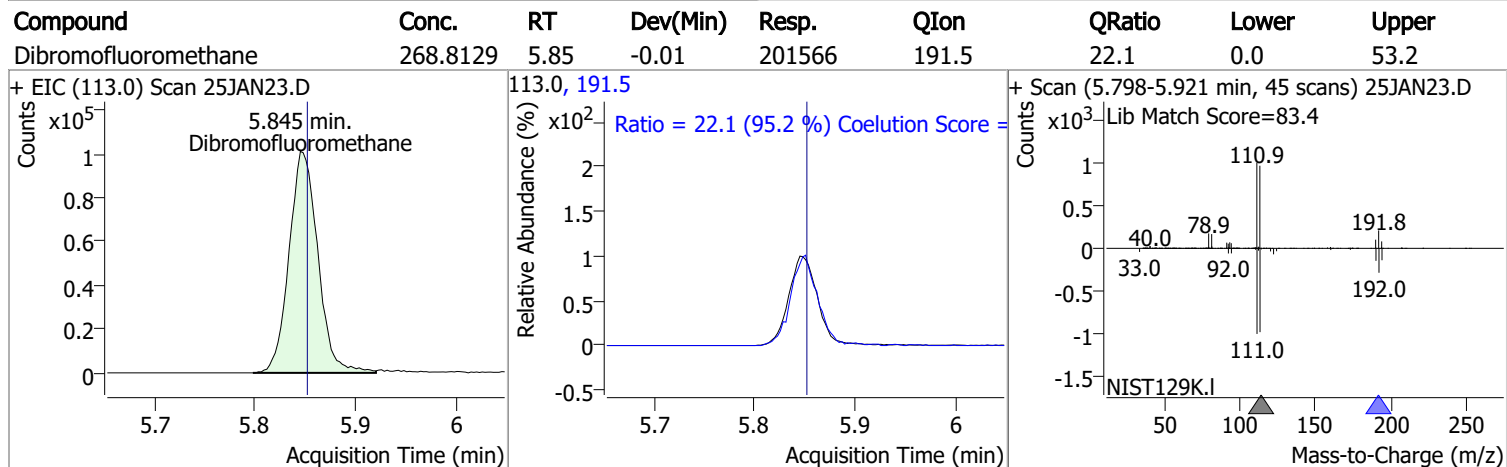
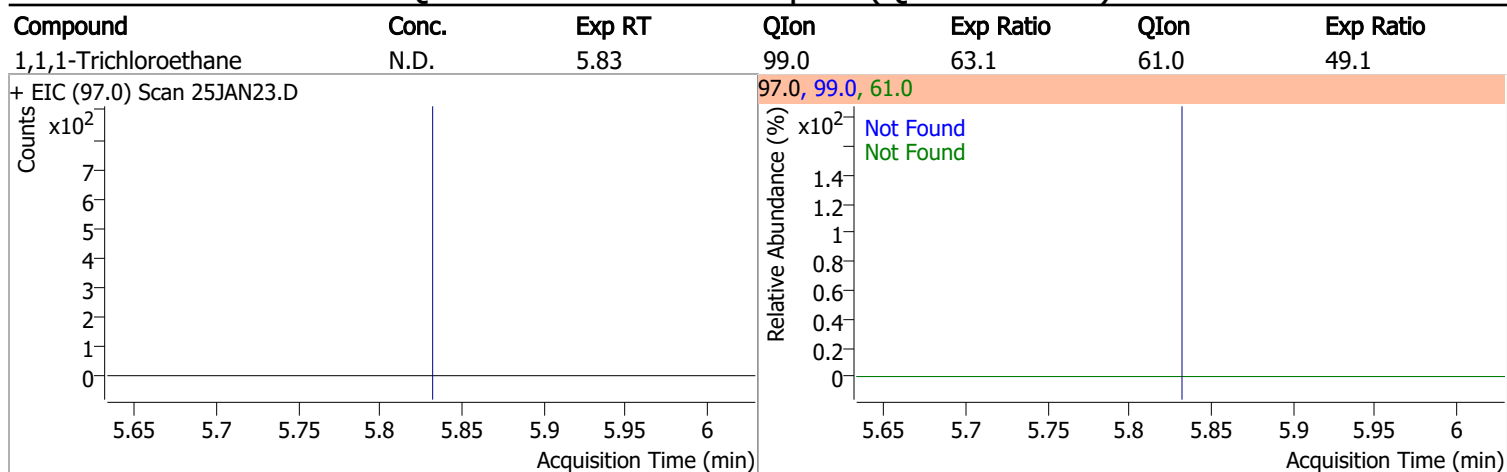
Compound	Conc.	Exp RT	QIon	Exp Ratio
Bromochloromethane	N.D.	5.52	49.0	182.2



Compound	Conc.	RT	Dev(Min)	Resp.	QIon	QRatio	Lower	Upper
Chloroform	0.4870	5.65	-0.01	732 (m)	85.0	64.3	36.2	96.2

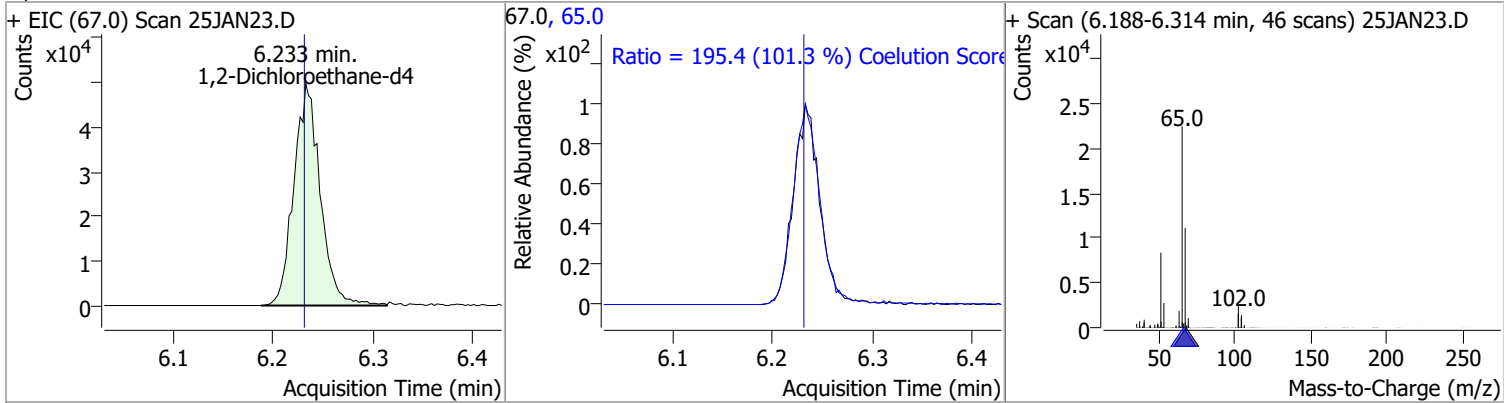


Quantitation Results Report (QT Reviewed)

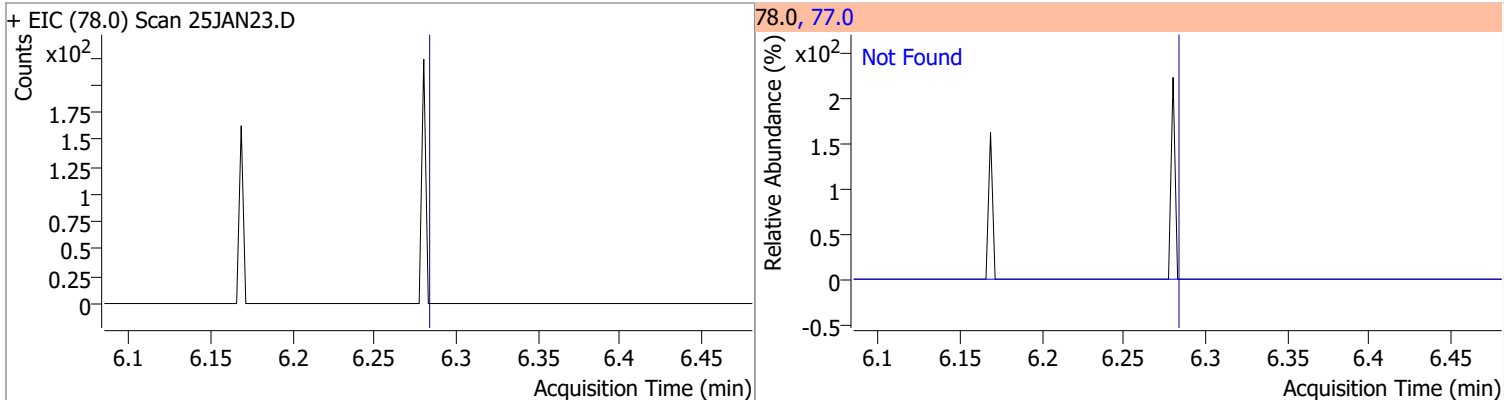


Quantitation Results Report (QT Reviewed)

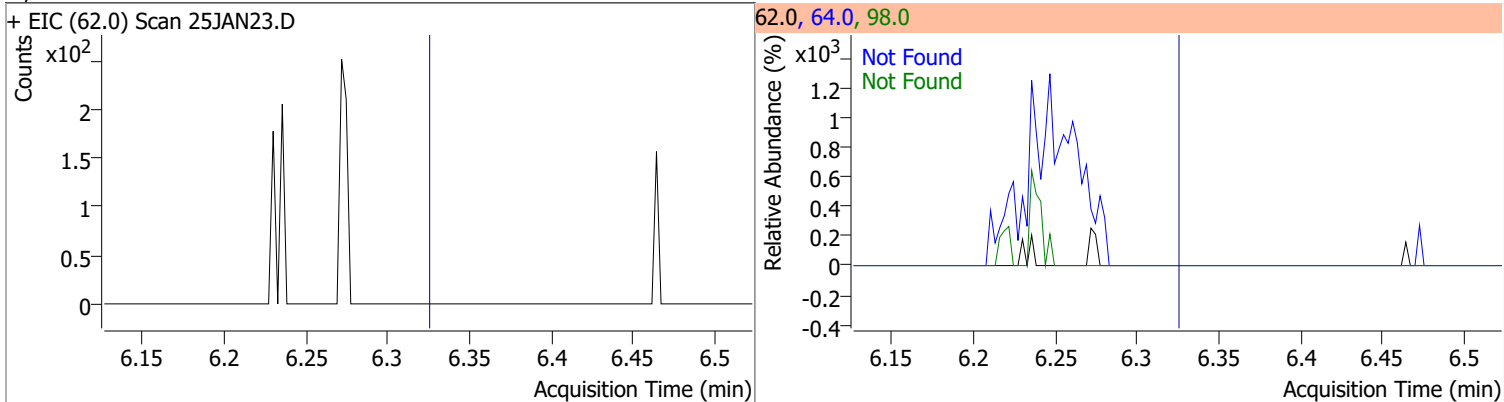
Compound	Conc.	RT	Dev(Min)	Resp.	QIon	QRatio	Lower	Upper
1,2-Dichloroethane-d4	280.8526	6.23	0.00	90971	65.0	195.4	162.8	222.8



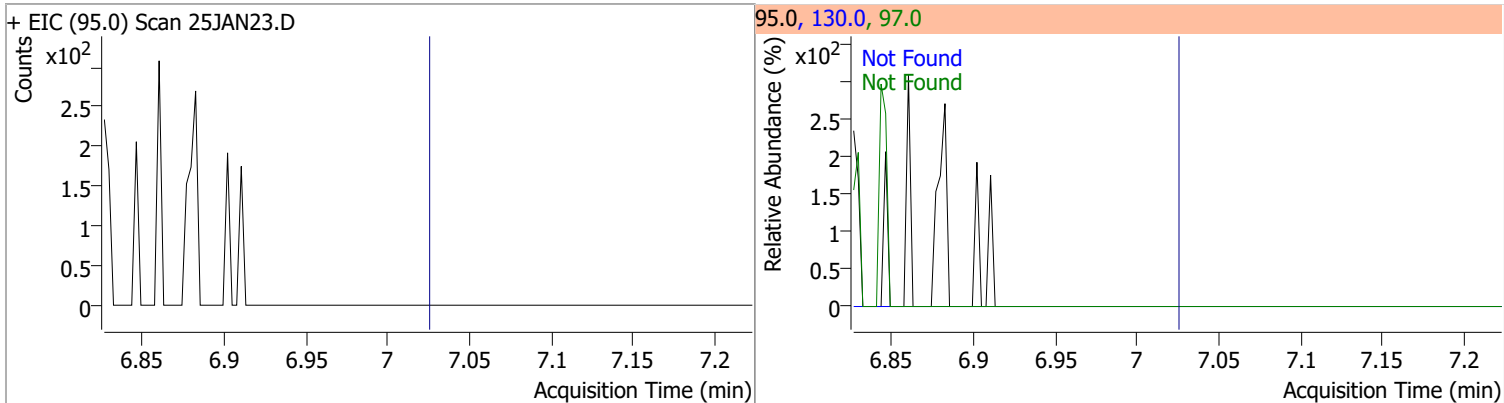
Compound	Conc.	Exp RT	QIon	Exp Ratio
Benzene	N.D.	6.28	77.0	23.3



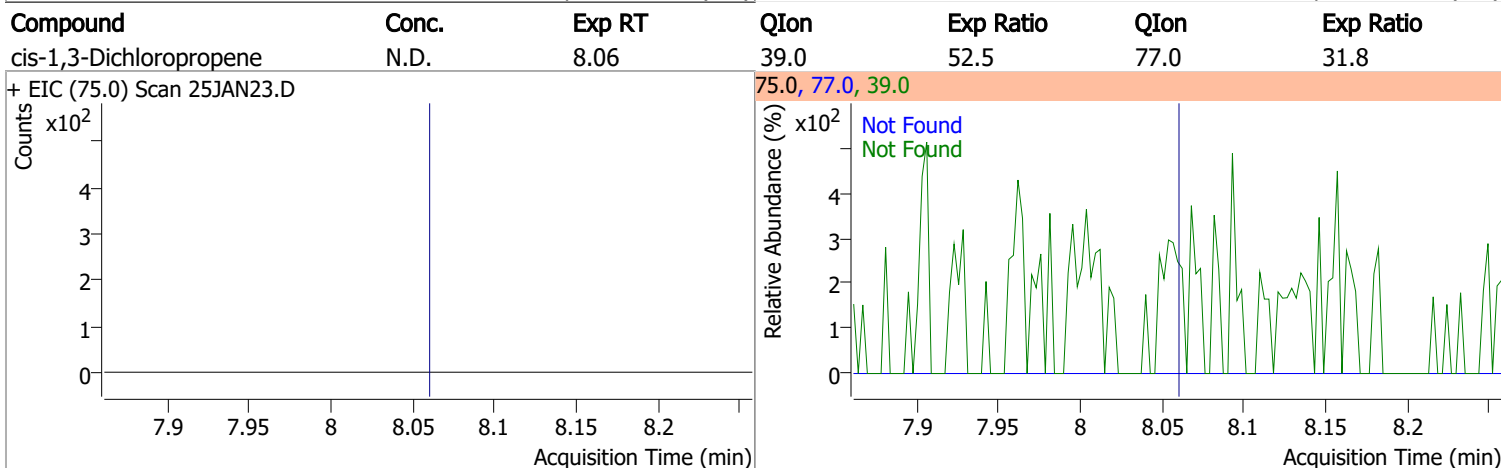
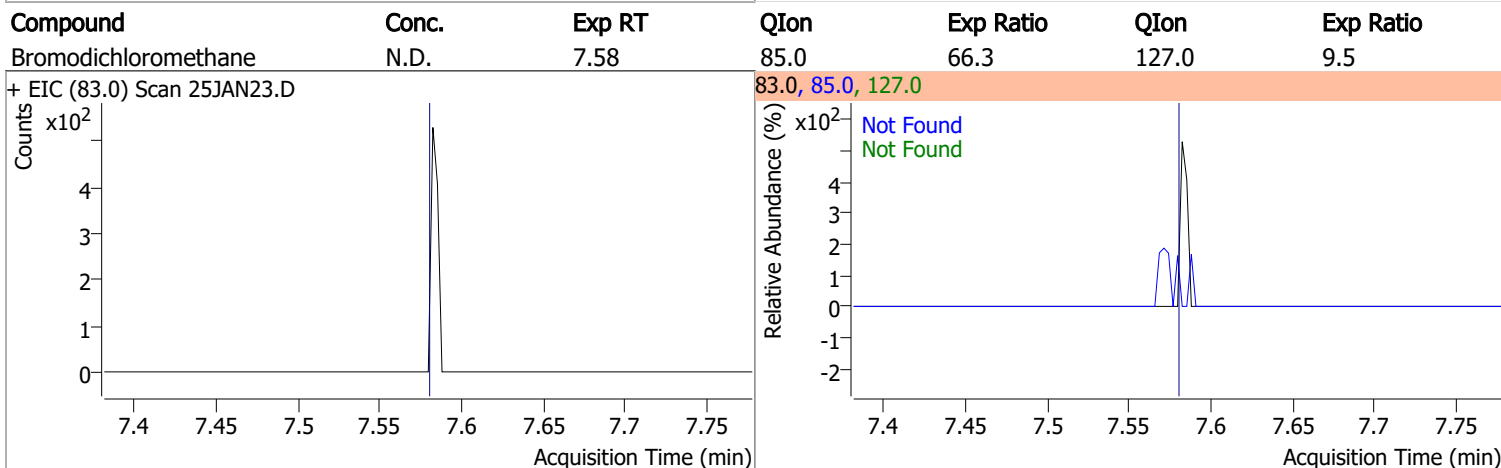
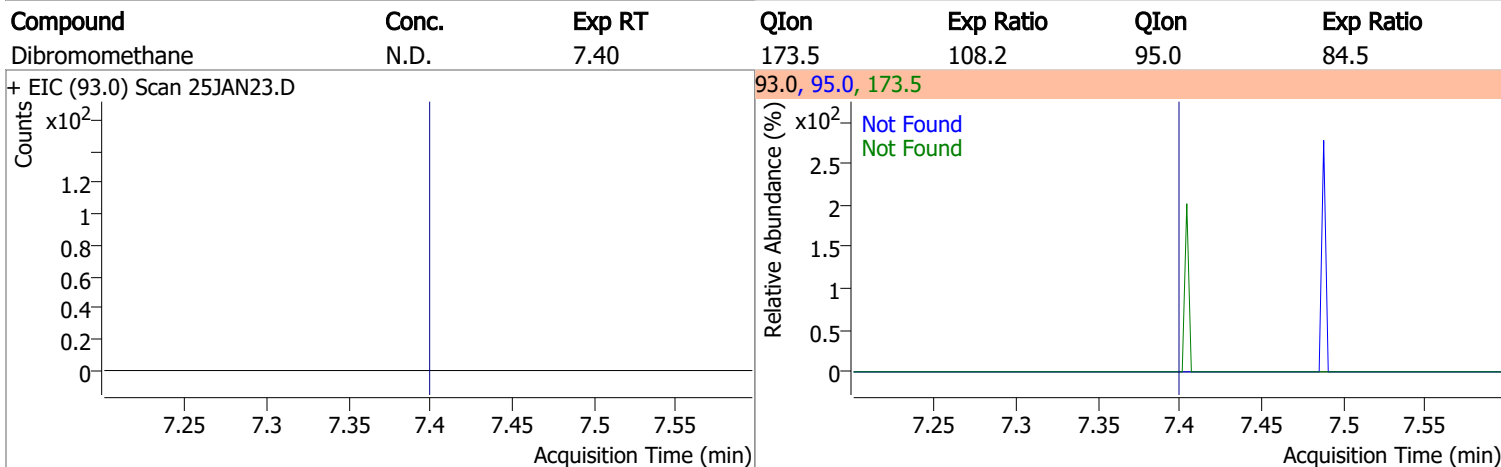
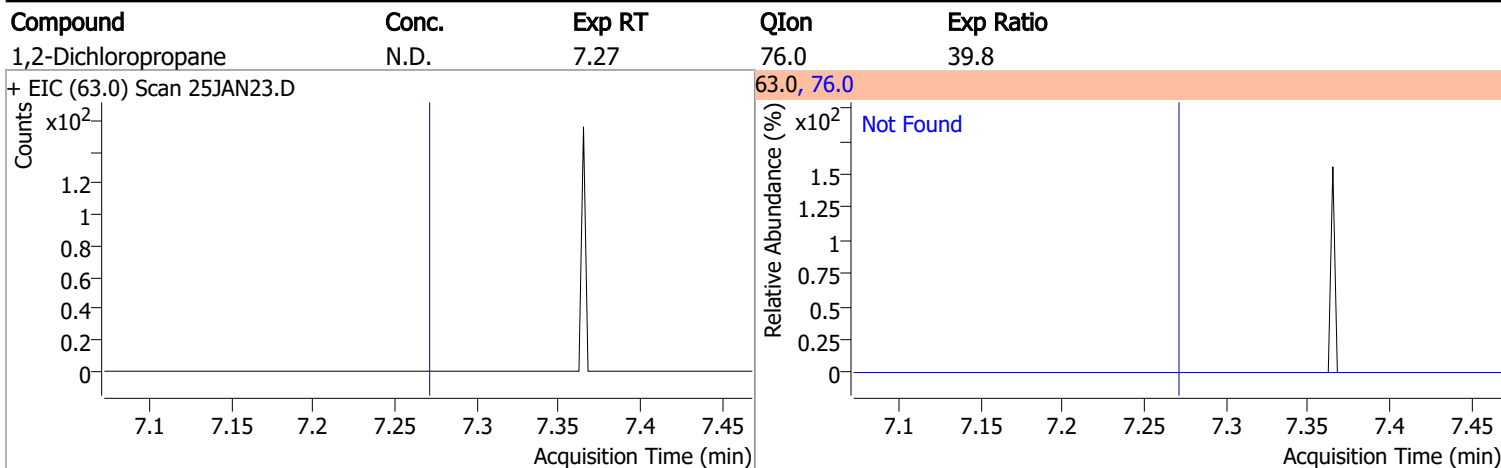
Compound	Conc.	Exp RT	QIon	Exp Ratio	QIon	Exp Ratio
1,2-Dichloroethane	N.D.	6.32	64.0	32.2	98.0	8.2



Compound	Conc.	Exp RT	QIon	Exp Ratio	QIon	Exp Ratio
Trichloroethene	N.D.	7.02	130.0	105.6	97.0	65.7

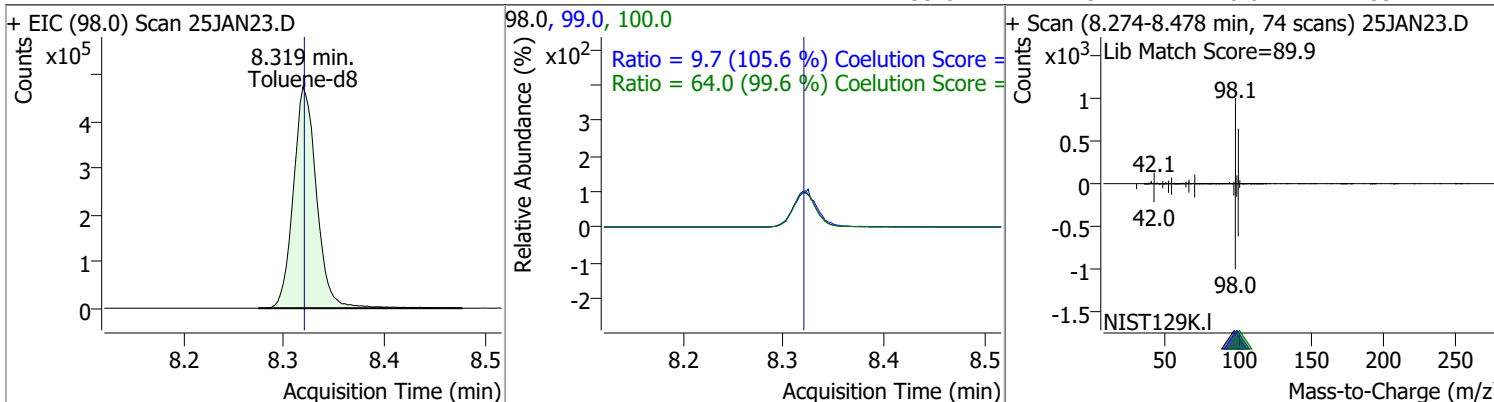


Quantitation Results Report (QT Reviewed)

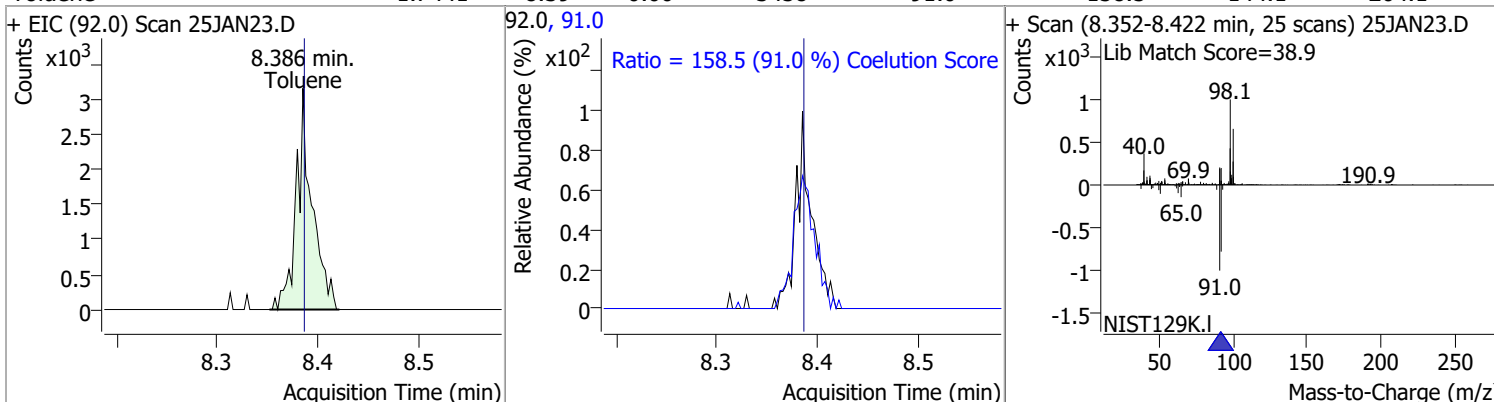


Quantitation Results Report (QT Reviewed)

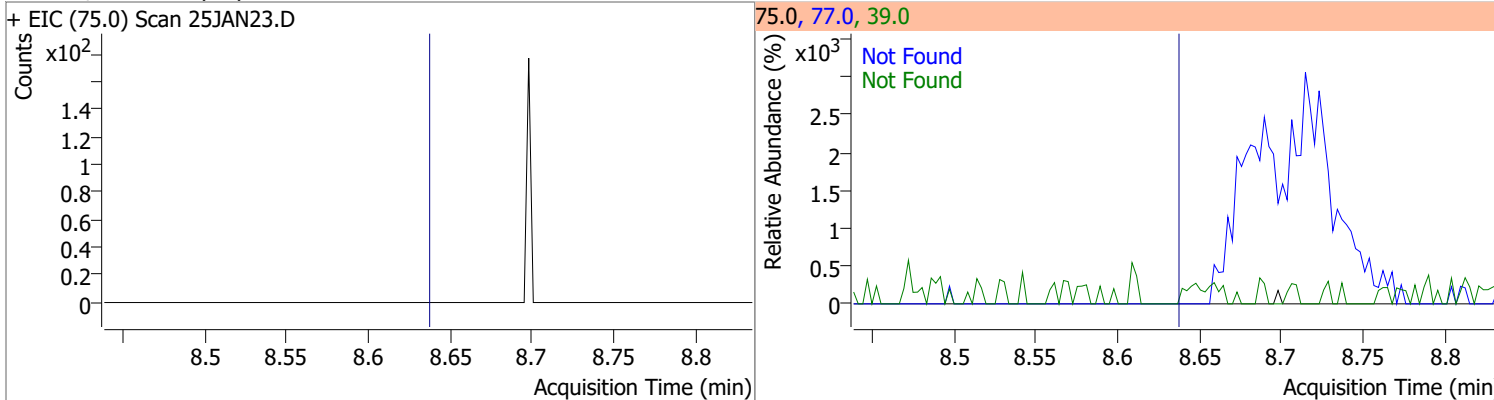
Compound	Conc.	RT	Dev(Min)	Resp.	QIon	QRatio	Lower	Upper
Toluene-d8	256.1268	8.32	0.00	761843	100.0	64.0	34.3	94.3
					99.0	9.7	0.0	39.2



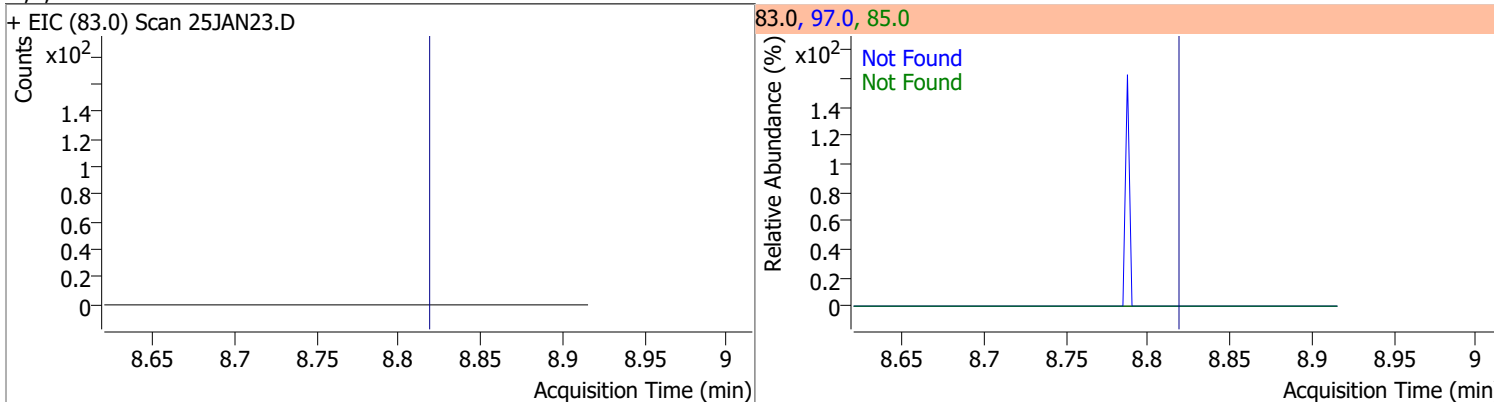
Compound	Conc.	RT	Dev(Min)	Resp.	QIon	QRatio	Lower	Upper
Toluene	1.7441	8.39	0.00	3458	91.0	158.5	144.1	204.1



Compound	Conc.	Exp RT	QIon	Exp Ratio	QIon	Exp Ratio
trans-1,3-Dichloropropene	N.D.	8.64	39.0	53.0	77.0	31.0

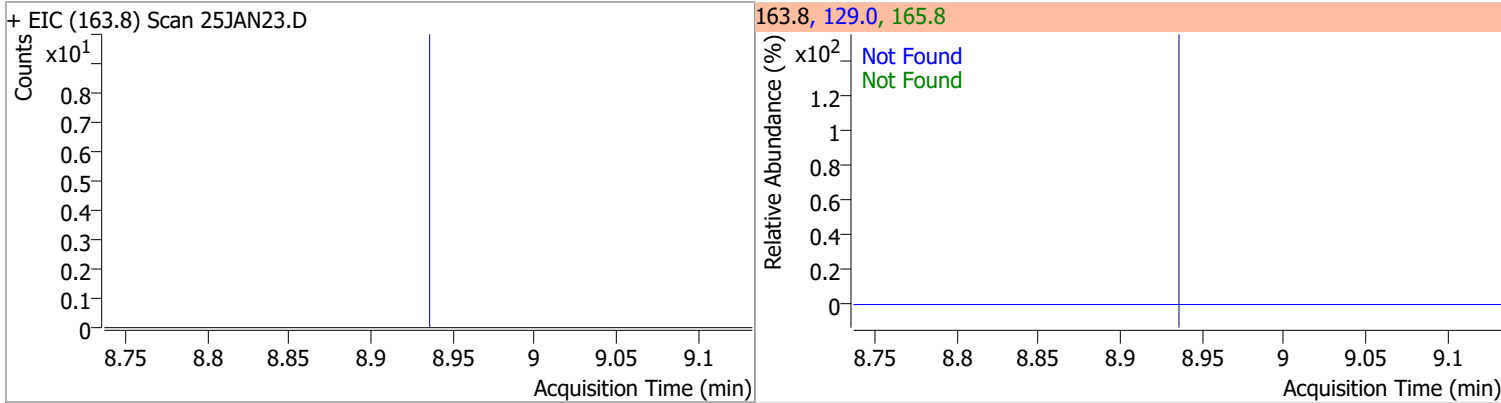


Compound	Conc.	Exp RT	QIon	Exp Ratio	QIon	Exp Ratio
1,1,2-Trichloroethane	N.D.	8.82	97.0	110.7	85.0	60.7

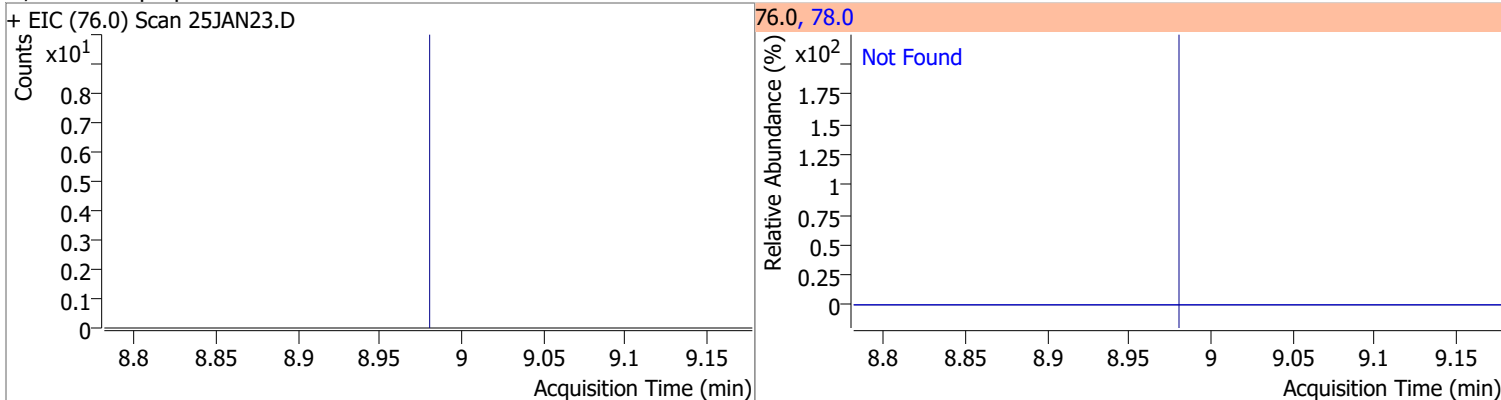


Quantitation Results Report (QT Reviewed)

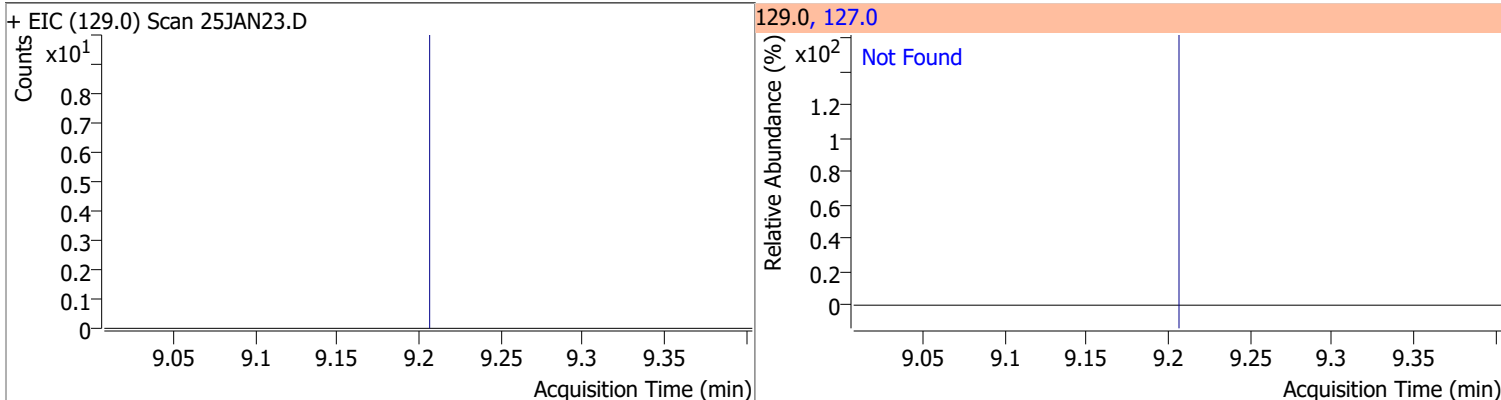
Compound	Conc.	Exp RT	QIon	Exp Ratio	QIon	Exp Ratio
Tetrachloroethene	N.D.	8.94	165.8	126.1	129.0	90.5



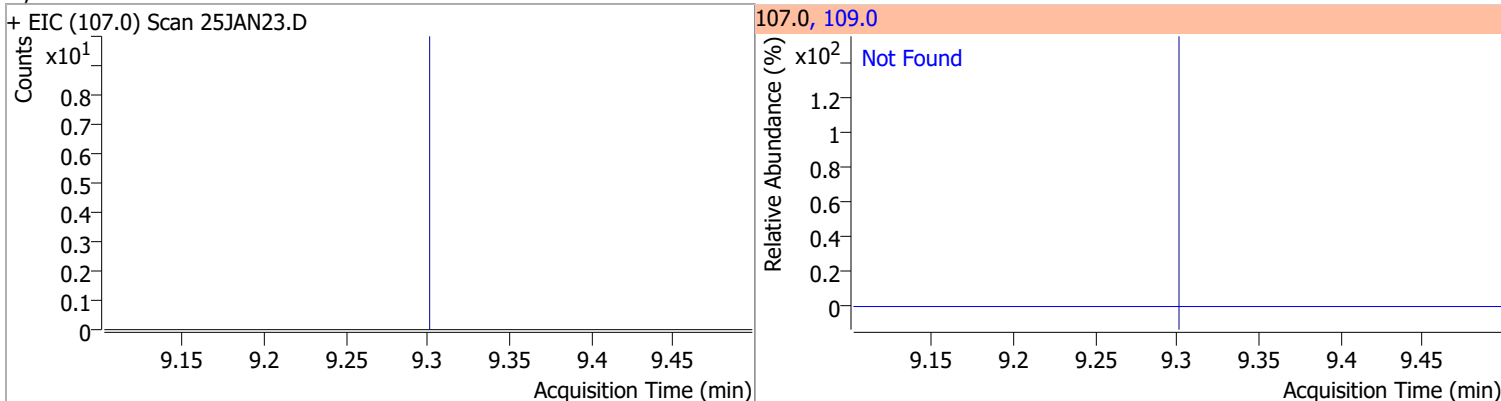
Compound	Conc.	Exp RT	QIon	Exp Ratio
1,3-Dichloropropane	N.D.	8.98	78.0	32.4



Compound	Conc.	Exp RT	QIon	Exp Ratio
Chlorodibromomethane	N.D.	9.21	127.0	77.2

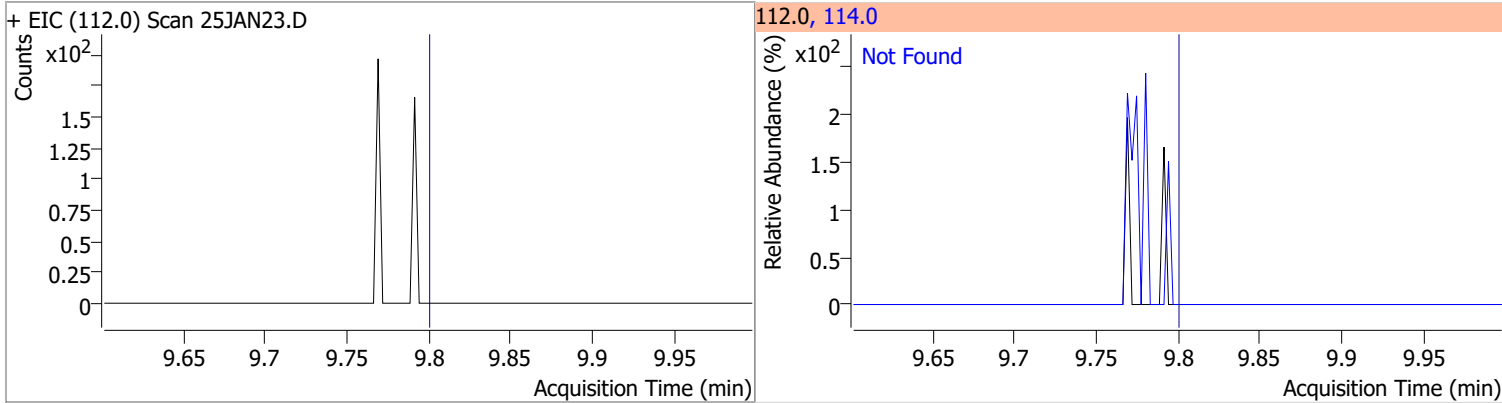


Compound	Conc.	Exp RT	QIon	Exp Ratio
1,2-Dibromoethane	N.D.	9.30	109.0	91.5

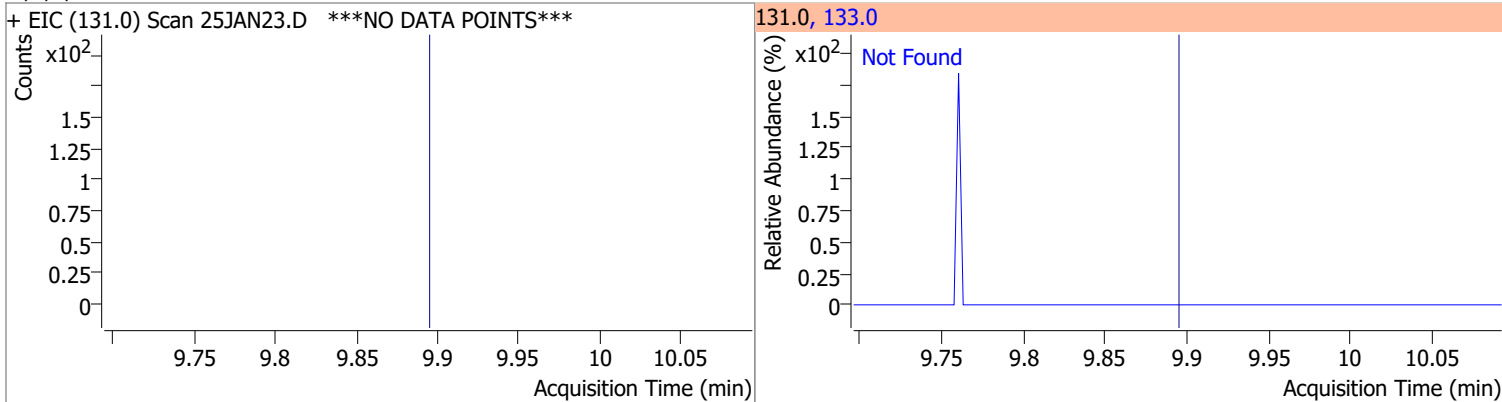


Quantitation Results Report (QT Reviewed)

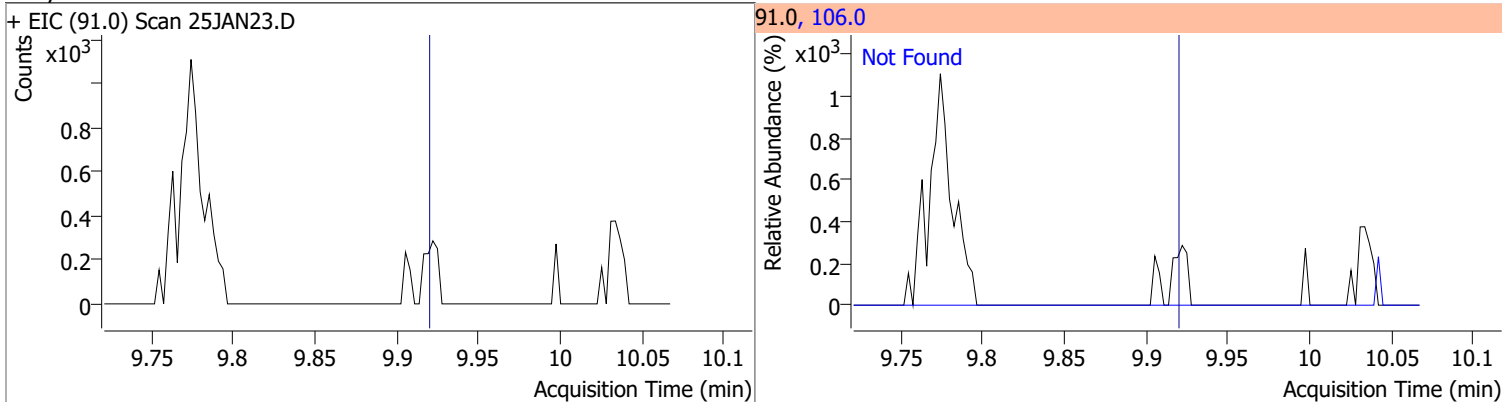
Compound	Conc.	Exp RT	QIon	Exp Ratio
Chlorobenzene	N.D.	9.80	114.0	32.2



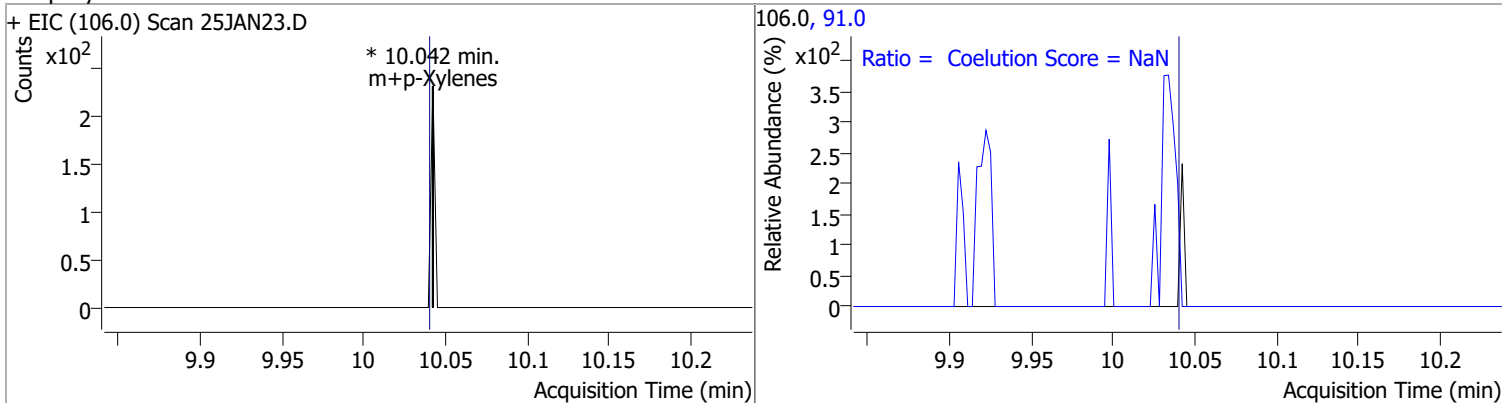
Compound	Conc.	Exp RT	QIon	Exp Ratio
1,1,1,2-Tetrachloroethane	N.D.	9.89	133.0	95.3



Compound	Conc.	Exp RT	QIon	Exp Ratio
Ethylbenzene	N.D.	9.92	106.0	31.7

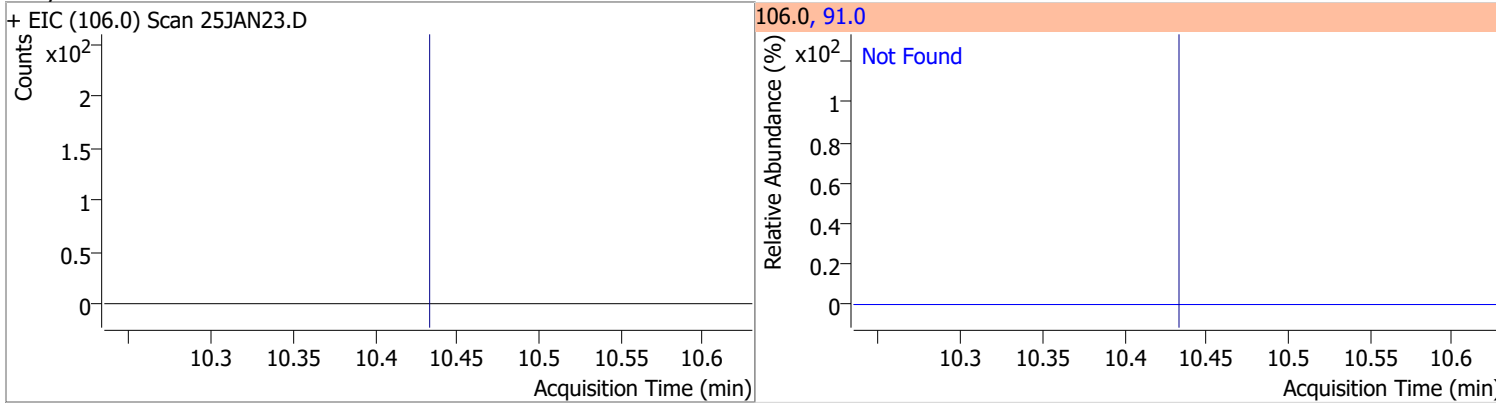


Compound	Conc.	RT	Dev(Min)	Resp.	QIon	QRatio	Lower	Upper
m+p-Xylenes		0		0	91.0		170.7	230.7

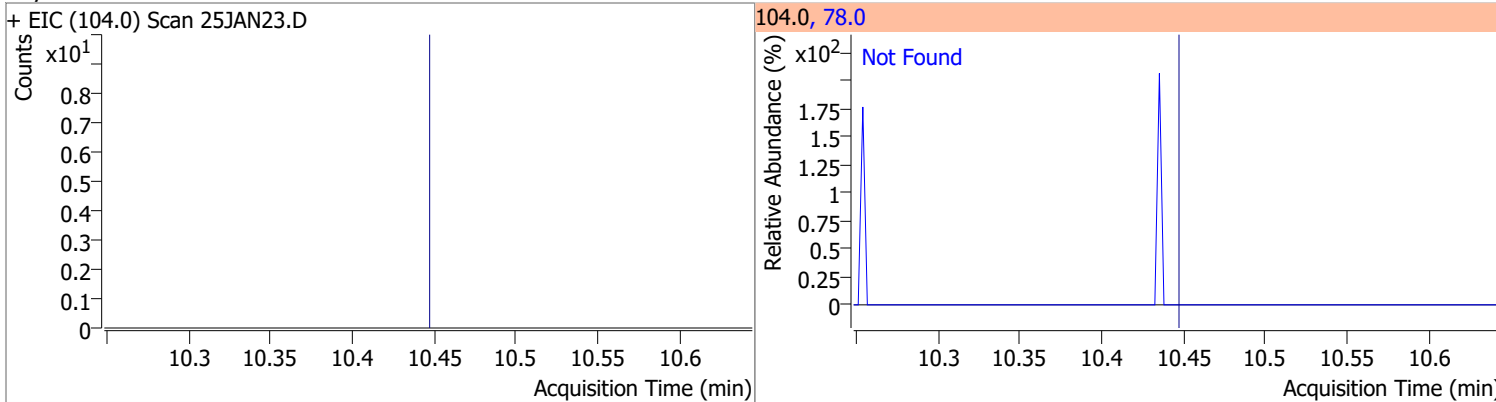


Quantitation Results Report (QT Reviewed)

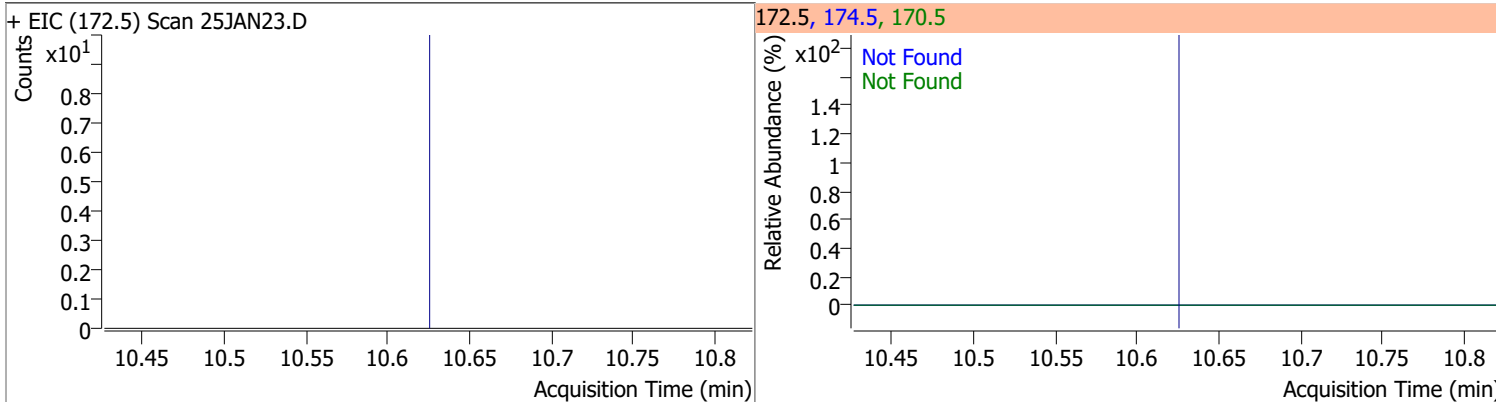
Compound	Conc.	Exp RT	QIon	Exp Ratio
o-Xylene	N.D.	10.43	91.0	211.4



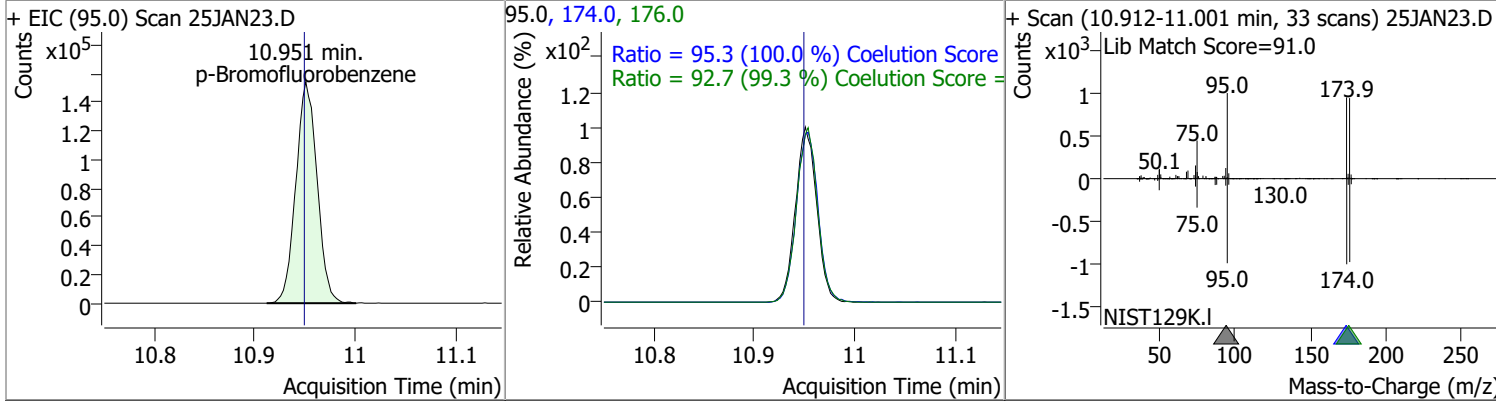
Compound	Conc.	Exp RT	QIon	Exp Ratio
Styrene	N.D.	10.45	78.0	50.6



Compound	Conc.	Exp RT	QIon	Exp Ratio	QIon	Exp Ratio
Bromoform	N.D.	10.62	170.5	50.3	174.5	48.1

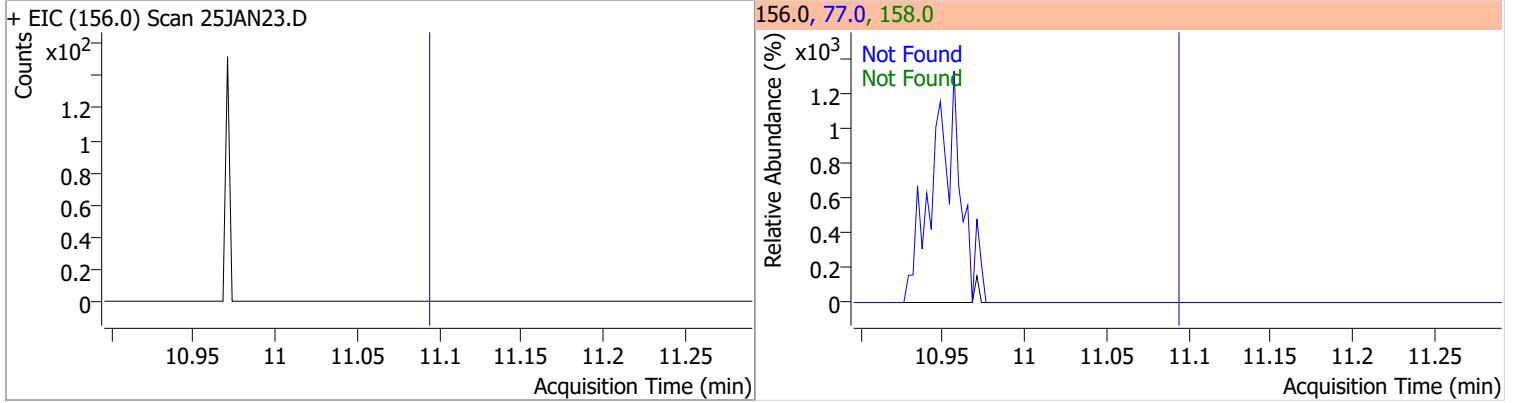


Compound	Conc.	RT	Dev(Min)	Resp.	QIon	QRatio	Lower	Upper
p-Bromofluorobenzene	262.5362	10.95	0.00	225994	174.0	95.3	65.3	125.3
					176.0	92.7	63.3	123.3

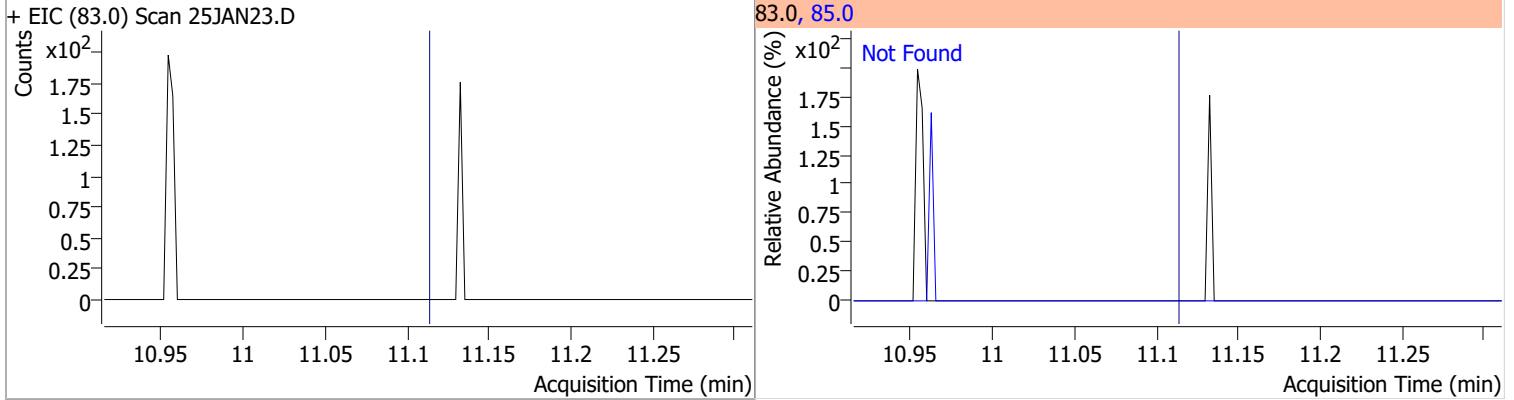


Quantitation Results Report (QT Reviewed)

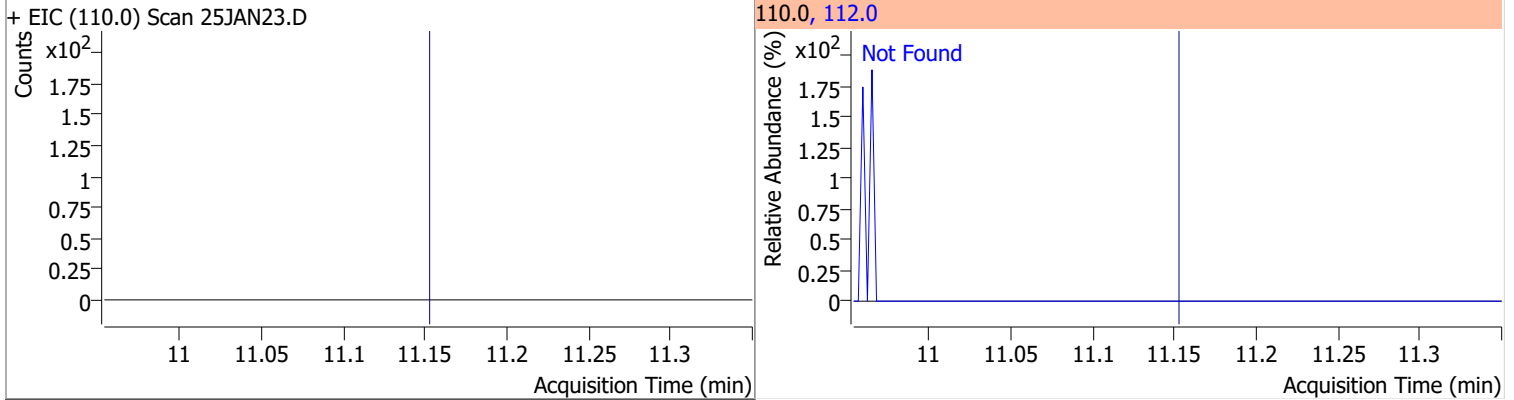
Compound	Conc.	Exp RT	QIon	Exp Ratio	QIon	Exp Ratio
Bromobenzene	N.D.	11.09	77.0	143.5	158.0	96.1



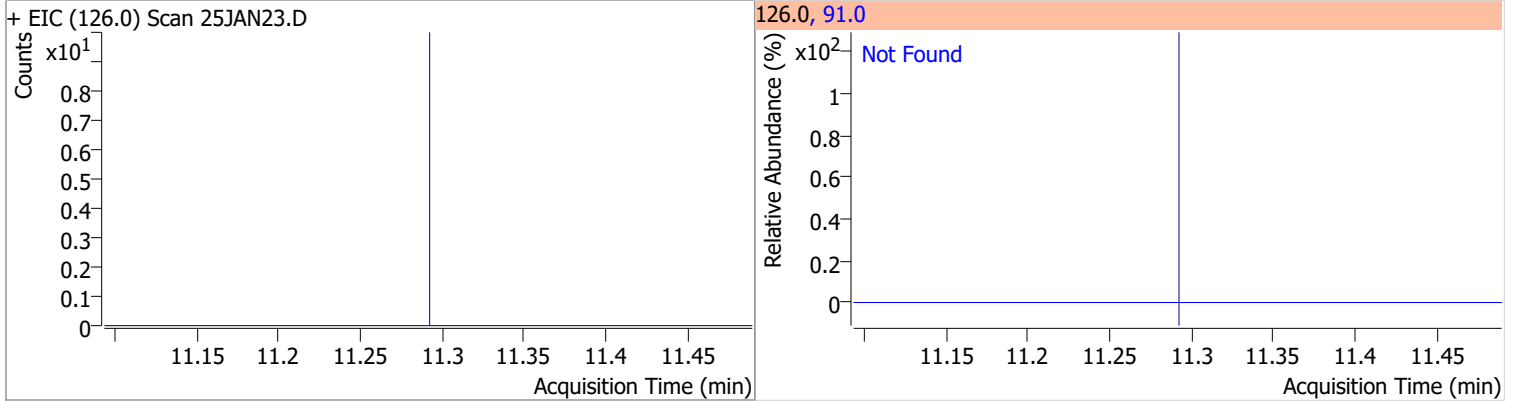
Compound	Conc.	Exp RT	QIon	Exp Ratio
1,1,2,2-Tetrachloroethane	N.D.	11.11	85.0	63.3



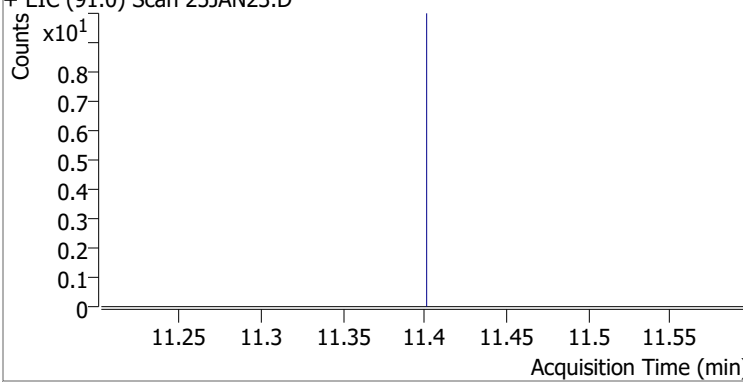
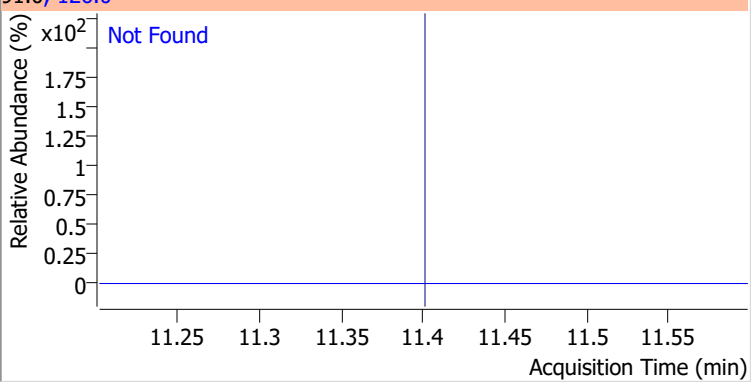
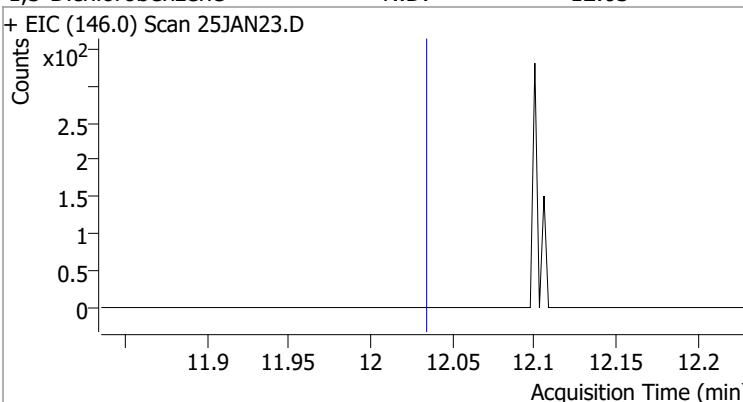
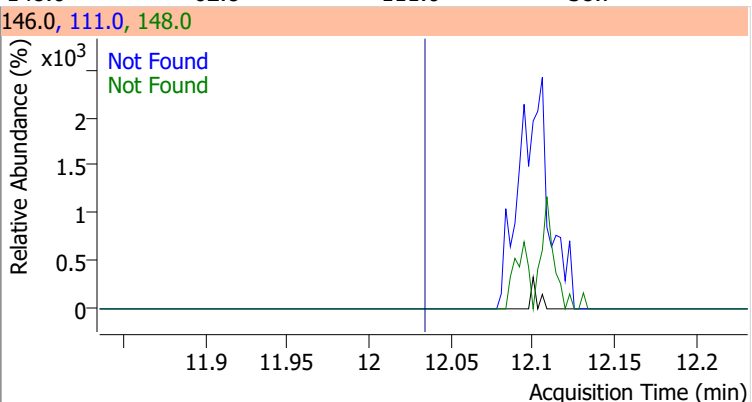
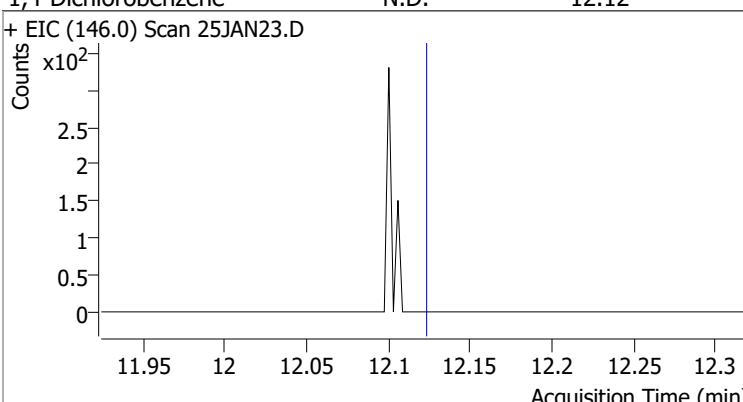
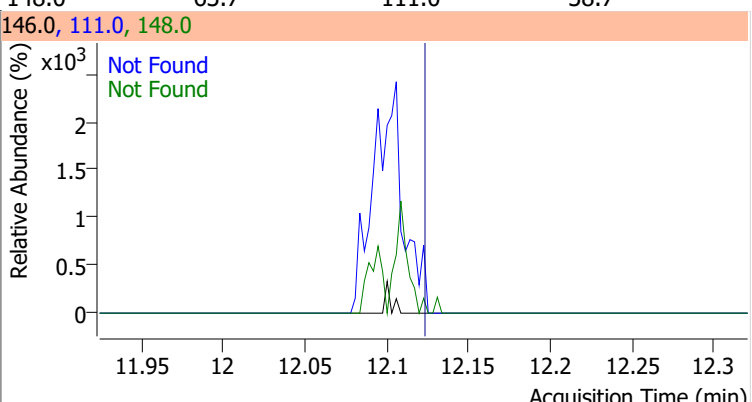
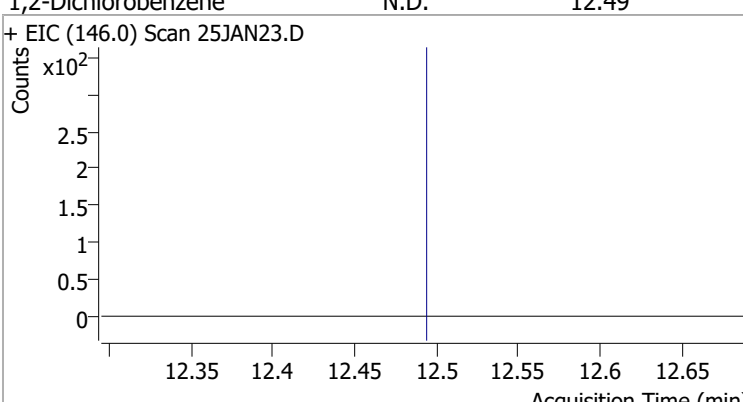
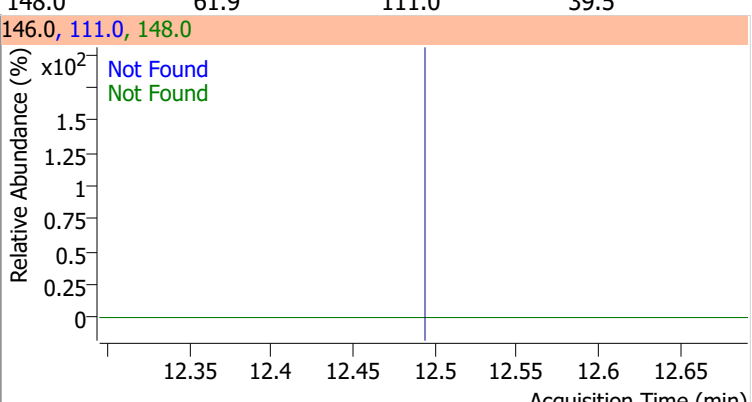
Compound	Conc.	Exp RT	QIon	Exp Ratio
1,2,3-Trichloropropane	N.D.	11.15	112.0	65.8



Compound	Conc.	Exp RT	QIon	Exp Ratio
2-Chlorotoluene	N.D.	11.29	91.0	276.2

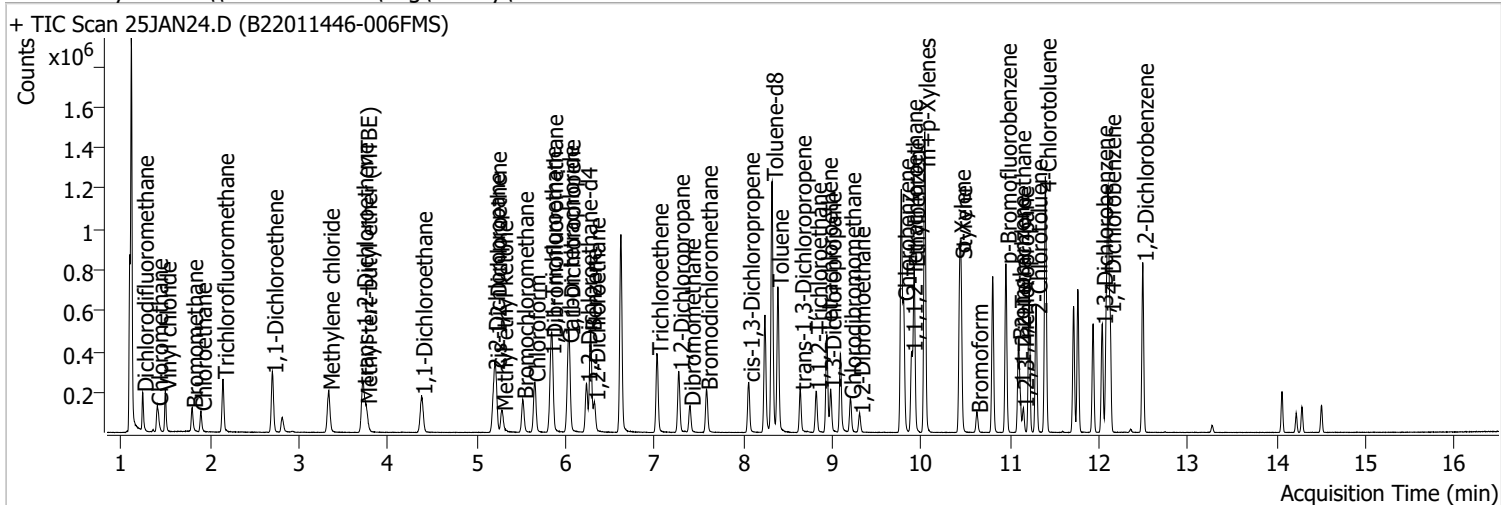


Quantitation Results Report (QT Reviewed)

Compound	Conc.	Exp RT	QIon	Exp Ratio		
4-Chlorotoluene	N.D.	11.40	126.0	31.3		
+ EIC (91.0) Scan 25JAN23.D			91.0, 126.0			
						
1,3-Dichlorobenzene	N.D.	12.03	148.0	62.8	QIon	Exp Ratio
+ EIC (146.0) Scan 25JAN23.D			146.0, 111.0, 148.0			
						
1,4-Dichlorobenzene	N.D.	12.12	148.0	63.7	QIon	Exp Ratio
+ EIC (146.0) Scan 25JAN23.D			146.0, 111.0, 148.0			
						
1,2-Dichlorobenzene	N.D.	12.49	148.0	61.9	QIon	Exp Ratio
+ EIC (146.0) Scan 25JAN23.D			146.0, 111.0, 148.0			
						

Quantitation Results Report (QT Reviewed)

Data File	25JAN24.D	Operator	MSC
Acq. Method	5975CACQF.M	Acq. Date-Time	1/25/2022 7:53:02 PM
Sample Name	B22011446-006FMS	Instrument	VOA5975C
Vial	24	Multiplier	1.00
DA Method File	VOA5975C_8260B_SHT_DoD_L4_011922.m	Comment	
Tune File	BFB_Atune3.u	Tune Date	10/11/2021 4:02:00 PM
Batch Name	VG012522_8260B.batch.bin	Last Calib Update	3/15/2022 2:01:13 PM
Ref Library	\\MASSHUNTER\Org\Library\NIST129K.I		



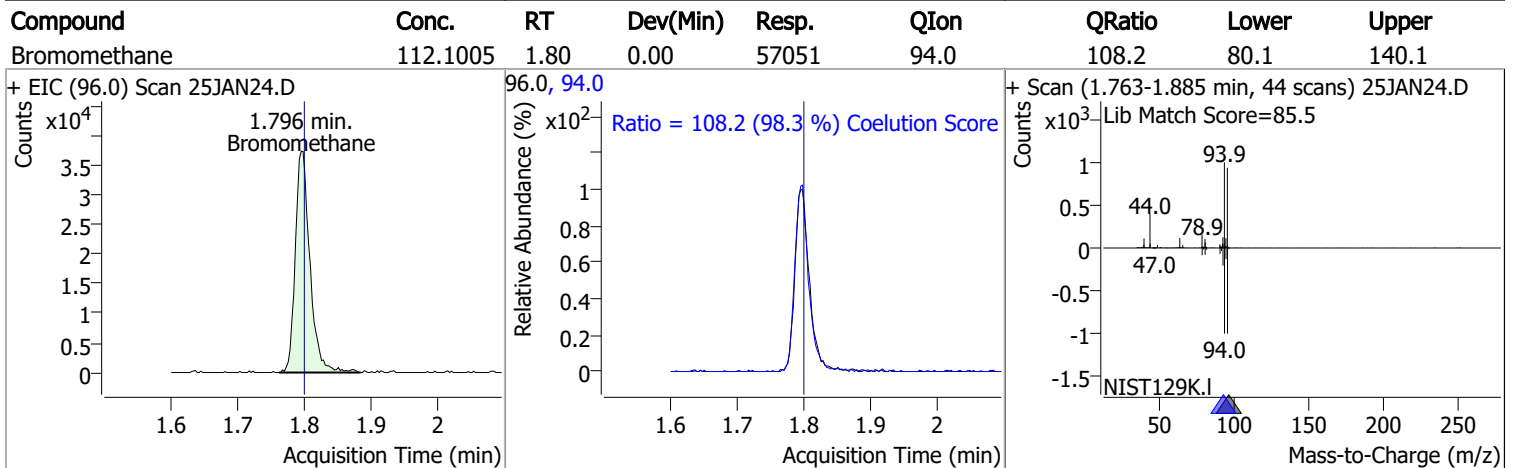
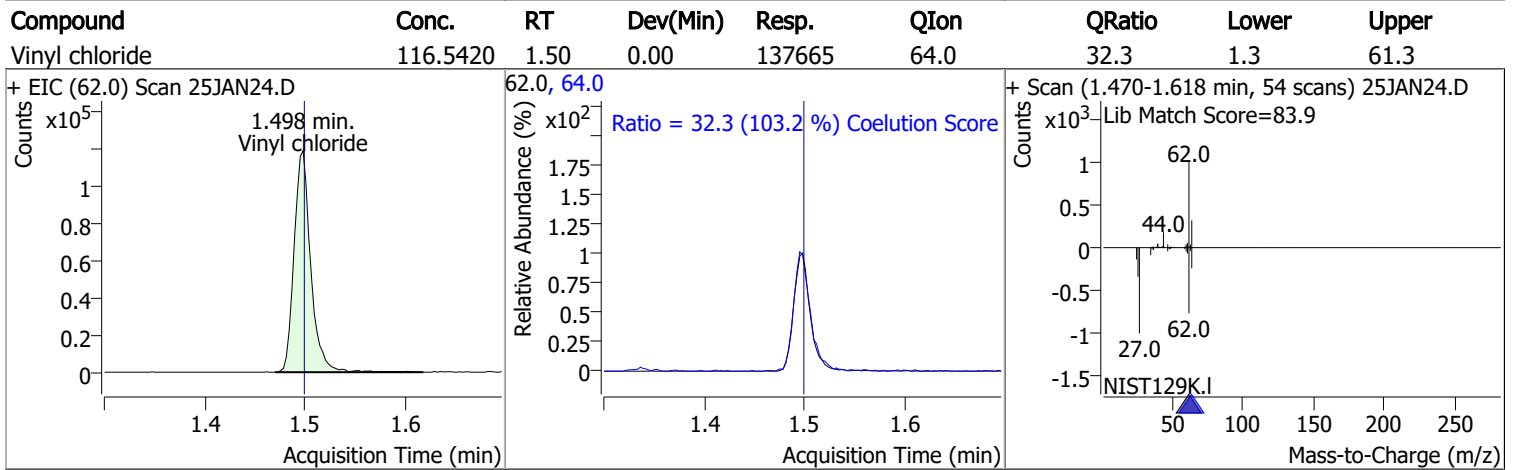
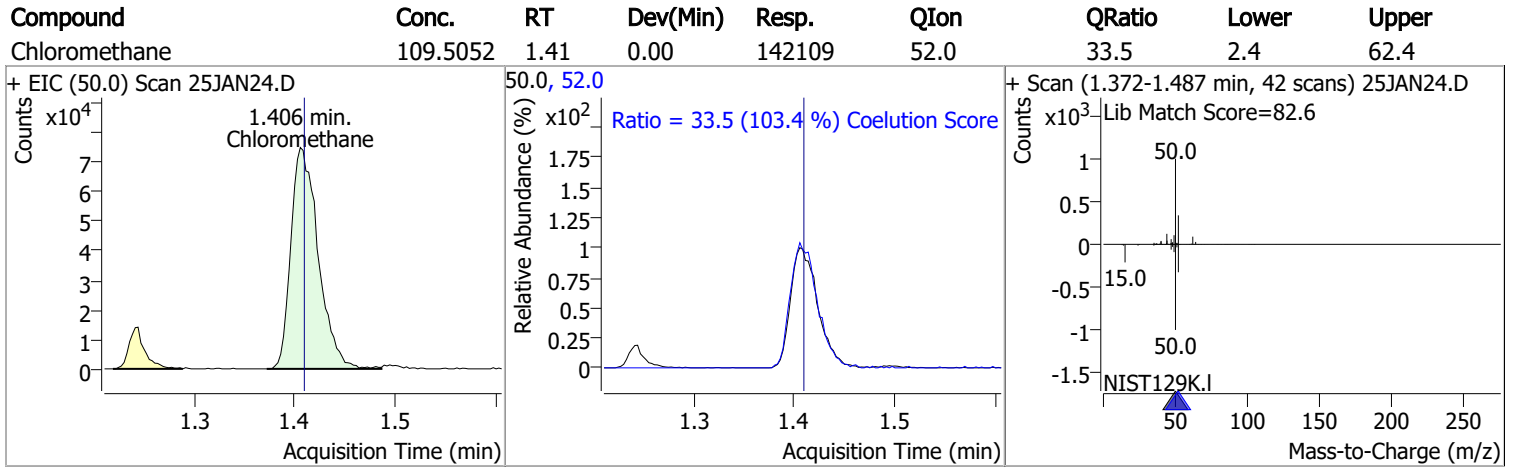
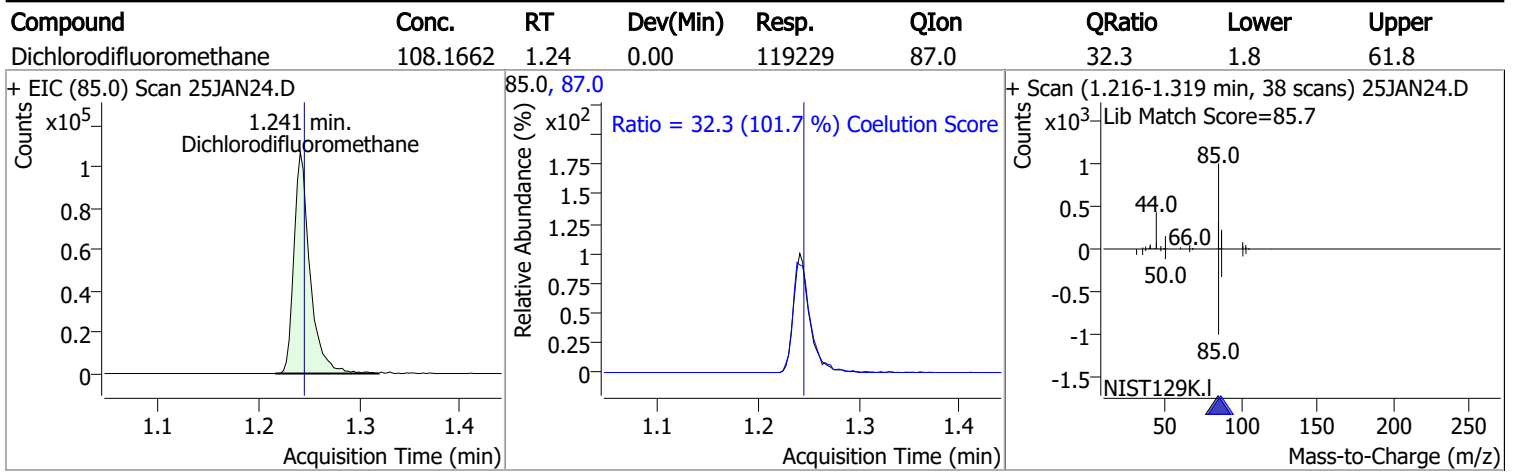
Compound	RT	QIon	Resp.	Conc.	Units	Dev(Min)
Internal Standards						
M Fluorobenzene	6.621	96.0	819764	250.0000	ng	0.000
M Chlorobenzene-d5	9.775	82.0	314649	250.0000	ng	0.000
M 1,4-Dichlorobenzene-d4	12.103	152.0	268909	250.0000	ng	0.003
System Monitoring Compounds						
S Dibromofluoromethane	5.848	113.0	189107	238.1674	ng	-0.003
Spiked Amount: 250.000				Range: 80.0 - 119.0% Recovery = 95.27%		
S 1,2-Dichloroethane-d4	6.233	67.0	83368	243.0618	ng	0.003
Spiked Amount: 250.000				Range: 81.0 - 118.0% Recovery = 97.22%		
S Toluene-d8	8.322	98.0	755866	246.2342	ng	0.003
Spiked Amount: 250.000				Range: 89.0 - 112.0% Recovery = 98.49%		
S p-Bromofluorobenzene	10.951	95.0	232150	233.8160	ng	0.003
Spiked Amount: 250.000				Range: 85.0 - 114.0% Recovery = 93.53%		
Target Compounds						
T Dichlorodifluoromethane	1.241	85.0	119229	108.1662	ng	99
T Chloromethane	1.406	50.0	142109	109.5052	ng	98
T Vinyl chloride	1.498	62.0	137665	116.5420	ng	98
T Bromomethane	1.796	96.0	57051	112.1005	ng	98
T Chloroethane	1.897	64.0	63365	113.3812	ng	97
T Trichlorofluoromethane	2.145	101.0	169813	119.8838	ng	100
T 1,1-Dichloroethene	2.703	96.0	104736	127.0757	ng	99
T Methylene chloride	3.336	49.0	145230	121.1946	ng	99
T trans-1,2-Dichloroethene	3.715	96.0	105734	124.1821	ng	98
T Methyl tert-butyl ether (MTBE)	3.754	73.0	132540	124.5445	ng	97
T 1,1-Dichloroethane	4.379	63.0	207371	130.1353	ng	99
T 2,2-Dichloropropane	5.196	77.0	140287	116.8200	ng	98
T cis-1,2-Dichloroethene	5.212	96.0	108055	125.3397	ng	98
T Methyl ethyl ketone	5.285	43.0	151785	1218.3065	ng	99
T Bromochloromethane	5.516	128.0	41866	117.7828	ng	88
T Chloroform	5.650	83.0	199333	125.2823	ng	98

Quantitation Results Report (QT Reviewed)

Compound	RT	QIon	Resp.	Conc.	Units	Dev(Min)
T 1,1,1-Trichloroethane	5.829	97.0	183293	124.8577	ng	98
T Carbon tetrachloride	6.027	117.0	177784	124.8676	ng	99
T 1,1-Dichloropropene	6.041	75.0	145724	122.4134	ng	99
T Benzene	6.280	78.0	412707	126.0244	ng	99
T 1,2-Dichloroethane	6.322	62.0	109471	121.0271	ng	99
T Trichloroethene	7.031	95.0	118311	125.5980	ng	99
T 1,2-Dichloropropane	7.270	63.0	107270	129.5210	ng	96
T Dibromomethane	7.396	93.0	43607	124.9155	ng	98
T Bromodichloromethane	7.585	83.0	123939	126.2576	ng	99
T cis-1,3-Dichloropropene	8.060	75.0	124814	115.8712	ng	98
T Toluene	8.386	92.0	266865	130.4234	ng	99
T trans-1,3-Dichloropropene	8.640	75.0	97325	123.8670	ng	99
T 1,1,2-Trichloroethane	8.818	83.0	50857	127.2929	ng	94
T Tetrachloroethene	8.938	163.8	103366	124.5791	ng	99
T 1,3-Dichloropropane	8.980	76.0	97755	120.9090	ng	98
T Chlorodibromomethane	9.200	129.0	79589	123.6920	ng	99
T 1,2-Dibromoethane	9.303	107.0	55897	126.6756	ng	97
T Chlorobenzene	9.802	112.0	287920	128.3601	ng	100
T 1,1,1,2-Tetrachloroethane	9.892	131.0	101016	128.3537	ng	99
T Ethylbenzene	9.920	91.0	497962	127.2913	ng	99
T m+p-Xylenes	10.037	106.0	385421	247.5570	ng	98
T o-Xylene	10.433	106.0	170112	124.8899	ng	95
T Styrene	10.447	104.0	287582	127.5686	ng	99
T Bromoform	10.628	172.5	43103	119.6195	ng	97
T Bromobenzene	11.094	156.0	110023	125.6571	ng	98
T 1,1,2,2-Tetrachloroethane	11.110	83.0	62612	125.3688	ng	97
T 1,2,3-Trichloropropane	11.147	110.0	15755	120.0696	ng	100
T 2-Chlorotoluene	11.294	126.0	111497	128.6640	ng	94
T 4-Chlorotoluene	11.398	91.0	370380	131.9600	ng	100
T 1,3-Dichlorobenzene	12.033	146.0	205673	129.6490	ng	98
T 1,4-Dichlorobenzene	12.125	146.0	206707	127.8108	ng	99
T 1,2-Dichlorobenzene	12.491	146.0	168964	127.5736	ng	99

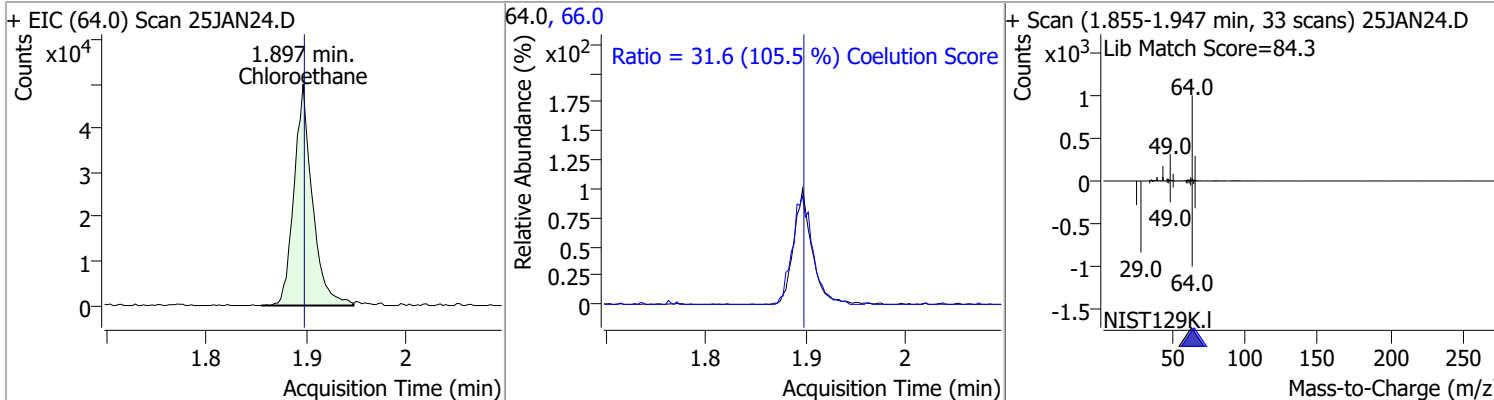
(#) = Qualifier Out of Range; (m) = Manual Integration; (+) = Area Summed; (*) = Surrogate Percent Recovery Out of Range; (d): Zeroed Peak

Quantitation Results Report (QT Reviewed)

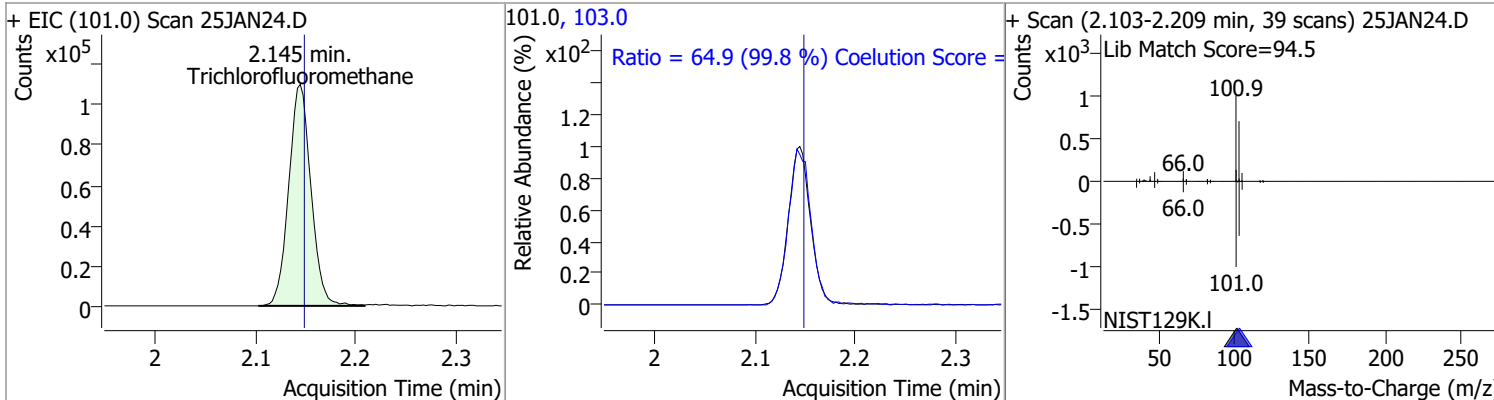


Quantitation Results Report (QT Reviewed)

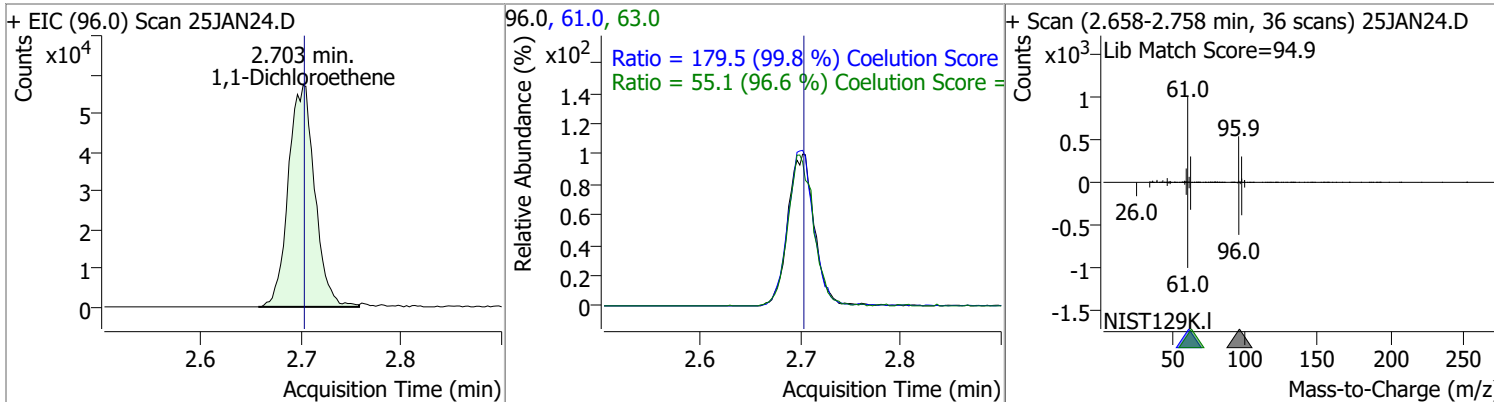
Compound	Conc.	RT	Dev(Min)	Resp.	QIon	QRatio	Lower	Upper
Chloroethane	113.3812	1.90	0.00	63365	66.0	31.6	0.0	60.0



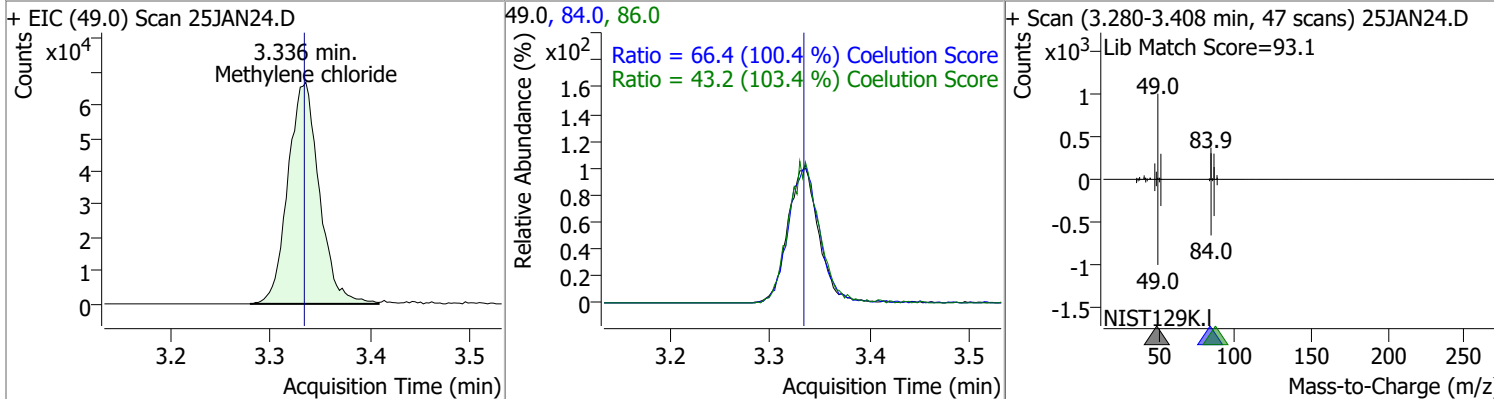
Compound	Conc.	RT	Dev(Min)	Resp.	QIon	QRatio	Lower	Upper
Trichlorofluoromethane	119.8838	2.14	0.00	169813	103.0	64.9	35.0	95.0



Compound	Conc.	RT	Dev(Min)	Resp.	QIon	QRatio	Lower	Upper
1,1-Dichloroethene	127.0757	2.70	0.00	104736	61.0	179.5	149.9	209.9
					63.0	55.1	27.0	87.0

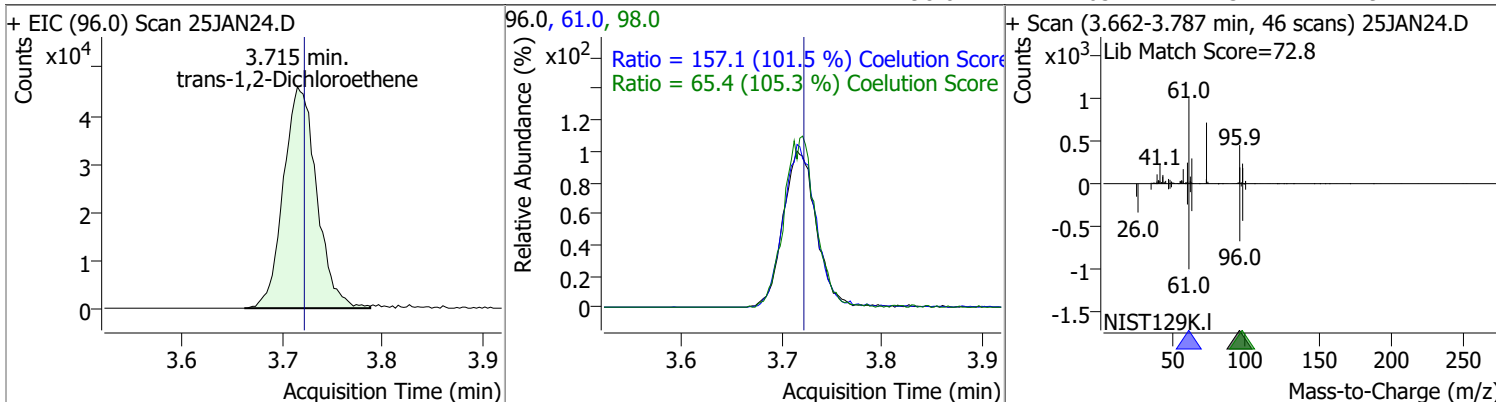


Compound	Conc.	RT	Dev(Min)	Resp.	QIon	QRatio	Lower	Upper
Methylene chloride	121.1946	3.34	0.00	145230	84.0	66.4	36.1	96.1
					86.0	43.2	11.8	71.8

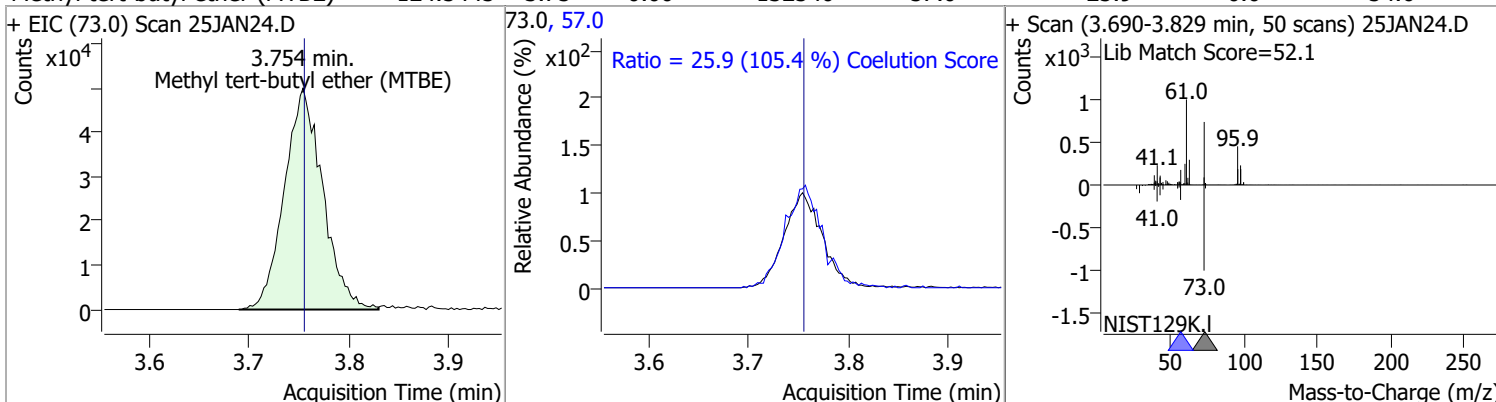


Quantitation Results Report (QT Reviewed)

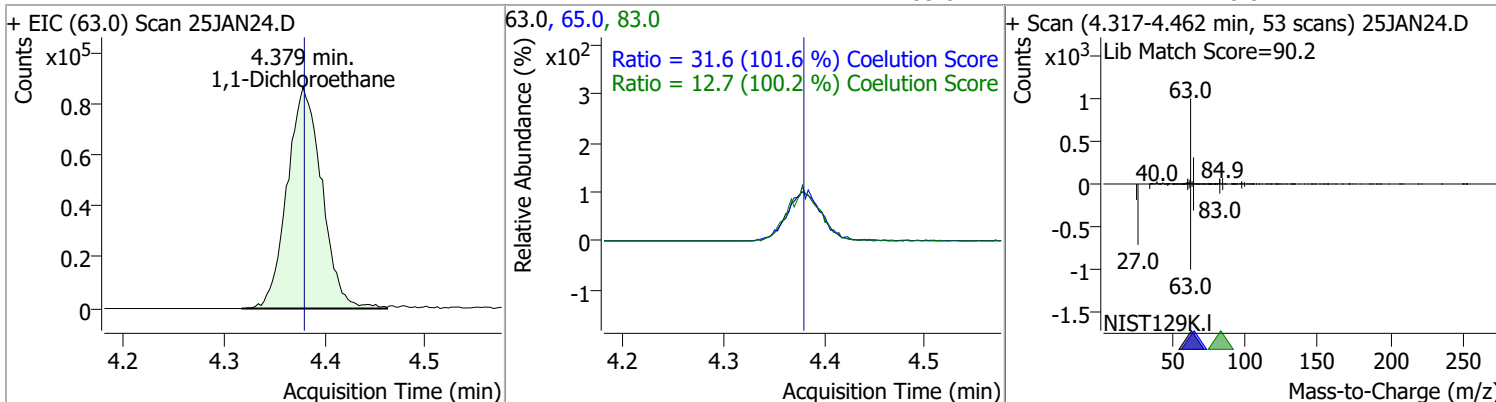
Compound	Conc.	RT	Dev(Min)	Resp.	QIon	QRatio	Lower	Upper
trans-1,2-Dichloroethene	124.1821	3.71	-0.01	105734	61.0	157.1	124.8	184.8
					98.0	65.4	32.1	92.1



Compound	Conc.	RT	Dev(Min)	Resp.	QIon	QRatio	Lower	Upper
Methyl tert-butyl ether (MTBE)	124.5445	3.75	0.00	132540	57.0	25.9	0.0	54.6

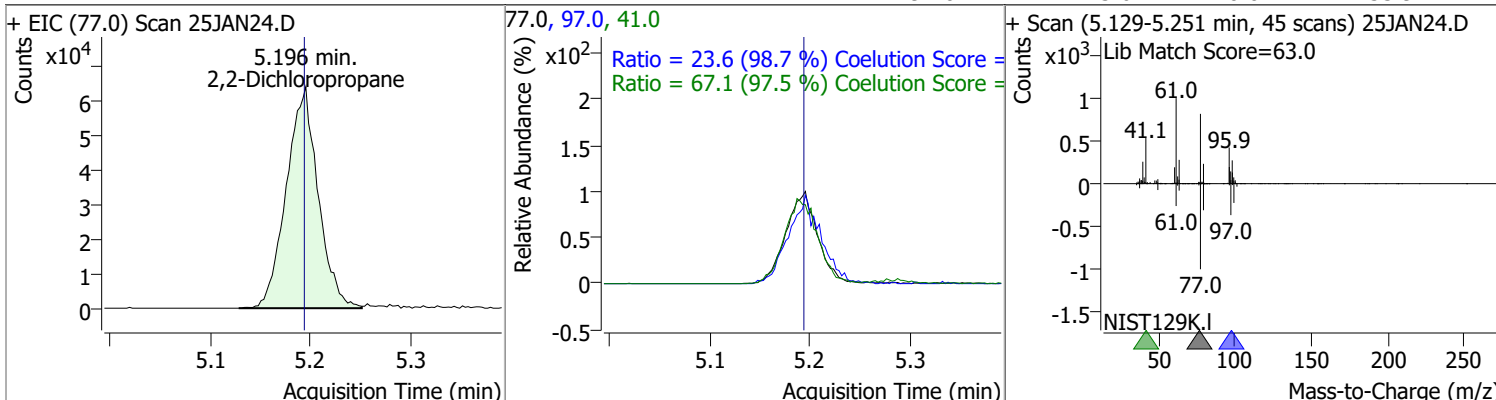


Compound	Conc.	RT	Dev(Min)	Resp.	QIon	QRatio	Lower	Upper
1,1-Dichloroethane	130.1353	4.38	0.00	207371	65.0	31.6	1.0	61.0
					83.0	12.7	0.0	42.7

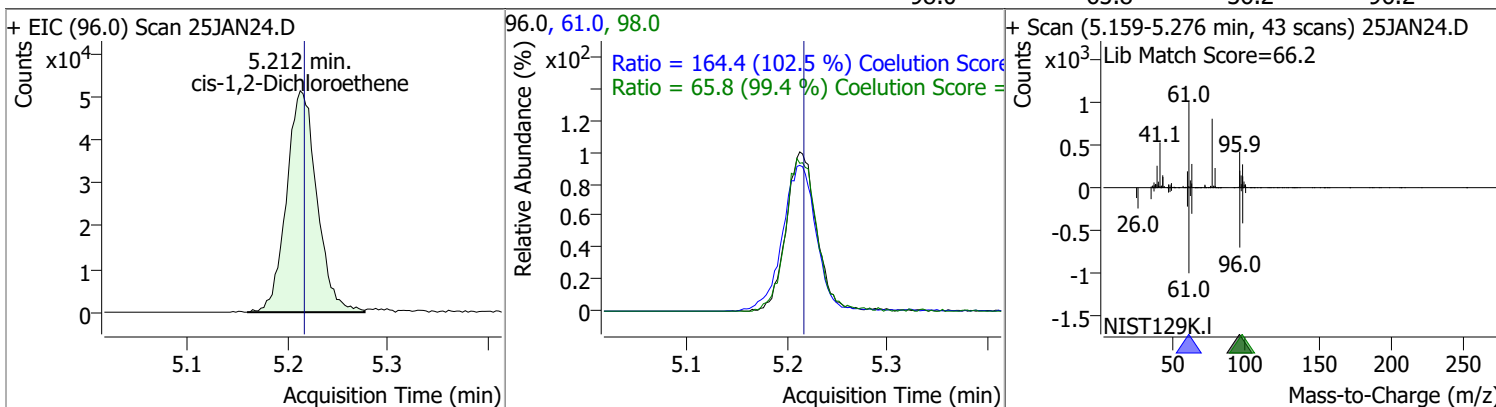


Quantitation Results Report (QT Reviewed)

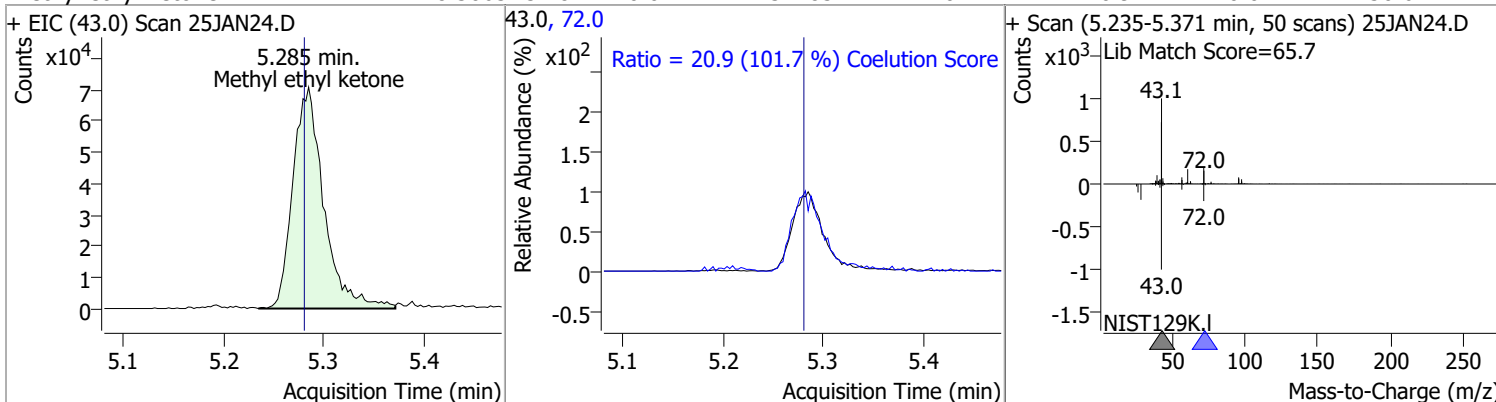
Compound	Conc.	RT	Dev(Min)	Resp.	QIon	QRatio	Lower	Upper
2,2-Dichloropropane	116.8200	5.20	0.00	140287	41.0	67.1	38.8	98.8
					97.0	23.6	0.0	53.9



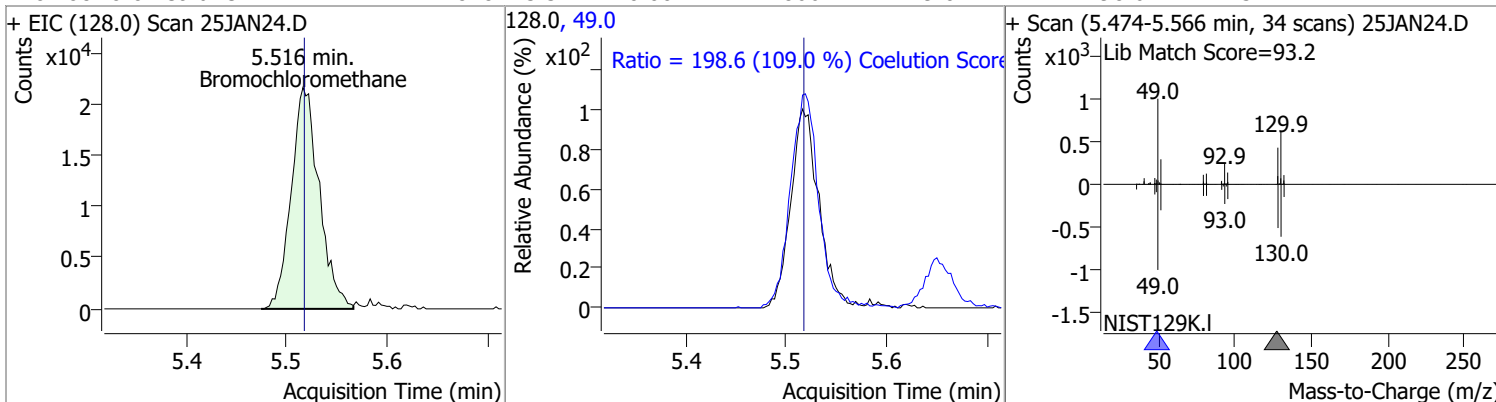
Compound	Conc.	RT	Dev(Min)	Resp.	QIon	QRatio	Lower	Upper
cis-1,2-Dichloroethene	125.3397	5.21	0.00	108055	61.0	164.4	130.4	190.4
					98.0	65.8	36.2	96.2



Compound	Conc.	RT	Dev(Min)	Resp.	QIon	QRatio	Lower	Upper
Methyl ethyl ketone	1218.3065	5.28	0.01	151785	72.0	20.9	0.0	50.6

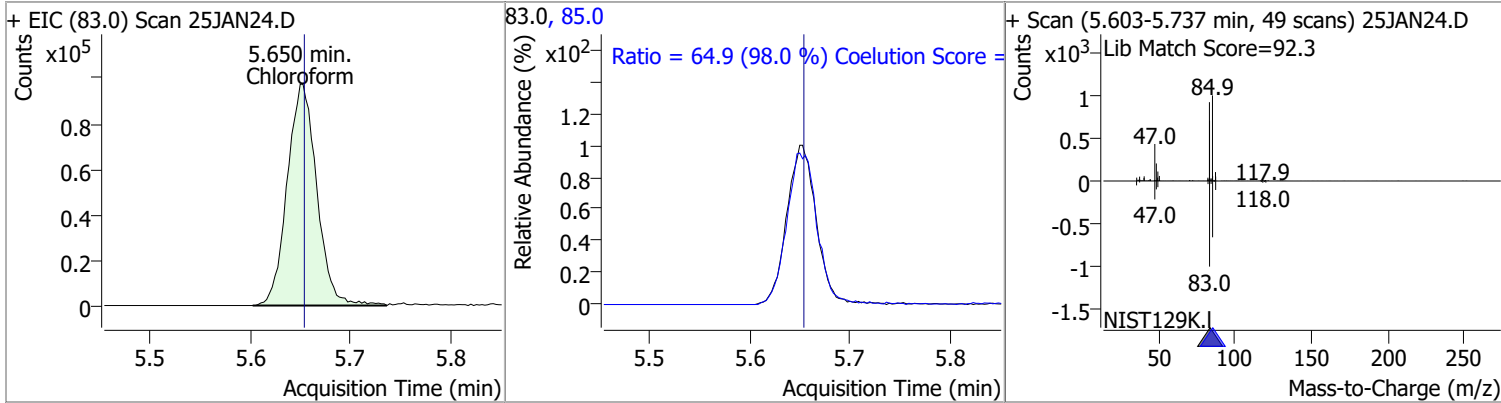


Compound	Conc.	RT	Dev(Min)	Resp.	QIon	QRatio	Lower	Upper
Bromochloromethane	117.7828	5.52	0.00	41866	49.0	198.6	152.2	212.2

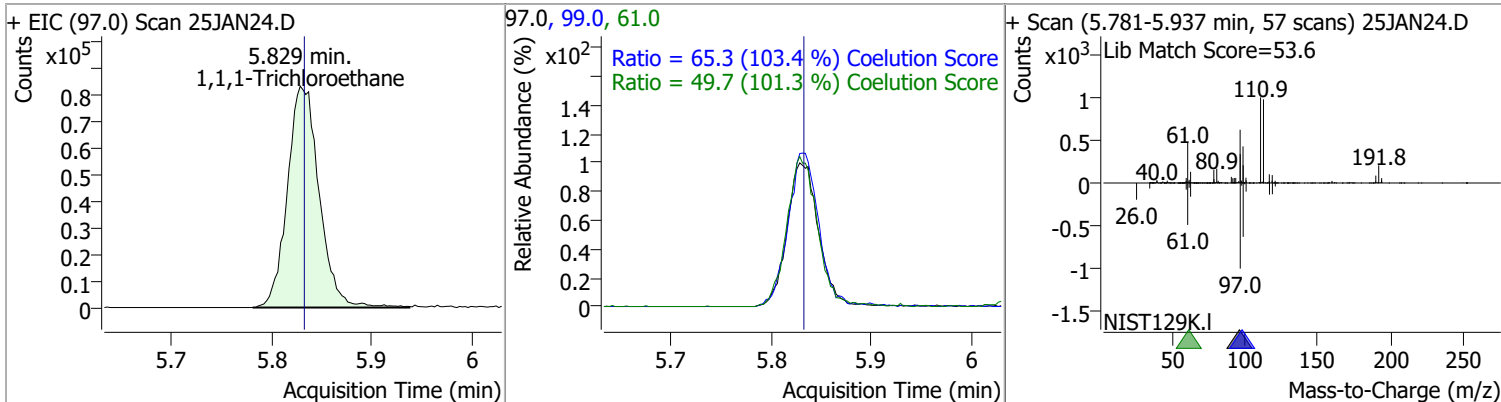


Quantitation Results Report (QT Reviewed)

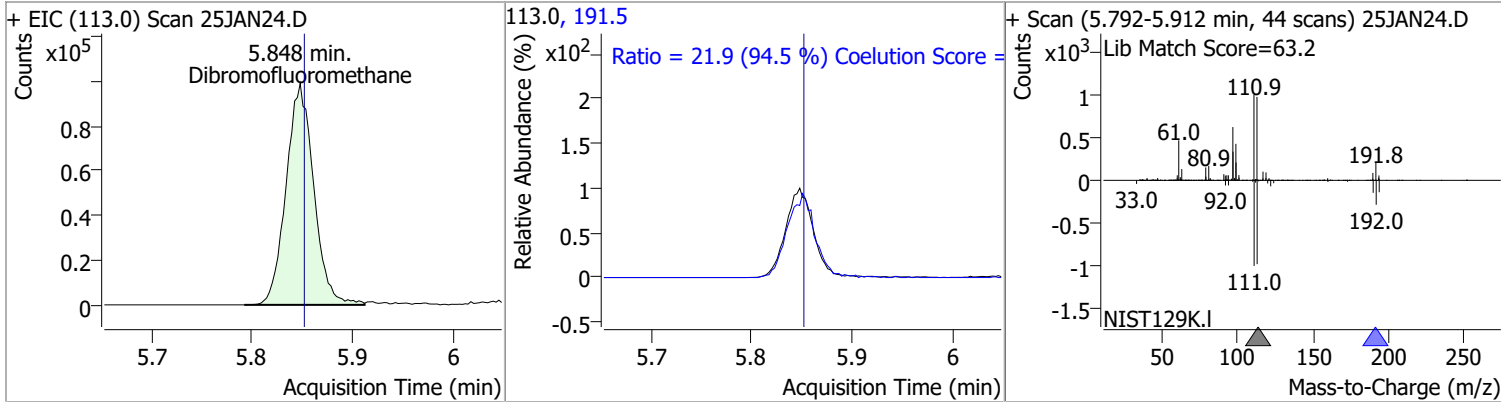
Compound	Conc.	RT	Dev(Min)	Resp.	QIon	QRatio	Lower	Upper
Chloroform	125.2823	5.65	0.00	199333	85.0	64.9	36.2	96.2



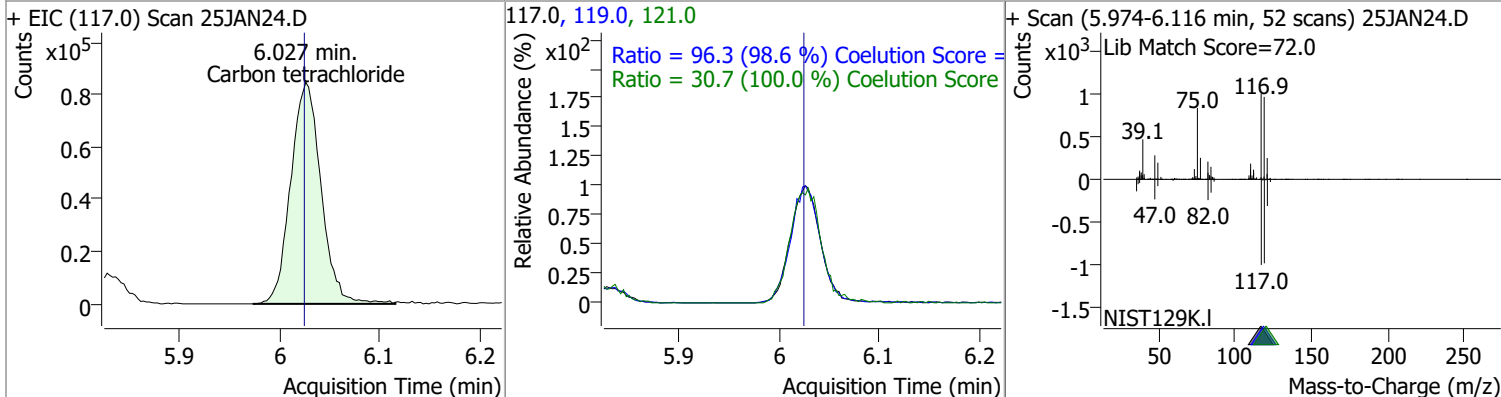
Compound	Conc.	RT	Dev(Min)	Resp.	QIon	QRatio	Lower	Upper
1,1,1-Trichloroethane	124.8577	5.83	0.00	183293	99.0	65.3	33.1	93.1
					61.0	49.7	19.1	79.1



Compound	Conc.	RT	Dev(Min)	Resp.	QIon	QRatio	Lower	Upper
Dibromofluoromethane	238.1674	5.85	0.00	189107	191.5	21.9	0.0	53.2

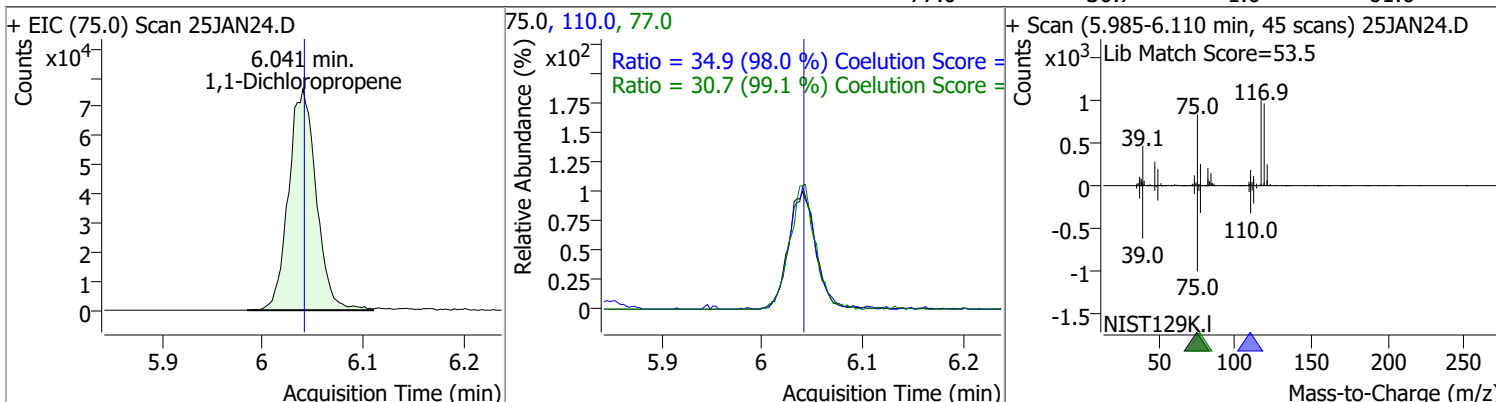


Compound	Conc.	RT	Dev(Min)	Resp.	QIon	QRatio	Lower	Upper
Carbon tetrachloride	124.8676	6.03	0.00	177784	119.0	96.3	67.6	127.6
					121.0	30.7	0.7	60.7

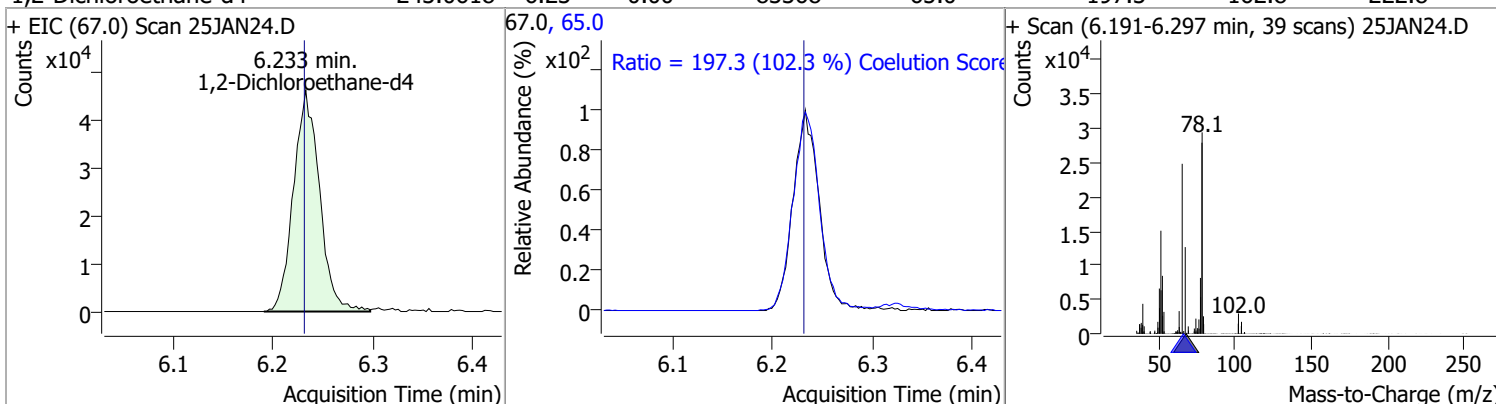


Quantitation Results Report (QT Reviewed)

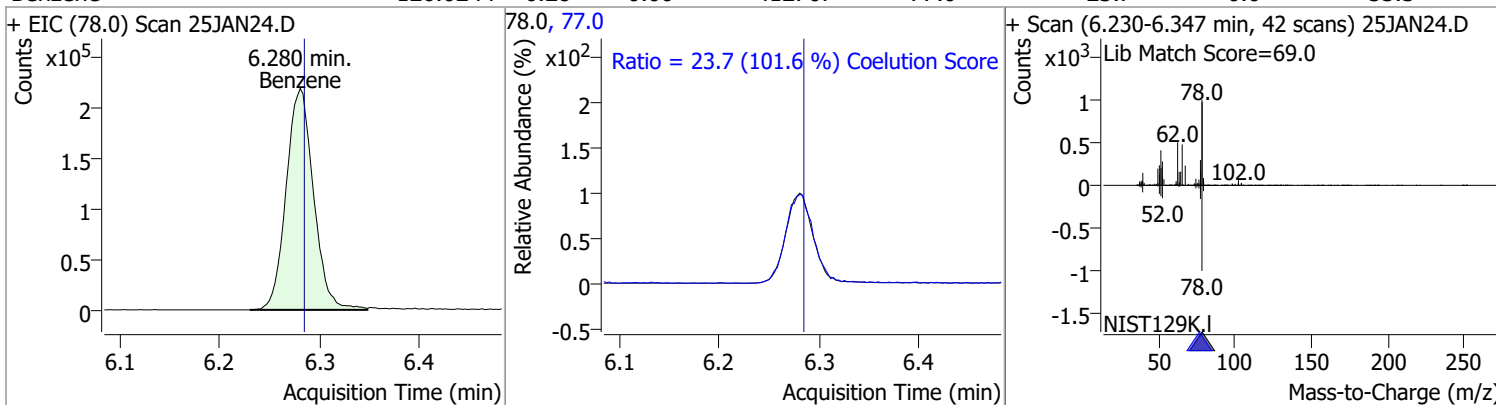
Compound	Conc.	RT	Dev(Min)	Resp.	QIon	QRatio	Lower	Upper
1,1-Dichloropropene	122.4134	6.04	0.00	145724	110.0	34.9	5.6	65.6
					77.0	30.7	1.0	61.0



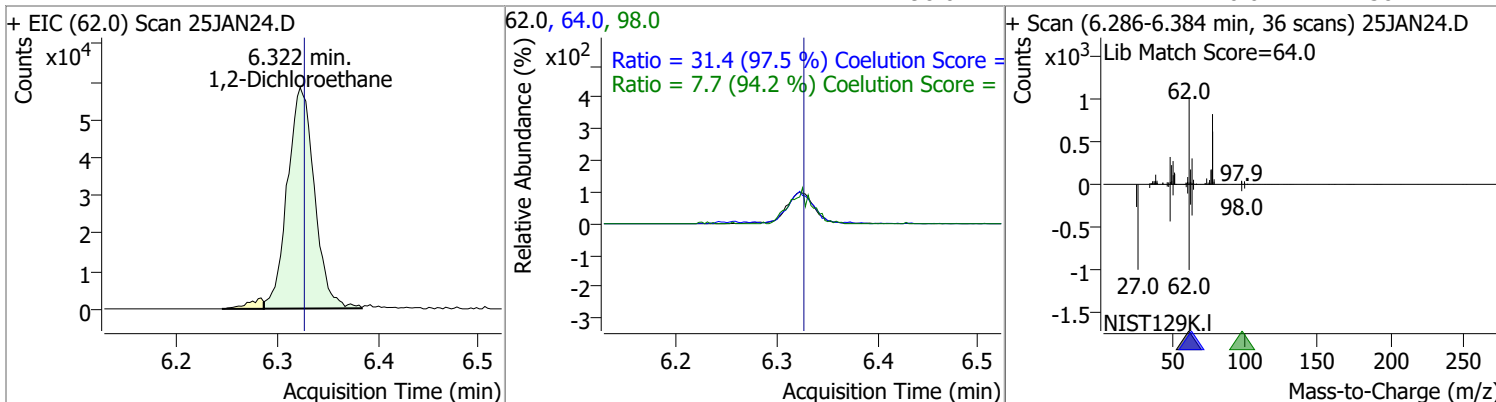
Compound	Conc.	RT	Dev(Min)	Resp.	QIon	QRatio	Lower	Upper
1,2-Dichloroethane-d4	243.0618	6.23	0.00	83368	65.0	197.3	162.8	222.8



Compound	Conc.	RT	Dev(Min)	Resp.	QIon	QRatio	Lower	Upper
Benzene	126.0244	6.28	0.00	412707	77.0	23.7	0.0	53.3

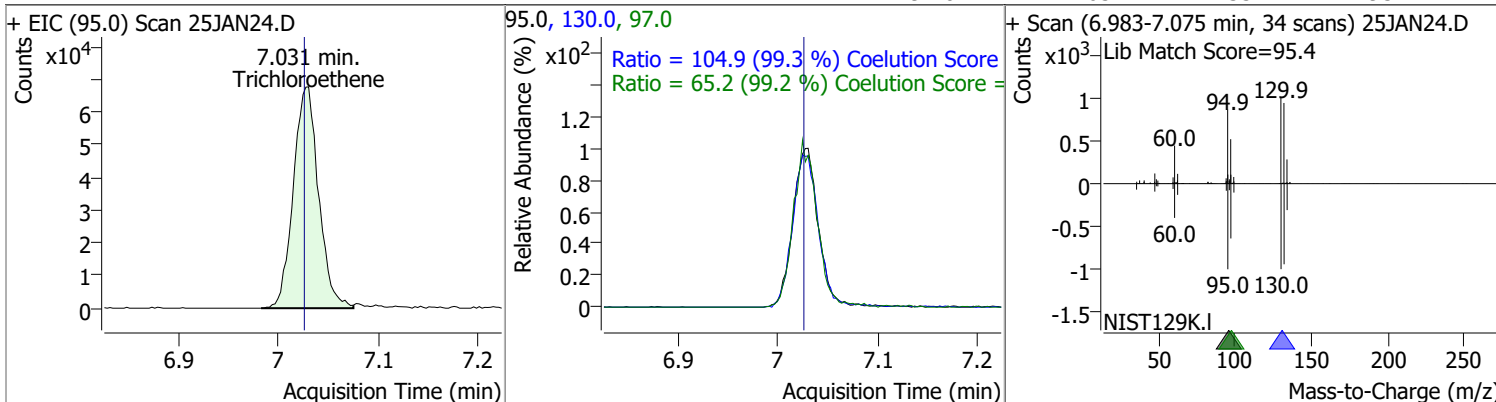


Compound	Conc.	RT	Dev(Min)	Resp.	QIon	QRatio	Lower	Upper
1,2-Dichloroethane	121.0271	6.32	0.00	109471	64.0	31.4	2.2	62.2
					98.0	7.7	0.0	38.2

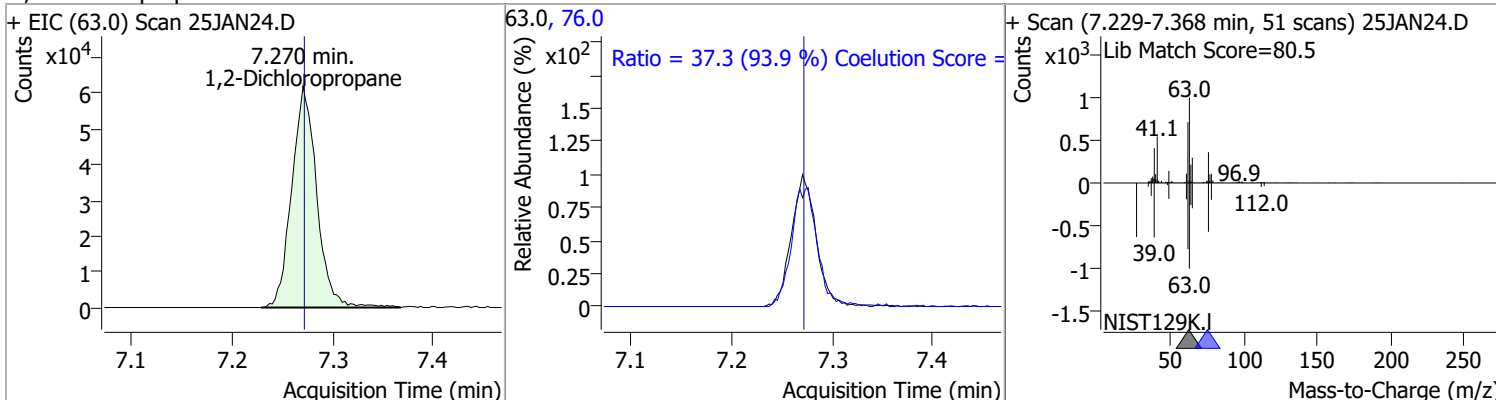


Quantitation Results Report (QT Reviewed)

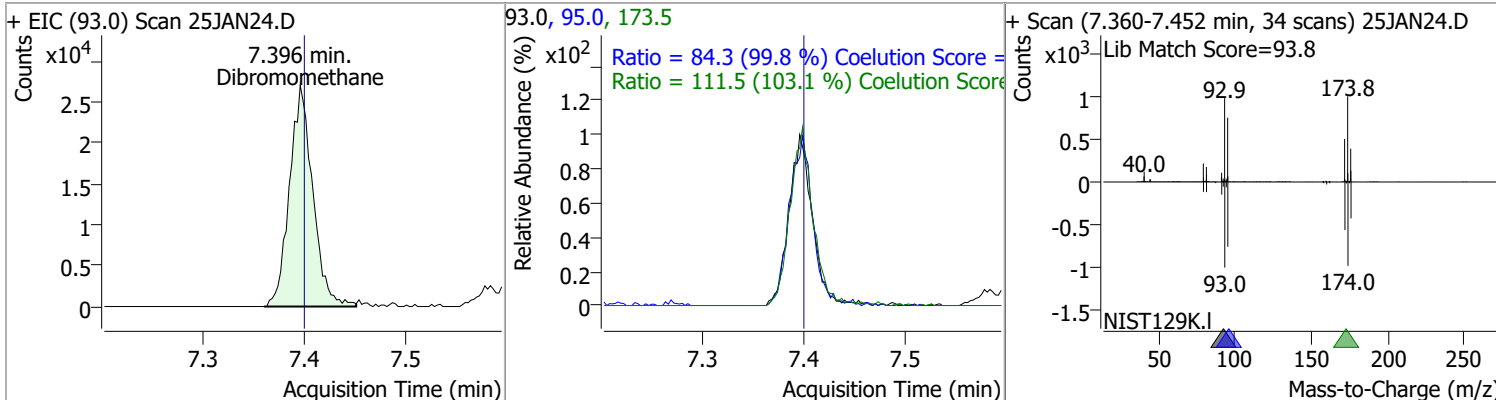
Compound	Conc.	RT	Dev(Min)	Resp.	QIon	QRatio	Lower	Upper
Trichloroethene	125.5980	7.03	0.01	118311	130.0	104.9	75.6	135.6
					97.0	65.2	35.7	95.7



Compound	Conc.	RT	Dev(Min)	Resp.	QIon	QRatio	Lower	Upper
1,2-Dichloropropane	129.5210	7.27	0.00	107270	76.0	37.3	9.8	69.8

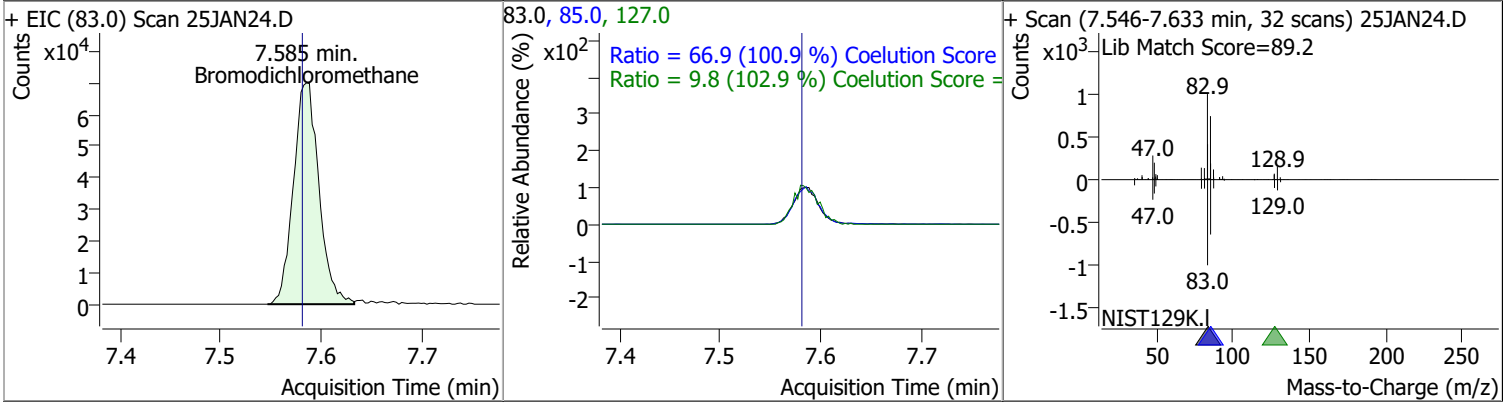


Compound	Conc.	RT	Dev(Min)	Resp.	QIon	QRatio	Lower	Upper
Dibromomethane	124.9155	7.40	0.00	43607	173.5	111.5	78.2	138.2
					95.0	84.3	54.5	114.5

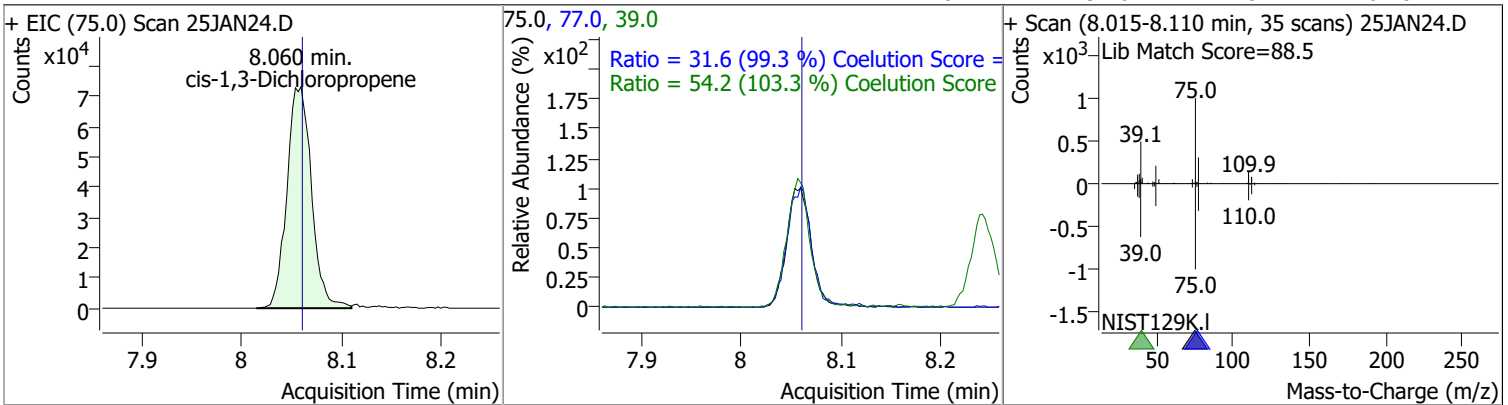


Quantitation Results Report (QT Reviewed)

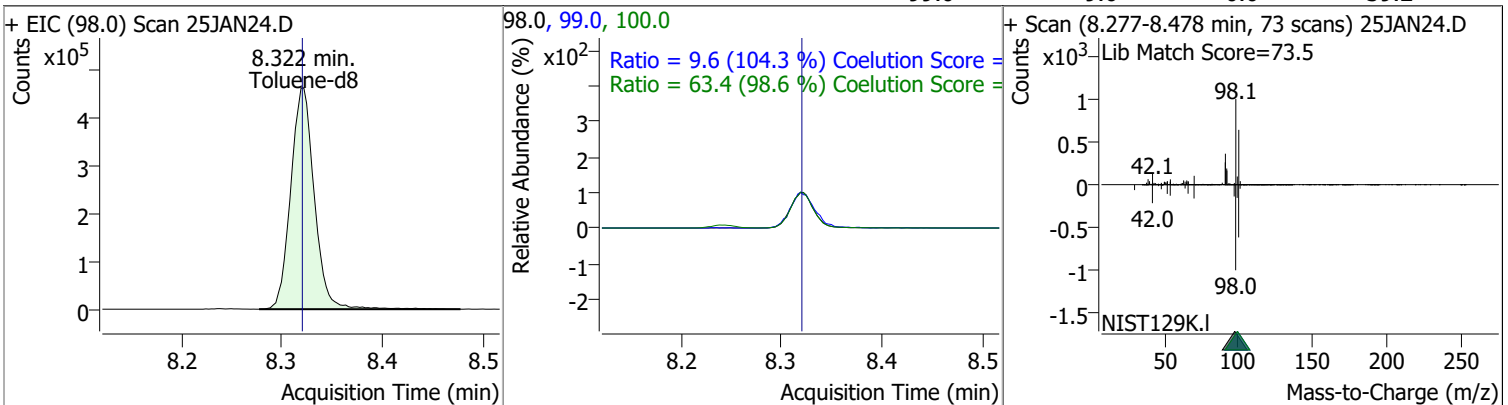
Compound	Conc.	RT	Dev(Min)	Resp.	QIon	QRatio	Lower	Upper
Bromodichloromethane	126.2576	7.59	0.01	123939	85.0	66.9	36.3	96.3
					127.0	9.8	0.0	39.5



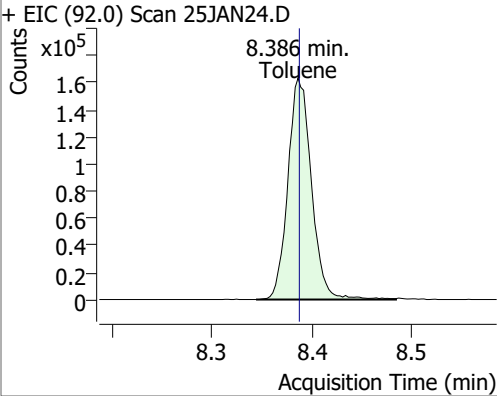
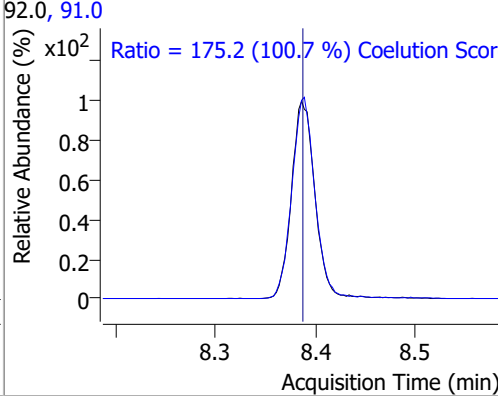
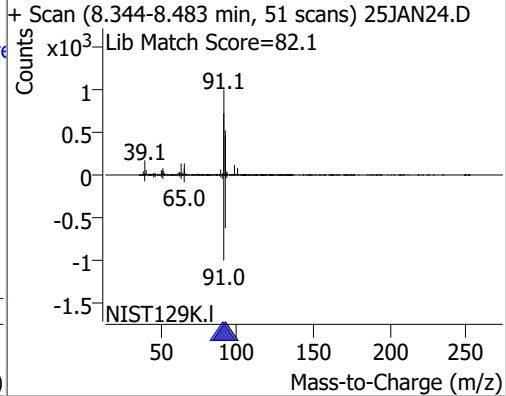
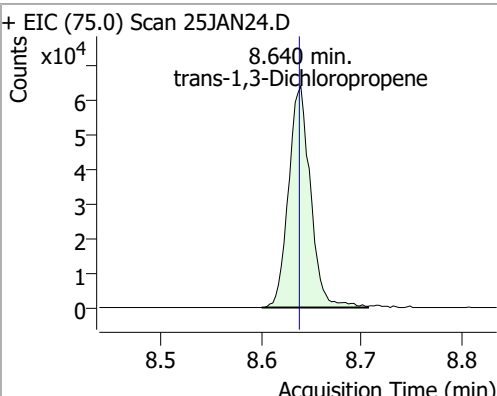
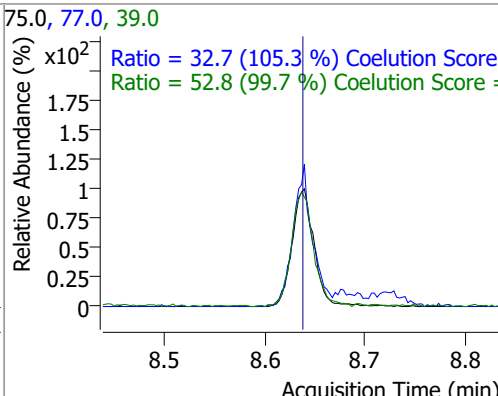
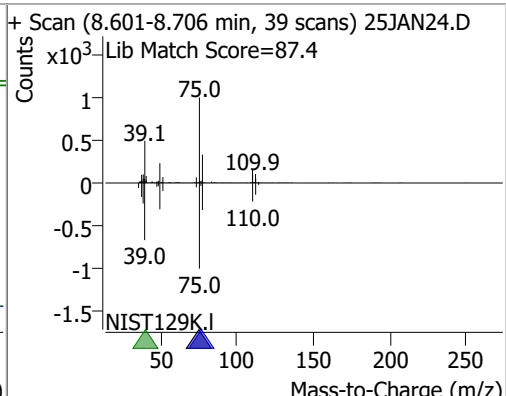
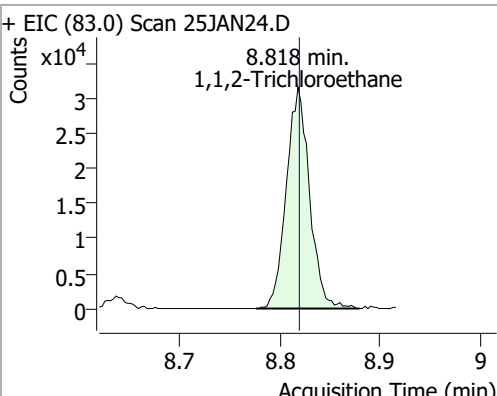
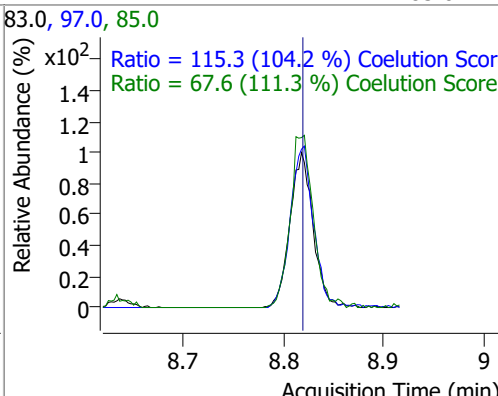
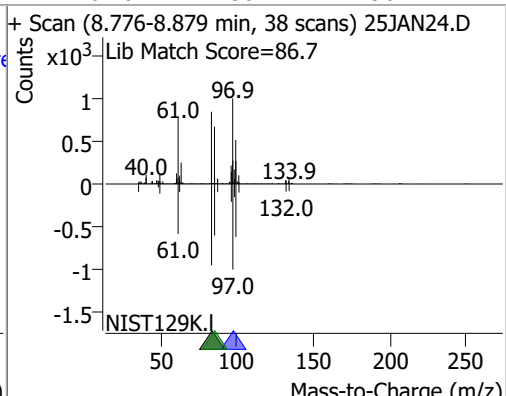
Compound	Conc.	RT	Dev(Min)	Resp.	QIon	QRatio	Lower	Upper
cis-1,3-Dichloropropene	115.8712	8.06	0.00	124814	39.0	54.2	22.5	82.5
					77.0	31.6	1.8	61.8



Compound	Conc.	RT	Dev(Min)	Resp.	QIon	QRatio	Lower	Upper
Toluene-d8	246.2342	8.32	0.00	755866	100.0	63.4	34.3	94.3
					99.0	9.6	0.0	39.2

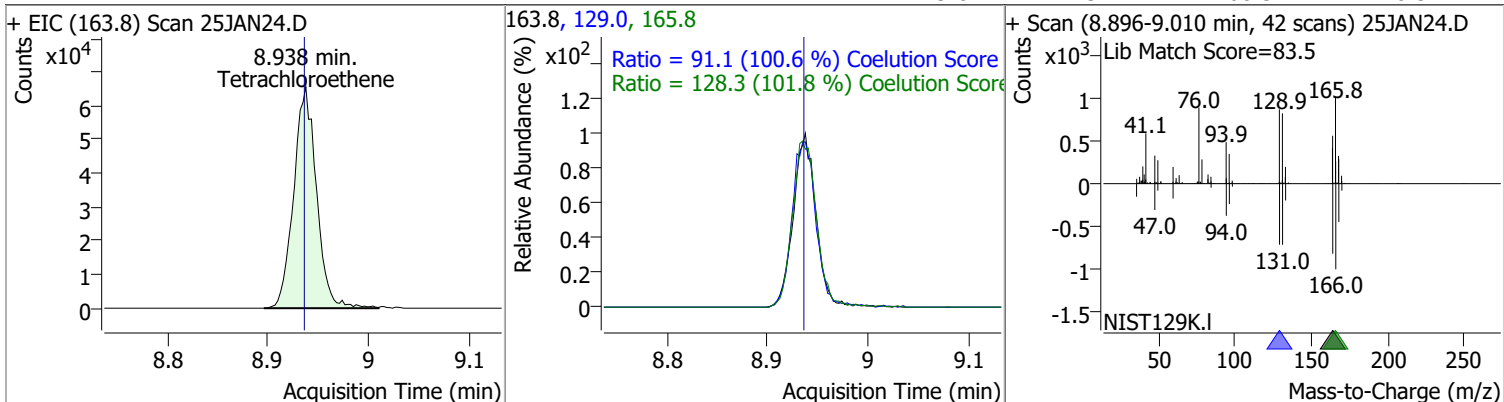


Quantitation Results Report (QT Reviewed)

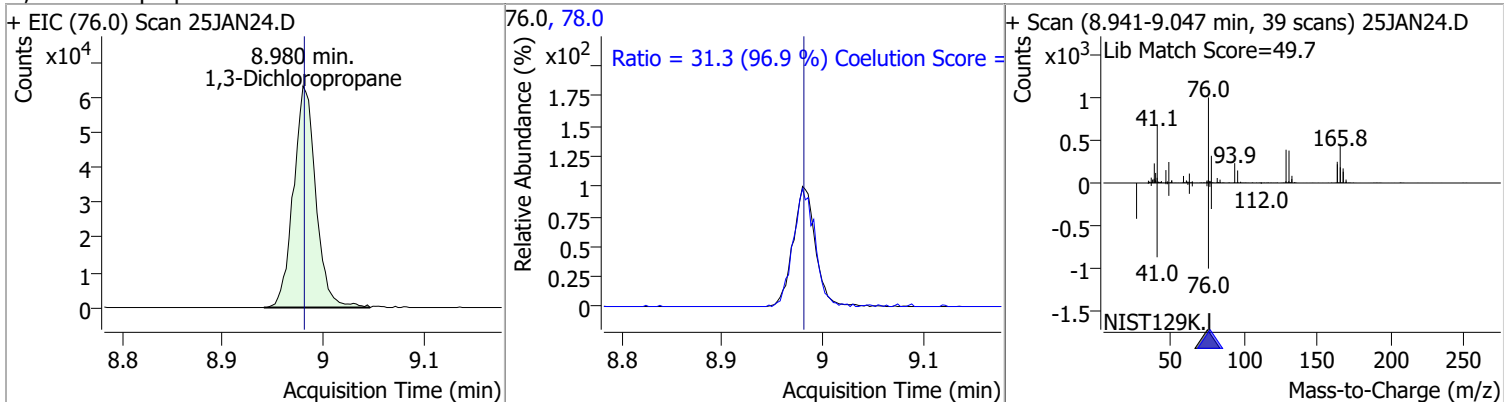
Compound	Conc.	RT	Dev(Min)	Resp.	QIon	QRatio	Lower	Upper
Toluene	130.4234	8.39	0.00	266865	91.0	175.2	144.1	204.1
+ EIC (92.0) Scan 25JAN24.D			92.0, 91.0			+ Scan (8.344-8.483 min, 51 scans) 25JAN24.D		
								
						Ratio = 175.2 (100.7 %) Coelution Score		
trans-1,3-Dichloropropene	123.8670	8.64	0.00	97325	39.0	52.8	23.0	83.0
+ EIC (75.0) Scan 25JAN24.D			75.0, 77.0, 39.0			+ Scan (8.601-8.706 min, 39 scans) 25JAN24.D		
								
						Ratio = 32.7 (105.3 %) Coelution Score		
						Ratio = 52.8 (99.7 %) Coelution Score		
1,1,2-Trichloroethane	127.2929	8.82	0.00	50857	97.0	115.3	80.7	140.7
+ EIC (83.0) Scan 25JAN24.D			83.0, 97.0, 85.0			+ Scan (8.776-8.879 min, 38 scans) 25JAN24.D		
								
						Ratio = 115.3 (104.2 %) Coelution Score		
						Ratio = 67.6 (111.3 %) Coelution Score		

Quantitation Results Report (QT Reviewed)

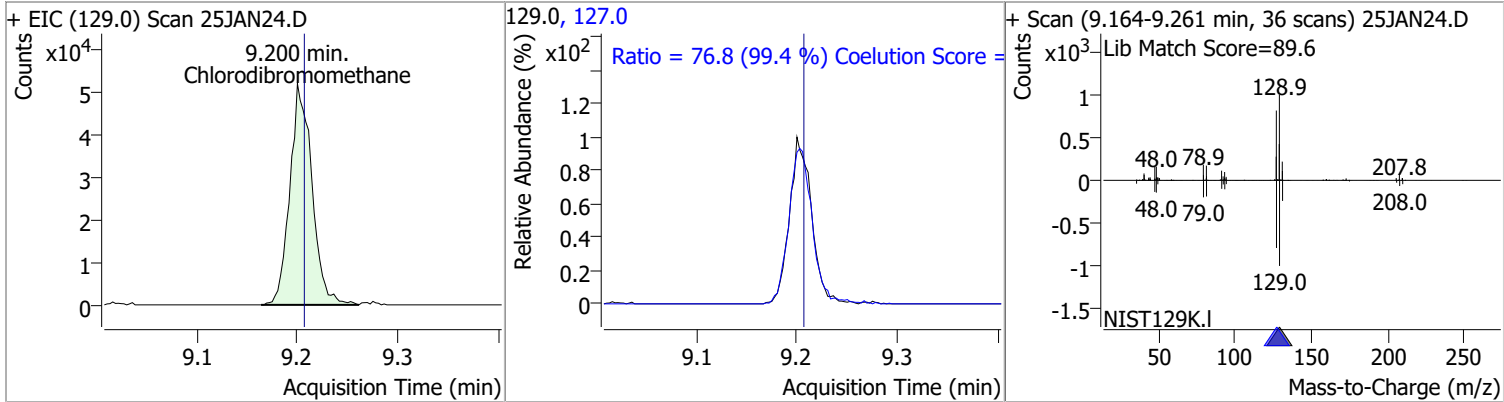
Compound	Conc.	RT	Dev(Min)	Resp.	QIon	QRatio	Lower	Upper
Tetrachloroethene	124.5791	8.94	0.00	103366	165.8	128.3	96.1	156.1
					129.0	91.1	60.5	120.5



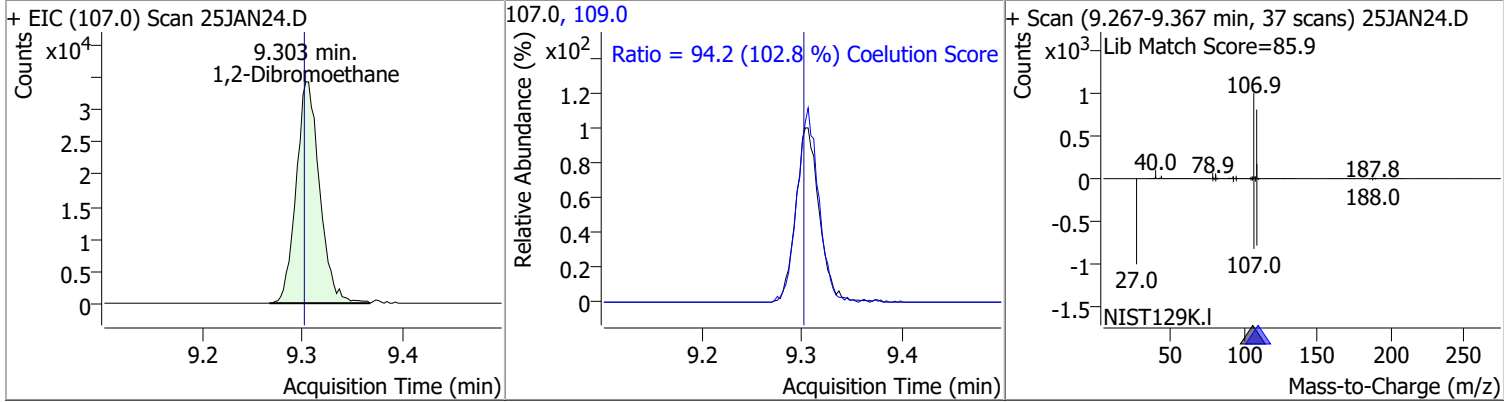
Compound	Conc.	RT	Dev(Min)	Resp.	QIon	QRatio	Lower	Upper
1,3-Dichloropropane	120.9090	8.98	0.00	97755	78.0	31.3	2.4	62.4



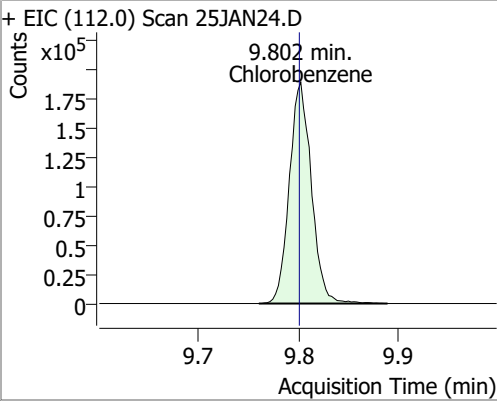
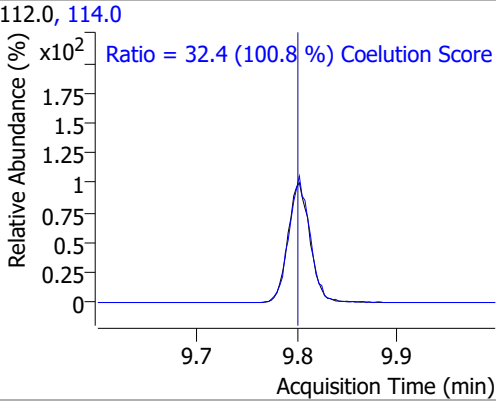
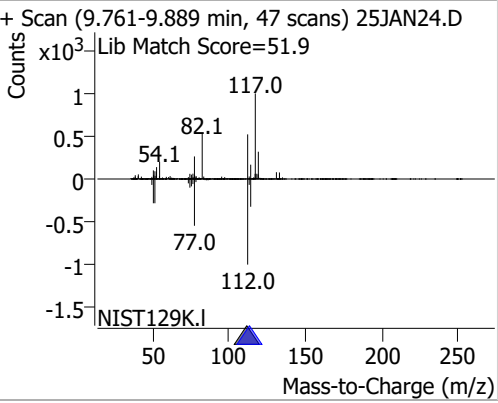
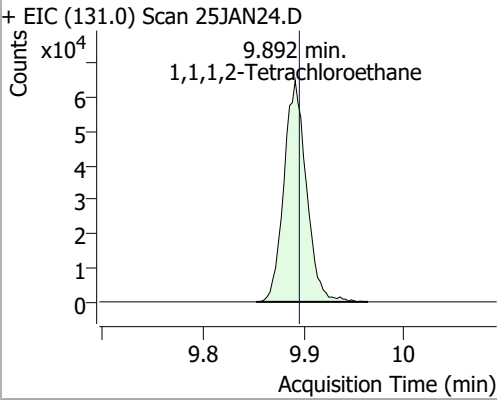
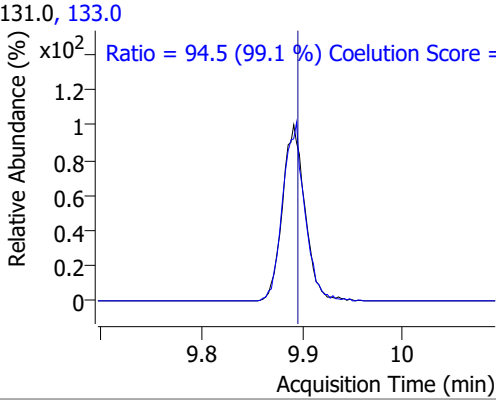
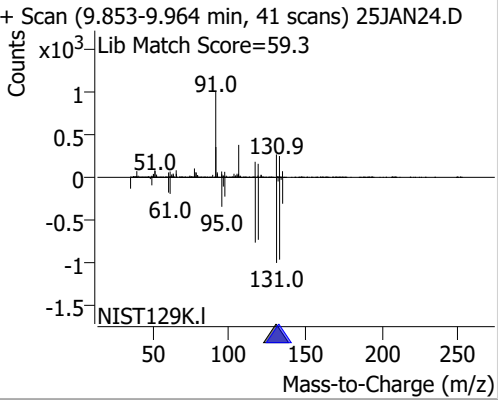
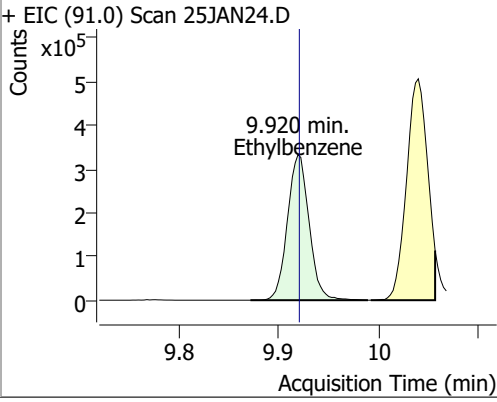
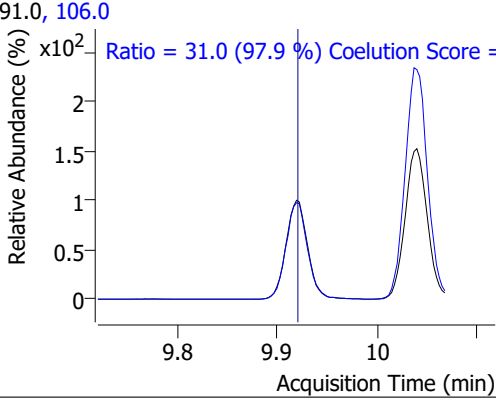
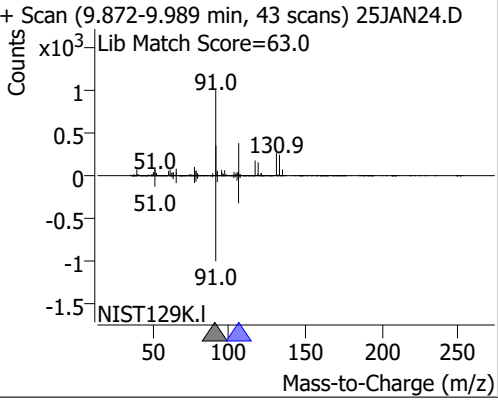
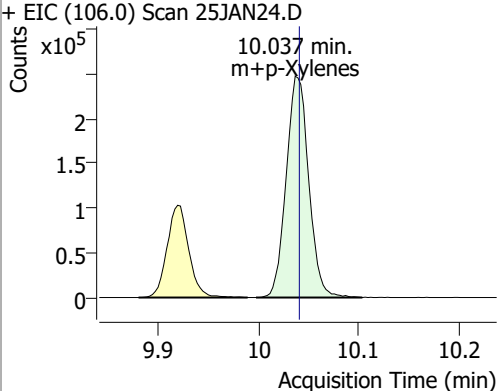
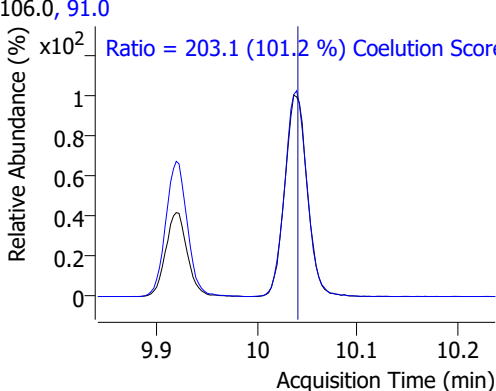
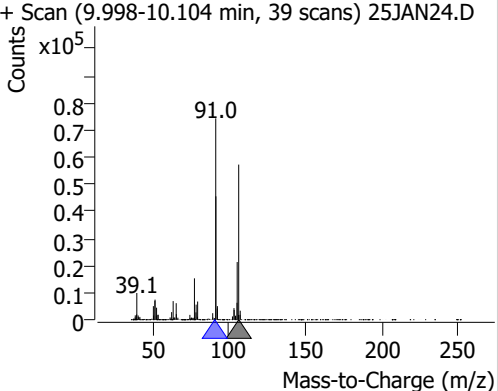
Compound	Conc.	RT	Dev(Min)	Resp.	QIon	QRatio	Lower	Upper
Chlorodibromomethane	123.6920	9.20	-0.01	79589	127.0	76.8	47.2	107.2



Compound	Conc.	RT	Dev(Min)	Resp.	QIon	QRatio	Lower	Upper
1,2-Dibromoethane	126.6756	9.30	0.00	55897	109.0	94.2	61.5	121.5

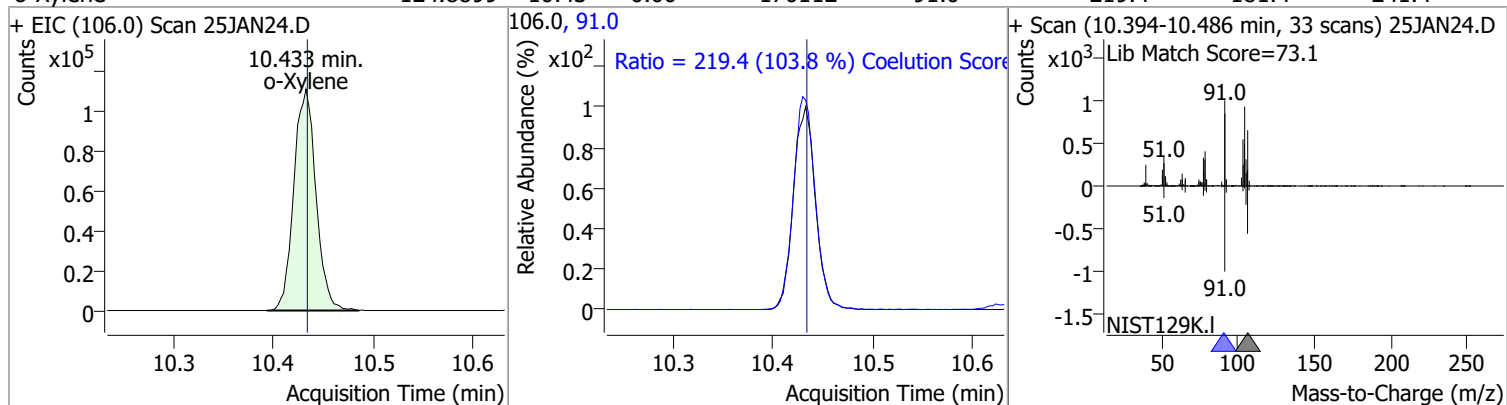


Quantitation Results Report (QT Reviewed)

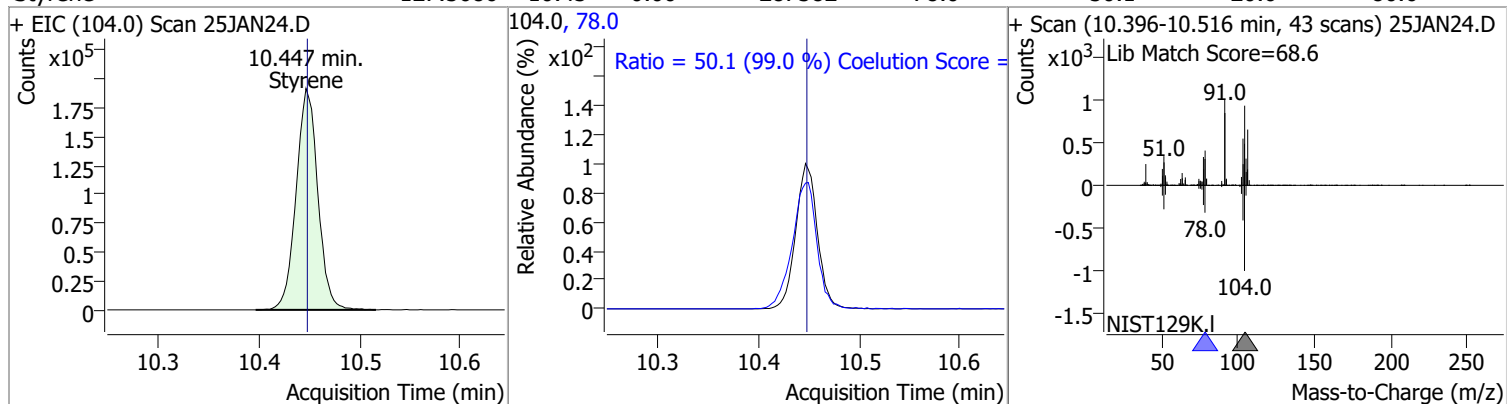
Compound	Conc.	RT	Dev(Min)	Resp.	QIon	QRatio	Lower	Upper
Chlorobenzene	128.3601	9.80	0.00	287920	114.0	32.4	2.2	62.2
+ EIC (112.0) Scan 25JAN24.D			112.0, 114.0			+ Scan (9.761-9.889 min, 47 scans) 25JAN24.D		
								
			Ratio = 32.4 (100.8 %) Coelution Score =					
1,1,1,2-Tetrachloroethane	128.3537	9.89	0.00	101016	133.0	94.5	65.3	125.3
+ EIC (131.0) Scan 25JAN24.D			131.0, 133.0			+ Scan (9.853-9.964 min, 41 scans) 25JAN24.D		
								
			Ratio = 94.5 (99.1 %) Coelution Score =					
Ethylbenzene	127.2913	9.92	0.00	497962	106.0	31.0	1.7	61.7
+ EIC (91.0) Scan 25JAN24.D			91.0, 106.0			+ Scan (9.872-9.989 min, 43 scans) 25JAN24.D		
								
			Ratio = 31.0 (97.9 %) Coelution Score =					
m+p-Xylenes	247.5570	10.04	0.00	385421	91.0	203.1	170.7	230.7
+ EIC (106.0) Scan 25JAN24.D			106.0, 91.0			+ Scan (9.998-10.104 min, 39 scans) 25JAN24.D		
								
			Ratio = 203.1 (101.2 %) Coelution Score =					

Quantitation Results Report (QT Reviewed)

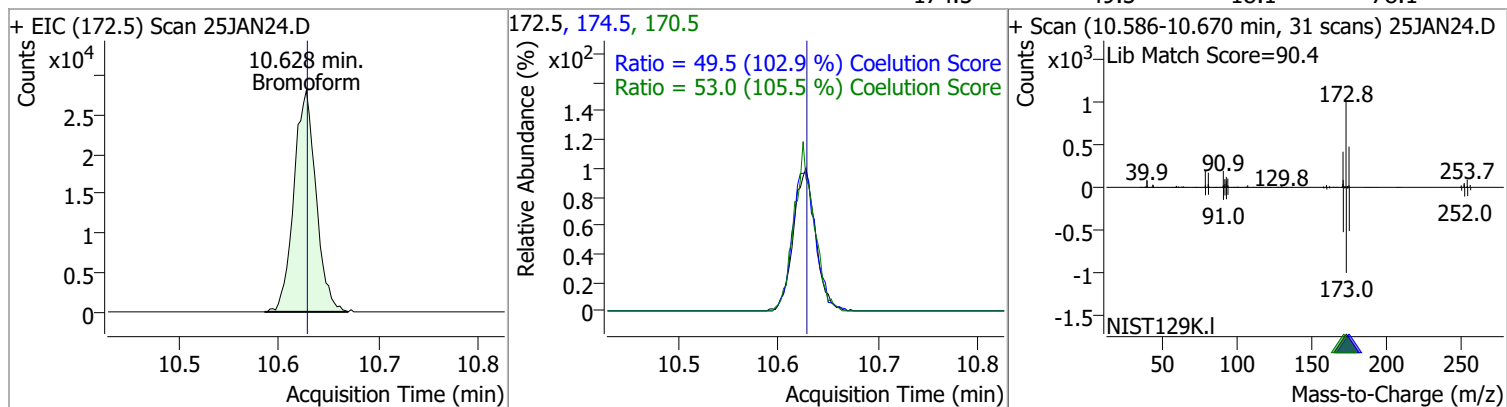
Compound	Conc.	RT	Dev(Min)	Resp.	QIon	QRatio	Lower	Upper
o-Xylene	124.8899	10.43	0.00	170112	91.0	219.4	181.4	241.4



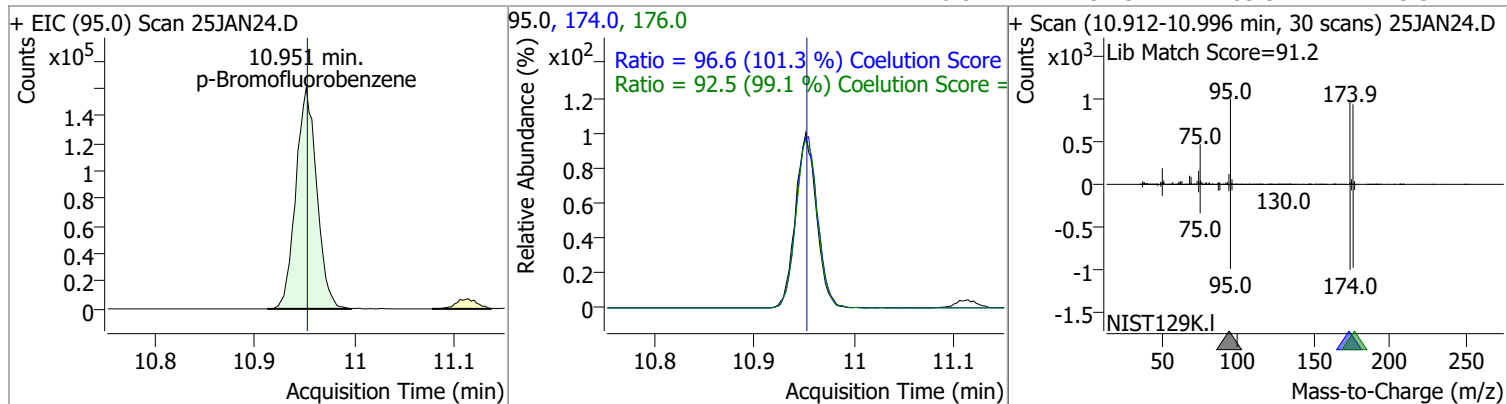
Compound	Conc.	RT	Dev(Min)	Resp.	QIon	QRatio	Lower	Upper
Styrene	127.5686	10.45	0.00	287582	78.0	50.1	20.6	80.6



Compound	Conc.	RT	Dev(Min)	Resp.	QIon	QRatio	Lower	Upper
Bromoform	119.6195	10.63	0.00	43103	170.5	53.0	20.3	80.3
					174.5	49.5	18.1	78.1

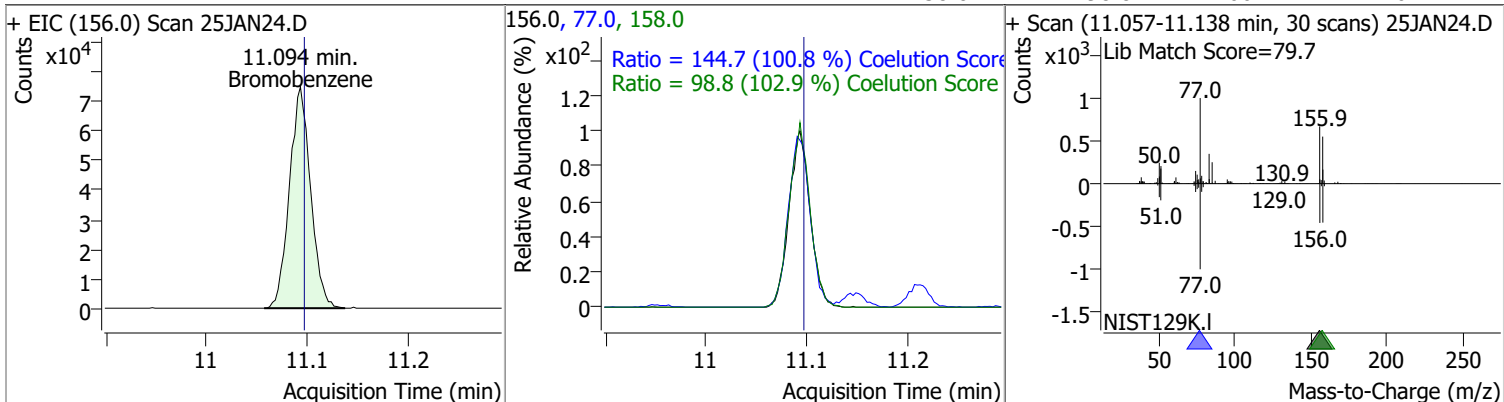


Compound	Conc.	RT	Dev(Min)	Resp.	QIon	QRatio	Lower	Upper
p-Bromofluorobenzene	233.8160	10.95	0.00	232150	174.0	96.6	65.3	125.3
					176.0	92.5	63.3	123.3

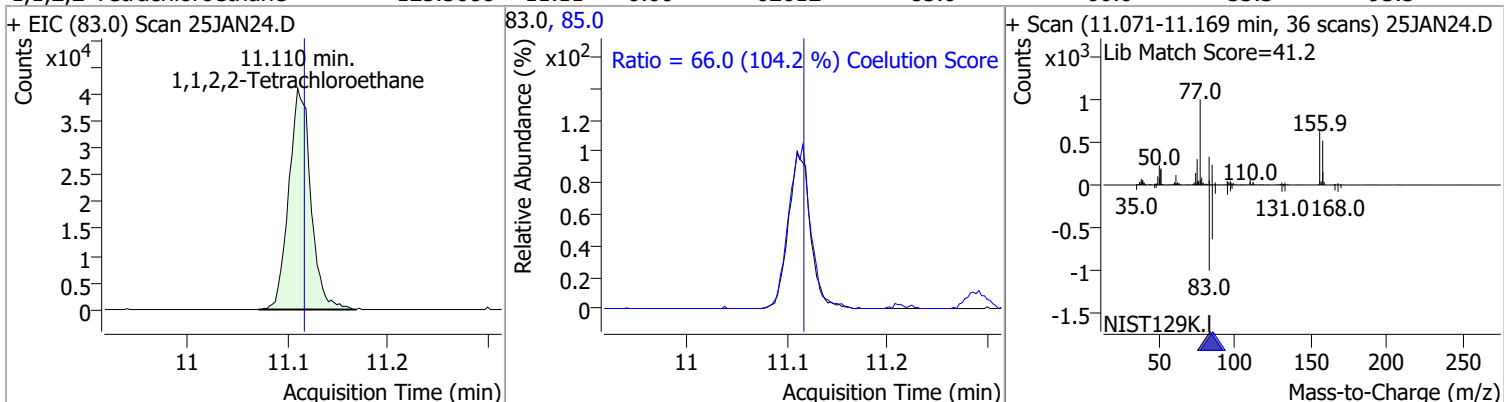


Quantitation Results Report (QT Reviewed)

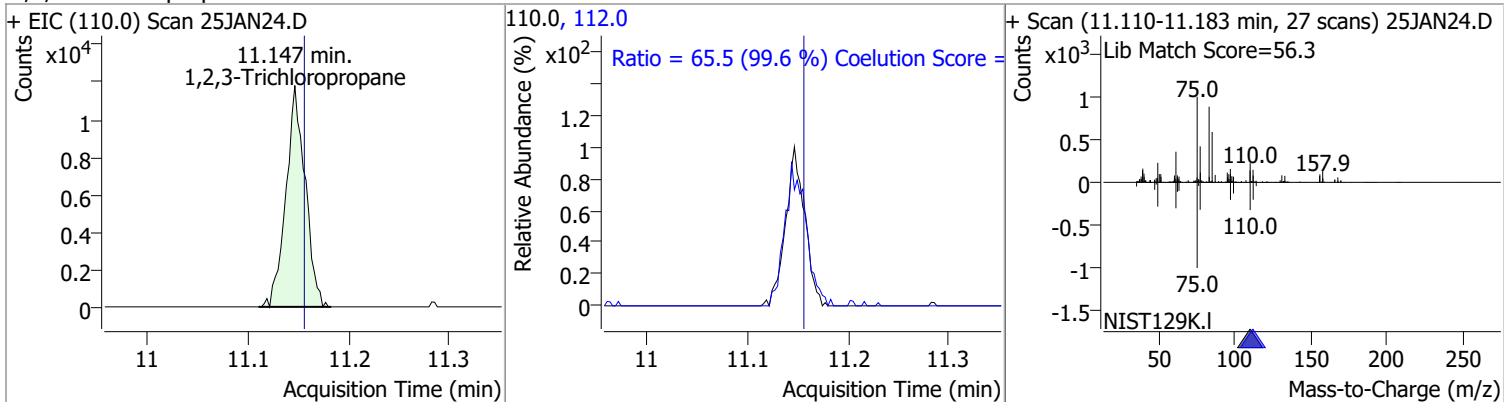
Compound	Conc.	RT	Dev(Min)	Resp.	QIon	QRatio	Lower	Upper
Bromobenzene	125.6571	11.09	0.00	110023	77.0	144.7	113.5	173.5
					158.0	98.8	66.1	126.1



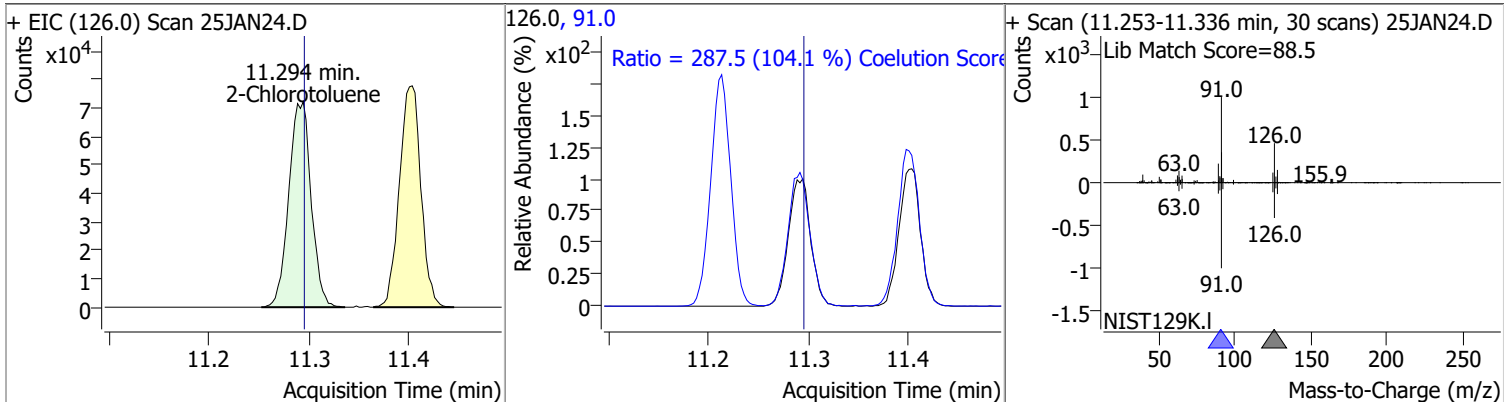
Compound	Conc.	RT	Dev(Min)	Resp.	QIon	QRatio	Lower	Upper
1,1,2,2-Tetrachloroethane	125.3688	11.11	0.00	62612	85.0	66.0	33.3	93.3



Compound	Conc.	RT	Dev(Min)	Resp.	QIon	QRatio	Lower	Upper
1,2,3-Trichloropropane	120.0696	11.15	-0.01	15755	112.0	65.5	35.8	95.8

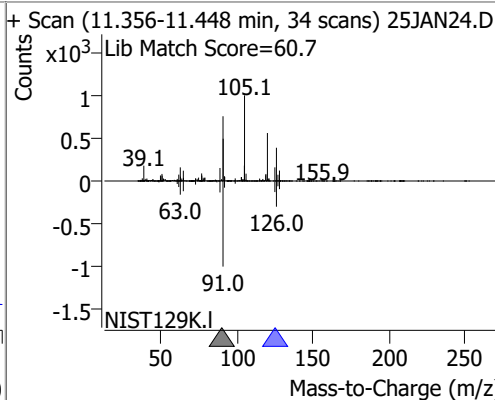
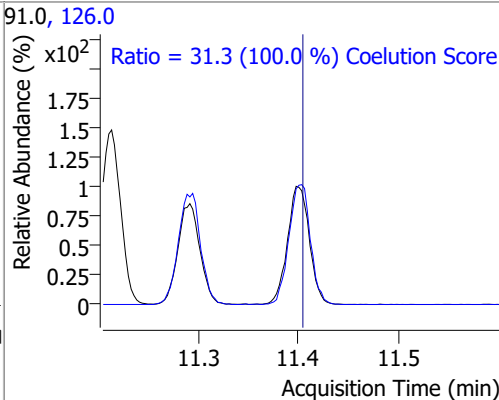
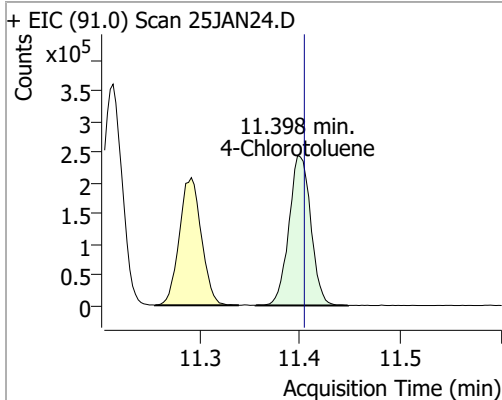


Compound	Conc.	RT	Dev(Min)	Resp.	QIon	QRatio	Lower	Upper
2-Chlorotoluene	128.6640	11.29	0.00	111497	91.0	287.5	246.2	306.2

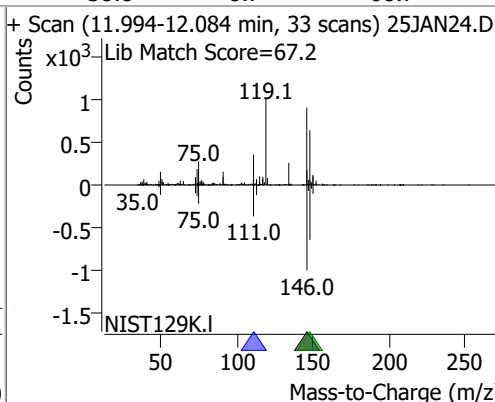
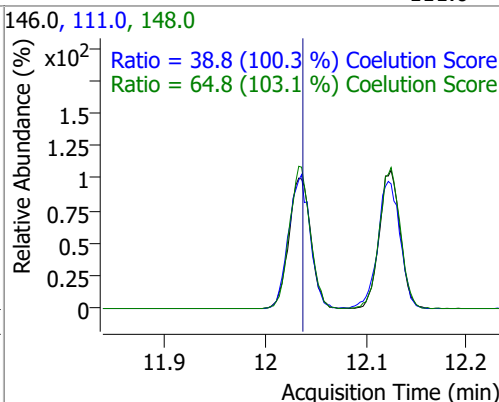
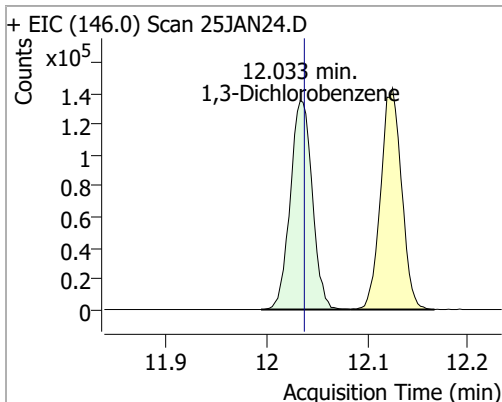


Quantitation Results Report (QT Reviewed)

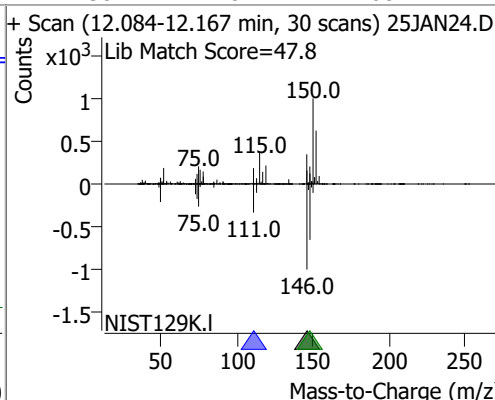
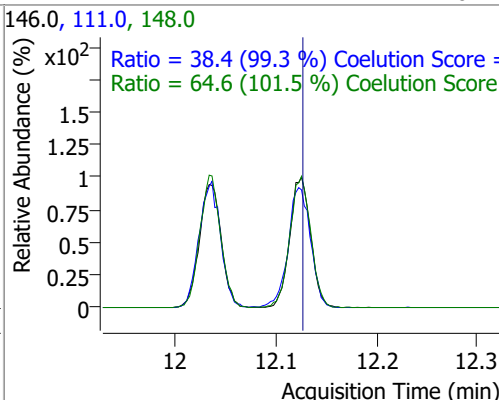
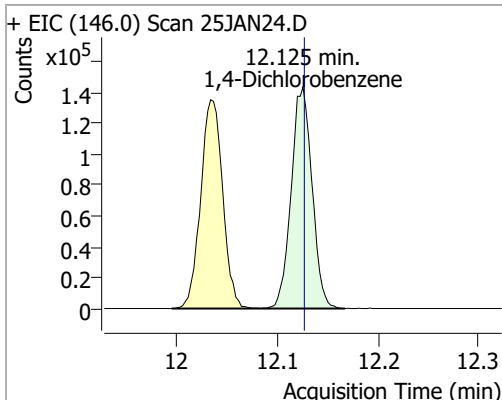
Compound	Conc.	RT	Dev(Min)	Resp.	QIon	QRatio	Lower	Upper
4-Chlorotoluene	131.9600	11.40	0.00	370380	126.0	31.3	1.3	61.3



Compound	Conc.	RT	Dev(Min)	Resp.	QIon	QRatio	Lower	Upper
1,3-Dichlorobenzene	129.6490	12.03	0.00	205673	148.0	64.8	32.8	92.8
					111.0	38.8	8.7	68.7

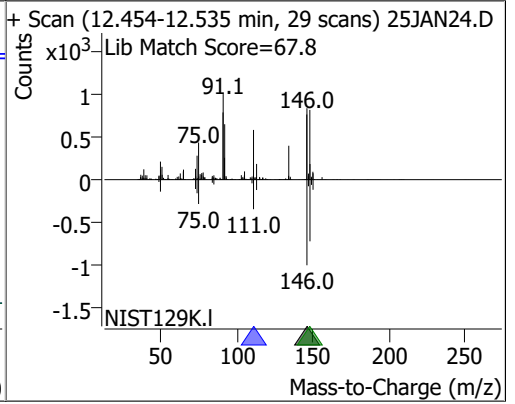
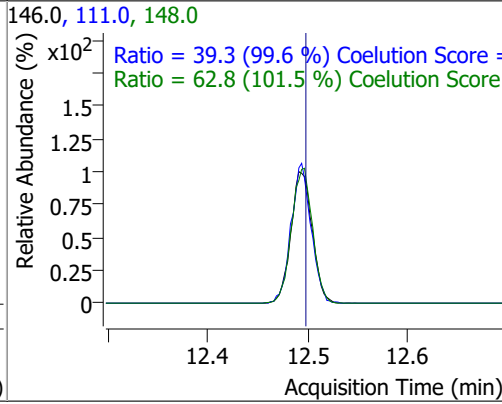
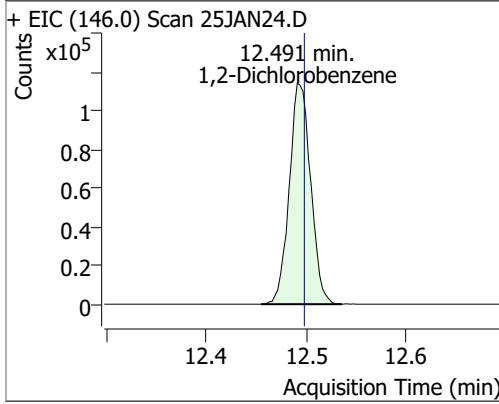


Compound	Conc.	RT	Dev(Min)	Resp.	QIon	QRatio	Lower	Upper
1,4-Dichlorobenzene	127.8108	12.13	0.00	206707	148.0	64.6	33.7	93.7
					111.0	38.4	8.7	68.7



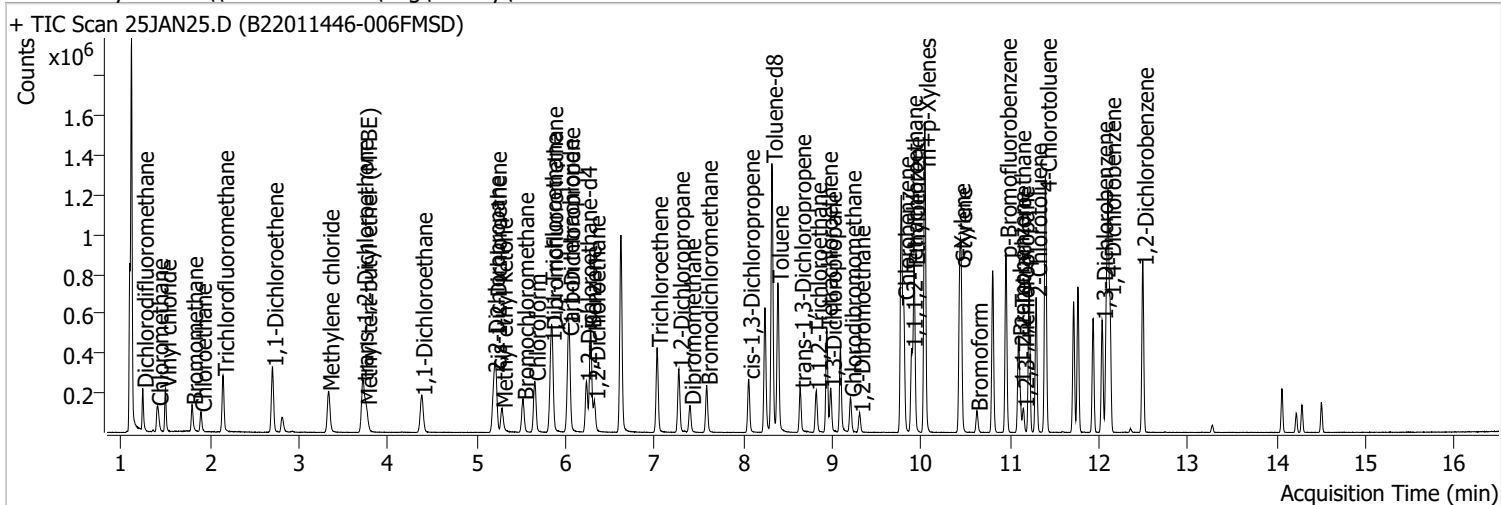
Quantitation Results Report (QT Reviewed)

Compound	Conc.	RT	Dev(Min)	Resp.	QIon	QRatio	Lower	Upper
1,2-Dichlorobenzene	127.5736	12.49	0.00	168964	148.0	62.8	31.9	91.9
					111.0	39.3	9.5	69.5



Quantitation Results Report (QT Reviewed)

Data File	25JAN25.D	Operator	MSC
Acq. Method	5975CACQF.M	Acq. Date-Time	1/25/2022 8:20:25 PM
Sample Name	B22011446-006FMSD	Instrument	VOA5975C
Vial	25	Multiplier	1.00
DA Method File	VOA5975C_8260B_SHT_DoD_L4_011922.m	Comment	
Tune File	BFB_Atune3.u	Tune Date	10/11/2021 4:02:00 PM
Batch Name	VG012522_8260B.batch.bin	Last Calib Update	3/15/2022 2:01:13 PM
Ref Library	\\MASSHUNTER\Org\Library\NIST129K.I		



Compound	RT	QIon	Resp.	Conc.	Units	Dev(Min)
Internal Standards						
M Fluorobenzene	6.620	96.0	844904	250.0000	ng	0.000
M Chlorobenzene-d5	9.774	82.0	322639	250.0000	ng	0.000
M 1,4-Dichlorobenzene-d4	12.103	152.0	268054	250.0000	ng	0.003
System Monitoring Compounds						
S Dibromofluoromethane	5.848	113.0	206418	252.2340	ng	-0.003
Spiked Amount: 250.000				Range: 80.0 - 119.0% Recovery = 100.89%		
S 1,2-Dichloroethane-d4	6.230	67.0	91245	258.1118	ng	0.000
Spiked Amount: 250.000				Range: 81.0 - 118.0% Recovery = 103.24%		
S Toluene-d8	8.319	98.0	828417	263.1855	ng	0.000
Spiked Amount: 250.000				Range: 89.0 - 112.0% Recovery = 105.27%		
S p-Bromofluorobenzene	10.951	95.0	257281	259.9539	ng	0.003
Spiked Amount: 250.000				Range: 85.0 - 114.0% Recovery = 103.98%		
Target Compounds						
T Dichlorodifluoromethane	1.241	85.0	132038	116.2224	ng	99
T Chloromethane	1.408	50.0	155937	116.5853	ng	98
T Vinyl chloride	1.498	62.0	151483	124.4240	ng	99
T Bromomethane	1.796	96.0	64620	122.5306	ng	97
T Chloroethane	1.894	64.0	68112	118.2488	ng	99
T Trichlorofluoromethane	2.147	101.0	194491	133.2203	ng	99
T 1,1-Dichloroethene	2.700	96.0	113173	133.2266	ng	98
T Methylene chloride	3.333	49.0	153466	124.2569	ng	100
T trans-1,2-Dichloroethene	3.715	96.0	116761	133.0526	ng	99
T Methyl tert-butyl ether (MTBE)	3.756	73.0	145043	132.2379	ng	100
T 1,1-Dichloroethane	4.378	63.0	220435	134.2175	ng	99
T 2,2-Dichloropropane	5.193	77.0	151794	122.6410	ng	98
T cis-1,2-Dichloroethene	5.215	96.0	116468	131.0787	ng	98
T Methyl ethyl ketone	5.282	43.0	163902	1276.4195	ng	98
T Bromochloromethane	5.522	128.0	45533	124.2877	ng	95
T Chloroform	5.653	83.0	208731	127.2855	ng	99

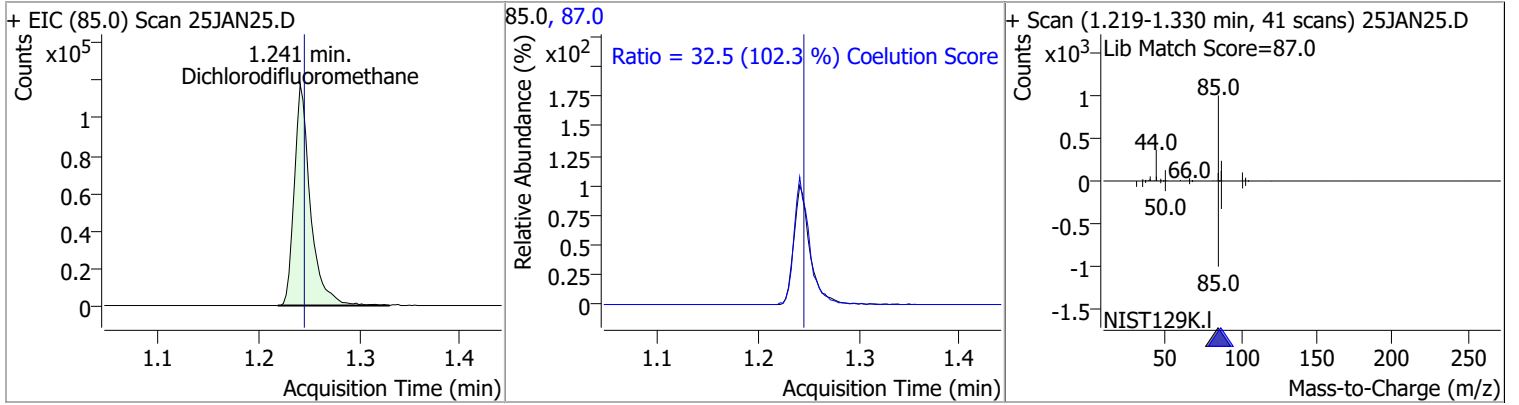
Quantitation Results Report (QT Reviewed)

Compound	RT	QIon	Resp.	Conc.	Units	Dev(Min)
T 1,1,1-Trichloroethane	5.831	97.0	197794	130.7266	ng	98
T Carbon tetrachloride	6.026	117.0	193004	131.5240	ng	99
T 1,1-Dichloropropene	6.038	75.0	154530	125.9482	ng	99
T Benzene	6.277	78.0	438066	129.7878	ng	98
T 1,2-Dichloroethane	6.322	62.0	116234	124.6804	ng	98
T Trichloroethene	7.028	95.0	126791	131.2670	ng	98
T 1,2-Dichloropropane	7.273	63.0	109713	129.1901	ng	98
T Dibromomethane	7.398	93.0	46075	128.7167	ng	98
T Bromodichloromethane	7.585	83.0	133316	132.4468	ng	96
T cis-1,3-Dichloropropene	8.059	75.0	134230	121.5265	ng	99
T Toluene	8.386	92.0	283205	134.9815	ng	99
T trans-1,3-Dichloropropene	8.637	75.0	104764	130.0328	ng	97
T 1,1,2-Trichloroethane	8.818	83.0	53293	130.0868	ng	96
T Tetrachloroethene	8.938	163.8	110547	129.9343	ng	96
T 1,3-Dichloropropane	8.982	76.0	104169	125.6515	ng	98
T Chlorodibromomethane	9.203	129.0	84898	128.6754	ng	98
T 1,2-Dibromoethane	9.306	107.0	58999	130.3943	ng	99
T Chlorobenzene	9.802	112.0	307936	133.8838	ng	99
T 1,1,1,2-Tetrachloroethane	9.894	131.0	103839	128.6732	ng	97
T Ethylbenzene	9.919	91.0	527967	131.4504	ng	99
T m+p-Xylenes	10.039	106.0	412569	258.0681	ng	98
T o-Xylene	10.430	106.0	184242	131.6110	ng	99
T Styrene	10.449	104.0	301451	130.3067	ng	100
T Bromoform	10.625	172.5	47011	130.8812	ng	97
T Bromobenzene	11.093	156.0	118209	135.4370	ng	99
T 1,1,2,2-Tetrachloroethane	11.110	83.0	66048	132.6706	ng	99
T 1,2,3-Trichloropropane	11.149	110.0	16897	129.1836	ng	98
T 2-Chlorotoluene	11.291	126.0	120348	139.3207	ng	98
T 4-Chlorotoluene	11.400	91.0	393253	140.5561	ng	100
T 1,3-Dichlorobenzene	12.033	146.0	216925	137.1780	ng	98
T 1,4-Dichlorobenzene	12.122	146.0	212758	131.9718	ng	97
T 1,2-Dichlorobenzene	12.493	146.0	178059	134.8694	ng	98

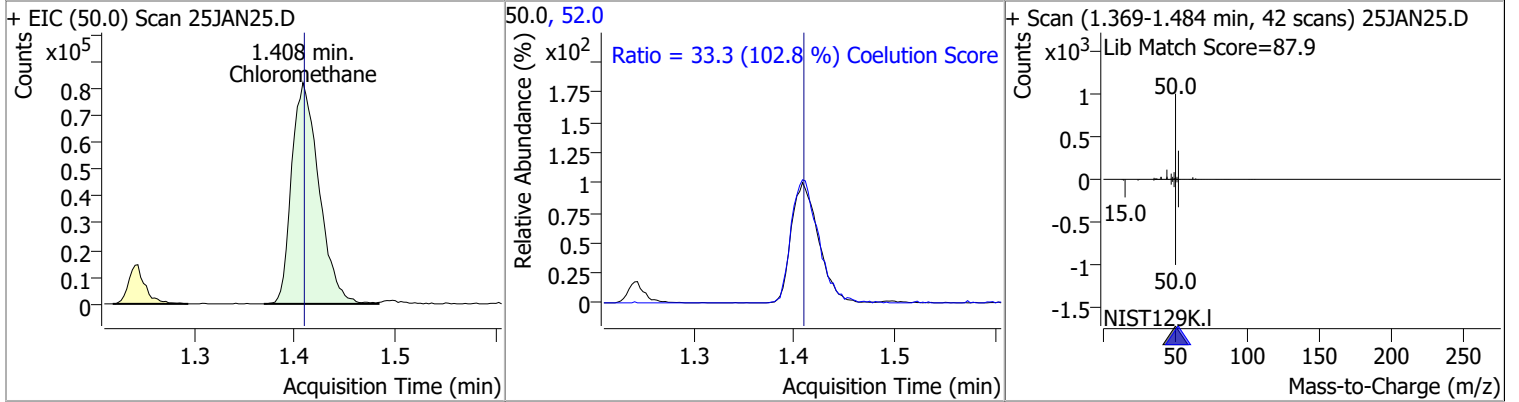
(#) = Qualifier Out of Range; (m) = Manual Integration; (+) = Area Summed; (*) = Surrogate Percent Recovery Out of Range; (d): Zeroed Peak

Quantitation Results Report (QT Reviewed)

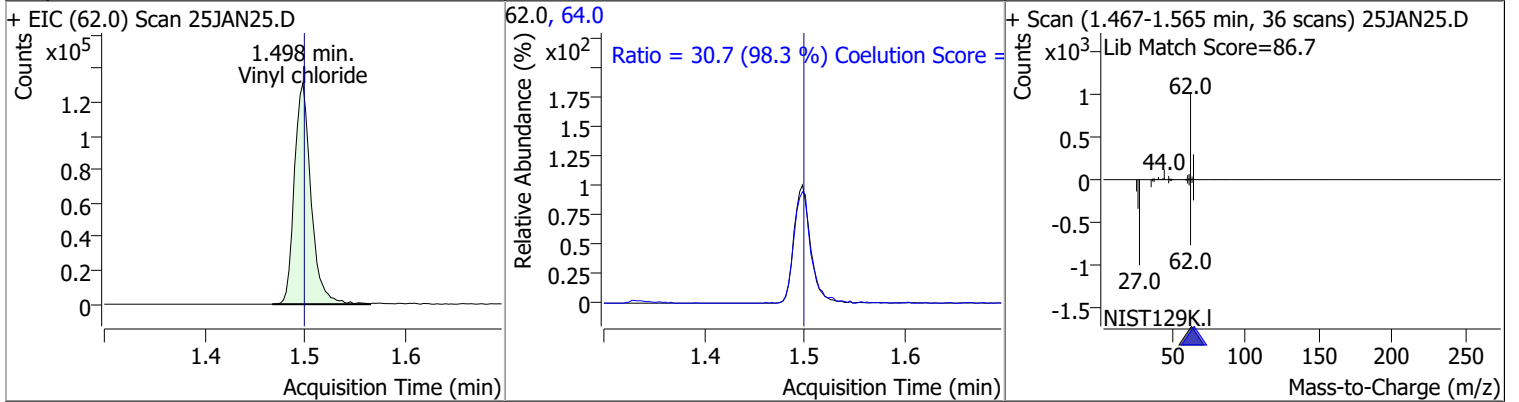
Compound	Conc.	RT	Dev(Min)	Resp.	QIon	QRatio	Lower	Upper
Dichlorodifluoromethane	116.2224	1.24	0.00	132038	87.0	32.5	1.8	61.8



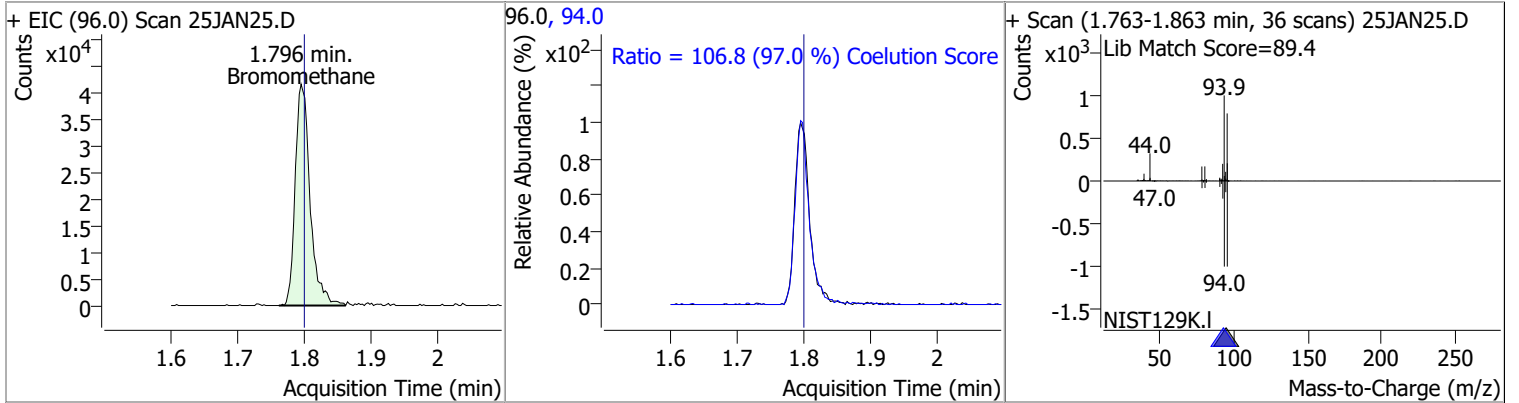
Compound	Conc.	RT	Dev(Min)	Resp.	QIon	QRatio	Lower	Upper
Chloromethane	116.5853	1.41	0.00	155937	52.0	33.3	2.4	62.4



Compound	Conc.	RT	Dev(Min)	Resp.	QIon	QRatio	Lower	Upper
Vinyl chloride	124.4240	1.50	0.00	151483	64.0	30.7	1.3	61.3

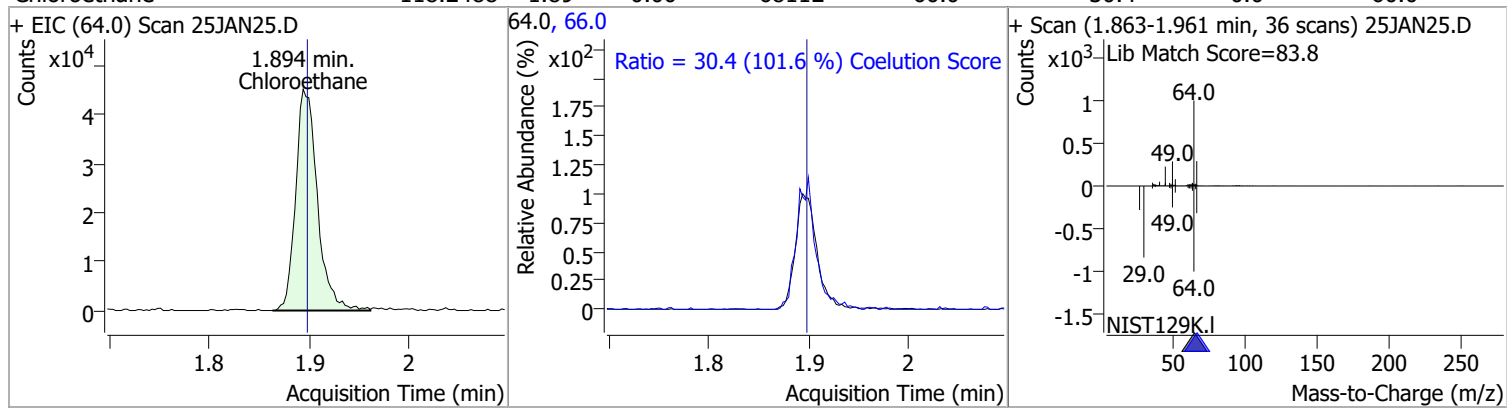


Compound	Conc.	RT	Dev(Min)	Resp.	QIon	QRatio	Lower	Upper
Bromomethane	122.5306	1.80	0.00	64620	94.0	106.8	80.1	140.1

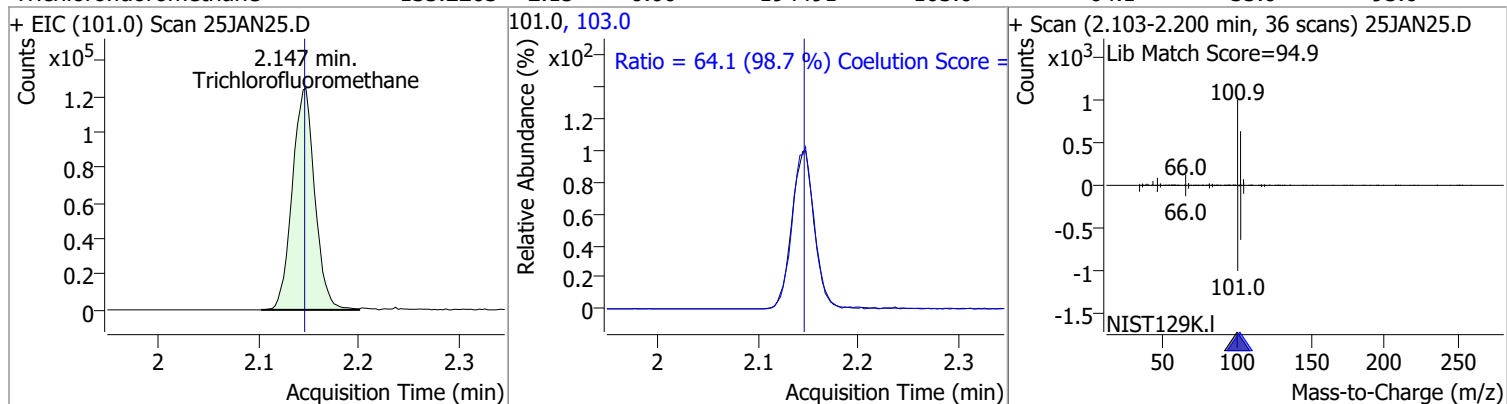


Quantitation Results Report (QT Reviewed)

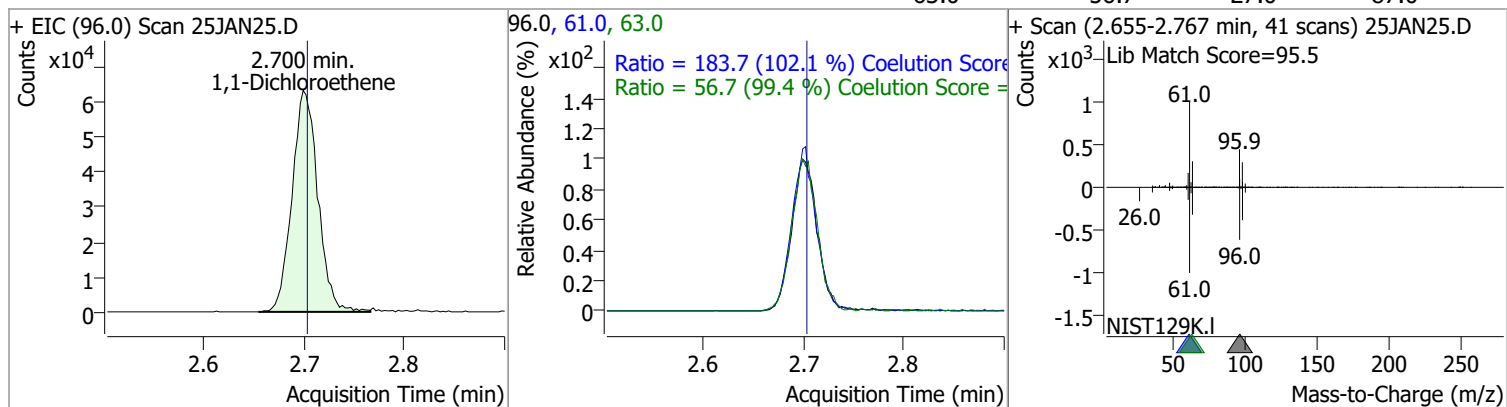
Compound	Conc.	RT	Dev(Min)	Resp.	QIon	QRatio	Lower	Upper
Chloroethane	118.2488	1.89	0.00	68112	66.0	30.4	0.0	60.0



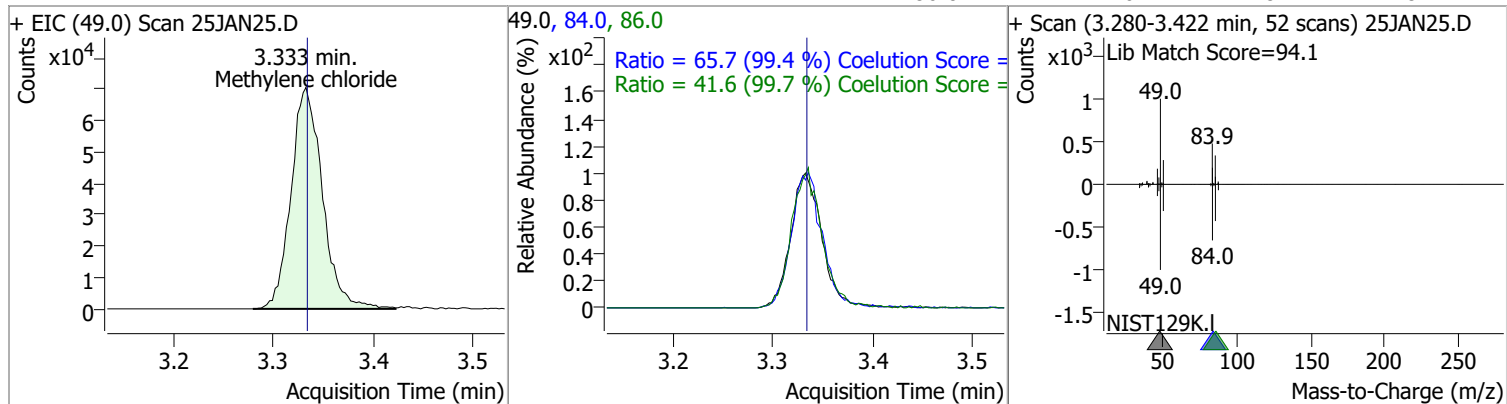
Compound	Conc.	RT	Dev(Min)	Resp.	QIon	QRatio	Lower	Upper
Trichlorofluoromethane	133.2203	2.15	0.00	194491	103.0	64.1	35.0	95.0



Compound	Conc.	RT	Dev(Min)	Resp.	QIon	QRatio	Lower	Upper
1,1-Dichloroethene	133.2266	2.70	0.00	113173	61.0	183.7	149.9	209.9
					63.0	56.7	27.0	87.0

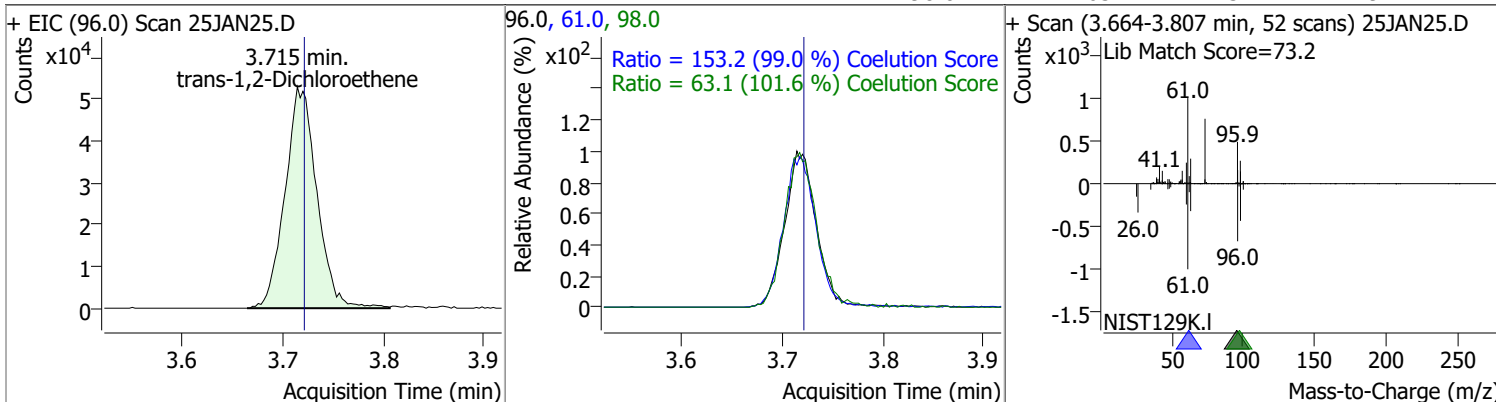


Compound	Conc.	RT	Dev(Min)	Resp.	QIon	QRatio	Lower	Upper
Methylene chloride	124.2569	3.33	0.00	153466	84.0	65.7	36.1	96.1
					86.0	41.6	11.8	71.8

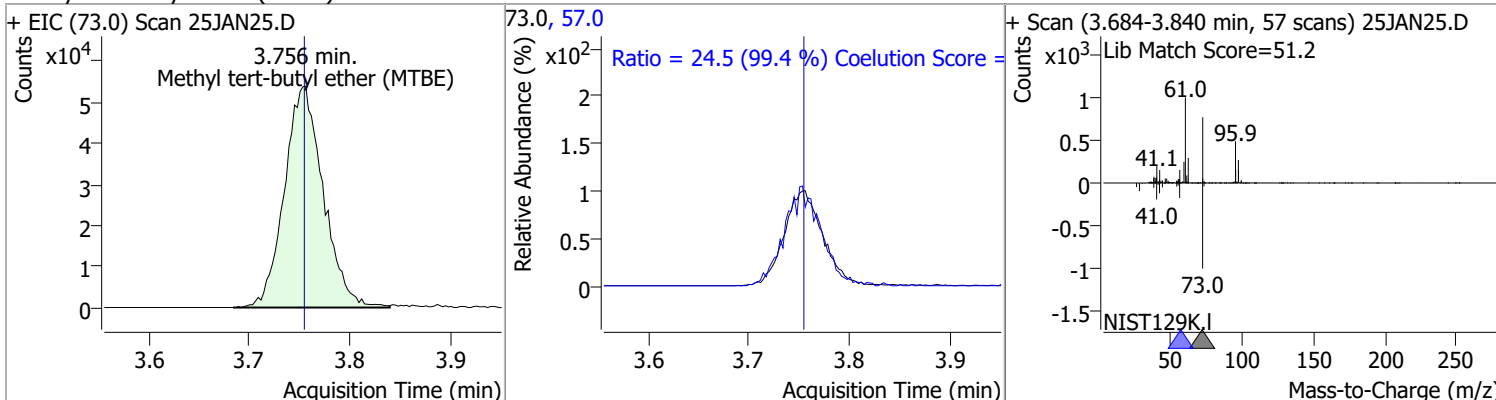


Quantitation Results Report (QT Reviewed)

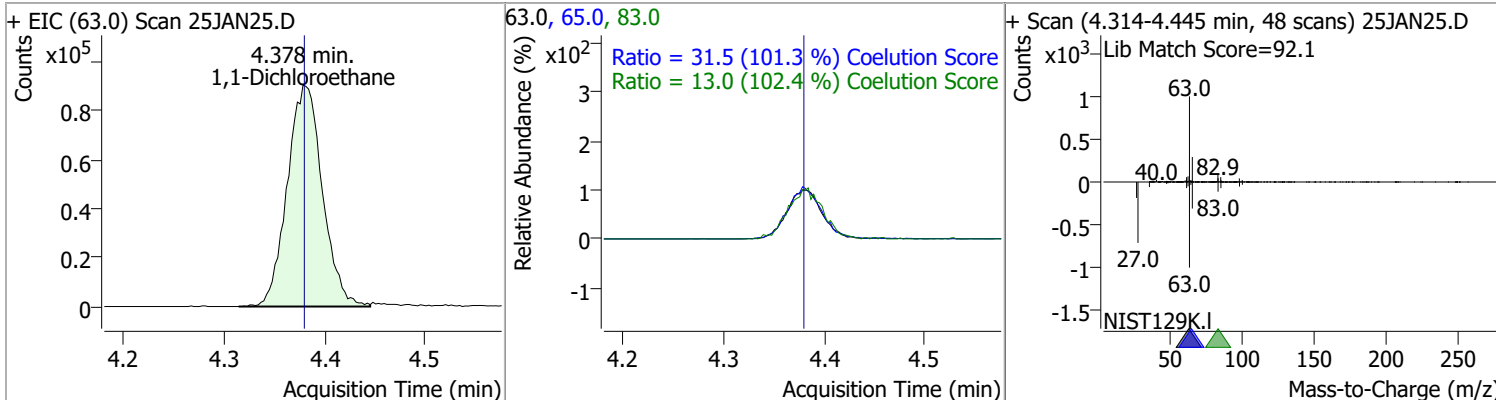
Compound	Conc.	RT	Dev(Min)	Resp.	QIon	QRatio	Lower	Upper
trans-1,2-Dichloroethene	133.0526	3.71	-0.01	116761	61.0	153.2	124.8	184.8
					98.0	63.1	32.1	92.1



Compound	Conc.	RT	Dev(Min)	Resp.	QIon	QRatio	Lower	Upper
Methyl tert-butyl ether (MTBE)	132.2379	3.76	0.00	145043	57.0	24.5	0.0	54.6

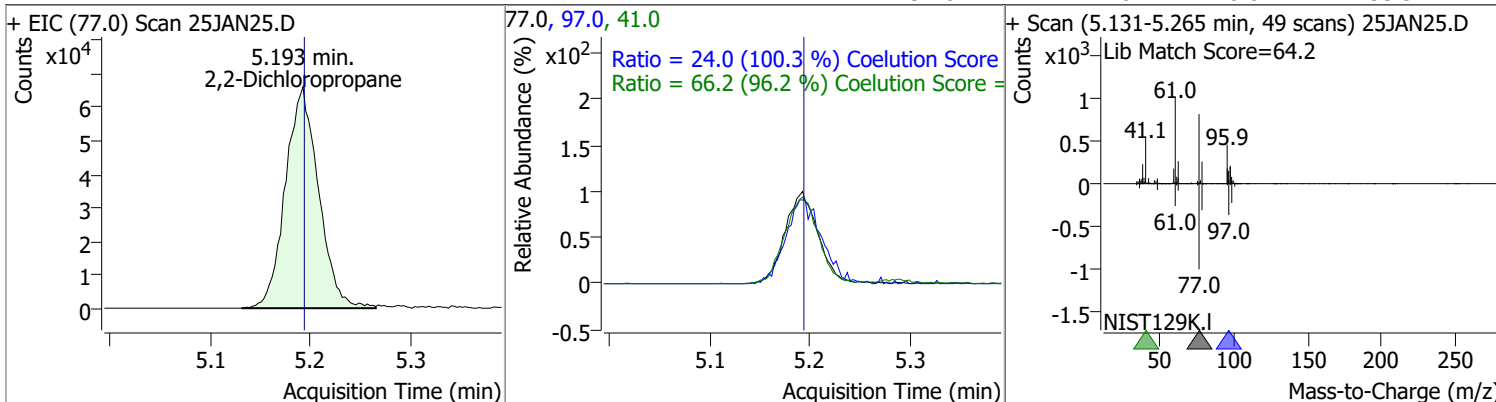


Compound	Conc.	RT	Dev(Min)	Resp.	QIon	QRatio	Lower	Upper
1,1-Dichloroethane	134.2175	4.38	0.00	220435	65.0	31.5	1.0	61.0
					83.0	13.0	0.0	42.7

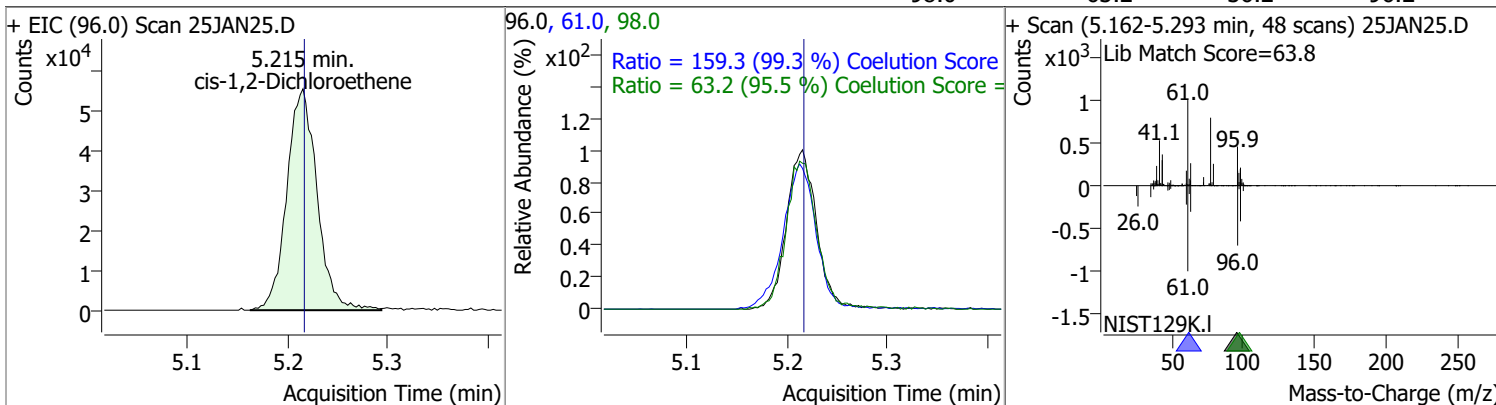


Quantitation Results Report (QT Reviewed)

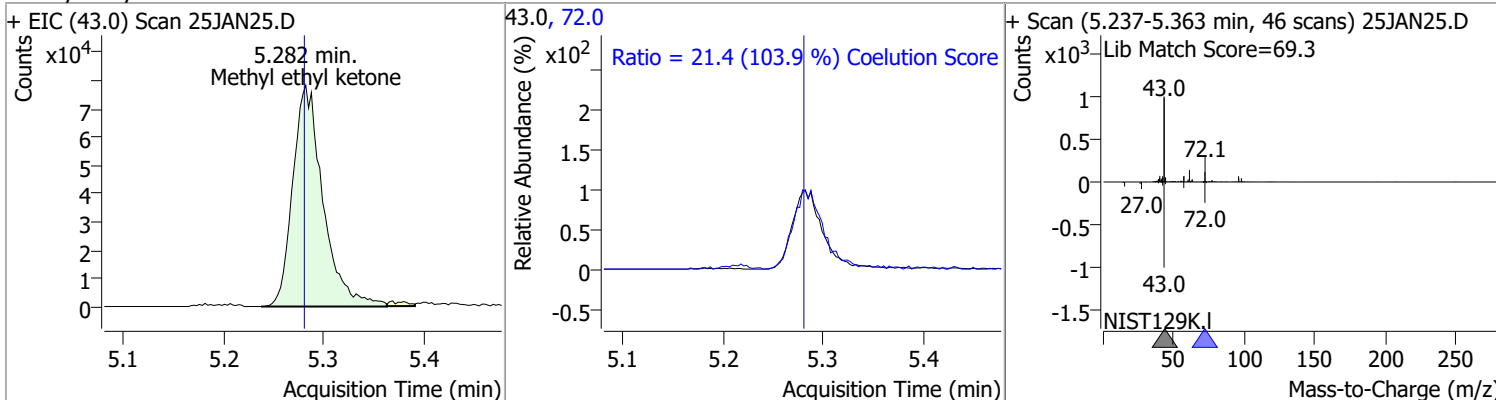
Compound	Conc.	RT	Dev(Min)	Resp.	QIon	QRatio	Lower	Upper
2,2-Dichloropropane	122.6410	5.19	0.00	151794	41.0	66.2	38.8	98.8
					97.0	24.0	0.0	53.9



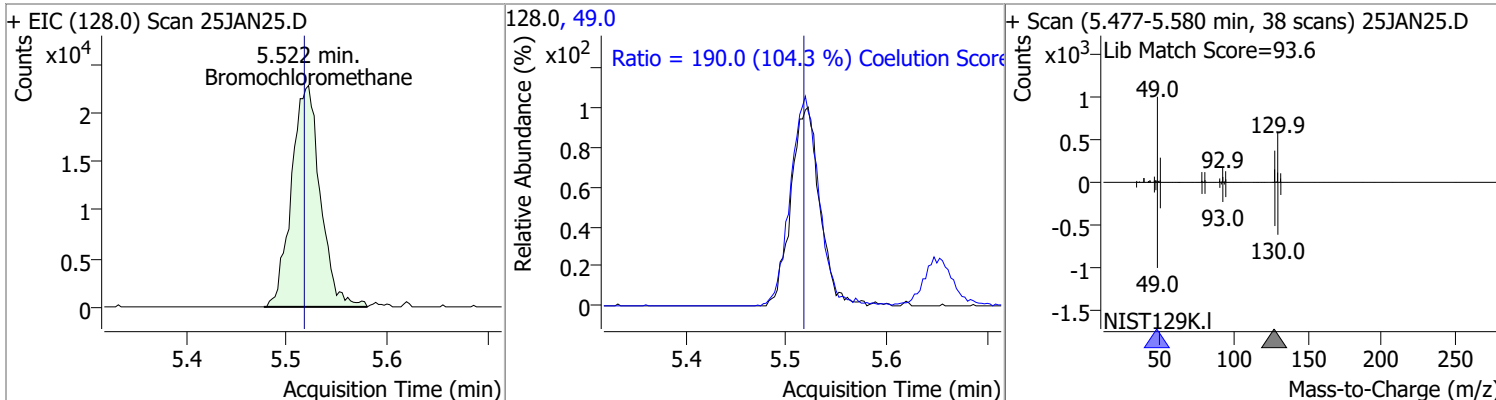
Compound	Conc.	RT	Dev(Min)	Resp.	QIon	QRatio	Lower	Upper
cis-1,2-Dichloroethene	131.0787	5.21	0.00	116468	61.0	159.3	130.4	190.4
					98.0	63.2	36.2	96.2



Compound	Conc.	RT	Dev(Min)	Resp.	QIon	QRatio	Lower	Upper
Methyl ethyl ketone	1276.4195	5.28	0.00	163902	72.0	21.4	0.0	50.6

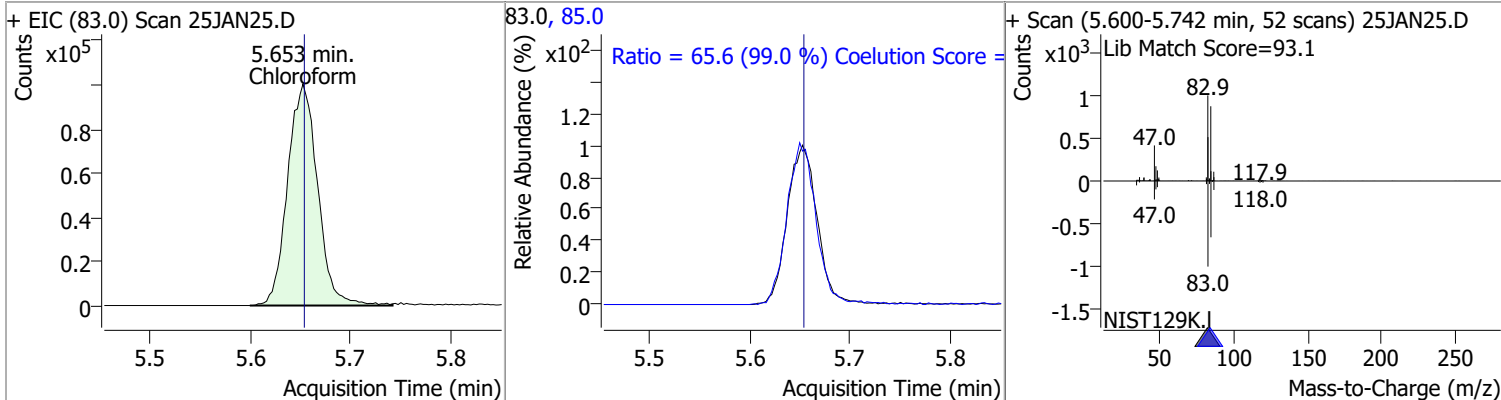


Compound	Conc.	RT	Dev(Min)	Resp.	QIon	QRatio	Lower	Upper
Bromochloromethane	124.2877	5.52	0.01	45533	49.0	190.0	152.2	212.2

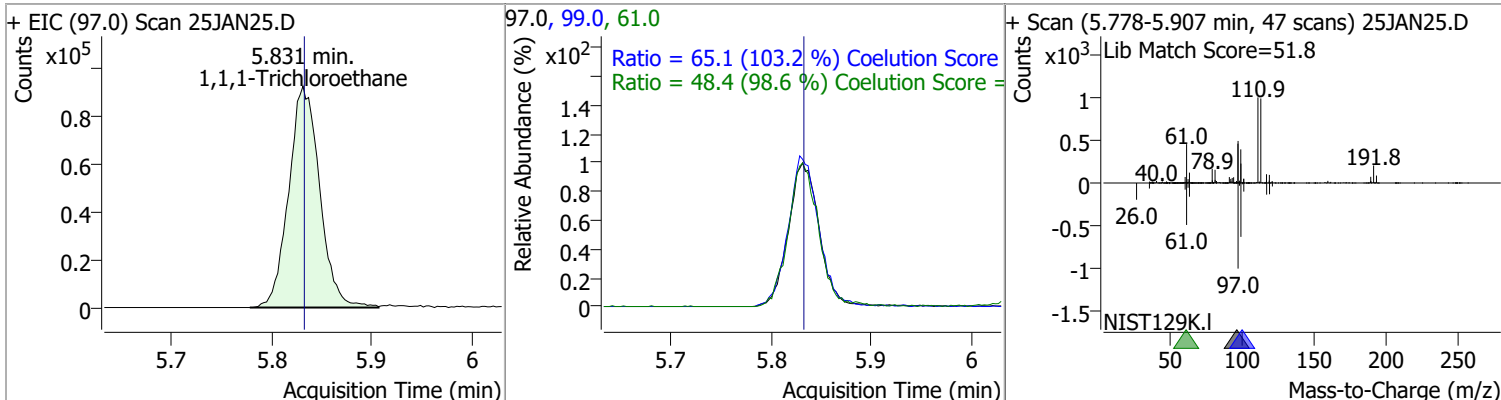


Quantitation Results Report (QT Reviewed)

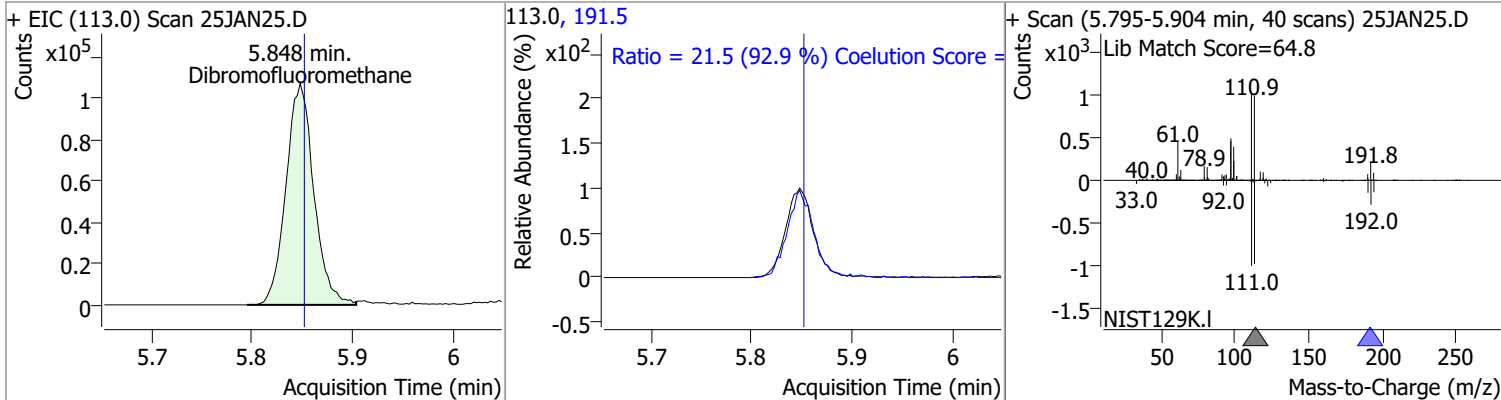
Compound	Conc.	RT	Dev(Min)	Resp.	QIon	QRatio	Lower	Upper
Chloroform	127.2855	5.65	0.00	208731	85.0	65.6	36.2	96.2



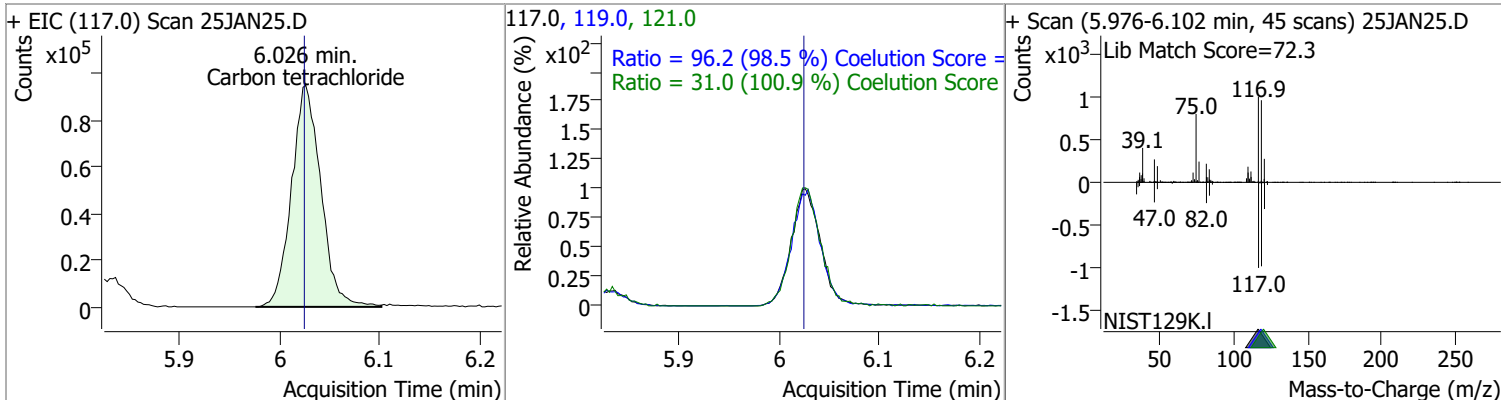
Compound	Conc.	RT	Dev(Min)	Resp.	QIon	QRatio	Lower	Upper
1,1,1-Trichloroethane	130.7266	5.83	0.00	197794	99.0	65.1	33.1	93.1
					61.0	48.4	19.1	79.1



Compound	Conc.	RT	Dev(Min)	Resp.	QIon	QRatio	Lower	Upper
Dibromofluoromethane	252.2340	5.85	0.00	206418	191.5	21.5	0.0	53.2

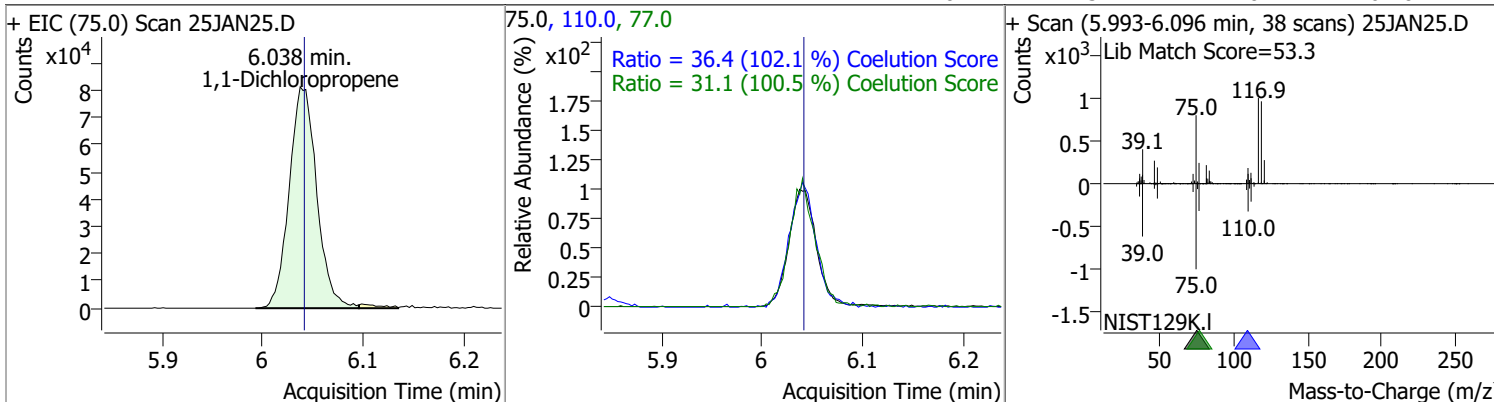


Compound	Conc.	RT	Dev(Min)	Resp.	QIon	QRatio	Lower	Upper
Carbon tetrachloride	131.5240	6.03	0.00	193004	119.0	96.2	67.6	127.6
					121.0	31.0	0.7	60.7

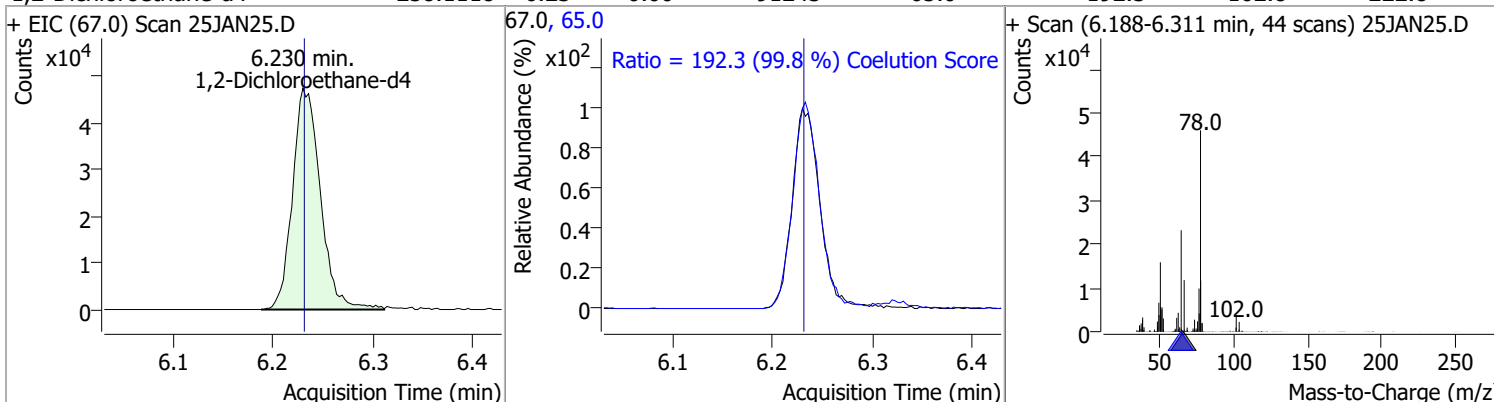


Quantitation Results Report (QT Reviewed)

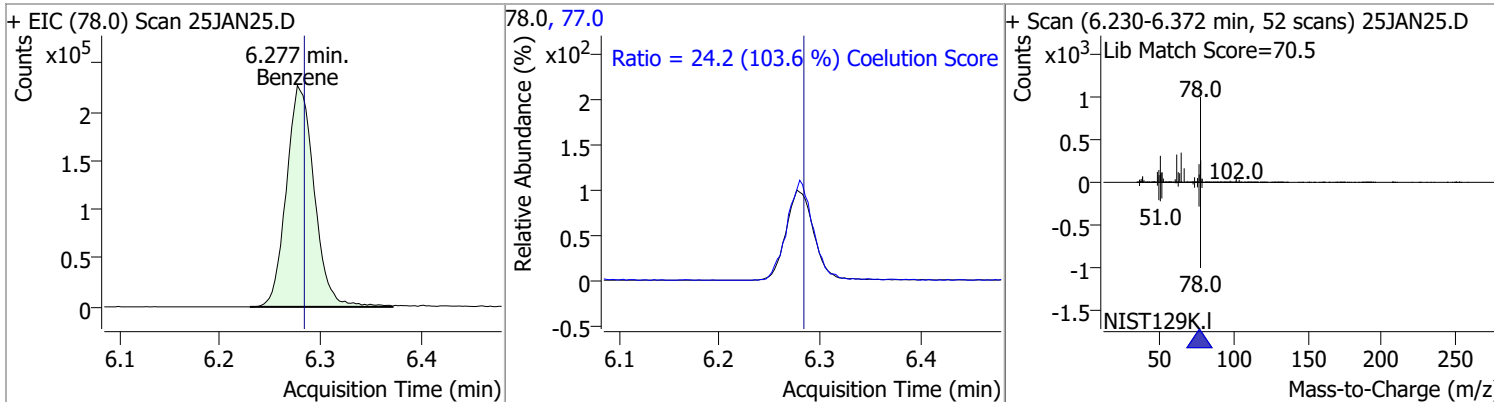
Compound	Conc.	RT	Dev(Min)	Resp.	QIon	QRatio	Lower	Upper
1,1-Dichloropropene	125.9482	6.04	0.00	154530	110.0	36.4	5.6	65.6
					77.0	31.1	1.0	61.0



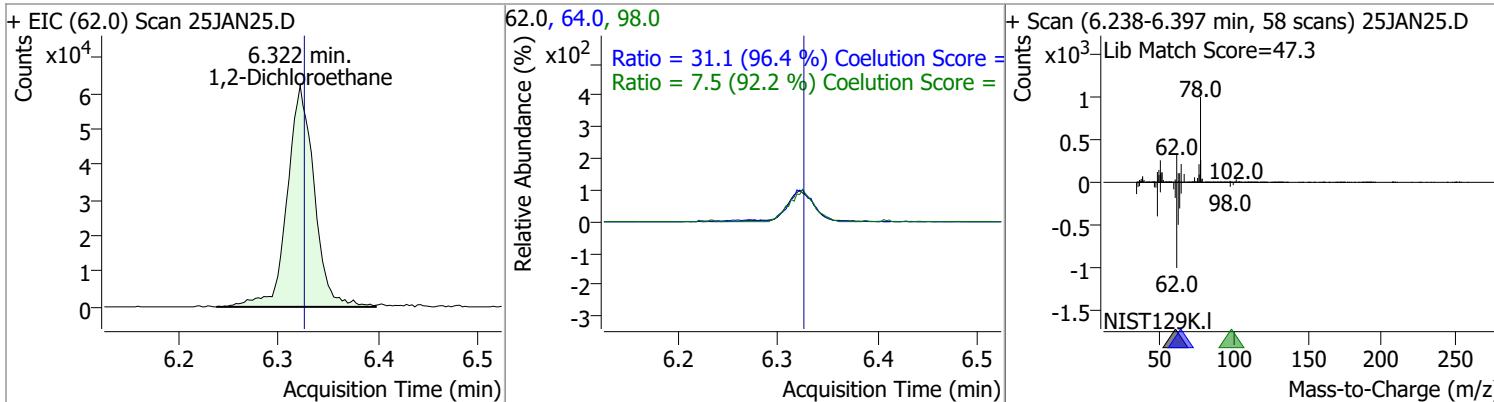
Compound	Conc.	RT	Dev(Min)	Resp.	QIon	QRatio	Lower	Upper
1,2-Dichloroethane-d4	258.1118	6.23	0.00	91245	65.0	192.3	162.8	222.8



Compound	Conc.	RT	Dev(Min)	Resp.	QIon	QRatio	Lower	Upper
Benzene	129.7878	6.28	-0.01	438066	77.0	24.2	0.0	53.3

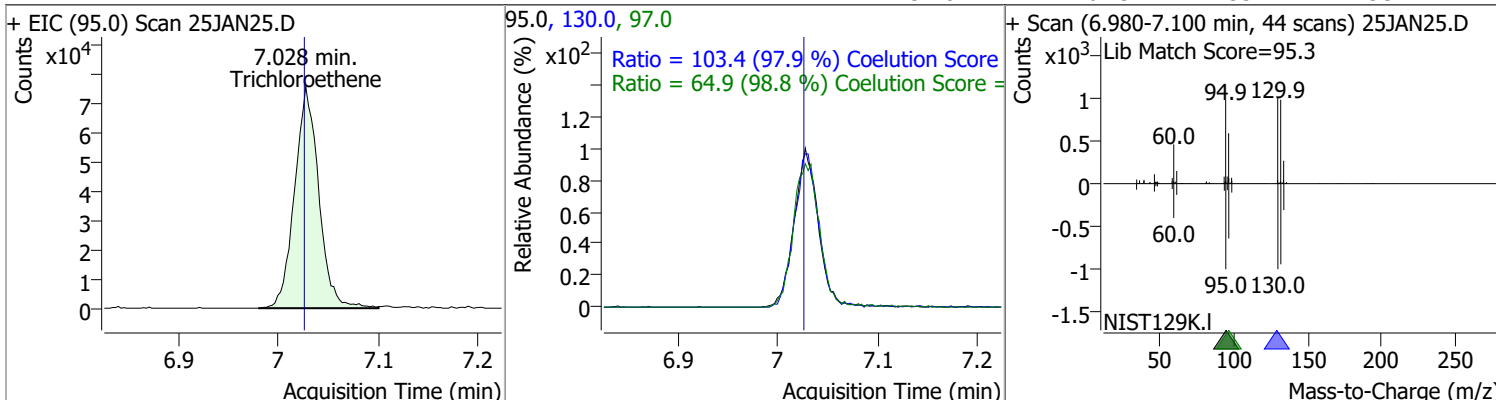


Compound	Conc.	RT	Dev(Min)	Resp.	QIon	QRatio	Lower	Upper
1,2-Dichloroethane	124.6804	6.32	0.00	116234	64.0	31.1	2.2	62.2
					98.0	7.5	0.0	38.2

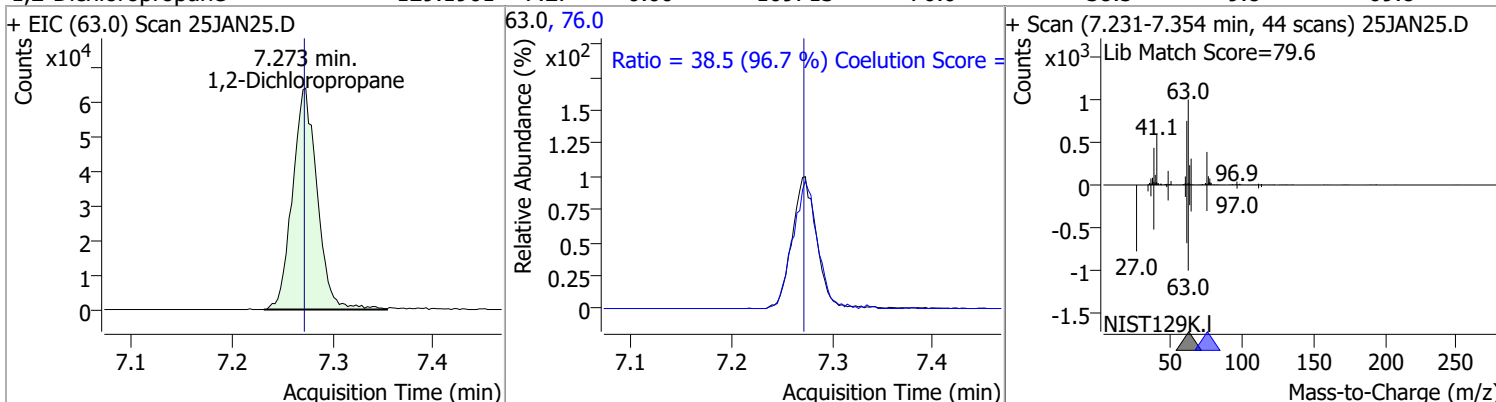


Quantitation Results Report (QT Reviewed)

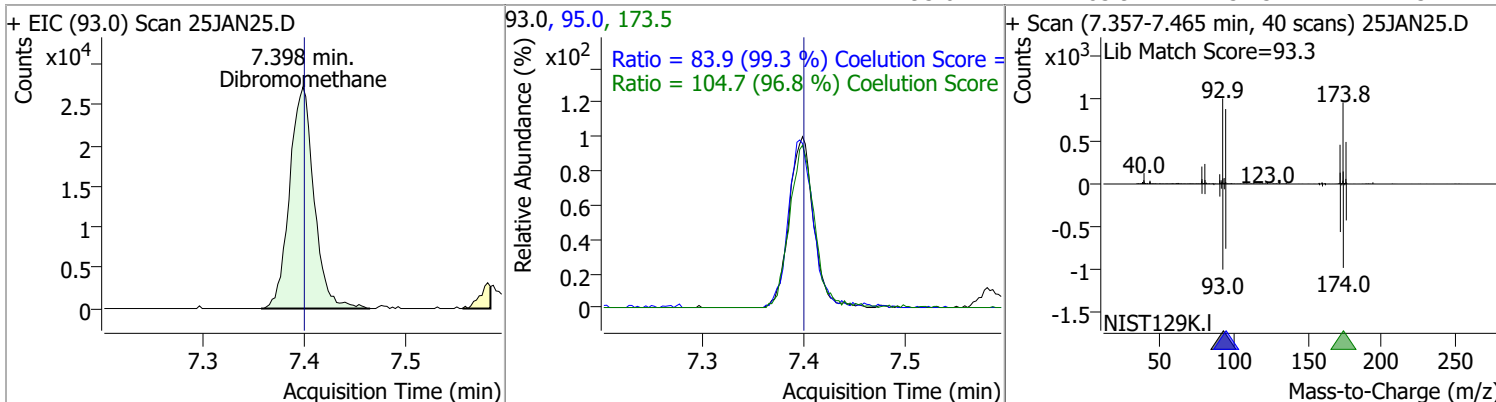
Compound	Conc.	RT	Dev(Min)	Resp.	QIon	QRatio	Lower	Upper
Trichloroethene	131.2670	7.03	0.00	126791	130.0	103.4	75.6	135.6
					97.0	64.9	35.7	95.7



Compound	Conc.	RT	Dev(Min)	Resp.	QIon	QRatio	Lower	Upper
1,2-Dichloropropane	129.1901	7.27	0.00	109713	76.0	38.5	9.8	69.8

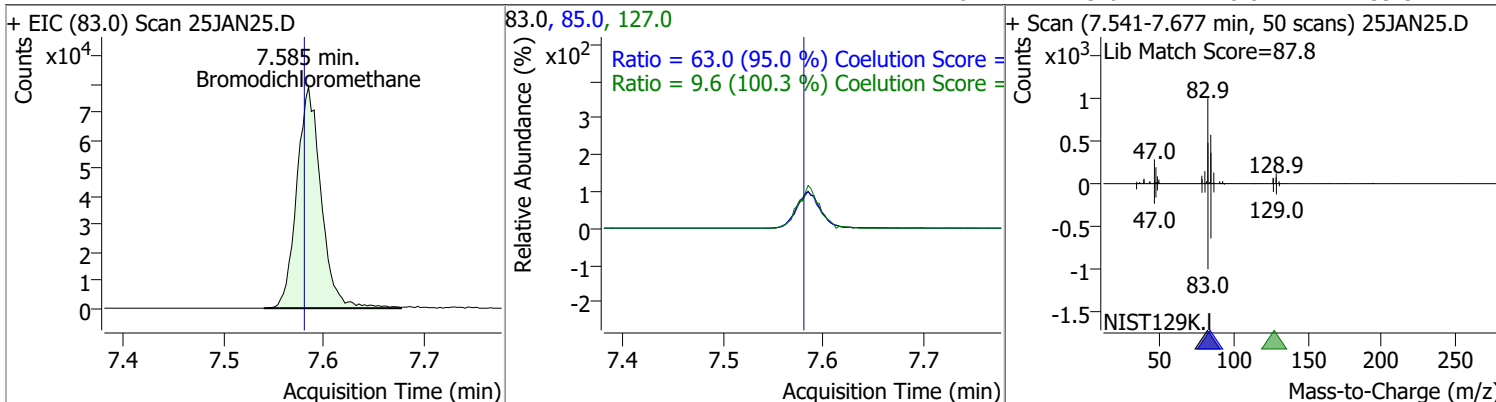


Compound	Conc.	RT	Dev(Min)	Resp.	QIon	QRatio	Lower	Upper
Dibromomethane	128.7167	7.40	0.00	46075	173.5	104.7	78.2	138.2
					95.0	83.9	54.5	114.5

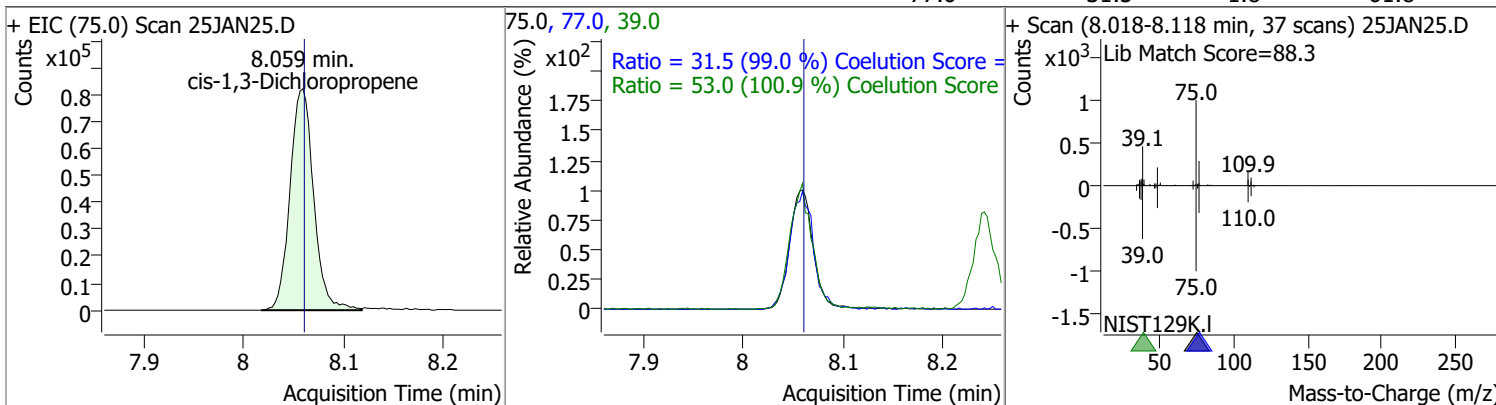


Quantitation Results Report (QT Reviewed)

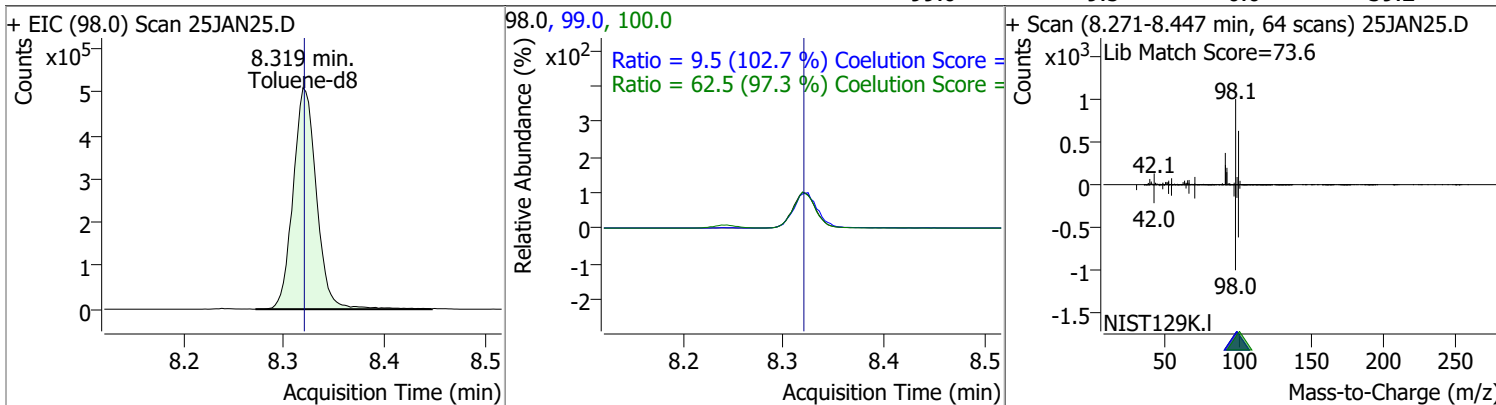
Compound	Conc.	RT	Dev(Min)	Resp.	QIon	QRatio	Lower	Upper
Bromodichloromethane	132.4468	7.59	0.01	133316	85.0	63.0	36.3	96.3
					127.0	9.6	0.0	39.5



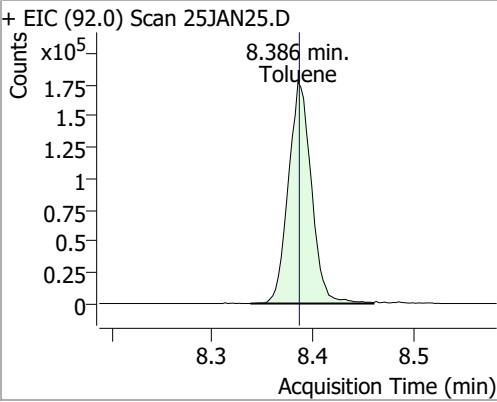
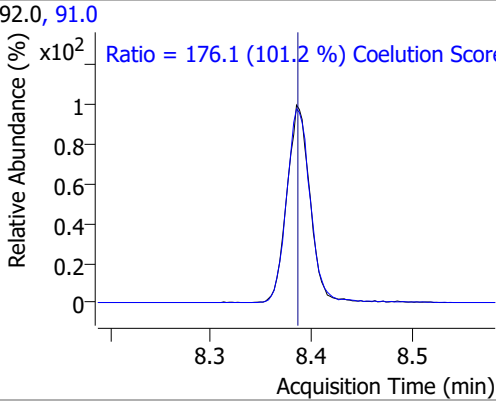
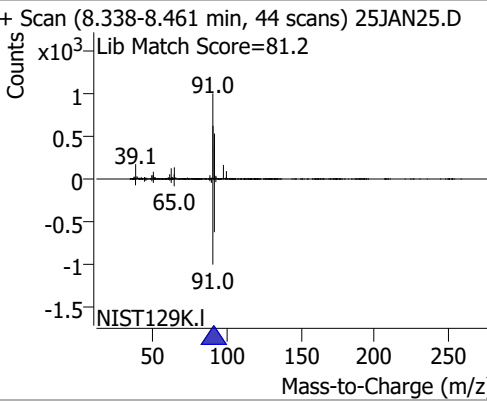
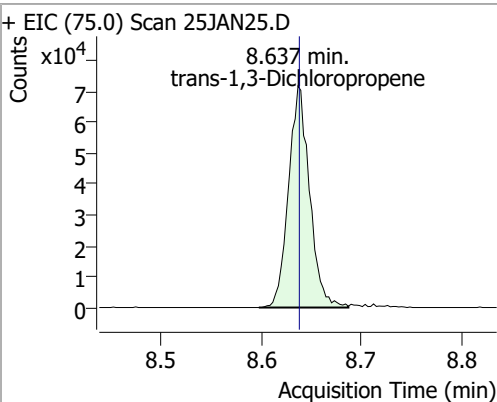
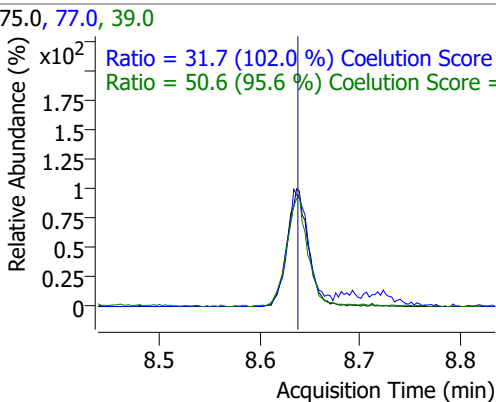
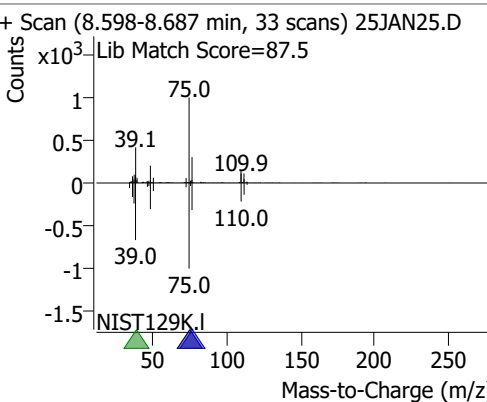
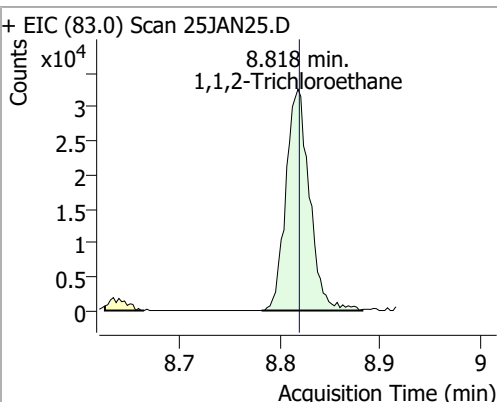
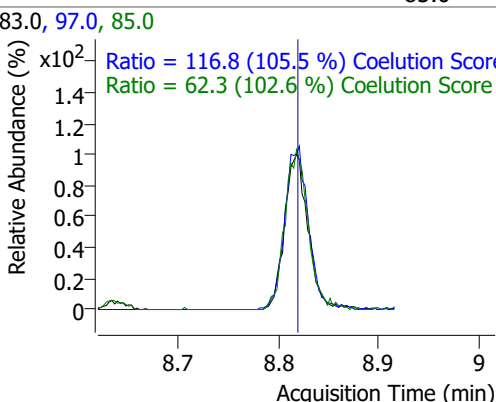
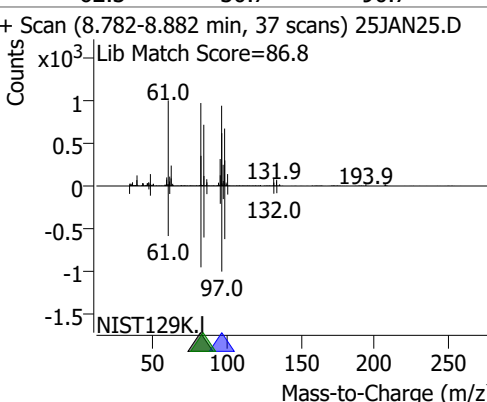
Compound	Conc.	RT	Dev(Min)	Resp.	QIon	QRatio	Lower	Upper
cis-1,3-Dichloropropene	121.5265	8.06	0.00	134230	39.0	53.0	22.5	82.5
					77.0	31.5	1.8	61.8



Compound	Conc.	RT	Dev(Min)	Resp.	QIon	QRatio	Lower	Upper
Toluene-d8	263.1855	8.32	0.00	828417	100.0	62.5	34.3	94.3
					99.0	9.5	0.0	39.2

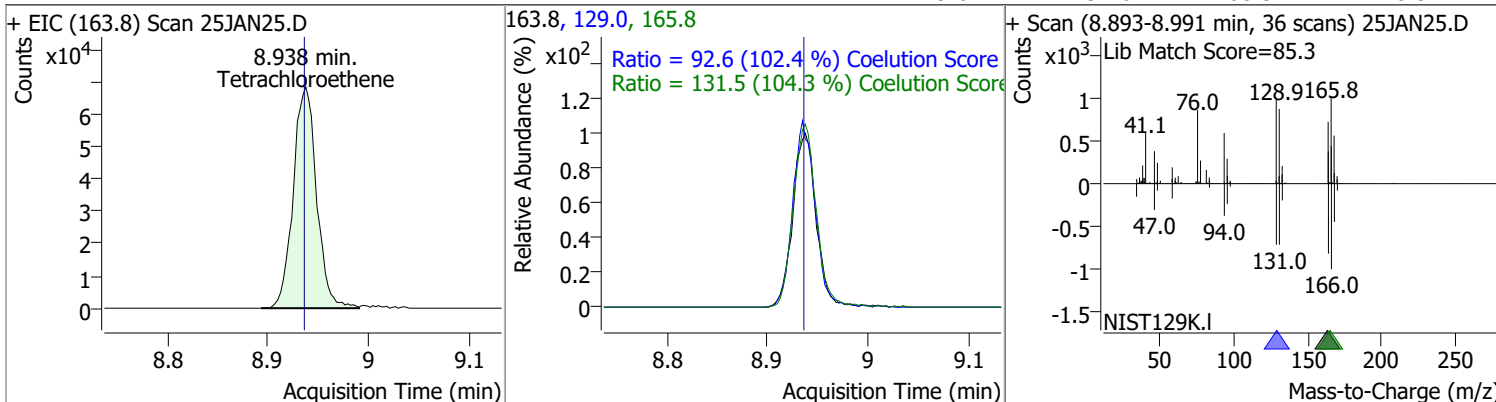


Quantitation Results Report (QT Reviewed)

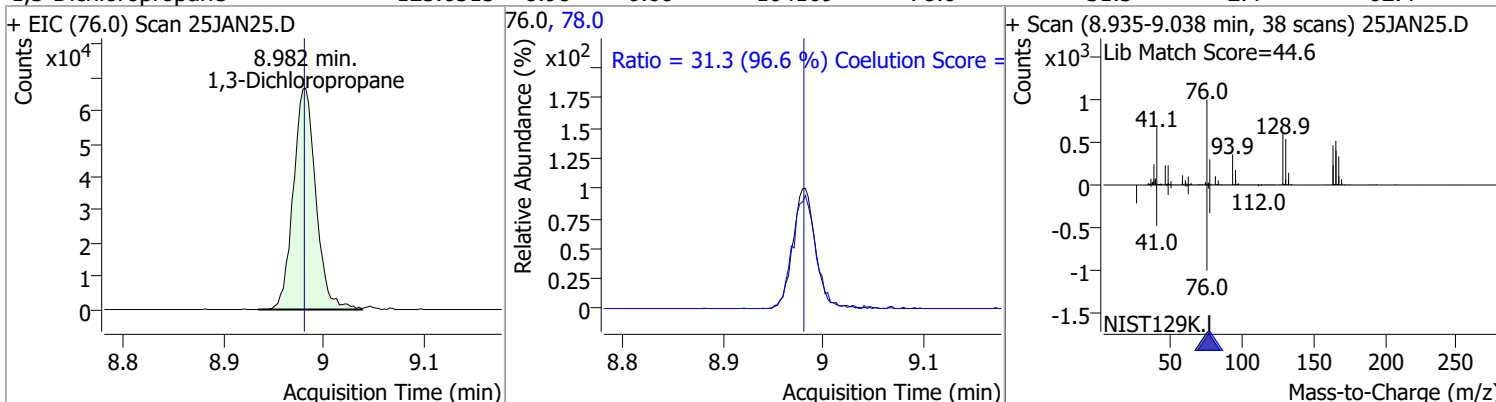
Compound	Conc.	RT	Dev(Min)	Resp.	QIon	QRatio	Lower	Upper
Toluene	134.9815	8.39	0.00	283205	91.0	176.1	144.1	204.1
+ EIC (92.0) Scan 25JAN25.D			92.0, 91.0			+ Scan (8.338-8.461 min, 44 scans) 25JAN25.D		
								
			Ratio = 176.1 (101.2 %) Coelution Score					
trans-1,3-Dichloropropene	130.0328	8.64	0.00	104764	39.0	50.6	23.0	83.0
+ EIC (75.0) Scan 25JAN25.D			75.0, 77.0, 39.0			+ Scan (8.598-8.687 min, 33 scans) 25JAN25.D		
								
			Ratio = 31.7 (102.0 %) Coelution Score			Ratio = 50.6 (95.6 %) Coelution Score		
1,1,2-Trichloroethane	130.0868	8.82	0.00	53293	97.0	116.8	80.7	140.7
+ EIC (83.0) Scan 25JAN25.D			83.0, 97.0, 85.0			+ Scan (8.782-8.882 min, 37 scans) 25JAN25.D		
								
			Ratio = 116.8 (105.5 %) Coelution Score			Ratio = 62.3 (102.6 %) Coelution Score		

Quantitation Results Report (QT Reviewed)

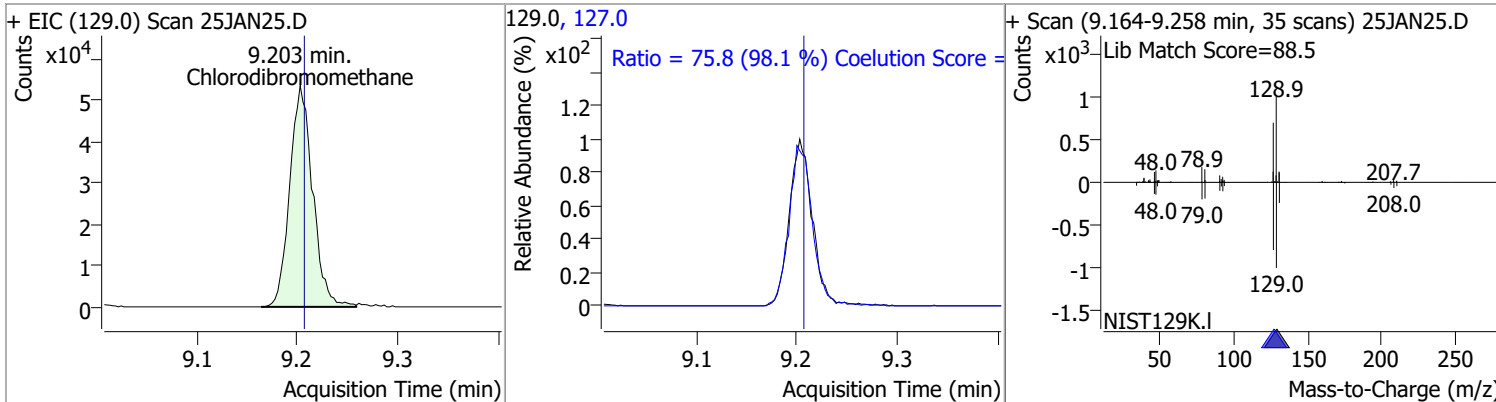
Compound	Conc.	RT	Dev(Min)	Resp.	QIon	QRatio	Lower	Upper
Tetrachloroethene	129.9343	8.94	0.00	110547	165.8	131.5	96.1	156.1
					129.0	92.6	60.5	120.5



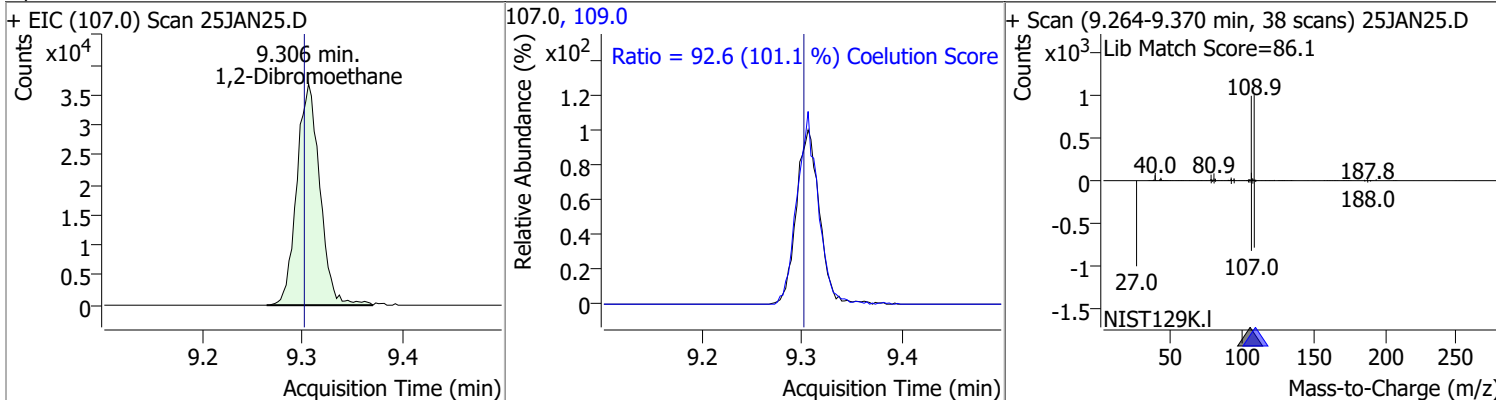
Compound	Conc.	RT	Dev(Min)	Resp.	QIon	QRatio	Lower	Upper
1,3-Dichloropropane	125.6515	8.98	0.00	104169	78.0	31.3	2.4	62.4



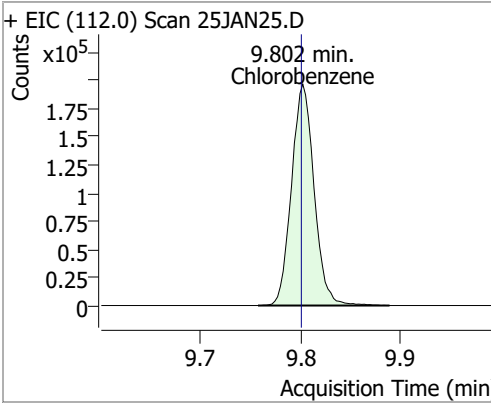
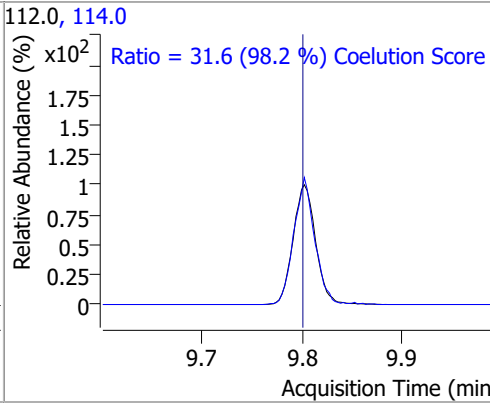
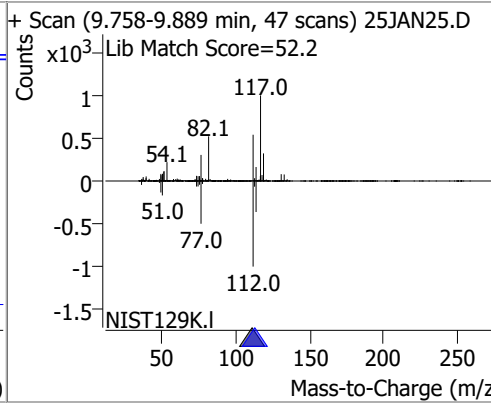
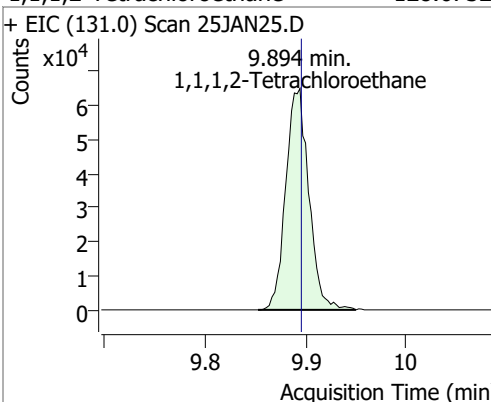
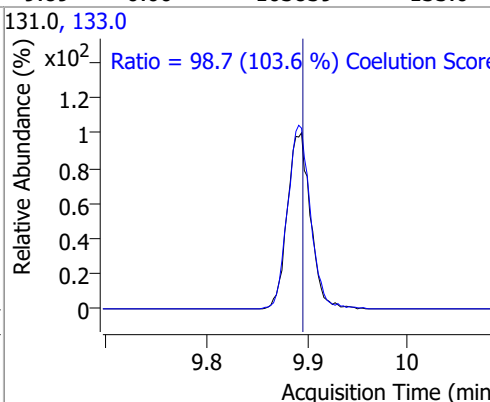
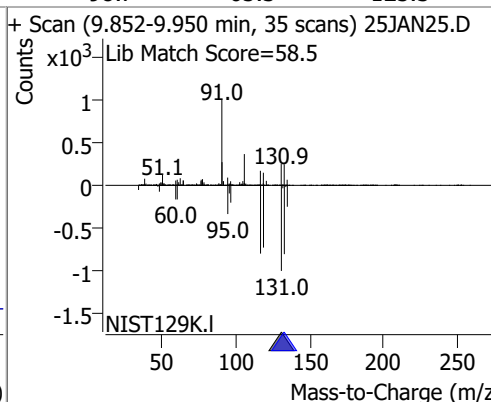
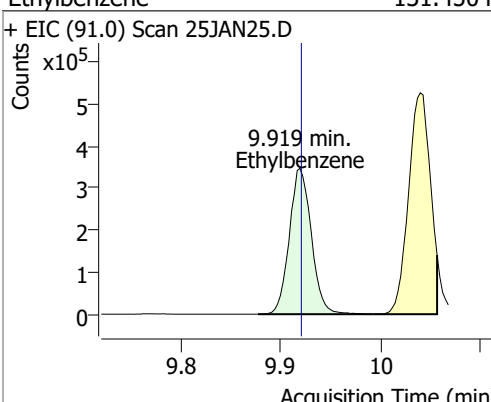
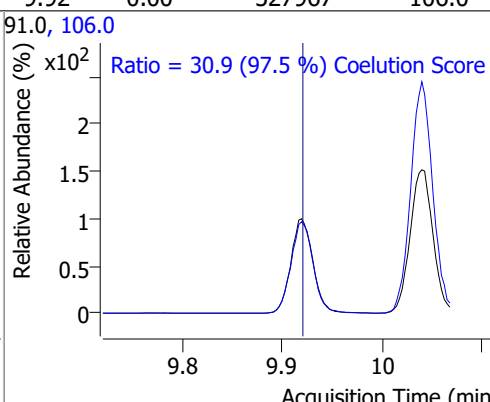
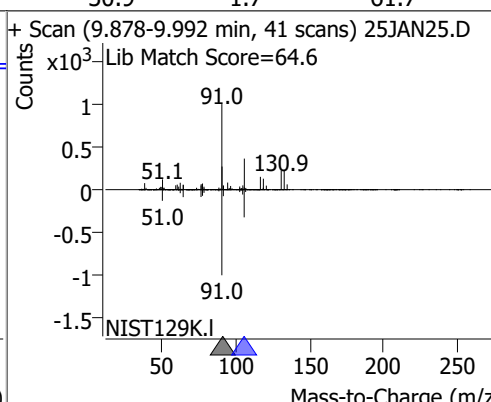
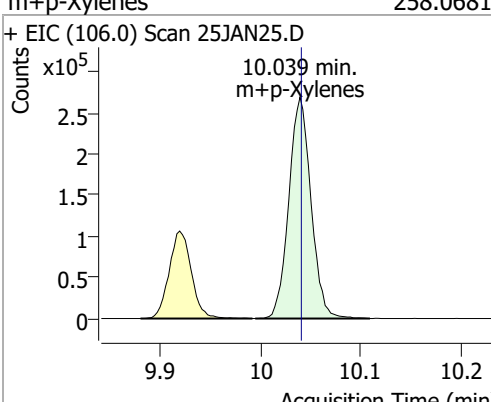
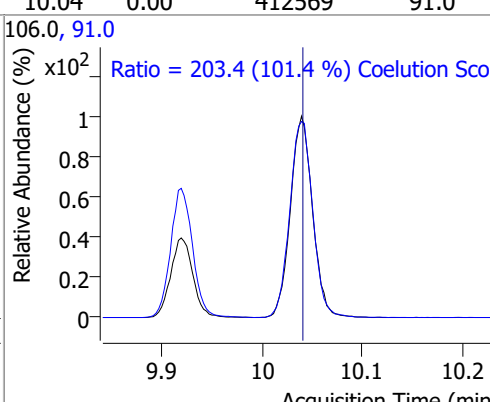
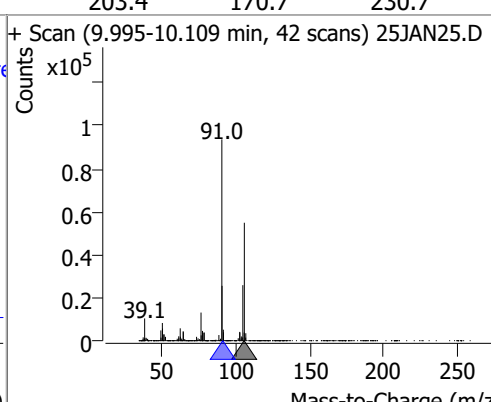
Compound	Conc.	RT	Dev(Min)	Resp.	QIon	QRatio	Lower	Upper
Chlorodibromomethane	128.6754	9.20	0.00	84898	127.0	75.8	47.2	107.2



Compound	Conc.	RT	Dev(Min)	Resp.	QIon	QRatio	Lower	Upper
1,2-Dibromoethane	130.3943	9.31	0.01	58999	109.0	92.6	61.5	121.5

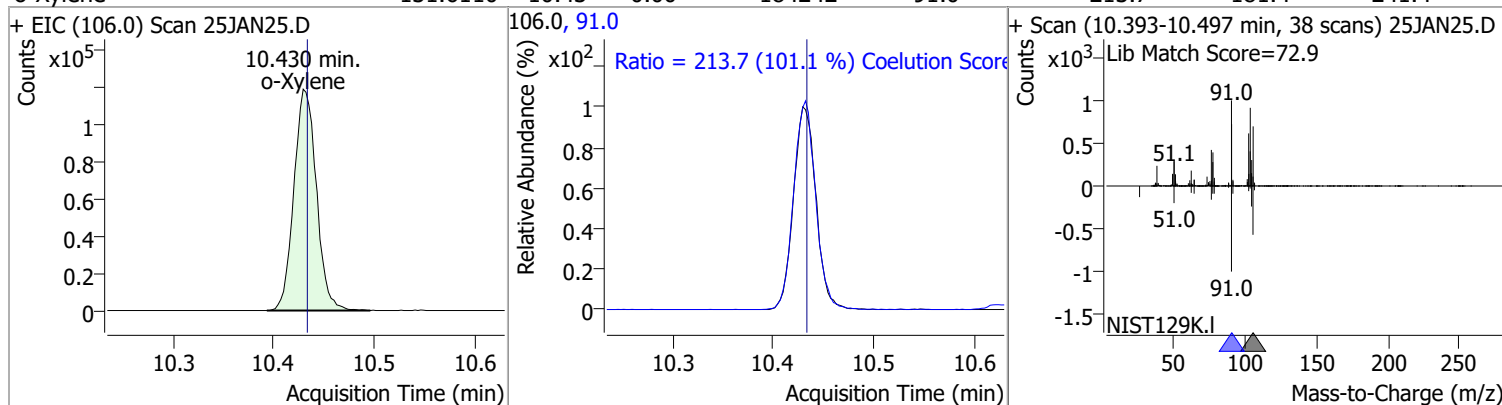


Quantitation Results Report (QT Reviewed)

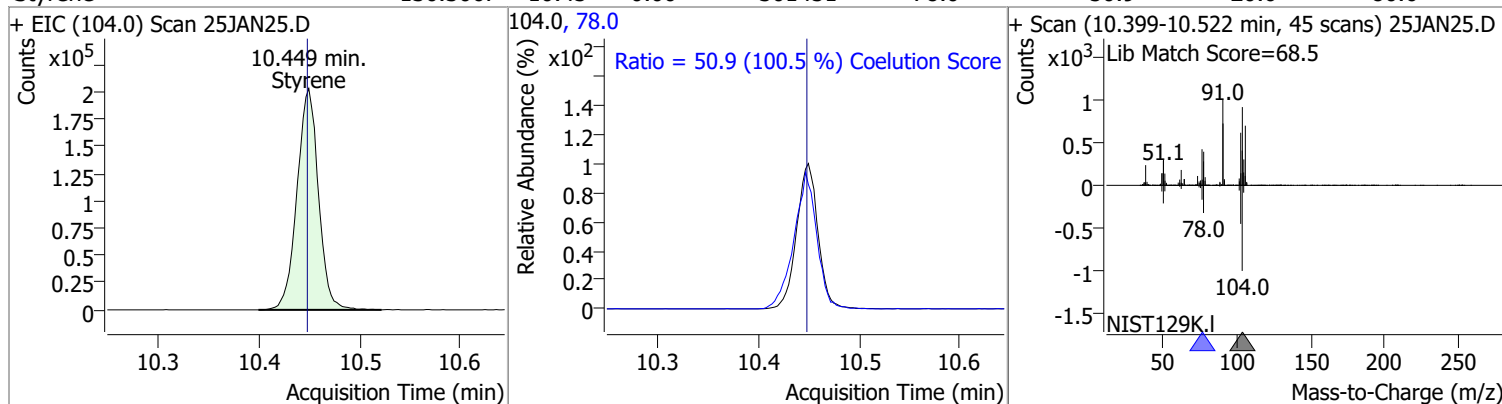
Compound	Conc.	RT	Dev(Min)	Resp.	QIon	QRatio	Lower	Upper
Chlorobenzene	133.8838	9.80	0.00	307936	114.0	31.6	2.2	62.2
+ EIC (112.0) Scan 25JAN25.D 			112.0, 114.0 			+ Scan (9.758-9.889 min, 47 scans) 25JAN25.D Lib Match Score=52.2 		
1,1,1,2-Tetrachloroethane	128.6732	9.89	0.00	103839	133.0	98.7	65.3	125.3
+ EIC (131.0) Scan 25JAN25.D 			131.0, 133.0 			+ Scan (9.852-9.950 min, 35 scans) 25JAN25.D Lib Match Score=58.5 		
Ethylbenzene	131.4504	9.92	0.00	527967	106.0	30.9	1.7	61.7
+ EIC (91.0) Scan 25JAN25.D 			91.0, 106.0 			+ Scan (9.878-9.992 min, 41 scans) 25JAN25.D Lib Match Score=64.6 		
m+p-Xylenes	258.0681	10.04	0.00	412569	91.0	203.4	170.7	230.7
+ EIC (106.0) Scan 25JAN25.D 			106.0, 91.0 			+ Scan (9.995-10.109 min, 42 scans) 25JAN25.D 		

Quantitation Results Report (QT Reviewed)

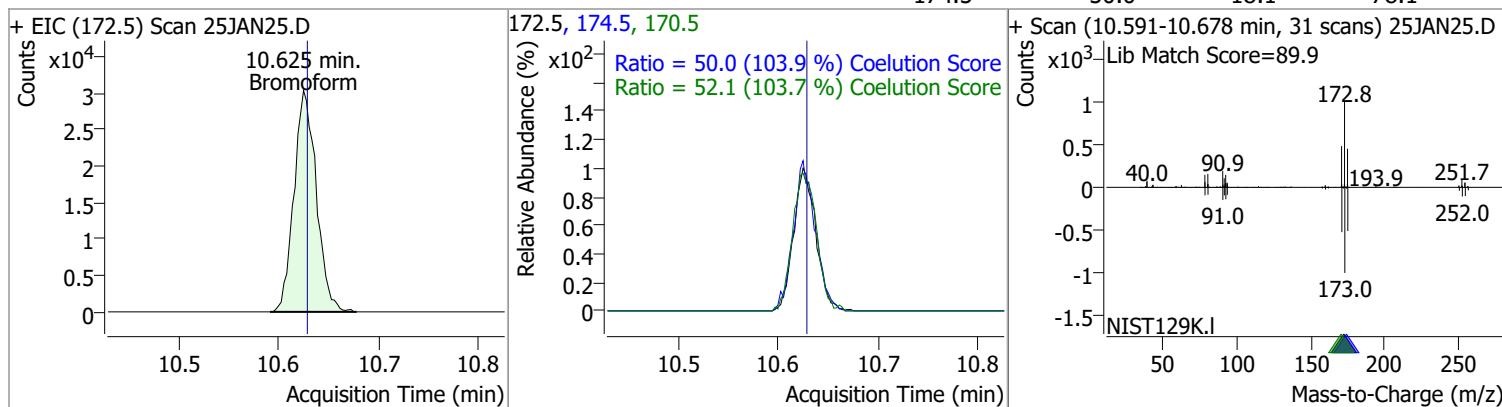
Compound	Conc.	RT	Dev(Min)	Resp.	QIon	QRatio	Lower	Upper
o-Xylene	131.6110	10.43	0.00	184242	91.0	213.7	181.4	241.4



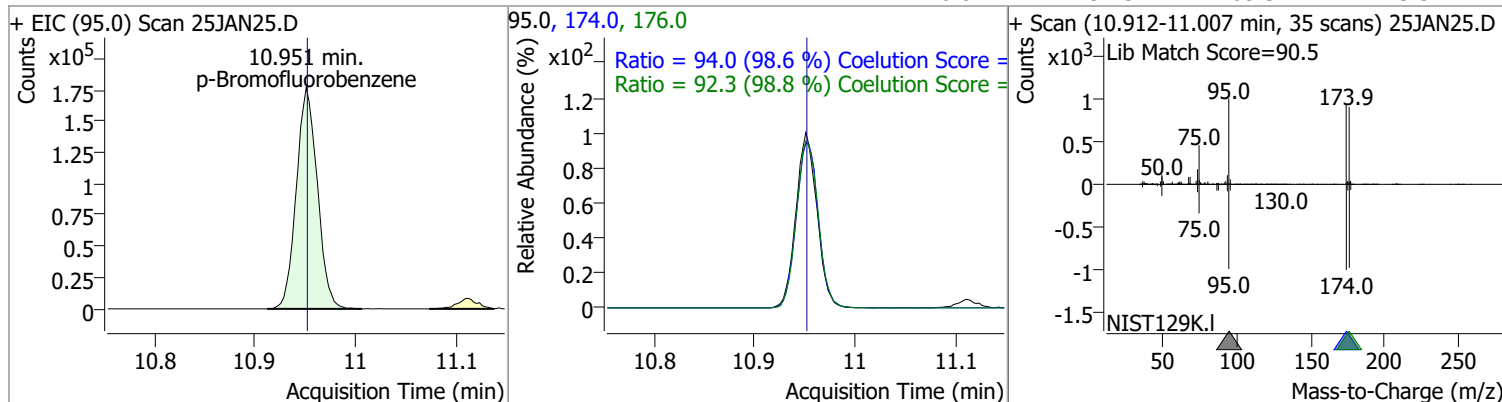
Compound	Conc.	RT	Dev(Min)	Resp.	QIon	QRatio	Lower	Upper
Styrene	130.3067	10.45	0.00	301451	78.0	50.9	20.6	80.6



Compound	Conc.	RT	Dev(Min)	Resp.	QIon	QRatio	Lower	Upper
Bromoform	130.8812	10.62	0.00	47011	170.5	52.1	20.3	80.3
					174.5	50.0	18.1	78.1

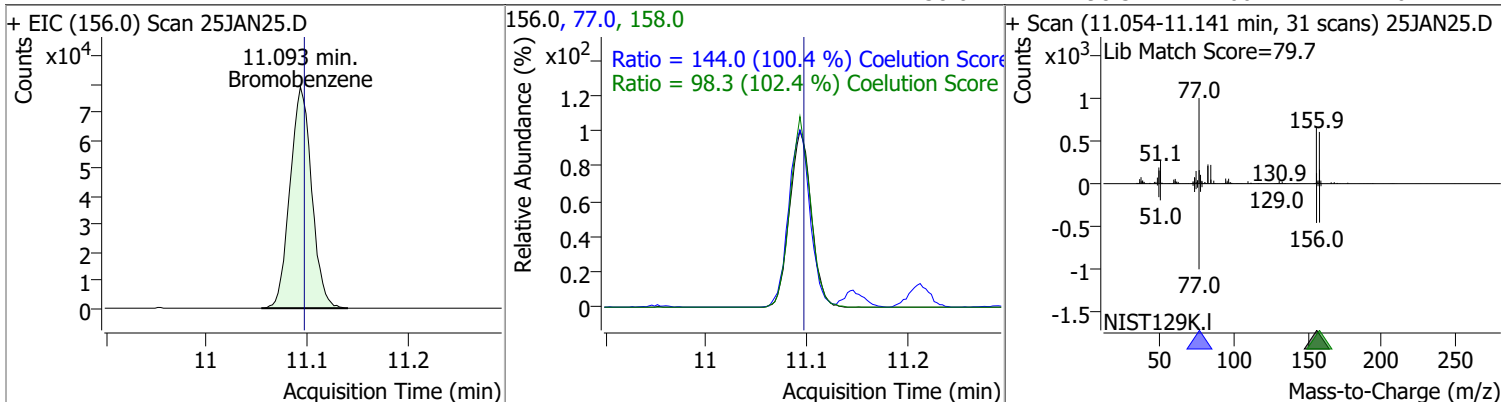


Compound	Conc.	RT	Dev(Min)	Resp.	QIon	QRatio	Lower	Upper
p-Bromofluorobenzene	259.9539	10.95	0.00	257281	174.0	94.0	65.3	125.3
					176.0	92.3	63.3	123.3

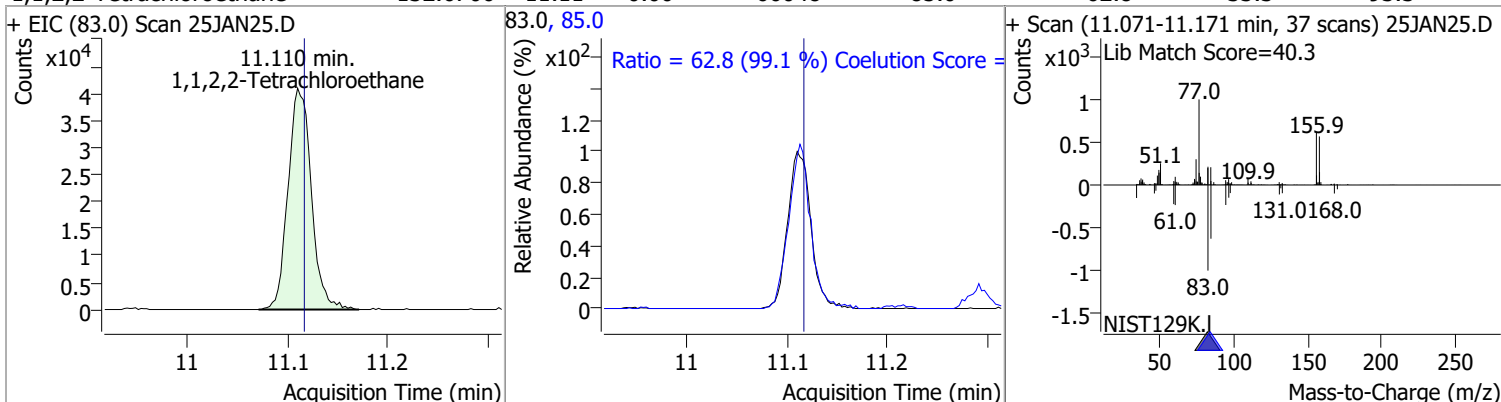


Quantitation Results Report (QT Reviewed)

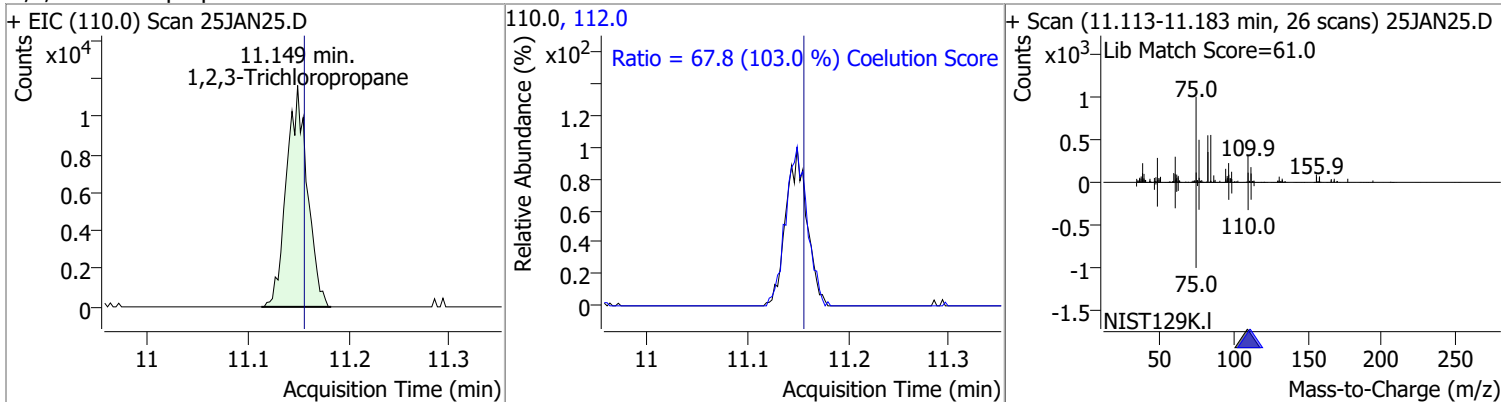
Compound	Conc.	RT	Dev(Min)	Resp.	QIon	QRatio	Lower	Upper
Bromobenzene	135.4370	11.09	0.00	118209	77.0	144.0	113.5	173.5
					158.0	98.3	66.1	126.1



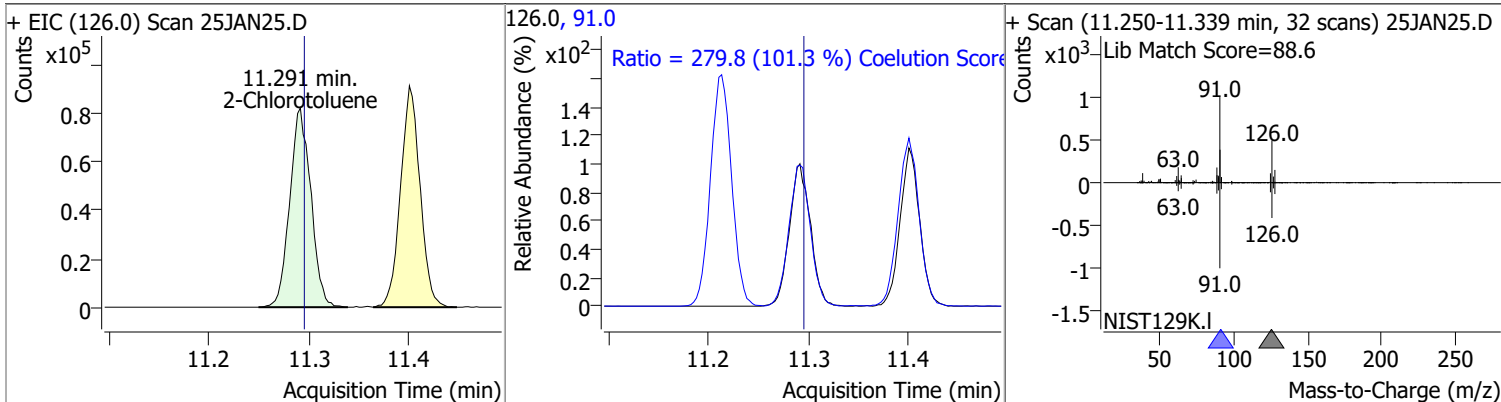
Compound	Conc.	RT	Dev(Min)	Resp.	QIon	QRatio	Lower	Upper
1,1,2,2-Tetrachloroethane	132.6706	11.11	0.00	66048	85.0	62.8	33.3	93.3



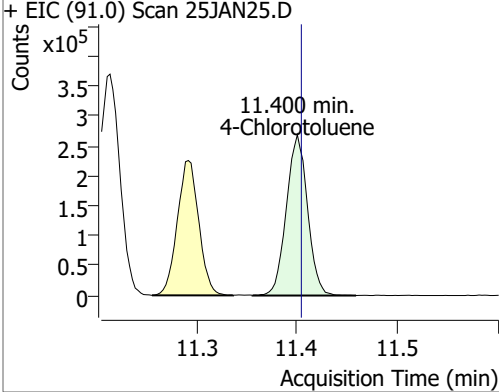
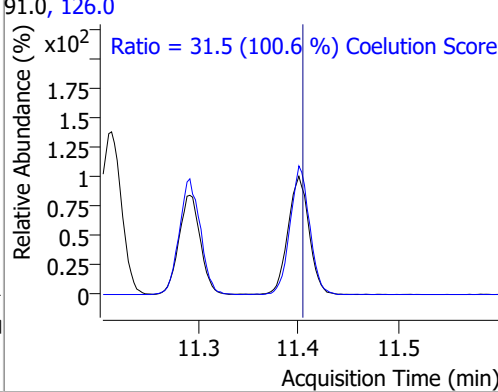
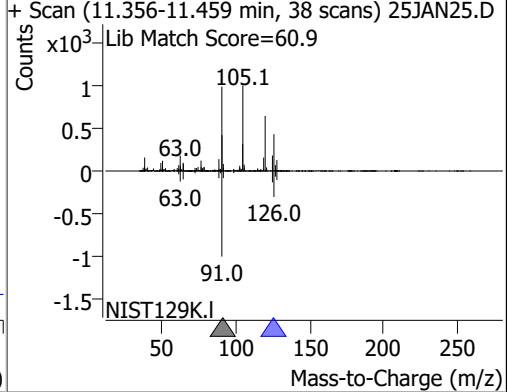
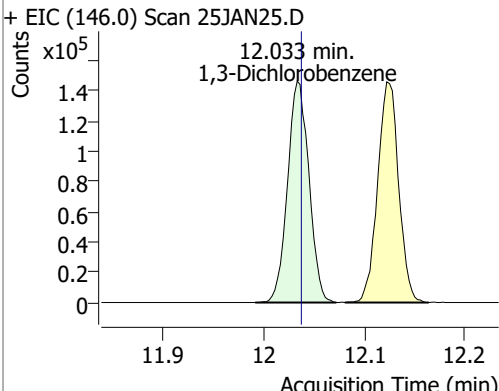
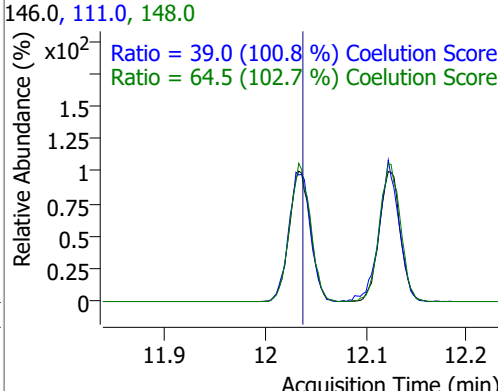
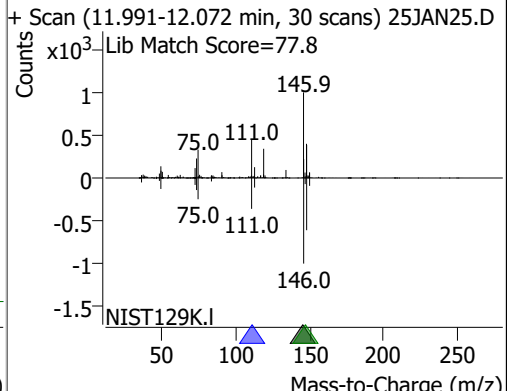
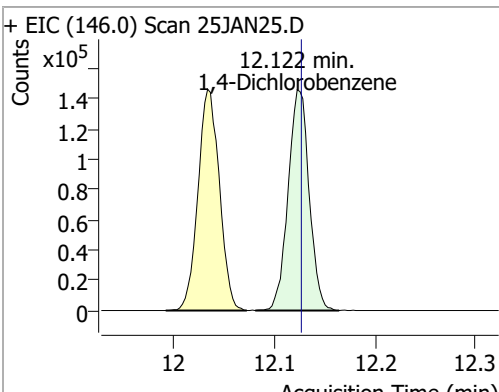
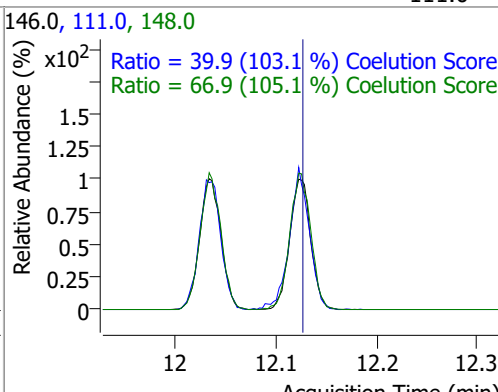
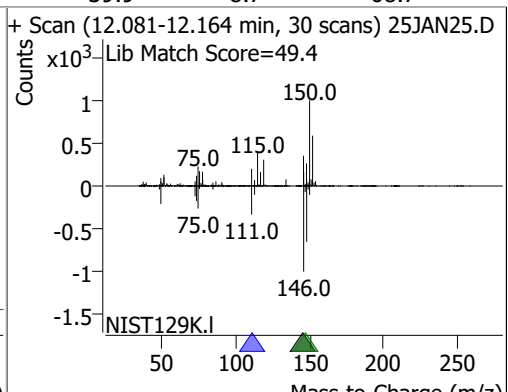
Compound	Conc.	RT	Dev(Min)	Resp.	QIon	QRatio	Lower	Upper
1,2,3-Trichloropropane	129.1836	11.15	0.00	16897	112.0	67.8	35.8	95.8



Compound	Conc.	RT	Dev(Min)	Resp.	QIon	QRatio	Lower	Upper
2-Chlorotoluene	139.3207	11.29	0.00	120348	91.0	279.8	246.2	306.2

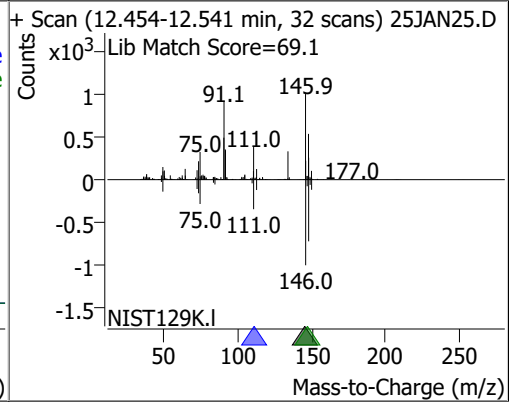
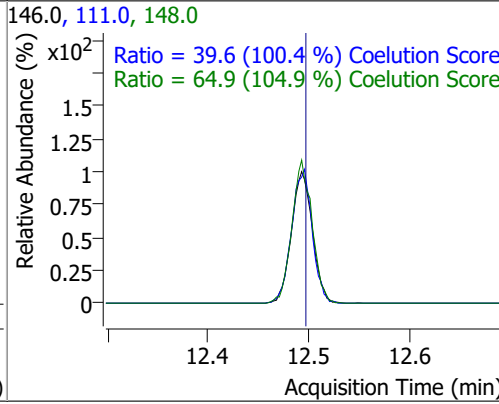
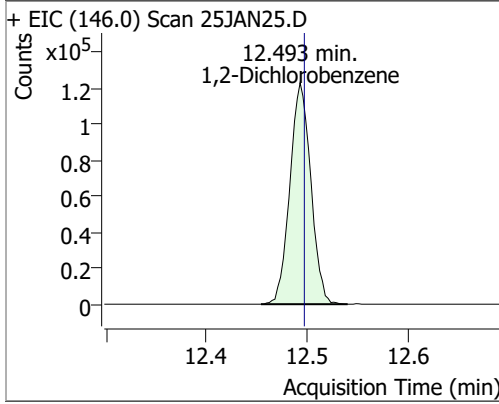


Quantitation Results Report (QT Reviewed)

Compound	Conc.	RT	Dev(Min)	Resp.	QIon	QRatio	Lower	Upper
4-Chlorotoluene	140.5561	11.40	0.00	393253	126.0	31.5	1.3	61.3
+ EIC (91.0) Scan 25JAN25.D 			91.0, 126.0 			+ Scan (11.356-11.459 min, 38 scans) 25JAN25.D Lib Match Score=60.9 		
1,3-Dichlorobenzene	137.1780	12.03	0.00	216925	148.0	64.5	32.8	92.8
+ EIC (146.0) Scan 25JAN25.D 			146.0, 111.0, 148.0 			+ Scan (11.991-12.072 min, 30 scans) 25JAN25.D Lib Match Score=77.8 		
1,4-Dichlorobenzene	131.9718	12.12	0.00	212758	148.0	66.9	33.7	93.7
+ EIC (146.0) Scan 25JAN25.D 			146.0, 111.0, 148.0 			+ Scan (12.081-12.164 min, 30 scans) 25JAN25.D Lib Match Score=49.4 		

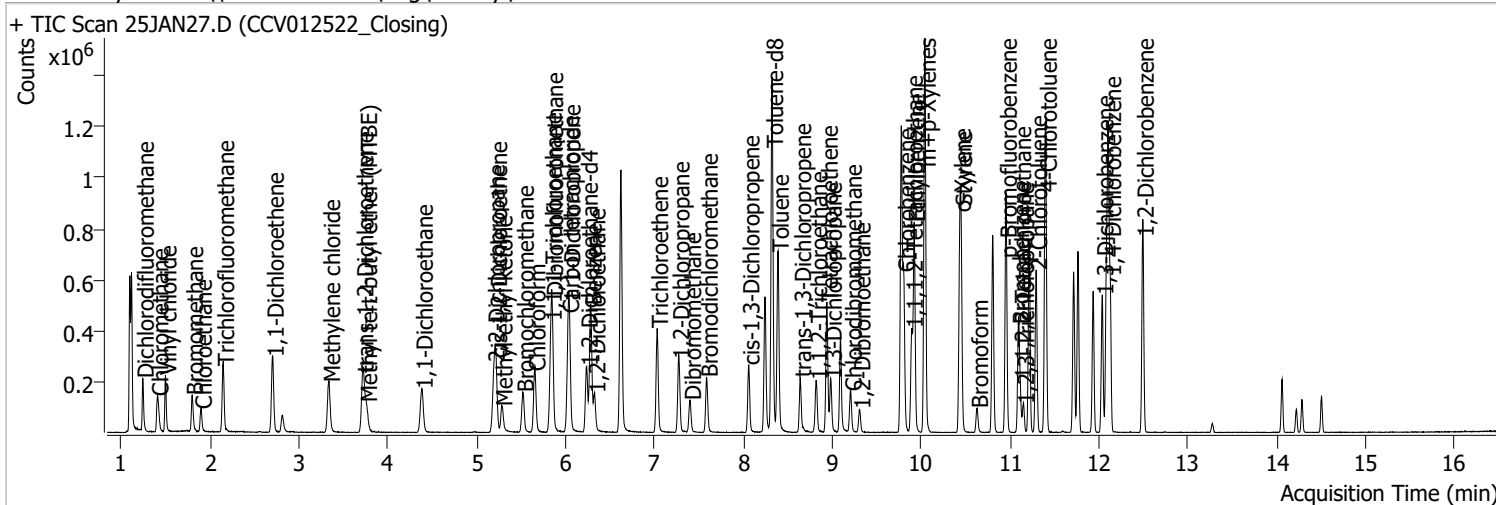
Quantitation Results Report (QT Reviewed)

Compound	Conc.	RT	Dev(Min)	Resp.	QIon	QRatio	Lower	Upper
1,2-Dichlorobenzene	134.8694	12.49	0.00	178059	148.0	64.9	31.9	91.9
					111.0	39.6	9.5	69.5



Quantitation Results Report (QT Reviewed)

Data File	25JAN27.D	Operator	MSC
Acq. Method	5975CACQF.M	Acq. Date-Time	1/25/2022 9:15:04 PM
Sample Name	CCV012522_Closing	Instrument	VOA5975C
Vial	27	Multiplier	1.00
DA Method File	VOA5975C_8260B_SHT_DoD_L4_011922.m	Comment	
Tune File	BFB_Atune3.u	Tune Date	10/11/2021 4:02:00 PM
Batch Name	VG012522_8260B.batch.bin	Last Calib Update	3/15/2022 2:01:13 PM
Ref Library	\\MASSHUNTER\Org\Library\NIST129K.I		



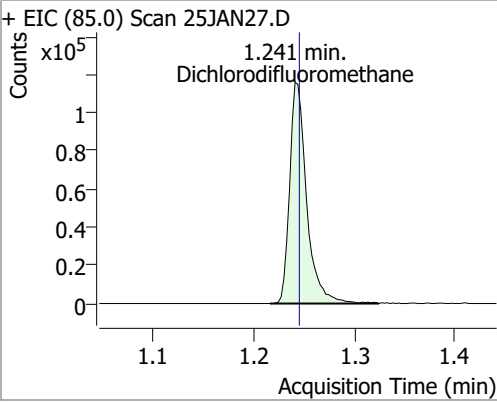
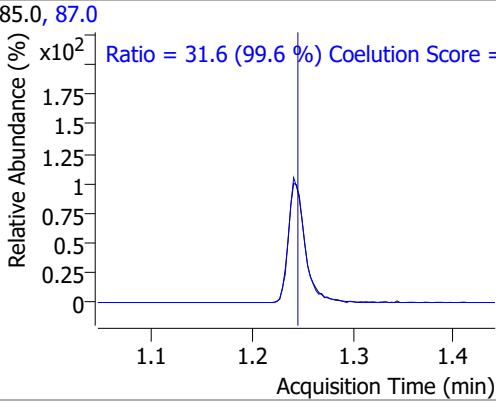
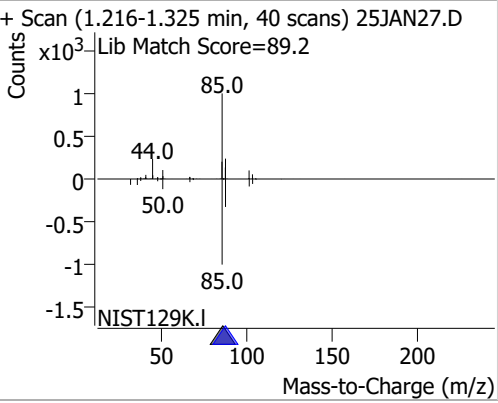
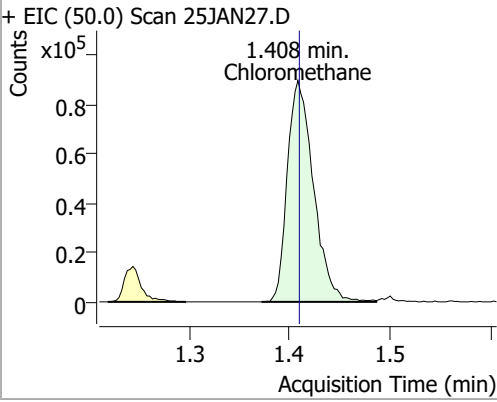
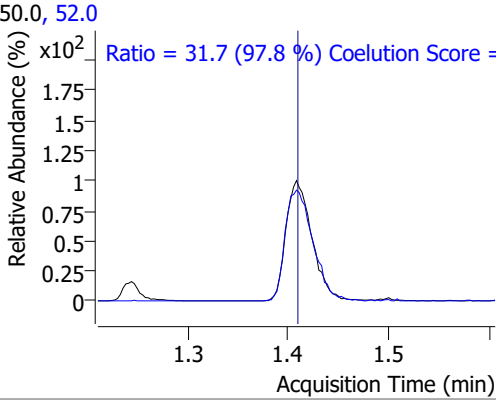
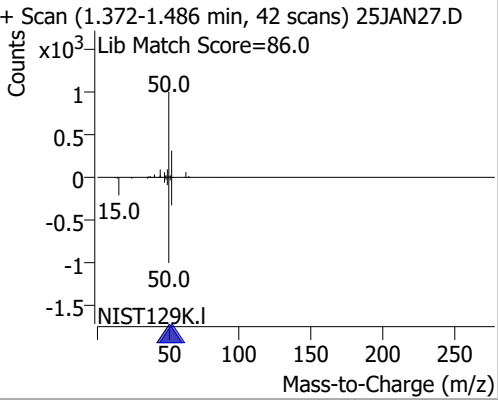
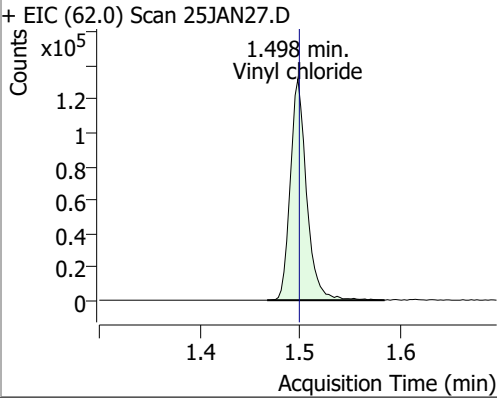
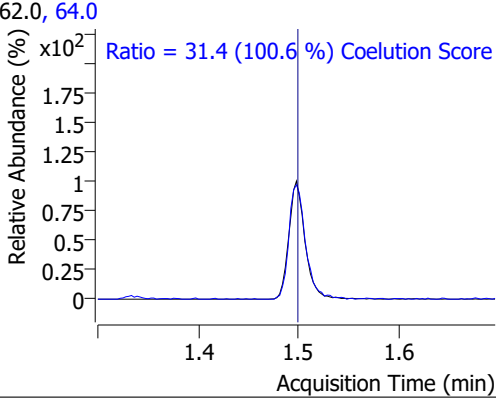
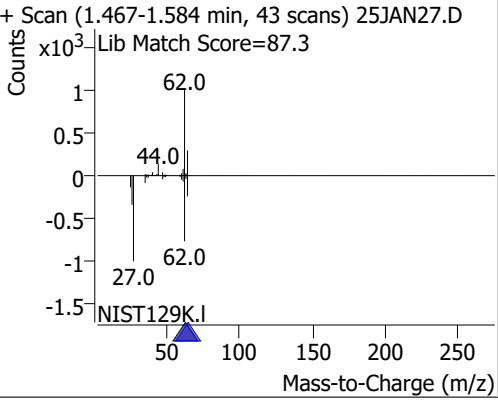
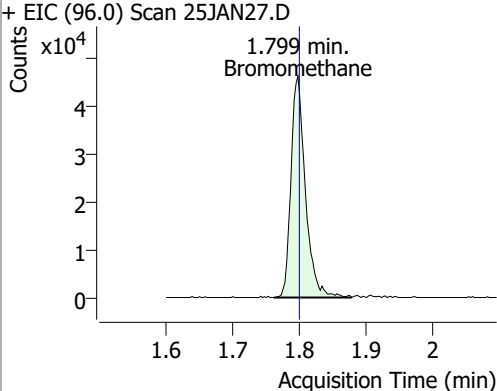
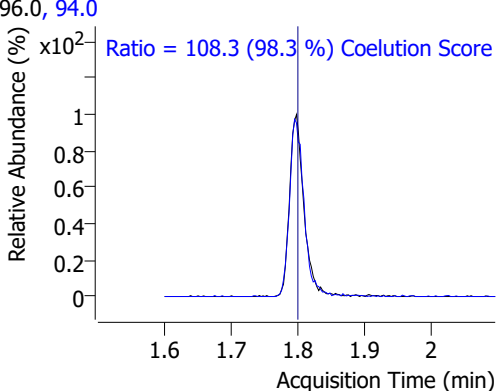
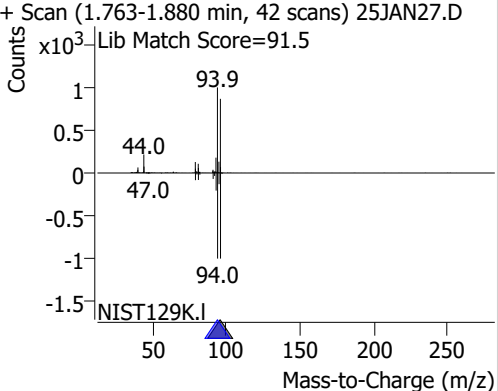
Compound	RT	QIon	Resp.	Conc.	Units	Dev(Min)
Internal Standards						
M Fluorobenzene	6.620	96.0	848649	250.0000	ng	0.000
M Chlorobenzene-d5	9.774	82.0	326302	250.0000	ng	0.000
M 1,4-Dichlorobenzene-d4	12.103	152.0	276606	250.0000	ng	0.003
System Monitoring Compounds						
S Dibromofluoromethane	5.845	113.0	209410	254.7609	ng	-0.006
Spiked Amount: 250.000	Range: 80.0 - 119.0%			Recovery = 101.90%		
S 1,2-Dichloroethane-d4	6.236	67.0	91488	257.6572	ng	0.005
Spiked Amount: 250.000	Range: 81.0 - 118.0%			Recovery = 103.06%		
S Toluene-d8	8.321	98.0	845544	265.6112	ng	0.003
Spiked Amount: 250.000	Range: 89.0 - 112.0%			Recovery = 106.24%		
S p-Bromofluorobenzene	10.951	95.0	263676	258.1784	ng	0.003
Spiked Amount: 250.000	Range: 85.0 - 114.0%			Recovery = 103.27%		
Target Compounds						
T Dichlorodifluoromethane	1.241	85.0	136576	119.6864	ng	100
T Chloromethane	1.408	50.0	162426	120.9008	ng	99
T Vinyl chloride	1.498	62.0	149043	121.8797	ng	100
T Bromomethane	1.799	96.0	69239	130.2108	ng	98
T Chloroethane	1.896	64.0	62715	108.3986	ng	97
T Trichlorofluoromethane	2.145	101.0	181332	123.6587	ng	100
T 1,1-Dichloroethene	2.705	96.0	103876	121.7426	ng	98
T Methylene chloride	3.338	49.0	145464	117.2582	ng	99
T trans-1,2-Dichloroethene	3.715	96.0	108979	123.6368	ng	98
T Methyl tert-butyl ether (MTBE)	3.756	73.0	121667	110.4362	ng	100
T 1,1-Dichloroethane	4.381	63.0	205642	124.6579	ng	100
T 2,2-Dichloropropane	5.193	77.0	141872	114.1188	ng	97
T cis-1,2-Dichloroethene	5.218	96.0	110376	123.6742	ng	98
T Methyl ethyl ketone	5.279	43.0	140516	1089.4674	ng	100
T Bromochloromethane	5.519	128.0	43398	117.9372	ng	93
T Chloroform	5.647	83.0	196678	119.4062	ng	99

Quantitation Results Report (QT Reviewed)

Compound	RT	QIon	Resp.	Conc.	Units	Dev(Min)
T 1,1,1-Trichloroethane	5.831	97.0	191303	125.8786	ng	100
T Carbon tetrachloride	6.026	117.0	191388	129.8472	ng	99
T 1,1-Dichloropropene	6.040	75.0	155305	126.0213	ng	99
T Benzene	6.280	78.0	418205	123.3567	ng	99
T 1,2-Dichloroethane	6.325	62.0	111831	119.4281	ng	97
T Trichloroethene	7.027	95.0	124075	127.0131	ng	96
T 1,2-Dichloropropane	7.267	63.0	105618	122.9720	ng	99
T Dibromomethane	7.398	93.0	42586	117.6342	ng	98
T Bromodichloromethane	7.585	83.0	126672	124.4334	ng	96
T cis-1,3-Dichloropropene	8.056	75.0	133592	119.5912	ng	99
T Toluene	8.386	92.0	269239	126.8845	ng	98
T trans-1,3-Dichloropropene	8.637	75.0	99382	121.9679	ng	100
T 1,1,2-Trichloroethane	8.818	83.0	48569	117.2247	ng	94
T Tetrachloroethene	8.938	163.8	108802	126.4477	ng	98
T 1,3-Dichloropropane	8.982	76.0	100472	119.8316	ng	99
T Chlorodibromomethane	9.205	129.0	80333	120.3896	ng	100
T 1,2-Dibromoethane	9.306	107.0	55301	120.8492	ng	97
T Chlorobenzene	9.802	112.0	289411	124.4170	ng	100
T 1,1,1,2-Tetrachloroethane	9.891	131.0	98776	121.0253	ng	97
T Ethylbenzene	9.919	91.0	505451	124.6920	ng	99
T m+p-Xylenes	10.039	106.0	403612	249.9038	ng	100
T o-Xylene	10.432	106.0	175282	124.1228	ng	99
T Styrene	10.446	104.0	290956	124.5646	ng	99
T Bromoform	10.628	172.5	42367	114.3052	ng	98
T Bromobenzene	11.091	156.0	110149	122.3004	ng	99
T 1,1,2,2-Tetrachloroethane	11.113	83.0	62577	121.8121	ng	99
T 1,2,3-Trichloropropane	11.146	110.0	16808	124.5301	ng	89
T 2-Chlorotoluene	11.291	126.0	111408	124.9839	ng	95
T 4-Chlorotoluene	11.400	91.0	366830	127.0584	ng	99
T 1,3-Dichlorobenzene	12.036	146.0	200390	122.8037	ng	99
T 1,4-Dichlorobenzene	12.125	146.0	203023	122.0397	ng	98
T 1,2-Dichlorobenzene	12.493	146.0	168951	124.0141	ng	98

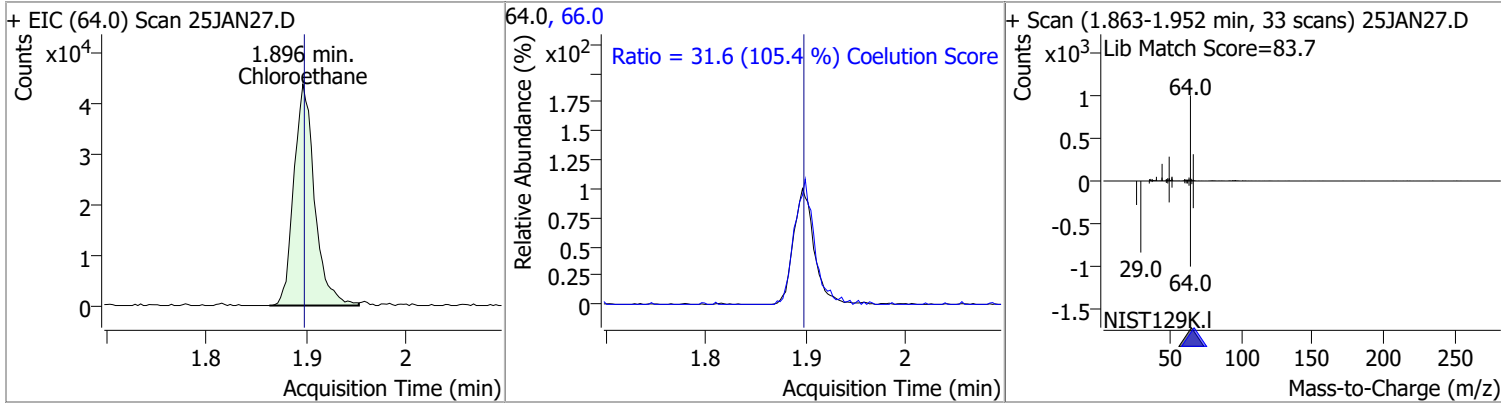
(#) = Qualifier Out of Range; (m) = Manual Integration; (+) = Area Summed; (*) = Surrogate Percent Recovery Out of Range; (d): Zeroed Peak

Quantitation Results Report (QT Reviewed)

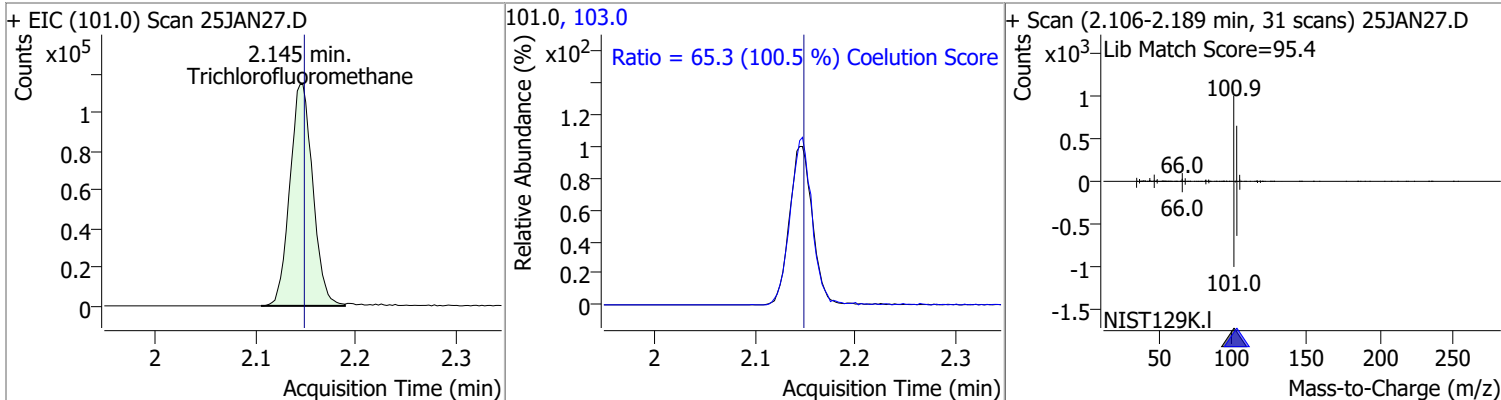
Compound	Conc.	RT	Dev(Min)	Resp.	QIon	QRatio	Lower	Upper
Dichlorodifluoromethane	119.6864	1.24	0.00	136576	87.0	31.6	1.8	61.8
+ EIC (85.0) Scan 25JAN27.D 			85.0, 87.0 			+ Scan (1.216-1.325 min, 40 scans) 25JAN27.D Lib Match Score=89.2 		
Chloromethane	120.9008	1.41	0.00	162426	52.0	31.7	2.4	62.4
+ EIC (50.0) Scan 25JAN27.D 			50.0, 52.0 			+ Scan (1.372-1.486 min, 42 scans) 25JAN27.D Lib Match Score=86.0 		
Vinyl chloride	121.8797	1.50	0.00	149043	64.0	31.4	1.3	61.3
+ EIC (62.0) Scan 25JAN27.D 			62.0, 64.0 			+ Scan (1.467-1.584 min, 43 scans) 25JAN27.D Lib Match Score=87.3 		
Bromomethane	130.2108	1.80	0.00	69239	94.0	108.3	80.1	140.1
+ EIC (96.0) Scan 25JAN27.D 			96.0, 94.0 			+ Scan (1.763-1.880 min, 42 scans) 25JAN27.D Lib Match Score=91.5 		

Quantitation Results Report (QT Reviewed)

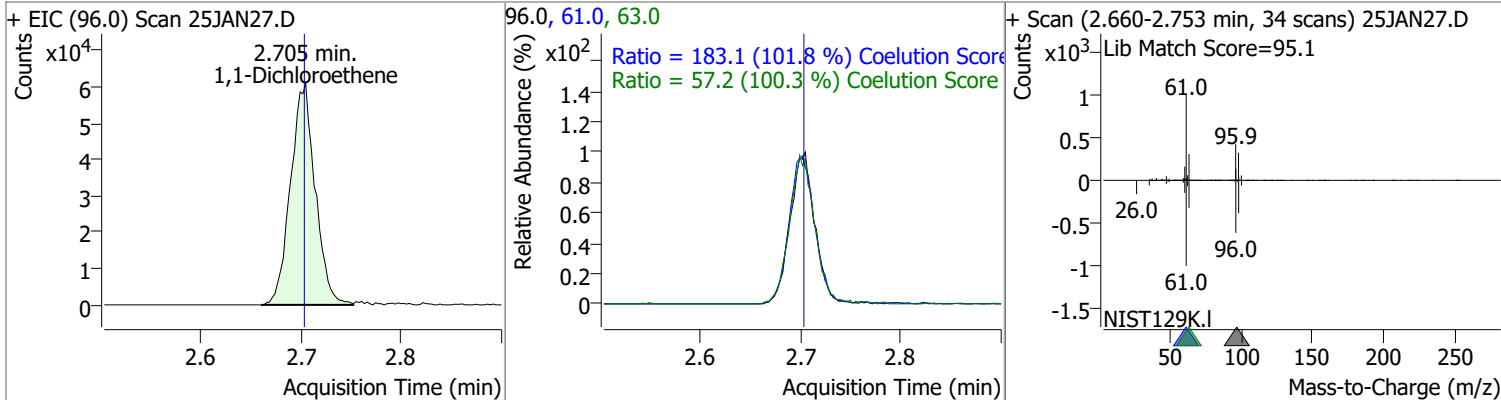
Compound	Conc.	RT	Dev(Min)	Resp.	QIon	QRatio	Lower	Upper
Chloroethane	108.3986	1.90	0.00	62715	66.0	31.6	0.0	60.0



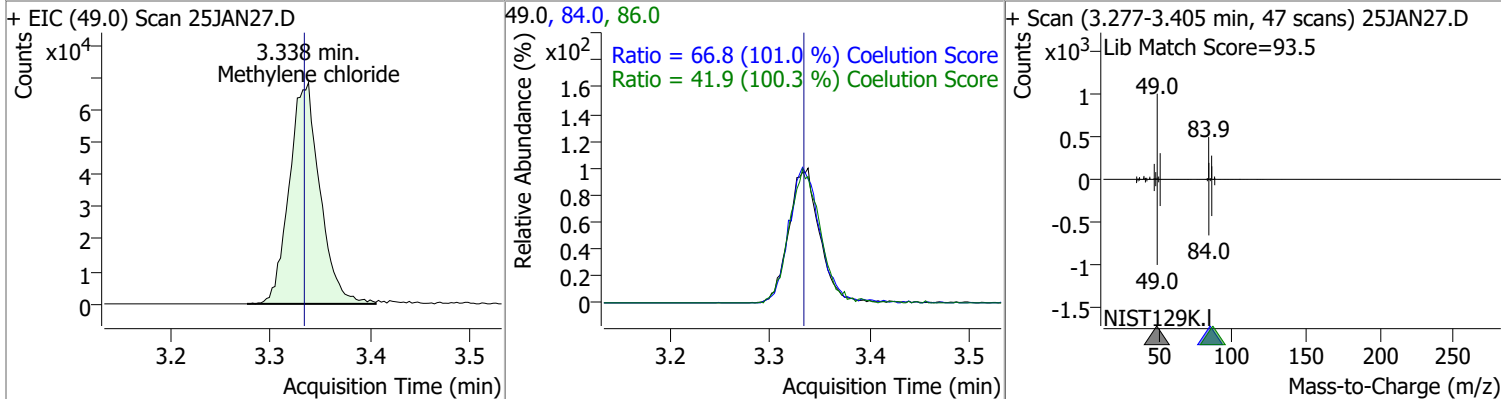
Compound	Conc.	RT	Dev(Min)	Resp.	QIon	QRatio	Lower	Upper
Trichlorofluoromethane	123.6587	2.14	0.00	181332	103.0	65.3	35.0	95.0



Compound	Conc.	RT	Dev(Min)	Resp.	QIon	QRatio	Lower	Upper
1,1-Dichloroethene	121.7426	2.71	0.00	103876	61.0	183.1	149.9	209.9
					63.0	57.2	27.0	87.0

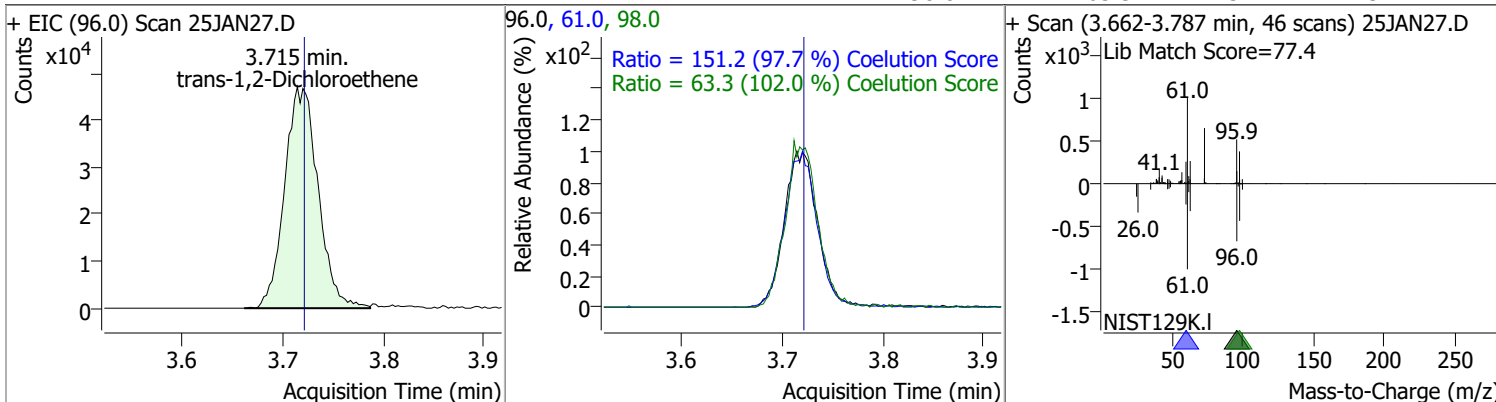


Compound	Conc.	RT	Dev(Min)	Resp.	QIon	QRatio	Lower	Upper
Methylene chloride	117.2582	3.34	0.01	145464	84.0	66.8	36.1	96.1
					86.0	41.9	11.8	71.8

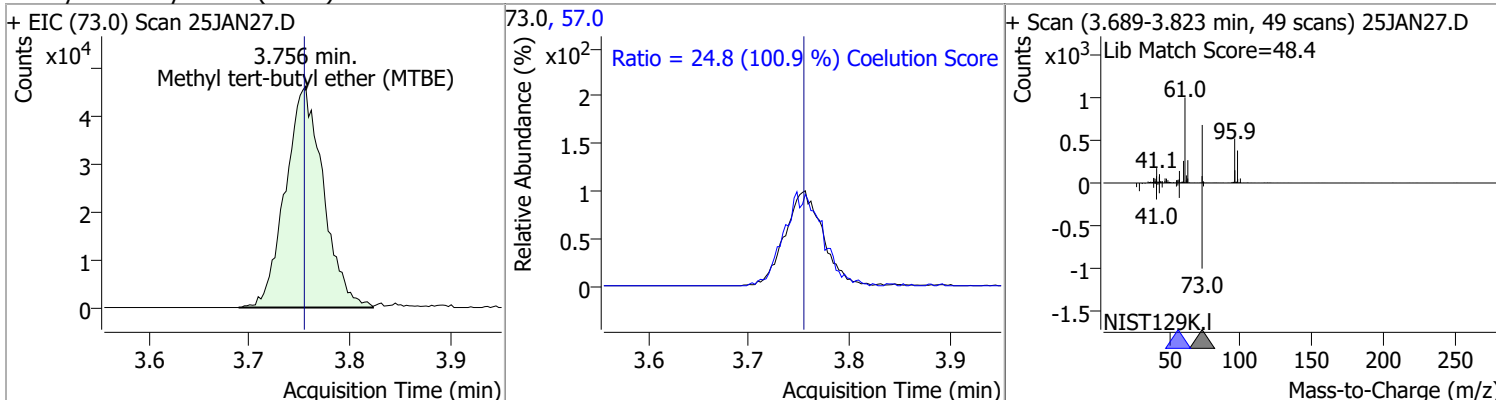


Quantitation Results Report (QT Reviewed)

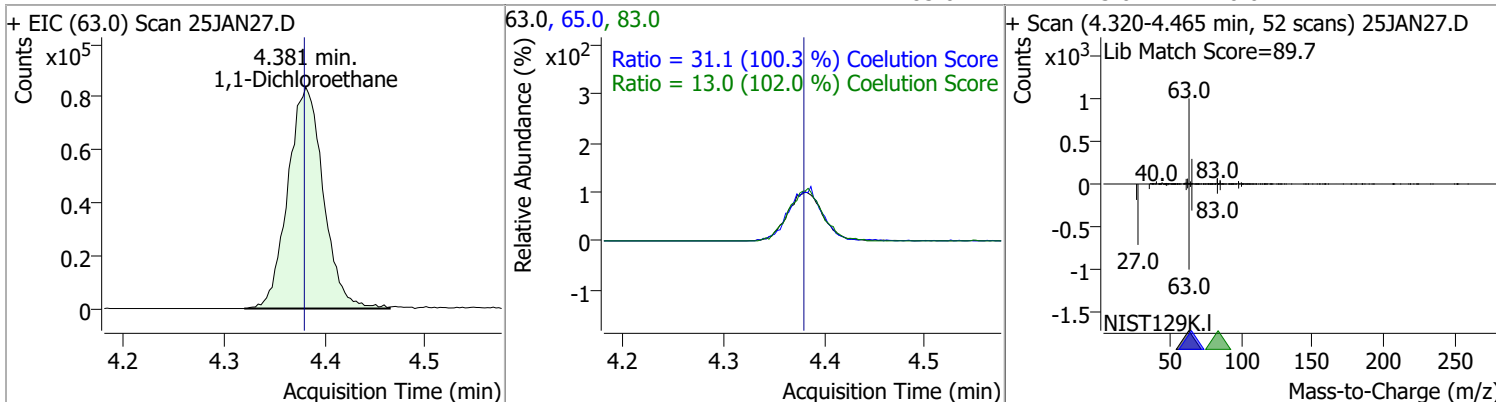
Compound	Conc.	RT	Dev(Min)	Resp.	QIon	QRatio	Lower	Upper
trans-1,2-Dichloroethene	123.6368	3.71	-0.01	108979	61.0	151.2	124.8	184.8
					98.0	63.3	32.1	92.1



Compound	Conc.	RT	Dev(Min)	Resp.	QIon	QRatio	Lower	Upper
Methyl tert-butyl ether (MTBE)	110.4362	3.76	0.00	121667	57.0	24.8	0.0	54.6

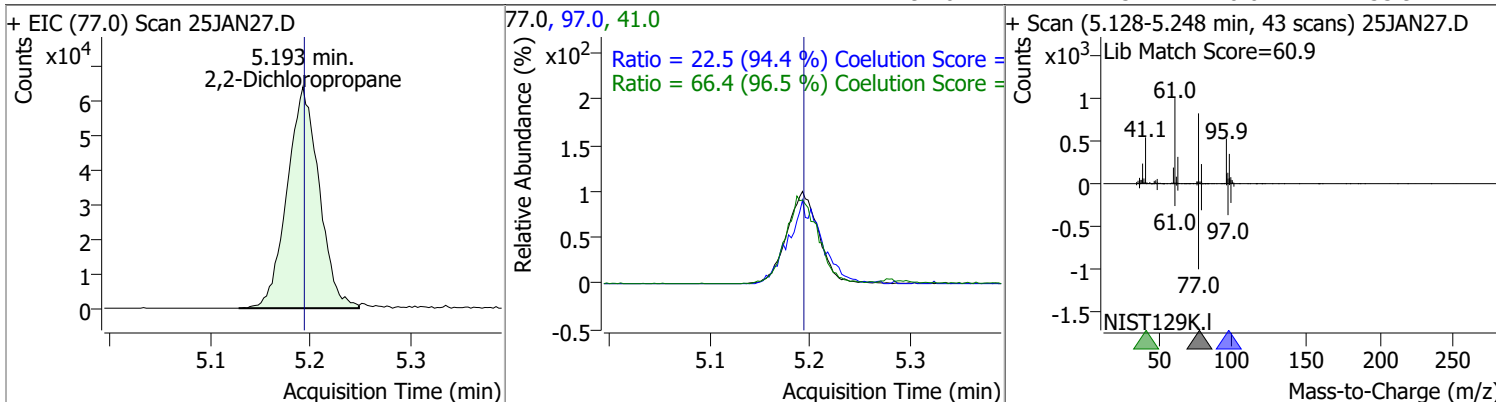


Compound	Conc.	RT	Dev(Min)	Resp.	QIon	QRatio	Lower	Upper
1,1-Dichloroethane	124.6579	4.38	0.00	205642	65.0	31.1	1.0	61.0
					83.0	13.0	0.0	42.7

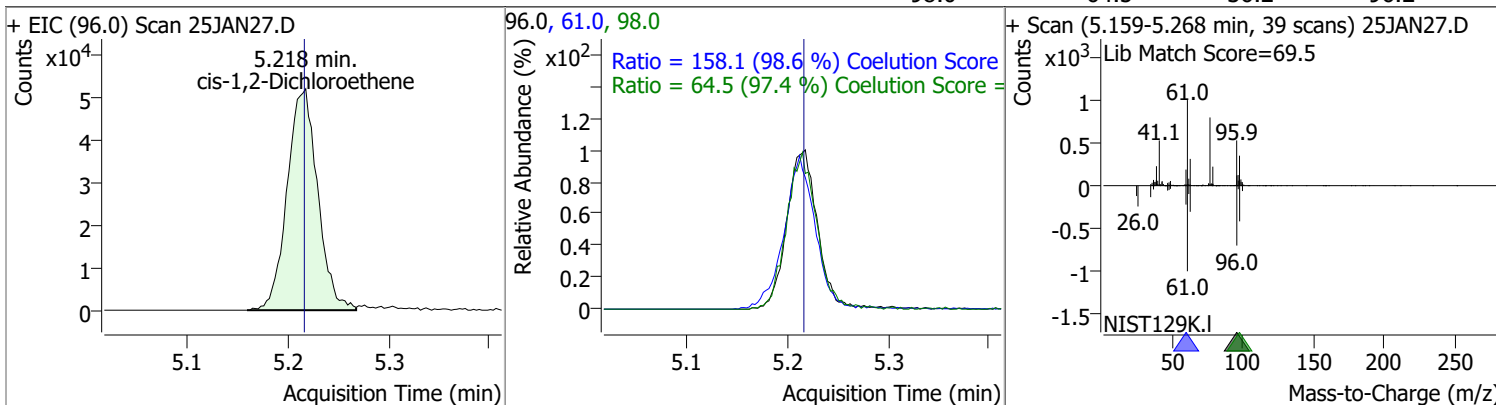


Quantitation Results Report (QT Reviewed)

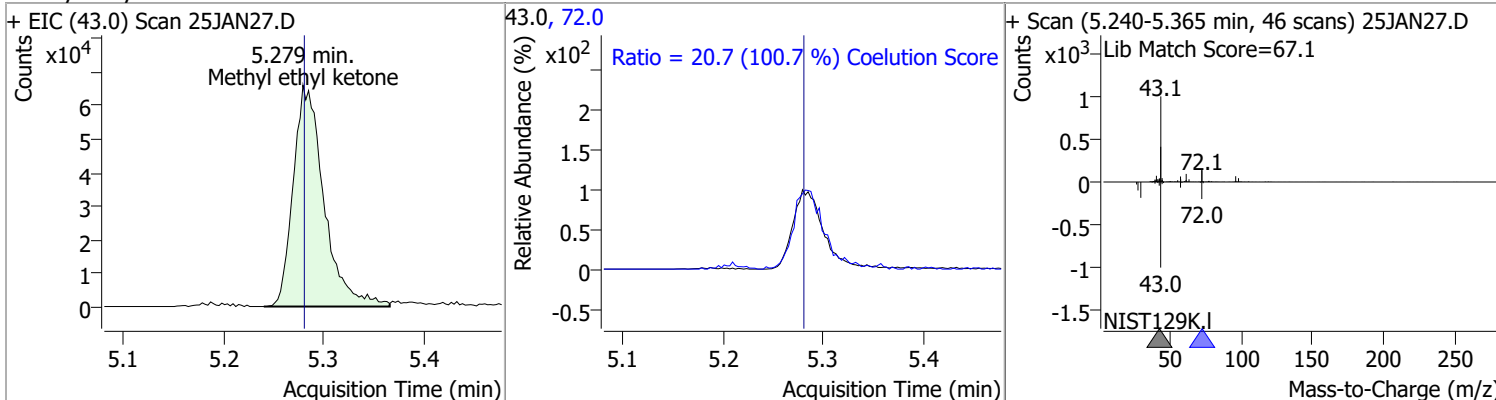
Compound	Conc.	RT	Dev(Min)	Resp.	QIon	QRatio	Lower	Upper
2,2-Dichloropropane	114.1188	5.19	0.00	141872	41.0	66.4	38.8	98.8
					97.0	22.5	0.0	53.9



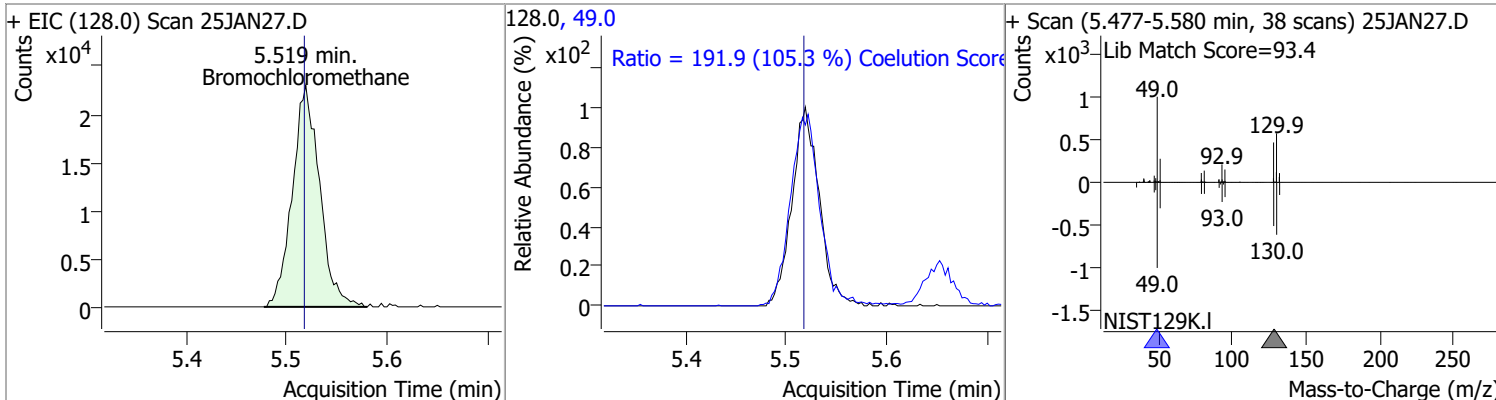
Compound	Conc.	RT	Dev(Min)	Resp.	QIon	QRatio	Lower	Upper
cis-1,2-Dichloroethene	123.6742	5.22	0.00	110376	61.0	158.1	130.4	190.4
					98.0	64.5	36.2	96.2



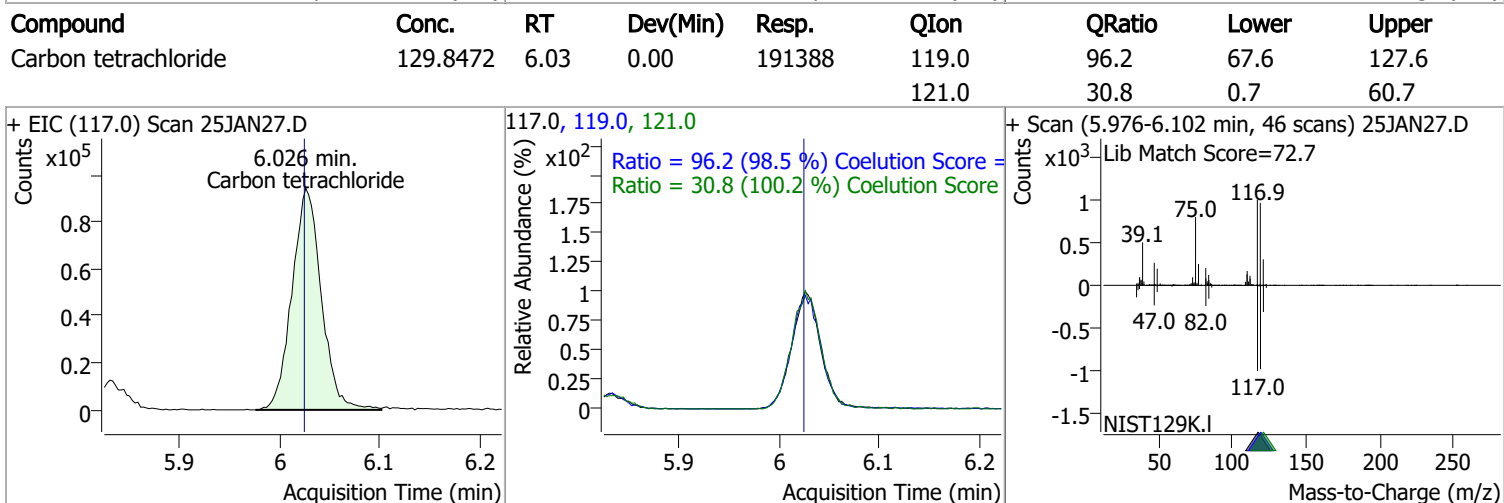
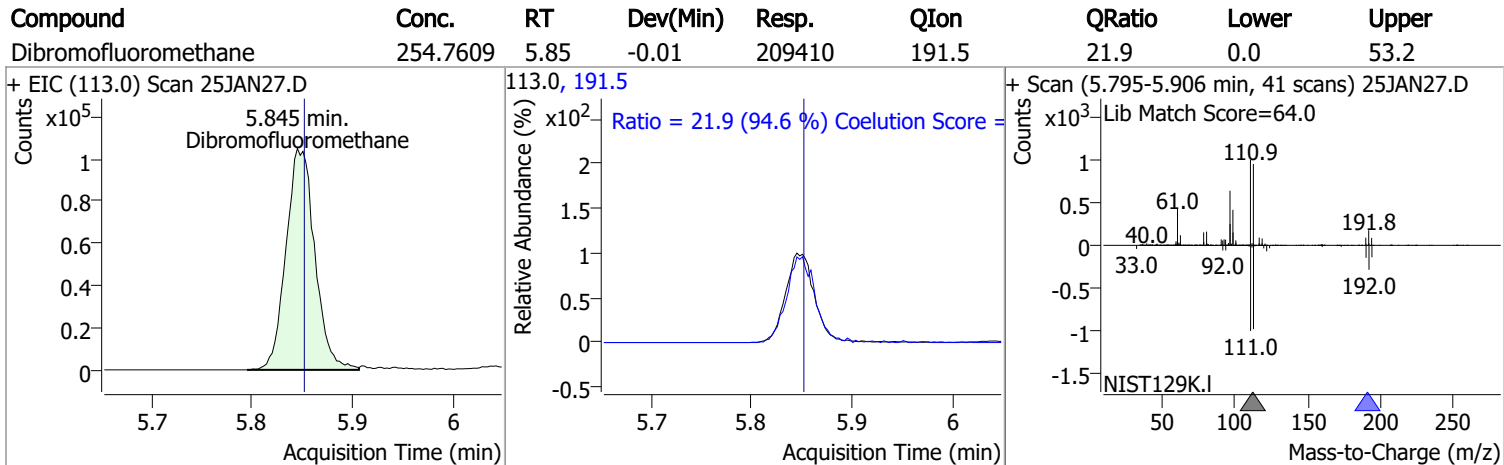
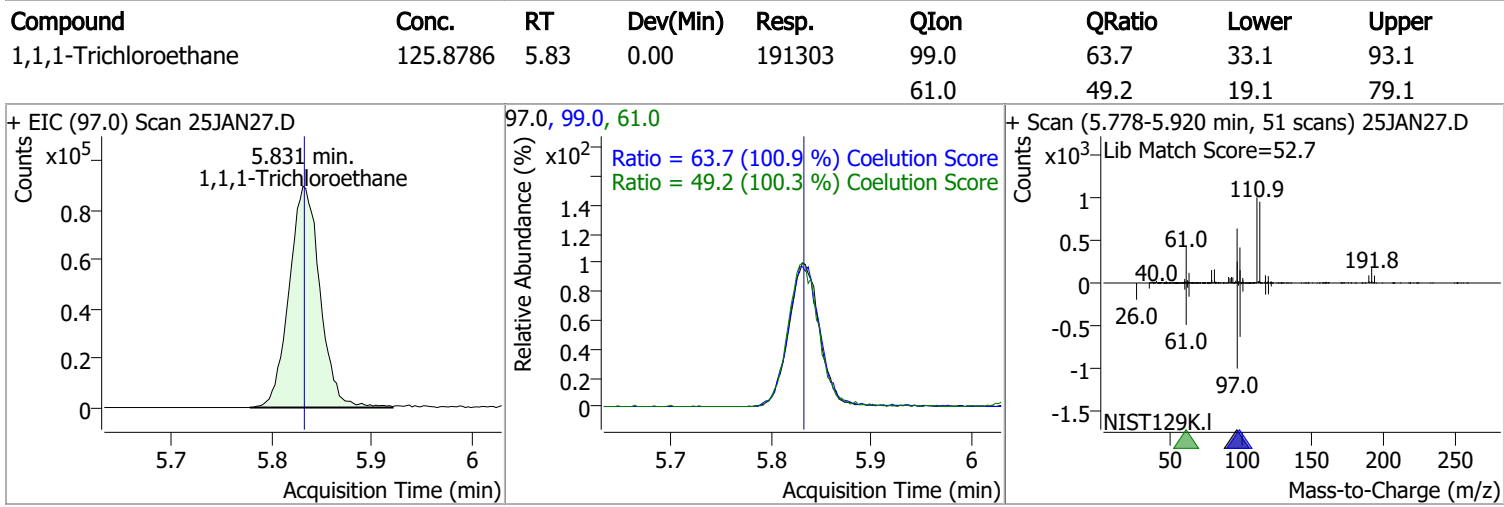
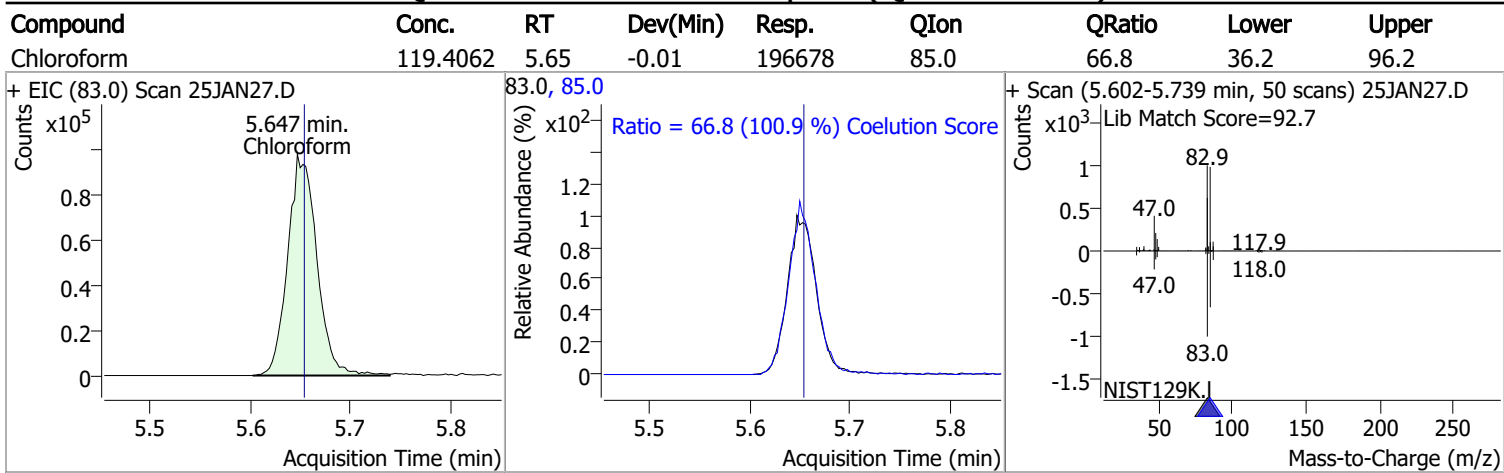
Compound	Conc.	RT	Dev(Min)	Resp.	QIon	QRatio	Lower	Upper
Methyl ethyl ketone	1089.4674	5.28	0.00	140516	72.0	20.7	0.0	50.6



Compound	Conc.	RT	Dev(Min)	Resp.	QIon	QRatio	Lower	Upper
Bromochloromethane	117.9372	5.52	0.00	43398	49.0	191.9	152.2	212.2

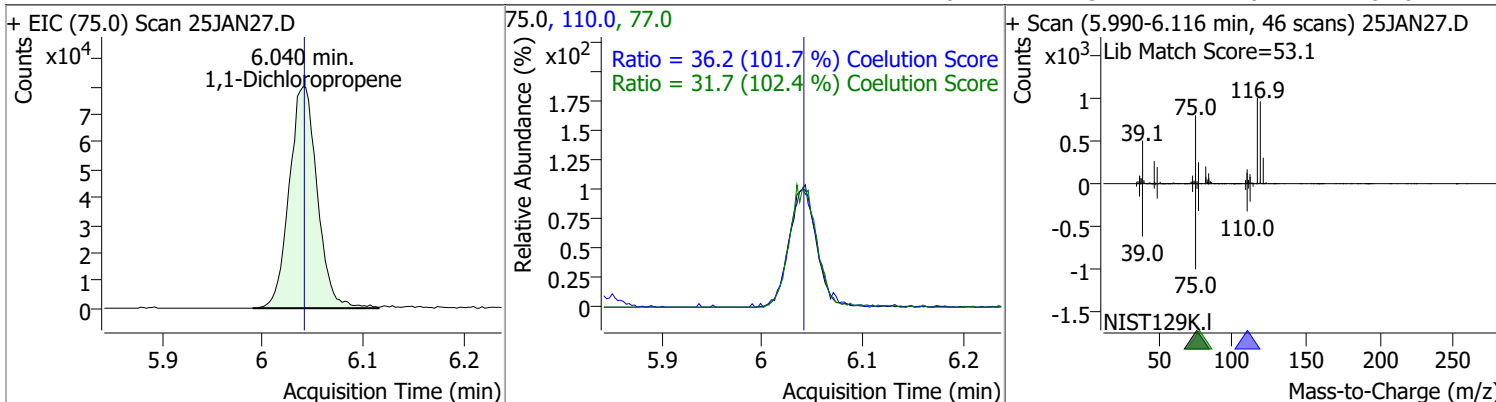


Quantitation Results Report (QT Reviewed)

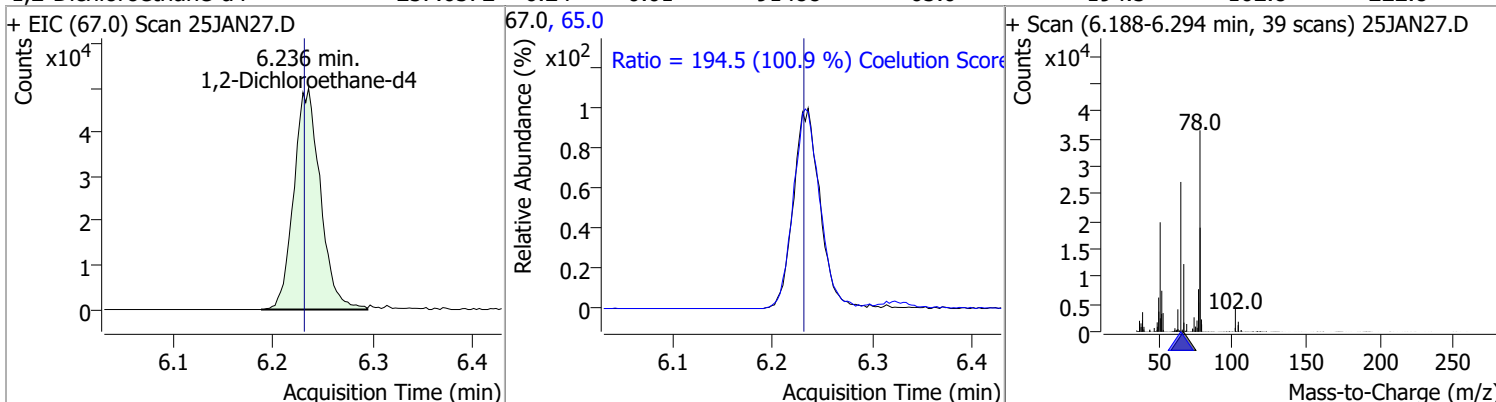


Quantitation Results Report (QT Reviewed)

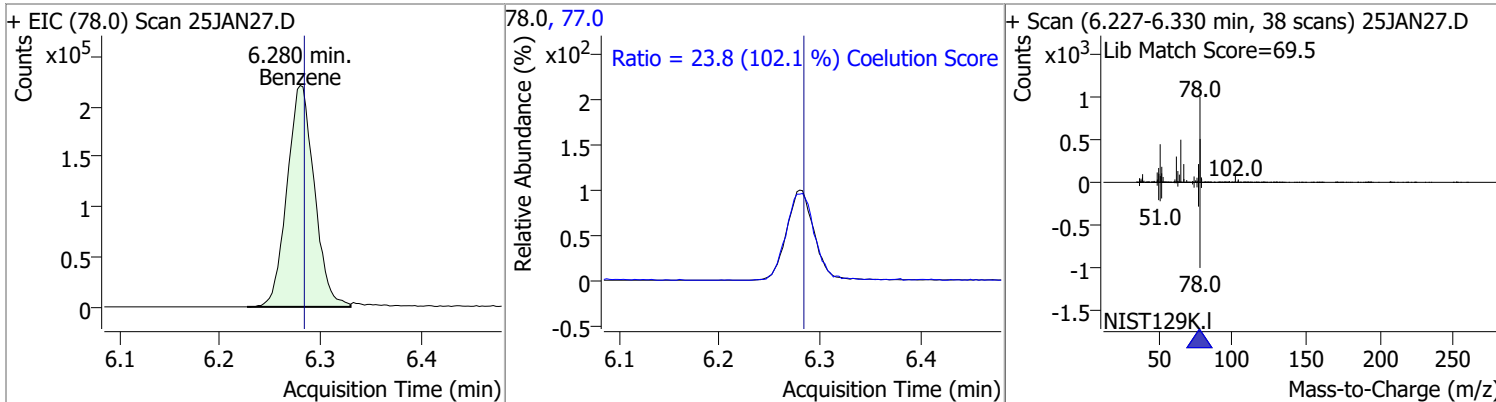
Compound	Conc.	RT	Dev(Min)	Resp.	QIon	QRatio	Lower	Upper
1,1-Dichloropropene	126.0213	6.04	0.00	155305	110.0	36.2	5.6	65.6
					77.0	31.7	1.0	61.0



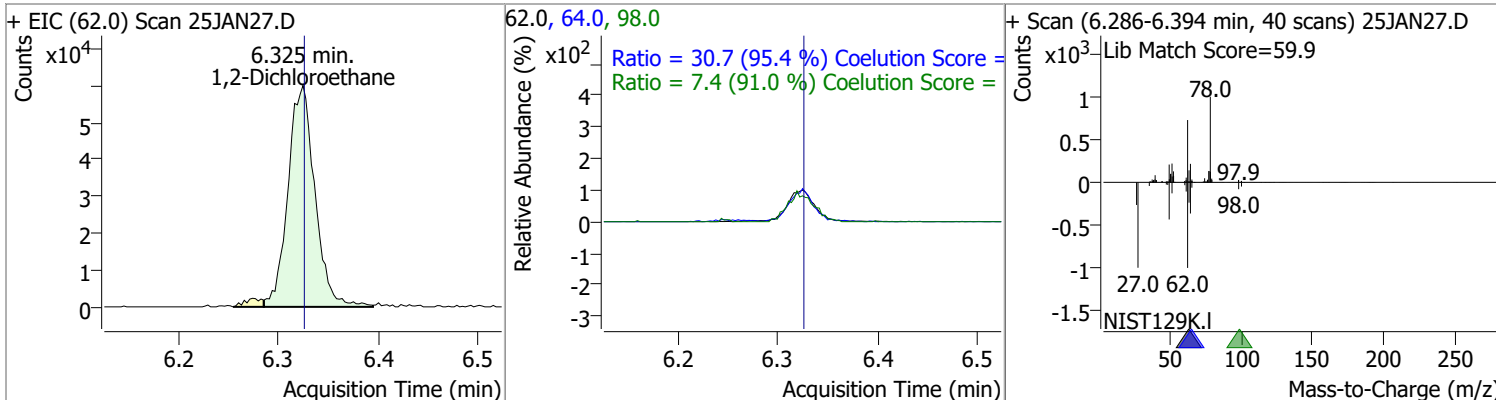
Compound	Conc.	RT	Dev(Min)	Resp.	QIon	QRatio	Lower	Upper
1,2-Dichloroethane-d4	257.6572	6.24	0.01	91488	65.0	194.5	162.8	222.8



Compound	Conc.	RT	Dev(Min)	Resp.	QIon	QRatio	Lower	Upper
Benzene	123.3567	6.28	0.00	418205	77.0	23.8	0.0	53.3

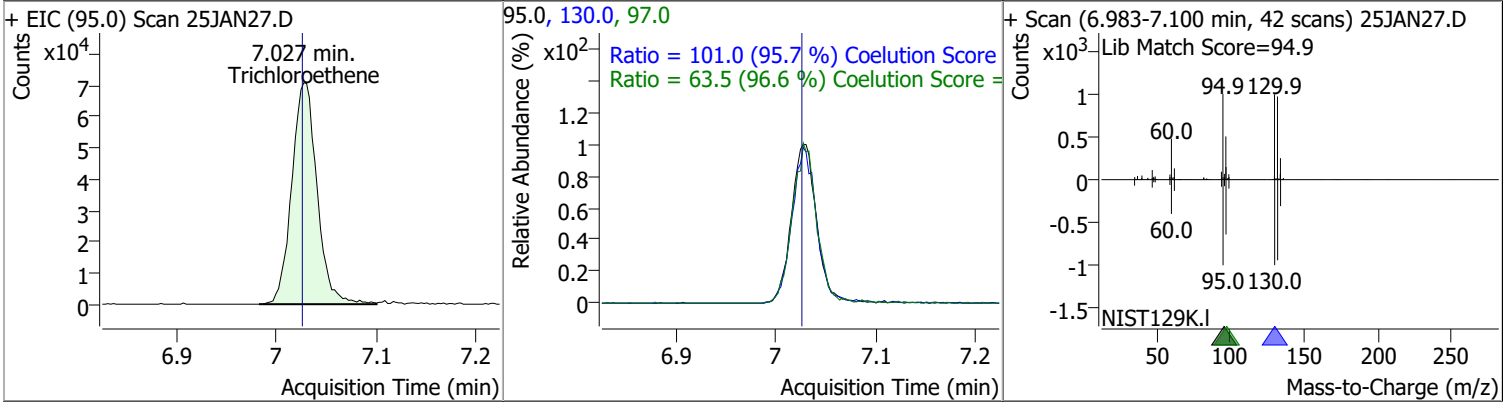


Compound	Conc.	RT	Dev(Min)	Resp.	QIon	QRatio	Lower	Upper
1,2-Dichloroethane	119.4281	6.32	0.00	111831	64.0	30.7	2.2	62.2
					98.0	7.4	0.0	38.2

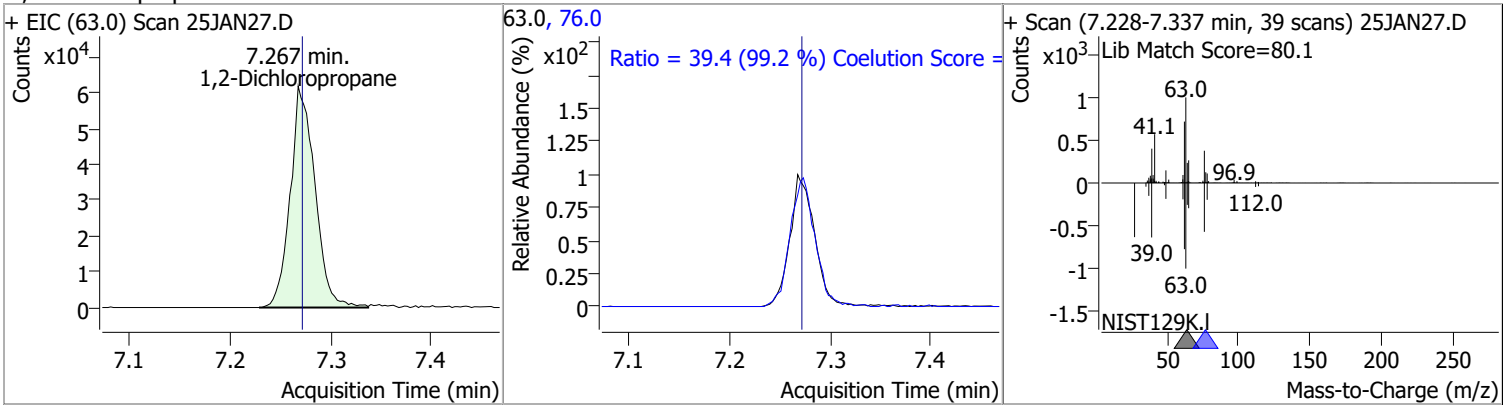


Quantitation Results Report (QT Reviewed)

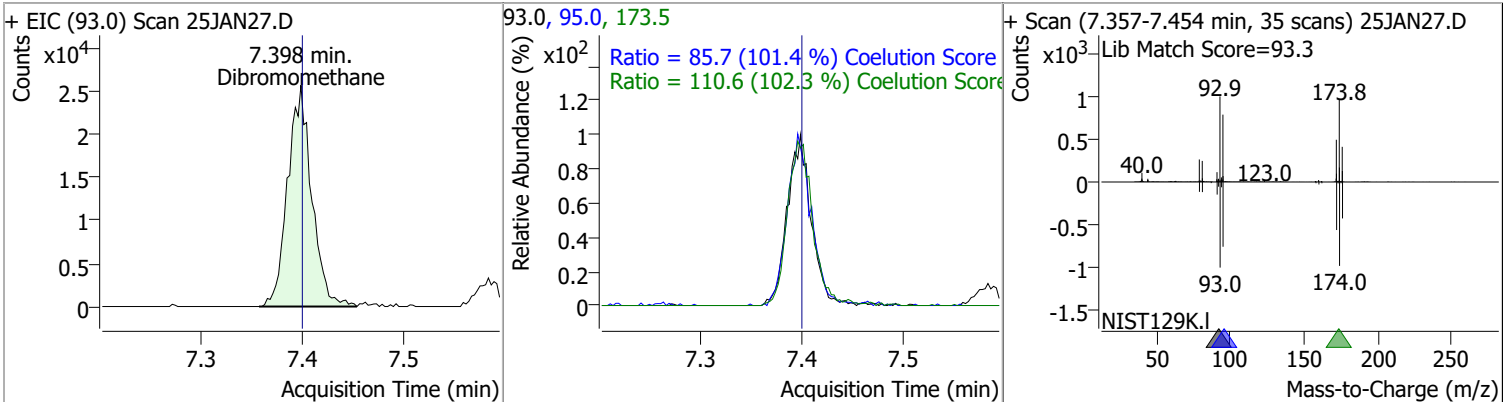
Compound	Conc.	RT	Dev(Min)	Resp.	QIon	QRatio	Lower	Upper
Trichloroethene	127.0131	7.03	0.00	124075	130.0	101.0	75.6	135.6
					97.0	63.5	35.7	95.7



Compound	Conc.	RT	Dev(Min)	Resp.	QIon	QRatio	Lower	Upper
1,2-Dichloropropane	122.9720	7.27	0.00	105618	76.0	39.4	9.8	69.8

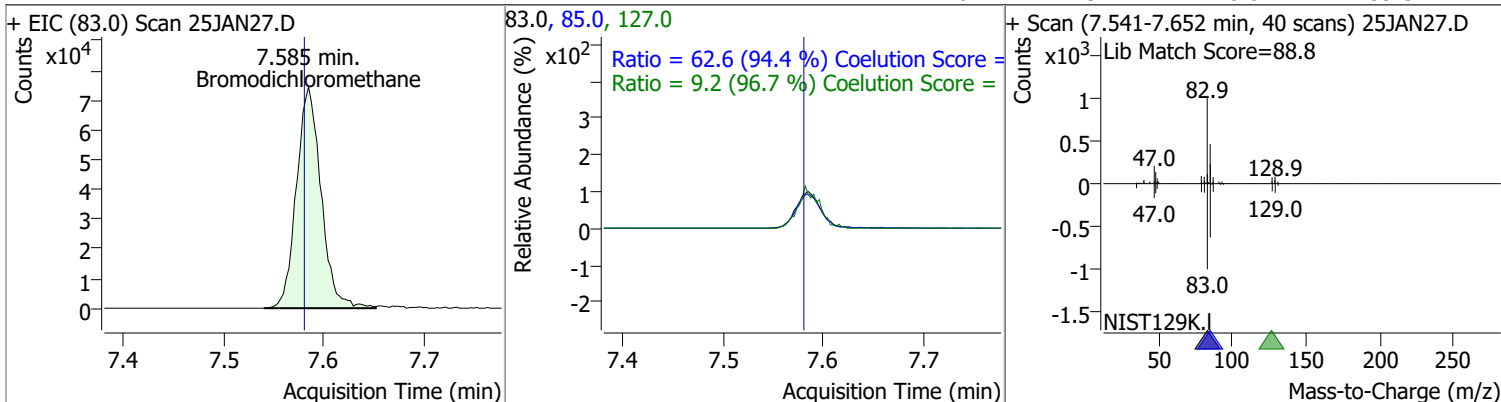


Compound	Conc.	RT	Dev(Min)	Resp.	QIon	QRatio	Lower	Upper
Dibromomethane	117.6342	7.40	0.00	42586	173.5	110.6	78.2	138.2
					95.0	85.7	54.5	114.5

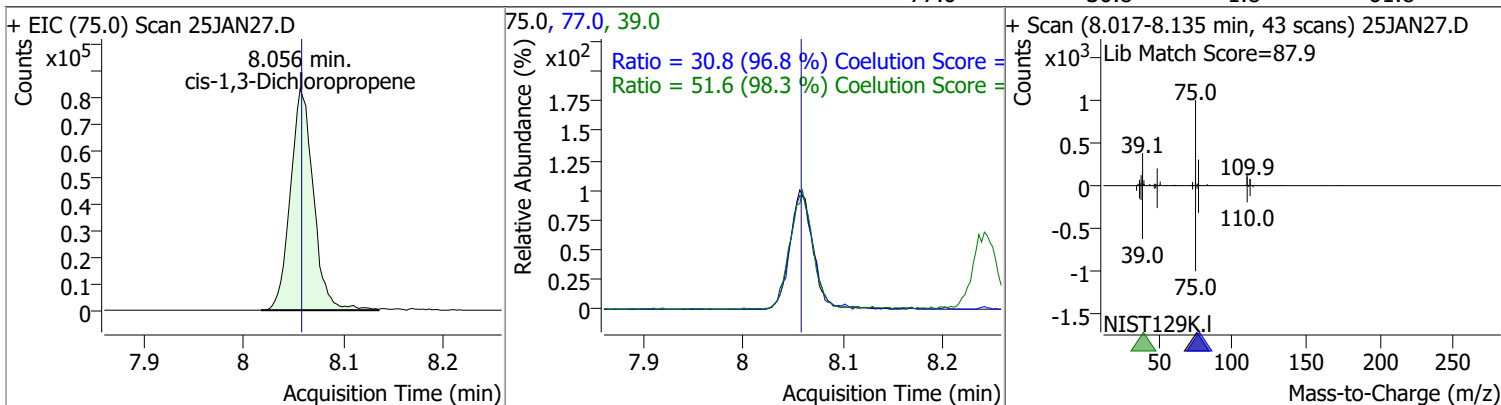


Quantitation Results Report (QT Reviewed)

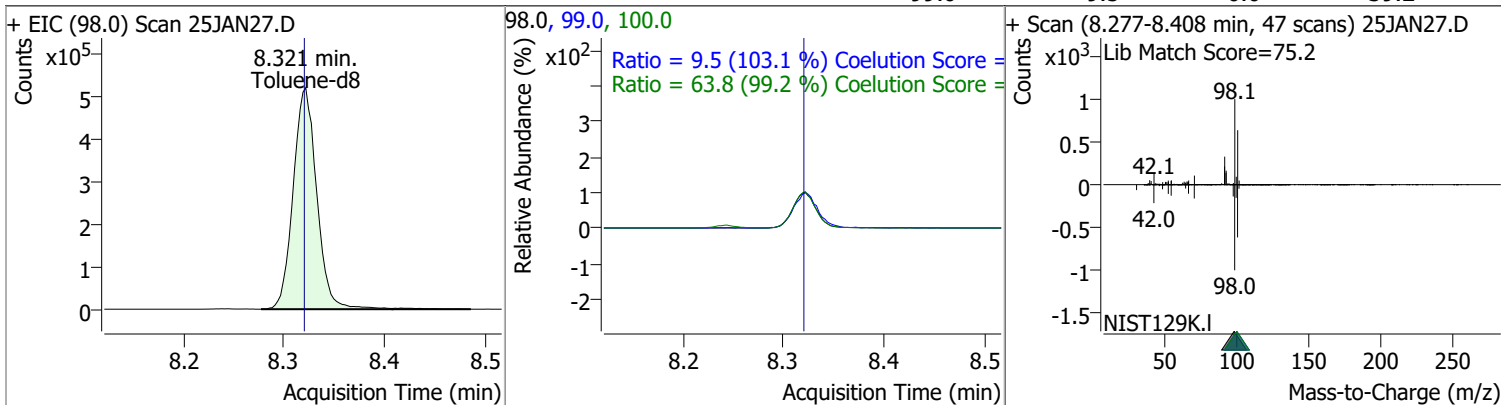
Compound	Conc.	RT	Dev(Min)	Resp.	QIon	QRatio	Lower	Upper
Bromodichloromethane	124.4334	7.59	0.01	126672	85.0	62.6	36.3	96.3
					127.0	9.2	0.0	39.5



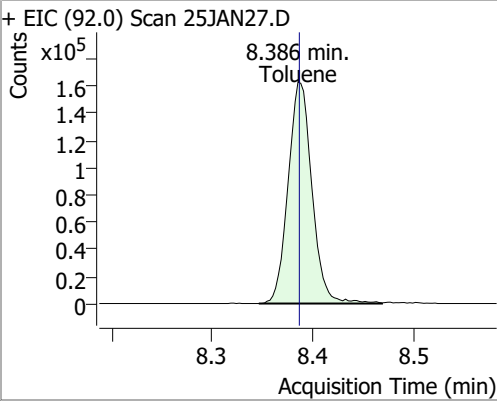
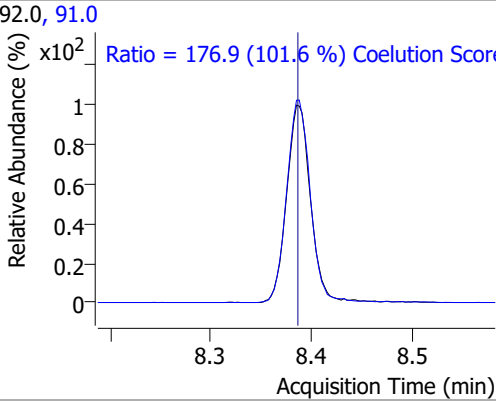
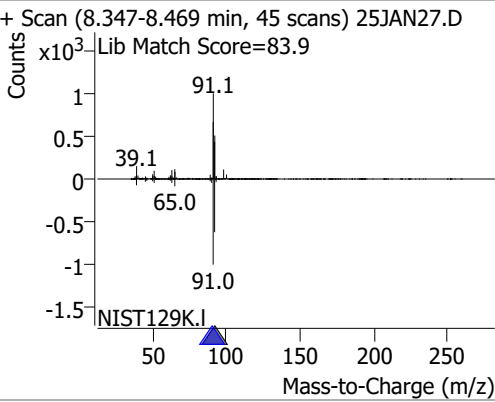
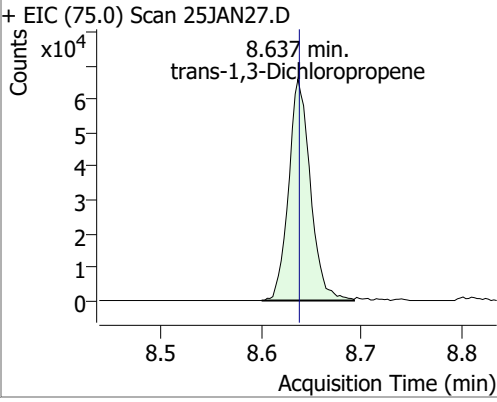
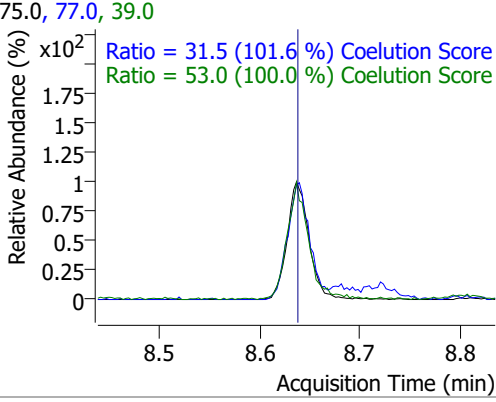
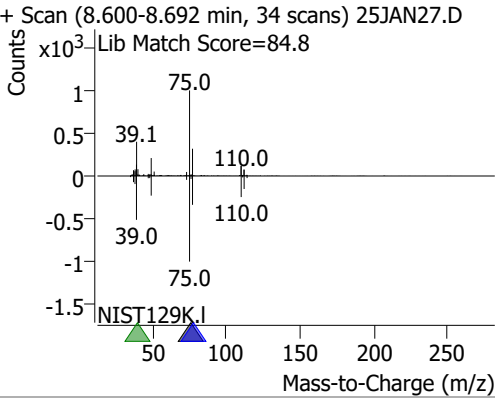
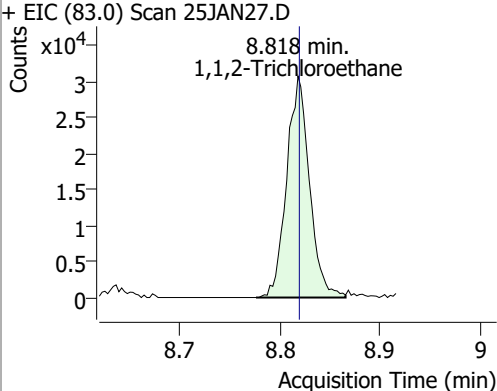
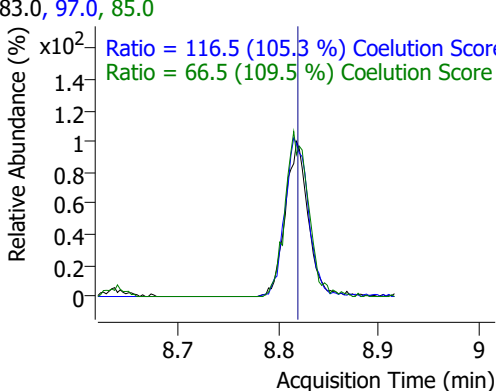
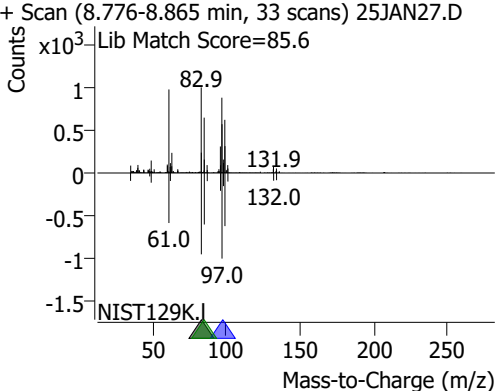
Compound	Conc.	RT	Dev(Min)	Resp.	QIon	QRatio	Lower	Upper
cis-1,3-Dichloropropene	119.5912	8.06	0.00	133592	39.0	51.6	22.5	82.5
					77.0	30.8	1.8	61.8



Compound	Conc.	RT	Dev(Min)	Resp.	QIon	QRatio	Lower	Upper
Toluene-d8	265.6112	8.32	0.00	845544	100.0	63.8	34.3	94.3
					99.0	9.5	0.0	39.2

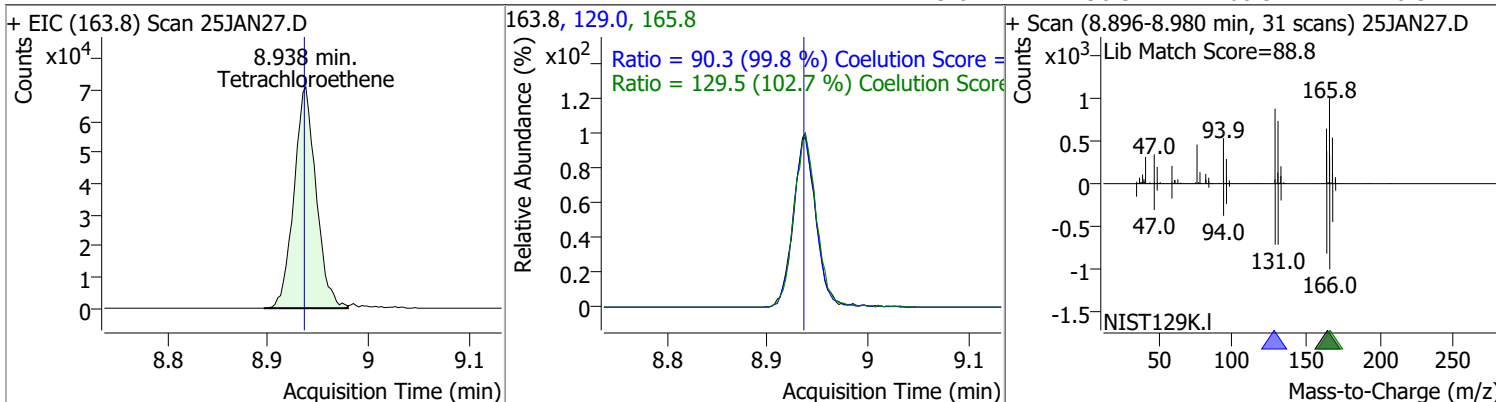


Quantitation Results Report (QT Reviewed)

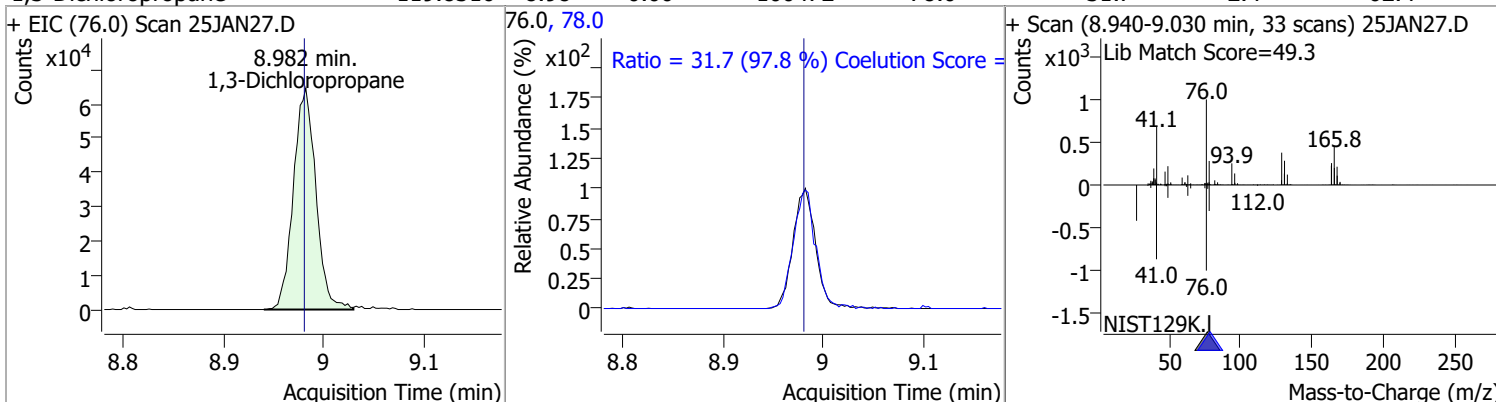
Compound	Conc.	RT	Dev(Min)	Resp.	QIon	QRatio	Lower	Upper
Toluene	126.8845	8.39	0.00	269239	91.0	176.9	144.1	204.1
+ EIC (92.0) Scan 25JAN27.D			92.0, 91.0			+ Scan (8.347-8.469 min, 45 scans) 25JAN27.D		
		Ratio = 176.9 (101.6 %) Coelution Score						
+ EIC (75.0) Scan 25JAN27.D			75.0, 77.0, 39.0			+ Scan (8.600-8.692 min, 34 scans) 25JAN27.D		
		Ratio = 31.5 (101.6 %) Coelution Score Ratio = 53.0 (100.0 %) Coelution Score						
+ EIC (83.0) Scan 25JAN27.D			83.0, 97.0, 85.0			+ Scan (8.776-8.865 min, 33 scans) 25JAN27.D		
		Ratio = 116.5 (105.3 %) Coelution Score Ratio = 66.5 (109.5 %) Coelution Score						

Quantitation Results Report (QT Reviewed)

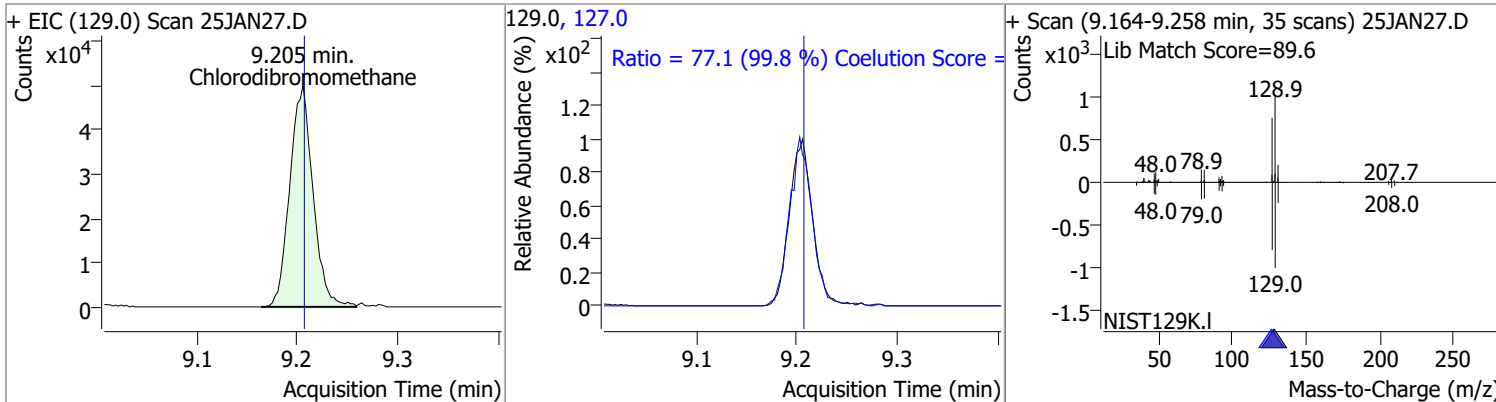
Compound	Conc.	RT	Dev(Min)	Resp.	QIon	QRatio	Lower	Upper
Tetrachloroethene	126.4477	8.94	0.00	108802	165.8	129.5	96.1	156.1
					129.0	90.3	60.5	120.5



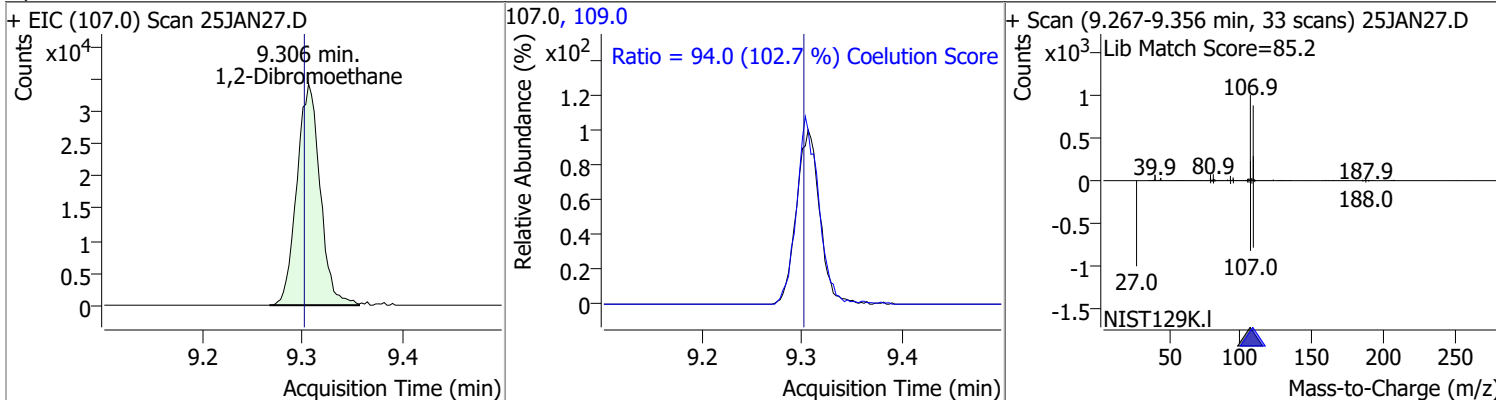
Compound	Conc.	RT	Dev(Min)	Resp.	QIon	QRatio	Lower	Upper
1,3-Dichloropropane	119.8316	8.98	0.00	100472	78.0	31.7	2.4	62.4



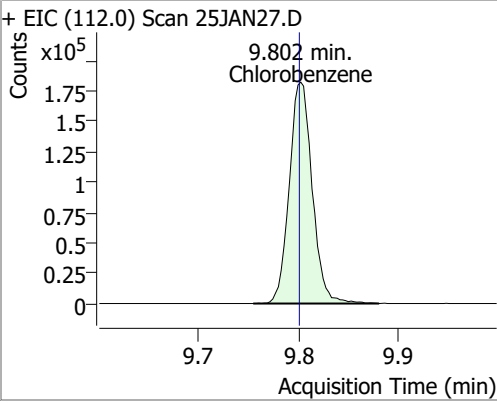
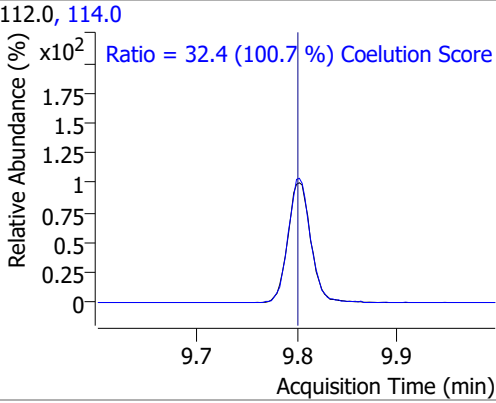
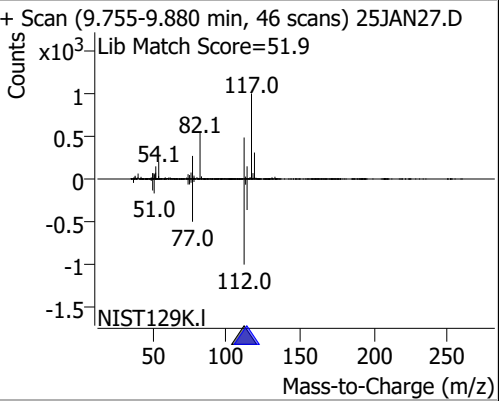
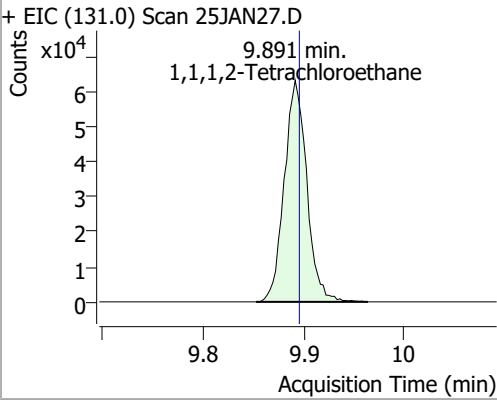
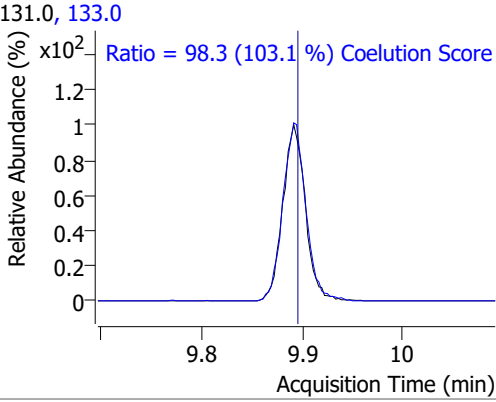
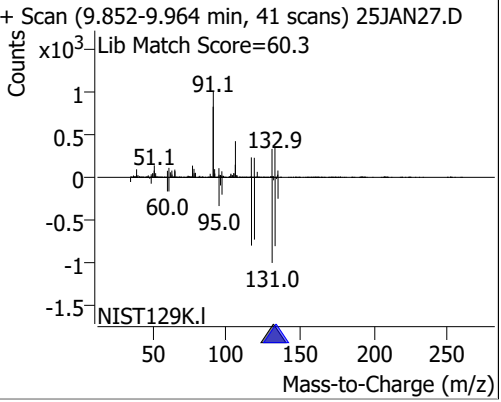
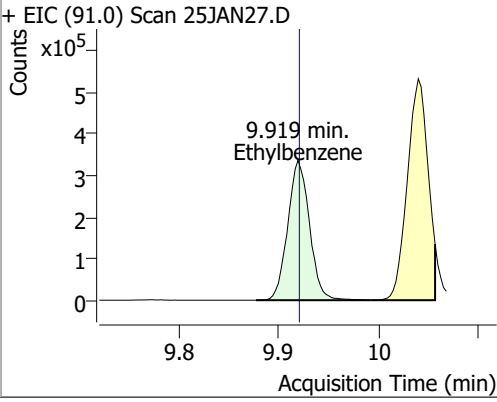
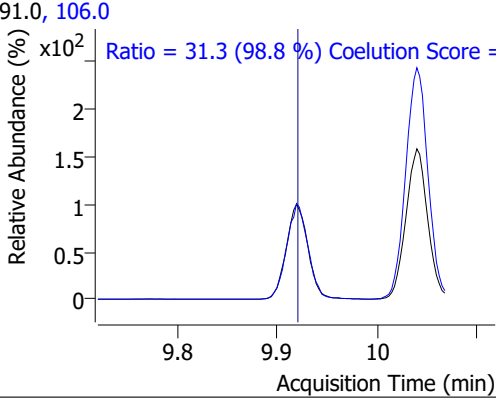
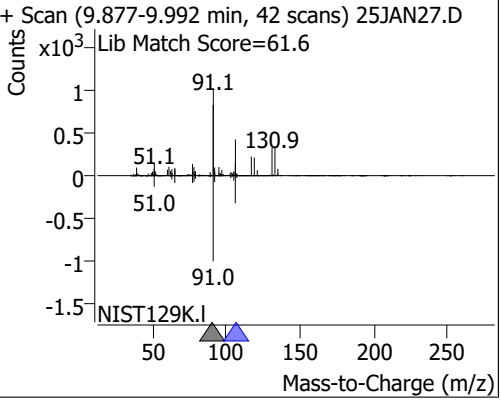
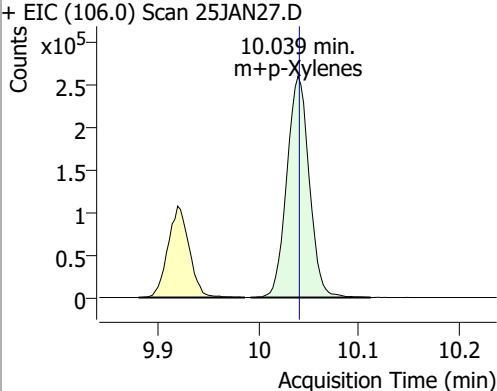
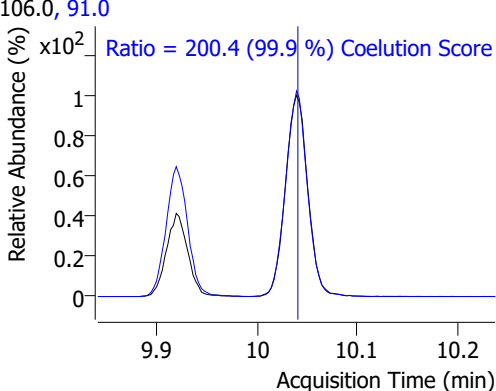
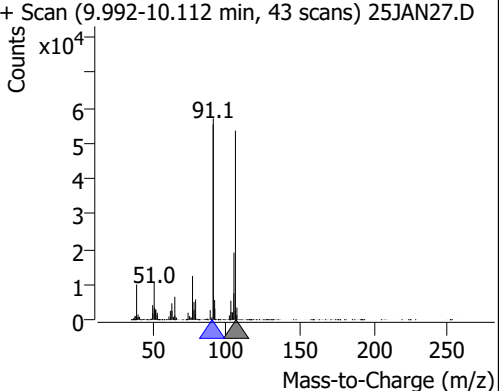
Compound	Conc.	RT	Dev(Min)	Resp.	QIon	QRatio	Lower	Upper
Chlorodibromomethane	120.3896	9.21	0.00	80333	127.0	77.1	47.2	107.2



Compound	Conc.	RT	Dev(Min)	Resp.	QIon	QRatio	Lower	Upper
1,2-Dibromoethane	120.8492	9.31	0.01	55301	109.0	94.0	61.5	121.5

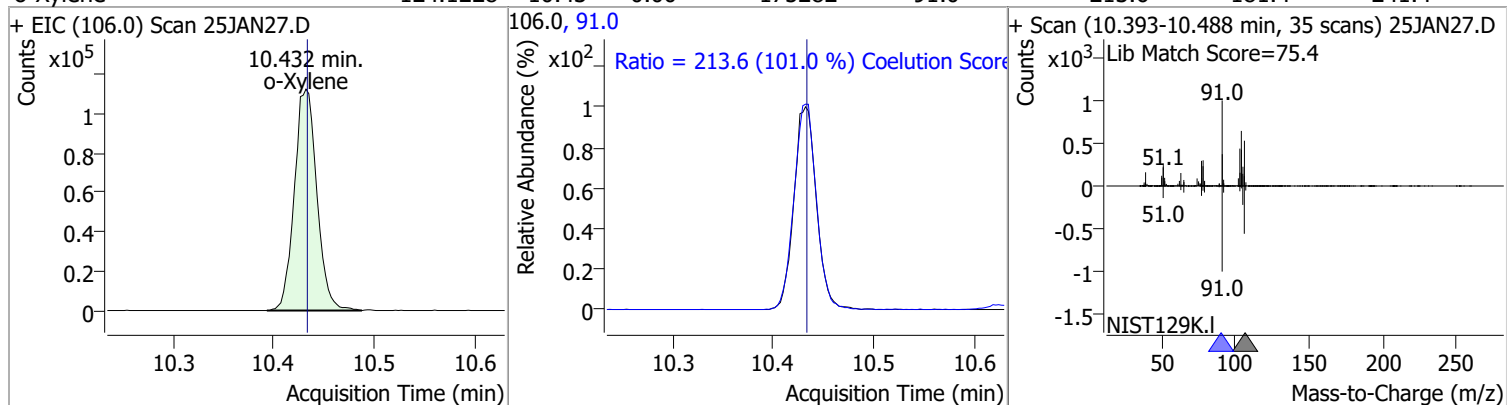


Quantitation Results Report (QT Reviewed)

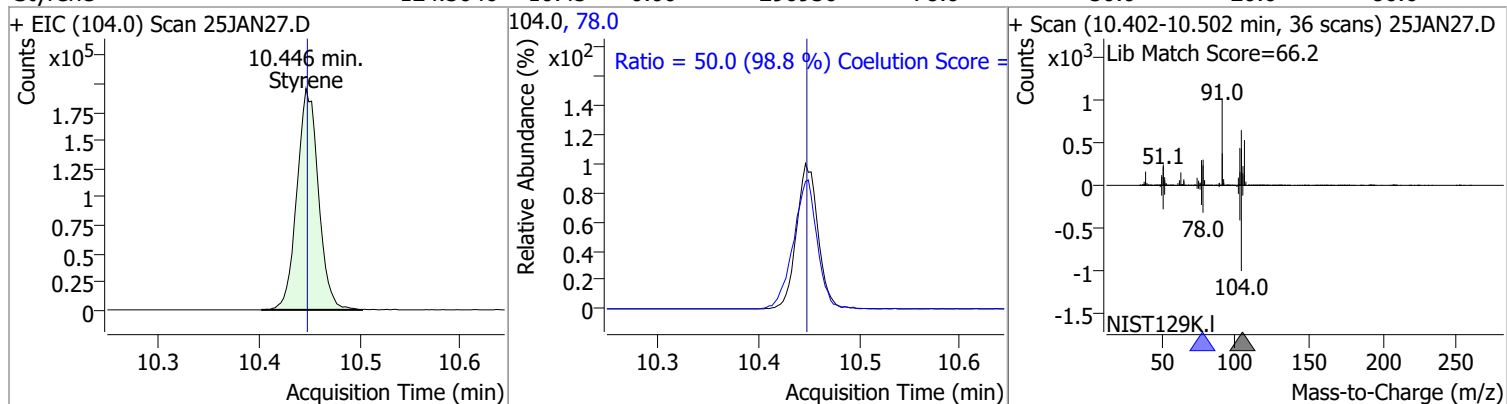
Compound	Conc.	RT	Dev(Min)	Resp.	QIon	QRatio	Lower	Upper
Chlorobenzene	124.4170	9.80	0.00	289411	114.0	32.4	2.2	62.2
+ EIC (112.0) Scan 25JAN27.D			112.0, 114.0			+ Scan (9.755-9.880 min, 46 scans) 25JAN27.D		
								
			Ratio = 32.4 (100.7 %) Coelution Score					
1,1,1,2-Tetrachloroethane	121.0253	9.89	0.00	98776	133.0	98.3	65.3	125.3
+ EIC (131.0) Scan 25JAN27.D			131.0, 133.0			+ Scan (9.852-9.964 min, 41 scans) 25JAN27.D		
								
			Ratio = 98.3 (103.1 %) Coelution Score					
Ethylbenzene	124.6920	9.92	0.00	505451	106.0	31.3	1.7	61.7
+ EIC (91.0) Scan 25JAN27.D			91.0, 106.0			+ Scan (9.877-9.992 min, 42 scans) 25JAN27.D		
								
			Ratio = 31.3 (98.8 %) Coelution Score					
m+p-Xylenes	249.9038	10.04	0.00	403612	91.0	200.4	170.7	230.7
+ EIC (106.0) Scan 25JAN27.D			106.0, 91.0			+ Scan (9.992-10.112 min, 43 scans) 25JAN27.D		
								
			Ratio = 200.4 (99.9 %) Coelution Score					

Quantitation Results Report (QT Reviewed)

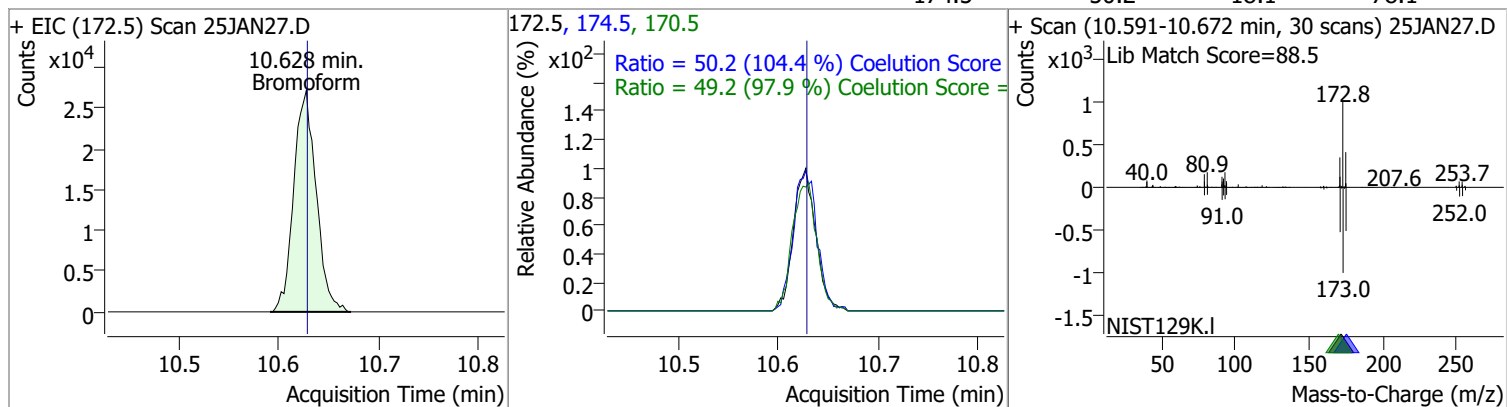
Compound	Conc.	RT	Dev(Min)	Resp.	QIon	QRatio	Lower	Upper
o-Xylene	124.1228	10.43	0.00	175282	91.0	213.6	181.4	241.4



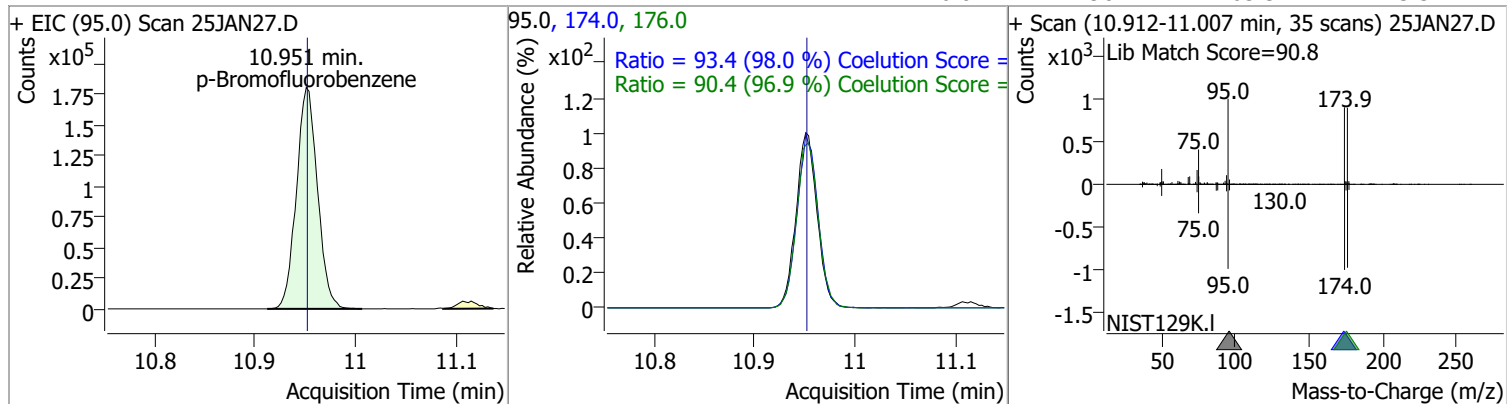
Compound	Conc.	RT	Dev(Min)	Resp.	QIon	QRatio	Lower	Upper
Styrene	124.5646	10.45	0.00	290956	78.0	50.0	20.6	80.6



Compound	Conc.	RT	Dev(Min)	Resp.	QIon	QRatio	Lower	Upper
Bromoform	114.3052	10.63	0.00	42367	170.5	49.2	20.3	80.3
					174.5	50.2	18.1	78.1

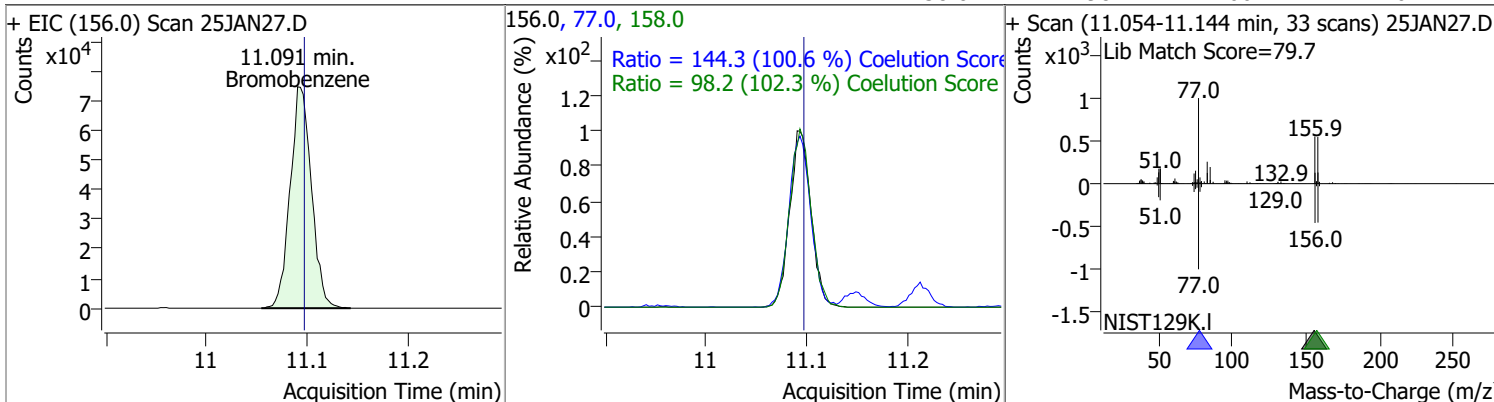


Compound	Conc.	RT	Dev(Min)	Resp.	QIon	QRatio	Lower	Upper
p-Bromofluorobenzene	258.1784	10.95	0.00	263676	174.0	93.4	65.3	125.3
					176.0	90.4	63.3	123.3

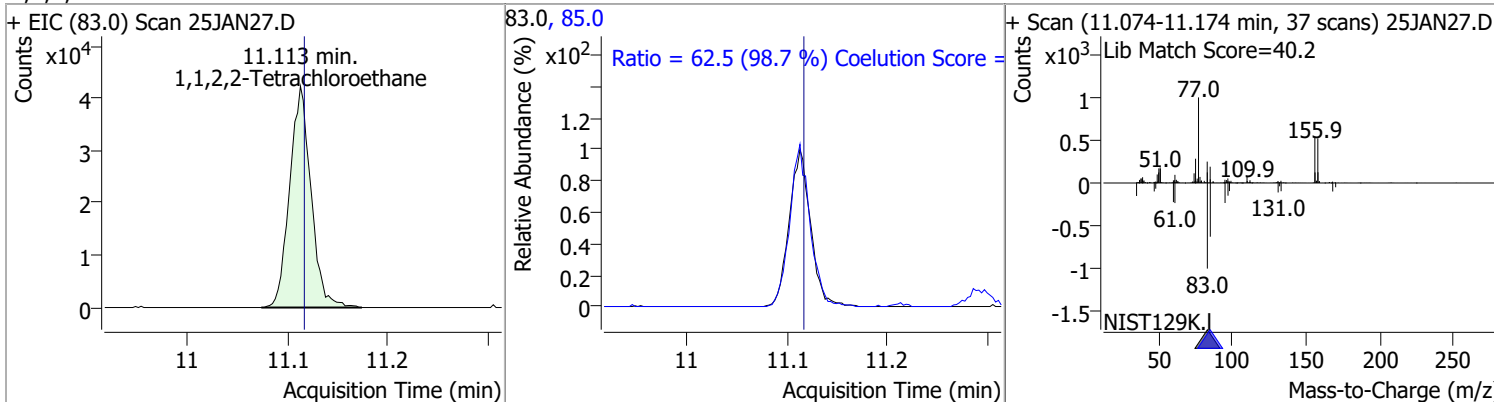


Quantitation Results Report (QT Reviewed)

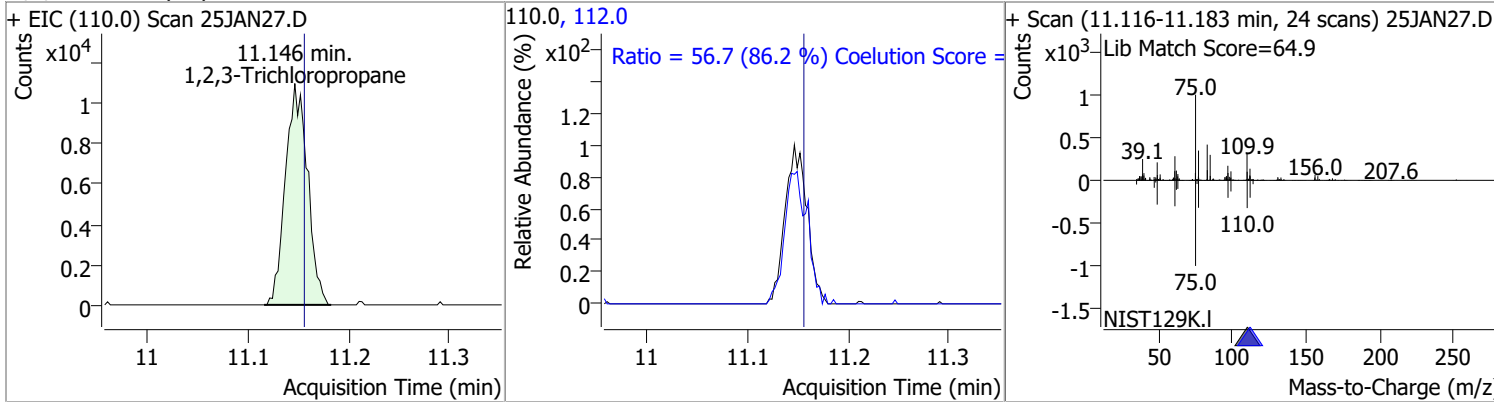
Compound	Conc.	RT	Dev(Min)	Resp.	QIon	QRatio	Lower	Upper
Bromobenzene	122.3004	11.09	0.00	110149	77.0	144.3	113.5	173.5
					158.0	98.2	66.1	126.1



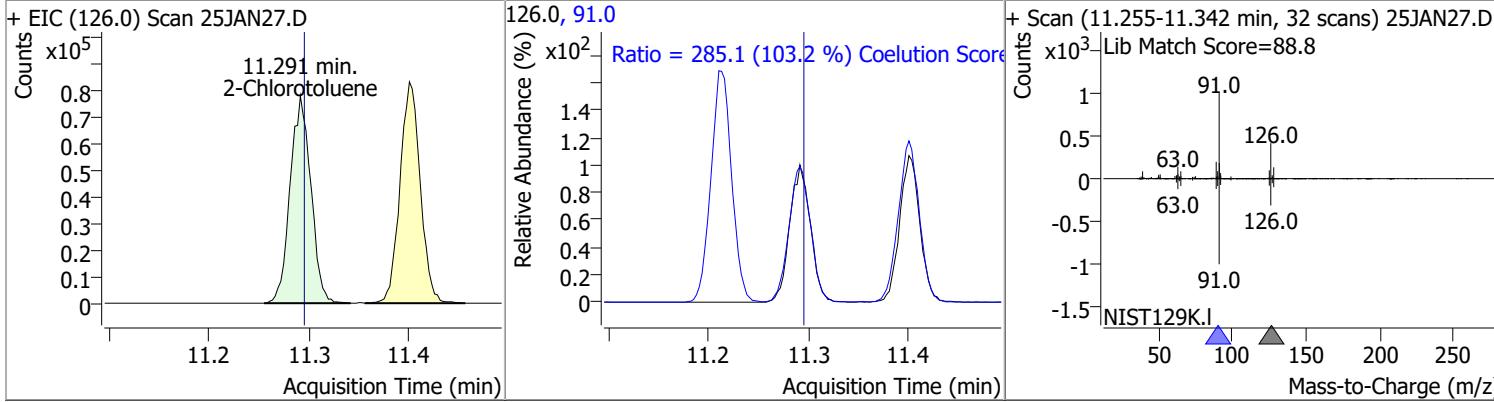
Compound	Conc.	RT	Dev(Min)	Resp.	QIon	QRatio	Lower	Upper
1,1,2,2-Tetrachloroethane	121.8121	11.11	0.00	62577	85.0	62.5	33.3	93.3



Compound	Conc.	RT	Dev(Min)	Resp.	QIon	QRatio	Lower	Upper
1,2,3-Trichloropropane	124.5301	11.15	-0.01	16808	112.0	56.7	35.8	95.8

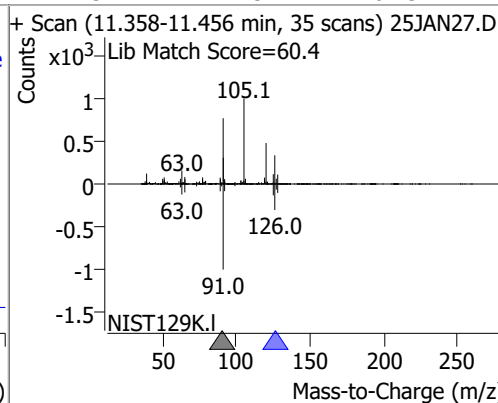
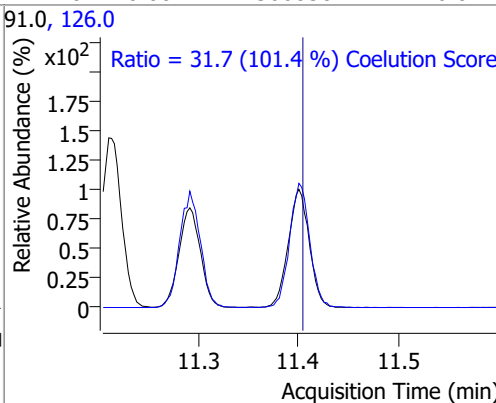
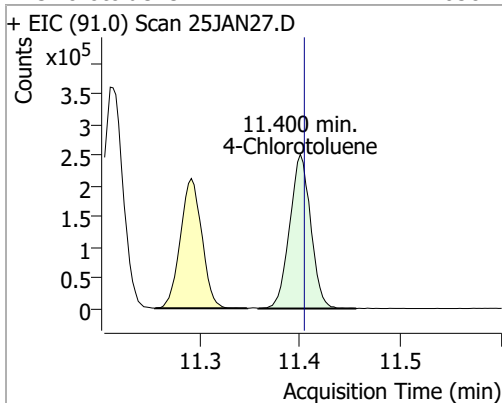


Compound	Conc.	RT	Dev(Min)	Resp.	QIon	QRatio	Lower	Upper
2-Chlorotoluene	124.9839	11.29	0.00	111408	91.0	285.1	246.2	306.2

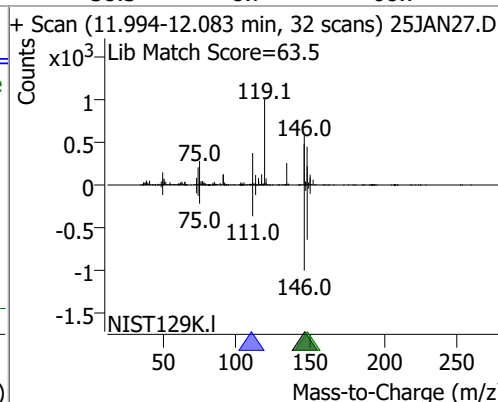
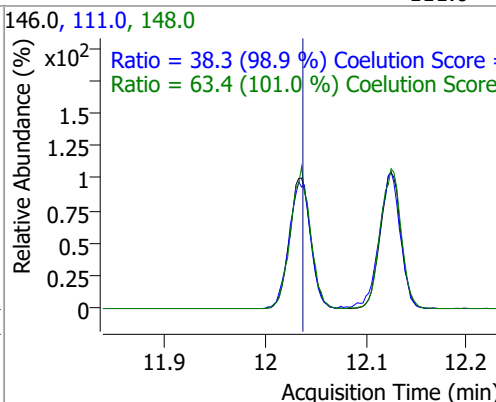
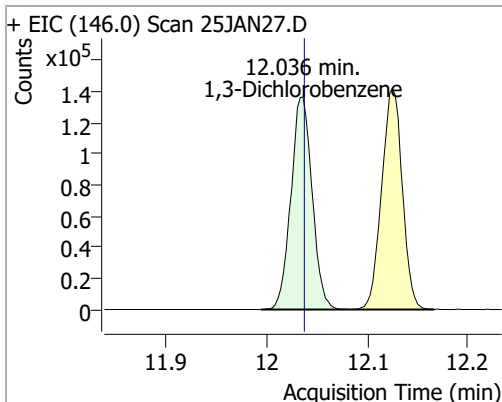


Quantitation Results Report (QT Reviewed)

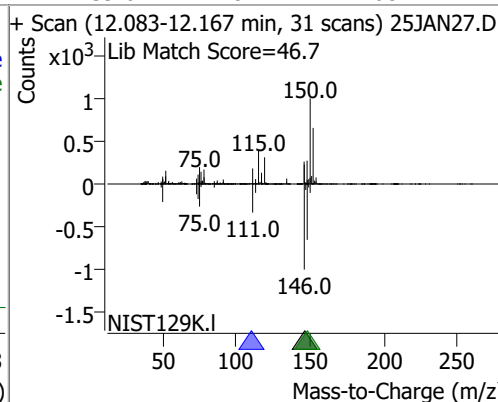
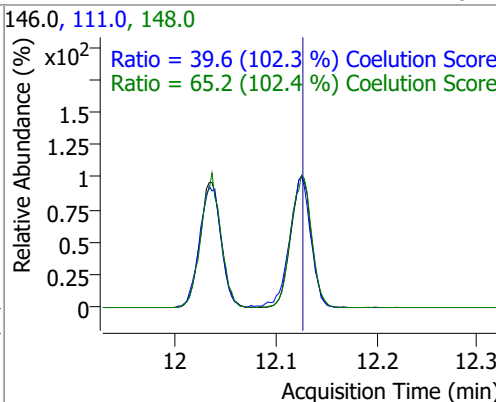
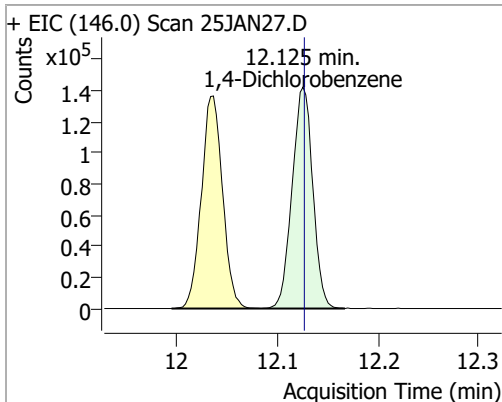
Compound	Conc.	RT	Dev(Min)	Resp.	QIon	QRatio	Lower	Upper
4-Chlorotoluene	127.0584	11.40	0.00	366830	126.0	31.7	1.3	61.3



Compound	Conc.	RT	Dev(Min)	Resp.	QIon	QRatio	Lower	Upper
1,3-Dichlorobenzene	122.8037	12.04	0.00	200390	148.0	63.4	32.8	92.8
					111.0	38.3	8.7	68.7

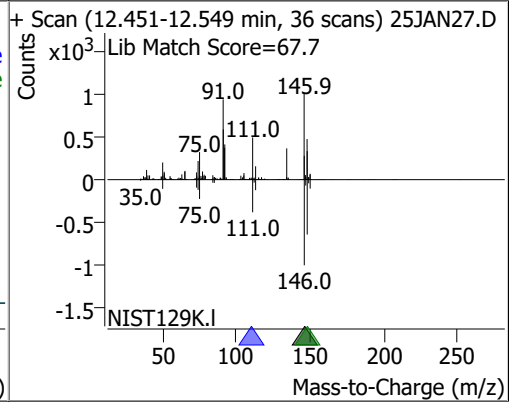
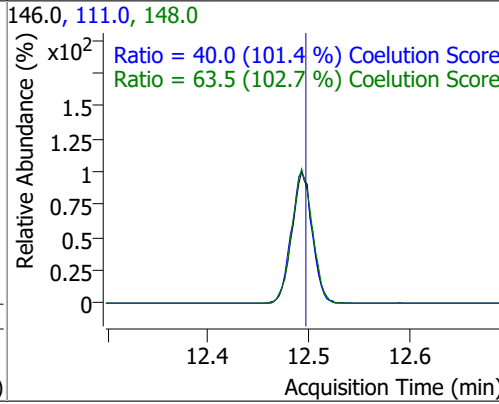
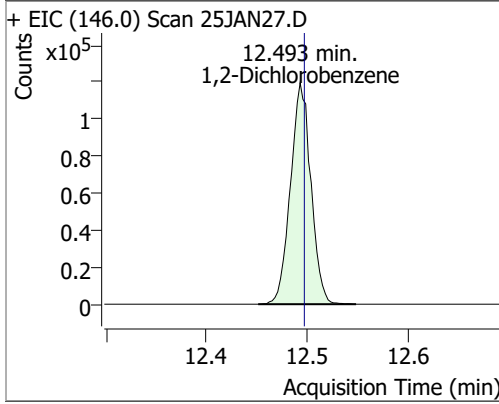


Compound	Conc.	RT	Dev(Min)	Resp.	QIon	QRatio	Lower	Upper
1,4-Dichlorobenzene	122.0397	12.13	0.00	203023	148.0	65.2	33.7	93.7
					111.0	39.6	8.7	68.7



Quantitation Results Report (QT Reviewed)

Compound	Conc.	RT	Dev(Min)	Resp.	QIon	QRatio	Lower	Upper
1,2-Dichlorobenzene	124.0141	12.49	0.00	168951	148.0	63.5	31.9	91.9
					111.0	40.0	9.5	69.5



Audit Trail report

Batch name and path: D:\Org\Data\VOA5975C\VG012522\QuantResults\VG012522_8260B.batch.bin
Quant batch version: 10.0
Quant reporting version: 10.0

Name	User	Time	Action	Reason	Comment	Succeed	Exception
CmdNewBatchTable	BL2000\mchavez	1/25/2022 9:33:11 AM	Create new batch D:\Org\Data\VOA5975C\VG012522\VG012522_8260B.batch.bin			✓	
CmdImportSamplesFromWorklist	BL2000\mchavez	1/25/2022 9:33:18 AM	Add samples from worklist: D:\Org\Data\VOA5975C\VG012522\25JAN01.D			✓	
CmdStartMethodEditing	BL2000\mchavez	1/25/2022 9:33:43 AM	Start method editing			✓	
CmdImportMethodFromFile	BL2000\mchavez	1/25/2022 9:33:44 AM	Import method from file \\MASSHUNTER\Org\Data\Methods\Quant\VOA5975C\VOA5975C_011922_CAL\VOA5975C_8260B_SHT_DoD_L4_011922.m			✓	
CmdApplyMethodToAllSamples	BL2000\mchavez	1/25/2022 9:33:48 AM	Apply method to all samples			✓	
CmdMethodClear	BL2000\mchavez	1/25/2022 9:33:48 AM	Clear method			✓	
CmdEndMethodEditing	BL2000\mchavez	1/25/2022 9:33:49 AM	End method editing			✓	
CmdQuantitate	BL2000\mchavez	1/25/2022 9:33:52 AM	Quantitate all compounds in all samples			✓	
CmdSaveBatchTable	BL2000\mchavez	1/25/2022 9:35:31 AM	Save batch D:\Org\Data\VOA5975C\VG012522\QuantResults\VG012522_8260B.batch.bin			✓	
CmdOpenBatchTable	BL2000\mchavez	1/25/2022 9:50:45 AM	Open batch D:\Org\Data\VOA5975C\VG012522\VG012522_8260B.batch.bin			✓	
CmdImportSamplesFromWorklist	BL2000\mchavez	1/25/2022 9:51:02 AM	Add samples from worklist: D:\Org\Data\VOA5975C\VG012522\25JAN02.D			✓	
CmdSetSampleAttribute	BL2000\mchavez	1/25/2022 9:51:05 AM	Set SampleType = TuneCheck for sample 25JAN02.D; previous value = Sample			✓	
CmdSaveBatchTable	BL2000\mchavez	1/25/2022 9:52:47 AM	Save batch D:\Org\Data\VOA5975C\VG012522\QuantResults\VG012522_8260B.batch.bin			✓	
CmdOpenBatchTable	BL2000\mchavez	1/25/2022 10:28:14 AM	Open batch D:\Org\Data\VOA5975C\VG012522\VG012522_8260B.batch.bin			✓	
CmdImportSamplesFromWorklist	BL2000\mchavez	1/25/2022 10:28:28 AM	Add samples from worklist: D:\Org\Data\VOA5975C\VG012522\25JAN03.D			✓	
CmdSetSampleAttribute	BL2000\mchavez	1/25/2022 10:28:33 AM	Set SampleType = CC for sample 25JAN03.D; previous value = Sample			✓	
CmdSetSampleAttribute	BL2000\mchavez	1/25/2022 10:28:39 AM	Set LevelName = CC for sample 25JAN03.D; previous value =			✓	
CmdQuantitate	BL2000\mchavez	1/25/2022 10:28:46 AM	Quantitate all compounds in all samples			✓	

Audit Trail report

Name	User	Time	Action	Reason	Comment	Succeed	Exception
CmdSaveBatchTable	BL2000\mchavez	1/25/2022 10:37:41 AM	Save batch D:\Org\Data\VOA5975C\VG012522\QuantResults\VG012522_8260B.batch.bin			✓	
CmdOpenBatchTable	BL2000\mchavez	1/25/2022 11:04:03 AM	Open batch D:\Org\Data\VOA5975C\VG012522\VG012522_8260B.batch.bin			✓	
CmdImportSamplesFromWorklist	BL2000\mchavez	1/25/2022 11:04:16 AM	Add samples from worklist: D:\Org\Data\VOA5975C\VG012522\25JAN04.D			✓	
CmdSetSampleAttribute	BL2000\mchavez	1/25/2022 11:04:23 AM	Set SampleType = QC for sample 25JAN04.D; previous value = Sample			✓	
CmdSetSampleAttribute	BL2000\mchavez	1/25/2022 11:04:27 AM	Set LevelName = QC for sample 25JAN04.D; previous value =			✓	
CmdSetSampleAttribute	BL2000\mchavez	1/25/2022 11:04:34 AM	Set SampleInformation = LCSA for sample 25JAN04.D; previous value =			✓	
CmdQuantitate	BL2000\mchavez	1/25/2022 11:04:39 AM	Quantitate all compounds in all samples			✓	
CmdSaveBatchTable	BL2000\mchavez	1/25/2022 11:15:01 AM	Save batch D:\Org\Data\VOA5975C\VG012522\QuantResults\VG012522_8260B.batch.bin			✓	
CmdOpenBatchTable	BL2000\mchavez	1/25/2022 11:24:41 AM	Open batch D:\Org\Data\VOA5975C\VG012522\VG012522_8260B.batch.bin			✓	
CmdImportSamplesFromWorklist	BL2000\mchavez	1/25/2022 11:46:18 AM	Add samples from worklist: D:\Org\Data\VOA5975C\VG012522\25JAN05.D			✓	
CmdQuantitate	BL2000\mchavez	1/25/2022 11:46:27 AM	Quantitate all compounds in all samples			✓	
CmdImportSamplesFromWorklist	BL2000\mchavez	1/25/2022 12:04:11 PM	Add samples from worklist: D:\Org\Data\VOA5975C\VG012522\25JAN06.D			✓	
CmdSetSampleAttribute	BL2000\mchavez	1/25/2022 12:04:16 PM	Set SampleType = Blank for sample 25JAN06.D; previous value = Sample			✓	
CmdQuantitate	BL2000\mchavez	1/25/2022 12:04:21 PM	Quantitate all compounds in all samples			✓	
CmdSaveBatchTable	BL2000\mchavez	1/25/2022 12:05:17 PM	Save batch D:\Org\Data\VOA5975C\VG012522\QuantResults\VG012522_8260B.batch.bin			✓	
CmdOpenBatchTable	BL2000\mchavez	1/25/2022 12:12:02 PM	Open batch D:\Org\Data\VOA5975C\VG012522\VG012522_8260B.batch.bin			✓	
CmdQuantitate	BL2000\mchavez	1/25/2022 12:13:54 PM	Quantitate all compounds in all samples			✓	
CmdSaveBatchTable	BL2000\mchavez	1/25/2022 12:18:41 PM	Save batch D:\Org\Data\VOA5975C\VG012522\QuantResults\VG012522_8260B.batch.bin			✓	
CmdOpenBatchTable	BL2000\mchavez	1/25/2022 1:01:38 PM	Open batch D:\Org\Data\VOA5975C\VG012522\VG012522_8260B.batch.bin			✓	

Audit Trail report

Name	User	Time	Action	Reason	Comment	Succeed	Exception
CmdImportSamplesFromWorklist	BL2000\mchavez	1/25/2022 1:02:51 PM	Add samples from worklist: D:\Org\Data\VOA5975C\VG012522\25 JAN08.D, D:\Org\Data\VOA5975C\VG012522\25 JAN07.D			✓	
CmdQuantitate	BL2000\mchavez	1/25/2022 1:02:56 PM	Quantitate all compounds in all samples			✓	
CmdSaveBatchTable	BL2000\mchavez	1/25/2022 1:04:33 PM	Save batch D:\Org\Data\VOA5975C\VG012522\QuantResults\VG012522_8260B.batch.bin			✓	
CmdOpenBatchTable	BL2000\mchavez	1/25/2022 4:07:53 PM	Open batch D:\Org\Data\VOA5975C\VG012522\VG012522_8260B.batch.bin			✓	
CmdImportSamplesFromWorklist	BL2000\mchavez	1/25/2022 4:08:37 PM	Add samples from worklist: D:\Org\Data\VOA5975C\VG012522\25 JAN15.D, D:\Org\Data\VOA5975C\VG012522\25 JAN14.D, D:\Org\Data\VOA5975C\VG012522\25 JAN13.D, D:\Org\Data\VOA5975C\VG012522\25 JAN12.D, D:\Org\Data\VOA5975C\VG012522\25 JAN11.D, D:\Org\Data\VOA5975C\VG012522\25 JAN10.D, D:\Org\Data\VOA5975C\VG012522\25 JAN09.D			✓	
CmdQuantitate	BL2000\mchavez	1/25/2022 4:08:50 PM	Quantitate all compounds in all samples			✓	
CmdSaveBatchTable	BL2000\mchavez	1/25/2022 4:17:18 PM	Save batch D:\Org\Data\VOA5975C\VG012522\QuantResults\VG012522_8260B.batch.bin			✓	
CmdOpenBatchTable	BL2000\mchavez	1/26/2022 8:50:58 AM	Open batch D:\Org\Data\VOA5975C\VG012522\VG012522_8260B.batch.bin			✓	

Audit Trail report

Name	User	Time	Action	Reason	Comment	Succeed	Exception
CmdImportSamplesFromWorklist	BL2000\mchavez	1/26/2022 8:52:35 AM	Add samples from worklist: D:\Org\Data\VOA5975C\VG012522\25JAN28.D, D:\Org\Data\VOA5975C\VG012522\25JAN27.D, D:\Org\Data\VOA5975C\VG012522\25JAN26.D, D:\Org\Data\VOA5975C\VG012522\25JAN25.D, D:\Org\Data\VOA5975C\VG012522\25JAN24.D, D:\Org\Data\VOA5975C\VG012522\25JAN23.D, D:\Org\Data\VOA5975C\VG012522\25JAN22.D, D:\Org\Data\VOA5975C\VG012522\25JAN21.D, D:\Org\Data\VOA5975C\VG012522\25JAN20.D, D:\Org\Data\VOA5975C\VG012522\25JAN19.D, D:\Org\Data\VOA5975C\VG012522\25JAN18.D, D:\Org\Data\VOA5975C\VG012522\25JAN17.D, D:\Org\Data\VOA5975C\VG012522\25JAN16.D			✓	
CmdSetSampleAttribute	BL2000\mchavez	1/26/2022 8:53:17 AM	Set SampleType = CC for sample 25JAN27.D; previous value = Sample			✓	
CmdSetSampleAttribute	BL2000\mchavez	1/26/2022 8:53:25 AM	Set LevelName = CC for sample 25JAN27.D; previous value =			✓	
CmdQuantitate	BL2000\mchavez	1/26/2022 8:53:45 AM	Quantitate all compounds in all samples			✓	
CmdSaveBatchTable	BL2000\mchavez	1/26/2022 8:54:46 AM	Save batch D:\Org\Data\VOA5975C\VG012522\QuantResults\VG012522_8260B.batch.bin			✓	
CmdOpenBatchTable	BL2000\mchavez	1/26/2022 9:29:41 AM	Open batch D:\Org\Data\VOA5975C\VG012522\VG012522_8260B.batch.bin			✓	
CmdSetSampleAttribute	BL2000\mchavez	1/26/2022 9:29:54 AM	Set SampleType = Matrix for sample 25JAN24.D; previous value = Sample			✓	
CmdSetSampleAttribute	BL2000\mchavez	1/26/2022 9:30:00 AM	Set SampleType = MatrixDup for sample 25JAN25.D; previous value = Sample			✓	
CmdSetSampleAttribute	BL2000\mchavez	1/26/2022 9:30:04 AM	Set SampleInformation = MatrixA for sample 25JAN24.D; previous value =			✓	
CmdSetSampleAttribute	BL2000\mchavez	1/26/2022 9:30:07 AM	Set SampleInformation = MatrixA for sample 25JAN25.D; previous value =			✓	
CmdSetSampleAttribute	BL2000\mchavez	1/26/2022 9:30:12 AM	Set MatrixSpikeGroup = 6 for sample 25JAN24.D; previous value =			✓	
CmdSetSampleAttribute	BL2000\mchavez	1/26/2022 9:30:15 AM	Set MatrixSpikeGroup = 6 for sample 25JAN25.D; previous value =			✓	
CmdSetSampleAttribute	BL2000\mchavez	1/26/2022 9:30:27 AM	Set MatrixSpikeGroup = 6 for sample 25JAN08.D; previous value =			✓	

Audit Trail report

Name	User	Time	Action	Reason	Comment	Succeed	Exception
CmdQuantitate	BL2000\mchavez	1/26/2022 9:30:46 AM	Quantitate all compounds in all samples			✓	
CmdSaveBatchTable	BL2000\mchavez	1/26/2022 9:42:30 AM	Save batch D:\Org\Data\VOA5975C\VG012522\QuantResults\VG012522_8260B.batch.bin			✓	
CmdOpenBatchTable	BL2000\mchavez	1/27/2022 9:19:01 AM	Open batch D:\Org\Data\VOA5975C\VG012522\VG012522_8260B.batch.bin			✓	
CmdSetSampleAttribute	BL2000\mchavez	1/27/2022 9:21:18 AM	Set SampleApproved = True for sample 25JAN27.D; previous value = False			✓	
CmdSetSampleAttribute	BL2000\mchavez	1/27/2022 9:23:26 AM	Set SampleApproved = True for sample 25JAN24.D; previous value = False			✓	
CmdSetSampleAttribute	BL2000\mchavez	1/27/2022 9:24:35 AM	Set SampleApproved = True for sample 25JAN25.D; previous value = False			✓	
CmdManuallyIntegratePeak	BL2000\mchavez	1/27/2022 9:25:03 AM	Manually integrate compound m+p-Xylenes in sample 25JAN23.D from x, y = 10.028, 0 to 10.056, 0; result = 39			✓	
CmdManuallyIntegrateQualifierPeak	BL2000\mchavez	1/27/2022 9:25:05 AM	Manually integrate qualifier91.0 of compound m+p-Xylenes in sample 25JAN23.D from x, y = 10.014, 0 to 10.067, 0; result = 237			✓	
CmdZeroOutPeak	BL2000\mchavez	1/27/2022 9:25:07 AM	Zero out primary peak of compound m+p-Xylenes in sample 25JAN23.D			✓	
CmdSetSampleAttribute	BL2000\mchavez	1/27/2022 9:29:04 AM	Set UserDefined = Qualifier ratio did not meet method criteria for m+p Xylenes for sample 25JAN23.D; previous value =			✓	
CmdManuallyIntegratePeak	BL2000\mchavez	1/27/2022 9:29:49 AM	Manually integrate compound Chloroform in sample 25JAN23.D from x, y = 5.617, 0 to 5.684, 0; result = 732			✓	
CmdManuallyIntegrateQualifierPeak	BL2000\mchavez	1/27/2022 9:29:51 AM	Manually integrate qualifier85.0 of compound Chloroform in sample 25JAN23.D from x, y = 5.603, 0 to 5.723, 0; result = 470			✓	
CmdManuallyIntegratePeak	BL2000\mchavez	1/27/2022 9:30:04 AM	Manually integrate compound Methylene chloride in sample 25JAN23.D from x, y = 3.282, 0 to 3.394, 0; result = 1626			✓	
CmdManuallyIntegrateQualifierPeak	BL2000\mchavez	1/27/2022 9:30:06 AM	Manually integrate qualifier84.0 of compound Methylene chloride in sample 25JAN23.D from x, y = 3.266, 0 to 3.383, 0; result = 988			✓	
CmdManuallyIntegrateQualifierPeak	BL2000\mchavez	1/27/2022 9:30:10 AM	Manually integrate qualifier86.0 of compound Methylene chloride in sample 25JAN23.D from x, y = 3.291, 0 to 3.414, 0; result = 687			✓	

Audit Trail report

Name	User	Time	Action	Reason	Comment	Succeed	Exception
CmdSetTargetCompoundAttribute	BL2000\mchavez	1/27/2022 9:30:13 AM	Set UserAnnotation = NI for compound Chloroform in sample 25JAN23.D; previous value =			✓	
CmdSetTargetCompoundAttribute	BL2000\mchavez	1/27/2022 9:30:15 AM	Set UserAnnotation = NI for compound Methylene chloride in sample 25JAN23.D; previous value =			✓	
CmdManuallyIntegratePeak	BL2000\mchavez	1/27/2022 9:30:29 AM	Manually integrate compound Chloromethane in sample 25JAN23.D from x, y = 1.369, 0 to 1.445, 0; result = 565			✓	
CmdManuallyIntegrateQualifierPeak	BL2000\mchavez	1/27/2022 9:30:31 AM	Manually integrate qualifier52.0 of compound Chloromethane in sample 25JAN23.D from x, y = 1.364, 0 to 1.434, 0; result = 176			✓	
CmdSetTargetCompoundAttribute	BL2000\mchavez	1/27/2022 9:30:34 AM	Set UserAnnotation = NI for compound Chloromethane in sample 25JAN23.D; previous value =			✓	
CmdSetSampleAttribute	BL2000\mchavez	1/27/2022 9:30:38 AM	Set SampleApproved = True for sample 25JAN23.D; previous value = False			✓	
CmdSetSampleAttribute	BL2000\mchavez	1/27/2022 9:36:32 AM	Set SampleApproved = True for sample 25JAN03.D; previous value = False			✓	
CmdSetSampleAttribute	BL2000\mchavez	1/27/2022 9:37:42 AM	Set SampleApproved = True for sample 25JAN04.D; previous value = False			✓	
CmdManuallyIntegratePeak	BL2000\mchavez	1/27/2022 9:42:24 AM	Manually integrate compound m+p-Xylenes in sample 25JAN07.D from x, y = 10.009, 0 to 10.064, 0; result = 28			✓	
CmdManuallyIntegrateQualifierPeak	BL2000\mchavez	1/27/2022 9:42:26 AM	Manually integrate qualifier91.0 of compound m+p-Xylenes in sample 25JAN07.D from x, y = 10.028, 0 to 10.081, 0; result = 247			✓	
CmdZeroOutPeak	BL2000\mchavez	1/27/2022 9:42:28 AM	Zero out primary peak of compound m+p-Xylenes in sample 25JAN07.D			✓	
CmdSetSampleAttribute	BL2000\mchavez	1/27/2022 9:42:43 AM	Set UserDefined = Qualifier ratio did not meet method criteria for m+p Xylenes for sample 25JAN07.D; previous value =			✓	

Audit Trail report

Name	User	Time	Action	Reason	Comment	Succeed	Exception
CmdManuallyIntegratePeak	BL2000\mchavez	1/27/2022 9:43:16 AM	Manually integrate compound Toluene in sample 25JAN07.D from x, y = 8.363, 0 to 8.408, 0; result = 0				Agilent.MassSpectrometry.DataAnalysis.Quantitative.ApplicationCommandException: Manual integration failed for compound Toluene in sample B22011446-001F. ---> Agilent.MassSpectrometry.DataAnalysis.Quantitative.ApplicationCommandException: Manual integration failed for compound Toluene in sample B22011446-001F. ---> System.IndexOutOfRangeException: Index was outside the bounds of the array. at Agilent.MassSpectrometry.DataAnalysis.AgileIntegrator.Peak.a(Double[] A_0, Single[] A_1, Int32 A_2, Int32 A_3, Int32 A_4, Double A_5, Double A_6, Double& A_7, Double& A_8, Int32& A_9, Int32& A_10, Int32& A_11, Int32& A_12) at Agilent.MassSpectrometry.DataAnalysis.AgileIntegrator.Peak.ComputeChromatographicMetrics(Double[] xArray, Single[] yArray, Int32 startIndex, Int32 apexIndex, Int32 endIndex, Double baselineSlope, Double yIntercept, Double& fullWidthHalfMaximum, Double& symmetry) at Agilent.MassSpectrometry.DataAnalysis.Quantitative.Integrator.a(IChromatogram A_0, IPeakList A_1) at Agilent.MassSpectrometry.DataAnalysis.Quantitative.Integrator.ManualIntegrate(IChromatogram chromatogram, Double xStart, Double yStart, Double xEnd, Double yEnd, IChromPeakList& peaklist) at Agilent.MassSpectrometry.DataAnalysis.Quantitative.Analysis.MeasuredIon.ManualIntegrate(Double xStart, Double yStart, Double xEnd, Double yEnd) --- End of inner exception stack trace --- at Agilent.MassSpectrometry.DataAnalysis.Quantitative.Analysis.QuantifierIon.SetManualIntegrationFailureMessage(Exception e) at Agilent.MassSpectrometry.DataAnalysis.Quantitative.Analysis.MeasuredIon.ManualIntegrate(Double xStart, Double yStart, Double xEnd, Double yEnd)

Audit Trail report

Name	User	Time	Action	Reason	Comment	Succeed	Exception
							at Agilent.MassSpectrometry.DataAnalysis.Quantitative.CmdManuallyIntegratePeak.Do() --- End of inner exception stack trace --- at Agilent.MassSpectrometry.DataAnalysis.Quantitative.CmdManuallyIntegratePeak.Do() at Agilent.MassSpectrometry.CommandModel.CommandHistory.Invoke(ICommand cmd) at Agilent.MassSpectrometry.DataAnalysis.Quantitative.AppCommandContext.Invoke(ICommand cmd)
CmdManuallyIntegrateQualifierPeak	BL2000\mchavez	1/27/2022 9:43:20 AM	Manually integrate qualifier91.0 of compound Toluene in sample 25JAN07.D from x, y = 8.355, 0 to 8.439, 0; result = 0			✓	
CmdManuallyIntegratePeak	BL2000\mchavez	1/27/2022 9:43:25 AM	Manually integrate compound Toluene in sample 25JAN07.D from x, y = 8.369, 0 to 8.411, 0; result = 677			✓	
CmdZeroOutPeak	BL2000\mchavez	1/27/2022 9:43:29 AM	Zero out primary peak of compound Toluene in sample 25JAN07.D			✓	
CmdSetSampleAttribute	BL2000\mchavez	1/27/2022 9:43:37 AM	Set UserDefined = Qualifier ratio did not meet method criteria for m+p Xylenes, Toluene for sample 25JAN07.D; previous value = Qualifier ratio did not meet method criteria for m+p Xylenes			✓	
CmdManuallyIntegratePeak	BL2000\mchavez	1/27/2022 9:44:07 AM	Manually integrate compound Methylene chloride in sample 25JAN07.D from x, y = 3.302, 0 to 3.372, 0; result = 738			✓	
CmdManuallyIntegrateQualifierPeak	BL2000\mchavez	1/27/2022 9:44:10 AM	Manually integrate qualifier84.0 of compound Methylene chloride in sample 25JAN07.D from x, y = 3.296, 0 to 3.374, 0; result = 417			✓	
CmdManuallyIntegrateQualifierPeak	BL2000\mchavez	1/27/2022 9:44:12 AM	Manually integrate qualifier86.0 of compound Methylene chloride in sample 25JAN07.D from x, y = 3.330, 0 to 3.394, 0; result = 42			✓	
CmdZeroOutPeak	BL2000\mchavez	1/27/2022 9:44:15 AM	Zero out primary peak of compound Methylene chloride in sample 25JAN07.D			✓	
CmdManuallyIntegrateQualifierPeak	BL2000\mchavez	1/27/2022 9:44:29 AM	Manually integrate qualifier52.0 of compound Chloromethane in sample 25JAN07.D from x, y = 1.350, 0 to 1.453, 0; result = 937			✓	

Audit Trail report

Name	User	Time	Action	Reason	Comment	Succeed	Exception
CmdSetSampleAttribute	BL2000\mchavez	1/27/2022 9:44:56 AM	Set UserDefined = Qualifier ratio did not meet method criteria for m+p Xylenes, Toluene, Methylene chloride for sample 25JAN07.D; previous value = Qualifier ratio did not meet method criteria for m+p Xylenes, Toluene			✓	
CmdSetSampleAttribute	BL2000\mchavez	1/27/2022 9:45:00 AM	Set SampleApproved = True for sample 25JAN07.D; previous value = False			✓	
CmdManuallyIntegratePeak	BL2000\mchavez	1/27/2022 9:45:21 AM	Manually integrate compound Chloromethane in sample 25JAN06.D from x, y = 1.386, 0 to 1.450, 0; result = 350			✓	
CmdManuallyIntegrateQualifierPeak	BL2000\mchavez	1/27/2022 9:45:22 AM	Manually integrate qualifier52.0 of compound Chloromethane in sample 25JAN06.D from x, y = 1.400, 0 to 1.447, 0; result = 100			✓	
CmdSetTargetCompoundAttribute	BL2000\mchavez	1/27/2022 9:45:26 AM	Set UserAnnotation = NI for compound Chloromethane in sample 25JAN06.D; previous value =			✓	
CmdManuallyIntegratePeak	BL2000\mchavez	1/27/2022 9:45:43 AM	Manually integrate compound Methylene chloride in sample 25JAN06.D from x, y = 3.291, 0 to 3.366, 0; result = 1781			✓	
CmdManuallyIntegrateQualifierPeak	BL2000\mchavez	1/27/2022 9:45:46 AM	Manually integrate qualifier84.0 of compound Methylene chloride in sample 25JAN06.D from x, y = 3.285, 0 to 3.391, 0; result = 997			✓	
CmdManuallyIntegrateQualifierPeak	BL2000\mchavez	1/27/2022 9:45:48 AM	Manually integrate qualifier86.0 of compound Methylene chloride in sample 25JAN06.D from x, y = 3.299, 0 to 3.399, 0; result = 502			✓	
CmdSetTargetCompoundAttribute	BL2000\mchavez	1/27/2022 9:45:51 AM	Set UserAnnotation = NI for compound Methylene chloride in sample 25JAN06.D; previous value =			✓	
CmdManuallyIntegratePeak	BL2000\mchavez	1/27/2022 9:46:01 AM	Manually integrate compound trans-1,2-Dichloroethene in sample 25JAN06.D from x, y = 3.712, 0 to 3.759, 0; result = 28			✓	
CmdManuallyIntegrateQualifierPeak	BL2000\mchavez	1/27/2022 9:46:03 AM	Manually integrate qualifier61.0 of compound trans-1,2-Dichloroethene in sample 25JAN06.D from x, y = 3.706, 0 to 3.742, 0; result = 73			✓	
CmdManuallyIntegrateQualifierPeak	BL2000\mchavez	1/27/2022 9:46:05 AM	Manually integrate qualifier98.0 of compound trans-1,2-Dichloroethene in sample 25JAN06.D from x, y = 3.673, 0 to 3.759, 0; result = 59			✓	
CmdZeroOutPeak	BL2000\mchavez	1/27/2022 9:46:08 AM	Zero out primary peak of compound trans-1,2-Dichloroethene in sample 25JAN06.D			✓	

Audit Trail report

Name	User	Time	Action	Reason	Comment	Succeed	Exception
CmdSetSampleAttribute	BL2000\mchavez	1/27/2022 9:46:17 AM	Set UserDefined = Qualifier ratio did not meet method criteria for m+p Xylenes, Toluene, Methylene chloride for sample 25JAN08.D; previous value =			✓	
CmdSetSampleAttribute	BL2000\mchavez	1/27/2022 9:46:38 AM	Set UserDefined = Qualifier ratio did not meet method criteria for trans-1,2-Dichloroethene for sample 25JAN08.D; previous value = Qualifier ratio did not meet method criteria for m+p Xylenes, Toluene, Methylene chloride			✓	
CmdSetSampleAttribute	BL2000\mchavez	1/27/2022 9:47:20 AM	Set UserDefined = Qualifier ratio did not meet method criteria for m+p Xylenes, Toluene, Methylene chloride for sample 25JAN06.D; previous value =			✓	
CmdSetSampleAttribute	BL2000\mchavez	1/27/2022 9:47:25 AM	Set UserDefined = Qualifier ratio did not meet method criteria for trans-1,2-Dichloroethene for sample 25JAN06.D; previous value = Qualifier ratio did not meet method criteria for m+p Xylenes, Toluene, Methylene chloride			✓	
CmdSetSampleAttribute	BL2000\mchavez	1/27/2022 9:47:29 AM	Set UserDefined = for sample 25JAN08.D; previous value = Qualifier ratio did not meet method criteria for trans-1,2-Dichloroethene			✓	
CmdManuallyIntegratePeak	BL2000\mchavez	1/27/2022 9:47:47 AM	Manually integrate compound Chloroform in sample 25JAN06.D from x, y = 5.622, 0 to 5.683, 0; result = 524			✓	
CmdManuallyIntegrateQualifierPeak	BL2000\mchavez	1/27/2022 9:47:49 AM	Manually integrate qualifier 85.0 of compound Chloroform in sample 25JAN06.D from x, y = 5.636, 0 to 5.703, 0; result = 155			✓	
CmdZeroOutPeak	BL2000\mchavez	1/27/2022 9:47:52 AM	Zero out primary peak of compound Chloroform in sample 25JAN06.D			✓	
CmdSetSampleAttribute	BL2000\mchavez	1/27/2022 9:49:23 AM	Set UserDefined = Qualifier ratio did not meet method criteria for trans-1,2-Dichloroethene, Chloroform for sample 25JAN06.D; previous value = Qualifier ratio did not meet method criteria for trans-1,2-Dichloroethene			✓	
CmdManuallyIntegratePeak	BL2000\mchavez	1/27/2022 9:49:38 AM	Manually integrate compound Benzene in sample 25JAN06.D from x, y = 6.269, 0 to 6.328, 0; result = 422			✓	
CmdManuallyIntegrateQualifierPeak	BL2000\mchavez	1/27/2022 9:49:39 AM	Manually integrate qualifier 77.0 of compound Benzene in sample 25JAN06.D from x, y = 6.275, 0 to 6.322, 0; result = 63			✓	
CmdSetTargetCompoundAttribute	BL2000\mchavez	1/27/2022 9:49:44 AM	Set UserAnnotation = NI for compound Benzene in sample 25JAN06.D; previous value =			✓	

Audit Trail report

Name	User	Time	Action	Reason	Comment	Succeed	Exception
CmdManuallyIntegratePeak	BL2000\mchavez	1/27/2022 9:51:02 AM	Manually integrate compound m+p-Xylenes in sample 25JAN06.D from x, y = 10.017, 0 to 10.064, 0; result = 269			✓	
CmdManuallyIntegrateQualifierPeak	BL2000\mchavez	1/27/2022 9:51:02 AM	Manually integrate qualifier 91.0 of compound m+p-Xylenes in sample 25JAN06.D from x, y = 10.000, 123 to 10.059, 123; result = -107			✓	
CmdManuallyIntegrateQualifierPeak	BL2000\mchavez	1/27/2022 9:51:04 AM	Manually integrate qualifier 91.0 of compound m+p-Xylenes in sample 25JAN06.D, from x, y = 10.014, 0 to 10.084, 0, result = 323; previous integration is from x, y = 10.000, 123 to 10.059, 123 and previous response = -107.			✓	
CmdZeroOutPeak	BL2000\mchavez	1/27/2022 9:51:08 AM	Zero out primary peak of compound m+p-Xylenes in sample 25JAN06.D			✓	
CmdSetSampleAttribute	BL2000\mchavez	1/27/2022 9:51:17 AM	Set UserDefined = Qualifier ratio did not meet method criteria for trans-1,2-Dichloroethene, Chloroform, m+p Xylenes for sample 25JAN06.D; previous value = Qualifier ratio did not meet method criteria for trans-1,2-Dichloroethene, Chloroform			✓	
CmdSaveBatchTable	BL2000\mchavez	1/27/2022 9:51:35 AM	Save batch D:\Org\Data\VOA5975C\VG012522\QuantResults\VG012522_8260B.batch.bin			✓	
CmdOpenBatchTable	BL2000\mchavez	1/27/2022 10:01:00 AM	Open batch D:\Org\Data\VOA5975C\VG012522\VG012522_8260B.batch.bin			✓	
CmdSetSampleAttribute	BL2000\mchavez	1/27/2022 10:02:13 AM	Set SampleApproved = True for sample 25JAN06.D; previous value = False			✓	

Audit Trail report

Name	User	Time	Action	Reason	Comment	Succeed	Exception
CmdManuallyIntegratePeak	BL2000\mchavez	1/27/2022 10:03:03 AM	Manually integrate compound Toluene in sample 25JAN08.D from x, y = 8.372, 0 to 8.428, 0; result = 0				Agilent.MassSpectrometry.DataAnalysis.Quantitative.ApplicationCommandException: Manual integration failed for compound Toluene in sample B22011446-006F. ---> Agilent.MassSpectrometry.DataAnalysis.Quantitative.ApplicationCommandException: Manual integration failed for compound Toluene in sample B22011446-006F. ---> System.IndexOutOfRangeException: Index was outside the bounds of the array. at Agilent.MassSpectrometry.DataAnalysis.AgileIntegrator.Peak.a(Double[] A_0, Single[] A_1, Int32 A_2, Int32 A_3, Int32 A_4, Double A_5, Double A_6, Double& A_7, Double& A_8, Int32& A_9, Int32& A_10, Int32& A_11, Int32& A_12) at Agilent.MassSpectrometry.DataAnalysis.AgileIntegrator.Peak.ComputeChromatographicMetrics(Double[] xArray, Single[] yArray, Int32 startIndex, Int32 apexIndex, Int32 endIndex, Double baselineSlope, Double yIntercept, Double& fullWidthHalfMaximum, Double& symmetry) at Agilent.MassSpectrometry.DataAnalysis.Quantitative.Integrator.a(IChromatogram A_0, IPeakList A_1) at Agilent.MassSpectrometry.DataAnalysis.Quantitative.Integrator.ManualIntegrate(IChromatogram chromatogram, Double xStart, Double yStart, Double xEnd, Double yEnd, IChromPeakList& peaklist) at Agilent.MassSpectrometry.DataAnalysis.Quantitative.Analysis.MeasuredIon.ManualIntegrate(Double xStart, Double yStart, Double xEnd, Double yEnd) --- End of inner exception stack trace --- at Agilent.MassSpectrometry.DataAnalysis.Quantitative.Analysis.QuantifierIon.SetManualIntegrationFailureMessage(Exception e) at Agilent.MassSpectrometry.DataAnalysis.Quantitative.Analysis.MeasuredIon.ManualIntegrate(Double xStart, Double yStart, Double xEnd, Double yEnd)

Audit Trail report

Name	User	Time	Action	Reason	Comment	Succeed	Exception
							at Agilent.MassSpectrometry.DataAnalysis.Quantitative.CmdManuallyIntegratePeak.Do() --- End of inner exception stack trace --- at Agilent.MassSpectrometry.DataAnalysis.Quantitative.CmdManuallyIntegratePeak.Do() at Agilent.MassSpectrometry.CommandModel.CommandHistory.Invoke(ICommand cmd) at Agilent.MassSpectrometry.DataAnalysis.Quantitative.AppCommandContext._Invoke(ICommand cmd)
CmdManuallyIntegrateQualifierPeak	BL2000\mchavez	1/27/2022 10:03:07 AM	Manually integrate qualifier 91.0 of compound Toluene in sample 25JAN08.D from x, y = 8.363, 0 to 8.428, 0; result = 0			✓	
CmdManuallyIntegratePeak	BL2000\mchavez	1/27/2022 10:03:11 AM	Manually integrate compound Toluene in sample 25JAN08.D from x, y = 8.369, 0 to 8.428, 0; result = 1037			✓	
CmdSetTargetCompoundAttribute	BL2000\mchavez	1/27/2022 10:03:32 AM	Set UserAnnotation = NI for compound Toluene in sample 25JAN08.D; previous value =			✓	
CmdManuallyIntegratePeak	BL2000\mchavez	1/27/2022 10:03:56 AM	Manually integrate compound Methylene chloride in sample 25JAN08.D from x, y = 3.269, 0 to 3.391, 0; result = 1217			✓	
CmdManuallyIntegrateQualifierPeak	BL2000\mchavez	1/27/2022 10:03:58 AM	Manually integrate qualifier 84.0 of compound Methylene chloride in sample 25JAN08.D from x, y = 3.285, 0 to 3.375, 0; result = 555			✓	
CmdManuallyIntegrateQualifierPeak	BL2000\mchavez	1/27/2022 10:04:00 AM	Manually integrate qualifier 86.0 of compound Methylene chloride in sample 25JAN08.D from x, y = 3.299, 0 to 3.366, 0; result = 322			✓	
CmdManuallyIntegratePeak	BL2000\mchavez	1/27/2022 10:04:15 AM	Manually integrate compound Chloromethane in sample 25JAN08.D from x, y = 1.367, 0 to 1.473, 0; result = 1607			✓	
CmdManuallyIntegrateQualifierPeak	BL2000\mchavez	1/27/2022 10:04:17 AM	Manually integrate qualifier 52.0 of compound Chloromethane in sample 25JAN08.D from x, y = 1.386, 0 to 1.445, 0; result = 503			✓	
CmdSetTargetCompoundAttribute	BL2000\mchavez	1/27/2022 10:04:32 AM	Set UserAnnotation = NI for compound Methylene chloride in sample 25JAN08.D; previous value =			✓	
CmdSetTargetCompoundAttribute	BL2000\mchavez	1/27/2022 10:04:35 AM	Set UserAnnotation = NI for compound Chloromethane in sample 25JAN08.D; previous value =			✓	

Audit Trail report

Name	User	Time	Action	Reason	Comment	Succeed	Exception
CmdSetSampleAttribute	BL2000\mchavez	1/27/2022 10:04:43 AM	Set SampleApproved = True for sample 25JAN08.D; previous value = False			✓	
CmdManuallyIntegratePeak	BL2000\mchavez	1/27/2022 10:05:04 AM	Manually integrate compound Chloromethane in sample 25JAN09.D from x, y = 1.372, 0 to 1.450, 0; result = 934			✓	
CmdManuallyIntegrateQualifierPeak	BL2000\mchavez	1/27/2022 10:05:06 AM	Manually integrate qualifier 52.0 of compound Chloromethane in sample 25JAN09.D from x, y = 1.375, 0 to 1.450, 0; result = 243			✓	
CmdSetTargetCompoundAttribute	BL2000\mchavez	1/27/2022 10:05:09 AM	Set UserAnnotation = NI for compound Chloromethane in sample 25JAN09.D; previous value =			✓	
CmdManuallyIntegratePeak	BL2000\mchavez	1/27/2022 10:05:23 AM	Manually integrate compound Methylene chloride in sample 25JAN09.D from x, y = 3.266, 0 to 3.408, 0; result = 975			✓	
CmdManuallyIntegrateQualifierPeak	BL2000\mchavez	1/27/2022 10:05:25 AM	Manually integrate qualifier 84.0 of compound Methylene chloride in sample 25JAN09.D from x, y = 3.299, 0 to 3.402, 0; result = 565			✓	
CmdManuallyIntegrateQualifierPeak	BL2000\mchavez	1/27/2022 10:05:27 AM	Manually integrate qualifier 86.0 of compound Methylene chloride in sample 25JAN09.D from x, y = 3.305, 0 to 3.383, 0; result = 178			✓	
CmdManuallyIntegratePeak	BL2000\mchavez	1/27/2022 10:05:39 AM	Manually integrate compound Methyl ethyl ketone in sample 25JAN09.D from x, y = 5.257, 0 to 5.354, 0; result = 1958			✓	
CmdManuallyIntegrateQualifierPeak	BL2000\mchavez	1/27/2022 10:05:41 AM	Manually integrate qualifier 72.0 of compound Methyl ethyl ketone in sample 25JAN09.D from x, y = 5.243, 0 to 5.268, 0; result = 0			✓	
CmdManuallyIntegrateQualifierPeak	BL2000\mchavez	1/27/2022 10:05:43 AM	Manually integrate qualifier 72.0 of compound Methyl ethyl ketone in sample 25JAN09.D, from x, y = 5.243, 0 to 5.310, 0, result = 253; previous integration is from x, y = 5.243, 0 to 5.268, 0 and previous response = 0.			✓	
CmdManuallyIntegratePeak	BL2000\mchavez	1/27/2022 10:05:50 AM	Manually integrate compound Chloroform in sample 25JAN09.D from x, y = 5.608, 0 to 5.697, 0; result = 1363			✓	
CmdManuallyIntegrateQualifierPeak	BL2000\mchavez	1/27/2022 10:05:52 AM	Manually integrate qualifier 85.0 of compound Chloroform in sample 25JAN09.D from x, y = 5.622, 0 to 5.722, 0; result = 639			✓	
CmdManuallyIntegratePeak	BL2000\mchavez	1/27/2022 10:06:17 AM	Manually integrate compound Toluene in sample 25JAN09.D from x, y = 8.349, 0 to 8.427, 0; result = 1437			✓	

Audit Trail report

Name	User	Time	Action	Reason	Comment	Succeed	Exception
CmdManuallyIntegrateQualifierPeak	BL2000\mchavez	1/27/2022 10:06:19 AM	Manually integrate qualifier 91.0 of compound Toluene in sample 25JAN09.D from x, y = 8.349, 0 to 8.439, 0; result = 2777			✓	
CmdManuallyIntegratePeak	BL2000\mchavez	1/27/2022 10:06:30 AM	Manually integrate compound Chlorodibromomethane in sample 25JAN09.D from x, y = 9.180, 0 to 9.239, 0; result = 561			✓	
CmdManuallyIntegrateQualifierPeak	BL2000\mchavez	1/27/2022 10:06:32 AM	Manually integrate qualifier 127.0 of compound Chlorodibromomethane in sample 25JAN09.D from x, y = 9.186, 0 to 9.253, 0; result = 442			✓	
CmdManuallyIntegratePeak	BL2000\mchavez	1/27/2022 10:06:46 AM	Manually integrate compound Ethylbenzene in sample 25JAN09.D from x, y = 9.886, 0 to 9.950, 0; result = 423			✓	
CmdManuallyIntegrateQualifierPeak	BL2000\mchavez	1/27/2022 10:06:48 AM	Manually integrate qualifier 106.0 of compound Ethylbenzene in sample 25JAN09.D from x, y = 9.903, 0 to 9.950, 0; result = 71			✓	
CmdManuallyIntegratePeak	BL2000\mchavez	1/27/2022 10:06:53 AM	Manually integrate compound m+p-Xylenes in sample 25JAN09.D from x, y = 10.000, 0 to 10.070, 0; result = 828			✓	
CmdManuallyIntegrateQualifierPeak	BL2000\mchavez	1/27/2022 10:06:54 AM	Manually integrate qualifier 91.0 of compound m+p-Xylenes in sample 25JAN09.D from x, y = 10.003, 0 to 10.064, 0; result = 2027			✓	
CmdManuallyIntegrateQualifierPeak	BL2000\mchavez	1/27/2022 10:07:06 AM	Manually integrate qualifier 91.0 of compound m+p-Xylenes in sample 25JAN09.D, from x, y = 10.003, 0 to 10.056, 0, result = 1944; previous integration is from x, y = 10.003, 0 to 10.064, 0 and previous response = 2027.			✓	
CmdZeroOutPeak	BL2000\mchavez	1/27/2022 10:07:13 AM	Zero out primary peak of compound m+p-Xylenes in sample 25JAN09.D			✓	
CmdSetSampleAttribute	BL2000\mchavez	1/27/2022 10:07:31 AM	Set UserDefined = Qualifier ratio did not meet method criteria for m+p Xylenes for sample 25JAN09.D; previous value =			✓	
CmdManuallyIntegratePeak	BL2000\mchavez	1/27/2022 10:07:42 AM	Manually integrate compound o-Xylene in sample 25JAN09.D from x, y = 10.413, 0 to 10.463, 0; result = 255			✓	
CmdManuallyIntegrateQualifierPeak	BL2000\mchavez	1/27/2022 10:07:44 AM	Manually integrate qualifier 91.0 of compound o-Xylene in sample 25JAN09.D from x, y = 10.410, 0 to 10.480, 0; result = 936			✓	
CmdZeroOutPeak	BL2000\mchavez	1/27/2022 10:07:47 AM	Zero out primary peak of compound o-Xylene in sample 25JAN09.D			✓	

Audit Trail report

Name	User	Time	Action	Reason	Comment	Succeed	Exception
CmdSetSampleAttribute	BL2000\mchavez	1/27/2022 10:07:56 AM	Set UserDefined = Qualifier ratio did not meet method criteria for m+p Xylenes, o-Xylene for sample 25JAN09.D; previous value = Qualifier ratio did not meet method criteria for m+p Xylenes			✓	
CmdManuallyIntegratePeak	BL2000\mchavez	1/27/2022 10:08:02 AM	Manually integrate compound Bromoform in sample 25JAN09.D from x, y = 10.597, 0 to 10.658, 0; result = 754			✓	
CmdManuallyIntegrateQualifierPeak	BL2000\mchavez	1/27/2022 10:08:05 AM	Manually integrate qualifier174.5 of compound Bromoform in sample 25JAN09.D from x, y = 10.602, 0 to 10.672, 0; result = 293			✓	
CmdManuallyIntegrateQualifierPeak	BL2000\mchavez	1/27/2022 10:08:07 AM	Manually integrate qualifier170.5 of compound Bromoform in sample 25JAN09.D from x, y = 10.611, 0 to 10.717, 0; result = 419			✓	
CmdSetTargetCompoundAttribute	BL2000\mchavez	1/27/2022 10:08:10 AM	Set UserAnnotation = NI for compound Bromoform in sample 25JAN09.D; previous value =			✓	
CmdSetSampleAttribute	BL2000\mchavez	1/27/2022 10:08:21 AM	Set SampleApproved = True for sample 25JAN09.D; previous value = False			✓	
CmdSetTargetCompoundAttribute	BL2000\mchavez	1/27/2022 10:08:28 AM	Set UserAnnotation = NI for compound Ethylbenzene in sample 25JAN09.D; previous value =			✓	
CmdSetTargetCompoundAttribute	BL2000\mchavez	1/27/2022 10:08:30 AM	Set UserAnnotation = NI for compound Chlorodibromomethane in sample 25JAN09.D; previous value =			✓	
CmdSetTargetCompoundAttribute	BL2000\mchavez	1/27/2022 10:08:32 AM	Set UserAnnotation = NI for compound Toluene in sample 25JAN09.D; previous value =			✓	
CmdSetTargetCompoundAttribute	BL2000\mchavez	1/27/2022 10:08:35 AM	Set UserAnnotation = NI for compound Chloroform in sample 25JAN09.D; previous value =			✓	
CmdSetTargetCompoundAttribute	BL2000\mchavez	1/27/2022 10:08:38 AM	Set UserAnnotation = NI for compound Methyl ethyl ketone in sample 25JAN09.D; previous value =			✓	
CmdSetTargetCompoundAttribute	BL2000\mchavez	1/27/2022 10:08:42 AM	Set UserAnnotation = NI for compound Methylene chloride in sample 25JAN09.D; previous value =			✓	
CmdSaveBatchTable	BL2000\mchavez	1/27/2022 10:09:26 AM	Save batch D:\Org\Data\VOA5975C\VG012522\QuantResults\VG012522_8260B.batch.bin			✓	
CmdOpenBatchTable	BL2000\mchavez	1/27/2022 10:41:39 AM	Open batch D:\Org\Data\VOA5975C\VG012522\VG012522_8260B.batch.bin			✓	
CmdSaveBatchTable	BL2000\mchavez	1/27/2022 10:42:14 AM	Save batch D:\Org\Data\VOA5975C\VG012522\QuantResults\VG012522_8260B.batch.bin			✓	

Audit Trail report

Name	User	Time	Action	Reason	Comment	Succeed	Exception
CmdOpenBatchTable	BL2000\mchavez	1/27/2022 12:19:46 PM	Open batch D:\Org\Data\VOA5975C\VG012522\VG012522_8260B.batch.bin			✓	
CmdManuallyIntegrateQualifierPeak	BL2000\mchavez	1/27/2022 12:21:08 PM	Manually integrate qualifier52.0 of compound Chloromethane in sample 25JAN10.D from x, y = 1.381, 0 to 1.425, 0; result = 790			✓	
CmdManuallyIntegratePeak	BL2000\mchavez	1/27/2022 12:21:25 PM	Manually integrate compound Methylene chloride in sample 25JAN10.D from x, y = 3.274, 0 to 3.386, 0; result = 795			✓	
CmdManuallyIntegrateQualifierPeak	BL2000\mchavez	1/27/2022 12:21:27 PM	Manually integrate qualifier84.0 of compound Methylene chloride in sample 25JAN10.D from x, y = 3.294, 0 to 3.389, 0; result = 572			✓	
CmdManuallyIntegrateQualifierPeak	BL2000\mchavez	1/27/2022 12:21:30 PM	Manually integrate qualifier86.0 of compound Methylene chloride in sample 25JAN10.D from x, y = 3.302, 0 to 3.352, 0; result = 232			✓	
CmdSetTargetCompoundAttribute	BL2000\mchavez	1/27/2022 12:21:34 PM	Set UserAnnotation = NI for compound Methylene chloride in sample 25JAN10.D; previous value =			✓	
CmdManuallyIntegratePeak	BL2000\mchavez	1/27/2022 12:21:48 PM	Manually integrate compound Methyl ethyl ketone in sample 25JAN10.D from x, y = 5.262, 0 to 5.329, 0; result = 2053			✓	
CmdManuallyIntegrateQualifierPeak	BL2000\mchavez	1/27/2022 12:21:50 PM	Manually integrate qualifier72.0 of compound Methyl ethyl ketone in sample 25JAN10.D from x, y = 5.265, 0 to 5.366, 0; result = 426			✓	
CmdSetTargetCompoundAttribute	BL2000\mchavez	1/27/2022 12:21:53 PM	Set UserAnnotation = NI for compound Methyl ethyl ketone in sample 25JAN10.D; previous value =			✓	
CmdManuallyIntegratePeak	BL2000\mchavez	1/27/2022 12:22:01 PM	Manually integrate compound Chloroform in sample 25JAN10.D from x, y = 5.605, 0 to 5.700, 0; result = 1437			✓	
CmdManuallyIntegrateQualifierPeak	BL2000\mchavez	1/27/2022 12:22:03 PM	Manually integrate qualifier85.0 of compound Chloroform in sample 25JAN10.D from x, y = 5.608, 0 to 5.706, 0; result = 887			✓	
CmdSetTargetCompoundAttribute	BL2000\mchavez	1/27/2022 12:22:06 PM	Set UserAnnotation = NI for compound Chloroform in sample 25JAN10.D; previous value =			✓	
CmdManuallyIntegratePeak	BL2000\mchavez	1/27/2022 12:22:32 PM	Manually integrate compound Toluene in sample 25JAN10.D from x, y = 8.361, 0 to 8.428, 0; result = 1327			✓	

Audit Trail report

Name	User	Time	Action	Reason	Comment	Succeed	Exception
CmdManuallyIntegrateQualifierPeak	BL2000\mchavez	1/27/2022 12:22:34 PM	Manually integrate qualifier 91.0 of compound Toluene in sample 25JAN10.D, from x, y = 8.352, 0 to 8.391, -52, result = 1659; previous integration is from x, y = 8.363, 0 to 8.411, 0 and previous response = 2240.			✓	
CmdClearManualIntegration	BL2000\mchavez	1/27/2022 12:22:38 PM	Clear manual integration of qualifier 91.0 for compound Toluene in sample 25JAN10.D			✓	
CmdSetTargetCompoundAttribute	BL2000\mchavez	1/27/2022 12:22:42 PM	Set UserAnnotation = NI for compound Toluene in sample 25JAN10.D; previous value =			✓	
CmdManuallyIntegratePeak	BL2000\mchavez	1/27/2022 12:22:55 PM	Manually integrate compound Chlorodibromomethane in sample 25JAN10.D from x, y = 9.172, 0 to 9.225, 0; result = 207			✓	
CmdManuallyIntegrateQualifierPeak	BL2000\mchavez	1/27/2022 12:22:57 PM	Manually integrate qualifier 127.0 of compound Chlorodibromomethane in sample 25JAN10.D from x, y = 9.189, 0 to 9.234, 0; result = 138			✓	
CmdSetTargetCompoundAttribute	BL2000\mchavez	1/27/2022 12:23:01 PM	Set UserAnnotation = NI for compound Chlorodibromomethane in sample 25JAN10.D; previous value =			✓	
CmdManuallyIntegratePeak	BL2000\mchavez	1/27/2022 12:23:11 PM	Manually integrate compound Ethylbenzene in sample 25JAN10.D from x, y = 9.894, 0 to 9.945, 0; result = 206			✓	
CmdManuallyIntegrateQualifierPeak	BL2000\mchavez	1/27/2022 12:23:13 PM	Manually integrate qualifier 106.0 of compound Ethylbenzene in sample 25JAN10.D from x, y = 9.903, 0 to 9.942, 0; result = 116			✓	
CmdSetTargetCompoundAttribute	BL2000\mchavez	1/27/2022 12:23:16 PM	Set UserAnnotation = NI for compound Ethylbenzene in sample 25JAN10.D; previous value =			✓	
CmdManuallyIntegratePeak	BL2000\mchavez	1/27/2022 12:23:20 PM	Manually integrate compound m+p-Xylenes in sample 25JAN10.D from x, y = 9.998, 0 to 10.070, 0; result = 827			✓	
CmdManuallyIntegrateQualifierPeak	BL2000\mchavez	1/27/2022 12:23:22 PM	Manually integrate qualifier 91.0 of compound m+p-Xylenes in sample 25JAN10.D from x, y = 10.000, 0 to 10.078, 0; result = 1385			✓	
CmdZeroOutPeak	BL2000\mchavez	1/27/2022 12:23:25 PM	Zero out primary peak of compound m+p-Xylenes in sample 25JAN10.D			✓	
CmdSetSampleAttribute	BL2000\mchavez	1/27/2022 12:23:35 PM	Set UserDefined = Qualifier ratio did not meet method criteria for m+p Xylenes, o-Xylene for sample 25JAN10.D; previous value =			✓	
CmdManuallyIntegratePeak	BL2000\mchavez	1/27/2022 12:23:45 PM	Manually integrate compound o-Xylene in sample 25JAN10.D from x, y = 10.408, 0 to 10.463, 0; result = 172			✓	

Audit Trail report

Name	User	Time	Action	Reason	Comment	Succeed	Exception
CmdManuallyIntegrateQualifierPeak	BL2000\mchavez	1/27/2022 12:23:47 PM	Manually integrate qualifier91.0 of compound o-Xylene in sample 25JAN10.D from x, y = 10.410, 0 to 10.449, 0; result = 639			✓	
CmdZeroOutPeak	BL2000\mchavez	1/27/2022 12:23:50 PM	Zero out primary peak of compound o-Xylene in sample 25JAN10.D			✓	
CmdManuallyIntegratePeak	BL2000\mchavez	1/27/2022 12:24:03 PM	Manually integrate compound Bromoform in sample 25JAN10.D from x, y = 10.597, 0 to 10.670, 0; result = 755			✓	
CmdManuallyIntegrateQualifierPeak	BL2000\mchavez	1/27/2022 12:24:05 PM	Manually integrate qualifier174.5 of compound Bromoform in sample 25JAN10.D from x, y = 10.594, 0 to 10.675, 0; result = 267			✓	
CmdManuallyIntegrateQualifierPeak	BL2000\mchavez	1/27/2022 12:24:07 PM	Manually integrate qualifier170.5 of compound Bromoform in sample 25JAN10.D from x, y = 10.586, 0 to 10.670, 0; result = 490			✓	
CmdSetSampleAttribute	BL2000\mchavez	1/27/2022 12:24:22 PM	Set SampleApproved = True for sample 25JAN10.D; previous value = False			✓	
CmdSetTargetCompoundAttribute	BL2000\mchavez	1/27/2022 12:24:31 PM	Set UserAnnotation = NI for compound Bromoform in sample 25JAN10.D; previous value =			✓	
CmdManuallyIntegratePeak	BL2000\mchavez	1/27/2022 12:24:41 PM	Manually integrate compound Bromoform in sample 25JAN11.D from x, y = 10.583, 0 to 10.661, 0; result = 722			✓	
CmdManuallyIntegrateQualifierPeak	BL2000\mchavez	1/27/2022 12:24:43 PM	Manually integrate qualifier174.5 of compound Bromoform in sample 25JAN11.D from x, y = 10.608, 0 to 10.669, 0; result = 211			✓	
CmdManuallyIntegrateQualifierPeak	BL2000\mchavez	1/27/2022 12:24:45 PM	Manually integrate qualifier170.5 of compound Bromoform in sample 25JAN11.D from x, y = 10.591, 0 to 10.669, 0; result = 314			✓	
CmdManuallyIntegratePeak	BL2000\mchavez	1/27/2022 12:25:04 PM	Manually integrate compound Chloromethane in sample 25JAN11.D from x, y = 1.367, 0 to 1.459, 0; result = 497			✓	
CmdManuallyIntegrateQualifierPeak	BL2000\mchavez	1/27/2022 12:25:06 PM	Manually integrate qualifier52.0 of compound Chloromethane in sample 25JAN11.D from x, y = 1.392, 0 to 1.453, 0; result = 153			✓	
CmdManuallyIntegratePeak	BL2000\mchavez	1/27/2022 12:25:14 PM	Manually integrate compound Bromomethane in sample 25JAN11.D from x, y = 1.757, 0 to 1.852, 0; result = 297			✓	
CmdManuallyIntegrateQualifierPeak	BL2000\mchavez	1/27/2022 12:25:17 PM	Manually integrate qualifier94.0 of compound Bromomethane in sample 25JAN11.D from x, y = 1.782, 0 to 1.841, 0; result = 323			✓	

Audit Trail report

Name	User	Time	Action	Reason	Comment	Succeed	Exception
CmdZeroOutPeak	BL2000\mchavez	1/27/2022 12:25:34 PM	Zero out primary peak of compound Bromomethane in sample 25JAN11.D			✓	
CmdManuallyIntegratePeak	BL2000\mchavez	1/27/2022 12:25:48 PM	Manually integrate compound Methylene chloride in sample 25JAN11.D from x, y = 3.299, 0 to 3.391, 0; result = 902			✓	
CmdManuallyIntegrateQualifierPeak	BL2000\mchavez	1/27/2022 12:25:51 PM	Manually integrate qualifier 84.0 of compound Methylene chloride in sample 25JAN11.D from x, y = 3.291, 0 to 3.380, 0; result = 556			✓	
CmdManuallyIntegrateQualifierPeak	BL2000\mchavez	1/27/2022 12:25:53 PM	Manually integrate qualifier 86.0 of compound Methylene chloride in sample 25JAN11.D from x, y = 3.316, 0 to 3.383, 0; result = 107			✓	
CmdManuallyIntegratePeak	BL2000\mchavez	1/27/2022 12:26:06 PM	Manually integrate compound Chloroform in sample 25JAN11.D from x, y = 5.586, 0 to 5.711, 0; result = 1514			✓	
CmdManuallyIntegrateQualifierPeak	BL2000\mchavez	1/27/2022 12:26:08 PM	Manually integrate qualifier 85.0 of compound Chloroform in sample 25JAN11.D from x, y = 5.616, 0 to 5.714, 0; result = 681			✓	
CmdSetTargetCompoundAttribute	BL2000\mchavez	1/27/2022 12:26:12 PM	Set UserAnnotation = NI for compound Chloroform in sample 25JAN11.D; previous value =			✓	
CmdSetTargetCompoundAttribute	BL2000\mchavez	1/27/2022 12:26:14 PM	Set UserAnnotation = NI for compound Methylene chloride in sample 25JAN11.D; previous value =			✓	
CmdManuallyIntegratePeak	BL2000\mchavez	1/27/2022 12:26:37 PM	Manually integrate compound Toluene in sample 25JAN11.D from x, y = 8.358, 0 to 8.416, 0; result = 851			✓	
CmdManuallyIntegrateQualifierPeak	BL2000\mchavez	1/27/2022 12:26:39 PM	Manually integrate qualifier 91.0 of compound Toluene in sample 25JAN11.D from x, y = 8.349, 0 to 8.441, 0; result = 1037			✓	
CmdZeroOutPeak	BL2000\mchavez	1/27/2022 12:26:42 PM	Zero out primary peak of compound Toluene in sample 25JAN11.D			✓	
CmdSetSampleAttribute	BL2000\mchavez	1/27/2022 12:26:55 PM	Set UserDefined = Qualifier ratio did not meet method criteria for Toluene for sample 25JAN11.D; previous value =			✓	
CmdManuallyIntegratePeak	BL2000\mchavez	1/27/2022 12:27:07 PM	Manually integrate compound Chlorodibromomethane in sample 25JAN11.D from x, y = 9.172, 0 to 9.242, 0; result = 510			✓	
CmdManuallyIntegrateQualifierPeak	BL2000\mchavez	1/27/2022 12:27:09 PM	Manually integrate qualifier 127.0 of compound Chlorodibromomethane in sample 25JAN11.D from x, y = 9.189, 0 to 9.239, 0; result = 294			✓	
CmdManuallyIntegratePeak	BL2000\mchavez	1/27/2022 12:27:22 PM	Manually integrate compound m+p-Xylenes in sample 25JAN11.D from x, y = 10.017, 0 to 10.064, 0; result = 60			✓	

Audit Trail report

Name	User	Time	Action	Reason	Comment	Succeed	Exception
CmdManuallyIntegrateQualifierPeak	BL2000\mchavez	1/27/2022 12:27:25 PM	Manually integrate qualifier91.0 of compound m+p-Xylenes in sample 25JAN11.D from x, y = 10.006, 0 to 10.081, 0; result = 537			✓	
CmdZeroOutPeak	BL2000\mchavez	1/27/2022 12:27:27 PM	Zero out primary peak of compound m+p-Xylenes in sample 25JAN11.D			✓	
CmdSetSampleAttribute	BL2000\mchavez	1/27/2022 12:27:43 PM	Set UserDefined = Qualifier ratio did not meet method criteria for Toluene, m+p Xylenes for sample 25JAN11.D; previous value = Qualifier ratio did not meet method criteria for Toluene			✓	
CmdManuallyIntegratePeak	BL2000\mchavez	1/27/2022 12:27:46 PM	Manually integrate compound o-Xylene in sample 25JAN11.D from x, y = 10.407, 0 to 10.463, 0; result = 33			✓	
CmdManuallyIntegrateQualifierPeak	BL2000\mchavez	1/27/2022 12:27:48 PM	Manually integrate qualifier91.0 of compound o-Xylene in sample 25JAN11.D from x, y = 10.413, 0 to 10.471, 0; result = 104			✓	
CmdZeroOutPeak	BL2000\mchavez	1/27/2022 12:27:51 PM	Zero out primary peak of compound o-Xylene in sample 25JAN11.D			✓	
CmdSetSampleAttribute	BL2000\mchavez	1/27/2022 12:27:59 PM	Set UserDefined = Qualifier ratio did not meet method criteria for Toluene, m+p Xylenes, o-Xylene for sample 25JAN11.D; previous value = Qualifier ratio did not meet method criteria for Toluene, m+p Xylenes			✓	
CmdSetSampleAttribute	BL2000\mchavez	1/27/2022 12:28:19 PM	Set SampleApproved = True for sample 25JAN11.D; previous value = False			✓	
CmdSetTargetCompoundAttribute	BL2000\mchavez	1/27/2022 12:28:26 PM	Set UserAnnotation = NI for compound Chloromethane in sample 25JAN11.D; previous value =			✓	
CmdSetTargetCompoundAttribute	BL2000\mchavez	1/27/2022 12:28:30 PM	Set UserAnnotation = NI for compound Chlorodibromomethane in sample 25JAN11.D; previous value =			✓	
CmdSetTargetCompoundAttribute	BL2000\mchavez	1/27/2022 12:28:34 PM	Set UserAnnotation = NI for compound Bromoform in sample 25JAN11.D; previous value =			✓	
CmdManuallyIntegrateQualifierPeak	BL2000\mchavez	1/27/2022 12:29:06 PM	Manually integrate qualifier174.5 of compound Bromoform in sample 25JAN12.D from x, y = 10.580, 0 to 10.678, 0; result = 1442			✓	
CmdManuallyIntegrateQualifierPeak	BL2000\mchavez	1/27/2022 12:29:09 PM	Manually integrate qualifier170.5 of compound Bromoform in sample 25JAN12.D from x, y = 10.578, 0 to 10.672, 0; result = 1570			✓	
CmdManuallyIntegratePeak	BL2000\mchavez	1/27/2022 12:29:16 PM	Manually integrate compound o-Xylene in sample 25JAN12.D from x, y = 10.410, 0 to 10.469, 0; result = 662			✓	
CmdManuallyIntegrateQualifierPeak	BL2000\mchavez	1/27/2022 12:29:22 PM	Manually integrate qualifier91.0 of compound o-Xylene in sample 25JAN12.D from x, y = 10.405, 0 to 10.449, 0; result = 1418			✓	

Audit Trail report

Name	User	Time	Action	Reason	Comment	Succeed	Exception
CmdManuallyIntegratePeak	BL2000\mchavez	1/27/2022 12:29:26 PM	Manually integrate compound m+p-Xylenes in sample 25JAN12.D from x, y = 10.003, 0 to 10.098, 0; result = 1131			✓	
CmdManuallyIntegrateQualifierPeak	BL2000\mchavez	1/27/2022 12:29:29 PM	Manually integrate qualifier91.0 of compound m+p-Xylenes in sample 25JAN12.D from x, y = 10.000, 0 to 10.092, 0; result = 1946			✓	
CmdManuallyIntegratePeak	BL2000\mchavez	1/27/2022 12:29:34 PM	Manually integrate compound Ethylbenzene in sample 25JAN12.D from x, y = 9.903, 0 to 9.956, 0; result = 663			✓	
CmdManuallyIntegrateQualifierPeak	BL2000\mchavez	1/27/2022 12:29:36 PM	Manually integrate qualifier106.0 of compound Ethylbenzene in sample 25JAN12.D from x, y = 9.900, 0 to 9.945, 0; result = 102			✓	
CmdManuallyIntegratePeak	BL2000\mchavez	1/27/2022 12:29:55 PM	Manually integrate compound Toluene in sample 25JAN12.D from x, y = 8.361, 0 to 8.422, 0; result = 1710			✓	
CmdSetTargetCompoundAttribute	BL2000\mchavez	1/27/2022 12:29:59 PM	Set UserAnnotation = NI for compound Toluene in sample 25JAN12.D; previous value =			✓	
CmdManuallyIntegrateQualifierPeak	BL2000\mchavez	1/27/2022 12:30:08 PM	Manually integrate qualifier85.0 of compound Bromodichloromethane in sample 25JAN12.D from x, y = 7.541, 0 to 7.658, 0; result = 1809			✓	
CmdManuallyIntegrateQualifierPeak	BL2000\mchavez	1/27/2022 12:30:10 PM	Manually integrate qualifier127.0 of compound Bromodichloromethane in sample 25JAN12.D from x, y = 7.558, 0 to 7.633, 0; result = 165			✓	
CmdManuallyIntegratePeak	BL2000\mchavez	1/27/2022 12:30:16 PM	Manually integrate compound Dibromomethane in sample 25JAN12.D from x, y = 7.346, 0 to 7.432, 0; result = 1696			✓	
CmdManuallyIntegrateQualifierPeak	BL2000\mchavez	1/27/2022 12:30:19 PM	Manually integrate qualifier95.0 of compound Dibromomethane in sample 25JAN12.D from x, y = 7.357, 0 to 7.426, 0; result = 1147			✓	
CmdManuallyIntegrateQualifierPeak	BL2000\mchavez	1/27/2022 12:30:22 PM	Manually integrate qualifier173.5 of compound Dibromomethane in sample 25JAN12.D from x, y = 7.332, 0 to 7.457, 0; result = 1817			✓	
CmdManuallyIntegratePeak	BL2000\mchavez	1/27/2022 12:30:35 PM	Manually integrate compound Benzene in sample 25JAN12.D from x, y = 6.244, 0 to 6.336, 0; result = 999			✓	
CmdManuallyIntegrateQualifierPeak	BL2000\mchavez	1/27/2022 12:30:37 PM	Manually integrate qualifier77.0 of compound Benzene in sample 25JAN12.D from x, y = 6.255, 0 to 6.339, 0; result = 191			✓	
CmdSetTargetCompoundAttribute	BL2000\mchavez	1/27/2022 12:30:40 PM	Set UserAnnotation = NI for compound Benzene in sample 25JAN12.D; previous value =			✓	

Audit Trail report

Name	User	Time	Action	Reason	Comment	Succeed	Exception
CmdSetTargetCompoundAttribute	BL2000\mchavez	1/27/2022 12:31:06 PM	Set UserAnnotation = NI for compound Dibromomethane in sample 25JAN12.D; previous value =			✓	
CmdManuallyIntegratePeak	BL2000\mchavez	1/27/2022 12:31:22 PM	Manually integrate compound Bromochloromethane in sample 25JAN12.D from x, y = 5.480, 0 to 5.555, 0; result = 352			✓	
CmdManuallyIntegrateQualifierPeak	BL2000\mchavez	1/27/2022 12:31:25 PM	Manually integrate qualifier 49.0 of compound Bromochloromethane in sample 25JAN12.D, from x, y = 5.474, 0 to 5.564, 0, result = 870; previous integration is from x, y = 5.614, 0 to 5.689, 0 and previous response = 4337.			✓	
CmdZeroOutPeak	BL2000\mchavez	1/27/2022 12:31:34 PM	Zero out primary peak of compound Bromochloromethane in sample 25JAN12.D			✓	
CmdSetSampleAttribute	BL2000\mchavez	1/27/2022 12:31:59 PM	Set UserDefined = Qualifier ratio did not meet method criteria for Bromochloromethane for sample 25JAN12.D; previous value =			✓	
CmdManuallyIntegrateQualifierPeak	BL2000\mchavez	1/27/2022 12:34:16 PM	Manually integrate qualifier 72.0 of compound Methyl ethyl ketone in sample 25JAN12.D from x, y = 5.246, 0 to 5.338, 0; result = 2387			✓	
CmdManuallyIntegratePeak	BL2000\mchavez	1/27/2022 12:34:32 PM	Manually integrate compound Methyl ethyl ketone in sample 25JAN12.D, from x, y = 5.254, 0 to 5.382, 0, result = 12411; previous integration is from x, y = 5.254, 0 to 5.335, 0 and previous response = 11379.			✓	
CmdSetTargetCompoundAttribute	BL2000\mchavez	1/27/2022 12:34:35 PM	Set UserAnnotation = LT for compound Methyl ethyl ketone in sample 25JAN12.D; previous value =			✓	
CmdManuallyIntegratePeak	BL2000\mchavez	1/27/2022 12:34:53 PM	Manually integrate compound Methylene chloride in sample 25JAN12.D from x, y = 3.277, 0 to 3.386, 0; result = 1547			✓	
CmdManuallyIntegrateQualifierPeak	BL2000\mchavez	1/27/2022 12:34:55 PM	Manually integrate qualifier 84.0 of compound Methylene chloride in sample 25JAN12.D from x, y = 3.313, 0 to 3.386, 0; result = 938			✓	
CmdManuallyIntegrateQualifierPeak	BL2000\mchavez	1/27/2022 12:34:58 PM	Manually integrate qualifier 86.0 of compound Methylene chloride in sample 25JAN12.D from x, y = 3.294, 0 to 3.425, 0; result = 673			✓	
CmdSetTargetCompoundAttribute	BL2000\mchavez	1/27/2022 12:35:02 PM	Set UserAnnotation = NI for compound Methylene chloride in sample 25JAN12.D; previous value =			✓	
CmdManuallyIntegratePeak	BL2000\mchavez	1/27/2022 12:35:12 PM	Manually integrate compound Bromomethane in sample 25JAN12.D from x, y = 1.763, 0 to 1.838, 0; result = 741			✓	

Audit Trail report

Name	User	Time	Action	Reason	Comment	Succeed	Exception
CmdManuallyIntegrateQualifierPeak	BL2000\mchavez	1/27/2022 12:35:16 PM	Manually integrate qualifier 94.0 of compound Bromomethane in sample 25JAN12.D from x, y = 1.768, 9 to 1.827, 9; result = 847			✓	
CmdManuallyIntegrateQualifierPeak	BL2000\mchavez	1/27/2022 12:35:23 PM	Manually integrate qualifier 94.0 of compound Bromomethane in sample 25JAN12.D, from x, y = 1.774, 0 to 1.824, 0, result = 835; previous integration is from x, y = 1.768, 9 to 1.827, 9 and previous response = 847.			✓	
CmdZeroOutPeak	BL2000\mchavez	1/27/2022 12:35:38 PM	Zero out primary peak of compound Bromomethane in sample 25JAN12.D			✓	
CmdManuallyIntegratePeak	BL2000\mchavez	1/27/2022 12:35:47 PM	Manually integrate compound Chloromethane in sample 25JAN12.D from x, y = 1.381, 0 to 1.462, 0; result = 1199			✓	
CmdManuallyIntegrateQualifierPeak	BL2000\mchavez	1/27/2022 12:35:50 PM	Manually integrate qualifier 52.0 of compound Chloromethane in sample 25JAN12.D from x, y = 1.397, 0 to 1.462, 0; result = 124			✓	
CmdManuallyIntegratePeak	BL2000\mchavez	1/27/2022 12:36:03 PM	Manually integrate compound Vinyl chloride in sample 25JAN12.D from x, y = 1.484, 0 to 1.528, 0; result = 58			✓	
CmdZeroOutPeak	BL2000\mchavez	1/27/2022 12:36:05 PM	Zero out primary peak of compound Vinyl chloride in sample 25JAN12.D			✓	
CmdSetSampleAttribute	BL2000\mchavez	1/27/2022 12:36:09 PM	Set SampleApproved = True for sample 25JAN12.D; previous value = False			✓	
CmdSetTargetCompoundAttribute	BL2000\mchavez	1/27/2022 12:36:18 PM	Set UserAnnotation = NI for compound Chloromethane in sample 25JAN12.D; previous value =			✓	
CmdSetTargetCompoundAttribute	BL2000\mchavez	1/27/2022 12:36:24 PM	Set UserAnnotation = NI for compound Ethylbenzene in sample 25JAN12.D; previous value =			✓	
CmdSetTargetCompoundAttribute	BL2000\mchavez	1/27/2022 12:36:28 PM	Set UserAnnotation = NI for compound m+p-Xylenes in sample 25JAN12.D; previous value =			✓	
CmdSetTargetCompoundAttribute	BL2000\mchavez	1/27/2022 12:36:30 PM	Set UserAnnotation = NI for compound o-Xylene in sample 25JAN12.D; previous value =			✓	
CmdQuantitate	BL2000\mchavez	1/27/2022 12:36:56 PM	Quantitate all compounds in all samples			✓	
CmdManuallyIntegrateQualifierPeak	BL2000\mchavez	1/27/2022 12:37:32 PM	Manually integrate qualifier 52.0 of compound Chloromethane in sample 25JAN13.D from x, y = 1.364, 0 to 1.453, 0; result = 1031			✓	
CmdManuallyIntegratePeak	BL2000\mchavez	1/27/2022 12:37:47 PM	Manually integrate compound Methylene chloride in sample 25JAN13.D from x, y = 3.302, 0 to 3.386, 0; result = 716			✓	

Audit Trail report

Name	User	Time	Action	Reason	Comment	Succeed	Exception
CmdManuallyIntegrateQualifierPeak	BL2000\mchavez	1/27/2022 12:37:49 PM	Manually integrate qualifier84.0 of compound Methylene chloride in sample 25JAN13.D from x, y = 3.280, 0 to 3.377, 0; result = 489			✓	
CmdManuallyIntegrateQualifierPeak	BL2000\mchavez	1/27/2022 12:37:51 PM	Manually integrate qualifier86.0 of compound Methylene chloride in sample 25JAN13.D from x, y = 3.310, 0 to 3.394, 0; result = 165			✓	
CmdSetTargetCompoundAttribute	BL2000\mchavez	1/27/2022 12:37:53 PM	Set UserAnnotation = NI for compound Methylene chloride in sample 25JAN13.D; previous value =			✓	
CmdManuallyIntegratePeak	BL2000\mchavez	1/27/2022 12:38:27 PM	Manually integrate compound Toluene in sample 25JAN13.D from x, y = 8.358, 0 to 8.444, 0; result = 844			✓	
CmdManuallyIntegrateQualifierPeak	BL2000\mchavez	1/27/2022 12:38:29 PM	Manually integrate qualifier91.0 of compound Toluene in sample 25JAN13.D from x, y = 8.358, 0 to 8.425, 0; result = 1365			✓	
CmdSetTargetCompoundAttribute	BL2000\mchavez	1/27/2022 12:38:32 PM	Set UserAnnotation = NI for compound Toluene in sample 25JAN13.D; previous value =			✓	
CmdManuallyIntegratePeak	BL2000\mchavez	1/27/2022 12:38:54 PM	Manually integrate compound m+p-Xylenes in sample 25JAN13.D from x, y = 10.031, 0 to 10.056, 0; result = 51			✓	
CmdManuallyIntegrateQualifierPeak	BL2000\mchavez	1/27/2022 12:38:56 PM	Manually integrate qualifier91.0 of compound m+p-Xylenes in sample 25JAN13.D from x, y = 10.022, 0 to 10.059, 0; result = 64			✓	
CmdZeroOutPeak	BL2000\mchavez	1/27/2022 12:38:59 PM	Zero out primary peak of compound m+p-Xylenes in sample 25JAN13.D			✓	
CmdSetSampleAttribute	BL2000\mchavez	1/27/2022 12:39:18 PM	Set UserDefined = Qualifier ratio did not meet method criteria for m+p Xylenes, o-Xylene for sample 25JAN13.D; previous value =			✓	
CmdSetSampleAttribute	BL2000\mchavez	1/27/2022 12:39:33 PM	Set UserDefined = Qualifier ratio did not meet method criteria for m+p Xylenes for sample 25JAN13.D; previous value = Qualifier ratio did not meet method criteria for m+p Xylenes, o-Xylene			✓	
CmdSetSampleAttribute	BL2000\mchavez	1/27/2022 12:39:51 PM	Set SampleApproved = True for sample 25JAN13.D; previous value = False			✓	
CmdQuantitate	BL2000\mchavez	1/27/2022 12:40:13 PM	Quantitate all compounds in all samples			✓	
CmdManuallyIntegratePeak	BL2000\mchavez	1/27/2022 12:40:42 PM	Manually integrate compound m+p-Xylenes in sample 25JAN14.D from x, y = 10.037, 0 to 10.062, 0; result = 73			✓	
CmdManuallyIntegrateQualifierPeak	BL2000\mchavez	1/27/2022 12:40:44 PM	Manually integrate qualifier91.0 of compound m+p-Xylenes in sample 25JAN14.D from x, y = 10.009, 0 to 10.059, 0; result = 268			✓	

Audit Trail report

Name	User	Time	Action	Reason	Comment	Succeed	Exception
CmdZeroOutPeak	BL2000\mchavez	1/27/2022 12:40:46 PM	Zero out primary peak of compound m+p-Xylenes in sample 25JAN14.D			✓	
CmdManuallyIntegratePeak	BL2000\mchavez	1/27/2022 12:40:51 PM	Manually integrate compound Ethylbenzene in sample 25JAN14.D from x, y = 9.894, 0 to 9.950, 0; result = 1118			✓	
CmdManuallyIntegrateQualifierPeak	BL2000\mchavez	1/27/2022 12:40:53 PM	Manually integrate qualifier 106.0 of compound Ethylbenzene in sample 25JAN14.D from x, y = 9.897, 0 to 9.953, 0; result = 340			✓	
CmdSetTargetCompoundAttribute	BL2000\mchavez	1/27/2022 12:40:56 PM	Set UserAnnotation = NI for compound Ethylbenzene in sample 25JAN14.D; previous value =			✓	
CmdSetSampleAttribute	BL2000\mchavez	1/27/2022 12:41:09 PM	Set UserDefined = Qualifier ratio did not meet method criteria for m+p Xylenes for sample 25JAN14.D; previous value =			✓	
CmdManuallyIntegratePeak	BL2000\mchavez	1/27/2022 12:41:29 PM	Manually integrate compound Toluene in sample 25JAN14.D from x, y = 8.358, 0 to 8.422, 0; result = 1169			✓	
CmdManuallyIntegrateQualifierPeak	BL2000\mchavez	1/27/2022 12:41:32 PM	Manually integrate qualifier 91.0 of compound Toluene in sample 25JAN14.D, from x, y = 8.344, 0 to 8.425, 0, result = 2499; previous integration is from x, y = 8.361, 0 to 8.419, 0 and previous response = 2500.			✓	
CmdZeroOutPeak	BL2000\mchavez	1/27/2022 12:41:35 PM	Zero out primary peak of compound Toluene in sample 25JAN14.D			✓	
CmdSetSampleAttribute	BL2000\mchavez	1/27/2022 12:41:47 PM	Set UserDefined = Qualifier ratio did not meet method criteria for m+p Xylenes, Toluene for sample 25JAN14.D; previous value = Qualifier ratio did not meet method criteria for m+p Xylenes			✓	
CmdManuallyIntegratePeak	BL2000\mchavez	1/27/2022 12:42:08 PM	Manually integrate compound Benzene in sample 25JAN14.D from x, y = 6.255, 0 to 6.322, 0; result = 549			✓	
CmdManuallyIntegrateQualifierPeak	BL2000\mchavez	1/27/2022 12:42:10 PM	Manually integrate qualifier 77.0 of compound Benzene in sample 25JAN14.D from x, y = 6.275, 0 to 6.300, 0; result = 41			✓	
CmdSetTargetCompoundAttribute	BL2000\mchavez	1/27/2022 12:42:13 PM	Set UserAnnotation = NI for compound Benzene in sample 25JAN14.D; previous value =			✓	
CmdManuallyIntegratePeak	BL2000\mchavez	1/27/2022 12:42:56 PM	Manually integrate compound Chloromethane in sample 25JAN14.D from x, y = 1.383, 0 to 1.431, 0; result = 1462			✓	
CmdManuallyIntegrateQualifierPeak	BL2000\mchavez	1/27/2022 12:42:59 PM	Manually integrate qualifier 52.0 of compound Chloromethane in sample 25JAN14.D from x, y = 1.378, 0 to 1.436, 0; result = 667			✓	

Audit Trail report

Name	User	Time	Action	Reason	Comment	Succeed	Exception
CmdSetTargetCompoundAttribute	BL2000\mchavez	1/27/2022 12:43:04 PM	Set UserAnnotation = NI for compound Chloromethane in sample 25JAN14.D; previous value =			✓	
CmdManuallyIntegratePeak	BL2000\mchavez	1/27/2022 12:43:08 PM	Manually integrate compound Vinyl chloride in sample 25JAN14.D from x, y = 1.475, 0 to 1.520, 0; result = 115			✓	
CmdManuallyIntegrateQualifierPeak	BL2000\mchavez	1/27/2022 12:43:11 PM	Manually integrate qualifier64.0 of compound Vinyl chloride in sample 25JAN14.D from x, y = 1.484, 0 to 1.512, 0; result = 147			✓	
CmdZeroOutPeak	BL2000\mchavez	1/27/2022 12:43:13 PM	Zero out primary peak of compound Vinyl chloride in sample 25JAN14.D			✓	
CmdManuallyIntegratePeak	BL2000\mchavez	1/27/2022 12:43:23 PM	Manually integrate compound Bromomethane in sample 25JAN14.D from x, y = 1.777, 0 to 1.830, 0; result = 422			✓	
CmdManuallyIntegrateQualifierPeak	BL2000\mchavez	1/27/2022 12:43:29 PM	Manually integrate qualifier94.0 of compound Bromomethane in sample 25JAN14.D from x, y = 1.763, 0 to 1.816, 0; result = 452			✓	
CmdClearManualIntegration	BL2000\mchavez	1/27/2022 12:43:36 PM	Clear manual integration of target signal for compound Bromomethane in sample 25JAN14.D				Agilent.MassSpectrometry.DataAnalysis.Quantitative.ApplicationCommandException: Integrator did not find any peaks at Agilent.MassSpectrometry.DataAnalysis.Quantitative.Analysis.MeasuredIon.ClearManualIntegration() at Agilent.MassSpectrometry.DataAnalysis.Quantitative.CmdClearManualIntegration.Do() at Agilent.MassSpectrometry.CommandModel.CommandHistory.Invoke(ICommand cmd) at Agilent.MassSpectrometry.DataAnalysis.Quantitative.AppCommandContext._Invoke(ICommand cmd)
CmdSetSampleAttribute	BL2000\mchavez	1/27/2022 12:43:43 PM	Set SampleApproved = True for sample 25JAN14.D; previous value = False			✓	
CmdManuallyIntegratePeak	BL2000\mchavez	1/27/2022 12:44:01 PM	Manually integrate compound Bromomethane in sample 25JAN14.D from x, y = 1.777, 0 to 1.821, 7; result = 412			✓	
CmdZeroOutPeak	BL2000\mchavez	1/27/2022 12:44:04 PM	Zero out primary peak of compound Bromomethane in sample 25JAN14.D			✓	
CmdManuallyIntegratePeak	BL2000\mchavez	1/27/2022 12:44:23 PM	Manually integrate compound Chloromethane in sample 25JAN15.D from x, y = 1.383, 0 to 1.434, 0; result = 1711			✓	

Audit Trail report

Name	User	Time	Action	Reason	Comment	Succeed	Exception
CmdManuallyIntegrateQualifierPeak	BL2000\mchavez	1/27/2022 12:44:26 PM	Manually integrate qualifier52.0 of compound Chloromethane in sample 25JAN15.D from x, y = 1.378, 0 to 1.467, 0; result = 669			✓	
CmdSetTargetCompoundAttribute	BL2000\mchavez	1/27/2022 12:44:29 PM	Set UserAnnotation = NI for compound Chloromethane in sample 25JAN15.D; previous value =			✓	
CmdManuallyIntegratePeak	BL2000\mchavez	1/27/2022 12:44:40 PM	Manually integrate compound Methylene chloride in sample 25JAN15.D from x, y = 3.285, 0 to 3.383, 0; result = 1193			✓	
CmdManuallyIntegrateQualifierPeak	BL2000\mchavez	1/27/2022 12:44:44 PM	Manually integrate qualifier84.0 of compound Methylene chloride in sample 25JAN15.D from x, y = 3.299, 0 to 3.374, 0; result = 513			✓	
CmdManuallyIntegrateQualifierPeak	BL2000\mchavez	1/27/2022 12:44:46 PM	Manually integrate qualifier86.0 of compound Methylene chloride in sample 25JAN15.D from x, y = 3.302, 0 to 3.358, 0; result = 224			✓	
CmdSetTargetCompoundAttribute	BL2000\mchavez	1/27/2022 12:44:49 PM	Set UserAnnotation = NI for compound Methylene chloride in sample 25JAN15.D; previous value =			✓	

Audit Trail report

Name	User	Time	Action	Reason	Comment	Succeed	Exception
CmdManuallyIntegratePeak	BL2000\mchavez	1/27/2022 12:45:23 PM	Manually integrate compound Toluene in sample 25JAN15.D from x, y = 8.358, 0 to 8.422, 0; result = 0				Agilent.MassSpectrometry.DataAnalysis.Quantitative.ApplicationCommandException: Manual integration failed for compound Toluene in sample B22011228-001F. ---> Agilent.MassSpectrometry.DataAnalysis.Quantitative.ApplicationCommandException: Manual integration failed for compound Toluene in sample B22011228-001F. ---> System.IndexOutOfRangeException: Index was outside the bounds of the array. at Agilent.MassSpectrometry.DataAnalysis.AgileIntegrator.Peak.a(Double[] A_0, Single[] A_1, Int32 A_2, Int32 A_3, Int32 A_4, Double A_5, Double A_6, Double& A_7, Double& A_8, Int32& A_9, Int32& A_10, Int32& A_11, Int32& A_12) at Agilent.MassSpectrometry.DataAnalysis.AgileIntegrator.Peak.ComputeChromatographicMetrics(Double[] xArray, Single[] yArray, Int32 startIndex, Int32 apexIndex, Int32 endIndex, Double baselineSlope, Double yIntercept, Double& fullWidthHalfMaximum, Double& symmetry) at Agilent.MassSpectrometry.DataAnalysis.Quantitative.Integrator.a(IChromatogram A_0, IPeakList A_1) at Agilent.MassSpectrometry.DataAnalysis.Quantitative.Integrator.ManualIntegrate(IChromatogram chromatogram, Double xStart, Double yStart, Double xEnd, Double yEnd, IChromPeakList& peaklist) at Agilent.MassSpectrometry.DataAnalysis.Quantitative.Analysis.MeasuredIon.ManualIntegrate(Double xStart, Double yStart, Double xEnd, Double yEnd) --- End of inner exception stack trace --- at Agilent.MassSpectrometry.DataAnalysis.Quantitative.Analysis.QuantifierIon.SetManualIntegrationFailureMessage(Exception e) at Agilent.MassSpectrometry.DataAnalysis.Quantitative.Analysis.MeasuredIon.ManualIntegrate(Double xStart, Double yStart, Double xEnd, Double yEnd)

Audit Trail report

Name	User	Time	Action	Reason	Comment	Succeed	Exception
							at Agilent.MassSpectrometry.DataAnalysis.Quantitative.CmdManuallyIntegratePeak.Do() --- End of inner exception stack trace --- at Agilent.MassSpectrometry.DataAnalysis.Quantitative.CmdManuallyIntegratePeak.Do() at Agilent.MassSpectrometry.CommandModel.CommandHistory.Invoke(ICommand cmd) at Agilent.MassSpectrometry.DataAnalysis.Quantitative.AppCommandContext._Invoke(ICommand cmd)
CmdManuallyIntegrateQualifierPeak	BL2000\mchavez	1/27/2022 12:45:29 PM	Manually integrate qualifier 91.0 of compound Toluene in sample 25JAN15.D from x, y = 8.369, 0 to 8.439, 0; result = 0			✓	
CmdManuallyIntegratePeak	BL2000\mchavez	1/27/2022 12:45:31 PM	Manually integrate compound Toluene in sample 25JAN15.D from x, y = 8.349, 0 to 8.377, 2; result = 207			✓	
CmdManuallyIntegratePeak	BL2000\mchavez	1/27/2022 12:45:31 PM	Manually integrate compound Toluene in sample 25JAN15.D, from x, y = 8.400, -10 to 8.419, 0, result = 134; previous integration is from x, y = 8.349, 0 to 8.377, 2 and previous response = 207.			✓	
CmdManuallyIntegratePeak	BL2000\mchavez	1/27/2022 12:45:35 PM	Manually integrate compound Toluene in sample 25JAN15.D, from x, y = 8.349, 0 to 8.433, 0, result = 1182; previous integration is from x, y = 8.400, -10 to 8.419, 0 and previous response = 134.			✓	
CmdSetTargetCompoundAttribute	BL2000\mchavez	1/27/2022 12:45:38 PM	Set UserAnnotation = NI for compound Toluene in sample 25JAN15.D; previous value =			✓	
CmdSetSampleAttribute	BL2000\mchavez	1/27/2022 12:46:09 PM	Set SampleApproved = True for sample 25JAN15.D; previous value = False			✓	
CmdManuallyIntegratePeak	BL2000\mchavez	1/27/2022 12:46:35 PM	Manually integrate compound Toluene in sample 25JAN16.D from x, y = 8.352, 0 to 8.441, 0; result = 1484			✓	
CmdManuallyIntegrateQualifierPeak	BL2000\mchavez	1/27/2022 12:46:37 PM	Manually integrate qualifier 91.0 of compound Toluene in sample 25JAN16.D, from x, y = 8.349, 0 to 8.374, 47, result = 3125; previous integration is from x, y = 8.361, 0 to 8.414, 0 and previous response = 3384.			✓	

Audit Trail report

Name	User	Time	Action	Reason	Comment	Succeed	Exception
CmdClearManualIntegration	BL2000\mchavez	1/27/2022 12:46:41 PM	Clear manual integration of qualifier 91.0 for compound Toluene in sample 25JAN16.D			✓	
CmdZeroOutPeak	BL2000\mchavez	1/27/2022 12:46:45 PM	Zero out primary peak of compound Toluene in sample 25JAN16.D			✓	
CmdManuallyIntegratePeak	BL2000\mchavez	1/27/2022 12:46:53 PM	Manually integrate compound Chloromethane in sample 25JAN16.D from x, y = 1.389, 0 to 1.431, 6; result = 372			✓	
CmdManuallyIntegrateQualifierPeak	BL2000\mchavez	1/27/2022 12:46:56 PM	Manually integrate qualifier 52.0 of compound Chloromethane in sample 25JAN16.D from x, y = 1.372, 0 to 1.453, 0; result = 146			✓	
CmdManuallyIntegratePeak	BL2000\mchavez	1/27/2022 12:47:59 PM	Manually integrate compound Chloroform in sample 25JAN16.D from x, y = 5.630, 0 to 5.692, 0; result = 258			✓	
CmdManuallyIntegrateQualifierPeak	BL2000\mchavez	1/27/2022 12:48:01 PM	Manually integrate qualifier 85.0 of compound Chloroform in sample 25JAN16.D from x, y = 5.577, 0 to 5.683, 0; result = 181			✓	
CmdSetTargetCompoundAttribute	BL2000\mchavez	1/27/2022 12:48:07 PM	Set UserAnnotation = NI for compound Chloroform in sample 25JAN16.D; previous value =			✓	
CmdManuallyIntegratePeak	BL2000\mchavez	1/27/2022 12:48:29 PM	Manually integrate compound Methyl tert-butyl ether (MTBE) in sample 25JAN16.D from x, y = 3.703, 0 to 3.787, 0; result = 139			✓	
CmdManuallyIntegrateQualifierPeak	BL2000\mchavez	1/27/2022 12:48:30 PM	Manually integrate qualifier 57.0 of compound Methyl tert-butyl ether (MTBE) in sample 25JAN16.D from x, y = 3.712, 0 to 3.770, 0; result = 32			✓	
CmdSetTargetCompoundAttribute	BL2000\mchavez	1/27/2022 12:48:39 PM	Set UserAnnotation = NI for compound Methyl tert-butyl ether (MTBE) in sample 25JAN16.D; previous value =			✓	
CmdManuallyIntegratePeak	BL2000\mchavez	1/27/2022 12:48:54 PM	Manually integrate compound Methylene chloride in sample 25JAN16.D, from x, y = 3.299, 0 to 3.419, 0, result = 2638; previous integration is from x, y = 3.299, 0 to 3.344, 0 and previous response = 2032.			✓	
CmdManuallyIntegrateQualifierPeak	BL2000\mchavez	1/27/2022 12:48:58 PM	Manually integrate qualifier 84.0 of compound Methylene chloride in sample 25JAN16.D from x, y = 3.291, 0 to 3.372, 0; result = 1549			✓	
CmdManuallyIntegrateQualifierPeak	BL2000\mchavez	1/27/2022 12:49:01 PM	Manually integrate qualifier 86.0 of compound Methylene chloride in sample 25JAN16.D from x, y = 3.308, 0 to 3.397, 0; result = 963			✓	

Audit Trail report

Name	User	Time	Action	Reason	Comment	Succeed	Exception
CmdSetTargetCompoundAttribute	BL2000\mchavez	1/27/2022 12:49:04 PM	Set UserAnnotation = NI for compound Methylene chloride in sample 25JAN16.D; previous value =			✓	
CmdSetSampleAttribute	BL2000\mchavez	1/27/2022 12:49:27 PM	Set UserDefined = Qualifier ratio did not meet method criteria for m+p Xylenes for sample 25JAN16.D; previous value =			✓	
CmdSetSampleAttribute	BL2000\mchavez	1/27/2022 12:49:36 PM	Set UserDefined = Qualifier ratio did not meet method criteria for Toluene for sample 25JAN16.D; previous value = Qualifier ratio did not meet method criteria for m+p Xylenes			✓	
CmdSetSampleAttribute	BL2000\mchavez	1/27/2022 12:49:40 PM	Set SampleApproved = True for sample 25JAN16.D; previous value = False			✓	
CmdSetTargetCompoundAttribute	BL2000\mchavez	1/27/2022 12:49:49 PM	Set UserAnnotation = NI for compound Chloromethane in sample 25JAN16.D; previous value =			✓	
CmdManuallyIntegratePeak	BL2000\mchavez	1/27/2022 12:50:29 PM	Manually integrate compound Methylene chloride in sample 25JAN17.D from x, y = 3.280, 0 to 3.366, 0; result = 1713			✓	
CmdManuallyIntegrateQualifierPeak	BL2000\mchavez	1/27/2022 12:50:32 PM	Manually integrate qualifier84.0 of compound Methylene chloride in sample 25JAN17.D from x, y = 3.288, 0 to 3.380, 0; result = 1514			✓	
CmdManuallyIntegrateQualifierPeak	BL2000\mchavez	1/27/2022 12:50:34 PM	Manually integrate qualifier86.0 of compound Methylene chloride in sample 25JAN17.D from x, y = 3.305, 0 to 3.402, 0; result = 714			✓	
CmdSetTargetCompoundAttribute	BL2000\mchavez	1/27/2022 12:50:44 PM	Set UserAnnotation = NI for compound Methylene chloride in sample 25JAN17.D; previous value =			✓	
CmdManuallyIntegratePeak	BL2000\mchavez	1/27/2022 12:52:24 PM	Manually integrate compound Ethylbenzene in sample 25JAN17.D from x, y = 9.892, 0 to 9.956, 0; result = 238			✓	
CmdManuallyIntegrateQualifierPeak	BL2000\mchavez	1/27/2022 12:52:26 PM	Manually integrate qualifier106.0 of compound Ethylbenzene in sample 25JAN17.D from x, y = 9.911, 0 to 9.964, 0; result = 86			✓	
CmdSetTargetCompoundAttribute	BL2000\mchavez	1/27/2022 12:52:31 PM	Set UserAnnotation = NI for compound Ethylbenzene in sample 25JAN17.D; previous value =			✓	
CmdSetSampleAttribute	BL2000\mchavez	1/27/2022 12:53:03 PM	Set SampleApproved = True for sample 25JAN17.D; previous value = False			✓	
CmdManuallyIntegratePeak	BL2000\mchavez	1/27/2022 12:53:24 PM	Manually integrate compound m+p-Xylenes in sample 25JAN18.D from x, y = 10.009, 0 to 10.059, 0; result = 78			✓	

Audit Trail report

Name	User	Time	Action	Reason	Comment	Succeed	Exception
CmdManuallyIntegrateQualifierPeak	BL2000\mchavez	1/27/2022 12:53:27 PM	Manually integrate qualifier91.0 of compound m+p-Xylenes in sample 25JAN18.D from x, y = 10.017, 0 to 10.059, 0; result = 438			✓	
CmdZeroOutPeak	BL2000\mchavez	1/27/2022 12:53:39 PM	Zero out primary peak of compound m+p-Xylenes in sample 25JAN18.D			✓	
CmdSetSampleAttribute	BL2000\mchavez	1/27/2022 12:53:53 PM	Set UserDefined = Qualifier ratio did not meet method criteria for m+p Xylenes for sample 25JAN18.D; previous value =			✓	
CmdManuallyIntegratePeak	BL2000\mchavez	1/27/2022 12:54:04 PM	Manually integrate compound Ethylbenzene in sample 25JAN18.D from x, y = 9.905, 0 to 9.945, 0; result = 195			✓	
CmdManuallyIntegrateQualifierPeak	BL2000\mchavez	1/27/2022 12:54:06 PM	Manually integrate qualifier106.0 of compound Ethylbenzene in sample 25JAN18.D from x, y = 9.917, 0 to 9.950, 0; result = 89			✓	
CmdManuallyIntegratePeak	BL2000\mchavez	1/27/2022 12:55:19 PM	Manually integrate compound Methylene chloride in sample 25JAN18.D from x, y = 3.274, 0 to 3.422, 0; result = 2187			✓	
CmdManuallyIntegrateQualifierPeak	BL2000\mchavez	1/27/2022 12:55:21 PM	Manually integrate qualifier84.0 of compound Methylene chloride in sample 25JAN18.D from x, y = 3.288, 0 to 3.394, 0; result = 1653			✓	
CmdManuallyIntegrateQualifierPeak	BL2000\mchavez	1/27/2022 12:55:23 PM	Manually integrate qualifier86.0 of compound Methylene chloride in sample 25JAN18.D from x, y = 3.296, 0 to 3.391, 0; result = 916			✓	
CmdSetSampleAttribute	BL2000\mchavez	1/27/2022 12:55:42 PM	Set SampleApproved = True for sample 25JAN18.D; previous value = False			✓	
CmdManuallyIntegratePeak	BL2000\mchavez	1/27/2022 12:57:10 PM	Manually integrate compound Ethylbenzene in sample 25JAN19.D from x, y = 9.903, 0 to 9.950, 0; result = 268			✓	
CmdManuallyIntegrateQualifierPeak	BL2000\mchavez	1/27/2022 12:57:14 PM	Manually integrate qualifier106.0 of compound Ethylbenzene in sample 25JAN19.D from x, y = 9.906, 0 to 9.931, 0; result = 61			✓	
CmdManuallyIntegrateQualifierPeak	BL2000\mchavez	1/27/2022 12:57:48 PM	Manually integrate qualifier84.0 of compound Methylene chloride in sample 25JAN19.D from x, y = 3.299, 0 to 3.397, 0; result = 1108			✓	
CmdManuallyIntegrateQualifierPeak	BL2000\mchavez	1/27/2022 12:57:50 PM	Manually integrate qualifier86.0 of compound Methylene chloride in sample 25JAN19.D from x, y = 3.285, 0 to 3.411, 0; result = 687			✓	
CmdSaveBatchTable	BL2000\mchavez	1/27/2022 12:58:58 PM	Save batch D:\Org\Data\VOA5975C\VG012522\QuantResults\VG012522_8260B.batch.bin			✓	

Audit Trail report

Name	User	Time	Action	Reason	Comment	Succeed	Exception
CmdOpenBatchTable	BL2000\mchavez	1/27/2022 1:11:32 PM	Open batch D:\Org\Data\VOA5975C\VG012522\VG012522_8260B.batch.bin			✓	
CmdManuallyIntegratePeak	BL2000\mchavez	1/27/2022 1:11:56 PM	Manually integrate compound Chloromethane in sample 25JAN19.D from x, y = 1.381, 0 to 1.450, 0; result = 808			✓	
CmdManuallyIntegrateQualifierPeak	BL2000\mchavez	1/27/2022 1:11:59 PM	Manually integrate qualifier52.0 of compound Chloromethane in sample 25JAN19.D from x, y = 1.403, 0 to 1.462, 0; result = 113			✓	
CmdManuallyIntegratePeak	BL2000\mchavez	1/27/2022 1:12:32 PM	Manually integrate compound Chloroform in sample 25JAN19.D from x, y = 5.617, 0 to 5.661, 0; result = 209			✓	
CmdManuallyIntegrateQualifierPeak	BL2000\mchavez	1/27/2022 1:12:34 PM	Manually integrate qualifier85.0 of compound Chloroform in sample 25JAN19.D from x, y = 5.617, 0 to 5.684, 0; result = 180			✓	
CmdSetSampleAttribute	BL2000\mchavez	1/27/2022 1:14:57 PM	Set SampleApproved = True for sample 25JAN19.D; previous value = False			✓	
CmdSetTargetCompoundAttribute	BL2000\mchavez	1/27/2022 1:15:06 PM	Set UserAnnotation = NI for compound Chloroform in sample 25JAN19.D; previous value =			✓	
CmdSetTargetCompoundAttribute	BL2000\mchavez	1/27/2022 1:15:10 PM	Set UserAnnotation = NI for compound Chloromethane in sample 25JAN19.D; previous value =			✓	
CmdSetTargetCompoundAttribute	BL2000\mchavez	1/27/2022 1:15:13 PM	Set UserAnnotation = NI for compound Ethylbenzene in sample 25JAN19.D; previous value =			✓	
CmdManuallyIntegratePeak	BL2000\mchavez	1/27/2022 1:15:26 PM	Manually integrate compound Methylene chloride in sample 25JAN20.D from x, y = 3.291, 0 to 3.386, 0; result = 2034			✓	
CmdManuallyIntegrateQualifierPeak	BL2000\mchavez	1/27/2022 1:15:28 PM	Manually integrate qualifier84.0 of compound Methylene chloride in sample 25JAN20.D from x, y = 3.291, 0 to 3.397, 0; result = 1731			✓	
CmdManuallyIntegrateQualifierPeak	BL2000\mchavez	1/27/2022 1:15:32 PM	Manually integrate qualifier86.0 of compound Methylene chloride in sample 25JAN20.D from x, y = 3.294, 0 to 3.375, 0; result = 1020			✓	
CmdSetTargetCompoundAttribute	BL2000\mchavez	1/27/2022 1:15:39 PM	Set UserAnnotation = NI for compound Methylene chloride in sample 25JAN20.D; previous value =			✓	
CmdManuallyIntegratePeak	BL2000\mchavez	1/27/2022 1:15:43 PM	Manually integrate compound Toluene in sample 25JAN20.D from x, y = 8.350, 0 to 8.433, 0; result = 2920			✓	
CmdManuallyIntegratePeak	BL2000\mchavez	1/27/2022 1:15:55 PM	Manually integrate compound Chloromethane in sample 25JAN20.D from x, y = 1.381, 0 to 1.456, 0; result = 599			✓	

Audit Trail report

Name	User	Time	Action	Reason	Comment	Succeed	Exception
CmdManuallyIntegrateQualifierPeak	BL2000\mchavez	1/27/2022 1:15:57 PM	Manually integrate qualifier52.0 of compound Chloromethane in sample 25JAN20.D from x, y = 1.367, 0 to 1.431, 0; result = 92			✓	
CmdSetTargetCompoundAttribute	BL2000\mchavez	1/27/2022 1:16:00 PM	Set UserAnnotation = NI for compound Chloromethane in sample 25JAN20.D; previous value =			✓	
CmdSetTargetCompoundAttribute	BL2000\mchavez	1/27/2022 1:16:06 PM	Set UserAnnotation = NI for compound Toluene in sample 25JAN20.D; previous value =			✓	
CmdManuallyIntegratePeak	BL2000\mchavez	1/27/2022 1:16:13 PM	Manually integrate compound Chloroform in sample 25JAN20.D from x, y = 5.625, 0 to 5.698, 0; result = 616			✓	
CmdManuallyIntegrateQualifierPeak	BL2000\mchavez	1/27/2022 1:16:15 PM	Manually integrate qualifier85.0 of compound Chloroform in sample 25JAN20.D from x, y = 5.608, 0 to 5.703, 0; result = 409			✓	
CmdSetTargetCompoundAttribute	BL2000\mchavez	1/27/2022 1:17:45 PM	Set UserAnnotation = NI for compound Chloroform in sample 25JAN20.D; previous value =			✓	
CmdSetSampleAttribute	BL2000\mchavez	1/27/2022 1:23:07 PM	Set SampleApproved = True for sample 25JAN20.D; previous value = False			✓	
CmdManuallyIntegrateQualifierPeak	BL2000\mchavez	1/27/2022 1:24:16 PM	Manually integrate qualifier52.0 of compound Chloromethane in sample 25JAN21.D from x, y = 1.347, 0 to 1.450, 0; result = 758			✓	
CmdManuallyIntegratePeak	BL2000\mchavez	1/27/2022 1:25:06 PM	Manually integrate compound Chloroform in sample 25JAN21.D from x, y = 5.594, 0 to 5.723, 0; result = 667			✓	
CmdManuallyIntegrateQualifierPeak	BL2000\mchavez	1/27/2022 1:25:07 PM	Manually integrate qualifier85.0 of compound Chloroform in sample 25JAN21.D from x, y = 5.608, 0 to 5.697, 0; result = 280			✓	
CmdManuallyIntegratePeak	BL2000\mchavez	1/27/2022 1:25:18 PM	Manually integrate compound Benzene in sample 25JAN21.D from x, y = 6.252, 0 to 6.319, 0; result = 172			✓	
CmdManuallyIntegrateQualifierPeak	BL2000\mchavez	1/27/2022 1:25:20 PM	Manually integrate qualifier77.0 of compound Benzene in sample 25JAN21.D from x, y = 6.250, 0 to 6.325, 0; result = 96			✓	
CmdZeroOutPeak	BL2000\mchavez	1/27/2022 1:25:23 PM	Zero out primary peak of compound Benzene in sample 25JAN21.D			✓	
CmdSetSampleAttribute	BL2000\mchavez	1/27/2022 1:26:02 PM	Set UserDefined = Qualifier ratio did not meet method criteria for Toluene for sample 25JAN21.D; previous value =			✓	

Audit Trail report

Name	User	Time	Action	Reason	Comment	Succeed	Exception
CmdSetSampleAttribute	BL2000\mchavez	1/27/2022 1:26:09 PM	Set UserDefined = Qualifier ratio did not meet method criteria for Benzene for sample 25JAN21.D; previous value = Qualifier ratio did not meet method criteria for Toluene			✓	
CmdManuallyIntegratePeak	BL2000\mchavez	1/27/2022 1:26:38 PM	Manually integrate compound Toluene in sample 25JAN21.D from x, y = 8.358, 0 to 8.436, 0; result = 1744			✓	
CmdZeroOutPeak	BL2000\mchavez	1/27/2022 1:26:42 PM	Zero out primary peak of compound Toluene in sample 25JAN21.D			✓	
CmdSetSampleAttribute	BL2000\mchavez	1/27/2022 1:26:51 PM	Set UserDefined = Qualifier ratio did not meet method criteria for Benzene, Toluene for sample 25JAN21.D; previous value = Qualifier ratio did not meet method criteria for Benzene			✓	
CmdManuallyIntegratePeak	BL2000\mchavez	1/27/2022 1:27:19 PM	Manually integrate compound m+p-Xylenes in sample 25JAN21.D from x, y = 10.017, 0 to 10.067, 0; result = 132			✓	
CmdManuallyIntegrateQualifierPeak	BL2000\mchavez	1/27/2022 1:27:21 PM	Manually integrate qualifier 91.0 of compound m+p-Xylenes in sample 25JAN21.D from x, y = 10.014, 0 to 10.064, 0; result = 329			✓	
CmdZeroOutPeak	BL2000\mchavez	1/27/2022 1:27:24 PM	Zero out primary peak of compound m+p-Xylenes in sample 25JAN21.D			✓	
CmdSetSampleAttribute	BL2000\mchavez	1/27/2022 1:27:38 PM	Set UserDefined = Qualifier ratio did not meet method criteria for Benzene, Toluene, m+p Xylenes for sample 25JAN21.D; previous value = Qualifier ratio did not meet method criteria for Benzene, Toluene			✓	
CmdSetSampleAttribute	BL2000\mchavez	1/27/2022 1:28:00 PM	Set SampleApproved = True for sample 25JAN21.D; previous value = False			✓	
CmdManuallyIntegratePeak	BL2000\mchavez	1/27/2022 1:28:25 PM	Manually integrate compound Ethylbenzene in sample 25JAN22.D from x, y = 9.892, 0 to 9.953, -25; result = 545			✓	
CmdManuallyIntegrateQualifierPeak	BL2000\mchavez	1/27/2022 1:28:27 PM	Manually integrate qualifier 106.0 of compound Ethylbenzene in sample 25JAN22.D from x, y = 9.897, 0 to 9.933, 0; result = 122			✓	
CmdManuallyIntegratePeak	BL2000\mchavez	1/27/2022 1:28:32 PM	Manually integrate compound Ethylbenzene in sample 25JAN22.D, from x, y = 9.892, 0 to 9.945, 0, result = 472; previous integration is from x, y = 9.892, 0 to 9.953, -25 and previous response = 545.			✓	
CmdSetTargetCompoundAttribute	BL2000\mchavez	1/27/2022 1:28:35 PM	Set UserAnnotation = NI for compound Ethylbenzene in sample 25JAN22.D; previous value =			✓	

Audit Trail report

Name	User	Time	Action	Reason	Comment	Succeed	Exception
CmdManuallyIntegrateQualifierPeak	BL2000\mchavez	1/27/2022 1:29:25 PM	Manually integrate qualifier84.0 of compound Methylene chloride in sample 25JAN22.D from x, y = 3.266, 0 to 3.397, 0; result = 2028			✓	
CmdManuallyIntegrateQualifierPeak	BL2000\mchavez	1/27/2022 1:29:27 PM	Manually integrate qualifier86.0 of compound Methylene chloride in sample 25JAN22.D from x, y = 3.294, 0 to 3.397, 0; result = 1023			✓	
CmdZeroOutPeak	BL2000\mchavez	1/27/2022 1:29:31 PM	Zero out primary peak of compound Methylene chloride in sample 25JAN22.D			✓	
CmdSetSampleAttribute	BL2000\mchavez	1/27/2022 1:29:46 PM	Set UserDefined = Qualifier ratio did not meet method criteria for m+p Xylenes for sample 25JAN22.D; previous value =			✓	
CmdSetSampleAttribute	BL2000\mchavez	1/27/2022 1:29:55 PM	Set UserDefined = Qualifier ratio did not meet method criteria for Methylene chloride for sample 25JAN22.D; previous value = Qualifier ratio did not meet method criteria for m+p Xylenes			✓	
CmdSetSampleAttribute	BL2000\mchavez	1/27/2022 1:30:16 PM	Set SampleApproved = True for sample 25JAN22.D; previous value = False			✓	
CmdSetSampleAttribute	BL2000\mchavez	1/27/2022 1:35:56 PM	Set SampleApproved = True for sample 25JAN02.D; previous value = False			✓	
CmdQuantitate	BL2000\mchavez	1/27/2022 1:37:06 PM	Quantitate all compounds in all samples			✓	
CmdSaveBatchTable	BL2000\mchavez	1/27/2022 1:47:38 PM	Save batch D:\Org\Data\VOA5975C\VG012522\QuantResults\VG012522_8260B.batch.bin			✓	
CmdOpenBatchTable	BL2000\mchavez	3/15/2022 1:52:01 PM	Open batch D:\Org\Data\VOA5975C\VG012522\VG012522_8260B.batch.bin			✓	
CmdSetTargetCompoundAttribute	BL2000\mchavez	3/15/2022 1:53:49 PM	Set UserAnnotation = NI for compound Methylene chloride in sample 25JAN18.D; previous value =			✓	
CmdSetTargetCompoundAttribute	BL2000\mchavez	3/15/2022 1:53:54 PM	Set UserAnnotation = NI for compound Ethylbenzene in sample 25JAN18.D; previous value =			✓	
CmdSetTargetCompoundAttribute	BL2000\mchavez	3/15/2022 1:54:29 PM	Set UserAnnotation = NI for compound Chloroform in sample 25JAN21.D; previous value =			✓	
CmdSaveBatchTable	BL2000\mchavez	3/15/2022 1:57:03 PM	Save batch D:\Org\Data\VOA5975C\VG012522\QuantResults\VG012522_8260B.batch.bin			✓	

Audit Trail report

Name	User	Time	Action	Reason	Comment	Succeed	Exception
CmdCalibrate	BL2000\mchavez	3/15/2022 1:57:29 PM	Replace level QC with QC sample 25JAN04.D for compounds {1,2-Dichlorobenzene, 1,4-Dichlorobenzene, 1,3-Dichlorobenzene, 4-Chlorotoluene, 2-Chlorotoluene, 1,2,3-Trichloropropane, 1,1,2,2-Tetrachloroethane, Bromobenzene, p-Bromofluorobenzene, Bromoform, Styrene, o-Xylene, m+p-Xylenes, Ethylbenzene, 1,1,1,2-Tetrachloroethane, Chlorobenzene, 1,2-Dibromoethane, Chlorodibromomethane, 1,3-Dichloropropane, Tetrachloroethene, 1,1,2-Trichloroethane, trans-1,3-Dichloropropene, Toluene, Toluene-d8, cis-1,3-Dichloropropene, Bromodichloromethane, Dibromomethane, 1,2-Dichloropropane, Trichloroethene, 1,2-Dichloroethane, Benzene, 1,2-Dichloroethane-d4, 1,1-Dichloropropene, Carbon tetrachloride, Dibromofluoromethane, 1,1,1-Trichloroethane, Bromochloromethane, Methyl ethyl ketone, cis-1,2-Dichloroethene, 2,2-Dichloropropane, 1,1-Dichloroethane, Methyl tert-butyl ether (MTBE), trans-1,2-Dichloroethene, Methylene chloride, 1,1-Dichloroethene, Trichlorofluoromethane, Chloroethane, Bromomethane, Vinyl chloride, Chloromethane, Dichlorodifluoromethane, Chloroform}; Replace level CC with CC sample 25JAN03.D for compounds {1,2-Dichlorobenzene, 1,4-Dichlorobenzene, 1,3-Dichlorobenzene, 4-Chlorotoluene, 2-Chlorotoluene, 1,2,3-Trichloropropane, 1,1,2,2-Tetrachloroethane, Bromobenzene, p-Bromofluorobenzene, Bromoform, Styrene, o-Xylene, m+p-Xylenes, Ethylbenzene, 1,1,1,2-Tetrachloroethane, Chlorobenzene, 1,2-Dibromoethane, Chlorodibromomethane, 1,3-Dichloropropane, Tetrachloroethene, 1,1,2-Trichloroethane, trans-1,3-Dichloropropene, Toluene, Toluene-d8, cis-1,3-Dichloropropene, Bromodichloromethane, Dibromomethane, 1,2-Dichloropropane, Trichloroethene, 1,2-Dichloroethane, Benzene, 1,2-Dichloroethane-d4, 1,1-Dichloropropene, Carbon tetrachloride, Dibromofluoromethane, 1,1,1-			✓	

Audit Trail report

Name	User	Time	Action	Reason	Comment	Succeed	Exception
			Trichloroethane, Bromochloromethane, Methyl ethyl ketone, cis-1,2-Dichloroethene, 2,2-Dichloropropane, 1,1-Dichloroethane, Methyl tert-butyl ether (MTBE), trans-1,2-Dichloroethene, Methylene chloride, 1,1-Dichloroethene, Trichlorofluoromethane, Chloroethane, Bromomethane, Vinyl chloride, Chloromethane, Dichlorodifluoromethane, Chloroform};				
CmdQuantitate	BL2000\mchavez	3/15/2022 1:57:51 PM	Quantitate all compounds in all samples			✓	
CmdSaveBatchTable	BL2000\mchavez	3/15/2022 1:58:21 PM	Save batch D:\Org\Data\VOA5975C\VG012522\QuantResults\VG012522_8260B.batch.bin			✓	
GenerateReport	BL2000\mchavez	3/15/2022 1:59:03 PM	Generates report - Method: \\MASSHUNTER\Org\reports\LevelIV_Reports\SampleSequence\CC_mid_rpt.m, Output Path: D:\Org\Data\VOA5975C\VG012522\QuantReports\VG012522_8260B			✓	
CmdCalibrate	BL2000\mchavez	3/15/2022 2:01:14 PM	Replace level CC with CC sample 25JAN27.D for compounds {1,2-Dichlorobenzene, 1,4-Dichlorobenzene, 1,3-Dichlorobenzene, 4-Chlorotoluene, 2-Chlorotoluene, 1,2,3-Trichloropropane, 1,1,2,2-Tetrachloroethane, Bromobenzene, p-Bromofluorobenzene, Bromoform, Styrene, o-Xylene, m+p-Xylenes, Ethylbenzene, 1,1,1,2-Tetrachloroethane, Chlorobenzene, 1,2-Dibromoethane, Chlorodibromomethane, 1,3-Dichloropropane, Tetrachloroethene, 1,1,2-Trichloroethane, trans-1,3-Dichloropropene, Toluene, Toluene-d8, cis-1,3-Dichloropropene, Bromodichloromethane, Dibromomethane, 1,2-Dichloropropane, Trichloroethene, 1,2-Dichloroethane, Benzene, 1,2-Dichloroethane-d4, 1,1-Dichloropropene, Carbon tetrachloride, Dibromofluoromethane, 1,1,1-Trichloroethane, Bromochloromethane, Methyl ethyl ketone, cis-1,2-Dichloroethene, 2,2-Dichloropropane, 1,1-Dichloroethane, Methyl tert-butyl ether (MTBE), trans-1,2-Dichloroethene, Methylene chloride, 1,1-Dichloroethene, Trichlorofluoromethane, Chloroethane, Bromomethane, Vinyl chloride, Chloromethane, Dichlorodifluoromethane, Chloroform};			✓	

Audit Trail report

Name	User	Time	Action	Reason	Comment	Succeed	Exception
CmdQuantitate	BL2000\mchavez	3/15/2022 2:04:18 PM	Quantitate all compounds in all samples			✓	
CmdSaveBatchTable	BL2000\mchavez	3/15/2022 2:08:41 PM	Save batch D:\Org\Data\VOA5975C\VG012522\QuantResults\VG012522_8260B.batch.bin			✓	
GenerateReport	BL2000\mchavez	3/15/2022 2:09:19 PM	Generates report - Method: \\MASSHUNTER\Org\reports\LevelIV_Reports\SampleSequence\CC_mid_rpt.m, Output Path: D:\Org\Data\VOA5975C\VG012522\QuantReports\VG012522_8260B-1			✓	



Analytical RunID VOA5975C.I_220119A Standards Traceability Report

Standard ID: VOCF0313

Standard Name: Liquids

Prep Date: 6/23/2020

Exp Date: 4/13/2023

Department: gcmsvoa

Vendor: AccuStd

Lot Number: 220041126

Balance ID:

Comments: Date Prepared is same as Date Received. 2,000 ug/mL. Catalog # M502A-R-10X. Corrected lot number to match Cl. MSC 01/14/2022

Type: Primary

Prep By: Alethea M. Shaules

Status: New

Final Volume: 10 mL

Chemical/Solvent Used	Bottle No	Amt	Units	Expires
Volatile Organic Compounds - Liquids	<u>12797</u>	1	mL	4/13/2023

Stock Source	Base Units	Amount Added
VOCF0313	ug/mL	



Analytical RunID VOA5975C.I_220119A Standards Traceability Report

Spike ID: VOCF0352

Spike Name: 2nd Source Liquids

Prep Date: 11/23/2020

Exp Date: 12/31/2023

Department: gcmsvoa

Vendor: Agilent

Lot Number: 0006570990

Balance ID:

Comments: Date Prepared is same as Date Received. 2000 ug/mL in MeOH. Catalog # DWM-589N-1.

Type: Primary

Prep By: Steve Dilts

Status: New

Final Volume: 10 mL

Chemical/Solvent Used	Bottle No	Amt	Units	Expires
VOC Standard	<u>13292</u>	1	mL	12/31/2023

Stock Source	Base Units	Amount Added
VOCF0352	ug/mL	



Analytical RunID VOA5975C.I_220119A Standards Traceability Report

Standard ID: VOCF0373

Standard Name: MtBE (Methy tert-Butyl Ether)

Prep Date: 2/26/2021

Exp Date: 8/31/2022

Department: gcmsvoa

Vendor: Agilent

Lot Number: 0006555762

Balance ID:

Comments: Date Prepared is same as Date Received. 2000 ug/mL in MeOH. Catalog # STS-440

Type: Primary

Prep By: Steve Dilts

Status: New

Final Volume: 5 mL

Chemical/Solvent Used	Bottle No	Amt	Units	Expires
Methyl tert-Butyl Ether Standard	13578	1	mL	8/31/2022

Stock Source	Base Units	Amount Added
VOCF0373	ug/mL	



Analytical RunID VOA5975C.I_220119A Standards Traceability Report

Spike ID: VOCF0401

Spike Name: 2nd Source MtBE

Prep Date: 6/7/2021

Exp Date: 12/11/2029

Department: gcmsvoa

Vendor: AccuStandard

Lot Number: 220051182

Balance ID:

Comments: Date Prepared is same as Date Receive. 2,000 ug/mL in MeOH. Catalog # S-078-10X.

Type: Primary

Prep By: Alethea M. Shaules

Status: New

Final Volume: 5 mL

Chemical/Solvent Used	Bottle No	Amt	Units	Expires
MTBE	<u>13920</u>	1	mL	12/11/2029

Stock Source	Base Units	Amount Added
VOCF0401	ug/mL	



Analytical RunID VOA5975C.I_220119A Standards Traceability Report

Spike ID: VOCF0417

Spike Name: Chem Service Gases

Prep Date: 8/3/2021

Exp Date: 2/28/2022

Department: gcmsvoa

Vendor: Chemservice

Lot Number: 11882100

Balance ID:

Comments: Date Prepared is same as Date Received. 2000 ug/mL in MeOH. Catalog # M-VOHC6M5-1ML

Type: Primary

Prep By: Steve Dilts

Status: New

Final Volume: 5 mL

Chemical/Solvent Used	Bottle No	Amt	Units	Expires
Volatile Organics High Concentration Mixture #6	<u>14142</u>	5	mL	2/28/2022

Stock Source	Base Units	Amount Added
VOCF0417	ug/mL	



Analytical RunID VOA5975C.I_220119A Standards Traceability Report

Standard ID: VOCF0425

Standard Name: Internals

Prep Date: 9/8/2021

Exp Date: 12/31/2022

Department: gcmsvoa

Vendor: Agilent

Lot Number: 0006582580

Balance ID:

Comments: Date Prepared is same as Date Received. 2,500 ug/mL in MeOH. Catalog # STM-520-1.

Type: Primary

Prep By: Jerran D. Brenden

Status: New

Final Volume: 10 mL

Chemical/Solvent Used	Bottle No	Amt	Units	Expires
Internal Standard	<u>14251</u>	1	mL	12/31/2022
Stock Source	Base Units	Amount Added		
VOCF0425	ug/mL			



Analytical RunID VOA5975C.I_220119A Standards Traceability Report

Spike ID: VOCF0426

Spike Name: Surrogates 2.0 mg/mL

Prep Date: 9/14/2021

Exp Date: 4/18/2029

Department: gcmsvoa

Vendor: AccuStandard

Lot Number: 219041458

Balance ID:

Comments: Date Received 01/04/2021. 2.0 mg/mL. Catalog # M-8260A-B-SS-10X

Type: Primary

Prep By: Jerran D. Brenden

Status: New

Final Volume: 10 mL

Chemical/Solvent Used	Bottle No	Amt	Units	Expires
Surrogate Standard Mix	<u>14269</u>	1	mL	4/18/2029

Stock Source	Base Units	Amount Added
VOCF0426	ug/mL	



Analytical RunID VOA5975C.I_220119A Standards Traceability Report

Standard ID: VOCF0427

Standard Name: Gases

Prep Date: 9/17/2021

Exp Date: 8/3/2024

Department: gcmsvoa

Vendor: Absolute

Lot Number: 080321

Balance ID:

Comments: Date Prepared is same as Date Received. 2,000 ug/mL in MeOH. Catalog # 30058.

Type: Primary

Prep By: Alethea M. Shaules

Status: New

Final Volume: 10 mL

Chemical/Solvent Used	Bottle No	Amt	Units	Expires
EPA Method 502-524 - Volatile Gases Mix #1	<u>14285</u>	1	mL	8/3/2024

Stock Source	Base Units	Amount Added
VOCF0427	ug/mL	



Analytical RunID VOA5975C.I_220119A Standards Traceability Report

Standard ID: VOCF0434

Standard Name: Ketones

Prep Date: 10/26/2021

Exp Date: 6/30/2023

Department: gcmsvoa

Vendor: Chem Service

Lot Number: 10251200

Balance ID:

Comments: Date Prepared is same as Date Received. 2,000 ug/mL in 90:10 MeOH:H2O. Catalog # M-TCL-1AN5-5ML.

Type: Primary

Prep By: Steve Dilts

Status: New

Final Volume: 5 mL

Chemical/Solvent Used	Bottle No	Amt	Units	Expires
TCL Ketone Mix	<u>14443</u>	1	mL	6/30/2023

Stock Source	Base Units	Amount Added
VOCF0434	ug/mL	



Analytical RunID VOA5975C.I_220119A Standards Traceability Report

Standard ID: VOCF0440

Standard Name: 2nd Source High Concentration Ketones

Prep Date: 12/3/2021

Exp Date: 1/1/2023

Department: gcmsvoa

Vendor: AccuStandard

Lot Number: 221111486

Balance ID:

Comments: Date Prepared is same as Date Received. 20,000 ug/mL in Methanol. Catalog # CLP-022K-100X.

Type: Primary

Prep By: Melissa Chavez

Status: New

Final Volume: 5 mL

Chemical/Solvent Used	Bottle No	Amt	Units	Expires
TCL Ketone Mix	<u>14585</u>	1	mL	1/1/2023

Stock Source	Base Units	Amount Added
VOCF0440	ug/mL	



Analytical RunID VOA5975C.I_220119A Standards Traceability Report

Spike ID: VOCF3517

Spike Name: Internal Standard / Surrogates (INT/SURR)

Type: Secondary

Prep Date: 11/10/2021

Prep By: Alethea M. Shaules

Exp Date: 12/31/2022

Status: New

Department: gcmsvoa

Vendor:

Final Volume: 100 mL

Lot Number:

Balance ID:

Comments: Final Concentration 0.05 ug/uL in MeOH.

Chemical/Solvent Used	Bottle No	Amt	Units	Expires
Methanol, Purge and Trap - EB199-US	<u>14334</u>	95.5	mL	12/31/2022

Stock Source	Base Units	Amount Added
VOCF0425	ug/mL	2 mL
VOCF0426	ug/mL	2.5 mL



Analytical RunID VOA5975C.I_220119A Standards Traceability Report

Spike ID: VOCF3529B

Spike Name: 2nd Source MtBE

Prep Date: 11/29/2021

Exp Date: 1/29/2022

Department: gcmsvoa

Vendor:

Lot Number:

Balance ID:

Comments: Final Concentration 0.2 ug/uL

Type: Secondary

Prep By: Alethea M. Shaules

Status:

Final Volume: 10 mL

Chemical/Solvent Used	Bottle No	Amt	Units	Expires
Methanol, Purge and Trap - EB199-US	<u>14334</u>	9	mL	1/29/2022

Stock Source	Base Units	Amount Added
VOCF0401	ug/mL	1 mL



Analytical RunID VOA5975C.I_220119A Standards Traceability Report

Standard ID: VOCF3546B

Standard Name: Liquids

Prep Date: 12/13/2021

Exp Date: 2/13/2022

Department: GCMSVOA

Vendor:

Lot Number:

Balance ID:

Comments: 1.0 ml/10 ml final volume. Final Concentration 0.2 ug/uL. Corrected comment and analyte list 11/9/2021 sbd

Type: Secondary

Prep By: Alethea M. Shaules

Status:

Final Volume: 10 mL

Chemical/Solvent Used	Bottle No	Amt	Units	Expires
Methanol, Purge and Trap EA899	<u>13926</u>	9	mL	2/13/2022

Stock Source	Base Units	Amount Added
VOCF0313	ug/mL	1 mL



Analytical RunID VOA5975C.I_220119A Standards Traceability Report

Spike ID: VOCF3558B

Spike Name: 2nd Source Liquids

Prep Date: 12/27/2021

Exp Date: 2/27/2022

Department: gcmsvoa

Vendor:

Lot Number:

Balance ID:

Comments: Final Concentration 0.2ug/uL.

Type: Secondary

Prep By: Steve Dilts

Status: Open

Final Volume: 10 mL

Chemical/Solvent Used	Bottle No	Amt	Units	Expires
Methanol, Purge and Trap - EB199-US	<u>14334</u>	9	mL	2/27/2022

Stock Source	Base Units	Amount Added
VOCF0352	ug/mL	1 mL



Analytical RunID VOA5975C.I_220119A Standards Traceability Report

Standard ID: VOCF3559A

Standard Name: MtBE

Prep Date: 12/27/2021

Exp Date: 1/27/2022

Department: gcmsvoa

Vendor:

Lot Number:

Balance ID:

Comments: Final Concentration 0.2 ug/uL.

Type: Secondary

Prep By: Melissa Chavez

Status:

Final Volume: 10 mL

Chemical/Solvent Used	Bottle No	Amt	Units	Expires
Methanol, Purge and Trap - EB199-US	<u>14334</u>	9	mL	1/27/2022

Stock Source	Base Units	Amount Added
VOCF0373	ug/mL	1 mL



Analytical RunID VOA5975C.I_220119A Standards Traceability Report

Standard ID: VOCF3563

Standard Name: Internals

Prep Date: 1/3/2022

Exp Date: 7/3/2022

Department: gcmsvoa

Vendor:

Lot Number:

Balance ID:

Comments: Final Concentration 0.05 ug/uL.

Type: Secondary

Prep By: Alethea M. Shaules

Status: New

Final Volume: 50 mL

Chemical/Solvent Used	Bottle No	Amt	Units	Expires
Methanol, Purge and Trap EB373	<u>14519</u>	49	mL	7/3/2022

Stock Source	Base Units	Amount Added
VOCF0425	ug/mL	1 mL



Analytical RunID VOA5975C.I_220119A Standards Traceability Report

Spike ID: VOCF3567A

Spike Name: 2nd Source Ketones

Prep Date: 1/12/2022

Exp Date: 2/12/2022

Department: gcmsvoa

Vendor: AccuStandard

Lot Number: 221111486

Balance ID:

Comments: 2.0 ug/uL in 90:10 MeOH:H2O

Type: Secondary

Prep By: Melissa Chavez

Status:

Final Volume: 10 mL

Chemical/Solvent Used	Bottle No	Amt	Units	Expires
Methanol, Purge and Trap EB373	<u>14519</u>	9	mL	2/12/2022

Stock Source	Base Units	Amount Added
VOCF0440	ug/mL	1 mL



Analytical RunID VOA5975C.I_220119A Standards Traceability Report

Standard ID: VOFC3569

Standard Name: Ketones

Prep Date: 1/17/2022

Exp Date: 2/17/2022

Department: gcmsvoa

Vendor: Chem Service

Lot Number: 10251200

Balance ID:

Comments: Vial Opened For Use . 2.0 ug/uL in 90:10 MeOH:H2O.

Type: Primary

Prep By: Melissa Chavez

Status: Open

Final Volume: 1 mL

Chemical/Solvent Used	Bottle No	Amt	Units	Expires
TCL Ketone Mix	<u>14443</u>	1	mL	2/17/2022

Stock Source	Base Units	Amount Added
VOCF0434	ug/mL	1 mL



Analytical RunID VOA5975C.I_220119A Standards Traceability Report

Standard ID: VOCF3570A

Standard Name: Gases

Prep Date: 1/18/2022

Exp Date: 1/25/2022

Department: GCMSVOA

Vendor:

Lot Number:

Balance ID:

Comments: 1.0 ml/10 ml final volume. Final Concentration 0.2 ug/uL

Type: Secondary

Prep By: Melissa Chavez

Status:

Final Volume: 10 mL

Chemical/Solvent Used	Bottle No	Amt	Units	Expires
Methanol, Purge and Trap EB373	<u>14519</u>	9	mL	1/25/2022

Stock Source	Base Units	Amount Added
VOCF0427	ug/mL	1 mL



Analytical RunID VOA5975C.I_220119A Standards Traceability Report

Spike ID: VOCF3571A

Spike Name: 2nd Source Gases

Prep Date: 1/19/2022

Exp Date: 1/26/2022

Department: gcmsvoa

Vendor:

Lot Number:

Balance ID:

Comments: 1.0 ml/10 ml final volume. Final Concentration 0.2 ug/uL.

Type: Secondary

Prep By: Melissa Chavez

Status:

Final Volume: 10 mL

Chemical/Solvent Used	Bottle No	Amt	Units	Expires
Methanol, Purge and Trap EB373	<u>14519</u>	9	mL	1/26/2022

Stock Source	Base Units	Amount Added
VOCF0417	ug/mL	1 mL



Analytical RunID VOA5975C.I_220119A Standards Traceability Report

Standard ID: VOFC3573

Standard Name: Calibration Surrogates

Prep Date: 1/19/2022

Exp Date: 7/19/2022

Department: gcmsvoa

Vendor:

Lot Number:

Balance ID:

Comments: Final Concentration 0.2 ug/uL in MeOH

Type: Secondary

Prep By: Jerran D. Brenden

Status: New

Final Volume: 5 mL

Chemical/Solvent Used	Bottle No	Amt	Units	Expires
Methanol, Purge and Trap - EB679	<u>14746</u>	4.5	mL	7/19/2022

Stock Source	Base Units	Amount Added
VOCF0426	ug/mL	0.5 mL

CERTIFICATE OF ANALYSIS

Catalog No: M-502A-R-10X
Description: Volatile Organic Compounds - Liquids
Lot: 220041126
Solvent: Methanol
Hazards: Refer to SDS for complete safety information

Date Certified: Apr 13, 2020
Expiration: Apr 13, 2023
Sample Size: 1 mL
Components: 54
Storage Condition: Refrig (0-5 °C)



Signal Word: Danger

Certified Reference Material



Component	CAS #	Purity % (GC/MS)	Prepared Concentration* (µg/mL)	Certified Analyte Concentration* (µg/mL)
Benzene	71-43-2	100.0	2002	2002
Bromobenzene	108-86-1	100.0	2003	2003
Bromochloromethane	74-97-5	99.1	2001	1983
Bromodichloromethane	75-27-4	99.0	2002	1982
Bromoform	75-25-2	99.2	2001	1985
n-Butylbenzene	104-51-8	100.0	2002	2002
sec-Butylbenzene	135-98-8	100.0	2001	2001
tert-Butylbenzene	98-06-6	99.0	2003	1983
Carbon tetrachloride	56-23-5	100.0	2003	2003
Chlorobenzene	108-90-7	99.6	2001	1993
Chloroform	67-66-3	99.2	2004	1988
2-Chlorotoluene	95-49-8	99.0	2003	1983
4-Chlorotoluene	106-43-4	99.8	2002	1998
Dibromochloromethane	124-48-1	97.8	2049*	2004
1,2-Dibromo-3-chloropropane	96-12-8	99.2	2001	1985
1,2-Dibromoethane	106-93-4	100.0	2006	2006
Dibromomethane	74-95-3	99.0	2002	1982
1,2-Dichlorobenzene	95-50-1	98.2	2003	1967
1,3-Dichlorobenzene	541-73-1	100.0	2000	2000
1,4-Dichlorobenzene	106-46-7	100.0	2002	2002
1,1-Dichloroethane	75-34-3	98.6	2001	1973
1,2-Dichloroethane	107-06-2	99.8	2010	2006
1,1-Dichloroethene	75-35-4	99.0	2000	1980
cis-1,2-Dichloroethene	156-59-2	99.0	2002	1982
trans-1,2-Dichloroethene	156-60-5	99.5	2001	1991
1,2-Dichloropropane	78-87-5	99.5	2003	1993
1,3-Dichloropropane	142-28-9	96.7	2073*	2005
2,2-Dichloropropane	594-20-7	99.9	2012	2010
1,1-Dichloropropene	563-58-6	98.9	2001	1979
cis-1,3-Dichloropropene **	10061-01-5	93.9	2041*	1916
trans-1,3-Dichloropropene **	10061-02-6	93.9	1968*	1848
Ethylbenzene	100-41-4	99.7	2000	1994
Hexachlorobutadiene	87-68-3	98.0	2003	1963
Isopropylbenzene	98-82-8	100.0	2002	2002
p-Isopropyltoluene	99-87-6	99.4	2000	1988
Methylene chloride	75-09-2	99.9	2001	1999
Naphthalene	91-20-3	100.0	2002	2002
n-Propylbenzene	103-65-1	100.0	2001	2001
Styrene	100-42-5	100.0	2003	2003
1,1,1,2-Tetrachloroethane	630-20-6	98.9	2005	1983
1,1,1,2,2-Tetrachloroethane	79-34-5	96.0	2087*	2004
Tetrachloroethene	127-18-4	99.4	2017	2005
Toluene	108-88-3	100.0	2001	2001
1,2,3-Trichlorobenzene	87-61-6	100.0	2002	2002

CERTIFICATE OF ANALYSIS

Catalog No: M-502A-R-10X
Description: Volatile Organic Compounds - Liquids
Lot: 220041126
Solvent: Methanol

Date Certified: Apr 13, 2020
Expiration: Apr 13, 2023
Sample Size: 1 mL
Components: 54

Component - <i>continued</i>	CAS #	Purity %	Prepared Concentration ²	Certified Analyte Concentration ¹
		(GC/MS)	(µg/mL)	(µg/mL)
1,2,4-Trichlorobenzene	120-82-1	99.6	2001	1993
1,1,1-Trichloroethane	71-55-6	100.0	2002	2002
1,1,2-Trichloroethane	79-00-5	98.6	2000	1972
Trichloroethene	79-01-6	100.0	2003	2003
1,2,3-Trichloropropane	96-18-4	97.5	2055*	2004
1,2,4-Trimethylbenzene	95-63-6	98.2	2001	1965
1,3,5-Trimethylbenzene	108-67-8	98.8	2001	1977
o-Xylene	95-47-6	99.0	2000	1980
m-Xylene	108-38-3	99.2	2002	1986
p-Xylene	106-42-3	95.4	2097*	2001

* Weight compensated to 100% purity.

** 47.8% cis isomer, 46.1% trans isomer

A product with a suffix (-1A, -2B, etc. or -01, -02, etc.) on its lot number has had its expiration date extended and is identical to the same lot number without the suffix.

² All weights are traceable through NIST, Test No. 684/289871-17

¹ Certified Analyte Concentration = Purity x Prepared Concentration.

The Uncertainty associated with the certified concentration reported on this certificate is $\pm 2.4\%$. This value is the combined expanded uncertainty and represents an estimated standard deviation equal to the positive square root of the total variation of the uncertainty of components. A normal distribution is assumed and a coverage factor of K=2 is chosen using approximately a 95% confidence level.

Labels and certificates follow U.S. Conventions in reporting numerical values: A comma (,) is used to separate units of one-thousand or greater. A period (.) is used as a decimal place marker.

The information on this certificate may not be reproduced without the express permission of the manufacturer. See reverse side for additional information

Certified By: 

Larry Decker, Organic QC Manager

ID #: 12797

Opened: _____

Volatile Organic Compounds - Liquids

Expires: 4/13/2023

Rec'd: 6/23/2020

Energy Laboratories Inc 1120 So. 27th Street
Billings MT 59107

Certificate of Analysis

Product Name: VOC Standard

Product Number: DWM-589N-1

Lot Number: 0006570990

Lot Issue Date: 17-Nov-2020

Expiration Date: 31-Dec-2023

Description:

This analytical reference material (RM) was manufactured and verified in accordance with an ISO 9001 registered quality system and analyte concentrations were verified by an ISO 17025 accredited laboratory. The concentration and uncertainty value at the 95% confidence level for each analyte, determined gravimetrically, is listed below.

Analyte	CAS#	Analyte Lot	Concentration ± Uncertainty
bromochloromethane	000074-97-5	RM00009	2010 ± 10 µg/mL
bromodichloromethane	000075-27-4	RM12585	2009 ± 10 µg/mL
bromoform	000075-25-2	RM13987	2010 ± 10 µg/mL
carbon tetrachloride	000056-23-5	RM07576	2010 ± 10 µg/mL
chloroform	000067-66-3	RM13988	2009 ± 10 µg/mL
dibromochloromethane	000124-48-1	RM14843	2009 ± 10 µg/mL
dibromomethane	000074-95-3	RM12878	2009 ± 10 µg/mL
methylene chloride	000075-09-2	RM11650	2009 ± 10 µg/mL
1,2-dibromoethane	000106-93-4	RM00018	2010 ± 10 µg/mL
1,1-dichloroethane	000075-34-3	RM16217	2006 ± 10 µg/mL
1,2-dichloroethane	000107-06-2	RM04655	2005 ± 10 µg/mL
1,1-dichloroethene	000075-35-4	RM14486	2010 ± 10 µg/mL
cis-1,2-dichloroethene	000156-59-2	RM15008	2007 ± 10 µg/mL
trans-1,2-dichloroethene	000156-60-5	RM07565	2008 ± 10 µg/mL
1,1,1,2-tetrachloroethane	000630-20-6	RM12632	2005 ± 10 µg/mL
1,1,2,2-tetrachloroethane	000079-34-5	RM02540	2009 ± 10 µg/mL
tetrachloroethene	000127-18-4	RM06491	2008 ± 10 µg/mL

Certificate of Analysis

Product Number: DWM-589N-1

Lot Number: 0006570990

Product Name	Lot Number	Reference Material	Concentration
1,1,1-trichloroethane	000071-55-6	RM16539	2004 ± 10 µg/mL
1,1,2-trichloroethane	000079-00-5	RM01175	2009 ± 10 µg/mL
trichloroethene	000079-01-6	RM14232	2009 ± 10 µg/mL
1,2-dibromo-3-chloropropane	000096-12-8	RM13666	2009 ± 10 µg/mL
1,2-dichloropropane	000078-87-5	RM12821	2008 ± 10 µg/mL
1,3-dichloropropane	000142-28-9	RM02080	2008 ± 10 µg/mL
2,2-dichloropropane	000594-20-7	RM12927	2005 ± 10 µg/mL
1,1-dichloropropene	000563-58-6	RM16190	2010 ± 10 µg/mL
cis-1,3-dichloropropene	010061-01-5	RM12891	2007 ± 10 µg/mL
trans-1,3-dichloropropene	010061-02-6	RM12254	2006 ± 10 µg/mL
hexachlorobutadiene	000087-68-3	RM09157	2005 ± 10 µg/mL
1,2,3-trichloropropane	000096-18-4	RM13082	2004 ± 10 µg/mL
benzene	000071-43-2	RM12931	2009 ± 10 µg/mL
n-butylbenzene	000104-51-8	RM03651	2008 ± 10 µg/mL
sec-butylbenzene	000135-98-8	RM10905	2005 ± 10 µg/mL
tert-butylbenzene	000098-06-6	RM14040	2007 ± 10 µg/mL
ethylbenzene	000100-41-4	RM12195	2006 ± 10 µg/mL
isopropylbenzene	000098-82-8	RM00835	2009 ± 10 µg/mL
4-isopropyltoluene	000099-87-6	RM09747	2009 ± 10 µg/mL
naphthalene	000091-20-3	NT00970	2006 ± 10 µg/mL
n-propylbenzene	000103-65-1	RM12785	2010 ± 10 µg/mL
styrene	000100-42-5	RM13393	2010 ± 10 µg/mL



ISO 17034 Cert
No. AR-1936

RM was produced in accordance with TUV USA Inc registered ISO 9001 Quality Management System. Cert # 56 100 18560026

Page: 2 of 4

www.agilent.com/quality/
CSD-QA-015.1



ISO 17025 Cert
No. AT-1937



Certificate of Analysis

Product Number: DWM-589N-1

Lot Number: 0006570990

toluene	000108-88-3	RM06650	2008 ± 10 µg/mL
1,2,4-trimethylbenzene	000095-63-6	RM06731	2002 ± 10 µg/mL
1,3,5-trimethylbenzene	000108-67-8	RM12905	2009 ± 10 µg/mL
o-xylene	000095-47-6	RM15639	2005 ± 10 µg/mL
m-xylene	000108-38-3	RM15919	2006 ± 10 µg/mL
p-xylene	000106-42-3	RM02647	2009 ± 10 µg/mL
bromobenzene	000108-86-1	RM10227	2008 ± 10 µg/mL
chlorobenzene	000108-90-7	RM01874	2008 ± 10 µg/mL
2-chlorotoluene	000095-49-8	RM13774	2007 ± 10 µg/mL
4-chlorotoluene	000106-43-4	RM11750	2009 ± 10 µg/mL
1,2-dichlorobenzene	000095-50-1	RM13636	2005 ± 10 µg/mL
1,3-dichlorobenzene	000541-73-1	NT00356	2009 ± 10 µg/mL
1,4-dichlorobenzene	000106-46-7	RM12826	2009 ± 10 µg/mL
1,2,3-trichlorobenzene	000087-61-6	RM10193	2007 ± 10 µg/mL
1,2,4-trichlorobenzene	000120-82-1	RM09454	2009 ± 10 µg/mL

Matrix: methanol (methyl alcohol)

Storage Conditions: Store Frozen (-25° to -10°C).

Traceability:

The balances used for these measurements are calibrated with weights traceable to NIST in compliance with ANSI/NCCL Z540.3, ISO 9001, ISO 17025, and ISO 17034. Calibrated Class A glassware is used for volumetric measurements. Thermometers are calibrated against a NIST traceable thermometer in accordance with NIST Special Publication 1088.

Homogeneity:

This RM was unitized according to an in-house procedure and is guaranteed to be homogeneous. There is no minimum sub-sample size required.



ISO 17034 Cert
No. AR-1936

RM was produced in accordance with TUV USA Inc registered ISO 9001 Quality Management System. Cert # 56 100 18560026

Page: 3 of 4

www.agilent.com/quality/
CSD-QA-015.1



ISO 17025 Cert
No. AT-1937

Certificate of Analysis

Product Number: DWM-589N-1

Lot Number: 0006570990

Intended Use:

This RM is intended for the preparation of working reference samples for use in routine laboratory analyses, calibration of instruments, validation of analytical methods, assessments of measurement methods, and continuing calibration verification.

Instructions for Use:

Sample aliquots for analysis should be withdrawn at 20°C to 25°C immediately after opening the container and should be processed without delay for the certified values to be valid within the stated uncertainties.

Hazards:

Refer to the Safety Data Sheet on www.agilent.com for information regarding this RM.

Expiration of Certification:

The certification of this RM is valid until the expiration date specified above, provided the RM is handled and stored in accordance with the instructions given in this certificate. This certification is nullified if the RM is damaged, contaminated, or otherwise modified.

Maintenance of Certification:

If substantive changes are noted that affect the certification before the expiration of this certificate, Agilent will notify the purchaser.

Sample lot approver:



Monica Bourgeois
QMS Representative



ISO 17034 Cert
No. AR-1936

RM was produced in accordance with TUV USA Inc registered ISO 9001 Quality Management System. Cert # 56 100 18560026

Page: 4 of 4

www.agilent.com/quality/
CSD-QA-015.1



ISO 17025 Cert
No. AT-1937

Certificate of Analysis

Product Name: Methyl tert-Butyl Ether Standard

Product Number: STS-440-1

Lot Number: 0006555762

Lot Issue Date: 19-Aug-2020

Expiration Date: 31-Aug-2022

Description:

This analytical reference material (RM) was manufactured and verified in accordance with an ISO 9001 registered quality system, and analyte concentrations were verified by an ISO 17025 accredited laboratory. The concentration and uncertainty value at the 95% confidence level for each analyte, determined gravimetrically, is listed below.

Analyte	CAS#	Analyte Lot	Concentration ± Uncertainty
tert-butylmethyl ether	001634-04-4	RM06568	2006 ± 10 µg/mL

Matrix: methanol (methyl alcohol)

Storage Conditions: Store Frozen (-25° to -10°C).

Traceability:

The balances used for these measurements are calibrated with weights traceable to NIST in compliance with ANSI/NCSL Z540.3, ISO 9001, ISO 17025, and ISO 17034. Calibrated Class A glassware is used for volumetric measurements. Thermometers are calibrated against a NIST traceable thermometer in accordance with NIST Special Publication 1088.

Homogeneity:

This RM was unitized according to an in-house procedure and is guaranteed to be homogeneous. There is no minimum sub-sample size required.

Intended Use:

This RM is intended for the preparation of working reference samples for use in routine laboratory analyses, calibration of instruments, validation of analytical methods, assessments of measurement methods, and continuing calibration verification.

Instructions for Use:

Sample aliquots for analysis should be withdrawn at 20°C to 25°C immediately after opening the container and should be processed without delay for the certified values to be valid within the stated uncertainties.

Hazards:

Refer to the Safety Data Sheet on www.agilent.com for information regarding this RM.

Expiration of Certification:

The certification of this RM is valid until the expiration date specified above, provided the RM is handled and stored in accordance with the instructions given in this certificate. This certification is nullified if the RM is damaged, contaminated, or otherwise modified.

Maintenance of Certification:

If substantive changes are noted that affect the certification before the expiration of this certificate, Agilent will notify the purchaser.

Sample lot approver:



Monica Bourgeois

QMS Representative



ISO 17034 Cert
No. AR-1936

RM was produced in accordance with TUV USA Inc registered ISO 9001 Quality Management System. Cert # 56 100 18560026

Page: 1 of 1

www.agilent.com/quality/
CSD-QA-015.1



ISO 17025 Cert
No. AT-1937

CERTIFICATE OF ANALYSIS

Catalog No: S-078-10X

Description: MtBE

Lot: 220051182

Solvent: Methanol

Hazards: Refer to SDS for complete safety information

Date Certified: May 18, 2020

Expiration: May 18, 2030

Sample Size: 1 mL

Components: 1

Storage Condition: Ambient (>5 °C)



Signal Word: **Danger**

Certified Reference Material



Component	CAS #	Purity % (GC/MS)	Prepared Concentration ² (µg/mL)	Certified Analyte Concentration ¹ (µg/mL)
MtBE	1634-04-4	100.0	2002	2002

ID #: 13920

Opened: _____

MTBE

Expires: 5/18/2030

Rec'd: 6/7/2021

Eneray Laboratories Inc 1120 So. 27th Street
Billings MT 59107

A product with a suffix (-1A, -2B, etc. or -01, -02, etc.) on its lot number has had its expiration date extended and is identical to the same lot number without the suffix.

² All weights are traceable through NIST, Test No. 684/289871-17

¹ Certified Analyte Concentration = Purity x Prepared Concentration.

The Uncertainty associated with the certified concentration reported on this certificate is $\pm 2.4\%$. This value is the combined expanded uncertainty and represents an estimated standard deviation equal to the positive square root of the total variation of the uncertainty of components. A normal distribution is assumed and a coverage factor of K=2 is chosen using approximately a 95% confidence level.

Labels and certificates follow U.S. Conventions in reporting numerical values: A comma (,) is used to separate units of one-thousand or greater. A period (.) is used as a decimal place marker.

The information on this certificate may not be reproduced without the express permission of the manufacturer. See reverse side for additional information

Hazard Information: Please refer to the SDS for information regarding the hazards associated with using this material.

This product was prepared according to in-house procedures and is guaranteed to be homogeneous.

Certified By: _____

Larry Decker, Organic QC Manager

CERTIFICATE OF ANALYSIS

CONCENTRATION 2000ug/ml in Methanol
CATALOG NUMBER M-VOHC6M5-1ML
LOT NUMBER 11882100
DATE CERTIFIED 05/25/21
EXPIRATION DATE 02/28/22
STORAGE Store at room temperature (20 - 25 °C).
HANDLING See Safety Data Sheet
INTENDED USE For laboratory use only.
ISO 17034:2016 CERTIFIED []

Volatile Organics High Concentration Mixture #6

ID #: 14142

Opened: _____

Volatile Organics High Concentration Mixture

Expires: 2/28/2022

Rec'd: 8/3/2021

Energx Laboratories Inc 1120 So. 27th Street
Billings MT 59107

ID	Analyte	CAS	Weight Analyte (mg)	Lot	Purity	Certified Concentration (ug/mL)
N-11446	Chloroethane	75-00-3	96.300	00001728	100.0	2006.3
N-11665	Dichlorodifluoromethane	75-71-8	96.610	00001729	100.0	2012.7
N-12417	Methyl bromide	74-83-9	96.910	00024694	100.0	2019.0
N-12421	Methyl chloride	74-87-3	96.150	00001731	100.0	2003.1
N-13655	Trichlorofluoromethane	75-69-4	96.300	00027239	99.4	1994.2
N-13748	Vinyl chloride	75-01-4	96.150	00019298	100.0	2003.1

Analytical Test

Value

CONCENTRATION (GC/MSD)

VERIFIED

CHEM SERVICE INC

660 Tower Lane • P.O. Box 599 • West Chester, PA 19381-0599
1-800-452-9994 • 1-610-692-3026 • Fax 1-610-692-8729
info@chemservice.com • www.chemservice.com

Instructions for Use:

Shake mixture prior to use. If particles are present, sonicate for homogeneity. If sample is diluted to lower concentrations, Class A volumetric glassware must be used.

Minimum Sample Size- 0.2 uL for Direct Injection.

Chem Service Inc. guarantees the expanded uncertainty of the above analytes to be +/- 2.0% of the certified concentrations based on gravimetric preparation. The test results published in this report were obtained using equipment capable of producing results that are traceable to NIST and through NIST to the International System of Units (SI). The reported expanded uncertainty of measurement is stated as the combined standard uncertainty of measurement multiplied by the coverage factor k (k=2) such that the coverage probability corresponds to approximately 95%. For certified reference materials, homogeneity and thermal stability testing are available upon request.

Certified By:

Mary Beth O'Donnell

Mary Beth O'Donnell
CSM/TC



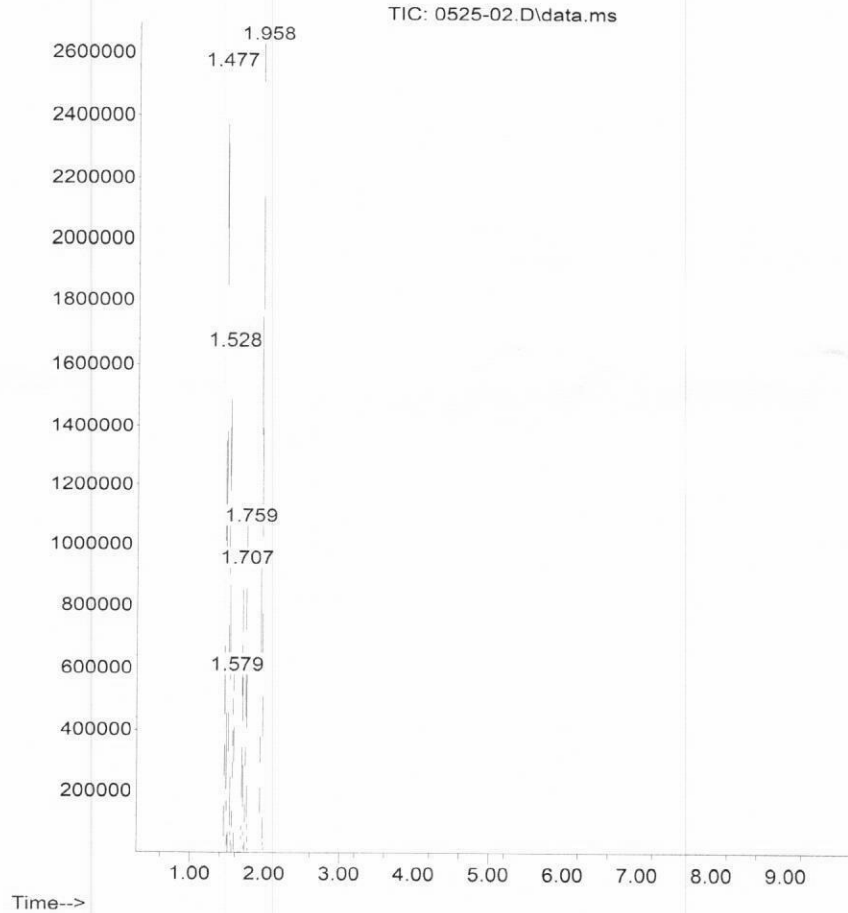
660 Tower Lane • P.O. Box 599 • West Chester, PA 19381-0599
1-800-452-9994 • 1-610-692-3026 • Fax 1-610-692-8729
info@chemservice.com • www.chemservice.com

CERTIFICATE OF ANALYSIS

Analysis Method:

Catalog Number: M-VOHC6M5-1ML
Description: Volatile Organics High Concentration Mixture #6
Lot Number: 11882100
Expiration Date: 02/28/22

Abundance





Certificate of Analysis

ID #: 14251

Opened: _____

Internal Standard

Expires: 12/31/2022

Rec'd: 9/8/2021

Energy Laboratories Inc 1120 So. 27th Street
Billings MT 59107

Product Name: Internal Standard

Product Number: STM-520-1

Lot Issue Date: 05-Jan-2021

Lot Number: 0006582580

Expiration Date: 31-Dec-2022

Description:

This analytical reference material (RM) was manufactured and verified in accordance with an ISO 9001 registered quality system and analyte concentrations were verified by an ISO 17025 accredited laboratory. The concentration and uncertainty value at the 95% confidence level for each analyte, determined gravimetrically, is listed below.

Analyte	CAS#	Analyte Lot	Concentration ± Uncertainty
chlorobenzene-d5	003114-55-4	RM12274	2501 ± 13 µg/mL
1,4-dichlorobenzene-d4	003855-82-1	RM12517	2501 ± 13 µg/mL
fluorobenzene	000462-06-6	RM13378	2512 ± 13 µg/mL

Matrix: methanol (methyl alcohol)

Storage Conditions: Store Frozen (-25° to -10°C).

Traceability:

The balances used for these measurements are calibrated with weights traceable to NIST in compliance with ANSI/NCCL Z540.3, ISO 9001, ISO 17025 and ISO 17034. Calibrated Class A glassware is used for volumetric measurements. Thermometers are calibrated against a NIST traceable thermometer in accordance with NIST Special Publication 1088.

Homogeneity:

This RM was unitized according to an in-house procedure and is guaranteed to be homogeneous. There is no minimum sub-sample size required.

Intended Use:

This RM is intended for the preparation of working reference samples for use in routine laboratory analyses, calibration of instruments, validation of analytical methods, assessments of measurement methods, and continuing calibration verification.

Instructions for Use:

Sample aliquots for analysis should be withdrawn at 20°C to 25°C immediately after opening the container and should be processed without delay for the certified values to be valid within the stated uncertainties.

Hazards:

Refer to the Safety Data Sheet on www.agilent.com for information regarding this RM.



ISO 17034
REFERENCE MATERIAL
PRODUCER
ISO 17034 Cert
No. AR-1936

RM was produced in accordance with TUV USA Inc registered ISO 9001 Quality Management System. Cert # 56 100 18560026

Page: 1 of 2

www.agilent.com/quality/
CSD-QA-015.1



ISO 17025 Cert
No. AT-1937



Certificate of Analysis

Product Number: STM-520-1

Lot Number: 0006582580

Expiration of Certification:

The certification of this RM is valid until the expiration date specified above, provided the RM is handled and stored in accordance with the instructions given in this certificate. This certification is nullified if the RM is damaged, contaminated, or otherwise modified.

Maintenance of Certification:

If substantive changes are noted that affect the certification before the expiration of this certificate, Agilent will notify the purchaser.

Sample lot approver:

Monica Bourgeois
QMS Representative



ISO 17034 Cert
No. AR-1936

RM was produced in accordance with TUV USA Inc registered ISO 9001 Quality Management System. Cert # 56 100 18560026

Page: 2 of 2

www.agilent.com/quality/
CSD-QA-015.1



ISO 17025 Cert
No. AT-1937

CERTIFICATE OF ANALYSIS

Catalog No: M-8260A-B-SS-10X
Description: Surrogate Standard Mix
Lot: 219041458

Solvent: Methanol

Hazards: Refer to SDS for complete safety information

Date Certified: Apr 18, 2019

Expiration: Apr 18, 2029

Sample Size: 1 mL

Components: 4

Storage Condition: Ambient (>5 °C)



Signal Word: Danger

Certified Reference Material



Component	CAS #	Purity %	Prepared Concentration ²	Certified Analyte Concentration ¹
		(GC/MS)	(µg/mL)	(µg/mL)
p-Bromofluorobenzene	460-00-4	99.9	2004	2002
Dibromofluoromethane	1868-53-7	99.8	2005	2001
1,2-Dichloroethane-d4	17060-07-0	100.0	2001	2001
Toluene-d8	2037-26-5	100.0	2000	2000

ID #: 14269

Opened: _____

Surrogate Standard Mix

Expires: 4/18/2029

Rec'd: 9/14/2021

Energy Laboratories Inc 1120 So. 27th Street
Billings MT 59107

A product with a suffix (-1A, -2B, etc. or -01, -02, etc.) on its lot number has had its expiration date extended and is identical to the same lot number without the suffix.

² All weights are traceable through NIST, Test No. 684/289871-17

¹ Certified Analyte Concentration = Purity x Prepared Concentration.

The Uncertainty associated with the certified concentration reported on this certificate is $\pm 2.4\%$. This value is the combined expanded uncertainty and represents an estimated standard deviation equal to the positive square root of the total variation of the uncertainty of components. A normal distribution is assumed and a coverage factor of K=2 is chosen using approximately a 95% confidence level.

Labels and certificates follow U.S. Conventions in reporting numerical values: A comma (,) is used to separate units of one-thousand or greater. A period (.) is used as a decimal place marker.

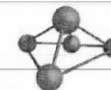
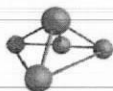
The information on this certificate may not be reproduced without the express permission of the manufacturer. See reverse side for additional information

Hazard Information: Please refer to the SDS for information regarding the hazards associated with using this material.

This product was prepared according to in-house procedures and is guaranteed to be homogeneous.

Certified By: _____

Larry Decker, Organic QC Manager



CERTIFIED WEIGHT REPORT

Part Number: 30058
Lot Number: 080321
Description: EPA Method 502/524 - Volatile Gases Mix #1

Expiration Date: 080324

Recommended Storage: Freezer (0 °C)

Nominal Concentration (µg/mL): 2000

NIST Test ID#: 6UTB

Solvent: Methanol
Lot#: EA783-US

Weight(s) shown below were combined and diluted to (mL): 500.0 0.058 Balance Uncertainty 5E-05
0.058 Flask Uncertainty

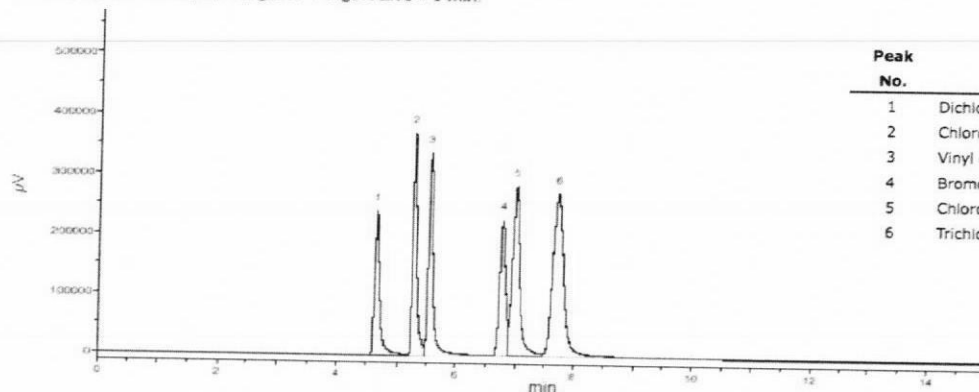
		080321
Formulated By:	Mario Luis	DATE
		080321
Reviewed By:	Pedro L. Rentas	DATE

Compound	RM#	Lot Number	Nominal Conc (µg/mL)	Purity (%)	Uncertainty Purity (%)	Target Weight (g)	Actual Weight (g)	Actual Conc(µg/mL)	Expanded Uncertainty (+/-) (µg/mL)	SDS Information (Solvent Safety Info. On Attached pg.)		
										CAS#	OSHA PEL (TWA)	LD50
1. Bromomethane	50	01611JX	2000	99.5	0.2	1.00508	1.0098	2009.4	8.1	74-83-9	5 ppm (20mg/m3/8H) (skin)	ori-rat 214mg/kg
2. Chloroethane	72	062617	2000	99	0.2	1.01016	1.0146	2008.8	8.1	75-00-3	1000 ppm (2600mg/m3/8H)	N/A
3. Chloromethane	79	06908MS	2000	99.5	0.2	1.00508	1.0154	2020.5	8.1	74-87-3	100 ppm	ori-rat 1800mg/kg
4. Dichlorodifluoromethane	134	92-0487	2000	99	0.2	1.01016	1.0224	2024.2	8.2	75-71-8	1000 ppm (4950mg/m3/8H)	N/A
5. Trichlorofluoromethane	294	01823MW	2000	99	0.2	1.01016	1.0110	2001.7	8.1	75-69-4	1000 ppm (5600mg/m3/8H)	ipr-mus 1743mg/kg
6. Vinyl chloride	305	04854EA	2000	99.5	0.2	1.00508	1.0071	2004.0	8.1	75-01-4	N/A	N/A

- The certified value is the concentration calculated from gravimetric and volumetric measurements unless otherwise stated.
- Standards are prepared gravimetrically using balances that are calibrated with weights traceable to NIST (see above).
- Standards are certified (+/-) 0.5% of the stated value, unless otherwise stated.
- All Standards, after opening ampule, should be stored with caps tight and under appropriate laboratory conditions.
- Uncertainty Reference: Taylor, B.N. and Kuyat, C.E., "Guidelines for Evaluating and Expressing the Uncertainty of NIST Measurement Result," NIST Technical Note 1297, U.S. Government Printing Office, Washington, DC, (1994).

Comments

GC15-M9 Analysis by Melissa Stonier
Column ID SPB-Vocool 105 meter X 0.53mm X 3.0µm film thickness
Flow rates: Total flow=150mL/min., Helium (carrier)=10mL/min., Helium(make-up)=40mL/min., Hydrogen(make-up)=100mL/min.
Oven Profile: Temp. 1=35°C (Time 1=9 min.), Temp 2=200°C (Time 2=1 min.), Rate = 33°C/min., Total run time=15 min. Injector temp.=200°C, FID Temp.=200°C.
ELCD Signal = Edaq Channel 1 PID Signal = Edaq Channel 2
Standard injection = 0.5µL, Range=3 Purge Valve = 0 min.



Peak No.	Analyte	ELCD RT (min.)
1	Dichlorodifluoromethane	4.67
2	Chloromethane	5.28
3	Vinyl chloride	5.56
4	Bromomethane	6.75
5	Chloroethane	6.99
6	Trichlorofluoromethane	7.72

ID #: 14285

Opened: _____

EPA Method 502-524 - Volatile Gases Mix #1

Expires: 8/3/2024

Rec'd: 9/17/2021

Energy Laboratories Inc 1120 So. 27th Street
Billings MT 59107

660 Tower Lane • P.O. Box 599 • West Chester, PA 19381-0599
1-800-452-9994 • 1-610-692-3026 • Fax 1-610-692-8729
info@chemservice.com • www.chemservice.com

ID #: 14443

Opened: _____

TCL Ketone Mix

Expires: 6/30/2023

Rec'd: 10/26/2021

Energry Laboratories Inc 1120 So. 27th Street
Billings MT 59107

CERTIFICATE OF ANALYSIS

TCL Ketones Mixture

CONCENTRATION 2000ug/ml in Methanol:Water (90:10)
CATALOG NUMBER M-TCL1AN5-1ML
LOT NUMBER 10251200
DATE CERTIFIED 06/16/20
EXPIRATION DATE 06/30/23
STORAGE Freezer storage (-20 - -25 °C)
HANDLING See Safety Data Sheet
INTENDED USE For laboratory use only.
ISO 17034:2016 CERTIFIED []

ID	Analyte	CAS	Weight Analyte (mg)	Lot	Purity	Certified Concentration (ug/mL)
N-11014	Acetone	67-64-1	203.300	00026182	98.7	2006.6
N-10297	2-Butanone	78-93-3	202.800	00027454	99.5	2017.9
N-10369	2-Hexanone	591-78-6	202.600	00025720	99.5	2015.9
N-10844	4-Methyl-2-pentanone	108-10-1	204.700	6403300	99.5	2036.8

Analytical Test	Value
CONCENTRATION (GC/FID)	VERIFIED

Chem Service, Inc. is accredited to ISO 17034:2016, ISO/IEC 17025:2017 and certified to ISO 9001:2015.



COA Form
Revision 3 (3/2015)

Print Date: 10/22/21

660 Tower Lane • P.O. Box 599 • West Chester, PA 19381-0599
1-800-452-9994 • 1-610-692-3026 • Fax 1-610-692-8729
info@chemservice.com • www.chemservice.com

Instructions for Use:

Shake mixture prior to use. If particles are present, sonicate for homogeneity. If sample is diluted to lower concentrations, Class A volumetric glassware must be used.

Minimum Sample Size- 0.2 uL for Direct Injection.

Chem Service Inc. guarantees the expanded uncertainty of the above analytes to be +/- 2.0% of the certified concentrations based on gravimetric preparation. The test results published in this report were obtained using equipment capable of producing results that are traceable to NIST and through NIST to the International System of Units (SI). The reported expanded uncertainty of measurement is stated as the combined standard uncertainty of measurement multiplied by the coverage factor k ($k=2$) such that the coverage probability corresponds to approximately 95%. For certified reference materials, homogeneity and thermal stability testing are available upon request.

Certified By:

Mary Beth O'Donnell

Mary Beth O'Donnell
CSM/TC


Chem Service, Inc. is accredited to ISO 17034:2016, ISO/IEC 17025:2017 and certified to ISO 9001:2015.



CERTIFICATE OF ANALYSIS

Gas Chromatography / Flame Ionization Detector (GC/FID)

Data file: C:\CHEM321\DATA\2020 DATA\0620M-TCL1AN5.D
Sample name: M-TCL1AN5
Acq. method: N-14278.M
Instrument: GC3
Injection date: 6/16/2020 2:52:35 PM
Column name: RTX-5MS (30m x 0.25mm x 0.5µm)
Location:
Injection Vol: 1.000
Of Injections: 1



Signal: FID1 B, Back - Front Signal

RT [min]	Type	Width [min]	Area	Height	Area%
2.592	BB	0.0277	580.2505	343.4986	18.4855
3.763	BB	0.0323	735.4804	387.8491	23.4054
6.969	BB	0.0326	904.3389	447.8770	28.7791
8.295	BB	0.0307	822.2798	474.3798	29.3500
Sum					3142.3497

Chem Service, Inc is accredited to ISO 17034:2016, ISO/IEC 17025:2017 and certified to ISO 9001:2015.



CERTIFICATE OF ANALYSIS

Catalog No: CLP-022K-100X
Description: TCL Ketone Mix
Lot: 221111486

Solvent: Methanol

Hazards: Refer to SDS for complete safety information

Date Certified: Dec 1, 2021
Expiration: Jan 1, 2023
Sample Size: 1 mL
Components: 4
Storage Condition: Freeze (<-10 °C)



Signal Word: Danger

Certified Reference Material



Component	CAS #	Purity %	Prepared Concentration ²	Certified Analyte Concentration ¹
		(GC/MS)	(mg/mL)	(mg/mL)
Acetone	67-64-1	100.0	20.01	20.01
Methyl ethyl ketone	78-93-3	100.0	20.01	20.01
2-Hexanone	591-78-6	98.7	20.01	19.75
4-Methyl-2-pentanone	108-10-1	100.0	20.01	20.01

ID #: 14585

Opened: _____

TCL Ketone Mix

Expires: 1/1/2023

Rec'd: 12/3/2021

Energv Laboratories Inc 1120 So. 27th Street
Billings MT 59107

This Certified Reference Material was verified in accordance with ISO/IEC 17025

A product with a suffix (-1A, -2B, etc. or -01, -02, etc.) on its lot number has had its expiration date extended and is identical to the same lot number without the suffix.

² All weights are traceable through NIST, Test No. 684/289871-17

¹ Certified Analyte Concentration = Purity x Prepared Concentration.

The Uncertainty associated with the certified concentration reported on this certificate is $\pm 2.4\%$. This value is the combined expanded uncertainty and represents an estimated standard deviation equal to the positive square root of the total variation of the uncertainty of components. A normal distribution is assumed and a coverage factor of K=2 is chosen using approximately a 95% confidence level.

Labels and certificates follow U.S. Conventions in reporting numerical values: A comma (,) is used to separate units of one-thousand or greater. A period (.) is used as a decimal place marker.

The information on this certificate may not be reproduced without the express permission of the manufacturer. See reverse side for additional information

Hazard Information: Please refer to the SDS for information regarding the hazards associated with using this material.

This product was prepared according to in-house procedures and is guaranteed to be homogeneous.

Certified By: _____

Larry Decker, Organic QC Manager



Analytical RunID VOA5975C.I_220125A Standards Traceability Report

Standard ID: VOCF0313

Standard Name: Liquids

Prep Date: 6/23/2020

Exp Date: 4/13/2023

Department: gcmsvoa

Vendor: AccuStd

Lot Number: 220041126

Balance ID:

Comments: Date Prepared is same as Date Received. 2,000 ug/mL. Catalog # M502A-R-10X. Corrected lot number to match Cl. MSC 01/14/2022

Type: Primary

Prep By: Alethea M. Shaules

Status: New

Final Volume: 10 mL

Chemical/Solvent Used	Bottle No	Amt	Units	Expires
Volatile Organic Compounds - Liquids	<u>12797</u>	1	mL	4/13/2023

Stock Source	Base Units	Amount Added
VOCF0313	ug/mL	



Analytical RunID VOA5975C.I_220125A Standards Traceability Report

Spike ID: VOCF0352

Spike Name: 2nd Source Liquids

Prep Date: 11/23/2020

Exp Date: 12/31/2023

Department: gcmsvoa

Vendor: Agilent

Lot Number: 0006570990

Balance ID:

Comments: Date Prepared is same as Date Received. 2000 ug/mL in MeOH. Catalog # DWM-589N-1.

Type: Primary

Prep By: Steve Dilts

Status: New

Final Volume: 10 mL

Chemical/Solvent Used	Bottle No	Amt	Units	Expires
VOC Standard	<u>13292</u>	1	mL	12/31/2023

Stock Source	Base Units	Amount Added
VOCF0352	ug/mL	



Analytical RunID VOA5975C.I_220125A Standards Traceability Report

Standard ID: VOCF0373

Standard Name: MtBE (Methy tert-Butyl Ether)

Prep Date: 2/26/2021

Exp Date: 8/31/2022

Department: gcmsvoa

Vendor: Agilent

Lot Number: 0006555762

Balance ID:

Comments: Date Prepared is same as Date Received. 2000 ug/mL in MeOH. Catalog # STS-440

Type: Primary

Prep By: Steve Dilts

Status: New

Final Volume: 5 mL

Chemical/Solvent Used	Bottle No	Amt	Units	Expires
Methyl tert-Butyl Ether Standard	13578	1	mL	8/31/2022

Stock Source	Base Units	Amount Added
VOCF0373	ug/mL	



Analytical RunID VOA5975C.I_220125A Standards Traceability Report

Spike ID: VOCF0401

Spike Name: 2nd Source MtBE

Prep Date: 6/7/2021

Exp Date: 12/11/2029

Department: gcmsvoa

Vendor: AccuStandard

Lot Number: 220051182

Balance ID:

Comments: Date Prepared is same as Date Receive. 2,000 ug/mL in MeOH. Catalog # S-078-10X.

Type: Primary

Prep By: Alethea M. Shaules

Status: New

Final Volume: 5 mL

Chemical/Solvent Used	Bottle No	Amt	Units	Expires
MTBE	13920	1	mL	12/11/2029

Stock Source	Base Units	Amount Added
VOCF0401	ug/mL	



Analytical RunID VOA5975C.I_220125A Standards Traceability Report

Spike ID: VOCF0417

Spike Name: Chem Service Gases

Prep Date: 8/3/2021

Exp Date: 2/28/2022

Department: gcmsvoa

Vendor: Chemservice

Lot Number: 11882100

Balance ID:

Comments: Date Prepared is same as Date Received. 2000 ug/mL in MeOH. Catalog # M-VOHC6M5-1ML

Type: Primary

Prep By: Steve Dilts

Status:

Final Volume: 5 mL

Chemical/Solvent Used	Bottle No	Amt	Units	Expires
Volatile Organics High Concentration Mixture #6	<u>14142</u>	5	mL	2/28/2022

Stock Source	Base Units	Amount Added
VOCF0417	ug/mL	



Analytical RunID VOA5975C.I_220125A Standards Traceability Report

Standard ID: VOCF0425

Standard Name: Internals

Prep Date: 9/8/2021

Exp Date: 12/31/2022

Department: gcmsvoa

Vendor: Agilent

Lot Number: 0006582580

Balance ID:

Comments: Date Prepared is same as Date Received. 2,500 ug/mL in MeOH. Catalog # STM-520-1.

Type: Primary

Prep By: Jerran D. Brenden

Status: New

Final Volume: 10 mL

Chemical/Solvent Used	Bottle No	Amt	Units	Expires
Internal Standard	<u>14251</u>	1	mL	12/31/2022

Stock Source	Base Units	Amount Added
VOCF0425	ug/mL	



Analytical RunID VOA5975C.I_220125A Standards Traceability Report

Spike ID: VOCF0426

Spike Name: Surrogates 2.0 mg/mL

Prep Date: 9/14/2021

Exp Date: 4/18/2029

Department: gcmsvoa

Vendor: AccuStandard

Lot Number: 219041458

Balance ID:

Comments: Date Received 01/04/2021. 2.0 mg/mL. Catalog # M-8260A-B-SS-10X

Type: Primary

Prep By: Jerran D. Brenden

Status: New

Final Volume: 10 mL

Chemical/Solvent Used	Bottle No	Amt	Units	Expires
Surrogate Standard Mix	<u>14269</u>	1	mL	4/18/2029

Stock Source	Base Units	Amount Added
VOCF0426	ug/mL	



Analytical RunID VOA5975C.I_220125A Standards Traceability Report

Standard ID: VOCF0427

Standard Name: Gases

Prep Date: 9/17/2021

Exp Date: 8/3/2024

Department: gcmsvoa

Vendor: Absolute

Lot Number: 080321

Balance ID:

Comments: Date Prepared is same as Date Received. 2,000 ug/mL in MeOH. Catalog # 30058.

Type: Primary

Prep By: Alethea M. Shaules

Status: New

Final Volume: 10 mL

Chemical/Solvent Used	Bottle No	Amt	Units	Expires
EPA Method 502-524 - Volatile Gases Mix #1	<u>14285</u>	1	mL	8/3/2024

Stock Source	Base Units	Amount Added
VOCF0427	ug/mL	



Analytical RunID VOA5975C.I_220125A Standards Traceability Report

Standard ID: VOCF0434

Standard Name: Ketones

Prep Date: 10/26/2021

Exp Date: 6/30/2023

Department: gcmsvoa

Vendor: Chem Service

Lot Number: 10251200

Balance ID:

Comments: Date Prepared is same as Date Received. 2,000 ug/mL in 90:10 MeOH:H2O. Catalog # M-TCL-1AN5-5ML.

Type: Primary

Prep By: Steve Dilts

Status: New

Final Volume: 5 mL

Chemical/Solvent Used	Bottle No	Amt	Units	Expires
TCL Ketone Mix	<u>14443</u>	1	mL	6/30/2023

Stock Source	Base Units	Amount Added
VOCF0434	ug/mL	



Analytical RunID VOA5975C.I_220125A Standards Traceability Report

Standard ID: VOCF0440

Standard Name: 2nd Source High Concentration Ketones

Prep Date: 12/3/2021

Exp Date: 1/1/2023

Department: gcmsvoa

Vendor: AccuStandard

Lot Number: 221111486

Balance ID:

Comments: Date Prepared is same as Date Received. 20,000 ug/mL in Methanol. Catalog # CLP-022K-100X.

Type: Primary

Prep By: Melissa Chavez

Status: New

Final Volume: 5 mL

Chemical/Solvent Used	Bottle No	Amt	Units	Expires
TCL Ketone Mix	<u>14585</u>	1	mL	1/1/2023

Stock Source	Base Units	Amount Added
VOCF0440	ug/mL	



Analytical RunID VOA5975C.I_220125A Standards Traceability Report

Spike ID: VOCF3529B

Spike Name: 2nd Source MtBE

Prep Date: 11/29/2021

Exp Date: 1/29/2022

Department: gcmsvoa

Vendor:

Lot Number:

Balance ID:

Comments: Final Concentration 0.2 ug/uL

Type: Secondary

Prep By: Alethea M. Shaules

Status:

Final Volume: 10 mL

Chemical/Solvent Used	Bottle No	Amt	Units	Expires
Methanol, Purge and Trap - EB199-US	<u>14334</u>	9	mL	1/29/2022

Stock Source	Base Units	Amount Added
VOCF0401	ug/mL	1 mL



Analytical RunID VOA5975C.I_220125A Standards Traceability Report

Standard ID: VOFC3546B

Standard Name: Liquids

Prep Date: 12/13/2021

Exp Date: 2/13/2022

Department: GCMSVOA

Vendor:

Lot Number:

Balance ID:

Comments: 1.0 ml/10 ml final volume. Final Concentration 0.2 ug/uL. Corrected comment and analyte list 11/9/2021 sbd

Type: Secondary

Prep By: Alethea M. Shaules

Status:

Final Volume: 10 mL

Chemical/Solvent Used	Bottle No	Amt	Units	Expires
Methanol, Purge and Trap EA899	<u>13926</u>	9	mL	2/13/2022

Stock Source	Base Units	Amount Added
VOCF0313	ug/mL	1 mL



Analytical RunID VOA5975C.I_220125A Standards Traceability Report

Spike ID: VOCF3558B

Spike Name: 2nd Source Liquids

Type: Secondary

Prep Date: 12/27/2021

Prep By: Steve Dilts

Exp Date: 2/27/2022

Status: Open

Department: gcmsvoa

Vendor:

Final Volume: 10 mL

Lot Number:

Balance ID:

Comments: Final Concentration 0.2ug/uL.

Chemical/Solvent Used	Bottle No	Amt	Units	Expires
Methanol, Purge and Trap - EB199-US	<u>14334</u>	9	mL	2/27/2022

Stock Source	Base Units	Amount Added
VOCF0352	ug/mL	1 mL



Analytical RunID VOA5975C.I_220125A Standards Traceability Report

Standard ID: VOCF3559A

Standard Name: MtBE

Prep Date: 12/27/2021

Exp Date: 1/27/2022

Department: gcmsvoa

Vendor:

Lot Number:

Balance ID:

Comments: Final Concentration 0.2 ug/uL.

Type: Secondary

Prep By: Melissa Chavez

Status:

Final Volume: 10 mL

Chemical/Solvent Used	Bottle No	Amt	Units	Expires
Methanol, Purge and Trap - EB199-US	<u>14334</u>	9	mL	1/27/2022

Stock Source	Base Units	Amount Added
VOCF0373	ug/mL	1 mL



Analytical RunID VOA5975C.I_220125A Standards Traceability Report

Standard ID: VOCF3563

Standard Name: Internals

Prep Date: 1/3/2022

Exp Date: 7/3/2022

Department: gcmsvoa

Vendor:

Lot Number:

Balance ID:

Comments: Final Concentration 0.05 ug/uL.

Type: Secondary

Prep By: Alethea M. Shaules

Status: New

Final Volume: 50 mL

Chemical/Solvent Used	Bottle No	Amt	Units	Expires
Methanol, Purge and Trap EB373	<u>14519</u>	49	mL	7/3/2022

Stock Source	Base Units	Amount Added
VOCF0425	ug/mL	1 mL



Analytical RunID VOA5975C.I_220125A Standards Traceability Report

Spike ID: VOCF3567A

Spike Name: 2nd Source Ketones

Prep Date: 1/12/2022

Exp Date: 2/12/2022

Department: gcmsvoa

Vendor: AccuStandard

Lot Number: 221111486

Balance ID:

Comments: 2.0 ug/uL in 90:10 MeOH:H2O

Type: Secondary

Prep By: Melissa Chavez

Status:

Final Volume: 10 mL

Chemical/Solvent Used	Bottle No	Amt	Units	Expires
Methanol, Purge and Trap EB373	<u>14519</u>	9	mL	2/12/2022

Stock Source	Base Units	Amount Added
VOCF0440	ug/mL	1 mL



Analytical RunID VOA5975C.I_220125A Standards Traceability Report

Standard ID: VOFC3569

Standard Name: Ketones

Prep Date: 1/17/2022

Exp Date: 2/17/2022

Department: gcmsvoa

Vendor: Chem Service

Lot Number: 10251200

Balance ID:

Comments: Vial Opened For Use . 2.0 ug/uL in 90:10 MeOH:H2O.

Type: Primary

Prep By: Melissa Chavez

Status: Open

Final Volume: 1 mL

Chemical/Solvent Used	Bottle No	Amt	Units	Expires
TCL Ketone Mix	<u>14443</u>	1	mL	2/17/2022

Stock Source	Base Units	Amount Added
VOCF0434	ug/mL	1 mL



Analytical RunID VOA5975C.I_220125A Standards Traceability Report

Standard ID: VOFC3570A

Standard Name: Gases

Prep Date: 1/18/2022

Exp Date: 1/25/2022

Department: GCMSVOA

Vendor:

Lot Number:

Balance ID:

Comments: 1.0 ml/10 ml final volume. Final Concentration 0.2 ug/uL

Type: Secondary

Prep By: Melissa Chavez

Status:

Final Volume: 10 mL

Chemical/Solvent Used	Bottle No	Amt	Units	Expires
Methanol, Purge and Trap EB373	<u>14519</u>	9	mL	1/25/2022

Stock Source	Base Units	Amount Added
VOCF0427	ug/mL	1 mL



Analytical RunID VOA5975C.I_220125A Standards Traceability Report

Spike ID: VOCF3571A

Spike Name: 2nd Source Gases

Prep Date: 1/19/2022

Exp Date: 1/26/2022

Department: gcmsvoa

Vendor:

Lot Number:

Balance ID:

Comments: 1.0 ml/10 ml final volume. Final Concentration 0.2 ug/uL.

Type: Secondary

Prep By: Melissa Chavez

Status:

Final Volume: 10 mL

Chemical/Solvent Used	Bottle No	Amt	Units	Expires
Methanol, Purge and Trap EB373	<u>14519</u>	9	mL	1/26/2022

Stock Source	Base Units	Amount Added
VOCF0417	ug/mL	1 mL



Analytical RunID VOA5975C.I_220125A Standards Traceability Report

Standard ID: VOFC3573

Standard Name: Calibration Surrogates

Prep Date: 1/19/2022

Exp Date: 7/19/2022

Department: gcmsvoa

Vendor:

Lot Number:

Balance ID:

Comments: Final Concentration 0.2 ug/uL in MeOH

Type: Secondary

Prep By: Jerran D. Brenden

Status: New

Final Volume: 5 mL

Chemical/Solvent Used	Bottle No	Amt	Units	Expires
Methanol, Purge and Trap - EB679	<u>14746</u>	4.5	mL	7/19/2022

Stock Source	Base Units	Amount Added
VOCF0426	ug/mL	0.5 mL

CERTIFICATE OF ANALYSIS

Catalog No: M-502A-R-10X
Description: Volatile Organic Compounds - Liquids
Lot: 220041126
Solvent: Methanol
Hazards: Refer to SDS for complete safety information

Date Certified: Apr 13, 2020
Expiration: Apr 13, 2023
Sample Size: 1 mL
Components: 54
Storage Condition: Refrig (0-5 °C)



Signal Word: Danger

Certified Reference Material



Component	CAS #	Purity % (GC/MS)	Prepared Concentration* (µg/mL)	Certified Analyte Concentration* (µg/mL)
Benzene	71-43-2	100.0	2002	2002
Bromobenzene	108-86-1	100.0	2003	2003
Bromochloromethane	74-97-5	99.1	2001	1983
Bromodichloromethane	75-27-4	99.0	2002	1982
Bromoform	75-25-2	99.2	2001	1985
n-Butylbenzene	104-51-8	100.0	2002	2002
sec-Butylbenzene	135-98-8	100.0	2001	2001
tert-Butylbenzene	98-06-6	99.0	2003	1983
Carbon tetrachloride	56-23-5	100.0	2003	2003
Chlorobenzene	108-90-7	99.6	2001	1993
Chloroform	67-66-3	99.2	2004	1988
2-Chlorotoluene	95-49-8	99.0	2003	1983
4-Chlorotoluene	106-43-4	99.8	2002	1998
Dibromochloromethane	124-48-1	97.8	2049*	2004
1,2-Dibromo-3-chloropropane	96-12-8	99.2	2001	1985
1,2-Dibromoethane	106-93-4	100.0	2006	2006
Dibromomethane	74-95-3	99.0	2002	1982
1,2-Dichlorobenzene	95-50-1	98.2	2003	1967
1,3-Dichlorobenzene	541-73-1	100.0	2000	2000
1,4-Dichlorobenzene	106-46-7	100.0	2002	2002
1,1-Dichloroethane	75-34-3	98.6	2001	1973
1,2-Dichloroethane	107-06-2	99.8	2010	2006
1,1-Dichloroethene	75-35-4	99.0	2000	1980
cis-1,2-Dichloroethene	156-59-2	99.0	2002	1982
trans-1,2-Dichloroethene	156-60-5	99.5	2001	1991
1,2-Dichloropropane	78-87-5	99.5	2003	1993
1,3-Dichloropropane	142-28-9	96.7	2073*	2005
2,2-Dichloropropane	594-20-7	99.9	2012	2010
1,1-Dichloropropene	563-58-6	98.9	2001	1979
cis-1,3-Dichloropropene **	10061-01-5	93.9	2041*	1916
trans-1,3-Dichloropropene **	10061-02-6	93.9	1968*	1848
Ethylbenzene	100-41-4	99.7	2000	1994
Hexachlorobutadiene	87-68-3	98.0	2003	1963
Isopropylbenzene	98-82-8	100.0	2002	2002
p-Isopropyltoluene	99-87-6	99.4	2000	1988
Methylene chloride	75-09-2	99.9	2001	1999
Naphthalene	91-20-3	100.0	2002	2002
n-Propylbenzene	103-65-1	100.0	2001	2001
Styrene	100-42-5	100.0	2003	2003
1,1,1,2-Tetrachloroethane	630-20-6	98.9	2005	1983
1,1,2,2-Tetrachloroethane	79-34-5	96.0	2087*	2004
Tetrachloroethene	127-18-4	99.4	2017	2005
Toluene	108-88-3	100.0	2001	2001
1,2,3-Trichlorobenzene	87-61-6	100.0	2002	2002

CERTIFICATE OF ANALYSIS

Catalog No: M-502A-R-10X
Description: Volatile Organic Compounds - Liquids
Lot: 220041126
Solvent: Methanol

Date Certified: Apr 13, 2020
Expiration: Apr 13, 2023
Sample Size: 1 mL
Components: 54

Component - <i>continued</i>	CAS #	Purity %	Prepared Concentration ²	Certified Analyte Concentration ¹
		(GC/MS)	(µg/mL)	(µg/mL)
1,2,4-Trichlorobenzene	120-82-1	99.6	2001	1993
1,1,1-Trichloroethane	71-55-6	100.0	2002	2002
1,1,2-Trichloroethane	79-00-5	98.6	2000	1972
Trichloroethene	79-01-6	100.0	2003	2003
1,2,3-Trichloropropane	96-18-4	97.5	2055*	2004
1,2,4-Trimethylbenzene	95-63-6	98.2	2001	1965
1,3,5-Trimethylbenzene	108-67-8	98.8	2001	1977
o-Xylene	95-47-6	99.0	2000	1980
m-Xylene	108-38-3	99.2	2002	1986
p-Xylene	106-42-3	95.4	2097*	2001

* Weight compensated to 100% purity.

** 47.8% cis isomer, 46.1% trans isomer

A product with a suffix (-1A, -2B, etc. or -01, -02, etc.) on its lot number has had its expiration date extended and is identical to the same lot number without the suffix.

² All weights are traceable through NIST, Test No. 684/289871-17

¹ Certified Analyte Concentration = Purity x Prepared Concentration.

The Uncertainty associated with the certified concentration reported on this certificate is $\pm 2.4\%$. This value is the combined expanded uncertainty and represents an estimated standard deviation equal to the positive square root of the total variation of the uncertainty of components. A normal distribution is assumed and a coverage factor of K=2 is chosen using approximately a 95% confidence level.

Labels and certificates follow U.S. Conventions in reporting numerical values: A comma (,) is used to separate units of one-thousand or greater. A period (.) is used as a decimal place marker.

The information on this certificate may not be reproduced without the express permission of the manufacturer. See reverse side for additional information

Certified By:



Larry Decker, Organic QC Manager

ID #: 12797

Opened: _____

Volatile Organic Compounds - Liquids

Expires: 4/13/2023

Rec'd: 6/23/2020

Energy Laboratories Inc 1120 So. 27th Street
Billings MT 59107

Certificate of Analysis

Product Name: VOC Standard

Product Number: DWM-589N-1

Lot Number: 0006570990

Lot Issue Date: 17-Nov-2020

Expiration Date: 31-Dec-2023

Description:

This analytical reference material (RM) was manufactured and verified in accordance with an ISO 9001 registered quality system and analyte concentrations were verified by an ISO 17025 accredited laboratory. The concentration and uncertainty value at the 95% confidence level for each analyte, determined gravimetrically, is listed below.

Analyte	CAS#	Analyte Lot	Concentration ± Uncertainty
bromochloromethane	000074-97-5	RM00009	2010 ± 10 µg/mL
bromodichloromethane	000075-27-4	RM12585	2009 ± 10 µg/mL
bromoform	000075-25-2	RM13987	2010 ± 10 µg/mL
carbon tetrachloride	000056-23-5	RM07576	2010 ± 10 µg/mL
chloroform	000067-66-3	RM13988	2009 ± 10 µg/mL
dibromochloromethane	000124-48-1	RM14843	2009 ± 10 µg/mL
dibromomethane	000074-95-3	RM12878	2009 ± 10 µg/mL
methylene chloride	000075-09-2	RM11650	2009 ± 10 µg/mL
1,2-dibromoethane	000106-93-4	RM00018	2010 ± 10 µg/mL
1,1-dichloroethane	000075-34-3	RM16217	2006 ± 10 µg/mL
1,2-dichloroethane	000107-06-2	RM04655	2005 ± 10 µg/mL
1,1-dichloroethene	000075-35-4	RM14486	2010 ± 10 µg/mL
cis-1,2-dichloroethene	000156-59-2	RM15008	2007 ± 10 µg/mL
trans-1,2-dichloroethene	000156-60-5	RM07565	2008 ± 10 µg/mL
1,1,1,2-tetrachloroethane	000630-20-6	RM12632	2005 ± 10 µg/mL
1,1,2,2-tetrachloroethane	000079-34-5	RM02540	2009 ± 10 µg/mL
tetrachloroethene	000127-18-4	RM06491	2008 ± 10 µg/mL

Certificate of Analysis

Product Number:	DWM-589N-1	Lot Number:	0006570990
1,1,1-trichloroethane	000071-55-6	RM16539	2004 ± 10 µg/mL
1,1,2-trichloroethane	000079-00-5	RM01175	2009 ± 10 µg/mL
trichloroethene	000079-01-6	RM14232	2009 ± 10 µg/mL
1,2-dibromo-3-chloropropane	000096-12-8	RM13666	2009 ± 10 µg/mL
1,2-dichloropropane	000078-87-5	RM12821	2008 ± 10 µg/mL
1,3-dichloropropane	000142-28-9	RM02080	2008 ± 10 µg/mL
2,2-dichloropropane	000594-20-7	RM12927	2005 ± 10 µg/mL
1,1-dichloropropene	000563-58-6	RM16190	2010 ± 10 µg/mL
cis-1,3-dichloropropene	010061-01-5	RM12891	2007 ± 10 µg/mL
trans-1,3-dichloropropene	010061-02-6	RM12254	2006 ± 10 µg/mL
hexachlorobutadiene	000087-68-3	RM09157	2005 ± 10 µg/mL
1,2,3-trichloropropane	000096-18-4	RM13082	2004 ± 10 µg/mL
benzene	000071-43-2	RM12931	2009 ± 10 µg/mL
n-butylbenzene	000104-51-8	RM03651	2008 ± 10 µg/mL
sec-butylbenzene	000135-98-8	RM10905	2005 ± 10 µg/mL
tert-butylbenzene	000098-06-6	RM14040	2007 ± 10 µg/mL
ethylbenzene	000100-41-4	RM12195	2006 ± 10 µg/mL
isopropylbenzene	000098-82-8	RM00835	2009 ± 10 µg/mL
4-isopropyltoluene	000099-87-6	RM09747	2009 ± 10 µg/mL
naphthalene	000091-20-3	NT00970	2006 ± 10 µg/mL
n-propylbenzene	000103-65-1	RM12785	2010 ± 10 µg/mL
styrene	000100-42-5	RM13393	2010 ± 10 µg/mL



ISO 17034 Cert
No. AR-1936

RM was produced in accordance with TUV USA Inc registered ISO 9001 Quality Management System. Cert # 56 100 18560026

Page: 2 of 4

www.agilent.com/quality/
CSD-QA-015.1



ISO 17025 Cert
No. AT-1937



Certificate of Analysis

Product Number: DWM-589N-1

Lot Number: 0006570990

toluene	000108-88-3	RM06650	2008 ± 10 µg/mL
1,2,4-trimethylbenzene	000095-63-6	RM06731	2002 ± 10 µg/mL
1,3,5-trimethylbenzene	000108-67-8	RM12905	2009 ± 10 µg/mL
o-xylene	000095-47-6	RM15639	2005 ± 10 µg/mL
m-xylene	000108-38-3	RM15919	2006 ± 10 µg/mL
p-xylene	000106-42-3	RM02647	2009 ± 10 µg/mL
bromobenzene	000108-86-1	RM10227	2008 ± 10 µg/mL
chlorobenzene	000108-90-7	RM01874	2008 ± 10 µg/mL
2-chlorotoluene	000095-49-8	RM13774	2007 ± 10 µg/mL
4-chlorotoluene	000106-43-4	RM11750	2009 ± 10 µg/mL
1,2-dichlorobenzene	000095-50-1	RM13636	2005 ± 10 µg/mL
1,3-dichlorobenzene	000541-73-1	NT00356	2009 ± 10 µg/mL
1,4-dichlorobenzene	000106-46-7	RM12826	2009 ± 10 µg/mL
1,2,3-trichlorobenzene	000087-61-6	RM10193	2007 ± 10 µg/mL
1,2,4-trichlorobenzene	000120-82-1	RM09454	2009 ± 10 µg/mL

Matrix: methanol (methyl alcohol)

Storage Conditions: Store Frozen (-25° to -10°C).

Traceability:

The balances used for these measurements are calibrated with weights traceable to NIST in compliance with ANSI/NCCL Z540.3, ISO 9001, ISO 17025, and ISO 17034. Calibrated Class A glassware is used for volumetric measurements. Thermometers are calibrated against a NIST traceable thermometer in accordance with NIST Special Publication 1088.

Homogeneity:

This RM was unitized according to an in-house procedure and is guaranteed to be homogeneous. There is no minimum sub-sample size required.



ISO 17034 Cert
No. AR-1936

RM was produced in accordance with TUV USA Inc registered ISO 9001 Quality Management System. Cert # 56 100 18560026

Page: 3 of 4

www.agilent.com/quality/
CSD-QA-015.1



ISO 17025 Cert
No. AT-1937

Certificate of Analysis

Product Number: DWM-589N-1

Lot Number: 0006570990

Intended Use:

This RM is intended for the preparation of working reference samples for use in routine laboratory analyses, calibration of instruments, validation of analytical methods, assessments of measurement methods, and continuing calibration verification.

Instructions for Use:

Sample aliquots for analysis should be withdrawn at 20°C to 25°C immediately after opening the container and should be processed without delay for the certified values to be valid within the stated uncertainties.

Hazards:

Refer to the Safety Data Sheet on www.agilent.com for information regarding this RM.

Expiration of Certification:

The certification of this RM is valid until the expiration date specified above, provided the RM is handled and stored in accordance with the instructions given in this certificate. This certification is nullified if the RM is damaged, contaminated, or otherwise modified.

Maintenance of Certification:

If substantive changes are noted that affect the certification before the expiration of this certificate, Agilent will notify the purchaser.

Sample lot approver:



Monica Bourgeois
QMS Representative



ISO 17034 Cert
No. AR-1936

RM was produced in accordance with TUV USA Inc registered ISO 9001 Quality Management System. Cert # 56 100 18560026

Page: 4 of 4

www.agilent.com/quality/
CSD-QA-015.1



ISO 17025 Cert
No. AT-1937

Certificate of Analysis

Product Name: Methyl tert-Butyl Ether Standard**Product Number:** STS-440-1**Lot Number:** 0006555762**Lot Issue Date:** 19-Aug-2020**Expiration Date:** 31-Aug-2022**Description:**

This analytical reference material (RM) was manufactured and verified in accordance with an ISO 9001 registered quality system, and analyte concentrations were verified by an ISO 17025 accredited laboratory. The concentration and uncertainty value at the 95% confidence level for each analyte, determined gravimetrically, is listed below.

Analyte**CAS#****Analyte Lot****Concentration ± Uncertainty**

tert-butylmethyl ether

001634-04-4

RM06568

2006 ± 10 µg/mL

Matrix: methanol (methyl alcohol)**Storage Conditions:** Store Frozen (-25° to -10°C).**Traceability:**

The balances used for these measurements are calibrated with weights traceable to NIST in compliance with ANSI/NCSL Z540.3, ISO 9001, ISO 17025, and ISO 17034. Calibrated Class A glassware is used for volumetric measurements. Thermometers are calibrated against a NIST traceable thermometer in accordance with NIST Special Publication 1088.

Homogeneity:

This RM was unitized according to an in-house procedure and is guaranteed to be homogeneous. There is no minimum sub-sample size required.

Intended Use:

This RM is intended for the preparation of working reference samples for use in routine laboratory analyses, calibration of instruments, validation of analytical methods, assessments of measurement methods, and continuing calibration verification.

Instructions for Use:

Sample aliquots for analysis should be withdrawn at 20°C to 25°C immediately after opening the container and should be processed without delay for the certified values to be valid within the stated uncertainties.

Hazards:


Refer to the Safety Data Sheet on www.agilent.com for information regarding this RM.

Expiration of Certification:

The certification of this RM is valid until the expiration date specified above, provided the RM is handled and stored in accordance with the instructions given in this certificate. This certification is nullified if the RM is damaged, contaminated, or otherwise modified.

Maintenance of Certification:

If substantive changes are noted that affect the certification before the expiration of this certificate, Agilent will notify the purchaser.

Sample lot approver:

Monica Bourgeois

QMS Representative

ISO 17034 Cert
No. AR-1936RM was produced in accordance with TUV USA Inc registered ISO 9001 Quality
Management System. Cert # 56 100 18560026

Page: 1 of 1

www.agilent.com/quality/
CSD-QA-015.1ISO 17025 Cert
No. AT-1937

CERTIFICATE OF ANALYSIS

Catalog No: S-078-10X

Description: MtBE

Lot: 220051182

Solvent: Methanol

Hazards: Refer to SDS for complete safety information

Date Certified: May 18, 2020

Expiration: May 18, 2030

Sample Size: 1 mL

Components: 1

Storage Condition: Ambient (>5 °C)



Signal Word: Danger

Certified Reference Material



Component	CAS #	Purity % (GC/MS)	Prepared Concentration ² (µg/mL)	Certified Analyte Concentration ¹ (µg/mL)
MtBE	1634-04-4	100.0	2002	2002

ID #: 13920

Opened: _____

MTBE

Expires: 5/18/2030

Rec'd: 6/7/2021

Energ Laboratories Inc 1120 So. 27th Street
Billings MT 59107

A product with a suffix (-1A, -2B, etc. or -01, -02, etc.) on its lot number has had its expiration date extended and is identical to the same lot number without the suffix.

² All weights are traceable through NIST, Test No. 684/289871-17

¹ Certified Analyte Concentration = Purity x Prepared Concentration.

The Uncertainty associated with the certified concentration reported on this certificate is $\pm 2.4\%$. This value is the combined expanded uncertainty and represents an estimated standard deviation equal to the positive square root of the total variation of the uncertainty of components. A normal distribution is assumed and a coverage factor of K=2 is chosen using approximately a 95% confidence level.

Labels and certificates follow U.S. Conventions in reporting numerical values: A comma (,) is used to separate units of one-thousand or greater. A period (.) is used as a decimal place marker.

The information on this certificate may not be reproduced without the express permission of the manufacturer. See reverse side for additional information

Hazard Information: Please refer to the SDS for information regarding the hazards associated with using this material.

This product was prepared according to in-house procedures and is guaranteed to be homogeneous.

Certified By: _____

Larry Decker, Organic QC Manager

CHEM SERVICE INC

660 Tower Lane • P.O. Box 599 • West Chester, PA 19381-0599
1-800-452-9994 • 1-610-692-3026 • Fax 1-610-692-8729
info@chemservice.com • www.chemservice.com

CERTIFICATE OF ANALYSIS

Volatile Organics High Concentration Mixture #6

CONCENTRATION 2000ug/ml in Methanol
CATALOG NUMBER M-VOHC6M5-1ML
LOT NUMBER 11882100
DATE CERTIFIED 05/25/21
EXPIRATION DATE 02/28/22
STORAGE Store at room temperature (20 - 25 °C).
HANDLING See Safety Data Sheet
INTENDED USE For laboratory use only.
ISO 17034:2016 CERTIFIED []

ID #: 14142

Opened:

Volatile Organics High Concentration Mixture

Expires: 2/28/2022

Rec'd: 8/3/2021

Energx Laboratories Inc 1120 So. 27th Street
Billings MT 59107

ID	Analyte	CAS	Weight Analyte (mg)	Lot	Purity	Certified Concentration (ug/mL)
N-11446	Chloroethane	75-00-3	96.300	00001728	100.0	2006.3
N-11665	Dichlorodifluoromethane	75-71-8	96.610	00001729	100.0	2012.7
N-12417	Methyl bromide	74-83-9	96.910	00024694	100.0	2019.0
N-12421	Methyl chloride	74-87-3	96.150	00001731	100.0	2003.1
N-13655	Trichlorofluoromethane	75-69-4	96.300	00027239	99.4	1994.2
N-13748	Vinyl chloride	75-01-4	96.150	00019298	100.0	2003.1

Analytical Test

Value

CONCENTRATION (GC/MSD)

VERIFIED

COA Form
Revision 3 (3/2015)

Print Date: 07/28/21



CHEM SERVICE INC

660 Tower Lane • P.O. Box 599 • West Chester, PA 19381-0599
1-800-452-9994 • 1-610-692-3026 • Fax 1-610-692-8729
info@chemservice.com • www.chemservice.com

Instructions for Use:

Shake mixture prior to use. If particles are present, sonicate for homogeneity. If sample is diluted to lower concentrations, Class A volumetric glassware must be used.

Minimum Sample Size- 0.2 uL for Direct Injection.

Chem Service Inc. guarantees the expanded uncertainty of the above analytes to be +/- 2.0% of the certified concentrations based on gravimetric preparation. The test results published in this report were obtained using equipment capable of producing results that are traceable to NIST and through NIST to the International System of Units (SI). The reported expanded uncertainty of measurement is stated as the combined standard uncertainty of measurement multiplied by the coverage factor k (k=2) such that the coverage probability corresponds to approximately 95%. For certified reference materials, homogeneity and thermal stability testing are available upon request.

Certified By:

Mary Beth O'Donnell

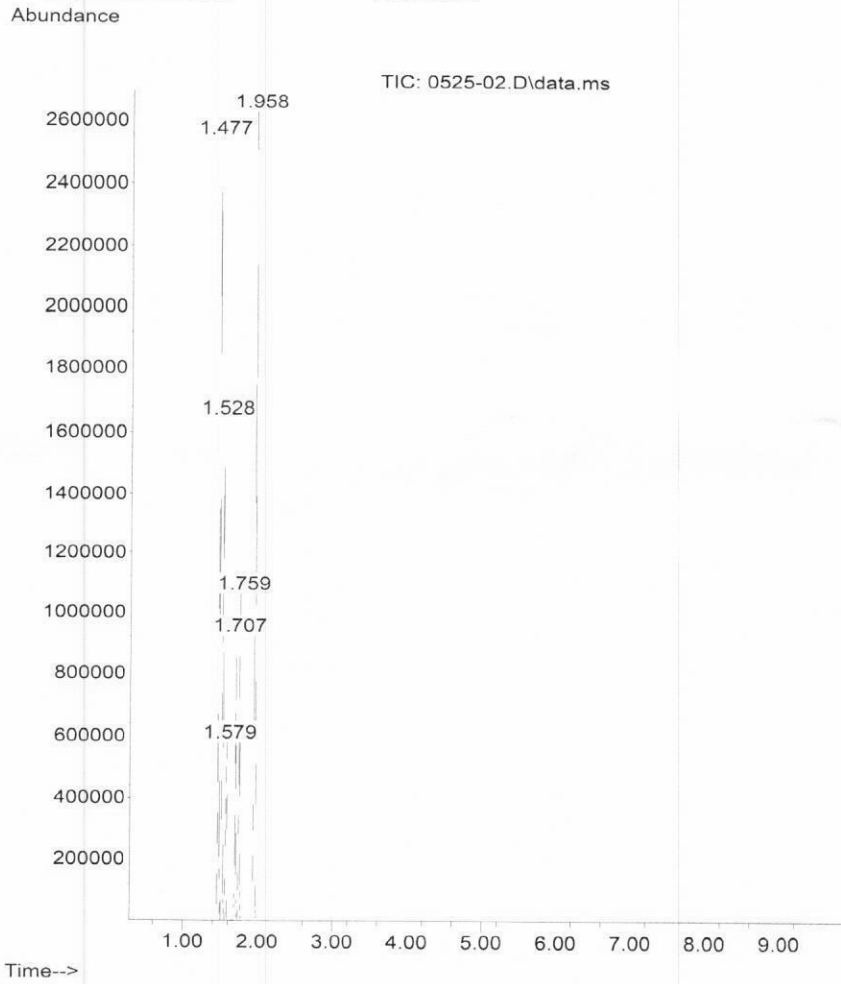
Mary Beth O'Donnell
CSM/TC



CERTIFICATE OF ANALYSIS

Analysis Method:

Catalog Number: M-VOHC6M5-1ML
Description: Volatile Organics High Concentration Mixture #6
Lot Number: 11882100
Expiration Date: 02/28/22





Certificate of Analysis

ID #: 14251

Opened: _____

Internal Standard

Expires: 12/31/2022

Rec'd: 9/8/2021

Energy Laboratories Inc 1120 So. 27th Street
Billings MT 59107

Product Name: Internal Standard

Product Number: STM-520-1

Lot Issue Date: 05-Jan-2021

Lot Number: 0006582580

Expiration Date: 31-Dec-2022

Description:

This analytical reference material (RM) was manufactured and verified in accordance with an ISO 9001 registered quality system and analyte concentrations were verified by an ISO 17025 accredited laboratory. The concentration and uncertainty value at the 95% confidence level for each analyte, determined gravimetrically, is listed below.

Analyte	CAS#	Analyte Lot	Concentration ± Uncertainty
chlorobenzene-d5	003114-55-4	RM12274	2501 ± 13 µg/mL
1,4-dichlorobenzene-d4	003855-82-1	RM12517	2501 ± 13 µg/mL
fluorobenzene	000462-06-6	RM13378	2512 ± 13 µg/mL

Matrix: methanol (methyl alcohol)

Storage Conditions: Store Frozen (-25° to -10°C).

Traceability:

The balances used for these measurements are calibrated with weights traceable to NIST in compliance with ANSI/NCCL Z540.3, ISO 9001, ISO 17025 and ISO 17034. Calibrated Class A glassware is used for volumetric measurements. Thermometers are calibrated against a NIST traceable thermometer in accordance with NIST Special Publication 1088.

Homogeneity:

This RM was unitized according to an in-house procedure and is guaranteed to be homogeneous. There is no minimum sub-sample size required.

Intended Use:

This RM is intended for the preparation of working reference samples for use in routine laboratory analyses, calibration of instruments, validation of analytical methods, assessments of measurement methods, and continuing calibration verification.

Instructions for Use:

Sample aliquots for analysis should be withdrawn at 20°C to 25°C immediately after opening the container and should be processed without delay for the certified values to be valid within the stated uncertainties.

Hazards:

Refer to the Safety Data Sheet on www.agilent.com for information regarding this RM.



ISO 17034
REFERENCE MATERIAL
PRODUCER
ISO 17034 Cert
No. AR-1936

RM was produced in accordance with TUV USA Inc registered ISO 9001 Quality Management System. Cert # 56 100 18560026

Page: 1 of 2

www.agilent.com/quality/
CSD-QA-015.1



ISO 17025 Cert
No. AT-1937



Certificate of Analysis

Product Number: STM-520-1

Lot Number: 0006582580

Expiration of Certification:

The certification of this RM is valid until the expiration date specified above, provided the RM is handled and stored in accordance with the instructions given in this certificate. This certification is nullified if the RM is damaged, contaminated, or otherwise modified.

Maintenance of Certification:

If substantive changes are noted that affect the certification before the expiration of this certificate, Agilent will notify the purchaser.

Sample lot approver:

Monica Bourgeois
QMS Representative



ISO 17034 Cert
No. AR-1936

RM was produced in accordance with TUV USA Inc registered ISO 9001 Quality Management System. Cert # 56 100 18560026

Page: 2 of 2

www.agilent.com/quality/
CSD-QA-015.1



ISO 17025 Cert
No. AT-1937

CERTIFICATE OF ANALYSIS

Catalog No: M-8260A-B-SS-10X
Description: Surrogate Standard Mix
Lot: 219041458

Solvent: Methanol

Hazards: Refer to SDS for complete safety information

Date Certified: Apr 18, 2019

Expiration: Apr 18, 2029

Sample Size: 1 mL

Components: 4

Storage Condition: Ambient (>5 °C)



Signal Word: Danger

Certified Reference Material



Component	CAS #	Purity % (GC/MS)	Prepared Concentration ² (µg/mL)	Certified Analyte Concentration ¹ (µg/mL)
p-Bromofluorobenzene	460-00-4	99.9	2004	2002
Dibromofluoromethane	1868-53-7	99.8	2005	2001
1,2-Dichloroethane-d4	17060-07-0	100.0	2001	2001
Toluene-d8	2037-26-5	100.0	2000	2000

ID #: 14269

Opened: _____

Surrogate Standard Mix

Expires: 4/18/2029

Rec'd: 9/14/2021

Energy Laboratories Inc 1120 So. 27th Street
Billings MT 59107

A product with a suffix (-1A, -2B, etc. or -01, -02, etc.) on its lot number has had its expiration date extended and is identical to the same lot number without the suffix.

² All weights are traceable through NIST, Test No. 684/289871-17

¹ Certified Analyte Concentration = Purity x Prepared Concentration.

The Uncertainty associated with the certified concentration reported on this certificate is $\pm 2.4\%$. This value is the combined expanded uncertainty and represents an estimated standard deviation equal to the positive square root of the total variation of the uncertainty of components. A normal distribution is assumed and a coverage factor of K=2 is chosen using approximately a 95% confidence level.

Labels and certificates follow U.S. Conventions in reporting numerical values: A comma (,) is used to separate units of one-thousand or greater. A period (.) is used as a decimal place marker.

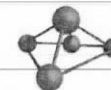
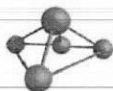
The information on this certificate may not be reproduced without the express permission of the manufacturer. See reverse side for additional information

Hazard Information: Please refer to the SDS for information regarding the hazards associated with using this material.

This product was prepared according to in-house procedures and is guaranteed to be homogeneous.

Certified By: _____

Larry Decker, Organic QC Manager



CERTIFIED WEIGHT REPORT

Part Number: 30058
Lot Number: 080321
Description: EPA Method 502/524 - Volatile Gases Mix #1
6 components
Expiration Date: 080324
Recommended Storage: Freezer (0 °C)
Nominal Concentration (µg/mL): 2000
NIST Test ID#: 6UTB
Solvent: Methanol
Lot#: EA783-US
5E-05 Balance Uncertainty
0.058 Flask Uncertainty

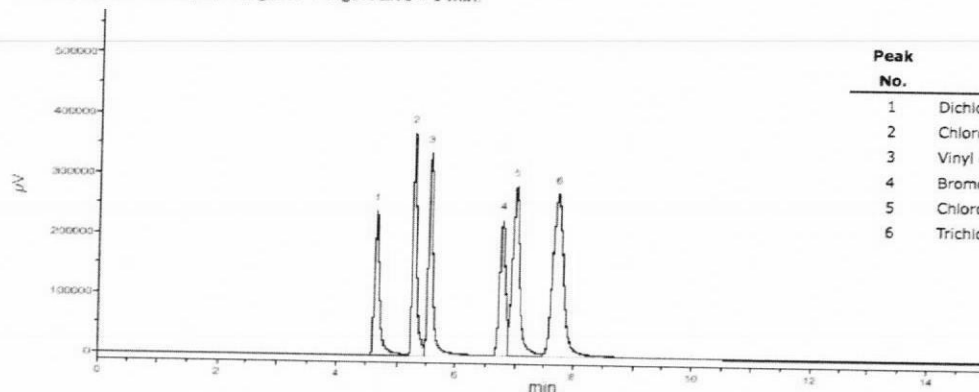
Formulated By: <i>Mario Luis</i>	080321
DATE	
Reviewed By: <i>Pedro L. Rentas</i>	080321
DATE	

Compound	RM#	Lot Number	Nominal Conc (µg/mL)	Purity (%)	Uncertainty Purity (%)	Target Weight (g)	Actual Weight (g)	Actual Conc(µg/mL)	Expanded Uncertainty (+/-) (µg/mL)	SDS Information (Solvent Safety Info. On Attached pg.)		
										CAS#	OSHA PEL (TWA)	LD50
1. Bromomethane	50	01611JX	2000	99.5	0.2	1.00508	1.0098	2009.4	8.1	74-83-9	5 ppm (20mg/m3/8H) (skin)	ori-rat 214mg/kg
2. Chloroethane	72	062617	2000	99	0.2	1.01016	1.0146	2008.8	8.1	75-00-3	1000 ppm (2600mg/m3/8H)	N/A
3. Chloromethane	79	06908MS	2000	99.5	0.2	1.00508	1.0154	2020.5	8.1	74-87-3	100 ppm	ori-rat 1800mg/kg
4. Dichlorodifluoromethane	134	92-0487	2000	99	0.2	1.01016	1.0224	2024.2	8.2	75-71-8	1000 ppm (4950mg/m3/8H)	N/A
5. Trichlorofluoromethane	294	01823MW	2000	99	0.2	1.01016	1.0110	2001.7	8.1	75-69-4	1000 ppm (5600mg/m3/8H)	ipr-mus 1743mg/kg
6. Vinyl chloride	305	04854EA	2000	99.5	0.2	1.00508	1.0071	2004.0	8.1	75-01-4	N/A	N/A

- The certified value is the concentration calculated from gravimetric and volumetric measurements unless otherwise stated.
- Standards are prepared gravimetrically using balances that are calibrated with weights traceable to NIST (see above).
- Standards are certified (+/-) 0.5% of the stated value, unless otherwise stated.
- All Standards, after opening ampule, should be stored with caps tight and under appropriate laboratory conditions.
- Uncertainty Reference: Taylor, B.N. and Kuyat, C.E., "Guidelines for Evaluating and Expressing the Uncertainty of NIST Measurement Result," NIST Technical Note 1297, U.S. Government Printing Office, Washington, DC, (1994).

Comments

GC15-M9 Analysis by Melissa Stonier
Column ID SPB-Vocool 105 meter X 0.53mm X 3.0µm film thickness
Flow rates: Total flow=150mL/min., Helium (carrier)=10mL/min., Helium(make-up)=40mL/min., Hydrogen(make-up)=100mL/min.
Oven Profile: Temp. 1=35°C (Time 1=9 min.), Temp 2=200°C (Time 2=1 min.), Rate = 33°C/min., Total run time=15 min. Injector temp.=200°C, FID Temp.=200°C.
ELCD Signal = Edaq Channel 1 PID Signal = Edaq Channel 2
Standard injection = 0.5µL, Range=3 Purge Valve = 0 min.



Peak No.	Analyte	ELCD RT (min.)
1	Dichlorodifluoromethane	4.67
2	Chloromethane	5.28
3	Vinyl chloride	5.56
4	Bromomethane	6.75
5	Chloroethane	6.99
6	Trichlorofluoromethane	7.72

ID #: 14285

Opened: _____
EPA Method 502-524 - Volatile Gases Mix #1
Expires: 8/3/2024
Rec'd: 9/17/2021
Energy Laboratories Inc 1120 So. 27th Street
Billings MT 59107

660 Tower Lane • P.O. Box 599 • West Chester, PA 19381-0599
1-800-452-9994 • 1-610-692-3026 • Fax 1-610-692-8729
info@chemservice.com • www.chemservice.com

ID #: 14443

Opened: _____

TCL Ketone Mix

Expires: 6/30/2023

Rec'd: 10/26/2021

Energry Laboratories Inc 1120 So. 27th Street
Billings MT 59107

CERTIFICATE OF ANALYSIS

TCL Ketones Mixture

CONCENTRATION 2000ug/ml in Methanol:Water (90:10)
CATALOG NUMBER M-TCL1AN5-1ML
LOT NUMBER 10251200
DATE CERTIFIED 06/16/20
EXPIRATION DATE 06/30/23
STORAGE Freezer storage (-20 - -25 °C)
HANDLING See Safety Data Sheet
INTENDED USE For laboratory use only.
ISO 17034:2016 CERTIFIED []

ID	Analyte	CAS	Weight Analyte (mg)	Lot	Purity	Certified Concentration (ug/mL)
N-11014	Acetone	67-64-1	203.300	00026182	98.7	2006.6
N-10297	2-Butanone	78-93-3	202.800	00027454	99.5	2017.9
N-10369	2-Hexanone	591-78-6	202.600	00025720	99.5	2015.9
N-10844	4-Methyl-2-pentanone	108-10-1	204.700	6403300	99.5	2036.8

Analytical Test	Value
CONCENTRATION (GC/FID)	VERIFIED

Chem Service, Inc. is accredited to ISO 17034:2016, ISO/IEC 17025:2017 and certified to ISO 9001:2015.



COA Form
Revision 3 (3/2015)

Print Date: 10/22/21

660 Tower Lane • P.O. Box 599 • West Chester, PA 19381-0599
1-800-452-9994 • 1-610-692-3026 • Fax 1-610-692-8729
info@chemservice.com • www.chemservice.com

Instructions for Use:

Shake mixture prior to use. If particles are present, sonicate for homogeneity. If sample is diluted to lower concentrations, Class A volumetric glassware must be used.

Minimum Sample Size- 0.2 uL for Direct Injection.

Chem Service Inc. guarantees the expanded uncertainty of the above analytes to be +/- 2.0% of the certified concentrations based on gravimetric preparation. The test results published in this report were obtained using equipment capable of producing results that are traceable to NIST and through NIST to the International System of Units (SI). The reported expanded uncertainty of measurement is stated as the combined standard uncertainty of measurement multiplied by the coverage factor k (k=2) such that the coverage probability corresponds to approximately 95%. For certified reference materials, homogeneity and thermal stability testing are available upon request.

Certified By:

Mary Beth O'Donnell

Mary Beth O'Donnell
CSM/TC

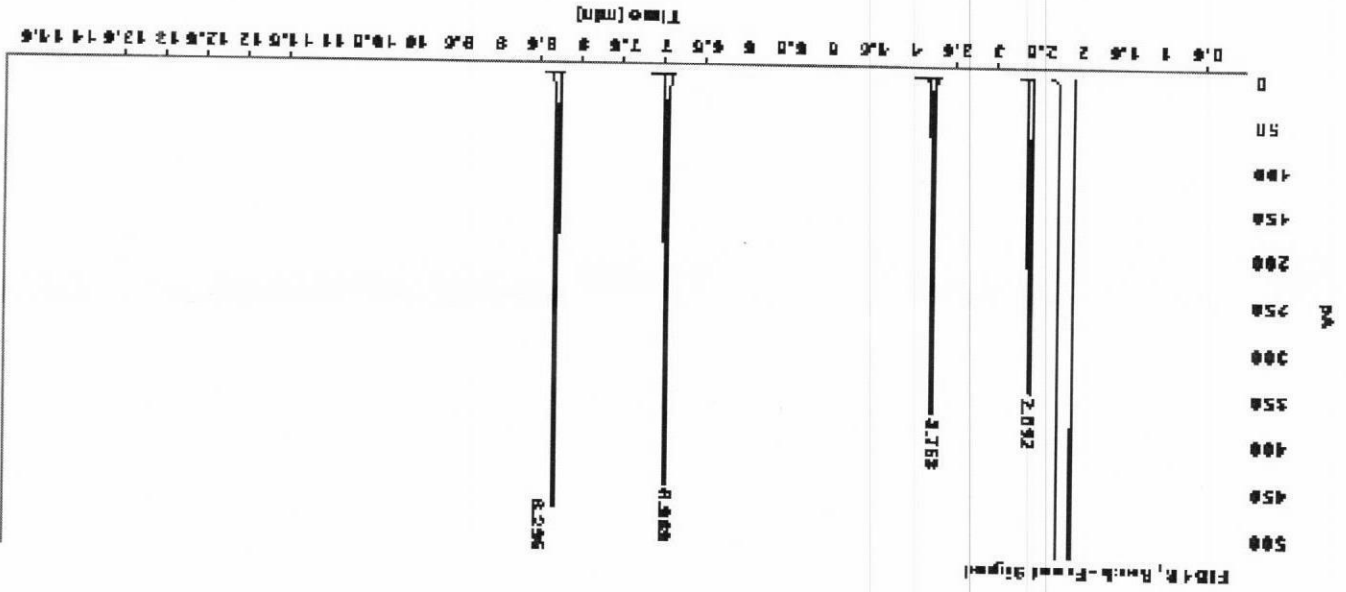
Chem Service, Inc. is accredited to ISO 17034:2016, ISO/IEC 17025:2017 and certified to ISO 9001:2015.



CERTIFICATE OF ANALYSIS

Gas Chromatography / Flame Ionization Detector (GC/FID)

Data file: C:\CHEM321\DATA\2020 DATA\0620M-TCL1AN5.D
 Sample name: M-TCL1AN5
 Acq. method: N-14278.M
 Instrument: GC3
 Injection date: 6/16/2020 2:52:35 PM
 Column name: RTX-5MS (30m x 0.25mm x 0.5µm)
 Location: 202
 Injection Vol: 1.000
 # Of Injections: 1



Signal: FID1 B, Back - Front Signal

RT [min]	Type	Width [min]	Area	Height	Area%
2.592	BB	0.0277	580.2505	343.4986	18.4855
3.763	BB	0.0323	735.4804	387.8491	23.4054
6.969	BB	0.0326	904.3389	447.8770	28.7791
8.295	BB	0.0307	822.2798	474.3798	29.3500
Sum					3142.3497

Chem Service, Inc is accredited to ISO 17034:2016, ISO/IEC 17025:2017 and certified to ISO 9001:2015.



CERTIFICATE OF ANALYSIS

Catalog No: CLP-022K-100X

Description: TCL Ketone Mix

Lot: 221111486

Solvent: Methanol

Hazards: Refer to SDS for complete safety information

Date Certified: Dec 1, 2021

Expiration: Jan 1, 2023

Sample Size: 1 mL

Components: 4

Storage Condition: Freeze (<-10 °C)



Signal Word: Danger

Certified Reference Material



AR-1463

Component	CAS #	Purity %	Prepared Concentration ²	Certified Analyte Concentration ¹
		(GC/MS)	(mg/mL)	(mg/mL)
Acetone	67-64-1	100.0	20.01	20.01
Methyl ethyl ketone	78-93-3	100.0	20.01	20.01
2-Hexanone	591-78-6	98.7	20.01	19.75
4-Methyl-2-pentanone	108-10-1	100.0	20.01	20.01

ID #: 14585

Opened: _____

TCL Ketone Mix

Expires: 1/1/2023

Rec'd: 12/3/2021

Energiv Laboratories Inc 1120 So. 27th Street
Billings MT 59107

This Certified Reference Material was verified in accordance with ISO/IEC 17025

A product with a suffix (-1A, -2B, etc. or -01, -02, etc.) on its lot number has had its expiration date extended and is identical to the same lot number without the suffix.

² All weights are traceable through NIST, Test No. 684/289871-17

¹ Certified Analyte Concentration = Purity x Prepared Concentration.

The Uncertainty associated with the certified concentration reported on this certificate is $\pm 2.4\%$. This value is the combined expanded uncertainty and represents an estimated standard deviation equal to the positive square root of the total variation of the uncertainty of components. A normal distribution is assumed and a coverage factor of K=2 is chosen using approximately a 95% confidence level.

Labels and certificates follow U.S. Conventions in reporting numerical values: A comma (,) is used to separate units of one-thousand or greater. A period (.) is used as a decimal place marker.

The information on this certificate may not be reproduced without the express permission of the manufacturer. See reverse side for additional information

Hazard Information: Please refer to the SDS for information regarding the hazards associated with using this material.

This product was prepared according to in-house procedures and is guaranteed to be homogeneous.

Certified By: _____

Larry Decker, Organic QC Manager