



ANALYTICAL SUMMARY REPORT

March 02, 2022

AECOM - Honolulu
1001 Bishop Street, Suite 1600
Honolulu HI, 96813-3698

Work Order: B22011135 Quote ID: 5912

Project Name: CV18F0126/60571032.02.46.01

Energy Laboratories Inc Billings MT received the following 5 samples from AECOM - Honolulu on 1/19/2022 for analysis.

Lab ID	Client Sample ID	Collect Date	Received Date	Matrix	Test
B22011135-001	ERH2431 (RHMW03)	01/17/22 17:50	01/18/2022	Ground Water	Metals Digestion by SW3010A DRO-Liquid-Liquid Extraction SW3520C Low Level PAH by 8270C SIM SW8270CSIM Separatory Funnel SW3510C Liquid-Liquid Ext. Carbon, Total Organic SW9060A Metals by ICP-MS, Dissolved SW6020 Metals by ICP-MS, Total SW6020 8260-Volatile Organic Compounds-Short List SW8260B EDB in Water by ECD SW8011 Gasoline Range Organics SW8015C Diesel Range Organics SW8015C Headspace Gas Analysis SW8015M Semi-Volatile Organic Compounds, Extended List SW8270C SW8011 Microextraction
B22011135-002	ERH2430 (Trip Blank) 14694	01/17/22 17:50	01/18/2022	Trip Blank	8260-Volatile Organic Compounds-Short List SW8260B
B22011135-003	ERH2430 (Trip Blank) 14733	01/17/22 17:50	01/18/2022	Trip Blank	Gasoline Range Organics SW8015C
B22011135-004	ERH2430 (Trip Blank) 14705	01/17/22 17:50	01/18/2022	Trip Blank	EDB in Water by ECD SW8011 SW8011 Microextraction



ANALYTICAL SUMMARY REPORT

B22011135-005 ERH2430 (Trip Blank) 01/17/22 17:50 01/18/2022 Trip Blank Headspace Gas Analysis
14709 SW8015M

The analyses presented in this report were performed by Energy Laboratories, Inc., 1120 S 27th St., Billings, MT 59101, unless otherwise noted. Any exceptions or problems with the analyses are noted in the report package. Any issues encountered during sample receipt are documented in the Work Order Receipt Checklist.

The results as reported relate only to the item(s) submitted for testing. This report shall be used or copied only in its entirety. Energy Laboratories, Inc. is not responsible for the consequences arising from the use of a partial report.

If you have any questions regarding these test results, please contact your Project Manager.

Report Approved By:



CLIENT: AECOM - Honolulu
Project: CV18F0126/60571032.02.46.01
Work Order: B22011135

Report Date: 3/2/2022

CASE NARRATIVE

General Comments:

For any question please contact your Project Manager at (406) 252-6325 or billingspm@energylab.com.

All analyses have been performed in accordance with DOD QSM Version 5.3 unless otherwise noted below. The specific methodologies used in obtaining the enclosed analytical results are indicated on the Analytical Summary Report and the Laboratory Analytical Report. The samples were received at the appropriate temperature and in accordance with the chain of custody unless otherwise noted in the Work Order Receipt Checklist.

The tests listed below are accredited and meet the requirements of DoD QSM Version 5.3 as verified by ANSI-ASQ National Accreditation Board (ANAB) certificate number ADE-2588. Exceptions to this require client authorization and records documenting this approval are attached in the Sample Management Records. Accreditation may not be offered or required for all methods and analytes reported in this package. Refer to the certificate and scope of accreditation located at <https://www.energylab.com/whyus/certifications-quality-control/> or contact your project manager.

Tests for Total Organic Carbon by SW0060A associated with analyst identified as ELI-CA were subcontracted to Energy Laboratories, PO Box 247, Casper, WY, EPA Number WY00002.

Project specific matrix quality control samples may not be reported if site specific samples were not submitted. Matrix quality control samples were performed on project samples where adequate volume was available. All quality control measures met criteria unless otherwise noted in the Analytical QC Exceptions report and in the Analysis Specific Comments below. Where available, sample management records are attached.

The Stage 4 Validation Package includes data reports for all analyses associated with the instrument calibration, quality control (QC) sample analysis, and sample analysis. All analytical data is within method specifications except as noted in the Analytical QC Exceptions report or the Analysis Specific Comments below. The analytical report identifies preparation batch and analytical run IDs associated with each result for a sample. Only the raw data associated with the parameters listed on this report should be validated.

Analysis Specific Comments:

An Analytical QC Exceptions Report has been attached, summarizing all qualified QC results. Where qualified, an analyte exceeded quality control limits, but was not detected in the associated sample(s).



Trust our People. Trust our Data.

Chain of Custody & Analytical Request Record – DoD Project

www.energylab.com

COC#202201-59NOI Page 1 of 1

Account Information (Billing information)

Company/Name	AECOM		
Contact	Alethea Ramos / Margie Pascua		
Phone	808-529-7283 / 808-356-5373		
Mailing Address	1001 Bishop St., Suite 1600		
City, State, Zip	Honolulu, HI 96813		
Email	alethea.amos@aecom.com / margie.pascua@aecom.com		
Receive Invoice	<input type="checkbox"/> Hard Copy	<input checked="" type="checkbox"/> Email	Receive Report
			<input type="checkbox"/> Hard Copy
			<input checked="" type="checkbox"/> Email
Purchase Order	Quote	Bottle Order	
N/A	N/A	N/A	

Report Information (if different than Account Information)

Company/Name	AECOM		
Contact	see Account information		
Phone			
Mailing Address			
City, State, Zip			
Email	USAPimaging@aecom.com		
Receive Report	<input type="checkbox"/> Hard Copy	<input type="checkbox"/> Email	
Special Report/Formats:	<input checked="" type="checkbox"/> LEVEL IV <input type="checkbox"/> NELAC <input checked="" type="checkbox"/> EDD/EDT (contact laboratory) <input type="checkbox"/> Other		

Comments

- 1 Project performed under DoD QSM
- 2 TPH-d/o needs 3520 extraction
- 3 Preliminary data (or level 1) in 1-2 business days; Level IV report in 10 working days.
- 4 Note: NOI log is separate from other COC's
- 5 *SVOC/VOC (full suite); PAH SIM (naphthalene, 1-methylnaphthalene, 2-methylnaphthalene)

Project Information

Project Name, PWSID, Permit, etc.	CV18F0126, 60571032.02.46.01		
Sampler Name	Bain Murn	Sampler Phone	808 987-3201
Sample Origin State	Hawaii	EPA/State Compliance	<input type="checkbox"/> Yes <input type="checkbox"/> No
The following tests will be subcontracted to other certified laboratories as shown. Signing this COC is authorization to subcontract the analyses as indicated.			
Analysis	Subcontract Lab		
TOC	Energy Laboratories Inc., Casper		

Matrix Codes

- A - Air
- W - Water
- S - Solts/ Solids
- V - Vegetation
- B - Bioassay
- O - Other
- DW - Drinking Water

Analysis Requested

8260 VOC's (Full Suite) + DCA* [40ml VOA w/HCL]	8015 TPH-g [40ml VOA w/HCL]	RSK175 Methane [40ml VOA w/H2SO4]	8011 EDB [40ml VOA w/HCL]	SVOCs (full suite+Nap, 1-2-Methylnap) by 8270DSIM*	EPA 3630/8015 TPH-d/o +SGC [1-L AG w/H2SO4]	EPA 9080 TOC [250ml AG w/H3PO4]	EPA 6020 Total Lead [250ml HDPE w/HNO3]	EPA 6020 Diss. Lead [250ml HDPE w/HNO3] (field Filtered)	See Attached
---	-----------------------------	-----------------------------------	---------------------------	--	---	---------------------------------	---	--	--------------

All turnaround times are standard unless marked as RUSH.

Energy Laboratories MUST be contacted prior to RUSH sample submittal for charges and scheduling - See Instructions Page

Sample Identification (Name, Location, Interval, etc.)	Collection		Number of Containers	Matrix (See Codes Above)	Analysis Requested									RUSH TAT	ELI LAB ID Laboratory Use Only		
	Date	Time			8260 VOC's (Full Suite) + DCA* [40ml VOA w/HCL]	8015 TPH-g [40ml VOA w/HCL]	RSK175 Methane [40ml VOA w/H2SO4]	8011 EDB [40ml VOA w/HCL]	SVOCs (full suite+Nap, 1-2-Methylnap) by 8270DSIM*	EPA 3630/8015 TPH-d/o +SGC [1-L AG w/H2SO4]	EPA 9080 TOC [250ml AG w/H3PO4]	EPA 6020 Total Lead [250ml HDPE w/HNO3]	EPA 6020 Diss. Lead [250ml HDPE w/HNO3] (field Filtered)				
1 ERH2431 (RHMW03)	6/17/22	1350	19	GW	X	X	X	X	X	X	X	X	X	X	✓	BZZ01135	
2 ERH2430 (Trip Blank)	01/17/22	1345	8	WQ	X	X	X	X							✓		
3																	
4 TB-14694 (8260)																	
5 TB-14733 (8015)																	
6 TB-14705 (8011)																	
7 TB-14709 (RSK-175)	11/19/22																
8																	
9																	
10																	

Custody Record MUST be signed	Relinquished by (print)	Date/Time	Signature	Received by (print)	Date/Time	Signature			
	TAMZUMARE	11/17/22 13:00	[Signature]	K. [Signature]	11/15/22 14:37	[Signature]			
LABORATORY USE ONLY									
Shipped By	Cooler ID(s)	Custody Seals Y N C B	Intact Y N	Receipt Temp °C	Temp Blank Y N	On Ice Y N	Payment Type CC Cash Check	Amount \$	Receipt Number (cash/check only)
									1119122



Work Order Receipt Checklist

AECOM - Honolulu

B22011135

Login completed by: Tabitha Edwards
Reviewed by: BL2000\gmccartney
Reviewed Date: 1/22/2022

Date Received: 1/19/2022
Received by: rs4
Carrier name: FedEx

- Shipping container/cooler in good condition? Yes [checked] No [] Not Present []
Custody seals intact on all shipping container(s)/cooler(s)? Yes [checked] No [] Not Present []
Custody seals intact on all sample bottles? Yes [checked] No [] Not Present []
Chain of custody present? Yes [checked] No []
Chain of custody signed when relinquished and received? Yes [checked] No []
Chain of custody agrees with sample labels? Yes [checked] No []
Samples in proper container/bottle? Yes [checked] No []
Sample containers intact? Yes [checked] No []
Sufficient sample volume for indicated test? Yes [checked] No []
All samples received within holding time? (Exclude analyses that are considered field parameters such as pH, DO, Res Cl, Sulfite, Ferrous Iron, etc.) Yes [checked] No []
Temp Blank received in all shipping container(s)/cooler(s)? Yes [checked] No [] Not Applicable []
Container/Temp Blank temperature: 0.7°C On Ice
Water - VOA vials have zero headspace? Yes [checked] No [] Not Applicable []
Water - pH acceptable upon receipt? Yes [checked] No [] Not Applicable []

Standard Reporting Procedures:

Lab measurement of analytes considered field parameters that require analysis within 15 minutes of sampling such as pH, Dissolved Oxygen and Residual Chlorine, are qualified as being analyzed outside of recommended holding time.

Solid/soil samples are reported on a wet weight basis (as received) unless specifically indicated. If moisture corrected, data units are typically noted as -dry. For agricultural and mining soil parameters/characteristics, all samples are dried and ground prior to sample analysis.

Contact and Corrective Action Comments:

The collection time indicated on the Chain of Custody for all samples is in Hawaii-Aleutian Standard Time. The collection time has been converted (+4 Hours) to Mountain Standard Time.

Qualifiers and Abbreviations

Qualifier	Qualifier Description
##	Limit of Quantitation (LOQ) for this analyte exceeds the Maximum Contaminant Level (MCL)
*	Result exceeds the Maximum Contaminant Level (MCL)
A	The analyte level was greater than four times the spike level - in accordance with the method, percent recovery is not calculated
B	Analyte detected in the method blank
C	Continuing calibration verification was outside of the quality control advisory limits
D	Limit of Quantitation (LOQ) increased due to sample matrix
E	Estimated value - result exceeds the instrument upper quantitation limit
H	Analysis performed past the method holding time
J	The reported result is an estimated value
L	Lowest Limit of Quantitation (LOQ) available for the analytical method used
N	Analyte concentration was not sufficiently high to calculate a Relative Percent Difference (RPD) for the serial dilution test
O	Diluted out
P	Poor method performance - method validations have shown no recoveries at low concentrations or method performance was erratic
Q	Values reported below the Limit of Quantitation (LOQ) are statistically invalid
R	Relative Percent Difference (RPD) exceeds advisory limit
S	Spike recovery outside of advisory limits
T	Analyte detected in the associated trip blank
U	Not detected at the Limit of Detection (LOD)
V	The RPD value for this duplicate represents the RER value and the RPD limit of 2 is the RER upper limit.

Qualifiers and Abbreviations

Abbreviation

Reporting	Explanation of Abbreviation
DF	Dilution Factor
DL	Detection Limit
LOD	Limit of Detection
LOQ	Limit of Quantitation
MCL	Maximum Contaminant Level
MDC	Minimum Detectable Concentration
ND	Not detected at the Limit of Quantitation (LOQ)
RBSL	Risk-Based Screening Levels
REC	Recovery
RER	Relative Error Ratio
RPD	Relative Percent Difference
SPK	Spike

Sample Types	Explanation of Abbreviation
CCB	Continuing Calibration Blank
CCV	Continuing Calibration Verification Standard
DUP	Sample Duplicate
ICSA	Interference Check Sample A
ICSAB	Interference Check Sample AB
ICV	Initial Calibration Verification Standard
LCS	Laboratory Control Sample
LCSD	Laboratory Control Sample Duplicate
LFB	Laboratory Fortified Blank
LRB	Laboratory Reagent Blank
MBLK	Method Blank
MS	Sample Matrix Spike
MSD	Sample Matrix Spike Duplicate
PDS	Post Digestion/Distillation Spike
QCS	Quality Control Sample
SD	Serial Dilution
SRM	Standard Reference Material



LABORATORY ANALYTICAL REPORT

Prepared by Billings, MT Branch

Lab ID: B22011135-001
Collection Date: 01/17/2022 17:50
Date Received: 01/19/2022
Report Date: 03/02/2022

Client: AECOM - Honolulu
Client Sample ID: ERH2431 (RHMW03)
Project: CV18F0126/60571032.02.46.01
Matrix: Ground Water

Analyses	Result	Units	DF	Qual	LOQ	LOD	DL	MCL	Method	Analysis Date / By	RunID : Run Order	BatchID
LOW LEVEL PAH BY 8270C SIM												
1-Methylnaphthalene	ND	ug/L	1	U	0.10	0.050	0.021		SW8270CSIM	01/27/2022 10:26/jph	SV5975.I_220126B : 10	163072
2-Methylnaphthalene	ND	ug/L	1	U	0.10	0.050	0.018		SW8270CSIM	01/27/2022 10:26/jph	SV5975.I_220126B : 10	163072
Acenaphthene	ND	ug/L	1	U	0.10	0.050	0.032		SW8270CSIM	01/27/2022 10:26/jph	SV5975.I_220126B : 10	163072
Acenaphthylene	ND	ug/L	1	U	0.10	0.050	0.025		SW8270CSIM	01/27/2022 10:26/jph	SV5975.I_220126B : 10	163072
Anthracene	ND	ug/L	1	U	0.10	0.050	0.028		SW8270CSIM	01/27/2022 10:26/jph	SV5975.I_220126B : 10	163072
Benzo(a)anthracene	ND	ug/L	1	U	0.10	0.050	0.027		SW8270CSIM	01/27/2022 10:26/jph	SV5975.I_220126B : 10	163072
Benzo(a)pyrene	ND	ug/L	1	U	0.10	0.050	0.035		SW8270CSIM	01/27/2022 10:26/jph	SV5975.I_220126B : 10	163072
Benzo(b)fluoranthene	ND	ug/L	1	U	0.10	0.050	0.023		SW8270CSIM	01/27/2022 10:26/jph	SV5975.I_220126B : 10	163072
Benzo(g,h,i)perylene	ND	ug/L	1	U	0.10	0.050	0.027		SW8270CSIM	01/27/2022 10:26/jph	SV5975.I_220126B : 10	163072
Benzo(k)fluoranthene	ND	ug/L	1	U	0.10	0.050	0.030		SW8270CSIM	01/27/2022 10:26/jph	SV5975.I_220126B : 10	163072
Chrysene	ND	ug/L	1	U	0.10	0.050	0.046		SW8270CSIM	01/27/2022 10:26/jph	SV5975.I_220126B : 10	163072
Dibenzo(a,h)anthracene	ND	ug/L	1	U	0.10	0.050	0.037		SW8270CSIM	01/27/2022 10:26/jph	SV5975.I_220126B : 10	163072
Fluoranthene	ND	ug/L	1	U	0.10	0.050	0.023		SW8270CSIM	01/27/2022 10:26/jph	SV5975.I_220126B : 10	163072
Fluorene	ND	ug/L	1	U	0.10	0.050	0.022		SW8270CSIM	01/27/2022 10:26/jph	SV5975.I_220126B : 10	163072
Indeno(1,2,3-cd)pyrene	ND	ug/L	1	U	0.10	0.050	0.049		SW8270CSIM	01/27/2022 10:26/jph	SV5975.I_220126B : 10	163072
Naphthalene	ND	ug/L	1	U	0.10	0.050	0.029		SW8270CSIM	01/27/2022 10:26/jph	SV5975.I_220126B : 10	163072
Phenanthrene	ND	ug/L	1	U	0.10	0.050	0.030		SW8270CSIM	01/27/2022 10:26/jph	SV5975.I_220126B : 10	163072
Pyrene	ND	ug/L	1	U	0.10	0.050	0.024		SW8270CSIM	01/27/2022 10:26/jph	SV5975.I_220126B : 10	163072
AGGREGATE ORGANICS												
Organic Carbon, Total (TOC) - TOC Range is 1.7 to 1.8	1.8	mg/L	1		0.50	0.50	0.17		SW9060A	01/21/2022 05:33/eli-ca	SUB-C278921 : 21	C_R278921
METALS, DISSOLVED												
Lead	ND	mg/L	1	U	0.001	0.0001	0.00006		SW6020	01/22/2022 00:52/car	ICPMS207-B_220121A : 85	R373694
METALS, TOTAL												
Lead	0.00032	mg/L	1	J	0.001	0.0001	0.00008		SW6020	01/22/2022 00:59/car	ICPMS207-B_220121A : 86	163063
VOLATILE ORGANIC COMPOUNDS												
Benzene	ND	ug/L	1	U	1.0	0.20	0.091		SW8260B	01/24/2022 13:24/msc	VOA5975C.I_220124A : 8	R373742
Bromobenzene	ND	ug/L	1	U	1.0	0.20	0.083		SW8260B	01/24/2022 13:24/msc	VOA5975C.I_220124A : 8	R373742
Bromochloromethane	ND	ug/L	1	U	1.0	0.50	0.14		SW8260B	01/24/2022 13:24/msc	VOA5975C.I_220124A : 8	R373742
Bromodichloromethane	ND	ug/L	1	U	1.0	0.25	0.12		SW8260B	01/24/2022 13:24/msc	VOA5975C.I_220124A : 8	R373742
Bromoform	ND	ug/L	1	U	1.0	0.25	0.12		SW8260B	01/24/2022 13:24/msc	VOA5975C.I_220124A : 8	R373742
Carbon tetrachloride	ND	ug/L	1	U	1.0	0.50	0.14		SW8260B	01/24/2022 13:24/msc	VOA5975C.I_220124A : 8	R373742
Chlorobenzene	ND	ug/L	1	U	1.0	0.20	0.091		SW8260B	01/24/2022 13:24/msc	VOA5975C.I_220124A : 8	R373742
Chlorodibromomethane	ND	ug/L	1	U	1.0	0.20	0.084		SW8260B	01/24/2022 13:24/msc	VOA5975C.I_220124A : 8	R373742
Chloroethane	ND	ug/L	1	U	1.0	0.50	0.17		SW8260B	01/24/2022 13:24/msc	VOA5975C.I_220124A : 8	R373742
Chloroform	ND	ug/L	1	U	1.0	0.20	0.079		SW8260B	01/24/2022 13:24/msc	VOA5975C.I_220124A : 8	R373742
Chloromethane	ND	ug/L	1	U	1.0	0.50	0.16		SW8260B	01/24/2022 13:24/msc	VOA5975C.I_220124A : 8	R373742



LABORATORY ANALYTICAL REPORT

Prepared by Billings, MT Branch

Lab ID: B22011135-001

Collection Date: 01/17/2022 17:50

Date Received: 01/19/2022

Report Date: 03/02/2022

Client: AECOM - Honolulu
Client Sample ID: ERH2431 (RHMW03)
Project: CV18F0126/60571032.02.46.01
Matrix: Ground Water

Analyses	Result	Units	DF	Qual	LOQ	LOD	DL	MCL	Method	Analysis Date / By	RunID : Run Order	BatchID
VOLATILE ORGANIC COMPOUNDS												
1,2-Dibromoethane	ND	ug/L	1	U	1.0	0.20	0.092		SW8260B	01/24/2022 13:24/msc	VOA5975C.I_220124A : 8	R373742
2-Chlorotoluene	ND	ug/L	1	U	1.0	0.20	0.088		SW8260B	01/24/2022 13:24/msc	VOA5975C.I_220124A : 8	R373742
4-Chlorotoluene	ND	ug/L	1	U	1.0	0.20	0.073		SW8260B	01/24/2022 13:24/msc	VOA5975C.I_220124A : 8	R373742
Dibromomethane	ND	ug/L	1	U	1.0	0.50	0.15		SW8260B	01/24/2022 13:24/msc	VOA5975C.I_220124A : 8	R373742
1,2-Dichlorobenzene	ND	ug/L	1	U	1.0	0.20	0.075		SW8260B	01/24/2022 13:24/msc	VOA5975C.I_220124A : 8	R373742
1,3-Dichlorobenzene	ND	ug/L	1	U	1.0	0.20	0.080		SW8260B	01/24/2022 13:24/msc	VOA5975C.I_220124A : 8	R373742
1,4-Dichlorobenzene	ND	ug/L	1	U	1.0	0.20	0.086		SW8260B	01/24/2022 13:24/msc	VOA5975C.I_220124A : 8	R373742
Dichlorodifluoromethane	ND	ug/L	1	U	1.0	0.50	0.18		SW8260B	01/24/2022 13:24/msc	VOA5975C.I_220124A : 8	R373742
1,1-Dichloroethane	ND	ug/L	1	U	1.0	0.50	0.14		SW8260B	01/24/2022 13:24/msc	VOA5975C.I_220124A : 8	R373742
1,2-Dichloroethane	ND	ug/L	1	U	1.0	0.25	0.12		SW8260B	01/24/2022 13:24/msc	VOA5975C.I_220124A : 8	R373742
1,1-Dichloroethene	ND	ug/L	1	U	1.0	0.50	0.14		SW8260B	01/24/2022 13:24/msc	VOA5975C.I_220124A : 8	R373742
cis-1,2-Dichloroethene	ND	ug/L	1	U	1.0	0.25	0.11		SW8260B	01/24/2022 13:24/msc	VOA5975C.I_220124A : 8	R373742
trans-1,2-Dichloroethene	ND	ug/L	1	U	1.0	0.25	0.12		SW8260B	01/24/2022 13:24/msc	VOA5975C.I_220124A : 8	R373742
1,2-Dichloropropane	ND	ug/L	1	U	1.0	0.20	0.085		SW8260B	01/24/2022 13:24/msc	VOA5975C.I_220124A : 8	R373742
1,3-Dichloropropane	ND	ug/L	1	U	1.0	0.20	0.079		SW8260B	01/24/2022 13:24/msc	VOA5975C.I_220124A : 8	R373742
2,2-Dichloropropane	ND	ug/L	1	U	1.0	0.50	0.19		SW8260B	01/24/2022 13:24/msc	VOA5975C.I_220124A : 8	R373742
1,1-Dichloropropene	ND	ug/L	1	U	1.0	0.20	0.083		SW8260B	01/24/2022 13:24/msc	VOA5975C.I_220124A : 8	R373742
cis-1,3-Dichloropropene	ND	ug/L	1	U	1.0	0.20	0.073		SW8260B	01/24/2022 13:24/msc	VOA5975C.I_220124A : 8	R373742
trans-1,3-Dichloropropene	ND	ug/L	1	U	1.0	0.20	0.085		SW8260B	01/24/2022 13:24/msc	VOA5975C.I_220124A : 8	R373742
Ethylbenzene	ND	ug/L	1	U	1.0	0.20	0.084		SW8260B	01/24/2022 13:24/msc	VOA5975C.I_220124A : 8	R373742
Methyl ethyl ketone	ND	ug/L	1	U	20	5.0	1.8		SW8260B	01/24/2022 13:24/msc	VOA5975C.I_220124A : 8	R373742
Methyl tert-butyl ether (MTBE)	ND	ug/L	1	U	1.0	0.25	0.10		SW8260B	01/24/2022 13:24/msc	VOA5975C.I_220124A : 8	R373742
Methylene chloride	ND	ug/L	1	U	1.0	0.50	0.34		SW8260B	01/24/2022 13:24/msc	VOA5975C.I_220124A : 8	R373742
Styrene	ND	ug/L	1	U	1.0	0.20	0.067		SW8260B	01/24/2022 13:24/msc	VOA5975C.I_220124A : 8	R373742
1,1,1,2-Tetrachloroethane	ND	ug/L	1	U	1.0	0.25	0.10		SW8260B	01/24/2022 13:24/msc	VOA5975C.I_220124A : 8	R373742
1,1,2,2-Tetrachloroethane	ND	ug/L	1	U	1.0	0.20	0.087		SW8260B	01/24/2022 13:24/msc	VOA5975C.I_220124A : 8	R373742
Tetrachloroethene	ND	ug/L	1	U	1.0	0.20	0.067		SW8260B	01/24/2022 13:24/msc	VOA5975C.I_220124A : 8	R373742
Toluene	ND	ug/L	1	U	1.0	0.20	0.068		SW8260B	01/24/2022 13:24/msc	VOA5975C.I_220124A : 8	R373742
1,1,1-Trichloroethane	ND	ug/L	1	U	1.0	0.50	0.13		SW8260B	01/24/2022 13:24/msc	VOA5975C.I_220124A : 8	R373742
1,1,2-Trichloroethane	ND	ug/L	1	U	1.0	0.25	0.11		SW8260B	01/24/2022 13:24/msc	VOA5975C.I_220124A : 8	R373742
Trichloroethene	ND	ug/L	1	U	1.0	0.20	0.099		SW8260B	01/24/2022 13:24/msc	VOA5975C.I_220124A : 8	R373742
Trichlorofluoromethane	ND	ug/L	1	U	1.0	0.50	0.13		SW8260B	01/24/2022 13:24/msc	VOA5975C.I_220124A : 8	R373742
1,2,3-Trichloropropane	ND	ug/L	1	U	1.0	0.50	0.24		SW8260B	01/24/2022 13:24/msc	VOA5975C.I_220124A : 8	R373742
Vinyl chloride	ND	ug/L	1	U	1.0	0.50	0.15		SW8260B	01/24/2022 13:24/msc	VOA5975C.I_220124A : 8	R373742
m+p-Xylenes	ND	ug/L	1	U	1.0	0.50	0.15		SW8260B	01/24/2022 13:24/msc	VOA5975C.I_220124A : 8	R373742
o-Xylene	ND	ug/L	1	U	1.0	0.20	0.060		SW8260B	01/24/2022 13:24/msc	VOA5975C.I_220124A : 8	R373742
Xylenes, Total	ND	ug/L	1	U	1.0	0.20	0.060		SW8260B	01/24/2022 13:24/msc	VOA5975C.I_220124A : 8	R373742
Surr: Dibromofluoromethane	104.0	%REC	1		80-119				SW8260B	01/24/2022 13:24/msc	VOA5975C.I_220124A : 8	R373742
Surr: 1,2-Dichloroethane-d4	106.0	%REC	1		81-118				SW8260B	01/24/2022 13:24/msc	VOA5975C.I_220124A : 8	R373742



LABORATORY ANALYTICAL REPORT

Prepared by Billings, MT Branch

Lab ID: B22011135-001
Collection Date: 01/17/2022 17:50
Date Received: 01/19/2022
Report Date: 03/02/2022

Client: AECOM - Honolulu
Client Sample ID: ERH2431 (RHMW03)
Project: CV18F0126/60571032.02.46.01
Matrix: Ground Water

Analyses	Result	Units	DF	Qual	LOQ	LOD	DL	MCL	Method	Analysis Date / By	RunID : Run Order	BatchID
VOLATILE ORGANIC COMPOUNDS												
Surr: Toluene-d8	102.0	%REC	1		89-112				SW8260B	01/24/2022 13:24/msc	VOA5975C.I_220124A : 8	R373742
Surr: p-Bromofluorobenzene	106.0	%REC	1		85-114				SW8260B	01/24/2022 13:24/msc	VOA5975C.I_220124A : 8	R373742
VOCS BY MICROEXTRACTION-ECD												
1,2-Dibromoethane	ND	ug/L	1	U	0.010	0.0048	0.0025		SW8011	01/22/2022 12:34/clt	GECD.I_220121A : 53	163129
Surr: 1,1,1,2-Tetrachloroethane	92.0	%REC	1		70-130				SW8011	01/22/2022 12:34/clt	GECD.I_220121A : 53	163129
PETROLEUM HYDROCARBONS-VOLATILE												
C6 to C10	ND	ug/L	1	U	20	8.7	2.3		SW8015C	01/21/2022 23:25/jp	PE 1_220120A : 51	R373498
Total Purgeable Hydrocarbons	ND	ug/L	1	U	20	10	3.6		SW8015C	01/21/2022 23:25/jp	PE 1_220120A : 51	R373498
Surr: Trifluorotoluene	73.0	%REC	1		70-130				SW8015C	01/21/2022 23:25/jp	PE 1_220120A : 51	R373498
- Note 1: C6 to C10 is defined as all hydrocarbons eluting between 2-Methylpentane and 1,2,4-Trimethylbenzene.												
- Note 2: Total Purgeable Hydrocarbons are defined as the total hydrocarbon response regardless of elution time.												
PETROLEUM HYDROCARBONS-SEMI-VOLATILE												
Diesel Range Organics (C10 to C24)	0.36	mg/L	1		0.30	0.15	0.039		SW8015C	01/24/2022 14:58/amn	GCFID-HP5-B_220124A : 6	163074
Diesel Range Organics (SGT-C10 to C24)	ND	mg/L	1	U	0.30	0.12	0.039		SW8015C	01/25/2022 11:34/amn	GCFID-HP5-B_220124B : 17	163074
Oil Range Hydrocarbons (C24 to C40)	0.55	mg/L	1		0.30	0.15	0.089		SW8015C	01/24/2022 14:58/amn	GCFID-HP5-B_220124A : 6	163074
Oil Range Hydrocarbons (SGT-C24 to C40)	ND	mg/L	1	U	0.30	0.15	0.089		SW8015C	01/25/2022 11:34/amn	GCFID-HP5-B_220124B : 17	163074
Total Extractable Hydrocarbons	0.92	mg/L	1		0.30	0.15	0.076		SW8015C	01/24/2022 14:58/amn	GCFID-HP5-B_220124A : 6	163074
Total Extractable Hydrocarbons (SGT)	ND	mg/L	1	U	0.30	0.12	0.033		SW8015C	01/25/2022 11:34/amn	GCFID-HP5-B_220124B : 17	163074
Surr: o-Terphenyl	92.0	%REC	1		56-125				SW8015C	01/24/2022 14:58/amn	GCFID-HP5-B_220124A : 6	163074
Surr: o-Terphenyl (SGT)	82.0	%REC	1		56-125				SW8015C	01/25/2022 11:34/amn	GCFID-HP5-B_220124B : 17	163074
Surr: n-Triacontane	96.0	%REC	1		50-150				SW8015C	01/24/2022 14:58/amn	GCFID-HP5-B_220124A : 6	163074
Surr: n-Triacontane (SGT)	78.0	%REC	1		50-150				SW8015C	01/25/2022 11:34/amn	GCFID-HP5-B_220124B : 17	163074
- Note: Total Extractable Hydrocarbons are defined as the total hydrocarbon responses regardless of elution time.												
ORGANIC CHARACTERISTICS												
Methane	ND	mg/L	1	U	0.0020	0.0012	0.00070		SW8015M	01/21/2022 10:26/jdw	FID-HEADSPACE_220121A : 8	R373537
SEMI-VOLATILE ORGANIC COMPOUNDS												
1,2,4-Trichlorobenzene	ND	ug/L	1	U	10	5.0	1.9		SW8270C	02/2/2022 08:43/dsm	SV5973N.I_220201B : 6	163072
1,2-Dichlorobenzene	ND	ug/L	1	U	10	5.0	2.0		SW8270C	02/2/2022 08:43/dsm	SV5973N.I_220201B : 6	163072
1,3-Dichlorobenzene	ND	ug/L	1	U	10	5.0	2.1		SW8270C	02/2/2022 08:43/dsm	SV5973N.I_220201B : 6	163072
1,4-Dichlorobenzene	ND	ug/L	1	U	10	5.0	2.0		SW8270C	02/2/2022 08:43/dsm	SV5973N.I_220201B : 6	163072
2,4,5-Trichlorophenol	ND	ug/L	1	U	10	5.0	2.2		SW8270C	02/2/2022 08:43/dsm	SV5973N.I_220201B : 6	163072
2,4,6-Trichlorophenol	ND	ug/L	1	U	10	5.0	2.6		SW8270C	02/2/2022 08:43/dsm	SV5973N.I_220201B : 6	163072
2,4-Dichlorophenol	ND	ug/L	1	U	10	5.0	1.7		SW8270C	02/2/2022 08:43/dsm	SV5973N.I_220201B : 6	163072
2,4-Dimethylphenol	ND	ug/L	1	U	10	5.0	1.7		SW8270C	02/2/2022 08:43/dsm	SV5973N.I_220201B : 6	163072
2,4-Dinitrophenol	ND	ug/L	1	U	10	10	4.3		SW8270C	02/2/2022 08:43/dsm	SV5973N.I_220201B : 6	163072
2,4-Dinitrotoluene	ND	ug/L	1	U	10	5.0	3.0		SW8270C	02/2/2022 08:43/dsm	SV5973N.I_220201B : 6	163072



LABORATORY ANALYTICAL REPORT

Prepared by Billings, MT Branch

Lab ID: B22011135-001

Collection Date: 01/17/2022 17:50

Date Received: 01/19/2022

Report Date: 03/02/2022

Client: AECOM - Honolulu
Client Sample ID: ERH2431 (RHMW03)
Project: CV18F0126/60571032.02.46.01
Matrix: Ground Water

Analyses	Result	Units	DF	Qual	LOQ	LOD	DL	MCL	Method	Analysis Date / By	RunID : Run Order	BatchID
SEMI-VOLATILE ORGANIC COMPOUNDS												
2,6-Dinitrotoluene	ND	ug/L	1	U	10	5.0	3.2		SW8270C	02/2/2022 08:43/dsm	SV5973N.I_220201B : 6	163072
2-Chloronaphthalene	ND	ug/L	1	U	10	5.0	2.1		SW8270C	02/2/2022 08:43/dsm	SV5973N.I_220201B : 6	163072
2-Chlorophenol	ND	ug/L	1	U	10	5.0	2.5		SW8270C	02/2/2022 08:43/dsm	SV5973N.I_220201B : 6	163072
2-Nitrophenol	ND	ug/L	1	U	10	5.0	2.4		SW8270C	02/2/2022 08:43/dsm	SV5973N.I_220201B : 6	163072
3,3'-Dichlorobenzidine	ND	ug/L	1	U	10	5.0	2.1		SW8270C	02/2/2022 08:43/dsm	SV5973N.I_220201B : 6	163072
4,6-Dinitro-2-methylphenol	ND	ug/L	1	U	10	10	2.3		SW8270C	02/2/2022 08:43/dsm	SV5973N.I_220201B : 6	163072
4-Bromophenyl phenyl ether	ND	ug/L	1	U	10	5.0	1.7		SW8270C	02/2/2022 08:43/dsm	SV5973N.I_220201B : 6	163072
4-Chloro-3-methylphenol	ND	ug/L	1	U	10	5.0	1.5		SW8270C	02/2/2022 08:43/dsm	SV5973N.I_220201B : 6	163072
4-Chlorophenol	ND	ug/L	1	U	10	5.0	2.6		SW8270C	02/2/2022 08:43/dsm	SV5973N.I_220201B : 6	163072
4-Chlorophenyl phenyl ether	ND	ug/L	1	U	10	5.0	2.0		SW8270C	02/2/2022 08:43/dsm	SV5973N.I_220201B : 6	163072
4-Nitrophenol	ND	ug/L	1	U	10	10	2.5		SW8270C	02/2/2022 08:43/dsm	SV5973N.I_220201B : 6	163072
Azobenzene	ND	ug/L	1	U	10	5.0	1.1		SW8270C	02/2/2022 08:43/dsm	SV5973N.I_220201B : 6	163072
bis(-2-chloroethoxy)Methane	ND	ug/L	1	U	10	5.0	1.4		SW8270C	02/2/2022 08:43/dsm	SV5973N.I_220201B : 6	163072
bis(-2-chloroethyl)Ether	ND	ug/L	1	U	10	5.0	2.6		SW8270C	02/2/2022 08:43/dsm	SV5973N.I_220201B : 6	163072
bis(2-chloroisopropyl)Ether	ND	ug/L	1	U	10	5.0	1.5		SW8270C	02/2/2022 08:43/dsm	SV5973N.I_220201B : 6	163072
bis(2-ethylhexyl)Phthalate	ND	ug/L	1	U	10	5.0	1.9		SW8270C	02/2/2022 08:43/dsm	SV5973N.I_220201B : 6	163072
Butylbenzylphthalate	ND	ug/L	1	U	10	5.0	1.6		SW8270C	02/2/2022 08:43/dsm	SV5973N.I_220201B : 6	163072
Di-n-butyl phthalate	ND	ug/L	1	U	10	5.0	0.93		SW8270C	02/2/2022 08:43/dsm	SV5973N.I_220201B : 6	163072
Di-n-octyl phthalate	ND	ug/L	1	U	10	5.0	1.3		SW8270C	02/2/2022 08:43/dsm	SV5973N.I_220201B : 6	163072
Diethyl phthalate	ND	ug/L	1	U	10	5.0	2.2		SW8270C	02/2/2022 08:43/dsm	SV5973N.I_220201B : 6	163072
Dimethyl phthalate	ND	ug/L	1	U	10	5.0	1.7		SW8270C	02/2/2022 08:43/dsm	SV5973N.I_220201B : 6	163072
Hexachlorobenzene	ND	ug/L	1	U	10	5.0	1.3		SW8270C	02/2/2022 08:43/dsm	SV5973N.I_220201B : 6	163072
Hexachlorobutadiene	ND	ug/L	1	U	10	5.0	2.3		SW8270C	02/2/2022 08:43/dsm	SV5973N.I_220201B : 6	163072
Hexachlorocyclopentadiene	ND	ug/L	1	U	10	5.0	3.0		SW8270C	02/2/2022 08:43/dsm	SV5973N.I_220201B : 6	163072
Hexachloroethane	ND	ug/L	1	U	10	5.0	1.8		SW8270C	02/2/2022 08:43/dsm	SV5973N.I_220201B : 6	163072
Isophorone	ND	ug/L	1	U	10	5.0	1.7		SW8270C	02/2/2022 08:43/dsm	SV5973N.I_220201B : 6	163072
m+p-Cresols	ND	ug/L	1	U	10	5.0	1.8		SW8270C	02/2/2022 08:43/dsm	SV5973N.I_220201B : 6	163072
n-Nitroso-di-n-propylamine	ND	ug/L	1	U	10	5.0	1.5		SW8270C	02/2/2022 08:43/dsm	SV5973N.I_220201B : 6	163072
n-Nitrosodimethylamine	ND	ug/L	1	U	10	5.0	1.5		SW8270C	02/2/2022 08:43/dsm	SV5973N.I_220201B : 6	163072
n-Nitrosodiphenylamine	ND	ug/L	1	U	10	5.0	1.2		SW8270C	02/2/2022 08:43/dsm	SV5973N.I_220201B : 6	163072
Nitrobenzene	ND	ug/L	1	U	10	5.0	2.3		SW8270C	02/2/2022 08:43/dsm	SV5973N.I_220201B : 6	163072
o-Cresol	ND	ug/L	1	U	10	5.0	1.8		SW8270C	02/2/2022 08:43/dsm	SV5973N.I_220201B : 6	163072
Pentachlorophenol	ND	ug/L	1	U	10	10	4.2		SW8270C	02/2/2022 08:43/dsm	SV5973N.I_220201B : 6	163072
Phenol	ND	ug/L	1	U	10	5.0	1.5		SW8270C	02/2/2022 08:43/dsm	SV5973N.I_220201B : 6	163072
Pyridine	ND	ug/L	1	U	10	5.0	3.2		SW8270C	02/2/2022 08:43/dsm	SV5973N.I_220201B : 6	163072
Surr: 2,4,6-Tribromophenol	74.0	%REC	1		43-140				SW8270C	02/2/2022 08:43/dsm	SV5973N.I_220201B : 6	163072
Surr: 2-Fluorobiphenyl	61.0	%REC	1		44-119				SW8270C	02/2/2022 08:43/dsm	SV5973N.I_220201B : 6	163072
Surr: 2-Fluorophenol	39.0	%REC	1		19-119				SW8270C	02/2/2022 08:43/dsm	SV5973N.I_220201B : 6	163072
Surr: Nitrobenzene-d5	57.0	%REC	1		44-120				SW8270C	02/2/2022 08:43/dsm	SV5973N.I_220201B : 6	163072



LABORATORY ANALYTICAL REPORT

Prepared by Billings, MT Branch

Lab ID: B22011135-001

Collection Date: 01/17/2022 17:50

Date Received: 01/19/2022

Report Date: 03/02/2022

Client: AECOM - Honolulu
Client Sample ID: ERH2431 (RHMW03)
Project: CV18F0126/60571032.02.46.01
Matrix: Ground Water

Analyses	Result	Units	DF	Qual	LOQ	LOD	DL	MCL	Method	Analysis Date / By	RunID : Run Order	BatchID
SEMI-VOLATILE ORGANIC COMPOUNDS												
Surr: Phenol-d5	34.0	%REC	1		10-65				SW8270C	02/2/2022 08:43/dsm	SV5973N.I_220201B : 6	163072
Surr: Terphenyl-d14	85.0	%REC	1		50-134				SW8270C	02/2/2022 08:43/dsm	SV5973N.I_220201B : 6	163072



LABORATORY ANALYTICAL REPORT

Prepared by Billings, MT Branch

Lab ID: B22011135-002

Collection Date: 01/17/2022 17:50

Date Received: 01/19/2022

Report Date: 03/02/2022

Client: AECOM - Honolulu
Client Sample ID: ERH2430 (Trip Blank) 14694
Project: CV18F0126/60571032.02.46.01
Matrix: Trip Blank

Analyses	Result	Units	DF	Qual	LOQ	LOD	DL	MCL	Method	Analysis Date / By	RunID : Run Order	BatchID
VOLATILE ORGANIC COMPOUNDS												
Benzene	ND	ug/L	1	U	1.0	0.20	0.091		SW8260B	01/24/2022 17:03/msc	VOA5975C.I_220124A : 15	R373742
Bromobenzene	ND	ug/L	1	U	1.0	0.20	0.083		SW8260B	01/24/2022 17:03/msc	VOA5975C.I_220124A : 15	R373742
Bromochloromethane	ND	ug/L	1	U	1.0	0.50	0.14		SW8260B	01/24/2022 17:03/msc	VOA5975C.I_220124A : 15	R373742
Bromodichloromethane	ND	ug/L	1	U	1.0	0.25	0.12		SW8260B	01/24/2022 17:03/msc	VOA5975C.I_220124A : 15	R373742
Bromoform	ND	ug/L	1	U	1.0	0.25	0.12		SW8260B	01/24/2022 17:03/msc	VOA5975C.I_220124A : 15	R373742
Carbon tetrachloride	ND	ug/L	1	U	1.0	0.50	0.14		SW8260B	01/24/2022 17:03/msc	VOA5975C.I_220124A : 15	R373742
Chlorobenzene	ND	ug/L	1	U	1.0	0.20	0.091		SW8260B	01/24/2022 17:03/msc	VOA5975C.I_220124A : 15	R373742
Chlorodibromomethane	ND	ug/L	1	U	1.0	0.20	0.084		SW8260B	01/24/2022 17:03/msc	VOA5975C.I_220124A : 15	R373742
Chloroethane	ND	ug/L	1	U	1.0	0.50	0.17		SW8260B	01/24/2022 17:03/msc	VOA5975C.I_220124A : 15	R373742
Chloroform	ND	ug/L	1	U	1.0	0.20	0.079		SW8260B	01/24/2022 17:03/msc	VOA5975C.I_220124A : 15	R373742
Chloromethane	ND	ug/L	1	U	1.0	0.50	0.16		SW8260B	01/24/2022 17:03/msc	VOA5975C.I_220124A : 15	R373742
1,2-Dibromoethane	ND	ug/L	1	U	1.0	0.20	0.092		SW8260B	01/24/2022 17:03/msc	VOA5975C.I_220124A : 15	R373742
2-Chlorotoluene	ND	ug/L	1	U	1.0	0.20	0.088		SW8260B	01/24/2022 17:03/msc	VOA5975C.I_220124A : 15	R373742
4-Chlorotoluene	ND	ug/L	1	U	1.0	0.20	0.073		SW8260B	01/24/2022 17:03/msc	VOA5975C.I_220124A : 15	R373742
Dibromomethane	ND	ug/L	1	U	1.0	0.50	0.15		SW8260B	01/24/2022 17:03/msc	VOA5975C.I_220124A : 15	R373742
1,2-Dichlorobenzene	ND	ug/L	1	U	1.0	0.20	0.075		SW8260B	01/24/2022 17:03/msc	VOA5975C.I_220124A : 15	R373742
1,3-Dichlorobenzene	ND	ug/L	1	U	1.0	0.20	0.080		SW8260B	01/24/2022 17:03/msc	VOA5975C.I_220124A : 15	R373742
1,4-Dichlorobenzene	ND	ug/L	1	U	1.0	0.20	0.086		SW8260B	01/24/2022 17:03/msc	VOA5975C.I_220124A : 15	R373742
Dichlorodifluoromethane	ND	ug/L	1	U	1.0	0.50	0.18		SW8260B	01/24/2022 17:03/msc	VOA5975C.I_220124A : 15	R373742
1,1-Dichloroethane	ND	ug/L	1	U	1.0	0.50	0.14		SW8260B	01/24/2022 17:03/msc	VOA5975C.I_220124A : 15	R373742
1,2-Dichloroethane	ND	ug/L	1	U	1.0	0.25	0.12		SW8260B	01/24/2022 17:03/msc	VOA5975C.I_220124A : 15	R373742
1,1-Dichloroethene	ND	ug/L	1	U	1.0	0.50	0.14		SW8260B	01/24/2022 17:03/msc	VOA5975C.I_220124A : 15	R373742
cis-1,2-Dichloroethene	ND	ug/L	1	U	1.0	0.25	0.11		SW8260B	01/24/2022 17:03/msc	VOA5975C.I_220124A : 15	R373742
trans-1,2-Dichloroethene	ND	ug/L	1	U	1.0	0.25	0.12		SW8260B	01/24/2022 17:03/msc	VOA5975C.I_220124A : 15	R373742
1,2-Dichloropropane	ND	ug/L	1	U	1.0	0.20	0.085		SW8260B	01/24/2022 17:03/msc	VOA5975C.I_220124A : 15	R373742
1,3-Dichloropropane	ND	ug/L	1	U	1.0	0.20	0.079		SW8260B	01/24/2022 17:03/msc	VOA5975C.I_220124A : 15	R373742
2,2-Dichloropropane	ND	ug/L	1	U	1.0	0.50	0.19		SW8260B	01/24/2022 17:03/msc	VOA5975C.I_220124A : 15	R373742
1,1-Dichloropropene	ND	ug/L	1	U	1.0	0.20	0.083		SW8260B	01/24/2022 17:03/msc	VOA5975C.I_220124A : 15	R373742
cis-1,3-Dichloropropene	ND	ug/L	1	U	1.0	0.20	0.073		SW8260B	01/24/2022 17:03/msc	VOA5975C.I_220124A : 15	R373742
trans-1,3-Dichloropropene	ND	ug/L	1	U	1.0	0.20	0.085		SW8260B	01/24/2022 17:03/msc	VOA5975C.I_220124A : 15	R373742
Ethylbenzene	ND	ug/L	1	U	1.0	0.20	0.084		SW8260B	01/24/2022 17:03/msc	VOA5975C.I_220124A : 15	R373742
Methyl ethyl ketone	ND	ug/L	1	U	20	5.0	1.8		SW8260B	01/24/2022 17:03/msc	VOA5975C.I_220124A : 15	R373742
Methyl tert-butyl ether (MTBE)	ND	ug/L	1	U	1.0	0.25	0.10		SW8260B	01/24/2022 17:03/msc	VOA5975C.I_220124A : 15	R373742
Methylene chloride	ND	ug/L	1	U	1.0	0.50	0.34		SW8260B	01/24/2022 17:03/msc	VOA5975C.I_220124A : 15	R373742
Styrene	ND	ug/L	1	U	1.0	0.20	0.067		SW8260B	01/24/2022 17:03/msc	VOA5975C.I_220124A : 15	R373742
1,1,1,2-Tetrachloroethane	ND	ug/L	1	U	1.0	0.25	0.10		SW8260B	01/24/2022 17:03/msc	VOA5975C.I_220124A : 15	R373742
1,1,2,2-Tetrachloroethane	ND	ug/L	1	U	1.0	0.20	0.087		SW8260B	01/24/2022 17:03/msc	VOA5975C.I_220124A : 15	R373742
Tetrachloroethene	ND	ug/L	1	U	1.0	0.20	0.067		SW8260B	01/24/2022 17:03/msc	VOA5975C.I_220124A : 15	R373742
Toluene	ND	ug/L	1	U	1.0	0.20	0.068		SW8260B	01/24/2022 17:03/msc	VOA5975C.I_220124A : 15	R373742



LABORATORY ANALYTICAL REPORT

Prepared by Billings, MT Branch

Lab ID: B22011135-002

Collection Date: 01/17/2022 17:50

Date Received: 01/19/2022

Report Date: 03/02/2022

Client: AECOM - Honolulu
Client Sample ID: ERH2430 (Trip Blank) 14694
Project: CV18F0126/60571032.02.46.01
Matrix: Trip Blank

Analyses	Result	Units	DF	Qual	LOQ	LOD	DL	MCL	Method	Analysis Date / By	RunID : Run Order	BatchID
VOLATILE ORGANIC COMPOUNDS												
1,1,1-Trichloroethane	ND	ug/L	1	U	1.0	0.50	0.13		SW8260B	01/24/2022 17:03/msc	VOA5975C.I_220124A : 15	R373742
1,1,2-Trichloroethane	ND	ug/L	1	U	1.0	0.25	0.11		SW8260B	01/24/2022 17:03/msc	VOA5975C.I_220124A : 15	R373742
Trichloroethene	ND	ug/L	1	U	1.0	0.20	0.099		SW8260B	01/24/2022 17:03/msc	VOA5975C.I_220124A : 15	R373742
Trichlorofluoromethane	ND	ug/L	1	U	1.0	0.50	0.13		SW8260B	01/24/2022 17:03/msc	VOA5975C.I_220124A : 15	R373742
1,2,3-Trichloropropane	ND	ug/L	1	U	1.0	0.50	0.24		SW8260B	01/24/2022 17:03/msc	VOA5975C.I_220124A : 15	R373742
Vinyl chloride	ND	ug/L	1	U	1.0	0.50	0.15		SW8260B	01/24/2022 17:03/msc	VOA5975C.I_220124A : 15	R373742
m+p-Xylenes	ND	ug/L	1	U	1.0	0.50	0.15		SW8260B	01/24/2022 17:03/msc	VOA5975C.I_220124A : 15	R373742
o-Xylene	ND	ug/L	1	U	1.0	0.20	0.060		SW8260B	01/24/2022 17:03/msc	VOA5975C.I_220124A : 15	R373742
Xylenes, Total	ND	ug/L	1	U	1.0	0.20	0.060		SW8260B	01/24/2022 17:03/msc	VOA5975C.I_220124A : 15	R373742
Surr: Dibromofluoromethane	105.0	%REC	1		80-119				SW8260B	01/24/2022 17:03/msc	VOA5975C.I_220124A : 15	R373742
Surr: 1,2-Dichloroethane-d4	108.0	%REC	1		81-118				SW8260B	01/24/2022 17:03/msc	VOA5975C.I_220124A : 15	R373742
Surr: Toluene-d8	103.0	%REC	1		89-112				SW8260B	01/24/2022 17:03/msc	VOA5975C.I_220124A : 15	R373742
Surr: p-Bromofluorobenzene	104.0	%REC	1		85-114				SW8260B	01/24/2022 17:03/msc	VOA5975C.I_220124A : 15	R373742



LABORATORY ANALYTICAL REPORT

Prepared by Billings, MT Branch

Lab ID: B22011135-003

Collection Date: 01/17/2022 17:50

Date Received: 01/19/2022

Report Date: 03/02/2022

Client: AECOM - Honolulu
Client Sample ID: ERH2430 (Trip Blank) 14733
Project: CV18F0126/60571032.02.46.01
Matrix: Trip Blank

Analyses	Result	Units	DF	Qual	LOQ	LOD	DL	MCL	Method	Analysis Date / By	RunID : Run Order	BatchID
PETROLEUM HYDROCARBONS-VOLATILE												
C6 to C10	ND	ug/L	1	U	20	8.7	2.3		SW8015C	01/21/2022 20:34/jp	PE 1_220120A : 48	R373498
Total Purgeable Hydrocarbons	ND	ug/L	1	U	20	10	3.6		SW8015C	01/21/2022 20:34/jp	PE 1_220120A : 48	R373498
Surr: Trifluorotoluene	72.0	%REC	1		70-130				SW8015C	01/21/2022 20:34/jp	PE 1_220120A : 48	R373498
- Note 1: C6 to C10 is defined as all hydrocarbons eluting between 2-Methylpentane and 1,2,4-Trimethylbenzene.												
- Note 2: Total Purgeable Hydrocarbons are defined as the total hydrocarbon response regardless of elution time.												



LABORATORY ANALYTICAL REPORT

Prepared by Billings, MT Branch

Lab ID: B22011135-004

Collection Date: 01/17/2022 17:50

Date Received: 01/19/2022

Report Date: 03/02/2022

Client: AECOM - Honolulu
Client Sample ID: ERH2430 (Trip Blank) 14705
Project: CV18F0126/60571032.02.46.01
Matrix: Trip Blank

Analyses	Result	Units	DF	Qual	LOQ	LOD	DL	MCL	Method	Analysis Date / By	RunID : Run Order	BatchID
VOCS BY MICROEXTRACTION-ECD												
1,2-Dibromoethane	ND	ug/L	1	U	0.010	0.0050	0.0026		SW8011	01/22/2022 12:54/ct	GECD.I_220121A : 54	163129
Surr: 1,1,1,2-Tetrachloroethane	93.0	%REC	1		70-130				SW8011	01/22/2022 12:54/ct	GECD.I_220121A : 54	163129



LABORATORY ANALYTICAL REPORT

Prepared by Billings, MT Branch

Client: AECOM - Honolulu
Client Sample ID: ERH2430 (Trip Blank) 14709
Project: CV18F0126/60571032.02.46.01
Matrix: Trip Blank

Lab ID: B22011135-005
Collection Date: 01/17/2022 17:50
Date Received: 01/19/2022
Report Date: 03/02/2022

Analyses	Result	Units	DF	Qual	LOQ	LOD	DL	MCL	Method	Analysis Date / By	RunID : Run Order	BatchID
ORGANIC CHARACTERISTICS												
Methane	ND	mg/L	1	U	0.0020	0.0012	0.00070		SW8015M	01/21/2022 10:32/jdw	FID-HEADSPACE_220121A : 9	R373537



Analytical QC Summary Report

Prepared by Billings, MT Branch

Client: AECOM - Honolulu
Workorder: B22011135
Project: CV18F0126/60571032.02.46.01

Report Date: 03/02/2022

Run ID: Run Order: SV5975.I_220126A: 16 **SampType:** Method Blank **Batch ID:** 163072
Method: SW8270CSIM **Analysis Date:** 01/27/2022 00:20 **Prep Date:** 01/19/2022 15:57
Lab ID: MB-163072 **Units:** ug/L **Prep Method:** SW3510C

Analytes	Result	LOQ	Spk value	Spk RefVal	%REC	LowLimit	HighLimit	RPD RefVal	%RPD	RPDLimit	Qual
1-Methylnaphthalene	ND	0.10									
2-Methylnaphthalene	ND	0.10									
Acenaphthene	ND	0.10									
Acenaphthylene	ND	0.10									
Anthracene	ND	0.10									
Benzo(a)anthracene	ND	0.10									
Benzo(a)pyrene	ND	0.10									
Benzo(b)fluoranthene	ND	0.10									
Benzo(g,h,i)perylene	ND	0.10									
Benzo(k)fluoranthene	ND	0.10									
Chrysene	ND	0.10									
Dibenzo(a,h)anthracene	ND	0.10									
Fluoranthene	ND	0.10									
Fluorene	ND	0.10									
Indeno(1,2,3-cd)pyrene	ND	0.10									
Naphthalene	ND	0.10									
Phenanthrene	ND	0.10									
Pyrene	ND	0.10									

Associated Samples: **B22011135-001C**

Run ID: Run Order: SV5975.I_220126A: 17 **SampType:** Laboratory Control Sample **Batch ID:** 163072
Method: SW8270CSIM **Analysis Date:** 01/27/2022 00:52 **Prep Date:** 01/19/2022 15:58
Lab ID: LLCS-163072 **Units:** ug/L **Prep Method:** SW3510C

Analytes	Result	LOQ	Spk value	Spk RefVal	%REC	LowLimit	HighLimit	RPD RefVal	%RPD	RPDLimit	Qual
1-Methylnaphthalene	2.6	0.10	5.0		51.0	41	115				



Analytical QC Summary Report

Prepared by Billings, MT Branch

Client: AECOM - Honolulu
Workorder: B22011135
Project: CV18F0126/60571032.02.46.01

Report Date: 03/02/2022

Run ID: Run Order: SV5975.I_220126A: 17 **SampType:** Laboratory Control Sample **Batch ID:** 163072
Method: SW8270CSIM **Analysis Date:** 01/27/2022 00:52 **Prep Date:** 01/19/2022 15:58
Lab ID: LLCS-163072 **Units:** ug/L **Prep Method:** SW3510C

Analytes	Result	LOQ	Spk value	Spk RefVal	%REC	LowLimit	HighLimit	RPD RefVal	%RPD	RPDLimit	Qual
2-Methylnaphthalene	2.6	0.10	5.0		51.0	39	114				
Acenaphthene	3.4	0.10	5.0		67.0	48	114				
Acenaphthylene	3.5	0.10	5.0		70.0	35	121				
Anthracene	5.1	0.10	5.0		102.0	53	119				
Benzo(a)anthracene	5.8	0.10	5.0		116.0	59	120				
Benzo(a)pyrene	5.3	0.10	5.0		106.0	53	120				
Benzo(b)fluoranthene	5.3	0.10	5.0		106.0	53	126				
Benzo(g,h,i)perylene	5.3	0.10	5.0		106.0	44	128				
Benzo(k)fluoranthene	4.9	0.10	5.0		97.0	54	125				
Chrysene	5.5	0.10	5.0		109.0	57	120				
Dibenzo(a,h)anthracene	5.7	0.10	5.0		114.0	44	141				
Fluoranthene	5.2	0.10	5.0		104.0	58	120				
Fluorene	3.5	0.10	5.0		69.0	50	118				
Indeno(1,2,3-cd)pyrene	5.4	0.10	5.0		109.0	48	130				
Naphthalene	2.5	0.10	5.0		51.0	43	114				
Phenanthrene	4.5	0.10	5.0		91.0	53	115				
Pyrene	5.2	0.10	5.0		103.0	53	121				

Associated Samples: **B22011135-001C**

Run ID: Run Order: SV5975.I_220126A: 18 **SampType:** Laboratory Control Sample Duplicate **Batch ID:** 163072
Method: SW8270CSIM **Analysis Date:** 01/27/2022 01:25 **Prep Date:** 01/19/2022 15:58
Lab ID: LLCSD-163072 **Units:** ug/L **Prep Method:** SW3510C

Analytes	Result	LOQ	Spk value	Spk RefVal	%REC	LowLimit	HighLimit	RPD RefVal	%RPD	RPDLimit	Qual
1-Methylnaphthalene	2.7	0.10	5.0		55.0	41	115	2.6	6.4	40.0	
2-Methylnaphthalene	2.8	0.10	5.0		57.0	39	114	2.6	9.5	40.0	



Analytical QC Summary Report

Prepared by Billings, MT Branch

Client: AECOM - Honolulu
Workorder: B22011135
Project: CV18F0126/60571032.02.46.01

Report Date: 03/02/2022

Run ID: Run Order: SV5975.I_220126A: 18 **SampType:** Laboratory Control Sample Duplicate **Batch ID:** 163072
Method: SW8270CSIM **Analysis Date:** 01/27/2022 01:25 **Prep Date:** 01/19/2022 15:58
Lab ID: LLCSD-163072 **Units:** ug/L **Prep Method:** SW3510C

Analytes	Result	LOQ	Spk value	Spk RefVal	%REC	LowLimit	HighLimit	RPD RefVal	%RPD	RPDLimit	Qual
Acenaphthene	3.6	0.10	5.0		71.0	48	114	3.4	5.1	40.0	
Acenaphthylene	3.7	0.10	5.0		74.0	35	121	3.5	6.6	40.0	
Anthracene	5.3	0.10	5.0		107.0	53	119	5.1	4.4	40.0	
Benzo(a)anthracene	5.8	0.10	5.0		115.0	59	120	5.8	0.4	40.0	
Benzo(a)pyrene	5.0	0.10	5.0		100.0	53	120	5.3	5.7	40.0	
Benzo(b)fluoranthene	5.1	0.10	5.0		102.0	53	126	5.3	3.7	40.0	
Benzo(g,h,i)perylene	5.3	0.10	5.0		105.0	44	128	5.3	0.7	40.0	
Benzo(k)fluoranthene	4.7	0.10	5.0		93.0	54	125	4.9	3.9	40.0	
Chrysene	5.4	0.10	5.0		109.0	57	120	5.5	0.5	40.0	
Dibenzo(a,h)anthracene	5.5	0.10	5.0		110.0	44	141	5.7	3.5	40.0	
Fluoranthene	5.4	0.10	5.0		107.0	58	120	5.2	3.1	40.0	
Fluorene	3.8	0.10	5.0		76.0	50	118	3.5	9.6	40.0	
Indeno(1,2,3-cd)pyrene	5.2	0.10	5.0		104.0	48	130	5.4	4.5	40.0	
Naphthalene	2.5	0.10	5.0		51.0	43	114	2.5	0.4	40.0	
Phenanthrene	4.8	0.10	5.0		96.0	53	115	4.5	5.6	40.0	
Pyrene	5.2	0.10	5.0		104.0	53	121	5.2	1.2	40.0	

Associated Samples: **B22011135-001C**

Run ID: Run Order: SV5975.I_220126B: 12 **SampType:** Sample Matrix Spike **Batch ID:** 163072
Method: SW8270CSIM **Analysis Date:** 01/27/2022 11:31 **Prep Date:** 01/20/2022 13:07
Lab ID: B22011136-001CLMS **Units:** ug/L **Prep Method:** SW3510C

Analytes	Result	LOQ	Spk value	Spk RefVal	%REC	LowLimit	HighLimit	RPD RefVal	%RPD	RPDLimit	Qual
1-Methylnaphthalene	3.4	0.10	5.1	0.0	66.0	18	117				
2-Methylnaphthalene	3.1	0.10	5.1	0.0	61.0	17	118				
Acenaphthene	4.2	0.10	5.1	0.0	82.0	40	92				



Analytical QC Summary Report

Prepared by Billings, MT Branch

Client: AECOM - Honolulu
Workorder: B22011135
Project: CV18F0126/60571032.02.46.01

Report Date: 03/02/2022

Run ID: Run Order: SV5975.I_220126B: 12 **SampType:** Sample Matrix Spike **Batch ID:** 163072
Method: SW8270CSIM **Analysis Date:** 01/27/2022 11:31 **Prep Date:** 01/20/2022 13:07
Lab ID: B22011136-001CLMS **Units:** ug/L **Prep Method:** SW3510C

Analytes	Result	LOQ	Spk value	Spk RefVal	%REC	LowLimit	HighLimit	RPD RefVal	%RPD	RPDLimit	Qual
Acenaphthylene	4.0	0.10	5.1	0.0	78.0	37	96				
Anthracene	5.2	0.10	5.1	0.0	102.0	46	108				
Benzo(a)anthracene	5.7	0.10	5.1	0.0	112.0	41	105				S
Benzo(a)pyrene	4.9	0.10	5.1	0.0	96.0	42	110				
Benzo(b)fluoranthene	5.0	0.10	5.1	0.0	99.0	27	121				
Benzo(g,h,i)perylene	5.0	0.10	5.1	0.0	98.0	44	108				
Benzo(k)fluoranthene	4.7	0.10	5.1	0.0	91.0	44	111				
Chrysene	5.3	0.10	5.1	0.0	104.0	50	106				
Dibenzo(a,h)anthracene	5.4	0.10	5.1	0.0	106.0	47	111				
Fluoranthene	5.0	0.10	5.1	0.0	98.0	44	111				
Fluorene	4.4	0.10	5.1	0.0	86.0	42	99				
Indeno(1,2,3-cd)pyrene	5.1	0.10	5.1	0.0	101.0	33	112				
Naphthalene	3.7	0.10	5.1	0.0	73.0	22	108				
Phenanthrene	5.1	0.10	5.1	0.0	100.0	43	106				
Pyrene	5.3	0.10	5.1	0.0	103.0	41	106				

Associated Samples: **B22011135-001C**



Analytical QC Summary Report

Prepared by Billings, MT Branch

Client: AECOM - Honolulu
Workorder: B22011135
Project: CV18F0126/60571032.02.46.01

Report Date: 03/02/2022

Run ID: Run Order: SV5975.I_220126B: 13 **SampType:** Sample Matrix Spike Duplicate **Batch ID:** 163072
Method: SW8270CSIM **Analysis Date:** 01/27/2022 12:04 **Prep Date:** 01/20/2022 13:07
Lab ID: B22011136-001CLMSD **Units:** ug/L **Prep Method:** SW3510C

Analytes	Result	LOQ	Spk value	Spk RefVal	%REC	LowLimit	HighLimit	RPD RefVal	%RPD	RPDLimit	Qual
1-Methylnaphthalene	3.9	0.10	5.0	0.0	78.0	18	117	3.4	15.0	40.0	
2-Methylnaphthalene	4.4	0.10	5.0	0.0	86.0	18	117	3.1	34.0	40.0	
Acenaphthene	4.1	0.10	5.0	0.0	81.0	40	92	4.2	2.3	40.0	
Acenaphthylene	4.1	0.10	5.0	0.0	81.0	37	96	4.0	2.7	40.0	
Anthracene	4.7	0.10	5.0	0.0	93.0	46	108	5.2	10.0	40.0	
Benzo(a)anthracene	4.7	0.10	5.0	0.0	92.0	41	105	5.7	20.0	40.0	
Benzo(a)pyrene	4.0	0.10	5.0	0.0	79.0	42	110	4.9	21.0	40.0	
Benzo(b)fluoranthene	4.0	0.10	5.0	0.0	80.0	27	121	5.0	22.0	40.0	
Benzo(g,h,i)perylene	4.0	0.10	5.0	0.0	80.0	44	108	5.0	21.0	40.0	
Benzo(k)fluoranthene	3.7	0.10	5.0	0.0	74.0	44	111	4.7	22.0	40.0	
Chrysene	4.4	0.10	5.0	0.0	87.0	50	106	5.3	18.0	40.0	
Dibenzo(a,h)anthracene	4.4	0.10	5.0	0.0	87.0	47	111	5.4	21.0	40.0	
Fluoranthene	4.3	0.10	5.0	0.0	86.0	44	111	5.0	15.0	40.0	
Fluorene	4.2	0.10	5.0	0.0	84.0	42	99	4.4	2.7	40.0	
Indeno(1,2,3-cd)pyrene	4.2	0.10	5.0	0.0	82.0	33	112	5.1	21.0	40.0	
Naphthalene	4.1	0.10	5.0	0.0	82.0	22	108	3.7	9.9	40.0	
Phenanthrene	4.5	0.10	5.0	0.0	90.0	43	106	5.1	12.0	40.0	
Pyrene	4.6	0.10	5.0	0.0	91.0	41	106	5.3	14.0	40.0	

Associated Samples: **B22011135-001C**



Analytical QC Summary Report

Prepared by Billings, MT Branch

Client: AECOM - Honolulu
Workorder: B22011135
Project: CV18F0126/60571032.02.46.01

Report Date: 03/02/2022

Run ID: Run Order: SV5975.I_220126B: 2 **SampType:** Continuing Calibration Verification Standard **Batch ID:** R373846
Method: SW8270CSIM **Analysis Date:** 01/27/2022 06:08 **Prep Date:**
Lab ID: 26-Jan-22_CCV_26 **Units:** ug/L **Prep Method:**

Analytes	Result	LOQ	Spk value	Spk RefVal	%REC	LowLimit	HighLimit	RPD RefVal	%RPD	RPDLimit	Qual
1-Methylnaphthalene	2.1	0.10	2.0		103.0	80	120				
2-Methylnaphthalene	2.2	0.10	2.0		110.0	80	120				
Acenaphthene	2.0	0.10	2.0		101.0	80	120				
Acenaphthylene	2.0	0.10	2.0		101.0	80	120				
Anthracene	2.1	0.10	2.0		103.0	80	120				
Benzo(a)anthracene	2.1	0.10	2.0		105.0	80	120				
Benzo(a)pyrene	2.1	0.10	2.0		106.0	80	120				
Benzo(b)fluoranthene	2.3	0.10	2.0		115.0	80	120				
Benzo(g,h,i)perylene	2.2	0.10	2.0		110.0	80	120				
Benzo(k)fluoranthene	2.0	0.10	2.0		102.0	80	120				
Chrysene	2.0	0.10	2.0		100.0	80	120				
Dibenzo(a,h)anthracene	2.1	0.10	2.0		107.0	80	120				
Fluoranthene	2.1	0.10	2.0		106.0	80	120				
Fluorene	2.0	0.10	2.0		100.0	80	120				
Indeno(1,2,3-cd)pyrene	2.3	0.10	2.0		113.0	80	120				
Naphthalene	2.1	0.10	2.0		105.0	80	120				
Phenanthrene	1.9	0.10	2.0		93.0	80	120				
Pyrene	2.1	0.10	2.0		103.0	80	120				

Associated Samples: **B22011135-001C**

Run ID: Run Order: SV5975.I_220126B: 15 **SampType:** Continuing Calibration Verification Standard **Batch ID:** R373846
Method: SW8270CSIM **Analysis Date:** 01/28/2022 08:43 **Prep Date:**
Lab ID: 26-Jan-22_CCV_39 **Units:** ug/L **Prep Method:**

Analytes	Result	LOQ	Spk value	Spk RefVal	%REC	LowLimit	HighLimit	RPD RefVal	%RPD	RPDLimit	Qual
1-Methylnaphthalene	2.3	0.10	2.0		113.0	50	150				



Analytical QC Summary Report

Prepared by Billings, MT Branch

Client: AECOM - Honolulu
Workorder: B22011135
Project: CV18F0126/60571032.02.46.01

Report Date: 03/02/2022

Run ID: Run Order: SV5975.I_220126B: 15 **SampType:** Continuing Calibration Verification Standard **Batch ID:** R373846
Method: SW8270CSIM **Analysis Date:** 01/28/2022 08:43 **Prep Date:**
Lab ID: 26-Jan-22_CCV_39 **Units:** ug/L **Prep Method:**

Analytes	Result	LOQ	Spk value	Spk RefVal	%REC	LowLimit	HighLimit	RPD RefVal	%RPD	RPDLimit	Qual
2-Methylnaphthalene	2.5	0.10	2.0		124.0	50	150				
Acenaphthene	1.9	0.10	2.0		95.0	50	150				
Acenaphthylene	2.0	0.10	2.0		99.0	50	150				
Anthracene	2.2	0.10	2.0		111.0	50	150				
Benzo(a)anthracene	2.3	0.10	2.0		116.0	50	150				
Benzo(a)pyrene	2.3	0.10	2.0		116.0	50	150				
Benzo(b)fluoranthene	2.2	0.10	2.0		109.0	50	150				
Benzo(g,h,i)perylene	2.3	0.10	2.0		113.0	50	150				
Benzo(k)fluoranthene	2.0	0.10	2.0		102.0	50	150				
Chrysene	2.1	0.10	2.0		106.0	50	150				
Dibenzo(a,h)anthracene	2.3	0.10	2.0		114.0	50	150				
Fluoranthene	2.1	0.10	2.0		107.0	50	150				
Fluorene	2.1	0.10	2.0		106.0	50	150				
Indeno(1,2,3-cd)pyrene	2.4	0.10	2.0		121.0	50	150				
Naphthalene	2.5	0.10	2.0		123.0	50	150				
Phenanthrene	2.3	0.10	2.0		113.0	50	150				
Pyrene	2.2	0.10	2.0		109.0	50	150				

Associated Samples: **B22011135-001C**



Analytical QC Summary Report

Prepared by Billings, MT Branch

Client: AECOM - Honolulu
Workorder: B22011135
Project: CV18F0126/60571032.02.46.01

Report Date: 03/02/2022

Run ID: Run Order: SUB-C278921: 2 **SampType:** Method Blank **Batch ID:** C_R278921
Method: SW9060A **Analysis Date:** 01/20/2022 16:27 **Prep Date:**
Lab ID: MBLK **Units:** mg/L **Prep Method:**

Analytes	Result	LOQ	Spk value	Spk RefVal	%REC	LowLimit	HighLimit	RPD RefVal	%RPD	RPDLimit	Qual
Organic Carbon, Total (TOC)	ND	0.20									

Associated Samples: **B22011135-001E**
- TOC Range is 0.0 to 0.1

Run ID: Run Order: SUB-C278921: 1 **SampType:** Laboratory Control Sample **Batch ID:** C_R278921
Method: SW9060A **Analysis Date:** 01/20/2022 15:46 **Prep Date:**
Lab ID: LCS **Units:** mg/L **Prep Method:**

Analytes	Result	LOQ	Spk value	Spk RefVal	%REC	LowLimit	HighLimit	RPD RefVal	%RPD	RPDLimit	Qual
Organic Carbon, Total (TOC)	5.2	0.50	5.0		104.0	91	111				

Associated Samples: **B22011135-001E**
- TOC Range is 5.2 to 5.3

Run ID: Run Order: SUB-C278921: 5 **SampType:** Sample Matrix Spike **Batch ID:** C_R278921
Method: SW9060A **Analysis Date:** 01/20/2022 18:26 **Prep Date:**
Lab ID: C22010614-001EMS **Units:** mg/L **Prep Method:**

Analytes	Result	LOQ	Spk value	Spk RefVal	%REC	LowLimit	HighLimit	RPD RefVal	%RPD	RPDLimit	Qual
Organic Carbon, Total (TOC)	5.5	0.50	5.0	0.29	104.0	91	111				

Associated Samples: **B22011135-001E**
- TOC Range is 5.4 to 5.5



Analytical QC Summary Report

Prepared by Billings, MT Branch

Client: AECOM - Honolulu
Workorder: B22011135
Project: CV18F0126/60571032.02.46.01

Report Date: 03/02/2022

Run ID: Run Order: SUB-C278921: 6 **SampType:** Sample Matrix Spike Duplicate **Batch ID:** C_R278921
Method: SW9060A **Analysis Date:** 01/20/2022 19:08 **Prep Date:**
Lab ID: C22010614-001EMSD **Units:** mg/L **Prep Method:**

Analytes	Result	LOQ	Spk value	Spk RefVal	%REC	LowLimit	HighLimit	RPD RefVal	%RPD	RPDLimit	Qual
Organic Carbon, Total (TOC)	5.5	0.50	5.0	0.29	105.0	91	111	5.5	0.8	10.0	

Associated Samples: **B22011135-001E**
- TOC Range is 5.4 to 5.6

Run ID: Run Order: SUB-C278921: 8 **SampType:** Sample Matrix Spike **Batch ID:** C_R278921
Method: SW9060A **Analysis Date:** 01/21/2022 04:10 **Prep Date:**
Lab ID: C22010624-001EMS **Units:** mg/L **Prep Method:**

Analytes	Result	LOQ	Spk value	Spk RefVal	%REC	LowLimit	HighLimit	RPD RefVal	%RPD	RPDLimit	Qual
Organic Carbon, Total (TOC)	5.9	0.50	5.0	0.68	105.0	91	111				

Associated Samples: **B22011135-001E**
- TOC Range is 5.9 to 6.0

Run ID: Run Order: SUB-C278921: 9 **SampType:** Sample Matrix Spike Duplicate **Batch ID:** C_R278921
Method: SW9060A **Analysis Date:** 01/21/2022 04:51 **Prep Date:**
Lab ID: C22010624-001EMSD **Units:** mg/L **Prep Method:**

Analytes	Result	LOQ	Spk value	Spk RefVal	%REC	LowLimit	HighLimit	RPD RefVal	%RPD	RPDLimit	Qual
Organic Carbon, Total (TOC)	6.1	0.50	5.0	0.68	109.0	91	111	5.9	3.0	10.0	

Associated Samples: **B22011135-001E**
- TOC Range is 6.0 to 6.2



Analytical QC Summary Report

Prepared by Billings, MT Branch

Client: AECOM - Honolulu
Workorder: B22011135
Project: CV18F0126/60571032.02.46.01

Report Date: 03/02/2022

Run ID: Run Order: SUB-C278921: 7 **SampType:** Continuing Calibration Verification Standard **Batch ID:** C_R278921
Method: SW9060A **Analysis Date:** 01/21/2022 02:10 **Prep Date:**
Lab ID: CCV **Units:** mg/L **Prep Method:**

Analytes	Result	LOQ	Spk value	Spk RefVal	%REC	LowLimit	HighLimit	RPD RefVal	%RPD	RPDLimit	Qual
Organic Carbon, Total (TOC)	5.1	0.50	5.0		103.0	90	110				

Associated Samples: **B22011135-001E**
- TOC Range is 5.1 to 5.2

Run ID: Run Order: SUB-C278921: 10 **SampType:** Continuing Calibration Verification Standard **Batch ID:** C_R278921
Method: SW9060A **Analysis Date:** 01/21/2022 07:41 **Prep Date:**
Lab ID: CCV **Units:** mg/L **Prep Method:**

Analytes	Result	LOQ	Spk value	Spk RefVal	%REC	LowLimit	HighLimit	RPD RefVal	%RPD	RPDLimit	Qual
Organic Carbon, Total (TOC)	4.9	0.50	5.0		99.0	90	110				

Associated Samples: **B22011135-001E**
- TOC Range is 4.8 to 5.0



Analytical QC Summary Report

Prepared by Billings, MT Branch

Client: AECOM - Honolulu
Workorder: B22011135
Project: CV18F0126/60571032.02.46.01

Report Date: 03/02/2022

Run ID: Run Order: ICPMS207-B_220121A: 29 **SampType:** Method Blank **Batch ID:** R373694
Method: SW6020 **Analysis Date:** 01/21/2022 19:03 **Prep Date:**
Lab ID: LRB **Units:** mg/L **Prep Method:**

Analytes	Result	LOQ	Spk value	Spk RefVal	%REC	LowLimit	HighLimit	RPD RefVal	%RPD	RPDLimit	Qual
Lead	ND	0.0005									

Associated Samples: **B22011135-001A**

Run ID: Run Order: ICPMS207-B_220121A: 30 **SampType:** Laboratory Fortified Blank **Batch ID:** R373694
Method: SW6020 **Analysis Date:** 01/21/2022 19:09 **Prep Date:**
Lab ID: LFB **Units:** mg/L **Prep Method:**

Analytes	Result	LOQ	Spk value	Spk RefVal	%REC	LowLimit	HighLimit	RPD RefVal	%RPD	RPDLimit	Qual
Lead	0.050	0.001	0.050		100.0	88	115				

Associated Samples: **B22011135-001A**

Run ID: Run Order: ICPMS207-B_220121A: 45 **SampType:** Sample Matrix Spike **Batch ID:** R373694
Method: SW6020 **Analysis Date:** 01/21/2022 20:43 **Prep Date:**
Lab ID: B22011124-001AMS **Units:** mg/L **Prep Method:**

Analytes	Result	LOQ	Spk value	Spk RefVal	%REC	LowLimit	HighLimit	RPD RefVal	%RPD	RPDLimit	Qual
Lead	0.049	0.001	0.050	0.00	99.0	88	115				

Associated Samples: **B22011135-001A**



Analytical QC Summary Report

Prepared by Billings, MT Branch

Client: AECOM - Honolulu
Workorder: B22011135
Project: CV18F0126/60571032.02.46.01

Report Date: 03/02/2022

Run ID: Run Order: ICPMS207-B_220121A: 46 **SampType:** Sample Matrix Spike Duplicate **Batch ID:** R373694
Method: SW6020 **Analysis Date:** 01/21/2022 20:49 **Prep Date:**
Lab ID: B22011124-001AMSD **Units:** mg/L **Prep Method:**

Analytes	Result	LOQ	Spk value	Spk RefVal	%REC	LowLimit	HighLimit	RPD RefVal	%RPD	RPDLimit	Qual
Lead	0.050	0.001	0.050	0.00	99.0	88	115	0.049	0.3	20.0	

Associated Samples: **B22011135-001A**

Run ID: Run Order: ICPMS207-B_220121A: 44 **SampType:** Serial Dilution **Batch ID:** R373694
Method: SW6020 **Analysis Date:** 01/21/2022 20:36 **Prep Date:**
Lab ID: B22011124-001ADIL **Units:** mg/L **Prep Method:**

Analytes	Result	LOQ	Spk value	Spk RefVal	%REC	LowLimit	HighLimit	RPD RefVal	%RPD	RPDLimit	Qual
Lead	ND	0.001						0.00		10.0	

Associated Samples: **B22011135-001A**

Run ID: Run Order: ICPMS207-B_220121A: 38 **SampType:** Method Blank **Batch ID:** 163063
Method: SW6020 **Analysis Date:** 01/21/2022 19:59 **Prep Date:** 01/19/2022 13:08
Lab ID: MB-163063 **Units:** mg/L **Prep Method:** SW3010A

Analytes	Result	LOQ	Spk value	Spk RefVal	%REC	LowLimit	HighLimit	RPD RefVal	%RPD	RPDLimit	Qual
Lead	ND	0.0005									

Associated Samples: **B22011135-001B**



Analytical QC Summary Report

Prepared by Billings, MT Branch

Client: AECOM - Honolulu
Workorder: B22011135
Project: CV18F0126/60571032.02.46.01

Report Date: 03/02/2022

Run ID: Run Order: ICPMS207-B_220121A: 40 **SampType:** Laboratory Control Sample **Batch ID:** 163063
Method: SW6020 **Analysis Date:** 01/21/2022 20:11 **Prep Date:** 01/19/2022 13:08
Lab ID: LCS4-163063 **Units:** mg/L **Prep Method:** SW3010A

Analytes	Result	LOQ	Spk value	Spk RefVal	%REC	LowLimit	HighLimit	RPD RefVal	%RPD	RPDLimit	Qual
Lead	0.101	0.001	0.100		101.0	88	115				

Associated Samples: **B22011135-001B**

Run ID: Run Order: ICPMS207-B_220121A: 53 **SampType:** Sample Matrix Spike **Batch ID:** 163063
Method: SW6020 **Analysis Date:** 01/21/2022 21:32 **Prep Date:** 01/19/2022 14:41
Lab ID: B22011124-001BMS4 **Units:** mg/L **Prep Method:** SW3010A

Analytes	Result	LOQ	Spk value	Spk RefVal	%REC	LowLimit	HighLimit	RPD RefVal	%RPD	RPDLimit	Qual
Lead	0.103	0.001	0.100	0.00	103.0	88	115				

Associated Samples: **B22011135-001B**

Run ID: Run Order: ICPMS207-B_220121A: 54 **SampType:** Sample Matrix Spike Duplicate **Batch ID:** 163063
Method: SW6020 **Analysis Date:** 01/21/2022 21:39 **Prep Date:** 01/19/2022 14:41
Lab ID: B22011124-001BMSD4 **Units:** mg/L **Prep Method:** SW3010A

Analytes	Result	LOQ	Spk value	Spk RefVal	%REC	LowLimit	HighLimit	RPD RefVal	%RPD	RPDLimit	Qual
Lead	0.103	0.001	0.100	0.00	103.0	88	115	0.103	0.3	20.0	

Associated Samples: **B22011135-001B**



Analytical QC Summary Report

Prepared by Billings, MT Branch

Client: AECOM - Honolulu
Workorder: B22011135
Project: CV18F0126/60571032.02.46.01

Report Date: 03/02/2022

Run ID: Run Order: ICPMS207-B_220121A: 82 **SampType:** Sample Matrix Spike **Batch ID:** 163063
Method: SW6020 **Analysis Date:** 01/22/2022 00:34 **Prep Date:** 01/19/2022 15:36
Lab ID: B22011134-001BMS4 **Units:** mg/L **Prep Method:** SW3010A

Analytes	Result	LOQ	Spk value	Spk RefVal	%REC	LowLimit	HighLimit	RPD RefVal	%RPD	RPDLimit	Qual
Lead	0.102	0.001	0.100	0.00	102.0	88	115				

Associated Samples: **B22011135-001B**

Run ID: Run Order: ICPMS207-B_220121A: 83 **SampType:** Sample Matrix Spike Duplicate **Batch ID:** 163063
Method: SW6020 **Analysis Date:** 01/22/2022 00:40 **Prep Date:** 01/19/2022 15:36
Lab ID: B22011134-001BMSD4 **Units:** mg/L **Prep Method:** SW3010A

Analytes	Result	LOQ	Spk value	Spk RefVal	%REC	LowLimit	HighLimit	RPD RefVal	%RPD	RPDLimit	Qual
Lead	0.102	0.001	0.100	0.00	102.0	88	115	0.102	0.2	20.0	

Associated Samples: **B22011135-001B**

Run ID: Run Order: ICPMS207-B_220121A: 52 **SampType:** Post Digestion/Distillation Spike **Batch ID:** 163063
Method: SW6020 **Analysis Date:** 01/21/2022 21:26 **Prep Date:** 01/19/2022 14:41
Lab ID: B22011124-001BPDS1 **Units:** mg/L **Prep Method:** SW3010A

Analytes	Result	LOQ	Spk value	Spk RefVal	%REC	LowLimit	HighLimit	RPD RefVal	%RPD	RPDLimit	Qual
Lead	0.052	0.001	0.052	0.00	101.0	80	120				

Associated Samples: **B22011135-001B**



Analytical QC Summary Report

Prepared by Billings, MT Branch

Client: AECOM - Honolulu
Workorder: B22011135
Project: CV18F0126/60571032.02.46.01

Report Date: 03/02/2022

Run ID: Run Order: ICPMS207-B_220121A: 81 **SampType:** Post Digestion/Distillation Spike **Batch ID:** 163063
Method: SW6020 **Analysis Date:** 01/22/2022 00:27 **Prep Date:** 01/19/2022 15:36
Lab ID: B22011134-001BPDS1 **Units:** mg/L **Prep Method:** SW3010A

Analytes	Result	LOQ	Spk value	Spk RefVal	%REC	LowLimit	HighLimit	RPD RefVal	%RPD	RPDLimit	Qual
Lead	0.051	0.001	0.052	0.00	100.0	80	120				

Associated Samples: **B22011135-001B**

Run ID: Run Order: ICPMS207-B_220121A: 49 **SampType:** Serial Dilution **Batch ID:** 163063
Method: SW6020 **Analysis Date:** 01/21/2022 21:08 **Prep Date:** 01/19/2022 14:41
Lab ID: B22011124-001BDIL **Units:** mg/L **Prep Method:** SW3010A

Analytes	Result	LOQ	Spk value	Spk RefVal	%REC	LowLimit	HighLimit	RPD RefVal	%RPD	RPDLimit	Qual
Lead	ND	0.001						0.00		10.0	

Associated Samples: **B22011135-001B**

Run ID: Run Order: ICPMS207-B_220121A: 80 **SampType:** Serial Dilution **Batch ID:** 163063
Method: SW6020 **Analysis Date:** 01/22/2022 00:21 **Prep Date:** 01/19/2022 15:36
Lab ID: B22011134-001BDIL **Units:** mg/L **Prep Method:** SW3010A

Analytes	Result	LOQ	Spk value	Spk RefVal	%REC	LowLimit	HighLimit	RPD RefVal	%RPD	RPDLimit	Qual
Lead	0.004	0.001						0.00		10.0	N

Associated Samples: **B22011135-001B**



Analytical QC Summary Report

Prepared by Billings, MT Branch

Client: AECOM - Honolulu
Workorder: B22011135
Project: CV18F0126/60571032.02.46.01

Report Date: 03/02/2022

Run ID: Run Order: ICPMS207-B_220121A: 75 **SampType:** Continuing Calibration Verification Standard **Batch ID:** R373694
Method: SW6020 **Analysis Date:** 01/21/2022 23:50 **Prep Date:**
Lab ID: CCV **Units:** mg/L **Prep Method:**

Analytes	Result	LOQ	Spk value	Spk RefVal	%REC	LowLimit	HighLimit	RPD RefVal	%RPD	RPDLimit	Qual
Lead	0.051	0.001	0.050		102.0	90	110				

Associated Samples: **B22011135-001A, B22011135-001B**

Run ID: Run Order: ICPMS207-B_220121A: 88 **SampType:** Continuing Calibration Verification Standard **Batch ID:** R373694
Method: SW6020 **Analysis Date:** 01/22/2022 01:11 **Prep Date:**
Lab ID: CCV **Units:** mg/L **Prep Method:**

Analytes	Result	LOQ	Spk value	Spk RefVal	%REC	LowLimit	HighLimit	RPD RefVal	%RPD	RPDLimit	Qual
Lead	0.051	0.001	0.050		102.0	90	110				

Associated Samples: **B22011135-001A, B22011135-001B**



Analytical QC Summary Report

Prepared by Billings, MT Branch

Client: AECOM - Honolulu
Workorder: B22011135
Project: CV18F0126/60571032.02.46.01

Report Date: 03/02/2022

Run ID: Run Order: VOA5975C.I_220124A: 4
Method: SW8260B
Lab ID: MBLK012422_

SampType: Method Blank
Analysis Date: 01/24/2022 11:26
Units: ug/L

Batch ID: R373742
Prep Date:
Prep Method:

Analytes	Result	LOQ	Spk value	Spk RefVal	%REC	LowLimit	HighLimit	RPD RefVal	%RPD	RPDLimit	Qual
Benzene	ND	0.50									
Bromobenzene	ND	0.50									
Bromochloromethane	ND	0.50									
Bromodichloromethane	ND	0.50									
Bromoform	ND	0.50									
Carbon tetrachloride	ND	0.50									
Chlorobenzene	ND	0.50									
Chlorodibromomethane	ND	0.50									
Chloroethane	ND	0.50									
Chloroform	ND	0.50									
Chloromethane	ND	0.50									
1,2-Dibromoethane	ND	0.50									
2-Chlorotoluene	ND	0.50									
Dibromomethane	ND	0.50									
1,2-Dichlorobenzene	ND	0.50									
4-Chlorotoluene	ND	0.50									
1,3-Dichlorobenzene	ND	0.50									
1,4-Dichlorobenzene	ND	0.50									
Dichlorodifluoromethane	ND	0.50									
1,1-Dichloroethane	ND	0.50									
1,2-Dichloroethane	ND	0.50									
1,1-Dichloroethene	ND	0.50									
cis-1,2-Dichloroethene	ND	0.50									
trans-1,2-Dichloroethene	ND	0.50									
1,2-Dichloropropane	ND	0.50									
1,3-Dichloropropane	ND	0.50									
2,2-Dichloropropane	ND	0.50									



Analytical QC Summary Report

Prepared by Billings, MT Branch

Client: AECOM - Honolulu
Workorder: B22011135
Project: CV18F0126/60571032.02.46.01

Report Date: 03/02/2022

Run ID: Run Order: VOA5975C.I_220124A: 4 **SampType:** Method Blank **Batch ID:** R373742
Method: SW8260B **Analysis Date:** 01/24/2022 11:26 **Prep Date:**
Lab ID: MBLK012422_ **Units:** ug/L **Prep Method:**

Analytes	Result	LOQ	Spk value	Spk RefVal	%REC	LowLimit	HighLimit	RPD RefVal	%RPD	RPDLimit	Qual
1,1-Dichloropropene	ND	0.50									
cis-1,3-Dichloropropene	ND	0.50									
trans-1,3-Dichloropropene	ND	0.50									
Ethylbenzene	ND	0.50									
Methyl tert-butyl ether (MTBE)	ND	0.50									
Methyl ethyl ketone	ND	10									
Methylene chloride	ND	0.50									
Styrene	ND	0.50									
1,1,1,2-Tetrachloroethane	ND	0.50									
1,1,2,2-Tetrachloroethane	ND	0.50									
Tetrachloroethene	ND	0.50									
Toluene	ND	0.50									
1,1,1-Trichloroethane	ND	0.50									
1,1,2-Trichloroethane	ND	0.50									
Trichloroethene	ND	0.50									
Trichlorofluoromethane	ND	0.50									
1,2,3-Trichloropropane	ND	0.50									
Vinyl chloride	ND	0.50									
m+p-Xylenes	ND	0.50									
o-Xylene	ND	0.50									
Xylenes, Total	ND	0.50									
Surr: 1,2-Dichloroethane-d4	11	0.50	10		110.0	81	118				
Surr: Dibromofluoromethane	11	0.50	10		109.0	80	119				
Surr: p-Bromofluorobenzene	11	0.50	10		107.0	85	114				
Surr: Toluene-d8	11	0.50	10		107.0	89	112				

Associated Samples: **B22011135-001F, B22011135-002A**



Analytical QC Summary Report

Prepared by Billings, MT Branch

Client: AECOM - Honolulu
Workorder: B22011135
Project: CV18F0126/60571032.02.46.01

Report Date: 03/02/2022

Run ID: Run Order: VOA5975C.I_220124A: 3 **SampType:** Laboratory Control Sample **Batch ID:** R373742
Method: SW8260B **Analysis Date:** 01/24/2022 10:32 **Prep Date:**
Lab ID: LCS012422_ **Units:** ug/L **Prep Method:**

Analytes	Result	LOQ	Spk value	Spk RefVal	%REC	LowLimit	HighLimit	RPD RefVal	%RPD	RPDLimit	Qual
Benzene	5.2	0.50	5.0		103.0	79	120				
Bromobenzene	5.2	0.50	5.0		104.0	80	120				
Bromochloromethane	4.9	0.50	5.0		98.0	78	123				
Bromodichloromethane	5.3	0.50	5.0		105.0	79	125				
Bromoform	5.2	0.50	5.0		104.0	66	130				
Carbon tetrachloride	4.9	0.50	5.0		99.0	72	136				
Chlorobenzene	5.3	0.50	5.0		106.0	82	118				
Chlorodibromomethane	5.1	0.50	5.0		103.0	74	126				
Chloroethane	4.5	0.50	5.0		90.0	60	138				
Chloroform	4.8	0.50	5.0		96.0	79	124				
Chloromethane	4.5	0.50	5.0		90.0	50	139				
1,2-Dibromoethane	5.2	0.50	5.0		103.0	78	122				
2-Chlorotoluene	5.3	0.50	5.0		106.0	79	122				
Dibromomethane	5.0	0.50	5.0		101.0	79	123				
1,2-Dichlorobenzene	5.2	0.50	5.0		104.0	80	119				
4-Chlorotoluene	5.4	0.50	5.0		109.0	78	122				
1,3-Dichlorobenzene	5.3	0.50	5.0		107.0	80	119				
1,4-Dichlorobenzene	5.2	0.50	5.0		105.0	79	118				
Dichlorodifluoromethane	4.3	0.50	5.0		85.0	32	152				
1,1-Dichloroethane	5.3	0.50	5.0		106.0	77	125				
1,2-Dichloroethane	5.0	0.50	5.0		101.0	73	128				
1,1-Dichloroethene	5.1	0.50	5.0		102.0	71	131				
cis-1,2-Dichloroethene	5.2	0.50	5.0		104.0	78	123				
trans-1,2-Dichloroethene	5.1	0.50	5.0		102.0	75	124				
1,2-Dichloropropane	5.1	0.50	5.0		103.0	78	122				
1,3-Dichloropropane	5.0	0.50	5.0		100.0	80	119				
2,2-Dichloropropane	5.3	0.50	5.0		106.0	60	139				



Analytical QC Summary Report

Prepared by Billings, MT Branch

Client: AECOM - Honolulu
Workorder: B22011135
Project: CV18F0126/60571032.02.46.01

Report Date: 03/02/2022

Run ID: Run Order: VOA5975C.I_220124A: 3 **SampType:** Laboratory Control Sample **Batch ID:** R373742
Method: SW8260B **Analysis Date:** 01/24/2022 10:32 **Prep Date:**
Lab ID: LCS012422_ **Units:** ug/L **Prep Method:**

Analytes	Result	LOQ	Spk value	Spk RefVal	%REC	LowLimit	HighLimit	RPD RefVal	%RPD	RPDLimit	Qual
1,1-Dichloropropene	5.0	0.50	5.0		101.0	79	125				
cis-1,3-Dichloropropene	5.0	0.50	5.0		99.0	75	124				
trans-1,3-Dichloropropene	5.4	0.50	5.0		108.0	73	127				
Ethylbenzene	5.1	0.50	5.0		103.0	79	121				
Methyl tert-butyl ether (MTBE)	5.3	0.50	5.0		105.0	71	124				
Methyl ethyl ketone	52	10	50		103.0	56	143				
Methylene chloride	5.0	0.50	5.0		101.0	74	124				
Styrene	5.3	0.50	5.0		106.0	78	123				
1,1,1,2-Tetrachloroethane	5.0	0.50	5.0		100.0	78	124				
1,1,2,2-Tetrachloroethane	5.1	0.50	5.0		101.0	71	121				
Tetrachloroethene	5.0	0.50	5.0		100.0	74	129				
Toluene	5.2	0.50	5.0		105.0	80	121				
1,1,1-Trichloroethane	5.1	0.50	5.0		102.0	74	131				
1,1,2-Trichloroethane	5.3	0.50	5.0		105.0	80	119				
Trichloroethene	5.1	0.50	5.0		102.0	79	123				
Trichlorofluoromethane	4.5	0.50	5.0		90.0	65	141				
1,2,3-Trichloropropane	4.9	0.50	5.0		97.0	73	125				
Vinyl chloride	4.7	0.50	5.0		93.0	58	137				
m+p-Xylenes	10	0.50	10		100.0	80	121				
o-Xylene	5.2	0.50	5.0		104.0	78	122				
Xylenes, Total	15	0.50	15		101.0	79	121				
Surr: 1,2-Dichloroethane-d4	11	0.50	10		113.0	81	118				
Surr: Dibromofluoromethane	11	0.50	10		109.0	80	119				
Surr: p-Bromofluorobenzene	11	0.50	10		108.0	85	114				
Surr: Toluene-d8	11	0.50	10		110.0	89	112				

Associated Samples: B22011135-001F, B22011135-002A



Analytical QC Summary Report

Prepared by Billings, MT Branch

Client: AECOM - Honolulu
Workorder: B22011135
Project: CV18F0126/60571032.02.46.01

Report Date: 03/02/2022

Run ID: Run Order: VOA5975C.I_220124A: 21 **SampType:** Sample Matrix Spike **Batch ID:** R373742
Method: SW8260B **Analysis Date:** 01/24/2022 19:20 **Prep Date:**
Lab ID: B22011136-001FMS **Units:** ug/L **Prep Method:**

Analytes	Result	LOQ	Spk value	Spk RefVal	%REC	LowLimit	HighLimit	RPD RefVal	%RPD	RPDLimit	Qual
Benzene	4.9	0.50	5.0	0.0	97.0	79	120				
Bromobenzene	4.9	0.50	5.0	0.0	97.0	80	120				
Bromochloromethane	4.7	0.50	5.0	0.0	94.0	78	123				
Bromodichloromethane	5.0	0.50	5.0	0.0	100.0	79	125				
Bromoform	4.8	0.50	5.0	0.0	95.0	66	130				
Carbon tetrachloride	4.9	0.50	5.0	0.0	99.0	72	136				
Chlorobenzene	5.1	0.50	5.0	0.0	102.0	82	118				
Chlorodibromomethane	4.8	0.50	5.0	0.0	95.0	74	126				
Chloroethane	4.7	0.50	5.0	0.0	94.0	60	138				
Chloroform	4.6	0.50	5.0	0.0	92.0	79	124				
Chloromethane	4.6	0.50	5.0	0.0	91.0	50	139				
1,2-Dibromoethane	5.0	0.50	5.0	0.0	100.0	78	122				
2-Chlorotoluene	4.9	0.50	5.0	0.0	98.0	79	122				
Dibromomethane	4.9	0.50	5.0	0.0	97.0	79	123				
1,2-Dichlorobenzene	4.8	0.50	5.0	0.0	96.0	80	119				
4-Chlorotoluene	5.0	0.50	5.0	0.0	101.0	78	122				
1,3-Dichlorobenzene	5.0	0.50	5.0	0.0	99.0	80	119				
1,4-Dichlorobenzene	4.8	0.50	5.0	0.0	96.0	79	118				
Dichlorodifluoromethane	4.6	0.50	5.0	0.0	91.0	32	152				
1,1-Dichloroethane	5.1	0.50	5.0	0.0	101.0	77	125				
1,2-Dichloroethane	4.6	0.50	5.0	0.0	93.0	73	128				
1,1-Dichloroethene	4.9	0.50	5.0	0.0	97.0	71	131				
cis-1,2-Dichloroethene	5.0	0.50	5.0	0.0	99.0	78	123				
trans-1,2-Dichloroethene	4.9	0.50	5.0	0.0	97.0	75	124				
1,2-Dichloropropane	4.9	0.50	5.0	0.0	99.0	78	122				
1,3-Dichloropropane	4.7	0.50	5.0	0.0	94.0	80	119				
2,2-Dichloropropane	4.6	0.50	5.0	0.0	92.0	60	139				



Analytical QC Summary Report

Prepared by Billings, MT Branch

Client: AECOM - Honolulu
Workorder: B22011135
Project: CV18F0126/60571032.02.46.01

Report Date: 03/02/2022

Run ID: Run Order: VOA5975C.I_220124A: 21 **SampType:** Sample Matrix Spike **Batch ID:** R373742
Method: SW8260B **Analysis Date:** 01/24/2022 19:20 **Prep Date:**
Lab ID: B22011136-001FMS **Units:** ug/L **Prep Method:**

Analytes	Result	LOQ	Spk value	Spk RefVal	%REC	LowLimit	HighLimit	RPD RefVal	%RPD	RPDLimit	Qual
1,1-Dichloropropene	4.7	0.50	5.0	0.0	93.0	79	125				
cis-1,3-Dichloropropene	4.6	0.50	5.0	0.0	92.0	75	124				
trans-1,3-Dichloropropene	5.0	0.50	5.0	0.0	101.0	73	127				
Ethylbenzene	4.9	0.50	5.0	0.0	99.0	79	121				
Methyl tert-butyl ether (MTBE)	4.9	0.50	5.0	0.0	98.0	71	124				
Methyl ethyl ketone	51	10	50	0.0	103.0	56	143				
Methylene chloride	4.7	0.50	5.0	0.0	94.0	74	124				
Styrene	4.6	0.50	5.0	0.0	91.0	78	123				
1,1,1,2-Tetrachloroethane	4.9	0.50	5.0	0.0	99.0	78	124				
1,1,2,2-Tetrachloroethane	4.8	0.50	5.0	0.0	96.0	71	121				
Tetrachloroethene	4.9	0.50	5.0	0.0	98.0	74	129				
Toluene	5.1	0.50	5.0	0.0	102.0	80	121				
1,1,1-Trichloroethane	4.8	0.50	5.0	0.0	96.0	74	131				
1,1,2-Trichloroethane	5.0	0.50	5.0	0.0	99.0	80	119				
Trichloroethene	5.0	0.50	5.0	0.0	100.0	79	123				
Trichlorofluoromethane	5.0	0.50	5.0	0.0	101.0	65	141				
1,2,3-Trichloropropane	4.6	0.50	5.0	0.0	92.0	73	125				
Vinyl chloride	4.7	0.50	5.0	0.0	94.0	58	137				
m+p-Xylenes	9.7	0.50	10	0.0	97.0	80	121				
o-Xylene	5.0	0.50	5.0	0.0	100.0	78	122				
Xylenes, Total	15	0.50	15	0.0	98.0	79	121				
Surr: 1,2-Dichloroethane-d4	9.9	0.50	10	0.0	99.0	81	118				
Surr: Dibromofluoromethane	9.8	0.50	10	0.0	98.0	80	119				
Surr: p-Bromofluorobenzene	9.7	0.50	10	0.0	97.0	85	114				
Surr: Toluene-d8	10	0.50	10	0.0	102.0	89	112				

Associated Samples: B22011135-001F, B22011135-002A



Analytical QC Summary Report

Prepared by Billings, MT Branch

Client: AECOM - Honolulu
Workorder: B22011135
Project: CV18F0126/60571032.02.46.01

Report Date: 03/02/2022

Run ID: Run Order: VOA5975C.I_220124A: 22 **SampType:** Sample Matrix Spike Duplicate **Batch ID:** R373742
Method: SW8260B **Analysis Date:** 01/24/2022 19:47 **Prep Date:**
Lab ID: B22011136-001FMSD **Units:** ug/L **Prep Method:**

Analytes	Result	LOQ	Spk value	Spk RefVal	%REC	LowLimit	HighLimit	RPD RefVal	%RPD	RPDLimit	Qual
Benzene	5.2	0.50	5.0	0.0	104.0	79	120	4.9	7.1	20.0	
Bromobenzene	5.3	0.50	5.0	0.0	106.0	80	120	4.9	9.2	20.0	
Bromochloromethane	5.0	0.50	5.0	0.0	100.0	78	123	4.7	6.2	20.0	
Bromodichloromethane	5.1	0.50	5.0	0.0	102.0	79	125	5.0	1.8	20.0	
Bromoform	5.0	0.50	5.0	0.0	100.0	66	130	4.8	4.7	20.0	
Carbon tetrachloride	5.2	0.50	5.0	0.0	103.0	72	136	4.9	4.4	20.0	
Chlorobenzene	5.3	0.50	5.0	0.0	105.0	82	118	5.1	3.6	20.0	
Chlorodibromomethane	5.0	0.50	5.0	0.0	100.0	74	126	4.8	5.2	20.0	
Chloroethane	5.1	0.50	5.0	0.0	102.0	60	138	4.7	8.7	20.0	
Chloroform	4.9	0.50	5.0	0.0	98.0	79	124	4.6	5.9	20.0	
Chloromethane	4.7	0.50	5.0	0.0	94.0	50	139	4.6	3.1	20.0	
1,2-Dibromoethane	5.1	0.50	5.0	0.0	102.0	78	122	5.0	1.5	20.0	
2-Chlorotoluene	5.4	0.50	5.0	0.0	107.0	79	122	4.9	9.2	20.0	
Dibromomethane	5.1	0.50	5.0	0.0	102.0	79	123	4.9	5.1	20.0	
1,2-Dichlorobenzene	5.2	0.50	5.0	0.0	104.0	80	119	4.8	7.9	20.0	
4-Chlorotoluene	5.4	0.50	5.0	0.0	108.0	78	122	5.0	7.2	20.0	
1,3-Dichlorobenzene	5.3	0.50	5.0	0.0	105.0	80	119	5.0	5.6	20.0	
1,4-Dichlorobenzene	5.3	0.50	5.0	0.0	105.0	79	118	4.8	9.1	20.0	
Dichlorodifluoromethane	4.7	0.50	5.0	0.0	93.0	32	152	4.6	2.0	20.0	
1,1-Dichloroethane	5.3	0.50	5.0	0.0	107.0	77	125	5.1	5.4	20.0	
1,2-Dichloroethane	4.9	0.50	5.0	0.0	98.0	73	128	4.6	5.2	20.0	
1,1-Dichloroethene	5.2	0.50	5.0	0.0	105.0	71	131	4.9	7.1	20.0	
cis-1,2-Dichloroethene	5.3	0.50	5.0	0.0	106.0	78	123	5.0	6.7	20.0	
trans-1,2-Dichloroethene	5.1	0.50	5.0	0.0	101.0	75	124	4.9	4.1	20.0	
1,2-Dichloropropane	5.2	0.50	5.0	0.0	103.0	78	122	4.9	4.5	20.0	
1,3-Dichloropropane	5.0	0.50	5.0	0.0	99.0	80	119	4.7	5.3	20.0	
2,2-Dichloropropane	5.0	0.50	5.0	0.0	100.0	60	139	4.6	7.9	20.0	



Analytical QC Summary Report

Prepared by Billings, MT Branch

Client: AECOM - Honolulu
Workorder: B22011135
Project: CV18F0126/60571032.02.46.01

Report Date: 03/02/2022

Run ID: Run Order: VOA5975C.I_220124A: 22 **SampType:** Sample Matrix Spike Duplicate **Batch ID:** R373742
Method: SW8260B **Analysis Date:** 01/24/2022 19:47 **Prep Date:**
Lab ID: B22011136-001FMSD **Units:** ug/L **Prep Method:**

Analytes	Result	LOQ	Spk value	Spk RefVal	%REC	LowLimit	HighLimit	RPD RefVal	%RPD	RPDLimit	Qual
1,1-Dichloropropene	5.0	0.50	5.0	0.0	100.0	79	125	4.7	7.0	20.0	
cis-1,3-Dichloropropene	4.8	0.50	5.0	0.0	96.0	75	124	4.6	4.0	20.0	
trans-1,3-Dichloropropene	5.3	0.50	5.0	0.0	106.0	73	127	5.0	5.2	20.0	
Ethylbenzene	5.2	0.50	5.0	0.0	104.0	79	121	4.9	5.4	20.0	
Methyl tert-butyl ether (MTBE)	5.3	0.50	5.0	0.0	106.0	71	124	4.9	8.6	20.0	
Methyl ethyl ketone	53	10	50	0.0	105.0	56	143	51	2.4	20.0	
Methylene chloride	4.9	0.50	5.0	0.0	97.0	74	124	4.7	4.1	20.0	
Styrene	5.1	0.50	5.0	0.0	101.0	78	123	4.6	10.0	20.0	
1,1,1,2-Tetrachloroethane	5.2	0.50	5.0	0.0	104.0	78	124	4.9	5.3	20.0	
1,1,2,2-Tetrachloroethane	5.1	0.50	5.0	0.0	103.0	71	121	4.8	6.9	20.0	
Tetrachloroethene	5.2	0.50	5.0	0.0	104.0	74	129	4.9	5.9	20.0	
Toluene	5.3	0.50	5.0	0.0	106.0	80	121	5.1	3.4	20.0	
1,1,1-Trichloroethane	5.2	0.50	5.0	0.0	103.0	74	131	4.8	7.4	20.0	
1,1,2-Trichloroethane	5.2	0.50	5.0	0.0	104.0	80	119	5.0	4.7	20.0	
Trichloroethene	5.3	0.50	5.0	0.0	105.0	79	123	5.0	4.9	20.0	
Trichlorofluoromethane	5.4	0.50	5.0	0.0	108.0	65	141	5.0	7.2	20.0	
1,2,3-Trichloropropane	4.7	0.50	5.0	0.0	94.0	73	125	4.6	1.9	20.0	
Vinyl chloride	5.0	0.50	5.0	0.0	100.0	58	137	4.7	5.7	20.0	
m+p-Xylenes	10	0.50	10	0.0	101.0	80	121	9.7	4.8	20.0	
o-Xylene	5.2	0.50	5.0	0.0	104.0	78	122	5.0	4.0	20.0	
Xylenes, Total	15	0.50	15	0.0	102.0	79	121	15	4.5	20.0	
Surr: 1,2-Dichloroethane-d4	11	0.50	10	0.0	107.0	81	118	0.0			
Surr: Dibromofluoromethane	10	0.50	10	0.0	103.0	80	119	0.0			
Surr: p-Bromofluorobenzene	10	0.50	10	0.0	103.0	85	114	0.0			
Surr: Toluene-d8	11	0.50	10	0.0	106.0	89	112	0.0			

Associated Samples: B22011135-001F, B22011135-002A



Analytical QC Summary Report

Prepared by Billings, MT Branch

Client: AECOM - Honolulu
Workorder: B22011135
Project: CV18F0126/60571032.02.46.01

Report Date: 03/02/2022

Run ID: Run Order: VOA5975C.I_220124A: 2 **SampType:** Continuing Calibration Verification Standard **Batch ID:** R373742
Method: SW8260B **Analysis Date:** 01/24/2022 09:51 **Prep Date:**
Lab ID: CCV012422_ **Units:** ug/L **Prep Method:**

Analytes	Result	LOQ	Spk value	Spk RefVal	%REC	LowLimit	HighLimit	RPD RefVal	%RPD	RPDLimit	Qual
Benzene	4.8	0.50	5.0		96.0	80	120				
Bromobenzene	4.8	0.50	5.0		96.0	80	120				
Bromochloromethane	4.8	0.50	5.0		96.0	80	120				
Bromodichloromethane	4.7	0.50	5.0		94.0	80	120				
Bromoform	4.7	0.50	5.0		93.0	80	120				
Carbon tetrachloride	4.7	0.50	5.0		95.0	80	120				
Chlorobenzene	4.8	0.50	5.0		95.0	80	120				
Chlorodibromomethane	4.8	0.50	5.0		96.0	80	120				
Chloroethane	4.5	0.50	5.0		90.0	80	120				
Chloroform	4.6	0.50	5.0		93.0	80	120				
Chloromethane	5.1	0.50	5.0		102.0	80	120				
1,2-Dibromoethane	4.8	0.50	5.0		95.0	80	120				
2-Chlorotoluene	4.9	0.50	5.0		98.0	80	120				
Dibromomethane	4.8	0.50	5.0		96.0	80	120				
1,2-Dichlorobenzene	4.8	0.50	5.0		96.0	80	120				
4-Chlorotoluene	5.0	0.50	5.0		100.0	80	120				
1,3-Dichlorobenzene	4.8	0.50	5.0		96.0	80	120				
1,4-Dichlorobenzene	4.8	0.50	5.0		96.0	80	120				
Dichlorodifluoromethane	4.8	0.50	5.0		96.0	80	120				
1,1-Dichloroethane	4.8	0.50	5.0		96.0	80	120				
1,2-Dichloroethane	4.8	0.50	5.0		97.0	80	120				
1,1-Dichloroethene	4.6	0.50	5.0		92.0	80	120				
cis-1,2-Dichloroethene	4.8	0.50	5.0		95.0	80	120				
trans-1,2-Dichloroethene	4.7	0.50	5.0		94.0	80	120				
1,2-Dichloropropane	4.7	0.50	5.0		93.0	80	120				
1,3-Dichloropropane	4.8	0.50	5.0		95.0	80	120				
2,2-Dichloropropane	5.0	0.50	5.0		101.0	80	120				



Analytical QC Summary Report

Prepared by Billings, MT Branch

Client: AECOM - Honolulu
Workorder: B22011135
Project: CV18F0126/60571032.02.46.01

Report Date: 03/02/2022

Run ID: Run Order: VOA5975C.I_220124A: 2 **SampType:** Continuing Calibration Verification Standard **Batch ID:** R373742
Method: SW8260B **Analysis Date:** 01/24/2022 09:51 **Prep Date:**
Lab ID: CCV012422_ **Units:** ug/L **Prep Method:**

Analytes	Result	LOQ	Spk value	Spk RefVal	%REC	LowLimit	HighLimit	RPD RefVal	%RPD	RPDLimit	Qual
1,1-Dichloropropene	4.8	0.50	5.0		97.0	80	120				
cis-1,3-Dichloropropene	4.8	0.50	5.0		96.0	80	120				
trans-1,3-Dichloropropene	4.9	0.50	5.0		98.0	80	120				
Ethylbenzene	4.8	0.50	5.0		96.0	80	120				
Methyl tert-butyl ether (MTBE)	5.1	0.50	5.0		102.0	80	120				
Methyl ethyl ketone	49	10	50		97.0	80	120				
Methylene chloride	4.7	0.50	5.0		94.0	80	120				
Styrene	4.8	0.50	5.0		96.0	80	120				
1,1,1,2-Tetrachloroethane	4.8	0.50	5.0		95.0	80	120				
1,1,2,2-Tetrachloroethane	4.7	0.50	5.0		95.0	80	120				
Tetrachloroethene	4.7	0.50	5.0		93.0	80	120				
Toluene	4.8	0.50	5.0		97.0	80	120				
1,1,1-Trichloroethane	4.8	0.50	5.0		96.0	80	120				
1,1,2-Trichloroethane	4.8	0.50	5.0		97.0	80	120				
Trichloroethene	4.7	0.50	5.0		95.0	80	120				
Trichlorofluoromethane	4.9	0.50	5.0		98.0	80	120				
1,2,3-Trichloropropane	4.7	0.50	5.0		94.0	80	120				
Vinyl chloride	5.1	0.50	5.0		102.0	80	120				
m+p-Xylenes	9.5	0.50	10		95.0	80	120				
o-Xylene	4.7	0.50	5.0		95.0	80	120				
Xylenes, Total	14	0.50	15		95.0	80	120				
Surr: 1,2-Dichloroethane-d4	11	0.50	10		109.0	80	120				
Surr: Dibromofluoromethane	11	0.50	10		106.0	80	120				
Surr: p-Bromofluorobenzene	10	0.50	10		103.0	80	120				
Surr: Toluene-d8	11	0.50	10		107.0	80	120				

Associated Samples: B22011135-001F, B22011135-002A



Analytical QC Summary Report

Prepared by Billings, MT Branch

Client: AECOM - Honolulu
Workorder: B22011135
Project: CV18F0126/60571032.02.46.01

Report Date: 03/02/2022

Run ID: Run Order: VOA5975C.I_220124A: 23 **SampType:** Continuing Calibration Verification Standard **Batch ID:** R373742
Method: SW8260B **Analysis Date:** 01/24/2022 20:42 **Prep Date:**
Lab ID: CCV012422_Closing **Units:** ug/L **Prep Method:**

Analytes	Result	LOQ	Spk value	Spk RefVal	%REC	LowLimit	HighLimit	RPD RefVal	%RPD	RPDLimit	Qual
Benzene	5.0	0.50	5.0		100.0	50	150				
Bromobenzene	5.1	0.50	5.0		101.0	50	150				
Bromochloromethane	4.9	0.50	5.0		97.0	50	150				
Bromodichloromethane	4.9	0.50	5.0		99.0	50	150				
Bromoform	4.8	0.50	5.0		95.0	50	150				
Carbon tetrachloride	5.1	0.50	5.0		101.0	50	150				
Chlorobenzene	5.1	0.50	5.0		102.0	50	150				
Chlorodibromomethane	5.0	0.50	5.0		100.0	50	150				
Chloroethane	4.6	0.50	5.0		91.0	50	150				
Chloroform	4.9	0.50	5.0		97.0	50	150				
Chloromethane	4.8	0.50	5.0		96.0	50	150				
1,2-Dibromoethane	5.0	0.50	5.0		100.0	50	150				
2-Chlorotoluene	5.1	0.50	5.0		103.0	50	150				
Dibromomethane	5.0	0.50	5.0		101.0	50	150				
1,2-Dichlorobenzene	5.0	0.50	5.0		101.0	50	150				
4-Chlorotoluene	5.1	0.50	5.0		103.0	50	150				
1,3-Dichlorobenzene	5.0	0.50	5.0		100.0	50	150				
1,4-Dichlorobenzene	5.0	0.50	5.0		100.0	50	150				
Dichlorodifluoromethane	4.7	0.50	5.0		93.0	50	150				
1,1-Dichloroethane	5.0	0.50	5.0		101.0	50	150				
1,2-Dichloroethane	4.8	0.50	5.0		97.0	50	150				
1,1-Dichloroethene	5.0	0.50	5.0		100.0	50	150				
cis-1,2-Dichloroethene	5.0	0.50	5.0		101.0	50	150				
trans-1,2-Dichloroethene	4.8	0.50	5.0		96.0	50	150				
1,2-Dichloropropane	5.1	0.50	5.0		103.0	50	150				
1,3-Dichloropropane	5.0	0.50	5.0		101.0	50	150				
2,2-Dichloropropane	4.7	0.50	5.0		94.0	50	150				



Analytical QC Summary Report

Prepared by Billings, MT Branch

Client: AECOM - Honolulu
Workorder: B22011135
Project: CV18F0126/60571032.02.46.01

Report Date: 03/02/2022

Run ID: Run Order: VOA5975C.I_220124A: 23 **SampType:** Continuing Calibration Verification Standard **Batch ID:** R373742
Method: SW8260B **Analysis Date:** 01/24/2022 20:42 **Prep Date:**
Lab ID: CCV012422_Closing **Units:** ug/L **Prep Method:**

Analytes	Result	LOQ	Spk value	Spk RefVal	%REC	LowLimit	HighLimit	RPD RefVal	%RPD	RPDLimit	Qual
1,1-Dichloropropene	5.1	0.50	5.0		102.0	50	150				
cis-1,3-Dichloropropene	4.9	0.50	5.0		98.0	50	150				
trans-1,3-Dichloropropene	5.1	0.50	5.0		101.0	50	150				
Ethylbenzene	5.1	0.50	5.0		102.0	50	150				
Methyl tert-butyl ether (MTBE)	4.8	0.50	5.0		96.0	50	150				
Methyl ethyl ketone	46	10	50		92.0	50	150				
Methylene chloride	4.7	0.50	5.0		95.0	50	150				
Styrene	5.2	0.50	5.0		103.0	50	150				
1,1,1,2-Tetrachloroethane	5.2	0.50	5.0		104.0	50	150				
1,1,2,2-Tetrachloroethane	4.9	0.50	5.0		97.0	50	150				
Tetrachloroethene	5.2	0.50	5.0		105.0	50	150				
Toluene	5.3	0.50	5.0		105.0	50	150				
1,1,1-Trichloroethane	5.0	0.50	5.0		100.0	50	150				
1,1,2-Trichloroethane	5.1	0.50	5.0		101.0	50	150				
Trichloroethene	5.1	0.50	5.0		102.0	50	150				
Trichlorofluoromethane	4.9	0.50	5.0		97.0	50	150				
1,2,3-Trichloropropane	4.7	0.50	5.0		95.0	50	150				
Vinyl chloride	4.7	0.50	5.0		93.0	50	150				
m+p-Xylenes	10	0.50	10		103.0	50	150				
o-Xylene	5.1	0.50	5.0		102.0	50	150				
Xylenes, Total	15	0.50	15		103.0	50	150				
Surr: 1,2-Dichloroethane-d4	10	0.50	10		103.0	50	150				
Surr: Dibromofluoromethane	10	0.50	10		101.0	50	150				
Surr: p-Bromofluorobenzene	10	0.50	10		102.0	50	150				
Surr: Toluene-d8	11	0.50	10		107.0	50	150				

Associated Samples: B22011135-001F, B22011135-002A



Analytical QC Summary Report

Prepared by Billings, MT Branch

Client: AECOM - Honolulu
Workorder: B22011135
Project: CV18F0126/60571032.02.46.01

Report Date: 03/02/2022

Run ID: Run Order: GECD.I_220121A: 35 **SampType:** Method Blank **Batch ID:** 163129
Method: SW8011 **Analysis Date:** 01/22/2022 05:36 **Prep Date:** 01/21/2022 07:48
Lab ID: MB-163129 **Units:** ug/L **Prep Method:** SW8011

Analytes	Result	LOQ	Spk value	Spk RefVal	%REC	LowLimit	HighLimit	RPD RefVal	%RPD	RPDLimit	Qual
1,2-Dibromoethane	ND	0.0050									
Surr: 1,1,1,2-Tetrachloroethane	0.094	0.020	0.10		94.0	70	130				

Associated Samples: **B22011135-001H, B22011135-004A**

Run ID: Run Order: GECD.I_220121A: 36 **SampType:** Laboratory Control Sample **Batch ID:** 163129
Method: SW8011 **Analysis Date:** 01/22/2022 05:56 **Prep Date:** 01/21/2022 07:48
Lab ID: LCS-163129 **Units:** ug/L **Prep Method:** SW8011

Analytes	Result	LOQ	Spk value	Spk RefVal	%REC	LowLimit	HighLimit	RPD RefVal	%RPD	RPDLimit	Qual
1,2-Dibromoethane	0.24	0.010	0.25		94.0	60	140				
Surr: 1,1,1,2-Tetrachloroethane	0.093	0.020	0.10		93.0	70	130				

Associated Samples: **B22011135-001H, B22011135-004A**

Run ID: Run Order: GECD.I_220121A: 37 **SampType:** Laboratory Control Sample **Batch ID:** 163129
Method: SW8011 **Analysis Date:** 01/22/2022 06:16 **Prep Date:** 01/21/2022 07:48
Lab ID: LCS1-163129 **Units:** ug/L **Prep Method:** SW8011

Analytes	Result	LOQ	Spk value	Spk RefVal	%REC	LowLimit	HighLimit	RPD RefVal	%RPD	RPDLimit	Qual
1,2-Dibromoethane	0.10	0.010	0.10		100.0	60	140				
Surr: 1,1,1,2-Tetrachloroethane	0.093	0.020	0.10		93.0	70	130				

Associated Samples: **B22011135-001H, B22011135-004A**



Analytical QC Summary Report

Prepared by Billings, MT Branch

Client: AECOM - Honolulu
Workorder: B22011135
Project: CV18F0126/60571032.02.46.01

Report Date: 03/02/2022

Run ID: Run Order: GECD.I_220121A: 50 **SampType:** Sample Matrix Spike **Batch ID:** 163129
Method: SW8011 **Analysis Date:** 01/22/2022 10:55 **Prep Date:** 01/21/2022 07:48
Lab ID: B22011131-001HMS **Units:** ug/L **Prep Method:** SW8011

Analytes	Result	LOQ	Spk value	Spk RefVal	%REC	LowLimit	HighLimit	RPD RefVal	%RPD	RPDLimit	Qual
1,2-Dibromoethane	0.23	0.010	0.24	0.0	93.0	60	140				
Surr: 1,1,1,2-Tetrachloroethane	0.085	0.020	0.097	0.0	88.0	70	130				

Associated Samples: **B22011135-001H, B22011135-004A**

Run ID: Run Order: GECD.I_220121A: 51 **SampType:** Sample Matrix Spike Duplicate **Batch ID:** 163129
Method: SW8011 **Analysis Date:** 01/22/2022 11:15 **Prep Date:** 01/21/2022 07:48
Lab ID: B22011131-001HMSD **Units:** ug/L **Prep Method:** SW8011

Analytes	Result	LOQ	Spk value	Spk RefVal	%REC	LowLimit	HighLimit	RPD RefVal	%RPD	RPDLimit	Qual
1,2-Dibromoethane	0.22	0.010	0.24	0.0	92.0	60	140	0.23	1.6	20.0	
Surr: 1,1,1,2-Tetrachloroethane	0.088	0.020	0.097	0.0	91.0	70	130	0.0			

Associated Samples: **B22011135-001H, B22011135-004A**

Run ID: Run Order: GECD.I_220121A: 52 **SampType:** Continuing Calibration Verification Standard **Batch ID:** 163129
Method: SW8011 **Analysis Date:** 01/22/2022 11:55 **Prep Date:** 01/21/2022 07:48
Lab ID: CK5-163129 **Units:** ug/L **Prep Method:** SW8011

Analytes	Result	LOQ	Spk value	Spk RefVal	%REC	LowLimit	HighLimit	RPD RefVal	%RPD	RPDLimit	Qual
1,2-Dibromoethane	0.39	0.010	0.40		96.0	80	120				
Surr: 1,1,1,2-Tetrachloroethane	0.41	0.020	0.40		104.0	80	120				

Associated Samples: **B22011135-001H, B22011135-004A**



Analytical QC Summary Report

Prepared by Billings, MT Branch

Client: AECOM - Honolulu
Workorder: B22011135
Project: CV18F0126/60571032.02.46.01

Report Date: 03/02/2022

Run ID: Run Order: GECD.I_220121A: 63 **SampType:** Continuing Calibration Verification Standard **Batch ID:** 163129
Method: SW8011 **Analysis Date:** 01/22/2022 16:53 **Prep Date:** 01/21/2022 07:48
Lab ID: CK3-163129 **Units:** ug/L **Prep Method:** SW8011

Analytes	Result	LOQ	Spk value	Spk RefVal	%REC	LowLimit	HighLimit	RPD RefVal	%RPD	RPDLimit	Qual
1,2-Dibromoethane	0.10	0.010	0.10		101.0	80	120				
Surr: 1,1,1,2-Tetrachloroethane	0.090	0.020	0.10		90.0	80	120				

Associated Samples: **B22011135-001H, B22011135-004A**



Analytical QC Summary Report

Prepared by Billings, MT Branch

Client: AECOM - Honolulu
Workorder: B22011135
Project: CV18F0126/60571032.02.46.01

Report Date: 03/02/2022

Run ID: Run Order: PE 1_220120A: 47 **SampType:** Method Blank **Batch ID:** R373498
Method: SW8015C **Analysis Date:** 01/21/2022 20:00 **Prep Date:**
Lab ID: MBLK_0120PE163r **Units:** ug/L **Prep Method:**

Analytes	Result	LOQ	Spk value	Spk RefVal	%REC	LowLimit	HighLimit	RPD RefVal	%RPD	RPDLimit	Qual
C6 to C10	ND	10									
Total Purgeable Hydrocarbons	ND	10									
Surr: Trifluorotoluene	19	1.0	25		74.0	70	130				

Associated Samples: **B22011135-001G, B22011135-003A**

Run ID: Run Order: PE 1_220120A: 46 **SampType:** Laboratory Control Sample **Batch ID:** R373498
Method: SW8015C **Analysis Date:** 01/21/2022 19:25 **Prep Date:**
Lab ID: LCS_0120PE162r **Units:** ug/L **Prep Method:**

Analytes	Result	LOQ	Spk value	Spk RefVal	%REC	LowLimit	HighLimit	RPD RefVal	%RPD	RPDLimit	Qual
C6 to C10	147	20	170		86.0	78	122				
Total Purgeable Hydrocarbons	173	20	200		87.0	70	130				
Surr: Trifluorotoluene	21	1.0	25		84.0	70	130				

Associated Samples: **B22011135-001G, B22011135-003A**

Run ID: Run Order: PE 1_220120A: 42 **SampType:** Sample Matrix Spike **Batch ID:** R373498
Method: SW8015C **Analysis Date:** 01/21/2022 16:33 **Prep Date:**
Lab ID: B22011136-001GMS **Units:** ug/L **Prep Method:**

Analytes	Result	LOQ	Spk value	Spk RefVal	%REC	LowLimit	HighLimit	RPD RefVal	%RPD	RPDLimit	Qual
C6 to C10	152	20	170	0.0	89.0	78	122				
Total Purgeable Hydrocarbons	180	20	200	0.0	90.0	70	130				
Surr: Trifluorotoluene	21	1.0	25	0.0	83.0	70	130				

Associated Samples: **B22011135-001G, B22011135-003A**



Analytical QC Summary Report

Prepared by Billings, MT Branch

Client: AECOM - Honolulu
Workorder: B22011135
Project: CV18F0126/60571032.02.46.01

Report Date: 03/02/2022

Run ID: Run Order: PE 1_220120A: 43 **SampType:** Sample Matrix Spike Duplicate **Batch ID:** R373498
Method: SW8015C **Analysis Date:** 01/21/2022 17:08 **Prep Date:**
Lab ID: B22011136-001GMSD **Units:** ug/L **Prep Method:**

Analytes	Result	LOQ	Spk value	Spk RefVal	%REC	LowLimit	HighLimit	RPD RefVal	%RPD	RPDLimit	Qual
C6 to C10	154	20	170	0.0	90.0	78	122	152	1.3	20.0	
Total Purgeable Hydrocarbons	181	20	200	0.0	91.0	70	130	180	1.0	20.0	
Surr: Trifluorotoluene	22	1.0	25	0.0	86.0	70	130	0.0			

Associated Samples: **B22011135-001G, B22011135-003A**

Run ID: Run Order: GCFID-HP5-B_220122A: 4 **SampType:** Method Blank **Batch ID:** 163074
Method: SW8015C **Analysis Date:** 01/22/2022 15:56 **Prep Date:** 01/19/2022 16:29
Lab ID: MB-163074 **Units:** mg/L **Prep Method:** SW3520C

Analytes	Result	LOQ	Spk value	Spk RefVal	%REC	LowLimit	HighLimit	RPD RefVal	%RPD	RPDLimit	Qual
Diesel Range Organics (C10 to C24)	ND	0.15									
Oil Range Hydrocarbons (C24 to C40)	ND	0.15									
Total Extractable Hydrocarbons	ND	0.15									
Surr: o-Terphenyl	0.19	0.0020	0.20		95.0	56	125				
Surr: n-Triacontane	0.099	0.0020	0.10		99.0	50	150				

Associated Samples: **B22011135-001D**



Analytical QC Summary Report

Prepared by Billings, MT Branch

Client: AECOM - Honolulu
Workorder: B22011135
Project: CV18F0126/60571032.02.46.01

Report Date: 03/02/2022

Run ID: Run Order: GCFID-HP5-B_220124B: 13 **SampType:** Method Blank **Batch ID:** 163074
Method: SW8015C **Analysis Date:** 01/25/2022 08:02 **Prep Date:** 01/19/2022 16:29
Lab ID: MB-163074 **Units:** mg/L **Prep Method:** SW3520C

Analytes	Result	LOQ	Spk value	Spk RefVal	%REC	LowLimit	HighLimit	RPD RefVal	%RPD	RPDLimit	Qual
Diesel Range Organics (SGT-C10 to C24)	ND	0.15									
Oil Range Hydrocarbons (SGT-C24 to C40)	ND	0.15									
Total Extractable Hydrocarbons (SGT)	ND	0.15									
Surr: o-Terphenyl (SGT)	0.16	0.0020	0.20		79.0	56	125				
Surr: n-Triacontane (SGT)	0.077	0.0020	0.10		77.0	50	150				

Associated Samples: **B22011135-001D**

Run ID: Run Order: GCFID-HP5-B_220122A: 3 **SampType:** Laboratory Control Sample **Batch ID:** 163074
Method: SW8015C **Analysis Date:** 01/22/2022 15:13 **Prep Date:** 01/19/2022 16:29
Lab ID: LCS-163074 **Units:** mg/L **Prep Method:** SW3520C

Analytes	Result	LOQ	Spk value	Spk RefVal	%REC	LowLimit	HighLimit	RPD RefVal	%RPD	RPDLimit	Qual
Diesel Range Organics (C10 to C24)	12	0.30	15		83.0	36	132				
Total Extractable Hydrocarbons	13	0.30	15		89.0	60	132				
Surr: o-Terphenyl	0.19	0.0020	0.20		97.0	56	125				

Associated Samples: **B22011135-001D**

Run ID: Run Order: GCFID-HP5-B_220122A: 24 **SampType:** Laboratory Control Sample **Batch ID:** 163074
Method: SW8015C **Analysis Date:** 01/23/2022 16:52 **Prep Date:** 01/19/2022 16:30
Lab ID: LCS-163074-RRO **Units:** mg/L **Prep Method:** SW3520C

Analytes	Result	LOQ	Spk value	Spk RefVal	%REC	LowLimit	HighLimit	RPD RefVal	%RPD	RPDLimit	Qual
TEH(Oil Range)	5.0	0.30	5.0		100.0	41	113				



Analytical QC Summary Report

Prepared by Billings, MT Branch

Client: AECOM - Honolulu
Workorder: B22011135
Project: CV18F0126/60571032.02.46.01

Report Date: 03/02/2022

Run ID: Run Order: GCFID-HP5-B_220122A: 24 **SampType:** Laboratory Control Sample **Batch ID:** 163074
Method: SW8015C **Analysis Date:** 01/23/2022 16:52 **Prep Date:** 01/19/2022 16:30
Lab ID: LCS-163074-RRO **Units:** mg/L **Prep Method:** SW3520C

Analytes	Result	LOQ	Spk value	Spk RefVal	%REC	LowLimit	HighLimit	RPD RefVal	%RPD	RPDLimit	Qual
Surr: n-Triacontane	0.098	0.0020	0.10		98.0	50	150				

Associated Samples: **B22011135-001D**

Run ID: Run Order: GCFID-HP5-B_220124B: 3 **SampType:** Laboratory Control Sample **Batch ID:** 163074
Method: SW8015C **Analysis Date:** 01/24/2022 19:57 **Prep Date:** 01/19/2022 16:29
Lab ID: LCS-163074 **Units:** mg/L **Prep Method:** SW3520C

Analytes	Result	LOQ	Spk value	Spk RefVal	%REC	LowLimit	HighLimit	RPD RefVal	%RPD	RPDLimit	Qual
Diesel Range Organics (SGT-C10 to C24)	12	0.30	15		78.0	36	132				
Total Extractable Hydrocarbons (SGT)	12	0.30	15		83.0	60	132				
Surr: o-Terphenyl (SGT)	0.19	0.0020	0.20		93.0	56	125				

Associated Samples: **B22011135-001D**

Run ID: Run Order: GCFID-HP5-B_220124B: 9 **SampType:** Laboratory Control Sample **Batch ID:** 163074
Method: SW8015C **Analysis Date:** 01/25/2022 03:03 **Prep Date:** 01/19/2022 16:30
Lab ID: LCS-163074-RRO **Units:** mg/L **Prep Method:** SW3520C

Analytes	Result	LOQ	Spk value	Spk RefVal	%REC	LowLimit	HighLimit	RPD RefVal	%RPD	RPDLimit	Qual
TEH (SGT-Oil Range)	4.8	0.30	5.0		95.0	41	113				
Surr: n-Triacontane (SGT)	0.089	0.0020	0.10		89.0	50	150				

Associated Samples: **B22011135-001D**



Analytical QC Summary Report

Prepared by Billings, MT Branch

Client: AECOM - Honolulu
Workorder: B22011135
Project: CV18F0126/60571032.02.46.01

Report Date: 03/02/2022

Run ID: Run Order: GCFID-HP5-B_220122A: 10 **SampType:** Sample Matrix Spike **Batch ID:** 163074
Method: SW8015C **Analysis Date:** 01/22/2022 20:56 **Prep Date:** 01/19/2022 16:30
Lab ID: B22011136-001DMS **Units:** mg/L **Prep Method:** SW3520C

Analytes	Result	LOQ	Spk value	Spk RefVal	%REC	LowLimit	HighLimit	RPD RefVal	%RPD	RPDLimit	Qual
Diesel Range Organics (C10 to C24)	12	0.30	15	0.041	81.0	36	132				
Total Extractable Hydrocarbons	13	0.30	15	0.13	86.0	60	132				
Surr: o-Terphenyl	0.18	0.0020	0.20	0.0	91.0	56	125				

Associated Samples: **B22011135-001D**

Run ID: Run Order: GCFID-HP5-B_220122A: 11 **SampType:** Sample Matrix Spike Duplicate **Batch ID:** 163074
Method: SW8015C **Analysis Date:** 01/22/2022 21:39 **Prep Date:** 01/19/2022 16:30
Lab ID: B22011136-001DMSD **Units:** mg/L **Prep Method:** SW3520C

Analytes	Result	LOQ	Spk value	Spk RefVal	%REC	LowLimit	HighLimit	RPD RefVal	%RPD	RPDLimit	Qual
Diesel Range Organics (C10 to C24)	13	0.30	15	0.041	86.0	36	132	12	6.9	20.0	
Total Extractable Hydrocarbons	14	0.30	15	0.13	92.0	60	132	13	7.2	20.0	
Surr: o-Terphenyl	0.19	0.0020	0.20	0.0	97.0	56	125	0.0			

Associated Samples: **B22011135-001D**

Run ID: Run Order: GCFID-HP5-B_220122A: 25 **SampType:** Sample Matrix Spike **Batch ID:** 163074
Method: SW8015C **Analysis Date:** 01/23/2022 18:18 **Prep Date:** 01/19/2022 16:30
Lab ID: B22011136-001DMS-RRO **Units:** mg/L **Prep Method:** SW3520C

Analytes	Result	LOQ	Spk value	Spk RefVal	%REC	LowLimit	HighLimit	RPD RefVal	%RPD	RPDLimit	Qual
TEH(Oil Range)	4.8	0.30	5.0	0.13	93.0	41	113				
Surr: n-Triacontane	0.094	0.0020	0.10	0.0	94.0	50	150				

Associated Samples: **B22011135-001D**



Analytical QC Summary Report

Prepared by Billings, MT Branch

Client: AECOM - Honolulu
Workorder: B22011135
Project: CV18F0126/60571032.02.46.01

Report Date: 03/02/2022

Run ID: Run Order: GCFID-HP5-B_220122A: 26 **SampType:** Sample Matrix Spike Duplicate **Batch ID:** 163074
Method: SW8015C **Analysis Date:** 01/23/2022 19:01 **Prep Date:** 01/19/2022 16:30
Lab ID: B22011136-001DMSD-RRO **Units:** mg/L **Prep Method:** SW3520C

Analytes	Result	LOQ	Spk value	Spk RefVal	%REC	LowLimit	HighLimit	RPD RefVal	%RPD	RPDLimit	Qual
TEH(Oil Range)	4.9	0.30	4.9	0.13	98.0	41	113	4.8	1.9	20.0	
Surr: n-Triacontane	0.088	0.0020	0.097	0.0	91.0	50	150	0.0			

Associated Samples: **B22011135-001D**

Run ID: Run Order: GCFID-HP5-B_220124B: 5 **SampType:** Sample Matrix Spike **Batch ID:** 163074
Method: SW8015C **Analysis Date:** 01/24/2022 22:47 **Prep Date:** 01/19/2022 16:30
Lab ID: B22011136-001DMS **Units:** mg/L **Prep Method:** SW3520C

Analytes	Result	LOQ	Spk value	Spk RefVal	%REC	LowLimit	HighLimit	RPD RefVal	%RPD	RPDLimit	Qual
Diesel Range Organics (SGT-C10 to C24)	11	0.30	15	0.0	71.0	36	132				
Total Extractable Hydrocarbons (SGT)	11	0.30	15	0.0	76.0	60	132				
Surr: o-Terphenyl (SGT)	0.16	0.0020	0.20	0.0	82.0	56	125				

Associated Samples: **B22011135-001D**

Run ID: Run Order: GCFID-HP5-B_220124B: 6 **SampType:** Sample Matrix Spike Duplicate **Batch ID:** 163074
Method: SW8015C **Analysis Date:** 01/24/2022 23:30 **Prep Date:** 01/19/2022 16:30
Lab ID: B22011136-001DMSD **Units:** mg/L **Prep Method:** SW3520C

Analytes	Result	LOQ	Spk value	Spk RefVal	%REC	LowLimit	HighLimit	RPD RefVal	%RPD	RPDLimit	Qual
Diesel Range Organics (SGT-C10 to C24)	11	0.30	15	0.0	77.0	36	132	11	7.6	20.0	
Total Extractable Hydrocarbons (SGT)	12	0.30	15	0.0	82.0	60	132	11	7.2	20.0	
Surr: o-Terphenyl (SGT)	0.17	0.0020	0.20	0.0	88.0	56	125	0.0			

Associated Samples: **B22011135-001D**



Analytical QC Summary Report

Prepared by Billings, MT Branch

Client: AECOM - Honolulu
Workorder: B22011135
Project: CV18F0126/60571032.02.46.01

Report Date: 03/02/2022

Run ID: Run Order: GCFID-HP5-B_220124B: 7 **SampType:** Sample Matrix Spike **Batch ID:** 163074
Method: SW8015C **Analysis Date:** 01/25/2022 00:13 **Prep Date:** 01/19/2022 16:30
Lab ID: B22011136-001DMS-RRO **Units:** mg/L **Prep Method:** SW3520C

Analytes	Result	LOQ	Spk value	Spk RefVal	%REC	LowLimit	HighLimit	RPD RefVal	%RPD	RPDLimit	Qual
TEH (SGT-Oil Range)	4.8	0.30	5.0	0.0	96.0	41	113				
Surr: n-Triacontane (SGT)	0.088	0.0020	0.10	0.0	88.0	50	150				

Associated Samples: **B22011135-001D**

Run ID: Run Order: GCFID-HP5-B_220124B: 8 **SampType:** Sample Matrix Spike Duplicate **Batch ID:** 163074
Method: SW8015C **Analysis Date:** 01/25/2022 01:38 **Prep Date:** 01/19/2022 16:30
Lab ID: B22011136-001DMSD-RRO **Units:** mg/L **Prep Method:** SW3520C

Analytes	Result	LOQ	Spk value	Spk RefVal	%REC	LowLimit	HighLimit	RPD RefVal	%RPD	RPDLimit	Qual
TEH (SGT-Oil Range)	5.3	0.30	4.9	0.0	109.0	41	113	4.8	9.7	20.0	
Surr: n-Triacontane (SGT)	0.096	0.0020	0.097	0.0	99.0	50	150	0.0			

Associated Samples: **B22011135-001D**

Run ID: Run Order: PE 1_220120A: 45 **SampType:** Continuing Calibration Verification Standard **Batch ID:** R373498
Method: SW8015C **Analysis Date:** 01/21/2022 18:51 **Prep Date:**
Lab ID: CCV_0120PE161r **Units:** ug/L **Prep Method:**

Analytes	Result	LOQ	Spk value	Spk RefVal	%REC	LowLimit	HighLimit	RPD RefVal	%RPD	RPDLimit	Qual
C6 to C10	181	20	168		107.0	80	120				
Total Purgeable Hydrocarbons	218	20	200		109.0	80	120				
Surr: Trifluorotoluene	22	1.0	25		89.0	80	120				

Associated Samples: **B22011135-001G, B22011135-003A**



Analytical QC Summary Report

Prepared by Billings, MT Branch

Client: AECOM - Honolulu
Workorder: B22011135
Project: CV18F0126/60571032.02.46.01

Report Date: 03/02/2022

Run ID: Run Order: PE 1_220120A: 57 **SampType:** Continuing Calibration Verification Standard **Batch ID:** R373498
Method: SW8015C **Analysis Date:** 01/22/2022 05:43 **Prep Date:**
Lab ID: CCV_0120PE180r **Units:** ug/L **Prep Method:**

Analytes	Result	LOQ	Spk value	Spk RefVal	%REC	LowLimit	HighLimit	RPD RefVal	%RPD	RPDLimit	Qual
C6 to C10	174	20	168		104.0	80	120				
Total Purgeable Hydrocarbons	209	20	200		105.0	80	120				
Surr: Trifluorotoluene	22	1.0	25		89.0	80	120				

Associated Samples: **B22011135-001G, B22011135-003A**

Run ID: Run Order: GCFID-HP5-B_220124A: 1 **SampType:** Continuing Calibration Verification Standard **Batch ID:** R373655
Method: SW8015C **Analysis Date:** 01/24/2022 09:37 **Prep Date:**
Lab ID: CCV_0124HP503r **Units:** mg/L **Prep Method:**

Analytes	Result	LOQ	Spk value	Spk RefVal	%REC	LowLimit	HighLimit	RPD RefVal	%RPD	RPDLimit	Qual
Diesel Range Organics (C10 to C24)	14	0.30	15		96.0	80	120				
Total Extractable Hydrocarbons	15	0.30	15		99.0	80	120				
Surr: o-Terphenyl	0.21	0.0020	0.20		103.0	80	120				

Associated Samples: **B22011135-001D**

Run ID: Run Order: GCFID-HP5-B_220124A: 2 **SampType:** Continuing Calibration Verification Standard **Batch ID:** R373655
Method: SW8015C **Analysis Date:** 01/24/2022 10:43 **Prep Date:**
Lab ID: CCV_0124HP504r-W **Units:** mg/L **Prep Method:**

Analytes	Result	LOQ	Spk value	Spk RefVal	%REC	LowLimit	HighLimit	RPD RefVal	%RPD	RPDLimit	Qual
TEH(Oil Range)	4.5	0.30	5.0		91.0	80	120				
Surr: n-Triacontane	0.20	0.0020	0.20		102.0	80	120				

Associated Samples: **B22011135-001D**



Analytical QC Summary Report

Prepared by Billings, MT Branch

Client: AECOM - Honolulu
Workorder: B22011135
Project: CV18F0126/60571032.02.46.01

Report Date: 03/02/2022

Run ID: Run Order: GCFID-HP5-B_220124A: 8 **SampType:** Continuing Calibration Verification Standard **Batch ID:** R373655
Method: SW8015C **Analysis Date:** 01/24/2022 17:06 **Prep Date:**
Lab ID: CCV_0124HP513r-W **Units:** mg/L **Prep Method:**

Analytes	Result	LOQ	Spk value	Spk RefVal	%REC	LowLimit	HighLimit	RPD RefVal	%RPD	RPDLimit	Qual
TEH(Oil Range)	4.7	0.30	5.0		95.0	80	120				
Surr: n-Triacontane	0.21	0.0020	0.20		103.0	80	120				

Associated Samples: **B22011135-001D**

Run ID: Run Order: GCFID-HP5-B_220124A: 9 **SampType:** Continuing Calibration Verification Standard **Batch ID:** R373655
Method: SW8015C **Analysis Date:** 01/24/2022 17:49 **Prep Date:**
Lab ID: CCV_0124HP514r **Units:** mg/L **Prep Method:**

Analytes	Result	LOQ	Spk value	Spk RefVal	%REC	LowLimit	HighLimit	RPD RefVal	%RPD	RPDLimit	Qual
Diesel Range Organics (C10 to C24)	14	0.30	15		97.0	80	120				
Total Extractable Hydrocarbons	15	0.30	15		100.0	80	120				
Surr: o-Terphenyl	0.21	0.0020	0.20		106.0	80	120				

Associated Samples: **B22011135-001D**

Run ID: Run Order: GCFID-HP5-B_220124B: 10 **SampType:** Continuing Calibration Verification Standard **Batch ID:** R373703
Method: SW8015C **Analysis Date:** 01/25/2022 04:29 **Prep Date:**
Lab ID: CCV_0124HP529r-W **Units:** mg/L **Prep Method:**

Analytes	Result	LOQ	Spk value	Spk RefVal	%REC	LowLimit	HighLimit	RPD RefVal	%RPD	RPDLimit	Qual
TEH(Oil Range)	4.5	0.30	5.0		91.0	80	120				
Surr: n-Triacontane	0.20	0.0020	0.20		101.0	80	120				

Associated Samples: **B22011135-001D**



Analytical QC Summary Report

Prepared by Billings, MT Branch

Client: AECOM - Honolulu
Workorder: B22011135
Project: CV18F0126/60571032.02.46.01

Report Date: 03/02/2022

Run ID: Run Order: GCFID-HP5-B_220124B: 11 **SampType:** Continuing Calibration Verification Standard **Batch ID:** R373703
Method: SW8015C **Analysis Date:** 01/25/2022 05:11 **Prep Date:**
Lab ID: CCV_0124HP530r **Units:** mg/L **Prep Method:**

Analytes	Result	LOQ	Spk value	Spk RefVal	%REC	LowLimit	HighLimit	RPD RefVal	%RPD	RPDLimit	Qual
Diesel Range Organics (C10 to C24)	13	0.30	15		89.0	80	120				
Total Extractable Hydrocarbons	14	0.30	15		92.0	80	120				
Surr: o-Terphenyl	0.18	0.0020	0.20		92.0	80	120				

Associated Samples: **B22011135-001D**

Run ID: Run Order: GCFID-HP5-B_220124B: 20 **SampType:** Continuing Calibration Verification Standard **Batch ID:** R373703
Method: SW8015C **Analysis Date:** 01/25/2022 14:24 **Prep Date:**
Lab ID: CCV_0124HP543r-W **Units:** mg/L **Prep Method:**

Analytes	Result	LOQ	Spk value	Spk RefVal	%REC	LowLimit	HighLimit	RPD RefVal	%RPD	RPDLimit	Qual
TEH(Oil Range)	4.5	0.30	5.0		89.0	80	120				
Surr: n-Triacontane	0.20	0.0020	0.20		100.0	80	120				

Associated Samples: **B22011135-001D**

Run ID: Run Order: GCFID-HP5-B_220124B: 21 **SampType:** Continuing Calibration Verification Standard **Batch ID:** R373703
Method: SW8015C **Analysis Date:** 01/25/2022 15:07 **Prep Date:**
Lab ID: CCV_0124HP544r **Units:** mg/L **Prep Method:**

Analytes	Result	LOQ	Spk value	Spk RefVal	%REC	LowLimit	HighLimit	RPD RefVal	%RPD	RPDLimit	Qual
Diesel Range Organics (C10 to C24)	13	0.30	15		89.0	80	120				
Total Extractable Hydrocarbons	14	0.30	15		92.0	80	120				
Surr: o-Terphenyl	0.18	0.0020	0.20		92.0	80	120				

Associated Samples: **B22011135-001D**



Analytical QC Summary Report

Prepared by Billings, MT Branch

Client: AECOM - Honolulu
Workorder: B22011135
Project: CV18F0126/60571032.02.46.01

Report Date: 03/02/2022

Run ID: Run Order: FID-HEADSPACE_220121A: 4 **SampType:** Method Blank **Batch ID:** R373537
Method: SW8015M **Analysis Date:** 01/21/2022 09:43 **Prep Date:**
Lab ID: MBLK **Units:** mg/L **Prep Method:**

Analytes	Result	LOQ	Spk value	Spk RefVal	%REC	LowLimit	HighLimit	RPD RefVal	%RPD	RPDLimit	Qual
Methane	ND	0.0010			0.0						

Associated Samples: B22011135-001I, B22011135-005A

Run ID: Run Order: FID-HEADSPACE_220121A: 2 **SampType:** Laboratory Control Sample **Batch ID:** R373537
Method: SW8015M **Analysis Date:** 01/21/2022 08:39 **Prep Date:**
Lab ID: LCS **Units:** ppm **Prep Method:**

Analytes	Result	LOQ	Spk value	Spk RefVal	%REC	LowLimit	HighLimit	RPD RefVal	%RPD	RPDLimit	Qual
Methane	97	2.0	100		97.0	85	115				

Associated Samples: B22011135-001I, B22011135-005A

Run ID: Run Order: FID-HEADSPACE_220121A: 3 **SampType:** Laboratory Control Sample Duplicate **Batch ID:** R373537
Method: SW8015M **Analysis Date:** 01/21/2022 08:43 **Prep Date:**
Lab ID: LCSD **Units:** ppm **Prep Method:**

Analytes	Result	LOQ	Spk value	Spk RefVal	%REC	LowLimit	HighLimit	RPD RefVal	%RPD	RPDLimit	Qual
Methane	97	2.0	100		97.0	85	115	97	0.2	20.0	

Associated Samples: B22011135-001I, B22011135-005A



Analytical QC Summary Report

Prepared by Billings, MT Branch

Client: AECOM - Honolulu
Workorder: B22011135
Project: CV18F0126/60571032.02.46.01

Report Date: 03/02/2022

Run ID: Run Order: FID-HEADSPACE_220121A: 6 **SampType:** Sample Duplicate **Batch ID:** R373537
Method: SW8015M **Analysis Date:** 01/21/2022 10:11 **Prep Date:**
Lab ID: B22011134-001IDUP **Units:** mg/L **Prep Method:**

Analytes	Result	LOQ	Spk value	Spk RefVal	%REC	LowLimit	HighLimit	RPD RefVal	%RPD	RPDLimit	Qual
Methane	0.56	0.16			0.0			0.56	0.0	20.0	

Associated Samples: **B22011135-001I, B22011135-005A**

Run ID: Run Order: FID-HEADSPACE_220121A: 1 **SampType:** Continuing Calibration Verification Standard **Batch ID:** R373537
Method: SW8015M **Analysis Date:** 01/21/2022 08:35 **Prep Date:**
Lab ID: CCV **Units:** ppm **Prep Method:**

Analytes	Result	LOQ	Spk value	Spk RefVal	%REC	LowLimit	HighLimit	RPD RefVal	%RPD	RPDLimit	Qual
Methane	95	2.0	100		95.0	85	115				

Associated Samples: **B22011135-001I, B22011135-005A**

Run ID: Run Order: FID-HEADSPACE_220121A: 20 **SampType:** Continuing Calibration Verification Standard **Batch ID:** R373537
Method: SW8015M **Analysis Date:** 01/21/2022 11:50 **Prep Date:**
Lab ID: CCV **Units:** ppm **Prep Method:**

Analytes	Result	LOQ	Spk value	Spk RefVal	%REC	LowLimit	HighLimit	RPD RefVal	%RPD	RPDLimit	Qual
Methane	95	2.0	100		95.0	85	115				

Associated Samples: **B22011135-001I, B22011135-005A**



Analytical QC Summary Report

Prepared by Billings, MT Branch

Client: AECOM - Honolulu
Workorder: B22011135
Project: CV18F0126/60571032.02.46.01

Report Date: 03/02/2022

Run ID: Run Order: SV5973N.I_220201A: 12
Method: SW8270C
Lab ID: MB-163072

SampType: Method Blank
Analysis Date: 02/01/2022 22:46
Units: ug/L

Batch ID: 163072
Prep Date: 01/19/2022 15:57
Prep Method: SW3510C

Analytes	Result	LOQ	Spk value	Spk RefVal	%REC	LowLimit	HighLimit	RPD RefVal	%RPD	RPDLimit	Qual
1,2,4-Trichlorobenzene	ND	5.0									
1,2-Dichlorobenzene	ND	5.0									
1,3-Dichlorobenzene	ND	5.0									
1,4-Dichlorobenzene	ND	5.0									
2,4,5-Trichlorophenol	ND	5.0									
2,4,6-Trichlorophenol	ND	5.0									
2,4-Dichlorophenol	ND	5.0									
2,4-Dimethylphenol	ND	5.0									
2,4-Dinitrophenol	ND	10									
2,4-Dinitrotoluene	ND	5.0									
2,6-Dinitrotoluene	ND	5.0									
2-Chloronaphthalene	ND	5.0									
2-Chlorophenol	ND	5.0									
2-Nitrophenol	ND	5.0									
3,3'-Dichlorobenzidine	ND	10									
4,6-Dinitro-2-methylphenol	ND	10									
4-Bromophenyl phenyl ether	ND	5.0									
4-Chloro-3-methylphenol	ND	5.0									
4-Chlorophenol	ND	5.0									
4-Chlorophenyl phenyl ether	ND	5.0									
4-Nitrophenol	ND	10									
Azobenzene	ND	5.0									
bis(-2-chloroethoxy)Methane	ND	5.0									
bis(-2-chloroethyl)Ether	ND	5.0									
bis(2-chloroisopropyl)Ether	ND	5.0									
bis(2-ethylhexyl)Phthalate	ND	5.0									
Butylbenzylphthalate	ND	5.0									



Analytical QC Summary Report

Prepared by Billings, MT Branch

Client: AECOM - Honolulu
Workorder: B22011135
Project: CV18F0126/60571032.02.46.01

Report Date: 03/02/2022

Run ID: Run Order: SV5973N.I_220201A: 12 **SampType:** Method Blank **Batch ID:** 163072
Method: SW8270C **Analysis Date:** 02/01/2022 22:46 **Prep Date:** 01/19/2022 15:57
Lab ID: MB-163072 **Units:** ug/L **Prep Method:** SW3510C

Analytes	Result	LOQ	Spk value	Spk RefVal	%REC	LowLimit	HighLimit	RPD RefVal	%RPD	RPDLimit	Qual
Diethyl phthalate	ND	5.0									
Dimethyl phthalate	ND	5.0									
Di-n-butyl phthalate	ND	5.0									
Di-n-octyl phthalate	ND	5.0									
Hexachlorobenzene	ND	5.0									
Hexachlorobutadiene	ND	5.0									
Hexachlorocyclopentadiene	ND	5.0									
Hexachloroethane	ND	5.0									
Isophorone	ND	5.0									
m+p-Cresols	ND	5.0									
Nitrobenzene	ND	5.0									
n-Nitrosodimethylamine	ND	5.0									
n-Nitroso-di-n-propylamine	ND	5.0									
n-Nitrosodiphenylamine	ND	10									
o-Cresol	ND	5.0									
Pentachlorophenol	ND	10									
Phenol	ND	5.0									
Pyridine	ND	5.0									
Surr: 2,4,6-Tribromophenol	164	5.0	200		82.0	43	140				
Surr: 2-Fluorobiphenyl	62	5.0	100		62.0	44	119				
Surr: 2-Fluorophenol	74	5.0	200		37.0	19	119				
Surr: Nitrobenzene-d5	63	5.0	100		63.0	44	120				
Surr: Phenol-d5	74	5.0	200		37.0	10	65				
Surr: Terphenyl-d14	93	5.0	100		93.0	50	134				

Associated Samples: **B22011135-001C**



Analytical QC Summary Report

Prepared by Billings, MT Branch

Client: AECOM - Honolulu
Workorder: B22011135
Project: CV18F0126/60571032.02.46.01

Report Date: 03/02/2022

Run ID: Run Order: SV5973N.I_220201A: 13 **SampType:** Laboratory Control Sample **Batch ID:** 163072
Method: SW8270C **Analysis Date:** 02/01/2022 23:18 **Prep Date:** 01/19/2022 15:57
Lab ID: LCS-163072 **Units:** ug/L **Prep Method:** SW3510C

Analytes	Result	LOQ	Spk value	Spk RefVal	%REC	LowLimit	HighLimit	RPD RefVal	%RPD	RPDLimit	Qual
1,2,4-Trichlorobenzene	64	10	100		64.0	29	116				
1,2-Dichlorobenzene	57	10	100		57.0	32	111				
1,3-Dichlorobenzene	60	10	100		60.0	28	110				
1,4-Dichlorobenzene	54	10	100		54.0	29	112				
2,4,5-Trichlorophenol	77	10	100		77.0	53	123				
2,4,6-Trichlorophenol	82	10	100		82.0	50	125				
2,4-Dichlorophenol	64	10	100		64.0	47	121				
2,4-Dimethylphenol	43	10	100		43.0	31	124				
2,4-Dinitrophenol	63	10	100		63.0	23	142				
2,4-Dinitrotoluene	73	10	100		73.0	57	128				
2,6-Dinitrotoluene	89	10	100		89.0	50	118				
2-Chloronaphthalene	80	10	100		80.0	40	116				
2-Chlorophenol	60	10	100		60.0	38	117				
2-Nitrophenol	72	10	100		72.0	47	123				
3,3'-Dichlorobenzidine	65	10	100		65.0	27	129				
4,6-Dinitro-2-methylphenol	67	10	100		67.0	44	137				
4-Bromophenyl phenyl ether	81	10	100		81.0	55	124				
4-Chloro-3-methylphenol	81	10	100		81.0	52	119				
4-Chlorophenol	65	10	100		65.0	41	81				
4-Chlorophenyl phenyl ether	86	10	100		86.0	53	121				
4-Nitrophenol	41	10	100		41.0	15	36				S
Azobenzene	73	10	100		73.0	61	116				
bis(-2-chloroethoxy)Methane	83	10	100		83.0	48	120				
bis(-2-chloroethyl)Ether	74	10	100		74.0	43	118				
bis(2-chloroisopropyl)Ether	60	10	100		60.0	37	130				
bis(2-ethylhexyl)Phthalate	86	10	100		86.0	55	135				
Butylbenzylphthalate	84	10	100		84.0	53	134				



Analytical QC Summary Report

Prepared by Billings, MT Branch

Client: AECOM - Honolulu
Workorder: B22011135
Project: CV18F0126/60571032.02.46.01

Report Date: 03/02/2022

Run ID: Run Order: SV5973N.I_220201A: 13 **SampType:** Laboratory Control Sample **Batch ID:** 163072
Method: SW8270C **Analysis Date:** 02/01/2022 23:18 **Prep Date:** 01/19/2022 15:57
Lab ID: LCS-163072 **Units:** ug/L **Prep Method:** SW3510C

Analytes	Result	LOQ	Spk value	Spk RefVal	%REC	LowLimit	HighLimit	RPD RefVal	%RPD	RPDLimit	Qual
Diethyl phthalate	93	10	100		93.0	56	125				
Dimethyl phthalate	85	10	100		85.0	45	127				
Di-n-butyl phthalate	89	10	100		89.0	59	127				
Di-n-octyl phthalate	87	10	100		87.0	51	140				
Hexachlorobenzene	68	10	100		68.0	53	125				
Hexachlorobutadiene	54	10	100		54.0	22	124				
Hexachlorocyclopentadiene	52	10	100		52.0	39	91				
Hexachloroethane	54	10	100		54.0	21	115				
Isophorone	76	10	100		76.0	42	124				
m+p-Cresols	61	10	100		61.0	29	110				
Nitrobenzene	77	10	100		77.0	45	121				
n-Nitrosodimethylamine	46	10	100		46.0	20	45				S
n-Nitroso-di-n-propylamine	79	10	100		79.0	49	119				
n-Nitrosodiphenylamine	79	10	100		79.0	51	123				
o-Cresol	68	10	100		68.0	30	117				
Pentachlorophenol	78	10	100		78.0	35	138				
Phenol	43	10	100		43.0	37	75				
Pyridine	32	10	100		32.0	16	45				
Surr: 2,4,6-Tribromophenol	161	10	200		80.0	43	140				
Surr: 2-Fluorobiphenyl	70	10	100		70.0	44	119				
Surr: 2-Fluorophenol	74	10	200		37.0	19	119				
Surr: Nitrobenzene-d5	69	10	100		69.0	44	120				
Surr: Phenol-d5	81	10	200		41.0	10	65				
Surr: Terphenyl-d14	84	10	100		84.0	50	134				

Associated Samples: **B22011135-001C**

Analytical QC Summary Report

Prepared by Billings, MT Branch

Client: AECOM - Honolulu
Workorder: B22011135
Project: CV18F0126/60571032.02.46.01

Report Date: 03/02/2022

Run ID: Run Order: SV5973N.I_220201A: 14 **SampType:** Laboratory Control Sample Duplicate **Batch ID:** 163072
Method: SW8270C **Analysis Date:** 02/01/2022 23:50 **Prep Date:** 01/19/2022 15:58
Lab ID: LCSD-163072 **Units:** ug/L **Prep Method:** SW3510C

Analytes	Result	LOQ	Spk value	Spk RefVal	%REC	LowLimit	HighLimit	RPD RefVal	%RPD	RPDLimit	Qual
1,2,4-Trichlorobenzene	72	10	100		72.0	29	116	64	12.0	20.0	
1,2-Dichlorobenzene	67	10	100		67.0	32	111	57	16.0	20.0	
1,3-Dichlorobenzene	67	10	100		67.0	28	110	60	11.0	20.0	
1,4-Dichlorobenzene	62	10	100		62.0	29	112	54	13.0	20.0	
2,4,5-Trichlorophenol	79	10	100		79.0	53	123	77	2.6	20.0	
2,4,6-Trichlorophenol	89	10	100		89.0	50	125	82	8.3	20.0	
2,4-Dichlorophenol	72	10	100		72.0	47	121	64	12.0	20.0	
2,4-Dimethylphenol	57	10	100		57.0	31	124	43	29.0	20.0	R
2,4-Dinitrophenol	56	10	100		56.0	23	142	63	12.0	20.0	
2,4-Dinitrotoluene	83	10	100		83.0	57	128	73	12.0	20.0	
2,6-Dinitrotoluene	93	10	100		93.0	50	118	89	4.4	20.0	
2-Chloronaphthalene	90	10	100		90.0	40	116	80	12.0	20.0	
2-Chlorophenol	68	10	100		68.0	38	117	60	11.0	20.0	
2-Nitrophenol	79	10	100		79.0	47	123	72	10.0	20.0	
3,3'-Dichlorobenzidine	74	10	100		74.0	27	129	65	12.0	20.0	
4,6-Dinitro-2-methylphenol	75	10	100		75.0	44	137	67	12.0	20.0	
4-Bromophenyl phenyl ether	94	10	100		94.0	55	124	81	16.0	20.0	
4-Chloro-3-methylphenol	89	10	100		89.0	52	119	81	9.9	20.0	
4-Chlorophenol	69	10	100		69.0	41	81	65	6.6	20.0	
4-Chlorophenyl phenyl ether	97	10	100		97.0	53	121	86	13.0	20.0	
4-Nitrophenol	41	10	100		41.0	15	36	41	1.0	20.0	S
Azobenzene	80	10	100		80.0	61	116	73	10.0	20.0	
bis(-2-chloroethoxy)Methane	97	10	100		97.0	48	120	83	16.0	20.0	
bis(-2-chloroethyl)Ether	87	10	100		87.0	43	118	74	16.0	20.0	
bis(2-chloroisopropyl)Ether	69	10	100		69.0	37	130	60	13.0	20.0	
bis(2-ethylhexyl)Phthalate	94	10	100		94.0	55	135	86	9.7	20.0	
Butylbenzylphthalate	98	10	100		98.0	53	134	84	15.0	20.0	



Analytical QC Summary Report

Prepared by Billings, MT Branch

Client: AECOM - Honolulu
Workorder: B22011135
Project: CV18F0126/60571032.02.46.01

Report Date: 03/02/2022

Run ID: Run Order: SV5973N.I_220201A: 14 **SampType:** Laboratory Control Sample Duplicate **Batch ID:** 163072
Method: SW8270C **Analysis Date:** 02/01/2022 23:50 **Prep Date:** 01/19/2022 15:58
Lab ID: LCSD-163072 **Units:** ug/L **Prep Method:** SW3510C

Analytes	Result	LOQ	Spk value	Spk RefVal	%REC	LowLimit	HighLimit	RPD RefVal	%RPD	RPDLimit	Qual
Diethyl phthalate	105	10	100		105.0	56	125	93	12.0	20.0	
Dimethyl phthalate	95	10	100		95.0	45	127	85	11.0	20.0	
Di-n-butyl phthalate	100	10	100		100.0	59	127	89	12.0	20.0	
Di-n-octyl phthalate	95	10	100		95.0	51	140	87	8.4	20.0	
Hexachlorobenzene	85	10	100		85.0	53	125	68	22.0	20.0	R
Hexachlorobutadiene	62	10	100		62.0	22	124	54	15.0	20.0	
Hexachlorocyclopentadiene	62	10	100		62.0	39	91	52	17.0	20.0	
Hexachloroethane	61	10	100		61.0	21	115	54	12.0	20.0	
Isophorone	87	10	100		87.0	42	124	76	13.0	20.0	
m+p-Cresols	67	10	100		67.0	29	110	61	10.0	20.0	
Nitrobenzene	89	10	100		89.0	45	121	77	14.0	20.0	
n-Nitrosodimethylamine	56	10	100		56.0	20	45	46	19.0	20.0	S
n-Nitroso-di-n-propylamine	97	10	100		97.0	49	119	79	20.0	20.0	R
n-Nitrosodiphenylamine	96	10	100		96.0	51	123	79	20.0	20.0	
o-Cresol	77	10	100		77.0	30	117	68	13.0	20.0	
Pentachlorophenol	99	10	100		99.0	35	138	78	23.0	20.0	R
Phenol	47	10	100		47.0	37	75	43	9.0	20.0	
Pyridine	41	10	100		41.0	16	45	32	24.0	20.0	R
Surr: 2,4,6-Tribromophenol	191	10	200		95.0	43	140	0.0	0.0		
Surr: 2-Fluorobiphenyl	75	10	100		75.0	44	119	0.0	0.0		
Surr: 2-Fluorophenol	83	10	200		42.0	19	119	0.0	0.0		
Surr: Nitrobenzene-d5	79	10	100		79.0	44	120	0.0	0.0		
Surr: Phenol-d5	89	10	200		44.0	10	65	0.0	0.0		
Surr: Terphenyl-d14	95	10	100		95.0	50	134	0.0	0.0		

Associated Samples: **B22011135-001C**



Analytical QC Summary Report

Prepared by Billings, MT Branch

Client: AECOM - Honolulu
Workorder: B22011135
Project: CV18F0126/60571032.02.46.01

Report Date: 03/02/2022

Run ID: Run Order: SV5973N.I_220201B: 8 **SampType:** Sample Matrix Spike **Batch ID:** 163072
Method: SW8270C **Analysis Date:** 02/02/2022 09:48 **Prep Date:** 01/20/2022 07:52
Lab ID: B22011136-001CMS **Units:** ug/L **Prep Method:** SW3510C

Analytes	Result	LOQ	Spk value	Spk RefVal	%REC	LowLimit	HighLimit	RPD RefVal	%RPD	RPDLimit	Qual
1,2,4-Trichlorobenzene	66	10	99	0.0	66.0	29	116				
1,2-Dichlorobenzene	62	10	99	0.0	63.0	32	111				
1,3-Dichlorobenzene	61	10	99	0.0	62.0	28	110				
1,4-Dichlorobenzene	58	10	99	0.0	58.0	29	112				
2,4,5-Trichlorophenol	75	10	99	0.0	76.0	53	123				
2,4,6-Trichlorophenol	83	10	99	0.0	84.0	50	125				
2,4-Dichlorophenol	68	10	99	0.0	68.0	47	121				
2,4-Dimethylphenol	60	10	99	0.0	61.0	31	124				
2,4-Dinitrophenol	63	10	99	0.0	63.0	23	142				
2,4-Dinitrotoluene	83	10	99	0.0	83.0	57	128				
2,6-Dinitrotoluene	91	10	99	0.0	92.0	50	118				
2-Chloronaphthalene	89	10	99	0.0	90.0	40	116				
2-Chlorophenol	65	10	99	0.0	66.0	38	117				
2-Nitrophenol	74	10	99	0.0	74.0	47	123				
3,3'-Dichlorobenzidine	59	10	99	0.0	60.0	27	129				
4,6-Dinitro-2-methylphenol	66	10	99	0.0	67.0	44	137				
4-Bromophenyl phenyl ether	82	10	99	0.0	83.0	55	124				
4-Chloro-3-methylphenol	82	10	99	0.0	83.0	52	119				
4-Chlorophenol	59	10	99	0.0	60.0	41	81				
4-Chlorophenyl phenyl ether	91	10	99	0.0	92.0	53	121				
4-Nitrophenol	37	10	99	0.0	38.0	15	36				S
Azobenzene	76	10	99	0.0	76.0	61	116				
bis(-2-chloroethoxy)Methane	87	10	99	0.0	87.0	48	120				
bis(-2-chloroethyl)Ether	78	10	99	0.0	79.0	43	118				
bis(2-chloroisopropyl)Ether	79	10	99	0.0	80.0	37	130				
bis(2-ethylhexyl)Phthalate	68	10	99	0.0	68.0	55	135				
Butylbenzylphthalate	82	10	99	0.0	83.0	53	134				



Analytical QC Summary Report

Prepared by Billings, MT Branch

Client: AECOM - Honolulu
Workorder: B22011135
Project: CV18F0126/60571032.02.46.01

Report Date: 03/02/2022

Run ID: Run Order: SV5973N.I_220201B: 8 **SampType:** Sample Matrix Spike **Batch ID:** 163072
Method: SW8270C **Analysis Date:** 02/02/2022 09:48 **Prep Date:** 01/20/2022 07:52
Lab ID: B22011136-001CMS **Units:** ug/L **Prep Method:** SW3510C

Analytes	Result	LOQ	Spk value	Spk RefVal	%REC	LowLimit	HighLimit	RPD RefVal	%RPD	RPDLimit	Qual
Diethyl phthalate	92	10	99	0.0	93.0	56	125				
Dimethyl phthalate	91	10	99	0.0	92.0	45	127				
Di-n-butyl phthalate	89	10	99	0.0	90.0	59	127				
Di-n-octyl phthalate	69	10	99	0.0	70.0	51	140				
Hexachlorobenzene	69	10	99	0.0	70.0	53	125				
Hexachlorobutadiene	55	10	99	0.0	55.0	22	124				
Hexachlorocyclopentadiene	54	10	99	0.0	54.0	39	91				
Hexachloroethane	56	10	99	0.0	56.0	21	115				
Isophorone	73	10	99	0.0	74.0	42	124				
m+p-Cresols	63	10	99	0.0	63.0	29	110				
Nitrobenzene	82	10	99	0.0	82.0	45	121				
n-Nitrosodimethylamine	50	10	99	0.0	50.0	20	45				S
n-Nitroso-di-n-propylamine	86	10	99	0.0	87.0	49	119				
n-Nitrosodiphenylamine	82	10	99	0.0	83.0	51	123				
o-Cresol	71	10	99	0.0	72.0	30	117				
Pentachlorophenol	71	10	99	0.0	71.0	35	138				
Phenol	43	10	99	0.0	43.0	37	75				
Pyridine	31	10	99	0.0	32.0	16	45				
Surr: 2,4,6-Tribromophenol	149	10	198	0.0	75.0	43	140				
Surr: 2-Fluorobiphenyl	76	10	99	0.0	77.0	44	119				
Surr: 2-Fluorophenol	76	10	198	0.0	38.0	19	119				
Surr: Nitrobenzene-d5	72	10	99	0.0	73.0	44	120				
Surr: Phenol-d5	84	10	198	0.0	42.0	10	65				
Surr: Terphenyl-d14	84	10	99	0.0	85.0	50	134				

Associated Samples: **B22011135-001C**



Analytical QC Summary Report

Prepared by Billings, MT Branch

Client: AECOM - Honolulu
Workorder: B22011135
Project: CV18F0126/60571032.02.46.01

Report Date: 03/02/2022

Run ID: Run Order: SV5973N.I_220201B: 9 **SampType:** Sample Matrix Spike Duplicate **Batch ID:** 163072
Method: SW8270C **Analysis Date:** 02/02/2022 10:20 **Prep Date:** 01/20/2022 07:52
Lab ID: B22011136-001CMSD **Units:** ug/L **Prep Method:** SW3510C

Analytes	Result	LOQ	Spk value	Spk RefVal	%REC	LowLimit	HighLimit	RPD RefVal	%RPD	RPDLimit	Qual
1,2,4-Trichlorobenzene	59	10	99	0.0	59.0	29	116	66	11.0	20.0	
1,2-Dichlorobenzene	46	10	99	0.0	47.0	32	111	62	30.0	20.0	R
1,3-Dichlorobenzene	46	10	99	0.0	46.0	28	110	61	29.0	20.0	R
1,4-Dichlorobenzene	42	10	99	0.0	43.0	29	112	58	31.0	20.0	R
2,4,5-Trichlorophenol	69	10	99	0.0	69.0	53	123	75	9.4	20.0	
2,4,6-Trichlorophenol	73	10	99	0.0	74.0	50	125	83	12.0	20.0	
2,4-Dichlorophenol	55	10	99	0.0	55.0	47	121	68	21.0	20.0	R
2,4-Dimethylphenol	49	10	99	0.0	49.0	31	124	60	21.0	20.0	R
2,4-Dinitrophenol	55	10	99	0.0	55.0	23	142	63	14.0	20.0	
2,4-Dinitrotoluene	75	10	99	0.0	76.0	57	128	83	9.7	20.0	
2,6-Dinitrotoluene	84	10	99	0.0	85.0	50	118	91	8.0	20.0	
2-Chloronaphthalene	81	10	99	0.0	82.0	40	116	89	9.4	20.0	
2-Chlorophenol	52	10	99	0.0	52.0	38	117	65	23.0	20.0	R
2-Nitrophenol	63	10	99	0.0	63.0	47	123	74	16.0	20.0	
3,3'-Dichlorobenzidine	60	10	99	0.0	61.0	27	129	59	1.3	20.0	
4,6-Dinitro-2-methylphenol	64	10	99	0.0	65.0	44	137	66	3.2	20.0	
4-Bromophenyl phenyl ether	79	10	99	0.0	80.0	55	124	82	4.0	20.0	
4-Chloro-3-methylphenol	74	10	99	0.0	74.0	52	119	82	11.0	20.0	
4-Chlorophenol	52	10	99	0.0	52.0	41	81	59	14.0	20.0	
4-Chlorophenyl phenyl ether	84	10	99	0.0	85.0	53	121	91	8.4	20.0	
4-Nitrophenol	36	10	99	0.0	36.0	15	36	37	5.0	20.0	
Azobenzene	70	10	99	0.0	71.0	61	116	76	7.2	20.0	
bis(-2-chloroethoxy)Methane	75	10	99	0.0	75.0	48	120	87	15.0	20.0	
bis(-2-chloroethyl)Ether	69	10	99	0.0	70.0	43	118	78	12.0	20.0	
bis(2-chloroisopropyl)Ether	64	10	99	0.0	64.0	37	130	79	22.0	20.0	R
bis(2-ethylhexyl)Phthalate	84	10	99	0.0	85.0	55	135	68	22.0	20.0	R
Butylbenzylphthalate	89	10	99	0.0	90.0	53	134	82	8.5	20.0	



Analytical QC Summary Report

Prepared by Billings, MT Branch

Client: AECOM - Honolulu
Workorder: B22011135
Project: CV18F0126/60571032.02.46.01

Report Date: 03/02/2022

Run ID: Run Order: SV5973N.I_220201B: 9 **SampType:** Sample Matrix Spike Duplicate **Batch ID:** 163072
Method: SW8270C **Analysis Date:** 02/02/2022 10:20 **Prep Date:** 01/20/2022 07:52
Lab ID: B22011136-001CMSD **Units:** ug/L **Prep Method:** SW3510C

Analytes	Result	LOQ	Spk value	Spk RefVal	%REC	LowLimit	HighLimit	RPD RefVal	%RPD	RPDLimit	Qual
Diethyl phthalate	88	10	99	0.0	88.0	56	125	92	4.9	20.0	
Dimethyl phthalate	82	10	99	0.0	82.0	45	127	91	11.0	20.0	
Di-n-butyl phthalate	91	10	99	0.0	92.0	59	127	89	1.7	20.0	
Di-n-octyl phthalate	84	10	99	0.0	85.0	51	140	69	19.0	20.0	
Hexachlorobenzene	68	10	99	0.0	68.0	53	125	69	2.1	20.0	
Hexachlorobutadiene	49	10	99	0.0	50.0	22	124	55	9.9	20.0	
Hexachlorocyclopentadiene	57	10	99	0.0	58.0	39	91	54	6.0	20.0	
Hexachloroethane	42	10	99	0.0	42.0	21	115	56	29.0	20.0	R
Isophorone	64	10	99	0.0	64.0	42	124	73	14.0	20.0	
m+p-Cresols	55	10	99	0.0	56.0	29	110	63	13.0	20.0	
Nitrobenzene	74	10	99	0.0	74.0	45	121	82	10.0	20.0	
n-Nitrosodimethylamine	42	10	99	0.0	43.0	20	45	50	16.0	20.0	
n-Nitroso-di-n-propylamine	69	10	99	0.0	69.0	49	119	86	23.0	20.0	R
n-Nitrosodiphenylamine	78	10	99	0.0	79.0	51	123	82	5.3	20.0	
o-Cresol	57	10	99	0.0	58.0	30	117	71	21.0	20.0	R
Pentachlorophenol	74	10	99	0.0	75.0	35	138	71	4.6	20.0	
Phenol	36	10	99	0.0	36.0	37	75	43	17.0	20.0	S
Pyridine	27	10	99	0.0	27.0	16	45	31	16.0	20.0	
Surr: 2,4,6-Tribromophenol	141	10	198	0.0	71.0	43	140	0.0	0.0		
Surr: 2-Fluorobiphenyl	61	10	99	0.0	62.0	44	119	0.0	0.0		
Surr: 2-Fluorophenol	55	10	198	0.0	28.0	19	119	0.0	0.0		
Surr: Nitrobenzene-d5	60	10	99	0.0	60.0	44	120	0.0	0.0		
Surr: Phenol-d5	62	10	198	0.0	31.0	10	65	0.0	0.0		
Surr: Terphenyl-d14	78	10	99	0.0	79.0	50	134	0.0	0.0		

Associated Samples: **B22011135-001C**



Analytical QC Summary Report

Prepared by Billings, MT Branch

Client: AECOM - Honolulu
Workorder: B22011135
Project: CV18F0126/60571032.02.46.01

Report Date: 03/02/2022

Run ID: Run Order: SV5973N.I_220201B: 2 **SampType:** Continuing Calibration Verification Standard **Batch ID:** R374159
Method: SW8270C **Analysis Date:** 02/02/2022 06:35 **Prep Date:**
Lab ID: 01-Feb-22_CCV_27 **Units:** ug/L **Prep Method:**

Analytes	Result	LOQ	Spk value	Spk RefVal	%REC	LowLimit	HighLimit	RPD RefVal	%RPD	RPDLimit	Qual
1,2,4-Trichlorobenzene	79	10	75		106.0	80	120				
1,2-Dichlorobenzene	76	10	75		102.0	80	120				
1,3-Dichlorobenzene	81	10	75		108.0	80	120				
1,4-Dichlorobenzene	74	10	75		98.0	80	120				
2,4,5-Trichlorophenol	81	10	75		108.0	80	120				
2,4,6-Trichlorophenol	86	10	75		115.0	80	120				
2,4-Dichlorophenol	80	10	75		106.0	80	120				
2,4-Dimethylphenol	71	10	75		94.0	80	120				
2,4-Dinitrophenol	60	10	75		80.0	80	120				
2,4-Dinitrotoluene	76	10	75		102.0	80	120				
2,6-Dinitrotoluene	77	10	75		102.0	80	120				
2-Chloronaphthalene	87	10	75		115.0	80	120				
2-Chlorophenol	79	10	75		106.0	80	120				
2-Nitrophenol	75	10	75		101.0	80	120				
3,3'-Dichlorobenzidine	82	10	75		109.0	80	120				
4,6-Dinitro-2-methylphenol	71	10	75		95.0	80	120				
4-Bromophenyl phenyl ether	81	10	75		107.0	80	120				
4-Chloro-3-methylphenol	81	10	75		108.0	80	120				
4-Chlorophenol	77	10	75		103.0	80	120				
4-Chlorophenyl phenyl ether	78	10	75		104.0	80	120				
4-Nitrophenol	80	10	75		106.0	80	120				
Azobenzene	74	10	75		99.0	80	120				
bis(-2-chloroethoxy)Methane	85	10	75		113.0	80	120				
bis(-2-chloroethyl)Ether	79	10	75		106.0	80	120				
bis(2-chloroisopropyl)Ether	76	10	75		101.0	80	120				
bis(2-ethylhexyl)Phthalate	76	10	75		102.0	80	120				
Butylbenzylphthalate	77	10	75		103.0	80	120				



Analytical QC Summary Report

Prepared by Billings, MT Branch

Client: AECOM - Honolulu
Workorder: B22011135
Project: CV18F0126/60571032.02.46.01

Report Date: 03/02/2022

Run ID: Run Order: SV5973N.I_220201B: 2 **SampType:** Continuing Calibration Verification Standard **Batch ID:** R374159
Method: SW8270C **Analysis Date:** 02/02/2022 06:35 **Prep Date:**
Lab ID: 01-Feb-22_CCV_27 **Units:** ug/L **Prep Method:**

Analytes	Result	LOQ	Spk value	Spk RefVal	%REC	LowLimit	HighLimit	RPD RefVal	%RPD	RPDLimit	Qual
Diethyl phthalate	77	10	75		103.0	80	120				
Dimethyl phthalate	79	10	75		105.0	80	120				
Di-n-butyl phthalate	81	10	75		108.0	80	120				
Di-n-octyl phthalate	75	10	75		100.0	80	120				
Hexachlorobenzene	71	10	75		94.0	80	120				
Hexachlorobutadiene	74	10	75		99.0	80	120				
Hexachlorocyclopentadiene	71	10	75		95.0	80	120				
Hexachloroethane	80	10	75		107.0	80	120				
Isophorone	79	10	75		105.0	80	120				
m+p-Cresols	76	10	75		101.0	80	120				
Nitrobenzene	80	10	75		107.0	80	120				
n-Nitrosodimethylamine	81	10	75		108.0	80	120				
n-Nitroso-di-n-propylamine	76	10	75		102.0	80	120				
n-Nitrosodiphenylamine	78	10	75		104.0	80	120				
o-Cresol	75	10	75		100.0	80	120				
Pentachlorophenol	74	10	75		98.0	80	120				
Phenol	81	10	75		108.0	80	120				
Pyridine	64	10	75		86.0	80	120				
Surr: 2,4,6-Tribromophenol	77	10	75		102.0	80	120				
Surr: 2-Fluorobiphenyl	79	10	75		106.0	80	120				
Surr: 2-Fluorophenol	79	10	75		105.0	80	120				
Surr: Nitrobenzene-d5	77	10	75		103.0	80	120				
Surr: Phenol-d5	80	10	75		107.0	80	120				
Surr: Terphenyl-d14	77	10	75		103.0	80	120				

Associated Samples: **B22011135-001C**



Analytical QC Summary Report

Prepared by Billings, MT Branch

Client: AECOM - Honolulu
Workorder: B22011135
Project: CV18F0126/60571032.02.46.01

Report Date: 03/02/2022

Run ID: Run Order: SV5973N.I_220201B: 25 **SampType:** Continuing Calibration Verification Standard **Batch ID:** R374159
Method: SW8270C **Analysis Date:** 02/02/2022 18:54 **Prep Date:**
Lab ID: 01-Feb-22_CCV_50 **Units:** ug/L **Prep Method:**

Analytes	Result	LOQ	Spk value	Spk RefVal	%REC	LowLimit	HighLimit	RPD RefVal	%RPD	RPDLimit	Qual
1,2,4-Trichlorobenzene	73	10	75		98.0	50	150				
1,2-Dichlorobenzene	78	10	75		104.0	50	150				
1,3-Dichlorobenzene	82	10	75		109.0	50	150				
1,4-Dichlorobenzene	79	10	75		106.0	50	150				
2,4,5-Trichlorophenol	84	10	75		112.0	50	150				
2,4,6-Trichlorophenol	83	10	75		111.0	50	150				
2,4-Dichlorophenol	79	10	75		105.0	50	150				
2,4-Dimethylphenol	72	10	75		96.0	50	150				
2,4-Dinitrophenol	54	10	75		72.0	50	150				
2,4-Dinitrotoluene	70	10	75		93.0	50	150				
2,6-Dinitrotoluene	77	10	75		103.0	50	150				
2-Chloronaphthalene	78	10	75		104.0	50	150				
2-Chlorophenol	84	10	75		111.0	50	150				
2-Nitrophenol	74	10	75		99.0	50	150				
3,3'-Dichlorobenzidine	79	10	75		105.0	50	150				
4,6-Dinitro-2-methylphenol	65	10	75		87.0	50	150				
4-Bromophenyl phenyl ether	74	10	75		99.0	50	150				
4-Chloro-3-methylphenol	78	10	75		104.0	50	150				
4-Chlorophenol	73	10	75		97.0	50	150				
4-Chlorophenyl phenyl ether	76	10	75		101.0	50	150				
4-Nitrophenol	80	10	75		106.0	50	150				
Azobenzene	76	10	75		102.0	50	150				
bis(-2-chloroethoxy)Methane	79	10	75		105.0	50	150				
bis(-2-chloroethyl)Ether	81	10	75		108.0	50	150				
bis(2-chloroisopropyl)Ether	78	10	75		103.0	50	150				
bis(2-ethylhexyl)Phthalate	75	10	75		100.0	50	150				
Butylbenzylphthalate	76	10	75		101.0	50	150				



Analytical QC Summary Report

Prepared by Billings, MT Branch

Client: AECOM - Honolulu
Workorder: B22011135
Project: CV18F0126/60571032.02.46.01

Report Date: 03/02/2022

Run ID: Run Order: SV5973N.I_220201B: 25 **SampType:** Continuing Calibration Verification Standard **Batch ID:** R374159
Method: SW8270C **Analysis Date:** 02/02/2022 18:54 **Prep Date:**
Lab ID: 01-Feb-22_CCV_50 **Units:** ug/L **Prep Method:**

Analytes	Result	LOQ	Spk value	Spk RefVal	%REC	LowLimit	HighLimit	RPD RefVal	%RPD	RPDLimit	Qual
Diethyl phthalate	82	10	75		109.0	50	150				
Dimethyl phthalate	76	10	75		101.0	50	150				
Di-n-butyl phthalate	80	10	75		106.0	50	150				
Di-n-octyl phthalate	74	10	75		99.0	50	150				
Hexachlorobenzene	73	10	75		97.0	50	150				
Hexachlorobutadiene	71	10	75		95.0	50	150				
Hexachlorocyclopentadiene	70	10	75		94.0	50	150				
Hexachloroethane	83	10	75		110.0	50	150				
Isophorone	73	10	75		98.0	50	150				
m+p-Cresols	83	10	75		110.0	50	150				
Nitrobenzene	76	10	75		102.0	50	150				
n-Nitrosodimethylamine	77	10	75		102.0	50	150				
n-Nitroso-di-n-propylamine	79	10	75		106.0	50	150				
n-Nitrosodiphenylamine	73	10	75		97.0	50	150				
o-Cresol	79	10	75		105.0	50	150				
Pentachlorophenol	73	10	75		97.0	50	150				
Phenol	81	10	75		107.0	50	150				
Pyridine	76	10	75		101.0	50	150				
Surr: 2,4,6-Tribromophenol	72	10	75		96.0	50	150				
Surr: 2-Fluorobiphenyl	72	10	75		96.0	50	150				
Surr: 2-Fluorophenol	84	10	75		112.0	50	150				
Surr: Nitrobenzene-d5	78	10	75		104.0	50	150				
Surr: Phenol-d5	88	10	75		118.0	50	150				
Surr: Terphenyl-d14	74	10	75		99.0	50	150				

Associated Samples: **B22011135-001C**

Analytical QC Exceptions Report

Prepared by Billings, MT Branch

Client: AECOM - Honolulu
Workorder: B22011135
Project: CV18F0126/60571032.02.46.01

Report Date: 03/02/2022

Analysis Method	Analysis	Batch ID	Associated Samples	Sample Type	Lab ID	Analysis Date	Analysis Time	Analyte	%REC	Low Limit	High Limit	% RPD	RPD Limit	Qual			
SW6020	Metals by ICP-MS, Total	163063	001B	SD	B22011134-001BDIL	1/22/2022	00:21	Lead					10.0	N			
SW8270C	Semi-Volatile Organic Compounds, Extended List	163072	001C	LCS-DOD	LCS-163072	2/1/2022	23:18	4-Nitrophenol	41.0	15	36			S			
				LCSD-DOD	LCSD-163072	2/1/2022	23:50	n-Nitrosodimethylamine	46.0	20	45						S
								2,4-Dimethylphenol	57.0	31	124	29	20.0	R			
								4-Nitrophenol	41.0	15	36	1.0	20.0	S			
								Hexachlorobenzene	85.0	53	125	22	20.0	R			
								n-Nitrosodimethylamine	56.0	20	45	19	20.0	S			
								Pentachlorophenol	99.0	35	138	23	20.0	R			
				MS-DOD	B22011136-001CMS	2/2/2022	09:48	4-Nitrophenol	38.0	15	36						S
								n-Nitrosodimethylamine	50.0	20	45					S	
				MSD-DOD	B22011136-001CMSD	2/2/2022	10:20	1,2-Dichlorobenzene	47.0	32	111	30	20.0	R			
								1,3-Dichlorobenzene	46.0	28	110	29	20.0	R			
								1,4-Dichlorobenzene	43.0	29	112	31	20.0	R			
								2,4-Dichlorophenol	55.0	47	121	21	20.0	R			
								2,4-Dimethylphenol	49.0	31	124	21	20.0	R			
								2-Chlorophenol	52.0	38	117	23	20.0	R			
								bis(2-chloroisopropyl)Ether	64.0	37	130	22	20.0	R			
								bis(2-ethylhexyl)Phthalate	85.0	55	135	22	20.0	R			
								Hexachloroethane	42.0	21	115	29	20.0	R			
								n-Nitroso-di-n-propylamine	69.0	49	119	23	20.0	R			
o-Cresol	58.0	30	117	21	20.0	R											
Phenol	36.0	37	75	17	20.0	S											
SW8270C SIM	Low Level PAH by 8270C SIM	163072	001C	MS	B22011136-001CLMS	1/27/2022	11:31	Benzo(a)anthracene	112.0	41	105			S			



Preparation and Analysis Dates Report

Work Order: B22011135

Client: AECOM - Honolulu

Project Name: CV18F0126/60571032.02.46.01

Report Date: 3/02/2022

Lab ID	Client Sample ID	Collection Date	Matrix	Test Name	TCLP Date	Prep Method	Prep Date	Prep Batch	Analysis Method	Analysis Date
001B	ERH2431 (RHMW03)	01/17/2022 17:50	Ground Water	Metals by ICP-MS, Total		SW3010A	01/19/2022 15:36	163063	SW6020	01/22/2022 00:59
001C	ERH2431 (RHMW03)	01/17/2022 17:50	Ground Water	Low Level PAH by 8270C SIM		SW3510C	01/20/2022 07:52	163072	SW8270CSIM	01/27/2022 10:26
				Semi-Volatile Organic Compounds, Extended List		SW3510C	01/20/2022 07:52	163072	SW8270C	02/02/2022 08:43
001D	ERH2431 (RHMW03)	01/17/2022 17:50	Ground Water	Diesel Range Organics		SW3520C	01/19/2022 16:30	163074	SW8015C	01/24/2022 14:58
						SW3520C	01/19/2022 16:30	163074	SW8015C	01/25/2022 11:34
001H	ERH2431 (RHMW03)	01/17/2022 17:50	Ground Water	EDB in Water by ECD		SW8011	01/21/2022 07:49	163129	SW8011	01/22/2022 12:34
004A	ERH2430 (Trip Blank) 14705	01/17/2022 17:50	Trip Blank	EDB in Water by ECD		SW8011	01/21/2022 07:49	163129	SW8011	01/22/2022 12:54



Chemical Abstracts Service (CAS) Registry Numbers

Prepared by Billings, MT Branch

Client: AECOM - Honolulu

Workorder: B22011135

Project: CV18F0126/60571032.02.46.01

Report Date: 03/02/2022

Analyses	CAS No
LOW LEVEL PAH BY 8270C SIM	
1-Methylnaphthalene	90-12-0
2-Methylnaphthalene	91-57-6
Acenaphthene	83-32-9
Acenaphthylene	208-96-8
Anthracene	120-12-7
Benzo(a)anthracene	56-55-3
Benzo(a)pyrene	50-32-8
Benzo(b)fluoranthene	205-99-2
Benzo(g,h,i)perylene	191-24-2
Benzo(k)fluoranthene	207-08-9
Chrysene	218-01-9
Dibenzo(a,h)anthracene	53-70-3
Fluoranthene	206-44-0
Fluorene	86-73-7
Indeno(1,2,3-cd)pyrene	193-39-5
Naphthalene	91-20-3
Phenanthrene	85-01-8
Pyrene	129-00-0
AGGREGATE ORGANICS	
Organic Carbon, Total (TOC)	7440-44-0
METALS, TOTAL	
Lead	7439-92-1
METALS, DISSOLVED	
Lead	7439-92-1
VOLATILE ORGANIC COMPOUNDS	
Benzene	71-43-2
Bromobenzene	108-86-1
Bromochloromethane	74-97-5
Bromodichloromethane	75-27-4
Bromoform	75-25-2
Carbon tetrachloride	56-23-5
Chlorobenzene	108-90-7
Chlorodibromomethane	124-48-1
Chloroethane	75-00-3
Chloroform	67-66-3
Chloromethane	74-87-3
1,2-Dibromoethane	106-93-4

2-Chlorotoluene	95-49-8
4-Chlorotoluene	106-43-4
Dibromomethane	74-95-3
1,2-Dichlorobenzene	95-50-1
1,3-Dichlorobenzene	541-73-1
1,4-Dichlorobenzene	106-46-7
Dichlorodifluoromethane	75-71-8
1,1-Dichloroethane	75-34-3
1,2-Dichloroethane	107-06-2
1,1-Dichloroethene	75-35-4
cis-1,2-Dichloroethene	156-59-2
trans-1,2-Dichloroethene	156-60-5
1,2-Dichloropropane	78-87-5
1,3-Dichloropropane	142-28-9
2,2-Dichloropropane	594-20-7
1,1-Dichloropropene	563-58-6
cis-1,3-Dichloropropene	10061-01-5
trans-1,3-Dichloropropene	10061-02-6
Ethylbenzene	100-41-4
Methyl ethyl ketone	78-93-3
Methyl tert-butyl ether (MTBE)	1634-04-4
Methylene chloride	75-09-2
Styrene	100-42-5
1,1,1,2-Tetrachloroethane	630-20-6
1,1,2,2-Tetrachloroethane	79-34-5
Tetrachloroethene	127-18-4
Toluene	108-88-3
1,1,1-Trichloroethane	71-55-6
1,1,2-Trichloroethane	79-00-5
Trichloroethene	79-01-6
Trichlorofluoromethane	75-69-4
1,2,3-Trichloropropane	96-18-4
Vinyl chloride	75-01-4
m+p-Xylenes	179601-23-1
o-Xylene	95-47-6
Xylenes, Total	1330-20-7

VOCS BY MICROEXTRACTION-ECD

1,2-Dibromoethane	106-93-4
-------------------	----------

PETROLEUM HYDROCARBONS-VOLATILE

C6 to C10
Total Purgeable Hydrocarbons

PETROLEUM HYDROCARBONS-SEMI-VOLATILE

Diesel Range Organics (C10 to C24)
Diesel Range Organics (SGT-C10 to C24)
Oil Range Hydrocarbons (C24 to C40)
Oil Range Hydrocarbons (SGT-C24 to C40)
Total Extractable Hydrocarbons
Total Extractable Hydrocarbons (SGT)

ORGANIC CHARACTERISTICS

Methane 74-82-8

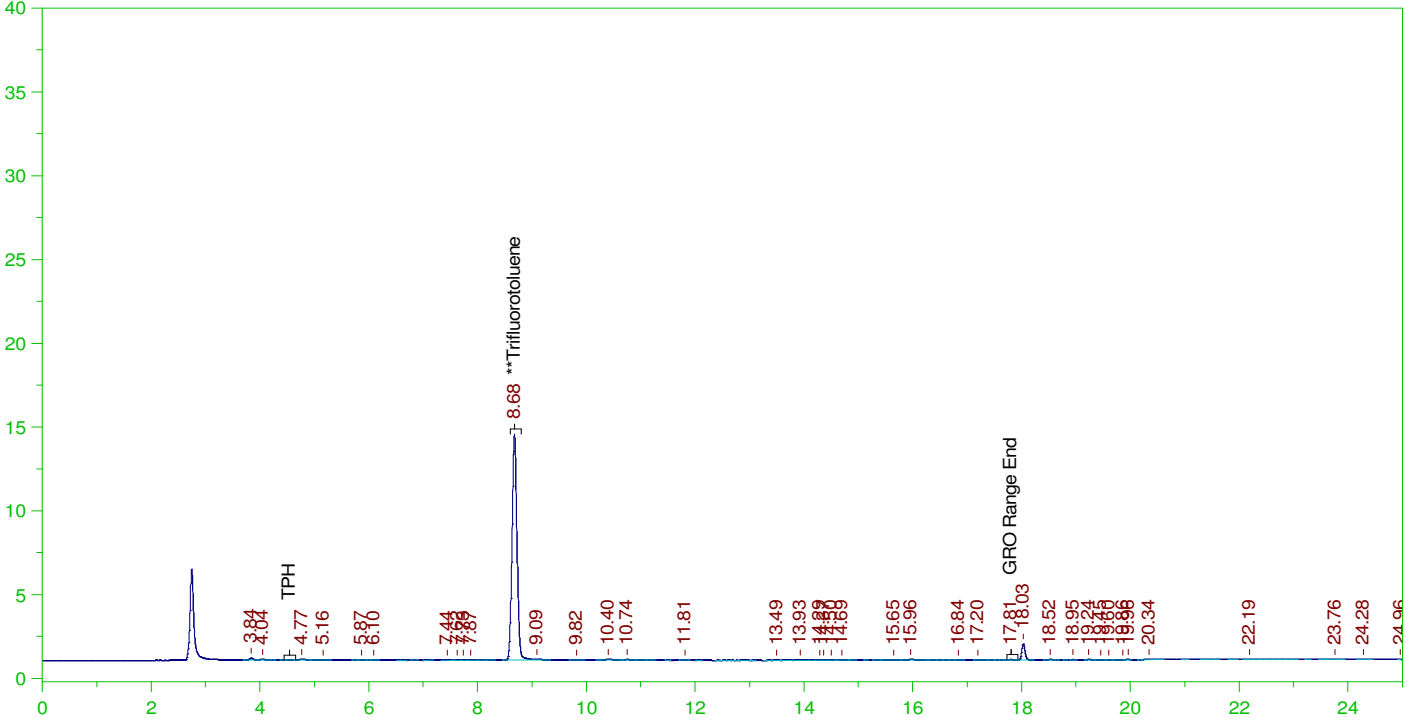
SEMI-VOLATILE ORGANIC COMPOUNDS

1,2,4-Trichlorobenzene 120-82-1
1,2-Dichlorobenzene 95-50-1
1,3-Dichlorobenzene 541-73-1
1,4-Dichlorobenzene 106-46-7
2,4,5-Trichlorophenol 95-95-4
2,4,6-Trichlorophenol 88-06-2
2,4-Dichlorophenol 120-83-2
2,4-Dimethylphenol 105-67-9
2,4-Dinitrophenol 51-28-5
2,4-Dinitrotoluene 121-14-2
2,6-Dinitrotoluene 606-20-2
2-Chloronaphthalene 91-58-7
2-Chlorophenol 95-57-8
2-Nitrophenol 88-75-5
3,3'-Dichlorobenzidine 91-94-1
4,6-Dinitro-2-methylphenol 534-52-1
4-Bromophenyl phenyl ether 101-55-3
4-Chloro-3-methylphenol 59-50-7
4-Chlorophenol 106-48-9
4-Chlorophenyl phenyl ether 7005-72-3
4-Nitrophenol 100-02-7
Azobenzene 103-33-3
bis(-2-chloroethoxy)Methane 111-91-1
bis(-2-chloroethyl)Ether 111-44-4
bis(2-chloroisopropyl)Ether 108-60-1
bis(2-ethylhexyl)Phthalate 117-81-7
Butylbenzylphthalate 85-68-7
Di-n-butyl phthalate 84-74-2
Di-n-octyl phthalate 117-84-0
Diethyl phthalate 84-66-2
Dimethyl phthalate 131-11-3
Hexachlorobenzene 118-74-1
Hexachlorobutadiene 87-68-3
Hexachlorocyclopentadiene 77-47-4
Hexachloroethane 67-72-1
Isophorone 78-59-1
m+p-Cresols 15831-10-4
n-Nitroso-di-n-propylamine 621-64-7
n-Nitrosodimethylamine 62-75-9
n-Nitrosodiphenylamine 86-30-6
Nitrobenzene 98-95-3
o-Cresol 95-48-7
Pentachlorophenol 87-86-5
Phenol 108-95-2
Pyridine 110-86-1

ERH2431 (RHMW03)

G:\Org\PE1\DAT\PE1012022_b\0120PE1B.0069.RAW

B22011135-001G ;0120PE1 , \$HC-8015-GRO-W,



GASOLINE RANGE ORGANICS CHROMATOGRAM REPORT

Sample Name: B22011135-001G ;0120PE1 , \$HC-8015-GRO-W,
Raw File: G:\Org\PE1\DAT\PE1012022_b\0120PE1B.0069.RAW
Date & Time Acquired: 1/21/2022 11:25:57 PM
Method File: G:\Org\PE1\Methods\211208GRO_DoDB%.MET
Calibration File: G:\Org\PE1\Cals\211208GRO8015CB.CAL
Sample Weight: 5 Dilution: 1 S.A.: 1

Mean RF for C6 to C10: 945.9678
Mean RF for TPH: 909.3915
Rt range for Gasoline Range Organics: 4.45 to 17.93

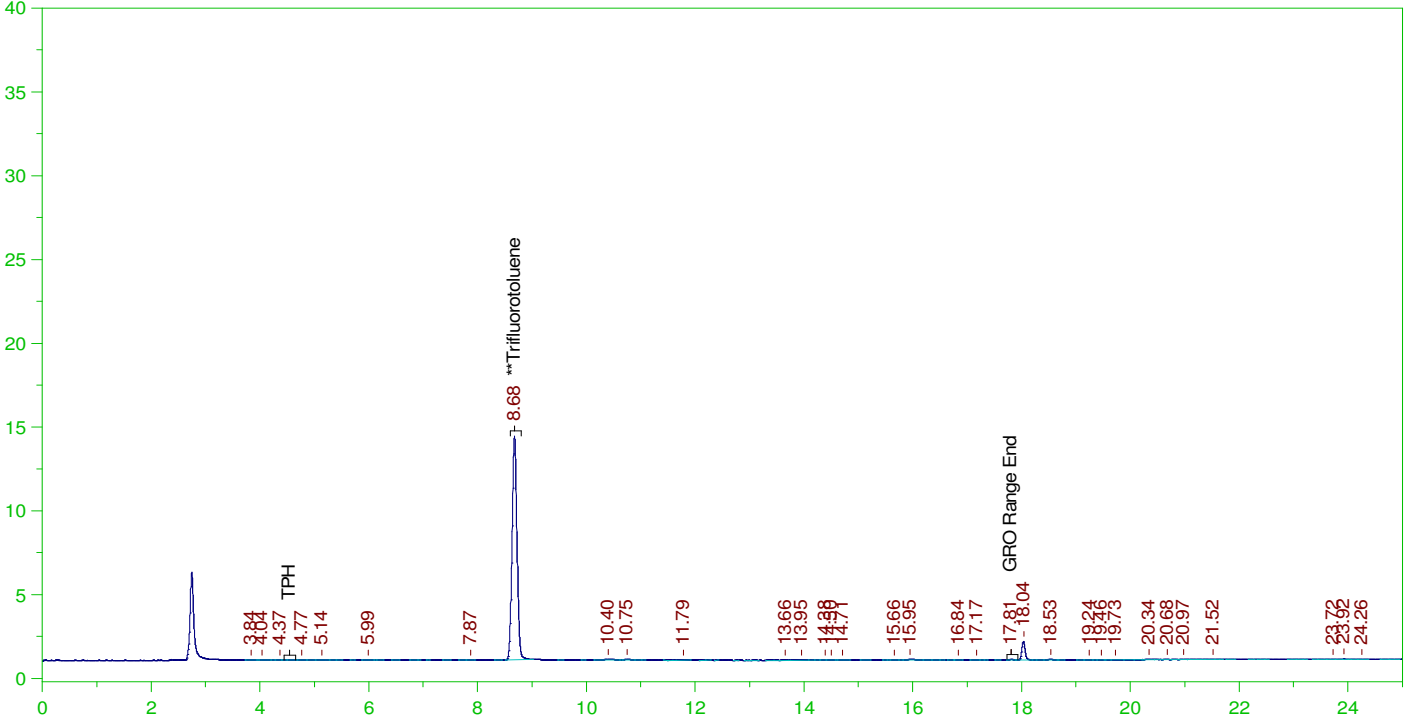
SURROGATE COMPOUND	RT	ACTUAL	MEASURED	%REC
**Trifluorotoluene	8.679	25.	18.281	73.12

C6 to C10 Area:5064.617 C6 to C10 Amount: 1.07078
TPH Area:11748.3 TPH Amount: 2.583772

ERH2430 (Trip Blank) 14733

G:\Org\PE1\DAT\PE1012022_b\0120PE1B.0064.RAW

B22011135-003A ;0120PE1 , \$HC-8015-GRO-W,



GASOLINE RANGE ORGANICS CHROMATOGRAM REPORT

Sample Name: B22011135-003A ;0120PE1 , \$HC-8015-GRO-W,
Raw File: G:\Org\PE1\DAT\PE1012022_b\0120PE1B.0064.RAW
Date & Time Acquired: 1/21/2022 8:34:19 PM
Method File: G:\Org\PE1\Methods\211208GRO_DoDB%.MET
Calibration File: G:\Org\PE1\Cals\211208GRO8015CB.CAL
Sample Weight: 5 Dilution: 1 S.A.: 1

Mean RF for C6 to C10: 945.9678
Mean RF for TPH: 909.3915
Rt range for Gasoline Range Organics: 4.45 to 17.93

SURROGATE COMPOUND	RT	ACTUAL	MEASURED	%REC
**Trifluorotoluene	8.68	25.	18.006	72.02

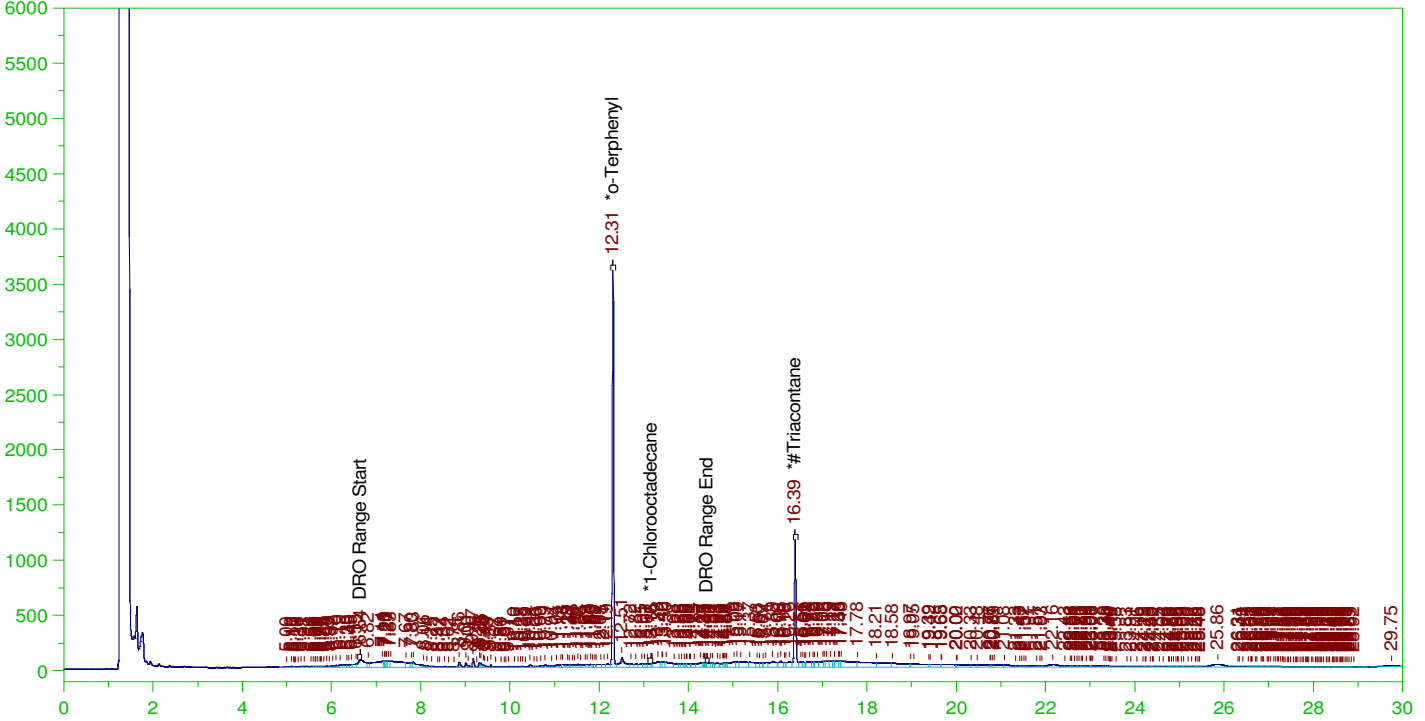
C6 to C10 Area:4001.179 C6 to C10 Amount: 0.8459441
TPH Area:10578.66 TPH Amount: 2.326536

ERH2431 (RHMW03)

Batch ID: 163074

G:\org\HP5\DAT\HP5012422_b\0124HP5.0010.RAW

B22011135-001D ;0124HP5 , \$HC-8015-DRO-W,



DIESEL RANGE ORGANICS CHROMATOGRAM REPORT

Sample Name: B22011135-001D ;0124HP5 , \$HC-8015-DRO-W,
Raw File: G:\org\HP5\DAT\HP5012422_b\0124HP5.0010.RAW
Date & Time Acquired: 1/24/2022 2:58:15 PM
Method File: G:\Org\HP5\Methods\D3_8015-012410-JC-L%.met
Calibration File: G:\Org\HP5\Cals\SW8015C_DRO220111JC-C24-T.CAL
Sample Weight: 990 Dilution: 1 S.A.: 1

Mean RF for TEH: 32675.36

Rt range for Diesel Range Organics: 6.58 to 14.47

SURROGATE COMPOUND	RT	ACTUAL	MEASURED	%REC	
*o-Terphenyl	12.306	.202	.191	94.59	-
*1-Chlorooctadecane	13.162	.202	.005	2.45	-
*#Triacontane	16.387	.202	.11	54.32	-

DRO Area:1.162531E+07 DRO Amount: 0.3593759

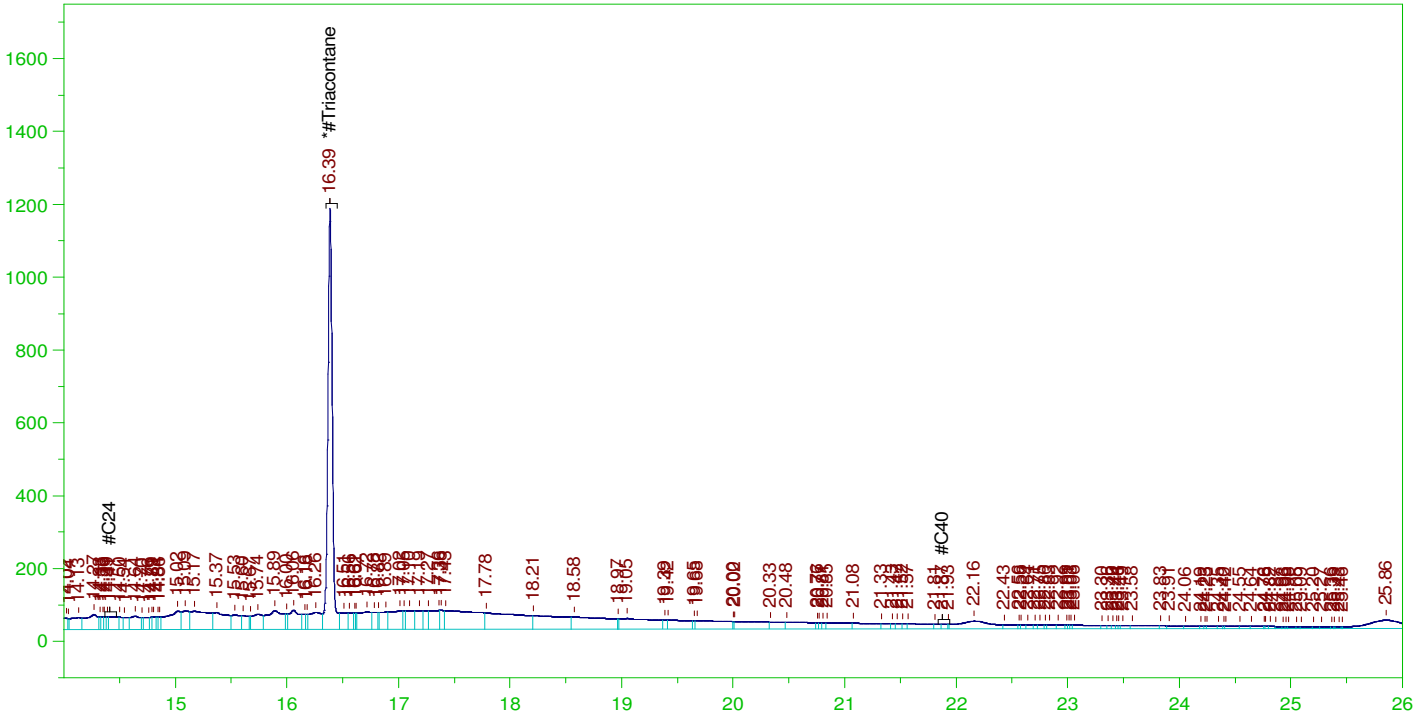
TEH Area:2.970443E+07 TEH Amount: 0.9182599

ERH2431 (RHMW03)

Batch ID: 163074

G:\org\HP5\DAT\HP5012422_b\0124HP5.0010.RAW

B22011135-001D ;0124HP5 , \$HC-8015-DRO-W,



RESIDUAL RANGE ORGANICS CHROMATOGRAM

Sample Name: B22011135-001D ;0124HP5 , \$HC-8015-DRO-W,
Raw File: G:\org\HP5\DAT\HP5012422_b\0124HP5.0010.RAW
Date & Time Acquired: 1/24/2022 2:58:15 PM
Method File: G:\Org\HP5\Methods\D3_OROS-BC-L%.MET
Calibration File: G:\Org\HP5\Cals\SW8015C_ORO220111BC_SAMP.CAL
Sample Weight: 990 Dilution: 1 S.A.: 1

Mean RF for for Residual Range Organics Calculations: 26424.55
Rt range for Residual Range Organics: 14.37 to 21.94

SURROGATE COMPOUND	RT	ACTUAL	MEASURED	%REC
*#Triacontane_____	16.387	.505	.11	21.73

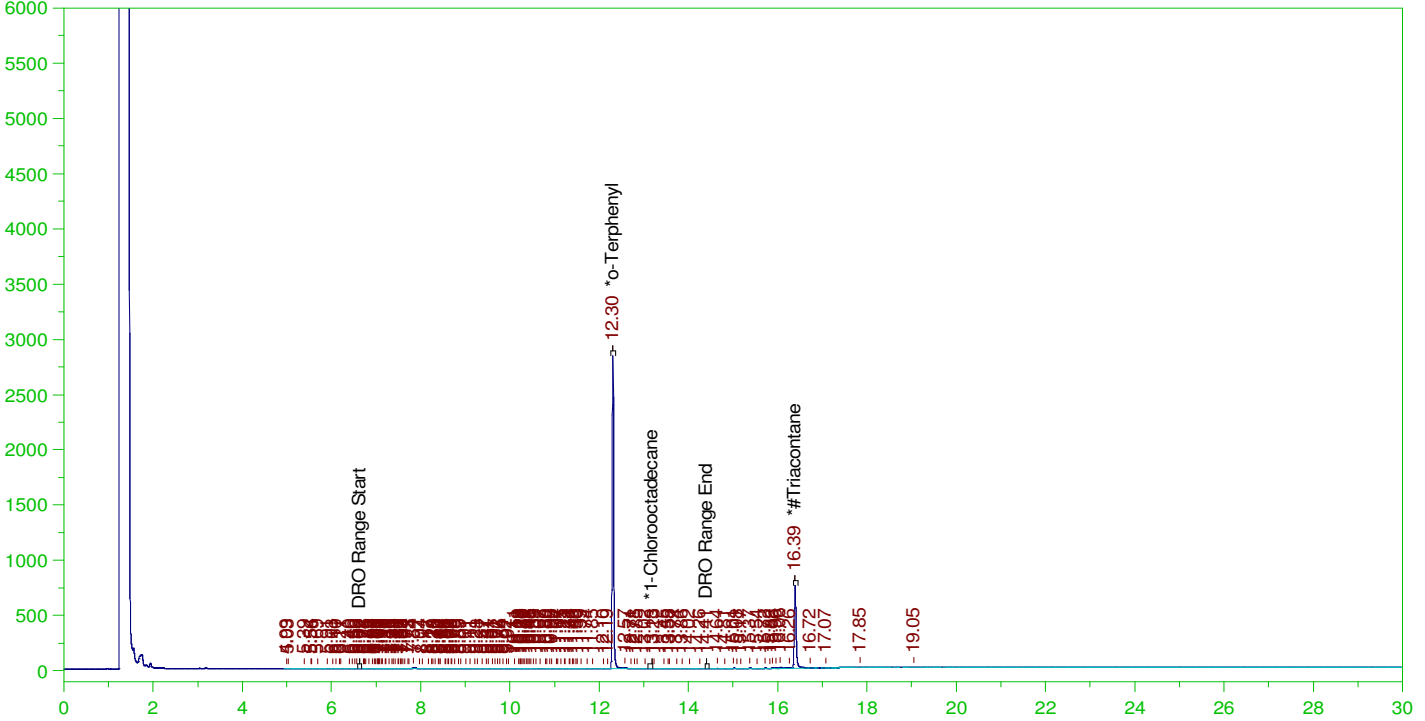
RRO Area:1.426973E+07 RRO AMOUNT: 0.5454725

ERH2431 (RHMW03)

Batch ID: 163074

G:\org\HP5\DAT\HP5012422_b\0124HP5.0039.RAW

B22011135-001D ;0124HP5 , \$HC-8015-DRO-W, SGT



DIESEL RANGE ORGANICS CHROMATOGRAM REPORT

Sample Name: B22011135-001D ;0124HP5 , \$HC-8015-DRO-W, SGT
 Raw File: G:\org\HP5\DAT\HP5012422_b\0124HP5.0039.RAW
 Date & Time Acquired: 1/25/2022 11:34:16 AM
 Method File: G:\Org\HP5\Methods\DR_8015-C24T-JC-L%.met
 Calibration File: G:\Org\HP5\Cals\SW8015C_DRO220111JC-C24-T.CAL
 Sample Weight: 990 Dilution: 1 S.A.: 1

Mean RF for TEH: 32675.36

Rt range for Diesel Range Organics: 6.58 to 14.47

SURROGATE COMPOUND	RT	ACTUAL	MEASURED	%REC	
*o-Terphenyl	12.304	.202	.167	82.75	-
*1-Chlorooctadecane	13.177	.202	.	.04	-
*#Triacontane	16.386	.202	.08	39.39	-

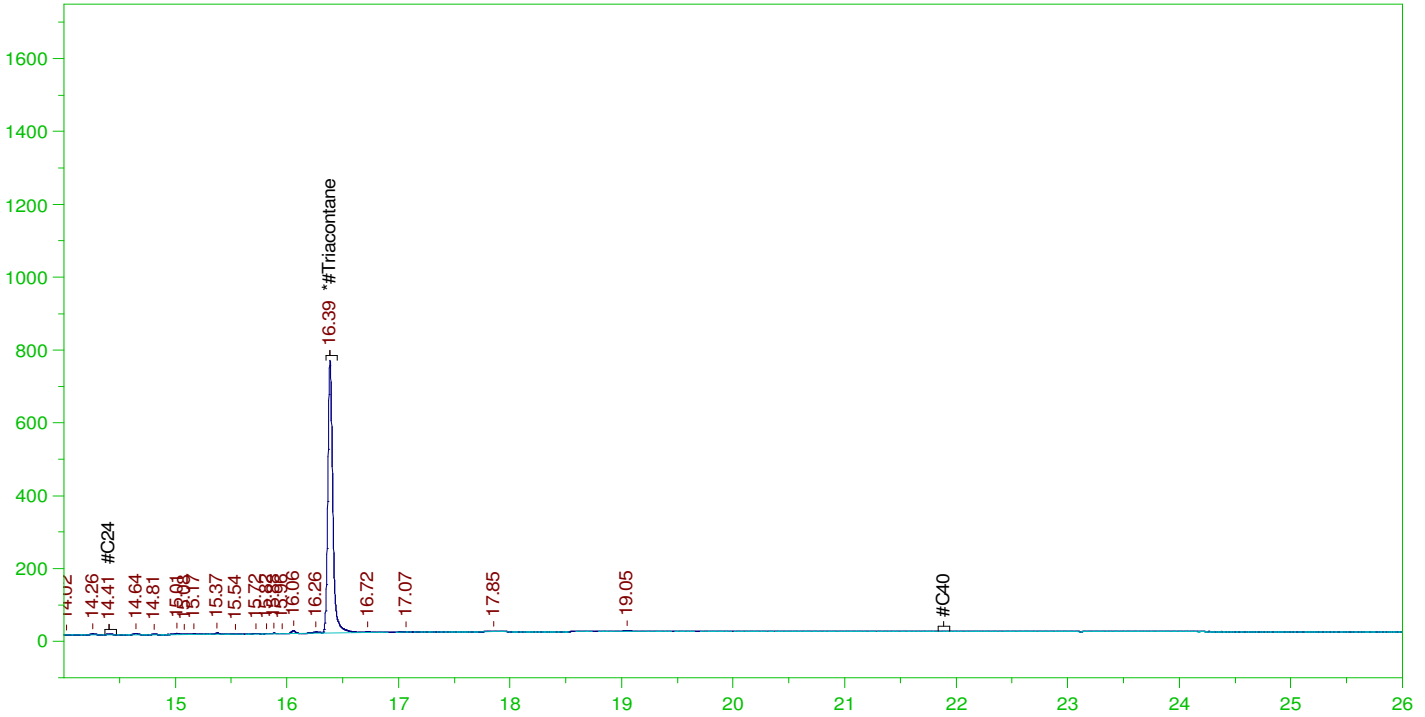
DRO Area:432821.4 DRO Amount: 1.337991E-02
 TEH Area:610219.1 TEH Amount: 1.886385E-02

ERH2431 (RHMW03)

Batch ID: 163074

G:\org\HP5\DAT\HP5012422_b\0124HP5.0039.RAW

B22011135-001D ;0124HP5 , \$HC-8015-DRO-W, SGT



RESIDUAL RANGE ORGANICS CHROMATOGRAM

Sample Name: B22011135-001D ;0124HP5 , \$HC-8015-DRO-W, SGT
 Raw File: G:\org\HP5\DAT\HP5012422_b\0124HP5.0039.RAW
 Date & Time Acquired: 1/25/2022 11:34:16 AM
 Method File: G:\Org\HP5\Methods\DR_OROS-BC-L%.MET
 Calibration File: G:\Org\HP5\Cals\SW8015C_ORO220111BC_SAMP.CAL
 Sample Weight: 990 Dilution: 1 S.A.: 1

Mean RF for for Residual Range Organics Calculations: 26424.55
 Rt range for Residual Range Organics: 14.37 to 21.94

SURROGATE COMPOUND	RT	ACTUAL	MEASURED	%REC	
*#Triacontane_____	16.386	.505	.08	15.75	-

RRO Area:118067.4 RRO AMOUNT: 4.513226E-03

From: Ramos, Alethea <alethea.ramos@aecom.com>
Sent: Monday, December 13, 2021 3:11 PM
To: Tabitha Edwards
Cc: Pascua, Margie; billingsPM@energylab.com
Subject: RE: [EXTERNAL] FW: CV18F0126: Expedited NOI Groundwater Samples, Saturday 12/12 Submission

Categories: Must Attend

Hi Tabitha,

I believe Casper WY is DoD ELAP accredited in the TOC 9060 method. I spoke to Shari and she indicated there is a daily courier between Billings and Casper, and would be appx. a day delay. Under those stipulations, please subcontract these samples and inform on expedited TAT.

Thank you,

Alethea Ramos, CIH
Environmental Scientist, Environmental Health & Science, Environment
D +1-808-529-7283
M +1-808-389-5383
alethea.ramos@aecom.com

AECOM
1001 Bishop Street
Suite 1600
Honolulu, HI 96813, United States of America
aecom.com

Imagine it. Delivered.

[LinkedIn](#) | [Twitter](#) | [Facebook](#) | [Instagram](#)



[Fortune World's Most Admired Companies 2020](#)

From: Tabitha Edwards <tedwards@energylab.com>
Sent: Monday, December 13, 2021 7:05 AM
To: Ramos, Alethea <alethea.ramos@aecom.com>
Cc: Pascua, Margie <Margie.Pascua@aecom.com>; billingsPM@energylab.com
Subject: [EXTERNAL] FW: CV18F0126: Expedited NOI Groundwater Samples, Saturday 12/12 Submission
Importance: High

Alethea,

The TOC by 9060 must be subcontracted to our office in Casper, WY. I need authorization from you to subcontract these. Once that has been received we will discuss the TAT with them and let you know what is achievable.

Thank you,

Energy Laboratories, Inc.

Trust our People. Trust our Data.

Tabitha Edwards | Office Manager | Billings, MT

O: 406-869-6286 | tedwards@energylab.com | www.energylab.com

This transmission may contain confidential information and is for the use of the intended recipient(s). If you received this in error, please contact the sender and delete this email and all copies.

***We want to help you ship successfully!** Please plan ahead and allow extra time to receive supplies from the lab and for the lab to receive your samples. All carriers are in full-swing holiday peak season operating with double the volume and limited capacity. We appreciate your business so please contact your local branch or Project Manager to discuss adjustments to your shipping schedule or to ask questions.*

From: Ramos, Alethea [<mailto:alethea.ramos@aecom.com>]

Sent: Saturday, December 11, 2021 3:20 AM

To: Shari Endy; billingsPM@energylab.com

Cc: Jillian Miller; Pascua, Margie; KaaihiliChoy, Terri Ann

Subject: CV18F0126: Expedited NOI Groundwater Samples, Saturday 12/12 Submission

Importance: High

Hi Shari and Billings PM,

You will be receiving a Saturday shipment (12/12) of groundwater samples indicated in the attached COCs. We will need results by **Wednesday, December 15th**, and will pay any fees incurred for an expedited TAT. Please proceed with analysis without preservation traceability. Please see below tracking information links:

<https://www.fedex.com/fedextrack/?trknbr=287337969629&trkqual=2459558000~287337969629~FX>

<https://www.fedex.com/fedextrack/?trknbr=287343101019&trkqual=2459559000~287343101019~FX>

Thank you,

Alethea Ramos, CIH

Environmental Scientist, Environmental Health & Science, Environment

D +1-808-529-7283

M +1-808-389-5383

alethea.ramos@aecom.com

AECOM

1001 Bishop Street
Suite 1600
Honolulu, HI 96813, United States of America
aecom.com

Imagine it. Delivered.

[LinkedIn](#) | [Twitter](#) | [Facebook](#) | [Instagram](#)



[Fortune World's Most Admired Companies 2020](#)