

Energy Laboratories Inc

ANALYTICAL RUN Summary

14-Feb-22

Run ID VOA5975C.I_220119A

Run Start Date: 1/19/2022
 Analyst: Melissa Chavez
 Ical:
 Column ID:
 Comments:

Instrument ID	Description
Bal #22	Balance

Std ID	Std Name	Std Amount	Std Units	Samp Amount	Samp Units	SampType	Expiration Date
VOCF3517	Internal Standard / Surrogates (INT/SURR)	8.4	ul	42	ml	MBLK, ICV (12/31/2022
VOCF3529B	2nd Source MtBE	1.05	ul	42	ml	ICV	1/29/2022
VOCF3546B	Liquids		ul	42	ml	CAL	2/13/2022
VOCF3558B	2nd Source Liquids	1.05	ul	42	ml	ICV	2/27/2022
VOCF3559A	MtBE		ul	42	ml	CAL	1/27/2022
VOCF3563	Internals	8.4	ul	42	ml	CAL	7/3/2022
VOCF3567A	2nd Source Ketones	1.05	ul	42	ml	ICV	2/12/2022
VOCF3569	Ketones		ul	42	ml	CAL	2/17/2022
VOCF3570A	Gases		ul	42	ml	CAL	1/25/2022
VOCF3571A	2nd Source Gases	1.05	ul	42	ml	ICV	1/26/2022
VOCF3573	Calibration Surrogates		ul	42	ml	CAL	7/19/2022

Seq No	Lab ID	Test Code	Sample Typ	File ID	Analysis Date	DF	Batch ID	Prep Date	SPKref	RPDref	pmoist					
14993103	19JAN02_D_TU	VOC-8260-BFB	TUNE	DA5975C\VG0111	1/19/2022 9:34:0	1	R373580		0	0						
Analyte	T	Units	RAW	Final	Text	Spike	SPKref	RPDref	MDL	PQL	UQL	%REC	LOW	HIGH	%RPD	Q
173, % of mass 174	A	%	1.1	1.1		100	0	0	0	0	0	1%	0	1.99	0%	
174, % of mass 95	A	%	94.2	94.2		100	0	0	0	0	0	94%	50	99.99	0%	
175, % of mass 174	A	%	7.5	7.5		100	0	0	0	0	0	8%	5	9	0%	
176, % of mass 174	A	%	96.1	96.1		100	0	0	0	0	0	96%	95	101	0%	
177, % of mass 176	A	%	6.6	6.6		100	0	0	0	0	0	7%	5	9	0%	
50, % of mass 95	A	%	21.4	21.4		100	0	0	0	0	0	21%	15	40	0%	
75, % of mass 95	A	%	50	50		100	0	0	0	0	0	50%	30	60	0%	
95, Base Peak	A	%	100	100		100	0	0	0	0	0	100%	0	100	0%	
96, % of mass 95	A	%	6.7	6.7		100	0	0	0	0	0	7%	5	9	0%	

Seq No	Lab ID	Test Code	Sample Typ	File ID	Analysis Date	DF	Batch ID	Prep Date	SPKref	RPDref	pmoist					
14993111	MBLK011922_	VOC-8260-W-Q	MBLK	DA5975CVVG0111	1/19/2022 10:13:	1	R373580		0	0						
Analyte	T	Units	RAW	Final	Text	Spike	SPKref	RPDref	MDL	PQL	UQL	%REC	LOW	HIGH	%RPD	Q
1,1,1,2-Tetrachloroethane	A	ug/L	0	0		0	0	0	0.101	0.5	500	0%	0	0	0%	
1,1,1-Trichloroethane	A	ug/L	0	0		0	0	0	0.131	0.5	500	0%	0	0	0%	
1,1,2,2-Tetrachloroethane	A	ug/L	0	0		0	0	0	0.0872	0.5	500	0%	0	0	0%	
1,1,2-Trichloroethane	A	ug/L	0	0		0	0	0	0.108	0.5	500	0%	0	0	0%	
1,1-Dichloroethane	A	ug/L	0	0		0	0	0	0.135	0.5	500	0%	0	0	0%	
1,1-Dichloroethene	A	ug/L	0	0		0	0	0	0.141	0.5	500	0%	0	0	0%	
1,1-Dichloropropene	A	ug/L	0	0		0	0	0	0.083	0.5	500	0%	0	0	0%	
1,2,3-Trichloropropane	A	ug/L	0	0		0	0	0	0.235	0.5	500	0%	0	0	0%	
1,2-Dibromoethane	A	ug/L	0	0		0	0	0	0.0916	0.5	500	0%	0	0	0%	
1,2-Dichlorobenzene	A	ug/L	0	0		0	0	0	0.0746	0.5	500	0%	0	0	0%	
1,2-Dichloroethane	A	ug/L	0	0		0	0	0	0.116	0.5	500	0%	0	0	0%	
1,2-Dichloropropane	A	ug/L	0	0		0	0	0	0.0847	0.5	500	0%	0	0	0%	
1,3-Dichlorobenzene	A	ug/L	0	0		0	0	0	0.0803	0.5	500	0%	0	0	0%	
1,3-Dichloropropane	A	ug/L	0	0		0	0	0	0.0791	0.5	500	0%	0	0	0%	
1,4-Dichlorobenzene	A	ug/L	0	0		0	0	0	0.0858	0.5	500	0%	0	0	0%	
2,2-Dichloropropane	A	ug/L	0	0		0	0	0	0.186	0.5	500	0%	0	0	0%	
2-Chlorotoluene	A	ug/L	0	0		0	0	0	0.0876	0.5	500	0%	0	0	0%	
4-Chlorotoluene	A	ug/L	0	0		0	0	0	0.0728	0.5	500	0%	0	0	0%	
Benzene	A	ug/L	0	0		0	0	0	0.0914	0.5	500	0%	0	0	0%	
Bromobenzene	A	ug/L	0	0		0	0	0	0.0831	0.5	500	0%	0	0	0%	
Bromochloromethane	A	ug/L	0	0		0	0	0	0.141	0.5	500	0%	0	0	0%	
Bromodichloromethane	A	ug/L	0	0		0	0	0	0.12	0.5	500	0%	0	0	0%	
Bromoform	A	ug/L	0	0		0	0	0	0.119	0.5	500	0%	0	0	0%	
Bromomethane	A	ug/L	2.5579	0		0	0	0	0.253	0.5	500	0%	0	0	0%	
Carbon tetrachloride	A	ug/L	0	0		0	0	0	0.143	0.5	500	0%	0	0	0%	
Chlorobenzene	A	ug/L	0	0		0	0	0	0.0914	0.5	500	0%	0	0	0%	
Chlorodibromomethane	A	ug/L	0	0		0	0	0	0.0841	0.5	500	0%	0	0	0%	
Chloroethane	A	ug/L	0	0		0	0	0	0.169	0.5	500	0%	0	0	0%	
Chloroform	A	ug/L	0	0		0	0	0	0.0789	0.5	500	0%	0	0	0%	
Chloromethane	A	ug/L	0.37083	0		0	0	0	0.162	0.5	500	0%	0	0	0%	
cis-1,2-Dichloroethene	A	ug/L	0	0		0	0	0	0.108	0.5	500	0%	0	0	0%	
cis-1,3-Dichloropropene	A	ug/L	0	0		0	0	0	0.073	0.5	500	0%	0	0	0%	
Dibromomethane	A	ug/L	0	0		0	0	0	0.147	0.5	500	0%	0	0	0%	
Dichlorodifluoromethane	A	ug/L	0	0		0	0	0	0.175	0.5	500	0%	0	0	0%	
Ethylbenzene	A	ug/L	0	0		0	0	0	0.0836	0.5	500	0%	0	0	0%	

Seq No	Lab ID	Test Code	Sample Typ	File ID	Analysis Date	DF	Batch ID	Prep Date	SPKref	RPDref	pmoist					
14993111	MBLK011922_	VOC-8260-W-Q	MBLK	DA5975C\VG0111	1/19/2022 10:13:	1	R373580		0	0						
Analyte	T	Units	RAW	Final	Text	Spike	SPKref	RPDref	MDL	PQL	UQL	%REC	LOW	HIGH	%RPD	Q
m+p-Xylenes	A	ug/L	0	0		0	0	0	0.15	0.5	1000	0%	0	0	0%	
Methyl ethyl ketone	A	ug/L	0	0		0	0	0	1.77	10	5000	0%	0	0	0%	
Methyl tert-butyl ether (MTBE)	A	ug/L	0	0		0	0	0	0.101	0.5	500	0%	0	0	0%	
Methylene chloride	A	ug/L	1.79994	0		0	0	0	0.338	0.5	500	0%	0	0	0%	
o-Xylene	A	ug/L	0	0		0	0	0	0.0604	0.5	500	0%	0	0	0%	
Styrene	A	ug/L	0	0		0	0	0	0.067	0.5	500	0%	0	0	0%	
Tetrachloroethene	A	ug/L	0	0		0	0	0	0.0671	0.5	500	0%	0	0	0%	
Toluene	A	ug/L	0	0		0	0	0	0.0679	0.5	500	0%	0	0	0%	
trans-1,2-Dichloroethene	A	ug/L	0	0		0	0	0	0.125	0.5	500	0%	0	0	0%	
trans-1,3-Dichloropropene	A	ug/L	0	0		0	0	0	0.0846	0.5	500	0%	0	0	0%	
Trichloroethene	A	ug/L	0	0		0	0	0	0.0993	0.5	500	0%	0	0	0%	
Trichlorofluoromethane	A	ug/L	0	0		0	0	0	0.134	0.5	500	0%	0	0	0%	
Vinyl chloride	A	ug/L	0.3842	0		0	0	0	0.153	0.5	500	0%	0	0	0%	
1,4-Dichlorobenzene-d4	I	ug/L	250	10		0	0	0	0	0	500	0%	0	0	0%	
Chlorobenzene-d5	I	ug/L	250	10		0	0	0	0	0	500	0%	0	0	0%	
Fluorobenzene	I	ug/L	250	10		0	0	0	0	0	500	0%	0	0	0%	
Xylenes, Total	M	ug/L	0	0		0	0	0	0.0604	0.5	1500	0%	0	0	0%	
1,2-Dichloroethane-d4	S	ug/L	296.9186	11.876744		10	0	0	0.229	0.5	500	119%	70	130	0%	
Dibromofluoromethane	S	ug/L	281.32071	11.2528284		10	0	0	0.129	0.5	500	113%	77	126	0%	
p-Bromofluorobenzene	S	ug/L	261.10788	10.4443152		10	0	0	0.149	0.5	500	104%	76	127	0%	
Toluene-d8	S	ug/L	258.94128	10.3576512		10	0	0	0.23	0.5	500	104%	79	122	0%	

Seq No	Lab ID	Test Code	Sample Typ	File ID	Analysis Date	DF	Batch ID	Prep Date	SPKref	RPDref	pmoist					
14993112	ICAL011922_1	VOC-8260-W-Q	CAL1	DA5975C\VG0111	1/19/2022 10:48:	1	R373580		0	0						
Analyte	T	Units	RAW	Final	Text	Spike	SPKref	RPDref	MDL	PQL	UQL	%REC	LOW	HIGH	%RPD	Q
1,2-Dichlorobenzene	A	ug/L	2.56161	0.1024644		0.1	0	0	0.0746	0.5	500	102%	50	150	0%	
1,2-Dichloroethane	A	ug/L	2.90043	0.1160172		0.1	0	0	0.116	0.5	500	116%	50	150	0%	
1,3-Dichlorobenzene	A	ug/L	2.60665	0.104266		0.1	0	0	0.0803	0.5	500	104%	50	150	0%	
1,4-Dichlorobenzene	A	ug/L	2.71995	0.108798		0.1	0	0	0.0858	0.5	500	109%	50	150	0%	
Benzene	A	ug/L	2.63388	0.1053552		0.1	0	0	0.0914	0.5	500	105%	50	150	0%	
Chloroform	A	ug/L	3.06575	0.12263		0.1	0	0	0.0789	0.5	500	123%	50	150	0%	
Ethylbenzene	A	ug/L	2.90887	0.1163548		0.1	0	0	0.0836	0.5	500	116%	50	150	0%	
m+p-Xylenes	A	ug/L	6.17379	0.2469516		0.2	0	0	0.15	0.5	1000	123%	50	150	0%	
o-Xylene	A	ug/L	3.08858	0.1235432		0.1	0	0	0.0604	0.5	500	124%	50	150	0%	

Seq No	Lab ID	Test Code	Sample Typ	File ID	Analysis Date	DF	Batch ID	Prep Date	SPKref	RPDref	pmoist					
14993112	ICAL011922_1	VOC-8260-W-Q	CAL1	DA5975C\VG011	1/19/2022 10:48:	1	R373580		0	0						
Analyte	T	Units	RAW	Final	Text	Spike	SPKref	RPDref	MDL	PQL	UQL	%REC	LOW	HIGH	%RPD	Q
Styrene	A	ug/L	3.18392	0.1273568		0.1	0	0	0.067	0.5	500	127%	50	150	0%	
Tetrachloroethene	A	ug/L	2.62409	0.1049636		0.1	0	0	0.0671	0.5	500	105%	50	150	0%	
Toluene	A	ug/L	2.65	0.106		0.1	0	0	0.0679	0.5	500	106%	50	150	0%	
1,4-Dichlorobenzene-d4	I	ug/L	250	10		0	0	0	0	0	500	0%	50	150	0%	
Chlorobenzene-d5	I	ug/L	250	10		0	0	0	0	0	500	0%	50	150	0%	
Fluorobenzene	I	ug/L	250	10		0	0	0	0	0	500	0%	50	150	0%	
Xylenes, Total	M	ug/L	9.26237	0.3704948		0.3	0	0	0.0604	0.5	1500	123%	50	150	0%	

Seq No	Lab ID	Test Code	Sample Typ	File ID	Analysis Date	DF	Batch ID	Prep Date	SPKref	RPDref	pmoist					
14993113	ICAL011922_2	VOC-8260-W-Q	CAL2	DA5975C\VG011	1/19/2022 11:15:	1	R373580		0	0						
Analyte	T	Units	RAW	Final	Text	Spike	SPKref	RPDref	MDL	PQL	UQL	%REC	LOW	HIGH	%RPD	Q
1,1,1,2-Tetrachloroethane	A	ug/L	12.03781	0.4815124		0.5	0	0	0.101	0.5	500	96%	50	150	0%	
1,1,1-Trichloroethane	A	ug/L	11.55095	0.462038		0.5	0	0	0.131	0.5	500	92%	50	150	0%	
1,1,2,2-Tetrachloroethane	A	ug/L	12.30338	0.4921352		0.5	0	0	0.0872	0.5	500	98%	50	150	0%	
1,1,2-Trichloroethane	A	ug/L	11.9543	0.478172		0.5	0	0	0.108	0.5	500	96%	50	150	0%	
1,1-Dichloroethane	A	ug/L	11.84931	0.4739724		0.5	0	0	0.135	0.5	500	95%	50	150	0%	
1,1-Dichloroethene	A	ug/L	11.68996	0.4675984		0.5	0	0	0.141	0.5	500	94%	50	150	0%	
1,1-Dichloropropene	A	ug/L	10.64606	0.4258424		0.5	0	0	0.083	0.5	500	85%	50	150	0%	
1,2,3-Trichloropropane	A	ug/L	12.3825	0.4953		0.5	0	0	0.235	0.5	500	99%	50	150	0%	
1,2-Dibromoethane	A	ug/L	11.21917	0.4487668		0.5	0	0	0.0916	0.5	500	90%	50	150	0%	
1,2-Dichlorobenzene	A	ug/L	11.56015	0.462406		0.5	0	0	0.0746	0.5	500	92%	70	130	0%	
1,2-Dichloroethane	A	ug/L	12.55104	0.5020416		0.5	0	0	0.116	0.5	500	100%	70	130	0%	
1,2-Dichloropropane	A	ug/L	11.50326	0.4601304		0.5	0	0	0.0847	0.5	500	92%	50	150	0%	
1,3-Dichlorobenzene	A	ug/L	11.51233	0.4604932		0.5	0	0	0.0803	0.5	500	92%	70	130	0%	
1,3-Dichloropropane	A	ug/L	12.39024	0.4956096		0.5	0	0	0.0791	0.5	500	99%	50	150	0%	
1,4-Dichlorobenzene	A	ug/L	11.70084	0.4680336		0.5	0	0	0.0858	0.5	500	94%	70	130	0%	
2,2-Dichloropropane	A	ug/L	12.0798	0.483192		0.5	0	0	0.186	0.5	500	97%	50	150	0%	
2-Chlorotoluene	A	ug/L	11.12433	0.4449732		0.5	0	0	0.0876	0.5	500	89%	50	150	0%	
4-Chlorotoluene	A	ug/L	10.21022	0.4084088		0.5	0	0	0.0728	0.5	500	82%	50	150	0%	
Benzene	A	ug/L	11.72138	0.4688552		0.5	0	0	0.0914	0.5	500	94%	70	130	0%	
Bromobenzene	A	ug/L	11.92659	0.4770636		0.5	0	0	0.0831	0.5	500	95%	50	150	0%	
Bromochloromethane	A	ug/L	12.15138	0.4860552		0.5	0	0	0.141	0.5	500	97%	50	150	0%	
Bromodichloromethane	A	ug/L	12.28616	0.4914464		0.5	0	0	0.12	0.5	500	98%	50	150	0%	
Bromoform	A	ug/L	13.0389	0.521556		0.5	0	0	0.119	0.5	500	104%	50	150	0%	

Seq No	Lab ID	Test Code	Sample Typ	File ID	Analysis Date	DF	Batch ID	Prep Date	SPKref	RPDref	pmoist					
14993113	ICAL011922_2	VOC-8260-W-Q	CAL2	DA5975C\VG0111	1/19/2022 11:15:	1	R373580		0	0						
Analyte	T	Units	RAW	Final	Text	Spike	SPKref	RPDref	MDL	PQL	UQL	%REC	LOW	HIGH	%RPD	Q
Bromomethane	A	ug/L	12.94988	0.5179952		0.5	0	0	0.253	0.5	500	104%	50	150	0%	
Carbon tetrachloride	A	ug/L	11.30839	0.4523356		0.5	0	0	0.143	0.5	500	90%	50	150	0%	
Chlorobenzene	A	ug/L	11.93316	0.4773264		0.5	0	0	0.0914	0.5	500	95%	50	150	0%	
Chlorodibromomethane	A	ug/L	12.44487	0.4977948		0.5	0	0	0.0841	0.5	500	100%	50	150	0%	
Chloroethane	A	ug/L	12.00958	0.4803832		0.5	0	0	0.169	0.5	500	96%	50	150	0%	
Chloroform	A	ug/L	11.92708	0.4770832		0.5	0	0	0.0789	0.5	500	95%	70	130	0%	
Chloromethane	A	ug/L	12.10942	0.4843768		0.5	0	0	0.162	0.5	500	97%	50	150	0%	
cis-1,2-Dichloroethene	A	ug/L	11.68991	0.4675964		0.5	0	0	0.108	0.5	500	94%	50	150	0%	
cis-1,3-Dichloropropene	A	ug/L	11.6126	0.464504		0.5	0	0	0.073	0.5	500	93%	50	150	0%	
Dibromomethane	A	ug/L	11.74498	0.4697992		0.5	0	0	0.147	0.5	500	94%	50	150	0%	
Dichlorodifluoromethane	A	ug/L	11.7428	0.469712		0.5	0	0	0.175	0.5	500	94%	50	150	0%	
Ethylbenzene	A	ug/L	11.9196	0.476784		0.5	0	0	0.0836	0.5	500	95%	70	130	0%	
m+p-Xylenes	A	ug/L	22.16451	0.8865804		1	0	0	0.15	0.5	1000	89%	70	130	0%	
Methyl ethyl ketone	A	ug/L	123.19473	4.9277892		5	0	0	1.77	10	5000	99%	50	150	0%	
Methyl tert-butyl ether (MTBE)	A	ug/L	12.20038	0.4880152		0.5	0	0	0.101	0.5	500	98%	50	150	0%	
Methylene chloride	A	ug/L	13.38833	0.5355332		0.5	0	0	0.338	0.5	500	107%	50	150	0%	
o-Xylene	A	ug/L	11.32344	0.4529376		0.5	0	0	0.0604	0.5	500	91%	70	130	0%	
Styrene	A	ug/L	10.92337	0.4369348		0.5	0	0	0.067	0.5	500	87%	70	130	0%	
Tetrachloroethene	A	ug/L	10.83554	0.4334216		0.5	0	0	0.0671	0.5	500	87%	70	130	0%	
Toluene	A	ug/L	10.7342	0.429368		0.5	0	0	0.0679	0.5	500	86%	70	130	0%	
trans-1,2-Dichloroethene	A	ug/L	12.53264	0.5013056		0.5	0	0	0.125	0.5	500	100%	50	150	0%	
trans-1,3-Dichloropropene	A	ug/L	11.17555	0.447022		0.5	0	0	0.0846	0.5	500	89%	50	150	0%	
Trichloroethene	A	ug/L	11.65772	0.4663088		0.5	0	0	0.0993	0.5	500	93%	50	150	0%	
Trichlorofluoromethane	A	ug/L	12.18881	0.4875524		0.5	0	0	0.134	0.5	500	98%	50	150	0%	
Vinyl chloride	A	ug/L	12.29095	0.491638		0.5	0	0	0.153	0.5	500	98%	50	150	0%	
1,4-Dichlorobenzene-d4	I	ug/L	250	10		0	0	0	0	0	500	0%	50	150	0%	
Chlorobenzene-d5	I	ug/L	250	10		0	0	0	0	0	500	0%	50	150	0%	
Fluorobenzene	I	ug/L	250	10		0	0	0	0	0	500	0%	50	150	0%	
Xylenes, Total	M	ug/L	33.48795	1.339518		1.5	0	0	0.0604	0.5	1500	89%	70	130	0%	
1,2-Dichloroethane-d4	S	ug/L	12.48825	0.49953		0.5	0	0	0.229	0.5	500	100%	50	150	0%	
Dibromofluoromethane	S	ug/L	12.2386	0.489544		0.5	0	0	0.129	0.5	500	98%	50	150	0%	
p-Bromofluorobenzene	S	ug/L	11.469	0.45876		0.5	0	0	0.149	0.5	500	92%	50	150	0%	
Toluene-d8	S	ug/L	11.09271	0.4437084		0.5	0	0	0.23	0.5	500	89%	50	150	0%	

Seq No	Lab ID	Test Code	Sample Typ	File ID	Analysis Date	DF	Batch ID	Prep Date	SPKref	RPDref	pmoist					
14993114	ICAL011922_3	VOC-8260-W-Q	CAL3	DA5975C\VG0111	1/19/2022 11:42:	1	R373580		0	0						
Analyte	T	Units	RAW	Final	Text	Spike	SPKref	RPDref	MDL	PQL	UQL	%REC	LOW	HIGH	%RPD	Q
1,1,1,2-Tetrachloroethane	A	ug/L	24.29982	0.9719928		1	0	0	0.101	0.5	500	97%	70	130	0%	
1,1,1-Trichloroethane	A	ug/L	24.59188	0.9836752		1	0	0	0.131	0.5	500	98%	70	130	0%	
1,1,2,2-Tetrachloroethane	A	ug/L	25.26178	1.0104712		1	0	0	0.0872	0.5	500	101%	70	130	0%	
1,1,2-Trichloroethane	A	ug/L	23.98758	0.9595032		1	0	0	0.108	0.5	500	96%	70	130	0%	
1,1-Dichloroethane	A	ug/L	25.32772	1.0131088		1	0	0	0.135	0.5	500	101%	70	130	0%	
1,1-Dichloroethene	A	ug/L	25.12213	1.0048852		1	0	0	0.141	0.5	500	100%	70	130	0%	
1,1-Dichloropropene	A	ug/L	23.25503	0.9302012		1	0	0	0.083	0.5	500	93%	70	130	0%	
1,2,3-Trichloropropane	A	ug/L	25.64354	1.0257416		1	0	0	0.235	0.5	500	103%	70	130	0%	
1,2-Dibromoethane	A	ug/L	25.34313	1.0137252		1	0	0	0.0916	0.5	500	101%	70	130	0%	
1,2-Dichlorobenzene	A	ug/L	25.09561	1.0038244		1	0	0	0.0746	0.5	500	100%	70	130	0%	
1,2-Dichloroethane	A	ug/L	24.11387	0.9645548		1	0	0	0.116	0.5	500	96%	70	130	0%	
1,2-Dichloropropane	A	ug/L	24.05552	0.9622208		1	0	0	0.0847	0.5	500	96%	70	130	0%	
1,3-Dichlorobenzene	A	ug/L	24.74451	0.9897804		1	0	0	0.0803	0.5	500	99%	70	130	0%	
1,3-Dichloropropane	A	ug/L	24.4891	0.979564		1	0	0	0.0791	0.5	500	98%	70	130	0%	
1,4-Dichlorobenzene	A	ug/L	24.93753	0.9975012		1	0	0	0.0858	0.5	500	100%	70	130	0%	
2,2-Dichloropropane	A	ug/L	25.46947	1.0187788		1	0	0	0.186	0.5	500	102%	70	130	0%	
2-Chlorotoluene	A	ug/L	24.60375	0.98415		1	0	0	0.0876	0.5	500	98%	70	130	0%	
4-Chlorotoluene	A	ug/L	23.76256	0.9505024		1	0	0	0.0728	0.5	500	95%	70	130	0%	
Benzene	A	ug/L	23.44421	0.9377684		1	0	0	0.0914	0.5	500	94%	70	130	0%	
Bromobenzene	A	ug/L	24.17617	0.9670468		1	0	0	0.0831	0.5	500	97%	70	130	0%	
Bromochloromethane	A	ug/L	25.29397	1.0117588		1	0	0	0.141	0.5	500	101%	70	130	0%	
Bromodichloromethane	A	ug/L	24.88164	0.9952656		1	0	0	0.12	0.5	500	100%	70	130	0%	
Bromoform	A	ug/L	25.73239	1.0292956		1	0	0	0.119	0.5	500	103%	70	130	0%	
Bromomethane	A	ug/L	26.14002	1.0456008		1	0	0	0.253	0.5	500	105%	70	130	0%	
Carbon tetrachloride	A	ug/L	24.59553	0.9838212		1	0	0	0.143	0.5	500	98%	70	130	0%	
Chlorobenzene	A	ug/L	24.30396	0.9721584		1	0	0	0.0914	0.5	500	97%	70	130	0%	
Chlorodibromomethane	A	ug/L	24.10204	0.9640816		1	0	0	0.0841	0.5	500	96%	70	130	0%	
Chloroethane	A	ug/L	27.05322	1.0821288		1	0	0	0.169	0.5	500	108%	70	130	0%	
Chloroform	A	ug/L	24.01936	0.9607744		1	0	0	0.0789	0.5	500	96%	70	130	0%	
Chloromethane	A	ug/L	26.08603	1.0434412		1	0	0	0.162	0.5	500	104%	70	130	0%	
cis-1,2-Dichloroethene	A	ug/L	24.17583	0.9670332		1	0	0	0.108	0.5	500	97%	70	130	0%	
cis-1,3-Dichloropropene	A	ug/L	22.71108	0.9084432		1	0	0	0.073	0.5	500	91%	70	130	0%	
Dibromomethane	A	ug/L	25.53036	1.0212144		1	0	0	0.147	0.5	500	102%	70	130	0%	
Dichlorodifluoromethane	A	ug/L	25.20923	1.0083692		1	0	0	0.175	0.5	500	101%	70	130	0%	
Ethylbenzene	A	ug/L	24.09209	0.9636836		1	0	0	0.0836	0.5	500	96%	70	130	0%	

Seq No	Lab ID	Test Code	Sample Typ	File ID	Analysis Date	DF	Batch ID	Prep Date	SPKref	RPDref	pmoist					
14993114	ICAL011922_3	VOC-8260-W-Q	CAL3	DA5975C\VG0111	1/19/2022 11:42:	1	R373580		0	0						
Analyte	T	Units	RAW	Final	Text	Spike	SPKref	RPDref	MDL	PQL	UQL	%REC	LOW	HIGH	%RPD	Q
m+p-Xylenes	A	ug/L	47.56168	1.9024672		2	0	0	0.15	0.5	1000	95%	70	130	0%	
Methyl ethyl ketone	A	ug/L	232.00881	9.2803524		10	0	0	1.77	10	5000	93%	70	130	0%	
Methyl tert-butyl ether (MTBE)	A	ug/L	23.51755	0.940702		1	0	0	0.101	0.5	500	94%	70	130	0%	
Methylene chloride	A	ug/L	27.26568	1.0906272		1	0	0	0.338	0.5	500	109%	70	130	0%	
o-Xylene	A	ug/L	23.38337	0.9353348		1	0	0	0.0604	0.5	500	94%	70	130	0%	
Styrene	A	ug/L	23.22155	0.928862		1	0	0	0.067	0.5	500	93%	70	130	0%	
Tetrachloroethene	A	ug/L	24.98591	0.9994364		1	0	0	0.0671	0.5	500	100%	70	130	0%	
Toluene	A	ug/L	23.1991	0.927964		1	0	0	0.0679	0.5	500	93%	70	130	0%	
trans-1,2-Dichloroethene	A	ug/L	25.11116	1.0044464		1	0	0	0.125	0.5	500	100%	70	130	0%	
trans-1,3-Dichloropropene	A	ug/L	23.21356	0.9285424		1	0	0	0.0846	0.5	500	93%	70	130	0%	
Trichloroethene	A	ug/L	24.33224	0.9732896		1	0	0	0.0993	0.5	500	97%	70	130	0%	
Trichlorofluoromethane	A	ug/L	25.40882	1.0163528		1	0	0	0.134	0.5	500	102%	70	130	0%	
Vinyl chloride	A	ug/L	25.49685	1.019874		1	0	0	0.153	0.5	500	102%	70	130	0%	
1,4-Dichlorobenzene-d4	I	ug/L	250	10		0	0	0	0	0	500	0%	70	130	0%	
Chlorobenzene-d5	I	ug/L	250	10		0	0	0	0	0	500	0%	70	130	0%	
Fluorobenzene	I	ug/L	250	10		0	0	0	0	0	500	0%	70	130	0%	
Xylenes, Total	M	ug/L	70.94505	2.837802		3	0	0	0.0604	0.5	1500	95%	70	130	0%	
1,2-Dichloroethane-d4	S	ug/L	25.16748	1.0066992		1	0	0	0.229	0.5	500	101%	70	130	0%	
Dibromofluoromethane	S	ug/L	25.01787	1.0007148		1	0	0	0.129	0.5	500	100%	70	130	0%	
p-Bromofluorobenzene	S	ug/L	24.24738	0.9698952		1	0	0	0.149	0.5	500	97%	70	130	0%	
Toluene-d8	S	ug/L	23.00531	0.9202124		1	0	0	0.23	0.5	500	92%	70	130	0%	

Seq No	Lab ID	Test Code	Sample Typ	File ID	Analysis Date	DF	Batch ID	Prep Date	SPKref	RPDref	pmoist					
14993115	ICAL011922_4	VOC-8260-W-Q	CAL4	DA5975C\VG0111	1/19/2022 12:09:	1	R373580		0	0						
Analyte	T	Units	RAW	Final	Text	Spike	SPKref	RPDref	MDL	PQL	UQL	%REC	LOW	HIGH	%RPD	Q
1,1,1,2-Tetrachloroethane	A	ug/L	46.87757	1.8751028		2	0	0	0.101	0.5	500	94%	70	130	0%	
1,1,1-Trichloroethane	A	ug/L	48.19441	1.9277764		2	0	0	0.131	0.5	500	96%	70	130	0%	
1,1,2,2-Tetrachloroethane	A	ug/L	50.15311	2.0061244		2	0	0	0.0872	0.5	500	100%	70	130	0%	
1,1,2-Trichloroethane	A	ug/L	47.51097	1.9004388		2	0	0	0.108	0.5	500	95%	70	130	0%	
1,1-Dichloroethane	A	ug/L	48.16509	1.9266036		2	0	0	0.135	0.5	500	96%	70	130	0%	
1,1-Dichloroethene	A	ug/L	47.66551	1.9066204		2	0	0	0.141	0.5	500	95%	70	130	0%	
1,1-Dichloropropene	A	ug/L	44.64836	1.7859344		2	0	0	0.083	0.5	500	89%	70	130	0%	
1,2,3-Trichloropropane	A	ug/L	47.9073	1.916292		2	0	0	0.235	0.5	500	96%	70	130	0%	
1,2-Dibromoethane	A	ug/L	46.21521	1.8486084		2	0	0	0.0916	0.5	500	92%	70	130	0%	

Seq No	Lab ID	Test Code	Sample Typ	File ID	Analysis Date	DF	Batch ID	Prep Date	SPKref	RPDref	pmoist					
14993115	ICAL011922_4	VOC-8260-W-Q	CAL4	DA5975C\VG0111	1/19/2022 12:09:	1	R373580		0	0						
Analyte	T	Units	RAW	Final	Text	Spike	SPKref	RPDref	MDL	PQL	UQL	%REC	LOW	HIGH	%RPD	Q
1,2-Dichlorobenzene	A	ug/L	45.71628	1.8286512		2	0	0	0.0746	0.5	500	91%	70	130	0%	
1,2-Dichloroethane	A	ug/L	48.93365	1.957346		2	0	0	0.116	0.5	500	98%	70	130	0%	
1,2-Dichloropropane	A	ug/L	46.1437	1.845748		2	0	0	0.0847	0.5	500	92%	70	130	0%	
1,3-Dichlorobenzene	A	ug/L	47.20101	1.8880404		2	0	0	0.0803	0.5	500	94%	70	130	0%	
1,3-Dichloropropane	A	ug/L	46.55683	1.8622732		2	0	0	0.0791	0.5	500	93%	70	130	0%	
1,4-Dichlorobenzene	A	ug/L	45.63319	1.8253276		2	0	0	0.0858	0.5	500	91%	70	130	0%	
2,2-Dichloropropane	A	ug/L	47.95819	1.9183276		2	0	0	0.186	0.5	500	96%	70	130	0%	
2-Chlorotoluene	A	ug/L	43.82762	1.7531048		2	0	0	0.0876	0.5	500	88%	70	130	0%	
4-Chlorotoluene	A	ug/L	45.74521	1.8298084		2	0	0	0.0728	0.5	500	91%	70	130	0%	
Benzene	A	ug/L	46.4135	1.85654		2	0	0	0.0914	0.5	500	93%	70	130	0%	
Bromobenzene	A	ug/L	46.29672	1.8518688		2	0	0	0.0831	0.5	500	93%	70	130	0%	
Bromochloromethane	A	ug/L	48.86136	1.9544544		2	0	0	0.141	0.5	500	98%	70	130	0%	
Bromodichloromethane	A	ug/L	46.66744	1.8666976		2	0	0	0.12	0.5	500	93%	70	130	0%	
Bromoform	A	ug/L	46.23167	1.8492668		2	0	0	0.119	0.5	500	92%	70	130	0%	
Bromomethane	A	ug/L	48.05999	1.9223996		2	0	0	0.253	0.5	500	96%	70	130	0%	
Carbon tetrachloride	A	ug/L	47.36264	1.8945056		2	0	0	0.143	0.5	500	95%	70	130	0%	
Chlorobenzene	A	ug/L	46.72829	1.8691316		2	0	0	0.0914	0.5	500	93%	70	130	0%	
Chlorodibromomethane	A	ug/L	46.00583	1.8402332		2	0	0	0.0841	0.5	500	92%	70	130	0%	
Chloroethane	A	ug/L	48.33063	1.9332252		2	0	0	0.169	0.5	500	97%	70	130	0%	
Chloroform	A	ug/L	47.31287	1.8925148		2	0	0	0.0789	0.5	500	95%	70	130	0%	
Chloromethane	A	ug/L	49.62746	1.9850984		2	0	0	0.162	0.5	500	99%	70	130	0%	
cis-1,2-Dichloroethene	A	ug/L	46.09973	1.8439892		2	0	0	0.108	0.5	500	92%	70	130	0%	
cis-1,3-Dichloropropene	A	ug/L	43.36449	1.7345796		2	0	0	0.073	0.5	500	87%	70	130	0%	
Dibromomethane	A	ug/L	47.76659	1.9106636		2	0	0	0.147	0.5	500	96%	70	130	0%	
Dichlorodifluoromethane	A	ug/L	47.76052	1.9104208		2	0	0	0.175	0.5	500	96%	70	130	0%	
Ethylbenzene	A	ug/L	44.73374	1.7893496		2	0	0	0.0836	0.5	500	89%	70	130	0%	
m+p-Xylenes	A	ug/L	89.33288	3.5733152		4	0	0	0.15	0.5	1000	89%	70	130	0%	
Methyl ethyl ketone	A	ug/L	474.78207	18.9912828		20	0	0	1.77	10	5000	95%	70	130	0%	
Methyl tert-butyl ether (MTBE)	A	ug/L	47.39841	1.8959364		2	0	0	0.101	0.5	500	95%	70	130	0%	
Methylene chloride	A	ug/L	49.36125	1.97445		2	0	0	0.338	0.5	500	99%	70	130	0%	
o-Xylene	A	ug/L	44.23203	1.7692812		2	0	0	0.0604	0.5	500	88%	70	130	0%	
Styrene	A	ug/L	44.29737	1.7718948		2	0	0	0.067	0.5	500	89%	70	130	0%	
Tetrachloroethene	A	ug/L	46.08198	1.8432792		2	0	0	0.0671	0.5	500	92%	70	130	0%	
Toluene	A	ug/L	44.66304	1.7865216		2	0	0	0.0679	0.5	500	89%	70	130	0%	
trans-1,2-Dichloroethene	A	ug/L	46.24552	1.8498208		2	0	0	0.125	0.5	500	92%	70	130	0%	

Seq No	Lab ID	Test Code	Sample Typ	File ID	Analysis Date	DF	Batch ID	Prep Date	SPKref	RPDref	pmoist					
14993115	ICAL011922_4	VOC-8260-W-Q	CAL4	DA5975C\VG011	1/19/2022 12:09:	1	R373580		0	0						
Analyte	T	Units	RAW	Final	Text	Spike	SPKref	RPDref	MDL	PQL	UQL	%REC	LOW	HIGH	%RPD	Q
trans-1,3-Dichloropropene	A	ug/L	45.22155	1.808862		2	0	0	0.0846	0.5	500	90%	70	130	0%	
Trichloroethene	A	ug/L	46.31489	1.8525956		2	0	0	0.0993	0.5	500	93%	70	130	0%	
Trichlorofluoromethane	A	ug/L	47.3799	1.895196		2	0	0	0.134	0.5	500	95%	70	130	0%	
Vinyl chloride	A	ug/L	47.71052	1.9084208		2	0	0	0.153	0.5	500	95%	70	130	0%	
1,4-Dichlorobenzene-d4	I	ug/L	250	10		0	0	0	0	0	500	0%	70	130	0%	
Chlorobenzene-d5	I	ug/L	250	10		0	0	0	0	0	500	0%	70	130	0%	
Fluorobenzene	I	ug/L	250	10		0	0	0	0	0	500	0%	70	130	0%	
Xylenes, Total	M	ug/L	133.56491	5.3425964		6	0	0	0.0604	0.5	1500	89%	70	130	0%	
1,2-Dichloroethane-d4	S	ug/L	48.68311	1.9473244		2	0	0	0.229	0.5	500	97%	70	130	0%	
Dibromofluoromethane	S	ug/L	49.23347	1.9693388		2	0	0	0.129	0.5	500	98%	70	130	0%	
p-Bromofluorobenzene	S	ug/L	46.4666	1.858664		2	0	0	0.149	0.5	500	93%	70	130	0%	
Toluene-d8	S	ug/L	45.84352	1.8337408		2	0	0	0.23	0.5	500	92%	70	130	0%	

Seq No	Lab ID	Test Code	Sample Typ	File ID	Analysis Date	DF	Batch ID	Prep Date	SPKref	RPDref	pmoist					
14993116	ICAL011922_5	VOC-8260-W-Q	CAL5	DA5975C\VG011	1/19/2022 1:04:2	1	R373580		0	0						
Analyte	T	Units	RAW	Final	Text	Spike	SPKref	RPDref	MDL	PQL	UQL	%REC	LOW	HIGH	%RPD	Q
1,1,1,2-Tetrachloroethane	A	ug/L	122.79511	4.9118044		5	0	0	0.101	0.5	500	98%	70	130	0%	
1,1,1-Trichloroethane	A	ug/L	123.8043	4.952172		5	0	0	0.131	0.5	500	99%	70	130	0%	
1,1,2,2-Tetrachloroethane	A	ug/L	121.31807	4.8527228		5	0	0	0.0872	0.5	500	97%	70	130	0%	
1,1,2-Trichloroethane	A	ug/L	125.78237	5.0312948		5	0	0	0.108	0.5	500	101%	70	130	0%	
1,1-Dichloroethane	A	ug/L	123.80376	4.9521504		5	0	0	0.135	0.5	500	99%	70	130	0%	
1,1-Dichloroethene	A	ug/L	122.95963	4.9183852		5	0	0	0.141	0.5	500	98%	70	130	0%	
1,1-Dichloropropene	A	ug/L	125.9718	5.038872		5	0	0	0.083	0.5	500	101%	70	130	0%	
1,2,3-Trichloropropane	A	ug/L	120.56102	4.8224408		5	0	0	0.235	0.5	500	96%	70	130	0%	
1,2-Dibromoethane	A	ug/L	126.20468	5.0481872		5	0	0	0.0916	0.5	500	101%	70	130	0%	
1,2-Dichlorobenzene	A	ug/L	123.95073	4.9580292		5	0	0	0.0746	0.5	500	99%	70	130	0%	
1,2-Dichloroethane	A	ug/L	115.6442	4.625768		5	0	0	0.116	0.5	500	93%	70	130	0%	
1,2-Dichloropropane	A	ug/L	122.95886	4.9183544		5	0	0	0.0847	0.5	500	98%	70	130	0%	
1,3-Dichlorobenzene	A	ug/L	122.19059	4.8876236		5	0	0	0.0803	0.5	500	98%	70	130	0%	
1,3-Dichloropropane	A	ug/L	119.39501	4.7758004		5	0	0	0.0791	0.5	500	96%	70	130	0%	
1,4-Dichlorobenzene	A	ug/L	123.13122	4.9252488		5	0	0	0.0858	0.5	500	99%	70	130	0%	
2,2-Dichloropropane	A	ug/L	122.57363	4.9029452		5	0	0	0.186	0.5	500	98%	70	130	0%	
2-Chlorotoluene	A	ug/L	127.39561	5.0958244		5	0	0	0.0876	0.5	500	102%	70	130	0%	
4-Chlorotoluene	A	ug/L	129.55214	5.1820856		5	0	0	0.0728	0.5	500	104%	70	130	0%	

Seq No	Lab ID	Test Code	Sample Typ	File ID	Analysis Date	DF	Batch ID	Prep Date	SPKref	RPDref	pmoist					
14993116	ICAL011922_5	VOC-8260-W-Q	CAL5	DA5975C\VG011	1/19/2022 1:04:2	1	R373580		0	0						
Analyte	T	Units	RAW	Final	Text	Spike	SPKref	RPDref	MDL	PQL	UQL	%REC	LOW	HIGH	%RPD	Q
Benzene	A	ug/L	124.45449	4.9781796		5	0	0	0.0914	0.5	500	100%	70	130	0%	
Bromobenzene	A	ug/L	124.53646	4.9814584		5	0	0	0.0831	0.5	500	100%	70	130	0%	
Bromochloromethane	A	ug/L	124.02581	4.9610324		5	0	0	0.141	0.5	500	99%	70	130	0%	
Bromodichloromethane	A	ug/L	121.22551	4.8490204		5	0	0	0.12	0.5	500	97%	70	130	0%	
Bromoform	A	ug/L	120.91579	4.8366316		5	0	0	0.119	0.5	500	97%	70	130	0%	
Bromomethane	A	ug/L	112.181	4.48724		5	0	0	0.253	0.5	500	90%	70	130	0%	
Carbon tetrachloride	A	ug/L	123.95204	4.9580816		5	0	0	0.143	0.5	500	99%	70	130	0%	
Chlorobenzene	A	ug/L	122.81845	4.912738		5	0	0	0.0914	0.5	500	98%	70	130	0%	
Chlorodibromomethane	A	ug/L	123.07292	4.9229168		5	0	0	0.0841	0.5	500	98%	70	130	0%	
Chloroethane	A	ug/L	112.26554	4.4906216		5	0	0	0.169	0.5	500	90%	70	130	0%	
Chloroform	A	ug/L	118.32456	4.7329824		5	0	0	0.0789	0.5	500	95%	70	130	0%	
Chloromethane	A	ug/L	125.79911	5.0319644		5	0	0	0.162	0.5	500	101%	70	130	0%	
cis-1,2-Dichloroethene	A	ug/L	125.52039	5.0208156		5	0	0	0.108	0.5	500	100%	70	130	0%	
cis-1,3-Dichloropropene	A	ug/L	123.40028	4.9360112		5	0	0	0.073	0.5	500	99%	70	130	0%	
Dibromomethane	A	ug/L	121.7998	4.871992		5	0	0	0.147	0.5	500	97%	70	130	0%	
Dichlorodifluoromethane	A	ug/L	129.1152	5.164608		5	0	0	0.175	0.5	500	103%	70	130	0%	
Ethylbenzene	A	ug/L	123.10214	4.9240856		5	0	0	0.0836	0.5	500	98%	70	130	0%	
m+p-Xylenes	A	ug/L	248.10484	9.9241936		10	0	0	0.15	0.5	1000	99%	70	130	0%	
Methyl ethyl ketone	A	ug/L	1186.51975	47.46079		50	0	0	1.77	10	5000	95%	70	130	0%	
Methyl tert-butyl ether (MTBE)	A	ug/L	123.46483	4.9385932		5	0	0	0.101	0.5	500	99%	70	130	0%	
Methylene chloride	A	ug/L	120.03953	4.8015812		5	0	0	0.338	0.5	500	96%	70	130	0%	
o-Xylene	A	ug/L	125.18718	5.0074872		5	0	0	0.0604	0.5	500	100%	70	130	0%	
Styrene	A	ug/L	123.7696	4.950784		5	0	0	0.067	0.5	500	99%	70	130	0%	
Tetrachloroethene	A	ug/L	125.30349	5.0121396		5	0	0	0.0671	0.5	500	100%	70	130	0%	
Toluene	A	ug/L	125.42915	5.017166		5	0	0	0.0679	0.5	500	100%	70	130	0%	
trans-1,2-Dichloroethene	A	ug/L	124.2147	4.968588		5	0	0	0.125	0.5	500	99%	70	130	0%	
trans-1,3-Dichloropropene	A	ug/L	124.62799	4.9851196		5	0	0	0.0846	0.5	500	100%	70	130	0%	
Trichloroethene	A	ug/L	121.80953	4.8723812		5	0	0	0.0993	0.5	500	97%	70	130	0%	
Trichlorofluoromethane	A	ug/L	131.0926	5.243704		5	0	0	0.134	0.5	500	105%	70	130	0%	
Vinyl chloride	A	ug/L	124.84079	4.9936316		5	0	0	0.153	0.5	500	100%	70	130	0%	
1,4-Dichlorobenzene-d4	I	ug/L	250	10		0	0	0	0	0	500	0%	70	130	0%	
Chlorobenzene-d5	I	ug/L	250	10		0	0	0	0	0	500	0%	70	130	0%	
Fluorobenzene	I	ug/L	250	10		0	0	0	0	0	500	0%	70	130	0%	
Xylenes, Total	M	ug/L	373.29202	14.9316808		15	0	0	0.0604	0.5	1500	100%	70	130	0%	
1,2-Dichloroethane-d4	S	ug/L	126.73026	5.0692104		5	0	0	0.229	0.5	500	101%	70	130	0%	

Seq No	Lab ID	Test Code	Sample Typ	File ID	Analysis Date	DF	Batch ID	Prep Date	SPKref	RPDref	pmoist					
14993116	ICAL011922_5	VOC-8260-W-Q	CAL5	DA5975C\VG0111	1/19/2022 1:04:2	1	R373580		0	0						
Analyte	T	Units	RAW	Final	Text	Spike	SPKref	RPDref	MDL	PQL	UQL	%REC	LOW	HIGH	%RPD	Q
Dibromofluoromethane	S	ug/L	121.8025	4.8721		5	0	0	0.129	0.5	500	97%	70	130	0%	
p-Bromofluorobenzene	S	ug/L	125.01888	5.0007552		5	0	0	0.149	0.5	500	100%	70	130	0%	
Toluene-d8	S	ug/L	128.03806	5.1215224		5	0	0	0.23	0.5	500	102%	70	130	0%	

Seq No	Lab ID	Test Code	Sample Typ	File ID	Analysis Date	DF	Batch ID	Prep Date	SPKref	RPDref	pmoist					
14993117	ICAL011922_6	VOC-8260-W-Q	CAL6	DA5975C\VG0111	1/19/2022 1:58:4	1	R373580		0	0						
Analyte	T	Units	RAW	Final	Text	Spike	SPKref	RPDref	MDL	PQL	UQL	%REC	LOW	HIGH	%RPD	Q
1,1,1,2-Tetrachloroethane	A	ug/L	263.1086	10.524344		10	0	0	0.101	0.5	500	105%	70	130	0%	
1,1,1-Trichloroethane	A	ug/L	264.43182	10.5772728		10	0	0	0.131	0.5	500	106%	70	130	0%	
1,1,2,2-Tetrachloroethane	A	ug/L	256.80676	10.2722704		10	0	0	0.0872	0.5	500	103%	70	130	0%	
1,1,2-Trichloroethane	A	ug/L	260.6902	10.427608		10	0	0	0.108	0.5	500	104%	70	130	0%	
1,1-Dichloroethane	A	ug/L	260.03776	10.4015104		10	0	0	0.135	0.5	500	104%	70	130	0%	
1,1-Dichloroethene	A	ug/L	265.38957	10.6155828		10	0	0	0.141	0.5	500	106%	70	130	0%	
1,1-Dichloropropene	A	ug/L	275.64546	11.0258184		10	0	0	0.083	0.5	500	110%	70	130	0%	
1,2,3-Trichloropropane	A	ug/L	264.34203	10.5736812		10	0	0	0.235	0.5	500	106%	70	130	0%	
1,2-Dibromoethane	A	ug/L	265.92909	10.6371636		10	0	0	0.0916	0.5	500	106%	70	130	0%	
1,2-Dichlorobenzene	A	ug/L	265.45139	10.6180556		10	0	0	0.0746	0.5	500	106%	70	130	0%	
1,2-Dichloroethane	A	ug/L	245.44039	9.8176156		10	0	0	0.116	0.5	500	98%	70	130	0%	
1,2-Dichloropropane	A	ug/L	268.02802	10.7211208		10	0	0	0.0847	0.5	500	107%	70	130	0%	
1,3-Dichlorobenzene	A	ug/L	264.23691	10.5694764		10	0	0	0.0803	0.5	500	106%	70	130	0%	
1,3-Dichloropropane	A	ug/L	260.4297	10.417188		10	0	0	0.0791	0.5	500	104%	70	130	0%	
1,4-Dichlorobenzene	A	ug/L	260.21395	10.408558		10	0	0	0.0858	0.5	500	104%	70	130	0%	
2,2-Dichloropropane	A	ug/L	258.89815	10.355926		10	0	0	0.186	0.5	500	104%	70	130	0%	
2-Chlorotoluene	A	ug/L	274.60299	10.9841196		10	0	0	0.0876	0.5	500	110%	70	130	0%	
4-Chlorotoluene	A	ug/L	278.6073	11.144292		10	0	0	0.0728	0.5	500	111%	70	130	0%	
Benzene	A	ug/L	263.37887	10.5351548		10	0	0	0.0914	0.5	500	105%	70	130	0%	
Bromobenzene	A	ug/L	267.41392	10.6965568		10	0	0	0.0831	0.5	500	107%	70	130	0%	
Bromochloromethane	A	ug/L	262.8745	10.51498		10	0	0	0.141	0.5	500	105%	70	130	0%	
Bromodichloromethane	A	ug/L	260.10154	10.4040616		10	0	0	0.12	0.5	500	104%	70	130	0%	
Bromoform	A	ug/L	255.81511	10.2326044		10	0	0	0.119	0.5	500	102%	70	130	0%	
Bromomethane	A	ug/L	264.99935	10.599974		10	0	0	0.253	0.5	500	106%	70	130	0%	
Carbon tetrachloride	A	ug/L	266.17534	10.6470136		10	0	0	0.143	0.5	500	106%	70	130	0%	
Chlorobenzene	A	ug/L	263.10993	10.5243972		10	0	0	0.0914	0.5	500	105%	70	130	0%	
Chlorodibromomethane	A	ug/L	261.4293	10.457172		10	0	0	0.0841	0.5	500	105%	70	130	0%	

Seq No	Lab ID	Test Code	Sample Typ	File ID	Analysis Date	DF	Batch ID	Prep Date	SPKref	RPDref	pmoist					
14993117	ICAL011922_6	VOC-8260-W-Q	CAL6	DA5975C\VG0111	1/19/2022 1:58:4	1	R373580		0	0						
Analyte	T	Units	RAW	Final	Text	Spike	SPKref	RPDref	MDL	PQL	UQL	%REC	LOW	HIGH	%RPD	Q
Chloroethane	A	ug/L	286.46073	11.4584292		10	0	0	0.169	0.5	500	115%	70	130	0%	
Chloroform	A	ug/L	247.58044	9.9032176		10	0	0	0.0789	0.5	500	99%	70	130	0%	
Chloromethane	A	ug/L	250.29568	10.0118272		10	0	0	0.162	0.5	500	100%	70	130	0%	
cis-1,2-Dichloroethene	A	ug/L	264.30406	10.5721624		10	0	0	0.108	0.5	500	106%	70	130	0%	
cis-1,3-Dichloropropene	A	ug/L	272.72128	10.9088512		10	0	0	0.073	0.5	500	109%	70	130	0%	
Dibromomethane	A	ug/L	263.54118	10.5416472		10	0	0	0.147	0.5	500	105%	70	130	0%	
Dichlorodifluoromethane	A	ug/L	259.14165	10.365666		10	0	0	0.175	0.5	500	104%	70	130	0%	
Ethylbenzene	A	ug/L	259.56366	10.3825464		10	0	0	0.0836	0.5	500	104%	70	130	0%	
m+p-Xylenes	A	ug/L	520.92181	20.8368724		20	0	0	0.15	0.5	1000	104%	70	130	0%	
Methyl ethyl ketone	A	ug/L	2621.91595	104.876638		100	0	0	1.77	10	5000	105%	70	130	0%	
Methyl tert-butyl ether (MTBE)	A	ug/L	260.74156	10.4296624		10	0	0	0.101	0.5	500	104%	70	130	0%	
Methylene chloride	A	ug/L	242.95313	9.7181252		10	0	0	0.338	0.5	500	97%	70	130	0%	
o-Xylene	A	ug/L	257.92761	10.3171044		10	0	0	0.0604	0.5	500	103%	70	130	0%	
Styrene	A	ug/L	261.64734	10.4658936		10	0	0	0.067	0.5	500	105%	70	130	0%	
Tetrachloroethene	A	ug/L	263.51697	10.5406788		10	0	0	0.0671	0.5	500	105%	70	130	0%	
Toluene	A	ug/L	270.88303	10.8353212		10	0	0	0.0679	0.5	500	108%	70	130	0%	
trans-1,2-Dichloroethene	A	ug/L	257.35306	10.2941224		10	0	0	0.125	0.5	500	103%	70	130	0%	
trans-1,3-Dichloropropene	A	ug/L	268.88454	10.7553816		10	0	0	0.0846	0.5	500	108%	70	130	0%	
Trichloroethene	A	ug/L	266.30721	10.6522884		10	0	0	0.0993	0.5	500	107%	70	130	0%	
Trichlorofluoromethane	A	ug/L	251.01004	10.0404016		10	0	0	0.134	0.5	500	100%	70	130	0%	
Vinyl chloride	A	ug/L	259.06637	10.3626548		10	0	0	0.153	0.5	500	104%	70	130	0%	
1,4-Dichlorobenzene-d4	I	ug/L	250	10		0	0	0	0	0	500	0%	70	130	0%	
Chlorobenzene-d5	I	ug/L	250	10		0	0	0	0	0	500	0%	70	130	0%	
Fluorobenzene	I	ug/L	250	10		0	0	0	0	0	500	0%	70	130	0%	
Xylenes, Total	M	ug/L	778.84942	31.1539768		30	0	0	0.0604	0.5	1500	104%	70	130	0%	
1,2-Dichloroethane-d4	S	ug/L	253.93359	10.1573436		10	0	0	0.229	0.5	500	102%	70	130	0%	
Dibromofluoromethane	S	ug/L	261.68206	10.4672824		10	0	0	0.129	0.5	500	105%	70	130	0%	
p-Bromofluorobenzene	S	ug/L	268.52656	10.7410624		10	0	0	0.149	0.5	500	107%	70	130	0%	
Toluene-d8	S	ug/L	272.28351	10.8913404		10	0	0	0.23	0.5	500	109%	70	130	0%	

Seq No	Lab ID	Test Code	Sample Typ	File ID	Analysis Date	DF	Batch ID	Prep Date	SPKref	RPDref	pmoist					
14993118	ICAL011922_7	VOC-8260-W-Q	CAL7	DA5975C\VG0111	1/19/2022 2:53:1	1	R373580		0	0						
Analyte	T	Units	RAW	Final	Text	Spike	SPKref	RPDref	MDL	PQL	UQL	%REC	LOW	HIGH	%RPD	Q

Seq No	Lab ID	Test Code	Sample Typ	File ID	Analysis Date	DF	Batch ID	Prep Date	SPKref	RPDref	pmoist					
14993118	ICAL011922_7	VOC-8260-W-Q	CAL7	DA5975C\VG0111	1/19/2022 2:53:1	1	R373580		0	0						
Analyte	T	Units	RAW	Final	Text	Spike	SPKref	RPDref	MDL	PQL	UQL	%REC	LOW	HIGH	%RPD	Q
1,1,1,2-Tetrachloroethane	A	ug/L	395.11271	15.8045084		15	0	0	0.101	0.5	500	105%	70	130	0%	
1,1,1-Trichloroethane	A	ug/L	384.82827	15.3931308		15	0	0	0.131	0.5	500	103%	70	130	0%	
1,1,2,2-Tetrachloroethane	A	ug/L	373.82831	14.9531324		15	0	0	0.0872	0.5	500	100%	70	130	0%	
1,1,2-Trichloroethane	A	ug/L	395.05316	15.8021264		15	0	0	0.108	0.5	500	105%	70	130	0%	
1,1-Dichloroethane	A	ug/L	378.39611	15.1358444		15	0	0	0.135	0.5	500	101%	70	130	0%	
1,1-Dichloroethene	A	ug/L	382.35444	15.2941776		15	0	0	0.141	0.5	500	102%	70	130	0%	
1,1-Dichloropropene	A	ug/L	409.14804	16.3659216		15	0	0	0.083	0.5	500	109%	70	130	0%	
1,2,3-Trichloropropane	A	ug/L	376.5948	15.063792		15	0	0	0.235	0.5	500	100%	70	130	0%	
1,2-Dibromoethane	A	ug/L	395.10621	15.8042484		15	0	0	0.0916	0.5	500	105%	70	130	0%	
1,2-Dichlorobenzene	A	ug/L	386.59304	15.4637216		15	0	0	0.0746	0.5	500	103%	70	130	0%	
1,2-Dichloroethane	A	ug/L	373.42195	14.936878		15	0	0	0.116	0.5	500	100%	70	130	0%	
1,2-Dichloropropane	A	ug/L	401.58544	16.0634176		15	0	0	0.0847	0.5	500	107%	70	130	0%	
1,3-Dichlorobenzene	A	ug/L	385.60331	15.4241324		15	0	0	0.0803	0.5	500	103%	70	130	0%	
1,3-Dichloropropane	A	ug/L	396.07721	15.8430884		15	0	0	0.0791	0.5	500	106%	70	130	0%	
1,4-Dichlorobenzene	A	ug/L	380.66062	15.2264248		15	0	0	0.0858	0.5	500	102%	70	130	0%	
2,2-Dichloropropane	A	ug/L	382.15371	15.2861484		15	0	0	0.186	0.5	500	102%	70	130	0%	
2-Chlorotoluene	A	ug/L	395.55888	15.8223552		15	0	0	0.0876	0.5	500	105%	70	130	0%	
4-Chlorotoluene	A	ug/L	403.67075	16.14683		15	0	0	0.0728	0.5	500	108%	70	130	0%	
Benzene	A	ug/L	392.49506	15.6998024		15	0	0	0.0914	0.5	500	105%	70	130	0%	
Bromobenzene	A	ug/L	387.26596	15.4906384		15	0	0	0.0831	0.5	500	103%	70	130	0%	
Bromochloromethane	A	ug/L	379.27949	15.1711796		15	0	0	0.141	0.5	500	101%	70	130	0%	
Bromodichloromethane	A	ug/L	392.2653	15.690612		15	0	0	0.12	0.5	500	105%	70	130	0%	
Bromoform	A	ug/L	374.34382	14.9737528		15	0	0	0.119	0.5	500	100%	70	130	0%	
Bromomethane	A	ug/L	380.37666	15.2150664		15	0	0	0.253	0.5	500	101%	70	130	0%	
Carbon tetrachloride	A	ug/L	388.77442	15.5509768		15	0	0	0.143	0.5	500	104%	70	130	0%	
Chlorobenzene	A	ug/L	397.30881	15.8923524		15	0	0	0.0914	0.5	500	106%	70	130	0%	
Chlorodibromomethane	A	ug/L	394.19912	15.7679648		15	0	0	0.0841	0.5	500	105%	70	130	0%	
Chloroethane	A	ug/L	382.26624	15.2906496		15	0	0	0.169	0.5	500	102%	70	130	0%	
Chloroform	A	ug/L	369.36545	14.774618		15	0	0	0.0789	0.5	500	98%	70	130	0%	
Chloromethane	A	ug/L	373.55808	14.9423232		15	0	0	0.162	0.5	500	100%	70	130	0%	
cis-1,2-Dichloroethene	A	ug/L	392.49951	15.6999804		15	0	0	0.108	0.5	500	105%	70	130	0%	
cis-1,3-Dichloropropene	A	ug/L	413.10617	16.5242468		15	0	0	0.073	0.5	500	110%	70	130	0%	
Dibromomethane	A	ug/L	388.24814	15.5299256		15	0	0	0.147	0.5	500	104%	70	130	0%	
Dichlorodifluoromethane	A	ug/L	376.2647	15.050588		15	0	0	0.175	0.5	500	100%	70	130	0%	
Ethylbenzene	A	ug/L	381.44832	15.2579328		15	0	0	0.0836	0.5	500	102%	70	130	0%	

Seq No	Lab ID	Test Code	Sample Typ	File ID	Analysis Date	DF	Batch ID	Prep Date	SPKref	RPDref	pmoist					
14993118	ICAL011922_7	VOC-8260-W-Q	CAL7	DA5975C\VG0111	1/19/2022 2:53:1	1	R373580		0	0						
Analyte	T	Units	RAW	Final	Text	Spike	SPKref	RPDref	MDL	PQL	UQL	%REC	LOW	HIGH	%RPD	Q
m+p-Xylenes	A	ug/L	762.45088	30.4980352		30	0	0	0.15	0.5	1000	102%	70	130	0%	
Methyl ethyl ketone	A	ug/L	3961.28713	158.451485		150	0	0	1.77	10	5000	106%	70	130	0%	
Methyl tert-butyl ether (MTBE)	A	ug/L	389.6885	15.58754		15	0	0	0.101	0.5	500	104%	70	130	0%	
Methylene chloride	A	ug/L	359.82049	14.3928196		15	0	0	0.338	0.5	500	96%	70	130	0%	
o-Xylene	A	ug/L	384.01575	15.36063		15	0	0	0.0604	0.5	500	102%	70	130	0%	
Styrene	A	ug/L	382.73821	15.3095284		15	0	0	0.067	0.5	500	102%	70	130	0%	
Tetrachloroethene	A	ug/L	393.42479	15.7369916		15	0	0	0.0671	0.5	500	105%	70	130	0%	
Toluene	A	ug/L	410.14612	16.4058448		15	0	0	0.0679	0.5	500	109%	70	130	0%	
trans-1,2-Dichloroethene	A	ug/L	382.96484	15.3185936		15	0	0	0.125	0.5	500	102%	70	130	0%	
trans-1,3-Dichloropropene	A	ug/L	414.16774	16.5667096		15	0	0	0.0846	0.5	500	110%	70	130	0%	
Trichloroethene	A	ug/L	400.28495	16.011398		15	0	0	0.0993	0.5	500	107%	70	130	0%	
Trichlorofluoromethane	A	ug/L	368.02903	14.7211612		15	0	0	0.134	0.5	500	98%	70	130	0%	
Vinyl chloride	A	ug/L	371.90211	14.8760844		15	0	0	0.153	0.5	500	99%	70	130	0%	
1,4-Dichlorobenzene-d4	I	ug/L	250	10		0	0	0	0	0	500	0%	70	130	0%	
Chlorobenzene-d5	I	ug/L	250	10		0	0	0	0	0	500	0%	70	130	0%	
Fluorobenzene	I	ug/L	250	10		0	0	0	0	0	500	0%	70	130	0%	
Xylenes, Total	M	ug/L	1146.46663	45.8586652		45	0	0	0.0604	0.5	1500	102%	70	130	0%	
1,2-Dichloroethane-d4	S	ug/L	372.17398	14.8869592		15	0	0	0.229	0.5	500	99%	70	130	0%	
Dibromofluoromethane	S	ug/L	375.7157	15.028628		15	0	0	0.129	0.5	500	100%	70	130	0%	
p-Bromofluorobenzene	S	ug/L	392.51572	15.7006288		15	0	0	0.149	0.5	500	105%	70	130	0%	
Toluene-d8	S	ug/L	408.33456	16.3333824		15	0	0	0.23	0.5	500	109%	70	130	0%	

Seq No	Lab ID	Test Code	Sample Typ	File ID	Analysis Date	DF	Batch ID	Prep Date	SPKref	RPDref	pmoist					
14993119	ICAL011922_8	VOC-8260-W-Q	CAL8	DA5975C\VG0111	1/19/2022 3:47:4	1	R373580		0	0						
Analyte	T	Units	RAW	Final	Text	Spike	SPKref	RPDref	MDL	PQL	UQL	%REC	LOW	HIGH	%RPD	Q
1,1,1,2-Tetrachloroethane	A	ug/L	519.50104	20.7800416		20	0	0	0.101	0.5	500	104%	70	130	0%	
1,1,1-Trichloroethane	A	ug/L	526.99477	21.0797908		20	0	0	0.131	0.5	500	105%	70	130	0%	
1,1,2,2-Tetrachloroethane	A	ug/L	503.77463	20.1509852		20	0	0	0.0872	0.5	500	101%	70	130	0%	
1,1,2-Trichloroethane	A	ug/L	515.71916	20.6287664		20	0	0	0.108	0.5	500	103%	70	130	0%	
1,1-Dichloroethane	A	ug/L	518.00352	20.7201408		20	0	0	0.135	0.5	500	104%	70	130	0%	
1,1-Dichloroethene	A	ug/L	520.88026	20.8352104		20	0	0	0.141	0.5	500	104%	70	130	0%	
1,1-Dichloropropene	A	ug/L	561.8648	22.474592		20	0	0	0.083	0.5	500	112%	70	130	0%	
1,2,3-Trichloropropane	A	ug/L	499.70182	19.9880728		20	0	0	0.235	0.5	500	100%	70	130	0%	
1,2-Dibromoethane	A	ug/L	518.73322	20.7493288		20	0	0	0.0916	0.5	500	104%	70	130	0%	

Seq No	Lab ID	Test Code	Sample Typ	File ID	Analysis Date	DF	Batch ID	Prep Date	SPKref	RPDref	pmoist					
14993119	ICAL011922_8	VOC-8260-W-Q	CAL8	DA5975C\VG011	1/19/2022 3:47:4	1	R373580		0	0						
Analyte	T	Units	RAW	Final	Text	Spike	SPKref	RPDref	MDL	PQL	UQL	%REC	LOW	HIGH	%RPD	Q
1,2-Dichlorobenzene	A	ug/L	524.03363	20.9613452		20	0	0	0.0746	0.5	500	105%	70	130	0%	
1,2-Dichloroethane	A	ug/L	494.90571	19.7962284		20	0	0	0.116	0.5	500	99%	70	130	0%	
1,2-Dichloropropane	A	ug/L	533.98337	21.3593348		20	0	0	0.0847	0.5	500	107%	70	130	0%	
1,3-Dichlorobenzene	A	ug/L	519.90292	20.7961168		20	0	0	0.0803	0.5	500	104%	70	130	0%	
1,3-Dichloropropane	A	ug/L	522.49769	20.8999076		20	0	0	0.0791	0.5	500	104%	70	130	0%	
1,4-Dichlorobenzene	A	ug/L	512.39362	20.4957448		20	0	0	0.0858	0.5	500	102%	70	130	0%	
2,2-Dichloropropane	A	ug/L	510.2077	20.408308		20	0	0	0.186	0.5	500	102%	70	130	0%	
2-Chlorotoluene	A	ug/L	538.47525	21.53901		20	0	0	0.0876	0.5	500	108%	70	130	0%	
4-Chlorotoluene	A	ug/L	545.23705	21.809482		20	0	0	0.0728	0.5	500	109%	70	130	0%	
Benzene	A	ug/L	523.44718	20.9378872		20	0	0	0.0914	0.5	500	105%	70	130	0%	
Bromobenzene	A	ug/L	527.11761	21.0847044		20	0	0	0.0831	0.5	500	105%	70	130	0%	
Bromochloromethane	A	ug/L	491.89341	19.6757364		20	0	0	0.141	0.5	500	98%	70	130	0%	
Bromodichloromethane	A	ug/L	516.12107	20.6448428		20	0	0	0.12	0.5	500	103%	70	130	0%	
Bromoform	A	ug/L	507.06116	20.2824464		20	0	0	0.119	0.5	500	101%	70	130	0%	
Bromomethane	A	ug/L	492.37196	19.6948784		20	0	0	0.253	0.5	500	98%	70	130	0%	
Carbon tetrachloride	A	ug/L	535.60256	21.4241024		20	0	0	0.143	0.5	500	107%	70	130	0%	
Chlorobenzene	A	ug/L	522.07254	20.8829016		20	0	0	0.0914	0.5	500	104%	70	130	0%	
Chlorodibromomethane	A	ug/L	519.35718	20.7742872		20	0	0	0.0841	0.5	500	104%	70	130	0%	
Chloroethane	A	ug/L	463.57413	18.5429652		20	0	0	0.169	0.5	500	93%	70	130	0%	
Chloroform	A	ug/L	495.30446	19.8121784		20	0	0	0.0789	0.5	500	99%	70	130	0%	
Chloromethane	A	ug/L	495.76266	19.8305064		20	0	0	0.162	0.5	500	99%	70	130	0%	
cis-1,2-Dichloroethene	A	ug/L	533.86717	21.3546868		20	0	0	0.108	0.5	500	107%	70	130	0%	
cis-1,3-Dichloropropene	A	ug/L	557.77754	22.3111016		20	0	0	0.073	0.5	500	112%	70	130	0%	
Dibromomethane	A	ug/L	509.98176	20.3992704		20	0	0	0.147	0.5	500	102%	70	130	0%	
Dichlorodifluoromethane	A	ug/L	512.06782	20.4827128		20	0	0	0.175	0.5	500	102%	70	130	0%	
Ethylbenzene	A	ug/L	492.0069	19.680276		20	0	0	0.0836	0.5	500	98%	70	130	0%	
m+p-Xylenes	A	ug/L	982.95572	39.3182288		40	0	0	0.15	0.5	1000	98%	70	130	0%	
Methyl ethyl ketone	A	ug/L	5412.58688	216.503475		200	0	0	1.77	10	5000	108%	70	130	0%	
Methyl tert-butyl ether (MTBE)	A	ug/L	532.72265	21.308906		20	0	0	0.101	0.5	500	107%	70	130	0%	
Methylene chloride	A	ug/L	479.71594	19.1886376		20	0	0	0.338	0.5	500	96%	70	130	0%	
o-Xylene	A	ug/L	490.56964	19.6227856		20	0	0	0.0604	0.5	500	98%	70	130	0%	
Styrene	A	ug/L	489.99584	19.5998336		20	0	0	0.067	0.5	500	98%	70	130	0%	
Tetrachloroethene	A	ug/L	528.40897	21.1363588		20	0	0	0.0671	0.5	500	106%	70	130	0%	
Toluene	A	ug/L	539.67631	21.5870524		20	0	0	0.0679	0.5	500	108%	70	130	0%	
trans-1,2-Dichloroethene	A	ug/L	511.83133	20.4732532		20	0	0	0.125	0.5	500	102%	70	130	0%	

Seq No	Lab ID	Test Code	Sample Typ	File ID	Analysis Date	DF	Batch ID	Prep Date	SPKref	RPDref	pmoist					
14993119	ICAL011922_8	VOC-8260-W-Q	CAL8	DA5975C\VG0111	1/19/2022 3:47:4	1	R373580		0	0						
Analyte	T	Units	RAW	Final	Text	Spike	SPKref	RPDref	MDL	PQL	UQL	%REC	LOW	HIGH	%RPD	Q
trans-1,3-Dichloropropene	A	ug/L	547.98665	21.919466		20	0	0	0.0846	0.5	500	110%	70	130	0%	
Trichloroethene	A	ug/L	530.332	21.21328		20	0	0	0.0993	0.5	500	106%	70	130	0%	
Trichlorofluoromethane	A	ug/L	513.3762	20.535048		20	0	0	0.134	0.5	500	103%	70	130	0%	
Vinyl chloride	A	ug/L	507.95433	20.3181732		20	0	0	0.153	0.5	500	102%	70	130	0%	
1,4-Dichlorobenzene-d4	I	ug/L	250	10		0	0	0	0	0	500	0%	70	130	0%	
Chlorobenzene-d5	I	ug/L	250	10		0	0	0	0	0	500	0%	70	130	0%	
Fluorobenzene	I	ug/L	250	10		0	0	0	0	0	500	0%	70	130	0%	
Xylenes, Total	M	ug/L	1473.52536	58.9410144		60	0	0	0.0604	0.5	1500	98%	70	130	0%	
1,2-Dichloroethane-d4	S	ug/L	499.26904	19.9707616		20	0	0	0.229	0.5	500	100%	70	130	0%	
Dibromofluoromethane	S	ug/L	506.23568	20.2494272		20	0	0	0.129	0.5	500	101%	70	130	0%	
p-Bromofluorobenzene	S	ug/L	531.14356	21.2457424		20	0	0	0.149	0.5	500	106%	70	130	0%	
Toluene-d8	S	ug/L	536.58503	21.4634012		20	0	0	0.23	0.5	500	107%	70	130	0%	

Seq No	Lab ID	Test Code	Sample Typ	File ID	Analysis Date	DF	Batch ID	Prep Date	SPKref	RPDref	pmoist					
14993120	ICV011922_	VOC-8260-W-Q	ICV	DA5975C\VG0111	1/19/2022 4:42:1	1	R373580		0	0						
Analyte	T	Units	RAW	Final	Text	Spike	SPKref	RPDref	MDL	PQL	UQL	%REC	LOW	HIGH	%RPD	Q
1,1,1,2-Tetrachloroethane	A	ug/L	121.14346	4.8457384		5	0	0	0.101	0.5	500	97%	80	120	0%	
1,1,1-Trichloroethane	A	ug/L	123.10323	4.9241292		5	0	0	0.131	0.5	500	98%	80	120	0%	
1,1,2,2-Tetrachloroethane	A	ug/L	123.71034	4.9484136		5	0	0	0.0872	0.5	500	99%	80	120	0%	
1,1,2-Trichloroethane	A	ug/L	122.33255	4.893302		5	0	0	0.108	0.5	500	98%	80	120	0%	
1,1-Dichloroethane	A	ug/L	126.68152	5.0672608		5	0	0	0.135	0.5	500	101%	80	120	0%	
1,1-Dichloroethene	A	ug/L	127.47339	5.0989356		5	0	0	0.141	0.5	500	102%	80	120	0%	
1,1-Dichloropropene	A	ug/L	122.69902	4.9079608		5	0	0	0.083	0.5	500	98%	80	120	0%	
1,2,3-Trichloropropane	A	ug/L	119.25111	4.7700444		5	0	0	0.235	0.5	500	95%	80	120	0%	
1,2-Dibromoethane	A	ug/L	123.8219	4.952876		5	0	0	0.0916	0.5	500	99%	80	120	0%	
1,2-Dichlorobenzene	A	ug/L	126.78928	5.0715712		5	0	0	0.0746	0.5	500	101%	80	120	0%	
1,2-Dichloroethane	A	ug/L	112.99307	4.5197228		5	0	0	0.116	0.5	500	90%	80	120	0%	
1,2-Dichloropropane	A	ug/L	125.26279	5.0105116		5	0	0	0.0847	0.5	500	100%	80	120	0%	
1,3-Dichlorobenzene	A	ug/L	127.90714	5.1162856		5	0	0	0.0803	0.5	500	102%	80	120	0%	
1,3-Dichloropropane	A	ug/L	115.25812	4.6103248		5	0	0	0.0791	0.5	500	92%	80	120	0%	
1,4-Dichlorobenzene	A	ug/L	126.91589	5.0766356		5	0	0	0.0858	0.5	500	102%	80	120	0%	
2,2-Dichloropropane	A	ug/L	130.60172	5.2240688		5	0	0	0.186	0.5	500	104%	80	120	0%	
2-Chlorotoluene	A	ug/L	128.02447	5.1209788		5	0	0	0.0876	0.5	500	102%	80	120	0%	
4-Chlorotoluene	A	ug/L	133.69052	5.3476208		5	0	0	0.0728	0.5	500	107%	80	120	0%	

Seq No	Lab ID	Test Code	Sample Typ	File ID	Analysis Date	DF	Batch ID	Prep Date	SPKref	RPDref	pmoist					
14993120	ICV011922_	VOC-8260-W-Q	ICV	DA5975CVVG011	1/19/2022 4:42:1	1	R373580		0	0						
Analyte	T	Units	RAW	Final	Text	Spike	SPKref	RPDref	MDL	PQL	UQL	%REC	LOW	HIGH	%RPD	Q
Benzene	A	ug/L	124.79596	4.9918384		5	0	0	0.0914	0.5	500	100%	80	120	0%	
Bromobenzene	A	ug/L	128.75816	5.1503264		5	0	0	0.0831	0.5	500	103%	80	120	0%	
Bromochloromethane	A	ug/L	118.1582	4.726328		5	0	0	0.141	0.5	500	95%	80	120	0%	
Bromodichloromethane	A	ug/L	125.01778	5.0007112		5	0	0	0.12	0.5	500	100%	80	120	0%	
Bromoform	A	ug/L	118.4586	4.738344		5	0	0	0.119	0.5	500	95%	80	120	0%	
Bromomethane	A	ug/L	125.47532	5.0190128		5	0	0	0.253	0.5	500	100%	80	120	0%	
Carbon tetrachloride	A	ug/L	121.97422	4.8789688		5	0	0	0.143	0.5	500	98%	80	120	0%	
Chlorobenzene	A	ug/L	127.68425	5.10737		5	0	0	0.0914	0.5	500	102%	80	120	0%	
Chlorodibromomethane	A	ug/L	118.71875	4.74875		5	0	0	0.0841	0.5	500	95%	80	120	0%	
Chloroethane	A	ug/L	128.59249	5.1436996		5	0	0	0.169	0.5	500	103%	80	120	0%	
Chloroform	A	ug/L	116.04065	4.641626		5	0	0	0.0789	0.5	500	93%	80	120	0%	
Chloromethane	A	ug/L	108.15919	4.3263676		5	0	0	0.162	0.5	500	87%	80	120	0%	
cis-1,2-Dichloroethene	A	ug/L	126.74809	5.0699236		5	0	0	0.108	0.5	500	101%	80	120	0%	
cis-1,3-Dichloropropene	A	ug/L	121.1938	4.847752		5	0	0	0.073	0.5	500	97%	80	120	0%	
Dibromomethane	A	ug/L	119.73245	4.789298		5	0	0	0.147	0.5	500	96%	80	120	0%	
Dichlorodifluoromethane	A	ug/L	109.491	4.37964		5	0	0	0.175	0.5	500	88%	80	120	0%	
Ethylbenzene	A	ug/L	127.55124	5.1020496		5	0	0	0.0836	0.5	500	102%	80	120	0%	
m+p-Xylenes	A	ug/L	247.60848	9.9043392		10	0	0	0.15	0.5	1000	99%	80	120	0%	
Methyl ethyl ketone	A	ug/L	1190.01388	47.6005552		50	0	0	1.77	10	5000	95%	80	120	0%	
Methyl tert-butyl ether (MTBE)	A	ug/L	130.45844	5.2183376		5	0	0	0.101	0.5	500	104%	80	120	0%	
Methylene chloride	A	ug/L	117.91846	4.7167384		5	0	0	0.338	0.5	500	94%	80	120	0%	
o-Xylene	A	ug/L	125.95849	5.0383396		5	0	0	0.0604	0.5	500	101%	80	120	0%	
Styrene	A	ug/L	126.65625	5.06625		5	0	0	0.067	0.5	500	101%	80	120	0%	
Tetrachloroethene	A	ug/L	126.00053	5.0400212		5	0	0	0.0671	0.5	500	101%	80	120	0%	
Toluene	A	ug/L	126.57376	5.0629504		5	0	0	0.0679	0.5	500	101%	80	120	0%	
trans-1,2-Dichloroethene	A	ug/L	125.16318	5.0065272		5	0	0	0.125	0.5	500	100%	80	120	0%	
trans-1,3-Dichloropropene	A	ug/L	125.66541	5.0266164		5	0	0	0.0846	0.5	500	101%	80	120	0%	
Trichloroethene	A	ug/L	127.05504	5.0822016		5	0	0	0.0993	0.5	500	102%	80	120	0%	
Trichlorofluoromethane	A	ug/L	112.56002	4.5024008		5	0	0	0.134	0.5	500	90%	80	120	0%	
Vinyl chloride	A	ug/L	115.35056	4.6140224		5	0	0	0.153	0.5	500	92%	80	120	0%	
1,4-Dichlorobenzene-d4	I	ug/L	250	10		0	0	0	0	0	500	0%	0	0	0%	
Chlorobenzene-d5	I	ug/L	250	10		0	0	0	0	0	500	0%	0	0	0%	
Fluorobenzene	I	ug/L	250	10		0	0	0	0	0	500	0%	0	0	0%	
Xylenes, Total	M	ug/L	373.56697	14.9426788		15	0	0	0.0604	0.5	1500	100%	80	120	0%	
1,2-Dichloroethane-d4	S	ug/L	269.97549	10.7990196		10	0	0	0.229	0.5	500	108%	80	120	0%	

Seq No	Lab ID	Test Code	Sample Typ	File ID	Analysis Date	DF	Batch ID	Prep Date	SPKref	RPDref	pmoist					
14993120	ICV011922_	VOC-8260-W-Q	ICV	DA5975C\VG011	1/19/2022 4:42:1	1	R373580		0	0						
Analyte	T	Units	RAW	Final	Text	Spike	SPKref	RPDref	MDL	PQL	UQL	%REC	LOW	HIGH	%RPD	Q
Dibromofluoromethane	S	ug/L	230.60106	9.2240424		10	0	0	0.129	0.5	500	92%	80	120	0%	
p-Bromofluorobenzene	S	ug/L	258.37948	10.3351792		10	0	0	0.149	0.5	500	103%	80	120	0%	
Toluene-d8	S	ug/L	272.49616	10.8998464		10	0	0	0.23	0.5	500	109%	80	120	0%	

Data file Name : C:\MSDCHEM\1\DATA\VG011922\19JAN01.D
Sample Name : PRIMER
Operator : MSC
Date injected : 19 Jan 2022 9:07 am
Instrument : VOA5975C
Method used : 5975CACQF
No of spectra : 5616
Start Time : 0.840
End Time : 16.498
Vial Number : 1

Data file Name : C:\MSDCHEM\1\DATA\VG011922\19JAN02.D
Sample Name : BFB011922_
Operator : MSC
Date injected : 19 Jan 2022 9:34 am
Instrument : VOA5975C
Method used : 5975CACQF
No of spectra : 5616
Start Time : 0.840
End Time : 16.498
Vial Number : 2

Data file Name : C:\MSDCHEM\1\DATA\VG011922\19JAN03.D
Sample Name : MBLK011922_
Operator : MSC
Date injected : 19 Jan 2022 10:13 am
Instrument : VOA5975C
Method used : 5975CACQF
No of spectra : 5616
Start Time : 0.840
End Time : 16.498
Vial Number : 3

Data file Name : C:\MSDCHEM\1\DATA\VG011922\19JAN04.D
Sample Name : ICAL011922_1
Operator : MSC
Date injected : 19 Jan 2022 10:48 am
Instrument : VOA5975C
Method used : 5975CACQF
No of spectra : 5616
Start Time : 0.840
End Time : 16.498
Vial Number : 4

Data file Name : C:\MSDCHEM\1\DATA\VG011922\19JAN05.D
Sample Name : ICAL011922_2
Operator : MSC

Date injected : 19 Jan 2022 11:15 am
Instrument : VOA5975C
Method used : 5975CACQF
No of spectra : 5616
Start Time : 0.840
End Time : 16.498
Vial Number : 5

Data file Name : C:\MSDCHEM\1\DATA\VG011922\19JAN06.D
Sample Name : ICAL011922_3
Operator : MSC
Date injected : 19 Jan 2022 11:42 am
Instrument : VOA5975C
Method used : 5975CACQF
No of spectra : 5616
Start Time : 0.840
End Time : 16.498
Vial Number : 6

Data file Name : C:\MSDCHEM\1\DATA\VG011922\19JAN07.D
Sample Name : ICAL011922_4
Operator : MSC
Date injected : 19 Jan 2022 12:09 pm
Instrument : VOA5975C
Method used : 5975CACQF
No of spectra : 5616
Start Time : 0.840
End Time : 16.498
Vial Number : 7

Data file Name : C:\MSDCHEM\1\DATA\VG011922\19JAN08.D
Sample Name : BLK
Operator : MSC
Date injected : 19 Jan 2022 12:37 pm
Instrument : VOA5975C
Method used : 5975CACQF
No of spectra : 5616
Start Time : 0.840
End Time : 16.498
Vial Number : 8

Data file Name : C:\MSDCHEM\1\DATA\VG011922\19JAN09.D
Sample Name : ICAL011922_5
Operator : MSC
Date injected : 19 Jan 2022 1:04 pm
Instrument : VOA5975C
Method used : 5975CACQF

No of spectra : 5616
Start Time : 0.840
End Time : 16.498
Vial Number : 9

Data file Name : C:\MSDCHEM\1\DATA\VG011922\19JAN10.D
Sample Name : BLK
Operator : MSC
Date injected : 19 Jan 2022 1:31 pm
Instrument : VOA5975C
Method used : 5975CACQF
No of spectra : 5616
Start Time : 0.840
End Time : 16.498
Vial Number : 10

Data file Name : C:\MSDCHEM\1\DATA\VG011922\19JAN11.D
Sample Name : ICAL011922_6
Operator : MSC
Date injected : 19 Jan 2022 1:58 pm
Instrument : VOA5975C
Method used : 5975CACQF
No of spectra : 5616
Start Time : 0.840
End Time : 16.498
Vial Number : 11

Data file Name : C:\MSDCHEM\1\DATA\VG011922\19JAN12.D
Sample Name : BLK
Operator : MSC
Date injected : 19 Jan 2022 2:26 pm
Instrument : VOA5975C
Method used : 5975CACQF
No of spectra : 5616
Start Time : 0.840
End Time : 16.498
Vial Number : 12

Data file Name : C:\MSDCHEM\1\DATA\VG011922\19JAN13.D
Sample Name : ICAL011922_7
Operator : MSC
Date injected : 19 Jan 2022 2:53 pm
Instrument : VOA5975C
Method used : 5975CACQF
No of spectra : 5616
Start Time : 0.840
End Time : 16.498

Vial Number : 13

Data file Name : C:\MSDCHEM\1\DATA\VG011922\19JAN14.D
Sample Name : BLK
Operator : MSC
Date injected : 19 Jan 2022 3:20 pm
Instrument : VOA5975C
Method used : 5975CACQF
No of spectra : 5616
Start Time : 0.840
End Time : 16.498
Vial Number : 14

Data file Name : C:\MSDCHEM\1\DATA\VG011922\19JAN15.D
Sample Name : ICAL011922_8
Operator : MSC
Date injected : 19 Jan 2022 3:47 pm
Instrument : VOA5975C
Method used : 5975CACQF
No of spectra : 5616
Start Time : 0.840
End Time : 16.498
Vial Number : 15

Data file Name : C:\MSDCHEM\1\DATA\VG011922\19JAN16.D
Sample Name : BLK
Operator : MSC
Date injected : 19 Jan 2022 4:15 pm
Instrument : VOA5975C
Method used : 5975CACQF
No of spectra : 5616
Start Time : 0.840
End Time : 16.498
Vial Number : 16

Data file Name : C:\MSDCHEM\1\DATA\VG011922\19JAN17.D
Sample Name : ICV011922_
Operator : MSC
Date injected : 19 Jan 2022 4:42 pm
Instrument : VOA5975C
Method used : 5975CACQF
No of spectra : 5616
Start Time : 0.840
End Time : 16.498
Vial Number : 17

Data file Name : C:\MSDCHEM\1\DATA\VG011922\19JAN18.D
Sample Name : BLK
Operator : MSC
Date injected : 19 Jan 2022 5:09 pm
Instrument : VOA5975C
Method used : 5975CACQF
No of spectra : 5616
Start Time : 0.840
End Time : 16.498
Vial Number : 18

Data file Name : C:\MSDCHEM\1\DATA\VG011922\19JAN19.D
Sample Name : MDL011922_Q1_2
Operator : MSC
Date injected : 19 Jan 2022 5:36 pm
Instrument : VOA5975C
Method used : 5975CACQF
No of spectra : 5616
Start Time : 0.840
End Time : 16.498
Vial Number : 19

Data file Name : C:\MSDCHEM\1\DATA\VG011922\19JAN20.D
Sample Name : LOD011922_HalfCal2
Operator : MSC
Date injected : 19 Jan 2022 6:03 pm
Instrument : VOA5975C
Method used : 5975CACQF
No of spectra : 5616
Start Time : 0.839
End Time : 16.498
Vial Number : 20

Data file Name : C:\MSDCHEM\1\DATA\VG011922\19JAN21.D
Sample Name : LOD011922_2xCal1
Operator : MSC
Date injected : 19 Jan 2022 6:31 pm
Instrument : VOA5975C
Method used : 5975CACQF
No of spectra : 5616
Start Time : 0.839
End Time : 16.498
Vial Number : 21

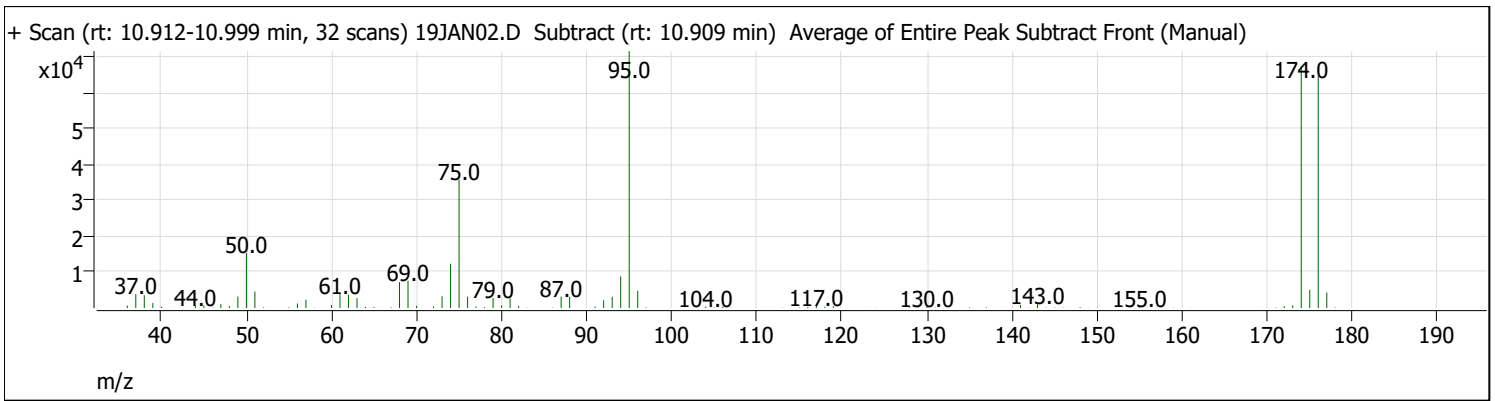
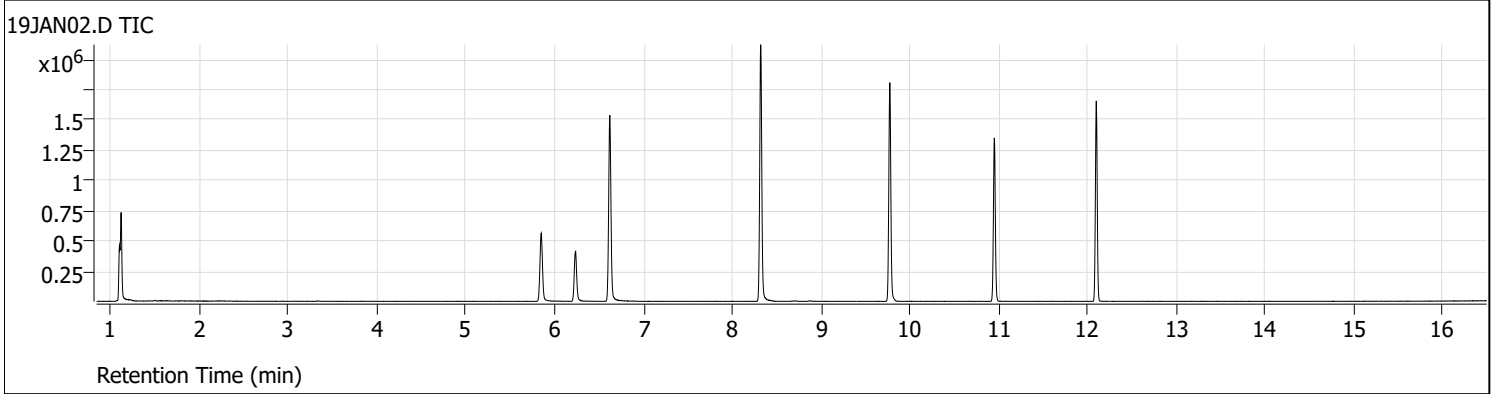
Data file Name : C:\MSDCHEM\1\DATA\VG011922\19JAN22.D
Sample Name : MBLK011922_NoSurr
Operator : MSC

Date injected : 19 Jan 2022 6:58 pm
Instrument : VOA5975C
Method used : 5975CACQF
No of spectra : 5616
Start Time : 0.840
End Time : 16.498
Vial Number : 22

Data file Name : C:\MSDCHEM\1\DATA\VG011922\19JAN23.D
Sample Name : MBLK011922_
Operator : MSC
Date injected : 19 Jan 2022 7:25 pm
Instrument : VOA5975C
Method used : 5975CACQF
No of spectra : 5616
Start Time : 0.839
End Time : 16.498
Vial Number : 23

Tune Evaluation Report

Data Path: D:\Org\Data\VOA5975C\VG011922\19JAN02.D
 Acq on: 1/19/2022 9:34:49 AM
 Operator: MSC
 Sample: BFB011922_
 Inst Name: VOA5975C
 ALS Vial: 2
 Method: \\MASSHUNTER\Org\Data\Methods\BFBavg.m



Target Mass	Rel. To Mass	Lower Limit%	Upper Limit%	Rel. Abn%	Raw Abn	Pass/Fail
50	95	15	40	21.4	15298	Pass
75	95	30	60	50.0	35802	Pass
95	95	100	100	100.0	71589	Pass
96	95	5	9	6.7	4783	Pass
173	174	0	2	1.1	722	Pass
174	95	50	100	94.2	67436	Pass
175	174	5	9	7.5	5067	Pass
176	174	95	101	96.1	64775	Pass
177	176	5	9	6.6	4289	Pass

Quantitative Analysis Results Summary Report

Batch Path	D:\Org\Data\VOA5975C\VG011922\QuantResults\VG011922_8260B.batch.bin	Analyst Name	BL2000\mchavez
Analysis Time	1/22/2022 1:32 PM	Reporter Name	BL2000\mchavez
Report Time	2/14/2022 3:09:49 PM	Batch State	Processed
Last Calib Update	1/20/2022 9:28 AM	Quant Report Version	10.0
Quant Batch Version	10.0		

Sequence Table

Data File	sample Name	Sample Type	Vial Position	Inj Vol	Level	Acq Method File
19JAN03.D	MBLK011922_	Method Blank	3	0		5975CACQF.M
19JAN04.D	ICAL011922_1	Cal	4	0	1	5975CACQF.M
19JAN05.D	ICAL011922_2	Cal	5	0	2	5975CACQF.M
19JAN06.D	ICAL011922_3	Cal	6	0	3	5975CACQF.M
19JAN07.D	ICAL011922_4	Cal	7	0	4	5975CACQF.M
19JAN09.D	ICAL011922_5	Cal	9	0	5	5975CACQF.M
19JAN11.D	ICAL011922_6	Cal	11	0	6	5975CACQF.M
19JAN13.D	ICAL011922_7	Cal	13	0	7	5975CACQF.M
19JAN15.D	ICAL011922_8	Cal	15	0	8	5975CACQF.M
19JAN17.D	ICV011922_	QC	17	0	QC	5975CACQF.M

Quantitation Results

Compound: Dichlorodifluoromethane

Data File	Sample Type	ISTD	RT	Resp	ISTD Resp	Resp Ratio	Final Conc	Exp. Conc	Accuracy
19JAN03.D	Blank	Fluorobenzene			812130		ND		
19JAN04.D	Calibration	Fluorobenzene	1.247	4690	794248	0.0059	4.3915	2.5000	175.7
19JAN05.D	Calibration	Fluorobenzene	1.241	12682	803183	0.0158	11.7428	12.5000	93.9
19JAN06.D	Calibration	Fluorobenzene	1.241	27745	818509	0.0339	25.2092	25.0000	100.8
19JAN07.D	Calibration	Fluorobenzene	1.244	51785	806368	0.0642	47.7605	50.0000	95.5
19JAN09.D	Calibration	Fluorobenzene	1.244	148367	854591	0.1736	129.1152	125.0000	103.3
19JAN11.D	Calibration	Fluorobenzene	1.241	304740	874562	0.3484	259.1417	250.0000	103.7
19JAN13.D	Calibration	Fluorobenzene	1.241	452793	894962	0.5059	376.2647	375.0000	100.3
19JAN15.D	Calibration	Fluorobenzene	1.241	629961	914923	0.6885	512.0678	500.0000	102.4
19JAN17.D	QC	Fluorobenzene	1.244	130579	886938	0.1472	109.4910	125.0000	

Compound: Chloromethane

Data File	Sample Type	ISTD	RT	Resp	ISTD Resp	Resp Ratio	Final Conc	Exp. Conc	Accuracy
19JAN03.D	Blank	Fluorobenzene	1.420	477	812130	0.0006	0.3708		
19JAN04.D	Calibration	Fluorobenzene	1.411	6614	794248	0.0083	5.2603	2.5000	210.4
19JAN05.D	Calibration	Fluorobenzene	1.411	15397	803183	0.0192	12.1094	12.5000	96.9
19JAN06.D	Calibration	Fluorobenzene	1.408	33801	818509	0.0413	26.0860	25.0000	104.3
19JAN07.D	Calibration	Fluorobenzene	1.408	63351	806368	0.0786	49.6275	50.0000	99.3
19JAN09.D	Calibration	Fluorobenzene	1.408	170190	854591	0.1991	125.7991	125.0000	100.6
19JAN11.D	Calibration	Fluorobenzene	1.409	346531	874562	0.3962	250.2957	250.0000	100.1
19JAN13.D	Calibration	Fluorobenzene	1.408	529250	894962	0.5914	373.5581	375.0000	99.6
19JAN15.D	Calibration	Fluorobenzene	1.409	718053	914923	0.7848	495.7627	500.0000	99.2

Quantitative Analysis Results Summary Report

Compound: Chloromethane

Data File	Sample Type	ISTD	RT	Resp	ISTD Resp	Resp Ratio	Final Conc	Exp. Conc	Accuracy
19JAN17.D	QC	Fluorobenzene	1.409	151864	886938	0.1712	108.1592	125.0000	

Compound: Vinyl chloride

Data File	Sample Type	ISTD	RT	Resp	ISTD Resp	Resp Ratio	Final Conc	Exp. Conc	Accuracy
19JAN03.D	Blank	Fluorobenzene	1.501	450	812130	0.0006	0.3842		
19JAN04.D	Calibration	Fluorobenzene	1.503	5818	794248	0.0073	5.0835	2.5000	203.3
19JAN05.D	Calibration	Fluorobenzene	1.498	14225	803183	0.0177	12.2910	12.5000	98.3
19JAN06.D	Calibration	Fluorobenzene	1.498	30072	818509	0.0367	25.4969	25.0000	102.0
19JAN07.D	Calibration	Fluorobenzene	1.495	55437	806368	0.0687	47.7105	50.0000	95.4
19JAN09.D	Calibration	Fluorobenzene	1.498	153733	854591	0.1799	124.8408	125.0000	99.9
19JAN11.D	Calibration	Fluorobenzene	1.498	326478	874562	0.3733	259.0664	250.0000	103.6
19JAN13.D	Calibration	Fluorobenzene	1.498	479607	894962	0.5359	371.9021	375.0000	99.2
19JAN15.D	Calibration	Fluorobenzene	1.498	669671	914923	0.7319	507.9543	500.0000	101.6
19JAN17.D	QC	Fluorobenzene	1.498	147423	886938	0.1662	115.3506	125.0000	

Compound: Bromomethane

Data File	Sample Type	ISTD	RT	Resp	ISTD Resp	Resp Ratio	Final Conc	Exp. Conc	Accuracy
19JAN03.D	Blank	Fluorobenzene	1.807	344	812130	0.0004	2.5579		
19JAN04.D	Calibration	Fluorobenzene	1.804	2332	794248	0.0029	6.7043	2.5000	268.2
19JAN05.D	Calibration	Fluorobenzene	1.799	5411	803183	0.0067	12.9499	12.5000	103.6
19JAN06.D	Calibration	Fluorobenzene	1.802	12135	818509	0.0148	26.1400	25.0000	104.6
19JAN07.D	Calibration	Fluorobenzene	1.796	22944	806368	0.0285	48.0600	50.0000	96.1
19JAN09.D	Calibration	Fluorobenzene	1.799	59520	854591	0.0696	112.1810	125.0000	89.7
19JAN11.D	Calibration	Fluorobenzene	1.796	153759	874562	0.1758	264.9993	250.0000	106.0
19JAN13.D	Calibration	Fluorobenzene	1.793	235754	894962	0.2634	380.3767	375.0000	101.4
19JAN15.D	Calibration	Fluorobenzene	1.793	324434	914923	0.3546	492.3720	500.0000	98.5
19JAN17.D	QC	Fluorobenzene	1.796	69568	886938	0.0784	125.4753	125.0000	

Compound: Chloroethane

Data File	Sample Type	ISTD	RT	Resp	ISTD Resp	Resp Ratio	Final Conc	Exp. Conc	Accuracy
19JAN03.D	Blank	Fluorobenzene			812130		ND		
19JAN04.D	Calibration	Fluorobenzene	1.905	2651	794248	0.0033	4.8967	2.5000	195.9
19JAN05.D	Calibration	Fluorobenzene	1.897	6576	803183	0.0082	12.0096	12.5000	96.1
19JAN06.D	Calibration	Fluorobenzene	1.896	15096	818509	0.0184	27.0532	25.0000	108.2
19JAN07.D	Calibration	Fluorobenzene	1.894	26569	806368	0.0329	48.3306	50.0000	96.7
19JAN09.D	Calibration	Fluorobenzene	1.897	65407	854591	0.0765	112.2655	125.0000	89.8
19JAN11.D	Calibration	Fluorobenzene	1.897	170795	874562	0.1953	286.4607	250.0000	114.6
19JAN13.D	Calibration	Fluorobenzene	1.894	233233	894962	0.2606	382.2662	375.0000	101.9
19JAN15.D	Calibration	Fluorobenzene	1.894	289150	914923	0.3160	463.5741	500.0000	92.7
19JAN17.D	QC	Fluorobenzene	1.897	77755	886938	0.0877	128.5925	125.0000	

Quantitative Analysis Results Summary Report

Compound: Trichlorofluoromethane

Data File	Sample Type	ISTD	RT	Resp	ISTD Resp	Resp Ratio	Final Conc	Exp. Conc	Accuracy
19JAN03.D	Blank	Fluorobenzene			812130		ND		
19JAN04.D	Calibration	Fluorobenzene	2.150	6220	794248	0.0078	4.5322	2.5000	181.3
19JAN05.D	Calibration	Fluorobenzene	2.148	16916	803183	0.0211	12.1888	12.5000	97.5
19JAN06.D	Calibration	Fluorobenzene	2.145	35936	818509	0.0439	25.4088	25.0000	101.6
19JAN07.D	Calibration	Fluorobenzene	2.142	66016	806368	0.0819	47.3799	50.0000	94.8
19JAN09.D	Calibration	Fluorobenzene	2.147	193579	854591	0.2265	131.0926	125.0000	104.9
19JAN11.D	Calibration	Fluorobenzene	2.145	379318	874562	0.4337	251.0100	250.0000	100.4
19JAN13.D	Calibration	Fluorobenzene	2.145	569126	894962	0.6359	368.0290	375.0000	98.1
19JAN15.D	Calibration	Fluorobenzene	2.142	811600	914923	0.8871	513.3762	500.0000	102.7
19JAN17.D	QC	Fluorobenzene	2.145	172504	886938	0.1945	112.5600	125.0000	

Compound: 1,1-Dichloroethene

Data File	Sample Type	ISTD	RT	Resp	ISTD Resp	Resp Ratio	Final Conc	Exp. Conc	Accuracy
19JAN03.D	Blank	Fluorobenzene			812130		ND		
19JAN04.D	Calibration	Fluorobenzene	2.694	2342	794248	0.0029	2.9328	2.5000	117.3
19JAN05.D	Calibration	Fluorobenzene	2.703	9440	803183	0.0118	11.6900	12.5000	93.5
19JAN06.D	Calibration	Fluorobenzene	2.700	20674	818509	0.0253	25.1221	25.0000	100.5
19JAN07.D	Calibration	Fluorobenzene	2.702	38644	806368	0.0479	47.6655	50.0000	95.3
19JAN09.D	Calibration	Fluorobenzene	2.702	105649	854591	0.1236	122.9596	125.0000	98.4
19JAN11.D	Calibration	Fluorobenzene	2.700	233356	874562	0.2668	265.3896	250.0000	106.2
19JAN13.D	Calibration	Fluorobenzene	2.700	344045	894962	0.3844	382.3544	375.0000	102.0
19JAN15.D	Calibration	Fluorobenzene	2.700	479145	914923	0.5237	520.8803	500.0000	104.2
19JAN17.D	QC	Fluorobenzene	2.700	113673	886938	0.1282	127.4734	125.0000	

Compound: Methylene chloride

Data File	Sample Type	ISTD	RT	Resp	ISTD Resp	Resp Ratio	Final Conc	Exp. Conc	Accuracy
19JAN03.D	Blank	Fluorobenzene	3.341	2137	812130	0.0026	1.7999		
19JAN04.D	Calibration	Fluorobenzene	3.327	4701	794248	0.0059	4.0490	2.5000	162.0
19JAN05.D	Calibration	Fluorobenzene	3.330	15719	803183	0.0196	13.3883	12.5000	107.1
19JAN06.D	Calibration	Fluorobenzene	3.333	32623	818509	0.0399	27.2657	25.0000	109.1
19JAN07.D	Calibration	Fluorobenzene	3.327	58184	806368	0.0722	49.3612	50.0000	98.7
19JAN09.D	Calibration	Fluorobenzene	3.333	149957	854591	0.1755	120.0395	125.0000	96.0
19JAN11.D	Calibration	Fluorobenzene	3.330	310597	874562	0.3551	242.9531	250.0000	97.2
19JAN13.D	Calibration	Fluorobenzene	3.330	470733	894962	0.5260	359.8205	375.0000	96.0
19JAN15.D	Calibration	Fluorobenzene	3.333	641583	914923	0.7012	479.7159	500.0000	95.9
19JAN17.D	QC	Fluorobenzene	3.333	152883	886938	0.1724	117.9185	125.0000	

Compound: trans-1,2-Dichloroethene

Data File	Sample Type	ISTD	RT	Resp	ISTD Resp	Resp Ratio	Final Conc	Exp. Conc	Accuracy
19JAN03.D	Blank	Fluorobenzene			812130		ND		
19JAN04.D	Calibration	Fluorobenzene	3.717	2132	794248	0.0027	2.5845	2.5000	103.4
19JAN05.D	Calibration	Fluorobenzene	3.718	10455	803183	0.0130	12.5326	12.5000	100.3

Quantitative Analysis Results Summary Report

Compound: trans-1,2-Dichloroethene

Data File	Sample Type	ISTD	RT	Resp	ISTD Resp	Resp Ratio	Final Conc	Exp. Conc	Accuracy
19JAN06.D	Calibration	Fluorobenzene	3.715	21348	818509	0.0261	25.1112	25.0000	100.4
19JAN07.D	Calibration	Fluorobenzene	3.717	38732	806368	0.0480	46.2455	50.0000	92.5
19JAN09.D	Calibration	Fluorobenzene	3.720	110255	854591	0.1290	124.2147	125.0000	99.4
19JAN11.D	Calibration	Fluorobenzene	3.720	233769	874562	0.2673	257.3531	250.0000	102.9
19JAN13.D	Calibration	Fluorobenzene	3.715	355984	894962	0.3978	382.9648	375.0000	102.1
19JAN15.D	Calibration	Fluorobenzene	3.715	486383	914923	0.5316	511.8313	500.0000	102.4
19JAN17.D	QC	Fluorobenzene	3.718	115302	886938	0.1300	125.1632	125.0000	

Compound: Methyl tert-butyl ether (MTBE)

Data File	Sample Type	ISTD	RT	Resp	ISTD Resp	Resp Ratio	Final Conc	Exp. Conc	Accuracy
19JAN03.D	Blank	Fluorobenzene			812130		ND		
19JAN04.D	Calibration	Fluorobenzene	3.762	2662	794248	0.0034	2.5817	2.5000	103.3
19JAN05.D	Calibration	Fluorobenzene	3.757	12721	803183	0.0158	12.2004	12.5000	97.6
19JAN06.D	Calibration	Fluorobenzene	3.751	24989	818509	0.0305	23.5175	25.0000	94.1
19JAN07.D	Calibration	Fluorobenzene	3.751	49617	806368	0.0615	47.3984	50.0000	94.8
19JAN09.D	Calibration	Fluorobenzene	3.754	136973	854591	0.1603	123.4648	125.0000	98.8
19JAN11.D	Calibration	Fluorobenzene	3.754	296029	874562	0.3385	260.7416	250.0000	104.3
19JAN13.D	Calibration	Fluorobenzene	3.757	452747	894962	0.5059	389.6885	375.0000	103.9
19JAN15.D	Calibration	Fluorobenzene	3.751	632731	914923	0.6916	532.7227	500.0000	106.5
19JAN17.D	QC	Fluorobenzene	3.751	150210	886938	0.1694	130.4584	125.0000	

Compound: 1,1-Dichloroethane

Data File	Sample Type	ISTD	RT	Resp	ISTD Resp	Resp Ratio	Final Conc	Exp. Conc	Accuracy
19JAN03.D	Blank	Fluorobenzene			812130		ND		
19JAN04.D	Calibration	Fluorobenzene	4.378	4131	794248	0.0052	2.6757	2.5000	107.0
19JAN05.D	Calibration	Fluorobenzene	4.381	18500	803183	0.0230	11.8493	12.5000	94.8
19JAN06.D	Calibration	Fluorobenzene	4.384	40298	818509	0.0492	25.3277	25.0000	101.3
19JAN07.D	Calibration	Fluorobenzene	4.384	75497	806368	0.0936	48.1651	50.0000	96.3
19JAN09.D	Calibration	Fluorobenzene	4.378	205663	854591	0.2407	123.8038	125.0000	99.0
19JAN11.D	Calibration	Fluorobenzene	4.381	442070	874562	0.5055	260.0378	250.0000	104.0
19JAN13.D	Calibration	Fluorobenzene	4.381	658287	894962	0.7355	378.3961	375.0000	100.9
19JAN15.D	Calibration	Fluorobenzene	4.381	921258	914923	1.0069	518.0035	500.0000	103.6
19JAN17.D	QC	Fluorobenzene	4.378	218409	886938	0.2463	126.6815	125.0000	

Compound: 2,2-Dichloropropane

Data File	Sample Type	ISTD	RT	Resp	ISTD Resp	Resp Ratio	Final Conc	Exp. Conc	Accuracy
19JAN03.D	Blank	Fluorobenzene			812130		ND		
19JAN04.D	Calibration	Fluorobenzene	5.181	3183	794248	0.0040	2.7359	2.5000	109.4
19JAN05.D	Calibration	Fluorobenzene	5.190	14213	803183	0.0177	12.0798	12.5000	96.6
19JAN06.D	Calibration	Fluorobenzene	5.193	30539	818509	0.0373	25.4695	25.0000	101.9
19JAN07.D	Calibration	Fluorobenzene	5.193	56651	806368	0.0703	47.9582	50.0000	95.9
19JAN09.D	Calibration	Fluorobenzene	5.193	153450	854591	0.1796	122.5736	125.0000	98.1

Quantitative Analysis Results Summary Report

Compound: 2,2-Dichloropropane

Data File	Sample Type	ISTD	RT	Resp	ISTD Resp	Resp Ratio	Final Conc	Exp. Conc	Accuracy
19JAN11.D	Calibration	Fluorobenzene	5.193	331689	874562	0.3793	258.8981	250.0000	103.6
19JAN13.D	Calibration	Fluorobenzene	5.195	501019	894962	0.5598	382.1537	375.0000	101.9
19JAN15.D	Calibration	Fluorobenzene	5.190	683822	914923	0.7474	510.2077	500.0000	102.0
19JAN17.D	QC	Fluorobenzene	5.193	169689	886938	0.1913	130.6017	125.0000	

Compound: cis-1,2-Dichloroethene

Data File	Sample Type	ISTD	RT	Resp	ISTD Resp	Resp Ratio	Final Conc	Exp. Conc	Accuracy
19JAN03.D	Blank	Fluorobenzene			812130		ND		
19JAN04.D	Calibration	Fluorobenzene	5.215	2334	794248	0.0029	2.7941	2.5000	111.8
19JAN05.D	Calibration	Fluorobenzene	5.209	9874	803183	0.0123	11.6899	12.5000	93.5
19JAN06.D	Calibration	Fluorobenzene	5.215	20810	818509	0.0254	24.1758	25.0000	96.7
19JAN07.D	Calibration	Fluorobenzene	5.212	39093	806368	0.0485	46.0997	50.0000	92.2
19JAN09.D	Calibration	Fluorobenzene	5.215	112808	854591	0.1320	125.5204	125.0000	100.4
19JAN11.D	Calibration	Fluorobenzene	5.215	243087	874562	0.2780	264.3041	250.0000	105.7
19JAN13.D	Calibration	Fluorobenzene	5.215	369412	894962	0.4128	392.4995	375.0000	104.7
19JAN15.D	Calibration	Fluorobenzene	5.212	513671	914923	0.5614	533.8672	500.0000	106.8
19JAN17.D	QC	Fluorobenzene	5.212	118223	886938	0.1333	126.7481	125.0000	

Compound: Methyl ethyl ketone

Data File	Sample Type	ISTD	RT	Resp	ISTD Resp	Resp Ratio	Final Conc	Exp. Conc	Accuracy
19JAN03.D	Blank	Fluorobenzene			812130		ND		
19JAN04.D	Calibration	Fluorobenzene	5.293	2962	794248	0.0037	24.5342	25.0000	98.1
19JAN05.D	Calibration	Fluorobenzene	5.288	15038	803183	0.0187	123.1947	125.0000	98.6
19JAN06.D	Calibration	Fluorobenzene	5.282	28861	818509	0.0353	232.0088	250.0000	92.8
19JAN07.D	Calibration	Fluorobenzene	5.285	58185	806368	0.0722	474.7821	500.0000	95.0
19JAN09.D	Calibration	Fluorobenzene	5.279	154105	854591	0.1803	1186.5197	1250.0000	94.9
19JAN11.D	Calibration	Fluorobenzene	5.279	348492	874562	0.3985	2621.9160	2500.0000	104.9
19JAN13.D	Calibration	Fluorobenzene	5.279	538796	894962	0.6020	3961.2871	3750.0000	105.6
19JAN15.D	Calibration	Fluorobenzene	5.279	752615	914923	0.8226	5412.5869	5000.0000	108.3
19JAN17.D	QC	Fluorobenzene	5.282	160409	886938	0.1809	1190.0139	1250.0000	

Compound: Bromochloromethane

Data File	Sample Type	ISTD	RT	Resp	ISTD Resp	Resp Ratio	Final Conc	Exp. Conc	Accuracy
19JAN03.D	Blank	Fluorobenzene			812130		ND		
19JAN04.D	Calibration	Fluorobenzene	5.516	901	794248	0.0011	2.6151	2.5000	104.6
19JAN05.D	Calibration	Fluorobenzene	5.516	4232	803183	0.0053	12.1514	12.5000	97.2
19JAN06.D	Calibration	Fluorobenzene	5.519	8977	818509	0.0110	25.2940	25.0000	101.2
19JAN07.D	Calibration	Fluorobenzene	5.511	17084	806368	0.0212	48.8614	50.0000	97.7
19JAN09.D	Calibration	Fluorobenzene	5.516	45958	854591	0.0538	124.0258	125.0000	99.2
19JAN11.D	Calibration	Fluorobenzene	5.516	99685	874562	0.1140	262.8745	250.0000	105.1
19JAN13.D	Calibration	Fluorobenzene	5.519	147182	894962	0.1645	379.2795	375.0000	101.1
19JAN15.D	Calibration	Fluorobenzene	5.519	195140	914923	0.2133	491.8934	500.0000	98.4

Quantitative Analysis Results Summary Report

Compound: Bromochloromethane

Data File	Sample Type	ISTD	RT	Resp	ISTD Resp	Resp Ratio	Final Conc	Exp. Conc	Accuracy
19JAN17.D	QC	Fluorobenzene	5.519	45441	886938	0.0512	118.1582	125.0000	

Compound: Chloroform

Data File	Sample Type	ISTD	RT	Resp	ISTD Resp	Resp Ratio	Final Conc	Exp. Conc	Accuracy
19JAN03.D	Blank	Fluorobenzene			812130		ND		
19JAN04.D	Calibration	Fluorobenzene	5.656	4726	794248	0.0060	3.0658	2.5000	122.6
19JAN05.D	Calibration	Fluorobenzene	5.653	18593	803183	0.0231	11.9271	12.5000	95.4
19JAN06.D	Calibration	Fluorobenzene	5.647	38158	818509	0.0466	24.0194	25.0000	96.1
19JAN07.D	Calibration	Fluorobenzene	5.647	74048	806368	0.0918	47.3129	50.0000	94.6
19JAN09.D	Calibration	Fluorobenzene	5.653	196261	854591	0.2297	118.3246	125.0000	94.7
19JAN11.D	Calibration	Fluorobenzene	5.653	420250	874562	0.4805	247.5804	250.0000	99.0
19JAN13.D	Calibration	Fluorobenzene	5.653	641596	894962	0.7169	369.3654	375.0000	98.5
19JAN15.D	Calibration	Fluorobenzene	5.650	879544	914923	0.9613	495.3045	500.0000	99.1
19JAN17.D	QC	Fluorobenzene	5.653	199758	886938	0.2252	116.0406	125.0000	

Compound: 1,1,1-Trichloroethane

Data File	Sample Type	ISTD	RT	Resp	ISTD Resp	Resp Ratio	Final Conc	Exp. Conc	Accuracy
19JAN03.D	Blank	Fluorobenzene			812130		ND		
19JAN04.D	Calibration	Fluorobenzene	5.834	3627	794248	0.0046	2.5502	2.5000	102.0
19JAN05.D	Calibration	Fluorobenzene	5.829	16614	803183	0.0207	11.5510	12.5000	92.4
19JAN06.D	Calibration	Fluorobenzene	5.828	36046	818509	0.0440	24.5919	25.0000	98.4
19JAN07.D	Calibration	Fluorobenzene	5.834	69594	806368	0.0863	48.1944	50.0000	96.4
19JAN09.D	Calibration	Fluorobenzene	5.831	189468	854591	0.2217	123.8043	125.0000	99.0
19JAN11.D	Calibration	Fluorobenzene	5.834	414139	874562	0.4735	264.4318	250.0000	105.8
19JAN13.D	Calibration	Fluorobenzene	5.834	616756	894962	0.6891	384.8283	375.0000	102.6
19JAN15.D	Calibration	Fluorobenzene	5.831	863441	914923	0.9437	526.9948	500.0000	105.4
19JAN17.D	QC	Fluorobenzene	5.831	195526	886938	0.2205	123.1032	125.0000	

Compound: Dibromofluoromethane

Data File	Sample Type	ISTD	RT	Resp	ISTD Resp	Resp Ratio	Final Conc	Exp. Conc	Accuracy
19JAN03.D	Blank	Fluorobenzene	5.845	221291	812130	0.2725	281.3207		
19JAN04.D	Calibration	Fluorobenzene	5.851	2660	794248	0.0033	3.4579	2.5000	138.3
19JAN05.D	Calibration	Fluorobenzene	5.845	9521	803183	0.0119	12.2386	12.5000	97.9
19JAN06.D	Calibration	Fluorobenzene	5.851	19834	818509	0.0242	25.0179	25.0000	100.1
19JAN07.D	Calibration	Fluorobenzene	5.848	38453	806368	0.0477	49.2335	50.0000	98.5
19JAN09.D	Calibration	Fluorobenzene	5.851	100821	854591	0.1180	121.8025	125.0000	97.4
19JAN11.D	Calibration	Fluorobenzene	5.851	221667	874562	0.2535	261.6821	250.0000	104.7
19JAN13.D	Calibration	Fluorobenzene	5.845	325687	894962	0.3639	375.7157	375.0000	100.2
19JAN15.D	Calibration	Fluorobenzene	5.845	448615	914923	0.4903	506.2357	500.0000	101.2
19JAN17.D	QC	Fluorobenzene	5.848	198103	886938	0.2234	230.6011	250.0000	

Quantitative Analysis Results Summary Report

Compound: Carbon tetrachloride

Data File	Sample Type	ISTD	RT	Resp	ISTD Resp	Resp Ratio	Final Conc	Exp. Conc	Accuracy
19JAN03.D	Blank	Fluorobenzene			812130		ND		
19JAN04.D	Calibration	Fluorobenzene	6.035	3586	794248	0.0045	2.5993	2.5000	104.0
19JAN05.D	Calibration	Fluorobenzene	6.024	15775	803183	0.0196	11.3084	12.5000	90.5
19JAN06.D	Calibration	Fluorobenzene	6.026	34965	818509	0.0427	24.5955	25.0000	98.4
19JAN07.D	Calibration	Fluorobenzene	6.026	66332	806368	0.0823	47.3626	50.0000	94.7
19JAN09.D	Calibration	Fluorobenzene	6.024	183978	854591	0.2153	123.9520	125.0000	99.2
19JAN11.D	Calibration	Fluorobenzene	6.027	404308	874562	0.4623	266.1753	250.0000	106.5
19JAN13.D	Calibration	Fluorobenzene	6.026	604305	894962	0.6752	388.7744	375.0000	103.7
19JAN15.D	Calibration	Fluorobenzene	6.027	851101	914923	0.9302	535.6026	500.0000	107.1
19JAN17.D	QC	Fluorobenzene	6.024	187895	886938	0.2118	121.9742	125.0000	

Compound: 1,1-Dichloropropene

Data File	Sample Type	ISTD	RT	Resp	ISTD Resp	Resp Ratio	Final Conc	Exp. Conc	Accuracy
19JAN03.D	Blank	Fluorobenzene			812130		ND		
19JAN04.D	Calibration	Fluorobenzene	6.052	2749	794248	0.0035	2.3833	2.5000	95.3
19JAN05.D	Calibration	Fluorobenzene	6.041	12417	803183	0.0155	10.6461	12.5000	85.2
19JAN06.D	Calibration	Fluorobenzene	6.035	27641	818509	0.0338	23.2550	25.0000	93.0
19JAN07.D	Calibration	Fluorobenzene	6.038	52282	806368	0.0648	44.6484	50.0000	89.3
19JAN09.D	Calibration	Fluorobenzene	6.040	156331	854591	0.1829	125.9718	125.0000	100.8
19JAN11.D	Calibration	Fluorobenzene	6.038	350070	874562	0.4003	275.6455	250.0000	110.3
19JAN13.D	Calibration	Fluorobenzene	6.043	531739	894962	0.5941	409.1480	375.0000	109.1
19JAN15.D	Calibration	Fluorobenzene	6.038	746500	914923	0.8159	561.8648	500.0000	112.4
19JAN17.D	QC	Fluorobenzene	6.040	158033	886938	0.1782	122.6990	125.0000	

Compound: 1,2-Dichloroethane-d4

Data File	Sample Type	ISTD	RT	Resp	ISTD Resp	Resp Ratio	Final Conc	Exp. Conc	Accuracy
19JAN03.D	Blank	Fluorobenzene	6.233	100892	812130	0.1242	296.9186		
19JAN04.D	Calibration	Fluorobenzene	6.241	979	794248	0.0012	2.9446	2.5000	117.8
19JAN05.D	Calibration	Fluorobenzene	6.227	4197	803183	0.0052	12.4883	12.5000	99.9
19JAN06.D	Calibration	Fluorobenzene	6.238	8619	818509	0.0105	25.1675	25.0000	100.7
19JAN07.D	Calibration	Fluorobenzene	6.233	16425	806368	0.0204	48.6831	50.0000	97.4
19JAN09.D	Calibration	Fluorobenzene	6.230	45314	854591	0.0530	126.7303	125.0000	101.4
19JAN11.D	Calibration	Fluorobenzene	6.236	92919	874562	0.1062	253.9336	250.0000	101.6
19JAN13.D	Calibration	Fluorobenzene	6.233	139362	894962	0.1557	372.1740	375.0000	99.2
19JAN15.D	Calibration	Fluorobenzene	6.230	191123	914923	0.2089	499.2690	500.0000	99.9
19JAN17.D	QC	Fluorobenzene	6.233	100187	886938	0.1130	269.9755	250.0000	

Compound: Benzene

Data File	Sample Type	ISTD	RT	Resp	ISTD Resp	Resp Ratio	Final Conc	Exp. Conc	Accuracy
19JAN03.D	Blank	Fluorobenzene			812130		ND		
19JAN04.D	Calibration	Fluorobenzene	6.275	8357	794248	0.0105	2.6339	2.5000	105.4
19JAN05.D	Calibration	Fluorobenzene	6.286	37609	803183	0.0468	11.7214	12.5000	93.8

Quantitative Analysis Results Summary Report

Compound: Benzene

Data File	Sample Type	ISTD	RT	Resp	ISTD Resp	Resp Ratio	Final Conc	Exp. Conc	Accuracy
19JAN06.D	Calibration	Fluorobenzene	6.283	76658	818509	0.0937	23.4442	25.0000	93.8
19JAN07.D	Calibration	Fluorobenzene	6.277	149512	806368	0.1854	46.4135	50.0000	92.8
19JAN09.D	Calibration	Fluorobenzene	6.283	424881	854591	0.4972	124.4545	125.0000	99.6
19JAN11.D	Calibration	Fluorobenzene	6.277	920174	874562	1.0522	263.3789	250.0000	105.4
19JAN13.D	Calibration	Fluorobenzene	6.280	1403257	894962	1.5680	392.4951	375.0000	104.7
19JAN15.D	Calibration	Fluorobenzene	6.280	1913180	914923	2.0911	523.4472	500.0000	104.7
19JAN17.D	QC	Fluorobenzene	6.280	442173	886938	0.4985	124.7960	125.0000	

Compound: 1,2-Dichloroethane

Data File	Sample Type	ISTD	RT	Resp	ISTD Resp	Resp Ratio	Final Conc	Exp. Conc	Accuracy
19JAN03.D	Blank	Fluorobenzene			812130		ND		
19JAN04.D	Calibration	Fluorobenzene	6.316	2542	794248	0.0032	2.9004	2.5000	116.0
19JAN05.D	Calibration	Fluorobenzene	6.322	11123	803183	0.0138	12.5510	12.5000	100.4
19JAN06.D	Calibration	Fluorobenzene	6.322	21778	818509	0.0266	24.1139	25.0000	96.5
19JAN07.D	Calibration	Fluorobenzene	6.322	43538	806368	0.0540	48.9336	50.0000	97.9
19JAN09.D	Calibration	Fluorobenzene	6.325	109046	854591	0.1276	115.6442	125.0000	92.5
19JAN11.D	Calibration	Fluorobenzene	6.322	236845	874562	0.2708	245.4404	250.0000	98.2
19JAN13.D	Calibration	Fluorobenzene	6.322	368750	894962	0.4120	373.4220	375.0000	99.6
19JAN15.D	Calibration	Fluorobenzene	6.325	499614	914923	0.5461	494.9057	500.0000	99.0
19JAN17.D	QC	Fluorobenzene	6.325	110579	886938	0.1247	112.9931	125.0000	

Compound: Trichloroethene

Data File	Sample Type	ISTD	RT	Resp	ISTD Resp	Resp Ratio	Final Conc	Exp. Conc	Accuracy
19JAN03.D	Blank	Chlorobenzene-d5			329825		ND		
19JAN04.D	Calibration	Chlorobenzene-d5	7.030	2545	316490	0.0080	2.6860	2.5000	107.4
19JAN05.D	Calibration	Chlorobenzene-d5	7.022	10949	313722	0.0349	11.6577	12.5000	93.3
19JAN06.D	Calibration	Chlorobenzene-d5	7.030	23390	321094	0.0728	24.3322	25.0000	97.3
19JAN07.D	Calibration	Chlorobenzene-d5	7.030	44214	318877	0.1387	46.3149	50.0000	92.6
19JAN09.D	Calibration	Chlorobenzene-d5	7.025	120511	330468	0.3647	121.8095	125.0000	97.4
19JAN11.D	Calibration	Chlorobenzene-d5	7.028	265703	333271	0.7973	266.3072	250.0000	106.5
19JAN13.D	Calibration	Chlorobenzene-d5	7.028	399934	333736	1.1984	400.2849	375.0000	106.7
19JAN15.D	Calibration	Chlorobenzene-d5	7.028	553822	348824	1.5877	530.3320	500.0000	106.1
19JAN17.D	QC	Chlorobenzene-d5	7.028	128332	337386	0.3804	127.0550	125.0000	

Compound: 1,2-Dichloropropane

Data File	Sample Type	ISTD	RT	Resp	ISTD Resp	Resp Ratio	Final Conc	Exp. Conc	Accuracy
19JAN03.D	Blank	Chlorobenzene-d5			329825		ND		
19JAN04.D	Calibration	Chlorobenzene-d5	7.267	2351	316490	0.0074	2.8222	2.5000	112.9
19JAN05.D	Calibration	Chlorobenzene-d5	7.273	9499	313722	0.0303	11.5033	12.5000	92.0
19JAN06.D	Calibration	Chlorobenzene-d5	7.267	20331	321094	0.0633	24.0555	25.0000	96.2
19JAN07.D	Calibration	Chlorobenzene-d5	7.270	38730	318877	0.1215	46.1437	50.0000	92.3
19JAN09.D	Calibration	Chlorobenzene-d5	7.270	106955	330468	0.3236	122.9589	125.0000	98.4

Quantitative Analysis Results Summary Report

Compound: 1,2-Dichloropropane

Data File	Sample Type	ISTD	RT	Resp	ISTD Resp	Resp Ratio	Final Conc	Exp. Conc	Accuracy
19JAN11.D	Calibration	Chlorobenzene-d5	7.270	235120	333271	0.7055	268.0280	250.0000	107.2
19JAN13.D	Calibration	Chlorobenzene-d5	7.270	352771	333736	1.0570	401.5854	375.0000	107.1
19JAN15.D	Calibration	Chlorobenzene-d5	7.270	490282	348824	1.4055	533.9834	500.0000	106.8
19JAN17.D	QC	Chlorobenzene-d5	7.273	111240	337386	0.3297	125.2628	125.0000	

Compound: Dibromomethane

Data File	Sample Type	ISTD	RT	Resp	ISTD Resp	Resp Ratio	Final Conc	Exp. Conc	Accuracy
19JAN03.D	Blank	Chlorobenzene-d5			329825		ND		
19JAN04.D	Calibration	Chlorobenzene-d5	7.398	1166	316490	0.0037	3.3195	2.5000	132.8
19JAN05.D	Calibration	Chlorobenzene-d5	7.396	4088	313722	0.0130	11.7450	12.5000	94.0
19JAN06.D	Calibration	Chlorobenzene-d5	7.398	9095	321094	0.0283	25.5304	25.0000	102.1
19JAN07.D	Calibration	Chlorobenzene-d5	7.393	16899	318877	0.0530	47.7666	50.0000	95.5
19JAN09.D	Calibration	Chlorobenzene-d5	7.398	44657	330468	0.1351	121.7998	125.0000	97.4
19JAN11.D	Calibration	Chlorobenzene-d5	7.396	97445	333271	0.2924	263.5412	250.0000	105.4
19JAN13.D	Calibration	Chlorobenzene-d5	7.396	143756	333736	0.4307	388.2481	375.0000	103.5
19JAN15.D	Calibration	Chlorobenzene-d5	7.393	197367	348824	0.5658	509.9818	500.0000	102.0
19JAN17.D	QC	Chlorobenzene-d5	7.399	44818	337386	0.1328	119.7325	125.0000	

Compound: Bromodichloromethane

Data File	Sample Type	ISTD	RT	Resp	ISTD Resp	Resp Ratio	Final Conc	Exp. Conc	Accuracy
19JAN03.D	Blank	Chlorobenzene-d5			329825		ND		
19JAN04.D	Calibration	Chlorobenzene-d5	7.588	2606	316490	0.0082	2.6393	2.5000	105.6
19JAN05.D	Calibration	Chlorobenzene-d5	7.585	12025	313722	0.0383	12.2862	12.5000	98.3
19JAN06.D	Calibration	Chlorobenzene-d5	7.585	24925	321094	0.0776	24.8816	25.0000	99.5
19JAN07.D	Calibration	Chlorobenzene-d5	7.585	46426	318877	0.1456	46.6674	50.0000	93.3
19JAN09.D	Calibration	Chlorobenzene-d5	7.580	124982	330468	0.3782	121.2255	125.0000	97.0
19JAN11.D	Calibration	Chlorobenzene-d5	7.585	270436	333271	0.8115	260.1015	250.0000	104.0
19JAN13.D	Calibration	Chlorobenzene-d5	7.583	408420	333736	1.2238	392.2653	375.0000	104.6
19JAN15.D	Calibration	Chlorobenzene-d5	7.585	561671	348824	1.6102	516.1211	500.0000	103.2
19JAN17.D	QC	Chlorobenzene-d5	7.583	131590	337386	0.3900	125.0178	125.0000	

Compound: cis-1,3-Dichloropropene

Data File	Sample Type	ISTD	RT	Resp	ISTD Resp	Resp Ratio	Final Conc	Exp. Conc	Accuracy
19JAN03.D	Blank	Chlorobenzene-d5			329825		ND		
19JAN04.D	Calibration	Chlorobenzene-d5	8.057	3052	316490	0.0096	2.8168	2.5000	112.7
19JAN05.D	Calibration	Chlorobenzene-d5	8.059	12472	313722	0.0398	11.6126	12.5000	92.9
19JAN06.D	Calibration	Chlorobenzene-d5	8.057	24965	321094	0.0777	22.7111	25.0000	90.8
19JAN07.D	Calibration	Chlorobenzene-d5	8.059	47339	318877	0.1485	43.3645	50.0000	86.7
19JAN09.D	Calibration	Chlorobenzene-d5	8.059	139607	330468	0.4225	123.4003	125.0000	98.7
19JAN11.D	Calibration	Chlorobenzene-d5	8.057	311156	333271	0.9336	272.7213	250.0000	109.1
19JAN13.D	Calibration	Chlorobenzene-d5	8.057	471983	333736	1.4142	413.1062	375.0000	110.2
19JAN15.D	Calibration	Chlorobenzene-d5	8.057	666084	348824	1.9095	557.7775	500.0000	111.6

Quantitative Analysis Results Summary Report

Compound: cis-1,3-Dichloropropene

Data File	Sample Type	ISTD	RT	Resp	ISTD Resp	Resp Ratio	Final Conc	Exp. Conc	Accuracy
19JAN17.D	QC	Chlorobenzene-d5	8.057	139981	337386	0.4149	121.1938	125.0000	

Compound: Toluene-d8

Data File	Sample Type	ISTD	RT	Resp	ISTD Resp	Resp Ratio	Final Conc	Exp. Conc	Accuracy
19JAN03.D	Blank	Chlorobenzene-d5	8.322	833211	329825	2.5262	258.9413		
19JAN04.D	Calibration	Chlorobenzene-d5	8.319	8454	316490	0.0267	2.7380	2.5000	109.5
19JAN05.D	Calibration	Chlorobenzene-d5	8.319	33951	313722	0.1082	11.0927	12.5000	88.7
19JAN06.D	Calibration	Chlorobenzene-d5	8.319	72066	321094	0.2244	23.0053	25.0000	92.0
19JAN07.D	Calibration	Chlorobenzene-d5	8.322	142617	318877	0.4472	45.8435	50.0000	91.7
19JAN09.D	Calibration	Chlorobenzene-d5	8.319	412799	330468	1.2491	128.0381	125.0000	102.4
19JAN11.D	Calibration	Chlorobenzene-d5	8.322	885297	333271	2.6564	272.2835	250.0000	108.9
19JAN13.D	Calibration	Chlorobenzene-d5	8.322	1329503	333736	3.9837	408.3346	375.0000	108.9
19JAN15.D	Calibration	Chlorobenzene-d5	8.322	1826060	348824	5.2349	536.5850	500.0000	107.3
19JAN17.D	QC	Chlorobenzene-d5	8.319	896928	337386	2.6585	272.4962	250.0000	

Compound: Toluene

Data File	Sample Type	ISTD	RT	Resp	ISTD Resp	Resp Ratio	Final Conc	Exp. Conc	Accuracy
19JAN03.D	Blank	Chlorobenzene-d5			329825		ND		
19JAN04.D	Calibration	Chlorobenzene-d5	8.380	5454	316490	0.0172	2.6500	2.5000	106.0
19JAN05.D	Calibration	Chlorobenzene-d5	8.386	21899	313722	0.0698	10.7342	12.5000	85.9
19JAN06.D	Calibration	Chlorobenzene-d5	8.391	48441	321094	0.1509	23.1991	25.0000	92.8
19JAN07.D	Calibration	Chlorobenzene-d5	8.386	92615	318877	0.2904	44.6630	50.0000	89.3
19JAN09.D	Calibration	Chlorobenzene-d5	8.386	269549	330468	0.8157	125.4292	125.0000	100.3
19JAN11.D	Calibration	Chlorobenzene-d5	8.388	587069	333271	1.7615	270.8830	250.0000	108.4
19JAN13.D	Calibration	Chlorobenzene-d5	8.388	890126	333736	2.6672	410.1461	375.0000	109.4
19JAN15.D	Calibration	Chlorobenzene-d5	8.389	1224192	348824	3.5095	539.6763	500.0000	107.9
19JAN17.D	QC	Chlorobenzene-d5	8.389	277703	337386	0.8231	126.5738	125.0000	

Compound: trans-1,3-Dichloropropene

Data File	Sample Type	ISTD	RT	Resp	ISTD Resp	Resp Ratio	Final Conc	Exp. Conc	Accuracy
19JAN03.D	Blank	Chlorobenzene-d5			329825		ND		
19JAN04.D	Calibration	Chlorobenzene-d5	8.639	2153	316490	0.0068	2.7242	2.5000	109.0
19JAN05.D	Calibration	Chlorobenzene-d5	8.634	8755	313722	0.0279	11.1755	12.5000	89.4
19JAN06.D	Calibration	Chlorobenzene-d5	8.637	18613	321094	0.0580	23.2136	25.0000	92.9
19JAN07.D	Calibration	Chlorobenzene-d5	8.637	36009	318877	0.1129	45.2216	50.0000	90.4
19JAN09.D	Calibration	Chlorobenzene-d5	8.637	102846	330468	0.3112	124.6280	125.0000	99.7
19JAN11.D	Calibration	Chlorobenzene-d5	8.637	223772	333271	0.6714	268.8845	250.0000	107.6
19JAN13.D	Calibration	Chlorobenzene-d5	8.637	345161	333736	1.0342	414.1677	375.0000	110.4
19JAN15.D	Calibration	Chlorobenzene-d5	8.637	477330	348824	1.3684	547.9867	500.0000	109.6
19JAN17.D	QC	Chlorobenzene-d5	8.637	105873	337386	0.3138	125.6654	125.0000	

Quantitative Analysis Results Summary Report

Compound: 1,1,2-Trichloroethane

Data File	Sample Type	ISTD	RT	Resp	ISTD Resp	Resp Ratio	Final Conc	Exp. Conc	Accuracy
19JAN03.D	Blank	Chlorobenzene-d5			329825		ND		
19JAN04.D	Calibration	Chlorobenzene-d5	8.818	1045	316490	0.0033	2.6009	2.5000	104.0
19JAN05.D	Calibration	Chlorobenzene-d5	8.815	4762	313722	0.0152	11.9543	12.5000	95.6
19JAN06.D	Calibration	Chlorobenzene-d5	8.821	9780	321094	0.0305	23.9876	25.0000	96.0
19JAN07.D	Calibration	Chlorobenzene-d5	8.818	19237	318877	0.0603	47.5110	50.0000	95.0
19JAN09.D	Calibration	Chlorobenzene-d5	8.818	52780	330468	0.1597	125.7824	125.0000	100.6
19JAN11.D	Calibration	Chlorobenzene-d5	8.818	110317	333271	0.3310	260.6902	250.0000	104.3
19JAN13.D	Calibration	Chlorobenzene-d5	8.815	167409	333736	0.5016	395.0532	375.0000	105.3
19JAN15.D	Calibration	Chlorobenzene-d5	8.815	228423	348824	0.6548	515.7192	500.0000	103.1
19JAN17.D	QC	Chlorobenzene-d5	8.815	52407	337386	0.1553	122.3326	125.0000	

Compound: Tetrachloroethene

Data File	Sample Type	ISTD	RT	Resp	ISTD Resp	Resp Ratio	Final Conc	Exp. Conc	Accuracy
19JAN03.D	Blank	Chlorobenzene-d5			329825		ND		
19JAN04.D	Calibration	Chlorobenzene-d5	8.927	2190	316490	0.0069	2.6241	2.5000	105.0
19JAN05.D	Calibration	Chlorobenzene-d5	8.938	8964	313722	0.0286	10.8355	12.5000	86.7
19JAN06.D	Calibration	Chlorobenzene-d5	8.938	21156	321094	0.0659	24.9859	25.0000	99.9
19JAN07.D	Calibration	Chlorobenzene-d5	8.935	38749	318877	0.1215	46.0820	50.0000	92.2
19JAN09.D	Calibration	Chlorobenzene-d5	8.935	109194	330468	0.3304	125.3035	125.0000	100.2
19JAN11.D	Calibration	Chlorobenzene-d5	8.938	231586	333271	0.6949	263.5170	250.0000	105.4
19JAN13.D	Calibration	Chlorobenzene-d5	8.935	346235	333736	1.0375	393.4248	375.0000	104.9
19JAN15.D	Calibration	Chlorobenzene-d5	8.935	486052	348824	1.3934	528.4090	500.0000	105.7
19JAN17.D	QC	Chlorobenzene-d5	8.938	112100	337386	0.3323	126.0005	125.0000	

Compound: 1,3-Dichloropropane

Data File	Sample Type	ISTD	RT	Resp	ISTD Resp	Resp Ratio	Final Conc	Exp. Conc	Accuracy
19JAN03.D	Blank	Chlorobenzene-d5			329825		ND		
19JAN04.D	Calibration	Chlorobenzene-d5	8.977	2260	316490	0.0071	2.7790	2.5000	111.2
19JAN05.D	Calibration	Chlorobenzene-d5	8.985	9988	313722	0.0318	12.3902	12.5000	99.1
19JAN06.D	Calibration	Chlorobenzene-d5	8.977	20205	321094	0.0629	24.4891	25.0000	98.0
19JAN07.D	Calibration	Chlorobenzene-d5	8.977	38147	318877	0.1196	46.5568	50.0000	93.1
19JAN09.D	Calibration	Chlorobenzene-d5	8.980	101384	330468	0.3068	119.3950	125.0000	95.5
19JAN11.D	Calibration	Chlorobenzene-d5	8.982	223019	333271	0.6692	260.4297	250.0000	104.2
19JAN13.D	Calibration	Chlorobenzene-d5	8.980	339654	333736	1.0177	396.0772	375.0000	105.6
19JAN15.D	Calibration	Chlorobenzene-d5	8.980	468322	348824	1.3426	522.4977	500.0000	104.5
19JAN17.D	QC	Chlorobenzene-d5	8.980	99920	337386	0.2962	115.2581	125.0000	

Compound: Chlorodibromomethane

Data File	Sample Type	ISTD	RT	Resp	ISTD Resp	Resp Ratio	Final Conc	Exp. Conc	Accuracy
19JAN03.D	Blank	Chlorobenzene-d5			329825		ND		
19JAN04.D	Calibration	Chlorobenzene-d5	9.205	2004	316490	0.0063	3.0962	2.5000	123.8
19JAN05.D	Calibration	Chlorobenzene-d5	9.203	7984	313722	0.0254	12.4449	12.5000	99.6

Quantitative Analysis Results Summary Report

Compound: Chlorodibromomethane

Data File	Sample Type	ISTD	RT	Resp	ISTD Resp	Resp Ratio	Final Conc	Exp. Conc	Accuracy
19JAN06.D	Calibration	Chlorobenzene-d5	9.205	15826	321094	0.0493	24.1020	25.0000	96.4
19JAN07.D	Calibration	Chlorobenzene-d5	9.203	30000	318877	0.0941	46.0058	50.0000	92.0
19JAN09.D	Calibration	Chlorobenzene-d5	9.206	83172	330468	0.2517	123.0729	125.0000	98.5
19JAN11.D	Calibration	Chlorobenzene-d5	9.203	178171	333271	0.5346	261.4293	250.0000	104.6
19JAN13.D	Calibration	Chlorobenzene-d5	9.203	269032	333736	0.8061	394.1991	375.0000	105.1
19JAN15.D	Calibration	Chlorobenzene-d5	9.203	370474	348824	1.0621	519.3572	500.0000	103.9
19JAN17.D	QC	Chlorobenzene-d5	9.206	81909	337386	0.2428	118.7188	125.0000	

Compound: 1,2-Dibromoethane

Data File	Sample Type	ISTD	RT	Resp	ISTD Resp	Resp Ratio	Final Conc	Exp. Conc	Accuracy
19JAN03.D	Blank	Chlorobenzene-d5			329825		ND		
19JAN04.D	Calibration	Chlorobenzene-d5	9.309	1089	316490	0.0034	2.4525	2.5000	98.1
19JAN05.D	Calibration	Chlorobenzene-d5	9.306	4936	313722	0.0157	11.2192	12.5000	89.8
19JAN06.D	Calibration	Chlorobenzene-d5	9.303	11412	321094	0.0355	25.3431	25.0000	101.4
19JAN07.D	Calibration	Chlorobenzene-d5	9.303	20667	318877	0.0648	46.2152	50.0000	92.4
19JAN09.D	Calibration	Chlorobenzene-d5	9.300	58489	330468	0.1770	126.2047	125.0000	101.0
19JAN11.D	Calibration	Chlorobenzene-d5	9.303	124289	333271	0.3729	265.9291	250.0000	106.4
19JAN13.D	Calibration	Chlorobenzene-d5	9.306	184921	333736	0.5541	395.1062	375.0000	105.4
19JAN15.D	Calibration	Chlorobenzene-d5	9.303	253758	348824	0.7275	518.7332	500.0000	103.7
19JAN17.D	QC	Chlorobenzene-d5	9.306	58586	337386	0.1736	123.8219	125.0000	

Compound: Chlorobenzene

Data File	Sample Type	ISTD	RT	Resp	ISTD Resp	Resp Ratio	Final Conc	Exp. Conc	Accuracy
19JAN03.D	Blank	Chlorobenzene-d5			329825		ND		
19JAN04.D	Calibration	Chlorobenzene-d5	9.799	6152	316490	0.0194	2.7267	2.5000	109.1
19JAN05.D	Calibration	Chlorobenzene-d5	9.797	26688	313722	0.0851	11.9332	12.5000	95.5
19JAN06.D	Calibration	Chlorobenzene-d5	9.802	55632	321094	0.1733	24.3040	25.0000	97.2
19JAN07.D	Calibration	Chlorobenzene-d5	9.802	106223	318877	0.3331	46.7283	50.0000	93.5
19JAN09.D	Calibration	Chlorobenzene-d5	9.800	289340	330468	0.8755	122.8185	125.0000	98.3
19JAN11.D	Calibration	Chlorobenzene-d5	9.802	625101	333271	1.8757	263.1099	250.0000	105.2
19JAN13.D	Calibration	Chlorobenzene-d5	9.799	945250	333736	2.8323	397.3088	375.0000	105.9
19JAN15.D	Calibration	Chlorobenzene-d5	9.802	1298233	348824	3.7217	522.0725	500.0000	104.4
19JAN17.D	QC	Chlorobenzene-d5	9.802	307100	337386	0.9102	127.6842	125.0000	

Compound: 1,1,1,2-Tetrachloroethane

Data File	Sample Type	ISTD	RT	Resp	ISTD Resp	Resp Ratio	Final Conc	Exp. Conc	Accuracy
19JAN03.D	Blank	Chlorobenzene-d5			329825		ND		
19JAN04.D	Calibration	Chlorobenzene-d5	9.891	2284	316490	0.0072	2.8847	2.5000	115.4
19JAN05.D	Calibration	Chlorobenzene-d5	9.894	9446	313722	0.0301	12.0378	12.5000	96.3
19JAN06.D	Calibration	Chlorobenzene-d5	9.891	19516	321094	0.0608	24.2998	25.0000	97.2
19JAN07.D	Calibration	Chlorobenzene-d5	9.889	37389	318877	0.1173	46.8776	50.0000	93.8
19JAN09.D	Calibration	Chlorobenzene-d5	9.894	101500	330468	0.3071	122.7951	125.0000	98.2

Quantitative Analysis Results Summary Report

Compound: 1,1,1,2-Tetrachloroethane

Data File	Sample Type	ISTD	RT	Resp	ISTD Resp	Resp Ratio	Final Conc	Exp. Conc	Accuracy
19JAN11.D	Calibration	Chlorobenzene-d5	9.889	219325	333271	0.6581	263.1086	250.0000	105.2
19JAN13.D	Calibration	Chlorobenzene-d5	9.889	329822	333736	0.9883	395.1127	375.0000	105.4
19JAN15.D	Calibration	Chlorobenzene-d5	9.892	453261	348824	1.2994	519.5010	500.0000	103.9
19JAN17.D	QC	Chlorobenzene-d5	9.892	102231	337386	0.3030	121.1435	125.0000	

Compound: Ethylbenzene

Data File	Sample Type	ISTD	RT	Resp	ISTD Resp	Resp Ratio	Final Conc	Exp. Conc	Accuracy
19JAN03.D	Blank	Chlorobenzene-d5			329825		ND		
19JAN04.D	Calibration	Chlorobenzene-d5	9.922	8834	316490	0.0279	2.9089	2.5000	116.4
19JAN05.D	Calibration	Chlorobenzene-d5	9.914	42980	313722	0.1370	11.9196	12.5000	95.4
19JAN06.D	Calibration	Chlorobenzene-d5	9.917	91590	321094	0.2852	24.0921	25.0000	96.4
19JAN07.D	Calibration	Chlorobenzene-d5	9.919	171854	318877	0.5389	44.7337	50.0000	89.5
19JAN09.D	Calibration	Chlorobenzene-d5	9.919	505127	330468	1.5285	123.1021	125.0000	98.5
19JAN11.D	Calibration	Chlorobenzene-d5	9.919	1116949	333271	3.3515	259.5637	250.0000	103.8
19JAN13.D	Calibration	Chlorobenzene-d5	9.919	1697682	333736	5.0869	381.4483	375.0000	101.7
19JAN15.D	Calibration	Chlorobenzene-d5	9.920	2354058	348824	6.7486	492.0069	500.0000	98.4
19JAN17.D	QC	Chlorobenzene-d5	9.919	535079	337386	1.5860	127.5512	125.0000	

Compound: m+p-Xylenes

Data File	Sample Type	ISTD	RT	Resp	ISTD Resp	Resp Ratio	Final Conc	Exp. Conc	Accuracy
19JAN03.D	Blank	Chlorobenzene-d5			329825		ND		
19JAN04.D	Calibration	Chlorobenzene-d5	10.036	6744	316490	0.0213	6.1738	5.0000	123.5
19JAN05.D	Calibration	Chlorobenzene-d5	10.037	31103	313722	0.0991	22.1645	25.0000	88.7
19JAN06.D	Calibration	Chlorobenzene-d5	10.036	71705	321094	0.2233	47.5617	50.0000	95.1
19JAN07.D	Calibration	Chlorobenzene-d5	10.039	136806	318877	0.4290	89.3329	100.0000	89.3
19JAN09.D	Calibration	Chlorobenzene-d5	10.039	405724	330468	1.2277	248.1048	250.0000	99.2
19JAN11.D	Calibration	Chlorobenzene-d5	10.039	887253	333271	2.6623	520.9218	500.0000	104.2
19JAN13.D	Calibration	Chlorobenzene-d5	10.037	1334216	333736	3.9978	762.4509	750.0000	101.7
19JAN15.D	Calibration	Chlorobenzene-d5	10.039	1838610	348824	5.2709	982.9557	1000.0000	98.3
19JAN17.D	QC	Chlorobenzene-d5	10.037	413361	337386	1.2252	247.6085	250.0000	

Compound: o-Xylene

Data File	Sample Type	ISTD	RT	Resp	ISTD Resp	Resp Ratio	Final Conc	Exp. Conc	Accuracy
19JAN03.D	Blank	Chlorobenzene-d5			329825		ND		
19JAN04.D	Calibration	Chlorobenzene-d5	10.432	2826	316490	0.0089	3.0886	2.5000	123.5
19JAN05.D	Calibration	Chlorobenzene-d5	10.435	13717	313722	0.0437	11.3234	12.5000	90.6
19JAN06.D	Calibration	Chlorobenzene-d5	10.427	30498	321094	0.0950	23.3834	25.0000	93.5
19JAN07.D	Calibration	Chlorobenzene-d5	10.433	58814	318877	0.1844	44.2320	50.0000	88.5
19JAN09.D	Calibration	Chlorobenzene-d5	10.433	179108	330468	0.5420	125.1872	125.0000	100.1
19JAN11.D	Calibration	Chlorobenzene-d5	10.430	387676	333271	1.1632	257.9276	250.0000	103.2
19JAN13.D	Calibration	Chlorobenzene-d5	10.433	598606	333736	1.7937	384.0157	375.0000	102.4
19JAN15.D	Calibration	Chlorobenzene-d5	10.433	822173	348824	2.3570	490.5696	500.0000	98.1

Quantitative Analysis Results Summary Report

Compound: o-Xylene

Data File	Sample Type	ISTD	RT	Resp	ISTD Resp	Resp Ratio	Final Conc	Exp. Conc	Accuracy
19JAN17.D	QC	Chlorobenzene-d5	10.430	184033	337386	0.5455	125.9585	125.0000	

Compound: Styrene

Data File	Sample Type	ISTD	RT	Resp	ISTD Resp	Resp Ratio	Final Conc	Exp. Conc	Accuracy
19JAN03.D	Blank	Chlorobenzene-d5			329825		ND		
19JAN04.D	Calibration	Chlorobenzene-d5	10.444	4834	316490	0.0153	3.1839	2.5000	127.4
19JAN05.D	Calibration	Chlorobenzene-d5	10.447	21872	313722	0.0697	10.9234	12.5000	87.4
19JAN06.D	Calibration	Chlorobenzene-d5	10.446	50294	321094	0.1566	23.2215	25.0000	92.9
19JAN07.D	Calibration	Chlorobenzene-d5	10.446	97810	318877	0.3067	44.2974	50.0000	88.6
19JAN09.D	Calibration	Chlorobenzene-d5	10.446	292722	330468	0.8858	123.7696	125.0000	99.0
19JAN11.D	Calibration	Chlorobenzene-d5	10.449	646327	333271	1.9393	261.6473	250.0000	104.7
19JAN13.D	Calibration	Chlorobenzene-d5	10.449	973131	333736	2.9159	382.7382	375.0000	102.1
19JAN15.D	Calibration	Chlorobenzene-d5	10.447	1332807	348824	3.8209	489.9958	500.0000	98.0
19JAN17.D	QC	Chlorobenzene-d5	10.449	306077	337386	0.9072	126.6563	125.0000	

Compound: Bromoform

Data File	Sample Type	ISTD	RT	Resp	ISTD Resp	Resp Ratio	Final Conc	Exp. Conc	Accuracy
19JAN03.D	Blank	1,4-Dichlorobenzene-d4			253834		ND		
19JAN04.D	Calibration	1,4-Dichlorobenzene-d4	10.633	928	241587	0.0038	2.8662	2.5000	114.6
19JAN05.D	Calibration	1,4-Dichlorobenzene-d4	10.631	4402	251947	0.0175	13.0389	12.5000	104.3
19JAN06.D	Calibration	1,4-Dichlorobenzene-d4	10.628	8920	258693	0.0345	25.7324	25.0000	102.9
19JAN07.D	Calibration	1,4-Dichlorobenzene-d4	10.628	16290	262955	0.0619	46.2317	50.0000	92.5
19JAN09.D	Calibration	1,4-Dichlorobenzene-d4	10.625	45045	278012	0.1620	120.9158	125.0000	96.7
19JAN11.D	Calibration	1,4-Dichlorobenzene-d4	10.625	96001	280059	0.3428	255.8151	250.0000	102.3
19JAN13.D	Calibration	1,4-Dichlorobenzene-d4	10.625	143943	286959	0.5016	374.3438	375.0000	99.8
19JAN15.D	Calibration	1,4-Dichlorobenzene-d4	10.625	198345	291918	0.6795	507.0612	500.0000	101.4
19JAN17.D	QC	1,4-Dichlorobenzene-d4	10.622	45029	283678	0.1587	118.4586	125.0000	

Compound: p-Bromofluorobenzene

Data File	Sample Type	ISTD	RT	Resp	ISTD Resp	Resp Ratio	Final Conc	Exp. Conc	Accuracy
19JAN03.D	Blank	1,4-Dichlorobenzene-d4	10.951	244714	253834	0.9641	261.1079		
19JAN04.D	Calibration	1,4-Dichlorobenzene-d4	10.946	3195	241587	0.0132	3.5819	2.5000	143.3
19JAN05.D	Calibration	1,4-Dichlorobenzene-d4	10.954	10669	251947	0.0423	11.4690	12.5000	91.8
19JAN06.D	Calibration	1,4-Dichlorobenzene-d4	10.951	23160	258693	0.0895	24.2474	25.0000	97.0
19JAN07.D	Calibration	1,4-Dichlorobenzene-d4	10.954	45114	262955	0.1716	46.4666	50.0000	92.9
19JAN09.D	Calibration	1,4-Dichlorobenzene-d4	10.948	128330	278012	0.4616	125.0189	125.0000	100.0
19JAN11.D	Calibration	1,4-Dichlorobenzene-d4	10.951	277668	280059	0.9915	268.5266	250.0000	107.4
19JAN13.D	Calibration	1,4-Dichlorobenzene-d4	10.951	415878	286959	1.4493	392.5157	375.0000	104.7
19JAN15.D	Calibration	1,4-Dichlorobenzene-d4	10.951	572482	291918	1.9611	531.1436	500.0000	106.2
19JAN17.D	QC	1,4-Dichlorobenzene-d4	10.948	270628	283678	0.9540	258.3795	250.0000	

Quantitative Analysis Results Summary Report

Compound: Bromobenzene

Data File	Sample Type	ISTD	RT	Resp	ISTD Resp	Resp Ratio	Final Conc	Exp. Conc	Accuracy
19JAN03.D	Blank	1,4-Dichlorobenzene-d4			253834		ND		
19JAN04.D	Calibration	1,4-Dichlorobenzene-d4	11.093	2095	241587	0.0087	2.6633	2.5000	106.5
19JAN05.D	Calibration	1,4-Dichlorobenzene-d4	11.091	9784	251947	0.0388	11.9266	12.5000	95.4
19JAN06.D	Calibration	1,4-Dichlorobenzene-d4	11.093	20364	258693	0.0787	24.1762	25.0000	96.7
19JAN07.D	Calibration	1,4-Dichlorobenzene-d4	11.093	39639	262955	0.1507	46.2967	50.0000	92.6
19JAN09.D	Calibration	1,4-Dichlorobenzene-d4	11.093	112733	278012	0.4055	124.5365	125.0000	99.6
19JAN11.D	Calibration	1,4-Dichlorobenzene-d4	11.093	243851	280059	0.8707	267.4139	250.0000	107.0
19JAN13.D	Calibration	1,4-Dichlorobenzene-d4	11.093	361843	286959	1.2610	387.2660	375.0000	103.3
19JAN15.D	Calibration	1,4-Dichlorobenzene-d4	11.094	501025	291918	1.7163	527.1176	500.0000	105.4
19JAN17.D	QC	1,4-Dichlorobenzene-d4	11.091	118930	283678	0.4192	128.7582	125.0000	

Compound: 1,1,2,2-Tetrachloroethane

Data File	Sample Type	ISTD	RT	Resp	ISTD Resp	Resp Ratio	Final Conc	Exp. Conc	Accuracy
19JAN03.D	Blank	1,4-Dichlorobenzene-d4			253834		ND		
19JAN04.D	Calibration	1,4-Dichlorobenzene-d4	11.116	1247	241587	0.0052	2.7802	2.5000	111.2
19JAN05.D	Calibration	1,4-Dichlorobenzene-d4	11.113	5757	251947	0.0229	12.3034	12.5000	98.4
19JAN06.D	Calibration	1,4-Dichlorobenzene-d4	11.116	12137	258693	0.0469	25.2618	25.0000	101.0
19JAN07.D	Calibration	1,4-Dichlorobenzene-d4	11.113	24493	262955	0.0931	50.1531	50.0000	100.3
19JAN09.D	Calibration	1,4-Dichlorobenzene-d4	11.113	62640	278012	0.2253	121.3181	125.0000	97.1
19JAN11.D	Calibration	1,4-Dichlorobenzene-d4	11.110	133573	280059	0.4769	256.8068	250.0000	102.7
19JAN13.D	Calibration	1,4-Dichlorobenzene-d4	11.113	199230	286959	0.6943	373.8283	375.0000	99.7
19JAN15.D	Calibration	1,4-Dichlorobenzene-d4	11.113	273124	291918	0.9356	503.7746	500.0000	100.8
19JAN17.D	QC	1,4-Dichlorobenzene-d4	11.110	65177	283678	0.2298	123.7103	125.0000	

Compound: 1,2,3-Trichloropropane

Data File	Sample Type	ISTD	RT	Resp	ISTD Resp	Resp Ratio	Final Conc	Exp. Conc	Accuracy
19JAN03.D	Blank	1,4-Dichlorobenzene-d4			253834		ND		
19JAN04.D	Calibration	1,4-Dichlorobenzene-d4	11.149	358	241587	0.0015	3.0373	2.5000	121.5
19JAN05.D	Calibration	1,4-Dichlorobenzene-d4	11.147	1522	251947	0.0060	12.3825	12.5000	99.1
19JAN06.D	Calibration	1,4-Dichlorobenzene-d4	11.144	3237	258693	0.0125	25.6435	25.0000	102.6
19JAN07.D	Calibration	1,4-Dichlorobenzene-d4	11.149	6147	262955	0.0234	47.9073	50.0000	95.8
19JAN09.D	Calibration	1,4-Dichlorobenzene-d4	11.152	16355	278012	0.0588	120.5610	125.0000	96.4
19JAN11.D	Calibration	1,4-Dichlorobenzene-d4	11.146	36124	280059	0.1290	264.3420	250.0000	105.7
19JAN13.D	Calibration	1,4-Dichlorobenzene-d4	11.149	52732	286959	0.1838	376.5948	375.0000	100.4
19JAN15.D	Calibration	1,4-Dichlorobenzene-d4	11.149	71179	291918	0.2438	499.7018	500.0000	99.9
19JAN17.D	QC	1,4-Dichlorobenzene-d4	11.152	16507	283678	0.0582	119.2511	125.0000	

Compound: 2-Chlorotoluene

Data File	Sample Type	ISTD	RT	Resp	ISTD Resp	Resp Ratio	Final Conc	Exp. Conc	Accuracy
19JAN03.D	Blank	1,4-Dichlorobenzene-d4			253834		ND		
19JAN04.D	Calibration	1,4-Dichlorobenzene-d4	11.289	2035	241587	0.0084	2.6139	2.5000	104.6
19JAN05.D	Calibration	1,4-Dichlorobenzene-d4	11.292	9032	251947	0.0358	11.1243	12.5000	89.0

Quantitative Analysis Results Summary Report

Compound: 2-Chlorotoluene

Data File	Sample Type	ISTD	RT	Resp	ISTD Resp	Resp Ratio	Final Conc	Exp. Conc	Accuracy
19JAN06.D	Calibration	1,4-Dichlorobenzene-d4	11.291	20511	258693	0.0793	24.6038	25.0000	98.4
19JAN07.D	Calibration	1,4-Dichlorobenzene-d4	11.291	37139	262955	0.1412	43.8276	50.0000	87.7
19JAN09.D	Calibration	1,4-Dichlorobenzene-d4	11.291	114135	278012	0.4105	127.3956	125.0000	101.9
19JAN11.D	Calibration	1,4-Dichlorobenzene-d4	11.291	247831	280059	0.8849	274.6030	250.0000	109.8
19JAN13.D	Calibration	1,4-Dichlorobenzene-d4	11.291	365790	286959	1.2747	395.5589	375.0000	105.5
19JAN15.D	Calibration	1,4-Dichlorobenzene-d4	11.292	506556	291918	1.7353	538.4753	500.0000	107.7
19JAN17.D	QC	1,4-Dichlorobenzene-d4	11.291	117036	283678	0.4126	128.0245	125.0000	

Compound: 4-Chlorotoluene

Data File	Sample Type	ISTD	RT	Resp	ISTD Resp	Resp Ratio	Final Conc	Exp. Conc	Accuracy
19JAN03.D	Blank	1,4-Dichlorobenzene-d4			253834		ND		
19JAN04.D	Calibration	1,4-Dichlorobenzene-d4	11.400	5544	241587	0.0229	2.1986	2.5000	87.9
19JAN05.D	Calibration	1,4-Dichlorobenzene-d4	11.400	26850	251947	0.1066	10.2102	12.5000	81.7
19JAN06.D	Calibration	1,4-Dichlorobenzene-d4	11.403	64162	258693	0.2480	23.7626	25.0000	95.1
19JAN07.D	Calibration	1,4-Dichlorobenzene-d4	11.400	125553	262955	0.4775	45.7452	50.0000	91.5
19JAN09.D	Calibration	1,4-Dichlorobenzene-d4	11.400	375931	278012	1.3522	129.5521	125.0000	103.6
19JAN11.D	Calibration	1,4-Dichlorobenzene-d4	11.397	814408	280059	2.9080	278.6073	250.0000	111.4
19JAN13.D	Calibration	1,4-Dichlorobenzene-d4	11.400	1209058	286959	4.2133	403.6708	375.0000	107.6
19JAN15.D	Calibration	1,4-Dichlorobenzene-d4	11.400	1661293	291918	5.6910	545.2370	500.0000	109.0
19JAN17.D	QC	1,4-Dichlorobenzene-d4	11.400	395846	283678	1.3954	133.6905	125.0000	

Compound: 1,3-Dichlorobenzene

Data File	Sample Type	ISTD	RT	Resp	ISTD Resp	Resp Ratio	Final Conc	Exp. Conc	Accuracy
19JAN03.D	Blank	1,4-Dichlorobenzene-d4			253834		ND		
19JAN04.D	Calibration	1,4-Dichlorobenzene-d4	12.030	3715	241587	0.0154	2.6066	2.5000	104.3
19JAN05.D	Calibration	1,4-Dichlorobenzene-d4	12.033	17111	251947	0.0679	11.5123	12.5000	92.1
19JAN06.D	Calibration	1,4-Dichlorobenzene-d4	12.028	37763	258693	0.1460	24.7445	25.0000	99.0
19JAN07.D	Calibration	1,4-Dichlorobenzene-d4	12.033	73221	262955	0.2785	47.2010	50.0000	94.4
19JAN09.D	Calibration	1,4-Dichlorobenzene-d4	12.033	200403	278012	0.7208	122.1906	125.0000	97.8
19JAN11.D	Calibration	1,4-Dichlorobenzene-d4	12.033	436562	280059	1.5588	264.2369	250.0000	105.7
19JAN13.D	Calibration	1,4-Dichlorobenzene-d4	12.033	652775	286959	2.2748	385.6033	375.0000	102.8
19JAN15.D	Calibration	1,4-Dichlorobenzene-d4	12.033	895336	291918	3.0671	519.9029	500.0000	104.0
19JAN17.D	QC	1,4-Dichlorobenzene-d4	12.036	214054	283678	0.7546	127.9071	125.0000	

Compound: 1,4-Dichlorobenzene

Data File	Sample Type	ISTD	RT	Resp	ISTD Resp	Resp Ratio	Final Conc	Exp. Conc	Accuracy
19JAN03.D	Blank	1,4-Dichlorobenzene-d4			253834		ND		
19JAN04.D	Calibration	1,4-Dichlorobenzene-d4	12.122	3952	241587	0.0164	2.7200	2.5000	108.8
19JAN05.D	Calibration	1,4-Dichlorobenzene-d4	12.125	17730	251947	0.0704	11.7008	12.5000	93.6
19JAN06.D	Calibration	1,4-Dichlorobenzene-d4	12.122	38799	258693	0.1500	24.9375	25.0000	99.8
19JAN07.D	Calibration	1,4-Dichlorobenzene-d4	12.122	72168	262955	0.2745	45.6332	50.0000	91.3
19JAN09.D	Calibration	1,4-Dichlorobenzene-d4	12.122	205880	278012	0.7405	123.1312	125.0000	98.5

Quantitative Analysis Results Summary Report

Compound: 1,4-Dichlorobenzene

Data File	Sample Type	ISTD	RT	Resp	ISTD Resp	Resp Ratio	Final Conc	Exp. Conc	Accuracy
19JAN11.D	Calibration	1,4-Dichlorobenzene-d4	12.122	438291	280059	1.5650	260.2139	250.0000	104.1
19JAN13.D	Calibration	1,4-Dichlorobenzene-d4	12.122	656962	286959	2.2894	380.6606	375.0000	101.5
19JAN15.D	Calibration	1,4-Dichlorobenzene-d4	12.123	899595	291918	3.0817	512.3936	500.0000	102.5
19JAN17.D	QC	1,4-Dichlorobenzene-d4	12.122	216533	283678	0.7633	126.9159	125.0000	

Compound: 1,2-Dichlorobenzene

Data File	Sample Type	ISTD	RT	Resp	ISTD Resp	Resp Ratio	Final Conc	Exp. Conc	Accuracy
19JAN03.D	Blank	1,4-Dichlorobenzene-d4			253834		ND		
19JAN04.D	Calibration	1,4-Dichlorobenzene-d4	12.488	3048	241587	0.0126	2.5616	2.5000	102.5
19JAN05.D	Calibration	1,4-Dichlorobenzene-d4	12.496	14345	251947	0.0569	11.5601	12.5000	92.5
19JAN06.D	Calibration	1,4-Dichlorobenzene-d4	12.496	31975	258693	0.1236	25.0956	25.0000	100.4
19JAN07.D	Calibration	1,4-Dichlorobenzene-d4	12.493	59208	262955	0.2252	45.7163	50.0000	91.4
19JAN09.D	Calibration	1,4-Dichlorobenzene-d4	12.493	169723	278012	0.6105	123.9507	125.0000	99.2
19JAN11.D	Calibration	1,4-Dichlorobenzene-d4	12.493	366153	280059	1.3074	265.4514	250.0000	106.2
19JAN13.D	Calibration	1,4-Dichlorobenzene-d4	12.493	546389	286959	1.9041	386.5930	375.0000	103.1
19JAN15.D	Calibration	1,4-Dichlorobenzene-d4	12.493	753439	291918	2.5810	524.0336	500.0000	104.8
19JAN17.D	QC	1,4-Dichlorobenzene-d4	12.493	177148	283678	0.6245	126.7893	125.0000	

Initial Calibration Report - VOA5975C

```

Method Path      \\MASSHUNTER\Org\Data\Methods\Quant\VOA5975C\VOA5975C_011922_CAL
Method File      VOA5975C_8260B_SHT_DoD_L4_011922.m
Batch Name       D:\Org\Data\VOA5975C\VG011922\QuantResults\VG011922_8260B.batch.bin
Last Calib Update 1/20/2022 9:28:12 AM
    
```

Level Name	Calibration Files	Acq. Date-Time	Level Last Update Time
1	D:\Org\Data\VOA5975C\VG011922\19JAN04.D	1/19/2022 10:48:21 AM	1/20/2022 9:28:12 AM
2	D:\Org\Data\VOA5975C\VG011922\19JAN05.D	1/19/2022 11:15:33 AM	1/20/2022 9:28:12 AM
3	D:\Org\Data\VOA5975C\VG011922\19JAN06.D	1/19/2022 11:42:44 AM	1/20/2022 9:28:12 AM
4	D:\Org\Data\VOA5975C\VG011922\19JAN07.D	1/19/2022 12:09:57 PM	1/20/2022 9:28:12 AM
5	D:\Org\Data\VOA5975C\VG011922\19JAN09.D	1/19/2022 1:04:20 PM	1/20/2022 9:28:12 AM
6	D:\Org\Data\VOA5975C\VG011922\19JAN11.D	1/19/2022 1:58:41 PM	1/20/2022 9:28:12 AM
7	D:\Org\Data\VOA5975C\VG011922\19JAN13.D	1/19/2022 2:53:18 PM	1/20/2022 9:28:12 AM
8	D:\Org\Data\VOA5975C\VG011922\19JAN15.D	1/19/2022 3:47:49 PM	1/20/2022 9:28:12 AM

Compound	Curve Fit	1	2	3	4	5	6	7	8	Avg RF	%RSD
----- ISTD -----											
I Fluorobenzene											
T Dichlorodifluoromethane	Avg RF		0.3158	0.3390	0.3211	0.3472	0.3484	0.3373	0.3443	0.3362	3.821
T Chloromethane	Avg RF		0.3834	0.4130	0.3928	0.3983	0.3962	0.3942	0.3924	0.3958	2.254
T Vinyl chloride	Avg RF		0.3542	0.3674	0.3437	0.3598	0.3733	0.3573	0.3660	0.3602	2.711
T Bromomethane	Quadratic		0.1347	0.1483	0.1423	0.1393	0.1758	0.1756	0.1773	0.1562	12.289
T Chloroethane	Avg RF		0.1637	0.1844	0.1647	0.1531	0.1953	0.1737	0.1580	0.1704	8.825
T Trichlorofluoromethane	Avg RF		0.4212	0.4390	0.4093	0.4530	0.4337	0.4239	0.4435	0.4320	3.437
T 1,1-Dichloroethene	Avg RF		0.2351	0.2526	0.2396	0.2473	0.2668	0.2563	0.2618	0.2514	4.580
T Methylene chloride	Avg RF		0.3914	0.3986	0.3608	0.3509	0.3551	0.3507	0.3506	0.3654	5.639
T trans-1,2-Dichloroethene	Avg RF		0.2603	0.2608	0.2402	0.2580	0.2673	0.2652	0.2658	0.2597	3.554
T Methyl tert-butyl ether (MTBE)	Avg RF		0.3168	0.3053	0.3077	0.3206	0.3385	0.3373	0.3458	0.3245	4.935
T 1,1-Dichloroethane	Avg RF		0.4607	0.4923	0.4681	0.4813	0.5055	0.4904	0.5035	0.4860	3.491
T 2,2-Dichloropropane	Avg RF		0.3539	0.3731	0.3513	0.3591	0.3793	0.3732	0.3737	0.3662	3.048
T cis-1,2-Dichloroethene	Avg RF		0.2459	0.2542	0.2424	0.2640	0.2780	0.2752	0.2807	0.2629	5.976
T Methyl ethyl ketone	Avg RF		0.0374	0.0353	0.0361	0.0361	0.0398	0.0401	0.0411	0.0380 #	6.174
T Bromochloromethane	Avg RF		0.1054	0.1097	0.1059	0.1076	0.1140	0.1096	0.1066	0.1084	2.751
T Chloroform	Avg RF	0.5950	0.4630	0.4662	0.4591	0.4593	0.4805	0.4779	0.4807	0.4852	9.335
T 1,1,1-Trichloroethane	Avg RF		0.4137	0.4404	0.4315	0.4434	0.4735	0.4594	0.4719	0.4477	4.892
S Dibromofluoromethane	Avg RF		0.2371	0.2423	0.2384	0.2360	0.2535	0.2426	0.2452	0.2421	2.473
T Carbon tetrachloride	Avg RF		0.3928	0.4272	0.4113	0.4306	0.4623	0.4502	0.4651	0.4342	6.165
T 1,1-Dichloropropene	Avg RF		0.3092	0.3377	0.3242	0.3659	0.4003	0.3961	0.4080	0.3630	10.993
S 1,2-Dichloroethane-d4	Avg RF		0.1045	0.1053	0.1018	0.1060	0.1062	0.1038	0.1044	0.1046	1.436
T Benzene	Avg RF	1.0522	0.9365	0.9366	0.9271	0.9943	1.0522	1.0453	1.0455	0.9987	5.735
T 1,2-Dichloroethane	Avg RF	0.3200	0.2770	0.2661	0.2700	0.2552	0.2708	0.2747	0.2730	0.2758	6.912
----- ISTD -----											
I Chlorobenzene-d5											
T Trichloroethene	Avg RF		0.6980	0.7284	0.6933	0.7293	0.7973	0.7989	0.7938	0.7484	6.301
T 1,2-Dichloropropane	Avg RF		0.6056	0.6332	0.6073	0.6473	0.7055	0.7047	0.7028	0.6580	6.934
T Dibromomethane	Avg RF		0.2606	0.2833	0.2650	0.2703	0.2924	0.2872	0.2829	0.2774	4.345
T Bromodichloromethane	Avg RF		0.7666	0.7763	0.7280	0.7564	0.8115	0.8159	0.8051	0.7799	4.176

Compounds with Curve fitting not using Avg Response Factor:

Compound	Curve Fit	Curve Fit Formula	Curve Fit R2
T Bromomethane	Quadratic	$y = 0.015061 * x^2 + 0.150956 * x - 0.001123$	0.997553
T Ethylbenzene	Quadratic	$y = 0.212781 * x^2 + 3.013988 * x - 0.007186$	0.998933
T m+p-Xylenes	Quadratic	$y = 0.032978 * x^2 + 1.213111 * x - 0.008669$	0.998704
T o-Xylene	Quadratic	$y = 0.077136 * x^2 + 1.051862 * x - 0.004078$	0.998666
T Styrene	Quadratic	$y = 0.102118 * x^2 + 1.752890 * x - 0.007067$	0.998333

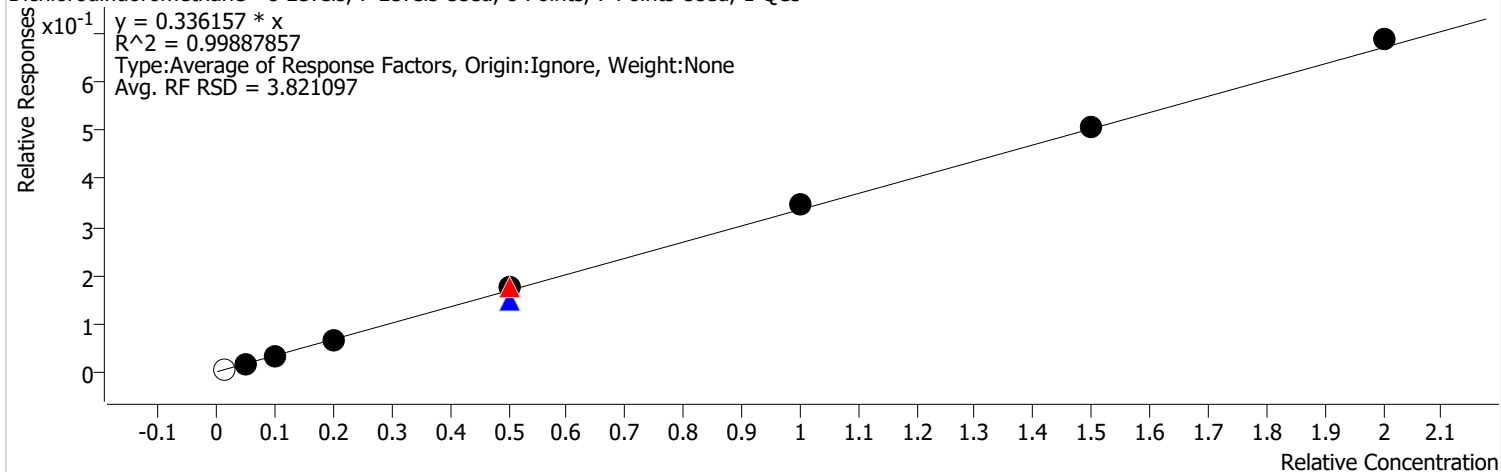
(RedFont and #) = Outlier Flag; (I) = Internal Standard; (T) = Target; (S) = Surrogate; (M) = Matrix Spike

Calibration Report

Batch Path	D:\Org\Data\VOA5975C\VG011922\QuantResults\VG011922_8260B.batch.bin	Analyst Name	BL2000\mchavez
Analysis Time	1/22/2022 1:32 PM	Reporter Name	BL2000\mchavez
Report Time	1/22/2022 1:35:39 PM	Batch State	Processed
Last Calib Update	1/20/2022 9:28 AM	Quant Report Version	10.0
Quant Batch Version	10.0		

Dichlorodifluoromethane %RSE = 3.8

Dichlorodifluoromethane - 8 Levels, 7 Levels Used, 8 Points, 7 Points Used, 1 QCs



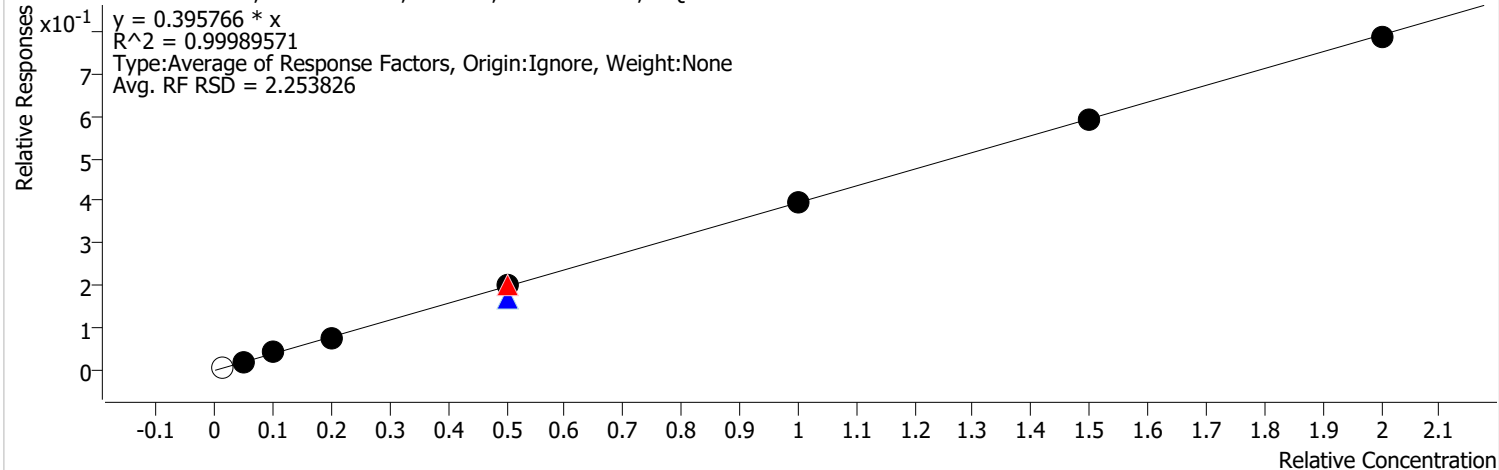
Calibration STD Path	Cal Type	Level	Enabled	Resp.	Exp. Conc	Resp. Factor	Level RSD
D:\Org\Data\VOA5975C\VG011922\19JAN04.D	Calibration	1		4690	2.5000	0.5905	
D:\Org\Data\VOA5975C\VG011922\19JAN05.D	Calibration	2	x	12682	12.5000	0.3158	
D:\Org\Data\VOA5975C\VG011922\19JAN06.D	Calibration	3	x	27745	25.0000	0.3390	
D:\Org\Data\VOA5975C\VG011922\19JAN07.D	Calibration	4	x	51785	50.0000	0.3211	
D:\Org\Data\VOA5975C\VG011922\19JAN09CC.D	CC	CC	x	148367	125.0000	0.3472	
D:\Org\Data\VOA5975C\VG011922\19JAN17.D	QC	QC	x	130579	125.0000	0.2944	
D:\Org\Data\VOA5975C\VG011922\19JAN09.D	Calibration	5	x	148367	125.0000	0.3472	
D:\Org\Data\VOA5975C\VG011922\19JAN11.D	Calibration	6	x	304740	250.0000	0.3484	
D:\Org\Data\VOA5975C\VG011922\19JAN13.D	Calibration	7	x	452793	375.0000	0.3373	
D:\Org\Data\VOA5975C\VG011922\19JAN15.D	Calibration	8	x	629961	500.0000	0.3443	

Calibration Report

Batch Path	D:\Org\Data\VOA5975C\VG011922\QuantResults\VG011922_8260B.batch.bin	Analyst Name	BL2000\mchavez
Analysis Time	1/22/2022 1:32 PM	Reporter Name	BL2000\mchavez
Report Time	1/22/2022 1:35:43 PM	Batch State	Processed
Last Calib Update	1/20/2022 9:28 AM	Quant Report Version	10.0
Quant Batch Version	10.0		

Chloromethane %RSE = 2.3

Chloromethane - 8 Levels, 7 Levels Used, 8 Points, 7 Points Used, 1 QCs

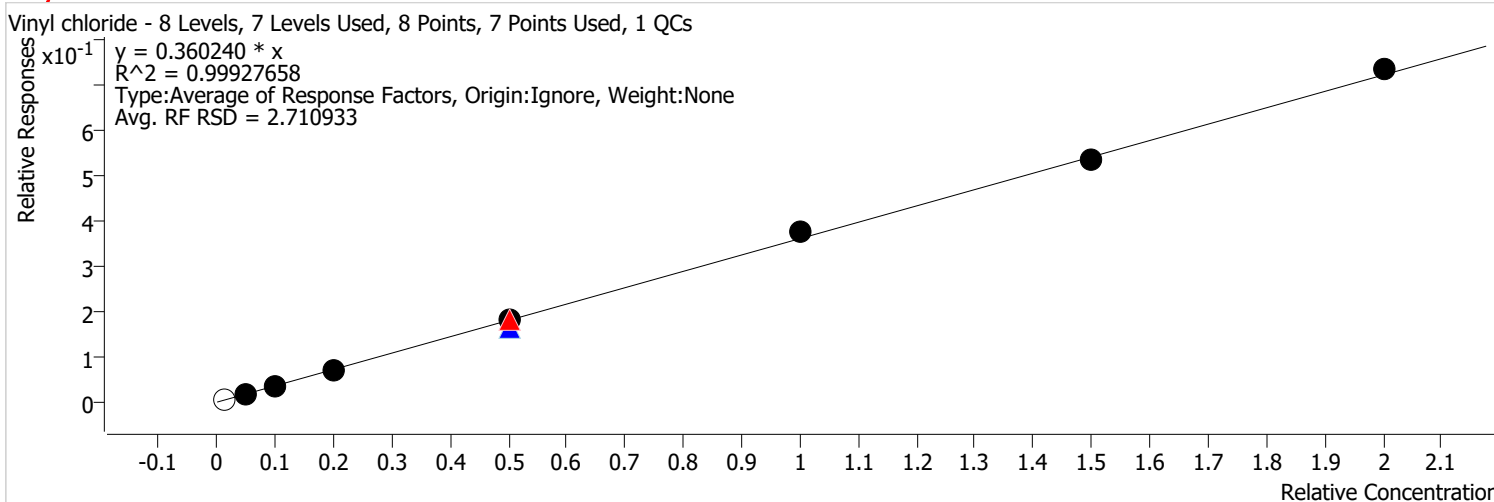


Calibration STD Path	Cal Type	Level	Enabled	Resp.	Exp. Conc	Resp. Factor	Level RSD
D:\Org\Data\VOA5975C\VG011922\19JAN04.D	Calibration	1		6614	2.5000	0.8327	
D:\Org\Data\VOA5975C\VG011922\19JAN05.D	Calibration	2	x	15397	12.5000	0.3834	
D:\Org\Data\VOA5975C\VG011922\19JAN06.D	Calibration	3	x	33801	25.0000	0.4130	
D:\Org\Data\VOA5975C\VG011922\19JAN07.D	Calibration	4	x	63351	50.0000	0.3928	
D:\Org\Data\VOA5975C\VG011922\19JAN09CC.D	CC	CC	x	170190	125.0000	0.3983	
D:\Org\Data\VOA5975C\VG011922\19JAN17.D	QC	QC	x	151864	125.0000	0.3424	
D:\Org\Data\VOA5975C\VG011922\19JAN09.D	Calibration	5	x	170190	125.0000	0.3983	
D:\Org\Data\VOA5975C\VG011922\19JAN11.D	Calibration	6	x	346531	250.0000	0.3962	
D:\Org\Data\VOA5975C\VG011922\19JAN13.D	Calibration	7	x	529250	375.0000	0.3942	
D:\Org\Data\VOA5975C\VG011922\19JAN15.D	Calibration	8	x	718053	500.0000	0.3924	

Calibration Report

Batch Path	D:\Org\Data\VOA5975C\VG011922\QuantResults\VG011922_8260B.batch.bin	Analyst Name	BL2000\mchavez
Analysis Time	1/22/2022 1:32 PM	Reporter Name	BL2000\mchavez
Report Time	1/22/2022 1:35:43 PM	Batch State	Processed
Last Calib Update	1/20/2022 9:28 AM	Quant Report Version	10.0
Quant Batch Version	10.0		

Vinyl chloride %RSE = 2.7



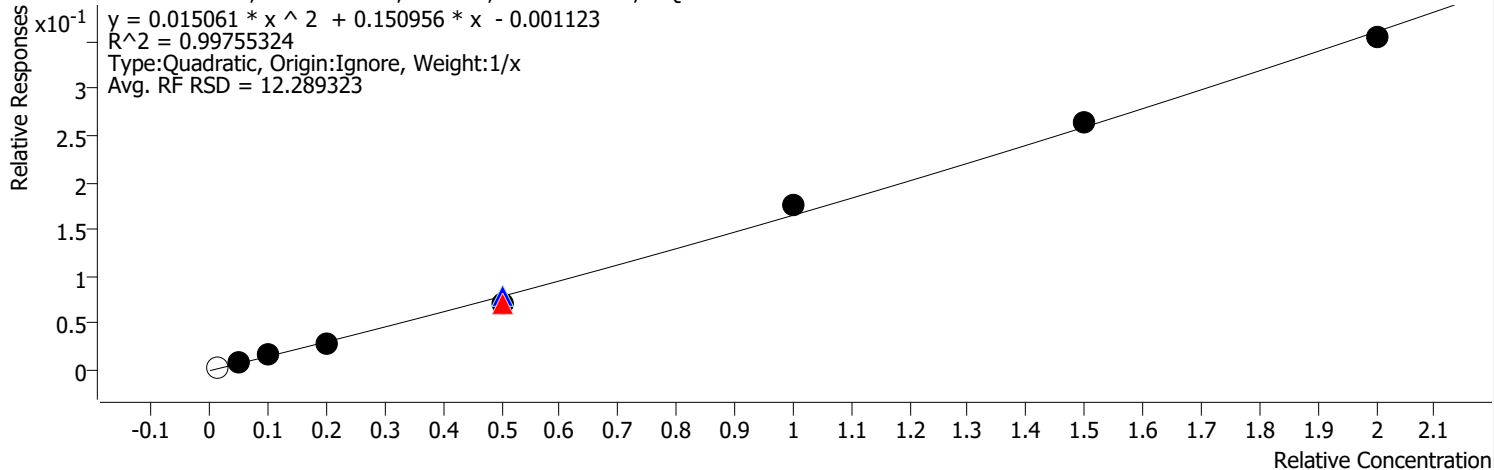
Calibration STD Path	Cal Type	Level	Enabled	Resp.	Exp. Conc	Resp. Factor	Level RSD
D:\Org\Data\VOA5975C\VG011922\19JAN04.D	Calibration	1		5818	2.5000	0.7325	
D:\Org\Data\VOA5975C\VG011922\19JAN05.D	Calibration	2	x	14225	12.5000	0.3542	
D:\Org\Data\VOA5975C\VG011922\19JAN06.D	Calibration	3	x	30072	25.0000	0.3674	
D:\Org\Data\VOA5975C\VG011922\19JAN07.D	Calibration	4	x	55437	50.0000	0.3437	
D:\Org\Data\VOA5975C\VG011922\19JAN09CC.D	CC	CC	x	153733	125.0000	0.3598	
D:\Org\Data\VOA5975C\VG011922\19JAN17.D	QC	QC	x	147423	125.0000	0.3324	
D:\Org\Data\VOA5975C\VG011922\19JAN09.D	Calibration	5	x	153733	125.0000	0.3598	
D:\Org\Data\VOA5975C\VG011922\19JAN11.D	Calibration	6	x	326478	250.0000	0.3733	
D:\Org\Data\VOA5975C\VG011922\19JAN13.D	Calibration	7	x	479607	375.0000	0.3573	
D:\Org\Data\VOA5975C\VG011922\19JAN15.D	Calibration	8	x	669671	500.0000	0.3660	

Calibration Report

Batch Path	D:\Org\Data\VOA5975C\VG011922\QuantResults\VG011922_8260B.batch.bin	Analyst Name	BL2000\mchavez
Analysis Time	1/22/2022 1:32 PM	Reporter Name	BL2000\mchavez
Report Time	1/22/2022 1:35:43 PM	Batch State	Processed
Last Calib Update	1/20/2022 9:28 AM	Quant Report Version	10.0
Quant Batch Version	10.0		

Bromomethane %RSE = 7.0

Bromomethane - 8 Levels, 7 Levels Used, 8 Points, 7 Points Used, 1 QCs

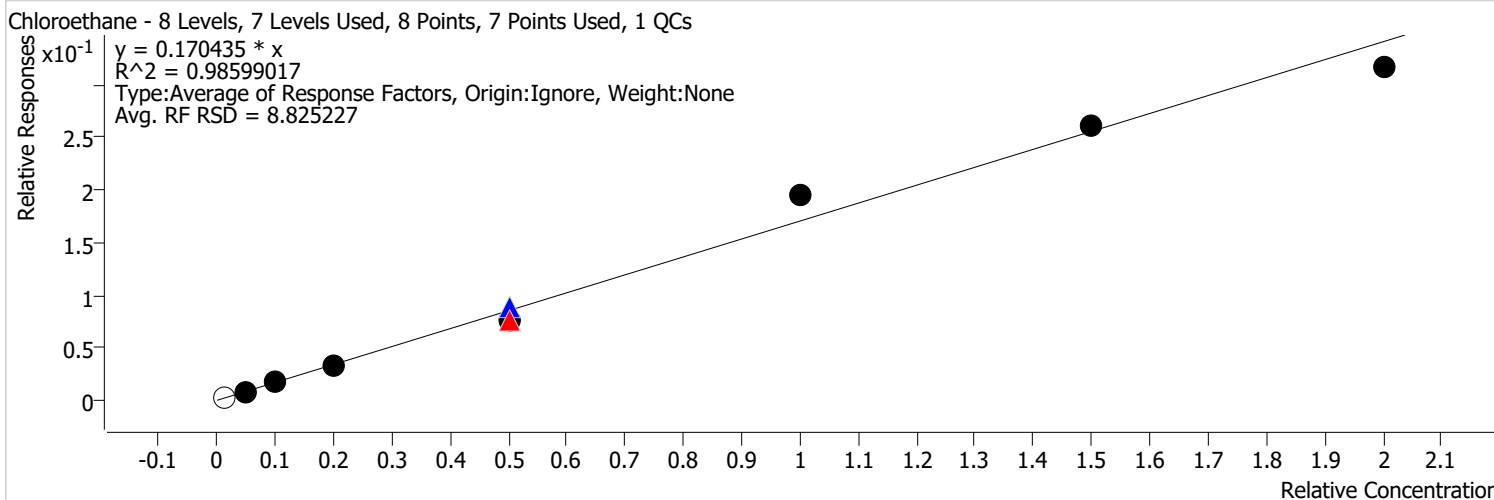


Calibration STD Path	Cal Type	Level	Enabled	Resp.	Exp. Conc	Resp. Factor	Level RSD
D:\Org\Data\VOA5975C\VG011922\19JAN04.D	Calibration	1		2332	2.5000	0.2936	
D:\Org\Data\VOA5975C\VG011922\19JAN05.D	Calibration	2	x	5411	12.5000	0.1347	
D:\Org\Data\VOA5975C\VG011922\19JAN06.D	Calibration	3	x	12135	25.0000	0.1483	
D:\Org\Data\VOA5975C\VG011922\19JAN07.D	Calibration	4	x	22944	50.0000	0.1423	
D:\Org\Data\VOA5975C\VG011922\19JAN09CC.D	CC	CC	x	59520	125.0000	0.1393	
D:\Org\Data\VOA5975C\VG011922\19JAN17.D	QC	QC	x	69568	125.0000	0.1569	
D:\Org\Data\VOA5975C\VG011922\19JAN09.D	Calibration	5	x	59520	125.0000	0.1393	
D:\Org\Data\VOA5975C\VG011922\19JAN11.D	Calibration	6	x	153759	250.0000	0.1758	
D:\Org\Data\VOA5975C\VG011922\19JAN13.D	Calibration	7	x	235754	375.0000	0.1756	
D:\Org\Data\VOA5975C\VG011922\19JAN15.D	Calibration	8	x	324434	500.0000	0.1773	

Calibration Report

Batch Path	D:\Org\Data\VOA5975C\VG011922\QuantResults\VG011922_8260B.batch.bin	Analyst Name	BL2000\mchavez
Analysis Time	1/22/2022 1:32 PM	Reporter Name	BL2000\mchavez
Report Time	1/22/2022 1:35:43 PM	Batch State	Processed
Last Calib Update	1/20/2022 9:28 AM	Quant Report Version	10.0
Quant Batch Version	10.0		

Chloroethane %RSE = 8.8



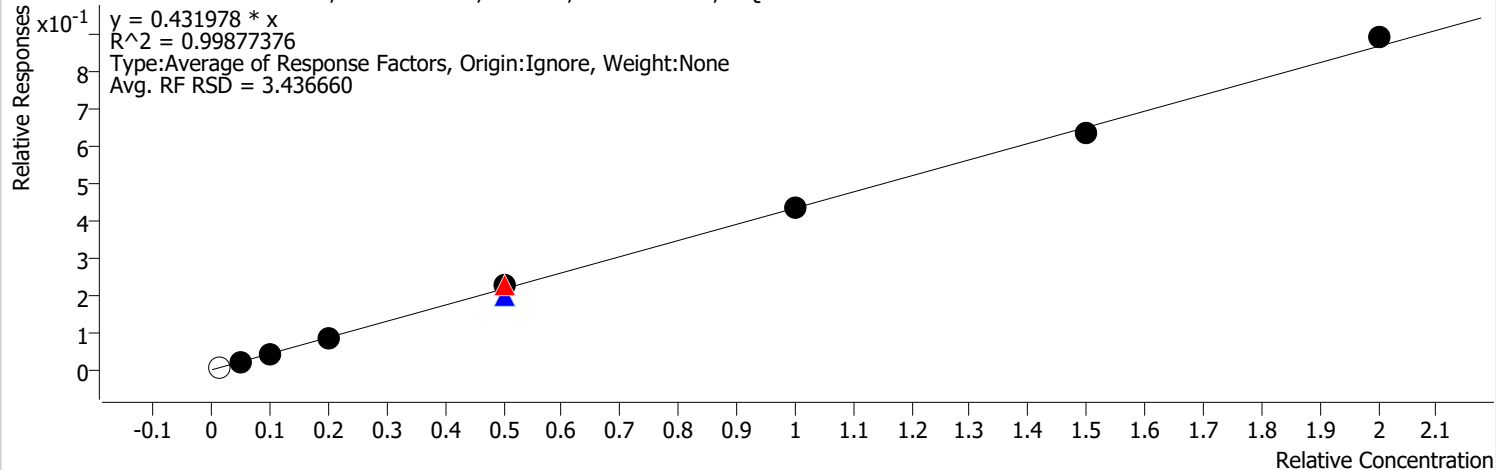
Calibration STD Path	Cal Type	Level	Enabled	Resp.	Exp. Conc	Resp. Factor	Level RSD
D:\Org\Data\VOA5975C\VG011922\19JAN04.D	Calibration	1		2651	2.5000	0.3338	
D:\Org\Data\VOA5975C\VG011922\19JAN05.D	Calibration	2	x	6576	12.5000	0.1637	
D:\Org\Data\VOA5975C\VG011922\19JAN06.D	Calibration	3	x	15096	25.0000	0.1844	
D:\Org\Data\VOA5975C\VG011922\19JAN07.D	Calibration	4	x	26569	50.0000	0.1647	
D:\Org\Data\VOA5975C\VG011922\19JAN09CC.D	CC	CC	x	65407	125.0000	0.1531	
D:\Org\Data\VOA5975C\VG011922\19JAN17.D	QC	QC	x	77755	125.0000	0.1753	
D:\Org\Data\VOA5975C\VG011922\19JAN09.D	Calibration	5	x	65407	125.0000	0.1531	
D:\Org\Data\VOA5975C\VG011922\19JAN11.D	Calibration	6	x	170795	250.0000	0.1953	
D:\Org\Data\VOA5975C\VG011922\19JAN13.D	Calibration	7	x	233233	375.0000	0.1737	
D:\Org\Data\VOA5975C\VG011922\19JAN15.D	Calibration	8	x	289150	500.0000	0.1580	

Calibration Report

Batch Path	D:\Org\Data\VOA5975C\VG011922\QuantResults\VG011922_8260B.batch.bin	Analyst Name	BL2000\mchavez
Analysis Time	1/22/2022 1:32 PM	Reporter Name	BL2000\mchavez
Report Time	1/22/2022 1:35:43 PM	Batch State	Processed
Last Calib Update	1/20/2022 9:28 AM	Quant Report Version	10.0
Quant Batch Version	10.0		

Trichlorofluoromethane %RSE = 3.4

Trichlorofluoromethane - 8 Levels, 7 Levels Used, 8 Points, 7 Points Used, 1 QCs

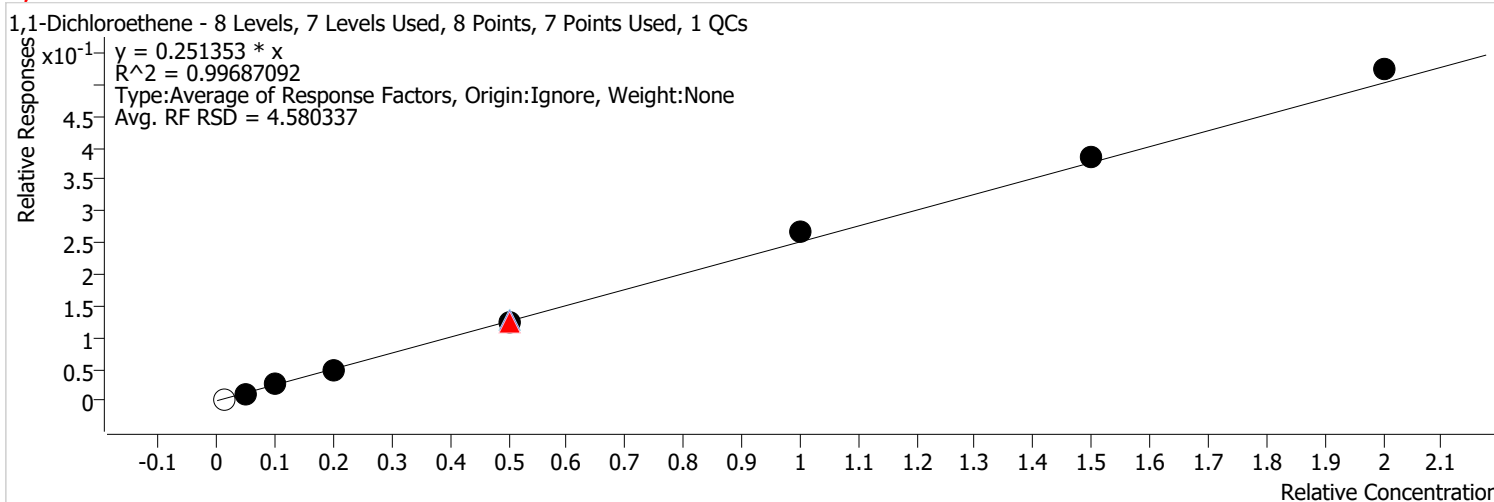


Calibration STD Path	Cal Type	Level	Enabled	Resp.	Exp. Conc	Resp. Factor	Level RSD
D:\Org\Data\VOA5975C\VG011922\19JAN04.D	Calibration	1		6220	2.5000	0.7831	
D:\Org\Data\VOA5975C\VG011922\19JAN05.D	Calibration	2	x	16916	12.5000	0.4212	
D:\Org\Data\VOA5975C\VG011922\19JAN06.D	Calibration	3	x	35936	25.0000	0.4390	
D:\Org\Data\VOA5975C\VG011922\19JAN07.D	Calibration	4	x	66016	50.0000	0.4093	
D:\Org\Data\VOA5975C\VG011922\19JAN09CC.D	CC	CC	x	193579	125.0000	0.4530	
D:\Org\Data\VOA5975C\VG011922\19JAN17.D	QC	QC	x	172504	125.0000	0.3890	
D:\Org\Data\VOA5975C\VG011922\19JAN09.D	Calibration	5	x	193579	125.0000	0.4530	
D:\Org\Data\VOA5975C\VG011922\19JAN11.D	Calibration	6	x	379318	250.0000	0.4337	
D:\Org\Data\VOA5975C\VG011922\19JAN13.D	Calibration	7	x	569126	375.0000	0.4239	
D:\Org\Data\VOA5975C\VG011922\19JAN15.D	Calibration	8	x	811600	500.0000	0.4435	

Calibration Report

Batch Path	D:\Org\Data\VOA5975C\VG011922\QuantResults\VG011922_8260B.batch.bin	Analyst Name	BL2000\mchavez
Analysis Time	1/22/2022 1:32 PM	Reporter Name	BL2000\mchavez
Report Time	1/22/2022 1:35:43 PM	Batch State	Processed
Last Calib Update	1/20/2022 9:28 AM	Quant Report Version	10.0
Quant Batch Version	10.0		

1,1-Dichloroethene %RSE = 4.6

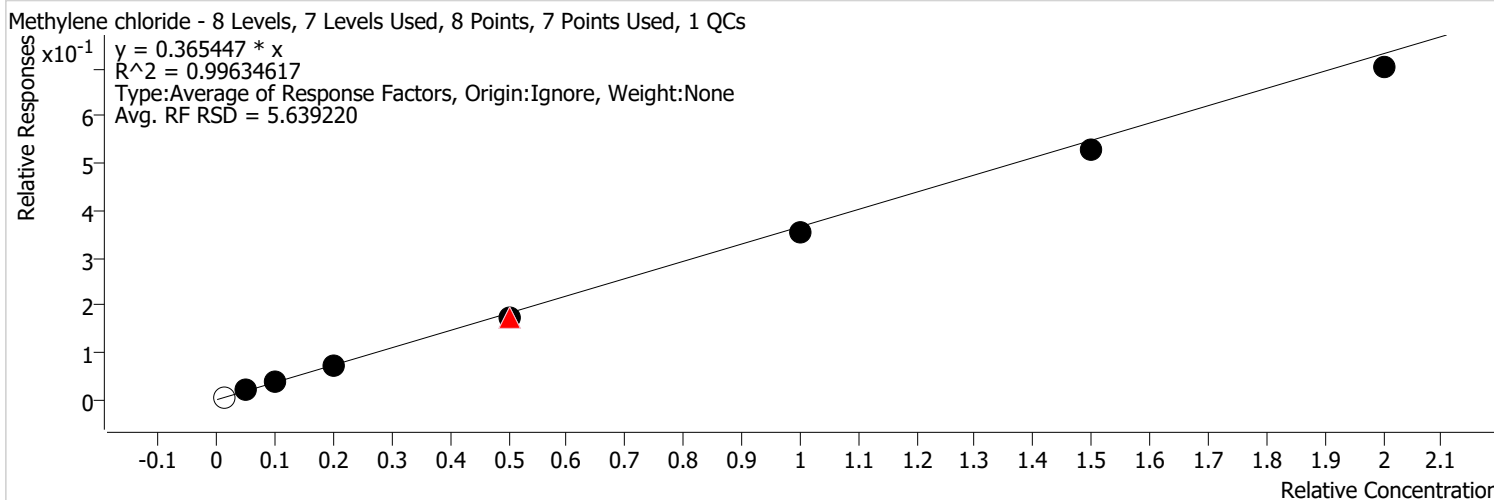


Calibration STD Path	Cal Type	Level	Enabled	Resp.	Exp. Conc	Resp. Factor	Level RSD
D:\Org\Data\VOA5975C\VG011922\19JAN04.D	Calibration	1		2342	2.5000	0.2949	
D:\Org\Data\VOA5975C\VG011922\19JAN05.D	Calibration	2	x	9440	12.5000	0.2351	
D:\Org\Data\VOA5975C\VG011922\19JAN06.D	Calibration	3	x	20674	25.0000	0.2526	
D:\Org\Data\VOA5975C\VG011922\19JAN07.D	Calibration	4	x	38644	50.0000	0.2396	
D:\Org\Data\VOA5975C\VG011922\19JAN09CC.D	CC	CC	x	105649	125.0000	0.2473	
D:\Org\Data\VOA5975C\VG011922\19JAN17.D	QC	QC	x	113673	125.0000	0.2563	
D:\Org\Data\VOA5975C\VG011922\19JAN09.D	Calibration	5	x	105649	125.0000	0.2473	
D:\Org\Data\VOA5975C\VG011922\19JAN11.D	Calibration	6	x	233356	250.0000	0.2668	
D:\Org\Data\VOA5975C\VG011922\19JAN13.D	Calibration	7	x	344045	375.0000	0.2563	
D:\Org\Data\VOA5975C\VG011922\19JAN15.D	Calibration	8	x	479145	500.0000	0.2618	

Calibration Report

Batch Path	D:\Org\Data\VOA5975C\VG011922\QuantResults\VG011922_8260B.batch.bin	Analyst Name	BL2000\mchavez
Analysis Time	1/22/2022 1:32 PM	Reporter Name	BL2000\mchavez
Report Time	1/22/2022 1:35:43 PM	Batch State	Processed
Last Calib Update	1/20/2022 9:28 AM	Quant Report Version	10.0
Quant Batch Version	10.0		

Methylene chloride %RSE = 5.6

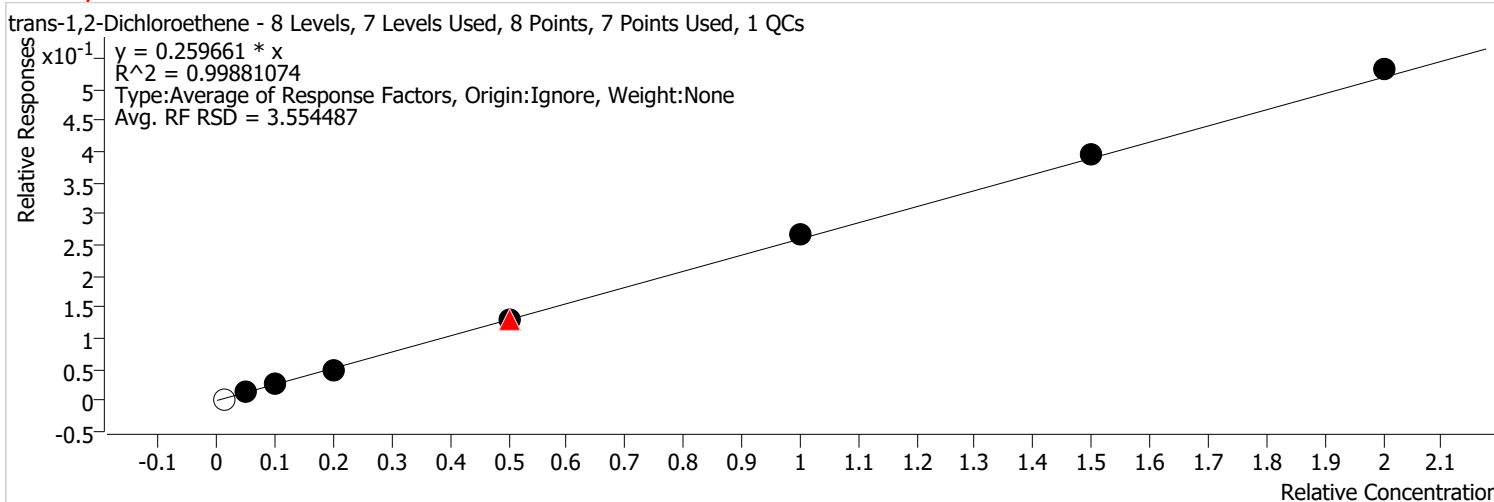


Calibration STD Path	Cal Type	Level	Enabled	Resp.	Exp. Conc	Resp. Factor	Level RSD
D:\Org\Data\VOA5975C\VG011922\19JAN04.D	Calibration	1		4701	2.5000	0.5919	
D:\Org\Data\VOA5975C\VG011922\19JAN05.D	Calibration	2	x	15719	12.5000	0.3914	
D:\Org\Data\VOA5975C\VG011922\19JAN06.D	Calibration	3	x	32623	25.0000	0.3986	
D:\Org\Data\VOA5975C\VG011922\19JAN07.D	Calibration	4	x	58184	50.0000	0.3608	
D:\Org\Data\VOA5975C\VG011922\19JAN09CC.D	CC	CC	x	149957	125.0000	0.3509	
D:\Org\Data\VOA5975C\VG011922\19JAN17.D	QC	QC	x	152883	125.0000	0.3447	
D:\Org\Data\VOA5975C\VG011922\19JAN09.D	Calibration	5	x	149957	125.0000	0.3509	
D:\Org\Data\VOA5975C\VG011922\19JAN11.D	Calibration	6	x	310597	250.0000	0.3551	
D:\Org\Data\VOA5975C\VG011922\19JAN13.D	Calibration	7	x	470733	375.0000	0.3507	
D:\Org\Data\VOA5975C\VG011922\19JAN15.D	Calibration	8	x	641583	500.0000	0.3506	

Calibration Report

Batch Path	D:\Org\Data\VOA5975C\VG011922\QuantResults\VG011922_8260B.batch.bin	Analyst Name	BL2000\mchavez
Analysis Time	1/22/2022 1:32 PM	Reporter Name	BL2000\mchavez
Report Time	1/22/2022 1:35:43 PM	Batch State	Processed
Last Calib Update	1/20/2022 9:28 AM	Quant Report Version	10.0
Quant Batch Version	10.0		

trans-1,2-Dichloroethene %RSE = 3.6



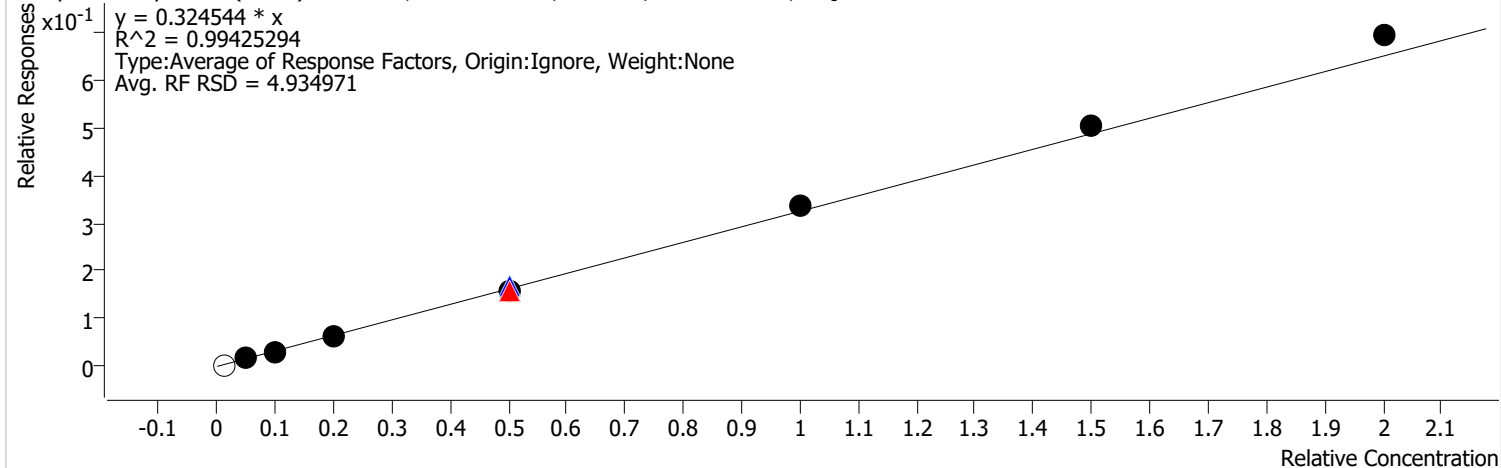
Calibration STD Path	Cal Type	Level	Enabled	Resp.	Exp. Conc	Resp. Factor	Level RSD
D:\Org\Data\VOA5975C\VG011922\19JAN04.D	Calibration	1		2132	2.5000	0.2684	
D:\Org\Data\VOA5975C\VG011922\19JAN05.D	Calibration	2	x	10455	12.5000	0.2603	
D:\Org\Data\VOA5975C\VG011922\19JAN06.D	Calibration	3	x	21348	25.0000	0.2608	
D:\Org\Data\VOA5975C\VG011922\19JAN07.D	Calibration	4	x	38732	50.0000	0.2402	
D:\Org\Data\VOA5975C\VG011922\19JAN09CC.D	CC	CC	x	110255	125.0000	0.2580	
D:\Org\Data\VOA5975C\VG011922\19JAN17.D	QC	QC	x	115302	125.0000	0.2600	
D:\Org\Data\VOA5975C\VG011922\19JAN09.D	Calibration	5	x	110255	125.0000	0.2580	
D:\Org\Data\VOA5975C\VG011922\19JAN11.D	Calibration	6	x	233769	250.0000	0.2673	
D:\Org\Data\VOA5975C\VG011922\19JAN13.D	Calibration	7	x	355984	375.0000	0.2652	
D:\Org\Data\VOA5975C\VG011922\19JAN15.D	Calibration	8	x	486383	500.0000	0.2658	

Calibration Report

Batch Path	D:\Org\Data\VOA5975C\VG011922\QuantResults\VG011922_8260B.batch.bin	Analyst Name	BL2000\mchavez
Analysis Time	1/22/2022 1:32 PM	Reporter Name	BL2000\mchavez
Report Time	1/22/2022 1:35:43 PM	Batch State	Processed
Last Calib Update	1/20/2022 9:28 AM	Quant Report Version	10.0
Quant Batch Version	10.0		

Methyl tert-butyl ether (MTBE) %RSE = 4.9

Methyl tert-butyl ether (MTBE) - 8 Levels, 7 Levels Used, 8 Points, 7 Points Used, 1 QCs

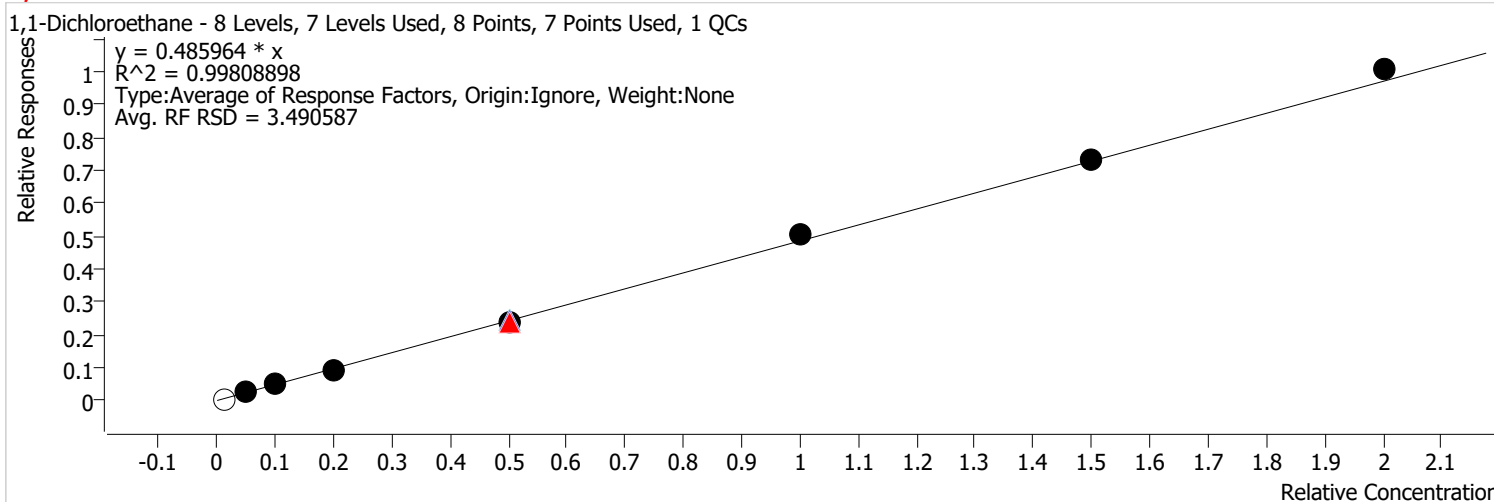


Calibration STD Path	Cal Type	Level	Enabled	Resp.	Exp. Conc	Resp. Factor	Level RSD
D:\Org\Data\VOA5975C\VG011922\19JAN04.D	Calibration	1		2662	2.5000	0.3352	
D:\Org\Data\VOA5975C\VG011922\19JAN05.D	Calibration	2	x	12721	12.5000	0.3168	
D:\Org\Data\VOA5975C\VG011922\19JAN06.D	Calibration	3	x	24989	25.0000	0.3053	
D:\Org\Data\VOA5975C\VG011922\19JAN07.D	Calibration	4	x	49617	50.0000	0.3077	
D:\Org\Data\VOA5975C\VG011922\19JAN09CC.D	CC	CC	x	136973	125.0000	0.3206	
D:\Org\Data\VOA5975C\VG011922\19JAN17.D	QC	QC	x	150210	125.0000	0.3387	
D:\Org\Data\VOA5975C\VG011922\19JAN09.D	Calibration	5	x	136973	125.0000	0.3206	
D:\Org\Data\VOA5975C\VG011922\19JAN11.D	Calibration	6	x	296029	250.0000	0.3385	
D:\Org\Data\VOA5975C\VG011922\19JAN13.D	Calibration	7	x	452747	375.0000	0.3373	
D:\Org\Data\VOA5975C\VG011922\19JAN15.D	Calibration	8	x	632731	500.0000	0.3458	

Calibration Report

Batch Path	D:\Org\Data\VOA5975C\VG011922\QuantResults\VG011922_8260B.batch.bin	Analyst Name	BL2000\mchavez
Analysis Time	1/22/2022 1:32 PM	Reporter Name	BL2000\mchavez
Report Time	1/22/2022 1:35:43 PM	Batch State	Processed
Last Calib Update	1/20/2022 9:28 AM	Quant Report Version	10.0
Quant Batch Version	10.0		

1,1-Dichloroethane %RSE = 3.5



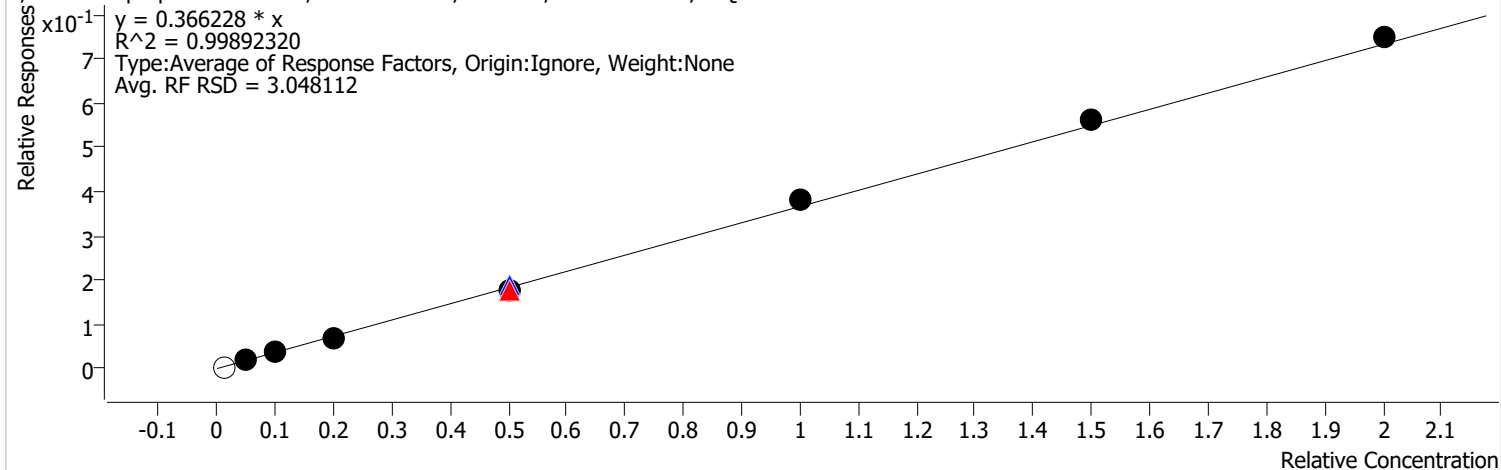
Calibration STD Path	Cal Type	Level	Enabled	Resp.	Exp. Conc	Resp. Factor	Level RSD
D:\Org\Data\VOA5975C\VG011922\19JAN04.D	Calibration	1		4131	2.5000	0.5201	
D:\Org\Data\VOA5975C\VG011922\19JAN05.D	Calibration	2	x	18500	12.5000	0.4607	
D:\Org\Data\VOA5975C\VG011922\19JAN06.D	Calibration	3	x	40298	25.0000	0.4923	
D:\Org\Data\VOA5975C\VG011922\19JAN07.D	Calibration	4	x	75497	50.0000	0.4681	
D:\Org\Data\VOA5975C\VG011922\19JAN09CC.D	CC	CC	x	205663	125.0000	0.4813	
D:\Org\Data\VOA5975C\VG011922\19JAN17.D	QC	QC	x	218409	125.0000	0.4925	
D:\Org\Data\VOA5975C\VG011922\19JAN09.D	Calibration	5	x	205663	125.0000	0.4813	
D:\Org\Data\VOA5975C\VG011922\19JAN11.D	Calibration	6	x	442070	250.0000	0.5055	
D:\Org\Data\VOA5975C\VG011922\19JAN13.D	Calibration	7	x	658287	375.0000	0.4904	
D:\Org\Data\VOA5975C\VG011922\19JAN15.D	Calibration	8	x	921258	500.0000	0.5035	

Calibration Report

Batch Path	D:\Org\Data\VOA5975C\VG011922\QuantResults\VG011922_8260B.batch.bin	Analyst Name	BL2000\mchavez
Analysis Time	1/22/2022 1:32 PM	Reporter Name	BL2000\mchavez
Report Time	1/22/2022 1:35:43 PM	Batch State	Processed
Last Calib Update	1/20/2022 9:28 AM	Quant Report Version	10.0
Quant Batch Version	10.0		

2,2-Dichloropropane %RSE = 3.0

2,2-Dichloropropane - 8 Levels, 7 Levels Used, 8 Points, 7 Points Used, 1 QCs

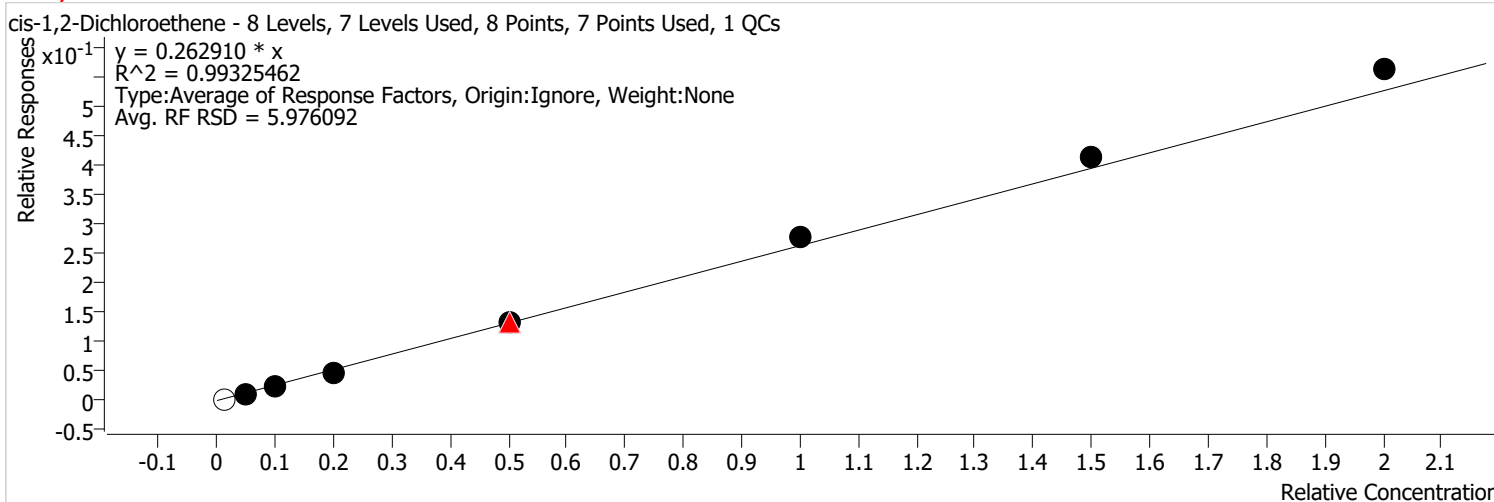


Calibration STD Path	Cal Type	Level	Enabled	Resp.	Exp. Conc	Resp. Factor	Level RSD
D:\Org\Data\VOA5975C\VG011922\19JAN04.D	Calibration	1		3183	2.5000	0.4008	
D:\Org\Data\VOA5975C\VG011922\19JAN05.D	Calibration	2	x	14213	12.5000	0.3539	
D:\Org\Data\VOA5975C\VG011922\19JAN06.D	Calibration	3	x	30539	25.0000	0.3731	
D:\Org\Data\VOA5975C\VG011922\19JAN07.D	Calibration	4	x	56651	50.0000	0.3513	
D:\Org\Data\VOA5975C\VG011922\19JAN09CC.D	CC	CC	x	153450	125.0000	0.3591	
D:\Org\Data\VOA5975C\VG011922\19JAN17.D	QC	QC	x	169689	125.0000	0.3826	
D:\Org\Data\VOA5975C\VG011922\19JAN09.D	Calibration	5	x	153450	125.0000	0.3591	
D:\Org\Data\VOA5975C\VG011922\19JAN11.D	Calibration	6	x	331689	250.0000	0.3793	
D:\Org\Data\VOA5975C\VG011922\19JAN13.D	Calibration	7	x	501019	375.0000	0.3732	
D:\Org\Data\VOA5975C\VG011922\19JAN15.D	Calibration	8	x	683822	500.0000	0.3737	

Calibration Report

Batch Path	D:\Org\Data\VOA5975C\VG011922\QuantResults\VG011922_8260B.batch.bin	Analyst Name	BL2000\mchavez
Analysis Time	1/22/2022 1:32 PM	Reporter Name	BL2000\mchavez
Report Time	1/22/2022 1:35:44 PM	Batch State	Processed
Last Calib Update	1/20/2022 9:28 AM	Quant Report Version	10.0
Quant Batch Version	10.0		

cis-1,2-Dichloroethene %RSE = 6.0

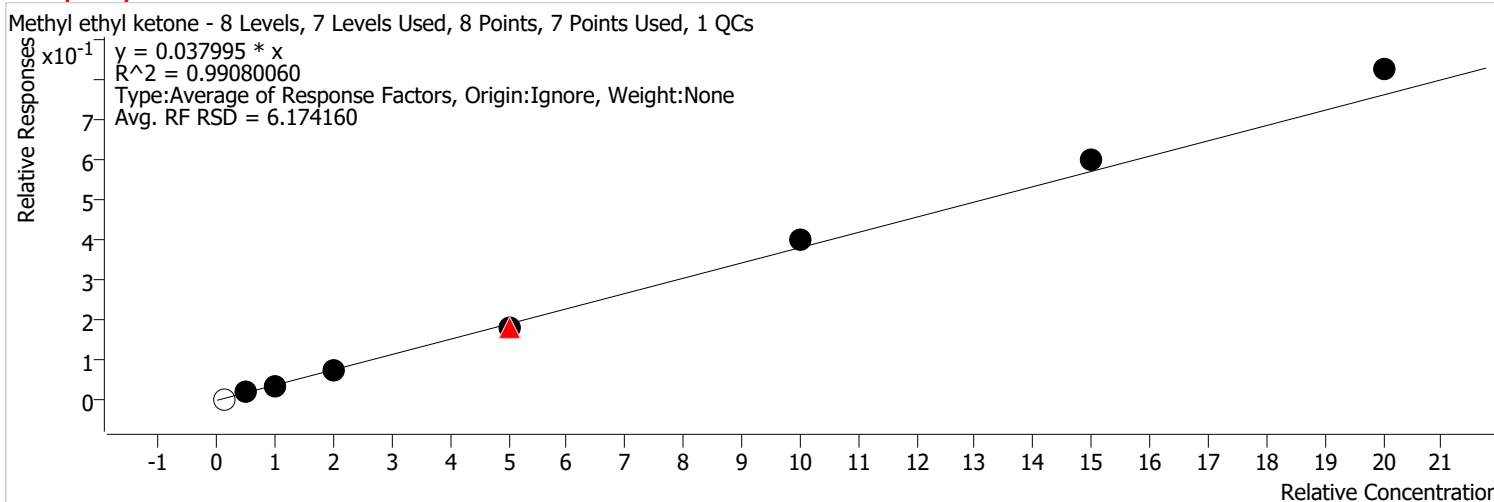


Calibration STD Path	Cal Type	Level	Enabled	Resp.	Exp. Conc	Resp. Factor	Level RSD
D:\Org\Data\VOA5975C\VG011922\19JAN04.D	Calibration	1		2334	2.5000	0.2938	
D:\Org\Data\VOA5975C\VG011922\19JAN05.D	Calibration	2	x	9874	12.5000	0.2459	
D:\Org\Data\VOA5975C\VG011922\19JAN06.D	Calibration	3	x	20810	25.0000	0.2542	
D:\Org\Data\VOA5975C\VG011922\19JAN07.D	Calibration	4	x	39093	50.0000	0.2424	
D:\Org\Data\VOA5975C\VG011922\19JAN09CC.D	CC	CC	x	112808	125.0000	0.2640	
D:\Org\Data\VOA5975C\VG011922\19JAN17.D	QC	QC	x	118223	125.0000	0.2666	
D:\Org\Data\VOA5975C\VG011922\19JAN09.D	Calibration	5	x	112808	125.0000	0.2640	
D:\Org\Data\VOA5975C\VG011922\19JAN11.D	Calibration	6	x	243087	250.0000	0.2780	
D:\Org\Data\VOA5975C\VG011922\19JAN13.D	Calibration	7	x	369412	375.0000	0.2752	
D:\Org\Data\VOA5975C\VG011922\19JAN15.D	Calibration	8	x	513671	500.0000	0.2807	

Calibration Report

Batch Path	D:\Org\Data\VOA5975C\VG011922\QuantResults\VG011922_8260B.batch.bin	Analyst Name	BL2000\mchavez
Analysis Time	1/22/2022 1:32 PM	Reporter Name	BL2000\mchavez
Report Time	1/22/2022 1:35:44 PM	Batch State	Processed
Last Calib Update	1/20/2022 9:28 AM	Quant Report Version	10.0
Quant Batch Version	10.0		

Methyl ethyl ketone %RSE = 6.2



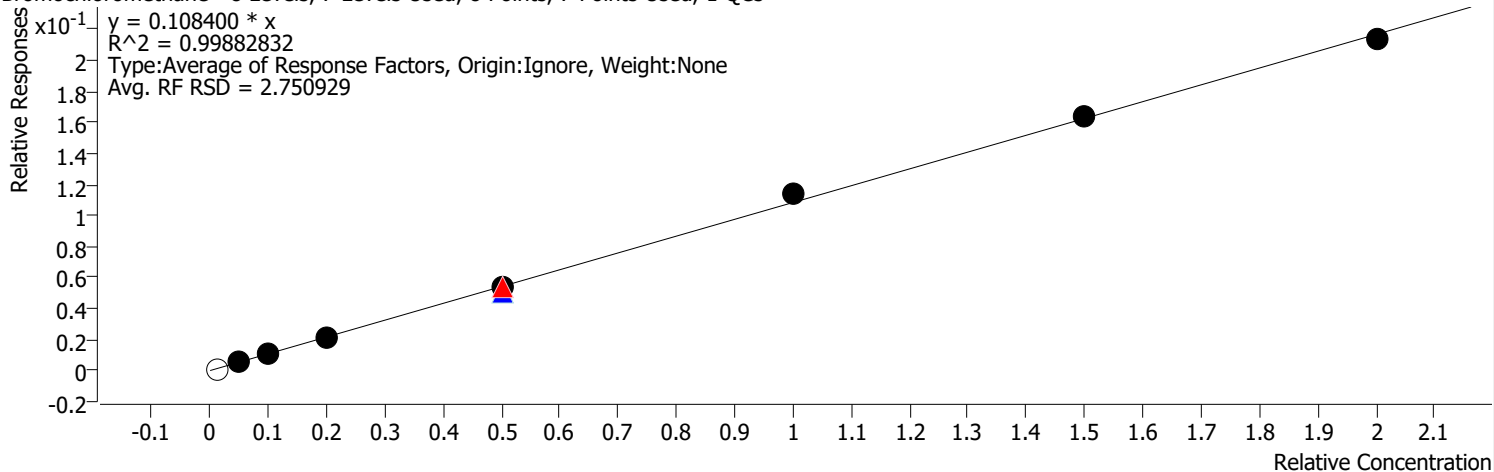
Calibration STD Path	Cal Type	Level	Enabled	Resp.	Exp. Conc	Resp. Factor	Level RSD
D:\Org\Data\VOA5975C\VG011922\19JAN04.D	Calibration	1		2962	25.0000	0.0373	
D:\Org\Data\VOA5975C\VG011922\19JAN05.D	Calibration	2	x	15038	125.0000	0.0374	
D:\Org\Data\VOA5975C\VG011922\19JAN06.D	Calibration	3	x	28861	250.0000	0.0353	
D:\Org\Data\VOA5975C\VG011922\19JAN07.D	Calibration	4	x	58185	500.0000	0.0361	
D:\Org\Data\VOA5975C\VG011922\19JAN09CC.D	CC	CC	x	154105	1250.0000	0.0361	
D:\Org\Data\VOA5975C\VG011922\19JAN17.D	QC	QC	x	160409	1250.0000	0.0362	
D:\Org\Data\VOA5975C\VG011922\19JAN09.D	Calibration	5	x	154105	1250.0000	0.0361	
D:\Org\Data\VOA5975C\VG011922\19JAN11.D	Calibration	6	x	348492	2500.0000	0.0398	
D:\Org\Data\VOA5975C\VG011922\19JAN13.D	Calibration	7	x	538796	3750.0000	0.0401	
D:\Org\Data\VOA5975C\VG011922\19JAN15.D	Calibration	8	x	752615	5000.0000	0.0411	

Calibration Report

Batch Path	D:\Org\Data\VOA5975C\VG011922\QuantResults\VG011922_8260B.batch.bin	Analyst Name	BL2000\mchavez
Analysis Time	1/22/2022 1:32 PM	Reporter Name	BL2000\mchavez
Report Time	1/22/2022 1:35:44 PM	Batch State	Processed
Last Calib Update	1/20/2022 9:28 AM	Quant Report Version	10.0
Quant Batch Version	10.0		

Bromochloromethane %RSE = 2.8

Bromochloromethane - 8 Levels, 7 Levels Used, 8 Points, 7 Points Used, 1 QCs



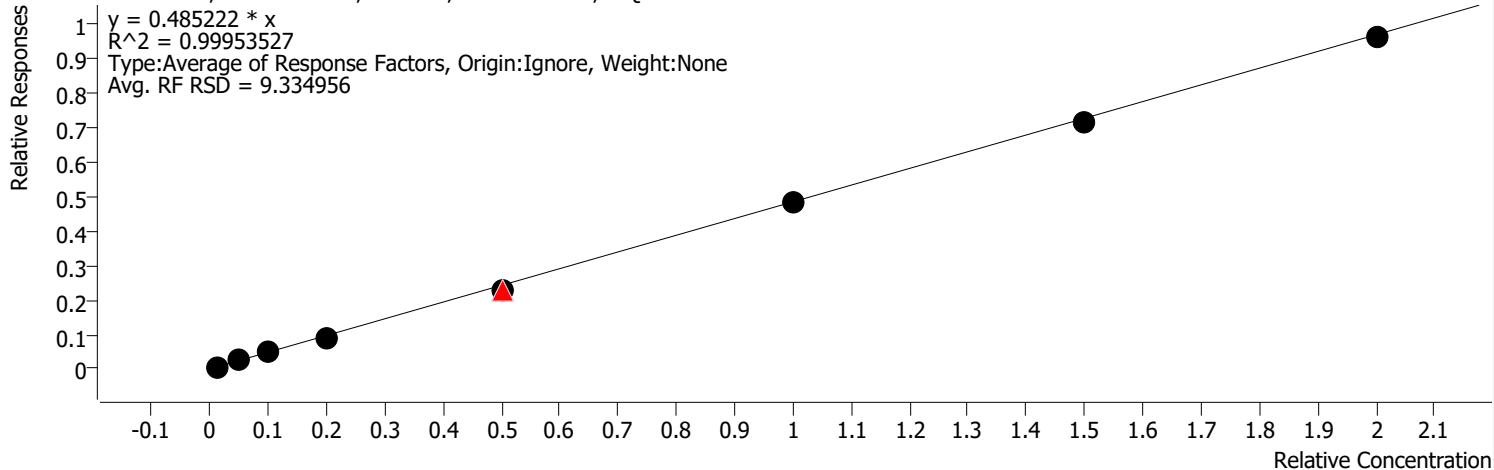
Calibration STD Path	Cal Type	Level	Enabled	Resp.	Exp. Conc	Resp. Factor	Level RSD
D:\Org\Data\VOA5975C\VG011922\19JAN04.D	Calibration	1		901	2.5000	0.1134	
D:\Org\Data\VOA5975C\VG011922\19JAN05.D	Calibration	2	x	4232	12.5000	0.1054	
D:\Org\Data\VOA5975C\VG011922\19JAN06.D	Calibration	3	x	8977	25.0000	0.1097	
D:\Org\Data\VOA5975C\VG011922\19JAN07.D	Calibration	4	x	17084	50.0000	0.1059	
D:\Org\Data\VOA5975C\VG011922\19JAN09CC.D	CC	CC	x	45958	125.0000	0.1076	
D:\Org\Data\VOA5975C\VG011922\19JAN17.D	QC	QC	x	45441	125.0000	0.1025	
D:\Org\Data\VOA5975C\VG011922\19JAN09.D	Calibration	5	x	45958	125.0000	0.1076	
D:\Org\Data\VOA5975C\VG011922\19JAN11.D	Calibration	6	x	99685	250.0000	0.1140	
D:\Org\Data\VOA5975C\VG011922\19JAN13.D	Calibration	7	x	147182	375.0000	0.1096	
D:\Org\Data\VOA5975C\VG011922\19JAN15.D	Calibration	8	x	195140	500.0000	0.1066	

Calibration Report

Batch Path	D:\Org\Data\VOA5975C\VG011922\QuantResults\VG011922_8260B.batch.bin	Analyst Name	BL2000\mchavez
Analysis Time	1/22/2022 1:32 PM	Reporter Name	BL2000\mchavez
Report Time	1/22/2022 1:35:44 PM	Batch State	Processed
Last Calib Update	1/20/2022 9:28 AM	Quant Report Version	10.0
Quant Batch Version	10.0		

Chloroform %RSE = 9.3

Chloroform - 8 Levels, 8 Levels Used, 8 Points, 8 Points Used, 1 QCs

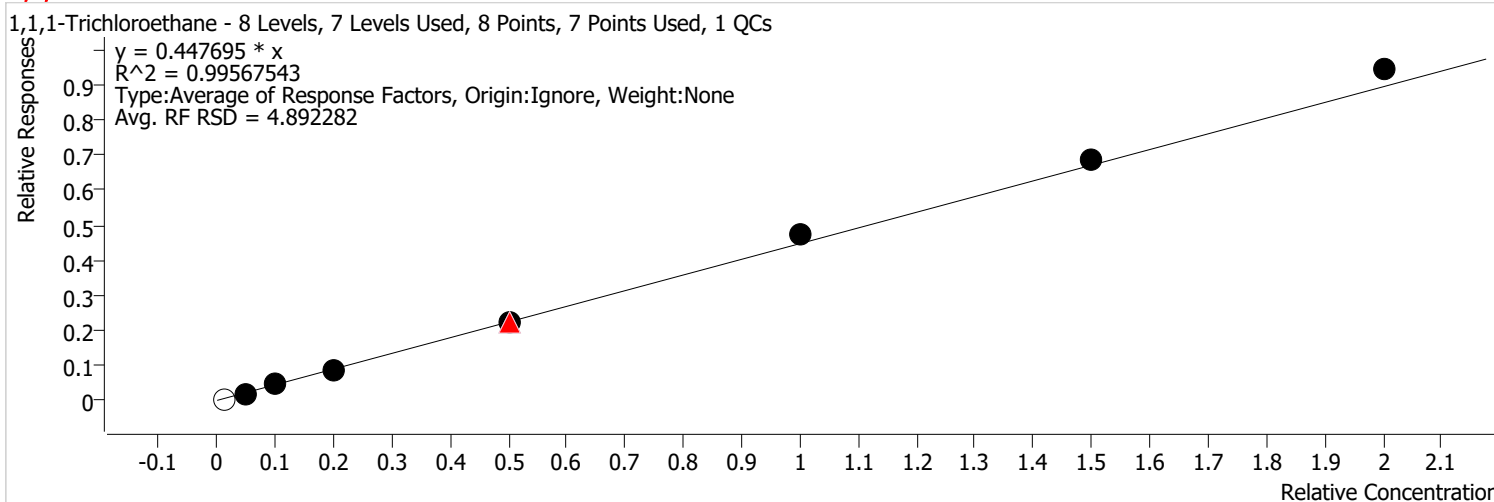


Calibration STD Path	Cal Type	Level	Enabled	Resp.	Exp. Conc	Resp. Factor	Level RSD
D:\Org\Data\VOA5975C\VG011922\19JAN04.D	Calibration	1	x	4726	2.5000	0.5950	
D:\Org\Data\VOA5975C\VG011922\19JAN05.D	Calibration	2	x	18593	12.5000	0.4630	
D:\Org\Data\VOA5975C\VG011922\19JAN06.D	Calibration	3	x	38158	25.0000	0.4662	
D:\Org\Data\VOA5975C\VG011922\19JAN07.D	Calibration	4	x	74048	50.0000	0.4591	
D:\Org\Data\VOA5975C\VG011922\19JAN09CC.D	CC	CC	x	196261	125.0000	0.4593	
D:\Org\Data\VOA5975C\VG011922\19JAN17.D	QC	QC	x	199758	125.0000	0.4504	
D:\Org\Data\VOA5975C\VG011922\19JAN09.D	Calibration	5	x	196261	125.0000	0.4593	
D:\Org\Data\VOA5975C\VG011922\19JAN11.D	Calibration	6	x	420250	250.0000	0.4805	
D:\Org\Data\VOA5975C\VG011922\19JAN13.D	Calibration	7	x	641596	375.0000	0.4779	
D:\Org\Data\VOA5975C\VG011922\19JAN15.D	Calibration	8	x	879544	500.0000	0.4807	

Calibration Report

Batch Path	D:\Org\Data\VOA5975C\VG011922\QuantResults\VG011922_8260B.batch.bin	Analyst Name	BL2000\mchavez
Analysis Time	1/22/2022 1:32 PM	Reporter Name	BL2000\mchavez
Report Time	1/22/2022 1:35:44 PM	Batch State	Processed
Last Calib Update	1/20/2022 9:28 AM	Quant Report Version	10.0
Quant Batch Version	10.0		

1,1,1-Trichloroethane %RSE = 4.9



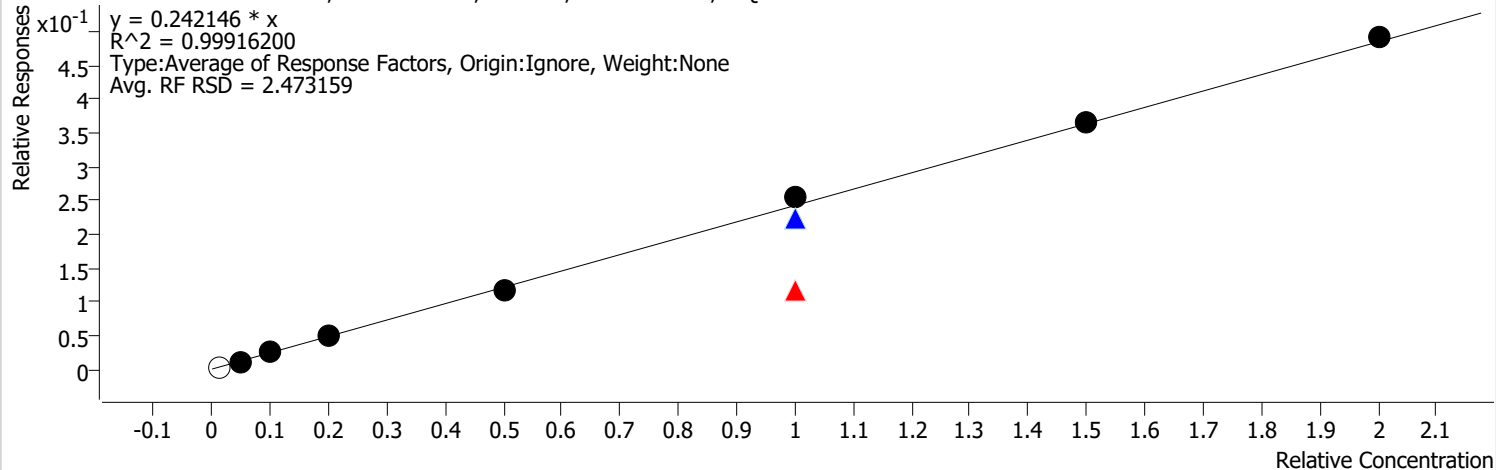
Calibration STD Path	Cal Type	Level	Enabled	Resp.	Exp. Conc	Resp. Factor	Level RSD
D:\Org\Data\VOA5975C\VG011922\19JAN04.D	Calibration	1		3627	2.5000	0.4567	
D:\Org\Data\VOA5975C\VG011922\19JAN05.D	Calibration	2	x	16614	12.5000	0.4137	
D:\Org\Data\VOA5975C\VG011922\19JAN06.D	Calibration	3	x	36046	25.0000	0.4404	
D:\Org\Data\VOA5975C\VG011922\19JAN07.D	Calibration	4	x	69594	50.0000	0.4315	
D:\Org\Data\VOA5975C\VG011922\19JAN09CC.D	CC	CC	x	189468	125.0000	0.4434	
D:\Org\Data\VOA5975C\VG011922\19JAN17.D	QC	QC	x	195526	125.0000	0.4409	
D:\Org\Data\VOA5975C\VG011922\19JAN09.D	Calibration	5	x	189468	125.0000	0.4434	
D:\Org\Data\VOA5975C\VG011922\19JAN11.D	Calibration	6	x	414139	250.0000	0.4735	
D:\Org\Data\VOA5975C\VG011922\19JAN13.D	Calibration	7	x	616756	375.0000	0.4594	
D:\Org\Data\VOA5975C\VG011922\19JAN15.D	Calibration	8	x	863441	500.0000	0.4719	

Calibration Report

Batch Path	D:\Org\Data\VOA5975C\VG011922\QuantResults\VG011922_8260B.batch.bin	Analyst Name	BL2000\mchavez
Analysis Time	1/22/2022 1:32 PM	Reporter Name	BL2000\mchavez
Report Time	1/22/2022 1:35:44 PM	Batch State	Processed
Last Calib Update	1/20/2022 9:28 AM	Quant Report Version	10.0
Quant Batch Version	10.0		

Dibromofluoromethane %RSE =

Dibromofluoromethane - 8 Levels, 7 Levels Used, 8 Points, 7 Points Used, 1 QCs



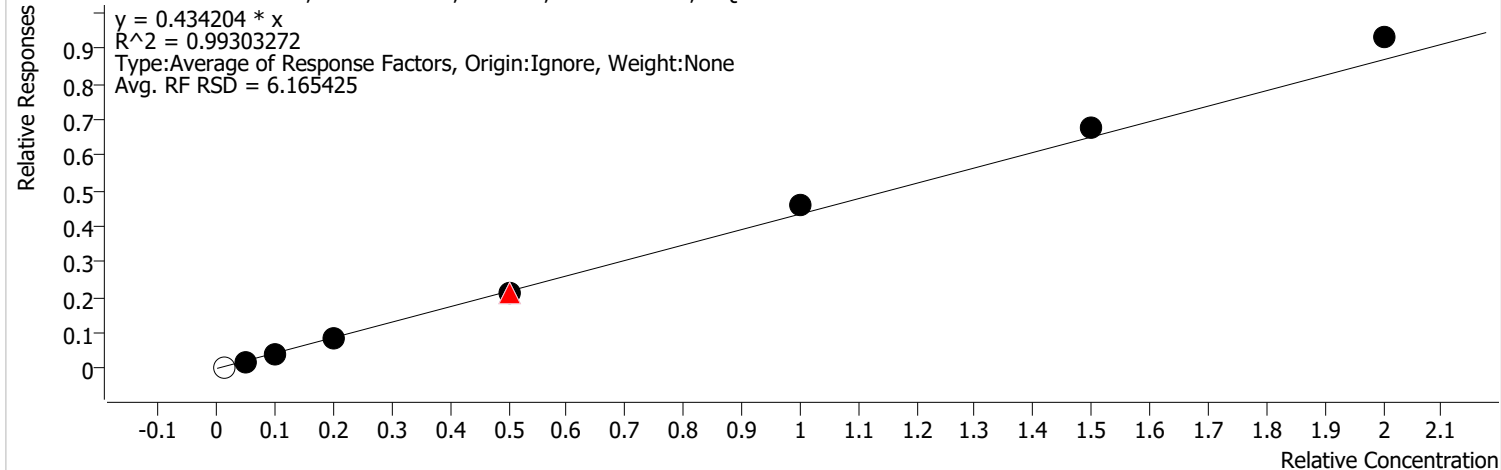
Calibration STD Path	Cal Type	Level	Enabled	Resp.	Exp. Conc	Resp. Factor	Level RSD
D:\Org\Data\VOA5975C\VG011922\19JAN04.D	Calibration	1		2660	2.5000	0.3349	
D:\Org\Data\VOA5975C\VG011922\19JAN05.D	Calibration	2	x	9521	12.5000	0.2371	
D:\Org\Data\VOA5975C\VG011922\19JAN06.D	Calibration	3	x	19834	25.0000	0.2423	
D:\Org\Data\VOA5975C\VG011922\19JAN07.D	Calibration	4	x	38453	50.0000	0.2384	
D:\Org\Data\VOA5975C\VG011922\19JAN09.D	Calibration	5	x	100821	125.0000	0.2360	
D:\Org\Data\VOA5975C\VG011922\19JAN09CC.D	CC	CC	x	100821	250.0000	0.1180	
D:\Org\Data\VOA5975C\VG011922\19JAN17.D	QC	QC	x	198103	250.0000	0.2234	
D:\Org\Data\VOA5975C\VG011922\19JAN11.D	Calibration	6	x	221667	250.0000	0.2535	
D:\Org\Data\VOA5975C\VG011922\19JAN13.D	Calibration	7	x	325687	375.0000	0.2426	
D:\Org\Data\VOA5975C\VG011922\19JAN15.D	Calibration	8	x	448615	500.0000	0.2452	

Calibration Report

Batch Path	D:\Org\Data\VOA5975C\VG011922\QuantResults\VG011922_8260B.batch.bin	Analyst Name	BL2000\mchavez
Analysis Time	1/22/2022 1:32 PM	Reporter Name	BL2000\mchavez
Report Time	1/22/2022 1:35:44 PM	Batch State	Processed
Last Calib Update	1/20/2022 9:28 AM	Quant Report Version	10.0
Quant Batch Version	10.0		

Carbon tetrachloride %RSE = 6.2

Carbon tetrachloride - 8 Levels, 7 Levels Used, 8 Points, 7 Points Used, 1 QCs

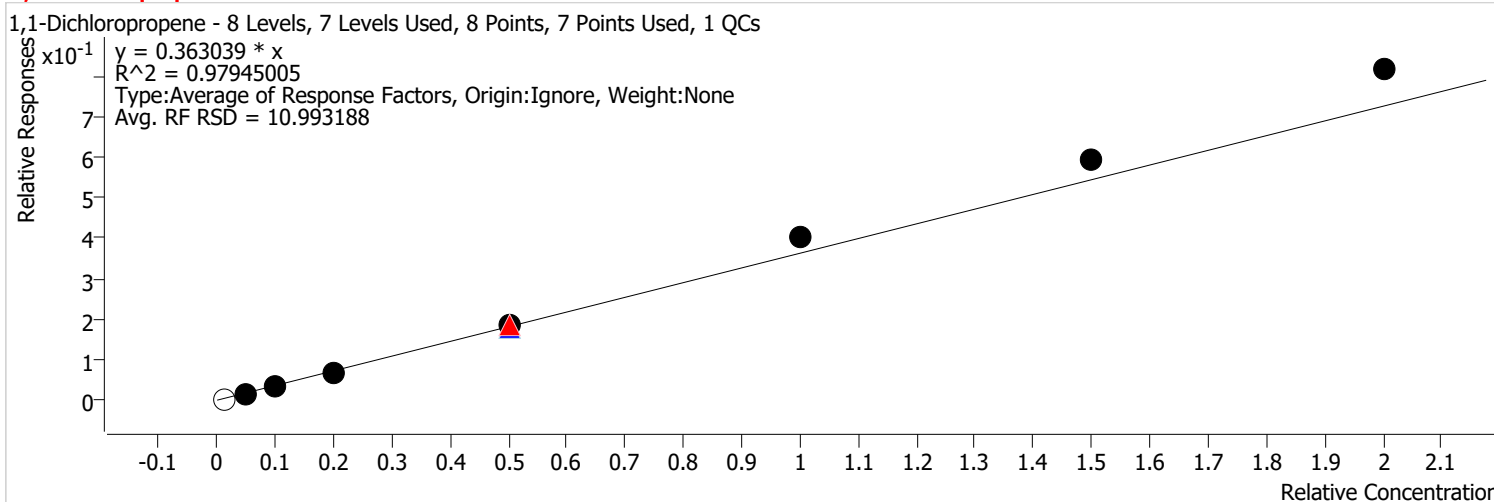


Calibration STD Path	Cal Type	Level	Enabled	Resp.	Exp. Conc	Resp. Factor	Level RSD
D:\Org\Data\VOA5975C\VG011922\19JAN04.D	Calibration	1		3586	2.5000	0.4514	
D:\Org\Data\VOA5975C\VG011922\19JAN05.D	Calibration	2	x	15775	12.5000	0.3928	
D:\Org\Data\VOA5975C\VG011922\19JAN06.D	Calibration	3	x	34965	25.0000	0.4272	
D:\Org\Data\VOA5975C\VG011922\19JAN07.D	Calibration	4	x	66332	50.0000	0.4113	
D:\Org\Data\VOA5975C\VG011922\19JAN09CC.D	CC	CC	x	183978	125.0000	0.4306	
D:\Org\Data\VOA5975C\VG011922\19JAN17.D	QC	QC	x	187895	125.0000	0.4237	
D:\Org\Data\VOA5975C\VG011922\19JAN09.D	Calibration	5	x	183978	125.0000	0.4306	
D:\Org\Data\VOA5975C\VG011922\19JAN11.D	Calibration	6	x	404308	250.0000	0.4623	
D:\Org\Data\VOA5975C\VG011922\19JAN13.D	Calibration	7	x	604305	375.0000	0.4502	
D:\Org\Data\VOA5975C\VG011922\19JAN15.D	Calibration	8	x	851101	500.0000	0.4651	

Calibration Report

Batch Path	D:\Org\Data\VOA5975C\VG011922\QuantResults\VG011922_8260B.batch.bin	Analyst Name	BL2000\mchavez
Analysis Time	1/22/2022 1:32 PM	Reporter Name	BL2000\mchavez
Report Time	1/22/2022 1:35:44 PM	Batch State	Processed
Last Calib Update	1/20/2022 9:28 AM	Quant Report Version	10.0
Quant Batch Version	10.0		

1,1-Dichloropropene %RSE = 11.0

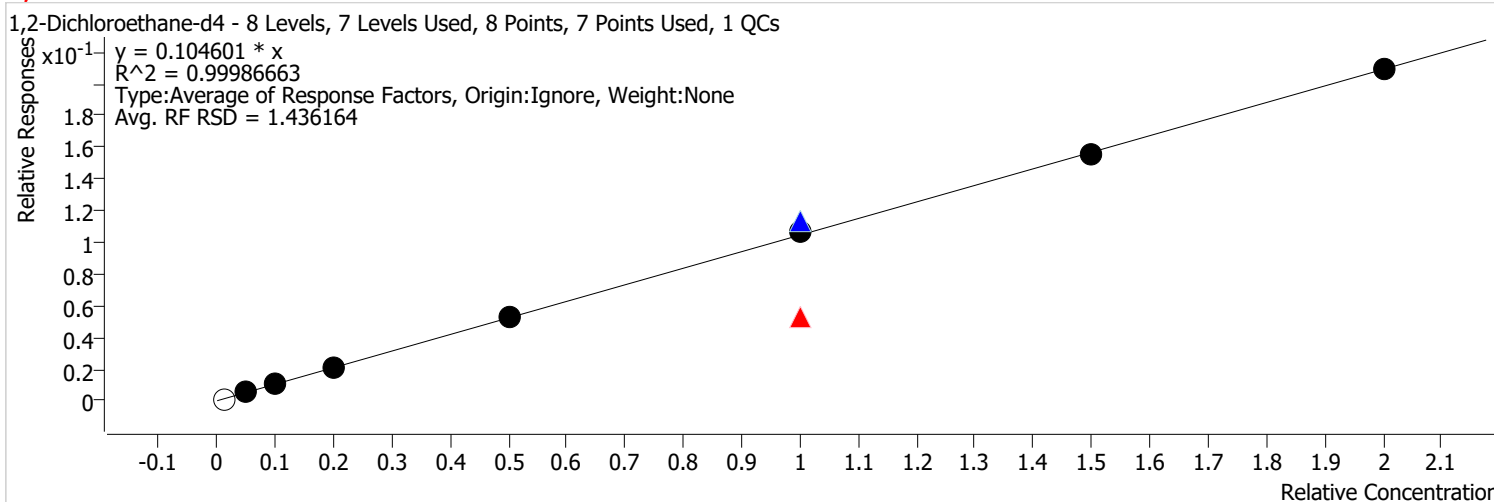


Calibration STD Path	Cal Type	Level	Enabled	Resp.	Exp. Conc	Resp. Factor	Level RSD
D:\Org\Data\VOA5975C\VG011922\19JAN04.D	Calibration	1		2749	2.5000	0.3461	
D:\Org\Data\VOA5975C\VG011922\19JAN05.D	Calibration	2	x	12417	12.5000	0.3092	
D:\Org\Data\VOA5975C\VG011922\19JAN06.D	Calibration	3	x	27641	25.0000	0.3377	
D:\Org\Data\VOA5975C\VG011922\19JAN07.D	Calibration	4	x	52282	50.0000	0.3242	
D:\Org\Data\VOA5975C\VG011922\19JAN09CC.D	CC	CC	x	156331	125.0000	0.3659	
D:\Org\Data\VOA5975C\VG011922\19JAN17.D	QC	QC	x	158033	125.0000	0.3564	
D:\Org\Data\VOA5975C\VG011922\19JAN09.D	Calibration	5	x	156331	125.0000	0.3659	
D:\Org\Data\VOA5975C\VG011922\19JAN11.D	Calibration	6	x	350070	250.0000	0.4003	
D:\Org\Data\VOA5975C\VG011922\19JAN13.D	Calibration	7	x	531739	375.0000	0.3961	
D:\Org\Data\VOA5975C\VG011922\19JAN15.D	Calibration	8	x	746500	500.0000	0.4080	

Calibration Report

Batch Path	D:\Org\Data\VOA5975C\VG011922\QuantResults\VG011922_8260B.batch.bin	Analyst Name	BL2000\mchavez
Analysis Time	1/22/2022 1:32 PM	Reporter Name	BL2000\mchavez
Report Time	1/22/2022 1:35:44 PM	Batch State	Processed
Last Calib Update	1/20/2022 9:28 AM	Quant Report Version	10.0
Quant Batch Version	10.0		

1,2-Dichloroethane-d4 %RSE =



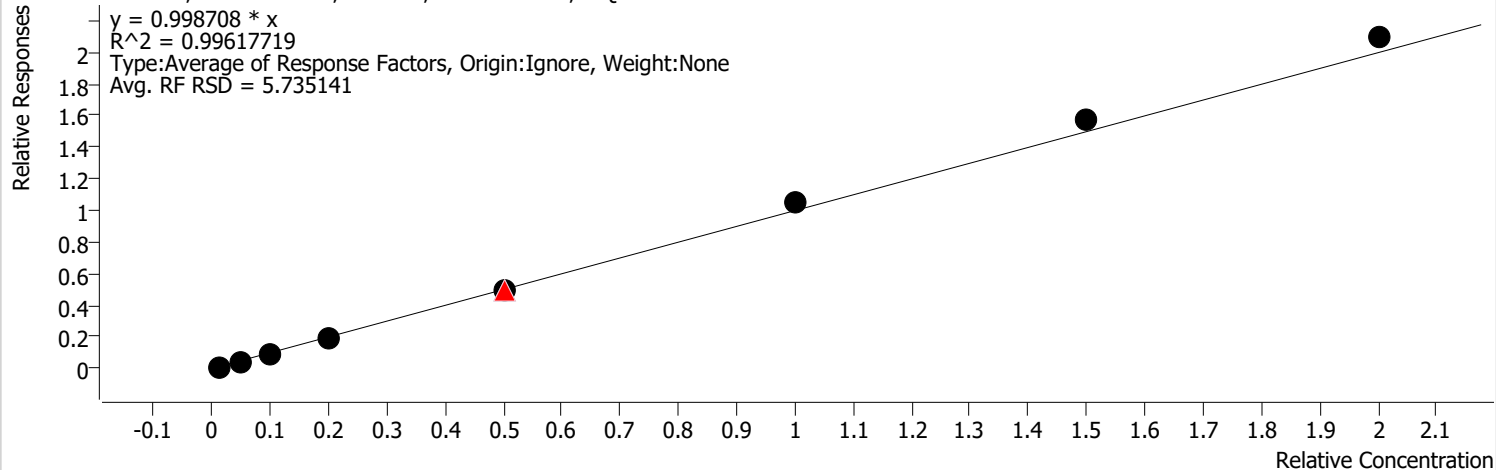
Calibration STD Path	Cal Type	Level	Enabled	Resp.	Exp. Conc	Resp. Factor	Level RSD
D:\Org\Data\VOA5975C\VG011922\19JAN04.D	Calibration	1		979	2.5000	0.1232	
D:\Org\Data\VOA5975C\VG011922\19JAN05.D	Calibration	2	x	4197	12.5000	0.1045	
D:\Org\Data\VOA5975C\VG011922\19JAN06.D	Calibration	3	x	8619	25.0000	0.1053	
D:\Org\Data\VOA5975C\VG011922\19JAN07.D	Calibration	4	x	16425	50.0000	0.1018	
D:\Org\Data\VOA5975C\VG011922\19JAN09.D	Calibration	5	x	45314	125.0000	0.1060	
D:\Org\Data\VOA5975C\VG011922\19JAN09CC.D	CC	CC	x	45314	250.0000	0.0530	
D:\Org\Data\VOA5975C\VG011922\19JAN17.D	QC	QC	x	100187	250.0000	0.1130	
D:\Org\Data\VOA5975C\VG011922\19JAN11.D	Calibration	6	x	92919	250.0000	0.1062	
D:\Org\Data\VOA5975C\VG011922\19JAN13.D	Calibration	7	x	139362	375.0000	0.1038	
D:\Org\Data\VOA5975C\VG011922\19JAN15.D	Calibration	8	x	191123	500.0000	0.1044	

Calibration Report

Batch Path	D:\Org\Data\VOA5975C\VG011922\QuantResults\VG011922_8260B.batch.bin	Analyst Name	BL2000\mchavez
Analysis Time	1/22/2022 1:32 PM	Reporter Name	BL2000\mchavez
Report Time	1/22/2022 1:35:44 PM	Batch State	Processed
Last Calib Update	1/20/2022 9:28 AM	Quant Report Version	10.0
Quant Batch Version	10.0		

Benzene %RSE = 5.7

Benzene - 8 Levels, 8 Levels Used, 8 Points, 8 Points Used, 1 QCs

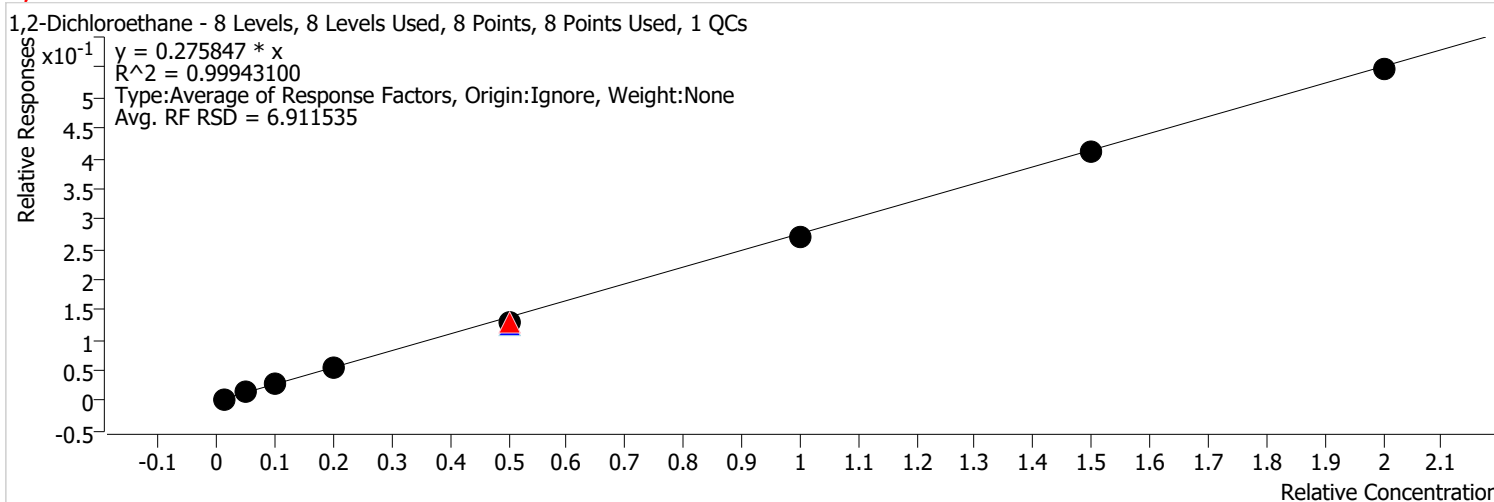


Calibration STD Path	Cal Type	Level	Enabled	Resp.	Exp. Conc	Resp. Factor	Level RSD
D:\Org\Data\VOA5975C\VG011922\19JAN04.D	Calibration	1	x	8357	2.5000	1.0522	
D:\Org\Data\VOA5975C\VG011922\19JAN05.D	Calibration	2	x	37609	12.5000	0.9365	
D:\Org\Data\VOA5975C\VG011922\19JAN06.D	Calibration	3	x	76658	25.0000	0.9366	
D:\Org\Data\VOA5975C\VG011922\19JAN07.D	Calibration	4	x	149512	50.0000	0.9271	
D:\Org\Data\VOA5975C\VG011922\19JAN09CC.D	CC	CC	x	424881	125.0000	0.9943	
D:\Org\Data\VOA5975C\VG011922\19JAN17.D	QC	QC	x	442173	125.0000	0.9971	
D:\Org\Data\VOA5975C\VG011922\19JAN09.D	Calibration	5	x	424881	125.0000	0.9943	
D:\Org\Data\VOA5975C\VG011922\19JAN11.D	Calibration	6	x	920174	250.0000	1.0522	
D:\Org\Data\VOA5975C\VG011922\19JAN13.D	Calibration	7	x	1403257	375.0000	1.0453	
D:\Org\Data\VOA5975C\VG011922\19JAN15.D	Calibration	8	x	1913180	500.0000	1.0455	

Calibration Report

Batch Path	D:\Org\Data\VOA5975C\VG011922\QuantResults\VG011922_8260B.batch.bin	Analyst Name	BL2000\mchavez
Analysis Time	1/22/2022 1:32 PM	Reporter Name	BL2000\mchavez
Report Time	1/22/2022 1:35:44 PM	Batch State	Processed
Last Calib Update	1/20/2022 9:28 AM	Quant Report Version	10.0
Quant Batch Version	10.0		

1,2-Dichloroethane %RSE = 6.9

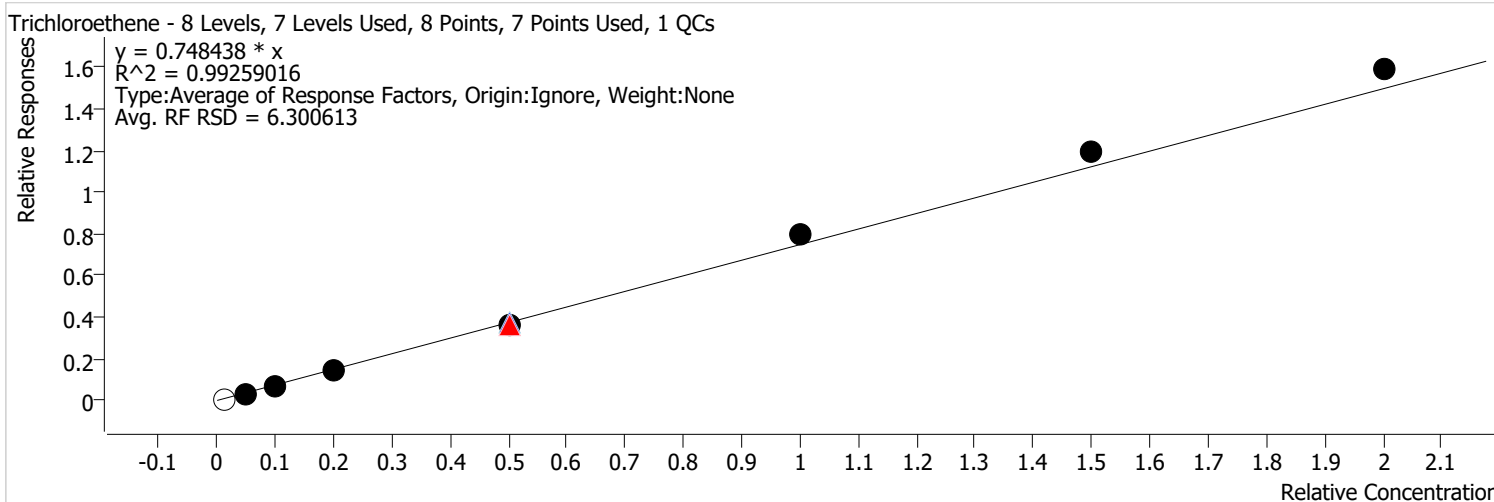


Calibration STD Path	Cal Type	Level	Enabled	Resp.	Exp. Conc	Resp. Factor	Level RSD
D:\Org\Data\VOA5975C\VG011922\19JAN04.D	Calibration	1	x	2542	2.5000	0.3200	
D:\Org\Data\VOA5975C\VG011922\19JAN05.D	Calibration	2	x	11123	12.5000	0.2770	
D:\Org\Data\VOA5975C\VG011922\19JAN06.D	Calibration	3	x	21778	25.0000	0.2661	
D:\Org\Data\VOA5975C\VG011922\19JAN07.D	Calibration	4	x	43538	50.0000	0.2700	
D:\Org\Data\VOA5975C\VG011922\19JAN09CC.D	CC	CC	x	109046	125.0000	0.2552	
D:\Org\Data\VOA5975C\VG011922\19JAN17.D	QC	QC	x	110579	125.0000	0.2494	
D:\Org\Data\VOA5975C\VG011922\19JAN09.D	Calibration	5	x	109046	125.0000	0.2552	
D:\Org\Data\VOA5975C\VG011922\19JAN11.D	Calibration	6	x	236845	250.0000	0.2708	
D:\Org\Data\VOA5975C\VG011922\19JAN13.D	Calibration	7	x	368750	375.0000	0.2747	
D:\Org\Data\VOA5975C\VG011922\19JAN15.D	Calibration	8	x	499614	500.0000	0.2730	

Calibration Report

Batch Path	D:\Org\Data\VOA5975C\VG011922\QuantResults\VG011922_8260B.batch.bin	Analyst Name	BL2000\mchavez
Analysis Time	1/22/2022 1:32 PM	Reporter Name	BL2000\mchavez
Report Time	1/22/2022 1:35:44 PM	Batch State	Processed
Last Calib Update	1/20/2022 9:28 AM	Quant Report Version	10.0
Quant Batch Version	10.0		

Trichloroethene %RSE = 6.3

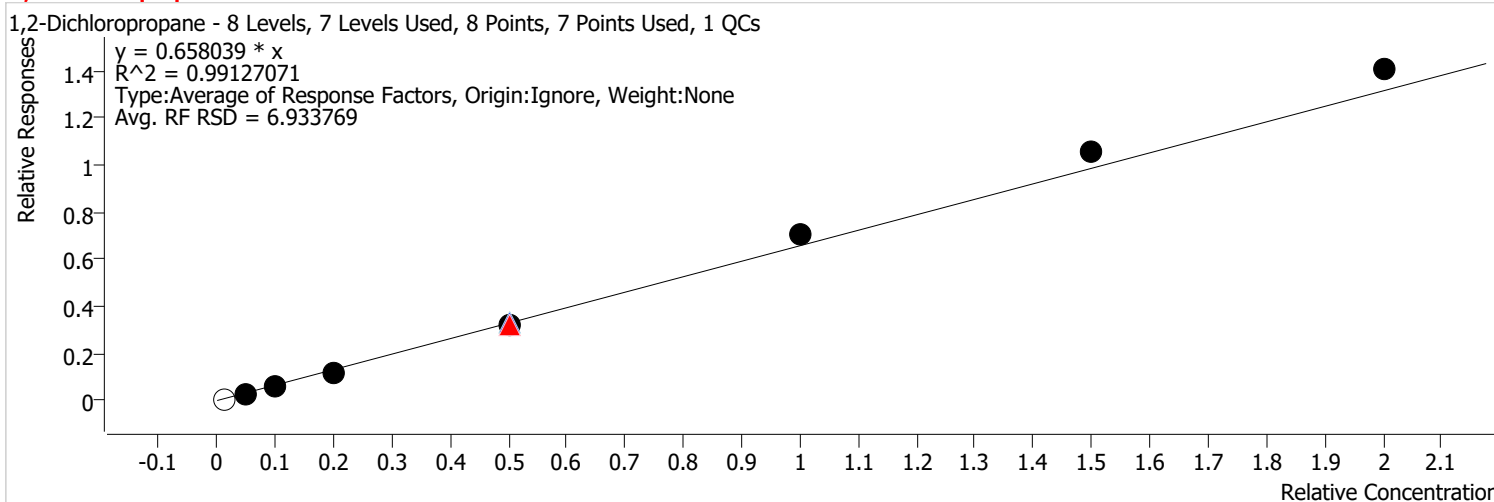


Calibration STD Path	Cal Type	Level	Enabled	Resp.	Exp. Conc	Resp. Factor	Level RSD
D:\Org\Data\VOA5975C\VG011922\19JAN04.D	Calibration	1		2545	2.5000	0.8041	
D:\Org\Data\VOA5975C\VG011922\19JAN05.D	Calibration	2	x	10949	12.5000	0.6980	
D:\Org\Data\VOA5975C\VG011922\19JAN06.D	Calibration	3	x	23390	25.0000	0.7284	
D:\Org\Data\VOA5975C\VG011922\19JAN07.D	Calibration	4	x	44214	50.0000	0.6933	
D:\Org\Data\VOA5975C\VG011922\19JAN09CC.D	CC	CC	x	120511	125.0000	0.7293	
D:\Org\Data\VOA5975C\VG011922\19JAN17.D	QC	QC	x	128332	125.0000	0.7607	
D:\Org\Data\VOA5975C\VG011922\19JAN09.D	Calibration	5	x	120511	125.0000	0.7293	
D:\Org\Data\VOA5975C\VG011922\19JAN11.D	Calibration	6	x	265703	250.0000	0.7973	
D:\Org\Data\VOA5975C\VG011922\19JAN13.D	Calibration	7	x	399934	375.0000	0.7989	
D:\Org\Data\VOA5975C\VG011922\19JAN15.D	Calibration	8	x	553822	500.0000	0.7938	

Calibration Report

Batch Path	D:\Org\Data\VOA5975C\VG011922\QuantResults\VG011922_8260B.batch.bin	Analyst Name	BL2000\mchavez
Analysis Time	1/22/2022 1:32 PM	Reporter Name	BL2000\mchavez
Report Time	1/22/2022 1:35:44 PM	Batch State	Processed
Last Calib Update	1/20/2022 9:28 AM	Quant Report Version	10.0
Quant Batch Version	10.0		

1,2-Dichloropropane %RSE = 6.9



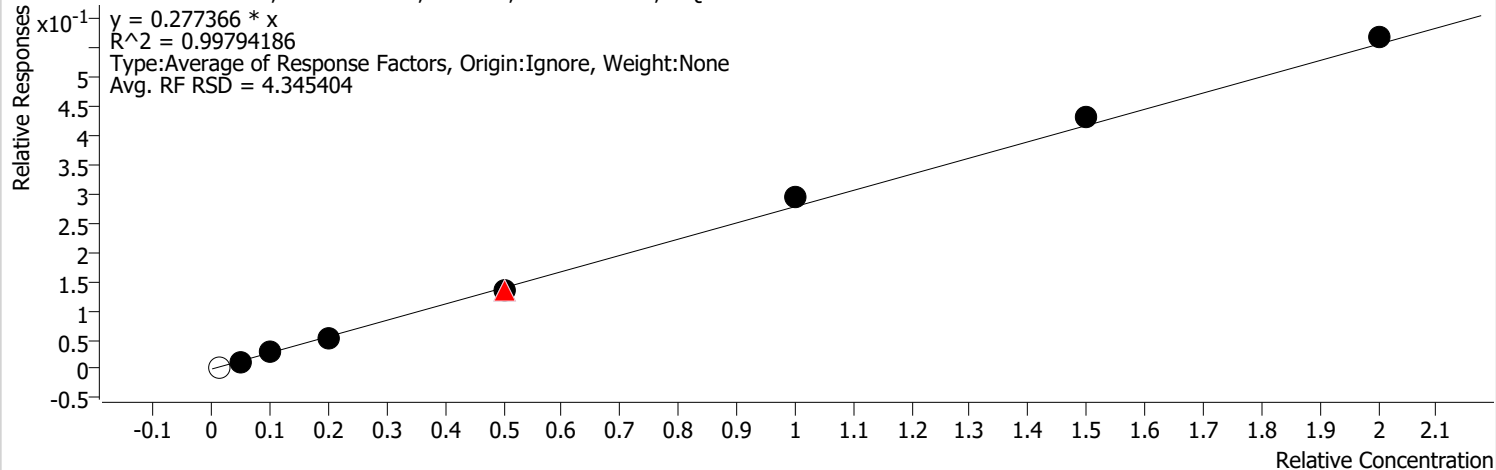
Calibration STD Path	Cal Type	Level	Enabled	Resp.	Exp. Conc	Resp. Factor	Level RSD
D:\Org\Data\VOA5975C\VG011922\19JAN04.D	Calibration	1		2351	2.5000	0.7428	
D:\Org\Data\VOA5975C\VG011922\19JAN05.D	Calibration	2	x	9499	12.5000	0.6056	
D:\Org\Data\VOA5975C\VG011922\19JAN06.D	Calibration	3	x	20331	25.0000	0.6332	
D:\Org\Data\VOA5975C\VG011922\19JAN07.D	Calibration	4	x	38730	50.0000	0.6073	
D:\Org\Data\VOA5975C\VG011922\19JAN09CC.D	CC	CC	x	106955	125.0000	0.6473	
D:\Org\Data\VOA5975C\VG011922\19JAN17.D	QC	QC	x	111240	125.0000	0.6594	
D:\Org\Data\VOA5975C\VG011922\19JAN09.D	Calibration	5	x	106955	125.0000	0.6473	
D:\Org\Data\VOA5975C\VG011922\19JAN11.D	Calibration	6	x	235120	250.0000	0.7055	
D:\Org\Data\VOA5975C\VG011922\19JAN13.D	Calibration	7	x	352771	375.0000	0.7047	
D:\Org\Data\VOA5975C\VG011922\19JAN15.D	Calibration	8	x	490282	500.0000	0.7028	

Calibration Report

Batch Path	D:\Org\Data\VOA5975C\VG011922\QuantResults\VG011922_8260B.batch.bin	Analyst Name	BL2000\mchavez
Analysis Time	1/22/2022 1:32 PM	Reporter Name	BL2000\mchavez
Report Time	1/22/2022 1:35:44 PM	Batch State	Processed
Last Calib Update	1/20/2022 9:28 AM	Quant Report Version	10.0
Quant Batch Version	10.0		

Dibromomethane %RSE = 4.3

Dibromomethane - 8 Levels, 7 Levels Used, 8 Points, 7 Points Used, 1 QCs



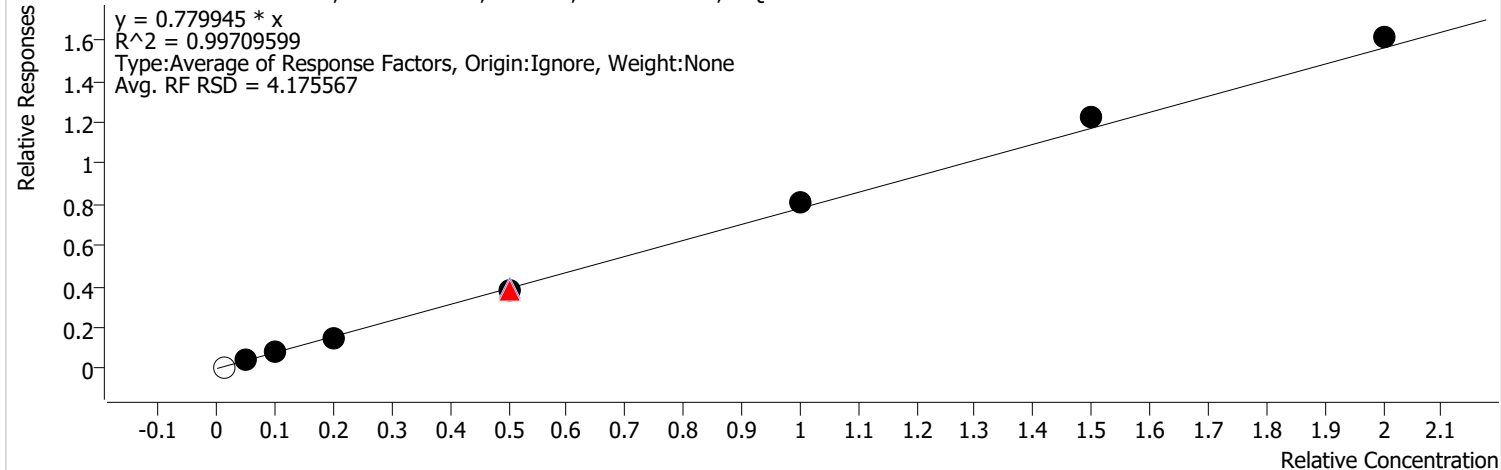
Calibration STD Path	Cal Type	Level	Enabled	Resp.	Exp. Conc	Resp. Factor	Level RSD
D:\Org\Data\VOA5975C\VG011922\19JAN04.D	Calibration	1		1166	2.5000	0.3683	
D:\Org\Data\VOA5975C\VG011922\19JAN05.D	Calibration	2	x	4088	12.5000	0.2606	
D:\Org\Data\VOA5975C\VG011922\19JAN06.D	Calibration	3	x	9095	25.0000	0.2833	
D:\Org\Data\VOA5975C\VG011922\19JAN07.D	Calibration	4	x	16899	50.0000	0.2650	
D:\Org\Data\VOA5975C\VG011922\19JAN09CC.D	CC	CC	x	44657	125.0000	0.2703	
D:\Org\Data\VOA5975C\VG011922\19JAN17.D	QC	QC	x	44818	125.0000	0.2657	
D:\Org\Data\VOA5975C\VG011922\19JAN09.D	Calibration	5	x	44657	125.0000	0.2703	
D:\Org\Data\VOA5975C\VG011922\19JAN11.D	Calibration	6	x	97445	250.0000	0.2924	
D:\Org\Data\VOA5975C\VG011922\19JAN13.D	Calibration	7	x	143756	375.0000	0.2872	
D:\Org\Data\VOA5975C\VG011922\19JAN15.D	Calibration	8	x	197367	500.0000	0.2829	

Calibration Report

Batch Path	D:\Org\Data\VOA5975C\VG011922\QuantResults\VG011922_8260B.batch.bin	Analyst Name	BL2000\mchavez
Analysis Time	1/22/2022 1:32 PM	Reporter Name	BL2000\mchavez
Report Time	1/22/2022 1:35:45 PM	Batch State	Processed
Last Calib Update	1/20/2022 9:28 AM	Quant Report Version	10.0
Quant Batch Version	10.0		

Bromodichloromethane %RSE = 4.2

Bromodichloromethane - 8 Levels, 7 Levels Used, 8 Points, 7 Points Used, 1 QCs



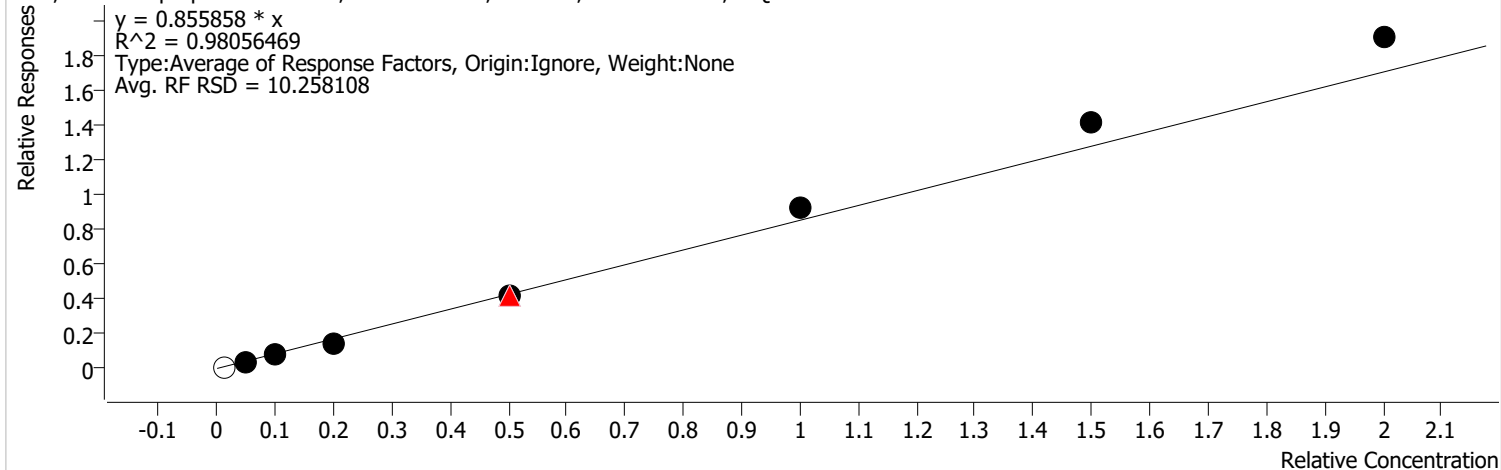
Calibration STD Path	Cal Type	Level	Enabled	Resp.	Exp. Conc	Resp. Factor	Level RSD
D:\Org\Data\VOA5975C\VG011922\19JAN04.D	Calibration	1		2606	2.5000	0.8234	
D:\Org\Data\VOA5975C\VG011922\19JAN05.D	Calibration	2	x	12025	12.5000	0.7666	
D:\Org\Data\VOA5975C\VG011922\19JAN06.D	Calibration	3	x	24925	25.0000	0.7763	
D:\Org\Data\VOA5975C\VG011922\19JAN07.D	Calibration	4	x	46426	50.0000	0.7280	
D:\Org\Data\VOA5975C\VG011922\19JAN09CC.D	CC	CC	x	124982	125.0000	0.7564	
D:\Org\Data\VOA5975C\VG011922\19JAN17.D	QC	QC	x	131590	125.0000	0.7801	
D:\Org\Data\VOA5975C\VG011922\19JAN09.D	Calibration	5	x	124982	125.0000	0.7564	
D:\Org\Data\VOA5975C\VG011922\19JAN11.D	Calibration	6	x	270436	250.0000	0.8115	
D:\Org\Data\VOA5975C\VG011922\19JAN13.D	Calibration	7	x	408420	375.0000	0.8159	
D:\Org\Data\VOA5975C\VG011922\19JAN15.D	Calibration	8	x	561671	500.0000	0.8051	

Calibration Report

Batch Path	D:\Org\Data\VOA5975C\VG011922\QuantResults\VG011922_8260B.batch.bin	Analyst Name	BL2000\mchavez
Analysis Time	1/22/2022 1:32 PM	Reporter Name	BL2000\mchavez
Report Time	1/22/2022 1:35:45 PM	Batch State	Processed
Last Calib Update	1/20/2022 9:28 AM	Quant Report Version	10.0
Quant Batch Version	10.0		

cis-1,3-Dichloropropene %RSE = 10.3

cis-1,3-Dichloropropene - 8 Levels, 7 Levels Used, 8 Points, 7 Points Used, 1 QCs

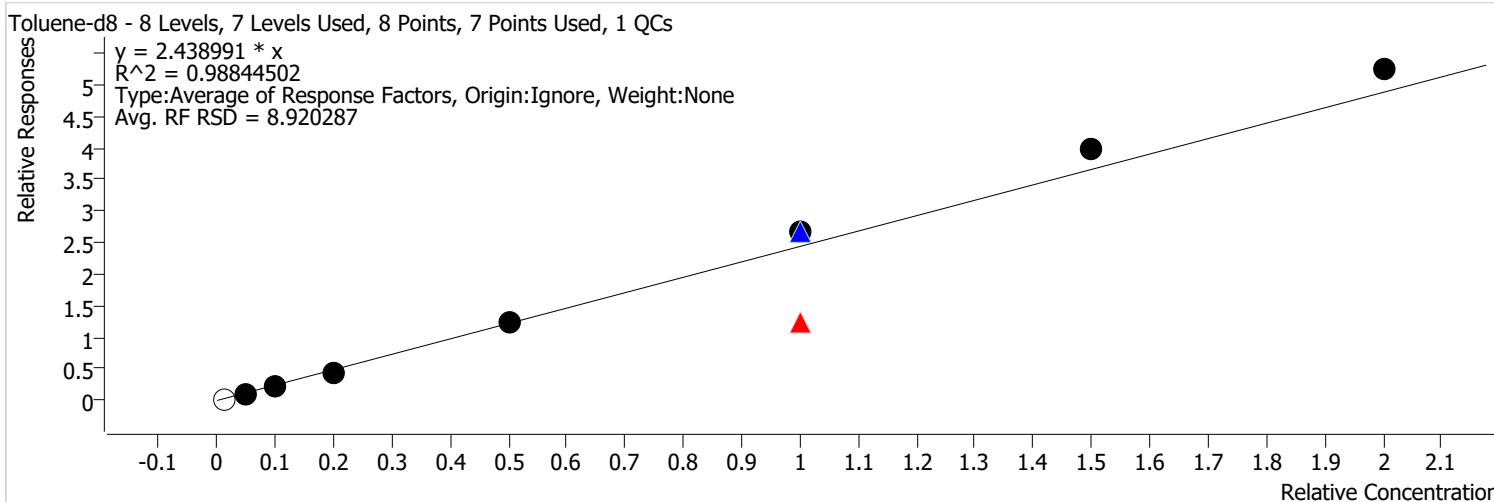


Calibration STD Path	Cal Type	Level	Enabled	Resp.	Exp. Conc	Resp. Factor	Level RSD
D:\Org\Data\VOA5975C\VG011922\19JAN04.D	Calibration	1		3052	2.5000	0.9643	
D:\Org\Data\VOA5975C\VG011922\19JAN05.D	Calibration	2	x	12472	12.5000	0.7951	
D:\Org\Data\VOA5975C\VG011922\19JAN06.D	Calibration	3	x	24965	25.0000	0.7775	
D:\Org\Data\VOA5975C\VG011922\19JAN07.D	Calibration	4	x	47339	50.0000	0.7423	
D:\Org\Data\VOA5975C\VG011922\19JAN09CC.D	CC	CC	x	139607	125.0000	0.8449	
D:\Org\Data\VOA5975C\VG011922\19JAN17.D	QC	QC	x	139981	125.0000	0.8298	
D:\Org\Data\VOA5975C\VG011922\19JAN09.D	Calibration	5	x	139607	125.0000	0.8449	
D:\Org\Data\VOA5975C\VG011922\19JAN11.D	Calibration	6	x	311156	250.0000	0.9336	
D:\Org\Data\VOA5975C\VG011922\19JAN13.D	Calibration	7	x	471983	375.0000	0.9428	
D:\Org\Data\VOA5975C\VG011922\19JAN15.D	Calibration	8	x	666084	500.0000	0.9548	

Calibration Report

Batch Path	D:\Org\Data\VOA5975C\VG011922\QuantResults\VG011922_8260B.batch.bin	Analyst Name	BL2000\mchavez
Analysis Time	1/22/2022 1:32 PM	Reporter Name	BL2000\mchavez
Report Time	1/22/2022 1:35:45 PM	Batch State	Processed
Last Calib Update	1/20/2022 9:28 AM	Quant Report Version	10.0
Quant Batch Version	10.0		

Toluene-d8 %RSE =



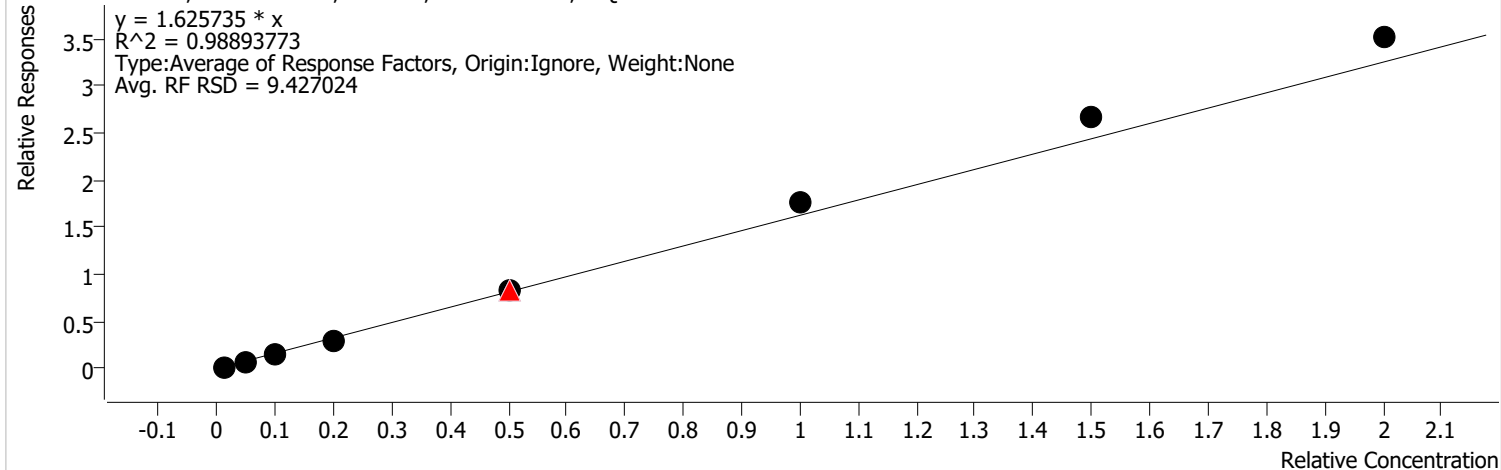
Calibration STD Path	Cal Type	Level	Enabled	Resp.	Exp. Conc	Resp. Factor	Level RSD
D:\Org\Data\VOA5975C\VG011922\19JAN04.D	Calibration	1		8454	2.5000	2.6712	
D:\Org\Data\VOA5975C\VG011922\19JAN05.D	Calibration	2	x	33951	12.5000	2.1644	
D:\Org\Data\VOA5975C\VG011922\19JAN06.D	Calibration	3	x	72066	25.0000	2.2444	
D:\Org\Data\VOA5975C\VG011922\19JAN07.D	Calibration	4	x	142617	50.0000	2.2362	
D:\Org\Data\VOA5975C\VG011922\19JAN09.D	Calibration	5	x	412799	125.0000	2.4983	
D:\Org\Data\VOA5975C\VG011922\19JAN09CC.D	CC	CC	x	412799	250.0000	1.2491	
D:\Org\Data\VOA5975C\VG011922\19JAN17.D	QC	QC	x	896928	250.0000	2.6585	
D:\Org\Data\VOA5975C\VG011922\19JAN11.D	Calibration	6	x	885297	250.0000	2.6564	
D:\Org\Data\VOA5975C\VG011922\19JAN13.D	Calibration	7	x	1329503	375.0000	2.6558	
D:\Org\Data\VOA5975C\VG011922\19JAN15.D	Calibration	8	x	1826060	500.0000	2.6175	

Calibration Report

Batch Path	D:\Org\Data\VOA5975C\VG011922\QuantResults\VG011922_8260B.batch.bin	Analyst Name	BL2000\mchavez
Analysis Time	1/22/2022 1:32 PM	Reporter Name	BL2000\mchavez
Report Time	1/22/2022 1:35:45 PM	Batch State	Processed
Last Calib Update	1/20/2022 9:28 AM	Quant Report Version	10.0
Quant Batch Version	10.0		

Toluene %RSE = 9.4

Toluene - 8 Levels, 8 Levels Used, 8 Points, 8 Points Used, 1 QCs

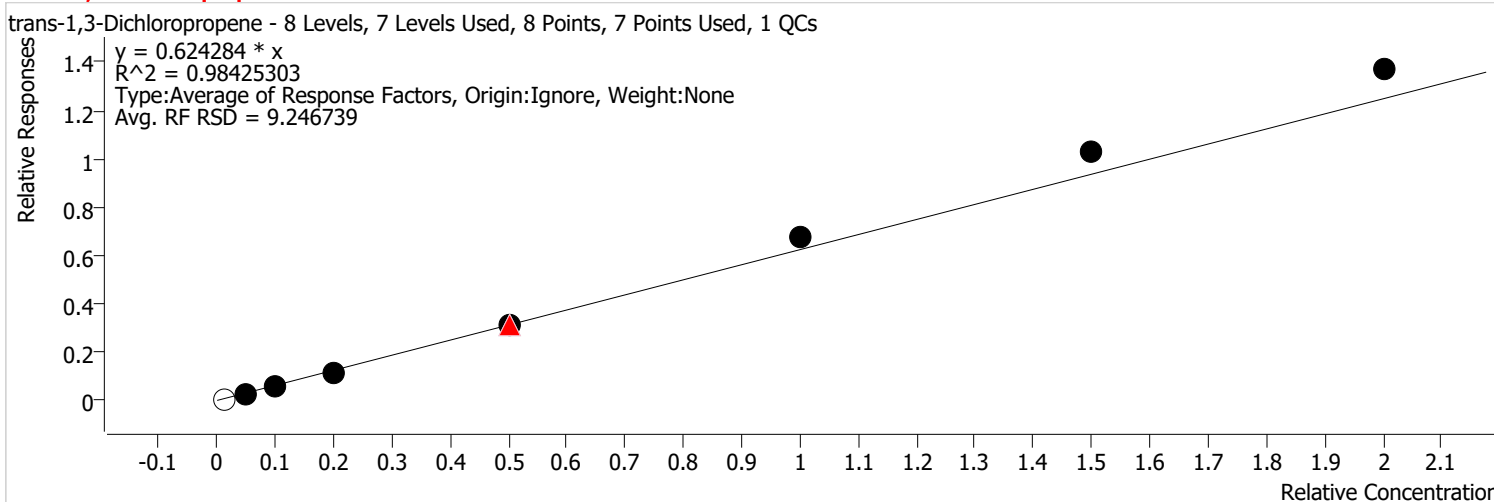


Calibration STD Path	Cal Type	Level	Enabled	Resp.	Exp. Conc	Resp. Factor	Level RSD
D:\Org\Data\VOA5975C\VG011922\19JAN04.D	Calibration	1	x	5454	2.5000	1.7233	
D:\Org\Data\VOA5975C\VG011922\19JAN05.D	Calibration	2	x	21899	12.5000	1.3961	
D:\Org\Data\VOA5975C\VG011922\19JAN06.D	Calibration	3	x	48441	25.0000	1.5086	
D:\Org\Data\VOA5975C\VG011922\19JAN07.D	Calibration	4	x	92615	50.0000	1.4522	
D:\Org\Data\VOA5975C\VG011922\19JAN09CC.D	CC	CC	x	269549	125.0000	1.6313	
D:\Org\Data\VOA5975C\VG011922\19JAN17.D	QC	QC	x	277703	125.0000	1.6462	
D:\Org\Data\VOA5975C\VG011922\19JAN09.D	Calibration	5	x	269549	125.0000	1.6313	
D:\Org\Data\VOA5975C\VG011922\19JAN11.D	Calibration	6	x	587069	250.0000	1.7615	
D:\Org\Data\VOA5975C\VG011922\19JAN13.D	Calibration	7	x	890126	375.0000	1.7781	
D:\Org\Data\VOA5975C\VG011922\19JAN15.D	Calibration	8	x	1224192	500.0000	1.7547	

Calibration Report

Batch Path	D:\Org\Data\VOA5975C\VG011922\QuantResults\VG011922_8260B.batch.bin	Analyst Name	BL2000\mchavez
Analysis Time	1/22/2022 1:32 PM	Reporter Name	BL2000\mchavez
Report Time	1/22/2022 1:35:45 PM	Batch State	Processed
Last Calib Update	1/20/2022 9:28 AM	Quant Report Version	10.0
Quant Batch Version	10.0		

trans-1,3-Dichloropropene %RSE = 9.2

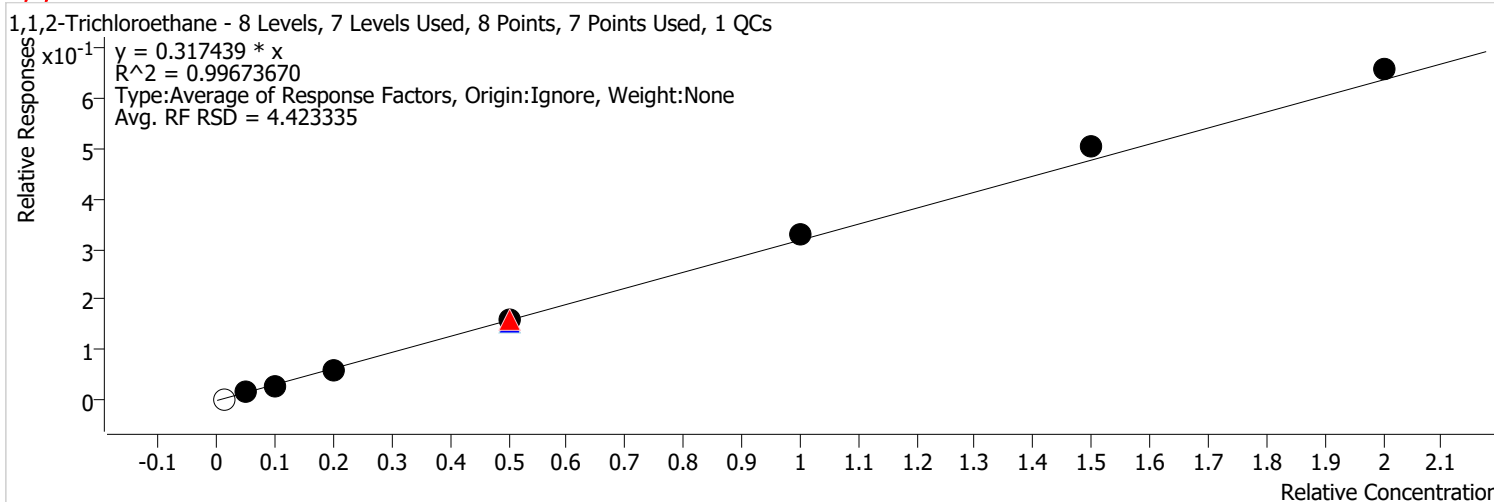


Calibration STD Path	Cal Type	Level	Enabled	Resp.	Exp. Conc	Resp. Factor	Level RSD
D:\Org\Data\VOA5975C\VG011922\19JAN04.D	Calibration	1		2153	2.5000	0.6803	
D:\Org\Data\VOA5975C\VG011922\19JAN05.D	Calibration	2	x	8755	12.5000	0.5581	
D:\Org\Data\VOA5975C\VG011922\19JAN06.D	Calibration	3	x	18613	25.0000	0.5797	
D:\Org\Data\VOA5975C\VG011922\19JAN07.D	Calibration	4	x	36009	50.0000	0.5646	
D:\Org\Data\VOA5975C\VG011922\19JAN09CC.D	CC	CC	x	102846	125.0000	0.6224	
D:\Org\Data\VOA5975C\VG011922\19JAN17.D	QC	QC	x	105873	125.0000	0.6276	
D:\Org\Data\VOA5975C\VG011922\19JAN09.D	Calibration	5	x	102846	125.0000	0.6224	
D:\Org\Data\VOA5975C\VG011922\19JAN11.D	Calibration	6	x	223772	250.0000	0.6714	
D:\Org\Data\VOA5975C\VG011922\19JAN13.D	Calibration	7	x	345161	375.0000	0.6895	
D:\Org\Data\VOA5975C\VG011922\19JAN15.D	Calibration	8	x	477330	500.0000	0.6842	

Calibration Report

Batch Path	D:\Org\Data\VOA5975C\VG011922\QuantResults\VG011922_8260B.batch.bin	Analyst Name	BL2000\mchavez
Analysis Time	1/22/2022 1:32 PM	Reporter Name	BL2000\mchavez
Report Time	1/22/2022 1:35:45 PM	Batch State	Processed
Last Calib Update	1/20/2022 9:28 AM	Quant Report Version	10.0
Quant Batch Version	10.0		

1,1,2-Trichloroethane %RSE = 4.4

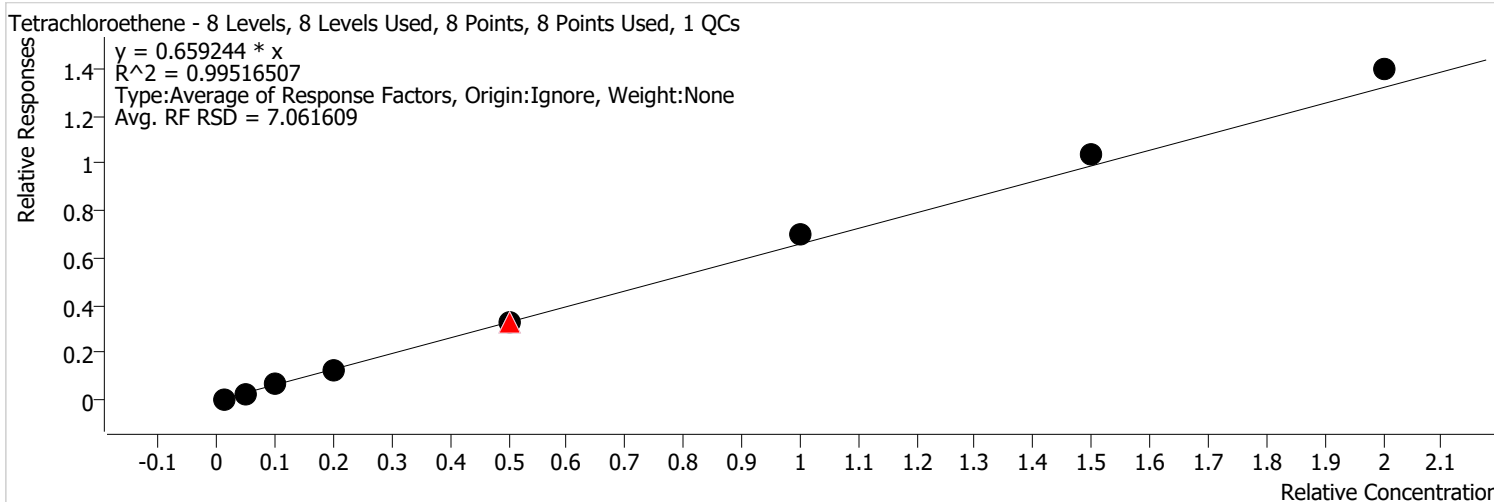


Calibration STD Path	Cal Type	Level	Enabled	Resp.	Exp. Conc	Resp. Factor	Level RSD
D:\Org\Data\VOA5975C\VG011922\19JAN04.D	Calibration	1		1045	2.5000	0.3303	
D:\Org\Data\VOA5975C\VG011922\19JAN05.D	Calibration	2	x	4762	12.5000	0.3036	
D:\Org\Data\VOA5975C\VG011922\19JAN06.D	Calibration	3	x	9780	25.0000	0.3046	
D:\Org\Data\VOA5975C\VG011922\19JAN07.D	Calibration	4	x	19237	50.0000	0.3016	
D:\Org\Data\VOA5975C\VG011922\19JAN09CC.D	CC	CC	x	52780	125.0000	0.3194	
D:\Org\Data\VOA5975C\VG011922\19JAN17.D	QC	QC	x	52407	125.0000	0.3107	
D:\Org\Data\VOA5975C\VG011922\19JAN09.D	Calibration	5	x	52780	125.0000	0.3194	
D:\Org\Data\VOA5975C\VG011922\19JAN11.D	Calibration	6	x	110317	250.0000	0.3310	
D:\Org\Data\VOA5975C\VG011922\19JAN13.D	Calibration	7	x	167409	375.0000	0.3344	
D:\Org\Data\VOA5975C\VG011922\19JAN15.D	Calibration	8	x	228423	500.0000	0.3274	

Calibration Report

Batch Path	D:\Org\Data\VOA5975C\VG011922\QuantResults\VG011922_8260B.batch.bin	Analyst Name	BL2000\mchavez
Analysis Time	1/22/2022 1:32 PM	Reporter Name	BL2000\mchavez
Report Time	1/22/2022 1:35:45 PM	Batch State	Processed
Last Calib Update	1/20/2022 9:28 AM	Quant Report Version	10.0
Quant Batch Version	10.0		

Tetrachloroethene %RSE = 7.1

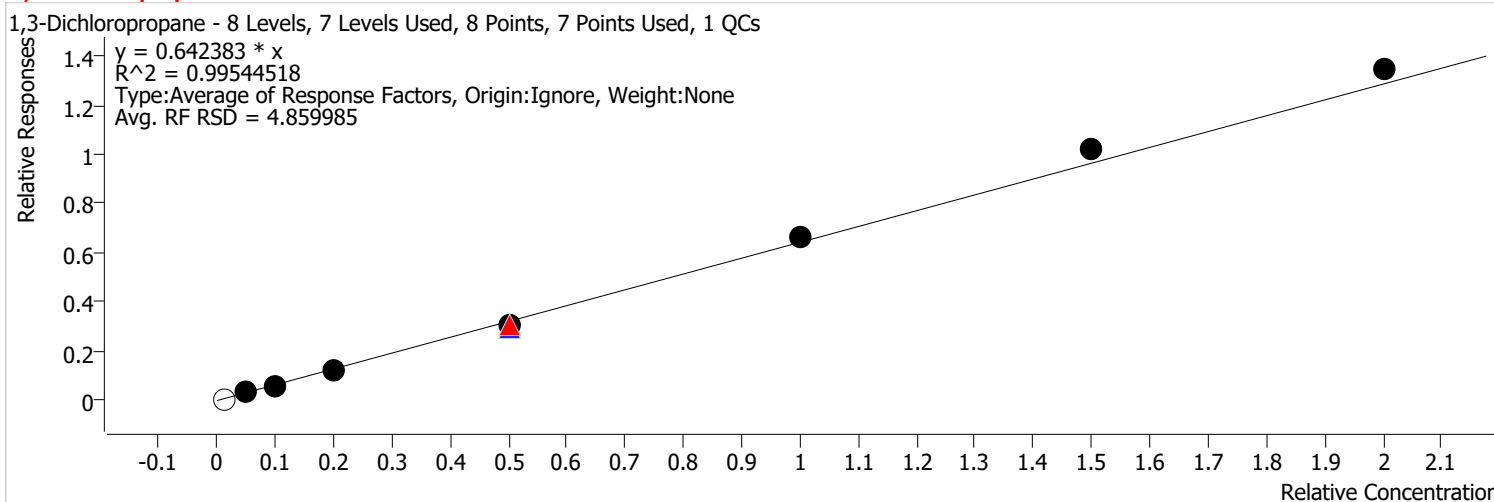


Calibration STD Path	Cal Type	Level	Enabled	Resp.	Exp. Conc	Resp. Factor	Level RSD
D:\Org\Data\VOA5975C\VG011922\19JAN04.D	Calibration	1	x	2190	2.5000	0.6920	
D:\Org\Data\VOA5975C\VG011922\19JAN05.D	Calibration	2	x	8964	12.5000	0.5715	
D:\Org\Data\VOA5975C\VG011922\19JAN06.D	Calibration	3	x	21156	25.0000	0.6589	
D:\Org\Data\VOA5975C\VG011922\19JAN07.D	Calibration	4	x	38749	50.0000	0.6076	
D:\Org\Data\VOA5975C\VG011922\19JAN09CC.D	CC	CC	x	109194	125.0000	0.6608	
D:\Org\Data\VOA5975C\VG011922\19JAN17.D	QC	QC	x	112100	125.0000	0.6645	
D:\Org\Data\VOA5975C\VG011922\19JAN09.D	Calibration	5	x	109194	125.0000	0.6608	
D:\Org\Data\VOA5975C\VG011922\19JAN11.D	Calibration	6	x	231586	250.0000	0.6949	
D:\Org\Data\VOA5975C\VG011922\19JAN13.D	Calibration	7	x	346235	375.0000	0.6916	
D:\Org\Data\VOA5975C\VG011922\19JAN15.D	Calibration	8	x	486052	500.0000	0.6967	

Calibration Report

Batch Path	D:\Org\Data\VOA5975C\VG011922\QuantResults\VG011922_8260B.batch.bin	Analyst Name	BL2000\mchavez
Analysis Time	1/22/2022 1:32 PM	Reporter Name	BL2000\mchavez
Report Time	1/22/2022 1:35:45 PM	Batch State	Processed
Last Calib Update	1/20/2022 9:28 AM	Quant Report Version	10.0
Quant Batch Version	10.0		

1,3-Dichloropropane %RSE = 4.9



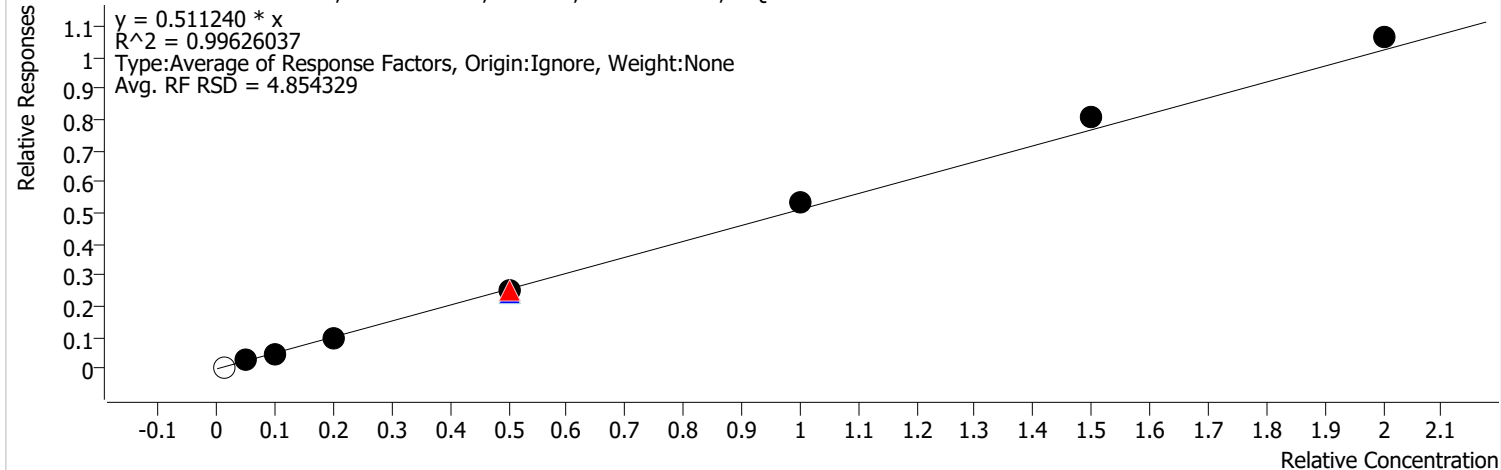
Calibration STD Path	Cal Type	Level	Enabled	Resp.	Exp. Conc	Resp. Factor	Level RSD
D:\Org\Data\VOA5975C\VG011922\19JAN04.D	Calibration	1		2260	2.5000	0.7141	
D:\Org\Data\VOA5975C\VG011922\19JAN05.D	Calibration	2	x	9988	12.5000	0.6367	
D:\Org\Data\VOA5975C\VG011922\19JAN06.D	Calibration	3	x	20205	25.0000	0.6293	
D:\Org\Data\VOA5975C\VG011922\19JAN07.D	Calibration	4	x	38147	50.0000	0.5981	
D:\Org\Data\VOA5975C\VG011922\19JAN09CC.D	CC	CC	x	101384	125.0000	0.6136	
D:\Org\Data\VOA5975C\VG011922\19JAN17.D	QC	QC	x	99920	125.0000	0.5923	
D:\Org\Data\VOA5975C\VG011922\19JAN09.D	Calibration	5	x	101384	125.0000	0.6136	
D:\Org\Data\VOA5975C\VG011922\19JAN11.D	Calibration	6	x	223019	250.0000	0.6692	
D:\Org\Data\VOA5975C\VG011922\19JAN13.D	Calibration	7	x	339654	375.0000	0.6785	
D:\Org\Data\VOA5975C\VG011922\19JAN15.D	Calibration	8	x	468322	500.0000	0.6713	

Calibration Report

Batch Path	D:\Org\Data\VOA5975C\VG011922\QuantResults\VG011922_8260B.batch.bin	Analyst Name	BL2000\mchavez
Analysis Time	1/22/2022 1:32 PM	Reporter Name	BL2000\mchavez
Report Time	1/22/2022 1:35:45 PM	Batch State	Processed
Last Calib Update	1/20/2022 9:28 AM	Quant Report Version	10.0
Quant Batch Version	10.0		

Chlorodibromomethane %RSE = 4.9

Chlorodibromomethane - 8 Levels, 7 Levels Used, 8 Points, 7 Points Used, 1 QCs

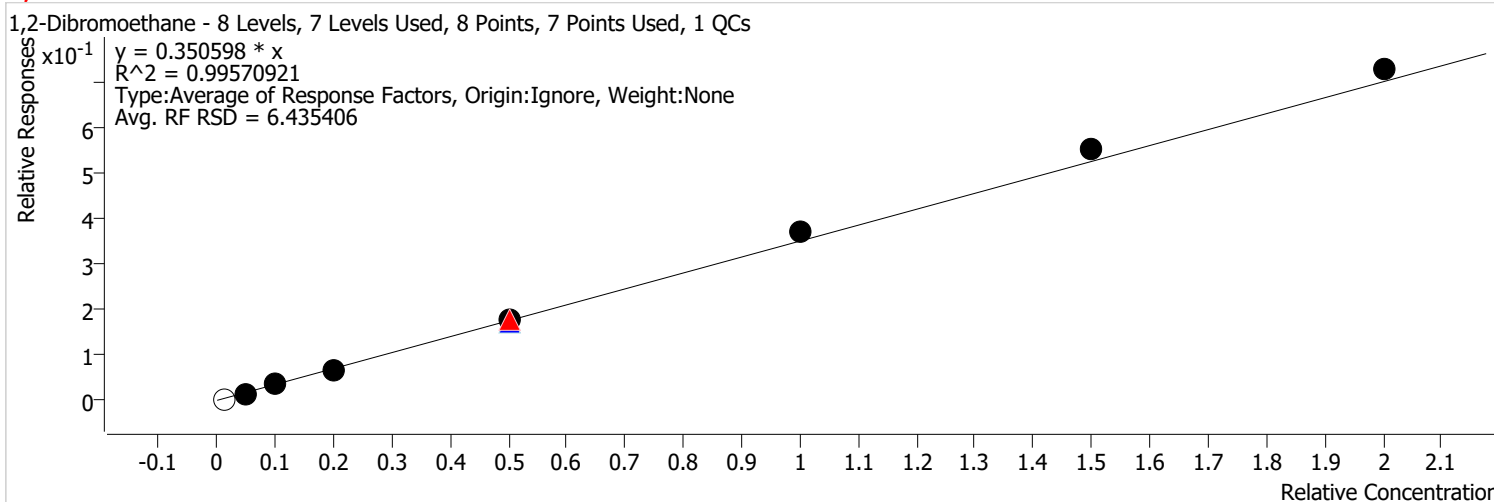


Calibration STD Path	Cal Type	Level	Enabled	Resp.	Exp. Conc	Resp. Factor	Level RSD
D:\Org\Data\VOA5975C\VG011922\19JAN04.D	Calibration	1		2004	2.5000	0.6332	
D:\Org\Data\VOA5975C\VG011922\19JAN05.D	Calibration	2	x	7984	12.5000	0.5090	
D:\Org\Data\VOA5975C\VG011922\19JAN06.D	Calibration	3	x	15826	25.0000	0.4929	
D:\Org\Data\VOA5975C\VG011922\19JAN07.D	Calibration	4	x	30000	50.0000	0.4704	
D:\Org\Data\VOA5975C\VG011922\19JAN09CC.D	CC	CC	x	83172	125.0000	0.5034	
D:\Org\Data\VOA5975C\VG011922\19JAN17.D	QC	QC	x	81909	125.0000	0.4856	
D:\Org\Data\VOA5975C\VG011922\19JAN09.D	Calibration	5	x	83172	125.0000	0.5034	
D:\Org\Data\VOA5975C\VG011922\19JAN11.D	Calibration	6	x	178171	250.0000	0.5346	
D:\Org\Data\VOA5975C\VG011922\19JAN13.D	Calibration	7	x	269032	375.0000	0.5374	
D:\Org\Data\VOA5975C\VG011922\19JAN15.D	Calibration	8	x	370474	500.0000	0.5310	

Calibration Report

Batch Path	D:\Org\Data\VOA5975C\VG011922\QuantResults\VG011922_8260B.batch.bin	Analyst Name	BL2000\mchavez
Analysis Time	1/22/2022 1:32 PM	Reporter Name	BL2000\mchavez
Report Time	1/22/2022 1:35:45 PM	Batch State	Processed
Last Calib Update	1/20/2022 9:28 AM	Quant Report Version	10.0
Quant Batch Version	10.0		

1,2-Dibromoethane %RSE = 6.4

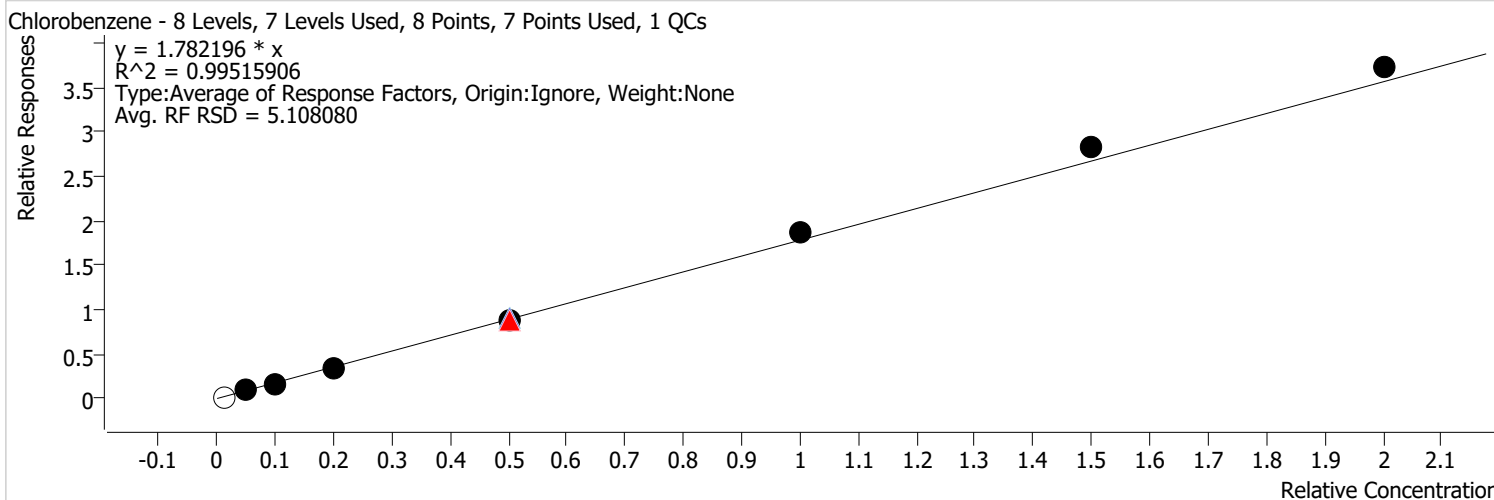


Calibration STD Path	Cal Type	Level	Enabled	Resp.	Exp. Conc	Resp. Factor	Level RSD
D:\Org\Data\VOA5975C\VG011922\19JAN04.D	Calibration	1		1089	2.5000	0.3439	
D:\Org\Data\VOA5975C\VG011922\19JAN05.D	Calibration	2	x	4936	12.5000	0.3147	
D:\Org\Data\VOA5975C\VG011922\19JAN06.D	Calibration	3	x	11412	25.0000	0.3554	
D:\Org\Data\VOA5975C\VG011922\19JAN07.D	Calibration	4	x	20667	50.0000	0.3241	
D:\Org\Data\VOA5975C\VG011922\19JAN09CC.D	CC	CC	x	58489	125.0000	0.3540	
D:\Org\Data\VOA5975C\VG011922\19JAN17.D	QC	QC	x	58586	125.0000	0.3473	
D:\Org\Data\VOA5975C\VG011922\19JAN09.D	Calibration	5	x	58489	125.0000	0.3540	
D:\Org\Data\VOA5975C\VG011922\19JAN11.D	Calibration	6	x	124289	250.0000	0.3729	
D:\Org\Data\VOA5975C\VG011922\19JAN13.D	Calibration	7	x	184921	375.0000	0.3694	
D:\Org\Data\VOA5975C\VG011922\19JAN15.D	Calibration	8	x	253758	500.0000	0.3637	

Calibration Report

Batch Path	D:\Org\Data\VOA5975C\VG011922\QuantResults\VG011922_8260B.batch.bin	Analyst Name	BL2000\mchavez
Analysis Time	1/22/2022 1:32 PM	Reporter Name	BL2000\mchavez
Report Time	1/22/2022 1:35:45 PM	Batch State	Processed
Last Calib Update	1/20/2022 9:28 AM	Quant Report Version	10.0
Quant Batch Version	10.0		

Chlorobenzene %RSE = 5.1

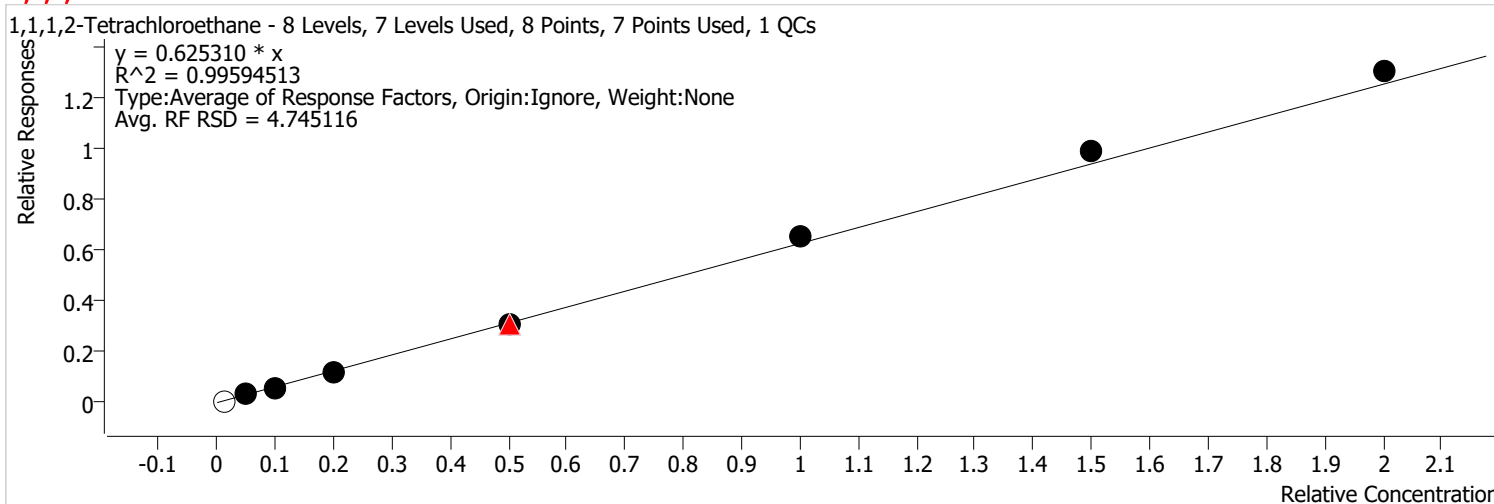


Calibration STD Path	Cal Type	Level	Enabled	Resp.	Exp. Conc	Resp. Factor	Level RSD
D:\Org\Data\VOA5975C\VG011922\19JAN04.D	Calibration	1		6152	2.5000	1.9438	
D:\Org\Data\VOA5975C\VG011922\19JAN05.D	Calibration	2	x	26688	12.5000	1.7014	
D:\Org\Data\VOA5975C\VG011922\19JAN06.D	Calibration	3	x	55632	25.0000	1.7326	
D:\Org\Data\VOA5975C\VG011922\19JAN07.D	Calibration	4	x	106223	50.0000	1.6656	
D:\Org\Data\VOA5975C\VG011922\19JAN09CC.D	CC	CC	x	289340	125.0000	1.7511	
D:\Org\Data\VOA5975C\VG011922\19JAN17.D	QC	QC	x	307100	125.0000	1.8205	
D:\Org\Data\VOA5975C\VG011922\19JAN09.D	Calibration	5	x	289340	125.0000	1.7511	
D:\Org\Data\VOA5975C\VG011922\19JAN11.D	Calibration	6	x	625101	250.0000	1.8757	
D:\Org\Data\VOA5975C\VG011922\19JAN13.D	Calibration	7	x	945250	375.0000	1.8882	
D:\Org\Data\VOA5975C\VG011922\19JAN15.D	Calibration	8	x	1298233	500.0000	1.8609	

Calibration Report

Batch Path	D:\Org\Data\VOA5975C\VG011922\QuantResults\VG011922_8260B.batch.bin	Analyst Name	BL2000\mchavez
Analysis Time	1/22/2022 1:32 PM	Reporter Name	BL2000\mchavez
Report Time	1/22/2022 1:35:45 PM	Batch State	Processed
Last Calib Update	1/20/2022 9:28 AM	Quant Report Version	10.0
Quant Batch Version	10.0		

1,1,1,2-Tetrachloroethane %RSE = 4.7



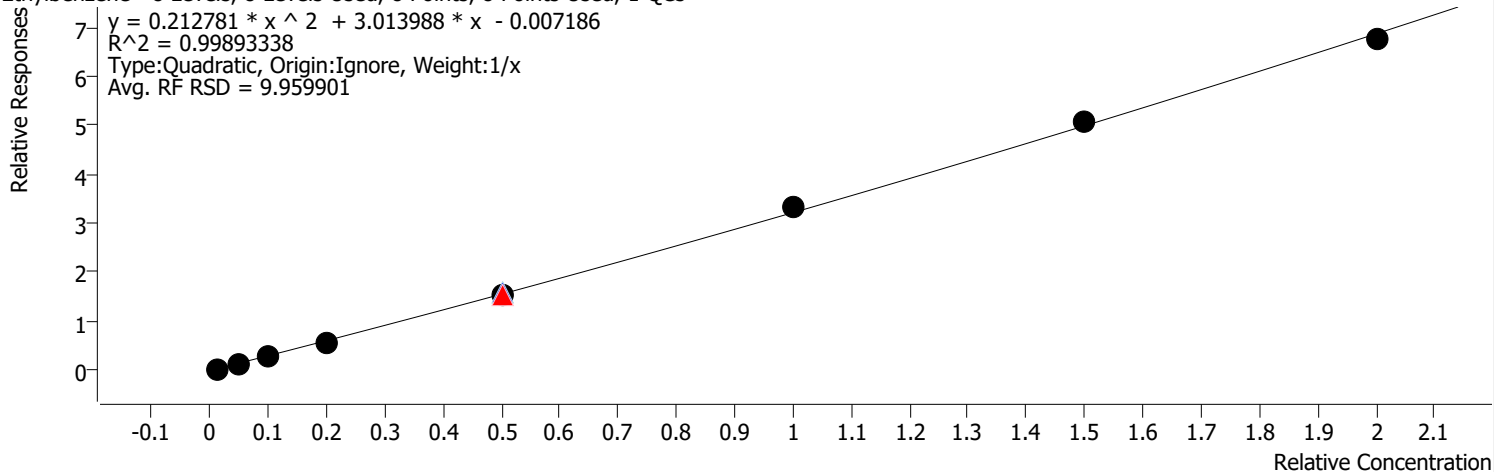
Calibration STD Path	Cal Type	Level	Enabled	Resp.	Exp. Conc	Resp. Factor	Level RSD
D:\Org\Data\VOA5975C\VG011922\19JAN04.D	Calibration	1		2284	2.5000	0.7215	
D:\Org\Data\VOA5975C\VG011922\19JAN05.D	Calibration	2	x	9446	12.5000	0.6022	
D:\Org\Data\VOA5975C\VG011922\19JAN06.D	Calibration	3	x	19516	25.0000	0.6078	
D:\Org\Data\VOA5975C\VG011922\19JAN07.D	Calibration	4	x	37389	50.0000	0.5863	
D:\Org\Data\VOA5975C\VG011922\19JAN09CC.D	CC	CC	x	101500	125.0000	0.6143	
D:\Org\Data\VOA5975C\VG011922\19JAN17.D	QC	QC	x	102231	125.0000	0.6060	
D:\Org\Data\VOA5975C\VG011922\19JAN09.D	Calibration	5	x	101500	125.0000	0.6143	
D:\Org\Data\VOA5975C\VG011922\19JAN11.D	Calibration	6	x	219325	250.0000	0.6581	
D:\Org\Data\VOA5975C\VG011922\19JAN13.D	Calibration	7	x	329822	375.0000	0.6588	
D:\Org\Data\VOA5975C\VG011922\19JAN15.D	Calibration	8	x	453261	500.0000	0.6497	

Calibration Report

Batch Path	D:\Org\Data\VOA5975C\VG011922\QuantResults\VG011922_8260B.batch.bin	Analyst Name	BL2000\mchavez
Analysis Time	1/22/2022 1:32 PM	Reporter Name	BL2000\mchavez
Report Time	1/22/2022 1:35:45 PM	Batch State	Processed
Last Calib Update	1/20/2022 9:28 AM	Quant Report Version	10.0
Quant Batch Version	10.0		

Ethylbenzene %RSE = 9.3

Ethylbenzene - 8 Levels, 8 Levels Used, 8 Points, 8 Points Used, 1 QCs

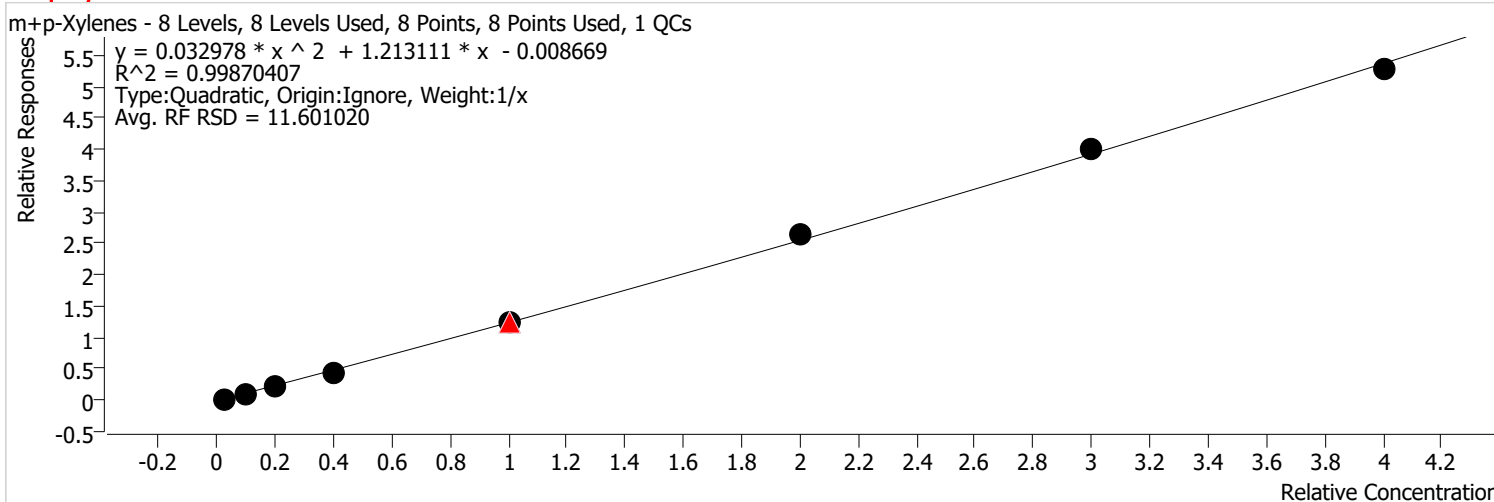


Calibration STD Path	Cal Type	Level	Enabled	Resp.	Exp. Conc	Resp. Factor	Level RSD
D:\Org\Data\VOA5975C\VG011922\19JAN04.D	Calibration	1	x	8834	2.5000	2.7912	
D:\Org\Data\VOA5975C\VG011922\19JAN05.D	Calibration	2	x	42980	12.5000	2.7400	
D:\Org\Data\VOA5975C\VG011922\19JAN06.D	Calibration	3	x	91590	25.0000	2.8524	
D:\Org\Data\VOA5975C\VG011922\19JAN07.D	Calibration	4	x	171854	50.0000	2.6947	
D:\Org\Data\VOA5975C\VG011922\19JAN09CC.D	CC	CC	x	505127	125.0000	3.0570	
D:\Org\Data\VOA5975C\VG011922\19JAN17.D	QC	QC	x	535079	125.0000	3.1719	
D:\Org\Data\VOA5975C\VG011922\19JAN09.D	Calibration	5	x	505127	125.0000	3.0570	
D:\Org\Data\VOA5975C\VG011922\19JAN11.D	Calibration	6	x	1116949	250.0000	3.3515	
D:\Org\Data\VOA5975C\VG011922\19JAN13.D	Calibration	7	x	1697682	375.0000	3.3913	
D:\Org\Data\VOA5975C\VG011922\19JAN15.D	Calibration	8	x	2354058	500.0000	3.3743	

Calibration Report

Batch Path	D:\Org\Data\VOA5975C\VG011922\QuantResults\VG011922_8260B.batch.bin	Analyst Name	BL2000\mchavez
Analysis Time	1/22/2022 1:32 PM	Reporter Name	BL2000\mchavez
Report Time	1/22/2022 1:35:45 PM	Batch State	Processed
Last Calib Update	1/20/2022 9:28 AM	Quant Report Version	10.0
Quant Batch Version	10.0		

m+p-Xylenes %RSE = 13.0



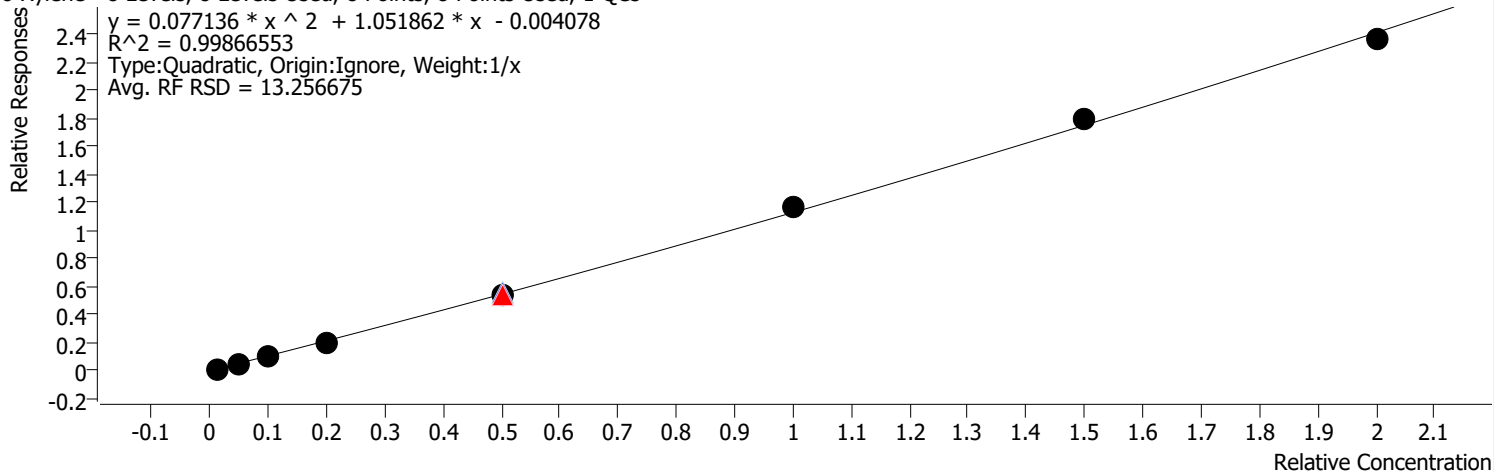
Calibration STD Path	Cal Type	Level	Enabled	Resp.	Exp. Conc	Resp. Factor	Level RSD
D:\Org\Data\VOA5975C\VG011922\19JAN04.D	Calibration	1	x	6744	5.0000	1.0654	
D:\Org\Data\VOA5975C\VG011922\19JAN05.D	Calibration	2	x	31103	25.0000	0.9914	
D:\Org\Data\VOA5975C\VG011922\19JAN06.D	Calibration	3	x	71705	50.0000	1.1166	
D:\Org\Data\VOA5975C\VG011922\19JAN07.D	Calibration	4	x	136806	100.0000	1.0726	
D:\Org\Data\VOA5975C\VG011922\19JAN09CC.D	CC	CC	x	405724	250.0000	1.2277	
D:\Org\Data\VOA5975C\VG011922\19JAN17.D	QC	QC	x	413361	250.0000	1.2252	
D:\Org\Data\VOA5975C\VG011922\19JAN09.D	Calibration	5	x	405724	250.0000	1.2277	
D:\Org\Data\VOA5975C\VG011922\19JAN11.D	Calibration	6	x	887253	500.0000	1.3311	
D:\Org\Data\VOA5975C\VG011922\19JAN13.D	Calibration	7	x	1334216	750.0000	1.3326	
D:\Org\Data\VOA5975C\VG011922\19JAN15.D	Calibration	8	x	1838610	1000.0000	1.3177	

Calibration Report

Batch Path	D:\Org\Data\VOA5975C\VG011922\QuantResults\VG011922_8260B.batch.bin	Analyst Name	BL2000\mchavez
Analysis Time	1/22/2022 1:32 PM	Reporter Name	BL2000\mchavez
Report Time	1/22/2022 1:35:45 PM	Batch State	Processed
Last Calib Update	1/20/2022 9:28 AM	Quant Report Version	10.0
Quant Batch Version	10.0		

o-Xylene %RSE = 12.9

o-Xylene - 8 Levels, 8 Levels Used, 8 Points, 8 Points Used, 1 QCs



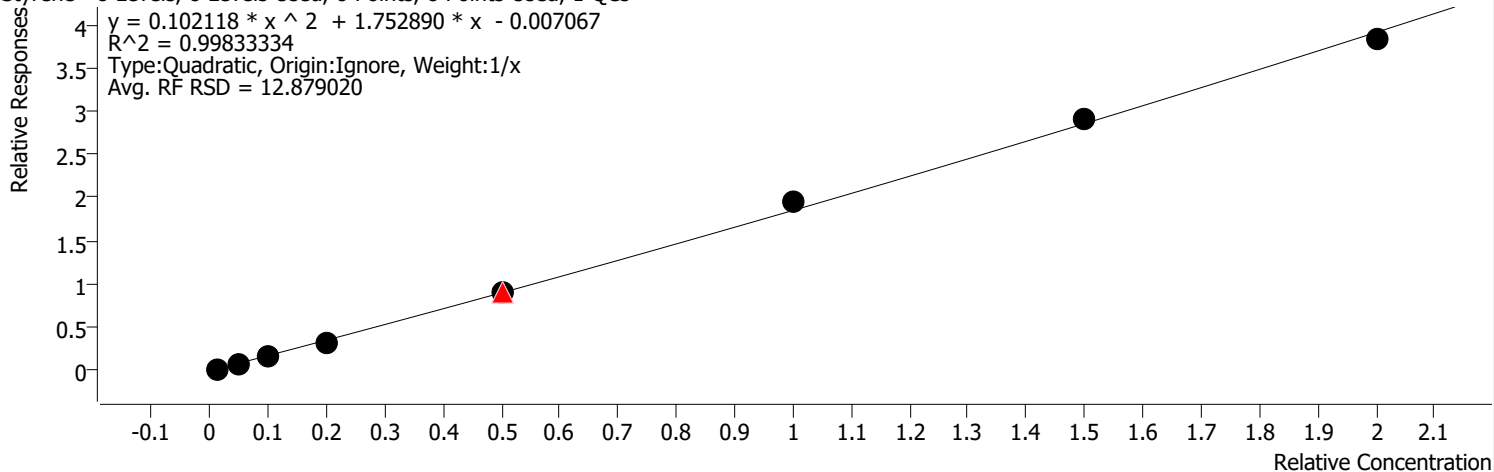
Calibration STD Path	Cal Type	Level	Enabled	Resp.	Exp. Conc	Resp. Factor	Level RSD
D:\Org\Data\VOA5975C\VG011922\19JAN04.D	Calibration	1	x	2826	2.5000	0.8929	
D:\Org\Data\VOA5975C\VG011922\19JAN05.D	Calibration	2	x	13717	12.5000	0.8745	
D:\Org\Data\VOA5975C\VG011922\19JAN06.D	Calibration	3	x	30498	25.0000	0.9498	
D:\Org\Data\VOA5975C\VG011922\19JAN07.D	Calibration	4	x	58814	50.0000	0.9222	
D:\Org\Data\VOA5975C\VG011922\19JAN09CC.D	CC	CC	x	179108	125.0000	1.0840	
D:\Org\Data\VOA5975C\VG011922\19JAN17.D	QC	QC	x	184033	125.0000	1.0909	
D:\Org\Data\VOA5975C\VG011922\19JAN09.D	Calibration	5	x	179108	125.0000	1.0840	
D:\Org\Data\VOA5975C\VG011922\19JAN11.D	Calibration	6	x	387676	250.0000	1.1632	
D:\Org\Data\VOA5975C\VG011922\19JAN13.D	Calibration	7	x	598606	375.0000	1.1958	
D:\Org\Data\VOA5975C\VG011922\19JAN15.D	Calibration	8	x	822173	500.0000	1.1785	

Calibration Report

Batch Path	D:\Org\Data\VOA5975C\VG011922\QuantResults\VG011922_8260B.batch.bin	Analyst Name	BL2000\mchavez
Analysis Time	1/22/2022 1:32 PM	Reporter Name	BL2000\mchavez
Report Time	1/22/2022 1:35:46 PM	Batch State	Processed
Last Calib Update	1/20/2022 9:28 AM	Quant Report Version	10.0
Quant Batch Version	10.0		

Styrene %RSE = 15.0

Styrene - 8 Levels, 8 Levels Used, 8 Points, 8 Points Used, 1 QCs



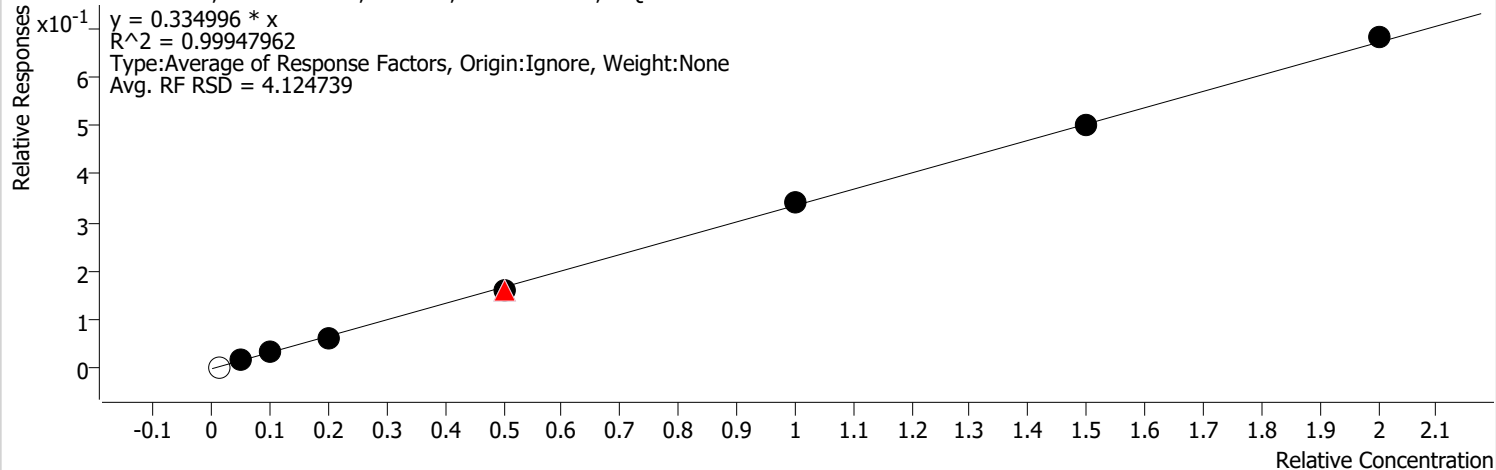
Calibration STD Path	Cal Type	Level	Enabled	Resp.	Exp. Conc	Resp. Factor	Level RSD
D:\Org\Data\VOA5975C\VG011922\19JAN04.D	Calibration	1	x	4834	2.5000	1.5274	
D:\Org\Data\VOA5975C\VG011922\19JAN05.D	Calibration	2	x	21872	12.5000	1.3944	
D:\Org\Data\VOA5975C\VG011922\19JAN06.D	Calibration	3	x	50294	25.0000	1.5663	
D:\Org\Data\VOA5975C\VG011922\19JAN07.D	Calibration	4	x	97810	50.0000	1.5337	
D:\Org\Data\VOA5975C\VG011922\19JAN09CC.D	CC	CC	x	292722	125.0000	1.7716	
D:\Org\Data\VOA5975C\VG011922\19JAN17.D	QC	QC	x	306077	125.0000	1.8144	
D:\Org\Data\VOA5975C\VG011922\19JAN09.D	Calibration	5	x	292722	125.0000	1.7716	
D:\Org\Data\VOA5975C\VG011922\19JAN11.D	Calibration	6	x	646327	250.0000	1.9393	
D:\Org\Data\VOA5975C\VG011922\19JAN13.D	Calibration	7	x	973131	375.0000	1.9439	
D:\Org\Data\VOA5975C\VG011922\19JAN15.D	Calibration	8	x	1332807	500.0000	1.9104	

Calibration Report

Batch Path	D:\Org\Data\VOA5975C\VG011922\QuantResults\VG011922_8260B.batch.bin	Analyst Name	BL2000\mchavez
Analysis Time	1/22/2022 1:32 PM	Reporter Name	BL2000\mchavez
Report Time	1/22/2022 1:35:46 PM	Batch State	Processed
Last Calib Update	1/20/2022 9:28 AM	Quant Report Version	10.0
Quant Batch Version	10.0		

Bromoform %RSE = 4.1

Bromoform - 8 Levels, 7 Levels Used, 8 Points, 7 Points Used, 1 QCs

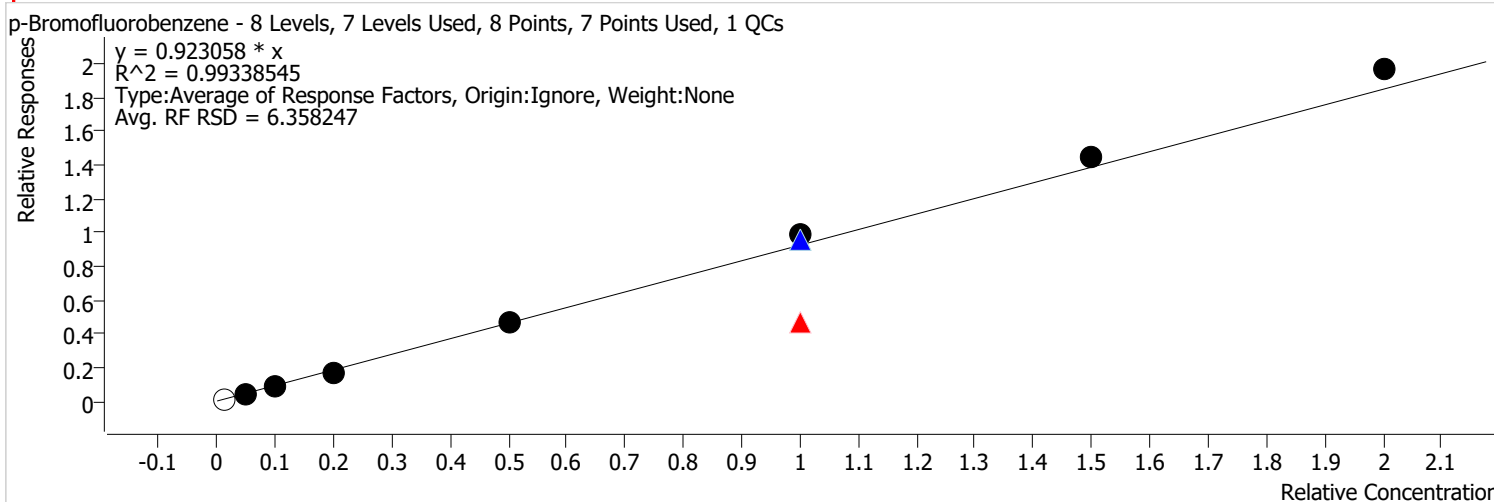


Calibration STD Path	Cal Type	Level	Enabled	Resp.	Exp. Conc	Resp. Factor	Level RSD
D:\Org\Data\VOA5975C\VG011922\19JAN04.D	Calibration	1		928	2.5000	0.3841	
D:\Org\Data\VOA5975C\VG011922\19JAN05.D	Calibration	2	x	4402	12.5000	0.3494	
D:\Org\Data\VOA5975C\VG011922\19JAN06.D	Calibration	3	x	8920	25.0000	0.3448	
D:\Org\Data\VOA5975C\VG011922\19JAN07.D	Calibration	4	x	16290	50.0000	0.3097	
D:\Org\Data\VOA5975C\VG011922\19JAN09CC.D	CC	CC	x	45045	125.0000	0.3241	
D:\Org\Data\VOA5975C\VG011922\19JAN17.D	QC	QC	x	45029	125.0000	0.3175	
D:\Org\Data\VOA5975C\VG011922\19JAN09.D	Calibration	5	x	45045	125.0000	0.3241	
D:\Org\Data\VOA5975C\VG011922\19JAN11.D	Calibration	6	x	96001	250.0000	0.3428	
D:\Org\Data\VOA5975C\VG011922\19JAN13.D	Calibration	7	x	143943	375.0000	0.3344	
D:\Org\Data\VOA5975C\VG011922\19JAN15.D	Calibration	8	x	198345	500.0000	0.3397	

Calibration Report

Batch Path	D:\Org\Data\VOA5975C\VG011922\QuantResults\VG011922_8260B.batch.bin	Analyst Name	BL2000\mchavez
Analysis Time	1/22/2022 1:32 PM	Reporter Name	BL2000\mchavez
Report Time	1/22/2022 1:35:46 PM	Batch State	Processed
Last Calib Update	1/20/2022 9:28 AM	Quant Report Version	10.0
Quant Batch Version	10.0		

p-Bromofluorobenzene %RSE =



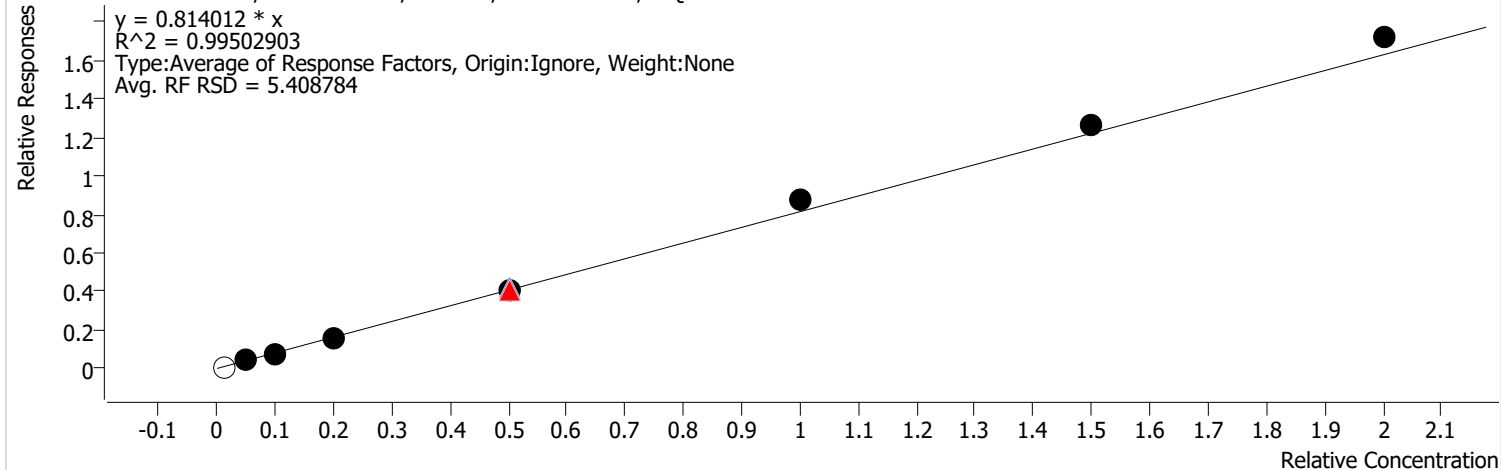
Calibration STD Path	Cal Type	Level	Enabled	Resp.	Exp. Conc	Resp. Factor	Level RSD
D:\Org\Data\VOA5975C\VG011922\19JAN04.D	Calibration	1		3195	2.5000	1.3225	
D:\Org\Data\VOA5975C\VG011922\19JAN05.D	Calibration	2	x	10669	12.5000	0.8469	
D:\Org\Data\VOA5975C\VG011922\19JAN06.D	Calibration	3	x	23160	25.0000	0.8953	
D:\Org\Data\VOA5975C\VG011922\19JAN07.D	Calibration	4	x	45114	50.0000	0.8578	
D:\Org\Data\VOA5975C\VG011922\19JAN09.D	Calibration	5	x	128330	125.0000	0.9232	
D:\Org\Data\VOA5975C\VG011922\19JAN09CC.D	CC	CC	x	128330	250.0000	0.4616	
D:\Org\Data\VOA5975C\VG011922\19JAN17.D	QC	QC	x	270628	250.0000	0.9540	
D:\Org\Data\VOA5975C\VG011922\19JAN11.D	Calibration	6	x	277668	250.0000	0.9915	
D:\Org\Data\VOA5975C\VG011922\19JAN13.D	Calibration	7	x	415878	375.0000	0.9662	
D:\Org\Data\VOA5975C\VG011922\19JAN15.D	Calibration	8	x	572482	500.0000	0.9806	

Calibration Report

Batch Path	D:\Org\Data\VOA5975C\VG011922\QuantResults\VG011922_8260B.batch.bin	Analyst Name	BL2000\mchavez
Analysis Time	1/22/2022 1:32 PM	Reporter Name	BL2000\mchavez
Report Time	1/22/2022 1:35:46 PM	Batch State	Processed
Last Calib Update	1/20/2022 9:28 AM	Quant Report Version	10.0
Quant Batch Version	10.0		

Bromobenzene %RSE = 5.4

Bromobenzene - 8 Levels, 7 Levels Used, 8 Points, 7 Points Used, 1 QCs

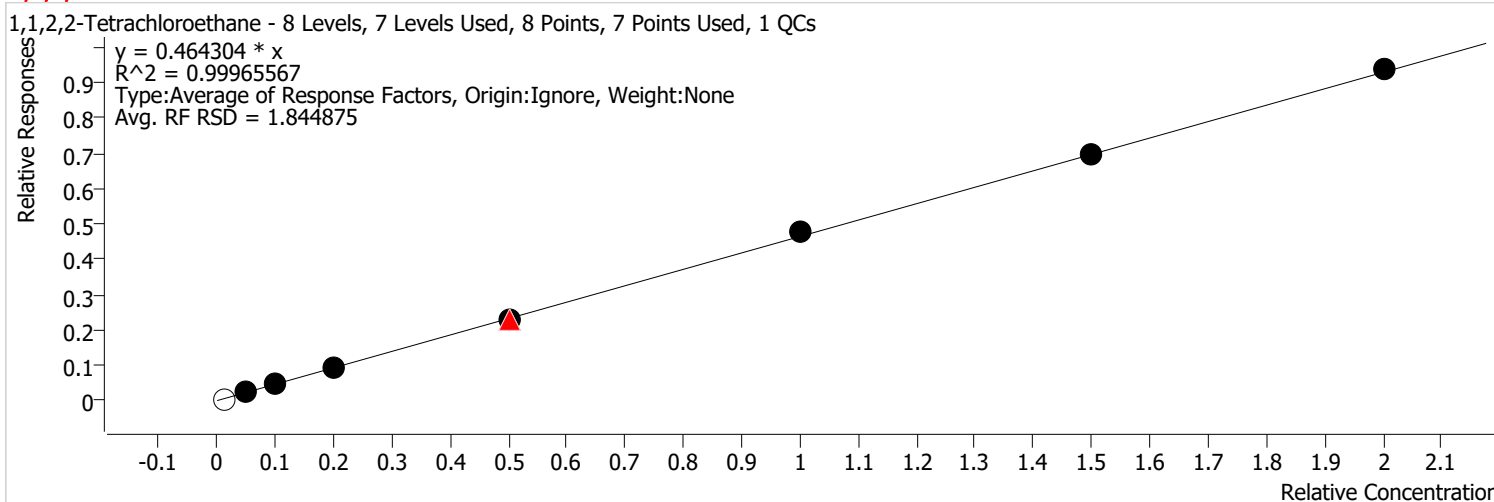


Calibration STD Path	Cal Type	Level	Enabled	Resp.	Exp. Conc	Resp. Factor	Level RSD
D:\Org\Data\VOA5975C\VG011922\19JAN04.D	Calibration	1		2095	2.5000	0.8672	
D:\Org\Data\VOA5975C\VG011922\19JAN05.D	Calibration	2	x	9784	12.5000	0.7767	
D:\Org\Data\VOA5975C\VG011922\19JAN06.D	Calibration	3	x	20364	25.0000	0.7872	
D:\Org\Data\VOA5975C\VG011922\19JAN07.D	Calibration	4	x	39639	50.0000	0.7537	
D:\Org\Data\VOA5975C\VG011922\19JAN09CC.D	CC	CC	x	112733	125.0000	0.8110	
D:\Org\Data\VOA5975C\VG011922\19JAN17.D	QC	QC	x	118930	125.0000	0.8385	
D:\Org\Data\VOA5975C\VG011922\19JAN09.D	Calibration	5	x	112733	125.0000	0.8110	
D:\Org\Data\VOA5975C\VG011922\19JAN11.D	Calibration	6	x	243851	250.0000	0.8707	
D:\Org\Data\VOA5975C\VG011922\19JAN13.D	Calibration	7	x	361843	375.0000	0.8406	
D:\Org\Data\VOA5975C\VG011922\19JAN15.D	Calibration	8	x	501025	500.0000	0.8582	

Calibration Report

Batch Path	D:\Org\Data\VOA5975C\VG011922\QuantResults\VG011922_8260B.batch.bin	Analyst Name	BL2000\mchavez
Analysis Time	1/22/2022 1:32 PM	Reporter Name	BL2000\mchavez
Report Time	1/22/2022 1:35:46 PM	Batch State	Processed
Last Calib Update	1/20/2022 9:28 AM	Quant Report Version	10.0
Quant Batch Version	10.0		

1,1,2,2-Tetrachloroethane %RSE = 1.8

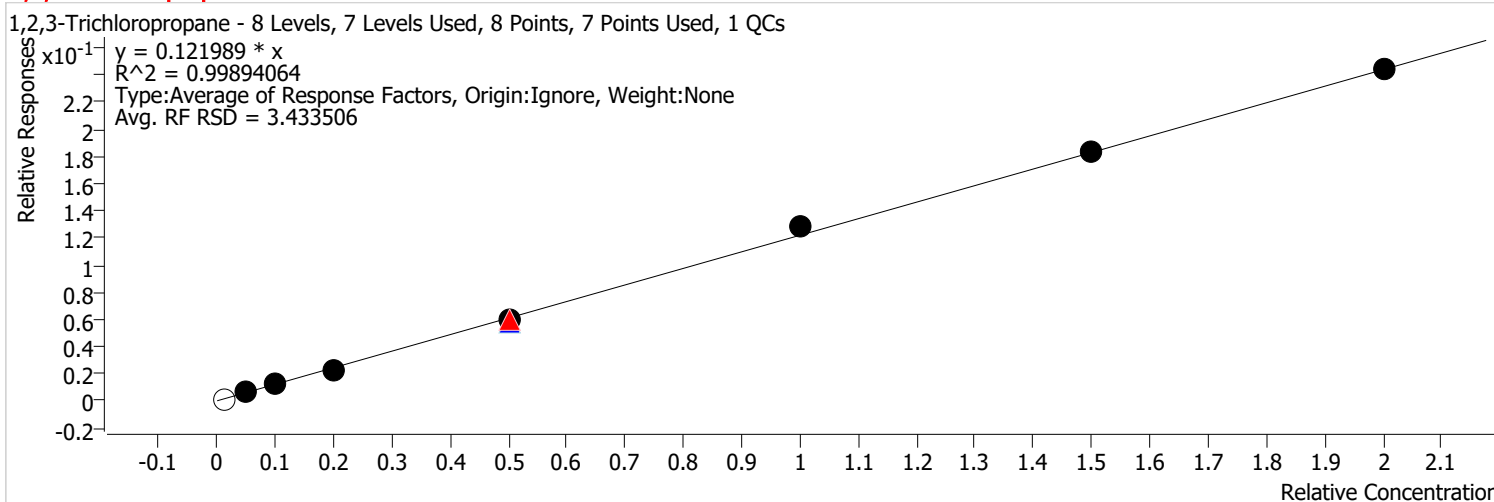


Calibration STD Path	Cal Type	Level	Enabled	Resp.	Exp. Conc	Resp. Factor	Level RSD
D:\Org\Data\VOA5975C\VG011922\19JAN04.D	Calibration	1		1247	2.5000	0.5163	
D:\Org\Data\VOA5975C\VG011922\19JAN05.D	Calibration	2	x	5757	12.5000	0.4570	
D:\Org\Data\VOA5975C\VG011922\19JAN06.D	Calibration	3	x	12137	25.0000	0.4692	
D:\Org\Data\VOA5975C\VG011922\19JAN07.D	Calibration	4	x	24493	50.0000	0.4657	
D:\Org\Data\VOA5975C\VG011922\19JAN09CC.D	CC	CC	x	62640	125.0000	0.4506	
D:\Org\Data\VOA5975C\VG011922\19JAN17.D	QC	QC	x	65177	125.0000	0.4595	
D:\Org\Data\VOA5975C\VG011922\19JAN09.D	Calibration	5	x	62640	125.0000	0.4506	
D:\Org\Data\VOA5975C\VG011922\19JAN11.D	Calibration	6	x	133573	250.0000	0.4769	
D:\Org\Data\VOA5975C\VG011922\19JAN13.D	Calibration	7	x	199230	375.0000	0.4629	
D:\Org\Data\VOA5975C\VG011922\19JAN15.D	Calibration	8	x	273124	500.0000	0.4678	

Calibration Report

Batch Path	D:\Org\Data\VOA5975C\VG011922\QuantResults\VG011922_8260B.batch.bin	Analyst Name	BL2000\mchavez
Analysis Time	1/22/2022 1:32 PM	Reporter Name	BL2000\mchavez
Report Time	1/22/2022 1:35:46 PM	Batch State	Processed
Last Calib Update	1/20/2022 9:28 AM	Quant Report Version	10.0
Quant Batch Version	10.0		

1,2,3-Trichloropropane %RSE = 3.4



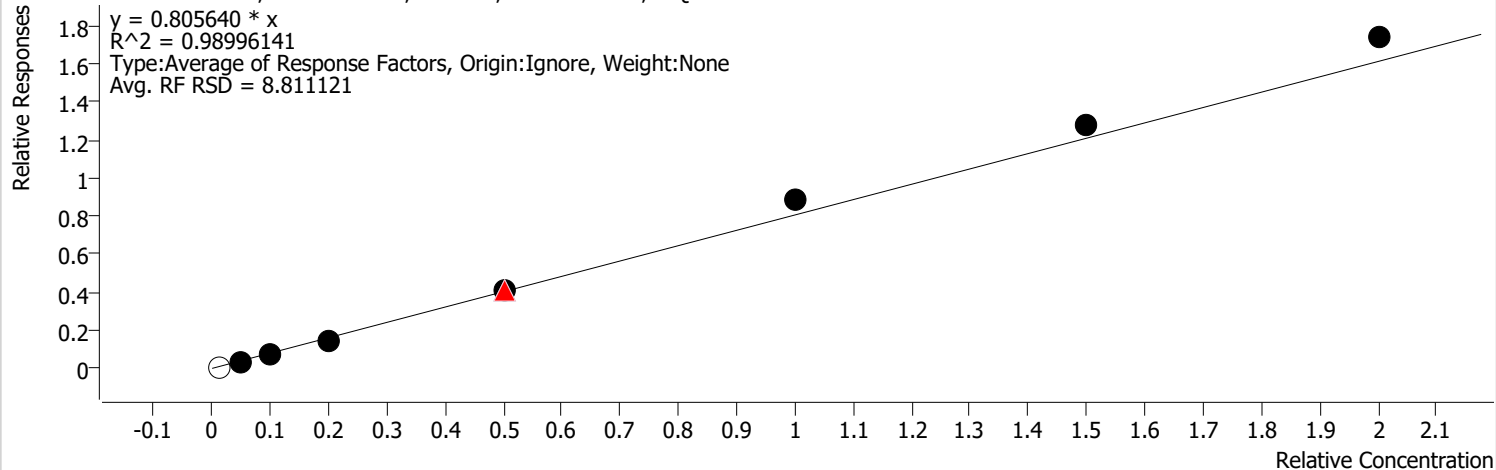
Calibration STD Path	Cal Type	Level	Enabled	Resp.	Exp. Conc	Resp. Factor	Level RSD
D:\Org\Data\VOA5975C\VG011922\19JAN04.D	Calibration	1		358	2.5000	0.1482	
D:\Org\Data\VOA5975C\VG011922\19JAN05.D	Calibration	2	x	1522	12.5000	0.1208	
D:\Org\Data\VOA5975C\VG011922\19JAN06.D	Calibration	3	x	3237	25.0000	0.1251	
D:\Org\Data\VOA5975C\VG011922\19JAN07.D	Calibration	4	x	6147	50.0000	0.1169	
D:\Org\Data\VOA5975C\VG011922\19JAN09CC.D	CC	CC	x	16355	125.0000	0.1177	
D:\Org\Data\VOA5975C\VG011922\19JAN17.D	QC	QC	x	16507	125.0000	0.1164	
D:\Org\Data\VOA5975C\VG011922\19JAN09.D	Calibration	5	x	16355	125.0000	0.1177	
D:\Org\Data\VOA5975C\VG011922\19JAN11.D	Calibration	6	x	36124	250.0000	0.1290	
D:\Org\Data\VOA5975C\VG011922\19JAN13.D	Calibration	7	x	52732	375.0000	0.1225	
D:\Org\Data\VOA5975C\VG011922\19JAN15.D	Calibration	8	x	71179	500.0000	0.1219	

Calibration Report

Batch Path	D:\Org\Data\VOA5975C\VG011922\QuantResults\VG011922_8260B.batch.bin	Analyst Name	BL2000\mchavez
Analysis Time	1/22/2022 1:32 PM	Reporter Name	BL2000\mchavez
Report Time	1/22/2022 1:35:46 PM	Batch State	Processed
Last Calib Update	1/20/2022 9:28 AM	Quant Report Version	10.0
Quant Batch Version	10.0		

2-Chlorotoluene %RSE = 8.8

2-Chlorotoluene - 8 Levels, 7 Levels Used, 8 Points, 7 Points Used, 1 QCs

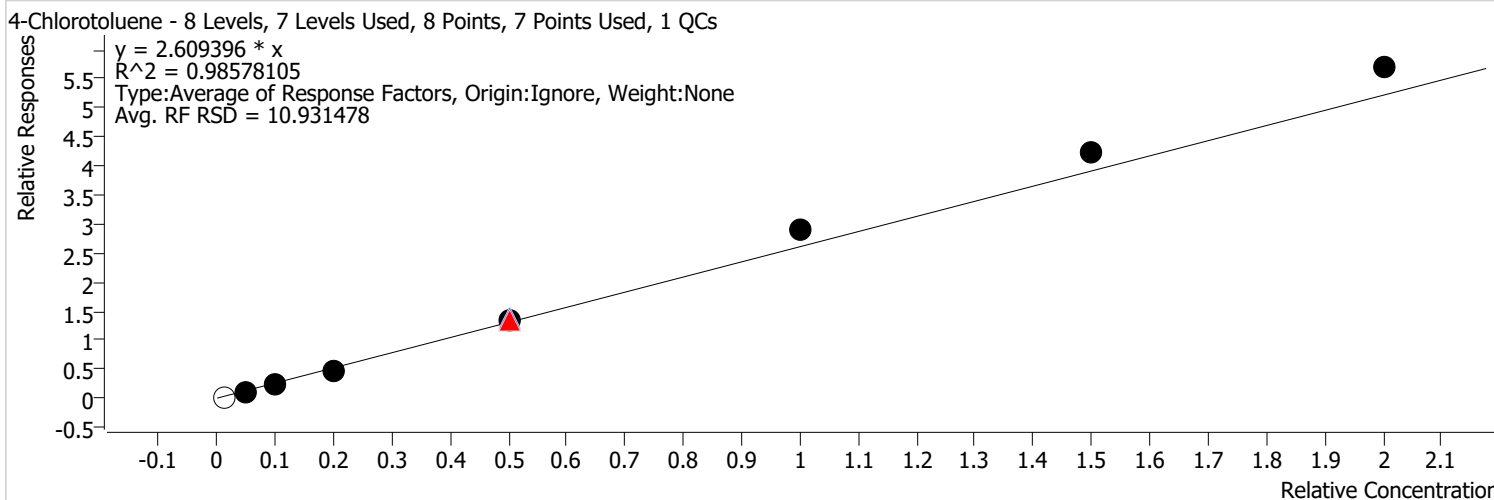


Calibration STD Path	Cal Type	Level	Enabled	Resp.	Exp. Conc	Resp. Factor	Level RSD
D:\Org\Data\VOA5975C\VG011922\19JAN04.D	Calibration	1		2035	2.5000	0.8423	
D:\Org\Data\VOA5975C\VG011922\19JAN05.D	Calibration	2	x	9032	12.5000	0.7170	
D:\Org\Data\VOA5975C\VG011922\19JAN06.D	Calibration	3	x	20511	25.0000	0.7929	
D:\Org\Data\VOA5975C\VG011922\19JAN07.D	Calibration	4	x	37139	50.0000	0.7062	
D:\Org\Data\VOA5975C\VG011922\19JAN09CC.D	CC	CC	x	114135	125.0000	0.8211	
D:\Org\Data\VOA5975C\VG011922\19JAN17.D	QC	QC	x	117036	125.0000	0.8251	
D:\Org\Data\VOA5975C\VG011922\19JAN09.D	Calibration	5	x	114135	125.0000	0.8211	
D:\Org\Data\VOA5975C\VG011922\19JAN11.D	Calibration	6	x	247831	250.0000	0.8849	
D:\Org\Data\VOA5975C\VG011922\19JAN13.D	Calibration	7	x	365790	375.0000	0.8498	
D:\Org\Data\VOA5975C\VG011922\19JAN15.D	Calibration	8	x	506556	500.0000	0.8676	

Calibration Report

Batch Path	D:\Org\Data\VOA5975C\VG011922\QuantResults\VG011922_8260B.batch.bin	Analyst Name	BL2000\mchavez
Analysis Time	1/22/2022 1:32 PM	Reporter Name	BL2000\mchavez
Report Time	1/22/2022 1:35:46 PM	Batch State	Processed
Last Calib Update	1/20/2022 9:28 AM	Quant Report Version	10.0
Quant Batch Version	10.0		

4-Chlorotoluene %RSE = 10.9

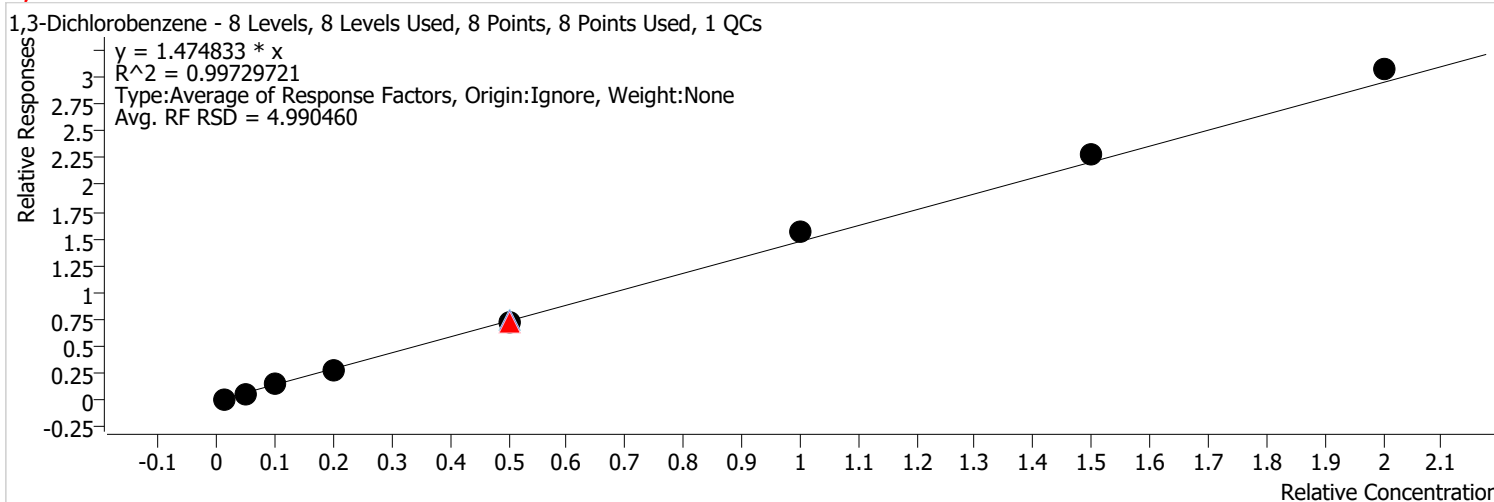


Calibration STD Path	Cal Type	Level	Enabled	Resp.	Exp. Conc	Resp. Factor	Level RSD
D:\Org\Data\VOA5975C\VG011922\19JAN04.D	Calibration	1		5544	2.5000	2.2948	
D:\Org\Data\VOA5975C\VG011922\19JAN05.D	Calibration	2	x	26850	12.5000	2.1314	
D:\Org\Data\VOA5975C\VG011922\19JAN06.D	Calibration	3	x	64162	25.0000	2.4802	
D:\Org\Data\VOA5975C\VG011922\19JAN07.D	Calibration	4	x	125553	50.0000	2.3873	
D:\Org\Data\VOA5975C\VG011922\19JAN09CC.D	CC	CC	x	375931	125.0000	2.7044	
D:\Org\Data\VOA5975C\VG011922\19JAN17.D	QC	QC	x	395846	125.0000	2.7908	
D:\Org\Data\VOA5975C\VG011922\19JAN09.D	Calibration	5	x	375931	125.0000	2.7044	
D:\Org\Data\VOA5975C\VG011922\19JAN11.D	Calibration	6	x	814408	250.0000	2.9080	
D:\Org\Data\VOA5975C\VG011922\19JAN13.D	Calibration	7	x	1209058	375.0000	2.8089	
D:\Org\Data\VOA5975C\VG011922\19JAN15.D	Calibration	8	x	1661293	500.0000	2.8455	

Calibration Report

Batch Path	D:\Org\Data\VOA5975C\VG011922\QuantResults\VG011922_8260B.batch.bin	Analyst Name	BL2000\mchavez
Analysis Time	1/22/2022 1:32 PM	Reporter Name	BL2000\mchavez
Report Time	1/22/2022 1:35:46 PM	Batch State	Processed
Last Calib Update	1/20/2022 9:28 AM	Quant Report Version	10.0
Quant Batch Version	10.0		

1,3-Dichlorobenzene %RSE = 5.0

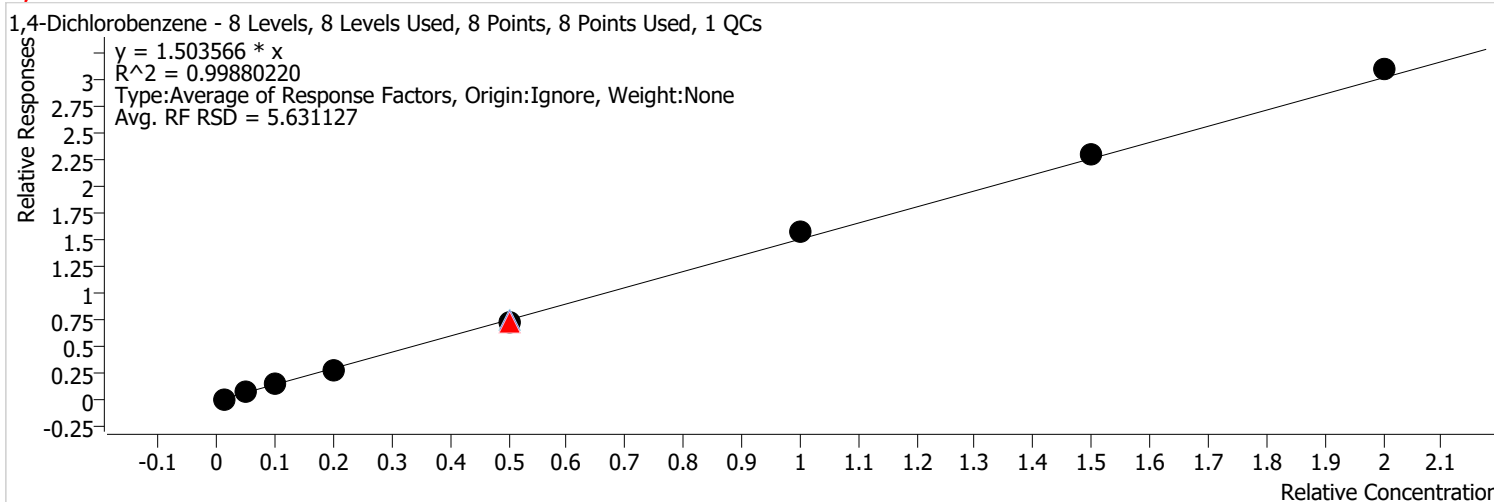


Calibration STD Path	Cal Type	Level	Enabled	Resp.	Exp. Conc	Resp. Factor	Level RSD
D:\Org\Data\VOA5975C\VG011922\19JAN04.D	Calibration	1	x	3715	2.5000	1.5377	
D:\Org\Data\VOA5975C\VG011922\19JAN05.D	Calibration	2	x	17111	12.5000	1.3583	
D:\Org\Data\VOA5975C\VG011922\19JAN06.D	Calibration	3	x	37763	25.0000	1.4598	
D:\Org\Data\VOA5975C\VG011922\19JAN07.D	Calibration	4	x	73221	50.0000	1.3923	
D:\Org\Data\VOA5975C\VG011922\19JAN09CC.D	CC	CC	x	200403	125.0000	1.4417	
D:\Org\Data\VOA5975C\VG011922\19JAN17.D	QC	QC	x	214054	125.0000	1.5091	
D:\Org\Data\VOA5975C\VG011922\19JAN09.D	Calibration	5	x	200403	125.0000	1.4417	
D:\Org\Data\VOA5975C\VG011922\19JAN11.D	Calibration	6	x	436562	250.0000	1.5588	
D:\Org\Data\VOA5975C\VG011922\19JAN13.D	Calibration	7	x	652775	375.0000	1.5165	
D:\Org\Data\VOA5975C\VG011922\19JAN15.D	Calibration	8	x	895336	500.0000	1.5335	

Calibration Report

Batch Path	D:\Org\Data\VOA5975C\VG011922\QuantResults\VG011922_8260B.batch.bin	Analyst Name	BL2000\mchavez
Analysis Time	1/22/2022 1:32 PM	Reporter Name	BL2000\mchavez
Report Time	1/22/2022 1:35:46 PM	Batch State	Processed
Last Calib Update	1/20/2022 9:28 AM	Quant Report Version	10.0
Quant Batch Version	10.0		

1,4-Dichlorobenzene %RSE = 5.6

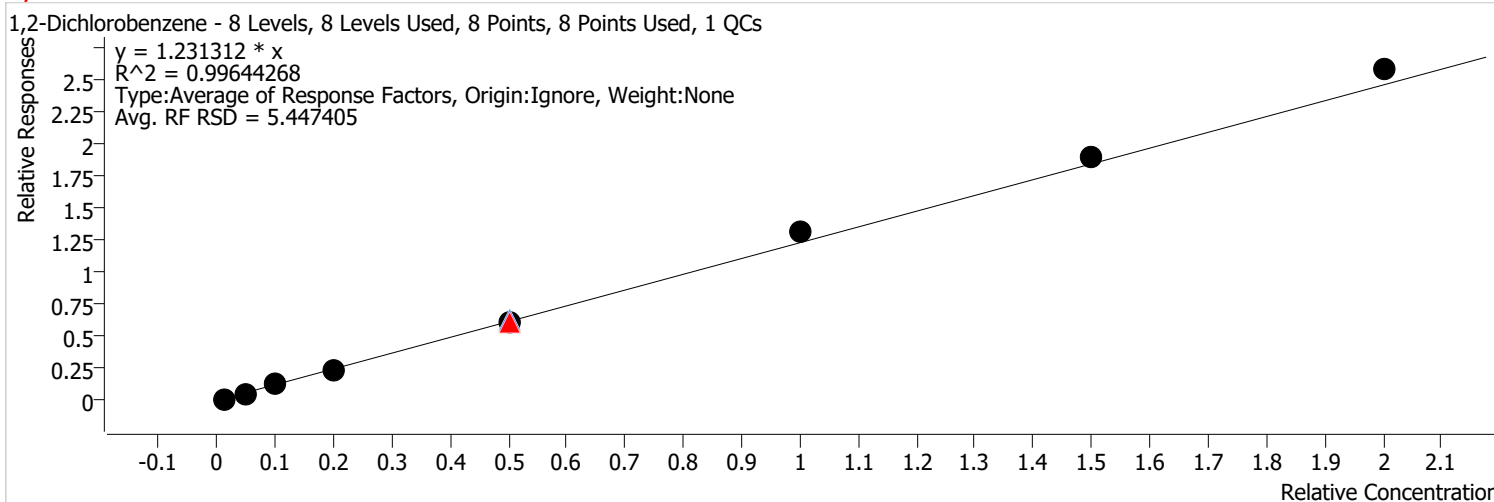


Calibration STD Path	Cal Type	Level	Enabled	Resp.	Exp. Conc	Resp. Factor	Level RSD
D:\Org\Data\VOA5975C\VG011922\19JAN04.D	Calibration	1	x	3952	2.5000	1.6358	
D:\Org\Data\VOA5975C\VG011922\19JAN05.D	Calibration	2	x	17730	12.5000	1.4074	
D:\Org\Data\VOA5975C\VG011922\19JAN06.D	Calibration	3	x	38799	25.0000	1.4998	
D:\Org\Data\VOA5975C\VG011922\19JAN07.D	Calibration	4	x	72168	50.0000	1.3723	
D:\Org\Data\VOA5975C\VG011922\19JAN09CC.D	CC	CC	x	205880	125.0000	1.4811	
D:\Org\Data\VOA5975C\VG011922\19JAN17.D	QC	QC	x	216533	125.0000	1.5266	
D:\Org\Data\VOA5975C\VG011922\19JAN09.D	Calibration	5	x	205880	125.0000	1.4811	
D:\Org\Data\VOA5975C\VG011922\19JAN11.D	Calibration	6	x	438291	250.0000	1.5650	
D:\Org\Data\VOA5975C\VG011922\19JAN13.D	Calibration	7	x	656962	375.0000	1.5263	
D:\Org\Data\VOA5975C\VG011922\19JAN15.D	Calibration	8	x	899595	500.0000	1.5408	

Calibration Report

Batch Path	D:\Org\Data\VOA5975C\VG011922\QuantResults\VG011922_8260B.batch.bin	Analyst Name	BL2000\mchavez
Analysis Time	1/22/2022 1:32 PM	Reporter Name	BL2000\mchavez
Report Time	1/22/2022 1:35:46 PM	Batch State	Processed
Last Calib Update	1/20/2022 9:28 AM	Quant Report Version	10.0
Quant Batch Version	10.0		

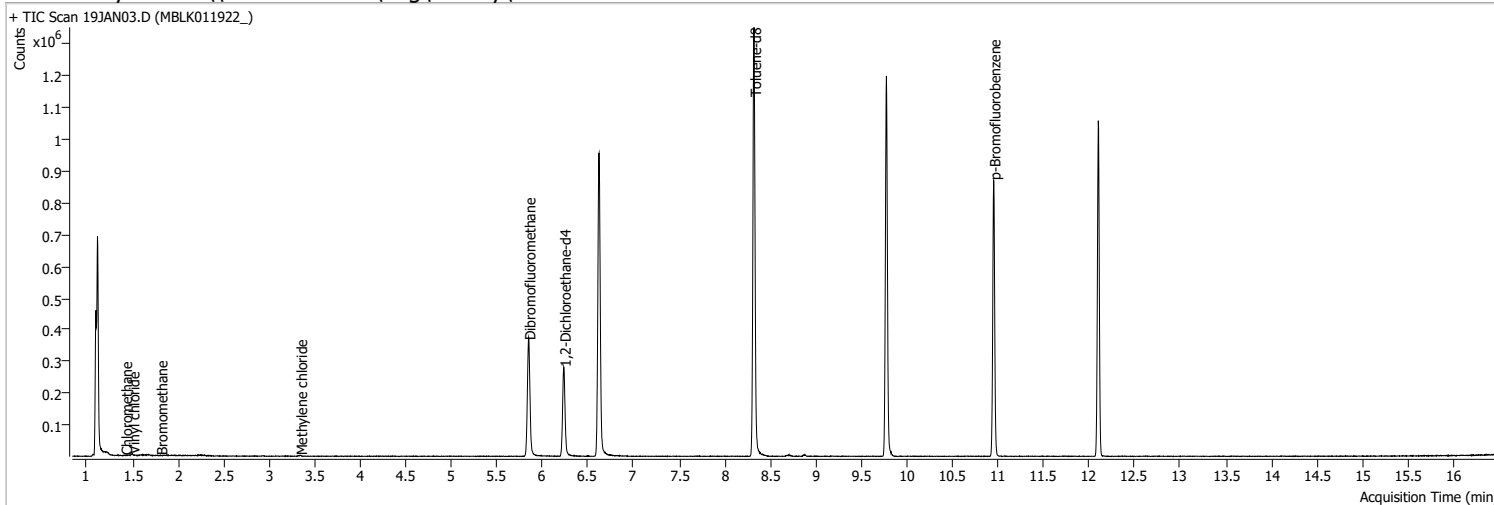
1,2-Dichlorobenzene %RSE = 5.4



Calibration STD Path	Cal Type	Level	Enabled	Resp.	Exp. Conc	Resp. Factor	Level RSD
D:\Org\Data\VOA5975C\VG011922\19JAN04.D	Calibration	1	x	3048	2.5000	1.2617	
D:\Org\Data\VOA5975C\VG011922\19JAN05.D	Calibration	2	x	14345	12.5000	1.1387	
D:\Org\Data\VOA5975C\VG011922\19JAN06.D	Calibration	3	x	31975	25.0000	1.2360	
D:\Org\Data\VOA5975C\VG011922\19JAN07.D	Calibration	4	x	59208	50.0000	1.1258	
D:\Org\Data\VOA5975C\VG011922\19JAN09CC.D	CC	CC	x	169723	125.0000	1.2210	
D:\Org\Data\VOA5975C\VG011922\19JAN17.D	QC	QC	x	177148	125.0000	1.2489	
D:\Org\Data\VOA5975C\VG011922\19JAN09.D	Calibration	5	x	169723	125.0000	1.2210	
D:\Org\Data\VOA5975C\VG011922\19JAN11.D	Calibration	6	x	366153	250.0000	1.3074	
D:\Org\Data\VOA5975C\VG011922\19JAN13.D	Calibration	7	x	546389	375.0000	1.2694	
D:\Org\Data\VOA5975C\VG011922\19JAN15.D	Calibration	8	x	753439	500.0000	1.2905	

Quantitation Results Report (QT Reviewed)

Data File	19JAN03.D	Operator	MSC
Acq. Method	5975CACQF.M	Acq. Date-Time	1/19/2022 10:13:09 AM
Sample Name	MBLK011922_	Instrument	VOA5975C
Vial	3	Multiplier	1.00
DA Method File	VOA5975C_8260B_SHT_DoD_L4_011922.m	Comment	
Tune File	BFB_Atune3.u	Tune Date	10/11/2021 4:02:00 PM
Batch Name	VG011922_8260B.batch.bin	Last Calib Update	1/20/2022 9:28:12 AM
Ref Library	\\MASSHUNTER\Org\Library\NIST129K.I		



Compound	RT	QIon	Resp.	Conc.	Units	Dev(Min)
----------	----	------	-------	-------	-------	----------

Internal Standards

M Fluorobenzene	6.621	96.0	812130	250.0000	ng	0.000
M Chlorobenzene-d5	9.774	82.0	329825	250.0000	ng	0.000
M 1,4-Dichlorobenzene-d4	12.100	152.0	253834	250.0000	ng	0.000

System Monitoring Compounds

S Dibromofluoromethane	5.845	113.0	221291	281.3207	ng	-0.006
Spiked Amount: 250.000	Range: 80.0 - 119.0%			Recovery = 112.53%		
S 1,2-Dichloroethane-d4	6.233	67.0	100892	296.9186	ng	0.003
Spiked Amount: 250.000	Range: 81.0 - 118.0%			Recovery = 118.77% *		
S Toluene-d8	8.322	98.0	833211	258.9413	ng	0.003
Spiked Amount: 250.000	Range: 89.0 - 112.0%			Recovery = 103.58%		
S p-Bromofluorobenzene	10.951	95.0	244714	261.1079	ng	0.003
Spiked Amount: 250.000	Range: 85.0 - 114.0%			Recovery = 104.44%		

Target Compounds

Compound	RT	QIon	Resp.	Conc.	Units	QValue
T Dichlorodifluoromethane	0.000		0	N.D.		
T Chloromethane	1.420	50.0	477	0.3708	ng	m 67
T Vinyl chloride	1.501	62.0	450	0.3842	ng	m 51
T Bromomethane	1.807	96.0	344	2.5579	ng	m 96
T Chloroethane	0.000		0	N.D.		
T Trichlorofluoromethane	0.000		0	N.D.		
T 1,1-Dichloroethene	0.000		0	N.D.		
T Methylene chloride	3.341	49.0	2137	1.7999	ng	m 86
T trans-1,2-Dichloroethene	0.000		0	N.D.		
T Methyl tert-butyl ether (MTBE)	0.000		0	N.D.		
T 1,1-Dichloroethane	0.000		0	N.D.		
T 2,2-Dichloropropane	0.000		0	N.D.		
T cis-1,2-Dichloroethene	0.000		0	N.D.		
T Methyl ethyl ketone	0.000		0	N.D.		
T Bromochloromethane	0.000		0	N.D.		
T Chloroform	0.000		0	N.D.		

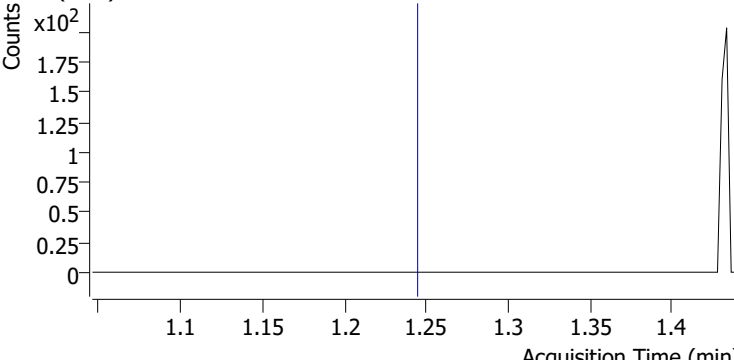
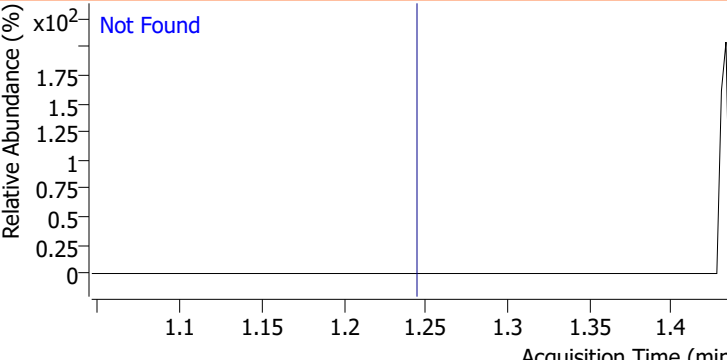
Quantitation Results Report (QT Reviewed)

Compound	RT	QIon	Resp.	Conc.	Units	Dev(Min)
T 1,1,1-Trichloroethane	0.000		0	N.D.		
T Carbon tetrachloride	0.000		0	N.D.		
T 1,1-Dichloropropene	0.000		0	N.D.		
T Benzene	0.000		0	N.D.		
T 1,2-Dichloroethane	0.000		0	N.D.		
T Trichloroethene	0.000		0	N.D.		
T 1,2-Dichloropropane	0.000		0	N.D.		
T Dibromomethane	0.000		0	N.D.		
T Bromodichloromethane	0.000		0	N.D.		
T cis-1,3-Dichloropropene	0.000		0	N.D.		
T Toluene	0.000		0	N.D.		
T trans-1,3-Dichloropropene	0.000		0	N.D.		
T 1,1,2-Trichloroethane	0.000		0	N.D.		
T Tetrachloroethene	0.000		0	N.D.		
T 1,3-Dichloropropane	0.000		0	N.D.		
T Chlorodibromomethane	0.000		0	N.D.		
T 1,2-Dibromoethane	0.000		0	N.D.		
T Chlorobenzene	0.000		0	N.D.		
T 1,1,1,2-Tetrachloroethane	0.000		0	N.D.		
T Ethylbenzene	0.000		0	N.D.		
T m+p-Xylenes	0.000		0	N.D.		
T o-Xylene	0.000		0	N.D.		
T Styrene	0.000		0	N.D.		
T Bromoform	0.000		0	N.D.		
T Bromobenzene	0.000		0	N.D.		
T 1,1,2,2-Tetrachloroethane	0.000		0	N.D.		
T 1,2,3-Trichloropropane	0.000		0	N.D.		
T 2-Chlorotoluene	0.000		0	N.D.		
T 4-Chlorotoluene	0.000		0	N.D.		
T 1,3-Dichlorobenzene	0.000		0	N.D.		
T 1,4-Dichlorobenzene	0.000		0	N.D.		
T 1,2-Dichlorobenzene	0.000		0	N.D.		

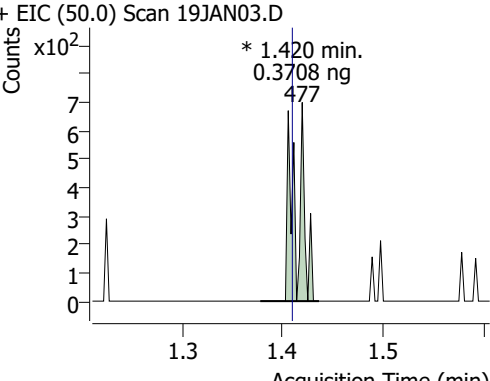
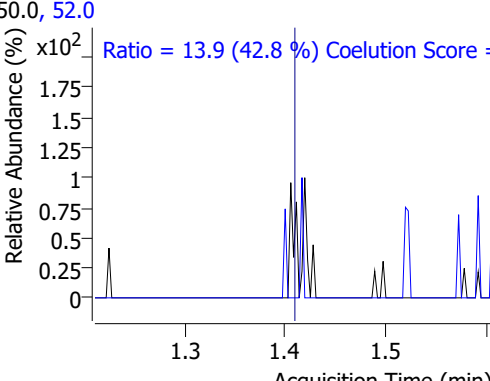
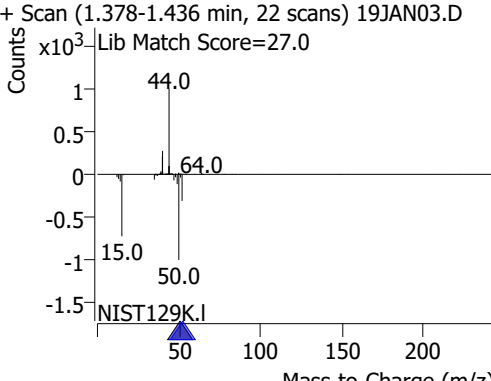
(#) = Qualifier Out of Range; (m) = Manual Integration; (+) = Area Summed; (*) = Surrogate Percent Recovery Out of Range; (d): Zeroed Peak

Quantitation Results Report (QT Reviewed)

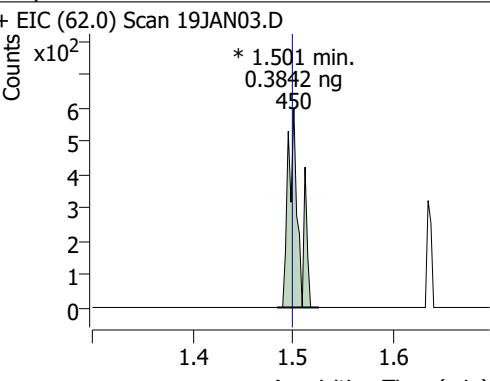
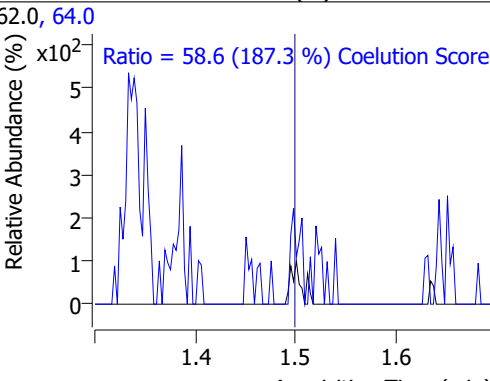
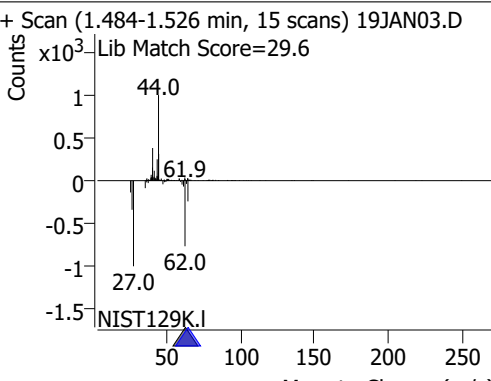
Compound	Conc.	Exp RT	QIon	Exp Ratio
Dichlorodifluoromethane	N.D.	1.24	87.0	31.8

+ EIC (85.0) Scan 19JAN03.D	85.0, 87.0
	 <p style="color: blue;">Not Found</p>

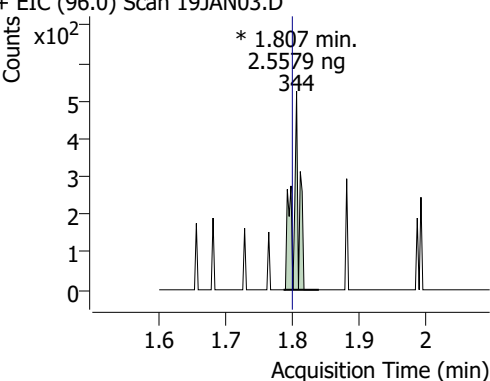
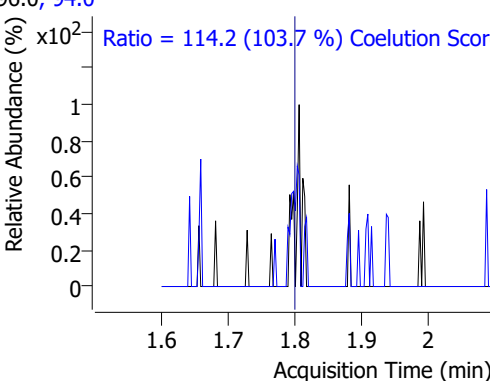
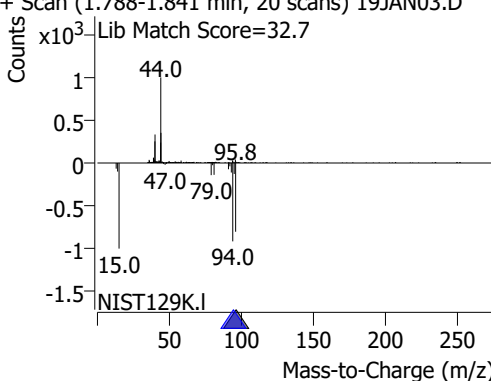
Compound	Conc.	RT	Dev(Min)	Resp.	QIon	QRatio	Lower	Upper
Chloromethane	0.3708	1.42	0.01	477 (m)	52.0	13.9	2.4	62.4

+ EIC (50.0) Scan 19JAN03.D	50.0, 52.0	+ Scan (1.378-1.436 min, 22 scans) 19JAN03.D
		

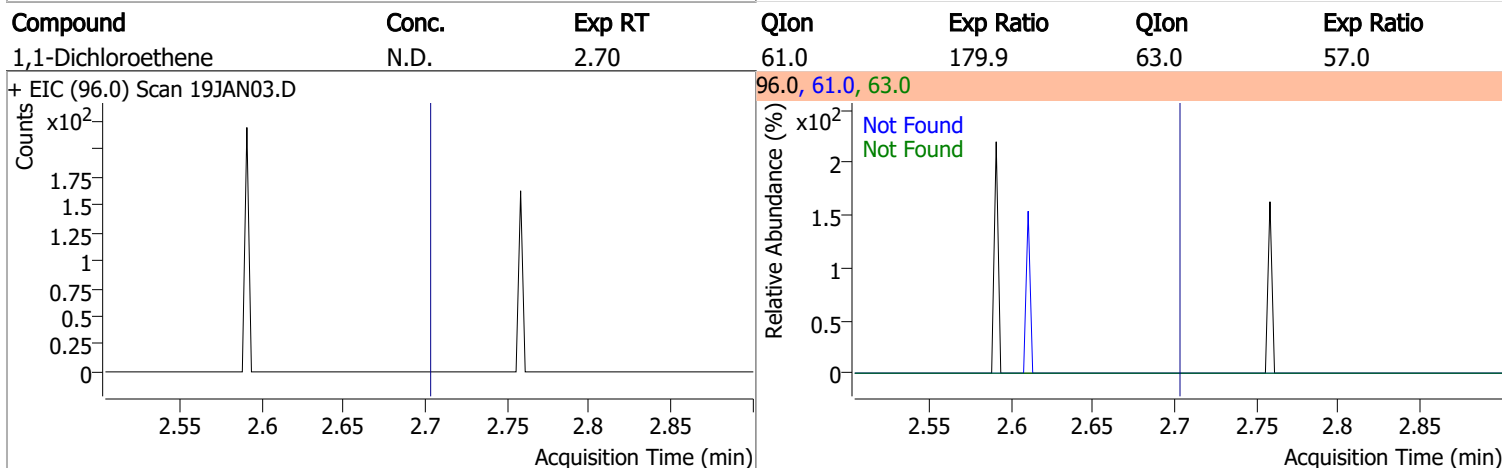
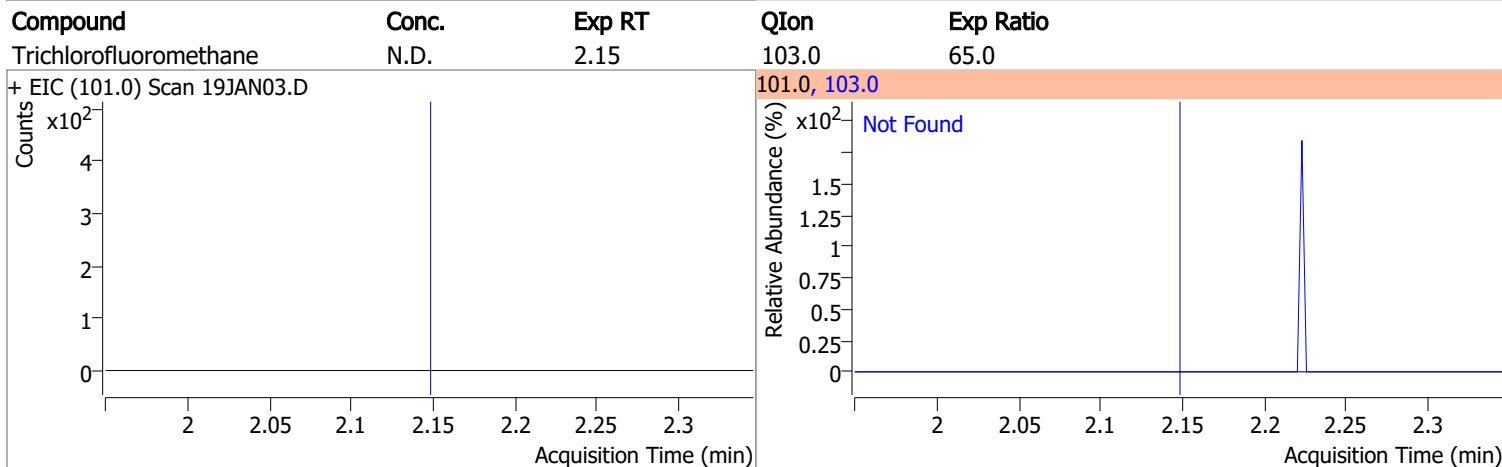
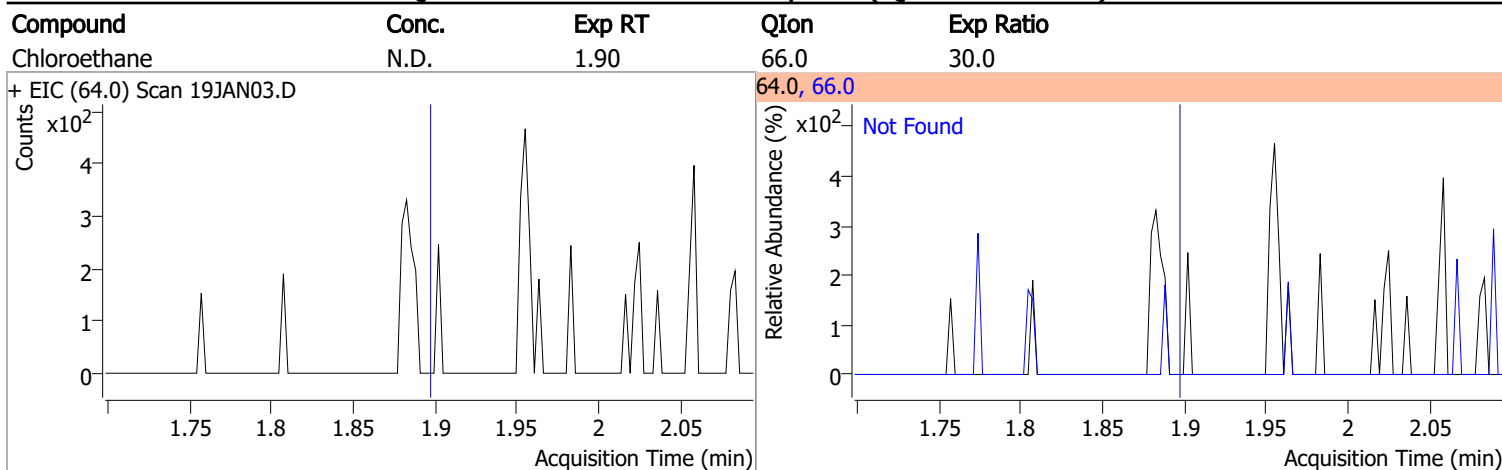
Compound	Conc.	RT	Dev(Min)	Resp.	QIon	QRatio	Lower	Upper
Vinyl chloride	0.3842	1.50	0.00	450 (m)	64.0	58.6	1.3	61.3

+ EIC (62.0) Scan 19JAN03.D	62.0, 64.0	+ Scan (1.484-1.526 min, 15 scans) 19JAN03.D
		

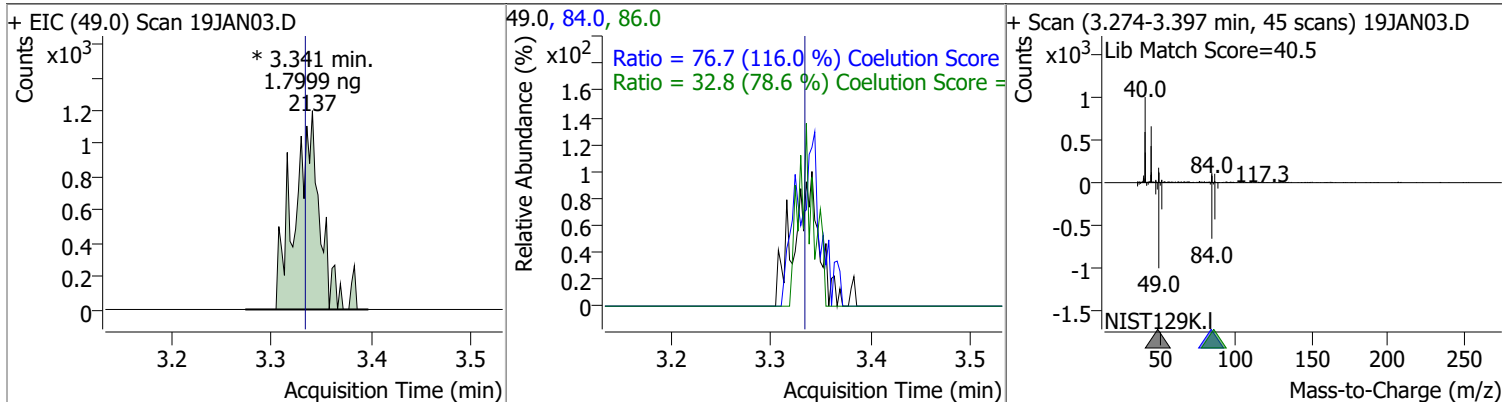
Compound	Conc.	RT	Dev(Min)	Resp.	QIon	QRatio	Lower	Upper
Bromomethane	2.5579	1.81	0.01	344 (m)	94.0	114.2	80.1	140.1

+ EIC (96.0) Scan 19JAN03.D	96.0, 94.0	+ Scan (1.788-1.841 min, 20 scans) 19JAN03.D
		

Quantitation Results Report (QT Reviewed)

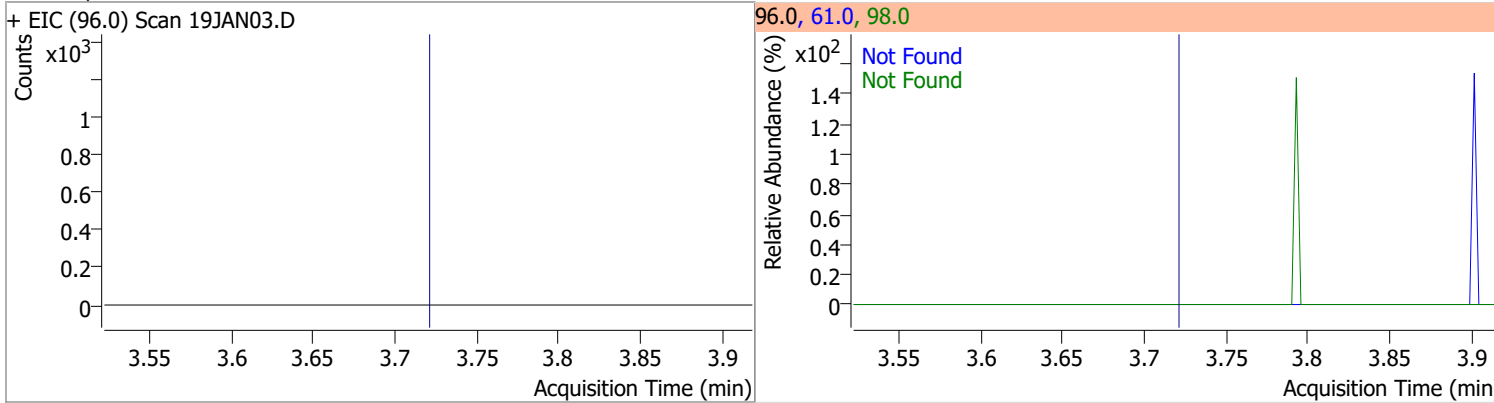


Compound	Conc.	RT	Dev(Min)	Resp.	QIon	QRatio	Lower	Upper
Methylene chloride	1.7999	3.34	0.01	2137 (m)	84.0	76.7	36.1	96.1
					86.0	32.8	11.8	71.8

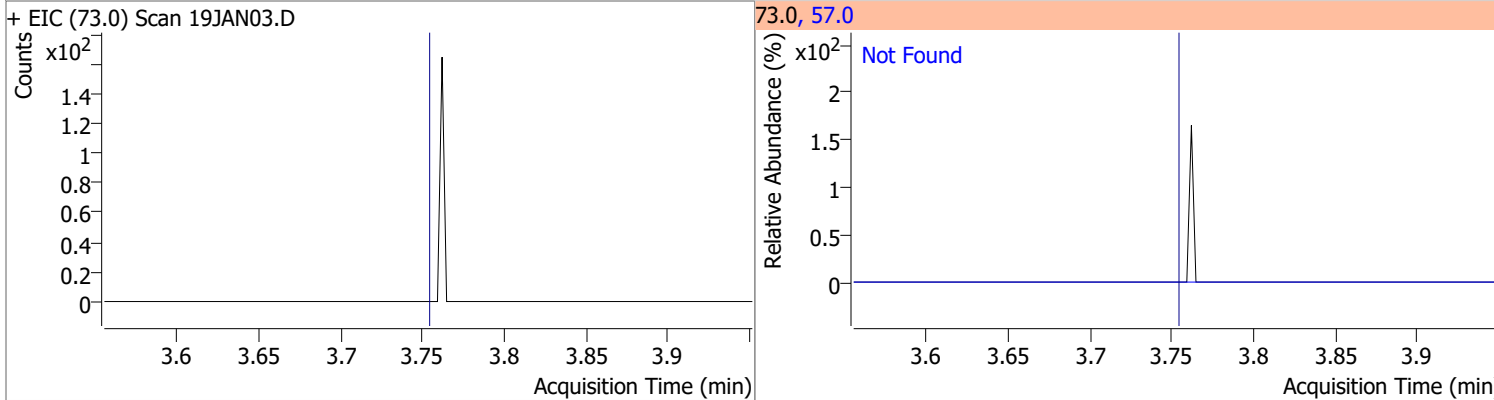


Quantitation Results Report (QT Reviewed)

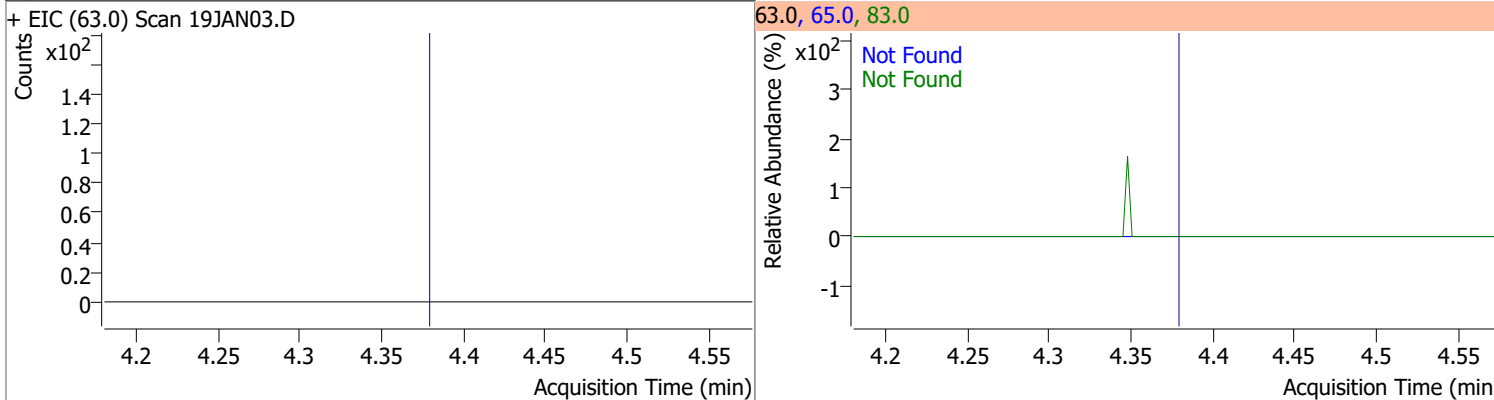
Compound	Conc.	Exp RT	QIon	Exp Ratio	QIon	Exp Ratio
trans-1,2-Dichloroethene	N.D.	3.72	61.0	154.8	98.0	62.1



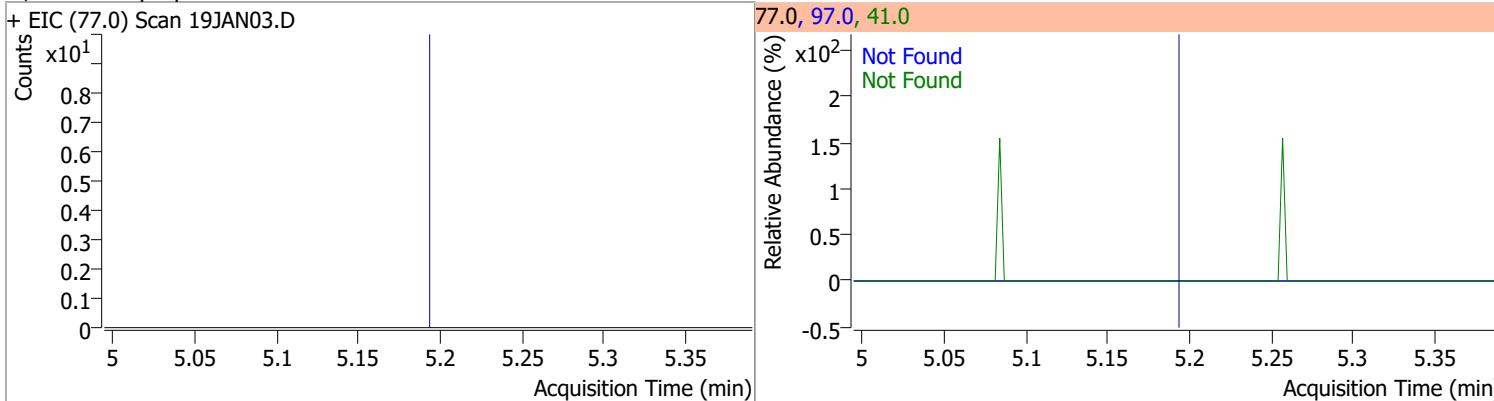
Compound	Conc.	Exp RT	QIon	Exp Ratio
Methyl tert-butyl ether (MTBE)	N.D.	3.75	57.0	24.6



Compound	Conc.	Exp RT	QIon	Exp Ratio	QIon	Exp Ratio
1,1-Dichloroethane	N.D.	4.38	65.0	31.0	83.0	12.7

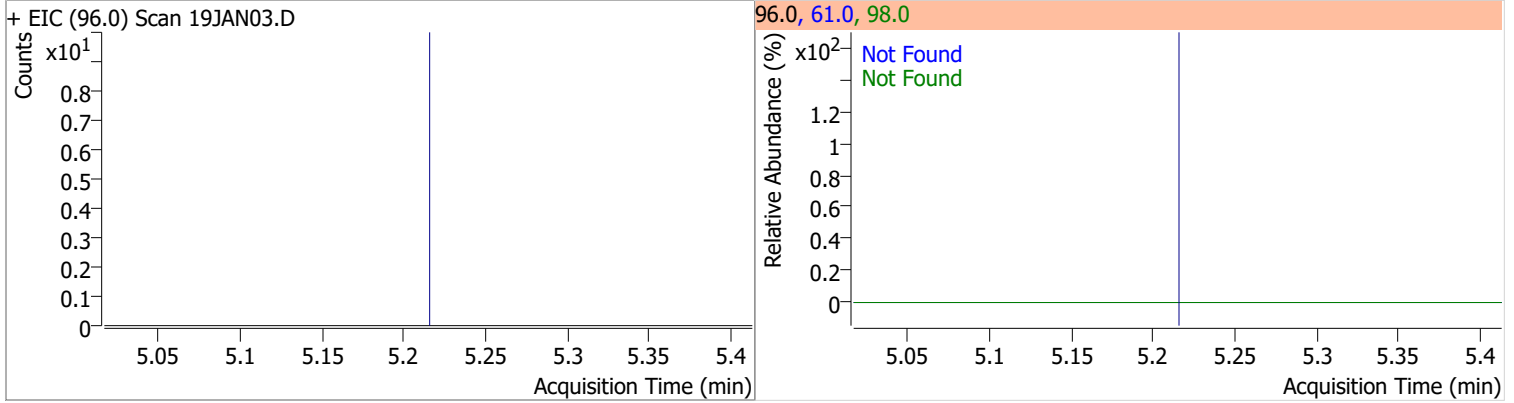


Compound	Conc.	Exp RT	QIon	Exp Ratio	QIon	Exp Ratio
2,2-Dichloropropane	N.D.	5.19	41.0	68.8	97.0	23.9

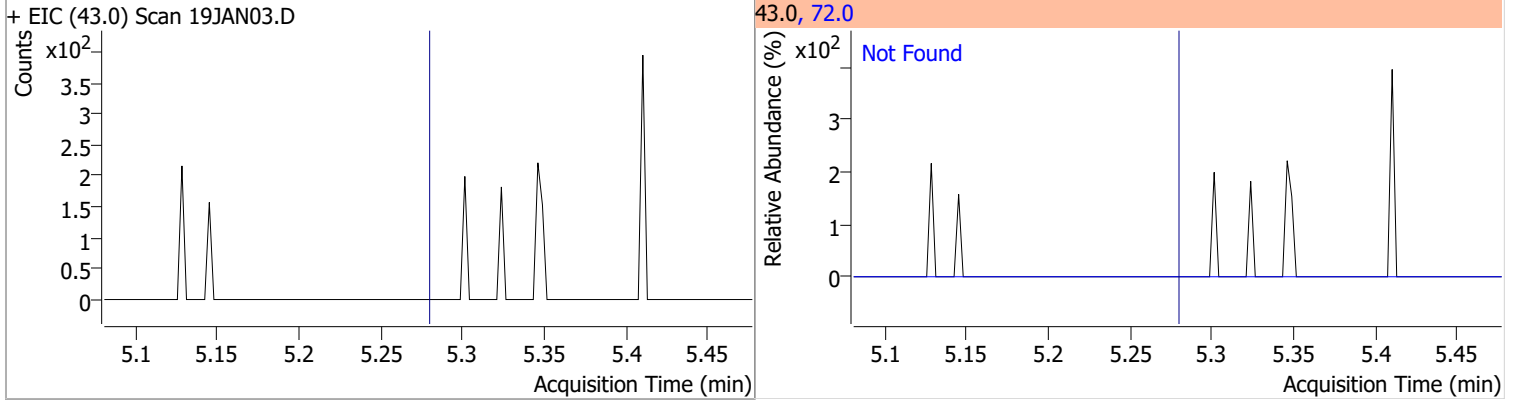


Quantitation Results Report (QT Reviewed)

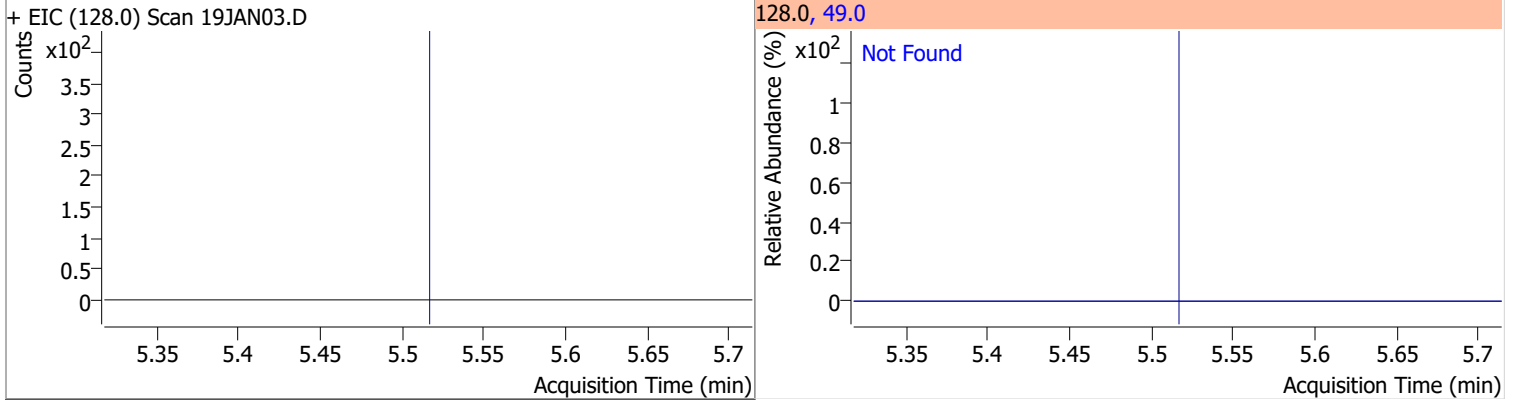
Compound	Conc.	Exp RT	QIon	Exp Ratio	QIon	Exp Ratio
cis-1,2-Dichloroethene	N.D.	5.21	61.0	160.4	98.0	66.2



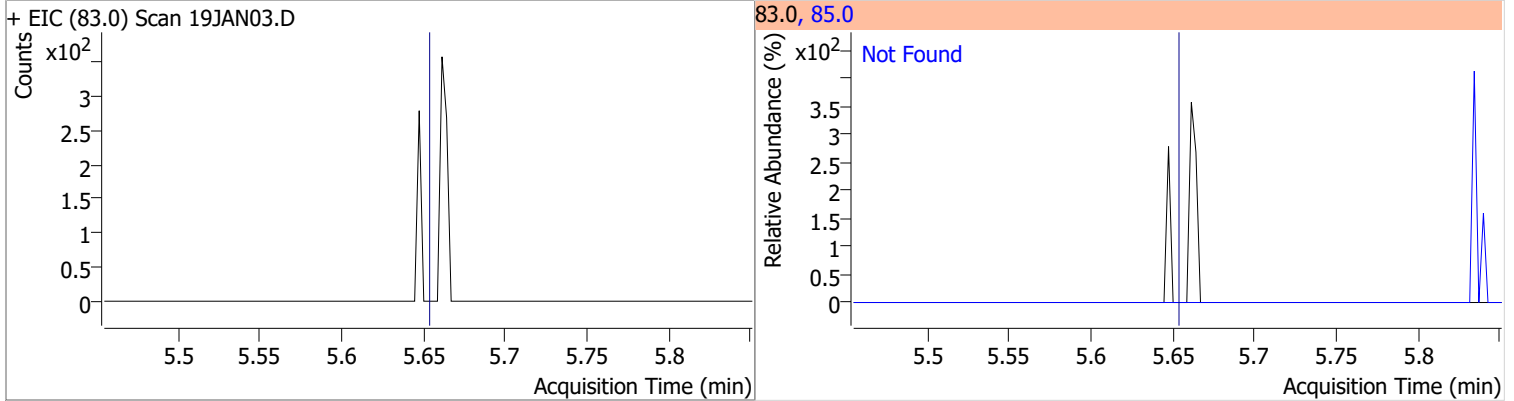
Compound	Conc.	Exp RT	QIon	Exp Ratio
Methyl ethyl ketone	N.D.	5.28	72.0	20.6



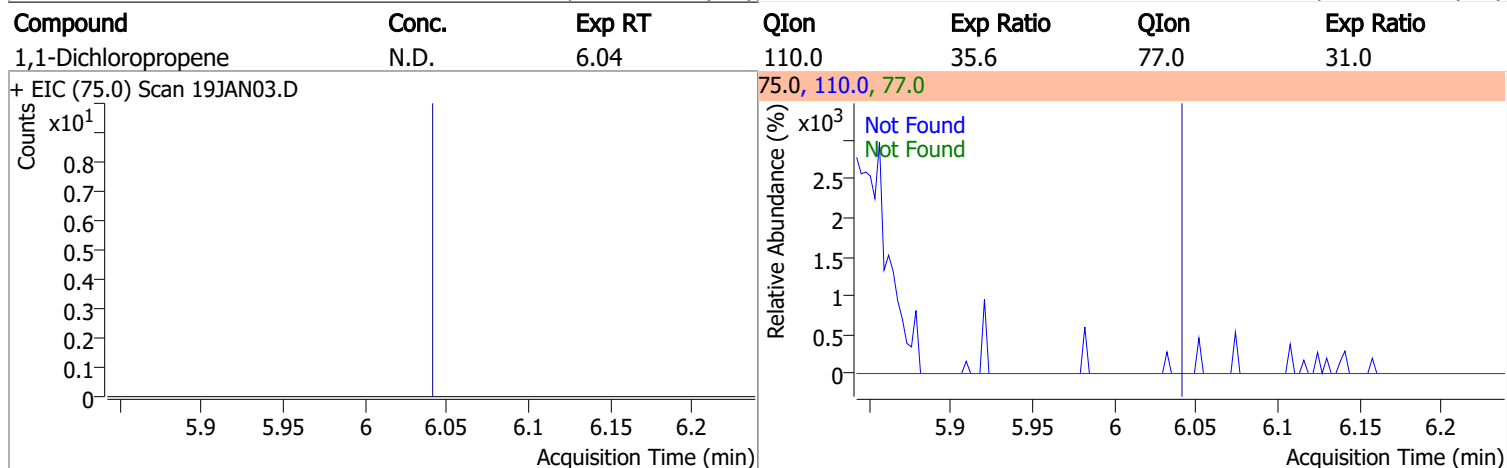
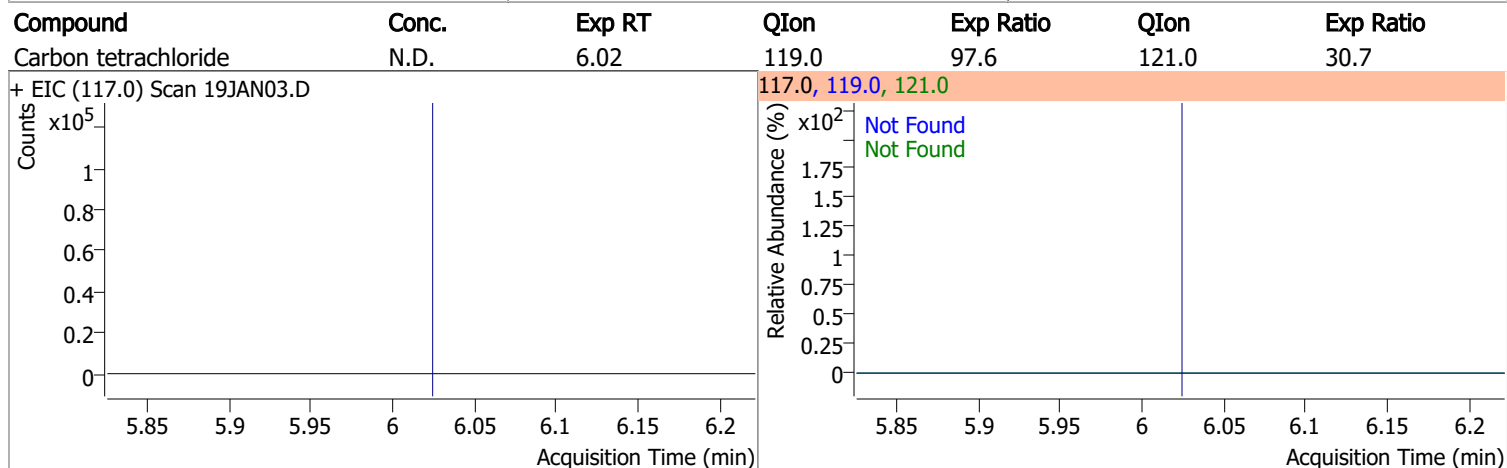
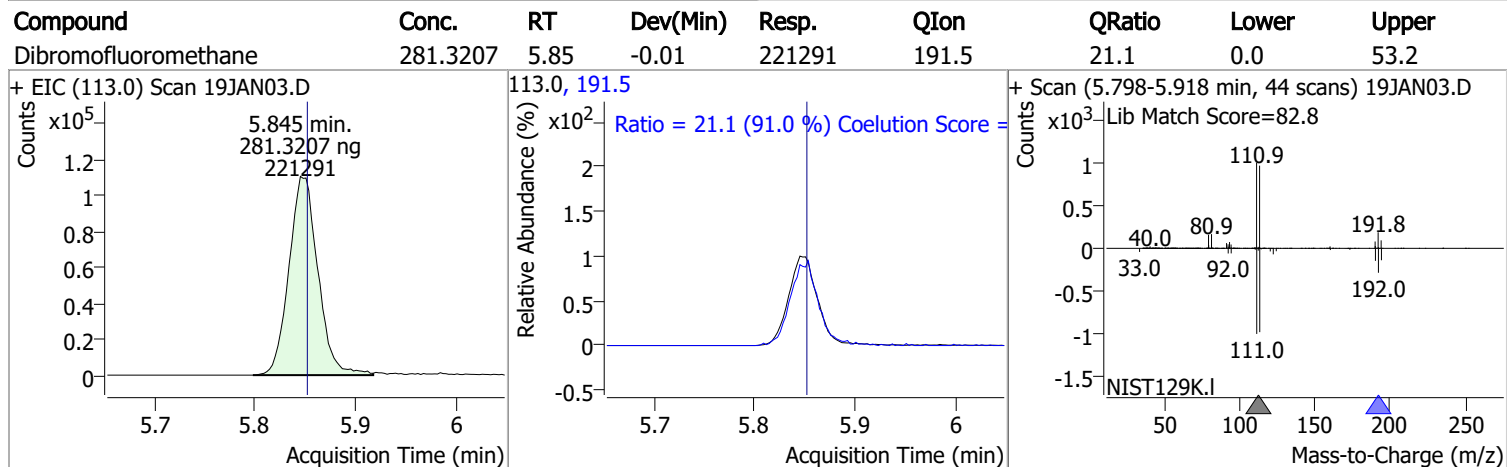
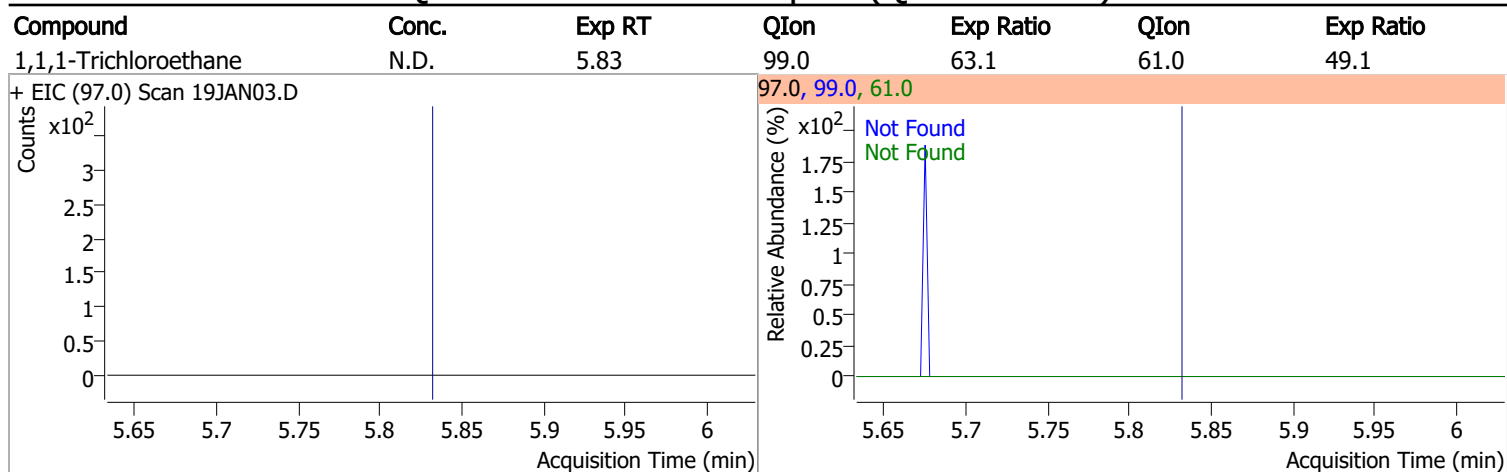
Compound	Conc.	Exp RT	QIon	Exp Ratio
Bromochloromethane	N.D.	5.52	49.0	182.2



Compound	Conc.	Exp RT	QIon	Exp Ratio
Chloroform	N.D.	5.65	85.0	66.2

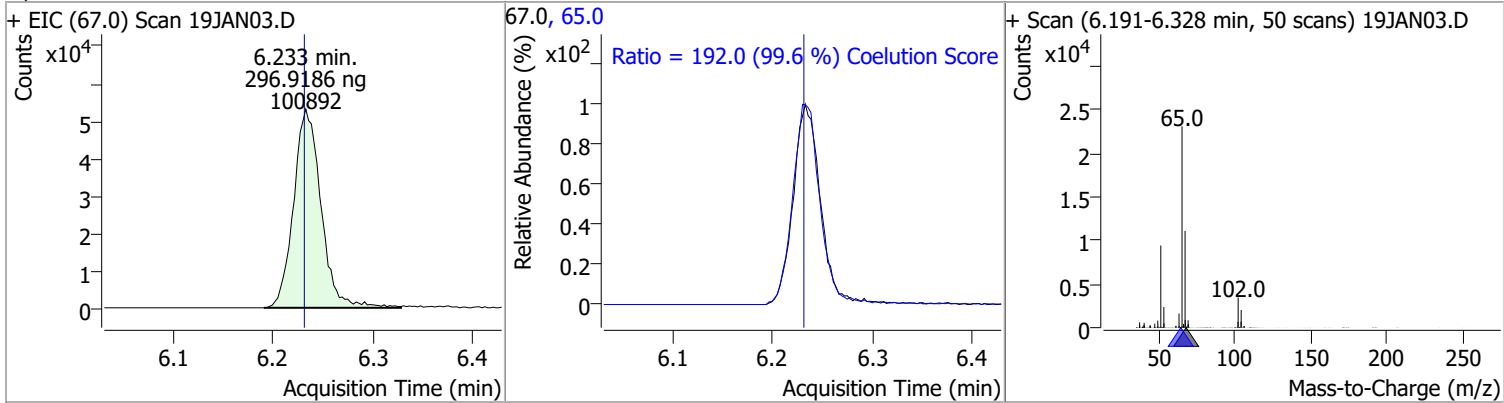


Quantitation Results Report (QT Reviewed)

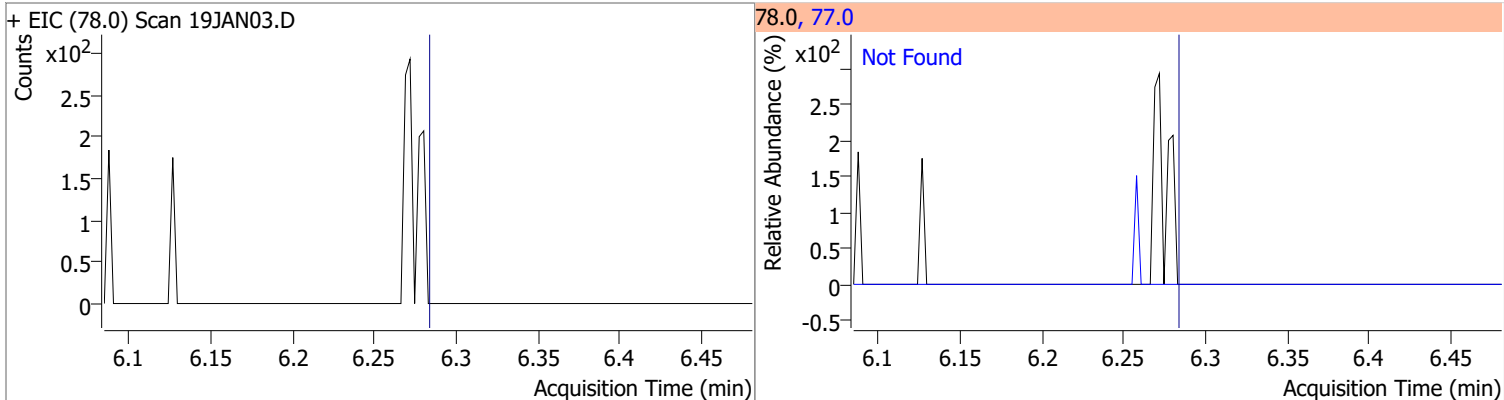


Quantitation Results Report (QT Reviewed)

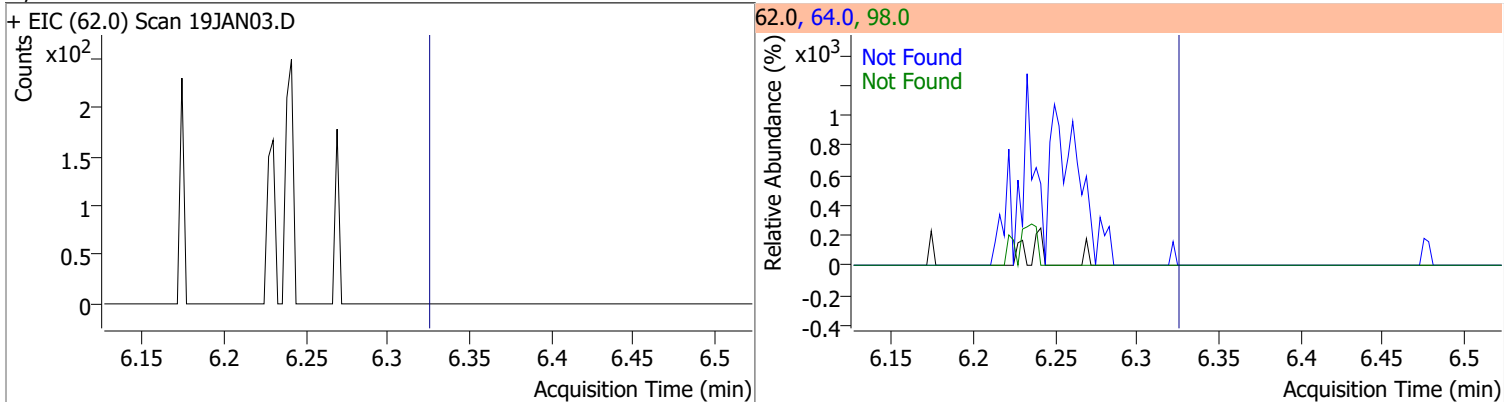
Compound	Conc.	RT	Dev(Min)	Resp.	QIon	QRatio	Lower	Upper
1,2-Dichloroethane-d4	296.9186	6.23	0.00	100892	65.0	192.0	162.8	222.8



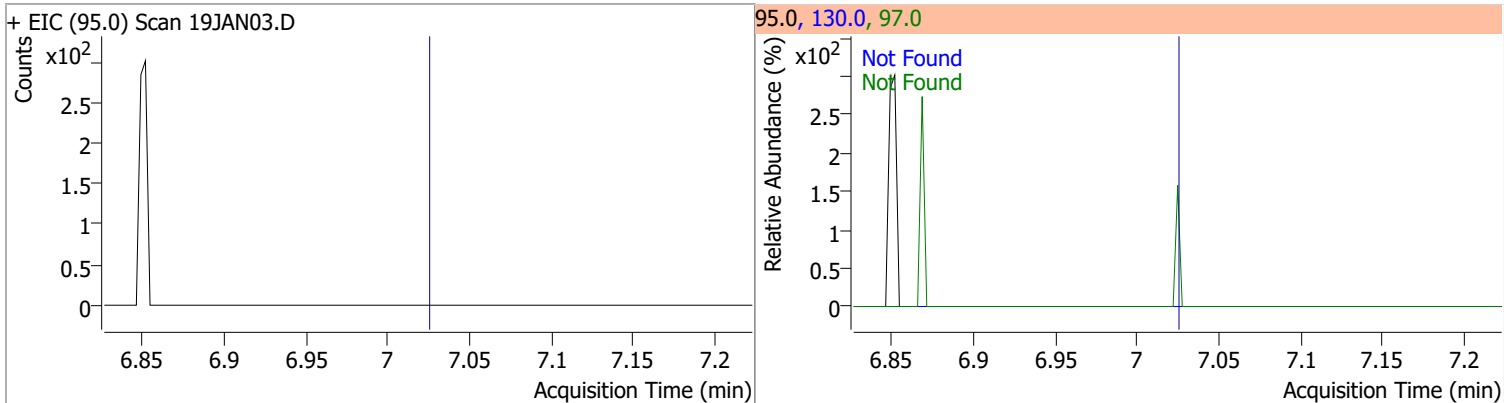
Compound	Conc.	Exp RT	QIon	Exp Ratio
Benzene	N.D.	6.28	77.0	23.3



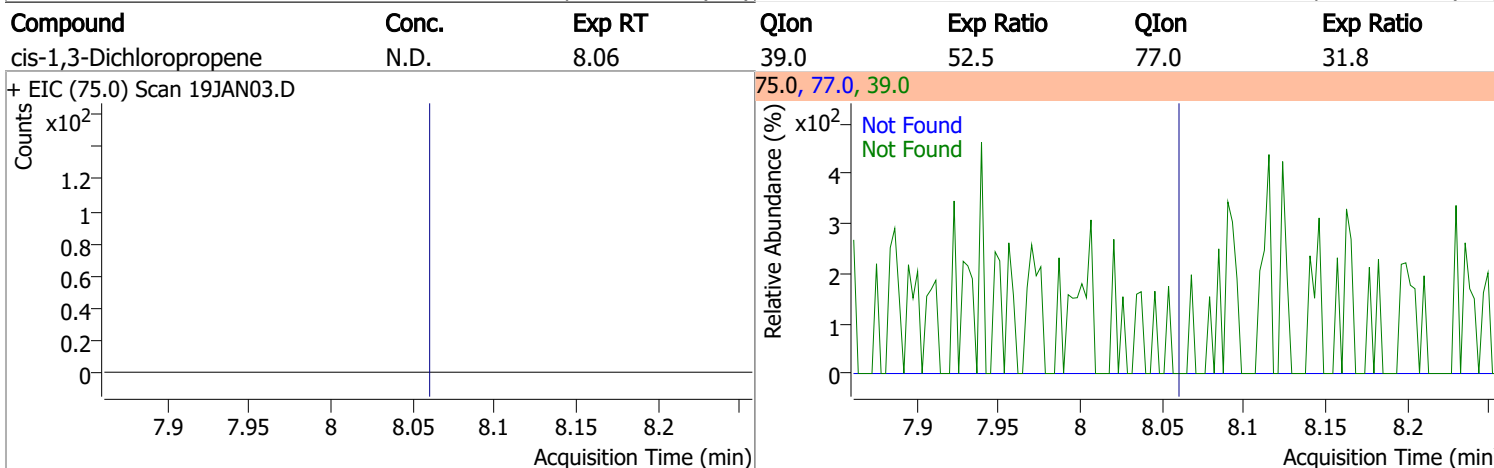
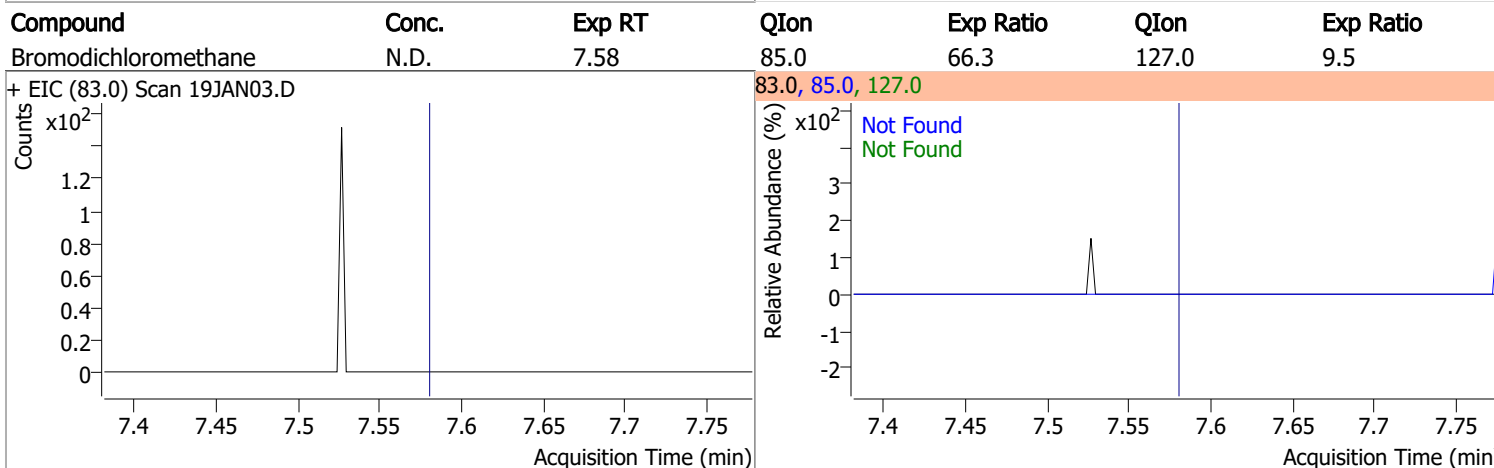
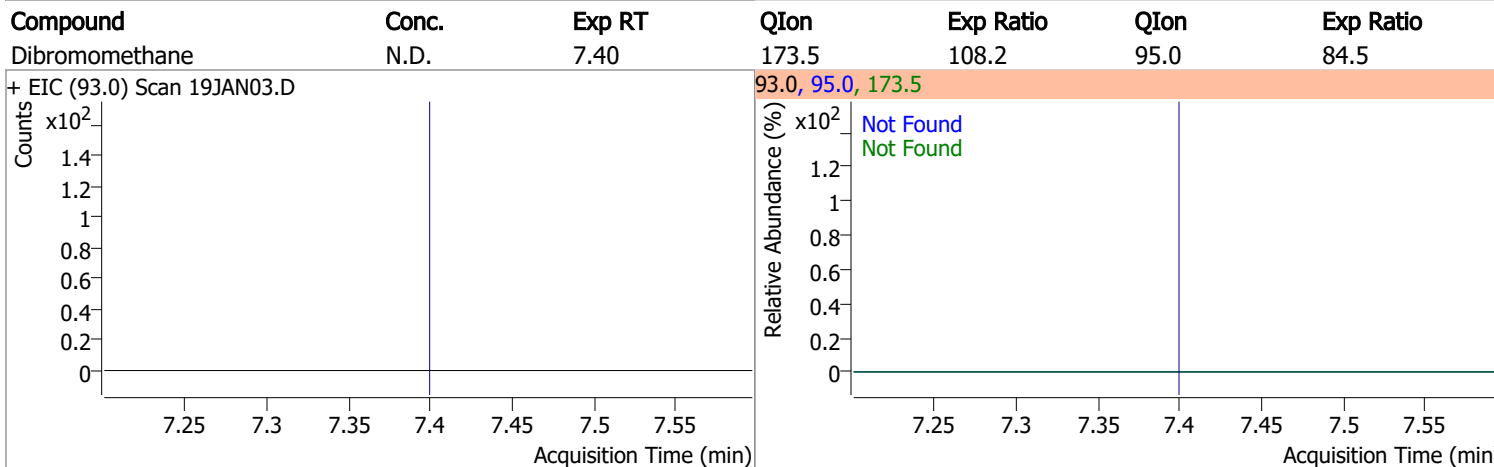
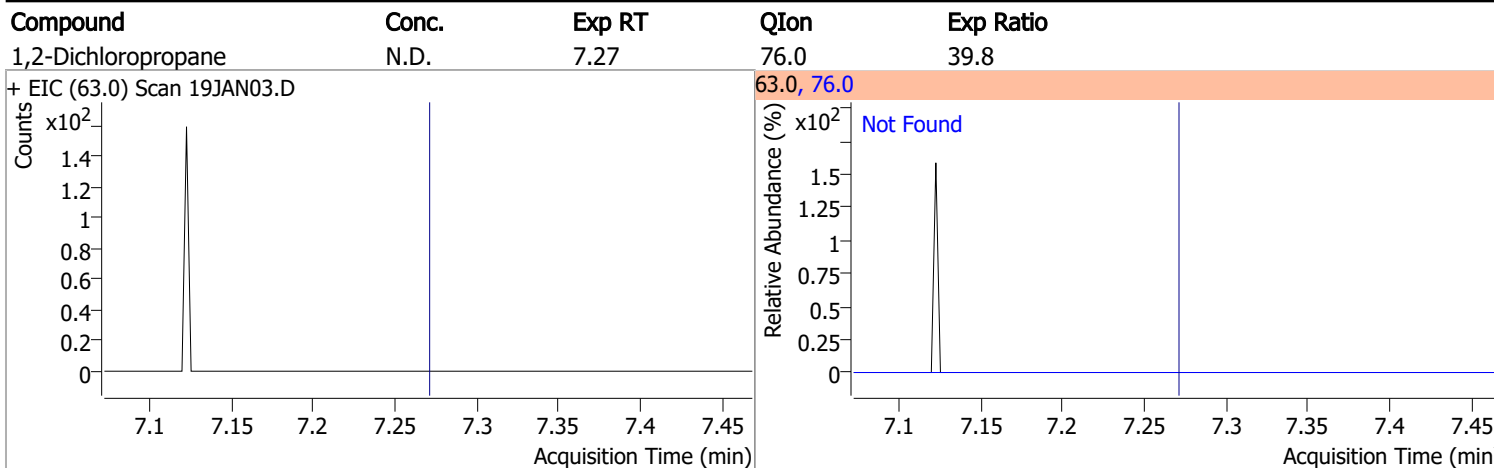
Compound	Conc.	Exp RT	QIon	Exp Ratio	QIon	Exp Ratio
1,2-Dichloroethane	N.D.	6.32	64.0	32.2	98.0	8.2



Compound	Conc.	Exp RT	QIon	Exp Ratio	QIon	Exp Ratio
Trichloroethene	N.D.	7.02	130.0	105.6	97.0	65.7

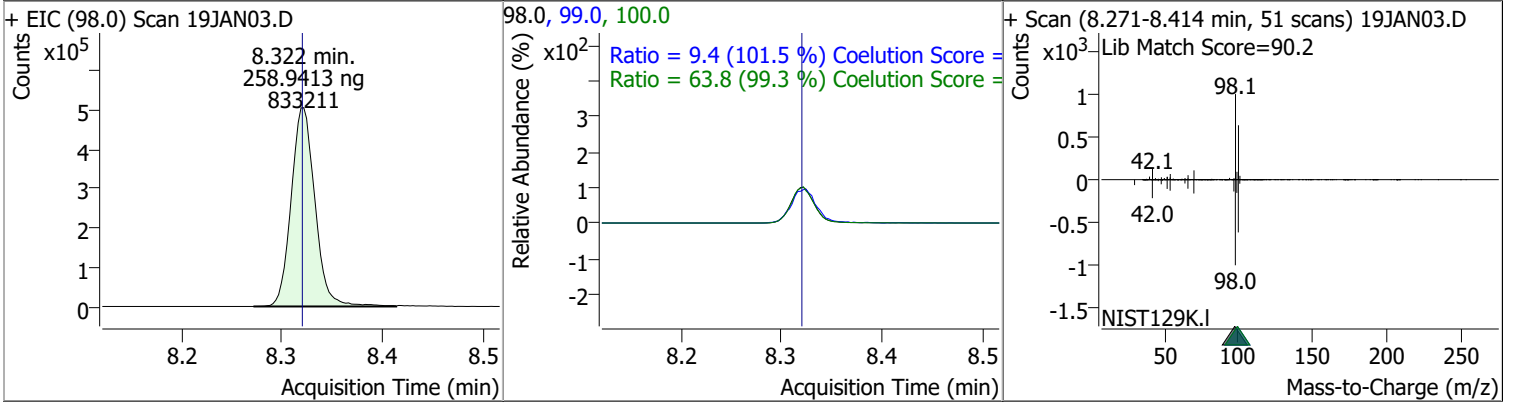


Quantitation Results Report (QT Reviewed)

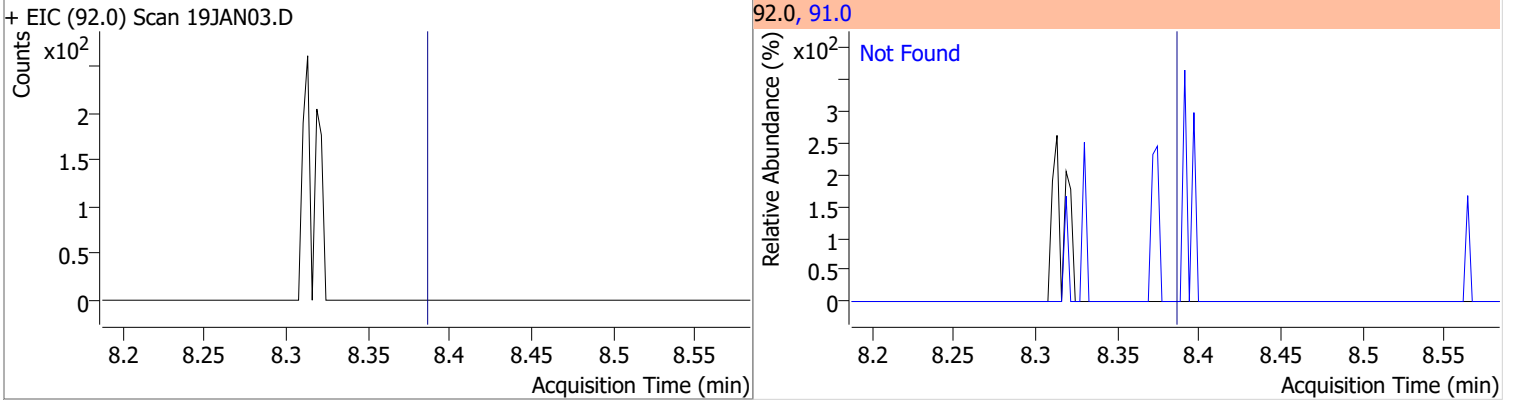


Quantitation Results Report (QT Reviewed)

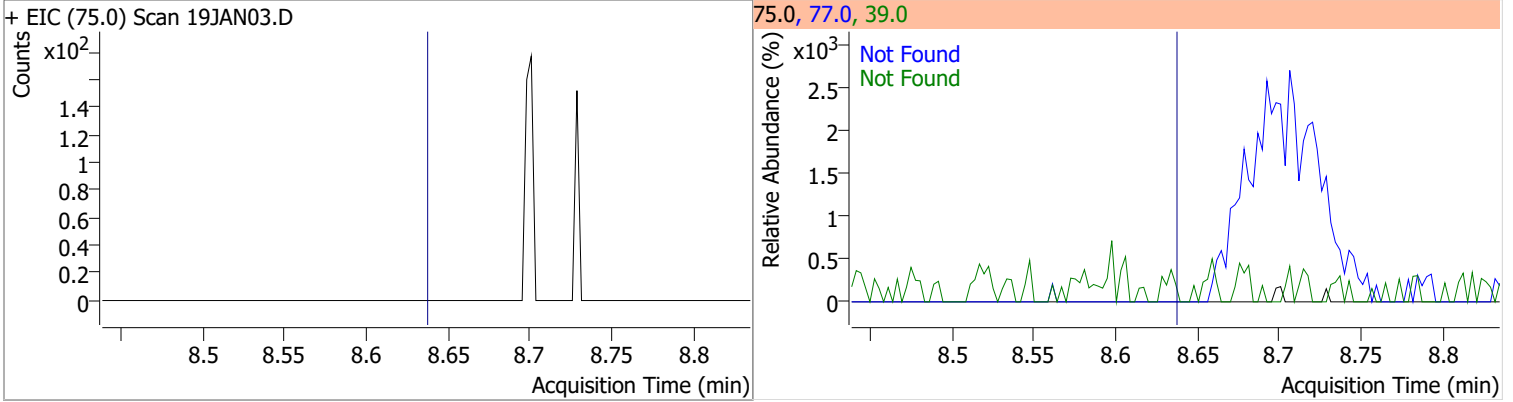
Compound	Conc.	RT	Dev(Min)	Resp.	QIon	QRatio	Lower	Upper
Toluene-d8	258.9413	8.32	0.00	833211	100.0	63.8	34.3	94.3
					99.0	9.4	0.0	39.2



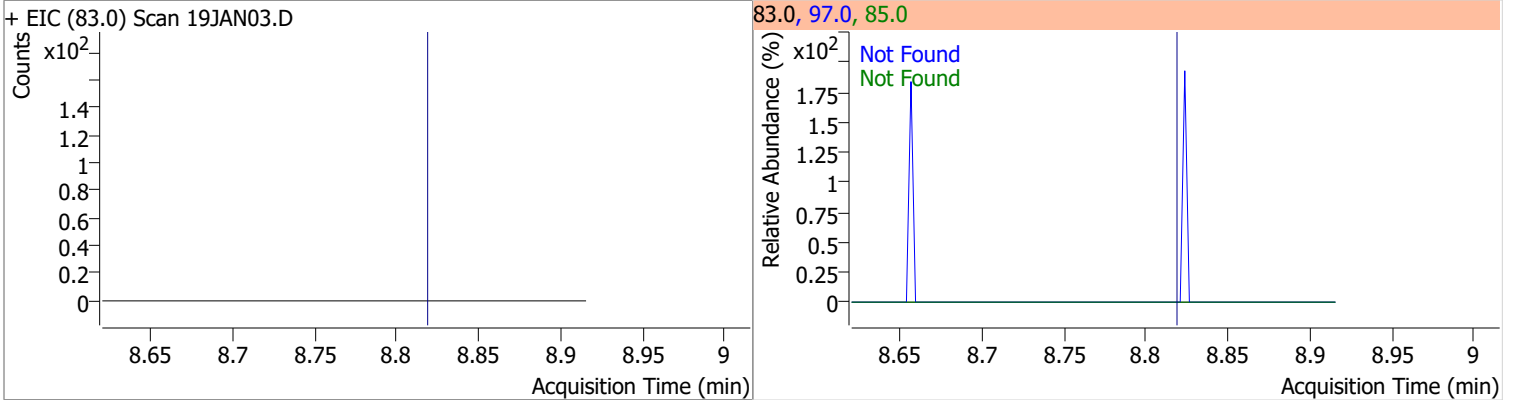
Compound	Conc.	Exp RT	QIon	Exp Ratio
Toluene	N.D.	8.39	91.0	174.1



Compound	Conc.	Exp RT	QIon	Exp Ratio	QIon	Exp Ratio
trans-1,3-Dichloropropene	N.D.	8.64	39.0	53.0	77.0	31.0

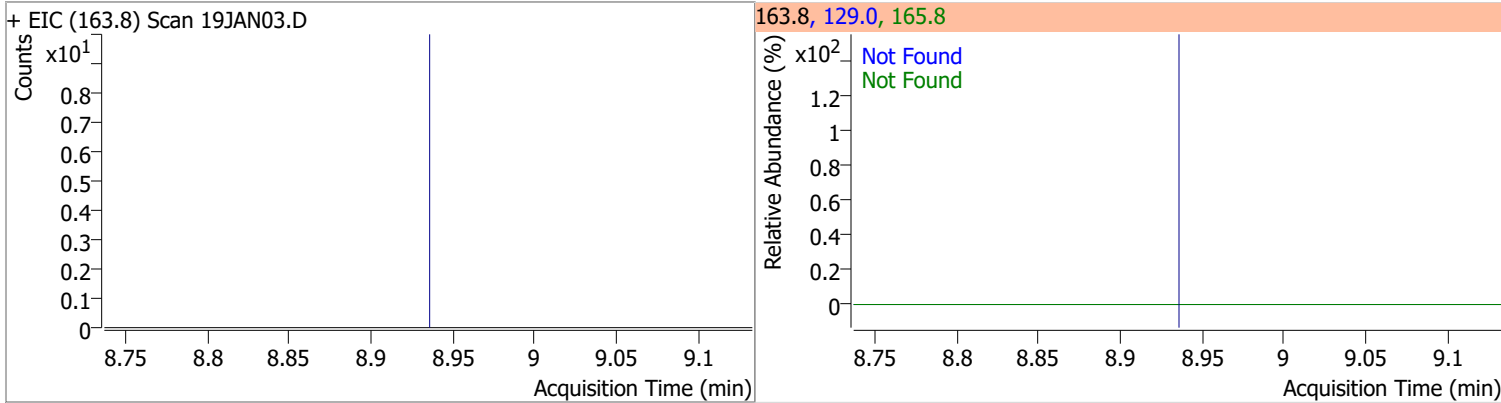


Compound	Conc.	Exp RT	QIon	Exp Ratio	QIon	Exp Ratio
1,1,2-Trichloroethane	N.D.	8.82	97.0	110.7	85.0	60.7

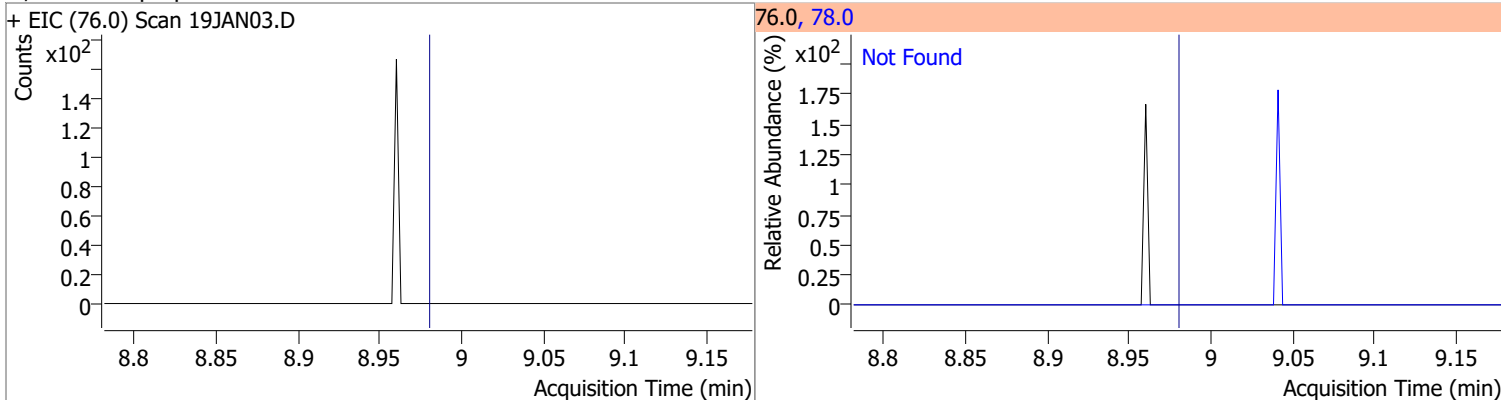


Quantitation Results Report (QT Reviewed)

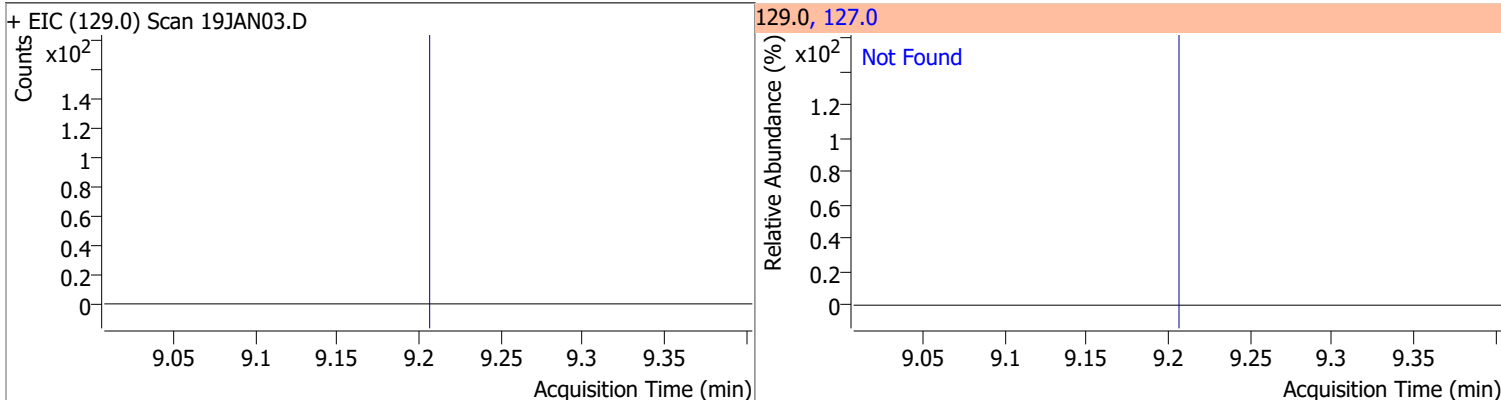
Compound	Conc.	Exp RT	QIon	Exp Ratio	QIon	Exp Ratio
Tetrachloroethene	N.D.	8.94	165.8	126.1	129.0	90.5



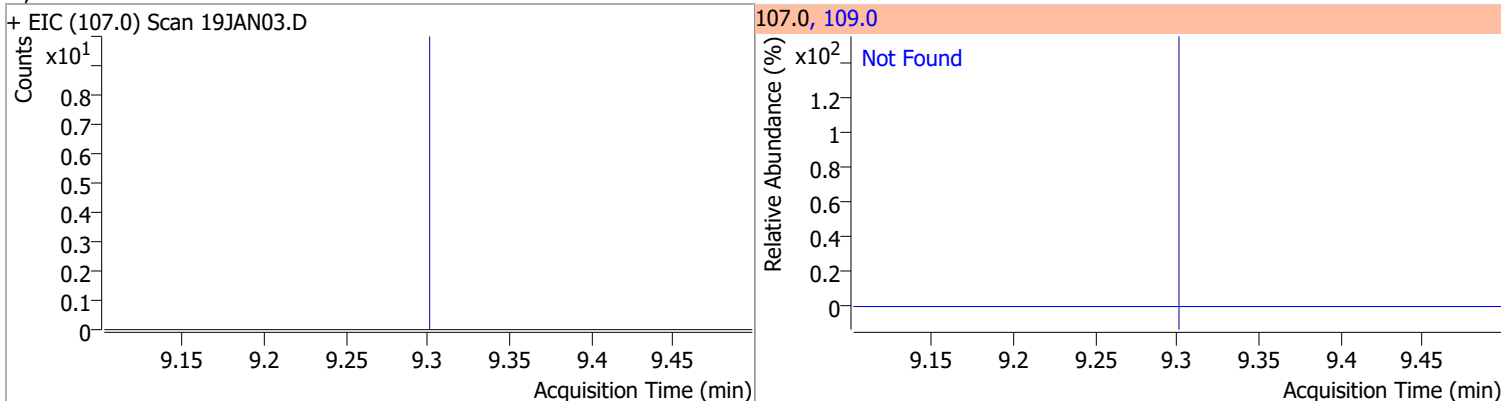
Compound	Conc.	Exp RT	QIon	Exp Ratio
1,3-Dichloropropane	N.D.	8.98	78.0	32.4



Compound	Conc.	Exp RT	QIon	Exp Ratio
Chlorodibromomethane	N.D.	9.21	127.0	77.2

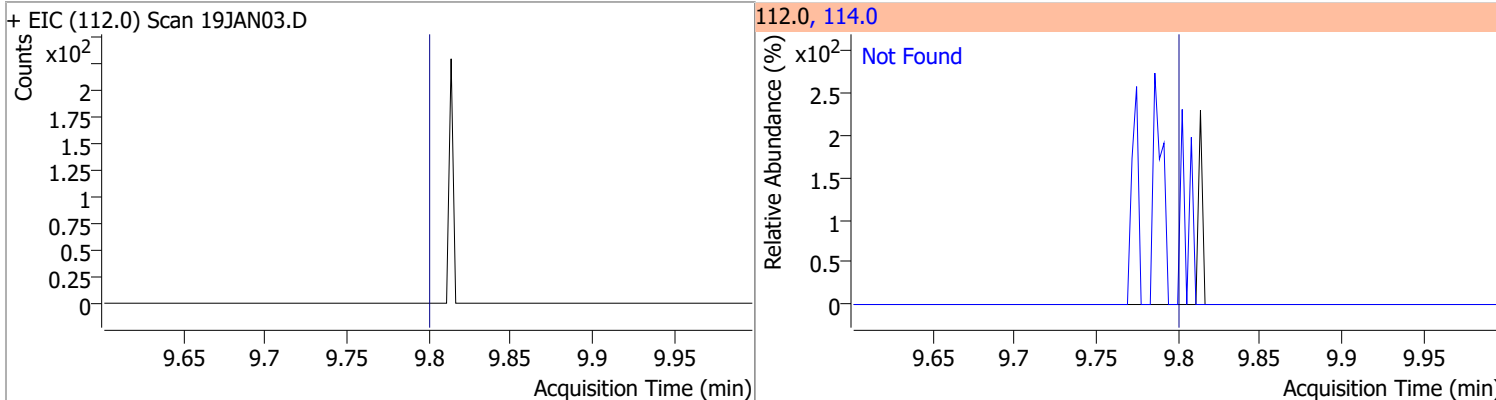


Compound	Conc.	Exp RT	QIon	Exp Ratio
1,2-Dibromoethane	N.D.	9.30	109.0	91.5

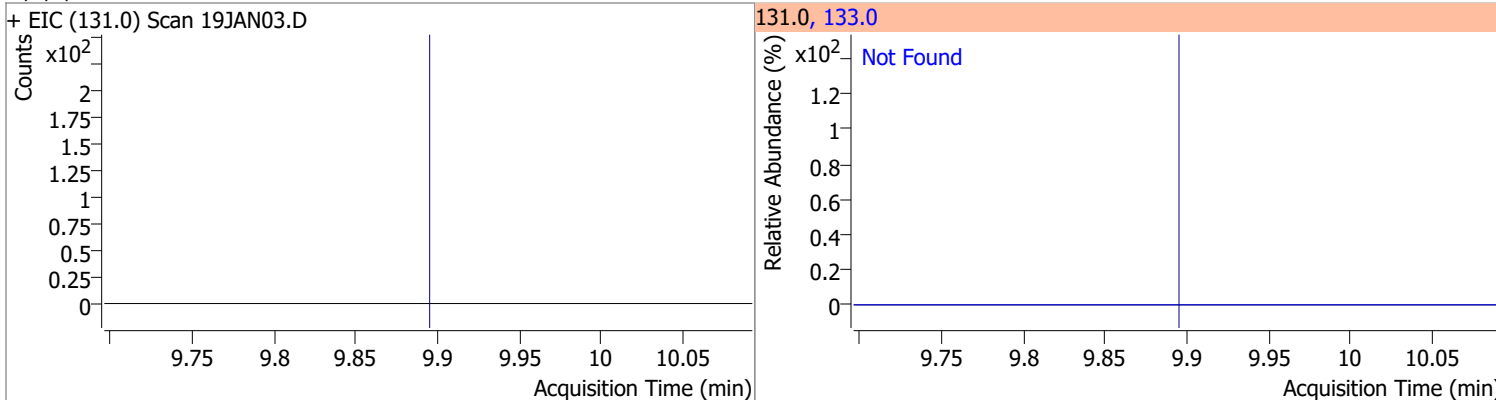


Quantitation Results Report (QT Reviewed)

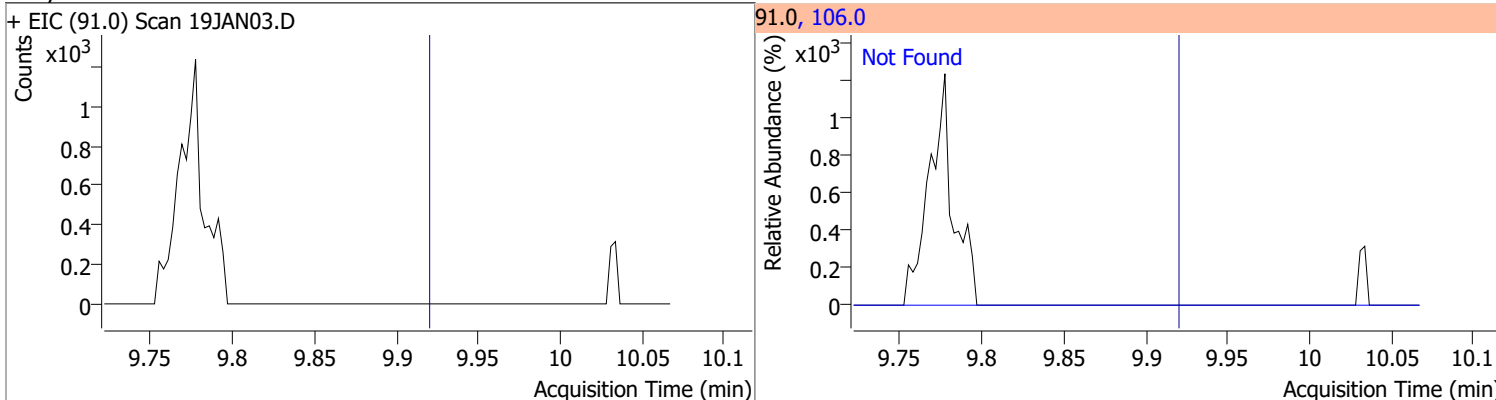
Compound	Conc.	Exp RT	QIon	Exp Ratio
Chlorobenzene	N.D.	9.80	114.0	32.2



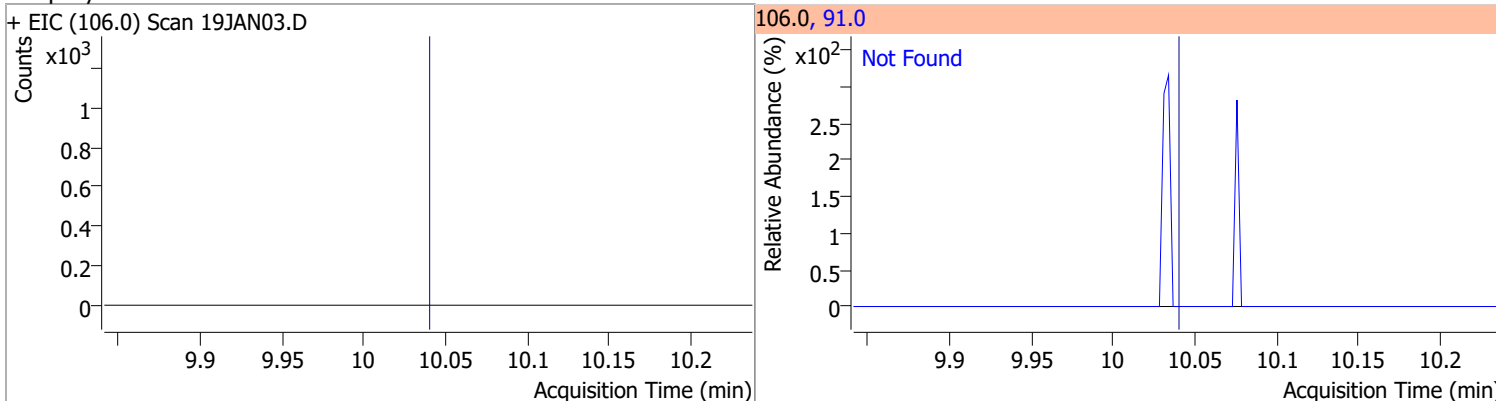
Compound	Conc.	Exp RT	QIon	Exp Ratio
1,1,1,2-Tetrachloroethane	N.D.	9.89	133.0	95.3



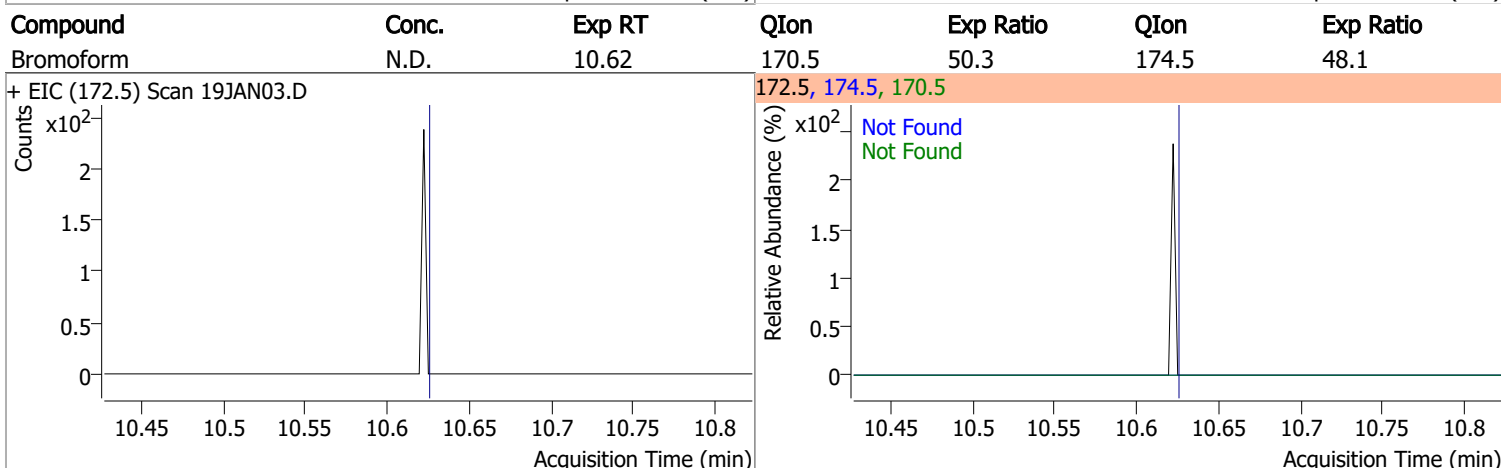
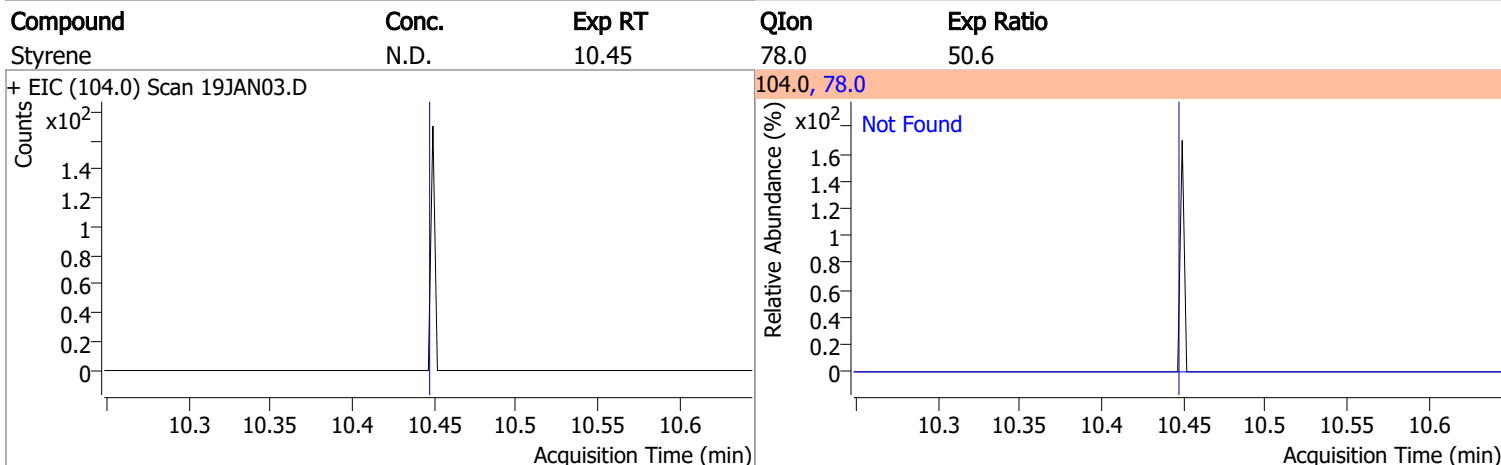
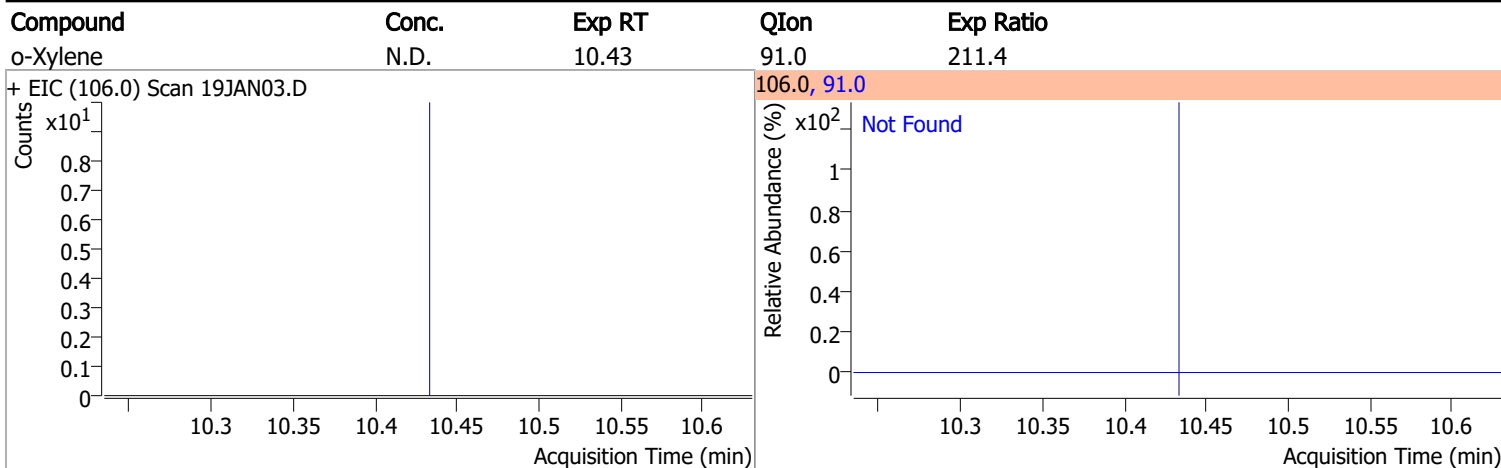
Compound	Conc.	Exp RT	QIon	Exp Ratio
Ethylbenzene	N.D.	9.92	106.0	31.7



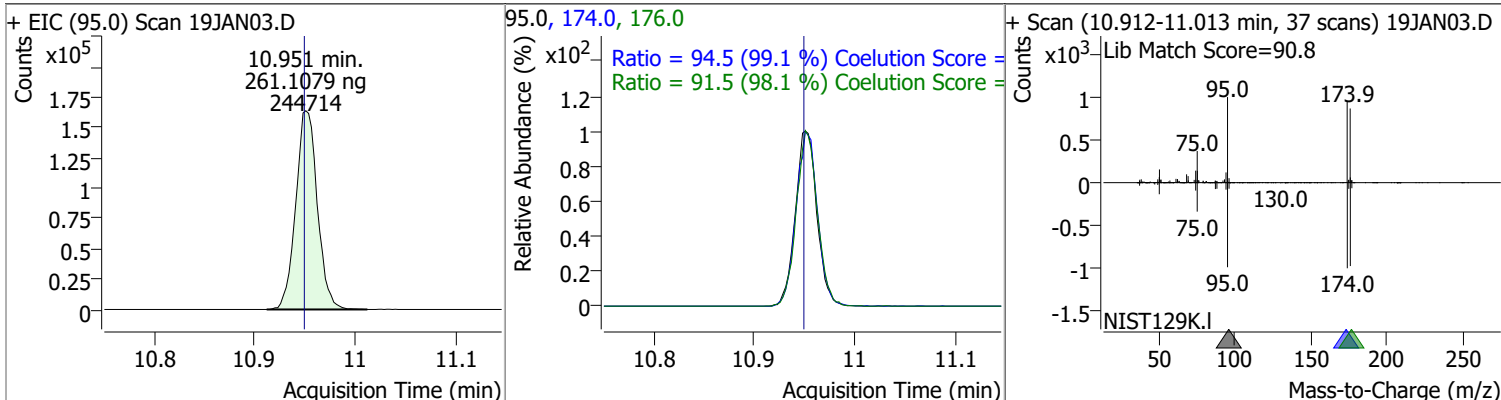
Compound	Conc.	Exp RT	QIon	Exp Ratio
m+p-Xylenes	N.D.	10.04	91.0	200.7



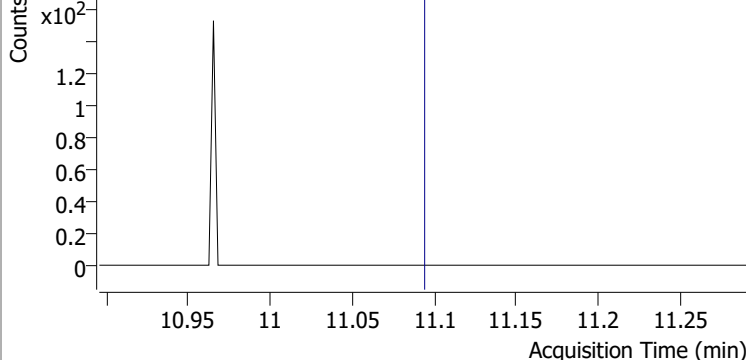
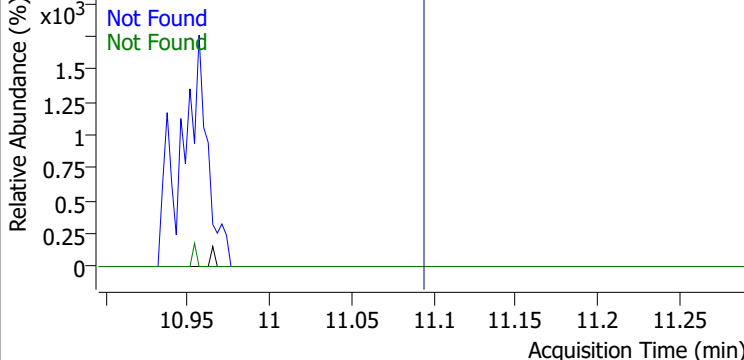
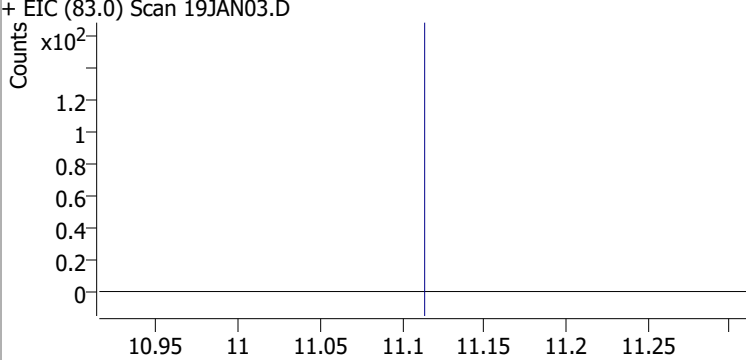
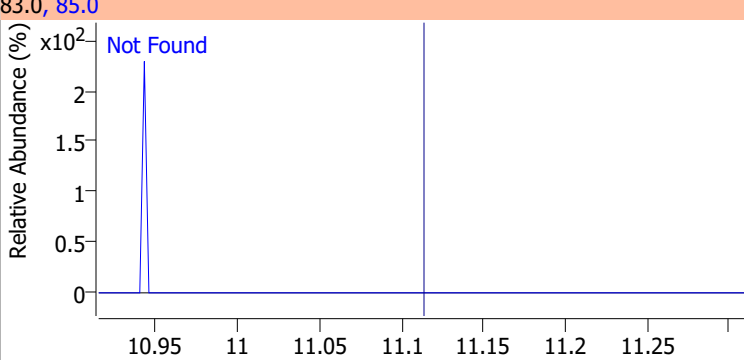
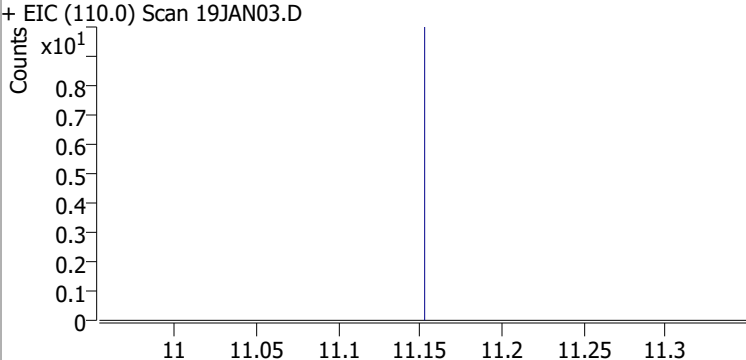
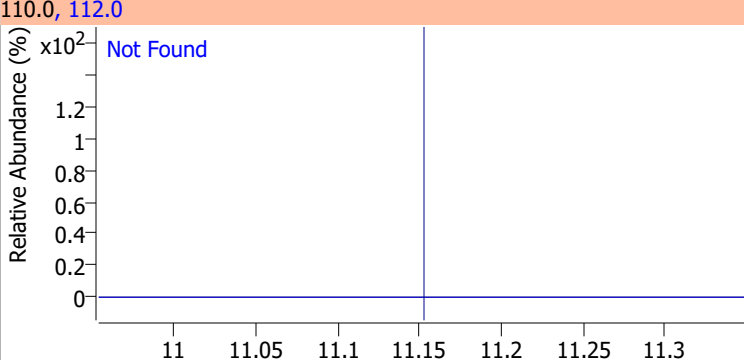
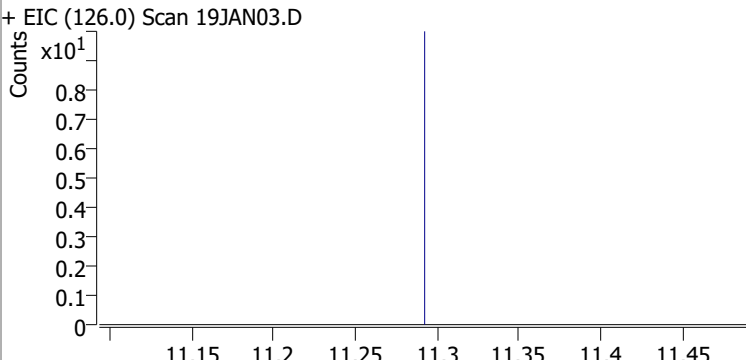
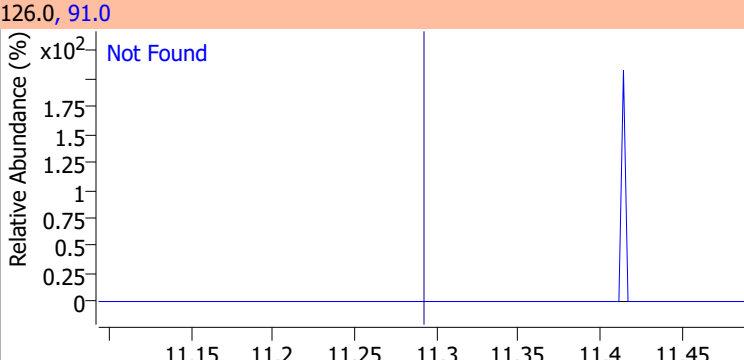
Quantitation Results Report (QT Reviewed)



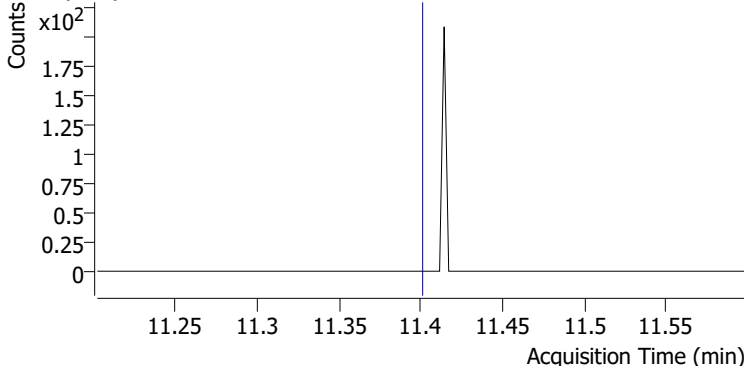
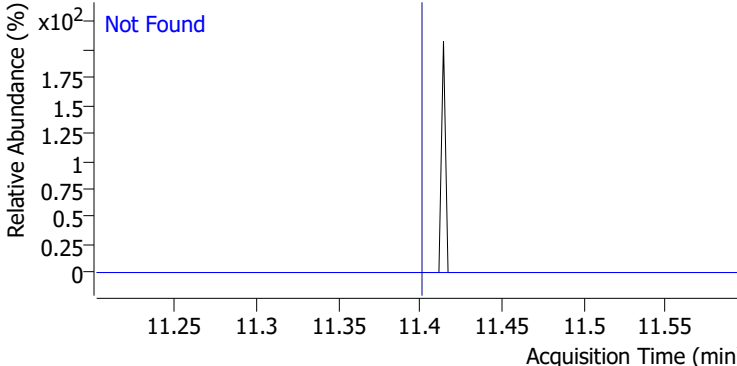
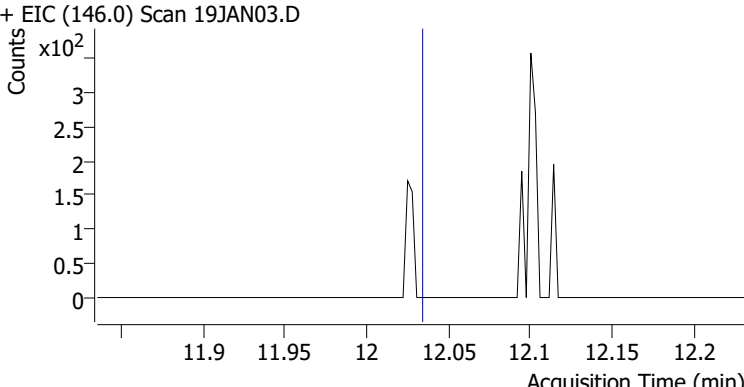
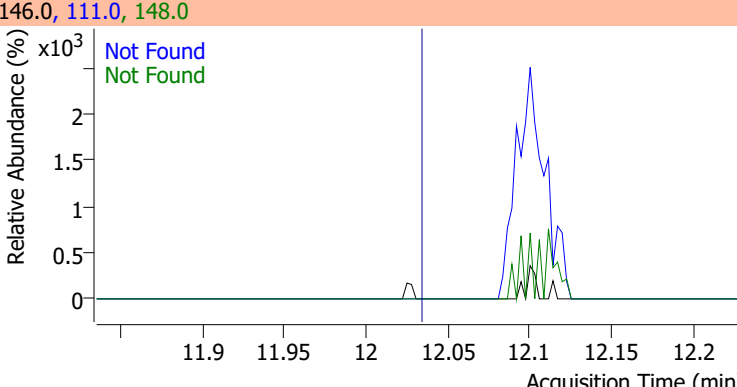
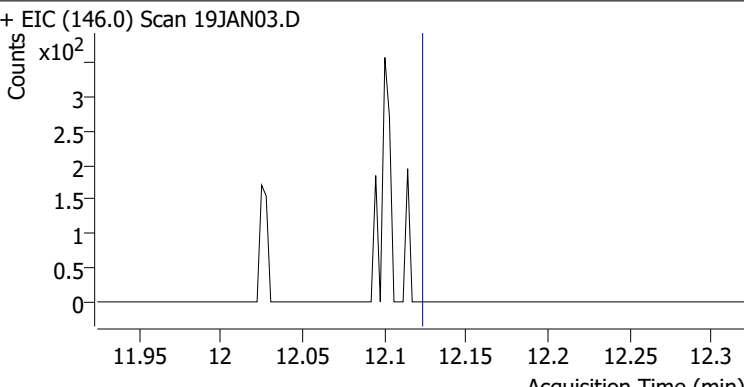
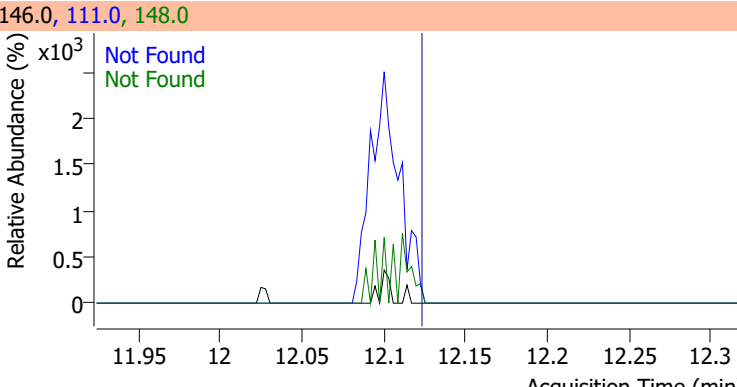
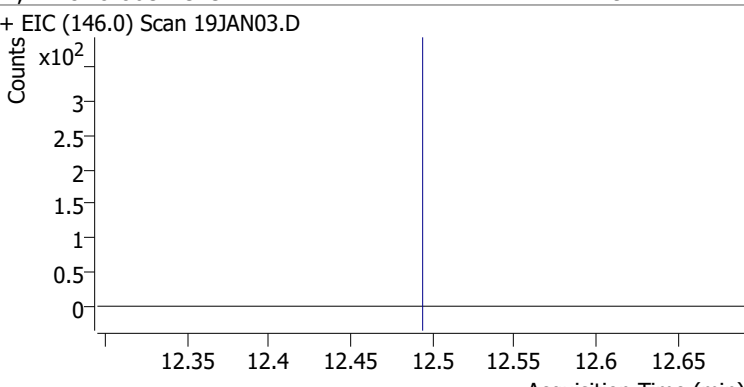
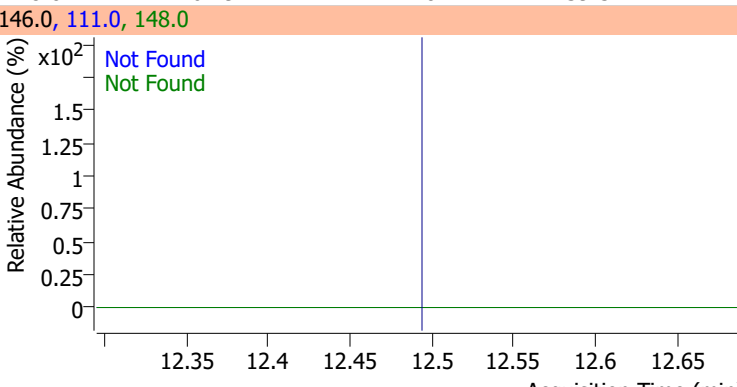
Compound	Conc.	RT	Dev(Min)	Resp.	QIon	QRatio	Lower	Upper
p-Bromofluorobenzene	261.1079	10.95	0.00	244714	174.0	94.5	65.3	125.3
					176.0	91.5	63.3	123.3



Quantitation Results Report (QT Reviewed)

Compound	Conc.	Exp RT	QIon	Exp Ratio	QIon	Exp Ratio
Bromobenzene	N.D.	11.09	77.0	143.5	158.0	96.1
+ EIC (156.0) Scan 19JAN03.D			156.0, 77.0, 158.0			
						
1,1,2,2-Tetrachloroethane	N.D.	11.11	85.0	63.3		
+ EIC (83.0) Scan 19JAN03.D			83.0, 85.0			
						
1,2,3-Trichloropropane	N.D.	11.15	112.0	65.8		
+ EIC (110.0) Scan 19JAN03.D			110.0, 112.0			
						
2-Chlorotoluene	N.D.	11.29	91.0	276.2		
+ EIC (126.0) Scan 19JAN03.D			126.0, 91.0			
						

Quantitation Results Report (QT Reviewed)

Compound	Conc.	Exp RT	QIon	Exp Ratio
4-Chlorotoluene	N.D.	11.40	126.0	31.3
+ EIC (91.0) Scan 19JAN03.D			91.0, 126.0	
				
1,3-Dichlorobenzene	N.D.	12.03	148.0	62.8
+ EIC (146.0) Scan 19JAN03.D			146.0, 111.0, 148.0	
				
1,4-Dichlorobenzene	N.D.	12.12	148.0	63.7
+ EIC (146.0) Scan 19JAN03.D			146.0, 111.0, 148.0	
				
1,2-Dichlorobenzene	N.D.	12.49	148.0	61.9
+ EIC (146.0) Scan 19JAN03.D			146.0, 111.0, 148.0	
				

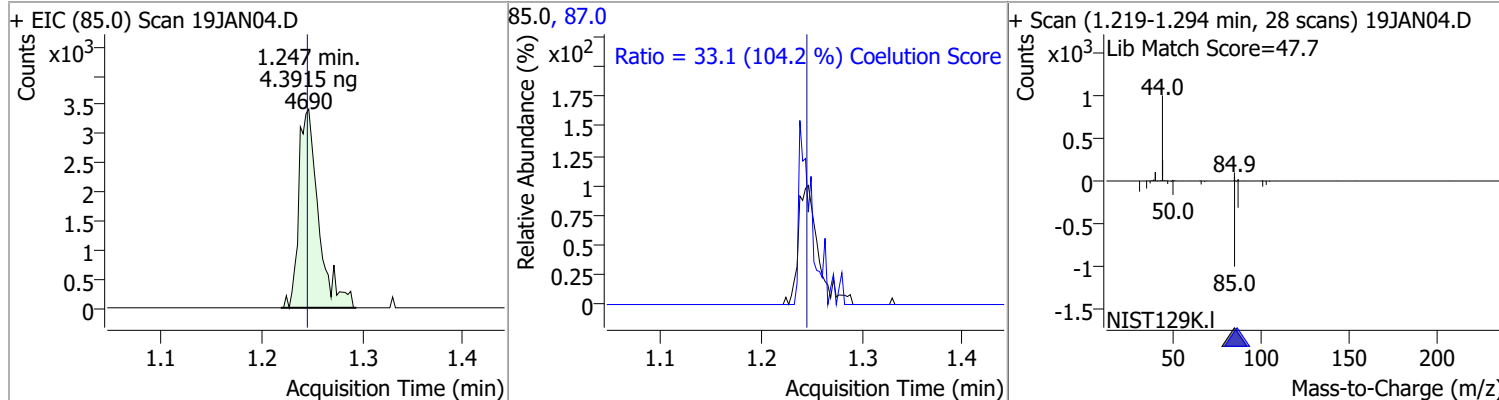
Quantitation Results Report (QT Reviewed)

Compound	RT	QIon	Resp.	Conc.	Units	Dev(Min)
T 1,1,1-Trichloroethane	5.834	97.0	3627	2.5502	ng	m 99
T Carbon tetrachloride	6.035	117.0	3586	2.5993	ng	m 92
T 1,1-Dichloropropene	6.052	75.0	2749	2.3833	ng	m 87
T Benzene	6.275	78.0	8357	2.6339	ng	99
T 1,2-Dichloroethane	6.316	62.0	2542	2.9004	ng	m 86
T Trichloroethene	7.030	95.0	2545	2.6860	ng	92
T 1,2-Dichloropropane	7.267	63.0	2351	2.8222	ng	83
T Dibromomethane	7.398	93.0	1166	3.3195	ng	#m 69
T Bromodichloromethane	7.588	83.0	2606	2.6393	ng	88
T cis-1,3-Dichloropropene	8.057	75.0	3052	2.8168	ng	81
T Toluene	8.380	92.0	5454	2.6500	ng	88
T trans-1,3-Dichloropropene	8.639	75.0	2153	2.7242	ng	84
T 1,1,2-Trichloroethane	8.818	83.0	1045	2.6009	ng	m 82
T Tetrachloroethene	8.927	163.8	2190	2.6241	ng	96
T 1,3-Dichloropropane	8.977	76.0	2260	2.7790	ng	90
T Chlorodibromomethane	9.205	129.0	2004	3.0962	ng	m 82
T 1,2-Dibromoethane	9.309	107.0	1089	2.4525	ng	m 91
T Chlorobenzene	9.799	112.0	6152	2.7267	ng	83
T 1,1,1,2-Tetrachloroethane	9.891	131.0	2284	2.8847	ng	m 93
T Ethylbenzene	9.922	91.0	8834	2.9089	ng	95
T m+p-Xylenes	10.036	106.0	6744	6.1738	ng	95
T o-Xylene	10.432	106.0	2826	3.0886	ng	88
T Styrene	10.444	104.0	4834	3.1839	ng	98
T Bromoform	10.633	172.5	928	2.8662	ng	m 68
T Bromobenzene	11.093	156.0	2095	2.6633	ng	97
T 1,1,2,2-Tetrachloroethane	11.116	83.0	1247	2.7802	ng	m 90
T 1,2,3-Trichloropropane	11.149	110.0	358	3.0373	ng	m 70
T 2-Chlorotoluene	11.289	126.0	2035	2.6139	ng	86
T 4-Chlorotoluene	11.400	91.0	5544	2.1986	ng	94
T 1,3-Dichlorobenzene	12.030	146.0	3715	2.6066	ng	94
T 1,4-Dichlorobenzene	12.122	146.0	3952	2.7200	ng	74
T 1,2-Dichlorobenzene	12.488	146.0	3048	2.5616	ng	94

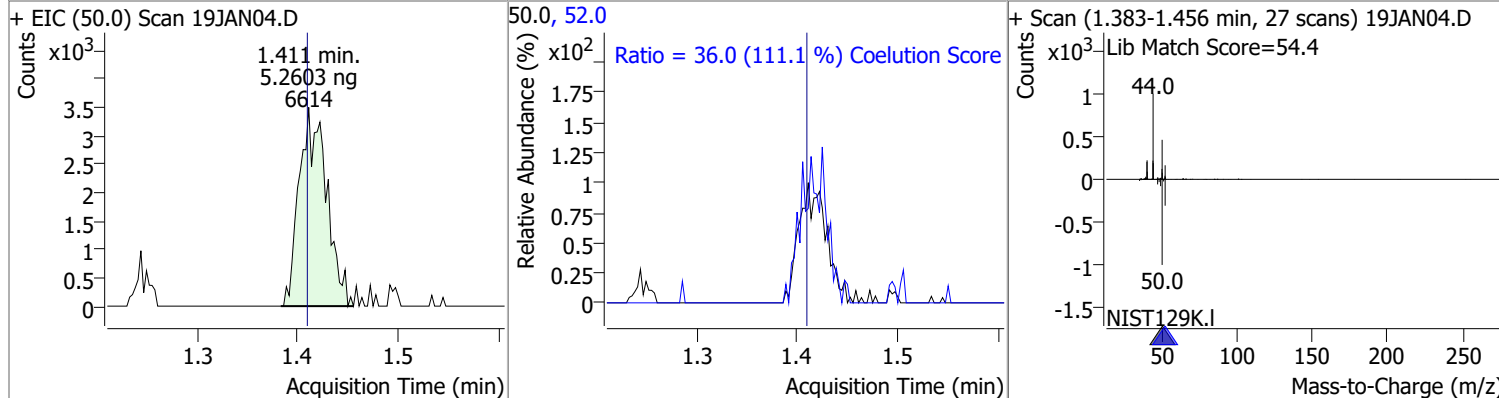
(#) = Qualifier Out of Range; (m) = Manual Integration; (+) = Area Summed; (*) = Surrogate Percent Recovery Out of Range; (d): Zeroed Peak

Quantitation Results Report (QT Reviewed)

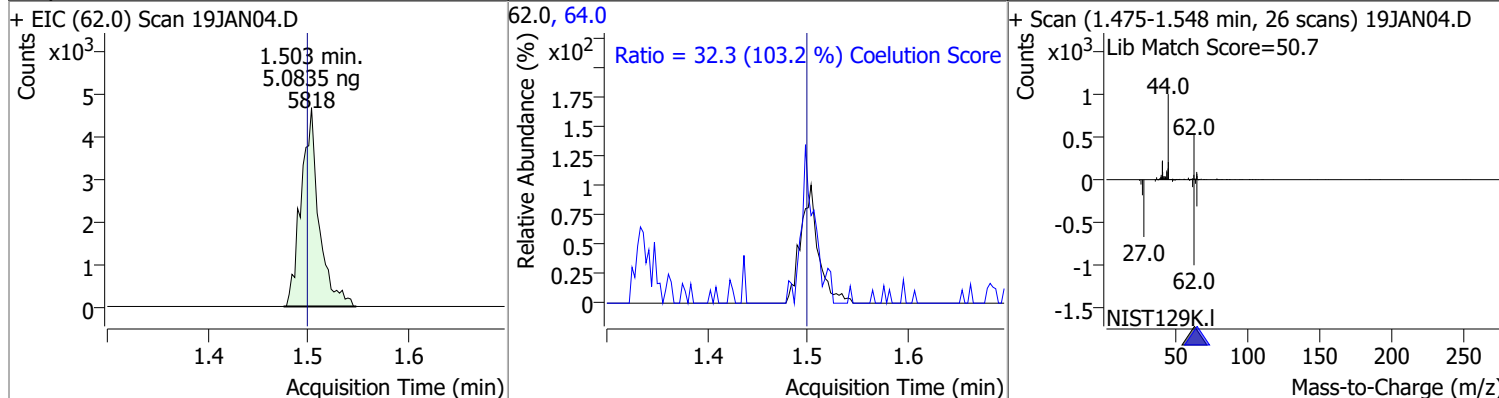
Compound	Conc.	RT	Dev(Min)	Resp.	QIon	QRatio	Lower	Upper
Dichlorodifluoromethane	4.3915	1.25	0.00	4690	87.0	33.1	1.8	61.8



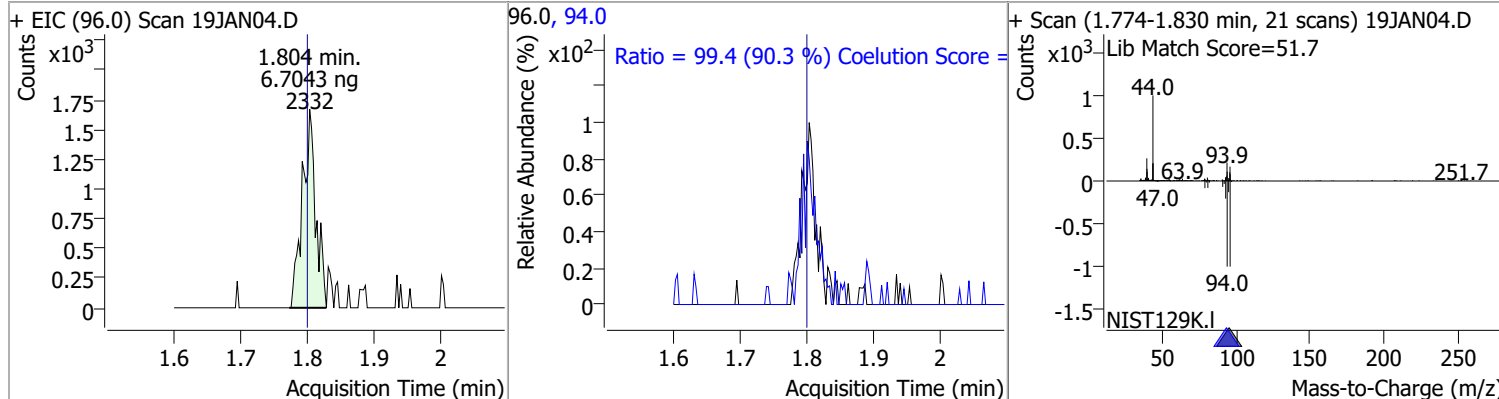
Compound	Conc.	RT	Dev(Min)	Resp.	QIon	QRatio	Lower	Upper
Chloromethane	5.2603	1.41	0.00	6614	52.0	36.0	2.4	62.4



Compound	Conc.	RT	Dev(Min)	Resp.	QIon	QRatio	Lower	Upper
Vinyl chloride	5.0835	1.50	0.01	5818	64.0	32.3	1.3	61.3

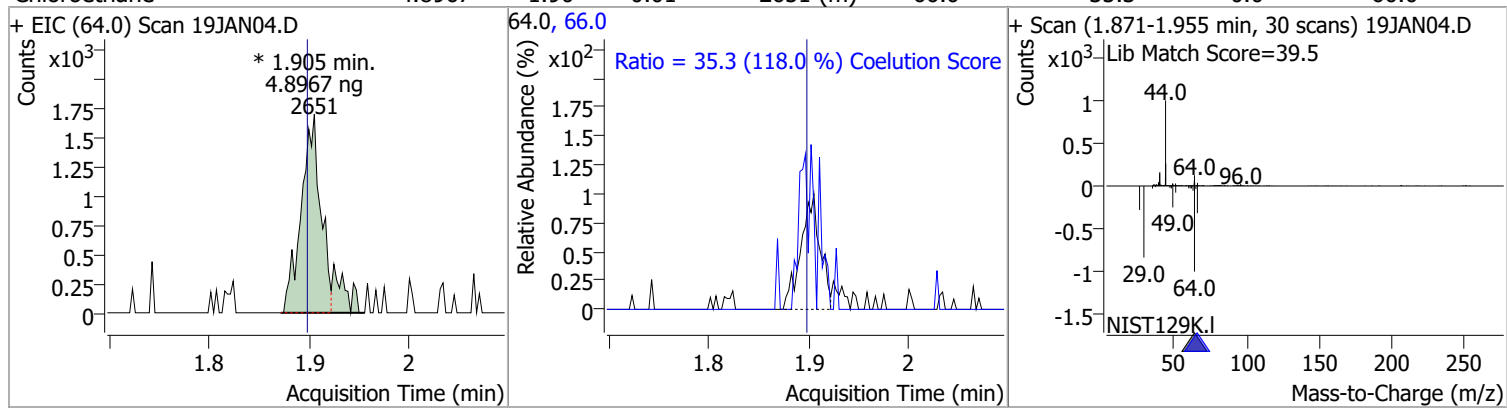


Compound	Conc.	RT	Dev(Min)	Resp.	QIon	QRatio	Lower	Upper
Bromomethane	6.7043	1.80	0.01	2332	94.0	99.4	80.1	140.1

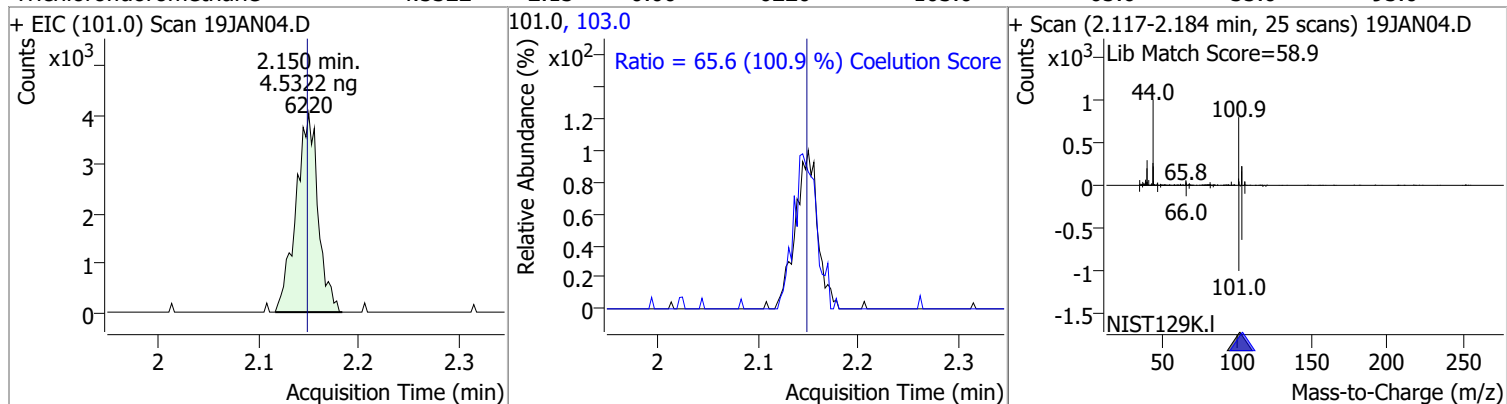


Quantitation Results Report (QT Reviewed)

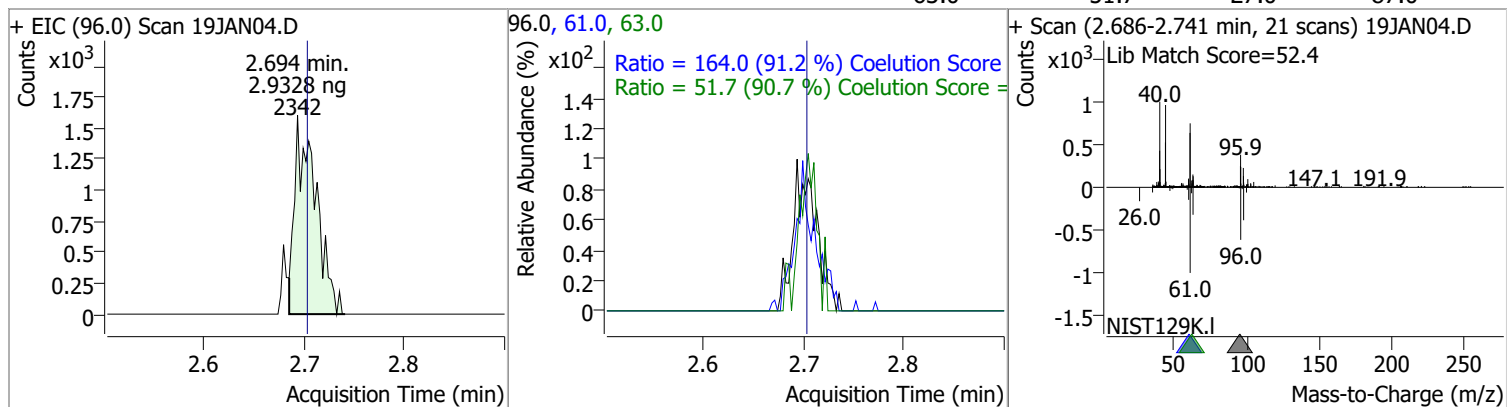
Compound	Conc.	RT	Dev(Min)	Resp.	QIon	QRatio	Lower	Upper
Chloroethane	4.8967	1.90	0.01	2651 (m)	66.0	35.3	0.0	60.0



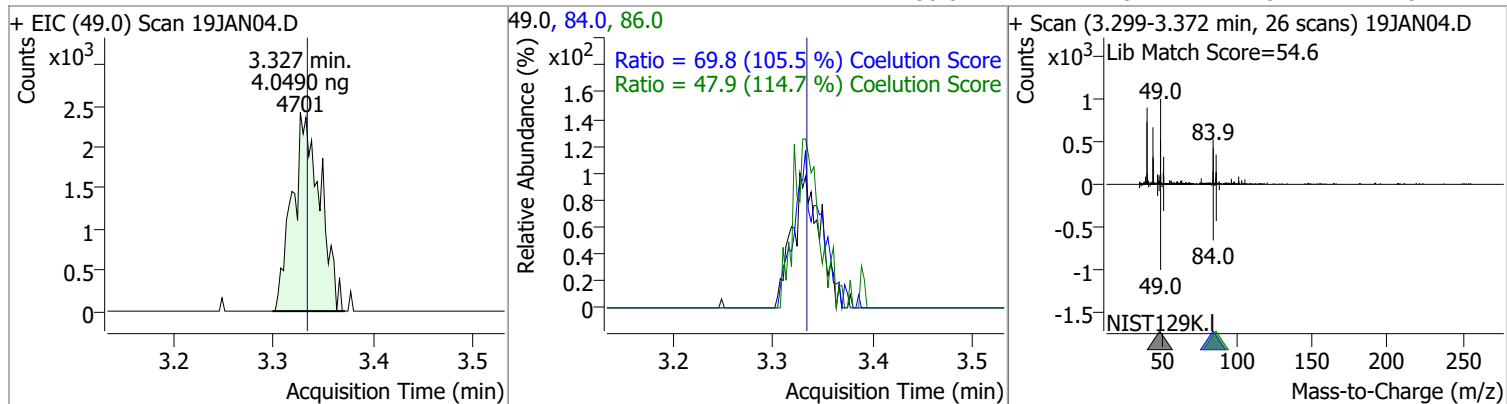
Trichlorofluoromethane	4.5322	2.15	0.00	6220	103.0	65.6	35.0	95.0
------------------------	--------	------	------	------	-------	------	------	------



1,1-Dichloroethene	2.9328	2.69	-0.01	2342	61.0	164.0	149.9	209.9
					63.0	51.7	27.0	87.0

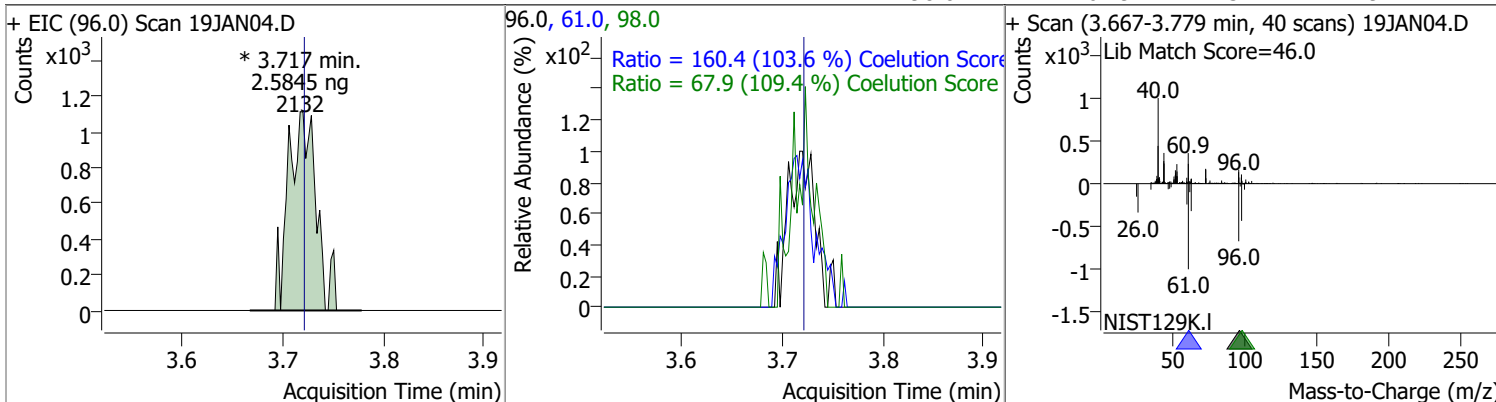


Methylene chloride	4.0490	3.33	-0.01	4701	84.0	69.8	36.1	96.1
					86.0	47.9	11.8	71.8

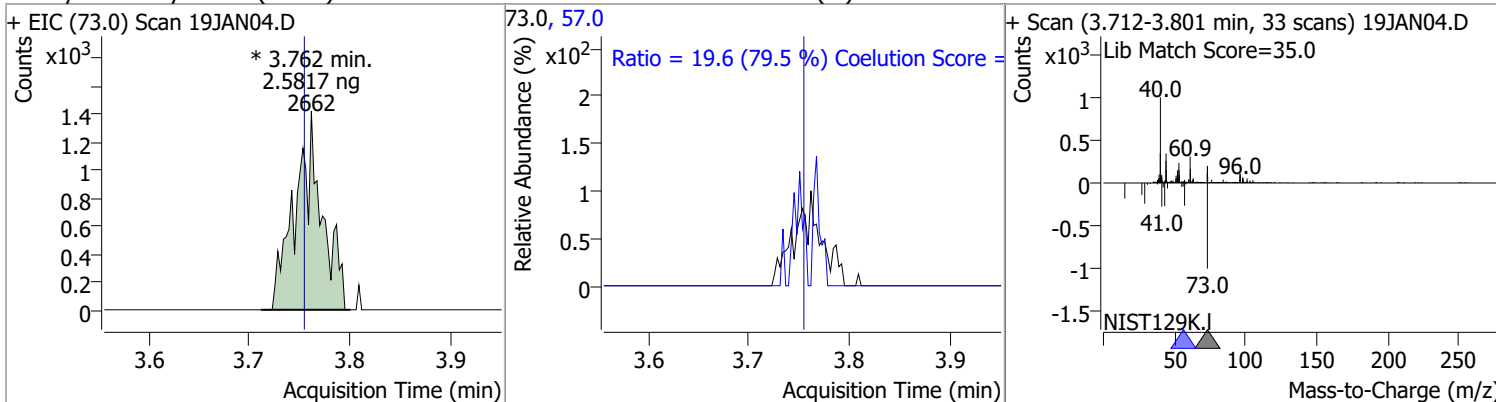


Quantitation Results Report (QT Reviewed)

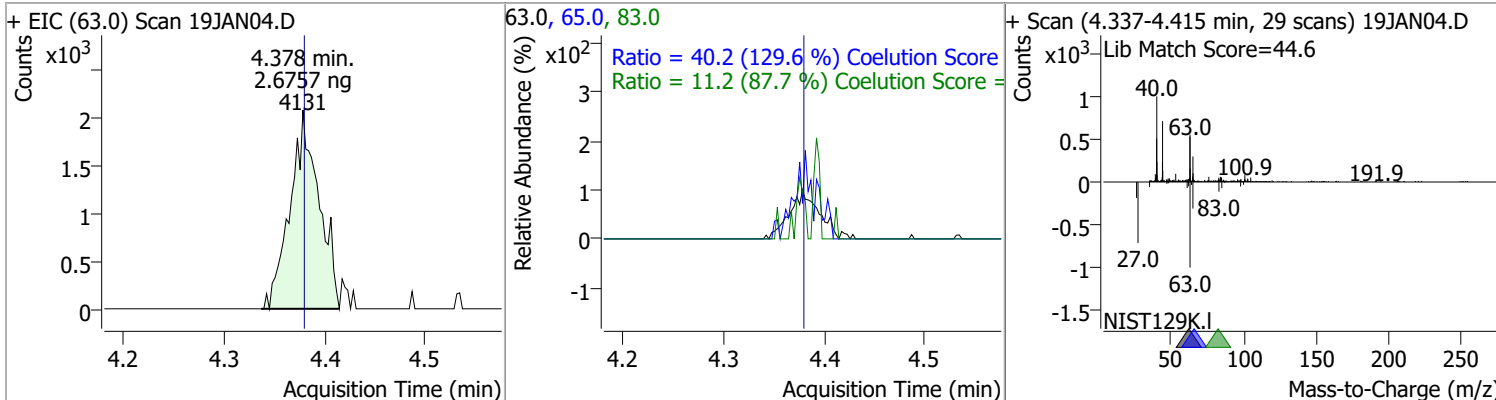
Compound	Conc.	RT	Dev(Min)	Resp.	QIon	QRatio	Lower	Upper
trans-1,2-Dichloroethene	2.5845	3.72	0.00	2132 (m)	61.0	160.4	124.8	184.8
					98.0	67.9	32.1	92.1



Compound	Conc.	RT	Dev(Min)	Resp.	QIon	QRatio	Lower	Upper
Methyl tert-butyl ether (MTBE)	2.5817	3.76	0.01	2662 (m)	57.0	19.6	0.0	54.6

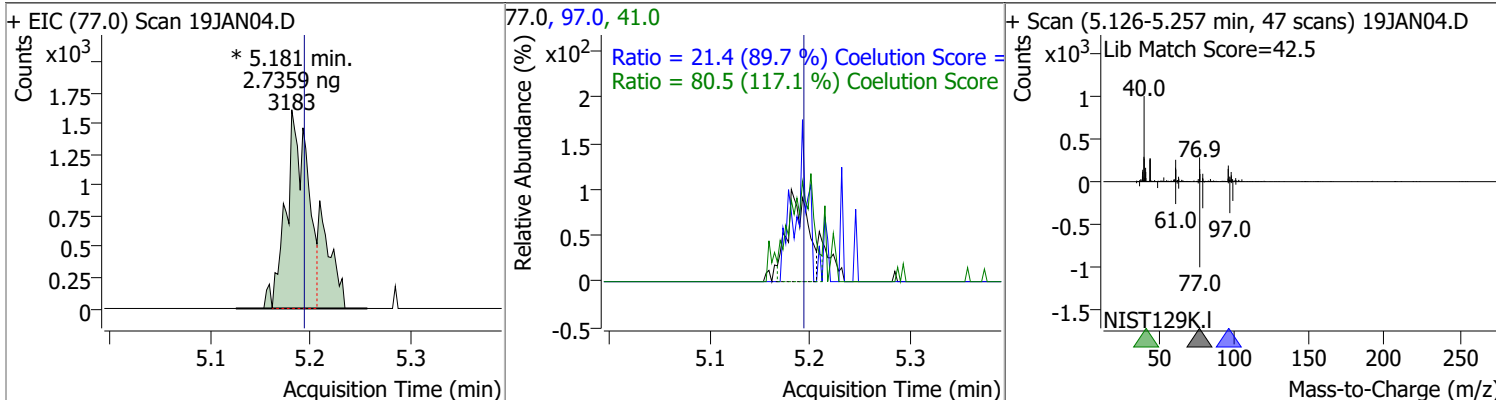


Compound	Conc.	RT	Dev(Min)	Resp.	QIon	QRatio	Lower	Upper
1,1-Dichloroethane	2.6757	4.38	0.00	4131	65.0	40.2	1.0	61.0
					83.0	11.2	0.0	42.7

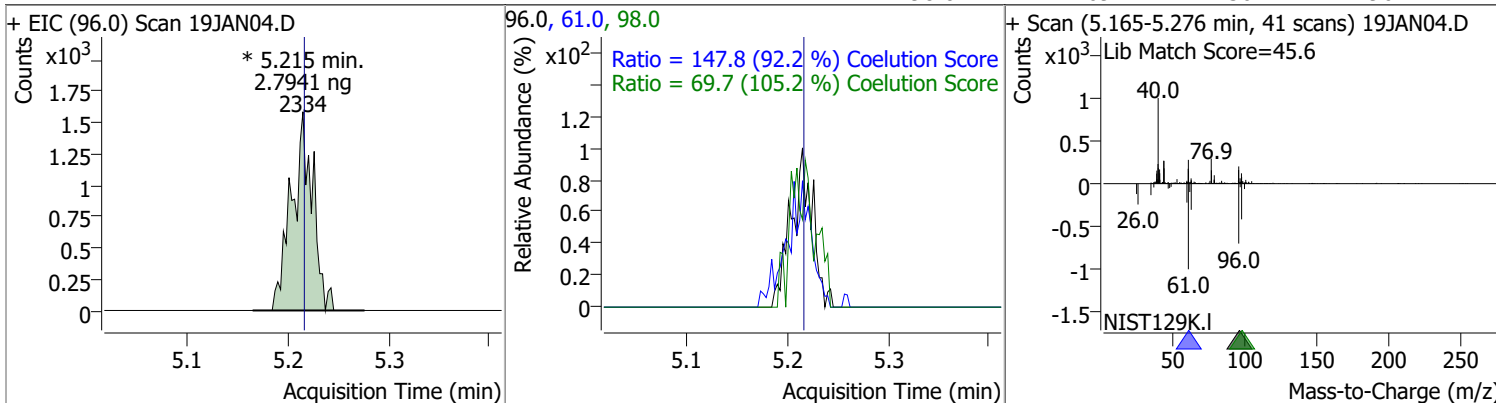


Quantitation Results Report (QT Reviewed)

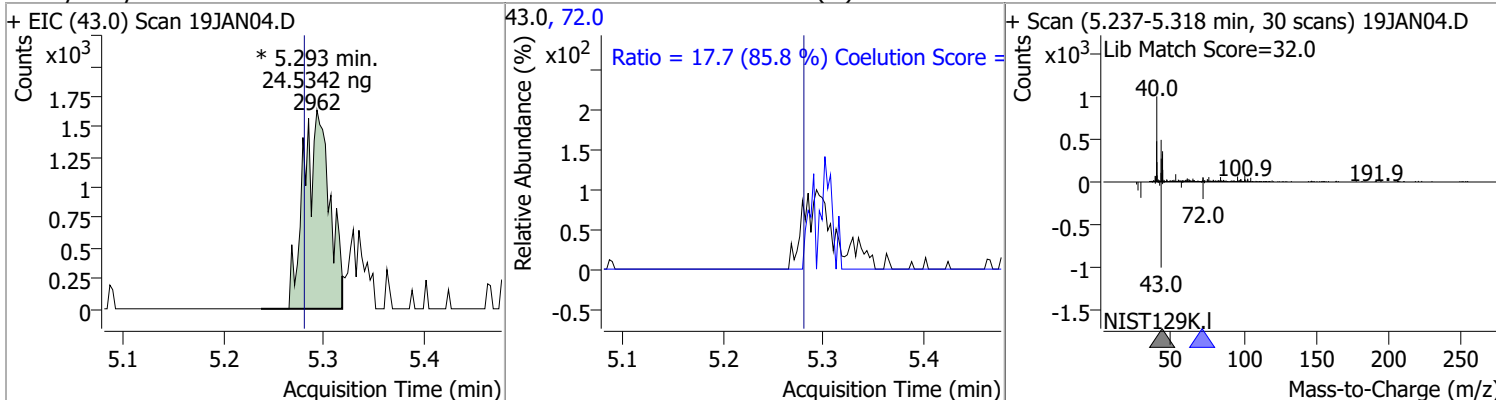
Compound	Conc.	RT	Dev(Min)	Resp.	QIon	QRatio	Lower	Upper
2,2-Dichloropropane	2.7359	5.18	-0.01	3183 (m)	41.0	80.5	38.8	98.8
					97.0	21.4	0.0	53.9



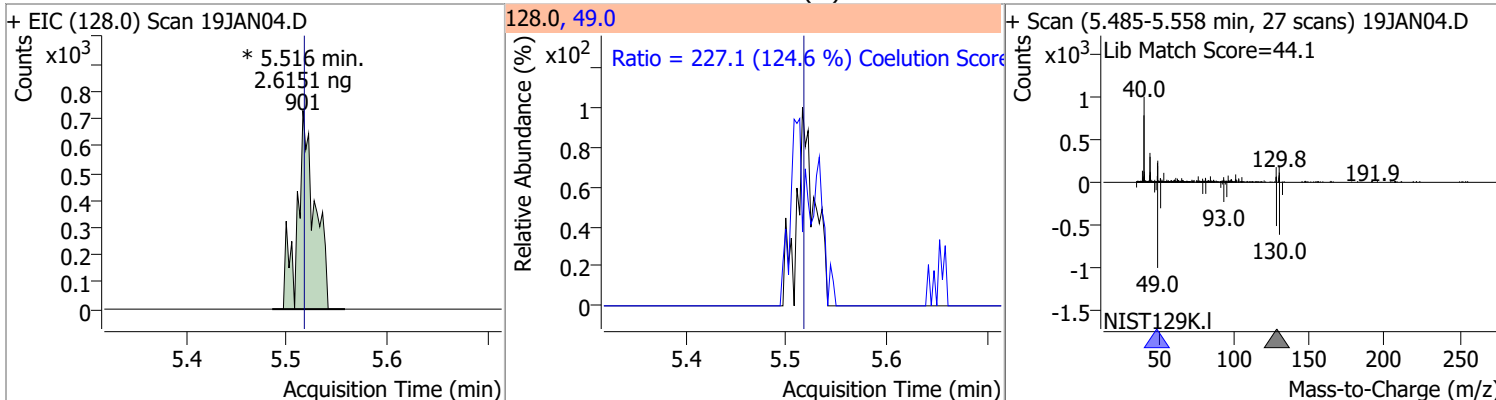
Compound	Conc.	RT	Dev(Min)	Resp.	QIon	QRatio	Lower	Upper
cis-1,2-Dichloroethene	2.7941	5.21	0.00	2334 (m)	61.0	147.8	130.4	190.4
					98.0	69.7	36.2	96.2



Compound	Conc.	RT	Dev(Min)	Resp.	QIon	QRatio	Lower	Upper
Methyl ethyl ketone	24.5342	5.29	0.01	2962 (m)	72.0	17.7	0.0	50.6

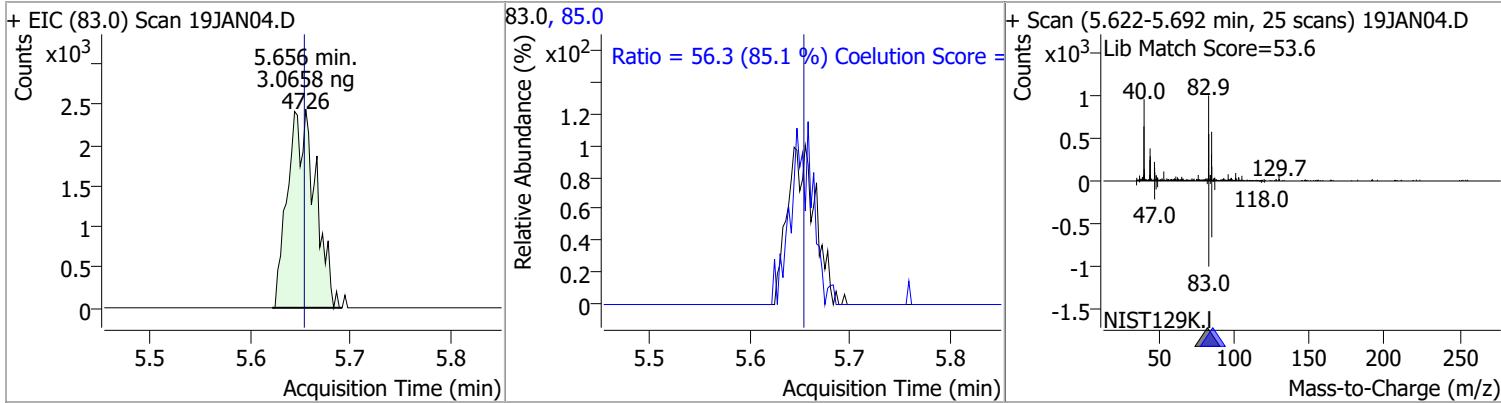


Compound	Conc.	RT	Dev(Min)	Resp.	QIon	QRatio	Lower	Upper
Bromochloromethane	2.6151	5.52	0.00	901 (m)	49.0	227.1	152.2	212.2

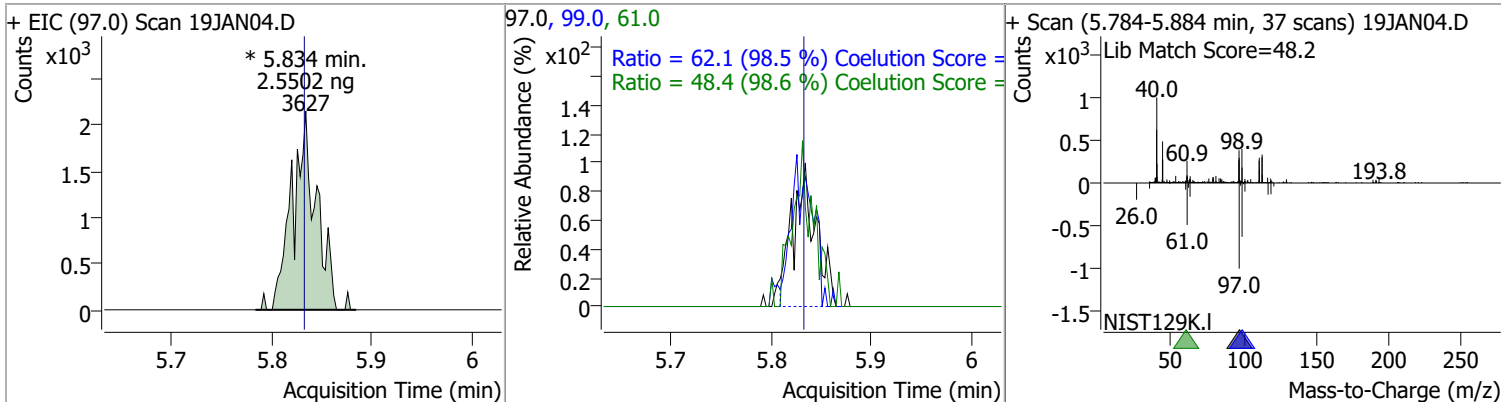


Quantitation Results Report (QT Reviewed)

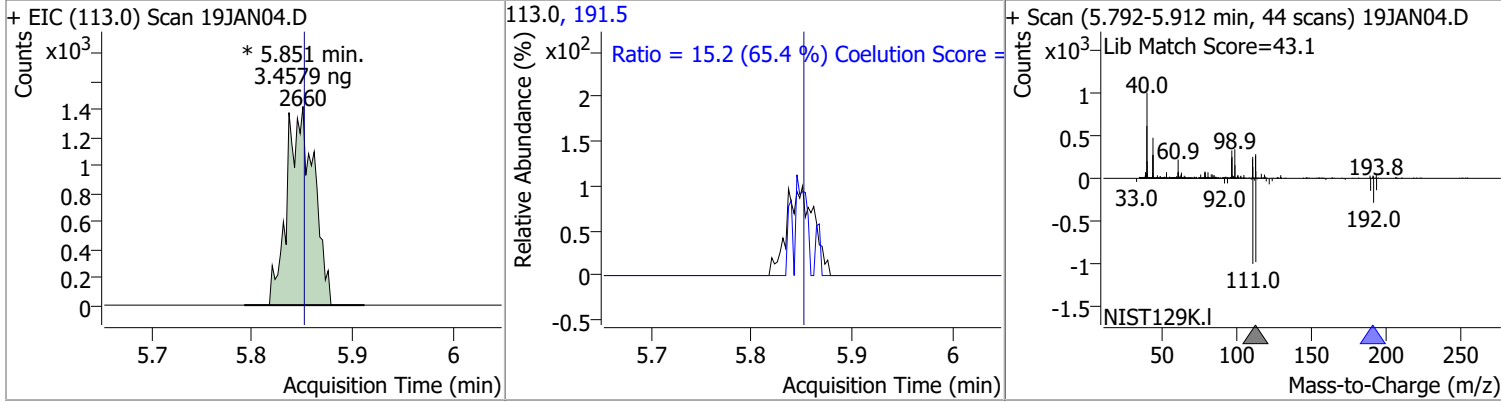
Compound	Conc.	RT	Dev(Min)	Resp.	QIon	QRatio	Lower	Upper
Chloroform	3.0658	5.66	0.00	4726	85.0	56.3	36.2	96.2



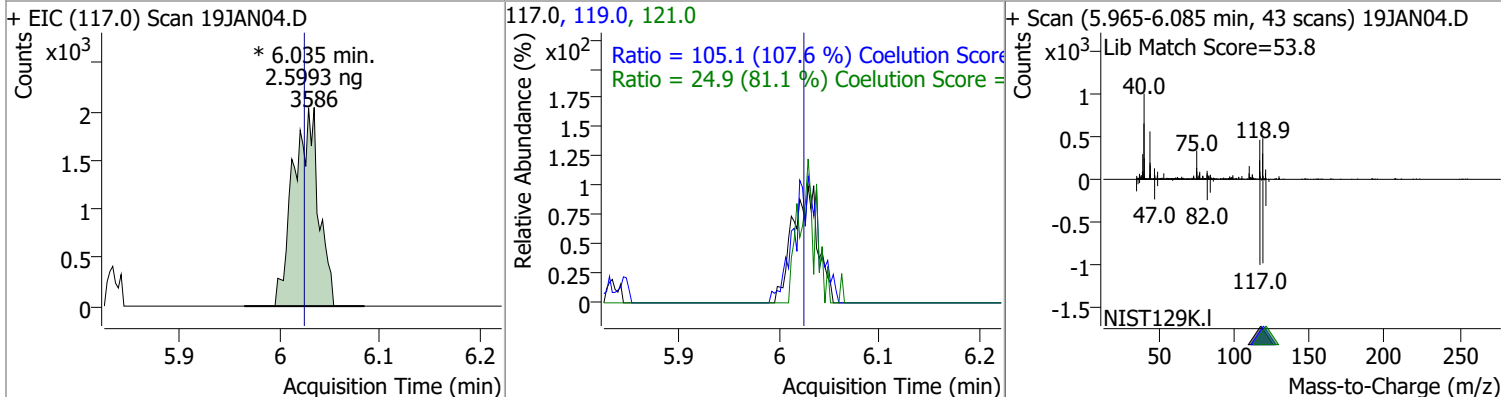
Compound	Conc.	RT	Dev(Min)	Resp.	QIon	QRatio	Lower	Upper
1,1,1-Trichloroethane	2.5502	5.83	0.00	3627 (m)	99.0	62.1	33.1	93.1
					61.0	48.4	19.1	79.1



Compound	Conc.	RT	Dev(Min)	Resp.	QIon	QRatio	Lower	Upper
Dibromofluoromethane	3.4579	5.85	0.00	2660 (m)	191.5	15.2	0.0	53.2

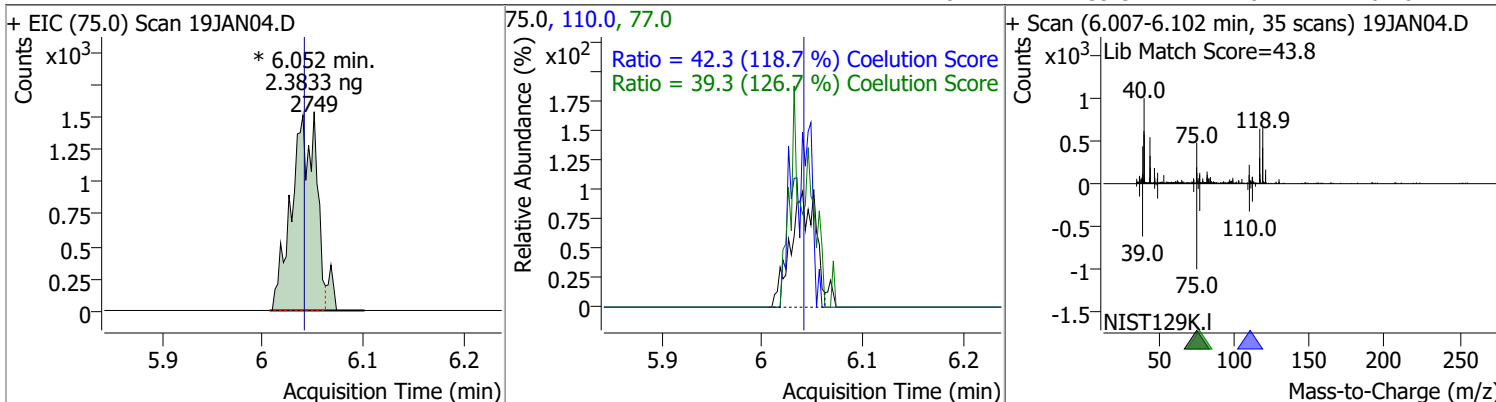


Compound	Conc.	RT	Dev(Min)	Resp.	QIon	QRatio	Lower	Upper
Carbon tetrachloride	2.5993	6.03	0.01	3586 (m)	119.0	105.1	67.6	127.6
					121.0	24.9	0.7	60.7

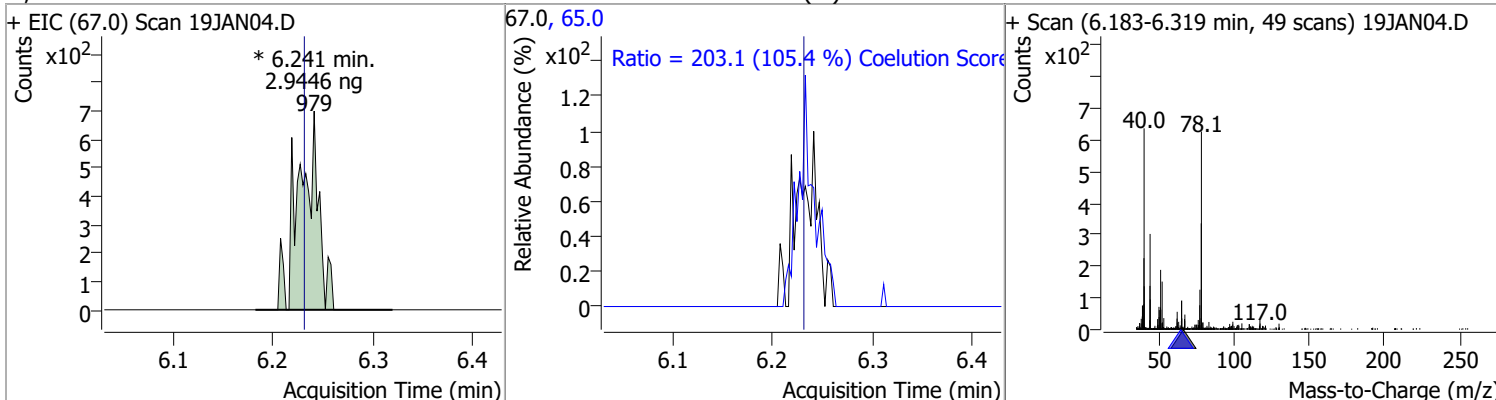


Quantitation Results Report (QT Reviewed)

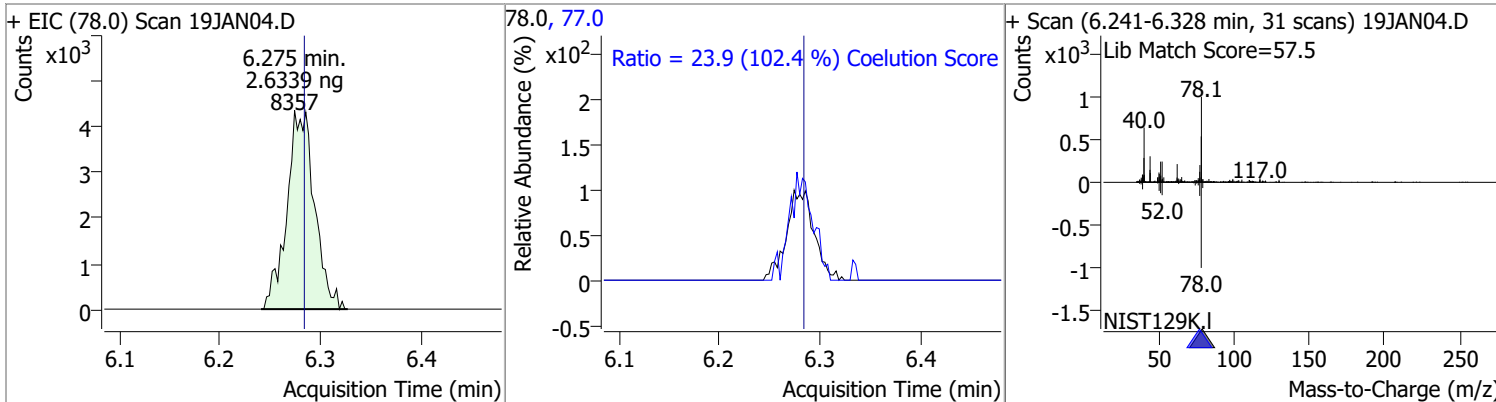
Compound	Conc.	RT	Dev(Min)	Resp.	QIon	QRatio	Lower	Upper
1,1-Dichloropropene	2.3833	6.05	0.01	2749 (m)	110.0	42.3	5.6	65.6
					77.0	39.3	1.0	61.0



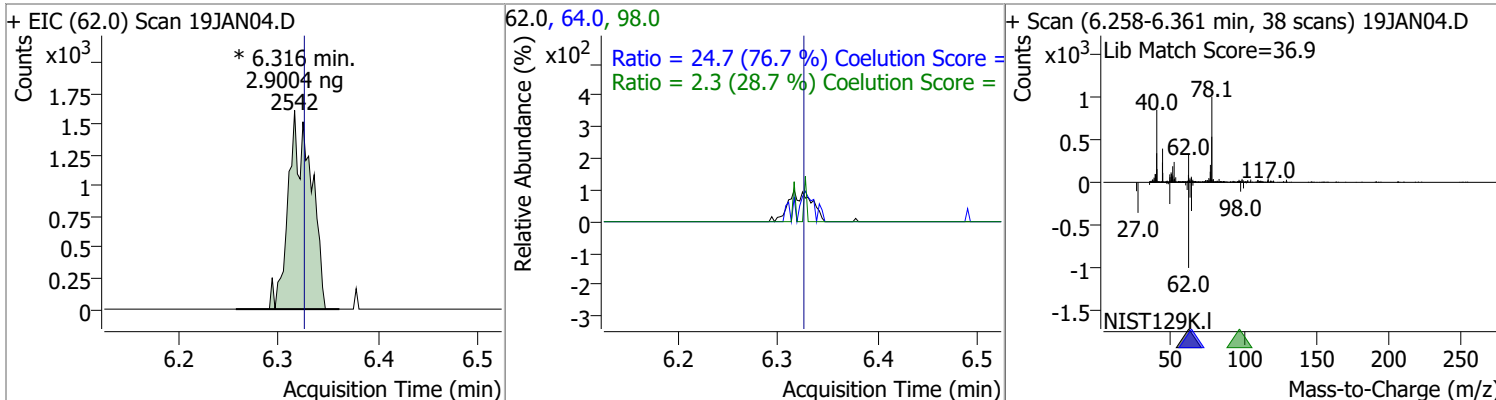
Compound	Conc.	RT	Dev(Min)	Resp.	QIon	QRatio	Lower	Upper
1,2-Dichloroethane-d4	2.9446	6.24	0.01	979 (m)	65.0	203.1	162.8	222.8



Compound	Conc.	RT	Dev(Min)	Resp.	QIon	QRatio	Lower	Upper
Benzene	2.6339	6.27	-0.01	8357 (m)	77.0	23.9	0.0	53.3

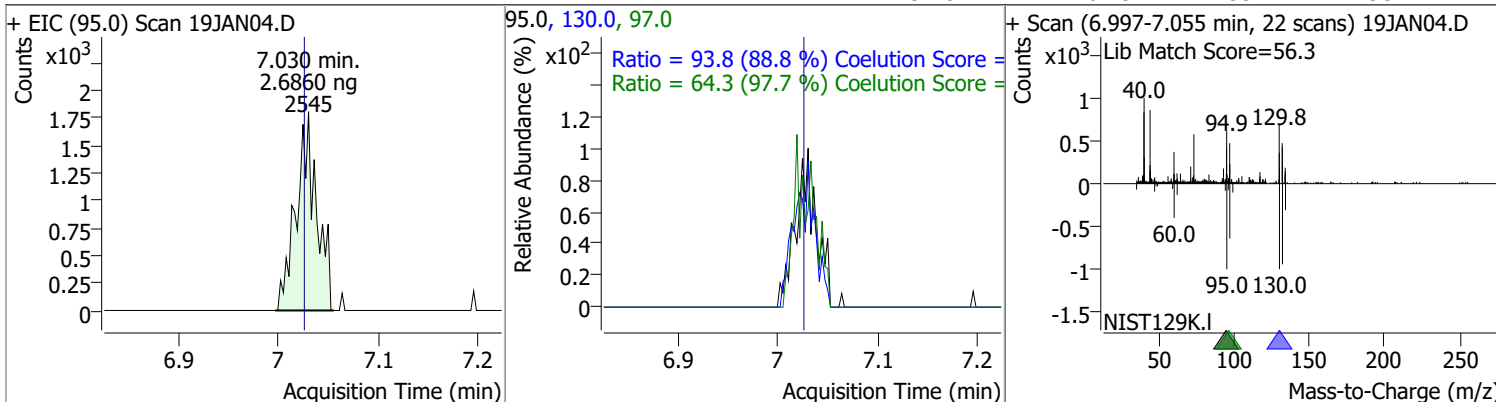


Compound	Conc.	RT	Dev(Min)	Resp.	QIon	QRatio	Lower	Upper
1,2-Dichloroethane	2.9004	6.32	-0.01	2542 (m)	64.0	24.7	2.2	62.2
					98.0	2.3	0.0	38.2

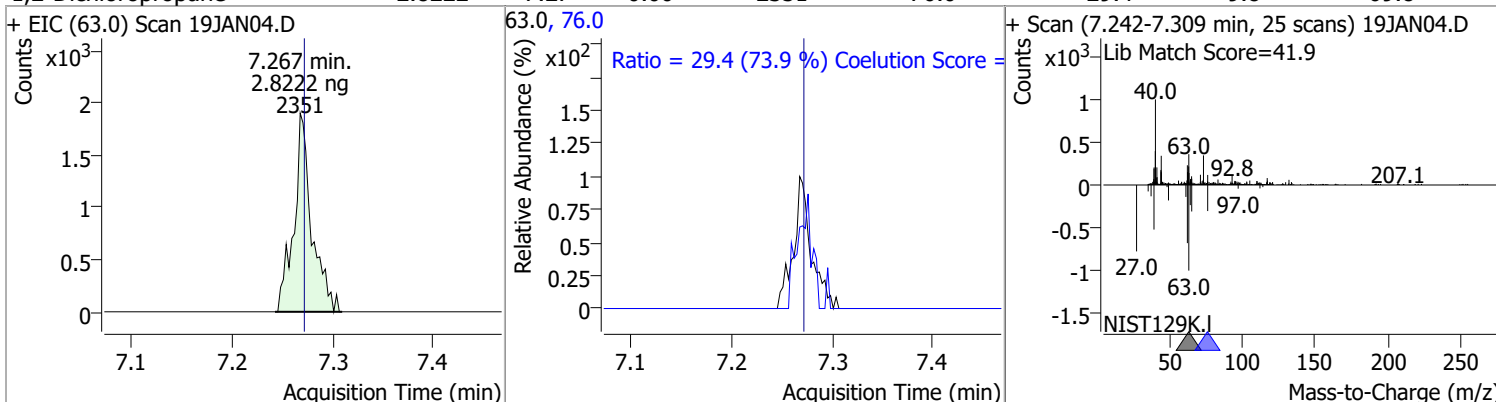


Quantitation Results Report (QT Reviewed)

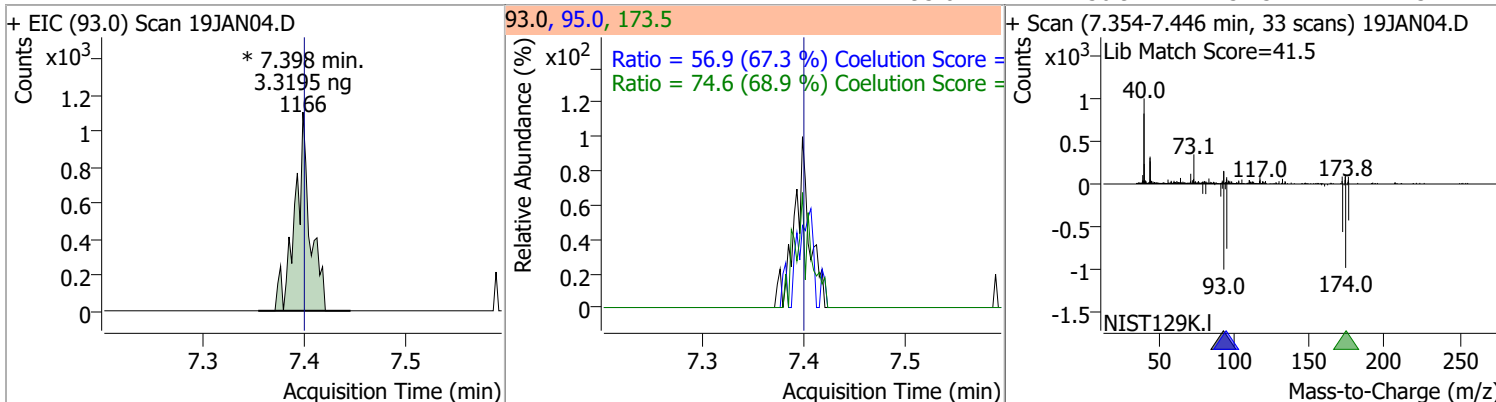
Compound	Conc.	RT	Dev(Min)	Resp.	QIon	QRatio	Lower	Upper
Trichloroethene	2.6860	7.03	0.01	2545	130.0	93.8	75.6	135.6
					97.0	64.3	35.7	95.7



Compound	Conc.	RT	Dev(Min)	Resp.	QIon	QRatio	Lower	Upper
1,2-Dichloropropane	2.8222	7.27	0.00	2351	76.0	29.4	9.8	69.8
					63.0	76.0	41.9	207.1

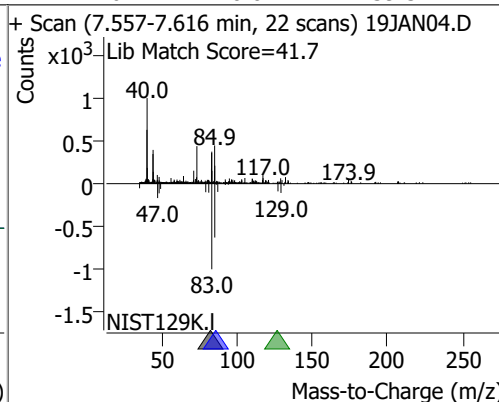
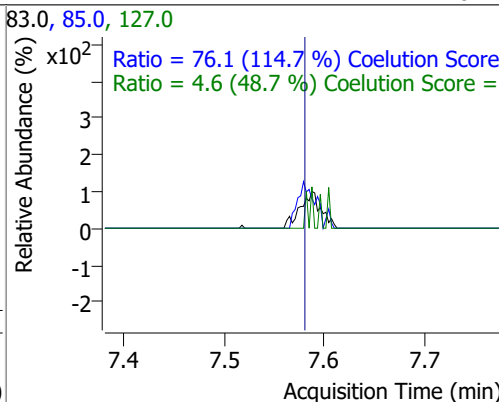
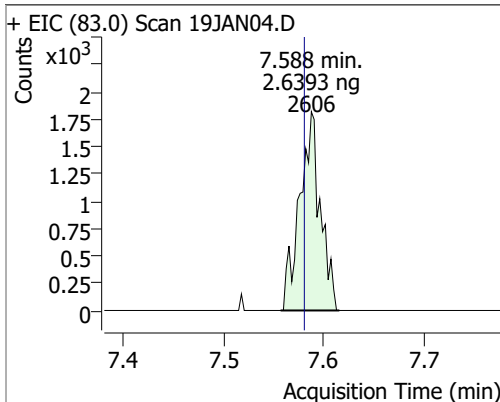


Compound	Conc.	RT	Dev(Min)	Resp.	QIon	QRatio	Lower	Upper
Dibromomethane	3.3195	7.40	0.00	1166 (m)	173.5	74.6	78.2	138.2
					95.0	56.9	54.5	114.5

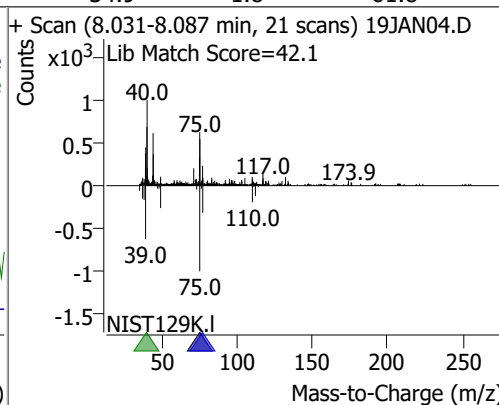
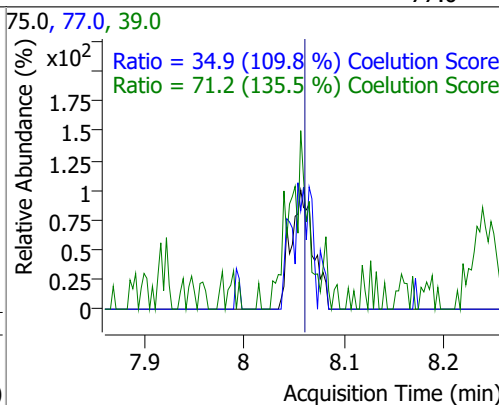
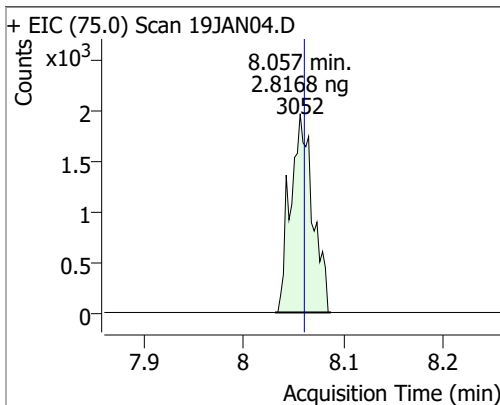


Quantitation Results Report (QT Reviewed)

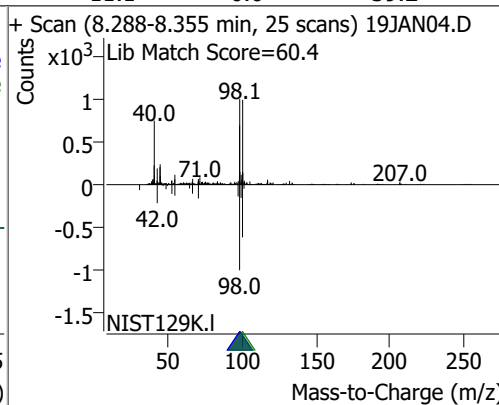
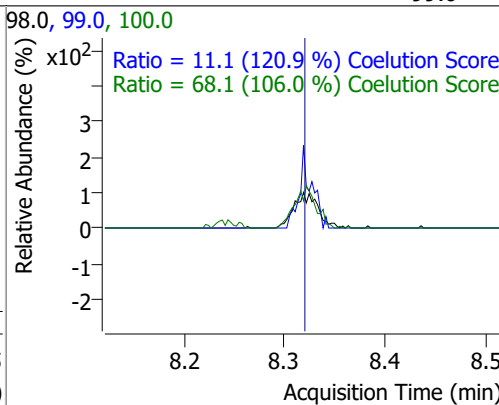
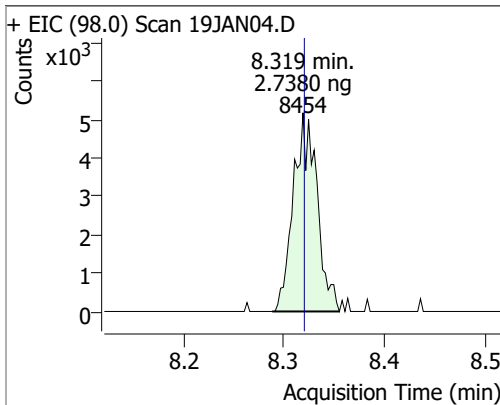
Compound	Conc.	RT	Dev(Min)	Resp.	QIon	QRatio	Lower	Upper
Bromodichloromethane	2.6393	7.59	0.01	2606	85.0	76.1	36.3	96.3
					127.0	4.6	0.0	39.5



Compound	Conc.	RT	Dev(Min)	Resp.	QIon	QRatio	Lower	Upper
cis-1,3-Dichloropropene	2.8168	8.06	0.00	3052	39.0	71.2	22.5	82.5
					77.0	34.9	1.8	61.8



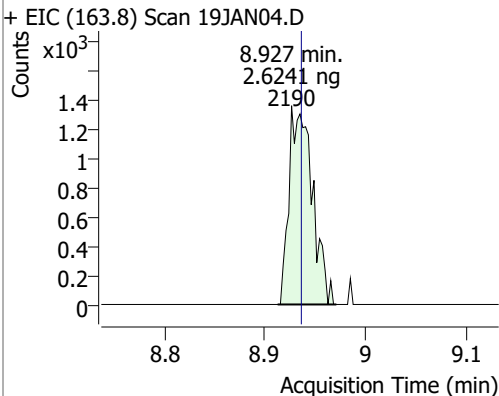
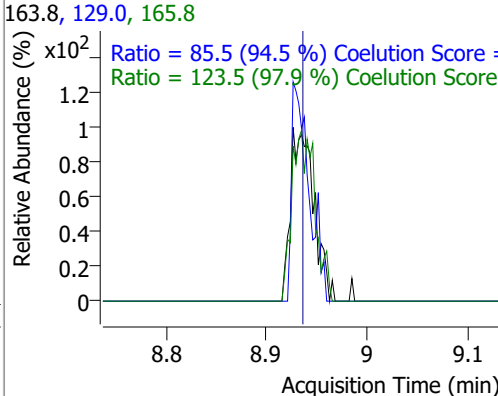
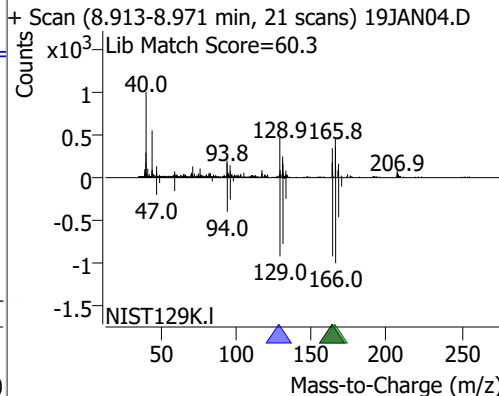
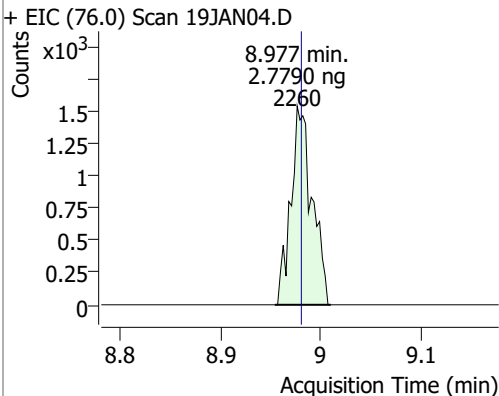
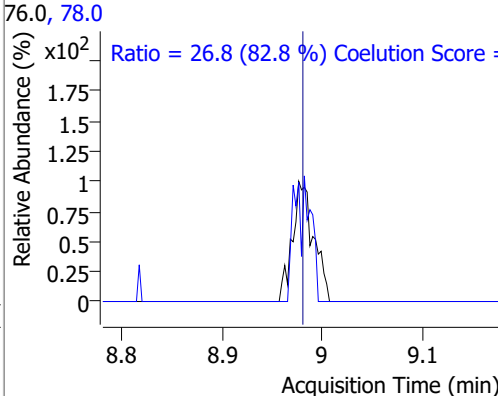
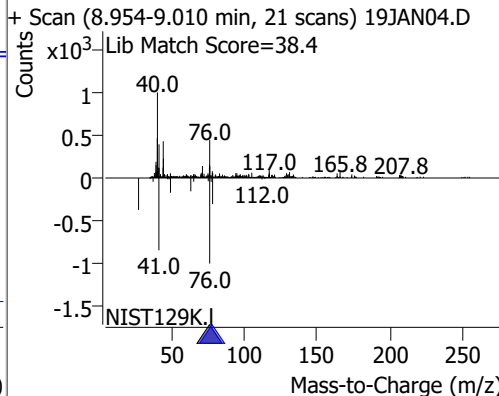
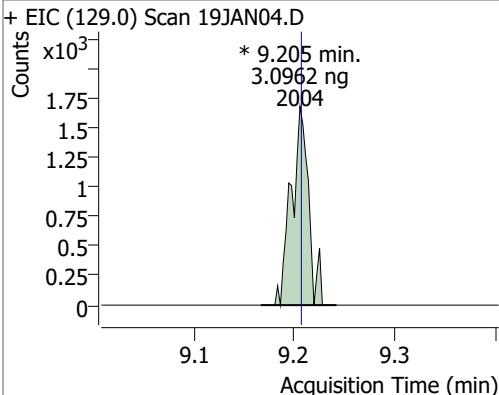
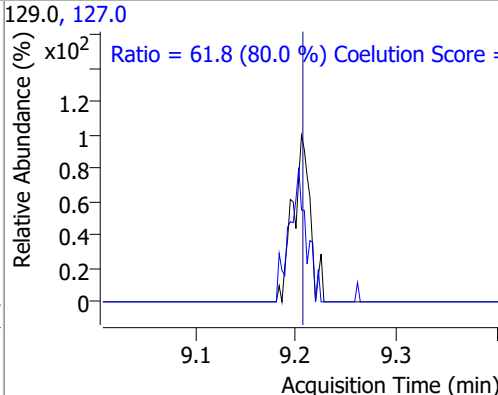
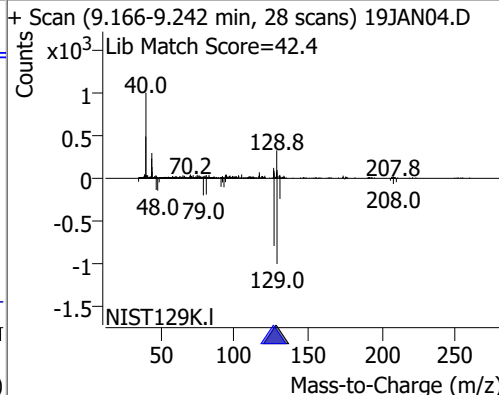
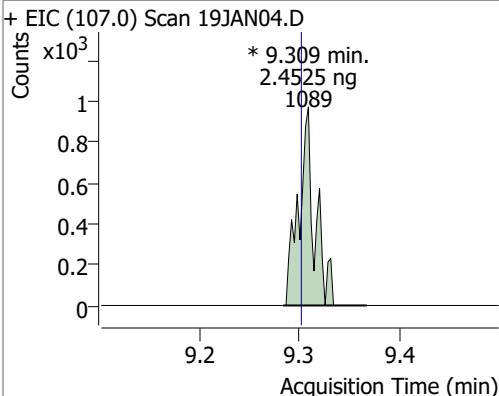
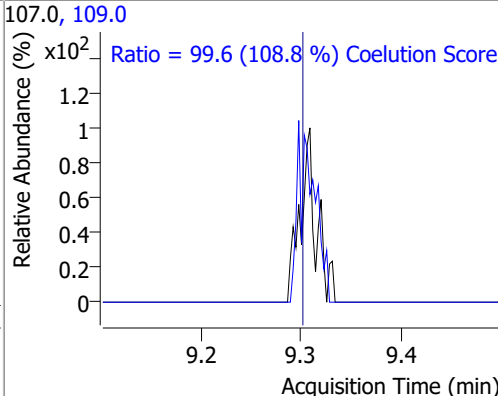
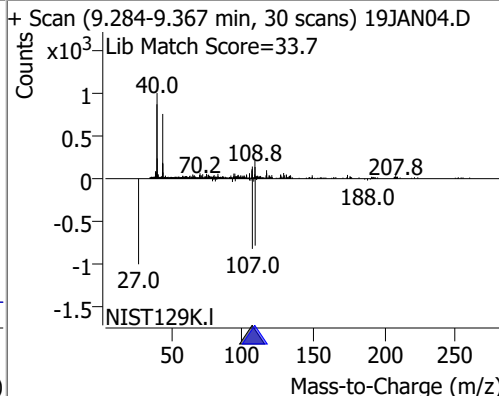
Compound	Conc.	RT	Dev(Min)	Resp.	QIon	QRatio	Lower	Upper
Toluene-d8	2.7380	8.32	0.00	8454	100.0	68.1	34.3	94.3
					99.0	11.1	0.0	39.2



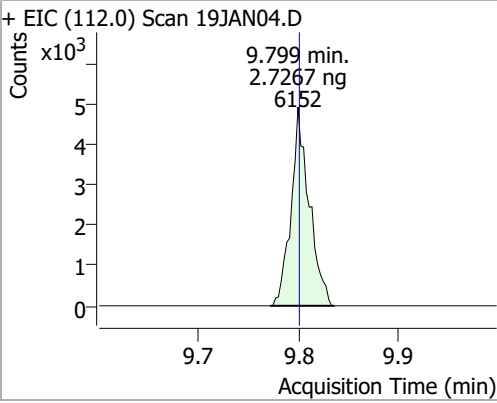
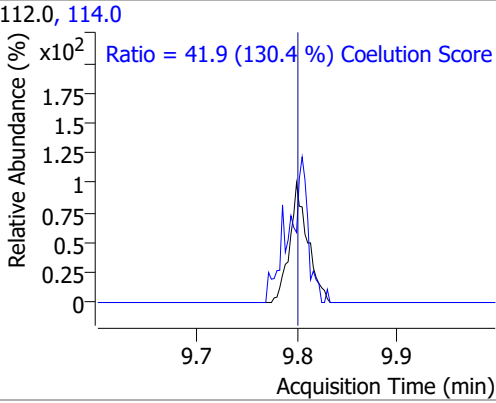
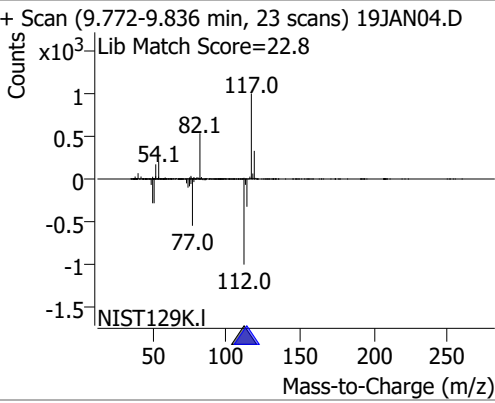
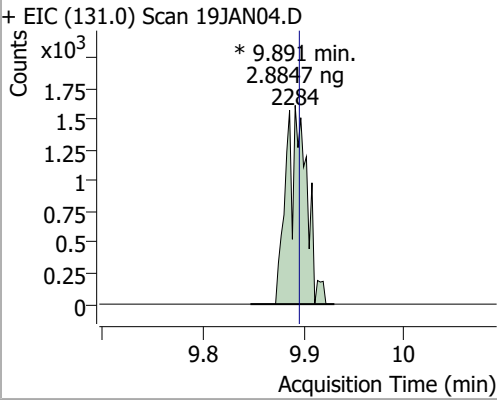
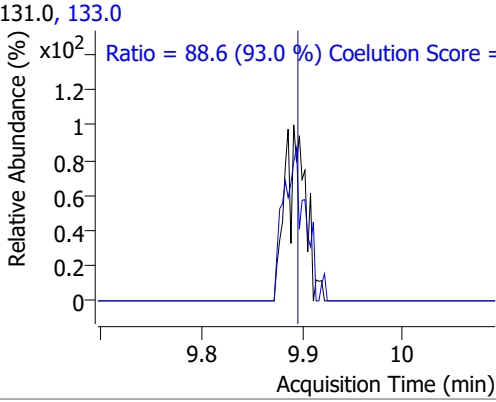
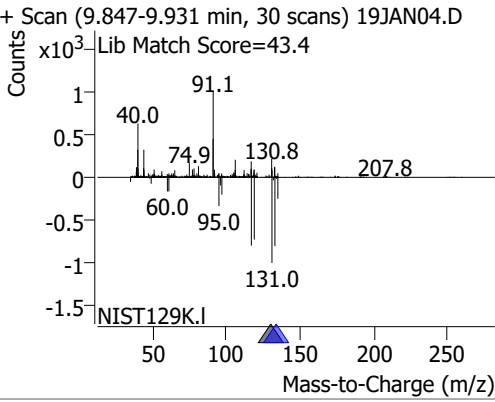
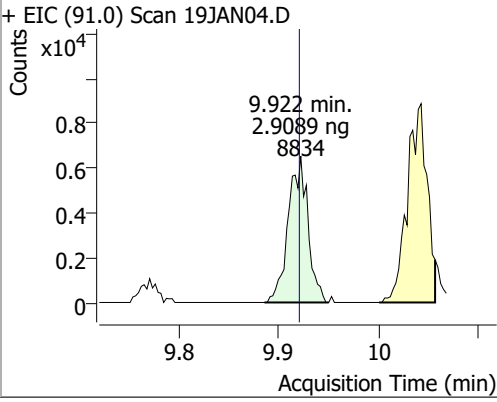
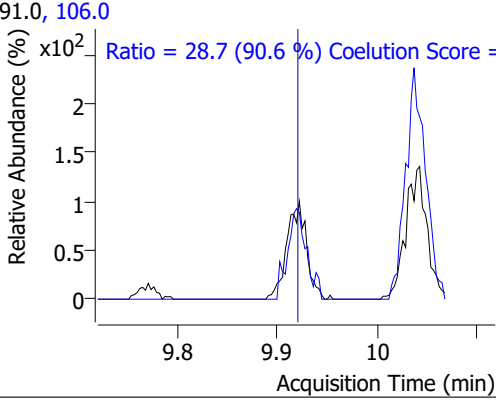
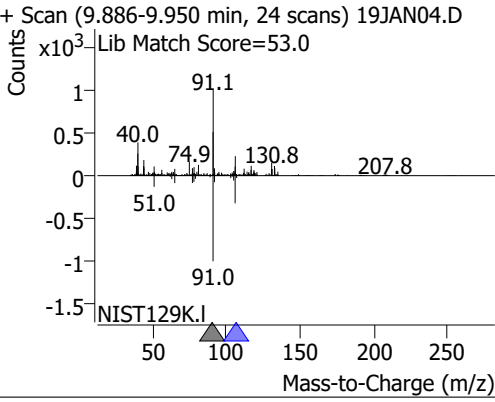
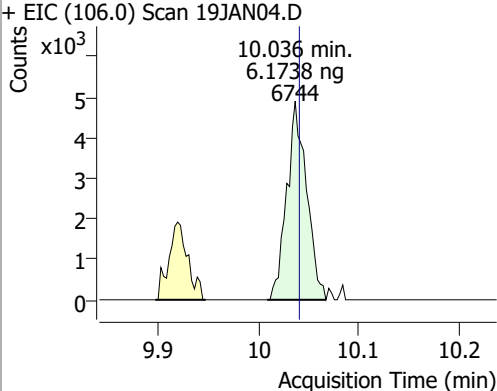
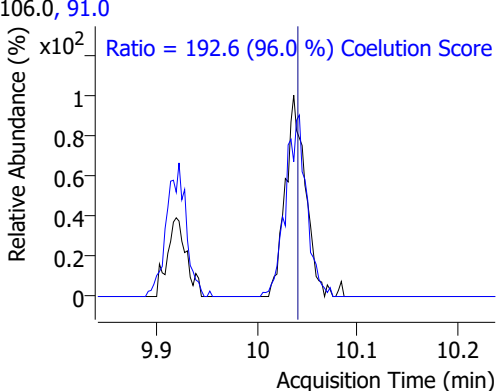
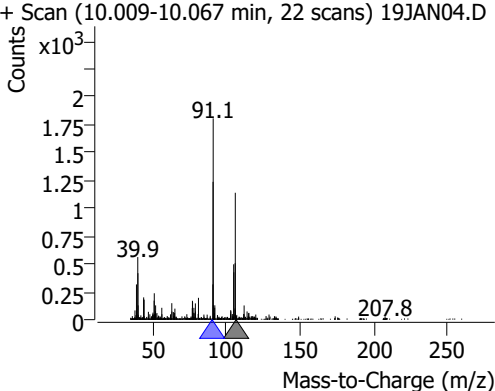
Quantitation Results Report (QT Reviewed)

Compound	Conc.	RT	Dev(Min)	Resp.	QIon	QRatio	Lower	Upper
Toluene	2.6500	8.38	-0.01	5454	91.0	158.0	144.1	204.1
+ EIC (92.0) Scan 19JAN04.D			92.0, 91.0			+ Scan (8.355-8.425 min, 25 scans) 19JAN04.D		
trans-1,3-Dichloropropene	2.7242	8.64	0.00	2153	39.0	66.6	23.0	83.0
+ EIC (75.0) Scan 19JAN04.D			75.0, 77.0, 39.0			+ Scan (8.617-8.667 min, 19 scans) 19JAN04.D		
1,1,2-Trichloroethane	2.6009	8.82	0.00	1045 (m)	97.0	136.0	80.7	140.7
+ EIC (83.0) Scan 19JAN04.D			83.0, 97.0, 85.0			+ Scan (8.770-8.868 min, 36 scans) 19JAN04.D		

Quantitation Results Report (QT Reviewed)

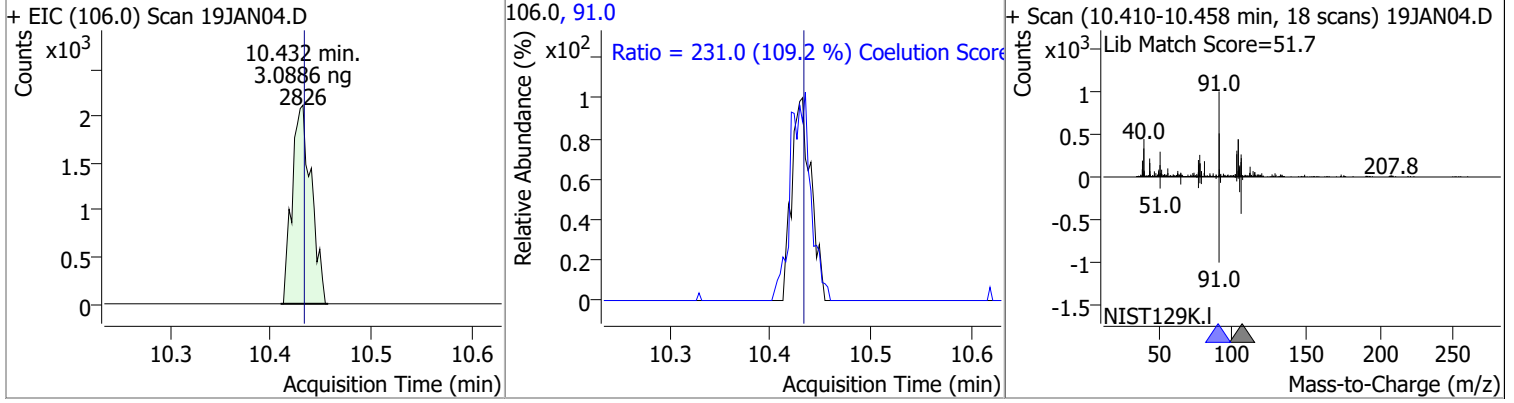
Compound	Conc.	RT	Dev(Min)	Resp.	QIon	QRatio	Lower	Upper
Tetrachloroethene	2.6241	8.93	-0.01	2190	165.8 129.0	123.5 85.5	96.1 60.5	156.1 120.5
								
1,3-Dichloropropane	2.7790	8.98	0.00	2260	78.0	26.8	2.4	62.4
								
Chlorodibromomethane	3.0962	9.21	0.00	2004 (m)	127.0	61.8	47.2	107.2
								
1,2-Dibromoethane	2.4525	9.31	0.01	1089 (m)	109.0	99.6	61.5	121.5
								

Quantitation Results Report (QT Reviewed)

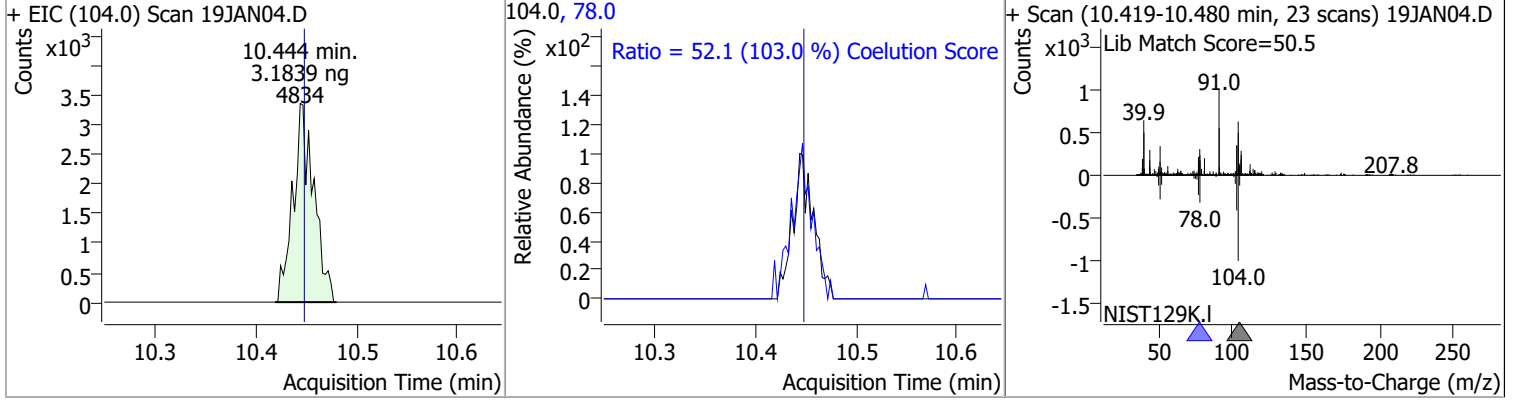
Compound	Conc.	RT	Dev(Min)	Resp.	QIon	QRatio	Lower	Upper
Chlorobenzene	2.7267	9.80	0.00	6152	114.0	41.9	2.2	62.2
+ EIC (112.0) Scan 19JAN04.D			112.0, 114.0			+ Scan (9.772-9.836 min, 23 scans) 19JAN04.D		
								
			Ratio = 41.9 (130.4 %) Coelution Score =					
1,1,1,2-Tetrachloroethane	2.8847	9.89	0.00	2284 (m)	133.0	88.6	65.3	125.3
+ EIC (131.0) Scan 19JAN04.D			131.0, 133.0			+ Scan (9.847-9.931 min, 30 scans) 19JAN04.D		
								
			Ratio = 88.6 (93.0 %) Coelution Score =					
Ethylbenzene	2.9089	9.92	0.00	8834	106.0	28.7	1.7	61.7
+ EIC (91.0) Scan 19JAN04.D			91.0, 106.0			+ Scan (9.886-9.950 min, 24 scans) 19JAN04.D		
								
			Ratio = 28.7 (90.6 %) Coelution Score =					
m+p-Xylenes	6.1738	10.04	0.00	6744	91.0	192.6	170.7	230.7
+ EIC (106.0) Scan 19JAN04.D			106.0, 91.0			+ Scan (10.009-10.067 min, 22 scans) 19JAN04.D		
								
			Ratio = 192.6 (96.0 %) Coelution Score =					

Quantitation Results Report (QT Reviewed)

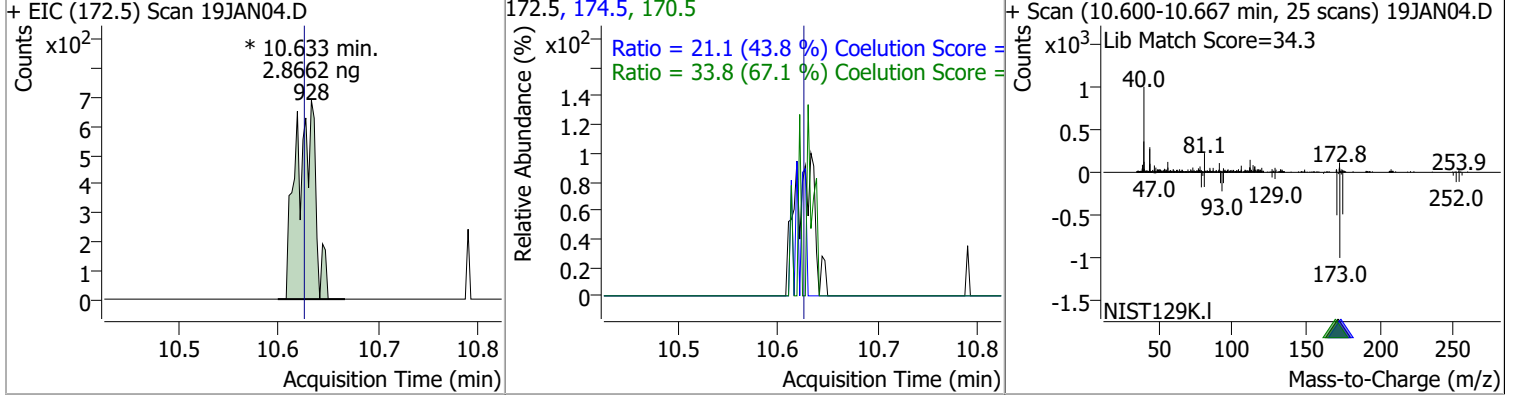
Compound	Conc.	RT	Dev(Min)	Resp.	QIon	QRatio	Lower	Upper
o-Xylene	3.0886	10.43	0.00	2826	91.0	231.0	181.4	241.4



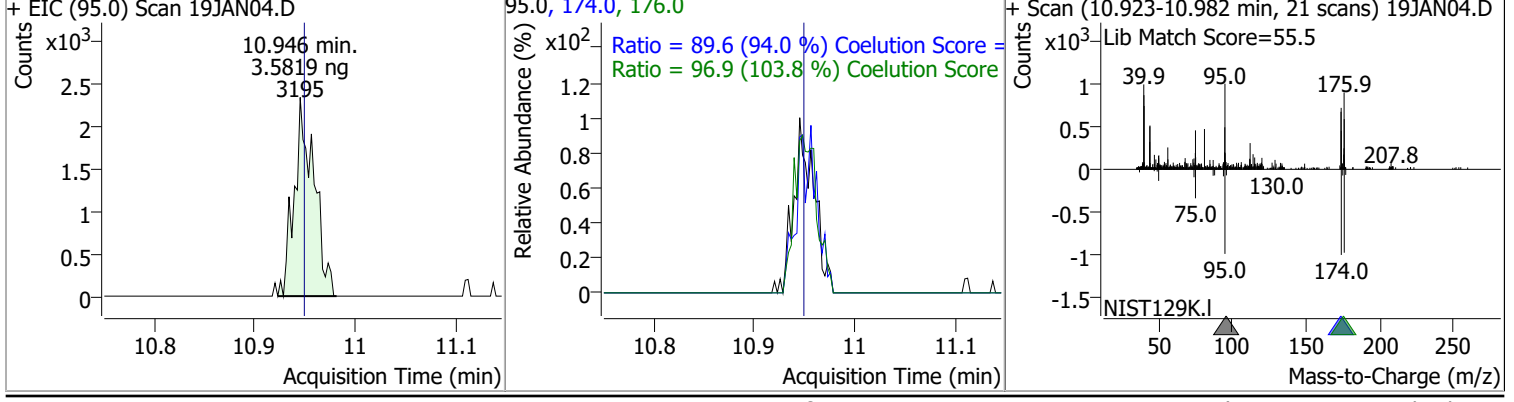
Compound	Conc.	RT	Dev(Min)	Resp.	QIon	QRatio	Lower	Upper
Styrene	3.1839	10.44	0.00	4834	78.0	52.1	20.6	80.6



Compound	Conc.	RT	Dev(Min)	Resp.	QIon	QRatio	Lower	Upper
Bromoform	2.8662	10.63	0.01	928 (m)	170.5	33.8	20.3	80.3
					174.5	21.1	18.1	78.1

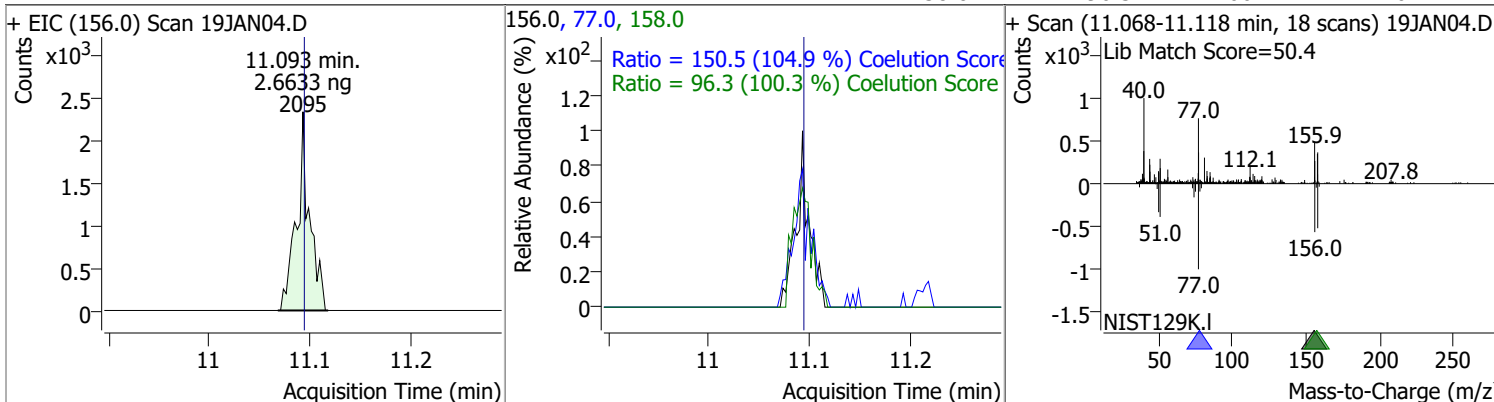


Compound	Conc.	RT	Dev(Min)	Resp.	QIon	QRatio	Lower	Upper
p-Bromofluorobenzene	3.5819	10.95	0.00	3195	174.0	89.6	65.3	125.3
					176.0	96.9	63.3	123.3

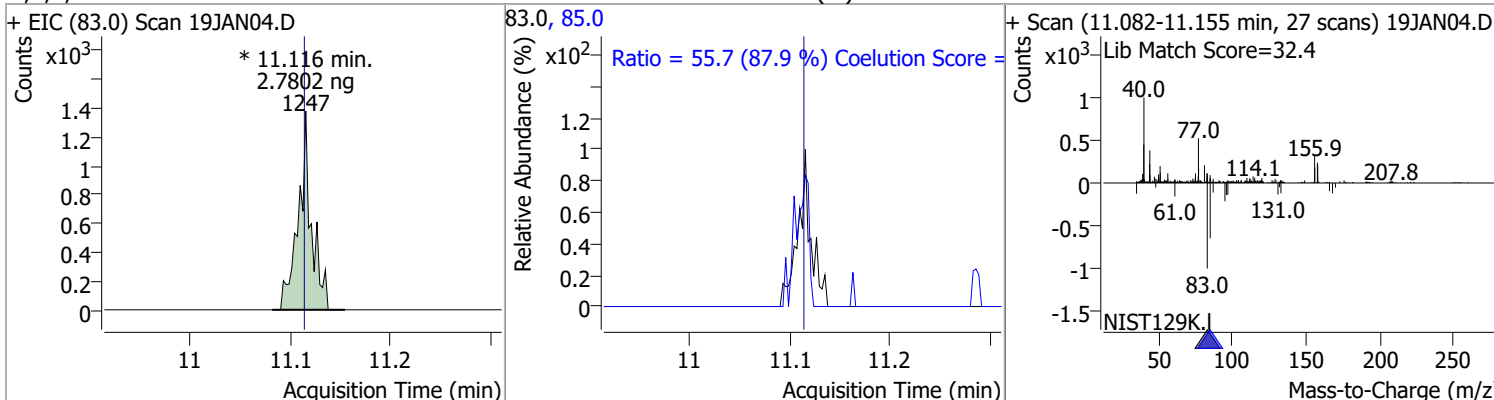


Quantitation Results Report (QT Reviewed)

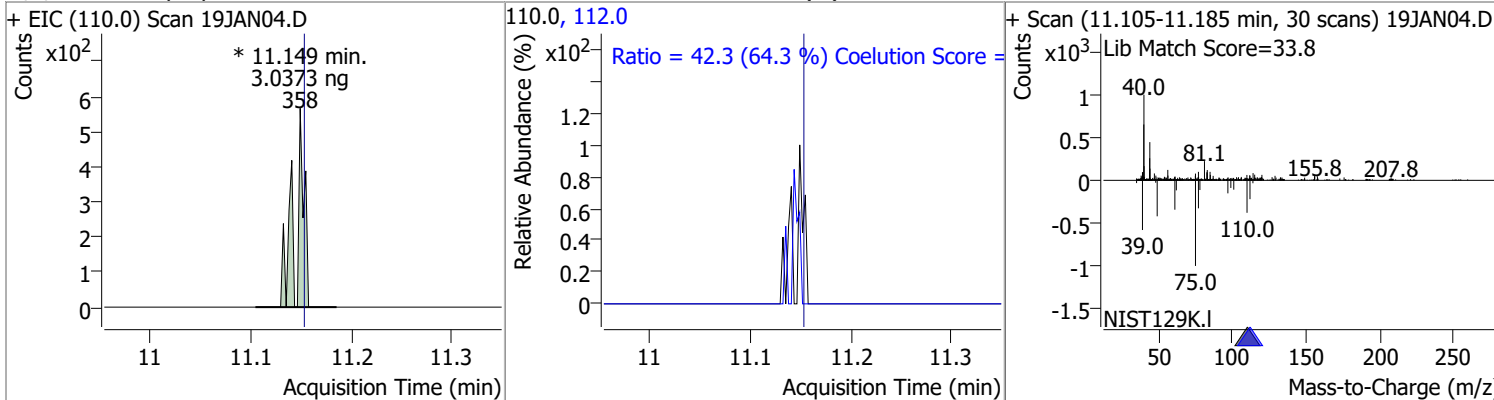
Compound	Conc.	RT	Dev(Min)	Resp.	QIon	QRatio	Lower	Upper
Bromobenzene	2.6633	11.09	0.00	2095	77.0 158.0	150.5 96.3	113.5 66.1	173.5 126.1



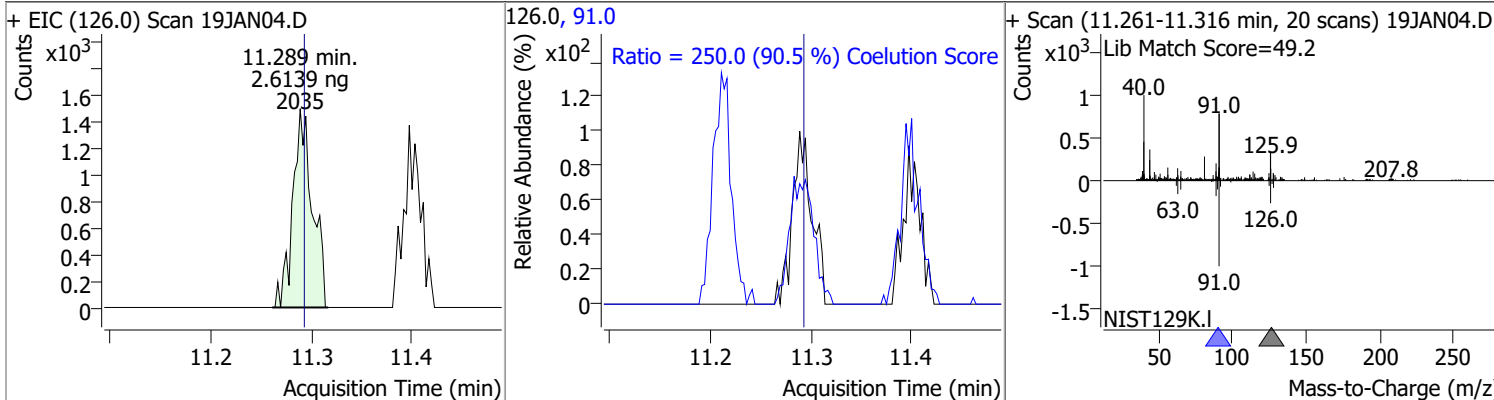
Compound	Conc.	RT	Dev(Min)	Resp.	QIon	QRatio	Lower	Upper
1,1,2,2-Tetrachloroethane	2.7802	11.12	0.00	1247 (m)	85.0	55.7	33.3	93.3



Compound	Conc.	RT	Dev(Min)	Resp.	QIon	QRatio	Lower	Upper
1,2,3-Trichloropropane	3.0373	11.15	0.00	358 (m)	112.0	42.3	35.8	95.8

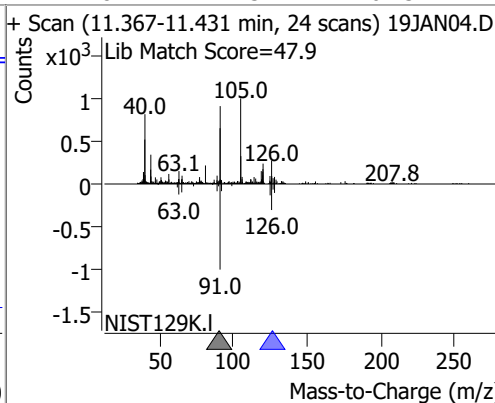
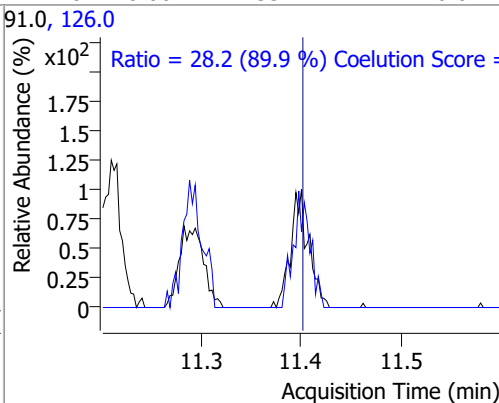
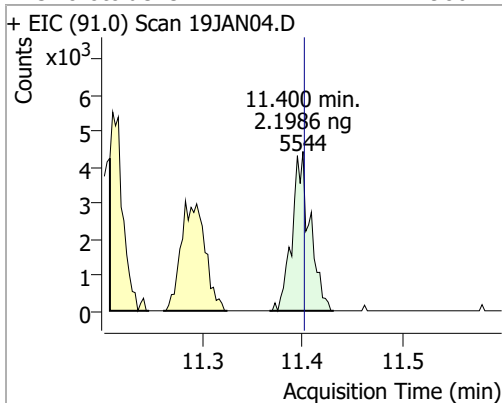


Compound	Conc.	RT	Dev(Min)	Resp.	QIon	QRatio	Lower	Upper
2-Chlorotoluene	2.6139	11.29	0.00	2035	91.0	250.0	246.2	306.2

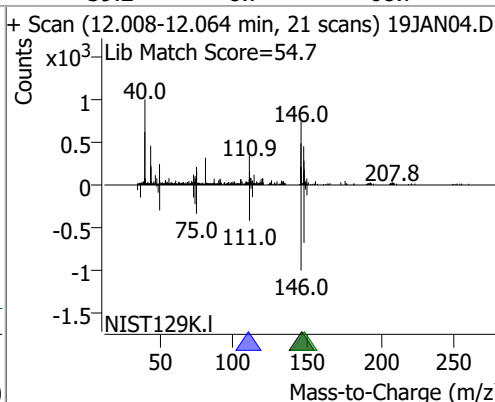
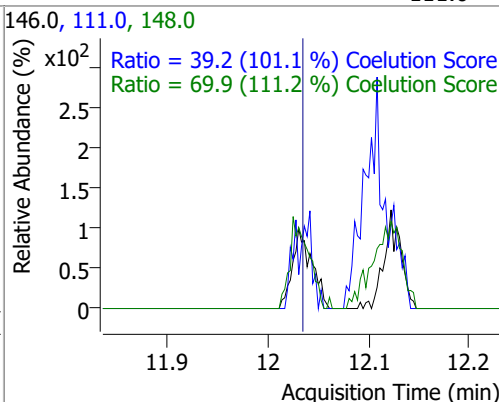
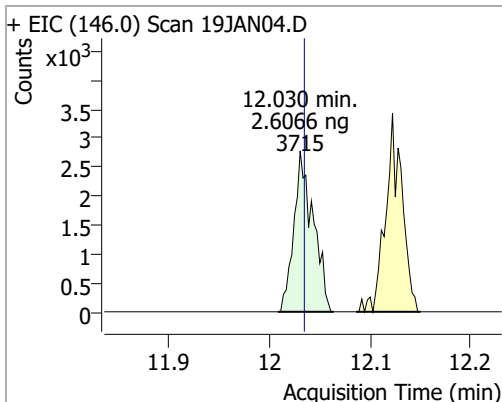


Quantitation Results Report (QT Reviewed)

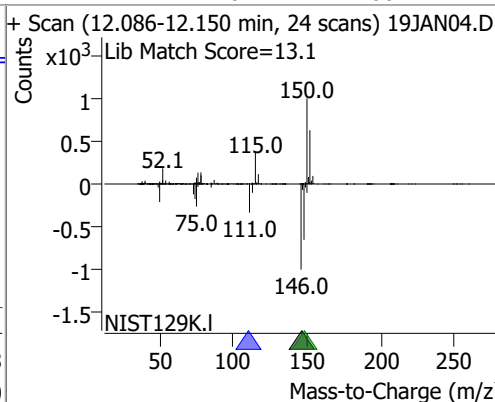
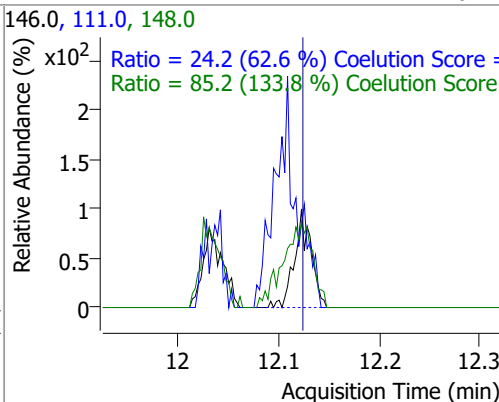
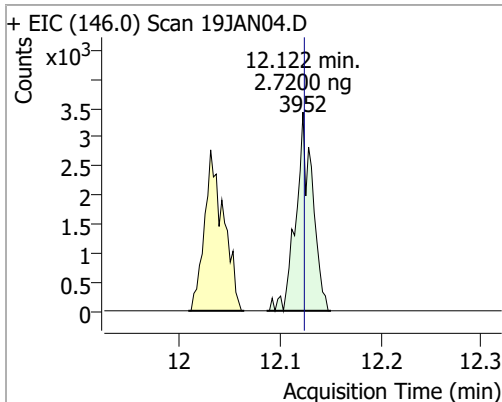
Compound	Conc.	RT	Dev(Min)	Resp.	QIon	QRatio	Lower	Upper
4-Chlorotoluene	2.1986	11.40	0.00	5544	126.0	28.2	1.3	61.3



1,3-Dichlorobenzene	2.6066	12.03	0.00	3715	148.0	69.9	32.8	92.8
					111.0	39.2	8.7	68.7

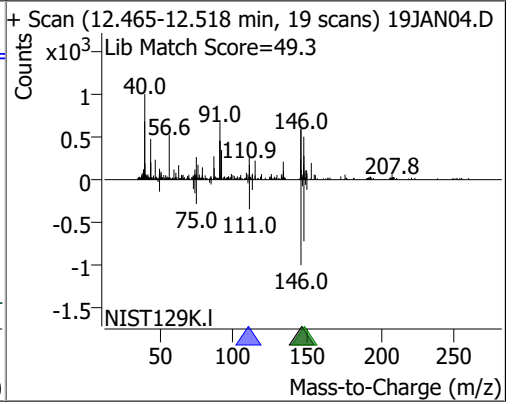
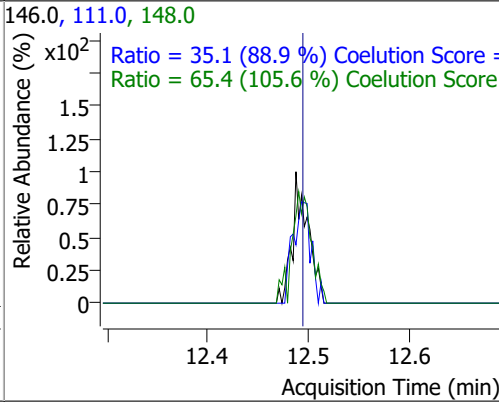
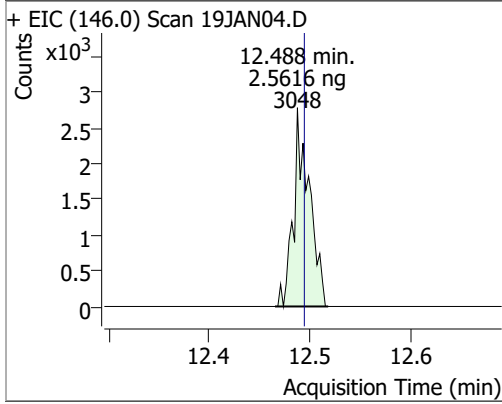


1,4-Dichlorobenzene	2.7200	12.12	0.00	3952	148.0	85.2	33.7	93.7
					111.0	24.2	8.7	68.7



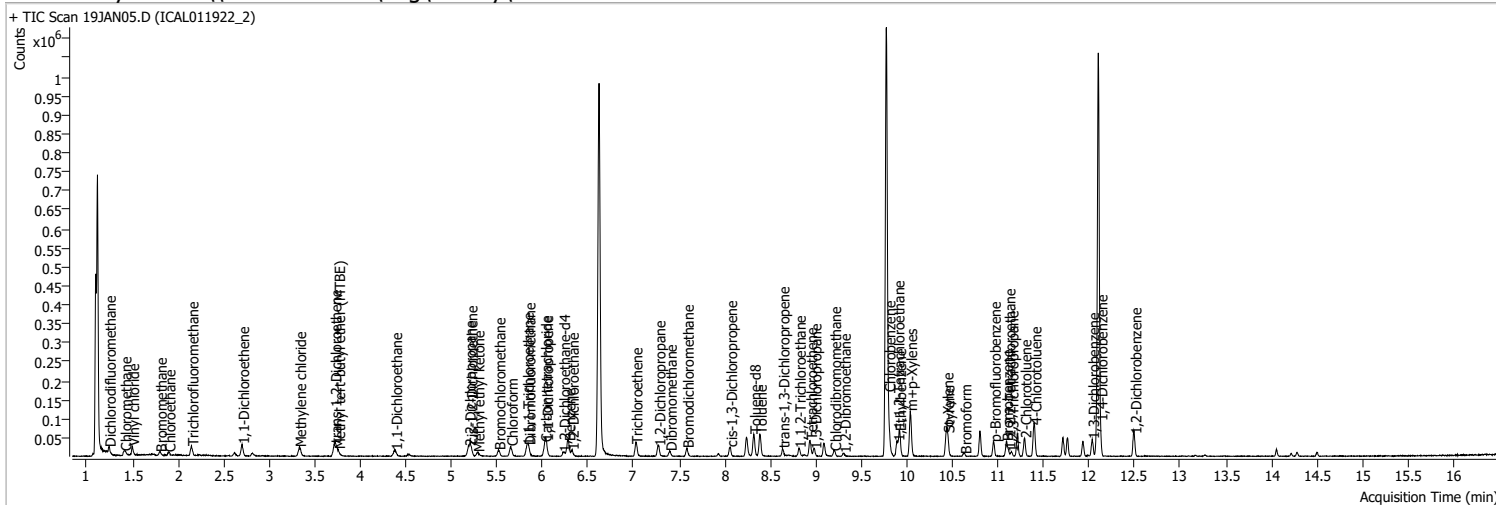
Quantitation Results Report (QT Reviewed)

Compound	Conc.	RT	Dev(Min)	Resp.	QIon	QRatio	Lower	Upper
1,2-Dichlorobenzene	2.5616	12.49	-0.01	3048	148.0	65.4	31.9	91.9
					111.0	35.1	9.5	69.5



Quantitation Results Report (QT Reviewed)

Data File	19JAN05.D	Operator	MSC
Acq. Method	5975CACQF.M	Acq. Date-Time	1/19/2022 11:15:33 AM
Sample Name	ICAL011922_2	Instrument	VOA5975C
Vial	5	Multiplier	1.00
DA Method File	VOA5975C_8260B_SHT_DoD_L4_011922.m	Comment	
Tune File	BFB_Atune3.u	Tune Date	10/11/2021 4:02:00 PM
Batch Name	VG011922_8260B.batch.bin	Last Calib Update	1/20/2022 9:28:12 AM
Ref Library	\\MASSHUNTER\Org\Library\NIST129K.I		



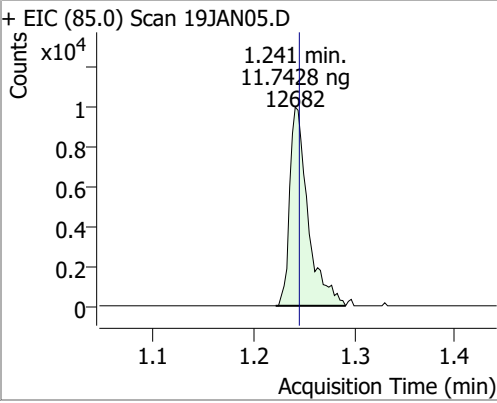
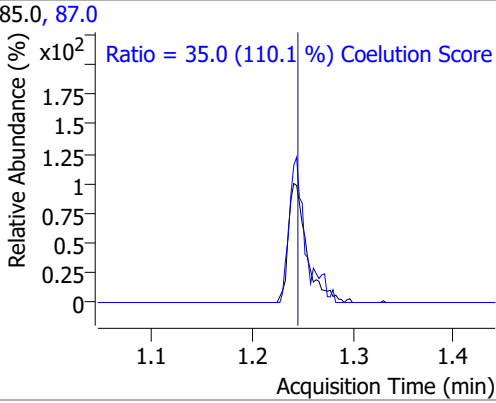
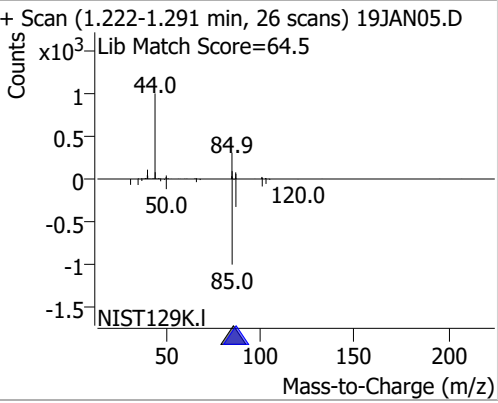
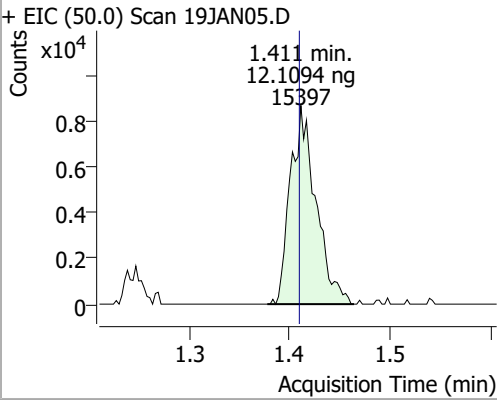
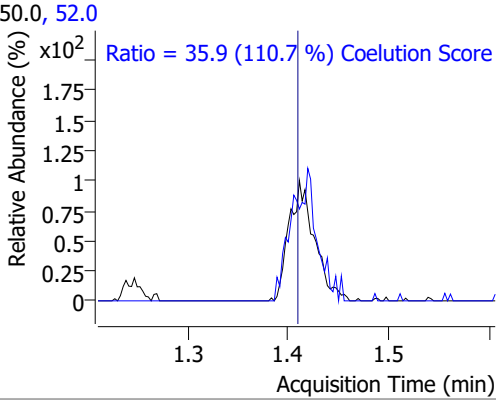
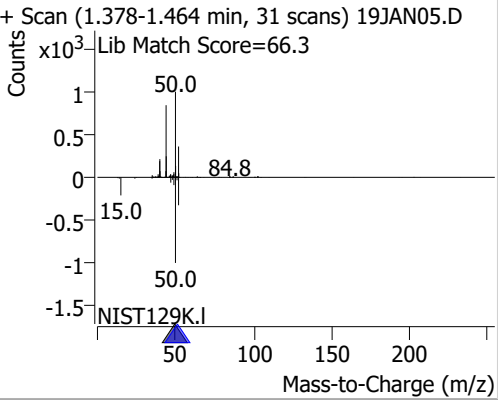
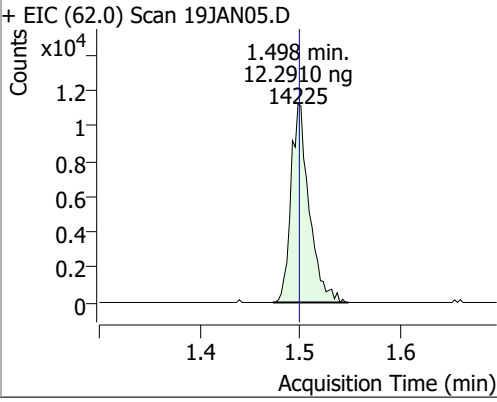
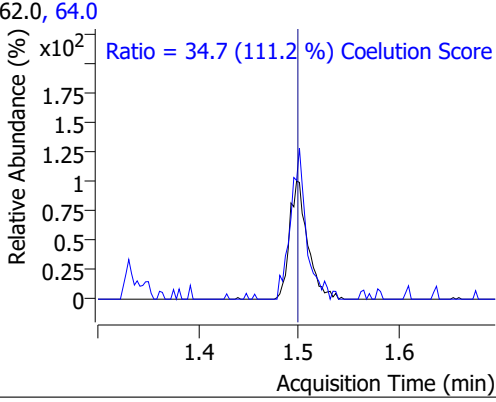
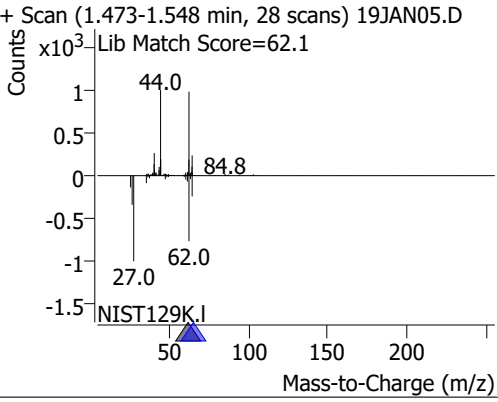
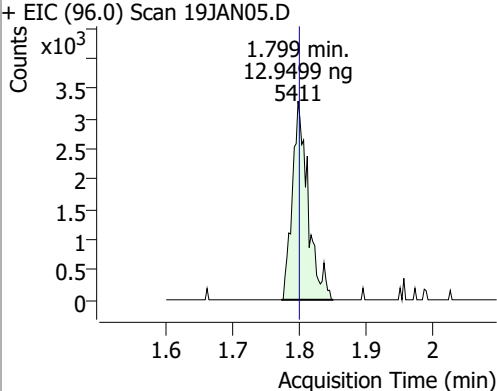
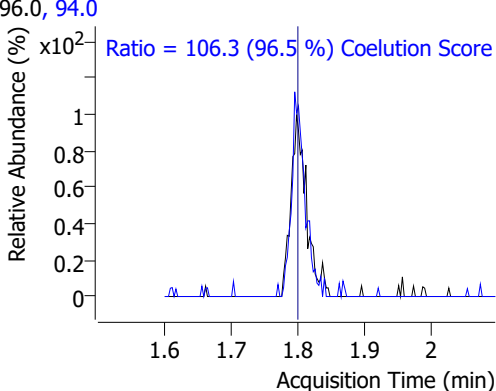
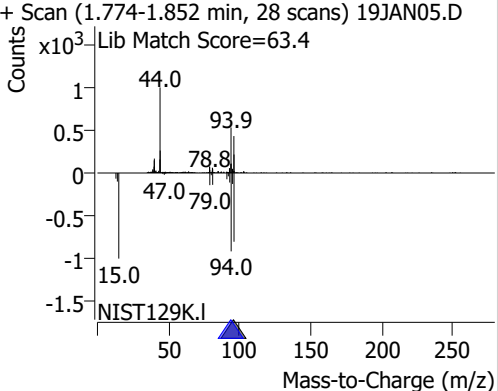
Compound	RT	QIon	Resp.	Conc.	Units	Dev(Min)
Internal Standards						
M Fluorobenzene	6.621	96.0	803183	250.0000	ng	0.000
M Chlorobenzene-d5	9.774	82.0	313722	250.0000	ng	0.000
M 1,4-Dichlorobenzene-d4	12.103	152.0	251947	250.0000	ng	0.003
System Monitoring Compounds						
S Dibromofluoromethane	5.845	113.0	9521	12.2386	ng	-0.005
Spiked Amount: 250.000	Range: 80.0 - 119.0%			Recovery = 4.90%	*	
S 1,2-Dichloroethane-d4	6.227	67.0	4197	12.4883	ng	-0.003
Spiked Amount: 250.000	Range: 81.0 - 118.0%			Recovery = 5.00%	*	
S Toluene-d8	8.319	98.0	33951	11.0927	ng	0.000
Spiked Amount: 250.000	Range: 89.0 - 112.0%			Recovery = 4.44%	*	
S p-Bromofluorobenzene	10.954	95.0	10669	11.4690	ng	0.006
Spiked Amount: 250.000	Range: 85.0 - 114.0%			Recovery = 4.59%	*	
Target Compounds						
T Dichlorodifluoromethane	1.241	85.0	12682	11.7428	ng	94
T Chloromethane	1.411	50.0	15397	12.1094	ng	94
T Vinyl chloride	1.498	62.0	14225	12.2910	ng	94
T Bromomethane	1.799	96.0	5411	12.9499	ng	96
T Chloroethane	1.897	64.0	6576	12.0096	ng	92
T Trichlorofluoromethane	2.148	101.0	16916	12.1888	ng	100
T 1,1-Dichloroethene	2.703	96.0	9440	11.6900	ng	96
T Methylene chloride	3.330	49.0	15719	13.3883	ng	96
T trans-1,2-Dichloroethene	3.718	96.0	10455	12.5326	ng	94
T Methyl tert-butyl ether (MTBE)	3.757	73.0	12721	12.2004	ng	99
T 1,1-Dichloroethane	4.381	63.0	18500	11.8493	ng	98
T 2,2-Dichloropropane	5.190	77.0	14213	12.0798	ng	97
T cis-1,2-Dichloroethene	5.209	96.0	9874	11.6899	ng	95
T Methyl ethyl ketone	5.288	43.0	15038	123.1947	ng	97
T Bromochloromethane	5.516	128.0	4232	12.1514	ng	m 95
T Chloroform	5.653	83.0	18593	11.9271	ng	99

Quantitation Results Report (QT Reviewed)

Compound	RT	QIon	Resp.	Conc.	Units	Dev(Min)	
T 1,1,1-Trichloroethane	5.829	97.0	16614	11.5510	ng	98	
T Carbon tetrachloride	6.024	117.0	15775	11.3084	ng	97	
T 1,1-Dichloropropene	6.041	75.0	12417	10.6461	ng	94	
T Benzene	6.286	78.0	37609	11.7214	ng	96	
T 1,2-Dichloroethane	6.322	62.0	11123	12.5510	ng	99	
T Trichloroethene	7.022	95.0	10949	11.6577	ng	97	
T 1,2-Dichloropropane	7.273	63.0	9499	11.5033	ng	98	
T Dibromomethane	7.396	93.0	4088	11.7450	ng	84	
T Bromodichloromethane	7.585	83.0	12025	12.2862	ng	95	
T cis-1,3-Dichloropropene	8.059	75.0	12472	11.6126	ng	92	
T Toluene	8.386	92.0	21899	10.7342	ng	97	
T trans-1,3-Dichloropropene	8.634	75.0	8755	11.1755	ng	93	
T 1,1,2-Trichloroethane	8.815	83.0	4762	11.9543	ng	92	
T Tetrachloroethene	8.938	163.8	8964	10.8355	ng	96	
T 1,3-Dichloropropane	8.985	76.0	9988	12.3902	ng	94	
T Chlorodibromomethane	9.203	129.0	7984	12.4449	ng	96	
T 1,2-Dibromoethane	9.306	107.0	4936	11.2192	ng	87	
T Chlorobenzene	9.797	112.0	26688	11.9332	ng	96	
T 1,1,1,2-Tetrachloroethane	9.894	131.0	9446	12.0378	ng	94	
T Ethylbenzene	9.914	91.0	42980	11.9196	ng	95	
T m+p-Xylenes	10.037	106.0	31103	22.1645	ng	100	
T o-Xylene	10.435	106.0	13717	11.3234	ng	98	
T Styrene	10.447	104.0	21872	10.9234	ng	99	
T Bromoform	10.631	172.5	4402	13.0389	ng	96	
T Bromobenzene	11.091	156.0	9784	11.9266	ng	99	
T 1,1,2,2-Tetrachloroethane	11.113	83.0	5757	12.3034	ng	97	
T 1,2,3-Trichloropropane	11.147	110.0	1522	12.3825	ng	m	99
T 2-Chlorotoluene	11.292	126.0	9032	11.1243	ng	98	
T 4-Chlorotoluene	11.400	91.0	26850	10.2102	ng	95	
T 1,3-Dichlorobenzene	12.033	146.0	17111	11.5123	ng	96	
T 1,4-Dichlorobenzene	12.125	146.0	17730	11.7008	ng	81	
T 1,2-Dichlorobenzene	12.496	146.0	14345	11.5601	ng	97	

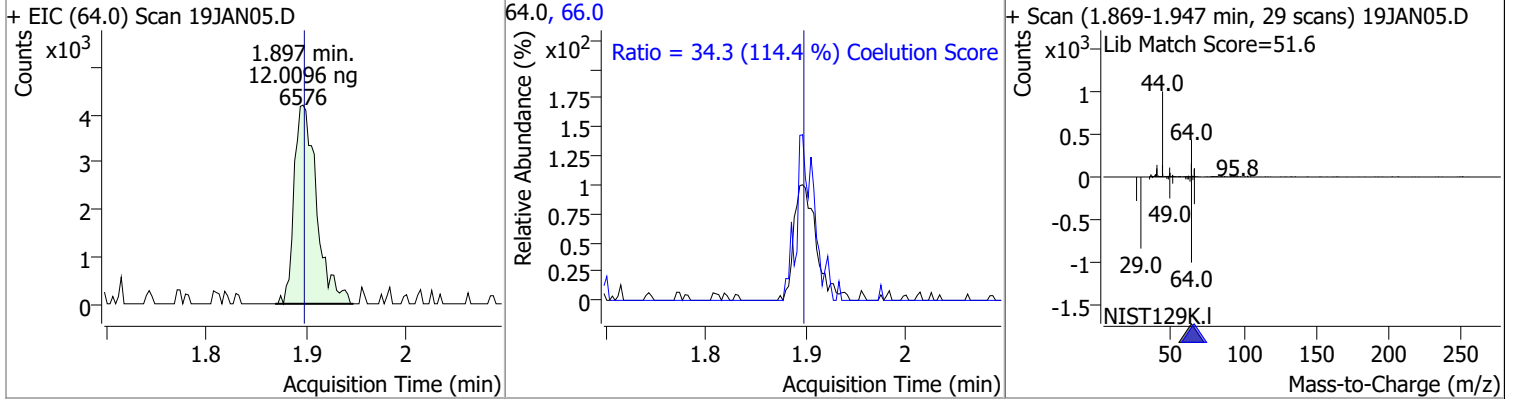
(#) = Qualifier Out of Range; (m) = Manual Integration; (+) = Area Summed; (*) = Surrogate Percent Recovery Out of Range; (d): Zeroed Peak

Quantitation Results Report (QT Reviewed)

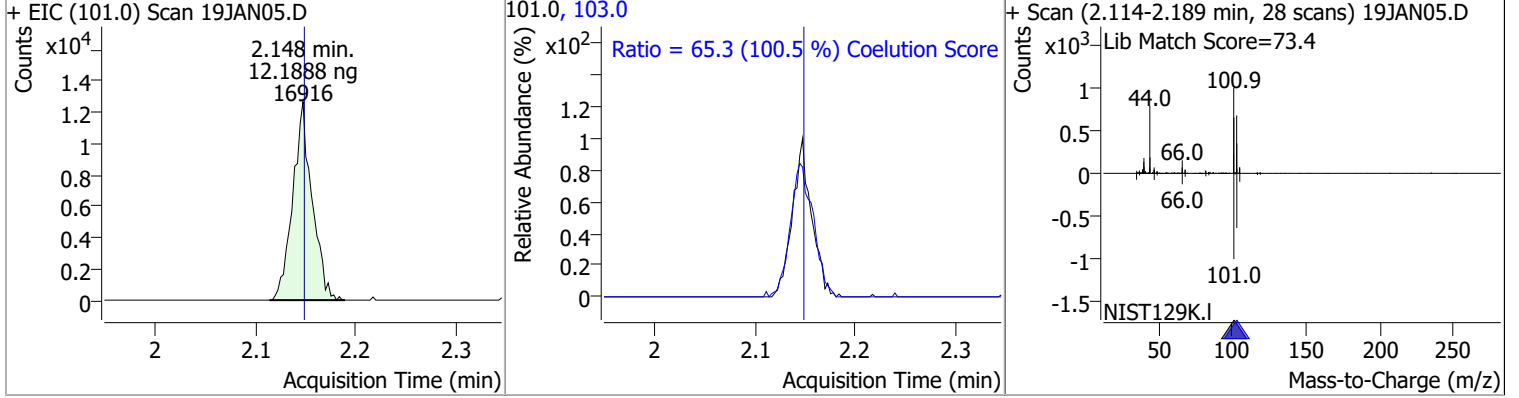
Compound	Conc.	RT	Dev(Min)	Resp.	QIon	QRatio	Lower	Upper
Dichlorodifluoromethane	11.7428	1.24	0.00	12682	87.0	35.0	1.8	61.8
+ EIC (85.0) Scan 19JAN05.D 			85.0, 87.0 			+ Scan (1.222-1.291 min, 26 scans) 19JAN05.D Lib Match Score=64.5 		
Chloromethane	12.1094	1.41	0.00	15397	52.0	35.9	2.4	62.4
+ EIC (50.0) Scan 19JAN05.D 			50.0, 52.0 			+ Scan (1.378-1.464 min, 31 scans) 19JAN05.D Lib Match Score=66.3 		
Vinyl chloride	12.2910	1.50	0.00	14225	64.0	34.7	1.3	61.3
+ EIC (62.0) Scan 19JAN05.D 			62.0, 64.0 			+ Scan (1.473-1.548 min, 28 scans) 19JAN05.D Lib Match Score=62.1 		
Bromomethane	12.9499	1.80	0.00	5411	94.0	106.3	80.1	140.1
+ EIC (96.0) Scan 19JAN05.D 			96.0, 94.0 			+ Scan (1.774-1.852 min, 28 scans) 19JAN05.D Lib Match Score=63.4 		

Quantitation Results Report (QT Reviewed)

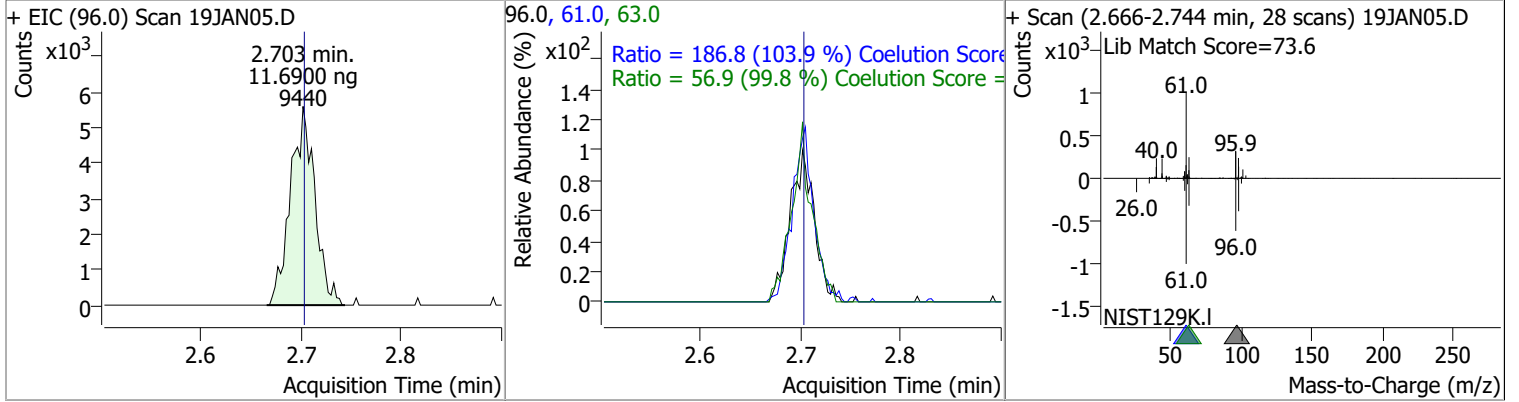
Compound	Conc.	RT	Dev(Min)	Resp.	QIon	QRatio	Lower	Upper
Chloroethane	12.0096	1.90	0.00	6576	66.0	34.3	0.0	60.0



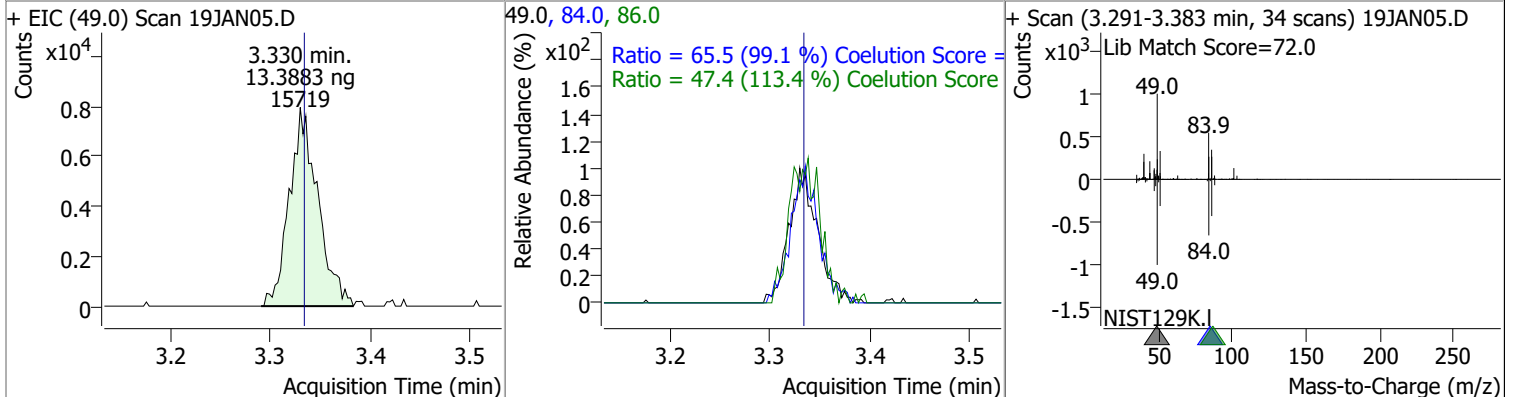
Trichlorofluoromethane	12.1888	2.15	0.00	16916	103.0	65.3	35.0	95.0
------------------------	---------	------	------	-------	-------	------	------	------



1,1-Dichloroethene	11.6900	2.70	0.00	9440	61.0 63.0	186.8 56.9	149.9 27.0	209.9 87.0
--------------------	---------	------	------	------	--------------	---------------	---------------	---------------

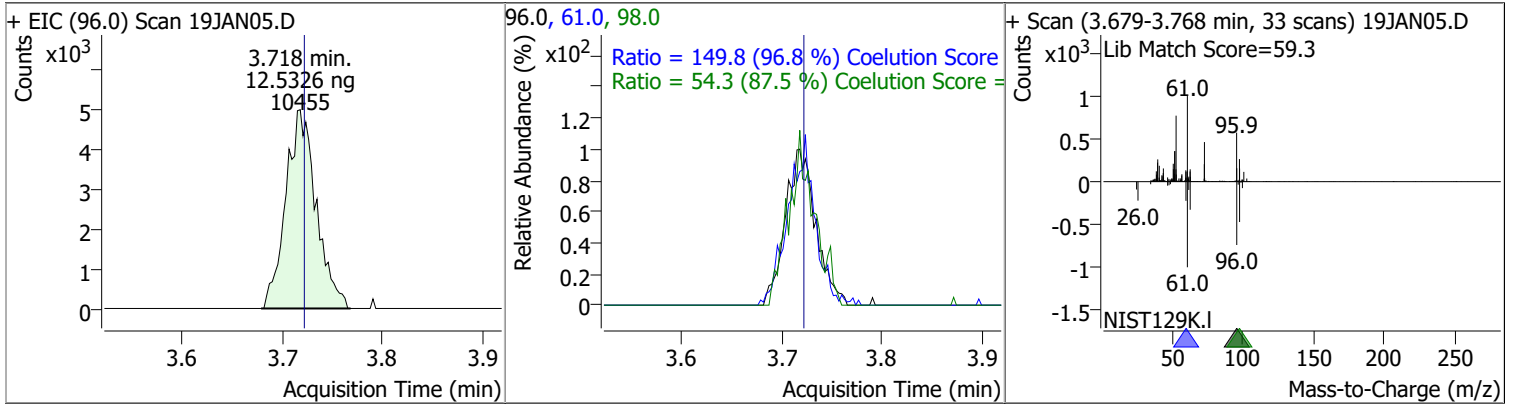


Methylene chloride	13.3883	3.33	0.00	15719	84.0 86.0	65.5 47.4	36.1 11.8	96.1 71.8
--------------------	---------	------	------	-------	--------------	--------------	--------------	--------------

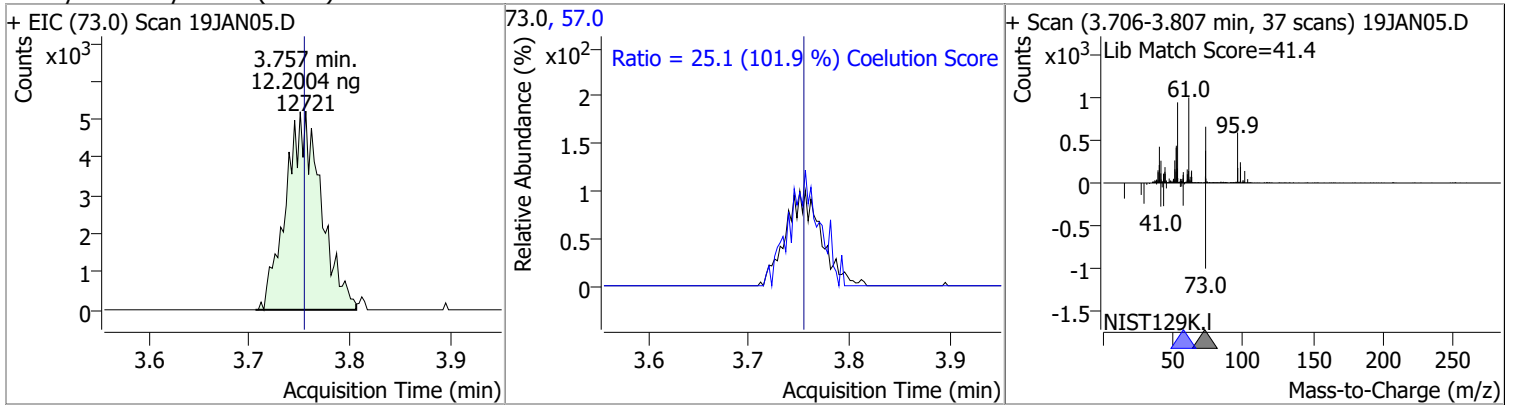


Quantitation Results Report (QT Reviewed)

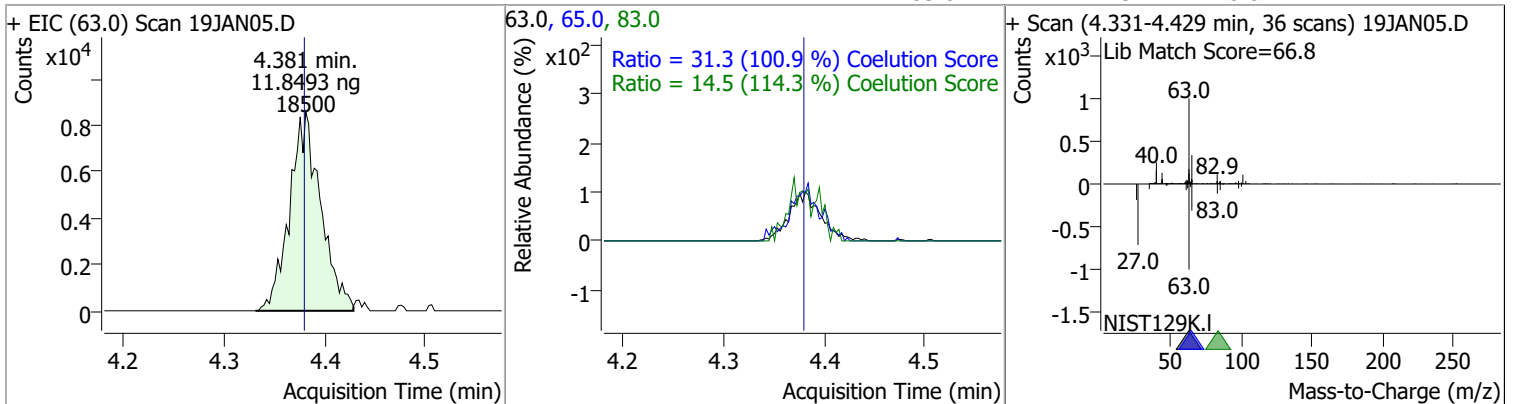
Compound	Conc.	RT	Dev(Min)	Resp.	QIon	QRatio	Lower	Upper
trans-1,2-Dichloroethene	12.5326	3.72	0.00	10455	61.0	149.8	124.8	184.8
					98.0	54.3	32.1	92.1



Compound	Conc.	RT	Dev(Min)	Resp.	QIon	QRatio	Lower	Upper
Methyl tert-butyl ether (MTBE)	12.2004	3.76	0.00	12721	57.0	25.1	0.0	54.6

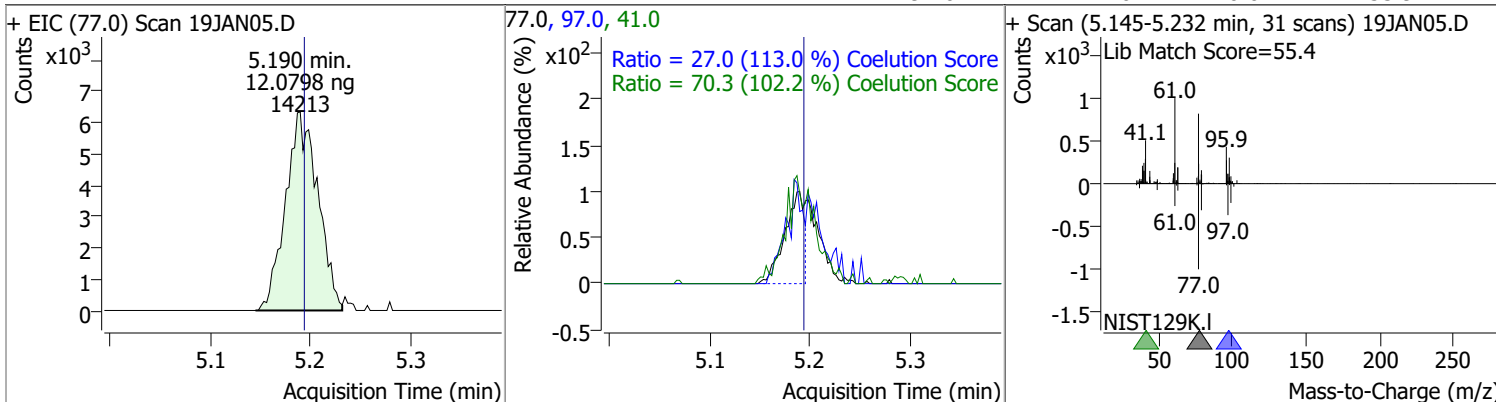


Compound	Conc.	RT	Dev(Min)	Resp.	QIon	QRatio	Lower	Upper
1,1-Dichloroethane	11.8493	4.38	0.00	18500	65.0	31.3	1.0	61.0
					83.0	14.5	0.0	42.7

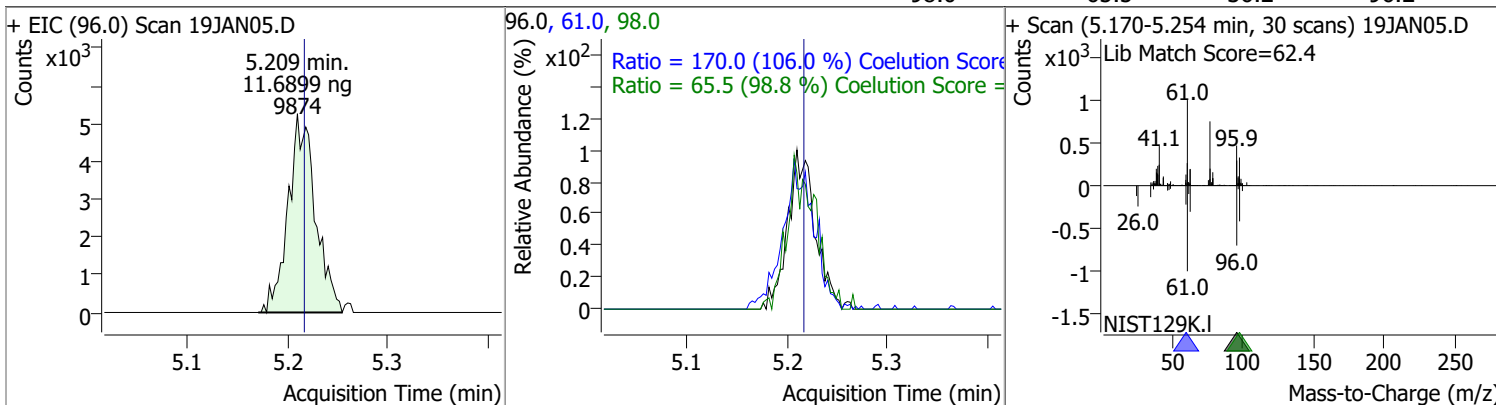


Quantitation Results Report (QT Reviewed)

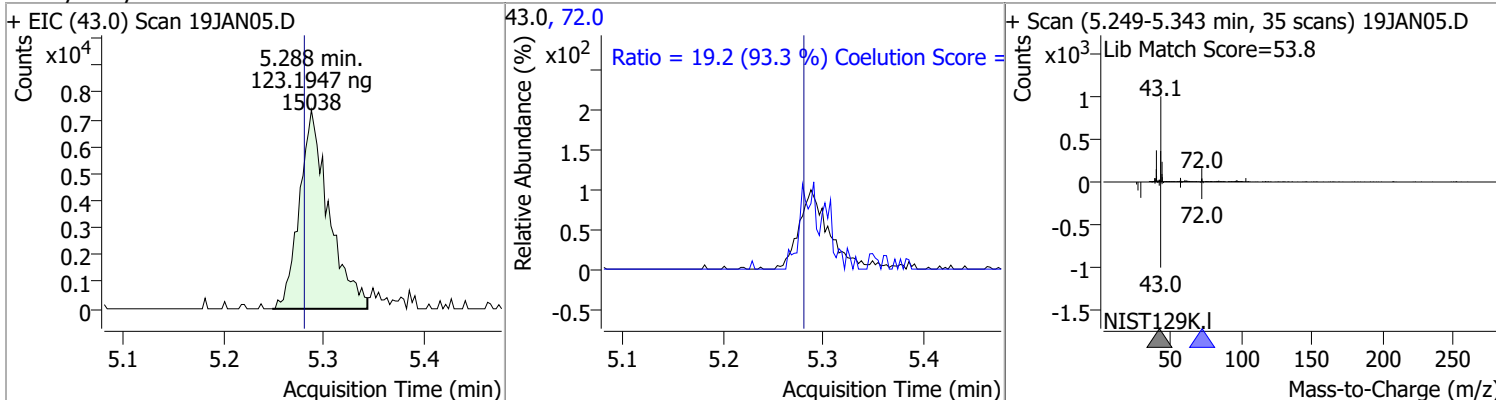
Compound	Conc.	RT	Dev(Min)	Resp.	QIon	QRatio	Lower	Upper
2,2-Dichloropropane	12.0798	5.19	0.00	14213	41.0	70.3	38.8	98.8
					97.0	27.0	0.0	53.9



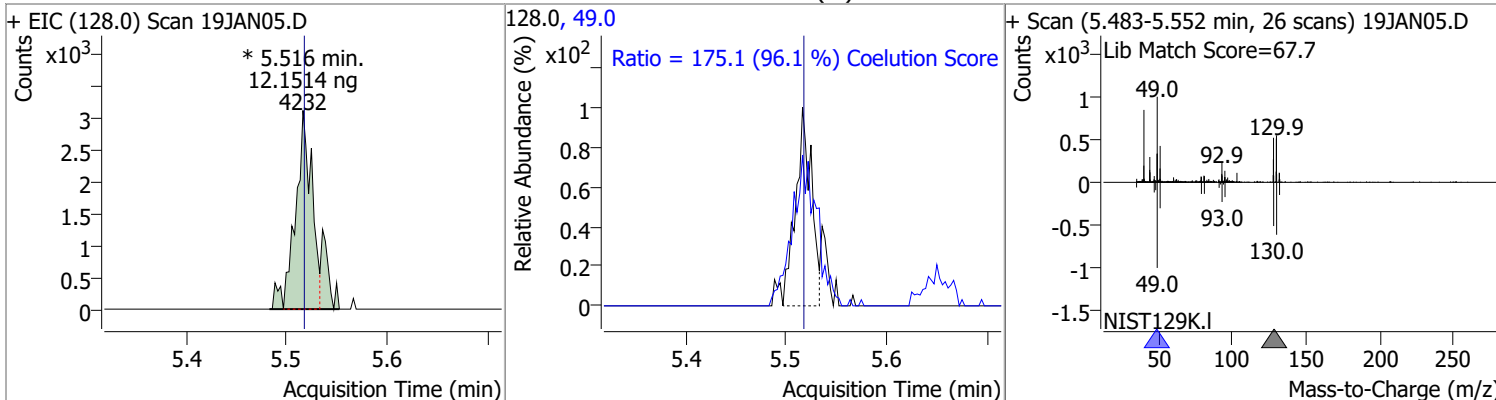
Compound	Conc.	RT	Dev(Min)	Resp.	QIon	QRatio	Lower	Upper
cis-1,2-Dichloroethene	11.6899	5.21	-0.01	9874	61.0	170.0	130.4	190.4
					98.0	65.5	36.2	96.2



Compound	Conc.	RT	Dev(Min)	Resp.	QIon	QRatio	Lower	Upper
Methyl ethyl ketone	123.1947	5.29	0.01	15038	72.0	19.2	0.0	50.6

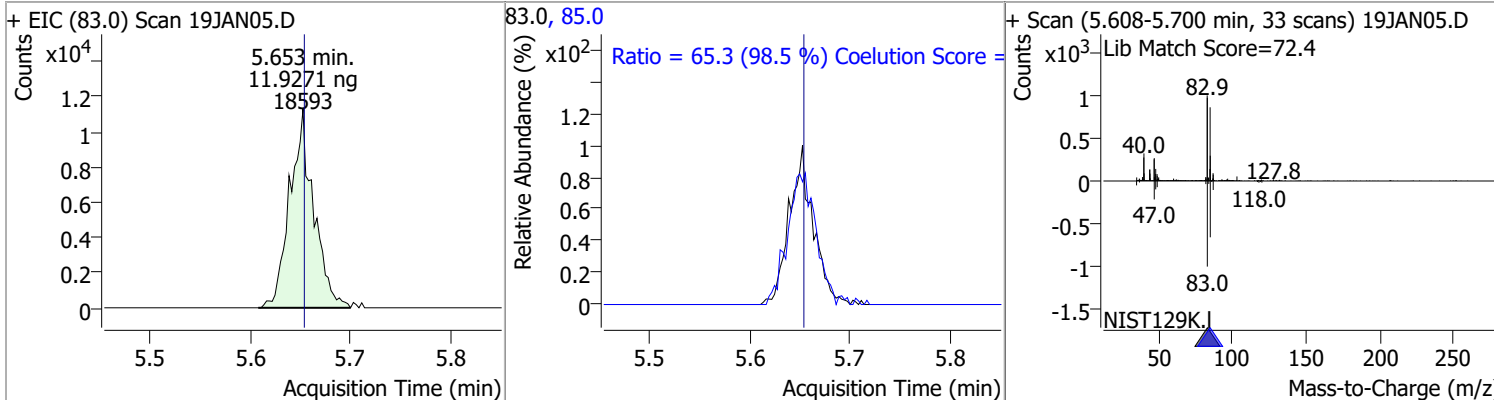


Compound	Conc.	RT	Dev(Min)	Resp.	QIon	QRatio	Lower	Upper
Bromochloromethane	12.1514	5.52	0.00	4232 (m)	49.0	175.1	152.2	212.2

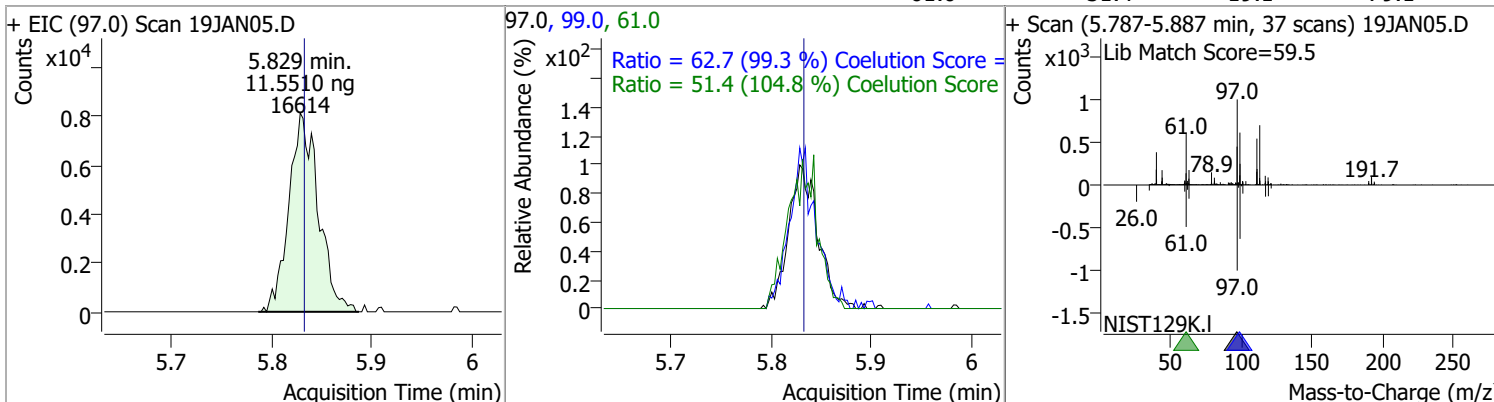


Quantitation Results Report (QT Reviewed)

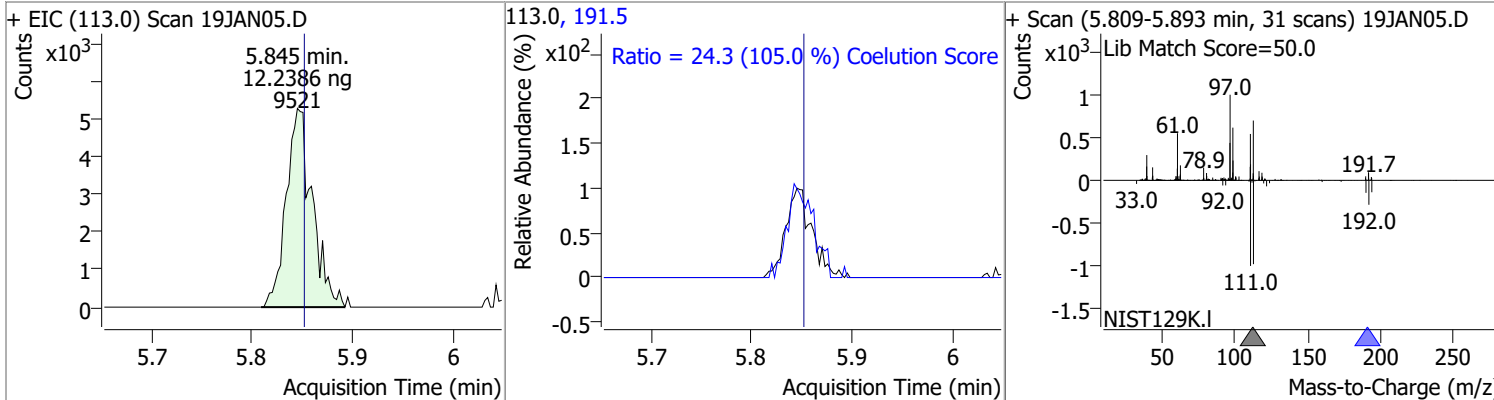
Compound	Conc.	RT	Dev(Min)	Resp.	QIon	QRatio	Lower	Upper
Chloroform	11.9271	5.65	0.00	18593	85.0	65.3	36.2	96.2



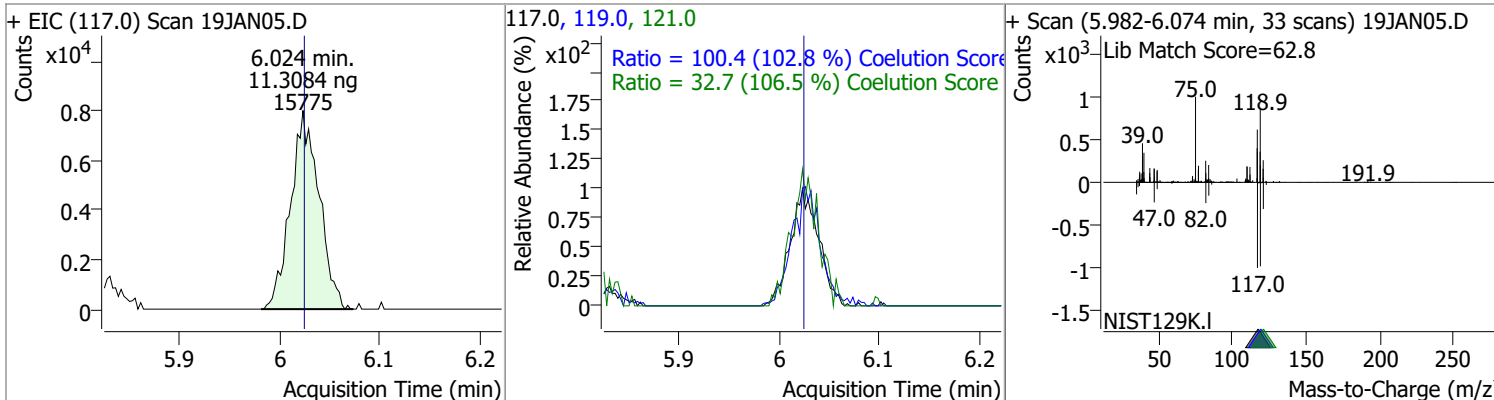
Compound	Conc.	RT	Dev(Min)	Resp.	QIon	QRatio	Lower	Upper
1,1,1-Trichloroethane	11.5510	5.83	0.00	16614	99.0	62.7	33.1	93.1
					61.0	51.4	19.1	79.1



Compound	Conc.	RT	Dev(Min)	Resp.	QIon	QRatio	Lower	Upper
Dibromofluoromethane	12.2386	5.85	-0.01	9521	191.5	24.3	0.0	53.2

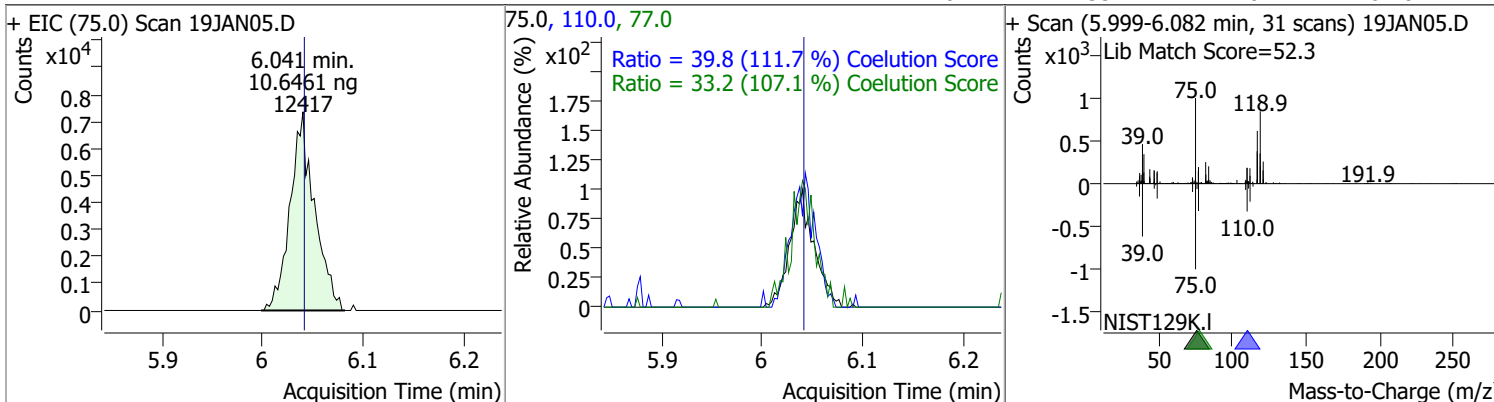


Compound	Conc.	RT	Dev(Min)	Resp.	QIon	QRatio	Lower	Upper
Carbon tetrachloride	11.3084	6.02	0.00	15775	119.0	100.4	67.6	127.6
					121.0	32.7	0.7	60.7

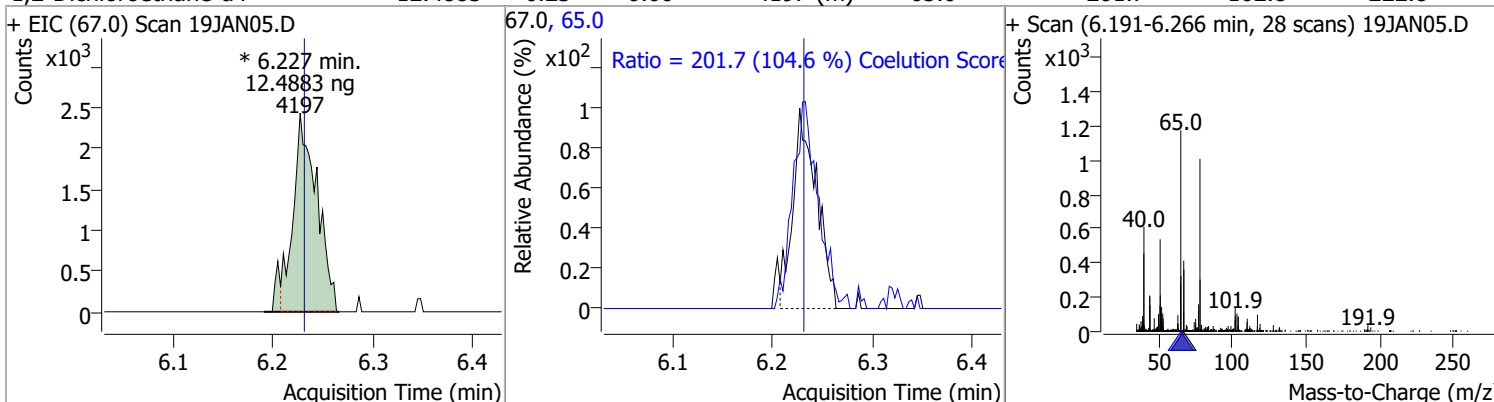


Quantitation Results Report (QT Reviewed)

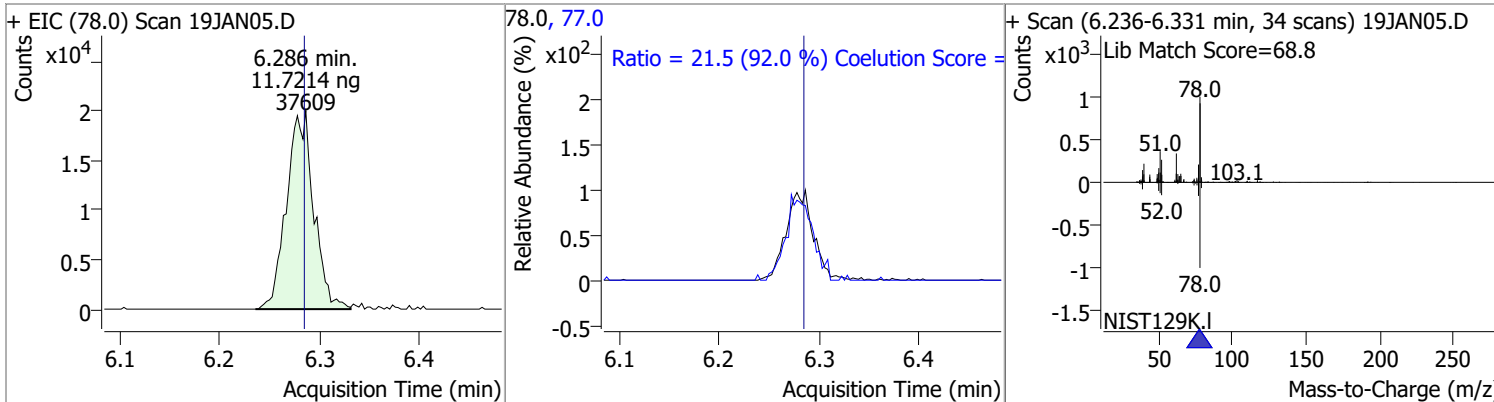
Compound	Conc.	RT	Dev(Min)	Resp.	QIon	QRatio	Lower	Upper
1,1-Dichloropropene	10.6461	6.04	0.00	12417	110.0	39.8	5.6	65.6
					77.0	33.2	1.0	61.0



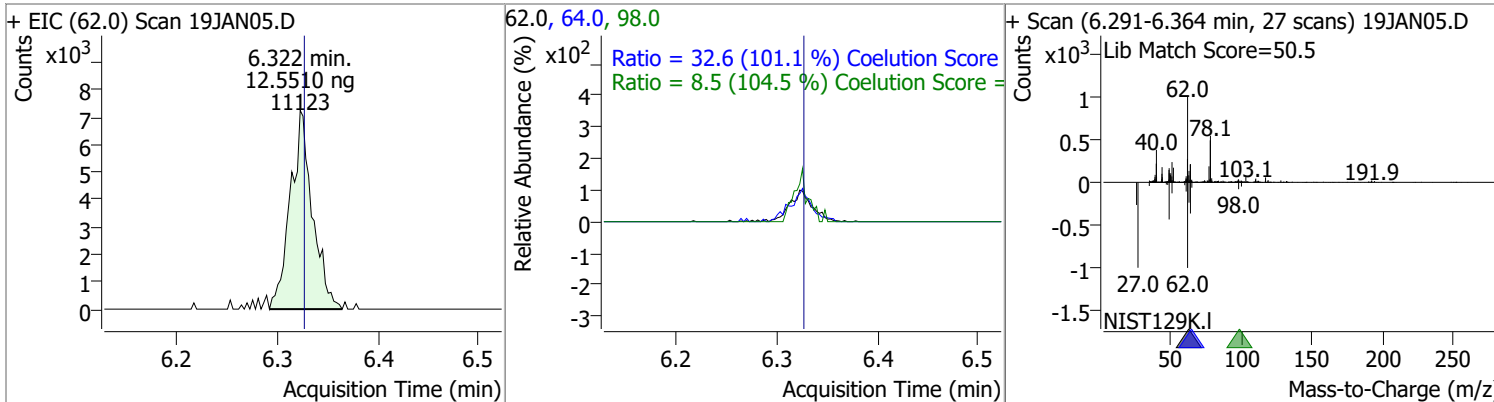
Compound	Conc.	RT	Dev(Min)	Resp.	QIon	QRatio	Lower	Upper
1,2-Dichloroethane-d4	12.4883	6.23	0.00	4197 (m)	65.0	201.7	162.8	222.8



Compound	Conc.	RT	Dev(Min)	Resp.	QIon	QRatio	Lower	Upper
Benzene	11.7214	6.29	0.00	37609	77.0	21.5	0.0	53.3

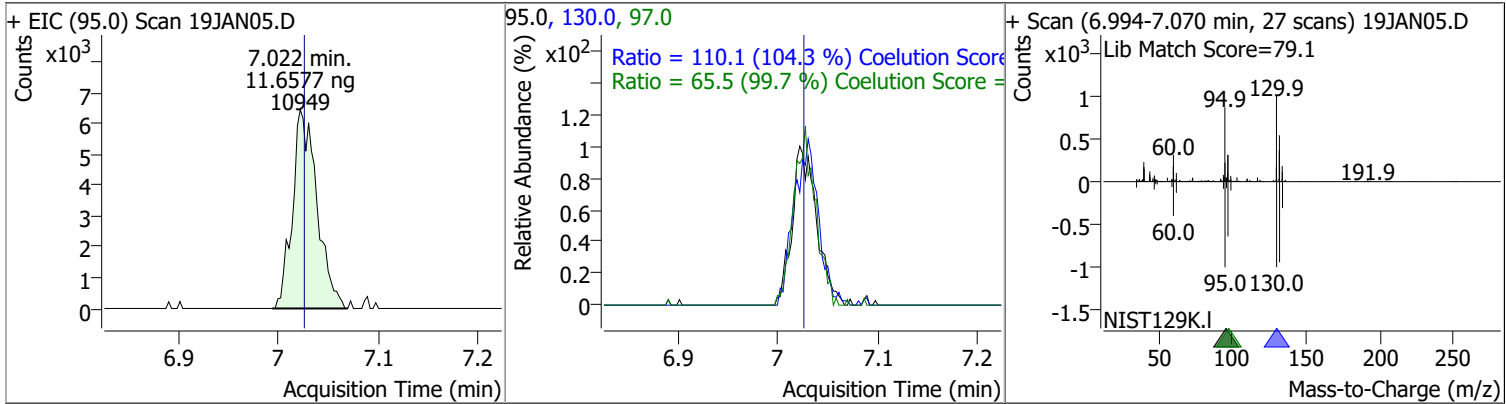


Compound	Conc.	RT	Dev(Min)	Resp.	QIon	QRatio	Lower	Upper
1,2-Dichloroethane	12.5510	6.32	0.00	11123	64.0	32.6	2.2	62.2
					98.0	8.5	0.0	38.2

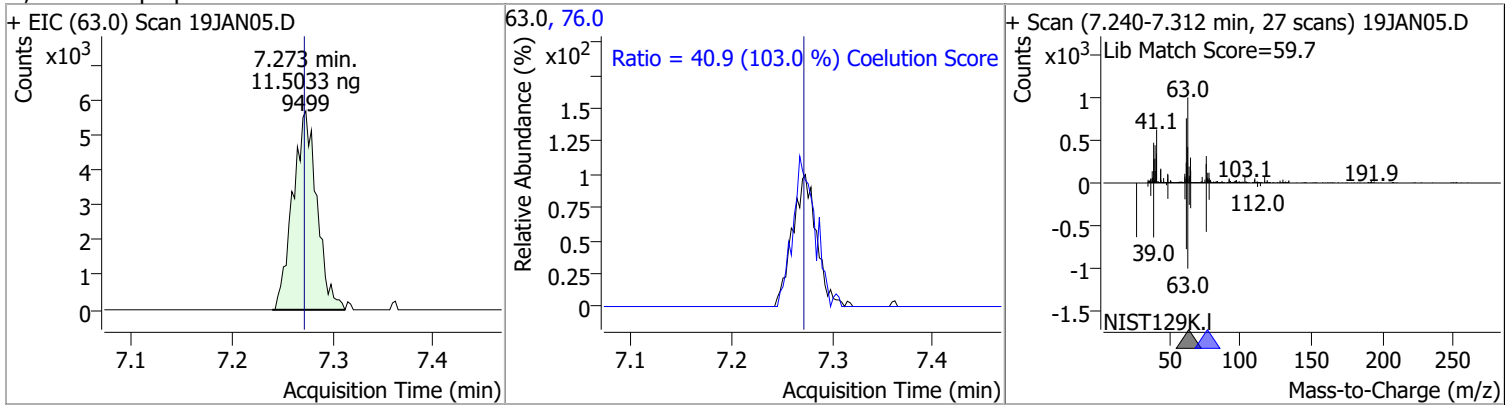


Quantitation Results Report (QT Reviewed)

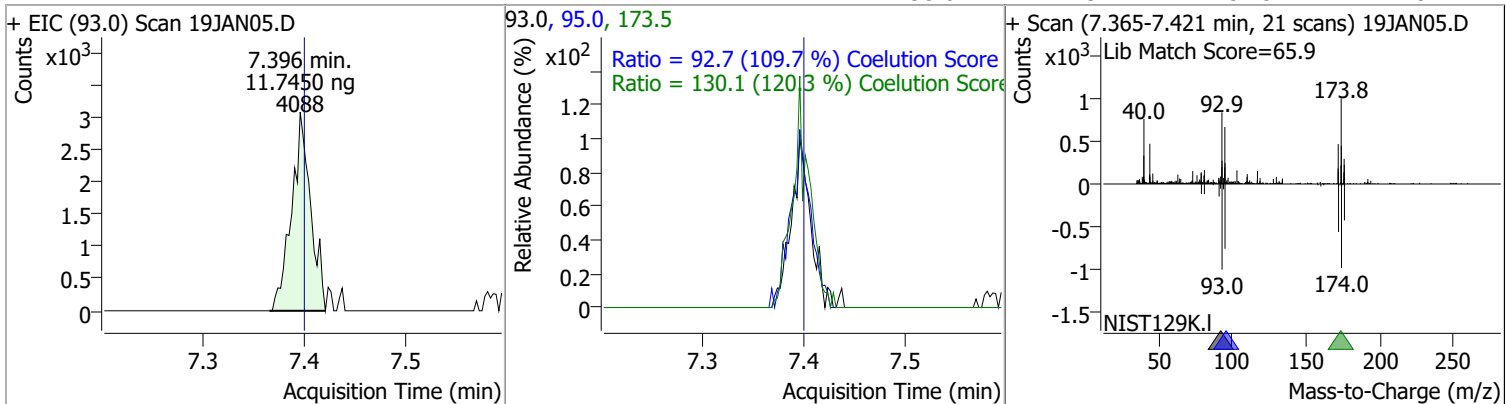
Compound	Conc.	RT	Dev(Min)	Resp.	QIon	QRatio	Lower	Upper
Trichloroethene	11.6577	7.02	0.00	10949	130.0	110.1	75.6	135.6
					97.0	65.5	35.7	95.7



Compound	Conc.	RT	Dev(Min)	Resp.	QIon	QRatio	Lower	Upper
1,2-Dichloropropane	11.5033	7.27	0.00	9499	76.0	40.9	9.8	69.8

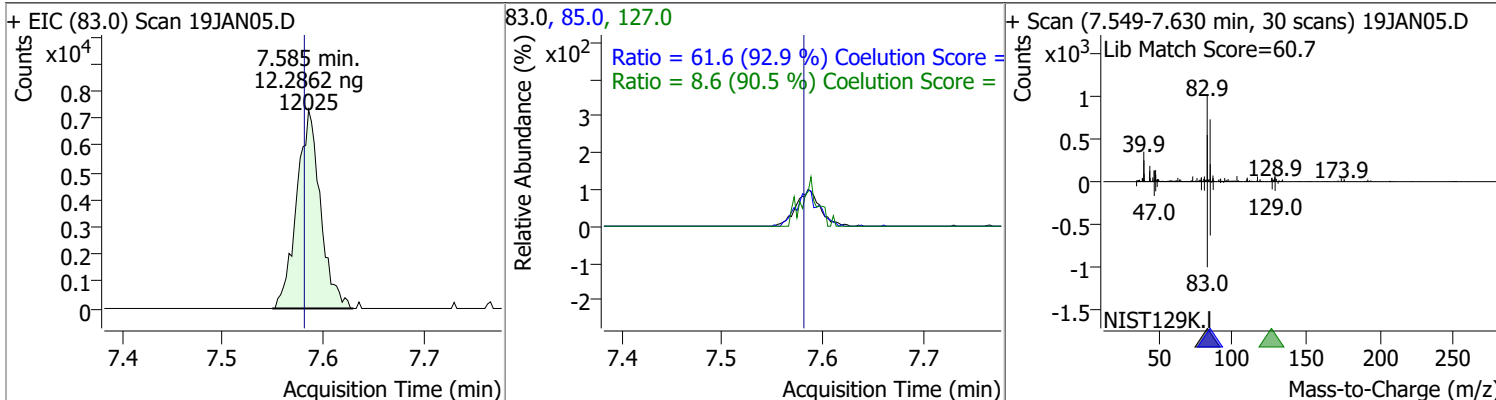


Compound	Conc.	RT	Dev(Min)	Resp.	QIon	QRatio	Lower	Upper
Dibromomethane	11.7450	7.40	0.00	4088	173.5	130.1	78.2	138.2
					95.0	92.7	54.5	114.5

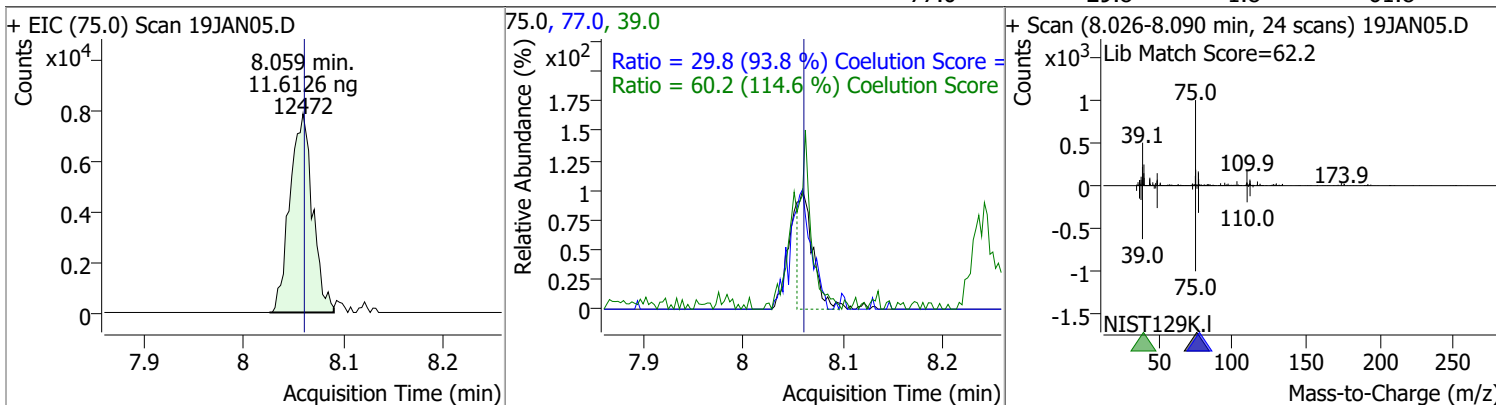


Quantitation Results Report (QT Reviewed)

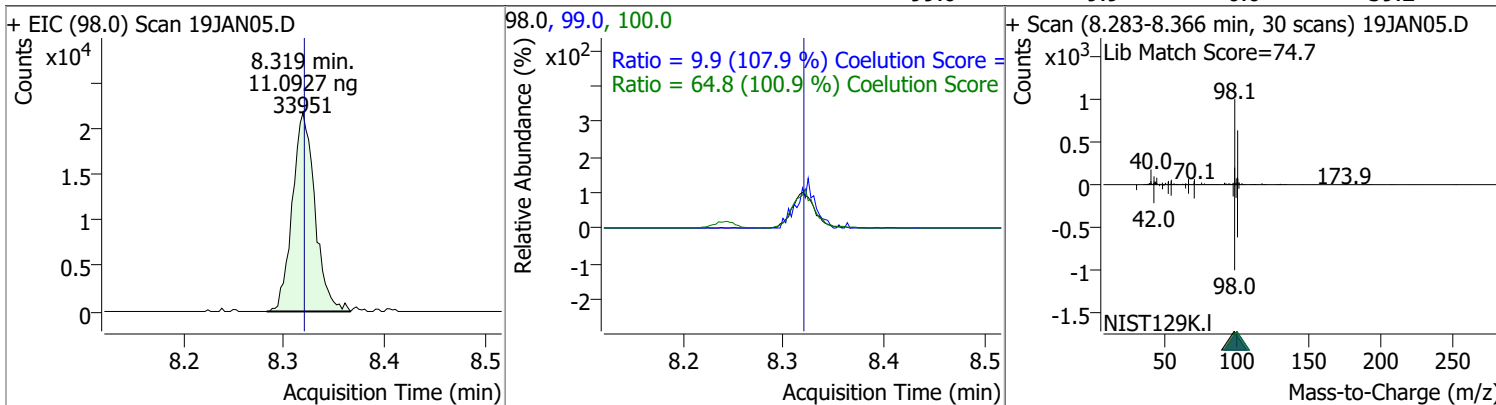
Compound	Conc.	RT	Dev(Min)	Resp.	QIon	QRatio	Lower	Upper
Bromodichloromethane	12.2862	7.59	0.01	12025	85.0	61.6	36.3	96.3
					127.0	8.6	0.0	39.5



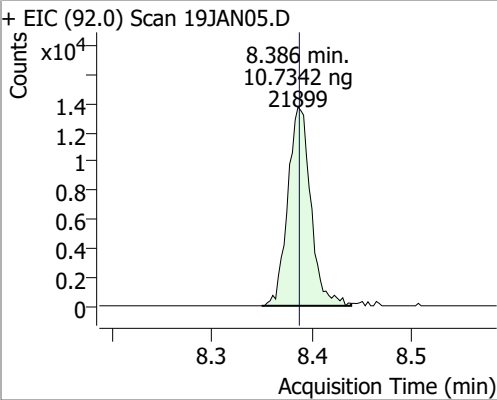
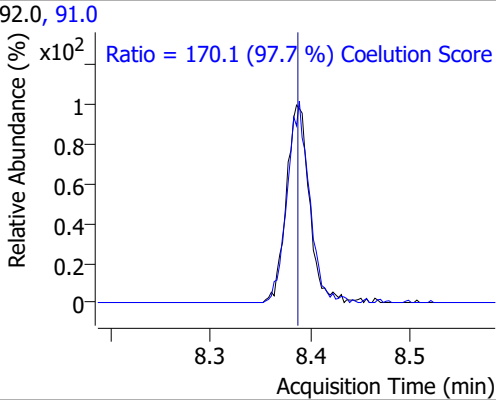
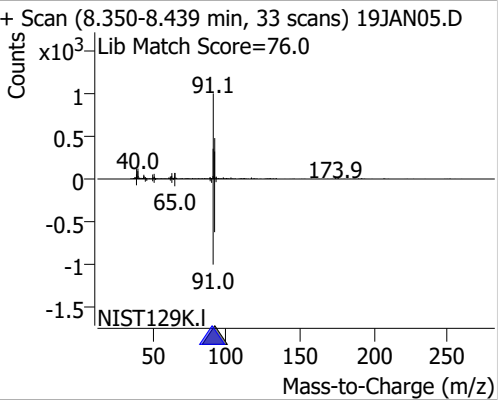
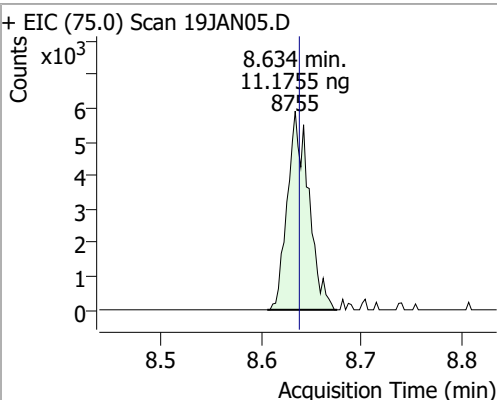
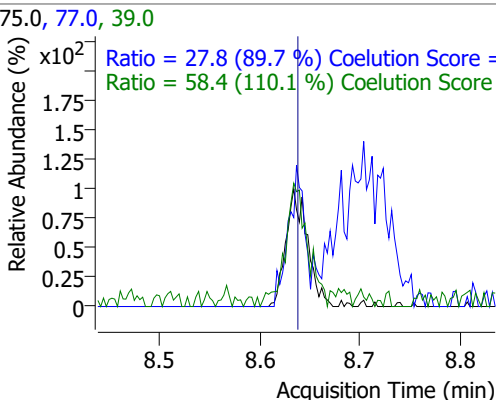
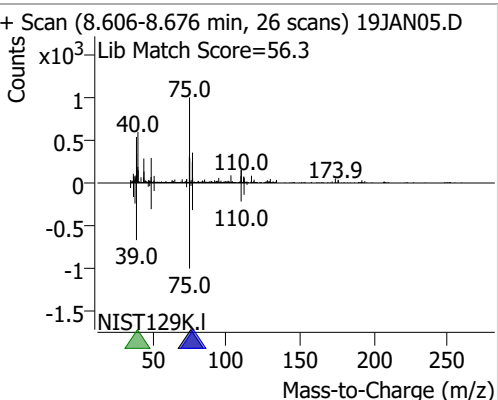
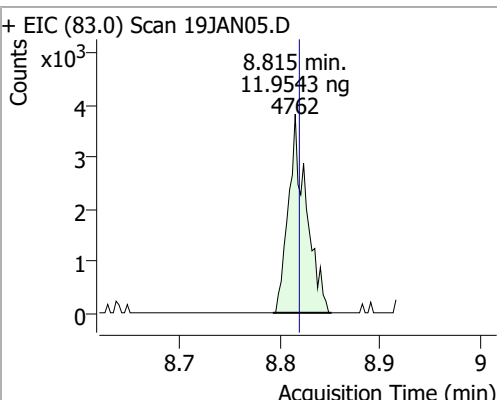
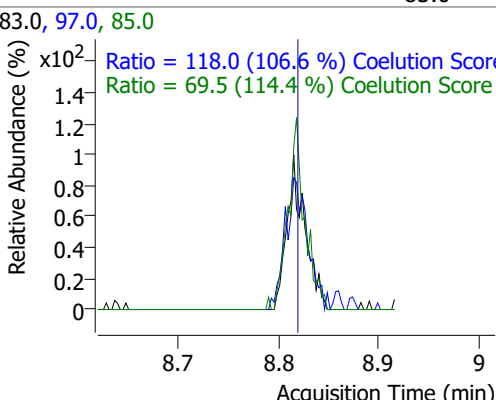
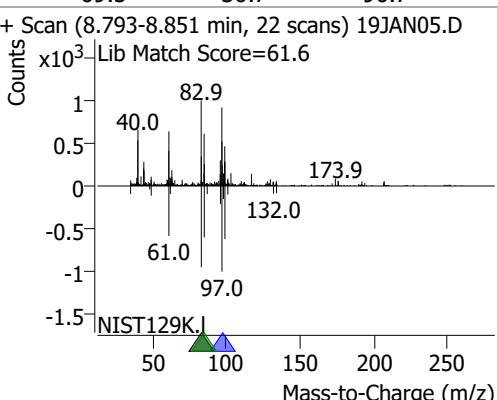
Compound	Conc.	RT	Dev(Min)	Resp.	QIon	QRatio	Lower	Upper
cis-1,3-Dichloropropene	11.6126	8.06	0.00	12472	39.0	60.2	22.5	82.5
					77.0	29.8	1.8	61.8



Compound	Conc.	RT	Dev(Min)	Resp.	QIon	QRatio	Lower	Upper
Toluene-d8	11.0927	8.32	0.00	33951	100.0	64.8	34.3	94.3
					99.0	9.9	0.0	39.2

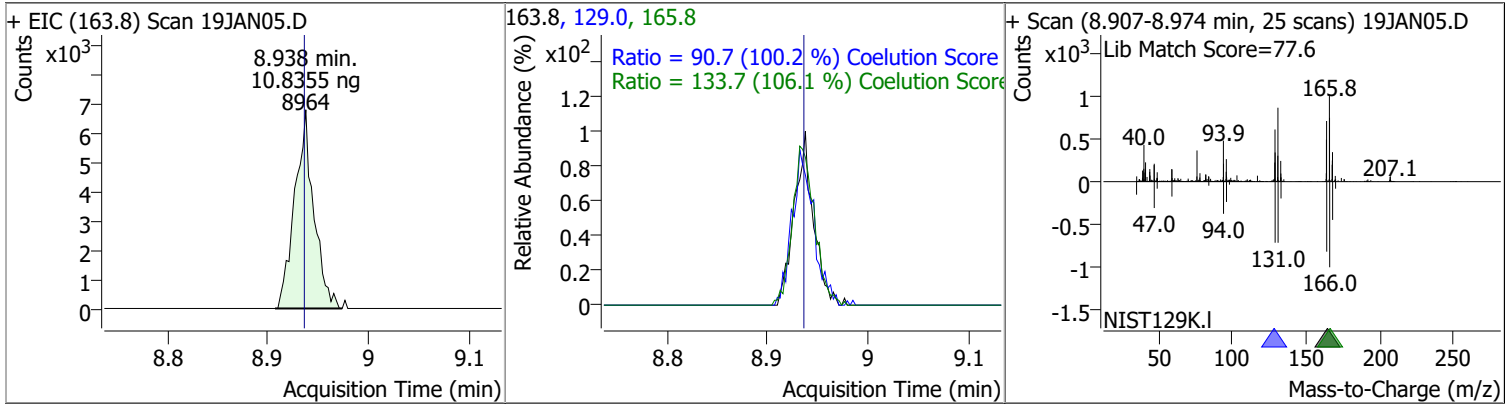


Quantitation Results Report (QT Reviewed)

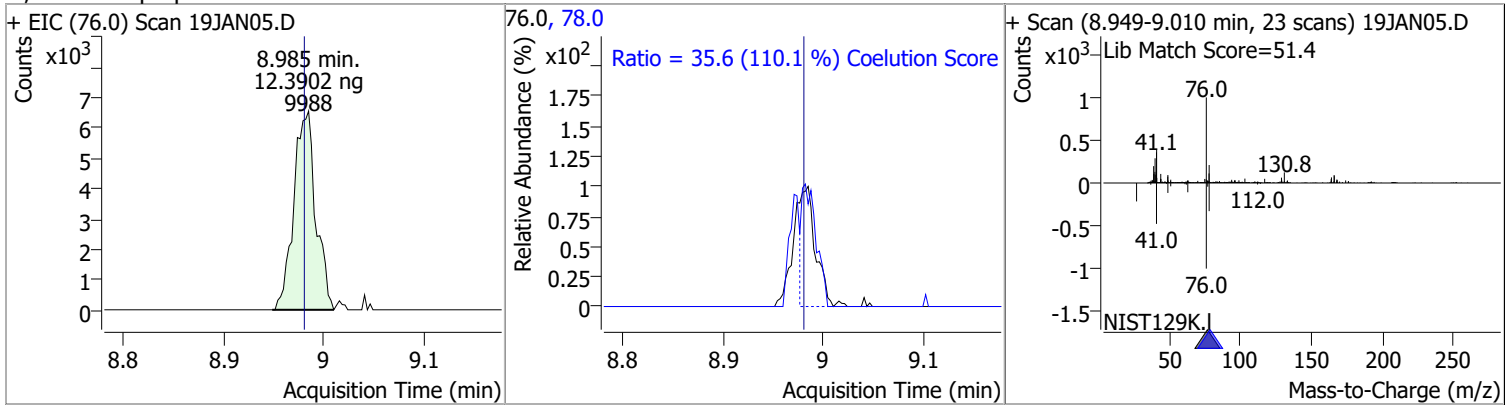
Compound	Conc.	RT	Dev(Min)	Resp.	QIon	QRatio	Lower	Upper
Toluene	10.7342	8.39	0.00	21899	91.0	170.1	144.1	204.1
+ EIC (92.0) Scan 19JAN05.D			92.0, 91.0			+ Scan (8.350-8.439 min, 33 scans) 19JAN05.D		
								
trans-1,3-Dichloropropene	11.1755	8.63	0.00	8755	39.0	58.4	23.0	83.0
+ EIC (75.0) Scan 19JAN05.D			75.0, 77.0, 39.0			+ Scan (8.606-8.676 min, 26 scans) 19JAN05.D		
								
1,1,2-Trichloroethane	11.9543	8.82	0.00	4762	97.0	118.0	80.7	140.7
+ EIC (83.0) Scan 19JAN05.D			83.0, 97.0, 85.0			+ Scan (8.793-8.851 min, 22 scans) 19JAN05.D		
								

Quantitation Results Report (QT Reviewed)

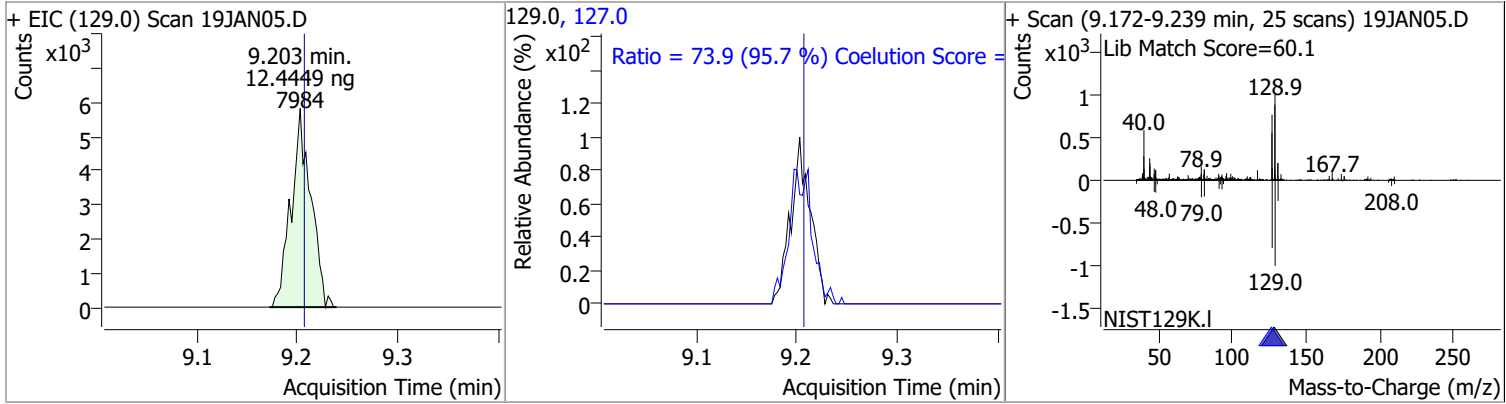
Compound	Conc.	RT	Dev(Min)	Resp.	QIon	QRatio	Lower	Upper
Tetrachloroethene	10.8355	8.94	0.00	8964	165.8	133.7	96.1	156.1
					129.0	90.7	60.5	120.5



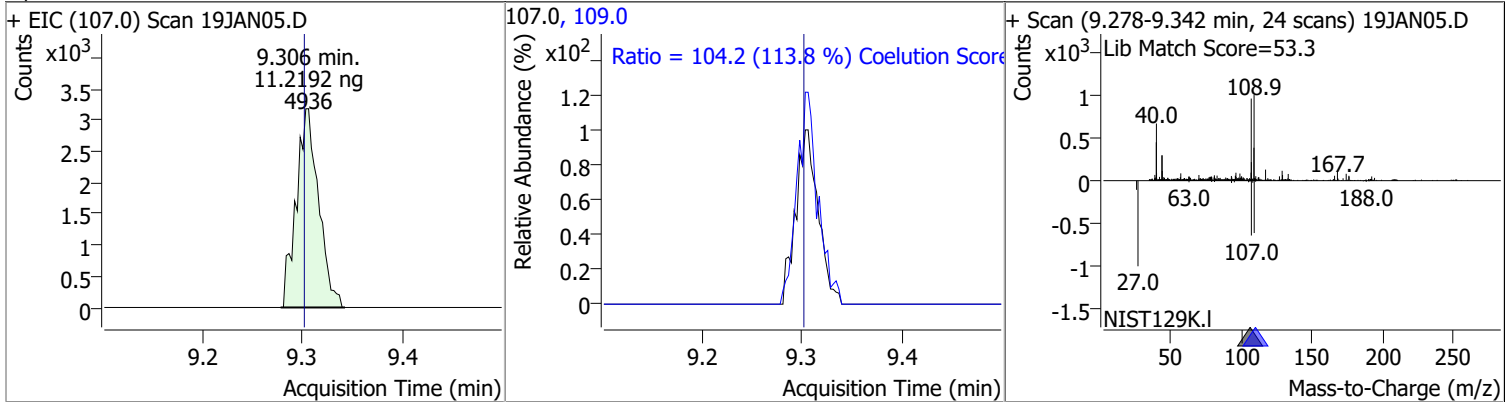
Compound	Conc.	RT	Dev(Min)	Resp.	QIon	QRatio	Lower	Upper
1,3-Dichloropropane	12.3902	8.99	0.01	9988	78.0	35.6	2.4	62.4



Compound	Conc.	RT	Dev(Min)	Resp.	QIon	QRatio	Lower	Upper
Chlorodibromomethane	12.4449	9.20	0.00	7984	127.0	73.9	47.2	107.2



Compound	Conc.	RT	Dev(Min)	Resp.	QIon	QRatio	Lower	Upper
1,2-Dibromoethane	11.2192	9.31	0.01	4936	109.0	104.2	61.5	121.5

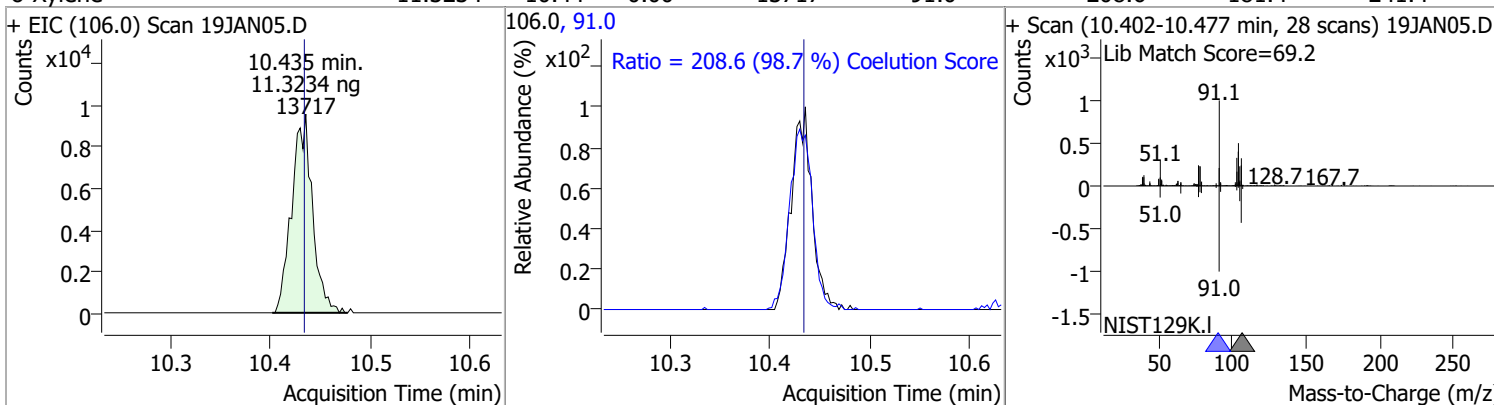


Quantitation Results Report (QT Reviewed)

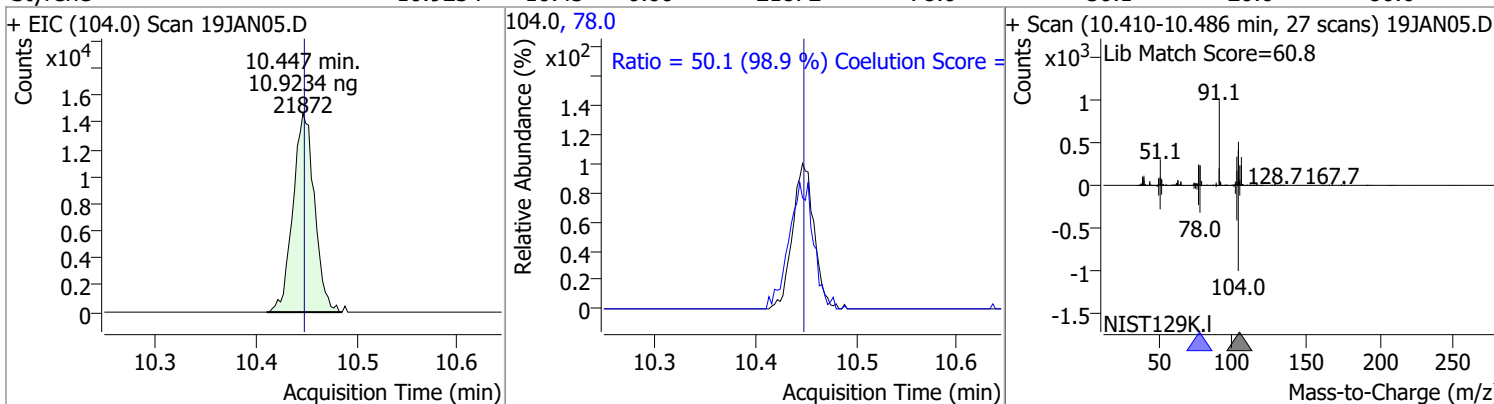
Compound	Conc.	RT	Dev(Min)	Resp.	QIon	QRatio	Lower	Upper
Chlorobenzene	11.9332	9.80	0.00	26688	114.0	30.2	2.2	62.2
+ EIC (112.0) Scan 19JAN05.D			112.0, 114.0			+ Scan (9.763-9.855 min, 34 scans) 19JAN05.D		
1,1,1,2-Tetrachloroethane	12.0378	9.89	0.00	9446	133.0	89.9	65.3	125.3
+ EIC (131.0) Scan 19JAN05.D			131.0, 133.0			+ Scan (9.861-9.925 min, 24 scans) 19JAN05.D		
Ethylbenzene	11.9196	9.91	-0.01	42980	106.0	28.9	1.7	61.7
+ EIC (91.0) Scan 19JAN05.D			91.0, 106.0			+ Scan (9.883-9.961 min, 29 scans) 19JAN05.D		
m+p-Xylenes	22.1645	10.04	0.00	31103	91.0	201.2	170.7	230.7
+ EIC (106.0) Scan 19JAN05.D			106.0, 91.0			+ Scan (10.003-10.076 min, 27 scans) 19JAN05.D		

Quantitation Results Report (QT Reviewed)

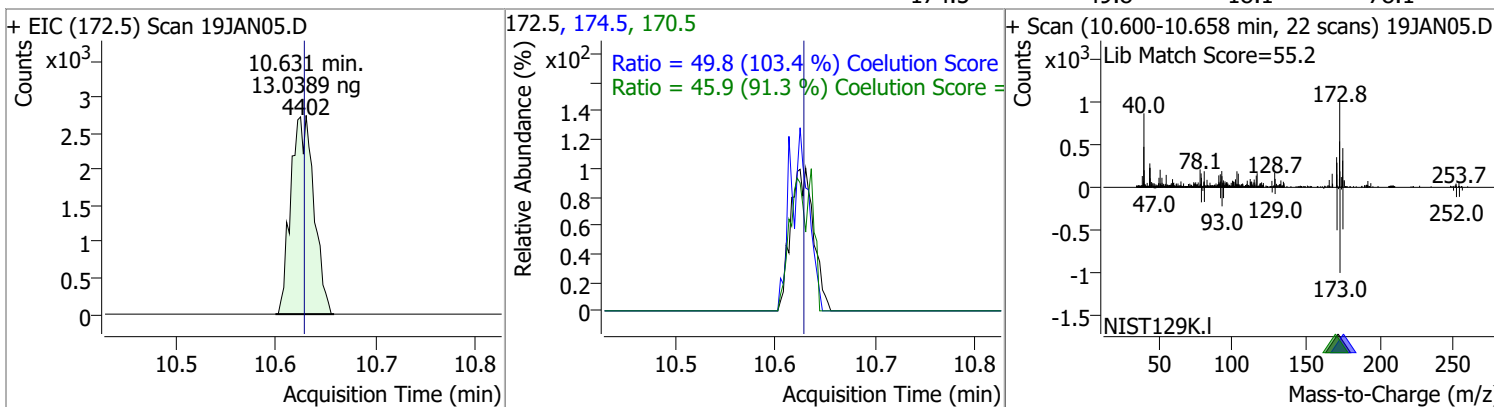
Compound	Conc.	RT	Dev(Min)	Resp.	QIon	QRatio	Lower	Upper
o-Xylene	11.3234	10.44	0.00	13717	91.0	208.6	181.4	241.4



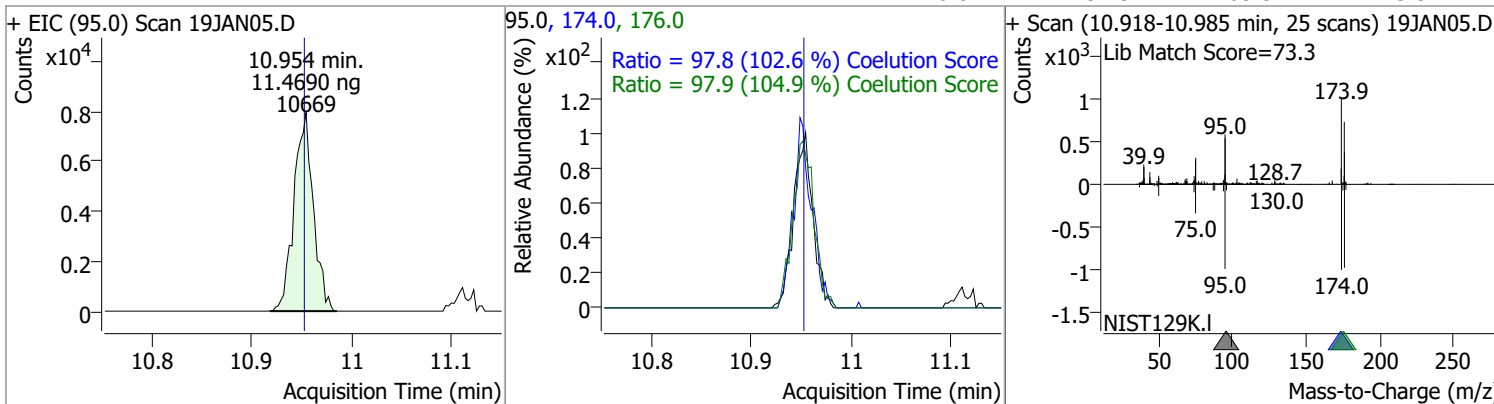
Compound	Conc.	RT	Dev(Min)	Resp.	QIon	QRatio	Lower	Upper
Styrene	10.9234	10.45	0.00	21872	78.0	50.1	20.6	80.6



Compound	Conc.	RT	Dev(Min)	Resp.	QIon	QRatio	Lower	Upper
Bromoform	13.0389	10.63	0.01	4402	170.5	45.9	20.3	80.3
					174.5	49.8	18.1	78.1

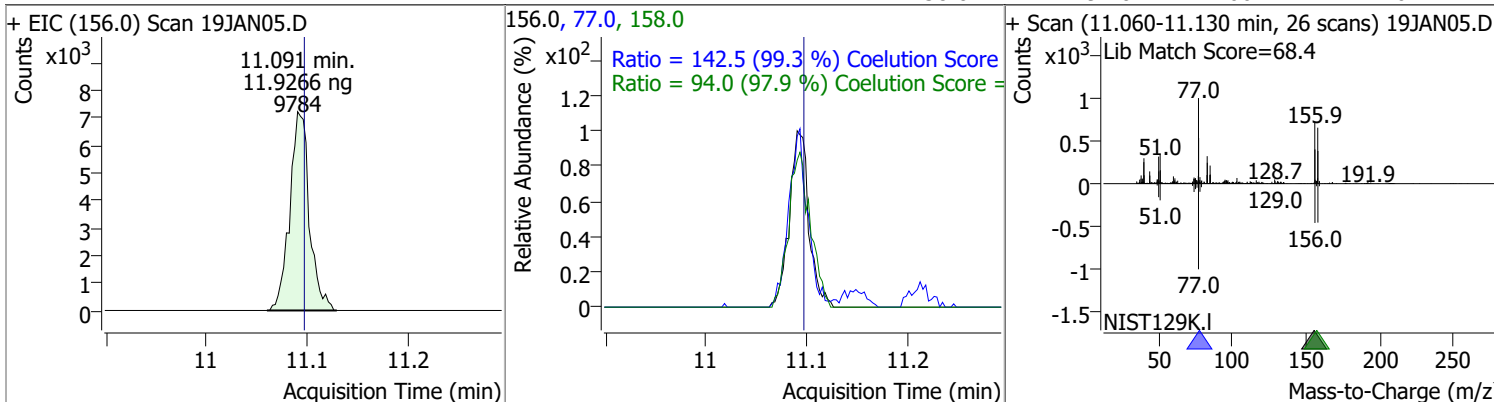


Compound	Conc.	RT	Dev(Min)	Resp.	QIon	QRatio	Lower	Upper
p-Bromofluorobenzene	11.4690	10.95	0.01	10669	174.0	97.8	65.3	125.3
					176.0	97.9	63.3	123.3

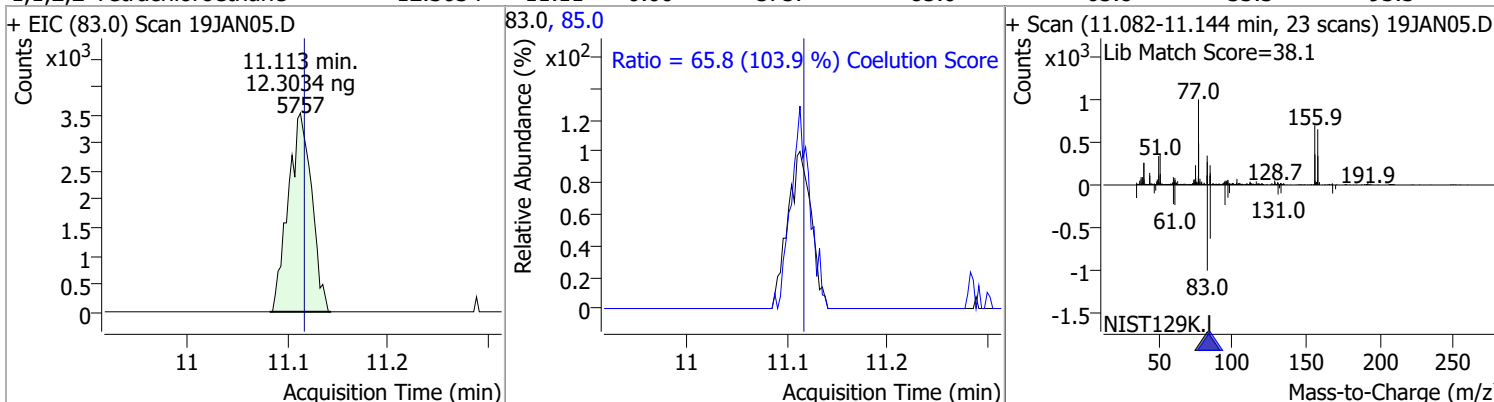


Quantitation Results Report (QT Reviewed)

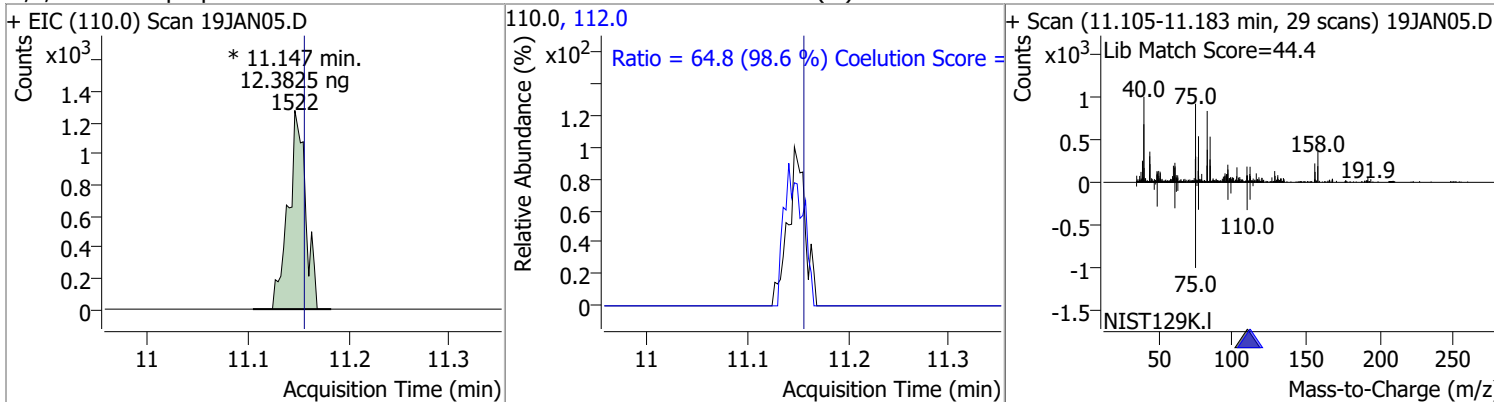
Compound	Conc.	RT	Dev(Min)	Resp.	QIon	QRatio	Lower	Upper
Bromobenzene	11.9266	11.09	0.00	9784	77.0 158.0	142.5 94.0	113.5 66.1	173.5 126.1



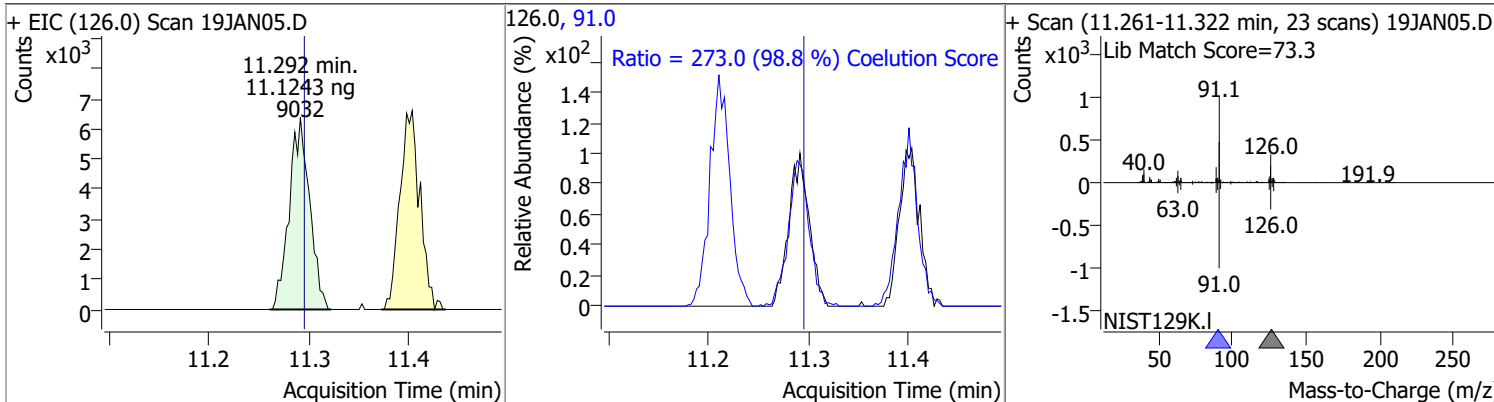
Compound	Conc.	RT	Dev(Min)	Resp.	QIon	QRatio	Lower	Upper
1,1,2,2-Tetrachloroethane	12.3034	11.11	0.00	5757	85.0	65.8	33.3	93.3



Compound	Conc.	RT	Dev(Min)	Resp.	QIon	QRatio	Lower	Upper
1,2,3-Trichloropropane	12.3825	11.15	-0.01	1522 (m)	112.0	64.8	35.8	95.8

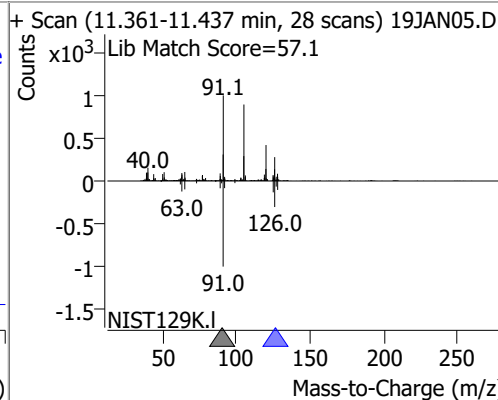
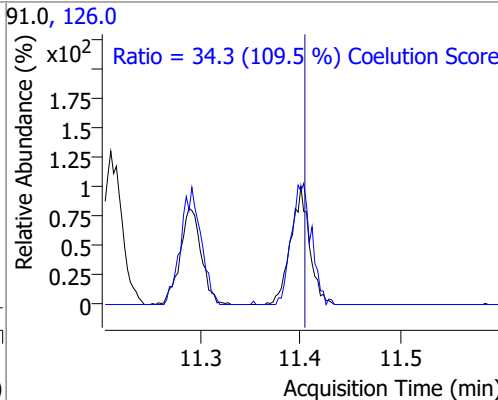
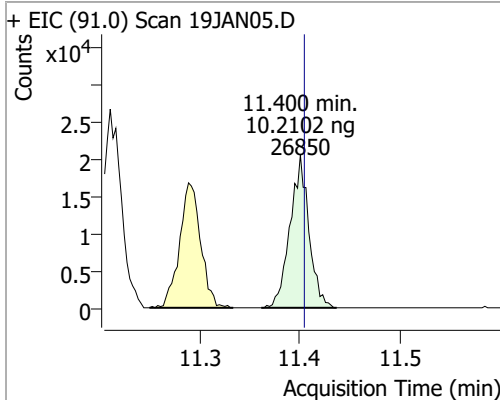


Compound	Conc.	RT	Dev(Min)	Resp.	QIon	QRatio	Lower	Upper
2-Chlorotoluene	11.1243	11.29	0.00	9032	91.0	273.0	246.2	306.2

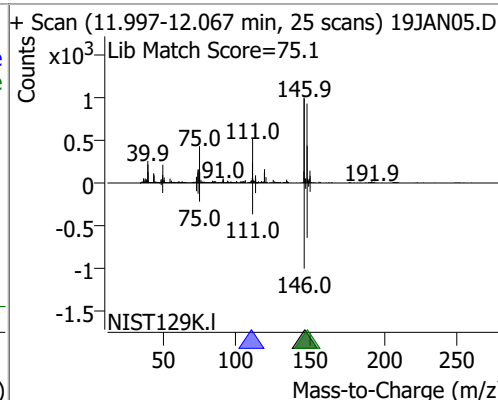
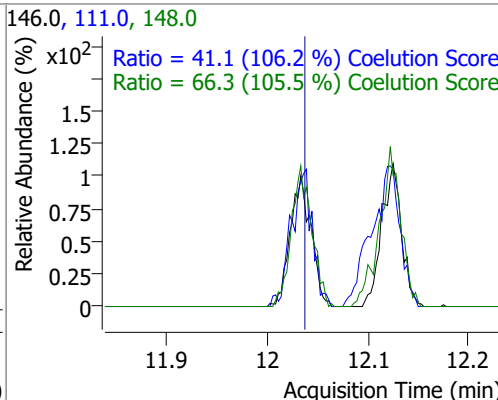
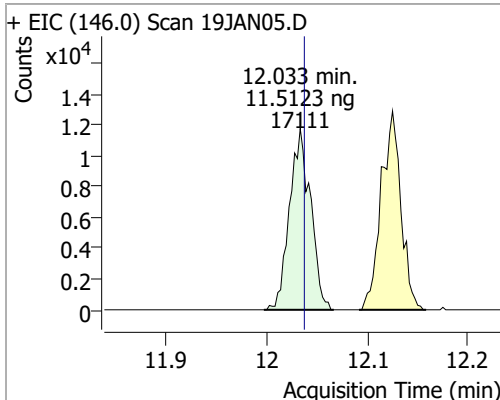


Quantitation Results Report (QT Reviewed)

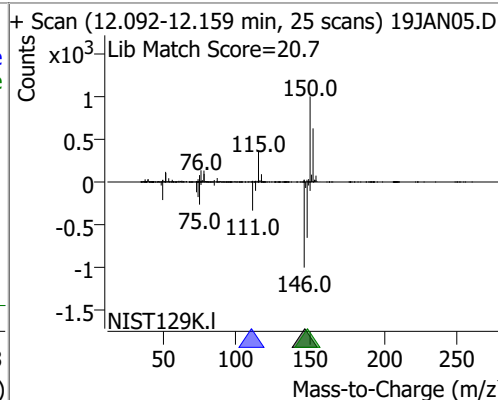
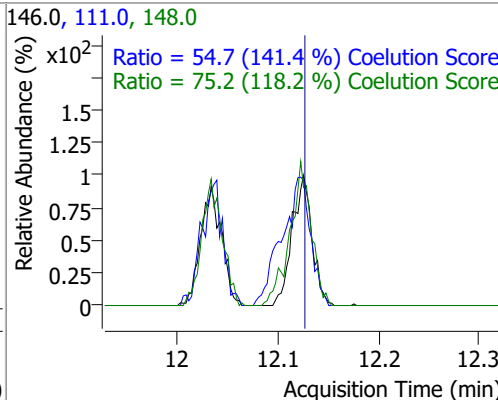
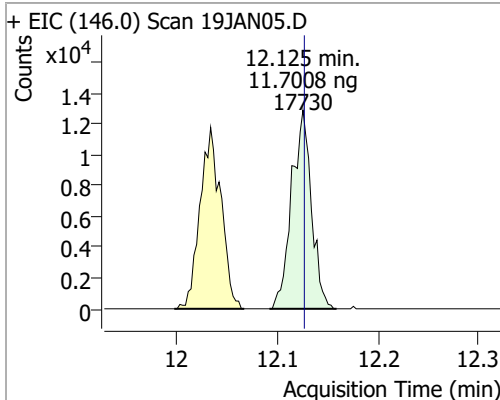
Compound	Conc.	RT	Dev(Min)	Resp.	QIon	QRatio	Lower	Upper
4-Chlorotoluene	10.2102	11.40	0.00	26850	126.0	34.3	1.3	61.3



Compound	Conc.	RT	Dev(Min)	Resp.	QIon	QRatio	Lower	Upper
1,3-Dichlorobenzene	11.5123	12.03	0.00	17111	148.0	66.3	32.8	92.8
					111.0	41.1	8.7	68.7

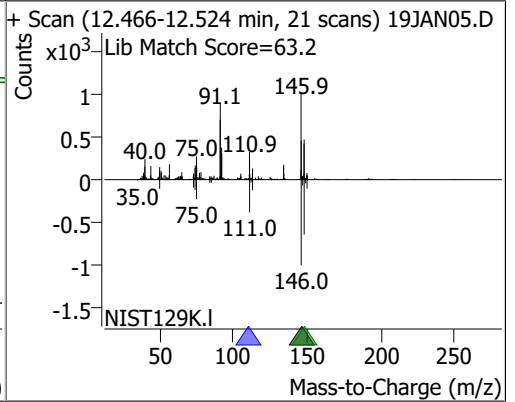
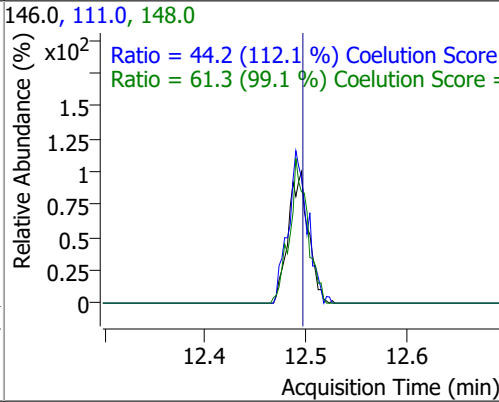
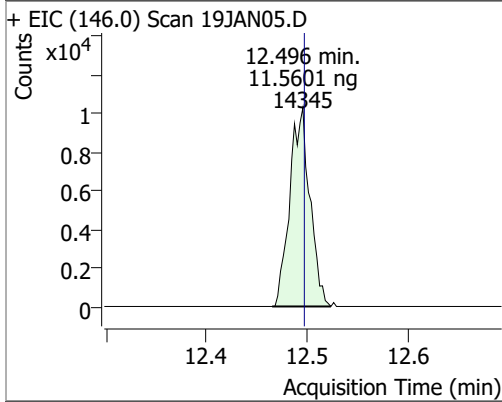


Compound	Conc.	RT	Dev(Min)	Resp.	QIon	QRatio	Lower	Upper
1,4-Dichlorobenzene	11.7008	12.13	0.00	17730	148.0	75.2	33.7	93.7
					111.0	54.7	8.7	68.7



Quantitation Results Report (QT Reviewed)

Compound	Conc.	RT	Dev(Min)	Resp.	QIon	QRatio	Lower	Upper
1,2-Dichlorobenzene	11.5601	12.50	0.00	14345	148.0	61.3	31.9	91.9
					111.0	44.2	9.5	69.5

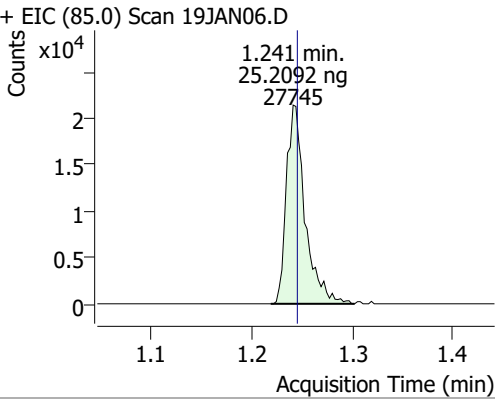
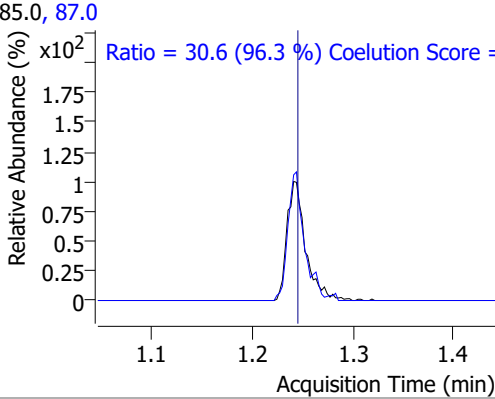
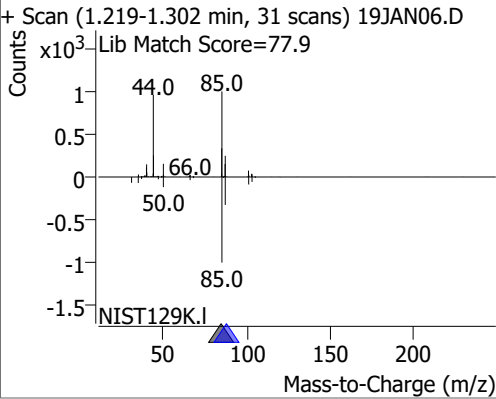
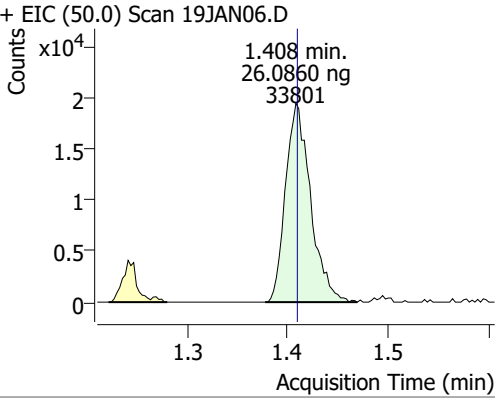
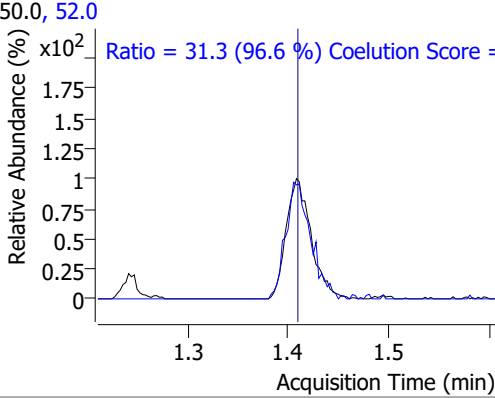
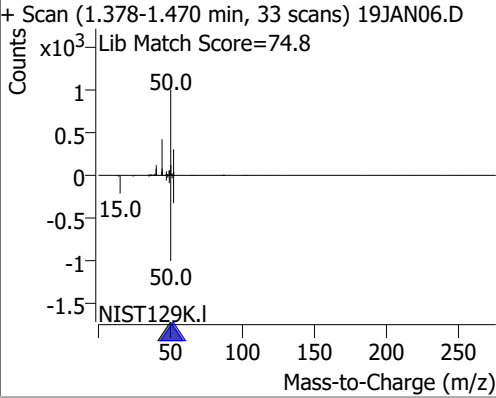
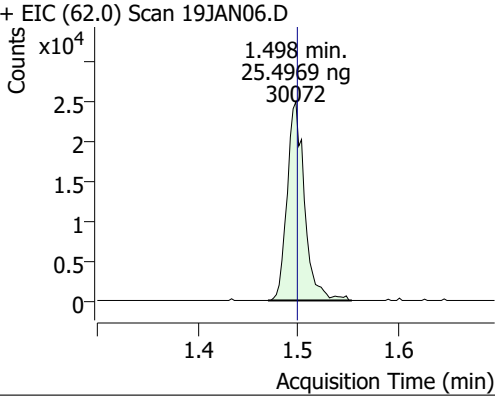
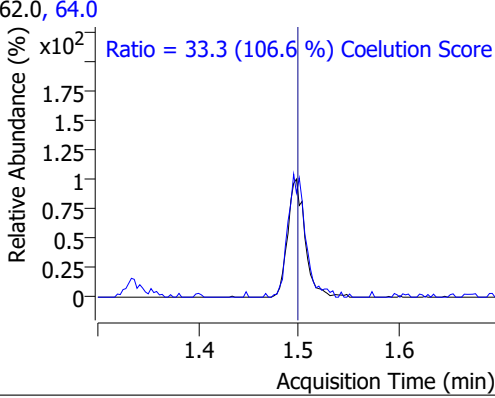
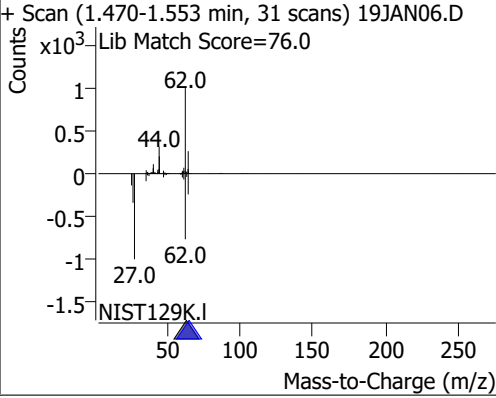
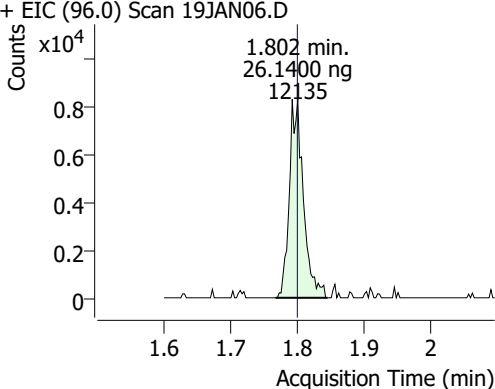
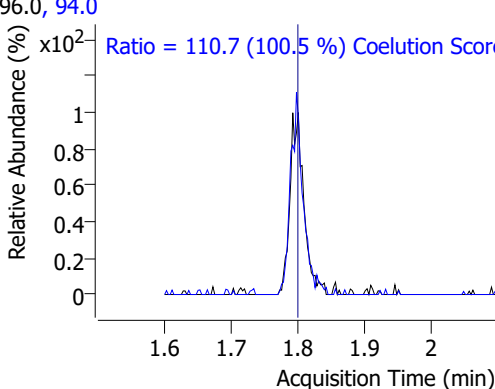
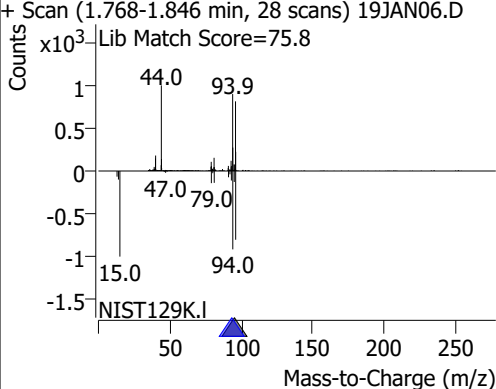


Quantitation Results Report (QT Reviewed)

Compound	RT	QIon	Resp.	Conc.	Units	Dev(Min)
T 1,1,1-Trichloroethane	5.828	97.0	36046	24.5919	ng	99
T Carbon tetrachloride	6.026	117.0	34965	24.5955	ng	99
T 1,1-Dichloropropene	6.035	75.0	27641	23.2550	ng	96
T Benzene	6.283	78.0	76658	23.4442	ng	97
T 1,2-Dichloroethane	6.322	62.0	21778	24.1139	ng	99
T Trichloroethene	7.030	95.0	23390	24.3322	ng	93
T 1,2-Dichloropropane	7.267	63.0	20331	24.0555	ng	97
T Dibromomethane	7.398	93.0	9095	25.5304	ng	100
T Bromodichloromethane	7.585	83.0	24925	24.8816	ng	100
T cis-1,3-Dichloropropene	8.057	75.0	24965	22.7111	ng	92
T Toluene	8.391	92.0	48441	23.1991	ng	99
T trans-1,3-Dichloropropene	8.637	75.0	18613	23.2136	ng	95
T 1,1,2-Trichloroethane	8.821	83.0	9780	23.9876	ng	92
T Tetrachloroethene	8.938	163.8	21156	24.9859	ng	96
T 1,3-Dichloropropane	8.977	76.0	20205	24.4891	ng	93
T Chlorodibromomethane	9.205	129.0	15826	24.1020	ng	100
T 1,2-Dibromoethane	9.303	107.0	11412	25.3431	ng	99
T Chlorobenzene	9.802	112.0	55632	24.3040	ng	98
T 1,1,1,2-Tetrachloroethane	9.891	131.0	19516	24.2998	ng	100
T Ethylbenzene	9.917	91.0	91590	24.0921	ng	99
T m+p-Xylenes	10.036	106.0	71705	47.5617	ng	98
T o-Xylene	10.427	106.0	30498	23.3834	ng	99
T Styrene	10.446	104.0	50294	23.2215	ng	98
T Bromoform	10.628	172.5	8920	25.7324	ng	96
T Bromobenzene	11.093	156.0	20364	24.1762	ng	99
T 1,1,2,2-Tetrachloroethane	11.116	83.0	12137	25.2618	ng	99
T 1,2,3-Trichloropropane	11.144	110.0	3237	25.6435	ng	98
T 2-Chlorotoluene	11.291	126.0	20511	24.6038	ng	95
T 4-Chlorotoluene	11.403	91.0	64162	23.7626	ng	97
T 1,3-Dichlorobenzene	12.028	146.0	37763	24.7445	ng	98
T 1,4-Dichlorobenzene	12.122	146.0	38799	24.9375	ng	90
T 1,2-Dichlorobenzene	12.496	146.0	31975	25.0956	ng	98

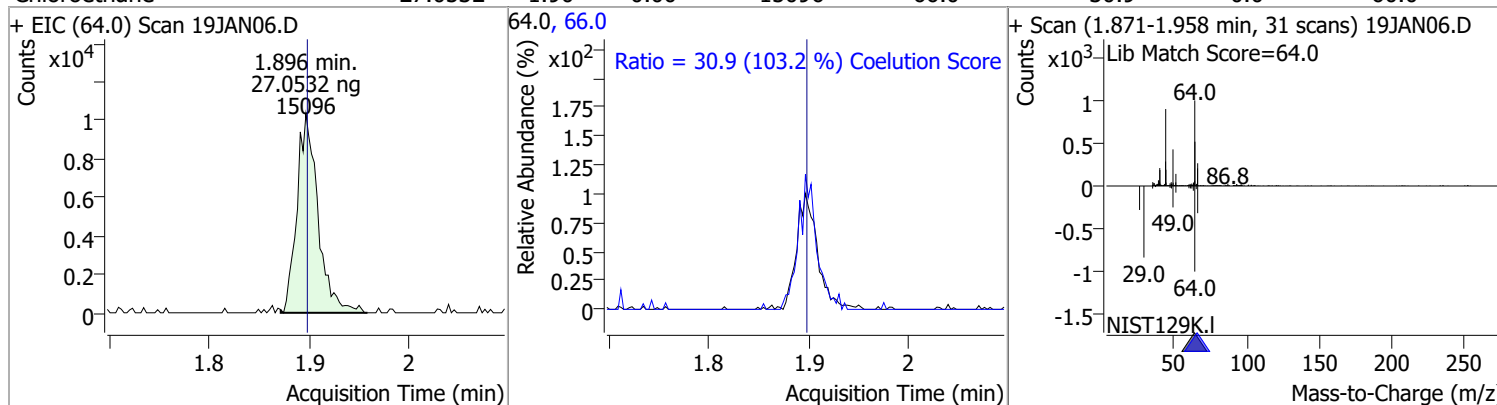
(#) = Qualifier Out of Range; (m) = Manual Integration; (+) = Area Summed; (*) = Surrogate Percent Recovery Out of Range; (d): Zeroed Peak

Quantitation Results Report (QT Reviewed)

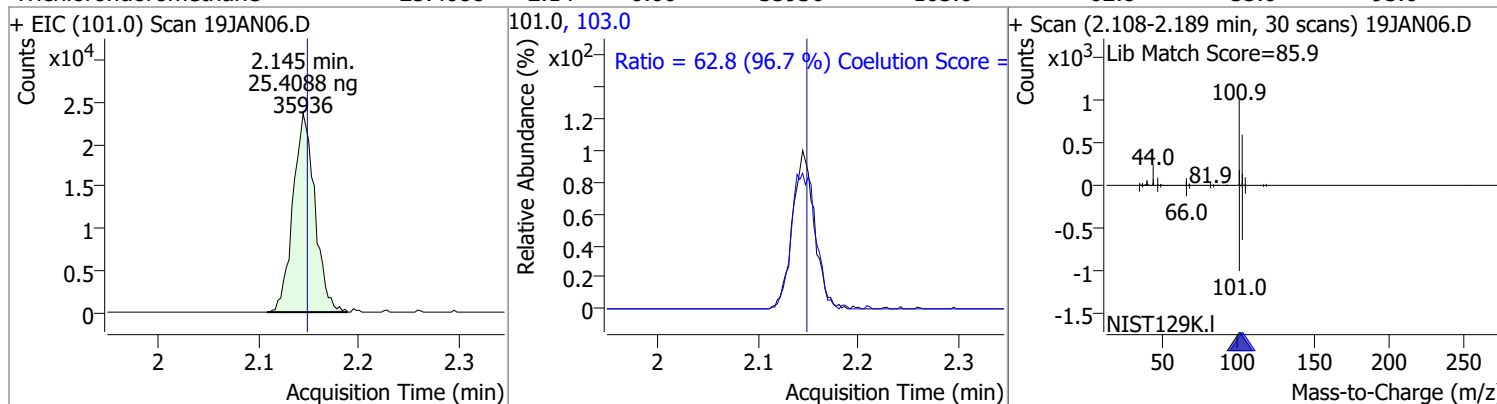
Compound	Conc.	RT	Dev(Min)	Resp.	QIon	QRatio	Lower	Upper
Dichlorodifluoromethane	25.2092	1.24	0.00	27745	87.0	30.6	1.8	61.8
+ EIC (85.0) Scan 19JAN06.D 			85.0, 87.0 			+ Scan (1.219-1.302 min, 31 scans) 19JAN06.D Lib Match Score=77.9 		
Chloromethane	26.0860	1.41	0.00	33801	52.0	31.3	2.4	62.4
+ EIC (50.0) Scan 19JAN06.D 			50.0, 52.0 			+ Scan (1.378-1.470 min, 33 scans) 19JAN06.D Lib Match Score=74.8 		
Vinyl chloride	25.4969	1.50	0.00	30072	64.0	33.3	1.3	61.3
+ EIC (62.0) Scan 19JAN06.D 			62.0, 64.0 			+ Scan (1.470-1.553 min, 31 scans) 19JAN06.D Lib Match Score=76.0 		
Bromomethane	26.1400	1.80	0.00	12135	94.0	110.7	80.1	140.1
+ EIC (96.0) Scan 19JAN06.D 			96.0, 94.0 			+ Scan (1.768-1.846 min, 28 scans) 19JAN06.D Lib Match Score=75.8 		

Quantitation Results Report (QT Reviewed)

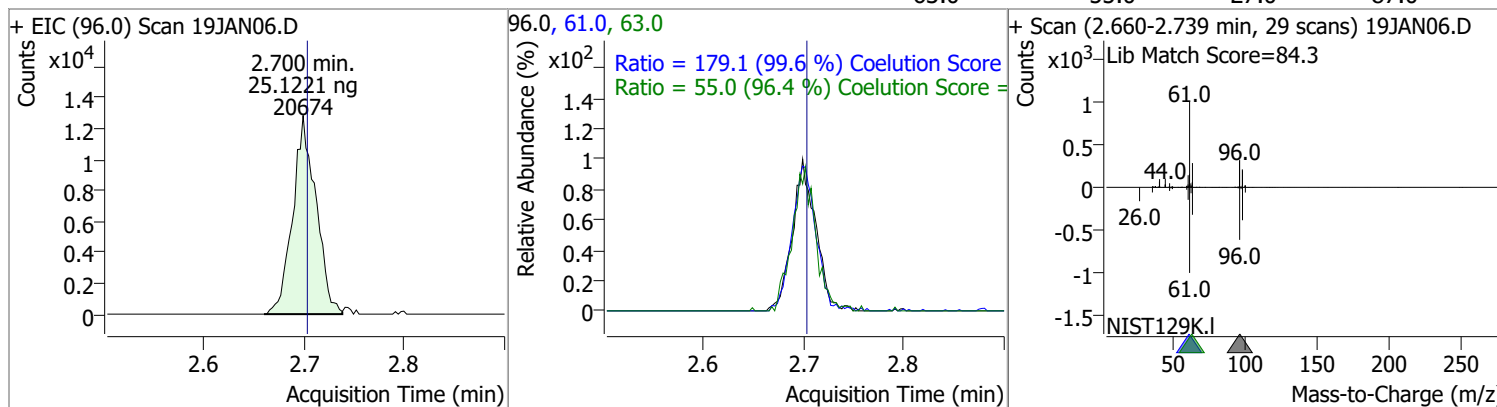
Compound	Conc.	RT	Dev(Min)	Resp.	QIon	QRatio	Lower	Upper
Chloroethane	27.0532	1.90	0.00	15096	66.0	30.9	0.0	60.0



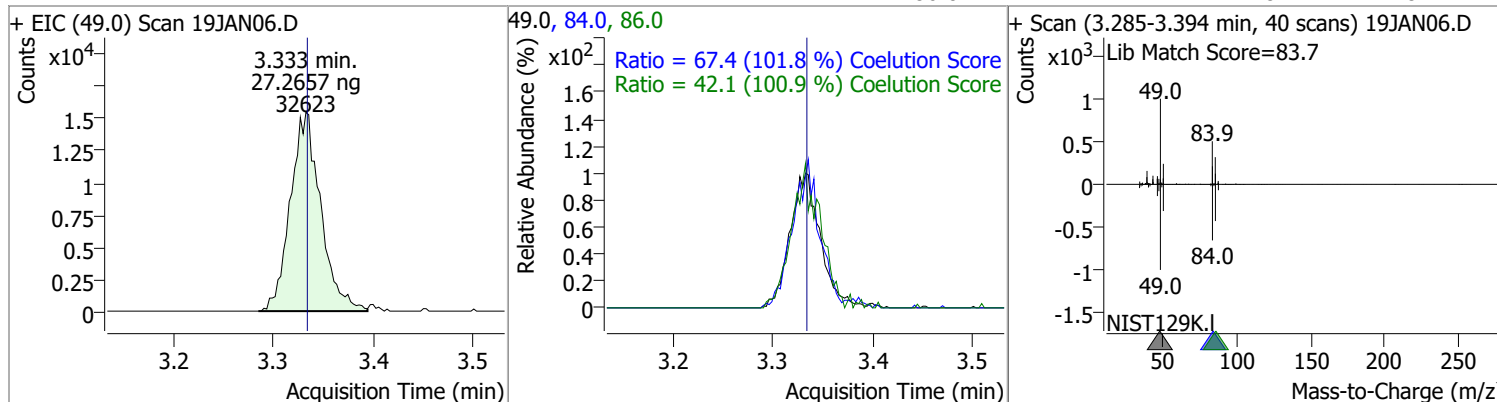
Compound	Conc.	RT	Dev(Min)	Resp.	QIon	QRatio	Lower	Upper
Trichlorofluoromethane	25.4088	2.14	0.00	35936	103.0	62.8	35.0	95.0



Compound	Conc.	RT	Dev(Min)	Resp.	QIon	QRatio	Lower	Upper
1,1-Dichloroethene	25.1221	2.70	0.00	20674	61.0	179.1	149.9	209.9
					63.0	55.0	27.0	87.0

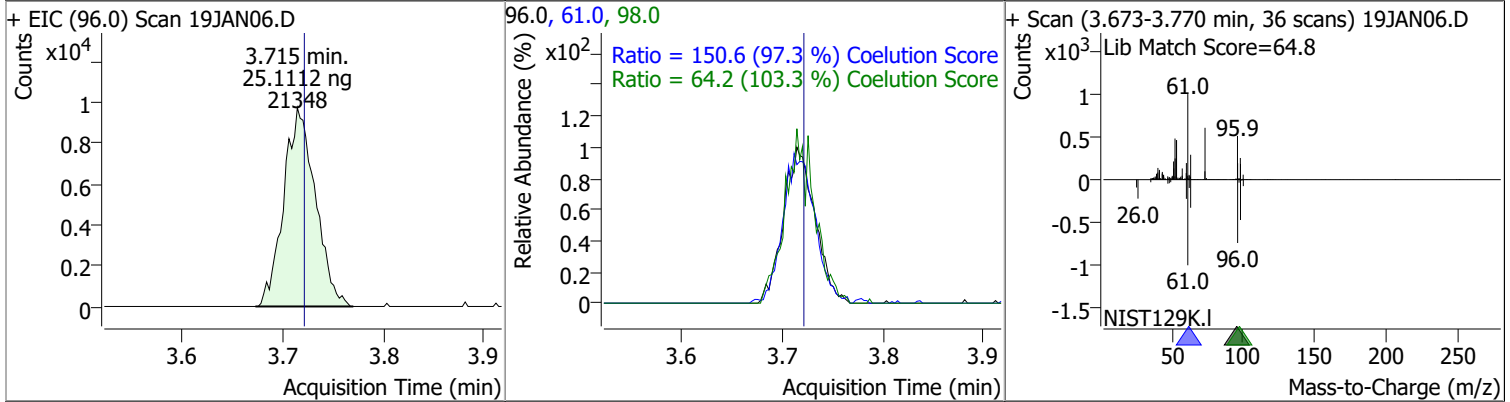


Compound	Conc.	RT	Dev(Min)	Resp.	QIon	QRatio	Lower	Upper
Methylene chloride	27.2657	3.33	0.00	32623	84.0	67.4	36.1	96.1
					86.0	42.1	11.8	71.8

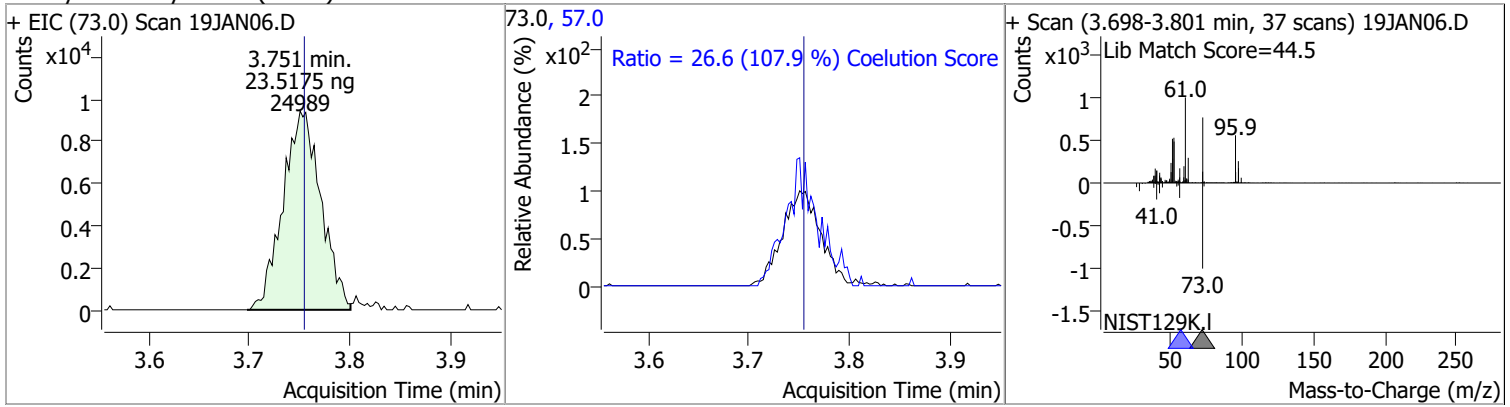


Quantitation Results Report (QT Reviewed)

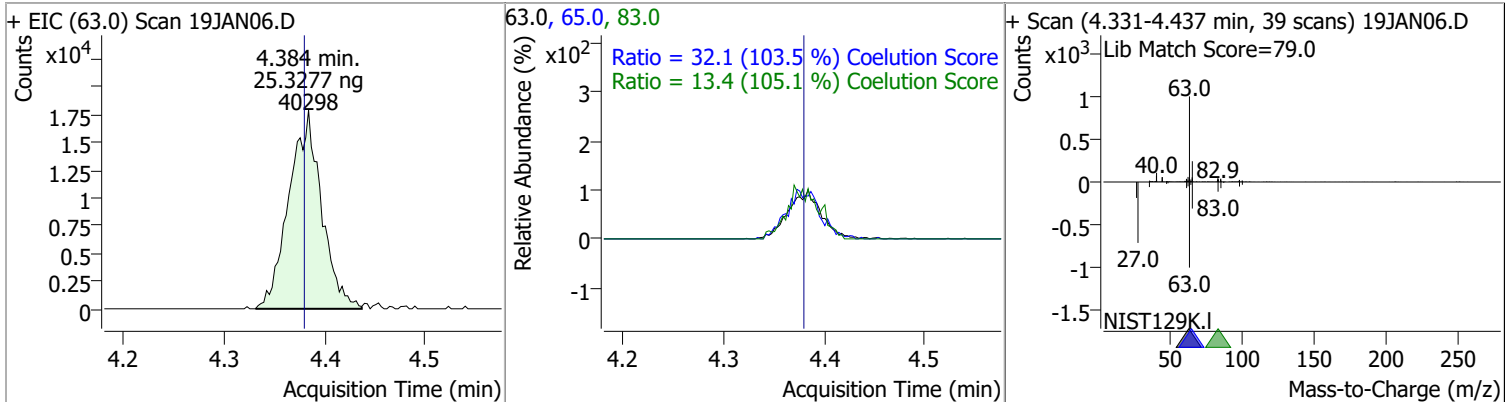
Compound	Conc.	RT	Dev(Min)	Resp.	QIon	QRatio	Lower	Upper
trans-1,2-Dichloroethene	25.1112	3.71	-0.01	21348	61.0	150.6	124.8	184.8
					98.0	64.2	32.1	92.1



Compound	Conc.	RT	Dev(Min)	Resp.	QIon	QRatio	Lower	Upper
Methyl tert-butyl ether (MTBE)	23.5175	3.75	0.00	24989	57.0	26.6	0.0	54.6

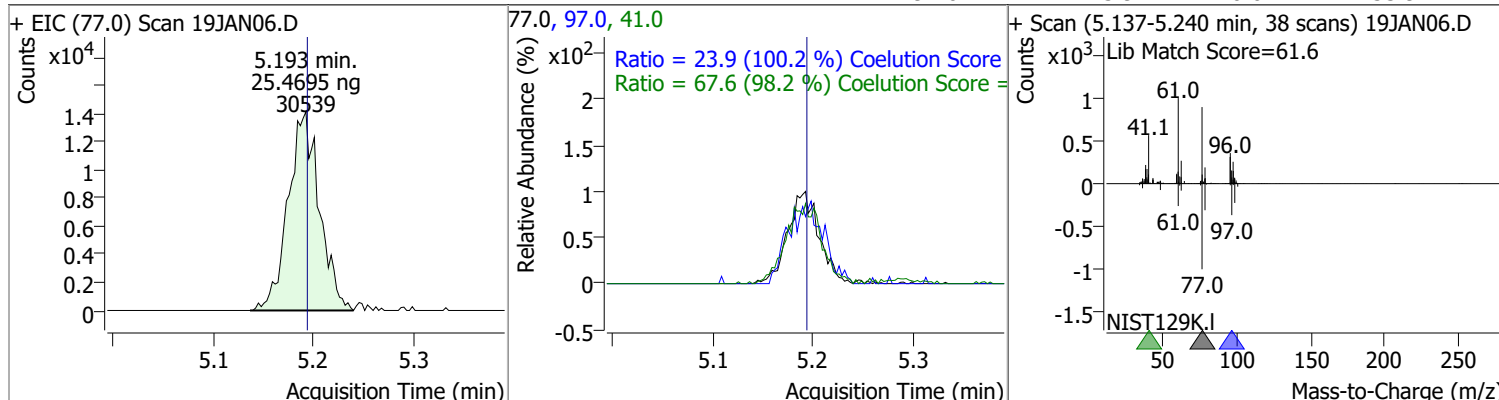


Compound	Conc.	RT	Dev(Min)	Resp.	QIon	QRatio	Lower	Upper
1,1-Dichloroethane	25.3277	4.38	0.01	40298	65.0	32.1	1.0	61.0
					83.0	13.4	0.0	42.7

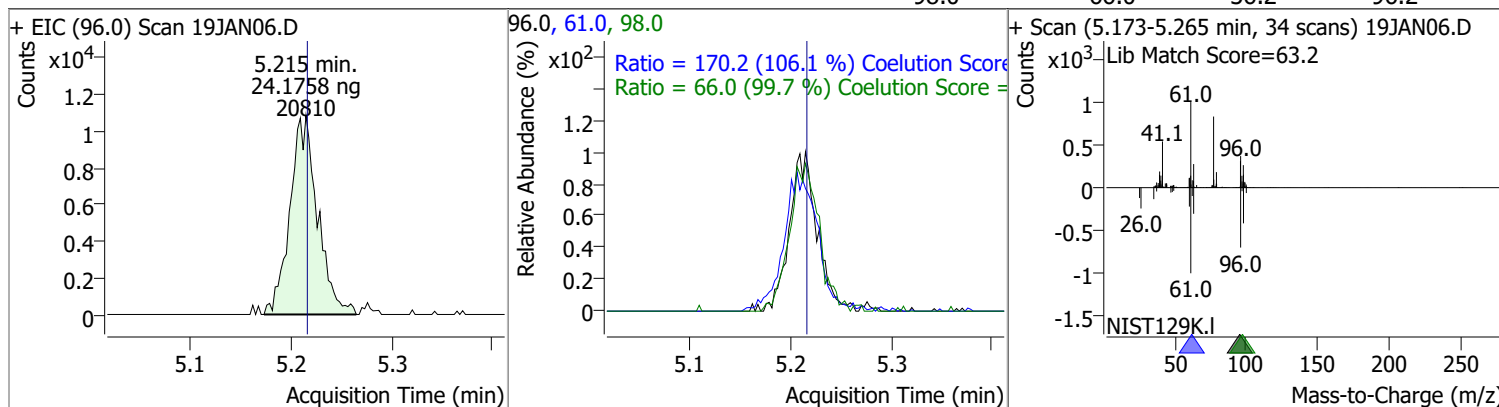


Quantitation Results Report (QT Reviewed)

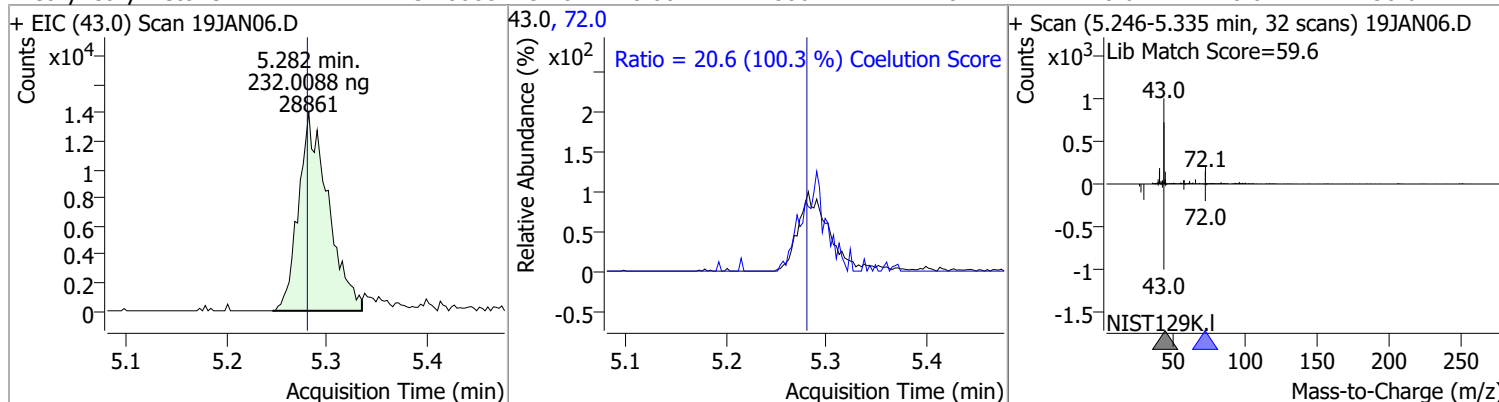
Compound	Conc.	RT	Dev(Min)	Resp.	QIon	QRatio	Lower	Upper
2,2-Dichloropropane	25.4695	5.19	0.00	30539	41.0	67.6	38.8	98.8
					97.0	23.9	0.0	53.9



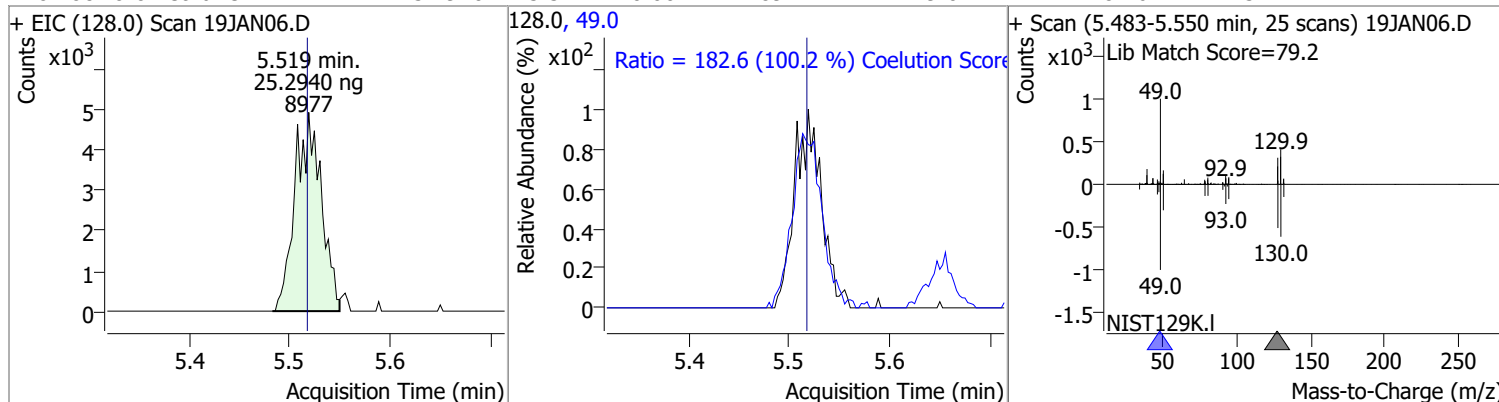
Compound	Conc.	RT	Dev(Min)	Resp.	QIon	QRatio	Lower	Upper
cis-1,2-Dichloroethene	24.1758	5.21	0.00	20810	61.0	170.2	130.4	190.4
					98.0	66.0	36.2	96.2



Compound	Conc.	RT	Dev(Min)	Resp.	QIon	QRatio	Lower	Upper
Methyl ethyl ketone	232.0088	5.28	0.00	28861	72.0	20.6	0.0	50.6

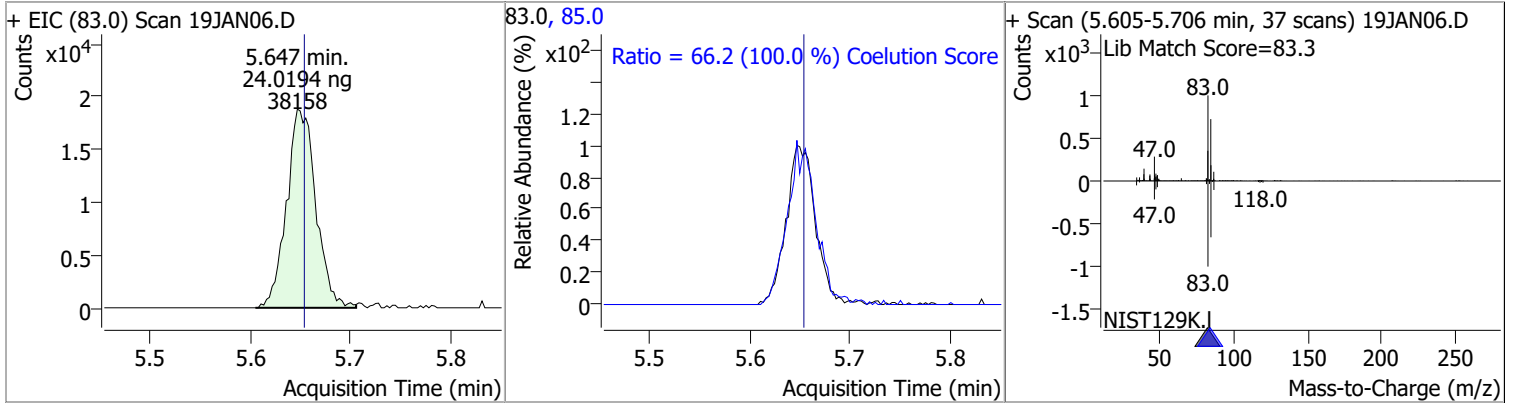


Compound	Conc.	RT	Dev(Min)	Resp.	QIon	QRatio	Lower	Upper
Bromochloromethane	25.2940	5.52	0.00	8977	49.0	182.6	152.2	212.2

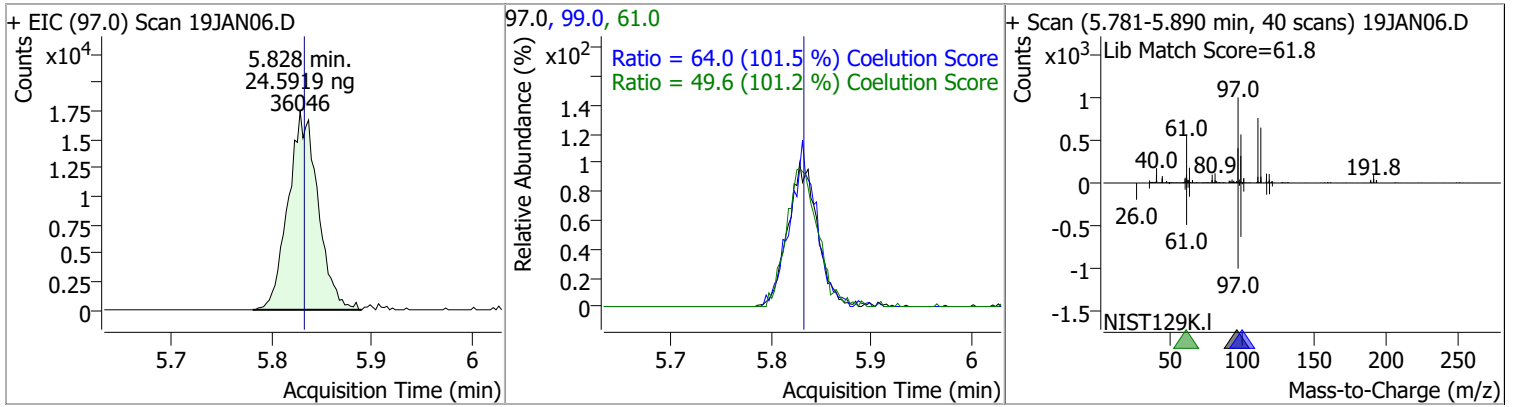


Quantitation Results Report (QT Reviewed)

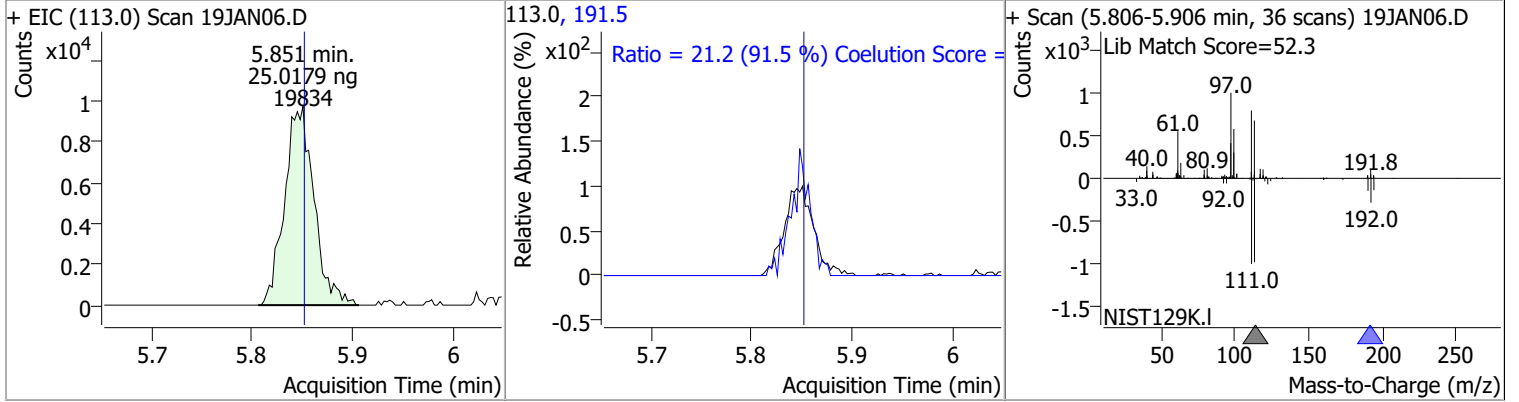
Compound	Conc.	RT	Dev(Min)	Resp.	QIon	QRatio	Lower	Upper
Chloroform	24.0194	5.65	-0.01	38158	85.0	66.2	36.2	96.2



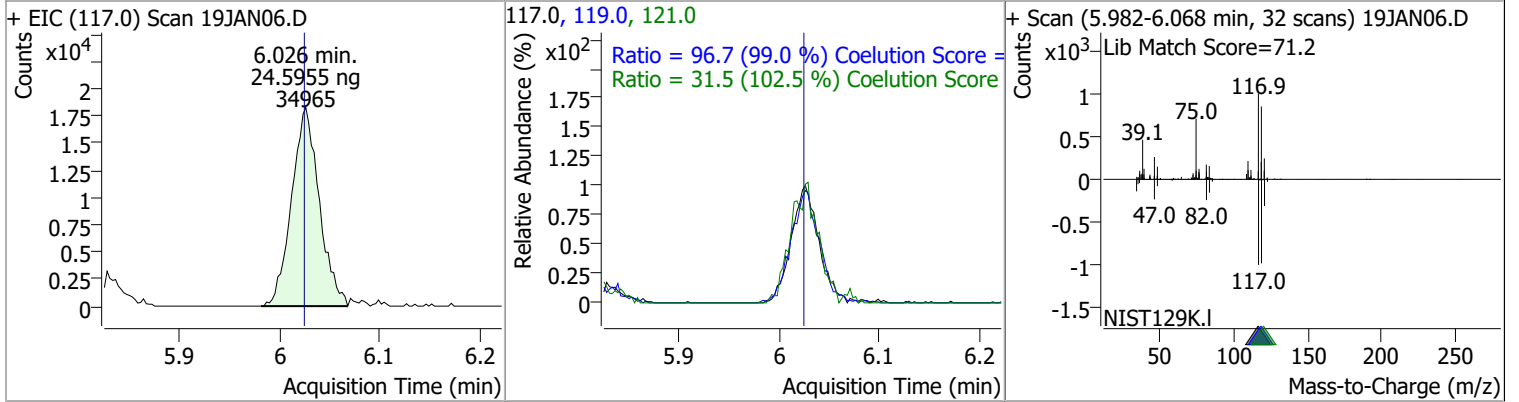
Compound	Conc.	RT	Dev(Min)	Resp.	QIon	QRatio	Lower	Upper
1,1,1-Trichloroethane	24.5919	5.83	0.00	36046	99.0	64.0	33.1	93.1
					61.0	49.6	19.1	79.1



Compound	Conc.	RT	Dev(Min)	Resp.	QIon	QRatio	Lower	Upper
Dibromofluoromethane	25.0179	5.85	0.00	19834	191.5	21.2	0.0	53.2

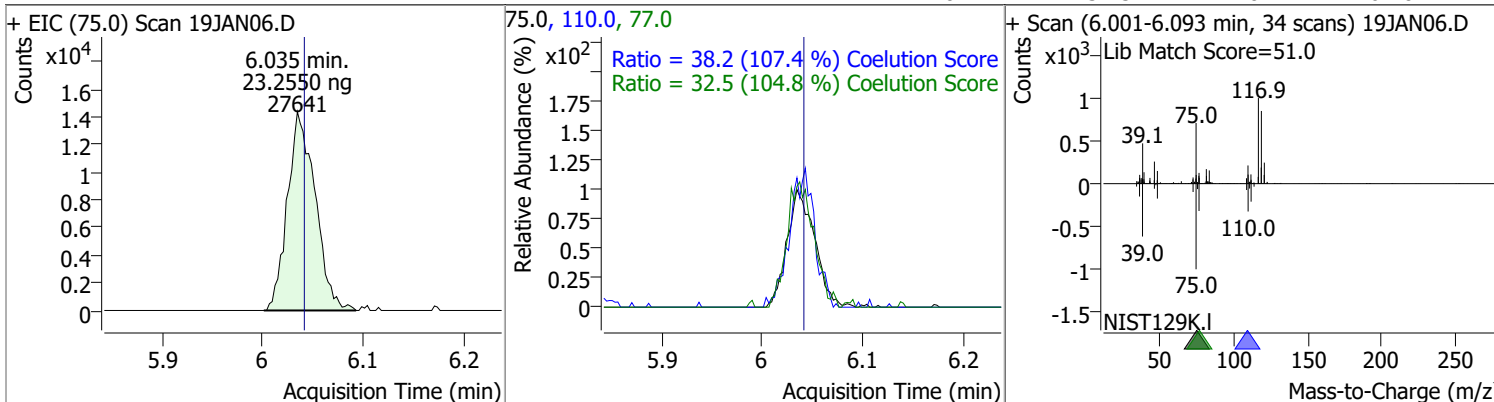


Compound	Conc.	RT	Dev(Min)	Resp.	QIon	QRatio	Lower	Upper
Carbon tetrachloride	24.5955	6.03	0.00	34965	119.0	96.7	67.6	127.6
					121.0	31.5	0.7	60.7

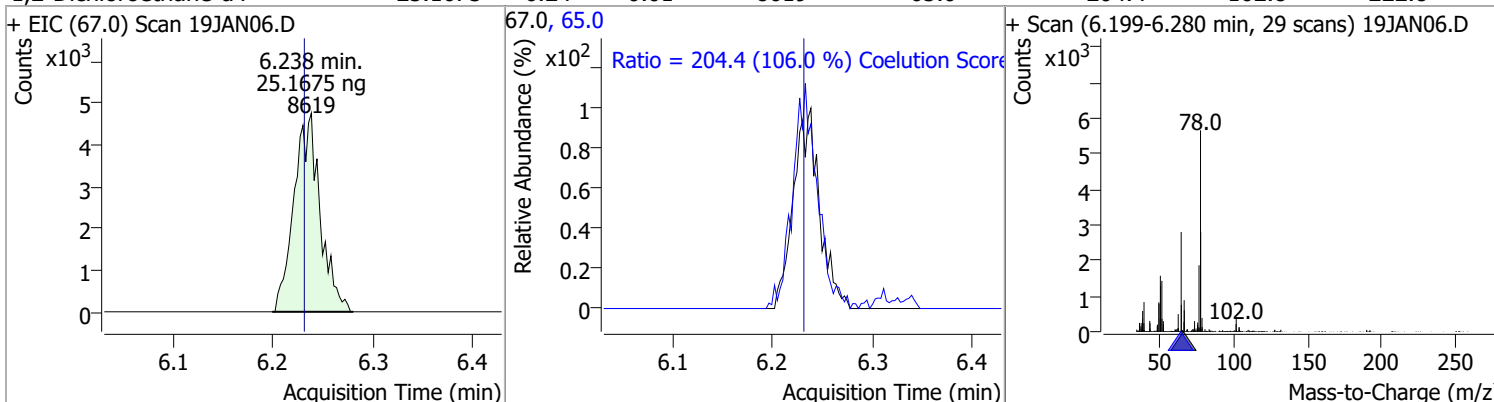


Quantitation Results Report (QT Reviewed)

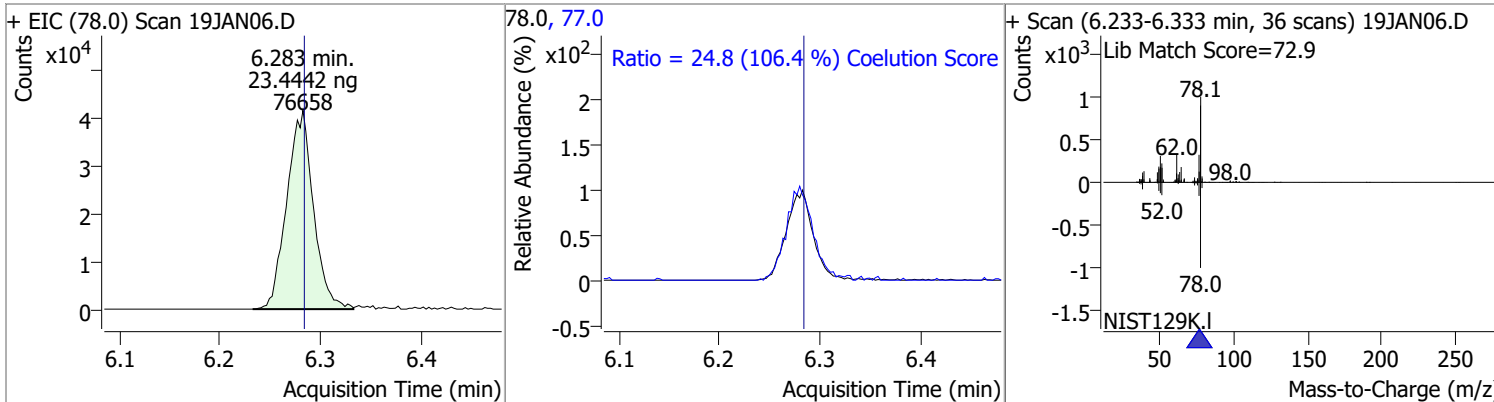
Compound	Conc.	RT	Dev(Min)	Resp.	QIon	QRatio	Lower	Upper
1,1-Dichloropropene	23.2550	6.03	-0.01	27641	110.0	38.2	5.6	65.6
					77.0	32.5	1.0	61.0



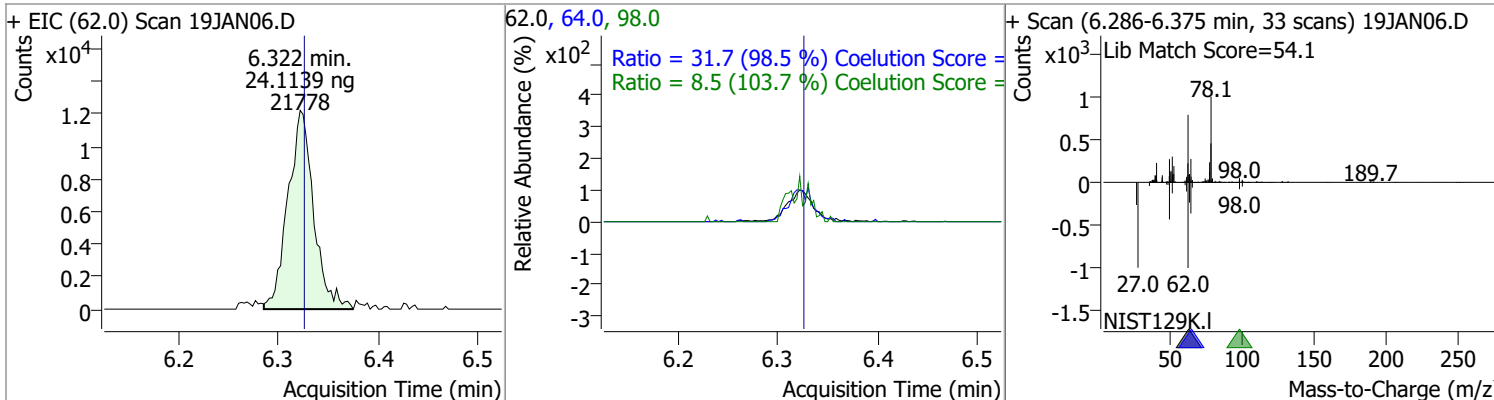
Compound	Conc.	RT	Dev(Min)	Resp.	QIon	QRatio	Lower	Upper
1,2-Dichloroethane-d4	25.1675	6.24	0.01	8619	65.0	204.4	162.8	222.8



Compound	Conc.	RT	Dev(Min)	Resp.	QIon	QRatio	Lower	Upper
Benzene	23.4442	6.28	0.00	76658	77.0	24.8	0.0	53.3

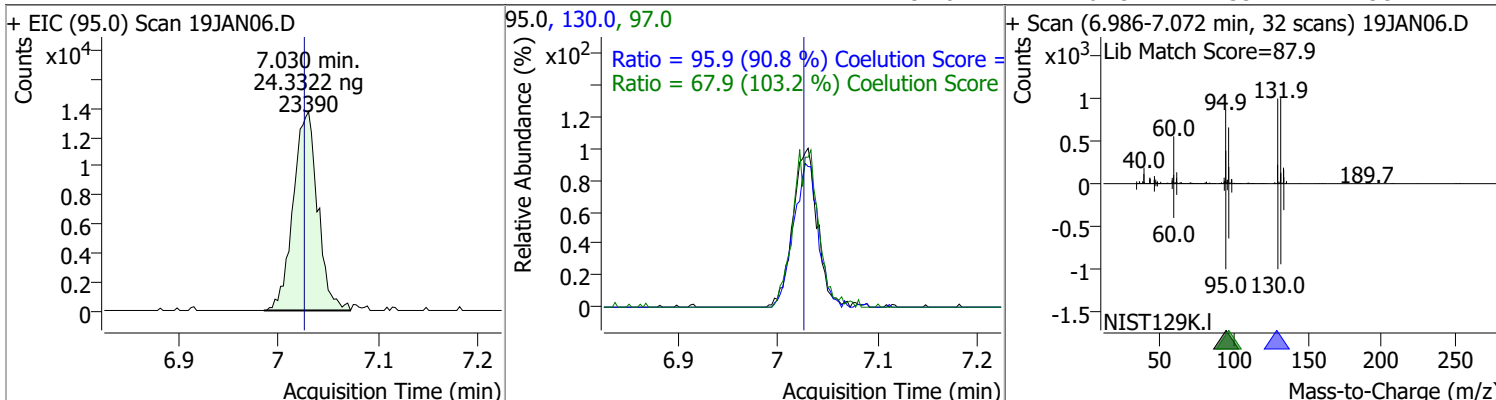


Compound	Conc.	RT	Dev(Min)	Resp.	QIon	QRatio	Lower	Upper
1,2-Dichloroethane	24.1139	6.32	0.00	21778	64.0	31.7	2.2	62.2
					98.0	8.5	0.0	38.2

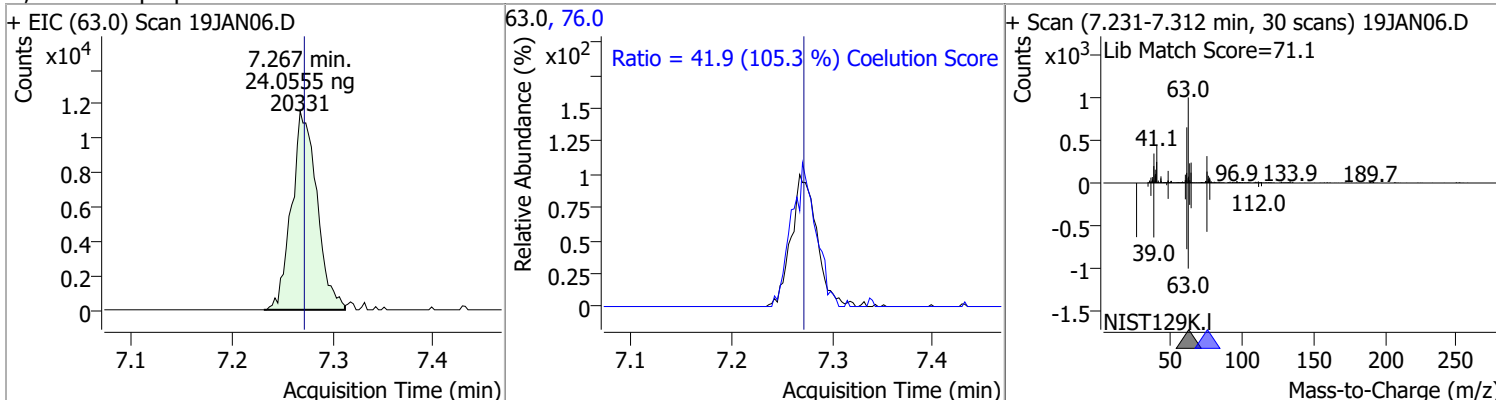


Quantitation Results Report (QT Reviewed)

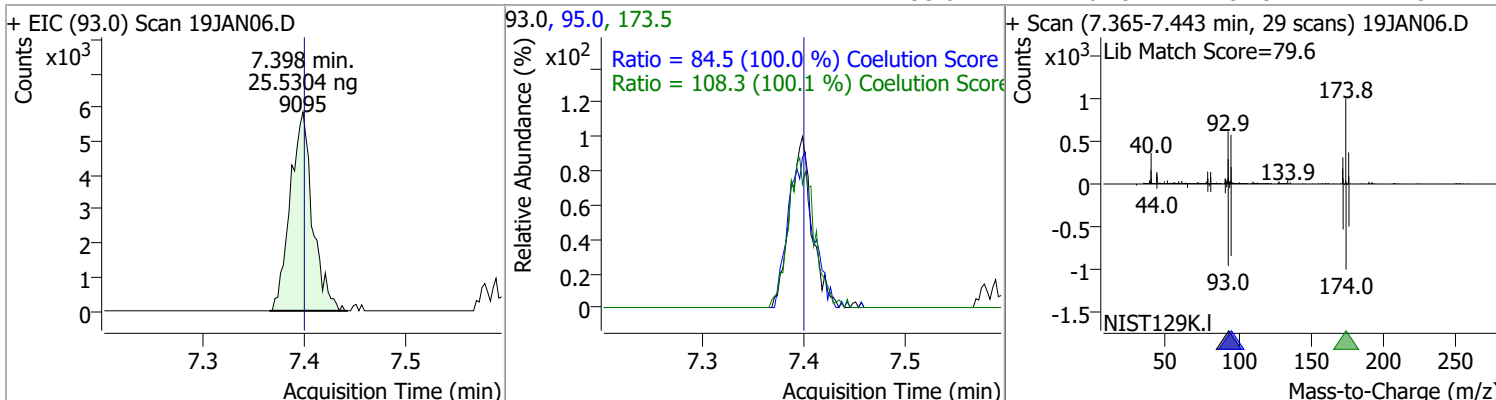
Compound	Conc.	RT	Dev(Min)	Resp.	QIon	QRatio	Lower	Upper
Trichloroethene	24.3322	7.03	0.01	23390	130.0	95.9	75.6	135.6
					97.0	67.9	35.7	95.7



Compound	Conc.	RT	Dev(Min)	Resp.	QIon	QRatio	Lower	Upper
1,2-Dichloropropane	24.0555	7.27	0.00	20331	76.0	41.9	9.8	69.8

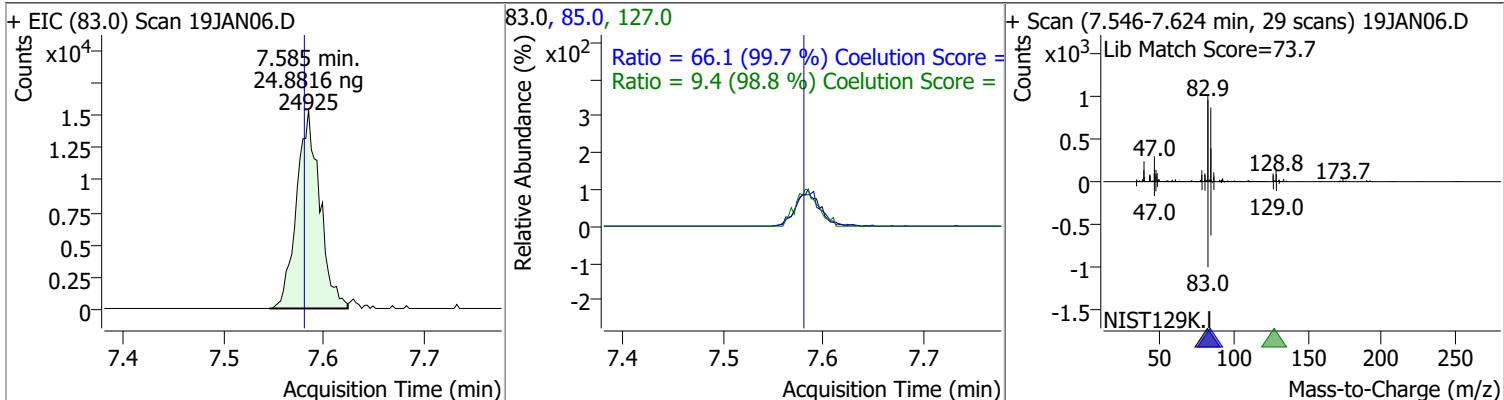


Compound	Conc.	RT	Dev(Min)	Resp.	QIon	QRatio	Lower	Upper
Dibromomethane	25.5304	7.40	0.00	9095	173.5	108.3	78.2	138.2
					95.0	84.5	54.5	114.5

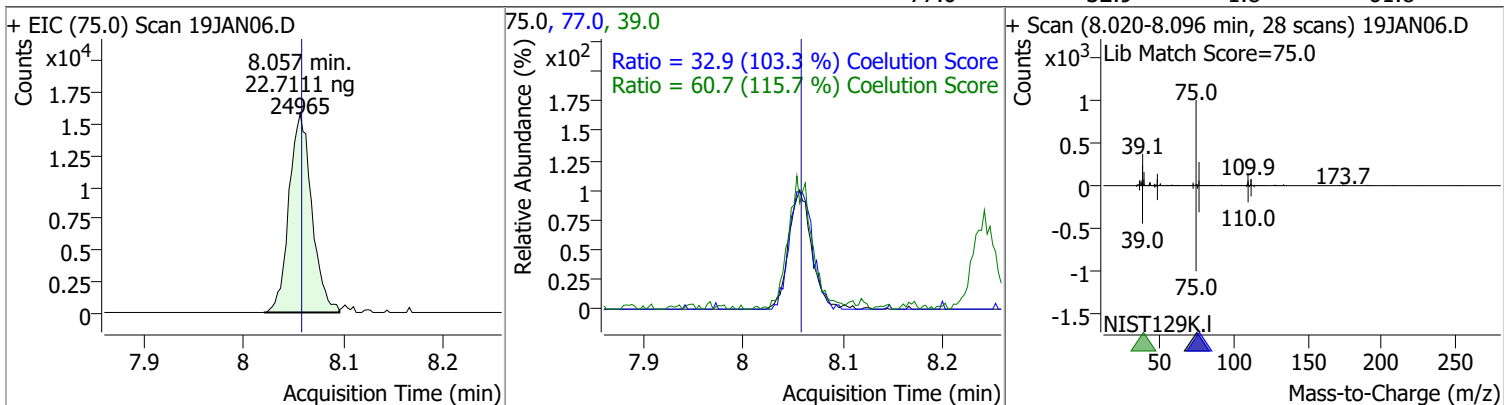


Quantitation Results Report (QT Reviewed)

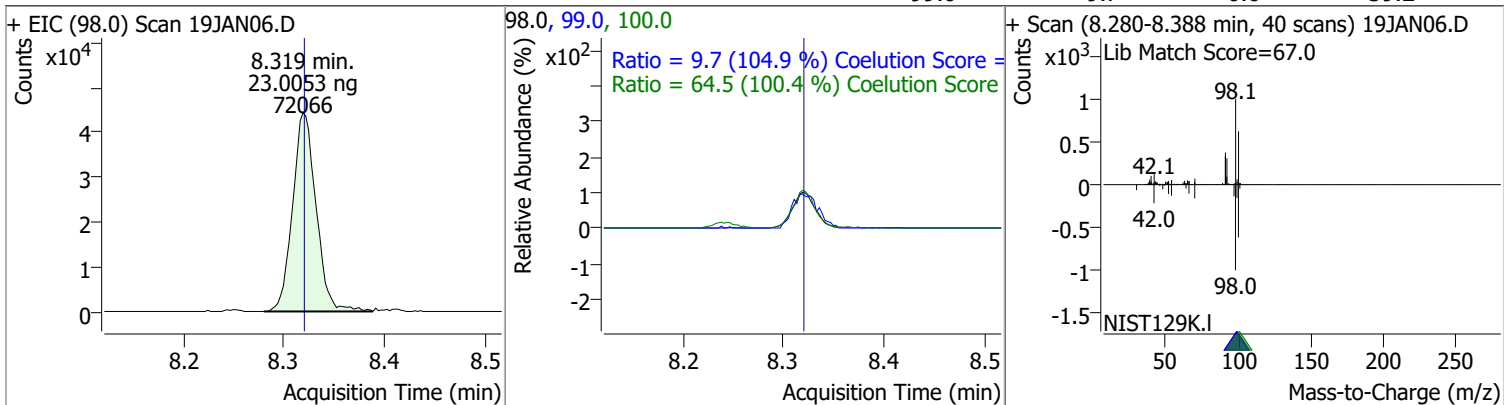
Compound	Conc.	RT	Dev(Min)	Resp.	QIon	QRatio	Lower	Upper
Bromodichloromethane	24.8816	7.59	0.01	24925	85.0	66.1	36.3	96.3
					127.0	9.4	0.0	39.5



Compound	Conc.	RT	Dev(Min)	Resp.	QIon	QRatio	Lower	Upper
cis-1,3-Dichloropropene	22.7111	8.06	0.00	24965	39.0	60.7	22.5	82.5
					77.0	32.9	1.8	61.8



Compound	Conc.	RT	Dev(Min)	Resp.	QIon	QRatio	Lower	Upper
Toluene-d8	23.0053	8.32	0.00	72066	100.0	64.5	34.3	94.3
					99.0	9.7	0.0	39.2

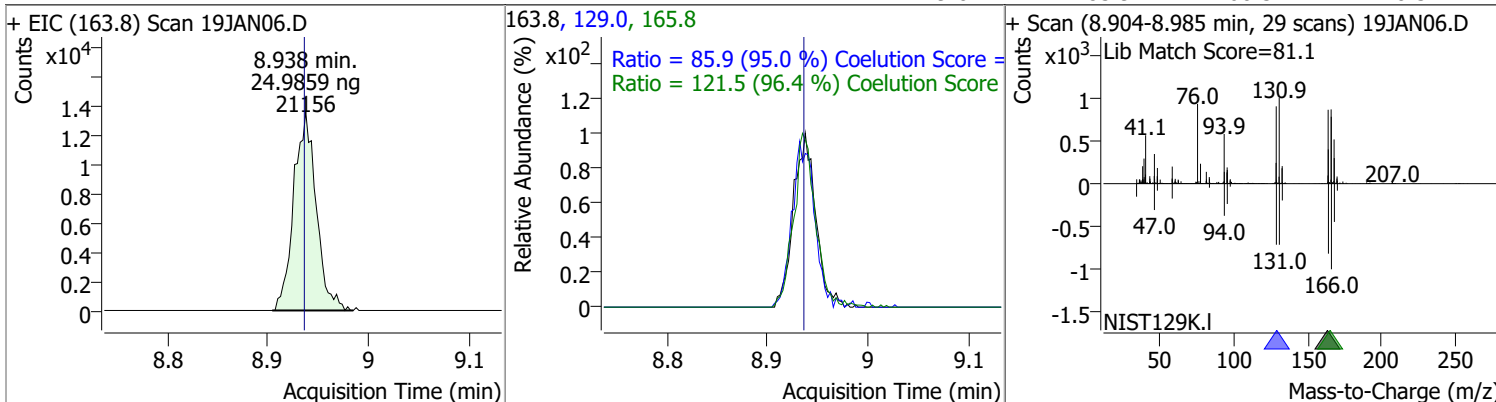


Quantitation Results Report (QT Reviewed)

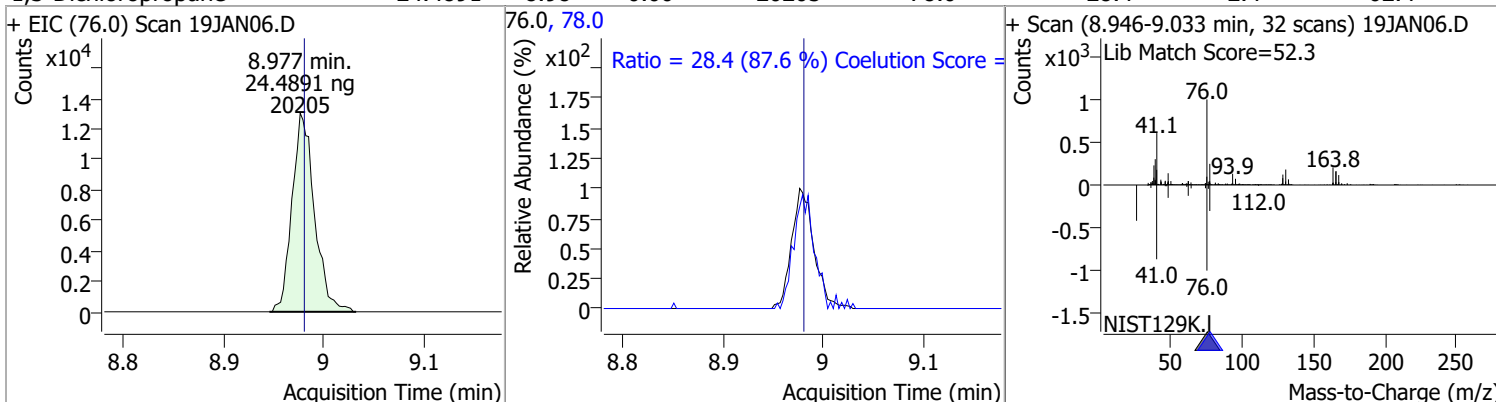
Compound	Conc.	RT	Dev(Min)	Resp.	QIon	QRatio	Lower	Upper
Toluene	23.1991	8.39	0.01	48441	91.0	175.3	144.1	204.1
+ EIC (92.0) Scan 19JAN06.D			92.0, 91.0			+ Scan (8.349-8.452 min, 37 scans) 19JAN06.D		
trans-1,3-Dichloropropene	23.2136	8.64	0.00	18613	39.0	56.3	23.0	83.0
+ EIC (75.0) Scan 19JAN06.D			75.0, 77.0, 39.0			+ Scan (8.606-8.684 min, 29 scans) 19JAN06.D		
1,1,2-Trichloroethane	23.9876	8.82	0.00	9780	97.0	117.5	80.7	140.7
+ EIC (83.0) Scan 19JAN06.D			83.0, 97.0, 85.0			+ Scan (8.784-8.854 min, 25 scans) 19JAN06.D		

Quantitation Results Report (QT Reviewed)

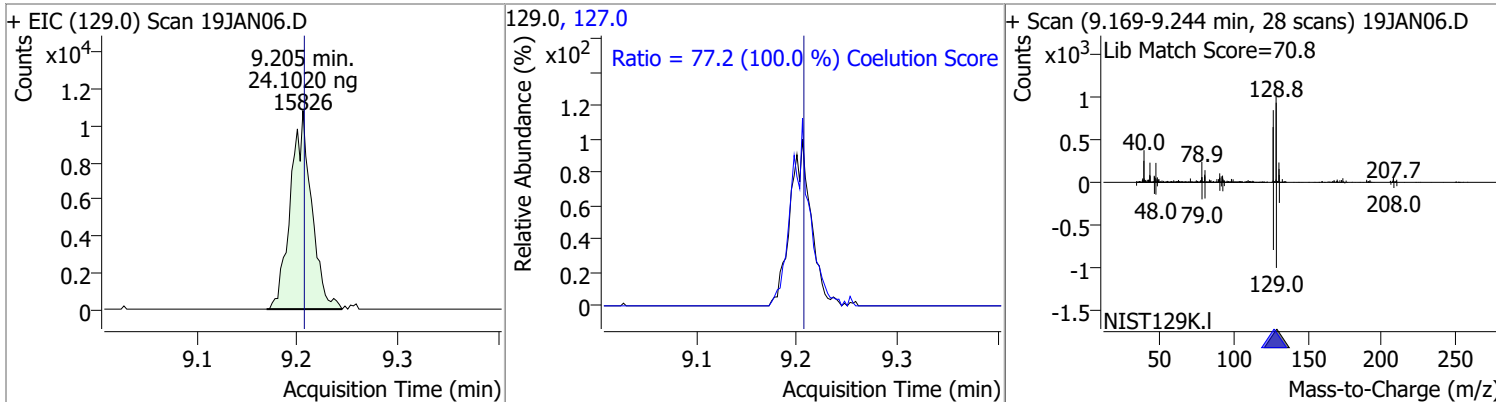
Compound	Conc.	RT	Dev(Min)	Resp.	QIon	QRatio	Lower	Upper
Tetrachloroethene	24.9859	8.94	0.00	21156	165.8	121.5	96.1	156.1
					129.0	85.9	60.5	120.5



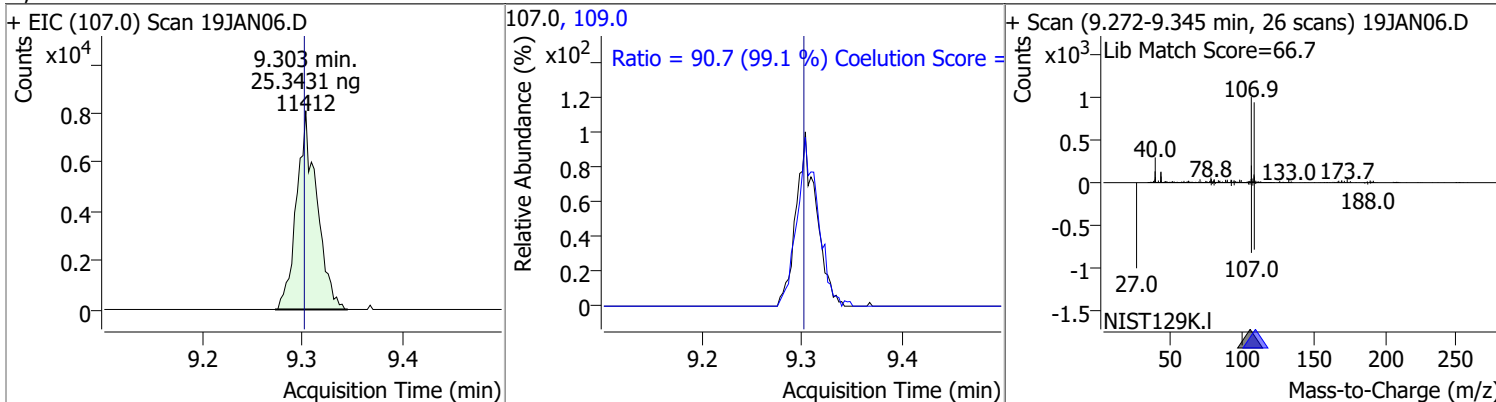
Compound	Conc.	RT	Dev(Min)	Resp.	QIon	QRatio	Lower	Upper
1,3-Dichloropropane	24.4891	8.98	0.00	20205	78.0	28.4	2.4	62.4



Compound	Conc.	RT	Dev(Min)	Resp.	QIon	QRatio	Lower	Upper
Chlorodibromomethane	24.1020	9.21	0.00	15826	127.0	77.2	47.2	107.2



Compound	Conc.	RT	Dev(Min)	Resp.	QIon	QRatio	Lower	Upper
1,2-Dibromoethane	25.3431	9.30	0.00	11412	109.0	90.7	61.5	121.5

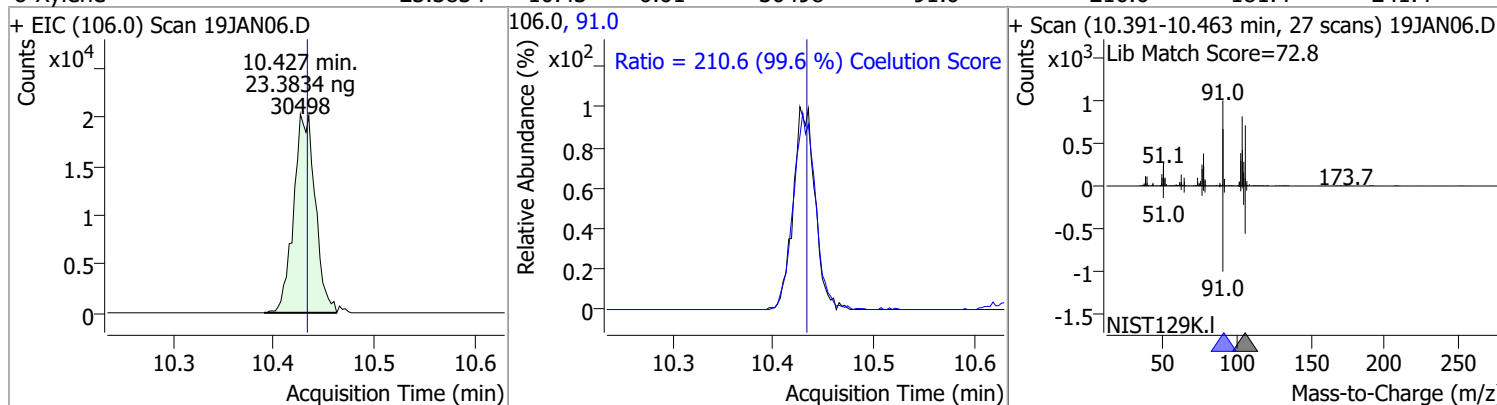


Quantitation Results Report (QT Reviewed)

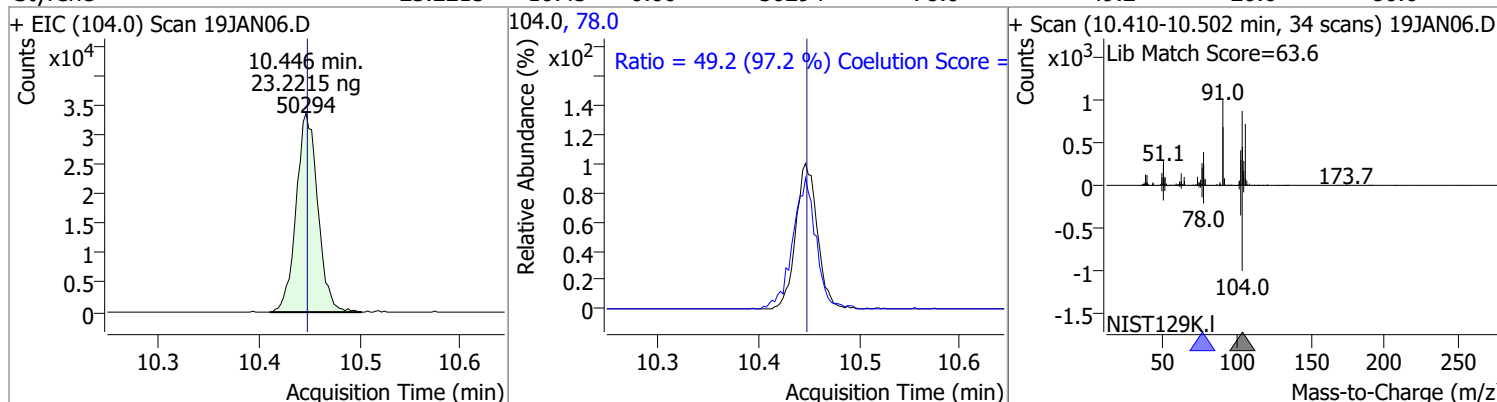
Compound	Conc.	RT	Dev(Min)	Resp.	QIon	QRatio	Lower	Upper
Chlorobenzene	24.3040	9.80	0.00	55632	114.0	33.6	2.2	62.2
+ EIC (112.0) Scan 19JAN06.D			112.0, 114.0			+ Scan (9.763-9.852 min, 32 scans) 19JAN06.D		
			Ratio = 33.6 (104.4 %) Coelution Score					
1,1,1,2-Tetrachloroethane	24.2998	9.89	0.00	19516	133.0	95.4	65.3	125.3
+ EIC (131.0) Scan 19JAN06.D			131.0, 133.0			+ Scan (9.858-9.922 min, 24 scans) 19JAN06.D		
			Ratio = 95.4 (100.1 %) Coelution Score					
Ethylbenzene	24.0921	9.92	0.00	91590	106.0	31.1	1.7	61.7
+ EIC (91.0) Scan 19JAN06.D			91.0, 106.0			+ Scan (9.883-9.989 min, 39 scans) 19JAN06.D		
			Ratio = 31.1 (98.2 %) Coelution Score					
m+p-Xylenes	47.5617	10.04	0.00	71705	91.0	198.2	170.7	230.7
+ EIC (106.0) Scan 19JAN06.D			106.0, 91.0			+ Scan (10.000-10.089 min, 33 scans) 19JAN06.D		
			Ratio = 198.2 (98.8 %) Coelution Score					

Quantitation Results Report (QT Reviewed)

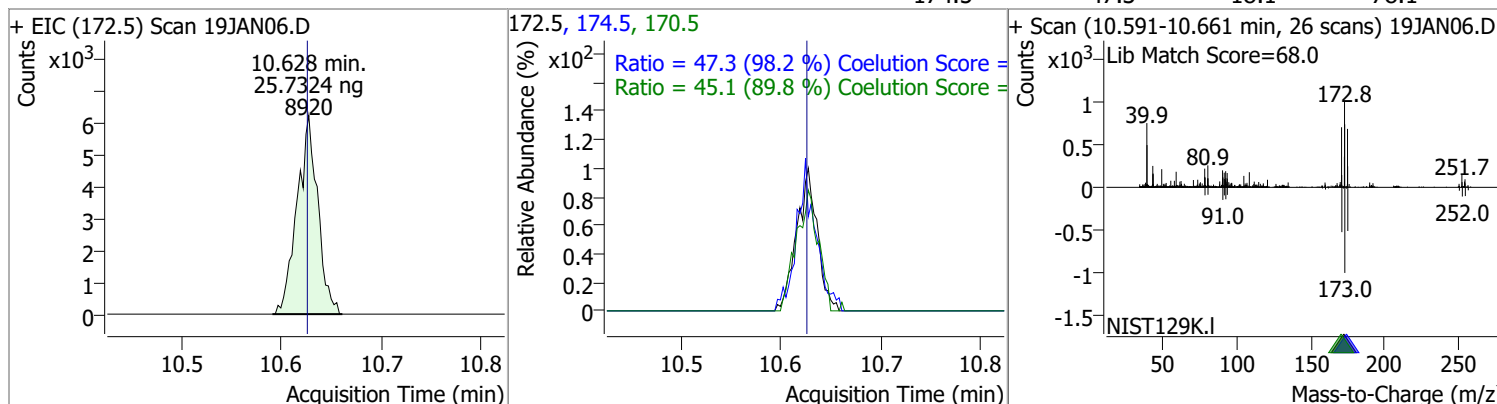
Compound	Conc.	RT	Dev(Min)	Resp.	QIon	QRatio	Lower	Upper
o-Xylene	23.3834	10.43	-0.01	30498	91.0	210.6	181.4	241.4



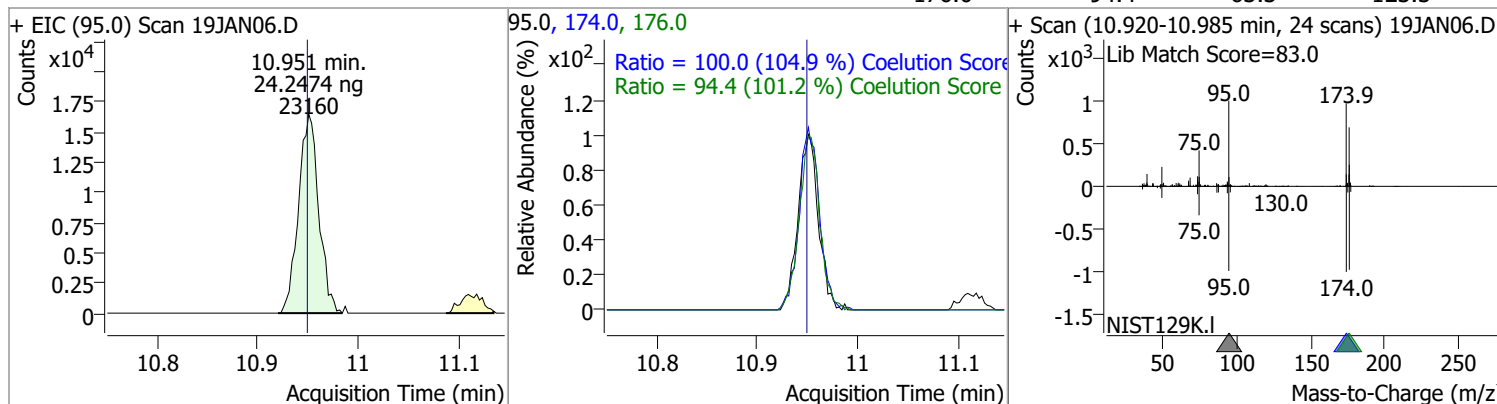
Compound	Conc.	RT	Dev(Min)	Resp.	QIon	QRatio	Lower	Upper
Styrene	23.2215	10.45	0.00	50294	78.0	49.2	20.6	80.6



Compound	Conc.	RT	Dev(Min)	Resp.	QIon	QRatio	Lower	Upper
Bromoform	25.7324	10.63	0.00	8920	170.5	45.1	20.3	80.3
					174.5	47.3	18.1	78.1

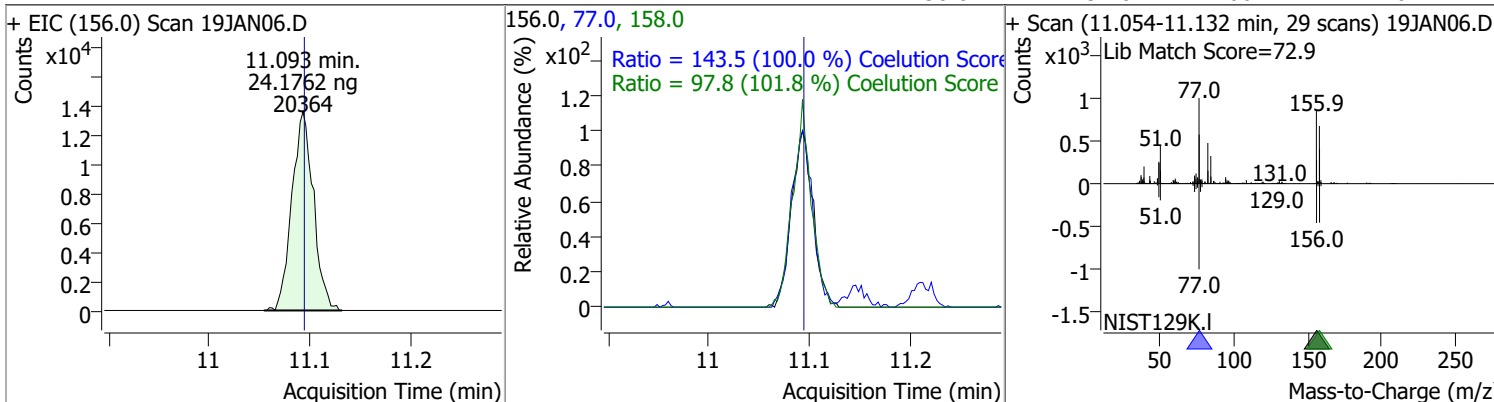


Compound	Conc.	RT	Dev(Min)	Resp.	QIon	QRatio	Lower	Upper
p-Bromofluorobenzene	24.2474	10.95	0.00	23160	174.0	100.0	65.3	125.3
					176.0	94.4	63.3	123.3

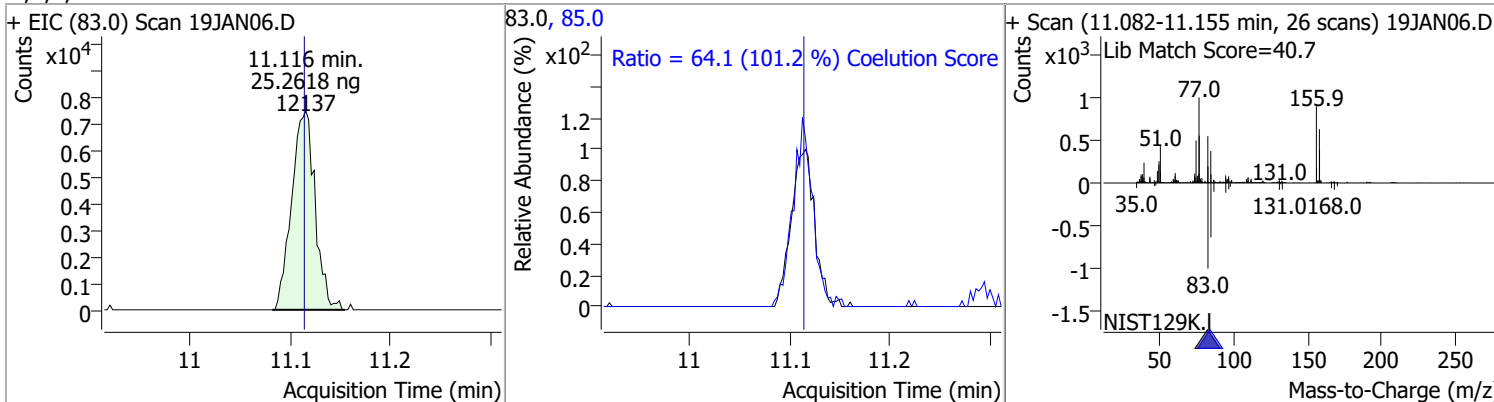


Quantitation Results Report (QT Reviewed)

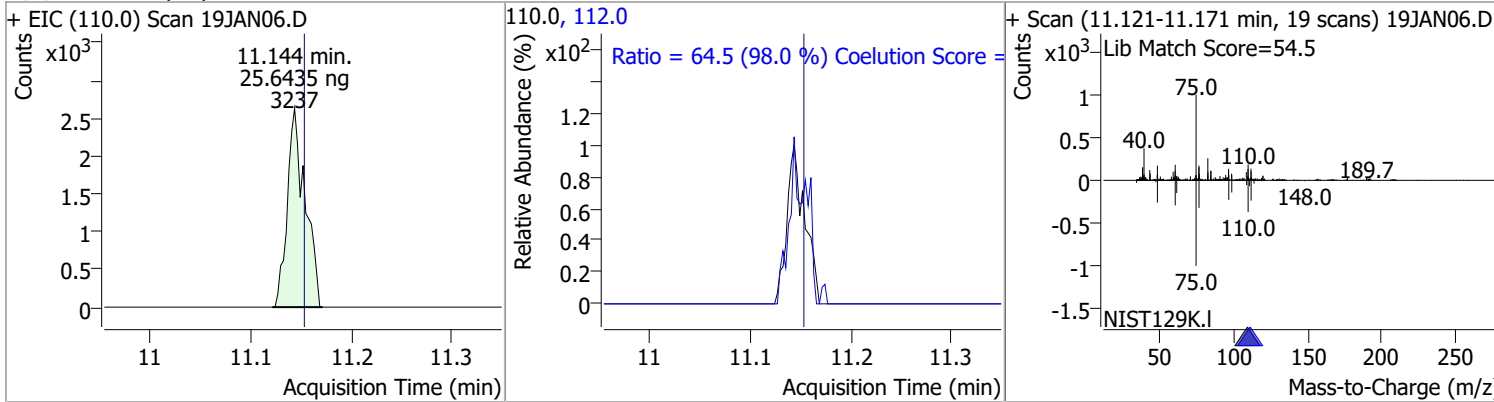
Compound	Conc.	RT	Dev(Min)	Resp.	QIon	QRatio	Lower	Upper
Bromobenzene	24.1762	11.09	0.00	20364	77.0	143.5	113.5	173.5
					158.0	97.8	66.1	126.1



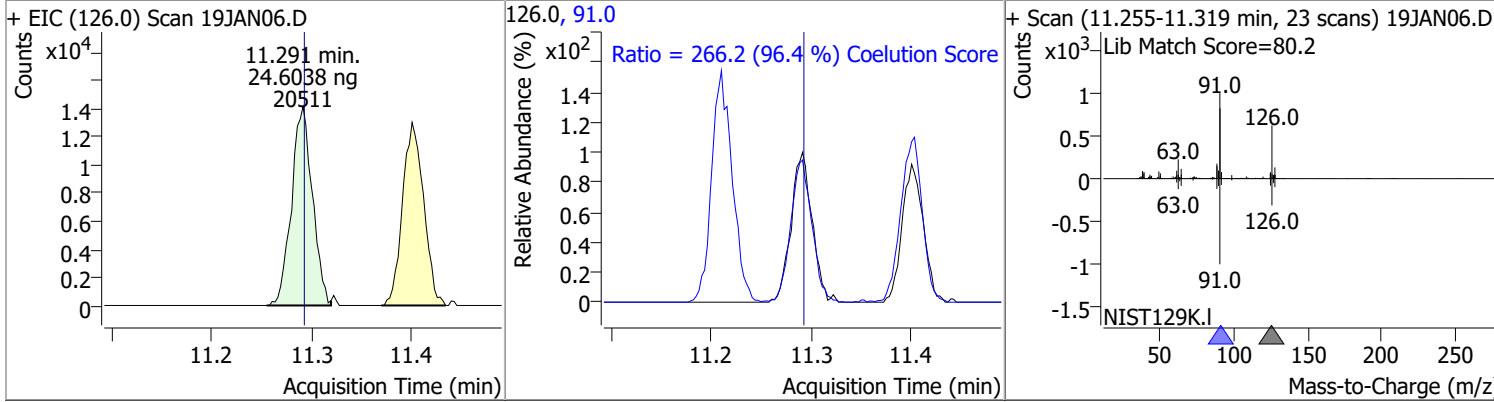
Compound	Conc.	RT	Dev(Min)	Resp.	QIon	QRatio	Lower	Upper
1,1,2,2-Tetrachloroethane	25.2618	11.12	0.00	12137	85.0	64.1	33.3	93.3



Compound	Conc.	RT	Dev(Min)	Resp.	QIon	QRatio	Lower	Upper
1,2,3-Trichloropropane	25.6435	11.14	-0.01	3237	112.0	64.5	35.8	95.8

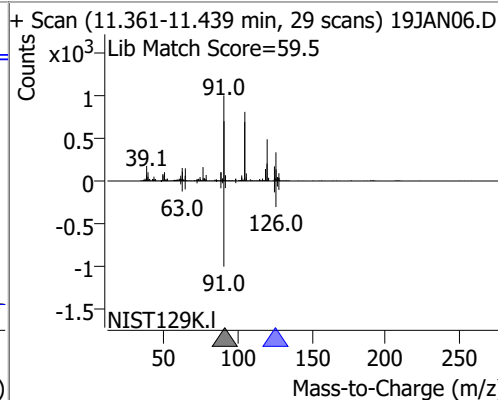
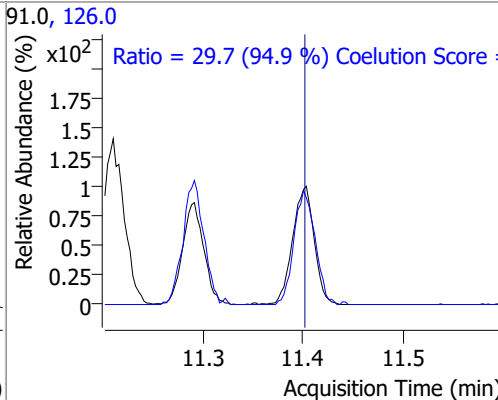
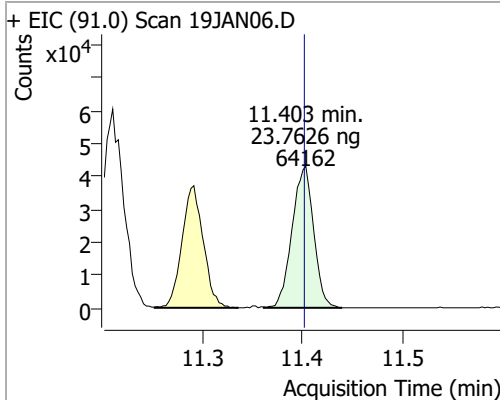


Compound	Conc.	RT	Dev(Min)	Resp.	QIon	QRatio	Lower	Upper
2-Chlorotoluene	24.6038	11.29	0.00	20511	91.0	266.2	246.2	306.2

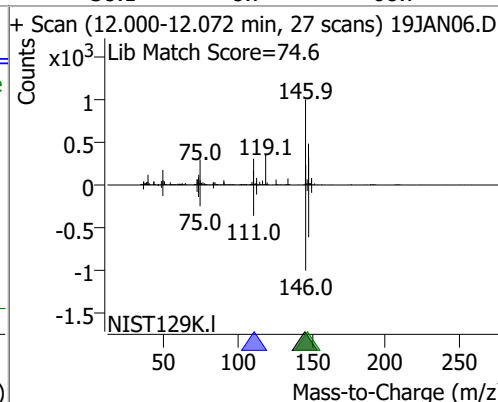
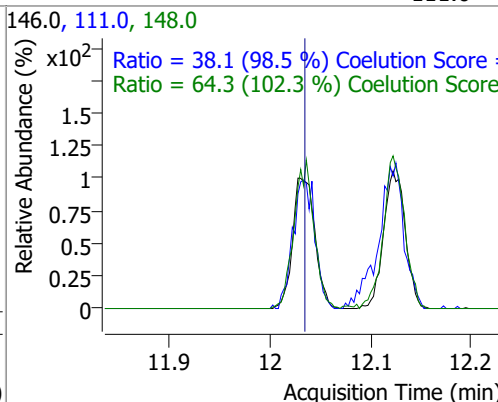
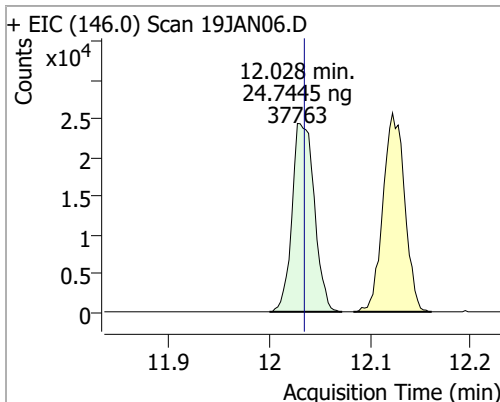


Quantitation Results Report (QT Reviewed)

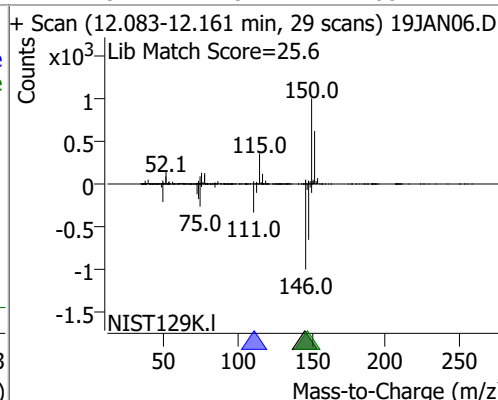
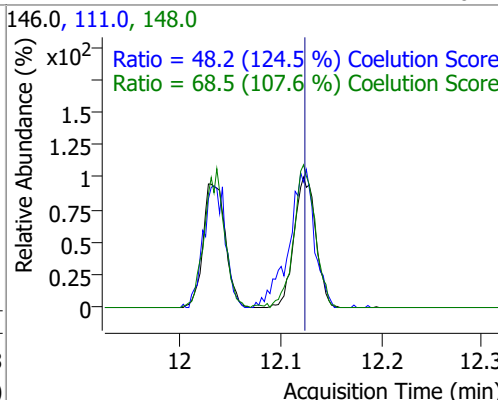
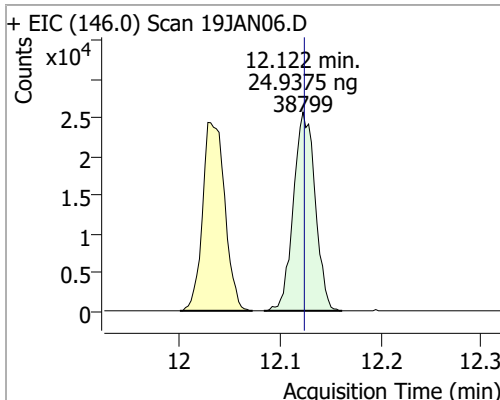
Compound	Conc.	RT	Dev(Min)	Resp.	QIon	QRatio	Lower	Upper
4-Chlorotoluene	23.7626	11.40	0.00	64162	126.0	29.7	1.3	61.3



Compound	Conc.	RT	Dev(Min)	Resp.	QIon	QRatio	Lower	Upper
1,3-Dichlorobenzene	24.7445	12.03	-0.01	37763	148.0	64.3	32.8	92.8
					111.0	38.1	8.7	68.7

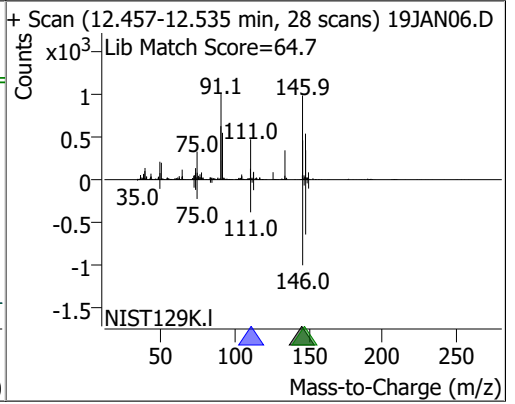
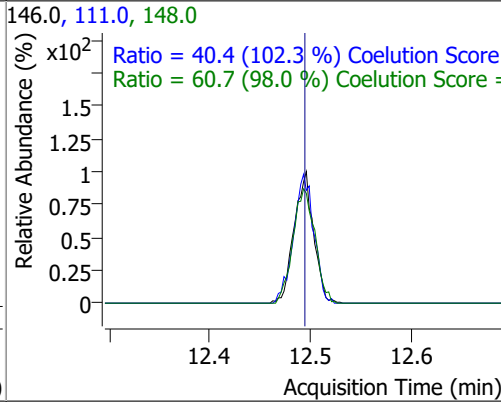
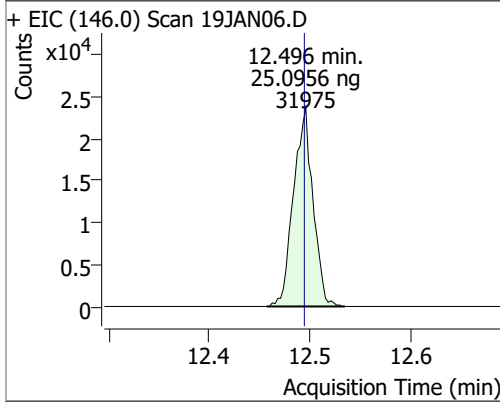


Compound	Conc.	RT	Dev(Min)	Resp.	QIon	QRatio	Lower	Upper
1,4-Dichlorobenzene	24.9375	12.12	0.00	38799	148.0	68.5	33.7	93.7
					111.0	48.2	8.7	68.7



Quantitation Results Report (QT Reviewed)

Compound	Conc.	RT	Dev(Min)	Resp.	QIon	QRatio	Lower	Upper
1,2-Dichlorobenzene	25.0956	12.50	0.00	31975	148.0	60.7	31.9	91.9
					111.0	40.4	9.5	69.5

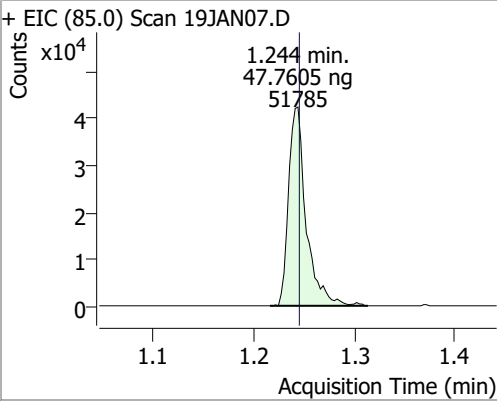
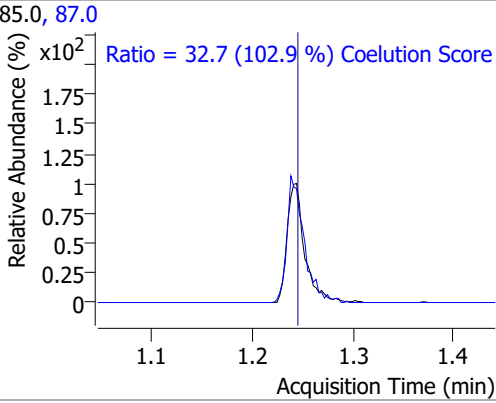
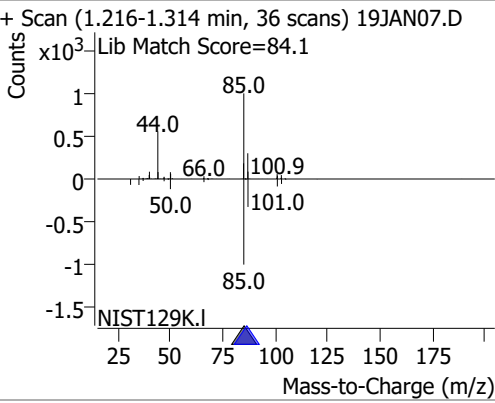
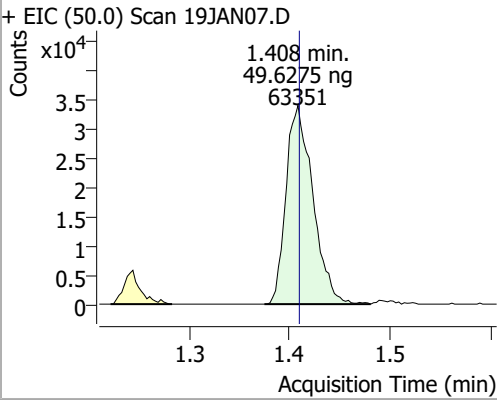
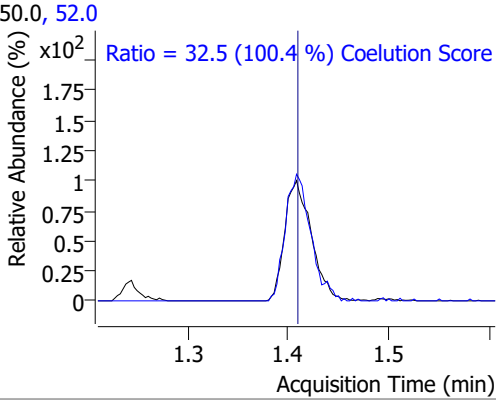
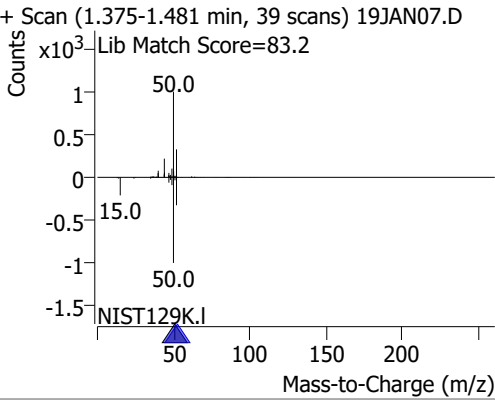
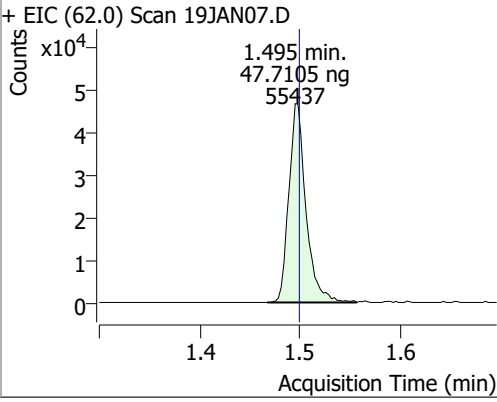
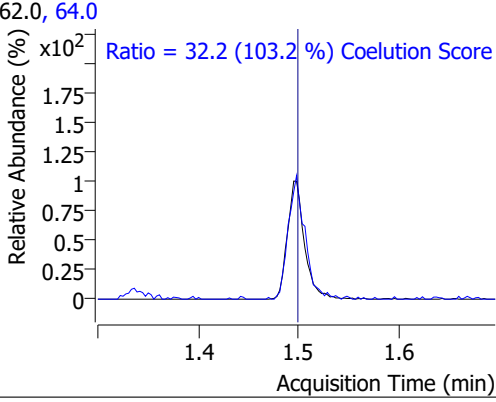
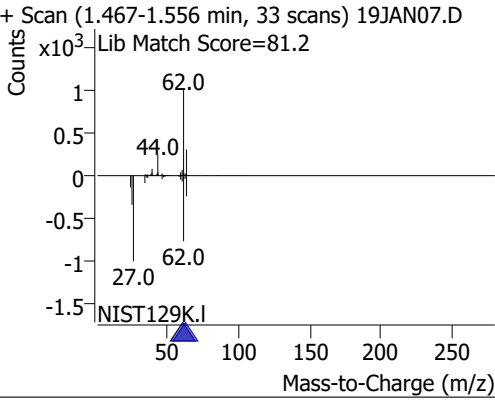
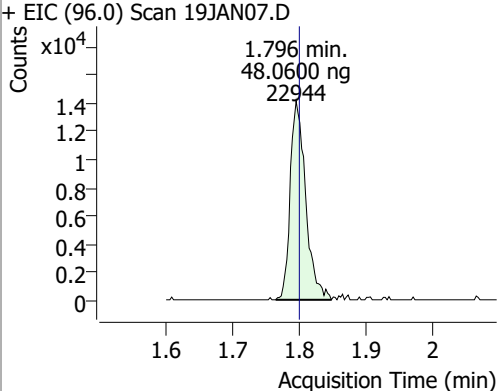
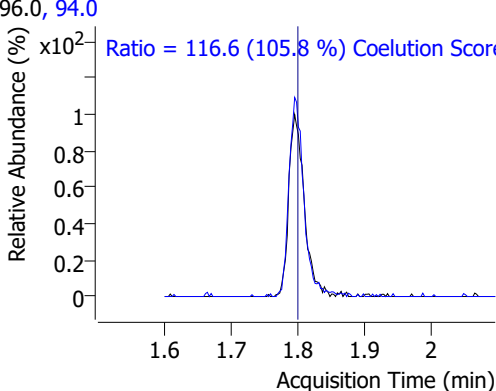
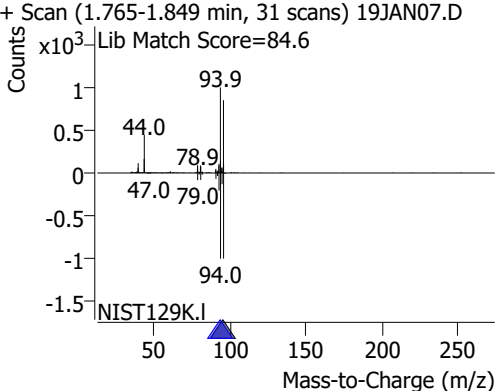


Quantitation Results Report (QT Reviewed)

Compound	RT	QIon	Resp.	Conc.	Units	Dev(Min)
T 1,1,1-Trichloroethane	5.834	97.0	69594	48.1944	ng	98
T Carbon tetrachloride	6.026	117.0	66332	47.3626	ng	98
T 1,1-Dichloropropene	6.038	75.0	52282	44.6484	ng	99
T Benzene	6.277	78.0	149512	46.4135	ng	99
T 1,2-Dichloroethane	6.322	62.0	43538	48.9336	ng	96
T Trichloroethene	7.030	95.0	44214	46.3149	ng	96
T 1,2-Dichloropropane	7.270	63.0	38730	46.1437	ng	100
T Dibromomethane	7.393	93.0	16899	47.7666	ng	98
T Bromodichloromethane	7.585	83.0	46426	46.6674	ng	99
T cis-1,3-Dichloropropene	8.059	75.0	47339	43.3645	ng	94
T Toluene	8.386	92.0	92615	44.6630	ng	98
T trans-1,3-Dichloropropene	8.637	75.0	36009	45.2216	ng	99
T 1,1,2-Trichloroethane	8.818	83.0	19237	47.5110	ng	90
T Tetrachloroethene	8.935	163.8	38749	46.0820	ng	98
T 1,3-Dichloropropane	8.977	76.0	38147	46.5568	ng	98
T Chlorodibromomethane	9.203	129.0	30000	46.0058	ng	99
T 1,2-Dibromoethane	9.303	107.0	20667	46.2152	ng	93
T Chlorobenzene	9.802	112.0	106223	46.7283	ng	98
T 1,1,1,2-Tetrachloroethane	9.889	131.0	37389	46.8776	ng	96
T Ethylbenzene	9.919	91.0	171854	44.7337	ng	99
T m+p-Xylenes	10.039	106.0	136806	89.3329	ng	99
T o-Xylene	10.433	106.0	58814	44.2320	ng	96
T Styrene	10.446	104.0	97810	44.2974	ng	100
T Bromoform	10.628	172.5	16290	46.2317	ng	98
T Bromobenzene	11.093	156.0	39639	46.2967	ng	97
T 1,1,2,2-Tetrachloroethane	11.113	83.0	24493	50.1531	ng	98
T 1,2,3-Trichloropropane	11.149	110.0	6147	47.9073	ng	97
T 2-Chlorotoluene	11.291	126.0	37139	43.8276	ng	93
T 4-Chlorotoluene	11.400	91.0	125553	45.7452	ng	100
T 1,3-Dichlorobenzene	12.033	146.0	73221	47.2010	ng	97
T 1,4-Dichlorobenzene	12.122	146.0	72168	45.6332	ng	97
T 1,2-Dichlorobenzene	12.493	146.0	59208	45.7163	ng	96

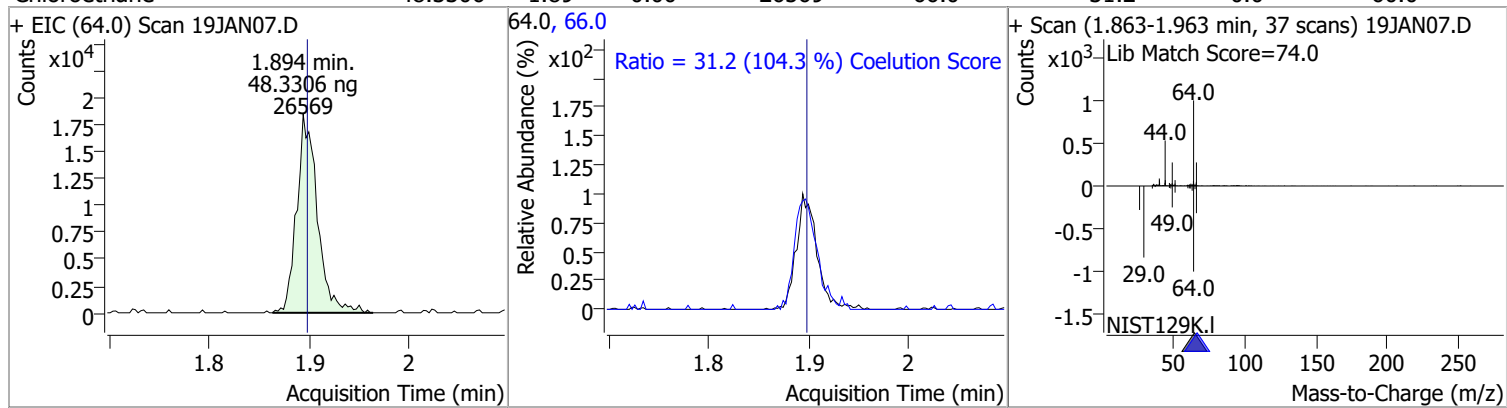
(#) = Qualifier Out of Range; (m) = Manual Integration; (+) = Area Summed; (*) = Surrogate Percent Recovery Out of Range; (d): Zeroed Peak

Quantitation Results Report (QT Reviewed)

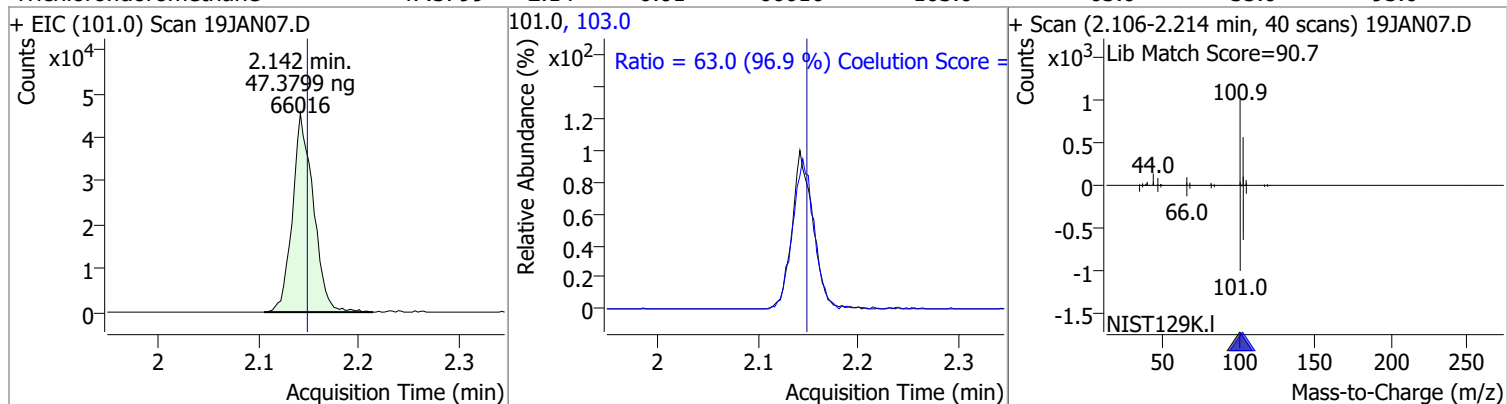
Compound	Conc.	RT	Dev(Min)	Resp.	QIon	QRatio	Lower	Upper
Dichlorodifluoromethane	47.7605	1.24	0.00	51785	87.0	32.7	1.8	61.8
+ EIC (85.0) Scan 19JAN07.D 			85.0, 87.0 			+ Scan (1.216-1.314 min, 36 scans) 19JAN07.D Lib Match Score=84.1 		
Chloromethane	49.6275	1.41	0.00	63351	52.0	32.5	2.4	62.4
+ EIC (50.0) Scan 19JAN07.D 			50.0, 52.0 			+ Scan (1.375-1.481 min, 39 scans) 19JAN07.D Lib Match Score=83.2 		
Vinyl chloride	47.7105	1.49	0.00	55437	64.0	32.2	1.3	61.3
+ EIC (62.0) Scan 19JAN07.D 			62.0, 64.0 			+ Scan (1.467-1.556 min, 33 scans) 19JAN07.D Lib Match Score=81.2 		
Bromomethane	48.0600	1.80	0.00	22944	94.0	116.6	80.1	140.1
+ EIC (96.0) Scan 19JAN07.D 			96.0, 94.0 			+ Scan (1.765-1.849 min, 31 scans) 19JAN07.D Lib Match Score=84.6 		

Quantitation Results Report (QT Reviewed)

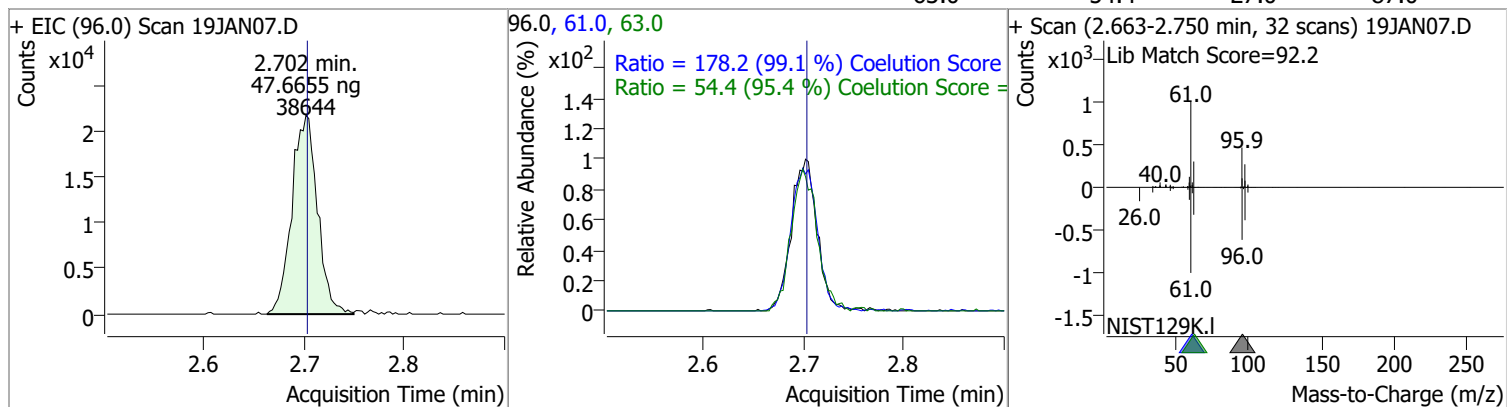
Compound	Conc.	RT	Dev(Min)	Resp.	QIon	QRatio	Lower	Upper
Chloroethane	48.3306	1.89	0.00	26569	66.0	31.2	0.0	60.0



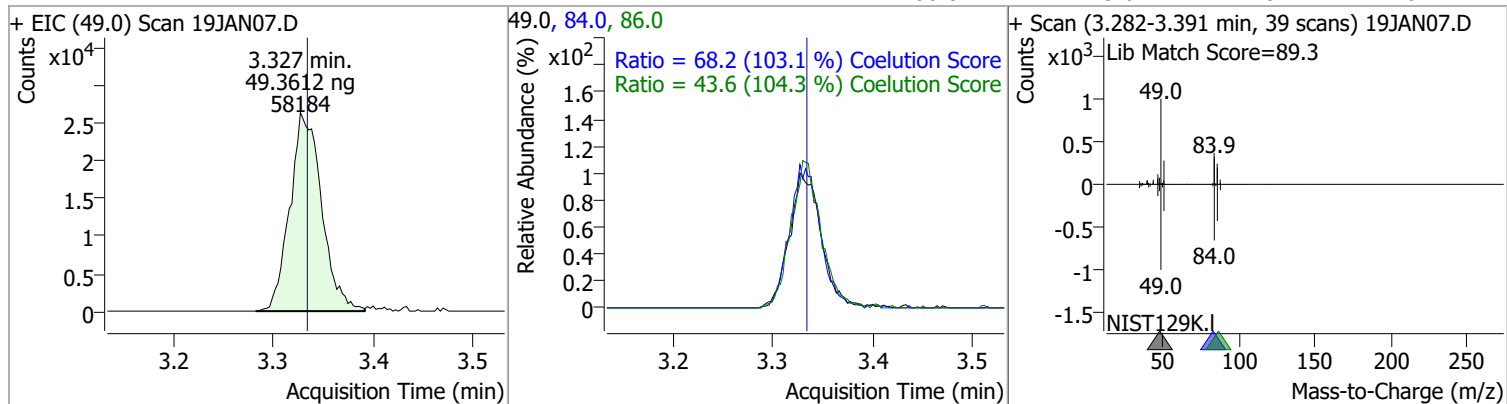
Compound	Conc.	RT	Dev(Min)	Resp.	QIon	QRatio	Lower	Upper
Trichlorofluoromethane	47.3799	2.14	-0.01	66016	103.0	63.0	35.0	95.0



Compound	Conc.	RT	Dev(Min)	Resp.	QIon	QRatio	Lower	Upper
1,1-Dichloroethene	47.6655	2.70	0.00	38644	61.0	178.2	149.9	209.9
					63.0	54.4	27.0	87.0

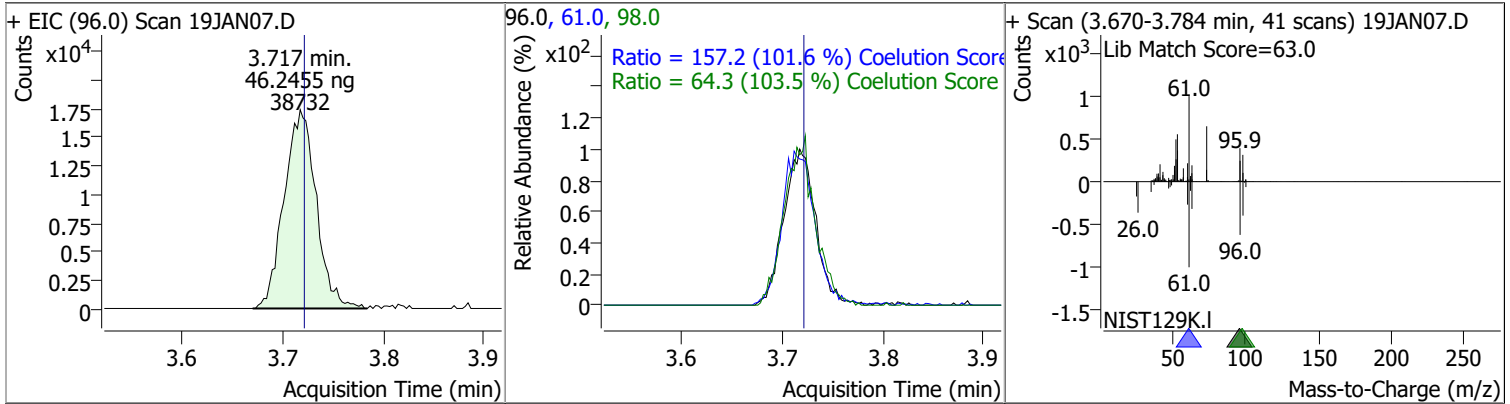


Compound	Conc.	RT	Dev(Min)	Resp.	QIon	QRatio	Lower	Upper
Methylene chloride	49.3612	3.33	-0.01	58184	84.0	68.2	36.1	96.1
					86.0	43.6	11.8	71.8

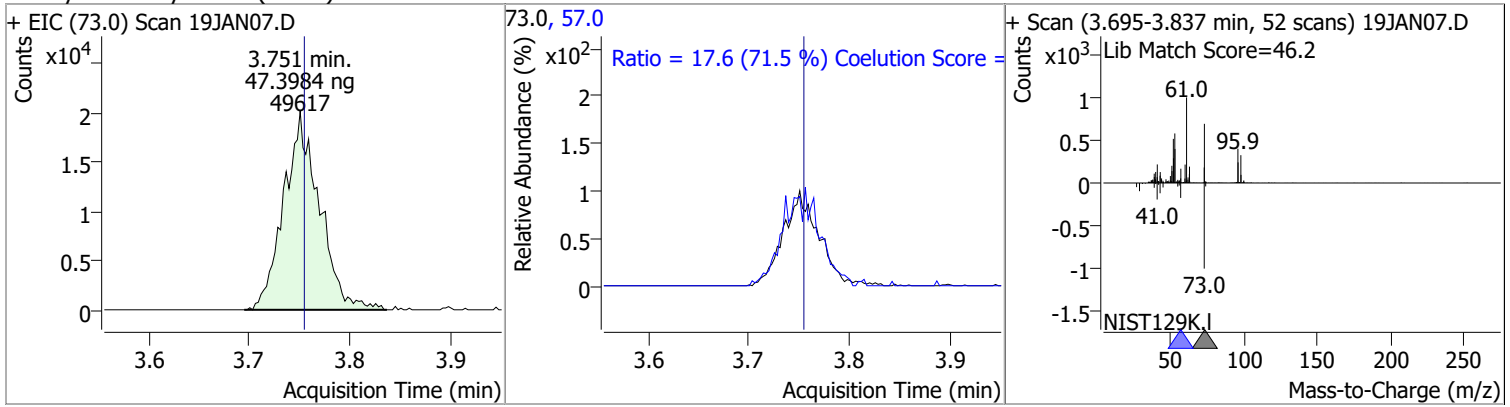


Quantitation Results Report (QT Reviewed)

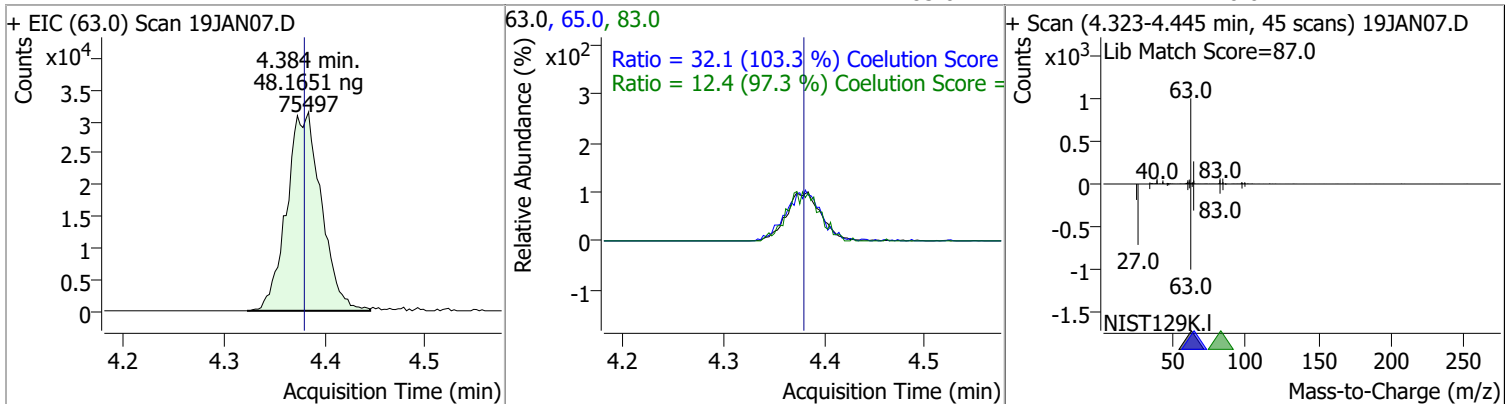
Compound	Conc.	RT	Dev(Min)	Resp.	QIon	QRatio	Lower	Upper
trans-1,2-Dichloroethene	46.2455	3.72	0.00	38732	61.0	157.2	124.8	184.8
					98.0	64.3	32.1	92.1



Compound	Conc.	RT	Dev(Min)	Resp.	QIon	QRatio	Lower	Upper
Methyl tert-butyl ether (MTBE)	47.3984	3.75	0.00	49617	57.0	17.6	0.0	54.6

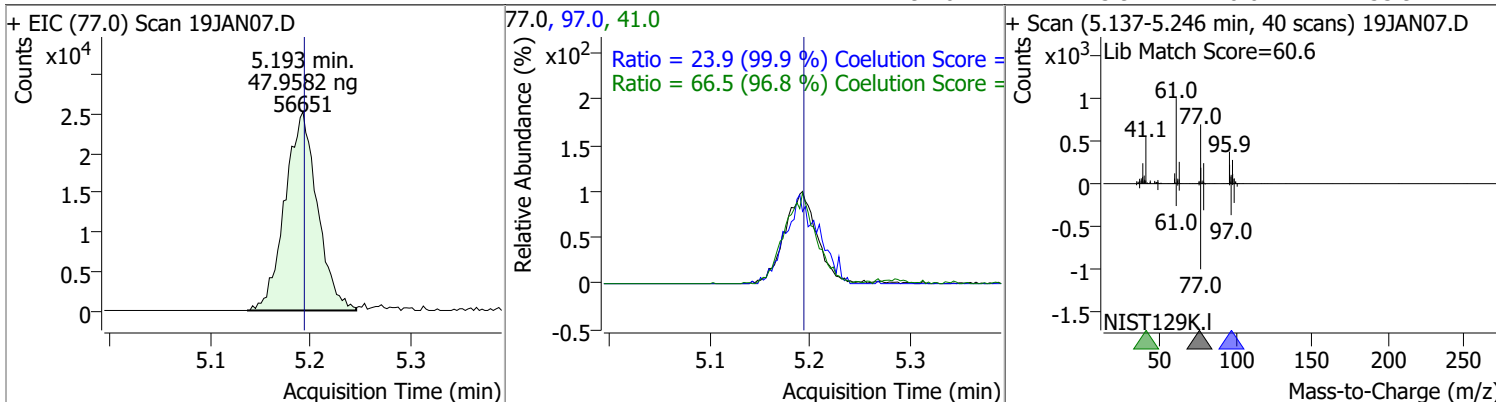


Compound	Conc.	RT	Dev(Min)	Resp.	QIon	QRatio	Lower	Upper
1,1-Dichloroethane	48.1651	4.38	0.01	75497	65.0	32.1	1.0	61.0
					83.0	12.4	0.0	42.7

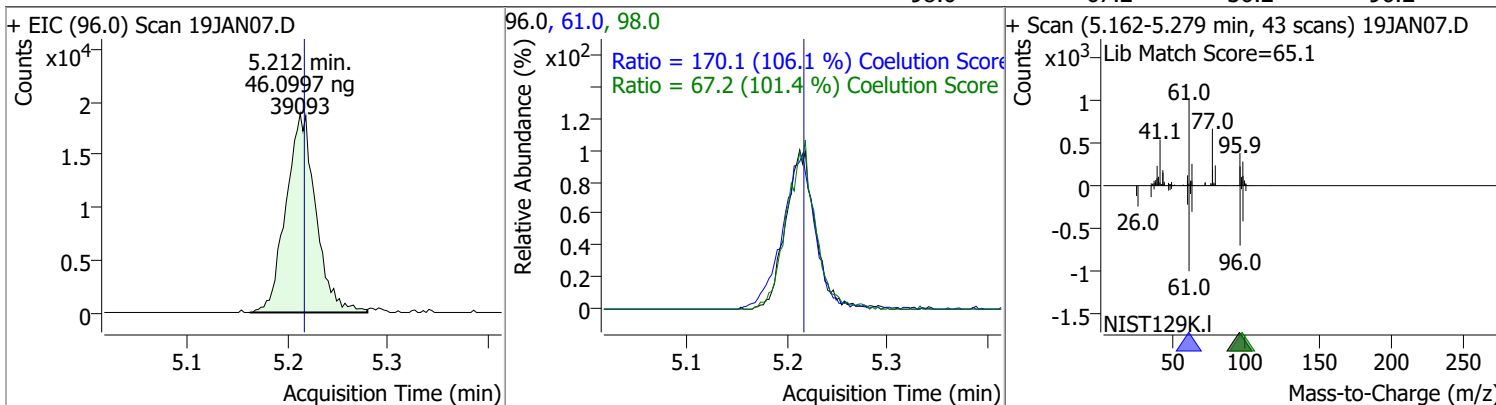


Quantitation Results Report (QT Reviewed)

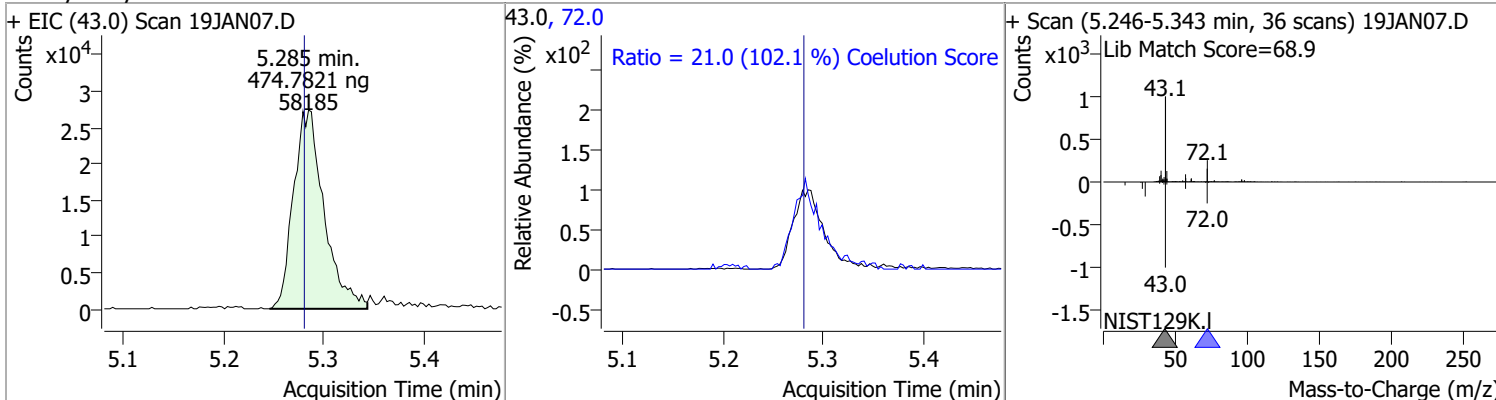
Compound	Conc.	RT	Dev(Min)	Resp.	QIon	QRatio	Lower	Upper
2,2-Dichloropropane	47.9582	5.19	0.00	56651	41.0	66.5	38.8	98.8
					97.0	23.9	0.0	53.9



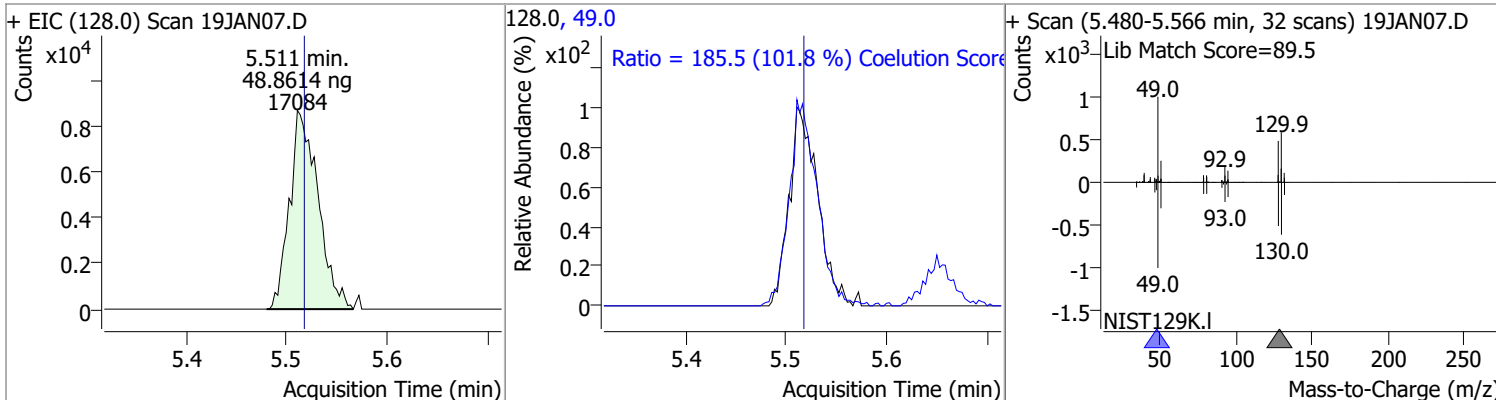
Compound	Conc.	RT	Dev(Min)	Resp.	QIon	QRatio	Lower	Upper
cis-1,2-Dichloroethene	46.0997	5.21	0.00	39093	61.0	170.1	130.4	190.4
					98.0	67.2	36.2	96.2



Compound	Conc.	RT	Dev(Min)	Resp.	QIon	QRatio	Lower	Upper
Methyl ethyl ketone	474.7821	5.28	0.01	58185	72.0	21.0	0.0	50.6

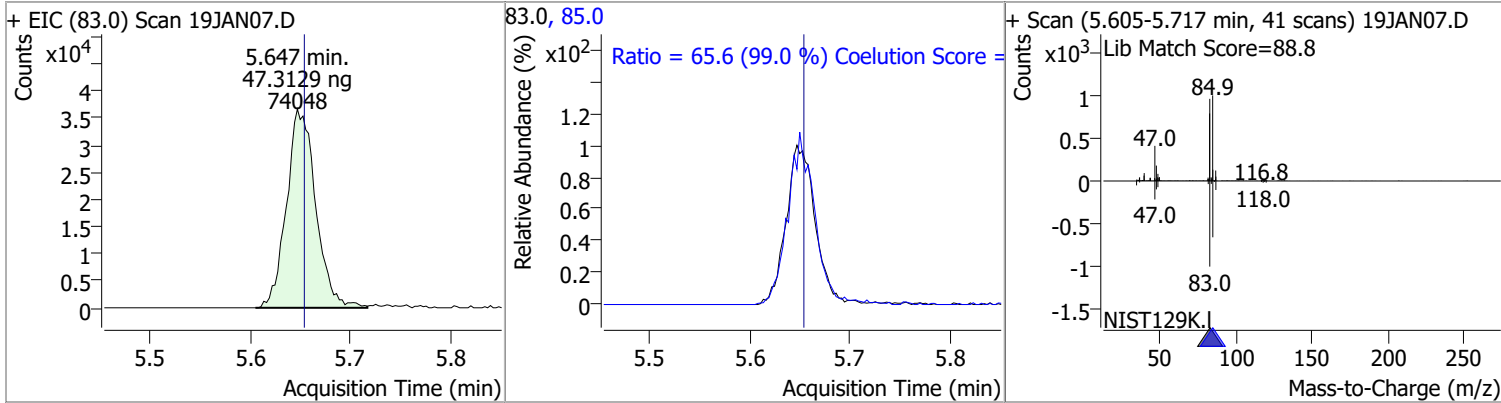


Compound	Conc.	RT	Dev(Min)	Resp.	QIon	QRatio	Lower	Upper
Bromochloromethane	48.8614	5.51	-0.01	17084	49.0	185.5	152.2	212.2

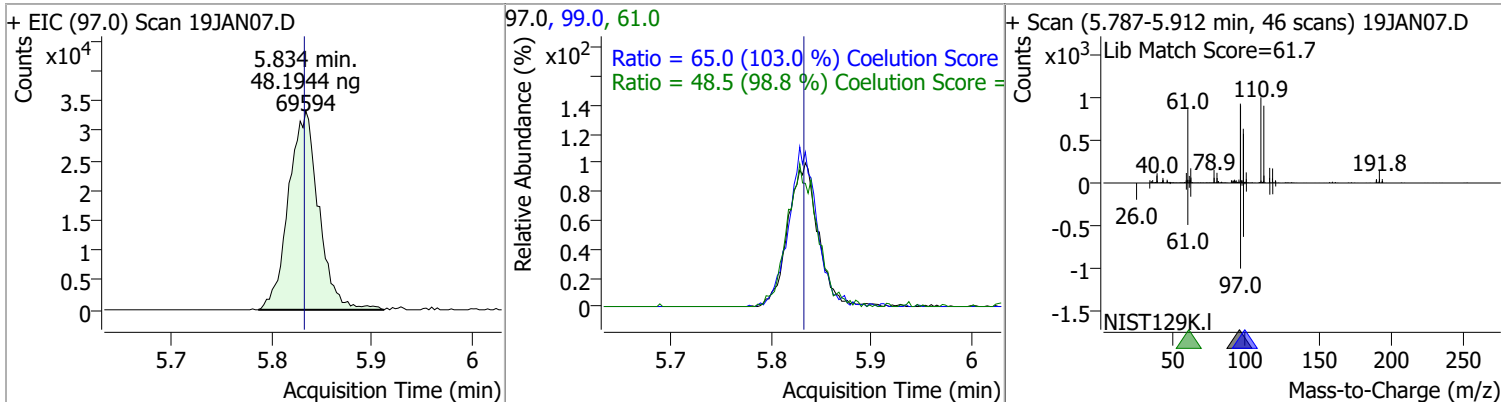


Quantitation Results Report (QT Reviewed)

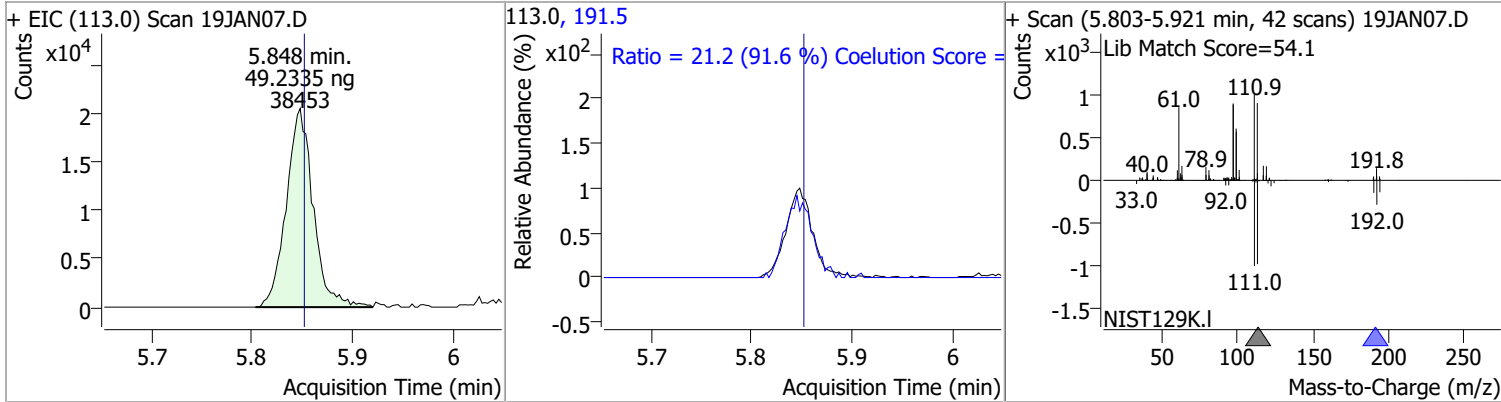
Compound	Conc.	RT	Dev(Min)	Resp.	QIon	QRatio	Lower	Upper
Chloroform	47.3129	5.65	-0.01	74048	85.0	65.6	36.2	96.2



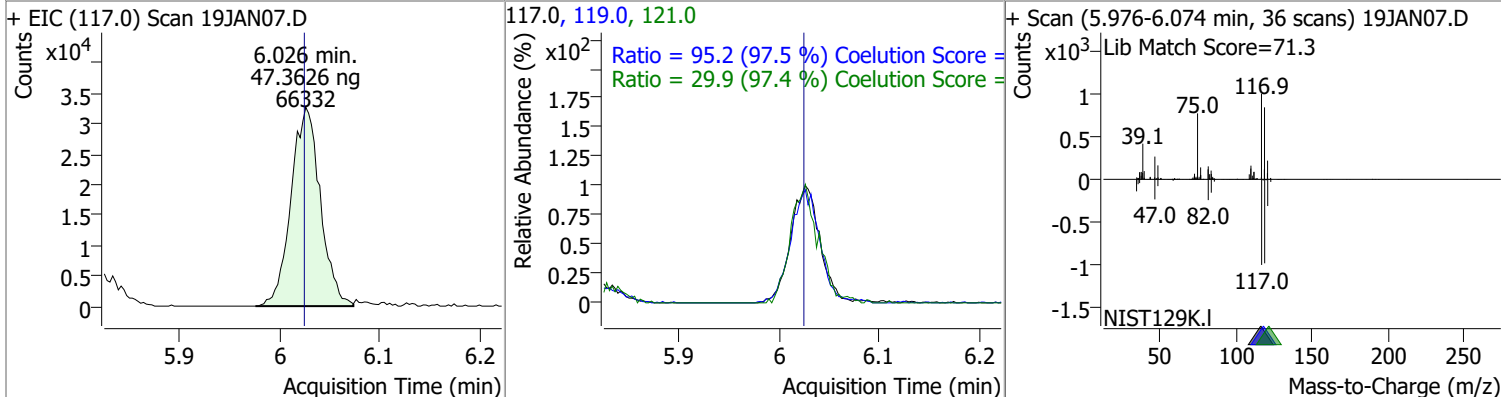
Compound	Conc.	RT	Dev(Min)	Resp.	QIon	QRatio	Lower	Upper
1,1,1-Trichloroethane	48.1944	5.83	0.00	69594	99.0	65.0	33.1	93.1
					61.0	48.5	19.1	79.1



Compound	Conc.	RT	Dev(Min)	Resp.	QIon	QRatio	Lower	Upper
Dibromofluoromethane	49.2335	5.85	0.00	38453	191.5	21.2	0.0	53.2

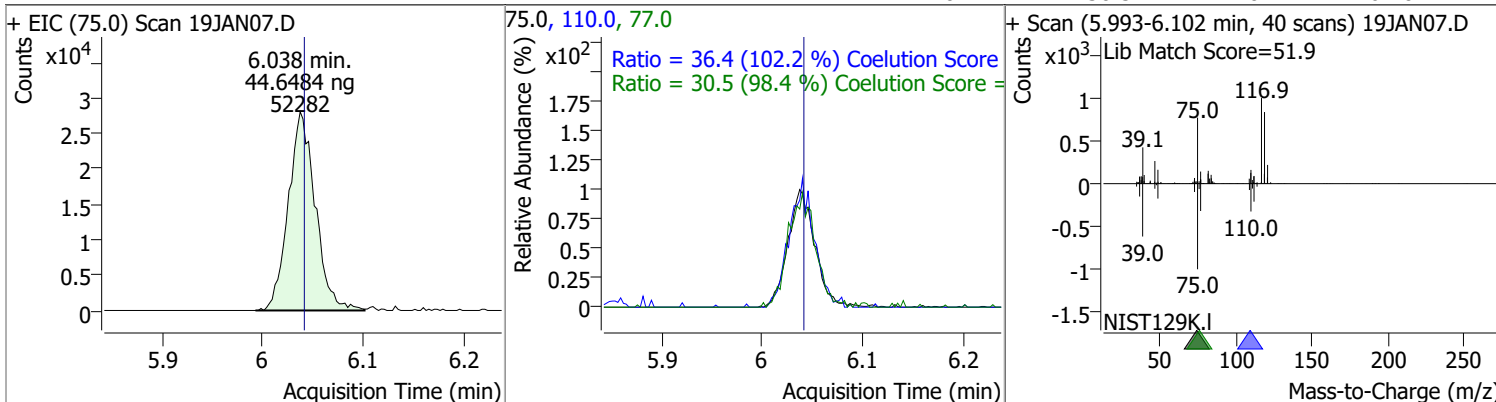


Compound	Conc.	RT	Dev(Min)	Resp.	QIon	QRatio	Lower	Upper
Carbon tetrachloride	47.3626	6.03	0.00	66332	119.0	95.2	67.6	127.6
					121.0	29.9	0.7	60.7

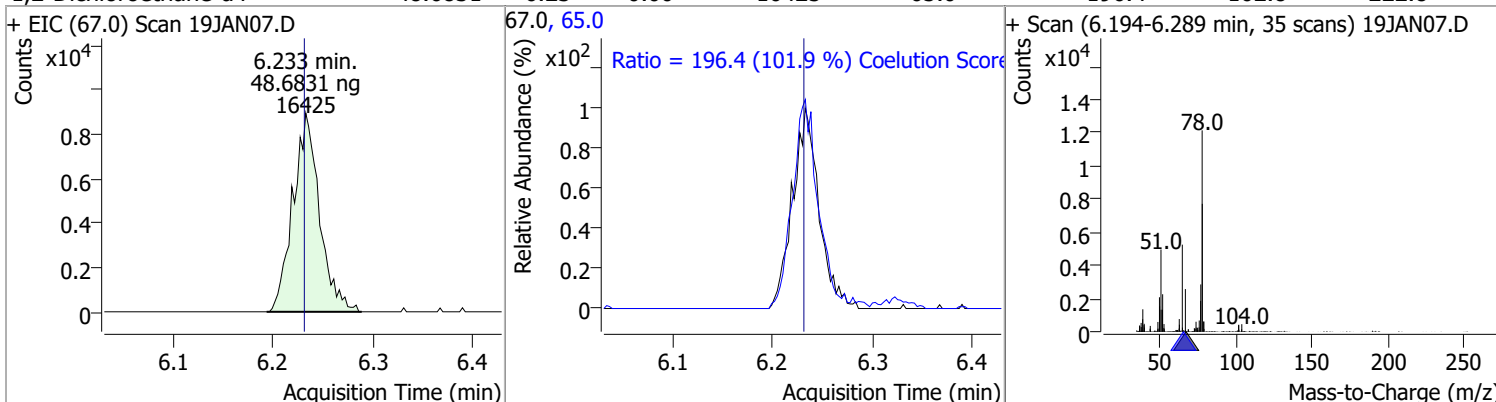


Quantitation Results Report (QT Reviewed)

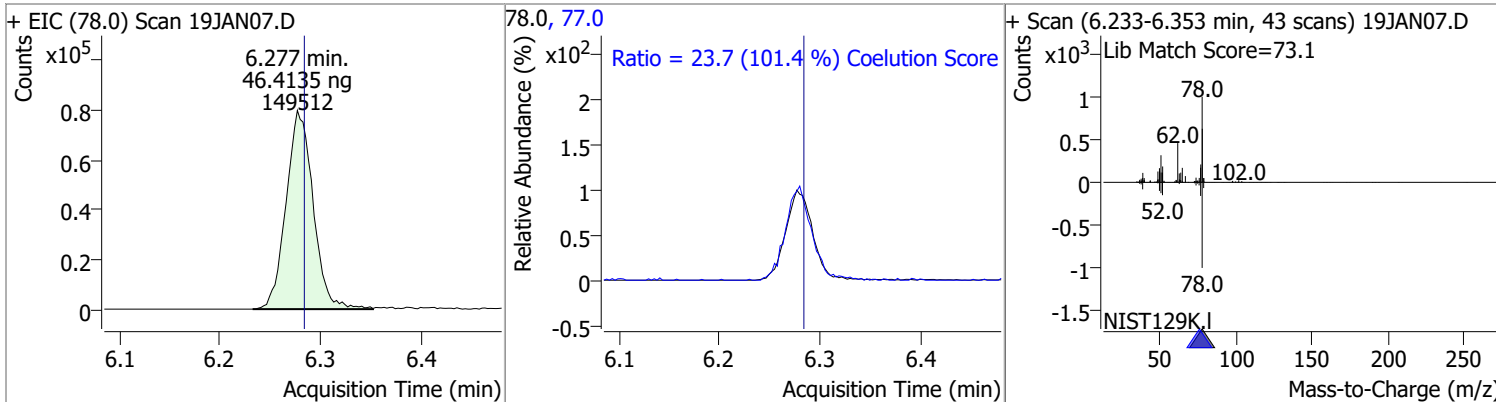
Compound	Conc.	RT	Dev(Min)	Resp.	QIon	QRatio	Lower	Upper
1,1-Dichloropropene	44.6484	6.04	0.00	52282	110.0	36.4	5.6	65.6
					77.0	30.5	1.0	61.0



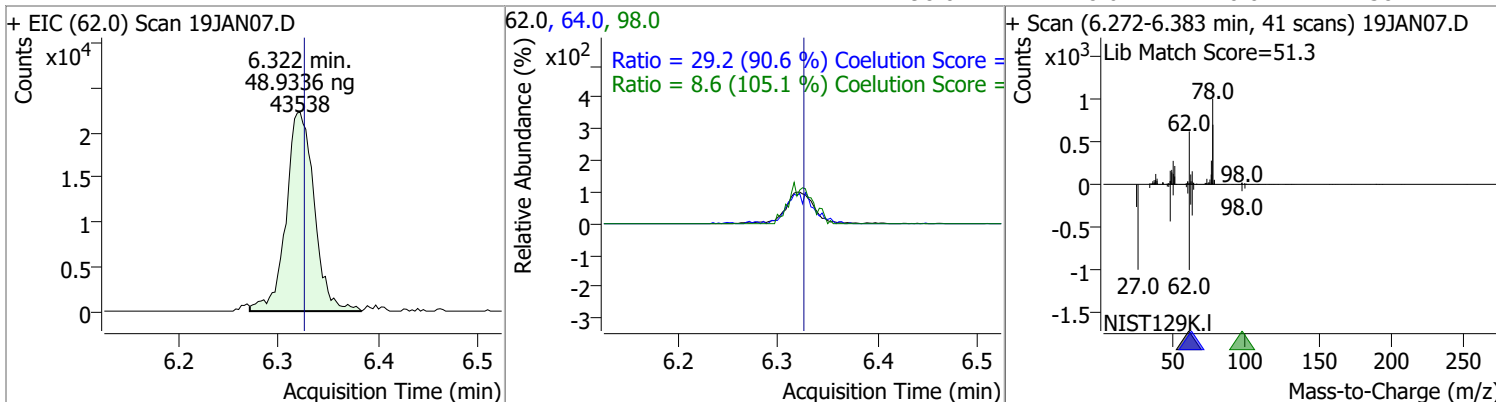
Compound	Conc.	RT	Dev(Min)	Resp.	QIon	QRatio	Lower	Upper
1,2-Dichloroethane-d4	48.6831	6.23	0.00	16425	65.0	196.4	162.8	222.8
					67.0	196.4	162.8	222.8



Compound	Conc.	RT	Dev(Min)	Resp.	QIon	QRatio	Lower	Upper
Benzene	46.4135	6.28	-0.01	149512	77.0	23.7	0.0	53.3
					78.0	23.7	0.0	53.3

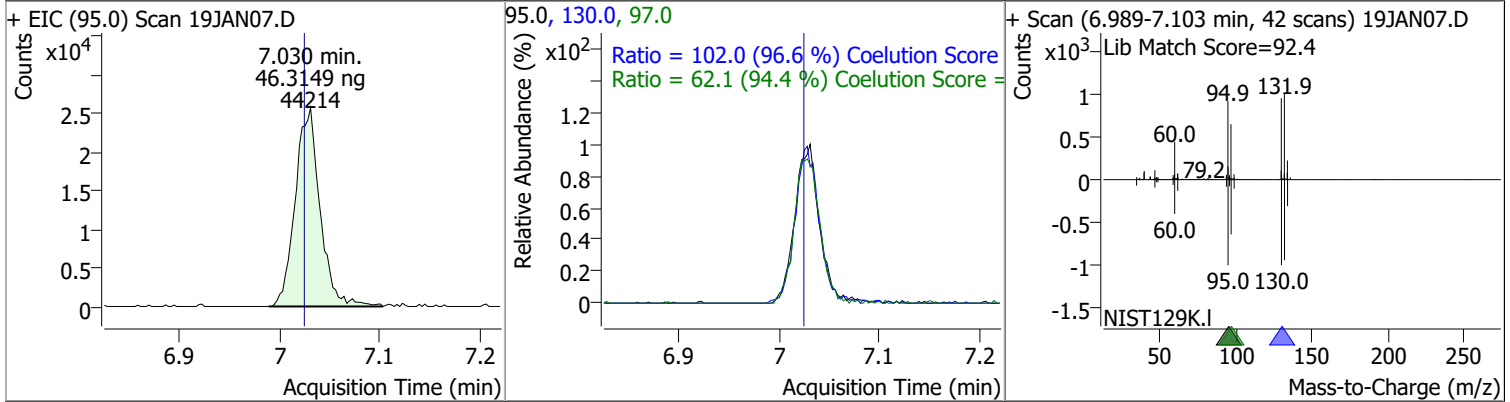


Compound	Conc.	RT	Dev(Min)	Resp.	QIon	QRatio	Lower	Upper
1,2-Dichloroethane	48.9336	6.32	0.00	43538	64.0	29.2	2.2	62.2
					98.0	8.6	0.0	38.2
					98.0	8.6	0.0	38.2

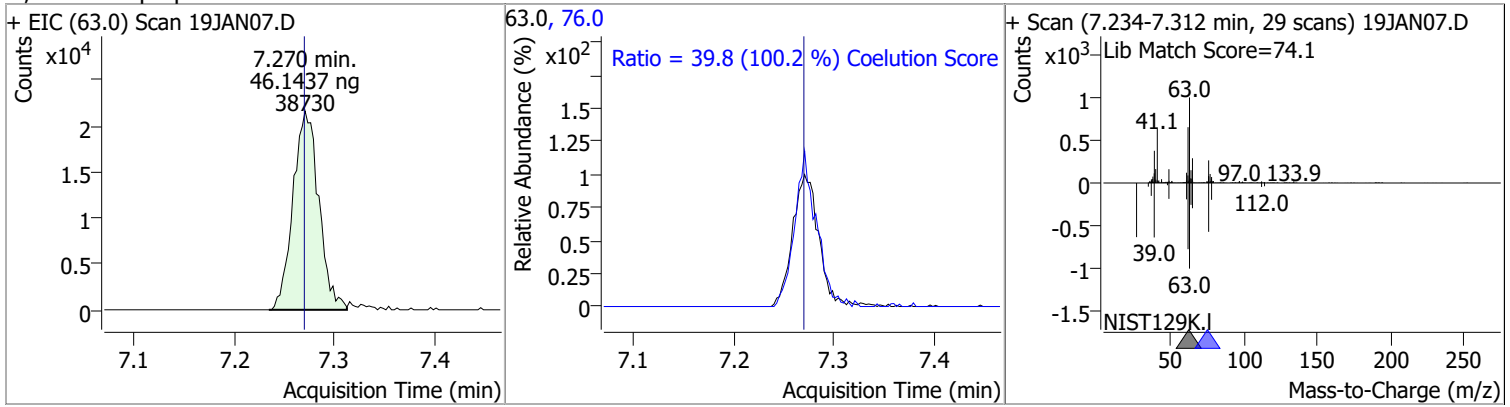


Quantitation Results Report (QT Reviewed)

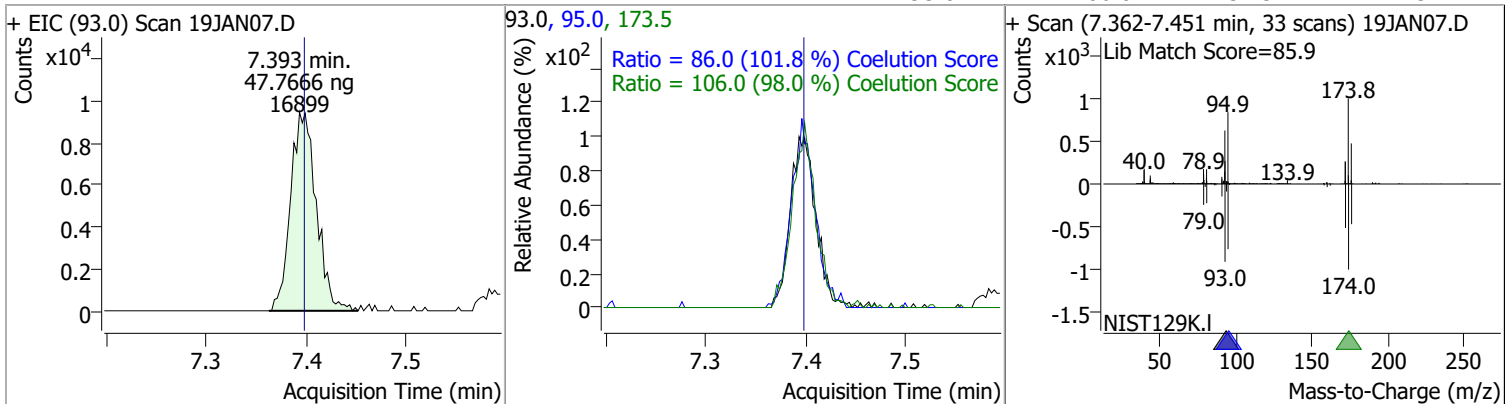
Compound	Conc.	RT	Dev(Min)	Resp.	QIon	QRatio	Lower	Upper
Trichloroethene	46.3149	7.03	0.01	44214	130.0 97.0	102.0 62.1	75.6 35.7	135.6 95.7



Compound	Conc.	RT	Dev(Min)	Resp.	QIon	QRatio	Lower	Upper
1,2-Dichloropropane	46.1437	7.27	0.00	38730	76.0	39.8	9.8	69.8

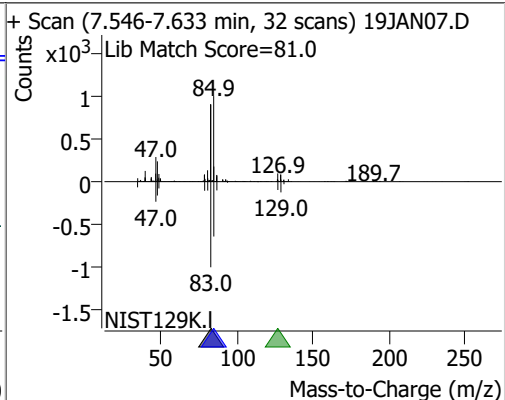
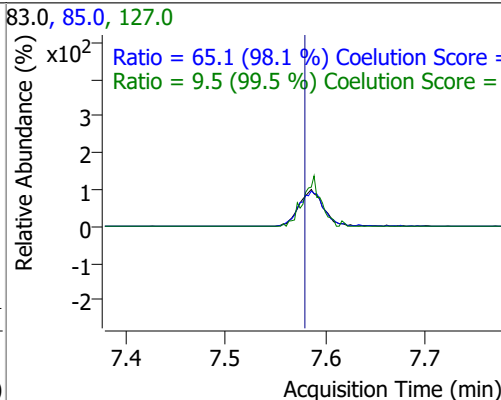
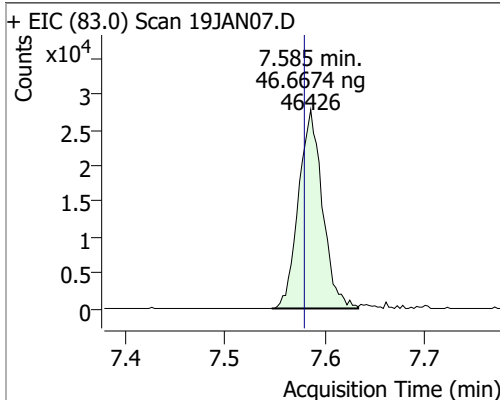


Compound	Conc.	RT	Dev(Min)	Resp.	QIon	QRatio	Lower	Upper
Dibromomethane	47.7666	7.39	-0.01	16899	173.5 95.0	106.0 86.0	78.2 54.5	138.2 114.5

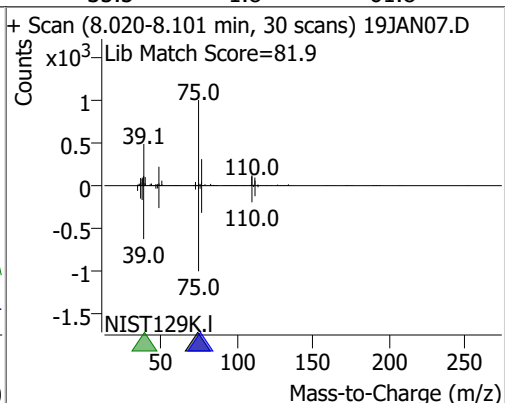
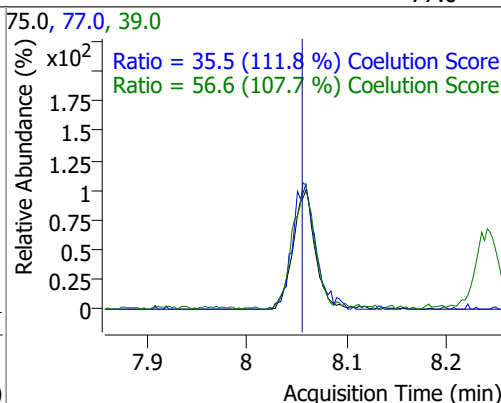
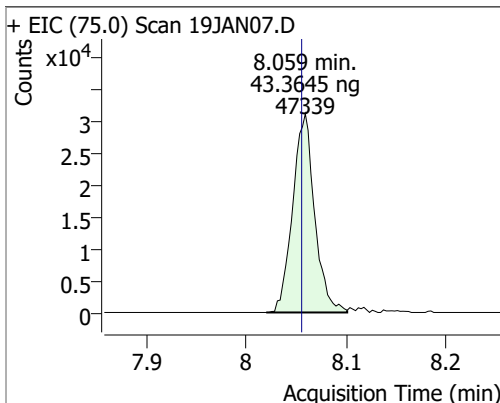


Quantitation Results Report (QT Reviewed)

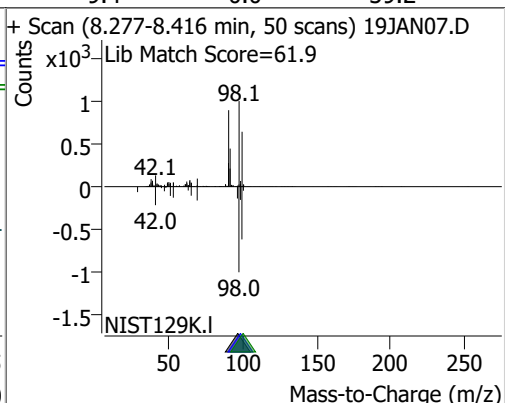
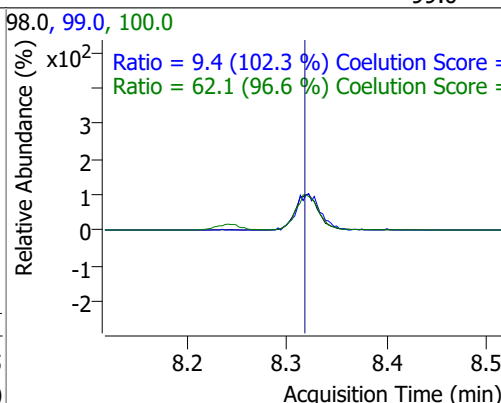
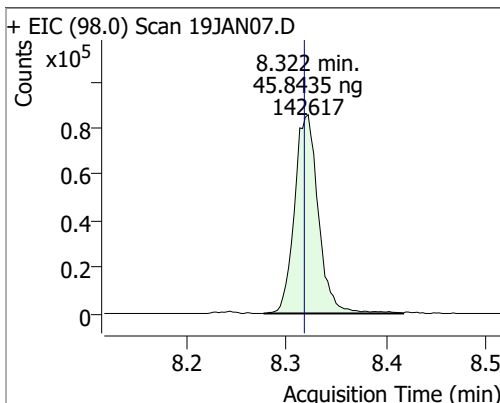
Compound	Conc.	RT	Dev(Min)	Resp.	QIon	QRatio	Lower	Upper
Bromodichloromethane	46.6674	7.59	0.01	46426	85.0	65.1	36.3	96.3
					127.0	9.5	0.0	39.5



Compound	Conc.	RT	Dev(Min)	Resp.	QIon	QRatio	Lower	Upper
cis-1,3-Dichloropropene	43.3645	8.06	0.00	47339	39.0	56.6	22.5	82.5
					77.0	35.5	1.8	61.8

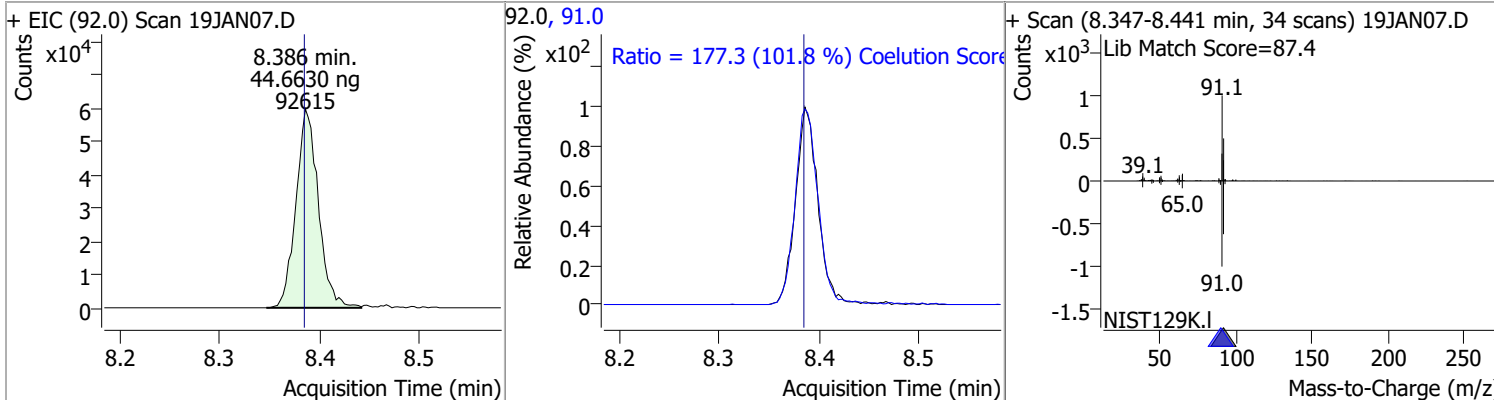


Compound	Conc.	RT	Dev(Min)	Resp.	QIon	QRatio	Lower	Upper
Toluene-d8	45.8435	8.32	0.00	142617	100.0	62.1	34.3	94.3
					99.0	9.4	0.0	39.2

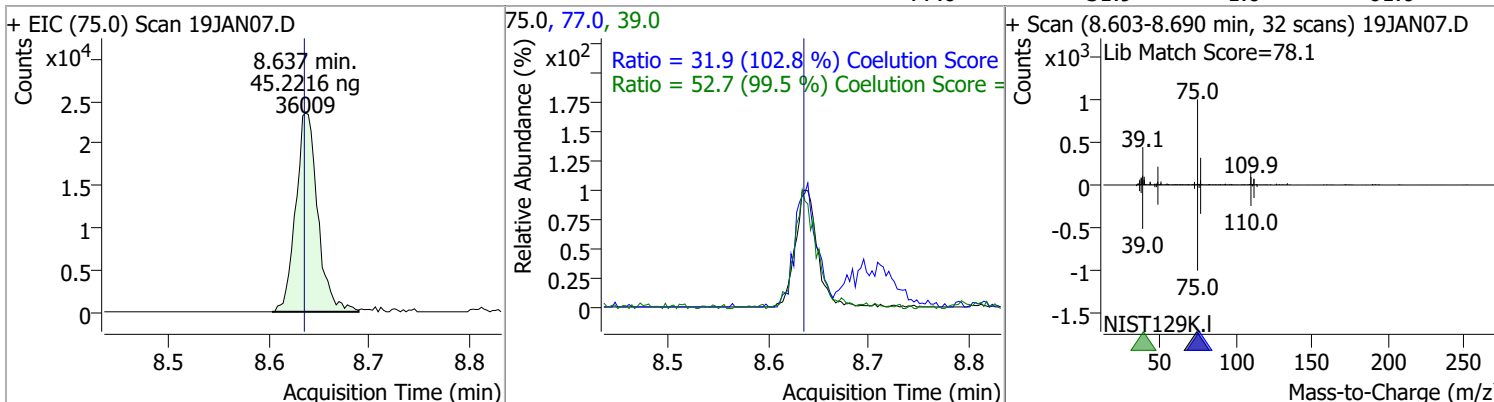


Quantitation Results Report (QT Reviewed)

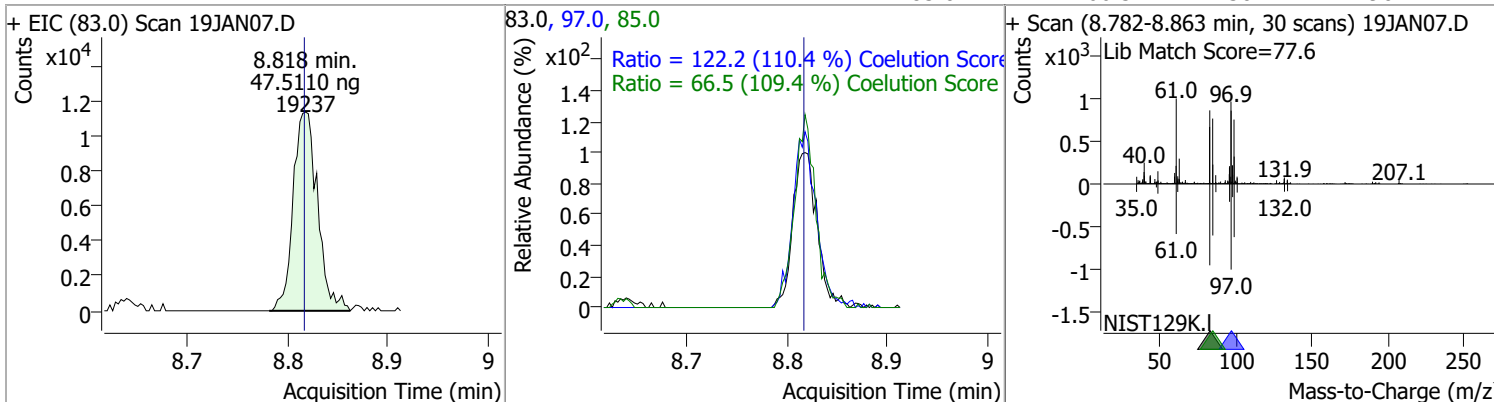
Compound	Conc.	RT	Dev(Min)	Resp.	QIon	QRatio	Lower	Upper
Toluene	44.6630	8.39	0.00	92615	91.0	177.3	144.1	204.1



Compound	Conc.	RT	Dev(Min)	Resp.	QIon	QRatio	Lower	Upper
trans-1,3-Dichloropropene	45.2216	8.64	0.00	36009	39.0	52.7	23.0	83.0
					77.0	31.9	1.0	61.0

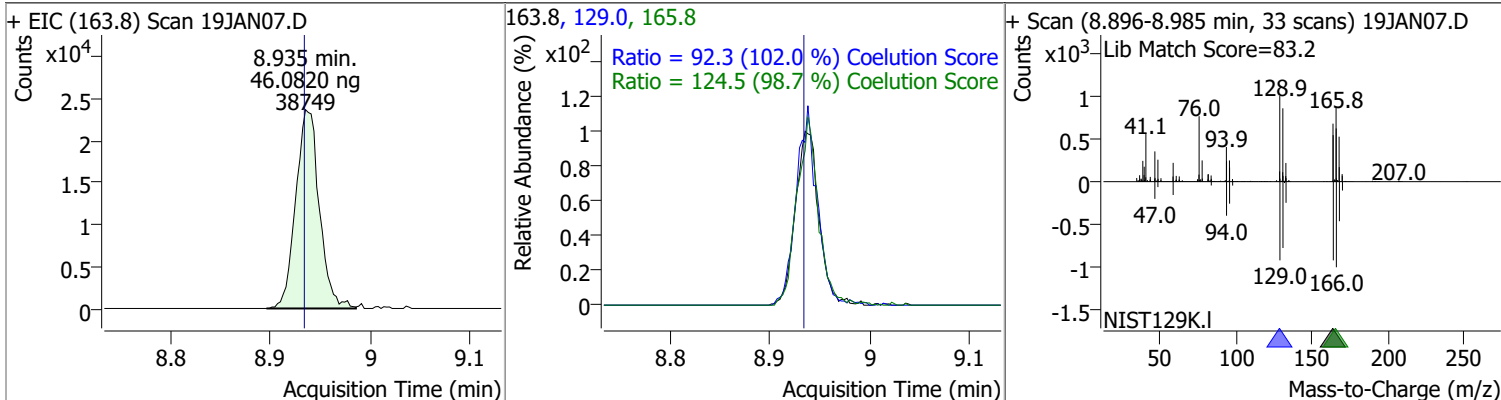


Compound	Conc.	RT	Dev(Min)	Resp.	QIon	QRatio	Lower	Upper
1,1,2-Trichloroethane	47.5110	8.82	0.00	19237	97.0	122.2	80.7	140.7
					85.0	66.5	30.7	90.7

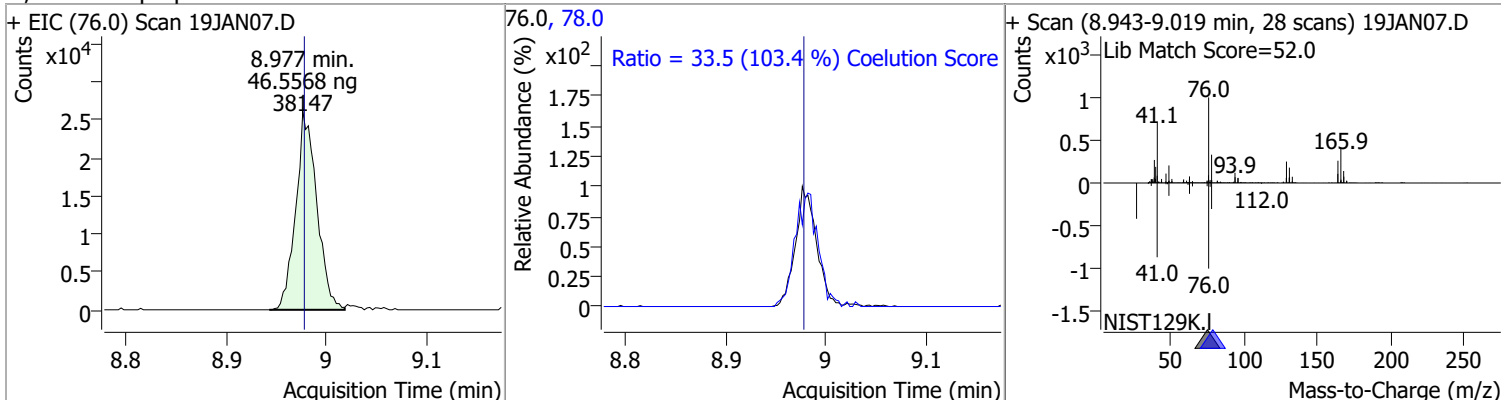


Quantitation Results Report (QT Reviewed)

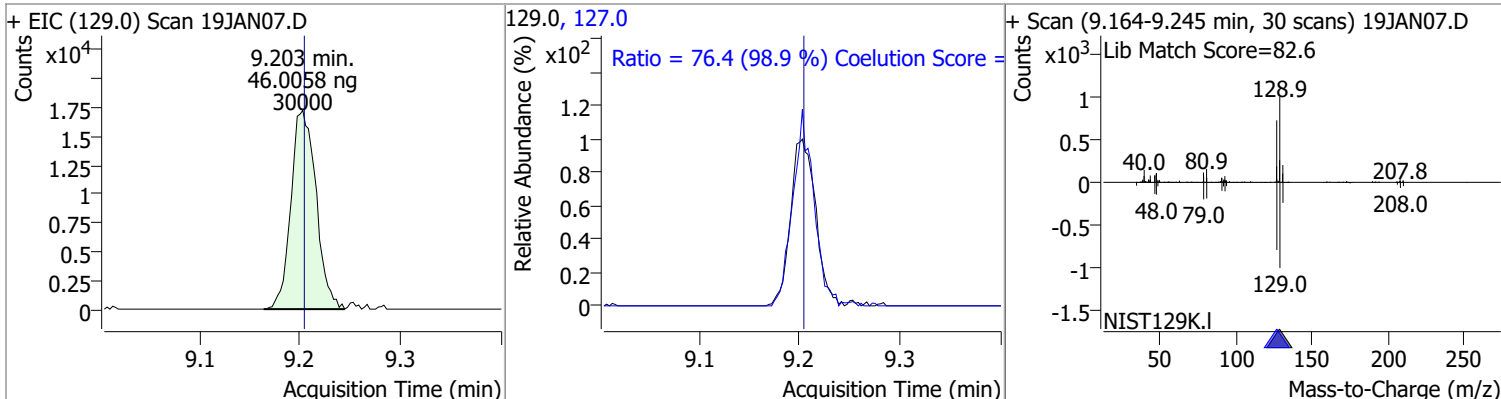
Compound	Conc.	RT	Dev(Min)	Resp.	QIon	QRatio	Lower	Upper
Tetrachloroethene	46.0820	8.94	0.00	38749	165.8	124.5	96.1	156.1
					129.0	92.3	60.5	120.5



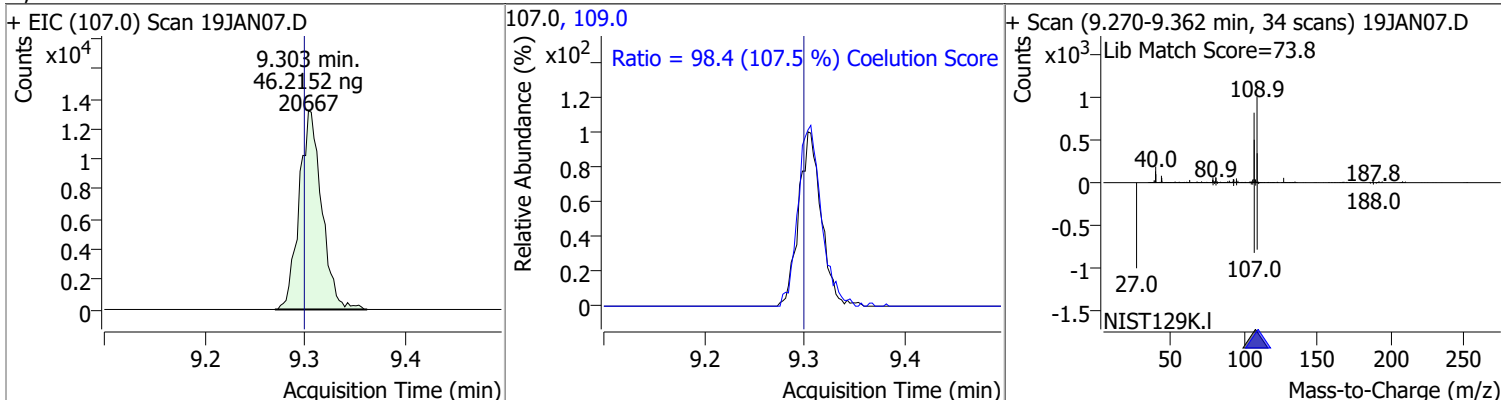
Compound	Conc.	RT	Dev(Min)	Resp.	QIon	QRatio	Lower	Upper
1,3-Dichloropropane	46.5568	8.98	0.00	38147	78.0	33.5	2.4	62.4



Compound	Conc.	RT	Dev(Min)	Resp.	QIon	QRatio	Lower	Upper
Chlorodibromomethane	46.0058	9.20	0.00	30000	127.0	76.4	47.2	107.2



Compound	Conc.	RT	Dev(Min)	Resp.	QIon	QRatio	Lower	Upper
1,2-Dibromoethane	46.2152	9.30	0.00	20667	109.0	98.4	61.5	121.5

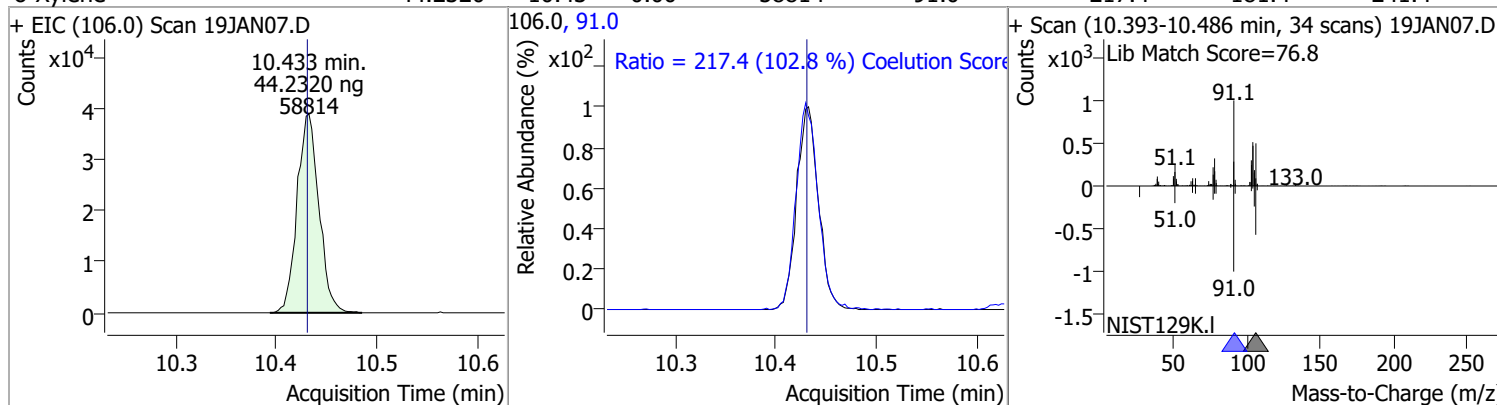


Quantitation Results Report (QT Reviewed)

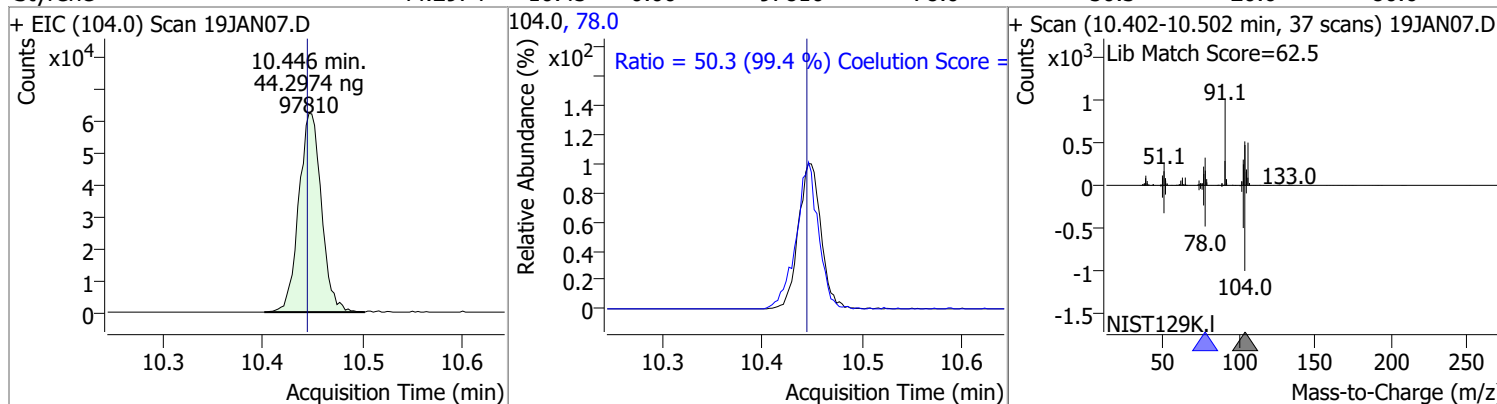
Compound	Conc.	RT	Dev(Min)	Resp.	QIon	QRatio	Lower	Upper
Chlorobenzene	46.7283	9.80	0.00	106223	114.0	31.1	2.2	62.2
+ EIC (112.0) Scan 19JAN07.D			112.0, 114.0			+ Scan (9.763-9.878 min, 42 scans) 19JAN07.D		
1,1,1,2-Tetrachloroethane	46.8776	9.89	-0.01	37389	133.0	91.1	65.3	125.3
+ EIC (131.0) Scan 19JAN07.D			131.0, 133.0			+ Scan (9.852-9.950 min, 36 scans) 19JAN07.D		
Ethylbenzene	44.7337	9.92	0.00	171854	106.0	31.2	1.7	61.7
+ EIC (91.0) Scan 19JAN07.D			91.0, 106.0			+ Scan (9.883-9.989 min, 39 scans) 19JAN07.D		
m+p-Xylenes	89.3329	10.04	0.00	136806	91.0	199.8	170.7	230.7
+ EIC (106.0) Scan 19JAN07.D			106.0, 91.0			+ Scan (10.000-10.095 min, 35 scans) 19JAN07.D		

Quantitation Results Report (QT Reviewed)

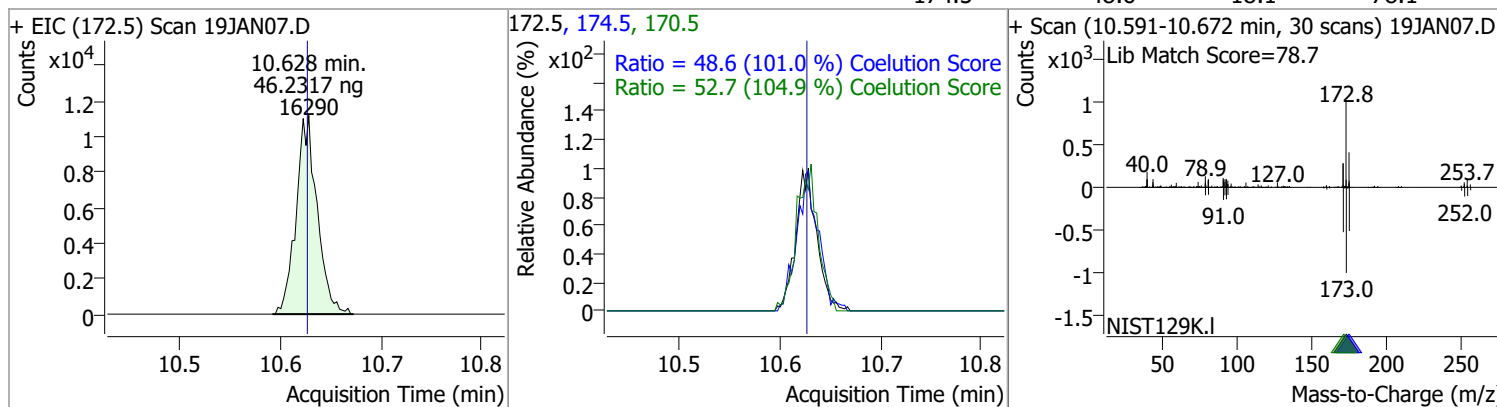
Compound	Conc.	RT	Dev(Min)	Resp.	QIon	QRatio	Lower	Upper
o-Xylene	44.2320	10.43	0.00	58814	91.0	217.4	181.4	241.4



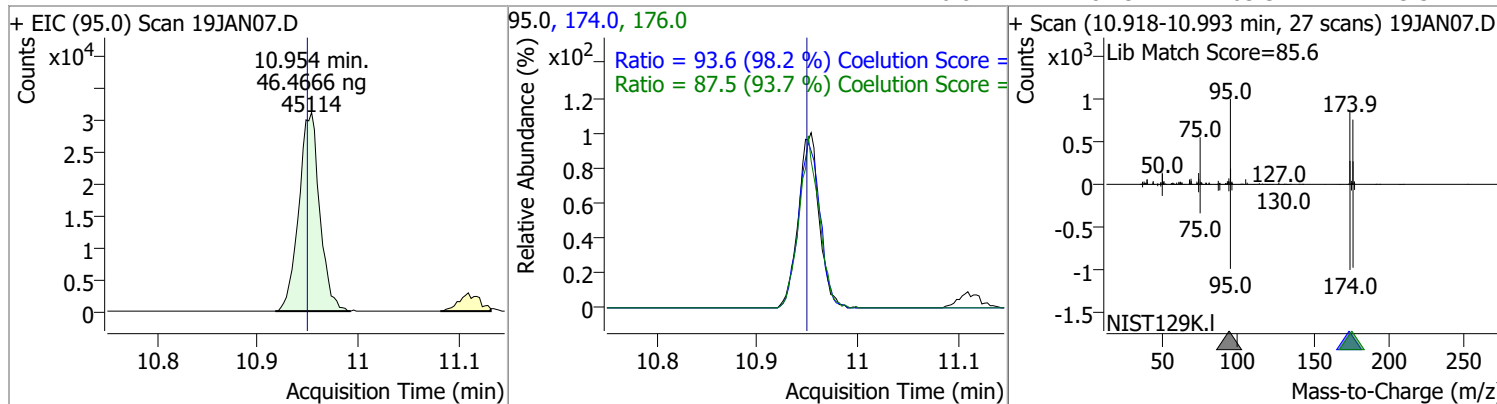
Compound	Conc.	RT	Dev(Min)	Resp.	QIon	QRatio	Lower	Upper
Styrene	44.2974	10.45	0.00	97810	78.0	50.3	20.6	80.6



Compound	Conc.	RT	Dev(Min)	Resp.	QIon	QRatio	Lower	Upper
Bromoform	46.2317	10.63	0.00	16290	170.5	52.7	20.3	80.3
					174.5	48.6	18.1	78.1

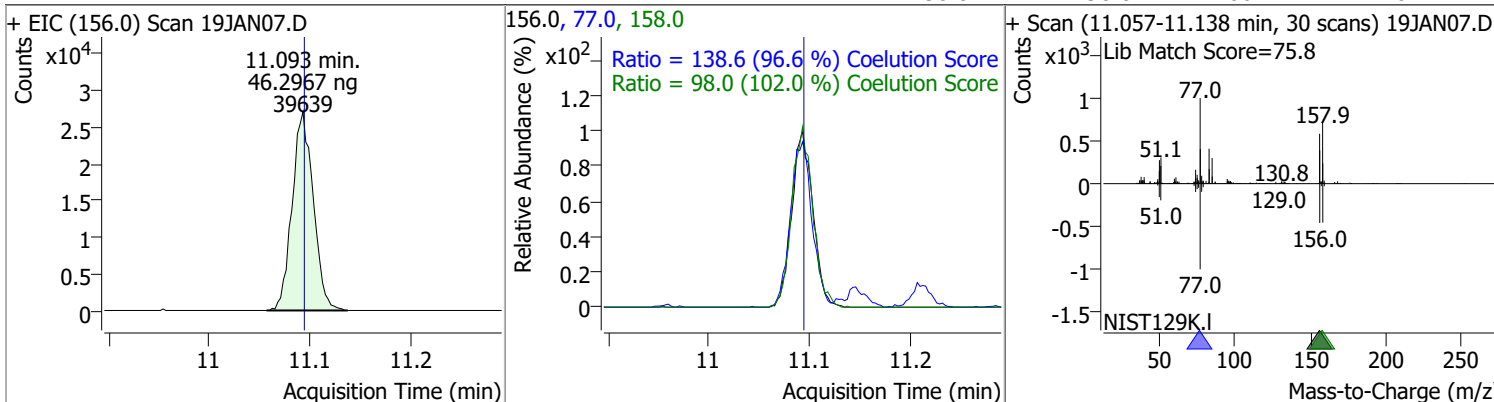


Compound	Conc.	RT	Dev(Min)	Resp.	QIon	QRatio	Lower	Upper
p-Bromofluorobenzene	46.4666	10.95	0.01	45114	174.0	93.6	65.3	125.3
					176.0	87.5	63.3	123.3

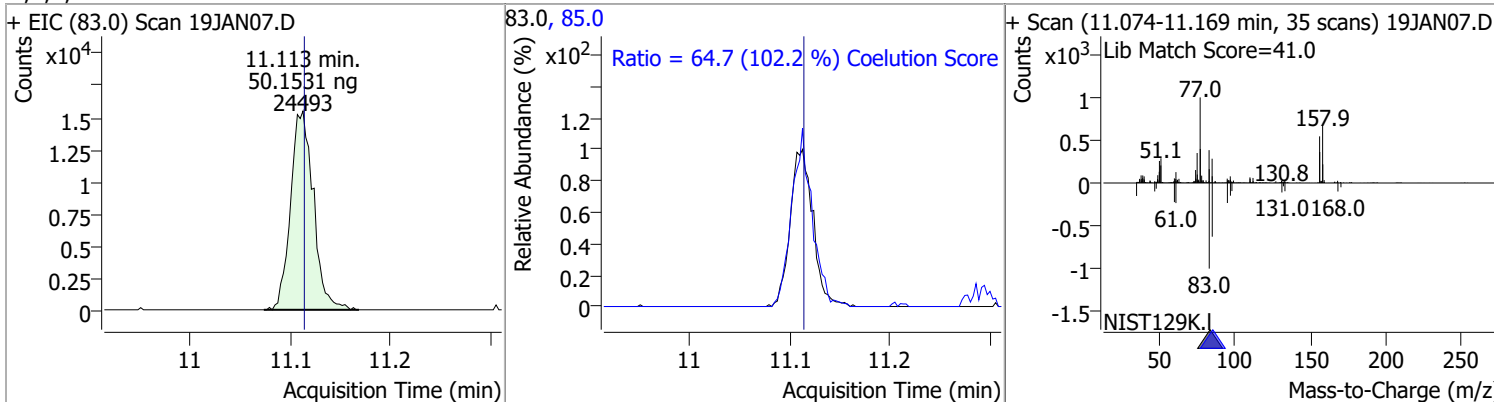


Quantitation Results Report (QT Reviewed)

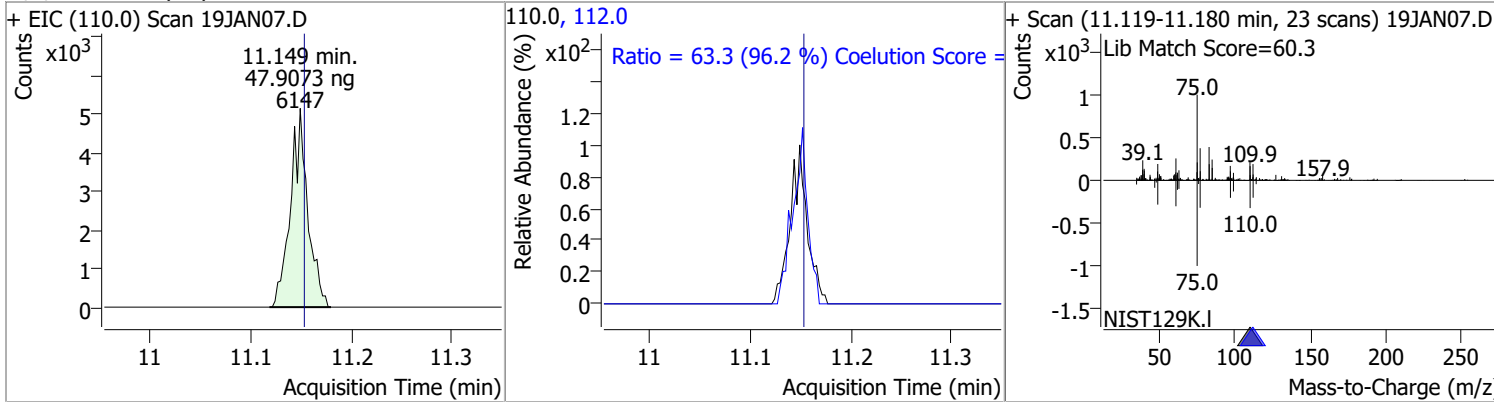
Compound	Conc.	RT	Dev(Min)	Resp.	QIon	QRatio	Lower	Upper
Bromobenzene	46.2967	11.09	0.00	39639	77.0	138.6	113.5	173.5
					158.0	98.0	66.1	126.1



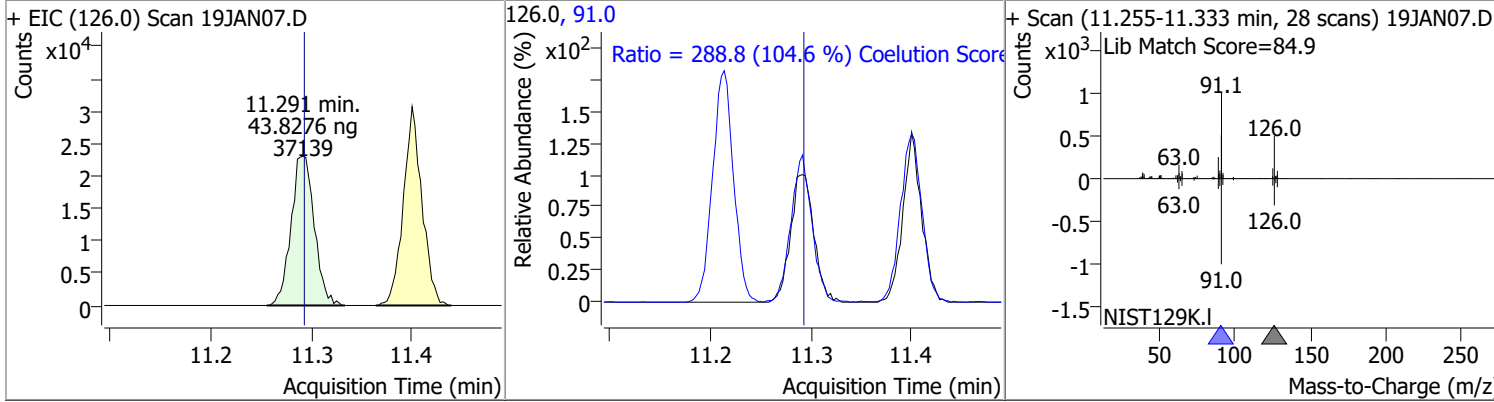
Compound	Conc.	RT	Dev(Min)	Resp.	QIon	QRatio	Lower	Upper
1,1,2,2-Tetrachloroethane	50.1531	11.11	0.00	24493	85.0	64.7	33.3	93.3



Compound	Conc.	RT	Dev(Min)	Resp.	QIon	QRatio	Lower	Upper
1,2,3-Trichloropropane	47.9073	11.15	0.00	6147	112.0	63.3	35.8	95.8

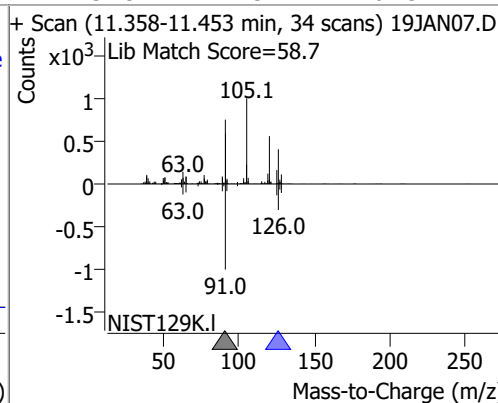
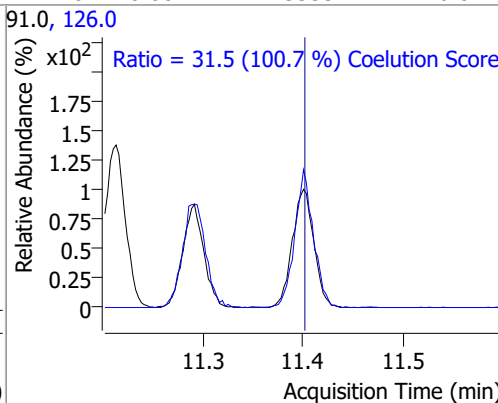
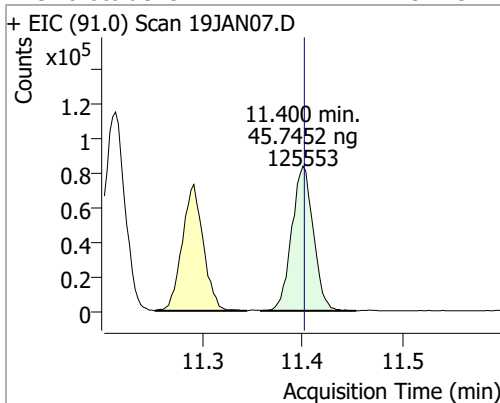


Compound	Conc.	RT	Dev(Min)	Resp.	QIon	QRatio	Lower	Upper
2-Chlorotoluene	43.8276	11.29	0.00	37139	91.0	288.8	246.2	306.2

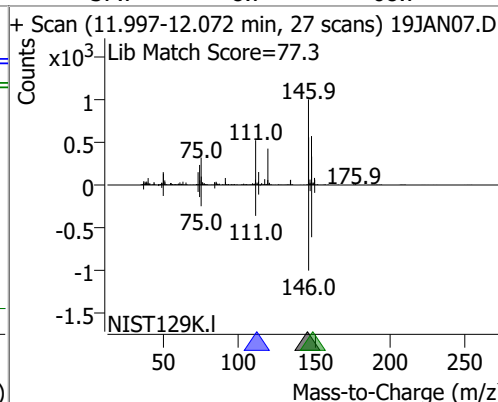
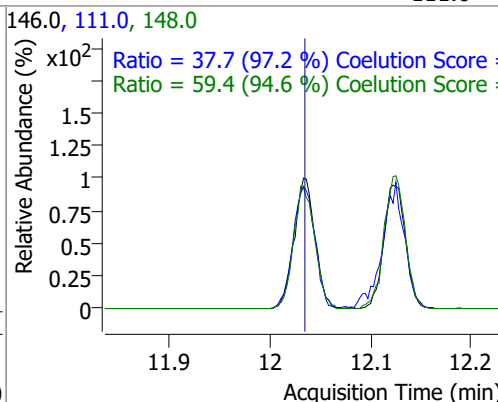
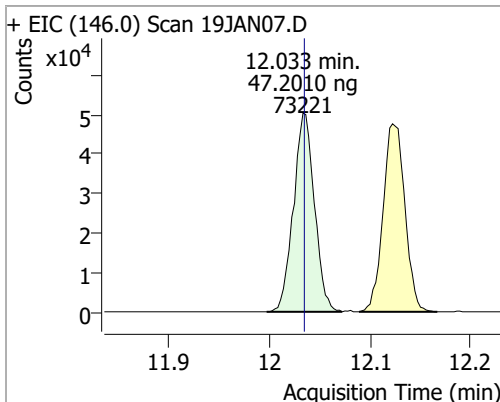


Quantitation Results Report (QT Reviewed)

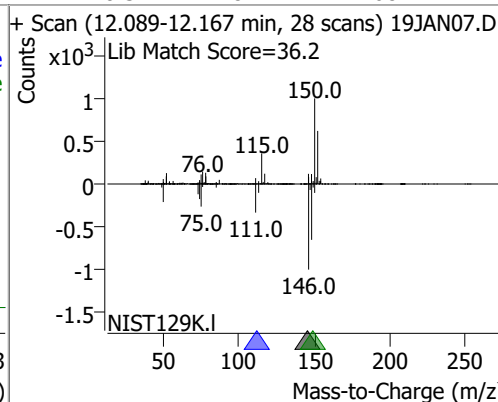
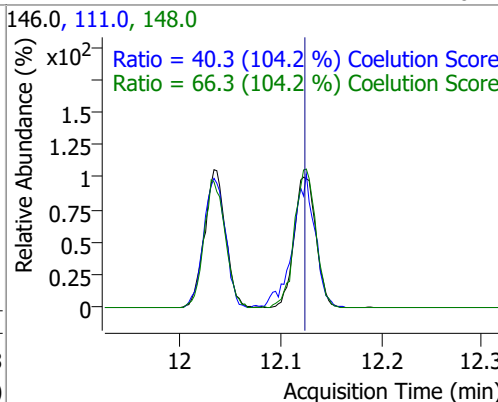
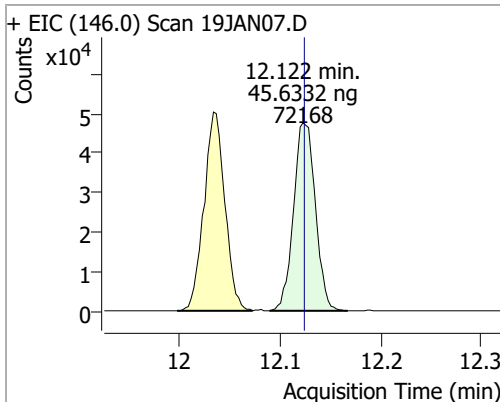
Compound	Conc.	RT	Dev(Min)	Resp.	QIon	QRatio	Lower	Upper
4-Chlorotoluene	45.7452	11.40	0.00	125553	126.0	31.5	1.3	61.3



Compound	Conc.	RT	Dev(Min)	Resp.	QIon	QRatio	Lower	Upper
1,3-Dichlorobenzene	47.2010	12.03	0.00	73221	148.0	59.4	32.8	92.8

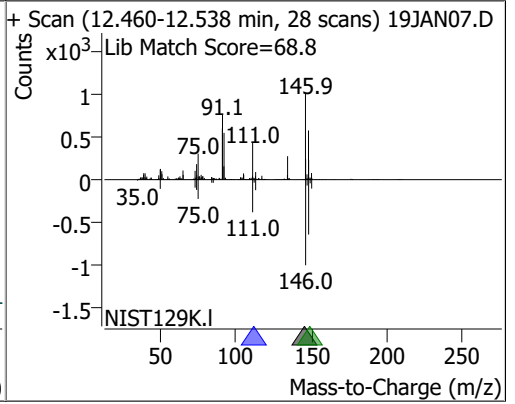
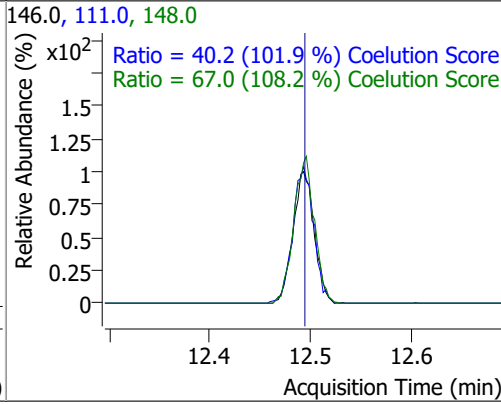
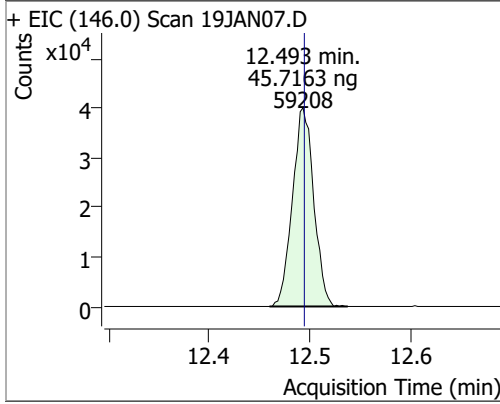


Compound	Conc.	RT	Dev(Min)	Resp.	QIon	QRatio	Lower	Upper
1,4-Dichlorobenzene	45.6332	12.12	0.00	72168	148.0	66.3	33.7	93.7



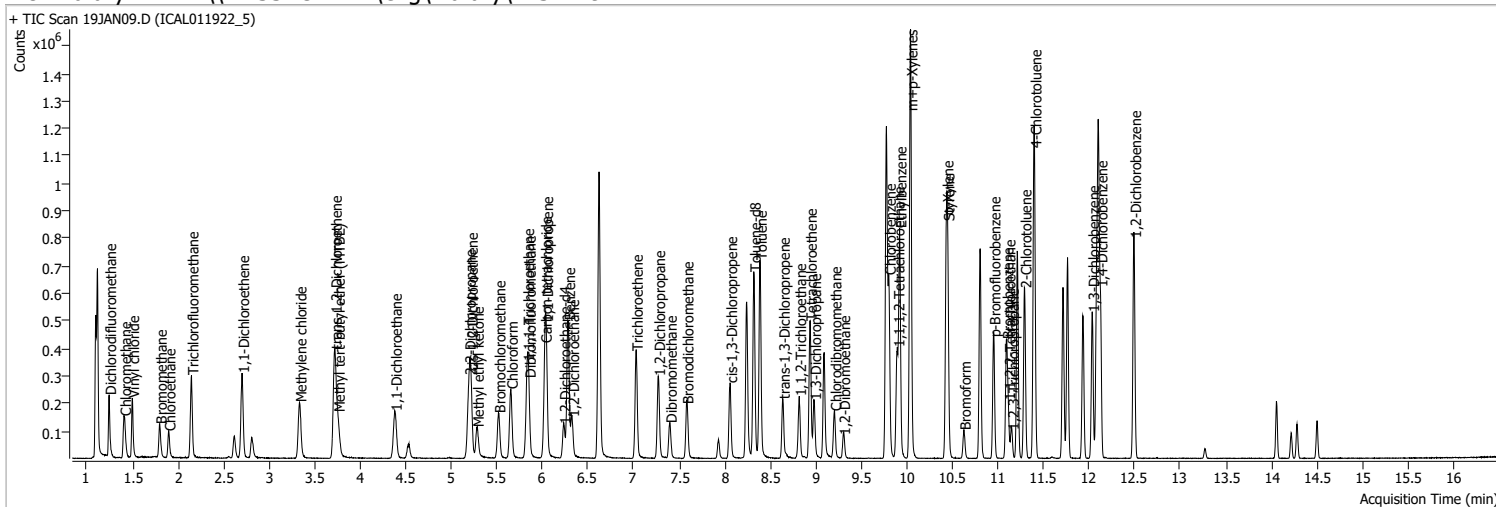
Quantitation Results Report (QT Reviewed)

Compound	Conc.	RT	Dev(Min)	Resp.	QIon	QRatio	Lower	Upper
1,2-Dichlorobenzene	45.7163	12.49	0.00	59208	148.0	67.0	31.9	91.9
					111.0	40.2	9.5	69.5



Quantitation Results Report (QT Reviewed)

Data File	19JAN09.D	Operator	MSC
Acq. Method	5975CACQF.M	Acq. Date-Time	1/19/2022 1:04:20 PM
Sample Name	ICAL011922_5	Instrument	VOA5975C
Vial	9	Multiplier	1.00
DA Method File	VOA5975C_8260B_SHT_DoD_L4_011922.m	Comment	
Tune File	BFB_Atune3.u	Tune Date	10/11/2021 4:02:00 PM
Batch Name	VG011922_8260B.batch.bin	Last Calib Update	1/20/2022 9:28:12 AM
Ref Library	\\MASSHUNTER\Org\Library\NIST129K.I		



Compound	RT	QIon	Resp.	Conc.	Units	Dev(Min)
----------	----	------	-------	-------	-------	----------

Internal Standards

M Fluorobenzene	6.620	96.0	854591	250.0000	ng	0.000
M Chlorobenzene-d5	9.774	82.0	330468	250.0000	ng	0.000
M 1,4-Dichlorobenzene-d4	12.100	152.0	278012	250.0000	ng	0.000

System Monitoring Compounds

S Dibromofluoromethane	5.851	113.0	100821	121.8025	ng	0.000
Spiked Amount: 250.000	Range: 80.0 - 119.0%			Recovery = 48.72%	*	
S 1,2-Dichloroethane-d4	6.230	67.0	45314	126.7303	ng	0.000
Spiked Amount: 250.000	Range: 81.0 - 118.0%			Recovery = 50.69%	*	
S Toluene-d8	8.319	98.0	412799	128.0381	ng	0.000
Spiked Amount: 250.000	Range: 89.0 - 112.0%			Recovery = 51.22%	*	
S p-Bromofluorobenzene	10.948	95.0	128330	125.0189	ng	0.000
Spiked Amount: 250.000	Range: 85.0 - 114.0%			Recovery = 50.01%	*	

Target Compounds

Compound	RT	QIon	Resp.	Conc.	Units	QValue
T Dichlorodifluoromethane	1.244	85.0	148367	129.1152	ng	100
T Chloromethane	1.408	50.0	170190	125.7991	ng	100
T Vinyl chloride	1.498	62.0	153733	124.8408	ng	100
T Bromomethane	1.799	96.0	59520	112.1810	ng	100
T Chloroethane	1.897	64.0	65407	112.2655	ng	100
T Trichlorofluoromethane	2.147	101.0	193579	131.0926	ng	100
T 1,1-Dichloroethene	2.702	96.0	105649	122.9596	ng	100
T Methylene chloride	3.333	49.0	149957	120.0395	ng	100
T trans-1,2-Dichloroethene	3.720	96.0	110255	124.2147	ng	100
T Methyl tert-butyl ether (MTBE)	3.754	73.0	136973	123.4648	ng	100
T 1,1-Dichloroethane	4.378	63.0	205663	123.8038	ng	100
T 2,2-Dichloropropane	5.193	77.0	153450	122.5736	ng	100
T cis-1,2-Dichloroethene	5.215	96.0	112808	125.5204	ng	100
T Methyl ethyl ketone	5.279	43.0	154105	1186.5197	ng	100
T Bromochloromethane	5.516	128.0	45958	124.0258	ng	100
T Chloroform	5.653	83.0	196261	118.3246	ng	100

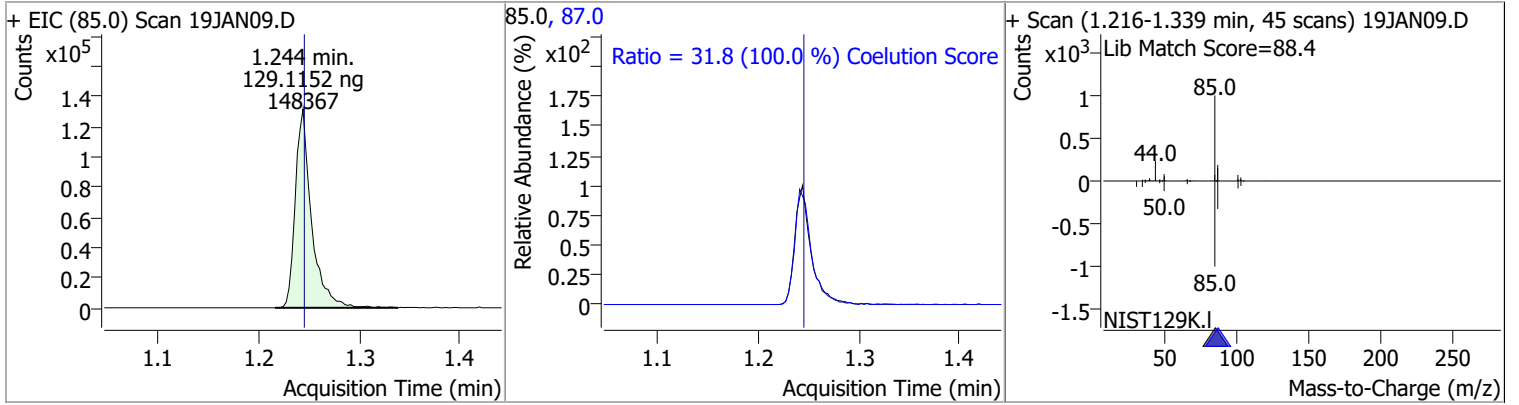
Quantitation Results Report (QT Reviewed)

Compound	RT	QIon	Resp.	Conc.	Units	Dev(Min)
T 1,1,1-Trichloroethane	5.831	97.0	189468	123.8043	ng	100
T Carbon tetrachloride	6.024	117.0	183978	123.9520	ng	100
T 1,1-Dichloropropene	6.040	75.0	156331	125.9718	ng	100
T Benzene	6.283	78.0	424881	124.4545	ng	100
T 1,2-Dichloroethane	6.325	62.0	109046	115.6442	ng	100
T Trichloroethene	7.025	95.0	120511	121.8095	ng	100
T 1,2-Dichloropropane	7.270	63.0	106955	122.9589	ng	100
T Dibromomethane	7.398	93.0	44657	121.7998	ng	100
T Bromodichloromethane	7.580	83.0	124982	121.2255	ng	100
T cis-1,3-Dichloropropene	8.059	75.0	139607	123.4003	ng	100
T Toluene	8.386	92.0	269549	125.4292	ng	100
T trans-1,3-Dichloropropene	8.637	75.0	102846	124.6280	ng	100
T 1,1,2-Trichloroethane	8.818	83.0	52780	125.7824	ng	100
T Tetrachloroethene	8.935	163.8	109194	125.3035	ng	100
T 1,3-Dichloropropane	8.980	76.0	101384	119.3950	ng	100
T Chlorodibromomethane	9.206	129.0	83172	123.0729	ng	100
T 1,2-Dibromoethane	9.300	107.0	58489	126.2047	ng	100
T Chlorobenzene	9.800	112.0	289340	122.8185	ng	100
T 1,1,1,2-Tetrachloroethane	9.894	131.0	101500	122.7951	ng	100
T Ethylbenzene	9.919	91.0	505127	123.1021	ng	100
T m+p-Xylenes	10.039	106.0	405724	248.1048	ng	100
T o-Xylene	10.433	106.0	179108	125.1872	ng	100
T Styrene	10.446	104.0	292722	123.7696	ng	100
T Bromoform	10.625	172.5	45045	120.9158	ng	100
T Bromobenzene	11.093	156.0	112733	124.5365	ng	100
T 1,1,2,2-Tetrachloroethane	11.113	83.0	62640	121.3181	ng	100
T 1,2,3-Trichloropropane	11.152	110.0	16355	120.5610	ng	100
T 2-Chlorotoluene	11.291	126.0	114135	127.3956	ng	100
T 4-Chlorotoluene	11.400	91.0	375931	129.5521	ng	100
T 1,3-Dichlorobenzene	12.033	146.0	200403	122.1906	ng	100
T 1,4-Dichlorobenzene	12.122	146.0	205880	123.1312	ng	100
T 1,2-Dichlorobenzene	12.493	146.0	169723	123.9507	ng	100

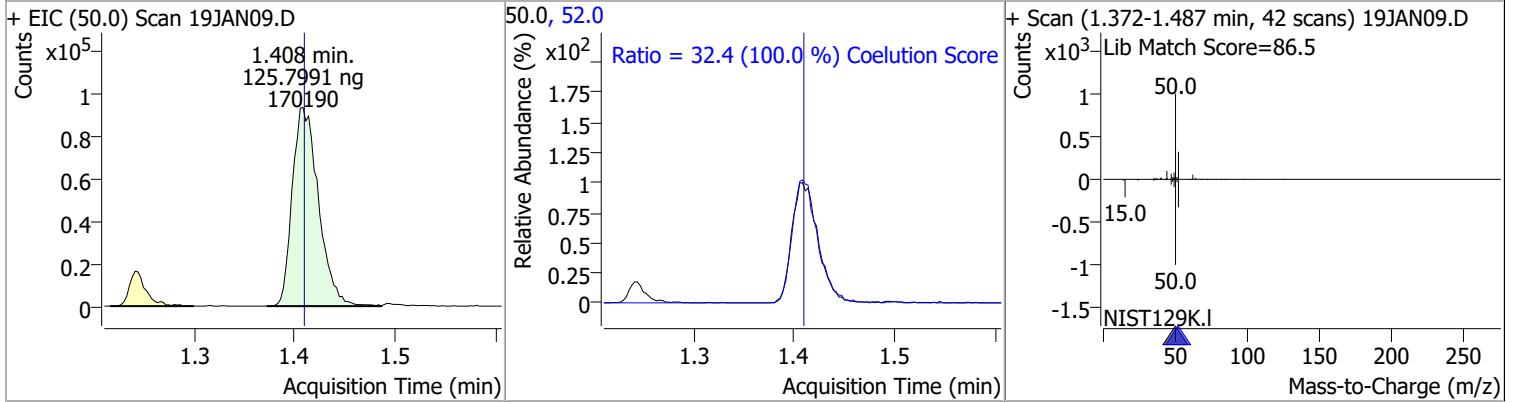
(#) = Qualifier Out of Range; (m) = Manual Integration; (+) = Area Summed; (*) = Surrogate Percent Recovery Out of Range; (d): Zeroed Peak

Quantitation Results Report (QT Reviewed)

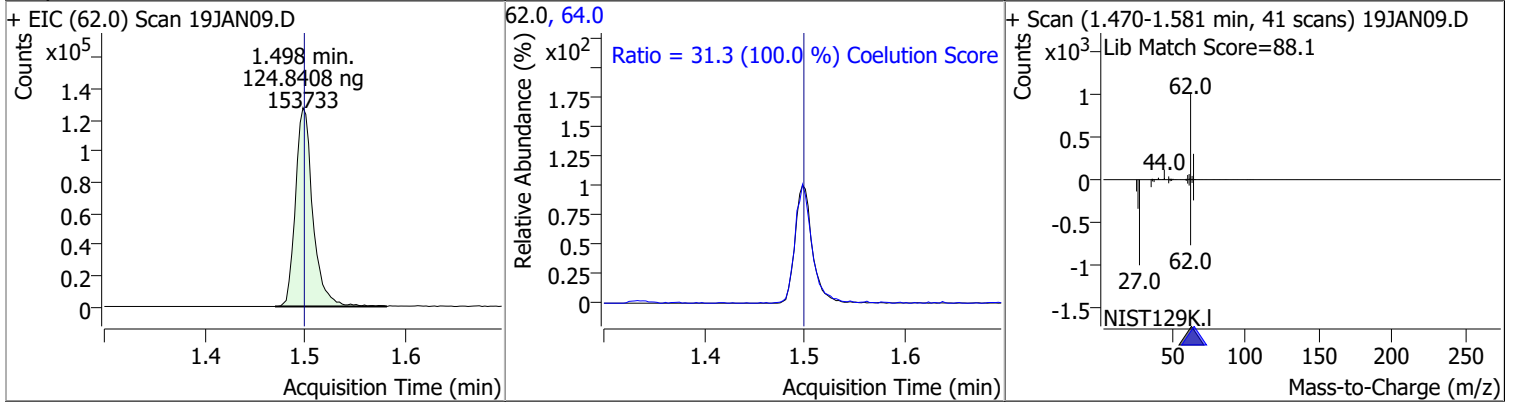
Compound	Conc.	RT	Dev(Min)	Resp.	QIon	QRatio	Lower	Upper
Dichlorodifluoromethane	129.1152	1.24	0.00	148367	87.0	31.8	1.8	61.8



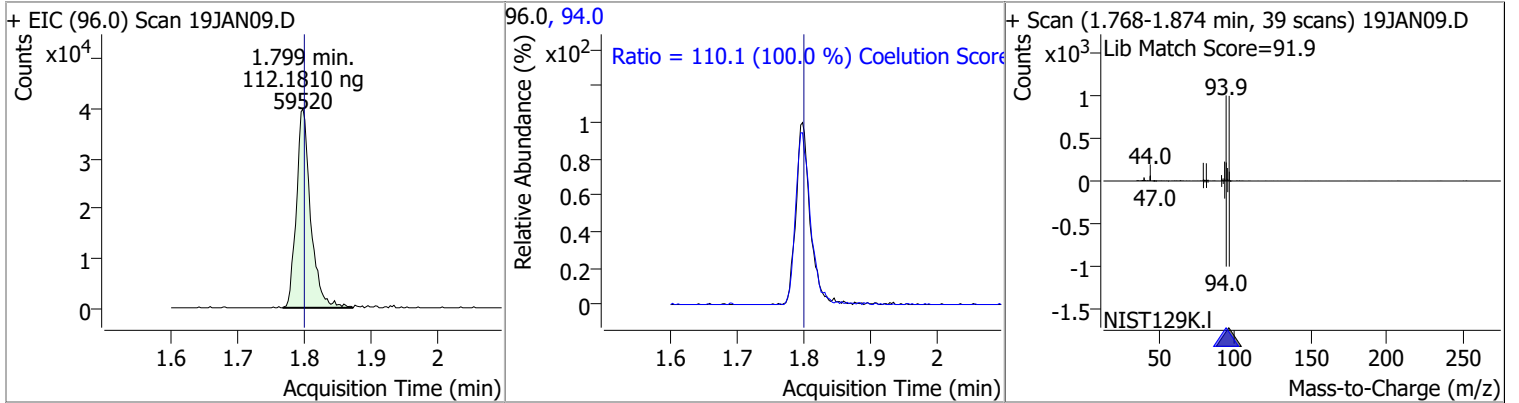
Compound	Conc.	RT	Dev(Min)	Resp.	QIon	QRatio	Lower	Upper
Chloromethane	125.7991	1.41	0.00	170190	52.0	32.4	2.4	62.4



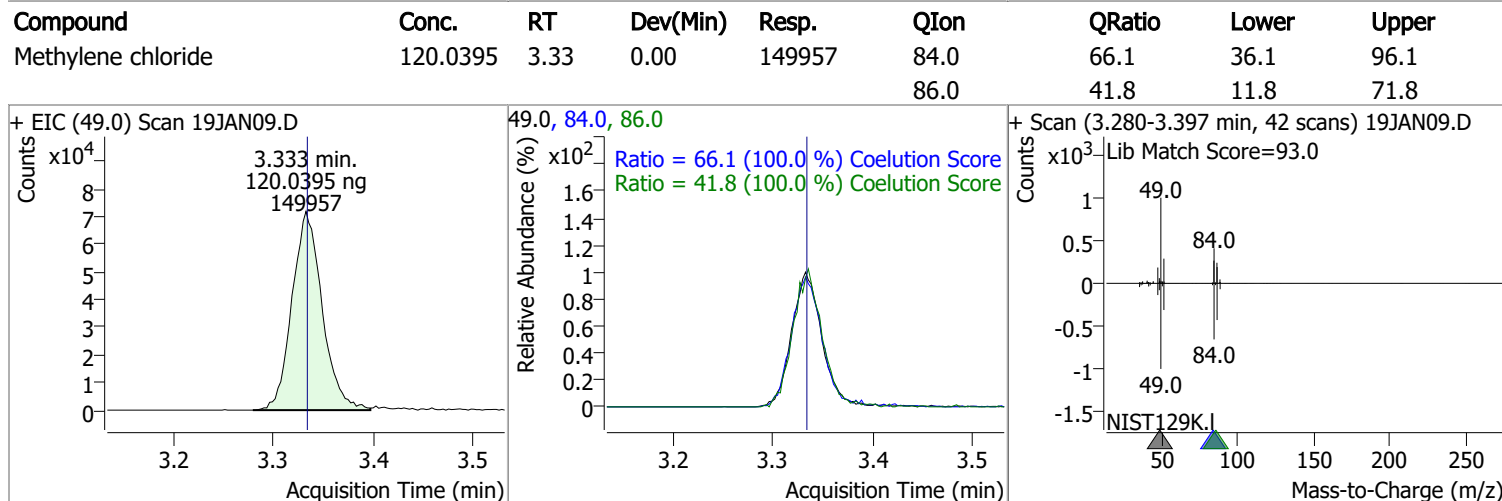
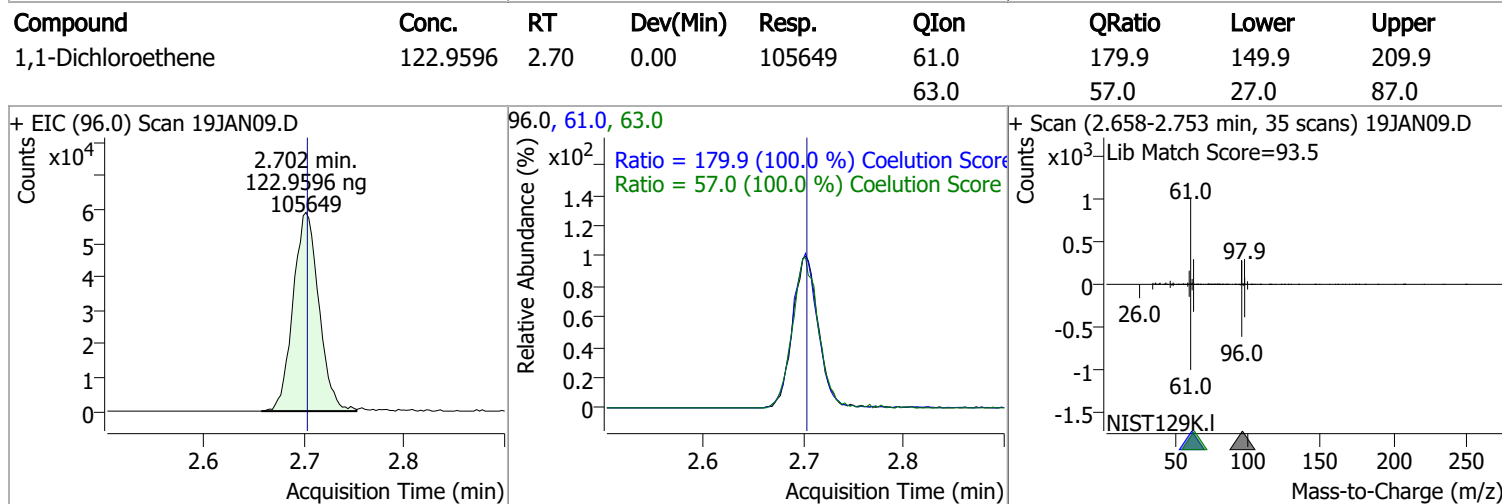
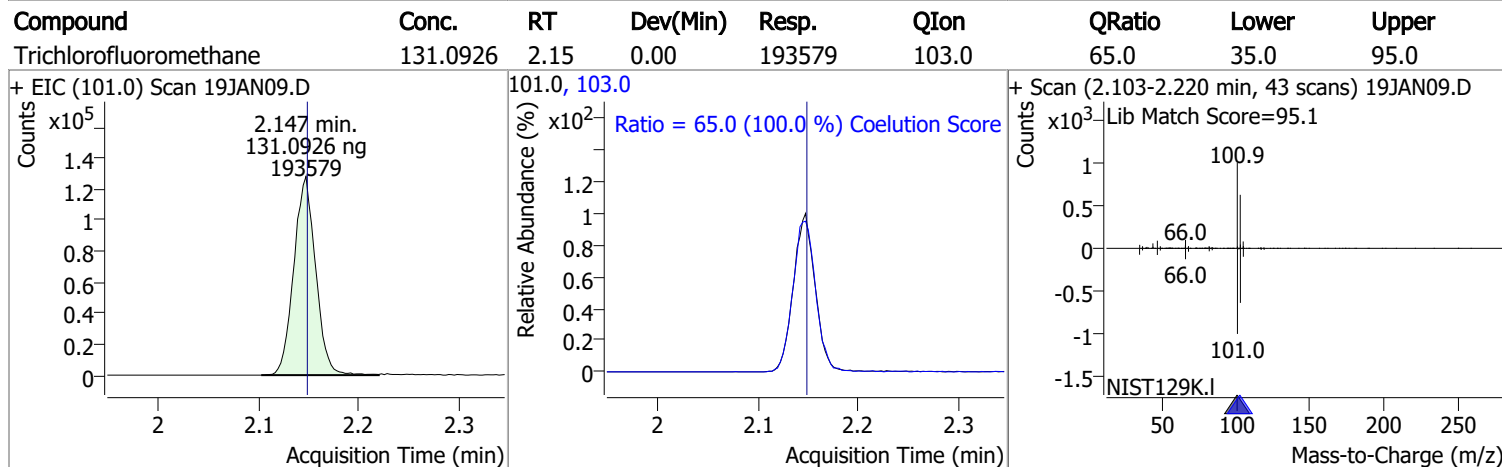
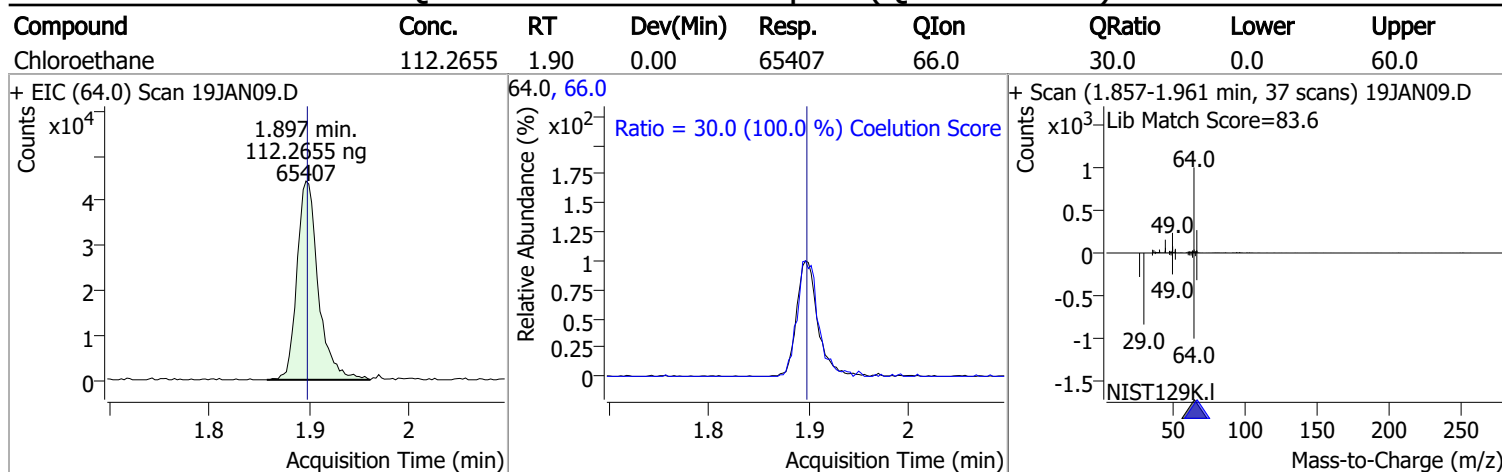
Compound	Conc.	RT	Dev(Min)	Resp.	QIon	QRatio	Lower	Upper
Vinyl chloride	124.8408	1.50	0.00	153733	64.0	31.3	1.3	61.3



Compound	Conc.	RT	Dev(Min)	Resp.	QIon	QRatio	Lower	Upper
Bromomethane	112.1810	1.80	0.00	59520	94.0	110.1	80.1	140.1

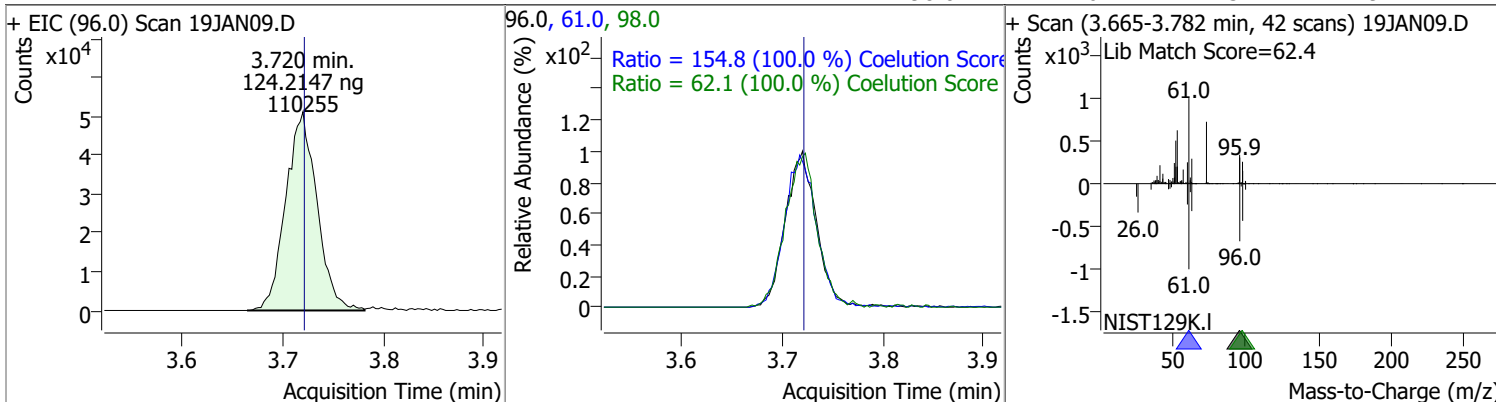


Quantitation Results Report (QT Reviewed)

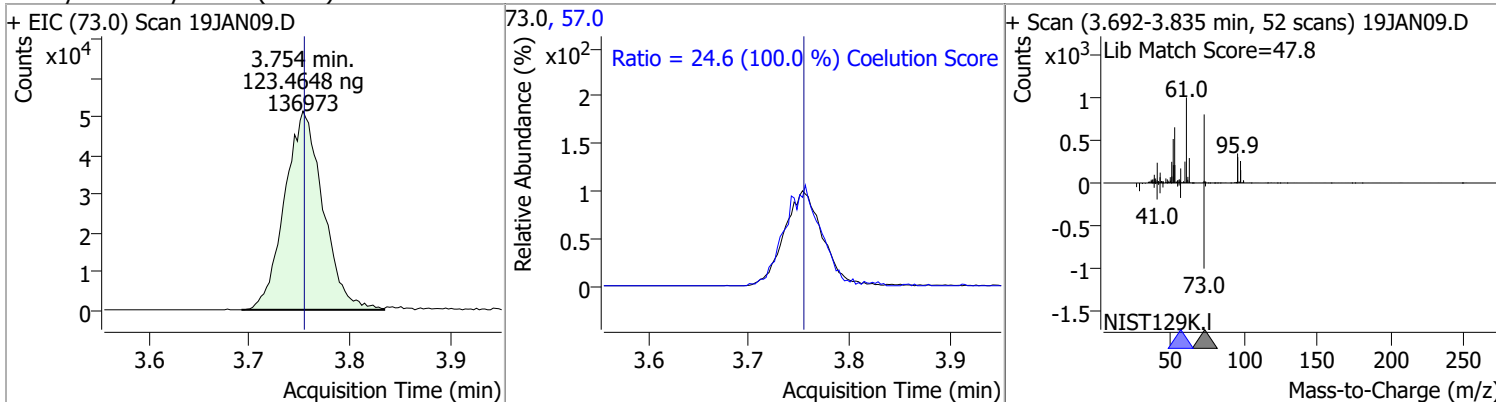


Quantitation Results Report (QT Reviewed)

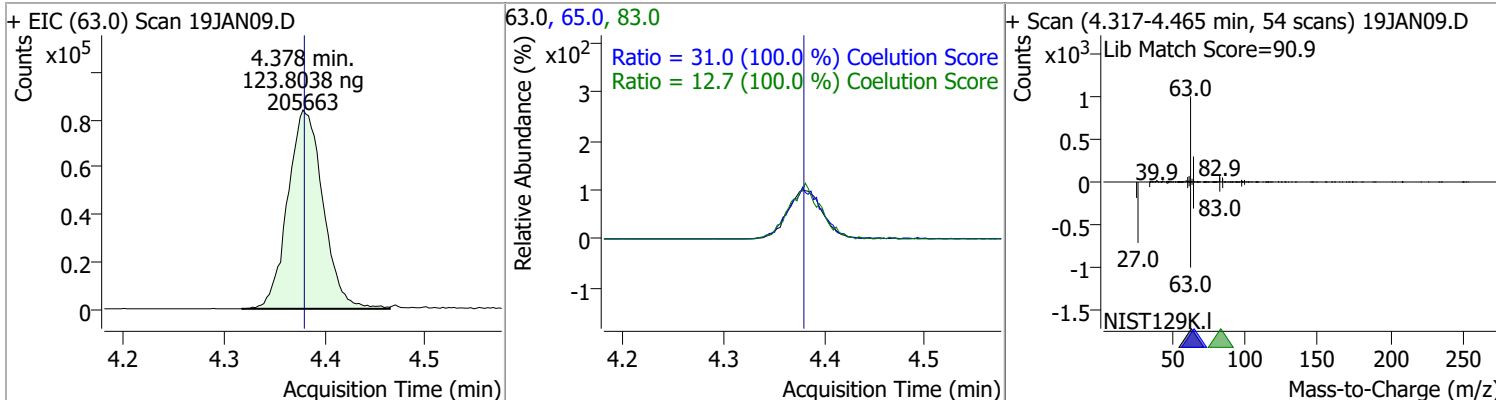
Compound	Conc.	RT	Dev(Min)	Resp.	QIon	QRatio	Lower	Upper
trans-1,2-Dichloroethene	124.2147	3.72	0.00	110255	61.0	154.8	124.8	184.8
					98.0	62.1	32.1	92.1



Compound	Conc.	RT	Dev(Min)	Resp.	QIon	QRatio	Lower	Upper
Methyl tert-butyl ether (MTBE)	123.4648	3.75	0.00	136973	57.0	24.6	0.0	54.6

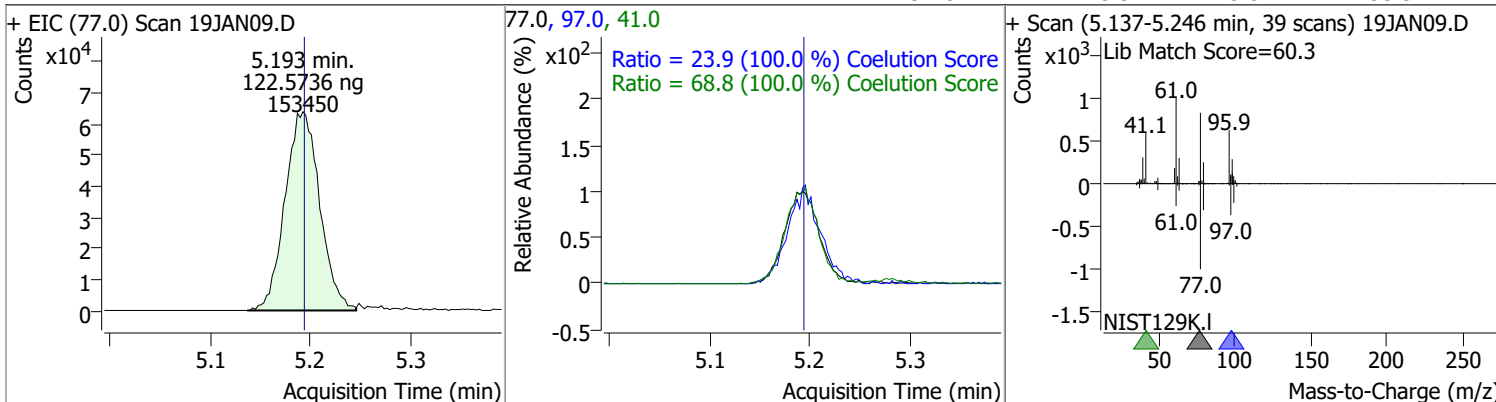


Compound	Conc.	RT	Dev(Min)	Resp.	QIon	QRatio	Lower	Upper
1,1-Dichloroethane	123.8038	4.38	0.00	205663	65.0	31.0	1.0	61.0
					83.0	12.7	0.0	42.7

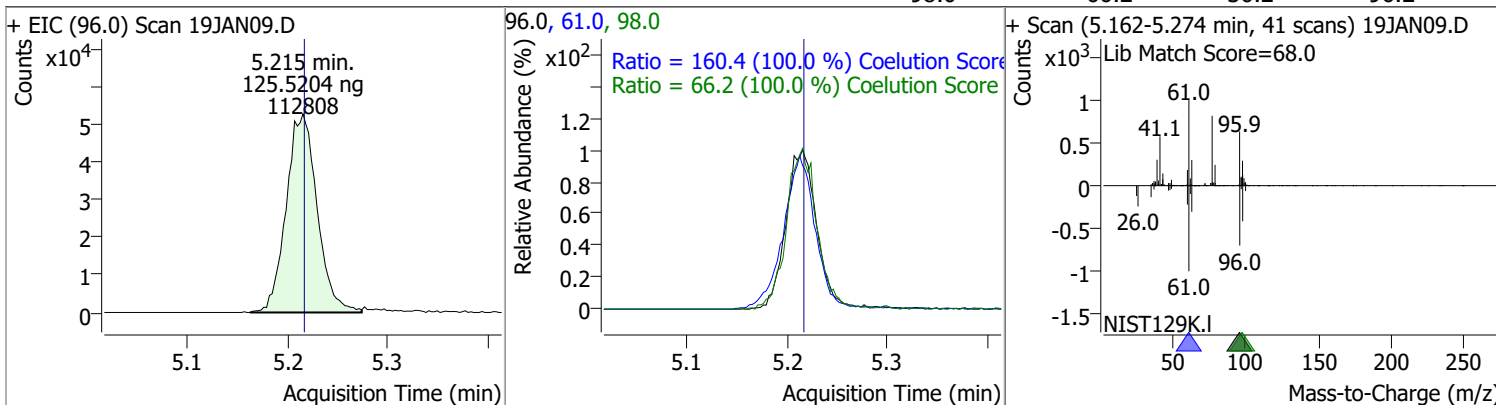


Quantitation Results Report (QT Reviewed)

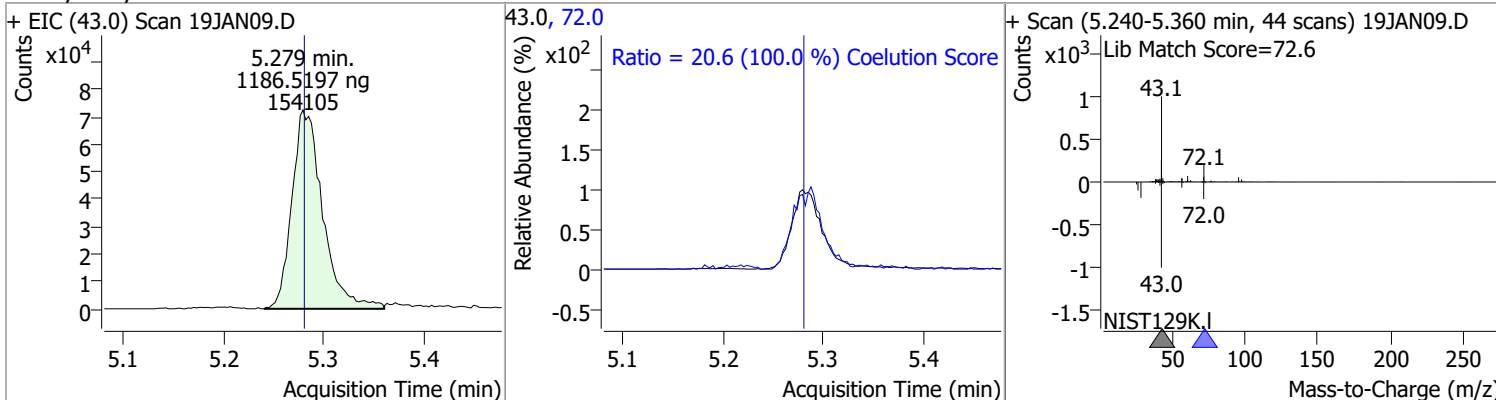
Compound	Conc.	RT	Dev(Min)	Resp.	QIon	QRatio	Lower	Upper
2,2-Dichloropropane	122.5736	5.19	0.00	153450	41.0	68.8	38.8	98.8
					97.0	23.9	0.0	53.9



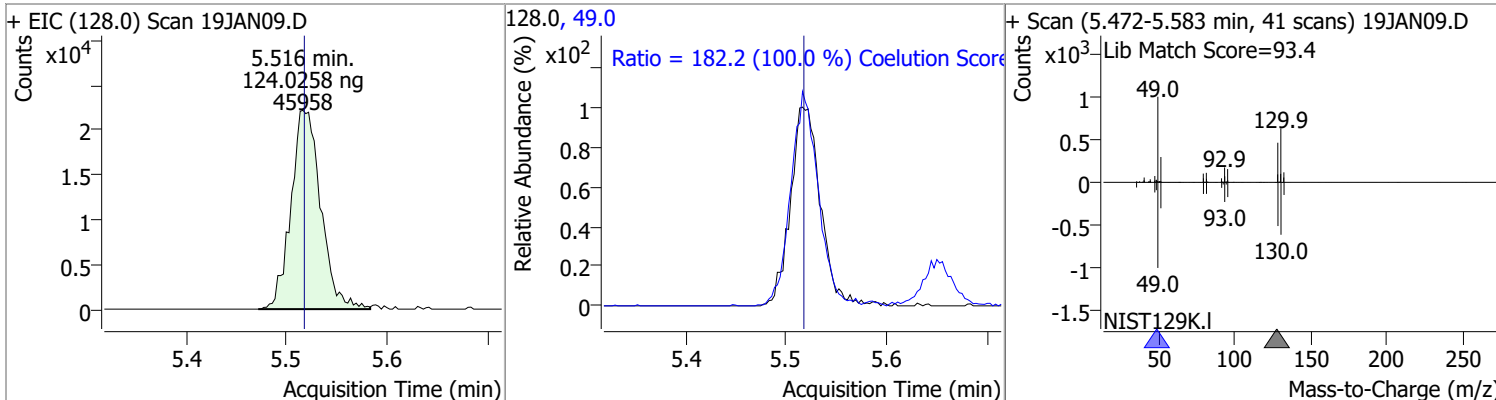
Compound	Conc.	RT	Dev(Min)	Resp.	QIon	QRatio	Lower	Upper
cis-1,2-Dichloroethene	125.5204	5.21	0.00	112808	61.0	160.4	130.4	190.4
					98.0	66.2	36.2	96.2



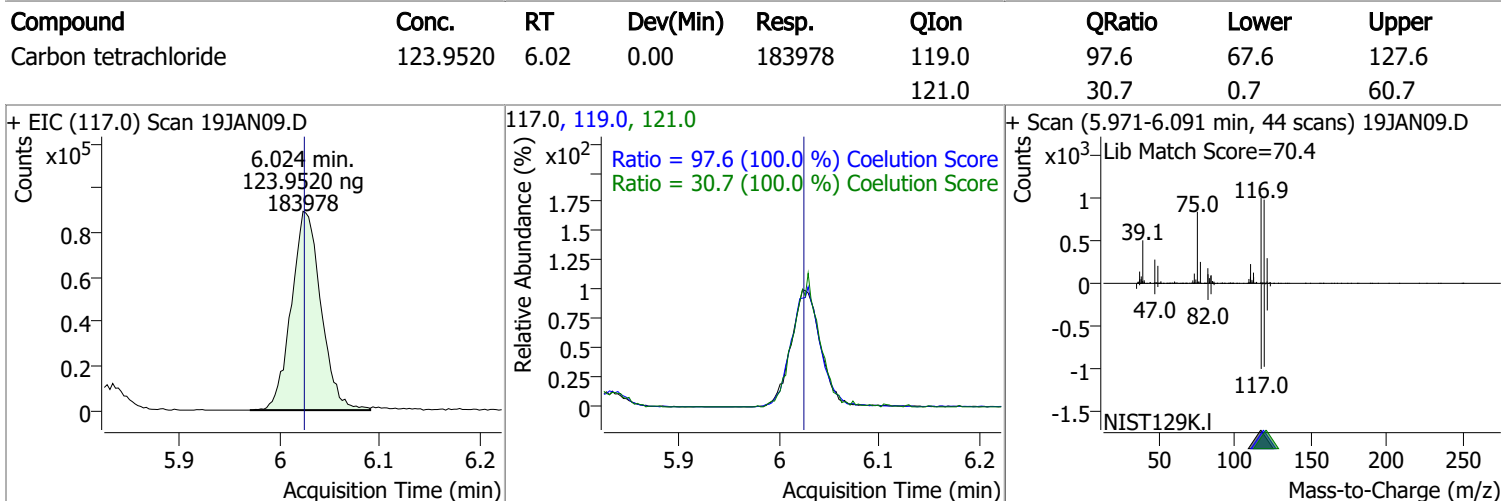
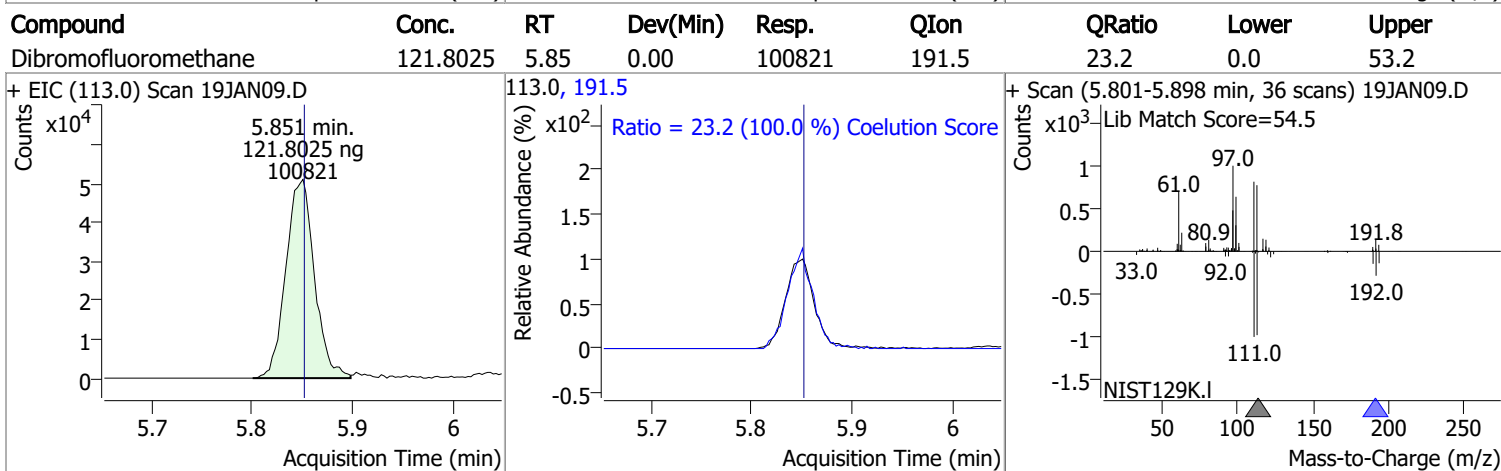
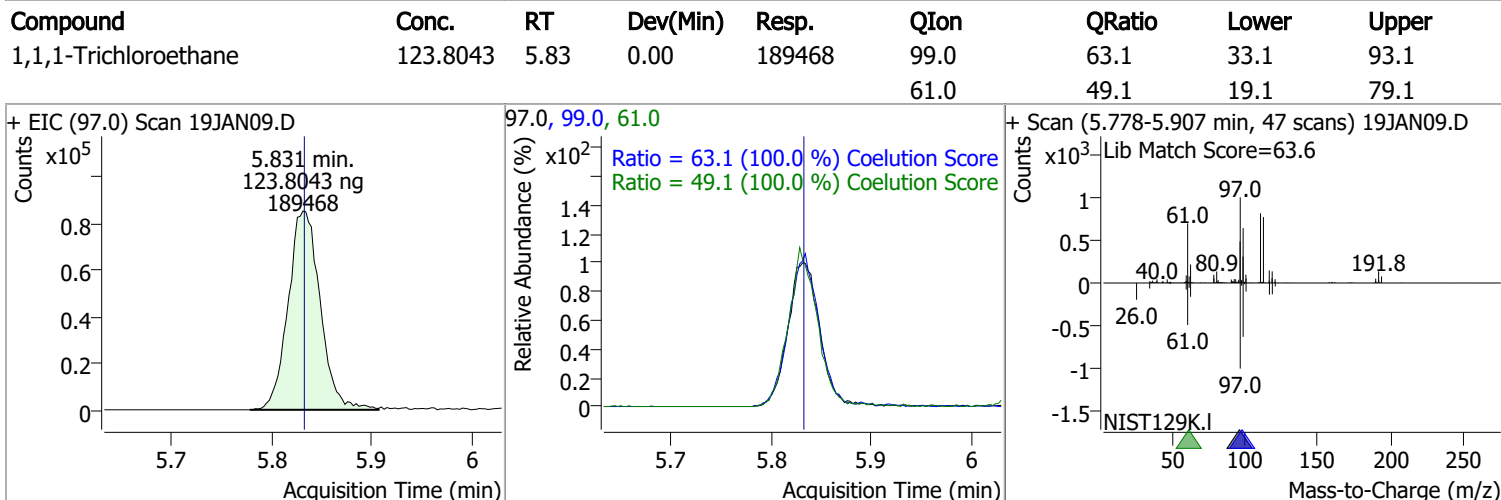
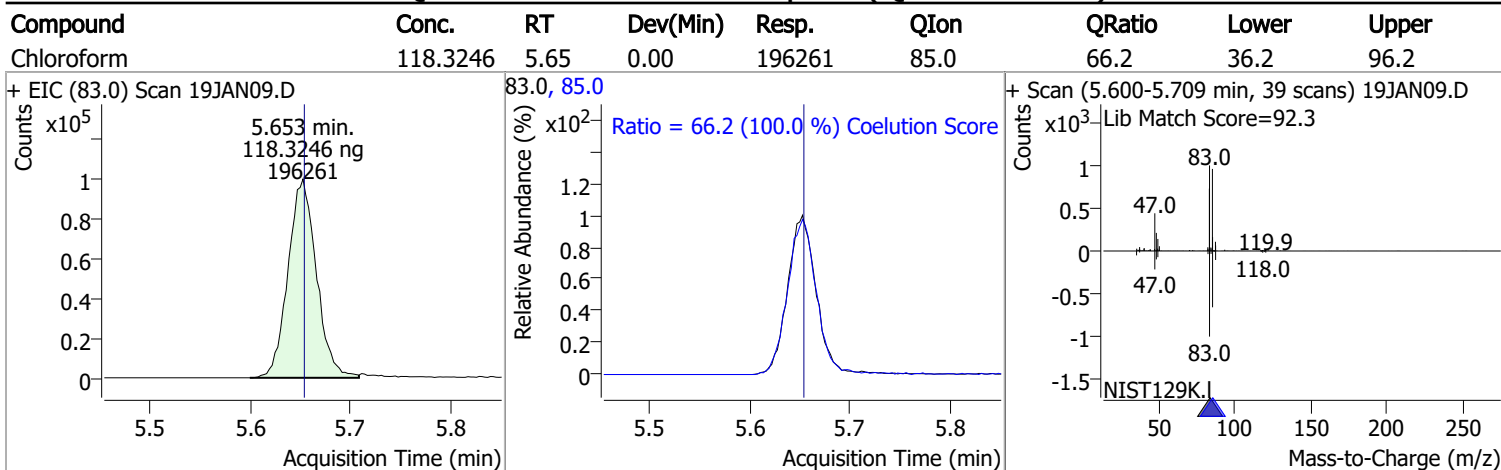
Compound	Conc.	RT	Dev(Min)	Resp.	QIon	QRatio	Lower	Upper
Methyl ethyl ketone	1186.5197	5.28	0.00	154105	72.0	20.6	0.0	50.6



Compound	Conc.	RT	Dev(Min)	Resp.	QIon	QRatio	Lower	Upper
Bromochloromethane	124.0258	5.52	0.00	45958	49.0	182.2	152.2	212.2

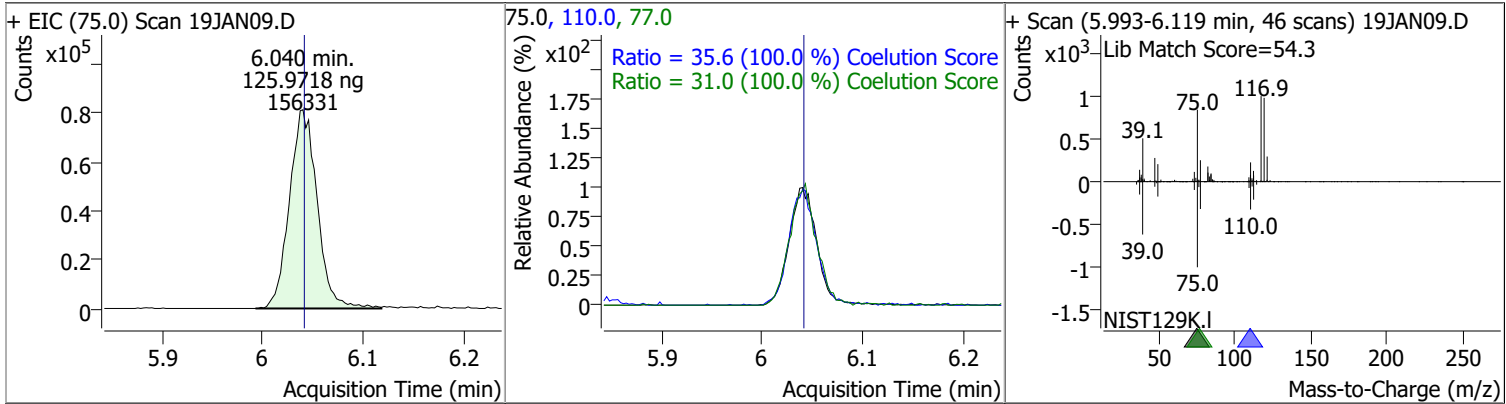


Quantitation Results Report (QT Reviewed)

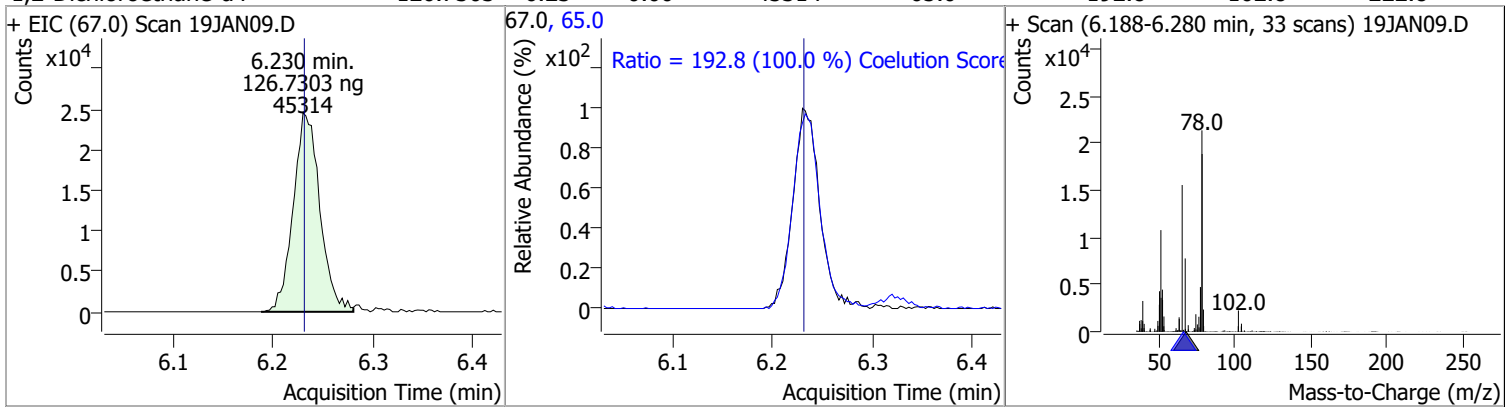


Quantitation Results Report (QT Reviewed)

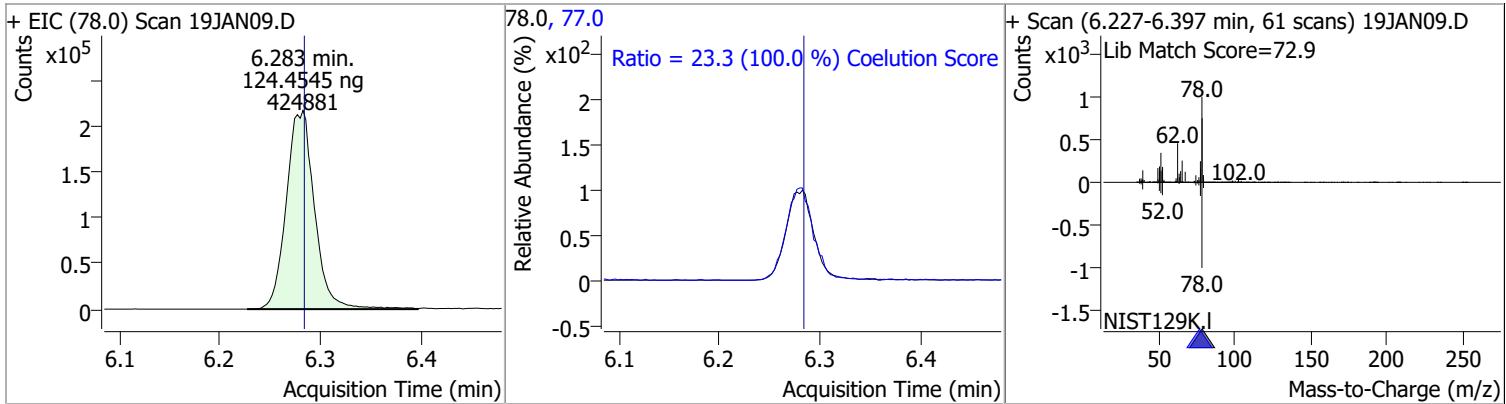
Compound	Conc.	RT	Dev(Min)	Resp.	QIon	QRatio	Lower	Upper
1,1-Dichloropropene	125.9718	6.04	0.00	156331	110.0	35.6	5.6	65.6
					77.0	31.0	1.0	61.0



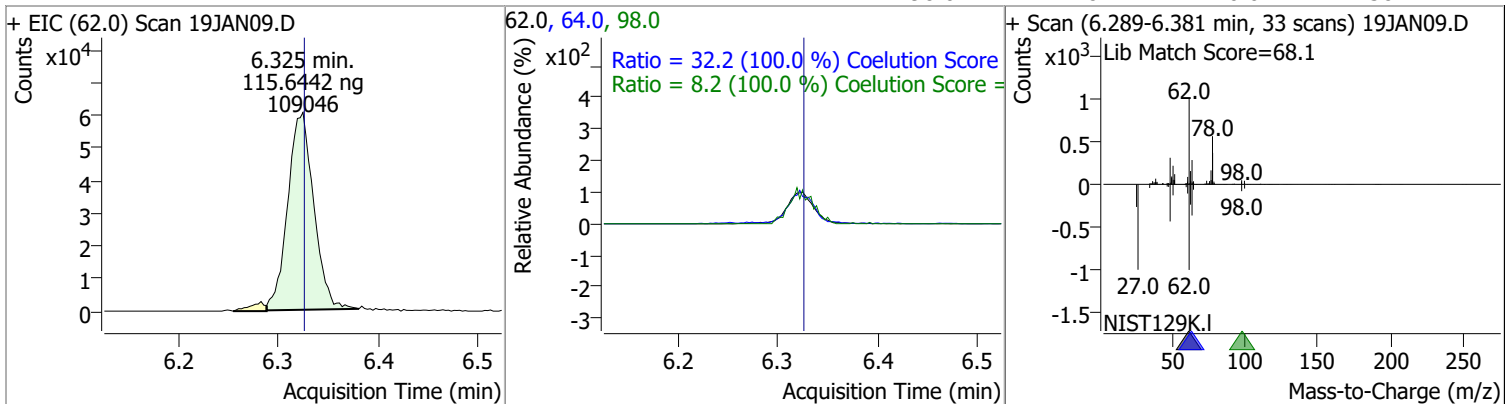
Compound	Conc.	RT	Dev(Min)	Resp.	QIon	QRatio	Lower	Upper
1,2-Dichloroethane-d4	126.7303	6.23	0.00	45314	65.0	192.8	162.8	222.8



Compound	Conc.	RT	Dev(Min)	Resp.	QIon	QRatio	Lower	Upper
Benzene	124.4545	6.28	0.00	424881	77.0	23.3	0.0	53.3

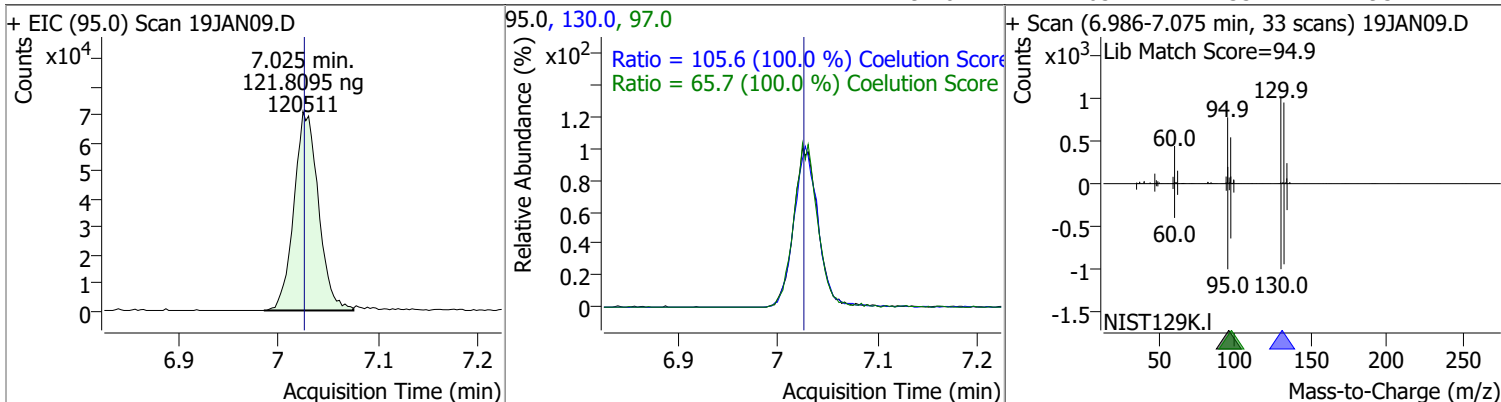


Compound	Conc.	RT	Dev(Min)	Resp.	QIon	QRatio	Lower	Upper
1,2-Dichloroethane	115.6442	6.32	0.00	109046	64.0	32.2	2.2	62.2
					98.0	8.2	0.0	38.2

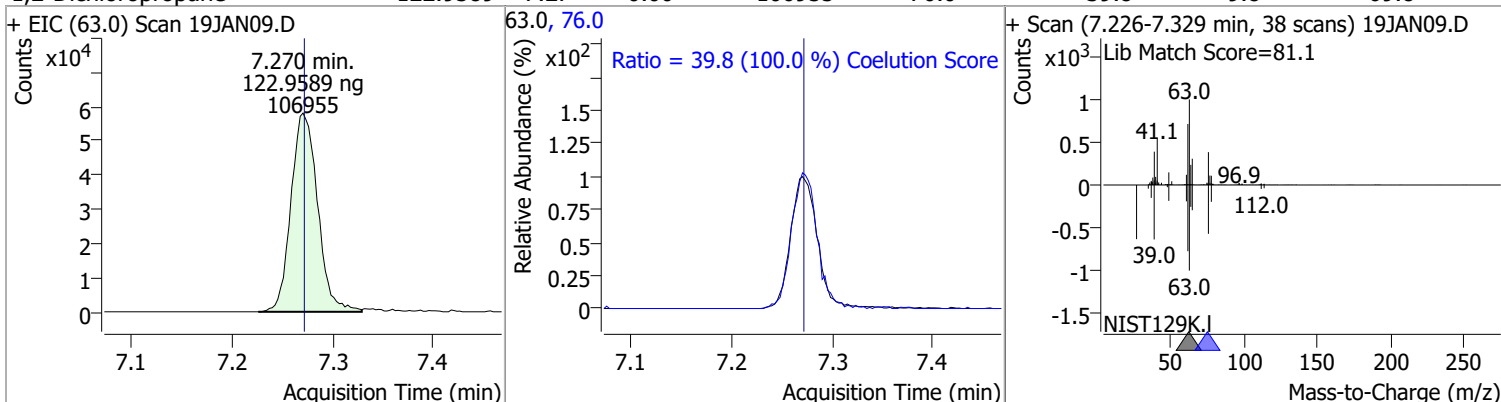


Quantitation Results Report (QT Reviewed)

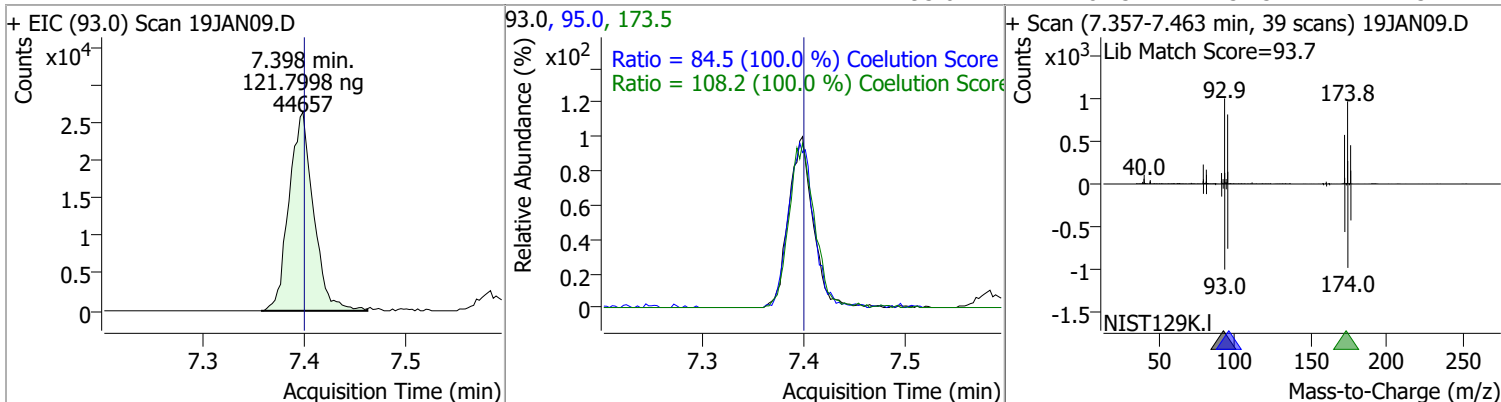
Compound	Conc.	RT	Dev(Min)	Resp.	QIon	QRatio	Lower	Upper
Trichloroethene	121.8095	7.02	0.00	120511	130.0	105.6	75.6	135.6
					97.0	65.7	35.7	95.7



Compound	Conc.	RT	Dev(Min)	Resp.	QIon	QRatio	Lower	Upper
1,2-Dichloropropane	122.9589	7.27	0.00	106955	76.0	39.8	9.8	69.8

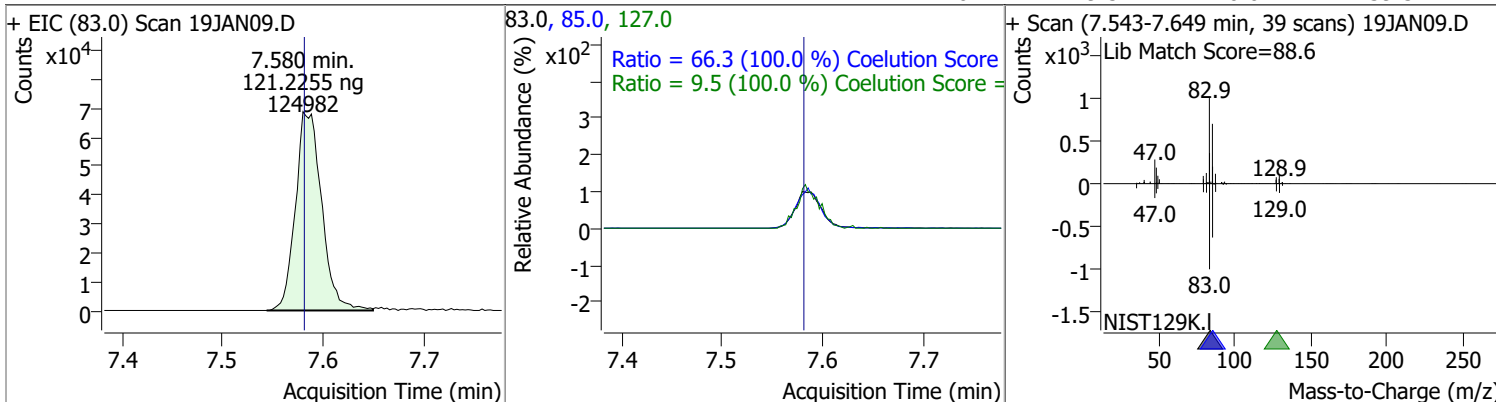


Compound	Conc.	RT	Dev(Min)	Resp.	QIon	QRatio	Lower	Upper
Dibromomethane	121.7998	7.40	0.00	44657	173.5	108.2	78.2	138.2
					95.0	84.5	54.5	114.5

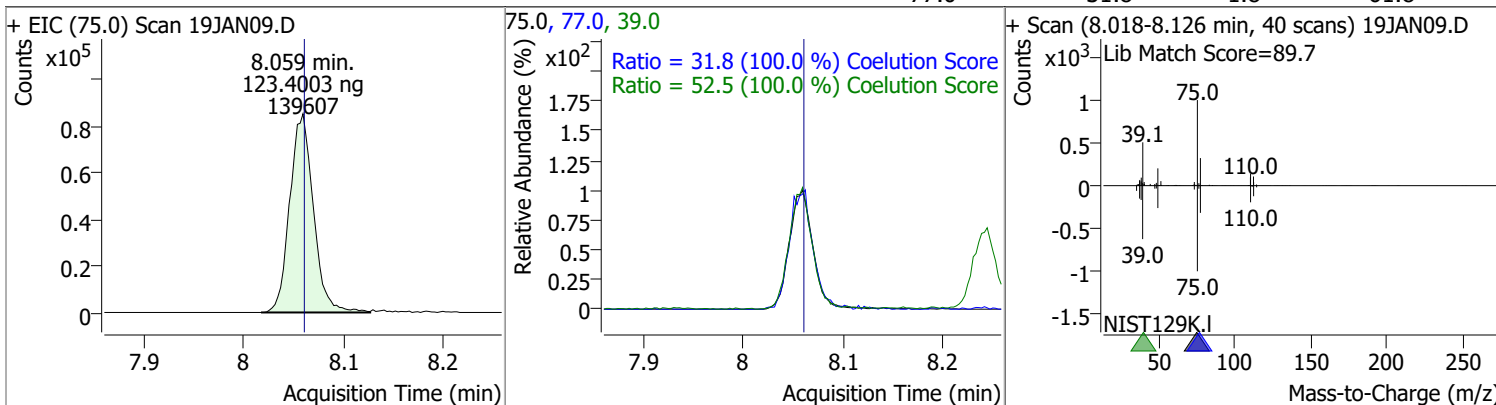


Quantitation Results Report (QT Reviewed)

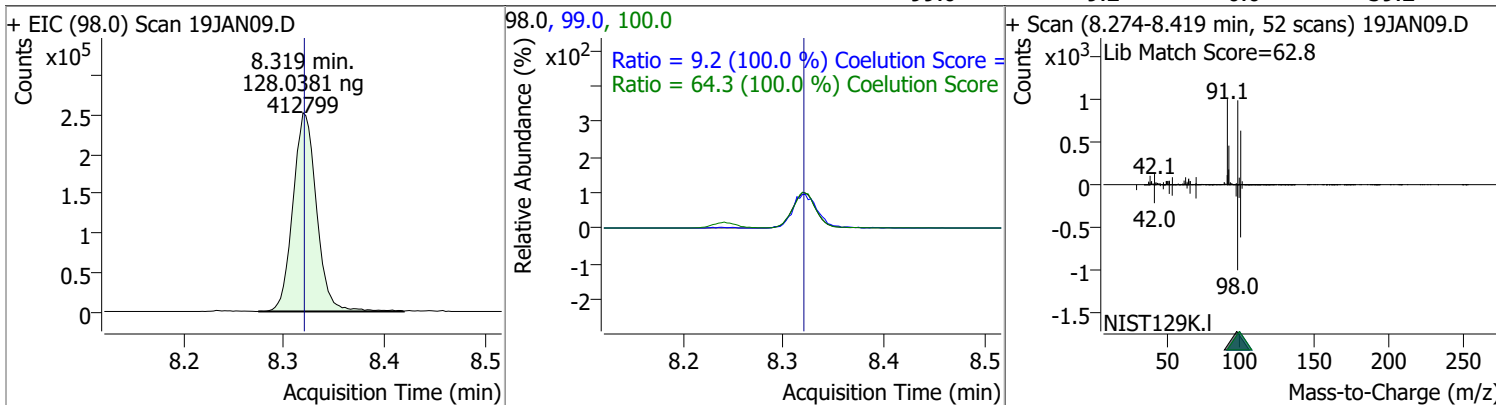
Compound	Conc.	RT	Dev(Min)	Resp.	QIon	QRatio	Lower	Upper
Bromodichloromethane	121.2255	7.58	0.00	124982	85.0	66.3	36.3	96.3
					127.0	9.5	0.0	39.5



Compound	Conc.	RT	Dev(Min)	Resp.	QIon	QRatio	Lower	Upper
cis-1,3-Dichloropropene	123.4003	8.06	0.00	139607	39.0	52.5	22.5	82.5
					77.0	31.8	1.8	61.8

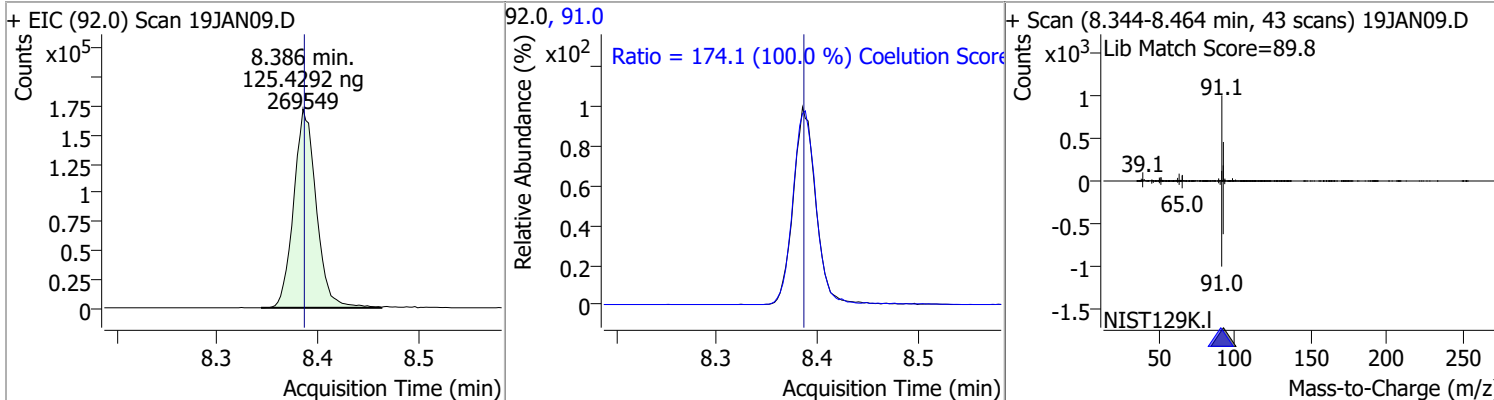


Compound	Conc.	RT	Dev(Min)	Resp.	QIon	QRatio	Lower	Upper
Toluene-d8	128.0381	8.32	0.00	412799	100.0	64.3	34.3	94.3
					99.0	9.2	0.0	39.2

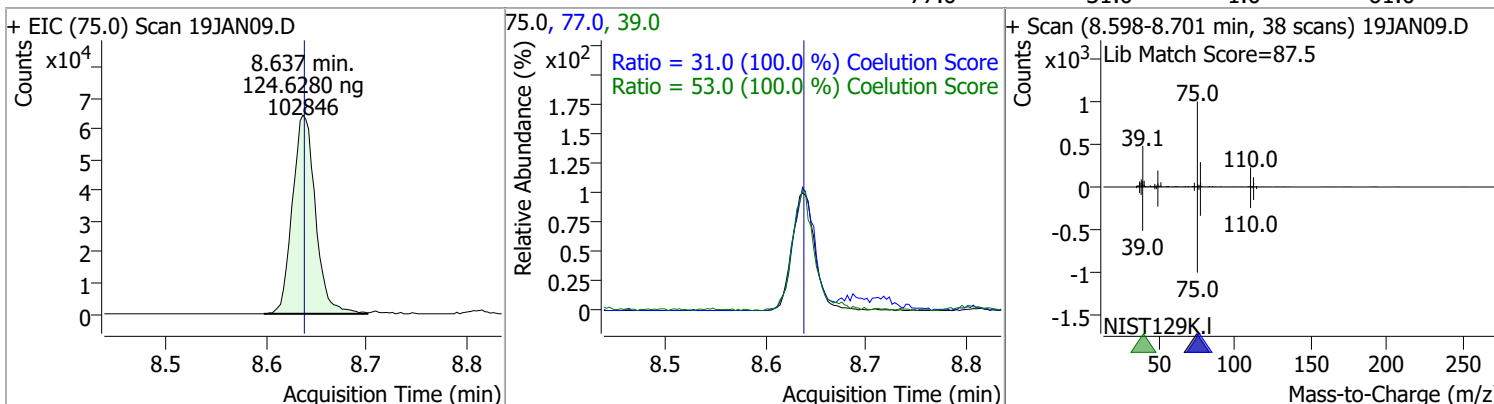


Quantitation Results Report (QT Reviewed)

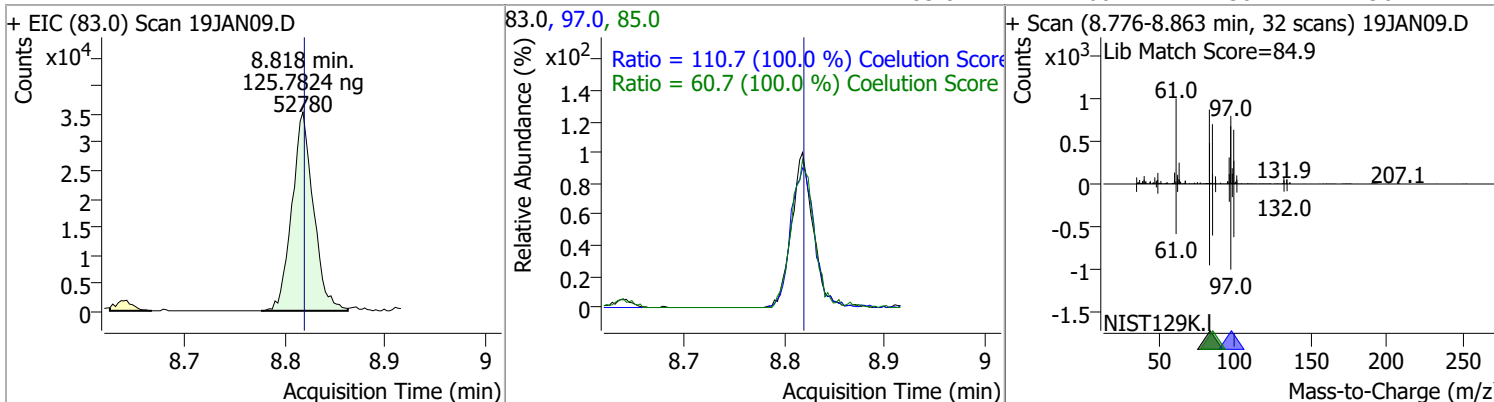
Compound	Conc.	RT	Dev(Min)	Resp.	QIon	QRatio	Lower	Upper
Toluene	125.4292	8.39	0.00	269549	91.0	174.1	144.1	204.1



Compound	Conc.	RT	Dev(Min)	Resp.	QIon	QRatio	Lower	Upper
trans-1,3-Dichloropropene	124.6280	8.64	0.00	102846	39.0 77.0	53.0 31.0	23.0 1.0	83.0 61.0

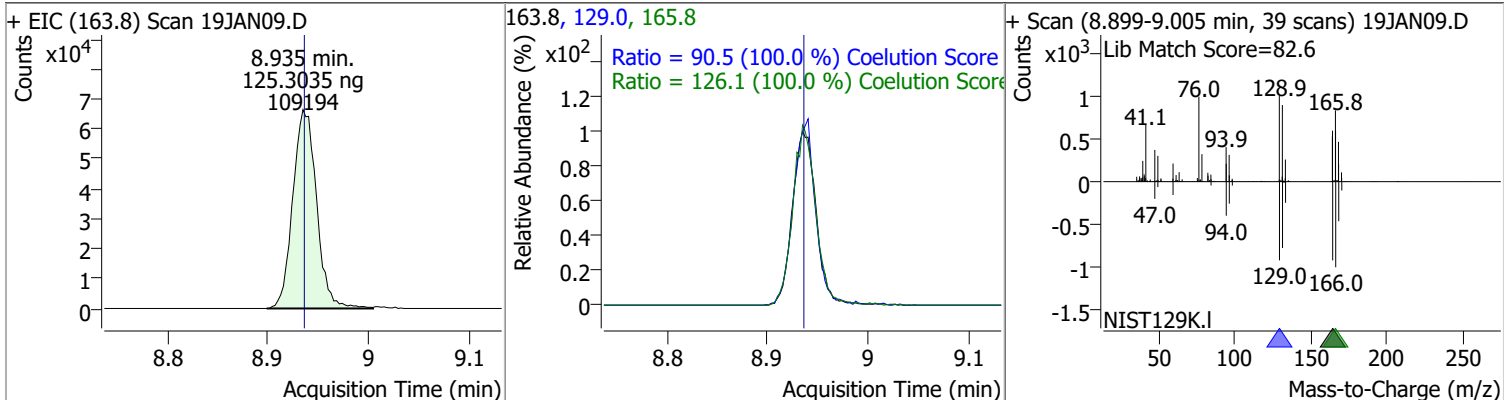


Compound	Conc.	RT	Dev(Min)	Resp.	QIon	QRatio	Lower	Upper
1,1,2-Trichloroethane	125.7824	8.82	0.00	52780	97.0 85.0	110.7 60.7	80.7 30.7	140.7 90.7

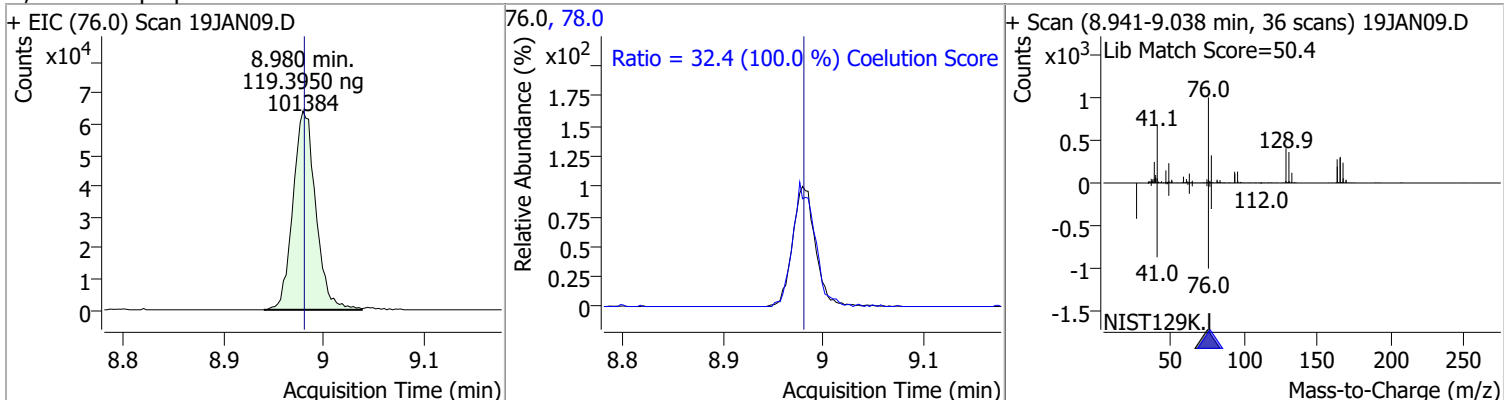


Quantitation Results Report (QT Reviewed)

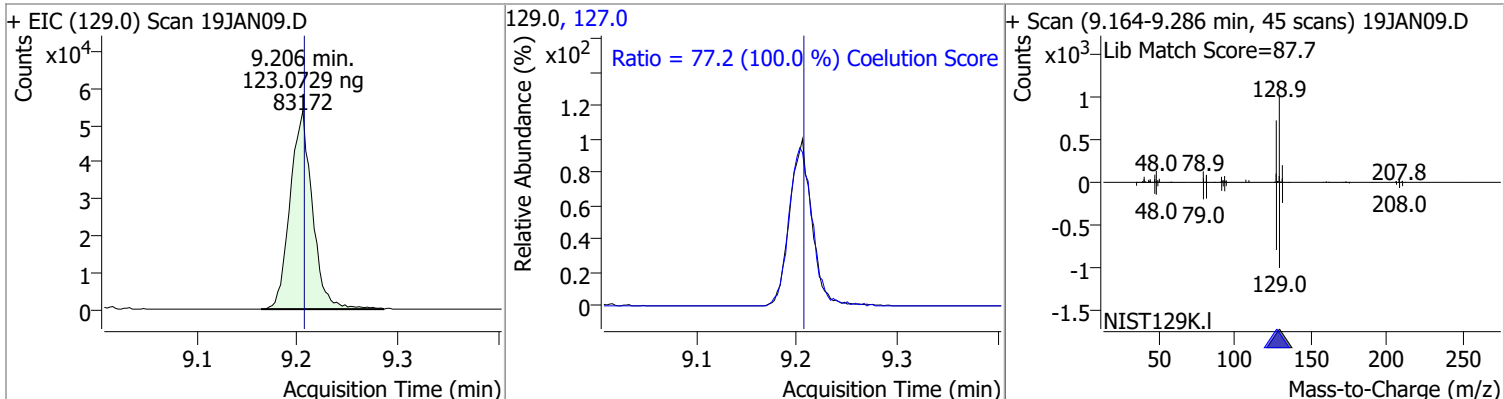
Compound	Conc.	RT	Dev(Min)	Resp.	QIon	QRatio	Lower	Upper
Tetrachloroethene	125.3035	8.94	0.00	109194	165.8	126.1	96.1	156.1
					129.0	90.5	60.5	120.5



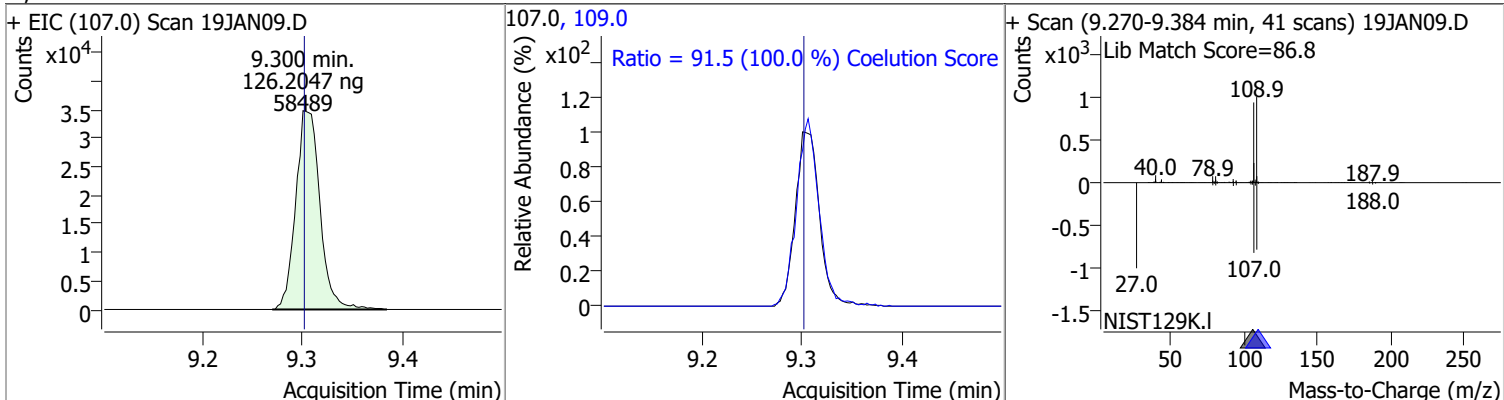
Compound	Conc.	RT	Dev(Min)	Resp.	QIon	QRatio	Lower	Upper
1,3-Dichloropropane	119.3950	8.98	0.00	101384	78.0	32.4	2.4	62.4



Compound	Conc.	RT	Dev(Min)	Resp.	QIon	QRatio	Lower	Upper
Chlorodibromomethane	123.0729	9.21	0.00	83172	127.0	77.2	47.2	107.2



Compound	Conc.	RT	Dev(Min)	Resp.	QIon	QRatio	Lower	Upper
1,2-Dibromoethane	126.2047	9.30	0.00	58489	109.0	91.5	61.5	121.5

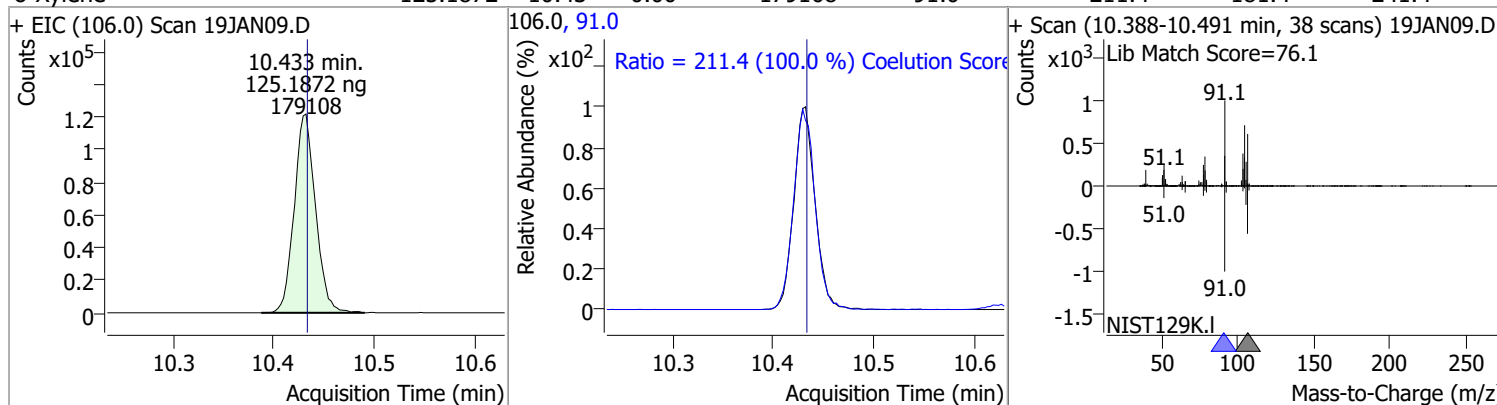


Quantitation Results Report (QT Reviewed)

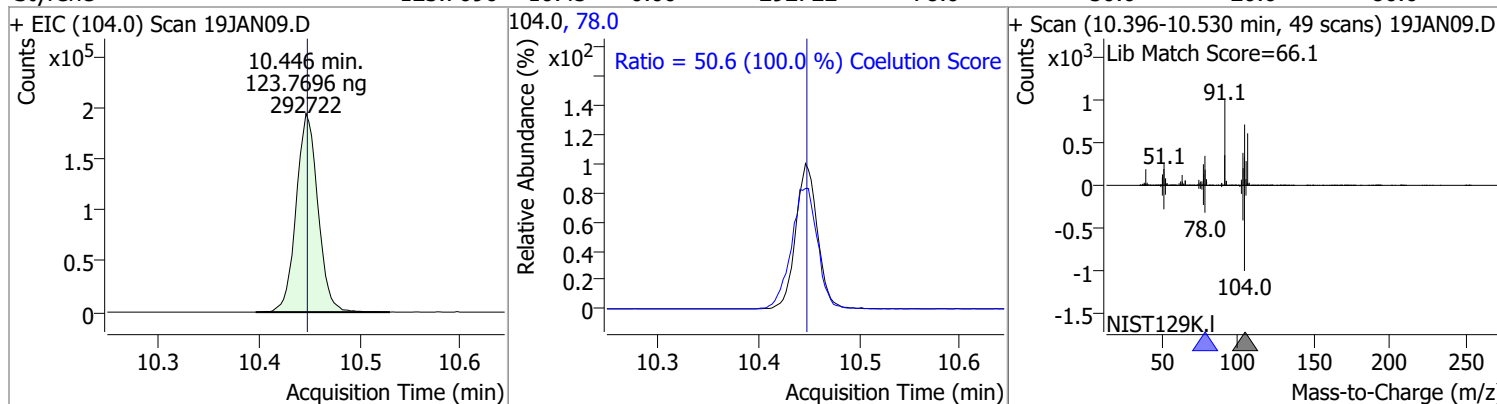
Compound	Conc.	RT	Dev(Min)	Resp.	QIon	QRatio	Lower	Upper
Chlorobenzene	122.8185	9.80	0.00	289340	114.0	32.2	2.2	62.2
+ EIC (112.0) Scan 19JAN09.D			112.0, 114.0			+ Scan (9.760-9.886 min, 45 scans) 19JAN09.D		
1,1,1,2-Tetrachloroethane	122.7951	9.89	0.00	101500	133.0	95.3	65.3	125.3
+ EIC (131.0) Scan 19JAN09.D			131.0, 133.0			+ Scan (9.852-9.970 min, 43 scans) 19JAN09.D		
Ethylbenzene	123.1021	9.92	0.00	505127	106.0	31.7	1.7	61.7
+ EIC (91.0) Scan 19JAN09.D			91.0, 106.0			+ Scan (9.878-9.995 min, 43 scans) 19JAN09.D		
m+p-Xylenes	248.1048	10.04	0.00	405724	91.0	200.7	170.7	230.7
+ EIC (106.0) Scan 19JAN09.D			106.0, 91.0			+ Scan (9.995-10.115 min, 44 scans) 19JAN09.D		

Quantitation Results Report (QT Reviewed)

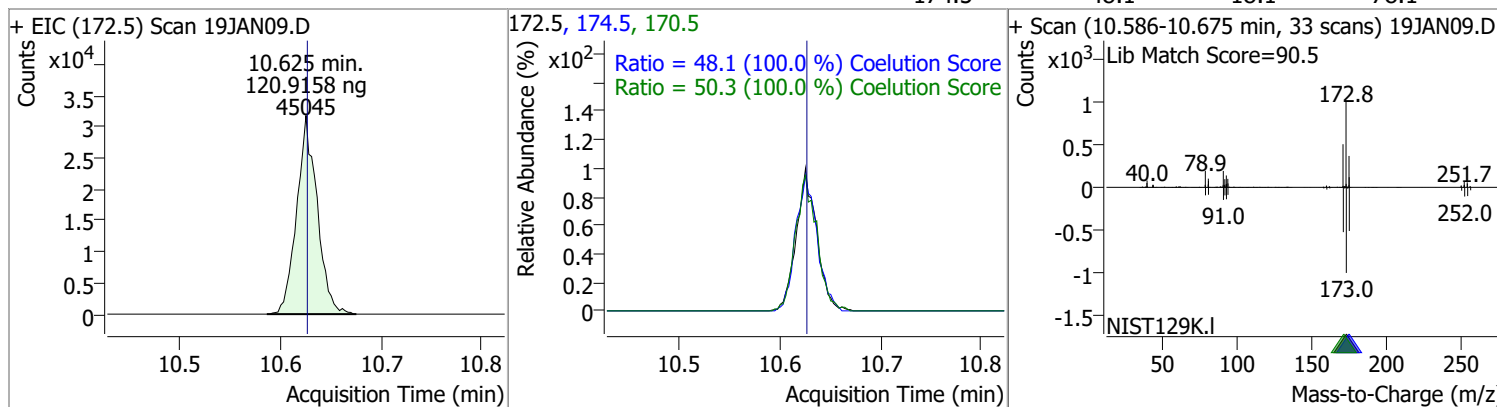
Compound	Conc.	RT	Dev(Min)	Resp.	QIon	QRatio	Lower	Upper
o-Xylene	125.1872	10.43	0.00	179108	91.0	211.4	181.4	241.4



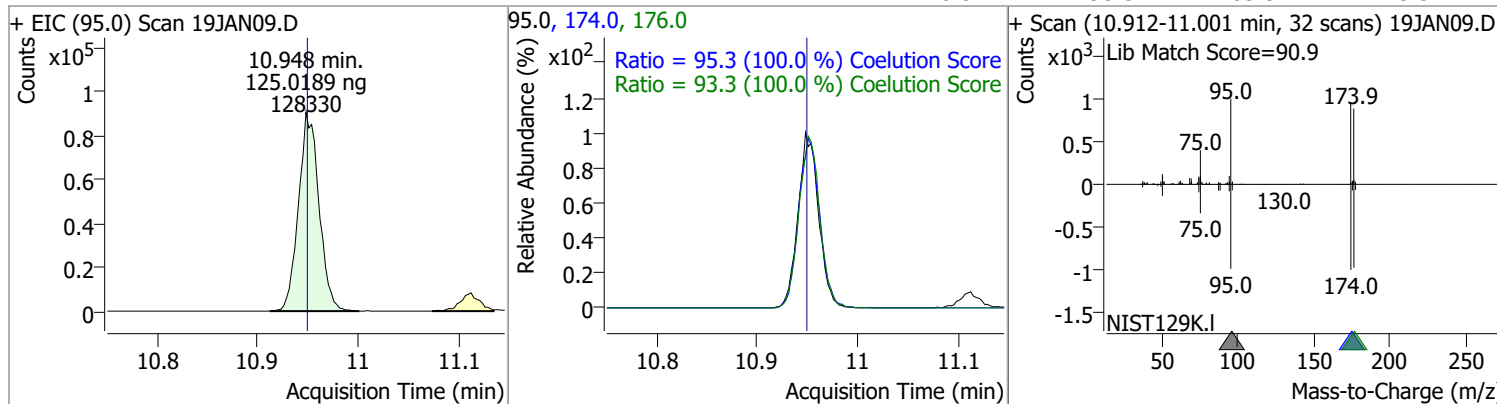
Compound	Conc.	RT	Dev(Min)	Resp.	QIon	QRatio	Lower	Upper
Styrene	123.7696	10.45	0.00	292722	78.0	50.6	20.6	80.6



Compound	Conc.	RT	Dev(Min)	Resp.	QIon	QRatio	Lower	Upper
Bromoform	120.9158	10.62	0.00	45045	170.5 174.5	50.3 48.1	20.3 18.1	80.3 78.1

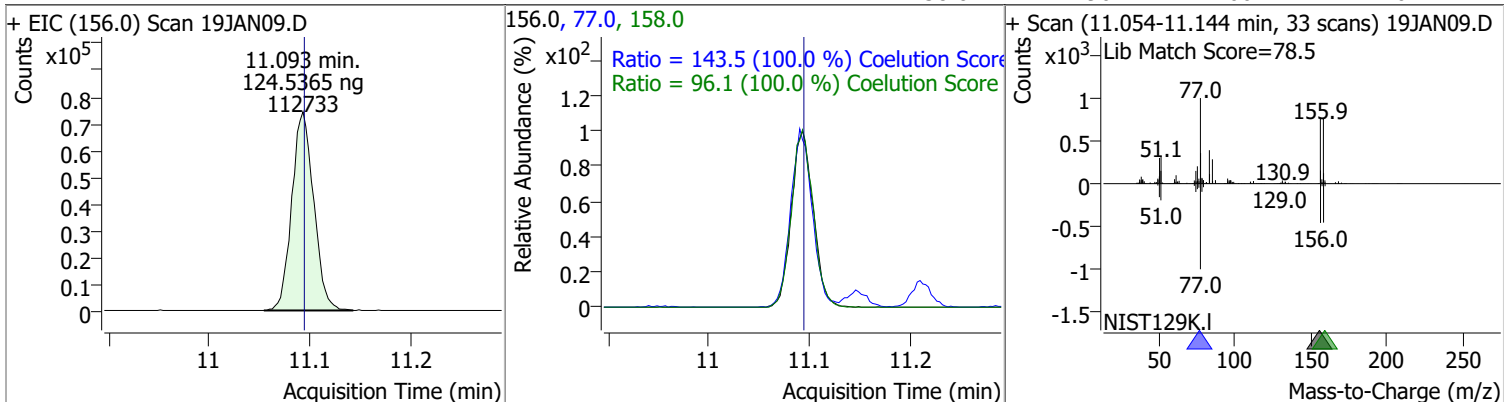


Compound	Conc.	RT	Dev(Min)	Resp.	QIon	QRatio	Lower	Upper
p-Bromofluorobenzene	125.0189	10.95	0.00	128330	174.0 176.0	95.3 93.3	65.3 63.3	125.3 123.3

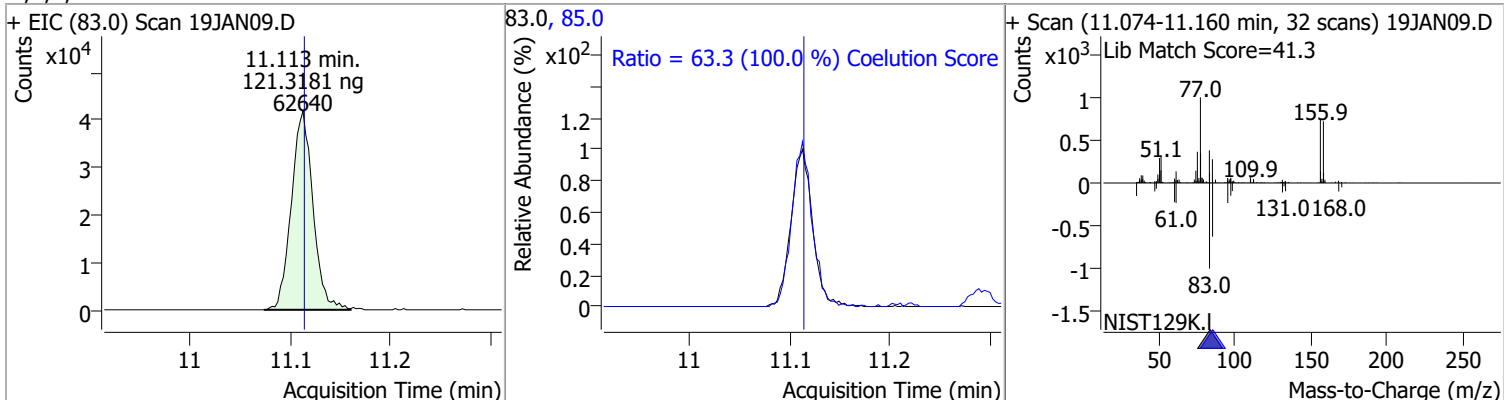


Quantitation Results Report (QT Reviewed)

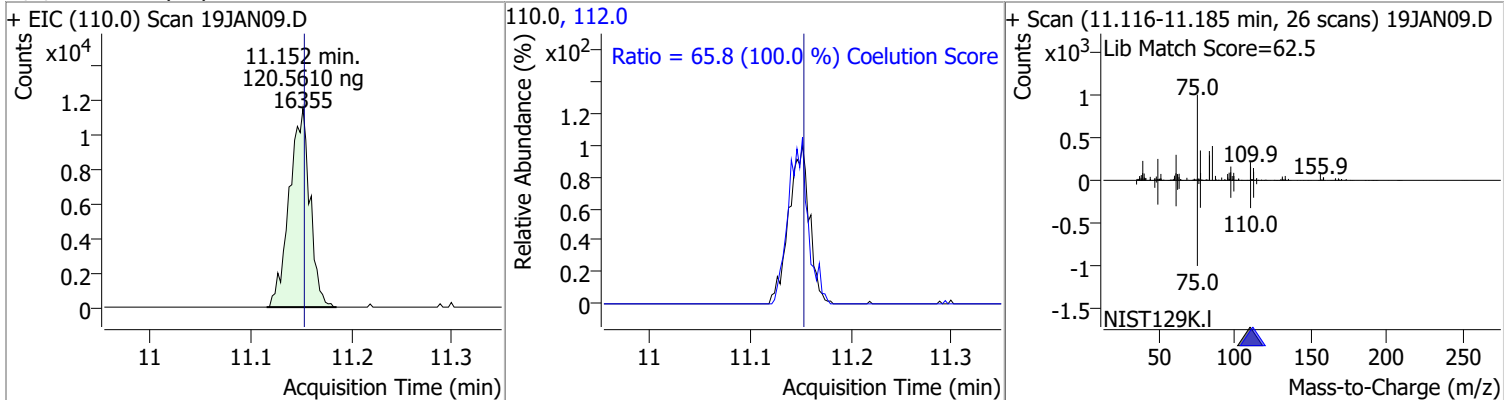
Compound	Conc.	RT	Dev(Min)	Resp.	QIon	QRatio	Lower	Upper
Bromobenzene	124.5365	11.09	0.00	112733	77.0	143.5	113.5	173.5
					158.0	96.1	66.1	126.1



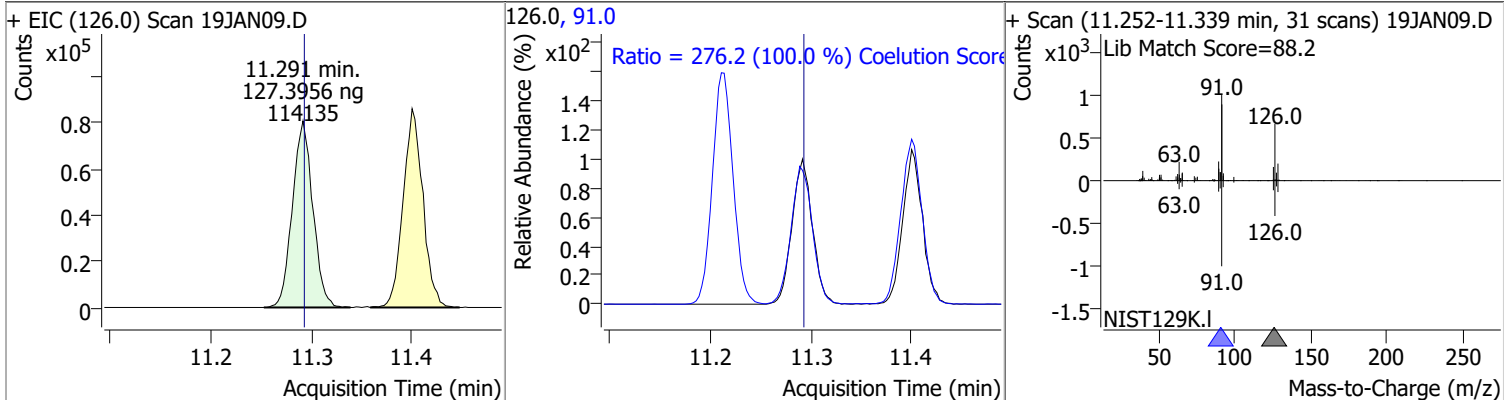
Compound	Conc.	RT	Dev(Min)	Resp.	QIon	QRatio	Lower	Upper
1,1,2,2-Tetrachloroethane	121.3181	11.11	0.00	62640	85.0	63.3	33.3	93.3



Compound	Conc.	RT	Dev(Min)	Resp.	QIon	QRatio	Lower	Upper
1,2,3-Trichloropropane	120.5610	11.15	0.00	16355	112.0	65.8	35.8	95.8

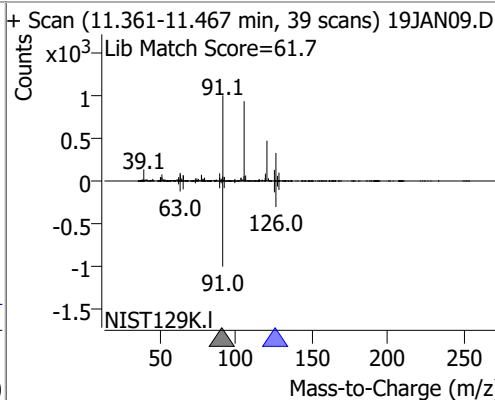
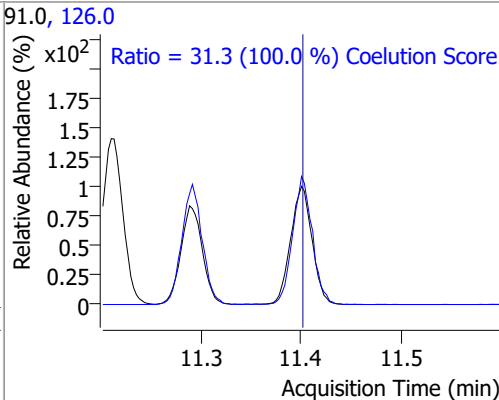
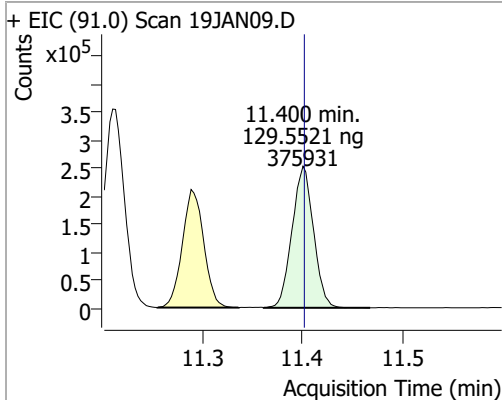


Compound	Conc.	RT	Dev(Min)	Resp.	QIon	QRatio	Lower	Upper
2-Chlorotoluene	127.3956	11.29	0.00	114135	91.0	276.2	246.2	306.2

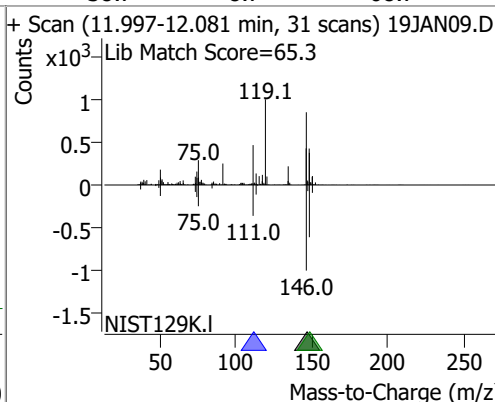
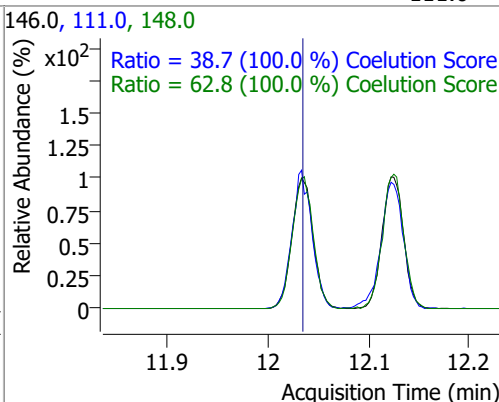
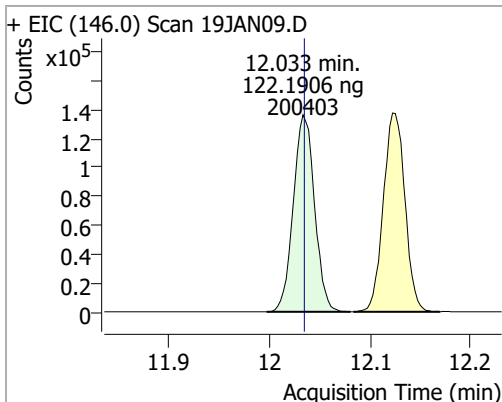


Quantitation Results Report (QT Reviewed)

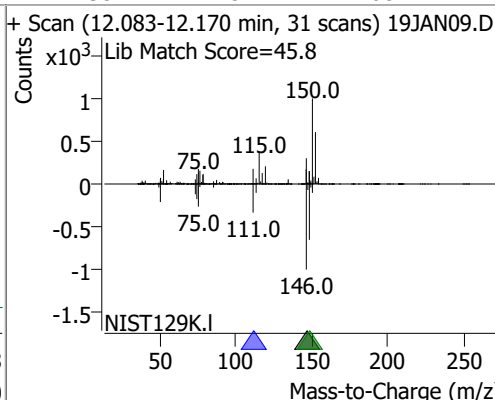
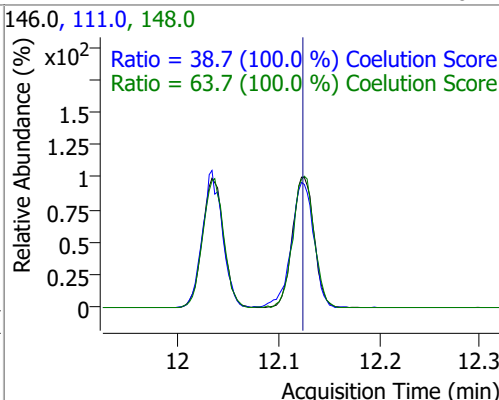
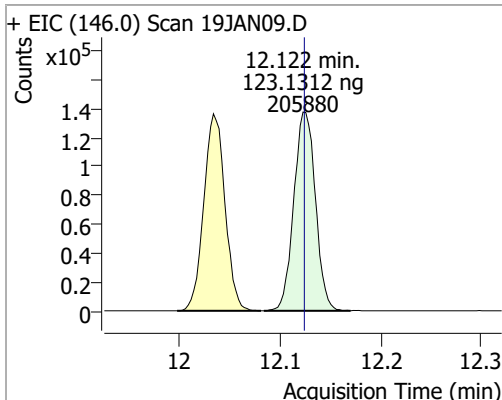
Compound	Conc.	RT	Dev(Min)	Resp.	QIon	QRatio	Lower	Upper
4-Chlorotoluene	129.5521	11.40	0.00	375931	126.0	31.3	1.3	61.3



Compound	Conc.	RT	Dev(Min)	Resp.	QIon	QRatio	Lower	Upper
1,3-Dichlorobenzene	122.1906	12.03	0.00	200403	148.0	62.8	32.8	92.8
					111.0	38.7	8.7	68.7

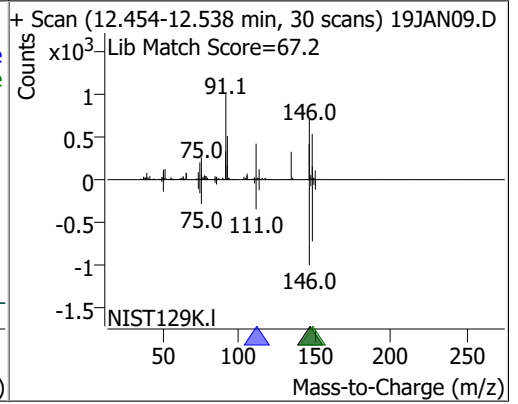
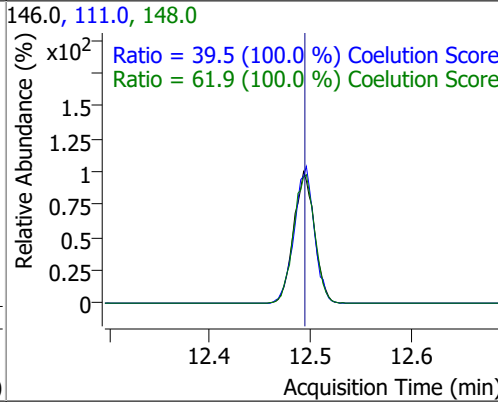
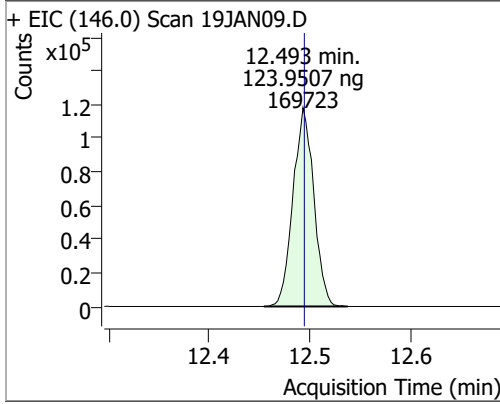


Compound	Conc.	RT	Dev(Min)	Resp.	QIon	QRatio	Lower	Upper
1,4-Dichlorobenzene	123.1312	12.12	0.00	205880	148.0	63.7	33.7	93.7
					111.0	38.7	8.7	68.7



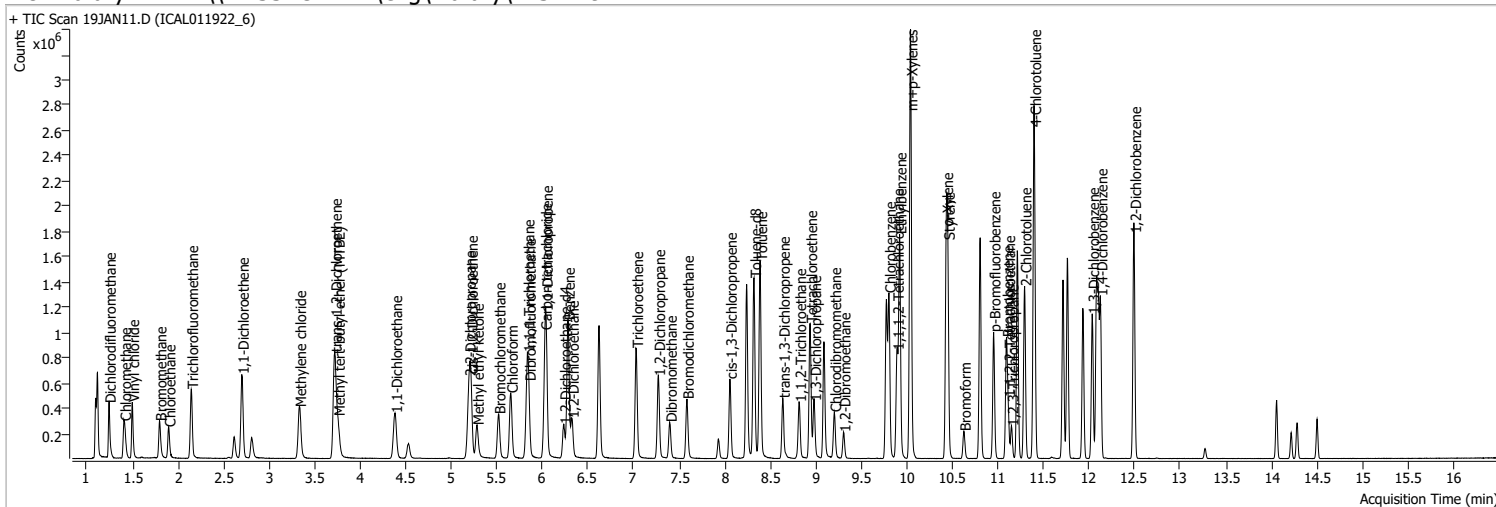
Quantitation Results Report (QT Reviewed)

Compound	Conc.	RT	Dev(Min)	Resp.	QIon	QRatio	Lower	Upper
1,2-Dichlorobenzene	123.9507	12.49	0.00	169723	148.0	61.9	31.9	91.9
					111.0	39.5	9.5	69.5



Quantitation Results Report (QT Reviewed)

Data File	19JAN11.D	Operator	MSC
Acq. Method	5975CACQF.M	Acq. Date-Time	1/19/2022 1:58:41 PM
Sample Name	ICAL011922_6	Instrument	VOA5975C
Vial	11	Multiplier	1.00
DA Method File	VOA5975C_8260B_SHT_DoD_L4_011922.m	Comment	
Tune File	BFB_Atune3.u	Tune Date	10/11/2021 4:02:00 PM
Batch Name	VG011922_8260B.batch.bin	Last Calib Update	1/20/2022 9:28:12 AM
Ref Library	\\MASSHUNTER\Org\Library\NIST129K.I		



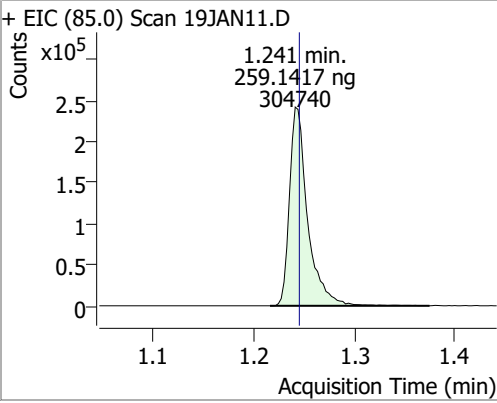
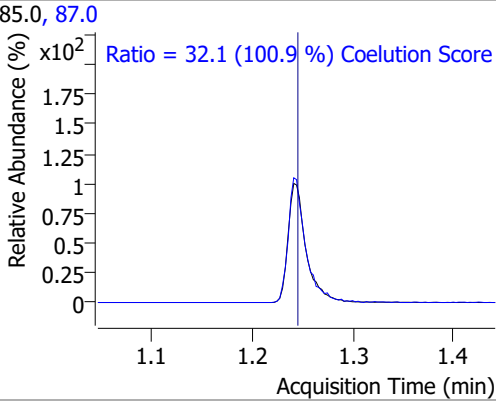
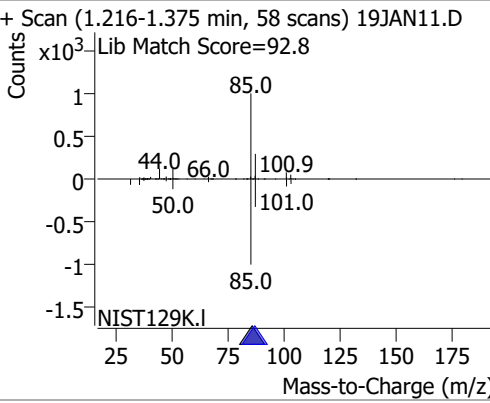
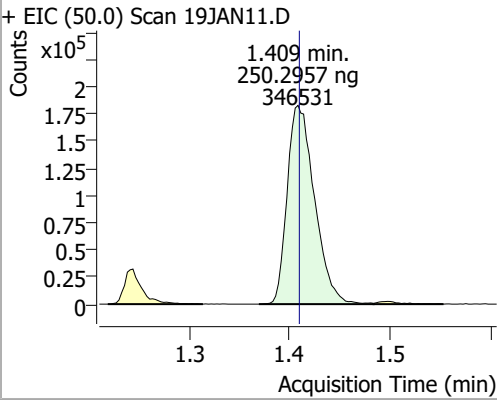
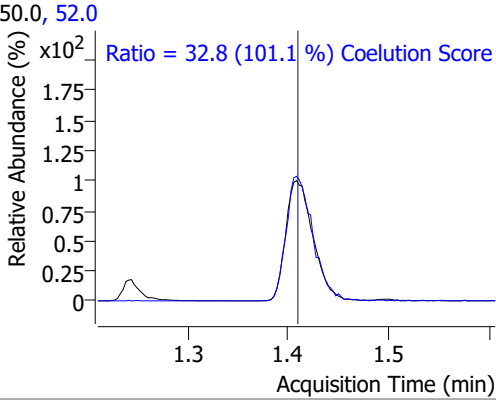
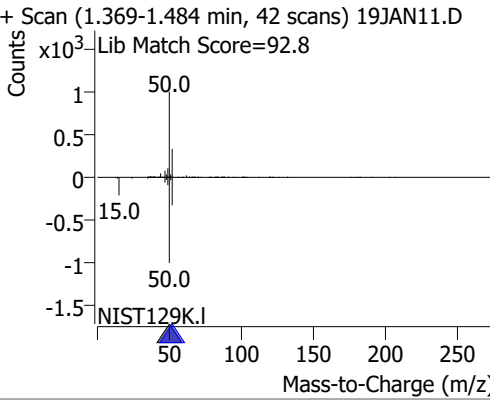
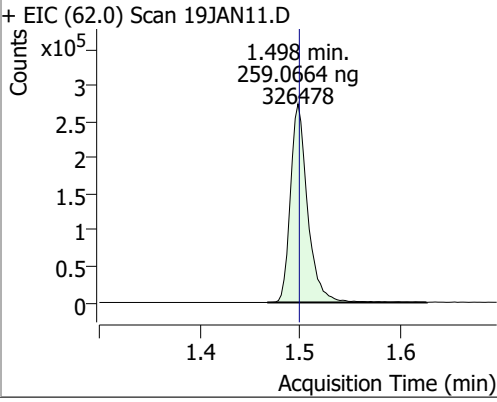
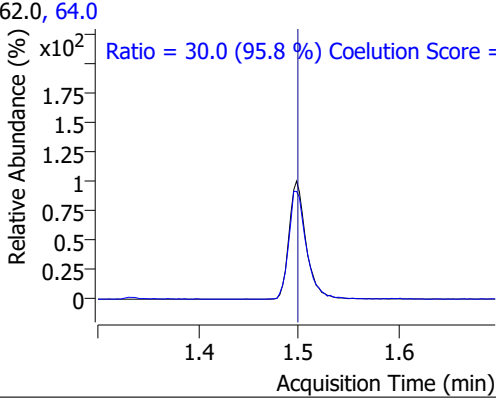
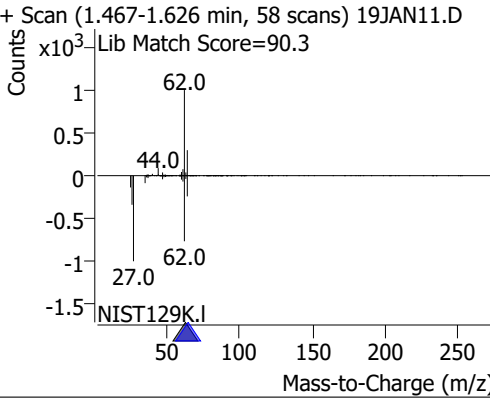
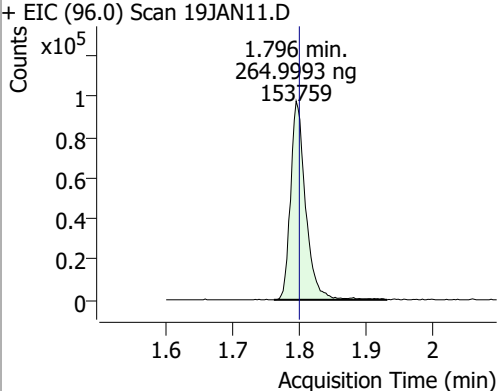
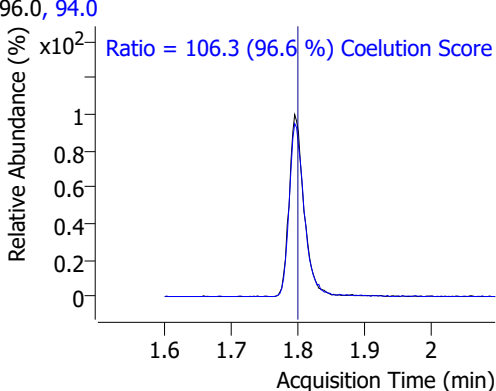
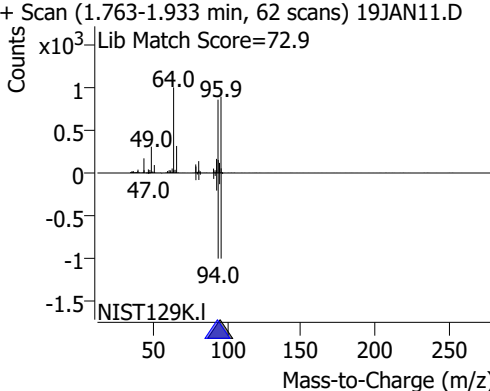
Compound	RT	QIon	Resp.	Conc.	Units	Dev(Min)
Internal Standards						
M Fluorobenzene	6.620	96.0	874562	250.0000	ng	0.000
M Chlorobenzene-d5	9.774	82.0	333271	250.0000	ng	0.000
M 1,4-Dichlorobenzene-d4	12.100	152.0	280059	250.0000	ng	0.000
System Monitoring Compounds						
S Dibromofluoromethane	5.851	113.0	221667	261.6821	ng	0.000
Spiked Amount: 250.000	Range: 80.0 - 119.0%			Recovery = 104.67%		
S 1,2-Dichloroethane-d4	6.236	67.0	92919	253.9336	ng	0.006
Spiked Amount: 250.000	Range: 81.0 - 118.0%			Recovery = 101.57%		
S Toluene-d8	8.322	98.0	885297	272.2835	ng	0.003
Spiked Amount: 250.000	Range: 89.0 - 112.0%			Recovery = 108.91%		
S p-Bromofluorobenzene	10.951	95.0	277668	268.5266	ng	0.003
Spiked Amount: 250.000	Range: 85.0 - 114.0%			Recovery = 107.41%		
Target Compounds						
T Dichlorodifluoromethane	1.241	85.0	304740	259.1417	ng	100
T Chloromethane	1.409	50.0	346531	250.2957	ng	99
T Vinyl chloride	1.498	62.0	326478	259.0664	ng	98
T Bromomethane	1.796	96.0	153759	264.9993	ng	96
T Chloroethane	1.897	64.0	170795	286.4607	ng	97
T Trichlorofluoromethane	2.145	101.0	379318	251.0100	ng	98
T 1,1-Dichloroethene	2.700	96.0	233356	265.3896	ng	99
T Methylene chloride	3.330	49.0	310597	242.9531	ng	98
T trans-1,2-Dichloroethene	3.720	96.0	233769	257.3531	ng	100
T Methyl tert-butyl ether (MTBE)	3.754	73.0	296029	260.7416	ng	100
T 1,1-Dichloroethane	4.381	63.0	442070	260.0378	ng	99
T 2,2-Dichloropropane	5.193	77.0	331689	258.8981	ng	97
T cis-1,2-Dichloroethene	5.215	96.0	243087	264.3041	ng	98
T Methyl ethyl ketone	5.279	43.0	348492	2621.9160	ng	98
T Bromochloromethane	5.516	128.0	99685	262.8745	ng	99
T Chloroform	5.653	83.0	420250	247.5804	ng	99

Quantitation Results Report (QT Reviewed)

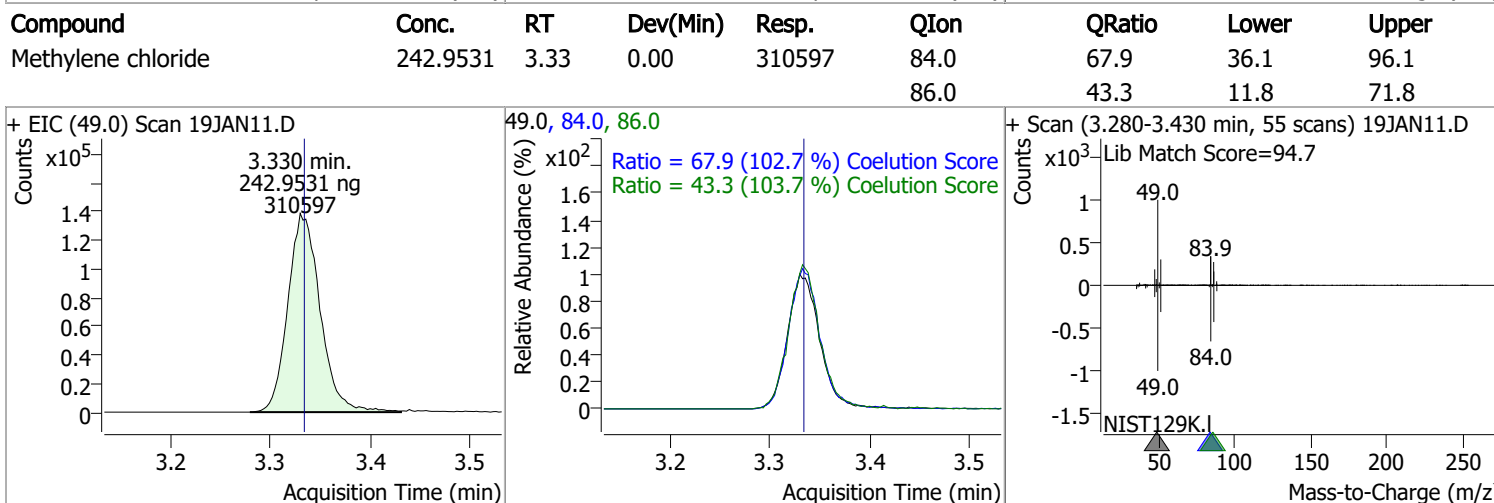
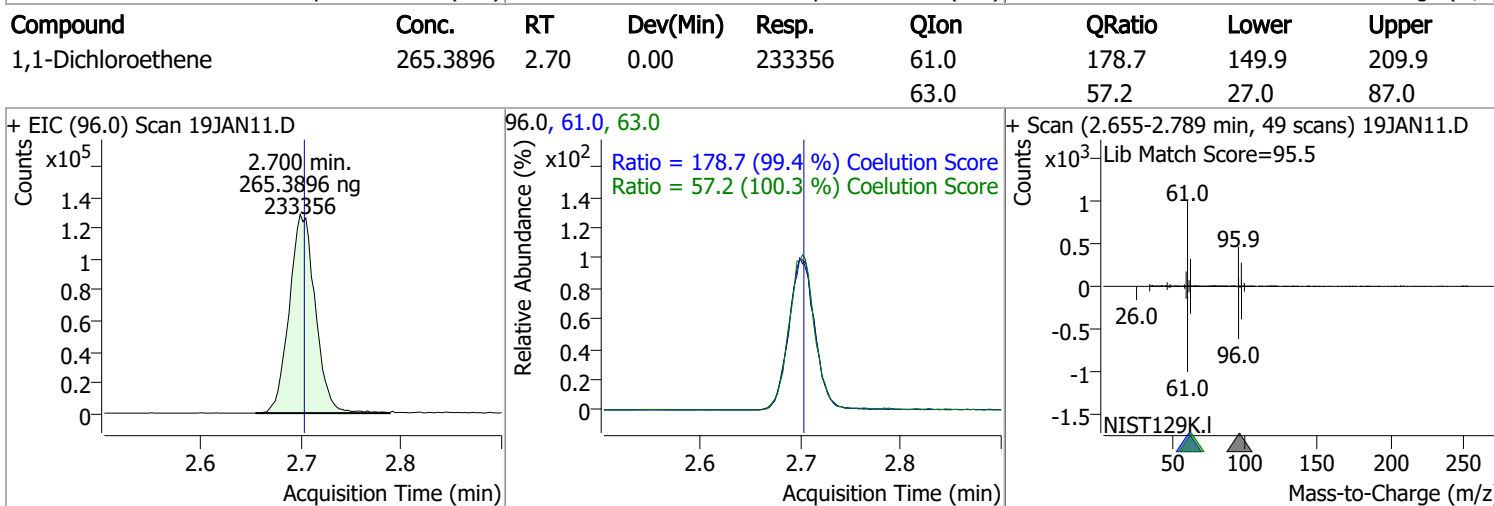
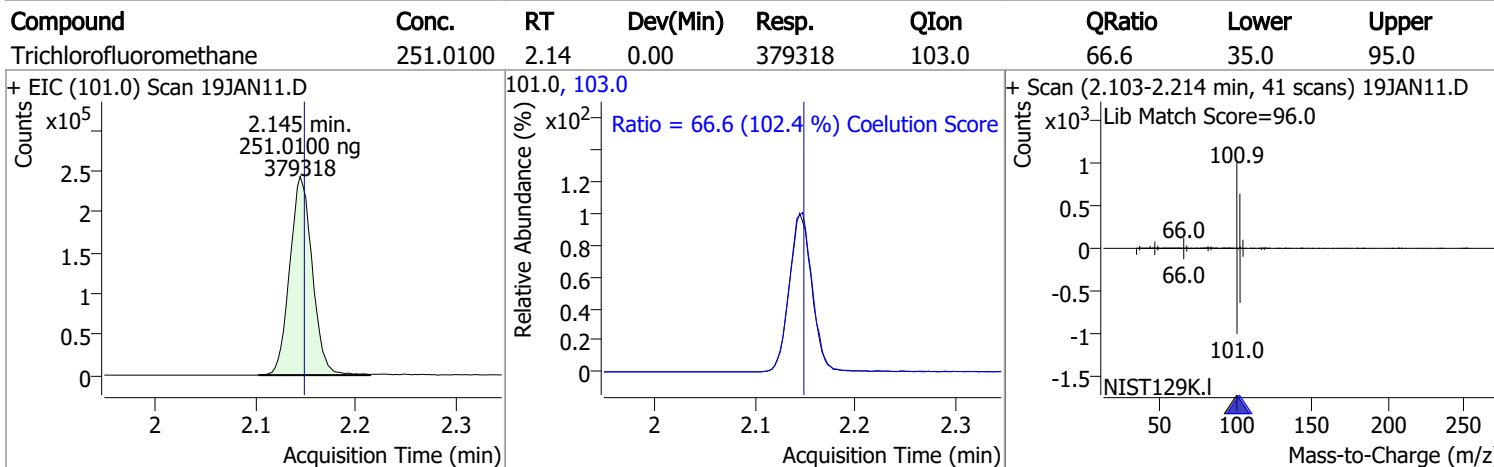
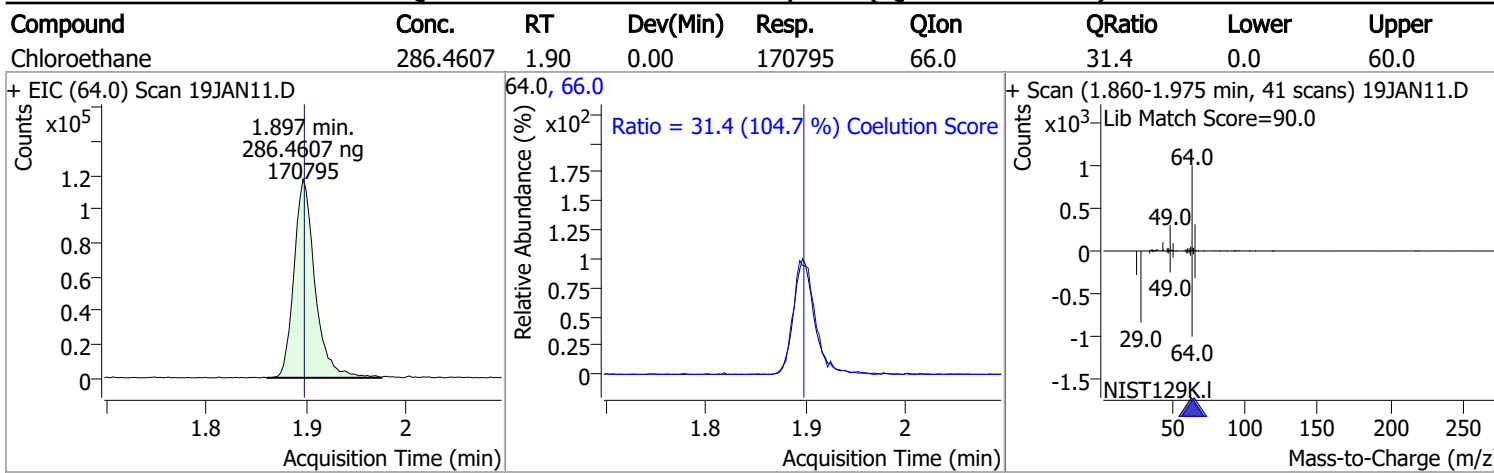
Compound	RT	QIon	Resp.	Conc.	Units	Dev(Min)
T 1,1,1-Trichloroethane	5.834	97.0	414139	264.4318	ng	99
T Carbon tetrachloride	6.027	117.0	404308	266.1753	ng	99
T 1,1-Dichloropropene	6.038	75.0	350070	275.6455	ng	99
T Benzene	6.277	78.0	920174	263.3789	ng	100
T 1,2-Dichloroethane	6.322	62.0	236845	245.4404	ng	99
T Trichloroethene	7.028	95.0	265703	266.3072	ng	99
T 1,2-Dichloropropane	7.270	63.0	235120	268.0280	ng	97
T Dibromomethane	7.396	93.0	97445	263.5412	ng	98
T Bromodichloromethane	7.585	83.0	270436	260.1015	ng	98
T cis-1,3-Dichloropropene	8.057	75.0	311156	272.7213	ng	99
T Toluene	8.388	92.0	587069	270.8830	ng	100
T trans-1,3-Dichloropropene	8.637	75.0	223772	268.8845	ng	97
T 1,1,2-Trichloroethane	8.818	83.0	110317	260.6902	ng	96
T Tetrachloroethene	8.938	163.8	231586	263.5170	ng	98
T 1,3-Dichloropropane	8.982	76.0	223019	260.4297	ng	99
T Chlorodibromomethane	9.203	129.0	178171	261.4293	ng	100
T 1,2-Dibromoethane	9.303	107.0	124289	265.9291	ng	98
T Chlorobenzene	9.802	112.0	625101	263.1099	ng	100
T 1,1,1,2-Tetrachloroethane	9.889	131.0	219325	263.1086	ng	100
T Ethylbenzene	9.919	91.0	1116949	259.5637	ng	99
T m+p-Xylenes	10.039	106.0	887253	520.9218	ng	100
T o-Xylene	10.430	106.0	387676	257.9276	ng	97
T Styrene	10.449	104.0	646327	261.6473	ng	99
T Bromoform	10.625	172.5	96001	255.8151	ng	98
T Bromobenzene	11.093	156.0	243851	267.4139	ng	99
T 1,1,2,2-Tetrachloroethane	11.110	83.0	133573	256.8068	ng	100
T 1,2,3-Trichloropropane	11.146	110.0	36124	264.3420	ng	98
T 2-Chlorotoluene	11.291	126.0	247831	274.6030	ng	99
T 4-Chlorotoluene	11.397	91.0	814408	278.6073	ng	99
T 1,3-Dichlorobenzene	12.033	146.0	436562	264.2369	ng	100
T 1,4-Dichlorobenzene	12.122	146.0	438291	260.2139	ng	100
T 1,2-Dichlorobenzene	12.493	146.0	366153	265.4514	ng	98

(#) = Qualifier Out of Range; (m) = Manual Integration; (+) = Area Summed; (*) = Surrogate Percent Recovery Out of Range; (d): Zeroed Peak

Quantitation Results Report (QT Reviewed)

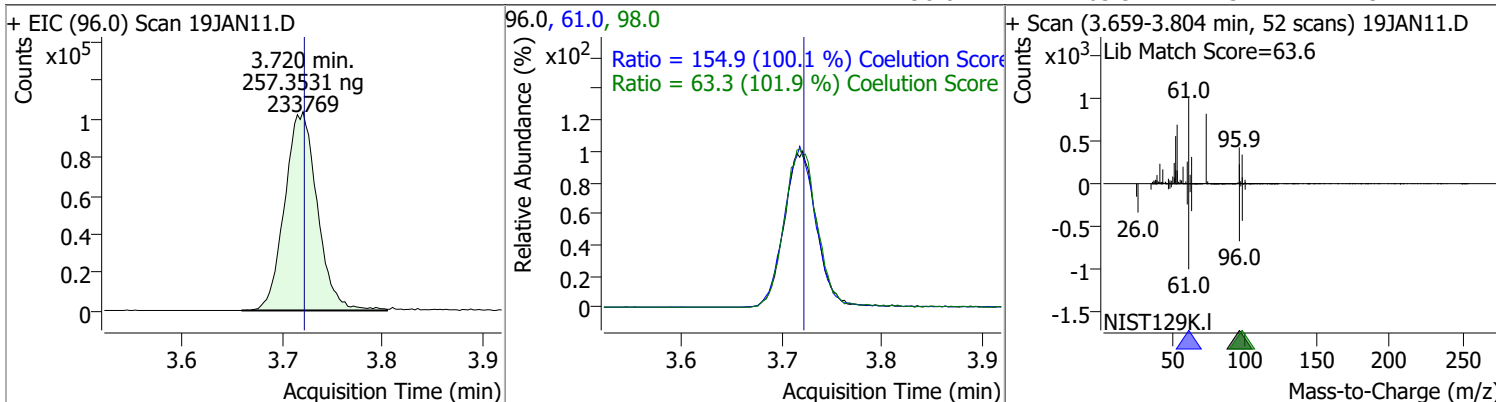
Compound	Conc.	RT	Dev(Min)	Resp.	QIon	QRatio	Lower	Upper
Dichlorodifluoromethane	259.1417	1.24	0.00	304740	87.0	32.1	1.8	61.8
+ EIC (85.0) Scan 19JAN11.D 			85.0, 87.0 			+ Scan (1.216-1.375 min, 58 scans) 19JAN11.D Lib Match Score=92.8 		
Chloromethane	250.2957	1.41	0.00	346531	52.0	32.8	2.4	62.4
+ EIC (50.0) Scan 19JAN11.D 			50.0, 52.0 			+ Scan (1.369-1.484 min, 42 scans) 19JAN11.D Lib Match Score=92.8 		
Vinyl chloride	259.0664	1.50	0.00	326478	64.0	30.0	1.3	61.3
+ EIC (62.0) Scan 19JAN11.D 			62.0, 64.0 			+ Scan (1.467-1.626 min, 58 scans) 19JAN11.D Lib Match Score=90.3 		
Bromomethane	264.9993	1.80	0.00	153759	94.0	106.3	80.1	140.1
+ EIC (96.0) Scan 19JAN11.D 			96.0, 94.0 			+ Scan (1.763-1.933 min, 62 scans) 19JAN11.D Lib Match Score=72.9 		

Quantitation Results Report (QT Reviewed)

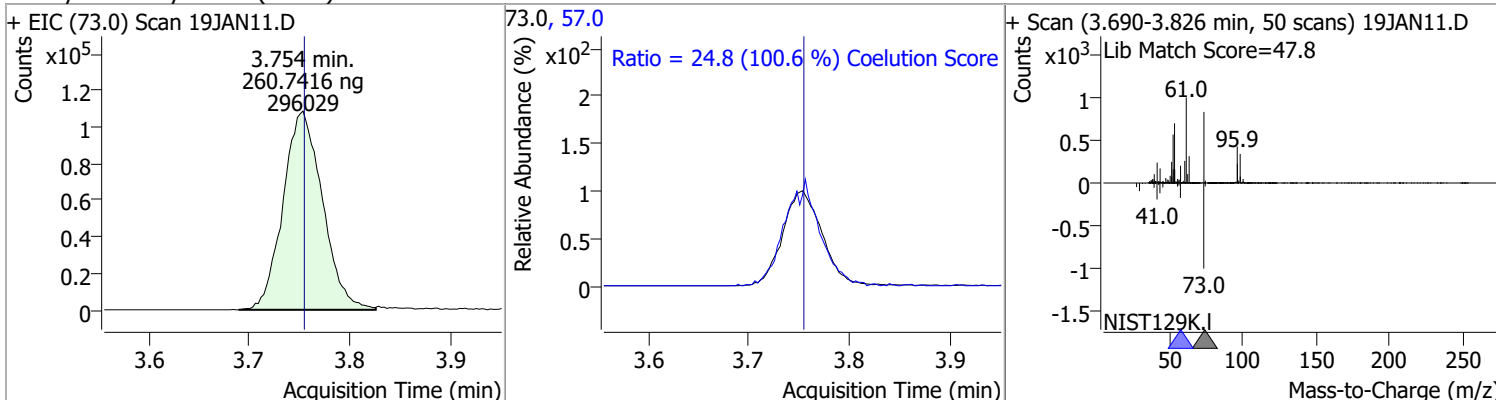


Quantitation Results Report (QT Reviewed)

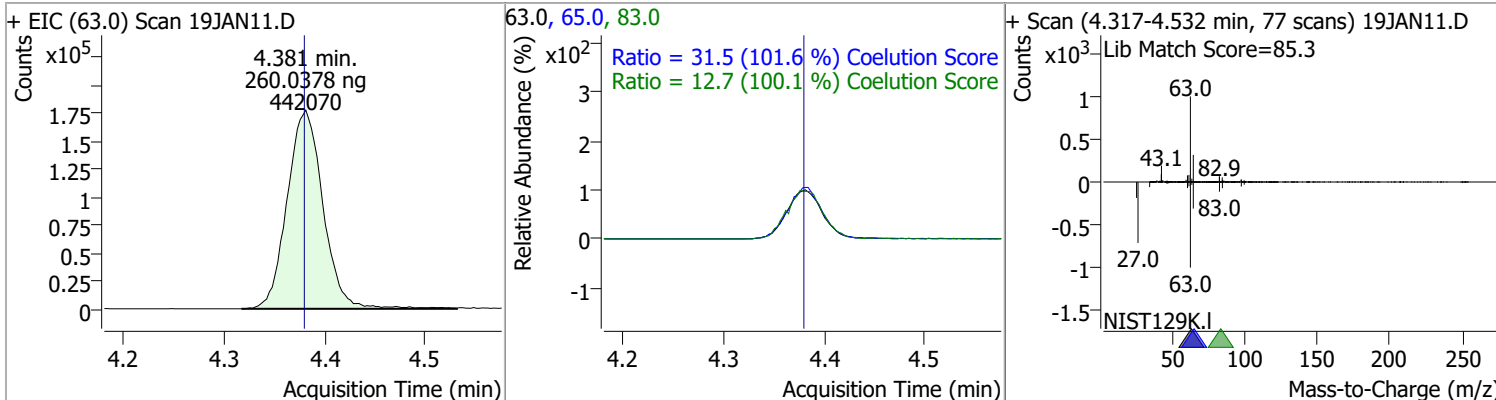
Compound	Conc.	RT	Dev(Min)	Resp.	QIon	QRatio	Lower	Upper
trans-1,2-Dichloroethene	257.3531	3.72	0.00	233769	61.0	154.9	124.8	184.8
					98.0	63.3	32.1	92.1



Compound	Conc.	RT	Dev(Min)	Resp.	QIon	QRatio	Lower	Upper
Methyl tert-butyl ether (MTBE)	260.7416	3.75	0.00	296029	57.0	24.8	0.0	54.6

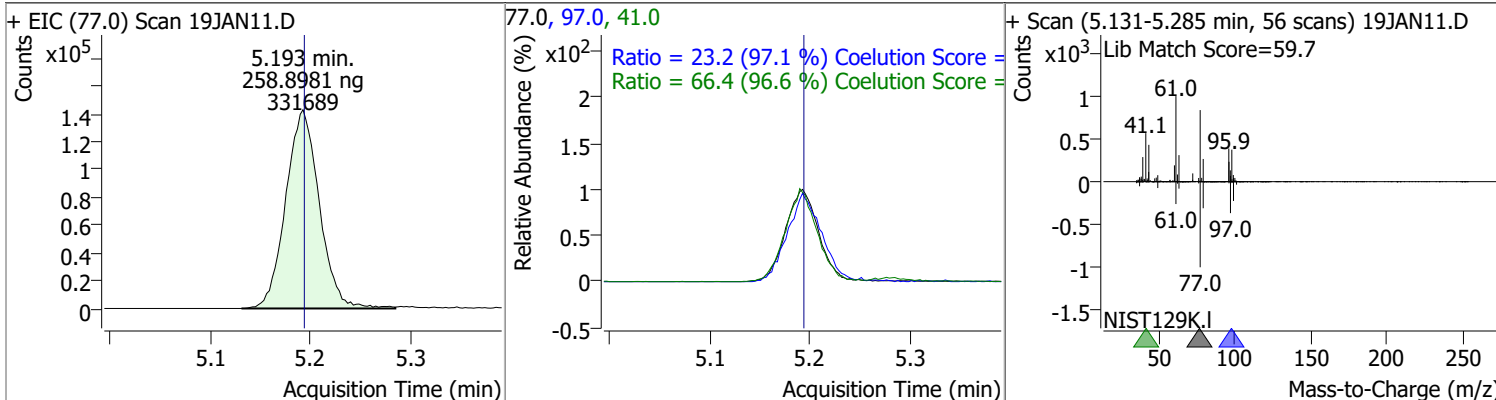


Compound	Conc.	RT	Dev(Min)	Resp.	QIon	QRatio	Lower	Upper
1,1-Dichloroethane	260.0378	4.38	0.00	442070	65.0	31.5	1.0	61.0
					83.0	12.7	0.0	42.7

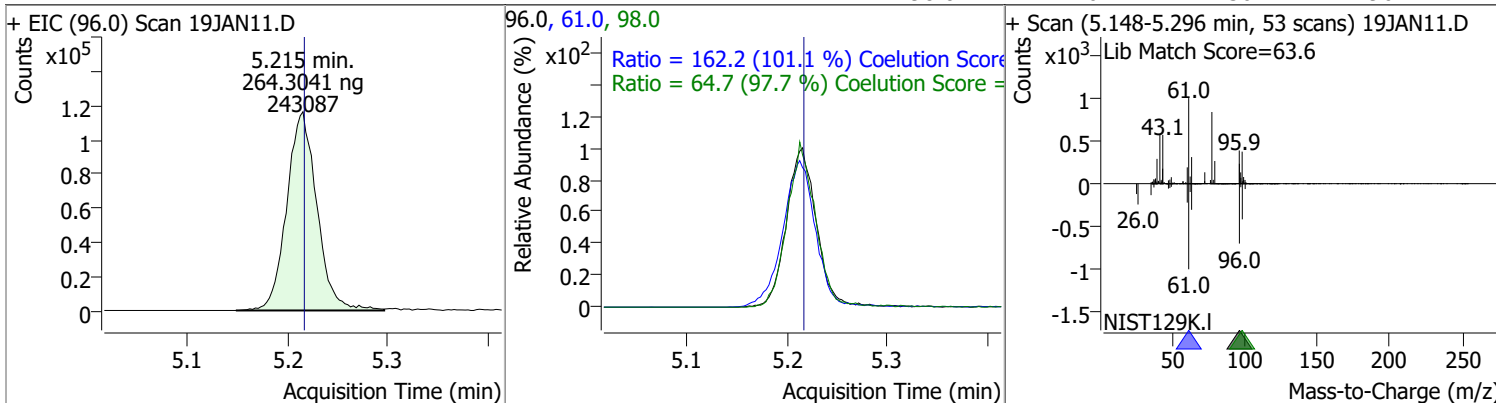


Quantitation Results Report (QT Reviewed)

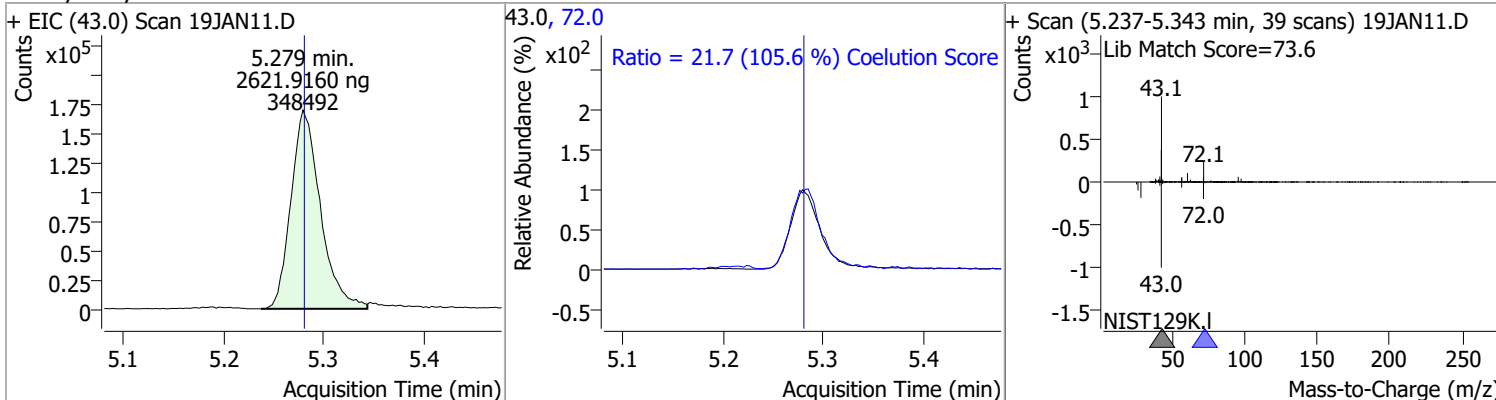
Compound	Conc.	RT	Dev(Min)	Resp.	QIon	QRatio	Lower	Upper
2,2-Dichloropropane	258.8981	5.19	0.00	331689	41.0	66.4	38.8	98.8
					97.0	23.2	0.0	53.9



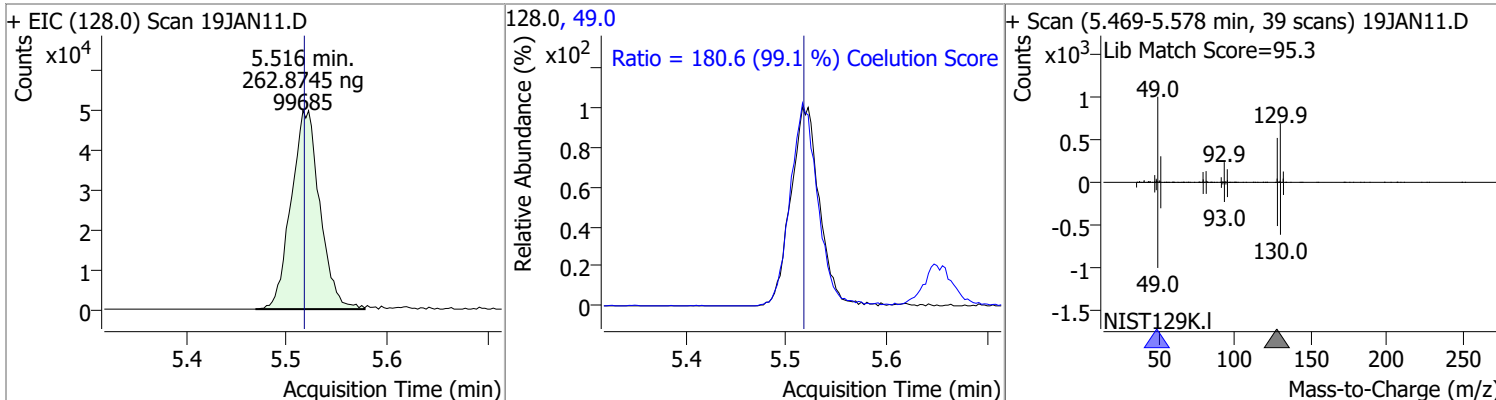
Compound	Conc.	RT	Dev(Min)	Resp.	QIon	QRatio	Lower	Upper
cis-1,2-Dichloroethene	264.3041	5.22	0.00	243087	61.0	162.2	130.4	190.4
					98.0	64.7	36.2	96.2



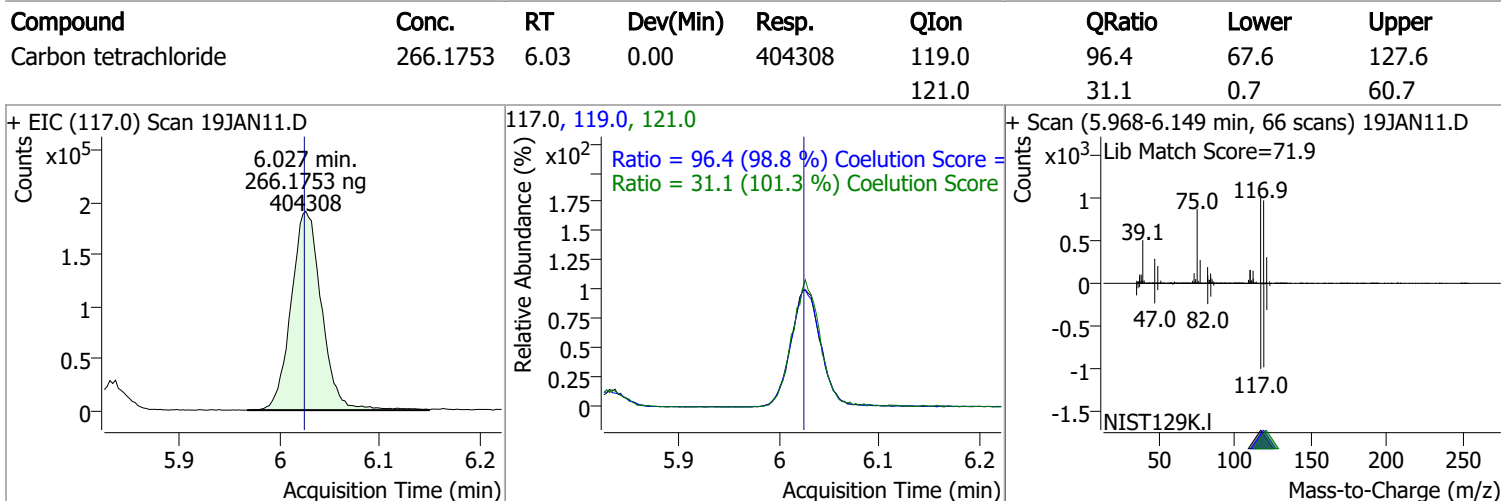
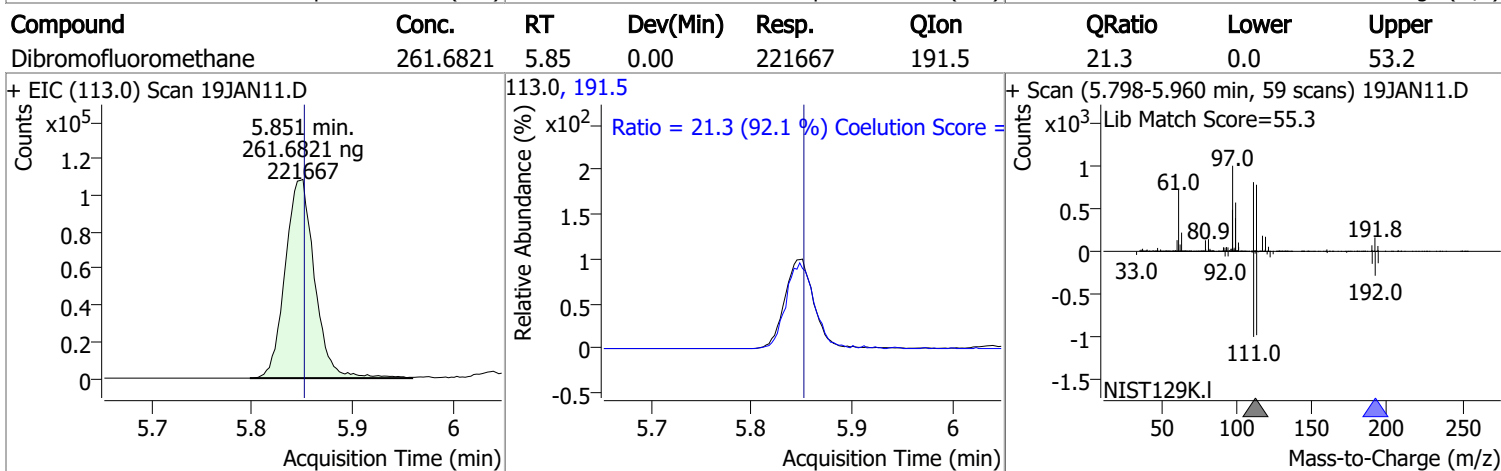
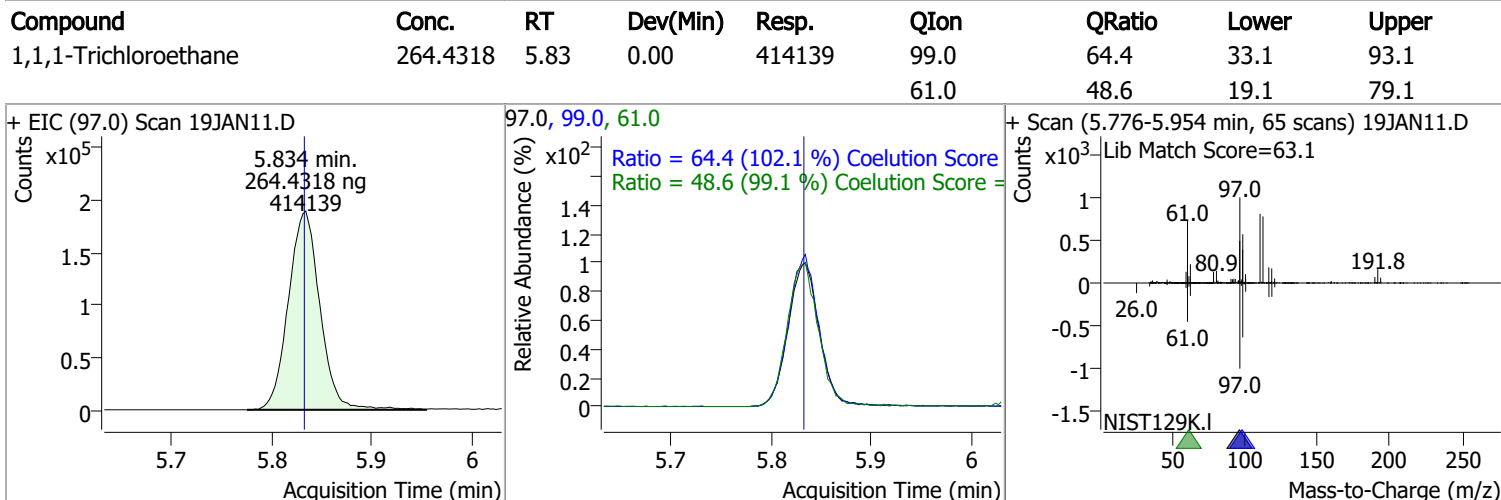
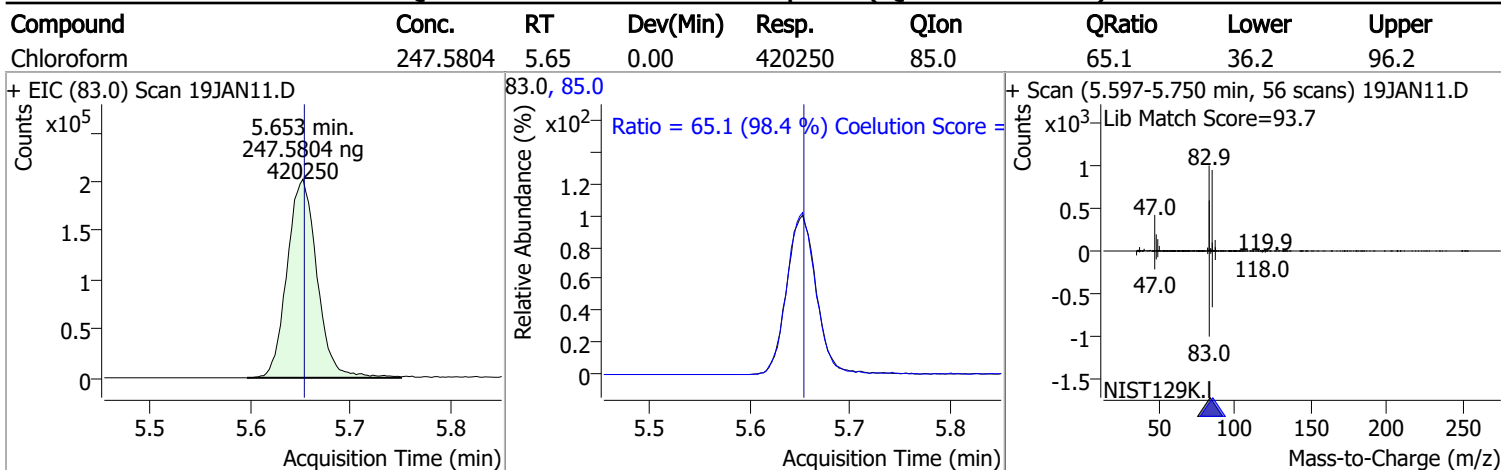
Compound	Conc.	RT	Dev(Min)	Resp.	QIon	QRatio	Lower	Upper
Methyl ethyl ketone	2621.9160	5.28	0.00	348492	72.0	21.7	0.0	50.6



Compound	Conc.	RT	Dev(Min)	Resp.	QIon	QRatio	Lower	Upper
Bromochloromethane	262.8745	5.52	0.00	99685	49.0	180.6	152.2	212.2

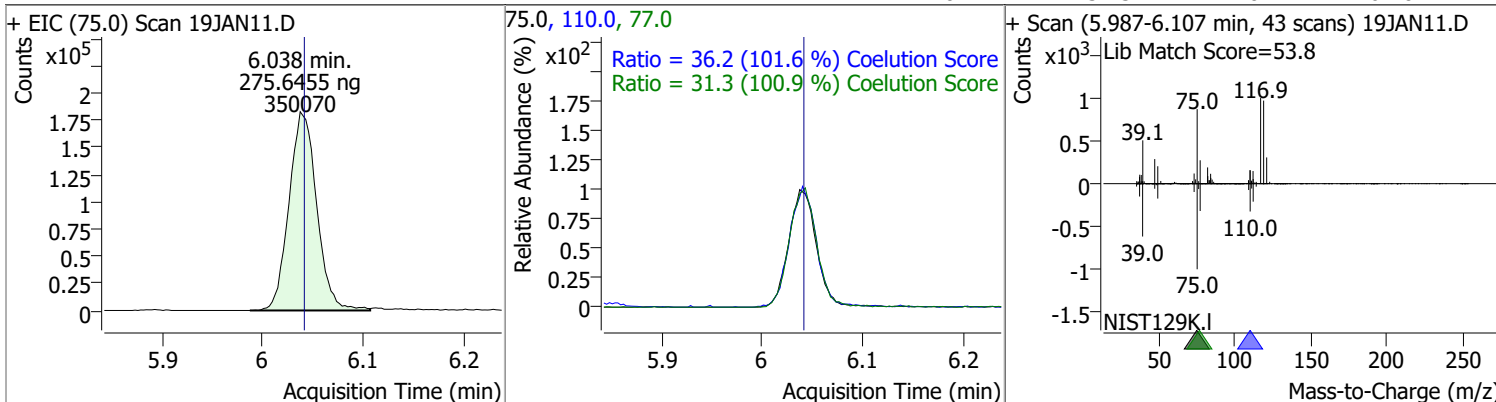


Quantitation Results Report (QT Reviewed)

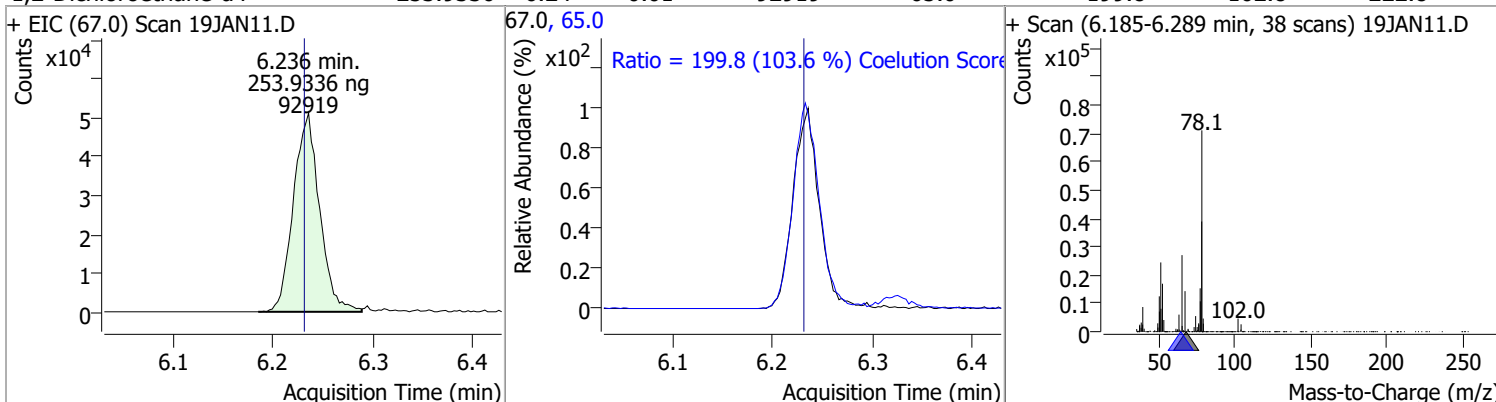


Quantitation Results Report (QT Reviewed)

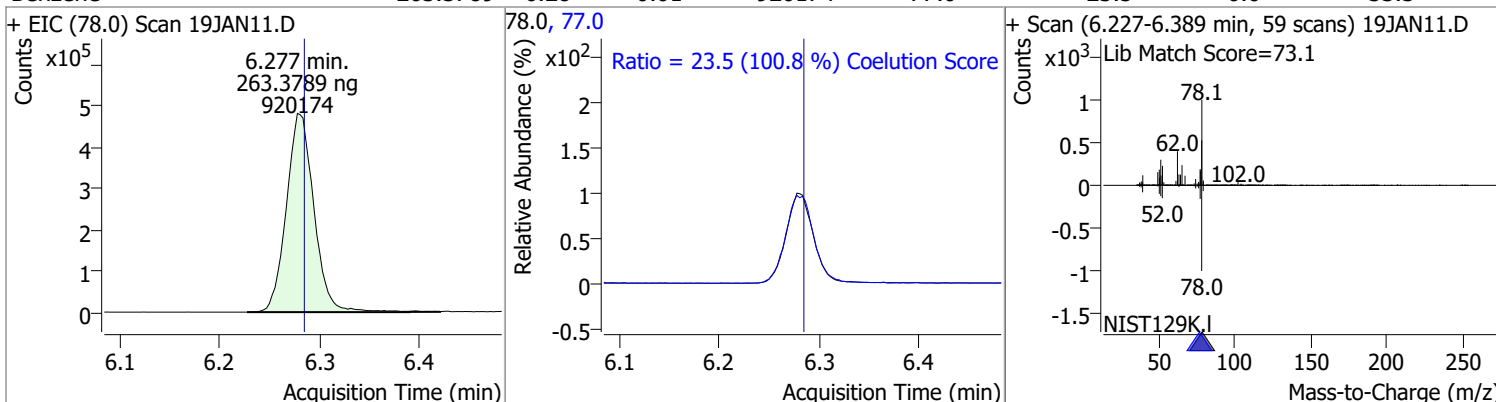
Compound	Conc.	RT	Dev(Min)	Resp.	QIon	QRatio	Lower	Upper
1,1-Dichloropropene	275.6455	6.04	0.00	350070	110.0	36.2	5.6	65.6
					77.0	31.3	1.0	61.0



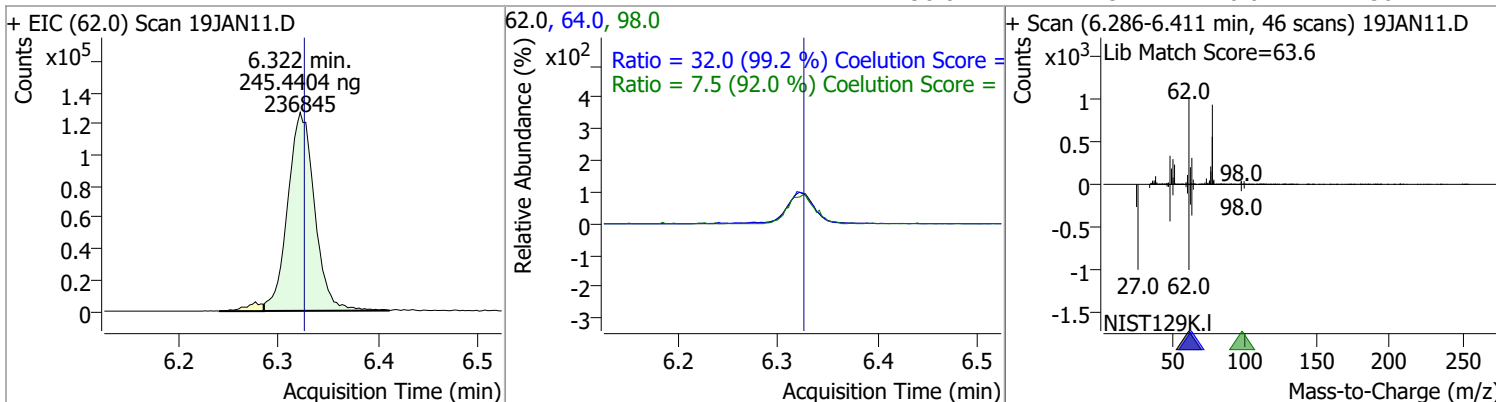
Compound	Conc.	RT	Dev(Min)	Resp.	QIon	QRatio	Lower	Upper
1,2-Dichloroethane-d4	253.9336	6.24	0.01	92919	65.0	199.8	162.8	222.8



Compound	Conc.	RT	Dev(Min)	Resp.	QIon	QRatio	Lower	Upper
Benzene	263.3789	6.28	-0.01	920174	77.0	23.5	0.0	53.3

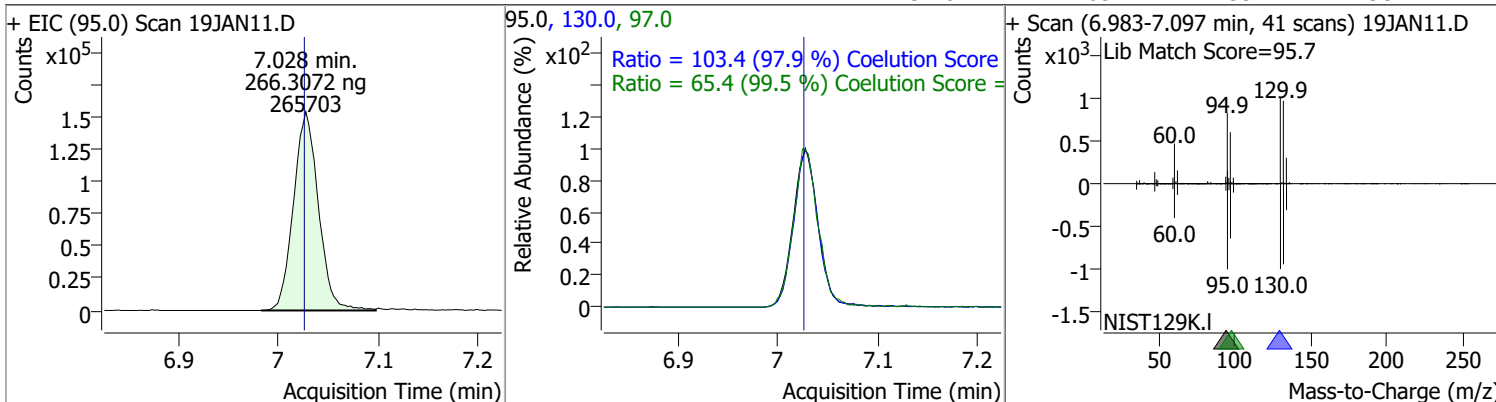


Compound	Conc.	RT	Dev(Min)	Resp.	QIon	QRatio	Lower	Upper
1,2-Dichloroethane	245.4404	6.32	0.00	236845	64.0	32.0	2.2	62.2
					98.0	7.5	0.0	38.2

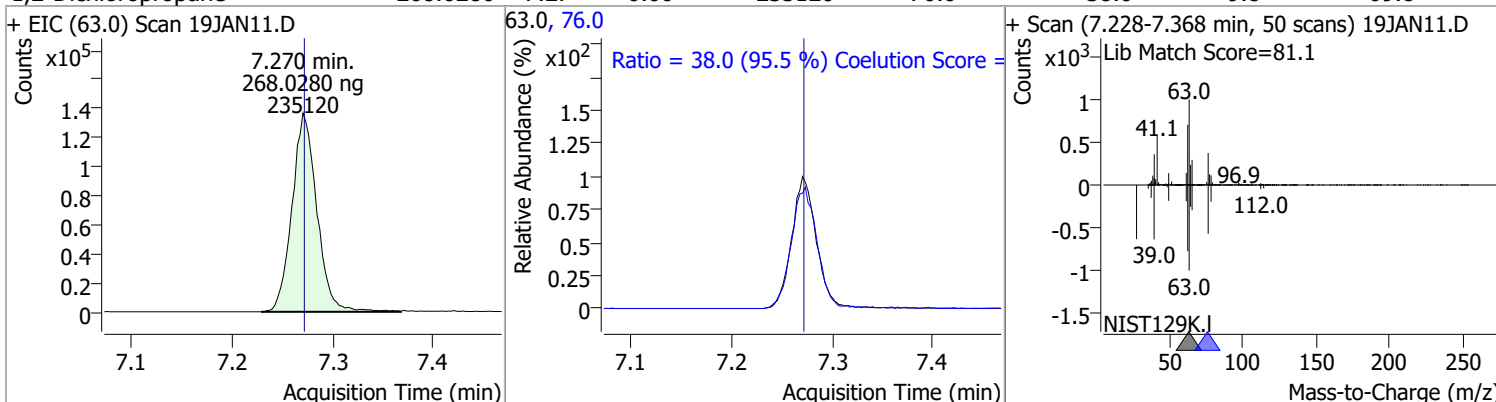


Quantitation Results Report (QT Reviewed)

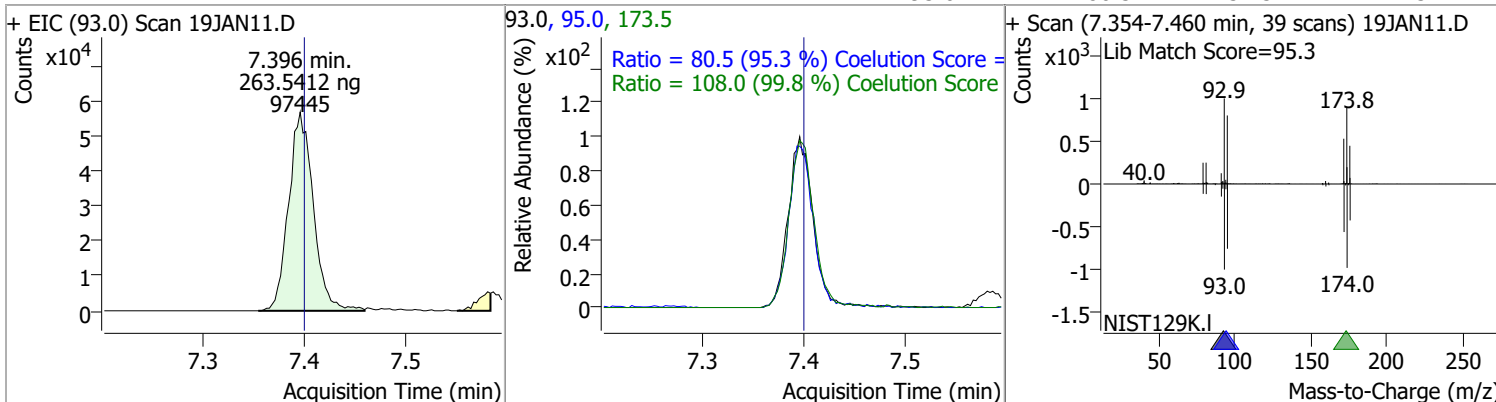
Compound	Conc.	RT	Dev(Min)	Resp.	QIon	QRatio	Lower	Upper
Trichloroethene	266.3072	7.03	0.00	265703	130.0	103.4	75.6	135.6
					97.0	65.4	35.7	95.7



Compound	Conc.	RT	Dev(Min)	Resp.	QIon	QRatio	Lower	Upper
1,2-Dichloropropane	268.0280	7.27	0.00	235120	76.0	38.0	9.8	69.8

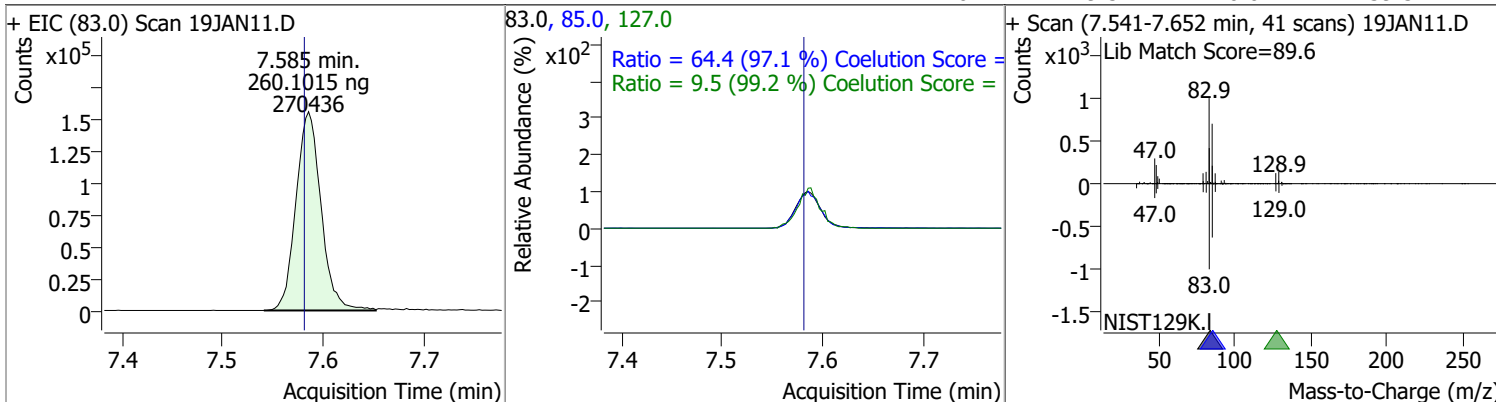


Compound	Conc.	RT	Dev(Min)	Resp.	QIon	QRatio	Lower	Upper
Dibromomethane	263.5412	7.40	0.00	97445	173.5	108.0	78.2	138.2
					95.0	80.5	54.5	114.5

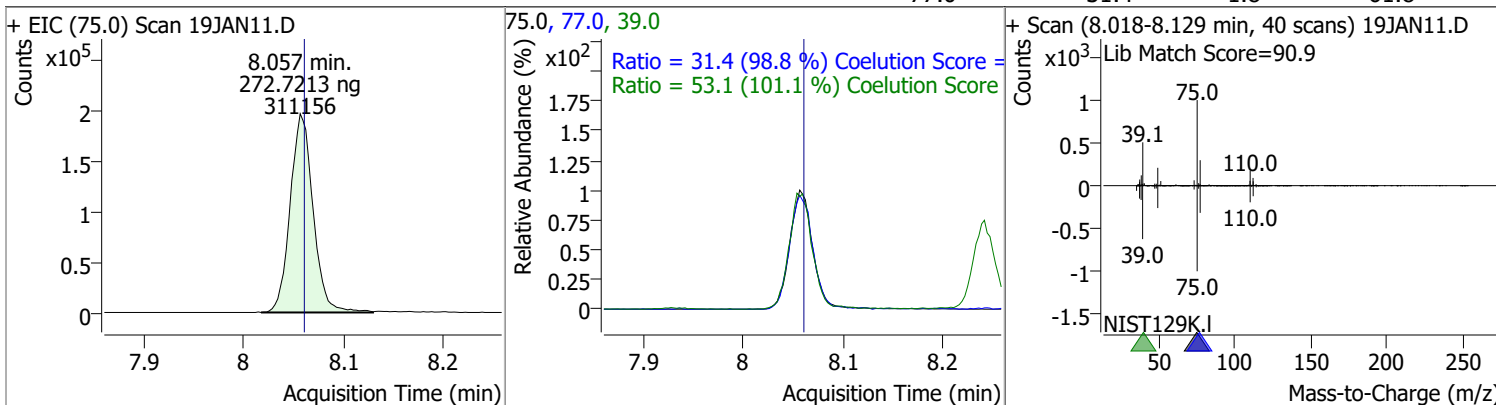


Quantitation Results Report (QT Reviewed)

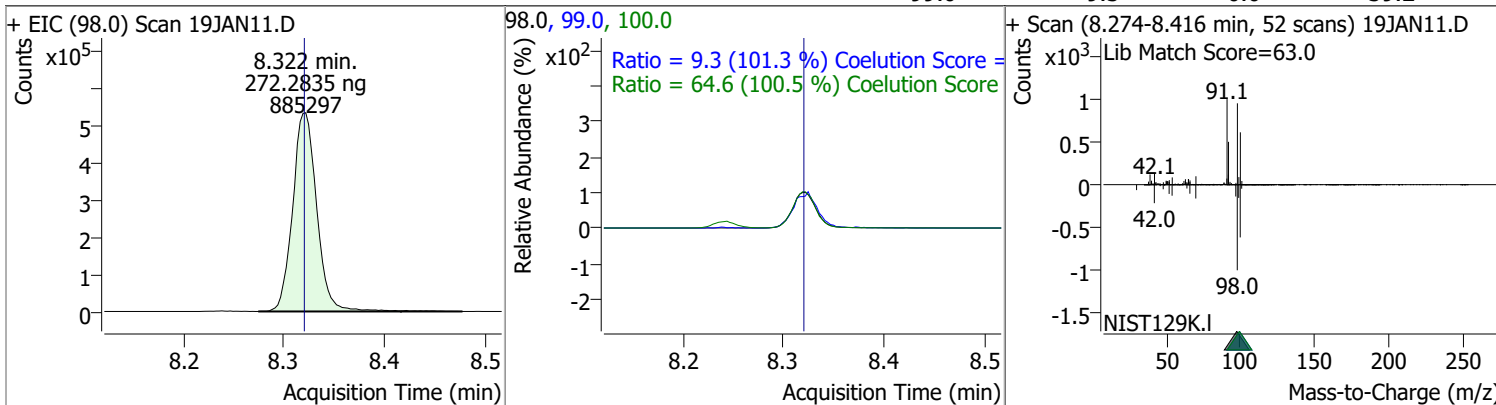
Compound	Conc.	RT	Dev(Min)	Resp.	QIon	QRatio	Lower	Upper
Bromodichloromethane	260.1015	7.59	0.01	270436	85.0	64.4	36.3	96.3
					127.0	9.5	0.0	39.5



Compound	Conc.	RT	Dev(Min)	Resp.	QIon	QRatio	Lower	Upper
cis-1,3-Dichloropropene	272.7213	8.06	0.00	311156	39.0	53.1	22.5	82.5
					77.0	31.4	1.8	61.8

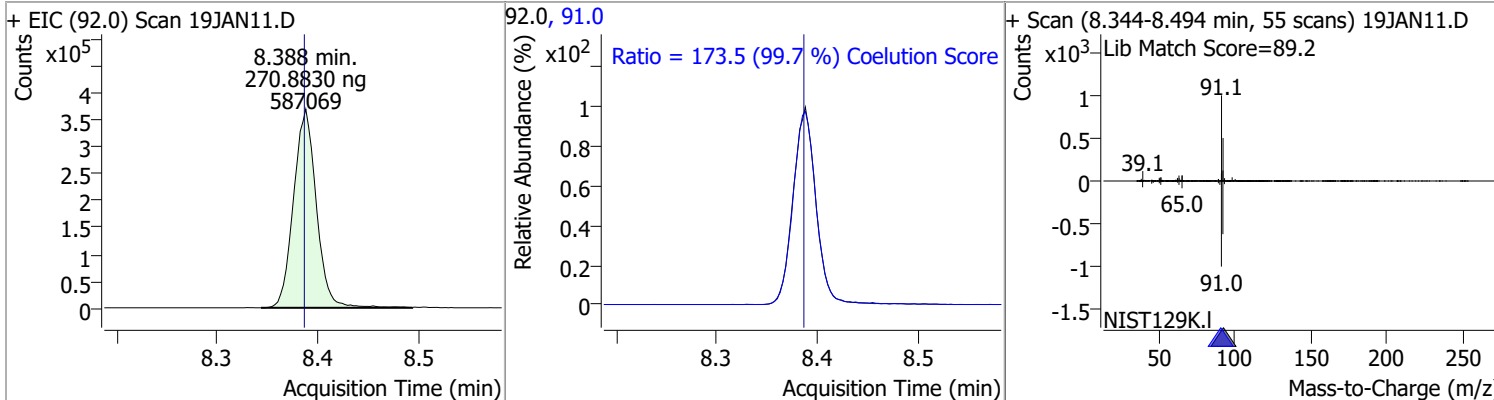


Compound	Conc.	RT	Dev(Min)	Resp.	QIon	QRatio	Lower	Upper
Toluene-d8	272.2835	8.32	0.00	885297	100.0	64.6	34.3	94.3
					99.0	9.3	0.0	39.2

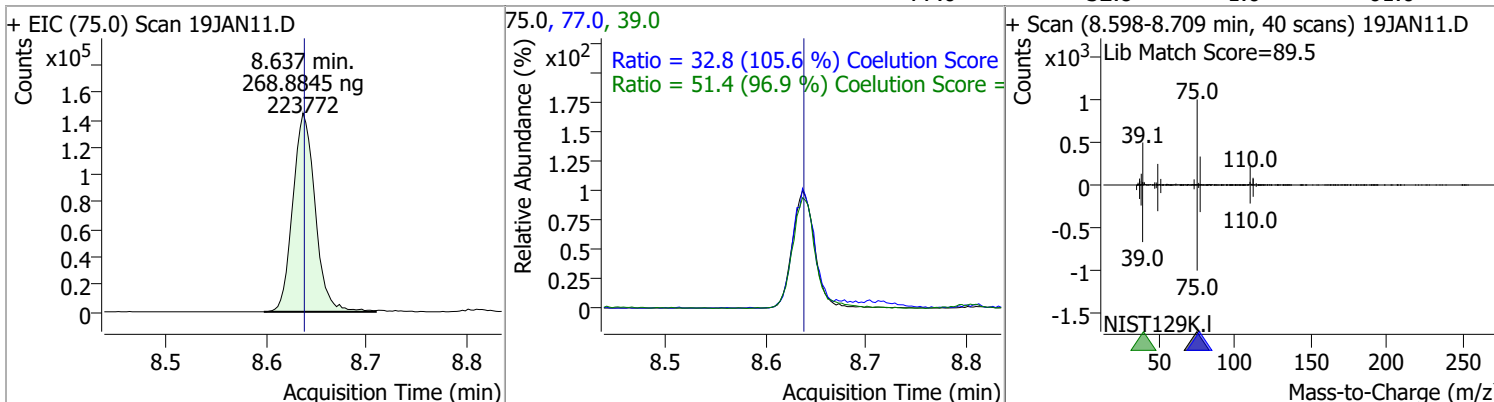


Quantitation Results Report (QT Reviewed)

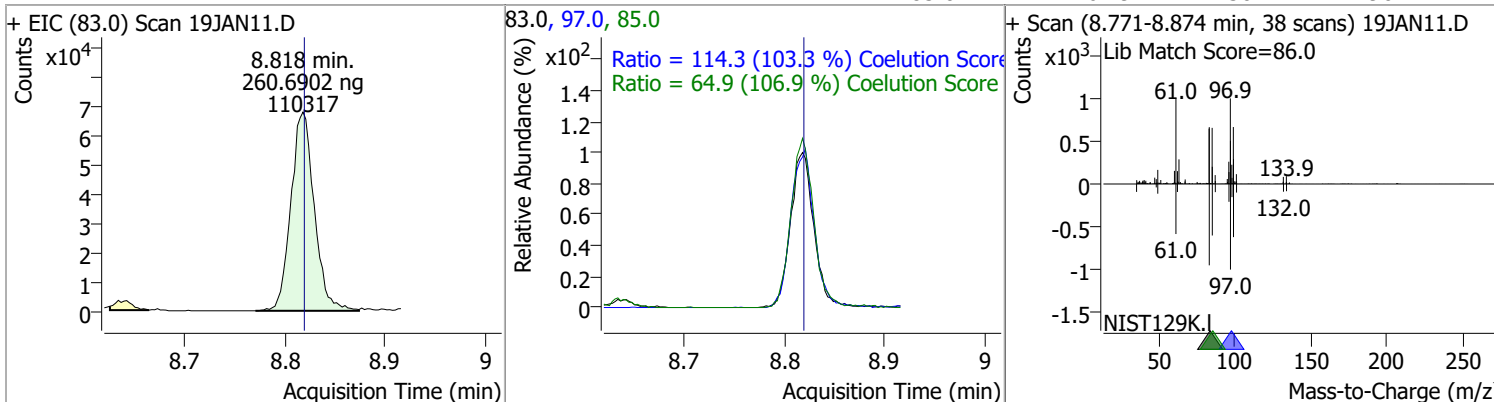
Compound	Conc.	RT	Dev(Min)	Resp.	QIon	QRatio	Lower	Upper
Toluene	270.8830	8.39	0.00	587069	91.0	173.5	144.1	204.1



Compound	Conc.	RT	Dev(Min)	Resp.	QIon	QRatio	Lower	Upper
trans-1,3-Dichloropropene	268.8845	8.64	0.00	223772	39.0	51.4	23.0	83.0
					77.0	32.8	1.0	61.0

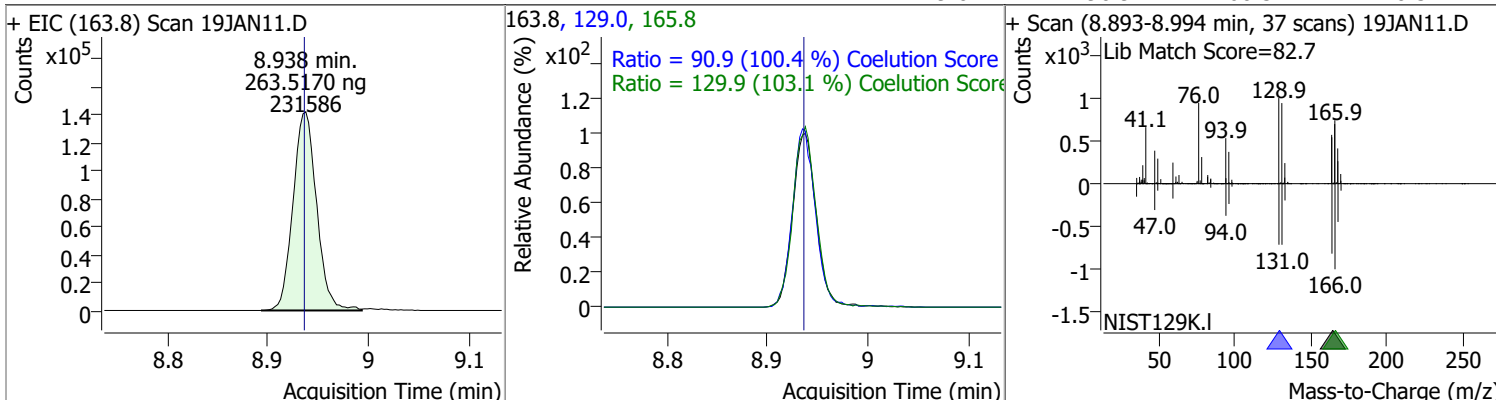


Compound	Conc.	RT	Dev(Min)	Resp.	QIon	QRatio	Lower	Upper
1,1,2-Trichloroethane	260.6902	8.82	0.00	110317	97.0	114.3	80.7	140.7
					85.0	64.9	30.7	90.7

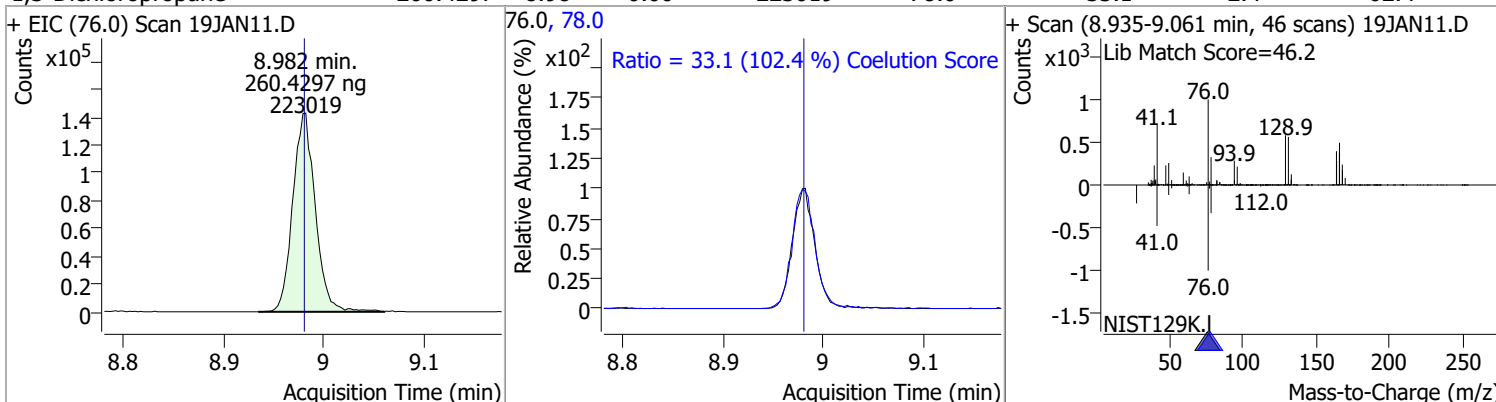


Quantitation Results Report (QT Reviewed)

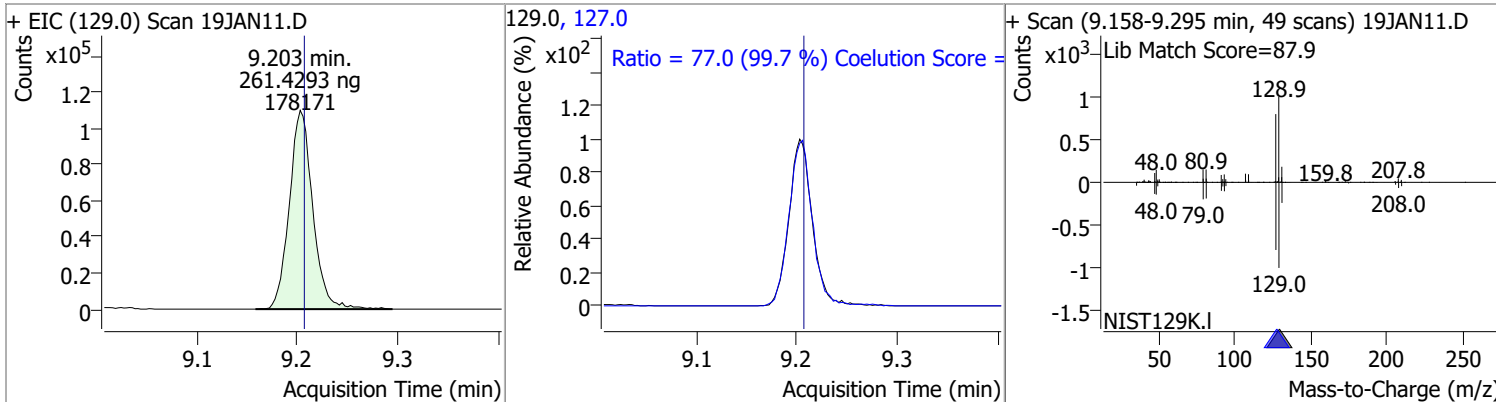
Compound	Conc.	RT	Dev(Min)	Resp.	QIon	QRatio	Lower	Upper
Tetrachloroethene	263.5170	8.94	0.00	231586	165.8	129.9	96.1	156.1
					129.0	90.9	60.5	120.5



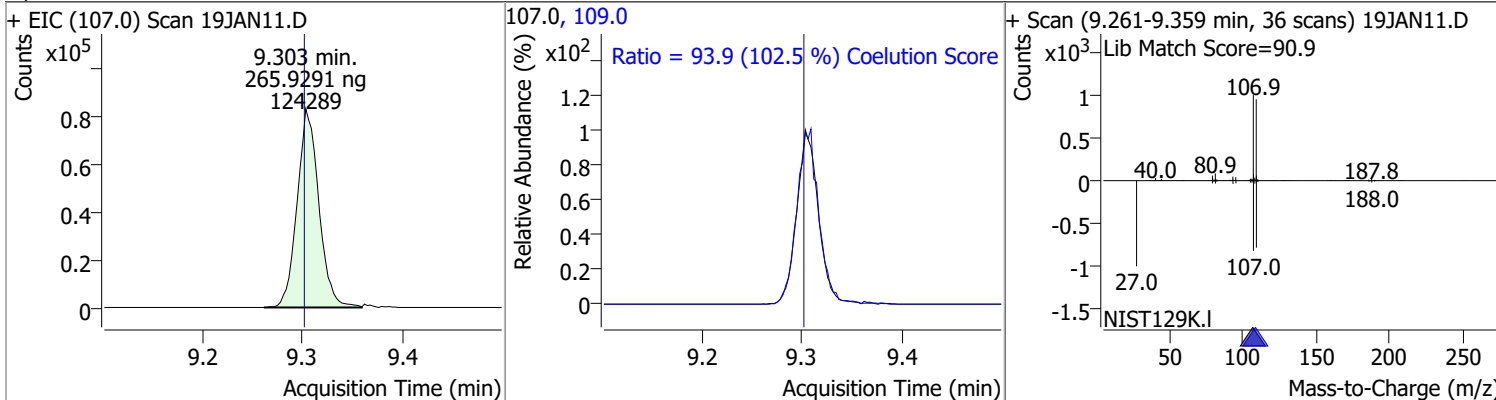
Compound	Conc.	RT	Dev(Min)	Resp.	QIon	QRatio	Lower	Upper
1,3-Dichloropropane	260.4297	8.98	0.00	223019	78.0	33.1	2.4	62.4



Compound	Conc.	RT	Dev(Min)	Resp.	QIon	QRatio	Lower	Upper
Chlorodibromomethane	261.4293	9.20	0.00	178171	127.0	77.0	47.2	107.2



Compound	Conc.	RT	Dev(Min)	Resp.	QIon	QRatio	Lower	Upper
1,2-Dibromoethane	265.9291	9.30	0.00	124289	109.0	93.9	61.5	121.5

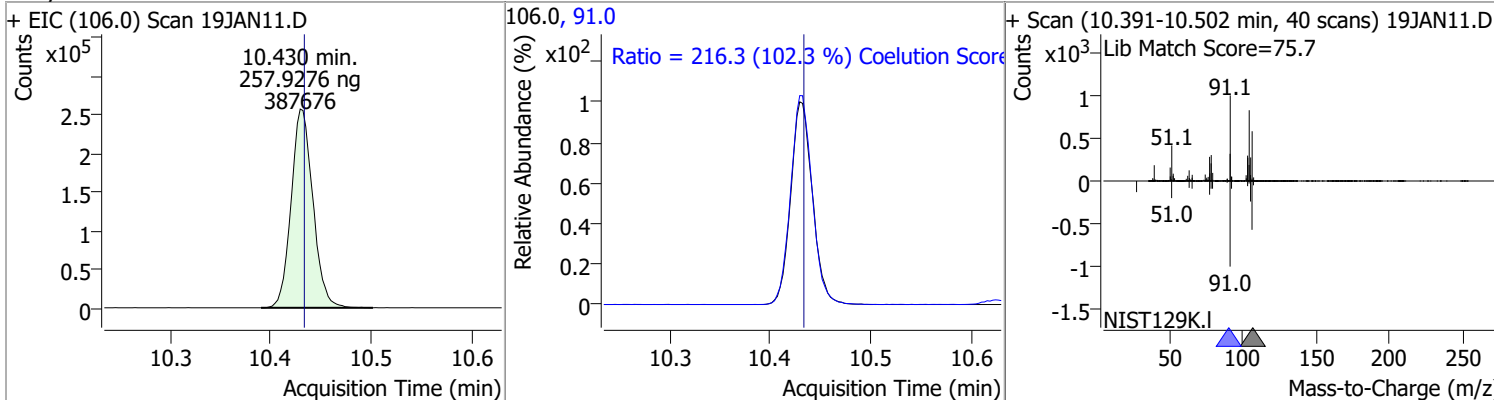


Quantitation Results Report (QT Reviewed)

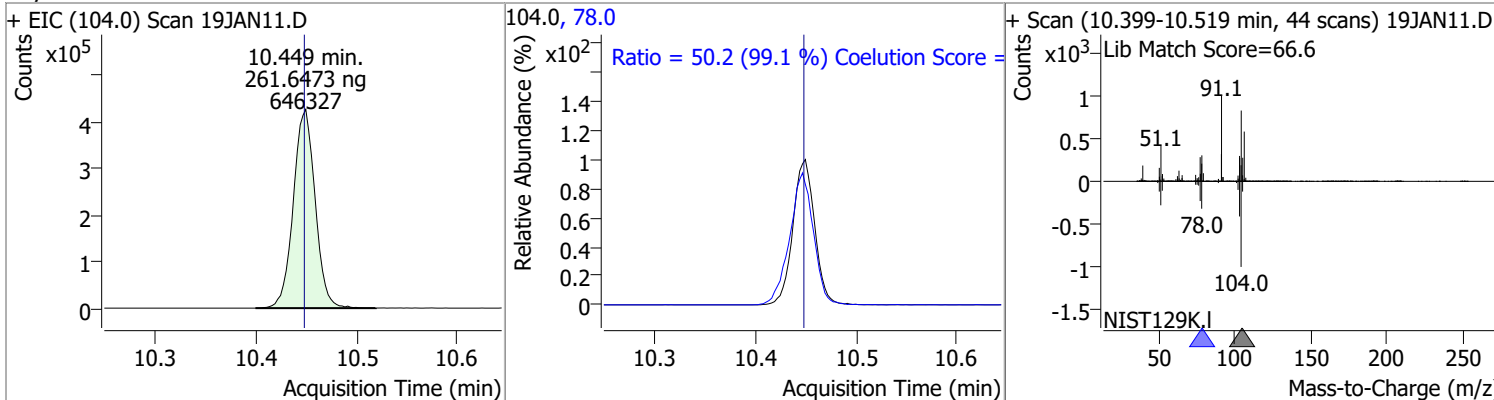
Compound	Conc.	RT	Dev(Min)	Resp.	QIon	QRatio	Lower	Upper
Chlorobenzene	263.1099	9.80	0.00	625101	114.0	32.0	2.2	62.2
+ EIC (112.0) Scan 19JAN11.D			112.0, 114.0			+ Scan (9.755-9.886 min, 48 scans) 19JAN11.D		
1,1,1,2-Tetrachloroethane	263.1086	9.89	-0.01	219325	133.0	95.6	65.3	125.3
+ EIC (131.0) Scan 19JAN11.D			131.0, 133.0			+ Scan (9.850-9.964 min, 42 scans) 19JAN11.D		
Ethylbenzene	259.5637	9.92	0.00	1116949	106.0	31.2	1.7	61.7
+ EIC (91.0) Scan 19JAN11.D			91.0, 106.0			+ Scan (9.875-9.992 min, 42 scans) 19JAN11.D		
m+p-Xylenes	520.9218	10.04	0.00	887253	91.0	200.5	170.7	230.7
+ EIC (106.0) Scan 19JAN11.D			106.0, 91.0			+ Scan (9.986-10.120 min, 49 scans) 19JAN11.D		

Quantitation Results Report (QT Reviewed)

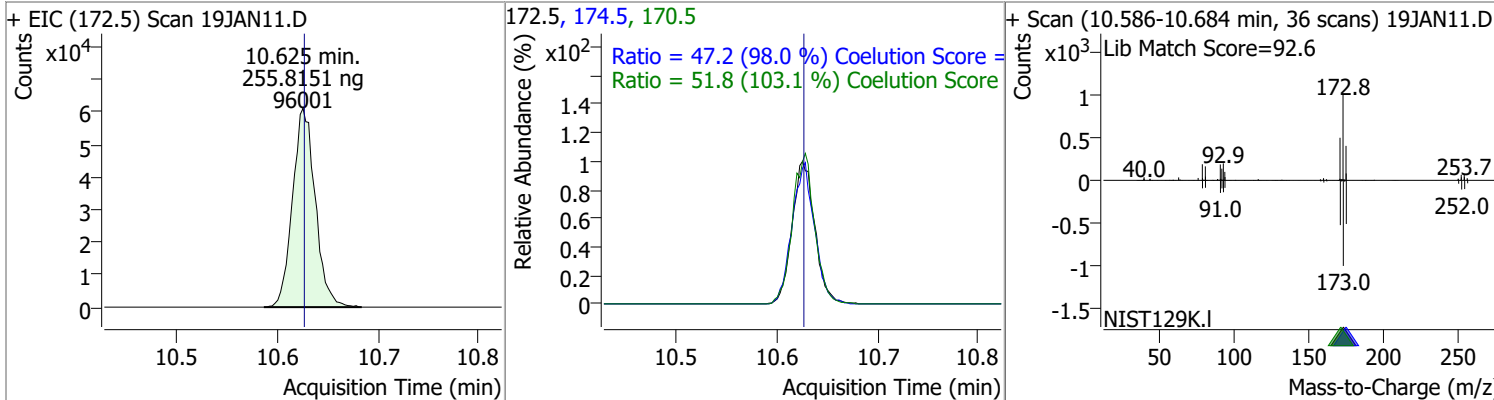
Compound	Conc.	RT	Dev(Min)	Resp.	QIon	QRatio	Lower	Upper
o-Xylene	257.9276	10.43	0.00	387676	91.0	216.3	181.4	241.4



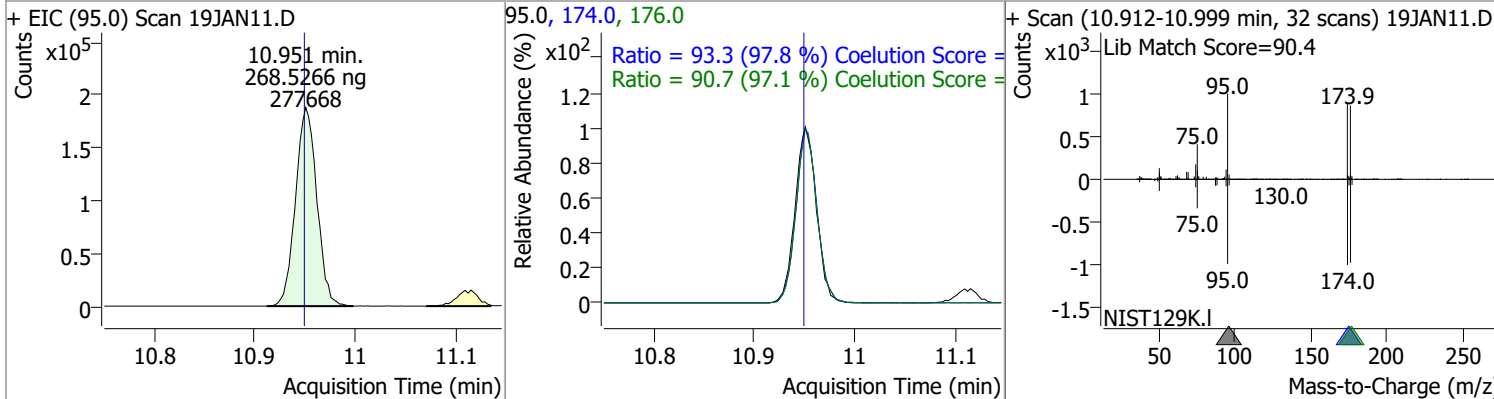
Compound	Conc.	RT	Dev(Min)	Resp.	QIon	QRatio	Lower	Upper
Styrene	261.6473	10.45	0.00	646327	78.0	50.2	20.6	80.6



Compound	Conc.	RT	Dev(Min)	Resp.	QIon	QRatio	Lower	Upper
Bromoform	255.8151	10.62	0.00	96001	170.5	51.8	20.3	80.3
					174.5	47.2	18.1	78.1

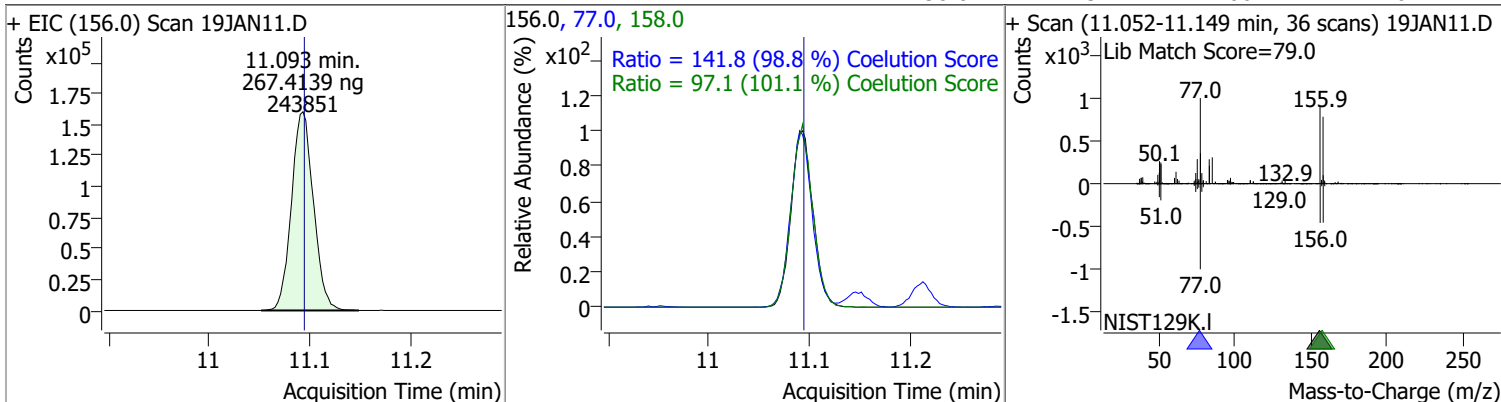


Compound	Conc.	RT	Dev(Min)	Resp.	QIon	QRatio	Lower	Upper
p-Bromofluorobenzene	268.5266	10.95	0.00	277668	174.0	93.3	65.3	125.3
					176.0	90.7	63.3	123.3

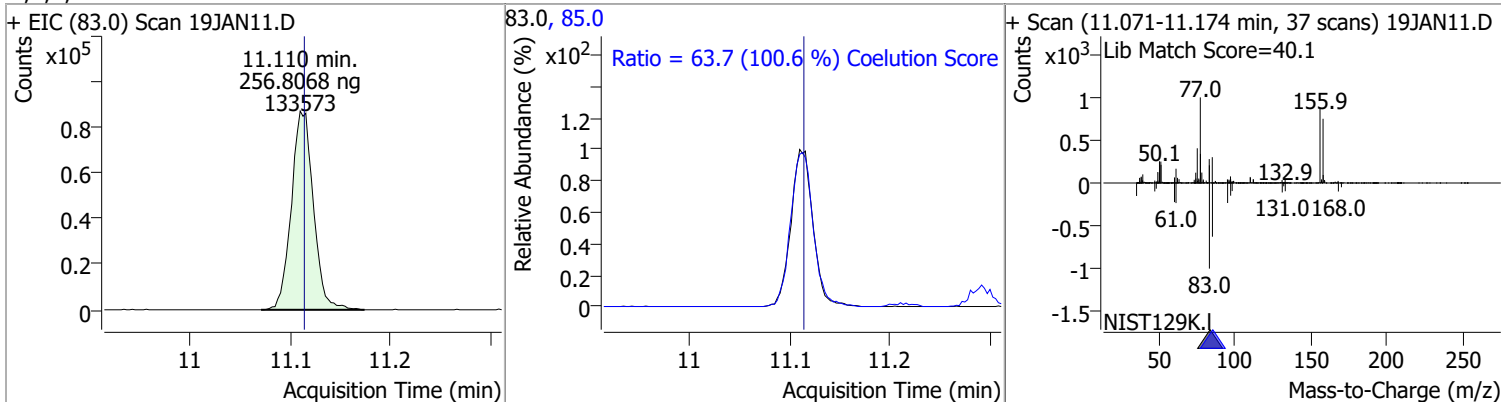


Quantitation Results Report (QT Reviewed)

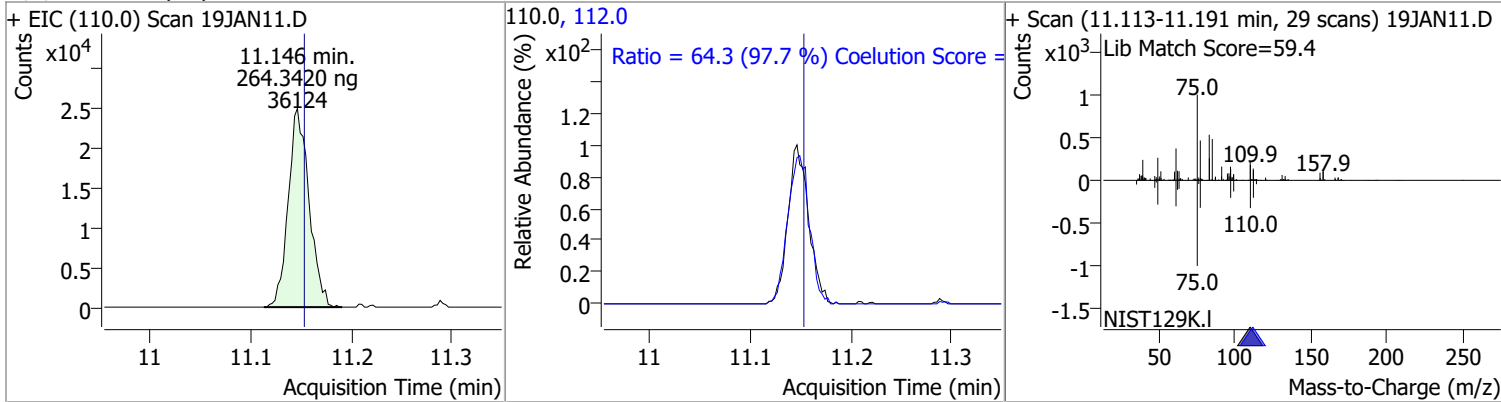
Compound	Conc.	RT	Dev(Min)	Resp.	QIon	QRatio	Lower	Upper
Bromobenzene	267.4139	11.09	0.00	243851	77.0	141.8	113.5	173.5
					158.0	97.1	66.1	126.1



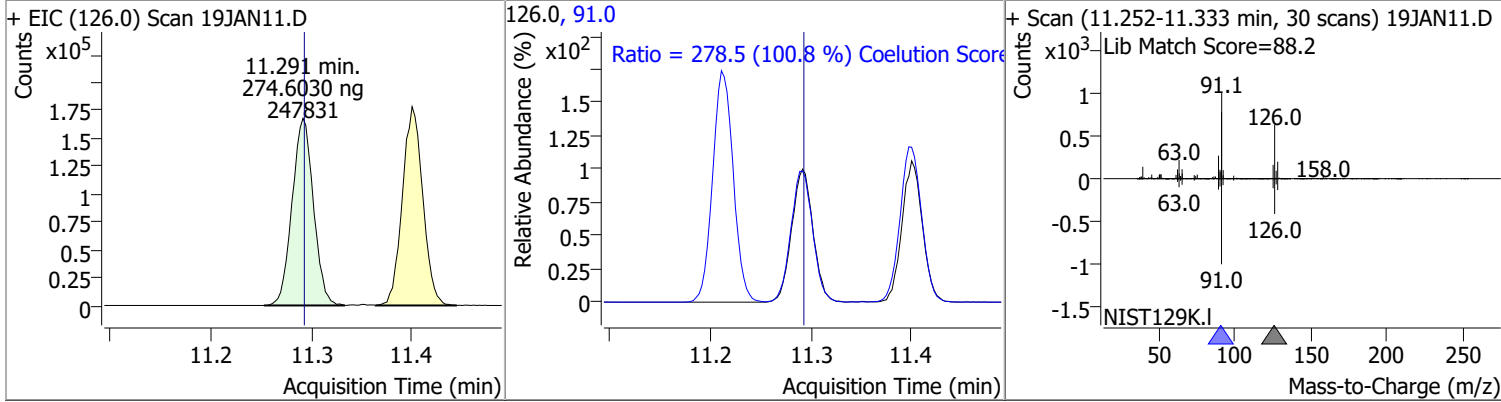
Compound	Conc.	RT	Dev(Min)	Resp.	QIon	QRatio	Lower	Upper
1,1,2,2-Tetrachloroethane	256.8068	11.11	0.00	133573	85.0	63.7	33.3	93.3
					83.0	100.6	-	-



Compound	Conc.	RT	Dev(Min)	Resp.	QIon	QRatio	Lower	Upper
1,2,3-Trichloropropane	264.3420	11.15	-0.01	36124	112.0	64.3	35.8	95.8
					110.0	97.7	-	-

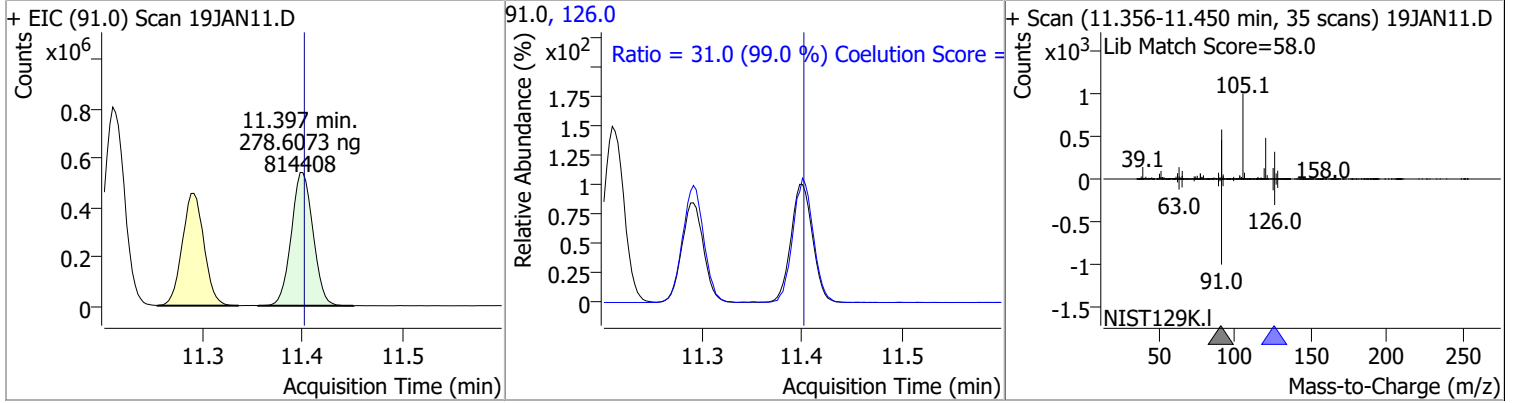


Compound	Conc.	RT	Dev(Min)	Resp.	QIon	QRatio	Lower	Upper
2-Chlorotoluene	274.6030	11.29	0.00	247831	91.0	278.5	246.2	306.2
					126.0	100.8	-	-

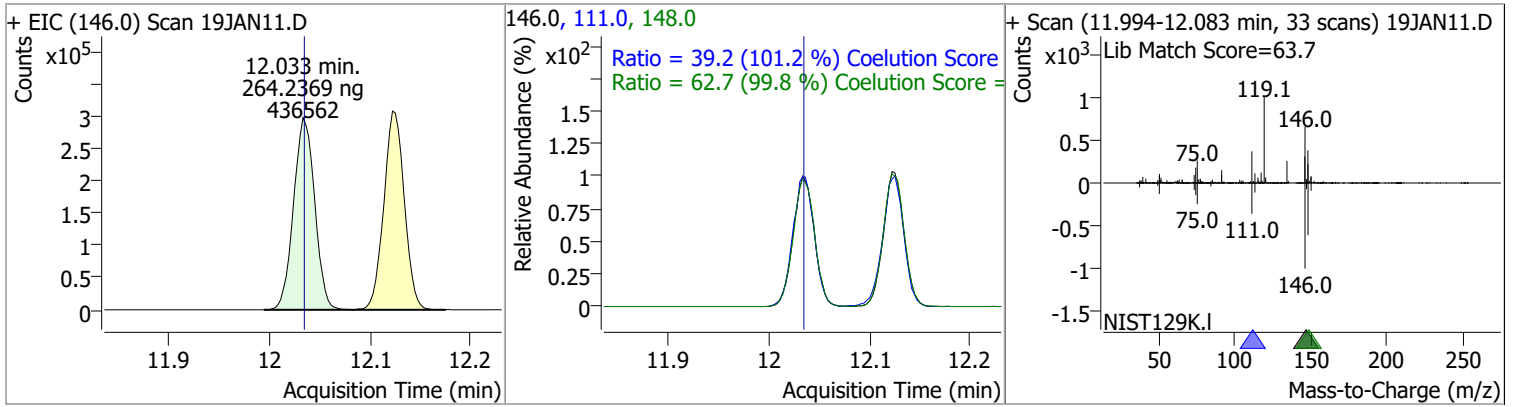


Quantitation Results Report (QT Reviewed)

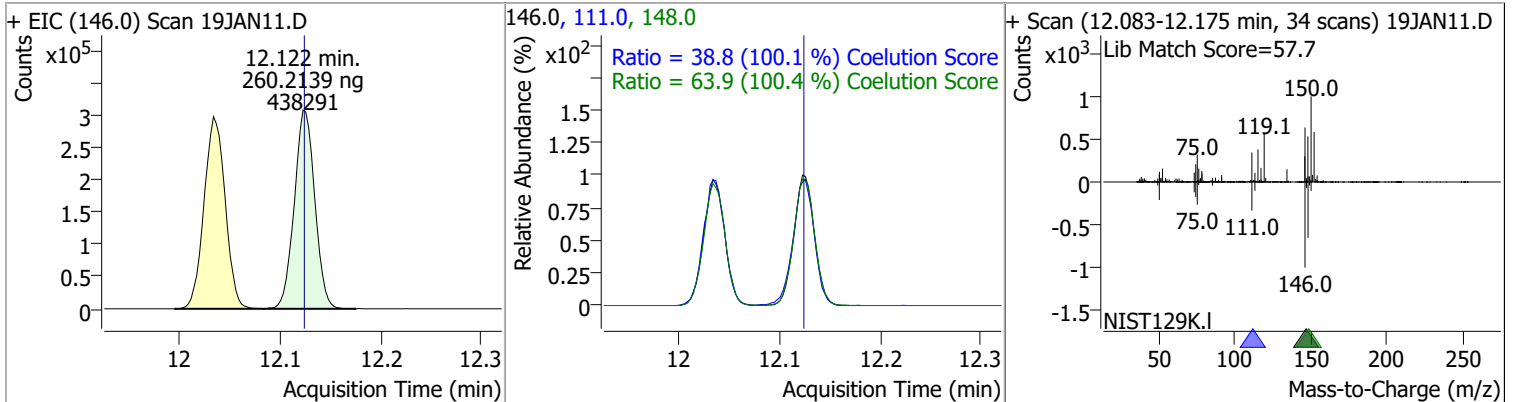
Compound	Conc.	RT	Dev(Min)	Resp.	QIon	QRatio	Lower	Upper
4-Chlorotoluene	278.6073	11.40	0.00	814408	126.0	31.0	1.3	61.3



1,3-Dichlorobenzene	264.2369	12.03	0.00	436562	148.0	62.7	32.8	92.8
					111.0	39.2	8.7	68.7

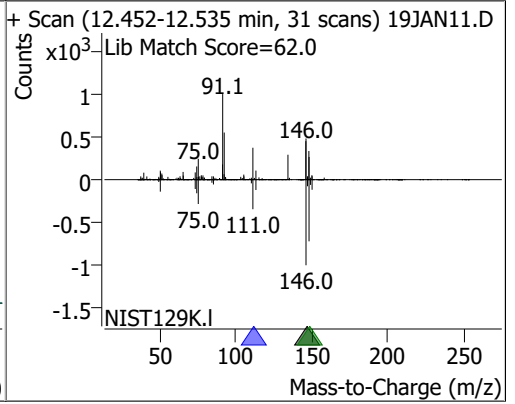
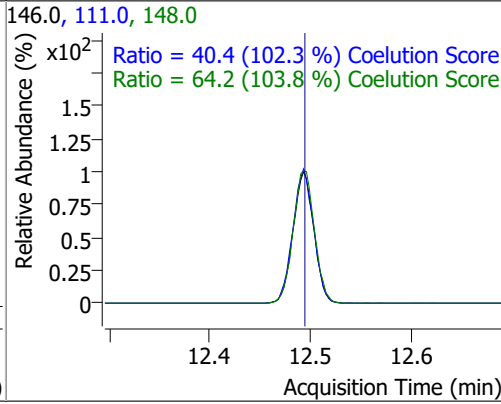
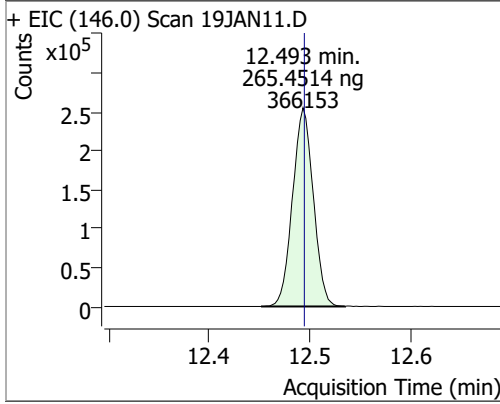


1,4-Dichlorobenzene	260.2139	12.12	0.00	438291	148.0	63.9	33.7	93.7
					111.0	38.8	8.7	68.7



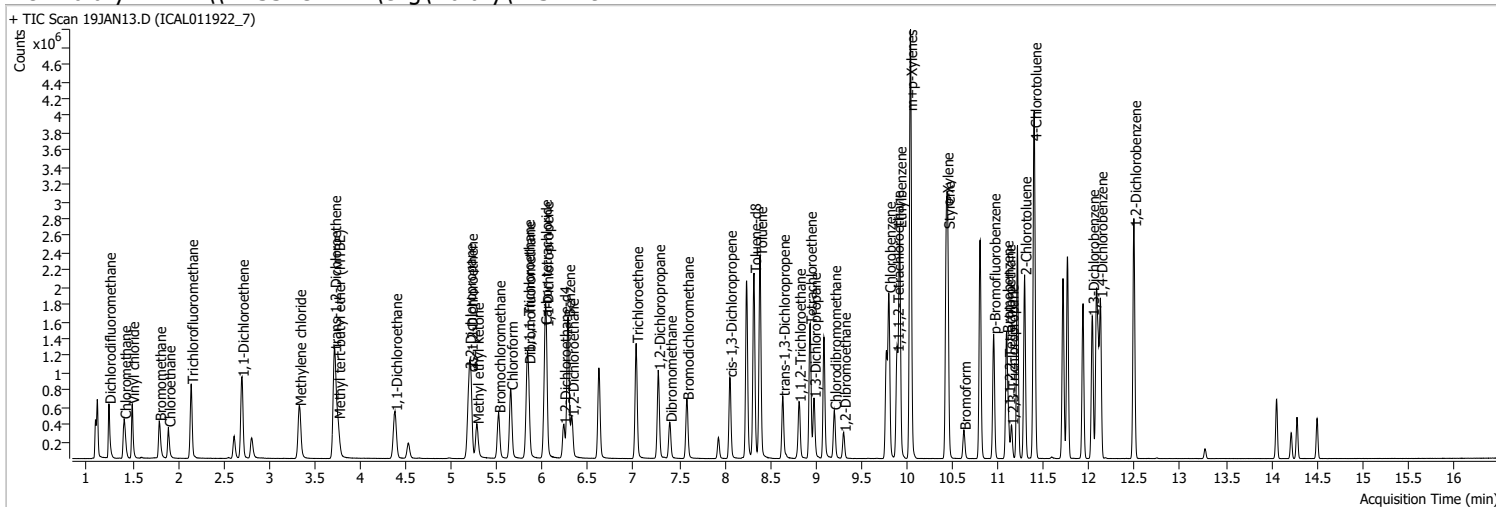
Quantitation Results Report (QT Reviewed)

Compound	Conc.	RT	Dev(Min)	Resp.	QIon	QRatio	Lower	Upper
1,2-Dichlorobenzene	265.4514	12.49	0.00	366153	148.0	64.2	31.9	91.9
					111.0	40.4	9.5	69.5



Quantitation Results Report (QT Reviewed)

Data File	19JAN13.D	Operator	MSC
Acq. Method	5975CACQF.M	Acq. Date-Time	1/19/2022 2:53:18 PM
Sample Name	ICAL011922_7	Instrument	VOA5975C
Vial	13	Multiplier	1.00
DA Method File	VOA5975C_8260B_SHT_DoD_L4_011922.m	Comment	
Tune File	BFB_Atune3.u	Tune Date	10/11/2021 4:02:00 PM
Batch Name	VG011922_8260B.batch.bin	Last Calib Update	1/20/2022 9:28:12 AM
Ref Library	\\MASSHUNTER\Org\Library\NIST129K.I		



Compound	RT	QIon	Resp.	Conc.	Units	Dev(Min)
----------	----	------	-------	-------	-------	----------

Internal Standards

M Fluorobenzene	6.618	96.0	894962	250.0000	ng	-0.003
M Chlorobenzene-d5	9.774	82.0	333736	250.0000	ng	0.000
M 1,4-Dichlorobenzene-d4	12.100	152.0	286959	250.0000	ng	0.000

System Monitoring Compounds

S Dibromofluoromethane	5.845	113.0	325687	375.7157	ng	-0.006
Spiked Amount: 250.000	Range: 80.0 - 119.0%			Recovery = 150.29%	*	
S 1,2-Dichloroethane-d4	6.233	67.0	139362	372.1740	ng	0.003
Spiked Amount: 250.000	Range: 81.0 - 118.0%			Recovery = 148.87%	*	
S Toluene-d8	8.322	98.0	1329503	408.3346	ng	0.003
Spiked Amount: 250.000	Range: 89.0 - 112.0%			Recovery = 163.33%	*	
S p-Bromofluorobenzene	10.951	95.0	415878	392.5157	ng	0.003
Spiked Amount: 250.000	Range: 85.0 - 114.0%			Recovery = 157.01%	*	

Target Compounds

Compound	RT	QIon	Resp.	Conc.	Units	QValue
T Dichlorodifluoromethane	1.241	85.0	452793	376.2647	ng	100
T Chloromethane	1.408	50.0	529250	373.5581	ng	100
T Vinyl chloride	1.498	62.0	479607	371.9021	ng	99
T Bromomethane	1.793	96.0	235754	380.3767	ng	96
T Chloroethane	1.894	64.0	233233	382.2662	ng	97
T Trichlorofluoromethane	2.145	101.0	569126	368.0290	ng	98
T 1,1-Dichloroethene	2.700	96.0	344045	382.3544	ng	98
T Methylene chloride	3.330	49.0	470733	359.8205	ng	99
T trans-1,2-Dichloroethene	3.715	96.0	355984	382.9648	ng	100
T Methyl tert-butyl ether (MTBE)	3.757	73.0	452747	389.6885	ng	100
T 1,1-Dichloroethane	4.381	63.0	658287	378.3961	ng	99
T 2,2-Dichloropropane	5.195	77.0	501019	382.1537	ng	96
T cis-1,2-Dichloroethene	5.215	96.0	369412	392.4995	ng	97
T Methyl ethyl ketone	5.279	43.0	538796	3961.2871	ng	98
T Bromochloromethane	5.519	128.0	147182	379.2795	ng	98
T Chloroform	5.653	83.0	641596	369.3654	ng	98

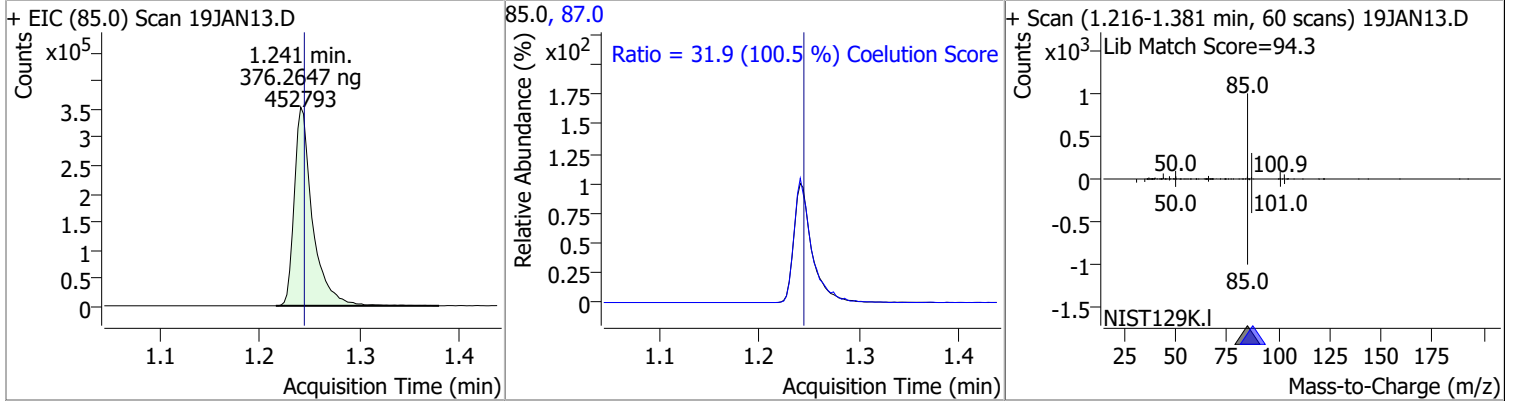
Quantitation Results Report (QT Reviewed)

Compound	RT	QIon	Resp.	Conc.	Units	Dev(Min)
T 1,1,1-Trichloroethane	5.834	97.0	616756	384.8283	ng	99
T Carbon tetrachloride	6.026	117.0	604305	388.7744	ng	99
T 1,1-Dichloropropene	6.043	75.0	531739	409.1480	ng	99
T Benzene	6.280	78.0	1403257	392.4951	ng	100
T 1,2-Dichloroethane	6.322	62.0	368750	373.4220	ng	96
T Trichloroethene	7.028	95.0	399934	400.2849	ng	99
T 1,2-Dichloropropane	7.270	63.0	352771	401.5854	ng	98
T Dibromomethane	7.396	93.0	143756	388.2481	ng	99
T Bromodichloromethane	7.583	83.0	408420	392.2653	ng	98
T cis-1,3-Dichloropropene	8.057	75.0	471983	413.1062	ng	99
T Toluene	8.388	92.0	890126	410.1461	ng	99
T trans-1,3-Dichloropropene	8.637	75.0	345161	414.1677	ng	95
T 1,1,2-Trichloroethane	8.815	83.0	167409	395.0532	ng	98
T Tetrachloroethene	8.935	163.8	346235	393.4248	ng	98
T 1,3-Dichloropropane	8.980	76.0	339654	396.0772	ng	99
T Chlorodibromomethane	9.203	129.0	269032	394.1991	ng	99
T 1,2-Dibromoethane	9.306	107.0	184921	395.1062	ng	98
T Chlorobenzene	9.799	112.0	945250	397.3088	ng	100
T 1,1,1,2-Tetrachloroethane	9.889	131.0	329822	395.1127	ng	99
T Ethylbenzene	9.919	91.0	1697682	381.4483	ng	99
T m+p-Xylenes	10.037	106.0	1334216	762.4509	ng	99
T o-Xylene	10.433	106.0	598606	384.0157	ng	99
T Styrene	10.449	104.0	973131	382.7382	ng	100
T Bromoform	10.625	172.5	143943	374.3438	ng	98
T Bromobenzene	11.093	156.0	361843	387.2660	ng	99
T 1,1,2,2-Tetrachloroethane	11.113	83.0	199230	373.8283	ng	99
T 1,2,3-Trichloropropane	11.149	110.0	52732	376.5948	ng	95
T 2-Chlorotoluene	11.291	126.0	365790	395.5589	ng	95
T 4-Chlorotoluene	11.400	91.0	1209058	403.6708	ng	99
T 1,3-Dichlorobenzene	12.033	146.0	652775	385.6033	ng	99
T 1,4-Dichlorobenzene	12.122	146.0	656962	380.6606	ng	99
T 1,2-Dichlorobenzene	12.493	146.0	546389	386.5930	ng	98

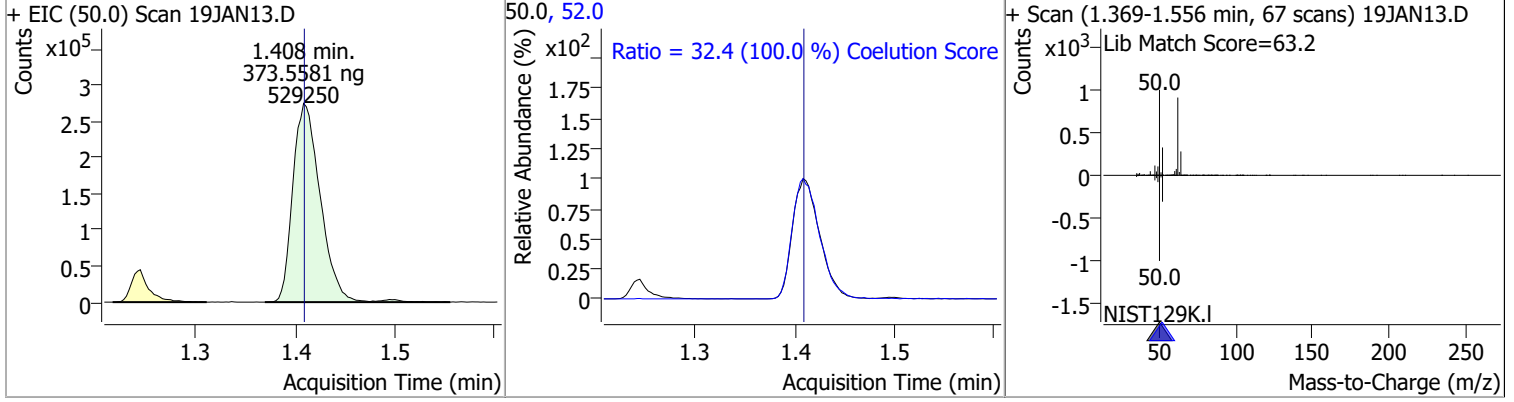
(#) = Qualifier Out of Range; (m) = Manual Integration; (+) = Area Summed; (*) = Surrogate Percent Recovery Out of Range; (d): Zeroed Peak

Quantitation Results Report (QT Reviewed)

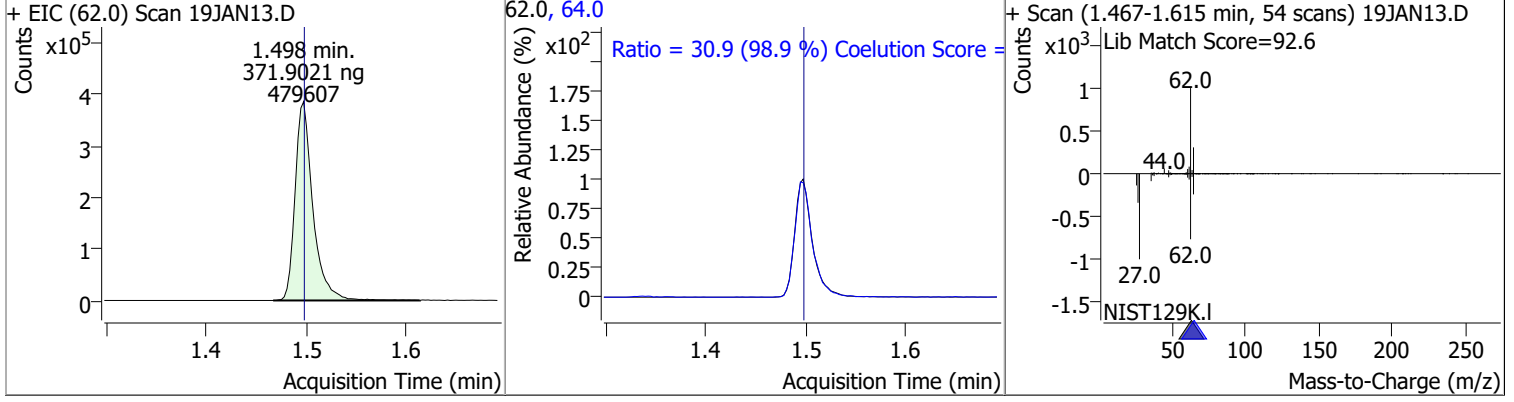
Compound	Conc.	RT	Dev(Min)	Resp.	QIon	QRatio	Lower	Upper
Dichlorodifluoromethane	376.2647	1.24	0.00	452793	87.0	31.9	1.8	61.8



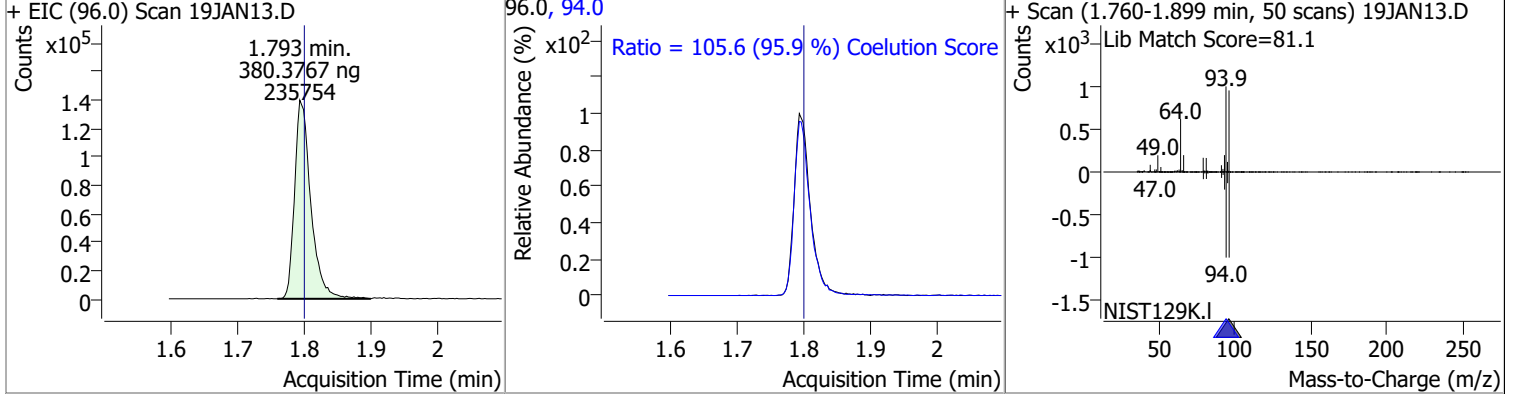
Compound	Conc.	RT	Dev(Min)	Resp.	QIon	QRatio	Lower	Upper
Chloromethane	373.5581	1.41	0.00	529250	52.0	32.4	2.4	62.4



Compound	Conc.	RT	Dev(Min)	Resp.	QIon	QRatio	Lower	Upper
Vinyl chloride	371.9021	1.50	0.00	479607	64.0	30.9	1.3	61.3

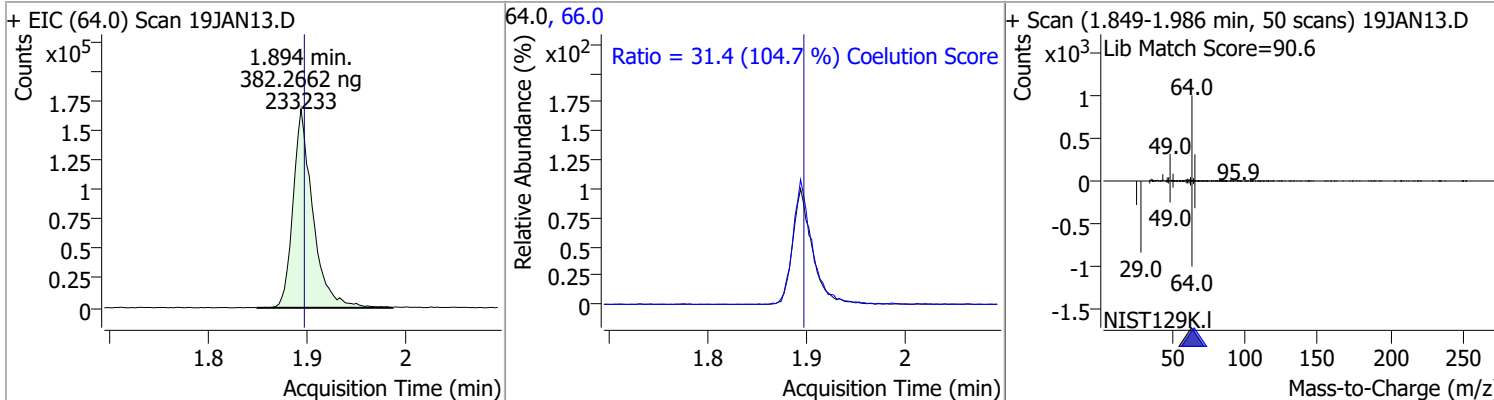


Compound	Conc.	RT	Dev(Min)	Resp.	QIon	QRatio	Lower	Upper
Bromomethane	380.3767	1.79	-0.01	235754	94.0	105.6	80.1	140.1

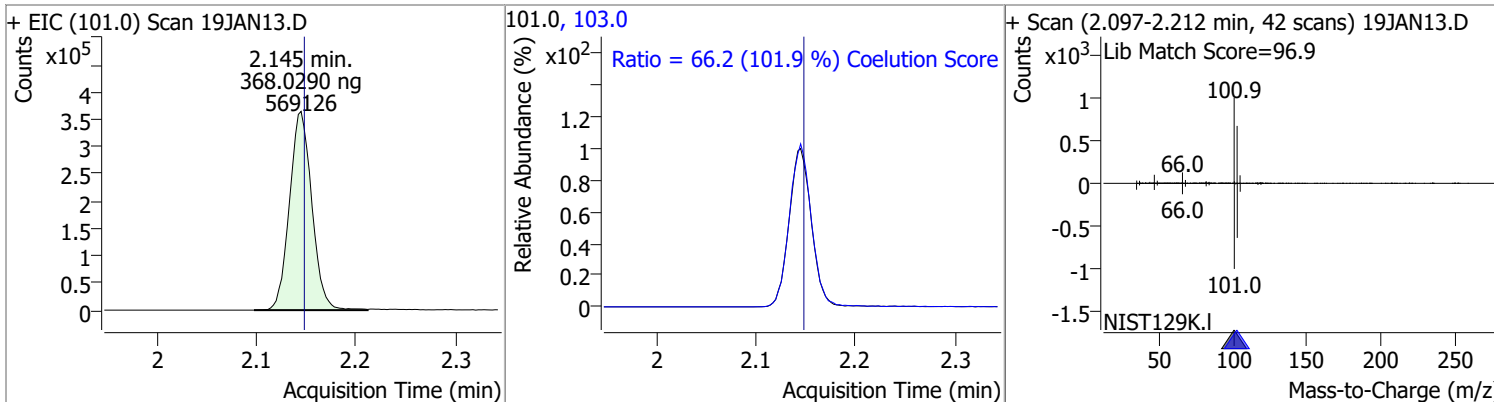


Quantitation Results Report (QT Reviewed)

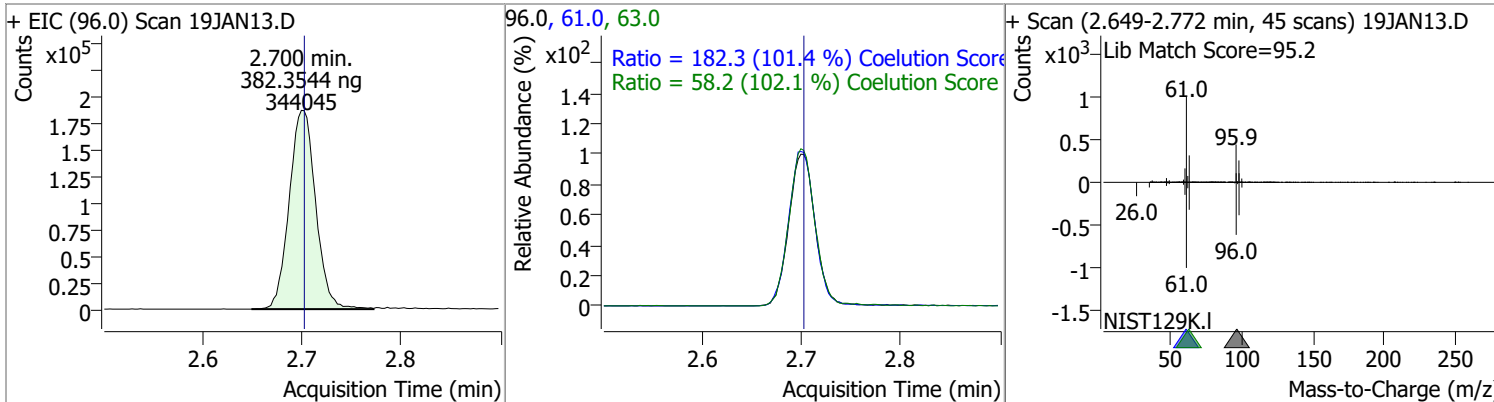
Compound	Conc.	RT	Dev(Min)	Resp.	QIon	QRatio	Lower	Upper
Chloroethane	382.2662	1.89	0.00	233233	66.0	31.4	0.0	60.0



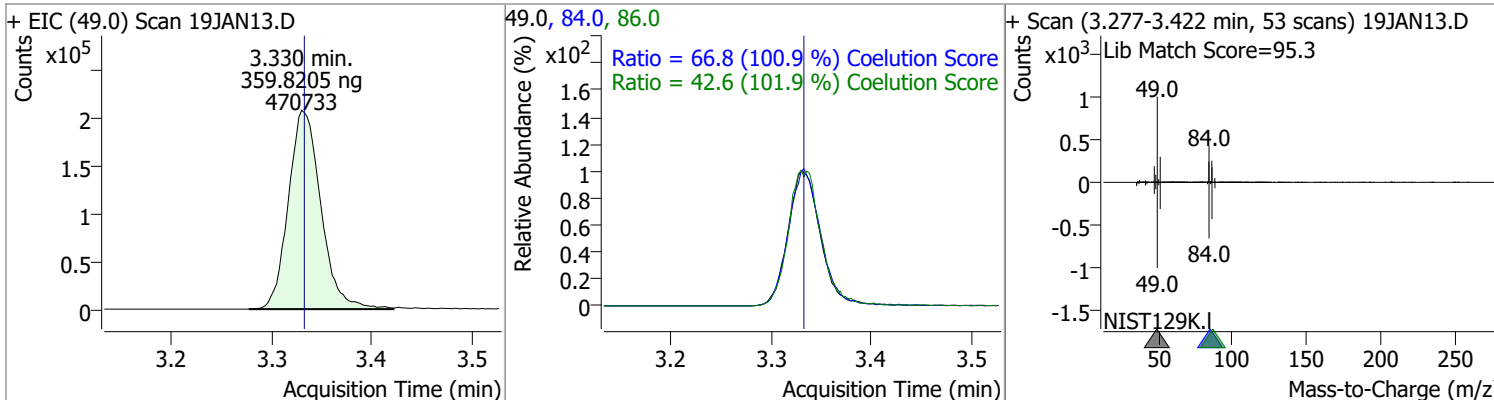
Trichlorofluoromethane	368.0290	2.14	0.00	569126	103.0	66.2	35.0	95.0
------------------------	----------	------	------	--------	-------	------	------	------



1,1-Dichloroethene	382.3544	2.70	0.00	344045	61.0	182.3	149.9	209.9
					63.0	58.2	27.0	87.0

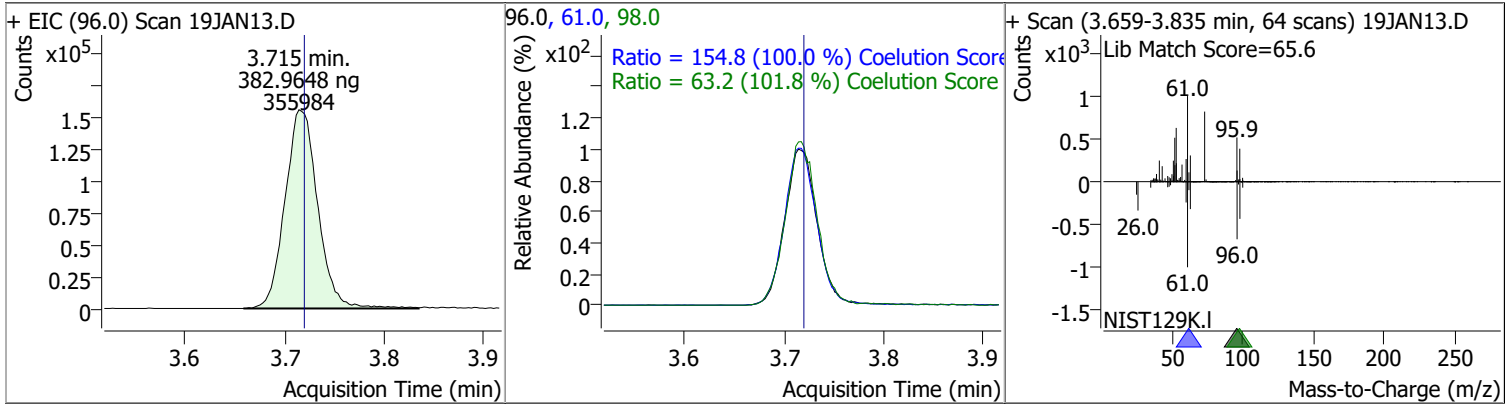


Methylene chloride	359.8205	3.33	0.00	470733	84.0	66.8	36.1	96.1
					86.0	42.6	11.8	71.8

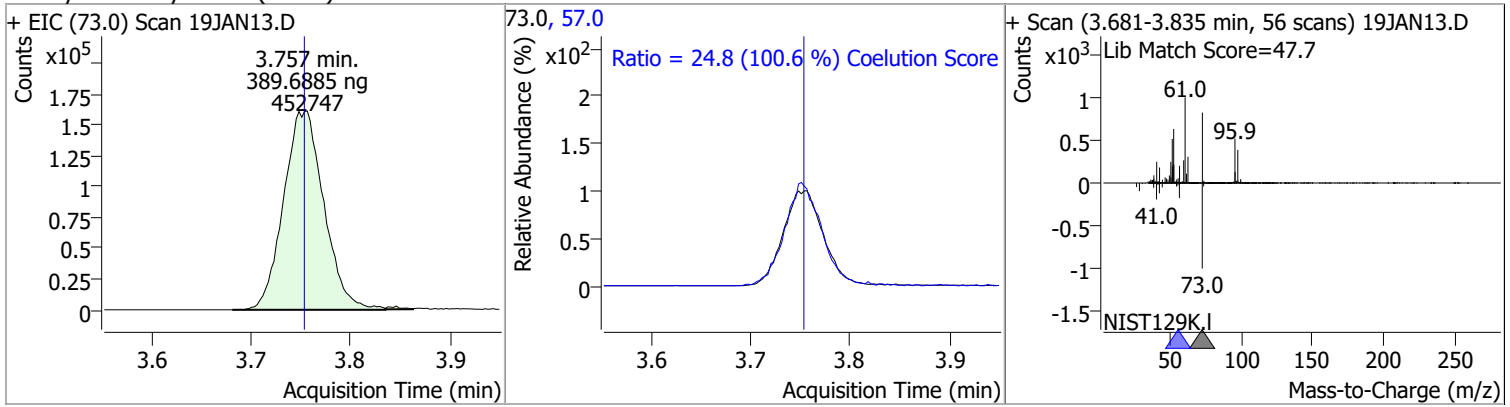


Quantitation Results Report (QT Reviewed)

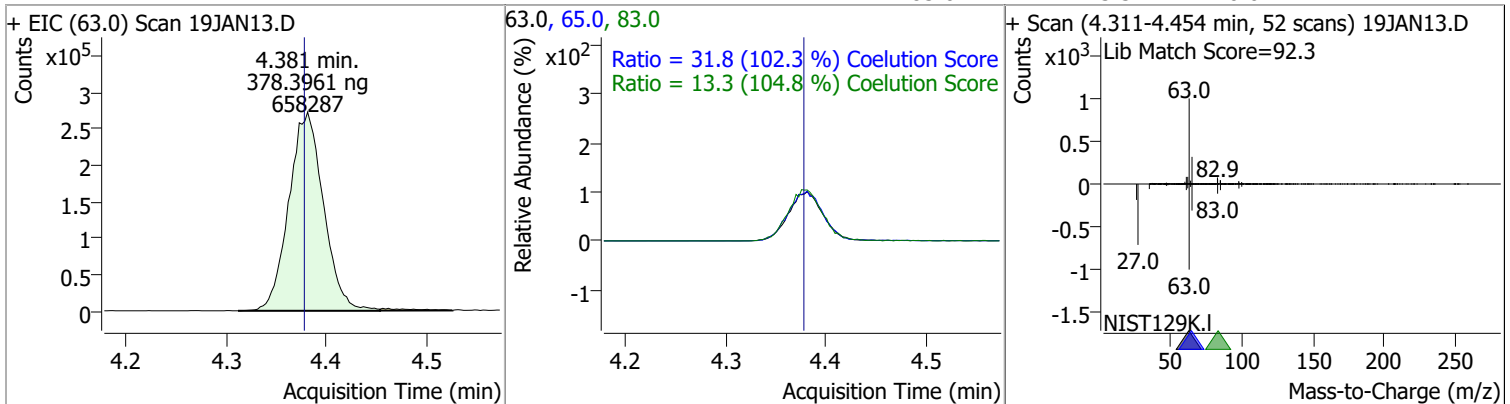
Compound	Conc.	RT	Dev(Min)	Resp.	QIon	QRatio	Lower	Upper
trans-1,2-Dichloroethene	382.9648	3.71	-0.01	355984	61.0	154.8	124.8	184.8
					98.0	63.2	32.1	92.1



Compound	Conc.	RT	Dev(Min)	Resp.	QIon	QRatio	Lower	Upper
Methyl tert-butyl ether (MTBE)	389.6885	3.76	0.00	452747	57.0	24.8	0.0	54.6

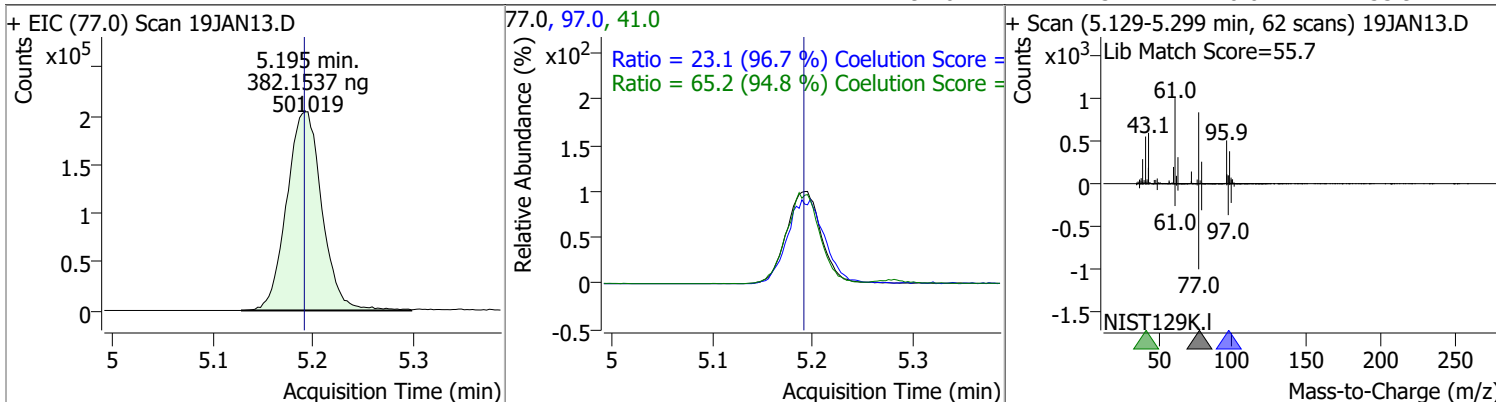


Compound	Conc.	RT	Dev(Min)	Resp.	QIon	QRatio	Lower	Upper
1,1-Dichloroethane	378.3961	4.38	0.00	658287	65.0	31.8	1.0	61.0
					83.0	13.3	0.0	42.7

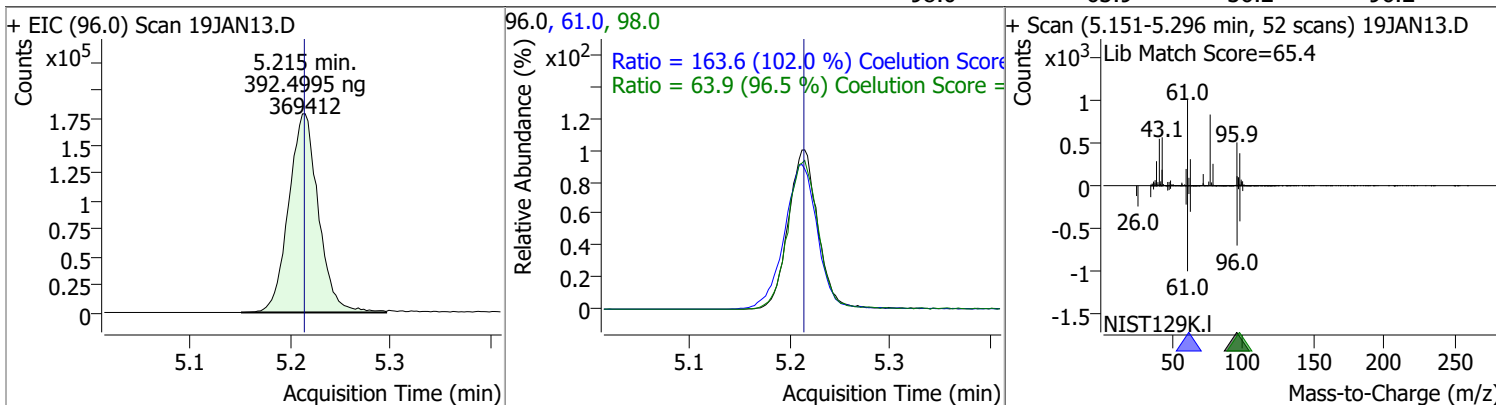


Quantitation Results Report (QT Reviewed)

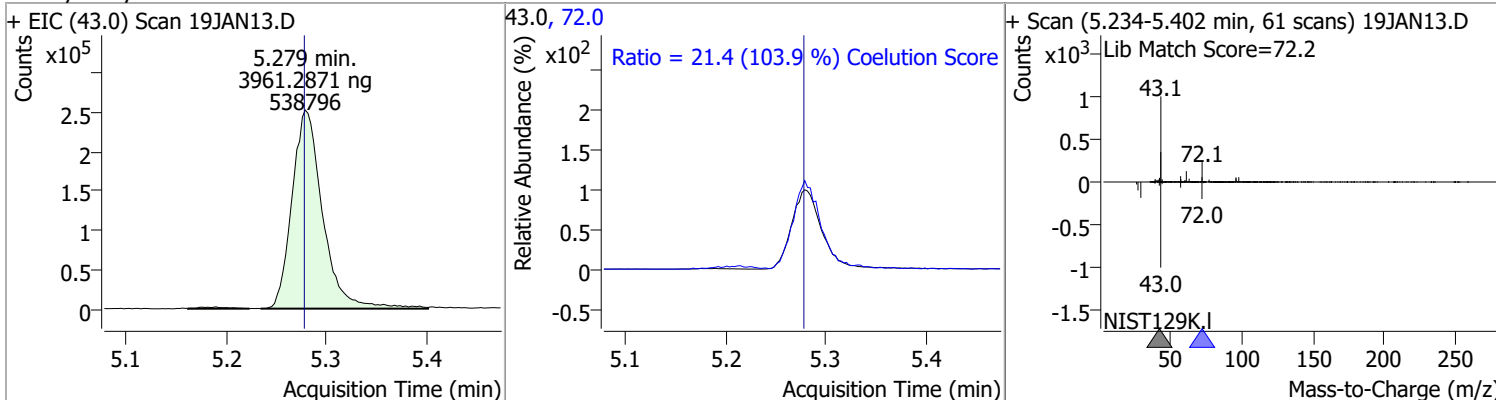
Compound	Conc.	RT	Dev(Min)	Resp.	QIon	QRatio	Lower	Upper
2,2-Dichloropropane	382.1537	5.20	0.00	501019	41.0	65.2	38.8	98.8
					97.0	23.1	0.0	53.9



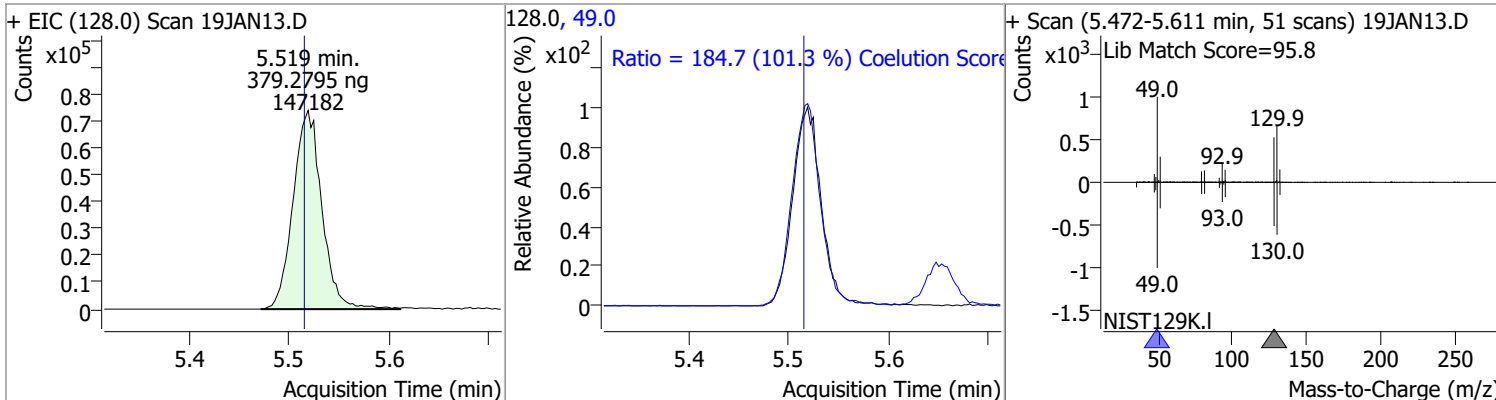
Compound	Conc.	RT	Dev(Min)	Resp.	QIon	QRatio	Lower	Upper
cis-1,2-Dichloroethene	392.4995	5.21	0.00	369412	61.0	163.6	130.4	190.4
					98.0	63.9	36.2	96.2



Compound	Conc.	RT	Dev(Min)	Resp.	QIon	QRatio	Lower	Upper
Methyl ethyl ketone	3961.2871	5.28	0.00	538796	72.0	21.4	0.0	50.6

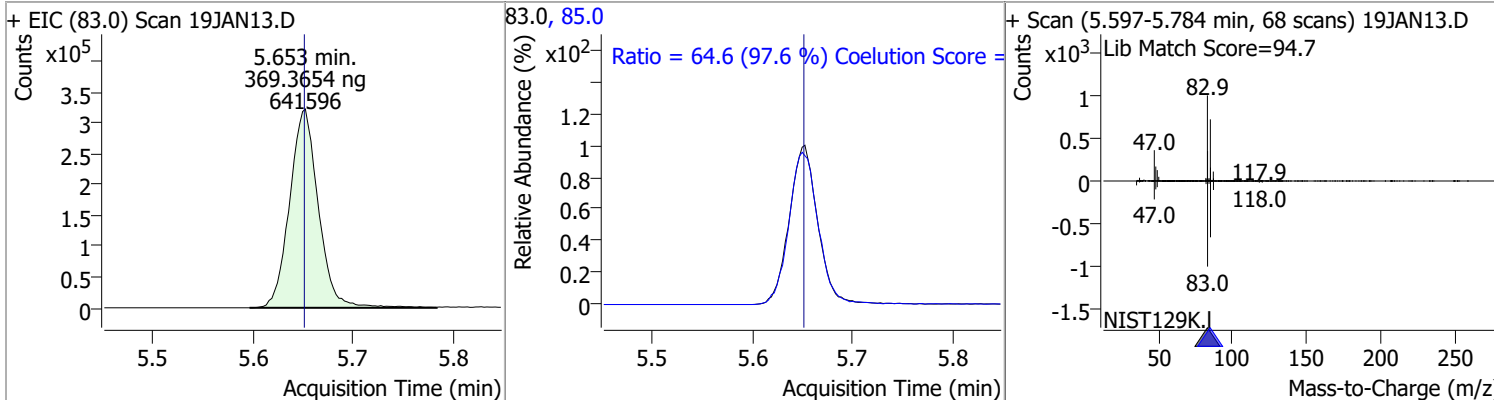


Compound	Conc.	RT	Dev(Min)	Resp.	QIon	QRatio	Lower	Upper
Bromochloromethane	379.2795	5.52	0.00	147182	49.0	184.7	152.2	212.2

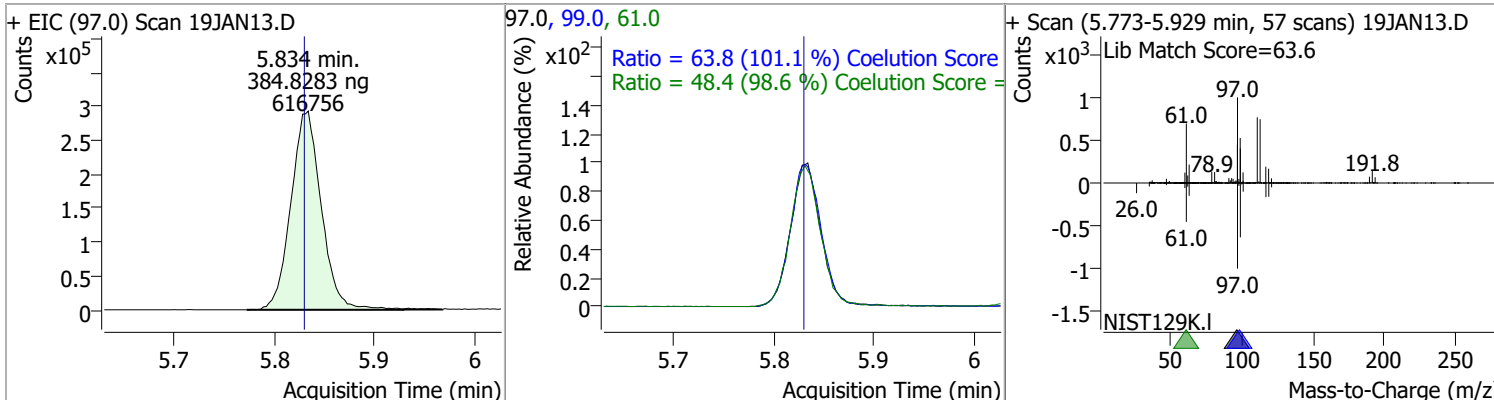


Quantitation Results Report (QT Reviewed)

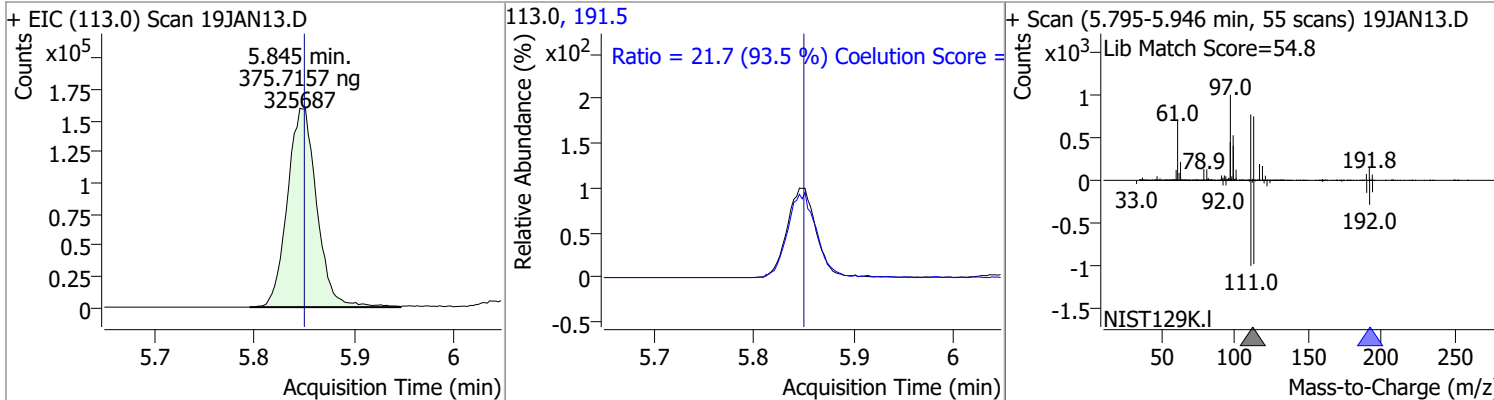
Compound	Conc.	RT	Dev(Min)	Resp.	QIon	QRatio	Lower	Upper
Chloroform	369.3654	5.65	0.00	641596	85.0	64.6	36.2	96.2



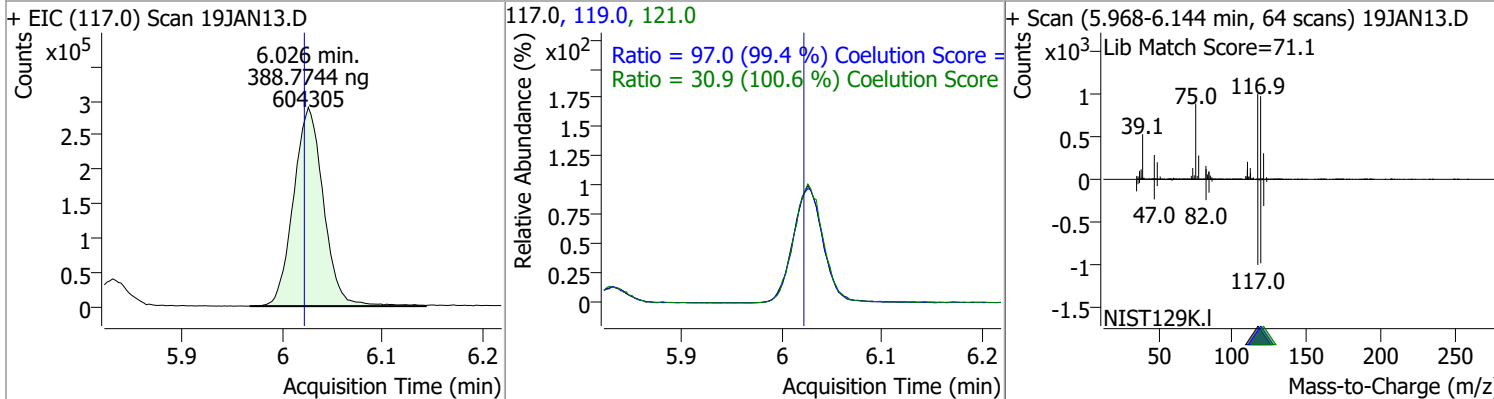
Compound	Conc.	RT	Dev(Min)	Resp.	QIon	QRatio	Lower	Upper
1,1,1-Trichloroethane	384.8283	5.83	0.00	616756	99.0	63.8	33.1	93.1
					61.0	48.4	19.1	79.1



Compound	Conc.	RT	Dev(Min)	Resp.	QIon	QRatio	Lower	Upper
Dibromofluoromethane	375.7157	5.85	-0.01	325687	191.5	21.7	0.0	53.2

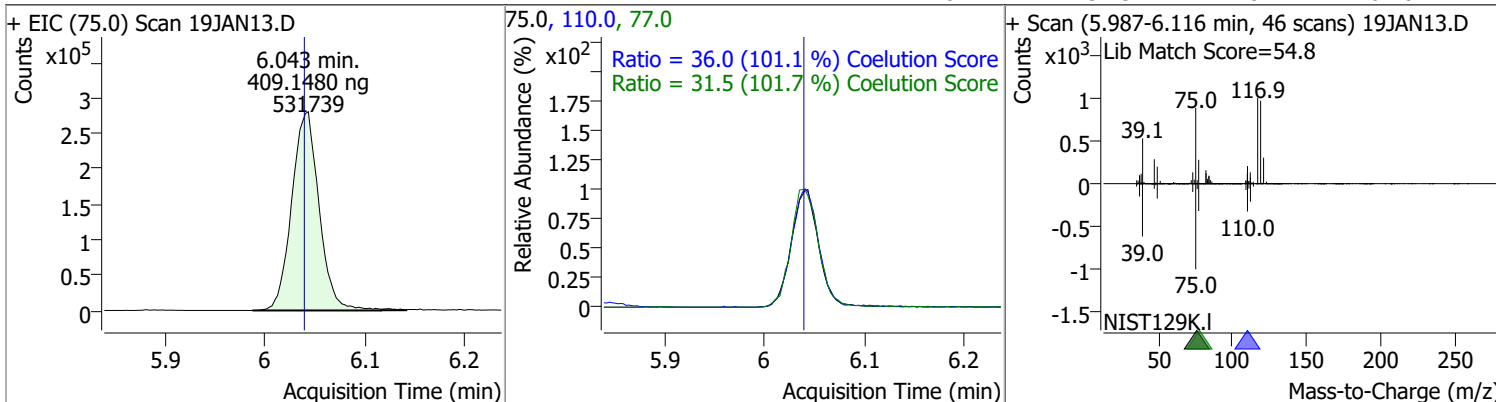


Compound	Conc.	RT	Dev(Min)	Resp.	QIon	QRatio	Lower	Upper
Carbon tetrachloride	388.7744	6.03	0.00	604305	119.0	97.0	67.6	127.6
					121.0	30.9	0.7	60.7

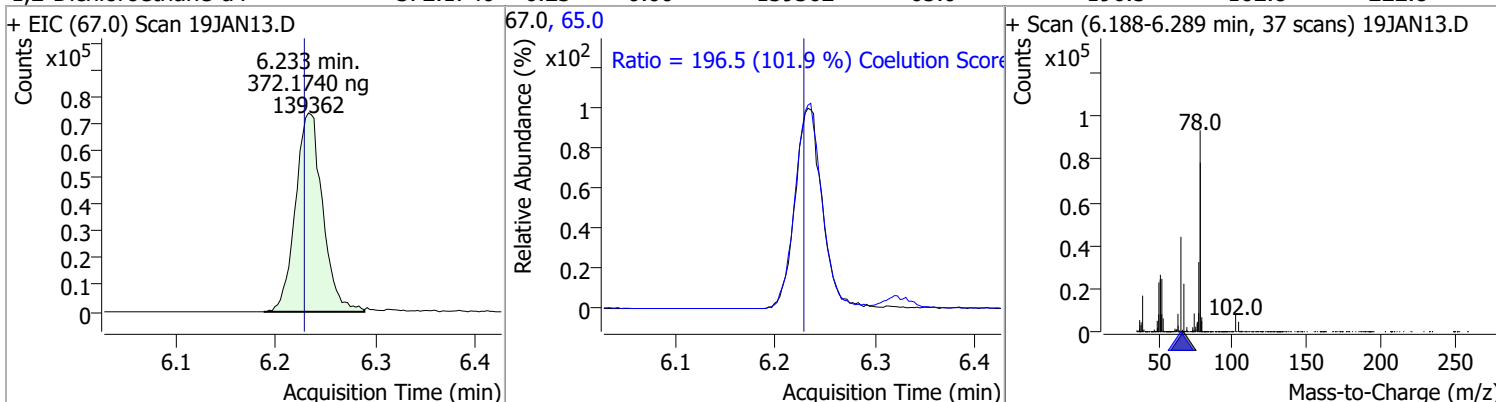


Quantitation Results Report (QT Reviewed)

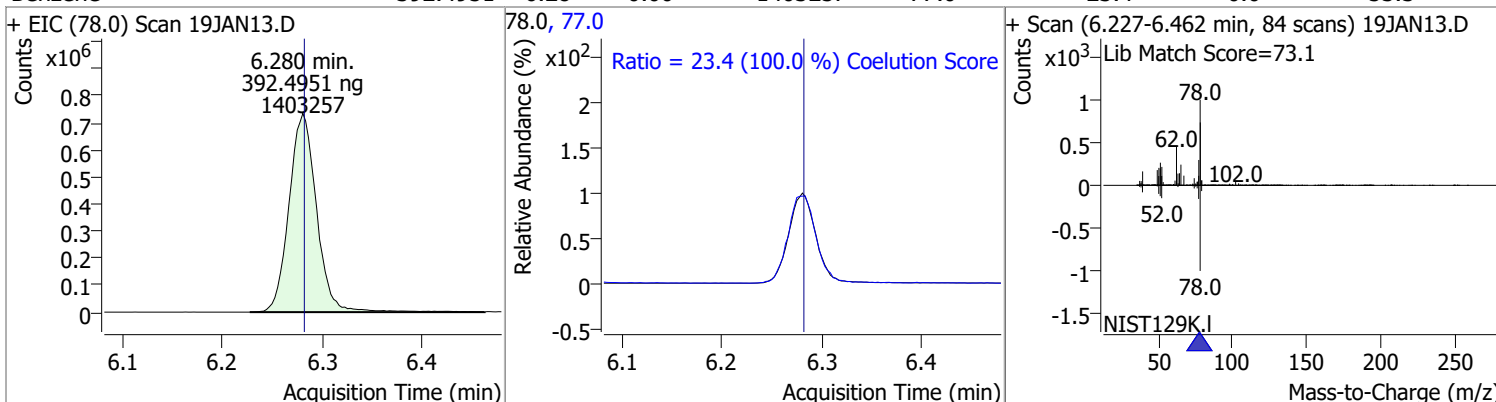
Compound	Conc.	RT	Dev(Min)	Resp.	QIon	QRatio	Lower	Upper
1,1-Dichloropropene	409.1480	6.04	0.00	531739	110.0	36.0	5.6	65.6
					77.0	31.5	1.0	61.0



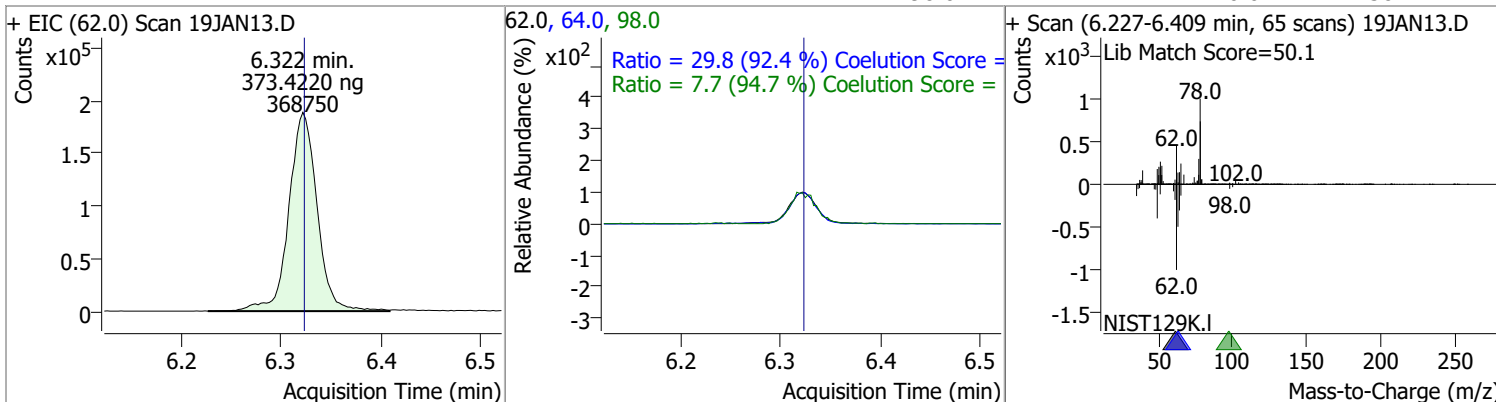
Compound	Conc.	RT	Dev(Min)	Resp.	QIon	QRatio	Lower	Upper
1,2-Dichloroethane-d4	372.1740	6.23	0.00	139362	65.0	196.5	162.8	222.8



Compound	Conc.	RT	Dev(Min)	Resp.	QIon	QRatio	Lower	Upper
Benzene	392.4951	6.28	0.00	1403257	77.0	23.4	0.0	53.3

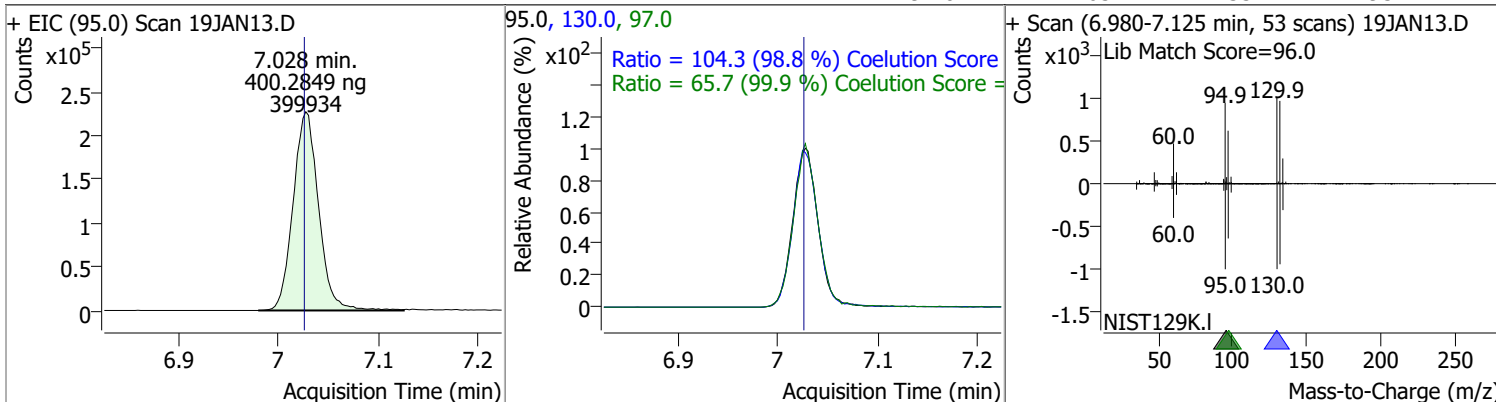


Compound	Conc.	RT	Dev(Min)	Resp.	QIon	QRatio	Lower	Upper
1,2-Dichloroethane	373.4220	6.32	0.00	368750	64.0	29.8	2.2	62.2
					98.0	7.7	0.0	38.2

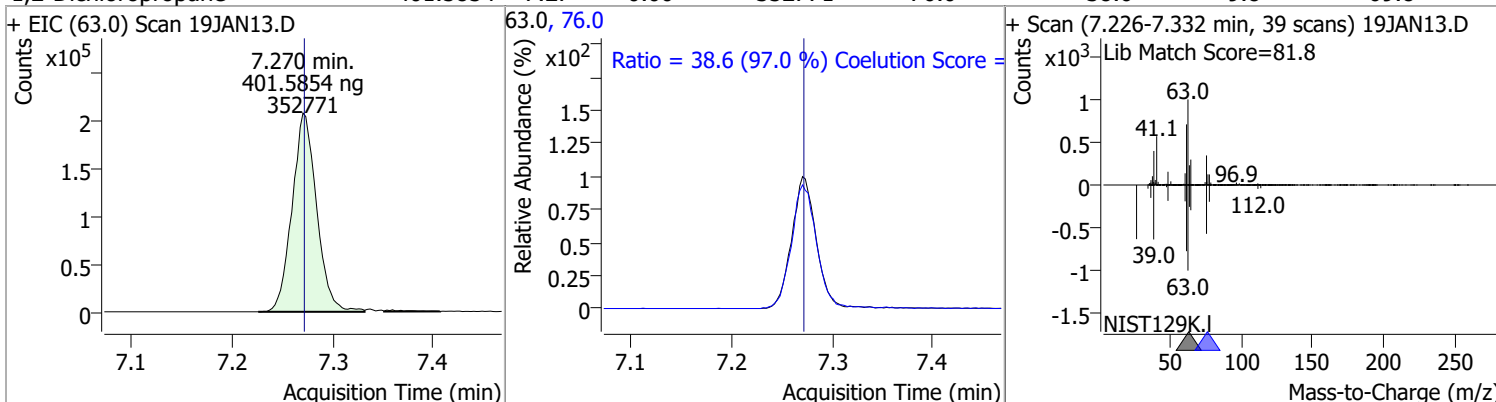


Quantitation Results Report (QT Reviewed)

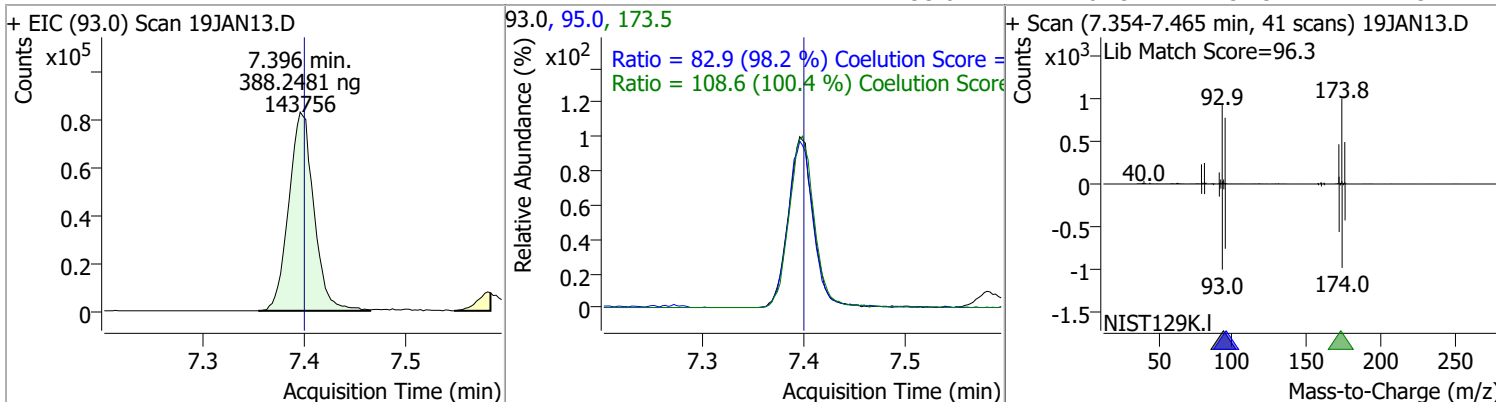
Compound	Conc.	RT	Dev(Min)	Resp.	QIon	QRatio	Lower	Upper
Trichloroethene	400.2849	7.03	0.00	399934	130.0	104.3	75.6	135.6
					97.0	65.7	35.7	95.7



Compound	Conc.	RT	Dev(Min)	Resp.	QIon	QRatio	Lower	Upper
1,2-Dichloropropane	401.5854	7.27	0.00	352771	76.0	38.6	9.8	69.8

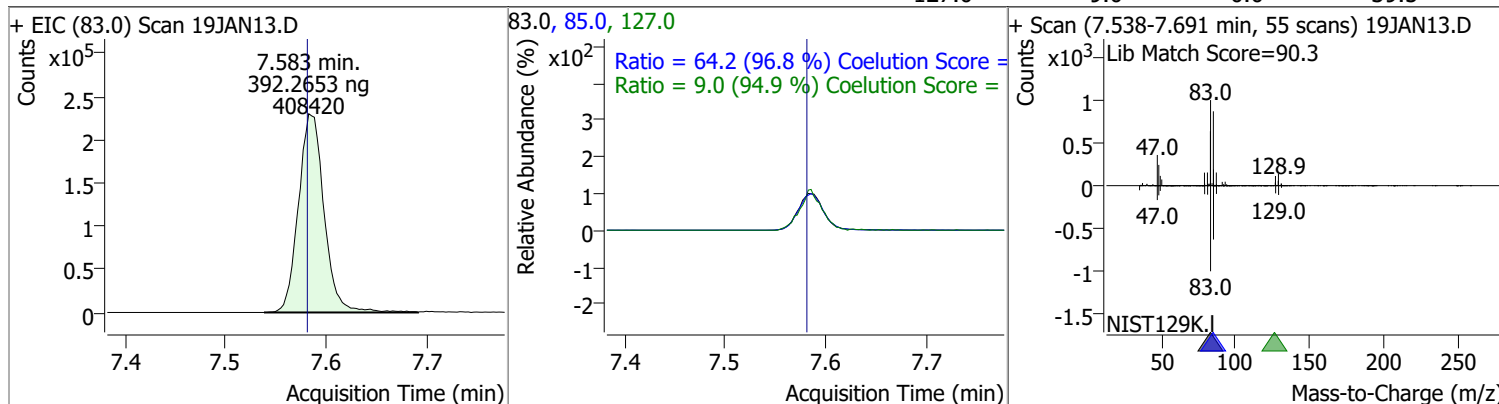


Compound	Conc.	RT	Dev(Min)	Resp.	QIon	QRatio	Lower	Upper
Dibromomethane	388.2481	7.40	0.00	143756	173.5	108.6	78.2	138.2
					95.0	82.9	54.5	114.5

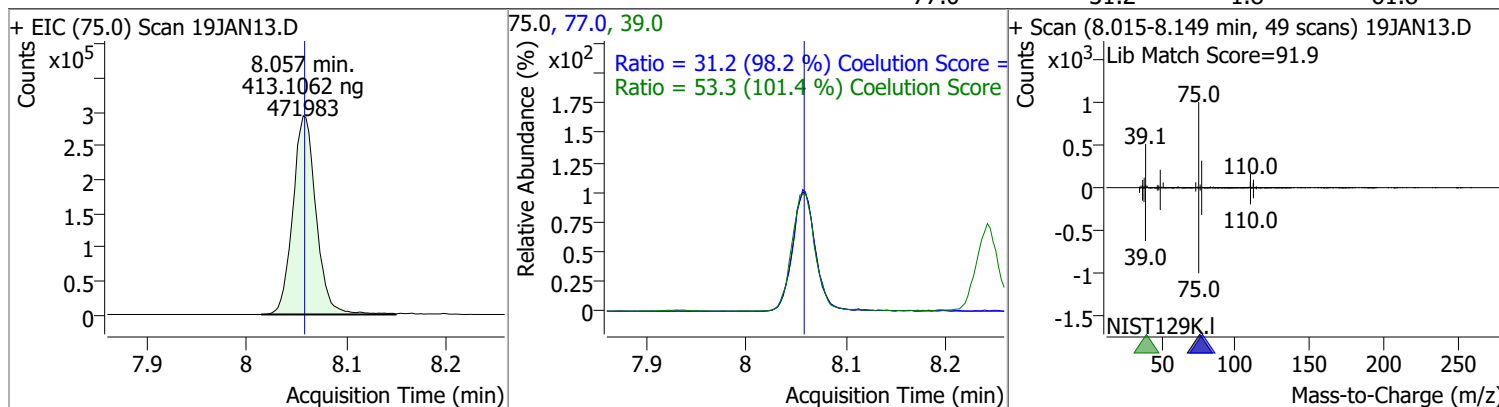


Quantitation Results Report (QT Reviewed)

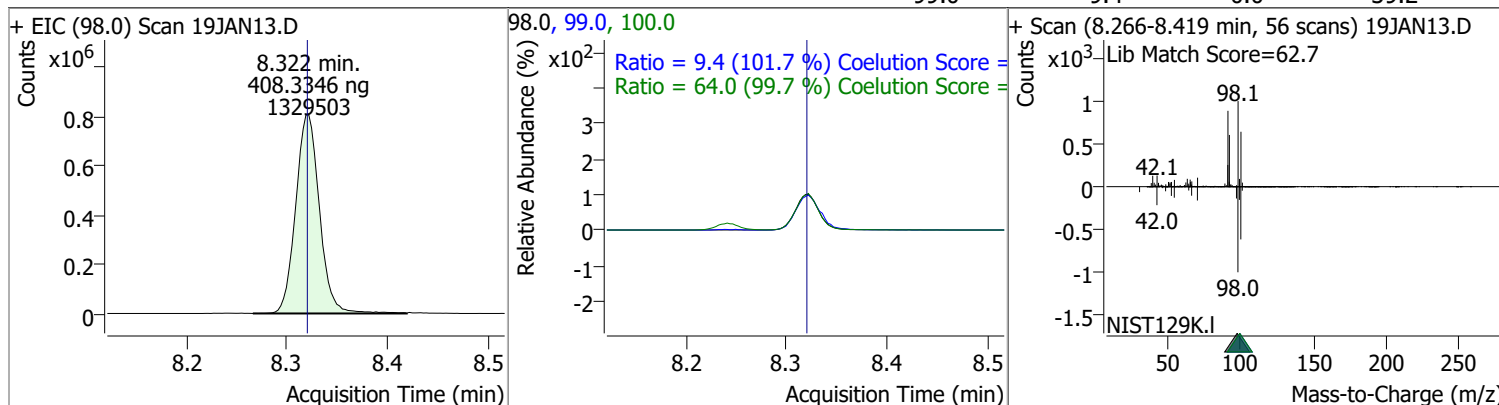
Compound	Conc.	RT	Dev(Min)	Resp.	QIon	QRatio	Lower	Upper
Bromodichloromethane	392.2653	7.58	0.00	408420	85.0	64.2	36.3	96.3
					127.0	9.0	0.0	39.5



Compound	Conc.	RT	Dev(Min)	Resp.	QIon	QRatio	Lower	Upper
cis-1,3-Dichloropropene	413.1062	8.06	0.00	471983	39.0	53.3	22.5	82.5
					77.0	31.2	1.8	61.8

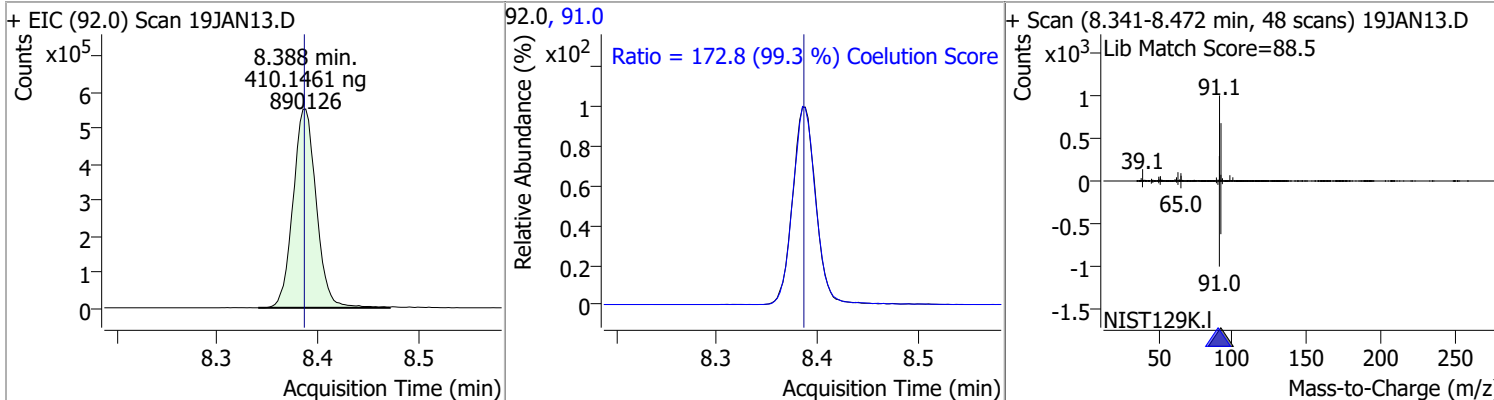


Compound	Conc.	RT	Dev(Min)	Resp.	QIon	QRatio	Lower	Upper
Toluene-d8	408.3346	8.32	0.00	1329503	100.0	64.0	34.3	94.3
					99.0	9.4	0.0	39.2

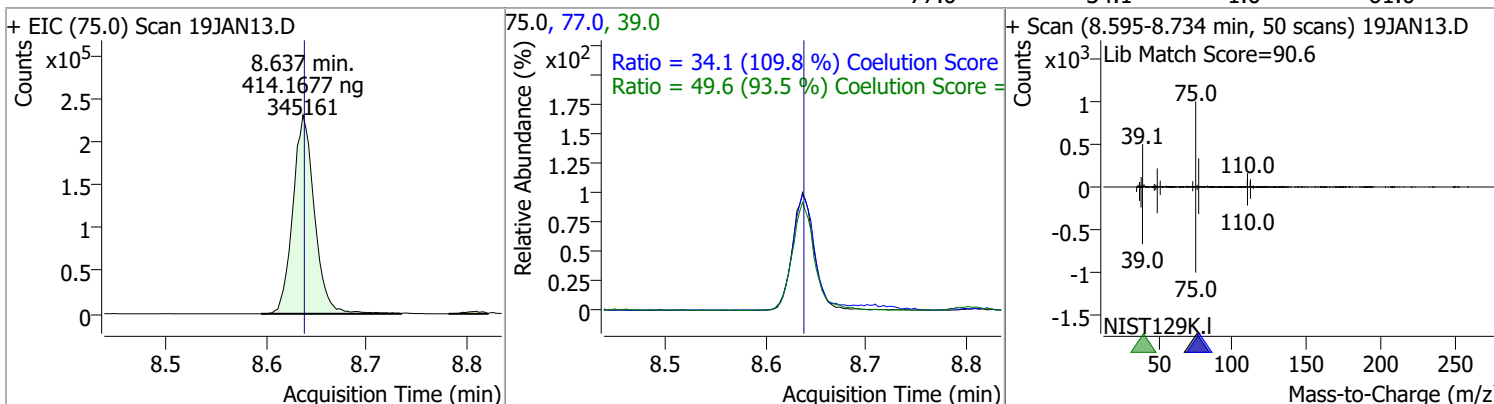


Quantitation Results Report (QT Reviewed)

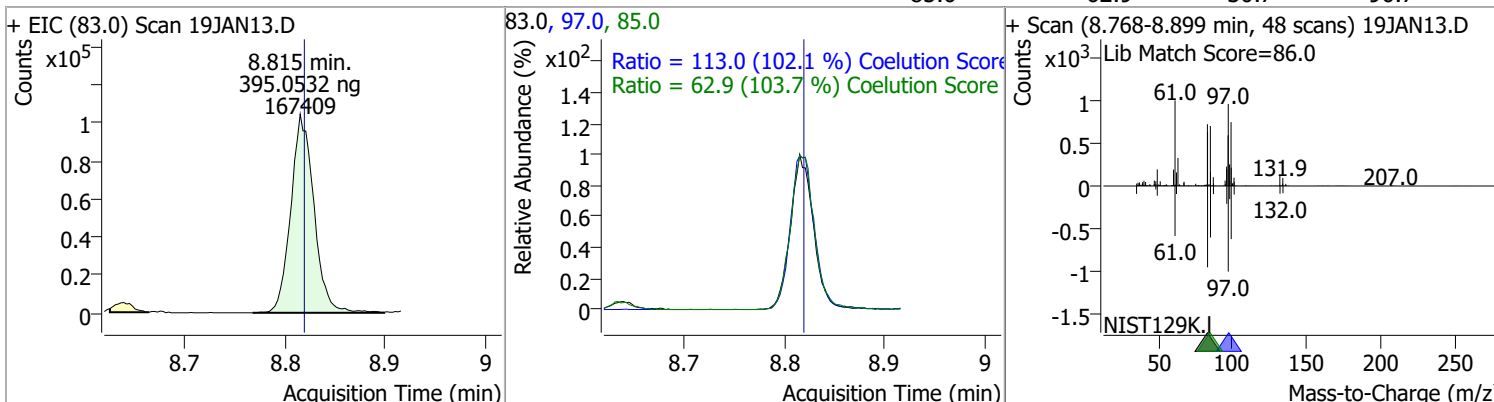
Compound	Conc.	RT	Dev(Min)	Resp.	QIon	QRatio	Lower	Upper
Toluene	410.1461	8.39	0.00	890126	91.0	172.8	144.1	204.1



Compound	Conc.	RT	Dev(Min)	Resp.	QIon	QRatio	Lower	Upper
trans-1,3-Dichloropropene	414.1677	8.64	0.00	345161	39.0	49.6	23.0	83.0
					77.0	34.1	1.0	61.0

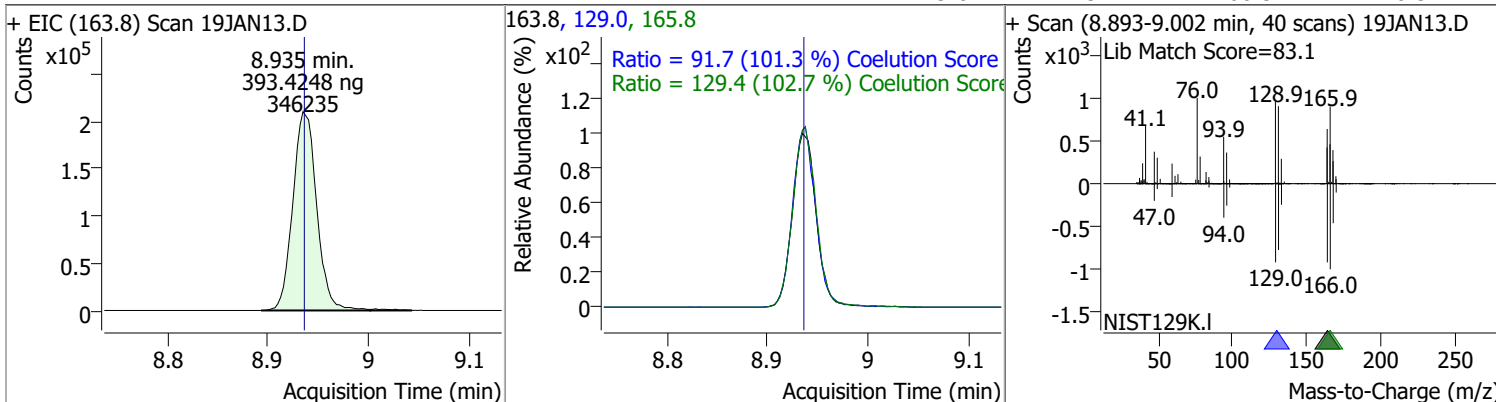


Compound	Conc.	RT	Dev(Min)	Resp.	QIon	QRatio	Lower	Upper
1,1,2-Trichloroethane	395.0532	8.82	0.00	167409	97.0	113.0	80.7	140.7
					85.0	62.9	30.7	90.7

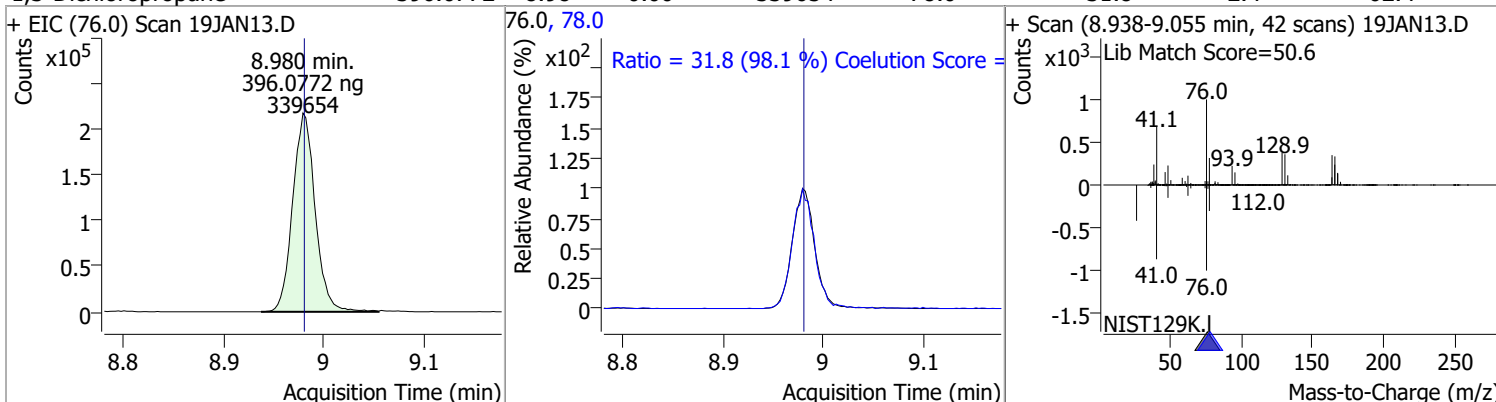


Quantitation Results Report (QT Reviewed)

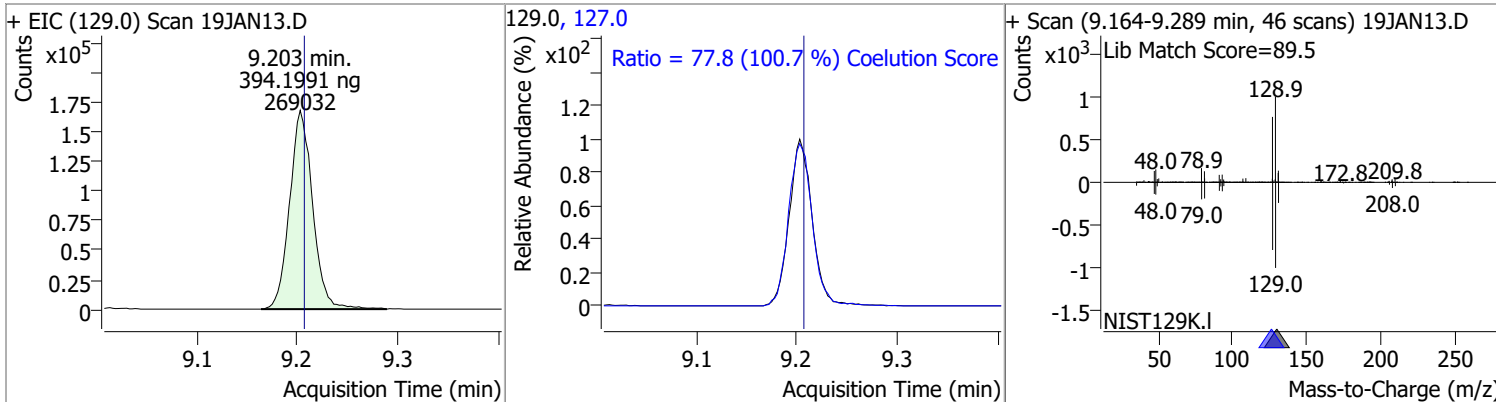
Compound	Conc.	RT	Dev(Min)	Resp.	QIon	QRatio	Lower	Upper
Tetrachloroethene	393.4248	8.94	0.00	346235	165.8	129.4	96.1	156.1
					129.0	91.7	60.5	120.5



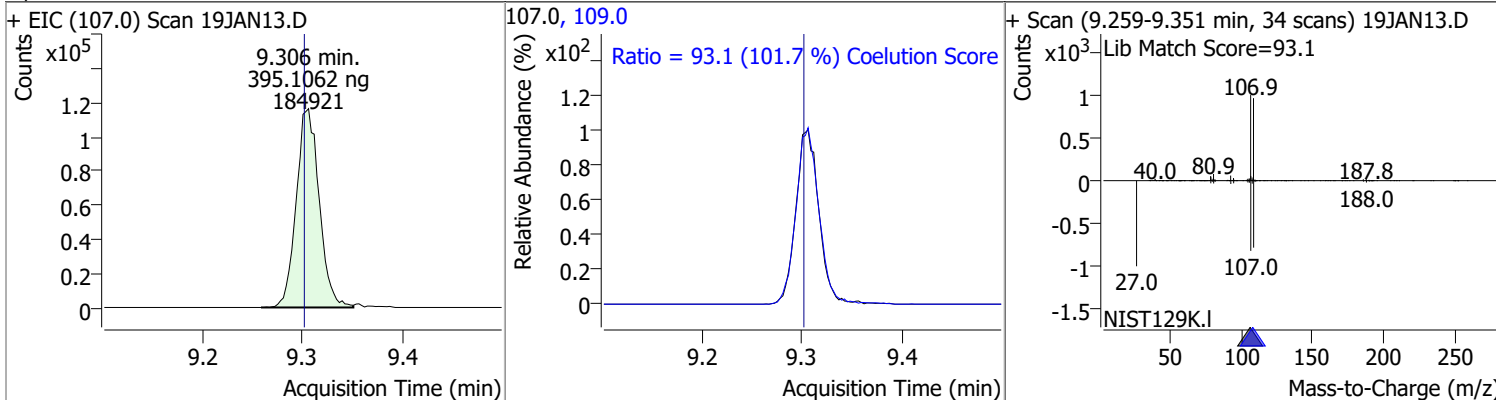
Compound	Conc.	RT	Dev(Min)	Resp.	QIon	QRatio	Lower	Upper
1,3-Dichloropropane	396.0772	8.98	0.00	339654	78.0	31.8	2.4	62.4



Compound	Conc.	RT	Dev(Min)	Resp.	QIon	QRatio	Lower	Upper
Chlorodibromomethane	394.1991	9.20	0.00	269032	127.0	77.8	47.2	107.2



Compound	Conc.	RT	Dev(Min)	Resp.	QIon	QRatio	Lower	Upper
1,2-Dibromoethane	395.1062	9.31	0.01	184921	109.0	93.1	61.5	121.5

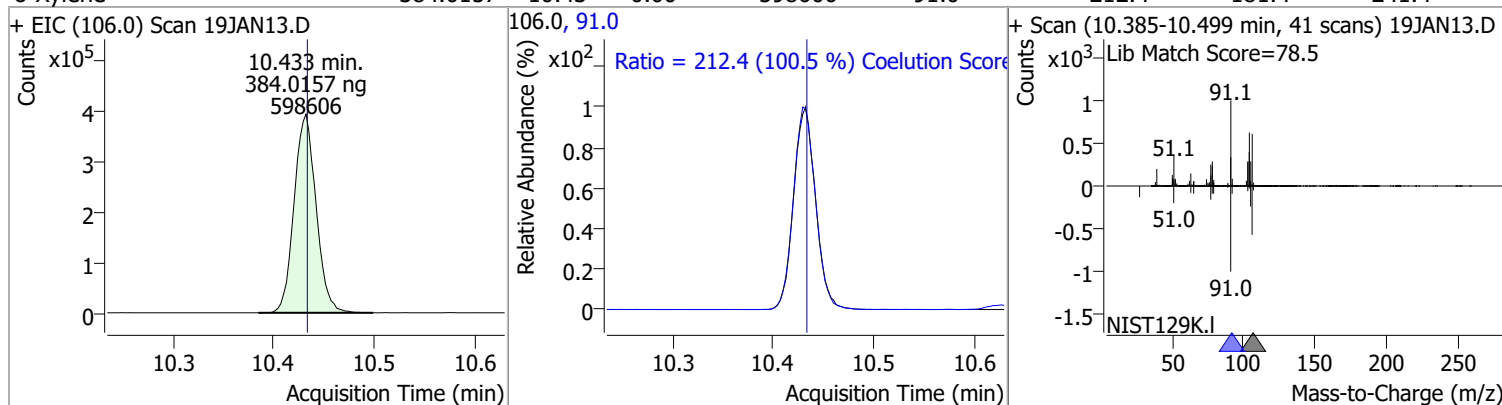


Quantitation Results Report (QT Reviewed)

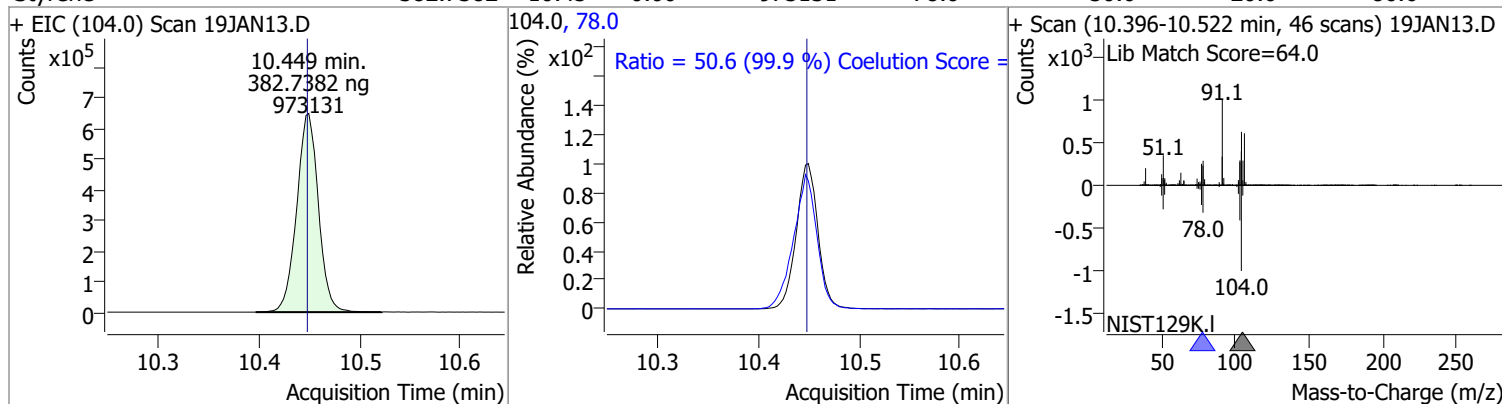
Compound	Conc.	RT	Dev(Min)	Resp.	QIon	QRatio	Lower	Upper
Chlorobenzene	397.3088	9.80	0.00	945250	114.0	32.1	2.2	62.2
+ EIC (112.0) Scan 19JAN13.D			112.0, 114.0			+ Scan (9.755-9.900 min, 53 scans) 19JAN13.D		
1,1,1,2-Tetrachloroethane	395.1127	9.89	-0.01	329822	133.0	96.3	65.3	125.3
+ EIC (131.0) Scan 19JAN13.D			131.0, 133.0			+ Scan (9.847-9.964 min, 43 scans) 19JAN13.D		
Ethylbenzene	381.4483	9.92	0.00	1697682	106.0	31.2	1.7	61.7
+ EIC (91.0) Scan 19JAN13.D			91.0, 106.0			+ Scan (9.864-9.995 min, 47 scans) 19JAN13.D		
m+p-Xylenes	762.4509	10.04	0.00	1334216	91.0	201.9	170.7	230.7
+ EIC (106.0) Scan 19JAN13.D			106.0, 91.0			+ Scan (9.995-10.120 min, 46 scans) 19JAN13.D		

Quantitation Results Report (QT Reviewed)

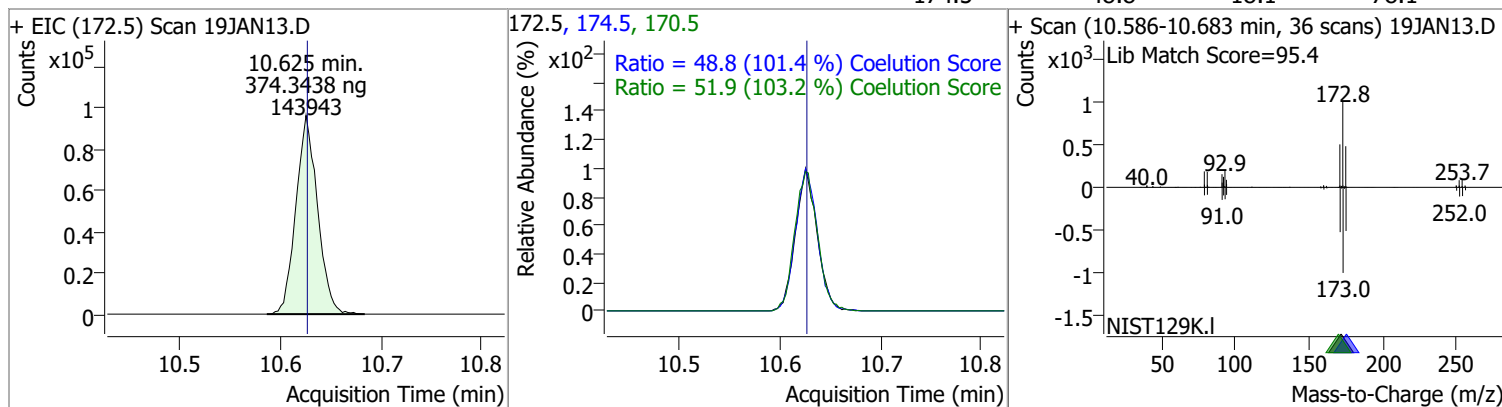
Compound	Conc.	RT	Dev(Min)	Resp.	QIon	QRatio	Lower	Upper
o-Xylene	384.0157	10.43	0.00	598606	91.0	212.4	181.4	241.4



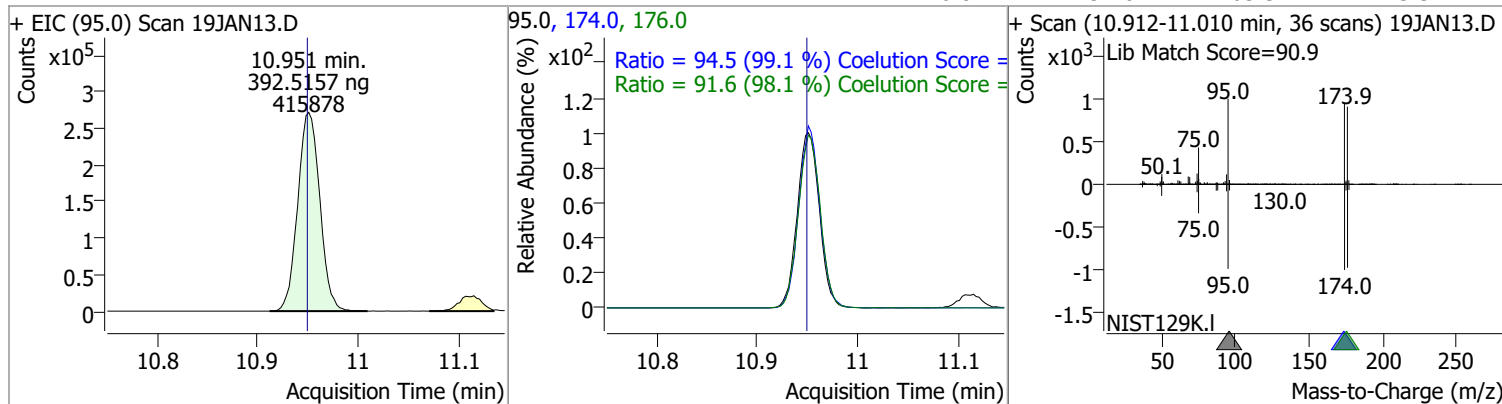
Compound	Conc.	RT	Dev(Min)	Resp.	QIon	QRatio	Lower	Upper
Styrene	382.7382	10.45	0.00	973131	78.0	50.6	20.6	80.6



Compound	Conc.	RT	Dev(Min)	Resp.	QIon	QRatio	Lower	Upper
Bromoform	374.3438	10.62	0.00	143943	170.5	51.9	20.3	80.3
					174.5	48.8	18.1	78.1

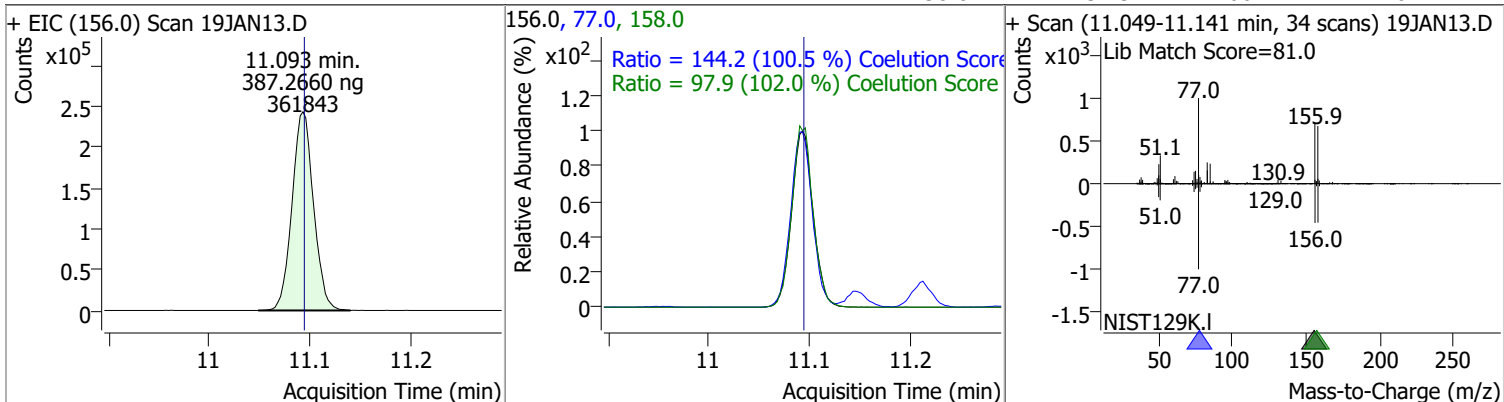


Compound	Conc.	RT	Dev(Min)	Resp.	QIon	QRatio	Lower	Upper
p-Bromofluorobenzene	392.5157	10.95	0.00	415878	174.0	94.5	65.3	125.3
					176.0	91.6	63.3	123.3

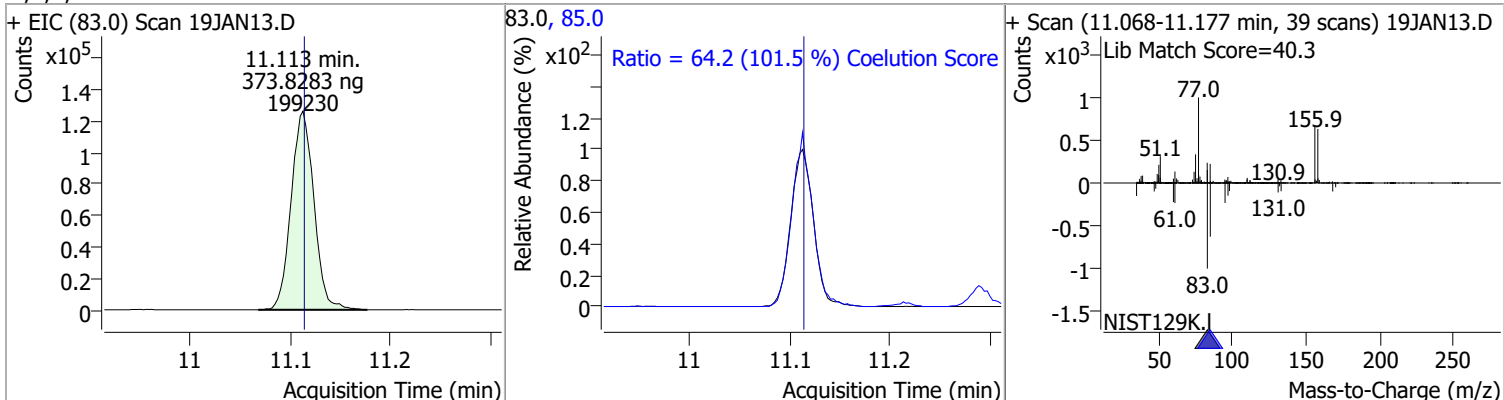


Quantitation Results Report (QT Reviewed)

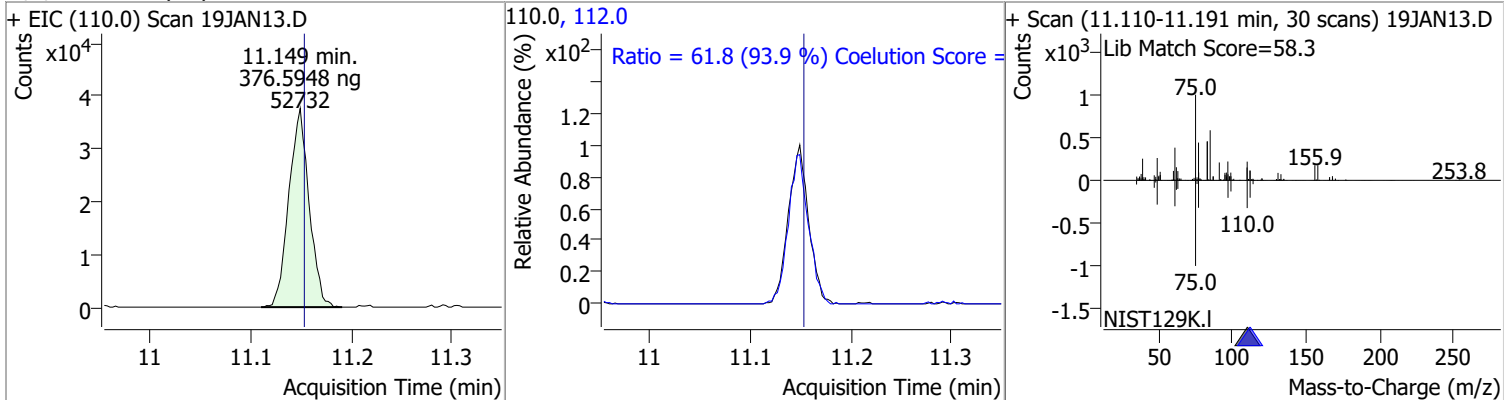
Compound	Conc.	RT	Dev(Min)	Resp.	QIon	QRatio	Lower	Upper
Bromobenzene	387.2660	11.09	0.00	361843	77.0	144.2	113.5	173.5
					158.0	97.9	66.1	126.1



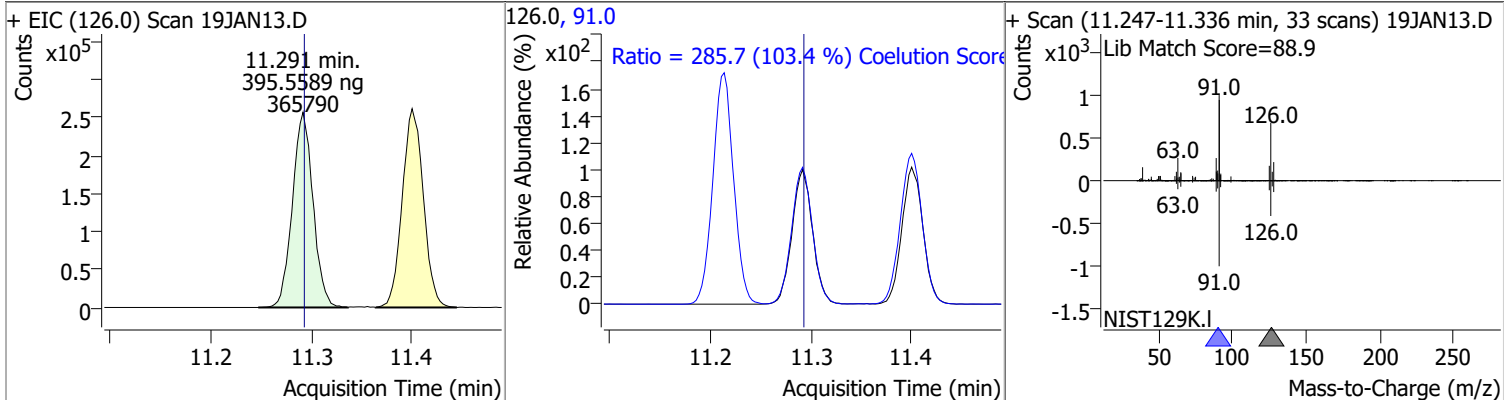
Compound	Conc.	RT	Dev(Min)	Resp.	QIon	QRatio	Lower	Upper
1,1,2,2-Tetrachloroethane	373.8283	11.11	0.00	199230	85.0	64.2	33.3	93.3



Compound	Conc.	RT	Dev(Min)	Resp.	QIon	QRatio	Lower	Upper
1,2,3-Trichloropropane	376.5948	11.15	0.00	52732	112.0	61.8	35.8	95.8

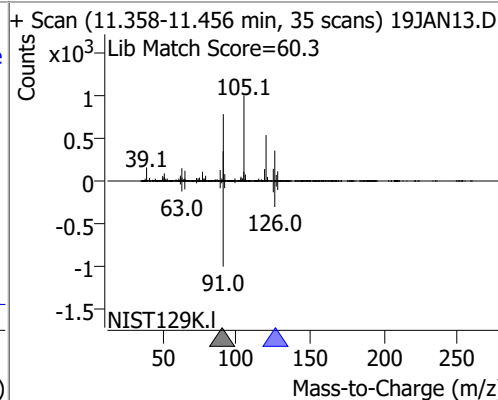
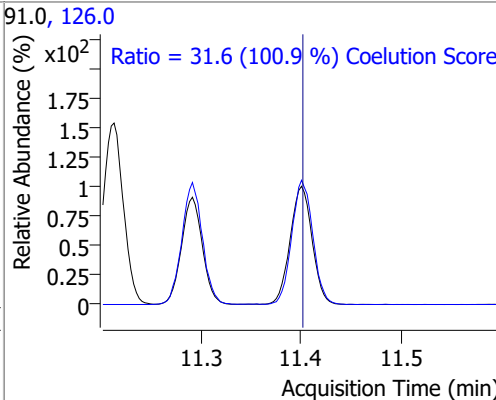
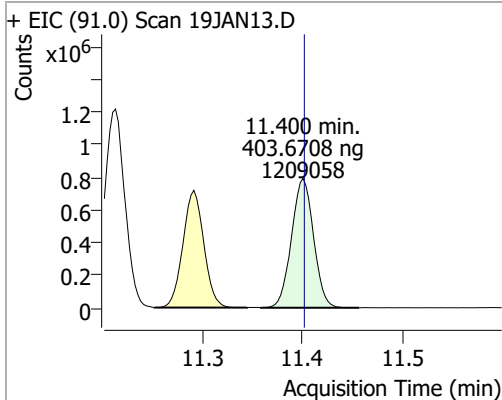


Compound	Conc.	RT	Dev(Min)	Resp.	QIon	QRatio	Lower	Upper
2-Chlorotoluene	395.5589	11.29	0.00	365790	91.0	285.7	246.2	306.2

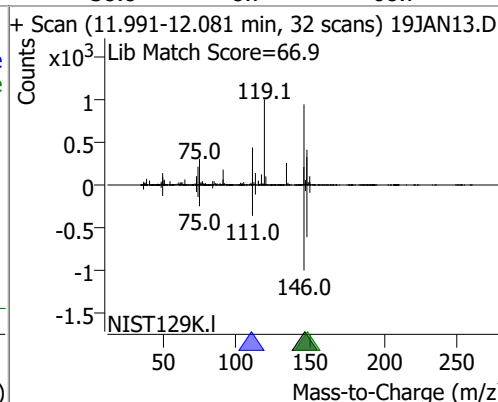
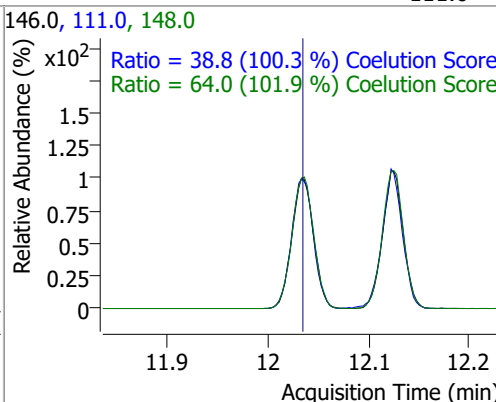
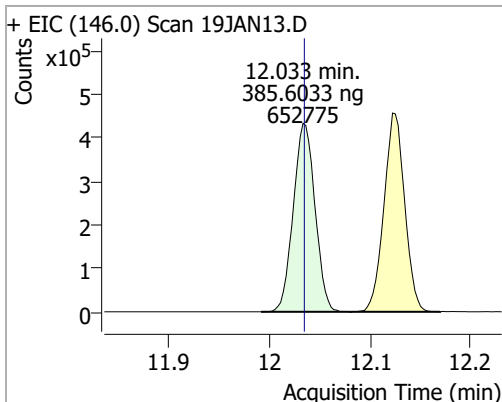


Quantitation Results Report (QT Reviewed)

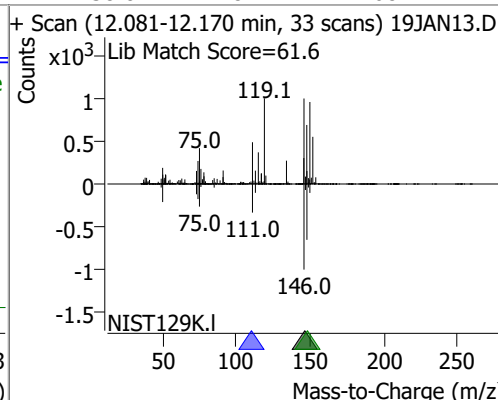
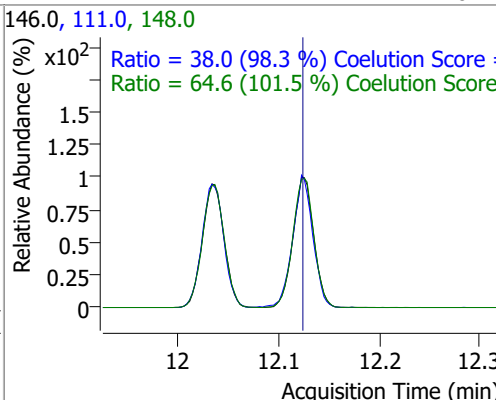
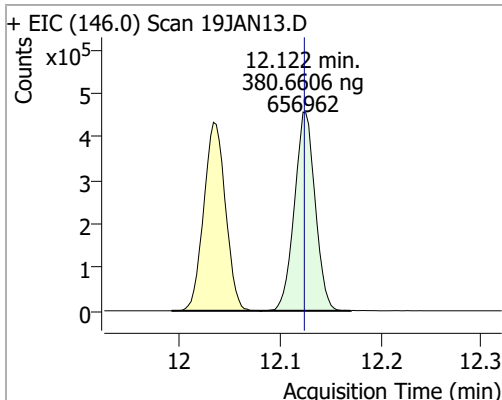
Compound	Conc.	RT	Dev(Min)	Resp.	QIon	QRatio	Lower	Upper
4-Chlorotoluene	403.6708	11.40	0.00	1209058	126.0	31.6	1.3	61.3



Compound	Conc.	RT	Dev(Min)	Resp.	QIon	QRatio	Lower	Upper
1,3-Dichlorobenzene	385.6033	12.03	0.00	652775	148.0	64.0	32.8	92.8
					111.0	38.8	8.7	68.7

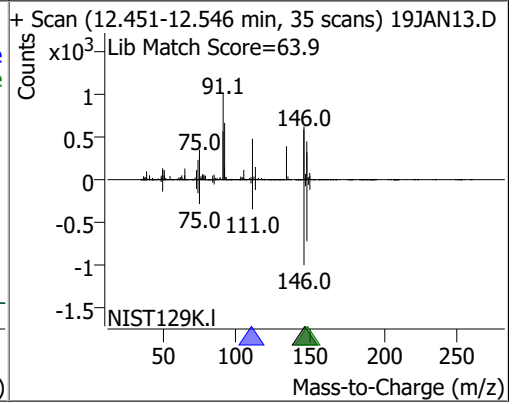
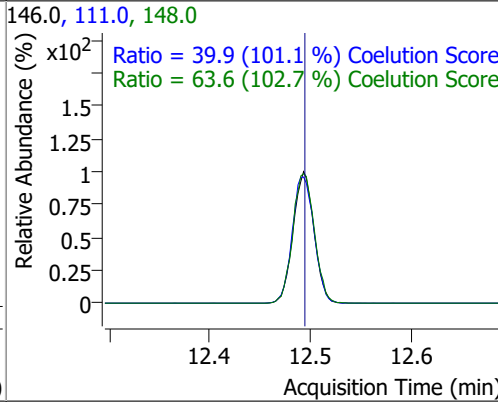
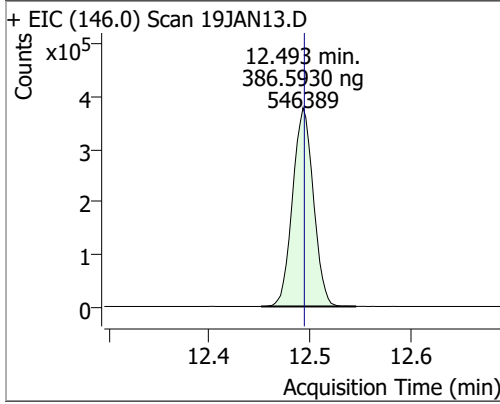


Compound	Conc.	RT	Dev(Min)	Resp.	QIon	QRatio	Lower	Upper
1,4-Dichlorobenzene	380.6606	12.12	0.00	656962	148.0	64.6	33.7	93.7
					111.0	38.0	8.7	68.7



Quantitation Results Report (QT Reviewed)

Compound	Conc.	RT	Dev(Min)	Resp.	QIon	QRatio	Lower	Upper
1,2-Dichlorobenzene	386.5930	12.49	0.00	546389	148.0	63.6	31.9	91.9
					111.0	39.9	9.5	69.5



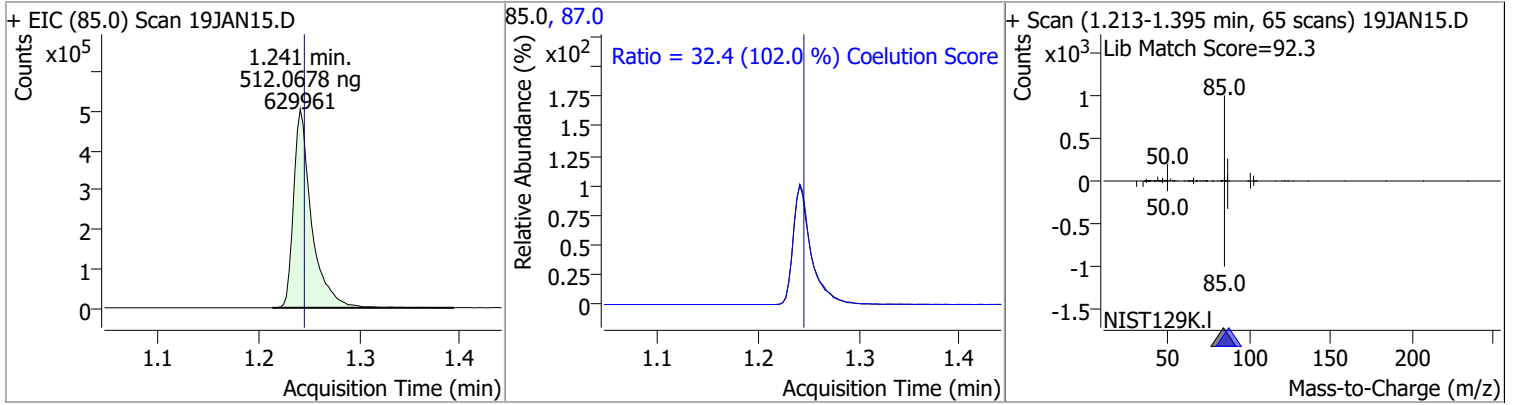
Quantitation Results Report (QT Reviewed)

Compound	RT	QIon	Resp.	Conc.	Units	Dev(Min)
T 1,1,1-Trichloroethane	5.831	97.0	863441	526.9948	ng	98
T Carbon tetrachloride	6.027	117.0	851101	535.6026	ng	98
T 1,1-Dichloropropene	6.038	75.0	746500	561.8648	ng	99
T Benzene	6.280	78.0	1913180	523.4472	ng	99
T 1,2-Dichloroethane	6.325	62.0	499614	494.9057	ng	97
T Trichloroethene	7.028	95.0	553822	530.3320	ng	99
T 1,2-Dichloropropane	7.270	63.0	490282	533.9834	ng	96
T Dibromomethane	7.393	93.0	197367	509.9818	ng	99
T Bromodichloromethane	7.585	83.0	561671	516.1211	ng	99
T cis-1,3-Dichloropropene	8.057	75.0	666084	557.7775	ng	100
T Toluene	8.389	92.0	1224192	539.6763	ng	100
T trans-1,3-Dichloropropene	8.637	75.0	477330	547.9867	ng	97
T 1,1,2-Trichloroethane	8.815	83.0	228423	515.7192	ng	96
T Tetrachloroethene	8.935	163.8	486052	528.4090	ng	99
T 1,3-Dichloropropane	8.980	76.0	468322	522.4977	ng	100
T Chlorodibromomethane	9.203	129.0	370474	519.3572	ng	100
T 1,2-Dibromoethane	9.303	107.0	253758	518.7332	ng	96
T Chlorobenzene	9.802	112.0	1298233	522.0725	ng	100
T 1,1,1,2-Tetrachloroethane	9.892	131.0	453261	519.5010	ng	97
T Ethylbenzene	9.920	91.0	2354058	492.0069	ng	100
T m+p-Xylenes	10.039	106.0	1838610	982.9557	ng	100
T o-Xylene	10.433	106.0	822173	490.5696	ng	99
T Styrene	10.447	104.0	1332807	489.9958	ng	100
T Bromoform	10.625	172.5	198345	507.0612	ng	100
T Bromobenzene	11.094	156.0	501025	527.1176	ng	99
T 1,1,2,2-Tetrachloroethane	11.113	83.0	273124	503.7746	ng	99
T 1,2,3-Trichloropropane	11.149	110.0	71179	499.7018	ng	97
T 2-Chlorotoluene	11.292	126.0	506556	538.4753	ng	97
T 4-Chlorotoluene	11.400	91.0	1661293	545.2370	ng	100
T 1,3-Dichlorobenzene	12.033	146.0	895336	519.9029	ng	99
T 1,4-Dichlorobenzene	12.123	146.0	899595	512.3936	ng	99
T 1,2-Dichlorobenzene	12.493	146.0	753439	524.0336	ng	98

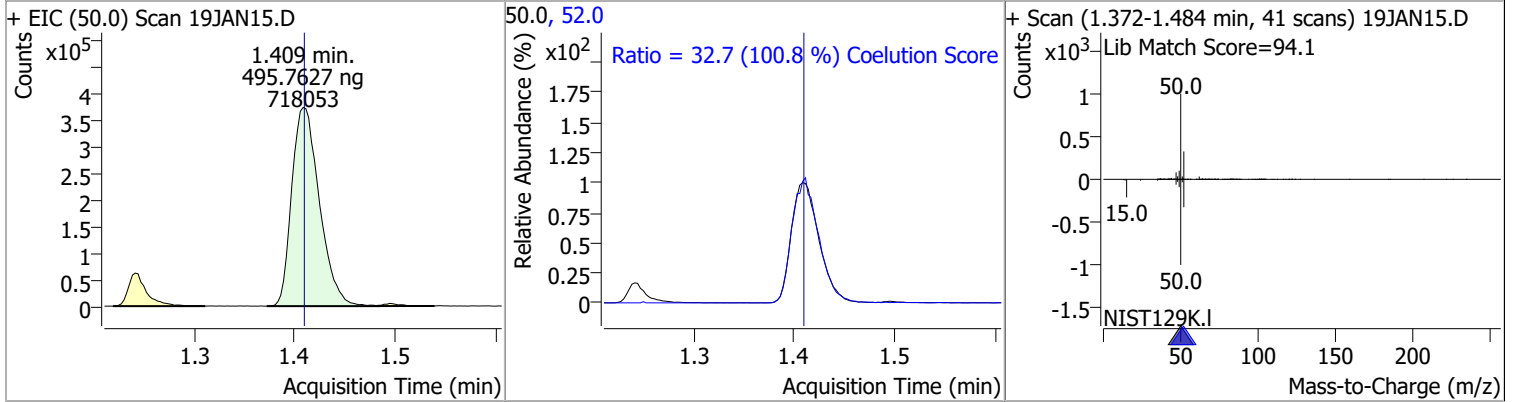
(#) = Qualifier Out of Range; (m) = Manual Integration; (+) = Area Summed; (*) = Surrogate Percent Recovery Out of Range; (d): Zeroed Peak

Quantitation Results Report (QT Reviewed)

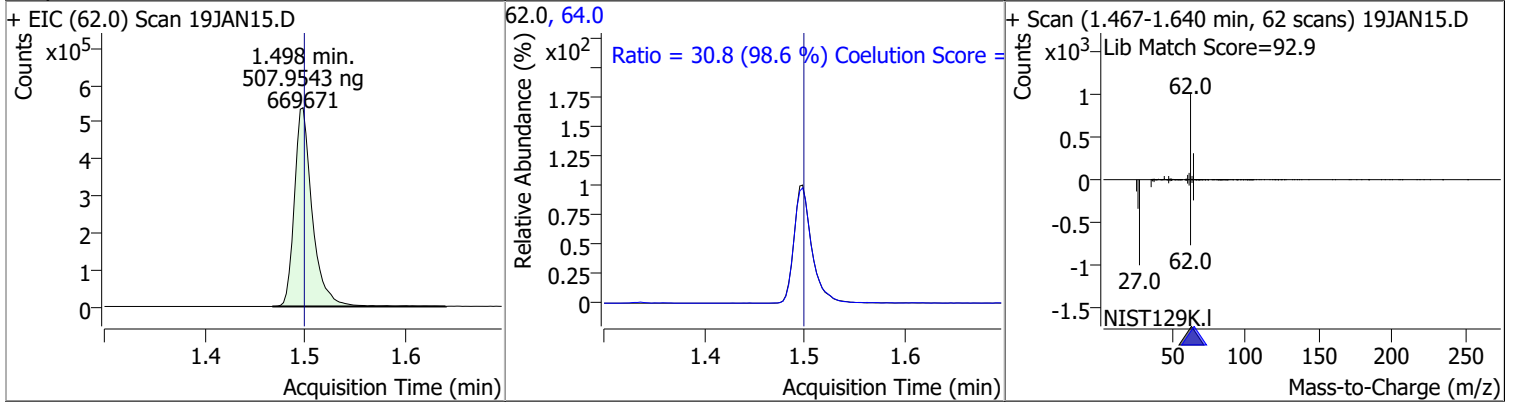
Compound	Conc.	RT	Dev(Min)	Resp.	QIon	QRatio	Lower	Upper
Dichlorodifluoromethane	512.0678	1.24	0.00	629961	87.0	32.4	1.8	61.8



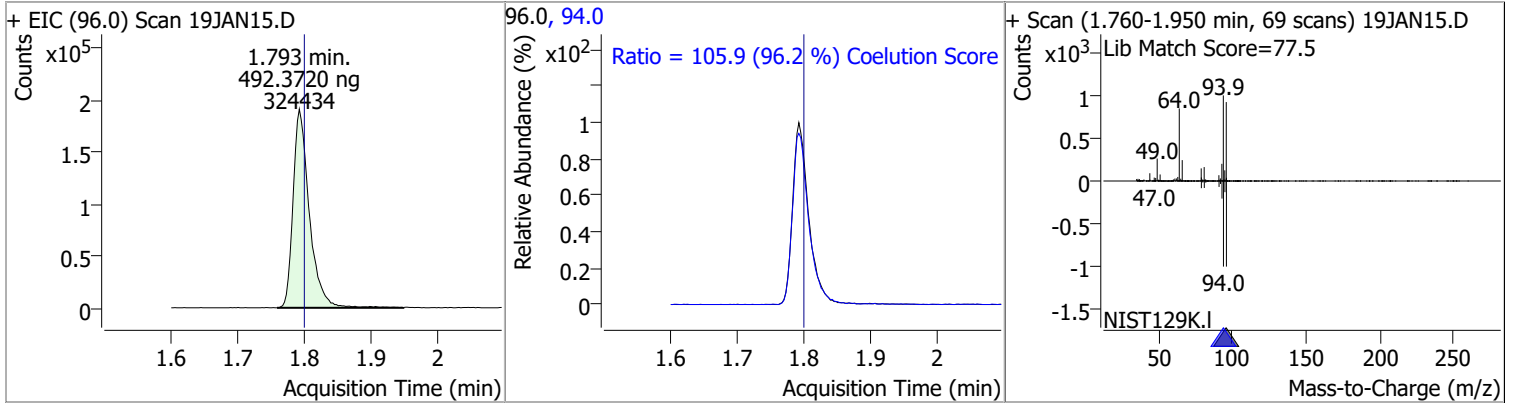
Compound	Conc.	RT	Dev(Min)	Resp.	QIon	QRatio	Lower	Upper
Chloromethane	495.7627	1.41	0.00	718053	52.0	32.7	2.4	62.4



Compound	Conc.	RT	Dev(Min)	Resp.	QIon	QRatio	Lower	Upper
Vinyl chloride	507.9543	1.50	0.00	669671	64.0	30.8	1.3	61.3

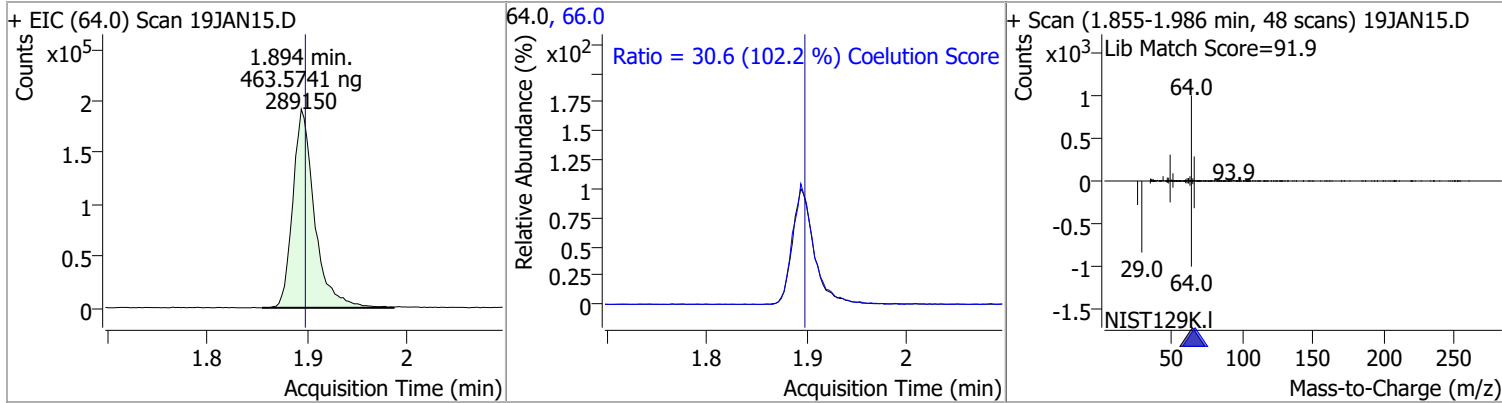


Compound	Conc.	RT	Dev(Min)	Resp.	QIon	QRatio	Lower	Upper
Bromomethane	492.3720	1.79	-0.01	324434	94.0	105.9	80.1	140.1

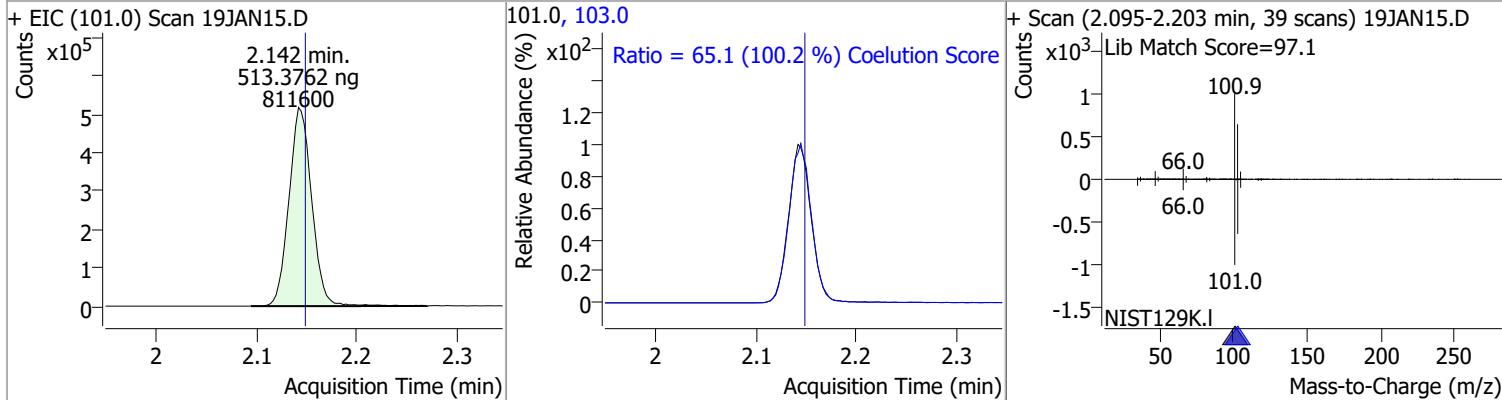


Quantitation Results Report (QT Reviewed)

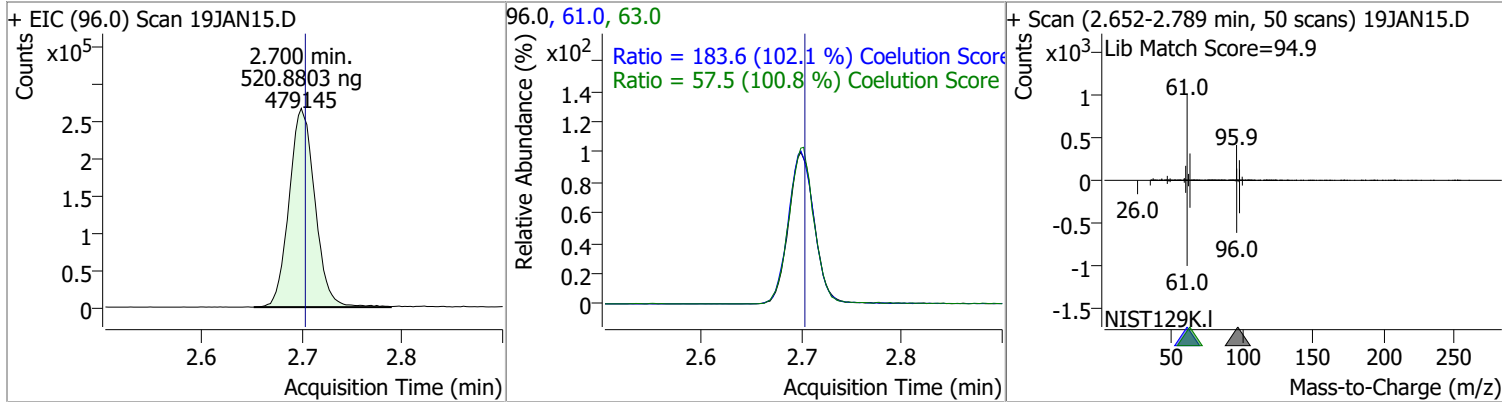
Compound	Conc.	RT	Dev(Min)	Resp.	QIon	QRatio	Lower	Upper
Chloroethane	463.5741	1.89	0.00	289150	66.0	30.6	0.0	60.0



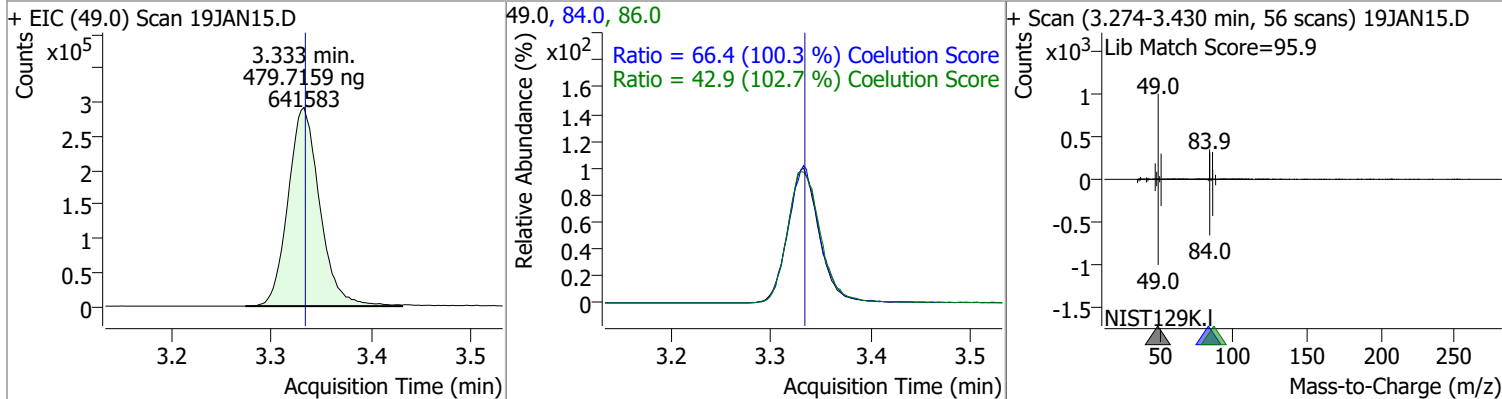
Trichlorofluoromethane	513.3762	2.14	-0.01	811600	103.0	65.1	35.0	95.0
------------------------	----------	------	-------	--------	-------	------	------	------



1,1-Dichloroethene	520.8803	2.70	0.00	479145	61.0	183.6	149.9	209.9
					63.0	57.5	27.0	87.0

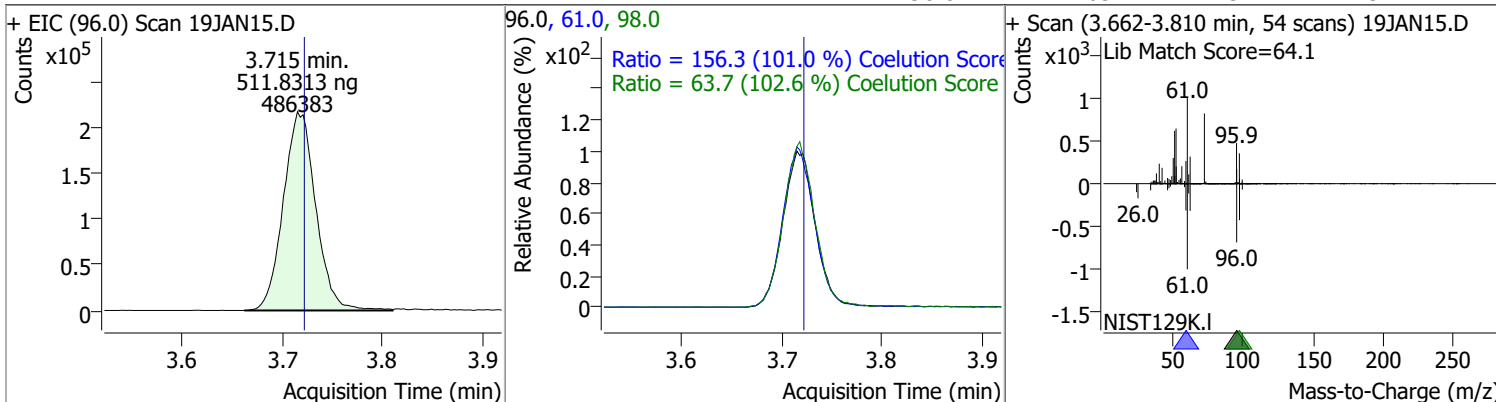


Methylene chloride	479.7159	3.33	0.00	641583	84.0	66.4	36.1	96.1
					86.0	42.9	11.8	71.8

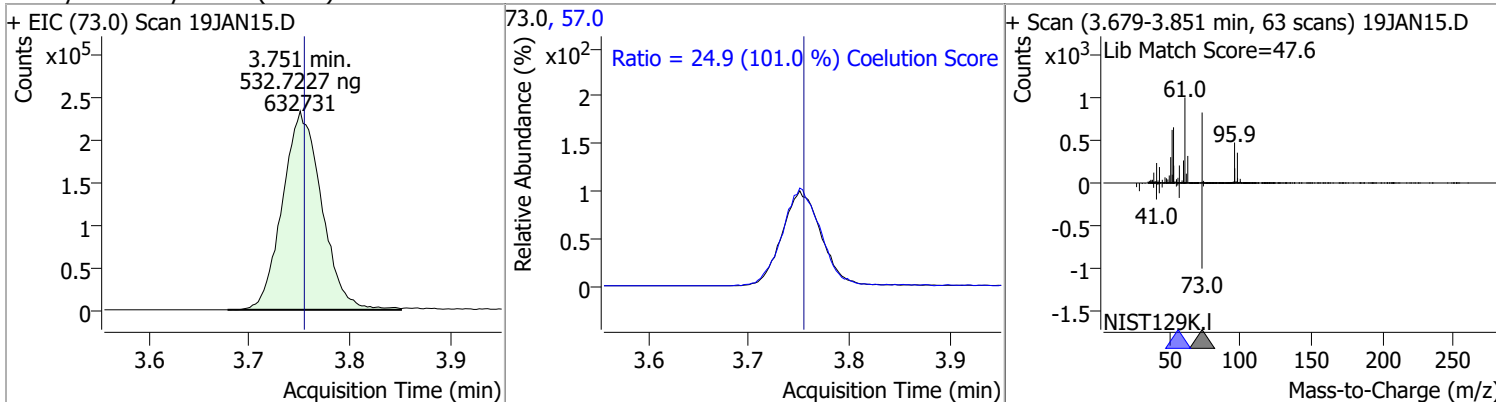


Quantitation Results Report (QT Reviewed)

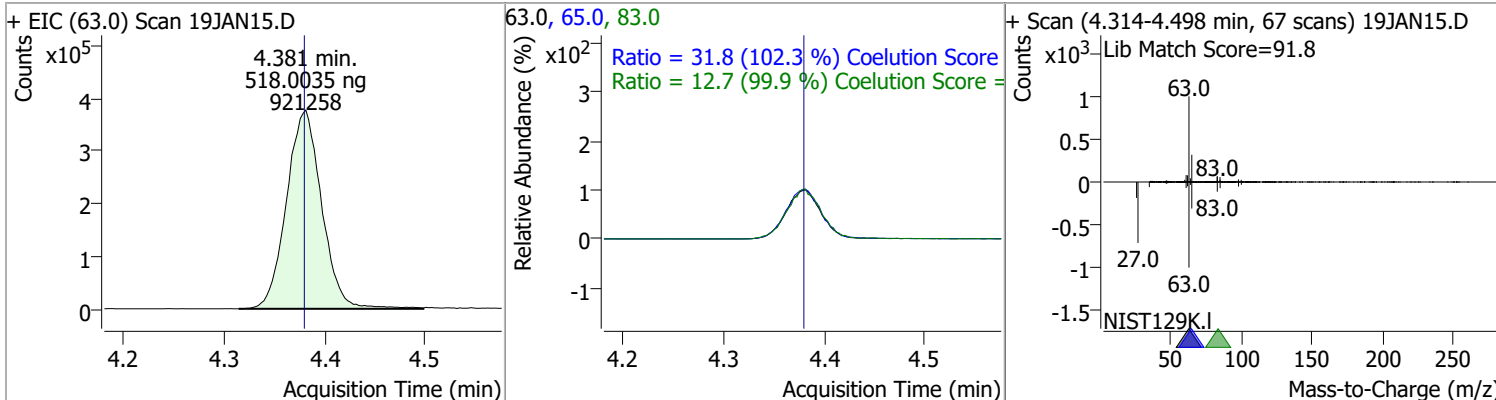
Compound	Conc.	RT	Dev(Min)	Resp.	QIon	QRatio	Lower	Upper
trans-1,2-Dichloroethene	511.8313	3.71	-0.01	486383	61.0	156.3	124.8	184.8
					98.0	63.7	32.1	92.1



Compound	Conc.	RT	Dev(Min)	Resp.	QIon	QRatio	Lower	Upper
Methyl tert-butyl ether (MTBE)	532.7227	3.75	0.00	632731	57.0	24.9	0.0	54.6

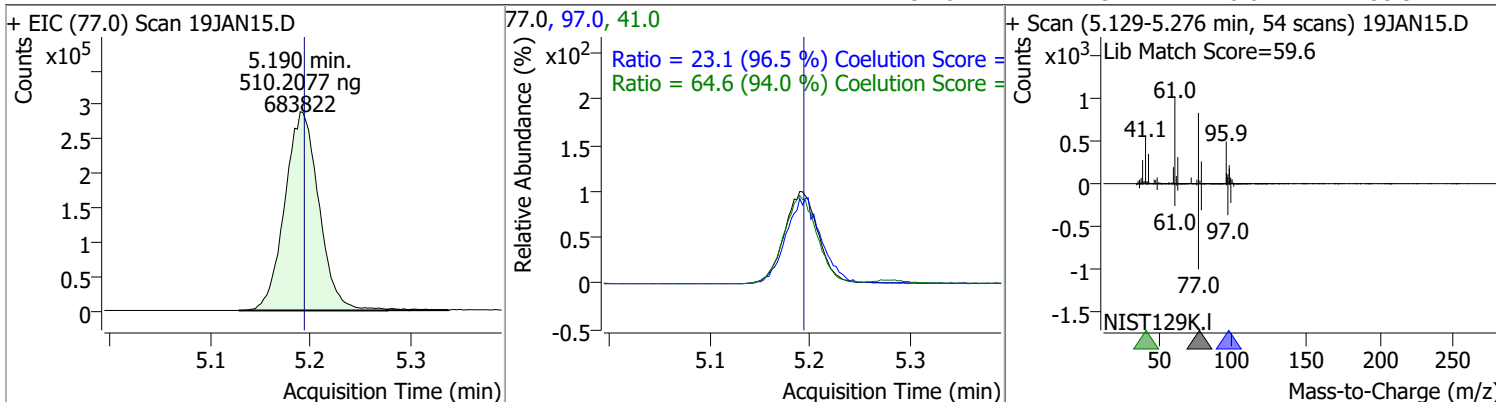


Compound	Conc.	RT	Dev(Min)	Resp.	QIon	QRatio	Lower	Upper
1,1-Dichloroethane	518.0035	4.38	0.00	921258	65.0	31.8	1.0	61.0
					83.0	12.7	0.0	42.7

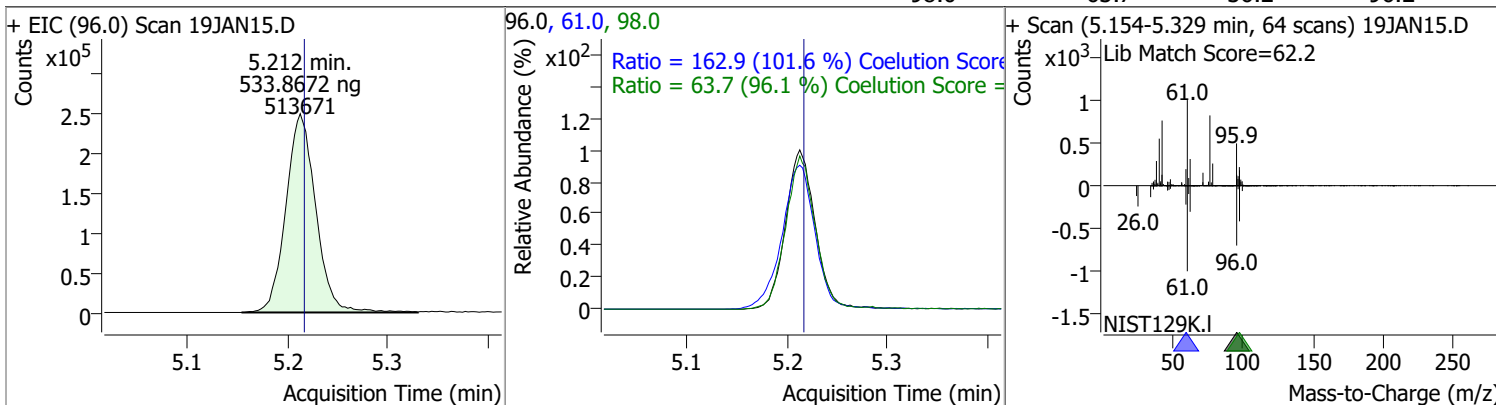


Quantitation Results Report (QT Reviewed)

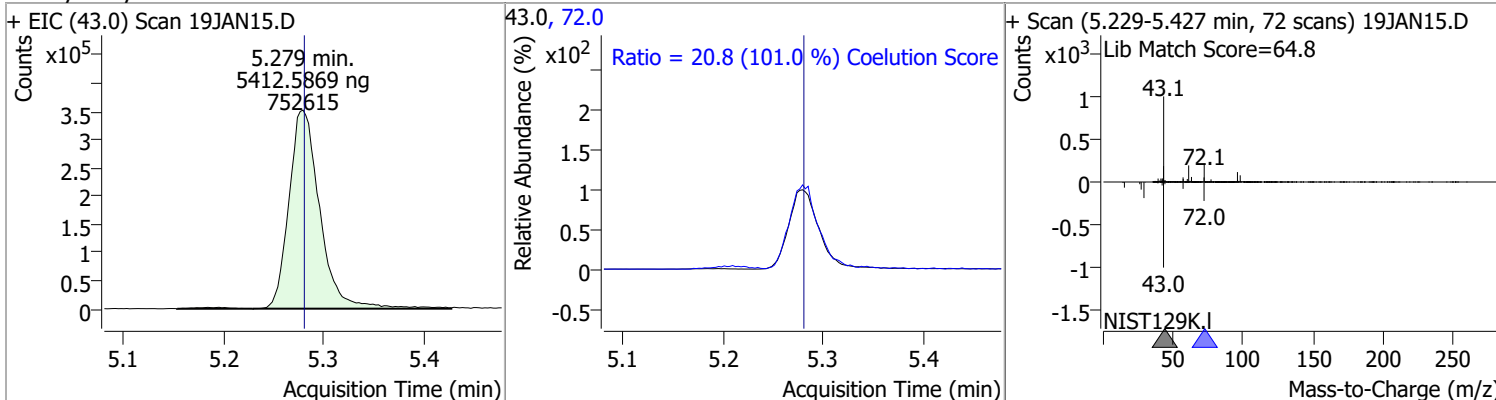
Compound	Conc.	RT	Dev(Min)	Resp.	QIon	QRatio	Lower	Upper
2,2-Dichloropropane	510.2077	5.19	0.00	683822	41.0	64.6	38.8	98.8
					97.0	23.1	0.0	53.9



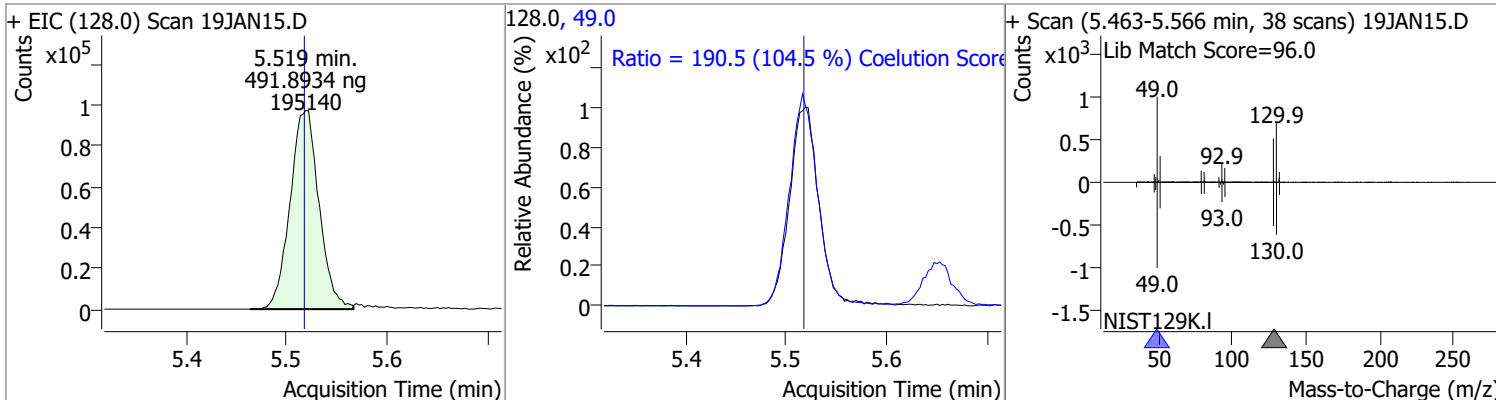
Compound	Conc.	RT	Dev(Min)	Resp.	QIon	QRatio	Lower	Upper
cis-1,2-Dichloroethene	533.8672	5.21	0.00	513671	61.0	162.9	130.4	190.4
					98.0	63.7	36.2	96.2



Compound	Conc.	RT	Dev(Min)	Resp.	QIon	QRatio	Lower	Upper
Methyl ethyl ketone	5412.5869	5.28	0.00	752615	72.0	20.8	0.0	50.6

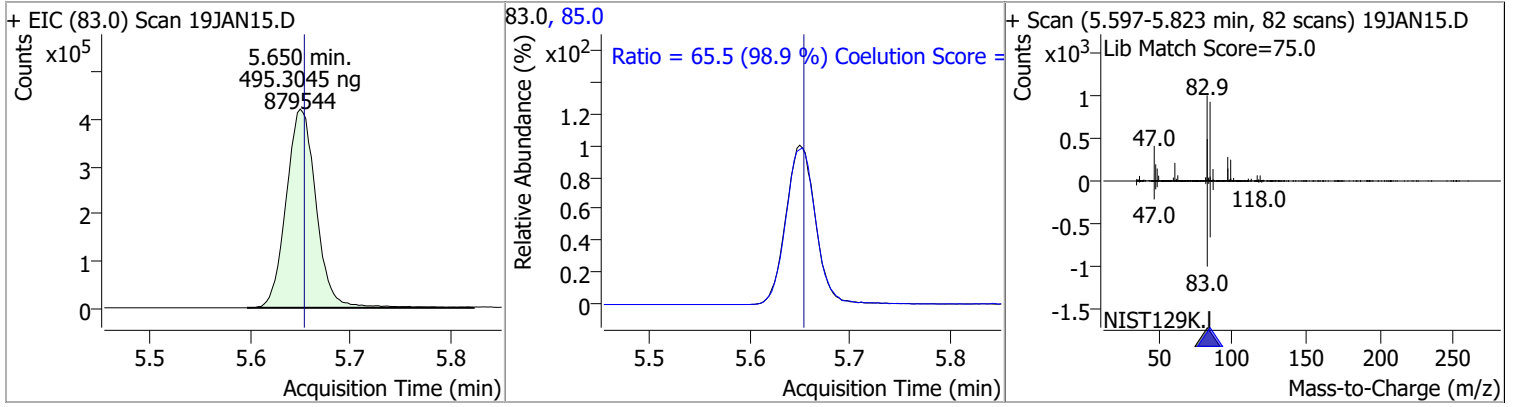


Compound	Conc.	RT	Dev(Min)	Resp.	QIon	QRatio	Lower	Upper
Bromochloromethane	491.8934	5.52	0.00	195140	49.0	190.5	152.2	212.2

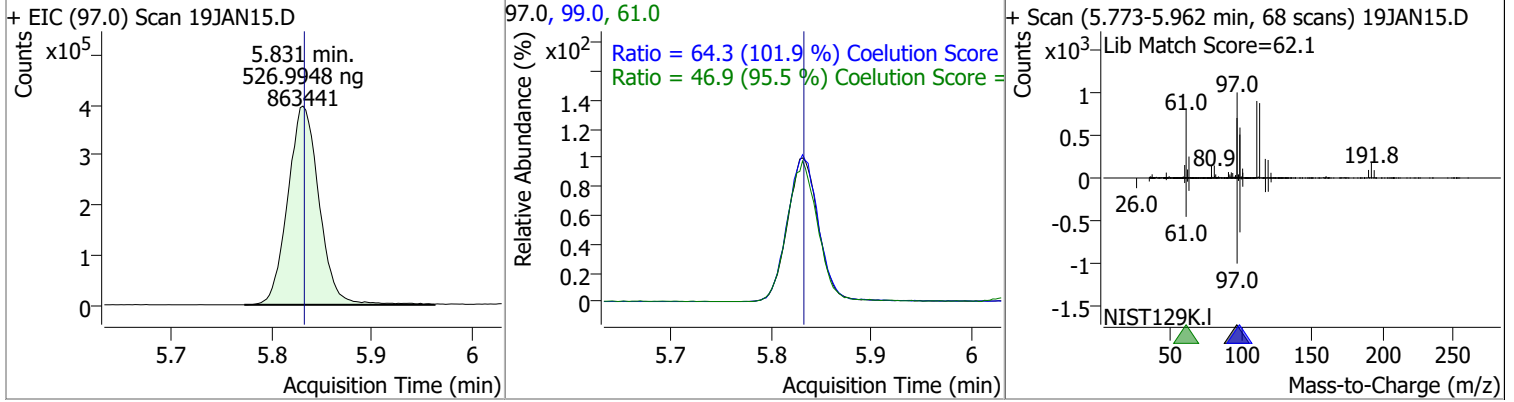


Quantitation Results Report (QT Reviewed)

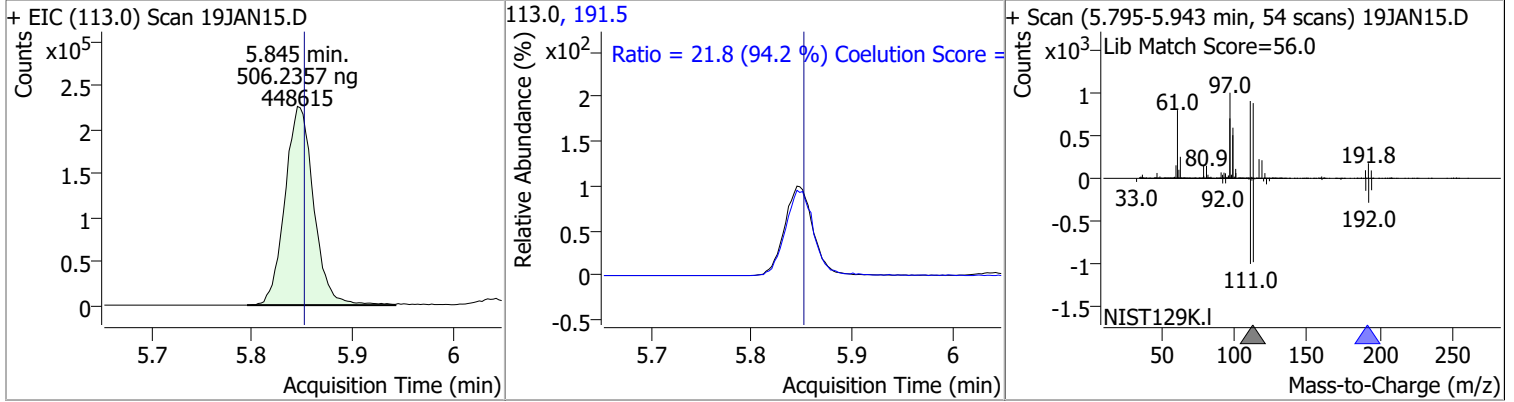
Compound	Conc.	RT	Dev(Min)	Resp.	QIon	QRatio	Lower	Upper
Chloroform	495.3045	5.65	0.00	879544	85.0	65.5	36.2	96.2



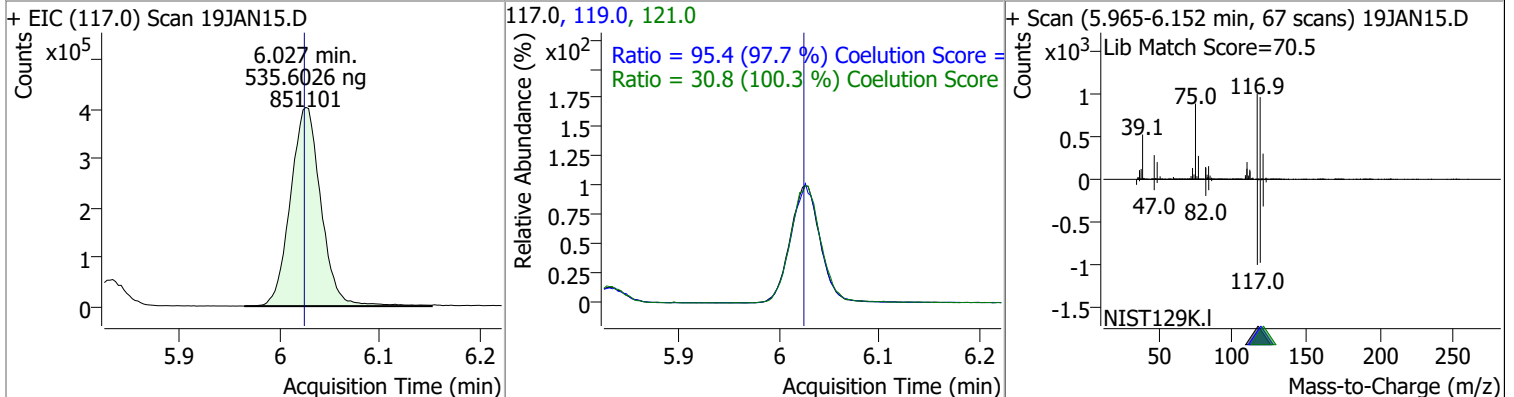
Compound	Conc.	RT	Dev(Min)	Resp.	QIon	QRatio	Lower	Upper
1,1,1-Trichloroethane	526.9948	5.83	0.00	863441	99.0	64.3	33.1	93.1
					61.0	46.9	19.1	79.1



Compound	Conc.	RT	Dev(Min)	Resp.	QIon	QRatio	Lower	Upper
Dibromofluoromethane	506.2357	5.85	-0.01	448615	191.5	21.8	0.0	53.2

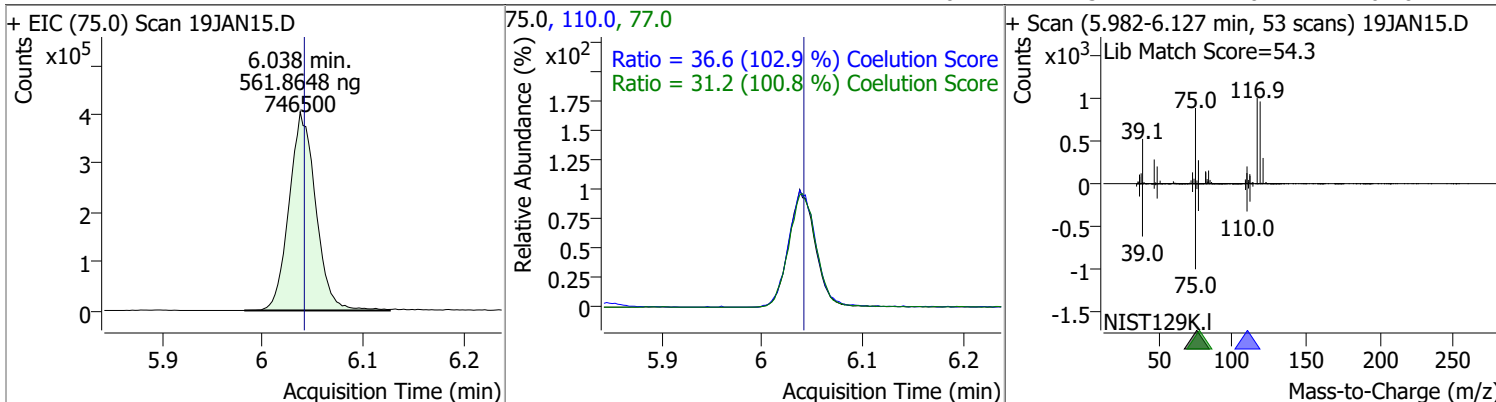


Compound	Conc.	RT	Dev(Min)	Resp.	QIon	QRatio	Lower	Upper
Carbon tetrachloride	535.6026	6.03	0.00	851101	119.0	95.4	67.6	127.6
					121.0	30.8	0.7	60.7

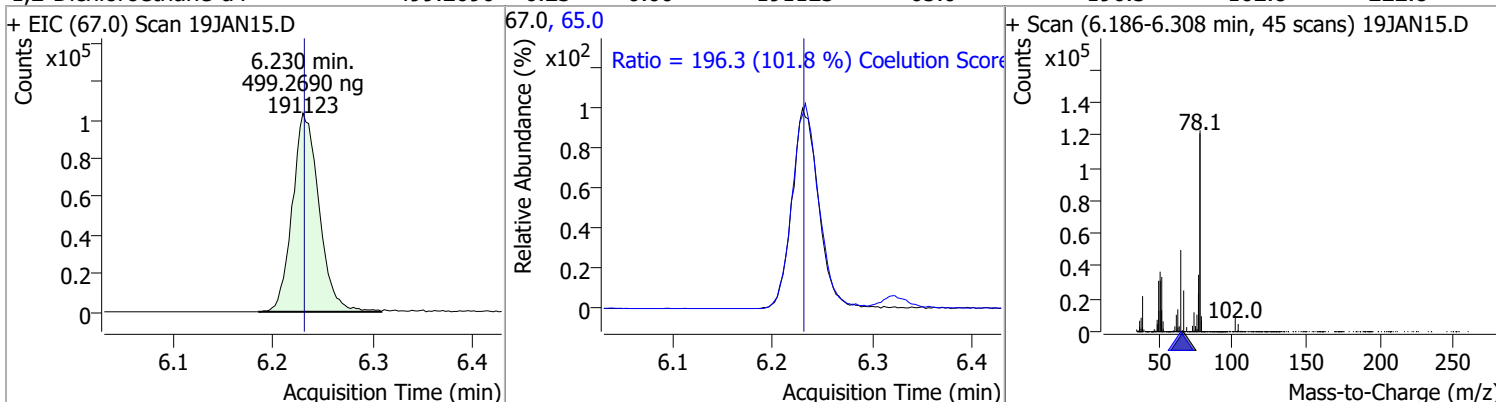


Quantitation Results Report (QT Reviewed)

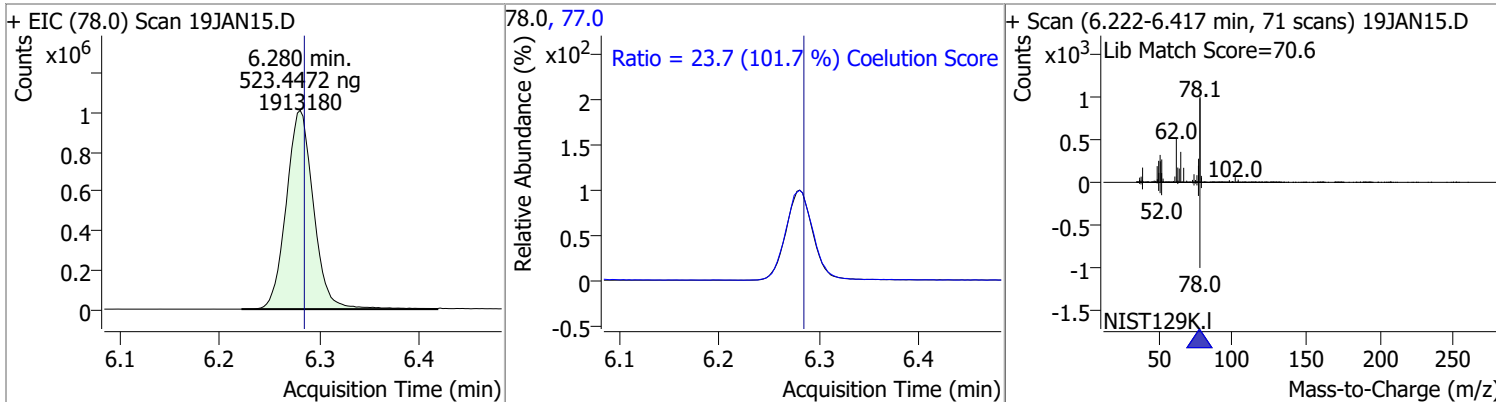
Compound	Conc.	RT	Dev(Min)	Resp.	QIon	QRatio	Lower	Upper
1,1-Dichloropropene	561.8648	6.04	0.00	746500	110.0	36.6	5.6	65.6
					77.0	31.2	1.0	61.0



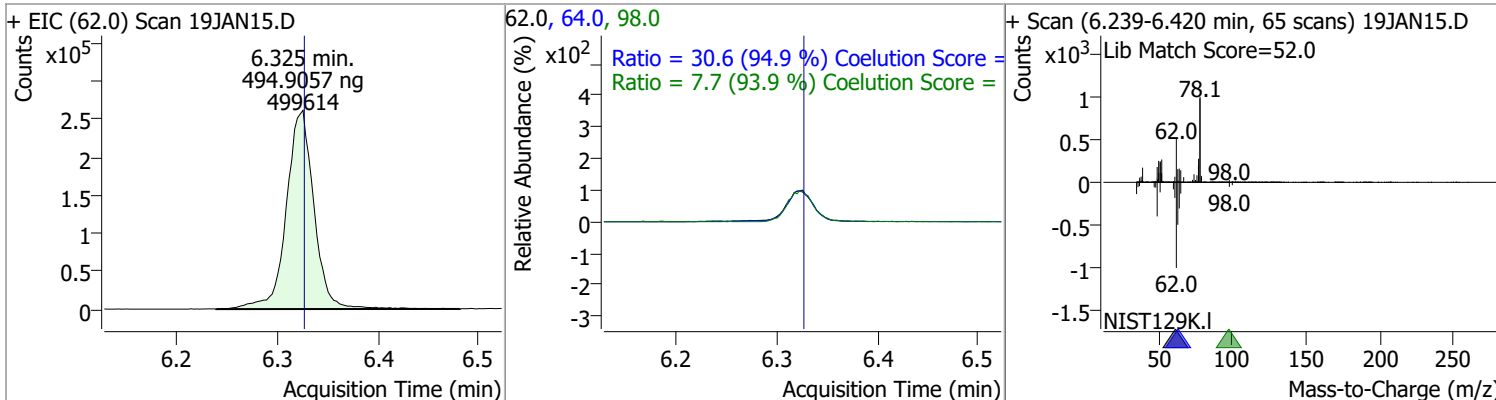
Compound	Conc.	RT	Dev(Min)	Resp.	QIon	QRatio	Lower	Upper
1,2-Dichloroethane-d4	499.2690	6.23	0.00	191123	65.0	196.3	162.8	222.8



Compound	Conc.	RT	Dev(Min)	Resp.	QIon	QRatio	Lower	Upper
Benzene	523.4472	6.28	0.00	1913180	77.0	23.7	0.0	53.3

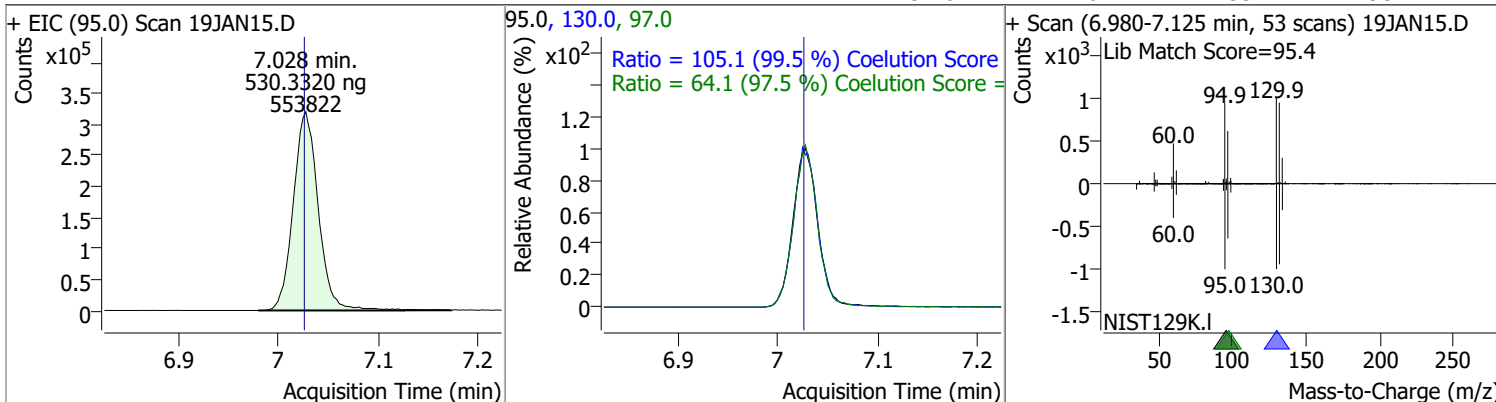


Compound	Conc.	RT	Dev(Min)	Resp.	QIon	QRatio	Lower	Upper
1,2-Dichloroethane	494.9057	6.32	0.00	499614	64.0	30.6	2.2	62.2
					98.0	7.7	0.0	38.2

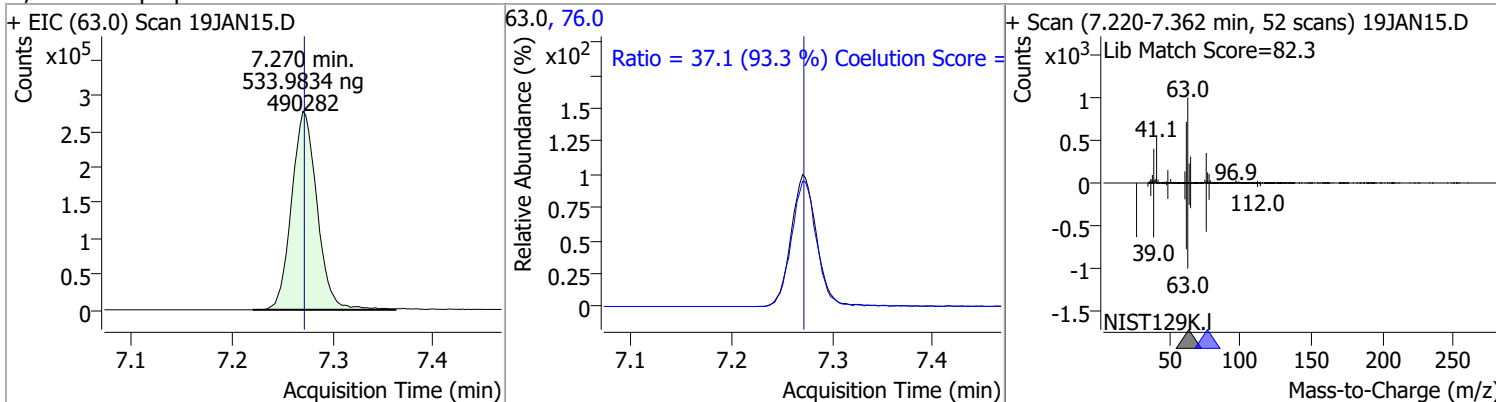


Quantitation Results Report (QT Reviewed)

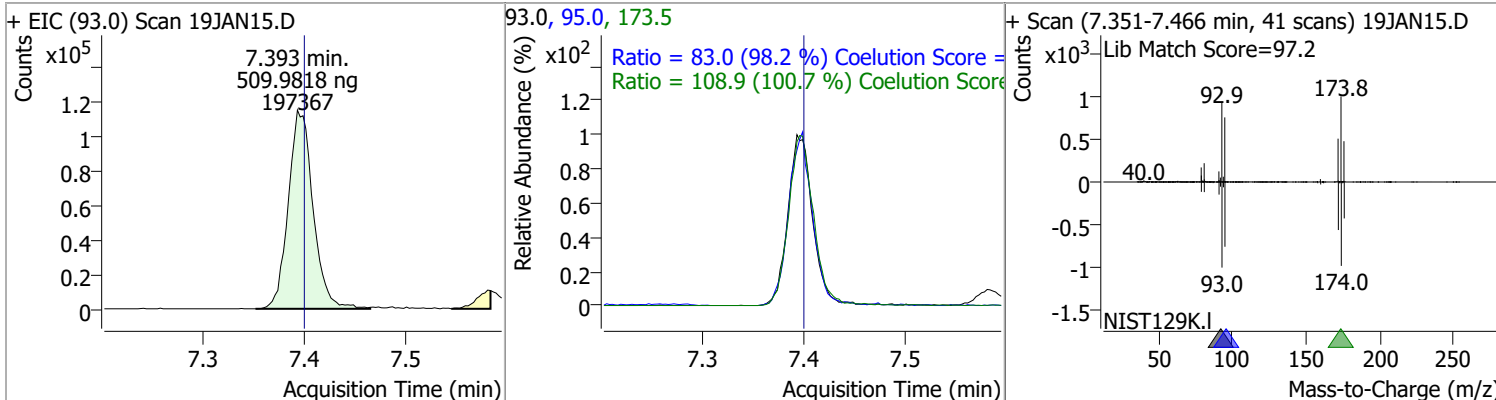
Compound	Conc.	RT	Dev(Min)	Resp.	QIon	QRatio	Lower	Upper
Trichloroethene	530.3320	7.03	0.00	553822	130.0	105.1	75.6	135.6
					97.0	64.1	35.7	95.7



Compound	Conc.	RT	Dev(Min)	Resp.	QIon	QRatio	Lower	Upper
1,2-Dichloropropane	533.9834	7.27	0.00	490282	76.0	37.1	9.8	69.8

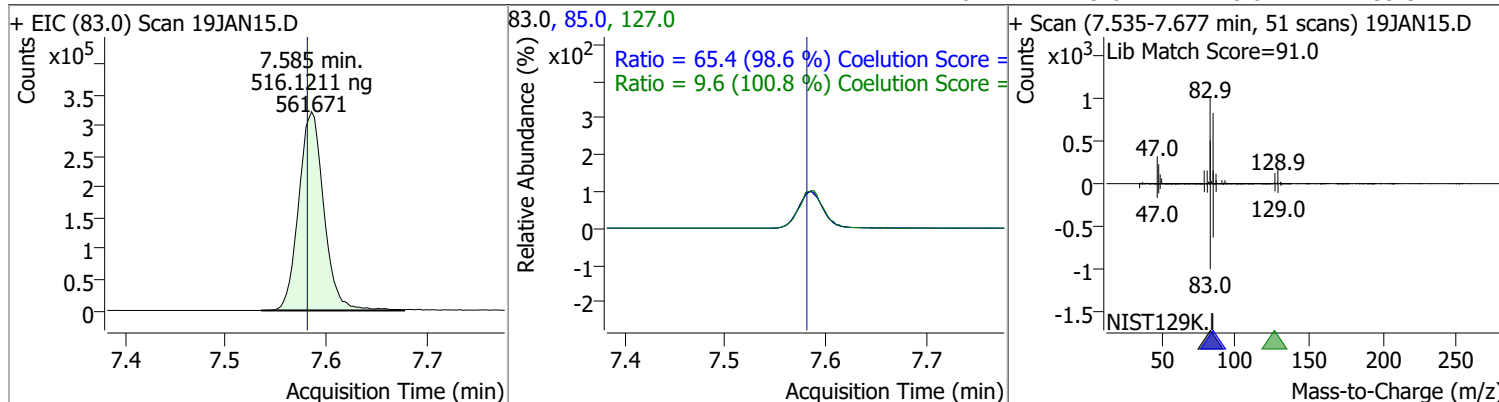


Compound	Conc.	RT	Dev(Min)	Resp.	QIon	QRatio	Lower	Upper
Dibromomethane	509.9818	7.39	-0.01	197367	173.5	108.9	78.2	138.2
					95.0	83.0	54.5	114.5

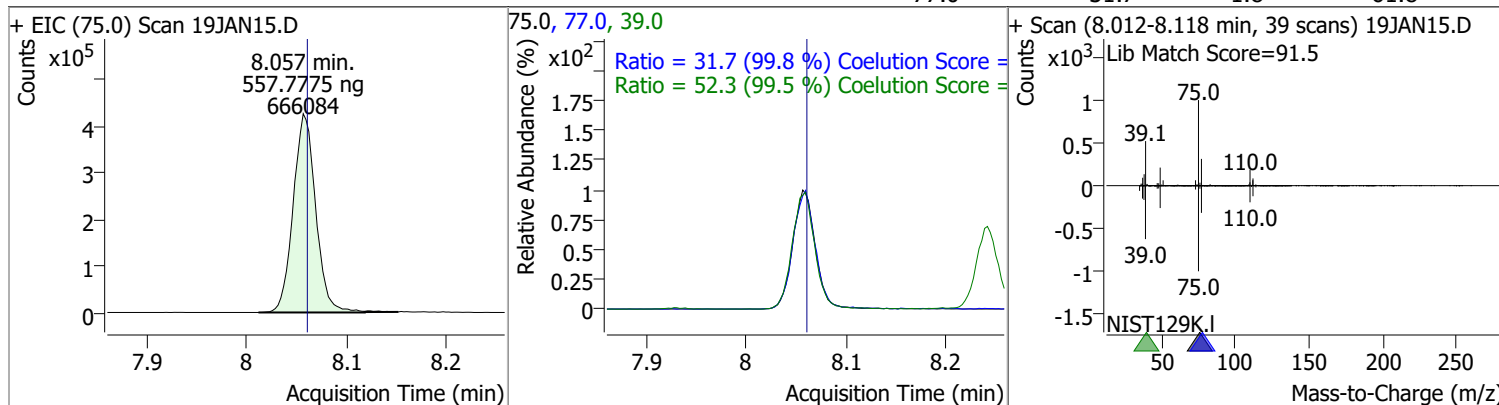


Quantitation Results Report (QT Reviewed)

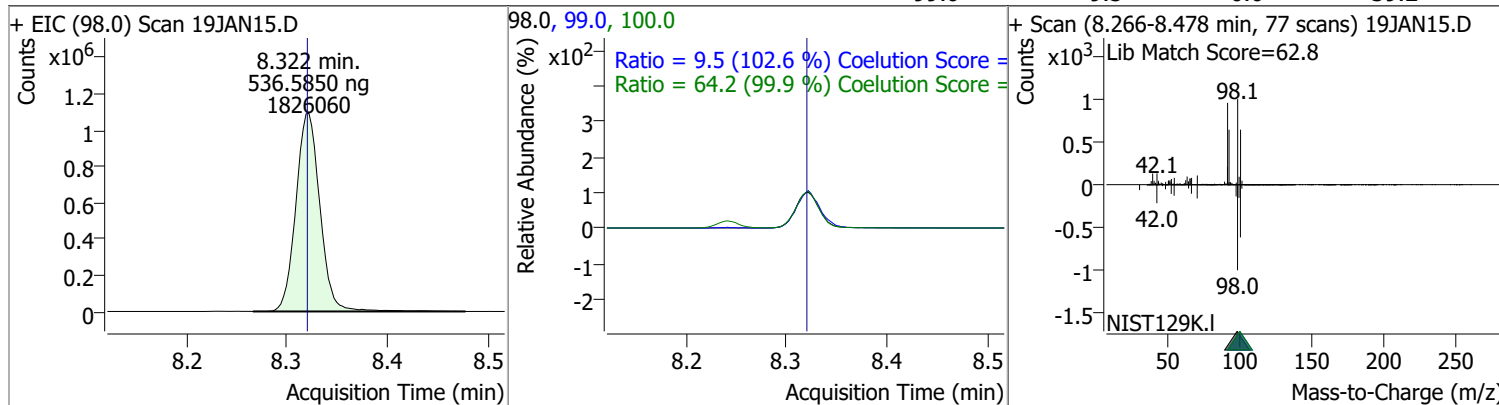
Compound	Conc.	RT	Dev(Min)	Resp.	QIon	QRatio	Lower	Upper
Bromodichloromethane	516.1211	7.59	0.01	561671	85.0	65.4	36.3	96.3
					127.0	9.6	0.0	39.5



Compound	Conc.	RT	Dev(Min)	Resp.	QIon	QRatio	Lower	Upper
cis-1,3-Dichloropropene	557.7775	8.06	0.00	666084	39.0	52.3	22.5	82.5
					77.0	31.7	1.8	61.8

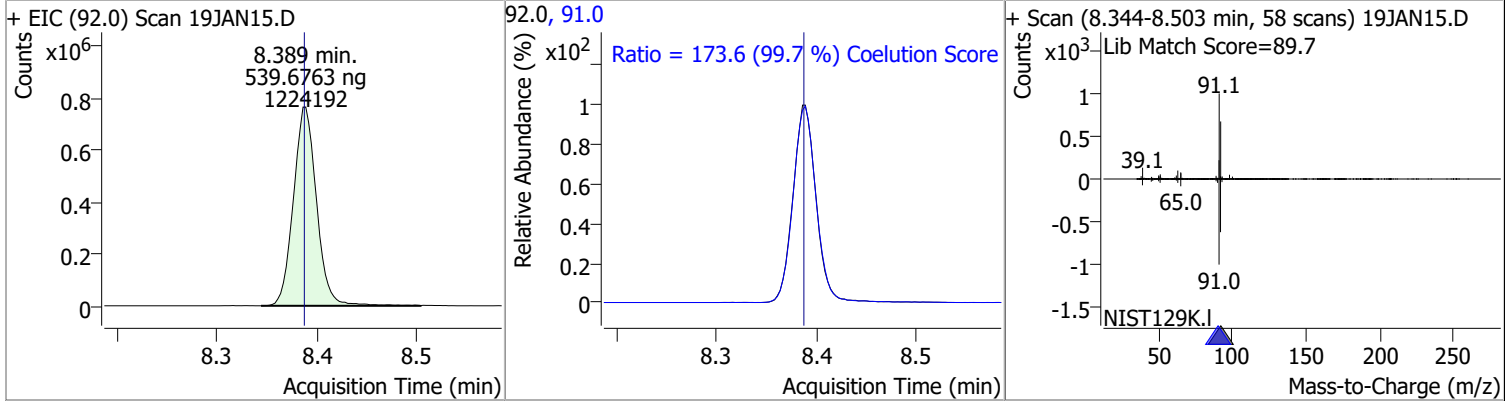


Compound	Conc.	RT	Dev(Min)	Resp.	QIon	QRatio	Lower	Upper
Toluene-d8	536.5850	8.32	0.00	1826060	100.0	64.2	34.3	94.3
					99.0	9.5	0.0	39.2

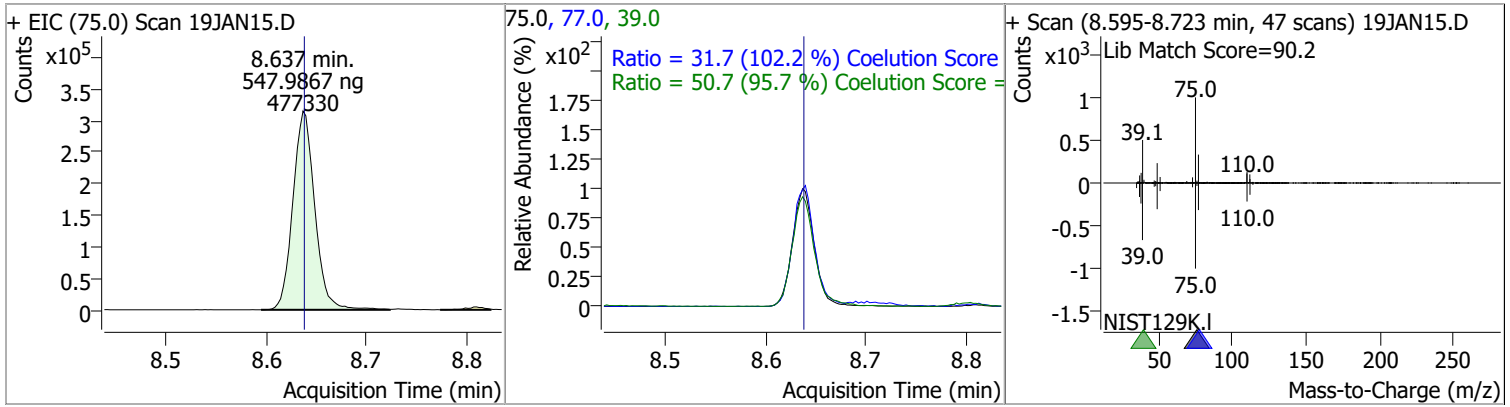


Quantitation Results Report (QT Reviewed)

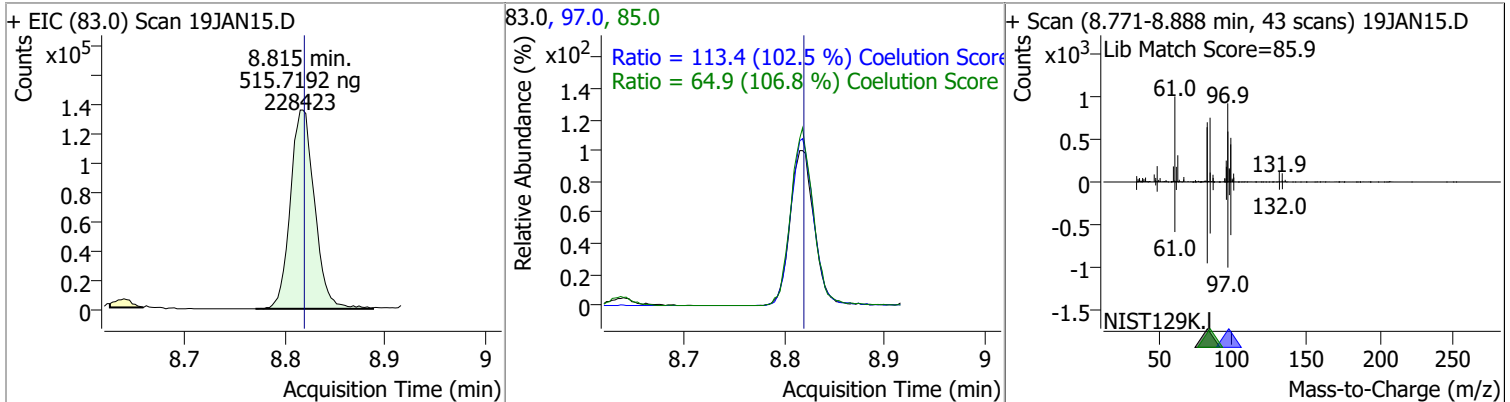
Compound	Conc.	RT	Dev(Min)	Resp.	QIon	QRatio	Lower	Upper
Toluene	539.6763	8.39	0.00	1224192	91.0	173.6	144.1	204.1



Compound	Conc.	RT	Dev(Min)	Resp.	QIon	QRatio	Lower	Upper
trans-1,3-Dichloropropene	547.9867	8.64	0.00	477330	39.0	50.7	23.0	83.0
					77.0	31.7	1.0	61.0

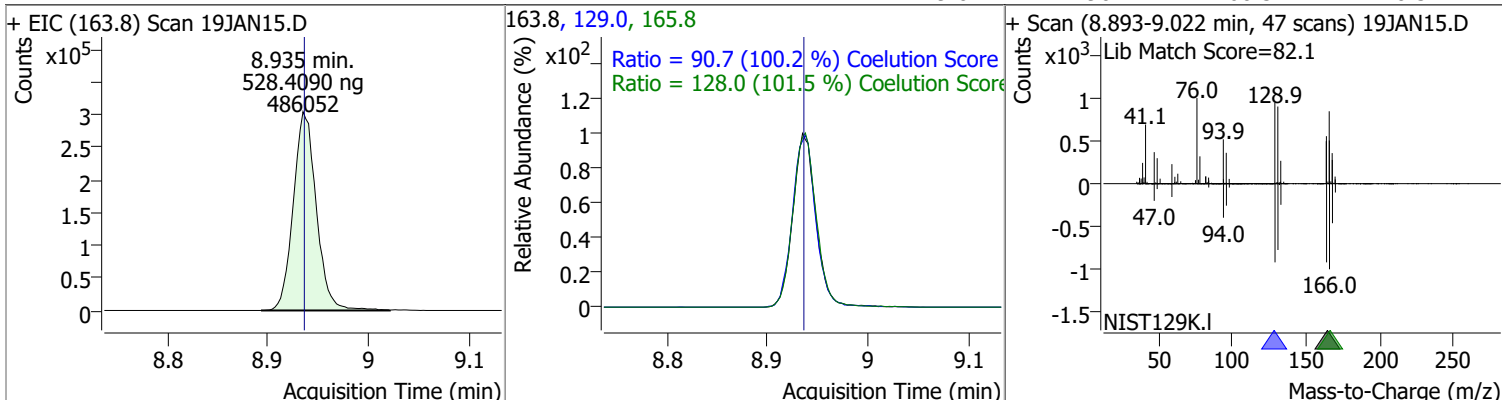


Compound	Conc.	RT	Dev(Min)	Resp.	QIon	QRatio	Lower	Upper
1,1,2-Trichloroethane	515.7192	8.82	0.00	228423	97.0	113.4	80.7	140.7
					85.0	64.9	30.7	90.7

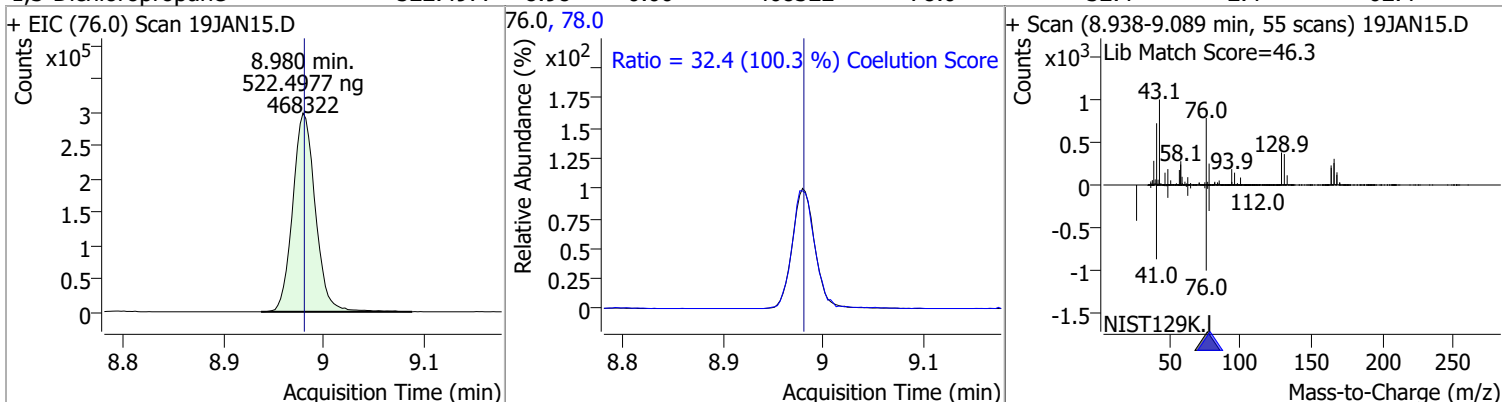


Quantitation Results Report (QT Reviewed)

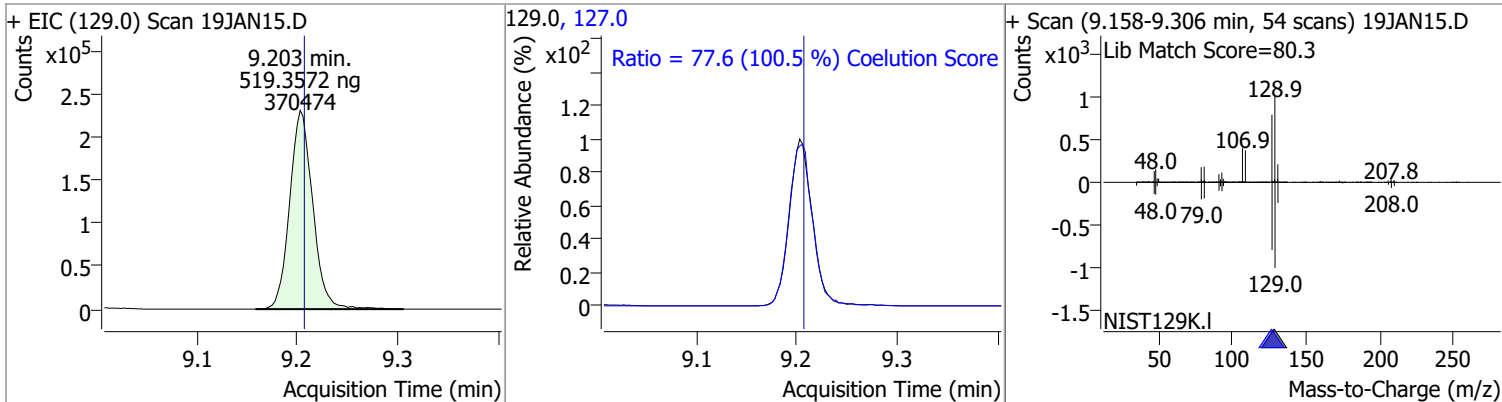
Compound	Conc.	RT	Dev(Min)	Resp.	QIon	QRatio	Lower	Upper
Tetrachloroethene	528.4090	8.94	0.00	486052	165.8	128.0	96.1	156.1
					129.0	90.7	60.5	120.5



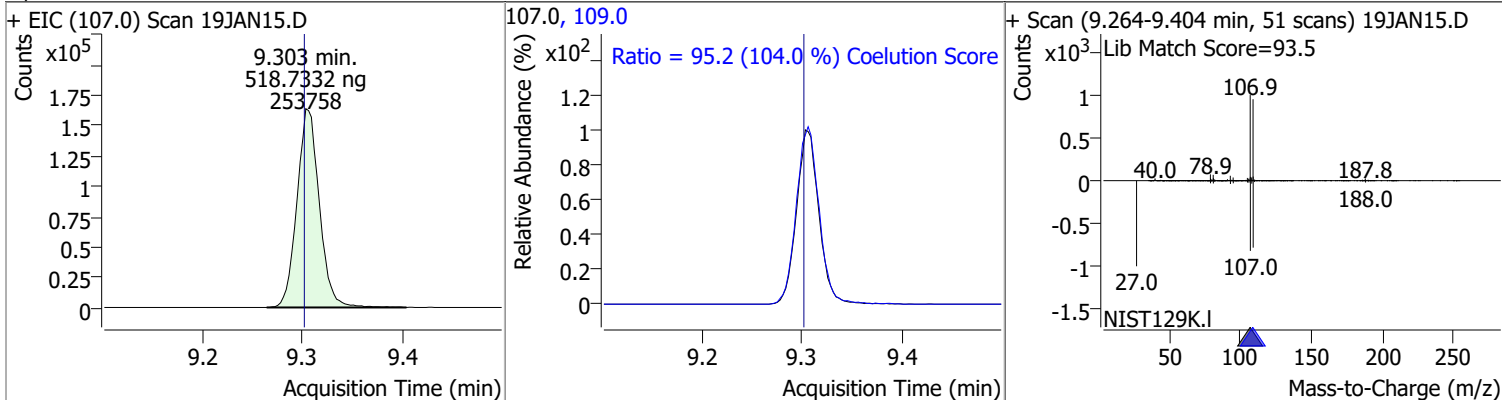
Compound	Conc.	RT	Dev(Min)	Resp.	QIon	QRatio	Lower	Upper
1,3-Dichloropropane	522.4977	8.98	0.00	468322	78.0	32.4	2.4	62.4



Compound	Conc.	RT	Dev(Min)	Resp.	QIon	QRatio	Lower	Upper
Chlorodibromomethane	519.3572	9.20	0.00	370474	127.0	77.6	47.2	107.2



Compound	Conc.	RT	Dev(Min)	Resp.	QIon	QRatio	Lower	Upper
1,2-Dibromoethane	518.7332	9.30	0.00	253758	109.0	95.2	61.5	121.5

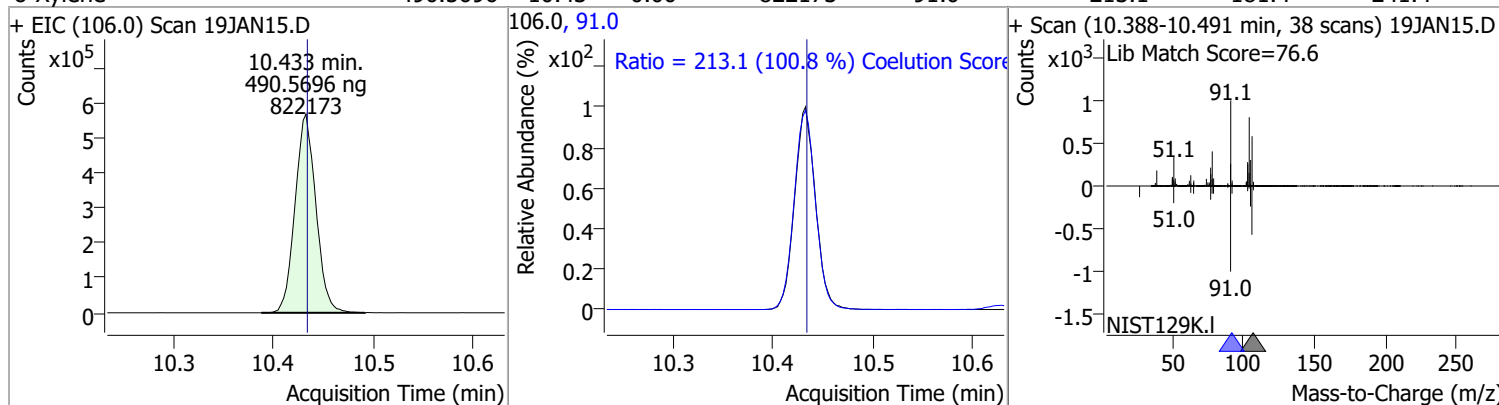


Quantitation Results Report (QT Reviewed)

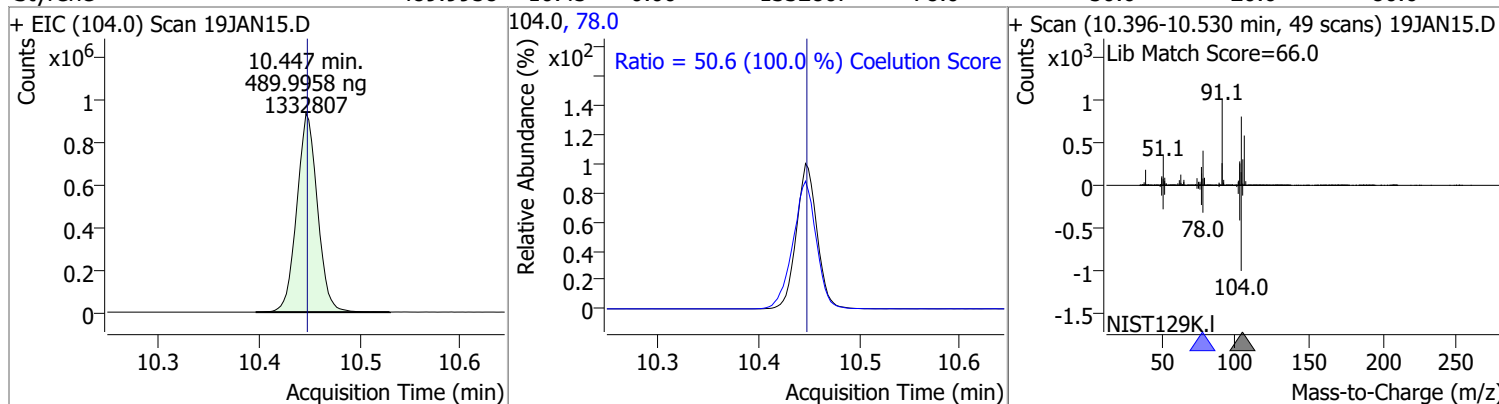
Compound	Conc.	RT	Dev(Min)	Resp.	QIon	QRatio	Lower	Upper
Chlorobenzene	522.0725	9.80	0.00	1298233	114.0	32.4	2.2	62.2
+ EIC (112.0) Scan 19JAN15.D			112.0, 114.0			+ Scan (9.755-9.892 min, 50 scans) 19JAN15.D		
1,1,1,2-Tetrachloroethane	519.5010	9.89	0.00	453261	133.0	98.0	65.3	125.3
+ EIC (131.0) Scan 19JAN15.D			131.0, 133.0			+ Scan (9.847-9.975 min, 47 scans) 19JAN15.D		
Ethylbenzene	492.0069	9.92	0.00	2354058	106.0	31.5	1.7	61.7
+ EIC (91.0) Scan 19JAN15.D			91.0, 106.0			+ Scan (9.872-9.998 min, 46 scans) 19JAN15.D		
m+p-Xylenes	982.9557	10.04	0.00	1838610	91.0	201.3	170.7	230.7
+ EIC (106.0) Scan 19JAN15.D			106.0, 91.0			+ Scan (9.995-10.115 min, 44 scans) 19JAN15.D		

Quantitation Results Report (QT Reviewed)

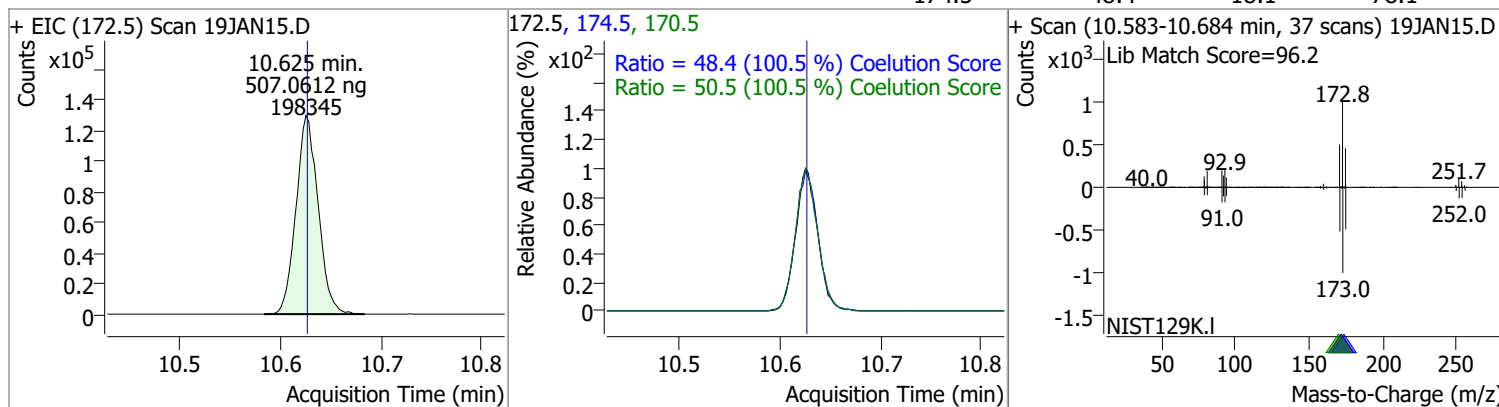
Compound	Conc.	RT	Dev(Min)	Resp.	QIon	QRatio	Lower	Upper
o-Xylene	490.5696	10.43	0.00	822173	91.0	213.1	181.4	241.4



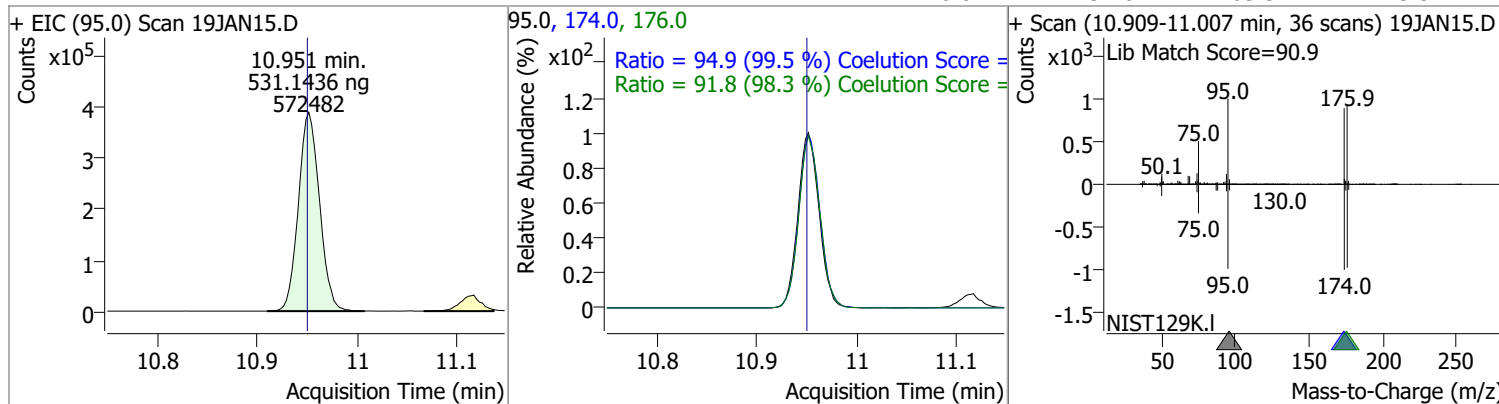
Compound	Conc.	RT	Dev(Min)	Resp.	QIon	QRatio	Lower	Upper
Styrene	489.9958	10.45	0.00	1332807	78.0	50.6	20.6	80.6



Compound	Conc.	RT	Dev(Min)	Resp.	QIon	QRatio	Lower	Upper
Bromoform	507.0612	10.63	0.00	198345	170.5	50.5	20.3	80.3
					174.5	48.4	18.1	78.1

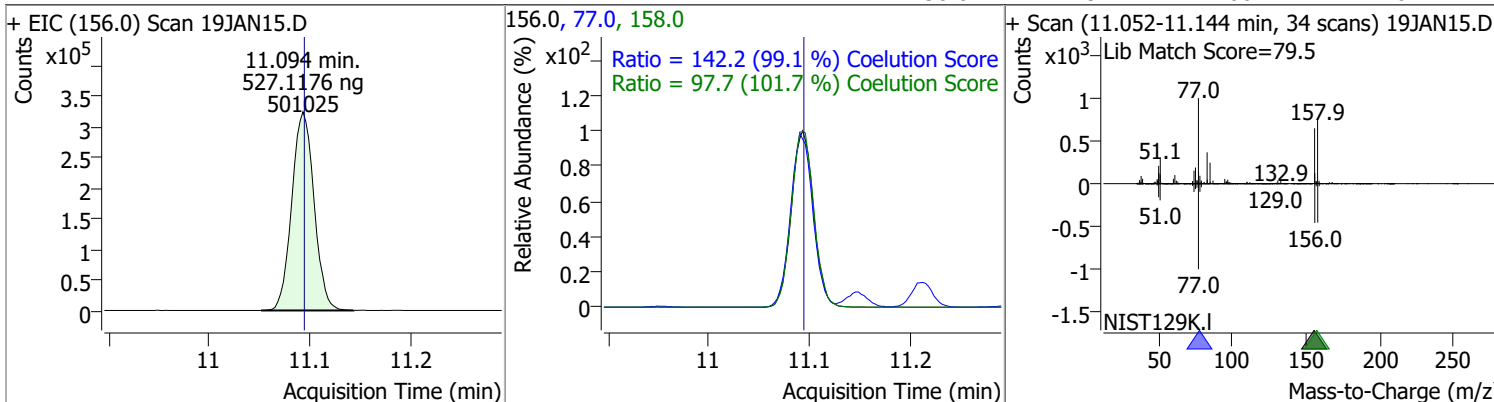


Compound	Conc.	RT	Dev(Min)	Resp.	QIon	QRatio	Lower	Upper
p-Bromofluorobenzene	531.1436	10.95	0.00	572482	174.0	94.9	65.3	125.3
					176.0	91.8	63.3	123.3

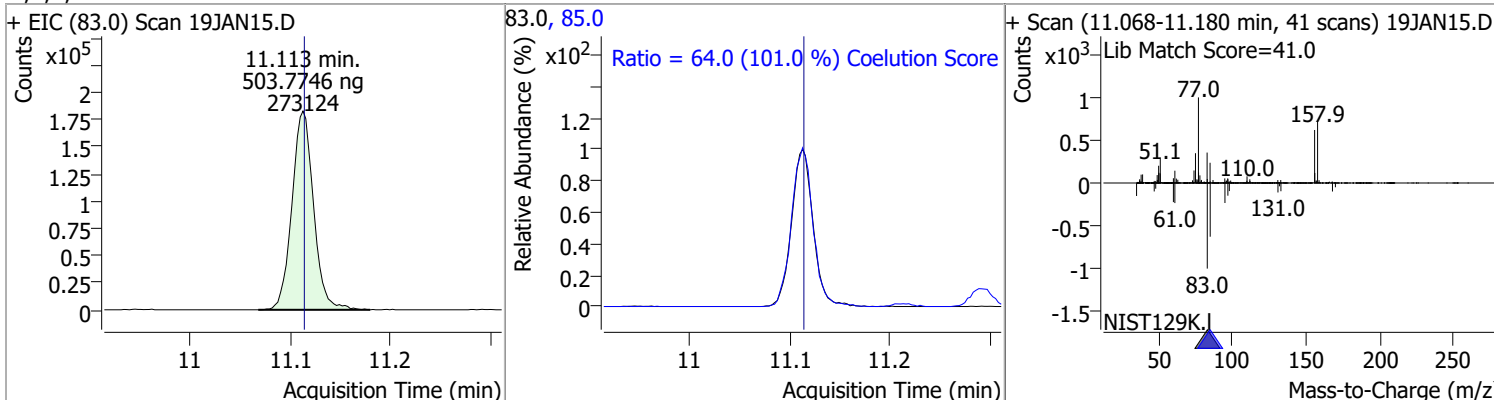


Quantitation Results Report (QT Reviewed)

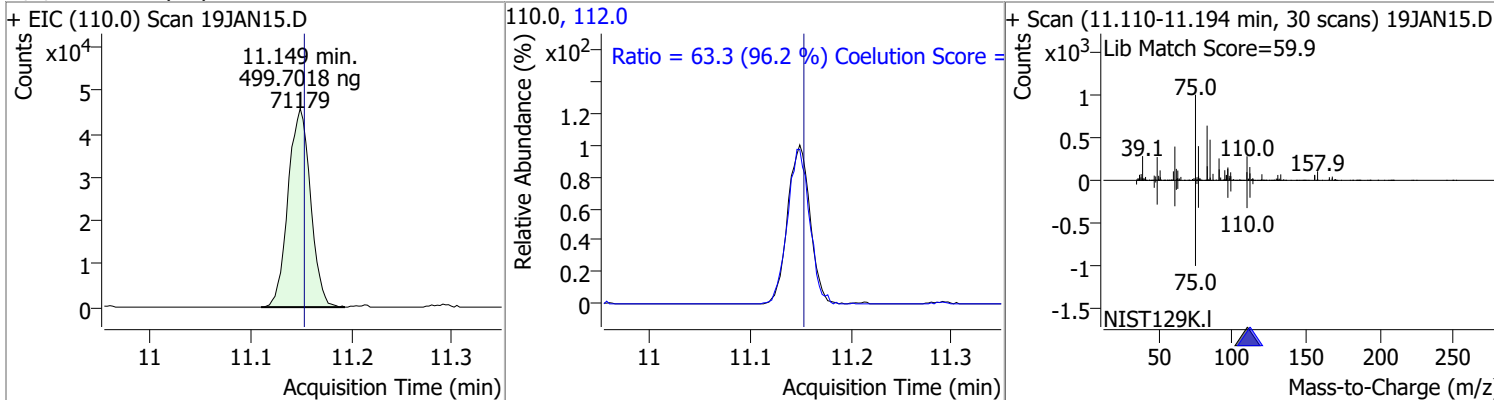
Compound	Conc.	RT	Dev(Min)	Resp.	QIon	QRatio	Lower	Upper
Bromobenzene	527.1176	11.09	0.00	501025	77.0	142.2	113.5	173.5
					158.0	97.7	66.1	126.1



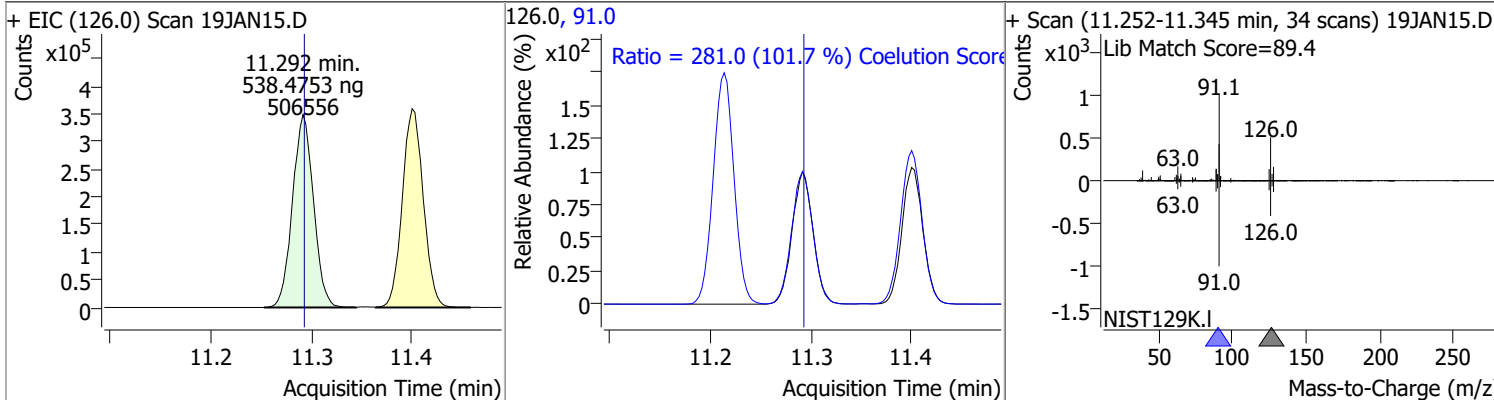
Compound	Conc.	RT	Dev(Min)	Resp.	QIon	QRatio	Lower	Upper
1,1,2,2-Tetrachloroethane	503.7746	11.11	0.00	273124	85.0	64.0	33.3	93.3



Compound	Conc.	RT	Dev(Min)	Resp.	QIon	QRatio	Lower	Upper
1,2,3-Trichloropropane	499.7018	11.15	0.00	71179	112.0	63.3	35.8	95.8

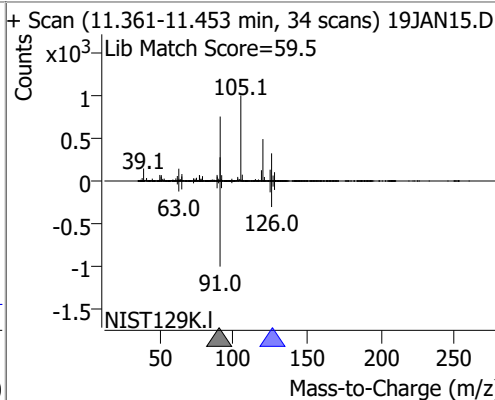
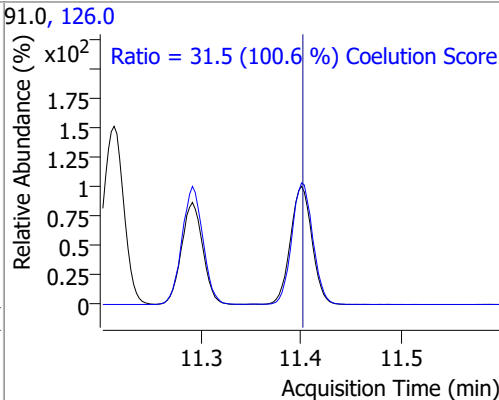
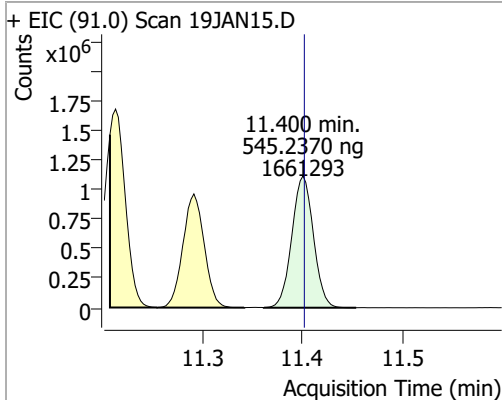


Compound	Conc.	RT	Dev(Min)	Resp.	QIon	QRatio	Lower	Upper
2-Chlorotoluene	538.4753	11.29	0.00	506556	91.0	281.0	246.2	306.2

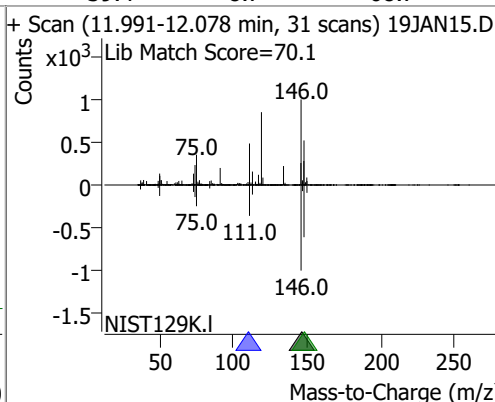
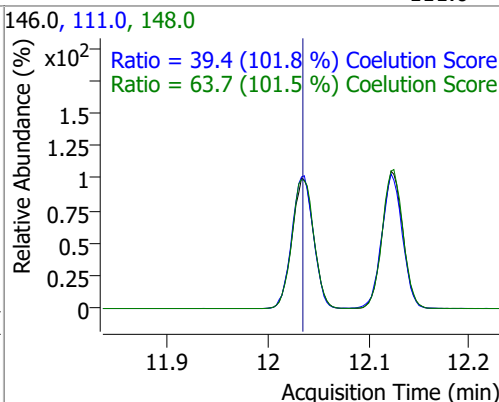
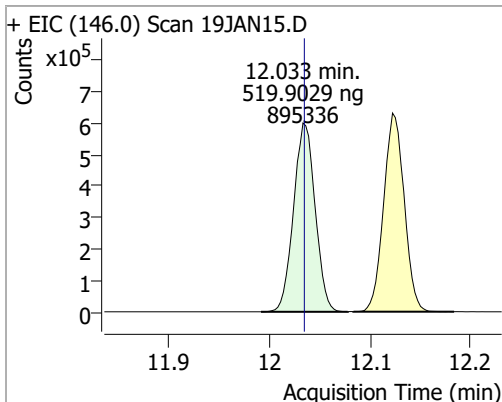


Quantitation Results Report (QT Reviewed)

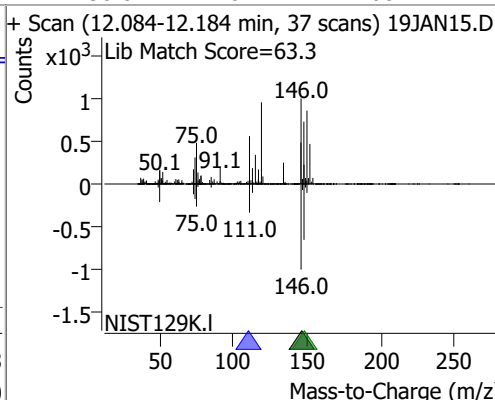
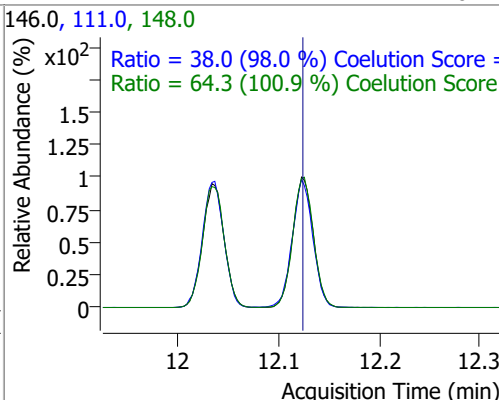
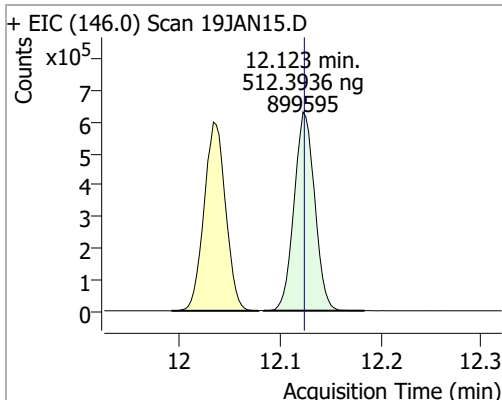
Compound	Conc.	RT	Dev(Min)	Resp.	QIon	QRatio	Lower	Upper
4-Chlorotoluene	545.2370	11.40	0.00	1661293	126.0	31.5	1.3	61.3



Compound	Conc.	RT	Dev(Min)	Resp.	QIon	QRatio	Lower	Upper
1,3-Dichlorobenzene	519.9029	12.03	0.00	895336	148.0	63.7	32.8	92.8
					111.0	39.4	8.7	68.7

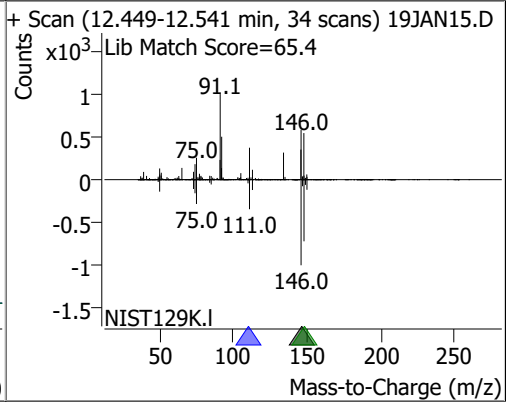
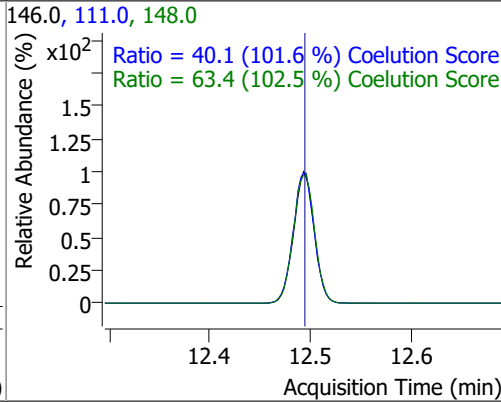
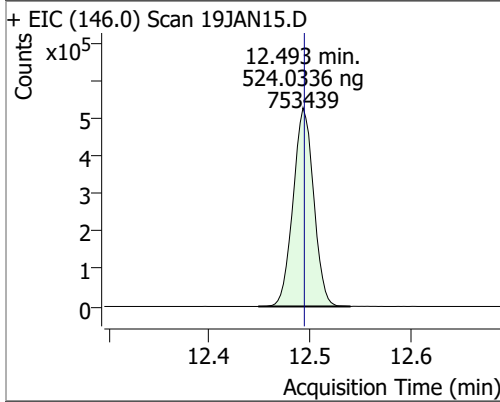


Compound	Conc.	RT	Dev(Min)	Resp.	QIon	QRatio	Lower	Upper
1,4-Dichlorobenzene	512.3936	12.12	0.00	899595	148.0	64.3	33.7	93.7
					111.0	38.0	8.7	68.7



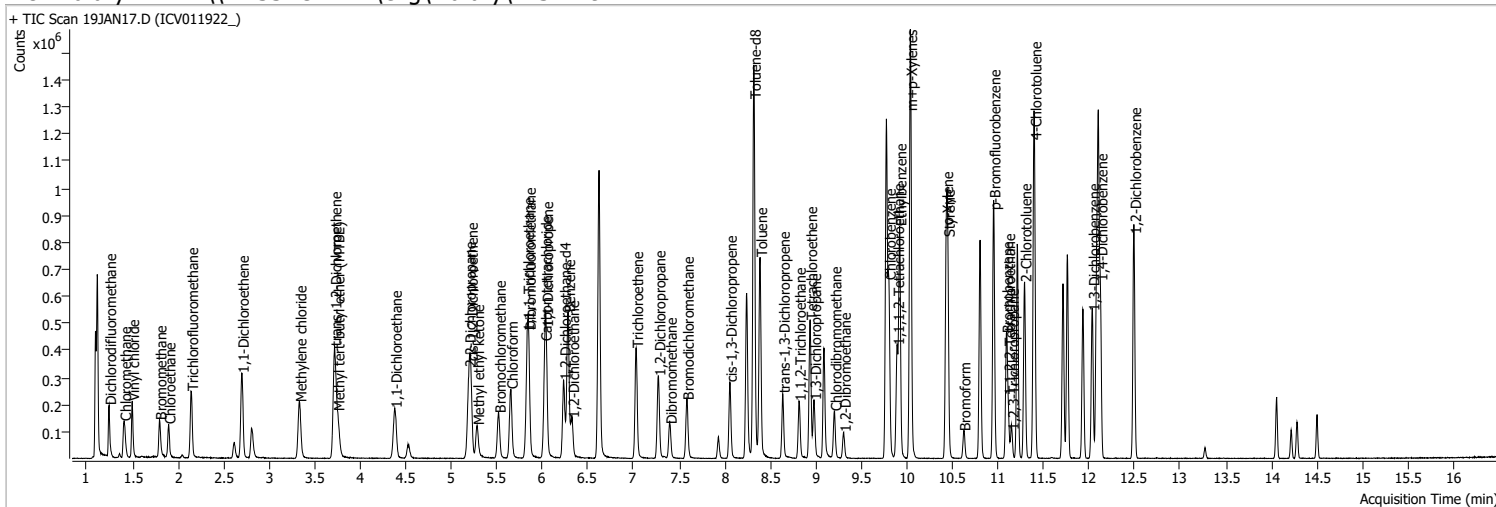
Quantitation Results Report (QT Reviewed)

Compound	Conc.	RT	Dev(Min)	Resp.	QIon	QRatio	Lower	Upper
1,2-Dichlorobenzene	524.0336	12.49	0.00	753439	148.0	63.4	31.9	91.9
					111.0	40.1	9.5	69.5



Quantitation Results Report (QT Reviewed)

Data File	19JAN17.D	Operator	MSC
Acq. Method	5975CACQF.M	Acq. Date-Time	1/19/2022 4:42:15 PM
Sample Name	ICV011922_	Instrument	VOA5975C
Vial	17	Multiplier	1.00
DA Method File	VOA5975C_8260B_SHT_DoD_L4_011922.m	Comment	
Tune File	BFB_Atune3.u	Tune Date	10/11/2021 4:02:00 PM
Batch Name	VG011922_8260B.batch.bin	Last Calib Update	1/20/2022 9:28:12 AM
Ref Library	\\MASSHUNTER\Org\Library\NIST129K.I		



Compound	RT	QIon	Resp.	Conc.	Units	Dev(Min)
----------	----	------	-------	-------	-------	----------

Internal Standards

M Fluorobenzene	6.621	96.0	886938	250.0000	ng	0.000
M Chlorobenzene-d5	9.774	82.0	337386	250.0000	ng	0.000
M 1,4-Dichlorobenzene-d4	12.100	152.0	283678	250.0000	ng	0.000

System Monitoring Compounds

S Dibromofluoromethane	5.848	113.0	198103	230.6011	ng	-0.003
Spiked Amount: 250.000	Range: 80.0 - 119.0%			Recovery = 92.24%		
S 1,2-Dichloroethane-d4	6.233	67.0	100187	269.9755	ng	0.003
Spiked Amount: 250.000	Range: 81.0 - 118.0%			Recovery = 107.99%		
S Toluene-d8	8.319	98.0	896928	272.4962	ng	0.000
Spiked Amount: 250.000	Range: 89.0 - 112.0%			Recovery = 109.00%		
S p-Bromofluorobenzene	10.948	95.0	270628	258.3795	ng	0.000
Spiked Amount: 250.000	Range: 85.0 - 114.0%			Recovery = 103.35%		

Target Compounds

Compound	RT	QIon	Resp.	Conc.	Units	QValue
T Dichlorodifluoromethane	1.244	85.0	130579	109.4910	ng	100
T Chloromethane	1.409	50.0	151864	108.1592	ng	100
T Vinyl chloride	1.498	62.0	147423	115.3506	ng	100
T Bromomethane	1.796	96.0	69568	125.4753	ng	96
T Chloroethane	1.897	64.0	77755	128.5925	ng	98
T Trichlorofluoromethane	2.145	101.0	172504	112.5600	ng	98
T 1,1-Dichloroethene	2.700	96.0	113673	127.4734	ng	98
T Methylene chloride	3.333	49.0	152883	117.9185	ng	99
T trans-1,2-Dichloroethene	3.718	96.0	115302	125.1632	ng	98
T Methyl tert-butyl ether (MTBE)	3.751	73.0	150210	130.4584	ng	99
T 1,1-Dichloroethane	4.378	63.0	218409	126.6815	ng	98
T 2,2-Dichloropropane	5.193	77.0	169689	130.6017	ng	95
T cis-1,2-Dichloroethene	5.212	96.0	118223	126.7481	ng	97
T Methyl ethyl ketone	5.282	43.0	160409	1190.0139	ng	98
T Bromochloromethane	5.519	128.0	45441	118.1582	ng	93
T Chloroform	5.653	83.0	199758	116.0406	ng	99

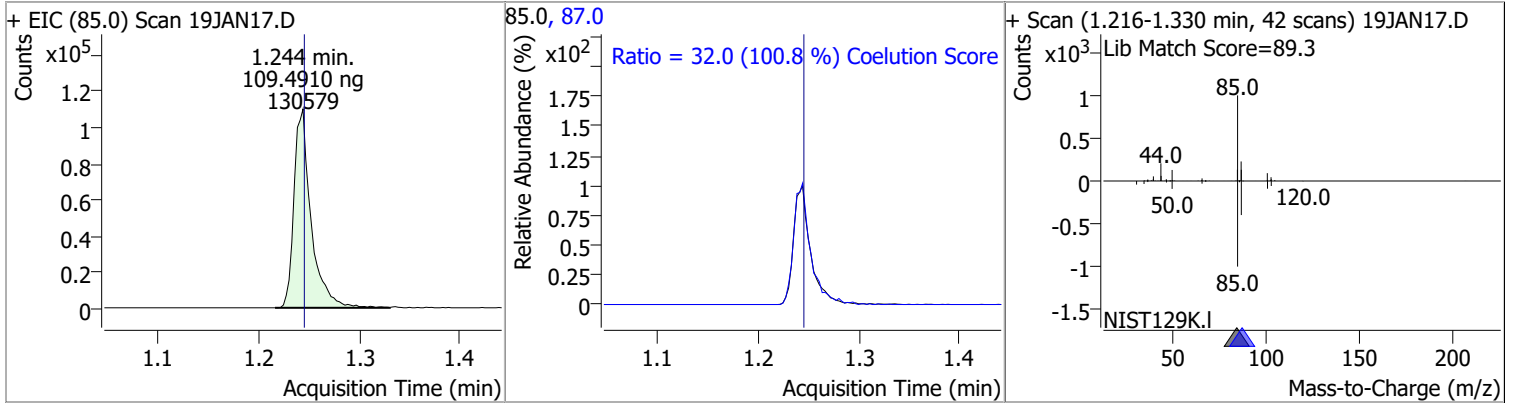
Quantitation Results Report (QT Reviewed)

Compound	RT	QIon	Resp.	Conc.	Units	Dev(Min)
T 1,1,1-Trichloroethane	5.831	97.0	195526	123.1032	ng	98
T Carbon tetrachloride	6.024	117.0	187895	121.9742	ng	99
T 1,1-Dichloropropene	6.040	75.0	158033	122.6990	ng	99
T Benzene	6.280	78.0	442173	124.7960	ng	100
T 1,2-Dichloroethane	6.325	62.0	110579	112.9931	ng	99
T Trichloroethene	7.028	95.0	128332	127.0550	ng	96
T 1,2-Dichloropropane	7.273	63.0	111240	125.2628	ng	98
T Dibromomethane	7.399	93.0	44818	119.7325	ng	97
T Bromodichloromethane	7.583	83.0	131590	125.0178	ng	98
T cis-1,3-Dichloropropene	8.057	75.0	139981	121.1938	ng	99
T Toluene	8.389	92.0	277703	126.5738	ng	97
T trans-1,3-Dichloropropene	8.637	75.0	105873	125.6654	ng	97
T 1,1,2-Trichloroethane	8.815	83.0	52407	122.3326	ng	95
T Tetrachloroethene	8.938	163.8	112100	126.0005	ng	100
T 1,3-Dichloropropane	8.980	76.0	99920	115.2581	ng	98
T Chlorodibromomethane	9.206	129.0	81909	118.7188	ng	99
T 1,2-Dibromoethane	9.306	107.0	58586	123.8219	ng	98
T Chlorobenzene	9.802	112.0	307100	127.6842	ng	98
T 1,1,1,2-Tetrachloroethane	9.892	131.0	102231	121.1435	ng	99
T Ethylbenzene	9.919	91.0	535079	127.5512	ng	98
T m+p-Xylenes	10.037	106.0	413361	247.6085	ng	99
T o-Xylene	10.430	106.0	184033	125.9585	ng	98
T Styrene	10.449	104.0	306077	126.6563	ng	100
T Bromoform	10.622	172.5	45029	118.4586	ng	97
T Bromobenzene	11.091	156.0	118930	128.7582	ng	100
T 1,1,2,2-Tetrachloroethane	11.110	83.0	65177	123.7103	ng	100
T 1,2,3-Trichloropropane	11.152	110.0	16507	119.2511	ng	99
T 2-Chlorotoluene	11.291	126.0	117036	128.0245	ng	96
T 4-Chlorotoluene	11.400	91.0	395846	133.6905	ng	99
T 1,3-Dichlorobenzene	12.036	146.0	214054	127.9071	ng	98
T 1,4-Dichlorobenzene	12.122	146.0	216533	126.9159	ng	100
T 1,2-Dichlorobenzene	12.493	146.0	177148	126.7893	ng	98

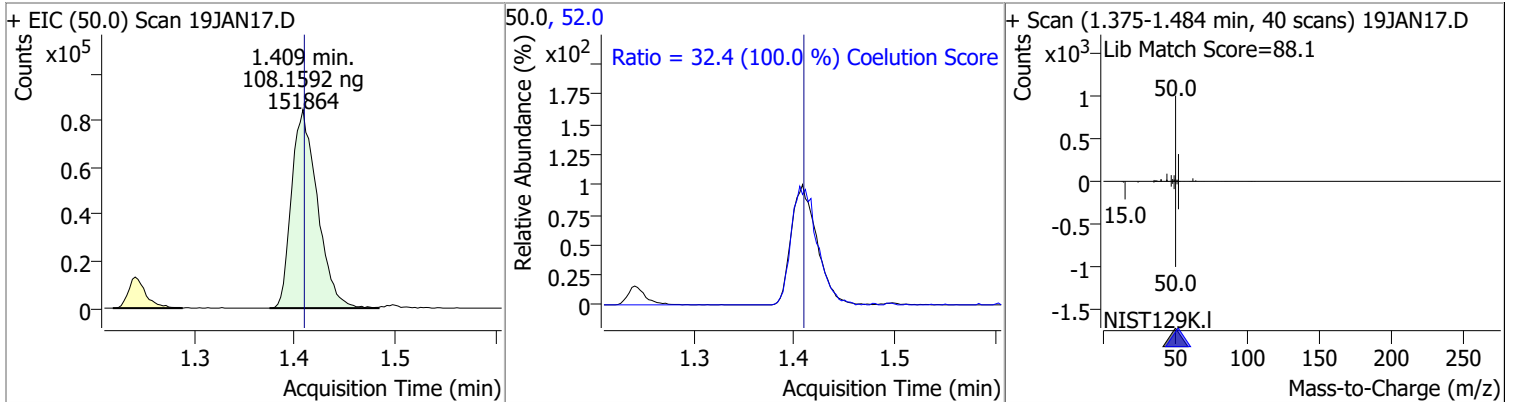
(#) = Qualifier Out of Range; (m) = Manual Integration; (+) = Area Summed; (*) = Surrogate Percent Recovery Out of Range; (d): Zeroed Peak

Quantitation Results Report (QT Reviewed)

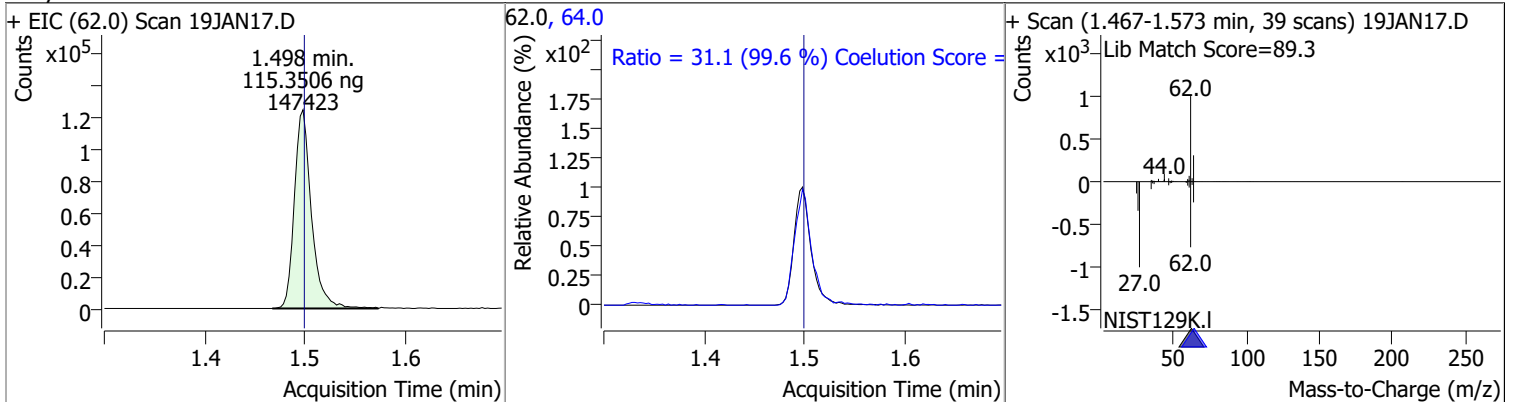
Compound	Conc.	RT	Dev(Min)	Resp.	QIon	QRatio	Lower	Upper
----------	-------	----	----------	-------	------	--------	-------	-------



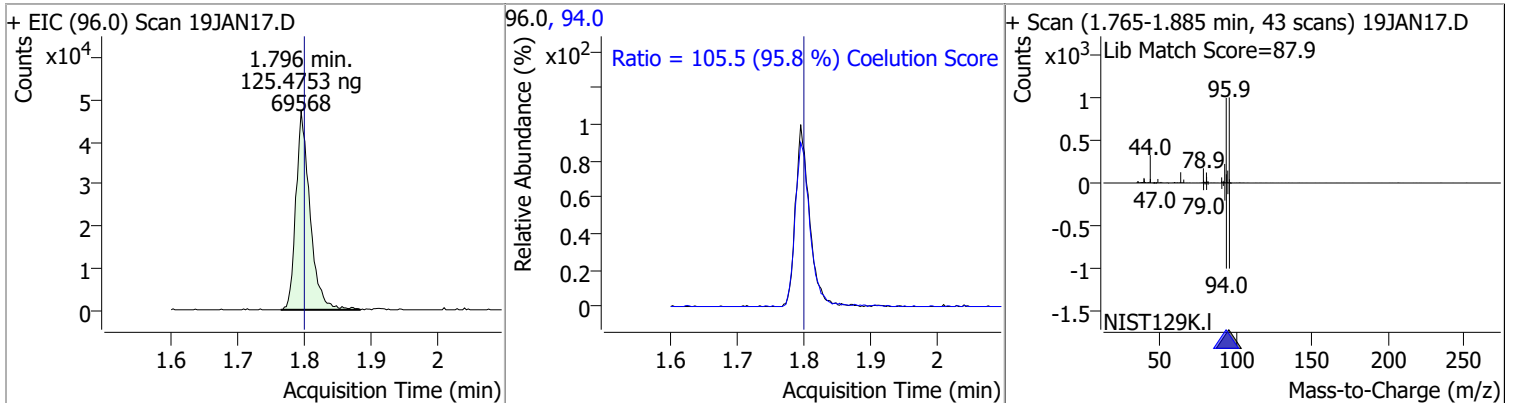
Compound	Conc.	RT	Dev(Min)	Resp.	QIon	QRatio	Lower	Upper
----------	-------	----	----------	-------	------	--------	-------	-------



Compound	Conc.	RT	Dev(Min)	Resp.	QIon	QRatio	Lower	Upper
----------	-------	----	----------	-------	------	--------	-------	-------

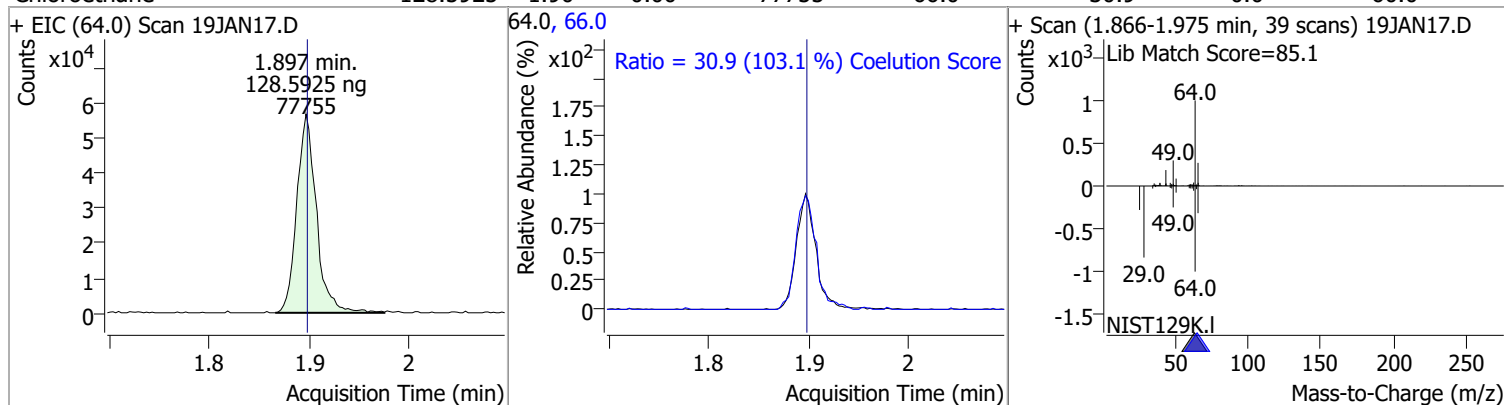


Compound	Conc.	RT	Dev(Min)	Resp.	QIon	QRatio	Lower	Upper
----------	-------	----	----------	-------	------	--------	-------	-------

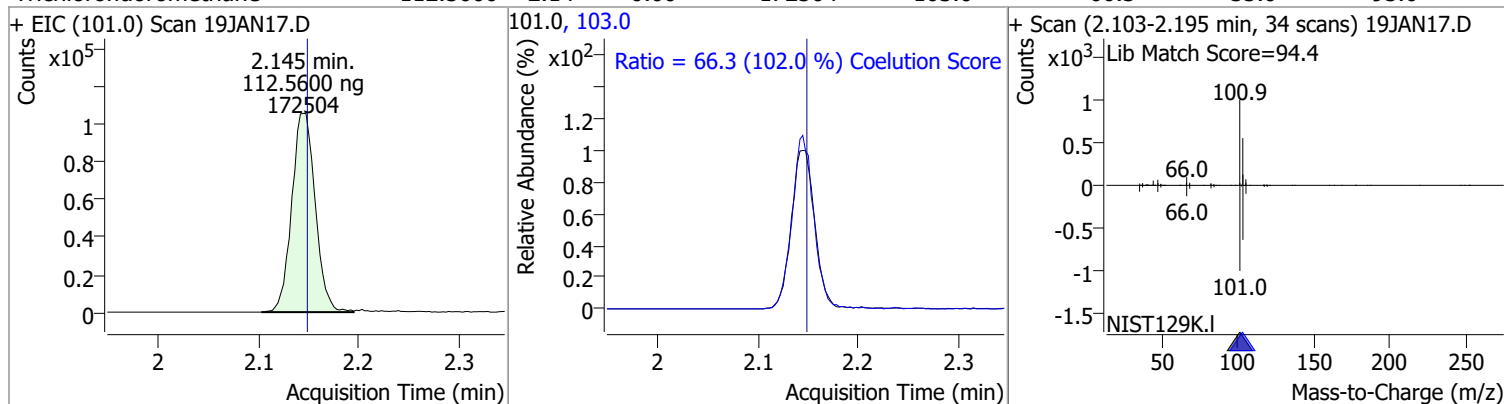


Quantitation Results Report (QT Reviewed)

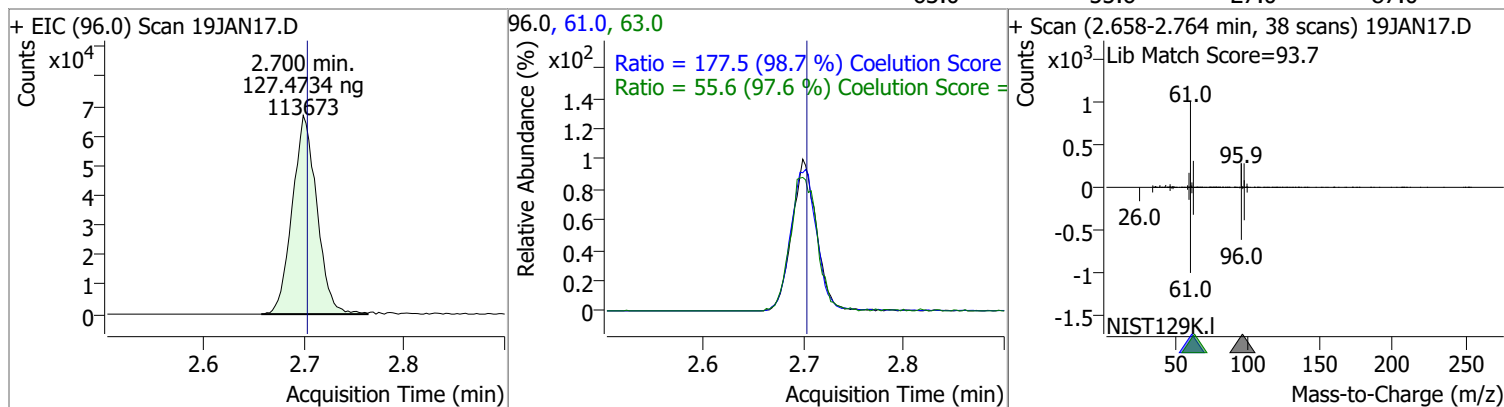
Compound	Conc.	RT	Dev(Min)	Resp.	QIon	QRatio	Lower	Upper
Chloroethane	128.5925	1.90	0.00	77755	66.0	30.9	0.0	60.0



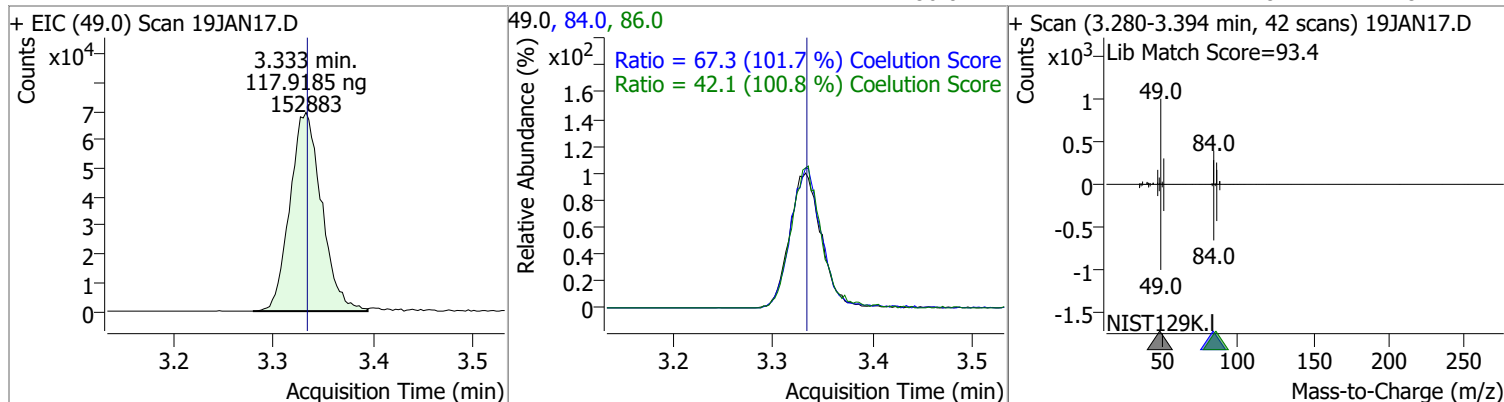
Compound	Conc.	RT	Dev(Min)	Resp.	QIon	QRatio	Lower	Upper
Trichlorofluoromethane	112.5600	2.14	0.00	172504	103.0	66.3	35.0	95.0



Compound	Conc.	RT	Dev(Min)	Resp.	QIon	QRatio	Lower	Upper
1,1-Dichloroethene	127.4734	2.70	0.00	113673	61.0	177.5	149.9	209.9
					63.0	55.6	27.0	87.0

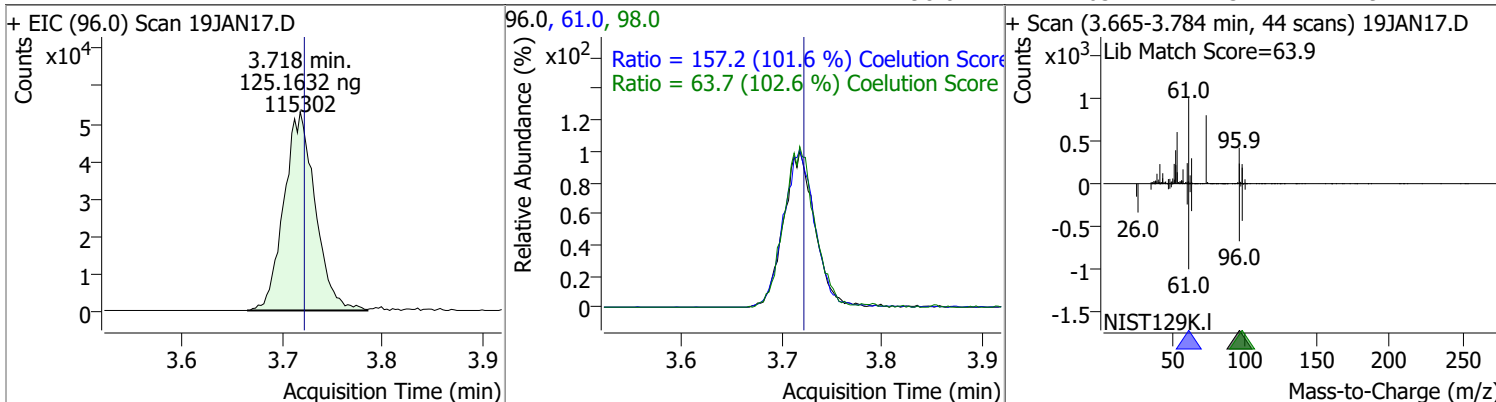


Compound	Conc.	RT	Dev(Min)	Resp.	QIon	QRatio	Lower	Upper
Methylene chloride	117.9185	3.33	0.00	152883	84.0	67.3	36.1	96.1
					86.0	42.1	11.8	71.8

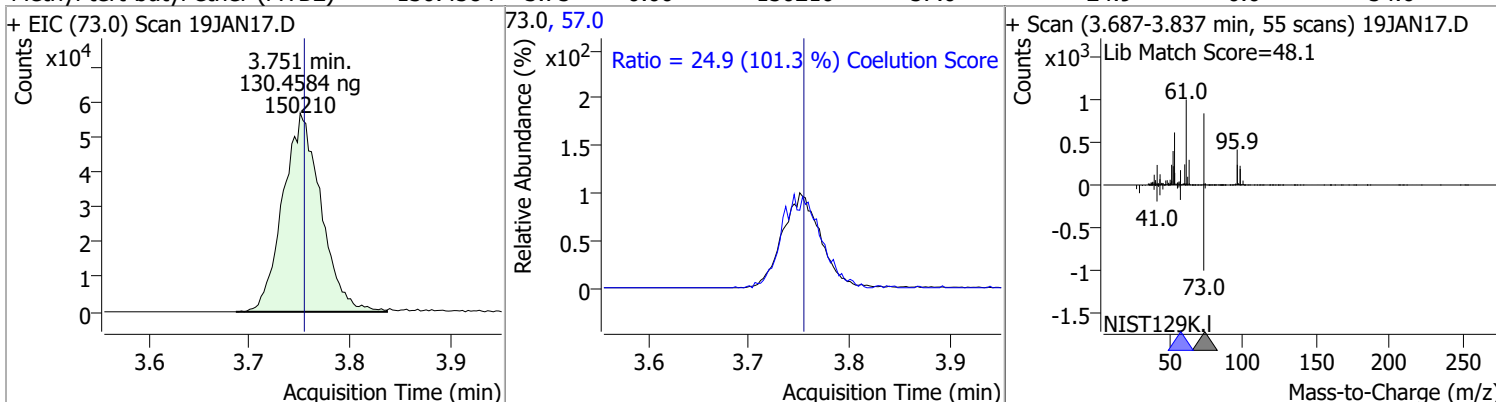


Quantitation Results Report (QT Reviewed)

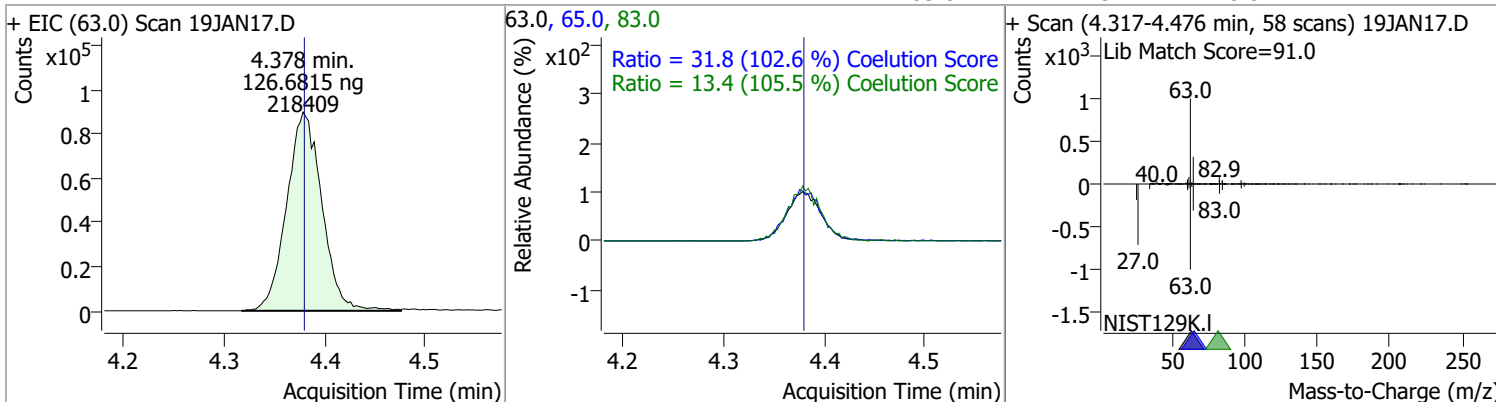
Compound	Conc.	RT	Dev(Min)	Resp.	QIon	QRatio	Lower	Upper
trans-1,2-Dichloroethene	125.1632	3.72	0.00	115302	61.0	157.2	124.8	184.8
					98.0	63.7	32.1	92.1



Compound	Conc.	RT	Dev(Min)	Resp.	QIon	QRatio	Lower	Upper
Methyl tert-butyl ether (MTBE)	130.4584	3.75	0.00	150210	57.0	24.9	0.0	54.6

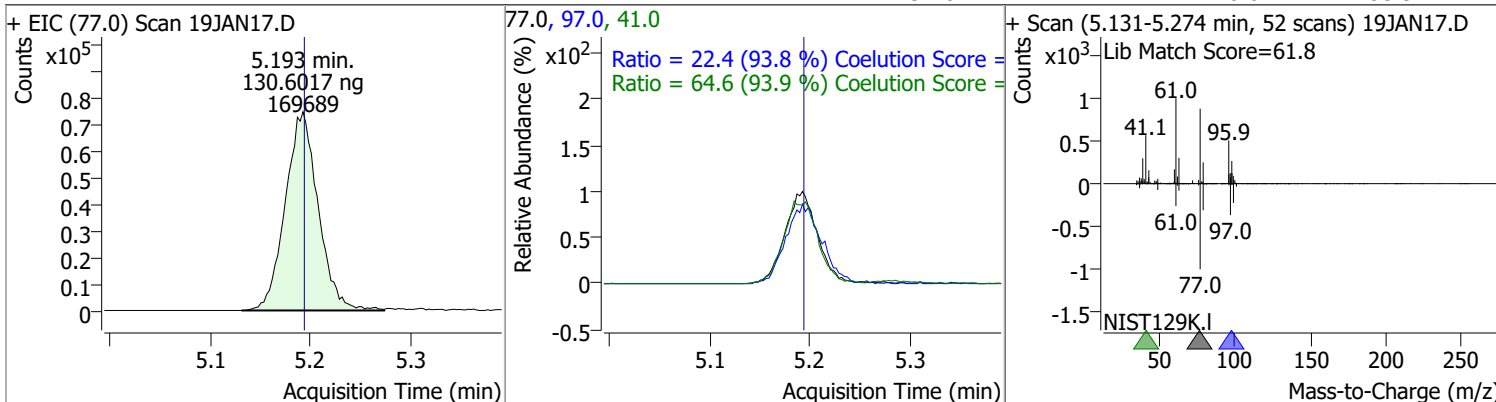


Compound	Conc.	RT	Dev(Min)	Resp.	QIon	QRatio	Lower	Upper
1,1-Dichloroethane	126.6815	4.38	0.00	218409	65.0	31.8	1.0	61.0
					83.0	13.4	0.0	42.7

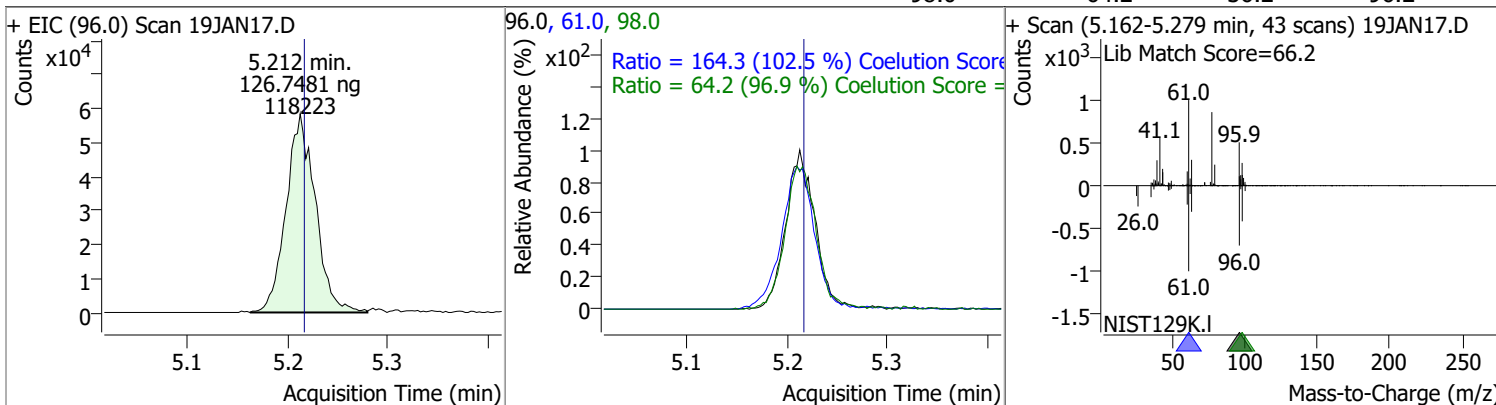


Quantitation Results Report (QT Reviewed)

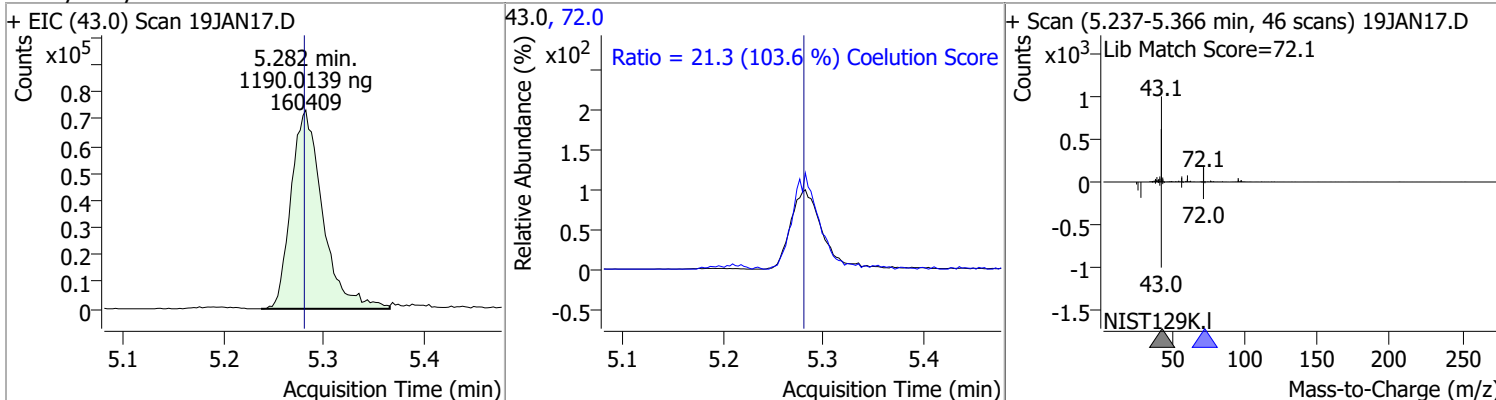
Compound	Conc.	RT	Dev(Min)	Resp.	QIon	QRatio	Lower	Upper
2,2-Dichloropropane	130.6017	5.19	0.00	169689	41.0	64.6	38.8	98.8
					97.0	22.4	0.0	53.9



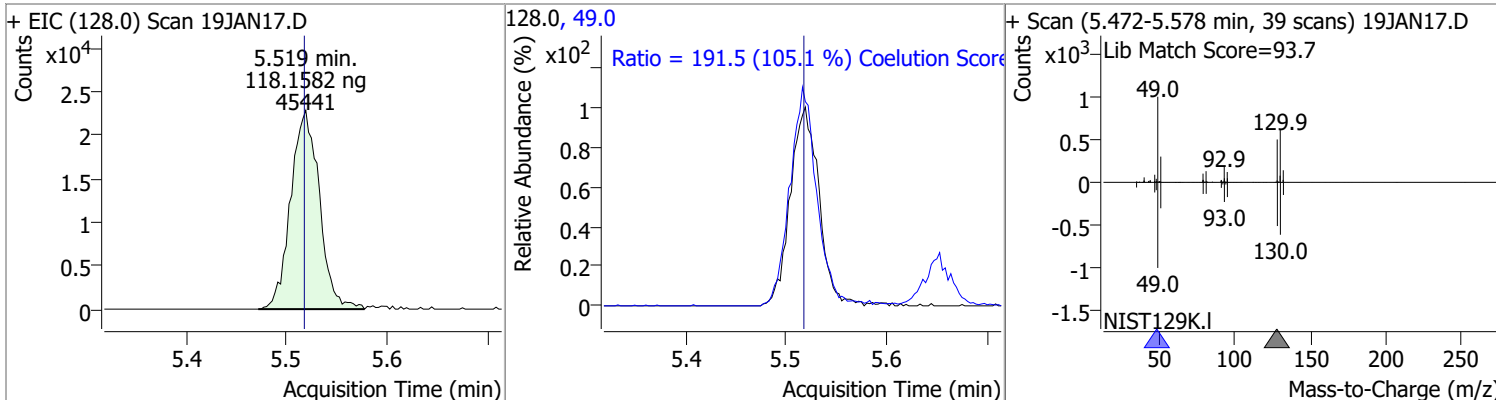
Compound	Conc.	RT	Dev(Min)	Resp.	QIon	QRatio	Lower	Upper
cis-1,2-Dichloroethene	126.7481	5.21	0.00	118223	61.0	164.3	130.4	190.4
					98.0	64.2	36.2	96.2



Compound	Conc.	RT	Dev(Min)	Resp.	QIon	QRatio	Lower	Upper
Methyl ethyl ketone	1190.0139	5.28	0.00	160409	72.0	21.3	0.0	50.6

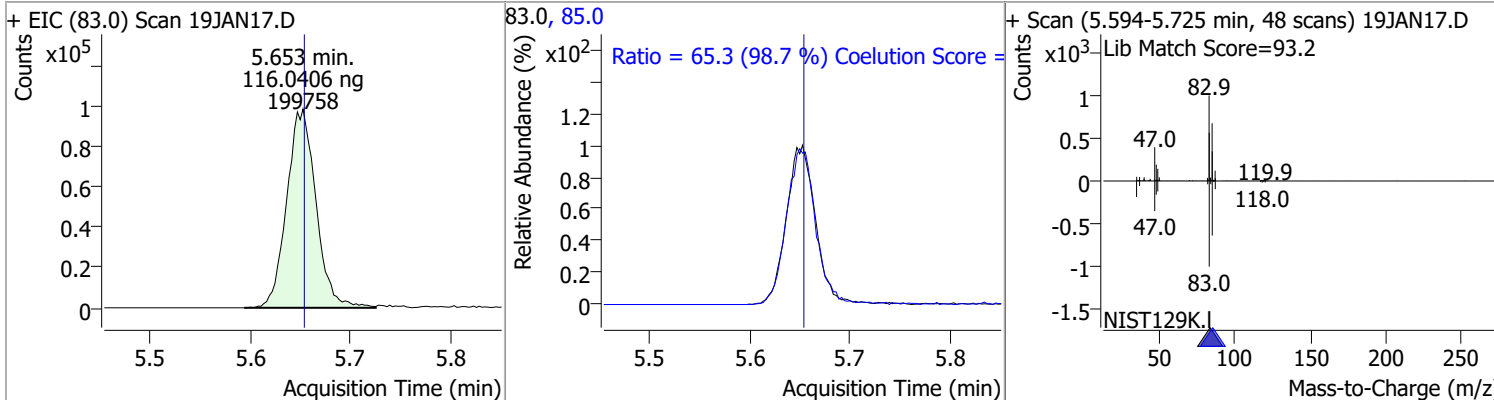


Compound	Conc.	RT	Dev(Min)	Resp.	QIon	QRatio	Lower	Upper
Bromochloromethane	118.1582	5.52	0.00	45441	49.0	191.5	152.2	212.2

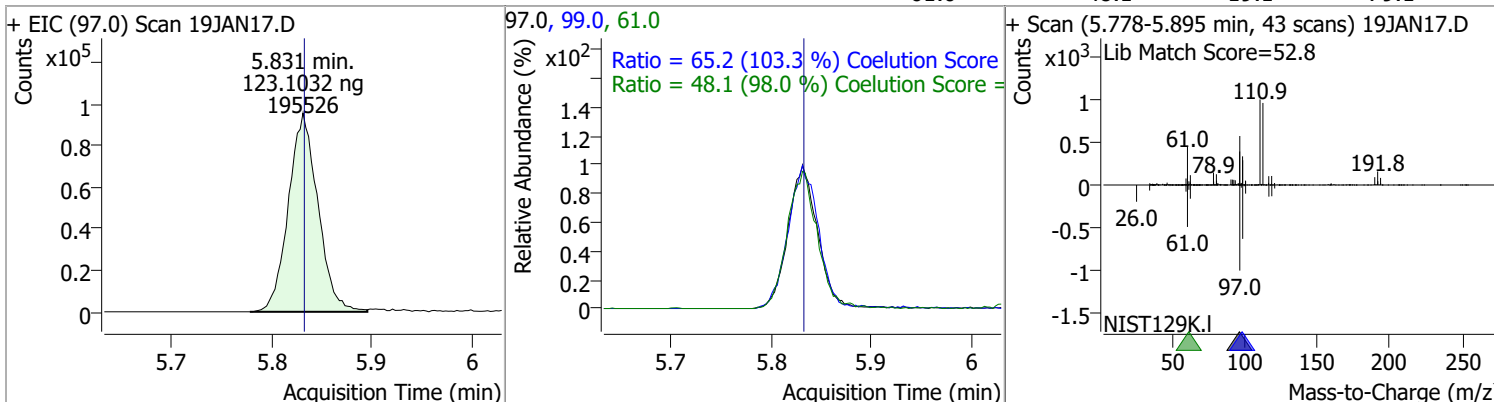


Quantitation Results Report (QT Reviewed)

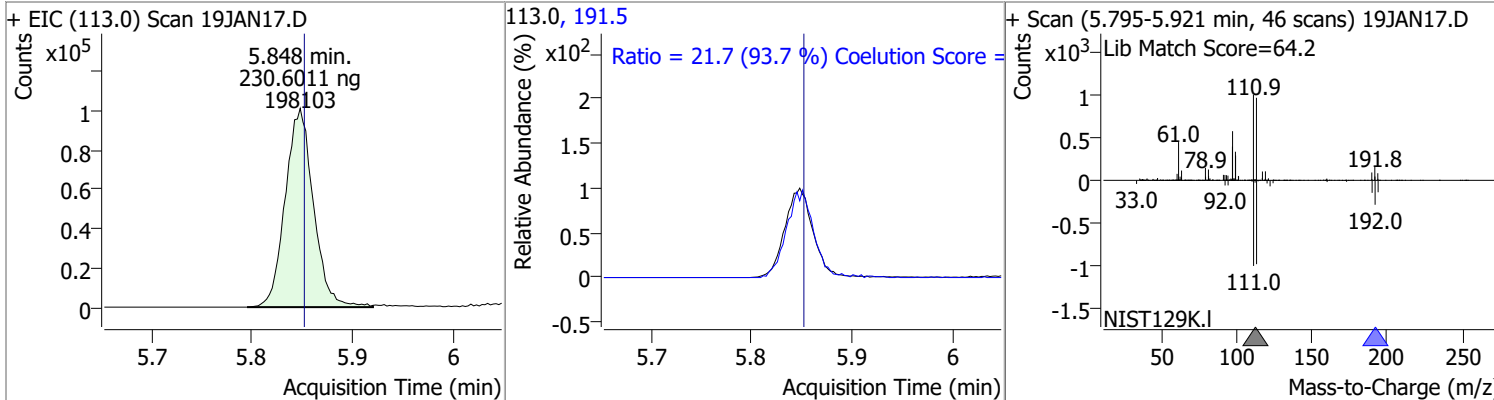
Compound	Conc.	RT	Dev(Min)	Resp.	QIon	QRatio	Lower	Upper
Chloroform	116.0406	5.65	0.00	199758	85.0	65.3	36.2	96.2



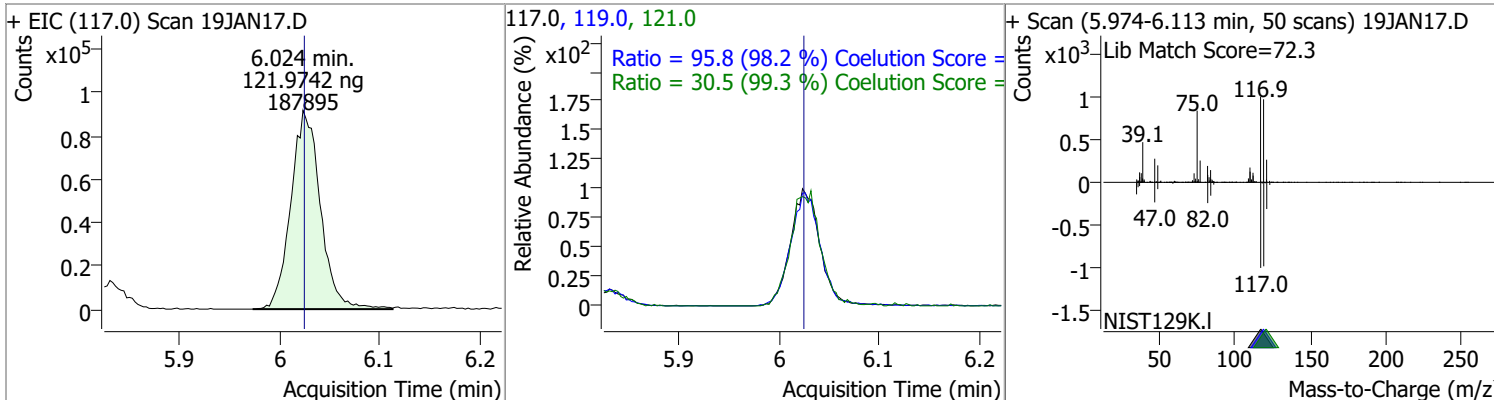
Compound	Conc.	RT	Dev(Min)	Resp.	QIon	QRatio	Lower	Upper
1,1,1-Trichloroethane	123.1032	5.83	0.00	195526	99.0	65.2	33.1	93.1
					61.0	48.1	19.1	79.1



Compound	Conc.	RT	Dev(Min)	Resp.	QIon	QRatio	Lower	Upper
Dibromofluoromethane	230.6011	5.85	0.00	198103	191.5	21.7	0.0	53.2

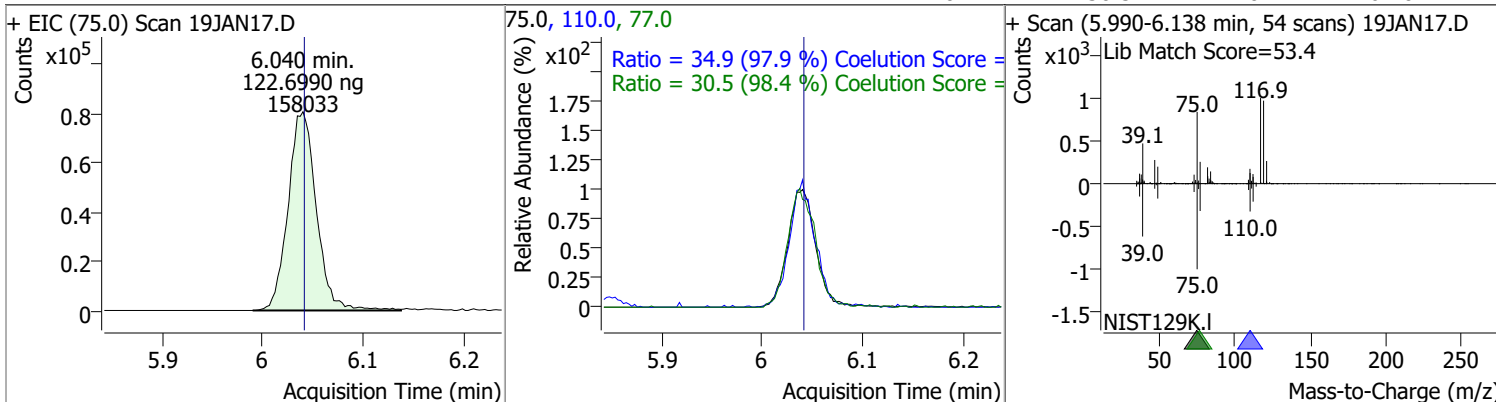


Compound	Conc.	RT	Dev(Min)	Resp.	QIon	QRatio	Lower	Upper
Carbon tetrachloride	121.9742	6.02	0.00	187895	119.0	95.8	67.6	127.6
					121.0	30.5	0.7	60.7

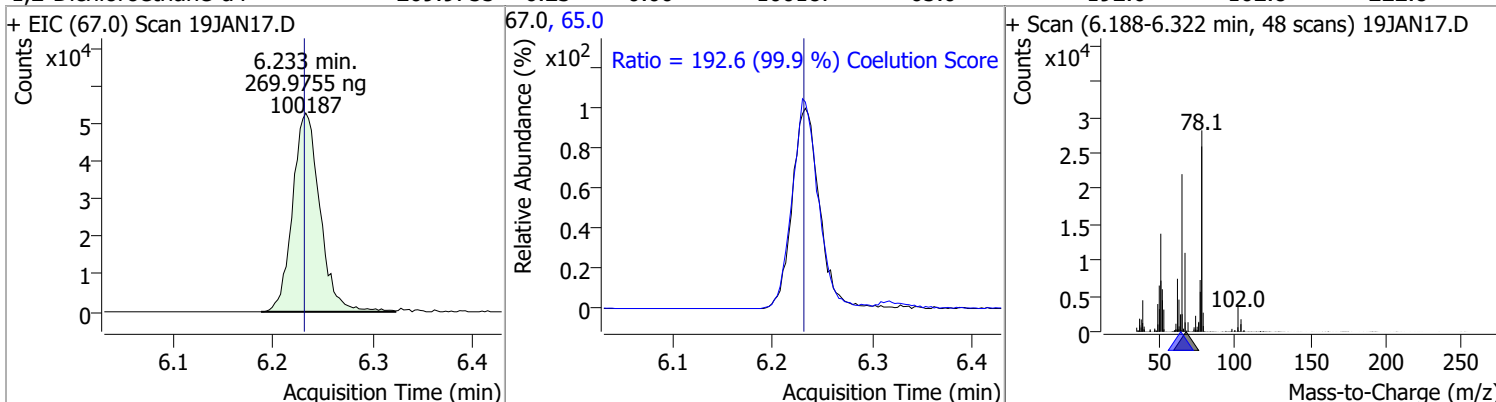


Quantitation Results Report (QT Reviewed)

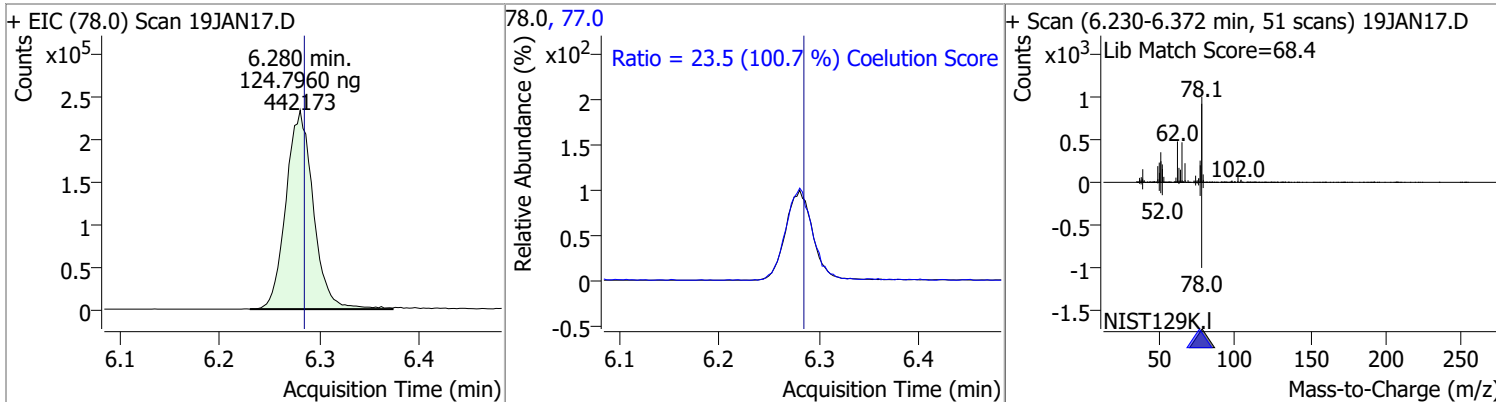
Compound	Conc.	RT	Dev(Min)	Resp.	QIon	QRatio	Lower	Upper
1,1-Dichloropropene	122.6990	6.04	0.00	158033	110.0	34.9	5.6	65.6
					77.0	30.5	1.0	61.0



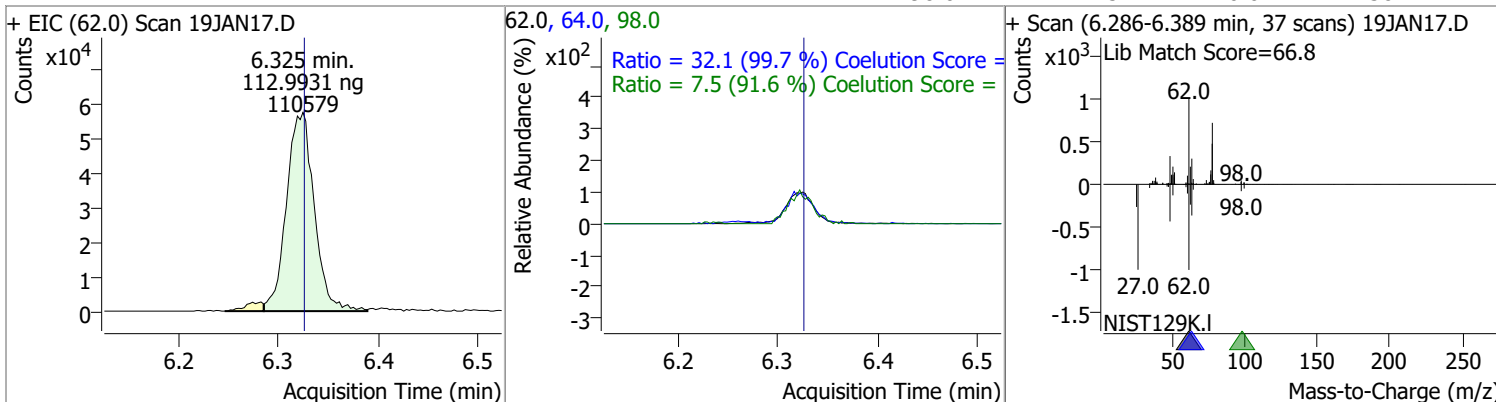
Compound	Conc.	RT	Dev(Min)	Resp.	QIon	QRatio	Lower	Upper
1,2-Dichloroethane-d4	269.9755	6.23	0.00	100187	65.0	192.6	162.8	222.8



Compound	Conc.	RT	Dev(Min)	Resp.	QIon	QRatio	Lower	Upper
Benzene	124.7960	6.28	0.00	442173	77.0	23.5	0.0	53.3

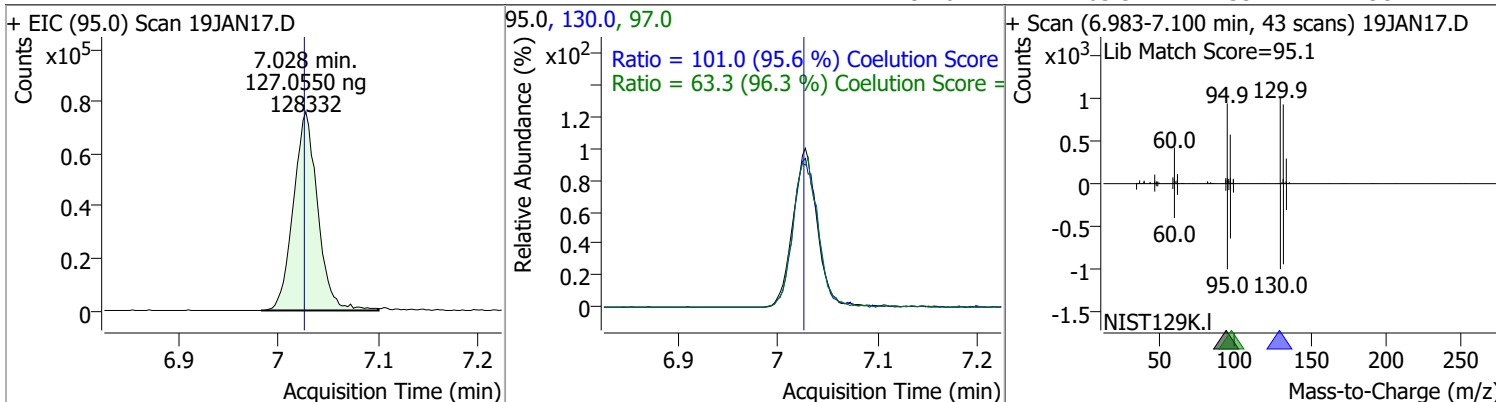


Compound	Conc.	RT	Dev(Min)	Resp.	QIon	QRatio	Lower	Upper
1,2-Dichloroethane	112.9931	6.32	0.00	110579	64.0	32.1	2.2	62.2
					98.0	7.5	0.0	38.2

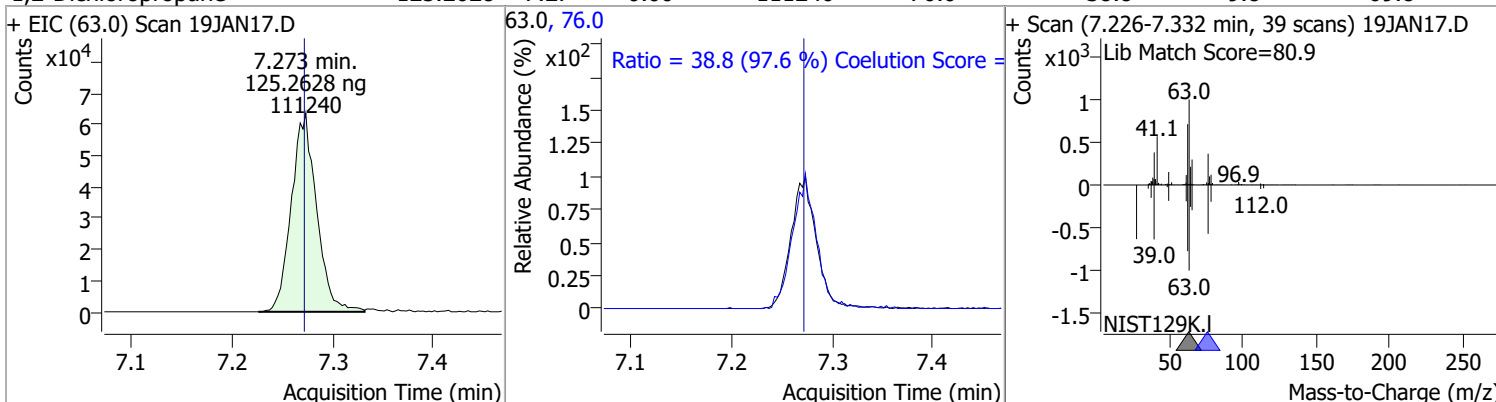


Quantitation Results Report (QT Reviewed)

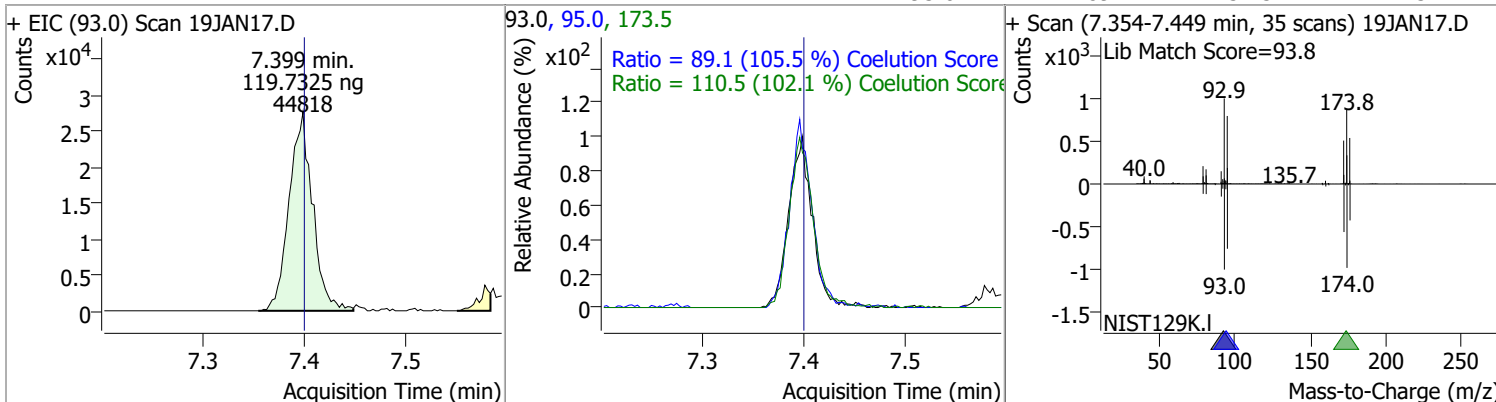
Compound	Conc.	RT	Dev(Min)	Resp.	QIon	QRatio	Lower	Upper
Trichloroethene	127.0550	7.03	0.00	128332	130.0	101.0	75.6	135.6
					97.0	63.3	35.7	95.7



Compound	Conc.	RT	Dev(Min)	Resp.	QIon	QRatio	Lower	Upper
1,2-Dichloropropane	125.2628	7.27	0.00	111240	76.0	38.8	9.8	69.8

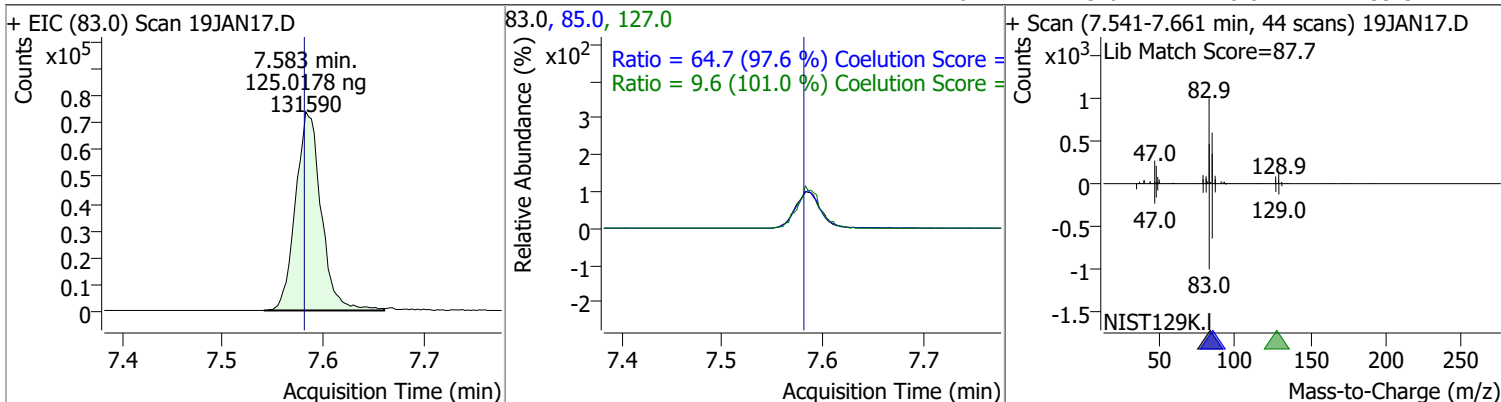


Compound	Conc.	RT	Dev(Min)	Resp.	QIon	QRatio	Lower	Upper
Dibromomethane	119.7325	7.40	0.00	44818	173.5	110.5	78.2	138.2
					95.0	89.1	54.5	114.5

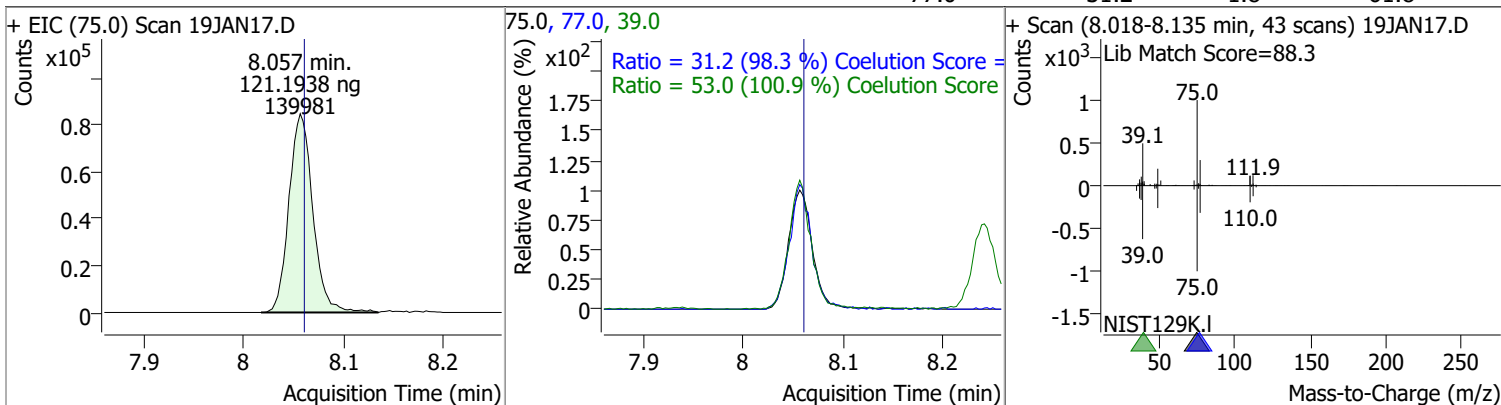


Quantitation Results Report (QT Reviewed)

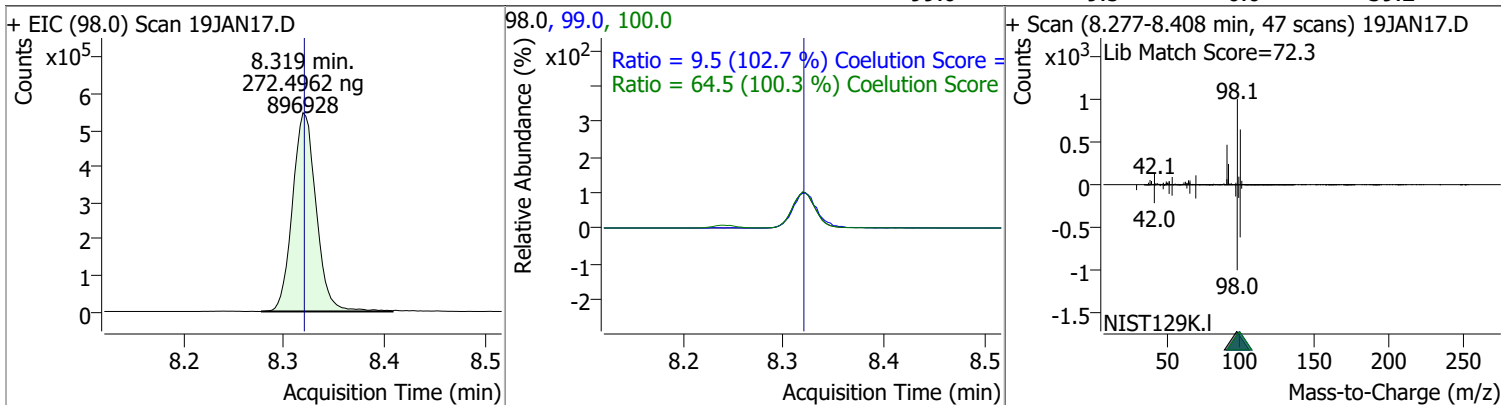
Compound	Conc.	RT	Dev(Min)	Resp.	QIon	QRatio	Lower	Upper
Bromodichloromethane	125.0178	7.58	0.00	131590	85.0	64.7	36.3	96.3
					127.0	9.6	0.0	39.5



Compound	Conc.	RT	Dev(Min)	Resp.	QIon	QRatio	Lower	Upper
cis-1,3-Dichloropropene	121.1938	8.06	0.00	139981	39.0	53.0	22.5	82.5
					77.0	31.2	1.8	61.8

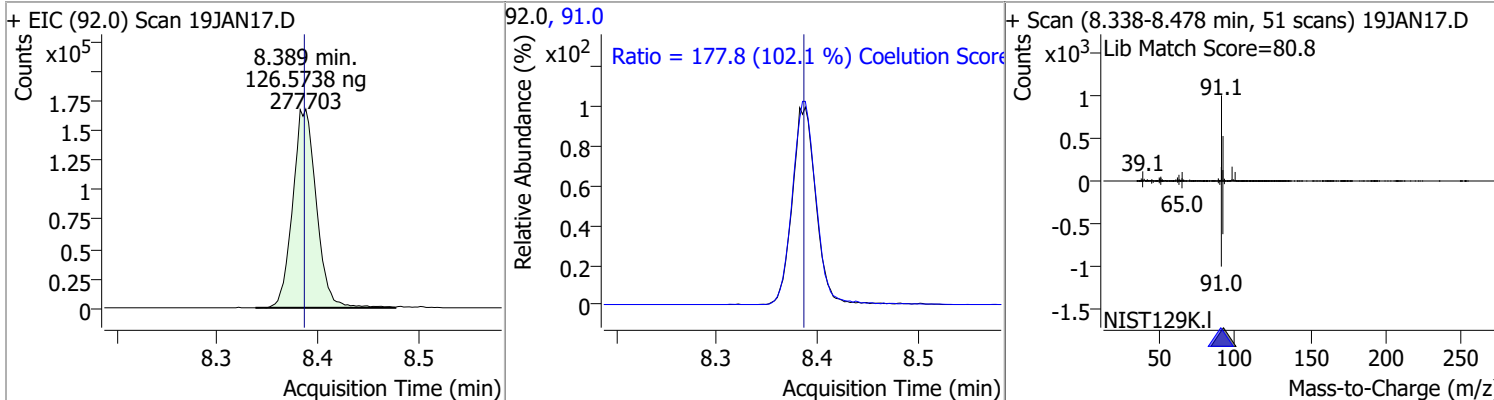


Compound	Conc.	RT	Dev(Min)	Resp.	QIon	QRatio	Lower	Upper
Toluene-d8	272.4962	8.32	0.00	896928	100.0	64.5	34.3	94.3
					99.0	9.5	0.0	39.2

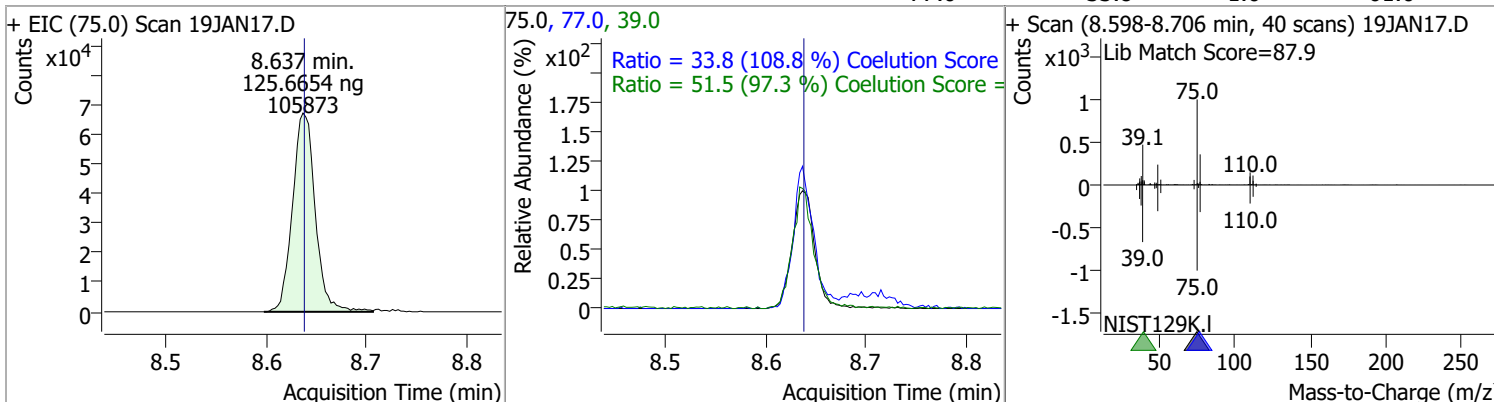


Quantitation Results Report (QT Reviewed)

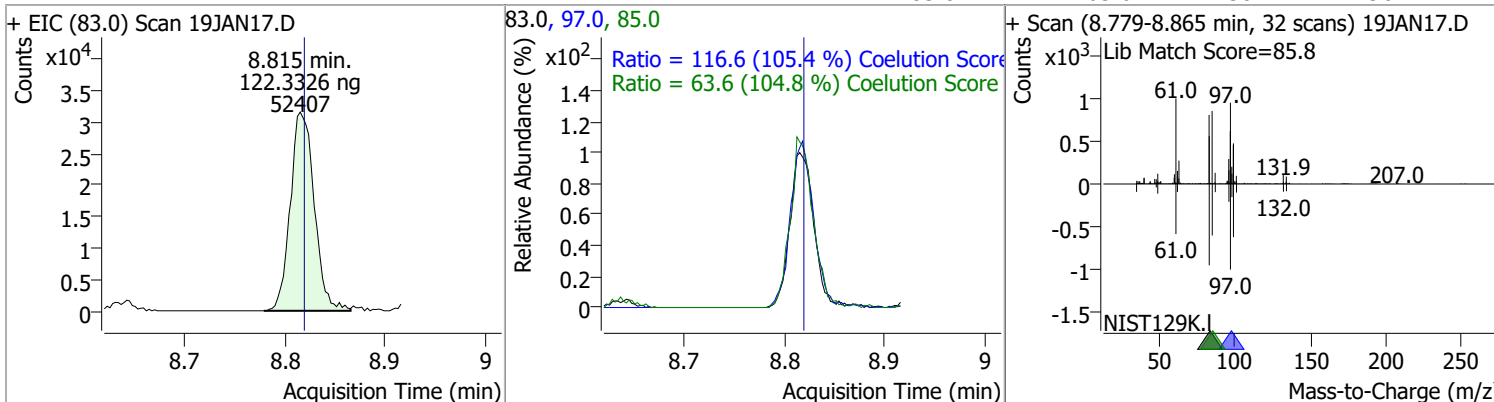
Compound	Conc.	RT	Dev(Min)	Resp.	QIon	QRatio	Lower	Upper
Toluene	126.5738	8.39	0.00	277703	91.0	177.8	144.1	204.1



Compound	Conc.	RT	Dev(Min)	Resp.	QIon	QRatio	Lower	Upper
trans-1,3-Dichloropropene	125.6654	8.64	0.00	105873	39.0	51.5	23.0	83.0
					77.0	33.8	1.0	61.0

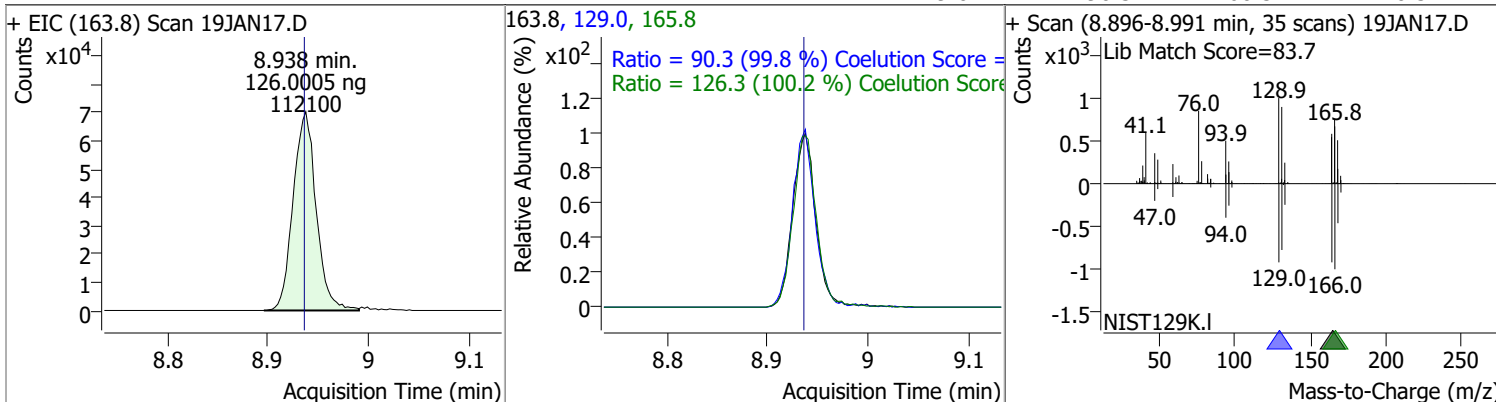


Compound	Conc.	RT	Dev(Min)	Resp.	QIon	QRatio	Lower	Upper
1,1,2-Trichloroethane	122.3326	8.82	0.00	52407	97.0	116.6	80.7	140.7
					85.0	63.6	30.7	90.7

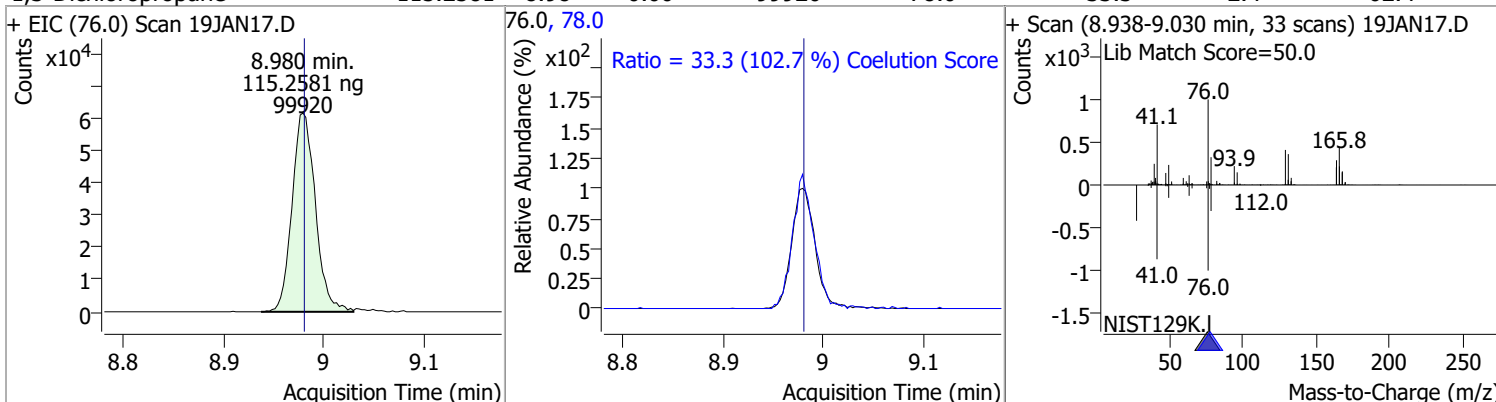


Quantitation Results Report (QT Reviewed)

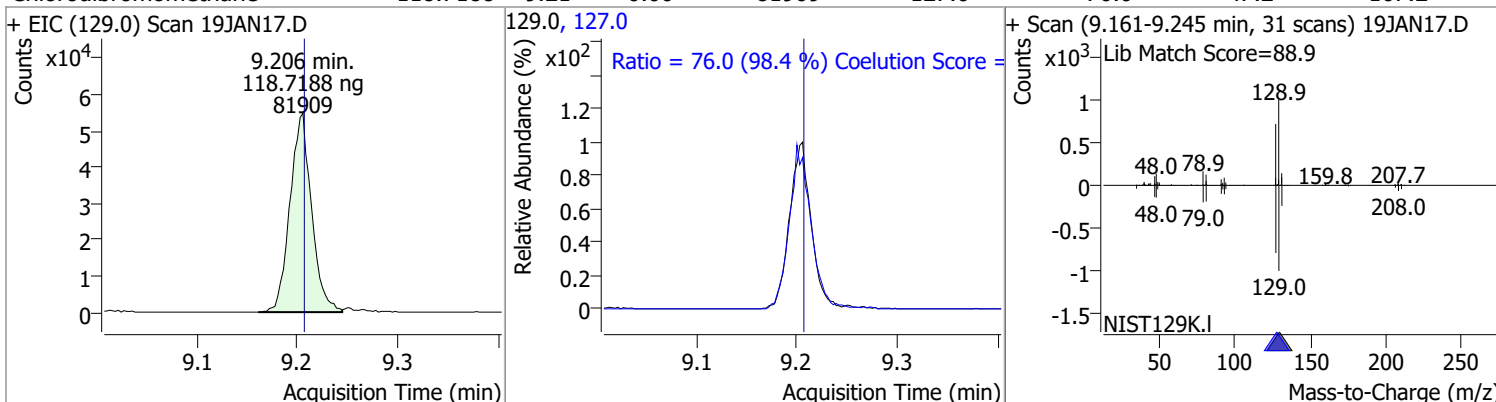
Compound	Conc.	RT	Dev(Min)	Resp.	QIon	QRatio	Lower	Upper
Tetrachloroethene	126.0005	8.94	0.00	112100	165.8	126.3	96.1	156.1
					129.0	90.3	60.5	120.5



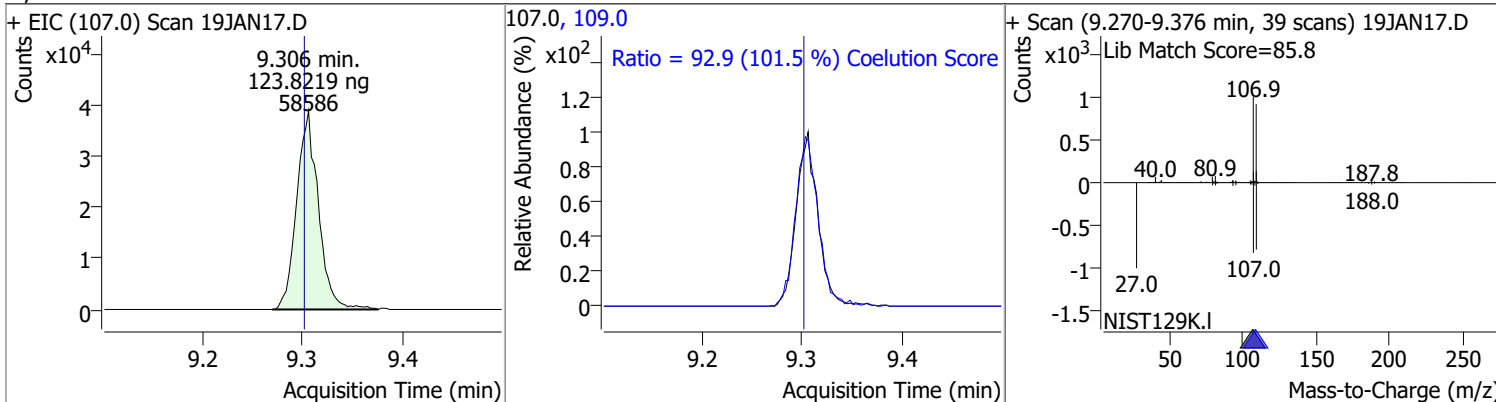
Compound	Conc.	RT	Dev(Min)	Resp.	QIon	QRatio	Lower	Upper
1,3-Dichloropropane	115.2581	8.98	0.00	99920	78.0	33.3	2.4	62.4



Compound	Conc.	RT	Dev(Min)	Resp.	QIon	QRatio	Lower	Upper
Chlorodibromomethane	118.7188	9.21	0.00	81909	127.0	76.0	47.2	107.2



Compound	Conc.	RT	Dev(Min)	Resp.	QIon	QRatio	Lower	Upper
1,2-Dibromoethane	123.8219	9.31	0.01	58586	109.0	92.9	61.5	121.5

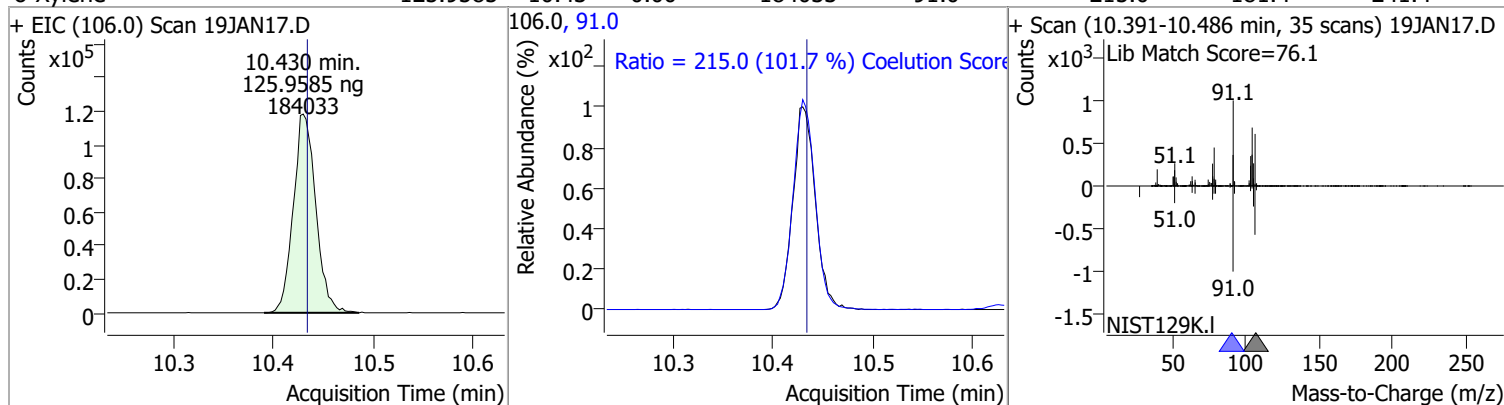


Quantitation Results Report (QT Reviewed)

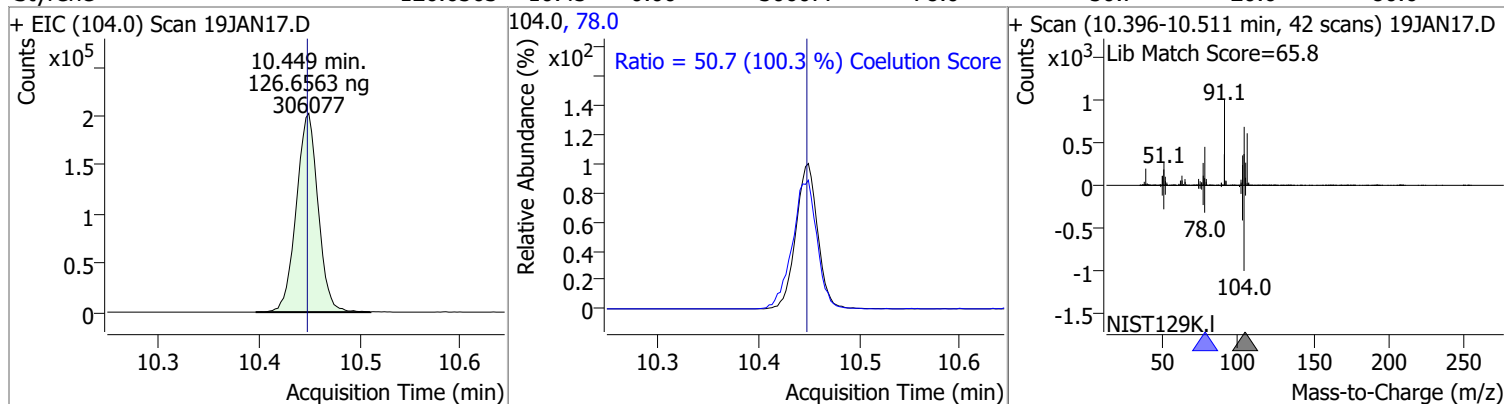
Compound	Conc.	RT	Dev(Min)	Resp.	QIon	QRatio	Lower	Upper
Chlorobenzene	127.6842	9.80	0.00	307100	114.0	31.4	2.2	62.2
+ EIC (112.0) Scan 19JAN17.D			112.0, 114.0			+ Scan (9.761-9.872 min, 41 scans) 19JAN17.D		
1,1,1,2-Tetrachloroethane	121.1435	9.89	0.00	102231	133.0	96.6	65.3	125.3
+ EIC (131.0) Scan 19JAN17.D			131.0, 133.0			+ Scan (9.853-9.933 min, 30 scans) 19JAN17.D		
Ethylbenzene	127.5512	9.92	0.00	535079	106.0	30.9	1.7	61.7
+ EIC (91.0) Scan 19JAN17.D			91.0, 106.0			+ Scan (9.878-9.992 min, 42 scans) 19JAN17.D		
m+p-Xylenes	247.6085	10.04	0.00	413361	91.0	202.1	170.7	230.7
+ EIC (106.0) Scan 19JAN17.D			106.0, 91.0			+ Scan (9.992-10.115 min, 45 scans) 19JAN17.D		

Quantitation Results Report (QT Reviewed)

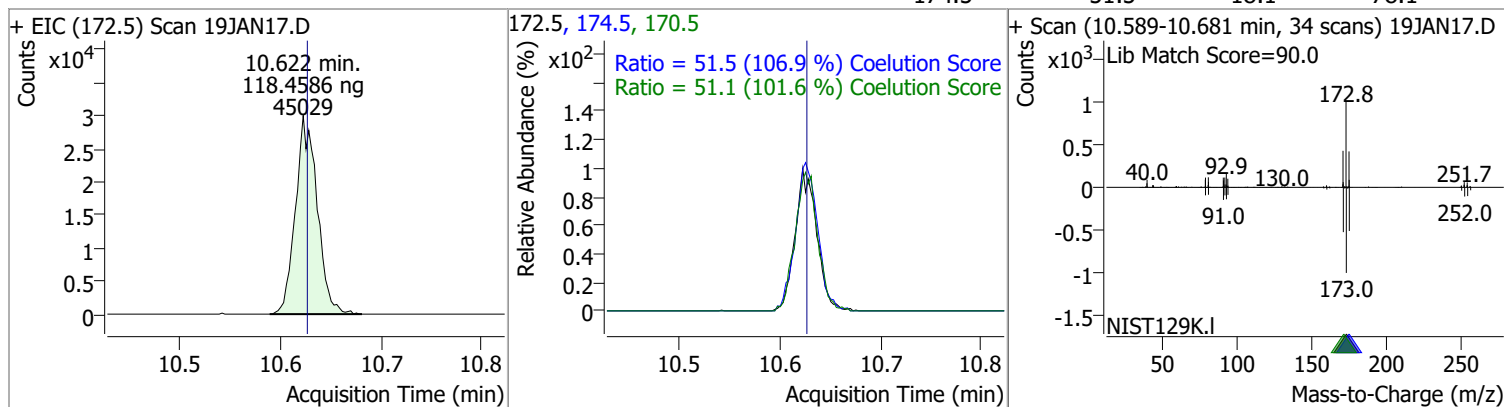
Compound	Conc.	RT	Dev(Min)	Resp.	QIon	QRatio	Lower	Upper
o-Xylene	125.9585	10.43	0.00	184033	91.0	215.0	181.4	241.4



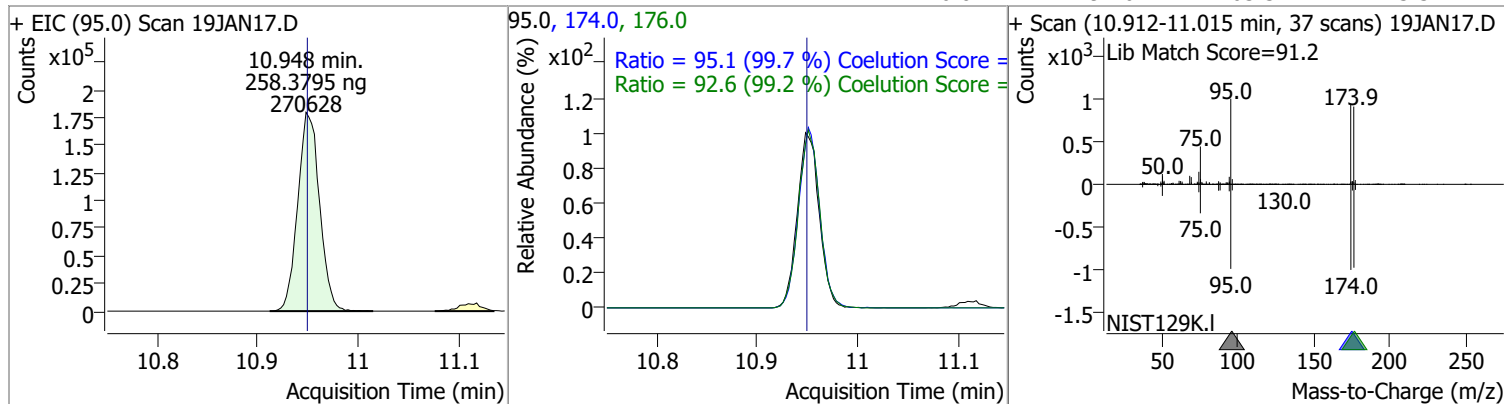
Compound	Conc.	RT	Dev(Min)	Resp.	QIon	QRatio	Lower	Upper
Styrene	126.6563	10.45	0.00	306077	78.0	50.7	20.6	80.6



Compound	Conc.	RT	Dev(Min)	Resp.	QIon	QRatio	Lower	Upper
Bromoform	118.4586	10.62	0.00	45029	170.5	51.1	20.3	80.3
					174.5	51.5	18.1	78.1

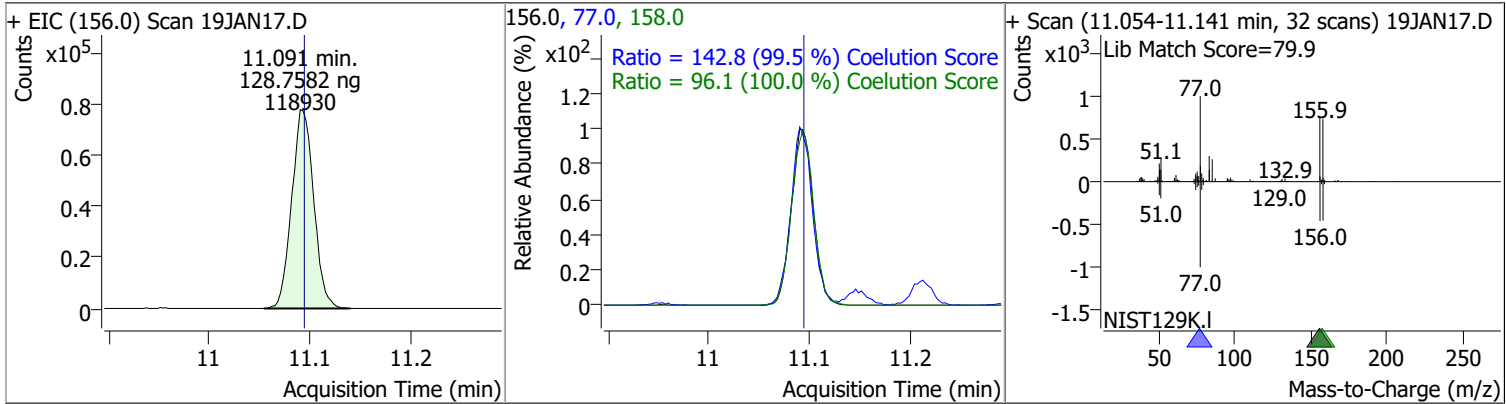


Compound	Conc.	RT	Dev(Min)	Resp.	QIon	QRatio	Lower	Upper
p-Bromofluorobenzene	258.3795	10.95	0.00	270628	174.0	95.1	65.3	125.3
					176.0	92.6	63.3	123.3

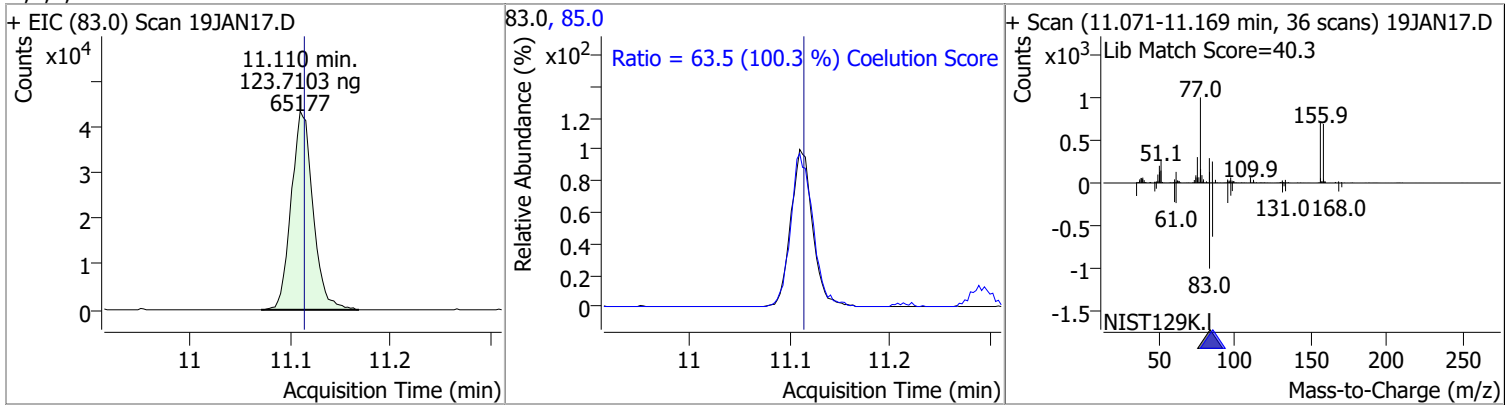


Quantitation Results Report (QT Reviewed)

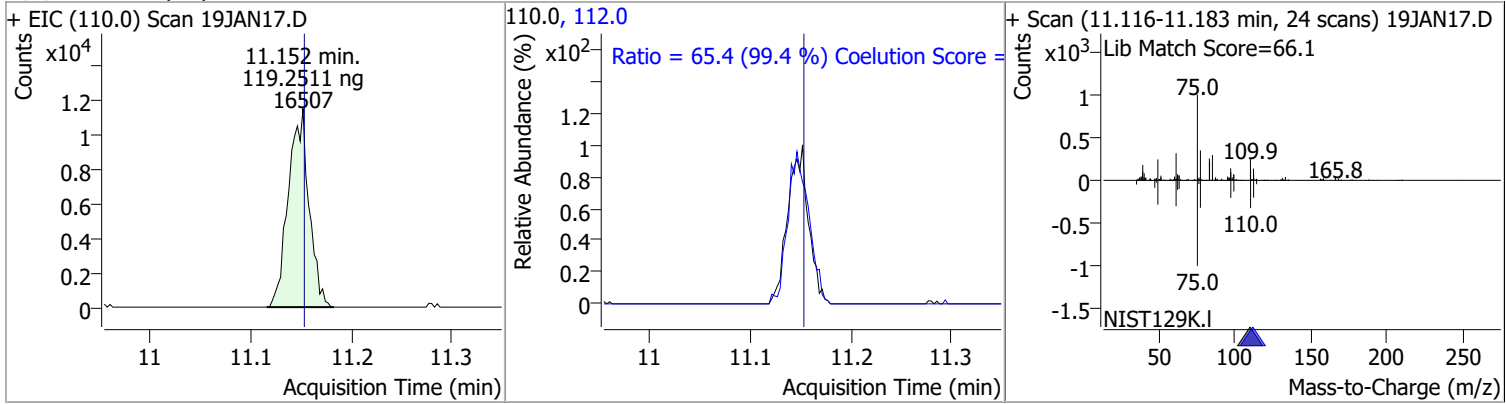
Compound	Conc.	RT	Dev(Min)	Resp.	QIon	QRatio	Lower	Upper
Bromobenzene	128.7582	11.09	0.00	118930	77.0	142.8	113.5	173.5
					158.0	96.1	66.1	126.1



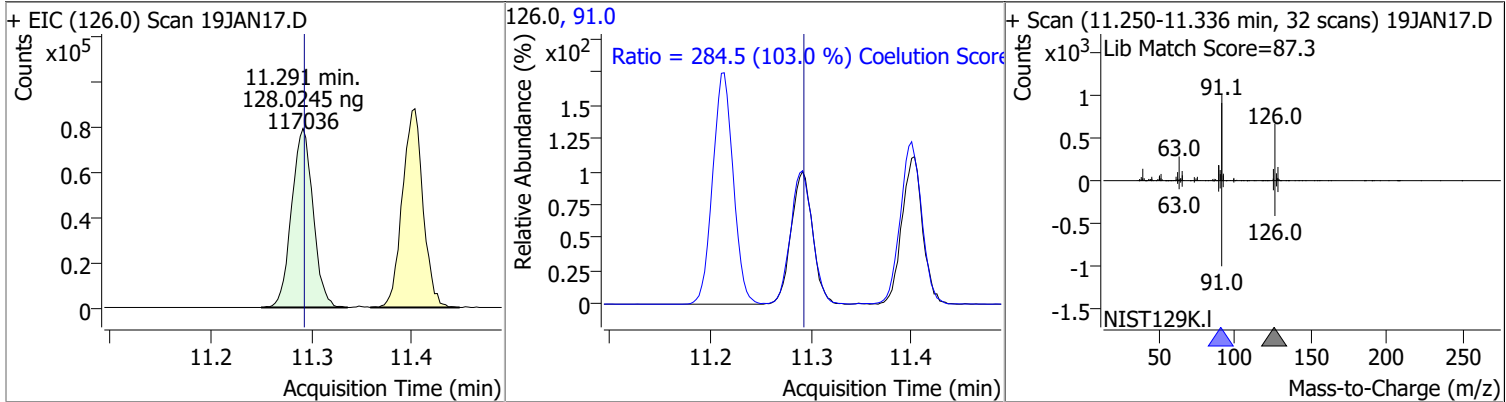
Compound	Conc.	RT	Dev(Min)	Resp.	QIon	QRatio	Lower	Upper
1,1,2,2-Tetrachloroethane	123.7103	11.11	0.00	65177	85.0	63.5	33.3	93.3



Compound	Conc.	RT	Dev(Min)	Resp.	QIon	QRatio	Lower	Upper
1,2,3-Trichloropropane	119.2511	11.15	0.00	16507	112.0	65.4	35.8	95.8

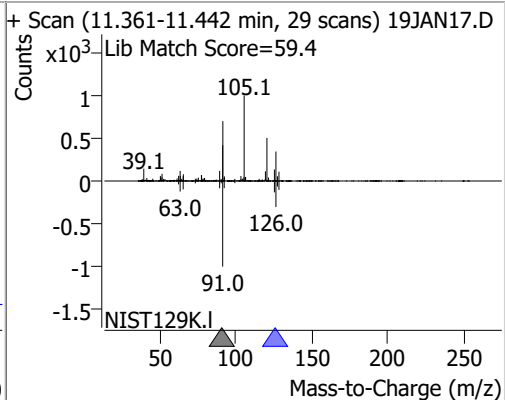
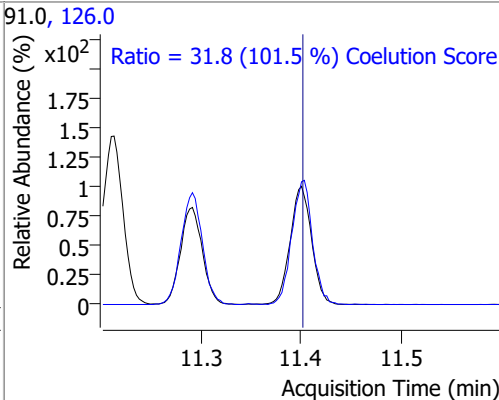
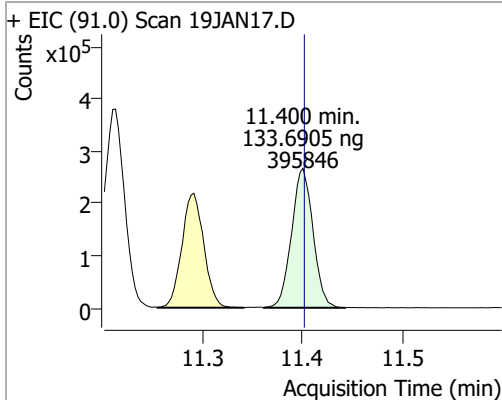


Compound	Conc.	RT	Dev(Min)	Resp.	QIon	QRatio	Lower	Upper
2-Chlorotoluene	128.0245	11.29	0.00	117036	91.0	284.5	246.2	306.2

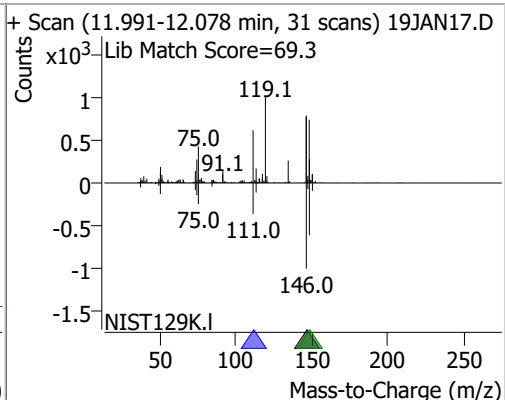
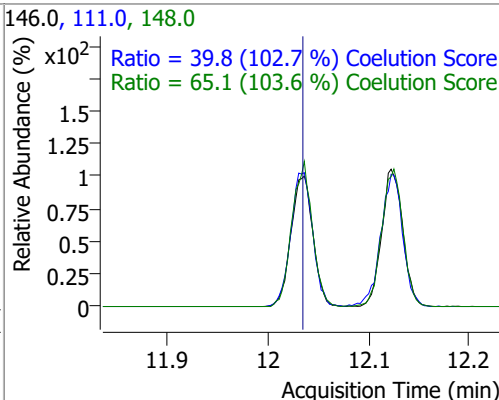
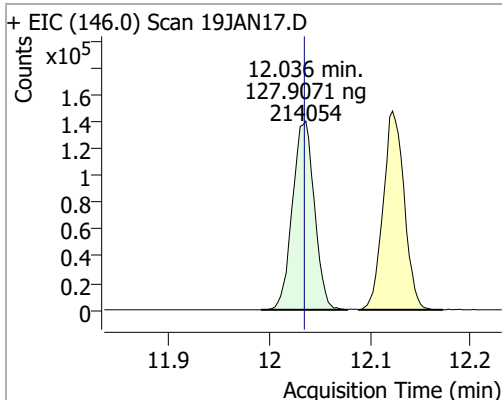


Quantitation Results Report (QT Reviewed)

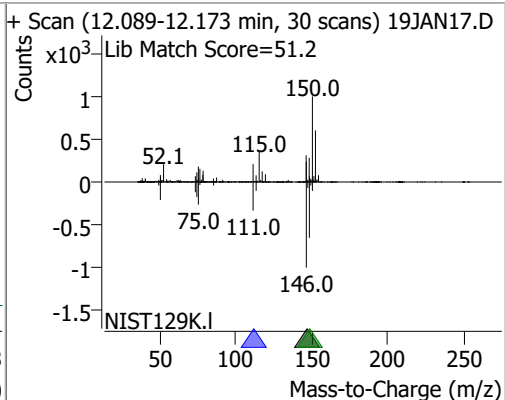
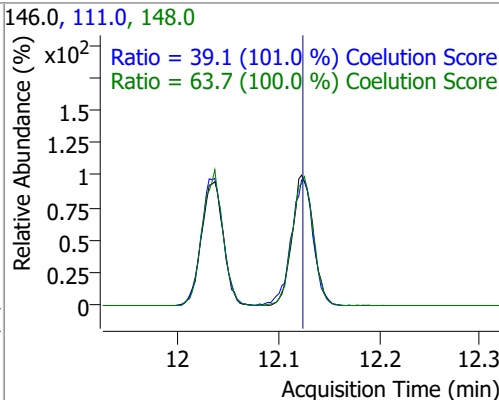
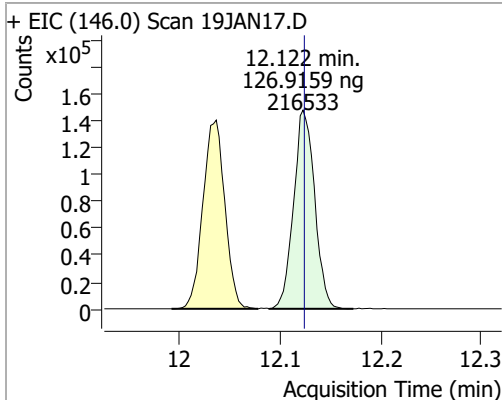
Compound	Conc.	RT	Dev(Min)	Resp.	QIon	QRatio	Lower	Upper
4-Chlorotoluene	133.6905	11.40	0.00	395846	126.0	31.8	1.3	61.3



Compound	Conc.	RT	Dev(Min)	Resp.	QIon	QRatio	Lower	Upper
1,3-Dichlorobenzene	127.9071	12.04	0.00	214054	148.0	65.1	32.8	92.8
					111.0	39.8	8.7	68.7

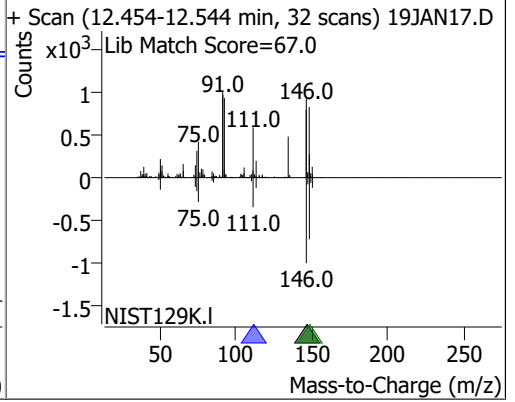
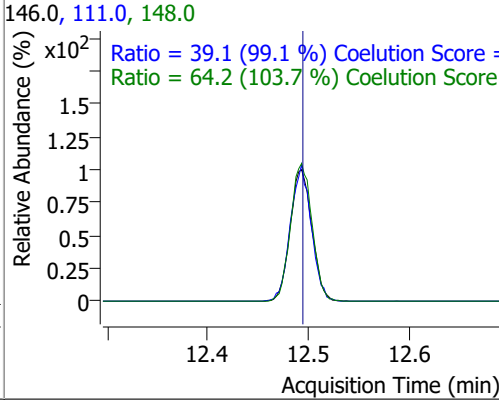
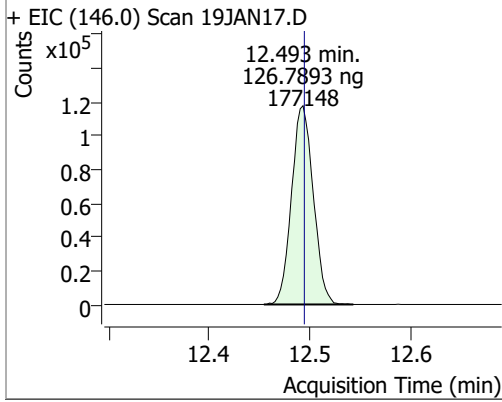


Compound	Conc.	RT	Dev(Min)	Resp.	QIon	QRatio	Lower	Upper
1,4-Dichlorobenzene	126.9159	12.12	0.00	216533	148.0	63.7	33.7	93.7
					111.0	39.1	8.7	68.7



Quantitation Results Report (QT Reviewed)

Compound	Conc.	RT	Dev(Min)	Resp.	QIon	QRatio	Lower	Upper
1,2-Dichlorobenzene	126.7893	12.49	0.00	177148	148.0	64.2	31.9	91.9
					111.0	39.1	9.5	69.5



Audit Trail report

Batch name and path: D:\Org\Data\VOA5975C\VG011922\QuantResults\VG011922_8260B.batch.bin
Quant batch version: 10.0
Quant reporting version: 10.0

Name	User	Time	Action	Reason	Comment	Succeed	Exception
CmdNewBatchTable	BL2000\mchavez	1/19/2022 9:29:47 AM	Create new batch D:\Org\Data\VOA5975C\VG011922\VG011922_8260B.batch.bin			✓	
CmdImportSamplesFromWorklist	BL2000\mchavez	1/19/2022 9:30:15 AM	Add samples from worklist: D:\Org\Data\VOA5975C\VG011922\19JAN01.D			✓	
CmdStartMethodEditing	BL2000\mchavez	1/19/2022 9:30:41 AM	Start method editing			✓	
CmdImportMethodFromFile	BL2000\mchavez	1/19/2022 9:30:42 AM	Import method from file \\MASSHUNTER\Org\Data\Methods\Quant\VOA5975C\VOA5975C_010422_CAL\VOA5975C_8260B_SHT_DoD_L4_010422.m			✓	
CmdApplyMethodToAllSamples	BL2000\mchavez	1/19/2022 9:30:46 AM	Apply method to all samples			✓	
CmdMethodClear	BL2000\mchavez	1/19/2022 9:30:47 AM	Clear method			✓	
CmdEndMethodEditing	BL2000\mchavez	1/19/2022 9:30:47 AM	End method editing			✓	
CmdQuantitate	BL2000\mchavez	1/19/2022 9:30:51 AM	Quantitate all compounds in all samples			✓	
CmdImportSamplesFromWorklist	BL2000\mchavez	1/19/2022 9:54:44 AM	Add samples from worklist: D:\Org\Data\VOA5975C\VG011922\19JAN02.D			✓	
CmdSetSampleAttribute	BL2000\mchavez	1/19/2022 9:54:51 AM	Set SampleType = TuneCheck for sample 19JAN02.D; previous value = Sample			✓	
CmdQuantitate	BL2000\mchavez	1/19/2022 9:54:53 AM	Quantitate all compounds in all samples			✓	
CmdImportSamplesFromWorklist	BL2000\mchavez	1/19/2022 10:30:30 AM	Add samples from worklist: D:\Org\Data\VOA5975C\VG011922\19JAN03.D			✓	
CmdSetSampleAttribute	BL2000\mchavez	1/19/2022 10:30:34 AM	Set SampleType = Blank for sample 19JAN03.D; previous value = Sample			✓	
CmdQuantitate	BL2000\mchavez	1/19/2022 10:30:37 AM	Quantitate all compounds in all samples			✓	
CmdImportSamplesFromWorklist	BL2000\mchavez	1/19/2022 11:32:13 AM	Add samples from worklist: D:\Org\Data\VOA5975C\VG011922\19JAN04.D			✓	
CmdSetSampleAttribute	BL2000\mchavez	1/19/2022 11:32:17 AM	Set SampleType = Calibration for sample 19JAN04.D; previous value = Sample			✓	
CmdSetSampleAttribute	BL2000\mchavez	1/19/2022 11:32:21 AM	Set LevelName = 1 for sample 19JAN04.D; previous value =			✓	
CmdQuantitate	BL2000\mchavez	1/19/2022 11:32:25 AM	Quantitate all compounds in all samples			✓	

Audit Trail report

Name	User	Time	Action	Reason	Comment	Succeed	Exception
CmdImportSamplesFromWorklist	BL2000\mchavez	1/19/2022 11:33:15 AM	Add samples from worklist: D:\Org\Data\VOA5975C\VG011922\19JAN05.D			✓	
CmdSetSampleAttribute	BL2000\mchavez	1/19/2022 11:33:19 AM	Set SampleType = Calibration for sample 19JAN05.D; previous value = Sample			✓	
CmdSetSampleAttribute	BL2000\mchavez	1/19/2022 11:33:22 AM	Set LevelName = 2 for sample 19JAN05.D; previous value =			✓	
CmdQuantitate	BL2000\mchavez	1/19/2022 11:33:26 AM	Quantitate all compounds in all samples			✓	
CmdManuallyIntegratePeak	BL2000\mchavez	1/19/2022 11:34:14 AM	Manually integrate compound 1,2,3-Trichloropropane in sample 19JAN05.D from x, y = 11.105, 0 to 11.183, 0; result = 1522			✓	
CmdManuallyIntegrateQualifierPeak	BL2000\mchavez	1/19/2022 11:34:18 AM	Manually integrate qualifier 112.0 of compound 1,2,3-Trichloropropane in sample 19JAN05.D from x, y = 11.110, 0 to 11.191, 0; result = 987			✓	
CmdSaveBatchTable	BL2000\mchavez	1/19/2022 12:01:49 PM	Save batch D:\Org\Data\VOA5975C\VG011922\QuantResults\VG011922_8260B.batch.bin			✓	
CmdOpenBatchTable	BL2000\mchavez	1/19/2022 12:10:11 PM	Open batch D:\Org\Data\VOA5975C\VG011922\VG011922_8260B.batch.bin			✓	
CmdImportSamplesFromWorklist	BL2000\mchavez	1/19/2022 12:10:51 PM	Add samples from worklist: D:\Org\Data\VOA5975C\VG011922\19JAN06.D			✓	
CmdSetSampleAttribute	BL2000\mchavez	1/19/2022 12:10:56 PM	Set SampleType = Calibration for sample 19JAN06.D; previous value = Sample			✓	
CmdSetSampleAttribute	BL2000\mchavez	1/19/2022 12:10:59 PM	Set LevelName = 3 for sample 19JAN06.D; previous value =			✓	
CmdQuantitate	BL2000\mchavez	1/19/2022 12:11:04 PM	Quantitate all compounds in all samples			✓	
CmdManuallyIntegratePeak	BL2000\mchavez	1/19/2022 12:11:39 PM	Manually integrate compound 1,2-Dichloroethane-d4 in sample 19JAN04.D from x, y = 6.183, 0 to 6.319, 0; result = 979			✓	
CmdSetTargetCompoundAttribute	BL2000\mchavez	1/19/2022 12:11:40 PM	Set UserAnnotation = NI for compound 1,2-Dichloroethane-d4 in sample 19JAN04.D; previous value =			✓	
CmdManuallyIntegrateQualifierPeak	BL2000\mchavez	1/19/2022 12:11:43 PM	Manually integrate qualifier 65.0 of compound 1,2-Dichloroethane-d4 in sample 19JAN04.D from x, y = 6.194, 0 to 6.294, 0; result = 1988			✓	
CmdSaveBatchTable	BL2000\mchavez	1/19/2022 12:13:27 PM	Save batch D:\Org\Data\VOA5975C\VG011922\QuantResults\VG011922_8260B.batch.bin			✓	
CmdOpenBatchTable	BL2000\mchavez	1/19/2022 1:17:06 PM	Open batch D:\Org\Data\VOA5975C\VG011922\VG011922_8260B.batch.bin			✓	

Audit Trail report

Name	User	Time	Action	Reason	Comment	Succeed	Exception
CmdImportSamplesFromWorklist	BL2000\mchavez	1/19/2022 1:17:31 PM	Add samples from worklist: D:\Org\Data\VOA5975C\VG011922\19JAN08.D, D:\Org\Data\VOA5975C\VG011922\19JAN07.D			✓	
CmdSetSampleAttribute	BL2000\mchavez	1/19/2022 1:17:36 PM	Set SampleType = Calibration for sample 19JAN07.D; previous value = Sample			✓	
CmdSetSampleAttribute	BL2000\mchavez	1/19/2022 1:17:39 PM	Set LevelName = 4 for sample 19JAN07.D; previous value =			✓	
CmdQuantitate	BL2000\mchavez	1/19/2022 1:17:48 PM	Quantitate all compounds in all samples			✓	
CmdImportSamplesFromWorklist	BL2000\mchavez	1/19/2022 1:21:29 PM	Add samples from worklist: D:\Org\Data\VOA5975C\VG011922\19JAN09.D			✓	
CmdSetSampleAttribute	BL2000\mchavez	1/19/2022 1:21:35 PM	Set SampleType = Calibration for sample 19JAN09.D; previous value = Sample			✓	
CmdSetSampleAttribute	BL2000\mchavez	1/19/2022 1:21:38 PM	Set LevelName = 5 for sample 19JAN09.D; previous value =			✓	
CmdQuantitate	BL2000\mchavez	1/19/2022 1:21:46 PM	Quantitate all compounds in all samples			✓	
CmdSetSampleAttribute	BL2000\mchavez	1/19/2022 1:24:19 PM	Set SampleApproved = True for sample 19JAN09.D; previous value = False			✓	
CmdStartMethodEditing	BL2000\mchavez	1/19/2022 1:24:27 PM	Start method editing			✓	
CmdImportMethodFromSample	BL2000\mchavez	1/19/2022 1:24:28 PM	Import method from sample 19JAN09.D			✓	

Audit Trail report

Name	User	Time	Action	Reason	Comment	Succeed	Exception
CmdUpdateRetentionTimes	BL2000\mchavez	1/19/2022 1:24:42 PM	Update retention time for compound 1,2-Dichlorobenzene; 1,4-Dichlorobenzene; 1,3-Dichlorobenzene; 4-Chlorotoluene; 2-Chlorotoluene; 1,2,3-Trichloropropane; Bromobenzene; 1,1,2,2-Tetrachloroethane; p-Bromofluorobenzene; Bromoform; Styrene; o-Xylene; m+p-Xylenes; Ethylbenzene; 1,1,1,2-Tetrachloroethane; Chlorobenzene; 1,2-Dibromoethane; Chlorodibromomethane; 1,3-Dichloropropane; Tetrachloroethene; 1,1,2-Trichloroethane; trans-1,3-Dichloropropene; Toluene; Toluene-d8; cis-1,3-Dichloropropene; Bromodichloromethane; Dibromomethane; 1,2-Dichloropropane; Trichloroethene; 1,2-Dichloroethane; Benzene; 1,2-Dichloroethane-d4; 1,1-Dichloropropene; Carbon tetrachloride; 1,1,1-Trichloroethane; Dibromofluoromethane; Chloroform; Bromochloromethane; Methyl ethyl ketone; cis-1,2-Dichloroethene; 2,2-Dichloropropane; 1,1-Dichloroethane; Methyl tert-butyl ether (MTBE); trans-1,2-Dichloroethene; Methylene chloride; 1,1-Dichloroethene; Trichlorofluoromethane; Chloroethane; Bromomethane; Vinyl chloride; Chloromethane; 1,4-Dichlorobenzene-d4; Chlorobenzene-d5; Fluorobenzene; Dichlorodifluoromethane;			✓	

Audit Trail report

Name	User	Time	Action	Reason	Comment	Succeed	Exception
CmdUpdateQualifierRatios	BL2000\mchavez	1/19/2022 1:24:48 PM	Update qualifier ratios for compound 1,2-Dichlorobenzene; Update qualifier ratios for compound 1,4-Dichlorobenzene; Update qualifier ratios for compound 1,3-Dichlorobenzene; Update qualifier ratios for compound 4-Chlorotoluene; Update qualifier ratios for compound 2-Chlorotoluene; Update qualifier ratios for compound 1,2,3-Trichloropropane; Update qualifier ratios for compound Bromobenzene; Update qualifier ratios for compound 1,1,2,2-Tetrachloroethane; Update qualifier ratios for compound p-Bromofluorobenzene; Update qualifier ratios for compound Bromoform; Update qualifier ratios for compound Styrene; Update qualifier ratios for compound o-Xylene; Update qualifier ratios for compound m+p-Xylenes; Update qualifier ratios for compound Ethylbenzene; Update qualifier ratios for compound 1,1,1,2-Tetrachloroethane; Update qualifier ratios for compound Chlorobenzene; Update qualifier ratios for compound 1,2-Dibromoethane; Update qualifier ratios for compound Chlorodibromomethane; Update qualifier ratios for compound 1,3-Dichloropropane; Update qualifier ratios for compound Tetrachloroethene; Update qualifier ratios for compound 1,1,2-Trichloroethane; Update qualifier ratios for compound trans-1,3-Dichloropropene; Update qualifier ratios for compound Toluene; Update qualifier ratios for compound Toluene-d8; Update qualifier ratios for compound cis-1,3-Dichloropropene; Update qualifier ratios for compound Bromodichloromethane; Update qualifier ratios for compound Dibromomethane; Update qualifier ratios for compound 1,2-Dichloropropane; Update qualifier ratios for compound Trichloroethene; Update qualifier ratios for compound 1,2-Dichloroethane; Update qualifier ratios for compound Benzene; Update qualifier ratios for compound 1,2-Dichloroethane-d4; Update qualifier ratios for compound 1,1-Dichloropropene; Update qualifier ratios for compound Carbon tetrachloride; Update qualifier ratios for compound 1,1,1-Trichloroethane;			✓	

Audit Trail report

Name	User	Time	Action	Reason	Comment	Succeed	Exception
			Update qualifier ratios for compound Dibromofluoromethane; Update qualifier ratios for compound Chloroform; Update qualifier ratios for compound Bromochloromethane; Update qualifier ratios for compound Methyl ethyl ketone; Update qualifier ratios for compound cis-1,2-Dichloroethene; Update qualifier ratios for compound 2,2-Dichloropropane; Update qualifier ratios for compound 1,1-Dichloroethane; Update qualifier ratios for compound Methyl tert-butyl ether (MTBE); Update qualifier ratios for compound trans-1,2-Dichloroethene; Update qualifier ratios for compound Methylene chloride; Update qualifier ratios for compound 1,1-Dichloroethene; Update qualifier ratios for compound Trichlorofluoromethane; Update qualifier ratios for compound Chloroethane; Update qualifier ratios for compound Bromomethane; Update qualifier ratios for compound Vinyl chloride; Update qualifier ratios for compound Chloromethane; Update qualifier ratios for compound 1,4-Dichlorobenzene-d4; Update qualifier ratios for compound Chlorobenzene-d5; Update qualifier ratios for compound Fluorobenzene; Update qualifier ratios for compound Dichlorodifluoromethane;				
CmdApplyMethodToAllSamples	BL2000\mchavez	1/19/2022 1:25:55 PM	Apply method to all samples			✓	
CmdMethodClear	BL2000\mchavez	1/19/2022 1:25:55 PM	Clear method			✓	
CmdEndMethodEditing	BL2000\mchavez	1/19/2022 1:25:56 PM	End method editing			✓	
CmdQuantitate	BL2000\mchavez	1/19/2022 1:26:04 PM	Quantitate all compounds in all samples			✓	
CmdManuallyIntegrateQualifierPeak	BL2000\mchavez	1/19/2022 1:28:09 PM	Manually integrate qualifier 87.0 of compound Dichlorodifluoromethane in sample 19JAN04.D from x, y = 1.202, 0 to 1.308, 0; result = 1552			✓	
CmdManuallyIntegrateQualifierPeak	BL2000\mchavez	1/19/2022 1:28:17 PM	Manually integrate qualifier 64.0 of compound Vinyl chloride in sample 19JAN04.D from x, y = 1.473, 0 to 1.542, -7; result = 1928			✓	
CmdManuallyIntegrateQualifierPeak	BL2000\mchavez	1/19/2022 1:28:22 PM	Manually integrate qualifier 64.0 of compound Vinyl chloride in sample 19JAN04.D, from x, y = 1.473, 0 to 1.531, 0, result = 1877; previous integration is from x, y = 1.473, 0 to 1.542, -7 and previous response = 1928.			✓	

Audit Trail report

Name	User	Time	Action	Reason	Comment	Succeed	Exception
CmdManuallyIntegrateQualifierPeak	BL2000\mchavez	1/19/2022 1:28:57 PM	Manually integrate qualifier66.0 of compound Chloroethane in sample 19JAN04.D from x, y = 1.838, 0 to 1.938, 0; result = 937			✓	
CmdManuallyIntegratePeak	BL2000\mchavez	1/19/2022 1:29:01 PM	Manually integrate compound Chloroethane in sample 19JAN04.D, from x, y = 1.871, 0 to 1.955, 0, result = 2651; previous integration is from x, y = 1.871, 0 to 1.922, 0 and previous response = 2305.			✓	
CmdSetTargetCompoundAttribute	BL2000\mchavez	1/19/2022 1:29:05 PM	Set UserAnnotation = LT for compound Chloroethane in sample 19JAN04.D; previous value =			✓	
CmdManuallyIntegrateQualifierPeak	BL2000\mchavez	1/19/2022 1:29:16 PM	Manually integrate qualifier63.0 of compound 1,1-Dichloroethene in sample 19JAN04.D from x, y = 2.674, 0 to 2.764, 0; result = 1211			✓	
CmdManuallyIntegratePeak	BL2000\mchavez	1/19/2022 1:29:42 PM	Manually integrate compound Vinyl chloride in sample 19JAN03.D from x, y = 1.484, 0 to 1.526, 0; result = 450			✓	
CmdManuallyIntegrateQualifierPeak	BL2000\mchavez	1/19/2022 1:29:49 PM	Manually integrate qualifier64.0 of compound Vinyl chloride in sample 19JAN03.D from x, y = 1.492, 0 to 1.515, -4; result = 300			✓	
CmdManuallyIntegratePeak	BL2000\mchavez	1/19/2022 1:29:56 PM	Manually integrate compound Bromomethane in sample 19JAN03.D from x, y = 1.788, 0 to 1.841, 0; result = 344			✓	
CmdManuallyIntegrateQualifierPeak	BL2000\mchavez	1/19/2022 1:29:59 PM	Manually integrate qualifier94.0 of compound Bromomethane in sample 19JAN03.D from x, y = 1.777, 0 to 1.841, 0; result = 392			✓	
CmdManuallyIntegratePeak	BL2000\mchavez	1/19/2022 1:30:13 PM	Manually integrate compound Chloromethane in sample 19JAN03.D from x, y = 1.378, 0 to 1.436, 0; result = 477			✓	
CmdManuallyIntegrateQualifierPeak	BL2000\mchavez	1/19/2022 1:30:15 PM	Manually integrate qualifier52.0 of compound Chloromethane in sample 19JAN03.D from x, y = 1.370, 0 to 1.439, 0; result = 66			✓	
CmdManuallyIntegrateQualifierPeak	BL2000\mchavez	1/19/2022 1:30:24 PM	Manually integrate qualifier 64.0 of compound Vinyl chloride in sample 19JAN03.D, from x, y = 1.492, 0 to 1.512, 0, result = 263; previous integration is from x, y = 1.492, 0 to 1.515, -4 and previous response = 300.			✓	
CmdManuallyIntegratePeak	BL2000\mchavez	1/19/2022 1:30:47 PM	Manually integrate compound Methylene chloride in sample 19JAN03.D from x, y = 3.274, 0 to 3.397, 0; result = 2137			✓	

Audit Trail report

Name	User	Time	Action	Reason	Comment	Succeed	Exception
CmdManuallyIntegrateQualifierPeak	BL2000\mchavez	1/19/2022 1:30:49 PM	Manually integrate qualifier 84.0 of compound Methylene chloride in sample 19JAN03.D from x, y = 3.285, 0 to 3.324, -4; result = 372			✓	
CmdManuallyIntegrateQualifierPeak	BL2000\mchavez	1/19/2022 1:30:50 PM	Manually integrate qualifier 84.0 of compound Methylene chloride in sample 19JAN03.D, from x, y = 3.347, 6 to 3.386, 0, result = 339; previous integration is from x, y = 3.285, 0 to 3.324, -4 and previous response = 372.			✓	
CmdManuallyIntegrateQualifierPeak	BL2000\mchavez	1/19/2022 1:30:53 PM	Manually integrate qualifier 84.0 of compound Methylene chloride in sample 19JAN03.D, from x, y = 3.274, 0 to 3.405, 0, result = 1639; previous integration is from x, y = 3.347, 6 to 3.386, 0 and previous response = 339.			✓	
CmdManuallyIntegrateQualifierPeak	BL2000\mchavez	1/19/2022 1:30:54 PM	Manually integrate qualifier 86.0 of compound Methylene chloride in sample 19JAN03.D from x, y = 3.285, 0 to 3.375, 0; result = 701			✓	
CmdManuallyIntegratePeak	BL2000\mchavez	1/19/2022 1:31:47 PM	Manually integrate compound trans-1,2-Dichloroethene in sample 19JAN04.D from x, y = 3.667, 0 to 3.779, 0; result = 2132			✓	
CmdManuallyIntegrateQualifierPeak	BL2000\mchavez	1/19/2022 1:31:48 PM	Manually integrate qualifier 61.0 of compound trans-1,2-Dichloroethene in sample 19JAN04.D, from x, y = 3.662, 0 to 3.779, 0, result = 3467; previous integration is from x, y = 3.687, 0 to 3.756, 0 and previous response = 3419.			✓	
CmdClearManualIntegration	BL2000\mchavez	1/19/2022 1:31:52 PM	Clear manual integration of qualifier 61.0 for compound trans-1,2-Dichloroethene in sample 19JAN04.D			✓	
CmdManuallyIntegrateQualifierPeak	BL2000\mchavez	1/19/2022 1:31:55 PM	Manually integrate qualifier 98.0 of compound trans-1,2-Dichloroethene in sample 19JAN04.D from x, y = 3.673, 0 to 3.787, 0; result = 1448			✓	
CmdManuallyIntegratePeak	BL2000\mchavez	1/19/2022 1:32:01 PM	Manually integrate compound Methyl tert-butyl ether (MTBE) in sample 19JAN04.D from x, y = 3.712, 0 to 3.801, 0; result = 2662			✓	
CmdManuallyIntegrateQualifierPeak	BL2000\mchavez	1/19/2022 1:32:03 PM	Manually integrate qualifier 57.0 of compound Methyl tert-butyl ether (MTBE) in sample 19JAN04.D from x, y = 3.706, 0 to 3.796, 0; result = 521			✓	
CmdSetTargetCompoundAttribute	BL2000\mchavez	1/19/2022 1:32:05 PM	Set UserAnnotation = NI for compound Methyl tert-butyl ether (MTBE) in sample 19JAN04.D; previous value =			✓	
CmdSetTargetCompoundAttribute	BL2000\mchavez	1/19/2022 1:32:08 PM	Set UserAnnotation = NI for compound trans-1,2-Dichloroethene in sample 19JAN04.D; previous value =			✓	

Audit Trail report

Name	User	Time	Action	Reason	Comment	Succeed	Exception
CmdManuallyIntegrate QualifierPeak	BL2000\mchavez	1/19/2022 1:32:15 PM	Manually integrate qualifier 65.0 of compound 1,1-Dichloroethane in sample 19JAN04.D from x, y = 4.325, 0 to 4.426, 0; result = 0				<p>Agilent.MassSpectrometry.DataAnalysis.Quantitative.ApplicationCommandException: Manual integration failed for qualifier 65.0 of compound 1,1-Dichloroethane in sample ICAL011922_1. ---></p> <p>Agilent.MassSpectrometry.DataAnalysis.Quantitative.ApplicationCommandException: Manual integration failed for qualifier 65.0 of compound 1,1-Dichloroethane in sample ICAL011922_1. ---></p> <p>System.IndexOutOfRangeException: Index was outside the bounds of the array. at Agilent.MassSpectrometry.DataAnalysis.AgileIntegrator.Peak.a(Double[] A_0, Single[] A_1, Int32 A_2, Int32 A_3, Int32 A_4, Double A_5, Double A_6, Double A_7, Double A_8, Int32 A_9, Int32 A_10, Int32 A_11, Int32 A_12) at Agilent.MassSpectrometry.DataAnalysis.AgileIntegrator.Peak.ComputeChromatographicMetrics(Double[] xArray, Single[] yArray, Int32 startIndex, Int32 apexIndex, Int32 endIndex, Double baselineSlope, Double yIntercept, Double fullWidthHalfMaximum, Double symmetry) at Agilent.MassSpectrometry.DataAnalysis.Quantitative.Integrator.a(ICHromatogram A_0, IPeakList A_1) at Agilent.MassSpectrometry.DataAnalysis.Quantitative.Integrator.ManualIntegrate(ICHromatogram chromatogram, Double xStart, Double yStart, Double xEnd, Double yEnd, IChromPeakList& peaklist) at Agilent.MassSpectrometry.DataAnalysis.Quantitative.Analysis.MeasuredIon.ManualIntegrate(Double xStart, Double yStart, Double xEnd, Double yEnd) --- End of inner exception stack trace --- at Agilent.MassSpectrometry.DataAnalysis.Quantitative.Analysis.QualifierIon.SetManualIntegrationFailureMessage(Exception e) at Agilent.MassSpectrometry.DataAnalysis.Quantitative.Analysis.MeasuredIon.M</p>

Audit Trail report

Name	User	Time	Action	Reason	Comment	Succeed	Exception
							anualIntegrate(Double xStart, Double yStart, Double xEnd, Double yEnd) at Agilent.MassSpectrometry.DataAnalysis.Quantitative.CmdManuallyIntegrateQualifierPeak.Do() --- End of inner exception stack trace --- at Agilent.MassSpectrometry.DataAnalysis.Quantitative.CmdManuallyIntegrateQualifierPeak.Do() at Agilent.MassSpectrometry.CommandModel.CommandHistory.Invoke(ICommand cmd) at Agilent.MassSpectrometry.DataAnalysis.Quantitative.AppCommandContext._Invoke(ICommand cmd)

Audit Trail report

Name	User	Time	Action	Reason	Comment	Succeed	Exception
CmdManuallyIntegrate QualifierPeak	BL2000\mchavez	1/19/2022 1:32:20 PM	Manually integrate qualifier 83.0 of compound 1,1-Dichloroethane in sample 19JAN04.D from x, y = 4.320, 0 to 4.437, 0; result = 0				Agilent.MassSpectrometry.DataAnalysis.Quantitative.ApplicationCommandException: Manual integration failed for qualifier 83.0 of compound 1,1-Dichloroethane in sample ICAL011922_1. ---> Agilent.MassSpectrometry.DataAnalysis.Quantitative.ApplicationCommandException: Manual integration failed for qualifier 83.0 of compound 1,1-Dichloroethane in sample ICAL011922_1. ---> System.IndexOutOfRangeException: Index was outside the bounds of the array. at Agilent.MassSpectrometry.DataAnalysis.AgileIntegrator.Peak.a(Double[] A_0, Single[] A_1, Int32 A_2, Int32 A_3, Int32 A_4, Double A_5, Double A_6, Double A_7, Double A_8, Int32 A_9, Int32 A_10, Int32 A_11, Int32 A_12) at Agilent.MassSpectrometry.DataAnalysis.AgileIntegrator.Peak.ComputeChromatographicMetrics(Double[] xArray, Single[] yArray, Int32 startIndex, Int32 apexIndex, Int32 endIndex, Double baselineSlope, Double yIntercept, Double fullWidthHalfMaximum, Double symmetry) at Agilent.MassSpectrometry.DataAnalysis.Quantitative.Integrator.a(ICHromatogram A_0, IPeakList A_1) at Agilent.MassSpectrometry.DataAnalysis.Quantitative.Integrator.ManualIntegrate(ICHromatogram chromatogram, Double xStart, Double yStart, Double xEnd, Double yEnd, IChromPeakList& peaklist) at Agilent.MassSpectrometry.DataAnalysis.Quantitative.Analysis.MeasuredIon.ManualIntegrate(Double xStart, Double yStart, Double xEnd, Double yEnd) --- End of inner exception stack trace --- at Agilent.MassSpectrometry.DataAnalysis.Quantitative.Analysis.QualifierIon.SetManualIntegrationFailureMessage(Exception e) at Agilent.MassSpectrometry.DataAnalysis.Quantitative.Analysis.MeasuredIon.M

Audit Trail report

Name	User	Time	Action	Reason	Comment	Succeed	Exception
							anualIntegrate(Double xStart, Double yStart, Double xEnd, Double yEnd) at Agilent.MassSpectrometry.DataAnalysis.Quantitative.CmdManuallyIntegrateQualifierPeak.Do() --- End of inner exception stack trace --- at Agilent.MassSpectrometry.DataAnalysis.Quantitative.CmdManuallyIntegrateQualifierPeak.Do() at Agilent.MassSpectrometry.CommandModel.CommandHistory.Invoke(ICommand cmd) at Agilent.MassSpectrometry.DataAnalysis.Quantitative.AppCommandContext._Invoke(ICommand cmd)
CmdManuallyIntegrateQualifierPeak	BL2000\mchavez	1/19/2022 1:32:25 PM	Manually integrate qualifier83.0 of compound 1,1-Dichloroethane in sample 19JAN04.D from x, y = 4.306, 0 to 4.431, 0; result = 461			✓	

Audit Trail report

Name	User	Time	Action	Reason	Comment	Succeed	Exception
CmdManuallyIntegrate QualifierPeak	BL2000\mchavez	1/19/2022 1:32:28 PM	Manually integrate qualifier 65.0 of compound 1,1-Dichloroethane in sample 19JAN04.D from x, y = 4.320, 0 to 4.440, 0; result = 0				Agilent.MassSpectrometry.DataAnalysis.Quantitative.ApplicationCommandException: Manual integration failed for qualifier 65.0 of compound 1,1-Dichloroethane in sample ICAL011922_1. ---> Agilent.MassSpectrometry.DataAnalysis.Quantitative.ApplicationCommandException: Manual integration failed for qualifier 65.0 of compound 1,1-Dichloroethane in sample ICAL011922_1. ---> System.IndexOutOfRangeException: Index was outside the bounds of the array. at Agilent.MassSpectrometry.DataAnalysis.AgileIntegrator.Peak.a(Double[] A_0, Single[] A_1, Int32 A_2, Int32 A_3, Int32 A_4, Double A_5, Double A_6, Double A_7, Double A_8, Int32 A_9, Int32 A_10, Int32 A_11, Int32 A_12) at Agilent.MassSpectrometry.DataAnalysis.AgileIntegrator.Peak.ComputeChromatographicMetrics(Double[] xArray, Single[] yArray, Int32 startIndex, Int32 apexIndex, Int32 endIndex, Double baselineSlope, Double yIntercept, Double fullWidthHalfMaximum, Double symmetry) at Agilent.MassSpectrometry.DataAnalysis.Quantitative.Integrator.a(ICHromatogram A_0, IPeakList A_1) at Agilent.MassSpectrometry.DataAnalysis.Quantitative.Integrator.ManualIntegrate(ICHromatogram chromatogram, Double xStart, Double yStart, Double xEnd, Double yEnd, IChromPeakList& peaklist) at Agilent.MassSpectrometry.DataAnalysis.Quantitative.Analysis.MeasuredIon.ManualIntegrate(Double xStart, Double yStart, Double xEnd, Double yEnd) --- End of inner exception stack trace --- at Agilent.MassSpectrometry.DataAnalysis.Quantitative.Analysis.QualifierIon.SetManualIntegrationFailureMessage(Exception e) at Agilent.MassSpectrometry.DataAnalysis.Quantitative.Analysis.MeasuredIon.M

Audit Trail report

Name	User	Time	Action	Reason	Comment	Succeed	Exception
							<pre> anualIntegrate(Double xStart, Double yStart, Double xEnd, Double yEnd) at Agilent.MassSpectrometry.DataAnalysi s.Quantitative.CmdManuallyIntegrateQ ualifierPeak.Do() --- End of inner exception stack trace --- at Agilent.MassSpectrometry.DataAnalysi s.Quantitative.CmdManuallyIntegrateQ ualifierPeak.Do() at Agilent.MassSpectrometry.CommandM odel.CommandHistory.Invoke(IComma nd cmd) at Agilent.MassSpectrometry.DataAnalysi s.Quantitative.AppCommandContext._I nvoke(ICommand cmd) </pre>

Audit Trail report

Name	User	Time	Action	Reason	Comment	Succeed	Exception
CmdManuallyIntegrate QualifierPeak	BL2000\mchavez	1/19/2022 1:32:32 PM	Manually integrate qualifier 65.0 of compound 1,1-Dichloroethane in sample 19JAN04.D from x, y = 4.300, 0 to 4.423, 0; result = 0				<p>Agilent.MassSpectrometry.DataAnalysis.Quantitative.ApplicationCommandException: Manual integration failed for qualifier 65.0 of compound 1,1-Dichloroethane in sample ICAL011922_1. ---></p> <p>Agilent.MassSpectrometry.DataAnalysis.Quantitative.ApplicationCommandException: Manual integration failed for qualifier 65.0 of compound 1,1-Dichloroethane in sample ICAL011922_1. ---></p> <p>System.IndexOutOfRangeException: Index was outside the bounds of the array. at Agilent.MassSpectrometry.DataAnalysis.AgileIntegrator.Peak.a(Double[] A_0, Single[] A_1, Int32 A_2, Int32 A_3, Int32 A_4, Double A_5, Double A_6, Double A_7, Double A_8, Int32 A_9, Int32 A_10, Int32 A_11, Int32 A_12) at Agilent.MassSpectrometry.DataAnalysis.AgileIntegrator.Peak.ComputeChromatographicMetrics(Double[] xArray, Single[] yArray, Int32 startIndex, Int32 apexIndex, Int32 endIndex, Double baselineSlope, Double yIntercept, Double fullWidthHalfMaximum, Double symmetry) at Agilent.MassSpectrometry.DataAnalysis.Quantitative.Integrator.a(ICHromatogram A_0, IPeakList A_1) at Agilent.MassSpectrometry.DataAnalysis.Quantitative.Integrator.ManualIntegrate(ICHromatogram chromatogram, Double xStart, Double yStart, Double xEnd, Double yEnd, IChromPeakList& peaklist) at Agilent.MassSpectrometry.DataAnalysis.Quantitative.Analysis.MeasuredIon.ManualIntegrate(Double xStart, Double yStart, Double xEnd, Double yEnd) --- End of inner exception stack trace --- at Agilent.MassSpectrometry.DataAnalysis.Quantitative.Analysis.QualifierIon.SetManualIntegrationFailureMessage(Exception e) at Agilent.MassSpectrometry.DataAnalysis.Quantitative.Analysis.MeasuredIon.M</p>

Audit Trail report

Name	User	Time	Action	Reason	Comment	Succeed	Exception
							anualIntegrate(Double xStart, Double yStart, Double xEnd, Double yEnd) at Agilent.MassSpectrometry.DataAnalysis.Quantitative.CmdManuallyIntegrateQualifierPeak.Do() --- End of inner exception stack trace --- at Agilent.MassSpectrometry.DataAnalysis.Quantitative.CmdManuallyIntegrateQualifierPeak.Do() at Agilent.MassSpectrometry.CommandModel.CommandHistory.Invoke(ICommand cmd) at Agilent.MassSpectrometry.DataAnalysis.Quantitative.AppCommandContext._Invoke(ICommand cmd)
CmdManuallyIntegrateQualifierPeak	BL2000\mchavez	1/19/2022 1:32:37 PM	Manually integrate qualifier 65.0 of compound 1,1-Dichloroethane in sample 19JAN04.D from x, y = 4.306, 0 to 4.426, 0; result = 1662			✓	
CmdManuallyIntegrateQualifierPeak	BL2000\mchavez	1/19/2022 1:32:46 PM	Manually integrate qualifier 97.0 of compound 2,2-Dichloropropane in sample 19JAN04.D from x, y = 5.156, 0 to 5.223, 0; result = 682			✓	
CmdManuallyIntegratePeak	BL2000\mchavez	1/19/2022 1:32:49 PM	Manually integrate compound 2,2-Dichloropropane in sample 19JAN04.D, from x, y = 5.162, 0 to 5.257, 0, result = 3125; previous integration is from x, y = 5.162, 0 to 5.207, 0 and previous response = 2415.			✓	
CmdManuallyIntegratePeak	BL2000\mchavez	1/19/2022 1:32:52 PM	Manually integrate compound 2,2-Dichloropropane in sample 19JAN04.D, from x, y = 5.126, 0 to 5.257, 0, result = 3183; previous integration is from x, y = 5.162, 0 to 5.257, 0 and previous response = 3125.			✓	
CmdSetTargetCompoundAttribute	BL2000\mchavez	1/19/2022 1:32:54 PM	Set UserAnnotation = LT for compound 2,2-Dichloropropane in sample 19JAN04.D; previous value =			✓	
CmdManuallyIntegrateQualifierPeak	BL2000\mchavez	1/19/2022 1:32:56 PM	Manually integrate qualifier 41.0 of compound 2,2-Dichloropropane in sample 19JAN04.D, from x, y = 5.126, 0 to 5.237, 0, result = 2564; previous integration is from x, y = 5.168, 0 to 5.212, 0 and previous response = 2003.			✓	
CmdManuallyIntegratePeak	BL2000\mchavez	1/19/2022 1:33:02 PM	Manually integrate compound cis-1,2-Dichloroethene in sample 19JAN04.D from x, y = 5.165, 0 to 5.276, 0; result = 2334			✓	

Audit Trail report

Name	User	Time	Action	Reason	Comment	Succeed	Exception
CmdSetTargetCompoundAttribute	BL2000\mchavez	1/19/2022 1:33:04 PM	Set UserAnnotation = NI for compound cis-1,2-Dichloroethene in sample 19JAN04.D; previous value =			✓	
CmdManuallyIntegrateQualifierPeak	BL2000\mchavez	1/19/2022 1:33:06 PM	Manually integrate qualifier61.0 of compound cis-1,2-Dichloroethene in sample 19JAN04.D from x, y = 5.154, 0 to 5.248, 0; result = 3451			✓	
CmdManuallyIntegrateQualifierPeak	BL2000\mchavez	1/19/2022 1:33:08 PM	Manually integrate qualifier98.0 of compound cis-1,2-Dichloroethene in sample 19JAN04.D from x, y = 5.156, 0 to 5.248, 0; result = 1627			✓	
CmdManuallyIntegratePeak	BL2000\mchavez	1/19/2022 1:33:16 PM	Manually integrate compound Methyl ethyl ketone in sample 19JAN04.D from x, y = 5.237, 0 to 5.357, 0; result = 3674			✓	
CmdManuallyIntegrateQualifierPeak	BL2000\mchavez	1/19/2022 1:33:18 PM	Manually integrate qualifier72.0 of compound Methyl ethyl ketone in sample 19JAN04.D from x, y = 5.273, 0 to 5.352, 0; result = 523			✓	
CmdManuallyIntegratePeak	BL2000\mchavez	1/19/2022 1:33:27 PM	Manually integrate compound Bromochloromethane in sample 19JAN04.D from x, y = 5.485, 0 to 5.558, 0; result = 901			✓	
CmdManuallyIntegrateQualifierPeak	BL2000\mchavez	1/19/2022 1:33:29 PM	Manually integrate qualifier49.0 of compound Bromochloromethane in sample 19JAN04.D from x, y = 5.471, 0 to 5.583, 0; result = 2045			✓	
CmdManuallyIntegratePeak	BL2000\mchavez	1/19/2022 1:33:46 PM	Manually integrate compound Methyl ethyl ketone in sample 19JAN04.D, from x, y = 5.237, 0 to 5.318, 48, result = 2845; previous integration is from x, y = 5.237, 0 to 5.357, 0 and previous response = 3674.			✓	
CmdManuallyIntegrateDropBaseline	BL2000\mchavez	1/19/2022 1:33:48 PM	Drop baseline for compound Methyl ethyl ketone in sample 19JAN04.D to y = 0, new integration is from x, y = 5.237, 0 to 5.318, 0 and new response = 2962; previous integration is from x, y = 5.237, 0 to 5.318, 48 and previous response = 2845.			✓	
CmdSetTargetCompoundAttribute	BL2000\mchavez	1/19/2022 1:33:57 PM	Set UserAnnotation = NI for compound Methyl ethyl ketone in sample 19JAN04.D; previous value =			✓	
CmdSetTargetCompoundAttribute	BL2000\mchavez	1/19/2022 1:34:00 PM	Set UserAnnotation = NI for compound Bromochloromethane in sample 19JAN04.D; previous value =			✓	
CmdManuallyIntegratePeak	BL2000\mchavez	1/19/2022 1:34:08 PM	Manually integrate compound Dibromofluoromethane in sample 19JAN04.D from x, y = 5.792, 0 to 5.912, 0; result = 2660			✓	
CmdManuallyIntegrateQualifierPeak	BL2000\mchavez	1/19/2022 1:34:09 PM	Manually integrate qualifier191.5 of compound Dibromofluoromethane in sample 19JAN04.D from x, y = 5.801, 0 to 5.895, 0; result = 403			✓	

Audit Trail report

Name	User	Time	Action	Reason	Comment	Succeed	Exception
CmdManuallyIntegratePeak	BL2000\mchavez	1/19/2022 1:34:16 PM	Manually integrate compound 1,1,1-Trichloroethane in sample 19JAN04.D from x, y = 5.784, 0 to 5.884, 0; result = 3627			✓	
CmdManuallyIntegrateQualifierPeak	BL2000\mchavez	1/19/2022 1:34:19 PM	Manually integrate qualifier 99.0 of compound 1,1,1-Trichloroethane in sample 19JAN04.D, from x, y = 5.773, 0 to 5.879, 0, result = 2253; previous integration is from x, y = 5.809, 0 to 5.859, 0 and previous response = 2088.			✓	
CmdManuallyIntegrateQualifierPeak	BL2000\mchavez	1/19/2022 1:34:21 PM	Manually integrate qualifier 61.0 of compound 1,1,1-Trichloroethane in sample 19JAN04.D from x, y = 5.787, 0 to 5.817, -38; result = 308			✓	
CmdManuallyIntegrateQualifierPeak	BL2000\mchavez	1/19/2022 1:34:24 PM	Manually integrate qualifier 61.0 of compound 1,1,1-Trichloroethane in sample 19JAN04.D, from x, y = 5.787, 0 to 5.909, 0, result = 1755; previous integration is from x, y = 5.787, 0 to 5.817, -38 and previous response = 308.			✓	
CmdManuallyIntegratePeak	BL2000\mchavez	1/19/2022 1:35:23 PM	Manually integrate compound Carbon tetrachloride in sample 19JAN04.D from x, y = 5.965, 0 to 6.085, 0; result = 3586			✓	
CmdManuallyIntegrateQualifierPeak	BL2000\mchavez	1/19/2022 1:35:24 PM	Manually integrate qualifier 119.0 of compound Carbon tetrachloride in sample 19JAN04.D from x, y = 5.979, 0 to 6.068, 0; result = 3767			✓	
CmdManuallyIntegrateQualifierPeak	BL2000\mchavez	1/19/2022 1:35:27 PM	Manually integrate qualifier 121.0 of compound Carbon tetrachloride in sample 19JAN04.D from x, y = 5.979, 0 to 6.091, 0; result = 893			✓	
CmdSetTargetCompoundAttribute	BL2000\mchavez	1/19/2022 1:35:34 PM	Set UserAnnotation = NI for compound Dibromofluoromethane in sample 19JAN04.D; previous value =			✓	
CmdSetTargetCompoundAttribute	BL2000\mchavez	1/19/2022 1:35:38 PM	Set UserAnnotation = NI for compound 1,1,1-Trichloroethane in sample 19JAN04.D; previous value =			✓	
CmdSetTargetCompoundAttribute	BL2000\mchavez	1/19/2022 1:35:41 PM	Set UserAnnotation = NI for compound Carbon tetrachloride in sample 19JAN04.D; previous value =			✓	
CmdManuallyIntegrateQualifierPeak	BL2000\mchavez	1/19/2022 1:35:46 PM	Manually integrate qualifier 110.0 of compound 1,1-Dichloropropene in sample 19JAN04.D from x, y = 5.990, 0 to 6.107, 0; result = 1162			✓	
CmdManuallyIntegrateQualifierPeak	BL2000\mchavez	1/19/2022 1:35:49 PM	Manually integrate qualifier 77.0 of compound 1,1-Dichloropropene in sample 19JAN04.D from x, y = 6.007, 0 to 6.107, 0; result = 1080			✓	

Audit Trail report

Name	User	Time	Action	Reason	Comment	Succeed	Exception
CmdManuallyIntegratePeak	BL2000\mchavez	1/19/2022 1:35:54 PM	Manually integrate compound 1,1-Dichloropropene in sample 19JAN04.D, from x, y = 6.007, 0 to 6.102, 0, result = 2749; previous integration is from x, y = 6.007, 0 to 6.063, 0 and previous response = 2626.			✓	
CmdSetTargetCompoundAttribute	BL2000\mchavez	1/19/2022 1:35:57 PM	Set UserAnnotation = LT for compound 1,1-Dichloropropene in sample 19JAN04.D; previous value =			✓	
CmdManuallyIntegrateQualifierPeak	BL2000\mchavez	1/19/2022 1:36:06 PM	Manually integrate qualifier 77.0 of compound Benzene in sample 19JAN04.D from x, y = 6.230, 0 to 6.328, 0; result = 1998			✓	
CmdManuallyIntegratePeak	BL2000\mchavez	1/19/2022 1:36:17 PM	Manually integrate compound 1,2-Dichloroethane in sample 19JAN04.D from x, y = 6.258, 0 to 6.361, 0; result = 2542			✓	
CmdSetTargetCompoundAttribute	BL2000\mchavez	1/19/2022 1:36:18 PM	Set UserAnnotation = NI for compound 1,2-Dichloroethane in sample 19JAN04.D; previous value =			✓	
CmdManuallyIntegrateQualifierPeak	BL2000\mchavez	1/19/2022 1:36:21 PM	Manually integrate qualifier 64.0 of compound 1,2-Dichloroethane in sample 19JAN04.D from x, y = 6.294, 0 to 6.372, 0; result = 628			✓	
CmdManuallyIntegrateQualifierPeak	BL2000\mchavez	1/19/2022 1:36:23 PM	Manually integrate qualifier 98.0 of compound 1,2-Dichloroethane in sample 19JAN04.D from x, y = 6.300, 0 to 6.367, 0; result = 60			✓	
CmdManuallyIntegrateQualifierPeak	BL2000\mchavez	1/19/2022 1:36:31 PM	Manually integrate qualifier 130.0 of compound Trichloroethene in sample 19JAN04.D from x, y = 6.994, 0 to 7.069, 0; result = 2386			✓	
CmdManuallyIntegrateQualifierPeak	BL2000\mchavez	1/19/2022 1:36:32 PM	Manually integrate qualifier 97.0 of compound Trichloroethene in sample 19JAN04.D from x, y = 6.983, 0 to 7.036, -23; result = 1304			✓	
CmdManuallyIntegrateQualifierPeak	BL2000\mchavez	1/19/2022 1:36:33 PM	Manually integrate qualifier 97.0 of compound Trichloroethene in sample 19JAN04.D, from x, y = 7.053, 0 to 7.097, 0, result = 0; previous integration is from x, y = 6.983, 0 to 7.036, -23 and previous response = 1304.			✓	
CmdManuallyIntegrateQualifierPeak	BL2000\mchavez	1/19/2022 1:36:35 PM	Manually integrate qualifier 97.0 of compound Trichloroethene in sample 19JAN04.D, from x, y = 6.980, 0 to 7.072, 0, result = 1635; previous integration is from x, y = 7.053, 0 to 7.097, 0 and previous response = 0.			✓	
CmdManuallyIntegrateQualifierPeak	BL2000\mchavez	1/19/2022 1:36:40 PM	Manually integrate qualifier 76.0 of compound 1,2-Dichloropropane in sample 19JAN04.D from x, y = 7.234, 0 to 7.323, 0; result = 691			✓	

Audit Trail report

Name	User	Time	Action	Reason	Comment	Succeed	Exception
CmdManuallyIntegratePeak	BL2000\mchavez	1/19/2022 1:36:46 PM	Manually integrate compound Dibromomethane in sample 19JAN04.D from x, y = 7.354, 0 to 7.446, 0; result = 1166			✓	
CmdManuallyIntegrateQualifierPeak	BL2000\mchavez	1/19/2022 1:36:49 PM	Manually integrate qualifier95.0 of compound Dibromomethane in sample 19JAN04.D from x, y = 7.348, 0 to 7.443, 0; result = 663			✓	
CmdManuallyIntegrateQualifierPeak	BL2000\mchavez	1/19/2022 1:36:51 PM	Manually integrate qualifier173.5 of compound Dibromomethane in sample 19JAN04.D from x, y = 7.357, 0 to 7.451, 0; result = 869			✓	
CmdSetTargetCompoundAttribute	BL2000\mchavez	1/19/2022 1:36:54 PM	Set UserAnnotation = NI for compound Dibromomethane in sample 19JAN04.D; previous value =			✓	
CmdManuallyIntegrateQualifierPeak	BL2000\mchavez	1/19/2022 1:37:02 PM	Manually integrate qualifier85.0 of compound Bromodichloromethane in sample 19JAN04.D from x, y = 7.543, 0 to 7.644, 0; result = 1982			✓	
CmdManuallyIntegrateQualifierPeak	BL2000\mchavez	1/19/2022 1:37:04 PM	Manually integrate qualifier127.0 of compound Bromodichloromethane in sample 19JAN04.D from x, y = 7.563, 0 to 7.633, 0; result = 121			✓	
CmdManuallyIntegrateQualifierPeak	BL2000\mchavez	1/19/2022 1:37:10 PM	Manually integrate qualifier77.0 of compound cis-1,3-Dichloropropene in sample 19JAN04.D from x, y = 8.029, 0 to 8.107, 0; result = 1066			✓	
CmdManuallyIntegrateQualifierPeak	BL2000\mchavez	1/19/2022 1:37:15 PM	Manually integrate qualifier39.0 of compound cis-1,3-Dichloropropene in sample 19JAN04.D from x, y = 8.018, 0 to 8.087, 0; result = 2172			✓	
CmdManuallyIntegrateQualifierPeak	BL2000\mchavez	1/19/2022 1:37:21 PM	Manually integrate qualifier99.0 of compound Toluene-d8 in sample 19JAN04.D from x, y = 8.288, 0 to 8.349, 0; result = 942			✓	
CmdManuallyIntegrateQualifierPeak	BL2000\mchavez	1/19/2022 1:37:34 PM	Manually integrate qualifier 77.0 of compound trans-1,3-Dichloropropene in sample 19JAN04.D, from x, y = 8.614, 0 to 8.651, 15, result = 467; previous integration is from x, y = 8.653, 0 to 8.692, 0 and previous response = 2767.			✓	
CmdManuallyIntegrateQualifierPeak	BL2000\mchavez	1/19/2022 1:37:41 PM	Manually integrate qualifier 77.0 of compound trans-1,3-Dichloropropene in sample 19JAN04.D, from x, y = 8.614, 0 to 8.656, 7, result = 542; previous integration is from x, y = 8.614, 0 to 8.651, 15 and previous response = 467.			✓	

Audit Trail report

Name	User	Time	Action	Reason	Comment	Succeed	Exception
CmdManuallyIntegrate DropBaseline	BL2000\mchavez	1/19/2022 1:37:42 PM	Drop baseline for qualifier 77.0 of compound trans-1,3-Dichloropropene in sample 19JAN04.D to y = 0, new integration is from x, y = 8.614, 0 to 8.656, 0 and new response = 551; previous integration is from x, y = 8.614, 0 to 8.656, 7 and previous response = 542.			✓	
CmdManuallyIntegrate QualifierPeak	BL2000\mchavez	1/19/2022 1:37:45 PM	Manually integrate qualifier 39.0 of compound trans-1,3-Dichloropropene in sample 19JAN04.D from x, y = 8.606, 0 to 8.662, 0; result = 1435			✓	

Audit Trail report

Name	User	Time	Action	Reason	Comment	Succeed	Exception
CmdManuallyIntegratePeak	BL2000\mchavez	1/19/2022 1:37:49 PM	Manually integrate compound trans-1,3-Dichloropropene in sample 19JAN04.D, from x, y = 8.598, 0 to 8.667, 0, result = 2153; previous integration is from x, y = 8.617, 0 to 8.667, 0 and previous response = 2153.				Agilent.MassSpectrometry.DataAnalysis.Quantitative.ApplicationCommandException: Manual integration failed for compound trans-1,3-Dichloropropene in sample ICAL011922_1. ---> Agilent.MassSpectrometry.DataAnalysis.Quantitative.ApplicationCommandException: Manual integration failed for compound trans-1,3-Dichloropropene in sample ICAL011922_1. ---> System.IndexOutOfRangeException: Index was outside the bounds of the array. at Agilent.MassSpectrometry.DataAnalysis.AgileIntegrator.Peak.a(Double[] A_0, Single[] A_1, Int32 A_2, Int32 A_3, Int32 A_4, Double A_5, Double A_6, Double& A_7, Double& A_8, Int32& A_9, Int32& A_10, Int32& A_11, Int32& A_12) at Agilent.MassSpectrometry.DataAnalysis.AgileIntegrator.Peak.ComputeChromatographicMetrics(Double[] xArray, Single[] yArray, Int32 startIndex, Int32 apexIndex, Int32 endIndex, Double baselineSlope, Double yIntercept, Double& fullWidthHalfMaximum, Double& symmetry) at Agilent.MassSpectrometry.DataAnalysis.Quantitative.Integrator.a(IChromatogram A_0, IPeakList A_1) at Agilent.MassSpectrometry.DataAnalysis.Quantitative.Integrator.ManualIntegrate(IChromatogram chromatogram, Double xStart, Double yStart, Double xEnd, Double yEnd, IChromPeakList& peaklist) at Agilent.MassSpectrometry.DataAnalysis.Quantitative.Analysis.MeasuredIon.ManualIntegrate(Double xStart, Double yStart, Double xEnd, Double yEnd) --- End of inner exception stack trace --- at Agilent.MassSpectrometry.DataAnalysis.Quantitative.Analysis.QuantifierIon.SetManualIntegrationFailureMessage(Exception e) at Agilent.MassSpectrometry.DataAnalysis.Quantitative.Analysis.MeasuredIon.ManualIntegrate(Double xStart, Double yStart, Double xEnd, Double yEnd)

Audit Trail report

Name	User	Time	Action	Reason	Comment	Succeed	Exception
							at Agilent.MassSpectrometry.DataAnalysis.Quantitative.CmdManuallyIntegratePeak.Do() --- End of inner exception stack trace --- at Agilent.MassSpectrometry.DataAnalysis.Quantitative.CmdManuallyIntegratePeak.Do() at Agilent.MassSpectrometry.CommandModel.CommandHistory.Invoke(ICommand cmd) at Agilent.MassSpectrometry.DataAnalysis.Quantitative.AppCommandContext._Invoke(ICommand cmd)

Audit Trail report

Name	User	Time	Action	Reason	Comment	Succeed	Exception
CmdManuallyIntegratePeak	BL2000\mchavez	1/19/2022 1:37:54 PM	Manually integrate compound trans-1,3-Dichloropropene in sample 19JAN04.D, from x, y = 8.598, 0 to 8.667, 0, result = 2153; previous integration is from x, y = 8.617, 0 to 8.667, 0 and previous response = 2153.				Agilent.MassSpectrometry.DataAnalysis.Quantitative.ApplicationCommandException: Manual integration failed for compound trans-1,3-Dichloropropene in sample ICAL011922_1. ---> Agilent.MassSpectrometry.DataAnalysis.Quantitative.ApplicationCommandException: Manual integration failed for compound trans-1,3-Dichloropropene in sample ICAL011922_1. ---> System.IndexOutOfRangeException: Index was outside the bounds of the array. at Agilent.MassSpectrometry.DataAnalysis.AgileIntegrator.Peak.a(Double[] A_0, Single[] A_1, Int32 A_2, Int32 A_3, Int32 A_4, Double A_5, Double A_6, Double& A_7, Double& A_8, Int32& A_9, Int32& A_10, Int32& A_11, Int32& A_12) at Agilent.MassSpectrometry.DataAnalysis.AgileIntegrator.Peak.ComputeChromatographicMetrics(Double[] xArray, Single[] yArray, Int32 startIndex, Int32 apexIndex, Int32 endIndex, Double baselineSlope, Double yIntercept, Double& fullWidthHalfMaximum, Double& symmetry) at Agilent.MassSpectrometry.DataAnalysis.Quantitative.Integrator.a(IChromatogram A_0, IPeakList A_1) at Agilent.MassSpectrometry.DataAnalysis.Quantitative.Integrator.ManualIntegrate(IChromatogram chromatogram, Double xStart, Double yStart, Double xEnd, Double yEnd, IChromPeakList& peaklist) at Agilent.MassSpectrometry.DataAnalysis.Quantitative.Analysis.MeasuredIon.ManualIntegrate(Double xStart, Double yStart, Double xEnd, Double yEnd) --- End of inner exception stack trace --- at Agilent.MassSpectrometry.DataAnalysis.Quantitative.Analysis.QuantifierIon.SetManualIntegrationFailureMessage(Exception e) at Agilent.MassSpectrometry.DataAnalysis.Quantitative.Analysis.MeasuredIon.ManualIntegrate(Double xStart, Double yStart, Double xEnd, Double yEnd)

Audit Trail report

Name	User	Time	Action	Reason	Comment	Succeed	Exception
							at Agilent.MassSpectrometry.DataAnalysis.Quantitative.CmdManuallyIntegratePeak.Do() --- End of inner exception stack trace --- at Agilent.MassSpectrometry.DataAnalysis.Quantitative.CmdManuallyIntegratePeak.Do() at Agilent.MassSpectrometry.CommandModel.CommandHistory.Invoke(ICommand cmd) at Agilent.MassSpectrometry.DataAnalysis.Quantitative.AppCommandContext._Invoke(ICommand cmd)

Audit Trail report

Name	User	Time	Action	Reason	Comment	Succeed	Exception
CmdManuallyIntegratePeak	BL2000\mchavez	1/19/2022 1:37:58 PM	Manually integrate compound trans-1,3-Dichloropropene in sample 19JAN04.D, from x, y = 8.595, 51 to 8.667, 0, result = 2153; previous integration is from x, y = 8.617, 0 to 8.667, 0 and previous response = 2153.				Agilent.MassSpectrometry.DataAnalysis.Quantitative.ApplicationCommandException: Manual integration failed for compound trans-1,3-Dichloropropene in sample ICAL011922_1. ---> Agilent.MassSpectrometry.DataAnalysis.Quantitative.ApplicationCommandException: Manual integration failed for compound trans-1,3-Dichloropropene in sample ICAL011922_1. ---> System.IndexOutOfRangeException: Index was outside the bounds of the array. at Agilent.MassSpectrometry.DataAnalysis.AgileIntegrator.Peak.a(Double[] A_0, Single[] A_1, Int32 A_2, Int32 A_3, Int32 A_4, Double A_5, Double A_6, Double& A_7, Double& A_8, Int32& A_9, Int32& A_10, Int32& A_11, Int32& A_12) at Agilent.MassSpectrometry.DataAnalysis.AgileIntegrator.Peak.ComputeChromatographicMetrics(Double[] xArray, Single[] yArray, Int32 startIndex, Int32 apexIndex, Int32 endIndex, Double baselineSlope, Double yIntercept, Double& fullWidthHalfMaximum, Double& symmetry) at Agilent.MassSpectrometry.DataAnalysis.Quantitative.Integrator.a(IChromatogram A_0, IPeakList A_1) at Agilent.MassSpectrometry.DataAnalysis.Quantitative.Integrator.ManualIntegrate(IChromatogram chromatogram, Double xStart, Double yStart, Double xEnd, Double yEnd, IChromPeakList& peaklist) at Agilent.MassSpectrometry.DataAnalysis.Quantitative.Analysis.MeasuredIon.ManualIntegrate(Double xStart, Double yStart, Double xEnd, Double yEnd) --- End of inner exception stack trace --- at Agilent.MassSpectrometry.DataAnalysis.Quantitative.Analysis.QuantifierIon.SetManualIntegrationFailureMessage(Exception e) at Agilent.MassSpectrometry.DataAnalysis.Quantitative.Analysis.MeasuredIon.ManualIntegrate(Double xStart, Double yStart, Double xEnd, Double yEnd)

Audit Trail report

Name	User	Time	Action	Reason	Comment	Succeed	Exception
							at Agilent.MassSpectrometry.DataAnalysis.Quantitative.CmdManuallyIntegratePeak.Do() --- End of inner exception stack trace --- at Agilent.MassSpectrometry.DataAnalysis.Quantitative.CmdManuallyIntegratePeak.Do() at Agilent.MassSpectrometry.CommandModel.CommandHistory.Invoke(ICommand cmd) at Agilent.MassSpectrometry.DataAnalysis.Quantitative.AppCommandContext.Invoke(ICommand cmd)
CmdManuallyIntegratePeak	BL2000\mchavez	1/19/2022 1:38:08 PM	Manually integrate compound 1,1,2-Trichloroethane in sample 19JAN04.D from x, y = 8.770, 0 to 8.868, 0; result = 1045			✓	
CmdSetTargetCompoundAttribute	BL2000\mchavez	1/19/2022 1:38:09 PM	Set UserAnnotation = NI for compound 1,1,2-Trichloroethane in sample 19JAN04.D; previous value =			✓	
CmdManuallyIntegrateQualifierPeak	BL2000\mchavez	1/19/2022 1:38:13 PM	Manually integrate qualifier 97.0 of compound 1,1,2-Trichloroethane in sample 19JAN04.D from x, y = 8.759, 0 to 8.862, 0; result = 1421			✓	
CmdManuallyIntegrateQualifierPeak	BL2000\mchavez	1/19/2022 1:38:15 PM	Manually integrate qualifier 85.0 of compound 1,1,2-Trichloroethane in sample 19JAN04.D from x, y = 8.784, 0 to 8.860, 0; result = 685			✓	
CmdManuallyIntegrateQualifierPeak	BL2000\mchavez	1/19/2022 1:38:21 PM	Manually integrate qualifier 129.0 of compound Tetrachloroethene in sample 19JAN04.D from x, y = 8.907, 0 to 8.985, 0; result = 1872			✓	
CmdManuallyIntegrateQualifierPeak	BL2000\mchavez	1/19/2022 1:38:27 PM	Manually integrate qualifier 78.0 of compound 1,3-Dichloropropane in sample 19JAN04.D from x, y = 8.952, 0 to 9.007, 0; result = 606			✓	
CmdManuallyIntegratePeak	BL2000\mchavez	1/19/2022 1:38:45 PM	Manually integrate compound Chlorodibromomethane in sample 19JAN04.D from x, y = 9.166, 0 to 9.242, 0; result = 2004			✓	
CmdManuallyIntegrateQualifierPeak	BL2000\mchavez	1/19/2022 1:38:47 PM	Manually integrate qualifier 127.0 of compound Chlorodibromomethane in sample 19JAN04.D from x, y = 9.164, 0 to 9.242, 0; result = 1238			✓	
CmdManuallyIntegratePeak	BL2000\mchavez	1/19/2022 1:38:51 PM	Manually integrate compound 1,2-Dibromoethane in sample 19JAN04.D from x, y = 9.284, 0 to 9.367, 0; result = 1089			✓	

Audit Trail report

Name	User	Time	Action	Reason	Comment	Succeed	Exception
CmdManuallyIntegrateQualifierPeak	BL2000\mchavez	1/19/2022 1:38:54 PM	Manually integrate qualifier109.0 of compound 1,2-Dibromoethane in sample 19JAN04.D from x, y = 9.284, 0 to 9.353, 0; result = 1084			✓	
CmdSetTargetCompoundAttribute	BL2000\mchavez	1/19/2022 1:38:58 PM	Set UserAnnotation = NI for compound Chlorodibromomethane in sample 19JAN04.D; previous value =			✓	
CmdSetTargetCompoundAttribute	BL2000\mchavez	1/19/2022 1:39:02 PM	Set UserAnnotation = NI for compound 1,2-Dibromoethane in sample 19JAN04.D; previous value =			✓	
CmdManuallyIntegrateQualifierPeak	BL2000\mchavez	1/19/2022 1:40:54 PM	Manually integrate qualifier114.0 of compound Chlorobenzene in sample 19JAN04.D from x, y = 9.746, 0 to 9.841, 0; result = 2581			✓	
CmdManuallyIntegratePeak	BL2000\mchavez	1/19/2022 1:41:03 PM	Manually integrate compound 1,1,1,2-Tetrachloroethane in sample 19JAN04.D from x, y = 9.847, 0 to 9.931, 0; result = 2284			✓	
CmdManuallyIntegrateQualifierPeak	BL2000\mchavez	1/19/2022 1:41:05 PM	Manually integrate qualifier133.0 of compound 1,1,1,2-Tetrachloroethane in sample 19JAN04.D from x, y = 9.861, 0 to 9.961, 0; result = 2023			✓	
CmdSetTargetCompoundAttribute	BL2000\mchavez	1/19/2022 1:41:09 PM	Set UserAnnotation = NI for compound 1,1,1,2-Tetrachloroethane in sample 19JAN04.D; previous value =			✓	
CmdManuallyIntegratePeak	BL2000\mchavez	1/19/2022 1:41:22 PM	Manually integrate compound Bromoform in sample 19JAN04.D from x, y = 10.600, 0 to 10.667, 0; result = 928			✓	
CmdSetTargetCompoundAttribute	BL2000\mchavez	1/19/2022 1:41:23 PM	Set UserAnnotation = NI for compound Bromoform in sample 19JAN04.D; previous value =			✓	
CmdManuallyIntegrateQualifierPeak	BL2000\mchavez	1/19/2022 1:41:25 PM	Manually integrate qualifier174.5 of compound Bromoform in sample 19JAN04.D from x, y = 10.577, 0 to 10.650, 0; result = 195			✓	
CmdManuallyIntegrateQualifierPeak	BL2000\mchavez	1/19/2022 1:41:27 PM	Manually integrate qualifier170.5 of compound Bromoform in sample 19JAN04.D from x, y = 10.583, 0 to 10.686, 0; result = 313			✓	
CmdManuallyIntegratePeak	BL2000\mchavez	1/19/2022 1:41:33 PM	Manually integrate compound 1,1,2,2-Tetrachloroethane in sample 19JAN04.D from x, y = 11.082, 0 to 11.155, 0; result = 1247			✓	
CmdManuallyIntegrateQualifierPeak	BL2000\mchavez	1/19/2022 1:41:35 PM	Manually integrate qualifier85.0 of compound 1,1,2,2-Tetrachloroethane in sample 19JAN04.D from x, y = 11.071, 0 to 11.141, 0; result = 694			✓	
CmdSetTargetCompoundAttribute	BL2000\mchavez	1/19/2022 1:41:38 PM	Set UserAnnotation = NI for compound 1,1,2,2-Tetrachloroethane in sample 19JAN04.D; previous value =			✓	

Audit Trail report

Name	User	Time	Action	Reason	Comment	Succeed	Exception
CmdManuallyIntegratePeak	BL2000\mchavez	1/19/2022 1:41:44 PM	Manually integrate compound 1,2,3-Trichloropropane in sample 19JAN04.D from x, y = 11.105, 0 to 11.185, 0; result = 358			✓	
CmdManuallyIntegrateQualifierPeak	BL2000\mchavez	1/19/2022 1:41:46 PM	Manually integrate qualifier 112.0 of compound 1,2,3-Trichloropropane in sample 19JAN04.D from x, y = 11.107, 0 to 11.177, 0; result = 151			✓	
CmdManuallyIntegrateQualifierPeak	BL2000\mchavez	1/19/2022 1:41:55 PM	Manually integrate qualifier 126.0 of compound 4-Chlorotoluene in sample 19JAN04.D from x, y = 11.364, 0 to 11.436, 0; result = 1561			✓	
CmdManuallyIntegrateQualifierPeak	BL2000\mchavez	1/19/2022 1:41:59 PM	Manually integrate qualifier 111.0 of compound 1,3-Dichlorobenzene in sample 19JAN04.D from x, y = 12.005, 0 to 12.064, 0; result = 1455			✓	
CmdManuallyIntegrateQualifierPeak	BL2000\mchavez	1/19/2022 1:42:18 PM	Manually integrate qualifier 111.0 of compound 1,4-Dichlorobenzene in sample 19JAN04.D, from x, y = 12.120, 148 to 12.145, 0, result = 846; previous integration is from x, y = 12.072, 0 to 12.145, 0 and previous response = 4629.			✓	
CmdManuallyIntegrateDropBaseline	BL2000\mchavez	1/19/2022 1:42:19 PM	Drop baseline for qualifier 111.0 of compound 1,4-Dichlorobenzene in sample 19JAN04.D to y = 0, new integration is from x, y = 12.120, 0 to 12.145, 0 and new response = 957; previous integration is from x, y = 12.120, 148 to 12.145, 0 and previous response = 846.			✓	
CmdManuallyIntegrateQualifierPeak	BL2000\mchavez	1/19/2022 1:42:27 PM	Manually integrate qualifier 148.0 of compound 1,4-Dichlorobenzene in sample 19JAN04.D, from x, y = 12.072, 0 to 12.150, 0, result = 3848; previous integration is from x, y = 12.097, 0 to 12.150, 0 and previous response = 3367.			✓	
CmdClearManualIntegration	BL2000\mchavez	1/19/2022 1:42:31 PM	Clear manual integration of qualifier 148.0 for compound 1,4-Dichlorobenzene in sample 19JAN04.D			✓	
CmdManuallyIntegrateQualifierPeak	BL2000\mchavez	1/19/2022 1:42:41 PM	Manually integrate qualifier 111.0 of compound 1,2-Dichlorobenzene in sample 19JAN04.D from x, y = 12.460, 0 to 12.555, 0; result = 1070			✓	
CmdManuallyIntegrateQualifierPeak	BL2000\mchavez	1/19/2022 1:42:43 PM	Manually integrate qualifier 148.0 of compound 1,2-Dichlorobenzene in sample 19JAN04.D from x, y = 12.451, 0 to 12.557, 0; result = 1992			✓	
CmdSetTargetCompoundAttribute	BL2000\mchavez	1/19/2022 1:42:49 PM	Set UserAnnotation = NI for compound 1,2,3-Trichloropropane in sample 19JAN04.D; previous value =			✓	

Audit Trail report

Name	User	Time	Action	Reason	Comment	Succeed	Exception
CmdSetSampleAttribute	BL2000\mchavez	1/19/2022 1:43:01 PM	Set SampleApproved = True for sample 19JAN04.D; previous value = False			✓	
CmdManuallyIntegrateQualifierPeak	BL2000\mchavez	1/19/2022 1:43:23 PM	Manually integrate qualifier174.5 of compound Bromoform in sample 19JAN05.D from x, y = 10.583, 0 to 10.684, 0; result = 2190			✓	
CmdManuallyIntegrateQualifierPeak	BL2000\mchavez	1/19/2022 1:43:25 PM	Manually integrate qualifier170.5 of compound Bromoform in sample 19JAN05.D from x, y = 10.589, 0 to 10.672, 0; result = 2021			✓	
CmdManuallyIntegrateQualifierPeak	BL2000\mchavez	1/19/2022 1:43:56 PM	Manually integrate qualifier 78.0 of compound 1,3-Dichloropropane in sample 19JAN05.D, from x, y = 8.943, 0 to 9.008, 0, result = 3558; previous integration is from x, y = 8.977, 0 to 9.008, 0 and previous response = 2157.			✓	
CmdManuallyIntegrateQualifierPeak	BL2000\mchavez	1/19/2022 1:44:17 PM	Manually integrate qualifier 39.0 of compound cis-1,3-Dichloropropene in sample 19JAN05.D, from x, y = 8.032, 112 to 8.099, 0, result = 7131; previous integration is from x, y = 8.054, 0 to 8.099, 0 and previous response = 4532.			✓	
CmdManuallyIntegrateDropBaseline	BL2000\mchavez	1/19/2022 1:44:20 PM	Drop baseline for qualifier 39.0 of compound cis-1,3-Dichloropropene in sample 19JAN05.D to y = 0, new integration is from x, y = 8.032, 0 to 8.099, 0 and new response = 7356; previous integration is from x, y = 8.032, 112 to 8.099, 0 and previous response = 7131.			✓	
CmdManuallyIntegrateQualifierPeak	BL2000\mchavez	1/19/2022 1:44:24 PM	Manually integrate qualifier 39.0 of compound cis-1,3-Dichloropropene in sample 19JAN05.D, from x, y = 8.018, 0 to 8.099, 0, result = 7505; previous integration is from x, y = 8.032, 0 to 8.099, 0 and previous response = 7356.			✓	
CmdManuallyIntegrateQualifierPeak	BL2000\mchavez	1/19/2022 1:44:31 PM	Manually integrate qualifier127.0 of compound Bromodichloromethane in sample 19JAN05.D from x, y = 7.546, 0 to 7.624, 0; result = 1037			✓	
CmdManuallyIntegrateQualifierPeak	BL2000\mchavez	1/19/2022 1:44:42 PM	Manually integrate qualifier98.0 of compound 1,2-Dichloroethane in sample 19JAN05.D from x, y = 6.283, 0 to 6.386, 0; result = 950			✓	
CmdManuallyIntegratePeak	BL2000\mchavez	1/19/2022 1:45:06 PM	Manually integrate compound Bromochloromethane in sample 19JAN05.D, from x, y = 5.483, 0 to 5.552, 0, result = 4232; previous integration is from x, y = 5.497, 0 to 5.533, 0 and previous response = 3442.			✓	

Audit Trail report

Name	User	Time	Action	Reason	Comment	Succeed	Exception
CmdSetTargetCompoundAttribute	BL2000\mchavez	1/19/2022 1:45:10 PM	Set UserAnnotation = LT for compound Bromochloromethane in sample 19JAN05.D; previous value =			✓	
CmdManuallyIntegrateQualifierPeak	BL2000\mchavez	1/19/2022 1:45:17 PM	Manually integrate qualifier 72.0 of compound Methyl ethyl ketone in sample 19JAN05.D from x, y = 5.257, 0 to 5.329, 0; result = 2846			✓	
CmdManuallyIntegrateQualifierPeak	BL2000\mchavez	1/19/2022 1:45:21 PM	Manually integrate qualifier 72.0 of compound Methyl ethyl ketone in sample 19JAN05.D, from x, y = 5.257, 0 to 5.338, 0, result = 2885; previous integration is from x, y = 5.257, 0 to 5.329, 0 and previous response = 2846.			✓	
CmdManuallyIntegrateQualifierPeak	BL2000\mchavez	1/19/2022 1:45:35 PM	Manually integrate qualifier 97.0 of compound 2,2-Dichloropropane in sample 19JAN05.D, from x, y = 5.154, 0 to 5.254, 0, result = 3837; previous integration is from x, y = 5.154, 0 to 5.196, 0 and previous response = 2025.			✓	
CmdManuallyIntegrateQualifierPeak	BL2000\mchavez	1/19/2022 1:45:50 PM	Manually integrate qualifier 83.0 of compound 1,1-Dichloroethane in sample 19JAN05.D from x, y = 4.328, 0 to 4.440, 0; result = 2691			✓	
CmdSetSampleAttribute	BL2000\mchavez	1/19/2022 1:46:08 PM	Set SampleApproved = True for sample 19JAN05.D; previous value = False			✓	
CmdSetTargetCompoundAttribute	BL2000\mchavez	1/19/2022 1:46:18 PM	Set UserAnnotation = NI for compound 1,2,3-Trichloropropane in sample 19JAN05.D; previous value =			✓	
CmdManuallyIntegrateQualifierPeak	BL2000\mchavez	1/19/2022 1:47:08 PM	Manually integrate qualifier 98.0 of compound 1,2-Dichloroethane in sample 19JAN06.D from x, y = 6.283, 0 to 6.386, 0; result = 1846			✓	
CmdSetSampleAttribute	BL2000\mchavez	1/19/2022 1:47:52 PM	Set SampleApproved = True for sample 19JAN06.D; previous value = False			✓	

Audit Trail report

Name	User	Time	Action	Reason	Comment	Succeed	Exception
CmdCalibrate	BL2000\mchavez	1/19/2022 1:50:23 PM	Replace level 5 with Calibration sample 19JAN09.D for compounds {1,2-Dichlorobenzene, 1,4-Dichlorobenzene, 1,3-Dichlorobenzene, 4-Chlorotoluene, 2-Chlorotoluene, 1,2,3-Trichloropropane, 1,1,2,2-Tetrachloroethane, Bromobenzene, p-Bromofluorobenzene, Bromoform, Styrene, o-Xylene, m+p-Xylenes, Ethylbenzene, 1,1,1,2-Tetrachloroethane, Chlorobenzene, 1,2-Dibromoethane, Chlorodibromomethane, 1,3-Dichloropropane, Tetrachloroethene, 1,1,2-Trichloroethane, trans-1,3-Dichloropropene, Toluene, Toluene-d8, cis-1,3-Dichloropropene, Bromodichloromethane, Dibromomethane, 1,2-Dichloropropane, Trichloroethene, 1,2-Dichloroethane, Benzene, 1,2-Dichloroethane-d4, 1,1-Dichloropropene, Carbon tetrachloride, Dibromofluoromethane, 1,1,1-Trichloroethane, Chloroform, Bromochloromethane, Methyl ethyl ketone, cis-1,2-Dichloroethene, 2,2-Dichloropropane, 1,1-Dichloroethane, Methyl tert-butyl ether (MTBE), trans-1,2-Dichloroethene, Methylene chloride, 1,1-Dichloroethene, Trichlorofluoromethane, Chloroethane, Bromomethane, Vinyl chloride, Chloromethane, Dichlorodifluoromethane}; Replace level 4 with Calibration sample 19JAN07.D for compounds {1,2-Dichlorobenzene, 1,4-Dichlorobenzene, 1,3-Dichlorobenzene, 4-Chlorotoluene, 2-Chlorotoluene, 1,2,3-Trichloropropane, 1,1,2,2-Tetrachloroethane, Bromobenzene, p-Bromofluorobenzene, Bromoform, Styrene, o-Xylene, m+p-Xylenes, Ethylbenzene, 1,1,1,2-Tetrachloroethane, Chlorobenzene, 1,2-Dibromoethane, Chlorodibromomethane, 1,3-Dichloropropane, Tetrachloroethene, 1,1,2-Trichloroethane, trans-1,3-Dichloropropene, Toluene, Toluene-d8, cis-1,3-Dichloropropene, Bromodichloromethane, Dibromomethane, 1,2-Dichloropropane, Trichloroethene, 1,2-Dichloroethane, Benzene, 1,2-Dichloroethane-d4, 1,1-Dichloropropene, Carbon tetrachloride, Dibromofluoromethane, 1,1,1-			✓	

Audit Trail report

Name	User	Time	Action	Reason	Comment	Succeed	Exception
			Trichloroethane, Chloroform, Bromochloromethane, Methyl ethyl ketone, cis-1,2-Dichloroethene, 2,2-Dichloropropane, 1,1-Dichloroethane, Methyl tert-butyl ether (MTBE), trans-1,2-Dichloroethene, Methylene chloride, 1,1-Dichloroethene, Trichlorofluoromethane, Chloroethane, Bromomethane, Vinyl chloride, Chloromethane, Dichlorodifluoromethane}; Replace level 3 with Calibration sample 19JAN06.D for compounds {1,2-Dichlorobenzene, 1,4-Dichlorobenzene, 1,3-Dichlorobenzene, 4-Chlorotoluene, 2-Chlorotoluene, 1,2,3-Trichloropropane, 1,1,2,2-Tetrachloroethane, Bromobenzene, p-Bromofluorobenzene, Bromoform, Styrene, o-Xylene, m+p-Xylenes, Ethylbenzene, 1,1,1,2-Tetrachloroethane, Chlorobenzene, 1,2-Dibromoethane, Chlorodibromomethane, 1,3-Dichloropropane, Tetrachloroethene, 1,1,2-Trichloroethane, trans-1,3-Dichloropropene, Toluene, Toluene-d8, cis-1,3-Dichloropropene, Bromodichloromethane, Dibromomethane, 1,2-Dichloropropane, Trichloroethene, 1,2-Dichloroethane, Benzene, 1,2-Dichloroethane-d4, 1,1-Dichloropropene, Carbon tetrachloride, Dibromofluoromethane, 1,1,1-Trichloroethane, Chloroform, Bromochloromethane, Methyl ethyl ketone, cis-1,2-Dichloroethene, 2,2-Dichloropropane, 1,1-Dichloroethane, Methyl tert-butyl ether (MTBE), trans-1,2-Dichloroethene, Methylene chloride, 1,1-Dichloroethene, Trichlorofluoromethane, Chloroethane, Bromomethane, Vinyl chloride, Chloromethane, Dichlorodifluoromethane}; Replace level 2 with Calibration sample 19JAN05.D for compounds {1,2-Dichlorobenzene, 1,4-Dichlorobenzene, 1,3-Dichlorobenzene, 4-Chlorotoluene, 2-Chlorotoluene, 1,2,3-Trichloropropane, 1,1,2,2-Tetrachloroethane, Bromobenzene, p-Bromofluorobenzene, Bromoform, Styrene, o-Xylene, m+p-Xylenes, Ethylbenzene, 1,1,1,2-Tetrachloroethane, Chlorobenzene, 1,2-Dibromoethane, Chlorodibromomethane, 1,3-				

Audit Trail report

Name	User	Time	Action	Reason	Comment	Succeed	Exception
			Dichloropropane, Tetrachloroethene, 1,1,2-Trichloroethane, trans-1,3-Dichloropropene, Toluene, Toluene-d8, cis-1,3-Dichloropropene, Bromodichloromethane, Dibromomethane, 1,2-Dichloropropane, Trichloroethene, 1,2-Dichloroethane, Benzene, 1,2-Dichloroethane-d4, 1,1-Dichloropropene, Carbon tetrachloride, Dibromofluoromethane, 1,1,1-Trichloroethane, Chloroform, Bromochloromethane, Methyl ethyl ketone, cis-1,2-Dichloroethene, 2,2-Dichloropropane, 1,1-Dichloroethane, Methyl tert-butyl ether (MTBE), trans-1,2-Dichloroethene, Methylene chloride, 1,1-Dichloroethene, Trichlorofluoromethane, Chloroethane, Bromomethane, Vinyl chloride, Chloromethane, Dichlorodifluoromethane}; Replace level 1 with Calibration sample 19JAN04.D for compounds {1,2-Dichlorobenzene, 1,4-Dichlorobenzene, 1,3-Dichlorobenzene, 4-Chlorotoluene, 2-Chlorotoluene, 1,2,3-Trichloropropane, 1,1,2,2-Tetrachloroethane, Bromobenzene, p-Bromofluorobenzene, Bromoform, Styrene, o-Xylene, m+p-Xylenes, Ethylbenzene, 1,1,1,2-Tetrachloroethane, Chlorobenzene, 1,2-Dibromoethane, Chlorodibromomethane, 1,3-Dichloropropane, Tetrachloroethene, 1,1,2-Trichloroethane, trans-1,3-Dichloropropene, Toluene, Toluene-d8, cis-1,3-Dichloropropene, Bromodichloromethane, Dibromomethane, 1,2-Dichloropropane, Trichloroethene, 1,2-Dichloroethane, Benzene, 1,2-Dichloroethane-d4, 1,1-Dichloropropene, Carbon tetrachloride, Dibromofluoromethane, 1,1,1-Trichloroethane, Chloroform, Bromochloromethane, Methyl ethyl ketone, cis-1,2-Dichloroethene, 2,2-Dichloropropane, 1,1-Dichloroethane, Methyl tert-butyl ether (MTBE), trans-1,2-Dichloroethene, Methylene chloride, 1,1-Dichloroethene, Trichlorofluoromethane, Chloroethane, Bromomethane, Vinyl chloride, Chloromethane, Dichlorodifluoromethane};				
CmdQuantitate	BL2000\mchavez	1/19/2022 1:50:32 PM	Quantitate all compounds in all samples			✓	

Audit Trail report

Name	User	Time	Action	Reason	Comment	Succeed	Exception
CmdSetLevelEnable	BL2000\mchavez	1/19/2022 1:50:46 PM	Set LevelEnable = False for calibration level 6, levelId = 25 of compound 1,2-Dichloroethane-d4 in sample 19JAN09.D; previous value = True			✓	
CmdSetLevelEnable	BL2000\mchavez	1/19/2022 1:50:47 PM	Set LevelEnable = False for calibration level 7, levelId = 24 of compound 1,2-Dichloroethane-d4 in sample 19JAN09.D; previous value = True			✓	
CmdSetLevelEnable	BL2000\mchavez	1/19/2022 1:50:49 PM	Set LevelEnable = False for calibration level 8, levelId = 23 of compound 1,2-Dichloroethane-d4 in sample 19JAN09.D; previous value = True			✓	
CmdQuantitate	BL2000\mchavez	1/19/2022 1:50:57 PM	Quantitate all compounds in all samples			✓	
CmdSetLevelEnable	BL2000\mchavez	1/19/2022 1:51:06 PM	Set LevelEnable = True for calibration level 1, levelId = 36 of compound 1,2-Dichloroethane-d4 in sample 19JAN09.D; previous value = False			✓	
CmdQuantitate	BL2000\mchavez	1/19/2022 1:51:17 PM	Quantitate all compounds in all samples			✓	
CmdSetLevelEnable	BL2000\mchavez	1/19/2022 1:51:52 PM	Set LevelEnable = False for calibration level 1, levelId = 36 of compound 1,2-Dichloroethane-d4 in sample 19JAN09.D; previous value = True			✓	
CmdImportSamplesFromWorklist	BL2000\mchavez	1/19/2022 1:52:09 PM	Add samples from worklist: D:\Org\Data\VOA5975C\VG011922\19JAN10.D			✓	
CmdQuantitate	BL2000\mchavez	1/19/2022 1:52:20 PM	Quantitate all compounds in all samples			✓	
CmdManuallyIntegratePeak	BL2000\mchavez	1/19/2022 1:53:31 PM	Manually integrate compound 1,2-Dichloroethane-d4 in sample 19JAN05.D, from x, y = 6.191, 0 to 6.266, 0, result = 4197; previous integration is from x, y = 6.208, 0 to 6.266, 0 and previous response = 3982.			✓	
CmdQuantitate	BL2000\mchavez	1/19/2022 1:53:58 PM	Quantitate all compounds in all samples			✓	

Audit Trail report

Name	User	Time	Action	Reason	Comment	Succeed	Exception
CmdCalibrate	BL2000\mchavez	1/19/2022 1:54:14 PM	Replace level 5 with Calibration sample 19JAN09.D for compounds {1,2-Dichlorobenzene, 1,4-Dichlorobenzene, 1,3-Dichlorobenzene, 4-Chlorotoluene, 2-Chlorotoluene, 1,2,3-Trichloropropane, 1,1,2,2-Tetrachloroethane, Bromobenzene, p-Bromofluorobenzene, Bromoform, Styrene, o-Xylene, m+p-Xylenes, Ethylbenzene, 1,1,1,2-Tetrachloroethane, Chlorobenzene, 1,2-Dibromoethane, Chlorodibromomethane, 1,3-Dichloropropane, Tetrachloroethene, 1,1,2-Trichloroethane, trans-1,3-Dichloropropene, Toluene, Toluene-d8, cis-1,3-Dichloropropene, Bromodichloromethane, Dibromomethane, 1,2-Dichloropropane, Trichloroethene, 1,2-Dichloroethane, Benzene, 1,1-Dichloropropene, Carbon tetrachloride, Dibromofluoromethane, 1,1,1-Trichloroethane, Chloroform, Bromochloromethane, Methyl ethyl ketone, cis-1,2-Dichloroethene, 2,2-Dichloropropane, 1,1-Dichloroethane, Methyl tert-butyl ether (MTBE), trans-1,2-Dichloroethene, Methylene chloride, 1,1-Dichloroethene, Trichlorofluoromethane, Chloroethane, Bromomethane, Vinyl chloride, Chloromethane, Dichlorodifluoromethane, 1,2-Dichloroethane-d4}; Replace level 4 with Calibration sample 19JAN07.D for compounds {1,2-Dichlorobenzene, 1,4-Dichlorobenzene, 1,3-Dichlorobenzene, 4-Chlorotoluene, 2-Chlorotoluene, 1,2,3-Trichloropropane, 1,1,2,2-Tetrachloroethane, Bromobenzene, p-Bromofluorobenzene, Bromoform, Styrene, o-Xylene, m+p-Xylenes, Ethylbenzene, 1,1,1,2-Tetrachloroethane, Chlorobenzene, 1,2-Dibromoethane, Chlorodibromomethane, 1,3-Dichloropropane, Tetrachloroethene, 1,1,2-Trichloroethane, trans-1,3-Dichloropropene, Toluene, Toluene-d8, cis-1,3-Dichloropropene, Bromodichloromethane, Dibromomethane, 1,2-Dichloropropane, Trichloroethene, 1,2-Dichloroethane, Benzene, 1,1-Dichloropropene, Carbon tetrachloride, Dibromofluoromethane, 1,1,1-Trichloroethane, Chloroform, Bromochloromethane, Methyl ethyl			✓	

Audit Trail report

Name	User	Time	Action	Reason	Comment	Succeed	Exception
			ketone, cis-1,2-Dichloroethene, 2,2-Dichloropropane, 1,1-Dichloroethane, Methyl tert-butyl ether (MTBE), trans-1,2-Dichloroethene, Methylene chloride, 1,1-Dichloroethene, Trichlorofluoromethane, Chloroethane, Bromomethane, Vinyl chloride, Chloromethane, Dichlorodifluoromethane, 1,2-Dichloroethane-d4}; Replace level 3 with Calibration sample 19JAN06.D for compounds {1,2-Dichlorobenzene, 1,4-Dichlorobenzene, 1,3-Dichlorobenzene, 4-Chlorotoluene, 2-Chlorotoluene, 1,2,3-Trichloropropane, 1,1,2,2-Tetrachloroethane, Bromobenzene, p-Bromofluorobenzene, Bromoform, Styrene, o-Xylene, m+p-Xylenes, Ethylbenzene, 1,1,1,2-Tetrachloroethane, Chlorobenzene, 1,2-Dibromoethane, Chlorodibromomethane, 1,3-Dichloropropane, Tetrachloroethene, 1,1,2-Trichloroethane, trans-1,3-Dichloropropene, Toluene, Toluene-d8, cis-1,3-Dichloropropene, Bromodichloromethane, Dibromomethane, 1,2-Dichloropropane, Trichloroethene, 1,2-Dichloroethane, Benzene, 1,1-Dichloropropene, Carbon tetrachloride, Dibromofluoromethane, 1,1,1-Trichloroethane, Chloroform, Bromochloromethane, Methyl ethyl ketone, cis-1,2-Dichloroethene, 2,2-Dichloropropane, 1,1-Dichloroethane, Methyl tert-butyl ether (MTBE), trans-1,2-Dichloroethene, Methylene chloride, 1,1-Dichloroethene, Trichlorofluoromethane, Chloroethane, Bromomethane, Vinyl chloride, Chloromethane, Dichlorodifluoromethane, 1,2-Dichloroethane-d4}; Replace level 2 with Calibration sample 19JAN05.D for compounds {1,2-Dichlorobenzene, 1,4-Dichlorobenzene, 1,3-Dichlorobenzene, 4-Chlorotoluene, 2-Chlorotoluene, 1,2,3-Trichloropropane, 1,1,2,2-Tetrachloroethane, Bromobenzene, p-Bromofluorobenzene, Bromoform, Styrene, o-Xylene, m+p-Xylenes, Ethylbenzene, 1,1,1,2-Tetrachloroethane, Chlorobenzene, 1,2-Dibromoethane, Chlorodibromomethane, 1,3-Dichloropropane, Tetrachloroethene, 1,1,2-Trichloroethane, trans-1,3-Dichloropropene, Toluene, Toluene-d8,				

Audit Trail report

Name	User	Time	Action	Reason	Comment	Succeed	Exception
			cis-1,3-Dichloropropene, Bromodichloromethane, Dibromomethane, 1,2-Dichloropropane, Trichloroethene, 1,2-Dichloroethane, Benzene, 1,1-Dichloropropene, Carbon tetrachloride, Dibromofluoromethane, 1,1,1-Trichloroethane, Chloroform, Bromochloromethane, Methyl ethyl ketone, cis-1,2-Dichloroethene, 2,2-Dichloropropane, 1,1-Dichloroethane, Methyl tert-butyl ether (MTBE), trans-1,2-Dichloroethene, Methylene chloride, 1,1-Dichloroethene, Trichlorofluoromethane, Chloroethane, Bromomethane, Vinyl chloride, Chloromethane, Dichlorodifluoromethane, 1,2-Dichloroethane-d4}; Replace level 1 with Calibration sample 19JAN04.D for compounds {1,2-Dichlorobenzene, 1,4-Dichlorobenzene, 1,3-Dichlorobenzene, 4-Chlorotoluene, 2-Chlorotoluene, 1,2,3-Trichloropropane, 1,1,2,2-Tetrachloroethane, Bromobenzene, p-Bromofluorobenzene, Bromoform, Styrene, o-Xylene, m+p-Xylenes, Ethylbenzene, 1,1,1,2-Tetrachloroethane, Chlorobenzene, 1,2-Dibromoethane, Chlorodibromomethane, 1,3-Dichloropropane, Tetrachloroethene, 1,1,2-Trichloroethane, trans-1,3-Dichloropropene, Toluene, Toluene-d8, cis-1,3-Dichloropropene, Bromodichloromethane, Dibromomethane, 1,2-Dichloropropane, Trichloroethene, 1,2-Dichloroethane, Benzene, 1,1-Dichloropropene, Carbon tetrachloride, Dibromofluoromethane, 1,1,1-Trichloroethane, Chloroform, Bromochloromethane, Methyl ethyl ketone, cis-1,2-Dichloroethene, 2,2-Dichloropropane, 1,1-Dichloroethane, Methyl tert-butyl ether (MTBE), trans-1,2-Dichloroethene, Methylene chloride, 1,1-Dichloroethene, Trichlorofluoromethane, Chloroethane, Bromomethane, Vinyl chloride, Chloromethane, Dichlorodifluoromethane, 1,2-Dichloroethane-d4};				
CmdQuantitate	BL2000\mchavez	1/19/2022 1:54:22 PM	Quantitate all compounds in all samples			✓	
CmdStartMethodEditing	BL2000\mchavez	1/19/2022 2:05:48 PM	Start method editing			✓	
CmdImportMethodFrom Sample	BL2000\mchavez	1/19/2022 2:05:48 PM	Import method from sample 19JAN03.D			✓	

Audit Trail report

Name	User	Time	Action	Reason	Comment	Succeed	Exception
CmdApplyMethodToAllSamples	BL2000\mchavez	1/19/2022 2:06:21 PM	Apply method to all samples			✓	
CmdMethodClear	BL2000\mchavez	1/19/2022 2:06:21 PM	Clear method			✓	
CmdEndMethodEditing	BL2000\mchavez	1/19/2022 2:06:22 PM	End method editing			✓	
CmdQuantitate	BL2000\mchavez	1/19/2022 2:06:30 PM	Quantitate all compounds in all samples			✓	
CmdSaveBatchTable	BL2000\mchavez	1/19/2022 2:10:42 PM	Save batch D:\Org\Data\VOA5975C\VG011922\QuantResults\VG011922_8260B.batch.bin			✓	
CmdOpenBatchTable	BL2000\mchavez	1/19/2022 2:16:39 PM	Open batch D:\Org\Data\VOA5975C\VG011922\VG011922_8260B.batch.bin			✓	
CmdImportSamplesFromWorklist	BL2000\mchavez	1/19/2022 2:17:28 PM	Add samples from worklist: D:\Org\Data\VOA5975C\VG011922\19JAN11.D			✓	
CmdSetSampleAttribute	BL2000\mchavez	1/19/2022 2:17:33 PM	Set SampleType = Calibration for sample 19JAN11.D; previous value = Sample			✓	
CmdSetSampleAttribute	BL2000\mchavez	1/19/2022 2:17:36 PM	Set LevelName = 6 for sample 19JAN11.D; previous value =			✓	
CmdQuantitate	BL2000\mchavez	1/19/2022 2:17:47 PM	Quantitate all compounds in all samples			✓	
CmdSetSampleAttribute	BL2000\mchavez	1/19/2022 2:19:19 PM	Set SampleApproved = True for sample 19JAN11.D; previous value = False			✓	

Audit Trail report

Name	User	Time	Action	Reason	Comment	Succeed	Exception
CmdCalibrate	BL2000\mchavez	1/19/2022 2:19:30 PM	Replace level 6 with Calibration sample 19JAN11.D for compounds {1,4-Dichlorobenzene, 1,3-Dichlorobenzene, 4-Chlorotoluene, 2-Chlorotoluene, 1,2,3-Trichloropropane, 1,1,2,2-Tetrachloroethane, Bromobenzene, p-Bromofluorobenzene, Bromoform, Styrene, o-Xylene, m+p-Xylenes, Ethylbenzene, 1,1,1,2-Tetrachloroethane, Chlorobenzene, 1,2-Dibromoethane, Chlorodibromomethane, 1,3-Dichloropropane, Tetrachloroethene, 1,1,2-Trichloroethane, trans-1,3-Dichloropropene, Toluene, Toluene-d8, cis-1,3-Dichloropropene, Bromodichloromethane, Dibromomethane, 1,2-Dichloropropane, Trichloroethene, 1,2-Dichloroethane, Benzene, 1,2-Dichloroethane-d4, 1,1-Dichloropropene, Carbon tetrachloride, Dibromofluoromethane, 1,1,1-Trichloroethane, Chloroform, Bromochloromethane, Methyl ethyl ketone, cis-1,2-Dichloroethene, 2,2-Dichloropropane, 1,1-Dichloroethane, Methyl tert-butyl ether (MTBE), trans-1,2-Dichloroethene, Methylene chloride, 1,1-Dichloroethene, Trichlorofluoromethane, Chloroethane, Bromomethane, Vinyl chloride, Chloromethane, Dichlorodifluoromethane, 1,2-Dichlorobenzene};			✓	
CmdQuantitate	BL2000\mchavez	1/19/2022 2:19:51 PM	Quantitate all compounds in all samples			✓	
CmdSetLevelEnable	BL2000\mchavez	1/19/2022 2:20:01 PM	Set LevelEnable = True for calibration level 6, levelId = 37 of compound 1,2-Dichloroethane-d4 in sample 19JAN03.D; previous value = False			✓	
CmdQuantitate	BL2000\mchavez	1/19/2022 2:20:14 PM	Quantitate all compounds in all samples			✓	
CmdSetLevelEnable	BL2000\mchavez	1/19/2022 2:20:37 PM	Set LevelEnable = True for calibration level 1, levelId = 36 of compound 1,2-Dichloroethane-d4 in sample 19JAN03.D; previous value = False			✓	
CmdQuantitate	BL2000\mchavez	1/19/2022 2:20:47 PM	Quantitate all compounds in all samples			✓	
CmdSetLevelEnable	BL2000\mchavez	1/19/2022 2:20:59 PM	Set LevelEnable = False for calibration level 1, levelId = 36 of compound 1,2-Dichloroethane-d4 in sample 19JAN03.D; previous value = True			✓	
CmdQuantitate	BL2000\mchavez	1/19/2022 2:21:09 PM	Quantitate all compounds in all samples			✓	

Audit Trail report

Name	User	Time	Action	Reason	Comment	Succeed	Exception
CmdSetTargetCompoundAttribute	BL2000\mchavez	1/19/2022 2:32:34 PM	Set CurveFit = fitQuadratic for compound 1,2-Dichloroethane-d4 in all samples; previous value = fitAverageOfResponseFactors			✓	
CmdSetTargetCompoundAttribute	BL2000\mchavez	1/19/2022 2:32:45 PM	Set CurveFit = fitAverageOfResponseFactors for compound 1,2-Dichloroethane-d4 in all samples; previous value = fitQuadratic			✓	
CmdSaveBatchTable	BL2000\mchavez	1/19/2022 2:33:16 PM	Save batch D:\Org\Data\VOA5975C\VG011922\QuantResults\VG011922_8260B.batch.bin			✓	
CmdOpenBatchTable	BL2000\mchavez	1/19/2022 2:50:30 PM	Open batch D:\Org\Data\VOA5975C\VG011922\VG011922_8260B.batch.bin			✓	
CmdImportSamplesFromWorklist	BL2000\mchavez	1/19/2022 2:50:47 PM	Add samples from worklist: D:\Org\Data\VOA5975C\VG011922\19JAN12.D			✓	
CmdQuantitate	BL2000\mchavez	1/19/2022 2:50:59 PM	Quantitate all compounds in all samples			✓	
CmdSaveBatchTable	BL2000\mchavez	1/19/2022 2:56:02 PM	Save batch D:\Org\Data\VOA5975C\VG011922\QuantResults\VG011922_8260B.batch.bin			✓	
CmdOpenBatchTable	BL2000\mchavez	1/19/2022 3:11:37 PM	Open batch D:\Org\Data\VOA5975C\VG011922\VG011922_8260B.batch.bin			✓	
CmdImportSamplesFromWorklist	BL2000\mchavez	1/19/2022 3:11:57 PM	Add samples from worklist: D:\Org\Data\VOA5975C\VG011922\19JAN13.D			✓	
CmdSetSampleAttribute	BL2000\mchavez	1/19/2022 3:12:03 PM	Set SampleType = Calibration for sample 19JAN13.D; previous value = Sample			✓	
CmdSetSampleAttribute	BL2000\mchavez	1/19/2022 3:12:07 PM	Set LevelName = 7 for sample 19JAN13.D; previous value =			✓	
CmdQuantitate	BL2000\mchavez	1/19/2022 3:12:17 PM	Quantitate all compounds in all samples			✓	
CmdSetSampleAttribute	BL2000\mchavez	1/19/2022 3:14:06 PM	Set SampleApproved = True for sample 19JAN13.D; previous value = False			✓	

Audit Trail report

Name	User	Time	Action	Reason	Comment	Succeed	Exception
CmdCalibrate	BL2000\mchavez	1/19/2022 3:14:17 PM	Replace level 7 with Calibration sample 19JAN13.D for compounds {1,4-Dichlorobenzene, 1,3-Dichlorobenzene, 4-Chlorotoluene, 2-Chlorotoluene, 1,2,3-Trichloropropane, 1,1,2,2-Tetrachloroethane, Bromobenzene, p-Bromofluorobenzene, Bromoform, Styrene, o-Xylene, m+p-Xylenes, Ethylbenzene, 1,1,1,2-Tetrachloroethane, Chlorobenzene, 1,2-Dibromoethane, Chlorodibromomethane, 1,3-Dichloropropane, Tetrachloroethene, 1,1,2-Trichloroethane, trans-1,3-Dichloropropene, Toluene, Toluene-d8, cis-1,3-Dichloropropene, Bromodichloromethane, Dibromomethane, 1,2-Dichloropropane, Trichloroethene, 1,2-Dichloroethane, Benzene, 1,2-Dichloroethane-d4, 1,1-Dichloropropene, Carbon tetrachloride, Dibromofluoromethane, 1,1,1-Trichloroethane, Chloroform, Bromochloromethane, Methyl ethyl ketone, cis-1,2-Dichloroethene, 2,2-Dichloropropane, 1,1-Dichloroethane, Methyl tert-butyl ether (MTBE), trans-1,2-Dichloroethene, Methylene chloride, 1,1-Dichloroethene, Trichlorofluoromethane, Chloroethane, Bromomethane, Vinyl chloride, Chloromethane, Dichlorodifluoromethane, 1,2-Dichlorobenzene};			✓	
CmdQuantitate	BL2000\mchavez	1/19/2022 3:14:35 PM	Quantitate all compounds in all samples			✓	
CmdSaveBatchTable	BL2000\mchavez	1/19/2022 3:14:43 PM	Save batch D:\Org\Data\VOA5975C\VG011922\QuantResults\VG011922_8260B.batch.bin			✓	
CmdOpenBatchTable	BL2000\mchavez	1/19/2022 3:21:12 PM	Open batch D:\Org\Data\VOA5975C\VG011922\VG011922_8260B.batch.bin			✓	
CmdSetLevelEnable	BL2000\mchavez	1/19/2022 3:22:01 PM	Set LevelEnable = True for calibration level 7, levelId = 38 of compound 1,2-Dichloroethane-d4 in sample 19JAN03.D; previous value = False			✓	
CmdQuantitate	BL2000\mchavez	1/19/2022 3:22:13 PM	Quantitate all compounds in all samples			✓	
CmdSetTargetCompoundAttribute	BL2000\mchavez	1/19/2022 3:26:11 PM	Set CurveFit = fitQuadratic for compound 1,2-Dichloroethane-d4 in all samples; previous value = fitAverageOfResponseFactors			✓	
CmdQuantitate	BL2000\mchavez	1/19/2022 3:26:23 PM	Quantitate all compounds in all samples			✓	

Audit Trail report

Name	User	Time	Action	Reason	Comment	Succeed	Exception
CmdSetTargetCompoundAttribute	BL2000\mchavez	1/19/2022 3:26:39 PM	Set CurveFit = fitLinear for compound 1,2-Dichloroethane-d4 in all samples; previous value = fitQuadratic			✓	
CmdQuantitate	BL2000\mchavez	1/19/2022 3:26:50 PM	Quantitate all compounds in all samples			✓	
CmdSetTargetCompoundAttribute	BL2000\mchavez	1/19/2022 3:26:57 PM	Set CurveFit = fitAverageOfResponseFactors for compound 1,2-Dichloroethane-d4 in all samples; previous value = fitLinear			✓	
CmdQuantitate	BL2000\mchavez	1/19/2022 3:27:09 PM	Quantitate all compounds in all samples			✓	
CmdSetLevelEnable	BL2000\mchavez	1/19/2022 3:34:54 PM	Set LevelEnable = False for calibration level 8, levelId = 23 of compound Bromomethane in sample 19JAN03.D; previous value = True			✓	
CmdQuantitate	BL2000\mchavez	1/19/2022 3:35:06 PM	Quantitate all compounds in all samples			✓	
CmdSaveBatchTable	BL2000\mchavez	1/19/2022 3:35:47 PM	Save batch D:\Org\Data\VOA5975C\VG011922\QuantResults\VG011922_8260B.batch.bin			✓	
CmdOpenBatchTable	BL2000\mchavez	1/19/2022 4:04:53 PM	Open batch D:\Org\Data\VOA5975C\VG011922\VG011922_8260B.batch.bin			✓	
CmdImportSamplesFromWorklist	BL2000\mchavez	1/19/2022 4:05:15 PM	Add samples from worklist: D:\Org\Data\VOA5975C\VG011922\19JAN15.D, D:\Org\Data\VOA5975C\VG011922\19JAN14.D			✓	
CmdSetSampleAttribute	BL2000\mchavez	1/19/2022 4:05:22 PM	Set SampleType = Calibration for sample 19JAN15.D; previous value = Sample			✓	
CmdSetSampleAttribute	BL2000\mchavez	1/19/2022 4:05:28 PM	Set LevelName = 8 for sample 19JAN15.D; previous value =			✓	
CmdQuantitate	BL2000\mchavez	1/19/2022 4:05:39 PM	Quantitate all compounds in all samples			✓	
CmdSetSampleAttribute	BL2000\mchavez	1/19/2022 4:07:07 PM	Set SampleApproved = True for sample 19JAN15.D; previous value = False			✓	

Audit Trail report

Name	User	Time	Action	Reason	Comment	Succeed	Exception
CmdCalibrate	BL2000\mchavez	1/19/2022 4:07:19 PM	Replace level 8 with Calibration sample 19JAN15.D for compounds {1,4-Dichlorobenzene, 1,3-Dichlorobenzene, 4-Chlorotoluene, 2-Chlorotoluene, 1,2,3-Trichloropropane, 1,1,2,2-Tetrachloroethane, Bromobenzene, p-Bromofluorobenzene, Bromoform, Styrene, o-Xylene, m+p-Xylenes, Ethylbenzene, 1,1,1,2-Tetrachloroethane, Chlorobenzene, 1,2-Dibromoethane, Chlorodibromomethane, 1,3-Dichloropropane, Tetrachloroethene, 1,1,2-Trichloroethane, trans-1,3-Dichloropropene, Toluene, Toluene-d8, cis-1,3-Dichloropropene, Bromodichloromethane, Dibromomethane, 1,2-Dichloropropane, Trichloroethene, 1,2-Dichloroethane, Benzene, 1,2-Dichloroethane-d4, 1,1-Dichloropropene, Carbon tetrachloride, Dibromofluoromethane, 1,1,1-Trichloroethane, Chloroform, Bromochloromethane, Methyl ethyl ketone, cis-1,2-Dichloroethene, 2,2-Dichloropropane, 1,1-Dichloroethane, Methyl tert-butyl ether (MTBE), trans-1,2-Dichloroethene, Methylene chloride, 1,1-Dichloroethene, Trichlorofluoromethane, Chloroethane, Bromomethane, Vinyl chloride, Chloromethane, Dichlorodifluoromethane, 1,2-Dichlorobenzene};			✓	
CmdQuantitate	BL2000\mchavez	1/19/2022 4:07:38 PM	Quantitate all compounds in all samples			✓	
CmdSetLevelEnable	BL2000\mchavez	1/19/2022 4:07:45 PM	Set LevelEnable = True for calibration level 8, levelId = 39 of compound 1,2-Dichloroethane-d4 in sample 19JAN03.D; previous value = False			✓	
CmdQuantitate	BL2000\mchavez	1/19/2022 4:08:00 PM	Quantitate all compounds in all samples			✓	
CmdSetLevelEnable	BL2000\mchavez	1/19/2022 4:08:26 PM	Set LevelEnable = True for calibration level 1, levelId = 36 of compound 1,2-Dichloroethane-d4 in sample 19JAN03.D; previous value = False			✓	
CmdQuantitate	BL2000\mchavez	1/19/2022 4:10:52 PM	Quantitate all compounds in all samples			✓	
CmdSetLevelEnable	BL2000\mchavez	1/19/2022 4:11:25 PM	Set LevelEnable = False for calibration level 1, levelId = 36 of compound 1,2-Dichloroethane-d4 in sample 19JAN03.D; previous value = True			✓	
CmdQuantitate	BL2000\mchavez	1/19/2022 4:11:37 PM	Quantitate all compounds in all samples			✓	

Audit Trail report

Name	User	Time	Action	Reason	Comment	Succeed	Exception
CmdSetLevelEnable	BL2000\mchavez	1/19/2022 4:19:40 PM	Set LevelEnable = False for calibration level 8, levelId = 39 of compound 1,2-Dichloroethane-d4 in sample 19JAN03.D; previous value = True			✓	
CmdSetLevelEnable	BL2000\mchavez	1/19/2022 4:19:44 PM	Set LevelEnable = True for calibration level 8, levelId = 39 of compound 1,2-Dichloroethane-d4 in sample 19JAN03.D; previous value = False			✓	
CmdQuantitate	BL2000\mchavez	1/19/2022 4:19:56 PM	Quantitate all compounds in all samples			✓	
CmdSaveBatchTable	BL2000\mchavez	1/19/2022 4:21:48 PM	Save batch D:\Org\Data\VOA5975C\VG011922\QuantResults\VG011922_8260B.batch.bin			✓	
CmdOpenBatchTable	BL2000\mchavez	1/19/2022 4:59:06 PM	Open batch D:\Org\Data\VOA5975C\VG011922\VG011922_8260B.batch.bin			✓	
CmdImportSamplesFromWorklist	BL2000\mchavez	1/19/2022 5:00:01 PM	Add samples from worklist: D:\Org\Data\VOA5975C\VG011922\19JAN17.D, D:\Org\Data\VOA5975C\VG011922\19JAN16.D			✓	
CmdSetSampleAttribute	BL2000\mchavez	1/19/2022 5:01:06 PM	Set SampleType = QC for sample 19JAN17.D; previous value = Sample			✓	
CmdSetSampleAttribute	BL2000\mchavez	1/19/2022 5:01:14 PM	Set LevelName = QC for sample 19JAN17.D; previous value =			✓	
CmdSetSampleAttribute	BL2000\mchavez	1/19/2022 5:01:17 PM	Set SampleInformation = LCSA for sample 19JAN17.D; previous value =			✓	
CmdQuantitate	BL2000\mchavez	1/19/2022 5:01:32 PM	Quantitate all compounds in all samples			✓	
CmdStartMethodEditing	BL2000\mchavez	1/19/2022 5:01:59 PM	Start method editing			✓	
CmdImportMethodFromSample	BL2000\mchavez	1/19/2022 5:01:59 PM	Import method from sample 19JAN17.D			✓	
CmdApplyMethodToAllSamples	BL2000\mchavez	1/19/2022 5:02:57 PM	Apply method to all samples			✓	
CmdMethodClear	BL2000\mchavez	1/19/2022 5:02:57 PM	Clear method			✓	
CmdEndMethodEditing	BL2000\mchavez	1/19/2022 5:02:58 PM	End method editing			✓	
CmdQuantitate	BL2000\mchavez	1/19/2022 5:03:10 PM	Quantitate all compounds in all samples			✓	
CmdSaveBatchTable	BL2000\mchavez	1/19/2022 5:03:34 PM	Save batch D:\Org\Data\VOA5975C\VG011922\QuantResults\VG011922_8260B.batch.bin			✓	
CmdOpenBatchTable	BL2000\mchavez	1/20/2022 8:25:52 AM	Open batch D:\Org\Data\VOA5975C\VG011922\VG011922_8260B.batch.bin			✓	

Audit Trail report

Name	User	Time	Action	Reason	Comment	Succeed	Exception
CmdImportSamplesFromWorklist	BL2000\mchavez	1/20/2022 8:26:56 AM	Add samples from worklist: D:\Org\Data\VOA5975C\VG011922\19JAN23.D, D:\Org\Data\VOA5975C\VG011922\19JAN22.D, D:\Org\Data\VOA5975C\VG011922\19JAN21.D, D:\Org\Data\VOA5975C\VG011922\19JAN20.D, D:\Org\Data\VOA5975C\VG011922\19JAN19.D, D:\Org\Data\VOA5975C\VG011922\19JAN18.D			✓	
CmdQuantitate	BL2000\mchavez	1/20/2022 8:27:14 AM	Quantitate all compounds in all samples			✓	
CmdSetTargetCompoundAttribute	BL2000\mchavez	1/20/2022 8:49:42 AM	Set UserAnnotation = NI for compound Chloromethane in sample 19JAN03.D; previous value =			✓	
CmdSetTargetCompoundAttribute	BL2000\mchavez	1/20/2022 8:49:46 AM	Set UserAnnotation = NI for compound Vinyl chloride in sample 19JAN03.D; previous value =			✓	
CmdSetTargetCompoundAttribute	BL2000\mchavez	1/20/2022 8:49:53 AM	Set UserAnnotation = NI for compound Bromomethane in sample 19JAN03.D; previous value =			✓	
CmdSetLevelEnable	BL2000\mchavez	1/20/2022 8:50:00 AM	Set LevelEnable = True for calibration level 8, levelId = 39 of compound Bromomethane in sample 19JAN17.D; previous value = False			✓	
CmdQuantitate	BL2000\mchavez	1/20/2022 8:50:17 AM	Quantitate all compounds in all samples			✓	
CmdSetTargetCompoundAttribute	BL2000\mchavez	1/20/2022 8:50:23 AM	Set CurveFit = fitQuadratic for compound Bromomethane in all samples; previous value = fitAverageOfResponseFactors			✓	
CmdSetTargetCompoundAttribute	BL2000\mchavez	1/20/2022 8:50:26 AM	Set CurveFitWeight = weightOneOverX for compound Bromomethane in all samples; previous value = weightEqual			✓	
CmdQuantitate	BL2000\mchavez	1/20/2022 8:50:40 AM	Quantitate all compounds in all samples			✓	
CmdSetTargetCompoundAttribute	BL2000\mchavez	1/20/2022 8:50:59 AM	Set CurveFit = fitAverageOfResponseFactors for compound Bromomethane in all samples; previous value = fitQuadratic			✓	
CmdSetTargetCompoundAttribute	BL2000\mchavez	1/20/2022 8:51:02 AM	Set CurveFitWeight = weightEqual for compound Bromomethane in all samples; previous value = weightOneOverX			✓	
CmdQuantitate	BL2000\mchavez	1/20/2022 8:51:17 AM	Quantitate all compounds in all samples			✓	

Audit Trail report

Name	User	Time	Action	Reason	Comment	Succeed	Exception
CmdSetTargetCompoundAttribute	BL2000\mchavez	1/20/2022 8:51:24 AM	Set CurveFit = fitQuadratic for compound Bromomethane in all samples; previous value = fitAverageOfResponseFactors			✓	
CmdSetTargetCompoundAttribute	BL2000\mchavez	1/20/2022 8:51:26 AM	Set CurveFitWeight = weightOneOverX for compound Bromomethane in all samples; previous value = weightEqual			✓	
CmdQuantitate	BL2000\mchavez	1/20/2022 8:51:40 AM	Quantitate all compounds in all samples			✓	
CmdSetSampleAttribute	BL2000\mchavez	1/20/2022 8:52:05 AM	Set SampleApproved = True for sample 19JAN07.D; previous value = False			✓	
CmdSetTargetCompoundAttribute	BL2000\mchavez	1/20/2022 8:52:22 AM	Set UserAnnotation = NI for compound Methylene chloride in sample 19JAN03.D; previous value =			✓	
CmdSetTargetCompoundAttribute	BL2000\mchavez	1/20/2022 8:53:54 AM	Set UserAnnotation = LT for compound 1,2-Dichloroethane-d4 in sample 19JAN05.D; previous value =			✓	
CmdSetTargetCompoundAttribute	BL2000\mchavez	1/20/2022 8:57:21 AM	Set CurveFit = fitQuadratic for compound Ethylbenzene in all samples; previous value = fitAverageOfResponseFactors			✓	
CmdSetTargetCompoundAttribute	BL2000\mchavez	1/20/2022 8:57:23 AM	Set CurveFitWeight = weightOneOverX for compound Ethylbenzene in all samples; previous value = weightEqual			✓	
CmdQuantitate	BL2000\mchavez	1/20/2022 8:57:42 AM	Quantitate all compounds in all samples			✓	
CmdSetTargetCompoundAttribute	BL2000\mchavez	1/20/2022 8:57:51 AM	Set CurveFit = fitQuadratic for compound m+p-Xylenes in all samples; previous value = fitAverageOfResponseFactors			✓	
CmdSetTargetCompoundAttribute	BL2000\mchavez	1/20/2022 8:57:53 AM	Set CurveFitWeight = weightOneOverX for compound m+p-Xylenes in all samples; previous value = weightEqual			✓	
CmdQuantitate	BL2000\mchavez	1/20/2022 8:58:12 AM	Quantitate all compounds in all samples			✓	
CmdSetLevelEnable	BL2000\mchavez	1/20/2022 8:58:28 AM	Set LevelEnable = True for calibration level 1, levelId = 36 of compound o-Xylene in sample 19JAN17.D; previous value = False			✓	
CmdSetTargetCompoundAttribute	BL2000\mchavez	1/20/2022 8:58:32 AM	Set CurveFit = fitQuadratic for compound o-Xylene in all samples; previous value = fitAverageOfResponseFactors			✓	
CmdSetTargetCompoundAttribute	BL2000\mchavez	1/20/2022 8:58:35 AM	Set CurveFitWeight = weightOneOverX for compound o-Xylene in all samples; previous value = weightEqual			✓	
CmdQuantitate	BL2000\mchavez	1/20/2022 8:58:51 AM	Quantitate all compounds in all samples			✓	

Audit Trail report

Name	User	Time	Action	Reason	Comment	Succeed	Exception
CmdSetTargetCompoundAttribute	BL2000\mchavez	1/20/2022 8:59:06 AM	Set CurveFit = fitQuadratic for compound Styrene in all samples; previous value = fitAverageOfResponseFactors			✓	
CmdSetTargetCompoundAttribute	BL2000\mchavez	1/20/2022 8:59:09 AM	Set CurveFitWeight = weightOneOverX for compound Styrene in all samples; previous value = weightEqual			✓	
CmdQuantitate	BL2000\mchavez	1/20/2022 8:59:24 AM	Quantitate all compounds in all samples			✓	
CmdSetSampleAttribute	BL2000\mchavez	1/20/2022 9:07:29 AM	Set SampleApproved = True for sample 19JAN17.D; previous value = False			✓	
CmdSetSampleAttribute	BL2000\mchavez	1/20/2022 9:13:44 AM	Set SampleApproved = True for sample 19JAN03.D; previous value = False			✓	
CmdImportSamplesFromWorklist	BL2000\mchavez	1/20/2022 9:25:54 AM	Add samples from worklist: D:\Org\Data\VOA5975C\VG011922\19JAN09CC.D			✓	
CmdSetSampleAttribute	BL2000\mchavez	1/20/2022 9:26:13 AM	Set SampleType = CC for sample 19JAN09CC.D; previous value = Sample			✓	
CmdSetSampleAttribute	BL2000\mchavez	1/20/2022 9:26:21 AM	Set LevelName = CC for sample 19JAN09CC.D; previous value =			✓	
CmdSetSampleAttribute	BL2000\mchavez	1/20/2022 9:26:37 AM	Set SampleName = CC011922_ for sample 19JAN09CC.D; previous value = ICAL011922_5			✓	
CmdSetSampleAttribute	BL2000\mchavez	1/20/2022 9:26:55 AM	Set UserDefined = Reimported CAL5 as CC for sample 19JAN09CC.D; previous value =			✓	
CmdQuantitate	BL2000\mchavez	1/20/2022 9:27:20 AM	Quantitate all compounds in all samples			✓	
CmdSetSampleAttribute	BL2000\mchavez	1/20/2022 9:27:48 AM	Set SampleApproved = True for sample 19JAN09CC.D; previous value = False			✓	
CmdSetSampleAttribute	BL2000\mchavez	1/20/2022 9:27:48 AM	Set SampleApproved = False for sample 19JAN09CC.D; previous value = True			✓	

Audit Trail report

Name	User	Time	Action	Reason	Comment	Succeed	Exception
CmdCalibrate	BL2000\mchavez	1/20/2022 9:28:13 AM	Replace level CC with CC sample 19JAN09CC.D for compounds {1,4-Dichlorobenzene, 1,3-Dichlorobenzene, 4-Chlorotoluene, 2-Chlorotoluene, 1,2,3-Trichloropropane, 1,1,2,2-Tetrachloroethane, Bromobenzene, p-Bromofluorobenzene, Bromoform, Styrene, o-Xylene, m+p-Xylenes, Ethylbenzene, 1,1,1,2-Tetrachloroethane, Chlorobenzene, 1,2-Dibromoethane, Chlorodibromomethane, 1,3-Dichloropropane, Tetrachloroethene, 1,1,2-Trichloroethane, trans-1,3-Dichloropropene, Toluene, Toluene-d8, cis-1,3-Dichloropropene, Bromodichloromethane, Dibromomethane, 1,2-Dichloropropane, Trichloroethene, 1,2-Dichloroethane, Benzene, 1,2-Dichloroethane-d4, 1,1-Dichloropropene, Carbon tetrachloride, Dibromofluoromethane, 1,1,1-Trichloroethane, Chloroform, Bromochloromethane, Methyl ethyl ketone, cis-1,2-Dichloroethene, 2,2-Dichloropropane, 1,1-Dichloroethane, Methyl tert-butyl ether (MTBE), trans-1,2-Dichloroethene, Methylene chloride, 1,1-Dichloroethene, Trichlorofluoromethane, Chloroethane, Bromomethane, Vinyl chloride, Chloromethane, Dichlorodifluoromethane, 1,2-Dichlorobenzene}; Replace level QC with QC sample 19JAN17.D for compounds {1,4-Dichlorobenzene, 1,3-Dichlorobenzene, 4-Chlorotoluene, 2-Chlorotoluene, 1,2,3-Trichloropropane, 1,1,2,2-Tetrachloroethane, Bromobenzene, p-Bromofluorobenzene, Bromoform, Styrene, o-Xylene, m+p-Xylenes, Ethylbenzene, 1,1,1,2-Tetrachloroethane, Chlorobenzene, 1,2-Dibromoethane, Chlorodibromomethane, 1,3-Dichloropropane, Tetrachloroethene, 1,1,2-Trichloroethane, trans-1,3-Dichloropropene, Toluene, Toluene-d8, cis-1,3-Dichloropropene, Bromodichloromethane, Dibromomethane, 1,2-Dichloropropane, Trichloroethene, 1,2-Dichloroethane, Benzene, 1,2-Dichloroethane-d4, 1,1-Dichloropropene, Carbon tetrachloride, Dibromofluoromethane, 1,1,1-Trichloroethane, Chloroform,			✓	

Audit Trail report

Name	User	Time	Action	Reason	Comment	Succeed	Exception
			Bromochloromethane, Methyl ethyl ketone, cis-1,2-Dichloroethene, 2,2-Dichloropropane, 1,1-Dichloroethane, Methyl tert-butyl ether (MTBE), trans-1,2-Dichloroethene, Methylene chloride, 1,1-Dichloroethene, Trichlorofluoromethane, Chloroethane, Bromomethane, Vinyl chloride, Chloromethane, Dichlorodifluoromethane, 1,2-Dichlorobenzene}; Replace level 8 with Calibration sample 19JAN15.D for compounds {1,4-Dichlorobenzene, 1,3-Dichlorobenzene, 4-Chlorotoluene, 2-Chlorotoluene, 1,2,3-Trichloropropane, 1,1,2,2-Tetrachloroethane, Bromobenzene, p-Bromofluorobenzene, Bromoform, Styrene, o-Xylene, m+p-Xylenes, Ethylbenzene, 1,1,1,2-Tetrachloroethane, Chlorobenzene, 1,2-Dibromoethane, Chlorodibromomethane, 1,3-Dichloropropane, Tetrachloroethene, 1,1,2-Trichloroethane, trans-1,3-Dichloropropene, Toluene, Toluene-d8, cis-1,3-Dichloropropene, Bromodichloromethane, Dibromomethane, 1,2-Dichloropropane, Trichloroethene, 1,2-Dichloroethane, Benzene, 1,2-Dichloroethane-d4, 1,1-Dichloropropene, Carbon tetrachloride, Dibromofluoromethane, 1,1,1-Trichloroethane, Chloroform, Bromochloromethane, Methyl ethyl ketone, cis-1,2-Dichloroethene, 2,2-Dichloropropane, 1,1-Dichloroethane, Methyl tert-butyl ether (MTBE), trans-1,2-Dichloroethene, Methylene chloride, 1,1-Dichloroethene, Trichlorofluoromethane, Chloroethane, Bromomethane, Vinyl chloride, Chloromethane, Dichlorodifluoromethane, 1,2-Dichlorobenzene}; Replace level 7 with Calibration sample 19JAN13.D for compounds {1,4-Dichlorobenzene, 1,3-Dichlorobenzene, 4-Chlorotoluene, 2-Chlorotoluene, 1,2,3-Trichloropropane, 1,1,2,2-Tetrachloroethane, Bromobenzene, p-Bromofluorobenzene, Bromoform, Styrene, o-Xylene, m+p-Xylenes, Ethylbenzene, 1,1,1,2-Tetrachloroethane, Chlorobenzene, 1,2-Dibromoethane, Chlorodibromomethane, 1,3-Dichloropropane, Tetrachloroethene,				

Audit Trail report

Name	User	Time	Action	Reason	Comment	Succeed	Exception
			1,1,2-Trichloroethane, trans-1,3-Dichloropropene, Toluene, Toluene-d8, cis-1,3-Dichloropropene, Bromodichloromethane, Dibromomethane, 1,2-Dichloropropane, Trichloroethene, 1,2-Dichloroethane, Benzene, 1,2-Dichloroethane-d4, 1,1-Dichloropropene, Carbon tetrachloride, Dibromofluoromethane, 1,1,1-Trichloroethane, Chloroform, Bromochloromethane, Methyl ethyl ketone, cis-1,2-Dichloroethene, 2,2-Dichloropropane, 1,1-Dichloroethane, Methyl tert-butyl ether (MTBE), trans-1,2-Dichloroethene, Methylene chloride, 1,1-Dichloroethene, Trichlorofluoromethane, Chloroethane, Bromomethane, Vinyl chloride, Chloromethane, Dichlorodifluoromethane, 1,2-Dichlorobenzene}; Replace level 6 with Calibration sample 19JAN11.D for compounds {1,4-Dichlorobenzene, 1,3-Dichlorobenzene, 4-Chlorotoluene, 2-Chlorotoluene, 1,2,3-Trichloropropane, 1,1,2,2-Tetrachloroethane, Bromobenzene, p-Bromofluorobenzene, Bromoform, Styrene, o-Xylene, m+p-Xylenes, Ethylbenzene, 1,1,1,2-Tetrachloroethane, Chlorobenzene, 1,2-Dibromoethane, Chlorodibromomethane, 1,3-Dichloropropane, Tetrachloroethene, 1,1,2-Trichloroethane, trans-1,3-Dichloropropene, Toluene, Toluene-d8, cis-1,3-Dichloropropene, Bromodichloromethane, Dibromomethane, 1,2-Dichloropropane, Trichloroethene, 1,2-Dichloroethane, Benzene, 1,2-Dichloroethane-d4, 1,1-Dichloropropene, Carbon tetrachloride, Dibromofluoromethane, 1,1,1-Trichloroethane, Chloroform, Bromochloromethane, Methyl ethyl ketone, cis-1,2-Dichloroethene, 2,2-Dichloropropane, 1,1-Dichloroethane, Methyl tert-butyl ether (MTBE), trans-1,2-Dichloroethene, Methylene chloride, 1,1-Dichloroethene, Trichlorofluoromethane, Chloroethane, Bromomethane, Vinyl chloride, Chloromethane, Dichlorodifluoromethane, 1,2-Dichlorobenzene}; Replace level 5 with Calibration sample 19JAN09.D for compounds {1,4-Dichlorobenzene, 1,3-				

Audit Trail report

Name	User	Time	Action	Reason	Comment	Succeed	Exception
			Dichlorobenzene, 4-Chlorotoluene, 2-Chlorotoluene, 1,2,3-Trichloropropane, 1,1,2,2-Tetrachloroethane, Bromobenzene, p-Bromofluorobenzene, Bromoform, Styrene, o-Xylene, m+p-Xylenes, Ethylbenzene, 1,1,1,2-Tetrachloroethane, Chlorobenzene, 1,2-Dibromoethane, Chlorodibromomethane, 1,3-Dichloropropane, Tetrachloroethene, 1,1,2-Trichloroethane, trans-1,3-Dichloropropene, Toluene, Toluene-d8, cis-1,3-Dichloropropene, Bromodichloromethane, Dibromomethane, 1,2-Dichloropropane, Trichloroethene, 1,2-Dichloroethane, Benzene, 1,2-Dichloroethane-d4, 1,1-Dichloropropene, Carbon tetrachloride, Dibromofluoromethane, 1,1,1-Trichloroethane, Chloroform, Bromochloromethane, Methyl ethyl ketone, cis-1,2-Dichloroethene, 2,2-Dichloropropane, 1,1-Dichloroethane, Methyl tert-butyl ether (MTBE), trans-1,2-Dichloroethene, Methylene chloride, 1,1-Dichloroethene, Trichlorofluoromethane, Chloroethane, Bromomethane, Vinyl chloride, Chloromethane, Dichlorodifluoromethane, 1,2-Dichlorobenzene}; Replace level 4 with Calibration sample 19JAN07.D for compounds {1,4-Dichlorobenzene, 1,3-Dichlorobenzene, 4-Chlorotoluene, 2-Chlorotoluene, 1,2,3-Trichloropropane, 1,1,2,2-Tetrachloroethane, Bromobenzene, p-Bromofluorobenzene, Bromoform, Styrene, o-Xylene, m+p-Xylenes, Ethylbenzene, 1,1,1,2-Tetrachloroethane, Chlorobenzene, 1,2-Dibromoethane, Chlorodibromomethane, 1,3-Dichloropropane, Tetrachloroethene, 1,1,2-Trichloroethane, trans-1,3-Dichloropropene, Toluene, Toluene-d8, cis-1,3-Dichloropropene, Bromodichloromethane, Dibromomethane, 1,2-Dichloropropane, Trichloroethene, 1,2-Dichloroethane, Benzene, 1,2-Dichloroethane-d4, 1,1-Dichloropropene, Carbon tetrachloride, Dibromofluoromethane, 1,1,1-Trichloroethane, Chloroform, Bromochloromethane, Methyl ethyl ketone, cis-1,2-Dichloroethene, 2,2-				

Audit Trail report

Name	User	Time	Action	Reason	Comment	Succeed	Exception
			Dichloropropane, 1,1-Dichloroethane, Methyl tert-butyl ether (MTBE), trans-1,2-Dichloroethene, Methylene chloride, 1,1-Dichloroethene, Trichlorofluoromethane, Chloroethane, Bromomethane, Vinyl chloride, Chloromethane, Dichlorodifluoromethane, 1,2-Dichlorobenzene}; Replace level 3 with Calibration sample 19JAN06.D for compounds {1,4-Dichlorobenzene, 1,3-Dichlorobenzene, 4-Chlorotoluene, 2-Chlorotoluene, 1,2,3-Trichloropropane, 1,1,2,2-Tetrachloroethane, Bromobenzene, p-Bromofluorobenzene, Bromoform, Styrene, o-Xylene, m+p-Xylenes, Ethylbenzene, 1,1,1,2-Tetrachloroethane, Chlorobenzene, 1,2-Dibromoethane, Chlorodibromomethane, 1,3-Dichloropropane, Tetrachloroethene, 1,1,2-Trichloroethane, trans-1,3-Dichloropropene, Toluene, Toluene-d8, cis-1,3-Dichloropropene, Bromodichloromethane, Dibromomethane, 1,2-Dichloropropane, Trichloroethene, 1,2-Dichloroethane, Benzene, 1,2-Dichloroethane-d4, 1,1-Dichloropropene, Carbon tetrachloride, Dibromofluoromethane, 1,1,1-Trichloroethane, Chloroform, Bromochloromethane, Methyl ethyl ketone, cis-1,2-Dichloroethene, 2,2-Dichloropropane, 1,1-Dichloroethane, Methyl tert-butyl ether (MTBE), trans-1,2-Dichloroethene, Methylene chloride, 1,1-Dichloroethene, Trichlorofluoromethane, Chloroethane, Bromomethane, Vinyl chloride, Chloromethane, Dichlorodifluoromethane, 1,2-Dichlorobenzene}; Replace level 2 with Calibration sample 19JAN05.D for compounds {1,4-Dichlorobenzene, 1,3-Dichlorobenzene, 4-Chlorotoluene, 2-Chlorotoluene, 1,2,3-Trichloropropane, 1,1,2,2-Tetrachloroethane, Bromobenzene, p-Bromofluorobenzene, Bromoform, Styrene, o-Xylene, m+p-Xylenes, Ethylbenzene, 1,1,1,2-Tetrachloroethane, Chlorobenzene, 1,2-Dibromoethane, Chlorodibromomethane, 1,3-Dichloropropane, Tetrachloroethene, 1,1,2-Trichloroethane, trans-1,3-Dichloropropene, Toluene, Toluene-d8,				

Audit Trail report

Name	User	Time	Action	Reason	Comment	Succeed	Exception
			cis-1,3-Dichloropropene, Bromodichloromethane, Dibromomethane, 1,2- Dichloropropane, Trichloroethene, 1,2- Dichloroethane, Benzene, 1,2- Dichloroethane-d4, 1,1- Dichloropropene, Carbon tetrachloride, Dibromofluoromethane, 1,1,1- Trichloroethane, Chloroform, Bromochloromethane, Methyl ethyl ketone, cis-1,2-Dichloroethene, 2,2- Dichloropropane, 1,1-Dichloroethane, Methyl tert-butyl ether (MTBE), trans- 1,2-Dichloroethene, Methylene chloride, 1,1-Dichloroethene, Trichlorofluoromethane, Chloroethane, Bromomethane, Vinyl chloride, Chloromethane, Dichlorodifluoromethane, 1,2- Dichlorobenzene}; Replace level 1 with Calibration sample 19JAN04.D for compounds {1,4-Dichlorobenzene, 1,3- Dichlorobenzene, 4-Chlorotoluene, 2- Chlorotoluene, 1,2,3-Trichloropropane, 1,1,2,2-Tetrachloroethane, Bromobenzene, p- Bromofluorobenzene, Bromoform, Styrene, o-Xylene, m+p-Xylenes, Ethylbenzene, 1,1,1,2- Tetrachloroethane, Chlorobenzene, 1,2-Dibromoethane, Chlorodibromomethane, 1,3- Dichloropropane, Tetrachloroethene, 1,1,2-Trichloroethane, trans-1,3- Dichloropropene, Toluene, Toluene-d8, cis-1,3-Dichloropropene, Bromodichloromethane, Dibromomethane, 1,2- Dichloropropane, Trichloroethene, 1,2- Dichloroethane, Benzene, 1,2- Dichloroethane-d4, 1,1- Dichloropropene, Carbon tetrachloride, Dibromofluoromethane, 1,1,1- Trichloroethane, Chloroform, Bromochloromethane, Methyl ethyl ketone, cis-1,2-Dichloroethene, 2,2- Dichloropropane, 1,1-Dichloroethane, Methyl tert-butyl ether (MTBE), trans- 1,2-Dichloroethene, Methylene chloride, 1,1-Dichloroethene, Trichlorofluoromethane, Chloroethane, Bromomethane, Vinyl chloride, Chloromethane, Dichlorodifluoromethane, 1,2- Dichlorobenzene};				
CmdQuantitate	BL2000\mchavez	1/20/2022 9:28:29 AM	Quantitate all compounds in all samples			✓	

Audit Trail report

Name	User	Time	Action	Reason	Comment	Succeed	Exception
CmdSetSampleAttribute	BL2000\mchavez	1/20/2022 9:28:41 AM	Set SampleApproved = True for sample 19JAN09CC.D; previous value = False			✓	
CmdStartMethodEditing	BL2000\mchavez	1/20/2022 9:29:11 AM	Start method editing			✓	
CmdImportMethodFromSample	BL2000\mchavez	1/20/2022 9:29:11 AM	Import method from sample 19JAN04.D			✓	
CmdSaveMethodAs	BL2000\mchavez	1/20/2022 9:31:09 AM	Save method to file \\MASSHUNTER\Org\Data\Methods\Quant\VOA5975C\VOA5975C_011922_CAL\VOA5975C_8260B_SHT_DoD_L4_011922.m			✓	
CmdApplyMethodToAllSamples	BL2000\mchavez	1/20/2022 9:31:23 AM	Apply method to all samples			✓	
CmdMethodClear	BL2000\mchavez	1/20/2022 9:31:23 AM	Clear method			✓	
CmdEndMethodEditing	BL2000\mchavez	1/20/2022 9:31:24 AM	End method editing			✓	
CmdQuantitate	BL2000\mchavez	1/20/2022 9:31:41 AM	Quantitate all compounds in all samples			✓	
CmdSetSampleAttribute	BL2000\mchavez	1/20/2022 9:31:55 AM	Set SampleApproved = True for sample 19JAN02.D; previous value = False			✓	
CmdManuallyIntegrateQualifierPeak	BL2000\mchavez	1/20/2022 9:32:21 AM	Manually integrate qualifier66.0 of compound Chloroethane in sample 19JAN19.D from x, y = 1.869, 0 to 1.983, 0; result = 2724			✓	
CmdManuallyIntegrateMerge	BL2000\mchavez	1/20/2022 9:32:26 AM	Merge peak with left peak for qualifier 84.0 of compound Methylene chloride in sample 19JAN19.D, new integration is from x, y = 3.291, 0 to 3.388, 0 and new response = 11921;previous integration is from x, y = 3.291, 0 to 3.388, 0 and previous response = 11921.			✓	
CmdManuallyIntegrateMerge	BL2000\mchavez	1/20/2022 9:32:29 AM	Merge peak with left peak for compound Methylene chloride in sample 19JAN19.D, new integration is from x, y = 3.285, 0 to 3.388, 0 and new response = 17624; previous integration is from x, y= 3.327, 0 to 3.388, 0 and previous response =11453.			✓	
CmdSaveBatchTable	BL2000\mchavez	1/20/2022 9:47:49 AM	Save batch D:\Org\Data\VOA5975C\VG011922\QuantResults\VG011922_8260B.batch.bin			✓	
CmdOpenBatchTable	BL2000\mchavez	1/20/2022 10:19:52 AM	Open batch D:\Org\Data\VOA5975C\VG011922\VG011922_8260B.batch.bin			✓	
CmdSetSampleAttribute	BL2000\mchavez	1/20/2022 10:20:43 AM	Set SampleType = Blank for sample 19JAN22.D; previous value = Sample			✓	
CmdSetSampleAttribute	BL2000\mchavez	1/20/2022 10:20:49 AM	Set SampleType = Blank for sample 19JAN23.D; previous value = Sample			✓	
CmdStartMethodEditing	BL2000\mchavez	1/20/2022 10:21:04 AM	Start method editing			✓	

Audit Trail report

Name	User	Time	Action	Reason	Comment	Succeed	Exception
CmdImportMethodFromSample	BL2000\mchavez	1/20/2022 10:21:04 AM	Import method from sample 19JAN04.D			✓	
CmdSaveMethodAs	BL2000\mchavez	1/20/2022 10:22:36 AM	Save method to file \\MASSHUNTER\Org\Data\Methods\Quant\VOA5975C\VOA5975C_011922_CAL\VOA5975C_8260B_SHT_DoD_L4_011922.m			✓	
CmdApplyMethodToAllSamples	BL2000\mchavez	1/20/2022 10:22:46 AM	Apply method to all samples			✓	
CmdMethodClear	BL2000\mchavez	1/20/2022 10:22:46 AM	Clear method			✓	
CmdEndMethodEditing	BL2000\mchavez	1/20/2022 10:22:47 AM	End method editing			✓	
CmdQuantitate	BL2000\mchavez	1/20/2022 10:23:06 AM	Quantitate all compounds in all samples			✓	
CmdSaveBatchTable	BL2000\mchavez	1/20/2022 10:23:19 AM	Save batch D:\Org\Data\VOA5975C\VG011922\QuantResults\VG011922_8260B.batch.bin			✓	
CmdOpenBatchTable	BL2000\mchavez	1/22/2022 1:02:27 PM	Open batch D:\Org\Data\VOA5975C\VG011922\VG011922_8260B.batch.bin			✓	
CmdStartMethodEditing	BL2000\mchavez	1/22/2022 1:02:42 PM	Start method editing			✓	
CmdImportMethodFromSample	BL2000\mchavez	1/22/2022 1:02:42 PM	Import method from sample 19JAN01.D			✓	
CmdSaveMethodAs	BL2000\mchavez	1/22/2022 1:03:52 PM	Save method to file \\MASSHUNTER\Org\Data\Methods\Quant\VOA5975C\VOA5975C_011922_CAL\VOA5975C_8260B_SHT_DoD_L4_011922.m			✓	
CmdApplyMethodToAllSamples	BL2000\mchavez	1/22/2022 1:04:05 PM	Apply method to all samples			✓	
CmdMethodClear	BL2000\mchavez	1/22/2022 1:04:05 PM	Clear method			✓	
CmdEndMethodEditing	BL2000\mchavez	1/22/2022 1:04:06 PM	End method editing			✓	
CmdQuantitate	BL2000\mchavez	1/22/2022 1:04:23 PM	Quantitate all compounds in all samples			✓	
CmdSaveBatchTable	BL2000\mchavez	1/22/2022 1:16:10 PM	Save batch D:\Org\Data\VOA5975C\VG011922\QuantResults\VG011922_8260B.batch.bin			✓	
GenerateReport	BL2000\mchavez	1/22/2022 1:17:28 PM	Generates report - Method: \\MASSHUNTER\Org\reports\LevelIV_Reports\Calibration\01_Init_Cal+Gen_Calibration+Gen_ResultsSummary.m, Output Path: D:\Org\Data\VOA5975C\VG011922\QuantReports\VG011922_8260B			✓	
CmdStartMethodEditing	BL2000\mchavez	1/22/2022 1:22:07 PM	Start method editing			✓	
CmdImportMethodFromFile	BL2000\mchavez	1/22/2022 1:22:08 PM	Import method from file \\MASSHUNTER\Org\Data\Methods\Quant\VOA5975C\VOA5975C_011922_CAL\VOA5975C_8260B_SHT_DoD_L4_011922.m			✓	

Audit Trail report

Name	User	Time	Action	Reason	Comment	Succeed	Exception
CmdApplyMethodToAllSamples	BL2000\mchavez	1/22/2022 1:22:19 PM	Apply method to all samples			✓	
CmdMethodClear	BL2000\mchavez	1/22/2022 1:22:19 PM	Clear method			✓	
CmdEndMethodEditing	BL2000\mchavez	1/22/2022 1:22:19 PM	End method editing			✓	
CmdQuantitate	BL2000\mchavez	1/22/2022 1:22:36 PM	Quantitate all compounds in all samples			✓	
CmdSaveBatchTable	BL2000\mchavez	1/22/2022 1:22:47 PM	Save batch D:\Org\Data\VOA5975C\VG011922\QuantResults\VG011922_8260B.batch.bin			✓	
GenerateReport	BL2000\mchavez	1/22/2022 1:23:39 PM	Generates report - Method: \\MASSHUNTER\Org\reports\LevelIV_Reports\Calibration\01_Init_Cal+Gen_Calibration+Gen_ResultsSummary.m, Output Path: D:\Org\Data\VOA5975C\VG011922\QuantReports\VG011922_8260B-1			✓	
CmdSetLevelEnable	BL2000\mchavez	1/22/2022 1:26:22 PM	Set LevelEnable = False for calibration level 1, levelId = 9 of compound 1,2,3-Trichloropropane in sample 19JAN01.D; previous value = True			✓	
CmdQuantitate	BL2000\mchavez	1/22/2022 1:26:43 PM	Quantitate all compounds in all samples			✓	
CmdQuantitate	BL2000\mchavez	1/22/2022 1:30:44 PM	Quantitate all compounds in all samples			✓	
CmdStartMethodEditing	BL2000\mchavez	1/22/2022 1:30:55 PM	Start method editing			✓	
CmdImportMethodFromSample	BL2000\mchavez	1/22/2022 1:30:55 PM	Import method from sample 19JAN04.D			✓	
CmdSaveMethodAs	BL2000\mchavez	1/22/2022 1:31:07 PM	Save method to file \\MASSHUNTER\Org\Data\Methods\Quant\VOA5975C\VOA5975C_011922_CAL\VOA5975C_8260B_SHT_DoD_L4_011922.m			✓	
CmdApplyMethodToAllSamples	BL2000\mchavez	1/22/2022 1:31:24 PM	Apply method to all samples			✓	
CmdMethodClear	BL2000\mchavez	1/22/2022 1:31:24 PM	Clear method			✓	
CmdEndMethodEditing	BL2000\mchavez	1/22/2022 1:31:24 PM	End method editing			✓	
CmdQuantitate	BL2000\mchavez	1/22/2022 1:31:40 PM	Quantitate all compounds in all samples			✓	
CmdStartMethodEditing	BL2000\mchavez	1/22/2022 1:32:14 PM	Start method editing			✓	
CmdImportMethodFromFile	BL2000\mchavez	1/22/2022 1:32:15 PM	Import method from file \\MASSHUNTER\Org\Data\Methods\Quant\VOA5975C\VOA5975C_011922_CAL\VOA5975C_8260B_SHT_DoD_L4_011922.m			✓	
CmdApplyMethodToAllSamples	BL2000\mchavez	1/22/2022 1:32:26 PM	Apply method to all samples			✓	
CmdMethodClear	BL2000\mchavez	1/22/2022 1:32:26 PM	Clear method			✓	
CmdEndMethodEditing	BL2000\mchavez	1/22/2022 1:32:26 PM	End method editing			✓	

Audit Trail report

Name	User	Time	Action	Reason	Comment	Succeed	Exception
CmdQuantitate	BL2000\mchavez	1/22/2022 1:32:42 PM	Quantitate all compounds in all samples			✓	
CmdSaveBatchTable	BL2000\mchavez	1/22/2022 1:34:07 PM	Save batch D:\Org\Data\VOA5975C\VG011922\QuantResults\VG011922_8260B.batch.bin			✓	
CmdOpenBatchTable	BL2000\mchavez	1/22/2022 1:34:47 PM	Open batch D:\Org\Data\VOA5975C\VG011922\VG011922_8260B.batch.bin			✓	
GenerateReport	BL2000\mchavez	1/22/2022 1:35:58 PM	Generates report - Method: \\MASSHUNTER\Org\reports\LevelIV_Reports\Calibration\01_Init_Cal+Gen_Calibration+Gen_ResultsSummary.m, Output Path: D:\Org\Data\VOA5975C\VG011922\QuantReports\VG011922_8260B-2			✓	
CmdOpenBatchTable	BL2000\mchavez	2/14/2022 3:08:22 PM	Open batch D:\Org\Data\VOA5975C\VG011922\VG011922_8260B.batch.bin			✓	
GenerateReport	BL2000\mchavez	2/14/2022 3:09:56 PM	Generates report - Method: \\MASSHUNTER\Org\reports\LevelIV_Reports\Calibration\Gen_ResultsSummary.m, Output Path: D:\Org\Data\VOA5975C\VG011922\QuantReports\VG011922_8260B-3			✓	

Energy Laboratories Inc

ANALYTICAL RUN Summary

08-Mar-22

Run ID VOA5975C.I_220120A

Run Start Date: 1/20/2022
Analyst: Melissa Chavez
Ical:
Column ID:
Comments:

Std ID	Std Name	Std Amount	Std Units	Samp Amount	Samp Units	SampType	Expiration Date
VOCF3529B	2nd Source MtBE	1.05	ul	42	ml	LCS, MS, M	1/29/2022
VOCF3546B	Liquids	1.05	ul	42	ml	CCV	2/13/2022
VOCF3558B	2nd Source Liquids	1.05	ul	42	ml	LCS, MS, M	2/27/2022
VOCF3559A	MtBE	1.05	ul	42	ml	CCV	1/27/2022
VOCF3563	Internals	8.4	ul	42	ml	MBLK, SAM	7/3/2022
VOCF3567A	2nd Source Ketones	1.05	ul	42	ml	LCS, MS, M	2/12/2022
VOCF3569	Ketones	1.05	ul	42	ml	CCV	2/17/2022
VOCF3570A	Gases	1.05	ul	42	ml	CCV	1/25/2022
VOCF3571A	2nd Source Gases	1.05	ul	42	ml	LCS, MS, M	1/26/2022
VOCF3572	Internal Standard / Surrogates (INT/SURR)	8.4	ul	42	ml	CCV, LCS (7/19/2022
VOCF3573	Calibration Surrogates	2.1	ul	42	ml	MBLK, SAM	7/19/2022

Seq No	Lab ID	Test Code	Sample Typ	File ID	Analysis Date	DF	Batch ID	Prep Date	SPKref	RPDref	pmoist					
14993903	20JAN02_D_TU	VOC-8260-BFB	TUNE	DA5975C\VG012	1/20/2022 9:21:0	1	R373592		0	0						
Analyte	T	Units	RAW	Final	Text	Spike	SPKref	RPDref	MDL	PQL	UQL	%REC	LOW	HIGH	%RPD	Q
173, % of mass 174	A	%	1.1	1.1		100	0	0	0	0	0	1%	0	1.99	0%	
174, % of mass 95	A	%	94.7	94.7		100	0	0	0	0	0	95%	50	99.99	0%	
175, % of mass 174	A	%	6.5	6.5		100	0	0	0	0	0	7%	5	9	0%	
176, % of mass 174	A	%	95.1	95.1		100	0	0	0	0	0	95%	95	101	0%	
177, % of mass 176	A	%	6.8	6.8		100	0	0	0	0	0	7%	5	9	0%	
50, % of mass 95	A	%	20.7	20.7		100	0	0	0	0	0	21%	15	40	0%	
75, % of mass 95	A	%	48.9	48.9		100	0	0	0	0	0	49%	30	60	0%	
95, Base Peak	A	%	100	100		100	0	0	0	0	0	100%	0	100	0%	
96, % of mass 95	A	%	6.1	6.1		100	0	0	0	0	0	6%	5	9	0%	

Seq No	Lab ID	Test Code	Sample Typ	File ID	Analysis Date	DF	Batch ID	Prep Date	SPKref	RPDref	pmoist					
14993904	CCV012022_	VOC-8260-W-Q	CCV	DA5975C\VG01241	20/2022 10:06:	1	R373592		0	0						
Analyte	T	Units	RAW	Final	Text	Spike	SPKref	RPDref	MDL	PQL	UQL	%REC	LOW	HIGH	%RPD	Q
1,1,1,2-Tetrachloroethane	A	ug/L	122.19319	4.8877276		5	0	0	0.101	0.5	500	98%	80	120	0%	
1,1,1-Trichloroethane	A	ug/L	124.6199	4.984796		5	0	0	0.131	0.5	500	100%	80	120	0%	
1,1,2,2-Tetrachloroethane	A	ug/L	127.09883	5.0839532		5	0	0	0.0872	0.5	500	102%	80	120	0%	
1,1,2-Trichloroethane	A	ug/L	126.55297	5.0621188		5	0	0	0.108	0.5	500	101%	80	120	0%	
1,1-Dichloroethane	A	ug/L	125.4183	5.016732		5	0	0	0.135	0.5	500	100%	80	120	0%	
1,1-Dichloroethene	A	ug/L	119.41412	4.7765648		5	0	0	0.141	0.5	500	96%	80	120	0%	
1,1-Dichloropropene	A	ug/L	125.74241	5.0296964		5	0	0	0.083	0.5	500	101%	80	120	0%	
1,2,3-Trichloropropane	A	ug/L	128.31789	5.1327156		5	0	0	0.235	0.5	500	103%	80	120	0%	
1,2-Dibromoethane	A	ug/L	128.00385	5.120154		5	0	0	0.0916	0.5	500	102%	80	120	0%	
1,2-Dichlorobenzene	A	ug/L	125.08992	5.0035968		5	0	0	0.0746	0.5	500	100%	80	120	0%	
1,2-Dichloroethane	A	ug/L	124.57549	4.9830196		5	0	0	0.116	0.5	500	100%	80	120	0%	
1,2-Dichloropropane	A	ug/L	122.96538	4.9186152		5	0	0	0.0847	0.5	500	98%	80	120	0%	
1,3-Dichlorobenzene	A	ug/L	124.86222	4.9944888		5	0	0	0.0803	0.5	500	100%	80	120	0%	
1,3-Dichloropropane	A	ug/L	125.57751	5.0231004		5	0	0	0.0791	0.5	500	100%	80	120	0%	
1,4-Dichlorobenzene	A	ug/L	123.02854	4.9211416		5	0	0	0.0858	0.5	500	98%	80	120	0%	
2,2-Dichloropropane	A	ug/L	124.62997	4.9851988		5	0	0	0.186	0.5	500	100%	80	120	0%	
2-Chlorotoluene	A	ug/L	124.74509	4.9898036		5	0	0	0.0876	0.5	500	100%	80	120	0%	
4-Chlorotoluene	A	ug/L	128.16568	5.1266272		5	0	0	0.0728	0.5	500	103%	80	120	0%	
Benzene	A	ug/L	124.98922	4.9995688		5	0	0	0.0914	0.5	500	100%	80	120	0%	
Bromobenzene	A	ug/L	126.39666	5.0558664		5	0	0	0.0831	0.5	500	101%	80	120	0%	
Bromochloromethane	A	ug/L	126.2147	5.048588		5	0	0	0.141	0.5	500	101%	80	120	0%	
Bromodichloromethane	A	ug/L	122.95917	4.9183668		5	0	0	0.12	0.5	500	98%	80	120	0%	
Bromoform	A	ug/L	123.66027	4.9464108		5	0	0	0.119	0.5	500	99%	80	120	0%	
Carbon tetrachloride	A	ug/L	121.36883	4.8547532		5	0	0	0.143	0.5	500	97%	80	120	0%	
Chlorobenzene	A	ug/L	123.88259	4.9553036		5	0	0	0.0914	0.5	500	99%	80	120	0%	
Chlorodibromomethane	A	ug/L	126.95431	5.0781724		5	0	0	0.0841	0.5	500	102%	80	120	0%	
Chloroethane	A	ug/L	140.94667	5.6378668		5	0	0	0.169	0.5	500	113%	80	120	0%	
Chloroform	A	ug/L	118.83026	4.7532104		5	0	0	0.0789	0.5	500	95%	80	120	0%	
Chloromethane	A	ug/L	125.31014	5.0124056		5	0	0	0.162	0.5	500	100%	80	120	0%	
cis-1,2-Dichloroethene	A	ug/L	126.53177	5.0612708		5	0	0	0.108	0.5	500	101%	80	120	0%	
cis-1,3-Dichloropropene	A	ug/L	122.73968	4.9095872		5	0	0	0.073	0.5	500	98%	80	120	0%	
Dibromomethane	A	ug/L	128.4398	5.137592		5	0	0	0.147	0.5	500	103%	80	120	0%	
Dichlorodifluoromethane	A	ug/L	119.43244	4.7772976		5	0	0	0.175	0.5	500	96%	80	120	0%	
Ethylbenzene	A	ug/L	121.76156	4.8704624		5	0	0	0.0836	0.5	500	97%	80	120	0%	
m+p-Xylenes	A	ug/L	247.61134	9.9044536		10	0	0	0.15	0.5	1000	99%	80	120	0%	

Seq No	Lab ID	Test Code	Sample Typ	File ID	Analysis Date	DF	Batch ID	Prep Date	SPKref	RPDref	pmoist					
14993904	CCV012022_	VOC-8260-W-Q	CCV	DA5975C\VG0121	1/20/2022 10:06:	1	R373592		0	0						
Analyte	T	Units	RAW	Final	Text	Spike	SPKref	RPDref	MDL	PQL	UQL	%REC	LOW	HIGH	%RPD	Q
Methyl ethyl ketone	A	ug/L	1273.39037	50.9356148		50	0	0	1.77	10	5000	102%	80	120	0%	
Methyl tert-butyl ether (MTBE)	A	ug/L	131.65652	5.2662608		5	0	0	0.101	0.5	500	105%	80	120	0%	
Methylene chloride	A	ug/L	120.14575	4.80583		5	0	0	0.338	0.5	500	96%	80	120	0%	
o-Xylene	A	ug/L	122.93612	4.9174448		5	0	0	0.0604	0.5	500	98%	80	120	0%	
Styrene	A	ug/L	123.2921	4.931684		5	0	0	0.067	0.5	500	99%	80	120	0%	
Tetrachloroethene	A	ug/L	122.26647	4.8906588		5	0	0	0.0671	0.5	500	98%	80	120	0%	
Toluene	A	ug/L	124.0516	4.962064		5	0	0	0.0679	0.5	500	99%	80	120	0%	
trans-1,2-Dichloroethene	A	ug/L	122.89908	4.9159632		5	0	0	0.125	0.5	500	98%	80	120	0%	
trans-1,3-Dichloropropene	A	ug/L	127.01402	5.0805608		5	0	0	0.0846	0.5	500	102%	80	120	0%	
Trichloroethene	A	ug/L	123.87608	4.9550432		5	0	0	0.0993	0.5	500	99%	80	120	0%	
Trichlorofluoromethane	A	ug/L	118.20145	4.728058		5	0	0	0.134	0.5	500	95%	80	120	0%	
Vinyl chloride	A	ug/L	127.04822	5.0819288		5	0	0	0.153	0.5	500	102%	80	120	0%	
1,4-Dichlorobenzene-d4	I	ug/L	250	10		0	0	0	0	0	500	0%	0	0	0%	
Chlorobenzene-d5	I	ug/L	250	10		0	0	0	0	0	500	0%	0	0	0%	
Fluorobenzene	I	ug/L	250	10		0	0	0	0	0	500	0%	0	0	0%	
Xylenes, Total	M	ug/L	370.54746	14.8218984		15	0	0	0.0604	0.5	1500	99%	80	120	0%	
1,2-Dichloroethane-d4	S	ug/L	278.96042	11.1584168		10	0	0	0.229	0.5	500	112%	80	120	0%	
Dibromofluoromethane	S	ug/L	236.7935	9.47174		10	0	0	0.129	0.5	500	95%	80	120	0%	
p-Bromofluorobenzene	S	ug/L	266.57147	10.6628588		10	0	0	0.149	0.5	500	107%	80	120	0%	
Toluene-d8	S	ug/L	268.79635	10.751854		10	0	0	0.23	0.5	500	108%	80	120	0%	

Seq No	Lab ID	Test Code	Sample Typ	File ID	Analysis Date	DF	Batch ID	Prep Date	SPKref	RPDref	pmoist					
14993905	LCS012022_	VOC-8260-W-Q	LCS-DOD	DA5975C\VG0121	1/20/2022 10:43:	1	R373592		0	0						
Analyte	T	Units	RAW	Final	Text	Spike	SPKref	RPDref	MDL	PQL	UQL	%REC	LOW	HIGH	%RPD	Q
1,1,1,2-Tetrachloroethane	A	ug/L	116.26882	4.6507528		5	0	0	0.101	0.5	500	93%	78	124	0%	
1,1,1-Trichloroethane	A	ug/L	115.80414	4.6321656		5	0	0	0.131	0.5	500	93%	74	131	0%	
1,1,2,2-Tetrachloroethane	A	ug/L	121.50466	4.8601864		5	0	0	0.0872	0.5	500	97%	71	121	0%	
1,1,2-Trichloroethane	A	ug/L	118.48044	4.7392176		5	0	0	0.108	0.5	500	95%	80	119	0%	
1,1-Dichloroethane	A	ug/L	122.36257	4.8945028		5	0	0	0.135	0.5	500	98%	77	125	0%	
1,1-Dichloroethene	A	ug/L	118.75336	4.7501344		5	0	0	0.141	0.5	500	95%	71	131	0%	
1,1-Dichloropropene	A	ug/L	110.54397	4.4217588		5	0	0	0.083	0.5	500	88%	79	125	0%	
1,2,3-Trichloropropane	A	ug/L	118.68519	4.7474076		5	0	0	0.235	0.5	500	95%	73	125	0%	
1,2-Dibromoethane	A	ug/L	118.32918	4.7331672		5	0	0	0.0916	0.5	500	95%	78	122	0%	
1,2-Dichlorobenzene	A	ug/L	121.14654	4.8458616		5	0	0	0.0746	0.5	500	97%	80	119	0%	

Seq No	Lab ID	Test Code	Sample Typ	File ID	Analysis Date	DF	Batch ID	Prep Date	SPKref	RPDref	pmoist					
14993905	LCS012022_	VOC-8260-W-Q	LCS-DOD	DA5975C\VG01241	10/20/2022 10:43:	1	R373592		0	0						
Analyte	T	Units	RAW	Final	Text	Spike	SPKref	RPDref	MDL	PQL	UQL	%REC	LOW	HIGH	%RPD	Q
1,2-Dichloroethane	A	ug/L	110.45348	4.4181392		5	0	0	0.116	0.5	500	88%	73	128	0%	
1,2-Dichloropropane	A	ug/L	118.18838	4.7275352		5	0	0	0.0847	0.5	500	95%	78	122	0%	
1,3-Dichlorobenzene	A	ug/L	121.71794	4.8687176		5	0	0	0.0803	0.5	500	97%	80	119	0%	
1,3-Dichloropropane	A	ug/L	115.1519	4.606076		5	0	0	0.0791	0.5	500	92%	80	119	0%	
1,4-Dichlorobenzene	A	ug/L	119.78893	4.7915572		5	0	0	0.0858	0.5	500	96%	79	118	0%	
2,2-Dichloropropane	A	ug/L	119.074	4.76296		5	0	0	0.186	0.5	500	95%	60	139	0%	
2-Chlorotoluene	A	ug/L	120.40943	4.8163772		5	0	0	0.0876	0.5	500	96%	79	122	0%	
4-Chlorotoluene	A	ug/L	124.5902	4.983608		5	0	0	0.0728	0.5	500	100%	78	122	0%	
Benzene	A	ug/L	119.05314	4.7621256		5	0	0	0.0914	0.5	500	95%	79	120	0%	
Bromobenzene	A	ug/L	125.77011	5.0308044		5	0	0	0.0831	0.5	500	101%	80	120	0%	
Bromochloromethane	A	ug/L	114.0242	4.560968		5	0	0	0.141	0.5	500	91%	78	123	0%	
Bromodichloromethane	A	ug/L	120.56617	4.8226468		5	0	0	0.12	0.5	500	96%	79	125	0%	
Bromoform	A	ug/L	119.96004	4.7984016		5	0	0	0.119	0.5	500	96%	66	130	0%	
Carbon tetrachloride	A	ug/L	114.35619	4.5742476		5	0	0	0.143	0.5	500	91%	72	136	0%	
Chlorobenzene	A	ug/L	118.65135	4.746054		5	0	0	0.0914	0.5	500	95%	82	118	0%	
Chlorodibromomethane	A	ug/L	115.81246	4.6324984		5	0	0	0.0841	0.5	500	93%	74	126	0%	
Chloroethane	A	ug/L	135.97557	5.4390228		5	0	0	0.169	0.5	500	109%	60	138	0%	
Chloroform	A	ug/L	108.61484	4.3445936		5	0	0	0.0789	0.5	500	87%	79	124	0%	
Chloromethane	A	ug/L	113.79173	4.5516692		5	0	0	0.162	0.5	500	91%	50	139	0%	
cis-1,2-Dichloroethene	A	ug/L	122.52642	4.9010568		5	0	0	0.108	0.5	500	98%	78	123	0%	
cis-1,3-Dichloropropene	A	ug/L	112.41448	4.4965792		5	0	0	0.073	0.5	500	90%	75	124	0%	
Dibromomethane	A	ug/L	119.00564	4.7602256		5	0	0	0.147	0.5	500	95%	79	123	0%	
Dichlorodifluoromethane	A	ug/L	107.14532	4.2858128		5	0	0	0.175	0.5	500	86%	32	152	0%	
Ethylbenzene	A	ug/L	116.62103	4.6648412		5	0	0	0.0836	0.5	500	93%	79	121	0%	
m+p-Xylenes	A	ug/L	233.91418	9.3565672		10	0	0	0.15	0.5	1000	94%	80	121	0%	
Methyl ethyl ketone	A	ug/L	1216.67383	48.6669532		50	0	0	1.77	10	5000	97%	56	143	0%	
Methyl tert-butyl ether (MTBE)	A	ug/L	123.68503	4.9474012		5	0	0	0.101	0.5	500	99%	71	124	0%	
Methylene chloride	A	ug/L	113.89228	4.5556912		5	0	0	0.338	0.5	500	91%	74	124	0%	
o-Xylene	A	ug/L	119.98535	4.799414		5	0	0	0.0604	0.5	500	96%	78	122	0%	
Styrene	A	ug/L	120.92859	4.8371436		5	0	0	0.067	0.5	500	97%	78	123	0%	
Tetrachloroethene	A	ug/L	116.1372	4.645488		5	0	0	0.0671	0.5	500	93%	74	129	0%	
Toluene	A	ug/L	119.3967	4.775868		5	0	0	0.0679	0.5	500	96%	80	121	0%	
trans-1,2-Dichloroethene	A	ug/L	119.05496	4.7621984		5	0	0	0.125	0.5	500	95%	75	124	0%	
trans-1,3-Dichloropropene	A	ug/L	120.61881	4.8247524		5	0	0	0.0846	0.5	500	96%	73	127	0%	
Trichloroethene	A	ug/L	118.11211	4.7244844		5	0	0	0.0993	0.5	500	94%	79	123	0%	

Seq No	Lab ID	Test Code	Sample Typ	File ID	Analysis Date	DF	Batch ID	Prep Date	SPKref	RPDref	pmoist					
14993905	LCS012022_	VOC-8260-W-Q	LCS-DOD	DA5975C\VG0121	1/20/2022 10:43:	1	R373592		0	0						
Analyte	T	Units	RAW	Final	Text	Spike	SPKref	RPDref	MDL	PQL	UQL	%REC	LOW	HIGH	%RPD	Q
Trichlorofluoromethane	A	ug/L	120.13974	4.8055896		5	0	0	0.134	0.5	500	96%	65	141	0%	
Vinyl chloride	A	ug/L	120.52651	4.8210604		5	0	0	0.153	0.5	500	96%	58	137	0%	
1,4-Dichlorobenzene-d4	I	ug/L	250	10		0	0	0	0	0	500	0%	0	0	0%	
Chlorobenzene-d5	I	ug/L	250	10		0	0	0	0	0	500	0%	0	0	0%	
Fluorobenzene	I	ug/L	250	10		0	0	0	0	0	500	0%	0	0	0%	
Xylenes, Total	M	ug/L	353.89953	14.1559812		15	0	0	0.0604	0.5	1500	94%	79	121	0%	
1,2-Dichloroethane-d4	S	ug/L	271.81632	10.8726528		10	0	0	0.229	0.5	500	109%	81	118	0%	
Dibromofluoromethane	S	ug/L	233.45913	9.3383652		10	0	0	0.129	0.5	500	93%	80	119	0%	
p-Bromofluorobenzene	S	ug/L	261.22986	10.4491944		10	0	0	0.149	0.5	500	104%	85	114	0%	
Toluene-d8	S	ug/L	271.33384	10.8533536		10	0	0	0.23	0.5	500	109%	89	112	0%	

Seq No	Lab ID	Test Code	Sample Typ	File ID	Analysis Date	DF	Batch ID	Prep Date	SPKref	RPDref	pmoist					
14993906	MBLK012022_	VOC-8260-W-Q	MBLK	DA5975C\VG0121	1/20/2022 12:19:	1	R373592		0	0						
Analyte	T	Units	RAW	Final	Text	Spike	SPKref	RPDref	MDL	PQL	UQL	%REC	LOW	HIGH	%RPD	Q
1,1,1,2-Tetrachloroethane	A	ug/L	0	0		0	0	0	0.101	0.5	500	0%	0	0	0%	
1,1,1-Trichloroethane	A	ug/L	0	0		0	0	0	0.131	0.5	500	0%	0	0	0%	
1,1,2,2-Tetrachloroethane	A	ug/L	0	0		0	0	0	0.0872	0.5	500	0%	0	0	0%	
1,1,2-Trichloroethane	A	ug/L	0	0		0	0	0	0.108	0.5	500	0%	0	0	0%	
1,1-Dichloroethane	A	ug/L	0	0		0	0	0	0.135	0.5	500	0%	0	0	0%	
1,1-Dichloroethene	A	ug/L	0	0		0	0	0	0.141	0.5	500	0%	0	0	0%	
1,1-Dichloropropene	A	ug/L	0	0		0	0	0	0.083	0.5	500	0%	0	0	0%	
1,2,3-Trichloropropane	A	ug/L	0	0		0	0	0	0.235	0.5	500	0%	0	0	0%	
1,2-Dibromoethane	A	ug/L	0	0		0	0	0	0.0916	0.5	500	0%	0	0	0%	
1,2-Dichlorobenzene	A	ug/L	0	0		0	0	0	0.0746	0.5	500	0%	0	0	0%	
1,2-Dichloroethane	A	ug/L	0	0		0	0	0	0.116	0.5	500	0%	0	0	0%	
1,2-Dichloropropane	A	ug/L	0	0		0	0	0	0.0847	0.5	500	0%	0	0	0%	
1,3-Dichlorobenzene	A	ug/L	0	0		0	0	0	0.0803	0.5	500	0%	0	0	0%	
1,3-Dichloropropane	A	ug/L	0	0		0	0	0	0.0791	0.5	500	0%	0	0	0%	
1,4-Dichlorobenzene	A	ug/L	0	0		0	0	0	0.0858	0.5	500	0%	0	0	0%	
2,2-Dichloropropane	A	ug/L	0	0		0	0	0	0.186	0.5	500	0%	0	0	0%	
2-Chlorotoluene	A	ug/L	0	0		0	0	0	0.0876	0.5	500	0%	0	0	0%	
4-Chlorotoluene	A	ug/L	0	0		0	0	0	0.0728	0.5	500	0%	0	0	0%	
Benzene	A	ug/L	0	0		0	0	0	0.0914	0.5	500	0%	0	0	0%	
Bromobenzene	A	ug/L	0	0		0	0	0	0.0831	0.5	500	0%	0	0	0%	

Seq No	Lab ID	Test Code	Sample Typ	File ID	Analysis Date	DF	Batch ID	Prep Date	SPKref	RPDref	pmoist					
14993906	MBLK012022_	VOC-8260-W-Q	MBLK	DA5975C\VG01241	20/2022 12:19:	1	R373592		0	0						
Analyte	T	Units	RAW	Final	Text	Spike	SPKref	RPDref	MDL	PQL	UQL	%REC	LOW	HIGH	%RPD	Q
Bromochloromethane	A	ug/L	0	0		0	0	0	0.141	0.5	500	0%	0	0	0%	
Bromodichloromethane	A	ug/L	0	0		0	0	0	0.12	0.5	500	0%	0	0	0%	
Bromoform	A	ug/L	0	0		0	0	0	0.119	0.5	500	0%	0	0	0%	
Carbon tetrachloride	A	ug/L	0	0		0	0	0	0.143	0.5	500	0%	0	0	0%	
Chlorobenzene	A	ug/L	0	0		0	0	0	0.0914	0.5	500	0%	0	0	0%	
Chlorodibromomethane	A	ug/L	0	0		0	0	0	0.0841	0.5	500	0%	0	0	0%	
Chloroethane	A	ug/L	0	0		0	0	0	0.169	0.5	500	0%	0	0	0%	
Chloroform	A	ug/L	0.11836	0		0	0	0	0.0789	0.5	500	0%	0	0	0%	
Chloromethane	A	ug/L	0	0		0	0	0	0.162	0.5	500	0%	0	0	0%	
cis-1,2-Dichloroethene	A	ug/L	0	0		0	0	0	0.108	0.5	500	0%	0	0	0%	
cis-1,3-Dichloropropene	A	ug/L	0	0		0	0	0	0.073	0.5	500	0%	0	0	0%	
Dibromomethane	A	ug/L	0	0		0	0	0	0.147	0.5	500	0%	0	0	0%	
Dichlorodifluoromethane	A	ug/L	0	0		0	0	0	0.175	0.5	500	0%	0	0	0%	
Ethylbenzene	A	ug/L	0	0		0	0	0	0.0836	0.5	500	0%	0	0	0%	
m+p-Xylenes	A	ug/L	0	0		0	0	0	0.15	0.5	1000	0%	0	0	0%	
Methyl ethyl ketone	A	ug/L	0	0		0	0	0	1.77	10	5000	0%	0	0	0%	
Methyl tert-butyl ether (MTBE)	A	ug/L	0.05673	0		0	0	0	0.101	0.5	500	0%	0	0	0%	
Methylene chloride	A	ug/L	2.44954	0		0	0	0	0.338	0.5	500	0%	0	0	0%	
o-Xylene	A	ug/L	0	0		0	0	0	0.0604	0.5	500	0%	0	0	0%	
Styrene	A	ug/L	0	0		0	0	0	0.067	0.5	500	0%	0	0	0%	
Tetrachloroethene	A	ug/L	0	0		0	0	0	0.0671	0.5	500	0%	0	0	0%	
Toluene	A	ug/L	0	0		0	0	0	0.0679	0.5	500	0%	0	0	0%	
trans-1,2-Dichloroethene	A	ug/L	0	0		0	0	0	0.125	0.5	500	0%	0	0	0%	
trans-1,3-Dichloropropene	A	ug/L	0	0		0	0	0	0.0846	0.5	500	0%	0	0	0%	
Trichloroethene	A	ug/L	0	0		0	0	0	0.0993	0.5	500	0%	0	0	0%	
Trichlorofluoromethane	A	ug/L	0	0		0	0	0	0.134	0.5	500	0%	0	0	0%	
Vinyl chloride	A	ug/L	0	0		0	0	0	0.153	0.5	500	0%	0	0	0%	
1,4-Dichlorobenzene-d4	I	ug/L	250	10		0	0	0	0	0	500	0%	0	0	0%	
Chlorobenzene-d5	I	ug/L	250	10		0	0	0	0	0	500	0%	0	0	0%	
Fluorobenzene	I	ug/L	250	10		0	0	0	0	0	500	0%	0	0	0%	
Xylenes, Total	M	ug/L	0	0		0	0	0	0.0604	0.5	1500	0%	0	0	0%	
1,2-Dichloroethane-d4	S	ug/L	273.83935	10.953574		10	0	0	0.229	0.5	500	110%	81	118	0%	
Dibromofluoromethane	S	ug/L	254.39412	10.1757648		10	0	0	0.129	0.5	500	102%	80	119	0%	
p-Bromofluorobenzene	S	ug/L	240.83369	9.6333476		10	0	0	0.149	0.5	500	96%	85	114	0%	
Toluene-d8	S	ug/L	239.00067	9.5600268		10	0	0	0.23	0.5	500	96%	89	112	0%	

Seq No	Lab ID	Test Code	Sample Typ	File ID	Analysis Date	DF	Batch ID	Prep Date	SPKref	RPDref	pmoist					
14993909	B22010976-001	VOC-8260-W-S	SAMP	DA5975C\VG01241/20/2022	1:12:1	1	R373592		0	0						
Analyte	T	Units	RAW	Final	Text	Spike	SPKref	RPDref	MDL	PQL	UQL	%REC	LOW	HIGH	%RPD	Q
1,1,1,2-Tetrachloroethane	A	ug/L	0	0		0	0	0	0.101	1	500	0%	0	0	0%	U
1,1,1-Trichloroethane	A	ug/L	0	0		0	0	0	0.131	1	500	0%	0	0	0%	U
1,1,2,2-Tetrachloroethane	A	ug/L	0	0		0	0	0	0.0872	1	500	0%	0	0	0%	U
1,1,2-Trichloroethane	A	ug/L	0	0		0	0	0	0.108	1	500	0%	0	0	0%	U
1,1-Dichloroethane	A	ug/L	0	0		0	0	0	0.135	1	500	0%	0	0	0%	U
1,1-Dichloroethene	A	ug/L	0	0		0	0	0	0.141	1	500	0%	0	0	0%	U
1,1-Dichloropropene	A	ug/L	0	0		0	0	0	0.083	1	500	0%	0	0	0%	U
1,2,3-Trichloropropane	A	ug/L	0	0		0	0	0	0.235	1	500	0%	0	0	0%	U
1,2-Dibromoethane	A	ug/L	0	0		0	0	0	0.0916	1	500	0%	0	0	0%	U
1,2-Dichlorobenzene	A	ug/L	0	0		0	0	0	0.0746	1	500	0%	0	0	0%	U
1,2-Dichloroethane	A	ug/L	0	0		0	0	0	0.116	1	500	0%	0	0	0%	U
1,2-Dichloropropane	A	ug/L	0	0		0	0	0	0.0847	1	500	0%	0	0	0%	U
1,3-Dichlorobenzene	A	ug/L	0	0		0	0	0	0.0803	1	500	0%	0	0	0%	U
1,3-Dichloropropane	A	ug/L	0	0		0	0	0	0.0791	1	500	0%	0	0	0%	U
1,4-Dichlorobenzene	A	ug/L	0	0		0	0	0	0.0858	1	500	0%	0	0	0%	U
2,2-Dichloropropane	A	ug/L	0	0		0	0	0	0.186	1	500	0%	0	0	0%	U
2-Chlorotoluene	A	ug/L	0	0		0	0	0	0.0876	1	500	0%	0	0	0%	U
4-Chlorotoluene	A	ug/L	0	0		0	0	0	0.0728	1	500	0%	0	0	0%	U
Benzene	A	ug/L	0	0		0	0	0	0.0914	1	500	0%	0	0	0%	U
Bromobenzene	A	ug/L	0	0		0	0	0	0.0831	1	500	0%	0	0	0%	U
Bromochloromethane	A	ug/L	0	0		0	0	0	0.141	1	500	0%	0	0	0%	U
Bromodichloromethane	A	ug/L	0	0		0	0	0	0.12	1	500	0%	0	0	0%	U
Bromoform	A	ug/L	0	0		0	0	0	0.119	1	500	0%	0	0	0%	U
Bromomethane	A	ug/L	3.01341	0		0	0	0	0.253	1	500	0%	0	0	0%	U
Carbon tetrachloride	A	ug/L	0	0		0	0	0	0.143	1	500	0%	0	0	0%	U
Chlorobenzene	A	ug/L	0	0		0	0	0	0.0914	1	500	0%	0	0	0%	U
Chlorodibromomethane	A	ug/L	0	0		0	0	0	0.0841	1	500	0%	0	0	0%	U
Chloroethane	A	ug/L	0	0		0	0	0	0.169	1	500	0%	0	0	0%	U
Chloroform	A	ug/L	0	0		0	0	0	0.0789	1	500	0%	0	0	0%	U
Chloromethane	A	ug/L	1.08605	0		0	0	0	0.162	1	500	0%	0	0	0%	U
cis-1,2-Dichloroethene	A	ug/L	0	0		0	0	0	0.108	1	500	0%	0	0	0%	U
cis-1,3-Dichloropropene	A	ug/L	0	0		0	0	0	0.073	1	500	0%	0	0	0%	U
Dibromomethane	A	ug/L	0	0		0	0	0	0.147	1	500	0%	0	0	0%	U
Dichlorodifluoromethane	A	ug/L	0	0		0	0	0	0.175	1	500	0%	0	0	0%	U
Ethylbenzene	A	ug/L	0.84798	0		0	0	0	0.0836	1	500	0%	0	0	0%	U

Seq No	Lab ID	Test Code	Sample Typ	File ID	Analysis Date	DF	Batch ID	Prep Date	SPKref	RPDref	pmoist					
14993909	B22010976-001	VOC-8260-W-S	SAMP	DA5975C\VG01241	20/2022 1:12:1	1	R373592		0	0						
Analyte	T	Units	RAW	Final	Text	Spike	SPKref	RPDref	MDL	PQL	UQL	%REC	LOW	HIGH	%RPD	Q
m+p-Xylenes	A	ug/L	1.97343	0		0	0	0	0.15	1	1000	0%	0	0	0%	U
Methyl ethyl ketone	A	ug/L	0	0		0	0	0	1.77	20	5000	0%	0	0	0%	U
Methyl tert-butyl ether (MTBE)	A	ug/L	0	0		0	0	0	0.101	1	500	0%	0	0	0%	U
Methylene chloride	A	ug/L	1.29185	0		0	0	0	0.338	1	500	0%	0	0	0%	U
o-Xylene	A	ug/L	0	0		0	0	0	0.0604	1	500	0%	0	0	0%	U
Styrene	A	ug/L	0	0		0	0	0	0.067	1	500	0%	0	0	0%	U
Tetrachloroethene	A	ug/L	0	0		0	0	0	0.0671	1	500	0%	0	0	0%	U
Toluene	A	ug/L	1.38218	0		0	0	0	0.0679	1	500	0%	0	0	0%	UT
trans-1,2-Dichloroethene	A	ug/L	0	0		0	0	0	0.125	1	500	0%	0	0	0%	U
trans-1,3-Dichloropropene	A	ug/L	0	0		0	0	0	0.0846	1	500	0%	0	0	0%	U
Trichloroethene	A	ug/L	0	0		0	0	0	0.0993	1	500	0%	0	0	0%	U
Trichlorofluoromethane	A	ug/L	0	0		0	0	0	0.134	1	500	0%	0	0	0%	U
Vinyl chloride	A	ug/L	0	0		0	0	0	0.153	1	500	0%	0	0	0%	U
1,4-Dichlorobenzene-d4	I	ug/L	250	10		0	0	0	0	0	0	0%	0	0	0%	
Chlorobenzene-d5	I	ug/L	250	10		0	0	0	0.1	0	0	0%	0	0	0%	
Fluorobenzene	I	ug/L	250	10		0	0	0	0.1	0	0	0%	0	0	0%	
Xylenes, Total	M	ug/L	1.97343	0		0	0	0	0.0604	1	0	0%	0	0	0%	U
1,2-Dichloroethane-d4	S	ug/L	275.25832	11.0103328		10	0	0	0.229	1	500	110%	81	118	0%	
Dibromofluoromethane	S	ug/L	264.40082	10.5760328		10	0	0	0.129	1	500	106%	80	119	0%	
p-Bromofluorobenzene	S	ug/L	261.01011	10.4404044		10	0	0	0.149	1	500	104%	85	114	0%	
Toluene-d8	S	ug/L	253.0442	10.121768		10	0	0	0.23	1	500	101%	89	112	0%	

Seq No	Lab ID	Test Code	Sample Typ	File ID	Analysis Date	DF	Batch ID	Prep Date	SPKref	RPDref	pmoist					
14993910	B22010977-001	VOC-8260-W-S	SAMP	DA5975C\VG01241	20/2022 1:39:1	1	R373592		0	0						
Analyte	T	Units	RAW	Final	Text	Spike	SPKref	RPDref	MDL	PQL	UQL	%REC	LOW	HIGH	%RPD	Q
1,1,1,2-Tetrachloroethane	A	ug/L	0	0		0	0	0	0.101	1	500	0%	0	0	0%	U
1,1,1-Trichloroethane	A	ug/L	0	0		0	0	0	0.131	1	500	0%	0	0	0%	U
1,1,2,2-Tetrachloroethane	A	ug/L	0	0		0	0	0	0.0872	1	500	0%	0	0	0%	U
1,1,2-Trichloroethane	A	ug/L	0	0		0	0	0	0.108	1	500	0%	0	0	0%	U
1,1-Dichloroethane	A	ug/L	0	0		0	0	0	0.135	1	500	0%	0	0	0%	U
1,1-Dichloroethene	A	ug/L	0	0		0	0	0	0.141	1	500	0%	0	0	0%	U
1,1-Dichloropropene	A	ug/L	0	0		0	0	0	0.083	1	500	0%	0	0	0%	U
1,2,3-Trichloropropane	A	ug/L	0	0		0	0	0	0.235	1	500	0%	0	0	0%	U
1,2-Dibromoethane	A	ug/L	0	0		0	0	0	0.0916	1	500	0%	0	0	0%	U

Seq No	Lab ID	Test Code	Sample Typ	File ID	Analysis Date	DF	Batch ID	Prep Date	SPKref	RPDref	pmoist					
14993910	B22010977-001	VOC-8260-W-S	SAMP	DA5975C\VG01241/20/2022	1:39:1	1	R373592		0	0						
Analyte	T	Units	RAW	Final	Text	Spike	SPKref	RPDref	MDL	PQL	UQL	%REC	LOW	HIGH	%RPD	Q
1,2-Dichlorobenzene	A	ug/L	0	0		0	0	0	0.0746	1	500	0%	0	0	0%	U
1,2-Dichloroethane	A	ug/L	0	0		0	0	0	0.116	1	500	0%	0	0	0%	U
1,2-Dichloropropane	A	ug/L	0	0		0	0	0	0.0847	1	500	0%	0	0	0%	U
1,3-Dichlorobenzene	A	ug/L	0	0		0	0	0	0.0803	1	500	0%	0	0	0%	U
1,3-Dichloropropane	A	ug/L	0	0		0	0	0	0.0791	1	500	0%	0	0	0%	U
1,4-Dichlorobenzene	A	ug/L	0	0		0	0	0	0.0858	1	500	0%	0	0	0%	U
2,2-Dichloropropane	A	ug/L	0	0		0	0	0	0.186	1	500	0%	0	0	0%	U
2-Chlorotoluene	A	ug/L	0	0		0	0	0	0.0876	1	500	0%	0	0	0%	U
4-Chlorotoluene	A	ug/L	0	0		0	0	0	0.0728	1	500	0%	0	0	0%	U
Benzene	A	ug/L	0.28218	0		0	0	0	0.0914	1	500	0%	0	0	0%	U
Bromobenzene	A	ug/L	0	0		0	0	0	0.0831	1	500	0%	0	0	0%	U
Bromochloromethane	A	ug/L	0	0		0	0	0	0.141	1	500	0%	0	0	0%	U
Bromodichloromethane	A	ug/L	0	0		0	0	0	0.12	1	500	0%	0	0	0%	U
Bromoform	A	ug/L	0	0		0	0	0	0.119	1	500	0%	0	0	0%	U
Bromomethane	A	ug/L	0	0		0	0	0	0.253	1	500	0%	0	0	0%	U
Carbon tetrachloride	A	ug/L	0	0		0	0	0	0.143	1	500	0%	0	0	0%	U
Chlorobenzene	A	ug/L	0	0		0	0	0	0.0914	1	500	0%	0	0	0%	U
Chlorodibromomethane	A	ug/L	0	0		0	0	0	0.0841	1	500	0%	0	0	0%	U
Chloroethane	A	ug/L	0.95717	0		0	0	0	0.169	1	500	0%	0	0	0%	U
Chloroform	A	ug/L	0	0		0	0	0	0.0789	1	500	0%	0	0	0%	U
Chloromethane	A	ug/L	1.81368	0		0	0	0	0.162	1	500	0%	0	0	0%	U
cis-1,2-Dichloroethene	A	ug/L	0	0		0	0	0	0.108	1	500	0%	0	0	0%	U
cis-1,3-Dichloropropene	A	ug/L	0	0		0	0	0	0.073	1	500	0%	0	0	0%	U
Dibromomethane	A	ug/L	0	0		0	0	0	0.147	1	500	0%	0	0	0%	U
Dichlorodifluoromethane	A	ug/L	0	0		0	0	0	0.175	1	500	0%	0	0	0%	U
Ethylbenzene	A	ug/L	0	0		0	0	0	0.0836	1	500	0%	0	0	0%	U
m+p-Xylenes	A	ug/L	0	0		0	0	0	0.15	1	1000	0%	0	0	0%	U
Methyl ethyl ketone	A	ug/L	0	0		0	0	0	1.77	20	5000	0%	0	0	0%	U
Methyl tert-butyl ether (MTBE)	A	ug/L	0	0		0	0	0	0.101	1	500	0%	0	0	0%	U
Methylene chloride	A	ug/L	1.0052	0		0	0	0	0.338	1	500	0%	0	0	0%	U
o-Xylene	A	ug/L	0	0		0	0	0	0.0604	1	500	0%	0	0	0%	U
Styrene	A	ug/L	0	0		0	0	0	0.067	1	500	0%	0	0	0%	U
Tetrachloroethene	A	ug/L	0	0		0	0	0	0.0671	1	500	0%	0	0	0%	U
Toluene	A	ug/L	0	0		0	0	0	0.0679	1	500	0%	0	0	0%	UT
trans-1,2-Dichloroethene	A	ug/L	0	0		0	0	0	0.125	1	500	0%	0	0	0%	U

Seq No	Lab ID	Test Code	Sample Typ	File ID	Analysis Date	DF	Batch ID	Prep Date	SPKref	RPDref	pmoist					
14993910	B22010977-001	VOC-8260-W-S	SAMP	DA5975C\VG012(1/20/2022	1:39:1	1	R373592		0	0						
Analyte	T	Units	RAW	Final	Text	Spike	SPKref	RPDref	MDL	PQL	UQL	%REC	LOW	HIGH	%RPD	Q
trans-1,3-Dichloropropene	A	ug/L	0	0		0	0	0	0.0846	1	500	0%	0	0	0%	U
Trichloroethene	A	ug/L	0	0		0	0	0	0.0993	1	500	0%	0	0	0%	U
Trichlorofluoromethane	A	ug/L	0	0		0	0	0	0.134	1	500	0%	0	0	0%	U
Vinyl chloride	A	ug/L	0	0		0	0	0	0.153	1	500	0%	0	0	0%	U
1,4-Dichlorobenzene-d4	I	ug/L	250	10		0	0	0	0	0	0	0%	0	0	0%	
Chlorobenzene-d5	I	ug/L	250	10		0	0	0	0.1	0	0	0%	0	0	0%	
Fluorobenzene	I	ug/L	250	10		0	0	0	0.1	0	0	0%	0	0	0%	
Xylenes, Total	M	ug/L	0	0		0	0	0	0.0604	1	0	0%	0	0	0%	U
1,2-Dichloroethane-d4	S	ug/L	277.81472	11.1125888		10	0	0	0.229	1	500	111%	81	118	0%	
Dibromofluoromethane	S	ug/L	275.02195	11.000878		10	0	0	0.129	1	500	110%	80	119	0%	
p-Bromofluorobenzene	S	ug/L	269.20761	10.7683044		10	0	0	0.149	1	500	108%	85	114	0%	
Toluene-d8	S	ug/L	265.58297	10.6233188		10	0	0	0.23	1	500	106%	89	112	0%	

Seq No	Lab ID	Test Code	Sample Typ	File ID	Analysis Date	DF	Batch ID	Prep Date	SPKref	RPDref	pmoist					
14993911	B22010978-001	VOC-8260-W-S	SAMP	DA5975C\VG012(1/20/2022	2:06:3	1	R373592		0	0						
Analyte	T	Units	RAW	Final	Text	Spike	SPKref	RPDref	MDL	PQL	UQL	%REC	LOW	HIGH	%RPD	Q
1,1,1,2-Tetrachloroethane	A	ug/L	0	0		0	0	0	0.101	1	500	0%	0	0	0%	U
1,1,1-Trichloroethane	A	ug/L	0	0		0	0	0	0.131	1	500	0%	0	0	0%	U
1,1,2,2-Tetrachloroethane	A	ug/L	0	0		0	0	0	0.0872	1	500	0%	0	0	0%	U
1,1,2-Trichloroethane	A	ug/L	0	0		0	0	0	0.108	1	500	0%	0	0	0%	U
1,1-Dichloroethane	A	ug/L	0	0		0	0	0	0.135	1	500	0%	0	0	0%	U
1,1-Dichloroethene	A	ug/L	0	0		0	0	0	0.141	1	500	0%	0	0	0%	U
1,1-Dichloropropene	A	ug/L	0	0		0	0	0	0.083	1	500	0%	0	0	0%	U
1,2,3-Trichloropropane	A	ug/L	0	0		0	0	0	0.235	1	500	0%	0	0	0%	U
1,2-Dibromoethane	A	ug/L	0	0		0	0	0	0.0916	1	500	0%	0	0	0%	U
1,2-Dichlorobenzene	A	ug/L	0	0		0	0	0	0.0746	1	500	0%	0	0	0%	U
1,2-Dichloroethane	A	ug/L	0	0		0	0	0	0.116	1	500	0%	0	0	0%	U
1,2-Dichloropropane	A	ug/L	0	0		0	0	0	0.0847	1	500	0%	0	0	0%	U
1,3-Dichlorobenzene	A	ug/L	0	0		0	0	0	0.0803	1	500	0%	0	0	0%	U
1,3-Dichloropropane	A	ug/L	0	0		0	0	0	0.0791	1	500	0%	0	0	0%	U
1,4-Dichlorobenzene	A	ug/L	0	0		0	0	0	0.0858	1	500	0%	0	0	0%	U
2,2-Dichloropropane	A	ug/L	0	0		0	0	0	0.186	1	500	0%	0	0	0%	U
2-Chlorotoluene	A	ug/L	0	0		0	0	0	0.0876	1	500	0%	0	0	0%	U
4-Chlorotoluene	A	ug/L	0	0		0	0	0	0.0728	1	500	0%	0	0	0%	U

Seq No	Lab ID	Test Code	Sample Typ	File ID	Analysis Date	DF	Batch ID	Prep Date	SPKref	RPDref	pmoist					
14993911	B22010978-001	VOC-8260-W-S	SAMP	DA5975C\VG01241	20/2022 2:06:3	1	R373592		0	0						
Analyte	T	Units	RAW	Final	Text	Spike	SPKref	RPDref	MDL	PQL	UQL	%REC	LOW	HIGH	%RPD	Q
Benzene	A	ug/L	0.47937	0		0	0	0	0.0914	1	500	0%	0	0	0%	U
Bromobenzene	A	ug/L	0	0		0	0	0	0.0831	1	500	0%	0	0	0%	U
Bromochloromethane	A	ug/L	0	0		0	0	0	0.141	1	500	0%	0	0	0%	U
Bromodichloromethane	A	ug/L	0.64203	0		0	0	0	0.12	1	500	0%	0	0	0%	U
Bromoform	A	ug/L	0	0		0	0	0	0.119	1	500	0%	0	0	0%	U
Bromomethane	A	ug/L	0	0		0	0	0	0.253	1	500	0%	0	0	0%	U
Carbon tetrachloride	A	ug/L	0.75797	0		0	0	0	0.143	1	500	0%	0	0	0%	U
Chlorobenzene	A	ug/L	0.07215	0		0	0	0	0.0914	1	500	0%	0	0	0%	U
Chlorodibromomethane	A	ug/L	0	0		0	0	0	0.0841	1	500	0%	0	0	0%	U
Chloroethane	A	ug/L	1.6981	0		0	0	0	0.169	1	500	0%	0	0	0%	U
Chloroform	A	ug/L	46.99815	1.879926		0	0	0	0.0789	1	500	0%	0	0	0%	U
Chloromethane	A	ug/L	1.2968	0		0	0	0	0.162	1	500	0%	0	0	0%	U
cis-1,2-Dichloroethene	A	ug/L	0	0		0	0	0	0.108	1	500	0%	0	0	0%	U
cis-1,3-Dichloropropene	A	ug/L	0	0		0	0	0	0.073	1	500	0%	0	0	0%	U
Dibromomethane	A	ug/L	0	0		0	0	0	0.147	1	500	0%	0	0	0%	U
Dichlorodifluoromethane	A	ug/L	0	0		0	0	0	0.175	1	500	0%	0	0	0%	U
Ethylbenzene	A	ug/L	0	0		0	0	0	0.0836	1	500	0%	0	0	0%	U
m+p-Xylenes	A	ug/L	0	0		0	0	0	0.15	1	1000	0%	0	0	0%	U
Methyl ethyl ketone	A	ug/L	0	0		0	0	0	1.77	20	5000	0%	0	0	0%	U
Methyl tert-butyl ether (MTBE)	A	ug/L	0	0		0	0	0	0.101	1	500	0%	0	0	0%	U
Methylene chloride	A	ug/L	0	0		0	0	0	0.338	1	500	0%	0	0	0%	U
o-Xylene	A	ug/L	0	0		0	0	0	0.0604	1	500	0%	0	0	0%	U
Styrene	A	ug/L	0	0		0	0	0	0.067	1	500	0%	0	0	0%	U
Tetrachloroethene	A	ug/L	0	0		0	0	0	0.0671	1	500	0%	0	0	0%	U
Toluene	A	ug/L	0.64715	0		0	0	0	0.0679	1	500	0%	0	0	0%	UT
trans-1,2-Dichloroethene	A	ug/L	0	0		0	0	0	0.125	1	500	0%	0	0	0%	U
trans-1,3-Dichloropropene	A	ug/L	0	0		0	0	0	0.0846	1	500	0%	0	0	0%	U
Trichloroethene	A	ug/L	0	0		0	0	0	0.0993	1	500	0%	0	0	0%	U
Trichlorofluoromethane	A	ug/L	0	0		0	0	0	0.134	1	500	0%	0	0	0%	U
Vinyl chloride	A	ug/L	0	0		0	0	0	0.153	1	500	0%	0	0	0%	U
1,4-Dichlorobenzene-d4	I	ug/L	250	10		0	0	0	0	0	0	0%	0	0	0%	
Chlorobenzene-d5	I	ug/L	250	10		0	0	0	0.1	0	0	0%	0	0	0%	
Fluorobenzene	I	ug/L	250	10		0	0	0	0.1	0	0	0%	0	0	0%	
Xylenes, Total	M	ug/L	0	0		0	0	0	0.0604	1	0	0%	0	0	0%	U
1,2-Dichloroethane-d4	S	ug/L	278.62782	11.1451128		10	0	0	0.229	1	500	111%	81	118	0%	

Seq No	Lab ID	Test Code	Sample Typ	File ID	Analysis Date	DF	Batch ID	Prep Date	SPKref	RPDref	pmoist					
14993911	B22010978-001	VOC-8260-W-S	SAMP	DA5975C\VG0121	1/20/2022 2:06:3	1	R373592		0	0						
Analyte	T	Units	RAW	Final	Text	Spike	SPKref	RPDref	MDL	PQL	UQL	%REC	LOW	HIGH	%RPD	Q
Dibromofluoromethane	S	ug/L	273.02672	10.9210688		10	0	0	0.129	1	500	109%	80	119	0%	
p-Bromofluorobenzene	S	ug/L	261.40675	10.45627		10	0	0	0.149	1	500	105%	85	114	0%	
Toluene-d8	S	ug/L	260.58975	10.42359		10	0	0	0.23	1	500	104%	89	112	0%	

Seq No	Lab ID	Test Code	Sample Typ	File ID	Analysis Date	DF	Batch ID	Prep Date	SPKref	RPDref	pmoist					
14993912	B22010979-001	VOC-8260-W-S	SAMP	DA5975C\VG0121	1/20/2022 2:33:5	1	R373592		0	0						
Analyte	T	Units	RAW	Final	Text	Spike	SPKref	RPDref	MDL	PQL	UQL	%REC	LOW	HIGH	%RPD	Q
1,1,1,2-Tetrachloroethane	A	ug/L	0	0		0	0	0	0.101	1	500	0%	0	0	0%	U
1,1,1-Trichloroethane	A	ug/L	0	0		0	0	0	0.131	1	500	0%	0	0	0%	U
1,1,2,2-Tetrachloroethane	A	ug/L	0	0		0	0	0	0.0872	1	500	0%	0	0	0%	U
1,1,2-Trichloroethane	A	ug/L	0	0		0	0	0	0.108	1	500	0%	0	0	0%	U
1,1-Dichloroethane	A	ug/L	0	0		0	0	0	0.135	1	500	0%	0	0	0%	U
1,1-Dichloroethene	A	ug/L	0	0		0	0	0	0.141	1	500	0%	0	0	0%	U
1,1-Dichloropropene	A	ug/L	0	0		0	0	0	0.083	1	500	0%	0	0	0%	U
1,2,3-Trichloropropane	A	ug/L	0	0		0	0	0	0.235	1	500	0%	0	0	0%	U
1,2-Dibromoethane	A	ug/L	0	0		0	0	0	0.0916	1	500	0%	0	0	0%	U
1,2-Dichlorobenzene	A	ug/L	0	0		0	0	0	0.0746	1	500	0%	0	0	0%	U
1,2-Dichloroethane	A	ug/L	0	0		0	0	0	0.116	1	500	0%	0	0	0%	U
1,2-Dichloropropane	A	ug/L	0	0		0	0	0	0.0847	1	500	0%	0	0	0%	U
1,3-Dichlorobenzene	A	ug/L	0	0		0	0	0	0.0803	1	500	0%	0	0	0%	U
1,3-Dichloropropane	A	ug/L	0	0		0	0	0	0.0791	1	500	0%	0	0	0%	U
1,4-Dichlorobenzene	A	ug/L	0	0		0	0	0	0.0858	1	500	0%	0	0	0%	U
2,2-Dichloropropane	A	ug/L	0	0		0	0	0	0.186	1	500	0%	0	0	0%	U
2-Chlorotoluene	A	ug/L	0	0		0	0	0	0.0876	1	500	0%	0	0	0%	U
4-Chlorotoluene	A	ug/L	0	0		0	0	0	0.0728	1	500	0%	0	0	0%	U
Benzene	A	ug/L	0.04738	0		0	0	0	0.0914	1	500	0%	0	0	0%	U
Bromobenzene	A	ug/L	0	0		0	0	0	0.0831	1	500	0%	0	0	0%	U
Bromochloromethane	A	ug/L	0	0		0	0	0	0.141	1	500	0%	0	0	0%	U
Bromodichloromethane	A	ug/L	0	0		0	0	0	0.12	1	500	0%	0	0	0%	U
Bromoform	A	ug/L	0	0		0	0	0	0.119	1	500	0%	0	0	0%	U
Bromomethane	A	ug/L	0	0		0	0	0	0.253	1	500	0%	0	0	0%	U
Carbon tetrachloride	A	ug/L	0	0		0	0	0	0.143	1	500	0%	0	0	0%	U
Chlorobenzene	A	ug/L	0	0		0	0	0	0.0914	1	500	0%	0	0	0%	U
Chlorodibromomethane	A	ug/L	0	0		0	0	0	0.0841	1	500	0%	0	0	0%	U

Seq No	Lab ID	Test Code	Sample Typ	File ID	Analysis Date	DF	Batch ID	Prep Date	SPKref	RPDref	pmoist					
14993912	B22010979-001	VOC-8260-W-S	SAMP	DA5975C\VG0121	1/20/2022 2:33:5	1	R373592		0	0						
Analyte	T	Units	RAW	Final	Text	Spike	SPKref	RPDref	MDL	PQL	UQL	%REC	LOW	HIGH	%RPD	Q
Chloroethane	A	ug/L	0	0		0	0	0	0.169	1	500	0%	0	0	0%	U
Chloroform	A	ug/L	0	0		0	0	0	0.0789	1	500	0%	0	0	0%	U
Chloromethane	A	ug/L	2.2145	0		0	0	0	0.162	1	500	0%	0	0	0%	U
cis-1,2-Dichloroethene	A	ug/L	0	0		0	0	0	0.108	1	500	0%	0	0	0%	U
cis-1,3-Dichloropropene	A	ug/L	0	0		0	0	0	0.073	1	500	0%	0	0	0%	U
Dibromomethane	A	ug/L	0	0		0	0	0	0.147	1	500	0%	0	0	0%	U
Dichlorodifluoromethane	A	ug/L	0	0		0	0	0	0.175	1	500	0%	0	0	0%	U
Ethylbenzene	A	ug/L	0	0		0	0	0	0.0836	1	500	0%	0	0	0%	U
m+p-Xylenes	A	ug/L	0	0		0	0	0	0.15	1	1000	0%	0	0	0%	U
Methyl ethyl ketone	A	ug/L	0	0		0	0	0	1.77	20	5000	0%	0	0	0%	U
Methyl tert-butyl ether (MTBE)	A	ug/L	0	0		0	0	0	0.101	1	500	0%	0	0	0%	U
Methylene chloride	A	ug/L	0	0		0	0	0	0.338	1	500	0%	0	0	0%	U
o-Xylene	A	ug/L	0	0		0	0	0	0.0604	1	500	0%	0	0	0%	U
Styrene	A	ug/L	0	0		0	0	0	0.067	1	500	0%	0	0	0%	U
Tetrachloroethene	A	ug/L	0	0		0	0	0	0.0671	1	500	0%	0	0	0%	U
Toluene	A	ug/L	0	0		0	0	0	0.0679	1	500	0%	0	0	0%	UT
trans-1,2-Dichloroethene	A	ug/L	0	0		0	0	0	0.125	1	500	0%	0	0	0%	U
trans-1,3-Dichloropropene	A	ug/L	0	0		0	0	0	0.0846	1	500	0%	0	0	0%	U
Trichloroethene	A	ug/L	0	0		0	0	0	0.0993	1	500	0%	0	0	0%	U
Trichlorofluoromethane	A	ug/L	0	0		0	0	0	0.134	1	500	0%	0	0	0%	U
Vinyl chloride	A	ug/L	0	0		0	0	0	0.153	1	500	0%	0	0	0%	U
1,4-Dichlorobenzene-d4	I	ug/L	250	10		0	0	0	0	0	0	0%	0	0	0%	
Chlorobenzene-d5	I	ug/L	250	10		0	0	0	0.1	0	0	0%	0	0	0%	
Fluorobenzene	I	ug/L	250	10		0	0	0	0.1	0	0	0%	0	0	0%	
Xylenes, Total	M	ug/L	0	0		0	0	0	0.0604	1	0	0%	0	0	0%	U
1,2-Dichloroethane-d4	S	ug/L	272.82598	10.9130392		10	0	0	0.229	1	500	109%	81	118	0%	
Dibromofluoromethane	S	ug/L	272.31236	10.8924944		10	0	0	0.129	1	500	109%	80	119	0%	
p-Bromofluorobenzene	S	ug/L	264.61492	10.5845968		10	0	0	0.149	1	500	106%	85	114	0%	
Toluene-d8	S	ug/L	268.71971	10.7487884		10	0	0	0.23	1	500	107%	89	112	0%	

Seq No	Lab ID	Test Code	Sample Typ	File ID	Analysis Date	DF	Batch ID	Prep Date	SPKref	RPDref	pmoist					
14993913	B22010980-001	VOC-8260-W-S	SAMP	DA5975C\VG0121	1/20/2022 3:01:1	1	R373592		0	0						
Analyte	T	Units	RAW	Final	Text	Spike	SPKref	RPDref	MDL	PQL	UQL	%REC	LOW	HIGH	%RPD	Q

Seq No	Lab ID	Test Code	Sample Typ	File ID	Analysis Date	DF	Batch ID	Prep Date	SPKref	RPDref	pmoist					
14993913	B22010980-001	VOC-8260-W-S	SAMP	DA5975C\VG01241/20/2022	3:01:1	1	R373592		0	0						
Analyte	T	Units	RAW	Final	Text	Spike	SPKref	RPDref	MDL	PQL	UQL	%REC	LOW	HIGH	%RPD	Q
1,1,1,2-Tetrachloroethane	A	ug/L	0	0		0	0	0	0.101	1	500	0%	0	0	0%	U
1,1,1-Trichloroethane	A	ug/L	0	0		0	0	0	0.131	1	500	0%	0	0	0%	U
1,1,2,2-Tetrachloroethane	A	ug/L	0	0		0	0	0	0.0872	1	500	0%	0	0	0%	U
1,1,2-Trichloroethane	A	ug/L	0	0		0	0	0	0.108	1	500	0%	0	0	0%	U
1,1-Dichloroethane	A	ug/L	0	0		0	0	0	0.135	1	500	0%	0	0	0%	U
1,1-Dichloroethene	A	ug/L	0	0		0	0	0	0.141	1	500	0%	0	0	0%	U
1,1-Dichloropropene	A	ug/L	0	0		0	0	0	0.083	1	500	0%	0	0	0%	U
1,2,3-Trichloropropane	A	ug/L	0	0		0	0	0	0.235	1	500	0%	0	0	0%	U
1,2-Dibromoethane	A	ug/L	0	0		0	0	0	0.0916	1	500	0%	0	0	0%	U
1,2-Dichlorobenzene	A	ug/L	0	0		0	0	0	0.0746	1	500	0%	0	0	0%	U
1,2-Dichloroethane	A	ug/L	0	0		0	0	0	0.116	1	500	0%	0	0	0%	U
1,2-Dichloropropane	A	ug/L	0	0		0	0	0	0.0847	1	500	0%	0	0	0%	U
1,3-Dichlorobenzene	A	ug/L	0	0		0	0	0	0.0803	1	500	0%	0	0	0%	U
1,3-Dichloropropane	A	ug/L	0	0		0	0	0	0.0791	1	500	0%	0	0	0%	U
1,4-Dichlorobenzene	A	ug/L	0	0		0	0	0	0.0858	1	500	0%	0	0	0%	U
2,2-Dichloropropane	A	ug/L	0	0		0	0	0	0.186	1	500	0%	0	0	0%	U
2-Chlorotoluene	A	ug/L	0	0		0	0	0	0.0876	1	500	0%	0	0	0%	U
4-Chlorotoluene	A	ug/L	0	0		0	0	0	0.0728	1	500	0%	0	0	0%	U
Benzene	A	ug/L	0	0		0	0	0	0.0914	1	500	0%	0	0	0%	U
Bromobenzene	A	ug/L	0	0		0	0	0	0.0831	1	500	0%	0	0	0%	U
Bromochloromethane	A	ug/L	0	0		0	0	0	0.141	1	500	0%	0	0	0%	U
Bromodichloromethane	A	ug/L	0	0		0	0	0	0.12	1	500	0%	0	0	0%	U
Bromoform	A	ug/L	0	0		0	0	0	0.119	1	500	0%	0	0	0%	U
Bromomethane	A	ug/L	0	0		0	0	0	0.253	1	500	0%	0	0	0%	U
Carbon tetrachloride	A	ug/L	0	0		0	0	0	0.143	1	500	0%	0	0	0%	U
Chlorobenzene	A	ug/L	0	0		0	0	0	0.0914	1	500	0%	0	0	0%	U
Chlorodibromomethane	A	ug/L	0	0		0	0	0	0.0841	1	500	0%	0	0	0%	U
Chloroethane	A	ug/L	1.12024	0		0	0	0	0.169	1	500	0%	0	0	0%	U
Chloroform	A	ug/L	2.83806	0.1135224		0	0	0	0.0789	1	500	0%	0	0	0%	J
Chloromethane	A	ug/L	2.0869	0		0	0	0	0.162	1	500	0%	0	0	0%	U
cis-1,2-Dichloroethene	A	ug/L	0	0		0	0	0	0.108	1	500	0%	0	0	0%	U
cis-1,3-Dichloropropene	A	ug/L	0	0		0	0	0	0.073	1	500	0%	0	0	0%	U
Dibromomethane	A	ug/L	0	0		0	0	0	0.147	1	500	0%	0	0	0%	U
Dichlorodifluoromethane	A	ug/L	0	0		0	0	0	0.175	1	500	0%	0	0	0%	U
Ethylbenzene	A	ug/L	0	0		0	0	0	0.0836	1	500	0%	0	0	0%	U

Seq No	Lab ID	Test Code	Sample Typ	File ID	Analysis Date	DF	Batch ID	Prep Date	SPKref	RPDref	pmoist					
14993913	B22010980-001	VOC-8260-W-S	SAMP	DA5975C\VG01241	20/2022 3:01:1	1	R373592		0	0						
Analyte	T	Units	RAW	Final	Text	Spike	SPKref	RPDref	MDL	PQL	UQL	%REC	LOW	HIGH	%RPD	Q
m+p-Xylenes	A	ug/L	0	0		0	0	0	0.15	1	1000	0%	0	0	0%	U
Methyl ethyl ketone	A	ug/L	0	0		0	0	0	1.77	20	5000	0%	0	0	0%	U
Methyl tert-butyl ether (MTBE)	A	ug/L	0	0		0	0	0	0.101	1	500	0%	0	0	0%	U
Methylene chloride	A	ug/L	3.09131	0		0	0	0	0.338	1	500	0%	0	0	0%	U
o-Xylene	A	ug/L	1.06059	0		0	0	0	0.0604	1	500	0%	0	0	0%	U
Styrene	A	ug/L	0	0		0	0	0	0.067	1	500	0%	0	0	0%	U
Tetrachloroethene	A	ug/L	0	0		0	0	0	0.0671	1	500	0%	0	0	0%	U
Toluene	A	ug/L	0.64722	0		0	0	0	0.0679	1	500	0%	0	0	0%	UT
trans-1,2-Dichloroethene	A	ug/L	0	0		0	0	0	0.125	1	500	0%	0	0	0%	U
trans-1,3-Dichloropropene	A	ug/L	0	0		0	0	0	0.0846	1	500	0%	0	0	0%	U
Trichloroethene	A	ug/L	0	0		0	0	0	0.0993	1	500	0%	0	0	0%	U
Trichlorofluoromethane	A	ug/L	0	0		0	0	0	0.134	1	500	0%	0	0	0%	U
Vinyl chloride	A	ug/L	0	0		0	0	0	0.153	1	500	0%	0	0	0%	U
1,4-Dichlorobenzene-d4	I	ug/L	250	10		0	0	0	0	0	0	0%	0	0	0%	
Chlorobenzene-d5	I	ug/L	250	10		0	0	0	0.1	0	0	0%	0	0	0%	
Fluorobenzene	I	ug/L	250	10		0	0	0	0.1	0	0	0%	0	0	0%	
Xylenes, Total	M	ug/L	1.06059	0		0	0	0	0.15	1	0	0%	0	0	0%	U
1,2-Dichloroethane-d4	S	ug/L	290.78957	11.6315828		10	0	0	0.229	1	500	116%	81	118	0%	
Dibromofluoromethane	S	ug/L	281.1087	11.244348		10	0	0	0.129	1	500	112%	80	119	0%	
p-Bromofluorobenzene	S	ug/L	271.32655	10.853062		10	0	0	0.149	1	500	109%	85	114	0%	
Toluene-d8	S	ug/L	266.54146	10.6616584		10	0	0	0.23	1	500	107%	89	112	0%	

Seq No	Lab ID	Test Code	Sample Typ	File ID	Analysis Date	DF	Batch ID	Prep Date	SPKref	RPDref	pmoist					
14993914	B22011124-001	VOC-8260-W-S	SAMP	DA5975C\VG01241	20/2022 3:28:3	1	R373592		0	0						
Analyte	T	Units	RAW	Final	Text	Spike	SPKref	RPDref	MDL	PQL	UQL	%REC	LOW	HIGH	%RPD	Q
1,1,1,2-Tetrachloroethane	A	ug/L	0	0		0	0	0	0.101	1	500	0%	0	0	0%	U
1,1,1-Trichloroethane	A	ug/L	0	0		0	0	0	0.131	1	500	0%	0	0	0%	U
1,1,2,2-Tetrachloroethane	A	ug/L	0	0		0	0	0	0.0872	1	500	0%	0	0	0%	U
1,1,2-Trichloroethane	A	ug/L	0	0		0	0	0	0.108	1	500	0%	0	0	0%	U
1,1-Dichloroethane	A	ug/L	0	0		0	0	0	0.135	1	500	0%	0	0	0%	U
1,1-Dichloroethene	A	ug/L	0	0		0	0	0	0.141	1	500	0%	0	0	0%	U
1,1-Dichloropropene	A	ug/L	0	0		0	0	0	0.083	1	500	0%	0	0	0%	U
1,2,3-Trichloropropane	A	ug/L	0	0		0	0	0	0.235	1	500	0%	0	0	0%	U
1,2-Dibromoethane	A	ug/L	0	0		0	0	0	0.0916	1	500	0%	0	0	0%	U

Seq No	Lab ID	Test Code	Sample Typ	File ID	Analysis Date	DF	Batch ID	Prep Date	SPKref	RPDref	pmoist					
14993914	B22011124-001	VOC-8260-W-S	SAMP	DA5975C\VG01241/20/2022	3:28:3	1	R373592		0	0						
Analyte	T	Units	RAW	Final	Text	Spike	SPKref	RPDref	MDL	PQL	UQL	%REC	LOW	HIGH	%RPD	Q
1,2-Dichlorobenzene	A	ug/L	0	0		0	0	0	0.0746	1	500	0%	0	0	0%	U
1,2-Dichloroethane	A	ug/L	0	0		0	0	0	0.116	1	500	0%	0	0	0%	U
1,2-Dichloropropane	A	ug/L	0	0		0	0	0	0.0847	1	500	0%	0	0	0%	U
1,3-Dichlorobenzene	A	ug/L	0	0		0	0	0	0.0803	1	500	0%	0	0	0%	U
1,3-Dichloropropane	A	ug/L	0	0		0	0	0	0.0791	1	500	0%	0	0	0%	U
1,4-Dichlorobenzene	A	ug/L	0	0		0	0	0	0.0858	1	500	0%	0	0	0%	U
2,2-Dichloropropane	A	ug/L	0	0		0	0	0	0.186	1	500	0%	0	0	0%	U
2-Chlorotoluene	A	ug/L	0	0		0	0	0	0.0876	1	500	0%	0	0	0%	U
4-Chlorotoluene	A	ug/L	0	0		0	0	0	0.0728	1	500	0%	0	0	0%	U
Benzene	A	ug/L	0	0		0	0	0	0.0914	1	500	0%	0	0	0%	U
Bromobenzene	A	ug/L	0	0		0	0	0	0.0831	1	500	0%	0	0	0%	U
Bromochloromethane	A	ug/L	0	0		0	0	0	0.141	1	500	0%	0	0	0%	U
Bromodichloromethane	A	ug/L	0	0		0	0	0	0.12	1	500	0%	0	0	0%	U
Bromoform	A	ug/L	0	0		0	0	0	0.119	1	500	0%	0	0	0%	U
Bromomethane	A	ug/L	0	0		0	0	0	0.253	1	500	0%	0	0	0%	U
Carbon tetrachloride	A	ug/L	0	0		0	0	0	0.143	1	500	0%	0	0	0%	U
Chlorobenzene	A	ug/L	0	0		0	0	0	0.0914	1	500	0%	0	0	0%	U
Chlorodibromomethane	A	ug/L	0	0		0	0	0	0.0841	1	500	0%	0	0	0%	U
Chloroethane	A	ug/L	0	0		0	0	0	0.169	1	500	0%	0	0	0%	U
Chloroform	A	ug/L	0	0		0	0	0	0.0789	1	500	0%	0	0	0%	U
Chloromethane	A	ug/L	1.48673	0		0	0	0	0.162	1	500	0%	0	0	0%	U
cis-1,2-Dichloroethene	A	ug/L	0	0		0	0	0	0.108	1	500	0%	0	0	0%	U
cis-1,3-Dichloropropene	A	ug/L	0	0		0	0	0	0.073	1	500	0%	0	0	0%	U
Dibromomethane	A	ug/L	0	0		0	0	0	0.147	1	500	0%	0	0	0%	U
Dichlorodifluoromethane	A	ug/L	0	0		0	0	0	0.175	1	500	0%	0	0	0%	U
Ethylbenzene	A	ug/L	0	0		0	0	0	0.0836	1	500	0%	0	0	0%	U
m+p-Xylenes	A	ug/L	0	0		0	0	0	0.15	1	1000	0%	0	0	0%	U
Methyl ethyl ketone	A	ug/L	0	0		0	0	0	1.77	20	5000	0%	0	0	0%	U
Methyl tert-butyl ether (MTBE)	A	ug/L	0	0		0	0	0	0.101	1	500	0%	0	0	0%	U
Methylene chloride	A	ug/L	0.62574	0		0	0	0	0.338	1	500	0%	0	0	0%	U
o-Xylene	A	ug/L	0	0		0	0	0	0.0604	1	500	0%	0	0	0%	U
Styrene	A	ug/L	0	0		0	0	0	0.067	1	500	0%	0	0	0%	U
Tetrachloroethene	A	ug/L	0	0		0	0	0	0.0671	1	500	0%	0	0	0%	U
Toluene	A	ug/L	0.09176	0		0	0	0	0.0679	1	500	0%	0	0	0%	UT
trans-1,2-Dichloroethene	A	ug/L	0	0		0	0	0	0.125	1	500	0%	0	0	0%	U

Seq No	Lab ID	Test Code	Sample Typ	File ID	Analysis Date	DF	Batch ID	Prep Date	SPKref	RPDref	pmoist					
14993914	B22011124-001	VOC-8260-W-S	SAMP	DA5975C\VG012(1/20/2022	3:28:3	1	R373592		0	0						
Analyte	T	Units	RAW	Final	Text	Spike	SPKref	RPDref	MDL	PQL	UQL	%REC	LOW	HIGH	%RPD	Q
trans-1,3-Dichloropropene	A	ug/L	0	0		0	0	0	0.0846	1	500	0%	0	0	0%	U
Trichloroethene	A	ug/L	0	0		0	0	0	0.0993	1	500	0%	0	0	0%	U
Trichlorofluoromethane	A	ug/L	0	0		0	0	0	0.134	1	500	0%	0	0	0%	U
Vinyl chloride	A	ug/L	0	0		0	0	0	0.153	1	500	0%	0	0	0%	U
1,4-Dichlorobenzene-d4	I	ug/L	250	10		0	0	0	0	0	0	0%	0	0	0%	
Chlorobenzene-d5	I	ug/L	250	10		0	0	0	0.1	0	0	0%	0	0	0%	
Fluorobenzene	I	ug/L	250	10		0	0	0	0.1	0	0	0%	0	0	0%	
Xylenes, Total	M	ug/L	0	0		0	0	0	0.0604	1	0	0%	0	0	0%	U
1,2-Dichloroethane-d4	S	ug/L	288.98651	11.5594604		10	0	0	0.229	1	500	116%	81	118	0%	
Dibromofluoromethane	S	ug/L	275.30657	11.0122628		10	0	0	0.129	1	500	110%	80	119	0%	
p-Bromofluorobenzene	S	ug/L	265.81862	10.6327448		10	0	0	0.149	1	500	106%	85	114	0%	
Toluene-d8	S	ug/L	258.49599	10.3398396		10	0	0	0.23	1	500	103%	89	112	0%	

Seq No	Lab ID	Test Code	Sample Typ	File ID	Analysis Date	DF	Batch ID	Prep Date	SPKref	RPDref	pmoist					
14993916	B22010971-001	VOC-8260-W-S	SAMP	DA5975C\VG012(1/20/2022	3:56:0	1	R373592		0	0						
Analyte	T	Units	RAW	Final	Text	Spike	SPKref	RPDref	MDL	PQL	UQL	%REC	LOW	HIGH	%RPD	Q
1,1,1,2-Tetrachloroethane	A	ug/L	0	0		0	0	0	0.101	1	500	0%	0	0	0%	U
1,1,1-Trichloroethane	A	ug/L	0	0		0	0	0	0.131	1	500	0%	0	0	0%	U
1,1,2,2-Tetrachloroethane	A	ug/L	0	0		0	0	0	0.0872	1	500	0%	0	0	0%	U
1,1,2-Trichloroethane	A	ug/L	0	0		0	0	0	0.108	1	500	0%	0	0	0%	U
1,1-Dichloroethane	A	ug/L	0	0		0	0	0	0.135	1	500	0%	0	0	0%	U
1,1-Dichloroethene	A	ug/L	0	0		0	0	0	0.141	1	500	0%	0	0	0%	U
1,1-Dichloropropene	A	ug/L	0	0		0	0	0	0.083	1	500	0%	0	0	0%	U
1,2,3-Trichloropropane	A	ug/L	0	0		0	0	0	0.235	1	500	0%	0	0	0%	U
1,2-Dibromoethane	A	ug/L	0	0		0	0	0	0.0916	1	500	0%	0	0	0%	U
1,2-Dichlorobenzene	A	ug/L	0	0		0	0	0	0.0746	1	500	0%	0	0	0%	U
1,2-Dichloroethane	A	ug/L	0	0		0	0	0	0.116	1	500	0%	0	0	0%	U
1,2-Dichloropropane	A	ug/L	0	0		0	0	0	0.0847	1	500	0%	0	0	0%	U
1,3-Dichlorobenzene	A	ug/L	0	0		0	0	0	0.0803	1	500	0%	0	0	0%	U
1,3-Dichloropropane	A	ug/L	0	0		0	0	0	0.0791	1	500	0%	0	0	0%	U
1,4-Dichlorobenzene	A	ug/L	0	0		0	0	0	0.0858	1	500	0%	0	0	0%	U
2,2-Dichloropropane	A	ug/L	0	0		0	0	0	0.186	1	500	0%	0	0	0%	U
2-Chlorotoluene	A	ug/L	0	0		0	0	0	0.0876	1	500	0%	0	0	0%	U
4-Chlorotoluene	A	ug/L	0	0		0	0	0	0.0728	1	500	0%	0	0	0%	U

Seq No	Lab ID	Test Code	Sample Typ	File ID	Analysis Date	DF	Batch ID	Prep Date	SPKref	RPDref	pmoist					
14993916	B22010971-001	VOC-8260-W-S	SAMP	DA5975C\VG01241	20/2022 3:56:0	1	R373592		0	0						
Analyte	T	Units	RAW	Final	Text	Spike	SPKref	RPDref	MDL	PQL	UQL	%REC	LOW	HIGH	%RPD	Q
Benzene	A	ug/L	0	0		0	0	0	0.0914	1	500	0%	0	0	0%	U
Bromobenzene	A	ug/L	0	0		0	0	0	0.0831	1	500	0%	0	0	0%	U
Bromochloromethane	A	ug/L	0	0		0	0	0	0.141	1	500	0%	0	0	0%	U
Bromodichloromethane	A	ug/L	0	0		0	0	0	0.12	1	500	0%	0	0	0%	U
Bromoform	A	ug/L	0	0		0	0	0	0.119	1	500	0%	0	0	0%	U
Bromomethane	A	ug/L	2.56536	0		0	0	0	0.253	1	500	0%	0	0	0%	U
Carbon tetrachloride	A	ug/L	0	0		0	0	0	0.143	1	500	0%	0	0	0%	U
Chlorobenzene	A	ug/L	0	0		0	0	0	0.0914	1	500	0%	0	0	0%	U
Chlorodibromomethane	A	ug/L	0	0		0	0	0	0.0841	1	500	0%	0	0	0%	U
Chloroethane	A	ug/L	0	0		0	0	0	0.169	1	500	0%	0	0	0%	U
Chloroform	A	ug/L	0	0		0	0	0	0.0789	1	500	0%	0	0	0%	U
Chloromethane	A	ug/L	1.12587	0		0	0	0	0.162	1	500	0%	0	0	0%	U
cis-1,2-Dichloroethene	A	ug/L	0	0		0	0	0	0.108	1	500	0%	0	0	0%	U
cis-1,3-Dichloropropene	A	ug/L	0	0		0	0	0	0.073	1	500	0%	0	0	0%	U
Dibromomethane	A	ug/L	0	0		0	0	0	0.147	1	500	0%	0	0	0%	U
Dichlorodifluoromethane	A	ug/L	0	0		0	0	0	0.175	1	500	0%	0	0	0%	U
Ethylbenzene	A	ug/L	0	0		0	0	0	0.0836	1	500	0%	0	0	0%	U
m+p-Xylenes	A	ug/L	0	0		0	0	0	0.15	1	1000	0%	0	0	0%	U
Methyl ethyl ketone	A	ug/L	0	0		0	0	0	1.77	20	5000	0%	0	0	0%	U
Methyl tert-butyl ether (MTBE)	A	ug/L	0	0		0	0	0	0.101	1	500	0%	0	0	0%	U
Methylene chloride	A	ug/L	0.82825	0		0	0	0	0.338	1	500	0%	0	0	0%	U
o-Xylene	A	ug/L	0	0		0	0	0	0.0604	1	500	0%	0	0	0%	U
Styrene	A	ug/L	0	0		0	0	0	0.067	1	500	0%	0	0	0%	U
Tetrachloroethene	A	ug/L	0	0		0	0	0	0.0671	1	500	0%	0	0	0%	U
Toluene	A	ug/L	0.7993	0		0	0	0	0.0679	1	500	0%	0	0	0%	UT
trans-1,2-Dichloroethene	A	ug/L	0	0		0	0	0	0.125	1	500	0%	0	0	0%	U
trans-1,3-Dichloropropene	A	ug/L	0	0		0	0	0	0.0846	1	500	0%	0	0	0%	U
Trichloroethene	A	ug/L	0	0		0	0	0	0.0993	1	500	0%	0	0	0%	U
Trichlorofluoromethane	A	ug/L	0	0		0	0	0	0.134	1	500	0%	0	0	0%	U
Vinyl chloride	A	ug/L	0	0		0	0	0	0.153	1	500	0%	0	0	0%	U
1,4-Dichlorobenzene-d4	I	ug/L	250	10		0	0	0	0	0	0	0%	0	0	0%	
Chlorobenzene-d5	I	ug/L	250	10		0	0	0	0.1	0	0	0%	0	0	0%	
Fluorobenzene	I	ug/L	250	10		0	0	0	0.1	0	0	0%	0	0	0%	
Xylenes, Total	M	ug/L	0	0		0	0	0	0.0604	1	0	0%	0	0	0%	U
1,2-Dichloroethane-d4	S	ug/L	279.33709	11.1734836		10	0	0	0.229	1	500	112%	81	118	0%	

Seq No	Lab ID	Test Code	Sample Typ	File ID	Analysis Date	DF	Batch ID	Prep Date	SPKref	RPDref	pmoist					
14993916	B22010971-001	VOC-8260-W-S	SAMP	DA5975C\VG0121	1/20/2022 3:56:0	1	R373592		0	0						
Analyte	T	Units	RAW	Final	Text	Spike	SPKref	RPDref	MDL	PQL	UQL	%REC	LOW	HIGH	%RPD	Q
Dibromofluoromethane	S	ug/L	272.54648	10.9018592		10	0	0	0.129	1	500	109%	80	119	0%	
p-Bromofluorobenzene	S	ug/L	266.6734	10.666936		10	0	0	0.149	1	500	107%	85	114	0%	
Toluene-d8	S	ug/L	263.08039	10.5232156		10	0	0	0.23	1	500	105%	89	112	0%	

Seq No	Lab ID	Test Code	Sample Typ	File ID	Analysis Date	DF	Batch ID	Prep Date	SPKref	RPDref	pmoist					
14993918	B22010974-002	VOC-8260-W-S	SAMP	DA5975C\VG0121	1/20/2022 4:23:2	1	R373592		0	0						
Analyte	T	Units	RAW	Final	Text	Spike	SPKref	RPDref	MDL	PQL	UQL	%REC	LOW	HIGH	%RPD	Q
1,1,1,2-Tetrachloroethane	A	ug/L	0	0		0	0	0	0.101	1	500	0%	0	0	0%	U
1,1,1-Trichloroethane	A	ug/L	0	0		0	0	0	0.131	1	500	0%	0	0	0%	U
1,1,2,2-Tetrachloroethane	A	ug/L	0	0		0	0	0	0.0872	1	500	0%	0	0	0%	U
1,1,2-Trichloroethane	A	ug/L	0	0		0	0	0	0.108	1	500	0%	0	0	0%	U
1,1-Dichloroethane	A	ug/L	0	0		0	0	0	0.135	1	500	0%	0	0	0%	U
1,1-Dichloroethene	A	ug/L	0	0		0	0	0	0.141	1	500	0%	0	0	0%	U
1,1-Dichloropropene	A	ug/L	0	0		0	0	0	0.083	1	500	0%	0	0	0%	U
1,2,3-Trichloropropane	A	ug/L	0	0		0	0	0	0.235	1	500	0%	0	0	0%	U
1,2-Dibromoethane	A	ug/L	0	0		0	0	0	0.0916	1	500	0%	0	0	0%	U
1,2-Dichlorobenzene	A	ug/L	0	0		0	0	0	0.0746	1	500	0%	0	0	0%	U
1,2-Dichloroethane	A	ug/L	0	0		0	0	0	0.116	1	500	0%	0	0	0%	U
1,2-Dichloropropane	A	ug/L	0	0		0	0	0	0.0847	1	500	0%	0	0	0%	U
1,3-Dichlorobenzene	A	ug/L	0	0		0	0	0	0.0803	1	500	0%	0	0	0%	U
1,3-Dichloropropane	A	ug/L	0	0		0	0	0	0.0791	1	500	0%	0	0	0%	U
1,4-Dichlorobenzene	A	ug/L	0	0		0	0	0	0.0858	1	500	0%	0	0	0%	U
2,2-Dichloropropane	A	ug/L	0	0		0	0	0	0.186	1	500	0%	0	0	0%	U
2-Chlorotoluene	A	ug/L	0	0		0	0	0	0.0876	1	500	0%	0	0	0%	U
4-Chlorotoluene	A	ug/L	0	0		0	0	0	0.0728	1	500	0%	0	0	0%	U
Benzene	A	ug/L	0	0		0	0	0	0.0914	1	500	0%	0	0	0%	U
Bromobenzene	A	ug/L	0	0		0	0	0	0.0831	1	500	0%	0	0	0%	U
Bromochloromethane	A	ug/L	0	0		0	0	0	0.141	1	500	0%	0	0	0%	U
Bromodichloromethane	A	ug/L	0	0		0	0	0	0.12	1	500	0%	0	0	0%	U
Bromoform	A	ug/L	0	0		0	0	0	0.119	1	500	0%	0	0	0%	U
Bromomethane	A	ug/L	0	0		0	0	0	0.253	1	500	0%	0	0	0%	U
Carbon tetrachloride	A	ug/L	0	0		0	0	0	0.143	1	500	0%	0	0	0%	U
Chlorobenzene	A	ug/L	0	0		0	0	0	0.0914	1	500	0%	0	0	0%	U
Chlorodibromomethane	A	ug/L	0	0		0	0	0	0.0841	1	500	0%	0	0	0%	U

Seq No	Lab ID	Test Code	Sample Typ	File ID	Analysis Date	DF	Batch ID	Prep Date	SPKref	RPDref	pmoist					
14993918	B22010974-002	VOC-8260-W-S	SAMP	DA5975C\VG0121	1/20/2022 4:23:2	1	R373592		0	0						
Analyte	T	Units	RAW	Final	Text	Spike	SPKref	RPDref	MDL	PQL	UQL	%REC	LOW	HIGH	%RPD	Q
Chloroethane	A	ug/L	0	0		0	0	0	0.169	1	500	0%	0	0	0%	U
Chloroform	A	ug/L	0	0		0	0	0	0.0789	1	500	0%	0	0	0%	U
Chloromethane	A	ug/L	2.57897	0		0	0	0	0.162	1	500	0%	0	0	0%	U
cis-1,2-Dichloroethene	A	ug/L	0	0		0	0	0	0.108	1	500	0%	0	0	0%	U
cis-1,3-Dichloropropene	A	ug/L	0	0		0	0	0	0.073	1	500	0%	0	0	0%	U
Dibromomethane	A	ug/L	0	0		0	0	0	0.147	1	500	0%	0	0	0%	U
Dichlorodifluoromethane	A	ug/L	0	0		0	0	0	0.175	1	500	0%	0	0	0%	U
Ethylbenzene	A	ug/L	0	0		0	0	0	0.0836	1	500	0%	0	0	0%	U
m+p-Xylenes	A	ug/L	0	0		0	0	0	0.15	1	1000	0%	0	0	0%	U
Methyl ethyl ketone	A	ug/L	0	0		0	0	0	1.77	20	5000	0%	0	0	0%	U
Methyl tert-butyl ether (MTBE)	A	ug/L	0	0		0	0	0	0.101	1	500	0%	0	0	0%	U
Methylene chloride	A	ug/L	1.64858	0		0	0	0	0.338	1	500	0%	0	0	0%	U
o-Xylene	A	ug/L	0	0		0	0	0	0.0604	1	500	0%	0	0	0%	U
Styrene	A	ug/L	0	0		0	0	0	0.067	1	500	0%	0	0	0%	U
Tetrachloroethene	A	ug/L	0	0		0	0	0	0.0671	1	500	0%	0	0	0%	U
Toluene	A	ug/L	3.25641	0.1302564		0	0	0	0.0679	1	500	0%	0	0	0%	J
trans-1,2-Dichloroethene	A	ug/L	0	0		0	0	0	0.125	1	500	0%	0	0	0%	U
trans-1,3-Dichloropropene	A	ug/L	0	0		0	0	0	0.0846	1	500	0%	0	0	0%	U
Trichloroethene	A	ug/L	0	0		0	0	0	0.0993	1	500	0%	0	0	0%	U
Trichlorofluoromethane	A	ug/L	0	0		0	0	0	0.134	1	500	0%	0	0	0%	U
Vinyl chloride	A	ug/L	0	0		0	0	0	0.153	1	500	0%	0	0	0%	U
1,4-Dichlorobenzene-d4	I	ug/L	250	10		0	0	0	0	0	0	0%	0	0	0%	
Chlorobenzene-d5	I	ug/L	250	10		0	0	0	0.1	0	0	0%	0	0	0%	
Fluorobenzene	I	ug/L	250	10		0	0	0	0.1	0	0	0%	0	0	0%	
Xylenes, Total	M	ug/L	0	0		0	0	0	0.0604	1	0	0%	0	0	0%	U
1,2-Dichloroethane-d4	S	ug/L	276.5411	11.061644		10	0	0	0.229	1	500	111%	81	118	0%	
Dibromofluoromethane	S	ug/L	267.89316	10.7157264		10	0	0	0.129	1	500	107%	80	119	0%	
p-Bromofluorobenzene	S	ug/L	264.73083	10.5892332		10	0	0	0.149	1	500	106%	85	114	0%	
Toluene-d8	S	ug/L	263.99095	10.559638		10	0	0	0.23	1	500	106%	89	112	0%	

Seq No	Lab ID	Test Code	Sample Typ	File ID	Analysis Date	DF	Batch ID	Prep Date	SPKref	RPDref	pmoist					
14993919	B22010976-002	VOC-8260-W-S	SAMP	DA5975C\VG0121	1/20/2022 4:50:4	1	R373592		0	0						
Analyte	T	Units	RAW	Final	Text	Spike	SPKref	RPDref	MDL	PQL	UQL	%REC	LOW	HIGH	%RPD	Q

Seq No	Lab ID	Test Code	Sample Typ	File ID	Analysis Date	DF	Batch ID	Prep Date	SPKref	RPDref	pmoist					
14993919	B22010976-002	VOC-8260-W-S	SAMP	DA5975C\VG01241/20/2022	4:50:4	1	R373592		0	0						
Analyte	T	Units	RAW	Final	Text	Spike	SPKref	RPDref	MDL	PQL	UQL	%REC	LOW	HIGH	%RPD	Q
1,1,1,2-Tetrachloroethane	A	ug/L	0	0		0	0	0	0.101	1	500	0%	0	0	0%	U
1,1,1-Trichloroethane	A	ug/L	0	0		0	0	0	0.131	1	500	0%	0	0	0%	U
1,1,2,2-Tetrachloroethane	A	ug/L	0	0		0	0	0	0.0872	1	500	0%	0	0	0%	U
1,1,2-Trichloroethane	A	ug/L	0	0		0	0	0	0.108	1	500	0%	0	0	0%	U
1,1-Dichloroethane	A	ug/L	0	0		0	0	0	0.135	1	500	0%	0	0	0%	U
1,1-Dichloroethene	A	ug/L	0	0		0	0	0	0.141	1	500	0%	0	0	0%	U
1,1-Dichloropropene	A	ug/L	0	0		0	0	0	0.083	1	500	0%	0	0	0%	U
1,2,3-Trichloropropane	A	ug/L	0	0		0	0	0	0.235	1	500	0%	0	0	0%	U
1,2-Dibromoethane	A	ug/L	0	0		0	0	0	0.0916	1	500	0%	0	0	0%	U
1,2-Dichlorobenzene	A	ug/L	0	0		0	0	0	0.0746	1	500	0%	0	0	0%	U
1,2-Dichloroethane	A	ug/L	0	0		0	0	0	0.116	1	500	0%	0	0	0%	U
1,2-Dichloropropane	A	ug/L	0	0		0	0	0	0.0847	1	500	0%	0	0	0%	U
1,3-Dichlorobenzene	A	ug/L	0	0		0	0	0	0.0803	1	500	0%	0	0	0%	U
1,3-Dichloropropane	A	ug/L	0	0		0	0	0	0.0791	1	500	0%	0	0	0%	U
1,4-Dichlorobenzene	A	ug/L	0	0		0	0	0	0.0858	1	500	0%	0	0	0%	U
2,2-Dichloropropane	A	ug/L	0	0		0	0	0	0.186	1	500	0%	0	0	0%	U
2-Chlorotoluene	A	ug/L	0	0		0	0	0	0.0876	1	500	0%	0	0	0%	U
4-Chlorotoluene	A	ug/L	0	0		0	0	0	0.0728	1	500	0%	0	0	0%	U
Benzene	A	ug/L	0	0		0	0	0	0.0914	1	500	0%	0	0	0%	U
Bromobenzene	A	ug/L	0	0		0	0	0	0.0831	1	500	0%	0	0	0%	U
Bromochloromethane	A	ug/L	0	0		0	0	0	0.141	1	500	0%	0	0	0%	U
Bromodichloromethane	A	ug/L	0	0		0	0	0	0.12	1	500	0%	0	0	0%	U
Bromoform	A	ug/L	0	0		0	0	0	0.119	1	500	0%	0	0	0%	U
Bromomethane	A	ug/L	0	0		0	0	0	0.253	1	500	0%	0	0	0%	U
Carbon tetrachloride	A	ug/L	0	0		0	0	0	0.143	1	500	0%	0	0	0%	U
Chlorobenzene	A	ug/L	0	0		0	0	0	0.0914	1	500	0%	0	0	0%	U
Chlorodibromomethane	A	ug/L	0	0		0	0	0	0.0841	1	500	0%	0	0	0%	U
Chloroethane	A	ug/L	0	0		0	0	0	0.169	1	500	0%	0	0	0%	U
Chloroform	A	ug/L	0	0		0	0	0	0.0789	1	500	0%	0	0	0%	U
Chloromethane	A	ug/L	0.34358	0		0	0	0	0.162	1	500	0%	0	0	0%	U
cis-1,2-Dichloroethene	A	ug/L	0	0		0	0	0	0.108	1	500	0%	0	0	0%	U
cis-1,3-Dichloropropene	A	ug/L	0	0		0	0	0	0.073	1	500	0%	0	0	0%	U
Dibromomethane	A	ug/L	0	0		0	0	0	0.147	1	500	0%	0	0	0%	U
Dichlorodifluoromethane	A	ug/L	0	0		0	0	0	0.175	1	500	0%	0	0	0%	U
Ethylbenzene	A	ug/L	0	0		0	0	0	0.0836	1	500	0%	0	0	0%	U

Seq No	Lab ID	Test Code	Sample Typ	File ID	Analysis Date	DF	Batch ID	Prep Date	SPKref	RPDref	pmoist					
14993919	B22010976-002	VOC-8260-W-S	SAMP	DA5975C\VG0121	1/20/2022 4:50:4	1	R373592		0	0						
Analyte	T	Units	RAW	Final	Text	Spike	SPKref	RPDref	MDL	PQL	UQL	%REC	LOW	HIGH	%RPD	Q
m+p-Xylenes	A	ug/L	0	0		0	0	0	0.15	1	1000	0%	0	0	0%	U
Methyl ethyl ketone	A	ug/L	0	0		0	0	0	1.77	20	5000	0%	0	0	0%	U
Methyl tert-butyl ether (MTBE)	A	ug/L	0	0		0	0	0	0.101	1	500	0%	0	0	0%	U
Methylene chloride	A	ug/L	1.56476	0		0	0	0	0.338	1	500	0%	0	0	0%	U
o-Xylene	A	ug/L	0	0		0	0	0	0.0604	1	500	0%	0	0	0%	U
Styrene	A	ug/L	0	0		0	0	0	0.067	1	500	0%	0	0	0%	U
Tetrachloroethene	A	ug/L	0	0		0	0	0	0.0671	1	500	0%	0	0	0%	U
Toluene	A	ug/L	2.72187	0.1088748		0	0	0	0.0679	1	500	0%	0	0	0%	J
trans-1,2-Dichloroethene	A	ug/L	0	0		0	0	0	0.125	1	500	0%	0	0	0%	U
trans-1,3-Dichloropropene	A	ug/L	0	0		0	0	0	0.0846	1	500	0%	0	0	0%	U
Trichloroethene	A	ug/L	0	0		0	0	0	0.0993	1	500	0%	0	0	0%	U
Trichlorofluoromethane	A	ug/L	0	0		0	0	0	0.134	1	500	0%	0	0	0%	U
Vinyl chloride	A	ug/L	0	0		0	0	0	0.153	1	500	0%	0	0	0%	U
1,4-Dichlorobenzene-d4	I	ug/L	250	10		0	0	0	0	0	0	0%	0	0	0%	
Chlorobenzene-d5	I	ug/L	250	10		0	0	0	0.1	0	0	0%	0	0	0%	
Fluorobenzene	I	ug/L	250	10		0	0	0	0.1	0	0	0%	0	0	0%	
Xylenes, Total	M	ug/L	0	0		0	0	0	0.0604	1	0	0%	0	0	0%	U
1,2-Dichloroethane-d4	S	ug/L	267.11624	10.6846496		10	0	0	0.229	1	500	107%	81	118	0%	
Dibromofluoromethane	S	ug/L	274.36337	10.9745348		10	0	0	0.129	1	500	110%	80	119	0%	
p-Bromofluorobenzene	S	ug/L	260.41366	10.4165464		10	0	0	0.149	1	500	104%	85	114	0%	
Toluene-d8	S	ug/L	265.10889	10.6043556		10	0	0	0.23	1	500	106%	89	112	0%	

Seq No	Lab ID	Test Code	Sample Typ	File ID	Analysis Date	DF	Batch ID	Prep Date	SPKref	RPDref	pmoist					
14993921	B22010977-002	VOC-8260-W-S	SAMP	DA5975C\VG0121	1/20/2022 5:18:1	1	R373592		0	0						
Analyte	T	Units	RAW	Final	Text	Spike	SPKref	RPDref	MDL	PQL	UQL	%REC	LOW	HIGH	%RPD	Q
1,1,1,2-Tetrachloroethane	A	ug/L	0	0		0	0	0	0.101	1	500	0%	0	0	0%	U
1,1,1-Trichloroethane	A	ug/L	0	0		0	0	0	0.131	1	500	0%	0	0	0%	U
1,1,2,2-Tetrachloroethane	A	ug/L	0	0		0	0	0	0.0872	1	500	0%	0	0	0%	U
1,1,2-Trichloroethane	A	ug/L	0	0		0	0	0	0.108	1	500	0%	0	0	0%	U
1,1-Dichloroethane	A	ug/L	0	0		0	0	0	0.135	1	500	0%	0	0	0%	U
1,1-Dichloroethene	A	ug/L	0	0		0	0	0	0.141	1	500	0%	0	0	0%	U
1,1-Dichloropropene	A	ug/L	0	0		0	0	0	0.083	1	500	0%	0	0	0%	U
1,2,3-Trichloropropane	A	ug/L	0	0		0	0	0	0.235	1	500	0%	0	0	0%	U
1,2-Dibromoethane	A	ug/L	0	0		0	0	0	0.0916	1	500	0%	0	0	0%	U

Seq No	Lab ID	Test Code	Sample Typ	File ID	Analysis Date	DF	Batch ID	Prep Date	SPKref	RPDref	pmoist					
14993921	B22010977-002	VOC-8260-W-S	SAMP	DA5975C\VG01241/20/2022	5:18:1	1	R373592		0	0						
Analyte	T	Units	RAW	Final	Text	Spike	SPKref	RPDref	MDL	PQL	UQL	%REC	LOW	HIGH	%RPD	Q
1,2-Dichlorobenzene	A	ug/L	0	0		0	0	0	0.0746	1	500	0%	0	0	0%	U
1,2-Dichloroethane	A	ug/L	0	0		0	0	0	0.116	1	500	0%	0	0	0%	U
1,2-Dichloropropane	A	ug/L	0	0		0	0	0	0.0847	1	500	0%	0	0	0%	U
1,3-Dichlorobenzene	A	ug/L	0	0		0	0	0	0.0803	1	500	0%	0	0	0%	U
1,3-Dichloropropane	A	ug/L	0	0		0	0	0	0.0791	1	500	0%	0	0	0%	U
1,4-Dichlorobenzene	A	ug/L	0	0		0	0	0	0.0858	1	500	0%	0	0	0%	U
2,2-Dichloropropane	A	ug/L	0	0		0	0	0	0.186	1	500	0%	0	0	0%	U
2-Chlorotoluene	A	ug/L	0	0		0	0	0	0.0876	1	500	0%	0	0	0%	U
4-Chlorotoluene	A	ug/L	0	0		0	0	0	0.0728	1	500	0%	0	0	0%	U
Benzene	A	ug/L	0	0		0	0	0	0.0914	1	500	0%	0	0	0%	U
Bromobenzene	A	ug/L	0	0		0	0	0	0.0831	1	500	0%	0	0	0%	U
Bromochloromethane	A	ug/L	0	0		0	0	0	0.141	1	500	0%	0	0	0%	U
Bromodichloromethane	A	ug/L	0	0		0	0	0	0.12	1	500	0%	0	0	0%	U
Bromoform	A	ug/L	0	0		0	0	0	0.119	1	500	0%	0	0	0%	U
Bromomethane	A	ug/L	0	0		0	0	0	0.253	1	500	0%	0	0	0%	U
Carbon tetrachloride	A	ug/L	0	0		0	0	0	0.143	1	500	0%	0	0	0%	U
Chlorobenzene	A	ug/L	0	0		0	0	0	0.0914	1	500	0%	0	0	0%	U
Chlorodibromomethane	A	ug/L	0	0		0	0	0	0.0841	1	500	0%	0	0	0%	U
Chloroethane	A	ug/L	0	0		0	0	0	0.169	1	500	0%	0	0	0%	U
Chloroform	A	ug/L	0	0		0	0	0	0.0789	1	500	0%	0	0	0%	U
Chloromethane	A	ug/L	0.45099	0		0	0	0	0.162	1	500	0%	0	0	0%	U
cis-1,2-Dichloroethene	A	ug/L	0	0		0	0	0	0.108	1	500	0%	0	0	0%	U
cis-1,3-Dichloropropene	A	ug/L	0	0		0	0	0	0.073	1	500	0%	0	0	0%	U
Dibromomethane	A	ug/L	0	0		0	0	0	0.147	1	500	0%	0	0	0%	U
Dichlorodifluoromethane	A	ug/L	0	0		0	0	0	0.175	1	500	0%	0	0	0%	U
Ethylbenzene	A	ug/L	0	0		0	0	0	0.0836	1	500	0%	0	0	0%	U
m+p-Xylenes	A	ug/L	0	0		0	0	0	0.15	1	1000	0%	0	0	0%	U
Methyl ethyl ketone	A	ug/L	0	0		0	0	0	1.77	20	5000	0%	0	0	0%	U
Methyl tert-butyl ether (MTBE)	A	ug/L	0	0		0	0	0	0.101	1	500	0%	0	0	0%	U
Methylene chloride	A	ug/L	1.51401	0		0	0	0	0.338	1	500	0%	0	0	0%	U
o-Xylene	A	ug/L	0	0		0	0	0	0.0604	1	500	0%	0	0	0%	U
Styrene	A	ug/L	0	0		0	0	0	0.067	1	500	0%	0	0	0%	U
Tetrachloroethene	A	ug/L	0	0		0	0	0	0.0671	1	500	0%	0	0	0%	U
Toluene	A	ug/L	2.61334	0.1045336		0	0	0	0.0679	1	500	0%	0	0	0%	J
trans-1,2-Dichloroethene	A	ug/L	0	0		0	0	0	0.125	1	500	0%	0	0	0%	U

Seq No	Lab ID	Test Code	Sample Typ	File ID	Analysis Date	DF	Batch ID	Prep Date	SPKref	RPDref	pmoist					
14993921	B22010977-002	VOC-8260-W-S	SAMP	DA5975C\VG012(1/20/2022	5:18:1	1	R373592		0	0						
Analyte	T	Units	RAW	Final	Text	Spike	SPKref	RPDref	MDL	PQL	UQL	%REC	LOW	HIGH	%RPD	Q
trans-1,3-Dichloropropene	A	ug/L	0	0		0	0	0	0.0846	1	500	0%	0	0	0%	U
Trichloroethene	A	ug/L	0	0		0	0	0	0.0993	1	500	0%	0	0	0%	U
Trichlorofluoromethane	A	ug/L	0	0		0	0	0	0.134	1	500	0%	0	0	0%	U
Vinyl chloride	A	ug/L	0	0		0	0	0	0.153	1	500	0%	0	0	0%	U
1,4-Dichlorobenzene-d4	I	ug/L	250	10		0	0	0	0	0	0	0%	0	0	0%	
Chlorobenzene-d5	I	ug/L	250	10		0	0	0	0.1	0	0	0%	0	0	0%	
Fluorobenzene	I	ug/L	250	10		0	0	0	0.1	0	0	0%	0	0	0%	
Xylenes, Total	M	ug/L	0	0		0	0	0	0.0604	1	0	0%	0	0	0%	U
1,2-Dichloroethane-d4	S	ug/L	261.03674	10.4414696		10	0	0	0.229	1	500	104%	81	118	0%	
Dibromofluoromethane	S	ug/L	253.60713	10.1442852		10	0	0	0.129	1	500	101%	80	119	0%	
p-Bromofluorobenzene	S	ug/L	248.62162	9.9448648		10	0	0	0.149	1	500	99%	85	114	0%	
Toluene-d8	S	ug/L	249.61142	9.9844568		10	0	0	0.23	1	500	100%	89	112	0%	

Seq No	Lab ID	Test Code	Sample Typ	File ID	Analysis Date	DF	Batch ID	Prep Date	SPKref	RPDref	pmoist					
14993922	B22010978-002	VOC-8260-W-S	SAMP	DA5975C\VG012(1/20/2022	5:45:3	1	R373592		0	0						
Analyte	T	Units	RAW	Final	Text	Spike	SPKref	RPDref	MDL	PQL	UQL	%REC	LOW	HIGH	%RPD	Q
1,1,1,2-Tetrachloroethane	A	ug/L	0	0		0	0	0	0.101	1	500	0%	0	0	0%	U
1,1,1-Trichloroethane	A	ug/L	0	0		0	0	0	0.131	1	500	0%	0	0	0%	U
1,1,2,2-Tetrachloroethane	A	ug/L	0	0		0	0	0	0.0872	1	500	0%	0	0	0%	U
1,1,2-Trichloroethane	A	ug/L	0	0		0	0	0	0.108	1	500	0%	0	0	0%	U
1,1-Dichloroethane	A	ug/L	0	0		0	0	0	0.135	1	500	0%	0	0	0%	U
1,1-Dichloroethene	A	ug/L	0	0		0	0	0	0.141	1	500	0%	0	0	0%	U
1,1-Dichloropropene	A	ug/L	0	0		0	0	0	0.083	1	500	0%	0	0	0%	U
1,2,3-Trichloropropane	A	ug/L	0	0		0	0	0	0.235	1	500	0%	0	0	0%	U
1,2-Dibromoethane	A	ug/L	0	0		0	0	0	0.0916	1	500	0%	0	0	0%	U
1,2-Dichlorobenzene	A	ug/L	0	0		0	0	0	0.0746	1	500	0%	0	0	0%	U
1,2-Dichloroethane	A	ug/L	0	0		0	0	0	0.116	1	500	0%	0	0	0%	U
1,2-Dichloropropane	A	ug/L	0	0		0	0	0	0.0847	1	500	0%	0	0	0%	U
1,3-Dichlorobenzene	A	ug/L	0	0		0	0	0	0.0803	1	500	0%	0	0	0%	U
1,3-Dichloropropane	A	ug/L	0	0		0	0	0	0.0791	1	500	0%	0	0	0%	U
1,4-Dichlorobenzene	A	ug/L	0	0		0	0	0	0.0858	1	500	0%	0	0	0%	U
2,2-Dichloropropane	A	ug/L	0	0		0	0	0	0.186	1	500	0%	0	0	0%	U
2-Chlorotoluene	A	ug/L	0	0		0	0	0	0.0876	1	500	0%	0	0	0%	U
4-Chlorotoluene	A	ug/L	0	0		0	0	0	0.0728	1	500	0%	0	0	0%	U

Seq No	Lab ID	Test Code	Sample Typ	File ID	Analysis Date	DF	Batch ID	Prep Date	SPKref	RPDref	pmoist					
14993922	B22010978-002	VOC-8260-W-S	SAMP	DA5975C\VG01241	20/2022 5:45:3	1	R373592		0	0						
Analyte	T	Units	RAW	Final	Text	Spike	SPKref	RPDref	MDL	PQL	UQL	%REC	LOW	HIGH	%RPD	Q
Benzene	A	ug/L	0	0		0	0	0	0.0914	1	500	0%	0	0	0%	U
Bromobenzene	A	ug/L	0	0		0	0	0	0.0831	1	500	0%	0	0	0%	U
Bromochloromethane	A	ug/L	0	0		0	0	0	0.141	1	500	0%	0	0	0%	U
Bromodichloromethane	A	ug/L	0	0		0	0	0	0.12	1	500	0%	0	0	0%	U
Bromoform	A	ug/L	0	0		0	0	0	0.119	1	500	0%	0	0	0%	U
Bromomethane	A	ug/L	0	0		0	0	0	0.253	1	500	0%	0	0	0%	U
Carbon tetrachloride	A	ug/L	0	0		0	0	0	0.143	1	500	0%	0	0	0%	U
Chlorobenzene	A	ug/L	0	0		0	0	0	0.0914	1	500	0%	0	0	0%	U
Chlorodibromomethane	A	ug/L	0	0		0	0	0	0.0841	1	500	0%	0	0	0%	U
Chloroethane	A	ug/L	0	0		0	0	0	0.169	1	500	0%	0	0	0%	U
Chloroform	A	ug/L	0	0		0	0	0	0.0789	1	500	0%	0	0	0%	U
Chloromethane	A	ug/L	2.61906	0		0	0	0	0.162	1	500	0%	0	0	0%	U
cis-1,2-Dichloroethene	A	ug/L	0	0		0	0	0	0.108	1	500	0%	0	0	0%	U
cis-1,3-Dichloropropene	A	ug/L	0	0		0	0	0	0.073	1	500	0%	0	0	0%	U
Dibromomethane	A	ug/L	0	0		0	0	0	0.147	1	500	0%	0	0	0%	U
Dichlorodifluoromethane	A	ug/L	0	0		0	0	0	0.175	1	500	0%	0	0	0%	U
Ethylbenzene	A	ug/L	0	0		0	0	0	0.0836	1	500	0%	0	0	0%	U
m+p-Xylenes	A	ug/L	0	0		0	0	0	0.15	1	1000	0%	0	0	0%	U
Methyl ethyl ketone	A	ug/L	0	0		0	0	0	1.77	20	5000	0%	0	0	0%	U
Methyl tert-butyl ether (MTBE)	A	ug/L	0	0		0	0	0	0.101	1	500	0%	0	0	0%	U
Methylene chloride	A	ug/L	1.55145	0		0	0	0	0.338	1	500	0%	0	0	0%	U
o-Xylene	A	ug/L	0	0		0	0	0	0.0604	1	500	0%	0	0	0%	U
Styrene	A	ug/L	0	0		0	0	0	0.067	1	500	0%	0	0	0%	U
Tetrachloroethene	A	ug/L	0	0		0	0	0	0.0671	1	500	0%	0	0	0%	U
Toluene	A	ug/L	3.49446	0.1397784		0	0	0	0.0679	1	500	0%	0	0	0%	J
trans-1,2-Dichloroethene	A	ug/L	0	0		0	0	0	0.125	1	500	0%	0	0	0%	U
trans-1,3-Dichloropropene	A	ug/L	0	0		0	0	0	0.0846	1	500	0%	0	0	0%	U
Trichloroethene	A	ug/L	0	0		0	0	0	0.0993	1	500	0%	0	0	0%	U
Trichlorofluoromethane	A	ug/L	0	0		0	0	0	0.134	1	500	0%	0	0	0%	U
Vinyl chloride	A	ug/L	0	0		0	0	0	0.153	1	500	0%	0	0	0%	U
1,4-Dichlorobenzene-d4	I	ug/L	250	10		0	0	0	0	0	0	0%	0	0	0%	
Chlorobenzene-d5	I	ug/L	250	10		0	0	0	0.1	0	0	0%	0	0	0%	
Fluorobenzene	I	ug/L	250	10		0	0	0	0.1	0	0	0%	0	0	0%	
Xylenes, Total	M	ug/L	0	0		0	0	0	0.0604	1	0	0%	0	0	0%	U
1,2-Dichloroethane-d4	S	ug/L	269.08481	10.7633924		10	0	0	0.229	1	500	108%	81	118	0%	

Seq No	Lab ID	Test Code	Sample Typ	File ID	Analysis Date	DF	Batch ID	Prep Date	SPKref	RPDref	pmoist					
14993922	B22010978-002	VOC-8260-W-S	SAMP	DA5975C\VG0121	1/20/2022 5:45:3	1	R373592		0	0						
Analyte	T	Units	RAW	Final	Text	Spike	SPKref	RPDref	MDL	PQL	UQL	%REC	LOW	HIGH	%RPD	Q
Dibromofluoromethane	S	ug/L	269.3861	10.775444		10	0	0	0.129	1	500	108%	80	119	0%	
p-Bromofluorobenzene	S	ug/L	262.33088	10.4932352		10	0	0	0.149	1	500	105%	85	114	0%	
Toluene-d8	S	ug/L	257.73253	10.3093012		10	0	0	0.23	1	500	103%	89	112	0%	

Seq No	Lab ID	Test Code	Sample Typ	File ID	Analysis Date	DF	Batch ID	Prep Date	SPKref	RPDref	pmoist					
14993923	B22010979-002	VOC-8260-W-S	SAMP	DA5975C\VG0121	1/20/2022 6:12:5	1	R373592		0	0						
Analyte	T	Units	RAW	Final	Text	Spike	SPKref	RPDref	MDL	PQL	UQL	%REC	LOW	HIGH	%RPD	Q
1,1,1,2-Tetrachloroethane	A	ug/L	0	0		0	0	0	0.101	1	500	0%	0	0	0%	U
1,1,1-Trichloroethane	A	ug/L	0	0		0	0	0	0.131	1	500	0%	0	0	0%	U
1,1,2,2-Tetrachloroethane	A	ug/L	0	0		0	0	0	0.0872	1	500	0%	0	0	0%	U
1,1,2-Trichloroethane	A	ug/L	0	0		0	0	0	0.108	1	500	0%	0	0	0%	U
1,1-Dichloroethane	A	ug/L	0	0		0	0	0	0.135	1	500	0%	0	0	0%	U
1,1-Dichloroethene	A	ug/L	0	0		0	0	0	0.141	1	500	0%	0	0	0%	U
1,1-Dichloropropene	A	ug/L	0	0		0	0	0	0.083	1	500	0%	0	0	0%	U
1,2,3-Trichloropropane	A	ug/L	0	0		0	0	0	0.235	1	500	0%	0	0	0%	U
1,2-Dibromoethane	A	ug/L	0	0		0	0	0	0.0916	1	500	0%	0	0	0%	U
1,2-Dichlorobenzene	A	ug/L	0	0		0	0	0	0.0746	1	500	0%	0	0	0%	U
1,2-Dichloroethane	A	ug/L	0	0		0	0	0	0.116	1	500	0%	0	0	0%	U
1,2-Dichloropropane	A	ug/L	0	0		0	0	0	0.0847	1	500	0%	0	0	0%	U
1,3-Dichlorobenzene	A	ug/L	0	0		0	0	0	0.0803	1	500	0%	0	0	0%	U
1,3-Dichloropropane	A	ug/L	0	0		0	0	0	0.0791	1	500	0%	0	0	0%	U
1,4-Dichlorobenzene	A	ug/L	0	0		0	0	0	0.0858	1	500	0%	0	0	0%	U
2,2-Dichloropropane	A	ug/L	0	0		0	0	0	0.186	1	500	0%	0	0	0%	U
2-Chlorotoluene	A	ug/L	0	0		0	0	0	0.0876	1	500	0%	0	0	0%	U
4-Chlorotoluene	A	ug/L	0	0		0	0	0	0.0728	1	500	0%	0	0	0%	U
Benzene	A	ug/L	0	0		0	0	0	0.0914	1	500	0%	0	0	0%	U
Bromobenzene	A	ug/L	0	0		0	0	0	0.0831	1	500	0%	0	0	0%	U
Bromochloromethane	A	ug/L	0	0		0	0	0	0.141	1	500	0%	0	0	0%	U
Bromodichloromethane	A	ug/L	0	0		0	0	0	0.12	1	500	0%	0	0	0%	U
Bromoform	A	ug/L	0	0		0	0	0	0.119	1	500	0%	0	0	0%	U
Bromomethane	A	ug/L	0	0		0	0	0	0.253	1	500	0%	0	0	0%	U
Carbon tetrachloride	A	ug/L	0	0		0	0	0	0.143	1	500	0%	0	0	0%	U
Chlorobenzene	A	ug/L	0	0		0	0	0	0.0914	1	500	0%	0	0	0%	U
Chlorodibromomethane	A	ug/L	0	0		0	0	0	0.0841	1	500	0%	0	0	0%	U

Seq No	Lab ID	Test Code	Sample Typ	File ID	Analysis Date	DF	Batch ID	Prep Date	SPKref	RPDref	pmoist					
14993923	B22010979-002	VOC-8260-W-S	SAMP	DA5975C\VG0121	1/20/2022 6:12:5	1	R373592		0	0						
Analyte	T	Units	RAW	Final	Text	Spike	SPKref	RPDref	MDL	PQL	UQL	%REC	LOW	HIGH	%RPD	Q
Chloroethane	A	ug/L	0	0		0	0	0	0.169	1	500	0%	0	0	0%	U
Chloroform	A	ug/L	0	0		0	0	0	0.0789	1	500	0%	0	0	0%	U
Chloromethane	A	ug/L	1.89531	0		0	0	0	0.162	1	500	0%	0	0	0%	U
cis-1,2-Dichloroethene	A	ug/L	0	0		0	0	0	0.108	1	500	0%	0	0	0%	U
cis-1,3-Dichloropropene	A	ug/L	0	0		0	0	0	0.073	1	500	0%	0	0	0%	U
Dibromomethane	A	ug/L	0	0		0	0	0	0.147	1	500	0%	0	0	0%	U
Dichlorodifluoromethane	A	ug/L	0	0		0	0	0	0.175	1	500	0%	0	0	0%	U
Ethylbenzene	A	ug/L	0	0		0	0	0	0.0836	1	500	0%	0	0	0%	U
m+p-Xylenes	A	ug/L	0	0		0	0	0	0.15	1	1000	0%	0	0	0%	U
Methyl ethyl ketone	A	ug/L	0	0		0	0	0	1.77	20	5000	0%	0	0	0%	U
Methyl tert-butyl ether (MTBE)	A	ug/L	0	0		0	0	0	0.101	1	500	0%	0	0	0%	U
Methylene chloride	A	ug/L	1.77242	0		0	0	0	0.338	1	500	0%	0	0	0%	U
o-Xylene	A	ug/L	0	0		0	0	0	0.0604	1	500	0%	0	0	0%	U
Styrene	A	ug/L	0	0		0	0	0	0.067	1	500	0%	0	0	0%	U
Tetrachloroethene	A	ug/L	0	0		0	0	0	0.0671	1	500	0%	0	0	0%	U
Toluene	A	ug/L	2.37029	0.0948116		0	0	0	0.0679	1	500	0%	0	0	0%	J
trans-1,2-Dichloroethene	A	ug/L	0	0		0	0	0	0.125	1	500	0%	0	0	0%	U
trans-1,3-Dichloropropene	A	ug/L	0	0		0	0	0	0.0846	1	500	0%	0	0	0%	U
Trichloroethene	A	ug/L	0	0		0	0	0	0.0993	1	500	0%	0	0	0%	U
Trichlorofluoromethane	A	ug/L	0	0		0	0	0	0.134	1	500	0%	0	0	0%	U
Vinyl chloride	A	ug/L	0	0		0	0	0	0.153	1	500	0%	0	0	0%	U
1,4-Dichlorobenzene-d4	I	ug/L	250	10		0	0	0	0	0	0	0%	0	0	0%	
Chlorobenzene-d5	I	ug/L	250	10		0	0	0	0.1	0	0	0%	0	0	0%	
Fluorobenzene	I	ug/L	250	10		0	0	0	0.1	0	0	0%	0	0	0%	
Xylenes, Total	M	ug/L	0	0		0	0	0	0.0604	1	0	0%	0	0	0%	U
1,2-Dichloroethane-d4	S	ug/L	276.25883	11.0503532		10	0	0	0.229	1	500	111%	81	118	0%	
Dibromofluoromethane	S	ug/L	275.56737	11.0226948		10	0	0	0.129	1	500	110%	80	119	0%	
p-Bromofluorobenzene	S	ug/L	255.56823	10.2227292		10	0	0	0.149	1	500	102%	85	114	0%	
Toluene-d8	S	ug/L	261.00668	10.4402672		10	0	0	0.23	1	500	104%	89	112	0%	

Seq No	Lab ID	Test Code	Sample Typ	File ID	Analysis Date	DF	Batch ID	Prep Date	SPKref	RPDref	pmoist					
14993924	B22010980-002	VOC-8260-W-S	SAMP	DA5975C\VG0121	1/20/2022 6:40:1	1	R373592		0	0						
Analyte	T	Units	RAW	Final	Text	Spike	SPKref	RPDref	MDL	PQL	UQL	%REC	LOW	HIGH	%RPD	Q

Seq No	Lab ID	Test Code	Sample Typ	File ID	Analysis Date	DF	Batch ID	Prep Date	SPKref	RPDref	pmoist					
14993924	B22010980-002	VOC-8260-W-S	SAMP	DA5975C\VG01241/20/2022	6:40:1	1	R373592		0	0						
Analyte	T	Units	RAW	Final	Text	Spike	SPKref	RPDref	MDL	PQL	UQL	%REC	LOW	HIGH	%RPD	Q
1,1,1,2-Tetrachloroethane	A	ug/L	0	0		0	0	0	0.101	1	500	0%	0	0	0%	U
1,1,1-Trichloroethane	A	ug/L	0	0		0	0	0	0.131	1	500	0%	0	0	0%	U
1,1,2,2-Tetrachloroethane	A	ug/L	0	0		0	0	0	0.0872	1	500	0%	0	0	0%	U
1,1,2-Trichloroethane	A	ug/L	0	0		0	0	0	0.108	1	500	0%	0	0	0%	U
1,1-Dichloroethane	A	ug/L	0	0		0	0	0	0.135	1	500	0%	0	0	0%	U
1,1-Dichloroethene	A	ug/L	0	0		0	0	0	0.141	1	500	0%	0	0	0%	U
1,1-Dichloropropene	A	ug/L	0	0		0	0	0	0.083	1	500	0%	0	0	0%	U
1,2,3-Trichloropropane	A	ug/L	0	0		0	0	0	0.235	1	500	0%	0	0	0%	U
1,2-Dibromoethane	A	ug/L	0	0		0	0	0	0.0916	1	500	0%	0	0	0%	U
1,2-Dichlorobenzene	A	ug/L	0	0		0	0	0	0.0746	1	500	0%	0	0	0%	U
1,2-Dichloroethane	A	ug/L	0	0		0	0	0	0.116	1	500	0%	0	0	0%	U
1,2-Dichloropropane	A	ug/L	0	0		0	0	0	0.0847	1	500	0%	0	0	0%	U
1,3-Dichlorobenzene	A	ug/L	0	0		0	0	0	0.0803	1	500	0%	0	0	0%	U
1,3-Dichloropropane	A	ug/L	0	0		0	0	0	0.0791	1	500	0%	0	0	0%	U
1,4-Dichlorobenzene	A	ug/L	0	0		0	0	0	0.0858	1	500	0%	0	0	0%	U
2,2-Dichloropropane	A	ug/L	0	0		0	0	0	0.186	1	500	0%	0	0	0%	U
2-Chlorotoluene	A	ug/L	0	0		0	0	0	0.0876	1	500	0%	0	0	0%	U
4-Chlorotoluene	A	ug/L	0	0		0	0	0	0.0728	1	500	0%	0	0	0%	U
Benzene	A	ug/L	0	0		0	0	0	0.0914	1	500	0%	0	0	0%	U
Bromobenzene	A	ug/L	0	0		0	0	0	0.0831	1	500	0%	0	0	0%	U
Bromochloromethane	A	ug/L	0	0		0	0	0	0.141	1	500	0%	0	0	0%	U
Bromodichloromethane	A	ug/L	0	0		0	0	0	0.12	1	500	0%	0	0	0%	U
Bromoform	A	ug/L	0	0		0	0	0	0.119	1	500	0%	0	0	0%	U
Bromomethane	A	ug/L	0	0		0	0	0	0.253	1	500	0%	0	0	0%	U
Carbon tetrachloride	A	ug/L	0	0		0	0	0	0.143	1	500	0%	0	0	0%	U
Chlorobenzene	A	ug/L	0	0		0	0	0	0.0914	1	500	0%	0	0	0%	U
Chlorodibromomethane	A	ug/L	0	0		0	0	0	0.0841	1	500	0%	0	0	0%	U
Chloroethane	A	ug/L	0	0		0	0	0	0.169	1	500	0%	0	0	0%	U
Chloroform	A	ug/L	0	0		0	0	0	0.0789	1	500	0%	0	0	0%	U
Chloromethane	A	ug/L	1.09872	0		0	0	0	0.162	1	500	0%	0	0	0%	U
cis-1,2-Dichloroethene	A	ug/L	0	0		0	0	0	0.108	1	500	0%	0	0	0%	U
cis-1,3-Dichloropropene	A	ug/L	0	0		0	0	0	0.073	1	500	0%	0	0	0%	U
Dibromomethane	A	ug/L	0	0		0	0	0	0.147	1	500	0%	0	0	0%	U
Dichlorodifluoromethane	A	ug/L	0	0		0	0	0	0.175	1	500	0%	0	0	0%	U
Ethylbenzene	A	ug/L	0	0		0	0	0	0.0836	1	500	0%	0	0	0%	U

Seq No	Lab ID	Test Code	Sample Typ	File ID	Analysis Date	DF	Batch ID	Prep Date	SPKref	RPDref	pmoist					
14993924	B22010980-002	VOC-8260-W-S	SAMP	DA5975C\VG01241	20/2022 6:40:1	1	R373592		0	0						
Analyte	T	Units	RAW	Final	Text	Spike	SPKref	RPDref	MDL	PQL	UQL	%REC	LOW	HIGH	%RPD	Q
m+p-Xylenes	A	ug/L	0	0		0	0	0	0.15	1	1000	0%	0	0	0%	U
Methyl ethyl ketone	A	ug/L	0	0		0	0	0	1.77	20	5000	0%	0	0	0%	U
Methyl tert-butyl ether (MTBE)	A	ug/L	0	0		0	0	0	0.101	1	500	0%	0	0	0%	U
Methylene chloride	A	ug/L	1.59581	0		0	0	0	0.338	1	500	0%	0	0	0%	U
o-Xylene	A	ug/L	0	0		0	0	0	0.0604	1	500	0%	0	0	0%	U
Styrene	A	ug/L	0	0		0	0	0	0.067	1	500	0%	0	0	0%	U
Tetrachloroethene	A	ug/L	0	0		0	0	0	0.0671	1	500	0%	0	0	0%	U
Toluene	A	ug/L	2.58607	0.1034428		0	0	0	0.0679	1	500	0%	0	0	0%	J
trans-1,2-Dichloroethene	A	ug/L	0	0		0	0	0	0.125	1	500	0%	0	0	0%	U
trans-1,3-Dichloropropene	A	ug/L	0	0		0	0	0	0.0846	1	500	0%	0	0	0%	U
Trichloroethene	A	ug/L	0	0		0	0	0	0.0993	1	500	0%	0	0	0%	U
Trichlorofluoromethane	A	ug/L	0	0		0	0	0	0.134	1	500	0%	0	0	0%	U
Vinyl chloride	A	ug/L	0	0		0	0	0	0.153	1	500	0%	0	0	0%	U
1,4-Dichlorobenzene-d4	I	ug/L	250	10		0	0	0	0	0	0	0%	0	0	0%	
Chlorobenzene-d5	I	ug/L	250	10		0	0	0	0.1	0	0	0%	0	0	0%	
Fluorobenzene	I	ug/L	250	10		0	0	0	0.1	0	0	0%	0	0	0%	
Xylenes, Total	M	ug/L	0	0		0	0	0	0.0604	1	0	0%	0	0	0%	U
1,2-Dichloroethane-d4	S	ug/L	280.56302	11.2225208		10	0	0	0.229	1	500	112%	81	118	0%	
Dibromofluoromethane	S	ug/L	274.23714	10.9694856		10	0	0	0.129	1	500	110%	80	119	0%	
p-Bromofluorobenzene	S	ug/L	265.87909	10.6351636		10	0	0	0.149	1	500	106%	85	114	0%	
Toluene-d8	S	ug/L	265.64903	10.6259612		10	0	0	0.23	1	500	106%	89	112	0%	

Seq No	Lab ID	Test Code	Sample Typ	File ID	Analysis Date	DF	Batch ID	Prep Date	SPKref	RPDref	pmoist					
14993925	B22011124-002	VOC-8260-W-S	SAMP	DA5975C\VG01241	20/2022 7:07:4	1	R373592		0	0						
Analyte	T	Units	RAW	Final	Text	Spike	SPKref	RPDref	MDL	PQL	UQL	%REC	LOW	HIGH	%RPD	Q
1,1,1,2-Tetrachloroethane	A	ug/L	0	0		0	0	0	0.101	1	500	0%	0	0	0%	U
1,1,1-Trichloroethane	A	ug/L	0	0		0	0	0	0.131	1	500	0%	0	0	0%	U
1,1,2,2-Tetrachloroethane	A	ug/L	0	0		0	0	0	0.0872	1	500	0%	0	0	0%	U
1,1,2-Trichloroethane	A	ug/L	0	0		0	0	0	0.108	1	500	0%	0	0	0%	U
1,1-Dichloroethane	A	ug/L	0	0		0	0	0	0.135	1	500	0%	0	0	0%	U
1,1-Dichloroethene	A	ug/L	0	0		0	0	0	0.141	1	500	0%	0	0	0%	U
1,1-Dichloropropene	A	ug/L	0	0		0	0	0	0.083	1	500	0%	0	0	0%	U
1,2,3-Trichloropropane	A	ug/L	0	0		0	0	0	0.235	1	500	0%	0	0	0%	U
1,2-Dibromoethane	A	ug/L	0	0		0	0	0	0.0916	1	500	0%	0	0	0%	U

Seq No	Lab ID	Test Code	Sample Typ	File ID	Analysis Date	DF	Batch ID	Prep Date	SPKref	RPDref	pmoist					
14993925	B22011124-002	VOC-8260-W-S	SAMP	DA5975C\VG01241/20/2022	7:07:4	1	R373592		0	0						
Analyte	T	Units	RAW	Final	Text	Spike	SPKref	RPDref	MDL	PQL	UQL	%REC	LOW	HIGH	%RPD	Q
1,2-Dichlorobenzene	A	ug/L	0	0		0	0	0	0.0746	1	500	0%	0	0	0%	U
1,2-Dichloroethane	A	ug/L	0	0		0	0	0	0.116	1	500	0%	0	0	0%	U
1,2-Dichloropropane	A	ug/L	0	0		0	0	0	0.0847	1	500	0%	0	0	0%	U
1,3-Dichlorobenzene	A	ug/L	0	0		0	0	0	0.0803	1	500	0%	0	0	0%	U
1,3-Dichloropropane	A	ug/L	0	0		0	0	0	0.0791	1	500	0%	0	0	0%	U
1,4-Dichlorobenzene	A	ug/L	0	0		0	0	0	0.0858	1	500	0%	0	0	0%	U
2,2-Dichloropropane	A	ug/L	0	0		0	0	0	0.186	1	500	0%	0	0	0%	U
2-Chlorotoluene	A	ug/L	0	0		0	0	0	0.0876	1	500	0%	0	0	0%	U
4-Chlorotoluene	A	ug/L	0	0		0	0	0	0.0728	1	500	0%	0	0	0%	U
Benzene	A	ug/L	0	0		0	0	0	0.0914	1	500	0%	0	0	0%	U
Bromobenzene	A	ug/L	0	0		0	0	0	0.0831	1	500	0%	0	0	0%	U
Bromochloromethane	A	ug/L	0	0		0	0	0	0.141	1	500	0%	0	0	0%	U
Bromodichloromethane	A	ug/L	0	0		0	0	0	0.12	1	500	0%	0	0	0%	U
Bromoform	A	ug/L	0	0		0	0	0	0.119	1	500	0%	0	0	0%	U
Bromomethane	A	ug/L	0	0		0	0	0	0.253	1	500	0%	0	0	0%	U
Carbon tetrachloride	A	ug/L	0	0		0	0	0	0.143	1	500	0%	0	0	0%	U
Chlorobenzene	A	ug/L	0	0		0	0	0	0.0914	1	500	0%	0	0	0%	U
Chlorodibromomethane	A	ug/L	0	0		0	0	0	0.0841	1	500	0%	0	0	0%	U
Chloroethane	A	ug/L	0	0		0	0	0	0.169	1	500	0%	0	0	0%	U
Chloroform	A	ug/L	0	0		0	0	0	0.0789	1	500	0%	0	0	0%	U
Chloromethane	A	ug/L	0.34714	0		0	0	0	0.162	1	500	0%	0	0	0%	U
cis-1,2-Dichloroethene	A	ug/L	0	0		0	0	0	0.108	1	500	0%	0	0	0%	U
cis-1,3-Dichloropropene	A	ug/L	0	0		0	0	0	0.073	1	500	0%	0	0	0%	U
Dibromomethane	A	ug/L	0	0		0	0	0	0.147	1	500	0%	0	0	0%	U
Dichlorodifluoromethane	A	ug/L	0	0		0	0	0	0.175	1	500	0%	0	0	0%	U
Ethylbenzene	A	ug/L	0.72823	0		0	0	0	0.0836	1	500	0%	0	0	0%	U
m+p-Xylenes	A	ug/L	0	0		0	0	0	0.15	1	1000	0%	0	0	0%	U
Methyl ethyl ketone	A	ug/L	0	0		0	0	0	1.77	20	5000	0%	0	0	0%	U
Methyl tert-butyl ether (MTBE)	A	ug/L	0	0		0	0	0	0.101	1	500	0%	0	0	0%	U
Methylene chloride	A	ug/L	1.92089	0		0	0	0	0.338	1	500	0%	0	0	0%	U
o-Xylene	A	ug/L	0	0		0	0	0	0.0604	1	500	0%	0	0	0%	U
Styrene	A	ug/L	0	0		0	0	0	0.067	1	500	0%	0	0	0%	U
Tetrachloroethene	A	ug/L	0	0		0	0	0	0.0671	1	500	0%	0	0	0%	U
Toluene	A	ug/L	1.8217	0.072868		0	0	0	0.0679	1	500	0%	0	0	0%	J
trans-1,2-Dichloroethene	A	ug/L	0	0		0	0	0	0.125	1	500	0%	0	0	0%	U

Seq No	Lab ID	Test Code	Sample Typ	File ID	Analysis Date	DF	Batch ID	Prep Date	SPKref	RPDref	pmoist					
14993925	B22011124-002	VOC-8260-W-S	SAMP	DA5975C\VG012(1/20/2022	7:07:4	1	R373592		0	0						
Analyte	T	Units	RAW	Final	Text	Spike	SPKref	RPDref	MDL	PQL	UQL	%REC	LOW	HIGH	%RPD	Q
trans-1,3-Dichloropropene	A	ug/L	0	0		0	0	0	0.0846	1	500	0%	0	0	0%	U
Trichloroethene	A	ug/L	0	0		0	0	0	0.0993	1	500	0%	0	0	0%	U
Trichlorofluoromethane	A	ug/L	0	0		0	0	0	0.134	1	500	0%	0	0	0%	U
Vinyl chloride	A	ug/L	0	0		0	0	0	0.153	1	500	0%	0	0	0%	U
1,4-Dichlorobenzene-d4	I	ug/L	250	10		0	0	0	0	0	0	0%	0	0	0%	
Chlorobenzene-d5	I	ug/L	250	10		0	0	0	0.1	0	0	0%	0	0	0%	
Fluorobenzene	I	ug/L	250	10		0	0	0	0.1	0	0	0%	0	0	0%	
Xylenes, Total	M	ug/L	0	0		0	0	0	0.0604	1	0	0%	0	0	0%	U
1,2-Dichloroethane-d4	S	ug/L	277.78571	11.1114284		10	0	0	0.229	1	500	111%	81	118	0%	
Dibromofluoromethane	S	ug/L	276.52174	11.0608696		10	0	0	0.129	1	500	111%	80	119	0%	
p-Bromofluorobenzene	S	ug/L	262.6592	10.506368		10	0	0	0.149	1	500	105%	85	114	0%	
Toluene-d8	S	ug/L	263.82655	10.553062		10	0	0	0.23	1	500	106%	89	112	0%	

Seq No	Lab ID	Test Code	Sample Typ	File ID	Analysis Date	DF	Batch ID	Prep Date	SPKref	RPDref	pmoist					
14993929	B22010977-001	VOC-8260-W-Q	SAMP	DA5975C\VG012(1/20/2022	1:39:1	1	R373592		0	0						
Analyte	T	Units	RAW	Final	Text	Spike	SPKref	RPDref	MDL	PQL	UQL	%REC	LOW	HIGH	%RPD	Q
1,1,1,2-Tetrachloroethane	A	ug/L	0	0		0	0	0	0.101	0.5	500	0%	0	0	0%	U
1,1,1-Trichloroethane	A	ug/L	0	0		0	0	0	0.131	0.5	500	0%	0	0	0%	U
1,1,2,2-Tetrachloroethane	A	ug/L	0	0		0	0	0	0.0872	0.5	500	0%	0	0	0%	U
1,1,2-Trichloroethane	A	ug/L	0	0		0	0	0	0.108	0.5	500	0%	0	0	0%	U
1,1-Dichloroethane	A	ug/L	0	0		0	0	0	0.135	0.5	500	0%	0	0	0%	U
1,1-Dichloroethene	A	ug/L	0	0		0	0	0	0.141	0.5	500	0%	0	0	0%	U
1,1-Dichloropropene	A	ug/L	0	0		0	0	0	0.083	0.5	500	0%	0	0	0%	U
1,2,3-Trichloropropane	A	ug/L	0	0		0	0	0	0.235	0.5	500	0%	0	0	0%	U
1,2-Dibromoethane	A	ug/L	0	0		0	0	0	0.0916	0.5	500	0%	0	0	0%	U
1,2-Dichlorobenzene	A	ug/L	0	0		0	0	0	0.0746	0.5	500	0%	0	0	0%	U
1,2-Dichloroethane	A	ug/L	0	0		0	0	0	0.116	0.5	500	0%	0	0	0%	U
1,2-Dichloropropane	A	ug/L	0	0		0	0	0	0.0847	0.5	500	0%	0	0	0%	U
1,3-Dichlorobenzene	A	ug/L	0	0		0	0	0	0.0803	0.5	500	0%	0	0	0%	U
1,3-Dichloropropane	A	ug/L	0	0		0	0	0	0.0791	0.5	500	0%	0	0	0%	U
1,4-Dichlorobenzene	A	ug/L	0	0		0	0	0	0.0858	0.5	500	0%	0	0	0%	U
2,2-Dichloropropane	A	ug/L	0	0		0	0	0	0.186	0.5	500	0%	0	0	0%	U
2-Chlorotoluene	A	ug/L	0	0		0	0	0	0.0876	0.5	500	0%	0	0	0%	U
4-Chlorotoluene	A	ug/L	0	0		0	0	0	0.0728	0.5	500	0%	0	0	0%	U

Seq No	Lab ID	Test Code	Sample Typ	File ID	Analysis Date	DF	Batch ID	Prep Date	SPKref	RPDref	pmoist					
14993929	B22010977-001	VOC-8260-W-Q	SAMP	DA5975C\VG01241	20/2022 1:39:1	1	R373592		0	0						
Analyte	T	Units	RAW	Final	Text	Spike	SPKref	RPDref	MDL	PQL	UQL	%REC	LOW	HIGH	%RPD	Q
Benzene	A	ug/L	0.28218	0		0	0	0	0.0914	0.5	500	0%	0	0	0%	U
Bromobenzene	A	ug/L	0	0		0	0	0	0.0831	0.5	500	0%	0	0	0%	U
Bromochloromethane	A	ug/L	0	0		0	0	0	0.141	0.5	500	0%	0	0	0%	U
Bromodichloromethane	A	ug/L	0	0		0	0	0	0.12	0.5	500	0%	0	0	0%	U
Bromoform	A	ug/L	0	0		0	0	0	0.119	0.5	500	0%	0	0	0%	U
Bromomethane	A	ug/L	0	0		0	0	0	0.253	0.5	500	0%	0	0	0%	U
Carbon tetrachloride	A	ug/L	0	0		0	0	0	0.143	0.5	500	0%	0	0	0%	U
Chlorobenzene	A	ug/L	0	0		0	0	0	0.0914	0.5	500	0%	0	0	0%	U
Chlorodibromomethane	A	ug/L	0	0		0	0	0	0.0841	0.5	500	0%	0	0	0%	U
Chloroethane	A	ug/L	0.95717	0		0	0	0	0.169	0.5	500	0%	0	0	0%	U
Chloroform	A	ug/L	0	0		0	0	0	0.0789	0.5	500	0%	0	0	0%	U
Chloromethane	A	ug/L	1.81368	0		0	0	0	0.162	0.5	500	0%	0	0	0%	U
cis-1,2-Dichloroethene	A	ug/L	0	0		0	0	0	0.108	0.5	500	0%	0	0	0%	U
cis-1,3-Dichloropropene	A	ug/L	0	0		0	0	0	0.073	0.5	500	0%	0	0	0%	U
Dibromomethane	A	ug/L	0	0		0	0	0	0.147	0.5	500	0%	0	0	0%	U
Dichlorodifluoromethane	A	ug/L	0	0		0	0	0	0.175	0.5	500	0%	0	0	0%	U
Ethylbenzene	A	ug/L	0	0		0	0	0	0.0836	0.5	500	0%	0	0	0%	U
m+p-Xylenes	A	ug/L	0	0		0	0	0	0.15	0.5	1000	0%	0	0	0%	U
Methyl ethyl ketone	A	ug/L	0	0		0	0	0	1.77	10	5000	0%	0	0	0%	U
Methyl tert-butyl ether (MTBE)	A	ug/L	0	0		0	0	0	0.101	0.5	500	0%	0	0	0%	U
Methylene chloride	A	ug/L	1.0052	0		0	0	0	0.338	0.5	500	0%	0	0	0%	U
o-Xylene	A	ug/L	0	0		0	0	0	0.0604	0.5	500	0%	0	0	0%	U
Styrene	A	ug/L	0	0		0	0	0	0.067	0.5	500	0%	0	0	0%	U
Tetrachloroethene	A	ug/L	0	0		0	0	0	0.0671	0.5	500	0%	0	0	0%	U
Toluene	A	ug/L	0	0		0	0	0	0.0679	0.5	500	0%	0	0	0%	U
trans-1,2-Dichloroethene	A	ug/L	0	0		0	0	0	0.125	0.5	500	0%	0	0	0%	U
trans-1,3-Dichloropropene	A	ug/L	0	0		0	0	0	0.0846	0.5	500	0%	0	0	0%	U
Trichloroethene	A	ug/L	0	0		0	0	0	0.0993	0.5	500	0%	0	0	0%	U
Trichlorofluoromethane	A	ug/L	0	0		0	0	0	0.134	0.5	500	0%	0	0	0%	U
Vinyl chloride	A	ug/L	0	0		0	0	0	0.153	0.5	500	0%	0	0	0%	U
1,4-Dichlorobenzene-d4	I	ug/L	250	10		0	0	0	0	0	500	0%	0	0	0%	
Chlorobenzene-d5	I	ug/L	250	10		0	0	0	0	0	500	0%	0	0	0%	
Fluorobenzene	I	ug/L	250	10		0	0	0	0	0	500	0%	0	0	0%	
Xylenes, Total	M	ug/L	0	0		0	0	0	0.0604	0.5	1500	0%	0	0	0%	U
1,2-Dichloroethane-d4	S	ug/L	277.81472	11.1125888		10	0	0	0.229	0.5	500	111%	81	118	0%	

Seq No	Lab ID	Test Code	Sample Typ	File ID	Analysis Date	DF	Batch ID	Prep Date	SPKref	RPDref	pmoist					
14993929	B22010977-001	VOC-8260-W-Q	SAMP	DA5975C\VG012(1/20/2022	1:39:1	1	R373592		0	0						
Analyte	T	Units	RAW	Final	Text	Spike	SPKref	RPDref	MDL	PQL	UQL	%REC	LOW	HIGH	%RPD	Q
Dibromofluoromethane	S	ug/L	275.02195	11.000878		10	0	0	0.129	0.5	500	110%	80	119	0%	
p-Bromofluorobenzene	S	ug/L	269.20761	10.7683044		10	0	0	0.149	0.5	500	108%	85	114	0%	
Toluene-d8	S	ug/L	265.58297	10.6233188		10	0	0	0.23	0.5	500	106%	89	112	0%	

Seq No	Lab ID	Test Code	Sample Typ	File ID	Analysis Date	DF	Batch ID	Prep Date	SPKref	RPDref	pmoist					
14993930	B22010977-001	VOC-8260-W-Q	MS-DOD	DA5975C\VG012(1/20/2022	7:35:0	1	R373592		1E+07	0						
Analyte	T	Units	RAW	Final	Text	Spike	SPKref	RPDref	MDL	PQL	UQL	%REC	LOW	HIGH	%RPD	Q
1,1,1,2-Tetrachloroethane	A	ug/L	122.93442	4.9173768		5	0	0	0.101	0.5	500	98%	78	124	0%	
1,1,1-Trichloroethane	A	ug/L	130.58581	5.2234324		5	0	0	0.131	0.5	500	104%	74	131	0%	
1,1,2,2-Tetrachloroethane	A	ug/L	126.36722	5.0546888		5	0	0	0.0872	0.5	500	101%	71	121	0%	
1,1,2-Trichloroethane	A	ug/L	129.15929	5.1663716		5	0	0	0.108	0.5	500	103%	80	119	0%	
1,1-Dichloroethane	A	ug/L	124.88787	4.9955148		5	0	0	0.135	0.5	500	100%	77	125	0%	
1,1-Dichloroethene	A	ug/L	128.5502	5.142008		5	0	0	0.141	0.5	500	103%	71	131	0%	
1,1-Dichloropropene	A	ug/L	122.12558	4.8850232		5	0	0	0.083	0.5	500	98%	79	125	0%	
1,2,3-Trichloropropane	A	ug/L	117.446	4.69784		5	0	0	0.235	0.5	500	94%	73	125	0%	
1,2-Dibromoethane	A	ug/L	120.89001	4.8356004		5	0	0	0.0916	0.5	500	97%	78	122	0%	
1,2-Dichlorobenzene	A	ug/L	127.14146	5.0856584		5	0	0	0.0746	0.5	500	102%	80	119	0%	
1,2-Dichloroethane	A	ug/L	127.19166	5.0876664		5	0	0	0.116	0.5	500	102%	73	128	0%	
1,2-Dichloropropane	A	ug/L	94.36395	3.774558		5	0	0	0.0847	0.5	500	75%	78	122	0%	S
1,3-Dichlorobenzene	A	ug/L	129.04079	5.1616316		5	0	0	0.0803	0.5	500	103%	80	119	0%	
1,3-Dichloropropane	A	ug/L	121.43737	4.8574948		5	0	0	0.0791	0.5	500	97%	80	119	0%	
1,4-Dichlorobenzene	A	ug/L	126.62592	5.0650368		5	0	0	0.0858	0.5	500	101%	79	118	0%	
2,2-Dichloropropane	A	ug/L	128.87319	5.1549276		5	0	0	0.186	0.5	500	103%	60	139	0%	
2-Chlorotoluene	A	ug/L	126.64327	5.0657308		5	0	0	0.0876	0.5	500	101%	79	122	0%	
4-Chlorotoluene	A	ug/L	130.72885	5.229154		5	0	0	0.0728	0.5	500	105%	78	122	0%	
Benzene	A	ug/L	122.51753	4.9007012		5	0	0	0.0914	0.5	500	98%	79	120	0%	
Bromobenzene	A	ug/L	127.68934	5.1075736		5	0	0	0.0831	0.5	500	102%	80	120	0%	
Bromochloromethane	A	ug/L	122.51409	4.9005636		5	0	0	0.141	0.5	500	98%	78	123	0%	
Bromodichloromethane	A	ug/L	103.16435	4.126574		5	0	0	0.12	0.5	500	83%	79	125	0%	
Bromoform	A	ug/L	121.7046	4.868184		5	0	0	0.119	0.5	500	97%	66	130	0%	
Carbon tetrachloride	A	ug/L	136.26166	5.4504664		5	0	0	0.143	0.5	500	109%	72	136	0%	
Chlorobenzene	A	ug/L	128.65515	5.146206		5	0	0	0.0914	0.5	500	103%	82	118	0%	
Chlorodibromomethane	A	ug/L	123.16553	4.9266212		5	0	0	0.0841	0.5	500	99%	74	126	0%	
Chloroethane	A	ug/L	149.16402	5.9665608		5	0	0	0.169	0.5	500	119%	60	138	0%	

Seq No	Lab ID	Test Code	Sample Typ	File ID	Analysis Date	DF	Batch ID	Prep Date	SPKref	RPDref	pmoist					
14993930	B22010977-001	VOC-8260-W-Q	MS-DOD	DA5975C\VG0121	1/20/2022 7:35:0	1	R373592		1E+07	0						
Analyte	T	Units	RAW	Final	Text	Spike	SPKref	RPDref	MDL	PQL	UQL	%REC	LOW	HIGH	%RPD	Q
Chloroform	A	ug/L	118.46909	4.7387636		5	0	0	0.0789	0.5	500	95%	79	124	0%	
Chloromethane	A	ug/L	147.86559	5.9146236		5	0	0	0.162	0.5	500	118%	50	139	0%	
cis-1,2-Dichloroethene	A	ug/L	123.9986	4.959944		5	0	0	0.108	0.5	500	99%	78	123	0%	
cis-1,3-Dichloropropene	A	ug/L	94.62613	3.7850452		5	0	0	0.073	0.5	500	76%	75	124	0%	
Dibromomethane	A	ug/L	99.33361	3.9733444		5	0	0	0.147	0.5	500	79%	79	123	0%	
Dichlorodifluoromethane	A	ug/L	148.38544	5.9354176		5	0	0	0.175	0.5	500	119%	32	152	0%	
Ethylbenzene	A	ug/L	125.38149	5.0152596		5	0	0	0.0836	0.5	500	100%	79	121	0%	
m+p-Xylenes	A	ug/L	246.21718	9.8486872		10	0	0	0.15	0.5	1000	98%	80	121	0%	
Methyl ethyl ketone	A	ug/L	1197.65547	47.9062188		50	0	0	1.77	10	5000	96%	56	143	0%	
Methyl tert-butyl ether (MTBE)	A	ug/L	132.63385	5.305354		5	0	0	0.101	0.5	500	106%	71	124	0%	
Methylene chloride	A	ug/L	111.88315	4.475326		5	0	0	0.338	0.5	500	90%	74	124	0%	
o-Xylene	A	ug/L	126.05867	5.0423468		5	0	0	0.0604	0.5	500	101%	78	122	0%	
Styrene	A	ug/L	127.53139	5.1012556		5	0	0	0.067	0.5	500	102%	78	123	0%	
Tetrachloroethene	A	ug/L	124.33374	4.9733496		5	0	0	0.0671	0.5	500	99%	74	129	0%	
Toluene	A	ug/L	106.24171	4.2496684		5	0	0	0.0679	0.5	500	85%	80	121	0%	
trans-1,2-Dichloroethene	A	ug/L	123.1314	4.925256		5	0	0	0.125	0.5	500	99%	75	124	0%	
trans-1,3-Dichloropropene	A	ug/L	113.50894	4.5403576		5	0	0	0.0846	0.5	500	91%	73	127	0%	
Trichloroethene	A	ug/L	100.98571	4.0394284		5	0	0	0.0993	0.5	500	81%	79	123	0%	
Trichlorofluoromethane	A	ug/L	149.09337	5.9637348		5	0	0	0.134	0.5	500	119%	65	141	0%	
Vinyl chloride	A	ug/L	154.16732	6.1666928		5	0	0	0.153	0.5	500	123%	58	137	0%	
1,4-Dichlorobenzene-d4	I	ug/L	250	10		0	0	0	0	0	500	0%	0	0	0%	
Chlorobenzene-d5	I	ug/L	250	10		0	0	0	0	0	500	0%	0	0	0%	
Fluorobenzene	I	ug/L	250	10		0	0	0	0	0	500	0%	0	0	0%	
Xylenes, Total	M	ug/L	372.27585	14.891034		15	0	0	0.0604	0.5	1500	99%	79	121	0%	
1,2-Dichloroethane-d4	S	ug/L	263.33964	10.5335856		10	0	0	0.229	0.5	500	105%	81	118	0%	
Dibromofluoromethane	S	ug/L	257.68466	10.3073864		10	0	0	0.129	0.5	500	103%	80	119	0%	
p-Bromofluorobenzene	S	ug/L	245.28611	9.8114444		10	0	0	0.149	0.5	500	98%	85	114	0%	
Toluene-d8	S	ug/L	212.04635	8.481854		10	0	0	0.23	0.5	500	85%	89	112	0%	S

Seq No	Lab ID	Test Code	Sample Typ	File ID	Analysis Date	DF	Batch ID	Prep Date	SPKref	RPDref	pmoist					
14993931	B22010977-001	VOC-8260-W-Q	MSD-DOD	DA5975C\VG0121	1/20/2022 8:02:2	1	R373592		1E+07	1E+07						
Analyte	T	Units	RAW	Final	Text	Spike	SPKref	RPDref	MDL	PQL	UQL	%REC	LOW	HIGH	%RPD	Q

Seq No	Lab ID	Test Code	Sample Typ	File ID	Analysis Date	DF	Batch ID	Prep Date	SPKref	RPDref	pmoist					
14993931	B22010977-001	VOC-8260-W-Q	MSD-DOD	DA5975C\VG0121	1/20/2022 8:02:2	1	R373592		1E+07	1E+07						
Analyte	T	Units	RAW	Final	Text	Spike	SPKref	RPDref	MDL	PQL	UQL	%REC	LOW	HIGH	%RPD	Q
1,1,1,2-Tetrachloroethane	A	ug/L	134.76901	5.3907604		5	0 4.9173768	0.101	0.5	500	108%	78	124	9%		
1,1,1-Trichloroethane	A	ug/L	132.41259	5.2965036		5	0 5.2234324	0.131	0.5	500	106%	74	131	1%		
1,1,2,2-Tetrachloroethane	A	ug/L	134.17296	5.3669184		5	0 5.0546888	0.0872	0.5	500	107%	71	121	6%		
1,1,2-Trichloroethane	A	ug/L	136.57551	5.4630204		5	0 5.1663716	0.108	0.5	500	109%	80	119	6%		
1,1-Dichloroethane	A	ug/L	136.62279	5.4649116		5	0 4.9955148	0.135	0.5	500	109%	77	125	9%		
1,1-Dichloroethene	A	ug/L	140.17831	5.6071324		5	0 5.142008	0.141	0.5	500	112%	71	131	9%		
1,1-Dichloropropene	A	ug/L	130.13759	5.2055036		5	0 4.8850232	0.083	0.5	500	104%	79	125	6%		
1,2,3-Trichloropropane	A	ug/L	128.37189	5.1348756		5	0 4.69784	0.235	0.5	500	103%	73	125	9%		
1,2-Dibromoethane	A	ug/L	134.46415	5.378566		5	0 4.8356004	0.0916	0.5	500	108%	78	122	11%		
1,2-Dichlorobenzene	A	ug/L	135.20271	5.4081084		5	0 5.0856584	0.0746	0.5	500	108%	80	119	6%		
1,2-Dichloroethane	A	ug/L	125.20265	5.008106		5	0 5.0876664	0.116	0.5	500	100%	73	128	2%		
1,2-Dichloropropane	A	ug/L	133.61957	5.3447828		5	0 3.774558	0.0847	0.5	500	107%	78	122	34%	R	
1,3-Dichlorobenzene	A	ug/L	137.18552	5.4874208		5	0 5.1616316	0.0803	0.5	500	110%	80	119	6%		
1,3-Dichloropropane	A	ug/L	130.1011	5.204044		5	0 4.8574948	0.0791	0.5	500	104%	80	119	7%		
1,4-Dichlorobenzene	A	ug/L	133.64449	5.3457796		5	0 5.0650368	0.0858	0.5	500	107%	79	118	5%		
2,2-Dichloropropane	A	ug/L	130.9221	5.236884		5	0 5.1549276	0.186	0.5	500	105%	60	139	2%		
2-Chlorotoluene	A	ug/L	138.78084	5.5512336		5	0 5.0657308	0.0876	0.5	500	111%	79	122	9%		
4-Chlorotoluene	A	ug/L	137.96729	5.5186916		5	0 5.229154	0.0728	0.5	500	110%	78	122	5%		
Benzene	A	ug/L	133.96427	5.3585708		5	0 4.9007012	0.0914	0.5	500	107%	79	120	9%		
Bromobenzene	A	ug/L	136.95922	5.4783688		5	0 5.1075736	0.0831	0.5	500	110%	80	120	7%		
Bromochloromethane	A	ug/L	126.04281	5.0417124		5	0 4.9005636	0.141	0.5	500	101%	78	123	3%		
Bromodichloromethane	A	ug/L	134.60873	5.3843492		5	0 4.126574	0.12	0.5	500	108%	79	125	26%	R	
Bromoform	A	ug/L	125.09713	5.0038852		5	0 4.868184	0.119	0.5	500	100%	66	130	3%		
Carbon tetrachloride	A	ug/L	134.87501	5.3950004		5	0 5.4504664	0.143	0.5	500	108%	72	136	1%		
Chlorobenzene	A	ug/L	138.4205	5.53682		5	0 5.146206	0.0914	0.5	500	111%	82	118	7%		
Chlorodibromomethane	A	ug/L	134.70246	5.3880984		5	0 4.9266212	0.0841	0.5	500	108%	74	126	9%		
Chloroethane	A	ug/L	149.41816	5.9767264		5	0 5.9665608	0.169	0.5	500	120%	60	138	0%		
Chloroform	A	ug/L	123.42112	4.9368448		5	0 4.7387636	0.0789	0.5	500	99%	79	124	4%		
Chloromethane	A	ug/L	121.8449	4.873796		5	0 5.9146236	0.162	0.5	500	97%	50	139	19%		
cis-1,2-Dichloroethene	A	ug/L	133.73128	5.3492512		5	0 4.959944	0.108	0.5	500	107%	78	123	8%		
cis-1,3-Dichloropropene	A	ug/L	123.27458	4.9309832		5	0 3.7850452	0.073	0.5	500	99%	75	124	26%	R	
Dibromomethane	A	ug/L	134.95937	5.3983748		5	0 3.9733444	0.147	0.5	500	108%	79	123	30%	R	
Dichlorodifluoromethane	A	ug/L	122.322	4.89288		5	0 5.9354176	0.175	0.5	500	98%	32	152	19%		
Ethylbenzene	A	ug/L	133.27945	5.331178		5	0 5.0152596	0.0836	0.5	500	107%	79	121	6%		
m+p-Xylenes	A	ug/L	262.53654	10.5014616		10	0 9.8486872	0.15	0.5	1000	105%	80	121	6%		

Seq No	Lab ID	Test Code	Sample Typ	File ID	Analysis Date	DF	Batch ID	Prep Date	SPKref	RPDref	pmoist					
14993931	B22010977-001	VOC-8260-W-Q	MSD-DOD	DA5975C\VG0121	1/20/2022 8:02:2	1	R373592		1E+07	1E+07						
Analyte	T	Units	RAW	Final	Text	Spike	SPKref	RPDref	MDL	PQL	UQL	%REC	LOW	HIGH	%RPD	Q
Methyl ethyl ketone	A	ug/L	1253.93701	50.1574804		50	0	47.906219	1.77	10	5000	100%	56	143	5%	
Methyl tert-butyl ether (MTBE)	A	ug/L	134.11294	5.3645176		5	0	5.305354	0.101	0.5	500	107%	71	124	1%	
Methylene chloride	A	ug/L	124.80424	4.9921696		5	0	4.475326	0.338	0.5	500	100%	74	124	11%	
o-Xylene	A	ug/L	134.53224	5.3812896		5	0	5.0423468	0.0604	0.5	500	108%	78	122	7%	
Styrene	A	ug/L	134.44047	5.3776188		5	0	5.1012556	0.067	0.5	500	108%	78	123	5%	
Tetrachloroethene	A	ug/L	132.31699	5.2926796		5	0	4.9733496	0.0671	0.5	500	106%	74	129	6%	
Toluene	A	ug/L	137.75022	5.5100088		5	0	4.2496684	0.0679	0.5	500	110%	80	121	26%	R
trans-1,2-Dichloroethene	A	ug/L	132.46253	5.2985012		5	0	4.925256	0.125	0.5	500	106%	75	124	7%	
trans-1,3-Dichloropropene	A	ug/L	135.29566	5.4118264		5	0	4.5403576	0.0846	0.5	500	108%	73	127	18%	
Trichloroethene	A	ug/L	133.00644	5.3202576		5	0	4.0394284	0.0993	0.5	500	106%	79	123	27%	R
Trichlorofluoromethane	A	ug/L	135.67017	5.4268068		5	0	5.9637348	0.134	0.5	500	109%	65	141	9%	
Vinyl chloride	A	ug/L	129.15803	5.1663212		5	0	6.1666928	0.153	0.5	500	103%	58	137	18%	
1,4-Dichlorobenzene-d4	I	ug/L	250	10		0	0	0	0	0	500	0%	0	0	0%	
Chlorobenzene-d5	I	ug/L	250	10		0	0	0	0	0	500	0%	0	0	0%	
Fluorobenzene	I	ug/L	250	10		0	0	0	0	0	500	0%	0	0	0%	
Xylenes, Total	M	ug/L	397.06878	15.8827512		15	0	14.891034	0.0604	0.5	1500	106%	79	121	6%	
1,2-Dichloroethane-d4	S	ug/L	269.34264	10.7737056		10	0	0	0.229	0.5	500	108%	81	118	0%	
Dibromofluoromethane	S	ug/L	265.26454	10.6105816		10	0	0	0.129	0.5	500	106%	80	119	0%	
p-Bromofluorobenzene	S	ug/L	255.01089	10.2004356		10	0	0	0.149	0.5	500	102%	85	114	0%	
Toluene-d8	S	ug/L	274.42662	10.9770648		10	0	0	0.23	0.5	500	110%	89	112	0%	

Seq No	Lab ID	Test Code	Sample Typ	File ID	Analysis Date	DF	Batch ID	Prep Date	SPKref	RPDref	pmoist					
14993932	CCV012022_CI	VOC-8260-W-Q	CCV	DA5975C\VG0121	1/20/2022 8:57:1	1	R373592		0	0						
Analyte	T	Units	RAW	Final	Text	Spike	SPKref	RPDref	MDL	PQL	UQL	%REC	LOW	HIGH	%RPD	Q
1,1,1,2-Tetrachloroethane	A	ug/L	122.82991	4.9131964		5	0	0	0.101	0.5	500	98%	50	150	0%	
1,1,1-Trichloroethane	A	ug/L	126.15455	5.046182		5	0	0	0.131	0.5	500	101%	50	150	0%	
1,1,2,2-Tetrachloroethane	A	ug/L	120.73092	4.8292368		5	0	0	0.0872	0.5	500	97%	50	150	0%	
1,1,2-Trichloroethane	A	ug/L	124.58652	4.9834608		5	0	0	0.108	0.5	500	100%	50	150	0%	
1,1-Dichloroethane	A	ug/L	124.68459	4.9873836		5	0	0	0.135	0.5	500	100%	50	150	0%	
1,1-Dichloroethene	A	ug/L	125.39015	5.015606		5	0	0	0.141	0.5	500	100%	50	150	0%	
1,1-Dichloropropene	A	ug/L	128.7708	5.150832		5	0	0	0.083	0.5	500	103%	50	150	0%	
1,2,3-Trichloropropane	A	ug/L	128.2494	5.129976		5	0	0	0.235	0.5	500	103%	50	150	0%	
1,2-Dibromoethane	A	ug/L	122.66212	4.9064848		5	0	0	0.0916	0.5	500	98%	50	150	0%	
1,2-Dichlorobenzene	A	ug/L	122.94656	4.9178624		5	0	0	0.0746	0.5	500	98%	50	150	0%	

Seq No	Lab ID	Test Code	Sample Typ	File ID	Analysis Date	DF	Batch ID	Prep Date	SPKref	RPDref	pmoist					
14993932	CCV012022_CI	VOC-8260-W-Q	CCV	DA5975C\VG01241	20/2022 8:57:1	1	R373592		0	0						
Analyte	T	Units	RAW	Final	Text	Spike	SPKref	RPDref	MDL	PQL	UQL	%REC	LOW	HIGH	%RPD	Q
1,2-Dichloroethane	A	ug/L	115.53314	4.6213256		5	0	0	0.116	0.5	500	92%	50	150	0%	
1,2-Dichloropropane	A	ug/L	124.79544	4.9918176		5	0	0	0.0847	0.5	500	100%	50	150	0%	
1,3-Dichlorobenzene	A	ug/L	124.38691	4.9754764		5	0	0	0.0803	0.5	500	100%	50	150	0%	
1,3-Dichloropropane	A	ug/L	123.26664	4.9306656		5	0	0	0.0791	0.5	500	99%	50	150	0%	
1,4-Dichlorobenzene	A	ug/L	125.08421	5.0033684		5	0	0	0.0858	0.5	500	100%	50	150	0%	
2,2-Dichloropropane	A	ug/L	119.82012	4.7928048		5	0	0	0.186	0.5	500	96%	50	150	0%	
2-Chlorotoluene	A	ug/L	128.17918	5.1271672		5	0	0	0.0876	0.5	500	103%	50	150	0%	
4-Chlorotoluene	A	ug/L	129.97995	5.199198		5	0	0	0.0728	0.5	500	104%	50	150	0%	
Benzene	A	ug/L	126.83677	5.0734708		5	0	0	0.0914	0.5	500	101%	50	150	0%	
Bromobenzene	A	ug/L	125.83279	5.0333116		5	0	0	0.0831	0.5	500	101%	50	150	0%	
Bromochloromethane	A	ug/L	121.2052	4.848208		5	0	0	0.141	0.5	500	97%	50	150	0%	
Bromodichloromethane	A	ug/L	127.44147	5.0976588		5	0	0	0.12	0.5	500	102%	50	150	0%	
Bromoform	A	ug/L	116.38521	4.6554084		5	0	0	0.119	0.5	500	93%	50	150	0%	
Carbon tetrachloride	A	ug/L	129.15898	5.1663592		5	0	0	0.143	0.5	500	103%	50	150	0%	
Chlorobenzene	A	ug/L	124.4033	4.976132		5	0	0	0.0914	0.5	500	100%	50	150	0%	
Chlorodibromomethane	A	ug/L	120.96639	4.8386556		5	0	0	0.0841	0.5	500	97%	50	150	0%	
Chloroethane	A	ug/L	136.6768	5.467072		5	0	0	0.169	0.5	500	109%	50	150	0%	
Chloroform	A	ug/L	120.46459	4.8185836		5	0	0	0.0789	0.5	500	96%	50	150	0%	
Chloromethane	A	ug/L	119.4073	4.776292		5	0	0	0.162	0.5	500	96%	50	150	0%	
cis-1,2-Dichloroethene	A	ug/L	124.18556	4.9674224		5	0	0	0.108	0.5	500	99%	50	150	0%	
cis-1,3-Dichloropropene	A	ug/L	120.51889	4.8207556		5	0	0	0.073	0.5	500	96%	50	150	0%	
Dibromomethane	A	ug/L	128.93625	5.15745		5	0	0	0.147	0.5	500	103%	50	150	0%	
Dichlorodifluoromethane	A	ug/L	121.25999	4.8503996		5	0	0	0.175	0.5	500	97%	50	150	0%	
Ethylbenzene	A	ug/L	125.09611	5.0038444		5	0	0	0.0836	0.5	500	100%	50	150	0%	
m+p-Xylenes	A	ug/L	253.88829	10.1555316		10	0	0	0.15	0.5	1000	102%	50	150	0%	
Methyl ethyl ketone	A	ug/L	1141.15695	45.646278		50	0	0	1.77	10	5000	91%	50	150	0%	
Methyl tert-butyl ether (MTBE)	A	ug/L	113.42438	4.5369752		5	0	0	0.101	0.5	500	91%	50	150	0%	
Methylene chloride	A	ug/L	117.78607	4.7114428		5	0	0	0.338	0.5	500	94%	50	150	0%	
o-Xylene	A	ug/L	124.51588	4.9806352		5	0	0	0.0604	0.5	500	100%	50	150	0%	
Styrene	A	ug/L	127.97376	5.1189504		5	0	0	0.067	0.5	500	102%	50	150	0%	
Tetrachloroethene	A	ug/L	126.13503	5.0454012		5	0	0	0.0671	0.5	500	101%	50	150	0%	
Toluene	A	ug/L	128.59897	5.1439588		5	0	0	0.0679	0.5	500	103%	50	150	0%	
trans-1,2-Dichloroethene	A	ug/L	120.91018	4.8364072		5	0	0	0.125	0.5	500	97%	50	150	0%	
trans-1,3-Dichloropropene	A	ug/L	119.80224	4.7920896		5	0	0	0.0846	0.5	500	96%	50	150	0%	
Trichloroethene	A	ug/L	127.21727	5.0886908		5	0	0	0.0993	0.5	500	102%	50	150	0%	

Seq No	Lab ID	Test Code	Sample Typ	File ID	Analysis Date	DF	Batch ID	Prep Date	SPKref	RPDref	pmoist					
14993932	CCV012022_CI	VOC-8260-W-Q	CCV	DA5975C\VG0121	1/20/2022 8:57:1	1	R373592		0	0						
Analyte	T	Units	RAW	Final	Text	Spike	SPKref	RPDref	MDL	PQL	UQL	%REC	LOW	HIGH	%RPD	Q
Trichlorofluoromethane	A	ug/L	125.15775	5.00631		5	0	0	0.134	0.5	500	100%	50	150	0%	
Vinyl chloride	A	ug/L	120.90632	4.8362528		5	0	0	0.153	0.5	500	97%	50	150	0%	
1,4-Dichlorobenzene-d4	I	ug/L	250	10		0	0	0	0	0	500	0%	0	0	0%	
Chlorobenzene-d5	I	ug/L	250	10		0	0	0	0	0	500	0%	0	0	0%	
Fluorobenzene	I	ug/L	250	10		0	0	0	0	0	500	0%	0	0	0%	
Xylenes, Total	M	ug/L	378.40417	15.1361668		15	0	0	0.0604	0.5	1500	101%	50	150	0%	
1,2-Dichloroethane-d4	S	ug/L	269.29139	10.7716556		10	0	0	0.229	0.5	500	108%	50	150	0%	
Dibromofluoromethane	S	ug/L	263.66992	10.5467968		10	0	0	0.129	0.5	500	105%	50	150	0%	
p-Bromofluorobenzene	S	ug/L	260.96539	10.4386156		10	0	0	0.149	0.5	500	104%	50	150	0%	
Toluene-d8	S	ug/L	277.83062	11.1132248		10	0	0	0.23	0.5	500	111%	50	150	0%	

Data file Name : C:\MSDCHEM\1\DATA\VG012022\20JAN01.D
Sample Name : PRIMER
Operator : MSC
Date injected : 20 Jan 2022 8:54 am
Instrument : VOA5975C
Method used : 5975CACQF
No of spectra : 5616
Start Time : 0.840
End Time : 16.498
Vial Number : 1

Data file Name : C:\MSDCHEM\1\DATA\VG012022\20JAN02.D
Sample Name : BFB012022_
Operator : MSC
Date injected : 20 Jan 2022 9:21 am
Instrument : VOA5975C
Method used : 5975CACQF
No of spectra : 5616
Start Time : 0.839
End Time : 16.498
Vial Number : 2

Data file Name : C:\MSDCHEM\1\DATA\VG012022\20JAN03.D
Sample Name : CCV012022_
Operator : MSC
Date injected : 20 Jan 2022 10:06 am
Instrument : VOA5975C
Method used : 5975CACQF
No of spectra : 5616
Start Time : 0.839
End Time : 16.498
Vial Number : 3

Data file Name : C:\MSDCHEM\1\DATA\VG012022\20JAN04.D
Sample Name : LCS012022_
Operator : MSC
Date injected : 20 Jan 2022 10:43 am
Instrument : VOA5975C
Method used : 5975CACQF
No of spectra : 5616
Start Time : 0.840
End Time : 16.498
Vial Number : 4

Data file Name : C:\MSDCHEM\1\DATA\VG012022\20JAN05.D
Sample Name : BLK
Operator : MSC

Date injected : 20 Jan 2022 11:10 am
Instrument : VOA5975C
Method used : 5975CACQF
No of spectra : 5616
Start Time : 0.839
End Time : 16.498
Vial Number : 5

Data file Name : C:\MSDCHEM\1\DATA\VG012022\20JAN06.D
Sample Name : MBLK012022_
Operator : MSC
Date injected : 20 Jan 2022 11:37 am
Instrument : VOA5975C
Method used : 5975CACQF
No of spectra : 5616
Start Time : 0.840
End Time : 16.498
Vial Number : 6

Data file Name : C:\MSDCHEM\1\DATA\VG012022\20JAN07.D
Sample Name : MBLK012022_
Operator : MSC
Date injected : 20 Jan 2022 12:19 pm
Instrument : VOA5975C
Method used : 5975CACQF
No of spectra : 5616
Start Time : 0.840
End Time : 16.498
Vial Number : 7

Data file Name : C:\MSDCHEM\1\DATA\VG012022\20JAN08.D
Sample Name : B22010976-001F
Operator : MSC
Date injected : 20 Jan 2022 1:12 pm
Instrument : VOA5975C
Method used : 5975CACQF
No of spectra : 5616
Start Time : 0.840
End Time : 16.498
Vial Number : 8

Data file Name : C:\MSDCHEM\1\DATA\VG012022\20JAN09.D
Sample Name : B22010977-001F
Operator : MSC
Date injected : 20 Jan 2022 1:39 pm
Instrument : VOA5975C
Method used : 5975CACQF

No of spectra : 5616
Start Time : 0.840
End Time : 16.498
Vial Number : 9

Data file Name : C:\MSDCHEM\1\DATA\VG012022\20JAN10.D
Sample Name : B22010978-001F
Operator : MSC
Date injected : 20 Jan 2022 2:06 pm
Instrument : VOA5975C
Method used : 5975CACQF
No of spectra : 5616
Start Time : 0.840
End Time : 16.498
Vial Number : 10

Data file Name : C:\MSDCHEM\1\DATA\VG012022\20JAN11.D
Sample Name : B22010979-001F
Operator : MSC
Date injected : 20 Jan 2022 2:33 pm
Instrument : VOA5975C
Method used : 5975CACQF
No of spectra : 5616
Start Time : 0.839
End Time : 16.498
Vial Number : 11

Data file Name : C:\MSDCHEM\1\DATA\VG012022\20JAN12.D
Sample Name : B22010980-001F
Operator : MSC
Date injected : 20 Jan 2022 3:01 pm
Instrument : VOA5975C
Method used : 5975CACQF
No of spectra : 5616
Start Time : 0.839
End Time : 16.498
Vial Number : 12

Data file Name : C:\MSDCHEM\1\DATA\VG012022\20JAN13.D
Sample Name : B22011124-001F
Operator : MSC
Date injected : 20 Jan 2022 3:28 pm
Instrument : VOA5975C
Method used : 5975CACQF
No of spectra : 5616
Start Time : 0.840
End Time : 16.498

Vial Number : 13

Data file Name : C:\MSDCHEM\1\DATA\VG012022\20JAN14.D
Sample Name : B22010971-001F
Operator : MSC
Date injected : 20 Jan 2022 3:56 pm
Instrument : VOA5975C
Method used : 5975CACQF
No of spectra : 5616
Start Time : 0.840
End Time : 16.498
Vial Number : 14

Data file Name : C:\MSDCHEM\1\DATA\VG012022\20JAN15.D
Sample Name : B22010974-002A
Operator : MSC
Date injected : 20 Jan 2022 4:23 pm
Instrument : VOA5975C
Method used : 5975CACQF
No of spectra : 5616
Start Time : 0.840
End Time : 16.498
Vial Number : 15

Data file Name : C:\MSDCHEM\1\DATA\VG012022\20JAN16.D
Sample Name : B22010976-002A
Operator : MSC
Date injected : 20 Jan 2022 4:50 pm
Instrument : VOA5975C
Method used : 5975CACQF
No of spectra : 5616
Start Time : 0.840
End Time : 16.498
Vial Number : 16

Data file Name : C:\MSDCHEM\1\DATA\VG012022\20JAN17.D
Sample Name : B22010977-002A
Operator : MSC
Date injected : 20 Jan 2022 5:18 pm
Instrument : VOA5975C
Method used : 5975CACQF
No of spectra : 5616
Start Time : 0.840
End Time : 16.498
Vial Number : 17

Data file Name : C:\MSDCHEM\1\DATA\VG012022\20JAN18.D
Sample Name : B22010978-002A
Operator : MSC
Date injected : 20 Jan 2022 5:45 pm
Instrument : VOA5975C
Method used : 5975CACQF
No of spectra : 5616
Start Time : 0.840
End Time : 16.498
Vial Number : 18

Data file Name : C:\MSDCHEM\1\DATA\VG012022\20JAN19.D
Sample Name : B22010979-002A
Operator : MSC
Date injected : 20 Jan 2022 6:12 pm
Instrument : VOA5975C
Method used : 5975CACQF
No of spectra : 5616
Start Time : 0.840
End Time : 16.498
Vial Number : 19

Data file Name : C:\MSDCHEM\1\DATA\VG012022\20JAN20.D
Sample Name : B22010980-002A
Operator : MSC
Date injected : 20 Jan 2022 6:40 pm
Instrument : VOA5975C
Method used : 5975CACQF
No of spectra : 5616
Start Time : 0.839
End Time : 16.498
Vial Number : 20

Data file Name : C:\MSDCHEM\1\DATA\VG012022\20JAN21.D
Sample Name : B22011124-002A
Operator : MSC
Date injected : 20 Jan 2022 7:07 pm
Instrument : VOA5975C
Method used : 5975CACQF
No of spectra : 5616
Start Time : 0.840
End Time : 16.498
Vial Number : 21

Data file Name : C:\MSDCHEM\1\DATA\VG012022\20JAN22.D
Sample Name : B22010977-001FMS
Operator : MSC

Date injected : 20 Jan 2022 7:35 pm
Instrument : VOA5975C
Method used : 5975CACQF
No of spectra : 5616
Start Time : 0.840
End Time : 16.498
Vial Number : 22

Data file Name : C:\MSDCHEM\1\DATA\VG012022\20JAN23.D
Sample Name : B22010977-001FMSD
Operator : MSC
Date injected : 20 Jan 2022 8:02 pm
Instrument : VOA5975C
Method used : 5975CACQF
No of spectra : 5616
Start Time : 0.840
End Time : 16.498
Vial Number : 23

Data file Name : C:\MSDCHEM\1\DATA\VG012022\20JAN24.D
Sample Name : BLK
Operator : MSC
Date injected : 20 Jan 2022 8:29 pm
Instrument : VOA5975C
Method used : 5975CACQF
No of spectra : 5616
Start Time : 0.840
End Time : 16.498
Vial Number : 24

Data file Name : C:\MSDCHEM\1\DATA\VG012022\20JAN25.D
Sample Name : CCV012022_Closing
Operator : MSC
Date injected : 20 Jan 2022 8:57 pm
Instrument : VOA5975C
Method used : 5975CACQF
No of spectra : 5616
Start Time : 0.840
End Time : 16.498
Vial Number : 25

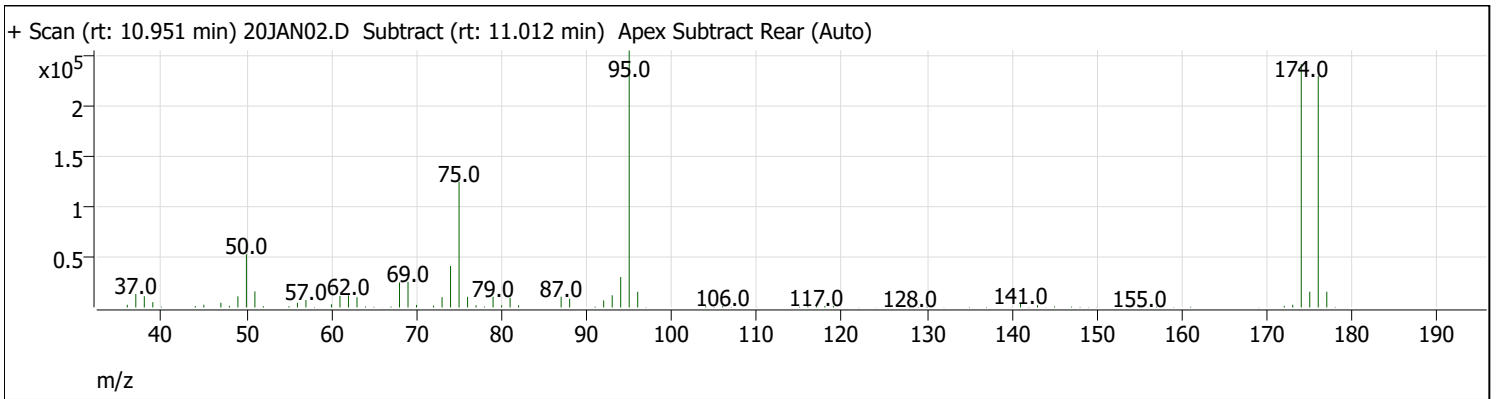
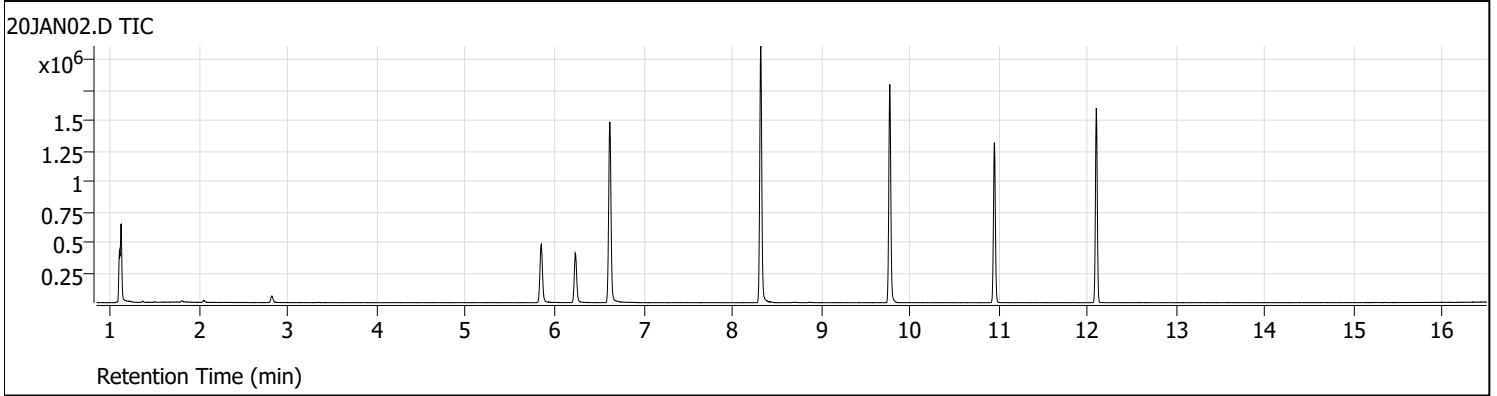
Data file Name : C:\MSDCHEM\1\DATA\VG012022\20JAN26.D
Sample Name : BLK
Operator : MSC
Date injected : 20 Jan 2022 9:24 pm
Instrument : VOA5975C
Method used : 5975CACQF

No of spectra : 5616
Start Time : 0.840
End Time : 16.498
Vial Number : 26

Data file Name : C:\MSDCHEM\1\DATA\VG012022\20JAN27.D
Sample Name : BLK
Operator : MSC
Date injected : 20 Jan 2022 9:52 pm
Instrument : VOA5975C
Method used : 5975CACQF
No of spectra : 5616
Start Time : 0.840
End Time : 16.498
Vial Number : 27

Tune Evaluation Report

Data Path: D:\Org\Data\VOA5975C\VG012022\20JAN02.D
 Acq on: 1/20/2022 9:21:23 AM
 Operator: MSC
 Sample: BFB012022_
 Inst Name: VOA5975C
 ALS Vial: 2
 Method:



Target Mass	Rel. To Mass	Lower Limit%	Upper Limit%	Rel. Abn%	Raw Abn	Pass/Fail
50	95	15	40	20.7	52770	Pass
75	95	30	60	48.9	124504	Pass
95	95	100	100	100.0	254574	Pass
96	95	5	9	6.1	15513	Pass
173	174	0	1.99	1.1	2706	Pass
174	95	50	100	94.7	241094	Pass
175	174	5	9	6.5	15597	Pass
176	174	95	101	95.1	229196	Pass
177	176	5	9	6.8	15636	Pass

Continuing Calibration Report

Batch Name D:\Org\Data\VOA5975C\VG012022\QuantResults\VG012022_8260B.batch.bin
Method File \\MASSHUNTER\Org\Data\Methods\Quant\VOA5975C\VOA5975C_011922_CAL\VOA5975C_8260B_SHT_DoD_L4_011922.m
Daily CC D:\Org\Data\VOA5975C\VG012022\20JAN03.D

Level name	Injection Time	Calibration Files
1	1/19/2022 10:48:21 AM	D:\Org\Data\VOA5975C\VG011922\19JAN04.D
2	1/19/2022 11:15:33 AM	D:\Org\Data\VOA5975C\VG011922\19JAN05.D
3	1/19/2022 11:42:44 AM	D:\Org\Data\VOA5975C\VG011922\19JAN06.D
4	1/19/2022 12:09:57 PM	D:\Org\Data\VOA5975C\VG011922\19JAN07.D
5	1/19/2022 1:04:20 PM	D:\Org\Data\VOA5975C\VG011922\19JAN09.D
6	1/19/2022 1:58:41 PM	D:\Org\Data\VOA5975C\VG011922\19JAN11.D
7	1/19/2022 2:53:18 PM	D:\Org\Data\VOA5975C\VG011922\19JAN13.D
8	1/19/2022 3:47:49 PM	D:\Org\Data\VOA5975C\VG011922\19JAN15.D
CC	1/20/2022 10:06:19 AM	D:\Org\Data\VOA5975C\VG012022\20JAN03.D <=====

ISTD Compound:	Avg Resp	Mid Resp	CC Resp	Area%	A/M
Fluorobenzene	845168	806368	854644	105.99	M
Chlorobenzene-d5	327060	318877	332675	104.33	M
1,4-Dichlorobenzene-d4	269016	262955	277225	105.43	M

Target Compound	AvgRF/R2	CC RF	Exp. Conc	Calc. Conc	%Dev	Area%	Curve Fit
-----ISTD-----							
Dichlorodifluoromethane	0.3362	0.3212	125.00	119.43	4.45	92.51	Avg RF
Chloromethane	0.3958	0.3967	125.00	125.31	-0.25	99.62	Avg RF
Vinyl chloride	0.3602	0.3661	125.00	127.05	-1.64	101.77	Avg RF
Bromomethane	0.9976	0.1873	125.00	148.18	-18.54	134.46	Quadratic
Chloroethane	0.1704	0.1922	125.00	140.95	-12.76	125.56	Avg RF
Trichlorofluoromethane	0.4320	0.4085	125.00	118.20	5.44	90.17	Avg RF
1,1-Dichloroethene	0.2514	0.2401	125.00	119.41	4.47	97.12	Avg RF
Methylene chloride	0.3654	0.3513	125.00	120.15	3.88	100.09	Avg RF
trans-1,2-Dichloroethene	0.2597	0.2553	125.00	122.90	1.68	98.95	Avg RF
Methyl tert-butyl ether (MTBE)	0.3245	0.3418	125.00	131.66	-5.33	106.64	Avg RF
1,1-Dichloroethane	0.4860	0.4876	125.00	125.42	-0.33	101.31	Avg RF
2,2-Dichloropropane	0.3662	0.3651	125.00	124.63	0.30	101.68	Avg RF
cis-1,2-Dichloroethene	0.2629	0.2661	125.00	126.53	-1.23	100.81	Avg RF
Methyl ethyl ketone	0.0380	0.0387 #	1250.00	1273.39	-1.87	107.33	Avg RF
Bromochloromethane	0.1084	0.1095	125.00	126.21	-0.97	101.77	Avg RF
Chloroform	0.4852	0.4613	125.00	118.83	4.94	100.43	Avg RF
1,1,1-Trichloroethane	0.4477	0.4463	125.00	124.62	0.30	100.67	Avg RF
Dibromofluoromethane	0.2421	0.2294	250.00	236.79	5.28	194.42	Avg RF
Carbon tetrachloride	0.4342	0.4216	125.00	121.37	2.90	97.92	Avg RF
1,1-Dichloropropene	0.3630	0.3652	125.00	125.74	-0.59	99.82	Avg RF
1,2-Dichloroethane-d4	0.1046	0.1167	250.00	278.96	-11.58	220.14	Avg RF
Benzene	0.9987	0.9986	125.00	124.99	0.01	100.44	Avg RF
1,2-Dichloroethane	0.2758	0.2749	125.00	124.58	0.34	107.73	Avg RF
-----ISTD-----							
Chlorobenzene-d5							
Trichloroethene	0.7484	0.7417	125.00	123.88	0.90	102.38	Avg RF
1,2-Dichloropropane	0.6580	0.6473	125.00	122.97	1.63	100.67	Avg RF
Dibromomethane	0.2774	0.2850	125.00	128.44	-2.75	106.16	Avg RF
Bromodichloromethane	0.7799	0.7672	125.00	122.96	1.63	102.11	Avg RF
cis-1,3-Dichloropropene	0.8559	0.8404	125.00	122.74	1.81	100.13	Avg RF
Toluene-d8	2.4390	2.6224	250.00	268.80	-7.52	211.34	Avg RF
Toluene	1.6257	1.6134	125.00	124.05	0.76	99.56	Avg RF
trans-1,3-Dichloropropene	0.6243	0.6343	125.00	127.01	-1.61	102.60	Avg RF
1,1,2-Trichloroethane	0.3174	0.3214	125.00	126.55	-1.24	101.28	Avg RF
Tetrachloroethene	0.6592	0.6448	125.00	122.27	2.19	98.23	Avg RF

Continuing Calibration Report

Target Compound	AvgRF/R2	CC RF	Exp. Conc	Calc. Conc	%Dev	Area%	Curve Fit
1,3-Dichloropropane	0.6424	0.6454	125.00	125.58	-0.46	105.88	Avg RF
Chlorodibromomethane	0.5112	0.5192	125.00	126.95	-1.56	103.84	Avg RF
1,2-Dibromoethane	0.3506	0.3590	125.00	128.00	-2.40	102.10	Avg RF
Chlorobenzene	1.7822	1.7663	125.00	123.88	0.89	101.54	Avg RF
1,1,1,2-Tetrachloroethane	0.6253	0.6113	125.00	122.19	2.25	100.17	Avg RF
Ethylbenzene	0.9989	3.0225	125.00	121.76	2.59	99.53	Quadratic
m+p-Xylenes	0.9987	1.2252	250.00	247.61	0.96	100.46	Quadratic
o-Xylene	0.9987	1.0636	125.00	122.94	1.65	98.78	Quadratic
Styrene	0.9983	1.7645	125.00	123.29	1.37	100.27	Quadratic
1,4-Dichlorobenzene-d4	-----ISTD-----						
Bromoform	0.3350	0.3314	125.00	123.66	1.07	101.98	Avg RF
p-Bromofluorobenzene	0.9231	0.9842	250.00	266.57	-6.63	212.62	Avg RF
Bromobenzene	0.8140	0.8231	125.00	126.40	-1.12	101.21	Avg RF
1,1,2,2-Tetrachloroethane	0.4643	0.4721	125.00	127.10	-1.68	104.47	Avg RF
1,2,3-Trichloropropane	0.1220	0.1252	125.00	128.32	-2.65	106.13	Avg RF
2-Chlorotoluene	0.8056	0.8040	125.00	124.75	0.20	97.64	Avg RF
4-Chlorotoluene	2.6094	2.6755	125.00	128.17	-2.53	98.65	Avg RF
1,3-Dichlorobenzene	1.4748	1.4732	125.00	124.86	0.11	101.90	Avg RF
1,4-Dichlorobenzene	1.5036	1.4799	125.00	123.03	1.58	99.63	Avg RF
1,2-Dichlorobenzene	1.2313	1.2322	125.00	125.09	-0.07	100.63	Avg RF

A -- against Average; M -- against Mid Point; P -- against Previous CC in the Method;

Continuing Calibration Report

Batch Name D:\Org\Data\VOA5975C\VG012022\QuantResults\VG012022_8260B.batch.bin
Method File \\MASSHUNTER\Org\Data\Methods\Quant\VOA5975C\VOA5975C_011922_CAL\VOA5975C_8260B_SHT_DoD_L4_011922.m
Daily CC D:\Org\Data\VOA5975C\VG012022\20JAN25.D

Level name	Injection Time	Calibration Files
1	1/19/2022 10:48:21 AM	D:\Org\Data\VOA5975C\VG011922\19JAN04.D
2	1/19/2022 11:15:33 AM	D:\Org\Data\VOA5975C\VG011922\19JAN05.D
3	1/19/2022 11:42:44 AM	D:\Org\Data\VOA5975C\VG011922\19JAN06.D
4	1/19/2022 12:09:57 PM	D:\Org\Data\VOA5975C\VG011922\19JAN07.D
5	1/19/2022 1:04:20 PM	D:\Org\Data\VOA5975C\VG011922\19JAN09.D
6	1/19/2022 1:58:41 PM	D:\Org\Data\VOA5975C\VG011922\19JAN11.D
7	1/19/2022 2:53:18 PM	D:\Org\Data\VOA5975C\VG011922\19JAN13.D
8	1/19/2022 3:47:49 PM	D:\Org\Data\VOA5975C\VG011922\19JAN15.D
CC	1/20/2022 8:57:18 PM	D:\Org\Data\VOA5975C\VG012022\20JAN25.D <=====

ISTD Compound:	Avg Resp	Mid Resp	CC Resp	Area%	A/M
Fluorobenzene	845168	806368	863861	107.13	M
Chlorobenzene-d5	327060	318877	329961	103.48	M
1,4-Dichlorobenzene-d4	269016	262955	280537	106.69	M

Target Compound	AvgRF/R2	CC RF	Exp. Conc	Calc. Conc	%Dev	Area%	Curve Fit
-----ISTD-----							
Dichlorodifluoromethane	0.3362	0.3261	125.00	121.26	2.99	94.93	Avg RF
Chloromethane	0.3958	0.3781	125.00	119.41	4.47	95.95	Avg RF
Vinyl chloride	0.3602	0.3484	125.00	120.91	3.27	97.90	Avg RF
Bromomethane	0.9976	0.1603	125.00	128.03	-2.42	116.30	Quadratic
Chloroethane	0.1704	0.1864	125.00	136.68	-9.34	123.06	Avg RF
Trichlorofluoromethane	0.4320	0.4325	125.00	125.16	-0.13	96.51	Avg RF
1,1-Dichloroethene	0.2514	0.2521	125.00	125.39	-0.31	103.08	Avg RF
Methylene chloride	0.3654	0.3444	125.00	117.79	5.77	99.19	Avg RF
trans-1,2-Dichloroethene	0.2597	0.2512	125.00	120.91	3.27	98.40	Avg RF
Methyl tert-butyl ether (MTBE)	0.3245	0.2945	125.00	113.42	9.26	92.86	Avg RF
1,1-Dichloroethane	0.4860	0.4847	125.00	124.68	0.25	101.80	Avg RF
2,2-Dichloropropane	0.3662	0.3511	125.00	119.82	4.14	98.81	Avg RF
cis-1,2-Dichloroethene	0.2629	0.2612	125.00	124.19	0.65	100.01	Avg RF
Methyl ethyl ketone	0.0380	0.0347 #	1250.00	1141.16	8.71	97.22	Avg RF
Bromochloromethane	0.1084	0.1051	125.00	121.21	3.04	98.79	Avg RF
Chloroform	0.4852	0.4676	125.00	120.46	3.63	102.91	Avg RF
1,1,1-Trichloroethane	0.4477	0.4518	125.00	126.15	-0.92	103.00	Avg RF
Dibromofluoromethane	0.2421	0.2554	250.00	263.67	-5.47	218.82	Avg RF
Carbon tetrachloride	0.4342	0.4487	125.00	129.16	-3.33	105.33	Avg RF
1,1-Dichloropropene	0.3630	0.3740	125.00	128.77	-3.02	103.33	Avg RF
1,2-Dichloroethane-d4	0.1046	0.1127	250.00	269.29	-7.72	214.80	Avg RF
Benzene	0.9987	1.0134	125.00	126.84	-1.47	103.02	Avg RF
1,2-Dichloroethane	0.2758	0.2550	125.00	115.53	7.57	100.99	Avg RF
-----ISTD-----							
Chlorobenzene-d5							
Trichloroethene	0.7484	0.7617	125.00	127.22	-1.77	104.28	Avg RF
1,2-Dichloropropane	0.6580	0.6570	125.00	124.80	0.16	101.34	Avg RF
Dibromomethane	0.2774	0.2861	125.00	128.94	-3.15	105.70	Avg RF
Bromodichloromethane	0.7799	0.7952	125.00	127.44	-1.95	104.97	Avg RF
cis-1,3-Dichloropropene	0.8559	0.8252	125.00	120.52	3.58	97.52	Avg RF
Toluene-d8	2.4390	2.7105	250.00	277.83	-11.13	216.66	Avg RF
Toluene	1.6257	1.6725	125.00	128.60	-2.88	102.37	Avg RF
trans-1,3-Dichloropropene	0.6243	0.5983	125.00	119.80	4.16	95.98	Avg RF
1,1,2-Trichloroethane	0.3174	0.3164	125.00	124.59	0.33	98.90	Avg RF
Tetrachloroethene	0.6592	0.6652	125.00	126.14	-0.91	100.51	Avg RF

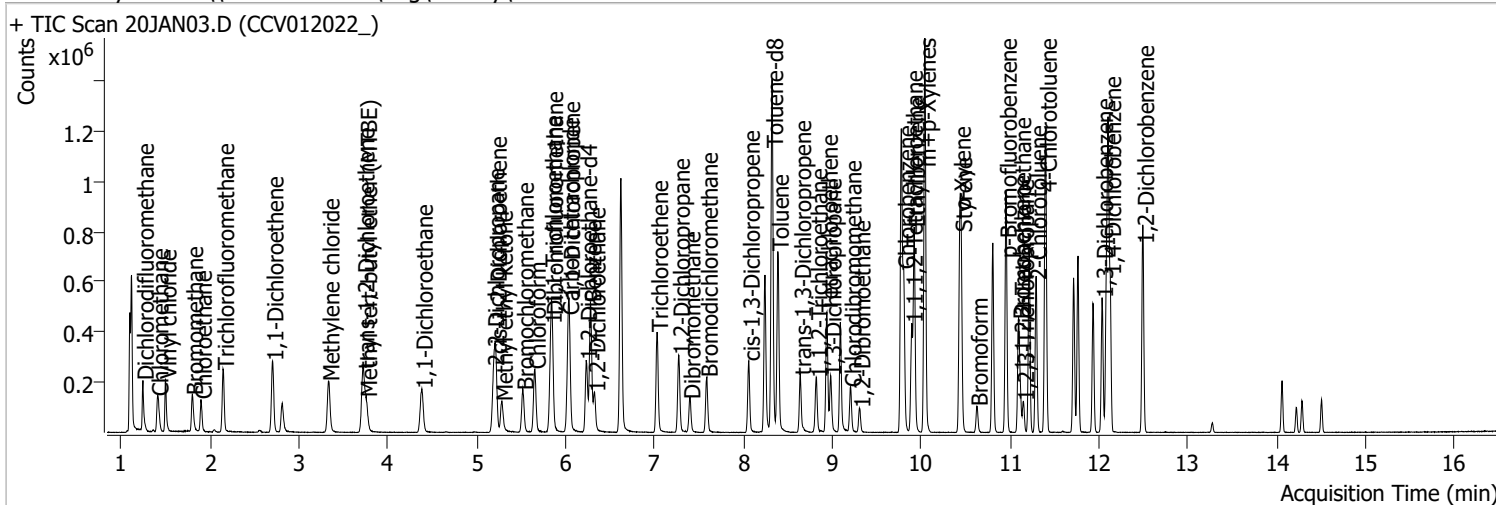
Continuing Calibration Report

Target Compound	AvgRF/R2	CC RF	Exp. Conc	Calc. Conc	%Dev	Area%	Curve Fit
1,3-Dichloropropane	0.6424	0.6335	125.00	123.27	1.39	103.08	Avg RF
Chlorodibromomethane	0.5112	0.4947	125.00	120.97	3.23	98.14	Avg RF
1,2-Dibromoethane	0.3506	0.3440	125.00	122.66	1.87	97.04	Avg RF
Chlorobenzene	1.7822	1.7737	125.00	124.40	0.48	101.13	Avg RF
1,1,1,2-Tetrachloroethane	0.6253	0.6145	125.00	122.83	1.74	99.87	Avg RF
Ethylbenzene	0.9989	3.1085	125.00	125.10	-0.08	101.53	Quadratic
m+p-Xylenes	0.9987	1.2573	250.00	253.89	-1.56	102.25	Quadratic
o-Xylene	0.9987	1.0779	125.00	124.52	0.39	99.29	Quadratic
Styrene	0.9983	1.8340	125.00	127.97	-2.38	103.36	Quadratic
1,4-Dichlorobenzene-d4	-----ISTD-----						
Bromoform	0.3350	0.3119	125.00	116.39	6.89	97.13	Avg RF
p-Bromofluorobenzene	0.9231	0.9635	250.00	260.97	-4.39	210.64	Avg RF
Bromobenzene	0.8140	0.8194	125.00	125.83	-0.67	101.96	Avg RF
1,1,2,2-Tetrachloroethane	0.4643	0.4484	125.00	120.73	3.42	100.42	Avg RF
1,2,3-Trichloropropane	0.1220	0.1252	125.00	128.25	-2.60	107.34	Avg RF
2-Chlorotoluene	0.8056	0.8261	125.00	128.18	-2.54	101.53	Avg RF
4-Chlorotoluene	2.6094	2.7134	125.00	129.98	-3.98	101.24	Avg RF
1,3-Dichlorobenzene	1.4748	1.4676	125.00	124.39	0.49	102.72	Avg RF
1,4-Dichlorobenzene	1.5036	1.5046	125.00	125.08	-0.07	102.51	Avg RF
1,2-Dichlorobenzene	1.2313	1.2111	125.00	122.95	1.64	100.09	Avg RF

A -- against Average; M -- against Mid Point; P -- against Previous CC in the Method;

Quantitation Results Report (QT Reviewed)

Data File	20JAN03.D	Operator	MSC
Acq. Method	5975CACQF.M	Acq. Date-Time	1/20/2022 10:06:19 AM
Sample Name	CCV012022_	Instrument	VOA5975C
Vial	3	Multiplier	1.00
DA Method File	VOA5975C_8260B_SHT_DoD_L4_011922.m	Comment	
Tune File	BFB_Atune3.u	Tune Date	10/11/2021 4:02:00 PM
Batch Name	VG012022_8260B.batch.bin	Last Calib Update	3/8/2022 4:29:12 PM
Ref Library	\\MASSHUNTER\Org\Library\NIST129K.l		



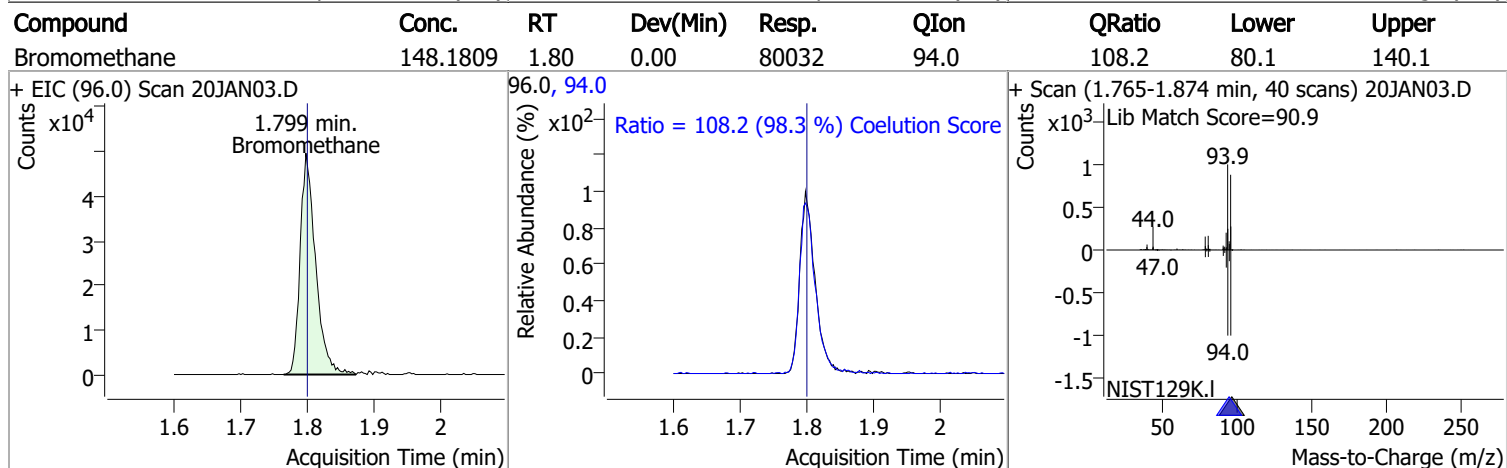
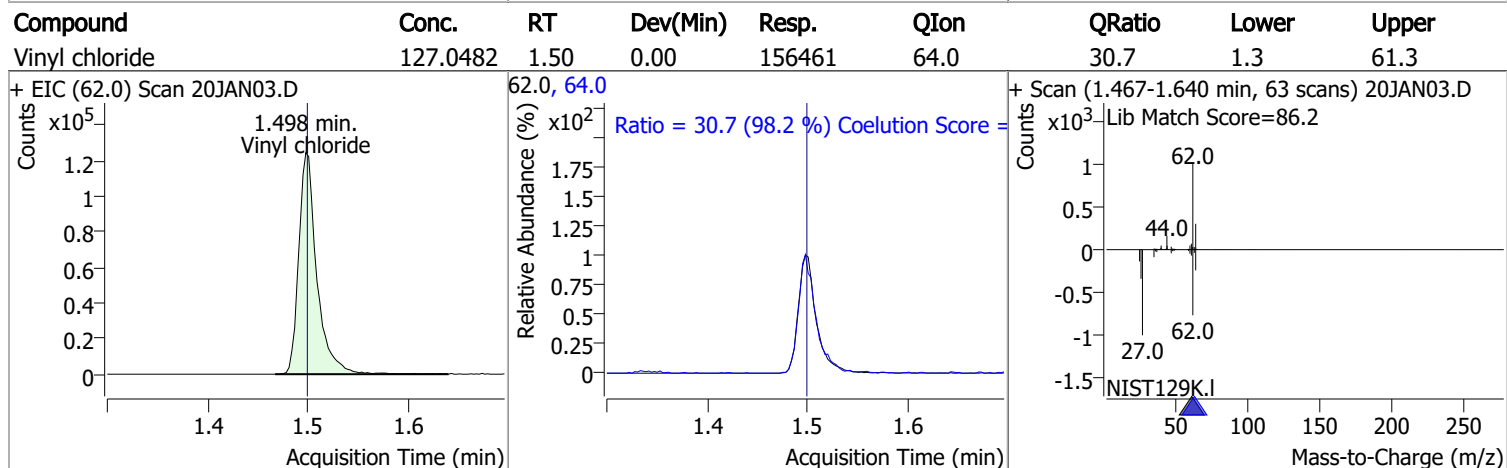
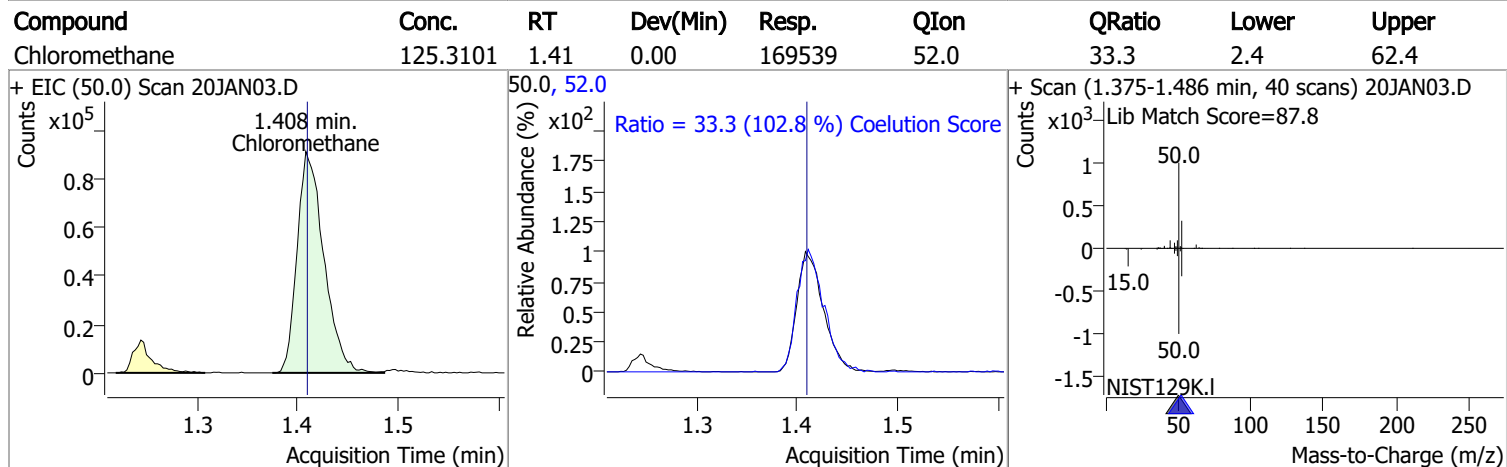
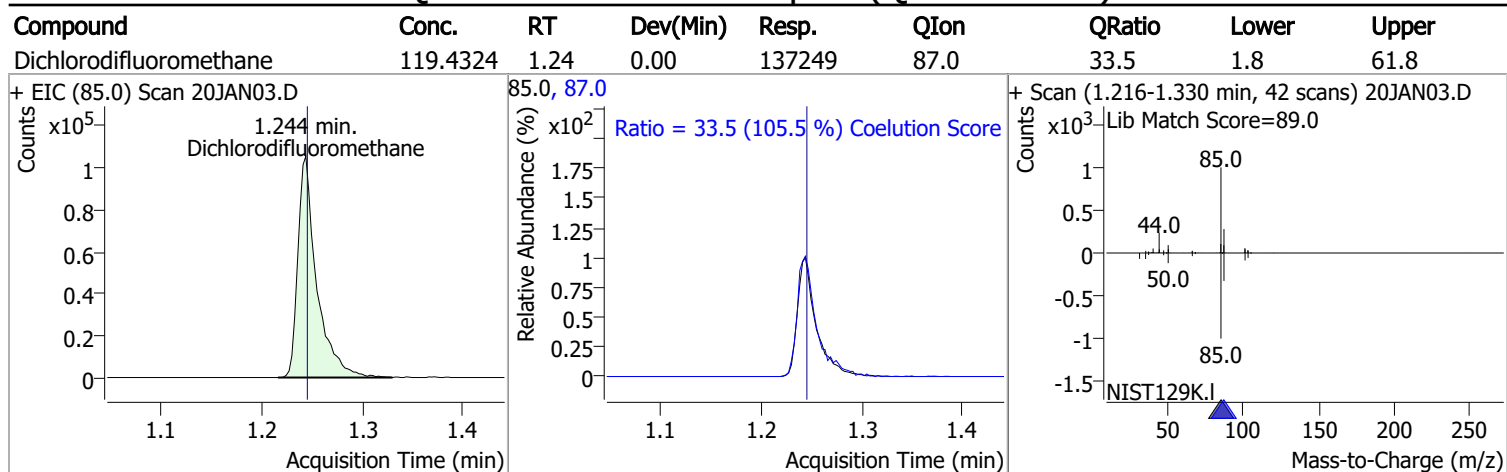
Compound	RT	QIon	Resp.	Conc.	Units	Dev(Min)
Internal Standards						
M Fluorobenzene	6.620	96.0	854644	250.0000	ng	0.000
M Chlorobenzene-d5	9.774	82.0	332675	250.0000	ng	0.000
M 1,4-Dichlorobenzene-d4	12.100	152.0	277225	250.0000	ng	0.000
System Monitoring Compounds						
S Dibromofluoromethane	5.848	113.0	196016	236.7935	ng	-0.003
Spiked Amount: 250.000		Range: 80.0 - 119.0%		Recovery = 94.72%		
S 1,2-Dichloroethane-d4	6.230	67.0	99752	278.9604	ng	0.000
Spiked Amount: 250.000		Range: 81.0 - 118.0%		Recovery = 111.58%		
S Toluene-d8	8.321	98.0	872396	268.7964	ng	0.003
Spiked Amount: 250.000		Range: 89.0 - 112.0%		Recovery = 107.52%		
S p-Bromofluorobenzene	10.951	95.0	272857	266.5715	ng	0.003
Spiked Amount: 250.000		Range: 85.0 - 114.0%		Recovery = 106.63%		
Target Compounds						
T Dichlorodifluoromethane	1.244	85.0	137249	119.4324	ng	97
T Chloromethane	1.408	50.0	169539	125.3101	ng	98
T Vinyl chloride	1.498	62.0	156461	127.0482	ng	99
T Bromomethane	1.799	96.0	80032	148.1809	ng	98
T Chloroethane	1.896	64.0	82122	140.9467	ng	99
T Trichlorofluoromethane	2.147	101.0	174554	118.2014	ng	100
T 1,1-Dichloroethene	2.702	96.0	102609	119.4141	ng	98
T Methylene chloride	3.332	49.0	150099	120.1457	ng	99
T trans-1,2-Dichloroethene	3.723	96.0	109094	122.8991	ng	99
T Methyl tert-butyl ether (MTBE)	3.756	73.0	146070	131.6565	ng	100
T 1,1-Dichloroethane	4.381	63.0	208358	125.4183	ng	99
T 2,2-Dichloropropane	5.187	77.0	156034	124.6300	ng	99
T cis-1,2-Dichloroethene	5.215	96.0	113724	126.5318	ng	98
T Methyl ethyl ketone	5.282	43.0	165398	1273.3904	ng	97
T Bromochloromethane	5.519	128.0	46772	126.2147	ng	96
T Chloroform	5.653	83.0	197112	118.8303	ng	100

Quantitation Results Report (QT Reviewed)

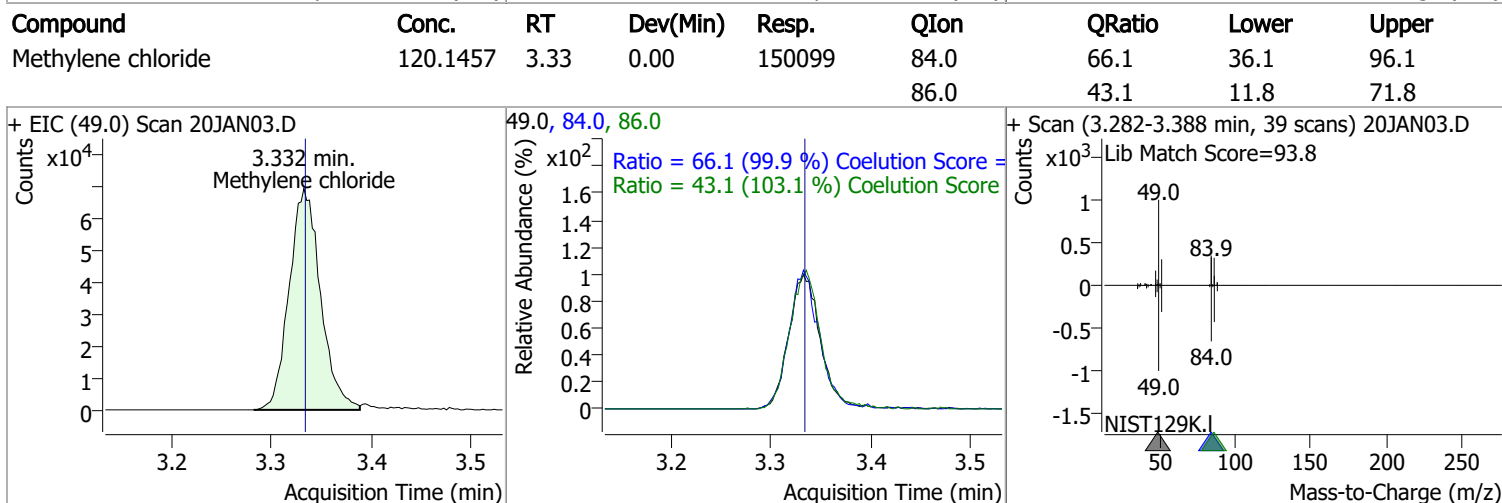
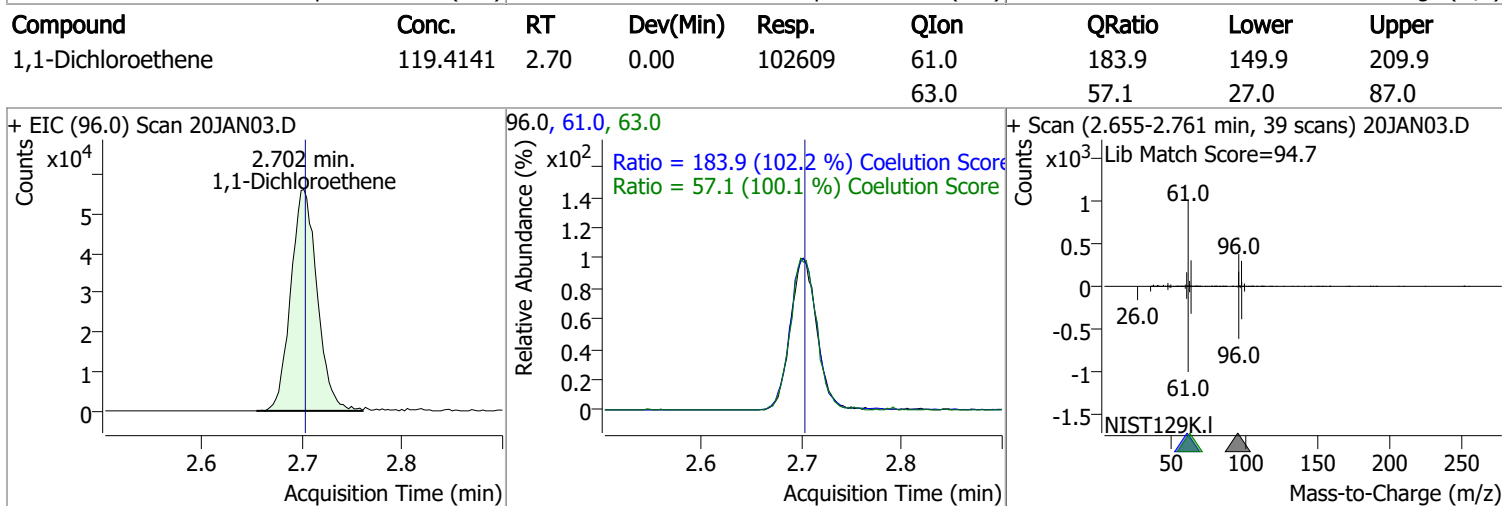
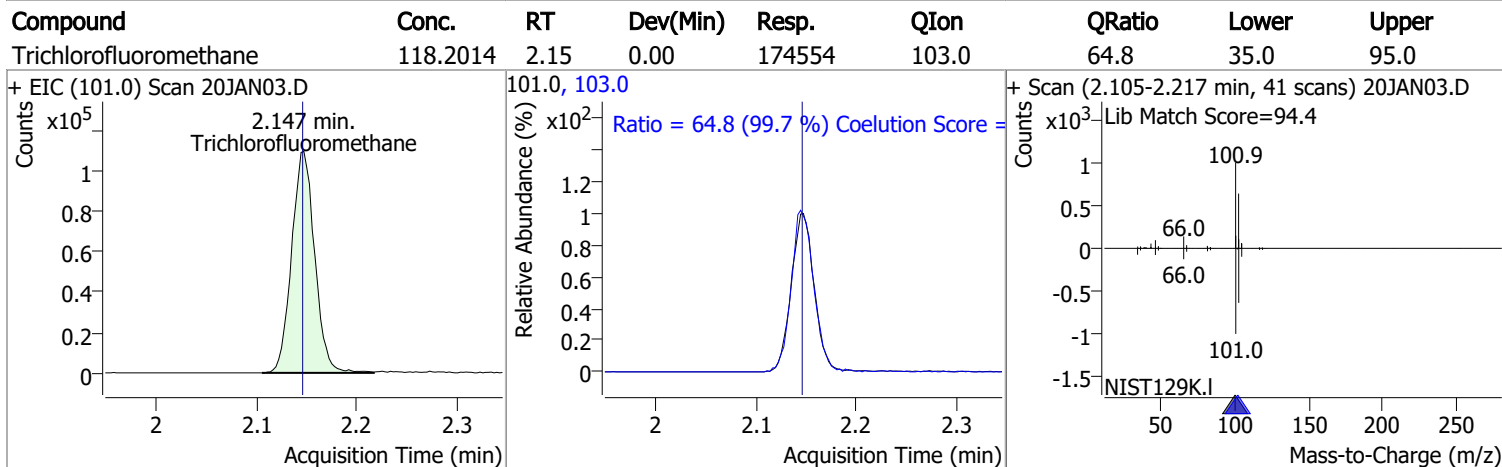
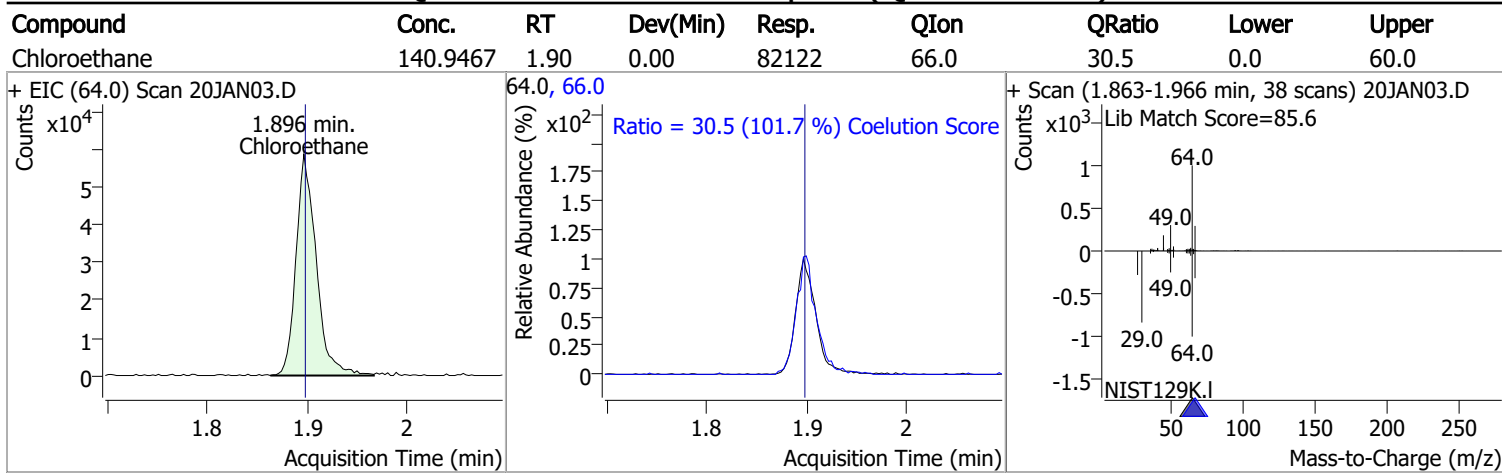
Compound	RT	QIon	Resp.	Conc.	Units	Dev(Min)
T 1,1,1-Trichloroethane	5.831	97.0	190728	124.6199	ng	99
T Carbon tetrachloride	6.026	117.0	180155	121.3688	ng	100
T 1,1-Dichloropropene	6.037	75.0	156056	125.7424	ng	98
T Benzene	6.277	78.0	426733	124.9892	ng	99
T 1,2-Dichloroethane	6.322	62.0	117475	124.5755	ng	98
T Trichloroethene	7.027	95.0	123374	123.8761	ng	97
T 1,2-Dichloropropane	7.273	63.0	107675	122.9654	ng	99
T Dibromomethane	7.393	93.0	47406	128.4398	ng	98
T Bromodichloromethane	7.588	83.0	127616	122.9592	ng	98
T cis-1,3-Dichloropropene	8.059	75.0	139787	122.7397	ng	98
T Toluene	8.386	92.0	268369	124.0516	ng	97
T trans-1,3-Dichloropropene	8.636	75.0	105515	127.0140	ng	95
T 1,1,2-Trichloroethane	8.821	83.0	53458	126.5530	ng	97
T Tetrachloroethene	8.938	163.8	107259	122.2665	ng	99
T 1,3-Dichloropropane	8.979	76.0	107346	125.5775	ng	100
T Chlorodibromomethane	9.203	129.0	86368	126.9543	ng	98
T 1,2-Dibromoethane	9.303	107.0	59719	128.0039	ng	97
T Chlorobenzene	9.802	112.0	293796	123.8826	ng	99
T 1,1,1,2-Tetrachloroethane	9.891	131.0	101677	122.1932	ng	98
T Ethylbenzene	9.919	91.0	502752	121.7616	ng	99
T m+p-Xylenes	10.039	106.0	407594	247.6113	ng	100
T o-Xylene	10.432	106.0	176924	122.9361	ng	100
T Styrene	10.449	104.0	293499	123.2921	ng	99
T Bromoform	10.625	172.5	45937	123.6603	ng	97
T Bromobenzene	11.096	156.0	114093	126.3967	ng	99
T 1,1,2,2-Tetrachloroethane	11.110	83.0	65439	127.0988	ng	97
T 1,2,3-Trichloropropane	11.146	110.0	17358	128.3179	ng	97
T 2-Chlorotoluene	11.288	126.0	111444	124.7451	ng	96
T 4-Chlorotoluene	11.400	91.0	370855	128.1657	ng	98
T 1,3-Dichlorobenzene	12.033	146.0	204205	124.8622	ng	99
T 1,4-Dichlorobenzene	12.125	146.0	205126	123.0285	ng	98
T 1,2-Dichlorobenzene	12.496	146.0	170798	125.0899	ng	98

(#) = Qualifier Out of Range; (m) = Manual Integration; (+) = Area Summed; (*) = Surrogate Percent Recovery Out of Range; (d): Zeroed Peak

Quantitation Results Report (QT Reviewed)

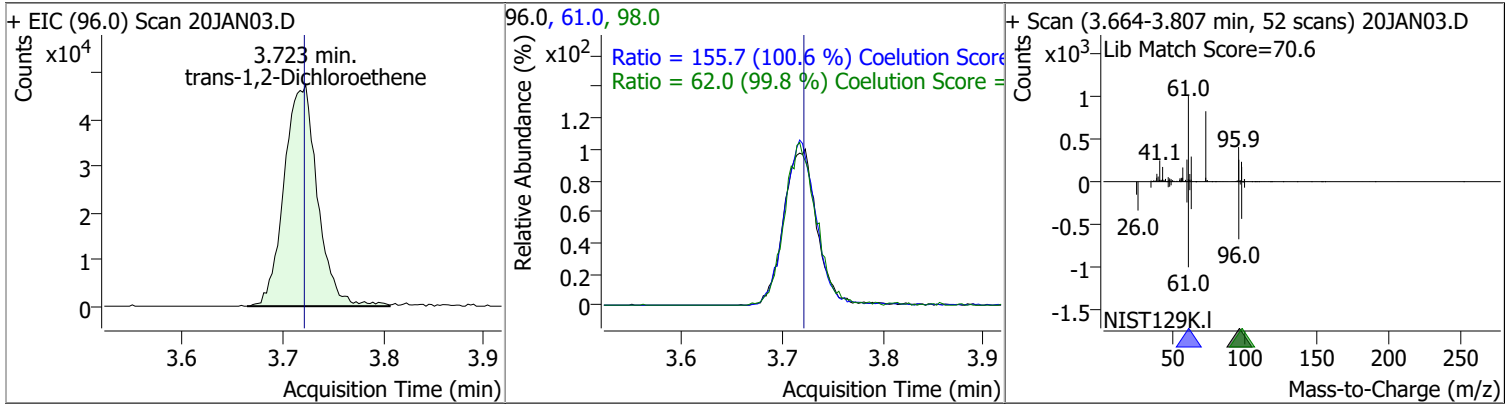


Quantitation Results Report (QT Reviewed)

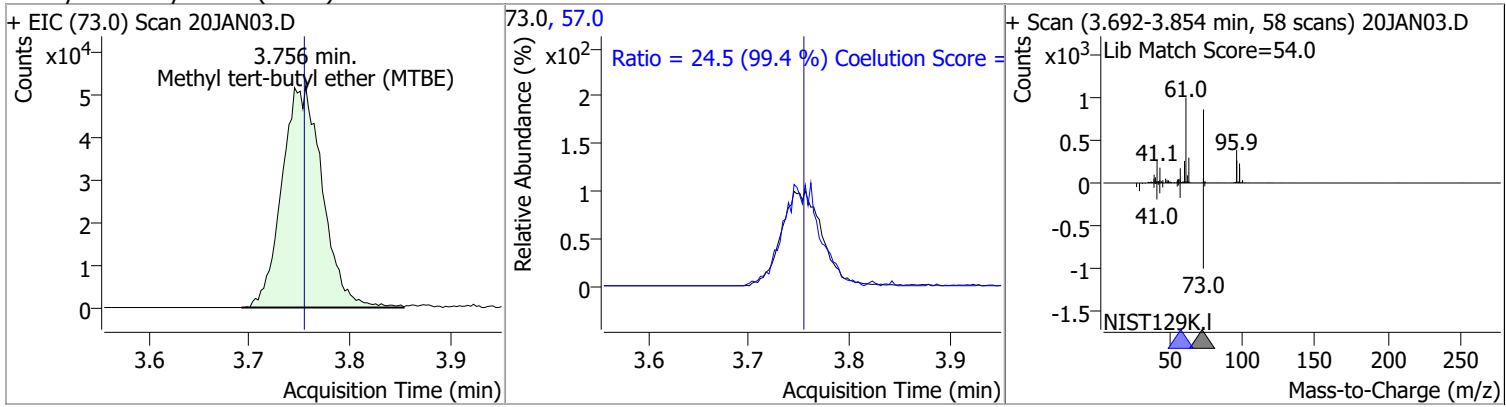


Quantitation Results Report (QT Reviewed)

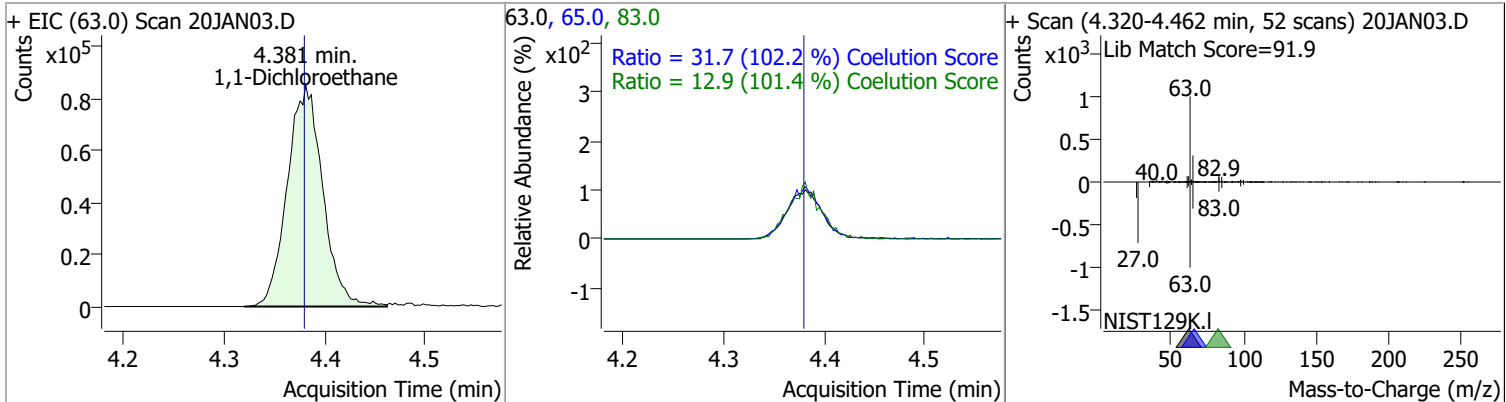
Compound	Conc.	RT	Dev(Min)	Resp.	QIon	QRatio	Lower	Upper
trans-1,2-Dichloroethene	122.8991	3.72	0.00	109094	61.0	155.7	124.8	184.8
					98.0	62.0	32.1	92.1



Compound	Conc.	RT	Dev(Min)	Resp.	QIon	QRatio	Lower	Upper
Methyl tert-butyl ether (MTBE)	131.6565	3.76	0.00	146070	57.0	24.5	0.0	54.6

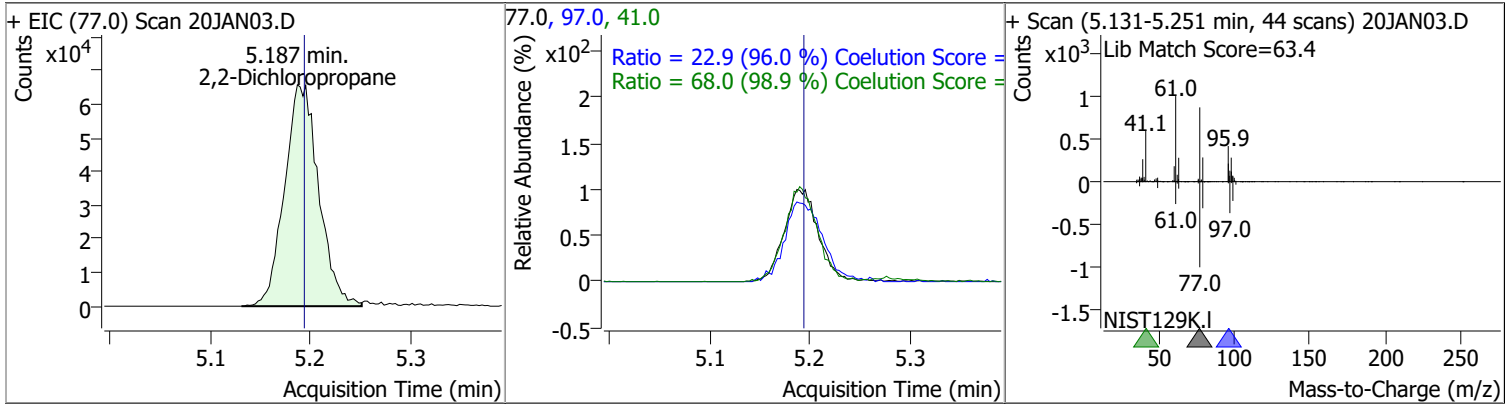


Compound	Conc.	RT	Dev(Min)	Resp.	QIon	QRatio	Lower	Upper
1,1-Dichloroethane	125.4183	4.38	0.00	208358	65.0	31.7	1.0	61.0
					83.0	12.9	0.0	42.7

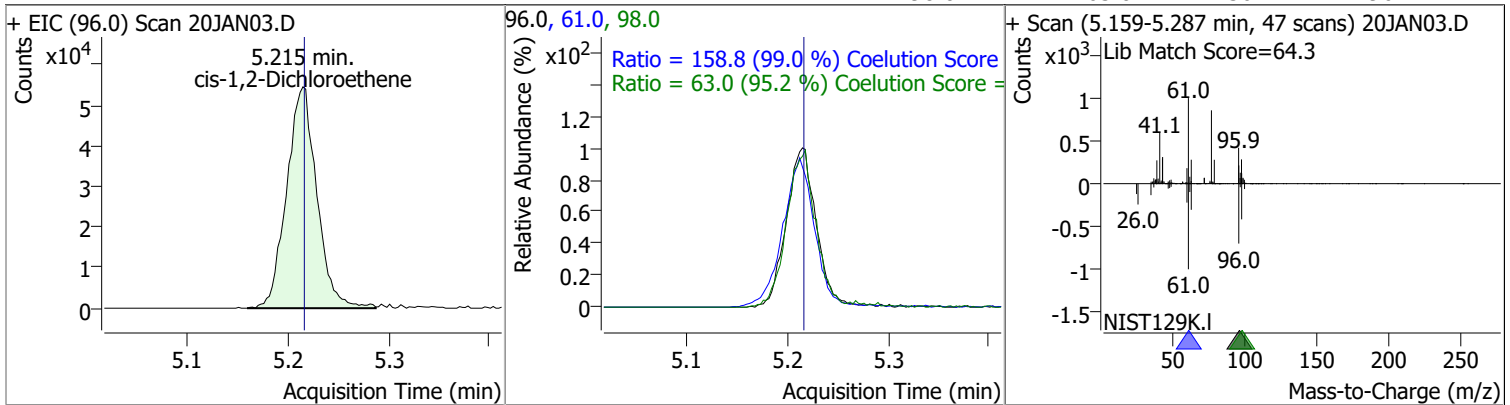


Quantitation Results Report (QT Reviewed)

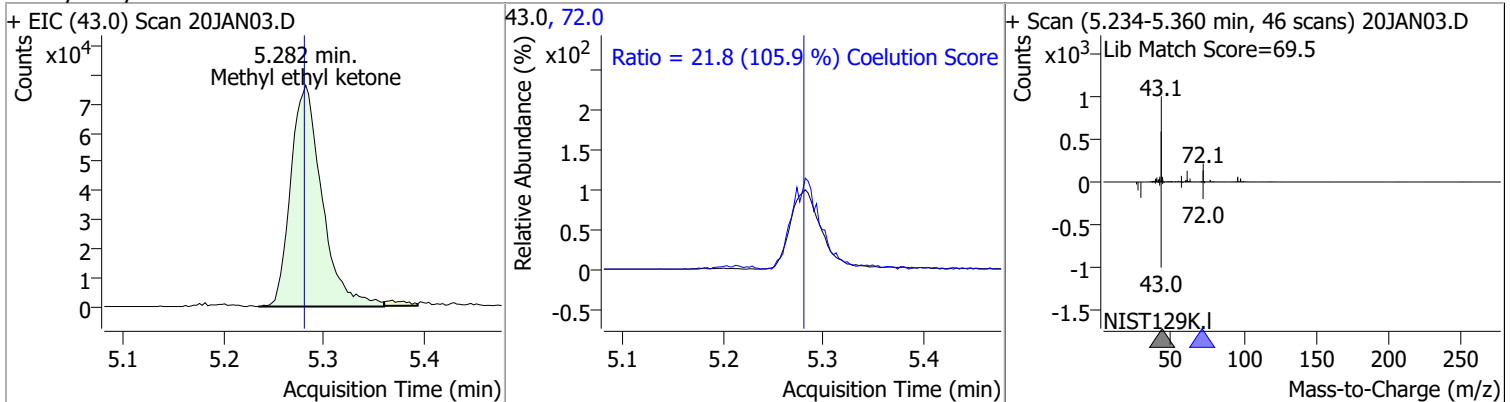
Compound	Conc.	RT	Dev(Min)	Resp.	QIon	QRatio	Lower	Upper
2,2-Dichloropropane	124.6300	5.19	-0.01	156034	41.0	68.0	38.8	98.8
					97.0	22.9	0.0	53.9



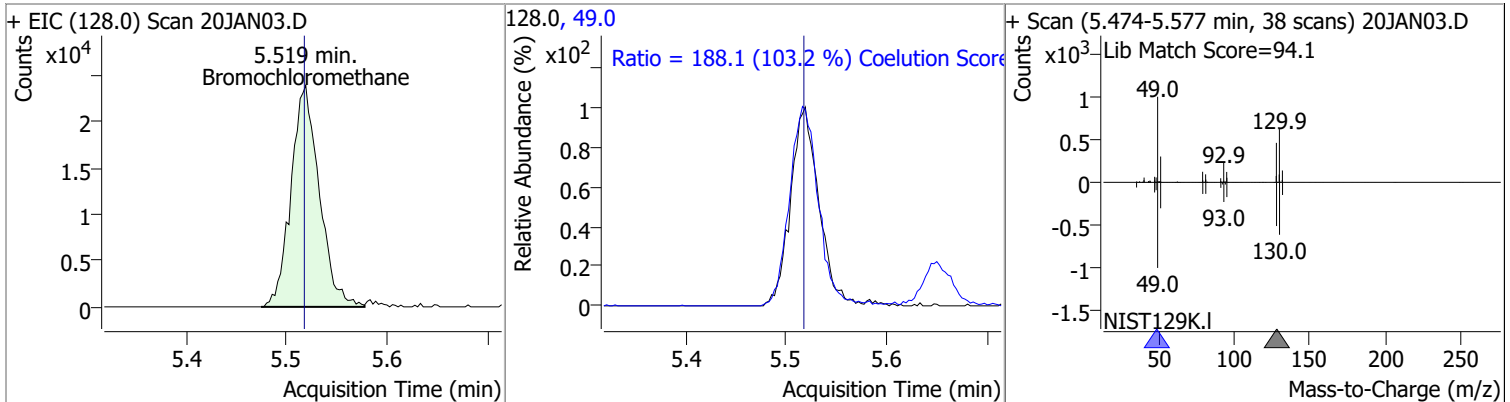
Compound	Conc.	RT	Dev(Min)	Resp.	QIon	QRatio	Lower	Upper
cis-1,2-Dichloroethene	126.5318	5.21	0.00	113724	61.0	158.8	130.4	190.4
					98.0	63.0	36.2	96.2



Compound	Conc.	RT	Dev(Min)	Resp.	QIon	QRatio	Lower	Upper
Methyl ethyl ketone	1273.3904	5.28	0.00	165398	72.0	21.8	0.0	50.6

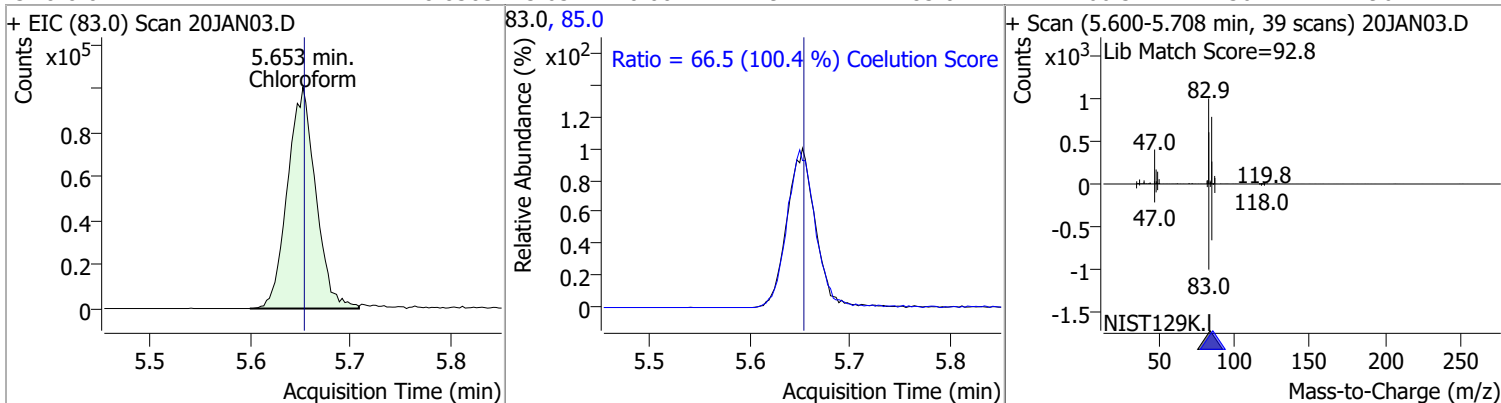


Compound	Conc.	RT	Dev(Min)	Resp.	QIon	QRatio	Lower	Upper
Bromochloromethane	126.2147	5.52	0.00	46772	49.0	188.1	152.2	212.2

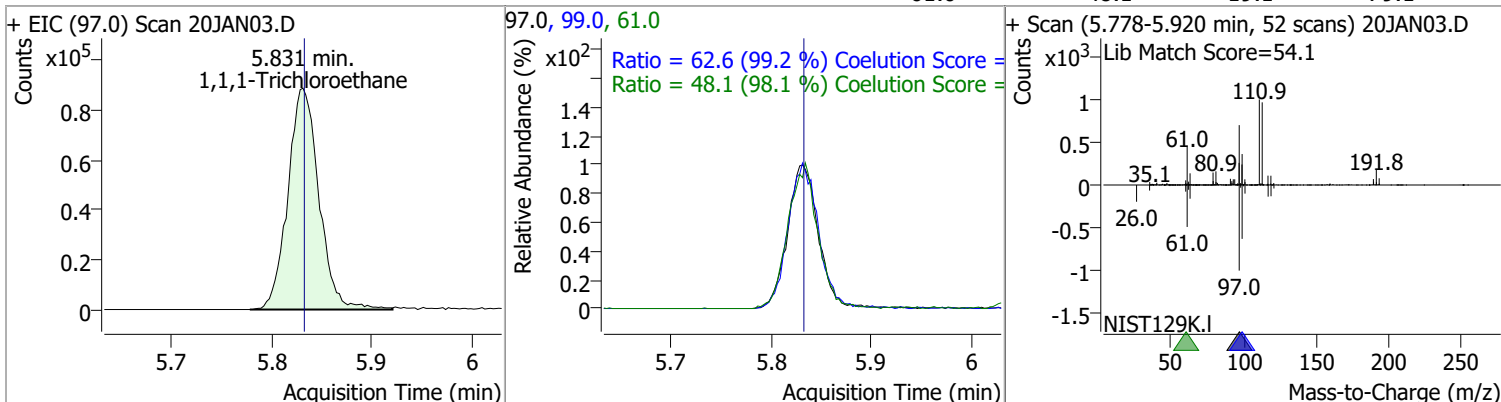


Quantitation Results Report (QT Reviewed)

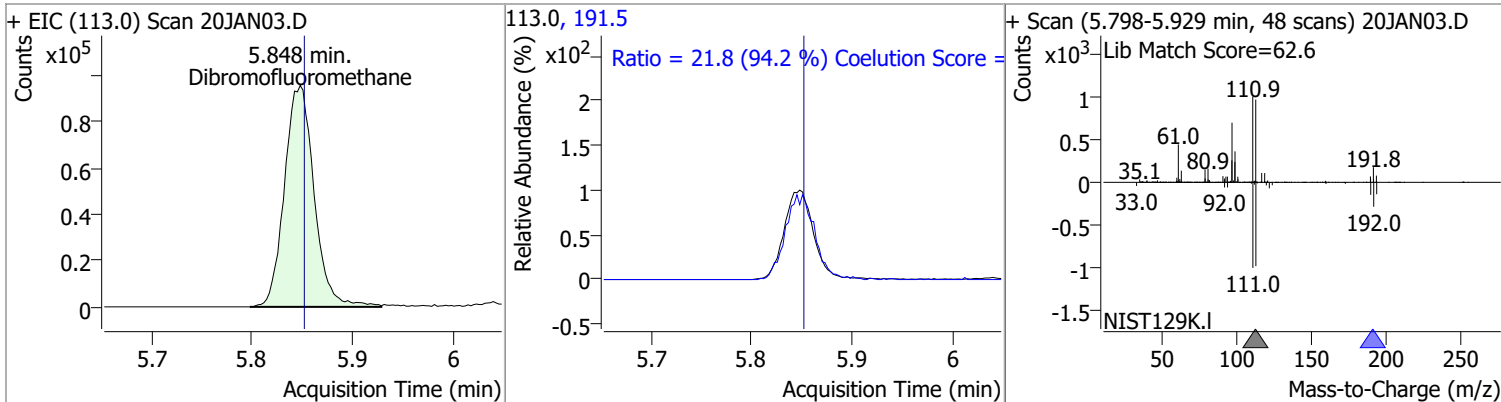
Compound	Conc.	RT	Dev(Min)	Resp.	QIon	QRatio	Lower	Upper
Chloroform	118.8303	5.65	0.00	197112	85.0	66.5	36.2	96.2



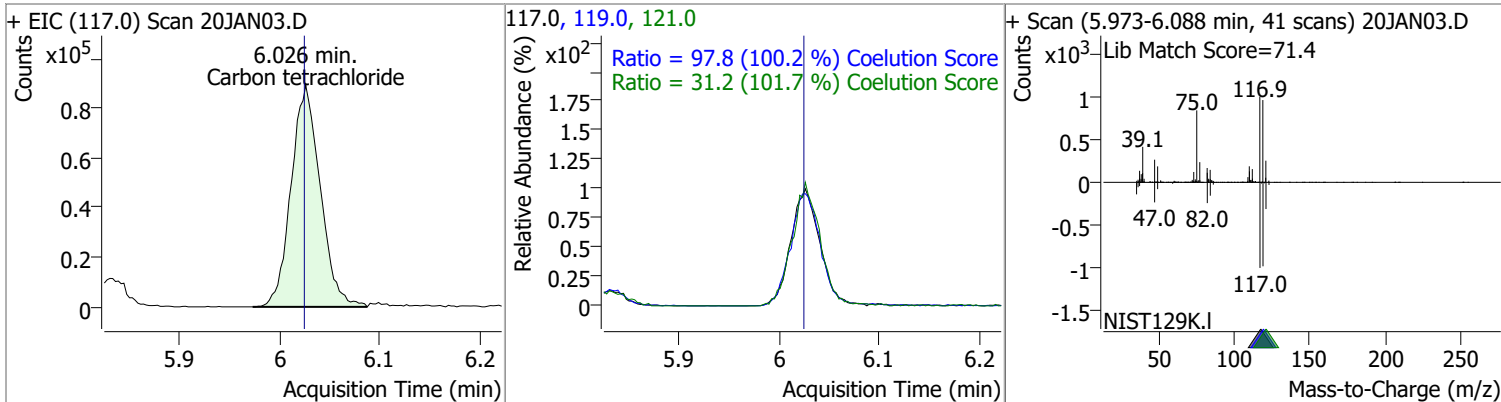
Compound	Conc.	RT	Dev(Min)	Resp.	QIon	QRatio	Lower	Upper
1,1,1-Trichloroethane	124.6199	5.83	0.00	190728	99.0	62.6	33.1	93.1
					61.0	48.1	19.1	79.1



Compound	Conc.	RT	Dev(Min)	Resp.	QIon	QRatio	Lower	Upper
Dibromofluoromethane	236.7935	5.85	0.00	196016	191.5	21.8	0.0	53.2

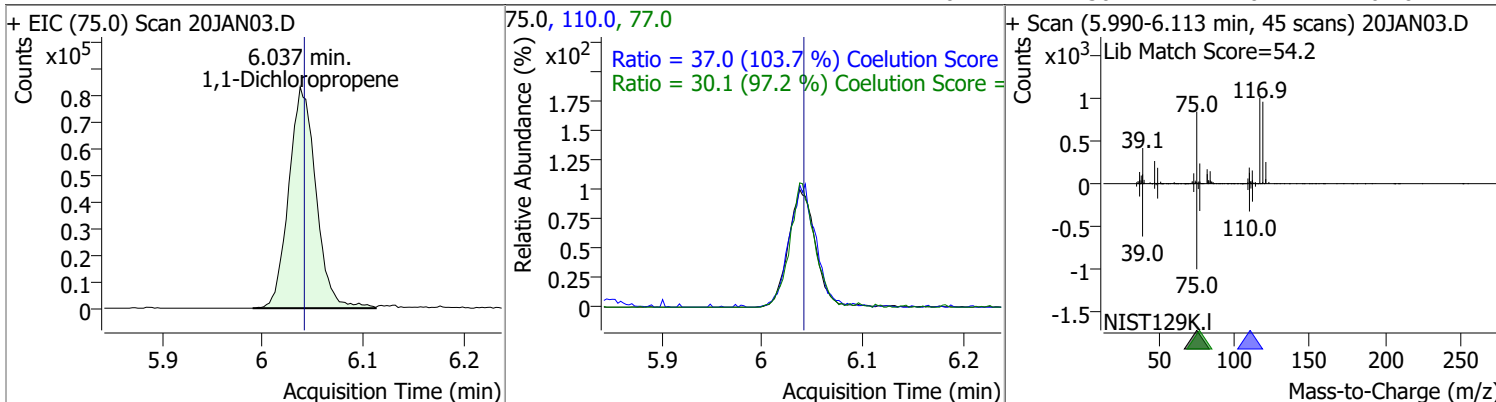


Compound	Conc.	RT	Dev(Min)	Resp.	QIon	QRatio	Lower	Upper
Carbon tetrachloride	121.3688	6.03	0.00	180155	119.0	97.8	67.6	127.6
					121.0	31.2	0.7	60.7

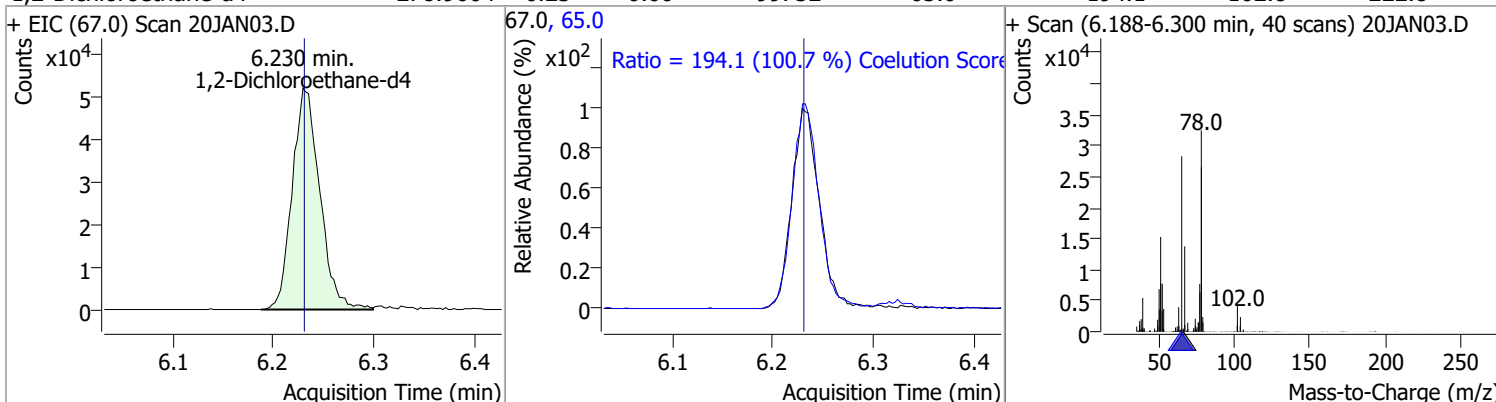


Quantitation Results Report (QT Reviewed)

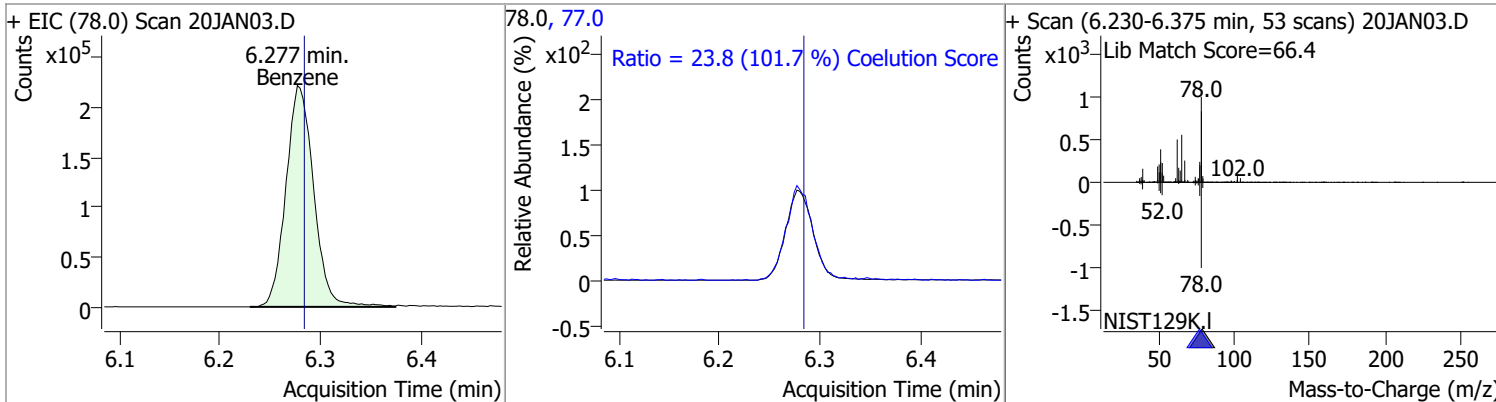
Compound	Conc.	RT	Dev(Min)	Resp.	QIon	QRatio	Lower	Upper
1,1-Dichloropropene	125.7424	6.04	0.00	156056	110.0	37.0	5.6	65.6
					77.0	30.1	1.0	61.0



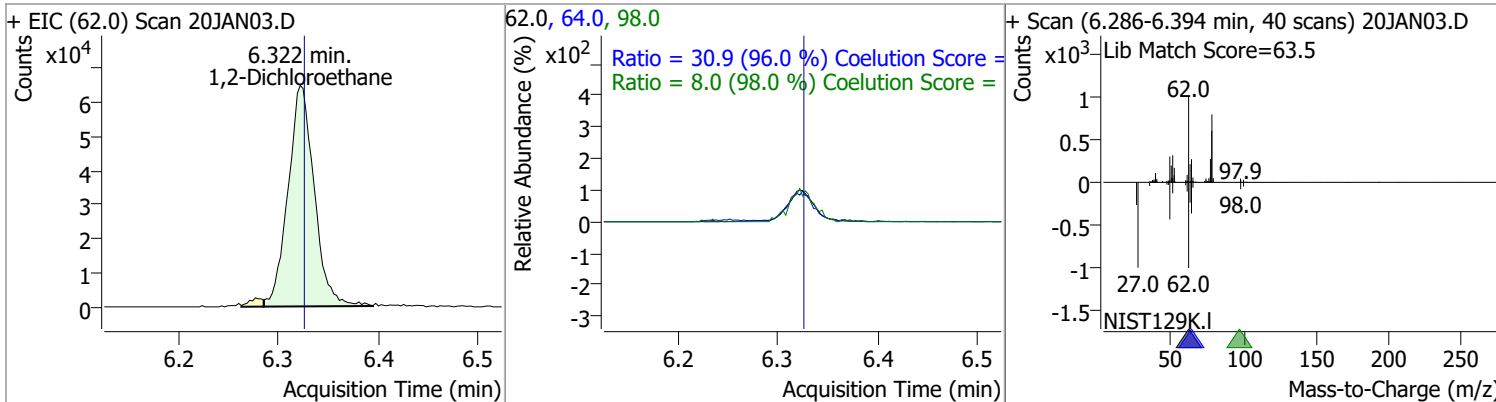
Compound	Conc.	RT	Dev(Min)	Resp.	QIon	QRatio	Lower	Upper
1,2-Dichloroethane-d4	278.9604	6.23	0.00	99752	65.0	194.1	162.8	222.8



Compound	Conc.	RT	Dev(Min)	Resp.	QIon	QRatio	Lower	Upper
Benzene	124.9892	6.28	-0.01	426733	77.0	23.8	0.0	53.3

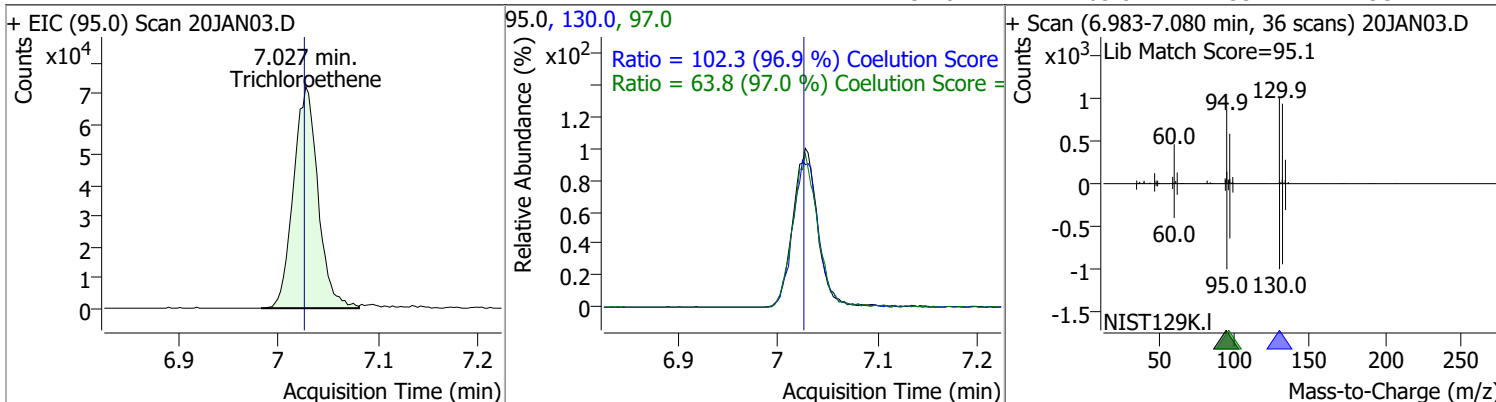


Compound	Conc.	RT	Dev(Min)	Resp.	QIon	QRatio	Lower	Upper
1,2-Dichloroethane	124.5755	6.32	0.00	117475	64.0	30.9	2.2	62.2
					98.0	8.0	0.0	38.2

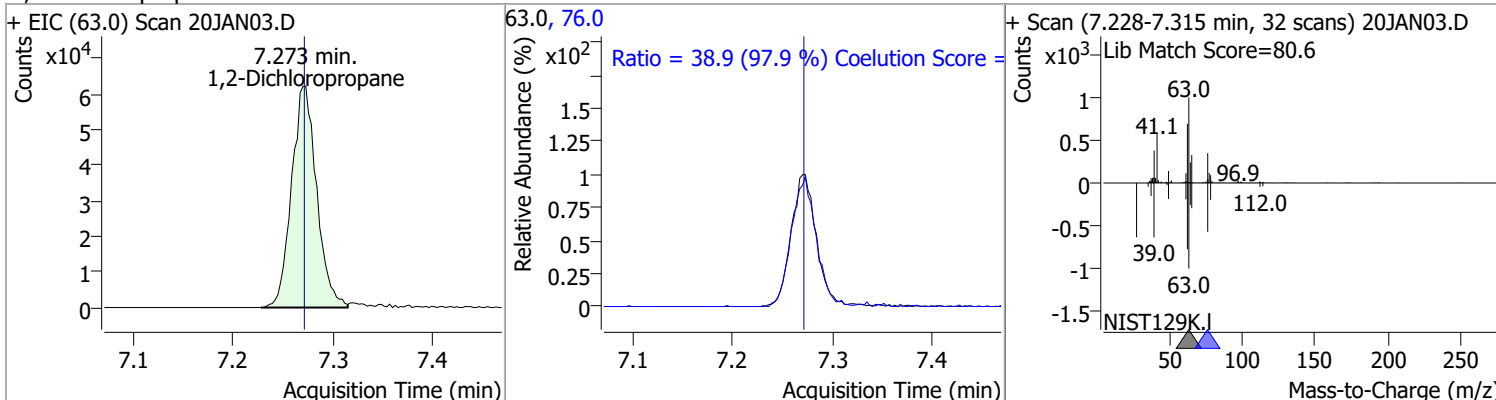


Quantitation Results Report (QT Reviewed)

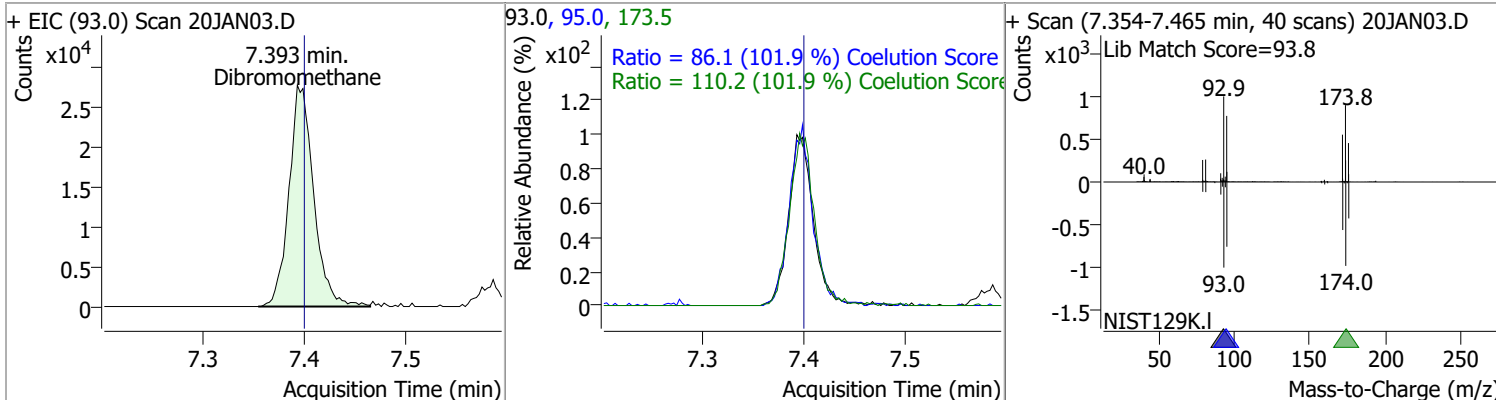
Compound	Conc.	RT	Dev(Min)	Resp.	QIon	QRatio	Lower	Upper
Trichloroethene	123.8761	7.03	0.00	123374	130.0	102.3	75.6	135.6
					97.0	63.8	35.7	95.7



Compound	Conc.	RT	Dev(Min)	Resp.	QIon	QRatio	Lower	Upper
1,2-Dichloropropane	122.9654	7.27	0.00	107675	76.0	38.9	9.8	69.8

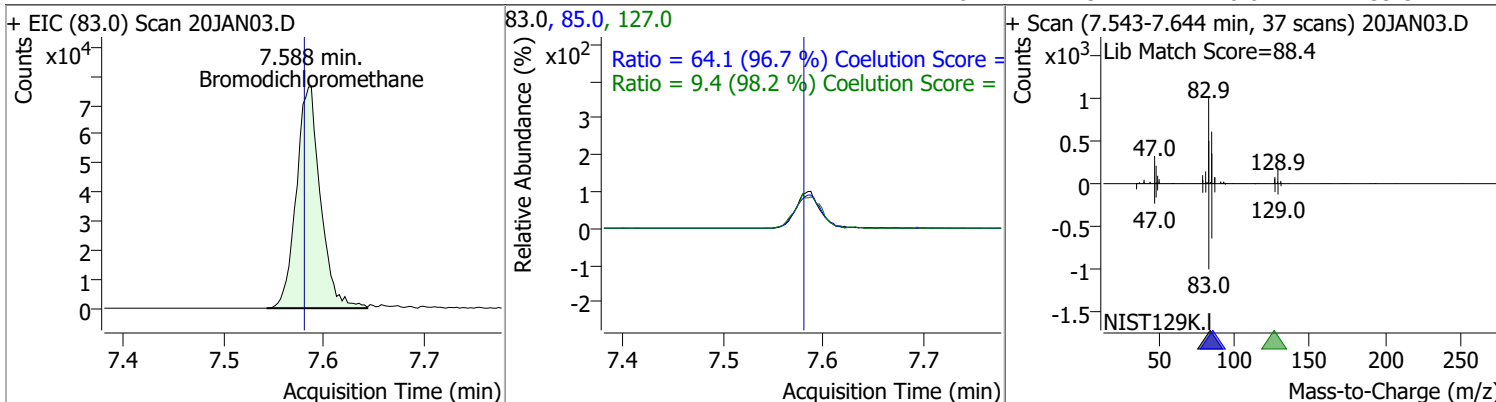


Compound	Conc.	RT	Dev(Min)	Resp.	QIon	QRatio	Lower	Upper
Dibromomethane	128.4398	7.39	-0.01	47406	173.5	110.2	78.2	138.2
					95.0	86.1	54.5	114.5

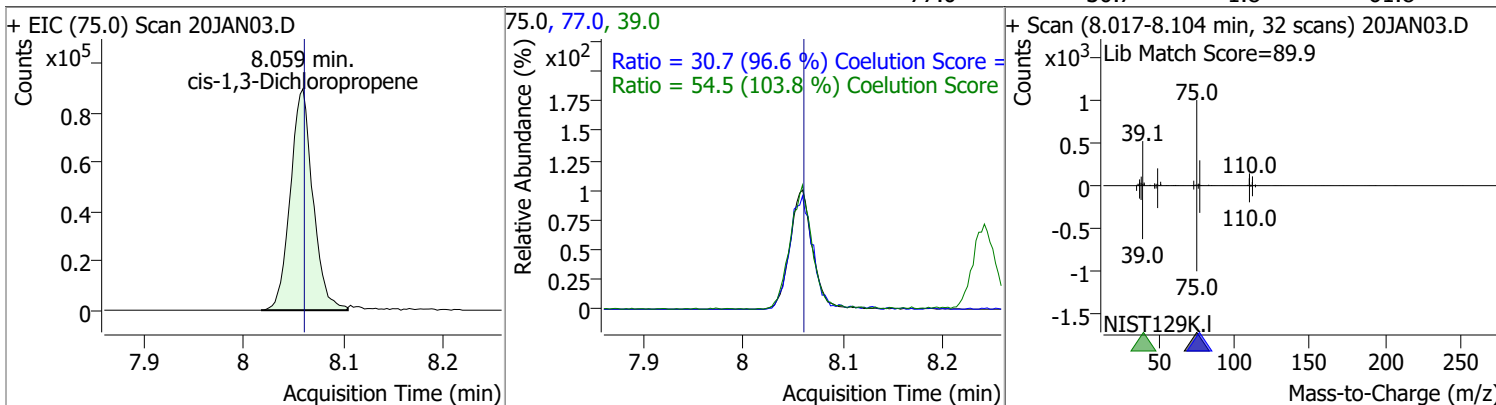


Quantitation Results Report (QT Reviewed)

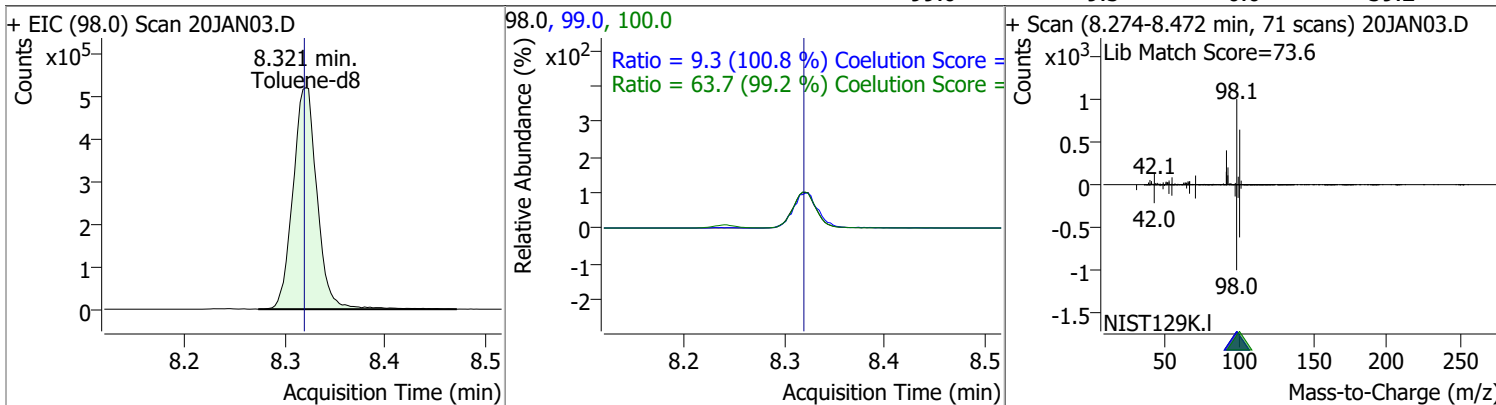
Compound	Conc.	RT	Dev(Min)	Resp.	QIon	QRatio	Lower	Upper
Bromodichloromethane	122.9592	7.59	0.01	127616	85.0	64.1	36.3	96.3
					127.0	9.4	0.0	39.5



Compound	Conc.	RT	Dev(Min)	Resp.	QIon	QRatio	Lower	Upper
cis-1,3-Dichloropropene	122.7397	8.06	0.00	139787	39.0	54.5	22.5	82.5
					77.0	30.7	1.8	61.8



Compound	Conc.	RT	Dev(Min)	Resp.	QIon	QRatio	Lower	Upper
Toluene-d8	268.7964	8.32	0.00	872396	100.0	63.7	34.3	94.3
					99.0	9.3	0.0	39.2

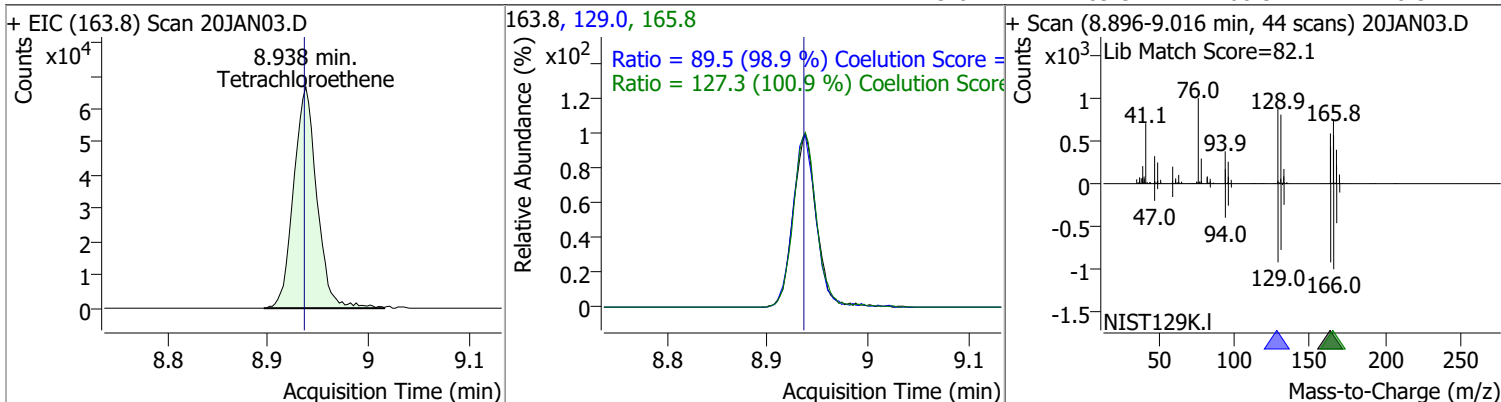


Quantitation Results Report (QT Reviewed)

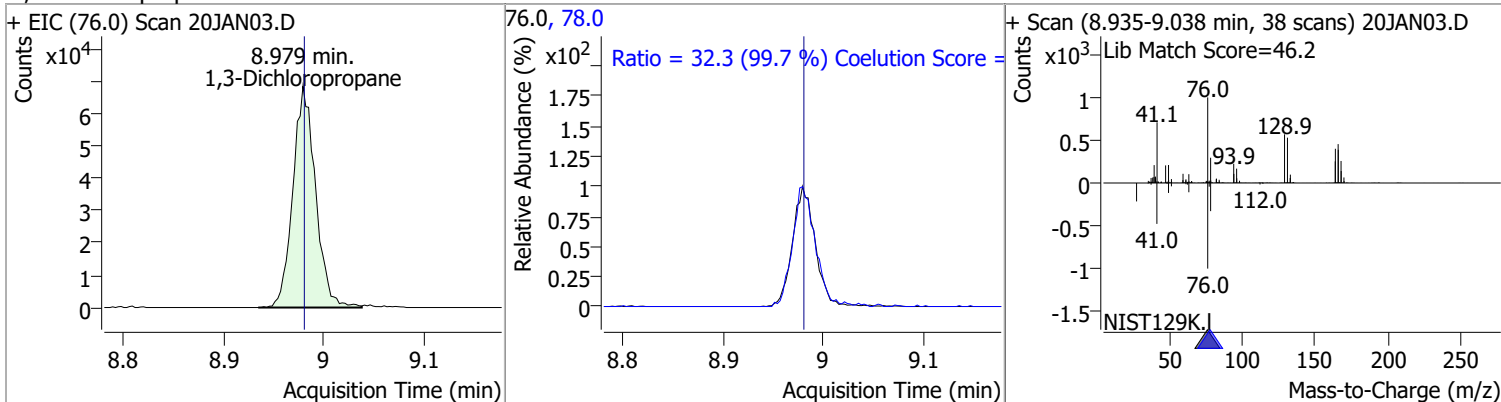
Compound	Conc.	RT	Dev(Min)	Resp.	QIon	QRatio	Lower	Upper
Toluene	124.0516	8.39	0.00	268369	91.0	177.9	144.1	204.1
+ EIC (92.0) Scan 20JAN03.D			92.0, 91.0			+ Scan (8.346-8.450 min, 38 scans) 20JAN03.D		
trans-1,3-Dichloropropene	127.0140	8.64	0.00	105515	39.0 77.0	50.6 34.9	23.0 1.0	83.0 61.0
+ EIC (75.0) Scan 20JAN03.D			75.0, 77.0, 39.0			+ Scan (8.597-8.695 min, 36 scans) 20JAN03.D		
1,1,2-Trichloroethane	126.5530	8.82	0.00	53458	97.0 85.0	113.1 65.1	80.7 30.7	140.7 90.7
+ EIC (83.0) Scan 20JAN03.D			83.0, 97.0, 85.0			+ Scan (8.781-8.899 min, 43 scans) 20JAN03.D		

Quantitation Results Report (QT Reviewed)

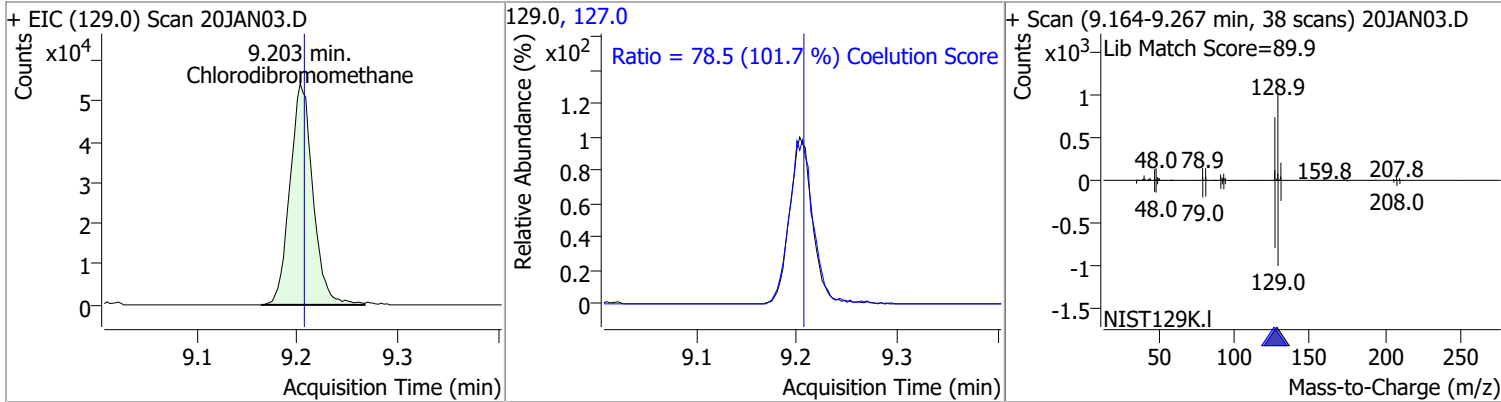
Compound	Conc.	RT	Dev(Min)	Resp.	QIon	QRatio	Lower	Upper
Tetrachloroethene	122.2665	8.94	0.00	107259	165.8	127.3	96.1	156.1
					129.0	89.5	60.5	120.5



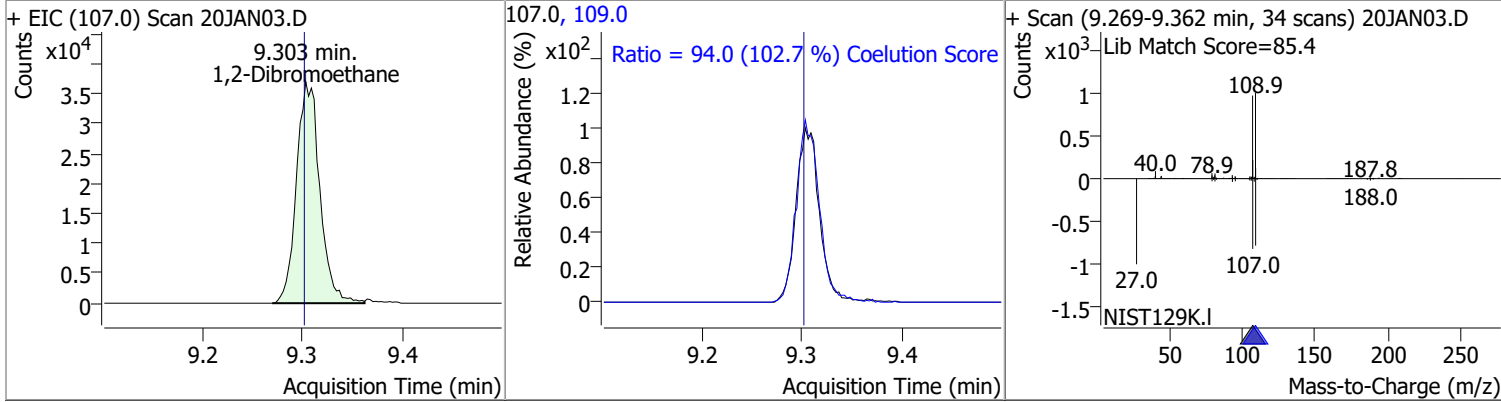
Compound	Conc.	RT	Dev(Min)	Resp.	QIon	QRatio	Lower	Upper
1,3-Dichloropropane	125.5775	8.98	0.00	107346	78.0	32.3	2.4	62.4



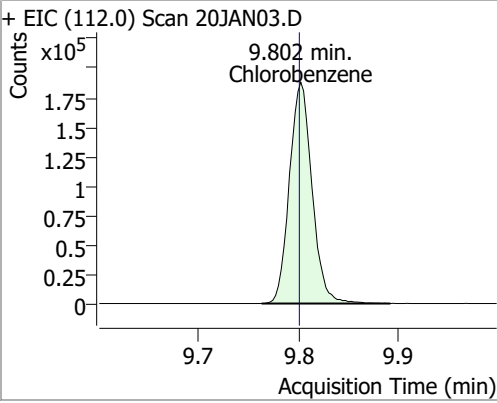
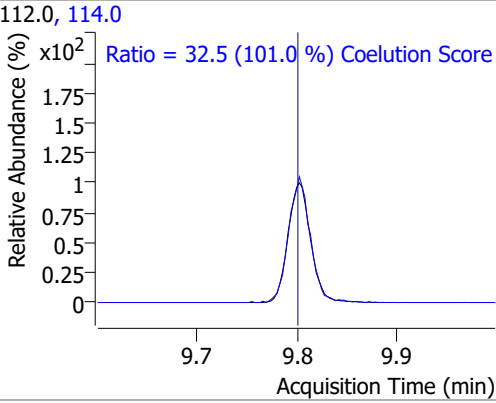
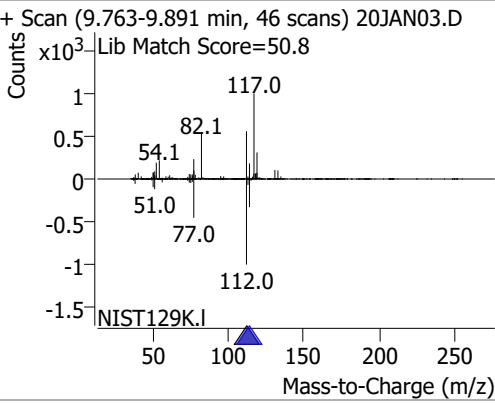
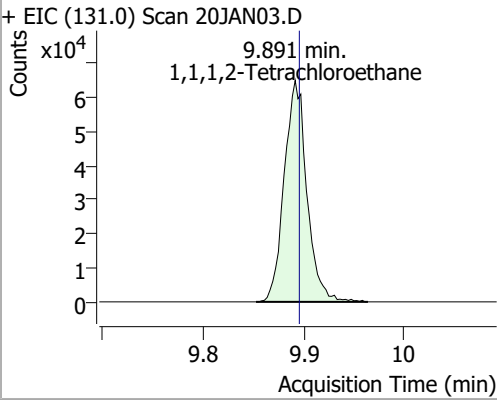
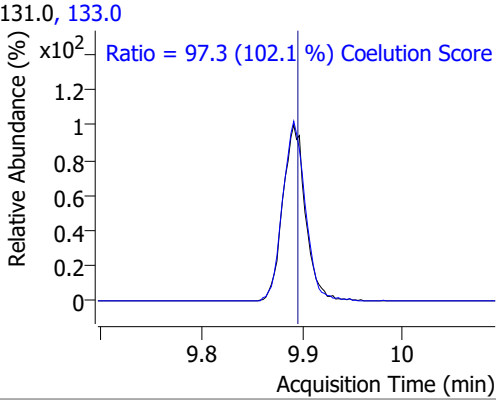
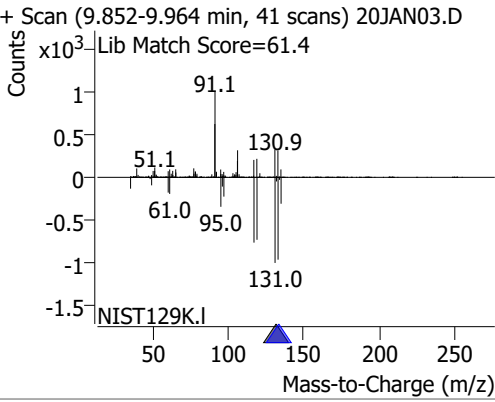
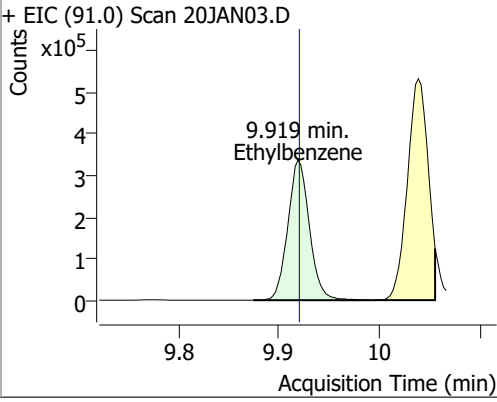
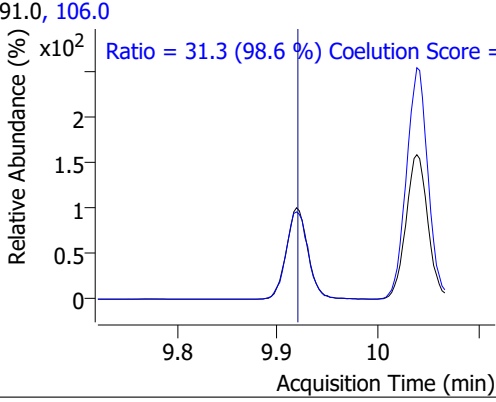
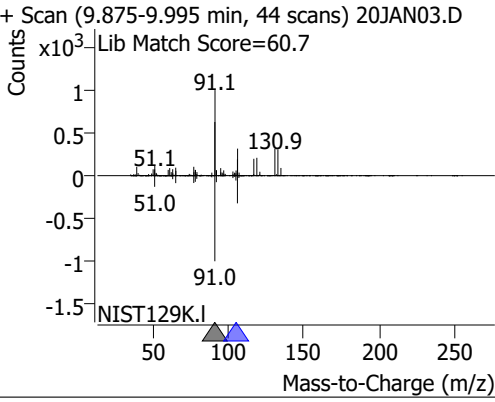
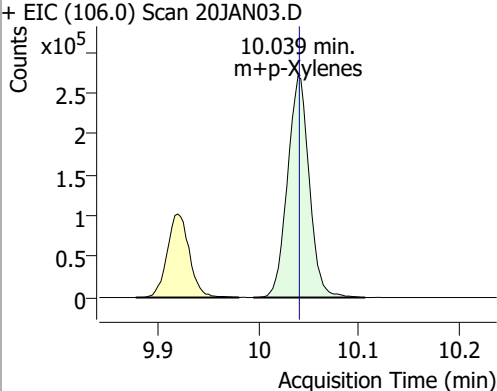
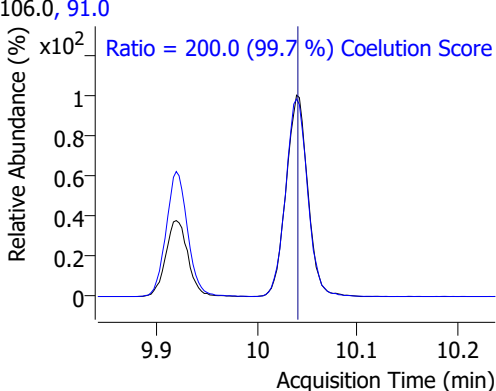
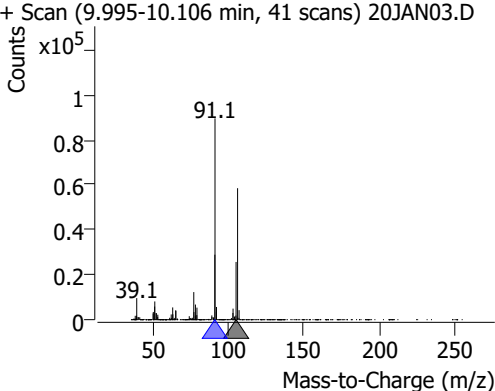
Compound	Conc.	RT	Dev(Min)	Resp.	QIon	QRatio	Lower	Upper
Chlorodibromomethane	126.9543	9.20	0.00	86368	127.0	78.5	47.2	107.2



Compound	Conc.	RT	Dev(Min)	Resp.	QIon	QRatio	Lower	Upper
1,2-Dibromoethane	128.0039	9.30	0.00	59719	109.0	94.0	61.5	121.5

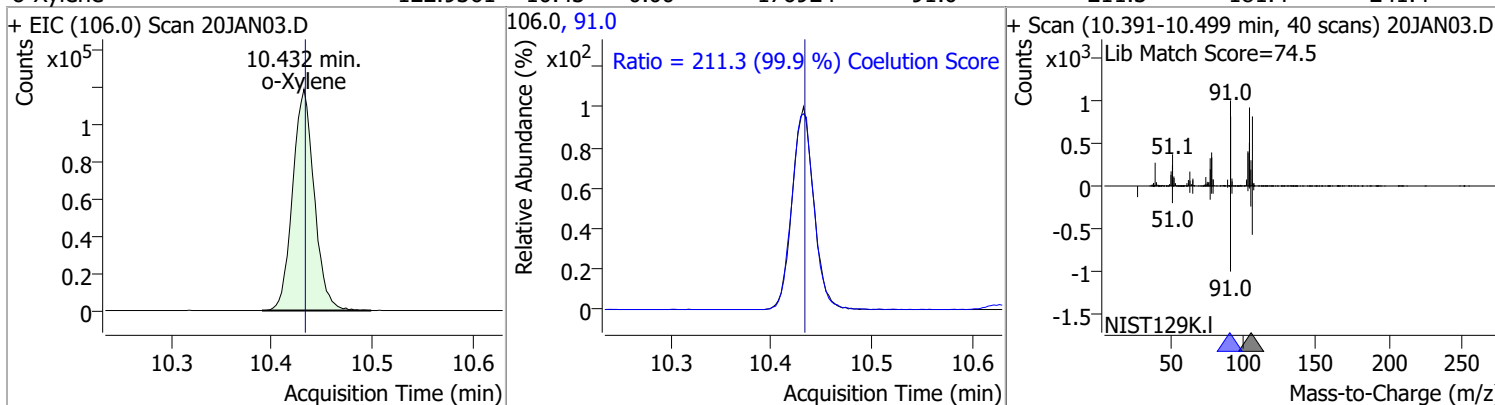


Quantitation Results Report (QT Reviewed)

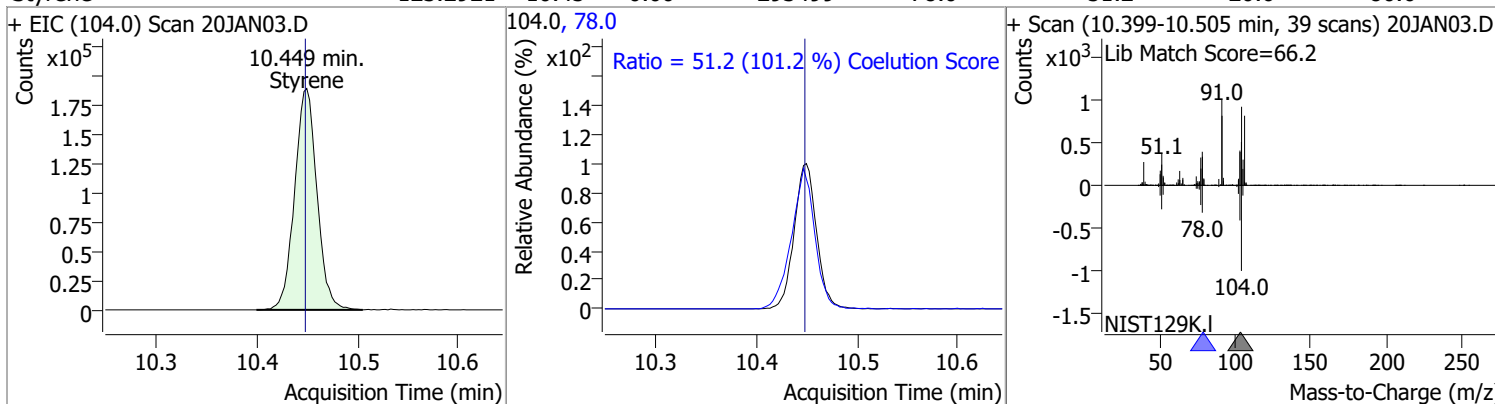
Compound	Conc.	RT	Dev(Min)	Resp.	QIon	QRatio	Lower	Upper
Chlorobenzene	123.8826	9.80	0.00	293796	114.0	32.5	2.2	62.2
+ EIC (112.0) Scan 20JAN03.D			112.0, 114.0			+ Scan (9.763-9.891 min, 46 scans) 20JAN03.D		
								
			Ratio = 32.5 (101.0 %) Coelution Score					
1,1,1,2-Tetrachloroethane	122.1932	9.89	0.00	101677	133.0	97.3	65.3	125.3
+ EIC (131.0) Scan 20JAN03.D			131.0, 133.0			+ Scan (9.852-9.964 min, 41 scans) 20JAN03.D		
								
			Ratio = 97.3 (102.1 %) Coelution Score					
Ethylbenzene	121.7616	9.92	0.00	502752	106.0	31.3	1.7	61.7
+ EIC (91.0) Scan 20JAN03.D			91.0, 106.0			+ Scan (9.875-9.995 min, 44 scans) 20JAN03.D		
								
			Ratio = 31.3 (98.6 %) Coelution Score					
m+p-Xylenes	247.6113	10.04	0.00	407594	91.0	200.0	170.7	230.7
+ EIC (106.0) Scan 20JAN03.D			106.0, 91.0			+ Scan (9.995-10.106 min, 41 scans) 20JAN03.D		
								
			Ratio = 200.0 (99.7 %) Coelution Score					

Quantitation Results Report (QT Reviewed)

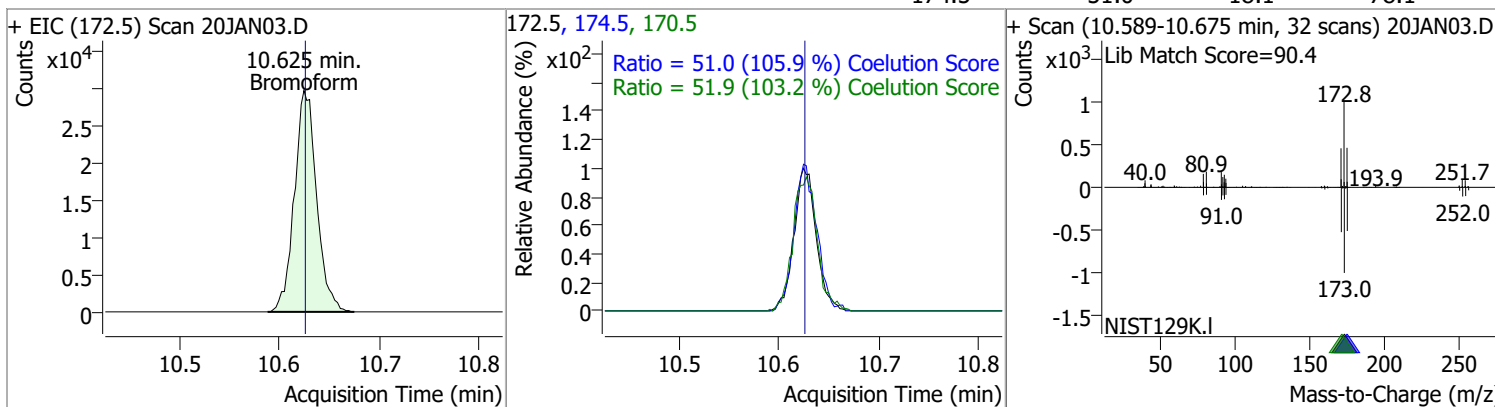
Compound	Conc.	RT	Dev(Min)	Resp.	QIon	QRatio	Lower	Upper
o-Xylene	122.9361	10.43	0.00	176924	91.0	211.3	181.4	241.4



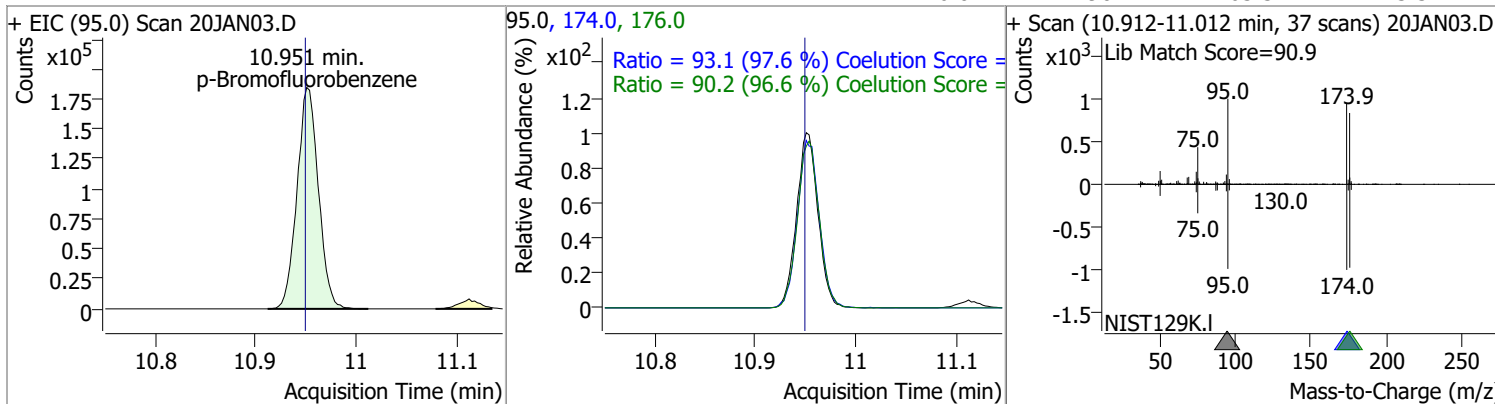
Compound	Conc.	RT	Dev(Min)	Resp.	QIon	QRatio	Lower	Upper
Styrene	123.2921	10.45	0.00	293499	78.0	51.2	20.6	80.6



Compound	Conc.	RT	Dev(Min)	Resp.	QIon	QRatio	Lower	Upper
Bromoform	123.6603	10.62	0.00	45937	170.5 174.5	51.9 51.0	20.3 18.1	80.3 78.1

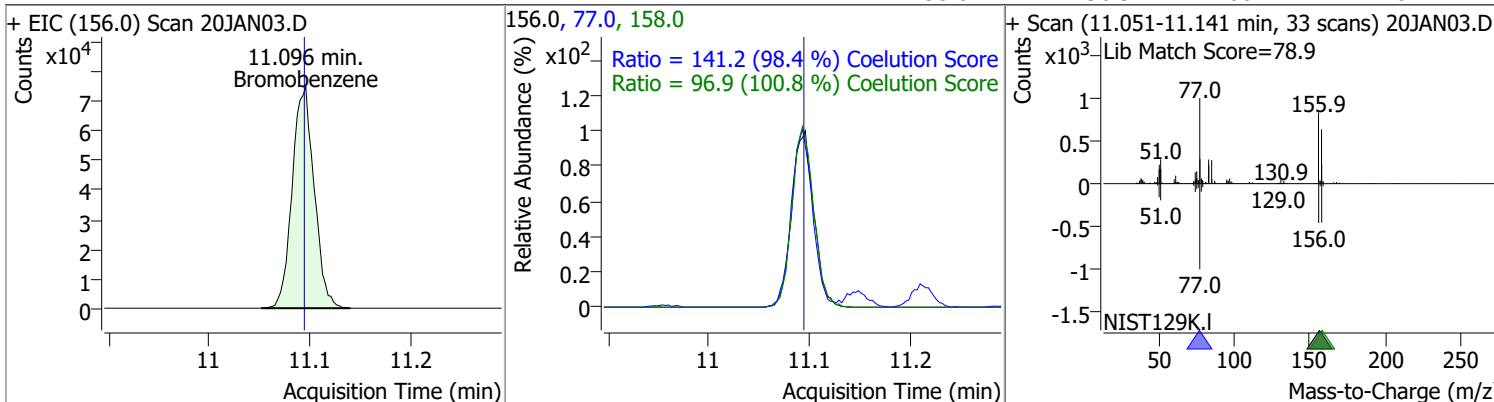


Compound	Conc.	RT	Dev(Min)	Resp.	QIon	QRatio	Lower	Upper
p-Bromofluorobenzene	266.5715	10.95	0.00	272857	174.0 176.0	93.1 90.2	65.3 63.3	125.3 123.3

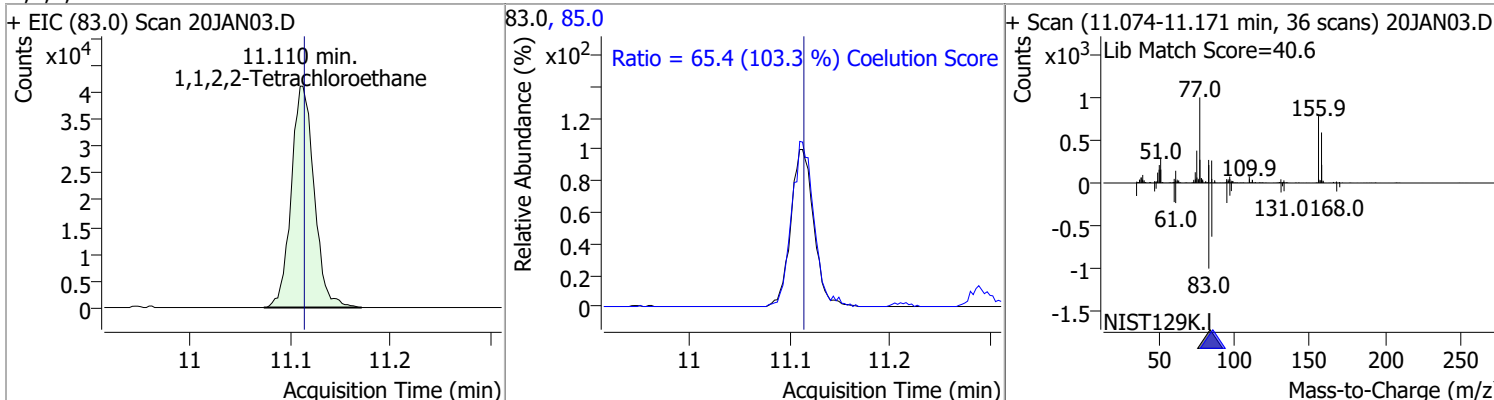


Quantitation Results Report (QT Reviewed)

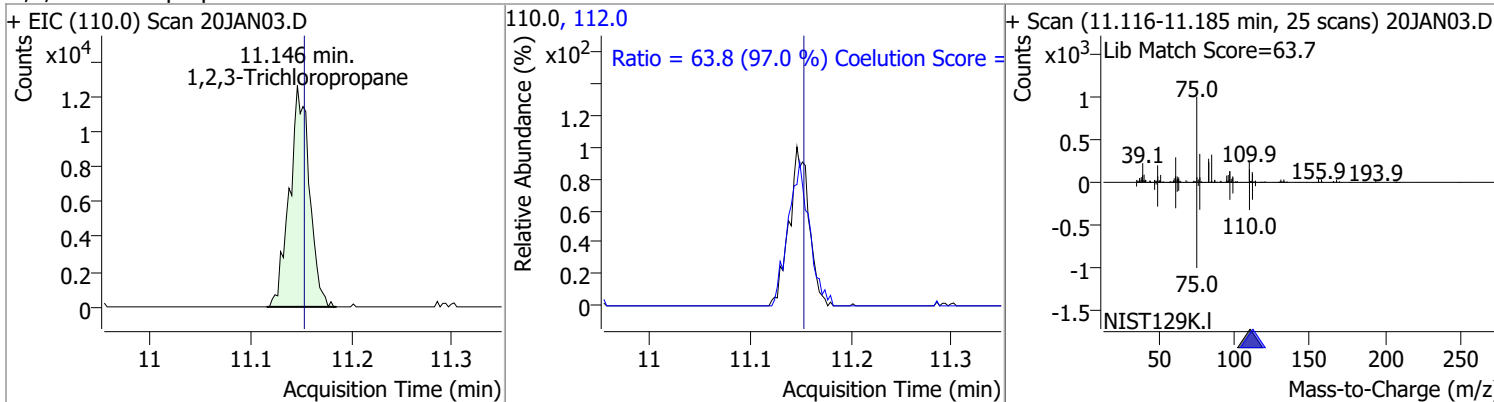
Compound	Conc.	RT	Dev(Min)	Resp.	QIon	QRatio	Lower	Upper
Bromobenzene	126.3967	11.10	0.00	114093	77.0	141.2	113.5	173.5
					158.0	96.9	66.1	126.1



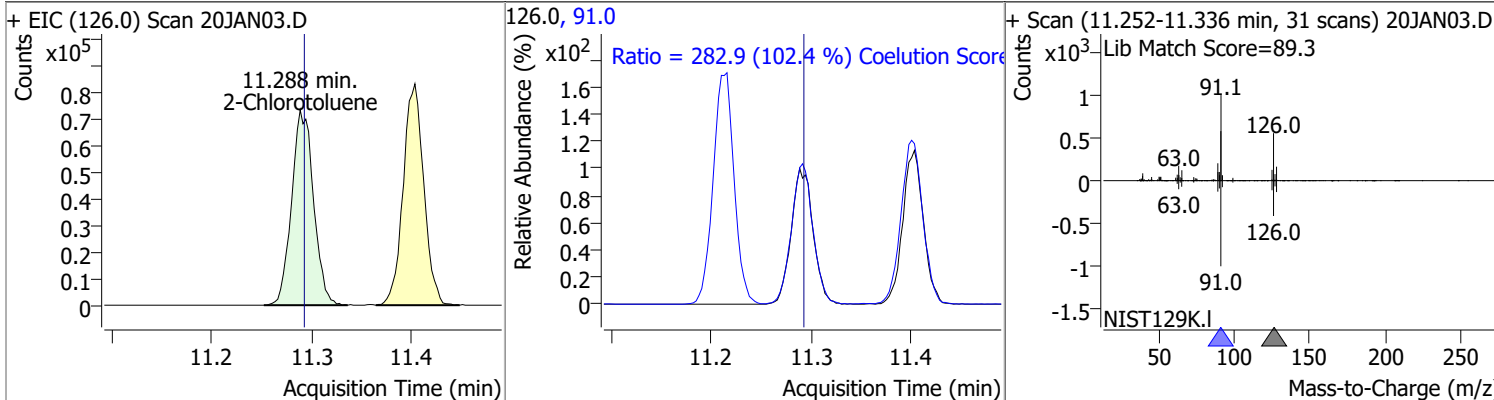
Compound	Conc.	RT	Dev(Min)	Resp.	QIon	QRatio	Lower	Upper
1,1,2,2-Tetrachloroethane	127.0988	11.11	0.00	65439	85.0	65.4	33.3	93.3



Compound	Conc.	RT	Dev(Min)	Resp.	QIon	QRatio	Lower	Upper
1,2,3-Trichloropropane	128.3179	11.15	-0.01	17358	112.0	63.8	35.8	95.8

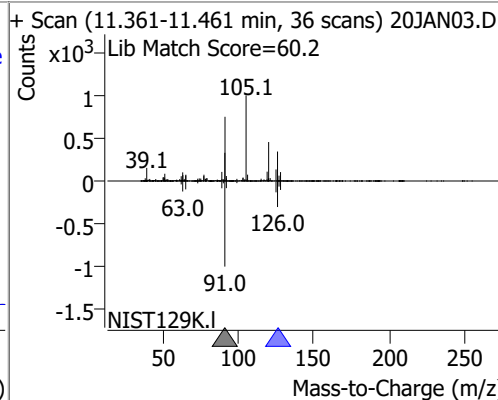
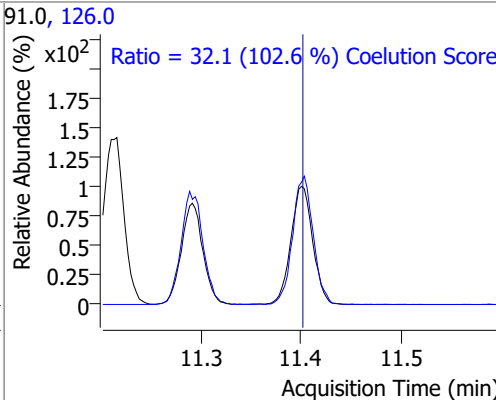
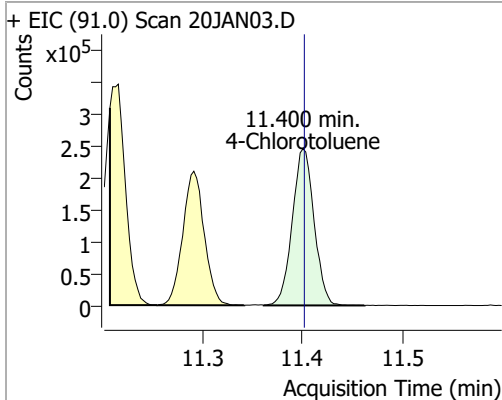


Compound	Conc.	RT	Dev(Min)	Resp.	QIon	QRatio	Lower	Upper
2-Chlorotoluene	124.7451	11.29	0.00	111444	91.0	282.9	246.2	306.2

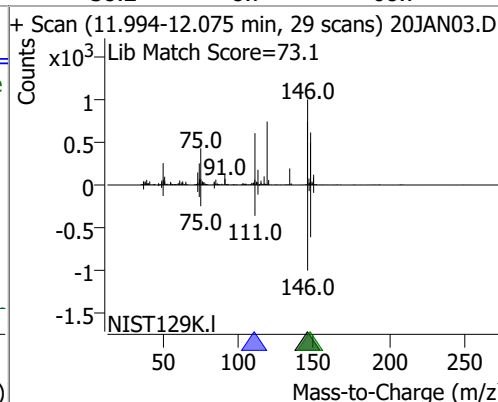
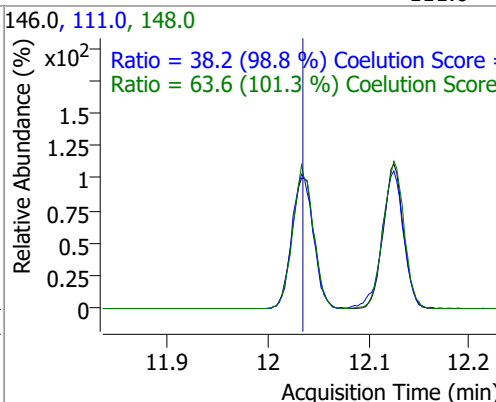
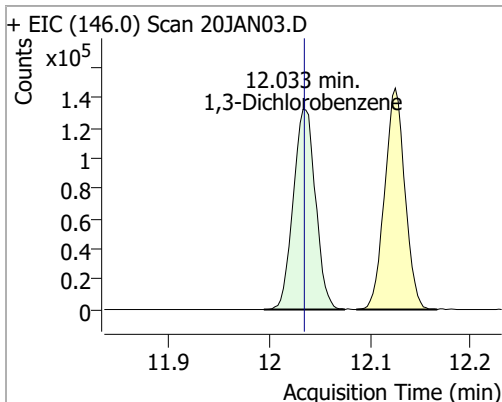


Quantitation Results Report (QT Reviewed)

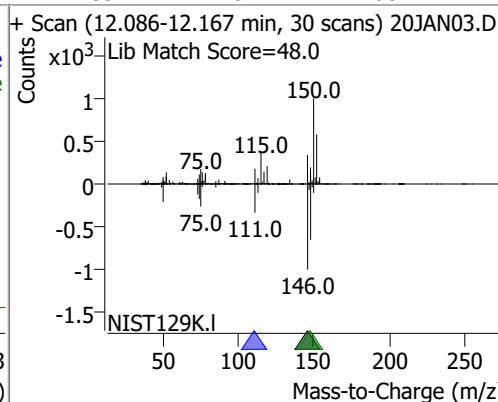
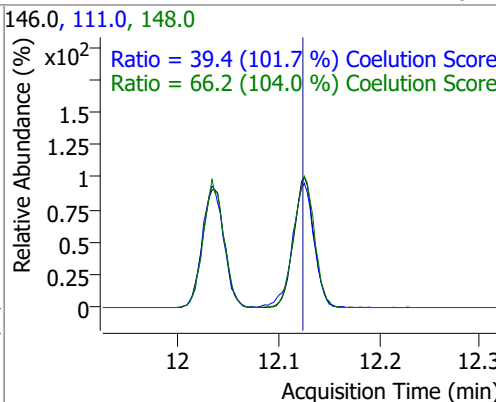
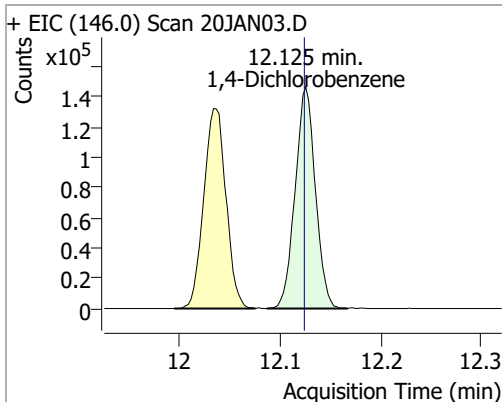
Compound	Conc.	RT	Dev(Min)	Resp.	QIon	QRatio	Lower	Upper
4-Chlorotoluene	128.1657	11.40	0.00	370855	126.0	32.1	1.3	61.3



Compound	Conc.	RT	Dev(Min)	Resp.	QIon	QRatio	Lower	Upper
1,3-Dichlorobenzene	124.8622	12.03	0.00	204205	148.0	63.6	32.8	92.8
					111.0	38.2	8.7	68.7

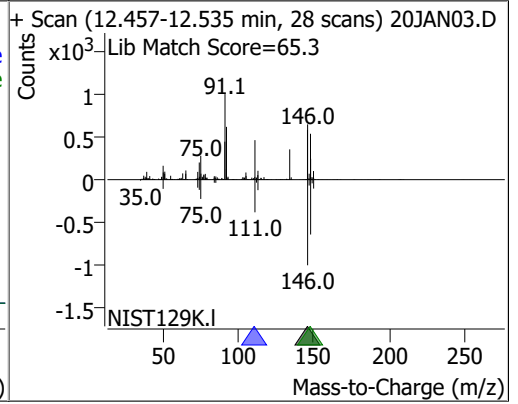
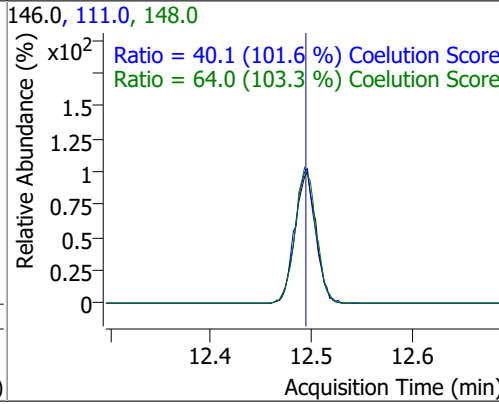
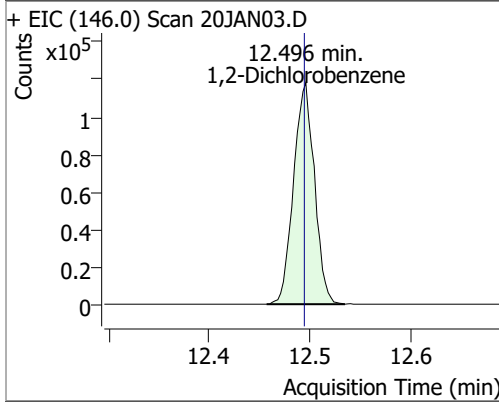


Compound	Conc.	RT	Dev(Min)	Resp.	QIon	QRatio	Lower	Upper
1,4-Dichlorobenzene	123.0285	12.13	0.00	205126	148.0	66.2	33.7	93.7
					111.0	39.4	8.7	68.7



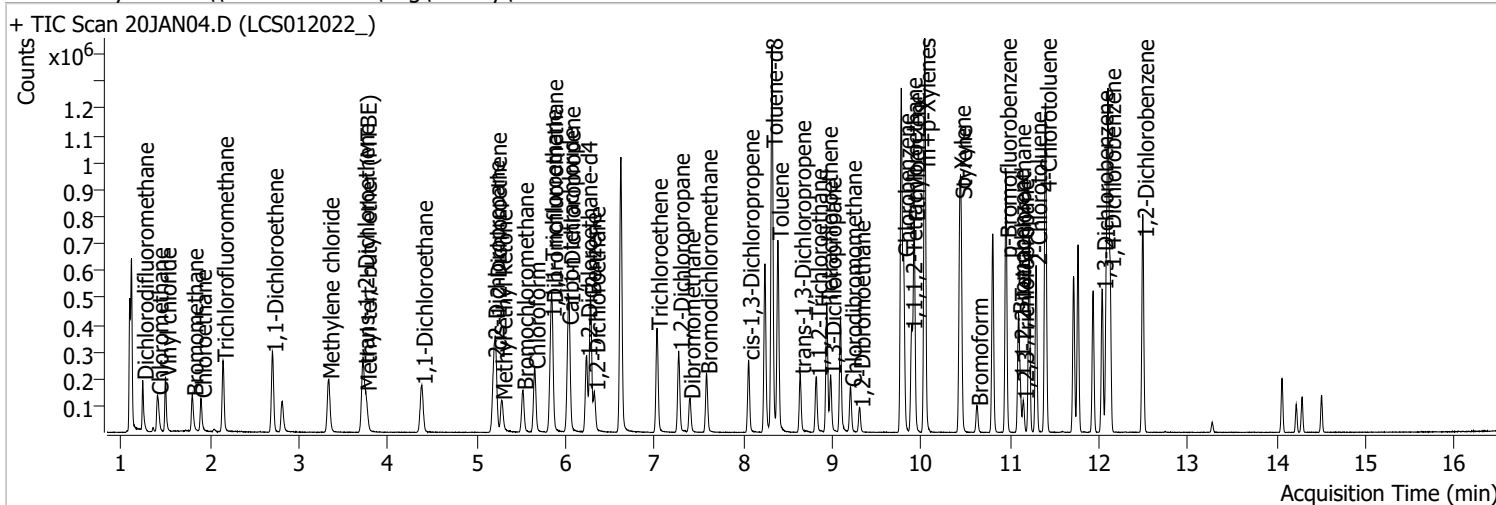
Quantitation Results Report (QT Reviewed)

Compound	Conc.	RT	Dev(Min)	Resp.	QIon	QRatio	Lower	Upper
1,2-Dichlorobenzene	125.0899	12.50	0.00	170798	148.0	64.0	31.9	91.9
					111.0	40.1	9.5	69.5



Quantitation Results Report (QT Reviewed)

Data File	20JAN04.D	Operator	MSC
Acq. Method	5975CACQF.M	Acq. Date-Time	1/20/2022 10:43:33 AM
Sample Name	LCS012022_	Instrument	VOA5975C
Vial	4	Multiplier	1.00
DA Method File	VOA5975C_8260B_SHT_DoD_L4_011922.m	Comment	
Tune File	BFB_Atune3.u	Tune Date	10/11/2021 4:02:00 PM
Batch Name	VG012022_8260B.batch.bin	Last Calib Update	3/8/2022 4:29:12 PM
Ref Library	\\MASSHUNTER\Org\Library\NIST129K.I		



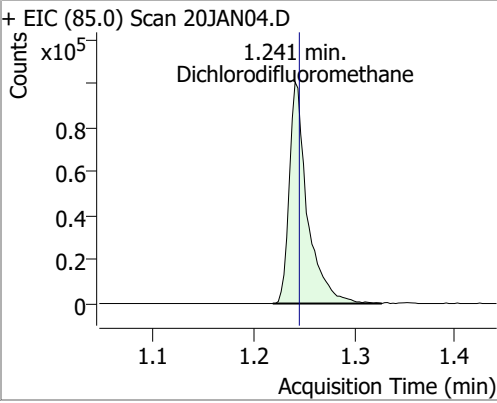
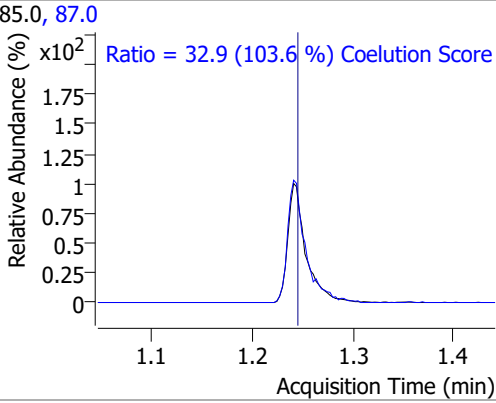
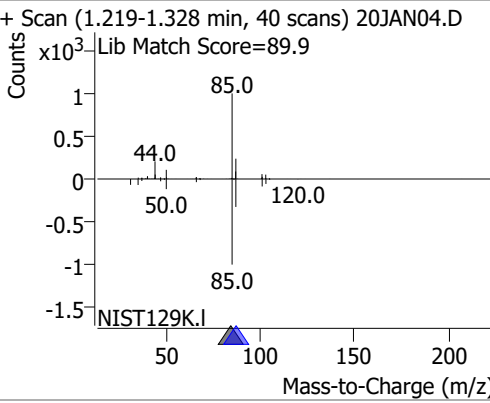
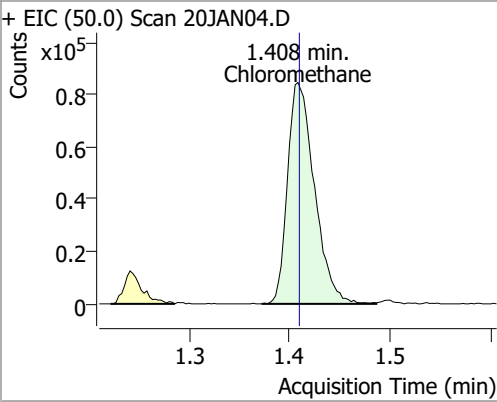
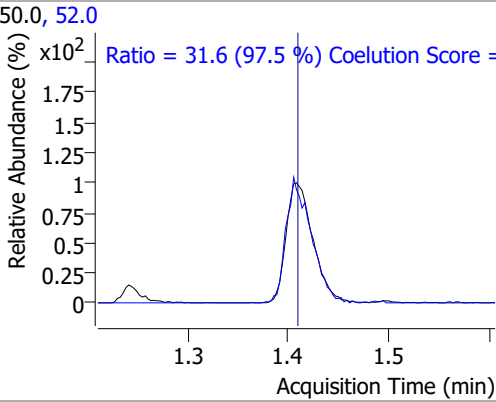
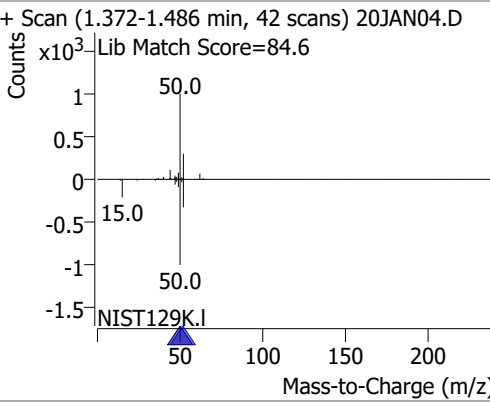
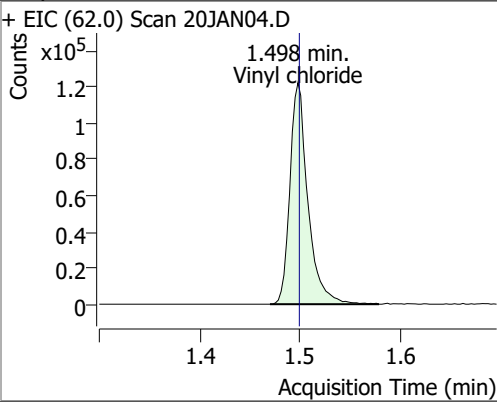
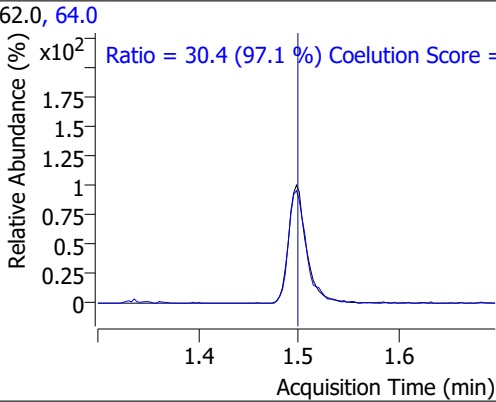
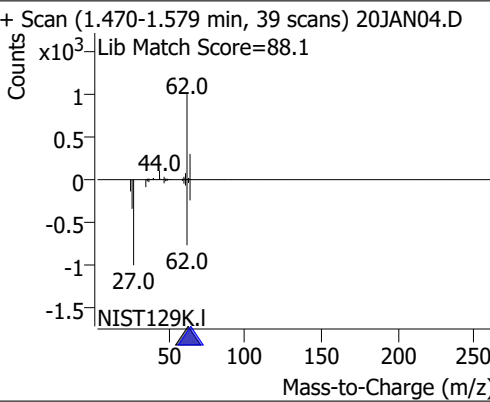
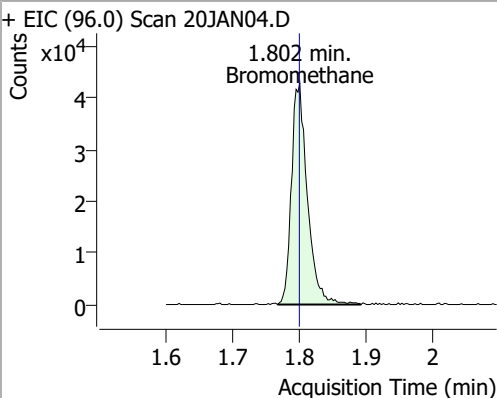
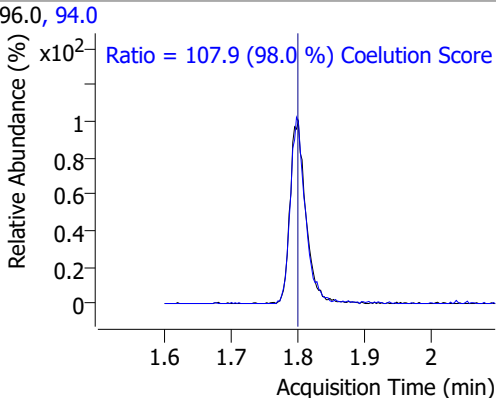
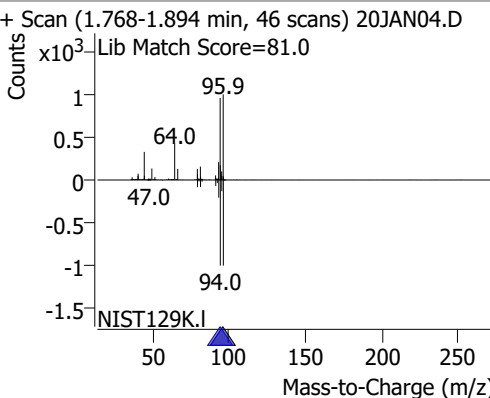
Compound	RT	QIon	Resp.	Conc.	Units	Dev(Min)
Internal Standards						
M Fluorobenzene	6.620	96.0	874961	250.0000	ng	0.000
M Chlorobenzene-d5	9.774	82.0	338265	250.0000	ng	0.000
M 1,4-Dichlorobenzene-d4	12.100	152.0	281888	250.0000	ng	0.000
System Monitoring Compounds						
S Dibromofluoromethane	5.848	113.0	197850	233.4591	ng	-0.003
Spiked Amount: 250.000		Range: 80.0 - 119.0%		Recovery = 93.38%		
S 1,2-Dichloroethane-d4	6.233	67.0	99508	271.8163	ng	0.003
Spiked Amount: 250.000		Range: 81.0 - 118.0%		Recovery = 108.73%		
S Toluene-d8	8.319	98.0	895429	271.3338	ng	0.000
Spiked Amount: 250.000		Range: 89.0 - 112.0%		Recovery = 108.53%		
S p-Bromofluorobenzene	10.951	95.0	271887	261.2299	ng	0.003
Spiked Amount: 250.000		Range: 85.0 - 114.0%		Recovery = 104.49%		
Target Compounds						
T Dichlorodifluoromethane	1.241	85.0	126056	107.1453	ng	98
T Chloromethane	1.408	50.0	157615	113.7917	ng	99
T Vinyl chloride	1.498	62.0	151958	120.5265	ng	98
T Bromomethane	1.802	96.0	71338	130.1290	ng	98
T Chloroethane	1.896	64.0	81109	135.9756	ng	95
T Trichlorofluoromethane	2.142	101.0	181634	120.1397	ng	100
T 1,1-Dichloroethene	2.702	96.0	104467	118.7534	ng	98
T Methylene chloride	3.333	49.0	145669	113.8923	ng	98
T trans-1,2-Dichloroethene	3.723	96.0	108194	119.0550	ng	99
T Methyl tert-butyl ether (MTBE)	3.751	73.0	140488	123.6850	ng	100
T 1,1-Dichloroethane	4.381	63.0	208114	122.3626	ng	99
T 2,2-Dichloropropane	5.190	77.0	152622	119.0740	ng	98
T cis-1,2-Dichloroethene	5.215	96.0	112742	122.5264	ng	99
T Methyl ethyl ketone	5.279	43.0	161788	1216.6738	ng	97
T Bromochloromethane	5.519	128.0	43259	114.0242	ng	98
T Chloroform	5.647	83.0	184450	108.6148	ng	99

Quantitation Results Report (QT Reviewed)

Compound	RT	QIon	Resp.	Conc.	Units	Dev(Min)
T 1,1,1-Trichloroethane	5.831	97.0	181449	115.8041	ng	99
T Carbon tetrachloride	6.024	117.0	173781	114.3562	ng	99
T 1,1-Dichloropropene	6.040	75.0	140455	110.5440	ng	98
T Benzene	6.277	78.0	416129	119.0531	ng	100
T 1,2-Dichloroethane	6.322	62.0	106634	110.4535	ng	98
T Trichloroethene	7.025	95.0	119610	118.1121	ng	97
T 1,2-Dichloropropane	7.270	63.0	105231	118.1884	ng	98
T Dibromomethane	7.393	93.0	44662	119.0056	ng	99
T Bromodichloromethane	7.582	83.0	127235	120.5662	ng	96
T cis-1,3-Dichloropropene	8.057	75.0	130179	112.4145	ng	99
T Toluene	8.386	92.0	262639	119.3967	ng	96
T trans-1,3-Dichloropropene	8.637	75.0	101886	120.6188	ng	96
T 1,1,2-Trichloroethane	8.821	83.0	50889	118.4804	ng	96
T Tetrachloroethene	8.935	163.8	103594	116.1372	ng	98
T 1,3-Dichloropropane	8.980	76.0	100088	115.1519	ng	99
T Chlorodibromomethane	9.205	129.0	80112	115.8125	ng	100
T 1,2-Dibromoethane	9.303	107.0	56133	118.3292	ng	98
T Chlorobenzene	9.802	112.0	286118	118.6513	ng	99
T 1,1,1,2-Tetrachloroethane	9.889	131.0	98373	116.2688	ng	99
T Ethylbenzene	9.919	91.0	488825	116.6210	ng	99
T m+p-Xylenes	10.036	106.0	390783	233.9142	ng	98
T o-Xylene	10.432	106.0	175398	119.9853	ng	100
T Styrene	10.446	104.0	292506	120.9286	ng	98
T Bromoform	10.628	172.5	45312	119.9600	ng	100
T Bromobenzene	11.093	156.0	115437	125.7701	ng	95
T 1,1,2,2-Tetrachloroethane	11.113	83.0	63611	121.5047	ng	100
T 1,2,3-Trichloropropane	11.146	110.0	16325	118.6852	ng	98
T 2-Chlorotoluene	11.291	126.0	109380	120.4094	ng	94
T 4-Chlorotoluene	11.400	91.0	366573	124.5902	ng	98
T 1,3-Dichlorobenzene	12.036	146.0	202411	121.7179	ng	98
T 1,4-Dichlorobenzene	12.125	146.0	203084	119.7889	ng	98
T 1,2-Dichlorobenzene	12.496	146.0	168196	121.1465	ng	98

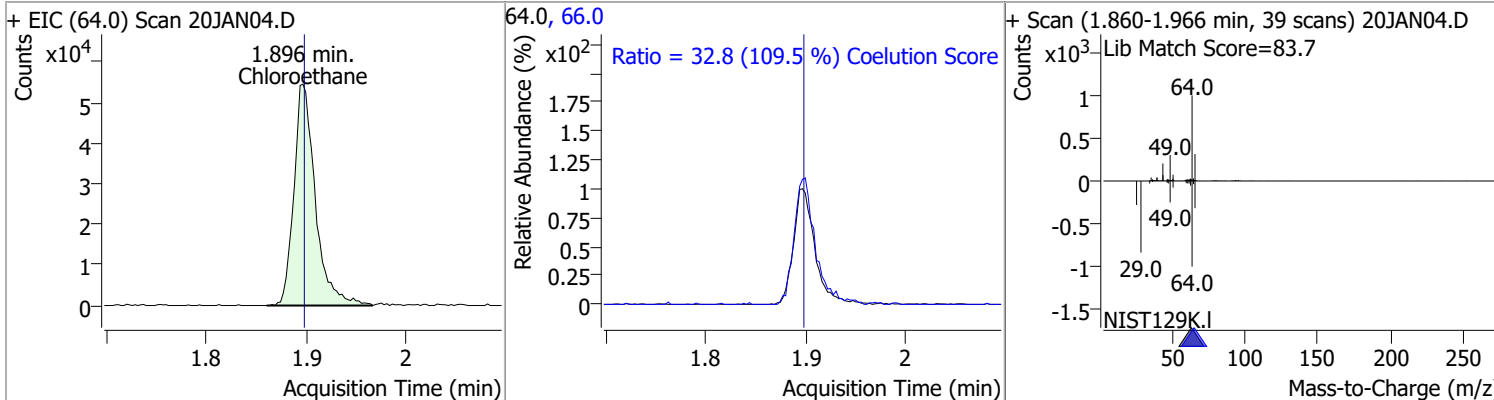
(#) = Qualifier Out of Range; (m) = Manual Integration; (+) = Area Summed; (*) = Surrogate Percent Recovery Out of Range; (d): Zeroed Peak

Quantitation Results Report (QT Reviewed)

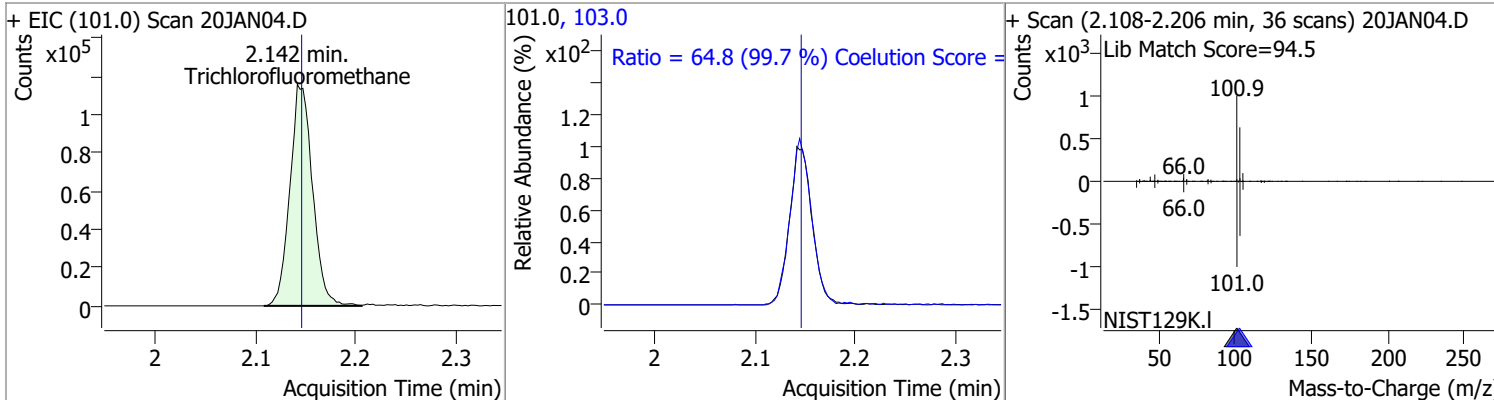
Compound	Conc.	RT	Dev(Min)	Resp.	QIon	QRatio	Lower	Upper
Dichlorodifluoromethane	107.1453	1.24	0.00	126056	87.0	32.9	1.8	61.8
+ EIC (85.0) Scan 20JAN04.D 			85.0, 87.0 			+ Scan (1.219-1.328 min, 40 scans) 20JAN04.D Lib Match Score=89.9 		
Chloromethane	113.7917	1.41	0.00	157615	52.0	31.6	2.4	62.4
+ EIC (50.0) Scan 20JAN04.D 			50.0, 52.0 			+ Scan (1.372-1.486 min, 42 scans) 20JAN04.D Lib Match Score=84.6 		
Vinyl chloride	120.5265	1.50	0.00	151958	64.0	30.4	1.3	61.3
+ EIC (62.0) Scan 20JAN04.D 			62.0, 64.0 			+ Scan (1.470-1.579 min, 39 scans) 20JAN04.D Lib Match Score=88.1 		
Bromomethane	130.1290	1.80	0.00	71338	94.0	107.9	80.1	140.1
+ EIC (96.0) Scan 20JAN04.D 			96.0, 94.0 			+ Scan (1.768-1.894 min, 46 scans) 20JAN04.D Lib Match Score=81.0 		

Quantitation Results Report (QT Reviewed)

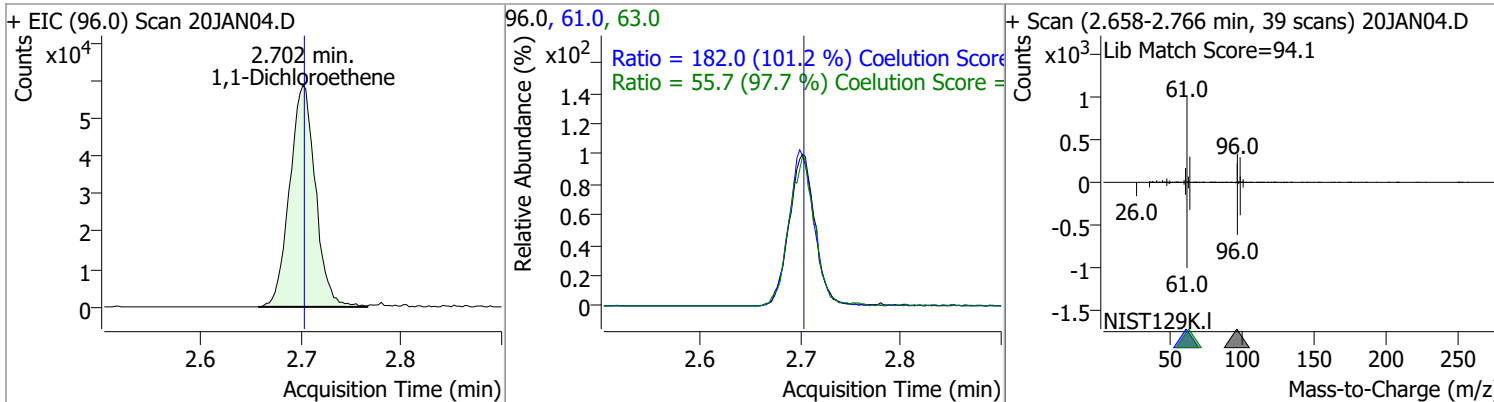
Compound	Conc.	RT	Dev(Min)	Resp.	QIon	QRatio	Lower	Upper
Chloroethane	135.9756	1.90	0.00	81109	66.0	32.8	0.0	60.0



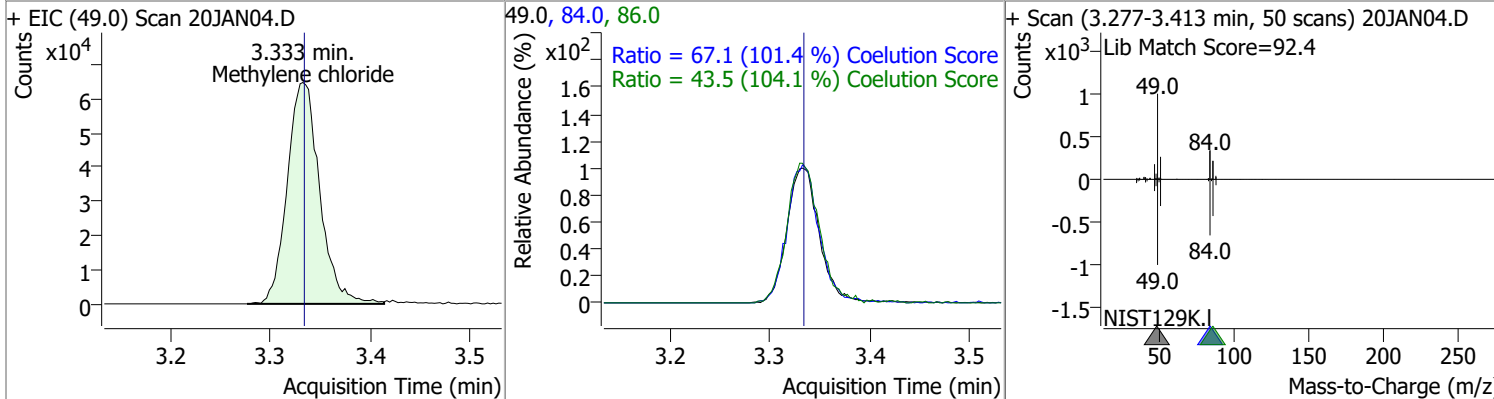
Trichlorofluoromethane	120.1397	2.14	-0.01	181634	103.0	64.8	35.0	95.0
------------------------	----------	------	-------	--------	-------	------	------	------



1,1-Dichloroethene	118.7534	2.70	0.00	104467	61.0	182.0	149.9	209.9
					63.0	55.7	27.0	87.0

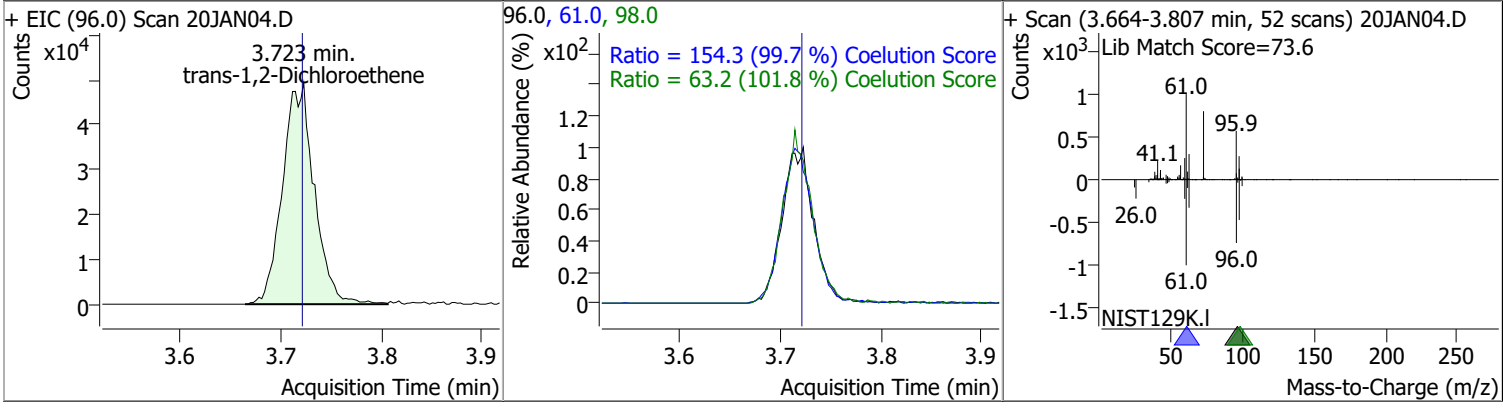


Methylene chloride	113.8923	3.33	0.00	145669	84.0	67.1	36.1	96.1
					86.0	43.5	11.8	71.8

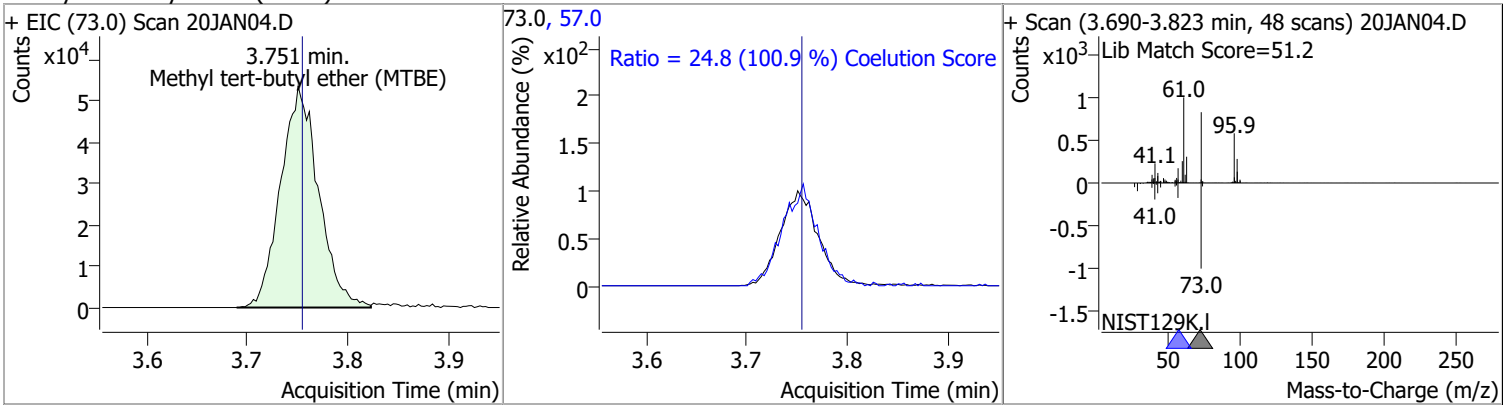


Quantitation Results Report (QT Reviewed)

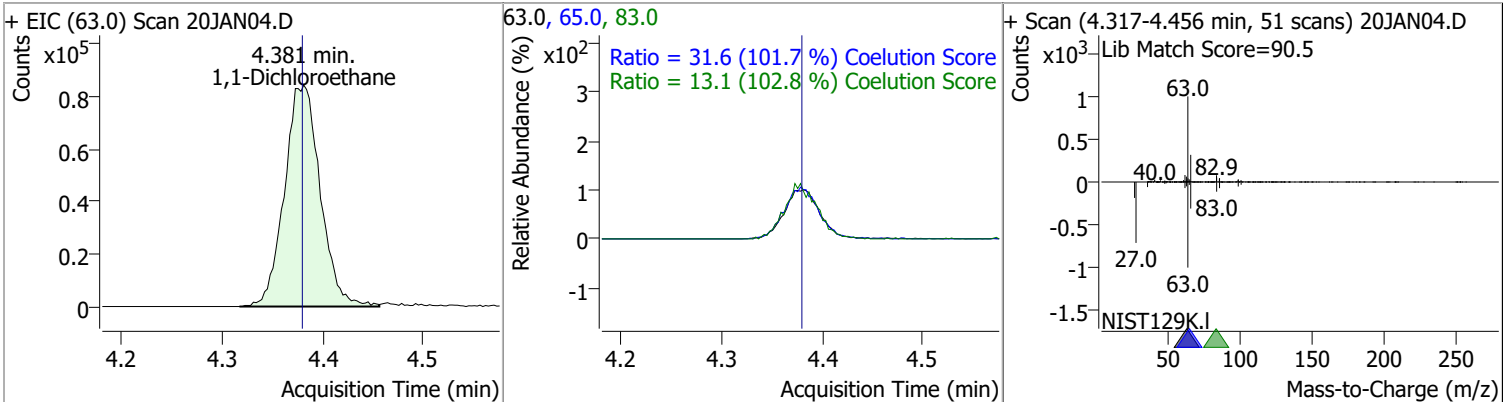
Compound	Conc.	RT	Dev(Min)	Resp.	QIon	QRatio	Lower	Upper
trans-1,2-Dichloroethene	119.0550	3.72	0.00	108194	61.0	154.3	124.8	184.8
					98.0	63.2	32.1	92.1



Compound	Conc.	RT	Dev(Min)	Resp.	QIon	QRatio	Lower	Upper
Methyl tert-butyl ether (MTBE)	123.6850	3.75	0.00	140488	57.0	24.8	0.0	54.6

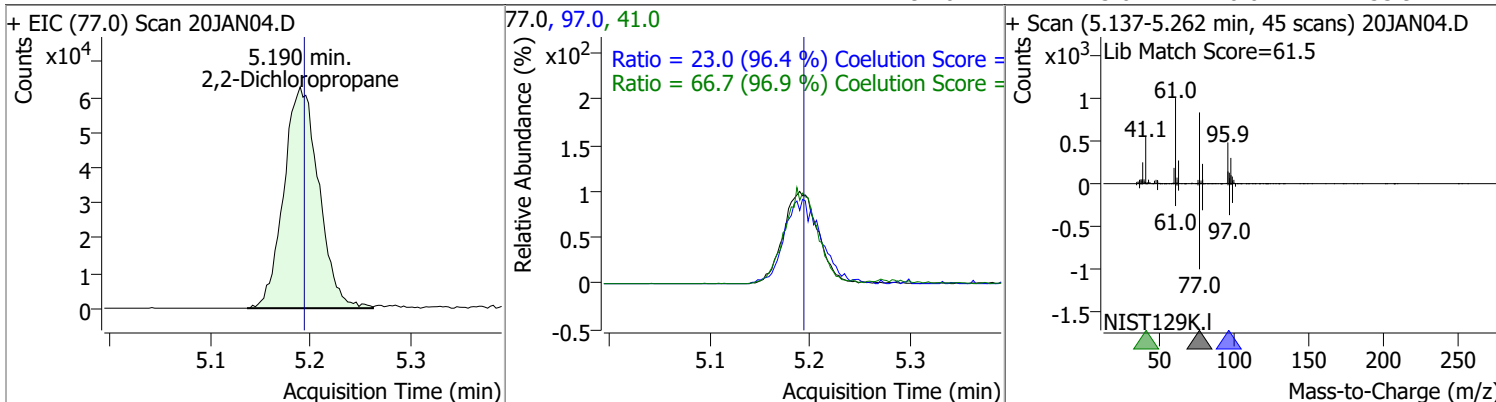


Compound	Conc.	RT	Dev(Min)	Resp.	QIon	QRatio	Lower	Upper
1,1-Dichloroethane	122.3626	4.38	0.00	208114	65.0	31.6	1.0	61.0
					83.0	13.1	0.0	42.7

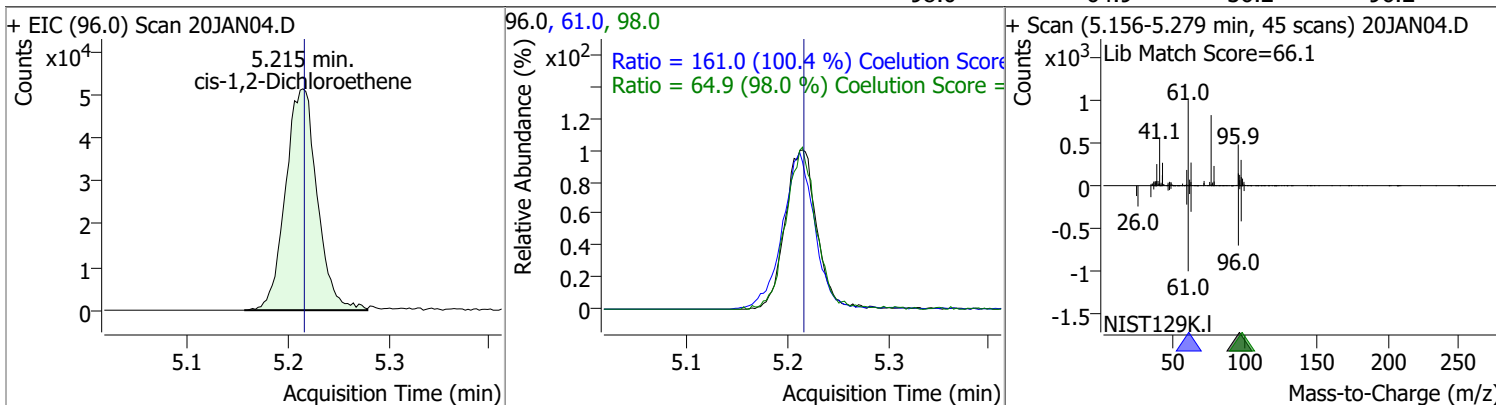


Quantitation Results Report (QT Reviewed)

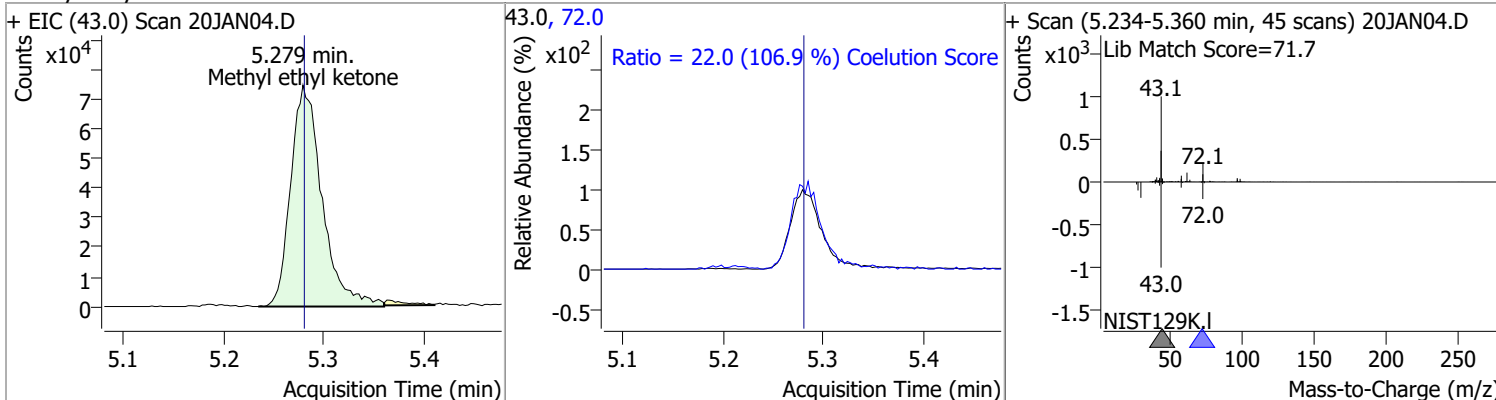
Compound	Conc.	RT	Dev(Min)	Resp.	QIon	QRatio	Lower	Upper
2,2-Dichloropropane	119.0740	5.19	0.00	152622	41.0	66.7	38.8	98.8
					97.0	23.0	0.0	53.9



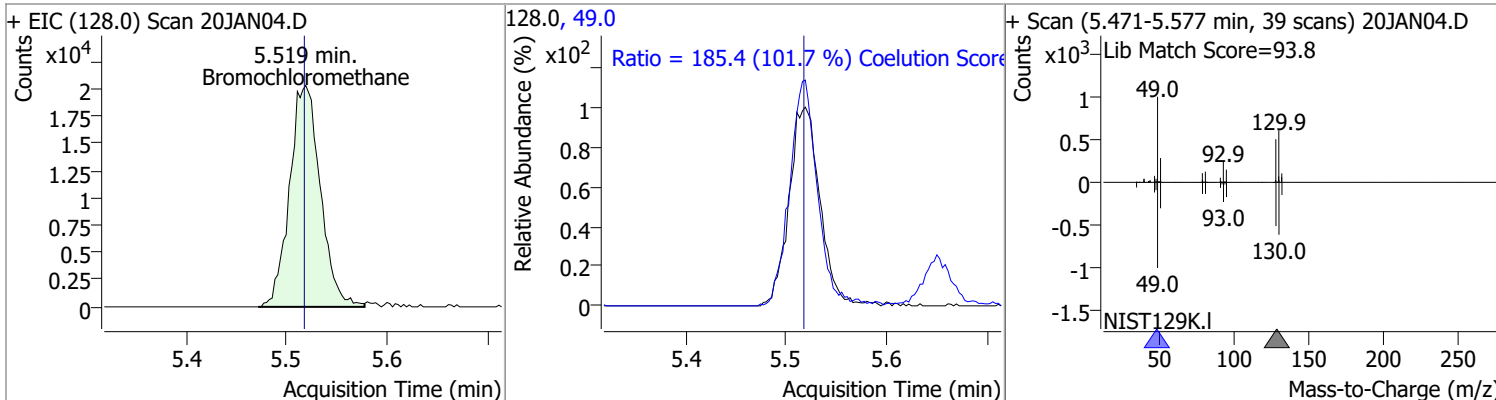
Compound	Conc.	RT	Dev(Min)	Resp.	QIon	QRatio	Lower	Upper
cis-1,2-Dichloroethene	122.5264	5.21	0.00	112742	61.0	161.0	130.4	190.4
					98.0	64.9	36.2	96.2



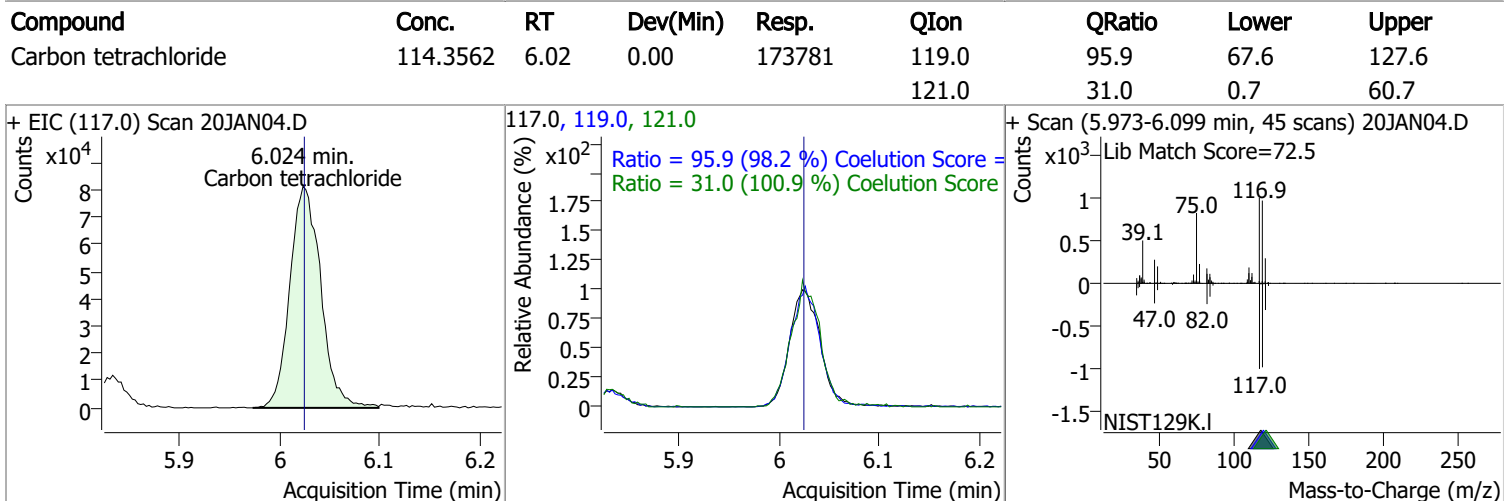
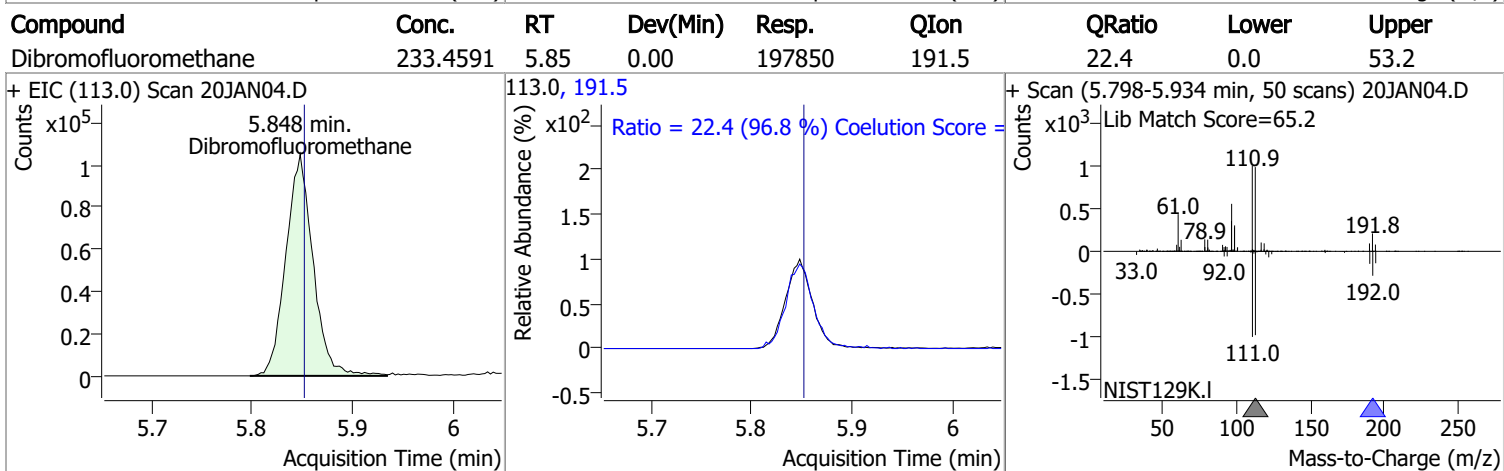
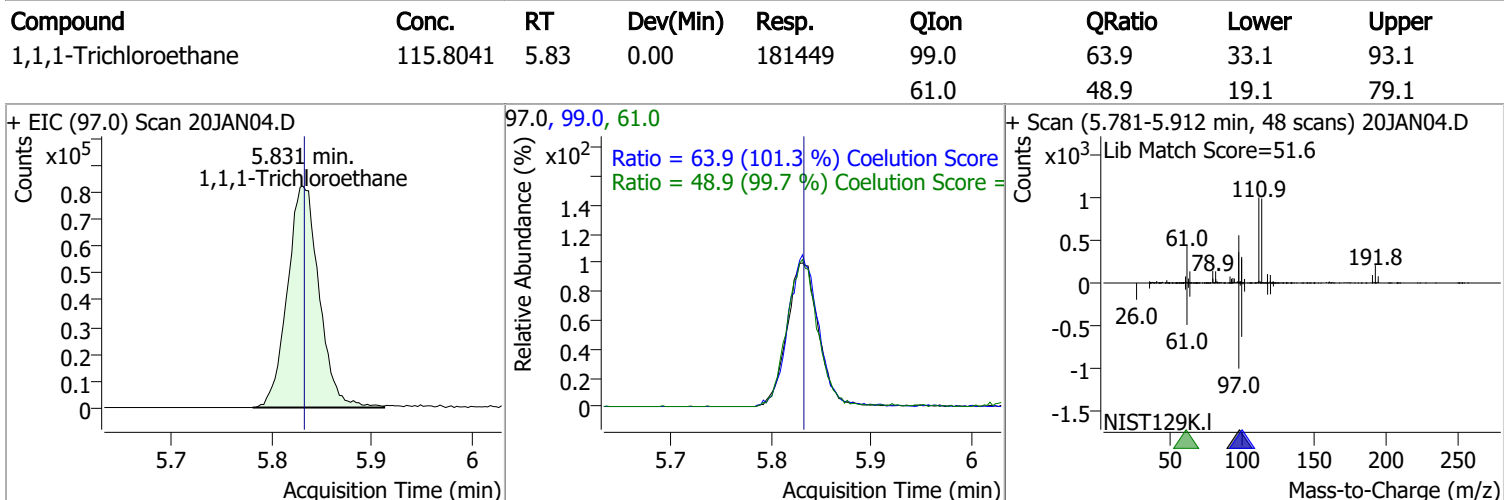
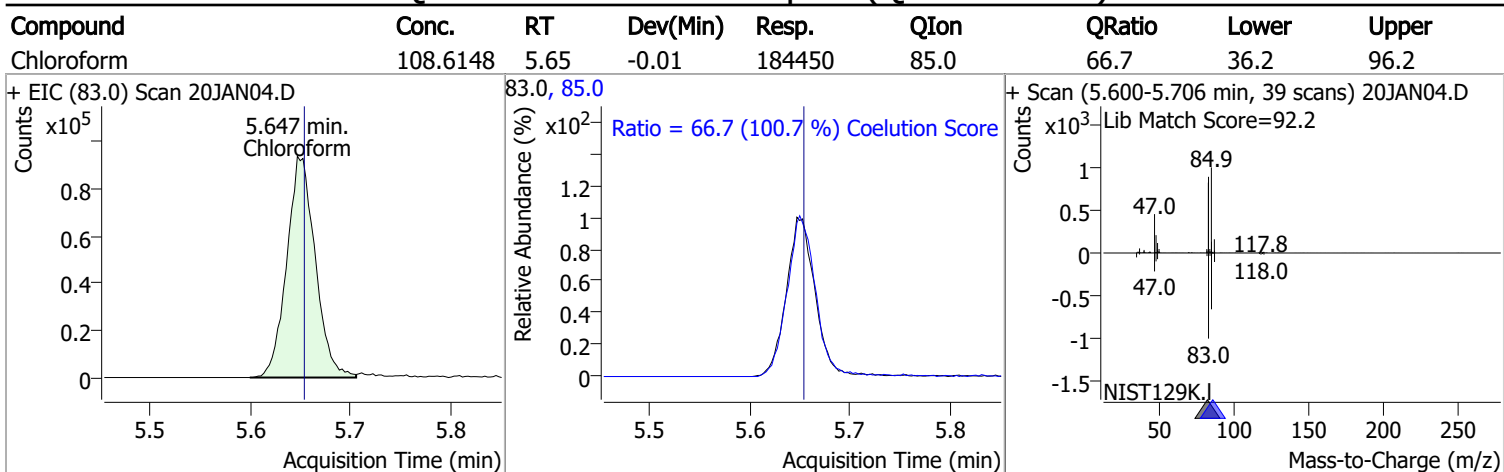
Compound	Conc.	RT	Dev(Min)	Resp.	QIon	QRatio	Lower	Upper
Methyl ethyl ketone	1216.6738	5.28	0.00	161788	72.0	22.0	0.0	50.6



Compound	Conc.	RT	Dev(Min)	Resp.	QIon	QRatio	Lower	Upper
Bromochloromethane	114.0242	5.52	0.00	43259	49.0	185.4	152.2	212.2

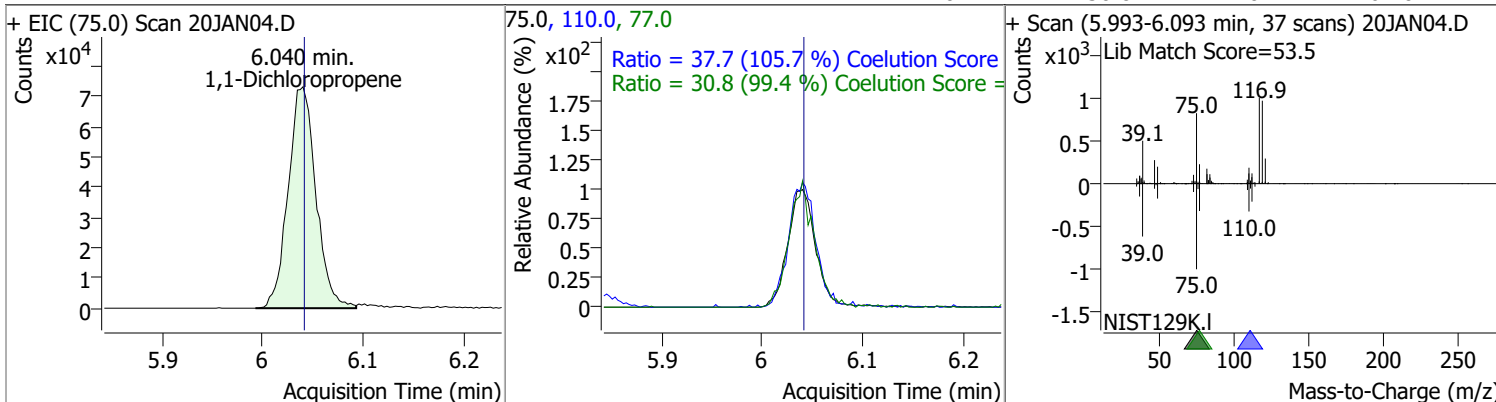


Quantitation Results Report (QT Reviewed)

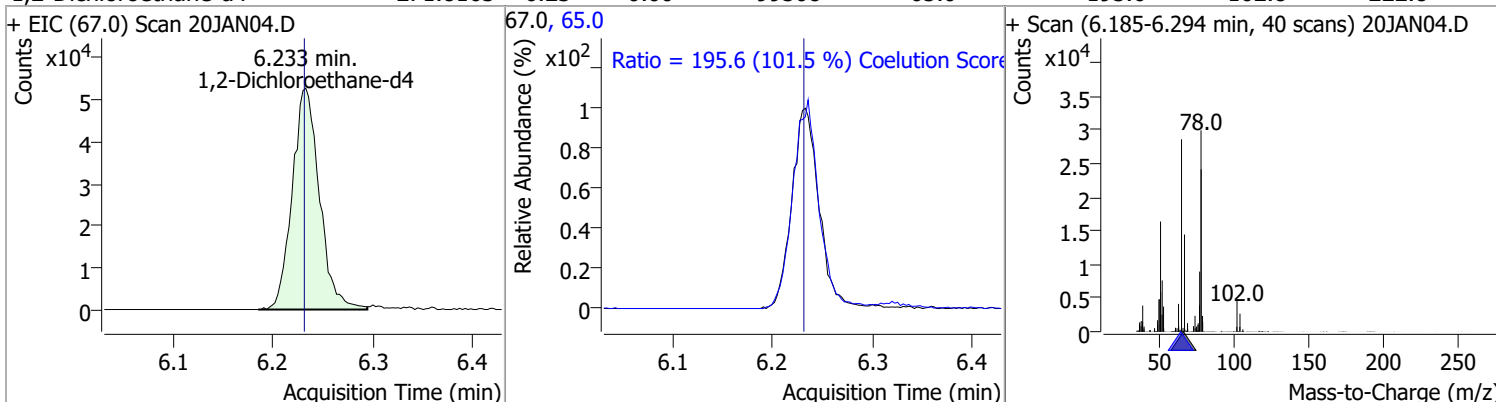


Quantitation Results Report (QT Reviewed)

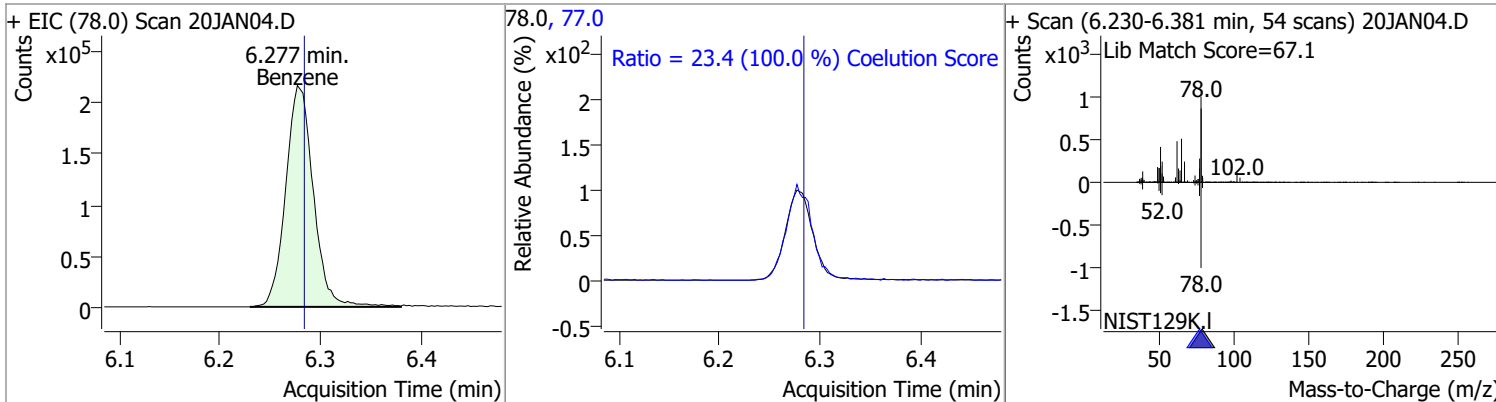
Compound	Conc.	RT	Dev(Min)	Resp.	QIon	QRatio	Lower	Upper
1,1-Dichloropropene	110.5440	6.04	0.00	140455	110.0	37.7	5.6	65.6
					77.0	30.8	1.0	61.0



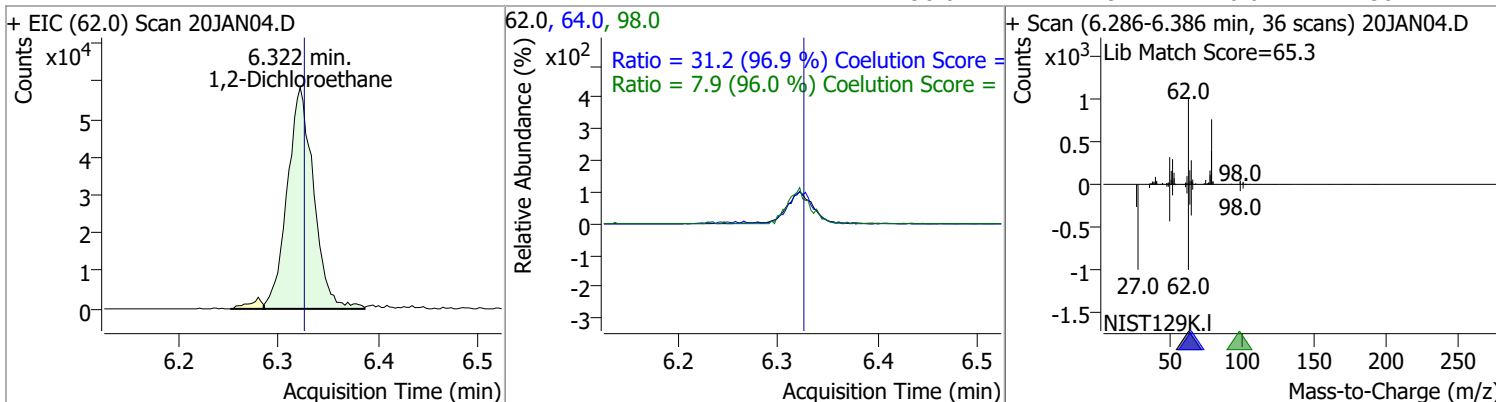
Compound	Conc.	RT	Dev(Min)	Resp.	QIon	QRatio	Lower	Upper
1,2-Dichloroethane-d4	271.8163	6.23	0.00	99508	65.0	195.6	162.8	222.8



Compound	Conc.	RT	Dev(Min)	Resp.	QIon	QRatio	Lower	Upper
Benzene	119.0531	6.28	-0.01	416129	77.0	23.4	0.0	53.3

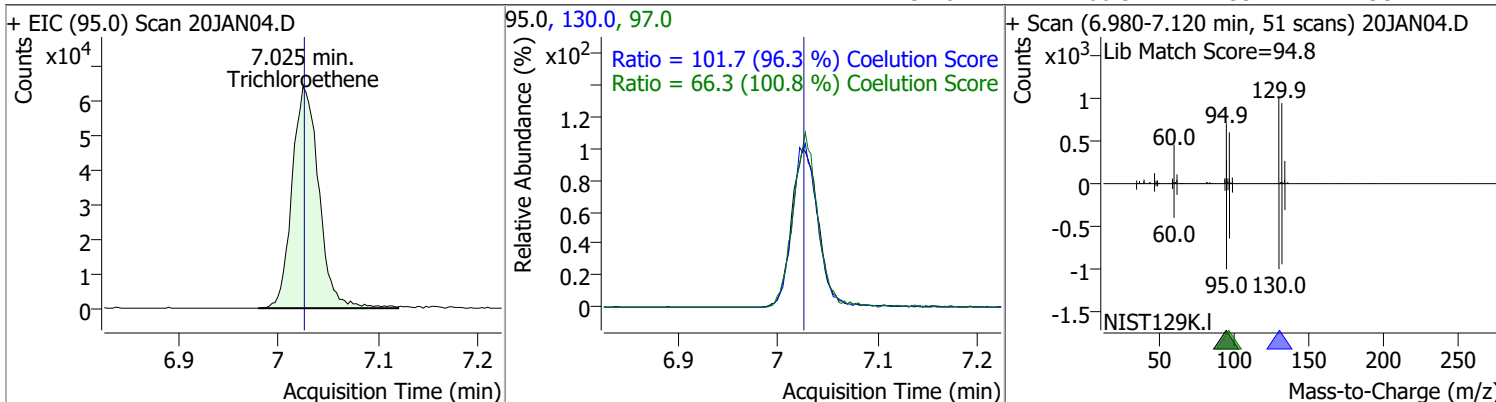


Compound	Conc.	RT	Dev(Min)	Resp.	QIon	QRatio	Lower	Upper
1,2-Dichloroethane	110.4535	6.32	0.00	106634	64.0	31.2	2.2	62.2
					98.0	7.9	0.0	38.2

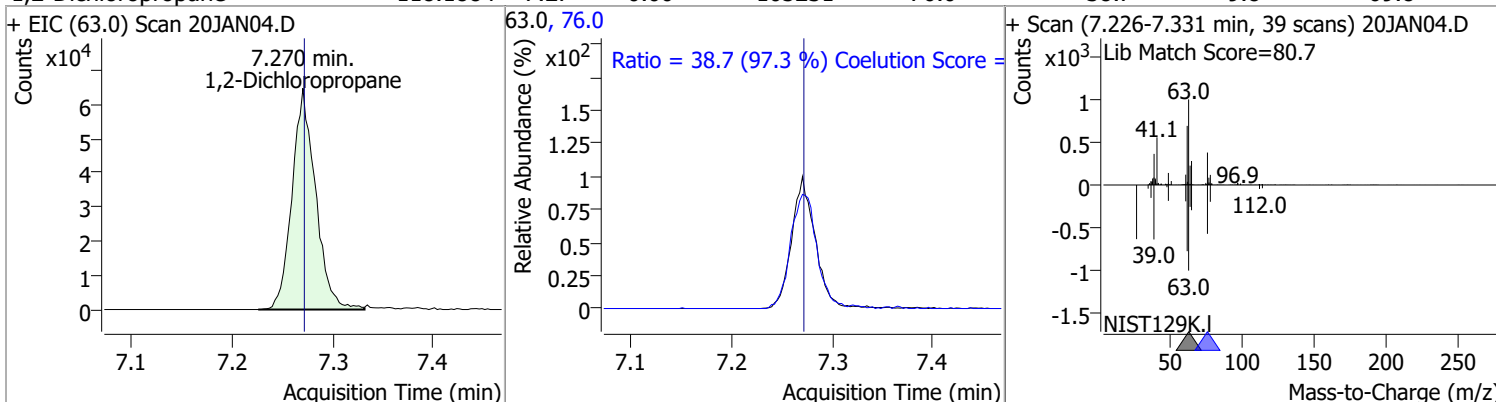


Quantitation Results Report (QT Reviewed)

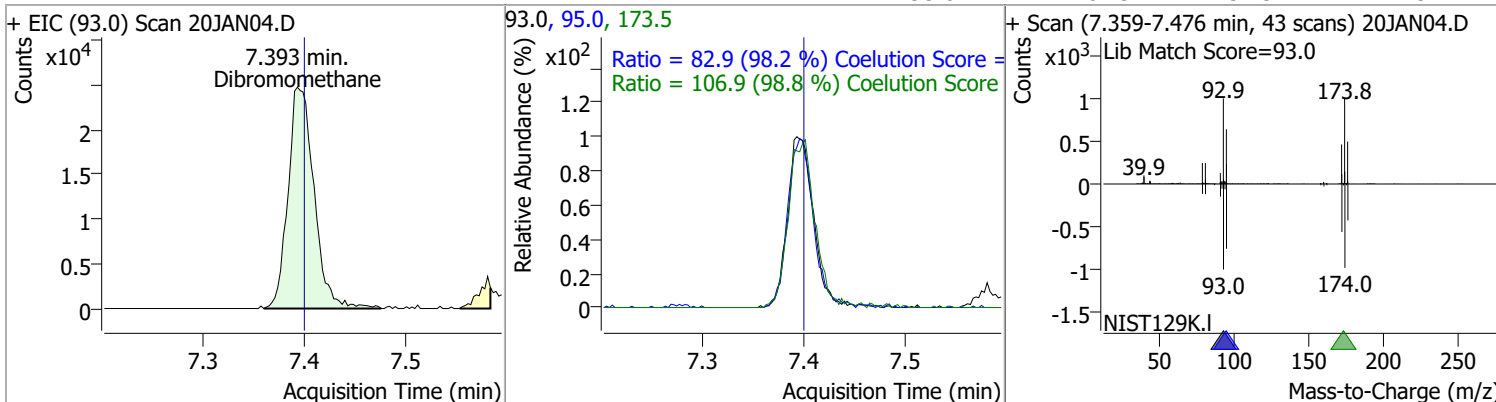
Compound	Conc.	RT	Dev(Min)	Resp.	QIon	QRatio	Lower	Upper
Trichloroethene	118.1121	7.02	0.00	119610	130.0	101.7	75.6	135.6
					97.0	66.3	35.7	95.7



Compound	Conc.	RT	Dev(Min)	Resp.	QIon	QRatio	Lower	Upper
1,2-Dichloropropane	118.1884	7.27	0.00	105231	76.0	38.7	9.8	69.8

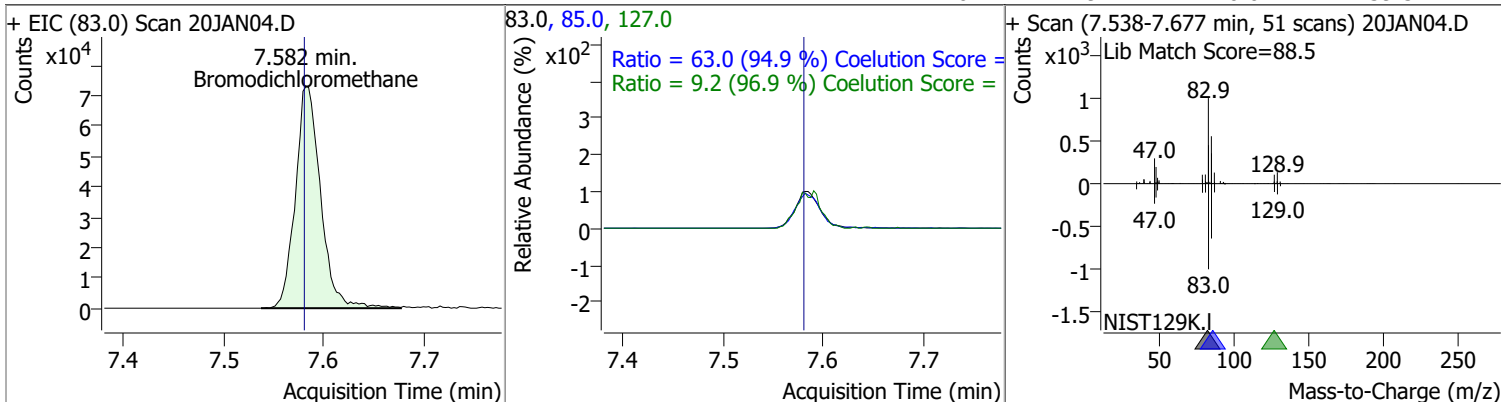


Compound	Conc.	RT	Dev(Min)	Resp.	QIon	QRatio	Lower	Upper
Dibromomethane	119.0056	7.39	-0.01	44662	173.5	106.9	78.2	138.2
					95.0	82.9	54.5	114.5

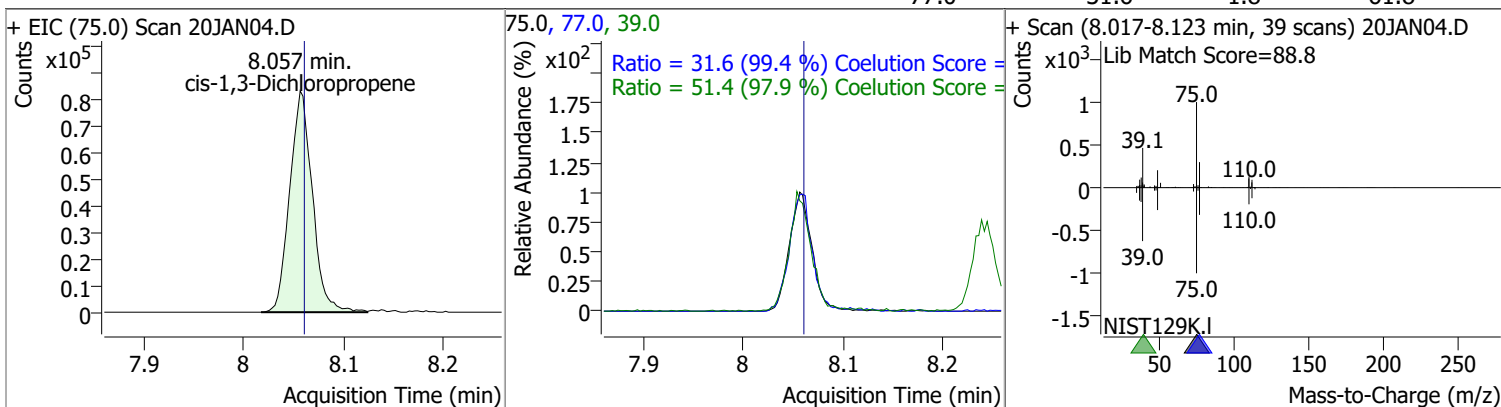


Quantitation Results Report (QT Reviewed)

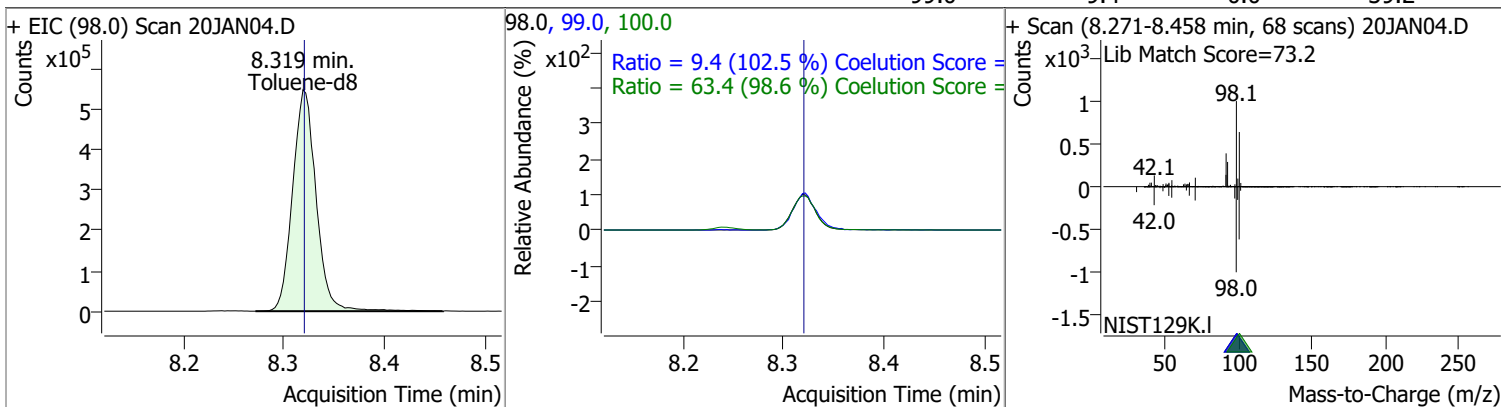
Compound	Conc.	RT	Dev(Min)	Resp.	QIon	QRatio	Lower	Upper
Bromodichloromethane	120.5662	7.58	0.00	127235	85.0	63.0	36.3	96.3
					127.0	9.2	0.0	39.5



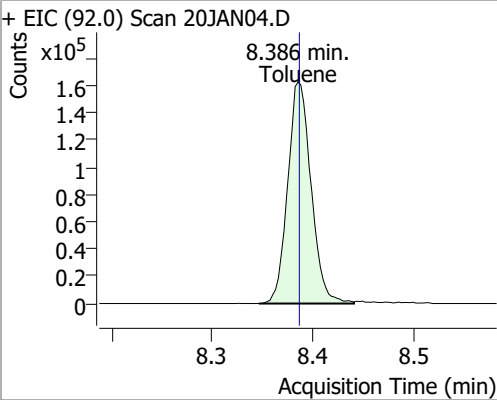
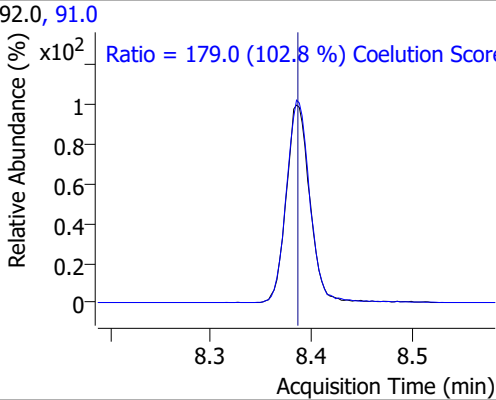
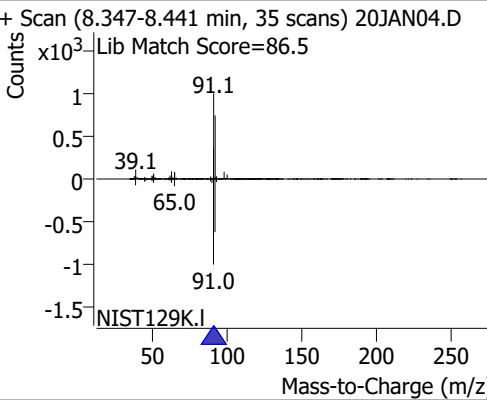
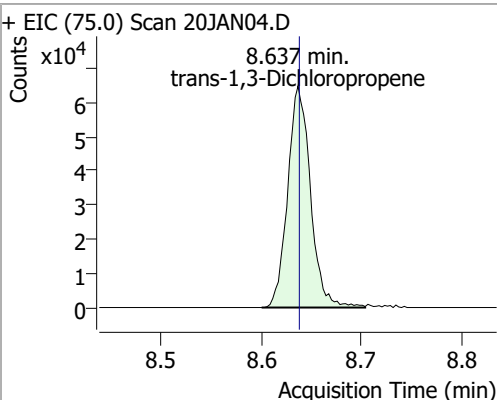
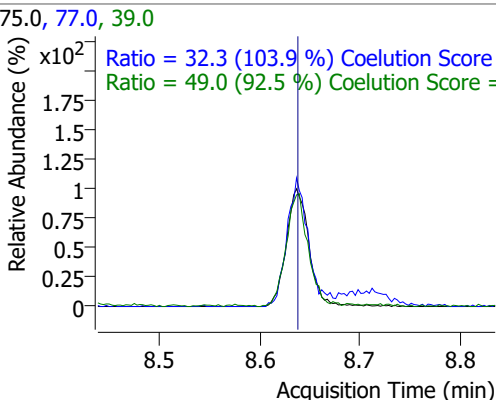
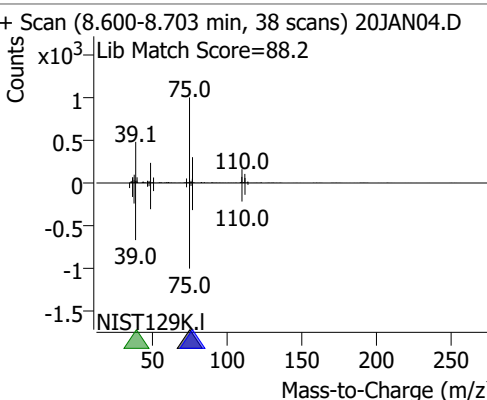
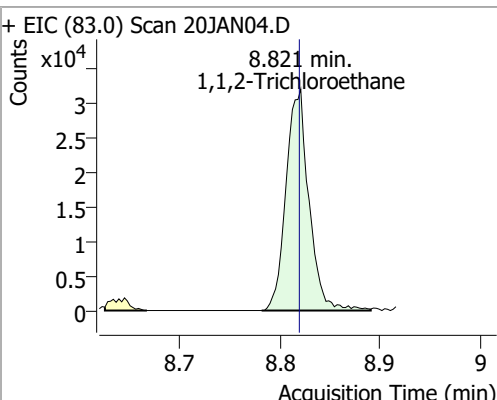
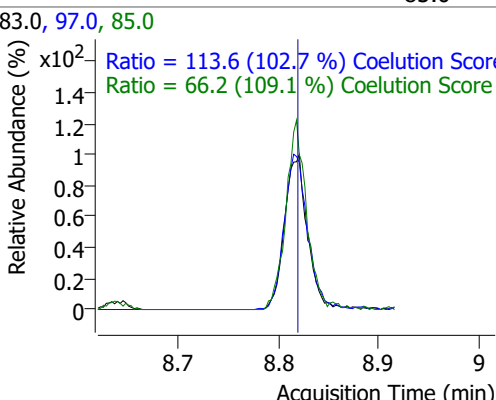
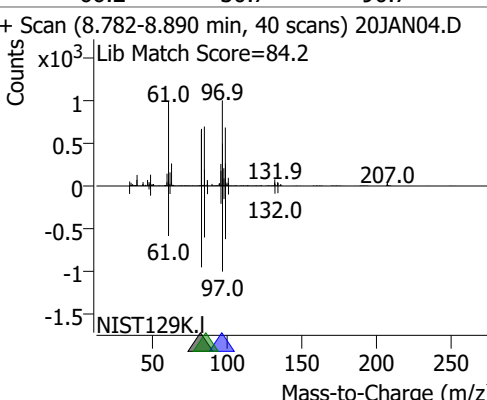
Compound	Conc.	RT	Dev(Min)	Resp.	QIon	QRatio	Lower	Upper
cis-1,3-Dichloropropene	112.4145	8.06	0.00	130179	39.0	51.4	22.5	82.5
					77.0	31.6	1.8	61.8



Compound	Conc.	RT	Dev(Min)	Resp.	QIon	QRatio	Lower	Upper
Toluene-d8	271.3338	8.32	0.00	895429	100.0	63.4	34.3	94.3
					99.0	9.4	0.0	39.2

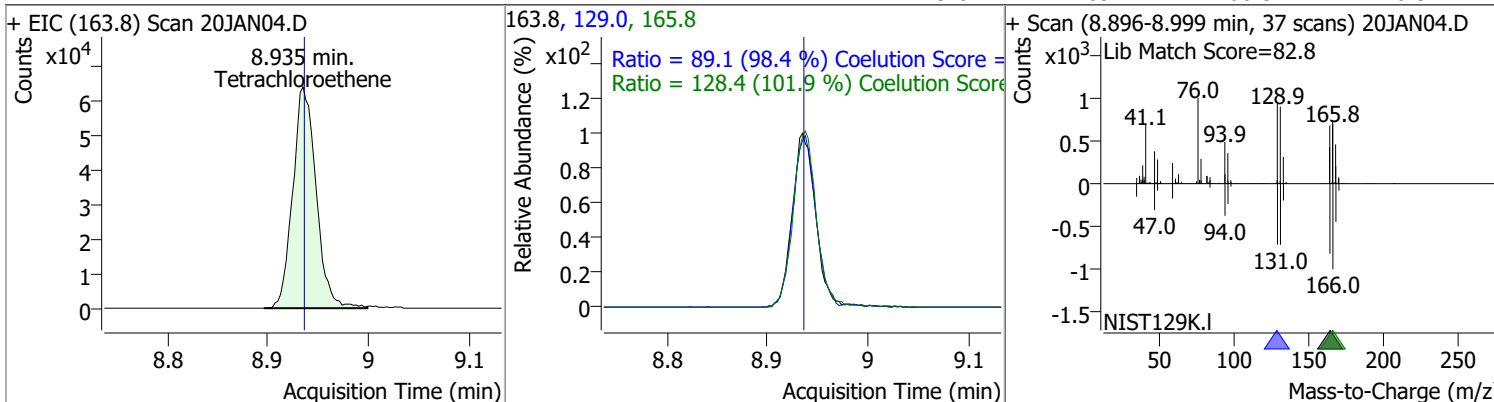


Quantitation Results Report (QT Reviewed)

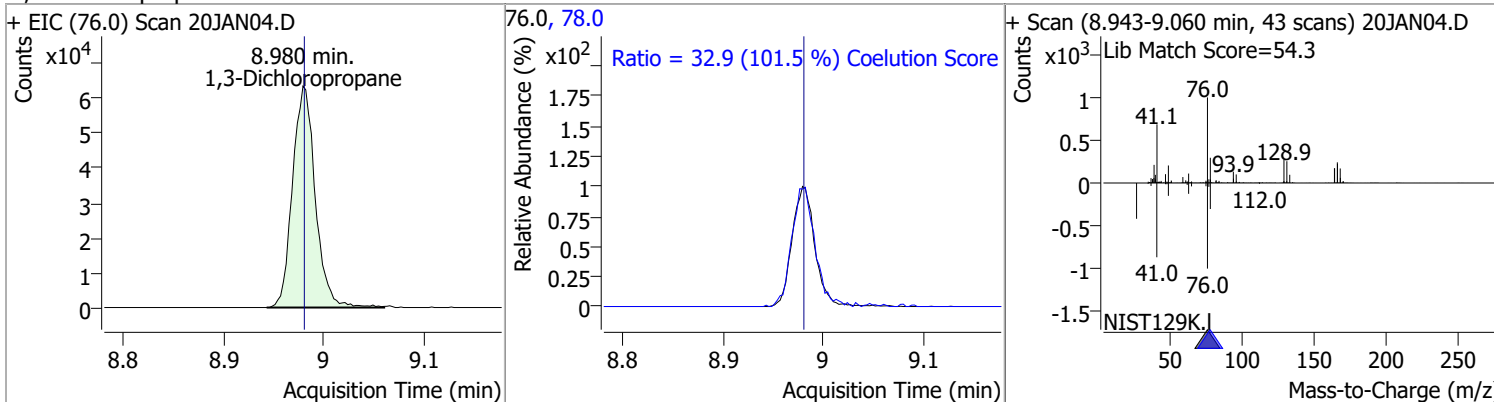
Compound	Conc.	RT	Dev(Min)	Resp.	QIon	QRatio	Lower	Upper
Toluene	119.3967	8.39	0.00	262639	91.0	179.0	144.1	204.1
+ EIC (92.0) Scan 20JAN04.D			92.0, 91.0			+ Scan (8.347-8.441 min, 35 scans) 20JAN04.D		
								
trans-1,3-Dichloropropene	120.6188	8.64	0.00	101886	39.0	49.0	23.0	83.0
+ EIC (75.0) Scan 20JAN04.D			75.0, 77.0, 39.0			+ Scan (8.600-8.703 min, 38 scans) 20JAN04.D		
								
1,1,2-Trichloroethane	118.4804	8.82	0.00	50889	97.0	113.6	80.7	140.7
+ EIC (83.0) Scan 20JAN04.D			83.0, 97.0, 85.0			+ Scan (8.782-8.890 min, 40 scans) 20JAN04.D		
								

Quantitation Results Report (QT Reviewed)

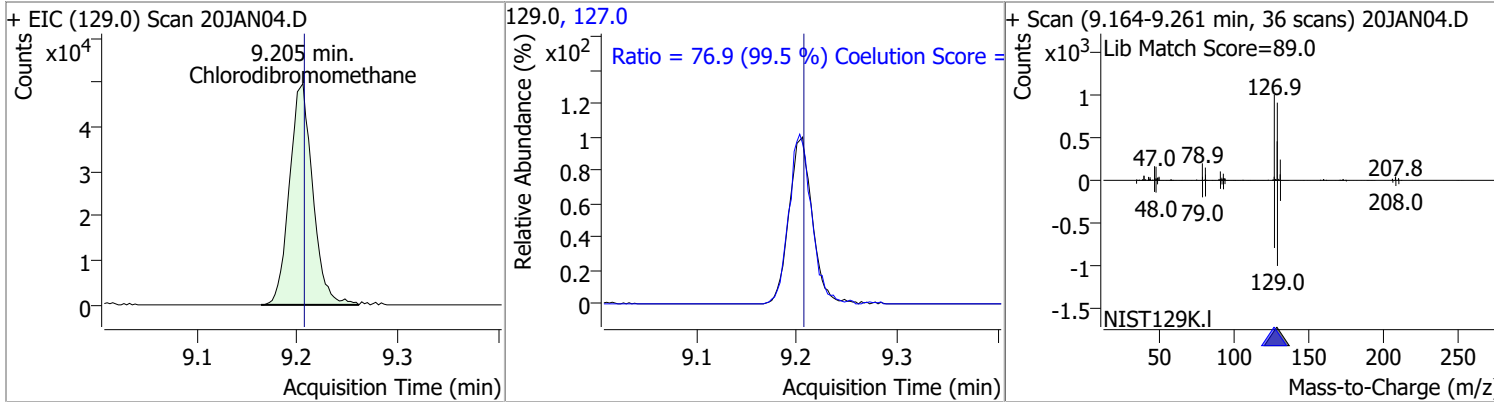
Compound	Conc.	RT	Dev(Min)	Resp.	QIon	QRatio	Lower	Upper
Tetrachloroethene	116.1372	8.93	0.00	103594	165.8	128.4	96.1	156.1
					129.0	89.1	60.5	120.5



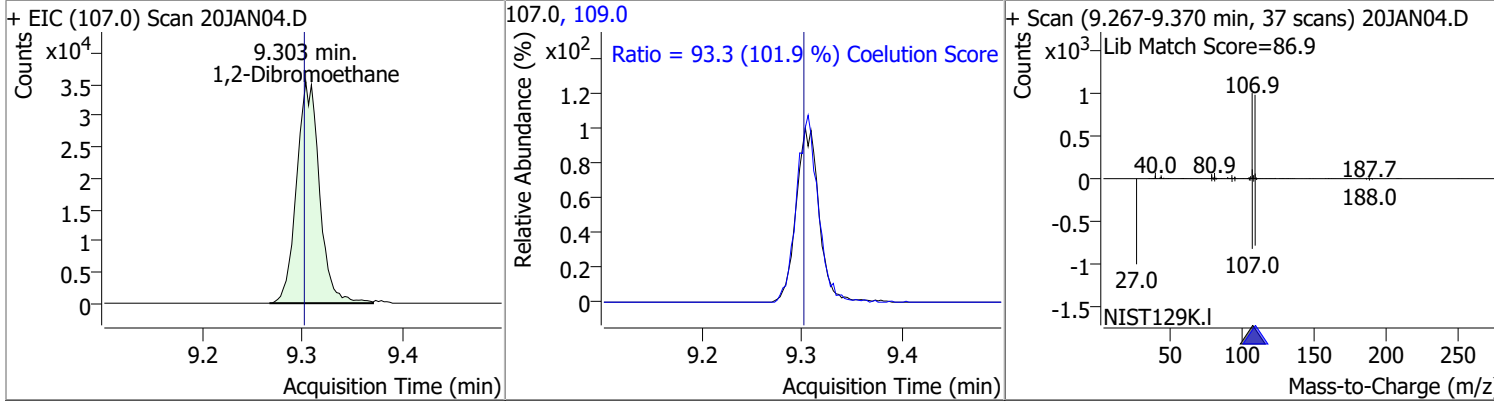
Compound	Conc.	RT	Dev(Min)	Resp.	QIon	QRatio	Lower	Upper
1,3-Dichloropropane	115.1519	8.98	0.00	100088	78.0	32.9	2.4	62.4



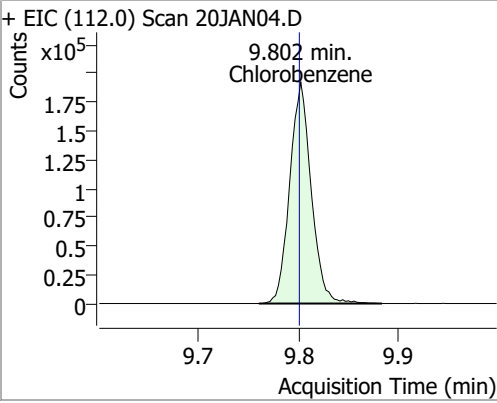
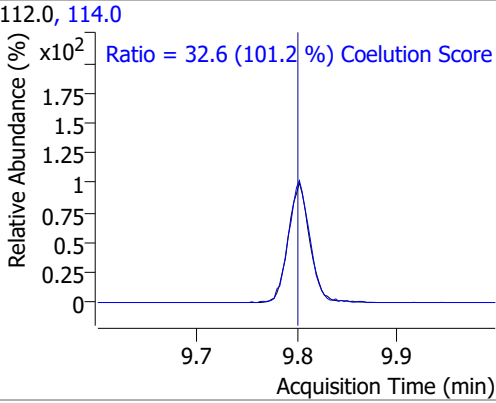
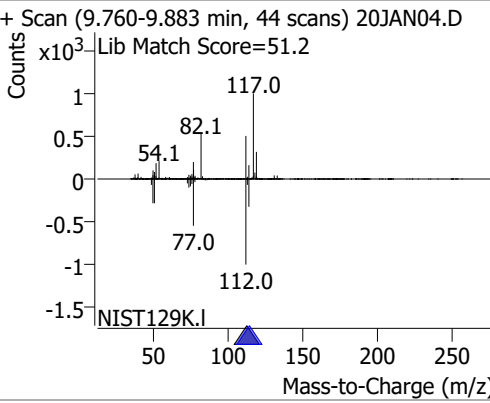
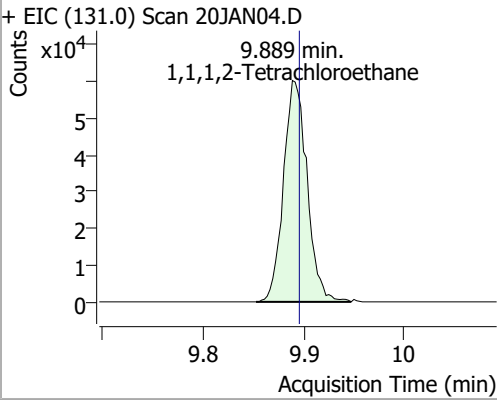
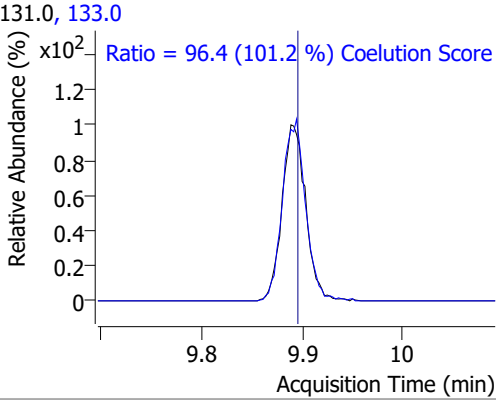
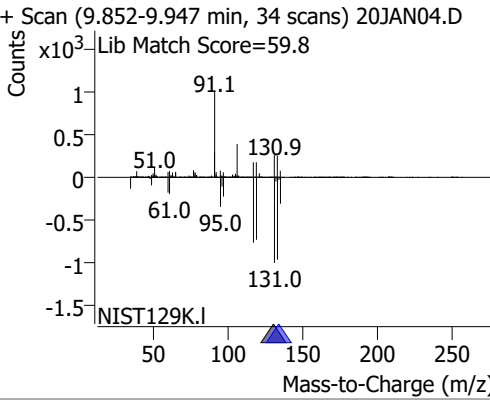
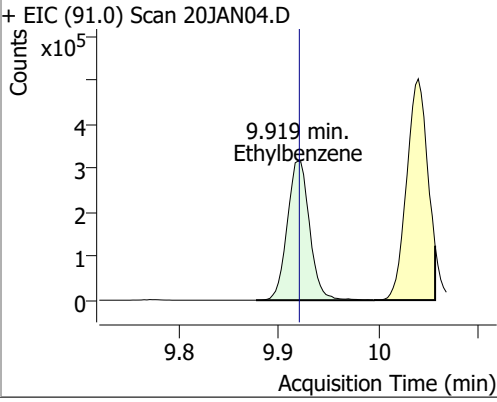
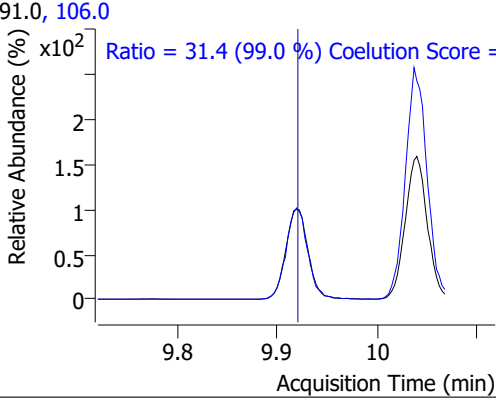
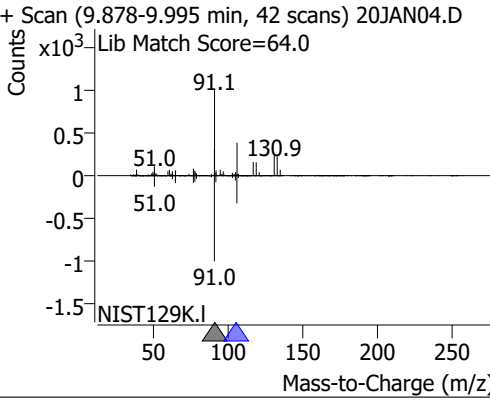
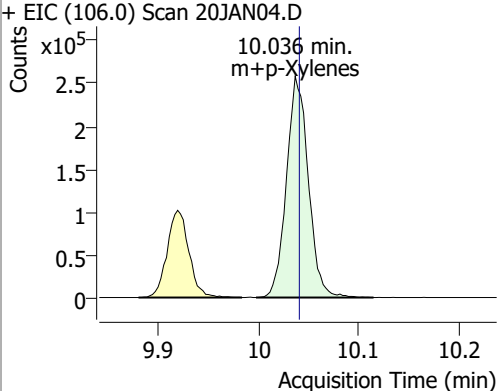
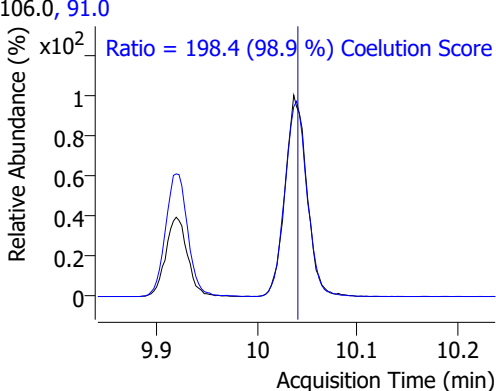
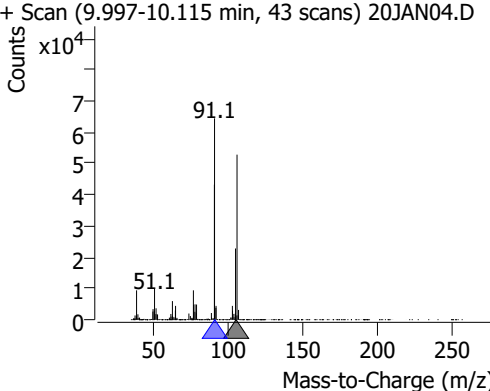
Compound	Conc.	RT	Dev(Min)	Resp.	QIon	QRatio	Lower	Upper
Chlorodibromomethane	115.8125	9.21	0.00	80112	127.0	76.9	47.2	107.2



Compound	Conc.	RT	Dev(Min)	Resp.	QIon	QRatio	Lower	Upper
1,2-Dibromoethane	118.3292	9.30	0.00	56133	109.0	93.3	61.5	121.5

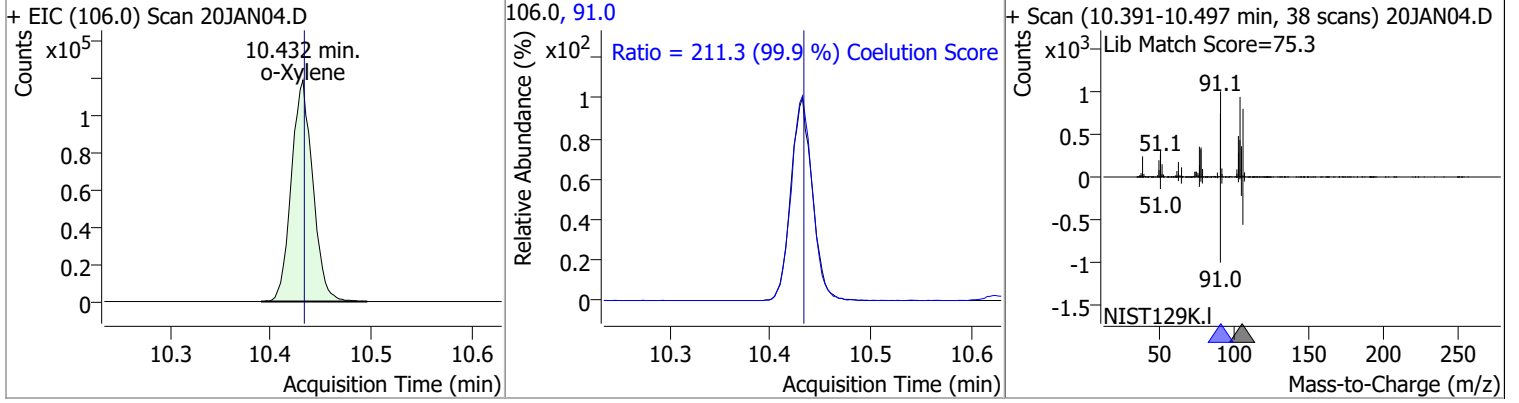


Quantitation Results Report (QT Reviewed)

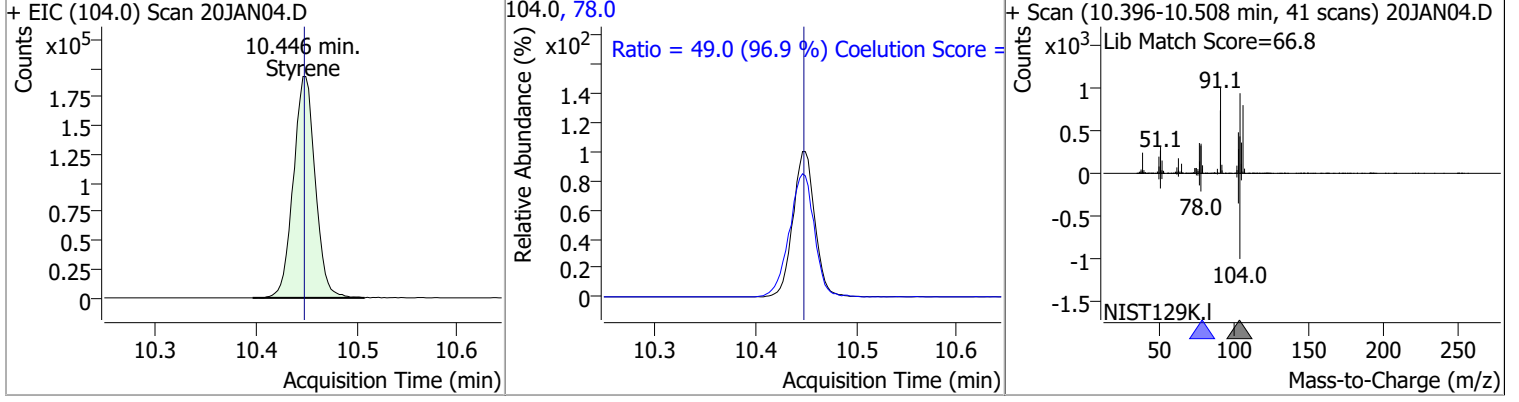
Compound	Conc.	RT	Dev(Min)	Resp.	QIon	QRatio	Lower	Upper
Chlorobenzene	118.6513	9.80	0.00	286118	114.0	32.6	2.2	62.2
+ EIC (112.0) Scan 20JAN04.D			112.0, 114.0			+ Scan (9.760-9.883 min, 44 scans) 20JAN04.D		
								
			Ratio = 32.6 (101.2 %) Coelution Score					
1,1,1,2-Tetrachloroethane	116.2688	9.89	-0.01	98373	133.0	96.4	65.3	125.3
+ EIC (131.0) Scan 20JAN04.D			131.0, 133.0			+ Scan (9.852-9.947 min, 34 scans) 20JAN04.D		
								
			Ratio = 96.4 (101.2 %) Coelution Score					
Ethylbenzene	116.6210	9.92	0.00	488825	106.0	31.4	1.7	61.7
+ EIC (91.0) Scan 20JAN04.D			91.0, 106.0			+ Scan (9.878-9.995 min, 42 scans) 20JAN04.D		
								
			Ratio = 31.4 (99.0 %) Coelution Score					
m+p-Xylenes	233.9142	10.04	0.00	390783	91.0	198.4	170.7	230.7
+ EIC (106.0) Scan 20JAN04.D			106.0, 91.0			+ Scan (9.997-10.115 min, 43 scans) 20JAN04.D		
								
			Ratio = 198.4 (98.9 %) Coelution Score					

Quantitation Results Report (QT Reviewed)

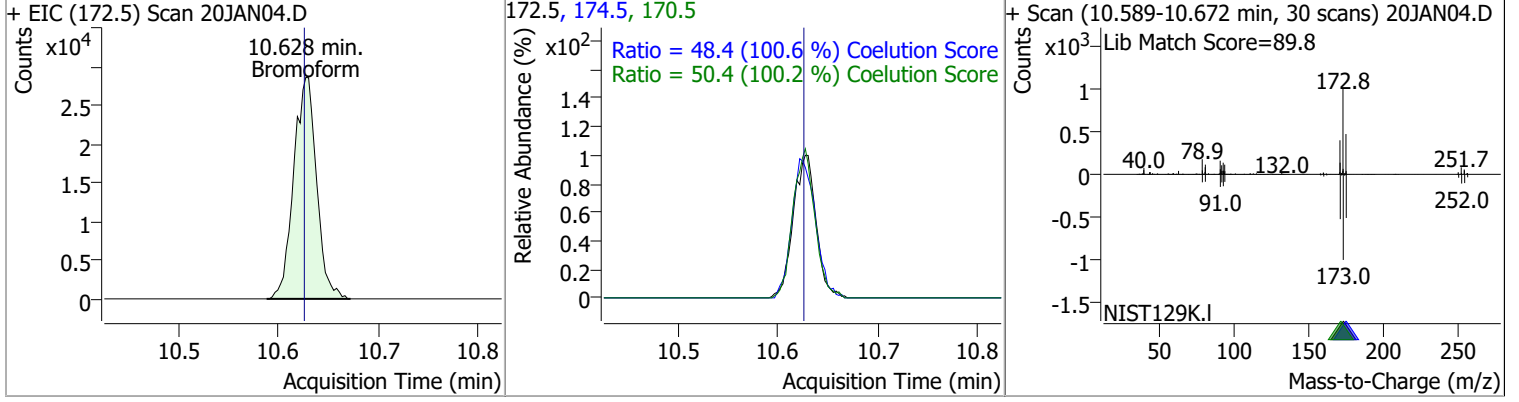
Compound	Conc.	RT	Dev(Min)	Resp.	QIon	QRatio	Lower	Upper
o-Xylene	119.9853	10.43	0.00	175398	91.0	211.3	181.4	241.4



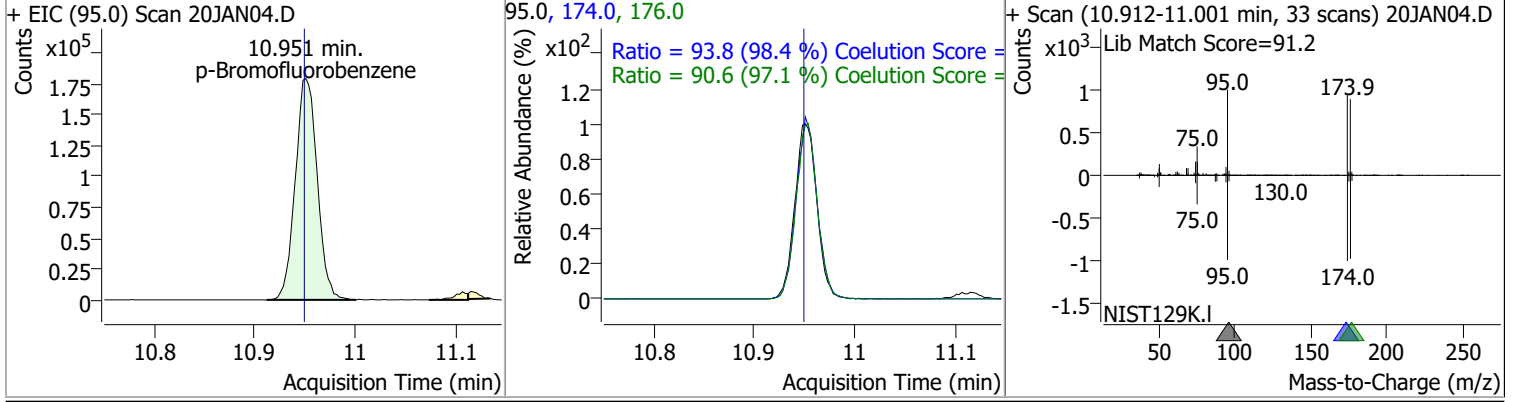
Compound	Conc.	RT	Dev(Min)	Resp.	QIon	QRatio	Lower	Upper
Styrene	120.9286	10.45	0.00	292506	78.0	49.0	20.6	80.6



Compound	Conc.	RT	Dev(Min)	Resp.	QIon	QRatio	Lower	Upper
Bromoform	119.9600	10.63	0.00	45312	170.5 174.5	50.4 48.4	20.3 18.1	80.3 78.1

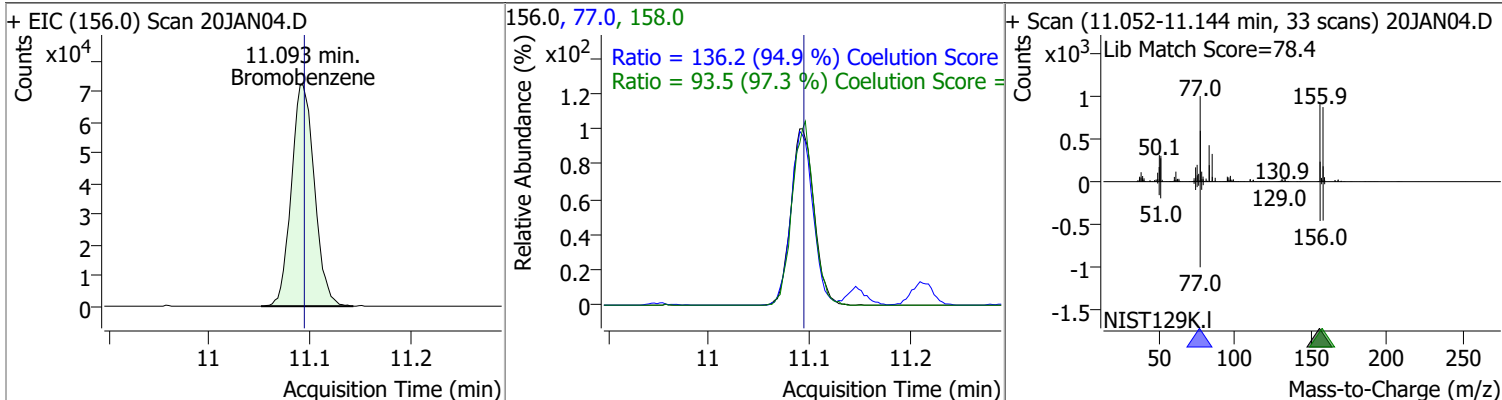


Compound	Conc.	RT	Dev(Min)	Resp.	QIon	QRatio	Lower	Upper
p-Bromofluorobenzene	261.2299	10.95	0.00	271887	174.0 176.0	93.8 90.6	65.3 63.3	125.3 123.3

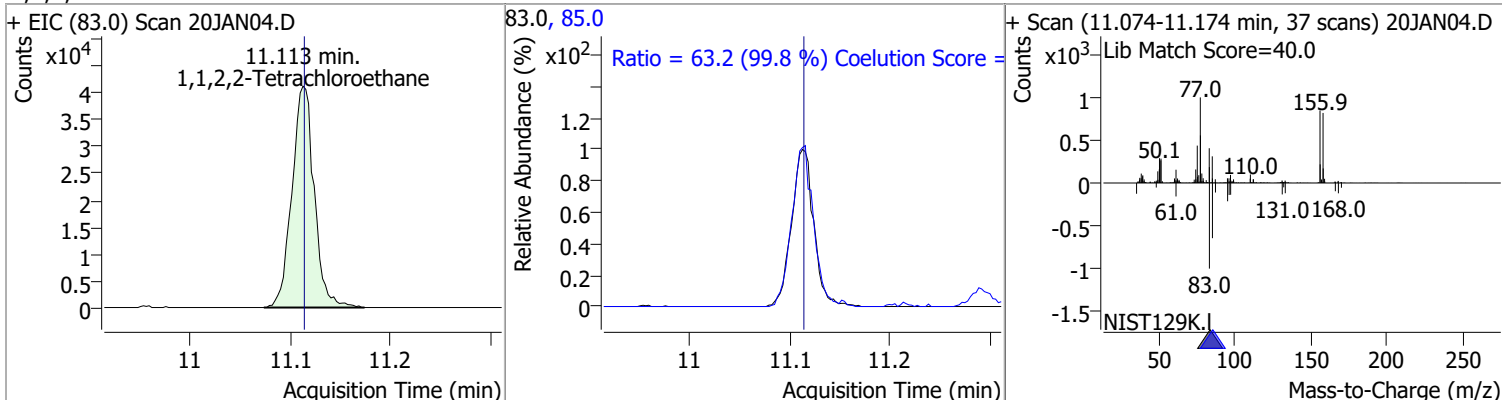


Quantitation Results Report (QT Reviewed)

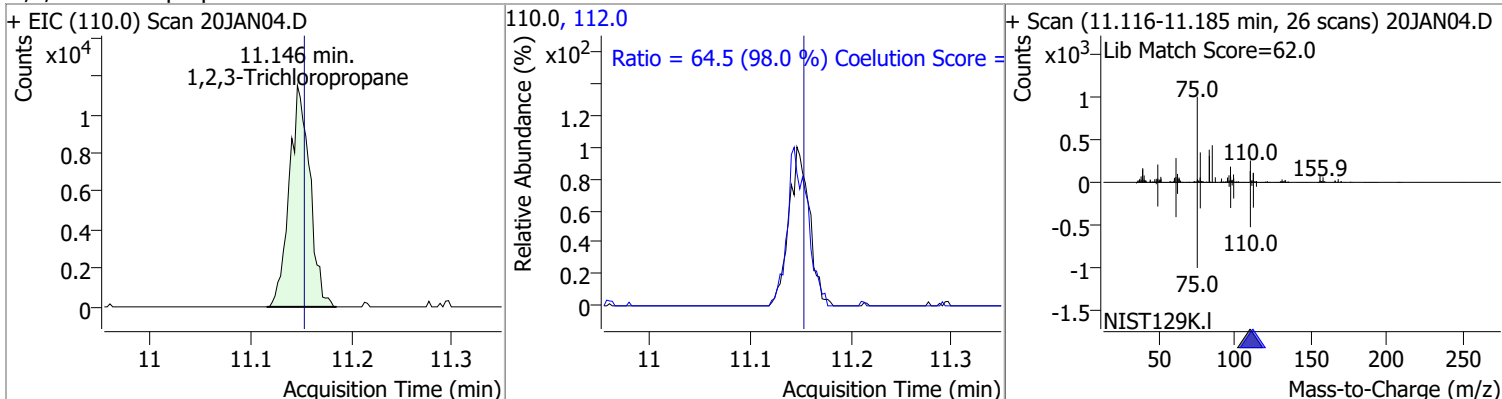
Compound	Conc.	RT	Dev(Min)	Resp.	QIon	QRatio	Lower	Upper
Bromobenzene	125.7701	11.09	0.00	115437	77.0	136.2	113.5	173.5
					158.0	93.5	66.1	126.1



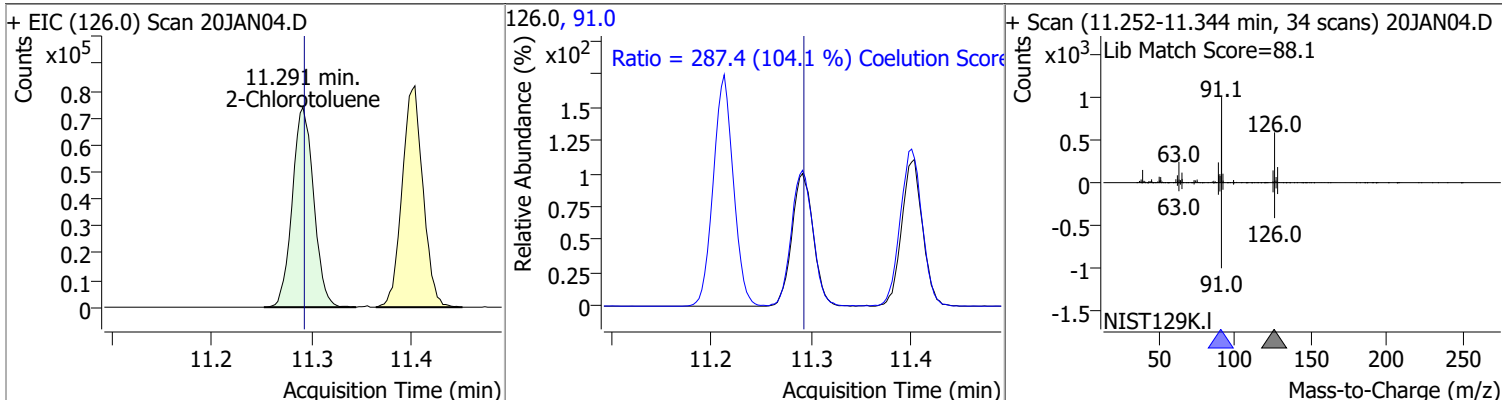
Compound	Conc.	RT	Dev(Min)	Resp.	QIon	QRatio	Lower	Upper
1,1,2,2-Tetrachloroethane	121.5047	11.11	0.00	63611	85.0	63.2	33.3	93.3



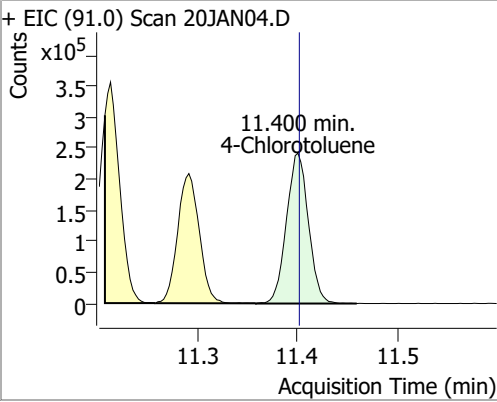
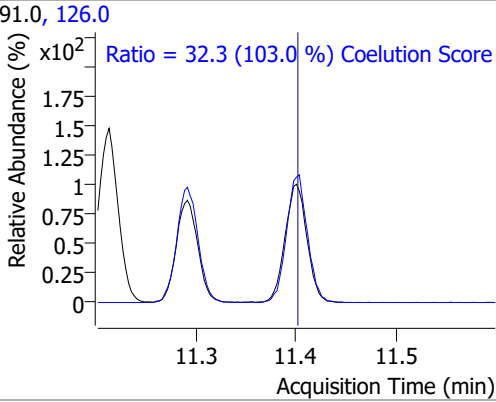
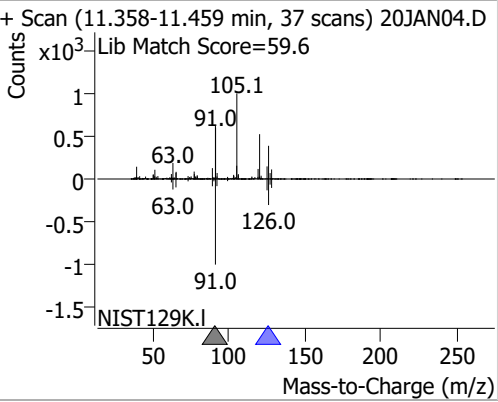
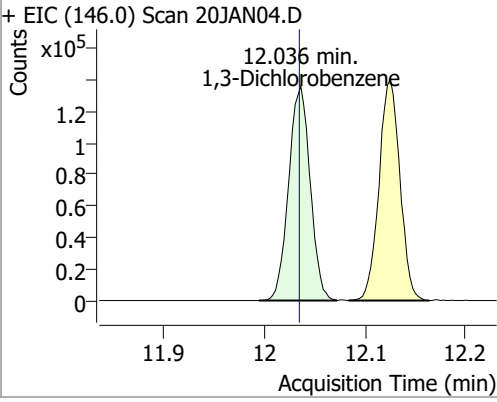
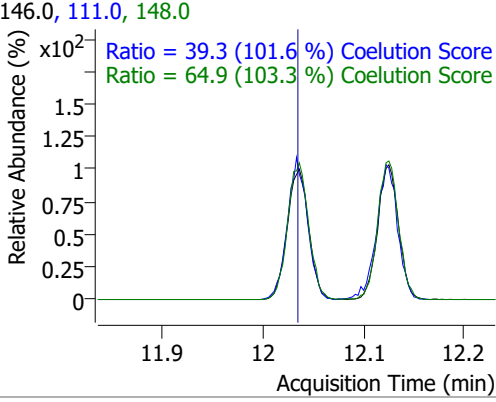
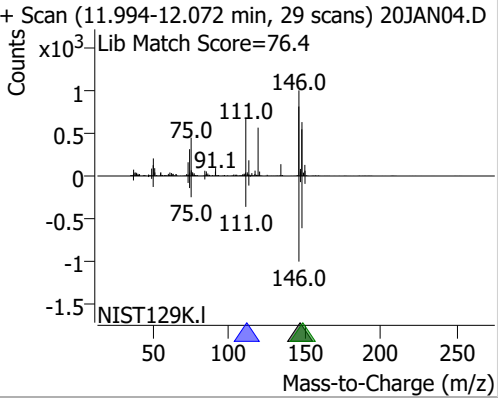
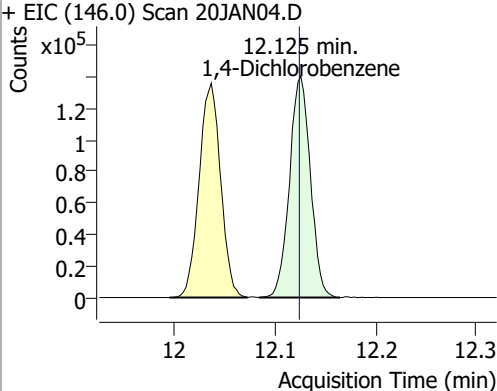
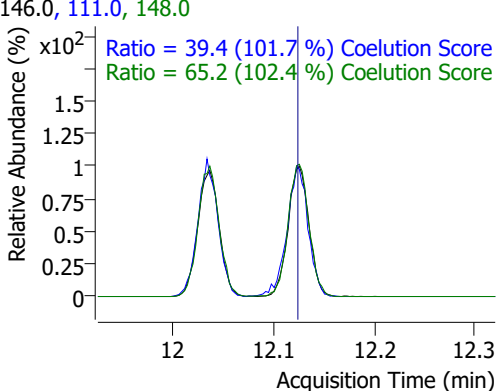
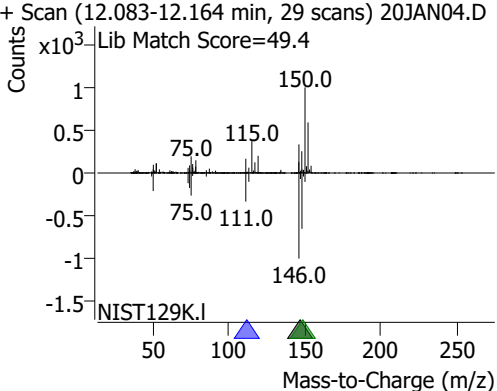
Compound	Conc.	RT	Dev(Min)	Resp.	QIon	QRatio	Lower	Upper
1,2,3-Trichloropropane	118.6852	11.15	-0.01	16325	112.0	64.5	35.8	95.8



Compound	Conc.	RT	Dev(Min)	Resp.	QIon	QRatio	Lower	Upper
2-Chlorotoluene	120.4094	11.29	0.00	109380	91.0	287.4	246.2	306.2

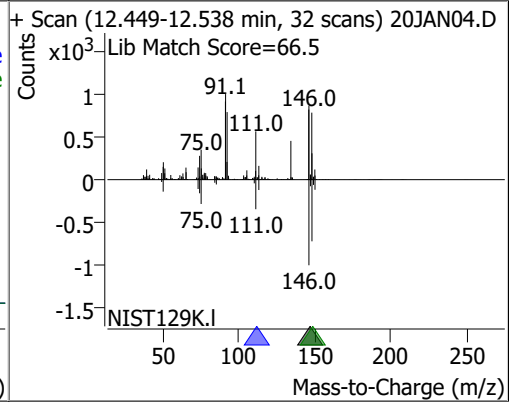
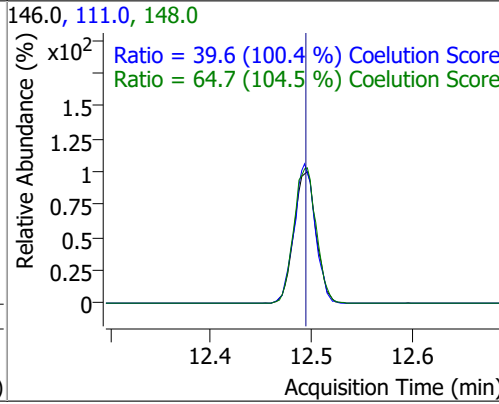
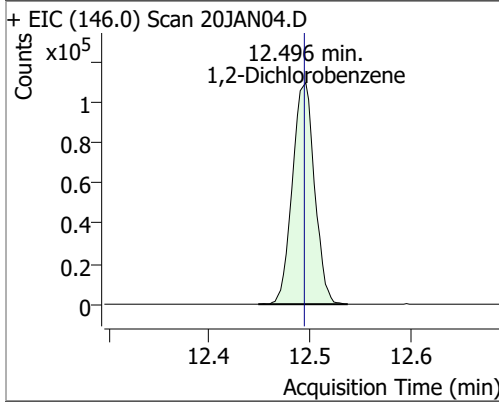


Quantitation Results Report (QT Reviewed)

Compound	Conc.	RT	Dev(Min)	Resp.	QIon	QRatio	Lower	Upper
4-Chlorotoluene	124.5902	11.40	0.00	366573	126.0	32.3	1.3	61.3
+ EIC (91.0) Scan 20JAN04.D 			91.0, 126.0 			+ Scan (11.358-11.459 min, 37 scans) 20JAN04.D Lib Match Score=59.6 		
1,3-Dichlorobenzene	121.7179	12.04	0.00	202411	148.0	64.9	32.8	92.8
+ EIC (146.0) Scan 20JAN04.D 			146.0, 111.0, 148.0 			+ Scan (11.994-12.072 min, 29 scans) 20JAN04.D Lib Match Score=76.4 		
1,4-Dichlorobenzene	119.7889	12.13	0.00	203084	148.0	65.2	33.7	93.7
+ EIC (146.0) Scan 20JAN04.D 			146.0, 111.0, 148.0 			+ Scan (12.083-12.164 min, 29 scans) 20JAN04.D Lib Match Score=49.4 		

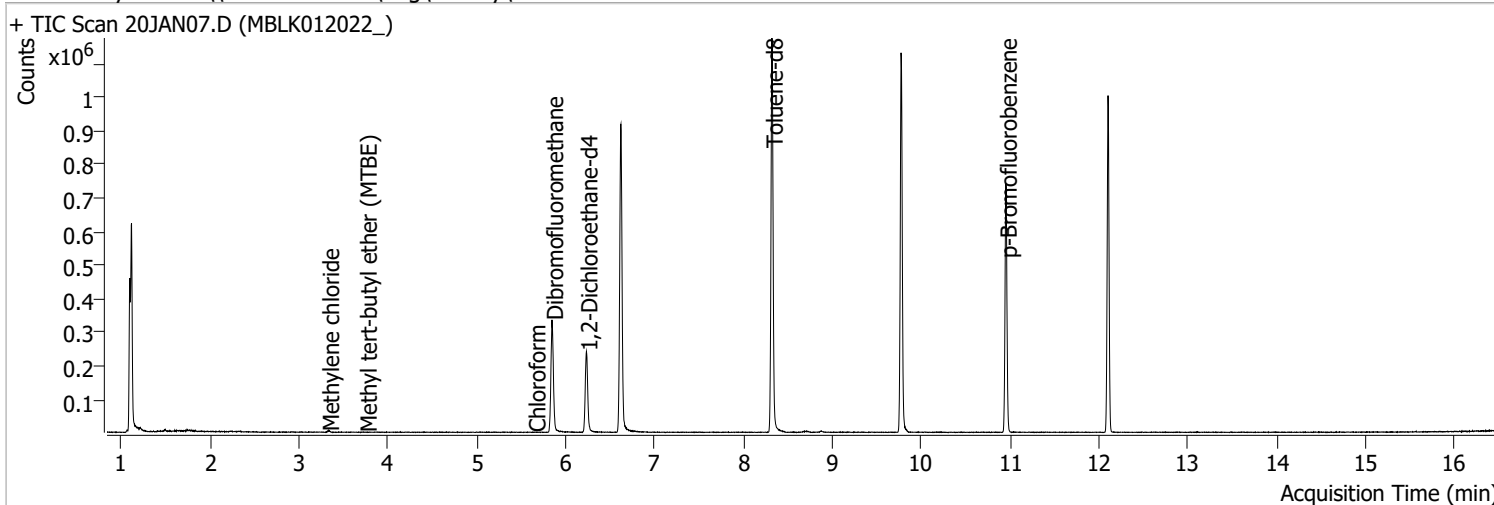
Quantitation Results Report (QT Reviewed)

Compound	Conc.	RT	Dev(Min)	Resp.	QIon	QRatio	Lower	Upper
1,2-Dichlorobenzene	121.1465	12.50	0.00	168196	148.0	64.7	31.9	91.9
					111.0	39.6	9.5	69.5



Quantitation Results Report (QT Reviewed)

Data File	20JAN07.D	Operator	MSC
Acq. Method	5975CACQF.M	Acq. Date-Time	1/20/2022 12:19:44 PM
Sample Name	MBLK012022_	Instrument	VOA5975C
Vial	7	Multiplier	1.00
DA Method File	VOA5975C_8260B_SHT_DoD_L4_011922.m	Comment	
Tune File	BFB_Atune3.u	Tune Date	10/11/2021 4:02:00 PM
Batch Name	VG012022_8260B.batch.bin	Last Calib Update	3/8/2022 4:29:12 PM
Ref Library	\\MASSHUNTER\Org\Library\NIST129K.I		



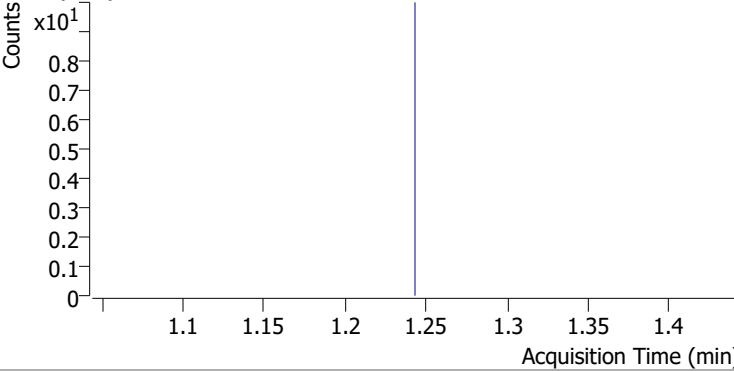
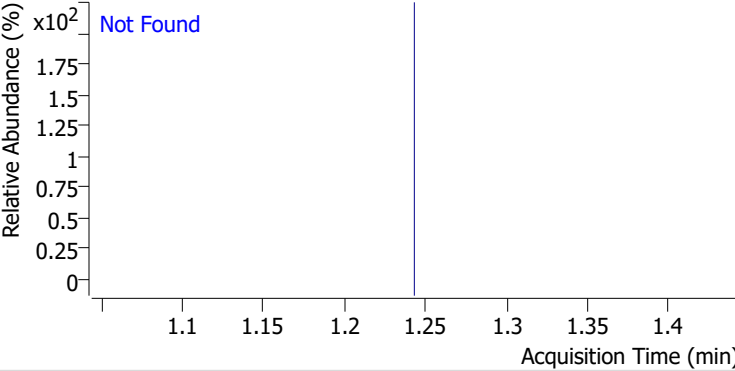
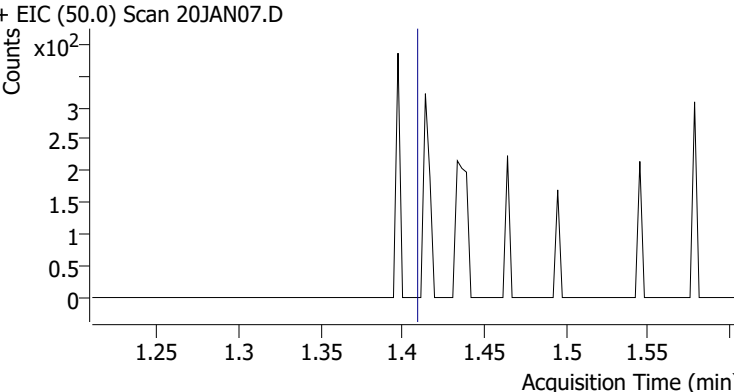
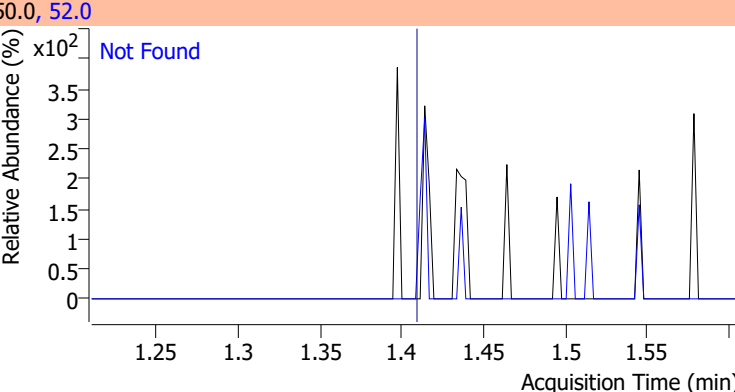
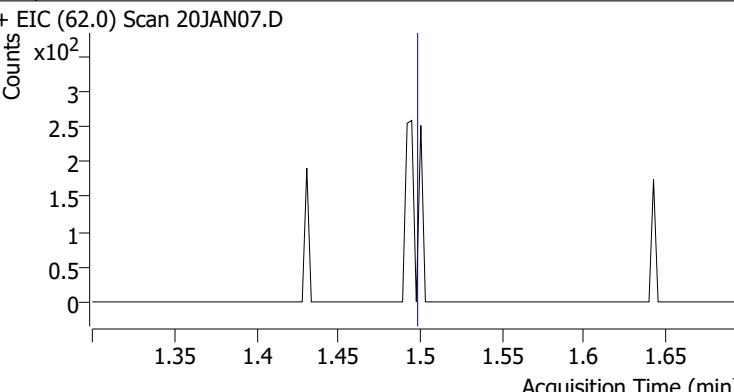
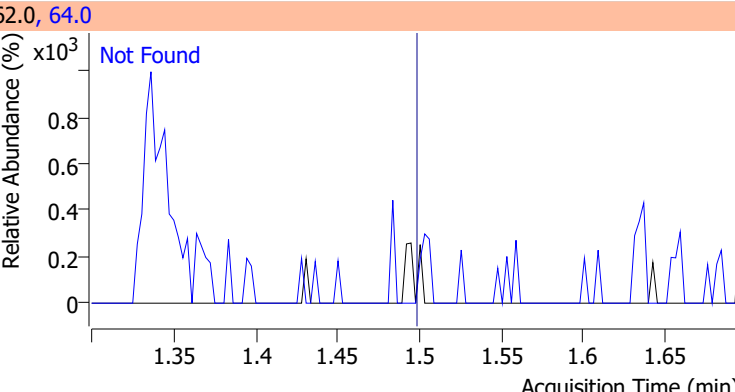
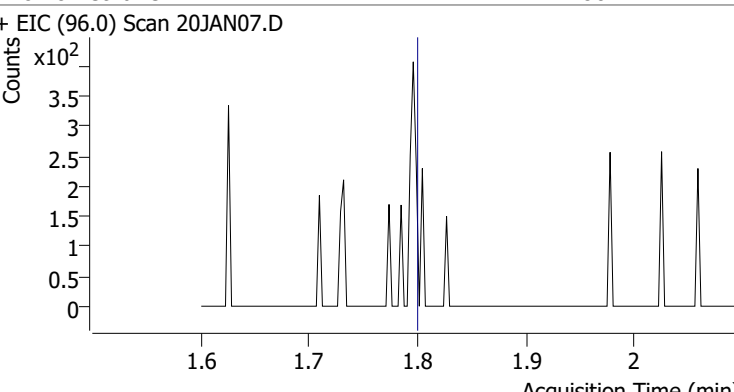
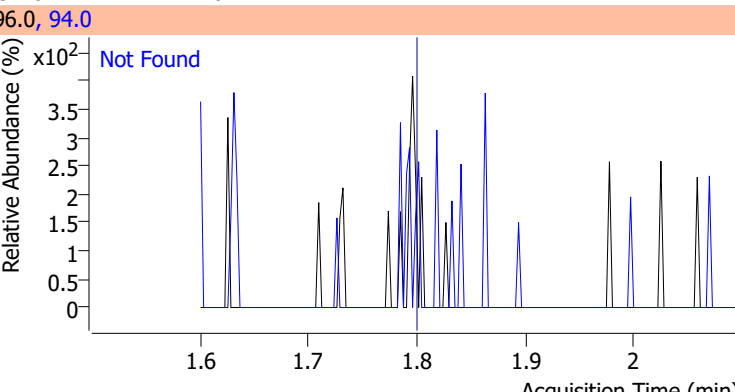
Compound	RT	QIon	Resp.	Conc.	Units	Dev(Min)
Internal Standards						
M Fluorobenzene	6.620	96.0	781602	250.0000	ng	0.000
M Chlorobenzene-d5	9.774	82.0	310991	250.0000	ng	0.000
M 1,4-Dichlorobenzene-d4	12.100	152.0	238911	250.0000	ng	0.000
System Monitoring Compounds						
S Dibromofluoromethane	5.845	113.0	192588	254.3941	ng	-0.006
Spiked Amount: 250.000	Range: 80.0 - 119.0%			Recovery = 101.76%		
S 1,2-Dichloroethane-d4	6.233	67.0	89552	273.8394	ng	0.003
Spiked Amount: 250.000	Range: 81.0 - 118.0%			Recovery = 109.54%		
S Toluene-d8	8.319	98.0	725132	239.0007	ng	0.000
Spiked Amount: 250.000	Range: 89.0 - 112.0%			Recovery = 95.60%		
S p-Bromofluorobenzene	10.951	95.0	212443	240.8337	ng	0.003
Spiked Amount: 250.000	Range: 85.0 - 114.0%			Recovery = 96.33%		
Target Compounds						
T Dichlorodifluoromethane	0.000		0	N.D.		
T Chloromethane	0.000		0	N.D.		
T Vinyl chloride	0.000		0	N.D.		
T Bromomethane	0.000		0	N.D.		
T Chloroethane	0.000		0	N.D.		
T Trichlorofluoromethane	0.000		0	N.D.		
T 1,1-Dichloroethene	0.000		0	N.D.		
T Methylene chloride	3.327	49.0	2799	2.4495	ng m	89
T trans-1,2-Dichloroethene	0.000		0	N.D.		
T Methyl tert-butyl ether (MTBE)	3.751	73.0	58	0.0567	ng m	60
T 1,1-Dichloroethane	0.000		0	N.D.		
T 2,2-Dichloropropane	0.000		0	N.D.		
T cis-1,2-Dichloroethene	0.000		0	N.D.		
T Methyl ethyl ketone	0.000		0	N.D.		
T Bromochloromethane	0.000		0	N.D.		
T Chloroform	5.650	83.0	180	0.1184	ng m	64

Quantitation Results Report (QT Reviewed)

Compound	RT	QIon	Resp.	Conc.	Units	Dev(Min)
T 1,1,1-Trichloroethane	0.000		0	N.D.		
T Carbon tetrachloride	0.000		0	N.D.		
T 1,1-Dichloropropene	0.000		0	N.D.		
T Benzene	0.000		0	N.D.		
T 1,2-Dichloroethane	0.000		0	N.D.		
T Trichloroethene	0.000		0	N.D.		
T 1,2-Dichloropropane	0.000		0	N.D.		
T Dibromomethane	0.000		0	N.D.		
T Bromodichloromethane	0.000		0	N.D.		
T cis-1,3-Dichloropropene	0.000		0	N.D.		
T Toluene	0.000		0	N.D.		
T trans-1,3-Dichloropropene	0.000		0	N.D.		
T 1,1,2-Trichloroethane	0.000		0	N.D.		
T Tetrachloroethene	0.000		0	N.D.		
T 1,3-Dichloropropane	0.000		0	N.D.		
T Chlorodibromomethane	0.000		0	N.D.		
T 1,2-Dibromoethane	0.000		0	N.D.		
T Chlorobenzene	0.000		0	N.D.		
T 1,1,1,2-Tetrachloroethane	0.000		0	N.D.		
T Ethylbenzene	0.000		0	N.D.		
T m+p-Xylenes	10.034	106.0	0		ng md	1
T o-Xylene	0.000		0	N.D.		
T Styrene	0.000		0	N.D.		
T Bromoform	0.000		0	N.D.		
T Bromobenzene	0.000		0	N.D.		
T 1,1,2,2-Tetrachloroethane	0.000		0	N.D.		
T 1,2,3-Trichloropropane	0.000		0	N.D.		
T 2-Chlorotoluene	0.000		0	N.D.		
T 4-Chlorotoluene	0.000		0	N.D.		
T 1,3-Dichlorobenzene	0.000		0	N.D.		
T 1,4-Dichlorobenzene	0.000		0	N.D.		
T 1,2-Dichlorobenzene	0.000		0	N.D.		

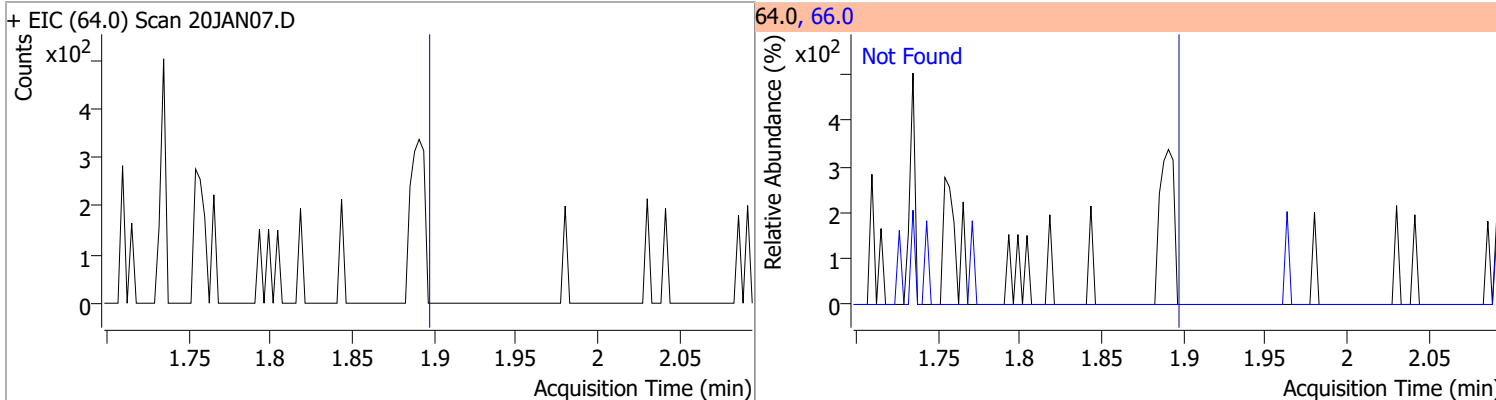
(#) = Qualifier Out of Range; (m) = Manual Integration; (+) = Area Summed; (*) = Surrogate Percent Recovery Out of Range; (d): Zeroed Peak

Quantitation Results Report (QT Reviewed)

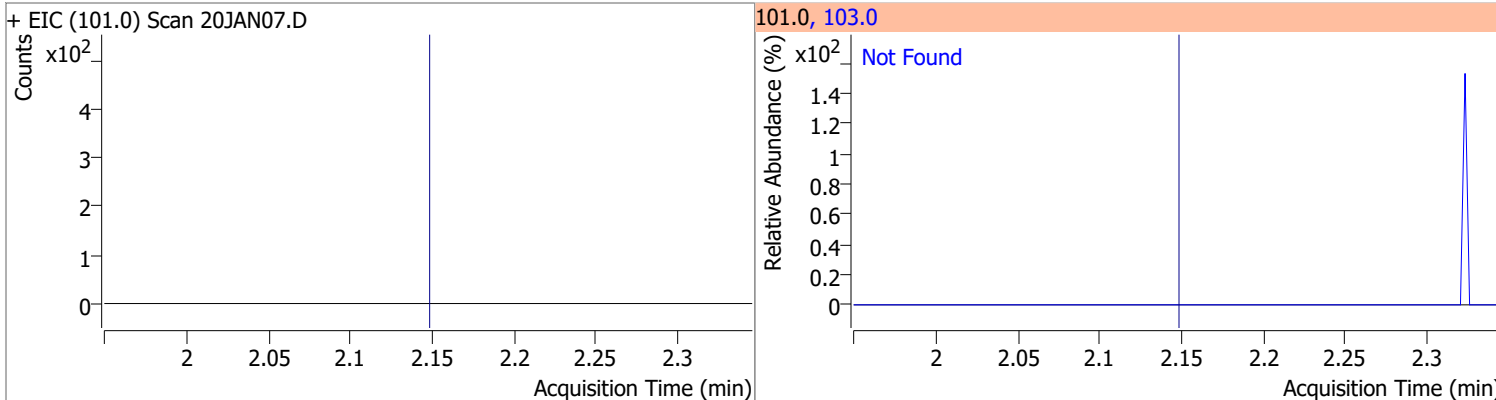
Compound	Conc.	Exp RT	QIon	Exp Ratio
Dichlorodifluoromethane	N.D.	1.24	87.0	31.8
+ EIC (85.0) Scan 20JAN07.D ***NO DATA POINTS***			85.0, 87.0	
				
Chloromethane	N.D.	1.41	52.0	32.4
+ EIC (50.0) Scan 20JAN07.D			50.0, 52.0	
				
Vinyl chloride	N.D.	1.50	64.0	31.3
+ EIC (62.0) Scan 20JAN07.D			62.0, 64.0	
				
Bromomethane	N.D.	1.80	94.0	110.1
+ EIC (96.0) Scan 20JAN07.D			96.0, 94.0	
				

Quantitation Results Report (QT Reviewed)

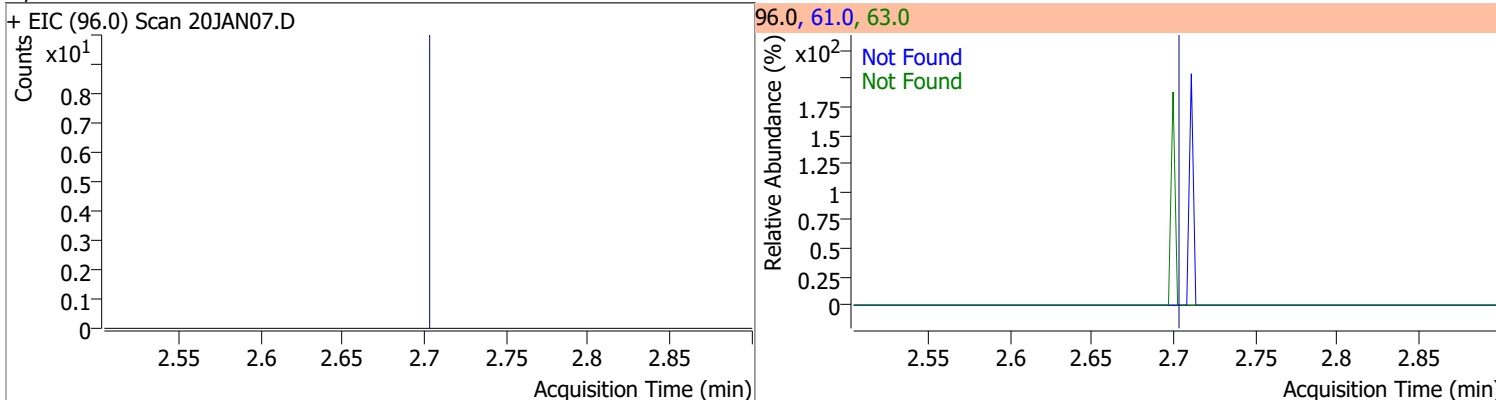
Compound	Conc.	Exp RT	QIon	Exp Ratio
Chloroethane	N.D.	1.90	66.0	30.0



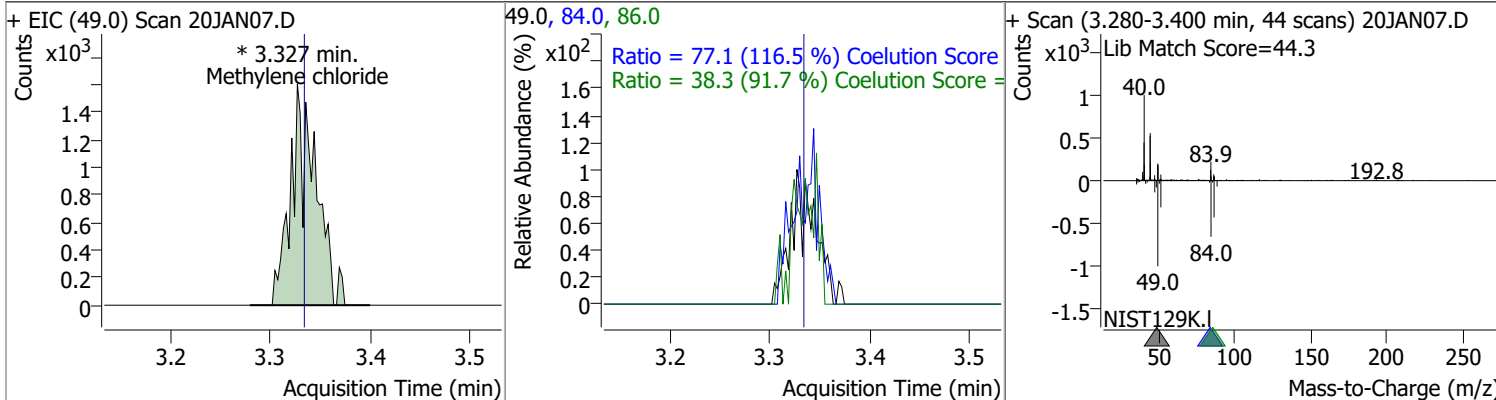
Compound	Conc.	Exp RT	QIon	Exp Ratio
Trichlorofluoromethane	N.D.	2.15	103.0	65.0



Compound	Conc.	Exp RT	QIon	Exp Ratio	QIon	Exp Ratio
1,1-Dichloroethene	N.D.	2.70	61.0	179.9	63.0	57.0

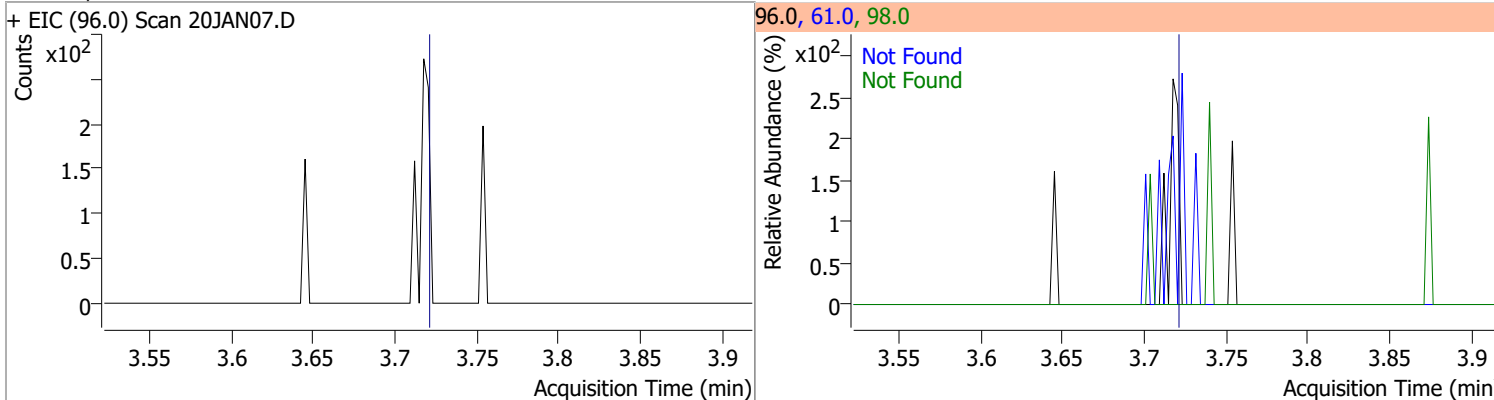


Compound	Conc.	RT	Dev(Min)	Resp.	QIon	QRatio	Lower	Upper
Methylene chloride	2.4495	3.33	-0.01	2799 (m)	84.0	77.1	36.1	96.1
					86.0	38.3	11.8	71.8

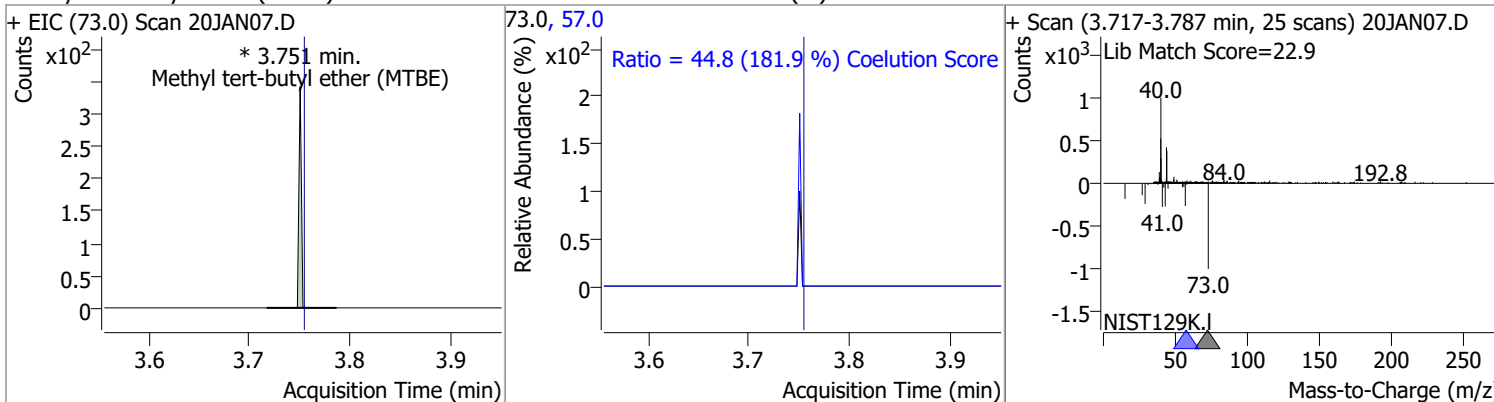


Quantitation Results Report (QT Reviewed)

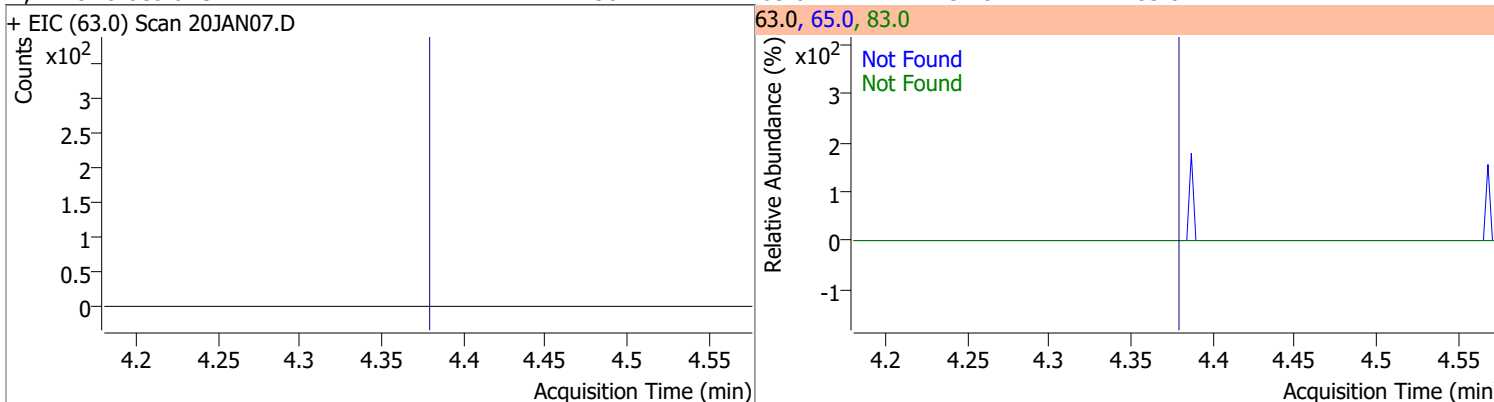
Compound	Conc.	Exp RT	QIon	Exp Ratio	QIon	Exp Ratio
trans-1,2-Dichloroethene	N.D.	3.72	61.0	154.8	98.0	62.1



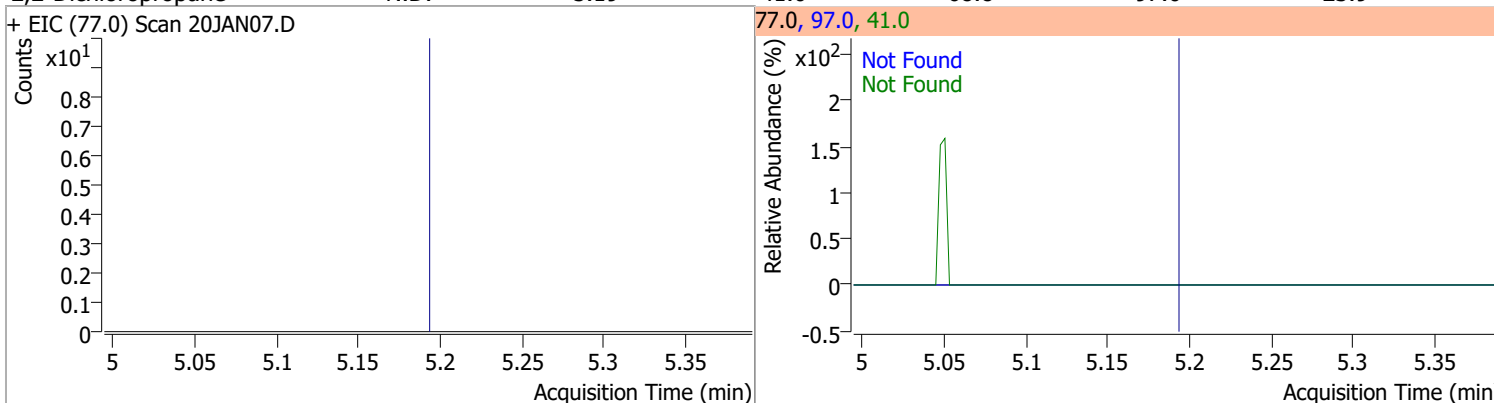
Compound	Conc.	RT	Dev(Min)	Resp.	QIon	QRatio	Lower	Upper
Methyl tert-butyl ether (MTBE)	0.0567	3.75	0.00	58 (m)	57.0	44.8	0.0	54.6



Compound	Conc.	Exp RT	QIon	Exp Ratio	QIon	Exp Ratio
1,1-Dichloroethane	N.D.	4.38	65.0	31.0	83.0	12.7

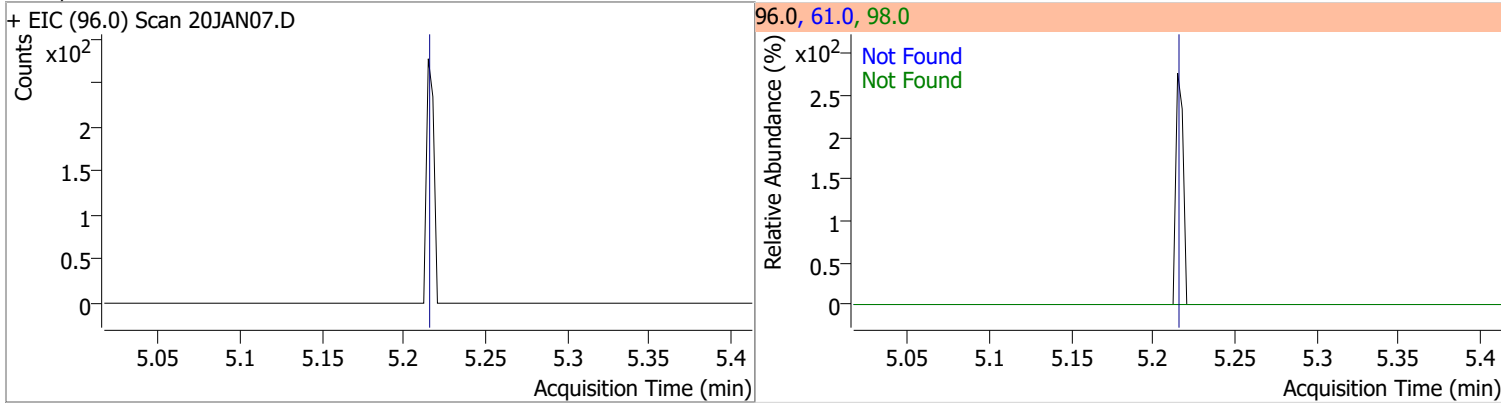


Compound	Conc.	Exp RT	QIon	Exp Ratio	QIon	Exp Ratio
2,2-Dichloropropane	N.D.	5.19	41.0	68.8	97.0	23.9

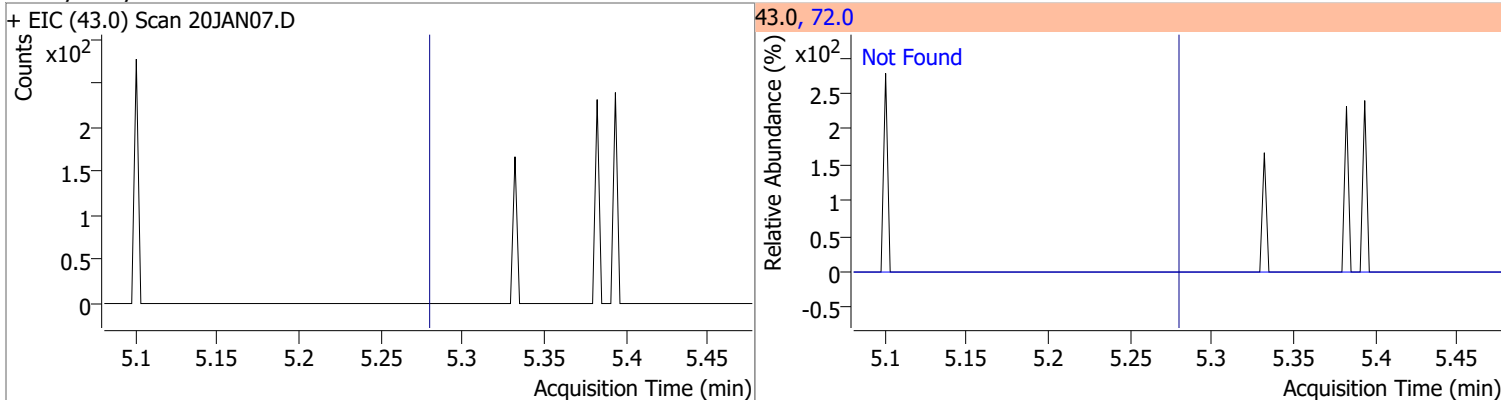


Quantitation Results Report (QT Reviewed)

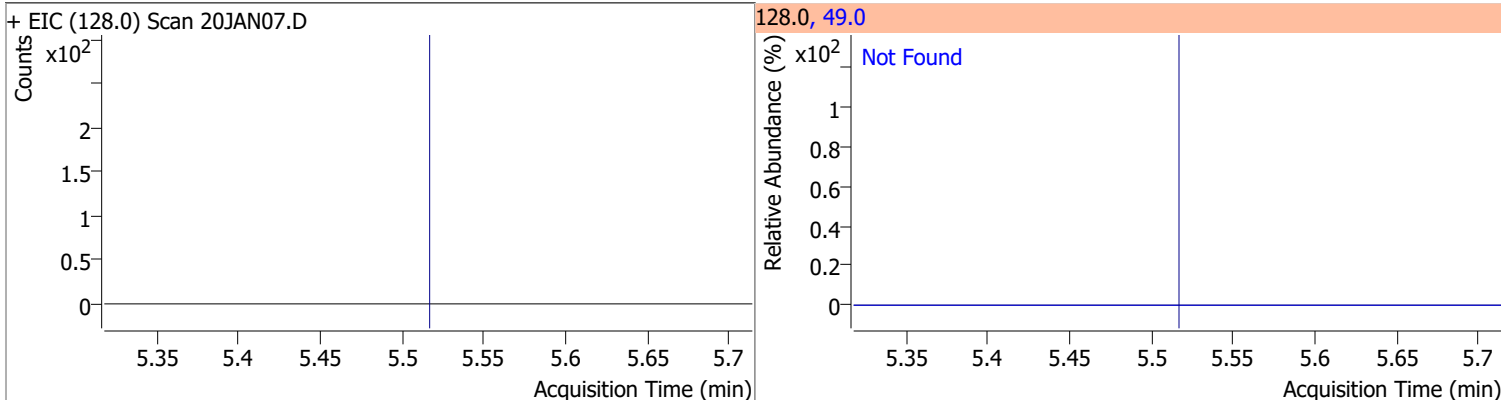
Compound	Conc.	Exp RT	QIon	Exp Ratio	QIon	Exp Ratio
cis-1,2-Dichloroethene	N.D.	5.21	61.0	160.4	98.0	66.2



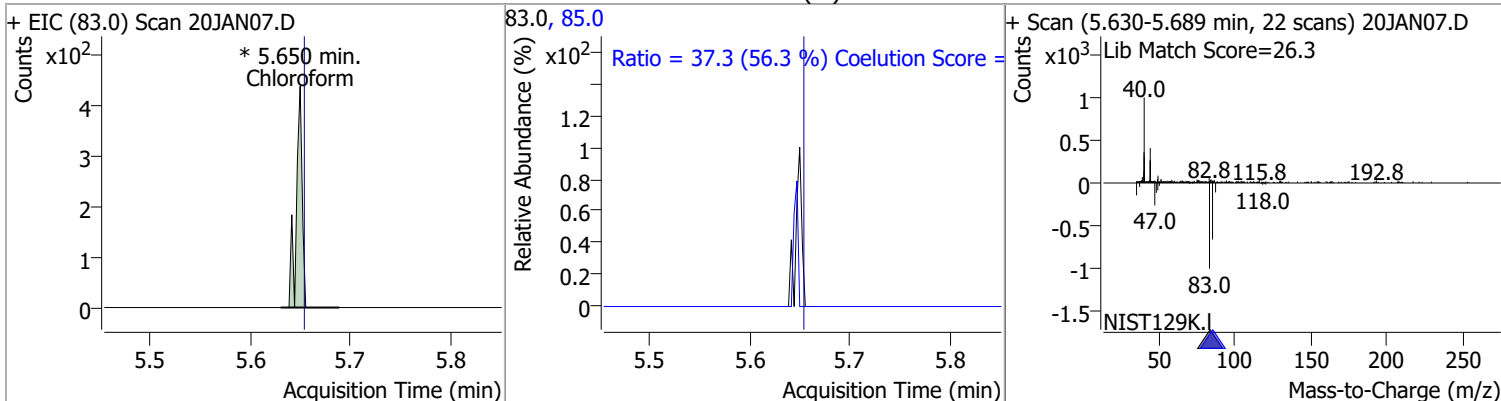
Compound	Conc.	Exp RT	QIon	Exp Ratio
Methyl ethyl ketone	N.D.	5.28	72.0	20.6



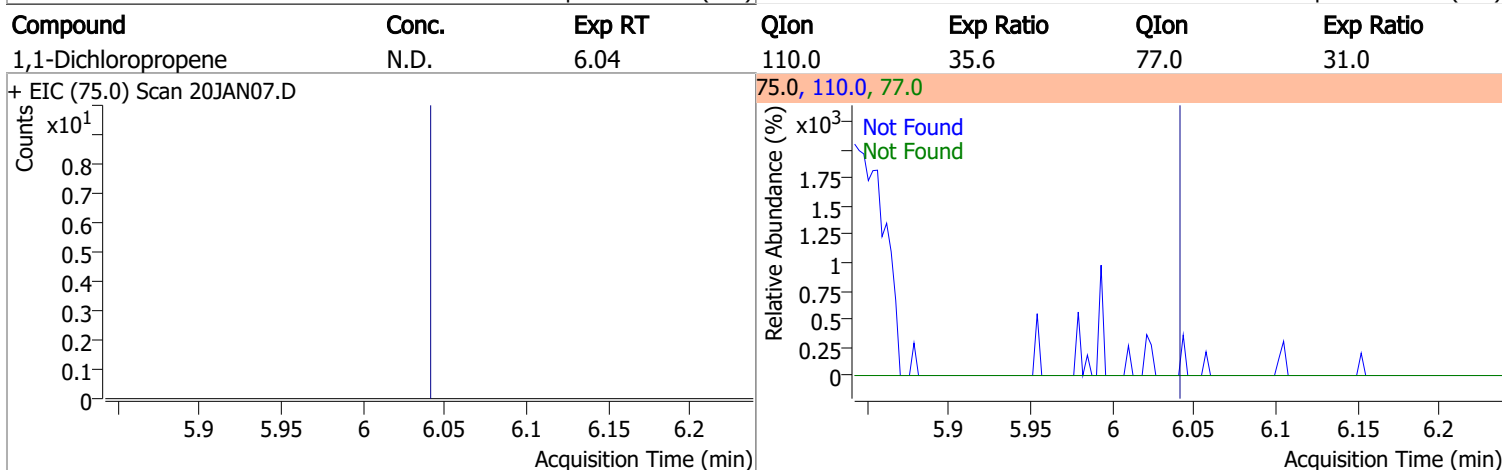
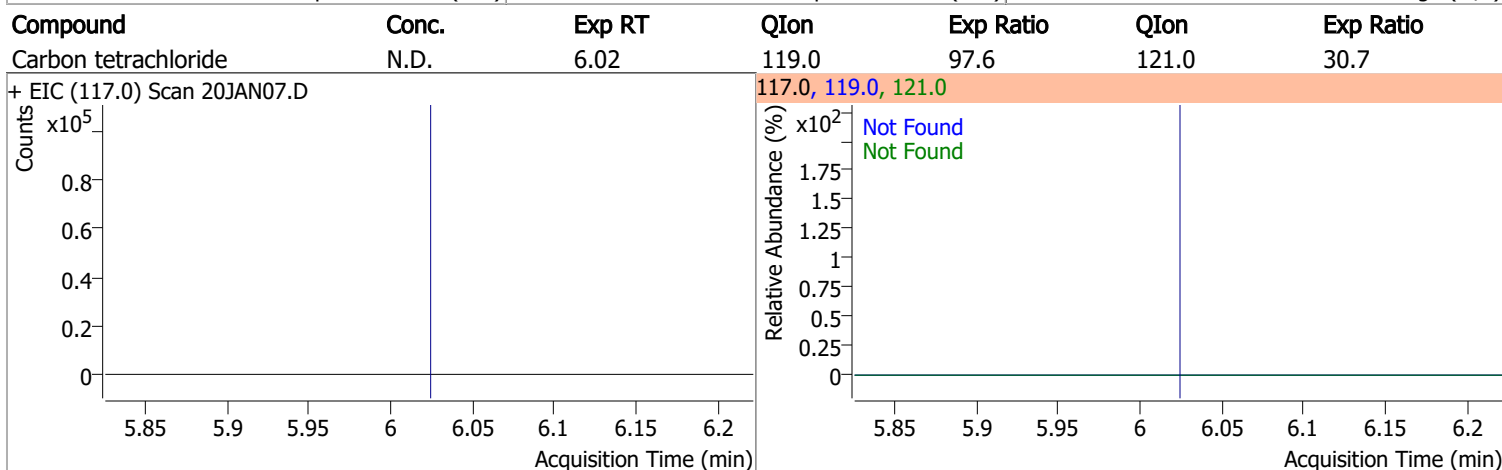
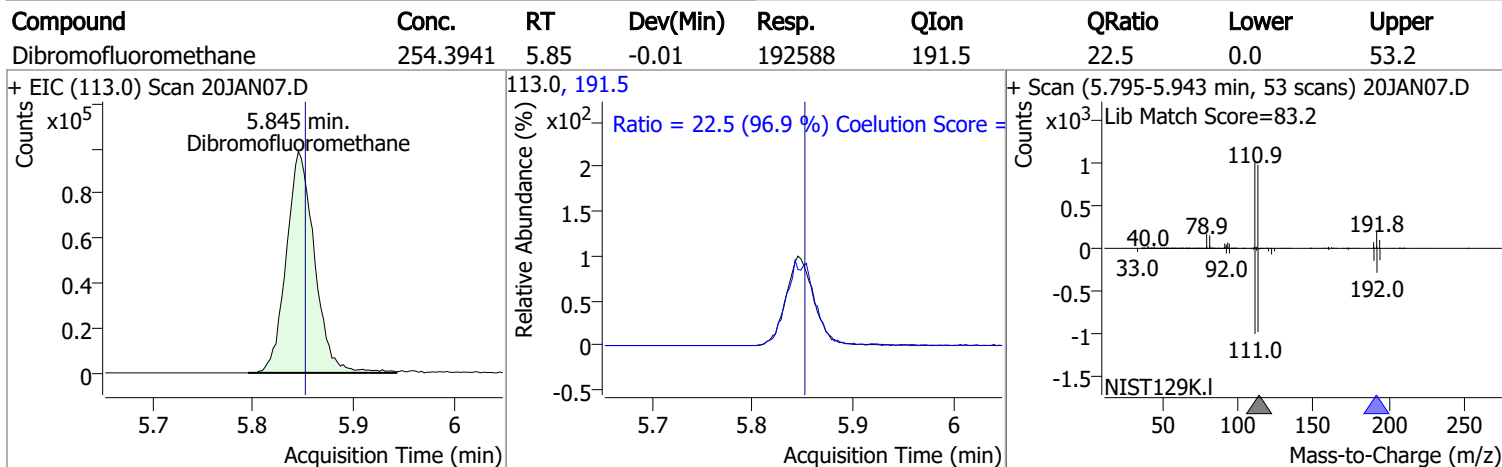
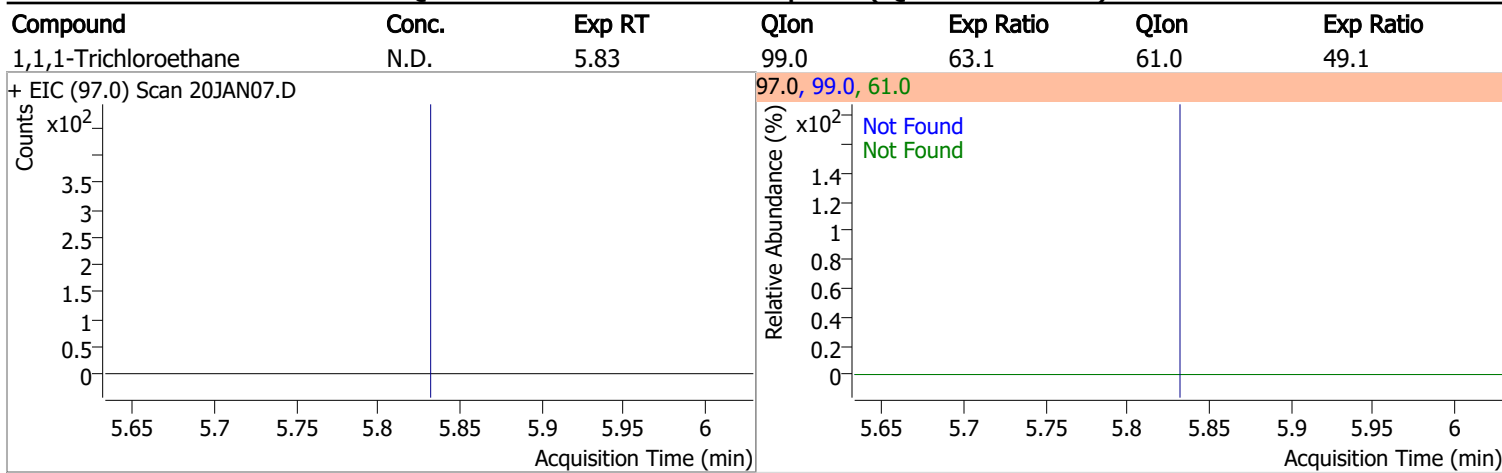
Compound	Conc.	Exp RT	QIon	Exp Ratio
Bromochloromethane	N.D.	5.52	49.0	182.2



Compound	Conc.	RT	Dev(Min)	Resp.	QIon	QRatio	Lower	Upper
Chloroform	0.1184	5.65	0.00	180 (m)	85.0	37.3	36.2	96.2

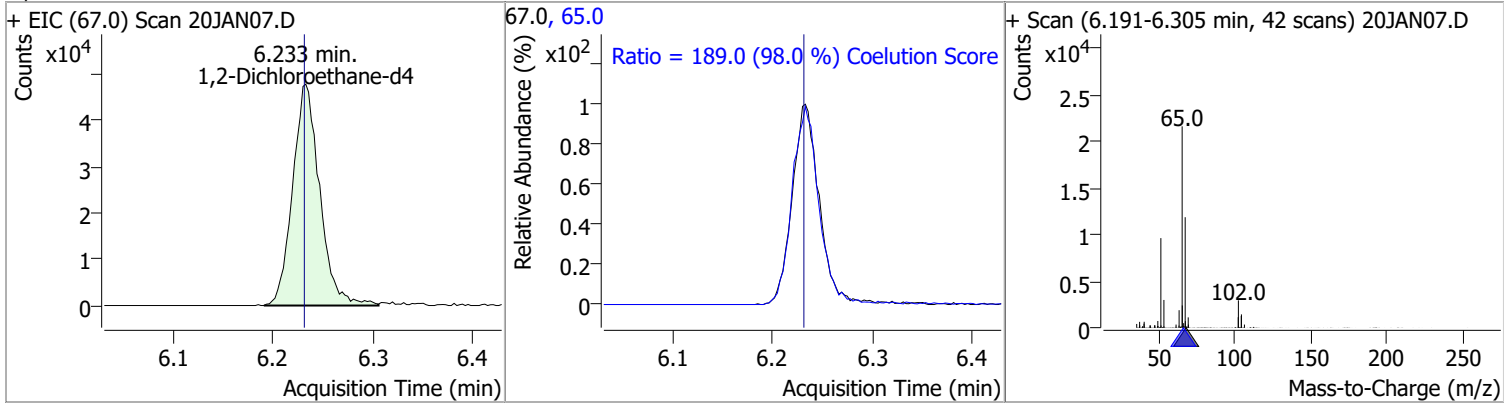


Quantitation Results Report (QT Reviewed)

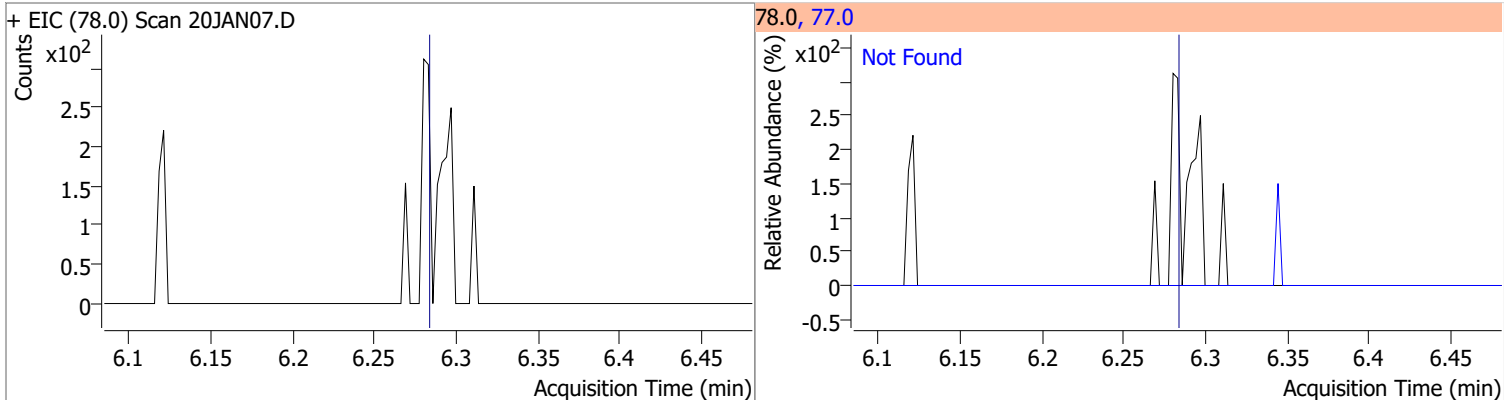


Quantitation Results Report (QT Reviewed)

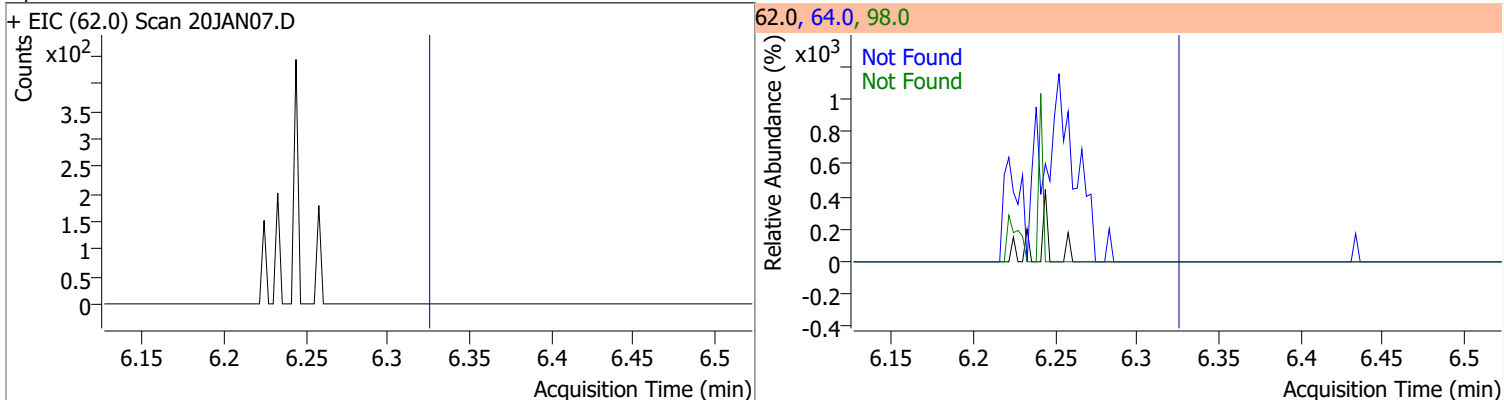
Compound	Conc.	RT	Dev(Min)	Resp.	QIon	QRatio	Lower	Upper
1,2-Dichloroethane-d4	273.8394	6.23	0.00	89552	65.0	189.0	162.8	222.8



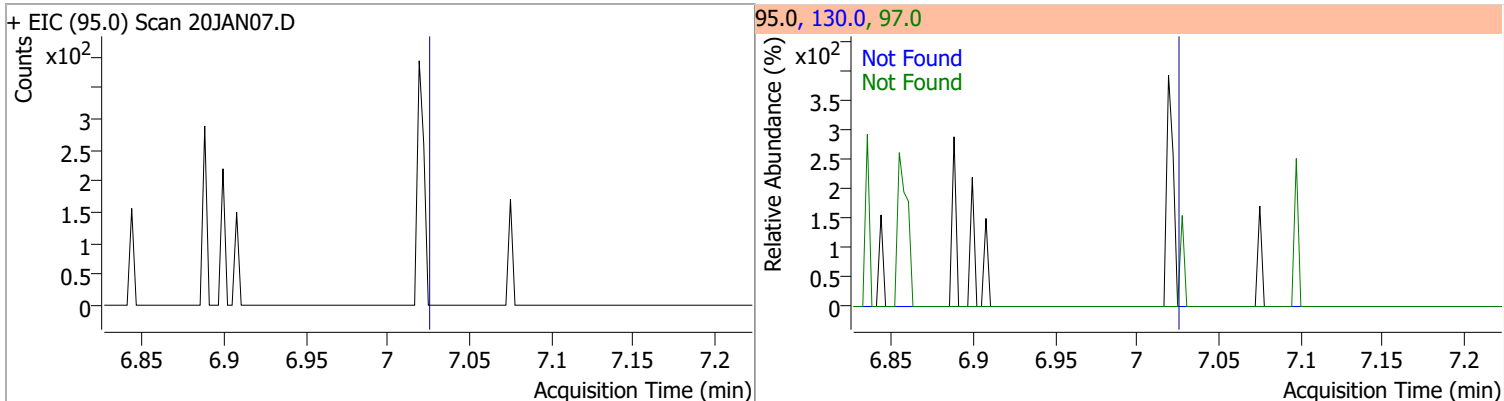
Compound	Conc.	Exp RT	QIon	Exp Ratio
Benzene	N.D.	6.28	77.0	23.3



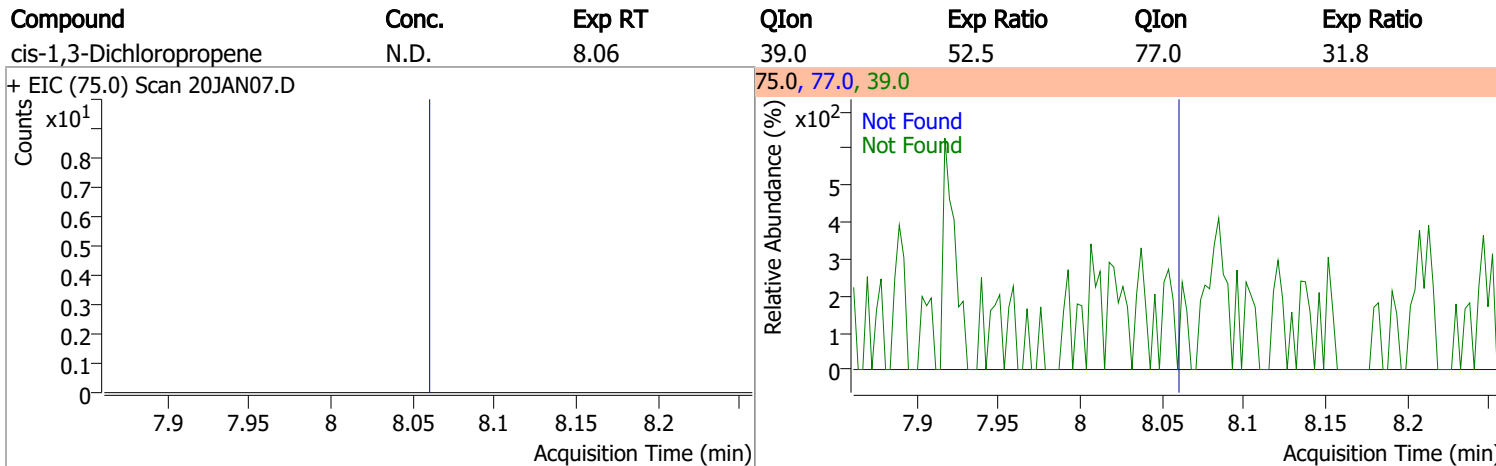
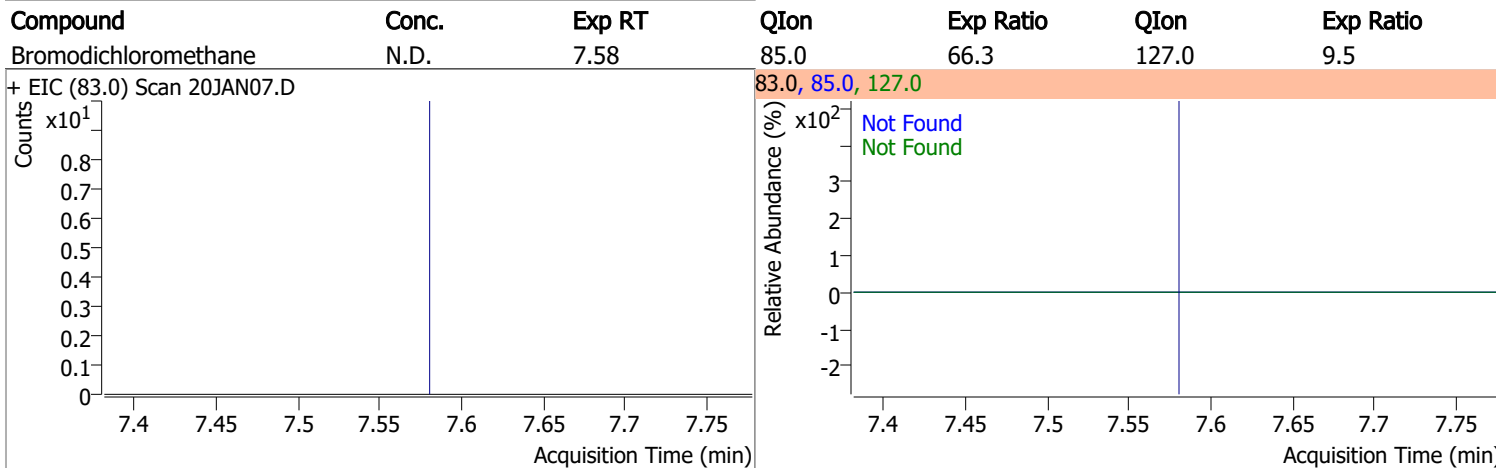
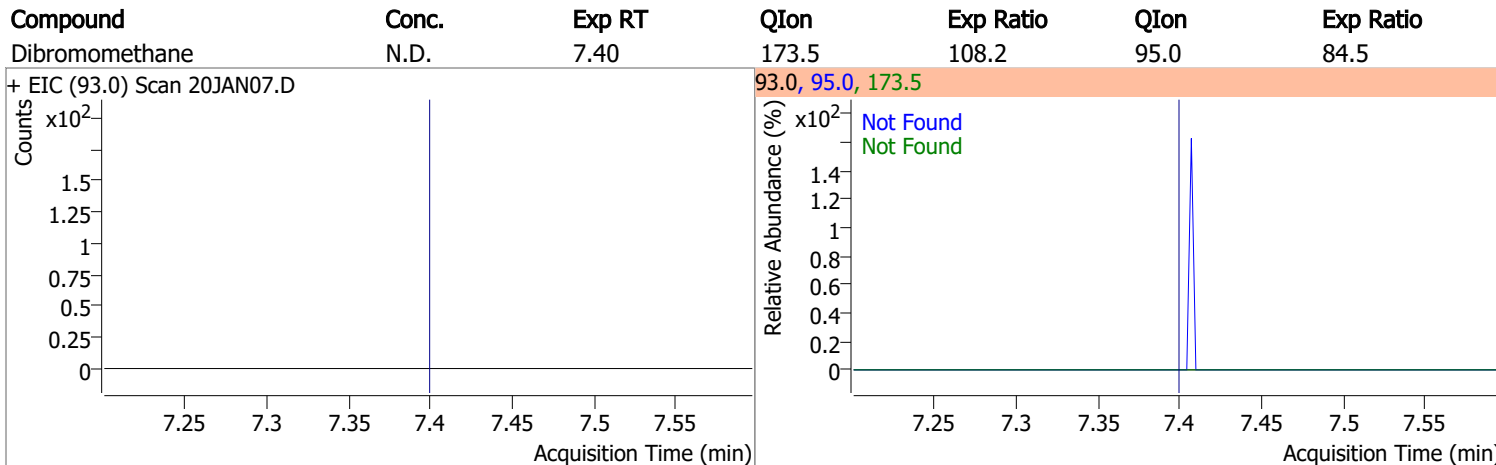
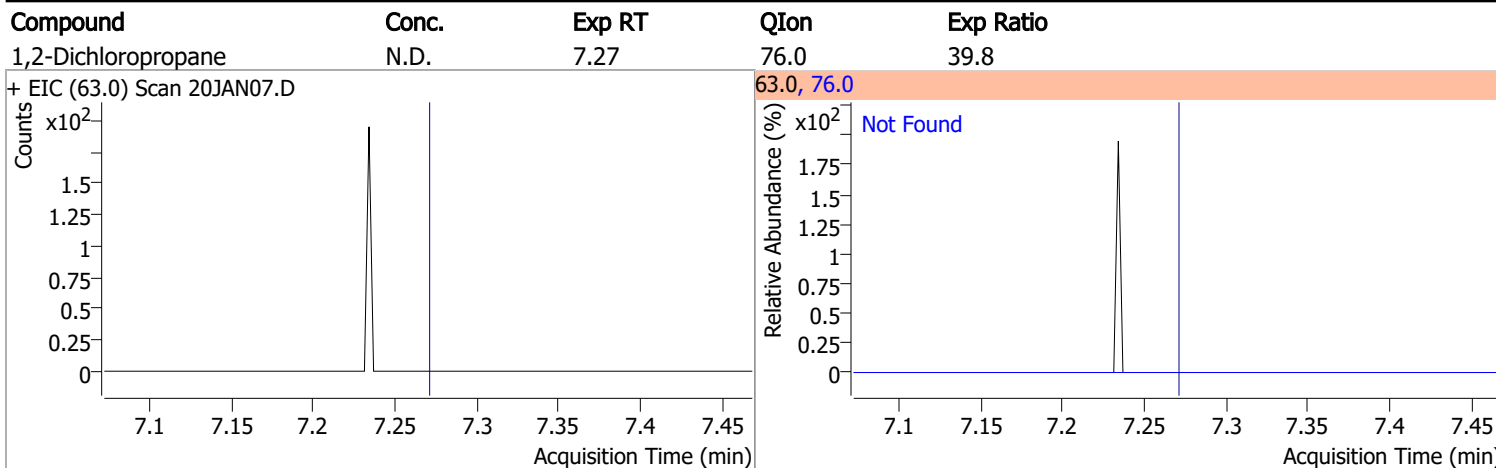
Compound	Conc.	Exp RT	QIon	Exp Ratio	QIon	Exp Ratio
1,2-Dichloroethane	N.D.	6.32	64.0	32.2	98.0	8.2



Compound	Conc.	Exp RT	QIon	Exp Ratio	QIon	Exp Ratio
Trichloroethene	N.D.	7.02	130.0	105.6	97.0	65.7

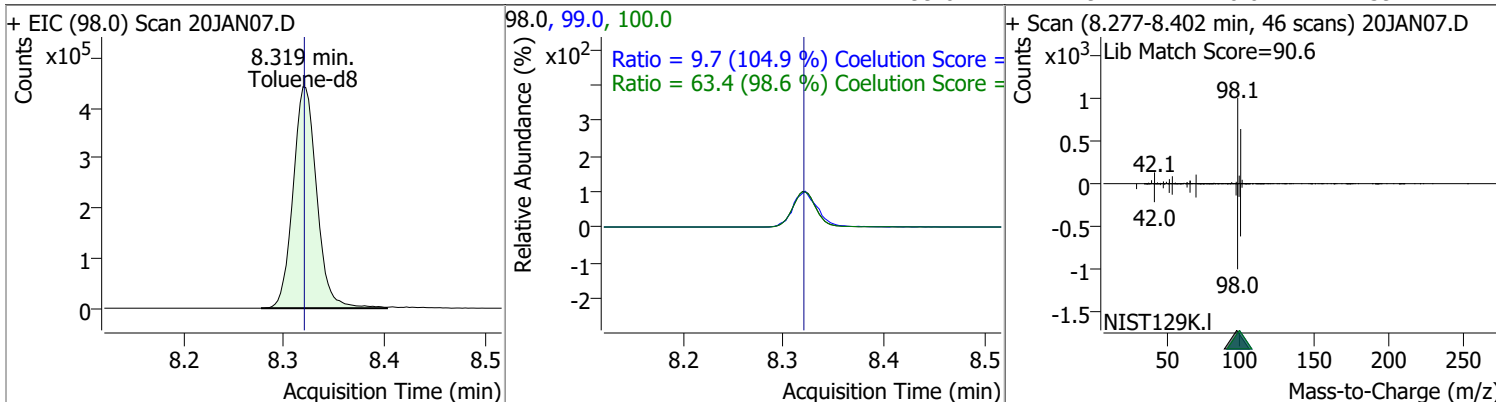


Quantitation Results Report (QT Reviewed)

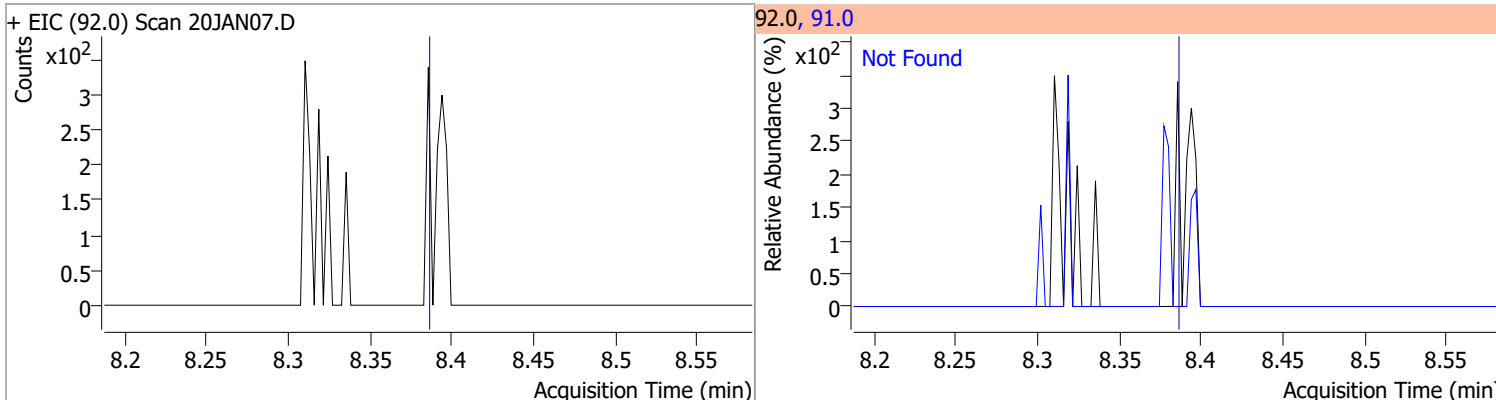


Quantitation Results Report (QT Reviewed)

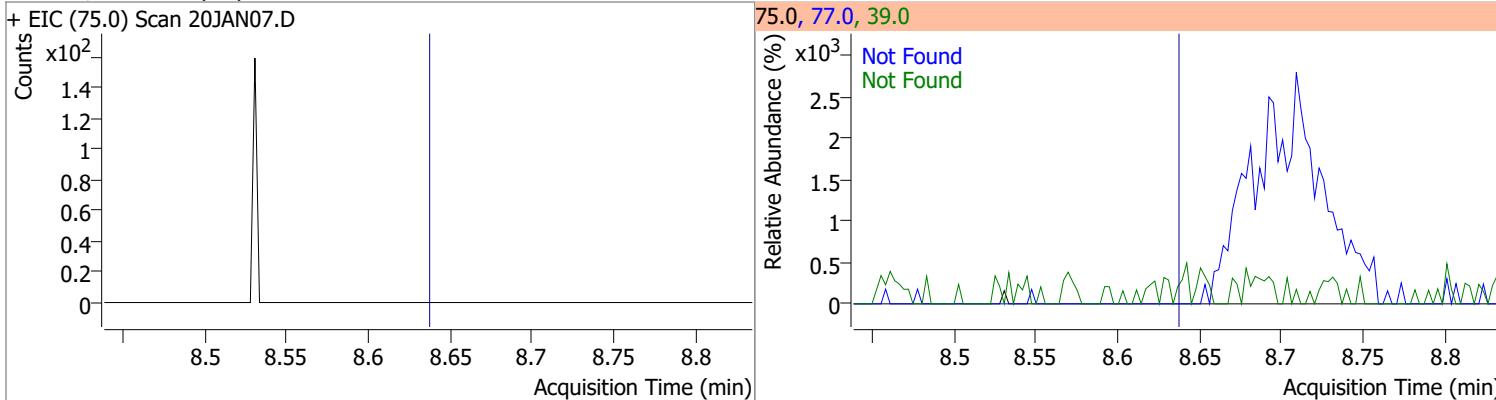
Compound	Conc.	RT	Dev(Min)	Resp.	QIon	QRatio	Lower	Upper
Toluene-d8	239.0007	8.32	0.00	725132	100.0	63.4	34.3	94.3
					99.0	9.7	0.0	39.2



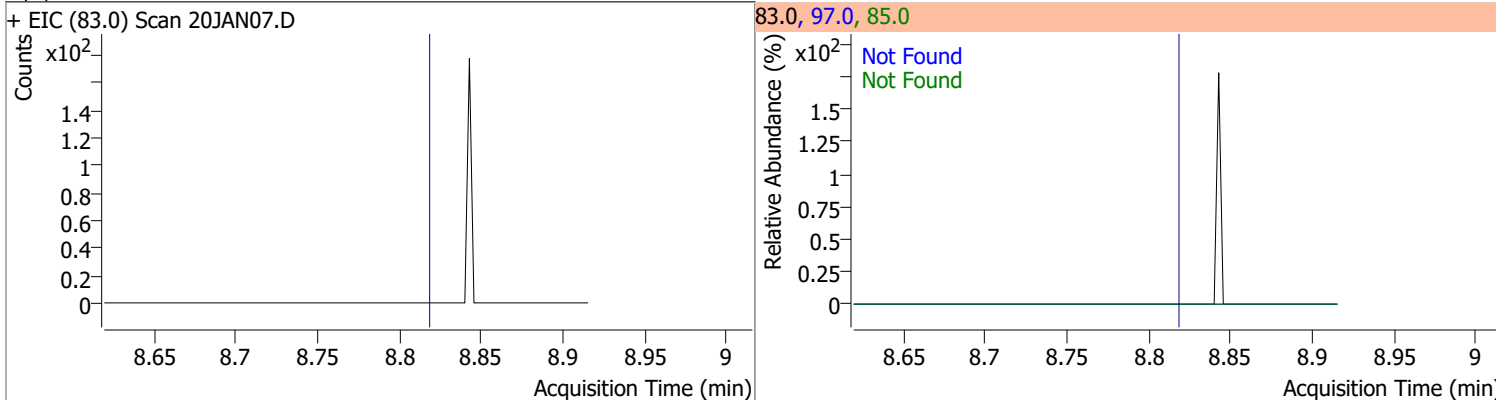
Compound	Conc.	Exp RT	QIon	Exp Ratio
Toluene	N.D.	8.39	91.0	174.1



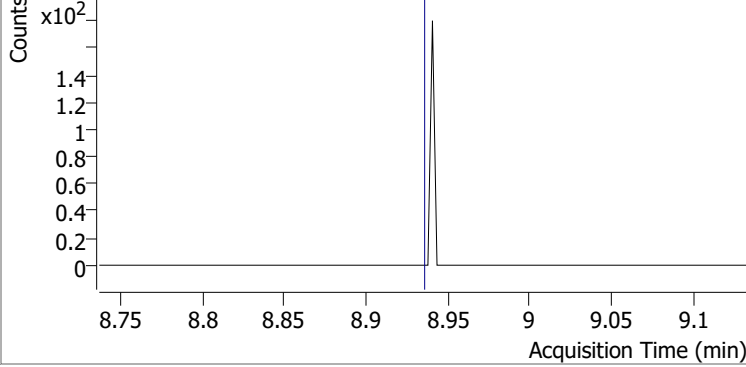
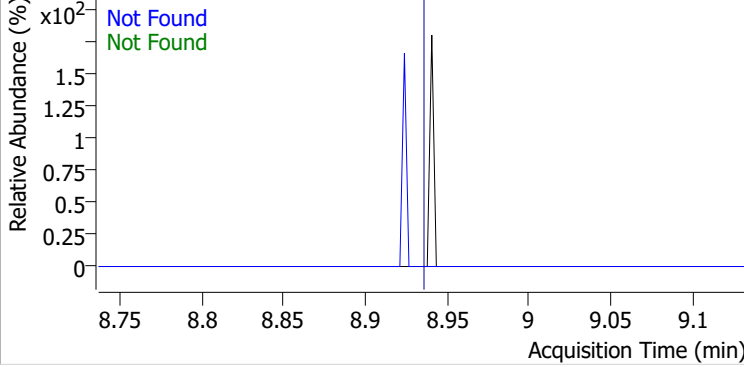
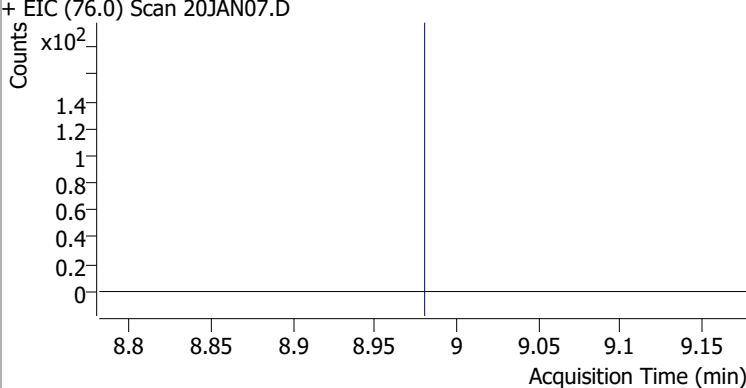
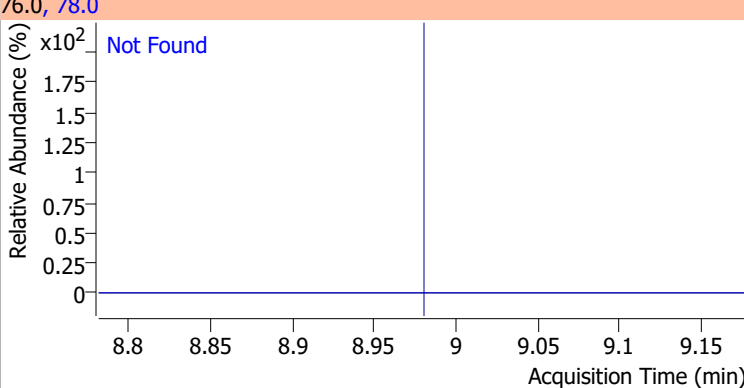
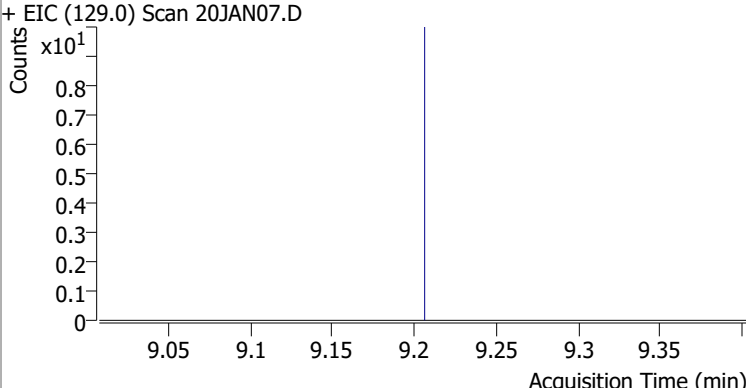
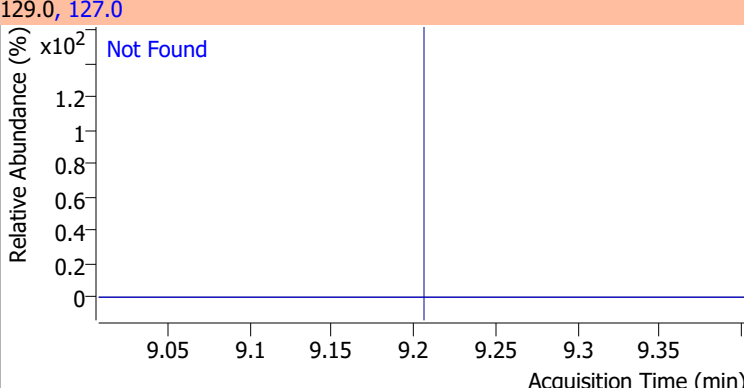
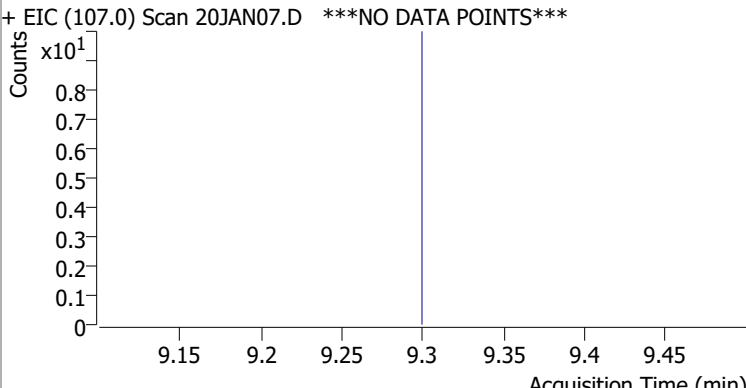
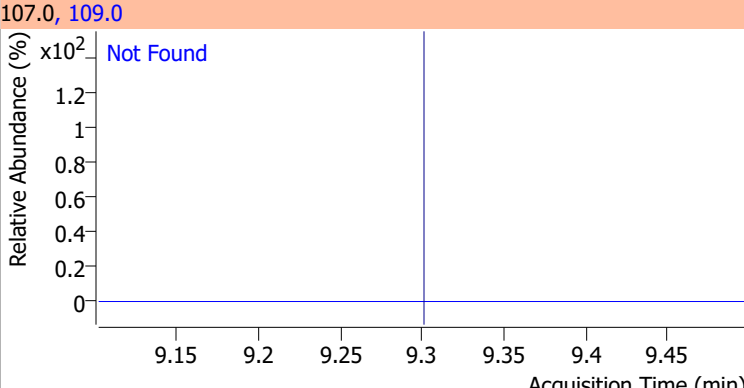
Compound	Conc.	Exp RT	QIon	Exp Ratio	QIon	Exp Ratio
trans-1,3-Dichloropropene	N.D.	8.64	39.0	53.0	77.0	31.0



Compound	Conc.	Exp RT	QIon	Exp Ratio	QIon	Exp Ratio
1,1,2-Trichloroethane	N.D.	8.82	97.0	110.7	85.0	60.7

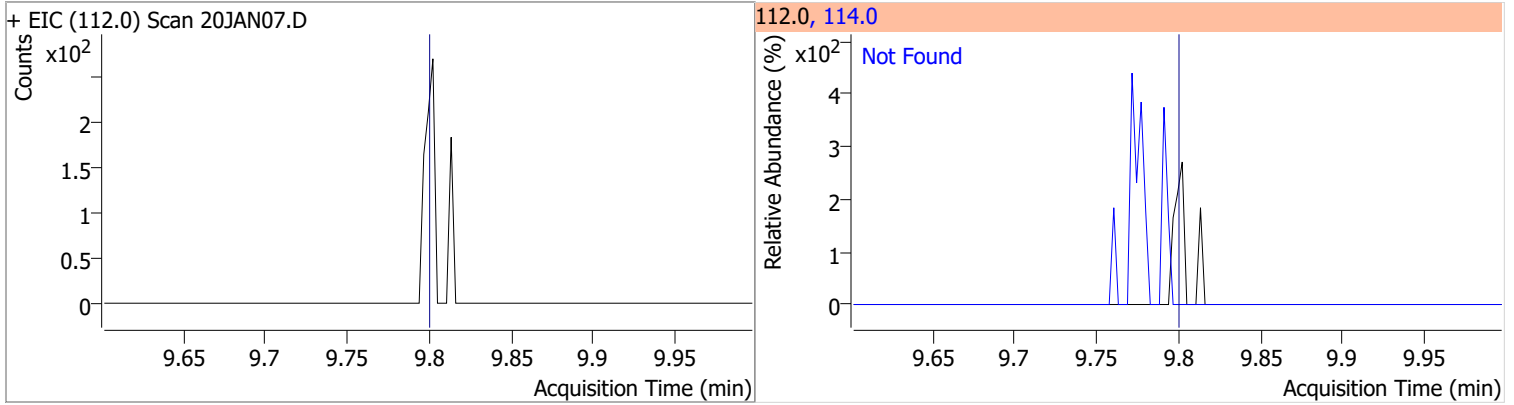


Quantitation Results Report (QT Reviewed)

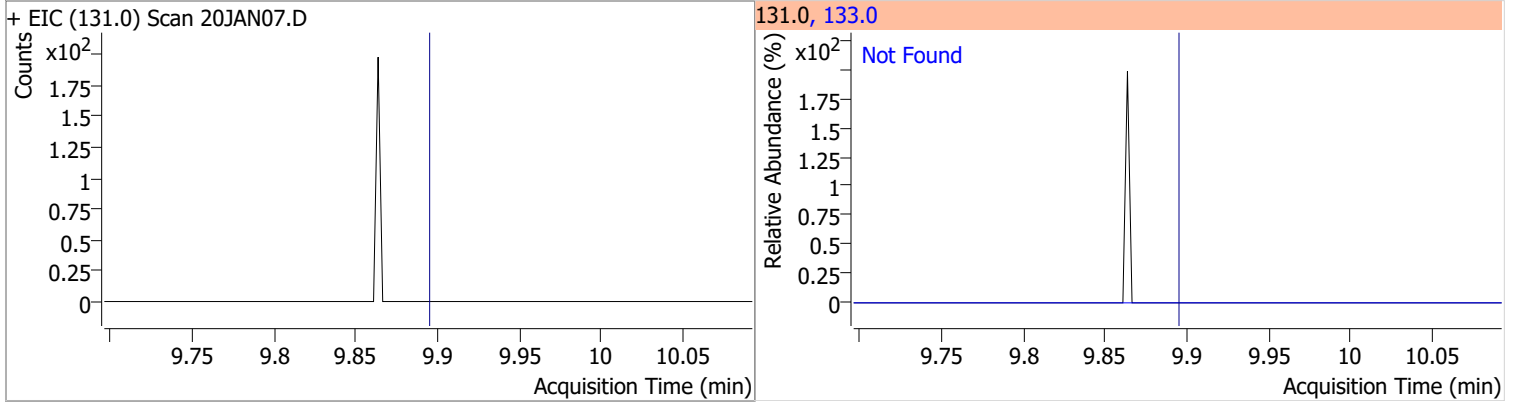
Compound	Conc.	Exp RT	QIon	Exp Ratio	QIon	Exp Ratio
Tetrachloroethene	N.D.	8.94	165.8	126.1	129.0	90.5
+ EIC (163.8) Scan 20JAN07.D			163.8, 129.0, 165.8			
						
1,3-Dichloropropane	N.D.	8.98	78.0	32.4		
+ EIC (76.0) Scan 20JAN07.D			76.0, 78.0			
						
Chlorodibromomethane	N.D.	9.21	127.0	77.2		
+ EIC (129.0) Scan 20JAN07.D			129.0, 127.0			
						
1,2-Dibromoethane	N.D.	9.30	109.0	91.5		
+ EIC (107.0) Scan 20JAN07.D ***NO DATA POINTS***			107.0, 109.0			
						

Quantitation Results Report (QT Reviewed)

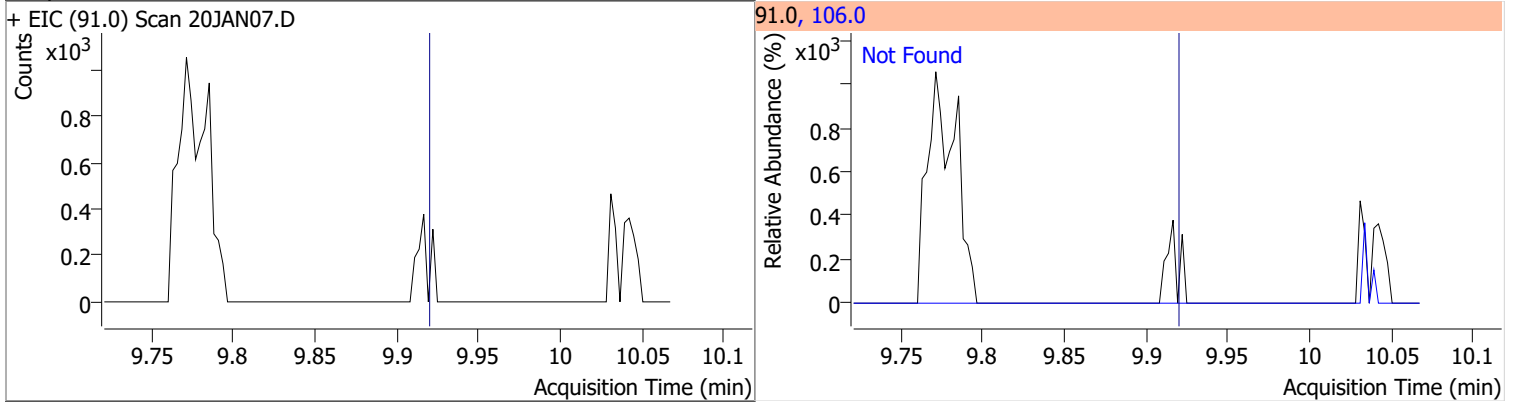
Compound	Conc.	Exp RT	QIon	Exp Ratio
Chlorobenzene	N.D.	9.80	114.0	32.2



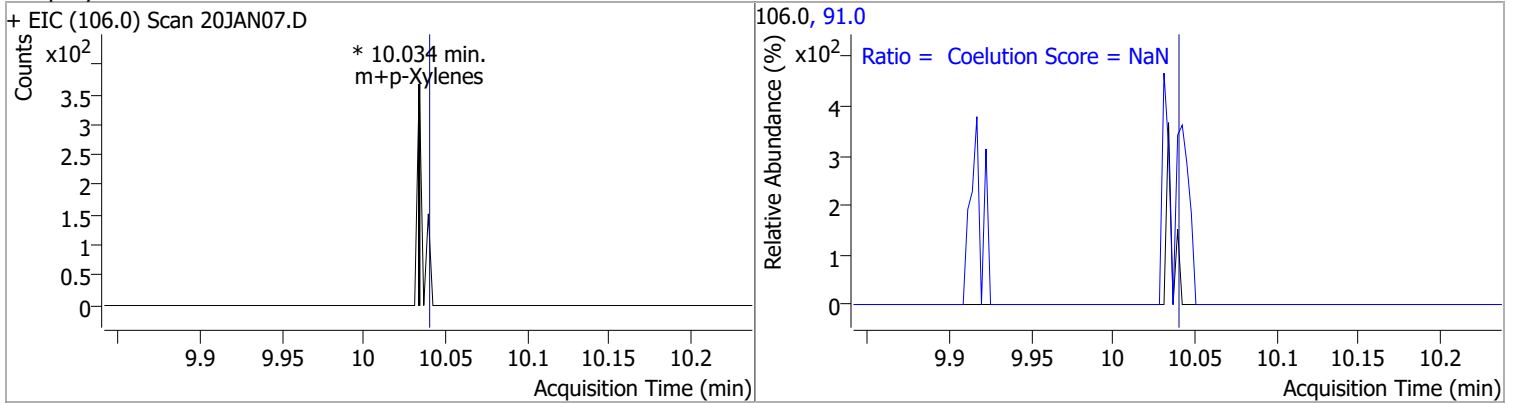
Compound	Conc.	Exp RT	QIon	Exp Ratio
1,1,1,2-Tetrachloroethane	N.D.	9.89	133.0	95.3



Compound	Conc.	Exp RT	QIon	Exp Ratio
Ethylbenzene	N.D.	9.92	106.0	31.7

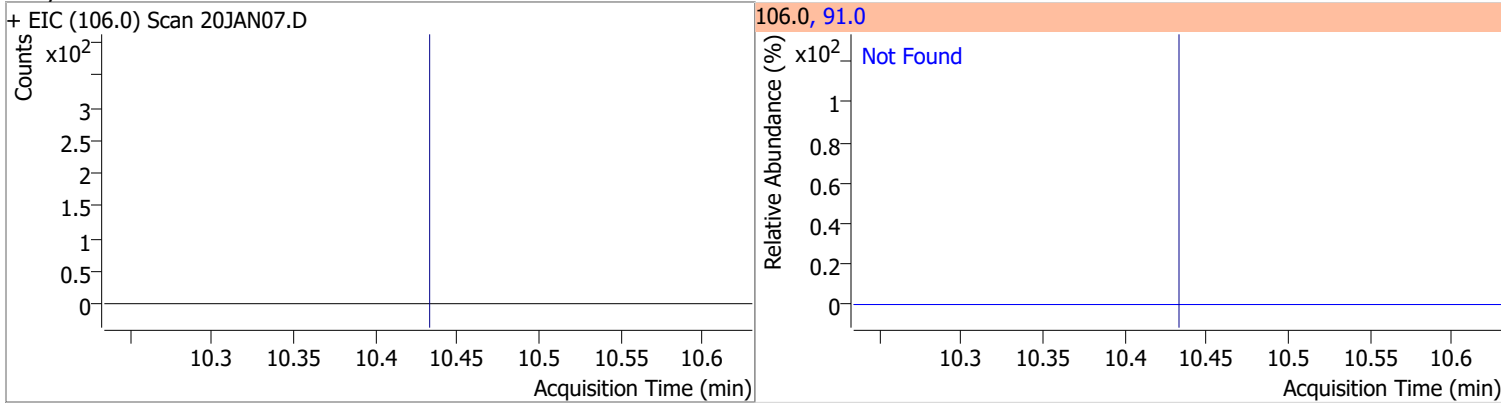


Compound	Conc.	RT	Dev(Min)	Resp.	QIon	QRatio	Lower	Upper
m+p-Xylenes		0		0	91.0		170.7	230.7

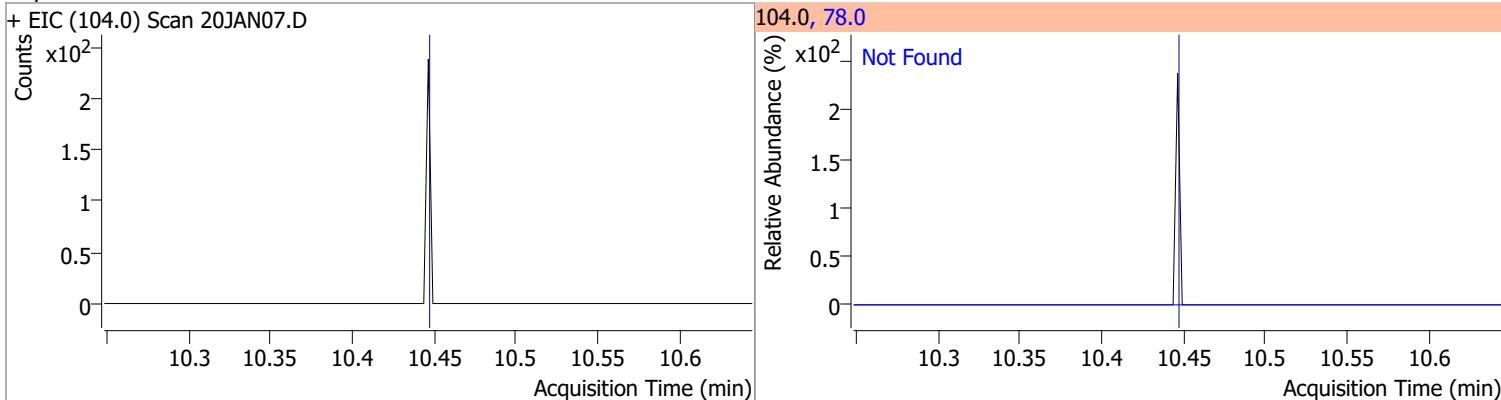


Quantitation Results Report (QT Reviewed)

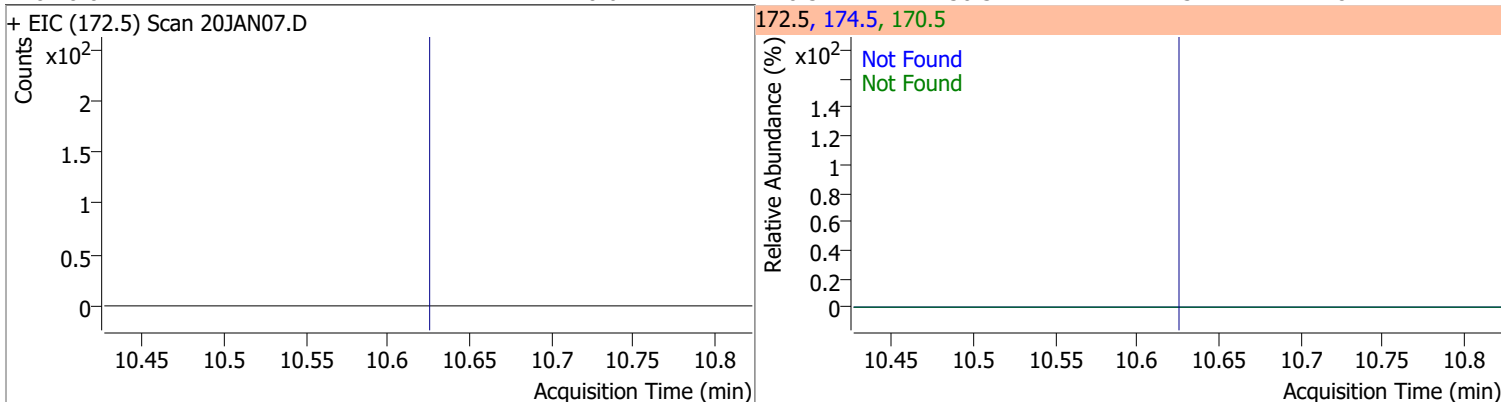
Compound	Conc.	Exp RT	QIon	Exp Ratio
o-Xylene	N.D.	10.43	91.0	211.4



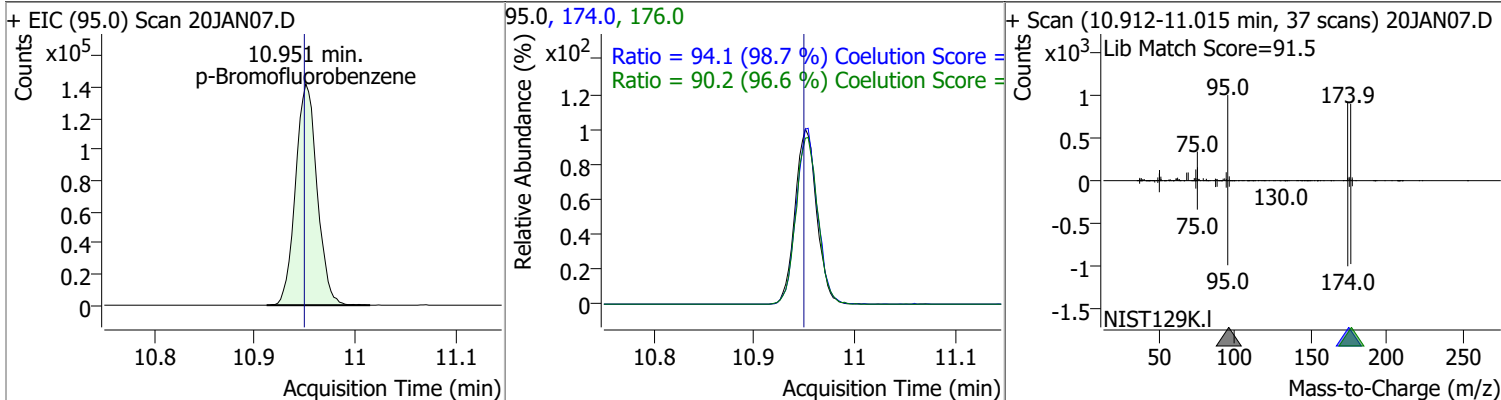
Compound	Conc.	Exp RT	QIon	Exp Ratio
Styrene	N.D.	10.45	78.0	50.6



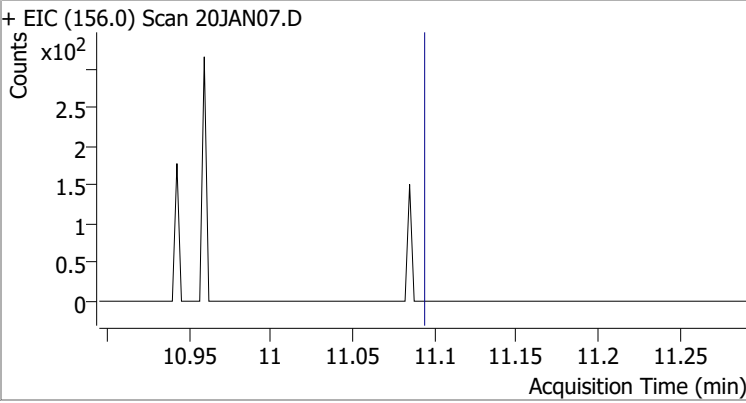
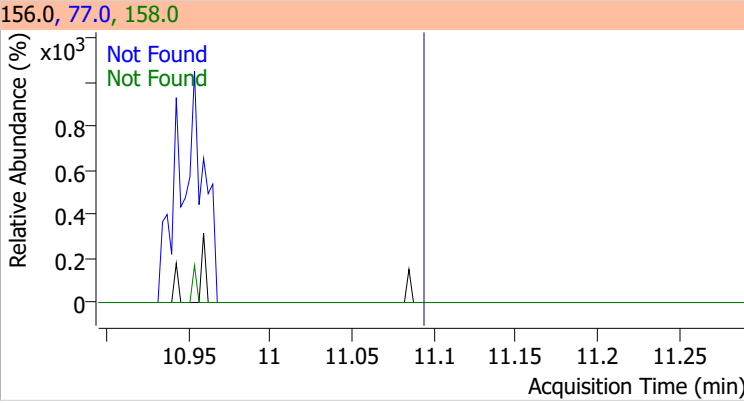
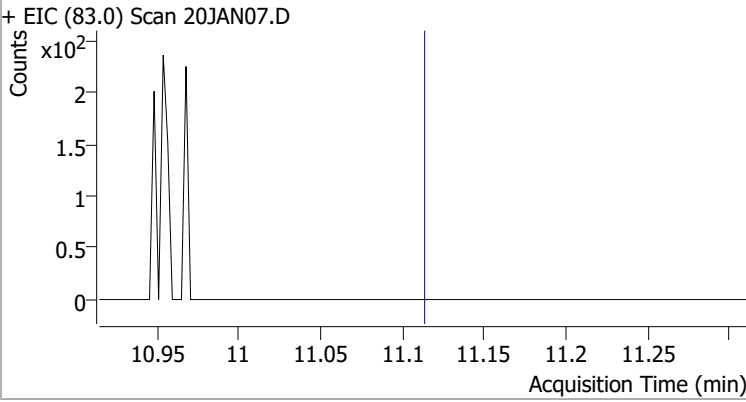
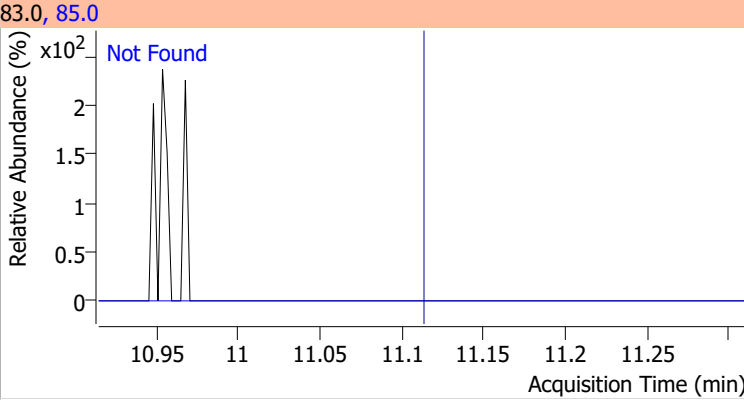
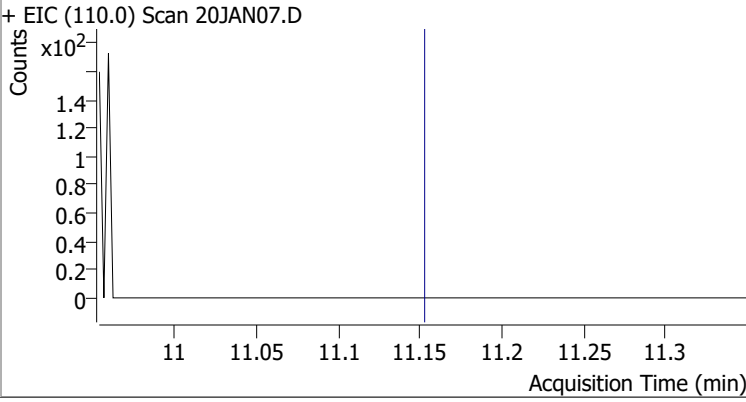
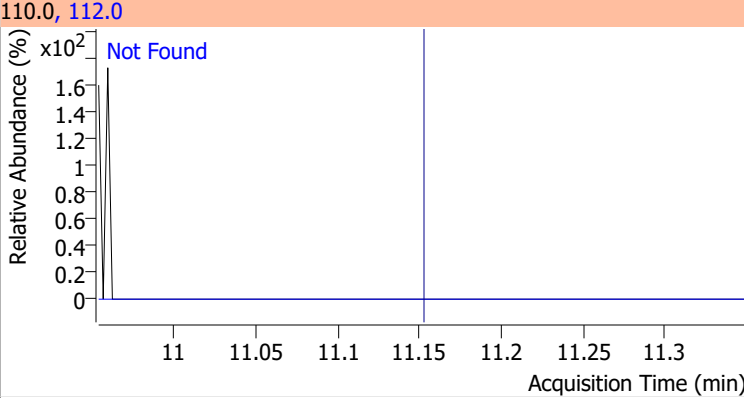
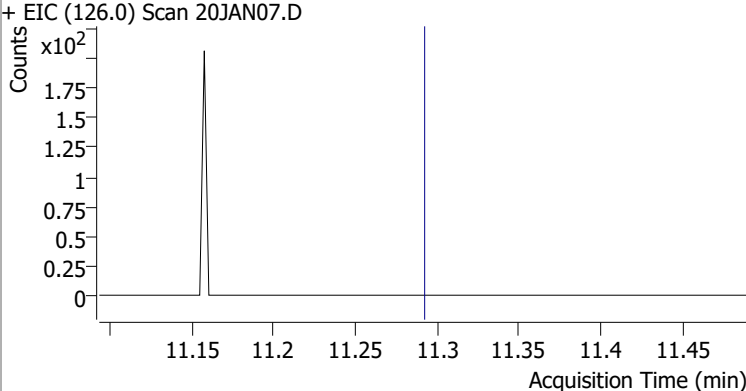
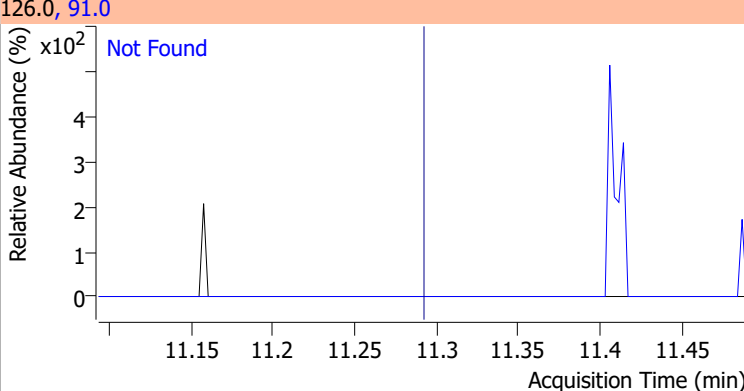
Compound	Conc.	Exp RT	QIon	Exp Ratio	QIon	Exp Ratio
Bromoform	N.D.	10.62	170.5	50.3	174.5	48.1



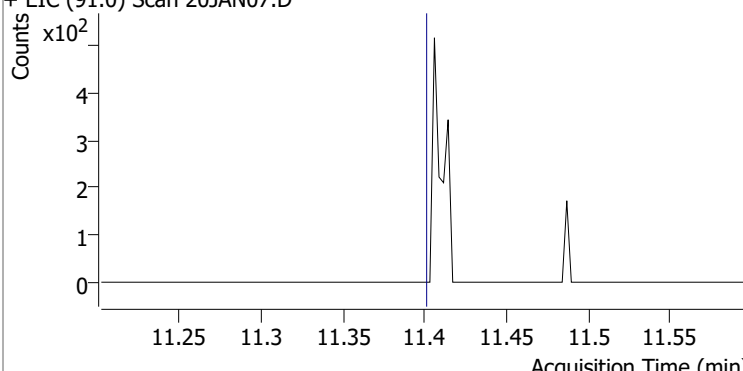
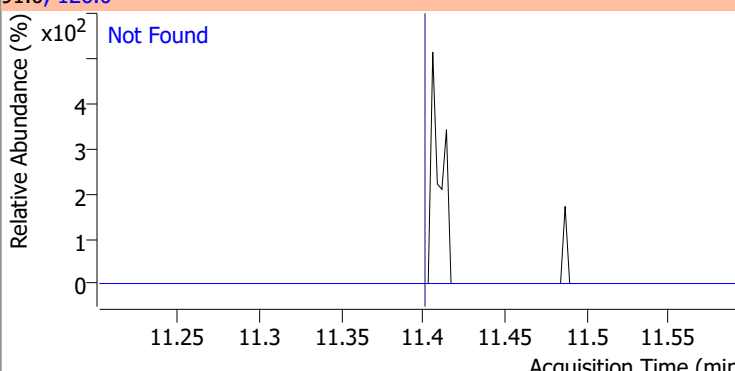
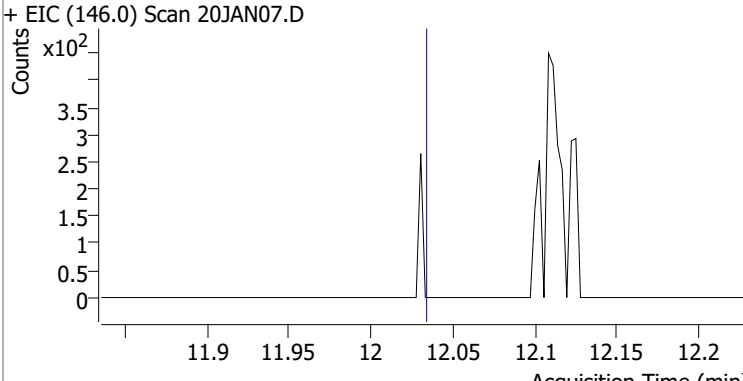
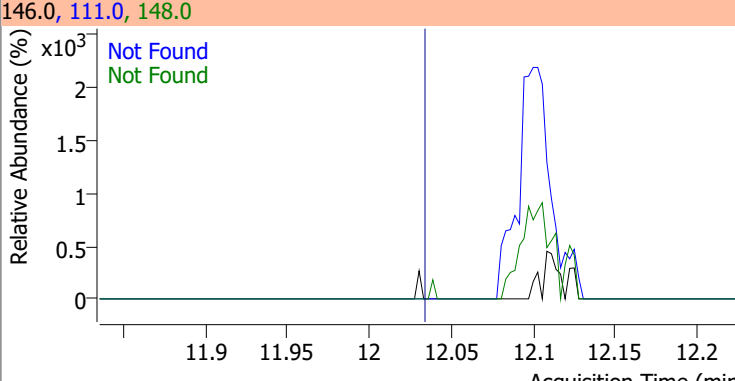
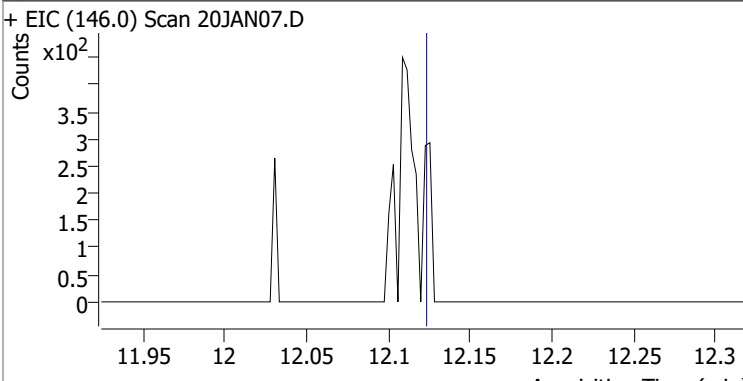
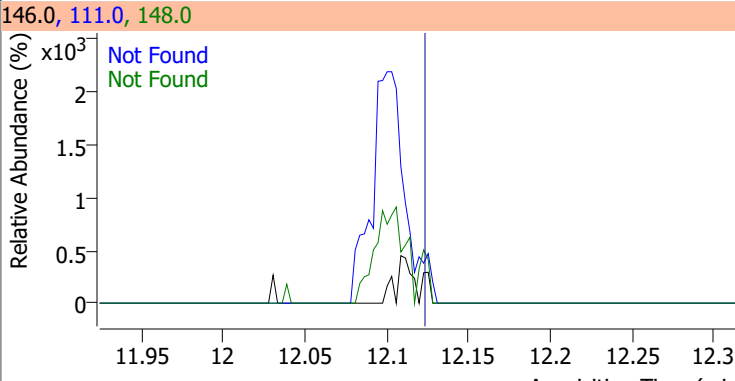
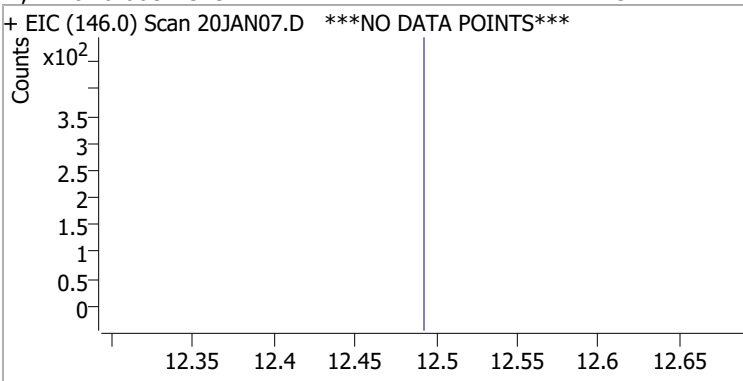
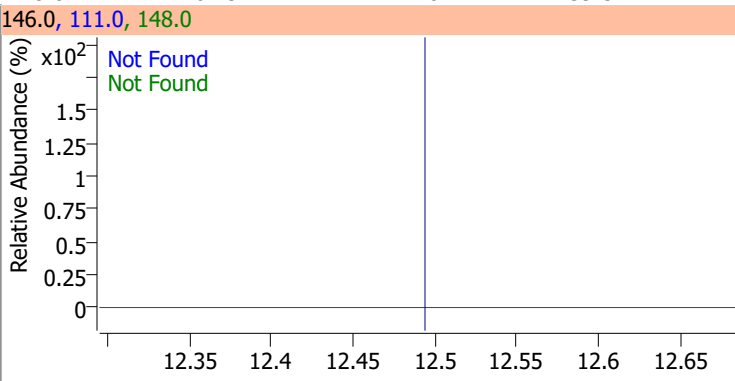
Compound	Conc.	RT	Dev(Min)	Resp.	QIon	QRatio	Lower	Upper
p-Bromofluorobenzene	240.8337	10.95	0.00	212443	174.0	94.1	65.3	125.3
					176.0	90.2	63.3	123.3



Quantitation Results Report (QT Reviewed)

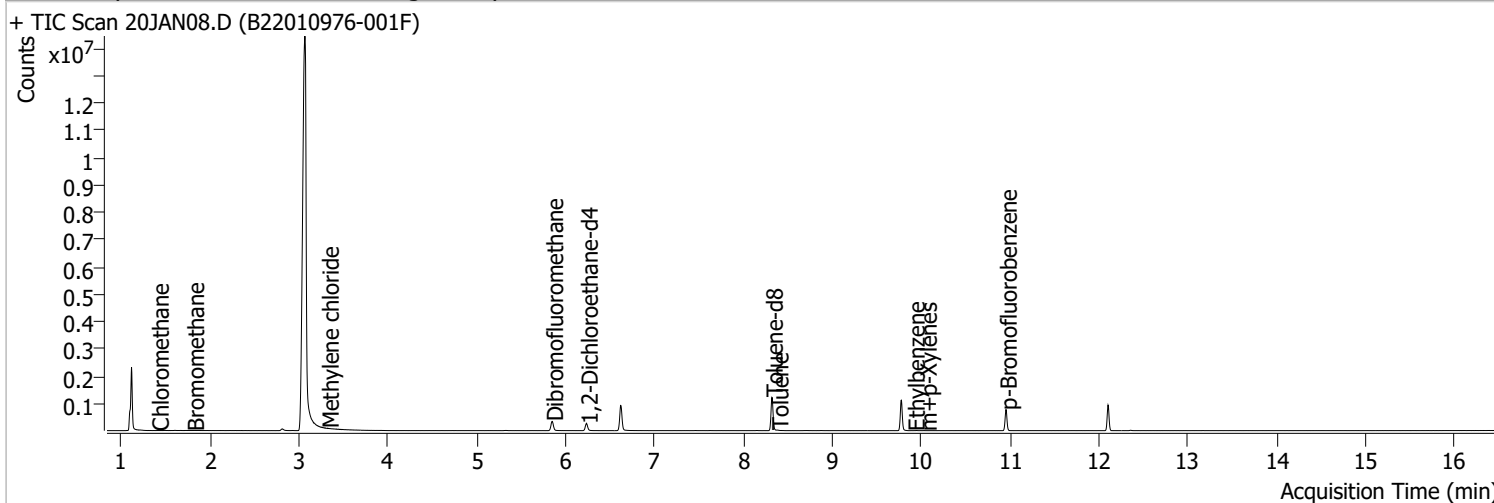
Compound	Conc.	Exp RT	QIon	Exp Ratio	QIon	Exp Ratio
Bromobenzene	N.D.	11.09	77.0	143.5	158.0	96.1
+ EIC (156.0) Scan 20JAN07.D			156.0, 77.0, 158.0			
						
1,1,2-Tetrachloroethane	N.D.	11.11	85.0	63.3		
+ EIC (83.0) Scan 20JAN07.D			83.0, 85.0			
						
1,2,3-Trichloropropane	N.D.	11.15	112.0	65.8		
+ EIC (110.0) Scan 20JAN07.D			110.0, 112.0			
						
2-Chlorotoluene	N.D.	11.29	91.0	276.2		
+ EIC (126.0) Scan 20JAN07.D			126.0, 91.0			
						

Quantitation Results Report (QT Reviewed)

Compound	Conc.	Exp RT	QIon	Exp Ratio		
4-Chlorotoluene	N.D.	11.40	126.0	31.3		
+ EIC (91.0) Scan 20JAN07.D			91.0, 126.0			
						
1,3-Dichlorobenzene	N.D.	12.03	148.0	62.8	QIon	Exp Ratio
+ EIC (146.0) Scan 20JAN07.D			146.0, 111.0, 148.0			
						
1,4-Dichlorobenzene	N.D.	12.12	148.0	63.7	QIon	Exp Ratio
+ EIC (146.0) Scan 20JAN07.D			146.0, 111.0, 148.0			
						
1,2-Dichlorobenzene	N.D.	12.49	148.0	61.9	QIon	Exp Ratio
+ EIC (146.0) Scan 20JAN07.D ***NO DATA POINTS***			146.0, 111.0, 148.0			
						

Quantitation Results Report (QT Reviewed)

Data File	20JAN08.D	Operator	MSC
Acq. Method	5975CACQF.M	Acq. Date-Time	1/20/2022 1:12:10 PM
Sample Name	B22010976-001F	Instrument	VOA5975C
Vial	8	Multiplier	1.00
DA Method File	VOA5975C_8260B_SHT_DoD_L4_011922.m	Comment	
Tune File	BFB_Atune3.u	Tune Date	10/11/2021 4:02:00 PM
Batch Name	VG012022_8260B.batch.bin	Last Calib Update	3/8/2022 4:29:12 PM
Ref Library	\\MASSHUNTER\Org\Library\NIST129K.I		



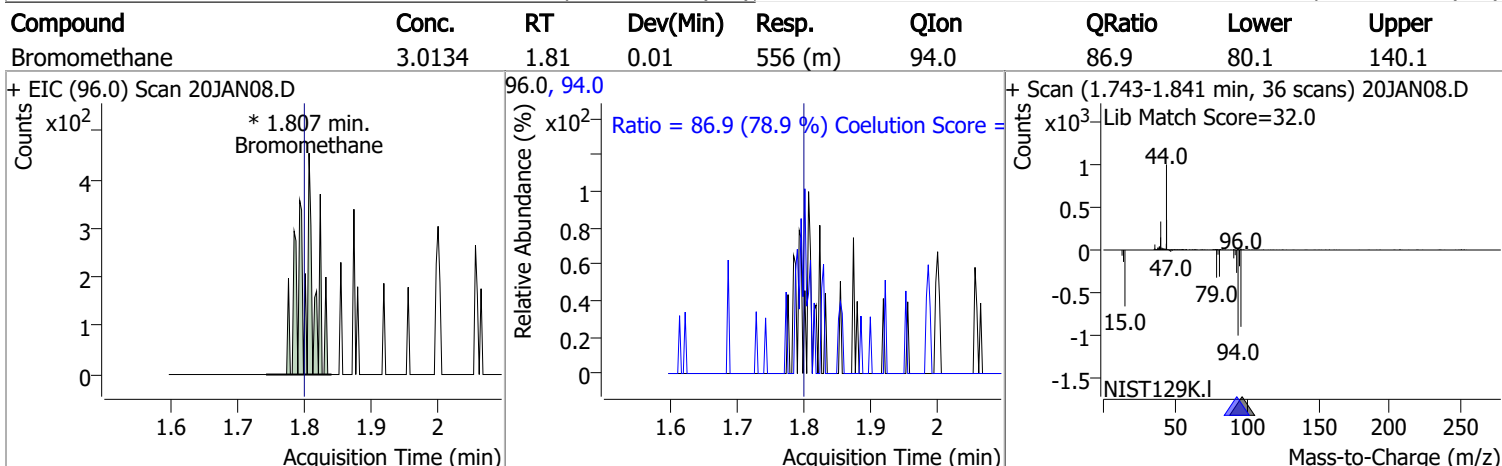
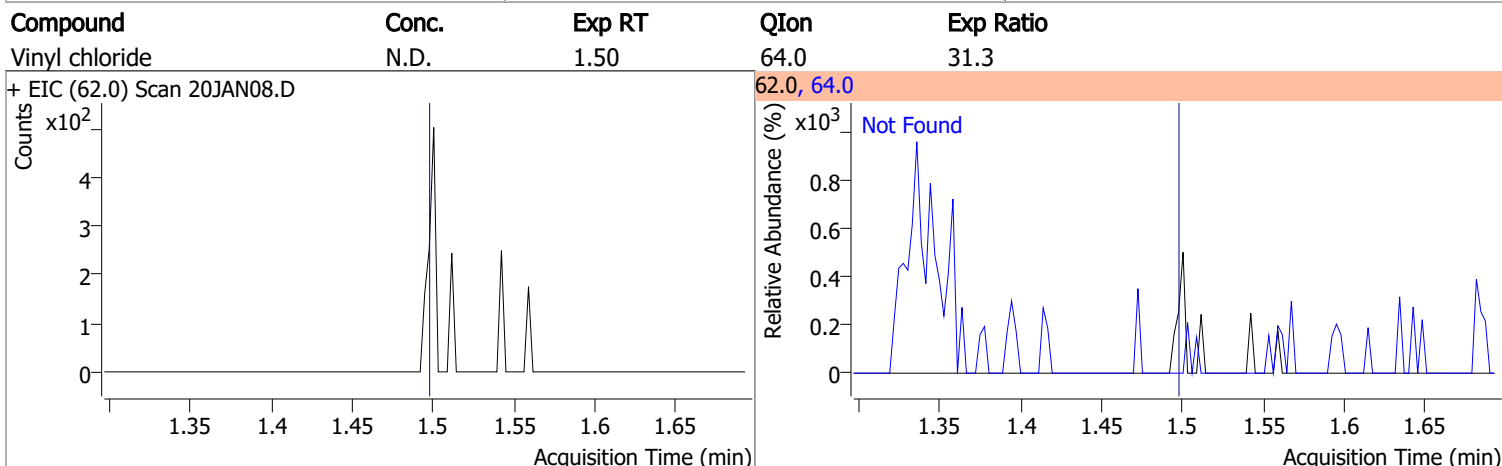
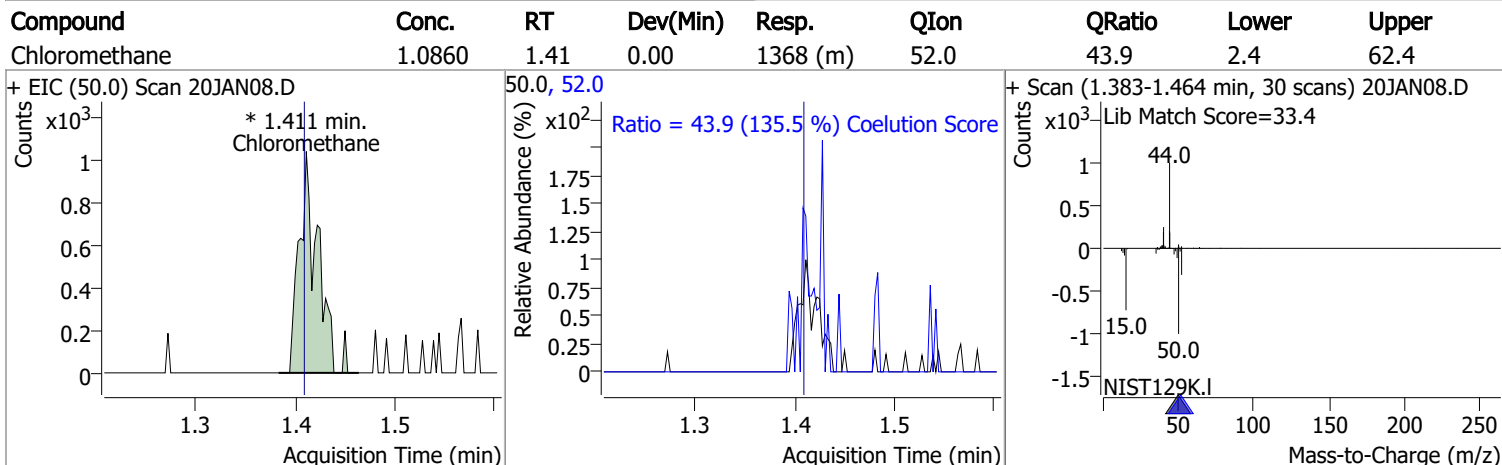
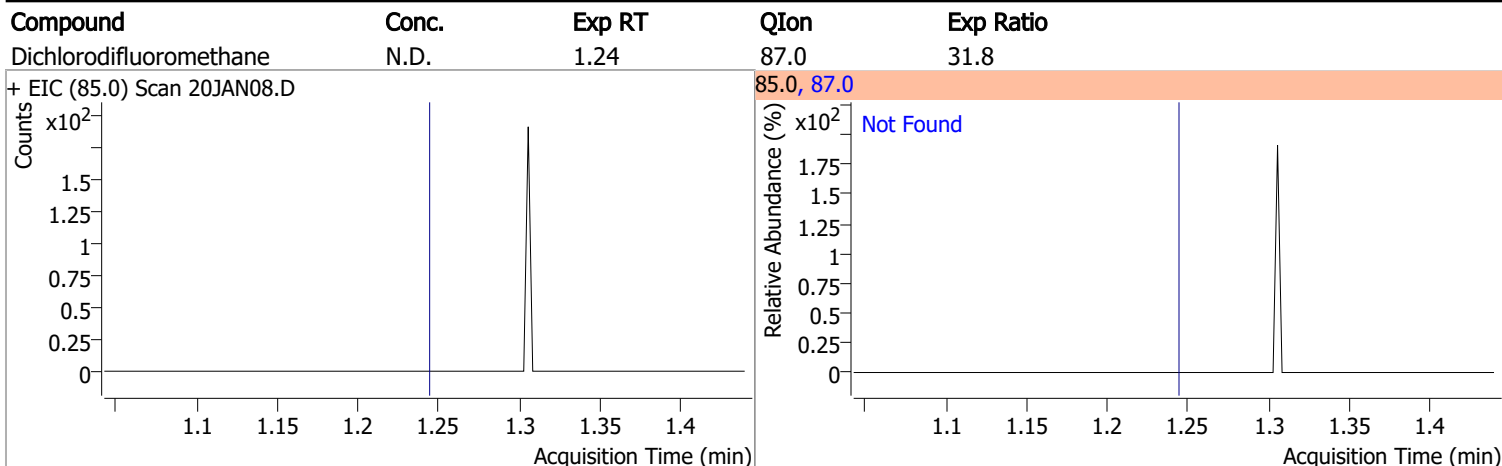
Compound	RT	QIon	Resp.	Conc.	Units	Dev(Min)
Internal Standards						
M Fluorobenzene	6.618	96.0	795833	250.0000	ng	-0.003
M Chlorobenzene-d5	9.772	82.0	306066	250.0000	ng	-0.003
M 1,4-Dichlorobenzene-d4	12.100	152.0	226812	250.0000	ng	0.000
System Monitoring Compounds						
S Dibromofluoromethane	5.845	113.0	203808	264.4008	ng	-0.006
Spiked Amount: 250.000	Range: 80.0 - 119.0%			Recovery = 105.76%		
S 1,2-Dichloroethane-d4	6.236	67.0	91655	275.2583	ng	0.005
Spiked Amount: 250.000	Range: 81.0 - 118.0%			Recovery = 110.10%		
S Toluene-d8	8.319	98.0	755582	253.0442	ng	0.000
Spiked Amount: 250.000	Range: 89.0 - 112.0%			Recovery = 101.22%		
S p-Bromofluorobenzene	10.951	95.0	218581	261.0101	ng	0.003
Spiked Amount: 250.000	Range: 85.0 - 114.0%			Recovery = 104.40%		
Target Compounds						
T Dichlorodifluoromethane	0.000		0	N.D.		
T Chloromethane	1.411	50.0	1368	1.0860	ng	m 79
T Vinyl chloride	0.000		0	N.D.		
T Bromomethane	1.807	96.0	556	3.0134	ng	m 78
T Chloroethane	0.000		0	N.D.		
T Trichlorofluoromethane	0.000		0	N.D.		
T 1,1-Dichloroethene	0.000		0	N.D.		
T Methylene chloride	3.324	49.0	1503	1.2919	ng	m 88
T trans-1,2-Dichloroethene	0.000		0	N.D.		
T Methyl tert-butyl ether (MTBE)	0.000		0	N.D.		
T 1,1-Dichloroethane	0.000		0	N.D.		
T 2,2-Dichloropropane	0.000		0	N.D.		
T cis-1,2-Dichloroethene	0.000		0	N.D.		
T Methyl ethyl ketone	0.000		0	N.D.		
T Bromochloromethane	0.000		0	N.D.		
T Chloroform	0.000		0	N.D.		

Quantitation Results Report (QT Reviewed)

Compound	RT	QIon	Resp.	Conc.	Units	Dev(Min)
T 1,1,1-Trichloroethane	0.000		0	N.D.		
T Carbon tetrachloride	0.000		0	N.D.		
T 1,1-Dichloropropene	0.000		0	N.D.		
T Benzene	0.000		0	N.D.		
T 1,2-Dichloroethane	0.000		0	N.D.		
T Trichloroethene	0.000		0	N.D.		
T 1,2-Dichloropropane	0.000		0	N.D.		
T Dibromomethane	0.000		0	N.D.		
T Bromodichloromethane	0.000		0	N.D.		
T cis-1,3-Dichloropropene	0.000		0	N.D.		
T Toluene	8.383	92.0	2751	1.3822	ng	93
T trans-1,3-Dichloropropene	0.000		0	N.D.		
T 1,1,2-Trichloroethane	0.000		0	N.D.		
T Tetrachloroethene	0.000		0	N.D.		
T 1,3-Dichloropropane	0.000		0	N.D.		
T Chlorodibromomethane	0.000		0	N.D.		
T 1,2-Dibromoethane	0.000		0	N.D.		
T Chlorobenzene	0.000		0	N.D.		
T 1,1,1,2-Tetrachloroethane	0.000		0	N.D.		
T Ethylbenzene	9.917	91.0	930	0.8480	ng m	91
T m+p-Xylenes	10.050	106.0	278	1.9734	ng m	90
T o-Xylene	0.000		0	N.D.		
T Styrene	10.455	104.0	0		ng md	1
T Bromoform	0.000		0	N.D.		
T Bromobenzene	0.000		0	N.D.		
T 1,1,2,2-Tetrachloroethane	0.000		0	N.D.		
T 1,2,3-Trichloropropane	0.000		0	N.D.		
T 2-Chlorotoluene	0.000		0	N.D.		
T 4-Chlorotoluene	0.000		0	N.D.		
T 1,3-Dichlorobenzene	0.000		0	N.D.		
T 1,4-Dichlorobenzene	0.000		0	N.D.		
T 1,2-Dichlorobenzene	0.000		0	N.D.		

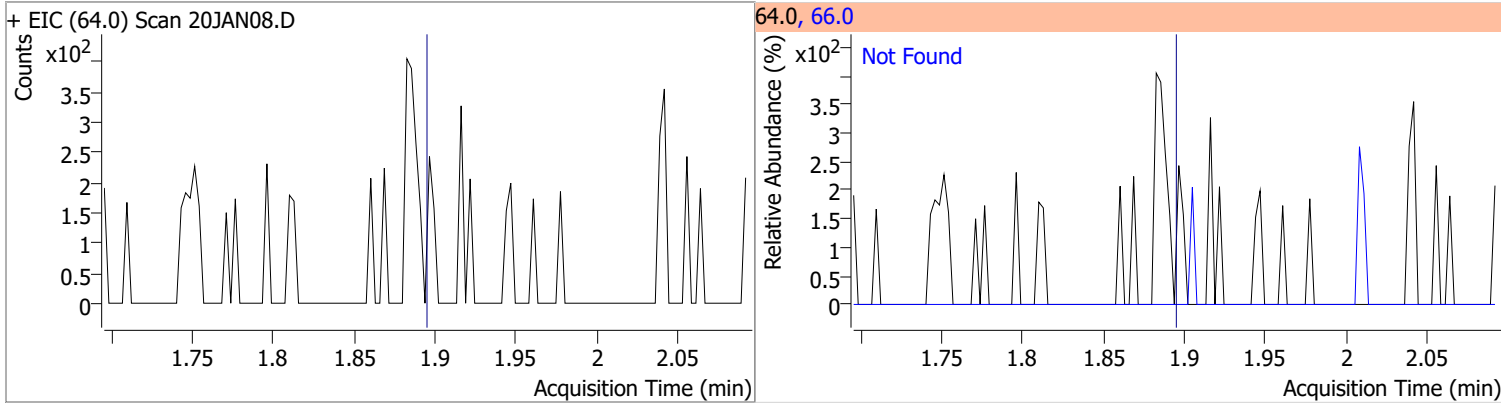
(#) = Qualifier Out of Range; (m) = Manual Integration; (+) = Area Summed; (*) = Surrogate Percent Recovery Out of Range; (d): Zeroed Peak

Quantitation Results Report (QT Reviewed)

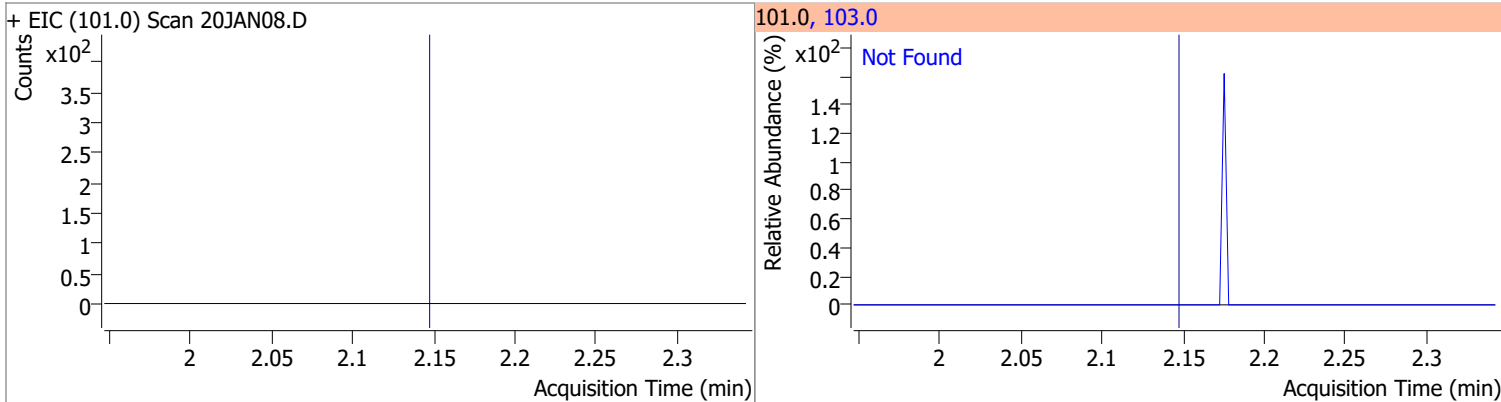


Quantitation Results Report (QT Reviewed)

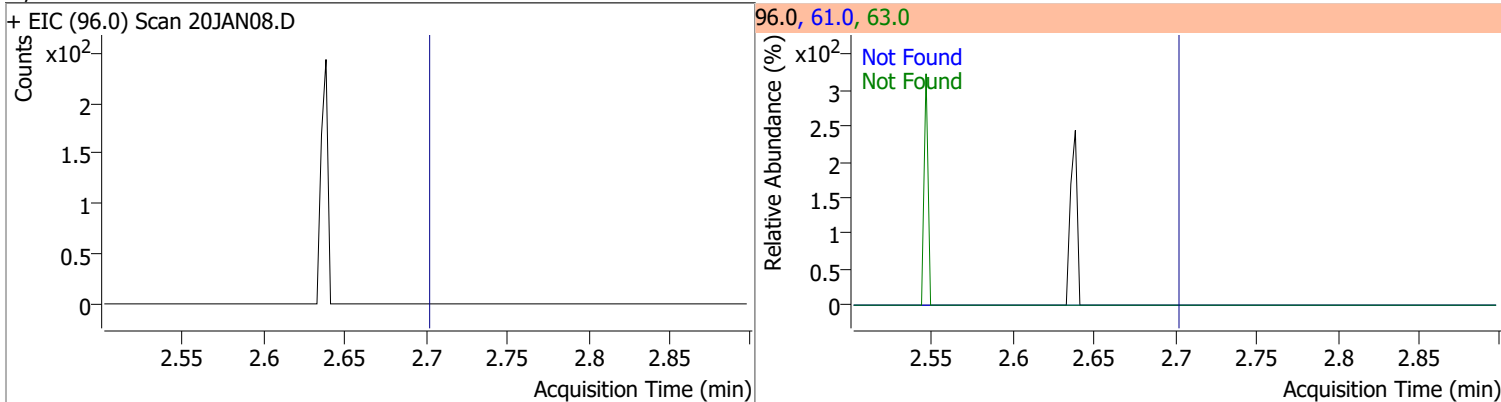
Compound	Conc.	Exp RT	QIon	Exp Ratio
Chloroethane	N.D.	1.90	66.0	30.0



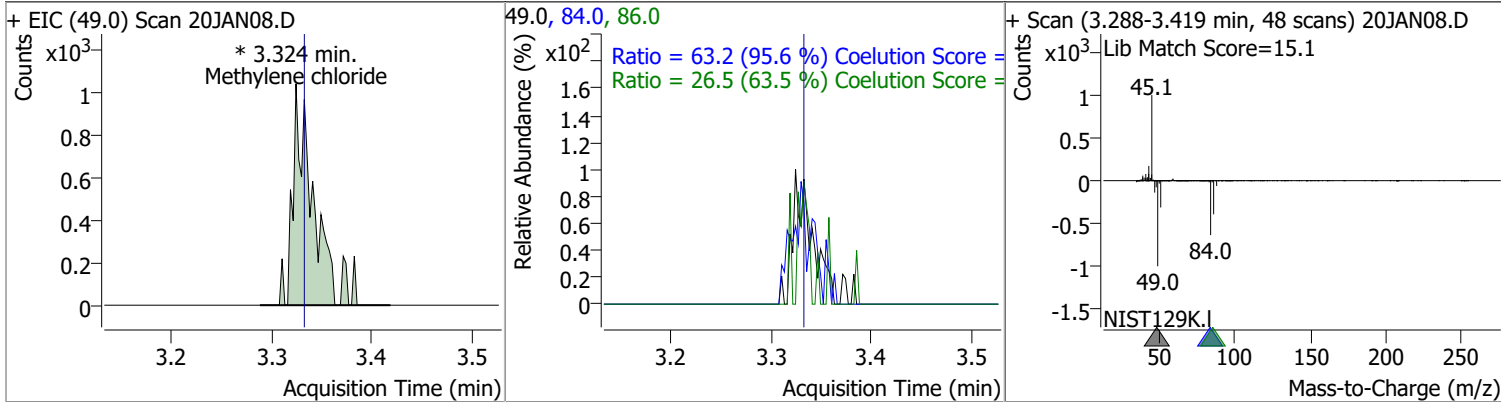
Compound	Conc.	Exp RT	QIon	Exp Ratio
Trichlorofluoromethane	N.D.	2.15	103.0	65.0



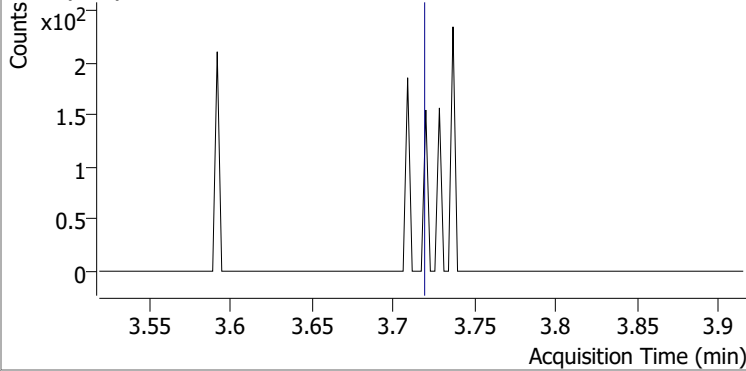
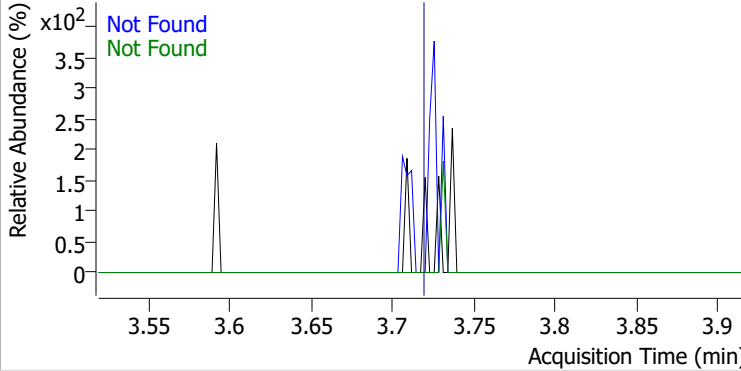
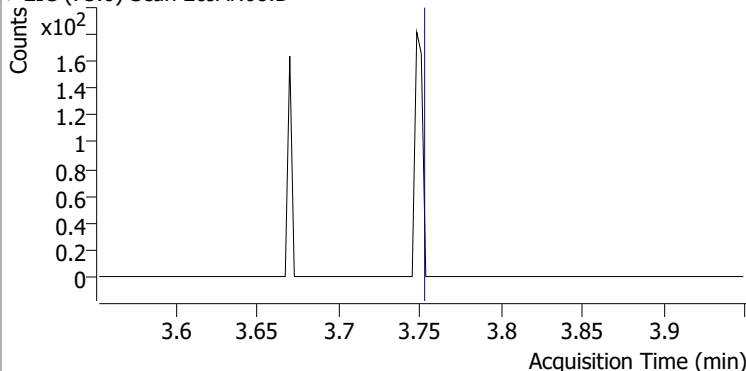
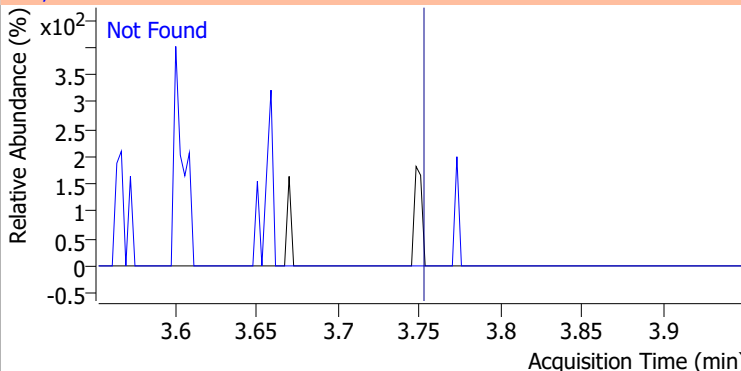
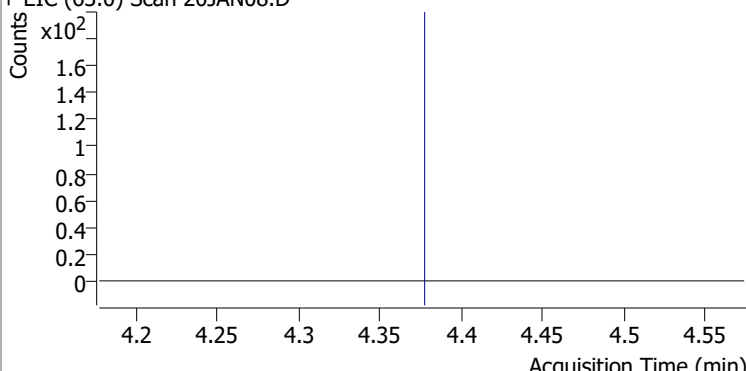
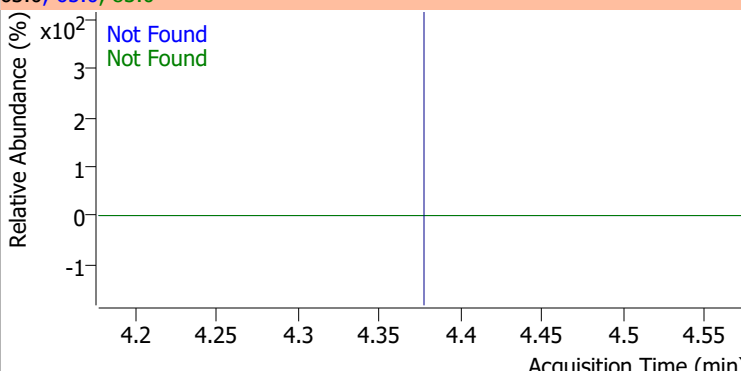
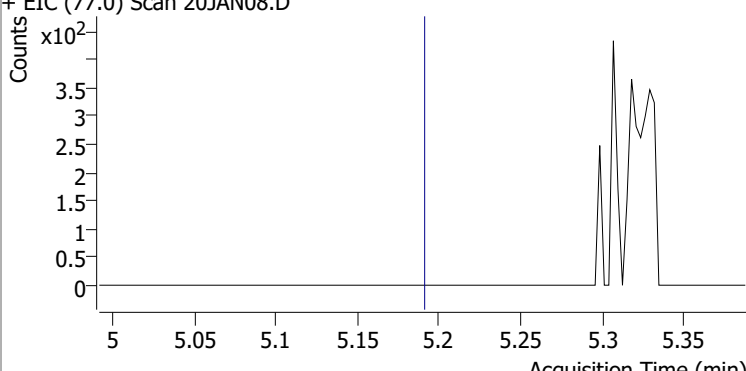
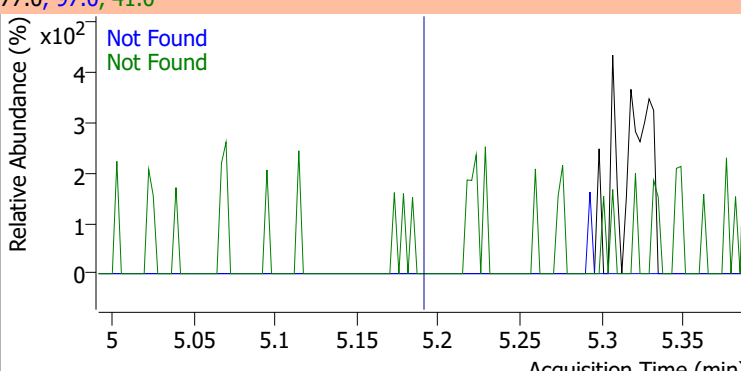
Compound	Conc.	Exp RT	QIon	Exp Ratio	QIon	Exp Ratio
1,1-Dichloroethene	N.D.	2.70	61.0	179.9	63.0	57.0



Compound	Conc.	RT	Dev(Min)	Resp.	QIon	QRatio	Lower	Upper
Methylene chloride	1.2919	3.32	-0.01	1503 (m)	84.0	63.2	36.1	96.1
					86.0	26.5	11.8	71.8

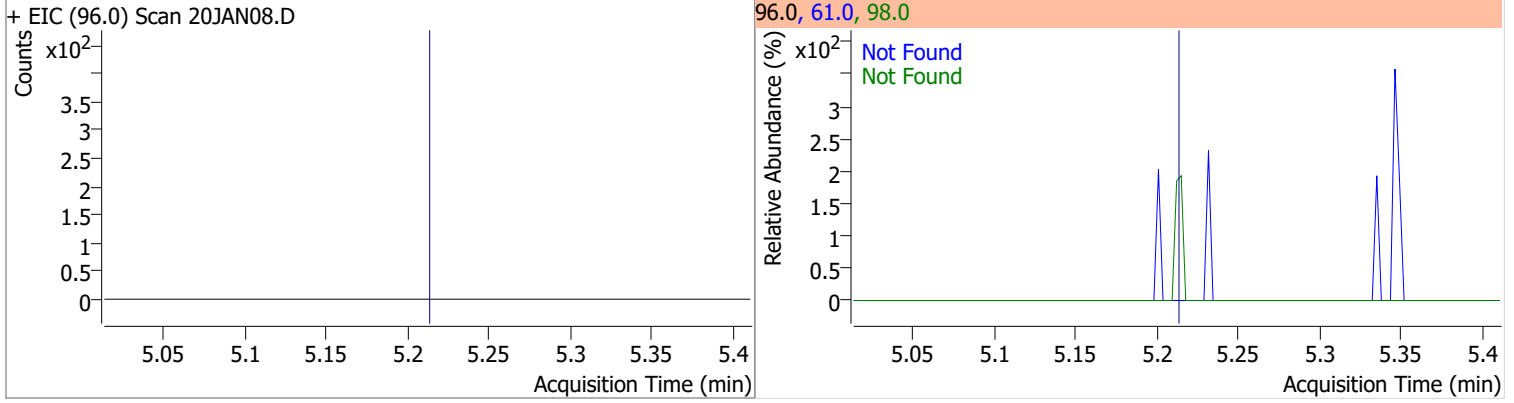


Quantitation Results Report (QT Reviewed)

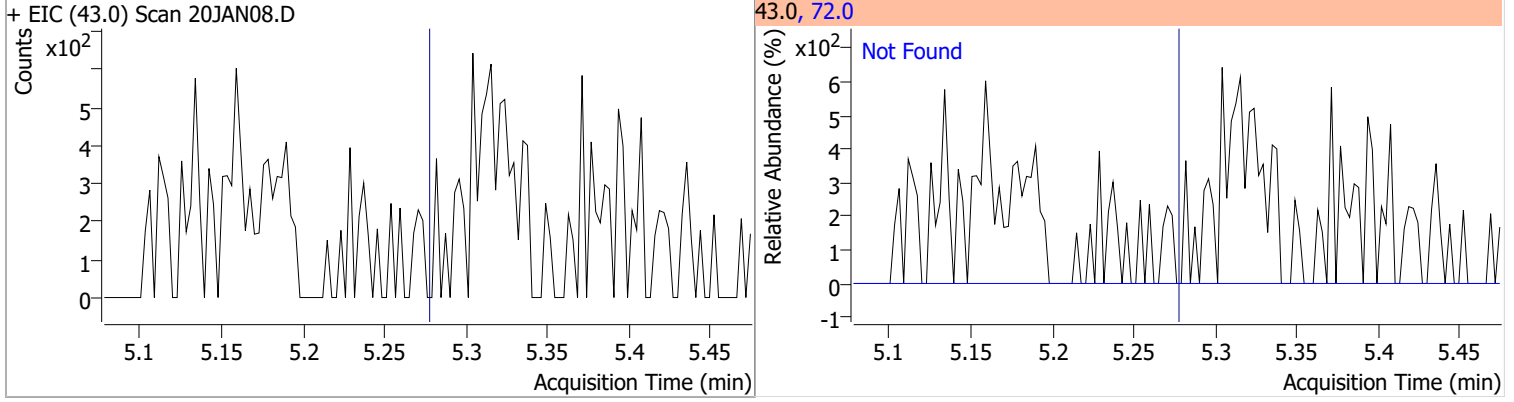
Compound	Conc.	Exp RT	QIon	Exp Ratio	QIon	Exp Ratio
trans-1,2-Dichloroethene	N.D.	3.72	61.0	154.8	98.0	62.1
+ EIC (96.0) Scan 20JAN08.D			96.0, 61.0, 98.0			
						
Methyl tert-butyl ether (MTBE)	N.D.	3.75	57.0	24.6		
+ EIC (73.0) Scan 20JAN08.D			73.0, 57.0			
						
1,1-Dichloroethane	N.D.	4.38	65.0	31.0	83.0	12.7
+ EIC (63.0) Scan 20JAN08.D			63.0, 65.0, 83.0			
						
2,2-Dichloropropane	N.D.	5.19	41.0	68.8	97.0	23.9
+ EIC (77.0) Scan 20JAN08.D			77.0, 97.0, 41.0			
						

Quantitation Results Report (QT Reviewed)

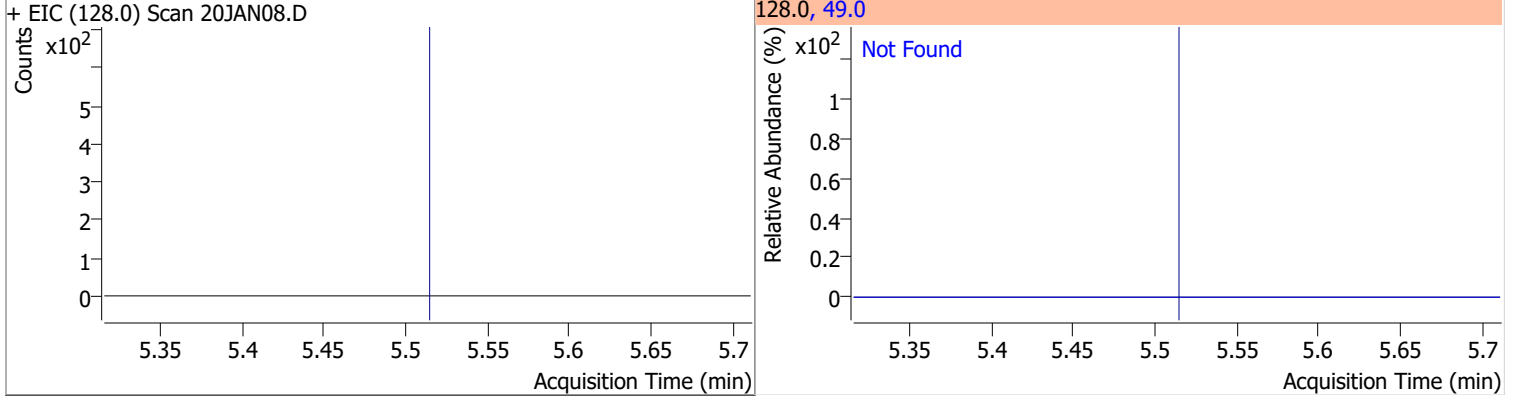
Compound	Conc.	Exp RT	QIon	Exp Ratio	QIon	Exp Ratio
cis-1,2-Dichloroethene	N.D.	5.21	61.0	160.4	98.0	66.2



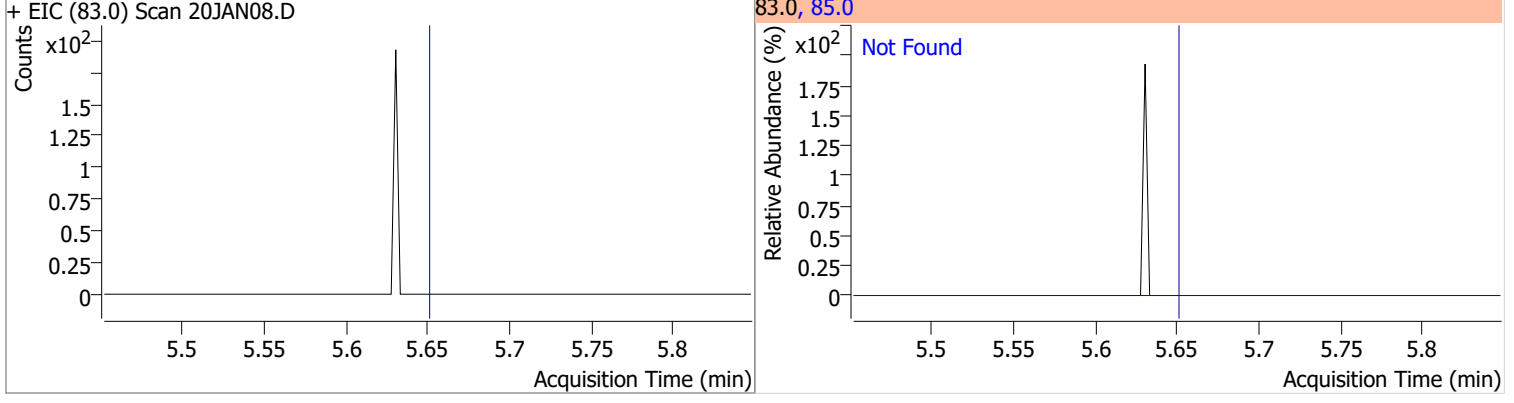
Compound	Conc.	Exp RT	QIon	Exp Ratio
Methyl ethyl ketone	N.D.	5.28	72.0	20.6



Compound	Conc.	Exp RT	QIon	Exp Ratio
Bromochloromethane	N.D.	5.52	49.0	182.2

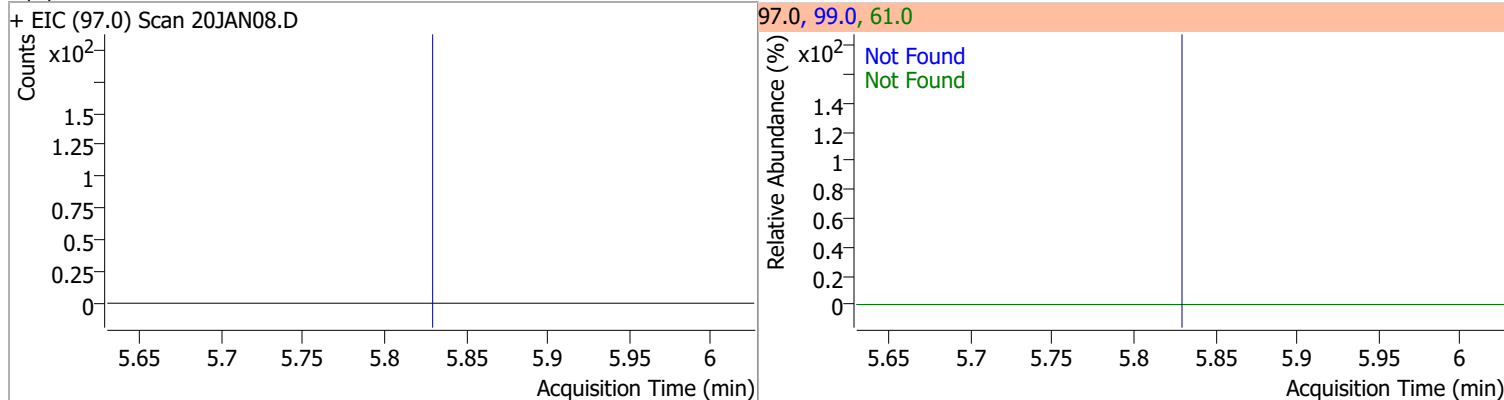


Compound	Conc.	Exp RT	QIon	Exp Ratio
Chloroform	N.D.	5.65	85.0	66.2

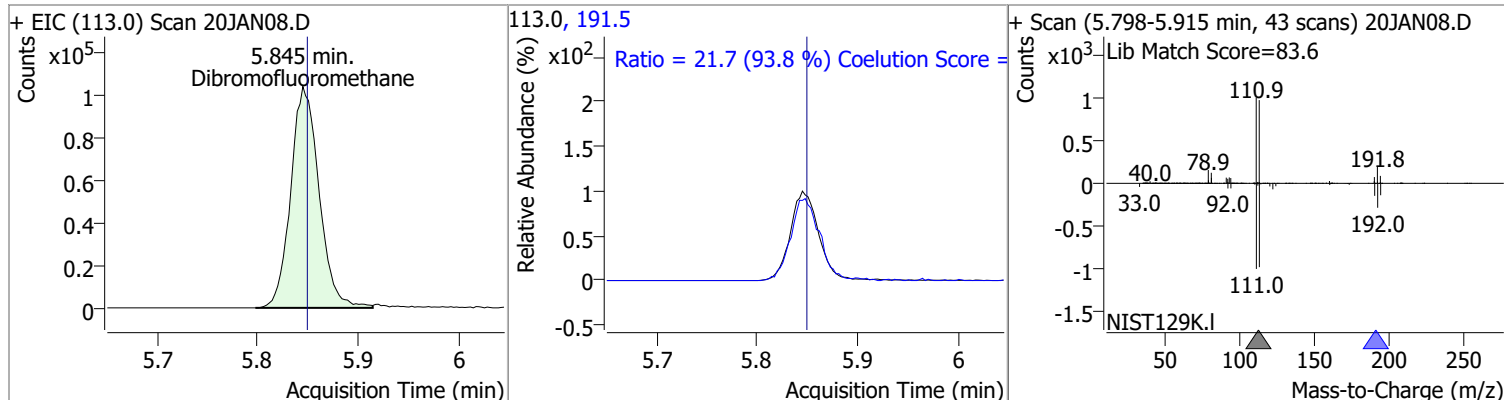


Quantitation Results Report (QT Reviewed)

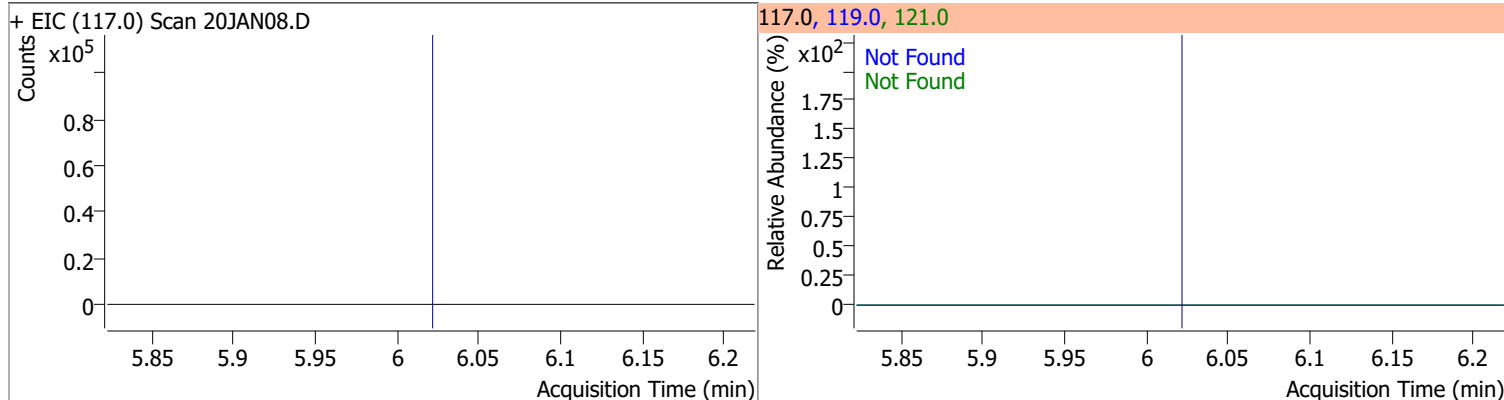
Compound	Conc.	Exp RT	QIon	Exp Ratio	QIon	Exp Ratio
1,1,1-Trichloroethane	N.D.	5.83	99.0	63.1	61.0	49.1



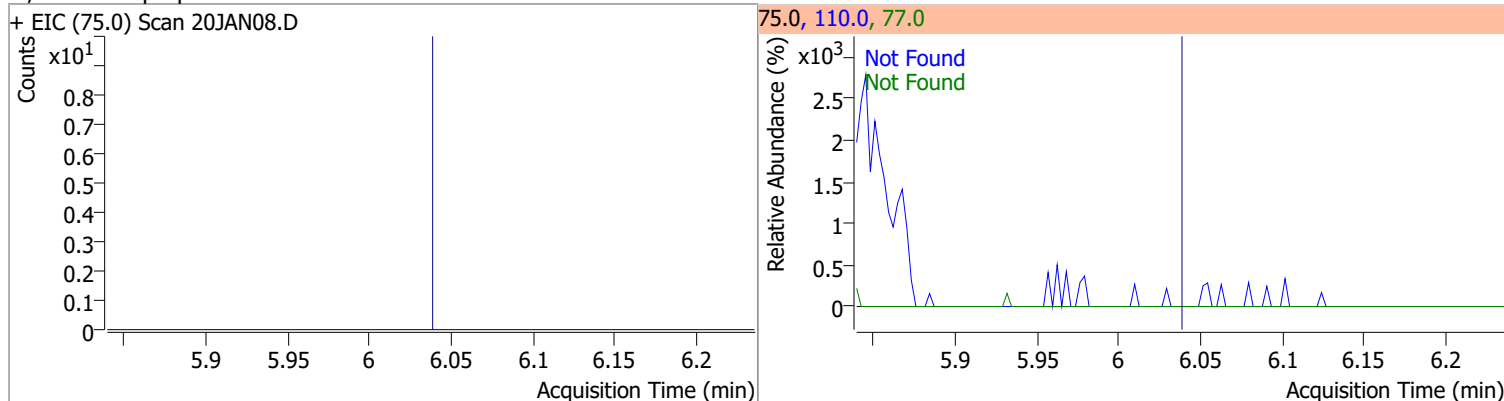
Compound	Conc.	RT	Dev(Min)	Resp.	QIon	QRatio	Lower	Upper
Dibromofluoromethane	264.4008	5.85	-0.01	203808	191.5	21.7	0.0	53.2



Compound	Conc.	Exp RT	QIon	Exp Ratio	QIon	Exp Ratio
Carbon tetrachloride	N.D.	6.02	119.0	97.6	121.0	30.7

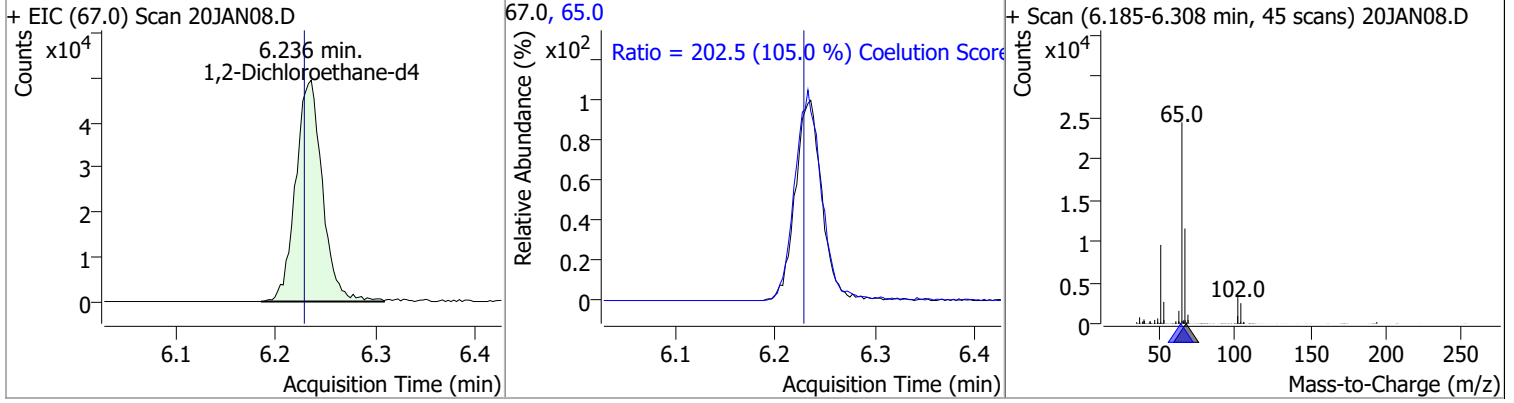


Compound	Conc.	Exp RT	QIon	Exp Ratio	QIon	Exp Ratio
1,1-Dichloropropene	N.D.	6.04	110.0	35.6	77.0	31.0

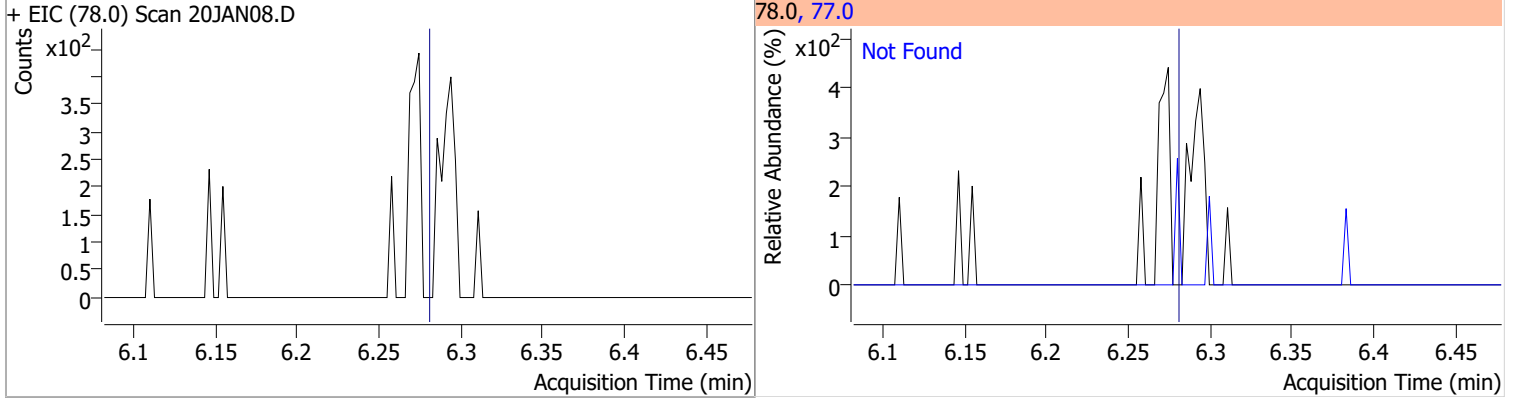


Quantitation Results Report (QT Reviewed)

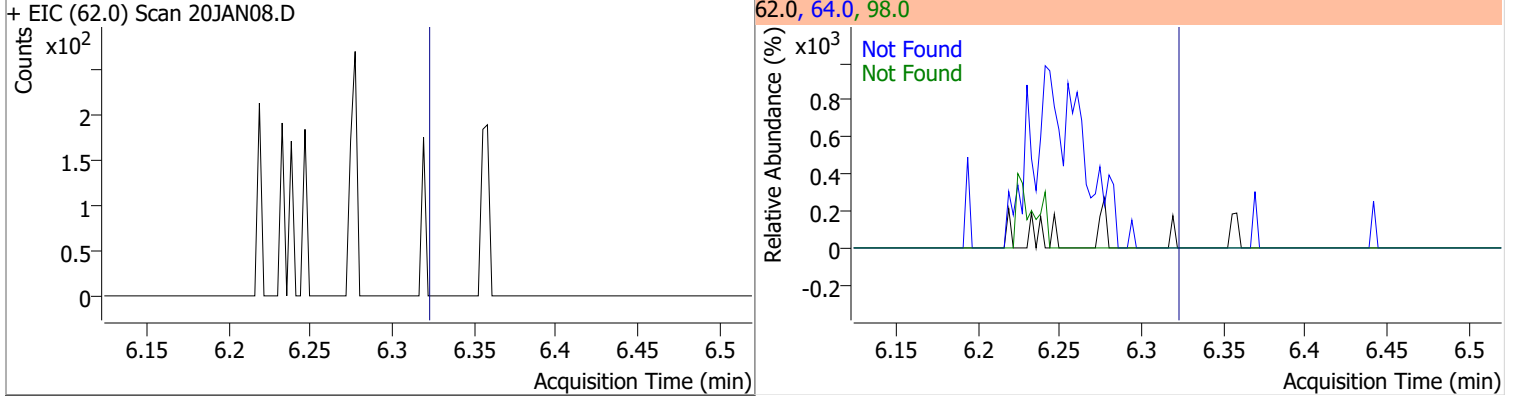
Compound	Conc.	RT	Dev(Min)	Resp.	QIon	QRatio	Lower	Upper
1,2-Dichloroethane-d4	275.2583	6.24	0.01	91655	65.0	202.5	162.8	222.8



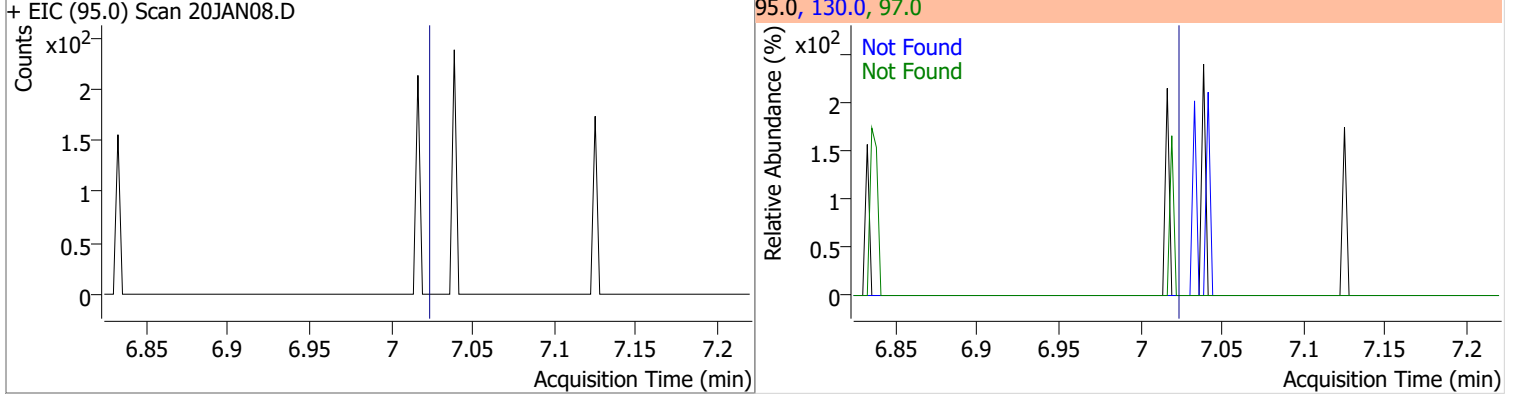
Compound	Conc.	Exp RT	QIon	Exp Ratio
Benzene	N.D.	6.28	77.0	23.3



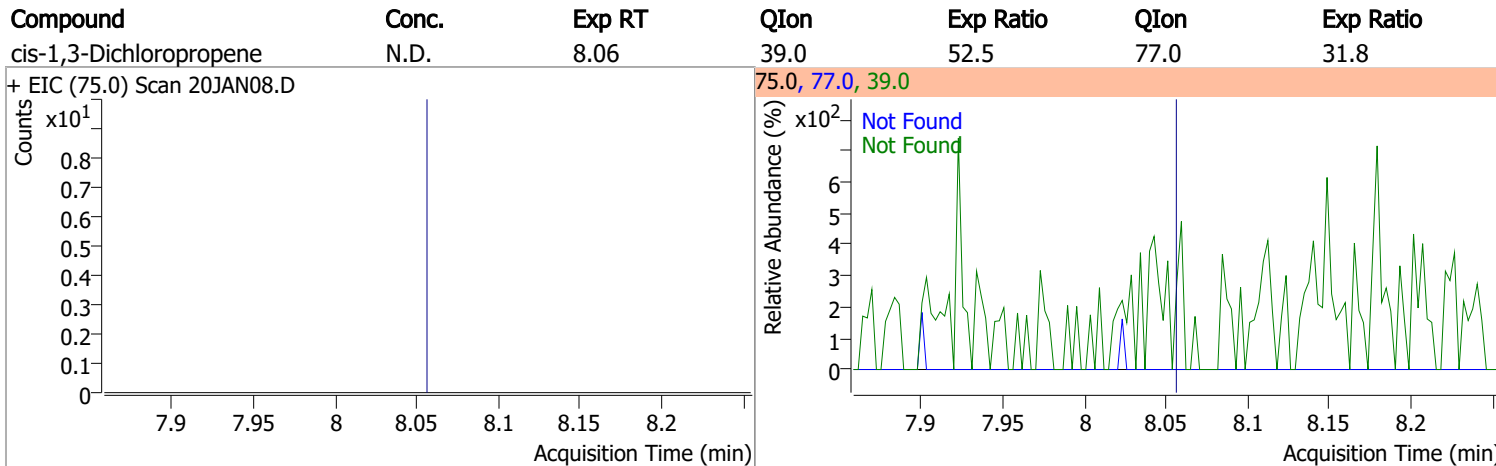
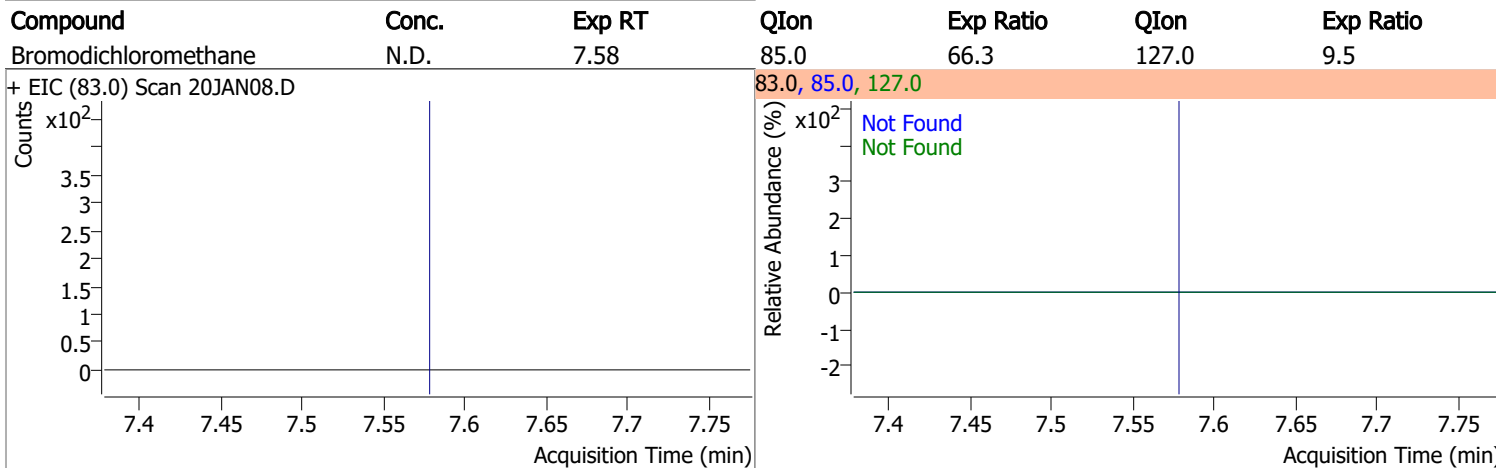
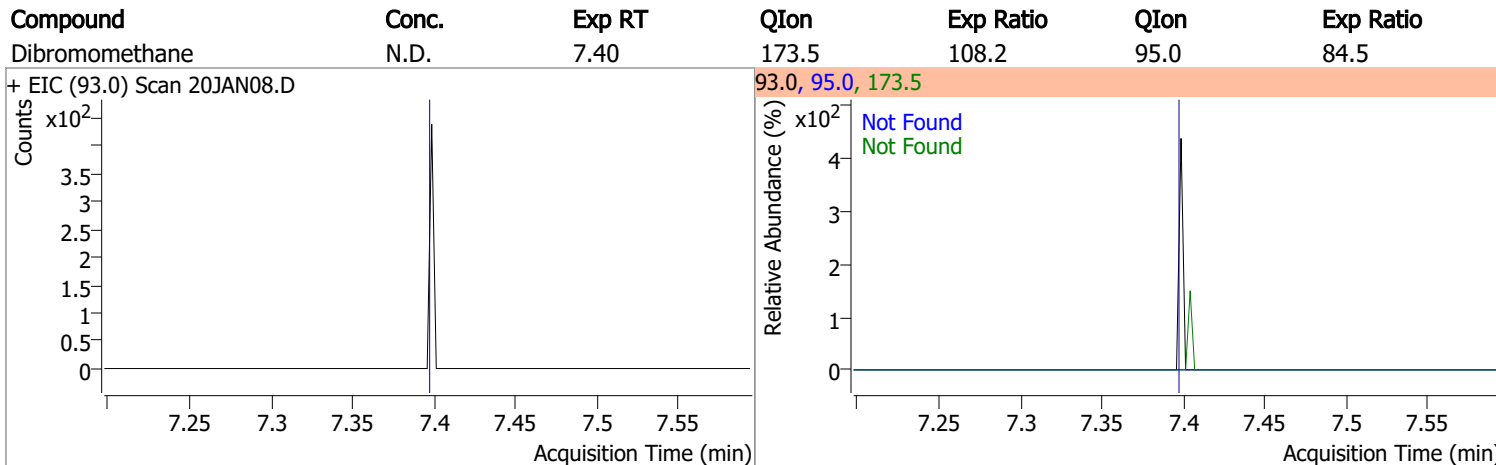
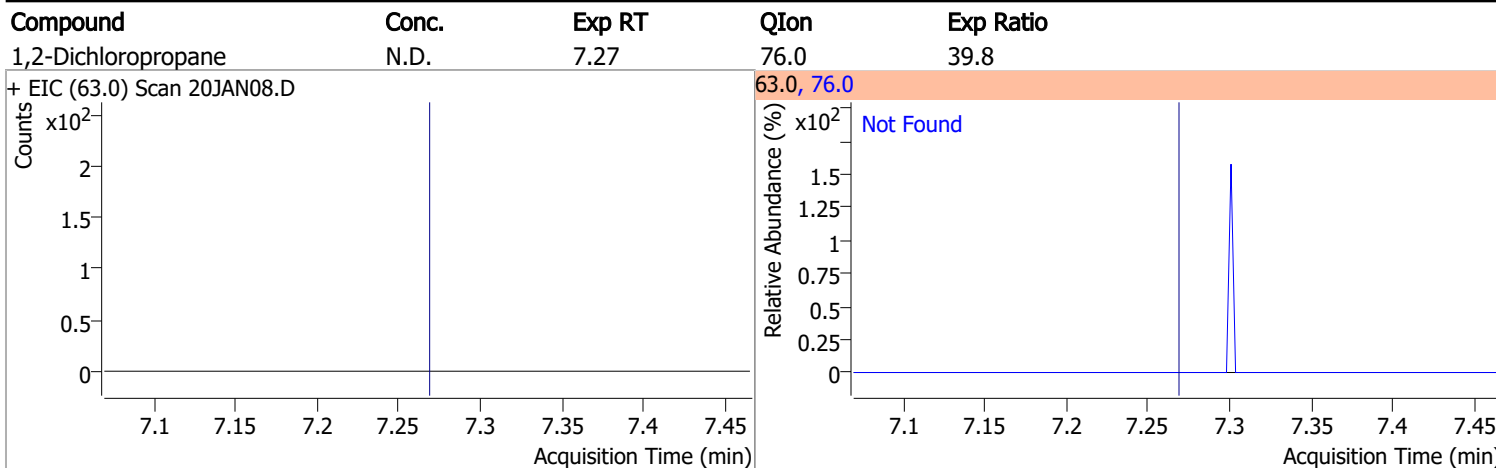
Compound	Conc.	Exp RT	QIon	Exp Ratio	QIon	Exp Ratio
1,2-Dichloroethane	N.D.	6.32	64.0	32.2	98.0	8.2



Compound	Conc.	Exp RT	QIon	Exp Ratio	QIon	Exp Ratio
Trichloroethene	N.D.	7.02	130.0	105.6	97.0	65.7

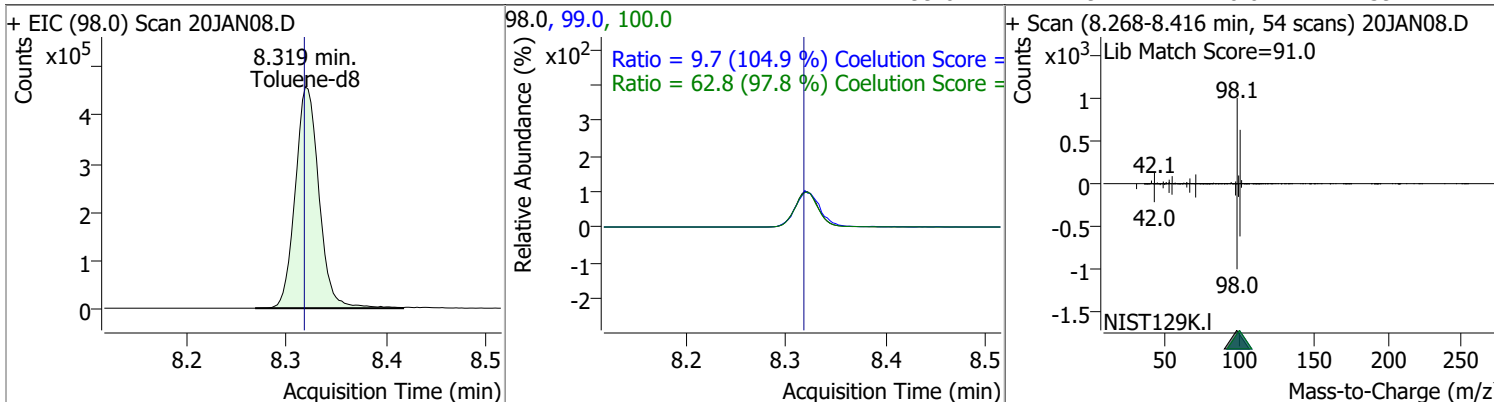


Quantitation Results Report (QT Reviewed)

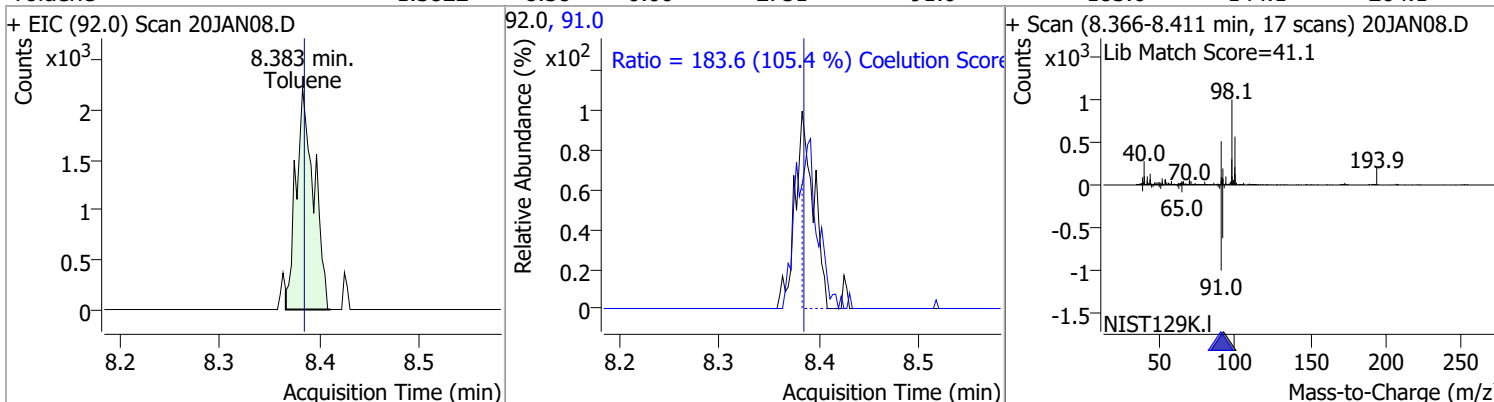


Quantitation Results Report (QT Reviewed)

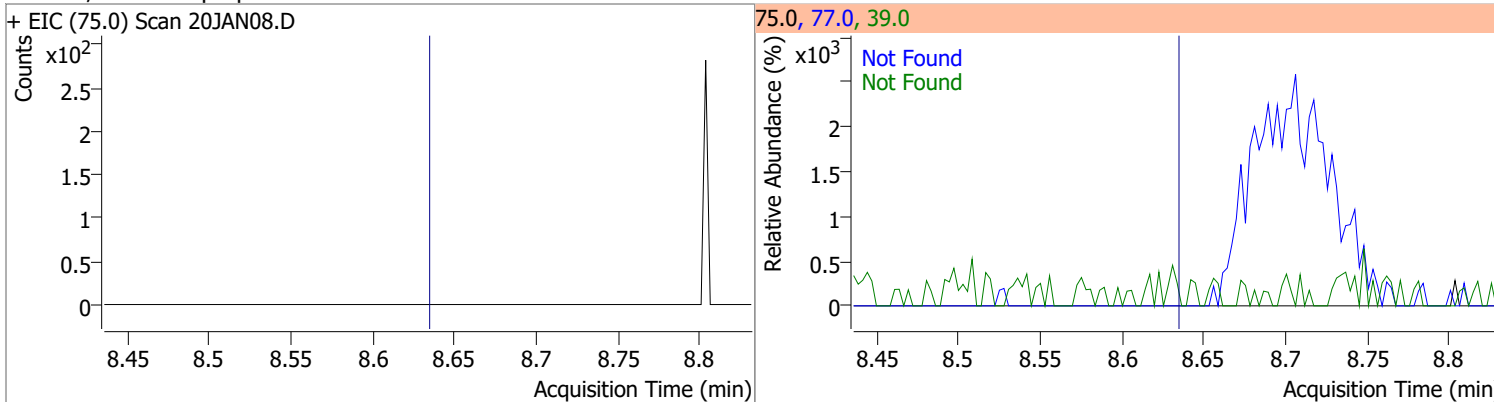
Compound	Conc.	RT	Dev(Min)	Resp.	QIon	QRatio	Lower	Upper
Toluene-d8	253.0442	8.32	0.00	755582	100.0	62.8	34.3	94.3
					99.0	9.7	0.0	39.2



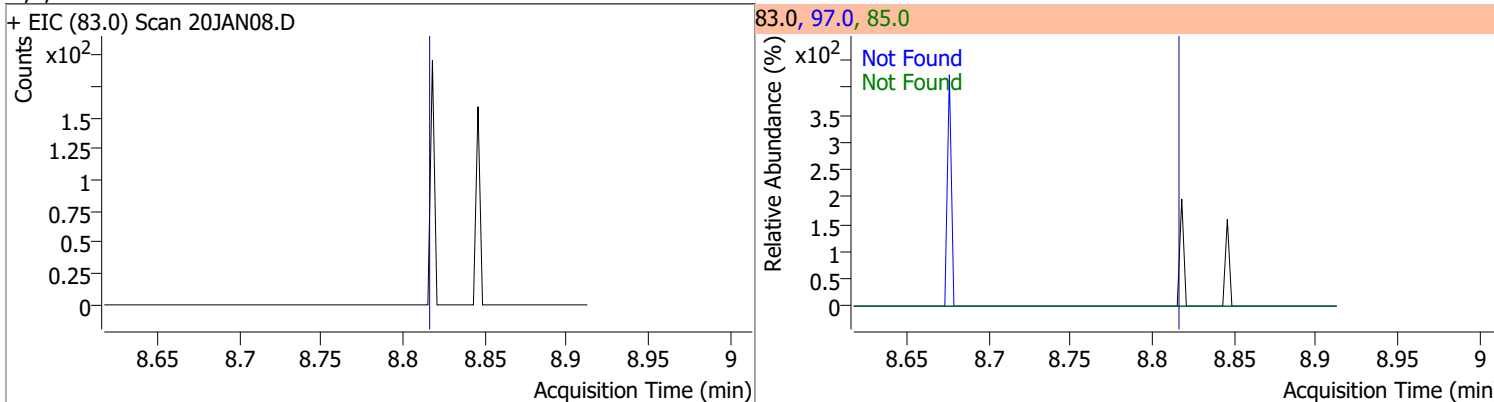
Compound	Conc.	RT	Dev(Min)	Resp.	QIon	QRatio	Lower	Upper
Toluene	1.3822	8.38	0.00	2751	91.0	183.6	144.1	204.1



Compound	Conc.	Exp RT	QIon	Exp Ratio	QIon	Exp Ratio
trans-1,3-Dichloropropene	N.D.	8.64	39.0	53.0	77.0	31.0

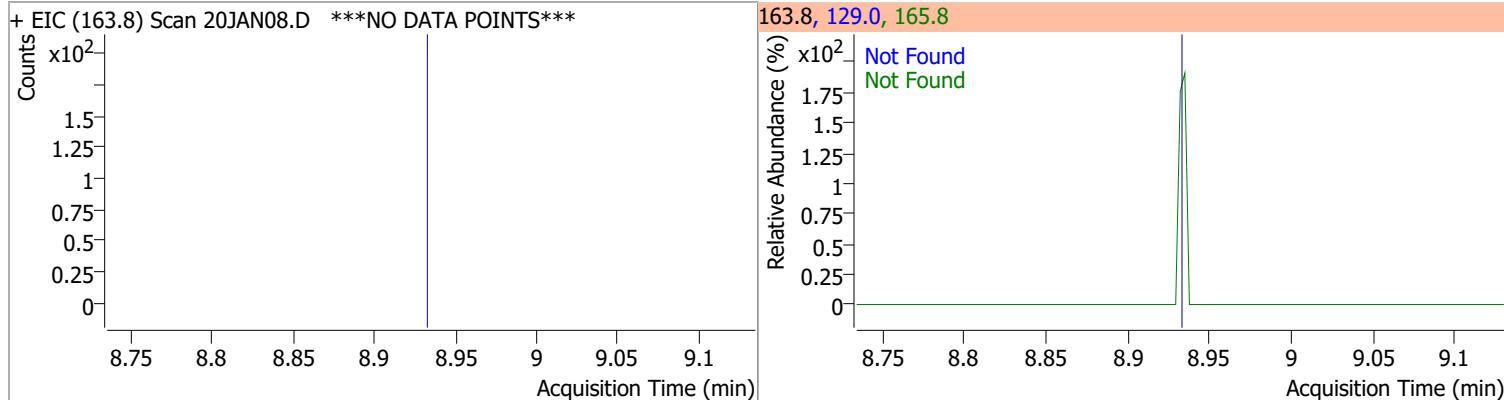


Compound	Conc.	Exp RT	QIon	Exp Ratio	QIon	Exp Ratio
1,1,2-Trichloroethane	N.D.	8.82	97.0	110.7	85.0	60.7

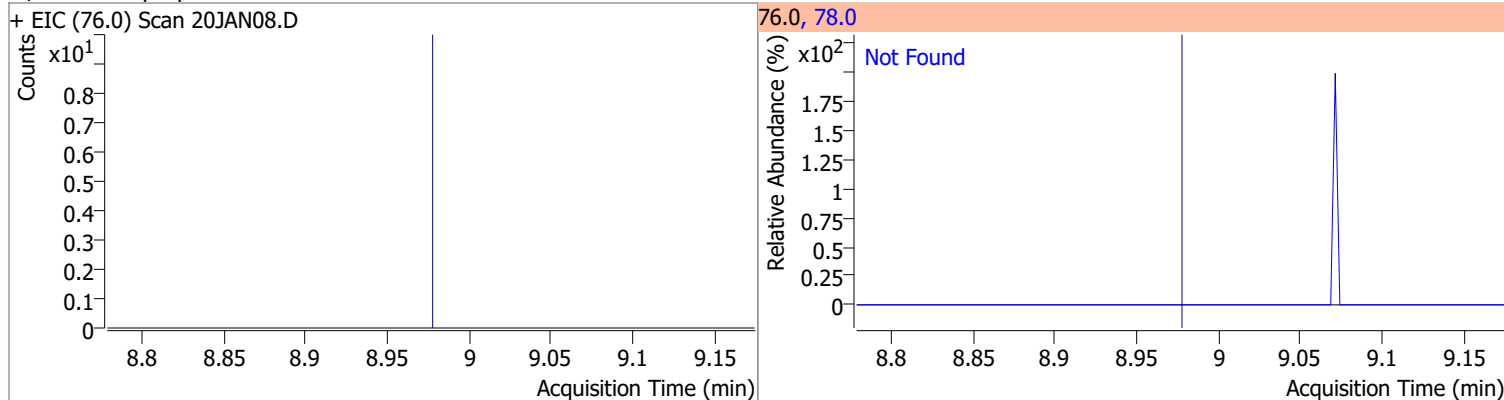


Quantitation Results Report (QT Reviewed)

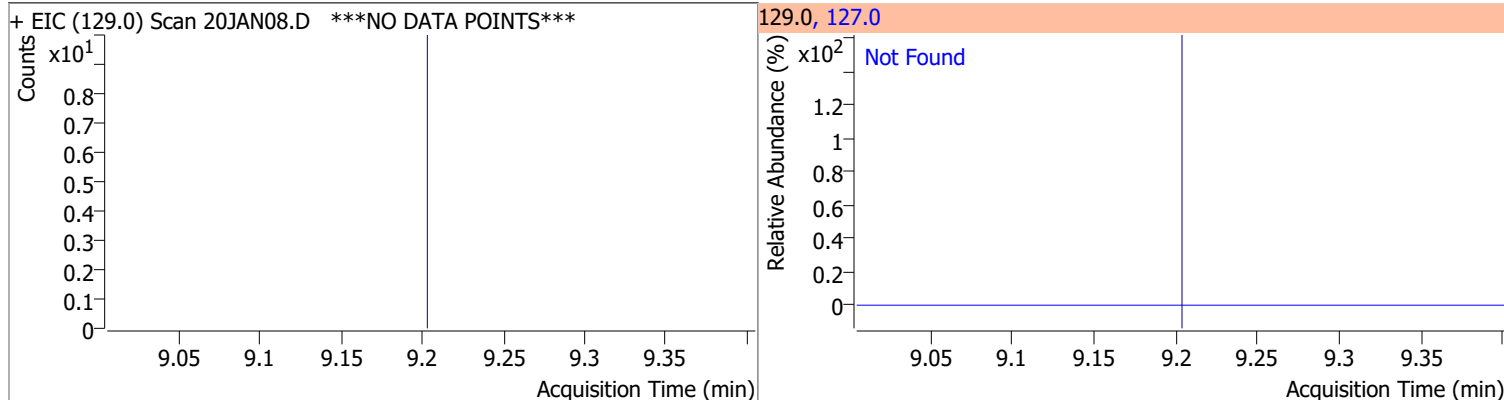
Compound	Conc.	Exp RT	QIon	Exp Ratio	QIon	Exp Ratio
Tetrachloroethene	N.D.	8.94	165.8	126.1	129.0	90.5



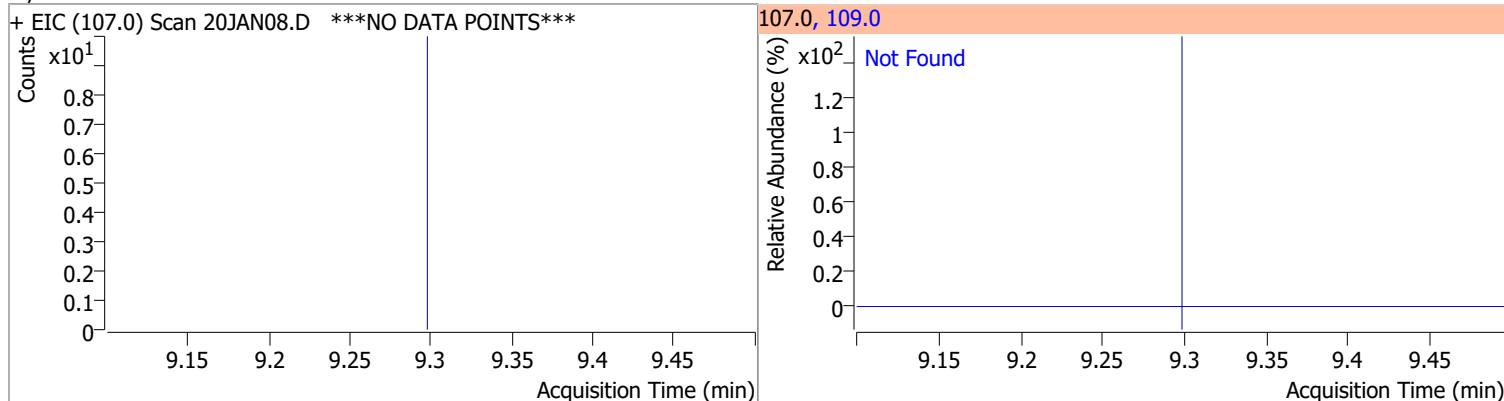
Compound	Conc.	Exp RT	QIon	Exp Ratio
1,3-Dichloropropane	N.D.	8.98	78.0	32.4



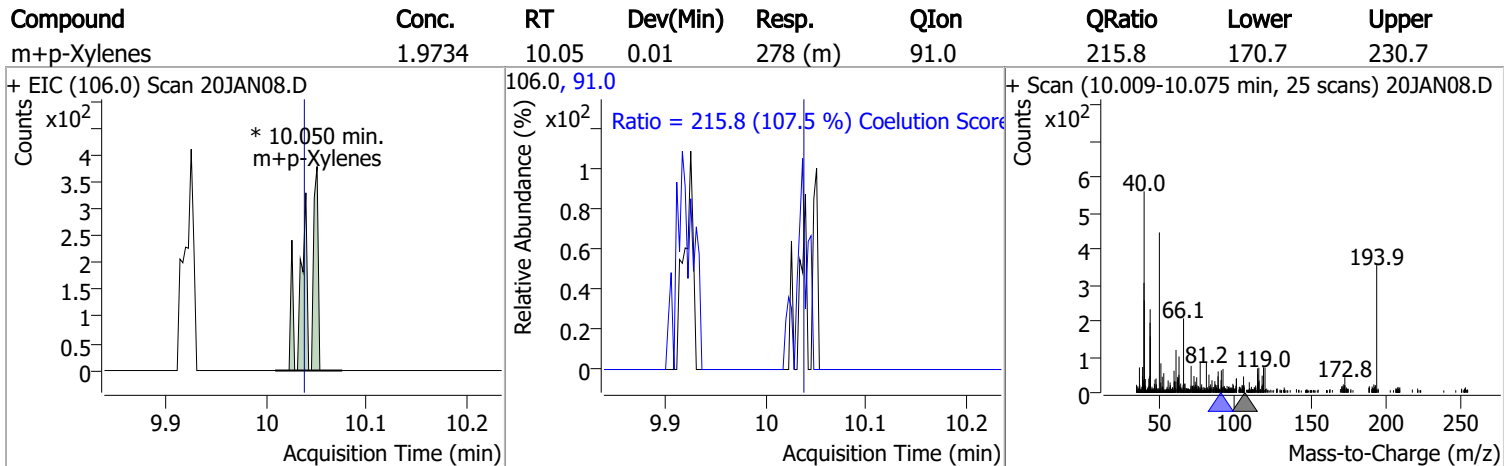
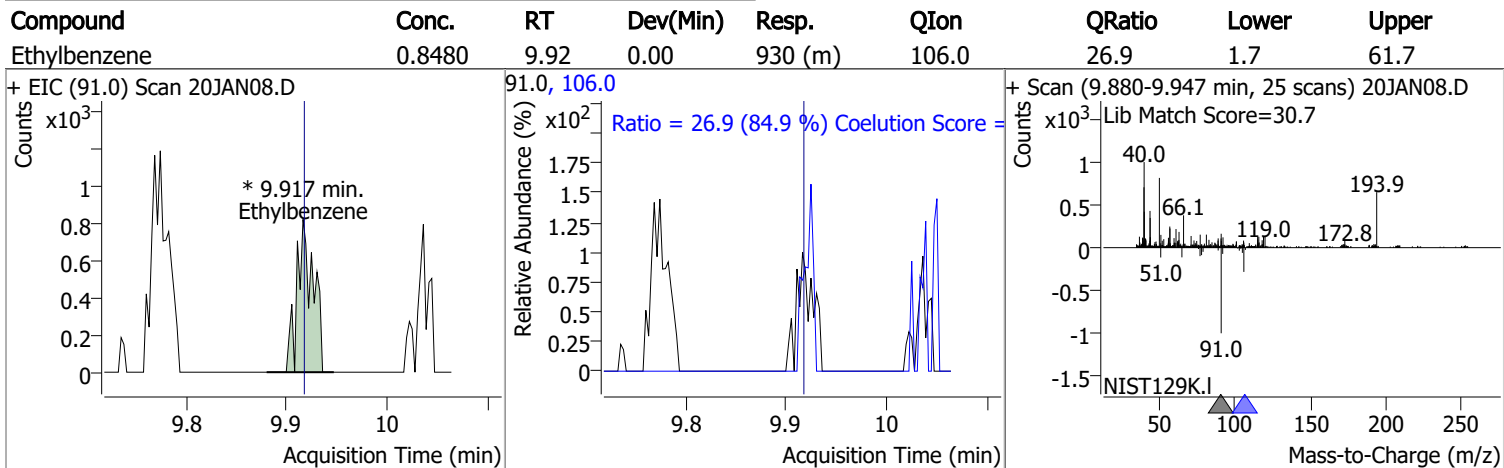
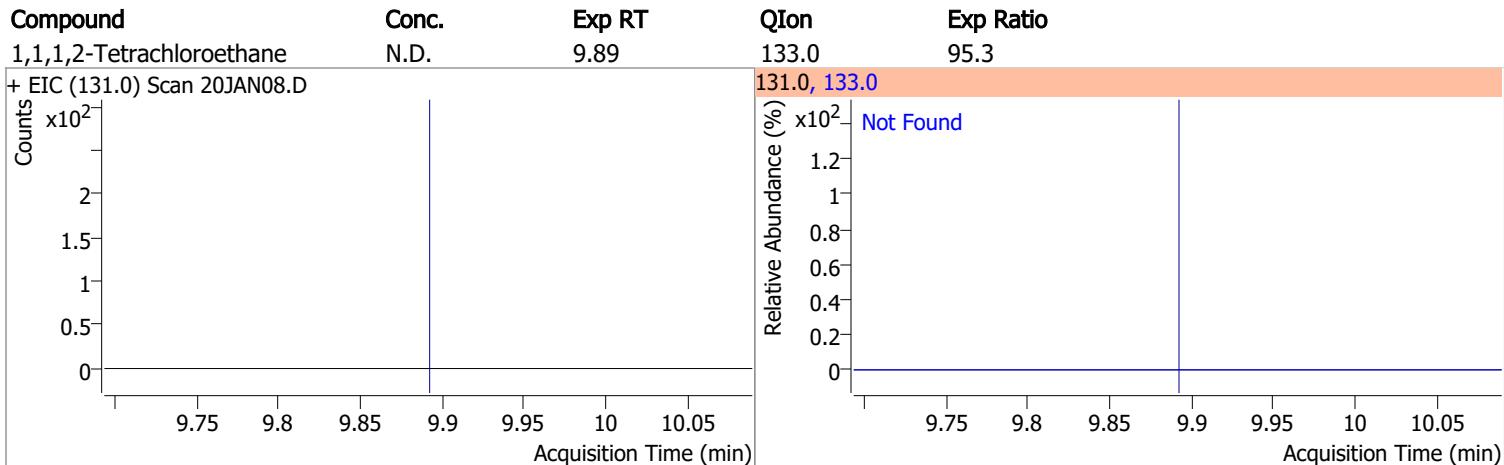
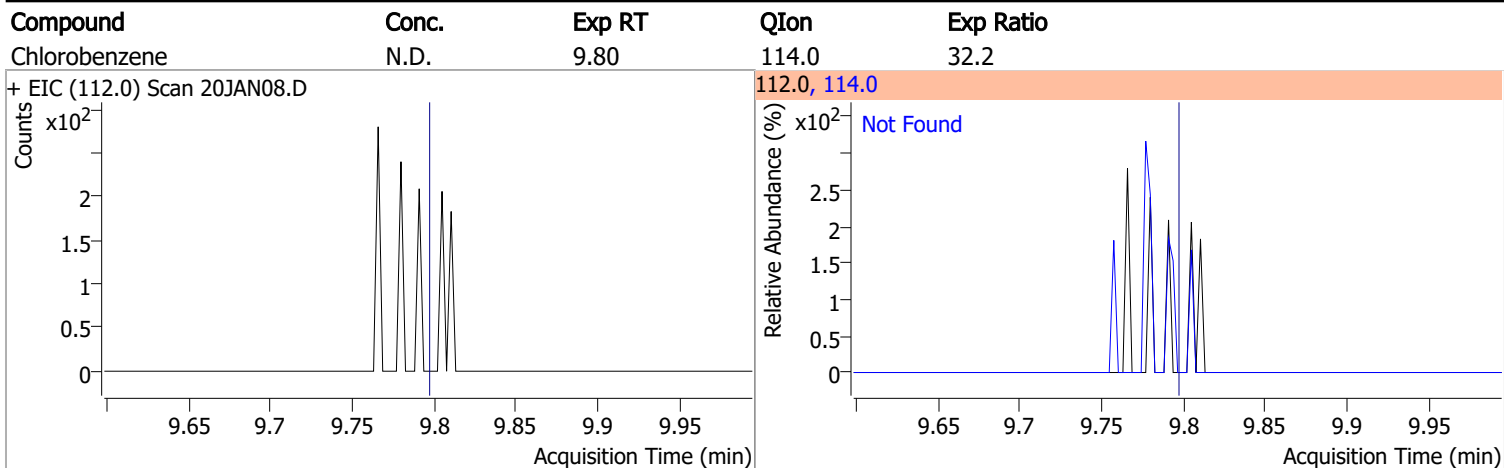
Compound	Conc.	Exp RT	QIon	Exp Ratio
Chlorodibromomethane	N.D.	9.21	127.0	77.2



Compound	Conc.	Exp RT	QIon	Exp Ratio
1,2-Dibromoethane	N.D.	9.30	109.0	91.5

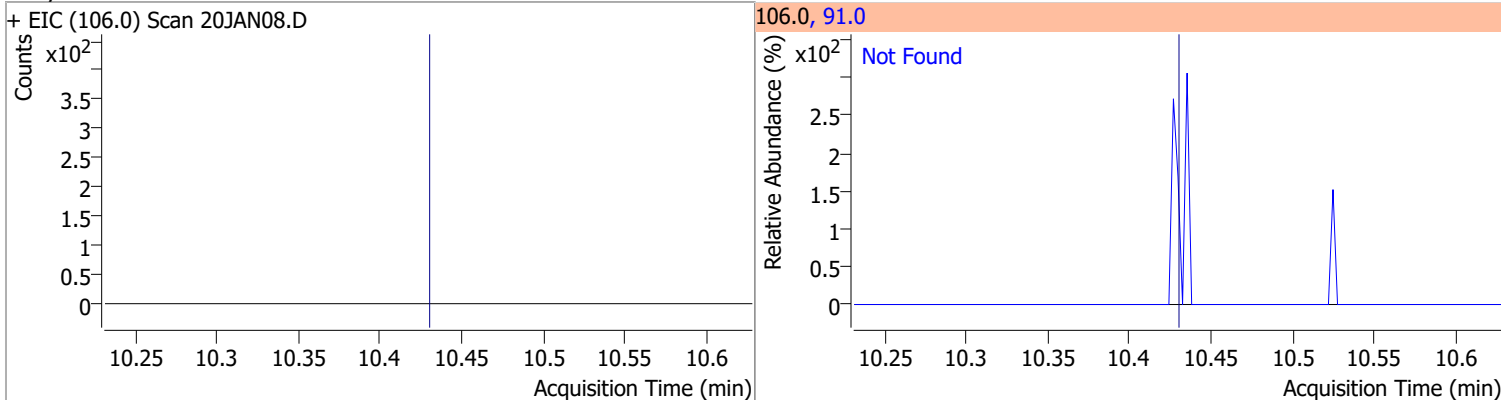


Quantitation Results Report (QT Reviewed)

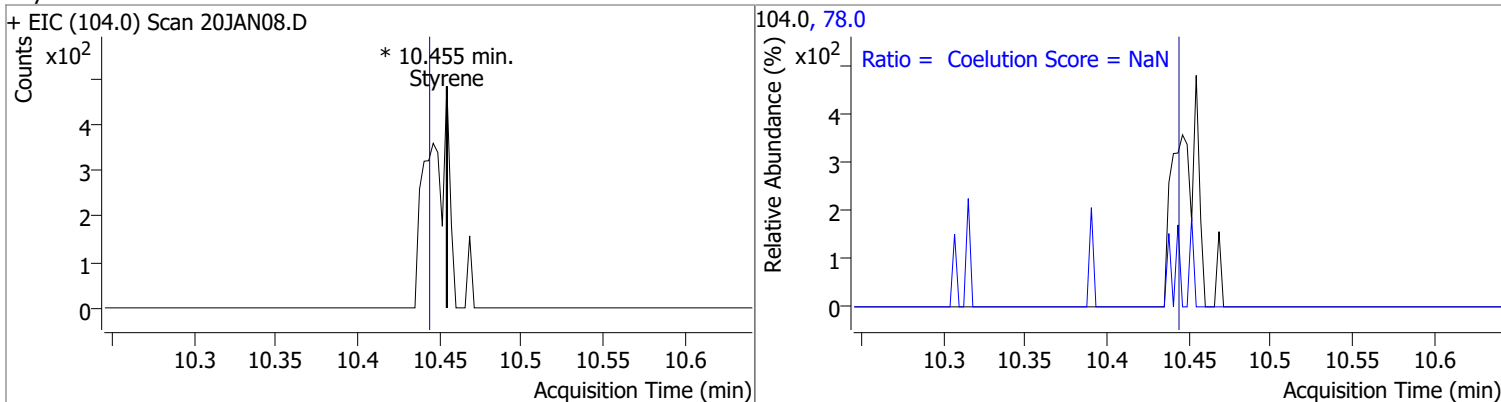


Quantitation Results Report (QT Reviewed)

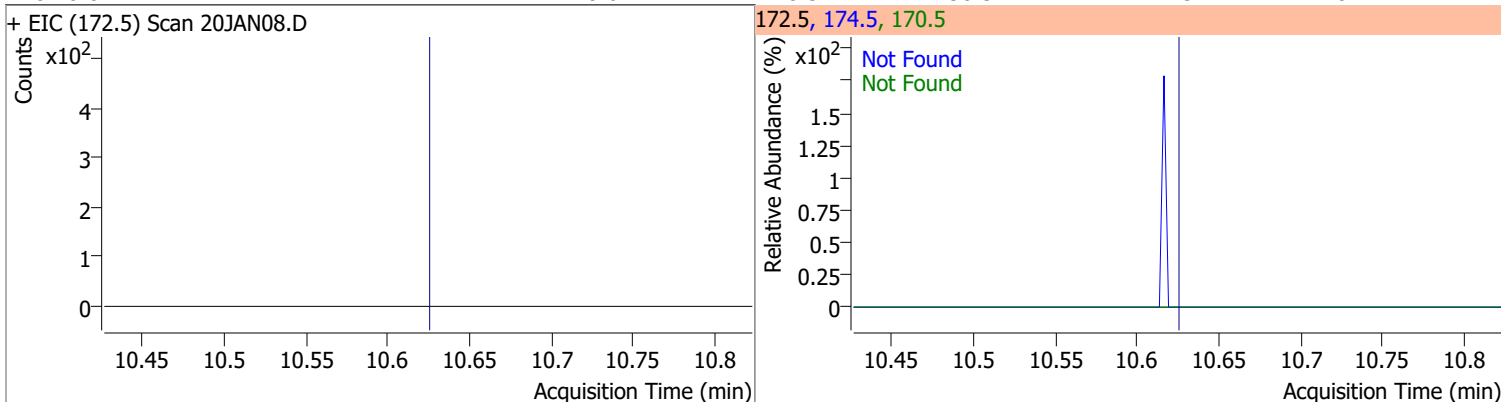
Compound	Conc.	Exp RT	QIon	Exp Ratio
o-Xylene	N.D.	10.43	91.0	211.4



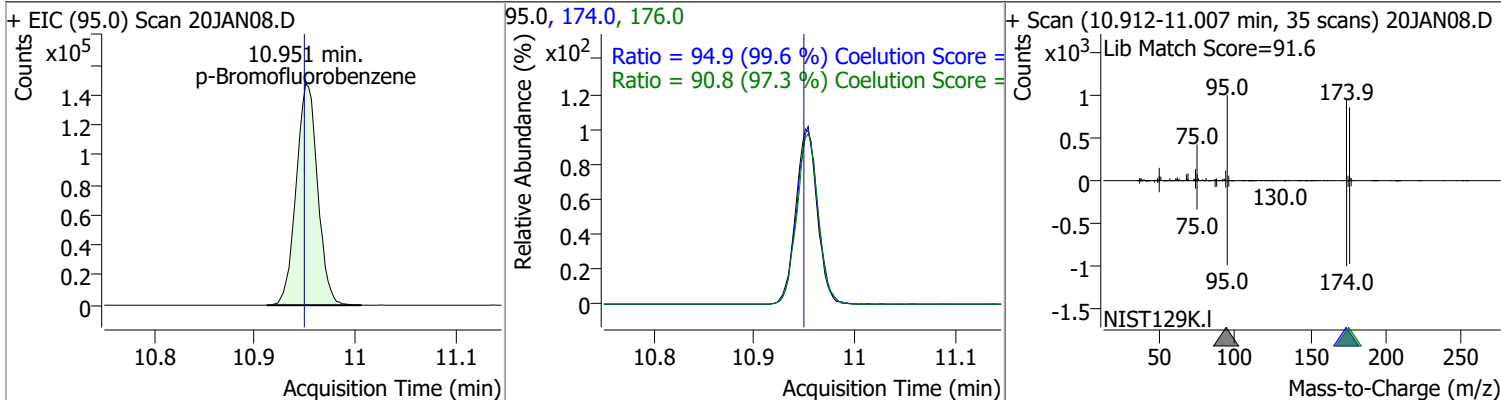
Compound	Conc.	RT	Dev(Min)	Resp.	QIon	QRatio	Lower	Upper
Styrene	0	0	0	0	78.0	0	20.6	80.6



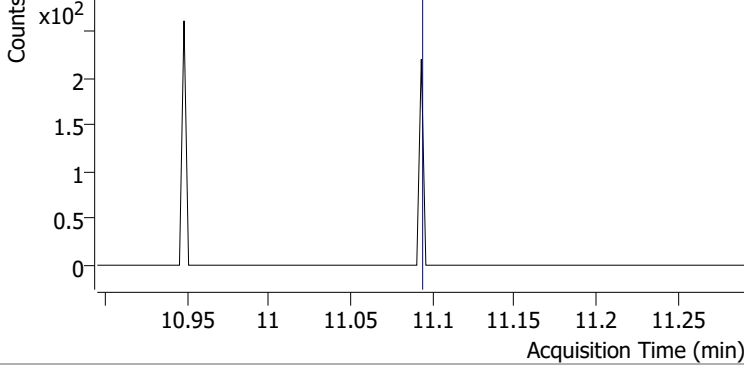
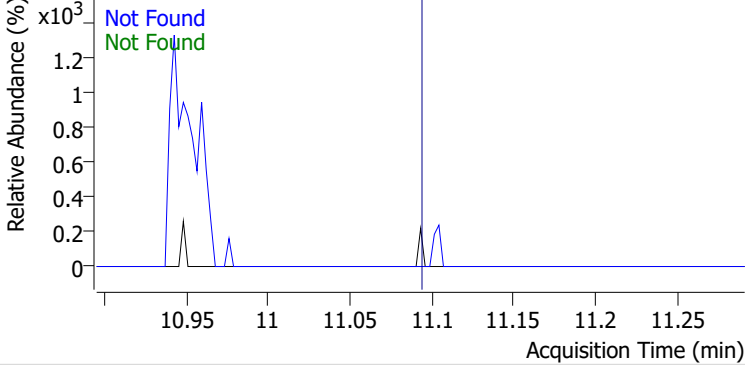
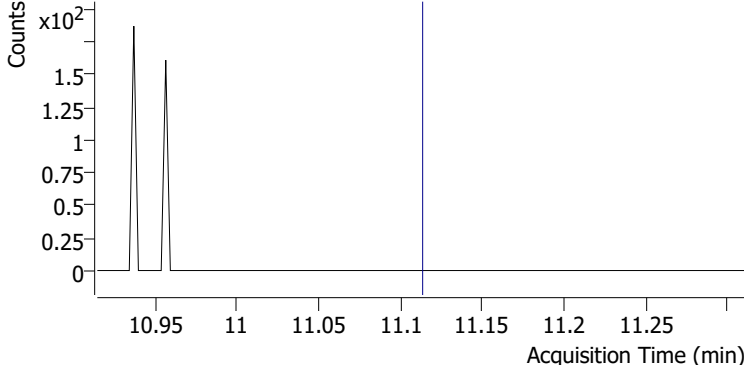
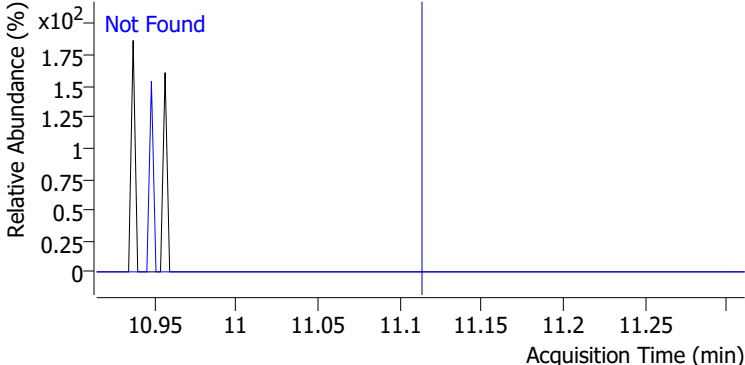
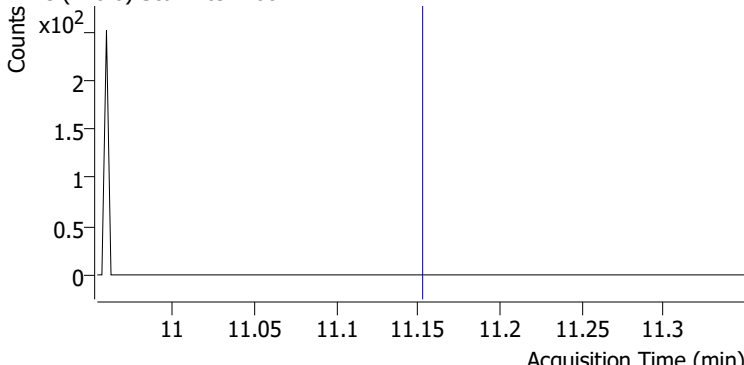
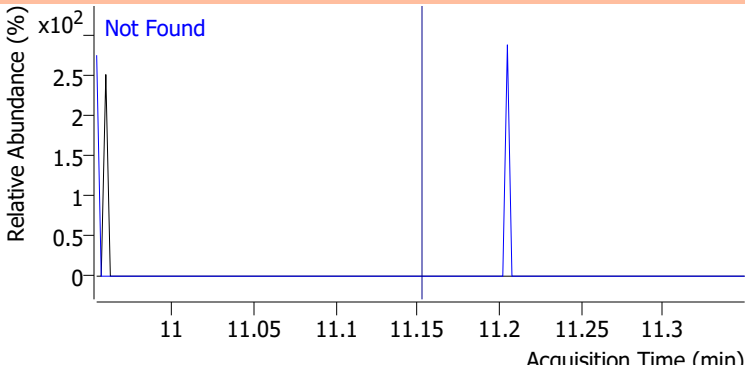
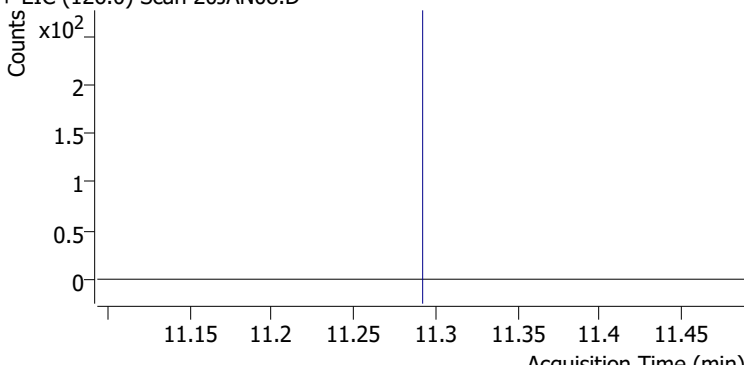
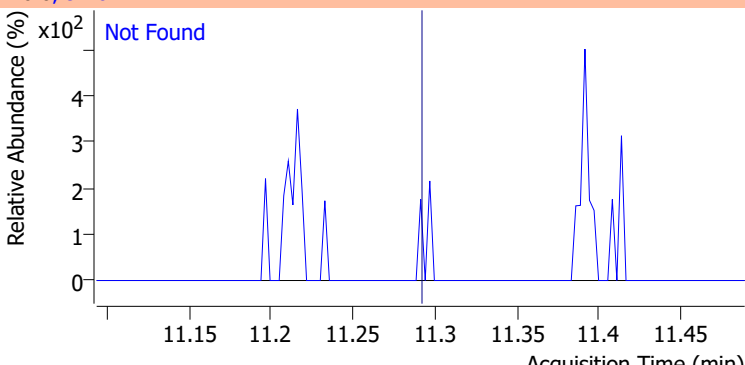
Compound	Conc.	Exp RT	QIon	Exp Ratio	QIon	Exp Ratio
Bromoform	N.D.	10.62	170.5	50.3	174.5	48.1



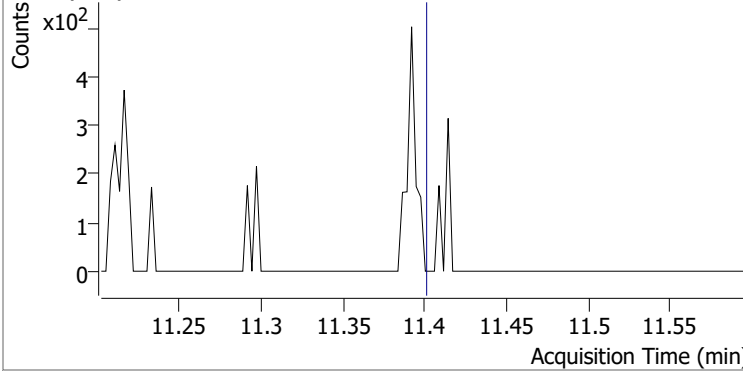
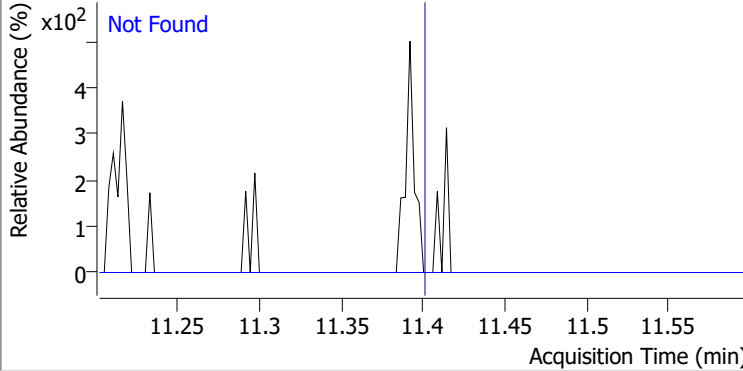
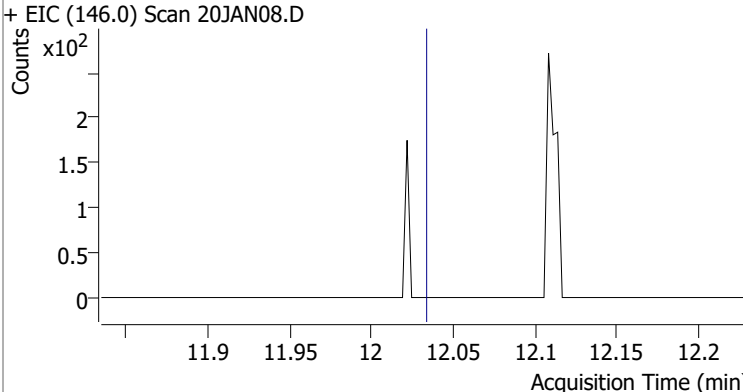
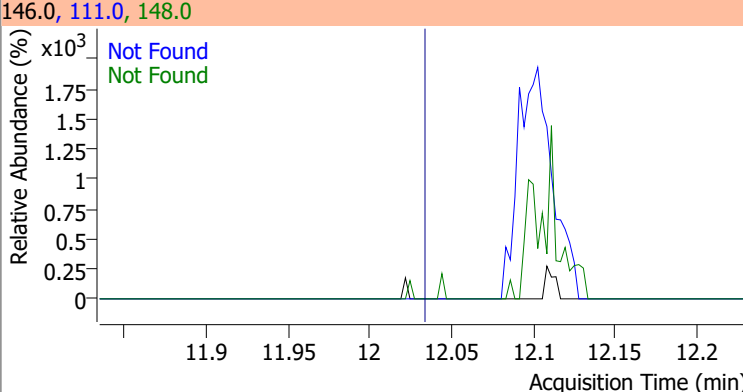
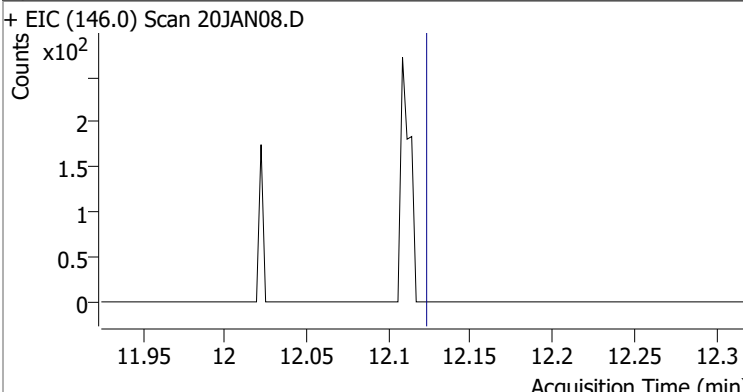
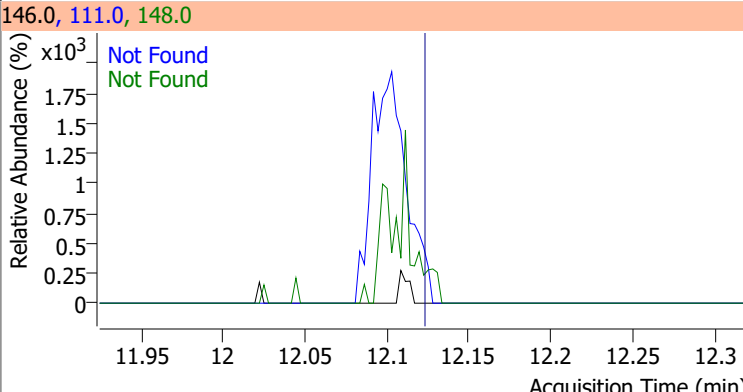
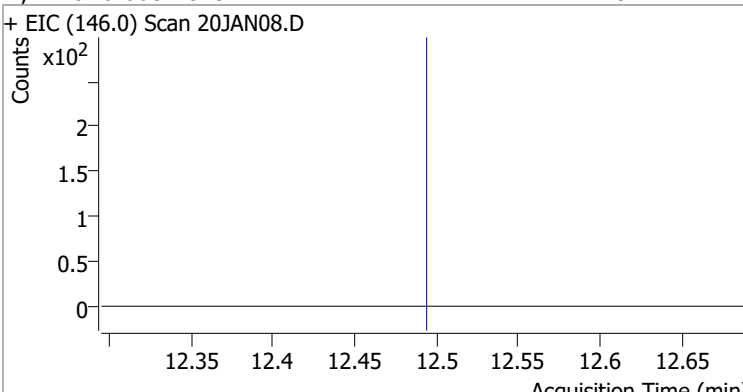
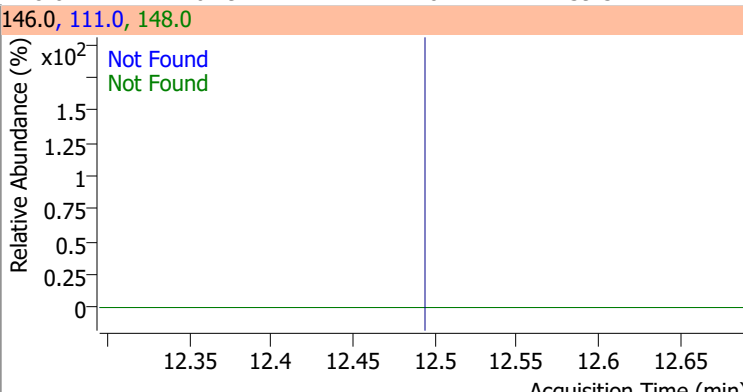
Compound	Conc.	RT	Dev(Min)	Resp.	QIon	QRatio	Lower	Upper
p-Bromofluorobenzene	261.0101	10.95	0.00	218581	174.0	94.9	65.3	125.3
					176.0	90.8	63.3	123.3



Quantitation Results Report (QT Reviewed)

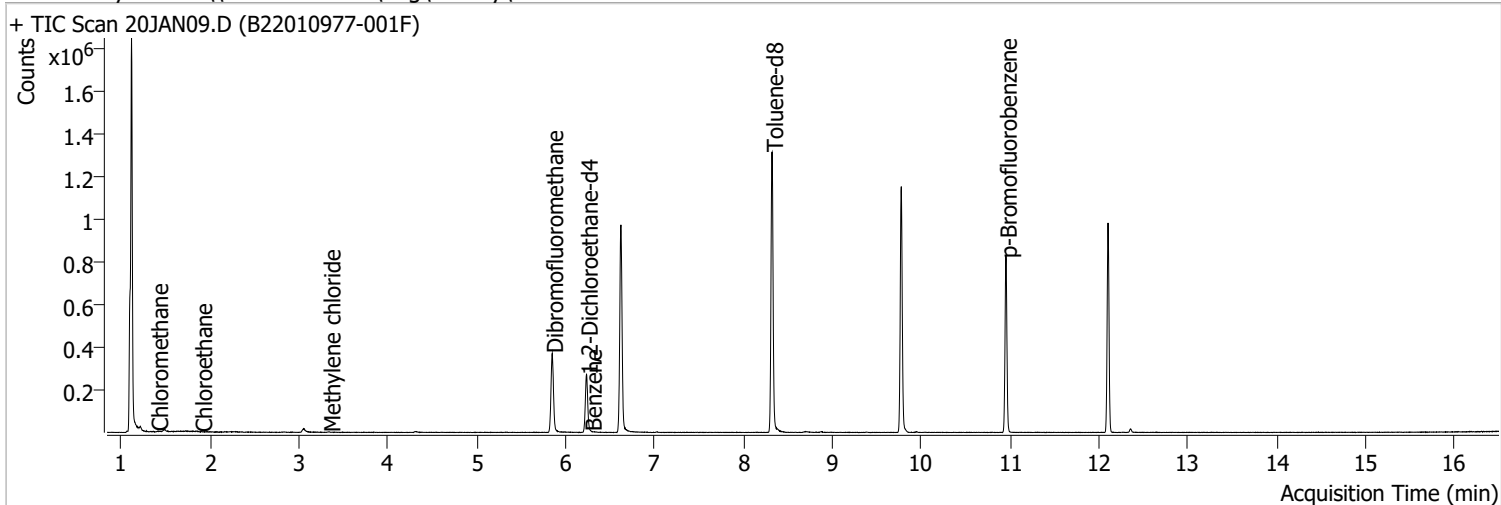
Compound	Conc.	Exp RT	QIon	Exp Ratio	QIon	Exp Ratio
Bromobenzene	N.D.	11.09	77.0	143.5	158.0	96.1
+ EIC (156.0) Scan 20JAN08.D			156.0, 77.0, 158.0			
						
1,1,2,2-Tetrachloroethane	N.D.	11.11	85.0	63.3		
+ EIC (83.0) Scan 20JAN08.D			83.0, 85.0			
						
1,2,3-Trichloropropane	N.D.	11.15	112.0	65.8		
+ EIC (110.0) Scan 20JAN08.D			110.0, 112.0			
						
2-Chlorotoluene	N.D.	11.29	91.0	276.2		
+ EIC (126.0) Scan 20JAN08.D			126.0, 91.0			
						

Quantitation Results Report (QT Reviewed)

Compound	Conc.	Exp RT	QIon	Exp Ratio
4-Chlorotoluene	N.D.	11.40	126.0	31.3
+ EIC (91.0) Scan 20JAN08.D			91.0, 126.0	
				
1,3-Dichlorobenzene	N.D.	12.03	148.0	62.8
+ EIC (146.0) Scan 20JAN08.D			146.0, 111.0, 148.0	
				
1,4-Dichlorobenzene	N.D.	12.12	148.0	63.7
+ EIC (146.0) Scan 20JAN08.D			146.0, 111.0, 148.0	
				
1,2-Dichlorobenzene	N.D.	12.49	148.0	61.9
+ EIC (146.0) Scan 20JAN08.D			146.0, 111.0, 148.0	
				

Quantitation Results Report (QT Reviewed)

Data File	20JAN09.D	Operator	MSC
Acq. Method	5975CACQF.M	Acq. Date-Time	1/20/2022 1:39:17 PM
Sample Name	B22010977-001F	Instrument	VOA5975C
Vial	9	Multiplier	1.00
DA Method File	VOA5975C_8260B_SHT_DoD_L4_011922.m	Comment	
Tune File	BFB_Atune3.u	Tune Date	10/11/2021 4:02:00 PM
Batch Name	VG012022_8260B.batch.bin	Last Calib Update	3/8/2022 4:29:12 PM
Ref Library	\\MASSHUNTER\Org\Library\NIST129K.I		



Compound	RT	QIon	Resp.	Conc.	Units	Dev(Min)
Internal Standards						
M Fluorobenzene	6.621	96.0	823008	250.0000	ng	0.000
M Chlorobenzene-d5	9.774	82.0	319779	250.0000	ng	0.000
M 1,4-Dichlorobenzene-d4	12.100	152.0	234273	250.0000	ng	0.000
System Monitoring Compounds						
S Dibromofluoromethane	5.848	113.0	219234	275.0220	ng	-0.003
Spiked Amount: 250.000	Range: 80.0 - 119.0%			Recovery = 110.01%		
S 1,2-Dichloroethane-d4	6.236	67.0	95665	277.8147	ng	0.006
Spiked Amount: 250.000	Range: 81.0 - 118.0%			Recovery = 111.13%		
S Toluene-d8	8.322	98.0	828553	265.5830	ng	0.003
Spiked Amount: 250.000	Range: 89.0 - 112.0%			Recovery = 106.23%		
S p-Bromofluorobenzene	10.951	95.0	232862	269.2076	ng	0.003
Spiked Amount: 250.000	Range: 85.0 - 114.0%			Recovery = 107.68%		
Target Compounds						
T Dichlorodifluoromethane	0.000		0	N.D.		
T Chloromethane	1.406	50.0	2363	1.8137	ng	95
T Vinyl chloride	0.000		0	N.D.		
T Bromomethane	0.000		0	N.D.		
T Chloroethane	1.899	64.0	537	0.9572	ng	m 65
T Trichlorofluoromethane	0.000		0	N.D.		
T 1,1-Dichloroethene	0.000		0	N.D.		
T Methylene chloride	3.341	49.0	1209	1.0052	ng	m 87
T trans-1,2-Dichloroethene	0.000		0	N.D.		
T Methyl tert-butyl ether (MTBE)	0.000		0	N.D.		
T 1,1-Dichloroethane	0.000		0	N.D.		
T 2,2-Dichloropropane	0.000		0	N.D.		
T cis-1,2-Dichloroethene	0.000		0	N.D.		
T Methyl ethyl ketone	0.000		0	N.D.		
T Bromochloromethane	0.000		0	N.D.		
T Chloroform	5.642	83.0	0		ng	md 1

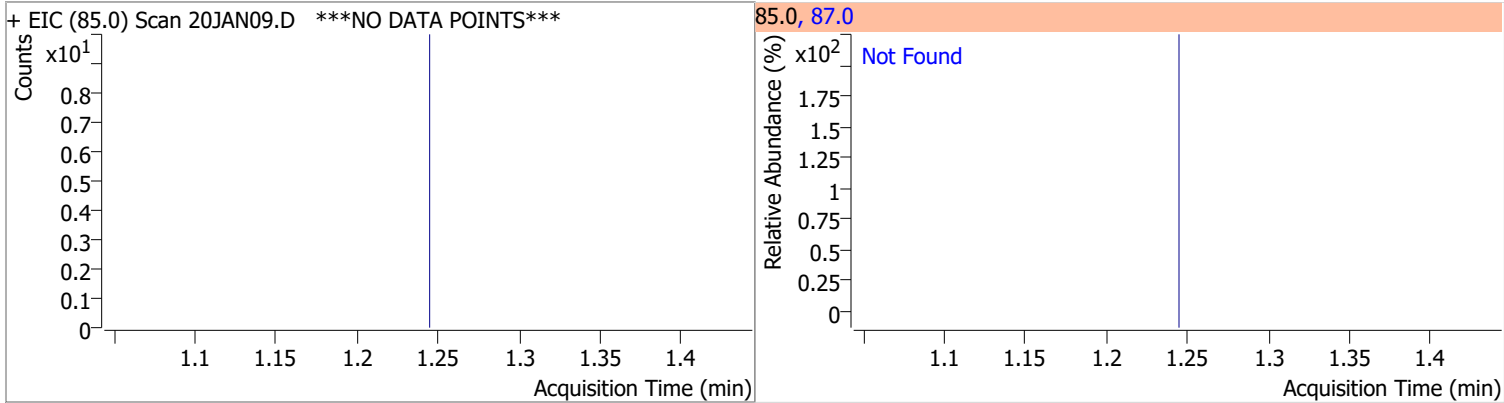
Quantitation Results Report (QT Reviewed)

Compound	RT	QIon	Resp.	Conc.	Units		Dev(Min)
T 1,1,1-Trichloroethane	0.000		0	N.D.			
T Carbon tetrachloride	0.000		0	N.D.			
T 1,1-Dichloropropene	0.000		0	N.D.			
T Benzene	6.283	78.0	928	0.2822	ng	m	69
T 1,2-Dichloroethane	0.000		0	N.D.			
T Trichloroethene	7.025	95.0	0		ng	md	1
T 1,2-Dichloropropane	0.000		0	N.D.			
T Dibromomethane	0.000		0	N.D.			
T Bromodichloromethane	0.000		0	N.D.			
T cis-1,3-Dichloropropene	0.000		0	N.D.			
T Toluene	8.380	92.0	0		ng	md	1
T trans-1,3-Dichloropropene	0.000		0	N.D.			
T 1,1,2-Trichloroethane	0.000		0	N.D.			
T Tetrachloroethene	0.000		0	N.D.			
T 1,3-Dichloropropane	0.000		0	N.D.			
T Chlorodibromomethane	0.000		0	N.D.			
T 1,2-Dibromoethane	0.000		0	N.D.			
T Chlorobenzene	0.000		0	N.D.			
T 1,1,1,2-Tetrachloroethane	0.000		0	N.D.			
T Ethylbenzene	0.000		0	N.D.			
T m+p-Xylenes	0.000		0	N.D.			
T o-Xylene	0.000		0	N.D.			
T Styrene	0.000		0	N.D.			
T Bromoform	0.000		0	N.D.			
T Bromobenzene	0.000		0	N.D.			
T 1,1,2,2-Tetrachloroethane	0.000		0	N.D.			
T 1,2,3-Trichloropropane	0.000		0	N.D.			
T 2-Chlorotoluene	0.000		0	N.D.			
T 4-Chlorotoluene	0.000		0	N.D.			
T 1,3-Dichlorobenzene	0.000		0	N.D.			
T 1,4-Dichlorobenzene	0.000		0	N.D.			
T 1,2-Dichlorobenzene	0.000		0	N.D.			

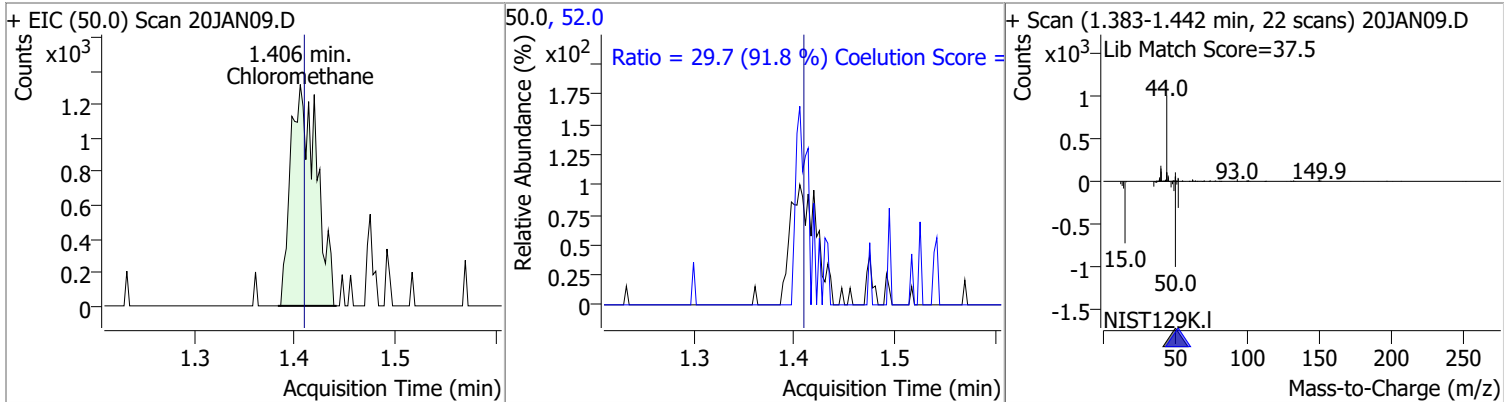
(#) = Qualifier Out of Range; (m) = Manual Integration; (+) = Area Summed; (*) = Surrogate Percent Recovery Out of Range; (d): Zeroed Peak

Quantitation Results Report (QT Reviewed)

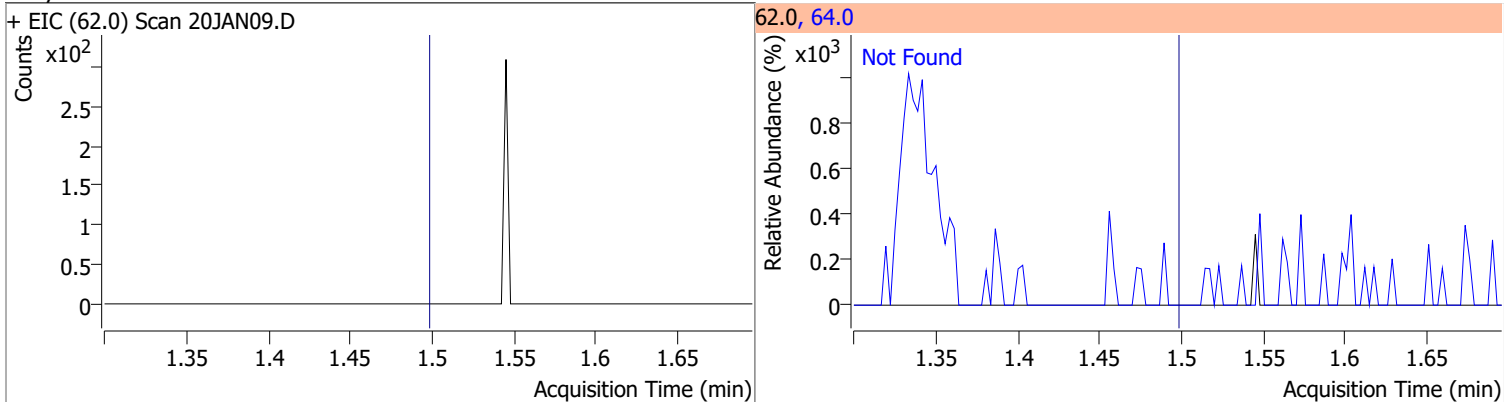
Compound	Conc.	Exp RT	QIon	Exp Ratio
Dichlorodifluoromethane	N.D.	1.24	87.0	31.8



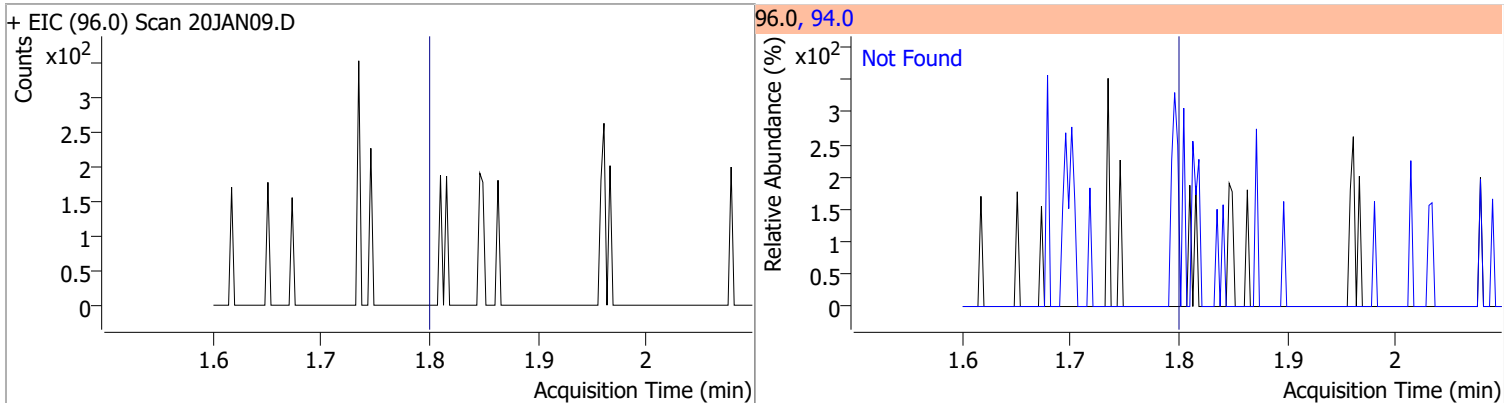
Compound	Conc.	RT	Dev(Min)	Resp.	QIon	QRatio	Lower	Upper
Chloromethane	1.8137	1.41	0.00	2363	52.0	29.7	2.4	62.4



Compound	Conc.	Exp RT	QIon	Exp Ratio
Vinyl chloride	N.D.	1.50	64.0	31.3

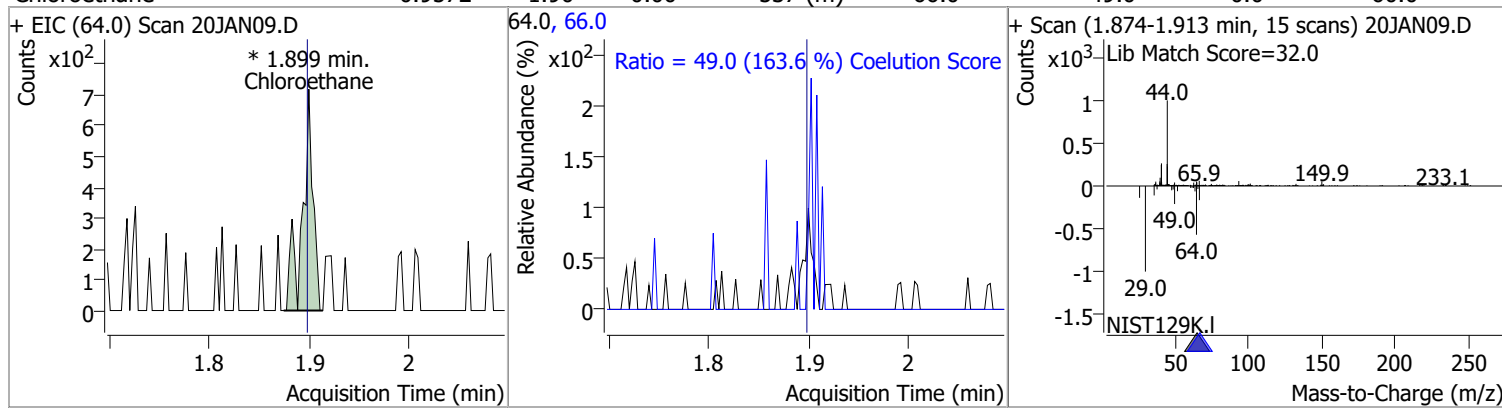


Compound	Conc.	Exp RT	QIon	Exp Ratio
Bromomethane	N.D.	1.80	94.0	110.1

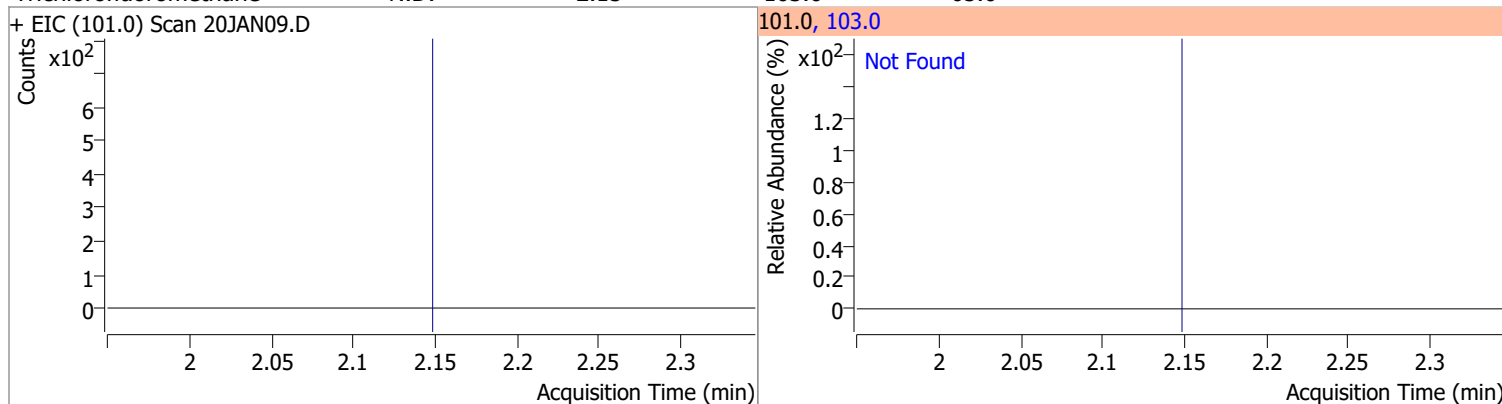


Quantitation Results Report (QT Reviewed)

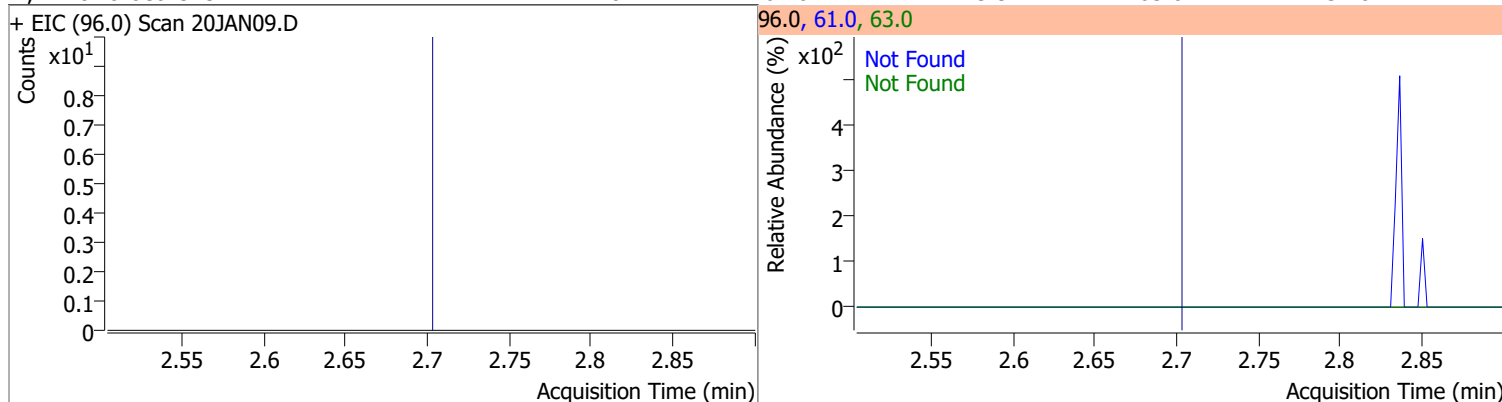
Compound	Conc.	RT	Dev(Min)	Resp.	QIon	QRatio	Lower	Upper
Chloroethane	0.9572	1.90	0.00	537 (m)	66.0	49.0	0.0	60.0



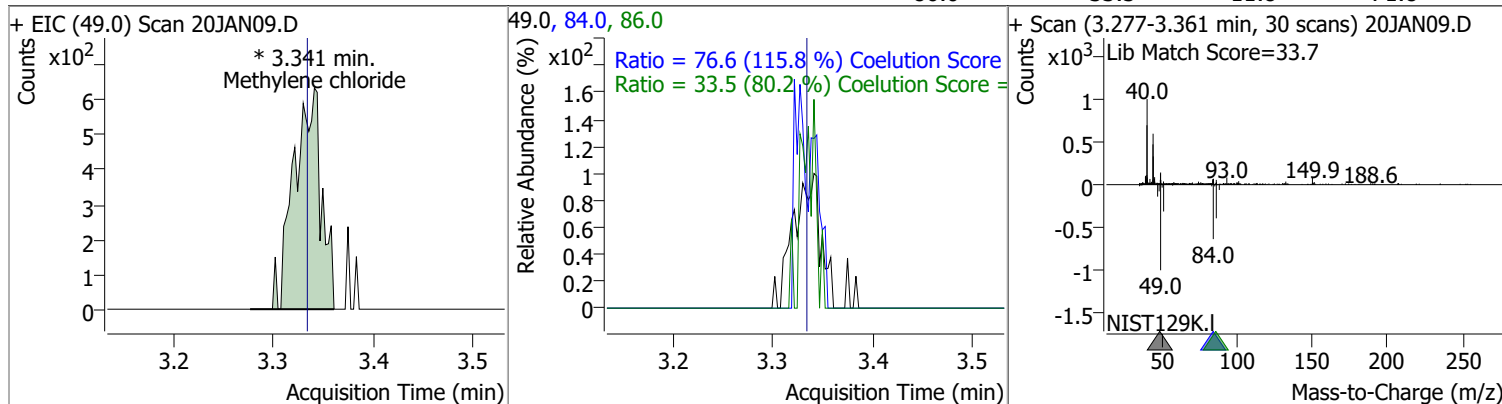
Compound	Conc.	Exp RT	QIon	Exp Ratio
Trichlorofluoromethane	N.D.	2.15	103.0	65.0



Compound	Conc.	Exp RT	QIon	Exp Ratio	QIon	Exp Ratio
1,1-Dichloroethene	N.D.	2.70	61.0	179.9	63.0	57.0

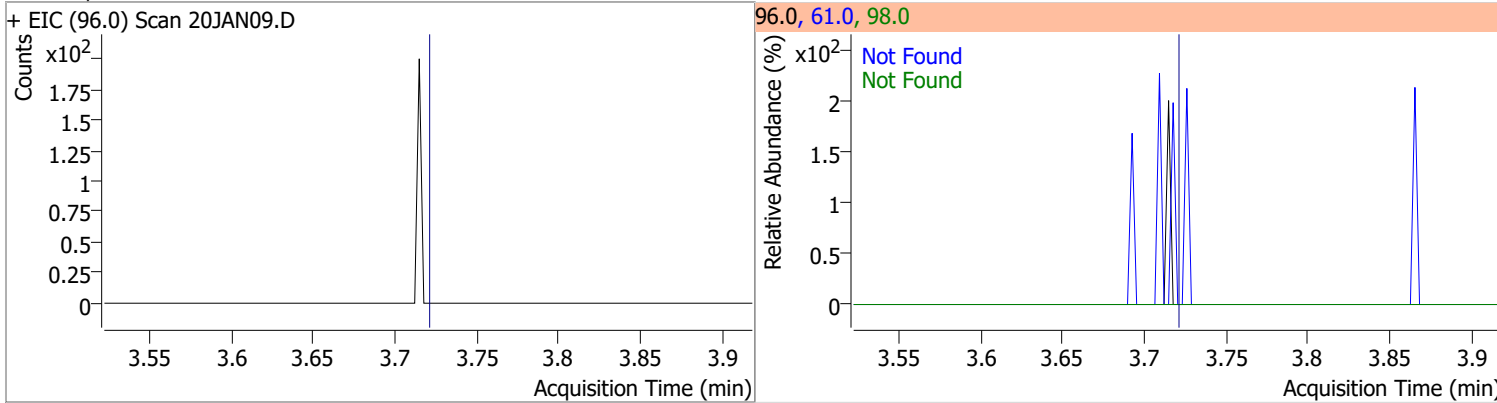


Compound	Conc.	RT	Dev(Min)	Resp.	QIon	QRatio	Lower	Upper
Methylene chloride	1.0052	3.34	0.01	1209 (m)	84.0	76.6	36.1	96.1
					86.0	33.5	11.8	71.8

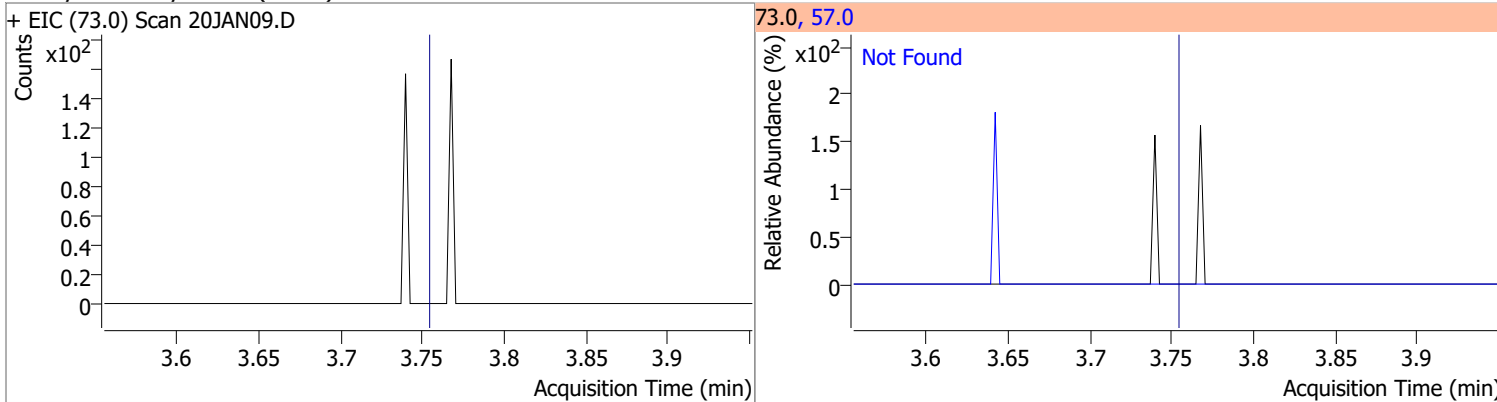


Quantitation Results Report (QT Reviewed)

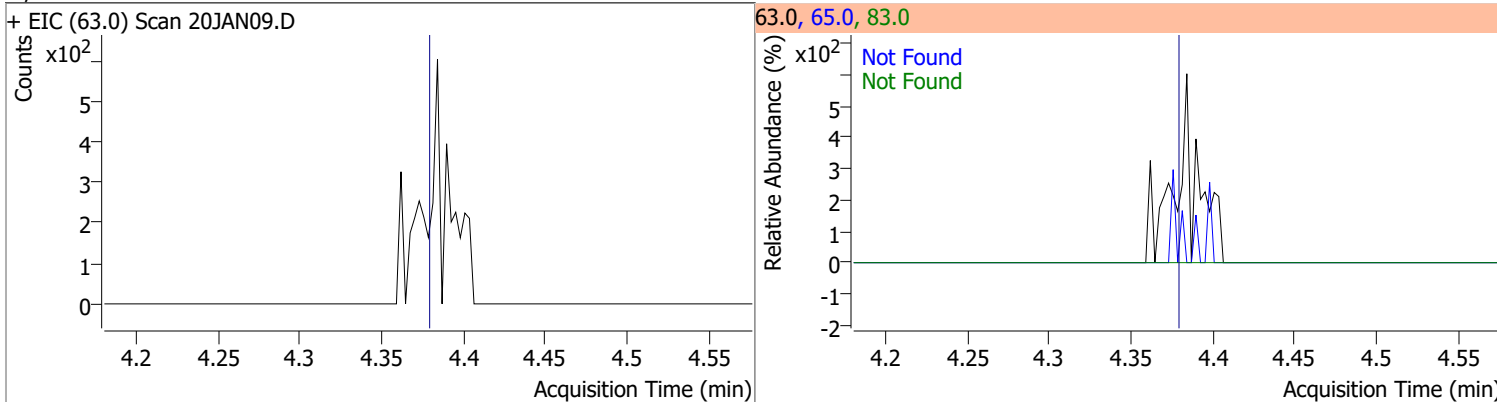
Compound	Conc.	Exp RT	QIon	Exp Ratio	QIon	Exp Ratio
trans-1,2-Dichloroethene	N.D.	3.72	61.0	154.8	98.0	62.1



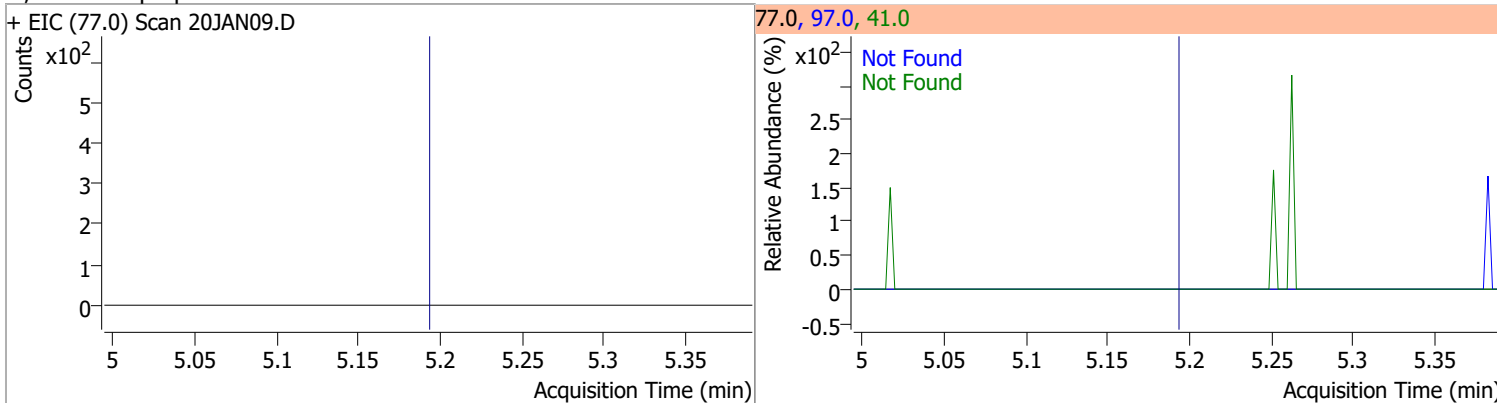
Compound	Conc.	Exp RT	QIon	Exp Ratio
Methyl tert-butyl ether (MTBE)	N.D.	3.75	57.0	24.6



Compound	Conc.	Exp RT	QIon	Exp Ratio	QIon	Exp Ratio
1,1-Dichloroethane	N.D.	4.38	65.0	31.0	83.0	12.7

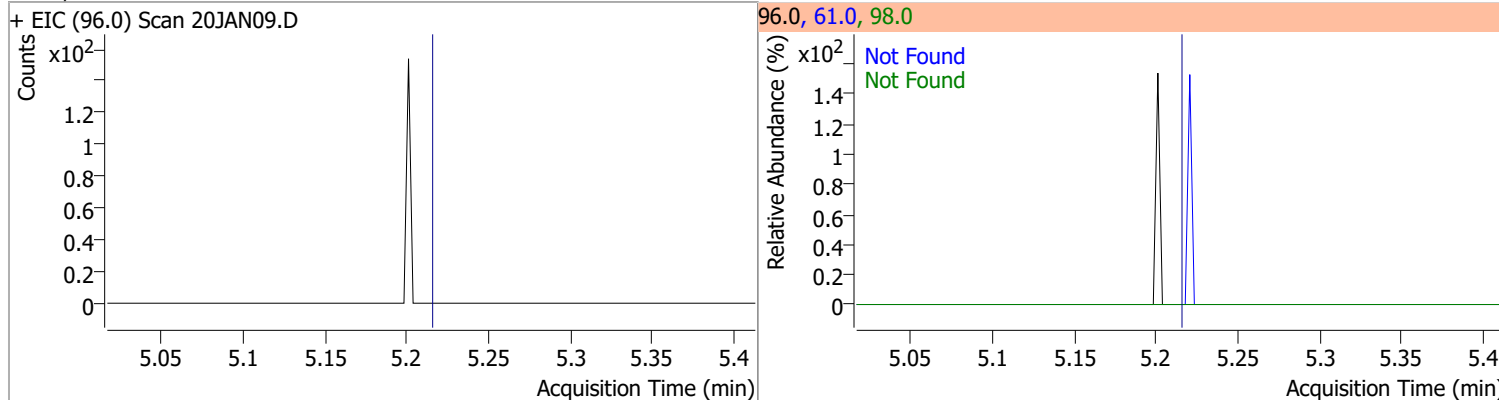


Compound	Conc.	Exp RT	QIon	Exp Ratio	QIon	Exp Ratio
2,2-Dichloropropane	N.D.	5.19	41.0	68.8	97.0	23.9

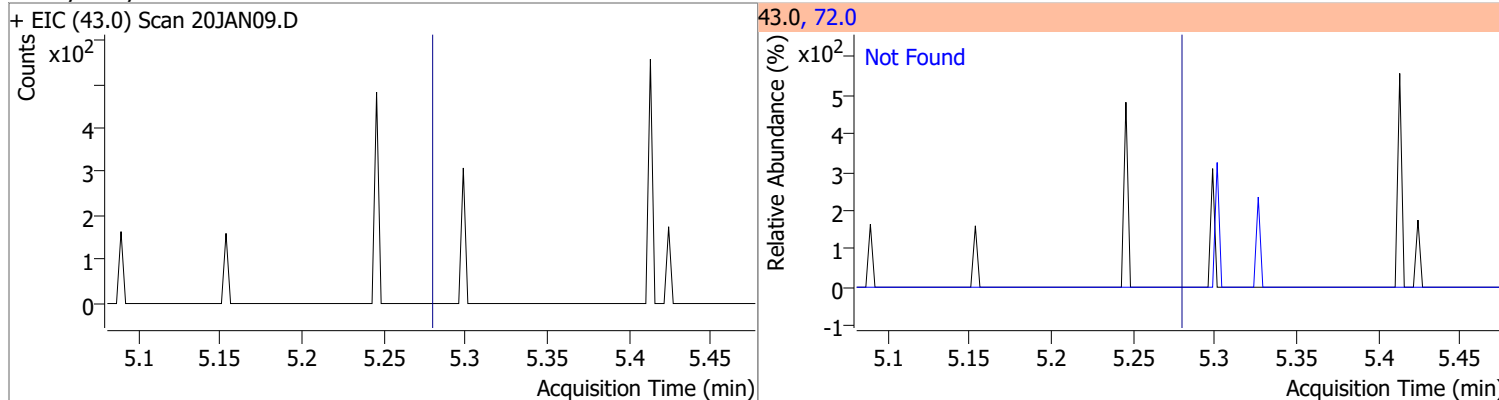


Quantitation Results Report (QT Reviewed)

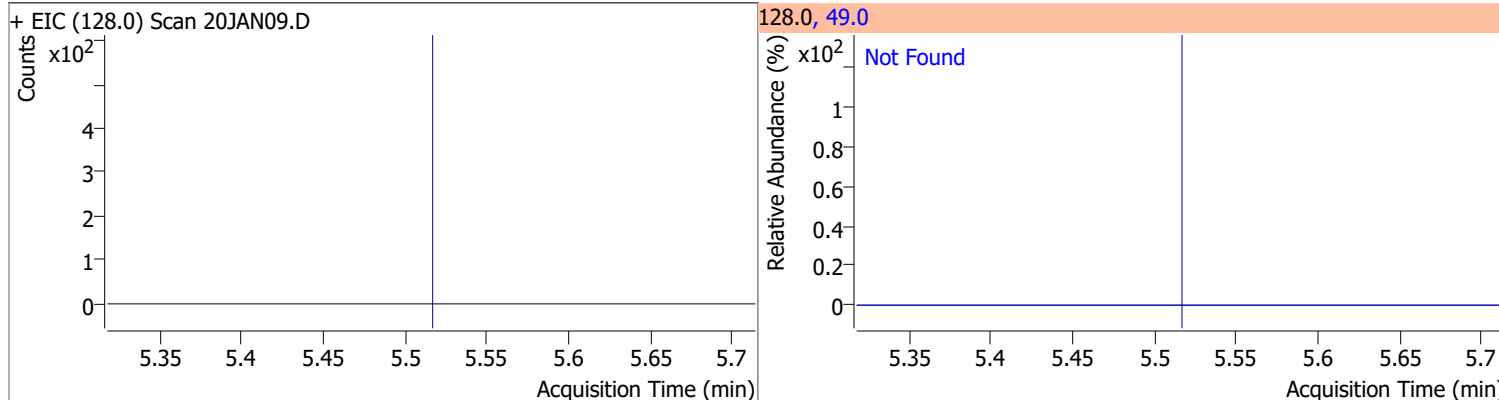
Compound	Conc.	Exp RT	QIon	Exp Ratio	QIon	Exp Ratio
cis-1,2-Dichloroethene	N.D.	5.21	61.0	160.4	98.0	66.2



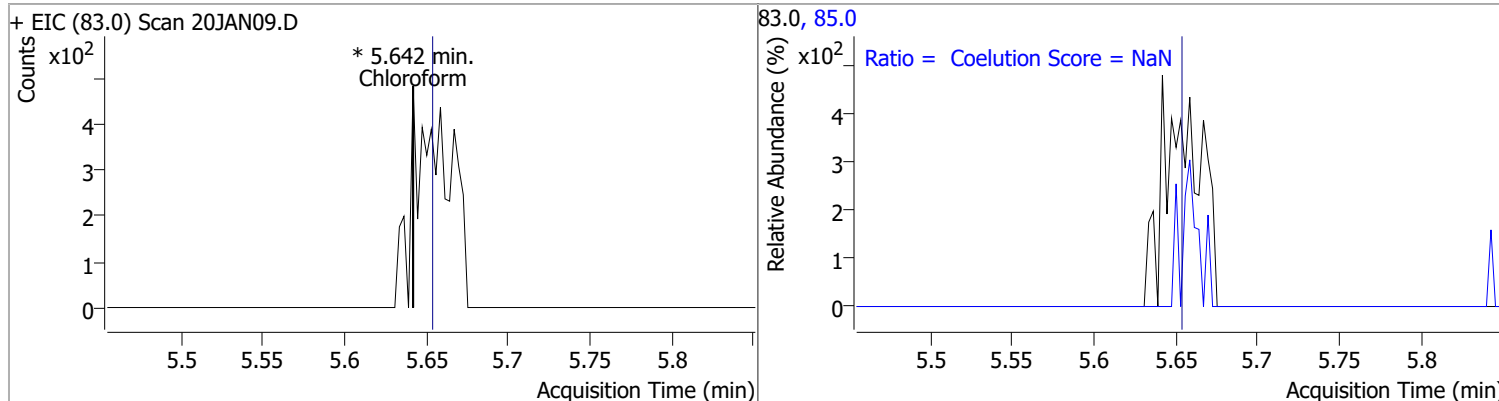
Compound	Conc.	Exp RT	QIon	Exp Ratio
Methyl ethyl ketone	N.D.	5.28	72.0	20.6



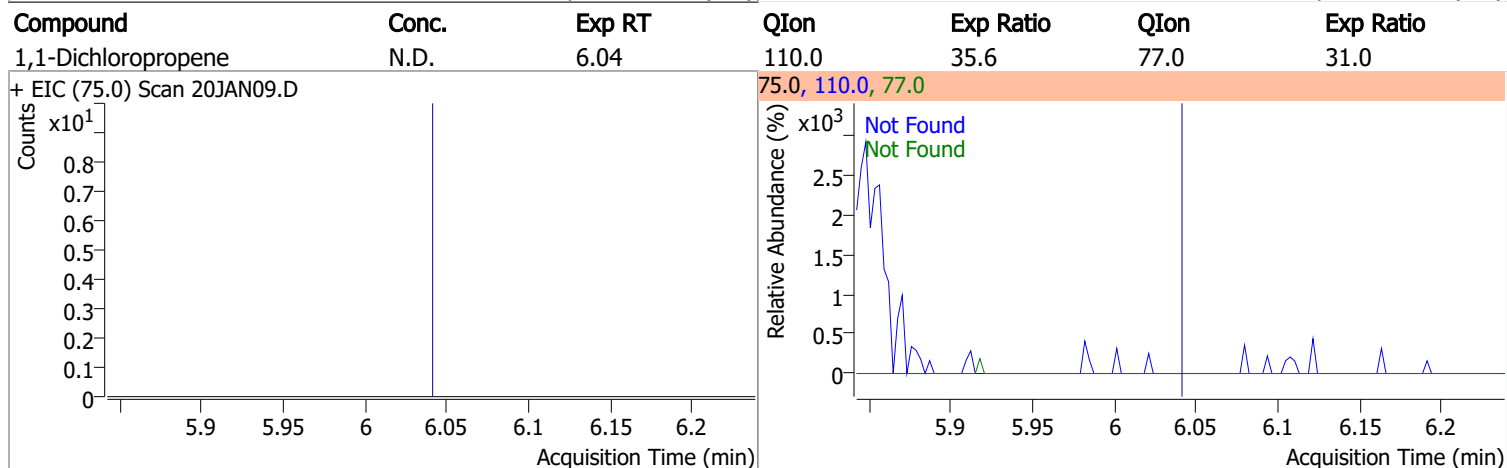
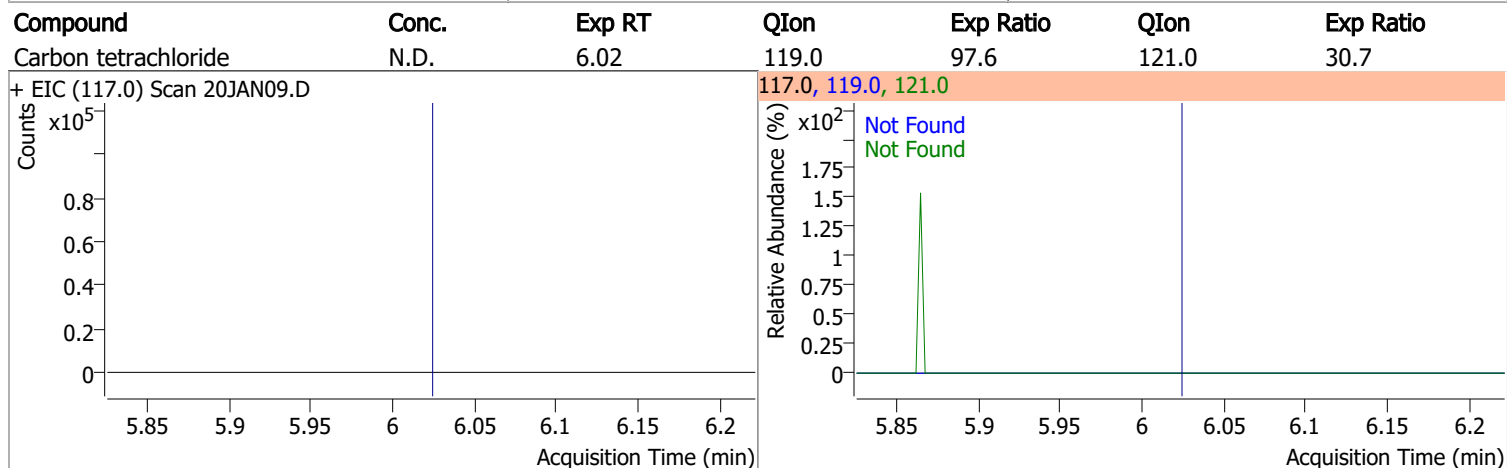
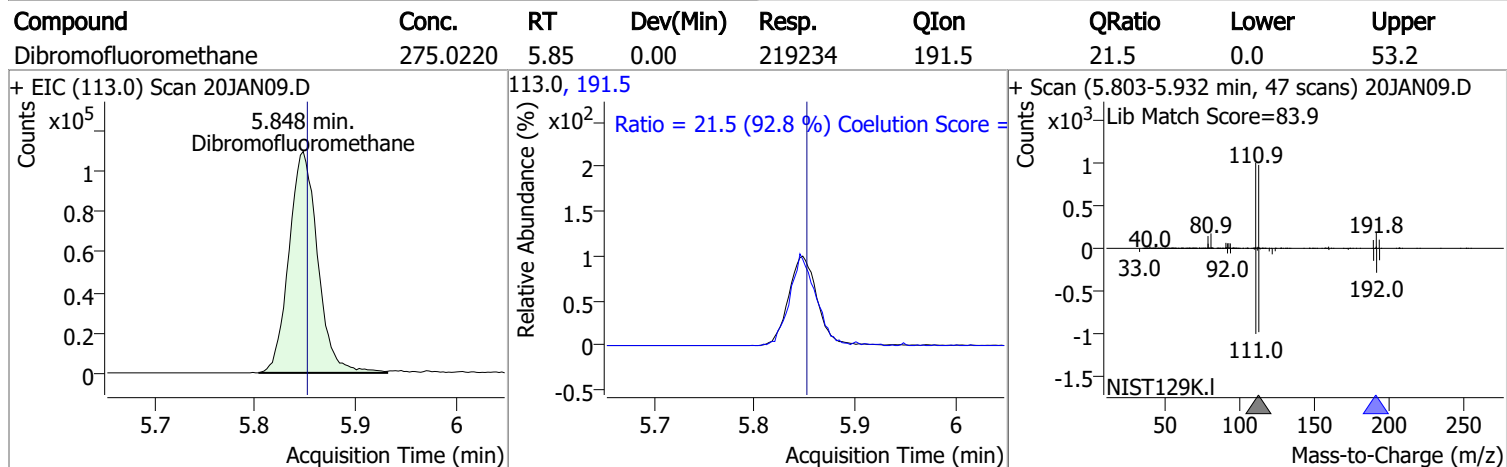
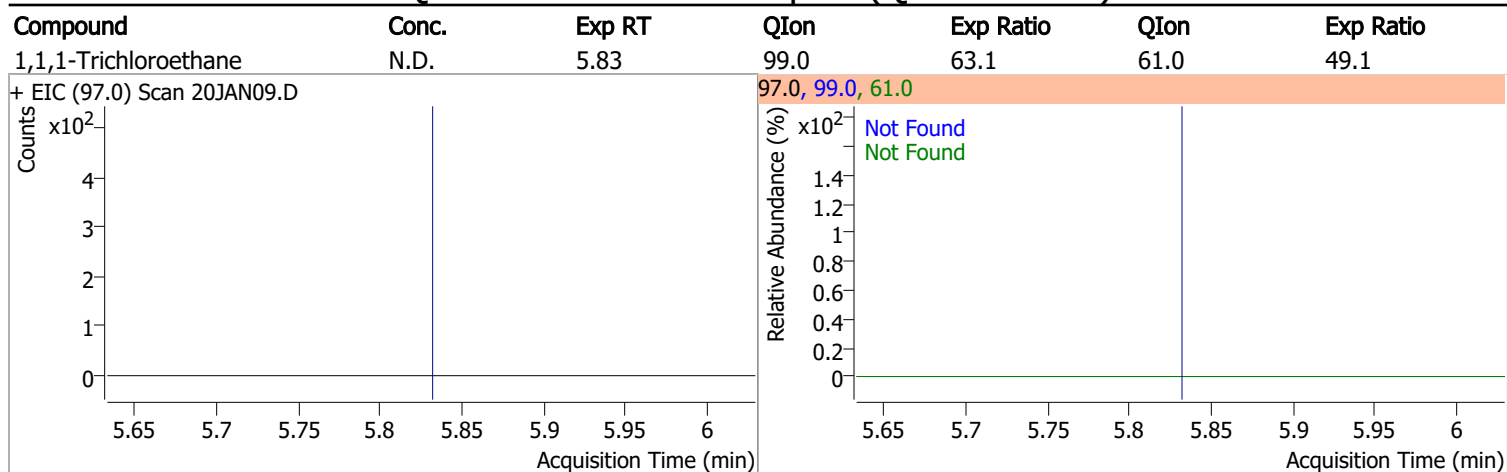
Compound	Conc.	Exp RT	QIon	Exp Ratio
Bromochloromethane	N.D.	5.52	49.0	182.2



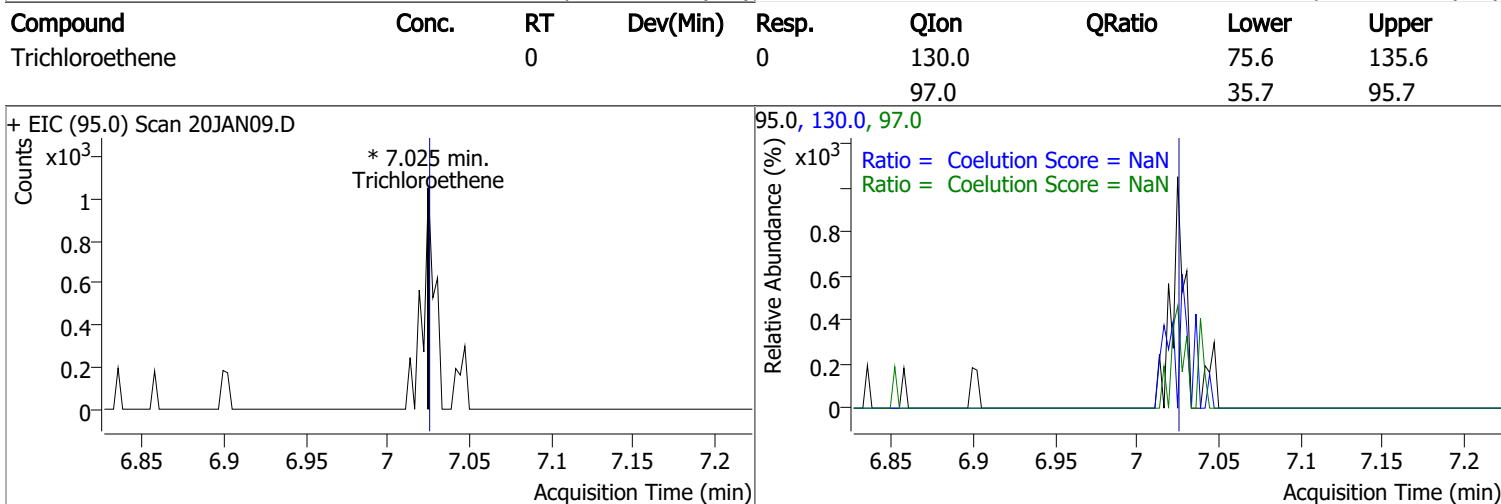
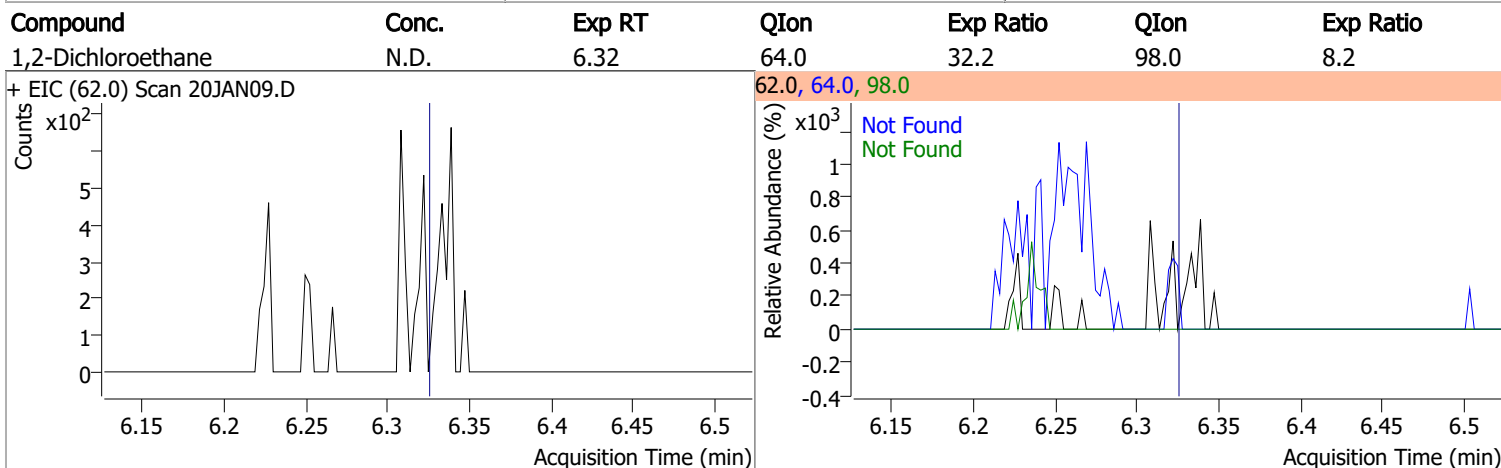
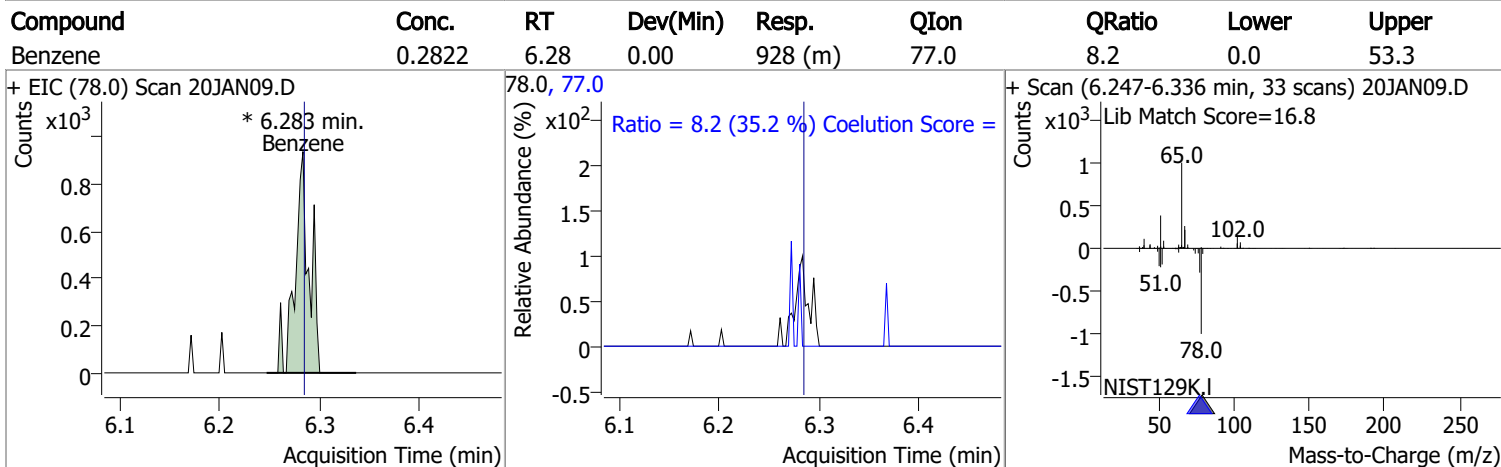
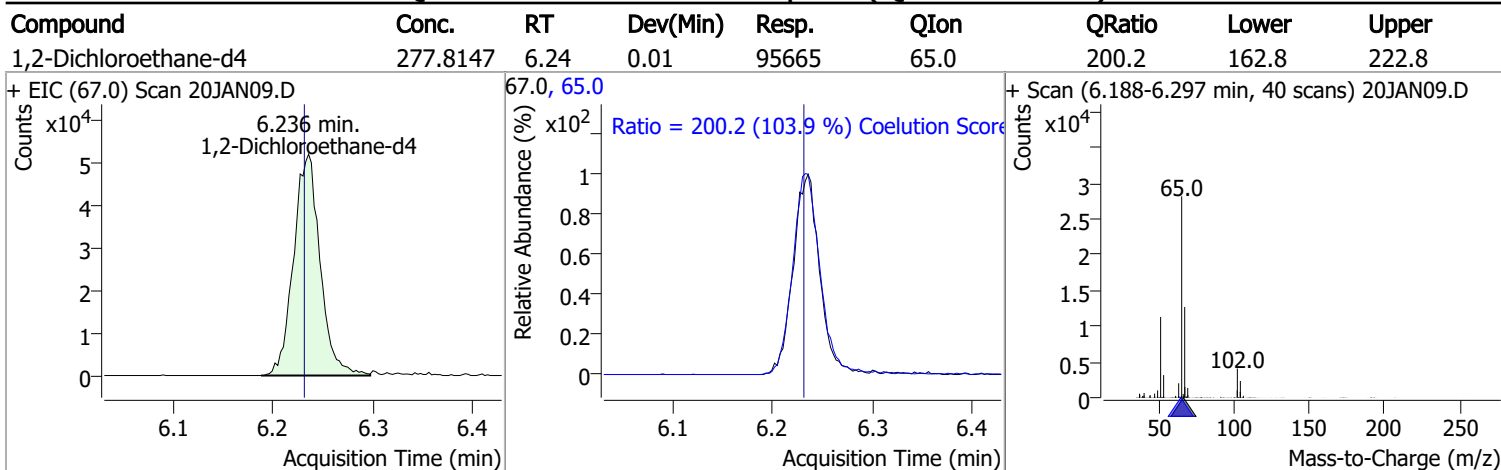
Compound	Conc.	RT	Dev(Min)	Resp.	QIon	QRatio	Lower	Upper
Chloroform		0		0	85.0		36.2	96.2



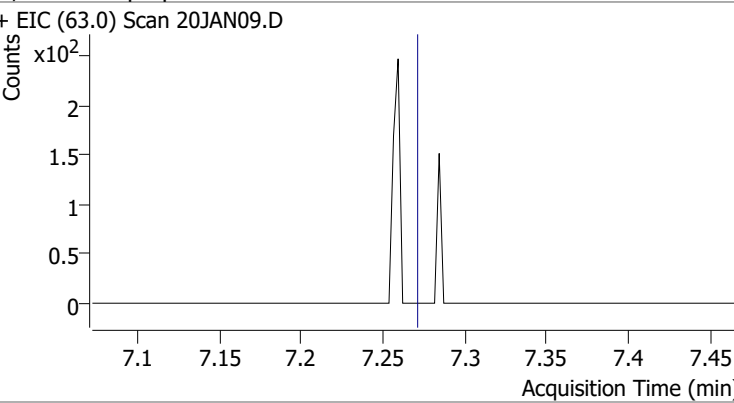
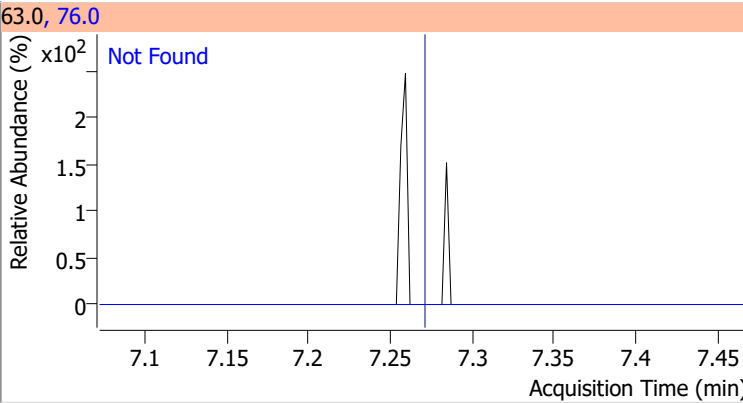
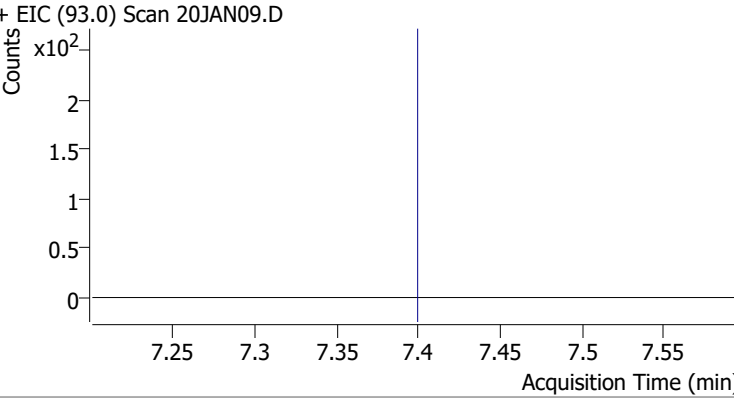
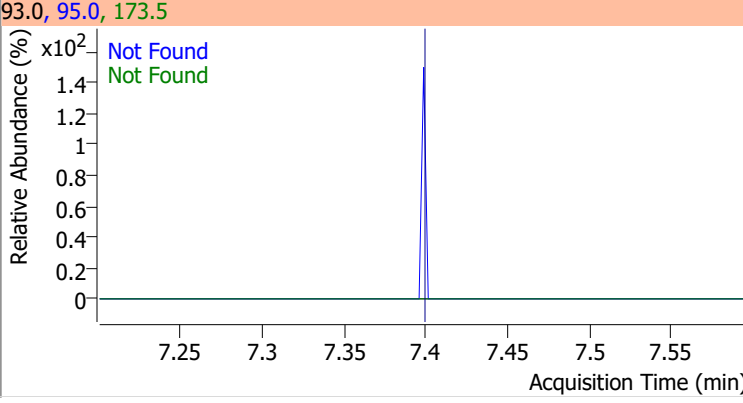
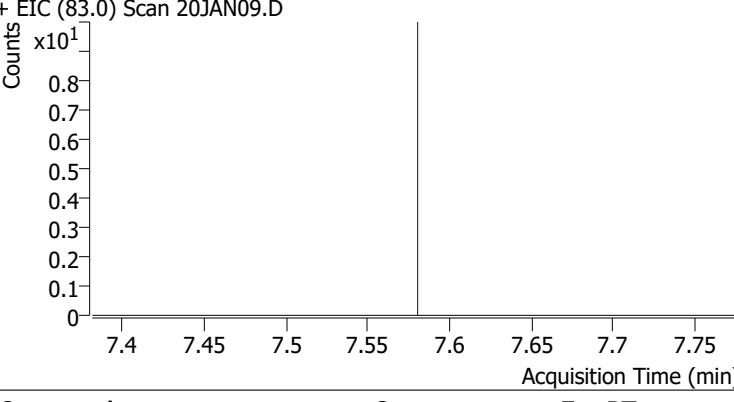
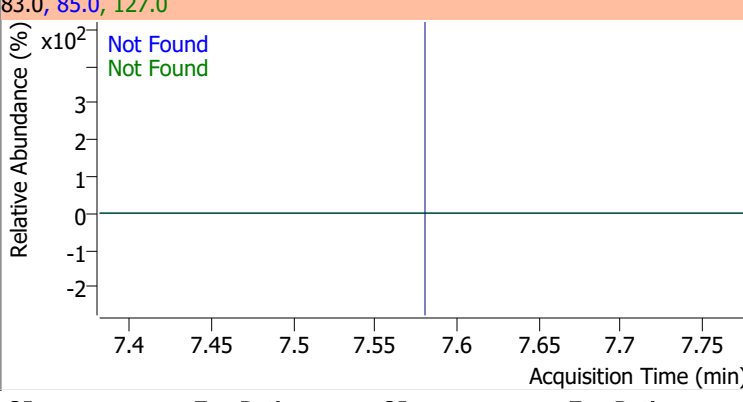
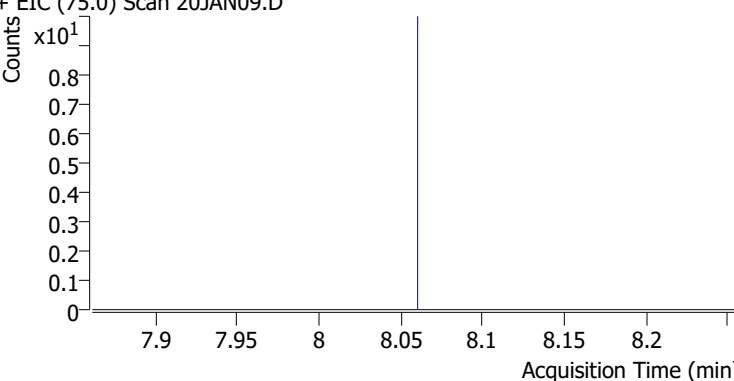
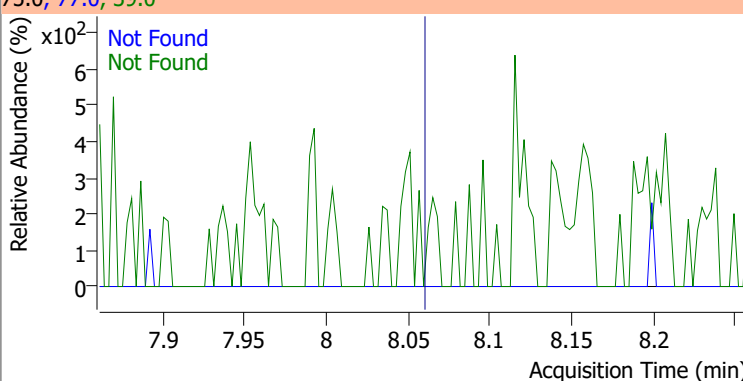
Quantitation Results Report (QT Reviewed)



Quantitation Results Report (QT Reviewed)

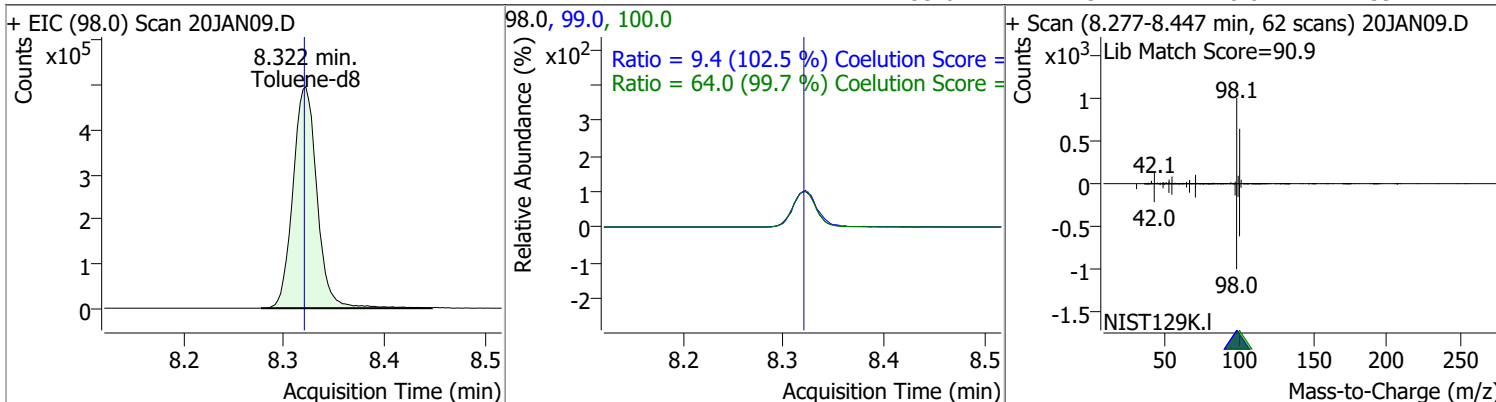


Quantitation Results Report (QT Reviewed)

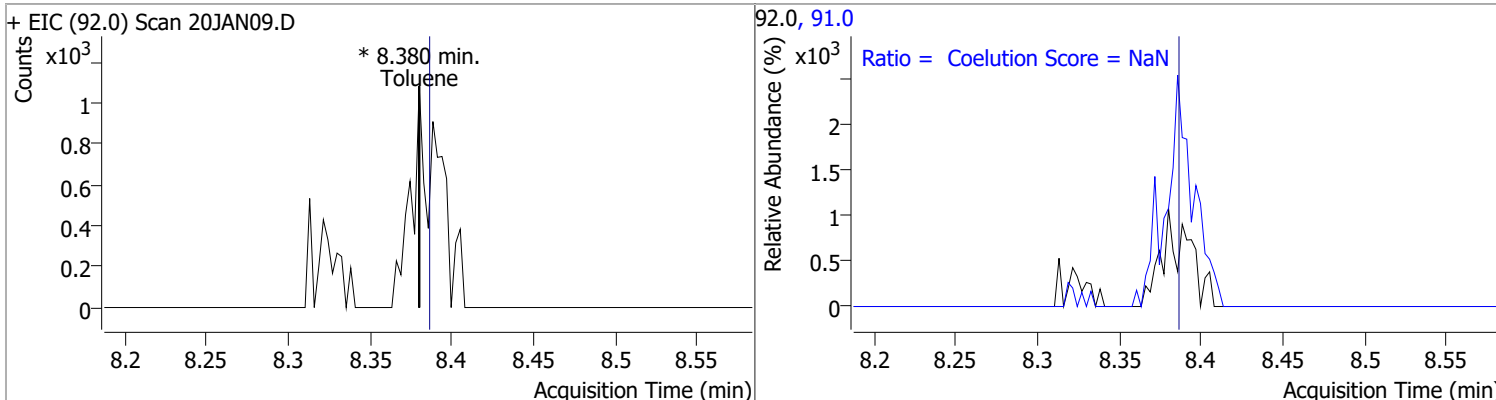
Compound	Conc.	Exp RT	QIon	Exp Ratio		
1,2-Dichloropropane	N.D.	7.27	76.0	39.8		
+ EIC (63.0) Scan 20JAN09.D			63.0, 76.0			
						
Dibromomethane	N.D.	7.40	173.5	108.2	QIon	Exp Ratio
+ EIC (93.0) Scan 20JAN09.D			93.0, 95.0, 173.5			
						
Bromodichloromethane	N.D.	7.58	85.0	66.3	QIon	Exp Ratio
+ EIC (83.0) Scan 20JAN09.D			83.0, 85.0, 127.0			
						
cis-1,3-Dichloropropene	N.D.	8.06	39.0	52.5	QIon	Exp Ratio
+ EIC (75.0) Scan 20JAN09.D			75.0, 77.0, 39.0			
						

Quantitation Results Report (QT Reviewed)

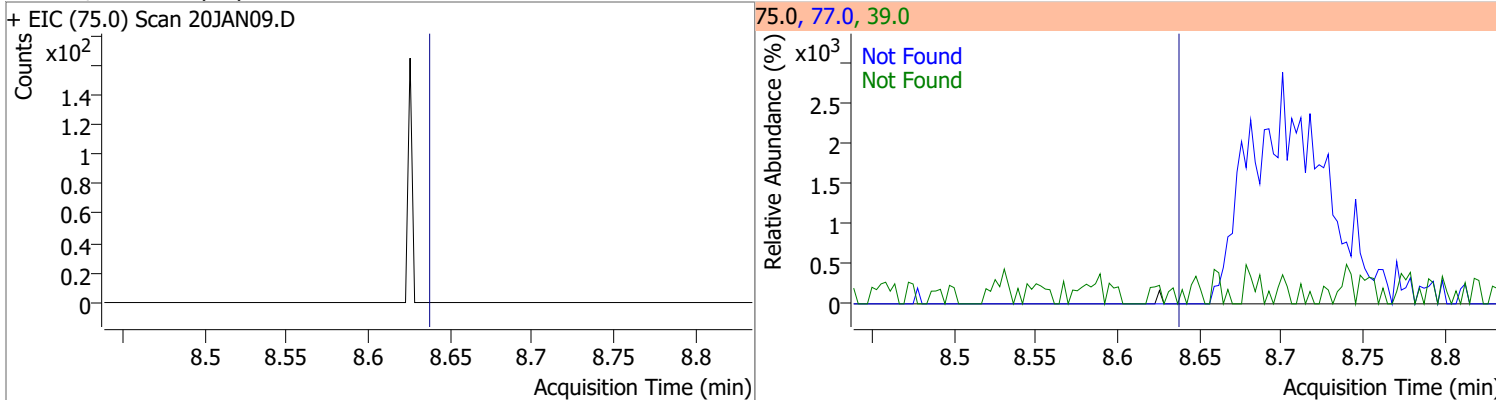
Compound	Conc.	RT	Dev(Min)	Resp.	QIon	QRatio	Lower	Upper
Toluene-d8	265.5830	8.32	0.00	828553	100.0	64.0	34.3	94.3
					99.0	9.4	0.0	39.2



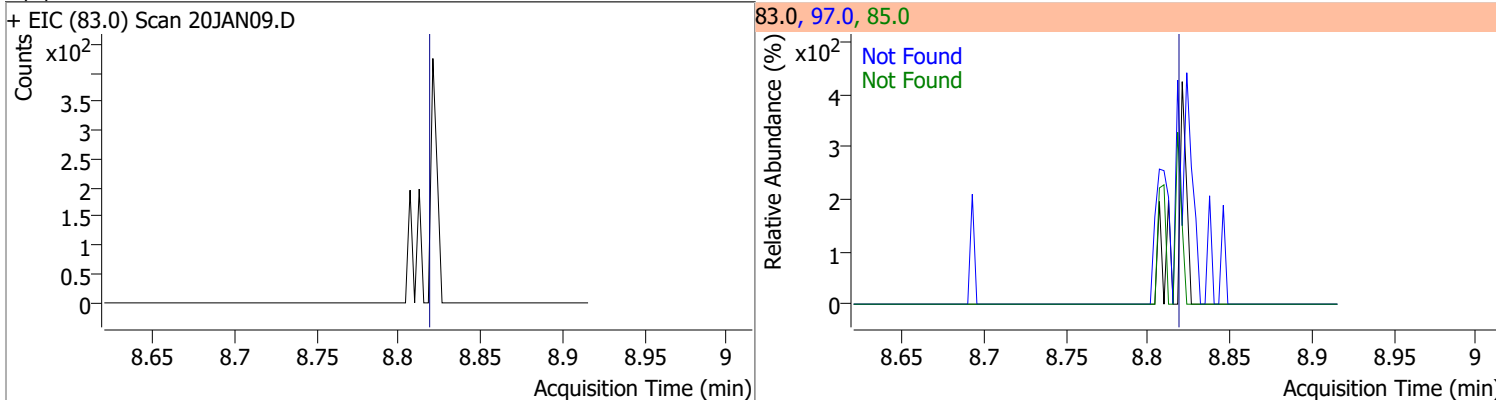
Compound	Conc.	RT	Dev(Min)	Resp.	QIon	QRatio	Lower	Upper
Toluene	0	0	0	0	91.0	144.1	204.1	



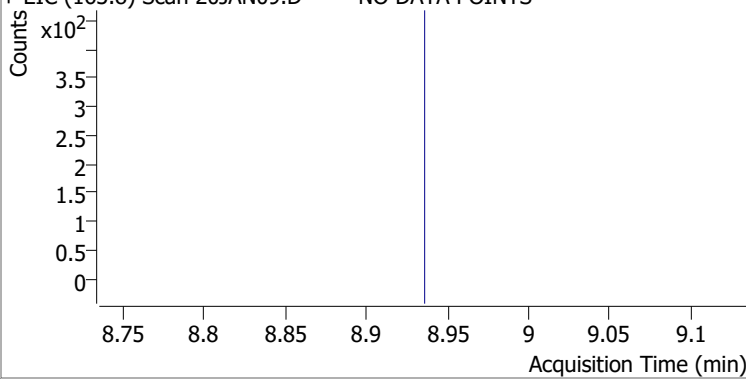
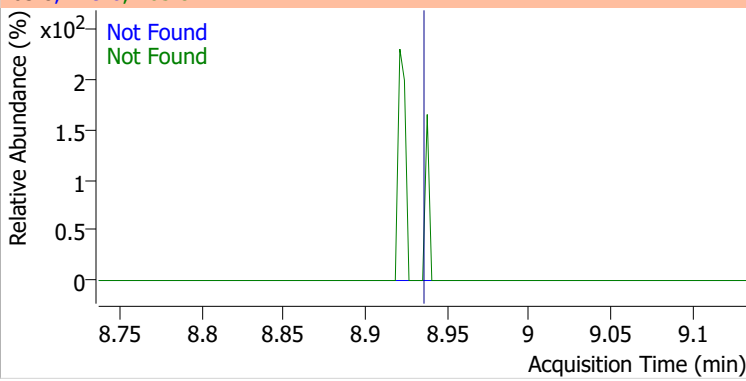
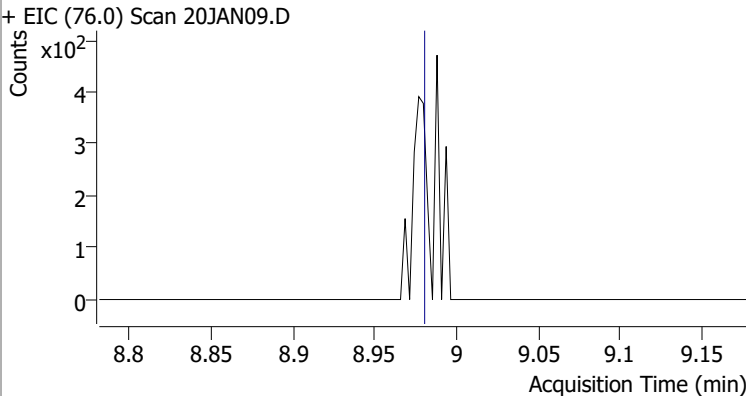
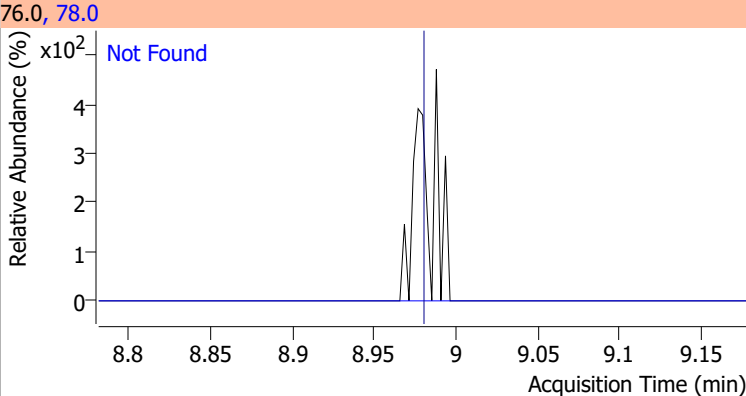
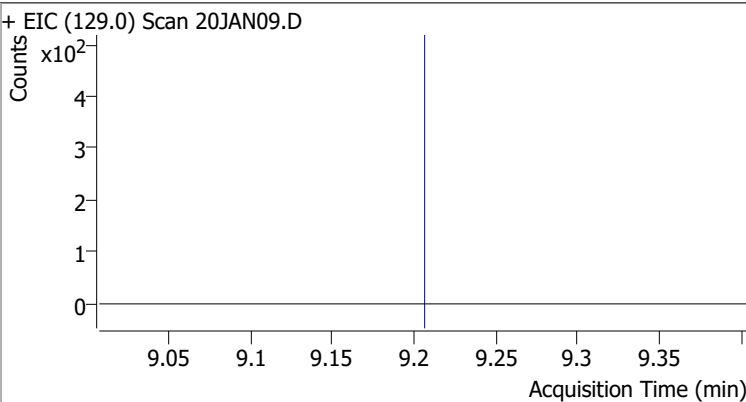
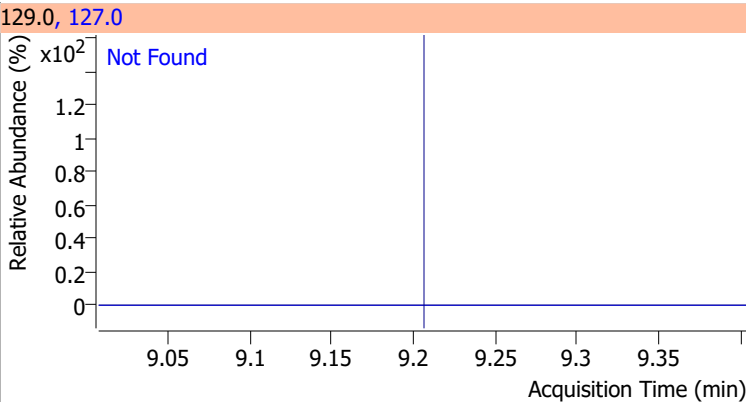
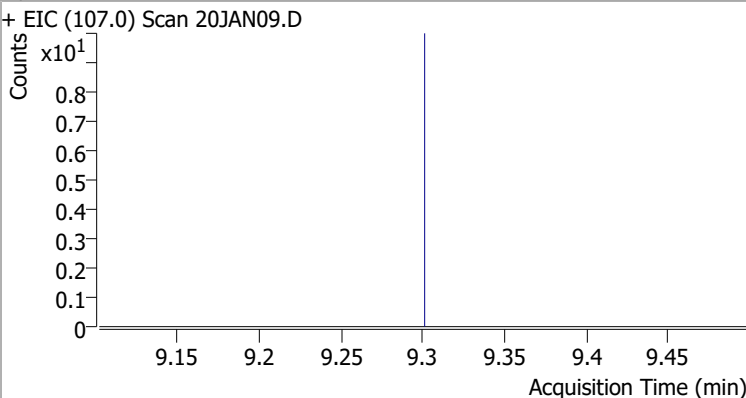
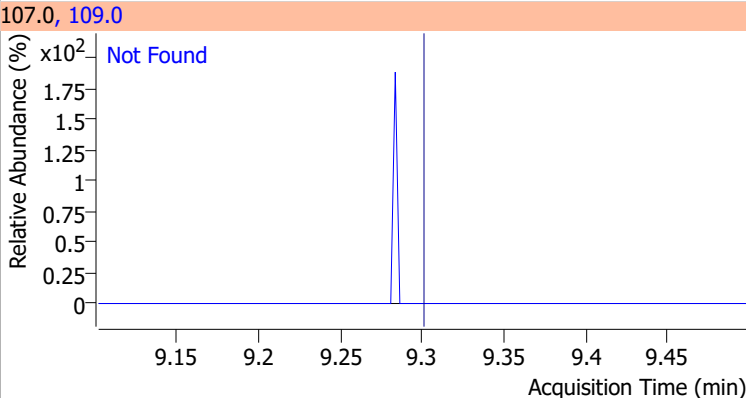
Compound	Conc.	Exp RT	QIon	Exp Ratio	QIon	Exp Ratio
trans-1,3-Dichloropropene	N.D.	8.64	39.0	53.0	77.0	31.0



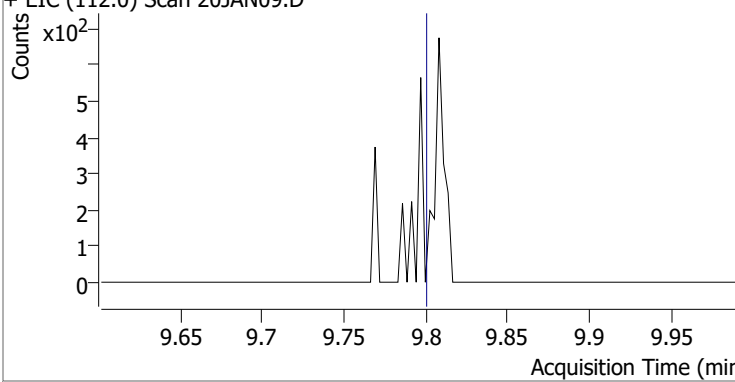
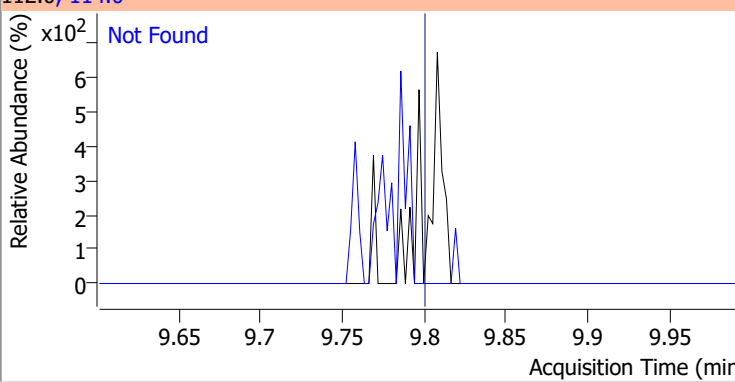
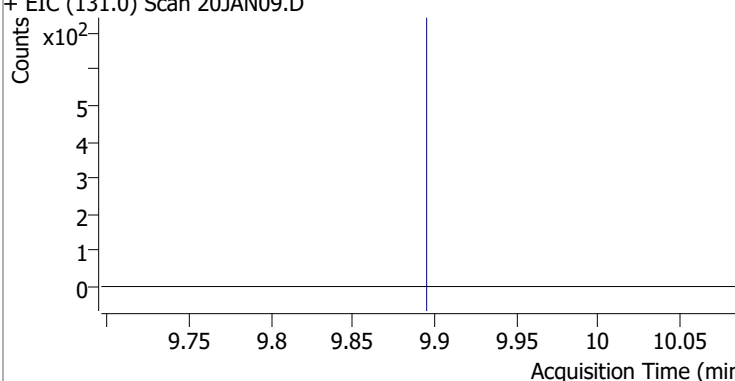
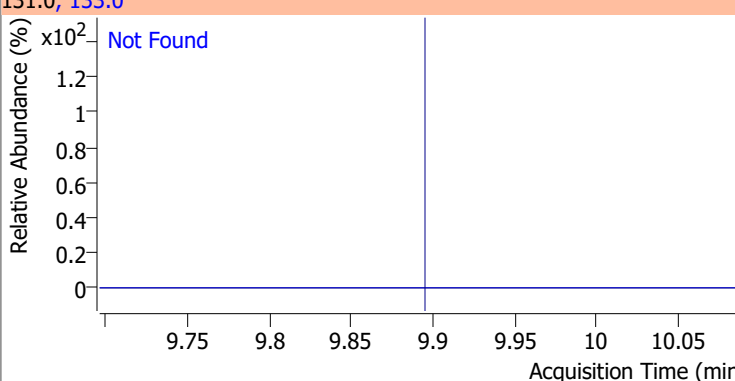
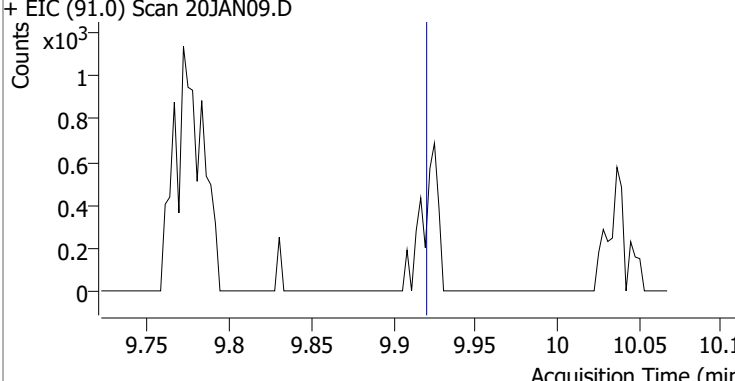
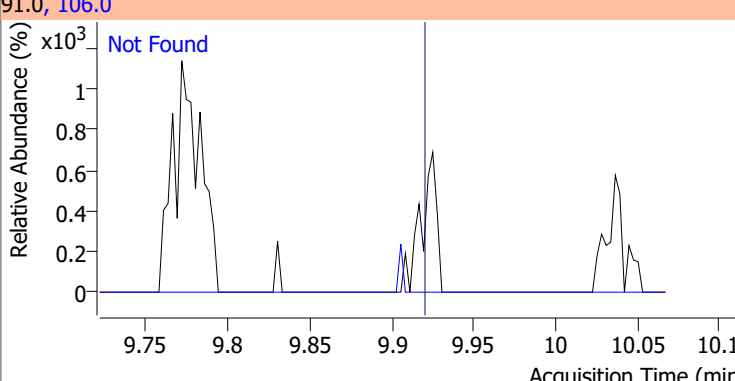
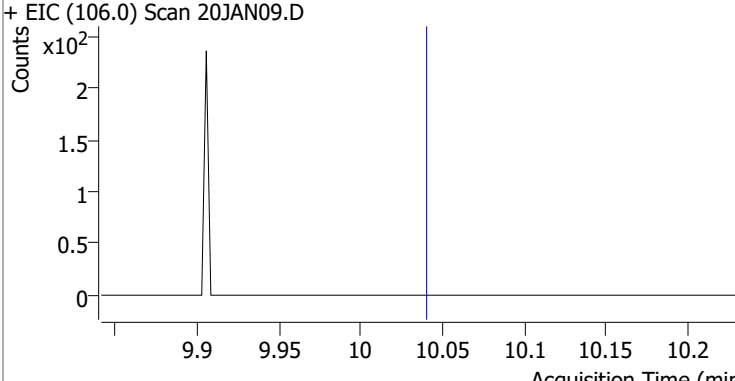
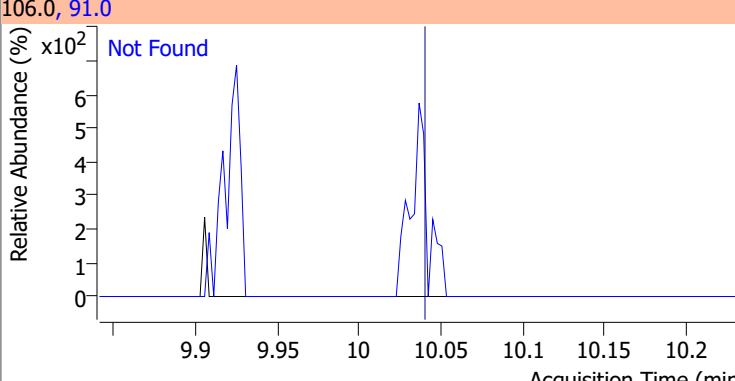
Compound	Conc.	Exp RT	QIon	Exp Ratio	QIon	Exp Ratio
1,1,2-Trichloroethane	N.D.	8.82	97.0	110.7	85.0	60.7



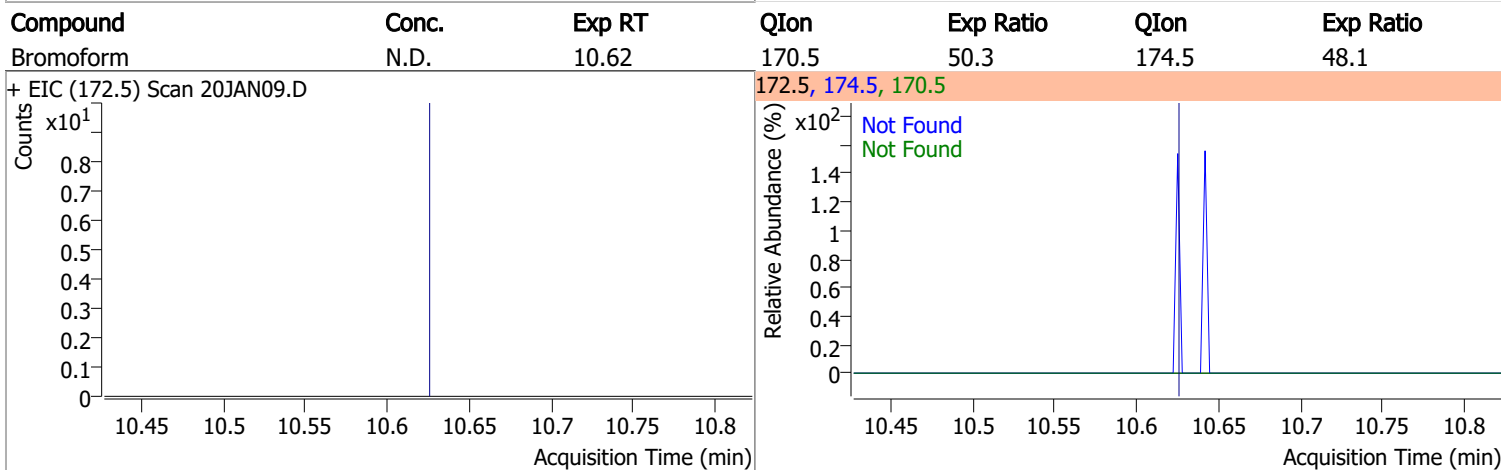
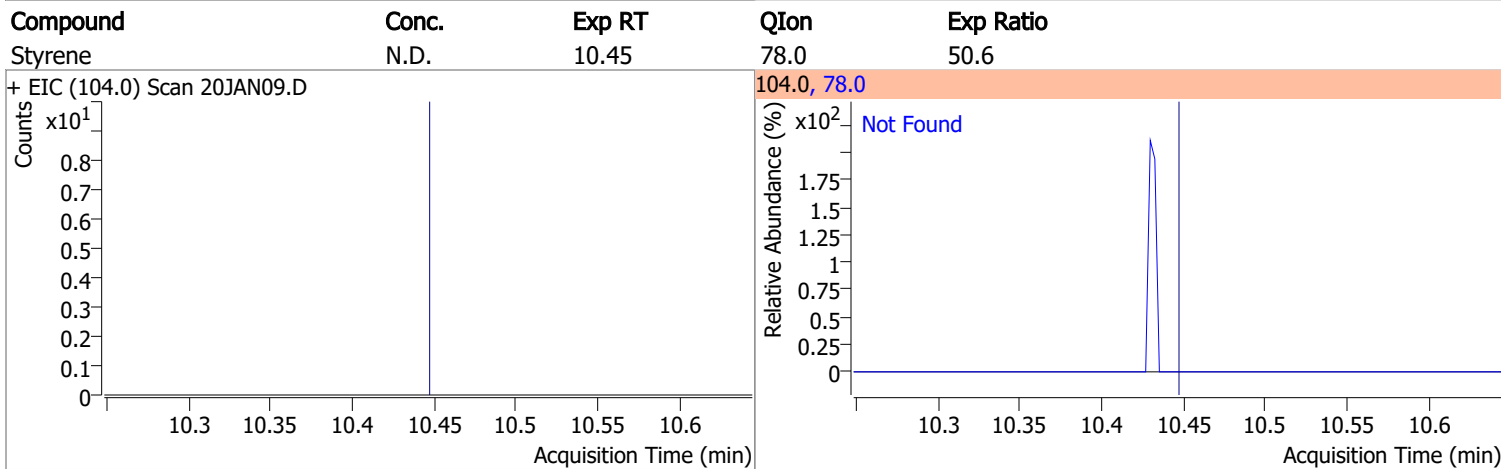
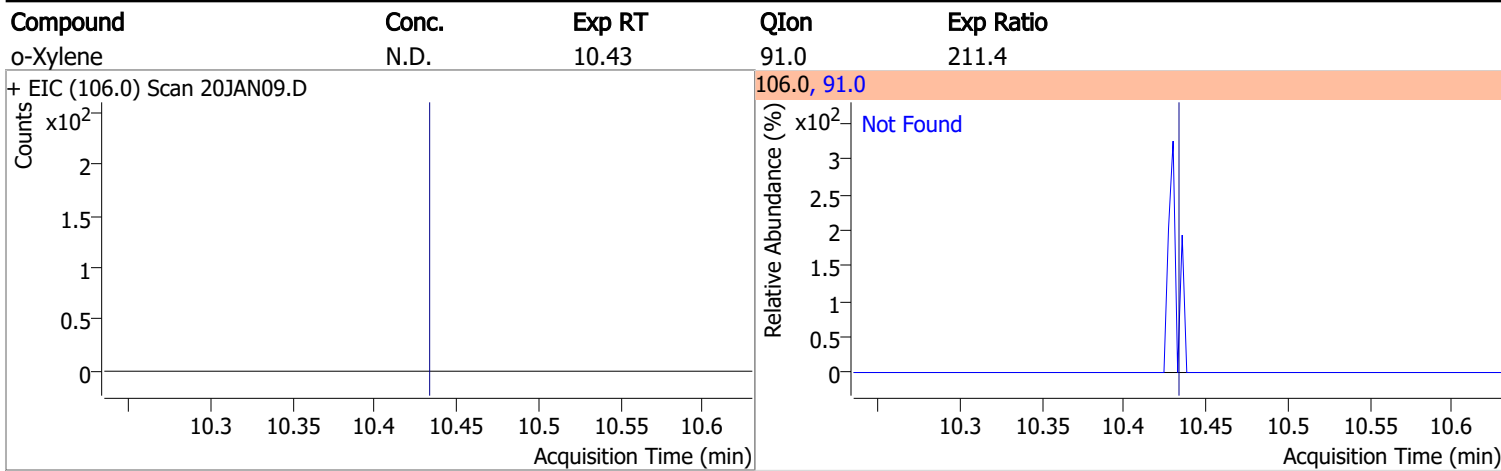
Quantitation Results Report (QT Reviewed)

Compound	Conc.	Exp RT	QIon	Exp Ratio	QIon	Exp Ratio
Tetrachloroethene	N.D.	8.94	165.8	126.1	129.0	90.5
+ EIC (163.8) Scan 20JAN09.D ***NO DATA POINTS***			163.8, 129.0, 165.8			
						
1,3-Dichloropropane	N.D.	8.98	78.0	32.4		
+ EIC (76.0) Scan 20JAN09.D			76.0, 78.0			
						
Chlorodibromomethane	N.D.	9.21	127.0	77.2		
+ EIC (129.0) Scan 20JAN09.D			129.0, 127.0			
						
1,2-Dibromoethane	N.D.	9.30	109.0	91.5		
+ EIC (107.0) Scan 20JAN09.D			107.0, 109.0			
						

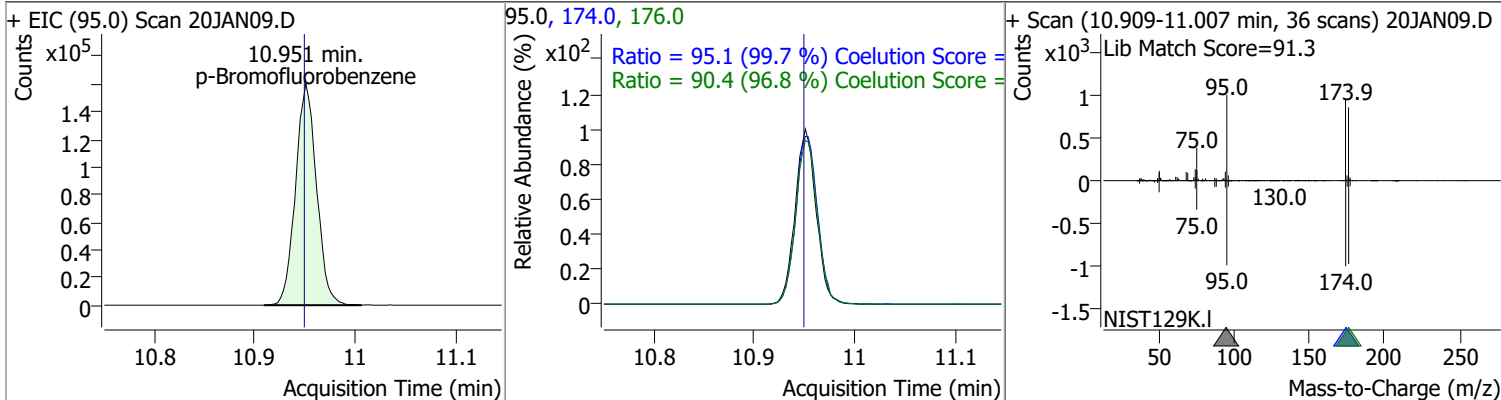
Quantitation Results Report (QT Reviewed)

Compound	Conc.	Exp RT	QIon	Exp Ratio
Chlorobenzene	N.D.	9.80	114.0	32.2
+ EIC (112.0) Scan 20JAN09.D			112.0, 114.0	
				
1,1,1,2-Tetrachloroethane	N.D.	9.89	133.0	95.3
+ EIC (131.0) Scan 20JAN09.D			131.0, 133.0	
				
Ethylbenzene	N.D.	9.92	106.0	31.7
+ EIC (91.0) Scan 20JAN09.D			91.0, 106.0	
				
m+p-Xylenes	N.D.	10.04	91.0	200.7
+ EIC (106.0) Scan 20JAN09.D			106.0, 91.0	
				

Quantitation Results Report (QT Reviewed)



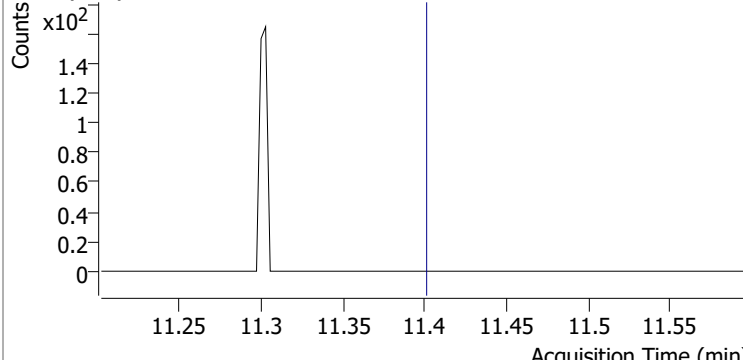
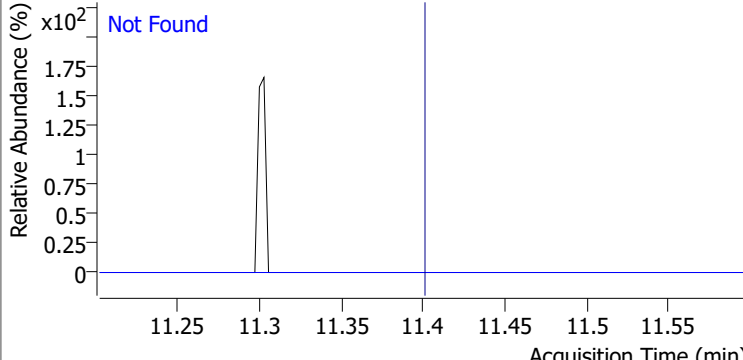
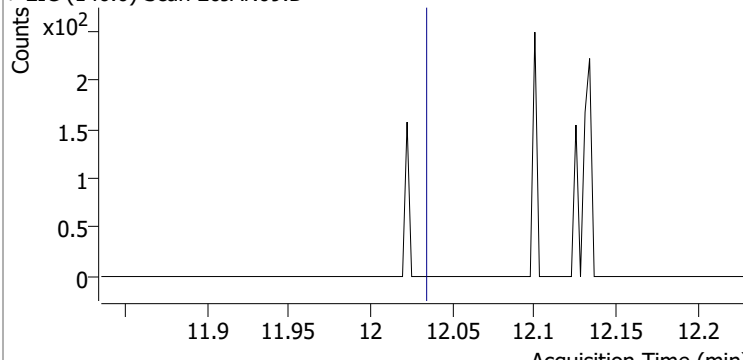
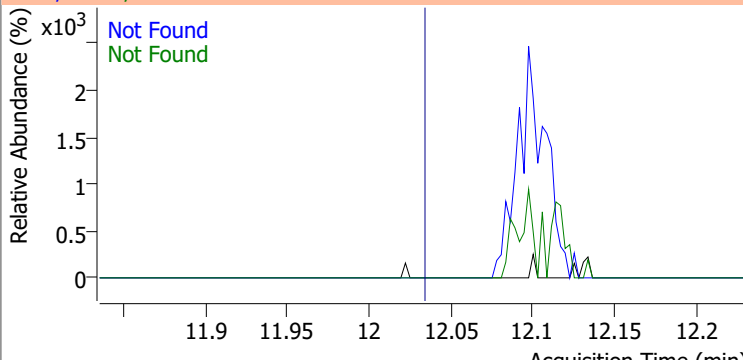
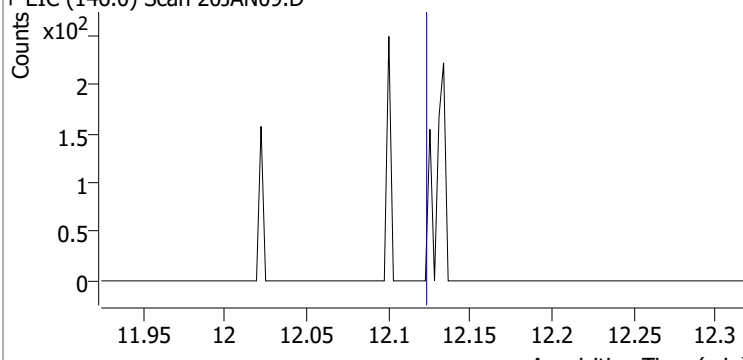
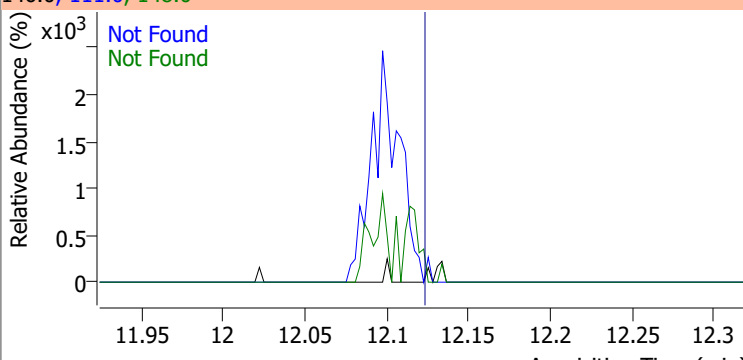
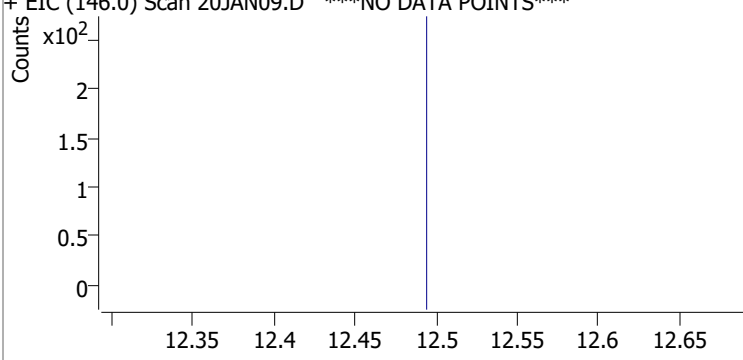
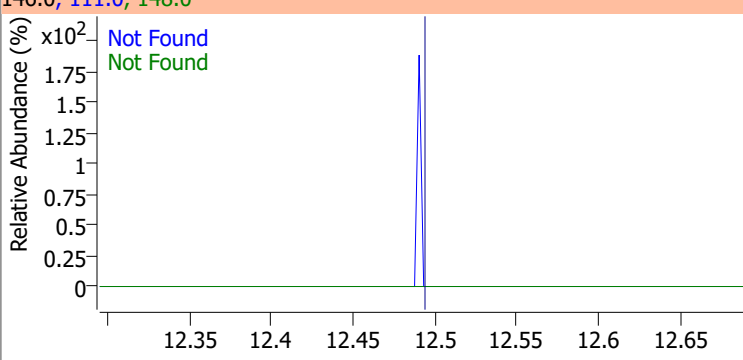
Compound	Conc.	RT	Dev(Min)	Resp.	QIon	QRatio	Lower	Upper
p-Bromofluorobenzene	269.2076	10.95	0.00	232862	174.0	95.1	65.3	125.3
					176.0	90.4	63.3	123.3



Quantitation Results Report (QT Reviewed)

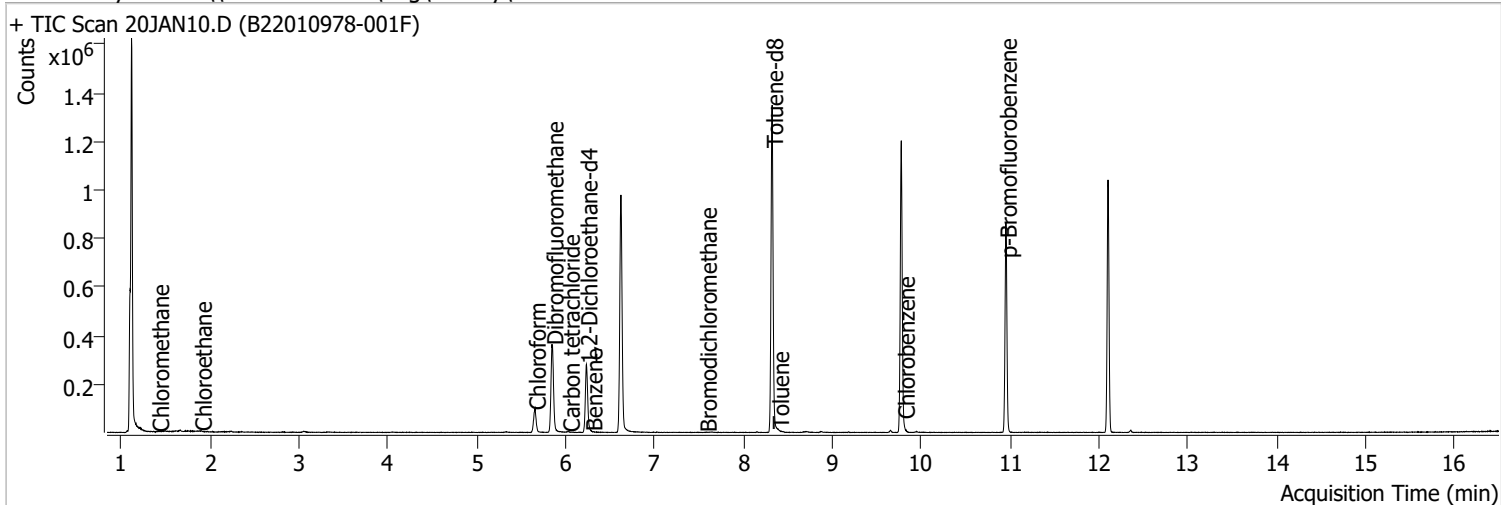
Compound	Conc.	Exp RT	QIon	Exp Ratio	QIon	Exp Ratio
Bromobenzene	N.D.	11.09	77.0	143.5	158.0	96.1
+ EIC (156.0) Scan 20JAN09.D ***NO DATA POINTS***			156.0, 77.0, 158.0			
1,1,2,2-Tetrachloroethane	N.D.	11.11	85.0	63.3		
+ EIC (83.0) Scan 20JAN09.D			83.0, 85.0			
1,2,3-Trichloropropane	N.D.	11.15	112.0	65.8		
+ EIC (110.0) Scan 20JAN09.D			110.0, 112.0			
2-Chlorotoluene	N.D.	11.29	91.0	276.2		
+ EIC (126.0) Scan 20JAN09.D			126.0, 91.0			

Quantitation Results Report (QT Reviewed)

Compound	Conc.	Exp RT	QIon	Exp Ratio
4-Chlorotoluene	N.D.	11.40	126.0	31.3
+ EIC (91.0) Scan 20JAN09.D			91.0, 126.0	
				
1,3-Dichlorobenzene	N.D.	12.03	148.0	62.8
+ EIC (146.0) Scan 20JAN09.D			146.0, 111.0, 148.0	
				
1,4-Dichlorobenzene	N.D.	12.12	148.0	63.7
+ EIC (146.0) Scan 20JAN09.D			146.0, 111.0, 148.0	
				
1,2-Dichlorobenzene	N.D.	12.49	148.0	61.9
+ EIC (146.0) Scan 20JAN09.D ***NO DATA POINTS***			146.0, 111.0, 148.0	
				

Quantitation Results Report (QT Reviewed)

Data File	20JAN10.D	Operator	MSC
Acq. Method	5975CACQF.M	Acq. Date-Time	1/20/2022 2:06:35 PM
Sample Name	B22010978-001F	Instrument	VOA5975C
Vial	10	Multiplier	1.00
DA Method File	VOA5975C_8260B_SHT_DoD_L4_011922.m	Comment	
Tune File	BFB_Atune3.u	Tune Date	10/11/2021 4:02:00 PM
Batch Name	VG012022_8260B.batch.bin	Last Calib Update	3/8/2022 4:29:12 PM
Ref Library	\\MASSHUNTER\Org\Library\NIST129K.I		



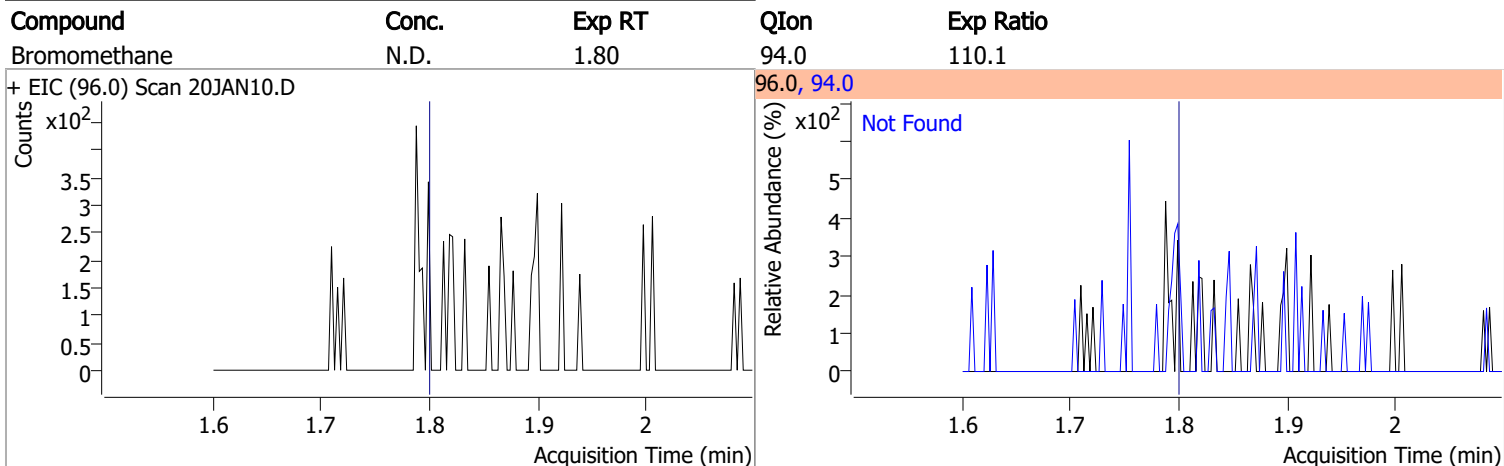
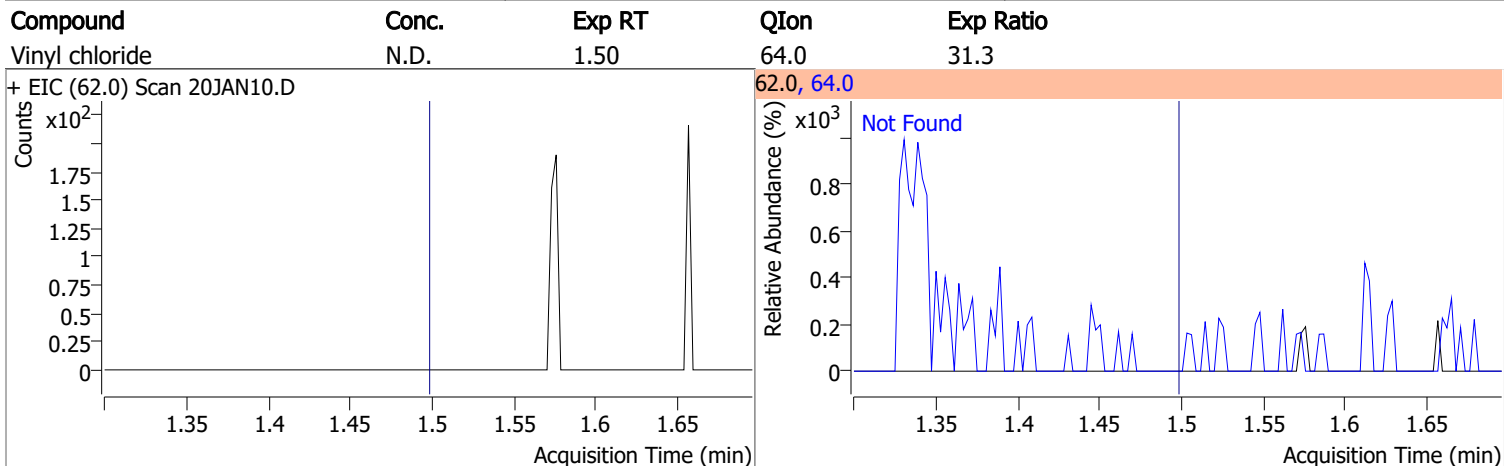
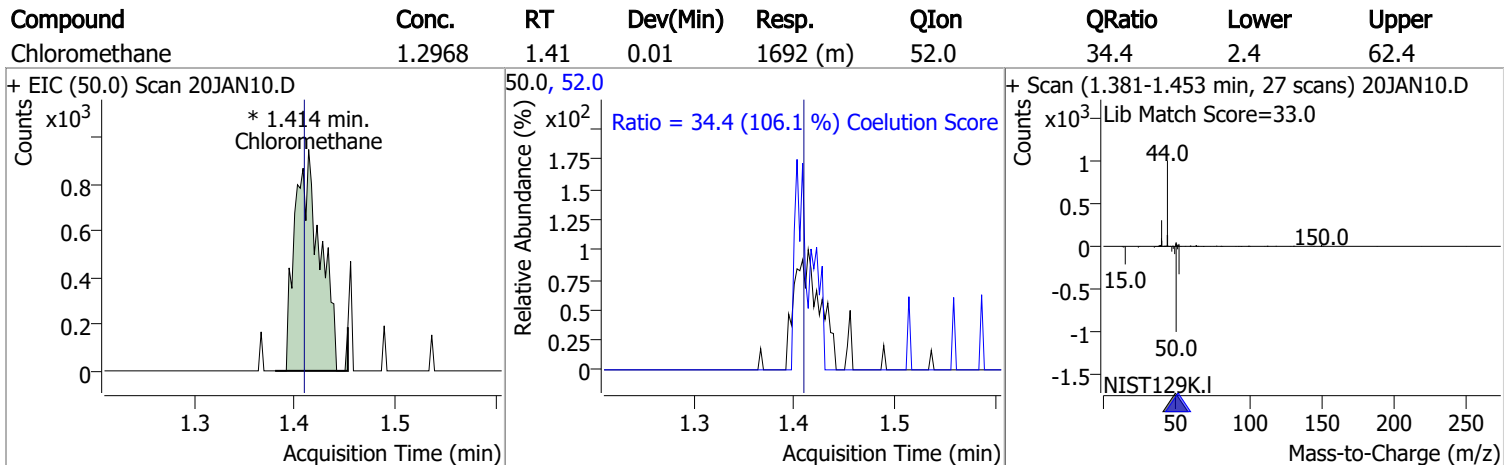
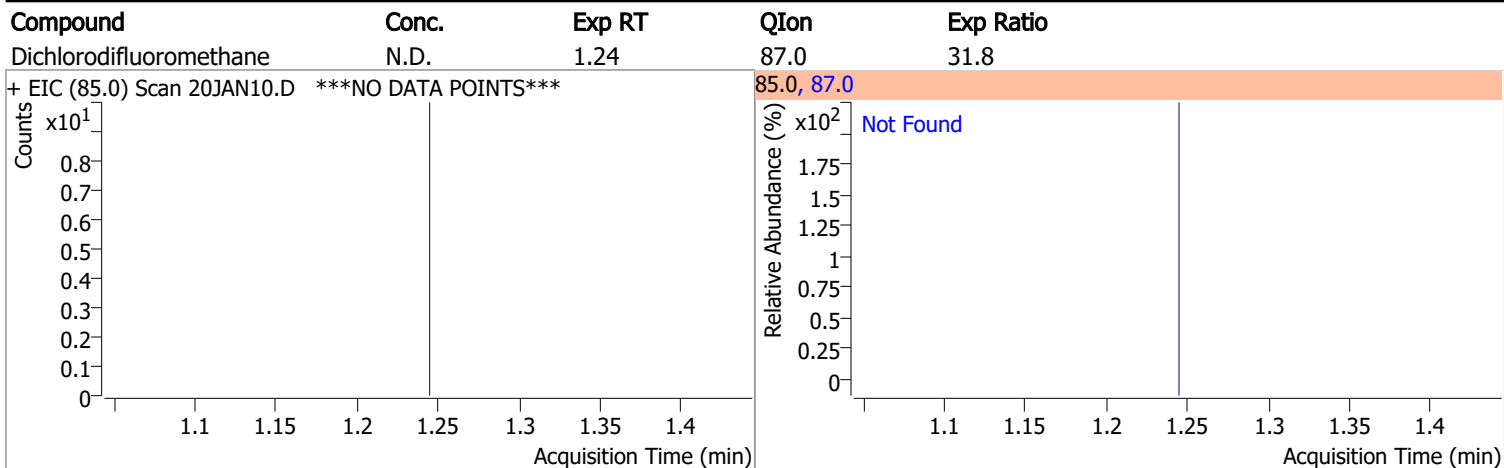
Compound	RT	QIon	Resp.	Conc.	Units	Dev(Min)
Internal Standards						
M Fluorobenzene	6.621	96.0	824046	250.0000	ng	0.000
M Chlorobenzene-d5	9.775	82.0	325006	250.0000	ng	0.000
M 1,4-Dichlorobenzene-d4	12.100	152.0	245079	250.0000	ng	0.000
System Monitoring Compounds						
S Dibromofluoromethane	5.851	113.0	217918	273.0267	ng	0.000
Spiked Amount: 250.000	Range: 80.0 - 119.0%			Recovery = 109.21%		
S 1,2-Dichloroethane-d4	6.233	67.0	96066	278.6278	ng	0.003
Spiked Amount: 250.000	Range: 81.0 - 118.0%			Recovery = 111.45%		
S Toluene-d8	8.322	98.0	826264	260.5897	ng	0.003
Spiked Amount: 250.000	Range: 89.0 - 112.0%			Recovery = 104.24%		
S p-Bromofluorobenzene	10.951	95.0	236544	261.4067	ng	0.003
Spiked Amount: 250.000	Range: 85.0 - 114.0%			Recovery = 104.56%		
Target Compounds						
T Dichlorodifluoromethane	0.000		0	N.D.		
T Chloromethane	1.414	50.0	1692	1.2968	ng	m 96
T Vinyl chloride	0.000		0	N.D.		
T Bromomethane	0.000		0	N.D.		
T Chloroethane	1.897	64.0	954	1.6981	ng	m 91
T Trichlorofluoromethane	0.000		0	N.D.		
T 1,1-Dichloroethene	0.000		0	N.D.		
T Methylene chloride	3.324	49.0	0		ng	md 1
T trans-1,2-Dichloroethene	0.000		0	N.D.		
T Methyl tert-butyl ether (MTBE)	0.000		0	N.D.		
T 1,1-Dichloroethane	0.000		0	N.D.		
T 2,2-Dichloropropane	0.000		0	N.D.		
T cis-1,2-Dichloroethene	0.000		0	N.D.		
T Methyl ethyl ketone	0.000		0	N.D.		
T Bromochloromethane	0.000		0	N.D.		
T Chloroform	5.653	83.0	75168	46.9981	ng	99

Quantitation Results Report (QT Reviewed)

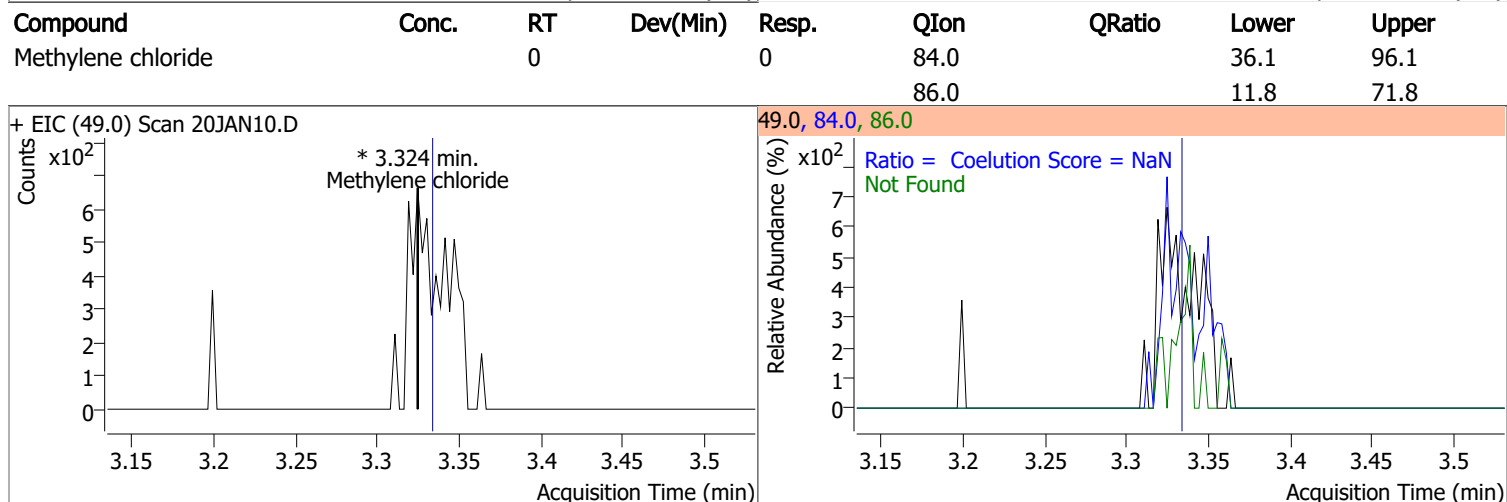
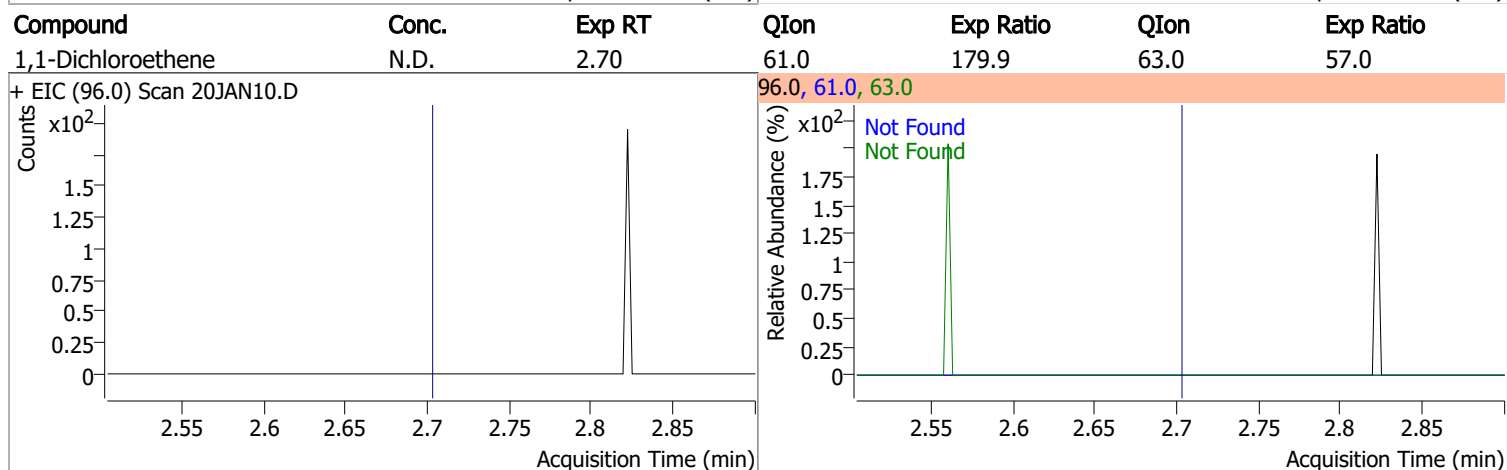
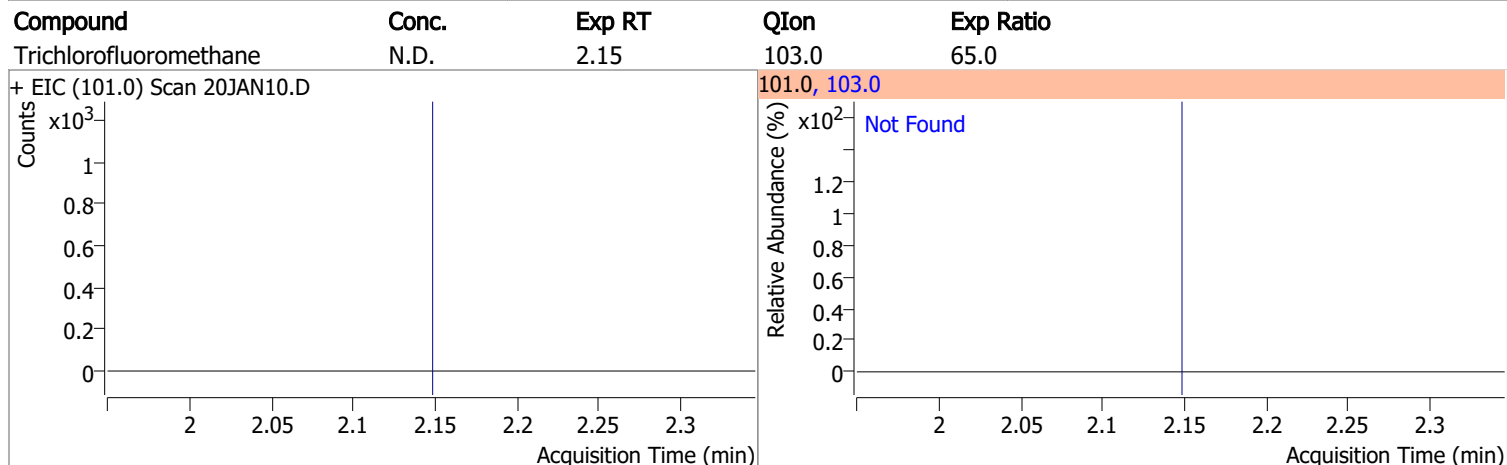
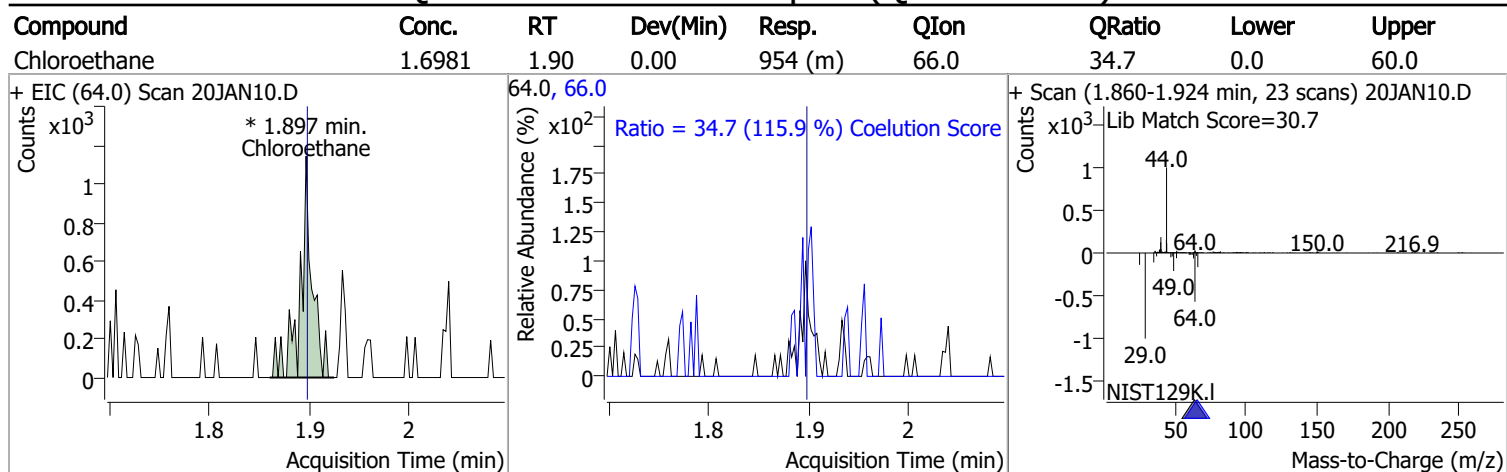
Compound	RT	QIon	Resp.	Conc.	Units		Dev(Min)
T 1,1,1-Trichloroethane	0.000		0	N.D.			
T Carbon tetrachloride	6.035	117.0	1085	0.7580	ng	m	96
T 1,1-Dichloropropene	0.000		0	N.D.			
T Benzene	6.289	78.0	1578	0.4794	ng	m	80
T 1,2-Dichloroethane	0.000		0	N.D.			
T Trichloroethene	7.033	95.0	0		ng	md	1
T 1,2-Dichloropropane	0.000		0	N.D.			
T Dibromomethane	0.000		0	N.D.			
T Bromodichloromethane	7.577	83.0	651	0.6420	ng	m	77
T cis-1,3-Dichloropropene	0.000		0	N.D.			
T Toluene	8.389	92.0	1368	0.6472	ng	m	93
T trans-1,3-Dichloropropene	0.000		0	N.D.			
T 1,1,2-Trichloroethane	0.000		0	N.D.			
T Tetrachloroethene	0.000		0	N.D.			
T 1,3-Dichloropropane	0.000		0	N.D.			
T Chlorodibromomethane	0.000		0	N.D.			
T 1,2-Dibromoethane	0.000		0	N.D.			
T Chlorobenzene	9.802	112.0	167	0.0722	ng	m	87
T 1,1,1,2-Tetrachloroethane	0.000		0	N.D.			
T Ethylbenzene	0.000		0	N.D.			
T m+p-Xylenes	10.039	106.0	0		ng	md	1
T o-Xylene	0.000		0	N.D.			
T Styrene	0.000		0	N.D.			
T Bromoform	0.000		0	N.D.			
T Bromobenzene	0.000		0	N.D.			
T 1,1,2,2-Tetrachloroethane	0.000		0	N.D.			
T 1,2,3-Trichloropropane	0.000		0	N.D.			
T 2-Chlorotoluene	0.000		0	N.D.			
T 4-Chlorotoluene	0.000		0	N.D.			
T 1,3-Dichlorobenzene	0.000		0	N.D.			
T 1,4-Dichlorobenzene	0.000		0	N.D.			
T 1,2-Dichlorobenzene	0.000		0	N.D.			

(#) = Qualifier Out of Range; (m) = Manual Integration; (+) = Area Summed; (*) = Surrogate Percent Recovery Out of Range; (d): Zeroed Peak

Quantitation Results Report (QT Reviewed)

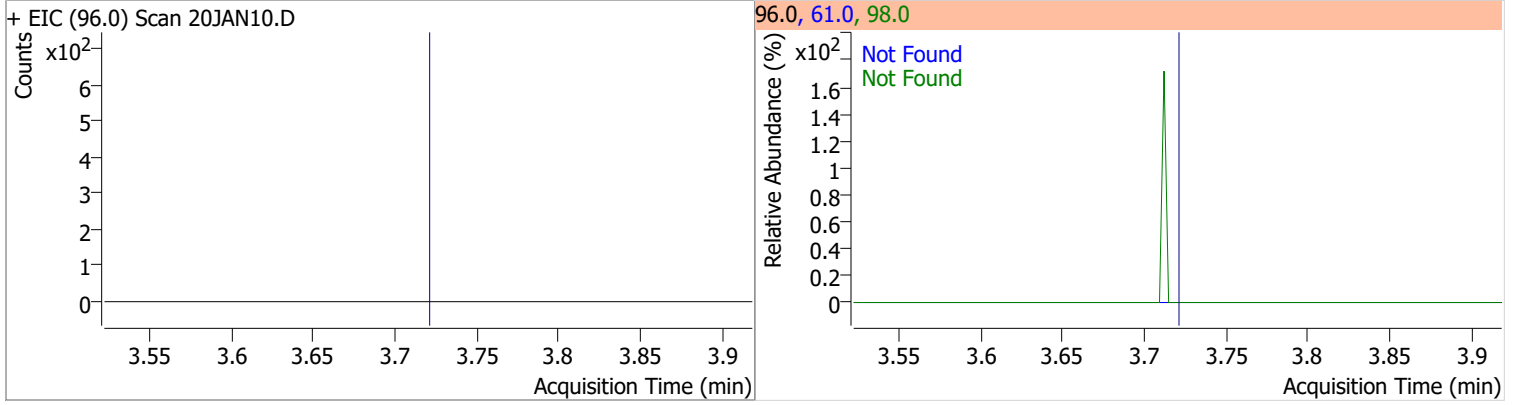


Quantitation Results Report (QT Reviewed)

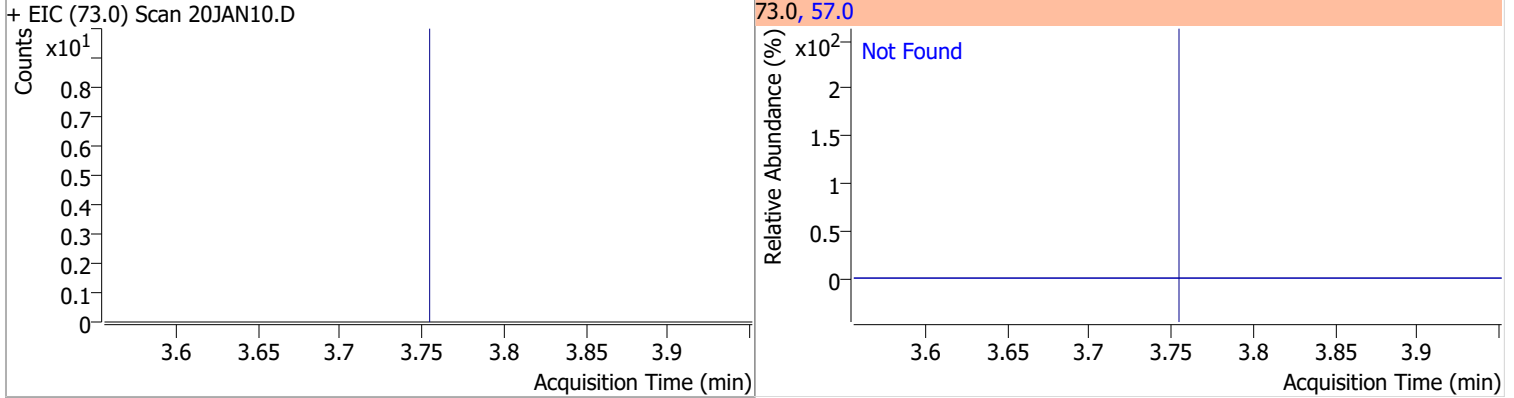


Quantitation Results Report (QT Reviewed)

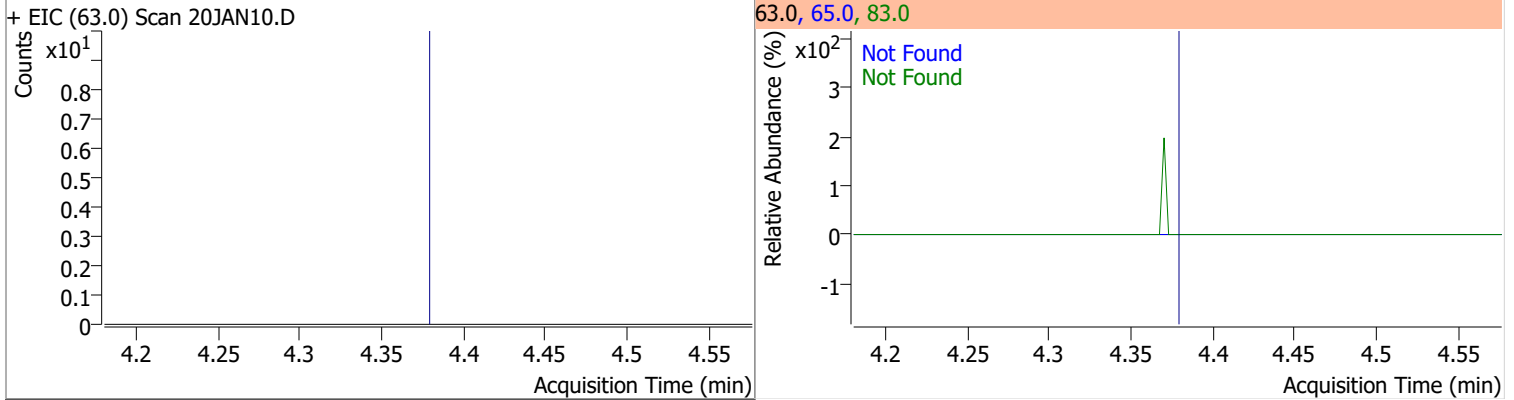
Compound	Conc.	Exp RT	QIon	Exp Ratio	QIon	Exp Ratio
trans-1,2-Dichloroethene	N.D.	3.72	61.0	154.8	98.0	62.1



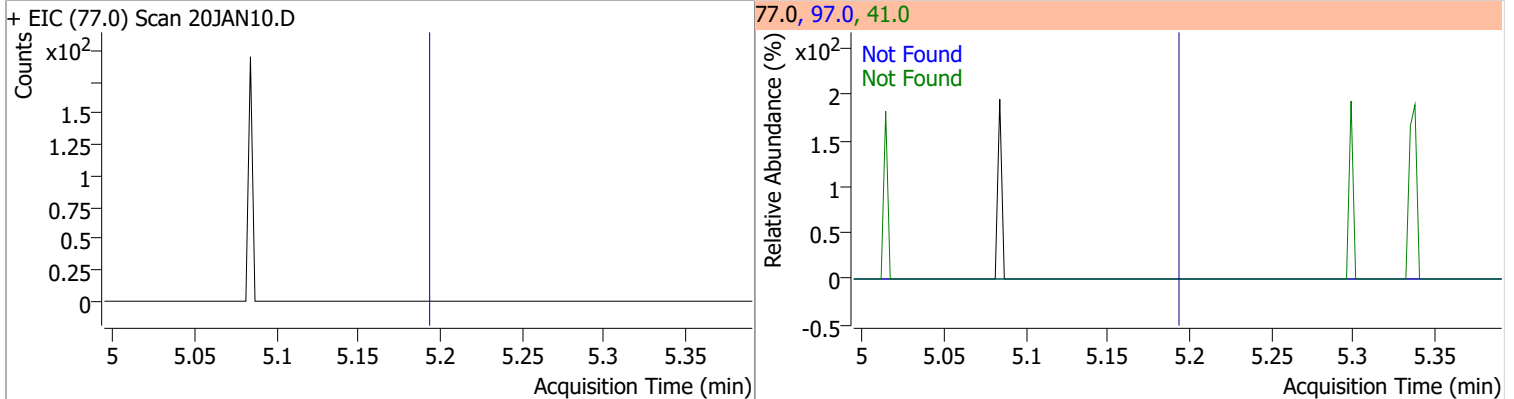
Compound	Conc.	Exp RT	QIon	Exp Ratio
Methyl tert-butyl ether (MTBE)	N.D.	3.75	57.0	24.6



Compound	Conc.	Exp RT	QIon	Exp Ratio	QIon	Exp Ratio
1,1-Dichloroethane	N.D.	4.38	65.0	31.0	83.0	12.7

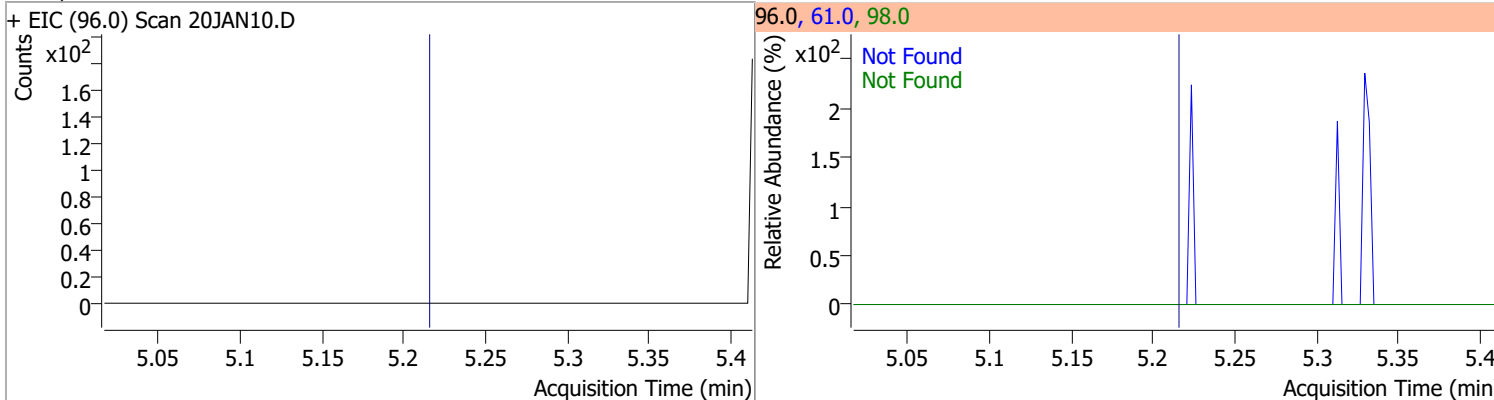


Compound	Conc.	Exp RT	QIon	Exp Ratio	QIon	Exp Ratio
2,2-Dichloropropane	N.D.	5.19	41.0	68.8	97.0	23.9

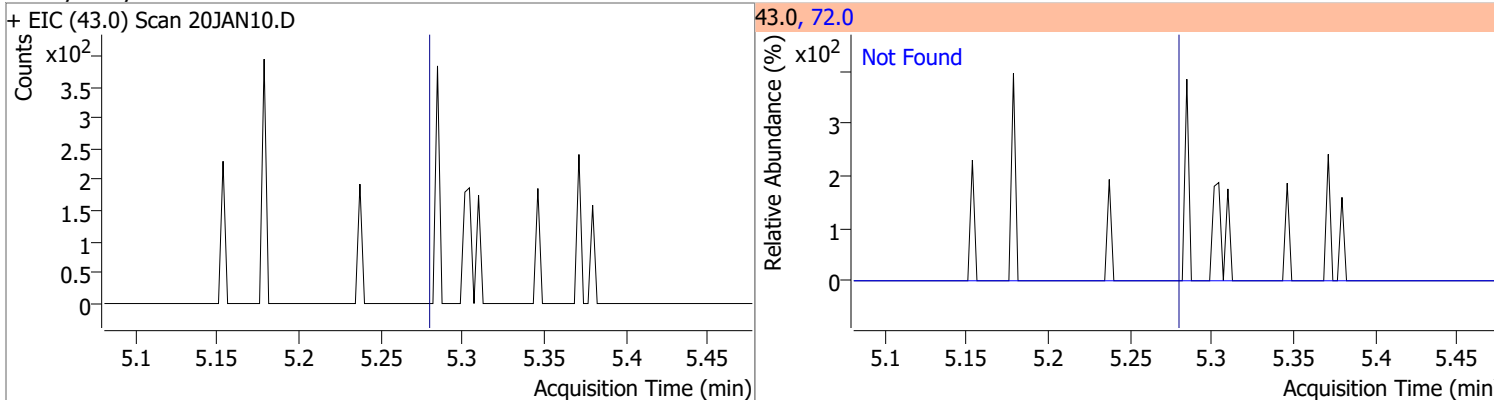


Quantitation Results Report (QT Reviewed)

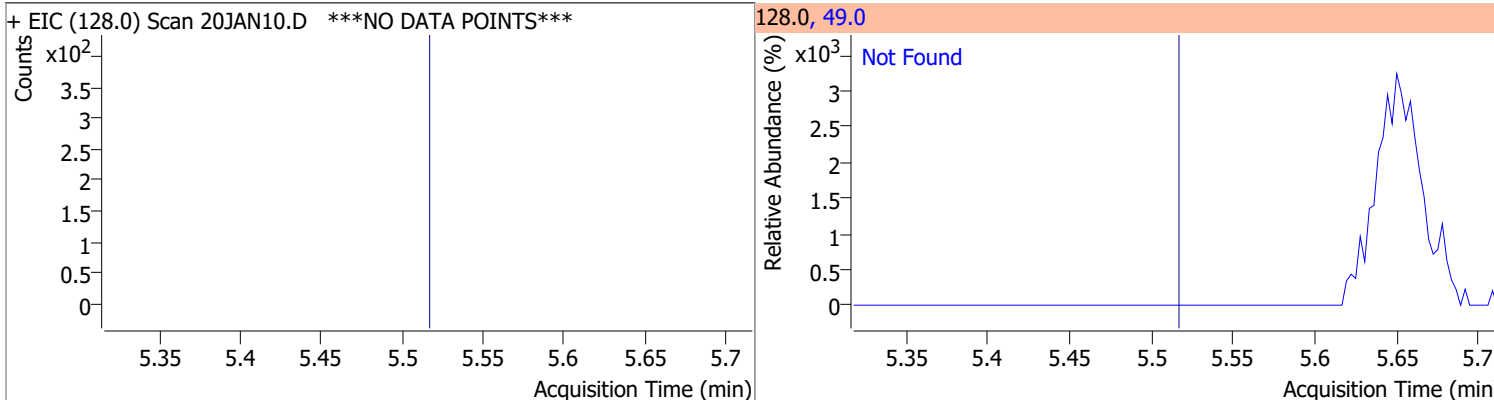
Compound	Conc.	Exp RT	QIon	Exp Ratio	QIon	Exp Ratio
cis-1,2-Dichloroethene	N.D.	5.21	61.0	160.4	98.0	66.2



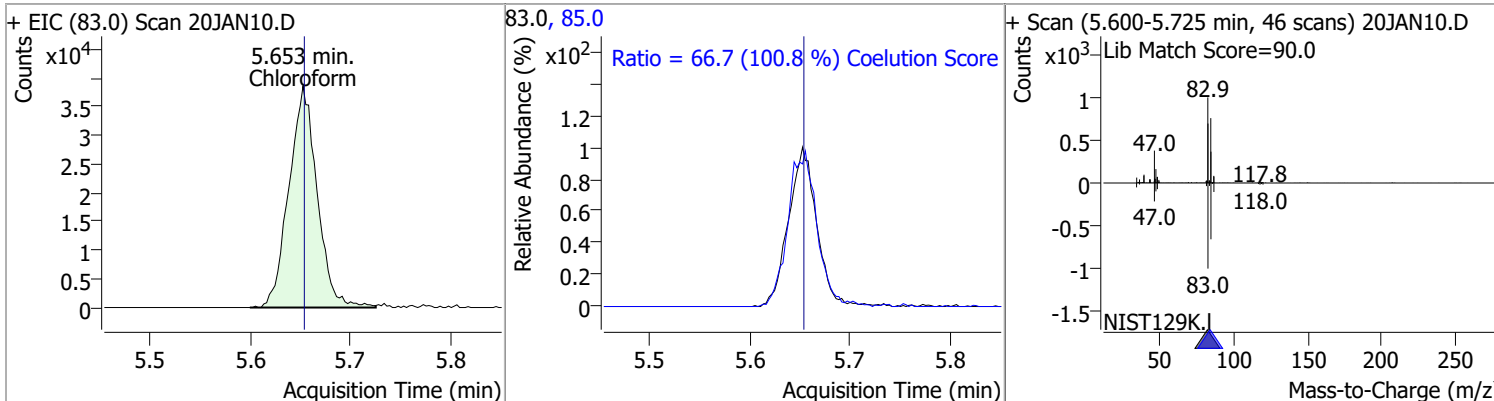
Compound	Conc.	Exp RT	QIon	Exp Ratio
Methyl ethyl ketone	N.D.	5.28	72.0	20.6



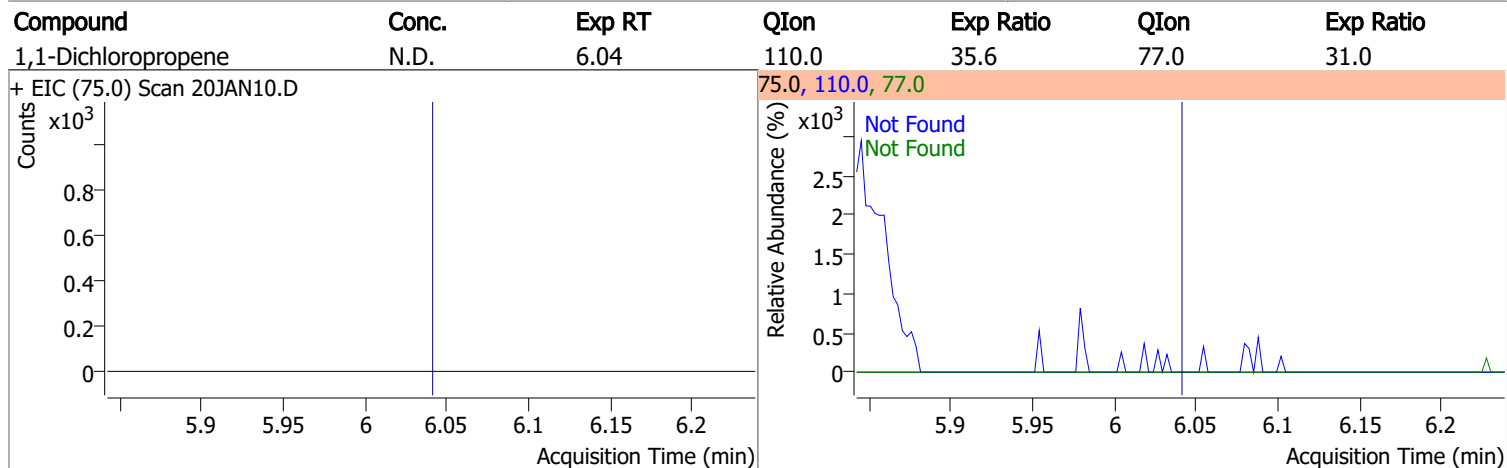
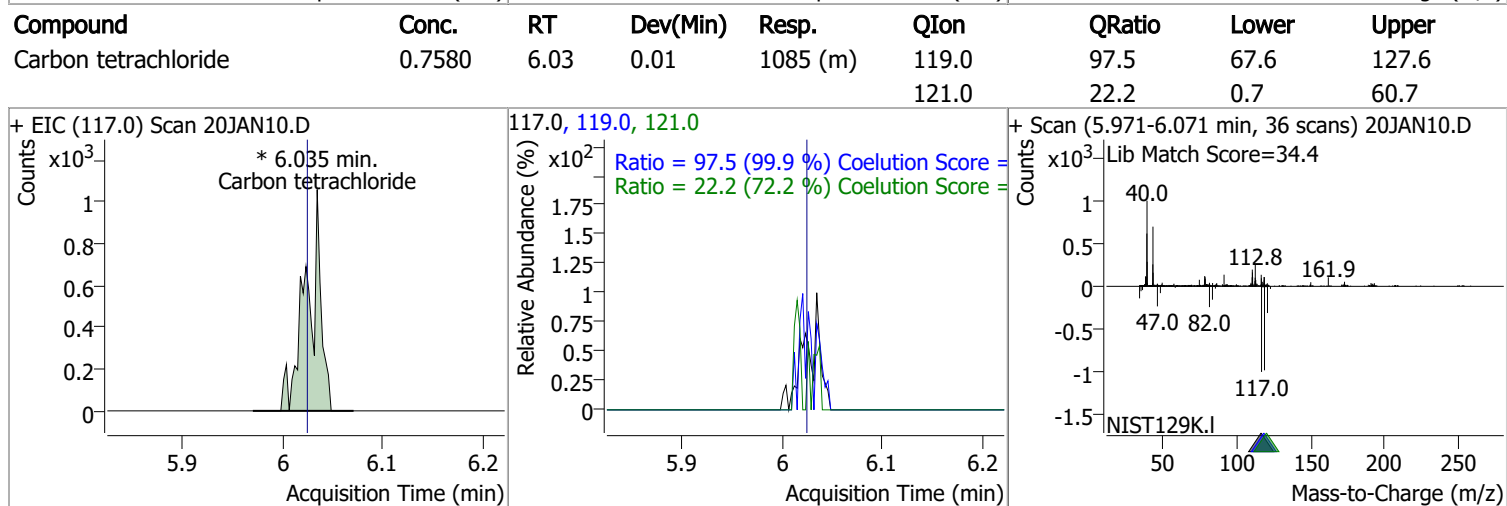
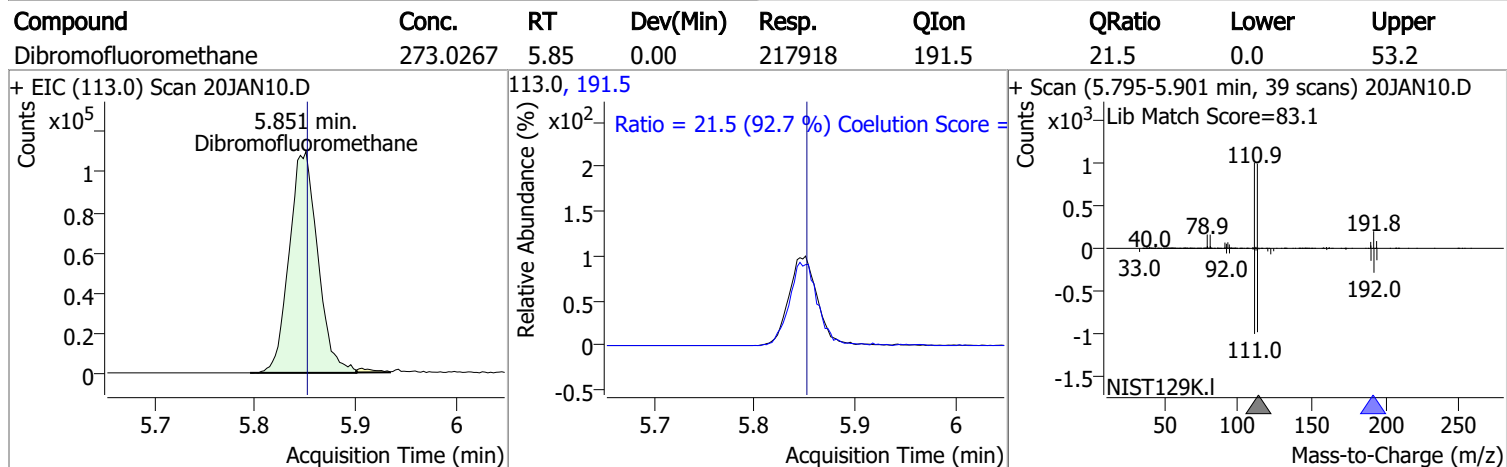
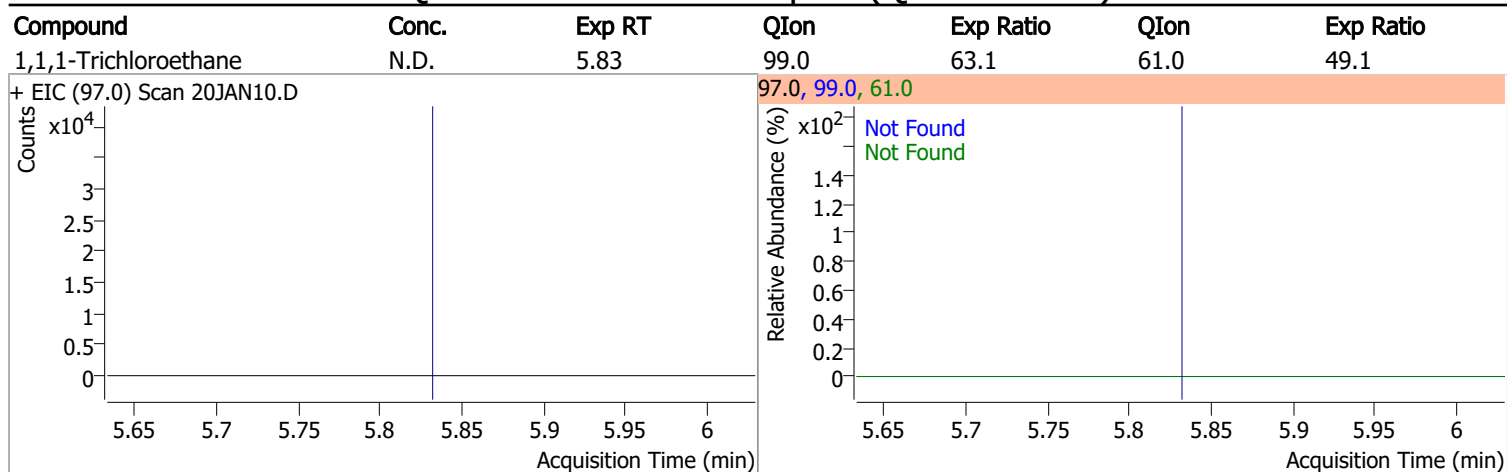
Compound	Conc.	Exp RT	QIon	Exp Ratio
Bromochloromethane	N.D.	5.52	49.0	182.2



Compound	Conc.	RT	Dev(Min)	Resp.	QIon	QRatio	Lower	Upper
Chloroform	46.9981	5.65	0.00	75168	85.0	66.7	36.2	96.2

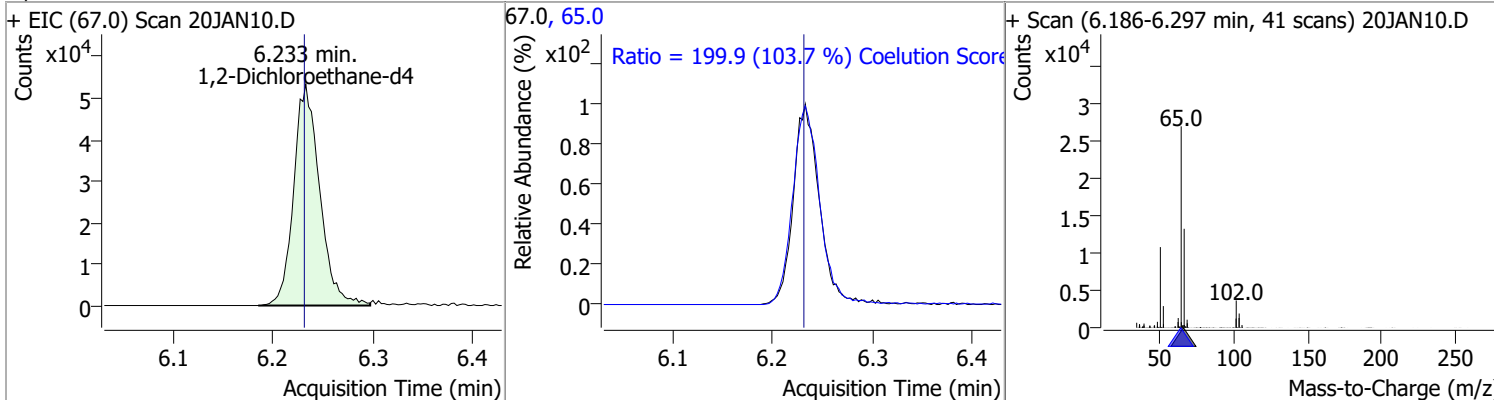


Quantitation Results Report (QT Reviewed)

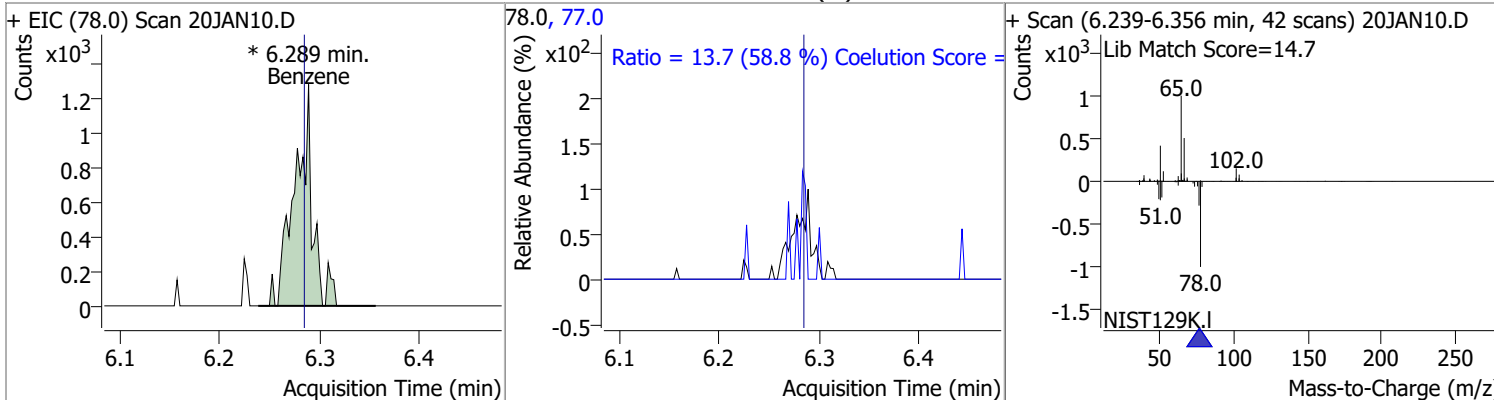


Quantitation Results Report (QT Reviewed)

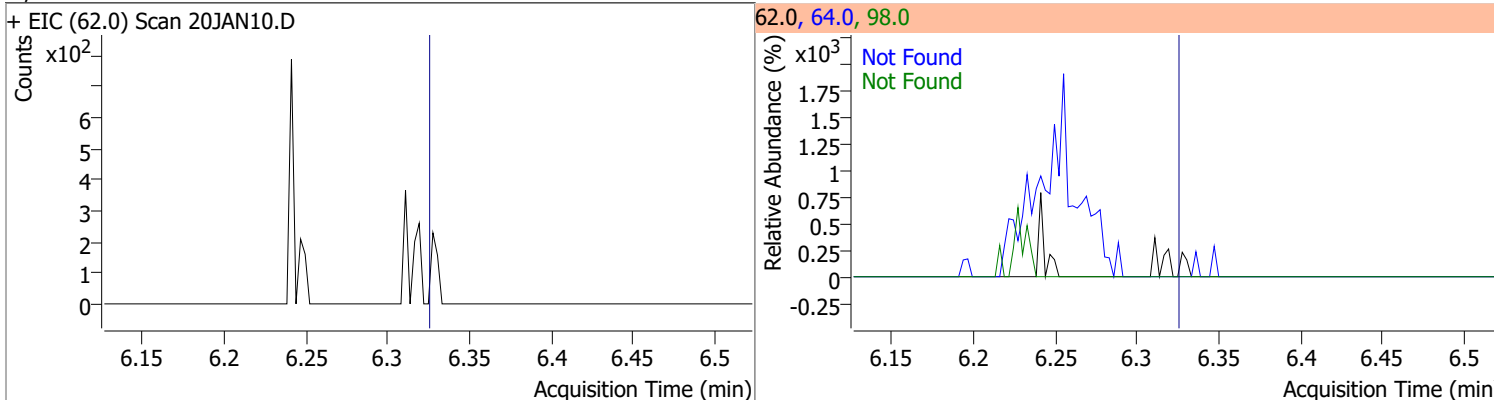
Compound	Conc.	RT	Dev(Min)	Resp.	QIon	QRatio	Lower	Upper
1,2-Dichloroethane-d4	278.6278	6.23	0.00	96066	65.0	199.9	162.8	222.8



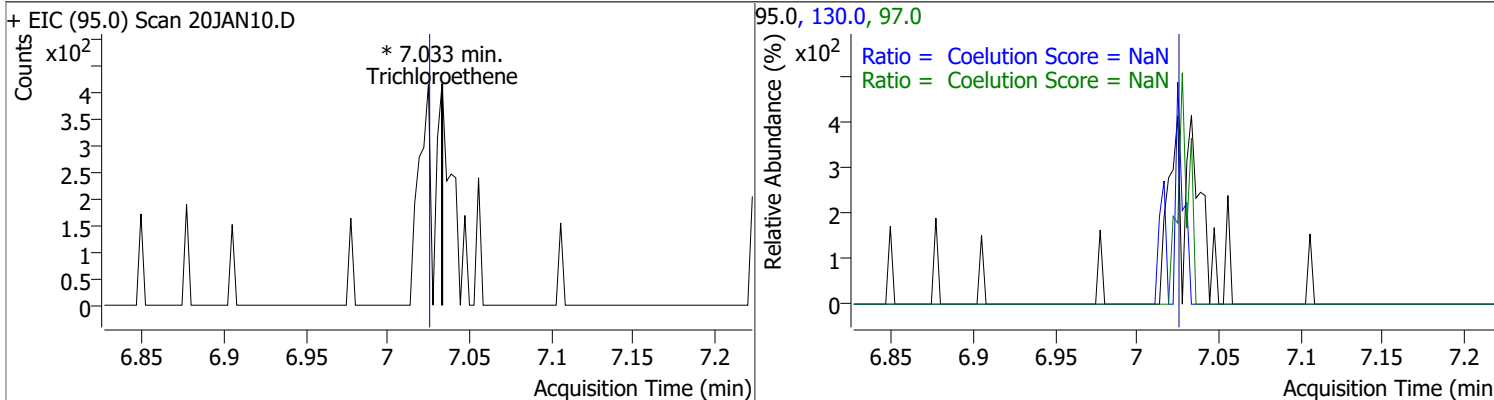
Compound	Conc.	RT	Dev(Min)	Resp.	QIon	QRatio	Lower	Upper
Benzene	0.4794	6.29	0.01	1578 (m)	77.0	13.7	0.0	53.3



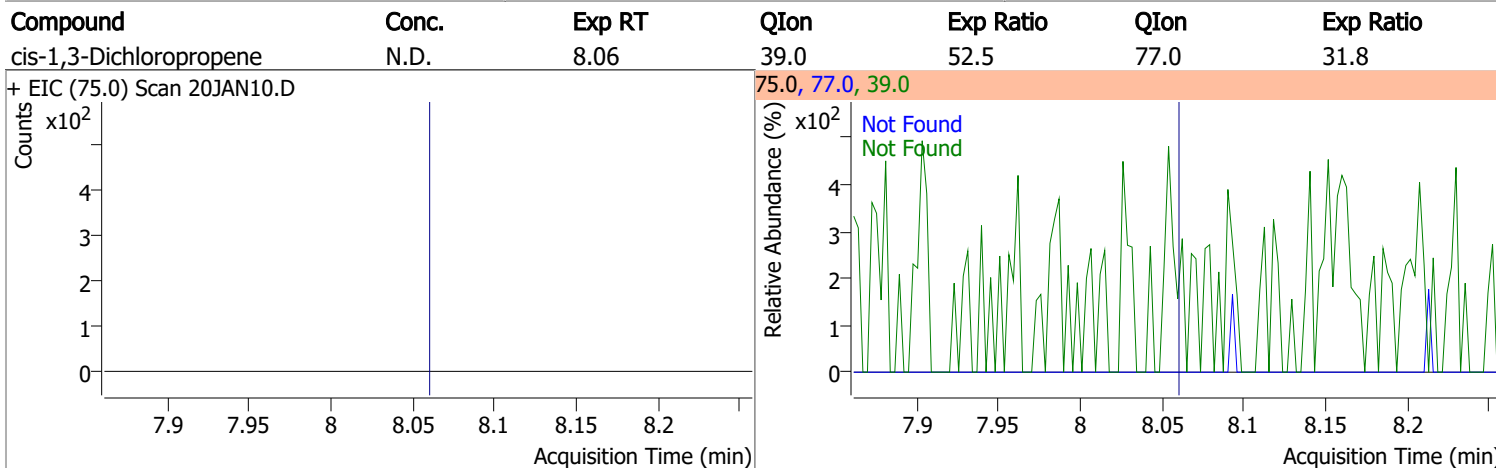
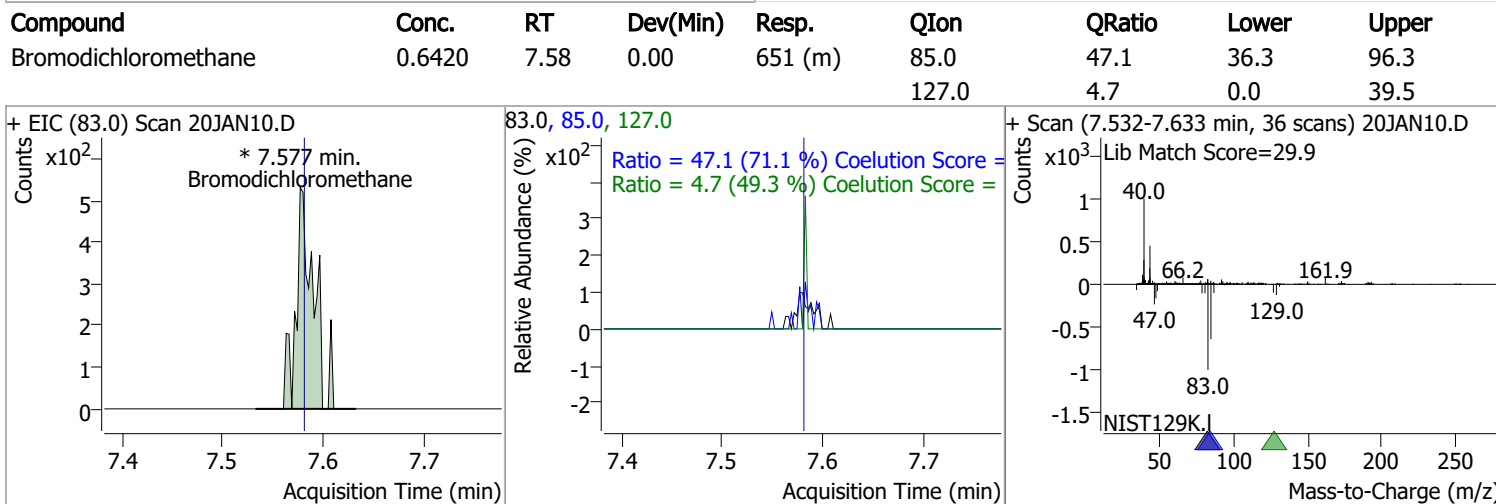
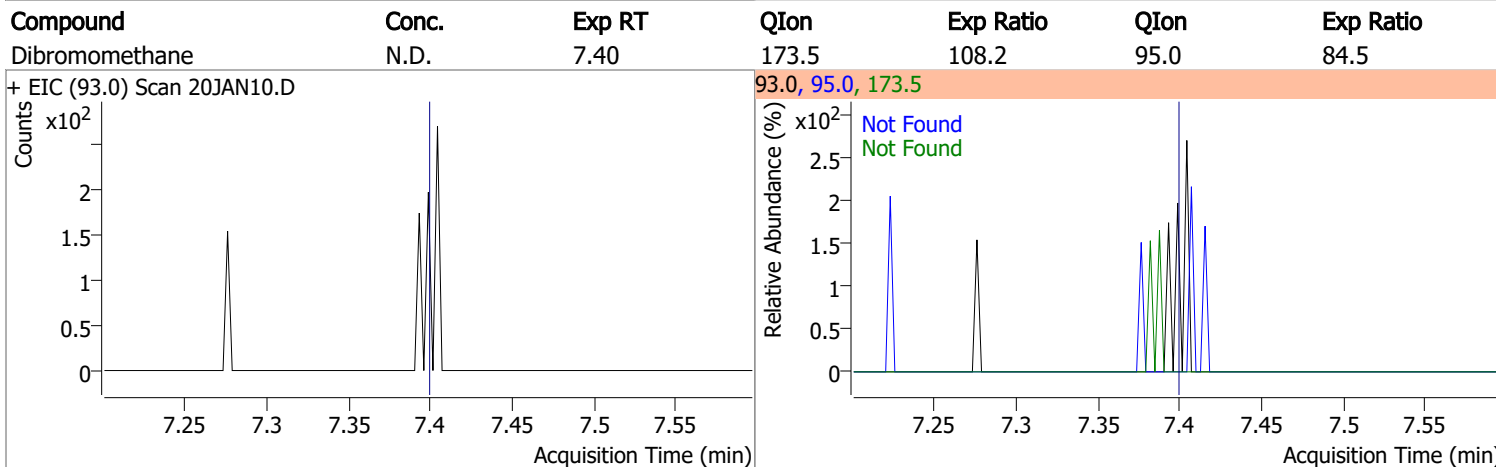
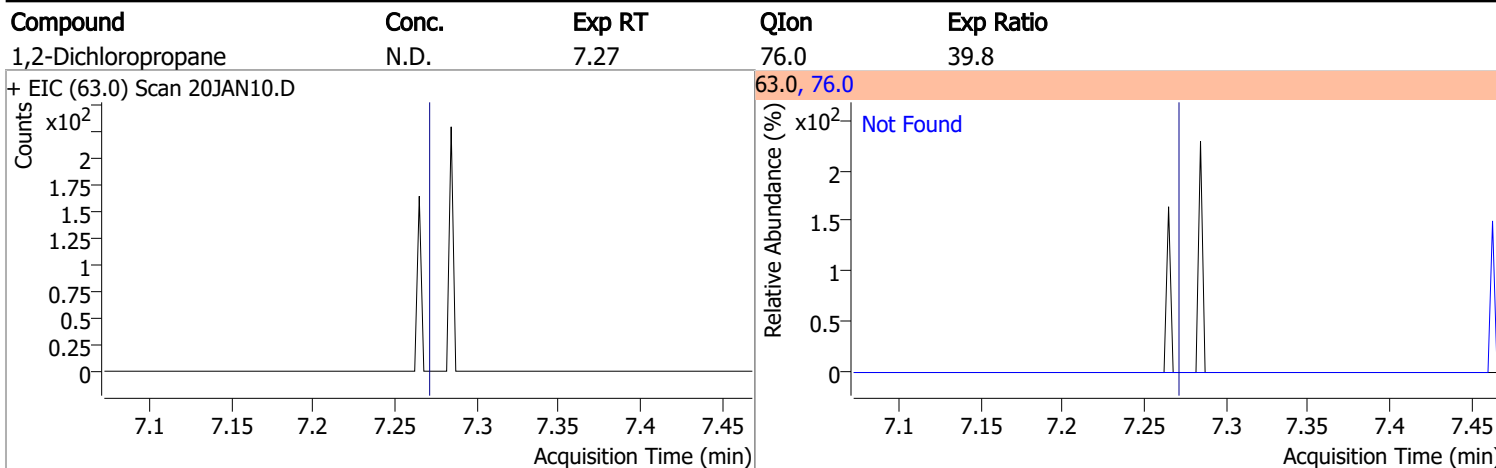
Compound	Conc.	Exp RT	QIon	Exp Ratio	QIon	Exp Ratio
1,2-Dichloroethane	N.D.	6.32	64.0	32.2	98.0	8.2



Compound	Conc.	RT	Dev(Min)	Resp.	QIon	QRatio	Lower	Upper
Trichloroethene		0		0	130.0		75.6	135.6
					97.0		35.7	95.7

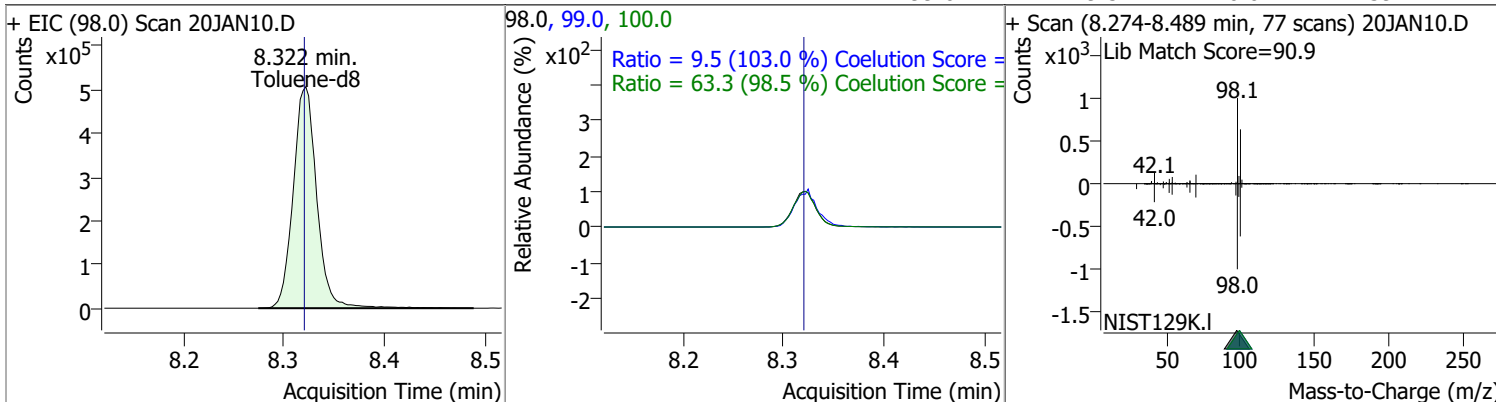


Quantitation Results Report (QT Reviewed)

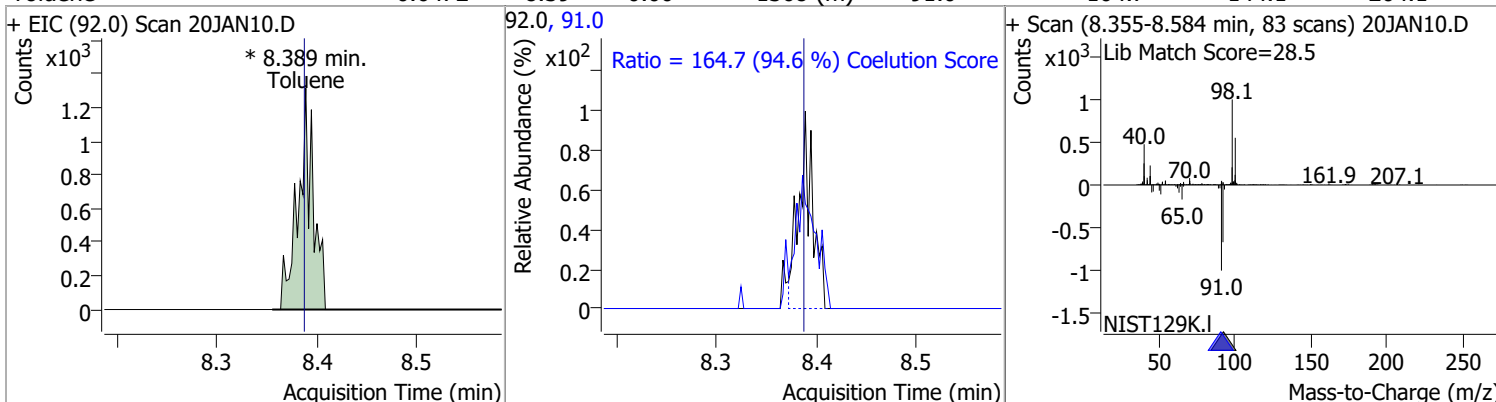


Quantitation Results Report (QT Reviewed)

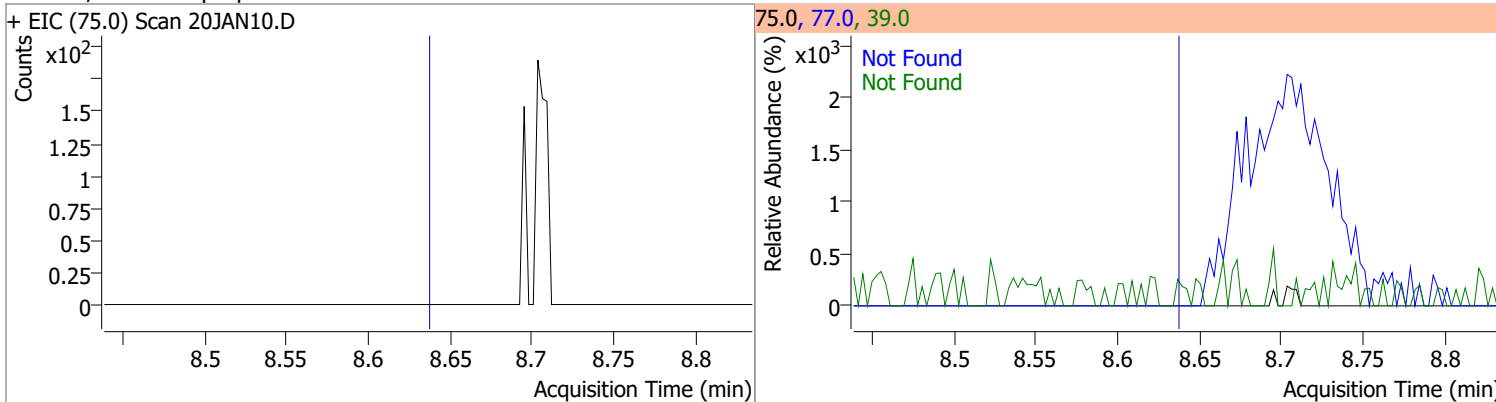
Compound	Conc.	RT	Dev(Min)	Resp.	QIon	QRatio	Lower	Upper
Toluene-d8	260.5897	8.32	0.00	826264	100.0	63.3	34.3	94.3
					99.0	9.5	0.0	39.2



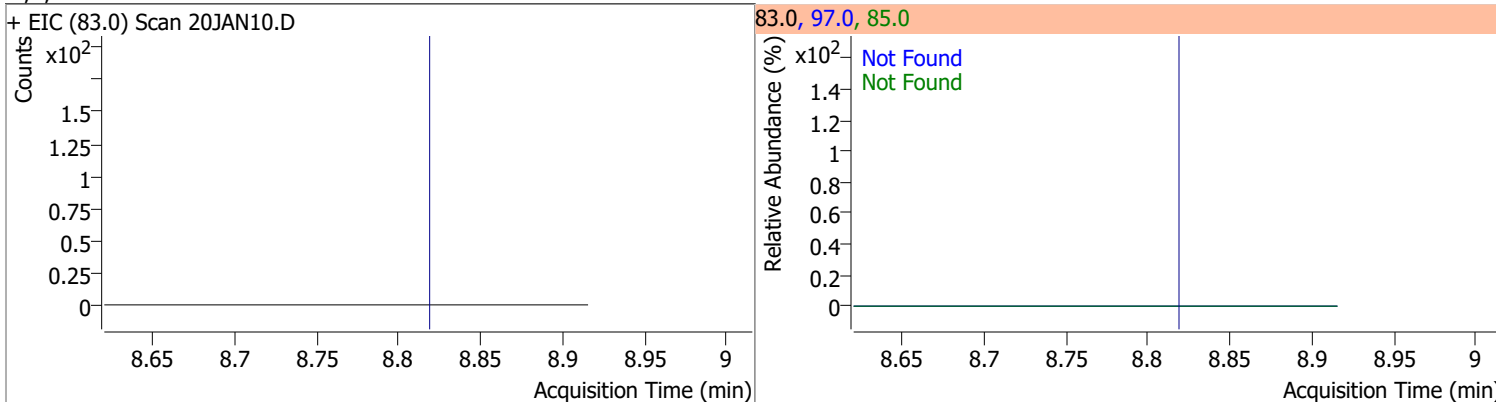
Compound	Conc.	RT	Dev(Min)	Resp.	QIon	QRatio	Lower	Upper
Toluene	0.6472	8.39	0.00	1368 (m)	91.0	164.7	144.1	204.1



Compound	Conc.	Exp RT	QIon	Exp Ratio	QIon	Exp Ratio
trans-1,3-Dichloropropene	N.D.	8.64	39.0	53.0	77.0	31.0

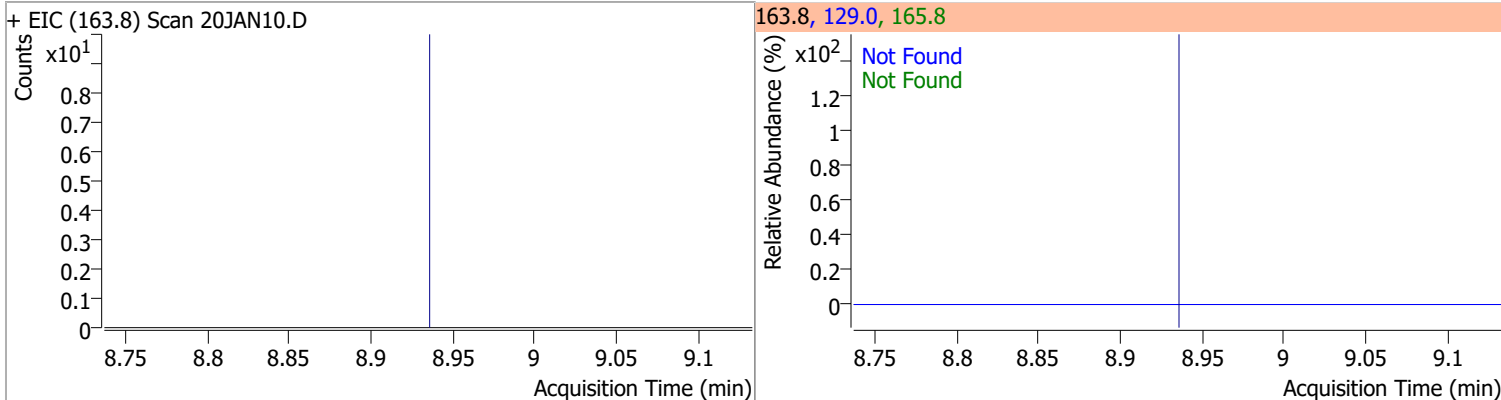


Compound	Conc.	Exp RT	QIon	Exp Ratio	QIon	Exp Ratio
1,1,2-Trichloroethane	N.D.	8.82	97.0	110.7	85.0	60.7

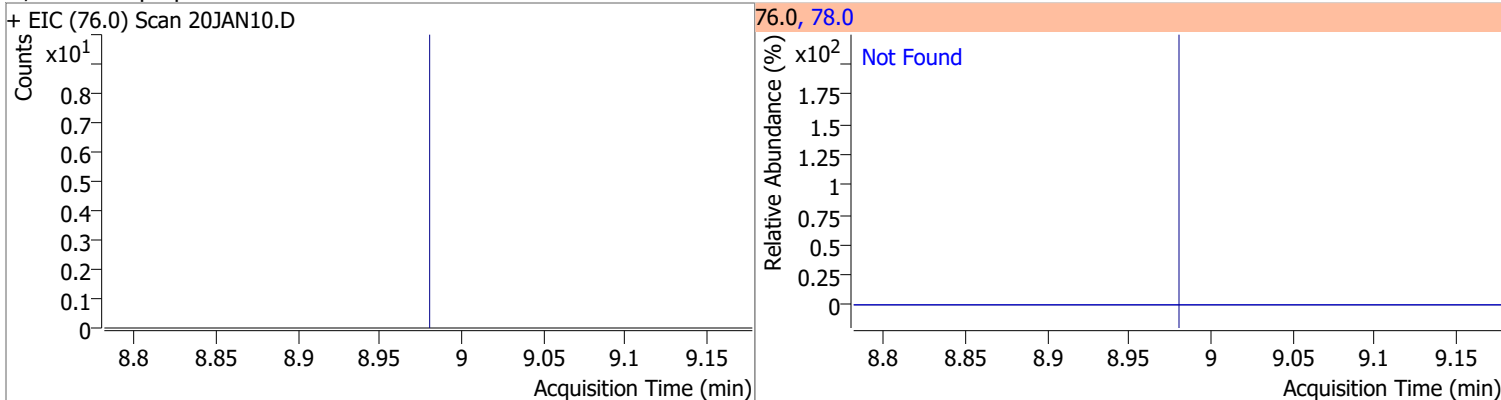


Quantitation Results Report (QT Reviewed)

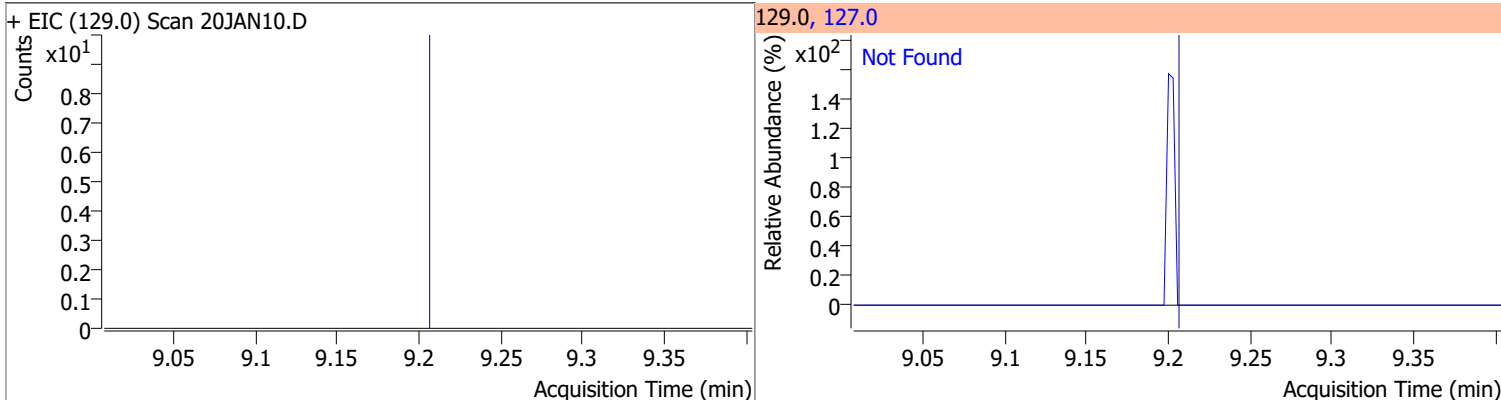
Compound	Conc.	Exp RT	QIon	Exp Ratio	QIon	Exp Ratio
Tetrachloroethene	N.D.	8.94	165.8	126.1	129.0	90.5



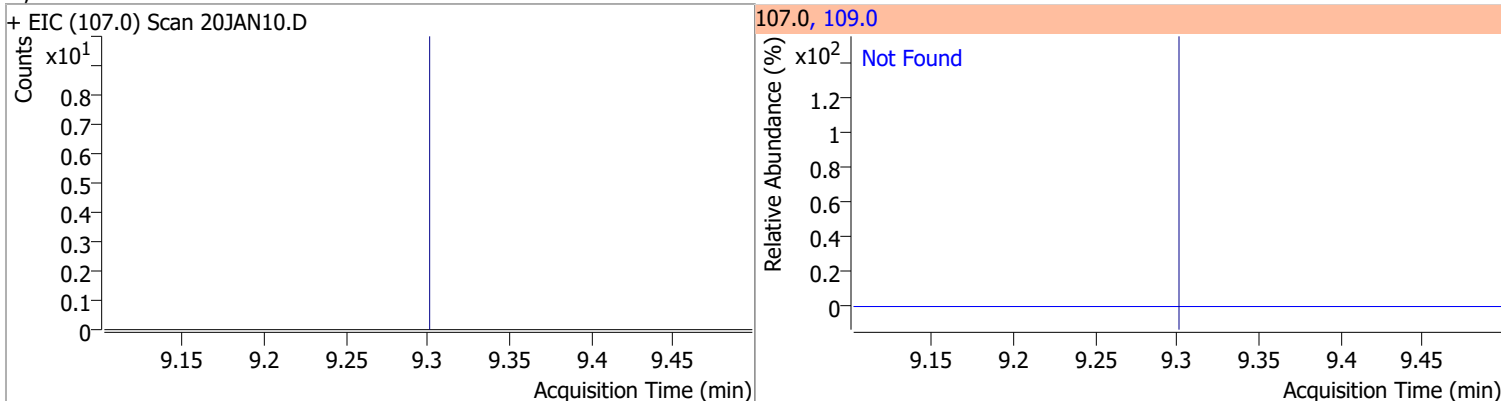
Compound	Conc.	Exp RT	QIon	Exp Ratio
1,3-Dichloropropane	N.D.	8.98	78.0	32.4



Compound	Conc.	Exp RT	QIon	Exp Ratio
Chlorodibromomethane	N.D.	9.21	127.0	77.2

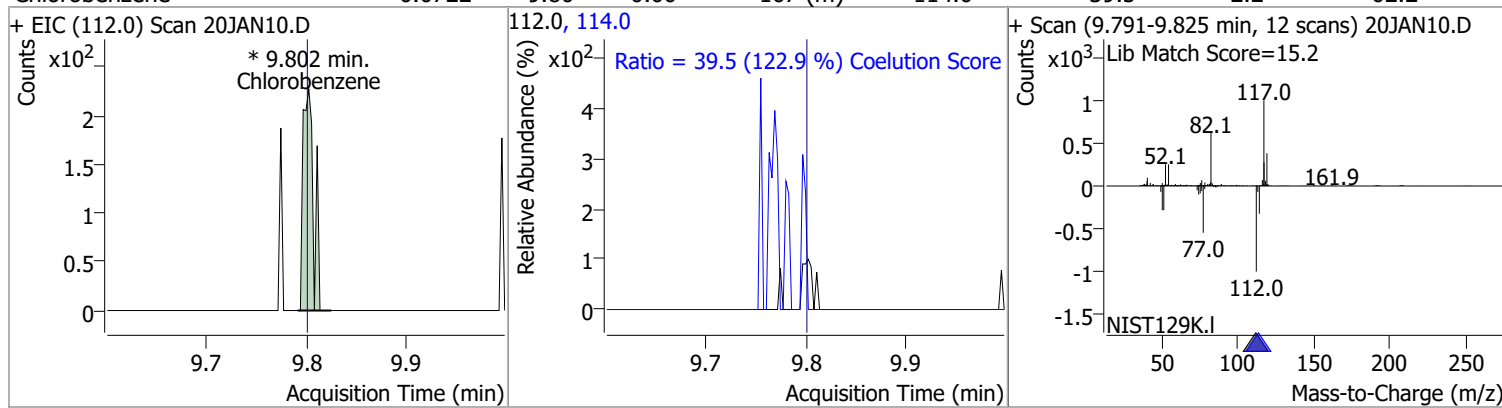


Compound	Conc.	Exp RT	QIon	Exp Ratio
1,2-Dibromoethane	N.D.	9.30	109.0	91.5

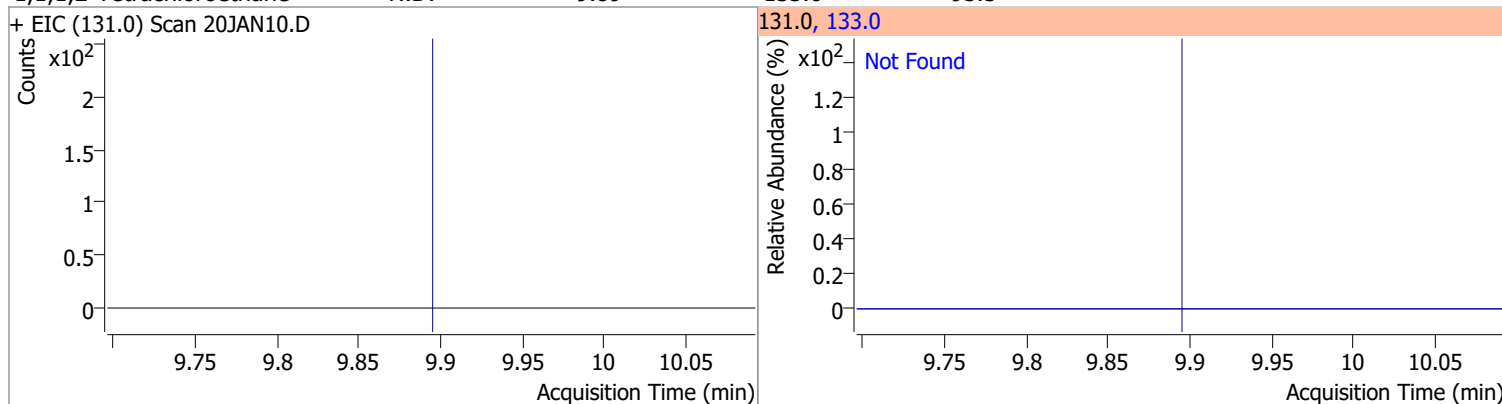


Quantitation Results Report (QT Reviewed)

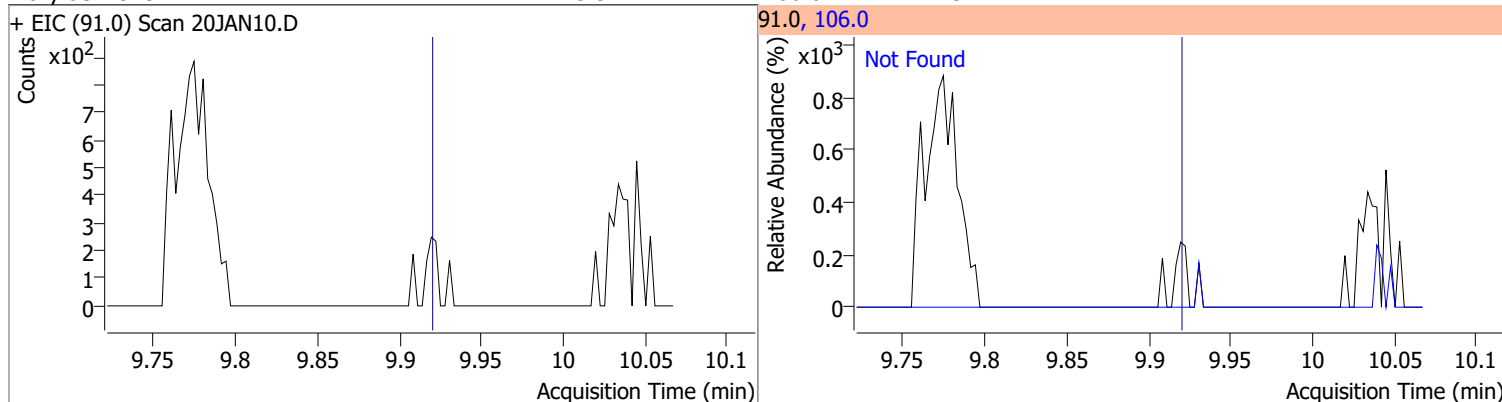
Compound	Conc.	RT	Dev(Min)	Resp.	QIon	QRatio	Lower	Upper
Chlorobenzene	0.0722	9.80	0.00	167 (m)	114.0	39.5	2.2	62.2



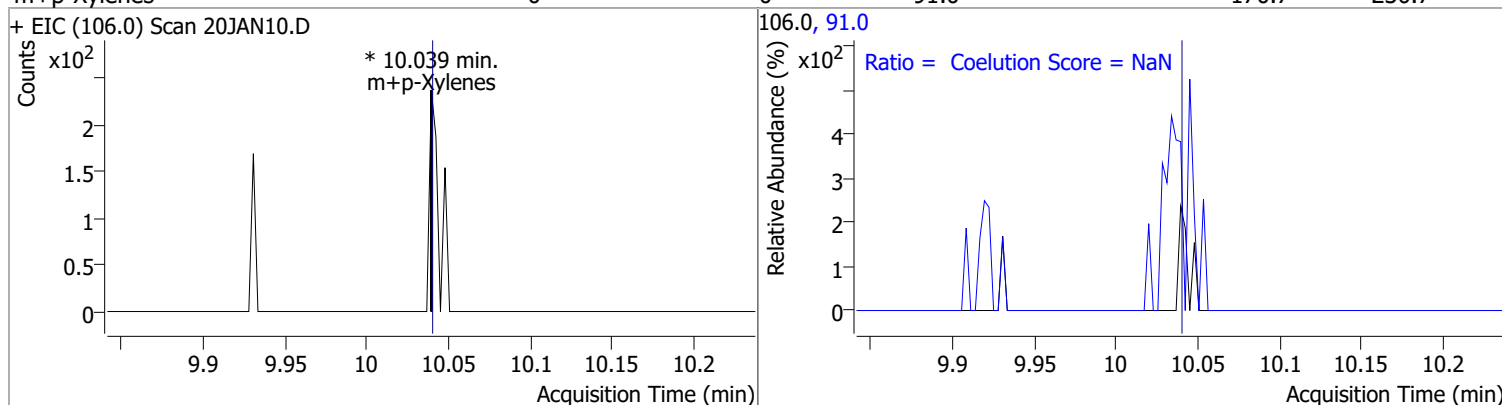
Compound	Conc.	Exp RT	QIon	Exp Ratio
1,1,1,2-Tetrachloroethane	N.D.	9.89	133.0	95.3



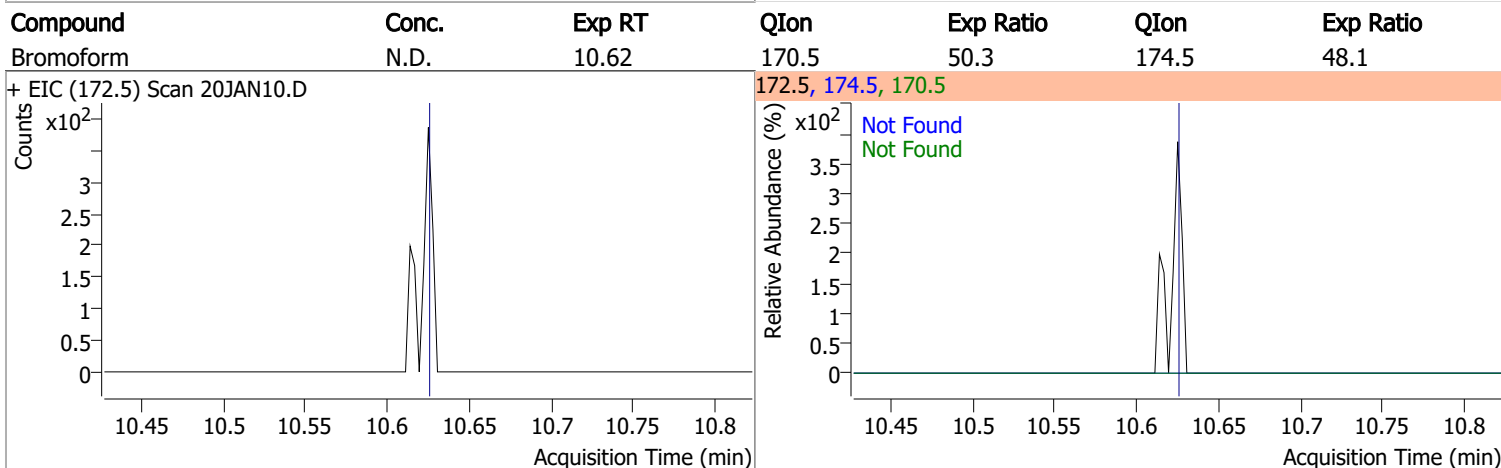
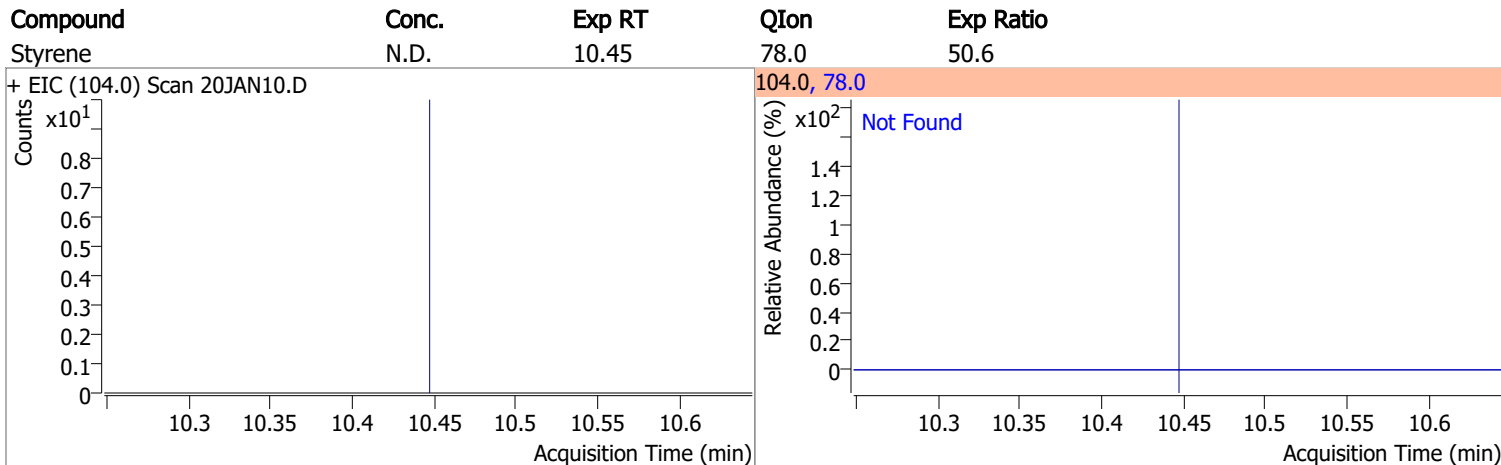
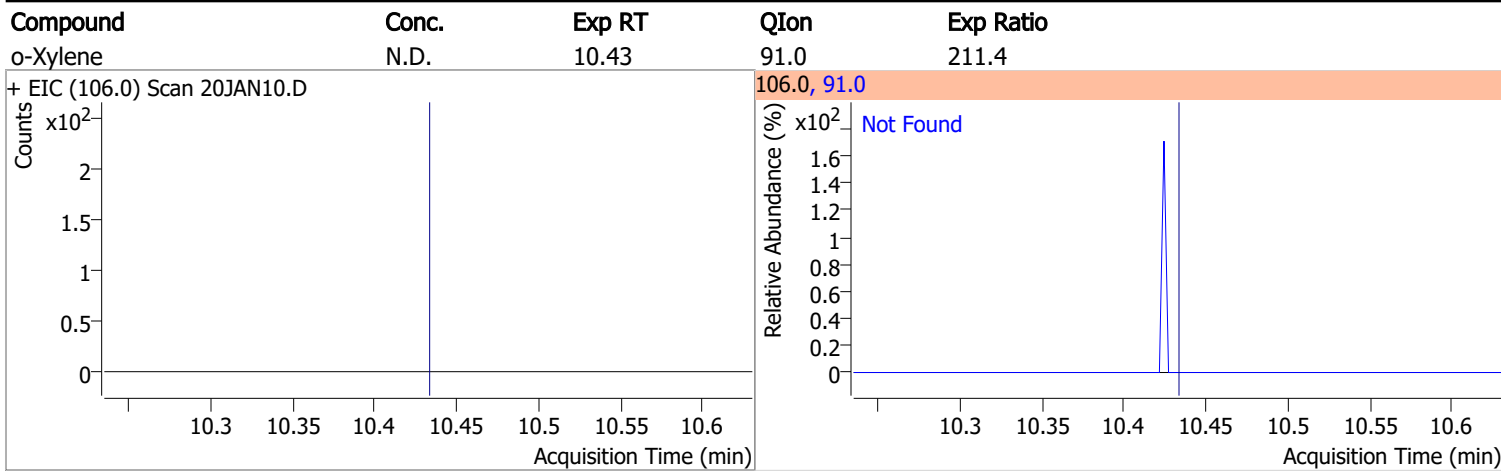
Compound	Conc.	Exp RT	QIon	Exp Ratio
Ethylbenzene	N.D.	9.92	106.0	31.7



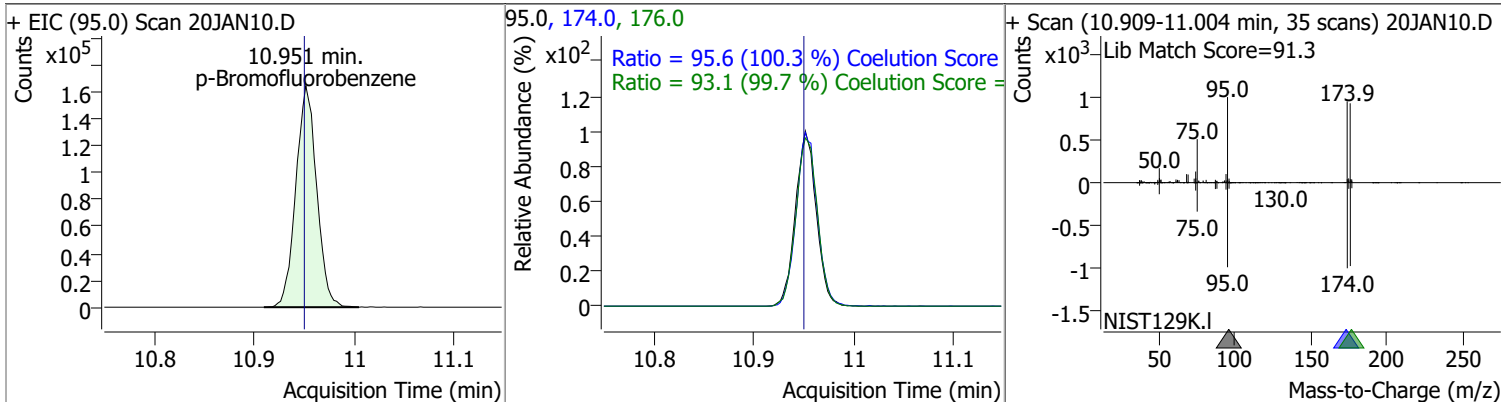
Compound	Conc.	RT	Dev(Min)	Resp.	QIon	QRatio	Lower	Upper
m+p-Xylenes	0	0	0	0	91.0		170.7	230.7



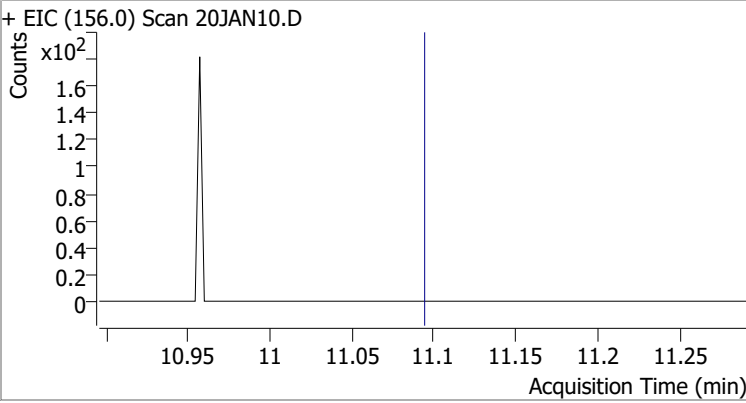
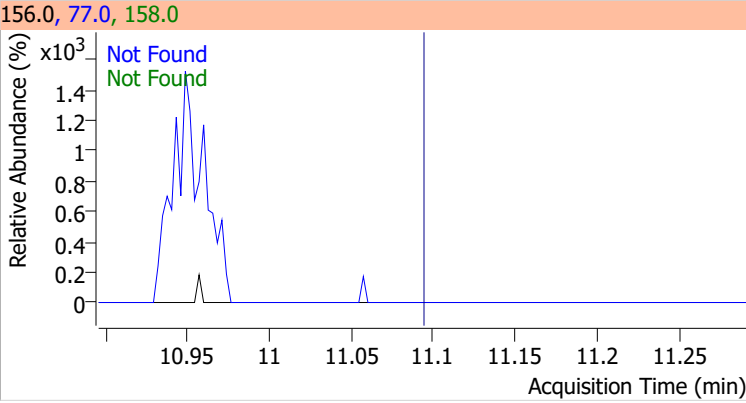
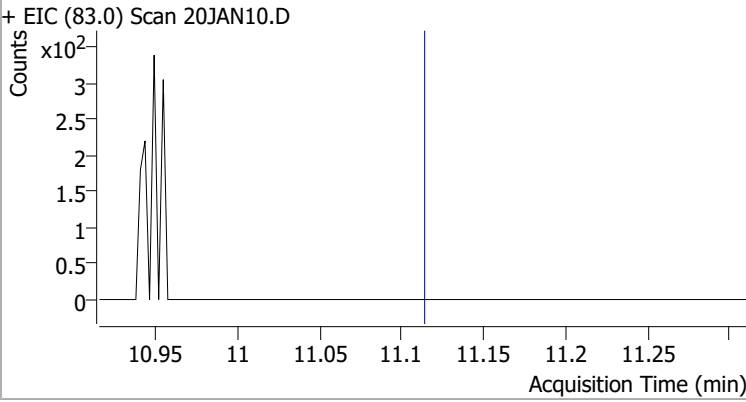
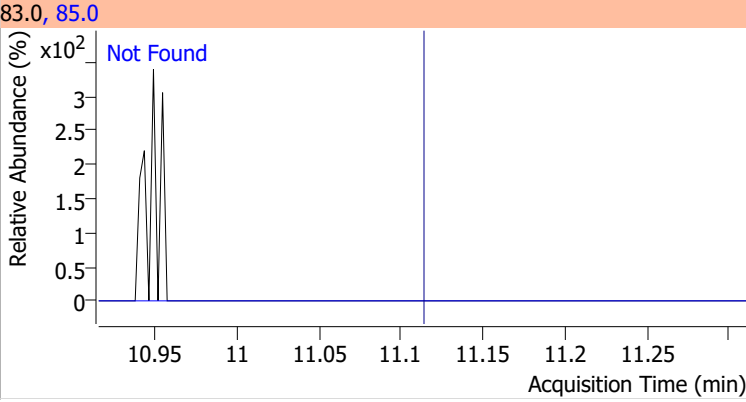
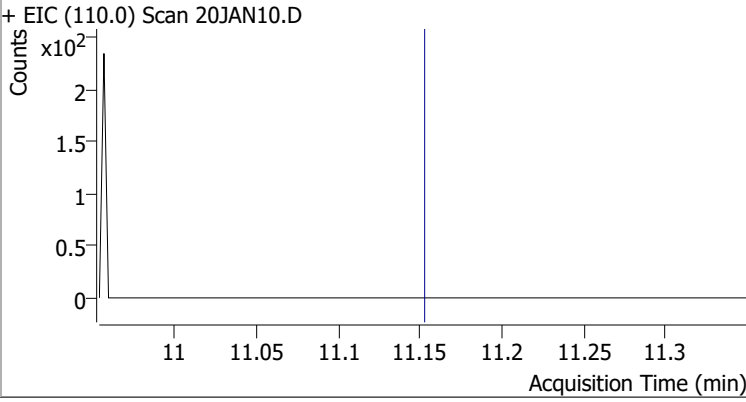
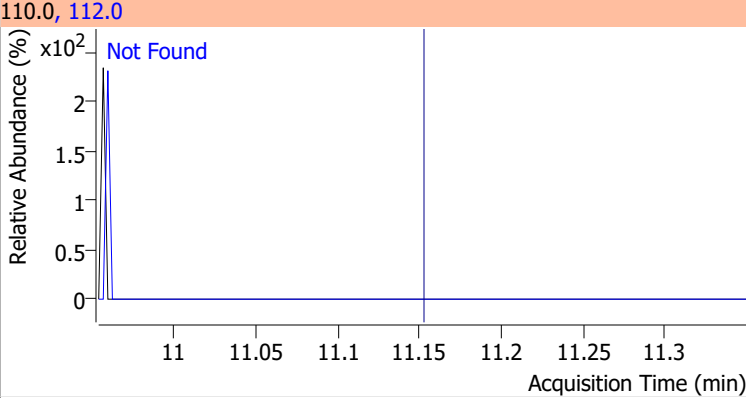
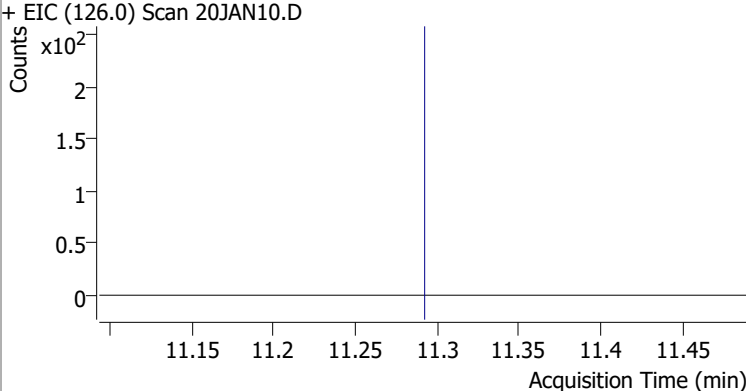
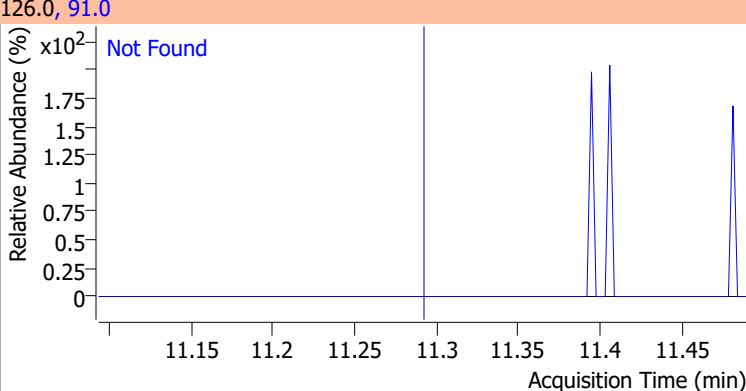
Quantitation Results Report (QT Reviewed)



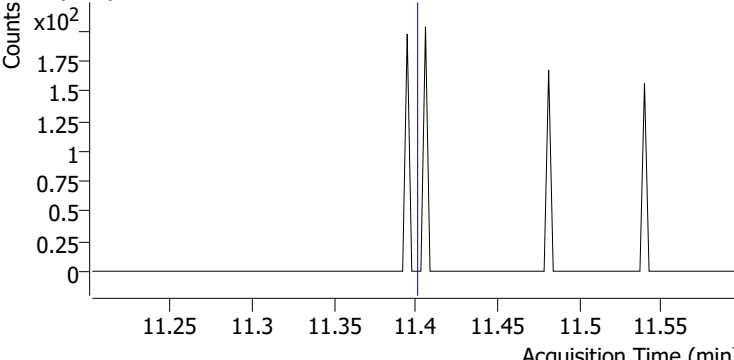
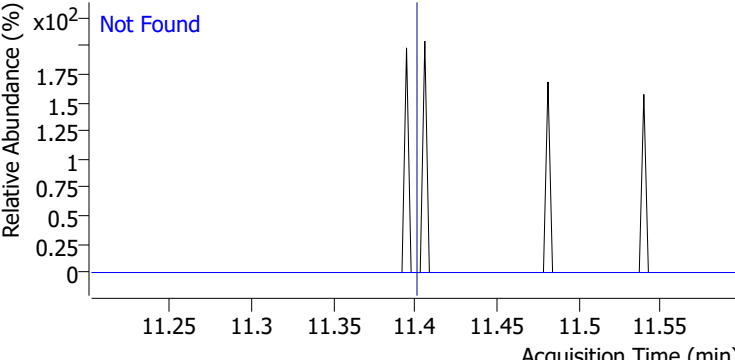
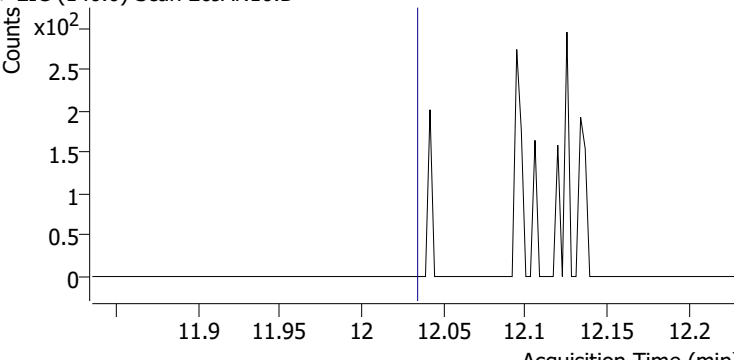
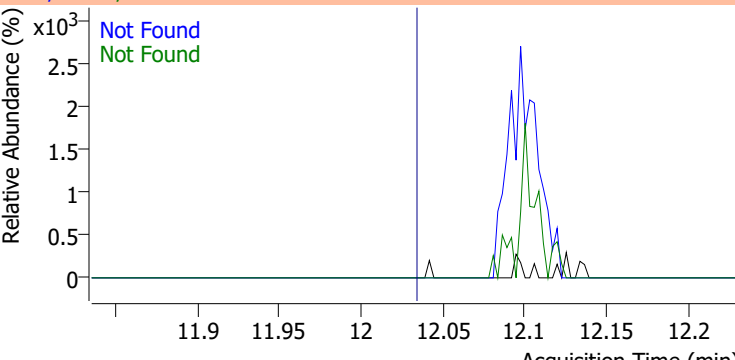
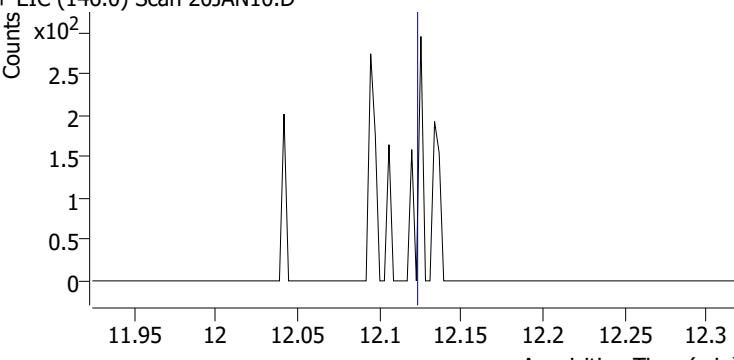
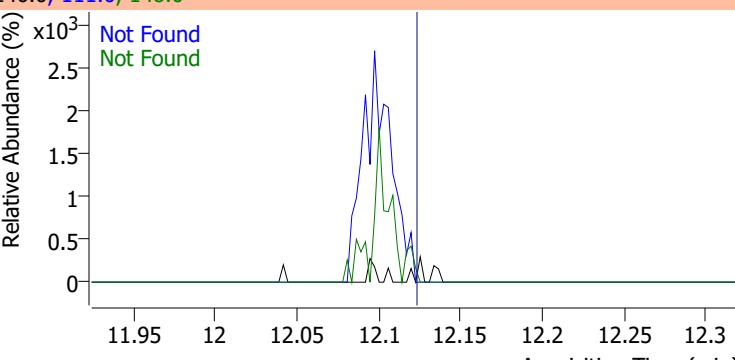
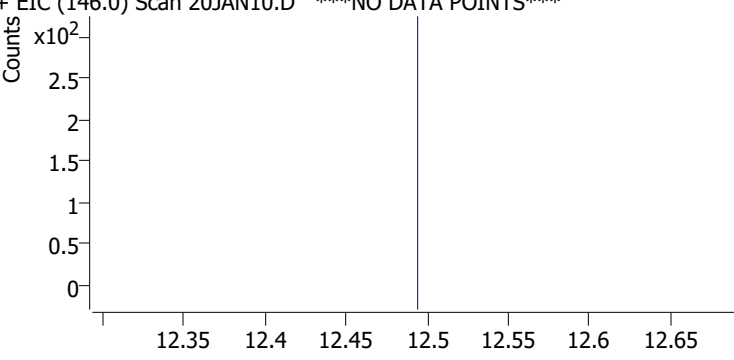
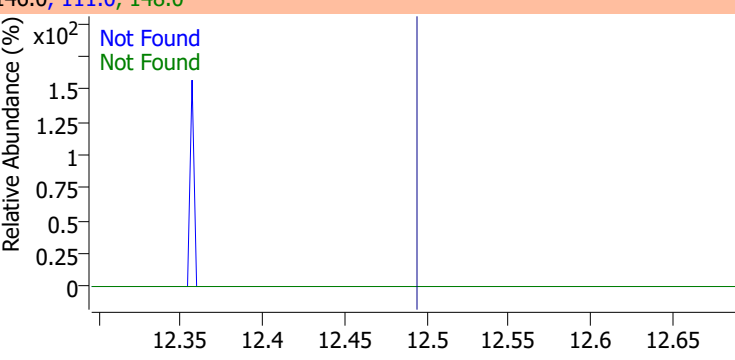
Compound	Conc.	RT	Dev(Min)	Resp.	QIon	QRatio	Lower	Upper
p-Bromofluorobenzene	261.4067	10.95	0.00	236544	174.0	95.6	65.3	125.3
					176.0	93.1	63.3	123.3



Quantitation Results Report (QT Reviewed)

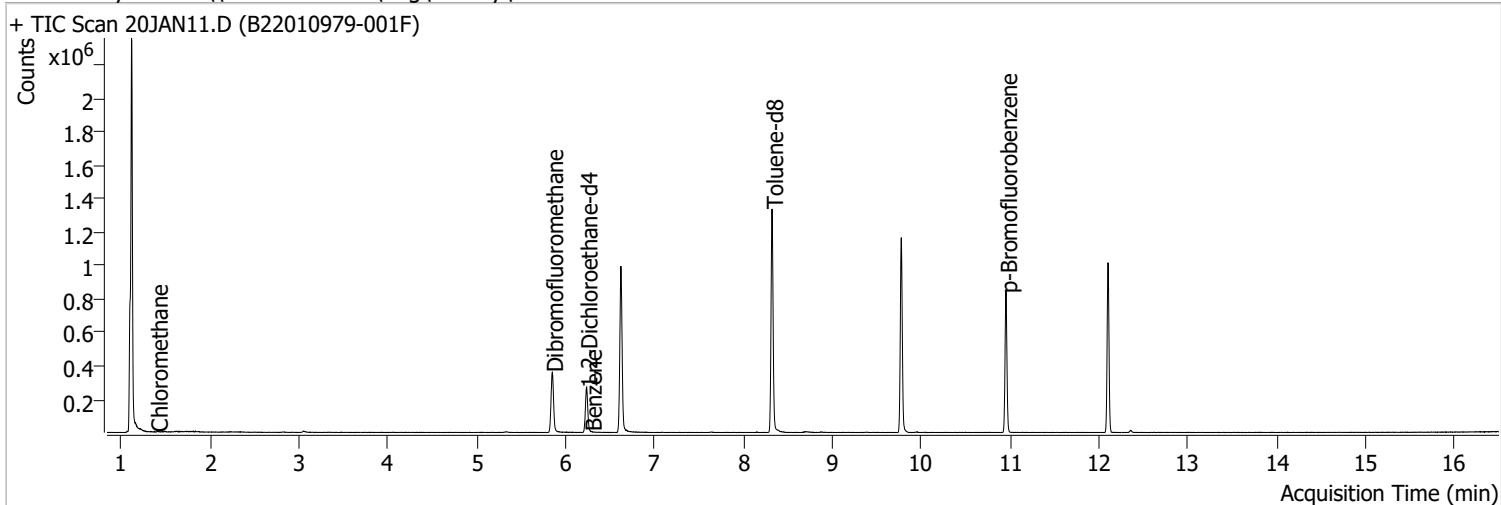
Compound	Conc.	Exp RT	QIon	Exp Ratio	QIon	Exp Ratio
Bromobenzene	N.D.	11.09	77.0	143.5	158.0	96.1
+ EIC (156.0) Scan 20JAN10.D			156.0, 77.0, 158.0			
						
1,1,2,2-Tetrachloroethane	N.D.	11.11	85.0	63.3		
+ EIC (83.0) Scan 20JAN10.D			83.0, 85.0			
						
1,2,3-Trichloropropane	N.D.	11.15	112.0	65.8		
+ EIC (110.0) Scan 20JAN10.D			110.0, 112.0			
						
2-Chlorotoluene	N.D.	11.29	91.0	276.2		
+ EIC (126.0) Scan 20JAN10.D			126.0, 91.0			
						

Quantitation Results Report (QT Reviewed)

Compound	Conc.	Exp RT	QIon	Exp Ratio		
4-Chlorotoluene	N.D.	11.40	126.0	31.3		
+ EIC (91.0) Scan 20JAN10.D			91.0, 126.0			
						
1,3-Dichlorobenzene	N.D.	12.03	148.0	62.8	QIon	Exp Ratio
+ EIC (146.0) Scan 20JAN10.D			146.0, 111.0, 148.0			
						
1,4-Dichlorobenzene	N.D.	12.12	148.0	63.7	QIon	Exp Ratio
+ EIC (146.0) Scan 20JAN10.D			146.0, 111.0, 148.0			
						
1,2-Dichlorobenzene	N.D.	12.49	148.0	61.9	QIon	Exp Ratio
+ EIC (146.0) Scan 20JAN10.D			146.0, 111.0, 148.0			
						

Quantitation Results Report (QT Reviewed)

Data File	20JAN11.D	Operator	MSC
Acq. Method	5975CACQF.M	Acq. Date-Time	1/20/2022 2:33:56 PM
Sample Name	B22010979-001F	Instrument	VOA5975C
Vial	11	Multiplier	1.00
DA Method File	VOA5975C_8260B_SHT_DoD_L4_011922.m	Comment	
Tune File	BFB_Atune3.u	Tune Date	10/11/2021 4:02:00 PM
Batch Name	VG012022_8260B.batch.bin	Last Calib Update	3/8/2022 4:29:12 PM
Ref Library	\\MASSHUNTER\Org\Library\NIST129K.l		



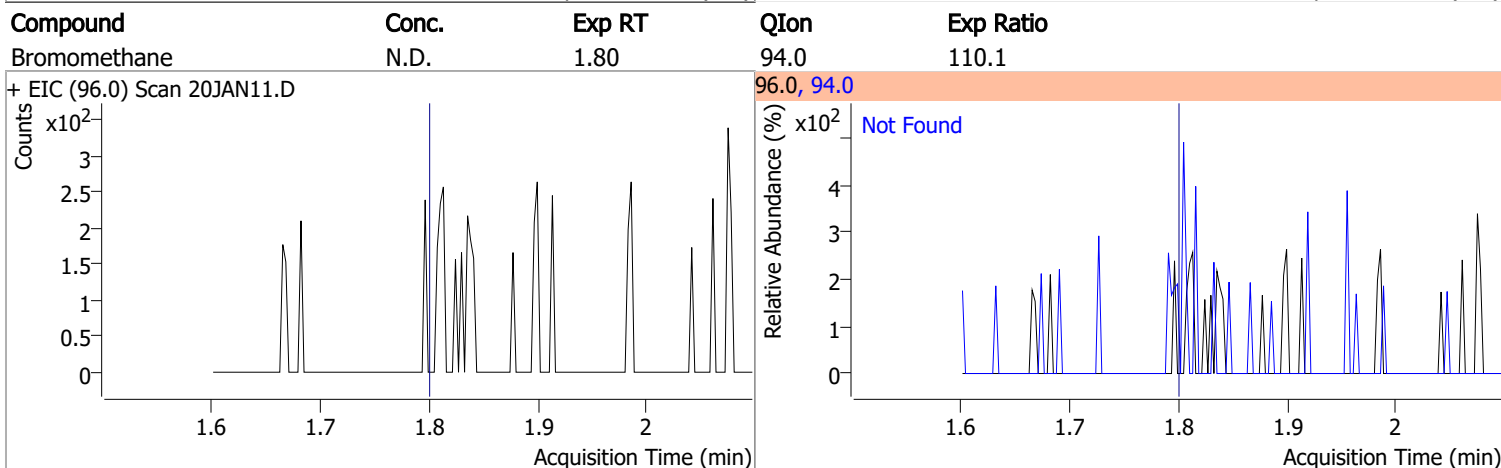
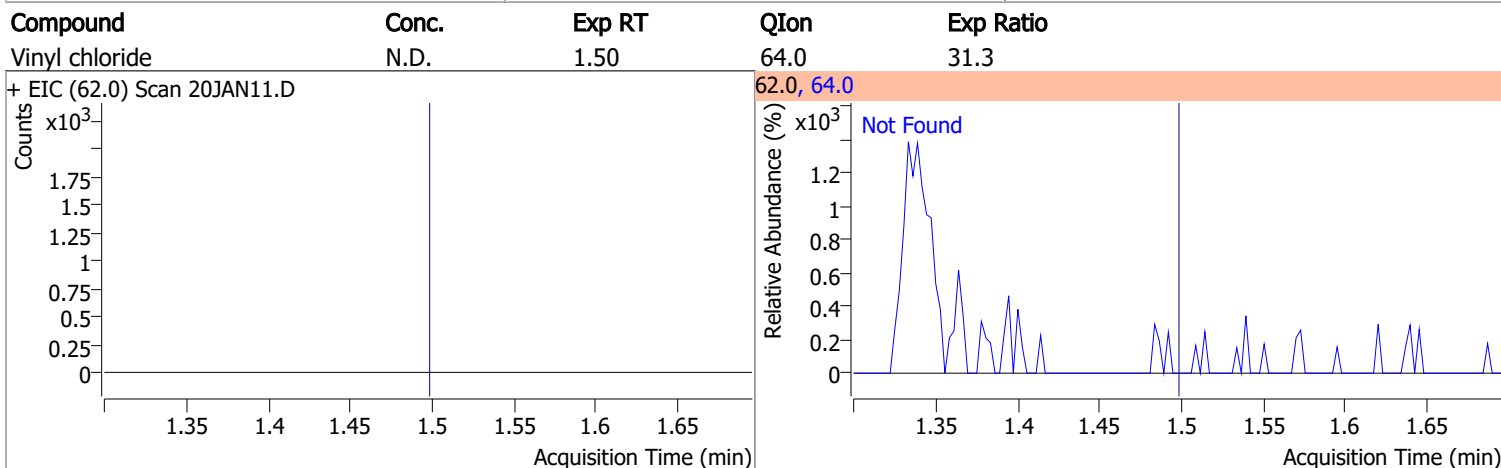
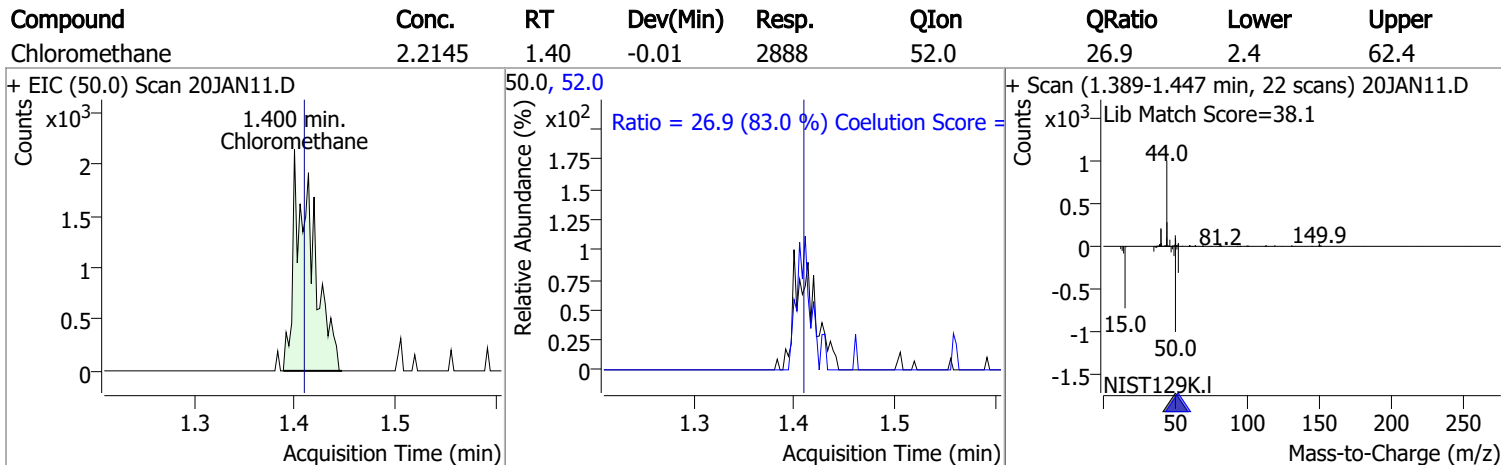
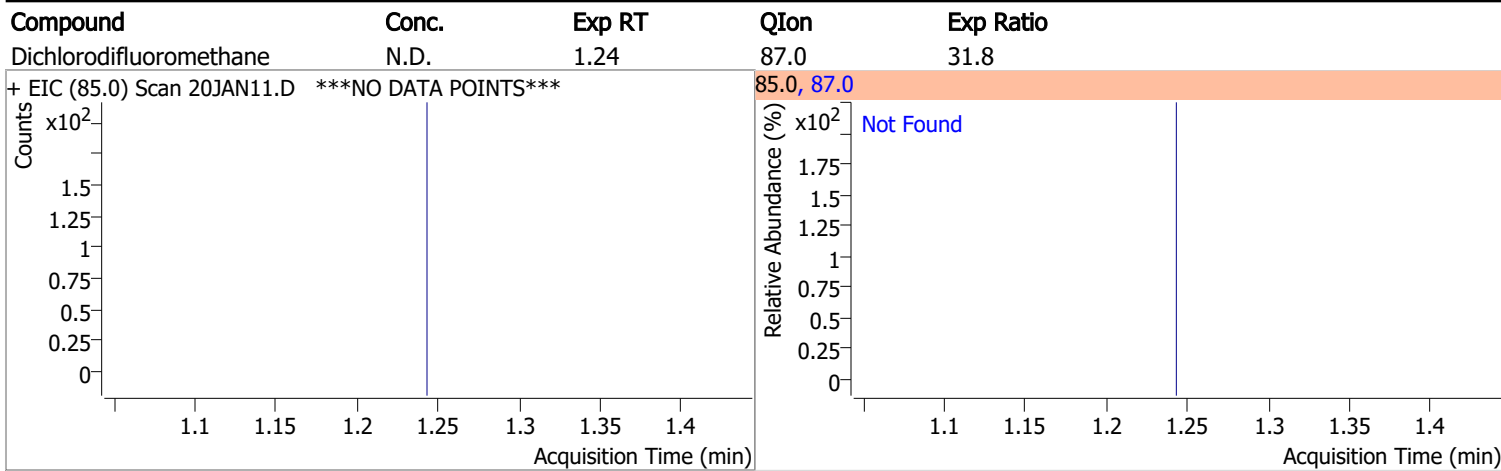
Compound	RT	QIon	Resp.	Conc.	Units	Dev(Min)
Internal Standards						
M Fluorobenzene	6.620	96.0	823804	250.0000	ng	0.000
M Chlorobenzene-d5	9.774	82.0	315299	250.0000	ng	0.000
M 1,4-Dichlorobenzene-d4	12.097	152.0	240381	250.0000	ng	-0.003
System Monitoring Compounds						
S Dibromofluoromethane	5.848	113.0	217284	272.3124	ng	-0.003
Spiked Amount: 250.000	Range: 80.0 - 119.0%			Recovery = 108.92%		
S 1,2-Dichloroethane-d4	6.233	67.0	94038	272.8260	ng	0.003
Spiked Amount: 250.000	Range: 81.0 - 118.0%			Recovery = 109.13%		
S Toluene-d8	8.321	98.0	826594	268.7197	ng	0.003
Spiked Amount: 250.000	Range: 89.0 - 112.0%			Recovery = 107.49%		
S p-Bromofluorobenzene	10.954	95.0	234857	264.6149	ng	0.005
Spiked Amount: 250.000	Range: 85.0 - 114.0%			Recovery = 105.85%		
Target Compounds						
T Dichlorodifluoromethane	0.000		0	N.D.		
T Chloromethane	1.400	50.0	2888	2.2145	ng	90
T Vinyl chloride	0.000		0	N.D.		
T Bromomethane	0.000		0	N.D.		
T Chloroethane	0.000		0	N.D.		
T Trichlorofluoromethane	0.000		0	N.D.		
T 1,1-Dichloroethene	0.000		0	N.D.		
T Methylene chloride	3.355	49.0	0		ng	md
T trans-1,2-Dichloroethene	0.000		0	N.D.		
T Methyl tert-butyl ether (MTBE)	0.000		0	N.D.		
T 1,1-Dichloroethane	0.000		0	N.D.		
T 2,2-Dichloropropane	0.000		0	N.D.		
T cis-1,2-Dichloroethene	0.000		0	N.D.		
T Methyl ethyl ketone	0.000		0	N.D.		
T Bromochloromethane	0.000		0	N.D.		
T Chloroform	0.000		0	N.D.		

Quantitation Results Report (QT Reviewed)

Compound	RT	QIon	Resp.	Conc.	Units		Dev(Min)
T 1,1,1-Trichloroethane	0.000		0	N.D.			
T Carbon tetrachloride	0.000		0	N.D.			
T 1,1-Dichloropropene	0.000		0	N.D.			
T Benzene	6.283	78.0	156	0.0474	ng	m	95
T 1,2-Dichloroethane	0.000		0	N.D.			
T Trichloroethene	0.000		0	N.D.			
T 1,2-Dichloropropane	0.000		0	N.D.			
T Dibromomethane	0.000		0	N.D.			
T Bromodichloromethane	0.000		0	N.D.			
T cis-1,3-Dichloropropene	0.000		0	N.D.			
T Toluene	0.000		0	N.D.			
T trans-1,3-Dichloropropene	0.000		0	N.D.			
T 1,1,2-Trichloroethane	0.000		0	N.D.			
T Tetrachloroethene	0.000		0	N.D.			
T 1,3-Dichloropropane	0.000		0	N.D.			
T Chlorodibromomethane	0.000		0	N.D.			
T 1,2-Dibromoethane	0.000		0	N.D.			
T Chlorobenzene	0.000		0	N.D.			
T 1,1,1,2-Tetrachloroethane	0.000		0	N.D.			
T Ethylbenzene	0.000		0	N.D.			
T m+p-Xylenes	0.000		0	N.D.			
T o-Xylene	0.000		0	N.D.			
T Styrene	0.000		0	N.D.			
T Bromoform	0.000		0	N.D.			
T Bromobenzene	0.000		0	N.D.			
T 1,1,2,2-Tetrachloroethane	0.000		0	N.D.			
T 1,2,3-Trichloropropane	0.000		0	N.D.			
T 2-Chlorotoluene	0.000		0	N.D.			
T 4-Chlorotoluene	0.000		0	N.D.			
T 1,3-Dichlorobenzene	0.000		0	N.D.			
T 1,4-Dichlorobenzene	0.000		0	N.D.			
T 1,2-Dichlorobenzene	0.000		0	N.D.			

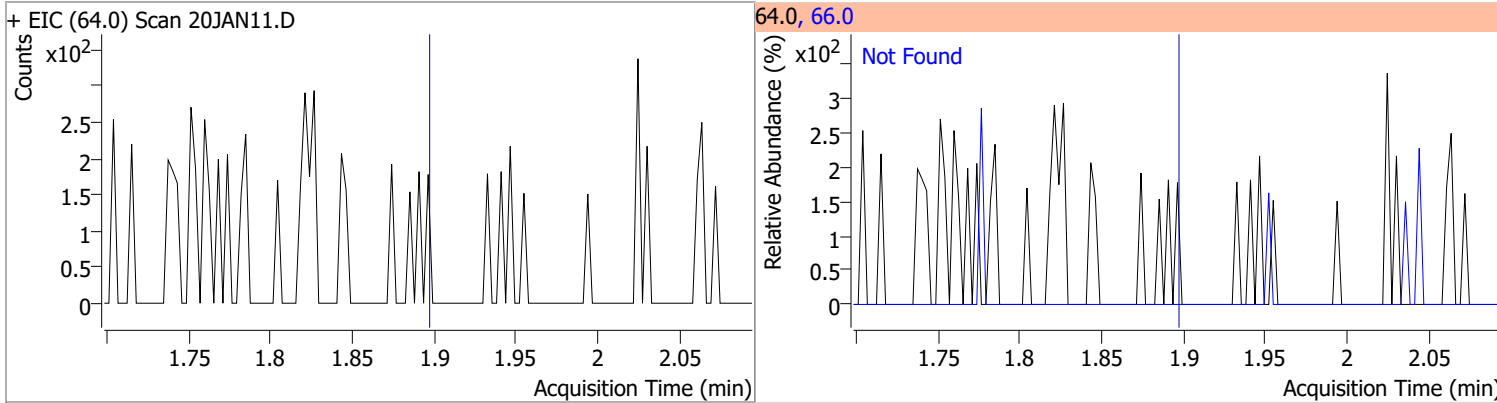
(#) = Qualifier Out of Range; (m) = Manual Integration; (+) = Area Summed; (*) = Surrogate Percent Recovery Out of Range; (d): Zeroed Peak

Quantitation Results Report (QT Reviewed)

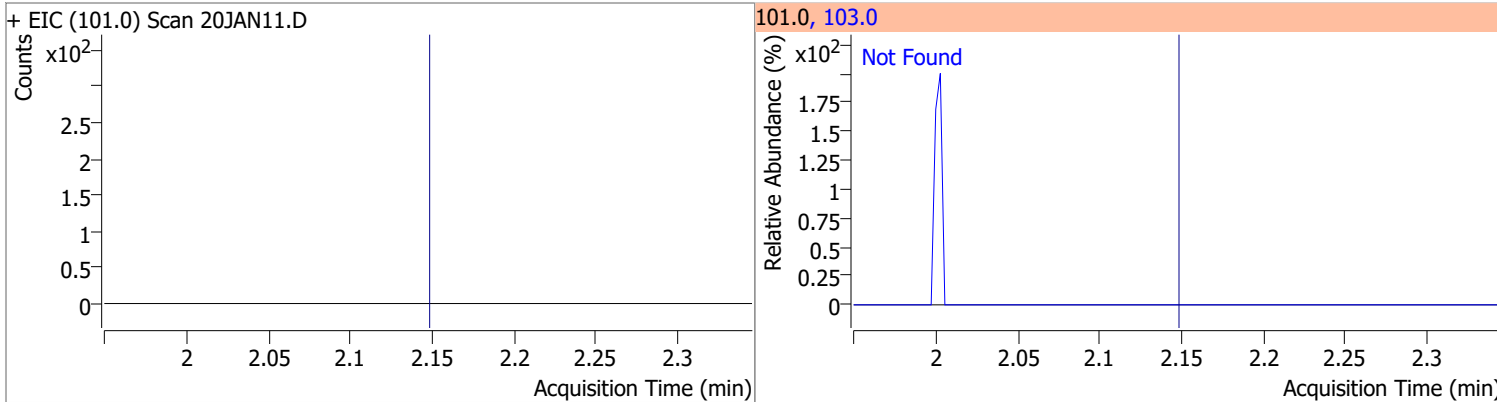


Quantitation Results Report (QT Reviewed)

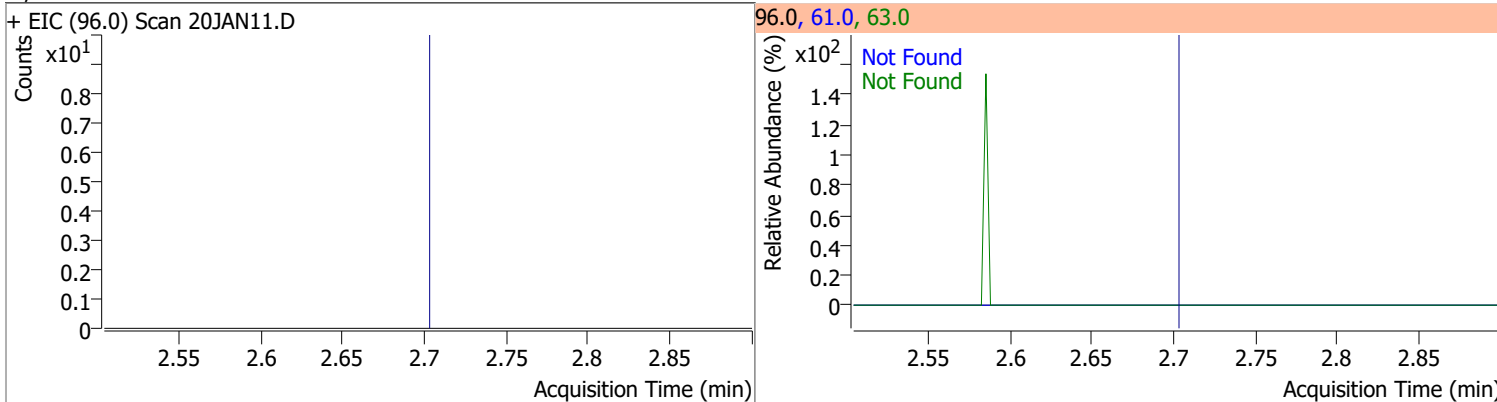
Compound	Conc.	Exp RT	QIon	Exp Ratio
Chloroethane	N.D.	1.90	66.0	30.0



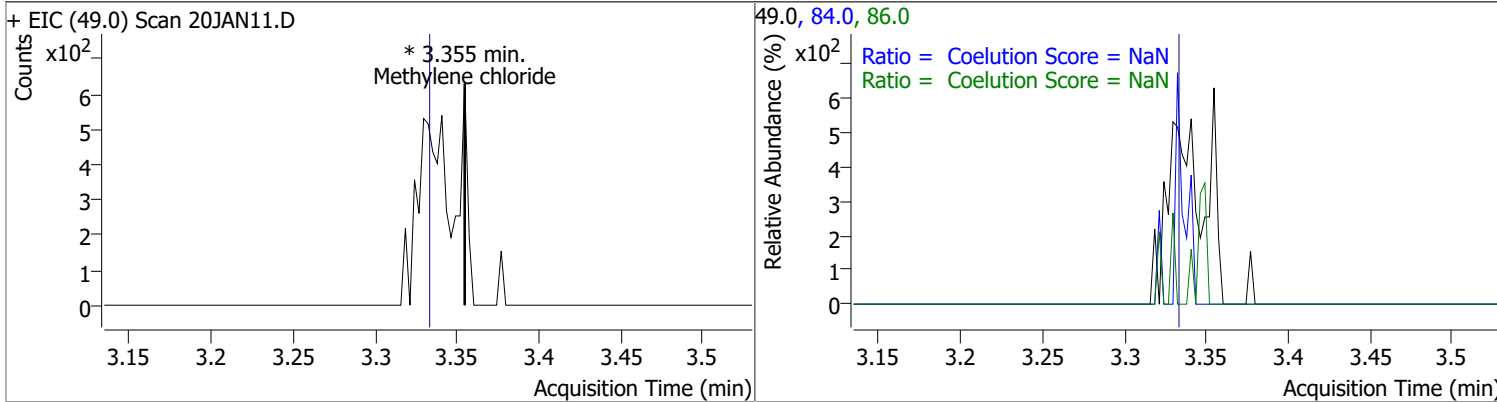
Compound	Conc.	Exp RT	QIon	Exp Ratio
Trichlorofluoromethane	N.D.	2.15	103.0	65.0



Compound	Conc.	Exp RT	QIon	Exp Ratio	QIon	Exp Ratio
1,1-Dichloroethene	N.D.	2.70	61.0	179.9	63.0	57.0

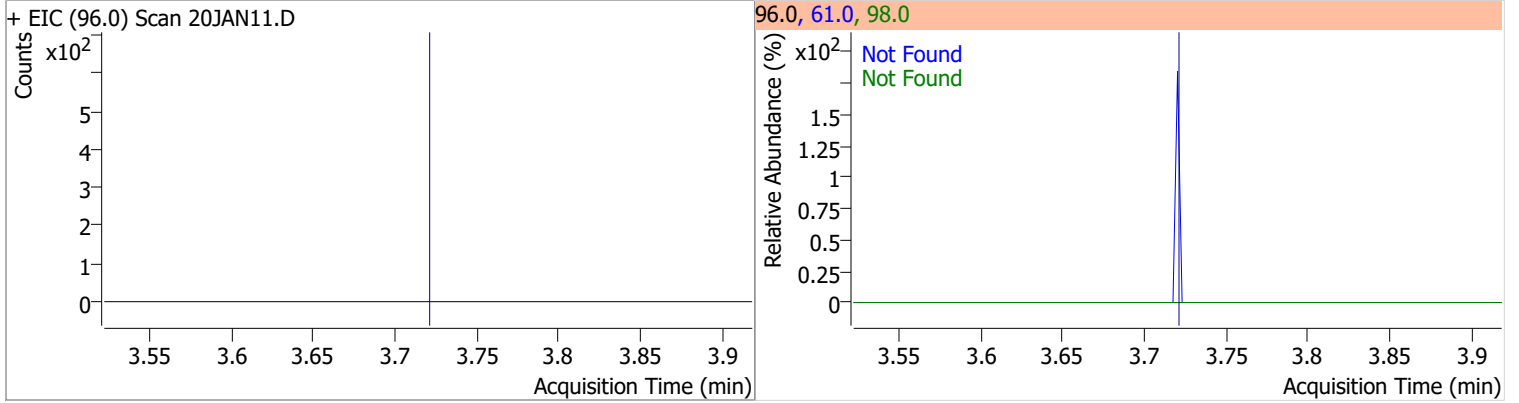


Compound	Conc.	RT	Dev(Min)	Resp.	QIon	QRatio	Lower	Upper
Methylene chloride		0		0	84.0		36.1	96.1
					86.0		11.8	71.8

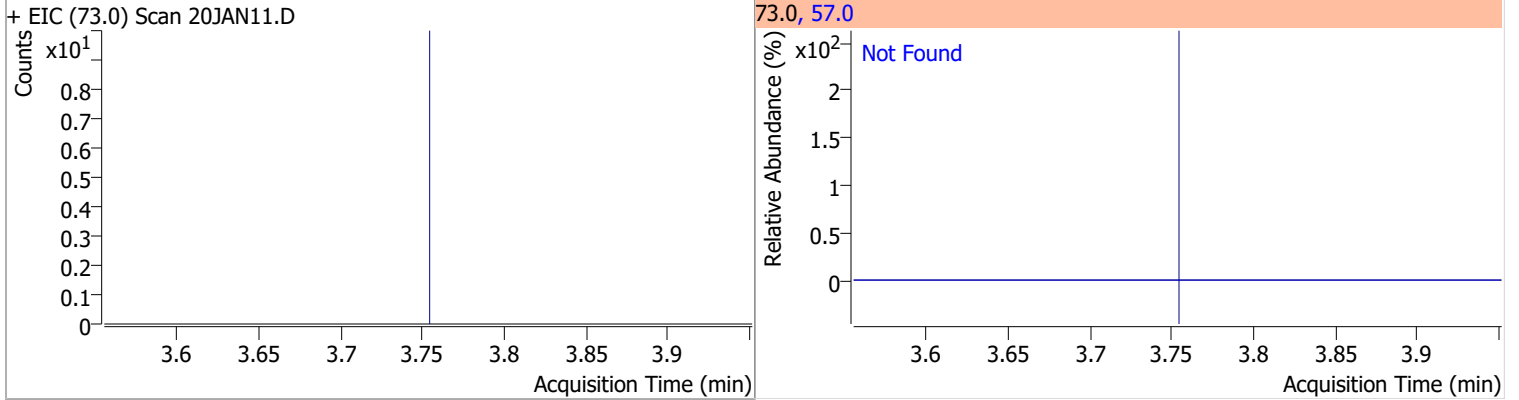


Quantitation Results Report (QT Reviewed)

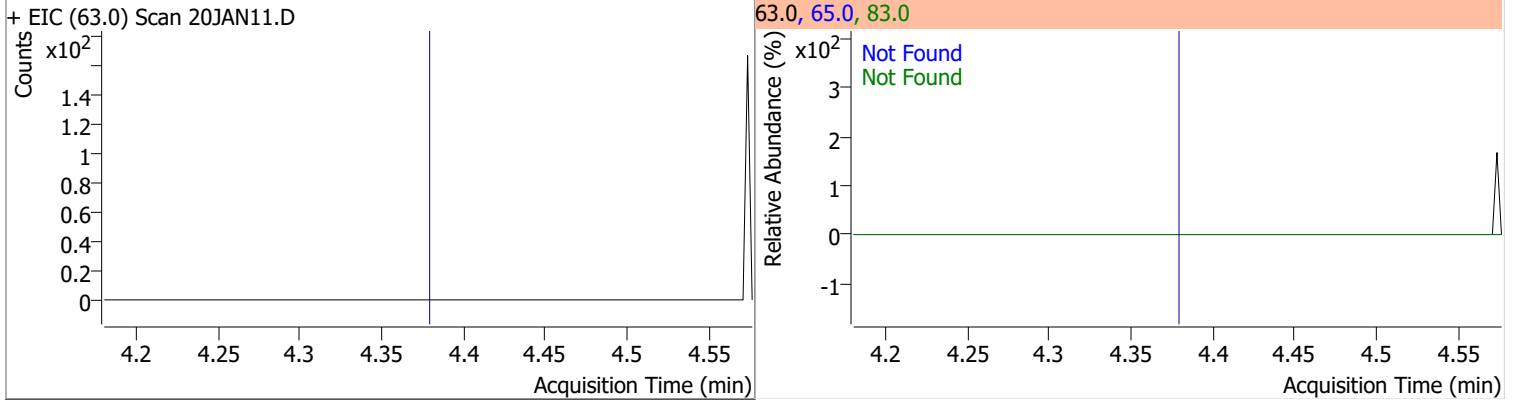
Compound	Conc.	Exp RT	QIon	Exp Ratio	QIon	Exp Ratio
trans-1,2-Dichloroethene	N.D.	3.72	61.0	154.8	98.0	62.1



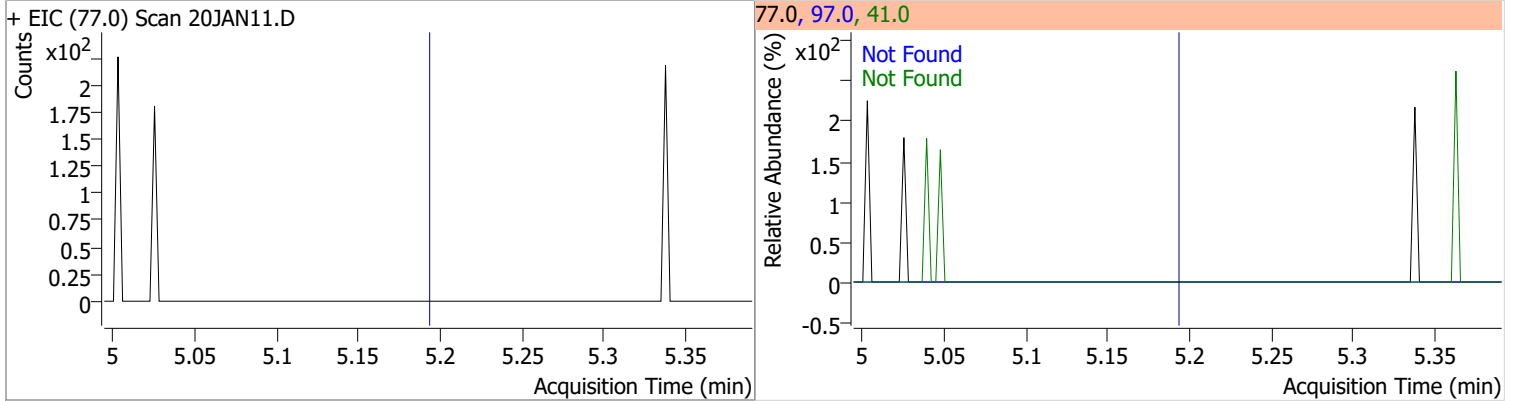
Compound	Conc.	Exp RT	QIon	Exp Ratio
Methyl tert-butyl ether (MTBE)	N.D.	3.75	57.0	24.6



Compound	Conc.	Exp RT	QIon	Exp Ratio	QIon	Exp Ratio
1,1-Dichloroethane	N.D.	4.38	65.0	31.0	83.0	12.7

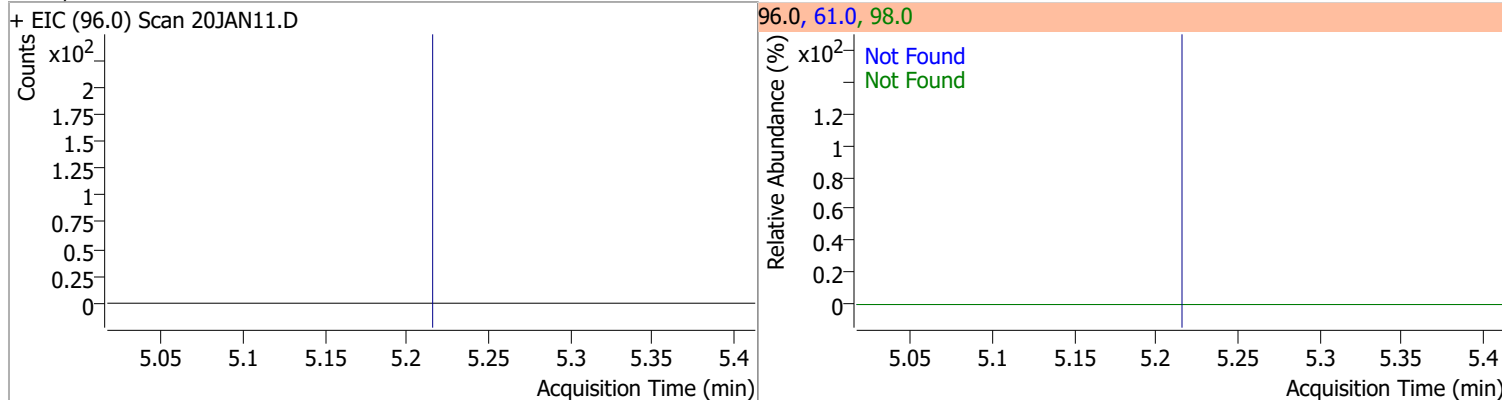


Compound	Conc.	Exp RT	QIon	Exp Ratio	QIon	Exp Ratio
2,2-Dichloropropane	N.D.	5.19	41.0	68.8	97.0	23.9

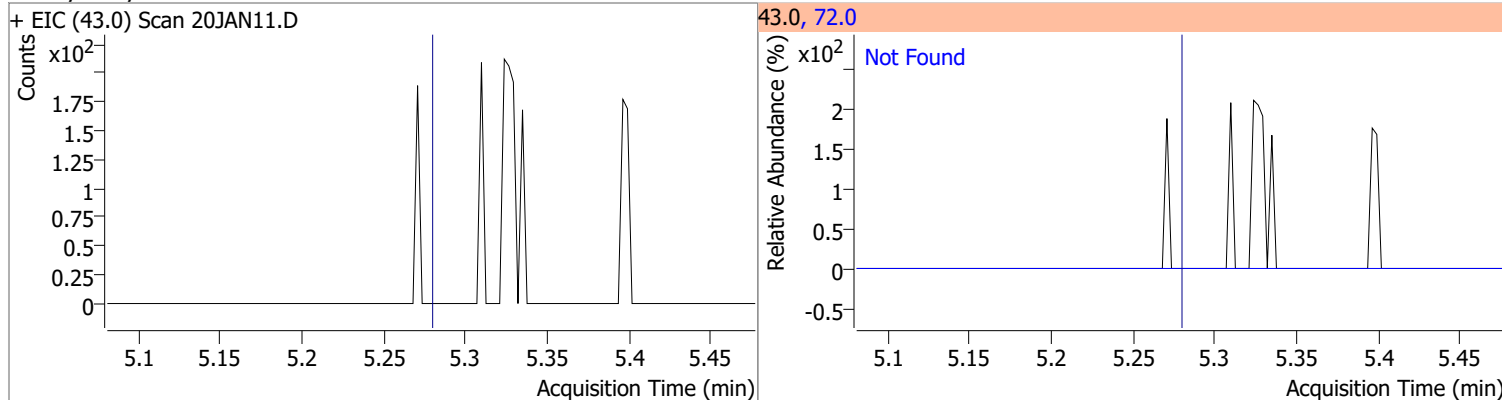


Quantitation Results Report (QT Reviewed)

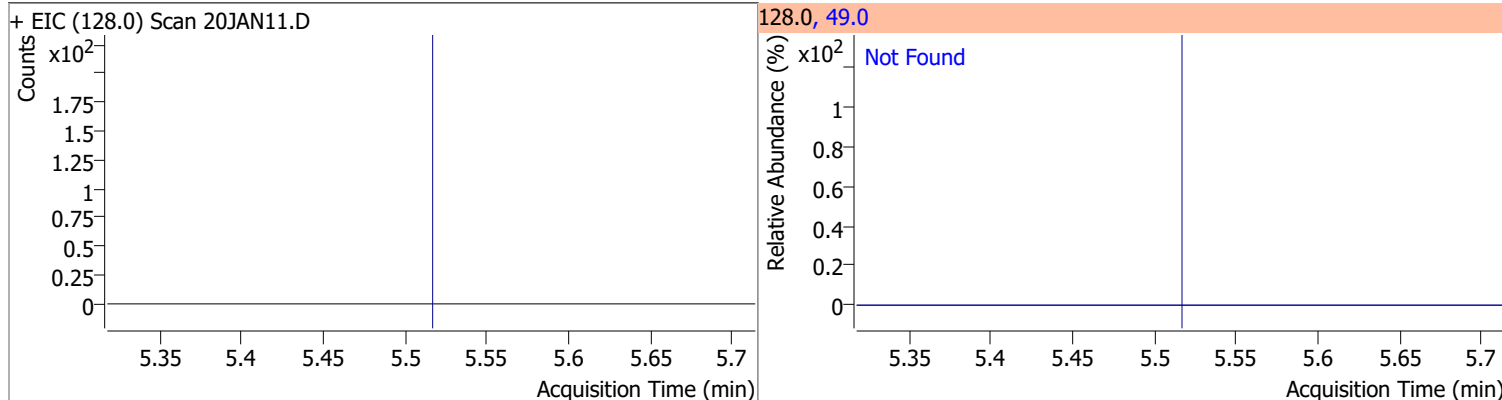
Compound	Conc.	Exp RT	QIon	Exp Ratio	QIon	Exp Ratio
cis-1,2-Dichloroethene	N.D.	5.21	61.0	160.4	98.0	66.2



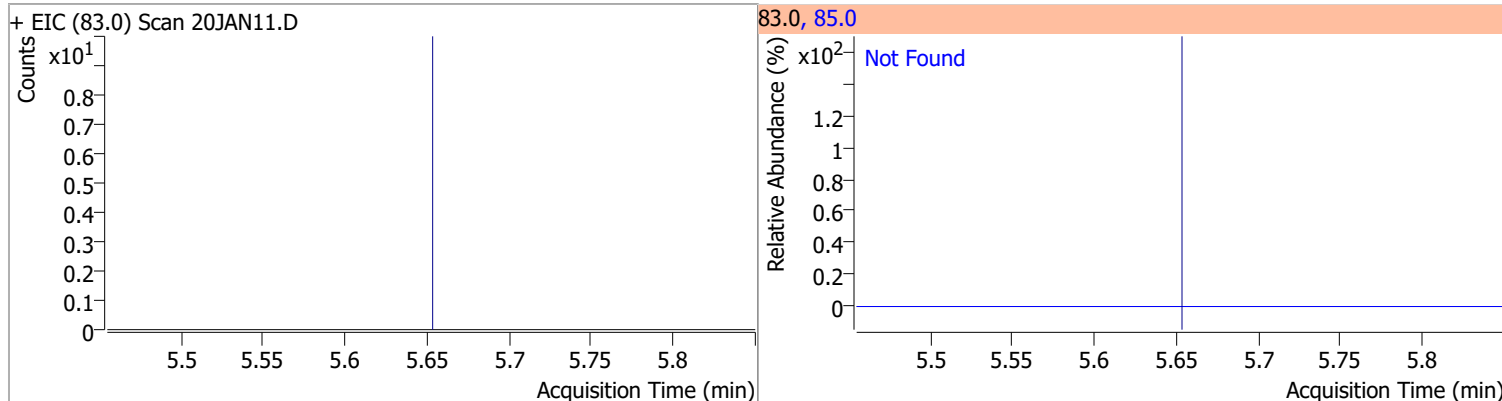
Compound	Conc.	Exp RT	QIon	Exp Ratio
Methyl ethyl ketone	N.D.	5.28	72.0	20.6



Compound	Conc.	Exp RT	QIon	Exp Ratio
Bromochloromethane	N.D.	5.52	49.0	182.2

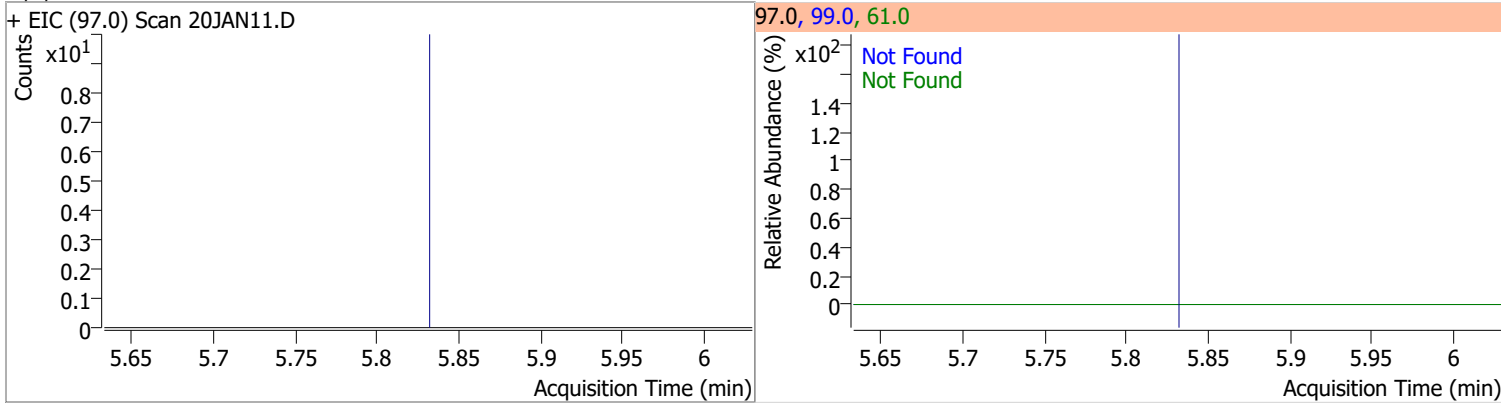


Compound	Conc.	Exp RT	QIon	Exp Ratio
Chloroform	N.D.	5.65	85.0	66.2

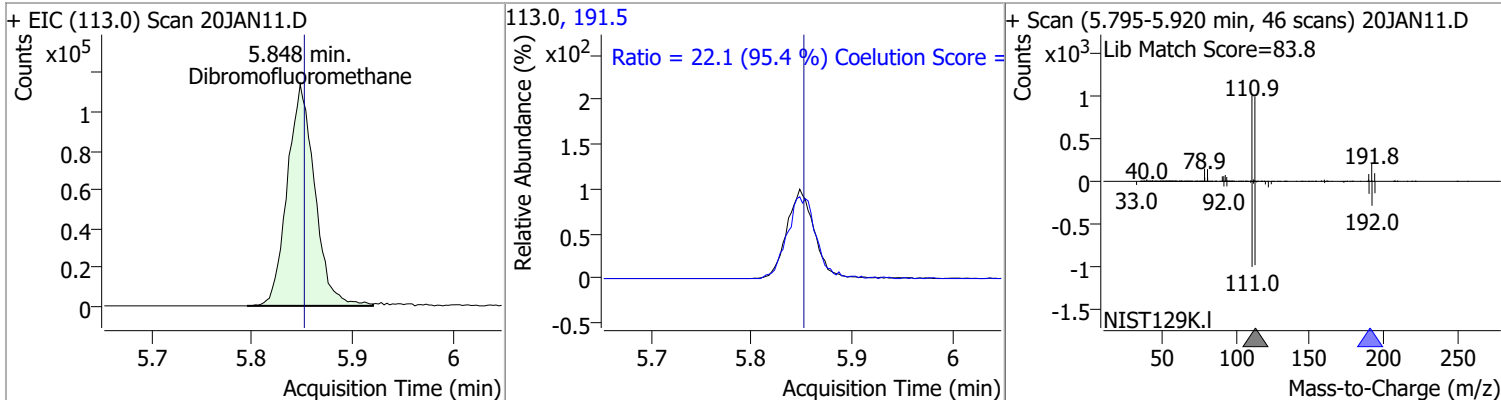


Quantitation Results Report (QT Reviewed)

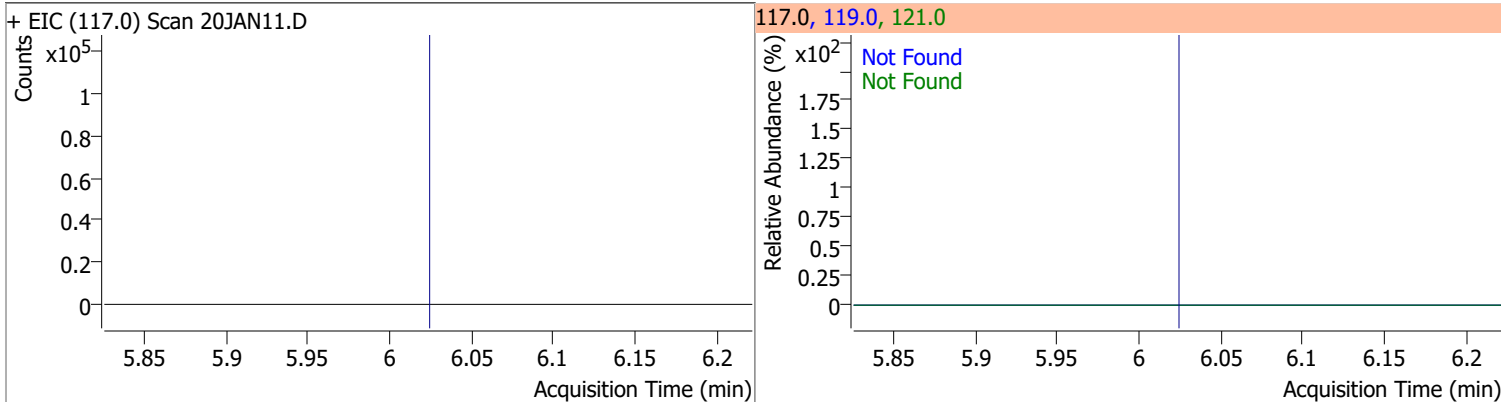
Compound	Conc.	Exp RT	QIon	Exp Ratio	QIon	Exp Ratio
1,1,1-Trichloroethane	N.D.	5.83	99.0	63.1	61.0	49.1



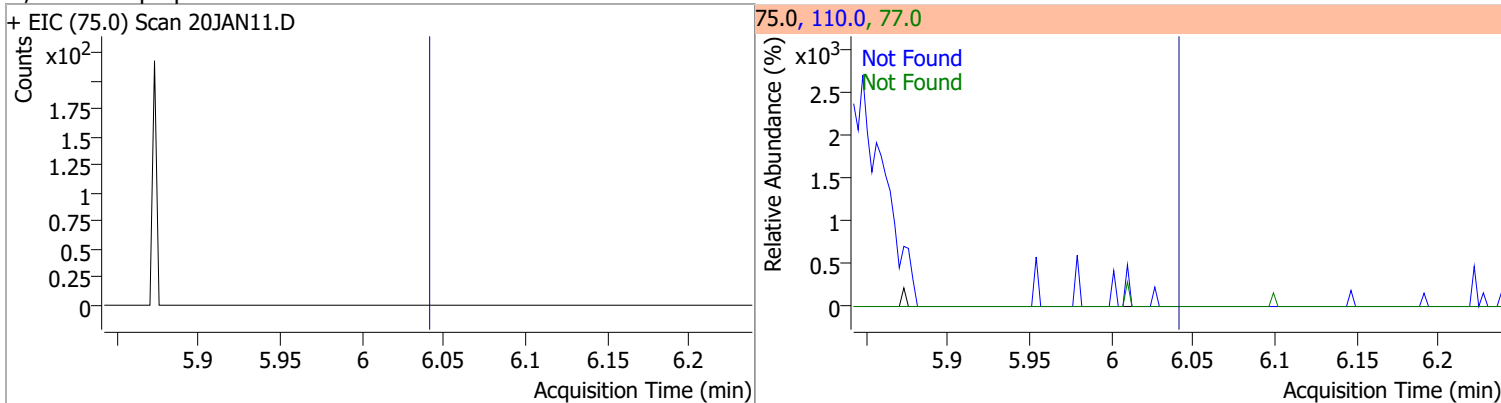
Compound	Conc.	RT	Dev(Min)	Resp.	QIon	QRatio	Lower	Upper
Dibromofluoromethane	272.3124	5.85	0.00	217284	191.5	22.1	0.0	53.2



Compound	Conc.	Exp RT	QIon	Exp Ratio	QIon	Exp Ratio
Carbon tetrachloride	N.D.	6.02	119.0	97.6	121.0	30.7

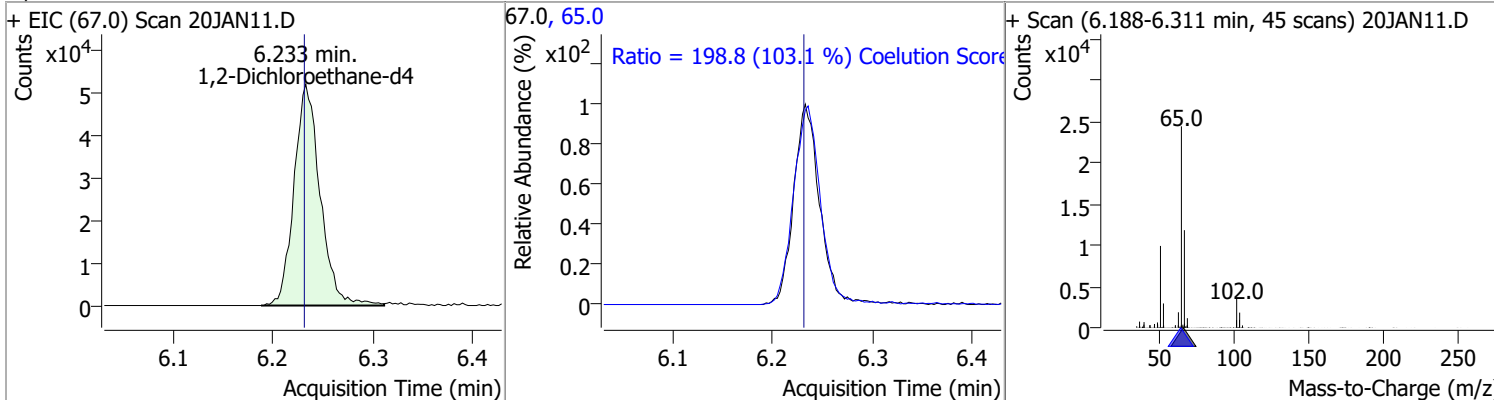


Compound	Conc.	Exp RT	QIon	Exp Ratio	QIon	Exp Ratio
1,1-Dichloropropene	N.D.	6.04	110.0	35.6	77.0	31.0

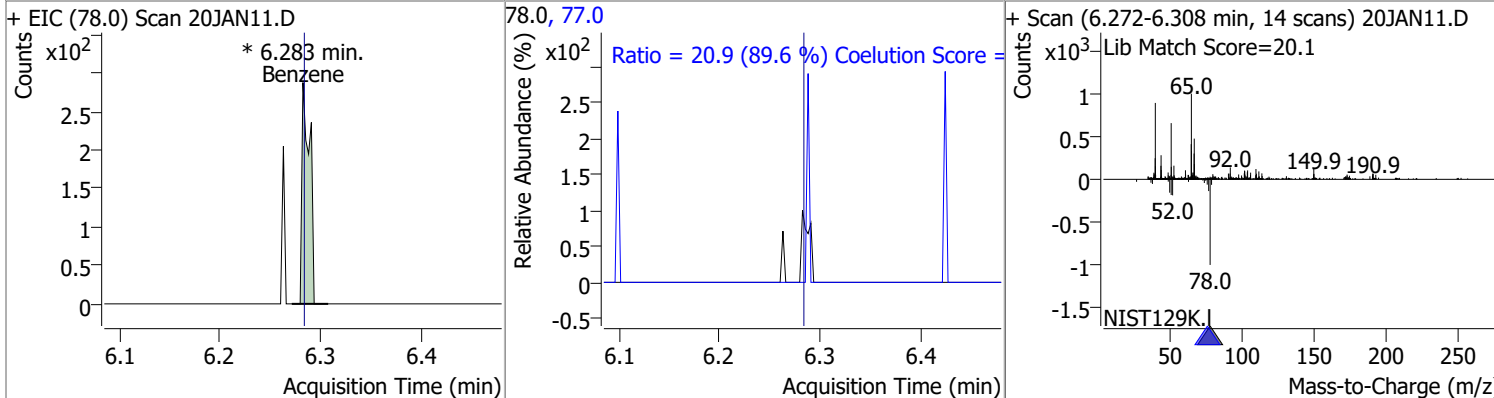


Quantitation Results Report (QT Reviewed)

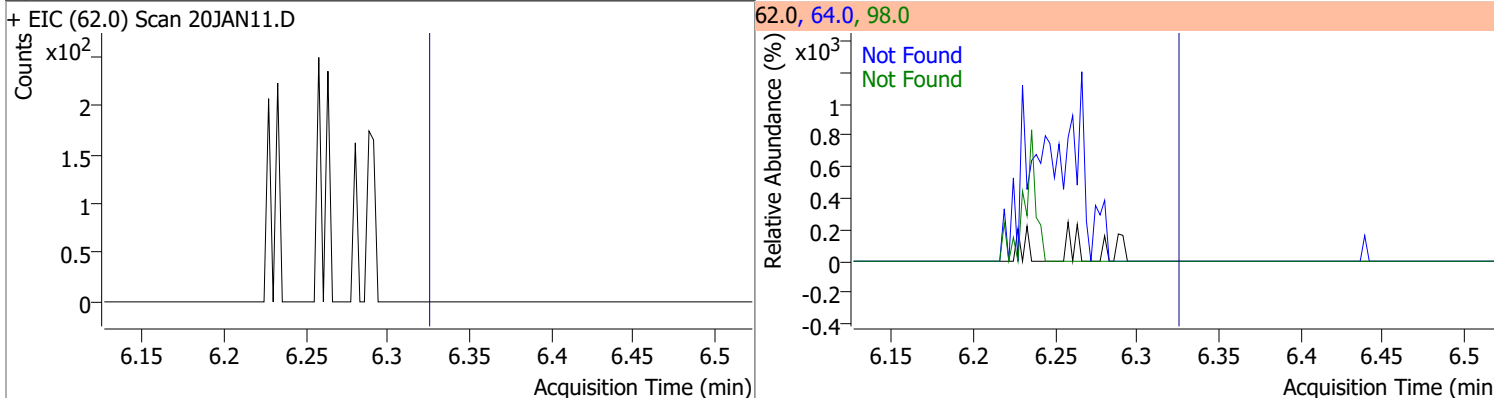
Compound	Conc.	RT	Dev(Min)	Resp.	QIon	QRatio	Lower	Upper
1,2-Dichloroethane-d4	272.8260	6.23	0.00	94038	65.0	198.8	162.8	222.8



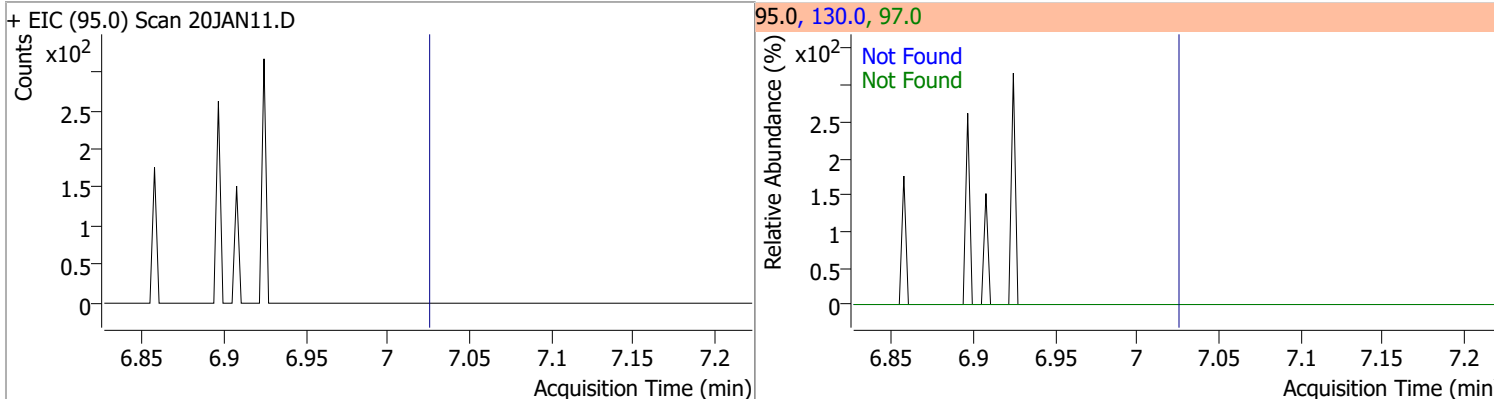
Compound	Conc.	RT	Dev(Min)	Resp.	QIon	QRatio	Lower	Upper
Benzene	0.0474	6.28	0.00	156 (m)	77.0	20.9	0.0	53.3



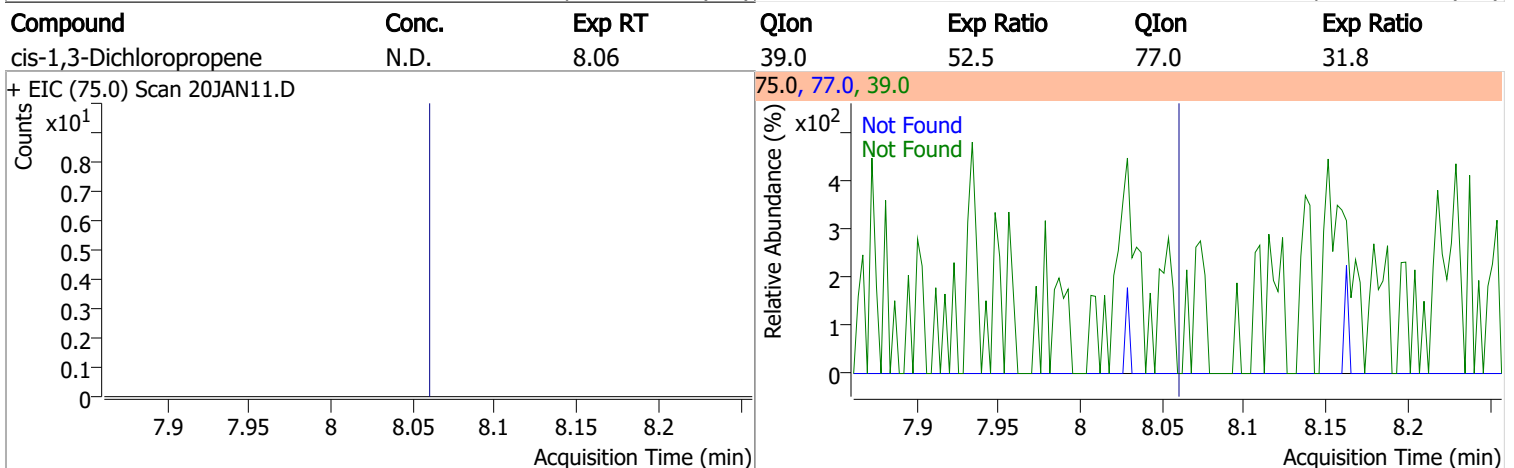
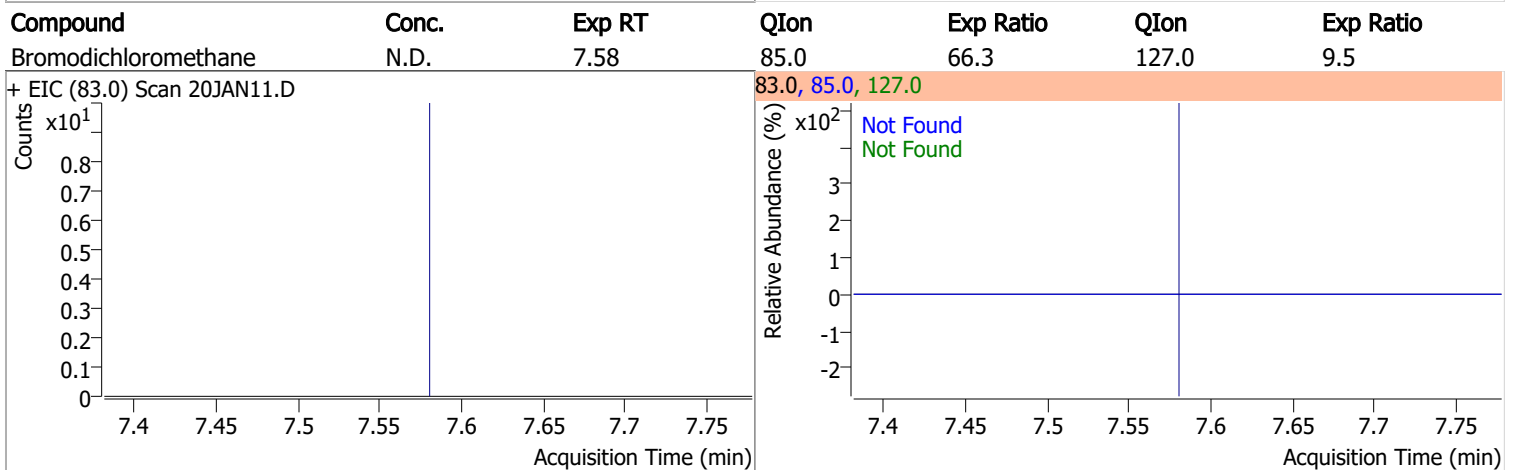
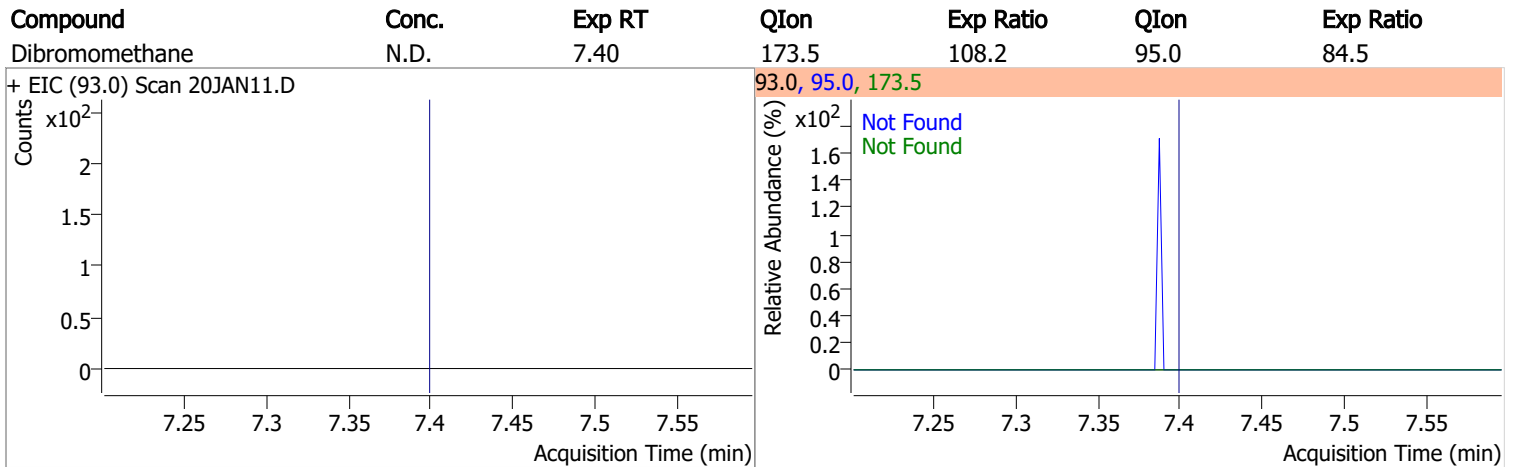
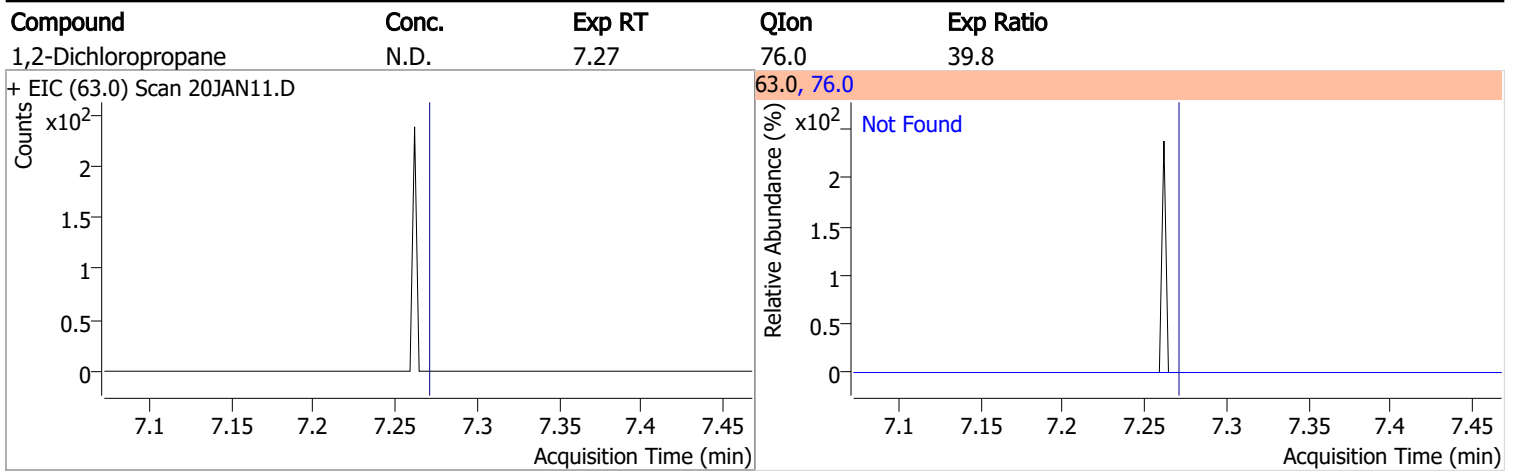
Compound	Conc.	Exp RT	QIon	Exp Ratio	QIon	Exp Ratio
1,2-Dichloroethane	N.D.	6.32	64.0	32.2	98.0	8.2



Compound	Conc.	Exp RT	QIon	Exp Ratio	QIon	Exp Ratio
Trichloroethene	N.D.	7.02	130.0	105.6	97.0	65.7

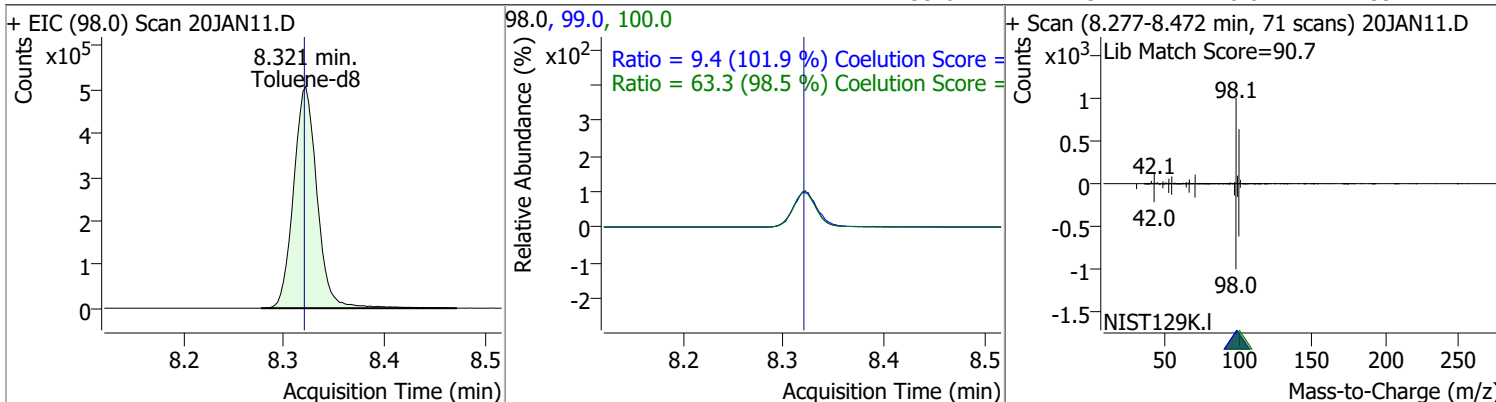


Quantitation Results Report (QT Reviewed)

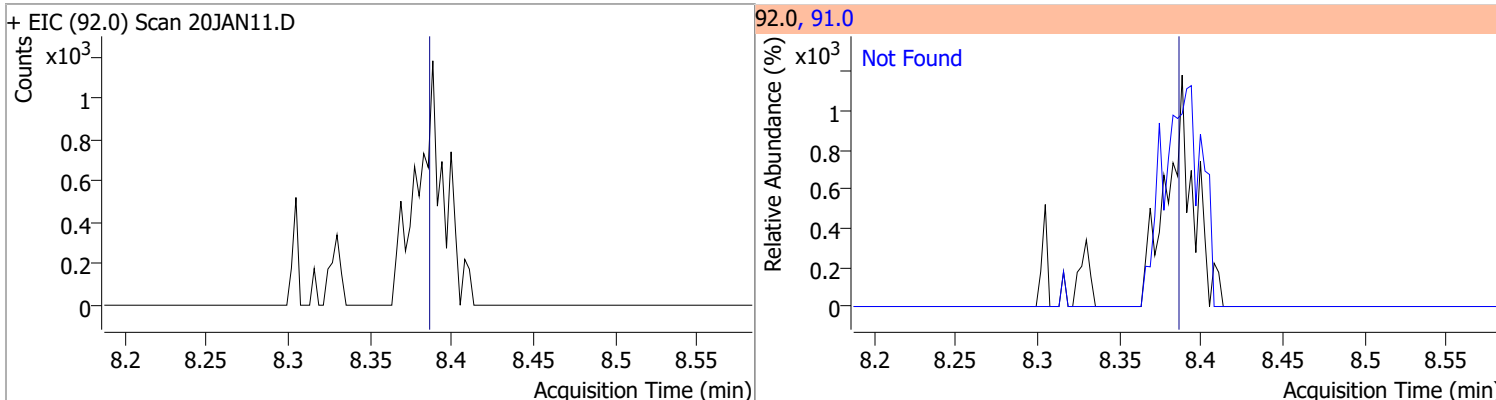


Quantitation Results Report (QT Reviewed)

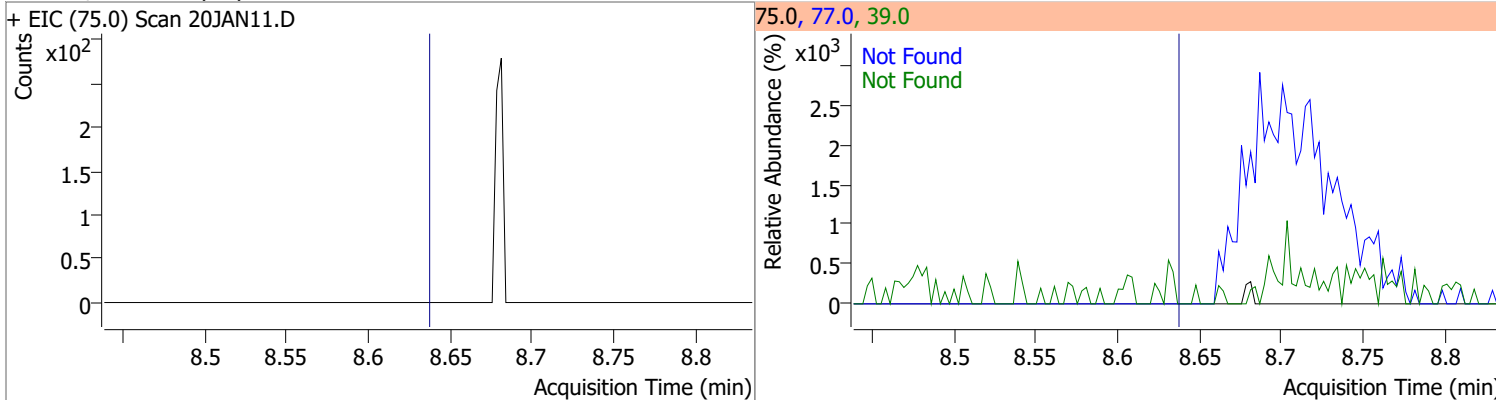
Compound	Conc.	RT	Dev(Min)	Resp.	QIon	QRatio	Lower	Upper
Toluene-d8	268.7197	8.32	0.00	826594	100.0	63.3	34.3	94.3
					99.0	9.4	0.0	39.2



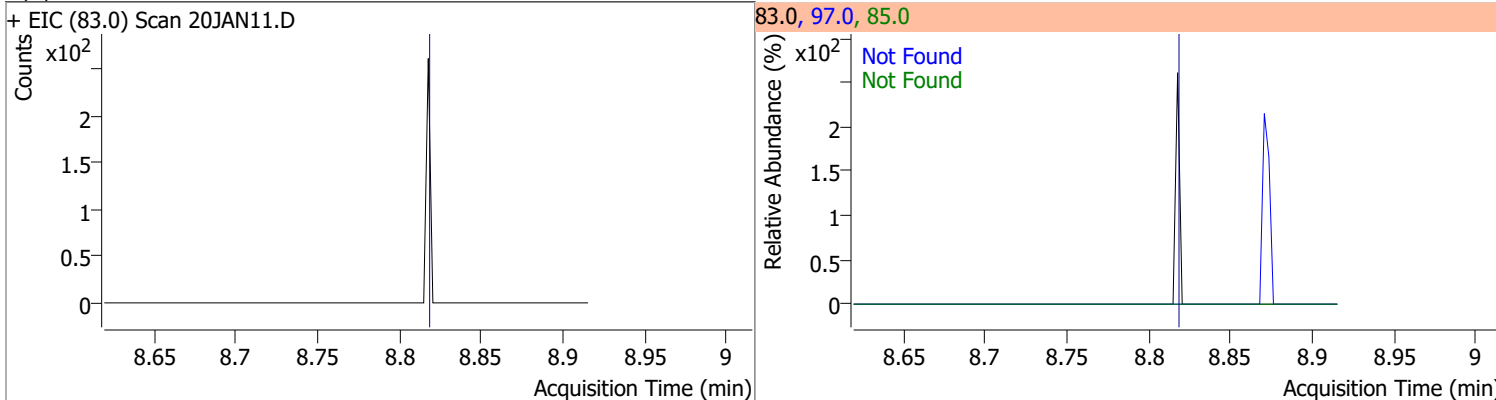
Compound	Conc.	Exp RT	QIon	Exp Ratio
Toluene	N.D.	8.39	91.0	174.1



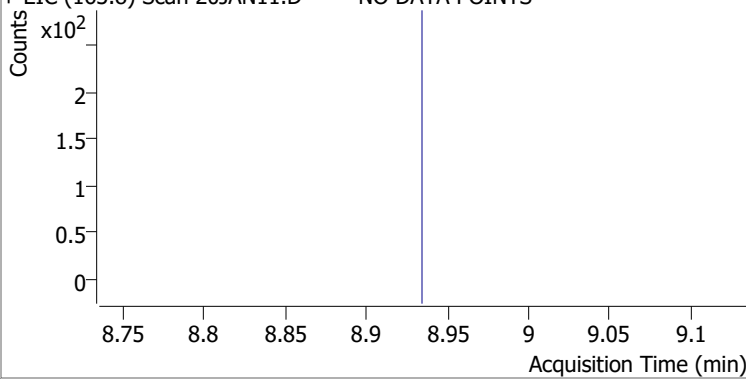
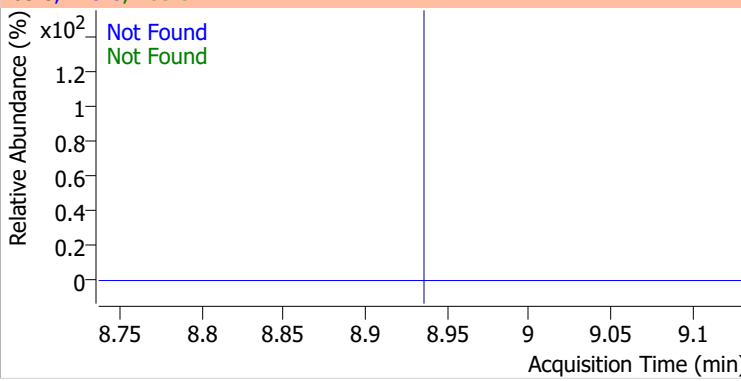
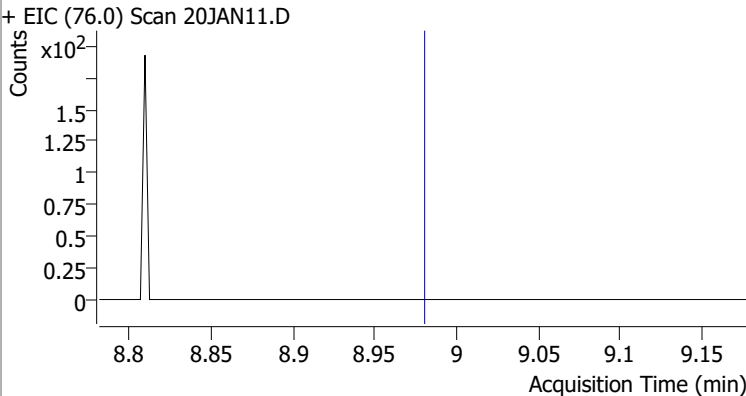
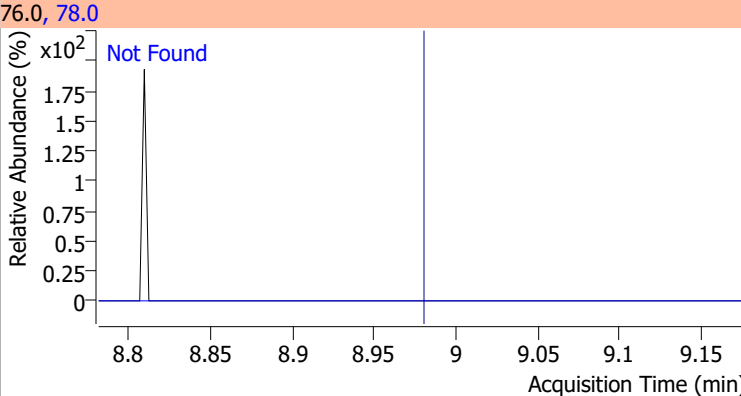
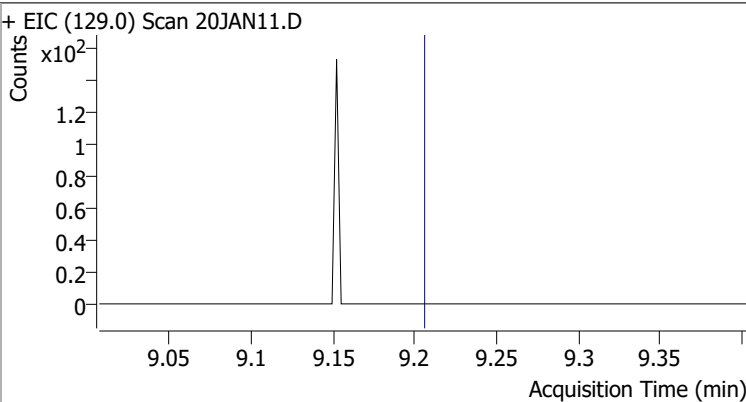
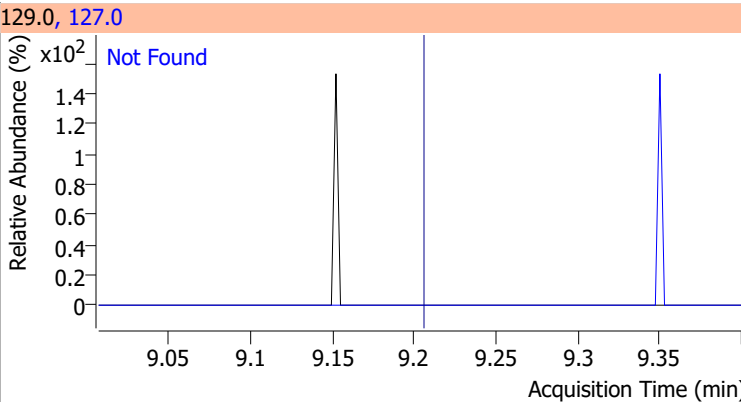
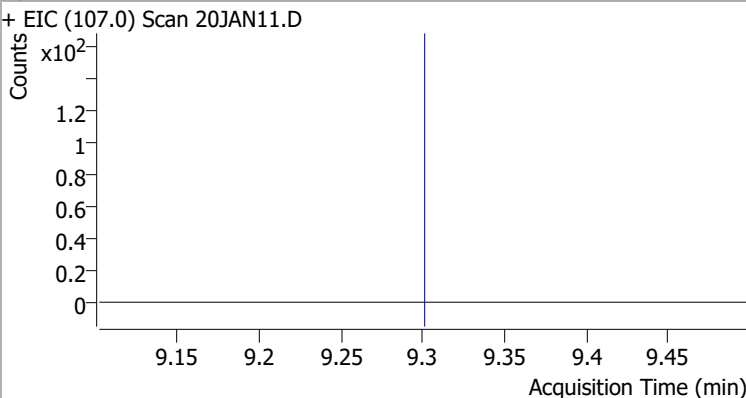
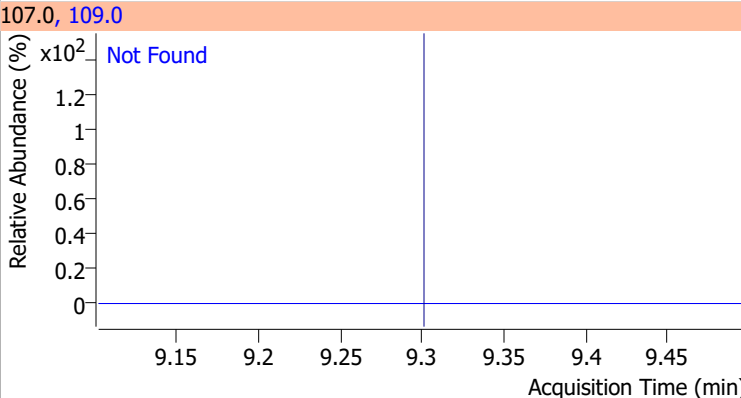
Compound	Conc.	Exp RT	QIon	Exp Ratio	QIon	Exp Ratio
trans-1,3-Dichloropropene	N.D.	8.64	39.0	53.0	77.0	31.0



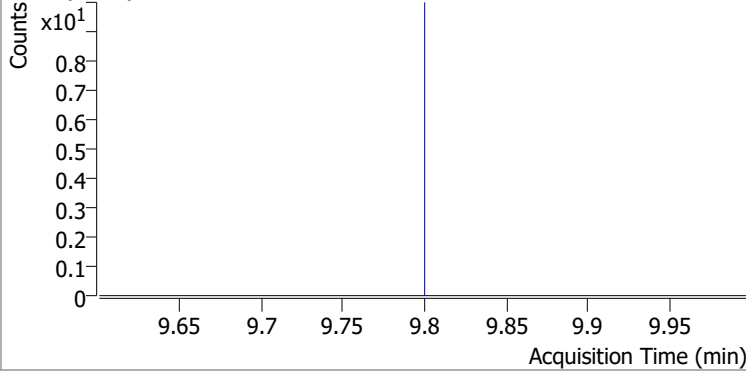
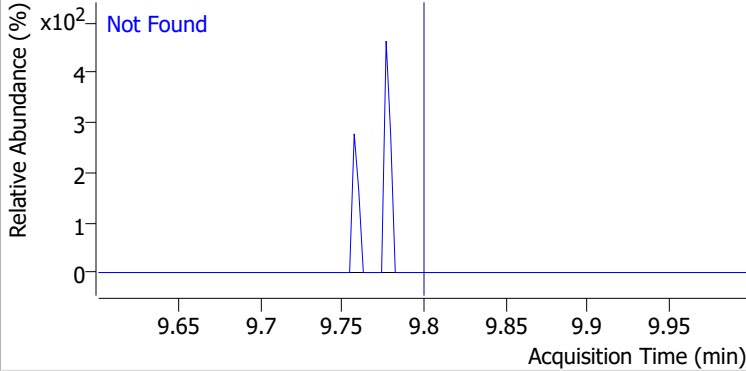
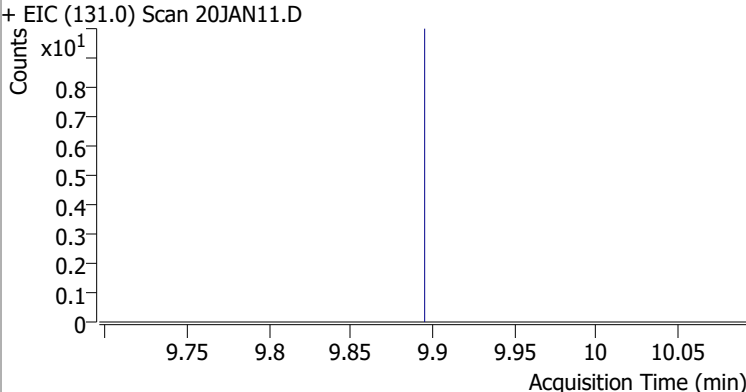
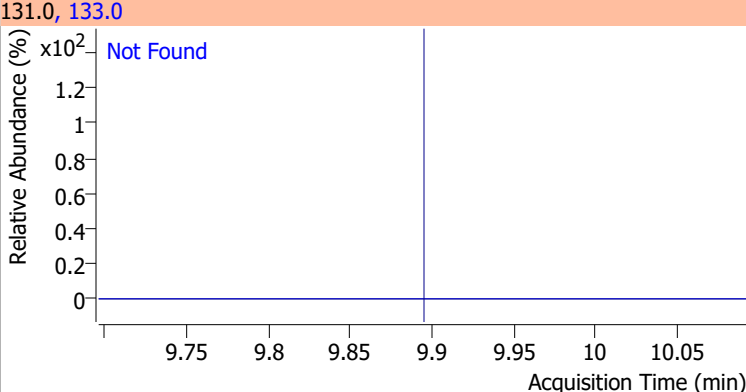
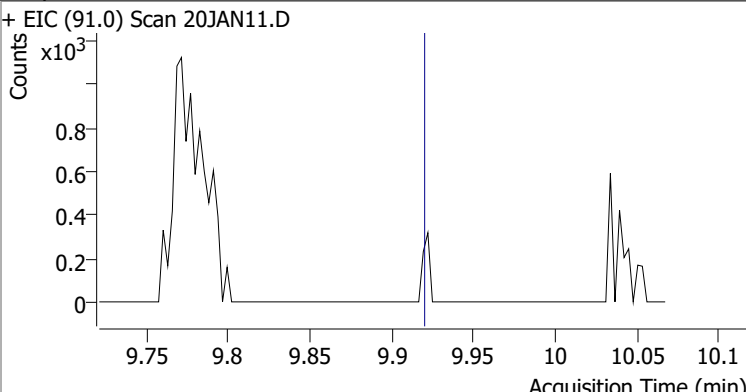
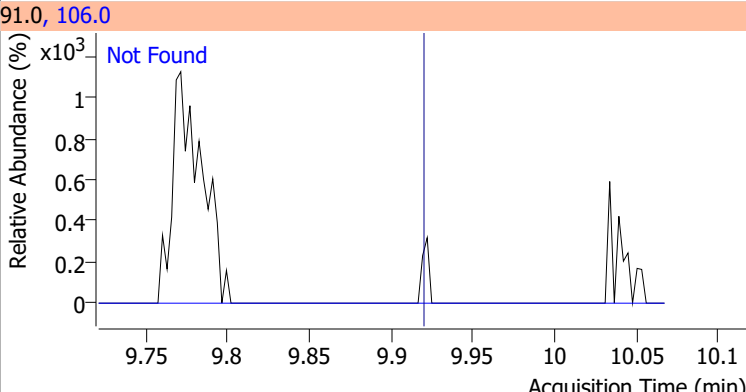
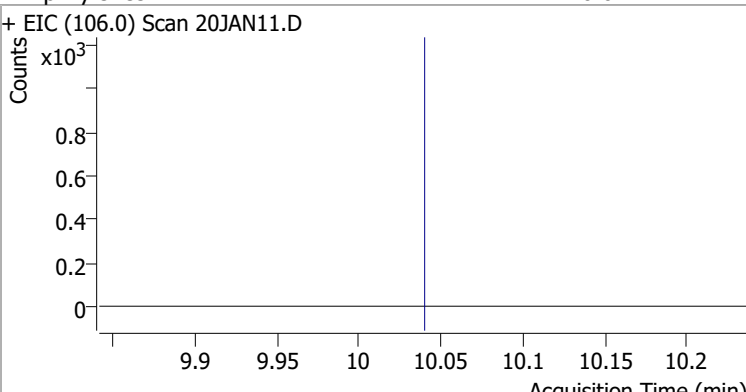
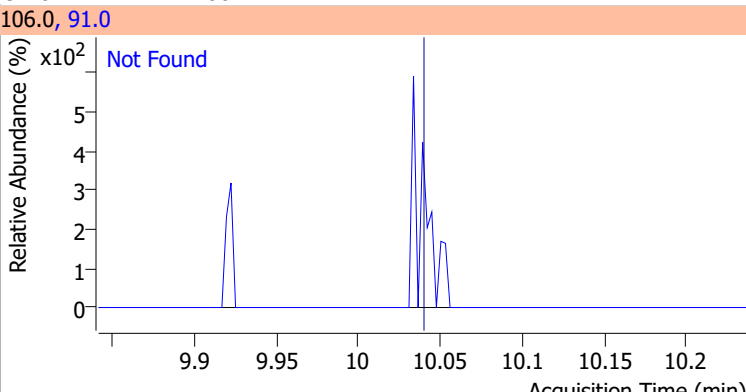
Compound	Conc.	Exp RT	QIon	Exp Ratio	QIon	Exp Ratio
1,1,2-Trichloroethane	N.D.	8.82	97.0	110.7	85.0	60.7



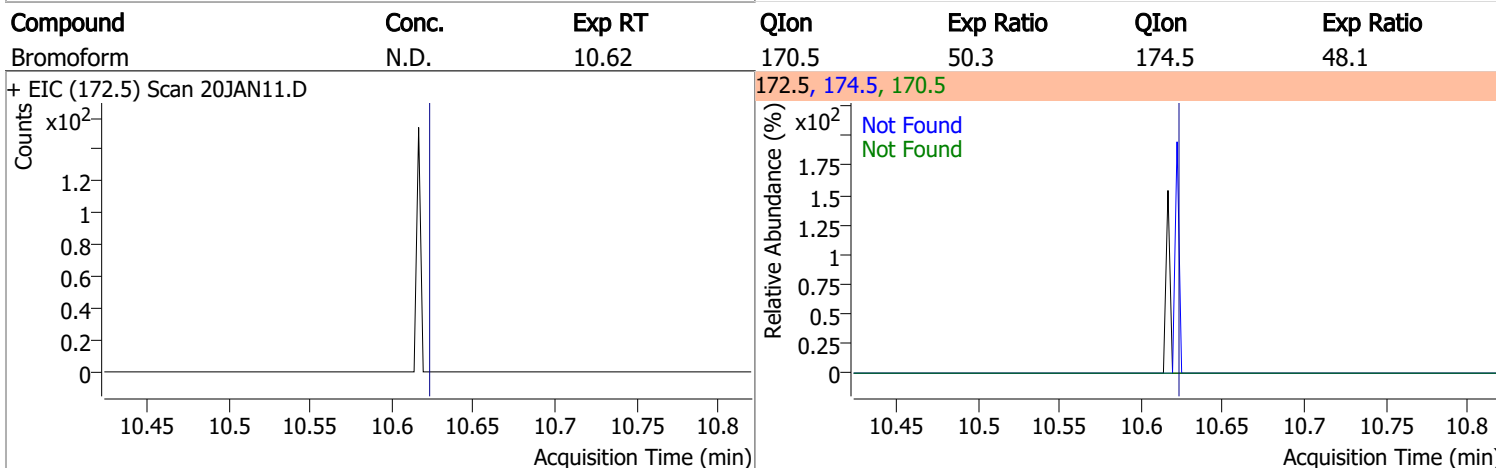
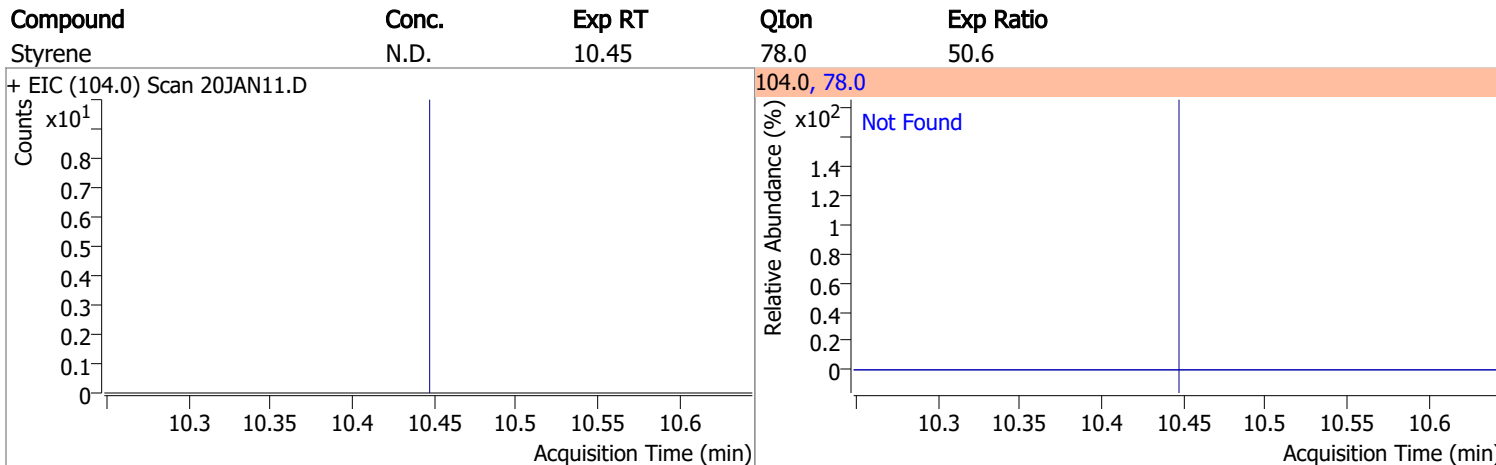
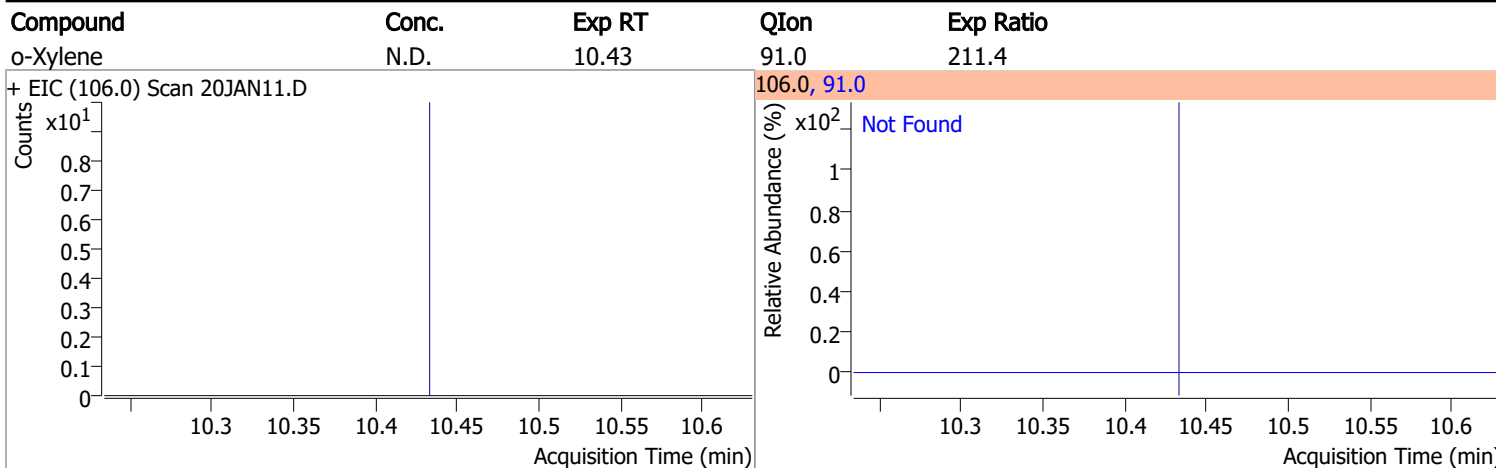
Quantitation Results Report (QT Reviewed)

Compound	Conc.	Exp RT	QIon	Exp Ratio	QIon	Exp Ratio
Tetrachloroethene	N.D.	8.94	165.8	126.1	129.0	90.5
+ EIC (163.8) Scan 20JAN11.D ***NO DATA POINTS***			163.8, 129.0, 165.8			
						
1,3-Dichloropropane	N.D.	8.98	78.0	32.4		
+ EIC (76.0) Scan 20JAN11.D			76.0, 78.0			
						
Chlorodibromomethane	N.D.	9.21	127.0	77.2		
+ EIC (129.0) Scan 20JAN11.D			129.0, 127.0			
						
1,2-Dibromoethane	N.D.	9.30	109.0	91.5		
+ EIC (107.0) Scan 20JAN11.D			107.0, 109.0			
						

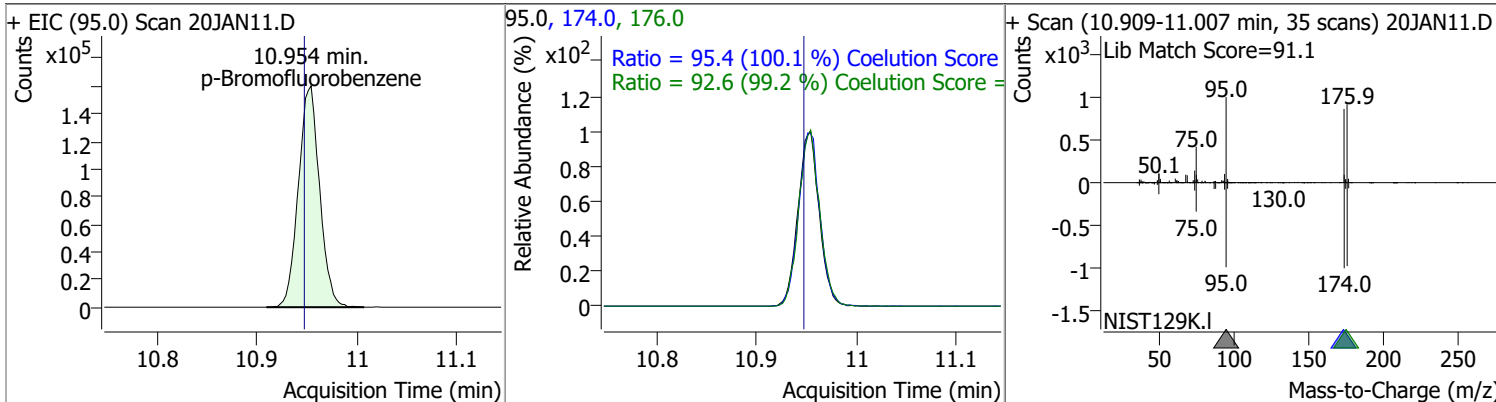
Quantitation Results Report (QT Reviewed)

Compound	Conc.	Exp RT	QIon	Exp Ratio
Chlorobenzene	N.D.	9.80	114.0	32.2
+ EIC (112.0) Scan 20JAN11.D			112.0, 114.0	
				
1,1,1,2-Tetrachloroethane	N.D.	9.89	133.0	95.3
+ EIC (131.0) Scan 20JAN11.D			131.0, 133.0	
				
Ethylbenzene	N.D.	9.92	106.0	31.7
+ EIC (91.0) Scan 20JAN11.D			91.0, 106.0	
				
m+p-Xylenes	N.D.	10.04	91.0	200.7
+ EIC (106.0) Scan 20JAN11.D			106.0, 91.0	
				

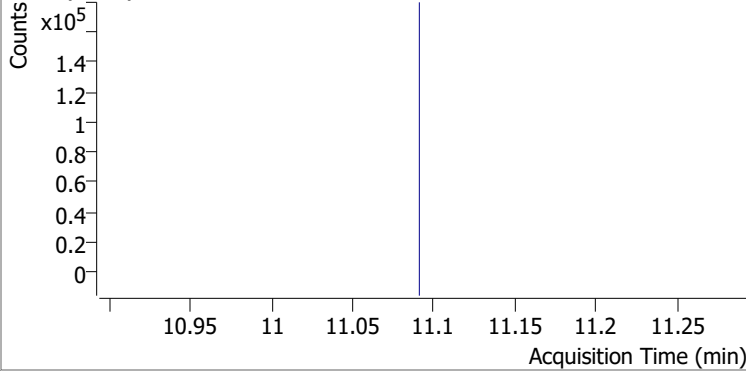
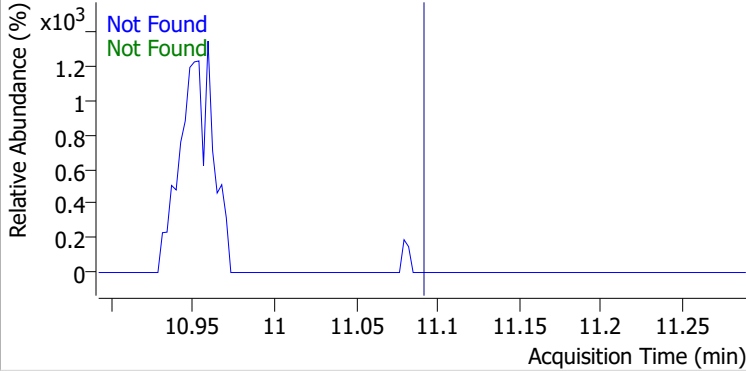
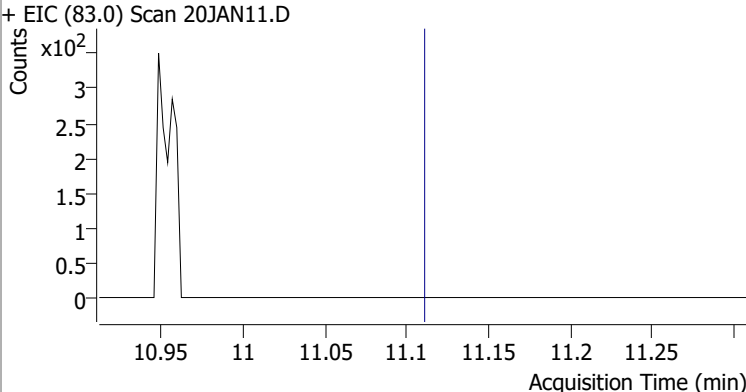
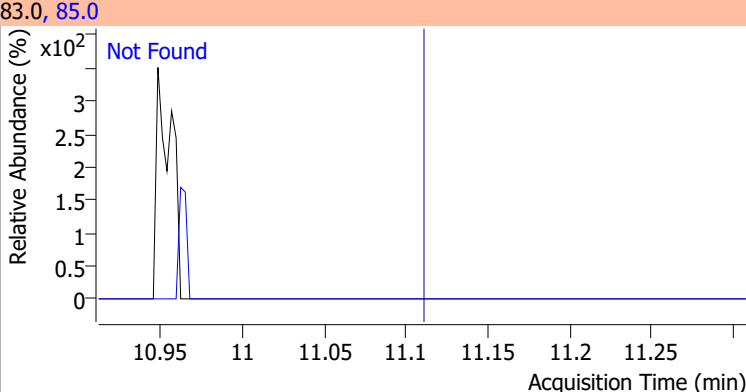
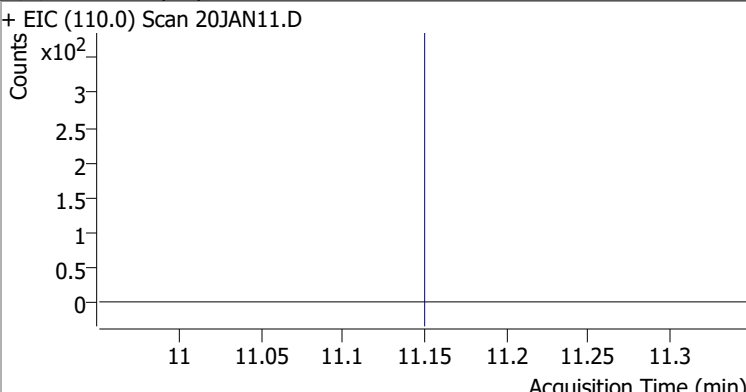
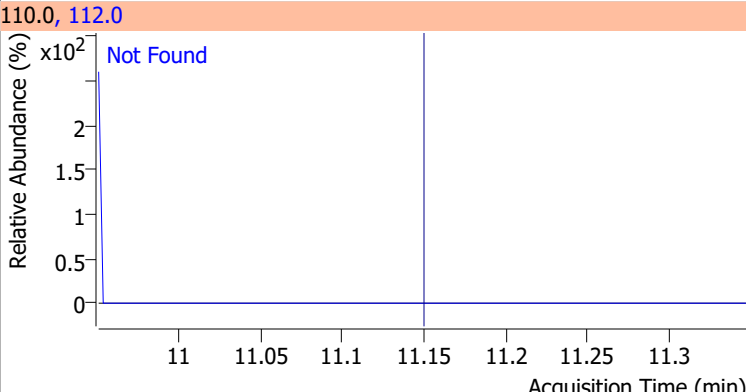
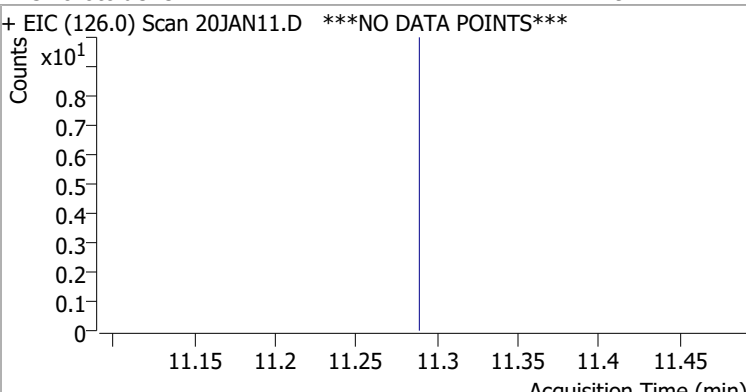
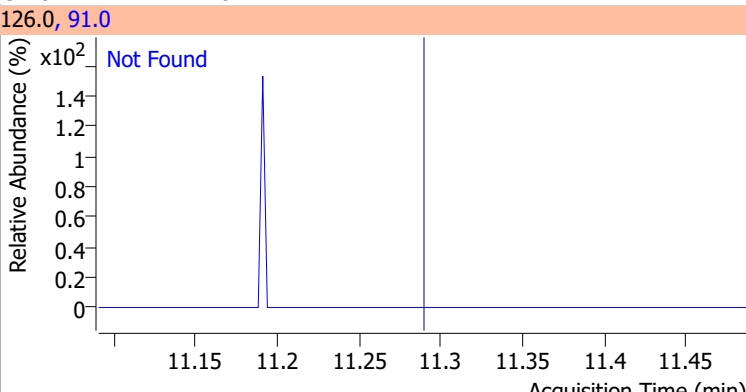
Quantitation Results Report (QT Reviewed)



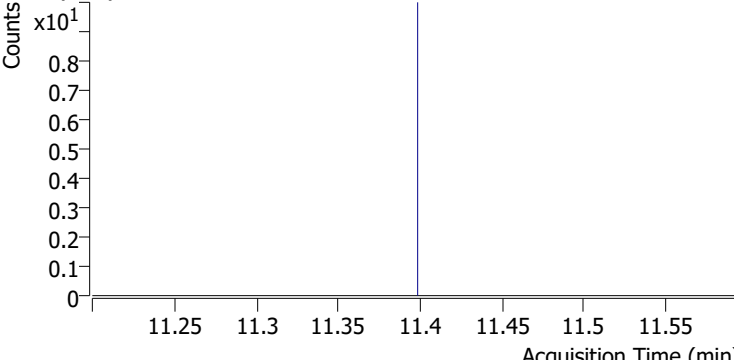
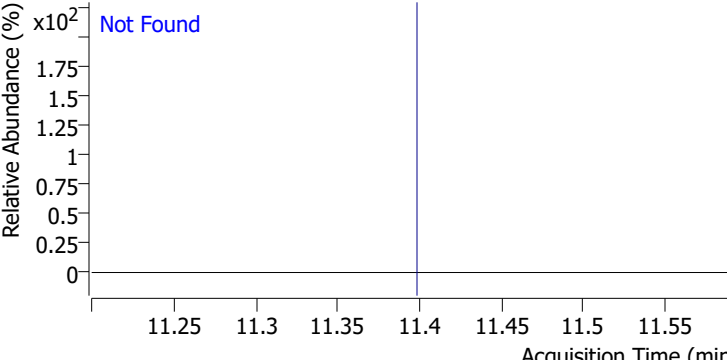
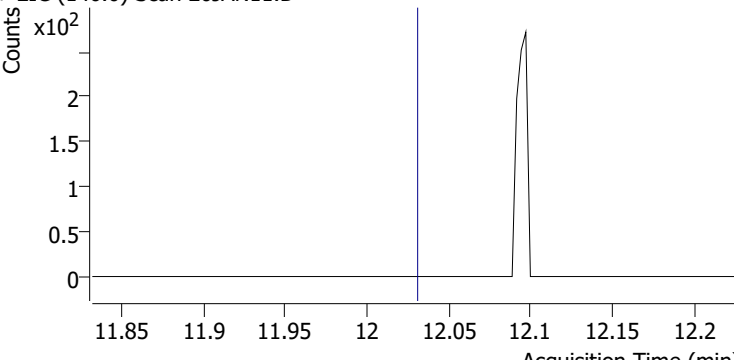
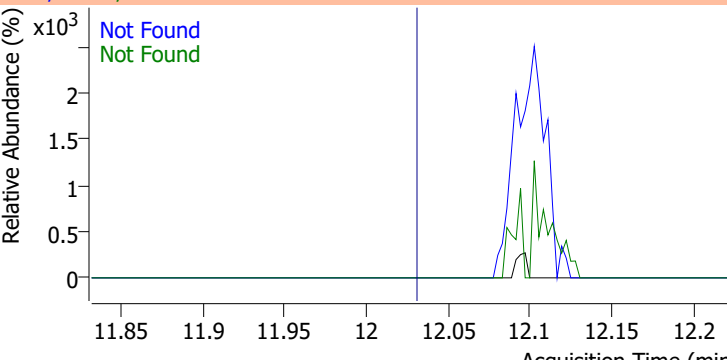
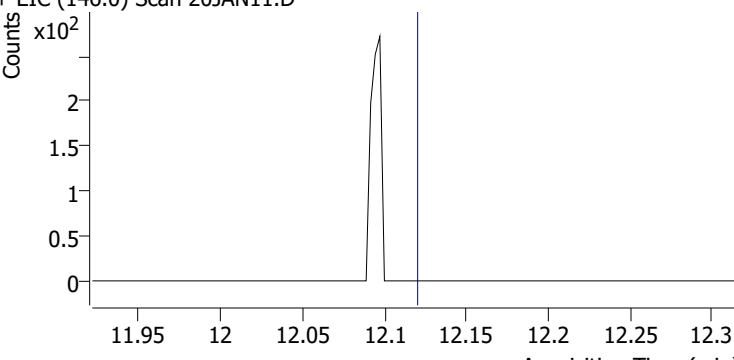
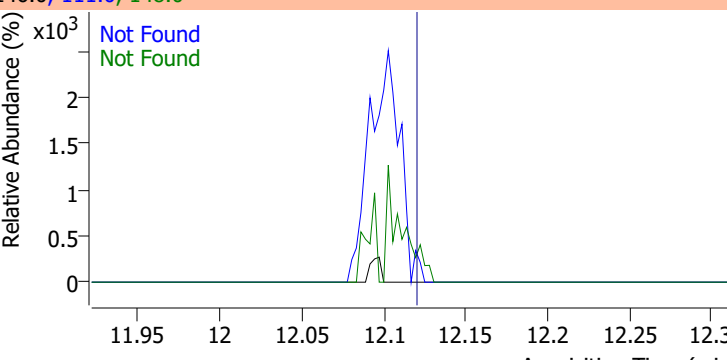
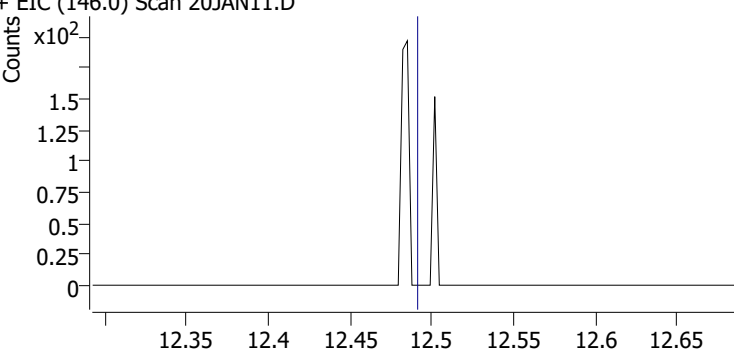
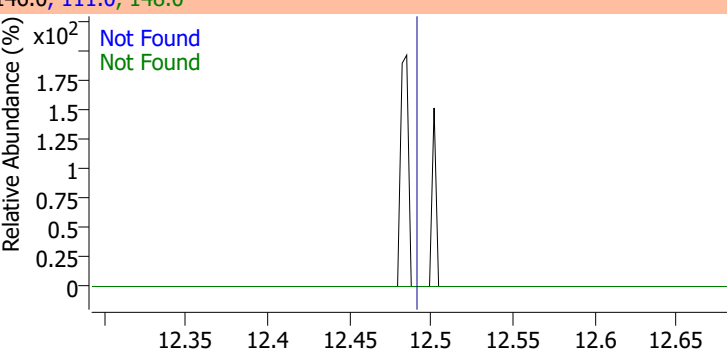
Compound	Conc.	RT	Dev(Min)	Resp.	QIon	QRatio	Lower	Upper
p-Bromofluorobenzene	264.6149	10.95	0.01	234857	174.0	95.4	65.3	125.3
					176.0	92.6	63.3	123.3



Quantitation Results Report (QT Reviewed)

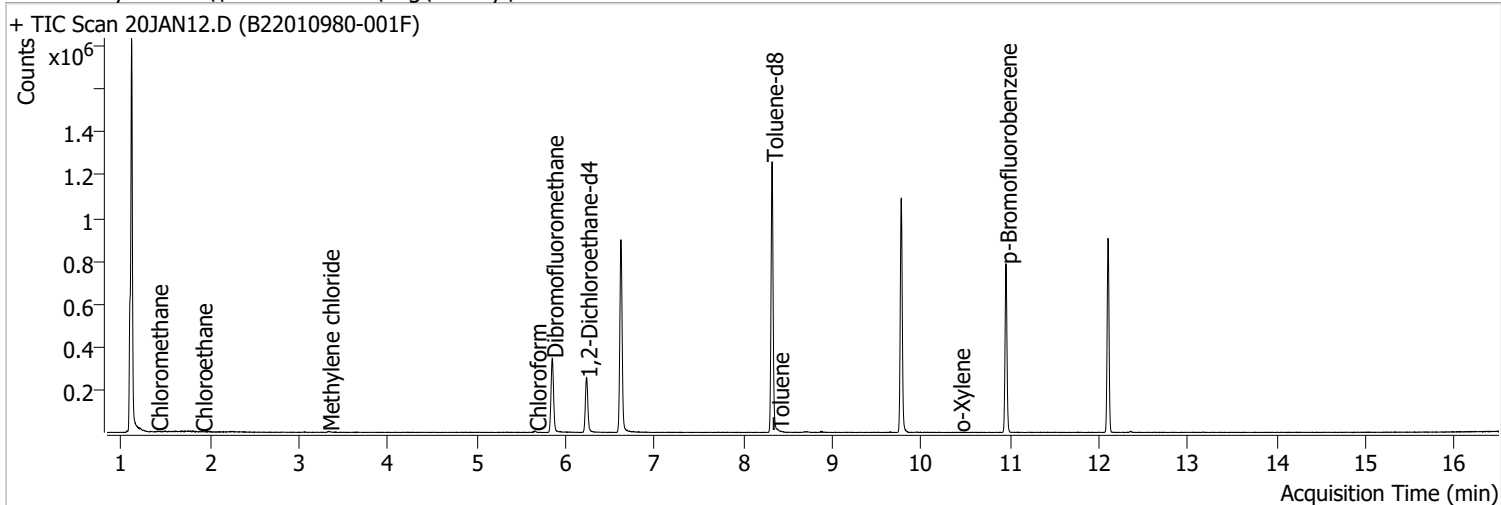
Compound	Conc.	Exp RT	QIon	Exp Ratio	QIon	Exp Ratio
Bromobenzene	N.D.	11.09	77.0	143.5	158.0	96.1
+ EIC (156.0) Scan 20JAN11.D ***NO DATA POINTS***			156.0, 77.0, 158.0			
						
1,1,2,2-Tetrachloroethane	N.D.	11.11	85.0	63.3		
+ EIC (83.0) Scan 20JAN11.D			83.0, 85.0			
						
1,2,3-Trichloropropane	N.D.	11.15	112.0	65.8		
+ EIC (110.0) Scan 20JAN11.D			110.0, 112.0			
						
2-Chlorotoluene	N.D.	11.29	91.0	276.2		
+ EIC (126.0) Scan 20JAN11.D ***NO DATA POINTS***			126.0, 91.0			
						

Quantitation Results Report (QT Reviewed)

Compound	Conc.	Exp RT	QIon	Exp Ratio		
4-Chlorotoluene	N.D.	11.40	126.0	31.3		
+ EIC (91.0) Scan 20JAN11.D			91.0, 126.0			
						
1,3-Dichlorobenzene	N.D.	12.03	148.0	62.8	QIon	Exp Ratio
+ EIC (146.0) Scan 20JAN11.D			146.0, 111.0, 148.0			
						
1,4-Dichlorobenzene	N.D.	12.12	148.0	63.7	QIon	Exp Ratio
+ EIC (146.0) Scan 20JAN11.D			146.0, 111.0, 148.0			
						
1,2-Dichlorobenzene	N.D.	12.49	148.0	61.9	QIon	Exp Ratio
+ EIC (146.0) Scan 20JAN11.D			146.0, 111.0, 148.0			
						

Quantitation Results Report (QT Reviewed)

Data File	20JAN12.D	Operator	MSC
Acq. Method	5975CACQF.M	Acq. Date-Time	1/20/2022 3:01:18 PM
Sample Name	B22010980-001F	Instrument	VOA5975C
Vial	12	Multiplier	1.00
DA Method File	VOA5975C_8260B_SHT_DoD_L4_011922.m	Comment	
Tune File	BFB_Atune3.u	Tune Date	10/11/2021 4:02:00 PM
Batch Name	VG012022_8260B.batch.bin	Last Calib Update	3/8/2022 4:29:12 PM
Ref Library	\\MASSHUNTER\Org\Library\NIST129K.I		



Compound	RT	QIon	Resp.	Conc.	Units	Dev(Min)
Internal Standards						
M Fluorobenzene	6.620	96.0	757938	250.0000	ng	0.000
M Chlorobenzene-d5	9.771	82.0	296811	250.0000	ng	-0.003
M 1,4-Dichlorobenzene-d4	12.100	152.0	222135	250.0000	ng	0.000
System Monitoring Compounds						
S Dibromofluoromethane	5.851	113.0	206369	281.1087	ng	0.000
Spiked Amount: 250.000	Range: 80.0 - 119.0%			Recovery = 112.44%		
S 1,2-Dichloroethane-d4	6.233	67.0	92216	290.7896	ng	0.003
Spiked Amount: 250.000	Range: 81.0 - 118.0%			Recovery = 116.32%		
S Toluene-d8	8.321	98.0	771818	266.5415	ng	0.003
Spiked Amount: 250.000	Range: 89.0 - 112.0%			Recovery = 106.62%		
S p-Bromofluorobenzene	10.951	95.0	222535	271.3265	ng	0.003
Spiked Amount: 250.000	Range: 85.0 - 114.0%			Recovery = 108.53%		
Target Compounds						
T Dichlorodifluoromethane	0.000		0	N.D.		
T Chloromethane	1.403	50.0	2504	2.0869	ng	94
T Vinyl chloride	0.000		0	N.D.		
T Bromomethane	1.802	96.0	0		ng	md
T Chloroethane	1.902	64.0	579	1.1202	ng	m
T Trichlorofluoromethane	0.000		0	N.D.		
T 1,1-Dichloroethene	0.000		0	N.D.		
T Methylene chloride	3.333	49.0	3425	3.0913	ng	87
T trans-1,2-Dichloroethene	0.000		0	N.D.		
T Methyl tert-butyl ether (MTBE)	0.000		0	N.D.		
T 1,1-Dichloroethane	0.000		0	N.D.		
T 2,2-Dichloropropane	0.000		0	N.D.		
T cis-1,2-Dichloroethene	0.000		0	N.D.		
T Methyl ethyl ketone	0.000		0	N.D.		
T Bromochloromethane	0.000		0	N.D.		
T Chloroform	5.661	83.0	4175	2.8381	ng	92

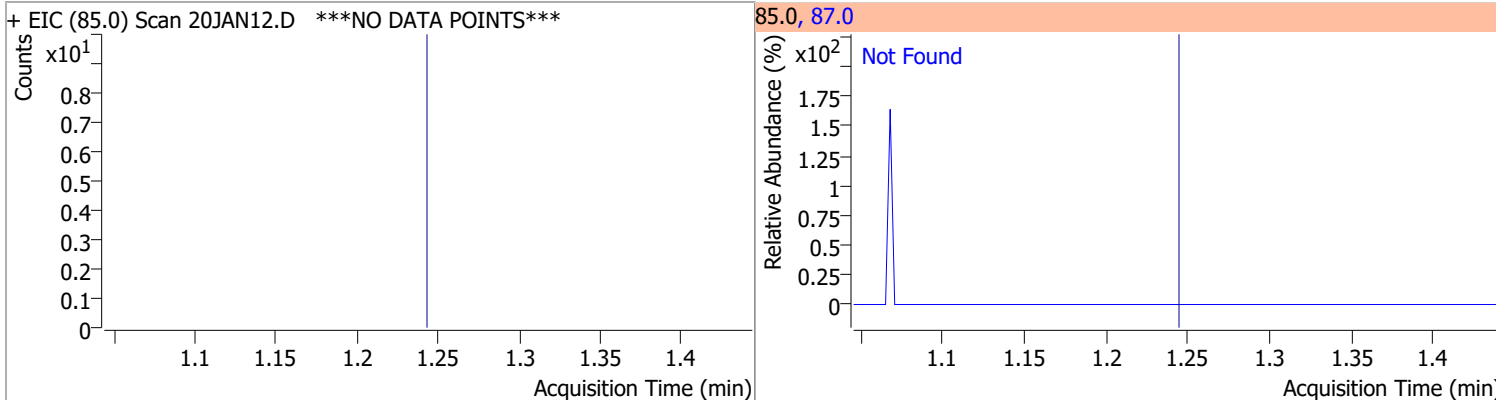
Quantitation Results Report (QT Reviewed)

Compound	RT	QIon	Resp.	Conc.	Units		Dev(Min)
T 1,1,1-Trichloroethane	0.000		0	N.D.			
T Carbon tetrachloride	0.000		0	N.D.			
T 1,1-Dichloropropene	0.000		0	N.D.			
T Benzene	0.000		0	N.D.			
T 1,2-Dichloroethane	0.000		0	N.D.			
T Trichloroethene	0.000		0	N.D.			
T 1,2-Dichloropropane	0.000		0	N.D.			
T Dibromomethane	0.000		0	N.D.			
T Bromodichloromethane	0.000		0	N.D.			
T cis-1,3-Dichloropropene	0.000		0	N.D.			
T Toluene	8.388	92.0	1249	0.6472	ng	m	96
T trans-1,3-Dichloropropene	0.000		0	N.D.			
T 1,1,2-Trichloroethane	0.000		0	N.D.			
T Tetrachloroethene	0.000		0	N.D.			
T 1,3-Dichloropropane	0.000		0	N.D.			
T Chlorodibromomethane	0.000		0	N.D.			
T 1,2-Dibromoethane	0.000		0	N.D.			
T Chlorobenzene	0.000		0	N.D.			
T 1,1,1,2-Tetrachloroethane	0.000		0	N.D.			
T Ethylbenzene	0.000		0	N.D.			
T m+p-Xylenes	10.036	106.0	0		ng	md	1
T o-Xylene	10.427	106.0	115	1.0606	ng	m	90
T Styrene	0.000		0	N.D.			
T Bromoform	0.000		0	N.D.			
T Bromobenzene	0.000		0	N.D.			
T 1,1,2,2-Tetrachloroethane	0.000		0	N.D.			
T 1,2,3-Trichloropropane	0.000		0	N.D.			
T 2-Chlorotoluene	0.000		0	N.D.			
T 4-Chlorotoluene	0.000		0	N.D.			
T 1,3-Dichlorobenzene	0.000		0	N.D.			
T 1,4-Dichlorobenzene	0.000		0	N.D.			
T 1,2-Dichlorobenzene	0.000		0	N.D.			

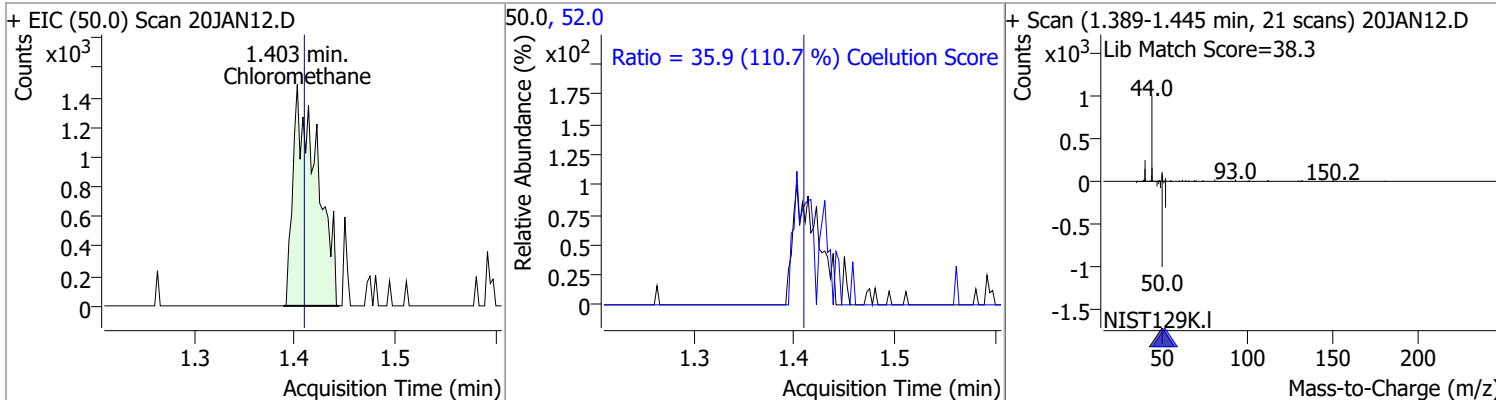
(#) = Qualifier Out of Range; (m) = Manual Integration; (+) = Area Summed; (*) = Surrogate Percent Recovery Out of Range; (d): Zeroed Peak

Quantitation Results Report (QT Reviewed)

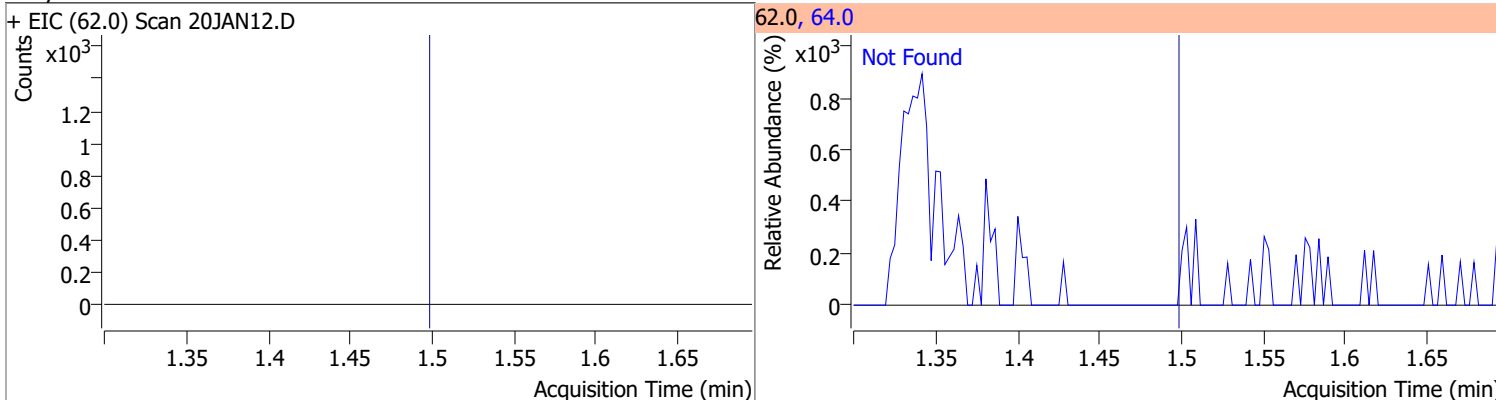
Compound	Conc.	Exp RT	QIon	Exp Ratio
Dichlorodifluoromethane	N.D.	1.24	87.0	31.8



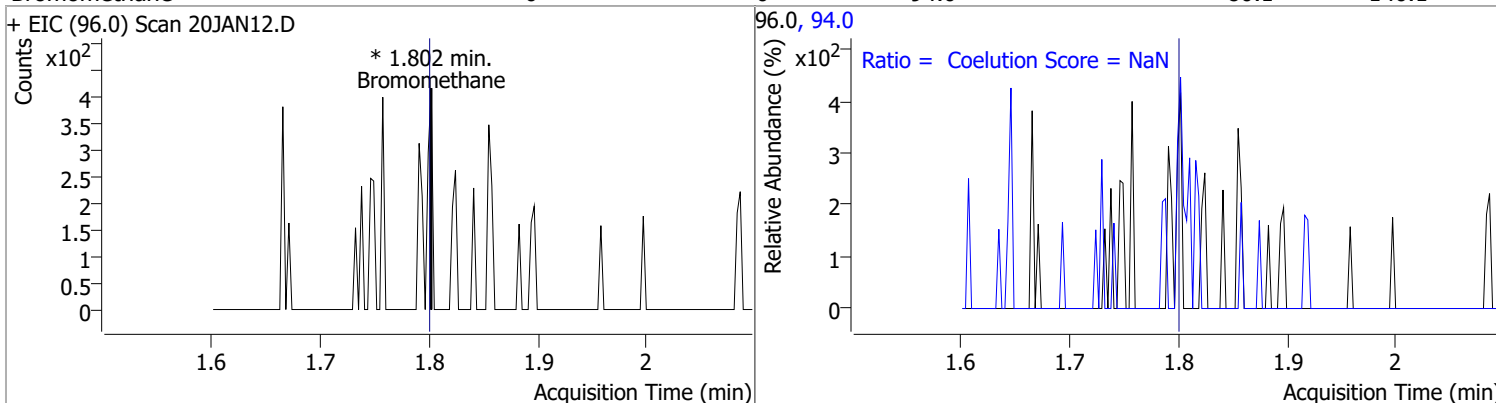
Compound	Conc.	RT	Dev(Min)	Resp.	QIon	QRatio	Lower	Upper
Chloromethane	2.0869	1.40	-0.01	2504	52.0	35.9	2.4	62.4



Compound	Conc.	Exp RT	QIon	Exp Ratio
Vinyl chloride	N.D.	1.50	64.0	31.3

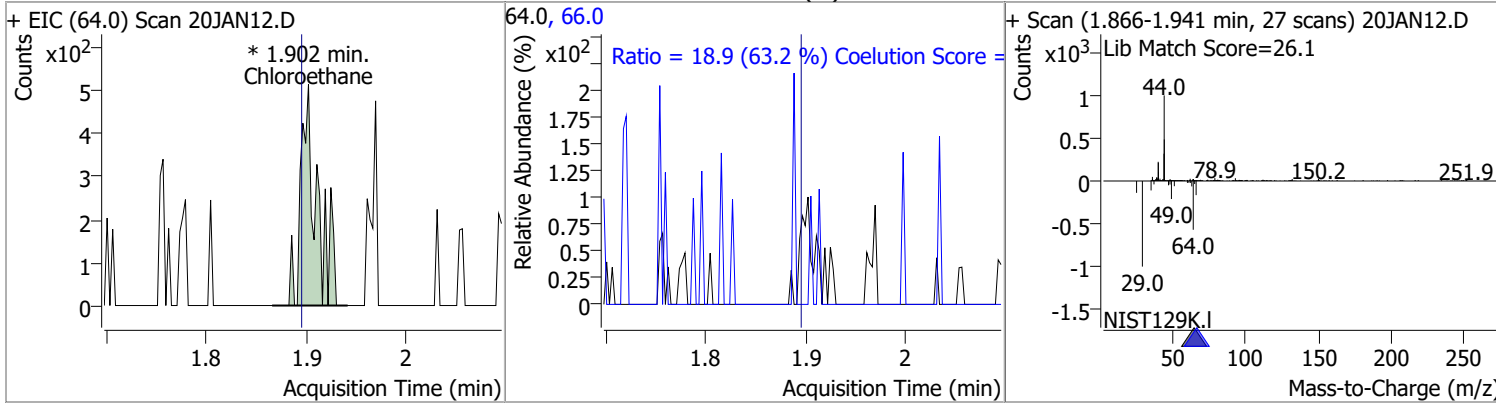


Compound	Conc.	RT	Dev(Min)	Resp.	QIon	QRatio	Lower	Upper
Bromomethane		0		0	94.0		80.1	140.1

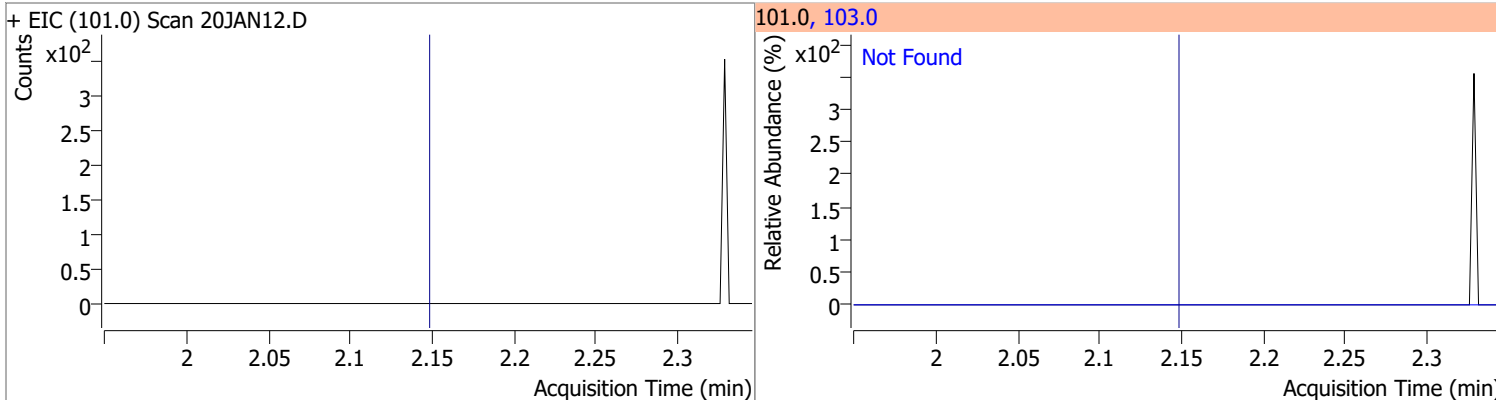


Quantitation Results Report (QT Reviewed)

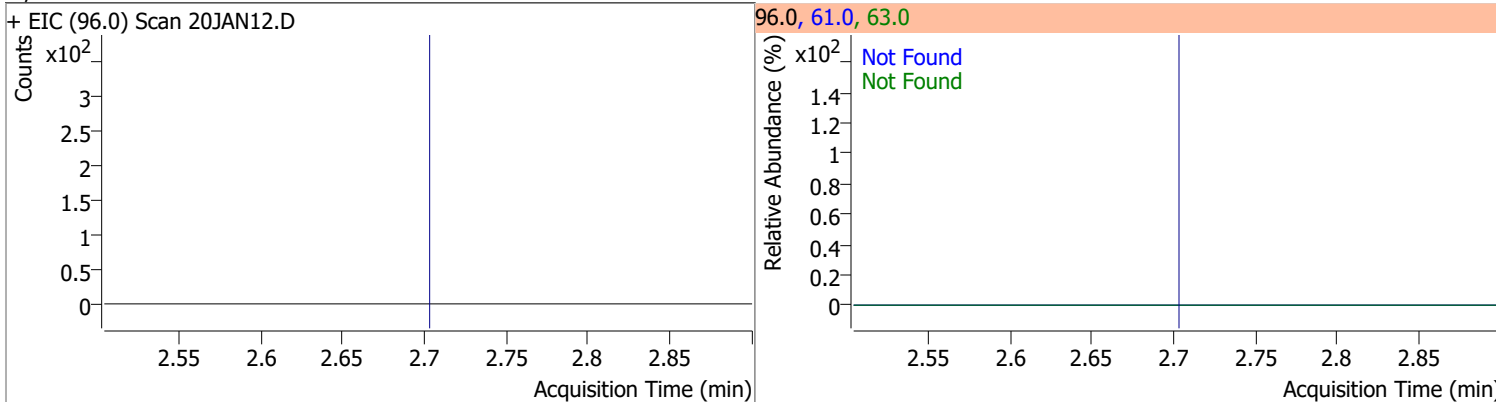
Compound	Conc.	RT	Dev(Min)	Resp.	QIon	QRatio	Lower	Upper
Chloroethane	1.1202	1.90	0.01	579 (m)	66.0	18.9	0.0	60.0



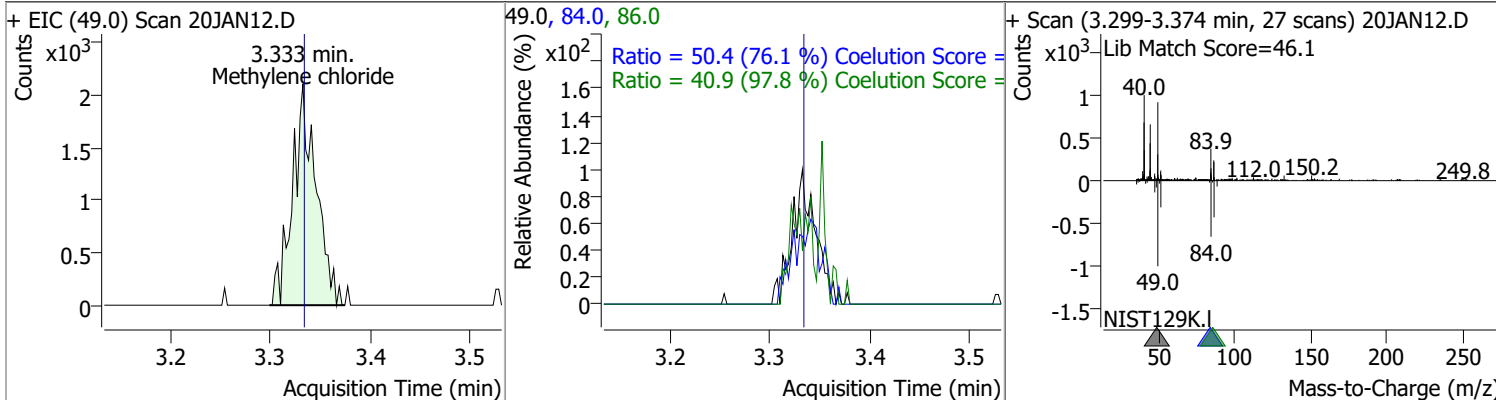
Compound	Conc.	Exp RT	QIon	Exp Ratio
Trichlorofluoromethane	N.D.	2.15	103.0	65.0



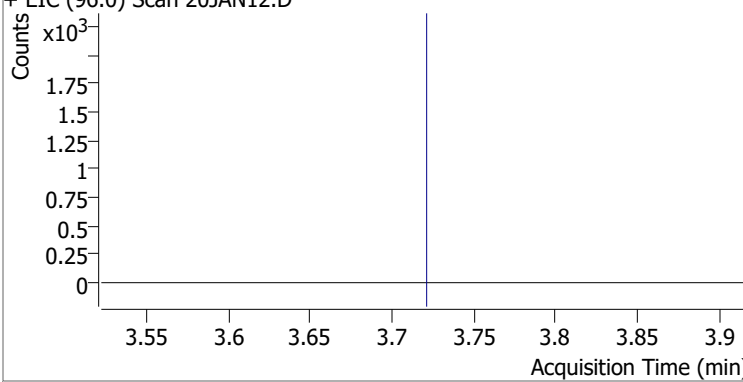
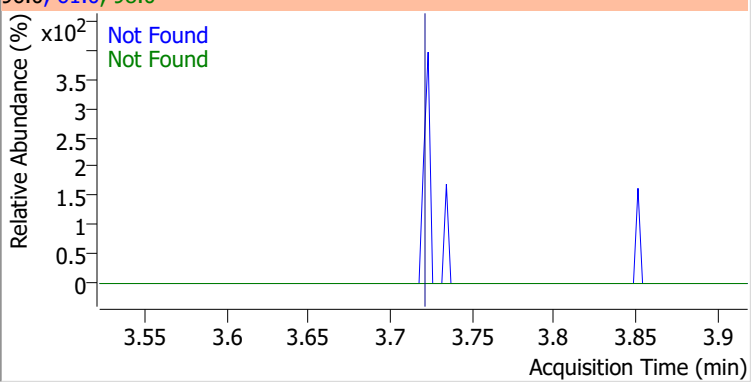
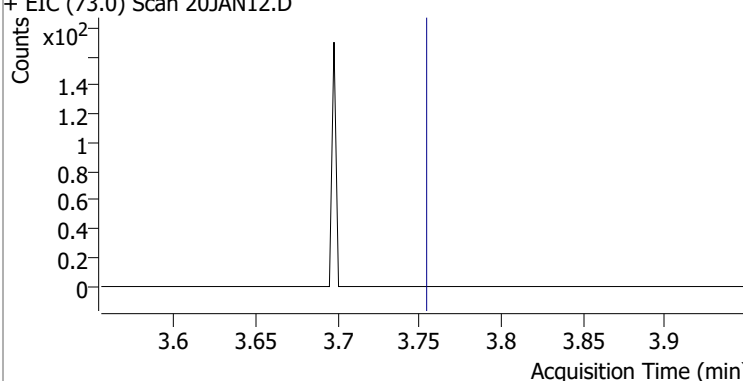
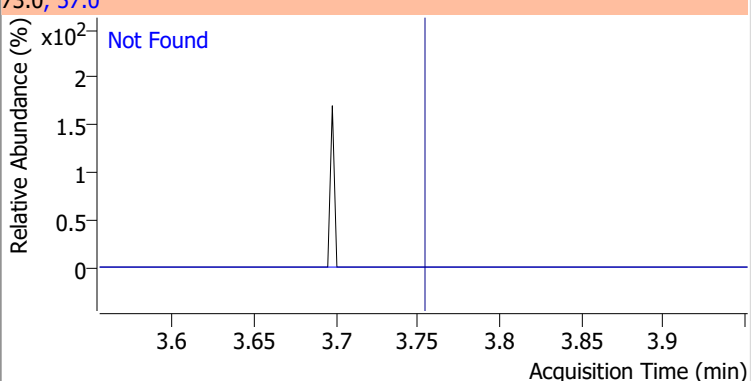
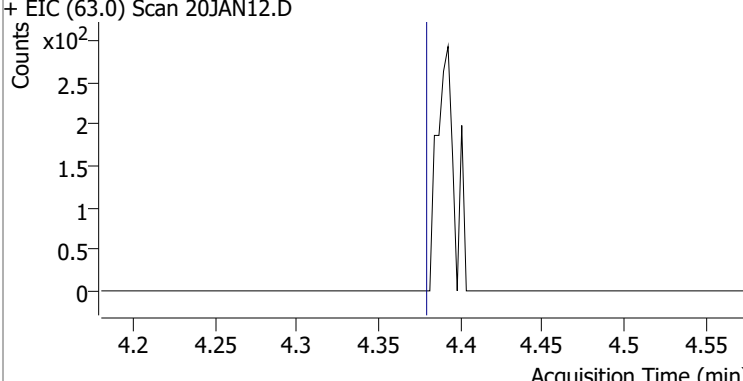
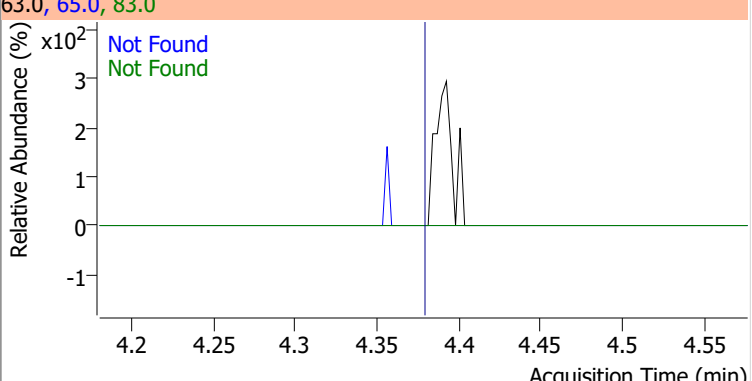
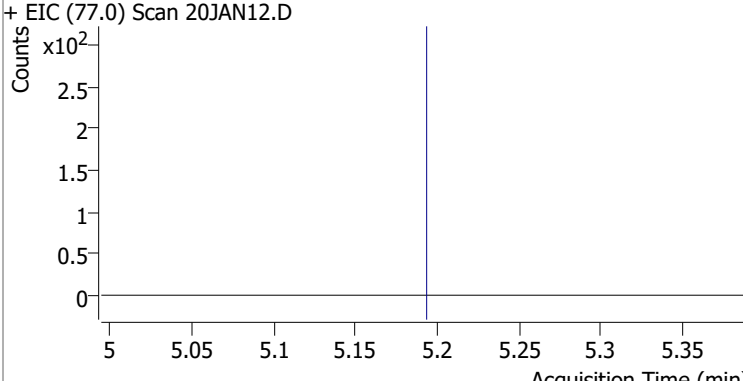
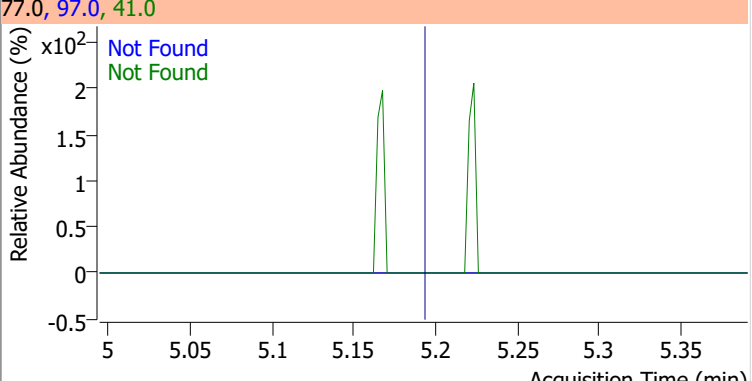
Compound	Conc.	Exp RT	QIon	Exp Ratio	QIon	Exp Ratio
1,1-Dichloroethene	N.D.	2.70	61.0	179.9	63.0	57.0



Compound	Conc.	RT	Dev(Min)	Resp.	QIon	QRatio	Lower	Upper
Methylene chloride	3.0913	3.33	0.00	3425	84.0	50.4	36.1	96.1
					86.0	40.9	11.8	71.8

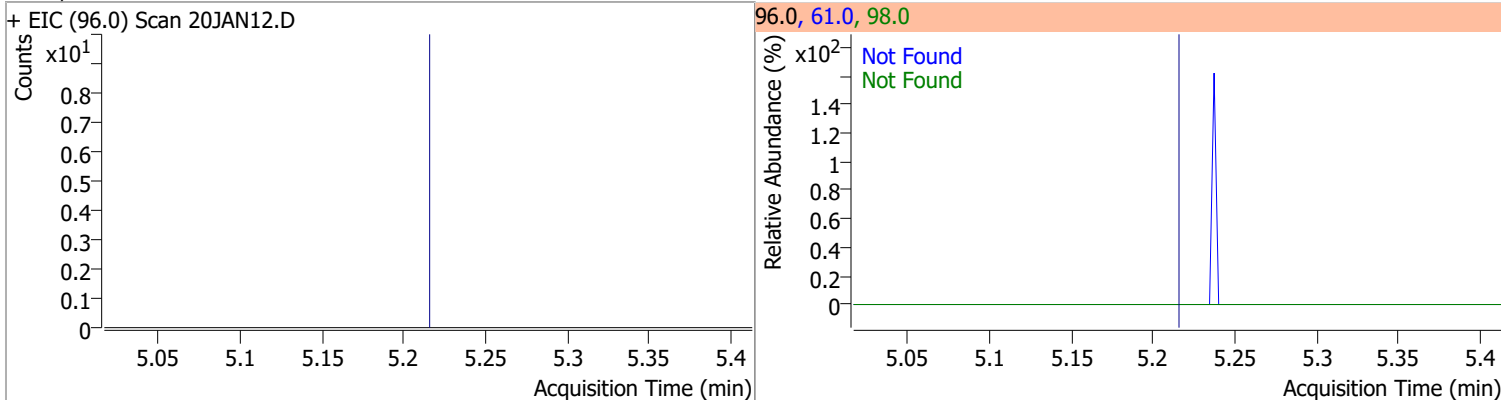


Quantitation Results Report (QT Reviewed)

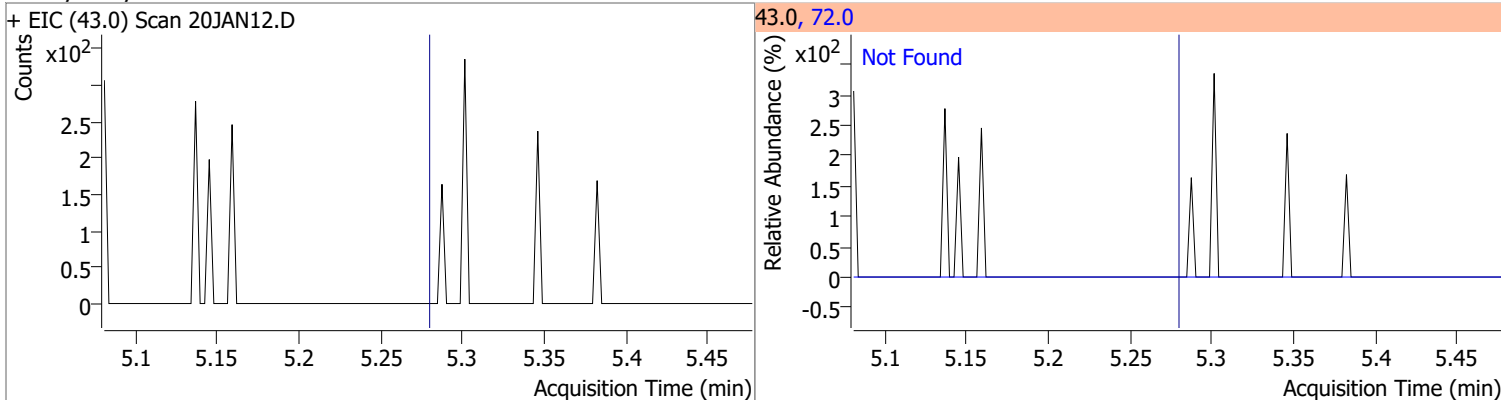
Compound	Conc.	Exp RT	QIon	Exp Ratio	QIon	Exp Ratio
trans-1,2-Dichloroethene	N.D.	3.72	61.0	154.8	98.0	62.1
+ EIC (96.0) Scan 20JAN12.D			96.0, 61.0, 98.0			
						
Methyl tert-butyl ether (MTBE)	N.D.	3.75	57.0	24.6		
+ EIC (73.0) Scan 20JAN12.D			73.0, 57.0			
						
1,1-Dichloroethane	N.D.	4.38	65.0	31.0	83.0	12.7
+ EIC (63.0) Scan 20JAN12.D			63.0, 65.0, 83.0			
						
2,2-Dichloropropane	N.D.	5.19	41.0	68.8	97.0	23.9
+ EIC (77.0) Scan 20JAN12.D			77.0, 97.0, 41.0			
						

Quantitation Results Report (QT Reviewed)

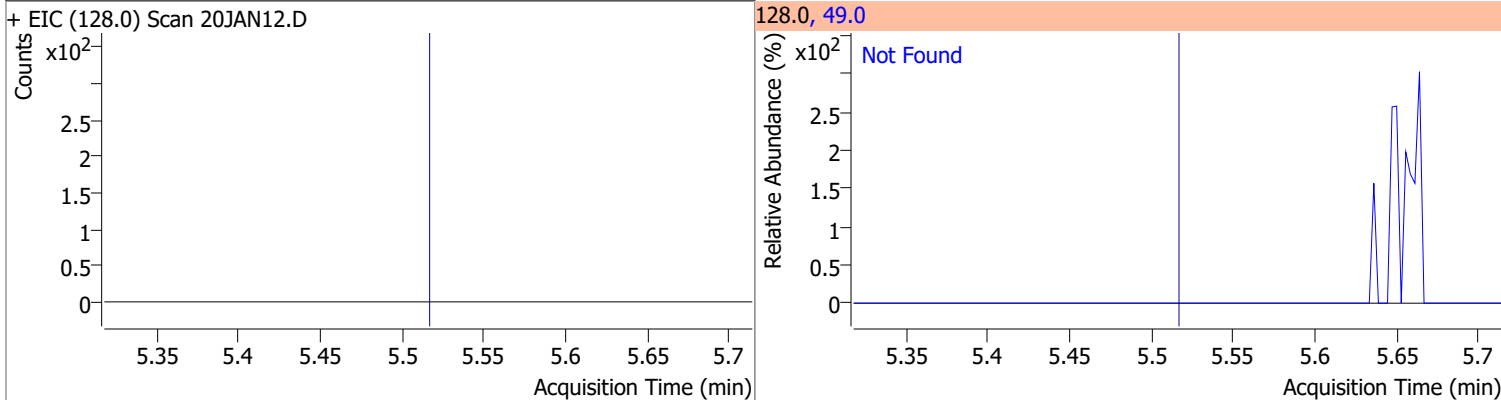
Compound	Conc.	Exp RT	QIon	Exp Ratio	QIon	Exp Ratio
cis-1,2-Dichloroethene	N.D.	5.21	61.0	160.4	98.0	66.2



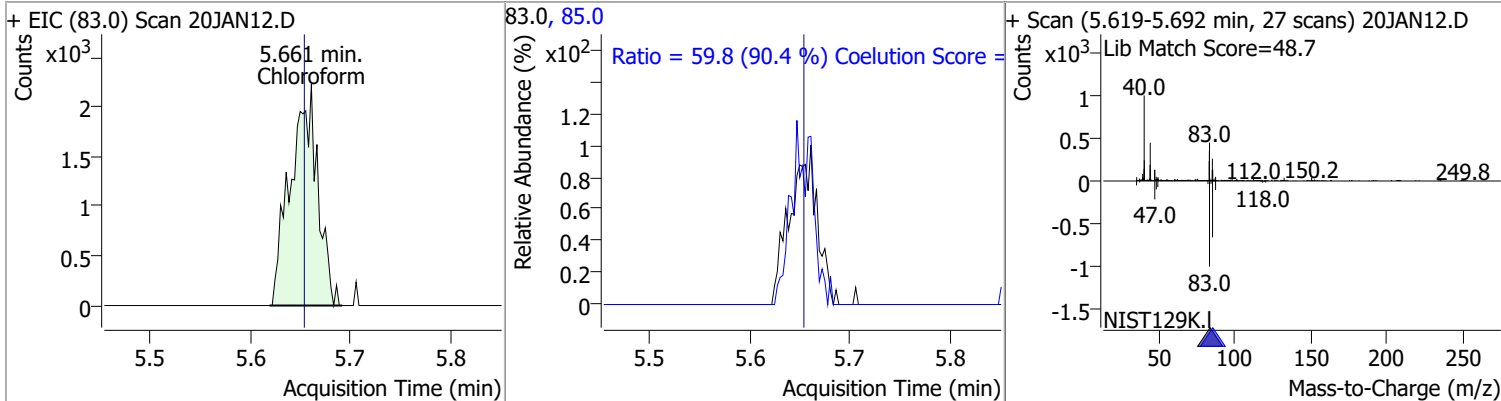
Compound	Conc.	Exp RT	QIon	Exp Ratio
Methyl ethyl ketone	N.D.	5.28	72.0	20.6



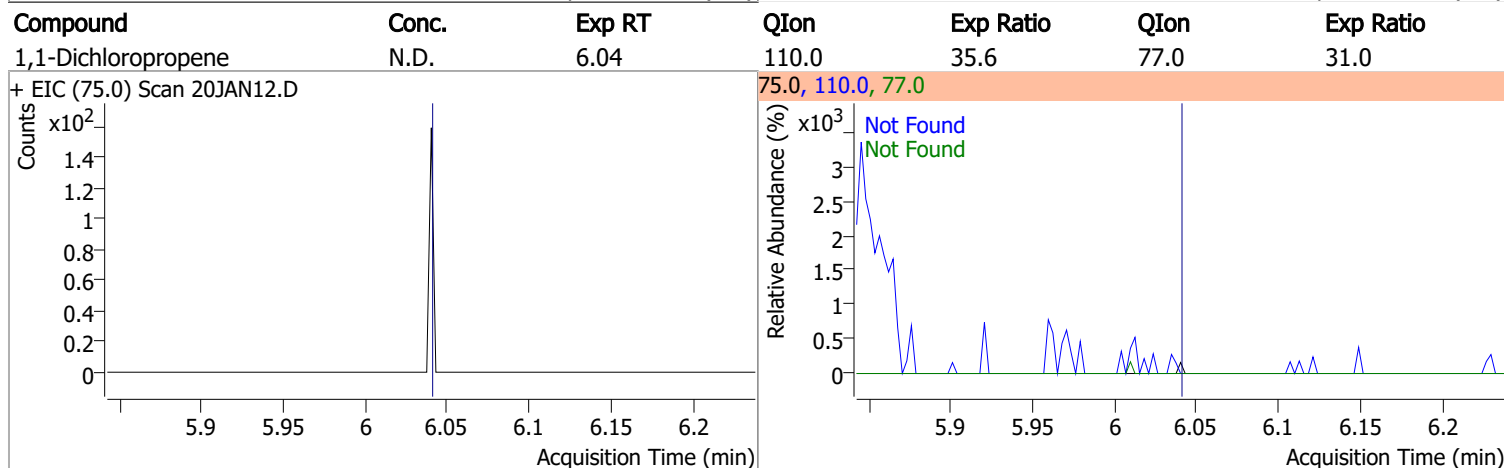
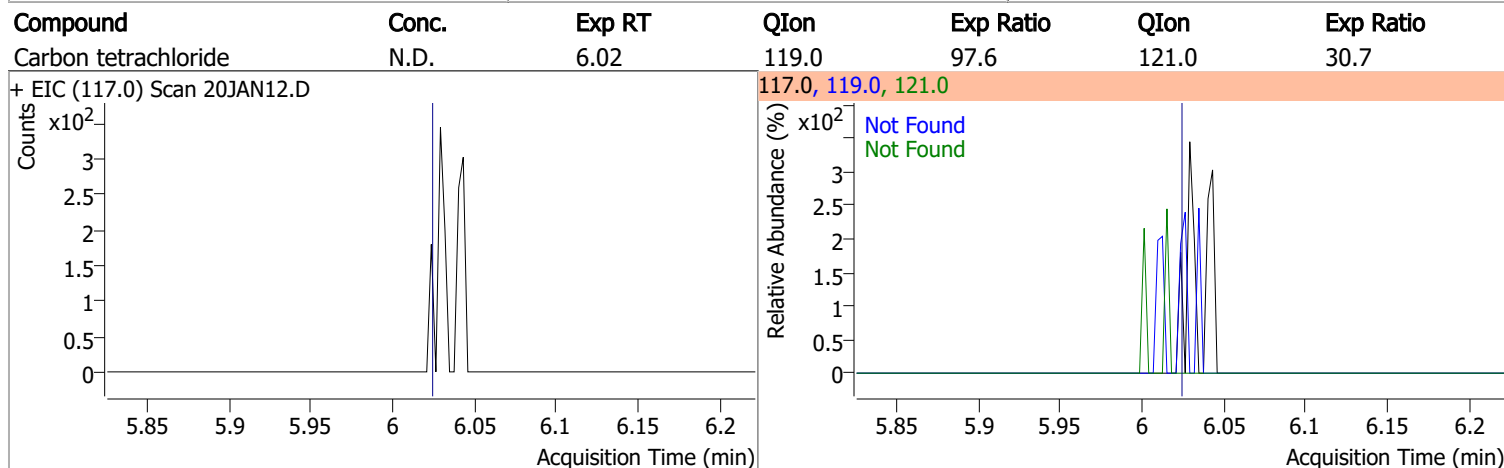
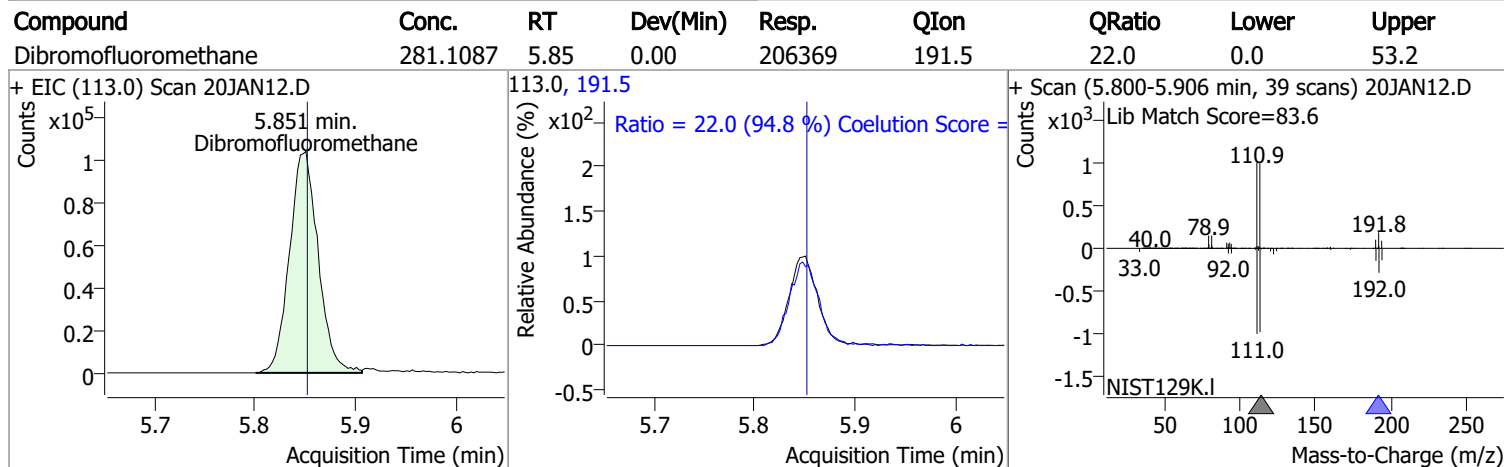
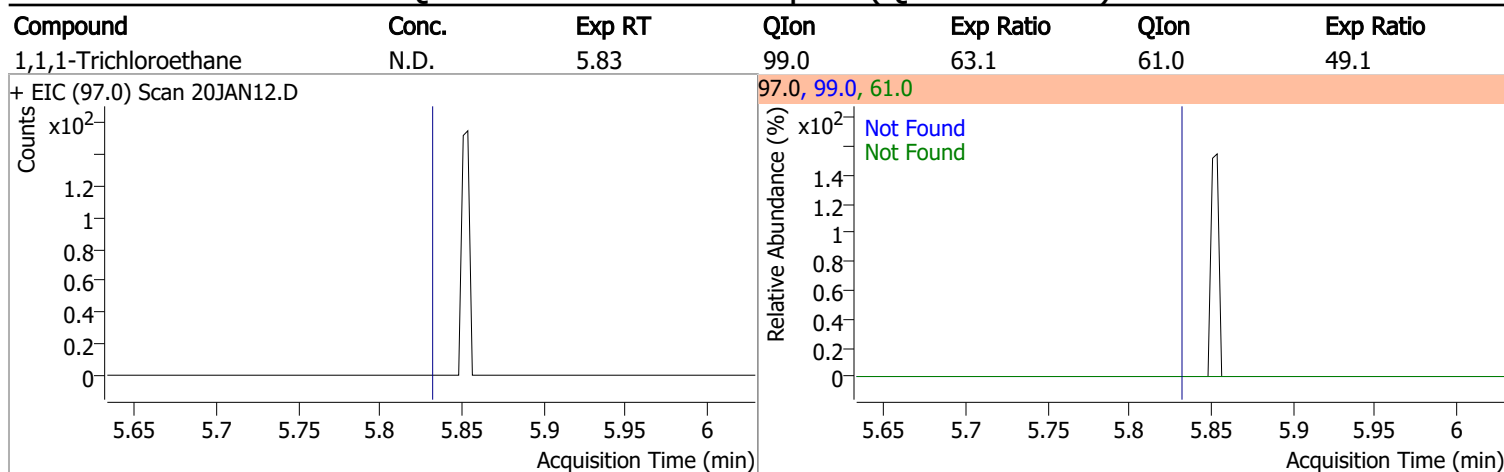
Compound	Conc.	Exp RT	QIon	Exp Ratio
Bromochloromethane	N.D.	5.52	49.0	182.2



Compound	Conc.	RT	Dev(Min)	Resp.	QIon	QRatio	Lower	Upper
Chloroform	2.8381	5.66	0.01	4175	85.0	59.8	36.2	96.2

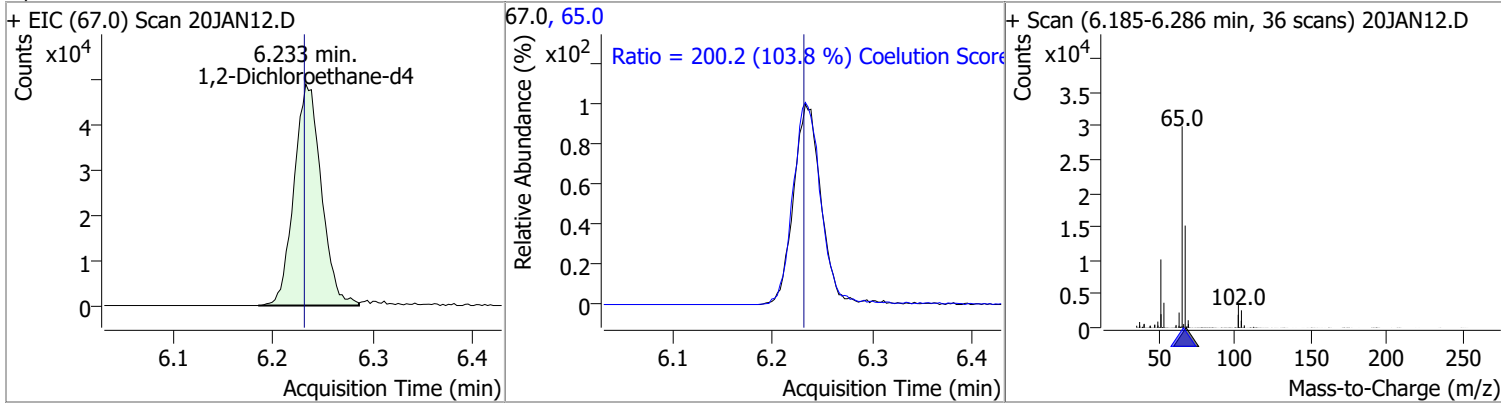


Quantitation Results Report (QT Reviewed)

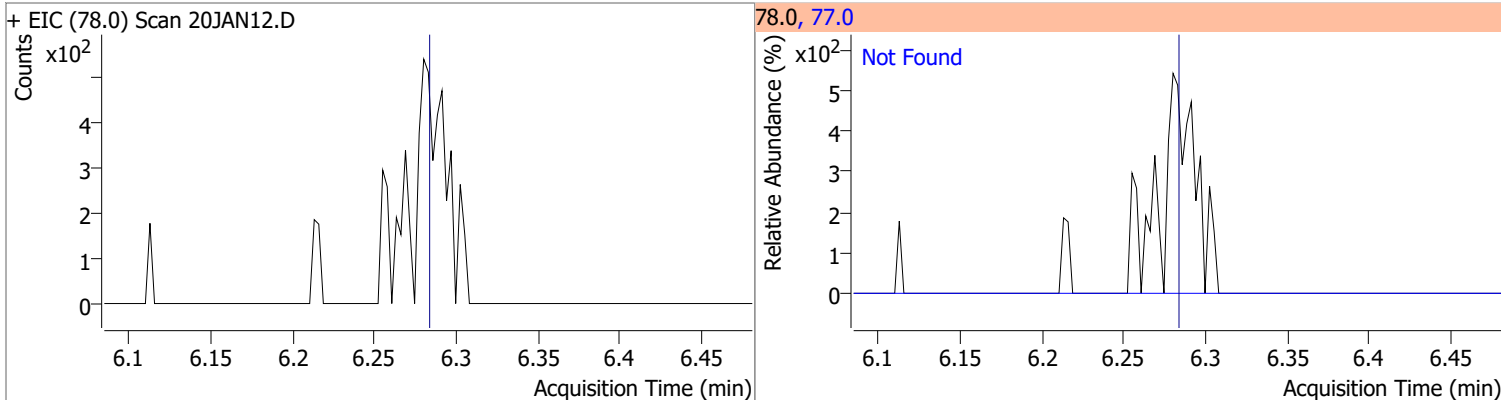


Quantitation Results Report (QT Reviewed)

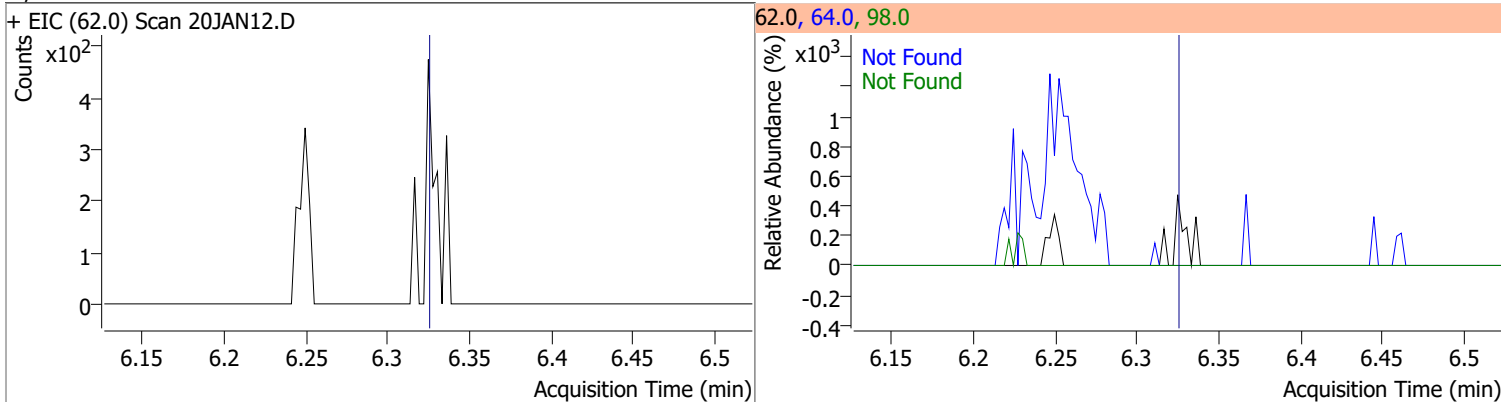
Compound	Conc.	RT	Dev(Min)	Resp.	QIon	QRatio	Lower	Upper
1,2-Dichloroethane-d4	290.7896	6.23	0.00	92216	65.0	200.2	162.8	222.8



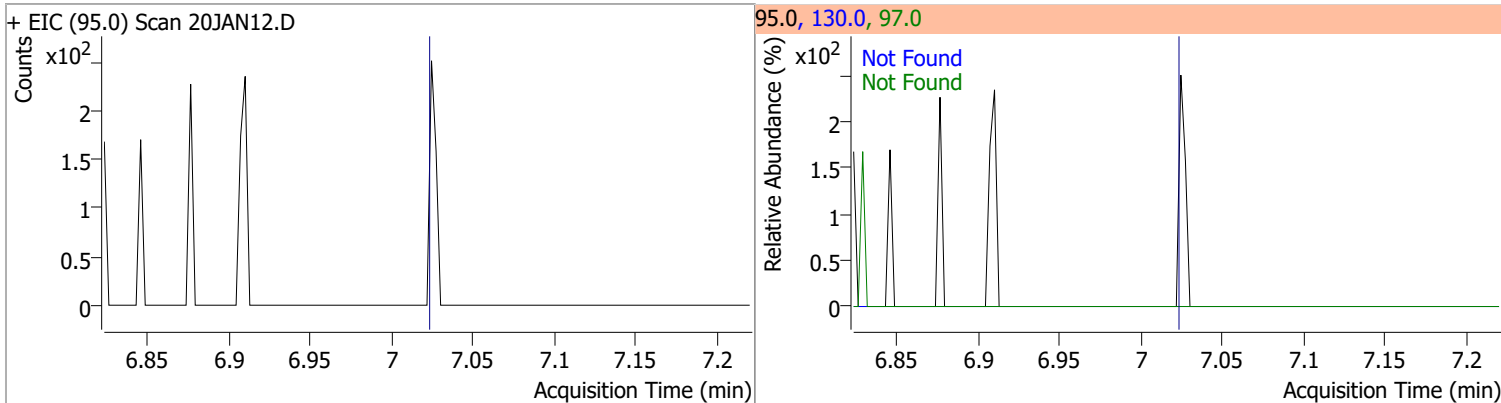
Compound	Conc.	Exp RT	QIon	Exp Ratio
Benzene	N.D.	6.28	77.0	23.3



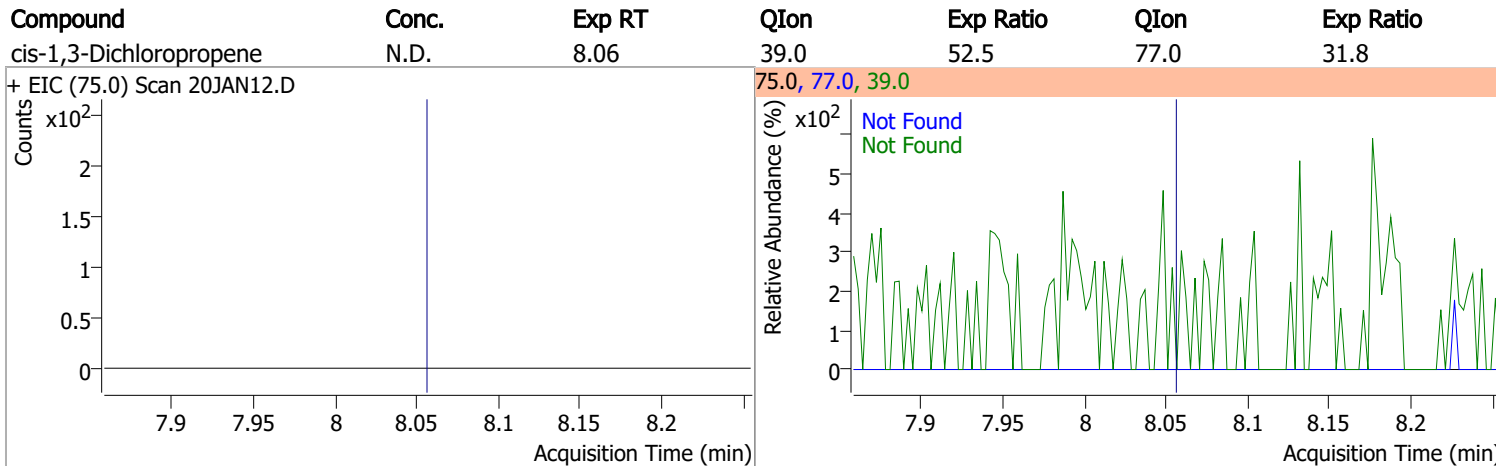
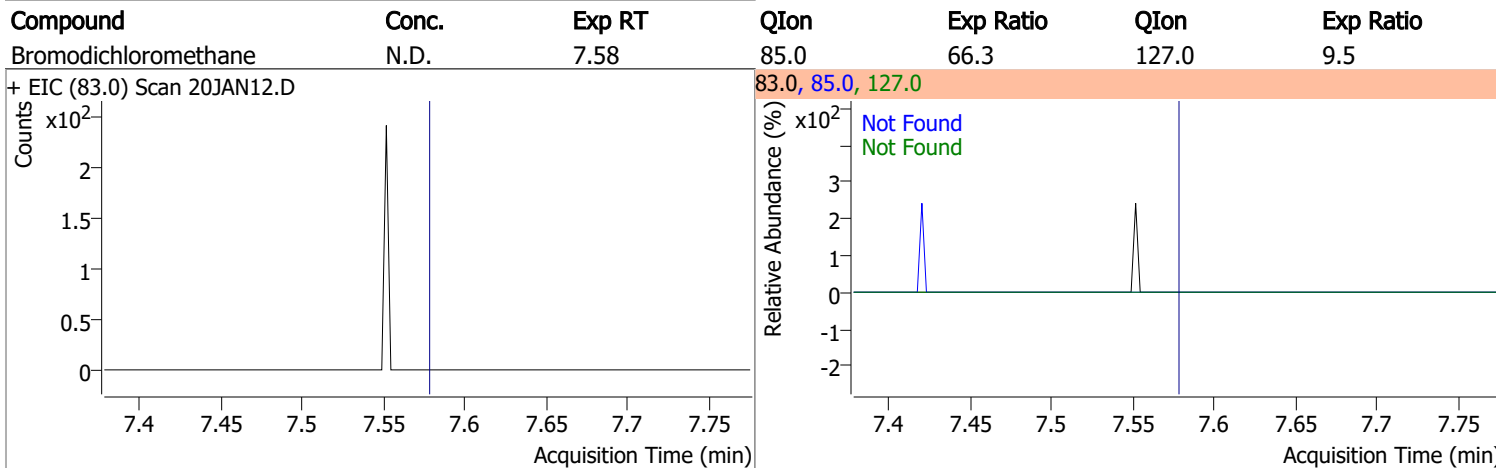
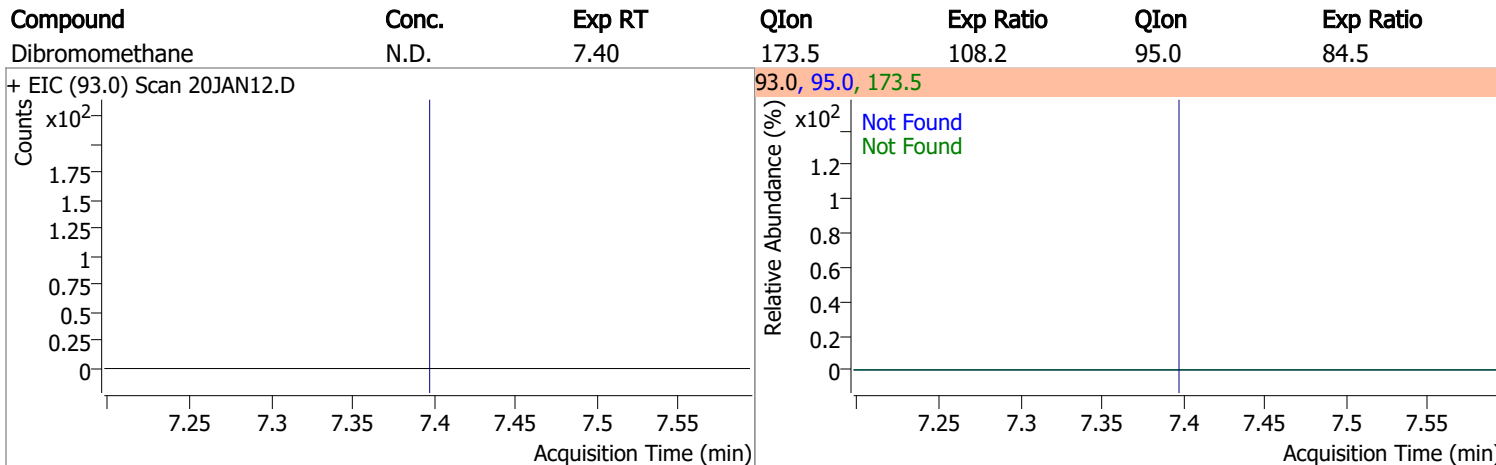
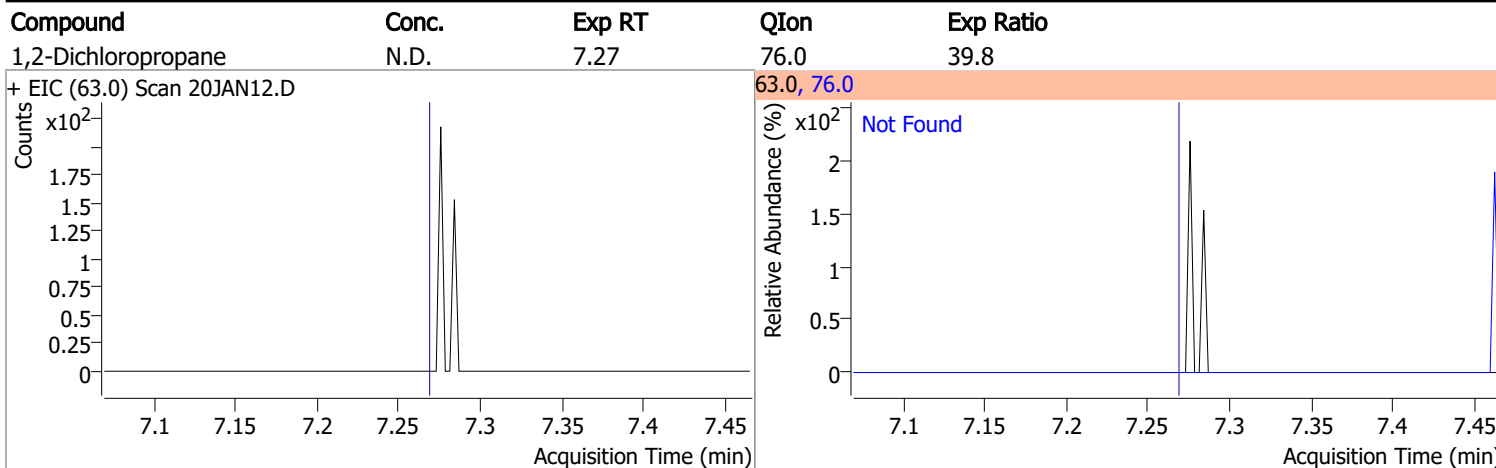
Compound	Conc.	Exp RT	QIon	Exp Ratio	QIon	Exp Ratio
1,2-Dichloroethane	N.D.	6.32	64.0	32.2	98.0	8.2



Compound	Conc.	Exp RT	QIon	Exp Ratio	QIon	Exp Ratio
Trichloroethene	N.D.	7.02	130.0	105.6	97.0	65.7

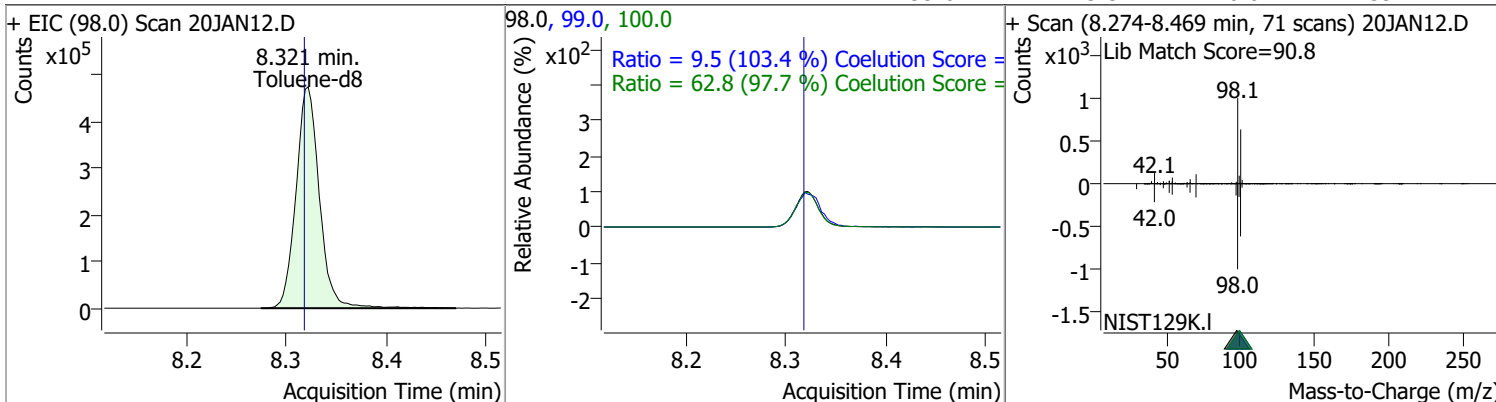


Quantitation Results Report (QT Reviewed)

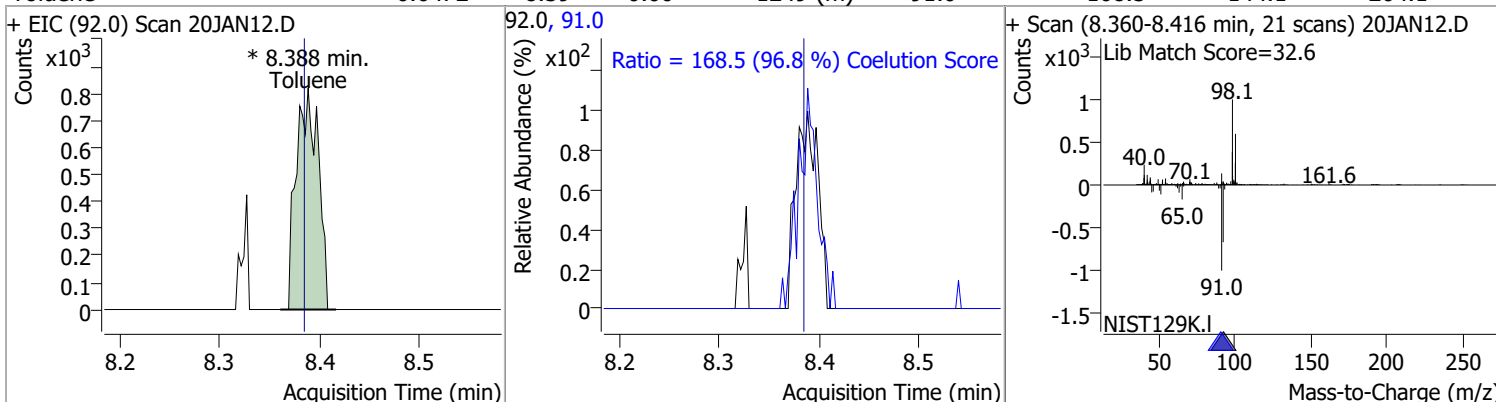


Quantitation Results Report (QT Reviewed)

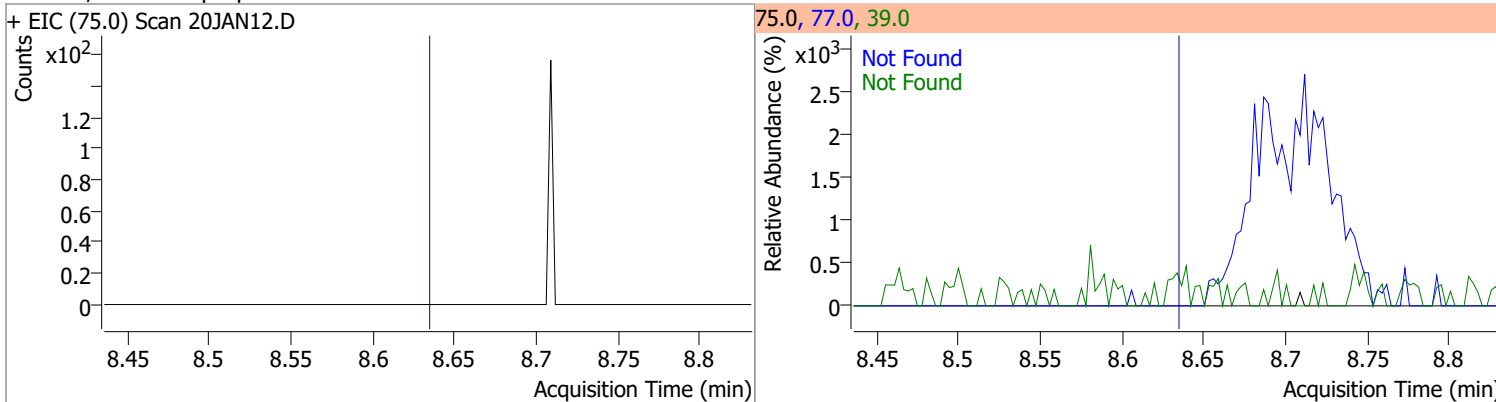
Compound	Conc.	RT	Dev(Min)	Resp.	QIon	QRatio	Lower	Upper
Toluene-d8	266.5415	8.32	0.00	771818	100.0	62.8	34.3	94.3
					99.0	9.5	0.0	39.2



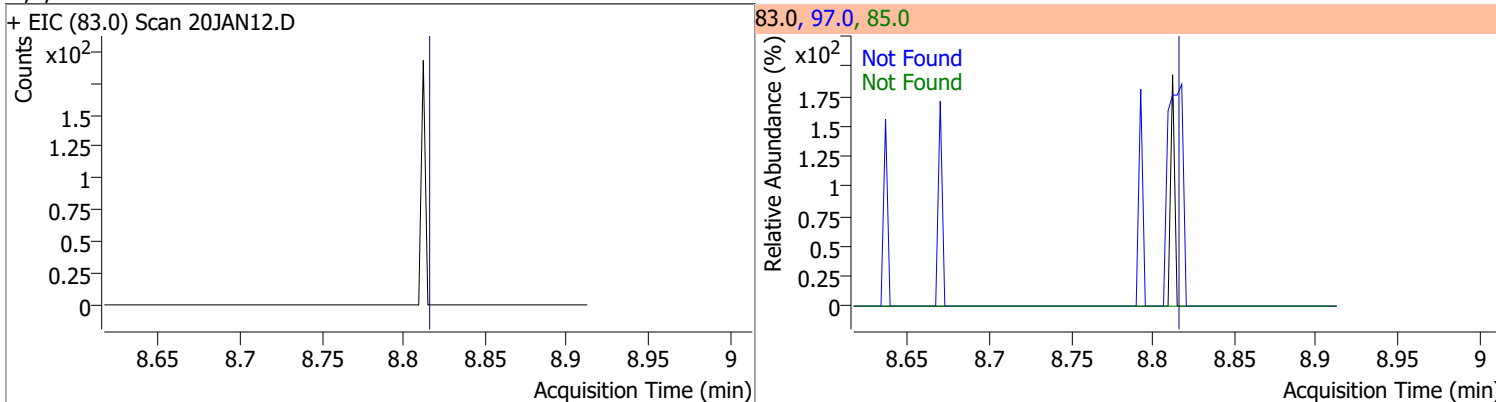
Compound	Conc.	RT	Dev(Min)	Resp.	QIon	QRatio	Lower	Upper
Toluene	0.6472	8.39	0.00	1249 (m)	91.0	168.5	144.1	204.1



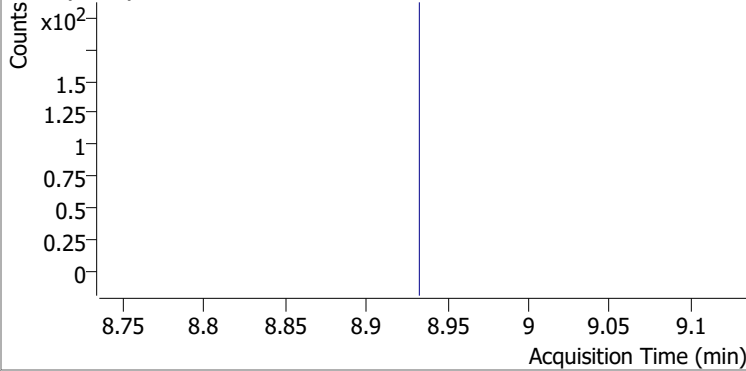
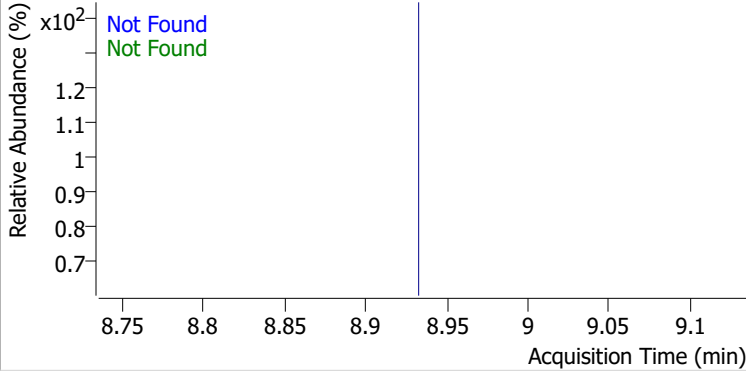
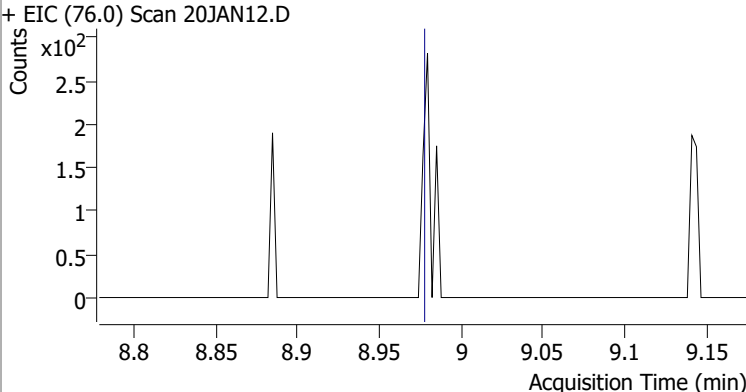
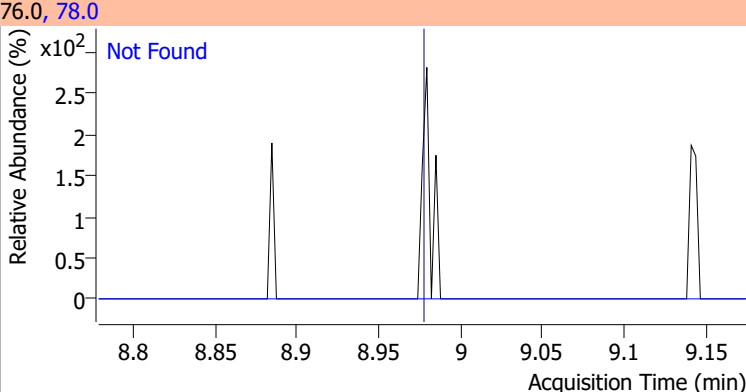
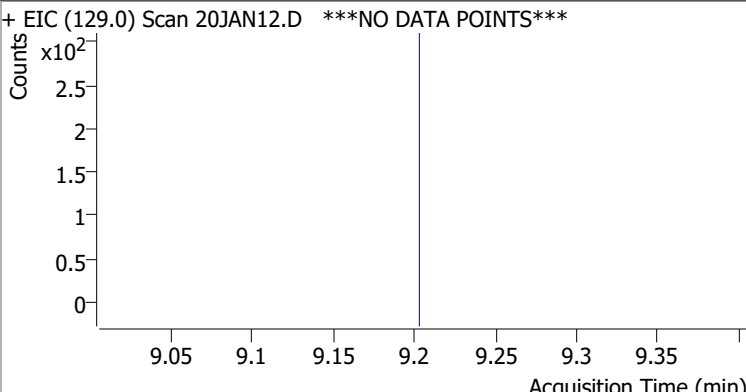
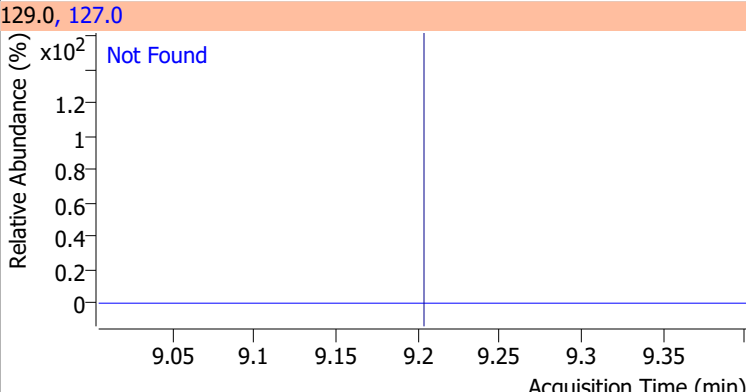
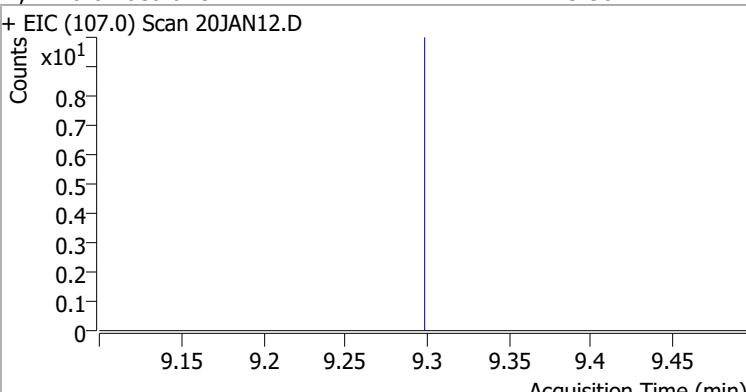
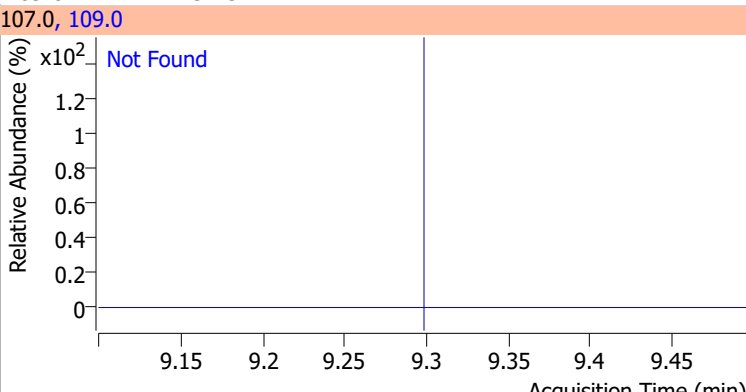
Compound	Conc.	Exp RT	QIon	Exp Ratio	QIon	Exp Ratio
trans-1,3-Dichloropropene	N.D.	8.64	39.0	53.0	77.0	31.0



Compound	Conc.	Exp RT	QIon	Exp Ratio	QIon	Exp Ratio
1,1,2-Trichloroethane	N.D.	8.82	97.0	110.7	85.0	60.7

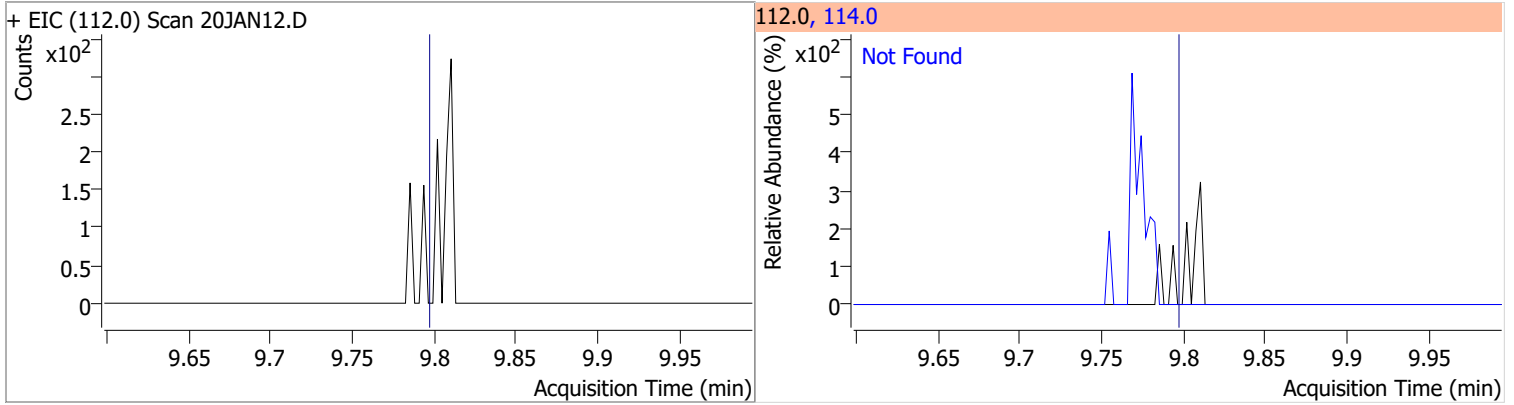


Quantitation Results Report (QT Reviewed)

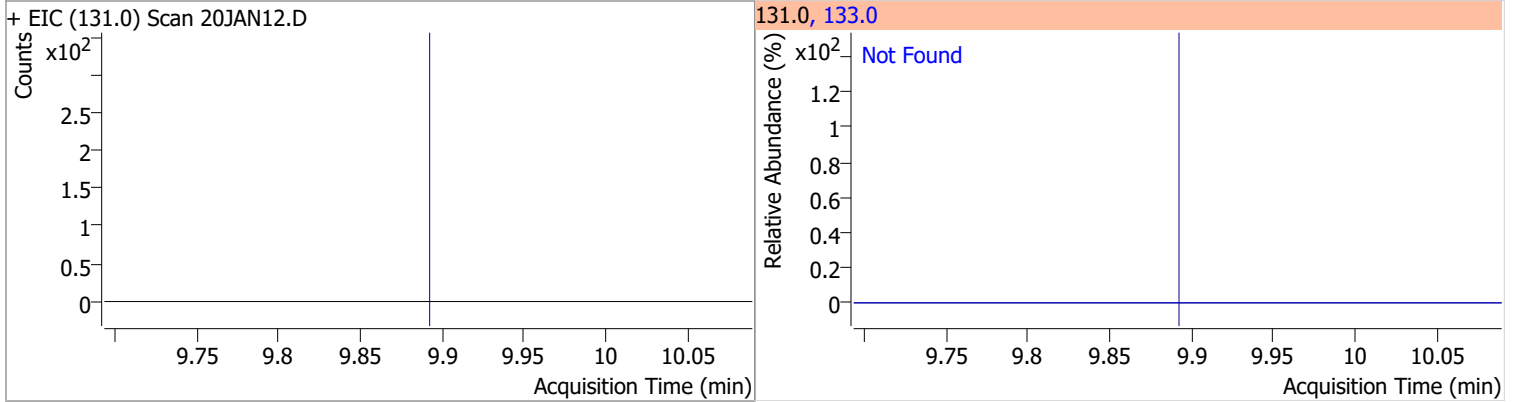
Compound	Conc.	Exp RT	QIon	Exp Ratio	QIon	Exp Ratio
Tetrachloroethene	N.D.	8.94	165.8	126.1	129.0	90.5
+ EIC (163.8) Scan 20JAN12.D ***NO DATA POINTS***			163.8, 129.0, 165.8			
						
1,3-Dichloropropane	N.D.	8.98	78.0	32.4		
+ EIC (76.0) Scan 20JAN12.D			76.0, 78.0			
						
Chlorodibromomethane	N.D.	9.21	127.0	77.2		
+ EIC (129.0) Scan 20JAN12.D ***NO DATA POINTS***			129.0, 127.0			
						
1,2-Dibromoethane	N.D.	9.30	109.0	91.5		
+ EIC (107.0) Scan 20JAN12.D			107.0, 109.0			
						

Quantitation Results Report (QT Reviewed)

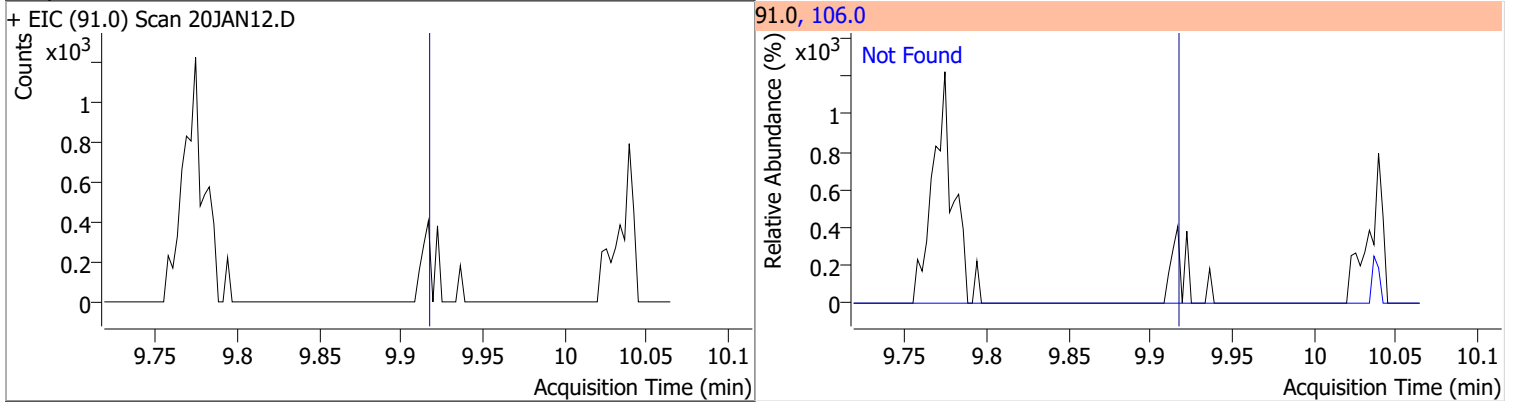
Compound	Conc.	Exp RT	QIon	Exp Ratio
Chlorobenzene	N.D.	9.80	114.0	32.2



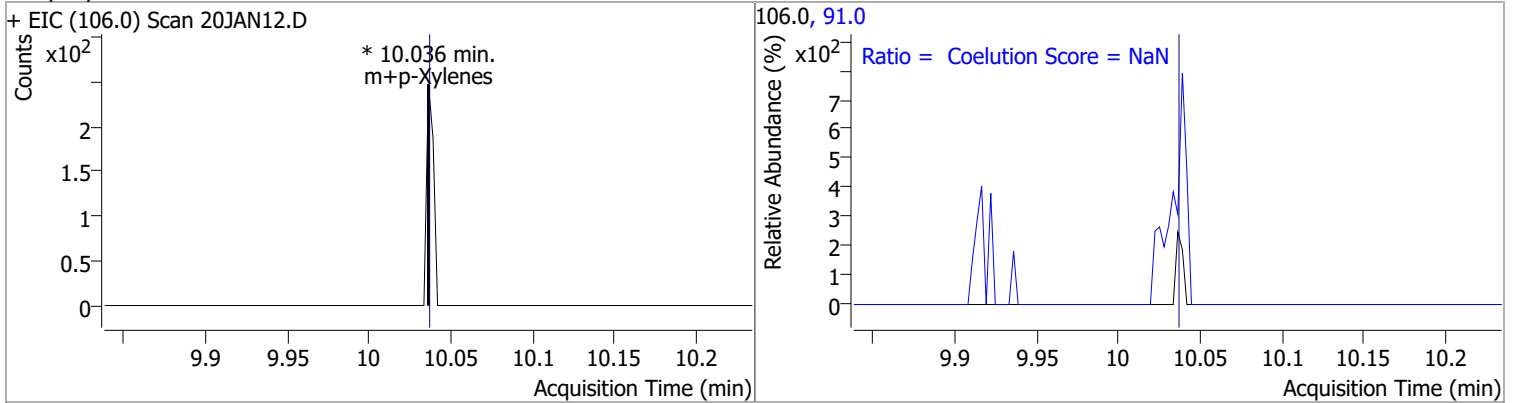
Compound	Conc.	Exp RT	QIon	Exp Ratio
1,1,1,2-Tetrachloroethane	N.D.	9.89	133.0	95.3



Compound	Conc.	Exp RT	QIon	Exp Ratio
Ethylbenzene	N.D.	9.92	106.0	31.7

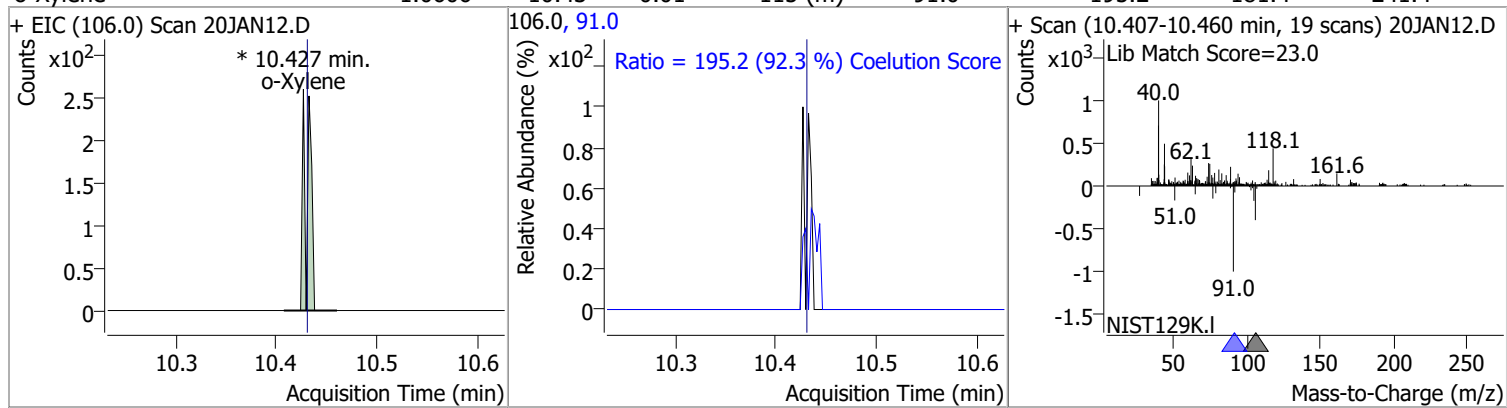


Compound	Conc.	RT	Dev(Min)	Resp.	QIon	QRatio	Lower	Upper
m+p-Xylenes		0		0	91.0		170.7	230.7

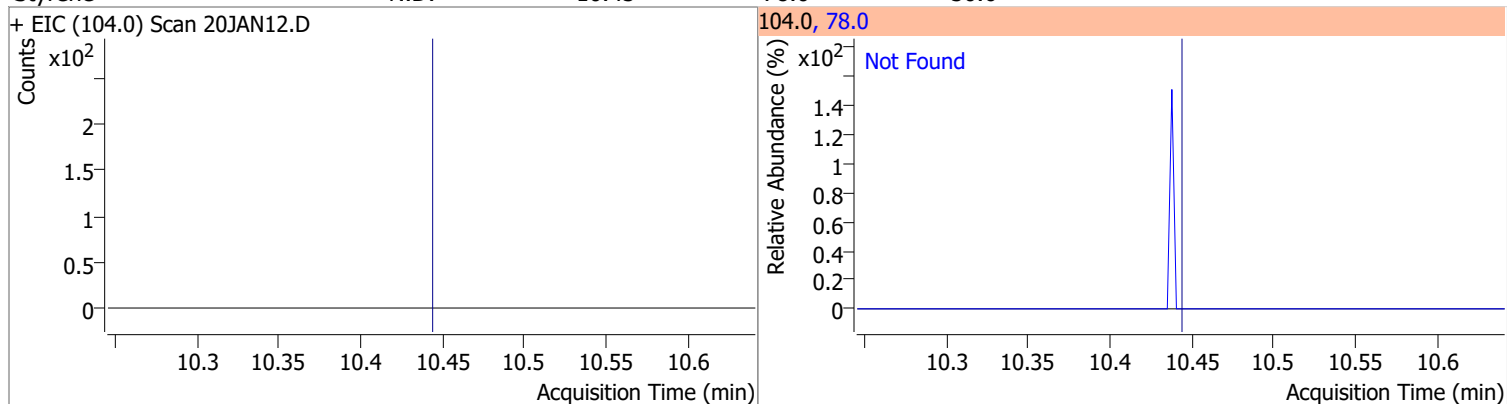


Quantitation Results Report (QT Reviewed)

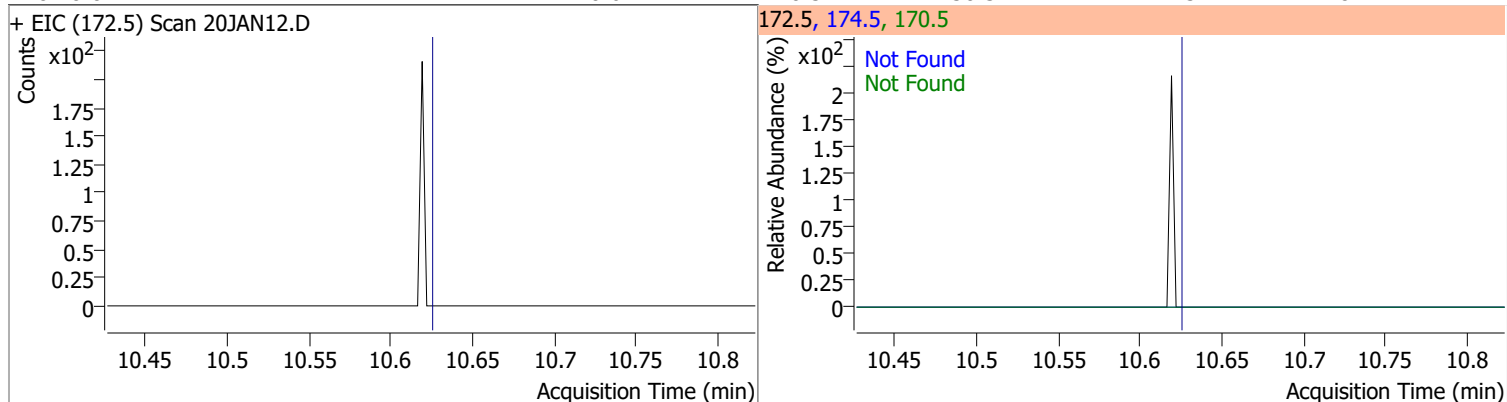
Compound	Conc.	RT	Dev(Min)	Resp.	QIon	QRatio	Lower	Upper
o-Xylene	1.0606	10.43	-0.01	115 (m)	91.0	195.2	181.4	241.4



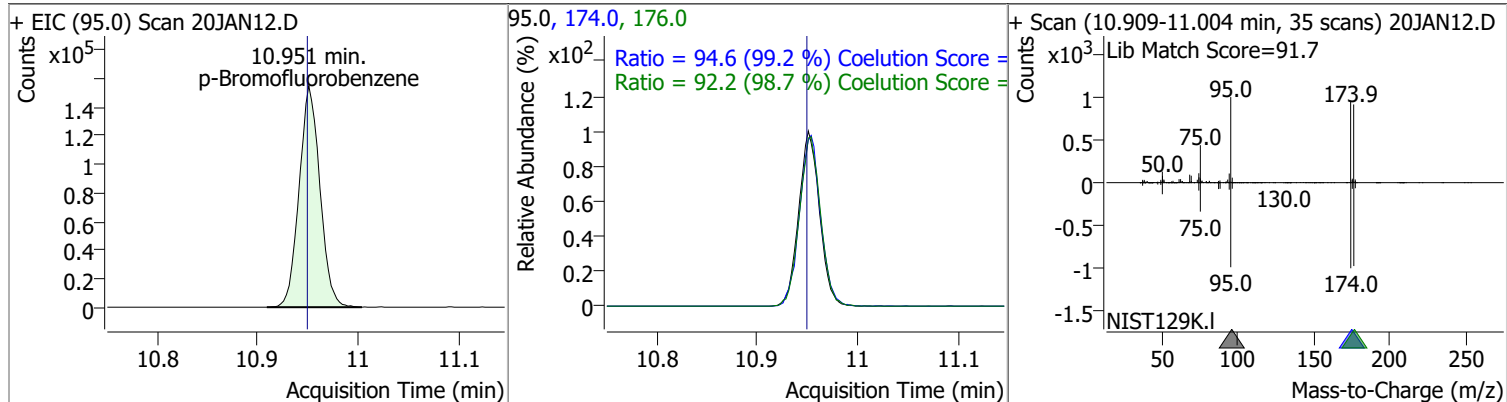
Compound	Conc.	Exp RT	QIon	Exp Ratio
Styrene	N.D.	10.45	78.0	50.6



Compound	Conc.	Exp RT	QIon	Exp Ratio	QIon	Exp Ratio
Bromoform	N.D.	10.62	170.5	50.3	174.5	48.1



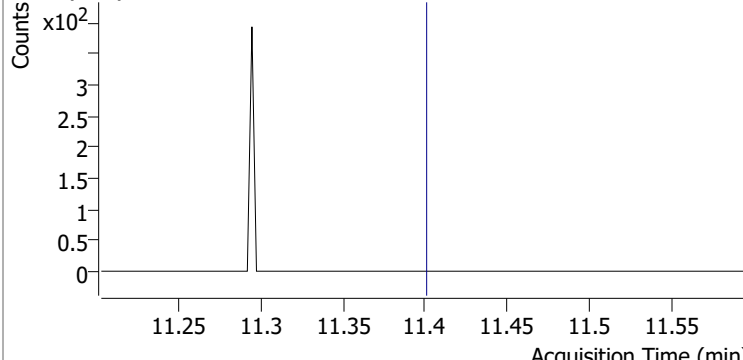
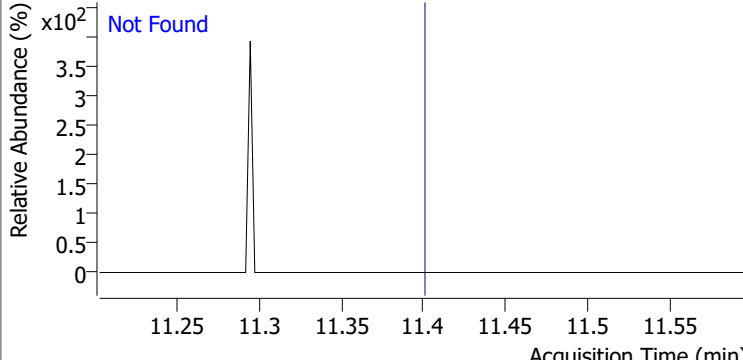
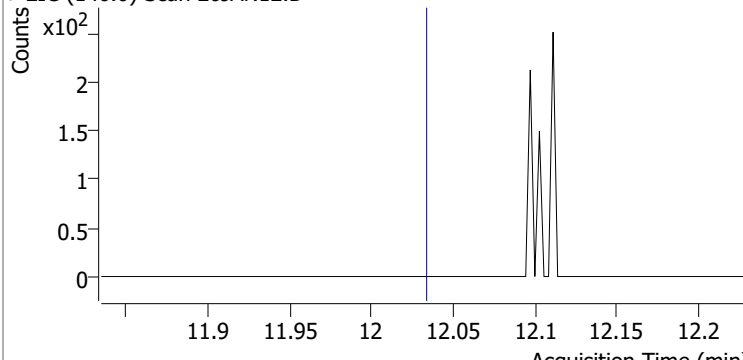
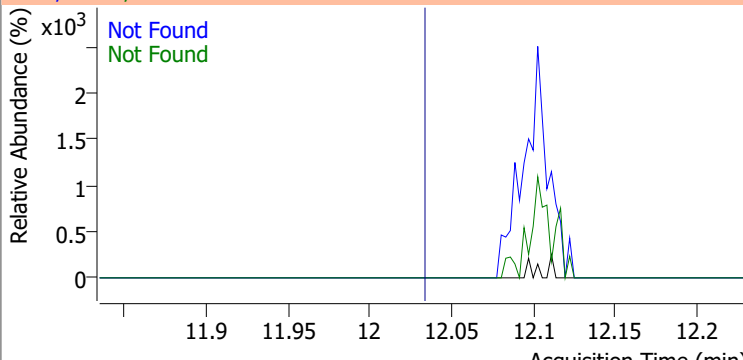
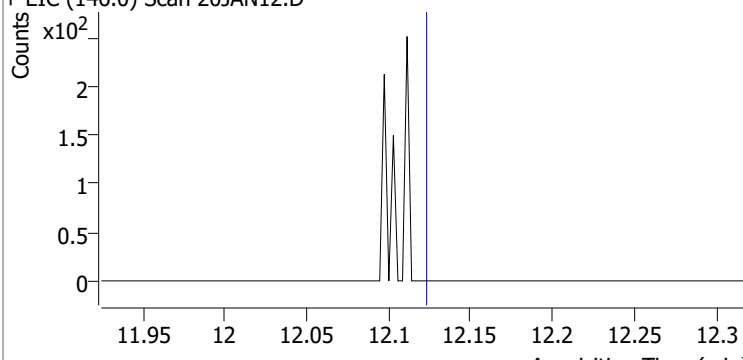
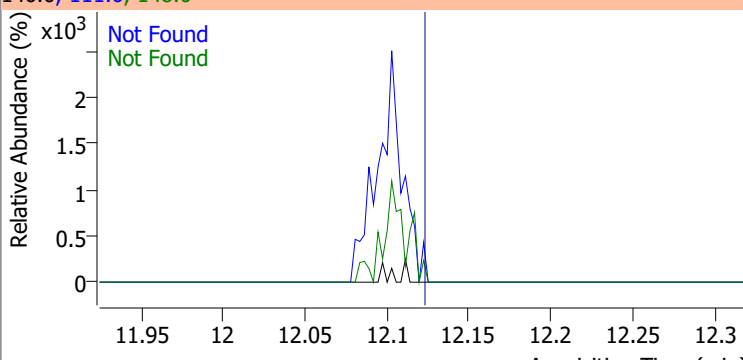
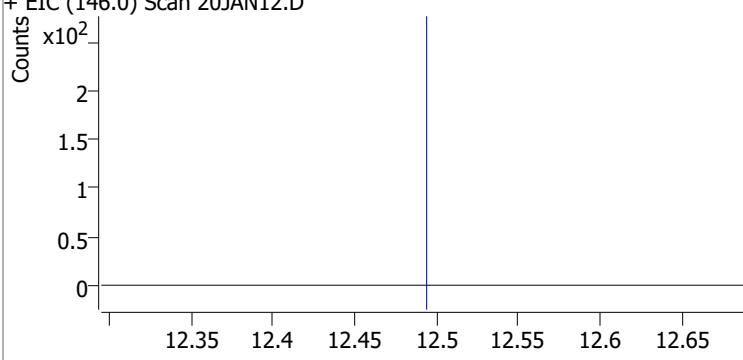
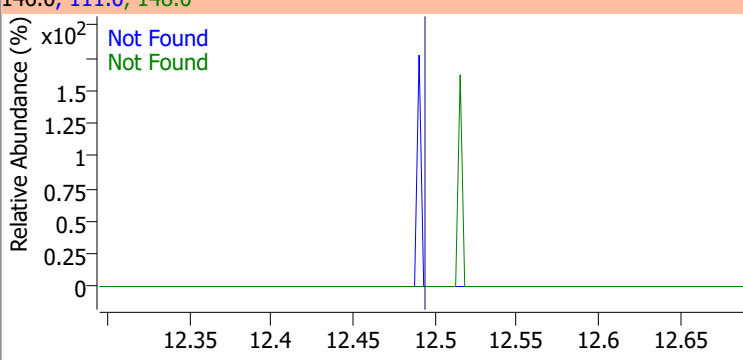
Compound	Conc.	RT	Dev(Min)	Resp.	QIon	QRatio	Lower	Upper
p-Bromofluorobenzene	271.3265	10.95	0.00	222535	174.0	94.6	65.3	125.3
					176.0	92.2	63.3	123.3



Quantitation Results Report (QT Reviewed)

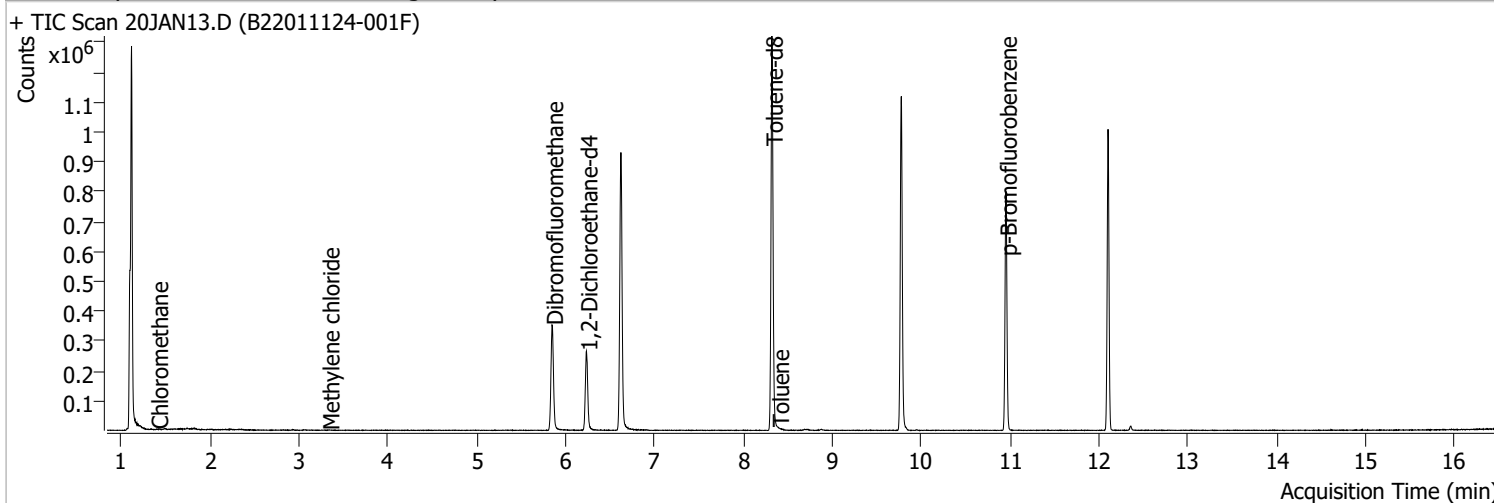
Compound	Conc.	Exp RT	QIon	Exp Ratio	QIon	Exp Ratio
Bromobenzene	N.D.	11.09	77.0	143.5	158.0	96.1
+ EIC (156.0) Scan 20JAN12.D			156.0, 77.0, 158.0			
1,1,2,2-Tetrachloroethane	N.D.	11.11	85.0	63.3		
+ EIC (83.0) Scan 20JAN12.D			83.0, 85.0			
1,2,3-Trichloropropane	N.D.	11.15	112.0	65.8		
+ EIC (110.0) Scan 20JAN12.D			110.0, 112.0			
2-Chlorotoluene	N.D.	11.29	91.0	276.2		
+ EIC (126.0) Scan 20JAN12.D ***NO DATA POINTS***			126.0, 91.0			

Quantitation Results Report (QT Reviewed)

Compound	Conc.	Exp RT	QIon	Exp Ratio		
4-Chlorotoluene	N.D.	11.40	126.0	31.3		
+ EIC (91.0) Scan 20JAN12.D			91.0, 126.0			
						
1,3-Dichlorobenzene	N.D.	12.03	148.0	62.8	QIon	Exp Ratio
+ EIC (146.0) Scan 20JAN12.D			146.0, 111.0, 148.0			
						
1,4-Dichlorobenzene	N.D.	12.12	148.0	63.7	QIon	Exp Ratio
+ EIC (146.0) Scan 20JAN12.D			146.0, 111.0, 148.0			
						
1,2-Dichlorobenzene	N.D.	12.49	148.0	61.9	QIon	Exp Ratio
+ EIC (146.0) Scan 20JAN12.D			146.0, 111.0, 148.0			
						

Quantitation Results Report (QT Reviewed)

Data File	20JAN13.D	Operator	MSC
Acq. Method	5975CACQF.M	Acq. Date-Time	1/20/2022 3:28:39 PM
Sample Name	B22011124-001F	Instrument	VOA5975C
Vial	13	Multiplier	1.00
DA Method File	VOA5975C_8260B_SHT_DoD_L4_011922.m	Comment	
Tune File	BFB_Atune3.u	Tune Date	10/11/2021 4:02:00 PM
Batch Name	VG012022_8260B.batch.bin	Last Calib Update	3/8/2022 4:29:12 PM
Ref Library	\\MASSHUNTER\Org\Library\NIST129K.I		



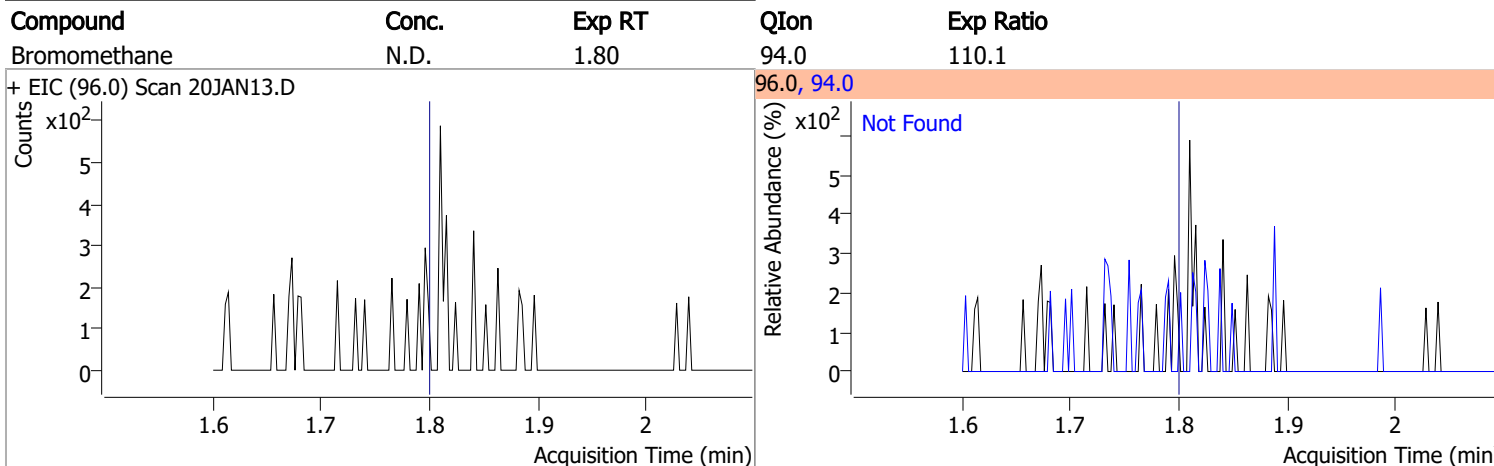
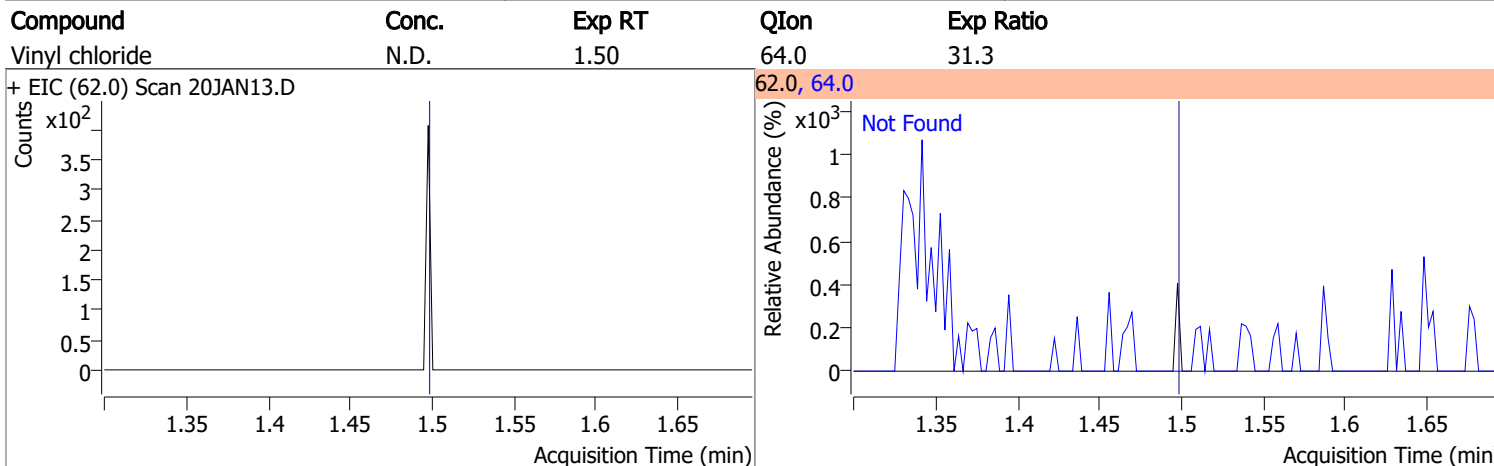
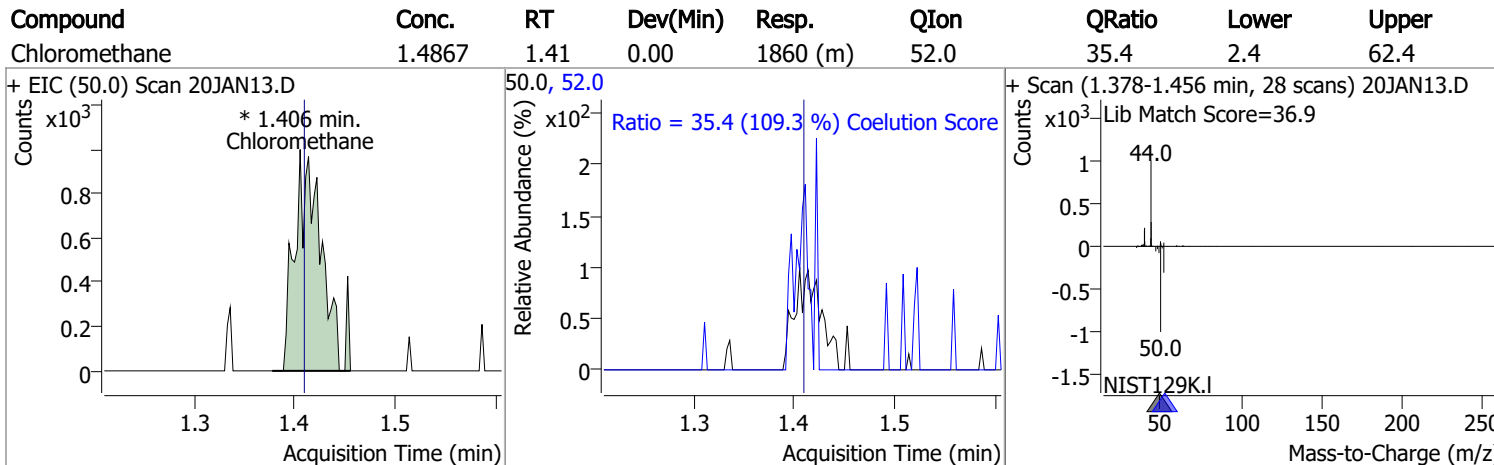
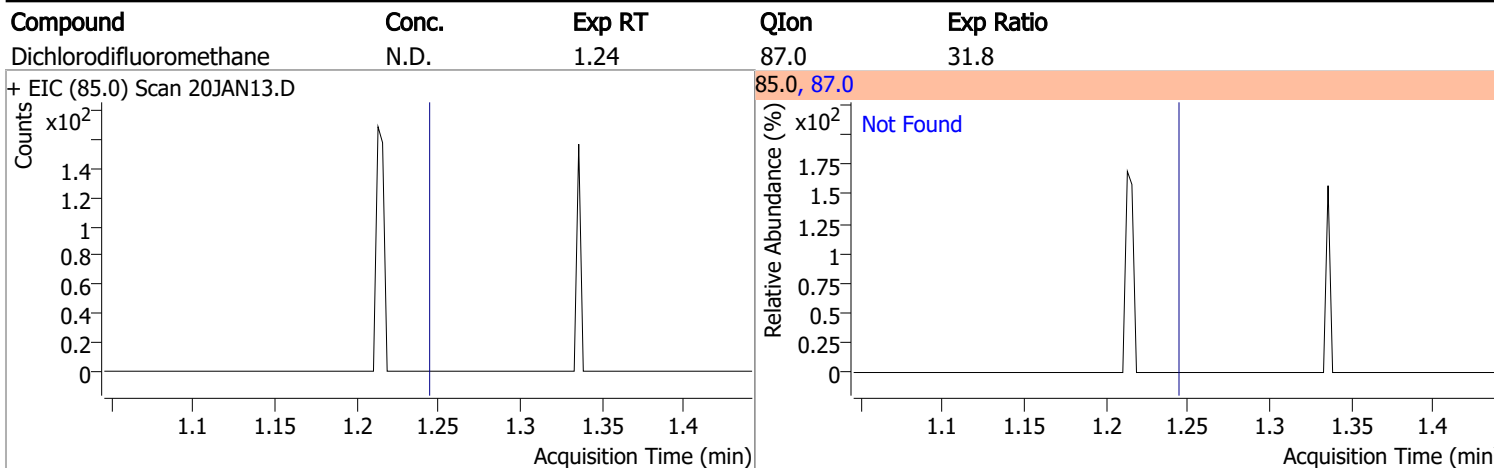
Compound	RT	QIon	Resp.	Conc.	Units	Dev(Min)
Internal Standards						
M Fluorobenzene	6.620	96.0	790191	250.0000	ng	0.000
M Chlorobenzene-d5	9.774	82.0	311763	250.0000	ng	0.000
M 1,4-Dichlorobenzene-d4	12.100	152.0	233116	250.0000	ng	0.000
System Monitoring Compounds						
S Dibromofluoromethane	5.845	113.0	210710	275.3066	ng	-0.006
Spiked Amount: 250.000	Range: 80.0 - 119.0%			Recovery = 110.12%		
S 1,2-Dichloroethane-d4	6.233	67.0	95544	288.9865	ng	0.003
Spiked Amount: 250.000	Range: 81.0 - 118.0%			Recovery = 115.59%		
S Toluene-d8	8.319	98.0	786228	258.4960	ng	0.000
Spiked Amount: 250.000	Range: 89.0 - 112.0%			Recovery = 103.40%		
S p-Bromofluorobenzene	10.951	95.0	228795	265.8186	ng	0.003
Spiked Amount: 250.000	Range: 85.0 - 114.0%			Recovery = 106.33%		
Target Compounds						
T Dichlorodifluoromethane	0.000		0	N.D.		
T Chloromethane	1.406	50.0	1860	1.4867	ng	m 95
T Vinyl chloride	0.000		0	N.D.		
T Bromomethane	0.000		0	N.D.		
T Chloroethane	0.000		0	N.D.		
T Trichlorofluoromethane	0.000		0	N.D.		
T 1,1-Dichloroethene	0.000		0	N.D.		
T Methylene chloride	3.333	49.0	723	0.6257	ng	m 82
T trans-1,2-Dichloroethene	0.000		0	N.D.		
T Methyl tert-butyl ether (MTBE)	0.000		0	N.D.		
T 1,1-Dichloroethane	0.000		0	N.D.		
T 2,2-Dichloropropane	0.000		0	N.D.		
T cis-1,2-Dichloroethene	0.000		0	N.D.		
T Methyl ethyl ketone	0.000		0	N.D.		
T Bromochloromethane	0.000		0	N.D.		
T Chloroform	0.000		0	N.D.		

Quantitation Results Report (QT Reviewed)

Compound	RT	QIon	Resp.	Conc.	Units		Dev(Min)
T 1,1,1-Trichloroethane	0.000		0	N.D.			
T Carbon tetrachloride	0.000		0	N.D.			
T 1,1-Dichloropropene	0.000		0	N.D.			
T Benzene	0.000		0	N.D.			
T 1,2-Dichloroethane	0.000		0	N.D.			
T Trichloroethene	0.000		0	N.D.			
T 1,2-Dichloropropane	0.000		0	N.D.			
T Dibromomethane	0.000		0	N.D.			
T Bromodichloromethane	0.000		0	N.D.			
T cis-1,3-Dichloropropene	0.000		0	N.D.			
T Toluene	8.388	92.0	186	0.0918	ng	m	100
T trans-1,3-Dichloropropene	0.000		0	N.D.			
T 1,1,2-Trichloroethane	0.000		0	N.D.			
T Tetrachloroethene	0.000		0	N.D.			
T 1,3-Dichloropropane	0.000		0	N.D.			
T Chlorodibromomethane	0.000		0	N.D.			
T 1,2-Dibromoethane	0.000		0	N.D.			
T Chlorobenzene	0.000		0	N.D.			
T 1,1,1,2-Tetrachloroethane	0.000		0	N.D.			
T Ethylbenzene	0.000		0	N.D.			
T m+p-Xylenes	0.000		0	N.D.			
T o-Xylene	0.000		0	N.D.			
T Styrene	0.000		0	N.D.			
T Bromoform	0.000		0	N.D.			
T Bromobenzene	0.000		0	N.D.			
T 1,1,2,2-Tetrachloroethane	0.000		0	N.D.			
T 1,2,3-Trichloropropane	0.000		0	N.D.			
T 2-Chlorotoluene	0.000		0	N.D.			
T 4-Chlorotoluene	0.000		0	N.D.			
T 1,3-Dichlorobenzene	0.000		0	N.D.			
T 1,4-Dichlorobenzene	0.000		0	N.D.			
T 1,2-Dichlorobenzene	0.000		0	N.D.			

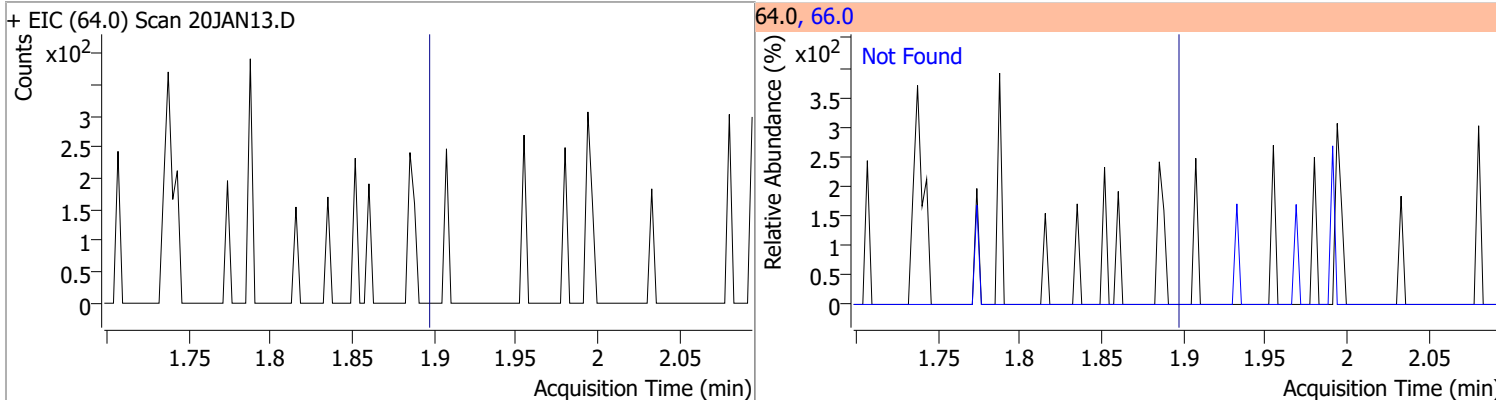
(#) = Qualifier Out of Range; (m) = Manual Integration; (+) = Area Summed; (*) = Surrogate Percent Recovery Out of Range; (d): Zeroed Peak

Quantitation Results Report (QT Reviewed)

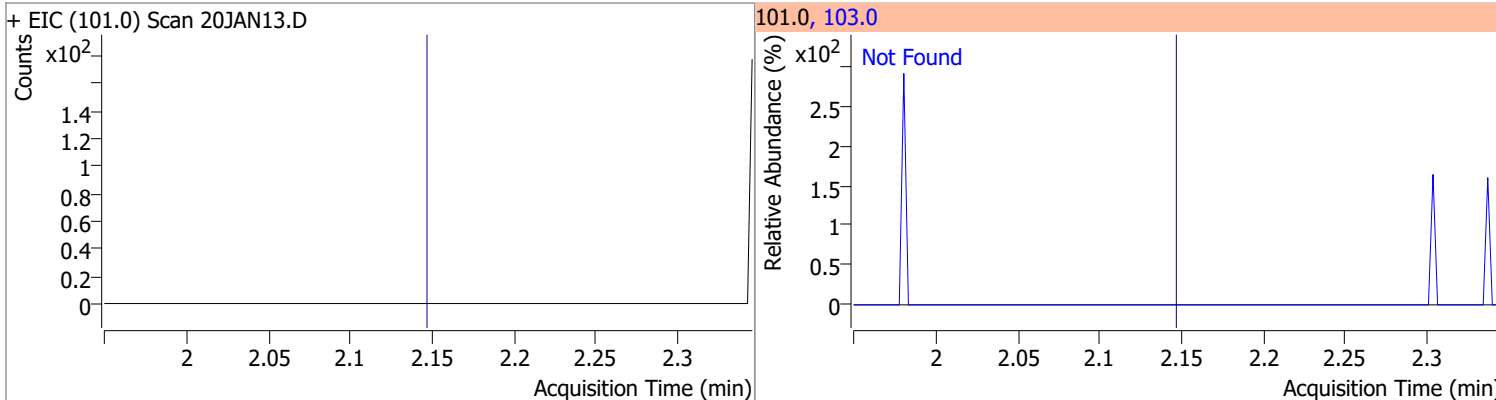


Quantitation Results Report (QT Reviewed)

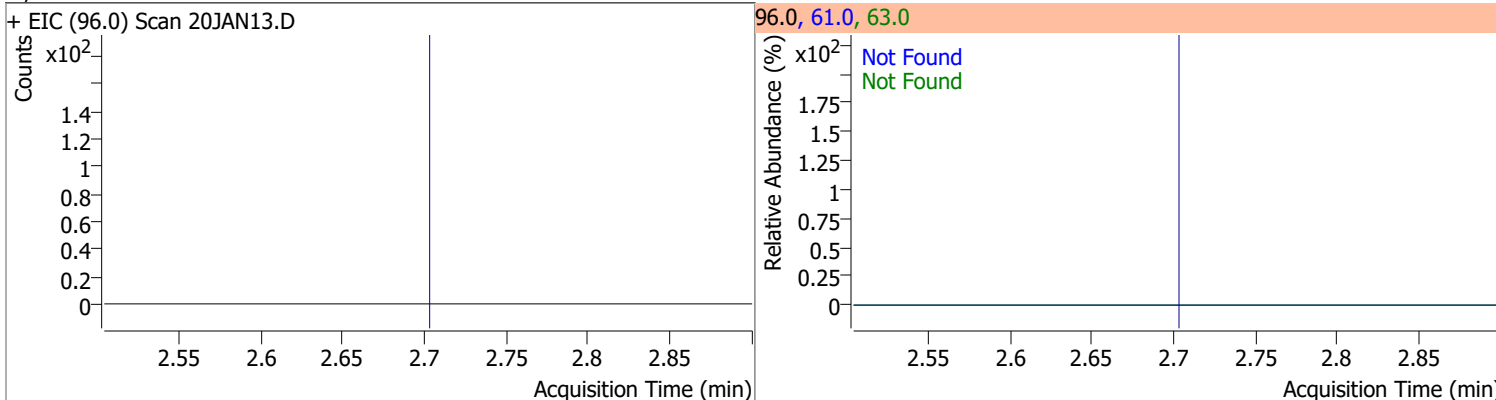
Compound	Conc.	Exp RT	QIon	Exp Ratio
Chloroethane	N.D.	1.90	66.0	30.0



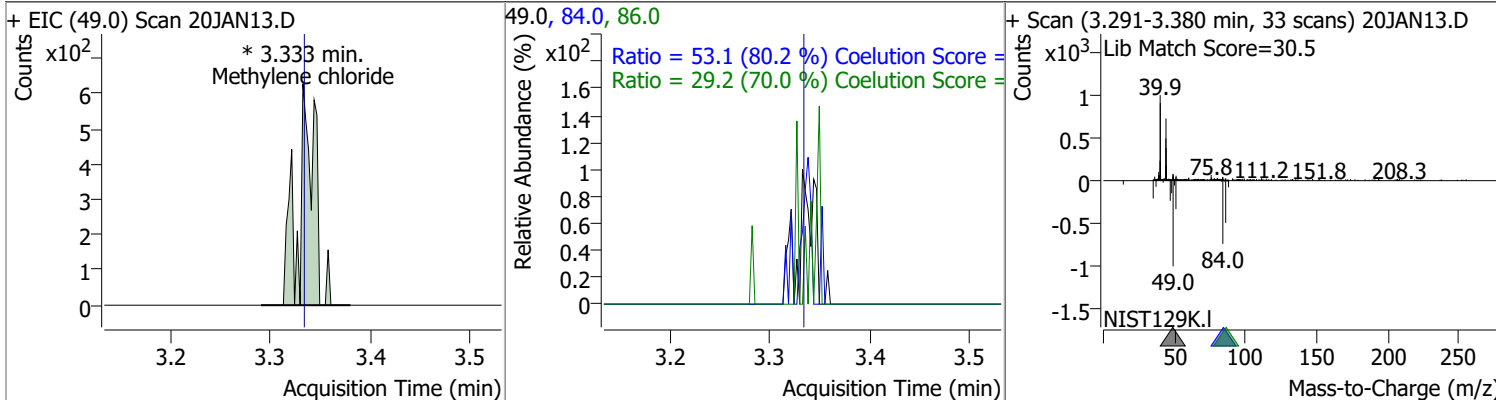
Compound	Conc.	Exp RT	QIon	Exp Ratio
Trichlorofluoromethane	N.D.	2.15	103.0	65.0



Compound	Conc.	Exp RT	QIon	Exp Ratio	QIon	Exp Ratio
1,1-Dichloroethene	N.D.	2.70	61.0	179.9	63.0	57.0

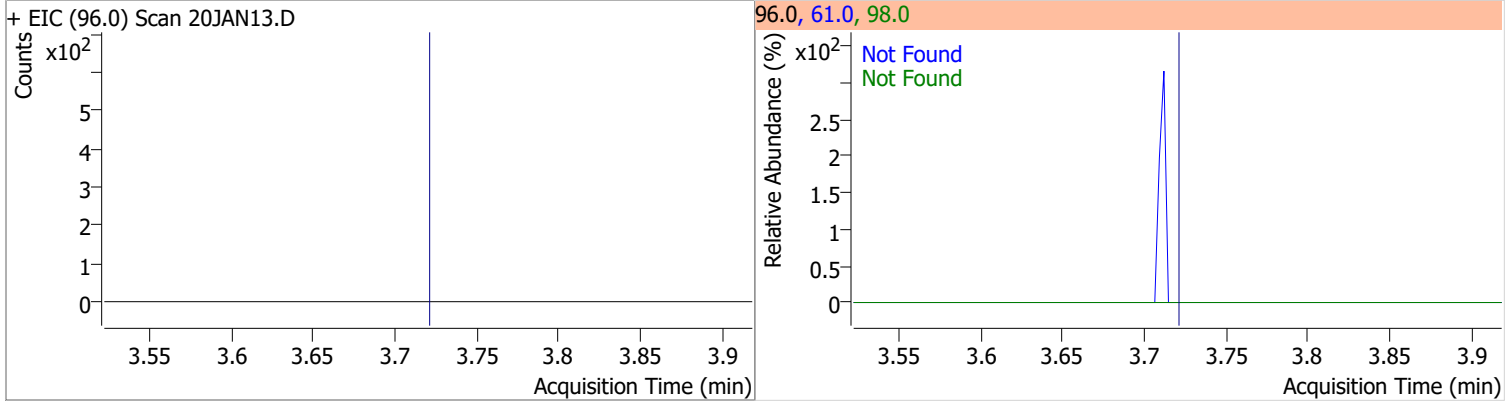


Compound	Conc.	RT	Dev(Min)	Resp.	QIon	QRatio	Lower	Upper
Methylene chloride	0.6257	3.33	0.00	723 (m)	84.0	53.1	36.1	96.1
					86.0	29.2	11.8	71.8

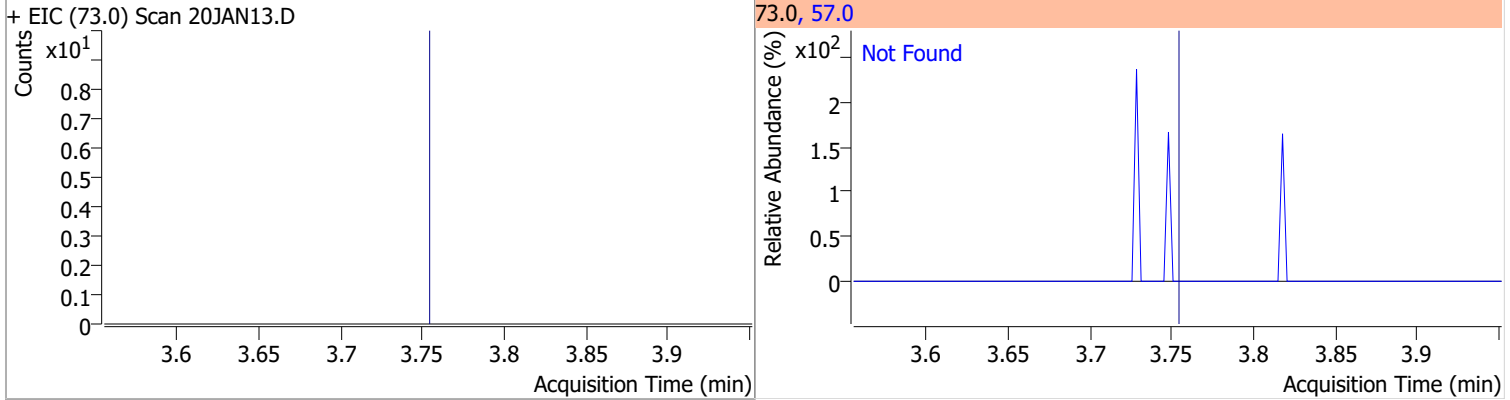


Quantitation Results Report (QT Reviewed)

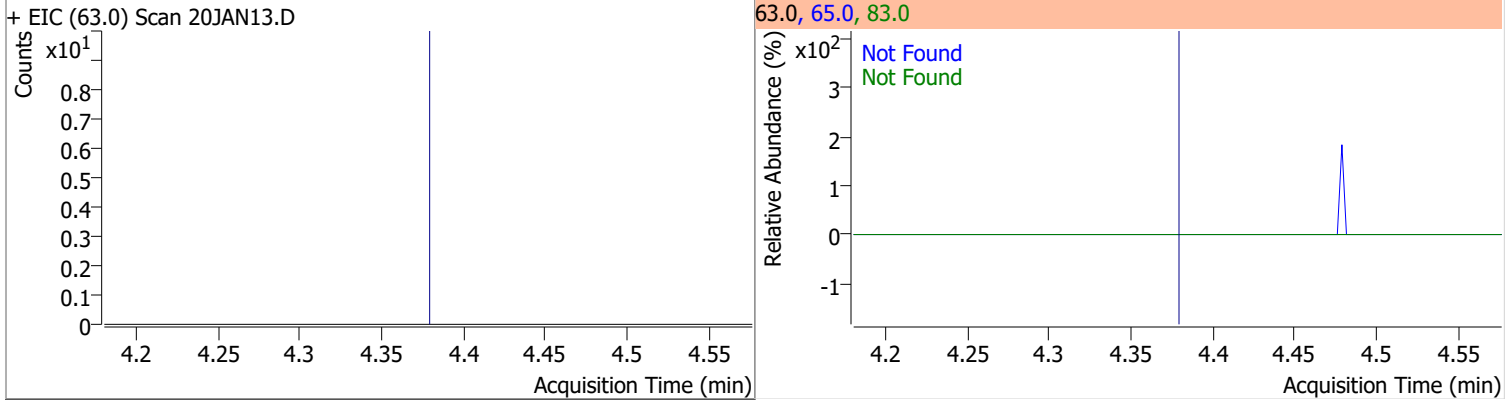
Compound	Conc.	Exp RT	QIon	Exp Ratio	QIon	Exp Ratio
trans-1,2-Dichloroethene	N.D.	3.72	61.0	154.8	98.0	62.1



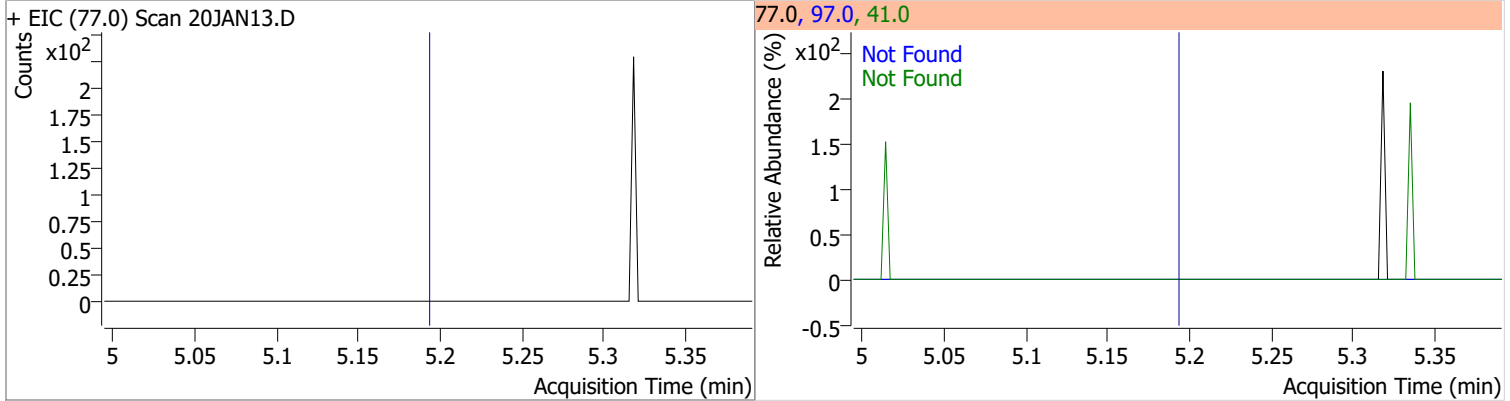
Compound	Conc.	Exp RT	QIon	Exp Ratio
Methyl tert-butyl ether (MTBE)	N.D.	3.75	57.0	24.6



Compound	Conc.	Exp RT	QIon	Exp Ratio	QIon	Exp Ratio
1,1-Dichloroethane	N.D.	4.38	65.0	31.0	83.0	12.7

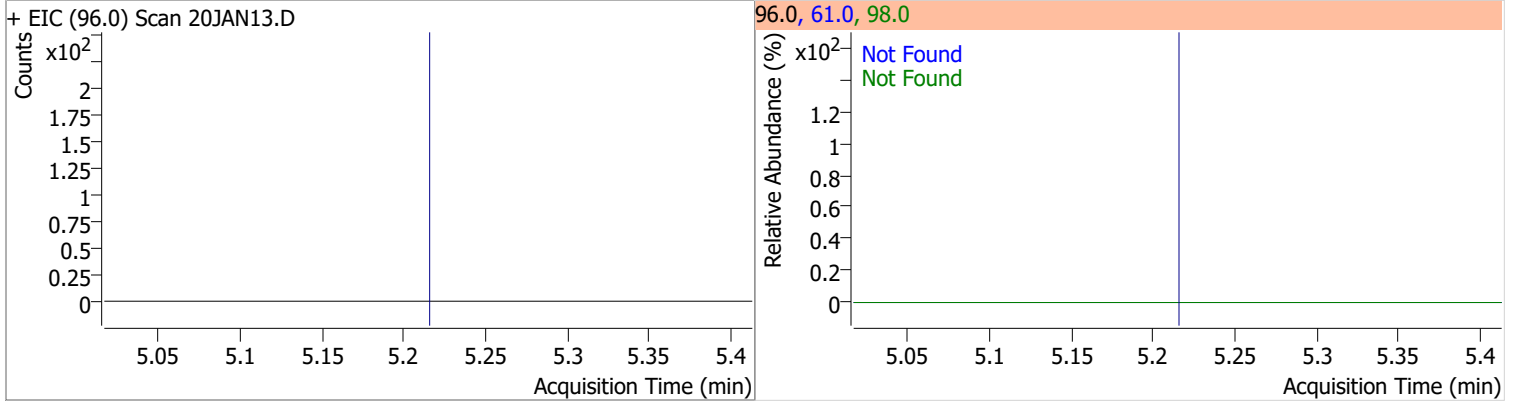


Compound	Conc.	Exp RT	QIon	Exp Ratio	QIon	Exp Ratio
2,2-Dichloropropane	N.D.	5.19	41.0	68.8	97.0	23.9

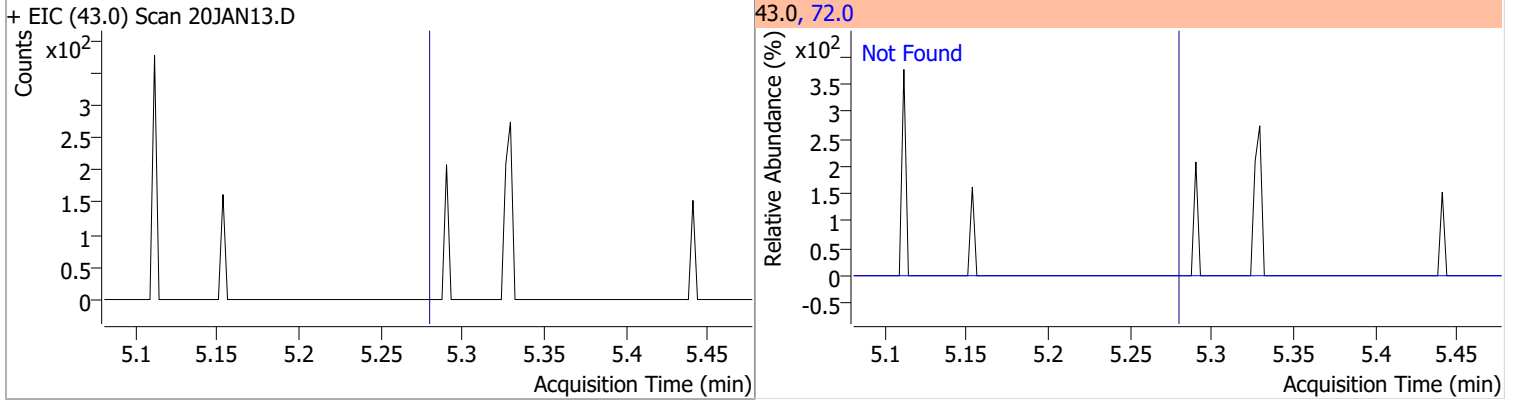


Quantitation Results Report (QT Reviewed)

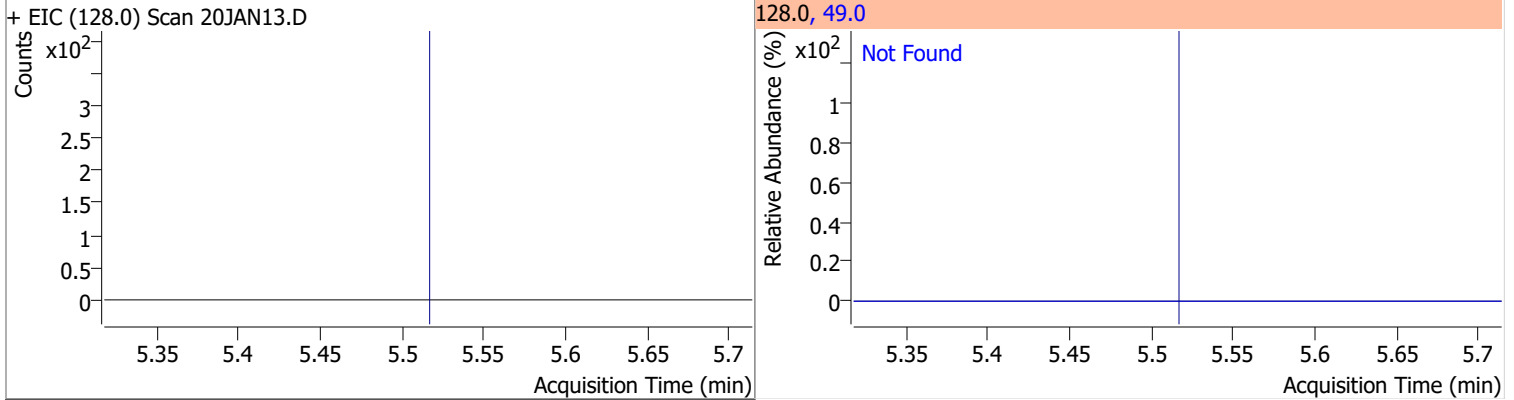
Compound	Conc.	Exp RT	QIon	Exp Ratio	QIon	Exp Ratio
cis-1,2-Dichloroethene	N.D.	5.21	61.0	160.4	98.0	66.2



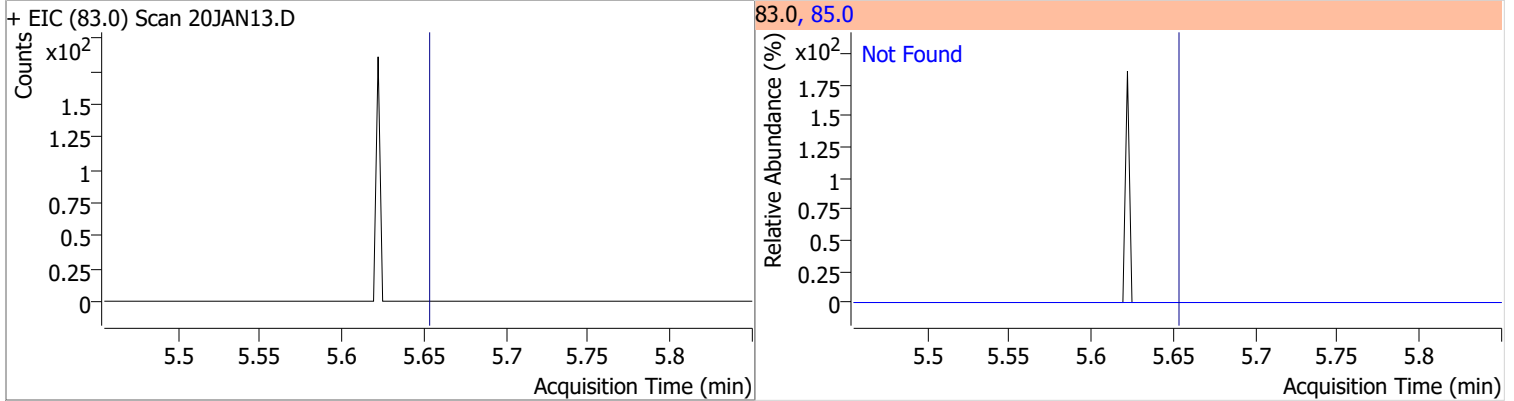
Compound	Conc.	Exp RT	QIon	Exp Ratio
Methyl ethyl ketone	N.D.	5.28	72.0	20.6



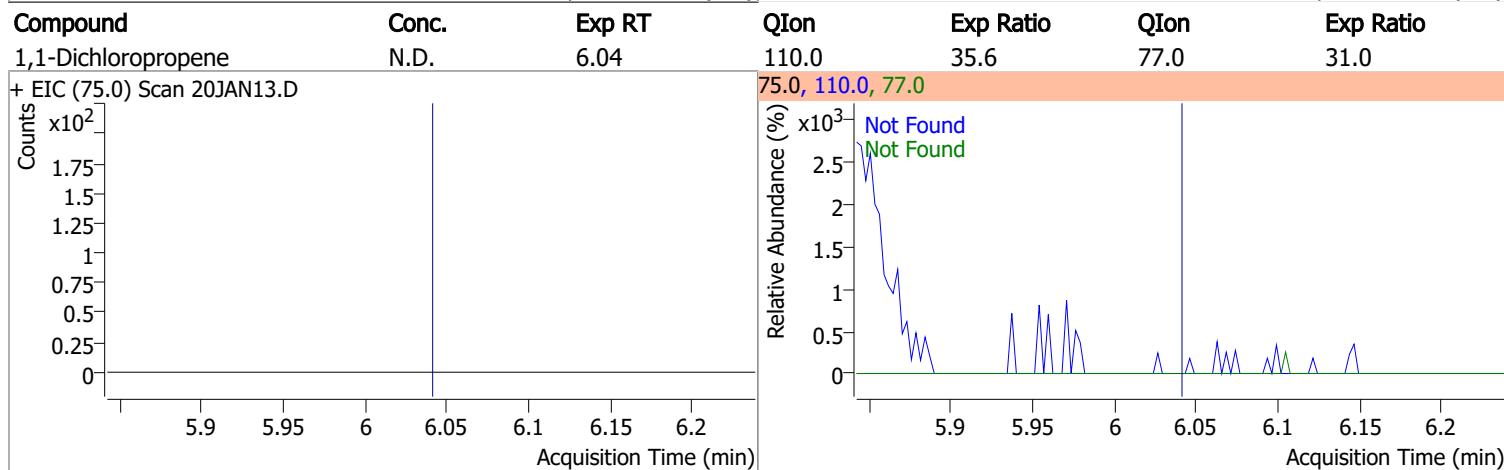
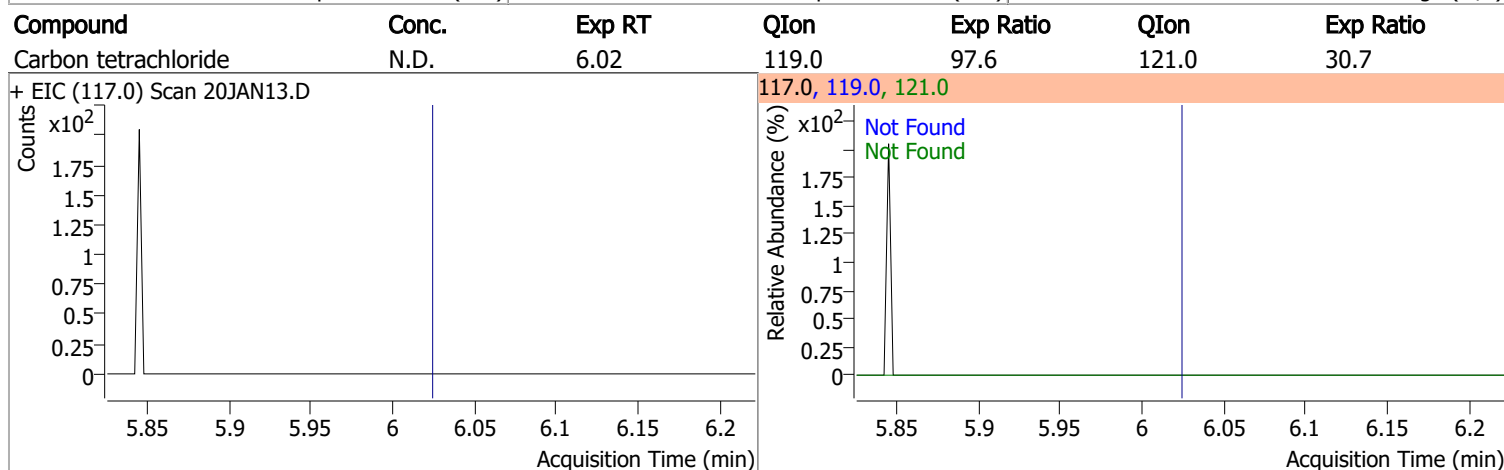
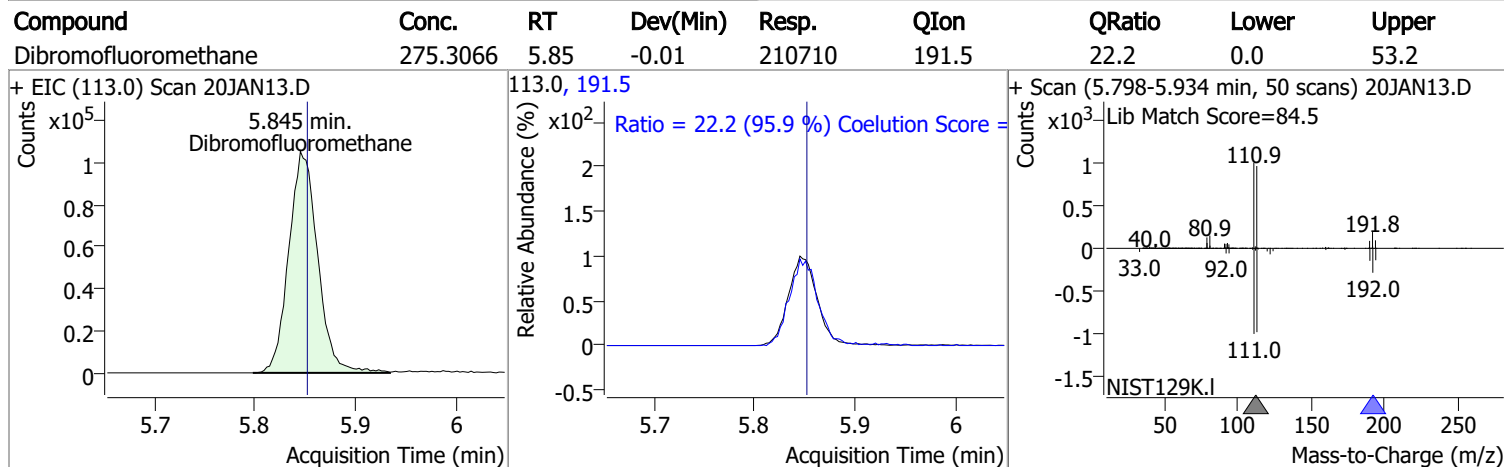
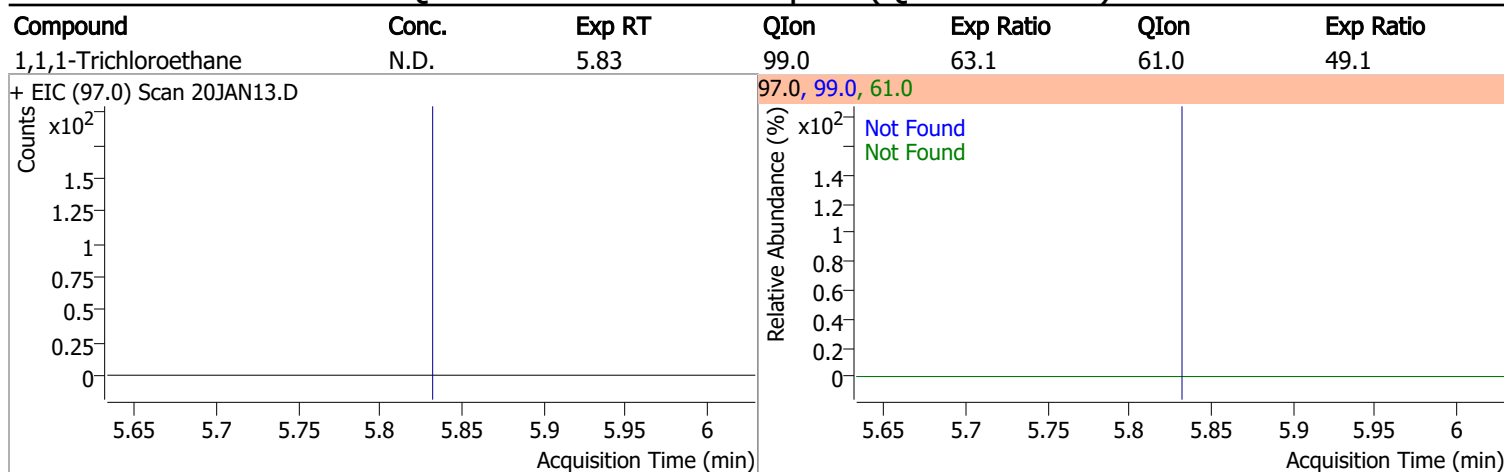
Compound	Conc.	Exp RT	QIon	Exp Ratio
Bromochloromethane	N.D.	5.52	49.0	182.2



Compound	Conc.	Exp RT	QIon	Exp Ratio
Chloroform	N.D.	5.65	85.0	66.2

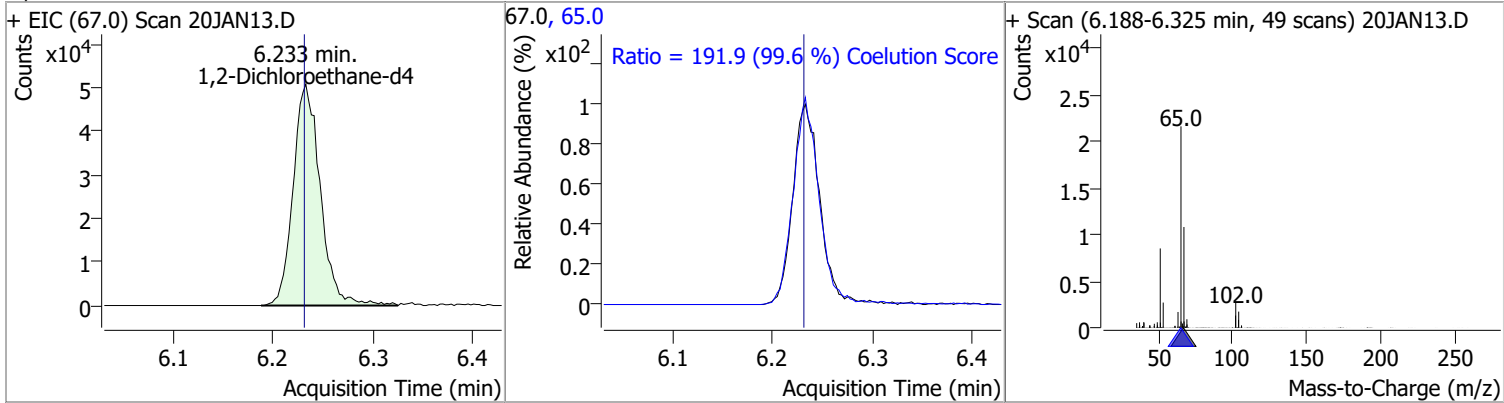


Quantitation Results Report (QT Reviewed)

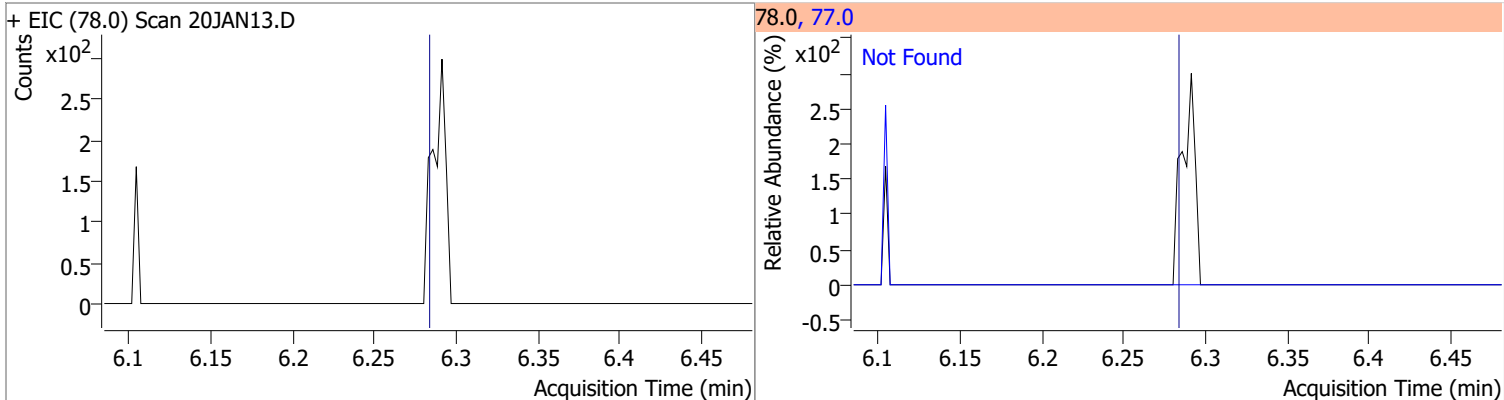


Quantitation Results Report (QT Reviewed)

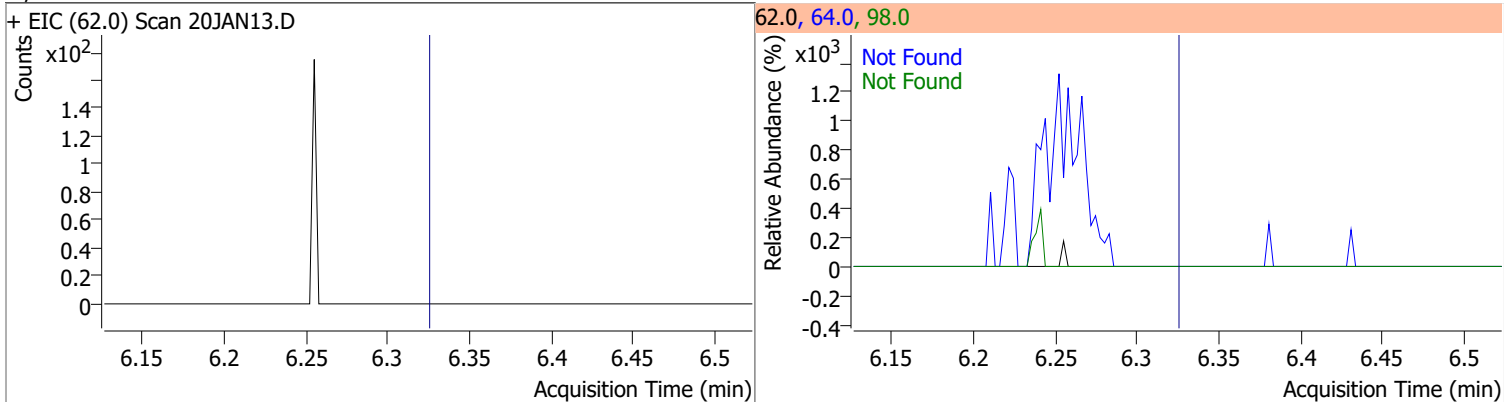
Compound	Conc.	RT	Dev(Min)	Resp.	QIon	QRatio	Lower	Upper
1,2-Dichloroethane-d4	288.9865	6.23	0.00	95544	65.0	191.9	162.8	222.8



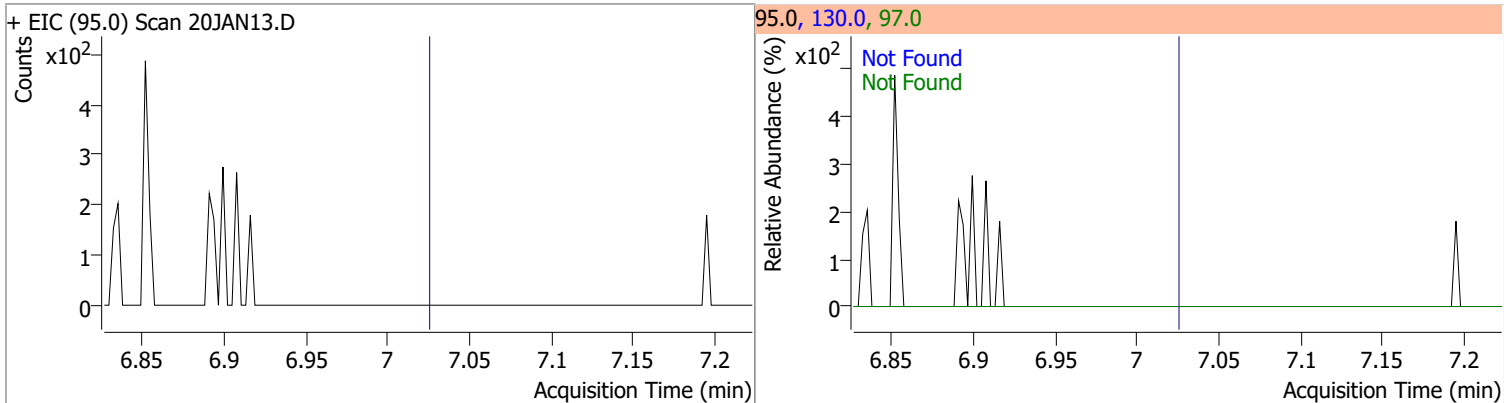
Compound	Conc.	Exp RT	QIon	Exp Ratio
Benzene	N.D.	6.28	77.0	23.3



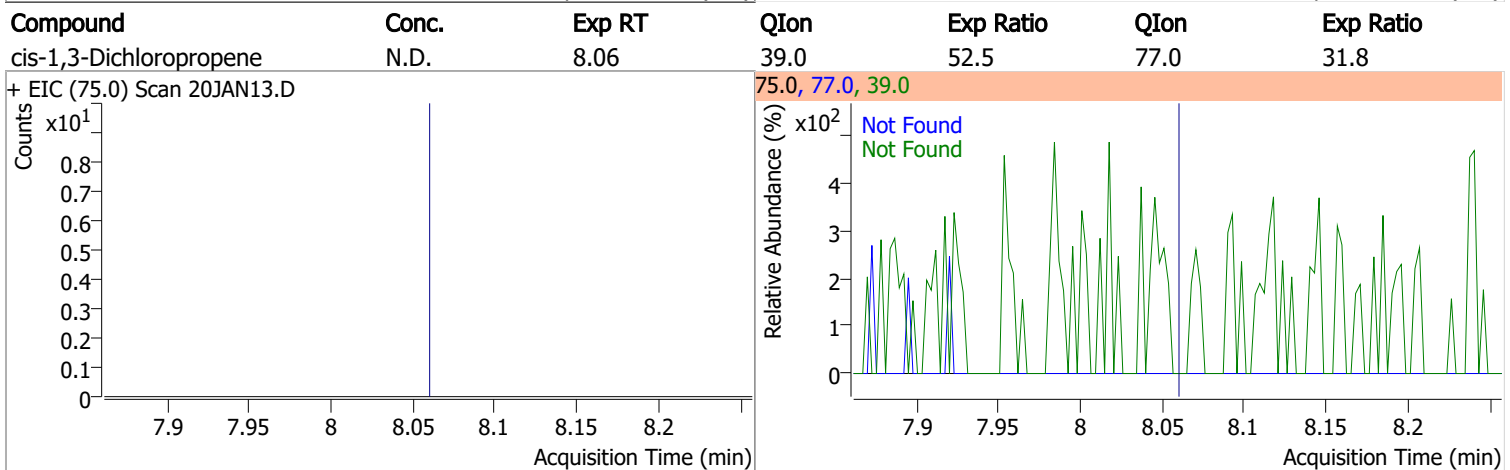
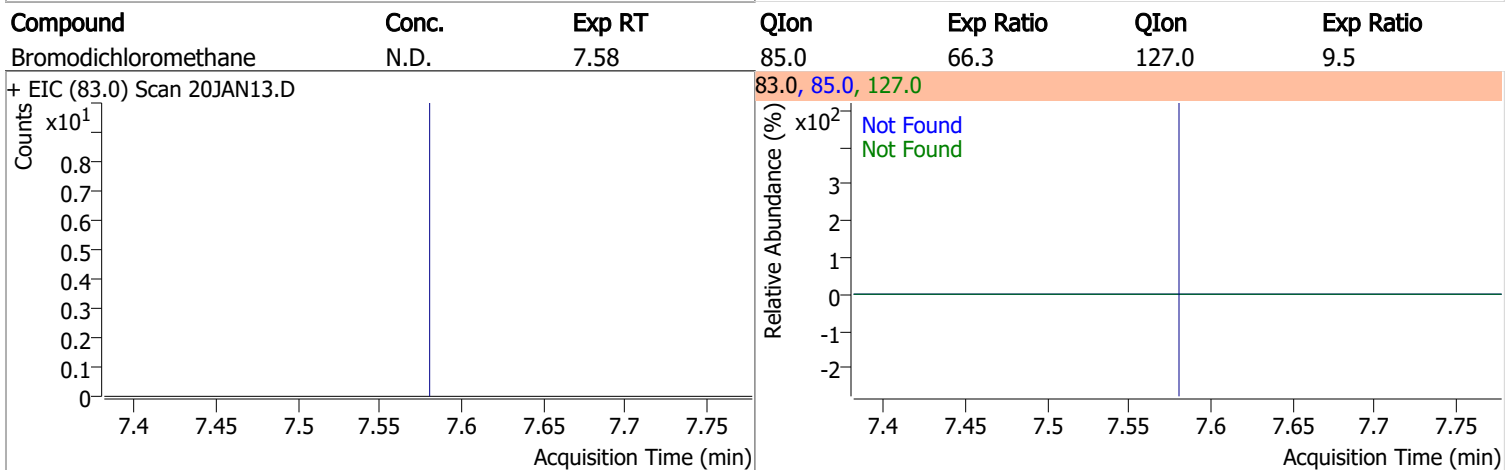
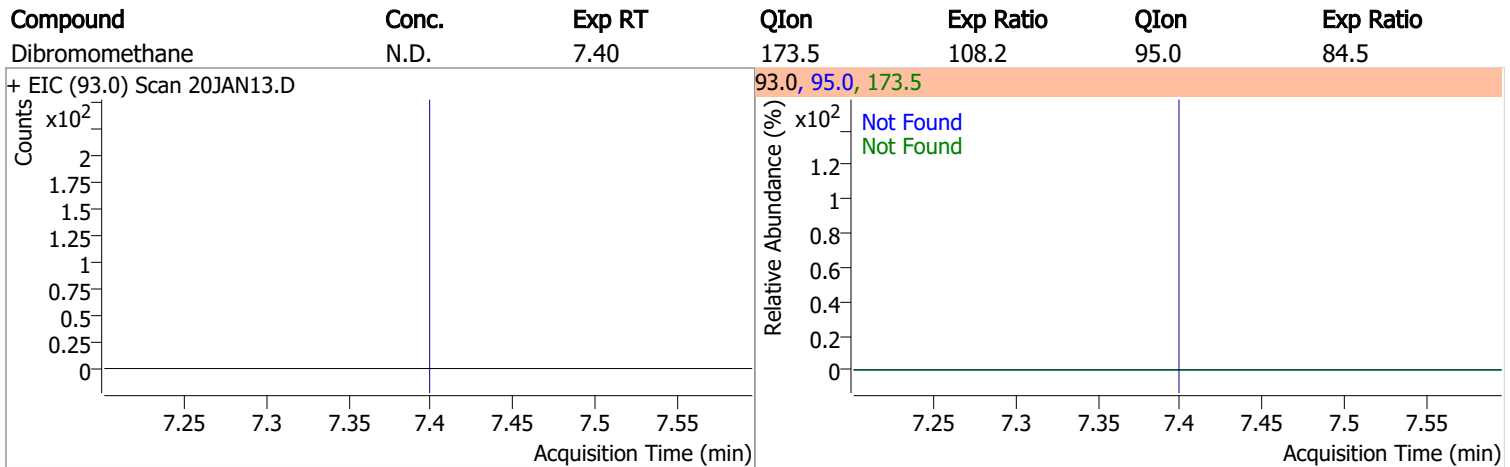
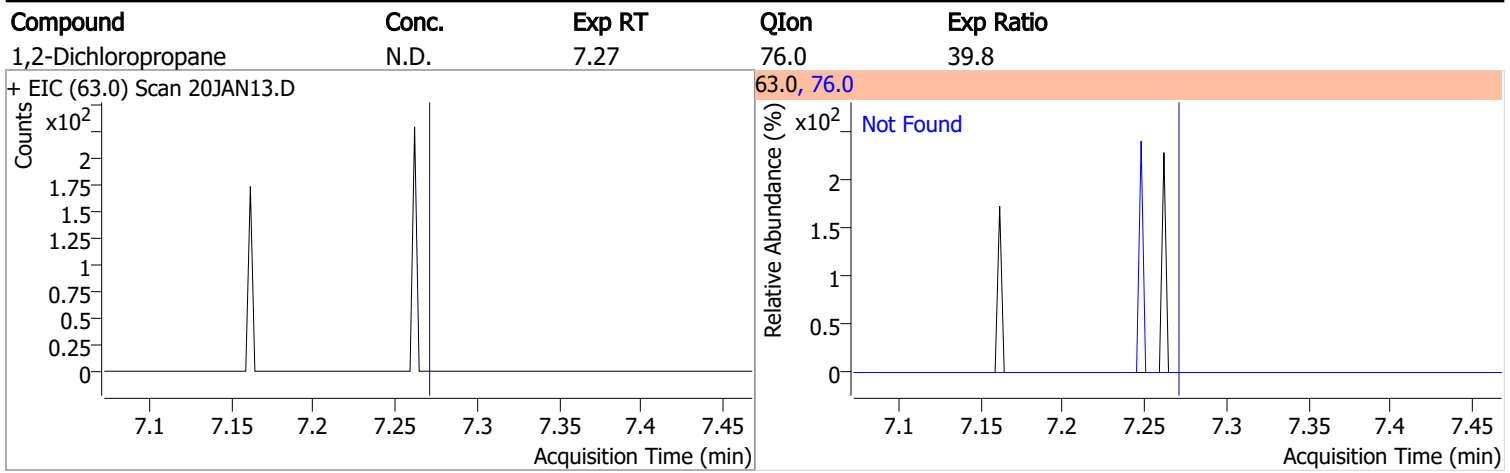
Compound	Conc.	Exp RT	QIon	Exp Ratio	QIon	Exp Ratio
1,2-Dichloroethane	N.D.	6.32	64.0	32.2	98.0	8.2



Compound	Conc.	Exp RT	QIon	Exp Ratio	QIon	Exp Ratio
Trichloroethene	N.D.	7.02	130.0	105.6	97.0	65.7

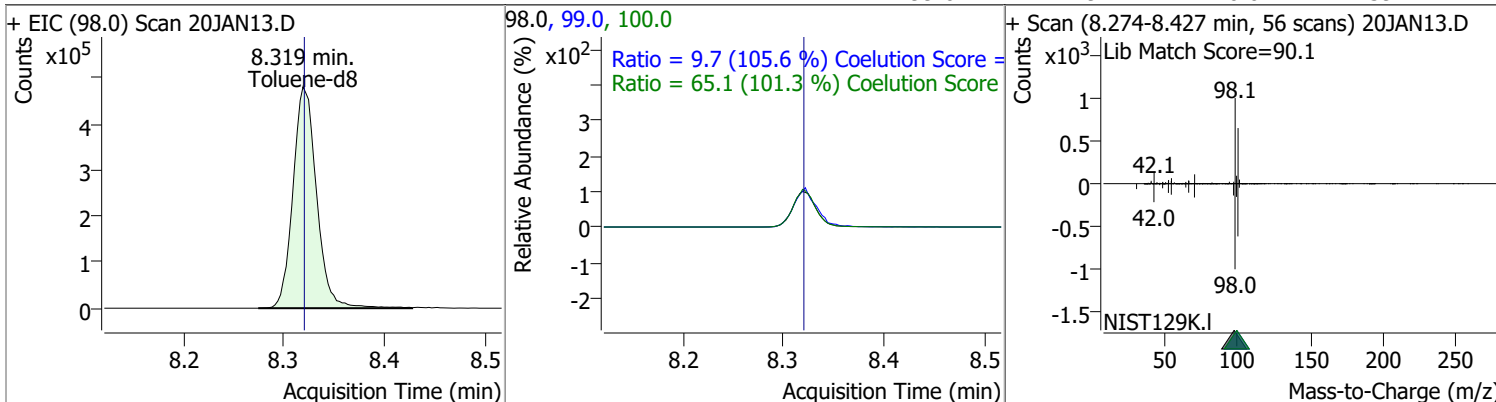


Quantitation Results Report (QT Reviewed)

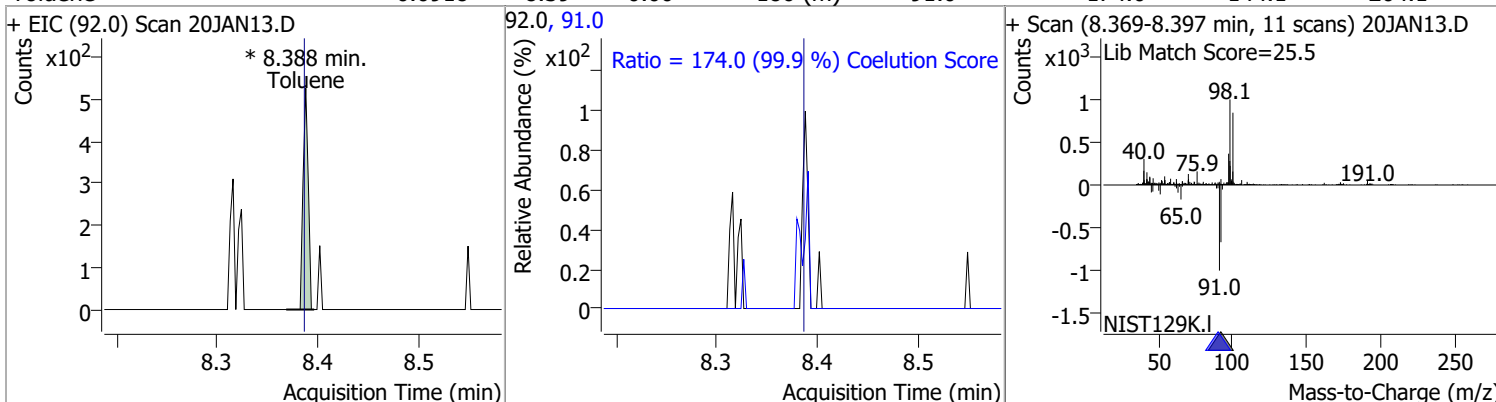


Quantitation Results Report (QT Reviewed)

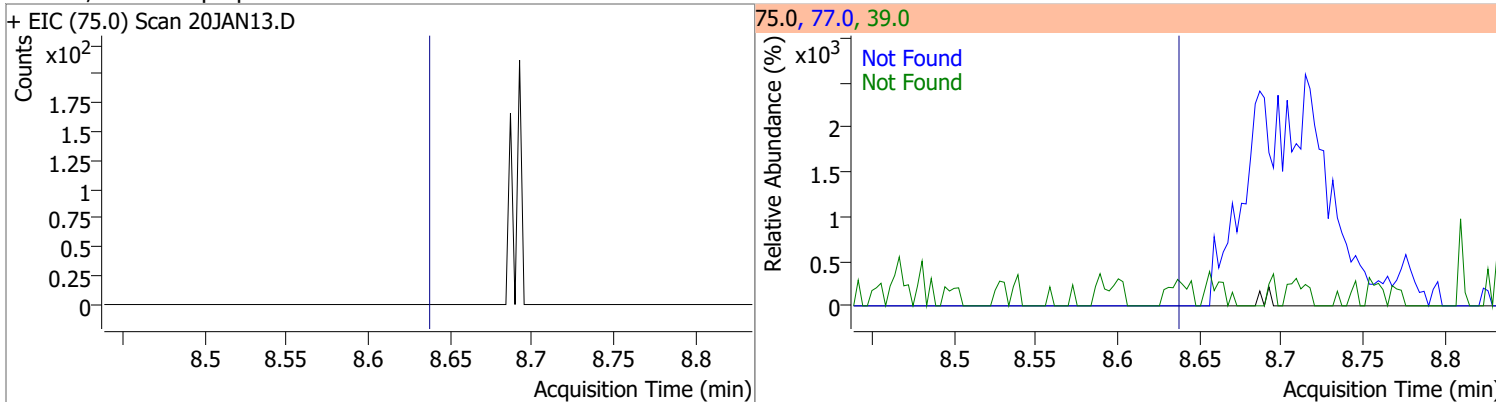
Compound	Conc.	RT	Dev(Min)	Resp.	QIon	QRatio	Lower	Upper
Toluene-d8	258.4960	8.32	0.00	786228	100.0	65.1	34.3	94.3
					99.0	9.7	0.0	39.2



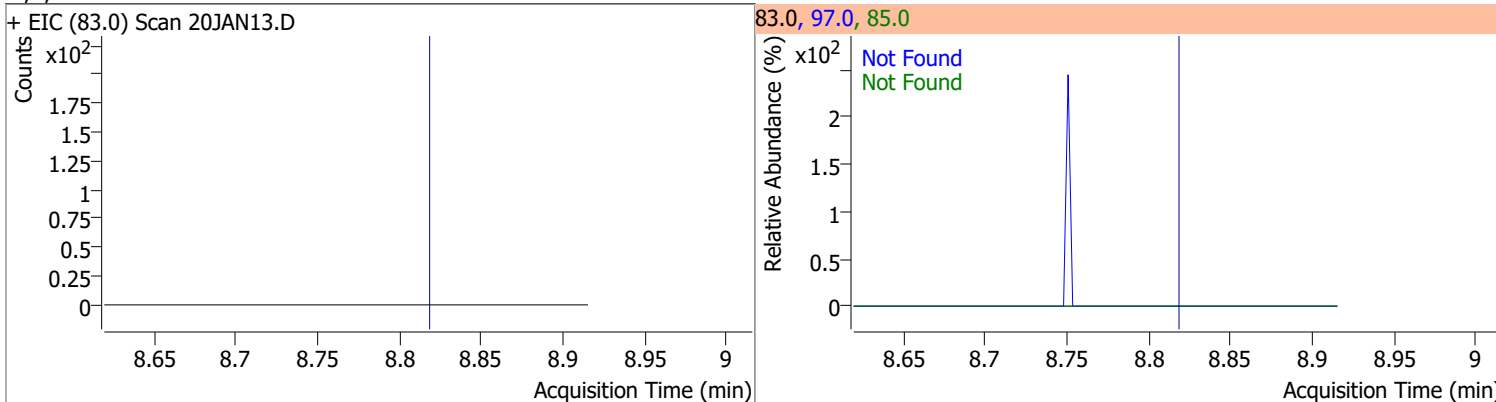
Compound	Conc.	RT	Dev(Min)	Resp.	QIon	QRatio	Lower	Upper
Toluene	0.0918	8.39	0.00	186 (m)	91.0	174.0	144.1	204.1



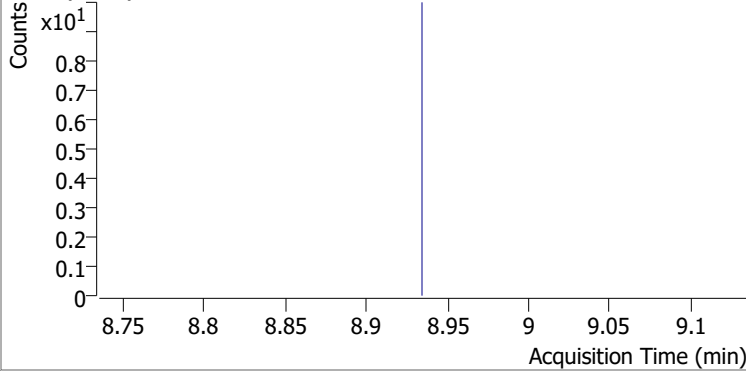
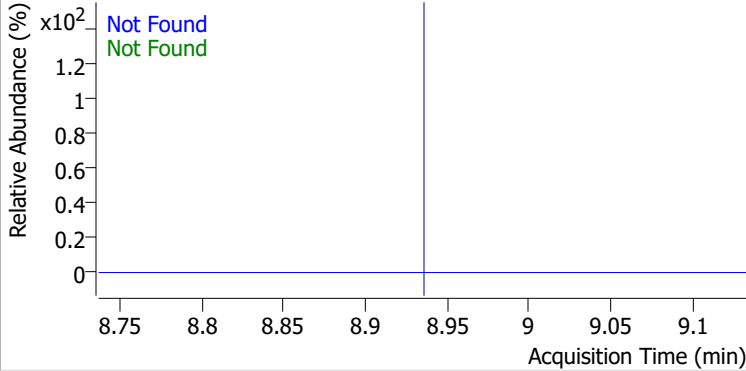
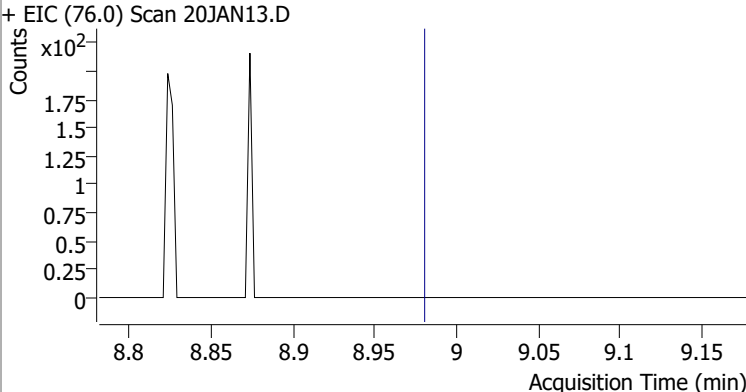
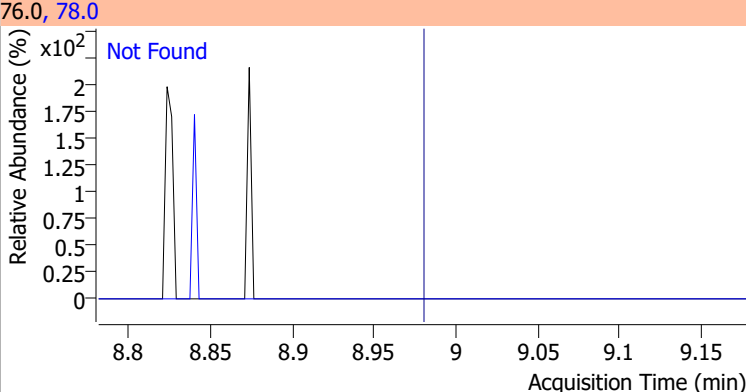
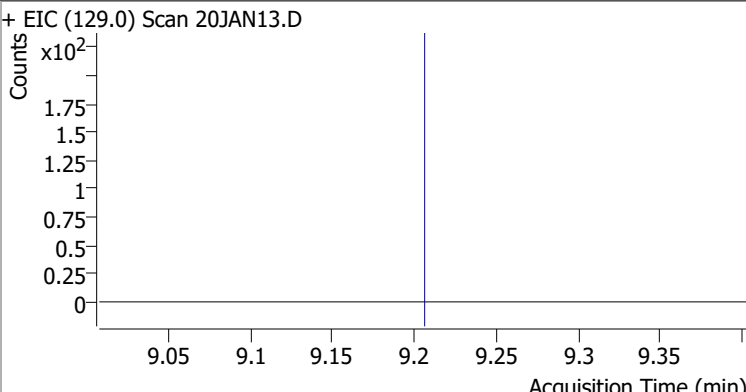
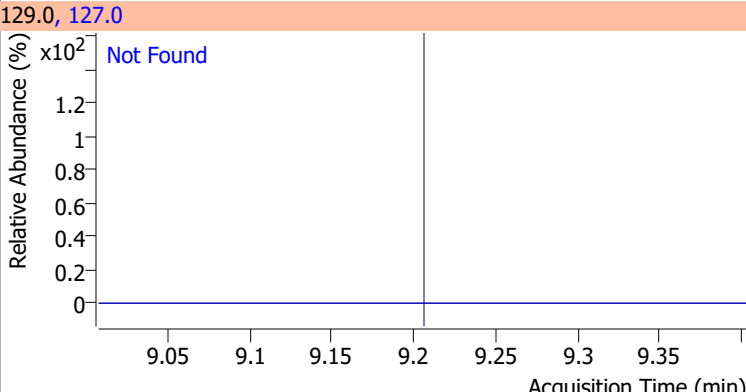
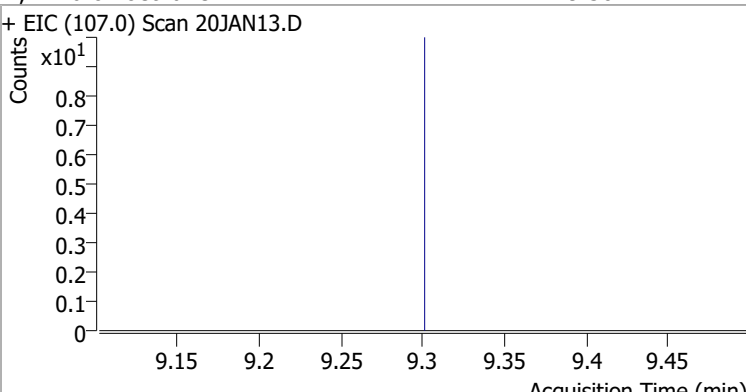
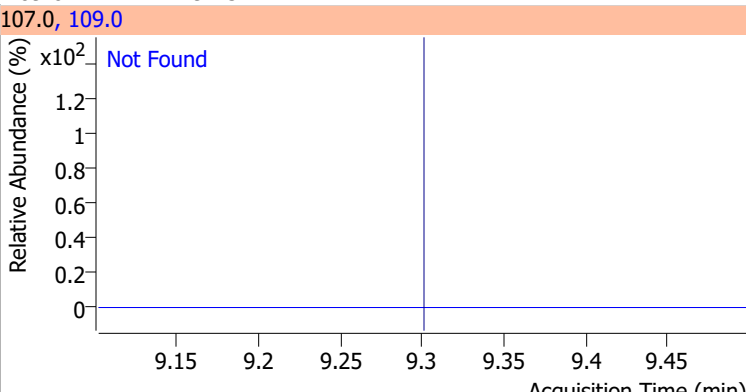
Compound	Conc.	Exp RT	QIon	Exp Ratio	QIon	Exp Ratio
trans-1,3-Dichloropropene	N.D.	8.64	39.0	53.0	77.0	31.0



Compound	Conc.	Exp RT	QIon	Exp Ratio	QIon	Exp Ratio
1,1,2-Trichloroethane	N.D.	8.82	97.0	110.7	85.0	60.7

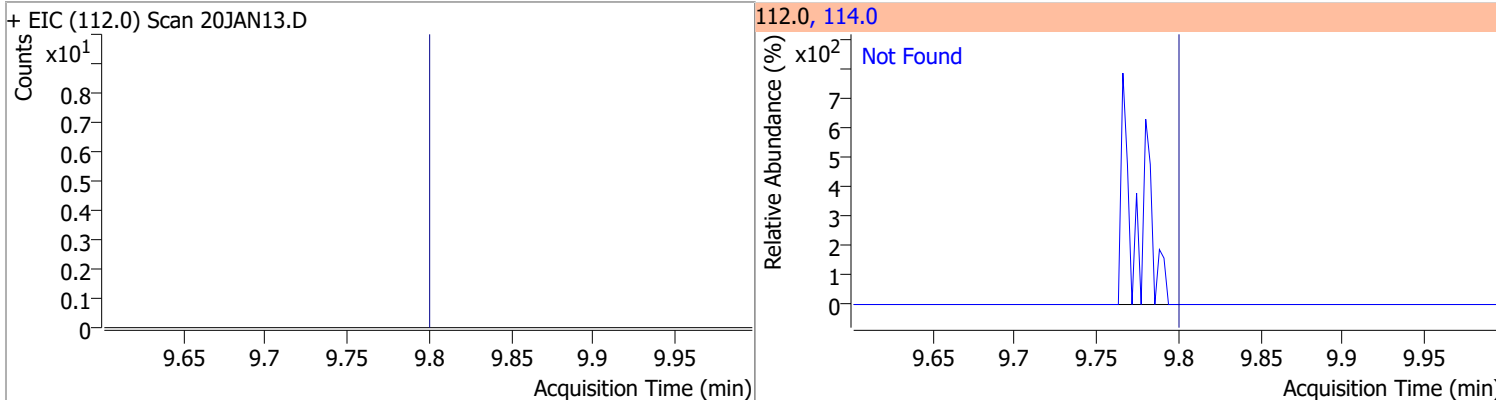


Quantitation Results Report (QT Reviewed)

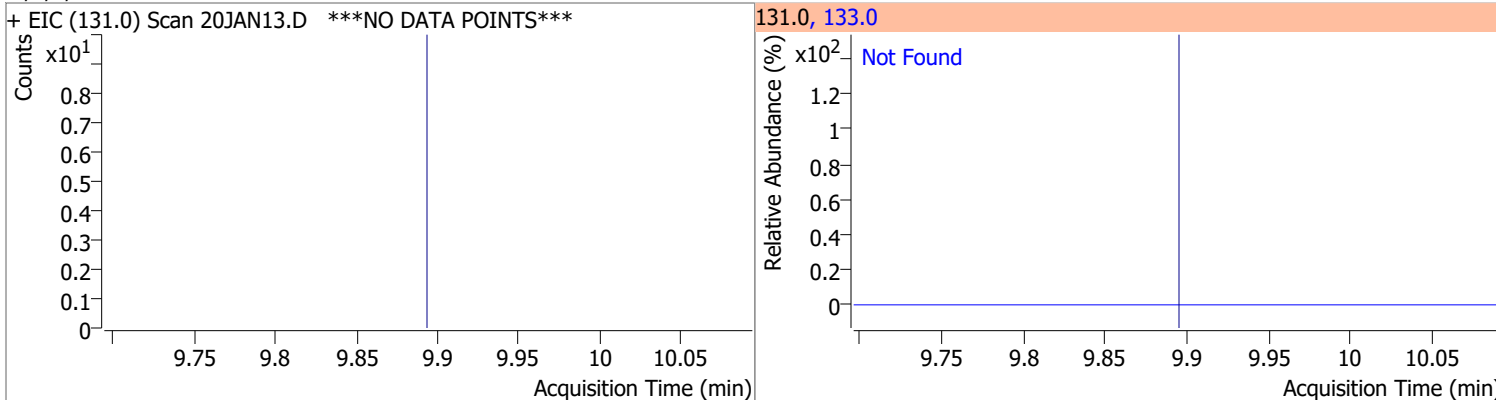
Compound	Conc.	Exp RT	QIon	Exp Ratio	QIon	Exp Ratio
Tetrachloroethene	N.D.	8.94	165.8	126.1	129.0	90.5
+ EIC (163.8) Scan 20JAN13.D ***NO DATA POINTS***			163.8, 129.0, 165.8			
						
1,3-Dichloropropane	N.D.	8.98	78.0	32.4		
+ EIC (76.0) Scan 20JAN13.D			76.0, 78.0			
						
Chlorodibromomethane	N.D.	9.21	127.0	77.2		
+ EIC (129.0) Scan 20JAN13.D			129.0, 127.0			
						
1,2-Dibromoethane	N.D.	9.30	109.0	91.5		
+ EIC (107.0) Scan 20JAN13.D			107.0, 109.0			
						

Quantitation Results Report (QT Reviewed)

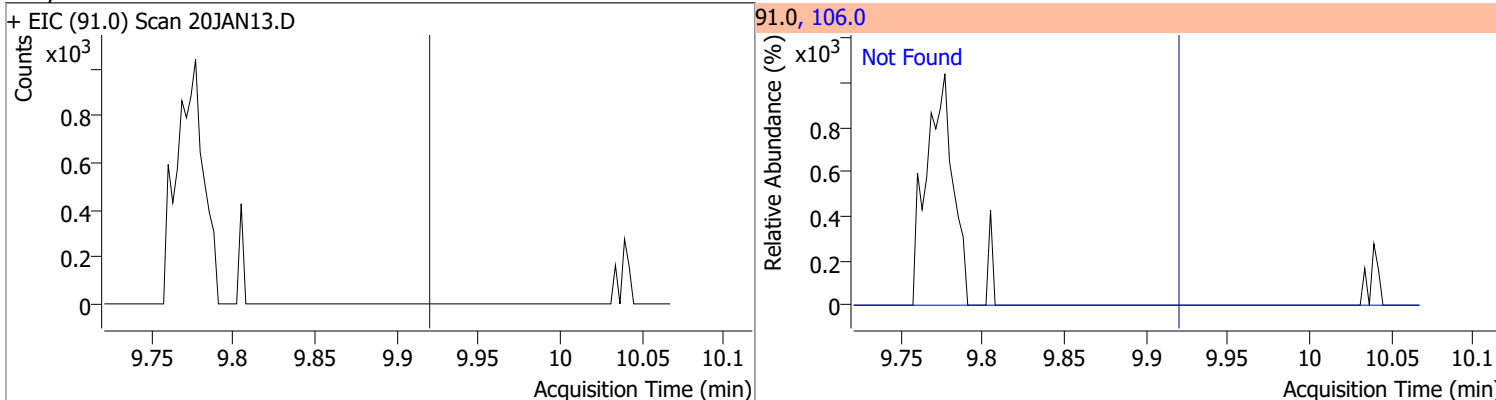
Compound	Conc.	Exp RT	QIon	Exp Ratio
Chlorobenzene	N.D.	9.80	114.0	32.2



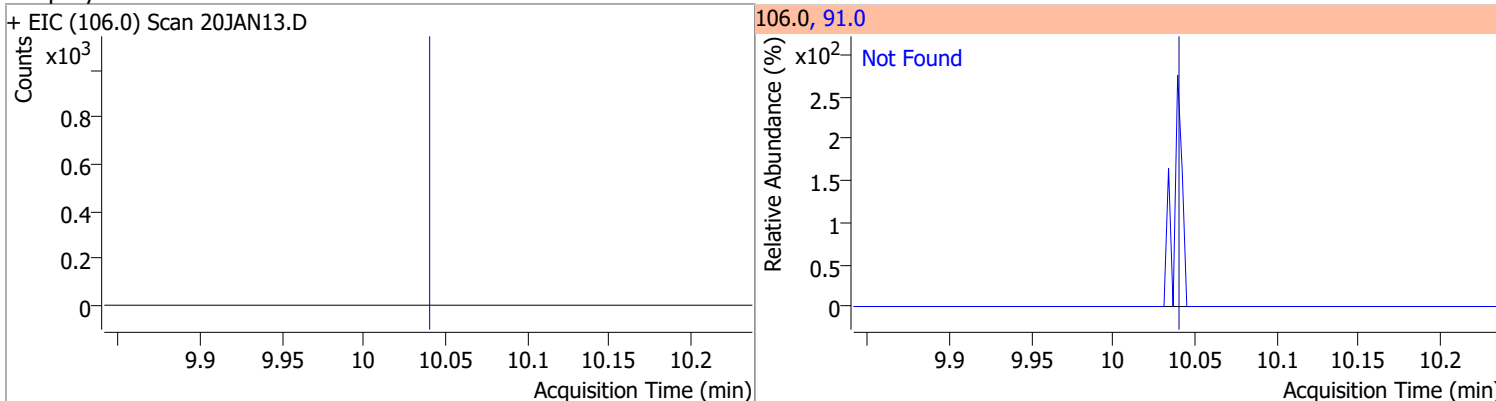
Compound	Conc.	Exp RT	QIon	Exp Ratio
1,1,1,2-Tetrachloroethane	N.D.	9.89	133.0	95.3



Compound	Conc.	Exp RT	QIon	Exp Ratio
Ethylbenzene	N.D.	9.92	106.0	31.7

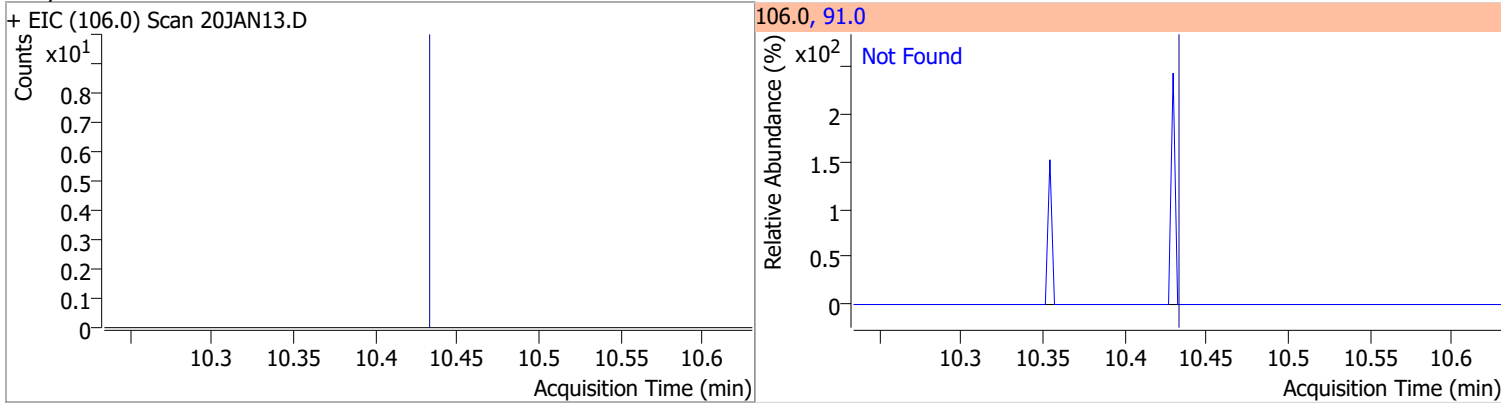


Compound	Conc.	Exp RT	QIon	Exp Ratio
m+p-Xylenes	N.D.	10.04	91.0	200.7

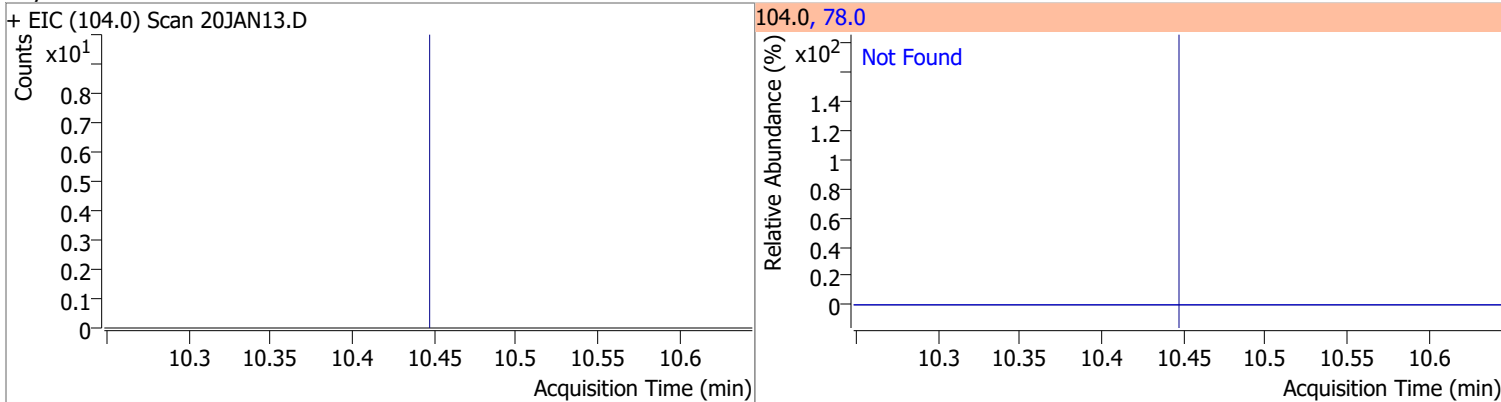


Quantitation Results Report (QT Reviewed)

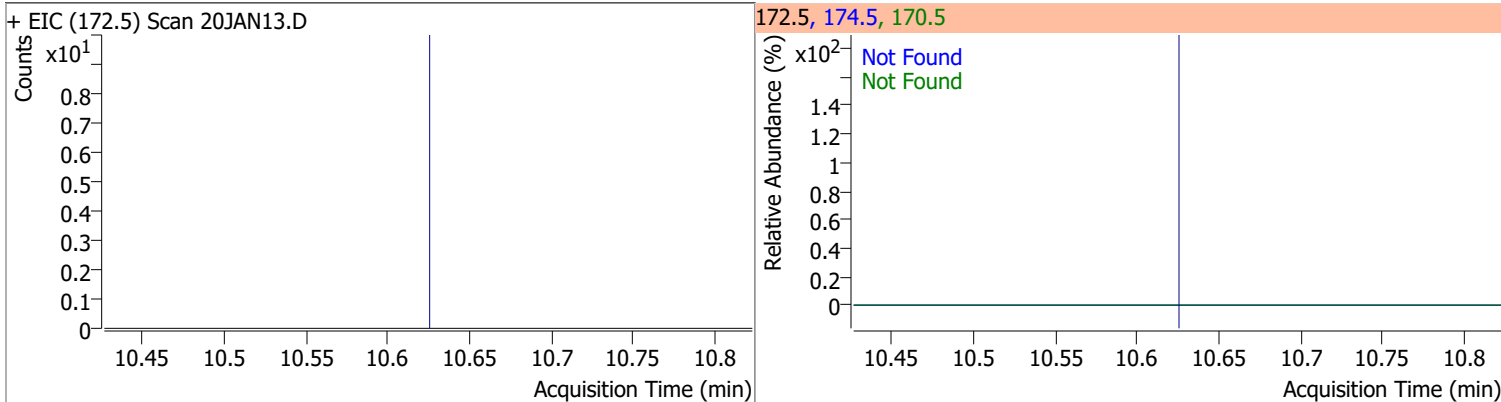
Compound	Conc.	Exp RT	QIon	Exp Ratio
o-Xylene	N.D.	10.43	91.0	211.4



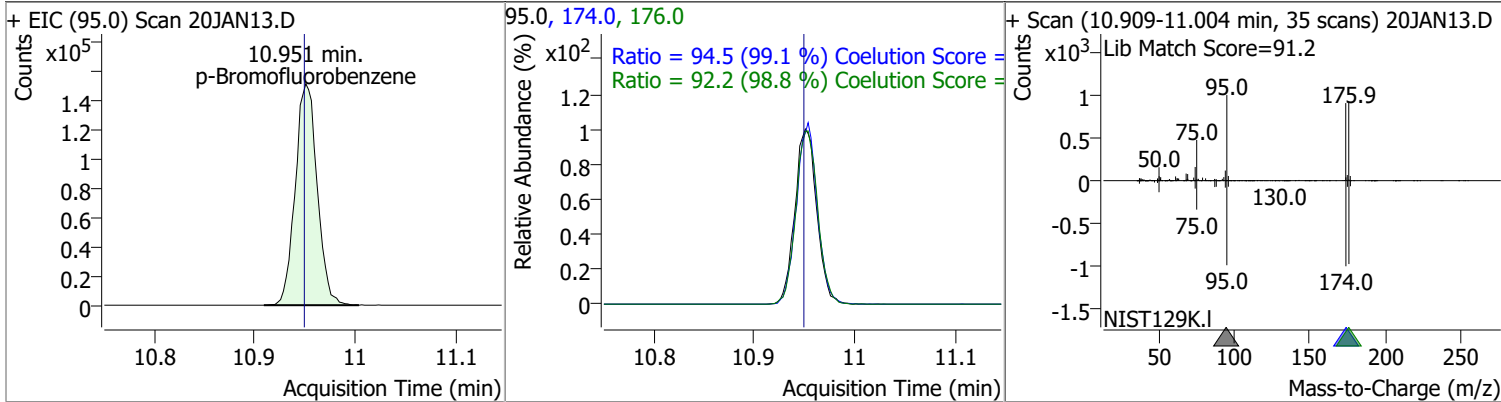
Compound	Conc.	Exp RT	QIon	Exp Ratio
Styrene	N.D.	10.45	78.0	50.6



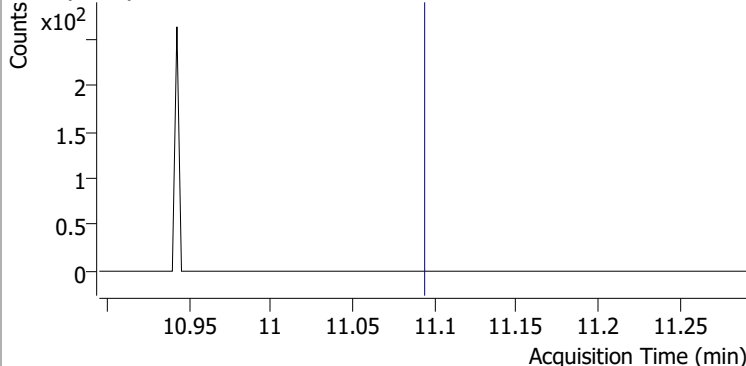
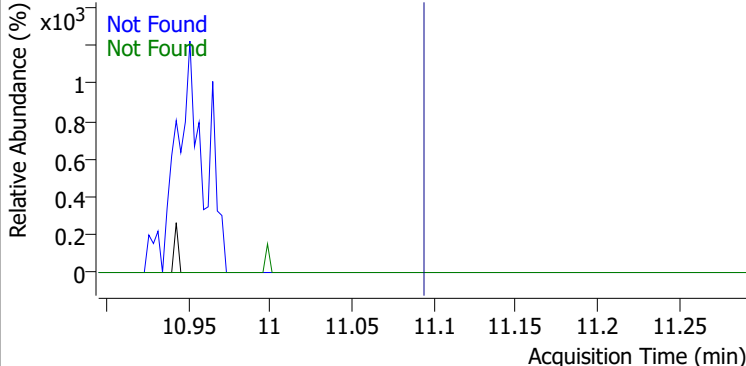
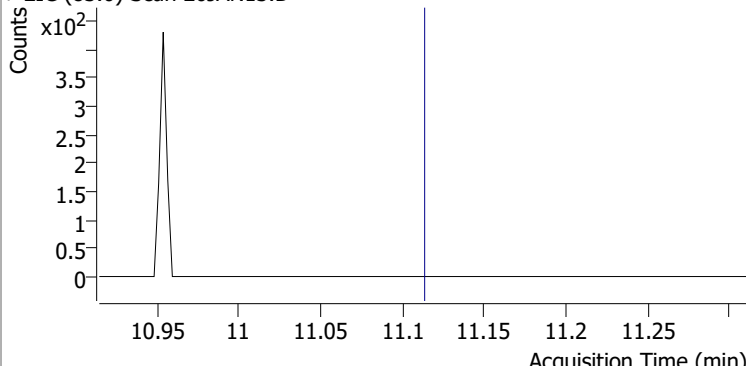
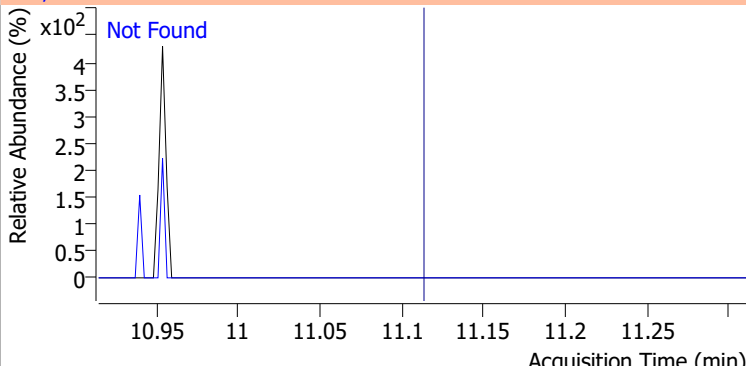
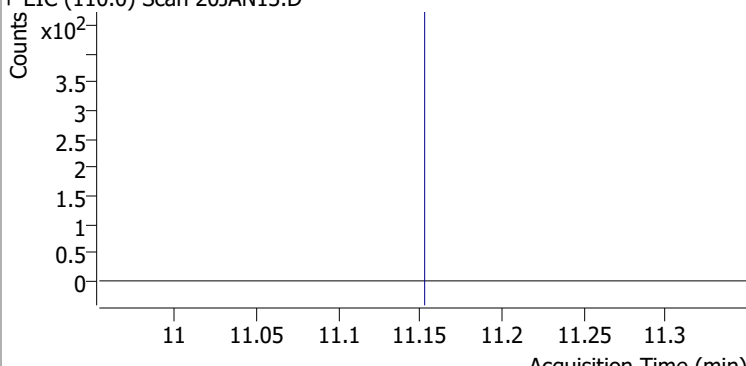
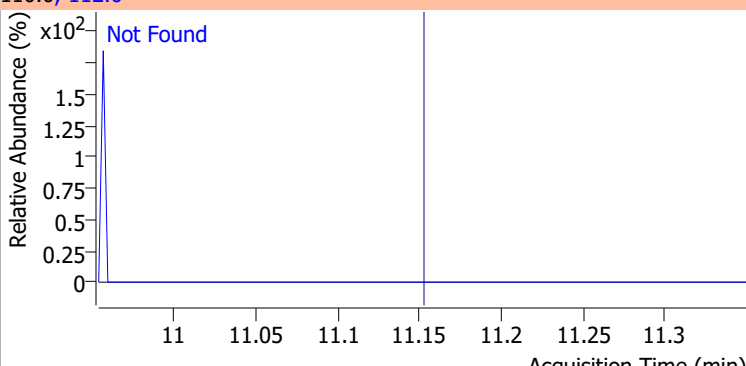
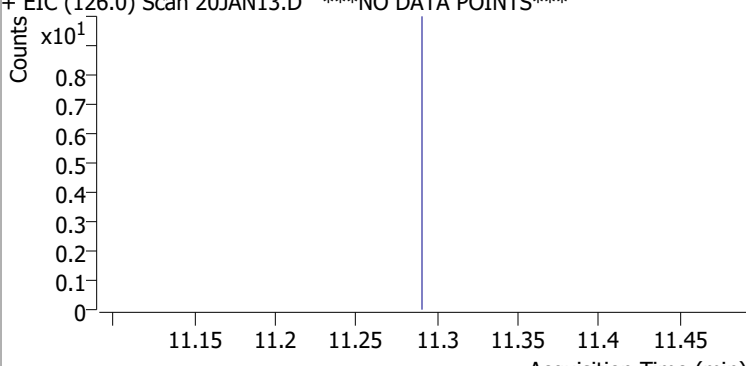
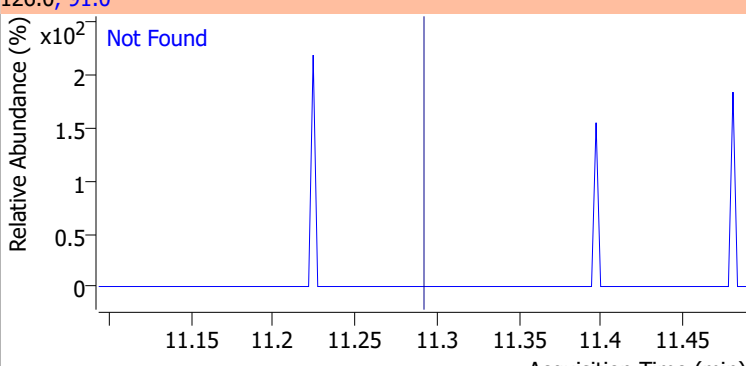
Compound	Conc.	Exp RT	QIon	Exp Ratio	QIon	Exp Ratio
Bromoform	N.D.	10.62	170.5	50.3	174.5	48.1



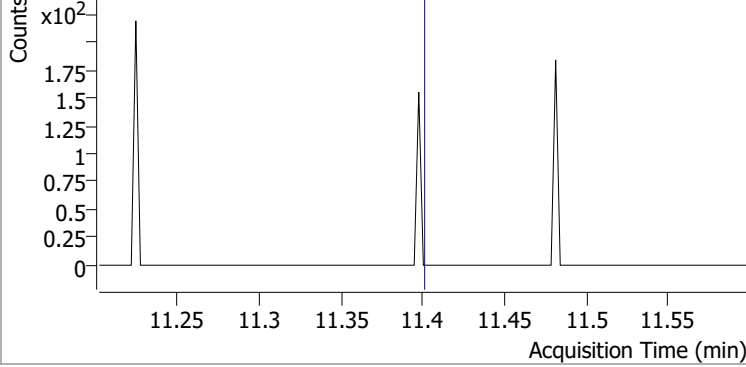
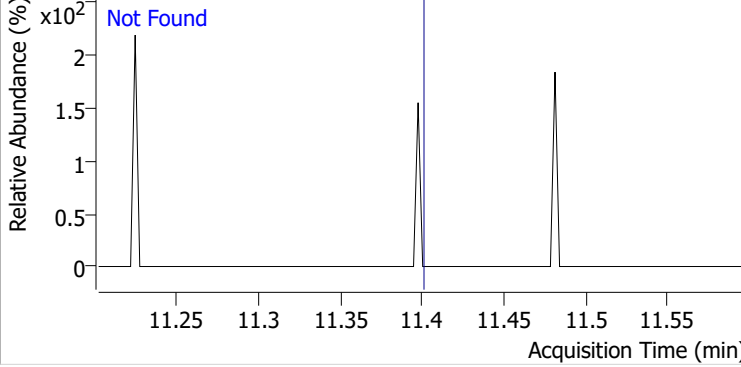
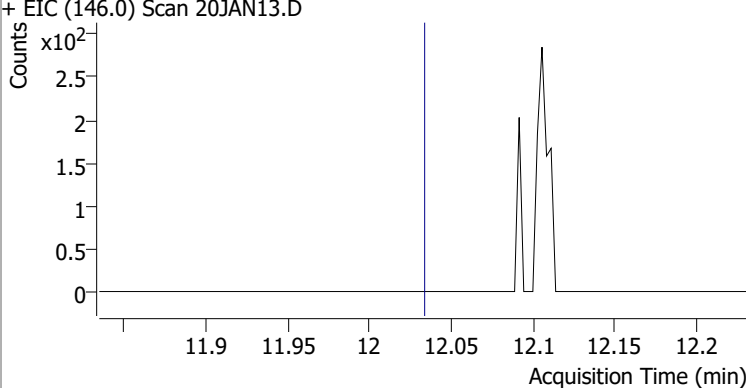
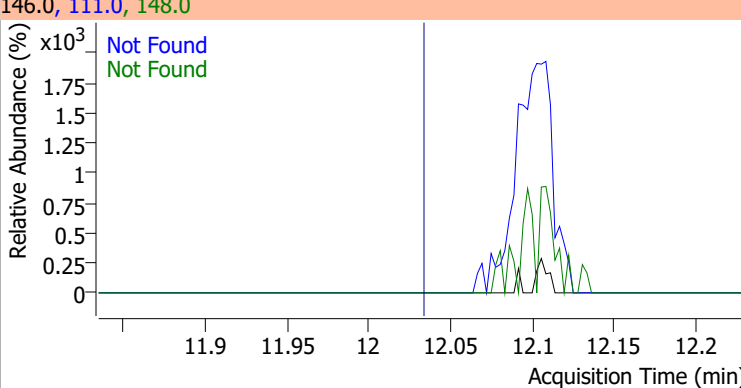
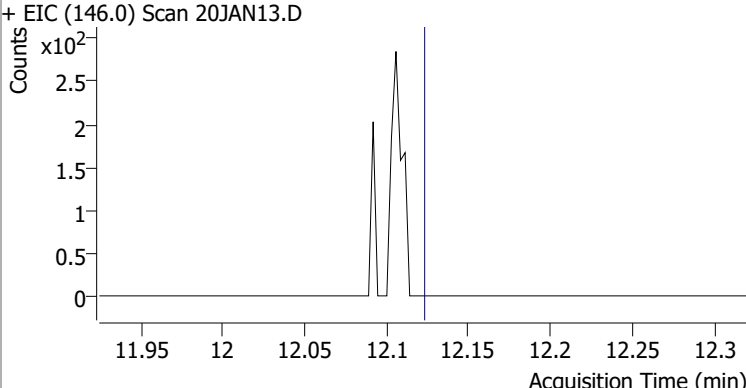
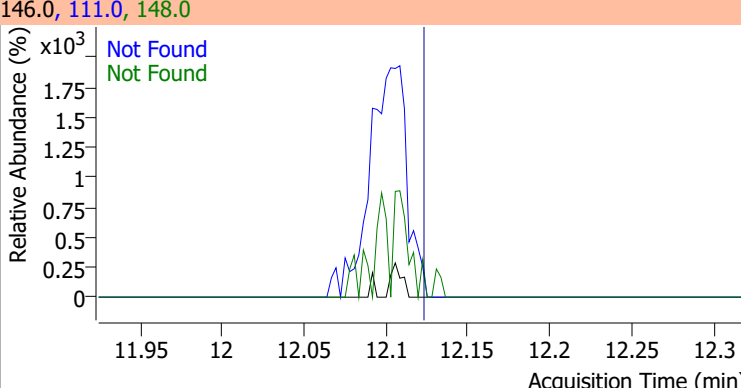
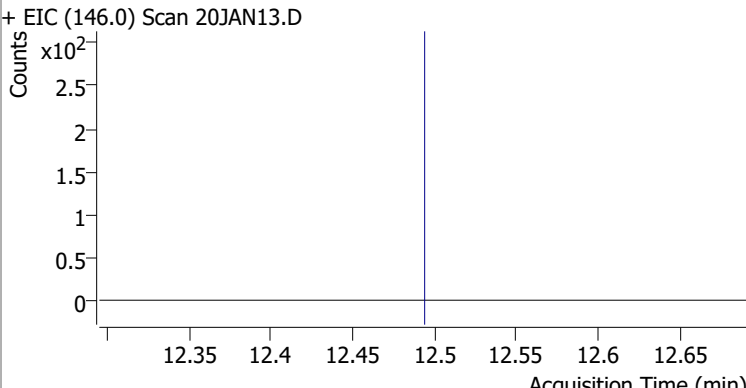
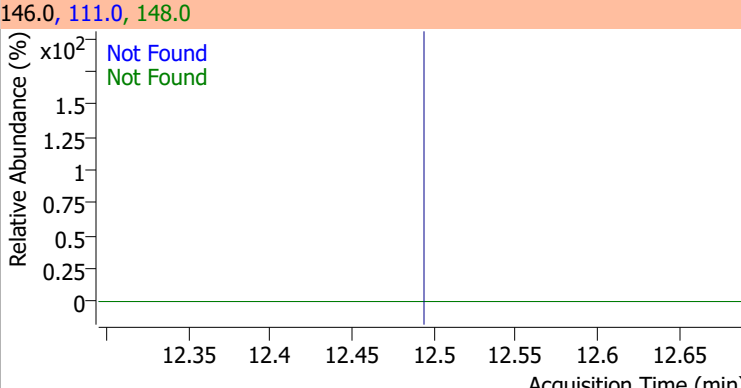
Compound	Conc.	RT	Dev(Min)	Resp.	QIon	QRatio	Lower	Upper
p-Bromofluorobenzene	265.8186	10.95	0.00	228795	174.0	94.5	65.3	125.3
					176.0	92.2	63.3	123.3



Quantitation Results Report (QT Reviewed)

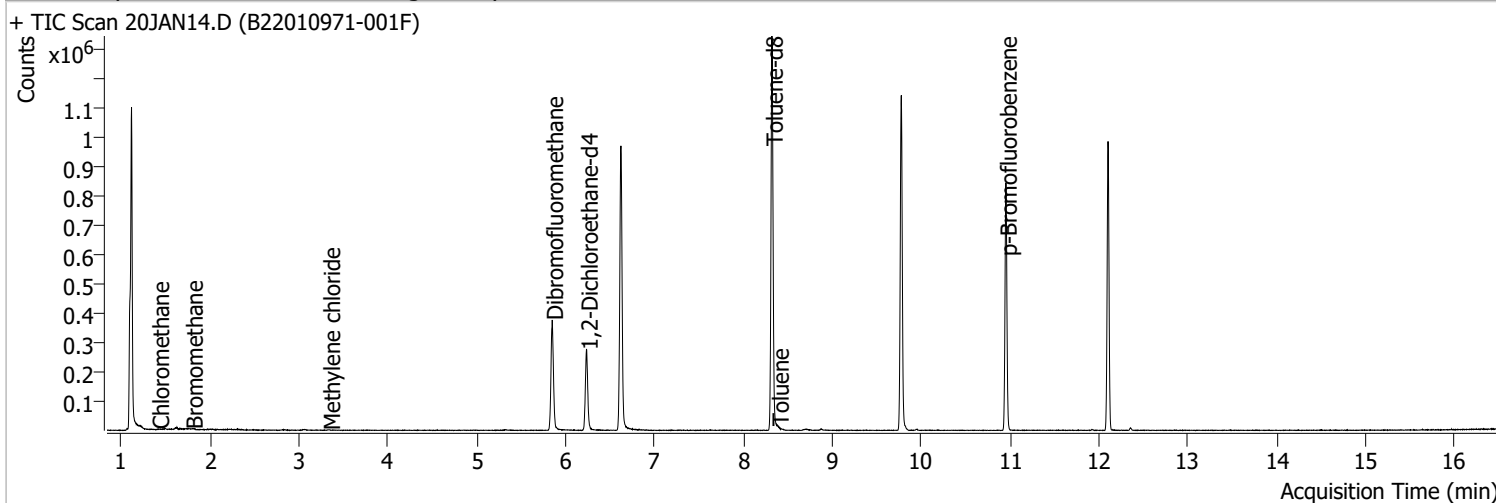
Compound	Conc.	Exp RT	QIon	Exp Ratio	QIon	Exp Ratio
Bromobenzene	N.D.	11.09	77.0	143.5	158.0	96.1
+ EIC (156.0) Scan 20JAN13.D			156.0, 77.0, 158.0			
						
1,1,2-Tetrachloroethane	N.D.	11.11	85.0	63.3		
+ EIC (83.0) Scan 20JAN13.D			83.0, 85.0			
						
1,2,3-Trichloropropane	N.D.	11.15	112.0	65.8		
+ EIC (110.0) Scan 20JAN13.D			110.0, 112.0			
						
2-Chlorotoluene	N.D.	11.29	91.0	276.2		
+ EIC (126.0) Scan 20JAN13.D ***NO DATA POINTS***			126.0, 91.0			
						

Quantitation Results Report (QT Reviewed)

Compound	Conc.	Exp RT	QIon	Exp Ratio			
4-Chlorotoluene	N.D.	11.40	126.0	31.3			
+ EIC (91.0) Scan 20JAN13.D			91.0, 126.0				
							
1,3-Dichlorobenzene	N.D.	12.03	148.0	62.8	QIon	Exp Ratio	
+ EIC (146.0) Scan 20JAN13.D			146.0, 111.0, 148.0				
							
1,4-Dichlorobenzene	N.D.	12.12	148.0	63.7	QIon	Exp Ratio	
+ EIC (146.0) Scan 20JAN13.D			146.0, 111.0, 148.0				
							
1,2-Dichlorobenzene	N.D.	12.49	148.0	61.9	QIon	Exp Ratio	
+ EIC (146.0) Scan 20JAN13.D			146.0, 111.0, 148.0				
							

Quantitation Results Report (QT Reviewed)

Data File	20JAN14.D	Operator	MSC
Acq. Method	5975CACQF.M	Acq. Date-Time	1/20/2022 3:56:01 PM
Sample Name	B22010971-001F	Instrument	VOA5975C
Vial	14	Multiplier	1.00
DA Method File	VOA5975C_8260B_SHT_DoD_L4_011922.m	Comment	
Tune File	BFB_Atune3.u	Tune Date	10/11/2021 4:02:00 PM
Batch Name	VG012022_8260B.batch.bin	Last Calib Update	3/8/2022 4:29:12 PM
Ref Library	\\MASSHUNTER\Org\Library\NIST129K.I		



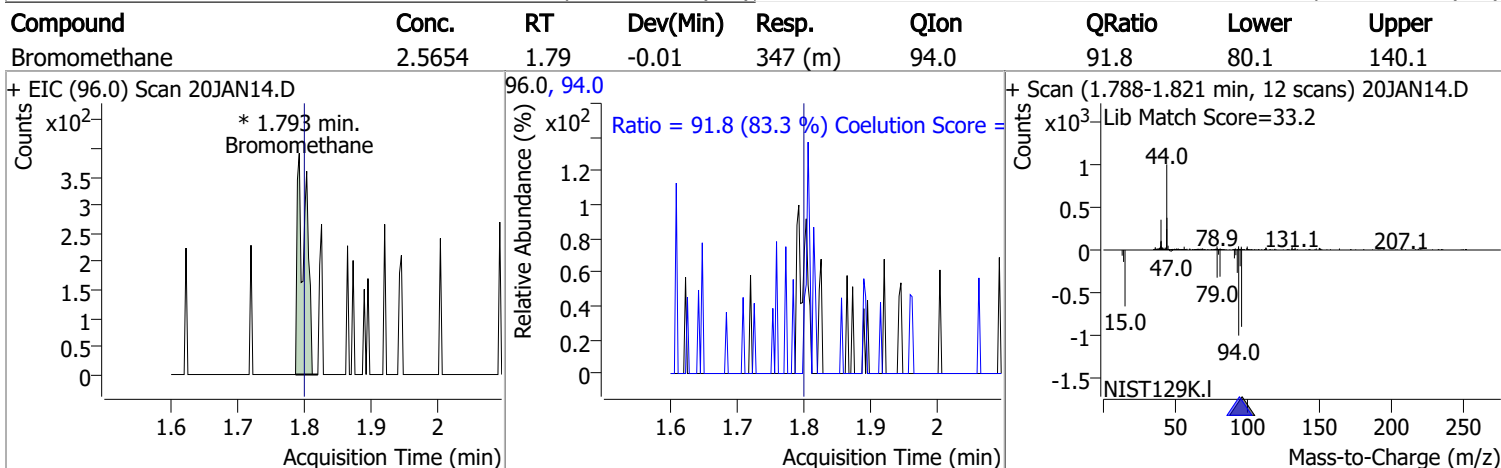
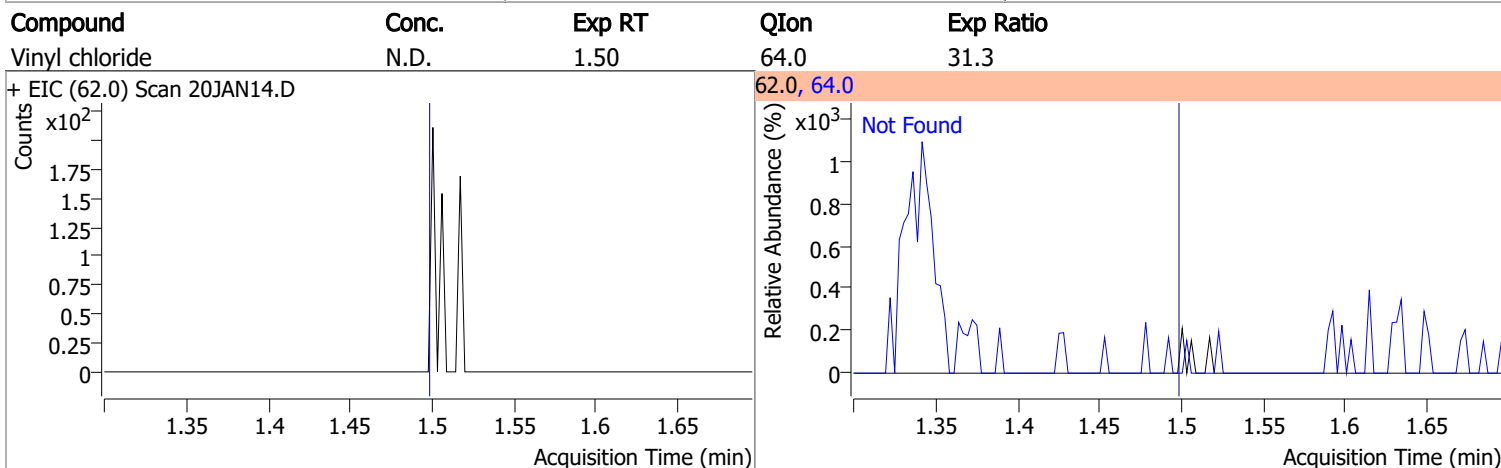
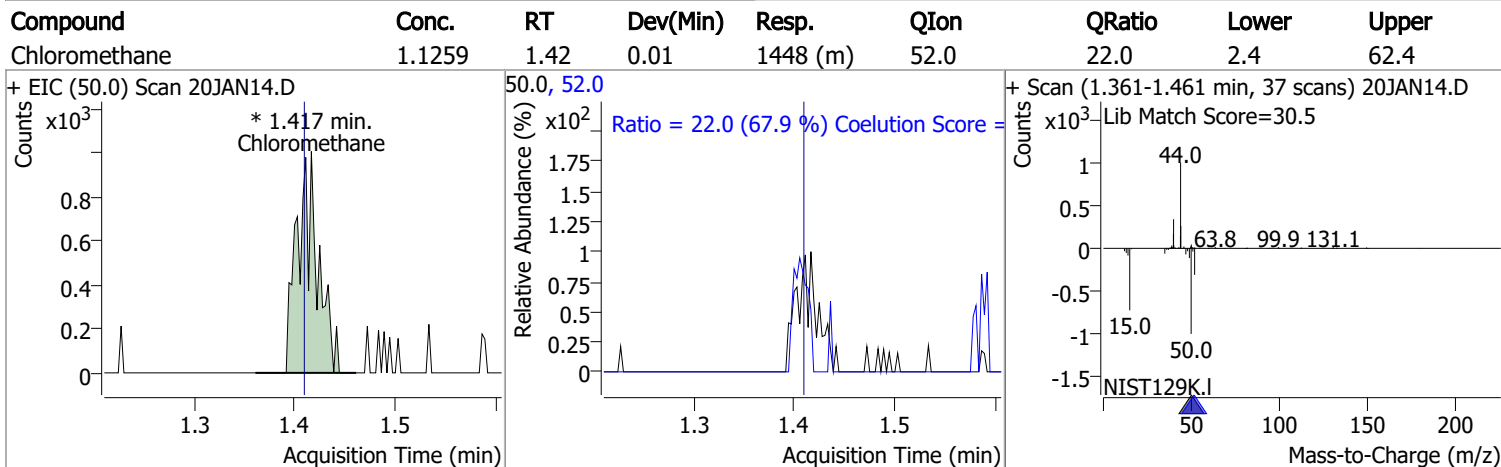
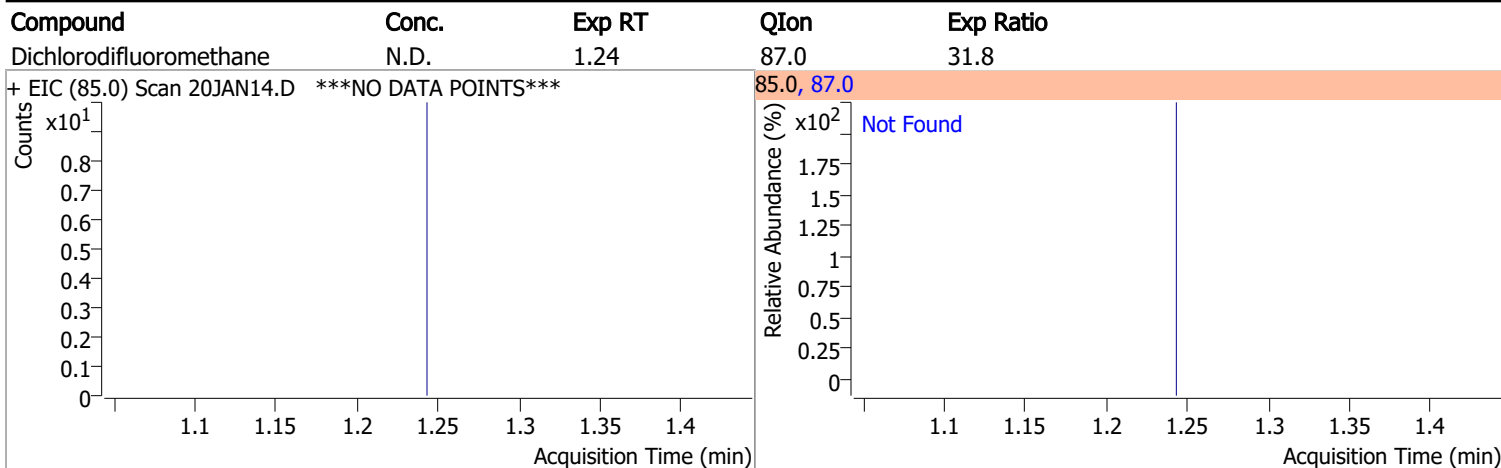
Compound	RT	QIon	Resp.	Conc.	Units	Dev(Min)
Internal Standards						
M Fluorobenzene	6.620	96.0	812251	250.0000	ng	0.000
M Chlorobenzene-d5	9.774	82.0	316137	250.0000	ng	0.000
M 1,4-Dichlorobenzene-d4	12.103	152.0	236804	250.0000	ng	0.003
System Monitoring Compounds						
S Dibromofluoromethane	5.848	113.0	214421	272.5465	ng	-0.003
Spiked Amount: 250.000	Range: 80.0 - 119.0%			Recovery = 109.02%		
S 1,2-Dichloroethane-d4	6.236	67.0	94932	279.3371	ng	0.006
Spiked Amount: 250.000	Range: 81.0 - 118.0%			Recovery = 111.73%		
S Toluene-d8	8.319	98.0	811398	263.0804	ng	0.000
Spiked Amount: 250.000	Range: 89.0 - 112.0%			Recovery = 105.23%		
S p-Bromofluorobenzene	10.951	95.0	233162	266.6734	ng	0.003
Spiked Amount: 250.000	Range: 85.0 - 114.0%			Recovery = 106.67%		
Target Compounds						
T Dichlorodifluoromethane	0.000		0	N.D.		
T Chloromethane	1.417	50.0	1448	1.1259	ng m	81
T Vinyl chloride	0.000		0	N.D.		
T Bromomethane	1.793	96.0	347	2.5654	ng m	83
T Chloroethane	0.000		0	N.D.		
T Trichlorofluoromethane	0.000		0	N.D.		
T 1,1-Dichloroethene	0.000		0	N.D.		
T Methylene chloride	3.338	49.0	983	0.8283	ng m	95
T trans-1,2-Dichloroethene	0.000		0	N.D.		
T Methyl tert-butyl ether (MTBE)	0.000		0	N.D.		
T 1,1-Dichloroethane	0.000		0	N.D.		
T 2,2-Dichloropropane	0.000		0	N.D.		
T cis-1,2-Dichloroethene	0.000		0	N.D.		
T Methyl ethyl ketone	0.000		0	N.D.		
T Bromochloromethane	0.000		0	N.D.		
T Chloroform	0.000		0	N.D.		

Quantitation Results Report (QT Reviewed)

Compound	RT	QIon	Resp.	Conc.	Units		Dev(Min)
T 1,1,1-Trichloroethane	0.000		0	N.D.			
T Carbon tetrachloride	0.000		0	N.D.			
T 1,1-Dichloropropene	0.000		0	N.D.			
T Benzene	0.000		0	N.D.			
T 1,2-Dichloroethane	0.000		0	N.D.			
T Trichloroethene	0.000		0	N.D.			
T 1,2-Dichloropropane	0.000		0	N.D.			
T Dibromomethane	0.000		0	N.D.			
T Bromodichloromethane	0.000		0	N.D.			
T cis-1,3-Dichloropropene	0.000		0	N.D.			
T Toluene	8.386	92.0	1643	0.7993	ng	m	92
T trans-1,3-Dichloropropene	0.000		0	N.D.			
T 1,1,2-Trichloroethane	0.000		0	N.D.			
T Tetrachloroethene	0.000		0	N.D.			
T 1,3-Dichloropropane	0.000		0	N.D.			
T Chlorodibromomethane	0.000		0	N.D.			
T 1,2-Dibromoethane	0.000		0	N.D.			
T Chlorobenzene	0.000		0	N.D.			
T 1,1,1,2-Tetrachloroethane	0.000		0	N.D.			
T Ethylbenzene	0.000		0	N.D.			
T m+p-Xylenes	0.000		0	N.D.			
T o-Xylene	0.000		0	N.D.			
T Styrene	0.000		0	N.D.			
T Bromoform	0.000		0	N.D.			
T Bromobenzene	0.000		0	N.D.			
T 1,1,2,2-Tetrachloroethane	0.000		0	N.D.			
T 1,2,3-Trichloropropane	0.000		0	N.D.			
T 2-Chlorotoluene	0.000		0	N.D.			
T 4-Chlorotoluene	0.000		0	N.D.			
T 1,3-Dichlorobenzene	0.000		0	N.D.			
T 1,4-Dichlorobenzene	0.000		0	N.D.			
T 1,2-Dichlorobenzene	0.000		0	N.D.			

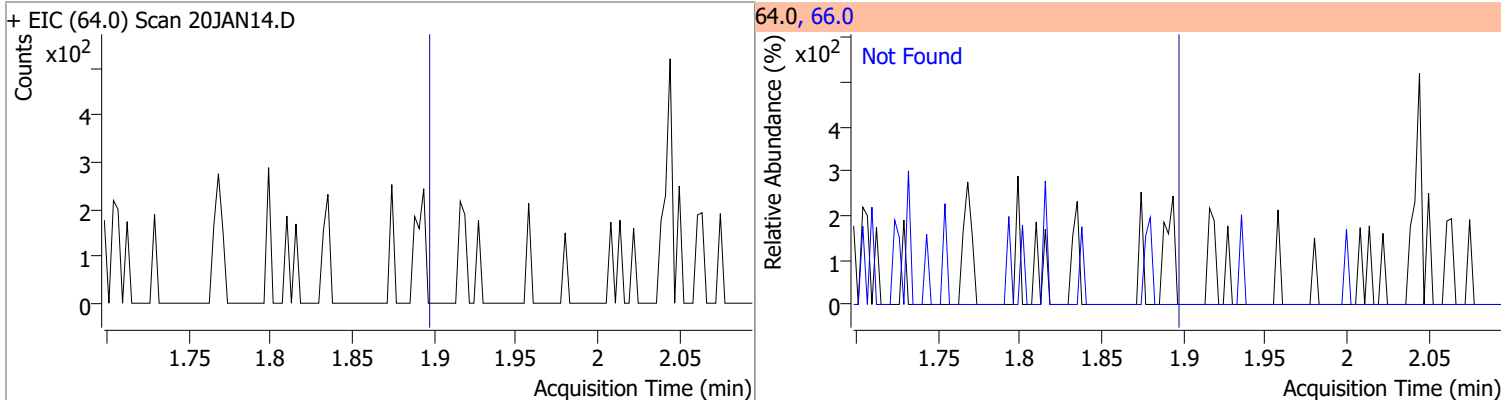
(#) = Qualifier Out of Range; (m) = Manual Integration; (+) = Area Summed; (*) = Surrogate Percent Recovery Out of Range; (d): Zeroed Peak

Quantitation Results Report (QT Reviewed)

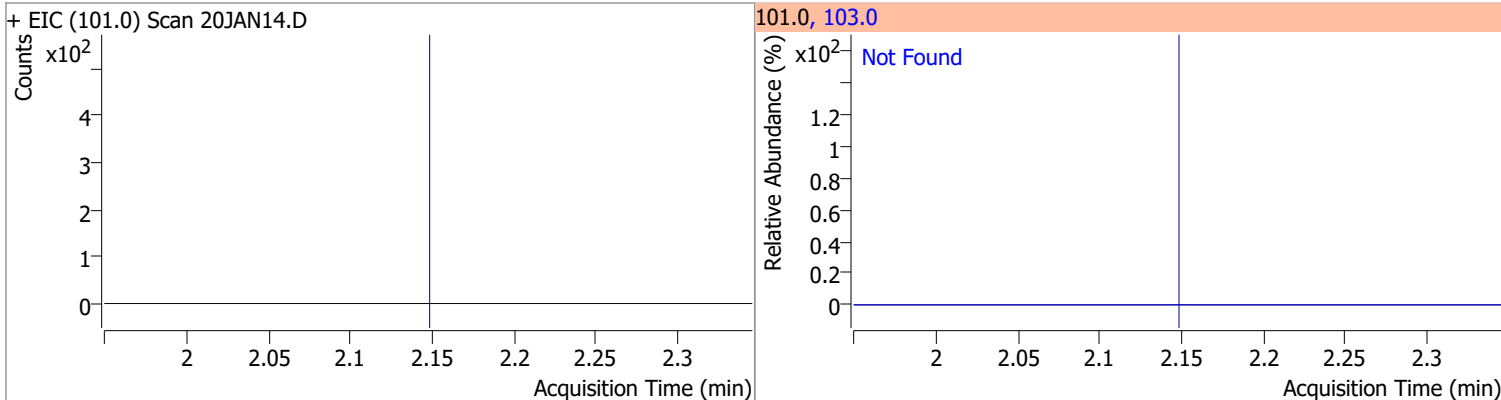


Quantitation Results Report (QT Reviewed)

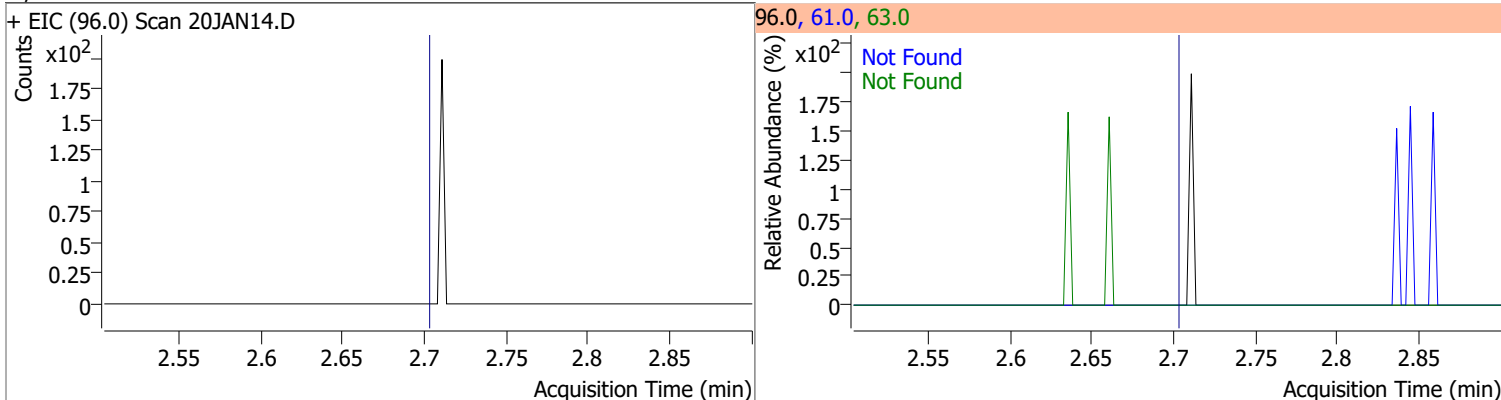
Compound	Conc.	Exp RT	QIon	Exp Ratio
Chloroethane	N.D.	1.90	66.0	30.0



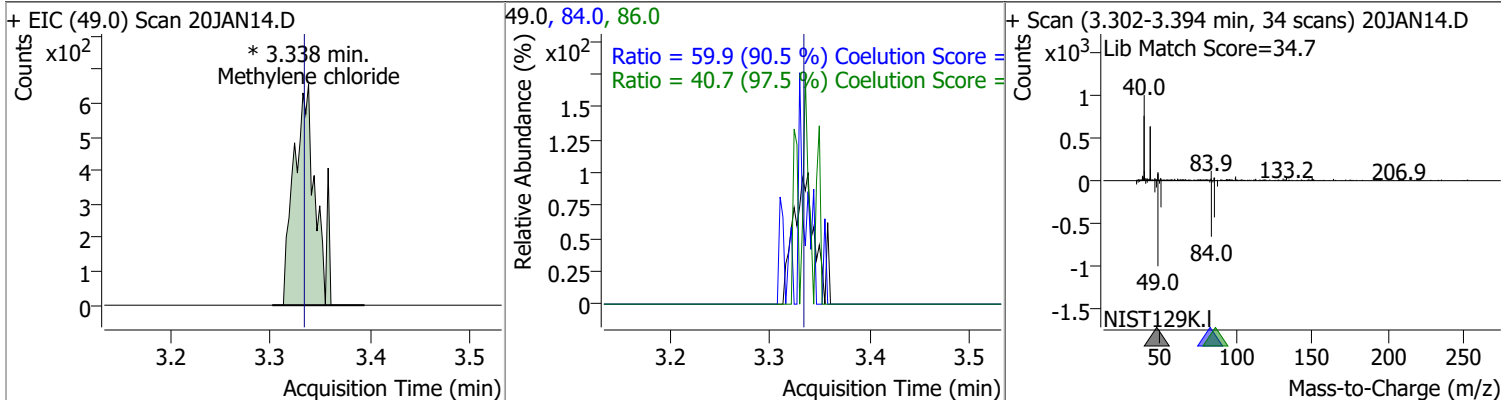
Compound	Conc.	Exp RT	QIon	Exp Ratio
Trichlorofluoromethane	N.D.	2.15	103.0	65.0



Compound	Conc.	Exp RT	QIon	Exp Ratio	QIon	Exp Ratio
1,1-Dichloroethene	N.D.	2.70	61.0	179.9	63.0	57.0

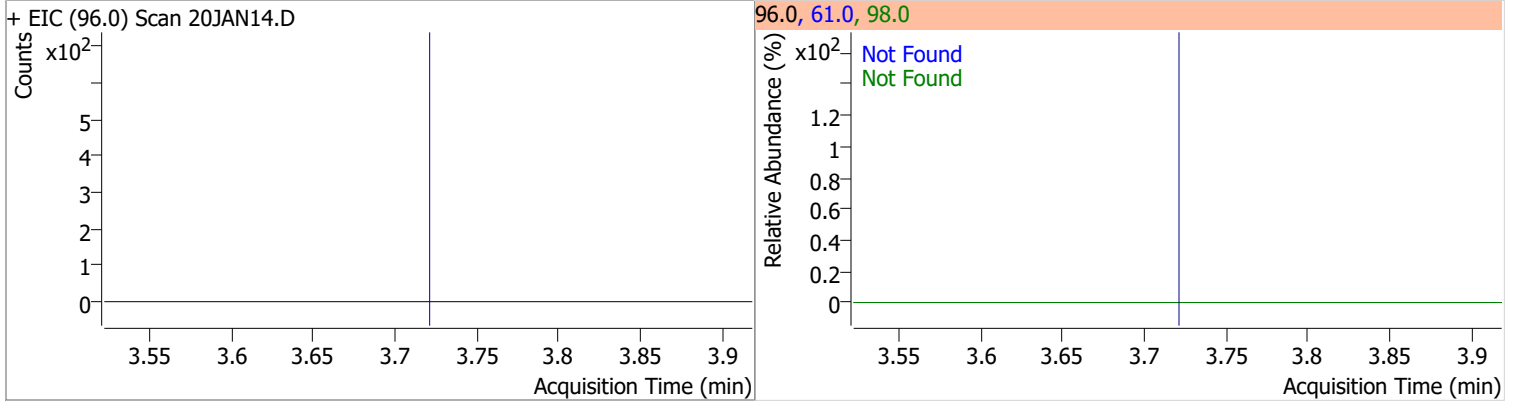


Compound	Conc.	RT	Dev(Min)	Resp.	QIon	QRatio	Lower	Upper
Methylene chloride	0.8283	3.34	0.01	983 (m)	84.0	59.9	36.1	96.1
					86.0	40.7	11.8	71.8

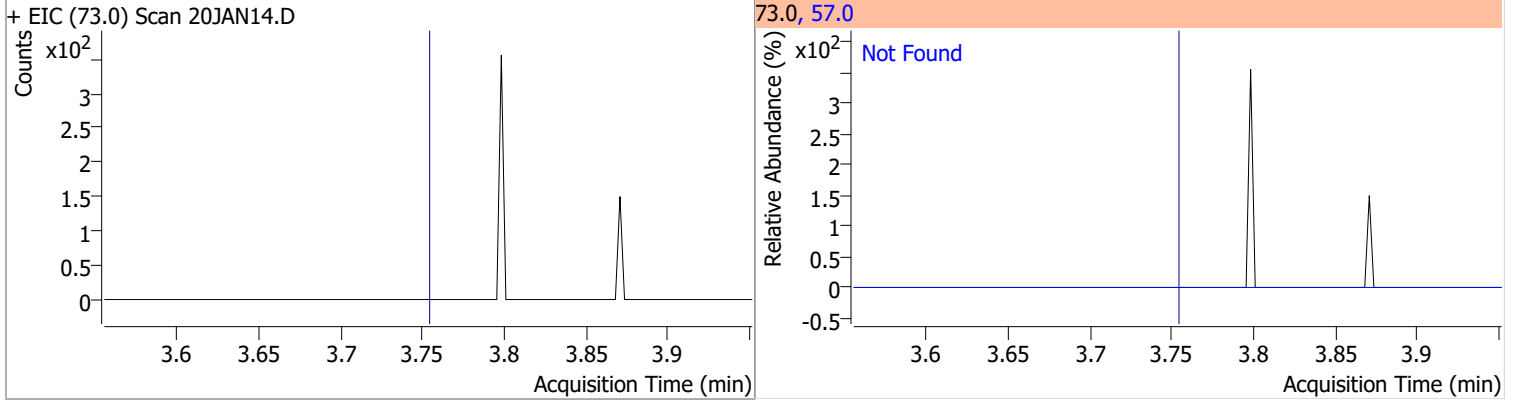


Quantitation Results Report (QT Reviewed)

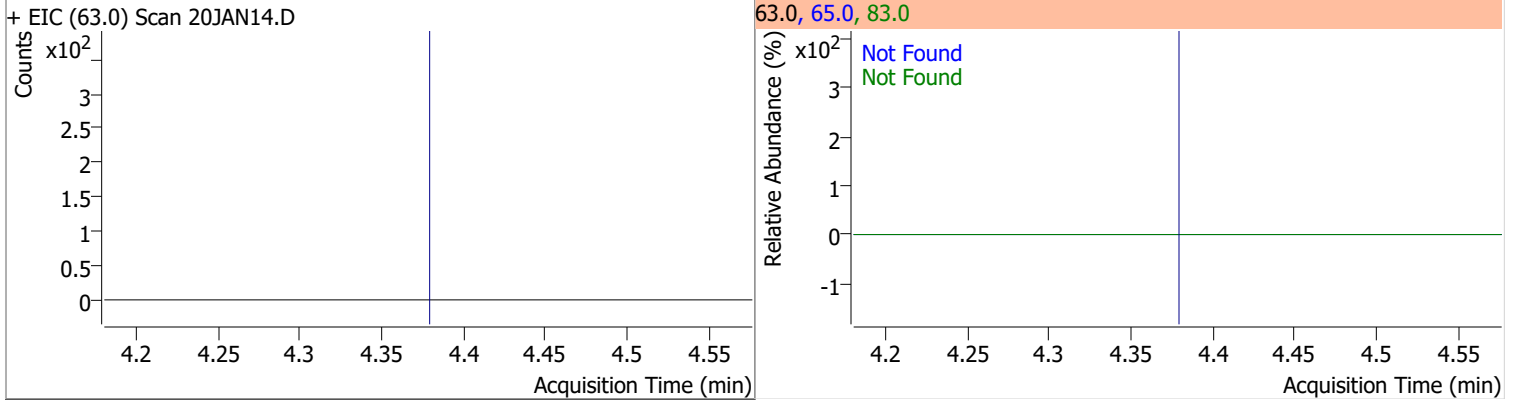
Compound	Conc.	Exp RT	QIon	Exp Ratio	QIon	Exp Ratio
trans-1,2-Dichloroethene	N.D.	3.72	61.0	154.8	98.0	62.1



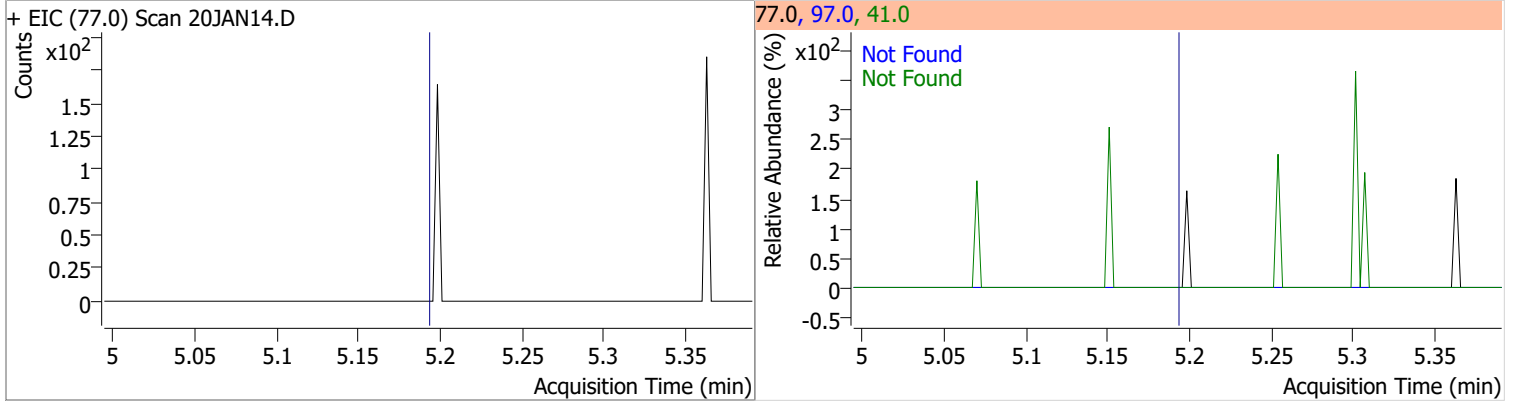
Compound	Conc.	Exp RT	QIon	Exp Ratio
Methyl tert-butyl ether (MTBE)	N.D.	3.75	57.0	24.6



Compound	Conc.	Exp RT	QIon	Exp Ratio	QIon	Exp Ratio
1,1-Dichloroethane	N.D.	4.38	65.0	31.0	83.0	12.7

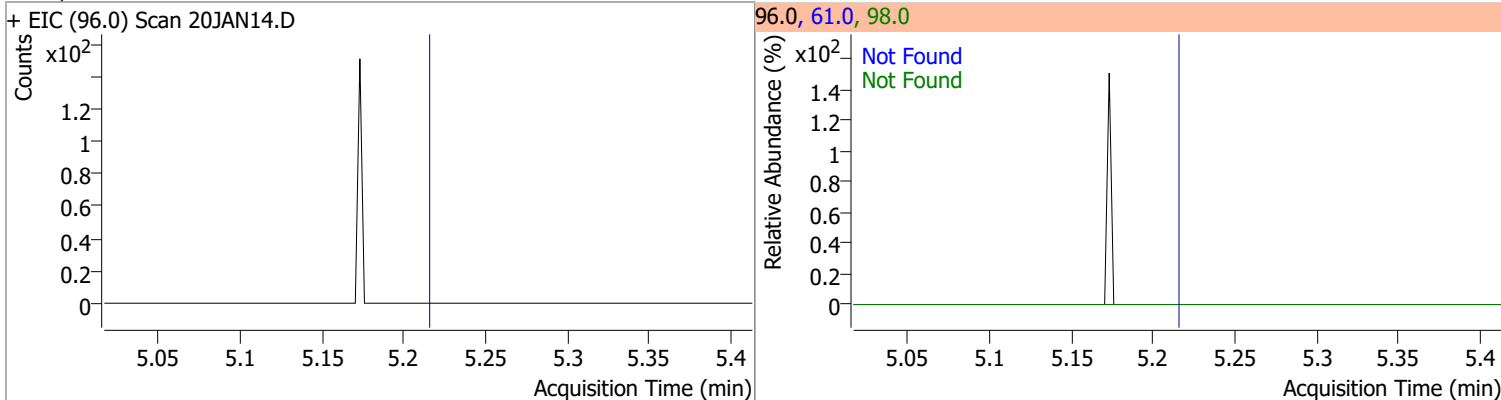


Compound	Conc.	Exp RT	QIon	Exp Ratio	QIon	Exp Ratio
2,2-Dichloropropane	N.D.	5.19	41.0	68.8	97.0	23.9

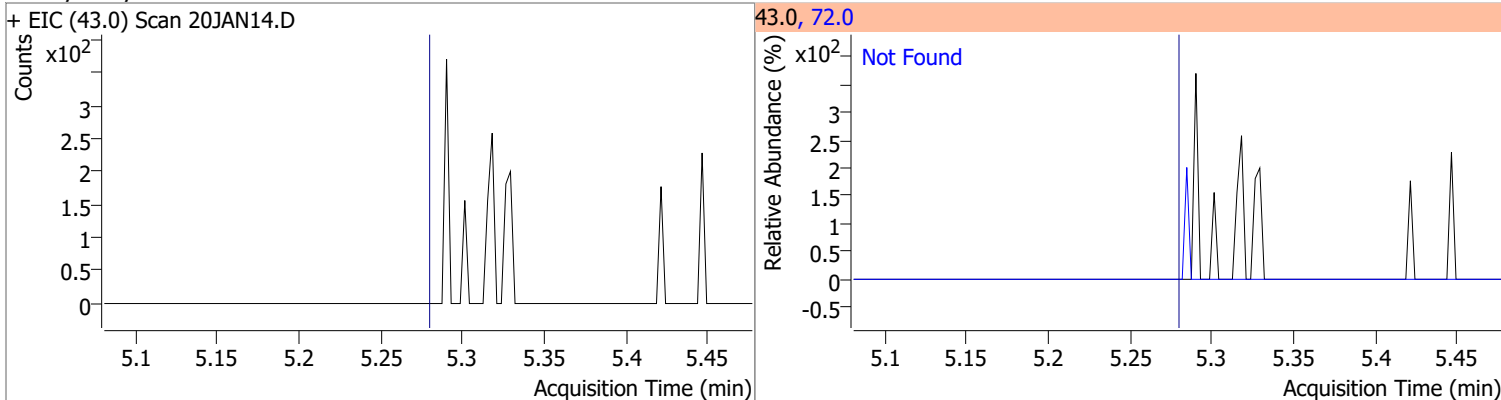


Quantitation Results Report (QT Reviewed)

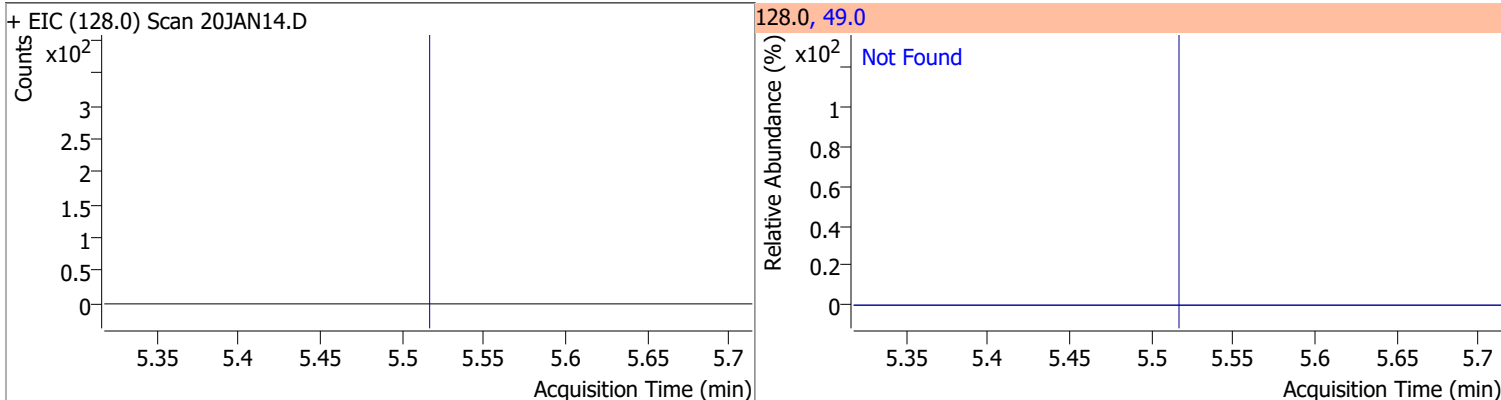
Compound	Conc.	Exp RT	QIon	Exp Ratio	QIon	Exp Ratio
cis-1,2-Dichloroethene	N.D.	5.21	61.0	160.4	98.0	66.2



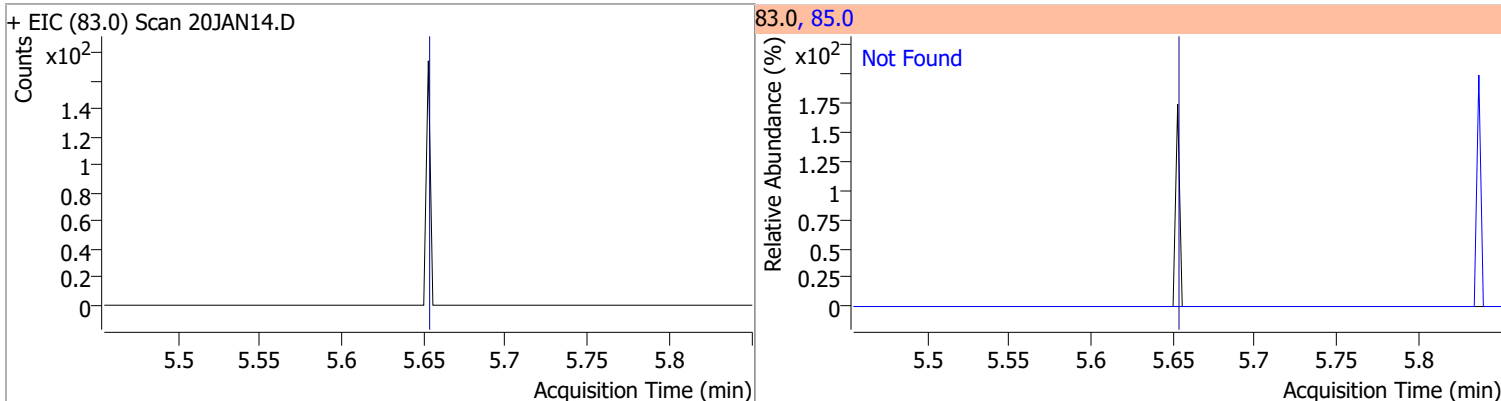
Compound	Conc.	Exp RT	QIon	Exp Ratio
Methyl ethyl ketone	N.D.	5.28	72.0	20.6



Compound	Conc.	Exp RT	QIon	Exp Ratio
Bromochloromethane	N.D.	5.52	49.0	182.2

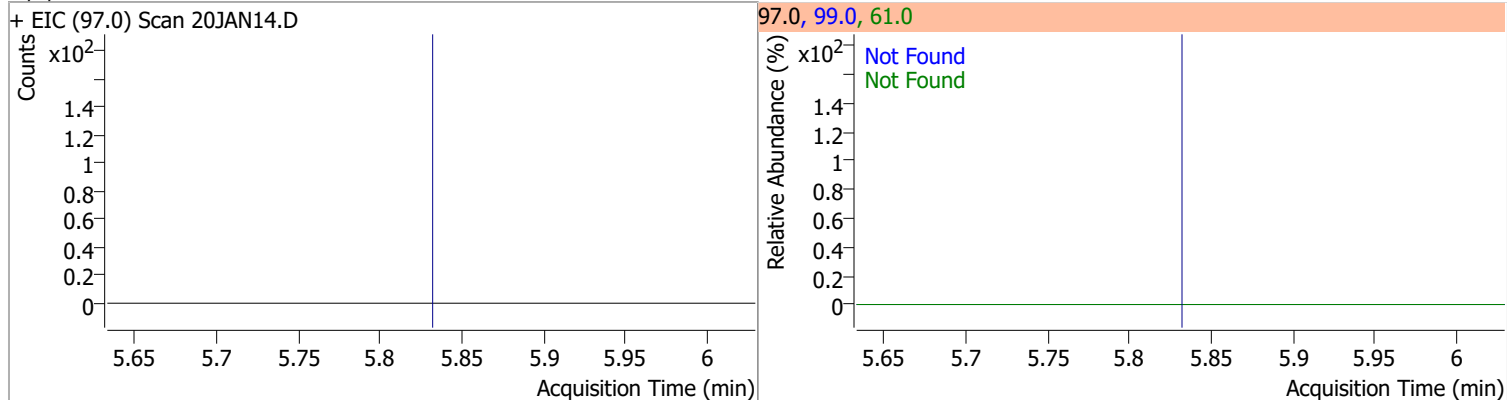


Compound	Conc.	Exp RT	QIon	Exp Ratio
Chloroform	N.D.	5.65	85.0	66.2

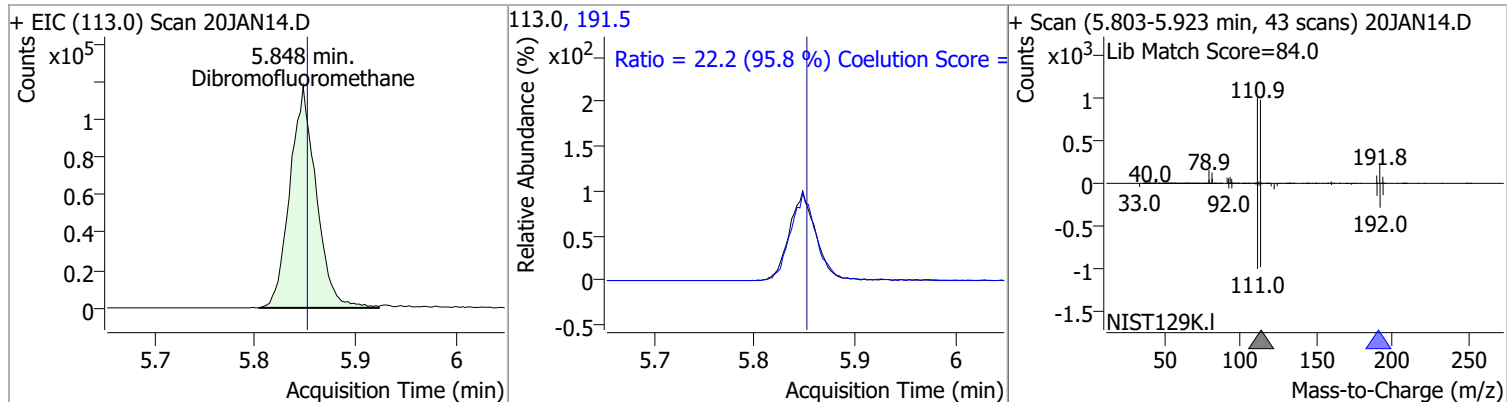


Quantitation Results Report (QT Reviewed)

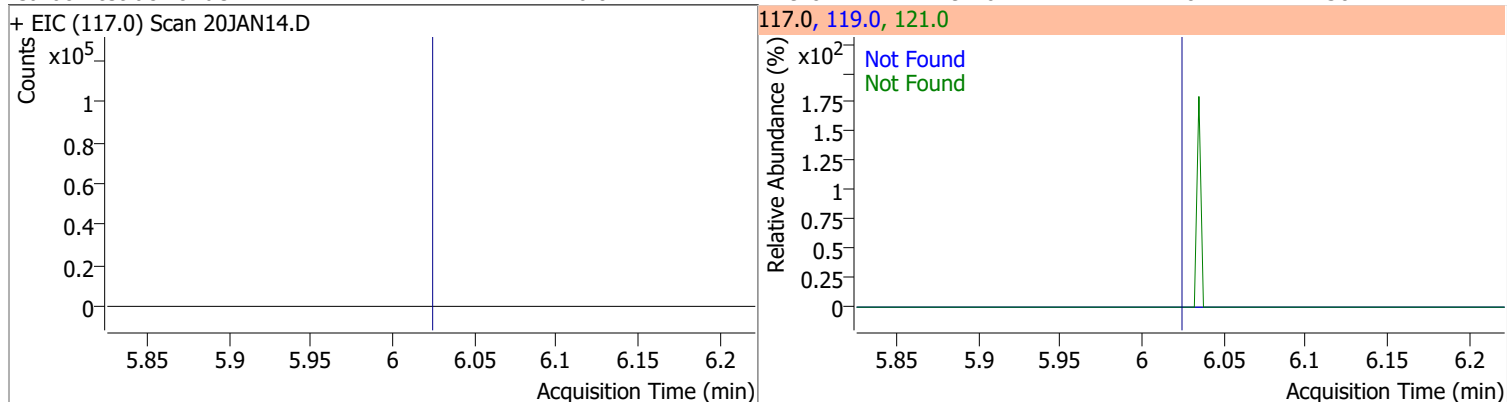
Compound	Conc.	Exp RT	QIon	Exp Ratio	QIon	Exp Ratio
1,1,1-Trichloroethane	N.D.	5.83	99.0	63.1	61.0	49.1



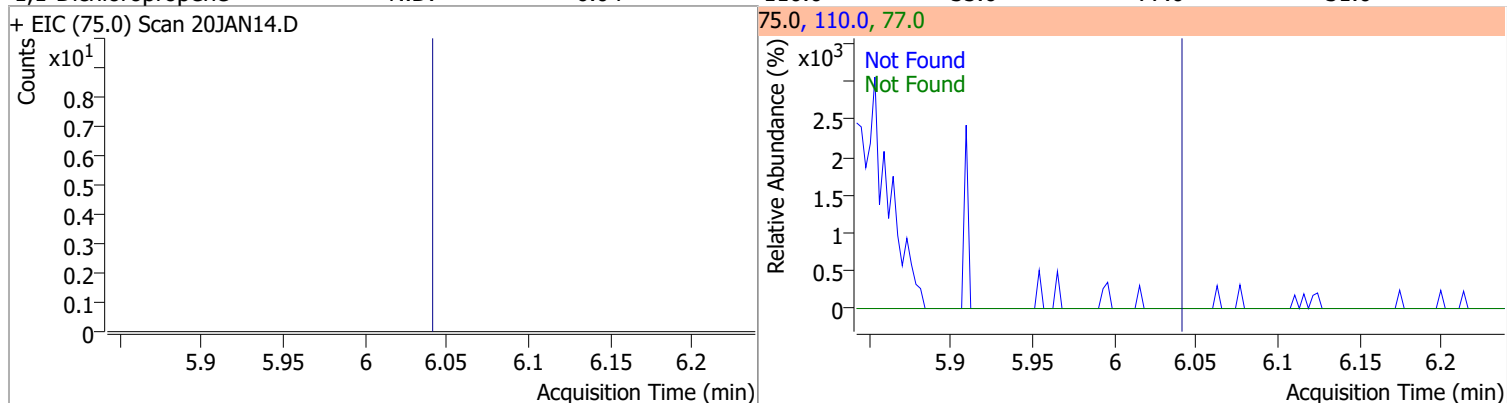
Compound	Conc.	RT	Dev(Min)	Resp.	QIon	QRatio	Lower	Upper
Dibromofluoromethane	272.5465	5.85	0.00	214421	191.5	22.2	0.0	53.2



Compound	Conc.	Exp RT	QIon	Exp Ratio	QIon	Exp Ratio
Carbon tetrachloride	N.D.	6.02	119.0	97.6	121.0	30.7

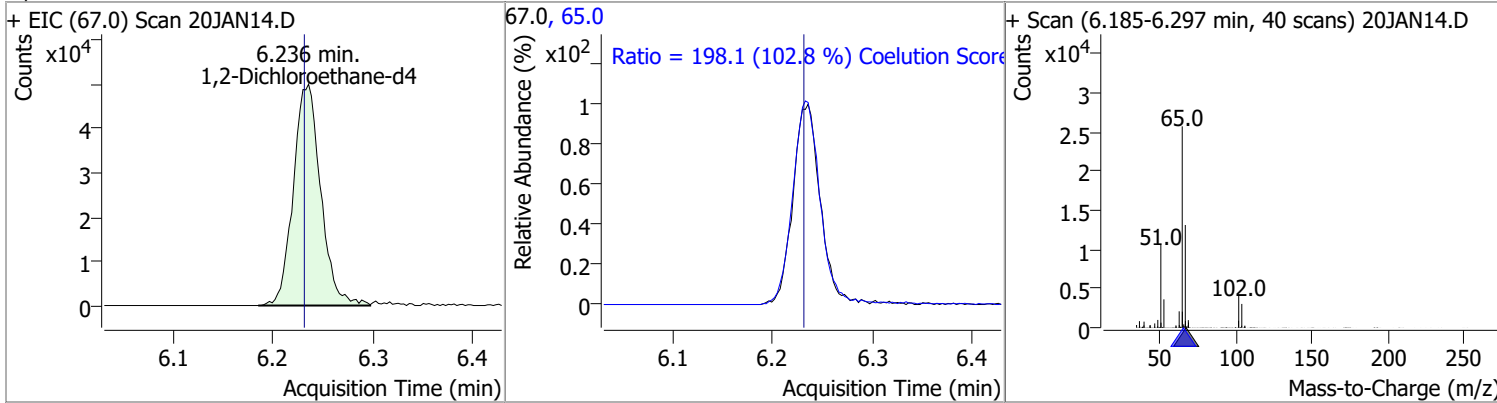


Compound	Conc.	Exp RT	QIon	Exp Ratio	QIon	Exp Ratio
1,1-Dichloropropene	N.D.	6.04	110.0	35.6	77.0	31.0

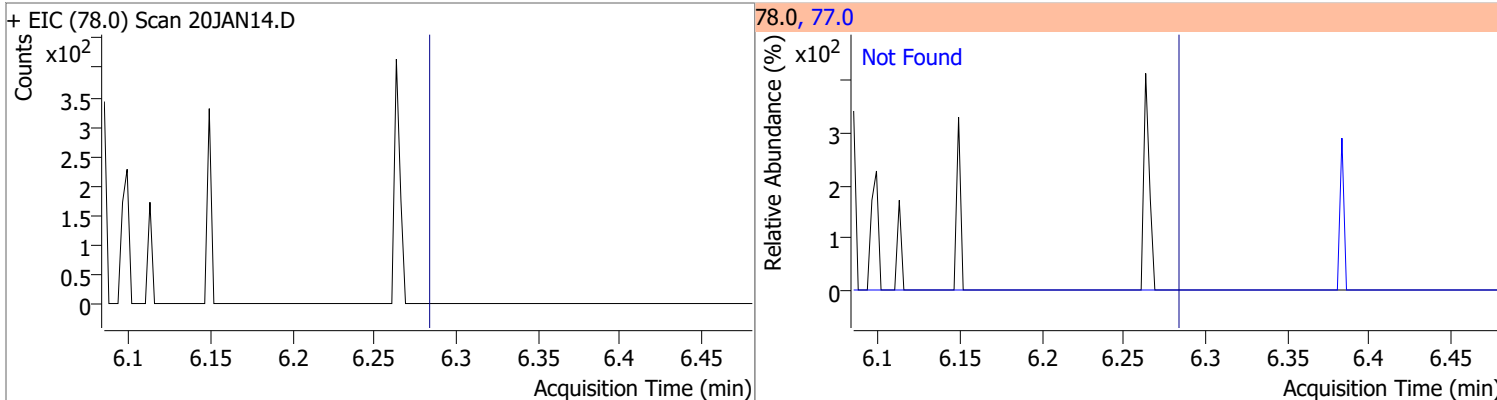


Quantitation Results Report (QT Reviewed)

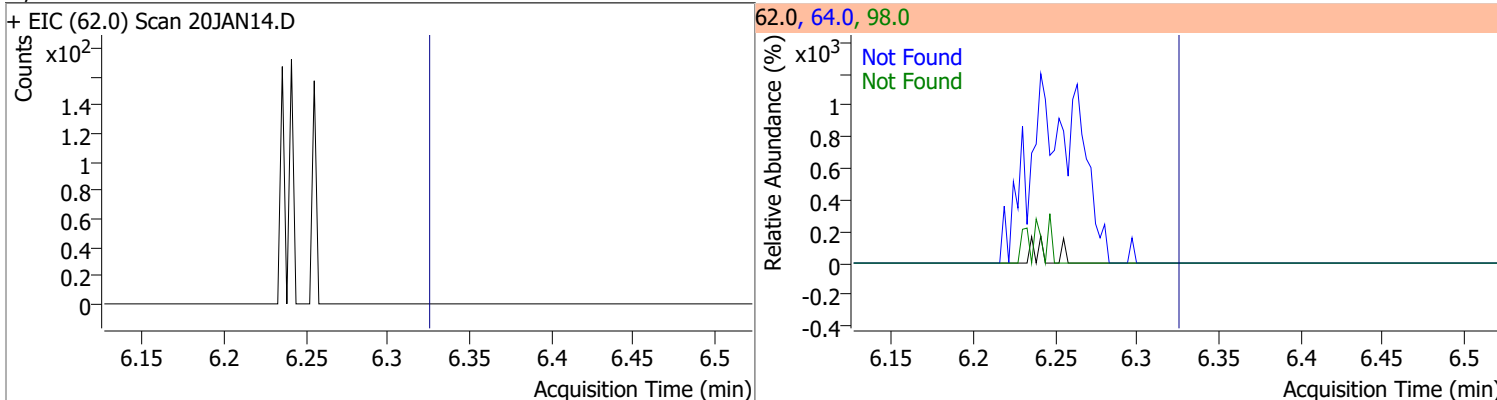
Compound	Conc.	RT	Dev(Min)	Resp.	QIon	QRatio	Lower	Upper
1,2-Dichloroethane-d4	279.3371	6.24	0.01	94932	65.0	198.1	162.8	222.8



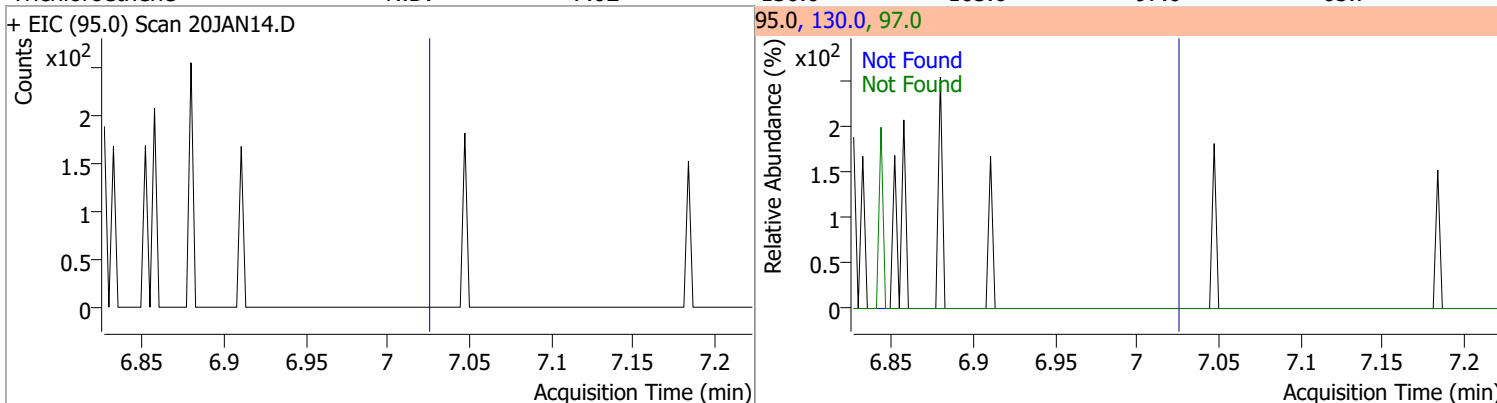
Compound	Conc.	Exp RT	QIon	Exp Ratio
Benzene	N.D.	6.28	77.0	23.3



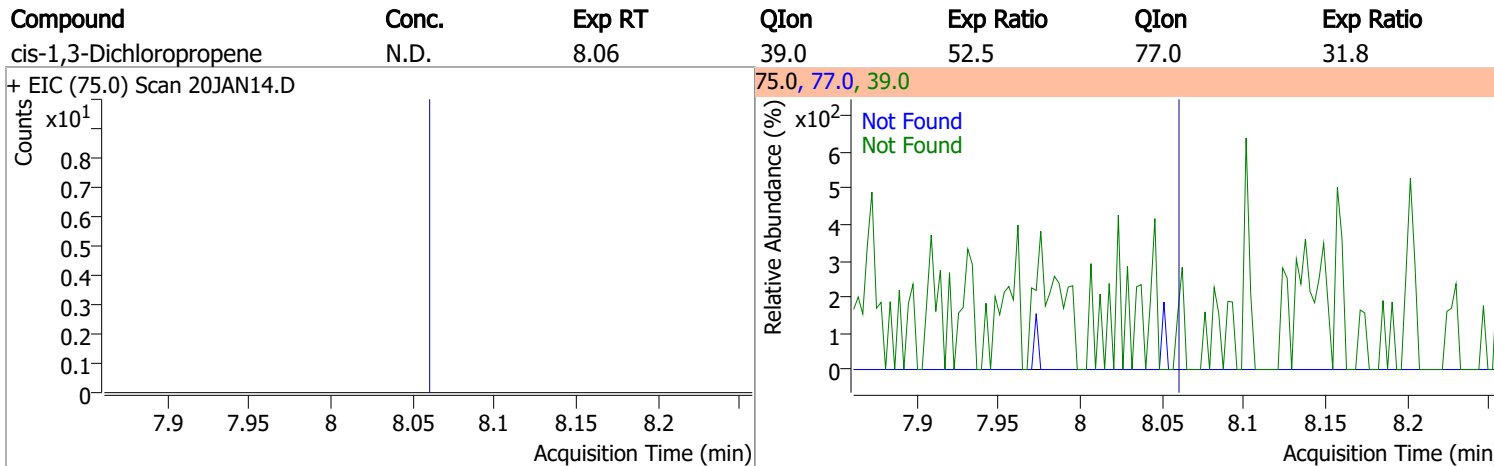
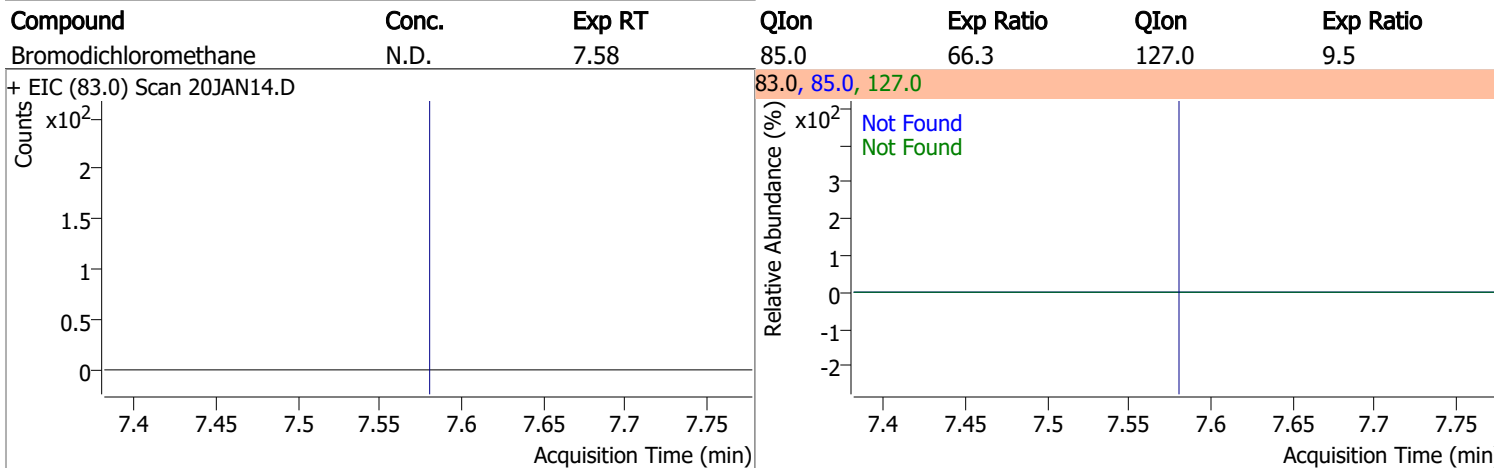
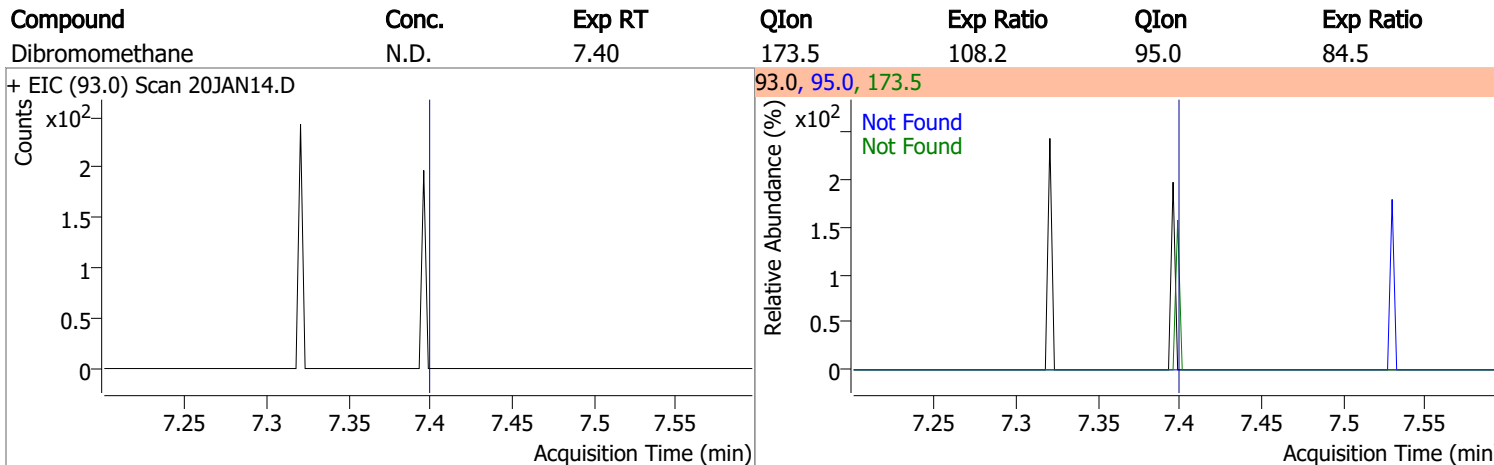
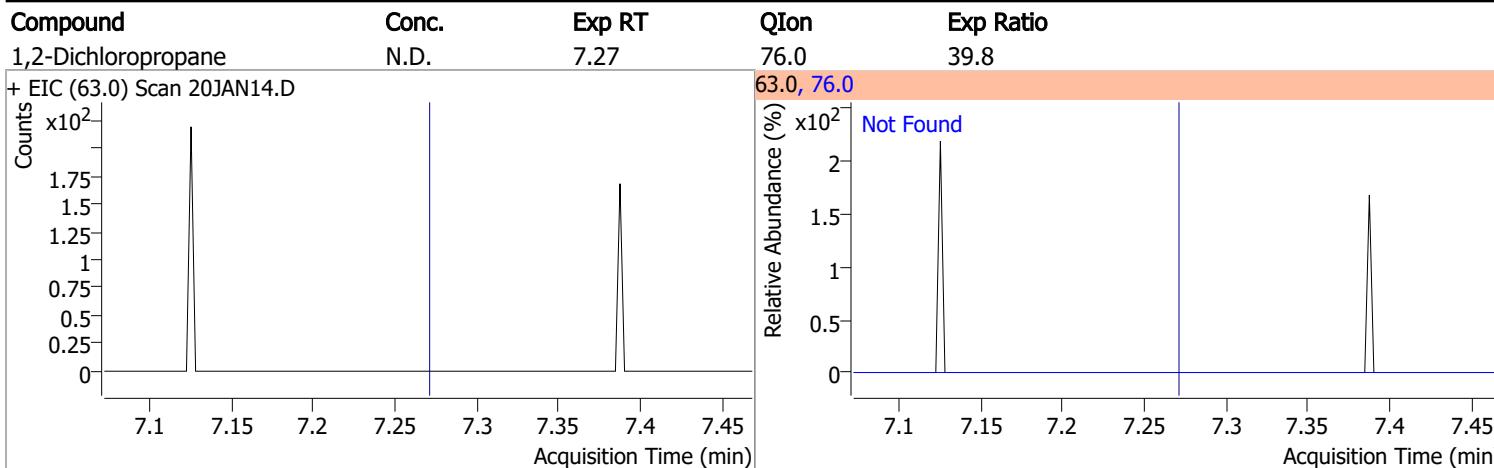
Compound	Conc.	Exp RT	QIon	Exp Ratio	QIon	Exp Ratio
1,2-Dichloroethane	N.D.	6.32	64.0	32.2	98.0	8.2



Compound	Conc.	Exp RT	QIon	Exp Ratio	QIon	Exp Ratio
Trichloroethene	N.D.	7.02	130.0	105.6	97.0	65.7

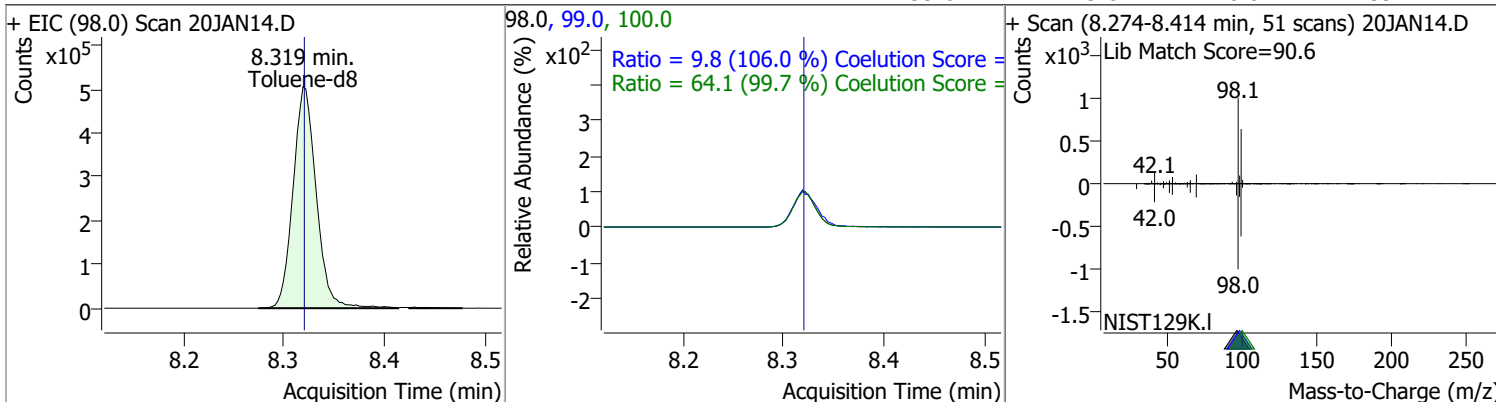


Quantitation Results Report (QT Reviewed)

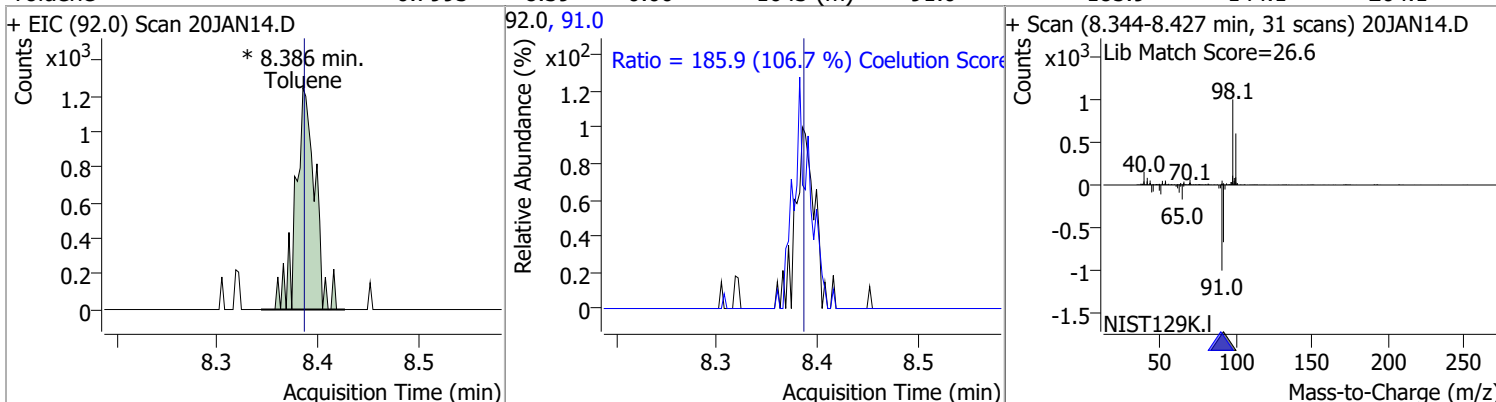


Quantitation Results Report (QT Reviewed)

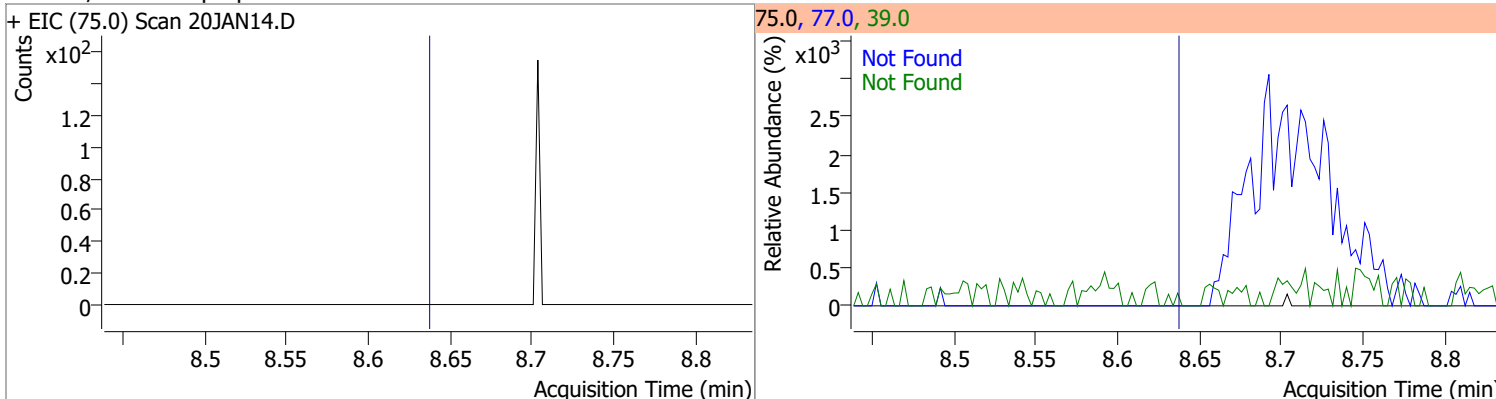
Compound	Conc.	RT	Dev(Min)	Resp.	QIon	QRatio	Lower	Upper
Toluene-d8	263.0804	8.32	0.00	811398	100.0	64.1	34.3	94.3
					99.0	9.8	0.0	39.2



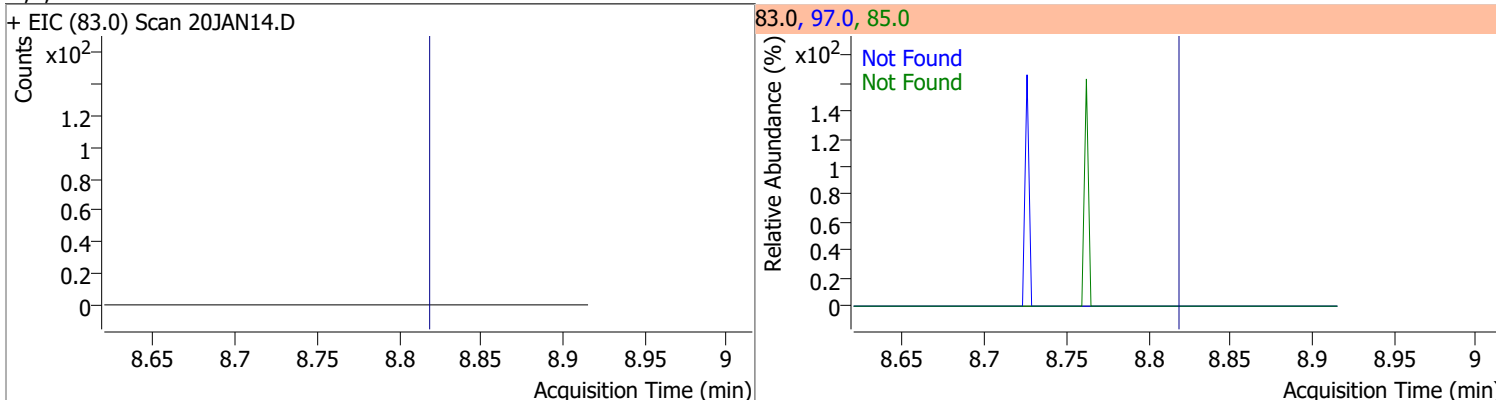
Compound	Conc.	RT	Dev(Min)	Resp.	QIon	QRatio	Lower	Upper
Toluene	0.7993	8.39	0.00	1643 (m)	91.0	185.9	144.1	204.1



Compound	Conc.	Exp RT	QIon	Exp Ratio	QIon	Exp Ratio
trans-1,3-Dichloropropene	N.D.	8.64	39.0	53.0	77.0	31.0

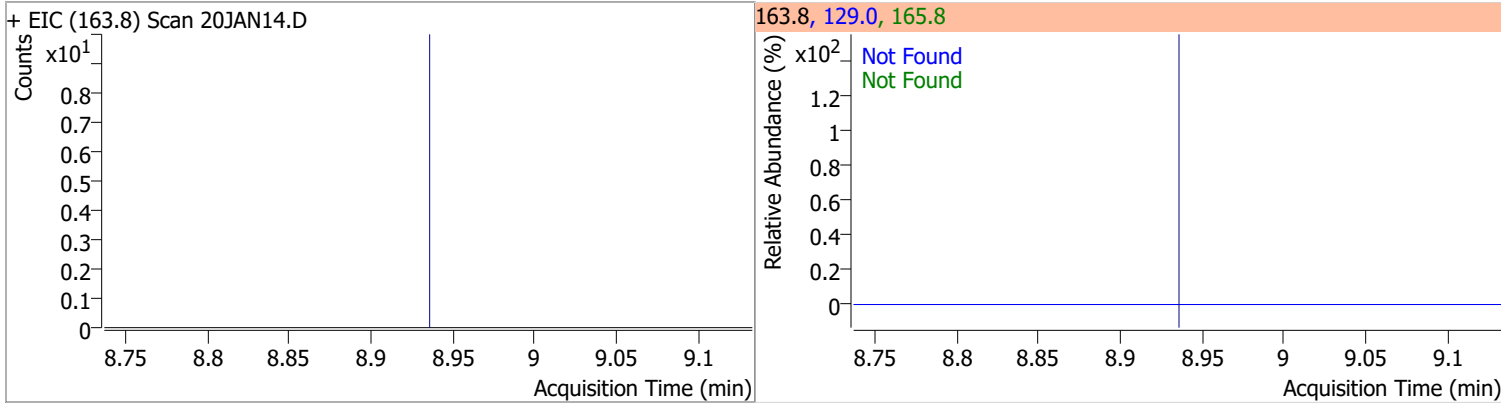


Compound	Conc.	Exp RT	QIon	Exp Ratio	QIon	Exp Ratio
1,1,2-Trichloroethane	N.D.	8.82	97.0	110.7	85.0	60.7

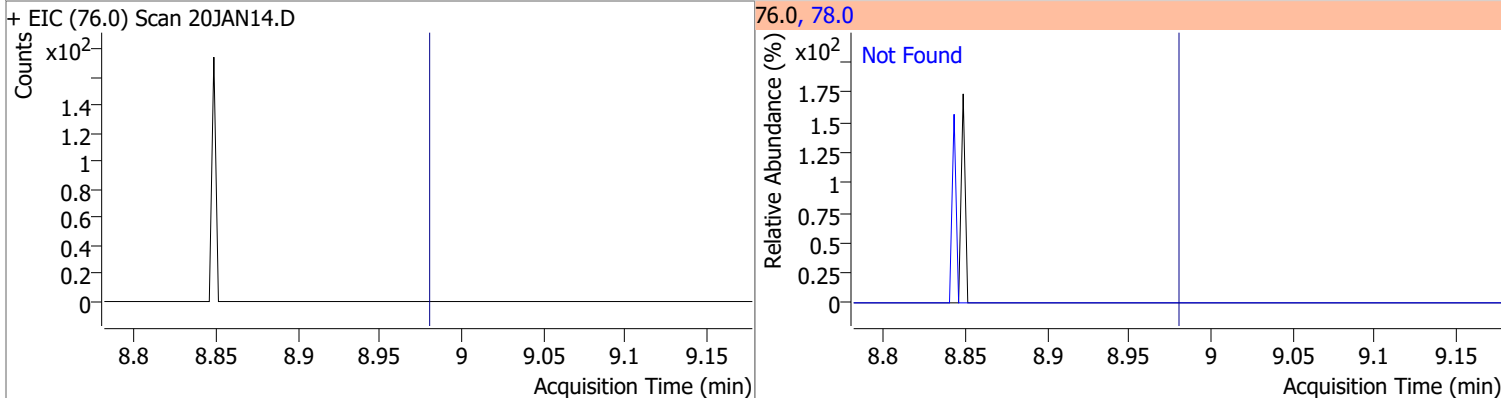


Quantitation Results Report (QT Reviewed)

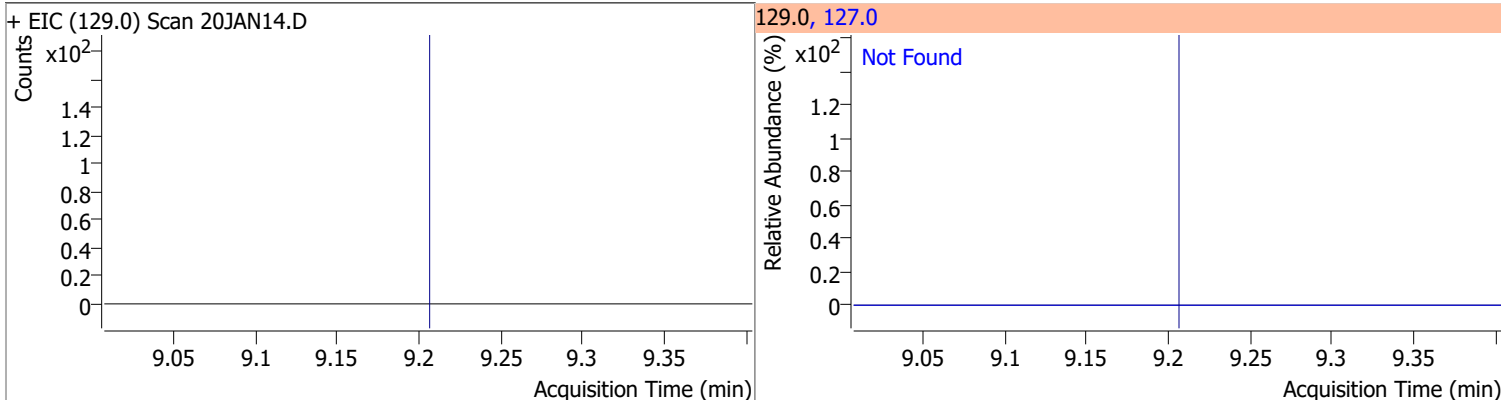
Compound	Conc.	Exp RT	QIon	Exp Ratio	QIon	Exp Ratio
Tetrachloroethene	N.D.	8.94	165.8	126.1	129.0	90.5



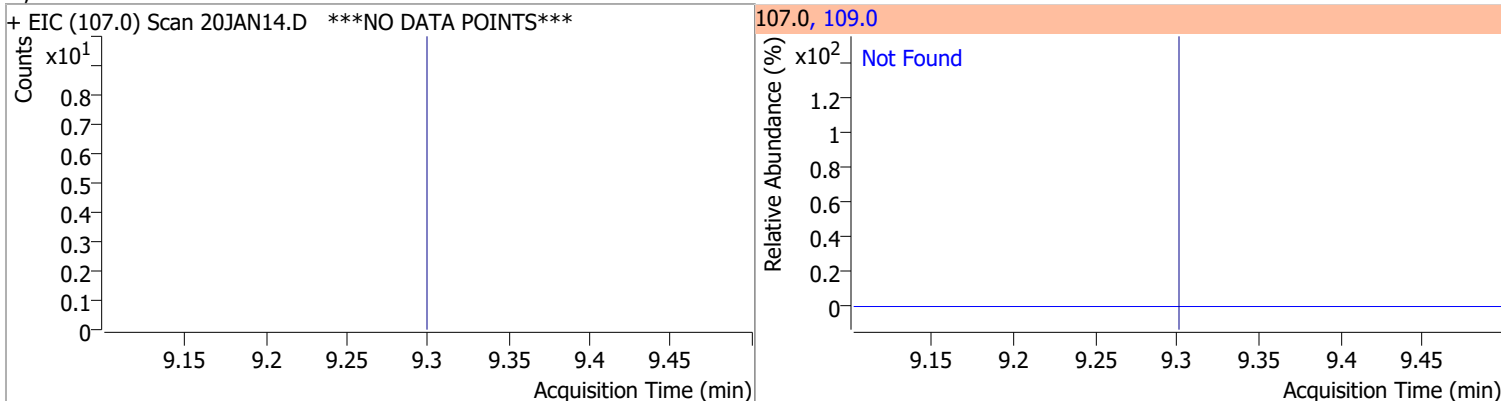
Compound	Conc.	Exp RT	QIon	Exp Ratio
1,3-Dichloropropane	N.D.	8.98	78.0	32.4



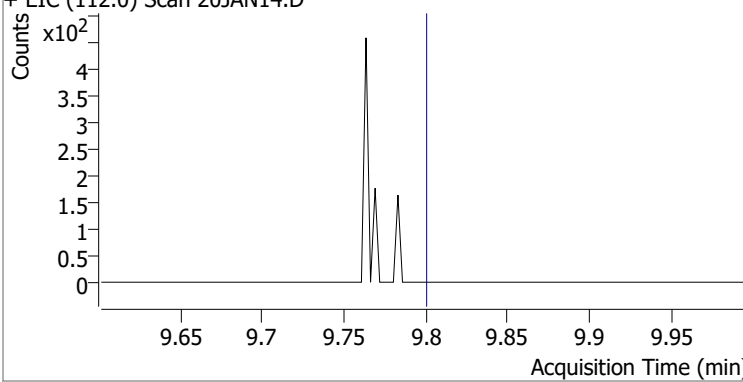
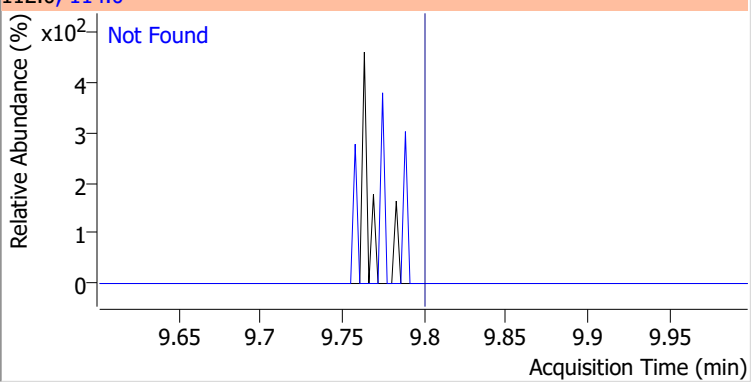
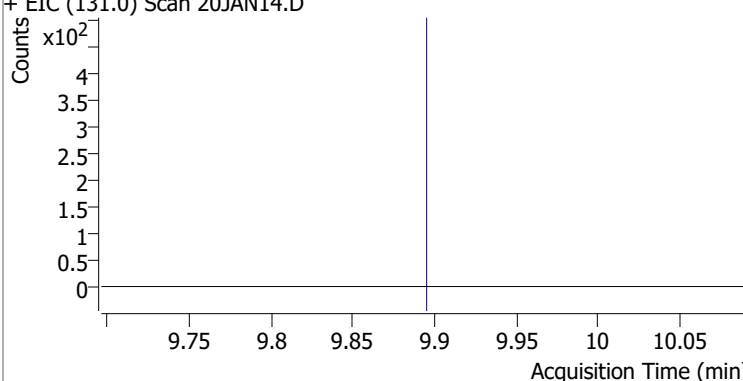
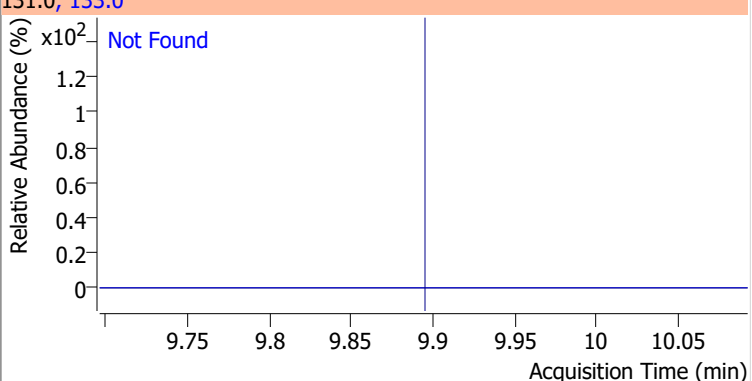
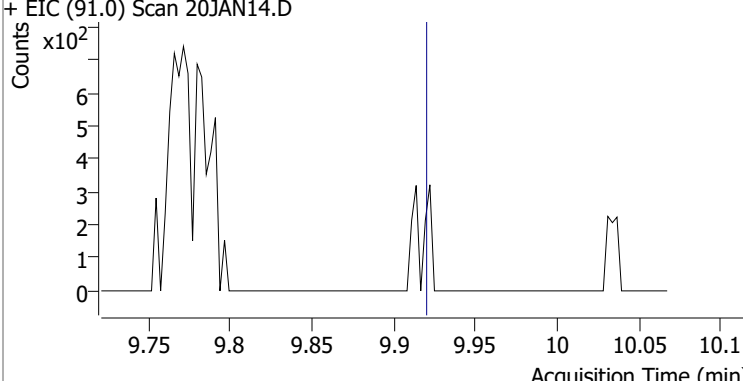
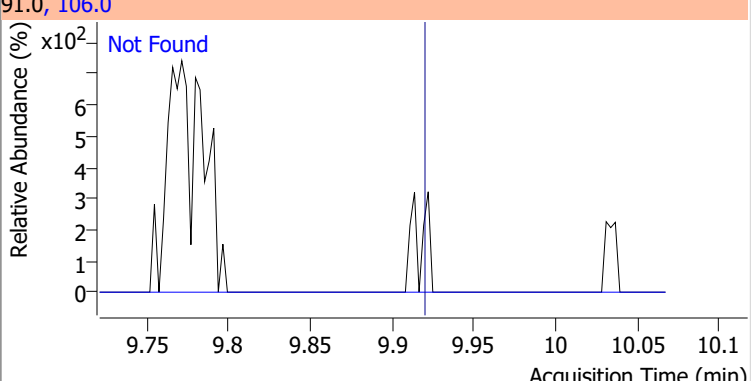
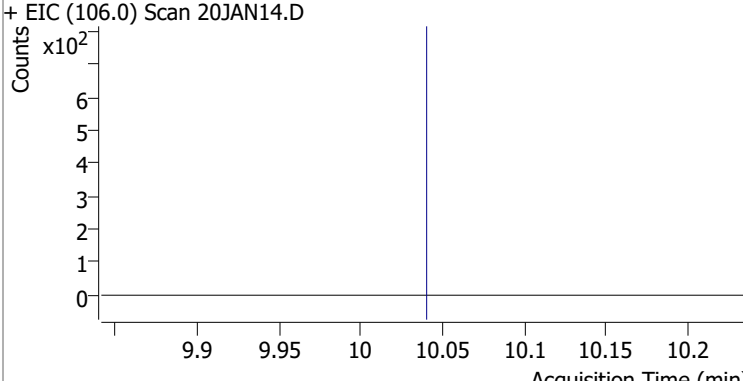
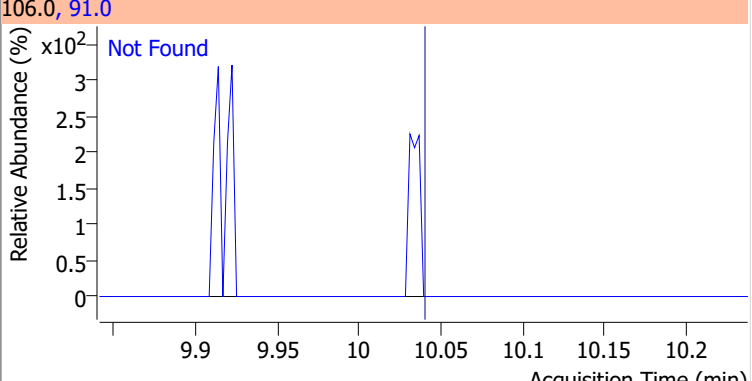
Compound	Conc.	Exp RT	QIon	Exp Ratio
Chlorodibromomethane	N.D.	9.21	127.0	77.2



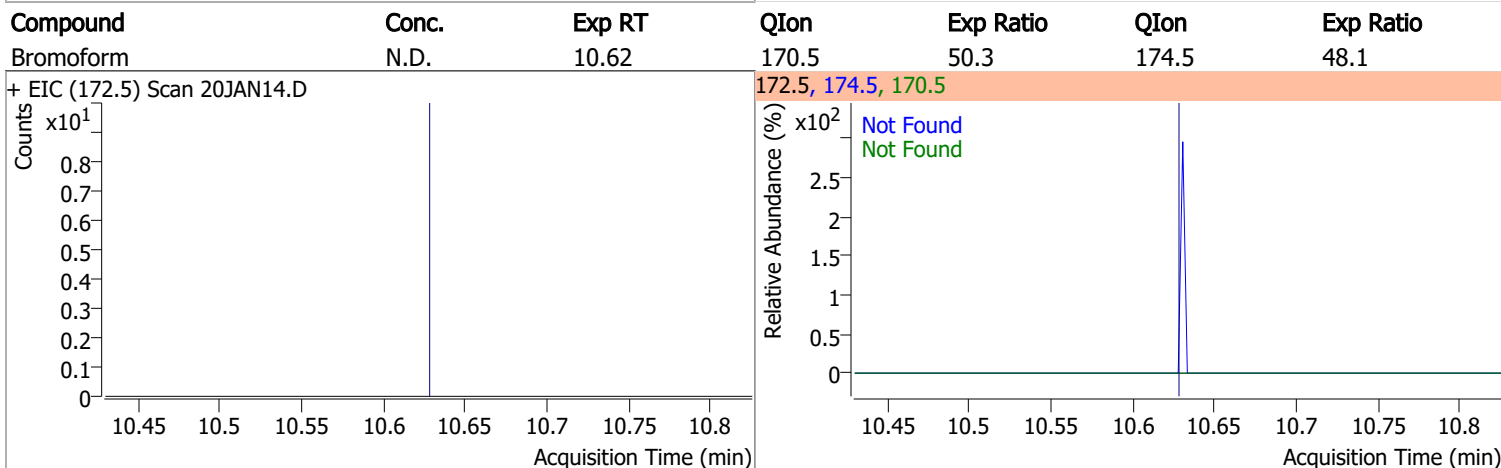
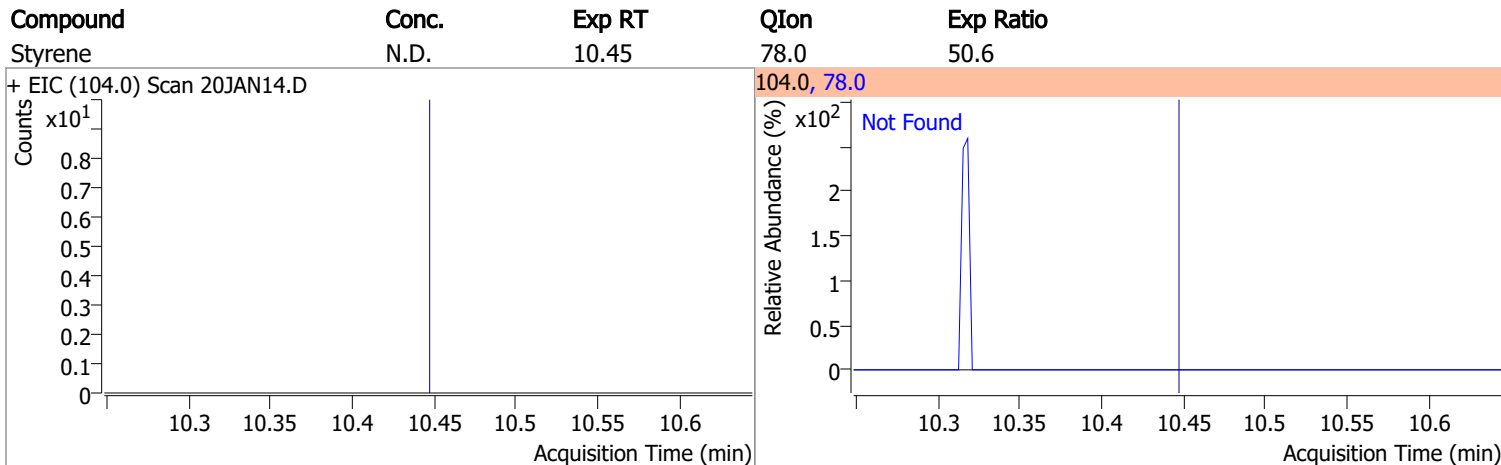
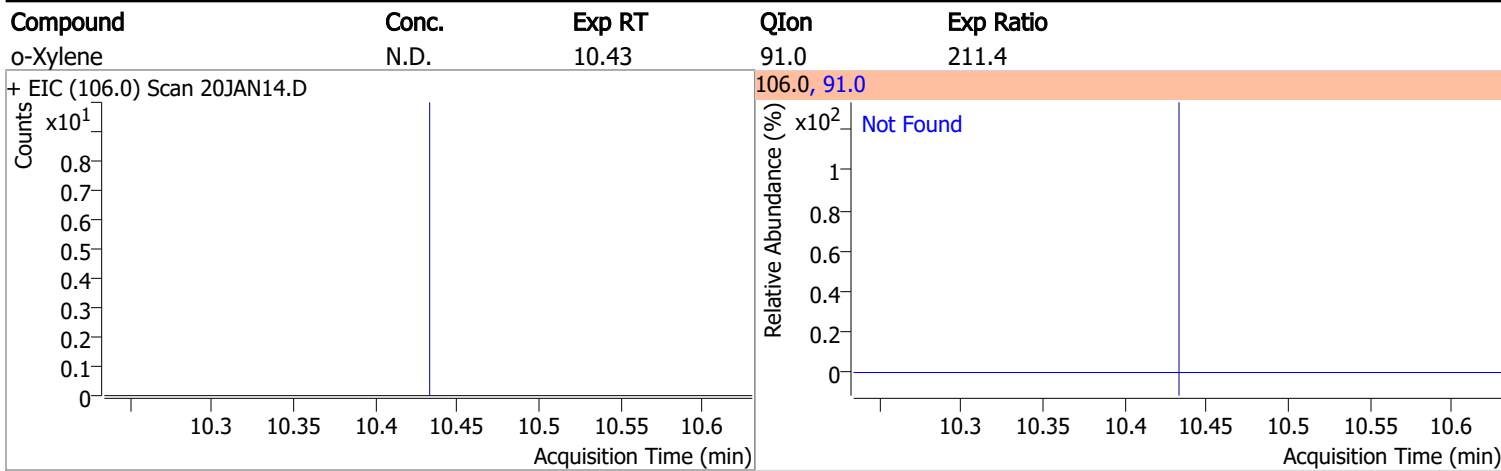
Compound	Conc.	Exp RT	QIon	Exp Ratio
1,2-Dibromoethane	N.D.	9.30	109.0	91.5



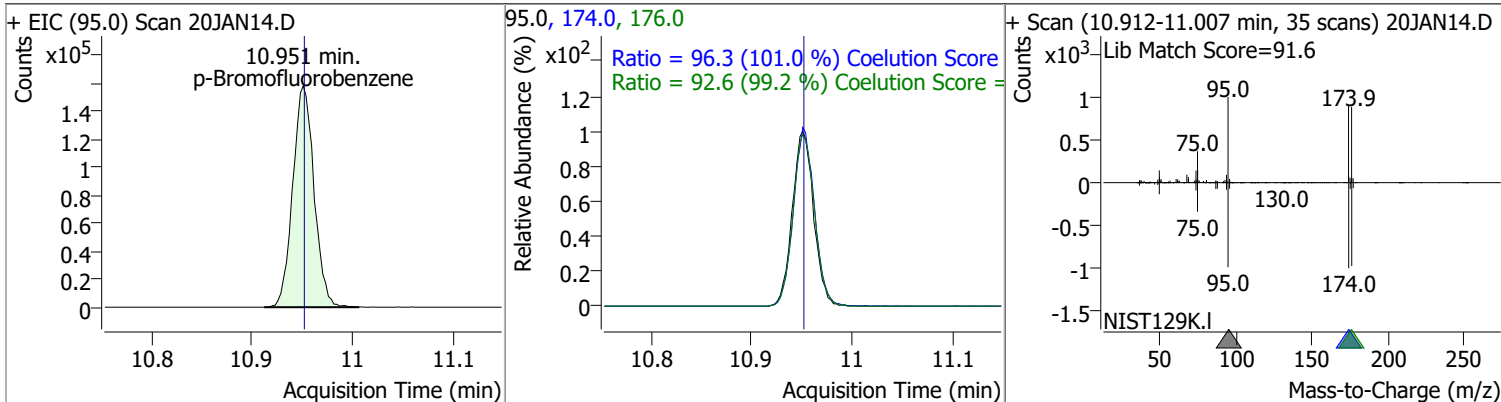
Quantitation Results Report (QT Reviewed)

Compound	Conc.	Exp RT	QIon	Exp Ratio
Chlorobenzene	N.D.	9.80	114.0	32.2
+ EIC (112.0) Scan 20JAN14.D			112.0, 114.0	
				
1,1,1,2-Tetrachloroethane	N.D.	9.89	133.0	95.3
+ EIC (131.0) Scan 20JAN14.D			131.0, 133.0	
				
Ethylbenzene	N.D.	9.92	106.0	31.7
+ EIC (91.0) Scan 20JAN14.D			91.0, 106.0	
				
m+p-Xylenes	N.D.	10.04	91.0	200.7
+ EIC (106.0) Scan 20JAN14.D			106.0, 91.0	
				

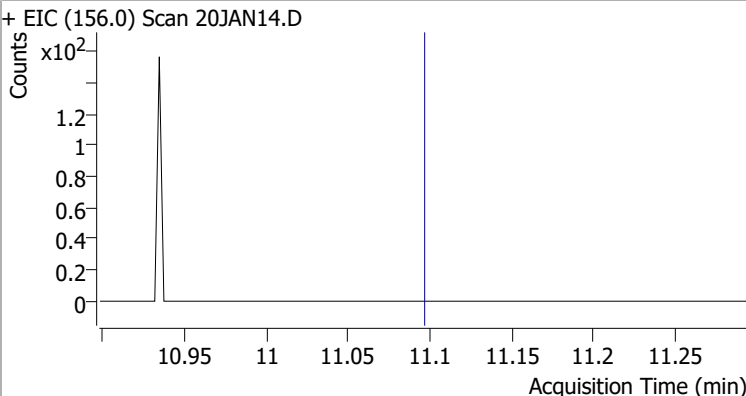
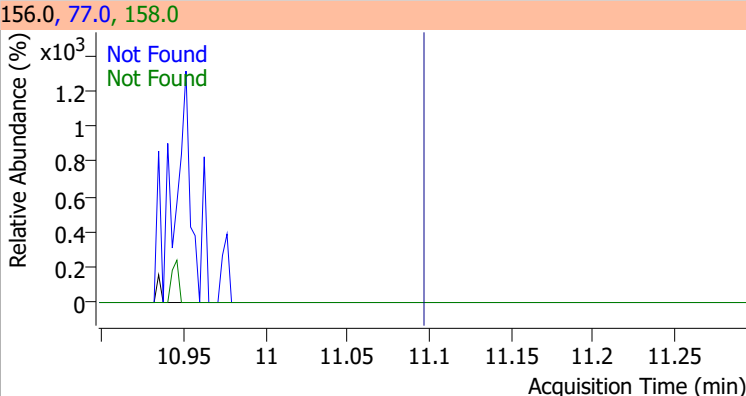
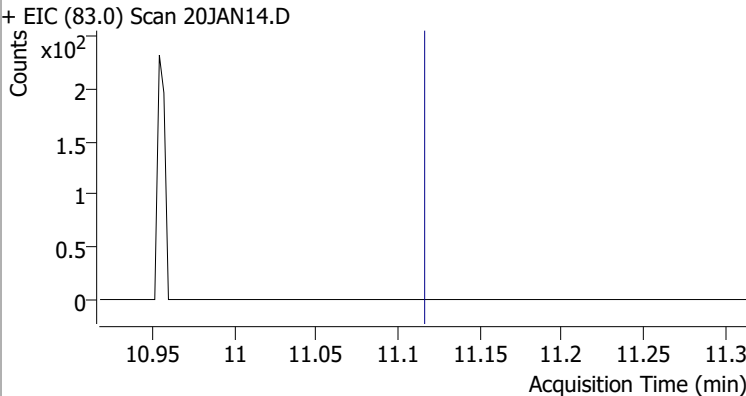
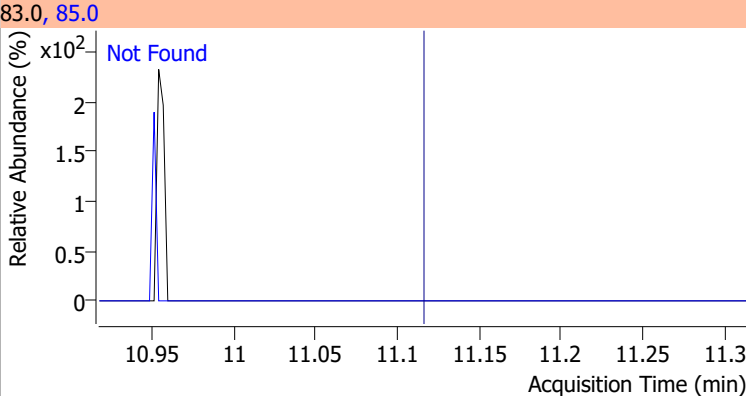
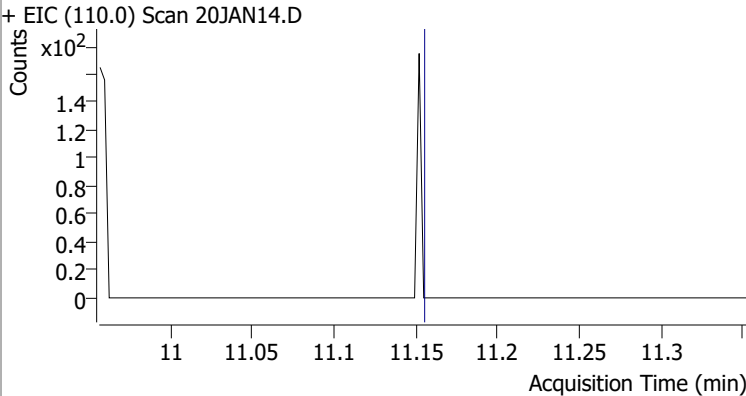
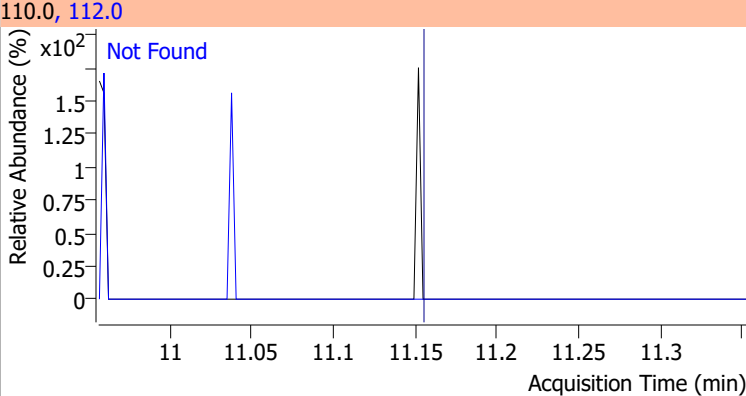
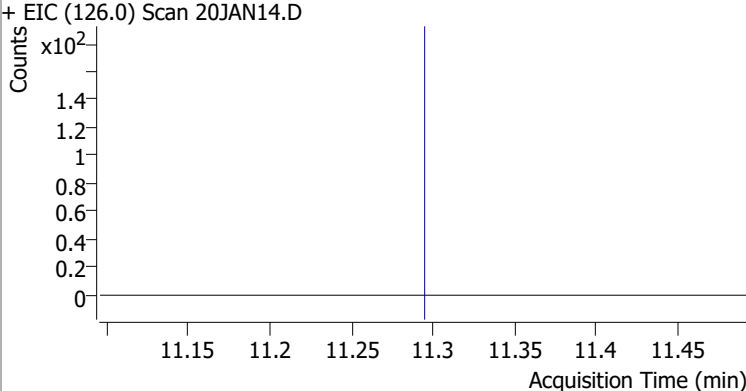
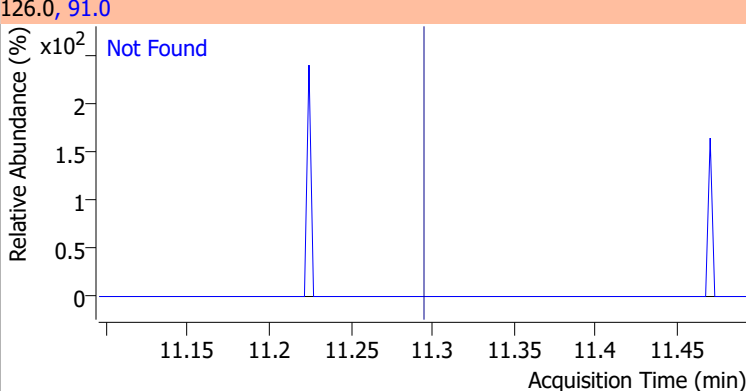
Quantitation Results Report (QT Reviewed)



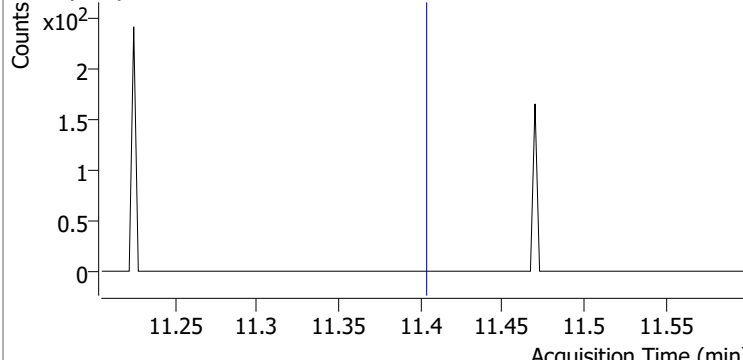
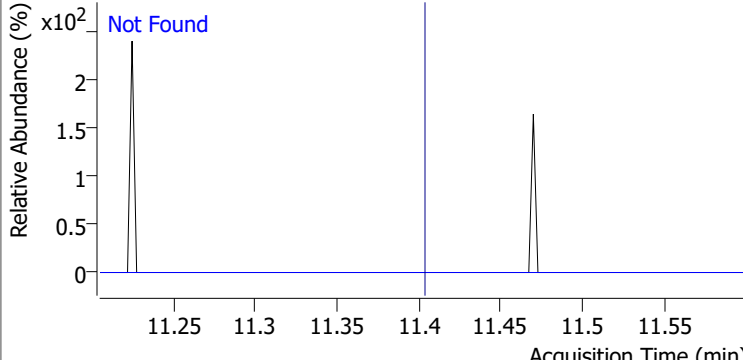
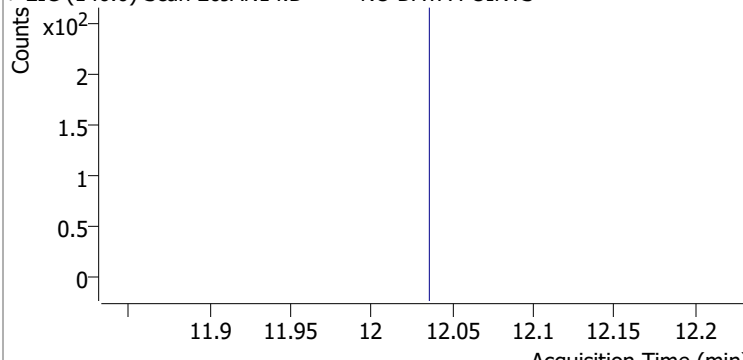
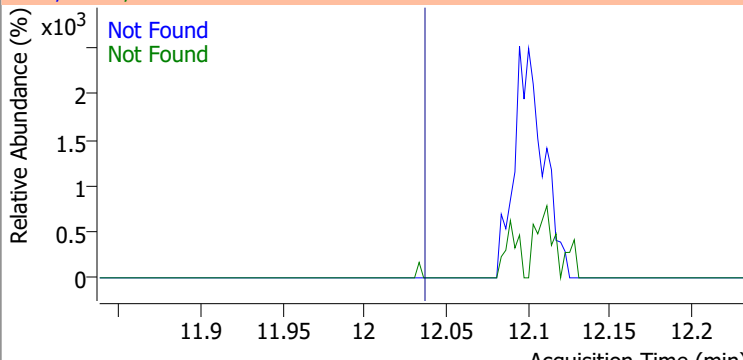
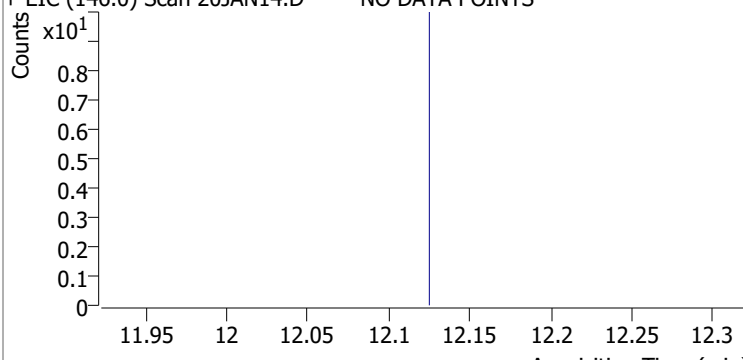
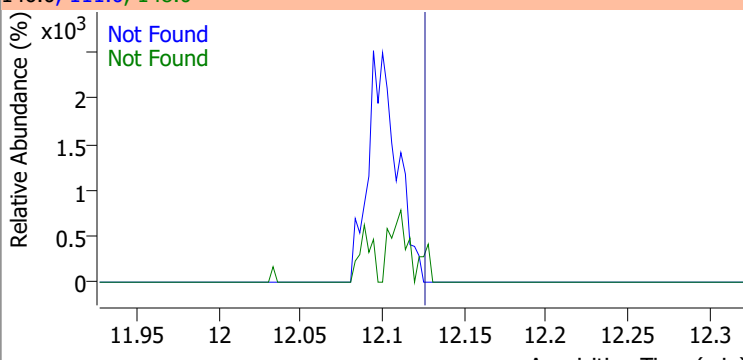
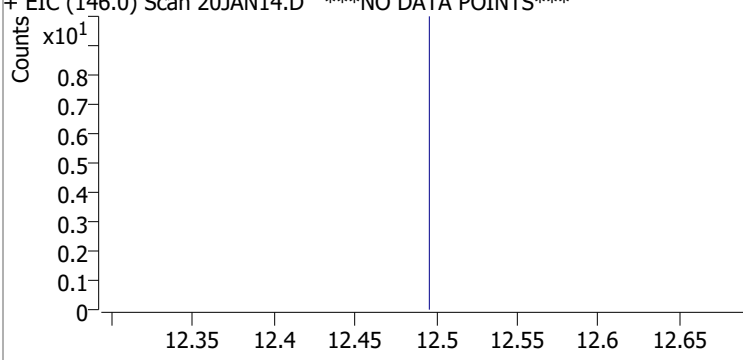
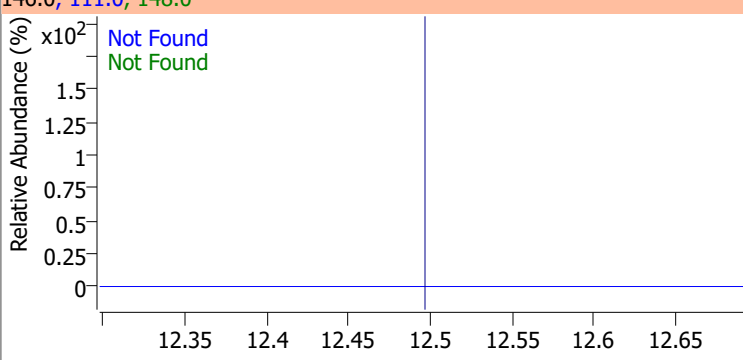
Compound	Conc.	RT	Dev(Min)	Resp.	QIon	QRatio	Lower	Upper
p-Bromofluorobenzene	266.6734	10.95	0.00	233162	174.0	96.3	65.3	125.3
					176.0	92.6	63.3	123.3



Quantitation Results Report (QT Reviewed)

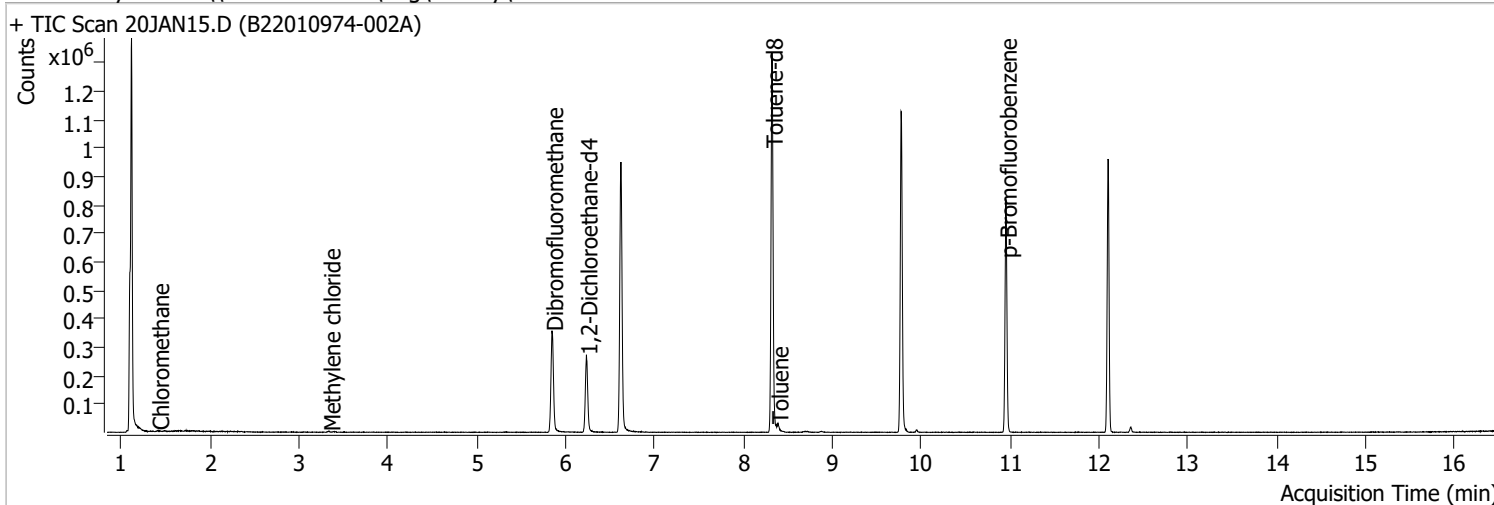
Compound	Conc.	Exp RT	QIon	Exp Ratio	QIon	Exp Ratio
Bromobenzene	N.D.	11.09	77.0	143.5	158.0	96.1
+ EIC (156.0) Scan 20JAN14.D			156.0, 77.0, 158.0			
						
1,1,2,2-Tetrachloroethane	N.D.	11.11	85.0	63.3		
+ EIC (83.0) Scan 20JAN14.D			83.0, 85.0			
						
1,2,3-Trichloropropane	N.D.	11.15	112.0	65.8		
+ EIC (110.0) Scan 20JAN14.D			110.0, 112.0			
						
2-Chlorotoluene	N.D.	11.29	91.0	276.2		
+ EIC (126.0) Scan 20JAN14.D			126.0, 91.0			
						

Quantitation Results Report (QT Reviewed)

Compound	Conc.	Exp RT	QIon	Exp Ratio		
4-Chlorotoluene	N.D.	11.40	126.0	31.3		
+ EIC (91.0) Scan 20JAN14.D			91.0, 126.0			
						
1,3-Dichlorobenzene	N.D.	12.03	148.0	62.8	QIon	Exp Ratio
+ EIC (146.0) Scan 20JAN14.D ***NO DATA POINTS***			146.0, 111.0, 148.0			
						
1,4-Dichlorobenzene	N.D.	12.12	148.0	63.7	QIon	Exp Ratio
+ EIC (146.0) Scan 20JAN14.D ***NO DATA POINTS***			146.0, 111.0, 148.0			
						
1,2-Dichlorobenzene	N.D.	12.49	148.0	61.9	QIon	Exp Ratio
+ EIC (146.0) Scan 20JAN14.D ***NO DATA POINTS***			146.0, 111.0, 148.0			
						

Quantitation Results Report (QT Reviewed)

Data File	20JAN15.D	Operator	MSC
Acq. Method	5975CACQF.M	Acq. Date-Time	1/20/2022 4:23:26 PM
Sample Name	B22010974-002A	Instrument	VOA5975C
Vial	15	Multiplier	1.00
DA Method File	VOA5975C_8260B_SHT_DoD_L4_011922.m	Comment	
Tune File	BFB_Atune3.u	Tune Date	10/11/2021 4:02:00 PM
Batch Name	VG012022_8260B.batch.bin	Last Calib Update	3/8/2022 4:29:12 PM
Ref Library	\\MASSHUNTER\Org\Library\NIST129K.I		



Compound	RT	QIon	Resp.	Conc.	Units	Dev(Min)
Internal Standards						
M Fluorobenzene	6.620	96.0	805356	250.0000	ng	0.000
M Chlorobenzene-d5	9.772	82.0	313019	250.0000	ng	-0.003
M 1,4-Dichlorobenzene-d4	12.100	152.0	232128	250.0000	ng	0.000
System Monitoring Compounds						
S Dibromofluoromethane	5.845	113.0	208971	267.8932	ng	-0.006
Spiked Amount: 250.000	Range: 80.0 - 119.0%			Recovery = 107.16%		
S 1,2-Dichloroethane-d4	6.233	67.0	93184	276.5411	ng	0.003
Spiked Amount: 250.000	Range: 81.0 - 118.0%			Recovery = 110.62%		
S Toluene-d8	8.319	98.0	806176	263.9909	ng	0.000
Spiked Amount: 250.000	Range: 89.0 - 112.0%			Recovery = 105.60%		
S p-Bromofluorobenzene	10.951	95.0	226893	264.7308	ng	0.003
Spiked Amount: 250.000	Range: 85.0 - 114.0%			Recovery = 105.89%		
Target Compounds						
T Dichlorodifluoromethane	0.000		0	N.D.		
T Chloromethane	1.414	50.0	3288	2.5790	ng	97
T Vinyl chloride	0.000		0	N.D.		
T Bromomethane	0.000		0	N.D.		
T Chloroethane	0.000		0	N.D.		
T Trichlorofluoromethane	0.000		0	N.D.		
T 1,1-Dichloroethene	0.000		0	N.D.		
T Methylene chloride	3.341	49.0	1941	1.6486	ng	m 96
T trans-1,2-Dichloroethene	0.000		0	N.D.		
T Methyl tert-butyl ether (MTBE)	0.000		0	N.D.		
T 1,1-Dichloroethane	0.000		0	N.D.		
T 2,2-Dichloropropane	0.000		0	N.D.		
T cis-1,2-Dichloroethene	0.000		0	N.D.		
T Methyl ethyl ketone	0.000		0	N.D.		
T Bromochloromethane	0.000		0	N.D.		
T Chloroform	5.658	83.0	0		ng	md 1

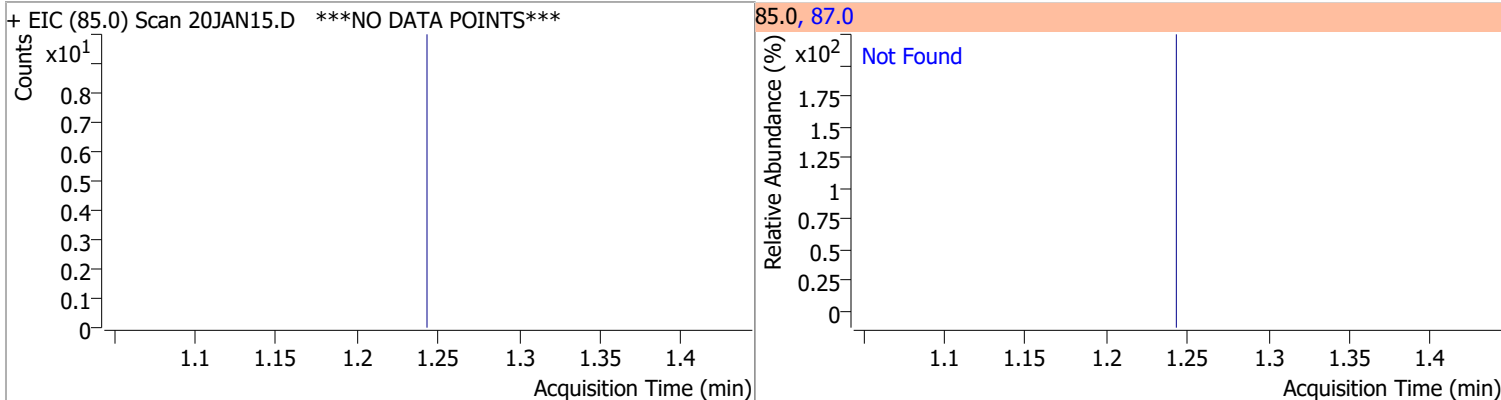
Quantitation Results Report (QT Reviewed)

Compound	RT	QIon	Resp.	Conc.	Units		Dev(Min)
T 1,1,1-Trichloroethane	0.000		0	N.D.			
T Carbon tetrachloride	0.000		0	N.D.			
T 1,1-Dichloropropene	0.000		0	N.D.			
T Benzene	0.000		0	N.D.			
T 1,2-Dichloroethane	0.000		0	N.D.			
T Trichloroethene	0.000		0	N.D.			
T 1,2-Dichloropropane	0.000		0	N.D.			
T Dibromomethane	0.000		0	N.D.			
T Bromodichloromethane	0.000		0	N.D.			
T cis-1,3-Dichloropropene	0.000		0	N.D.			
T Toluene	8.380	92.0	6629	3.2564	ng	m	99
T trans-1,3-Dichloropropene	0.000		0	N.D.			
T 1,1,2-Trichloroethane	0.000		0	N.D.			
T Tetrachloroethene	0.000		0	N.D.			
T 1,3-Dichloropropane	0.000		0	N.D.			
T Chlorodibromomethane	0.000		0	N.D.			
T 1,2-Dibromoethane	0.000		0	N.D.			
T Chlorobenzene	0.000		0	N.D.			
T 1,1,1,2-Tetrachloroethane	0.000		0	N.D.			
T Ethylbenzene	0.000		0	N.D.			
T m+p-Xylenes	10.039	106.0	0		ng	md	1
T o-Xylene	0.000		0	N.D.			
T Styrene	0.000		0	N.D.			
T Bromoform	0.000		0	N.D.			
T Bromobenzene	0.000		0	N.D.			
T 1,1,2,2-Tetrachloroethane	0.000		0	N.D.			
T 1,2,3-Trichloropropane	0.000		0	N.D.			
T 2-Chlorotoluene	0.000		0	N.D.			
T 4-Chlorotoluene	0.000		0	N.D.			
T 1,3-Dichlorobenzene	0.000		0	N.D.			
T 1,4-Dichlorobenzene	0.000		0	N.D.			
T 1,2-Dichlorobenzene	0.000		0	N.D.			

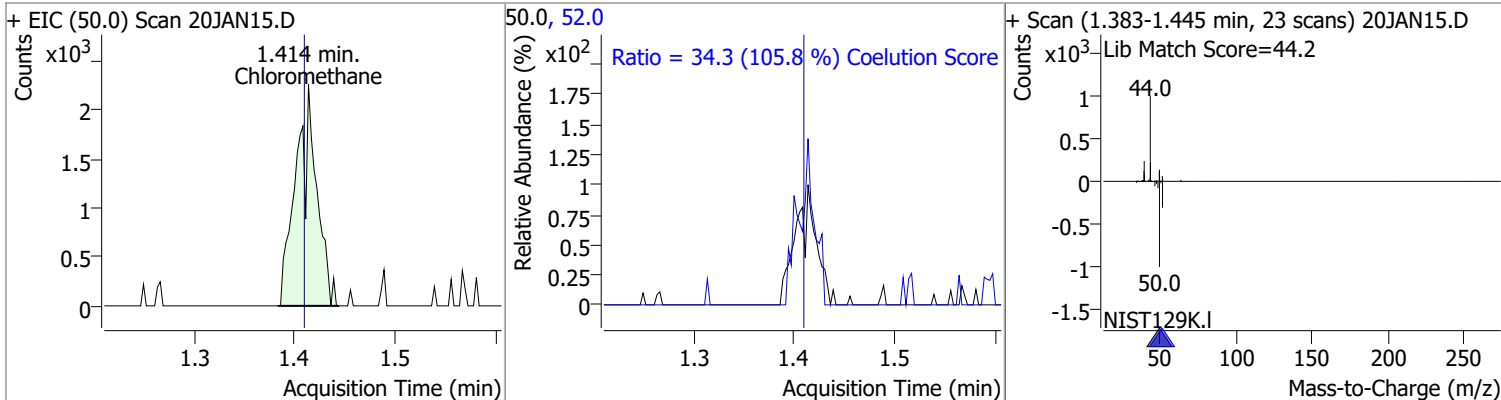
(#) = Qualifier Out of Range; (m) = Manual Integration; (+) = Area Summed; (*) = Surrogate Percent Recovery Out of Range; (d): Zeroed Peak

Quantitation Results Report (QT Reviewed)

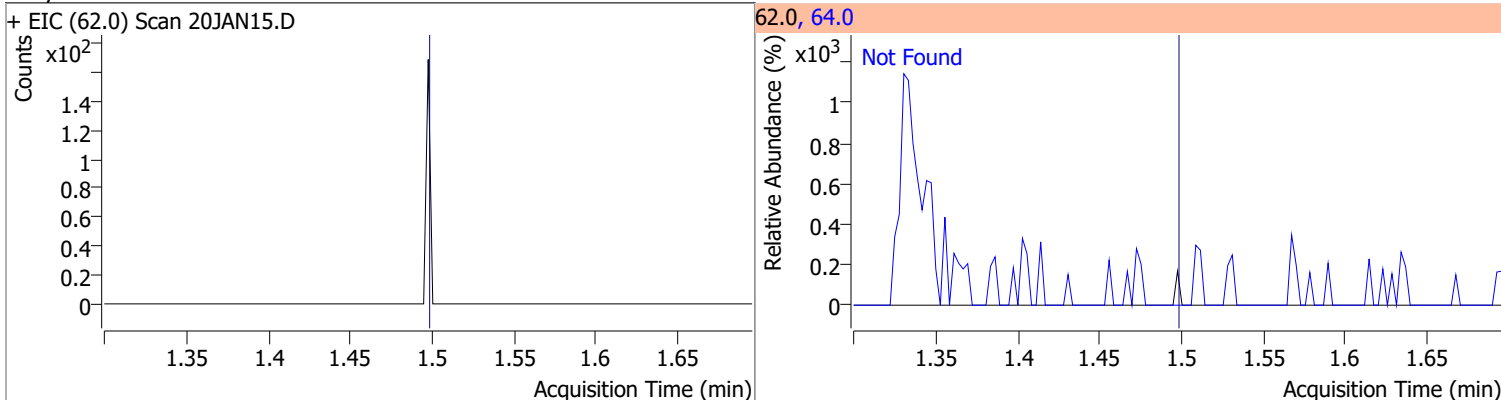
Compound	Conc.	Exp RT	QIon	Exp Ratio
Dichlorodifluoromethane	N.D.	1.24	87.0	31.8



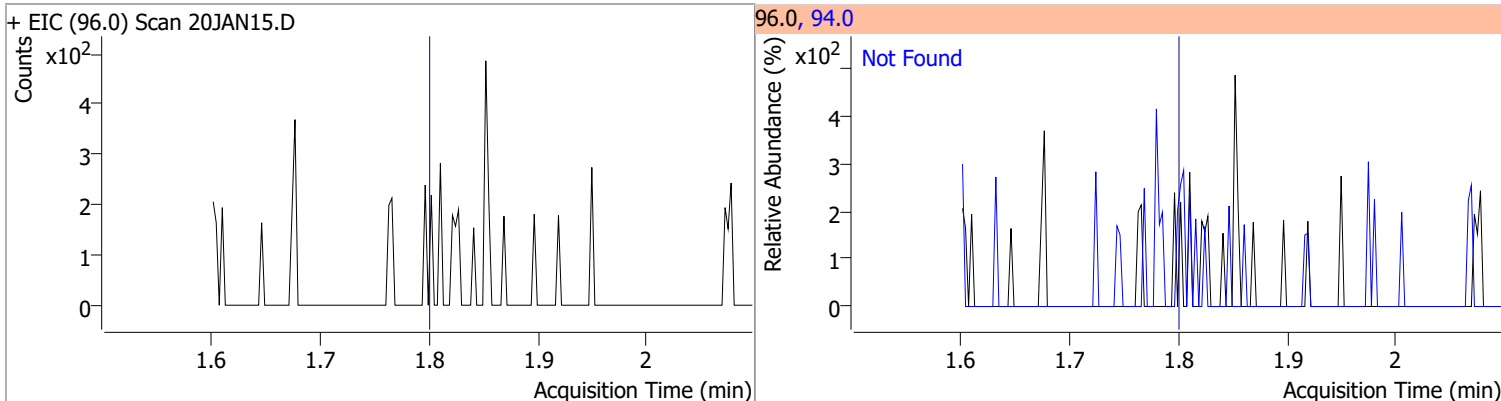
Compound	Conc.	RT	Dev(Min)	Resp.	QIon	QRatio	Lower	Upper
Chloromethane	2.5790	1.41	0.01	3288	52.0	34.3	2.4	62.4



Compound	Conc.	Exp RT	QIon	Exp Ratio
Vinyl chloride	N.D.	1.50	64.0	31.3

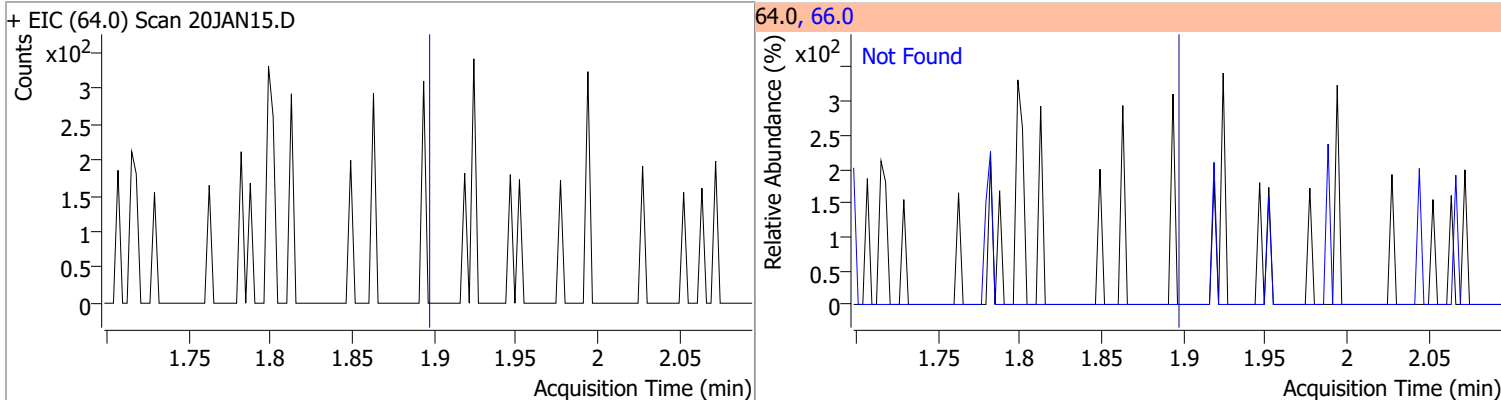


Compound	Conc.	Exp RT	QIon	Exp Ratio
Bromomethane	N.D.	1.80	94.0	110.1

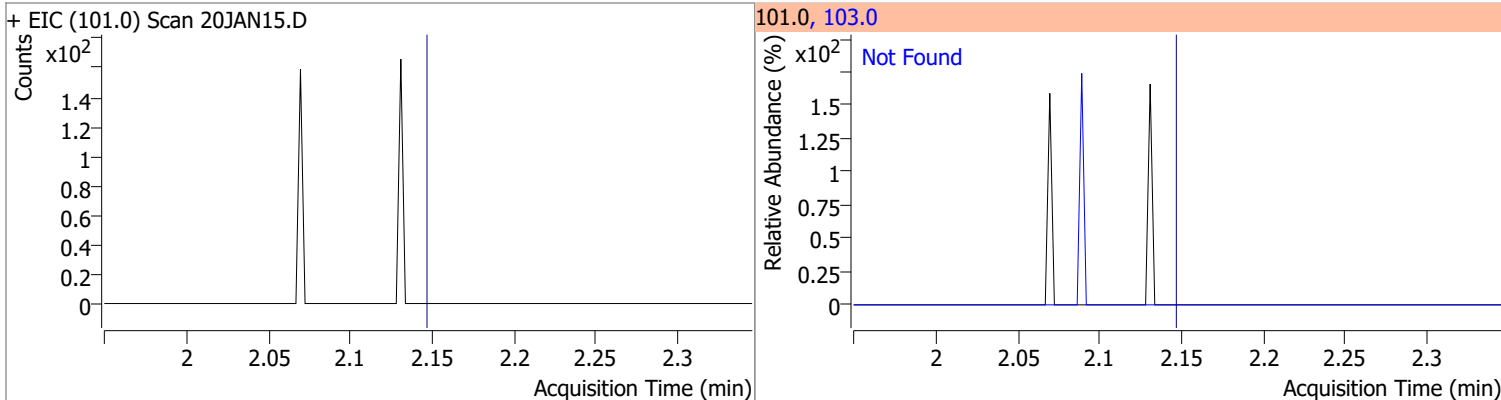


Quantitation Results Report (QT Reviewed)

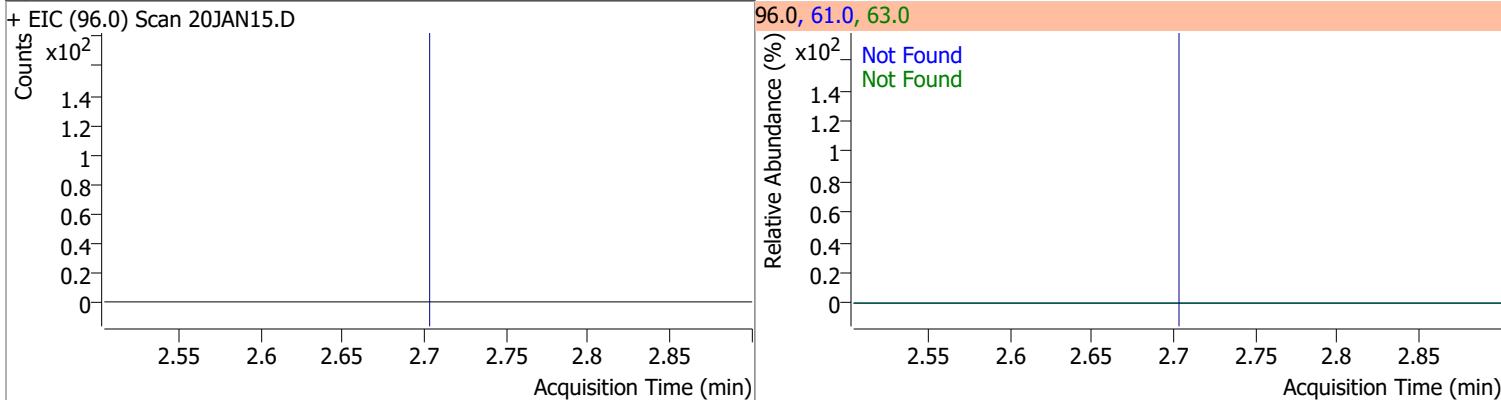
Compound	Conc.	Exp RT	QIon	Exp Ratio
Chloroethane	N.D.	1.90	66.0	30.0



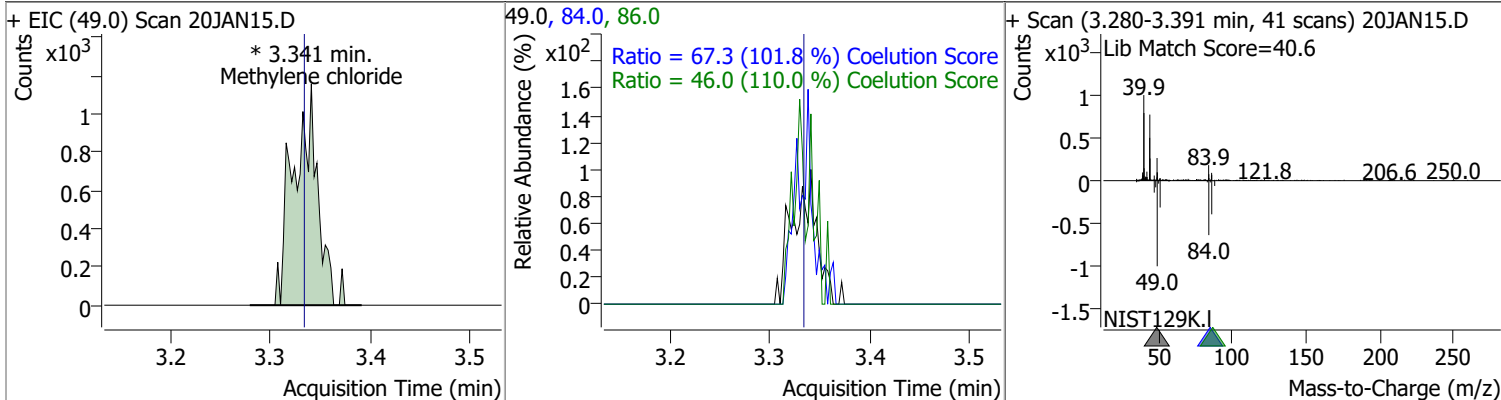
Compound	Conc.	Exp RT	QIon	Exp Ratio
Trichlorofluoromethane	N.D.	2.15	103.0	65.0



Compound	Conc.	Exp RT	QIon	Exp Ratio	QIon	Exp Ratio
1,1-Dichloroethene	N.D.	2.70	61.0	179.9	63.0	57.0

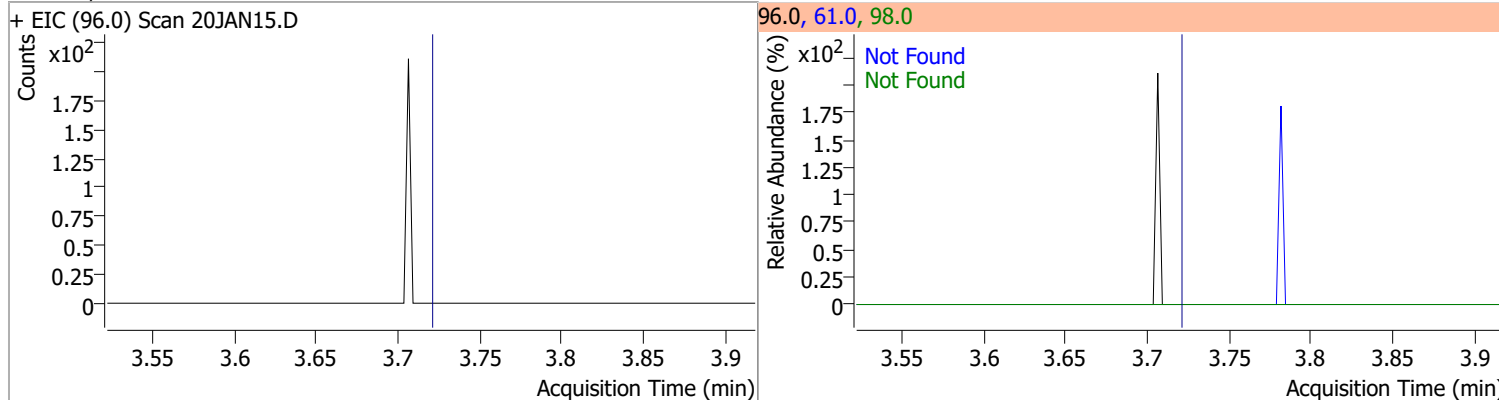


Compound	Conc.	RT	Dev(Min)	Resp.	QIon	QRatio	Lower	Upper
Methylene chloride	1.6486	3.34	0.01	1941 (m)	84.0	67.3	36.1	96.1
					86.0	46.0	11.8	71.8

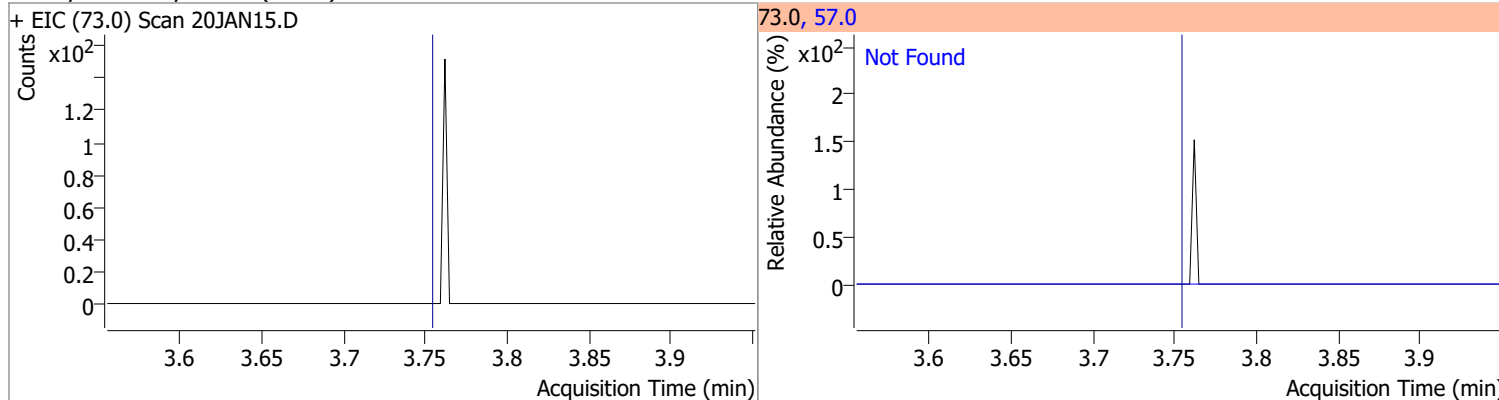


Quantitation Results Report (QT Reviewed)

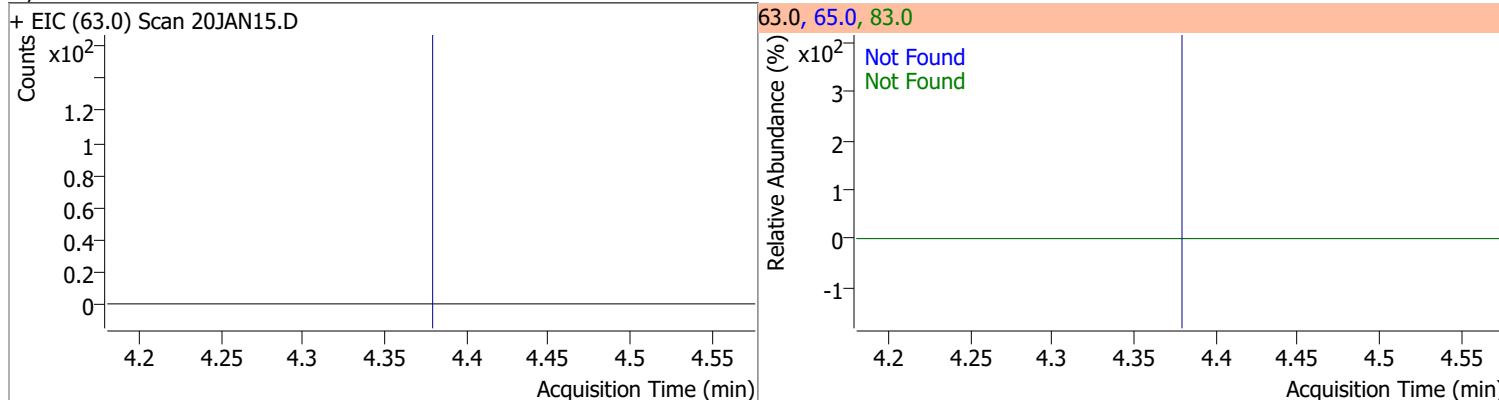
Compound	Conc.	Exp RT	QIon	Exp Ratio	QIon	Exp Ratio
trans-1,2-Dichloroethene	N.D.	3.72	61.0	154.8	98.0	62.1



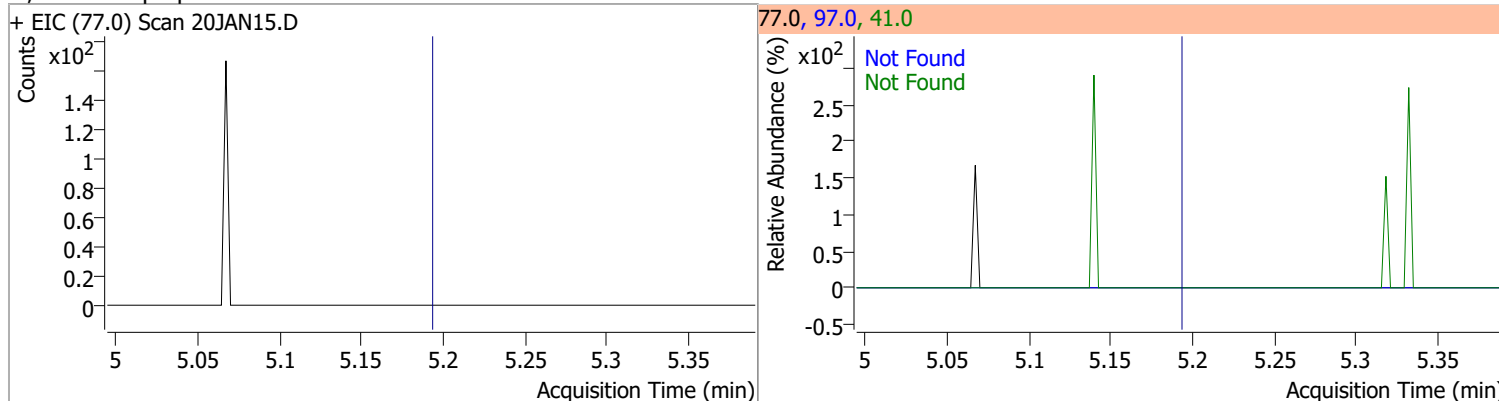
Compound	Conc.	Exp RT	QIon	Exp Ratio
Methyl tert-butyl ether (MTBE)	N.D.	3.75	57.0	24.6



Compound	Conc.	Exp RT	QIon	Exp Ratio	QIon	Exp Ratio
1,1-Dichloroethane	N.D.	4.38	65.0	31.0	83.0	12.7

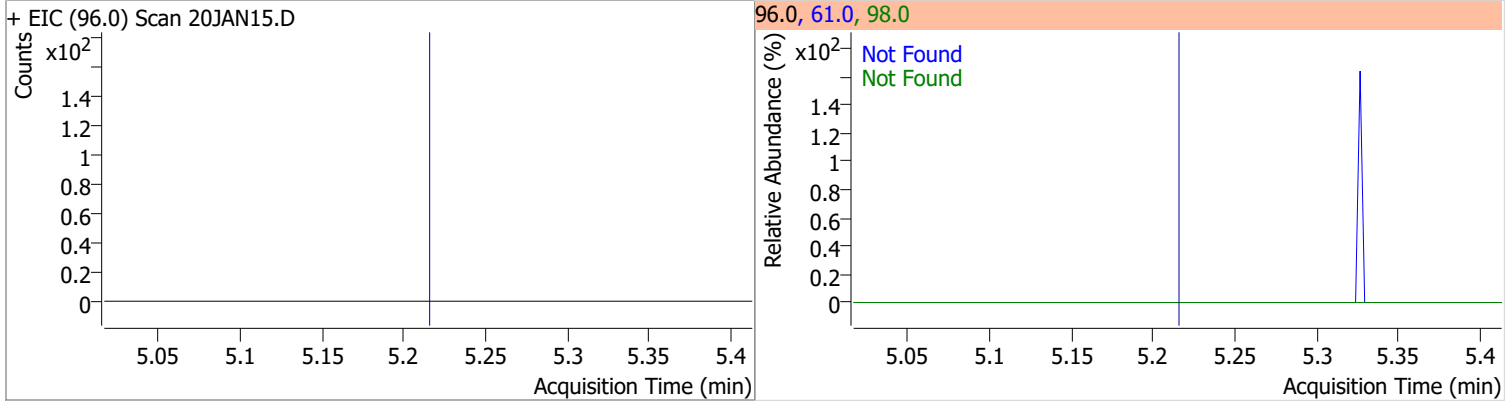


Compound	Conc.	Exp RT	QIon	Exp Ratio	QIon	Exp Ratio
2,2-Dichloropropane	N.D.	5.19	41.0	68.8	97.0	23.9

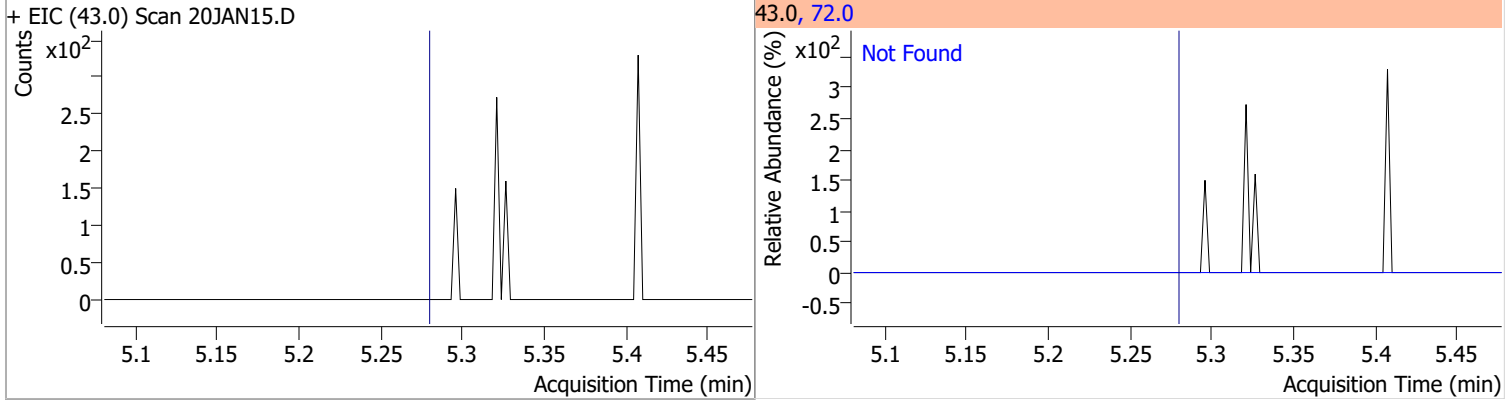


Quantitation Results Report (QT Reviewed)

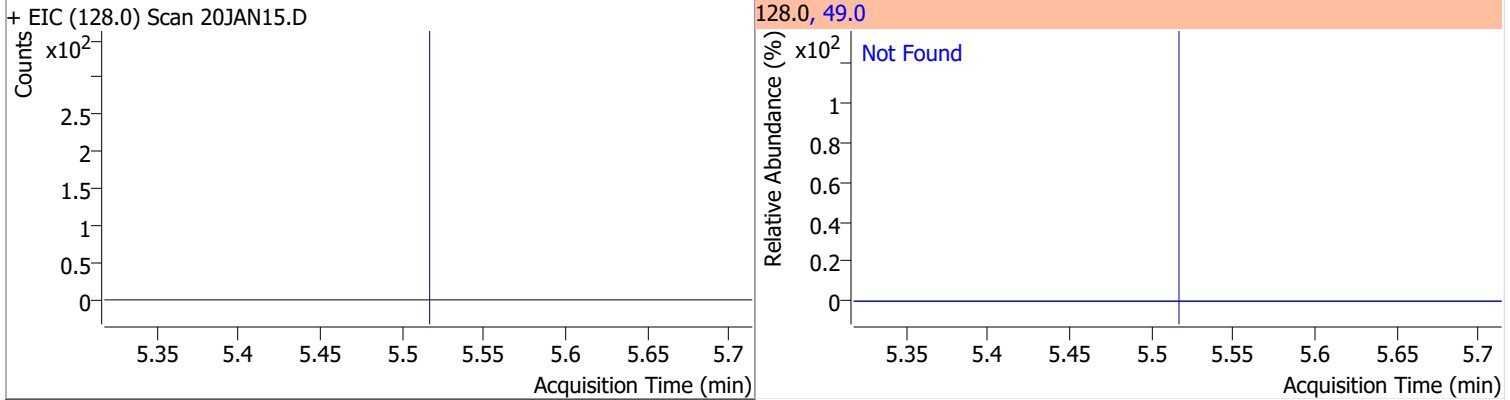
Compound	Conc.	Exp RT	QIon	Exp Ratio	QIon	Exp Ratio
cis-1,2-Dichloroethene	N.D.	5.21	61.0	160.4	98.0	66.2



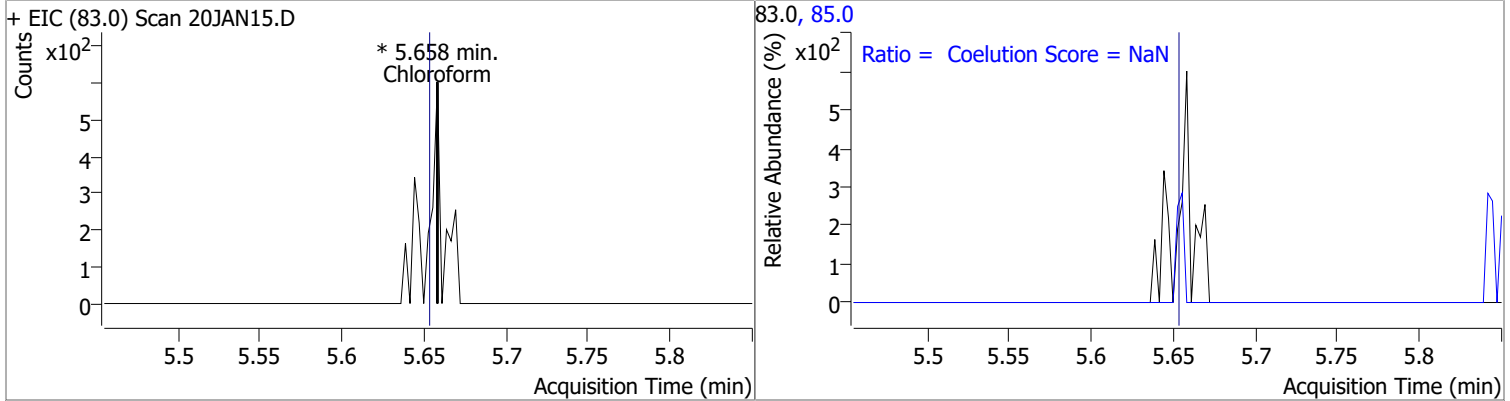
Compound	Conc.	Exp RT	QIon	Exp Ratio
Methyl ethyl ketone	N.D.	5.28	72.0	20.6



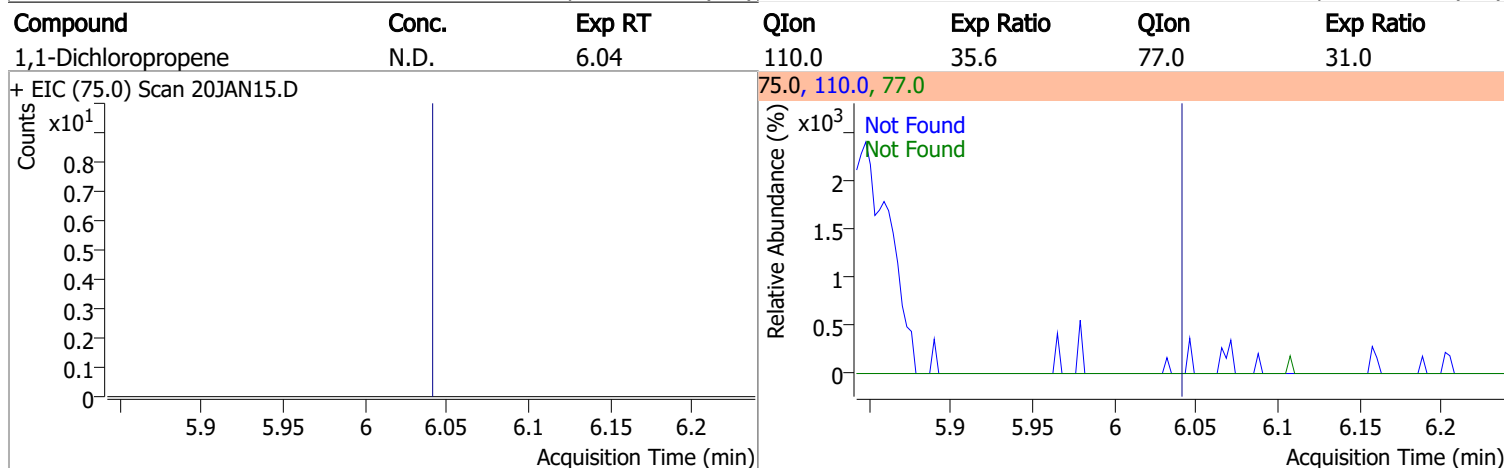
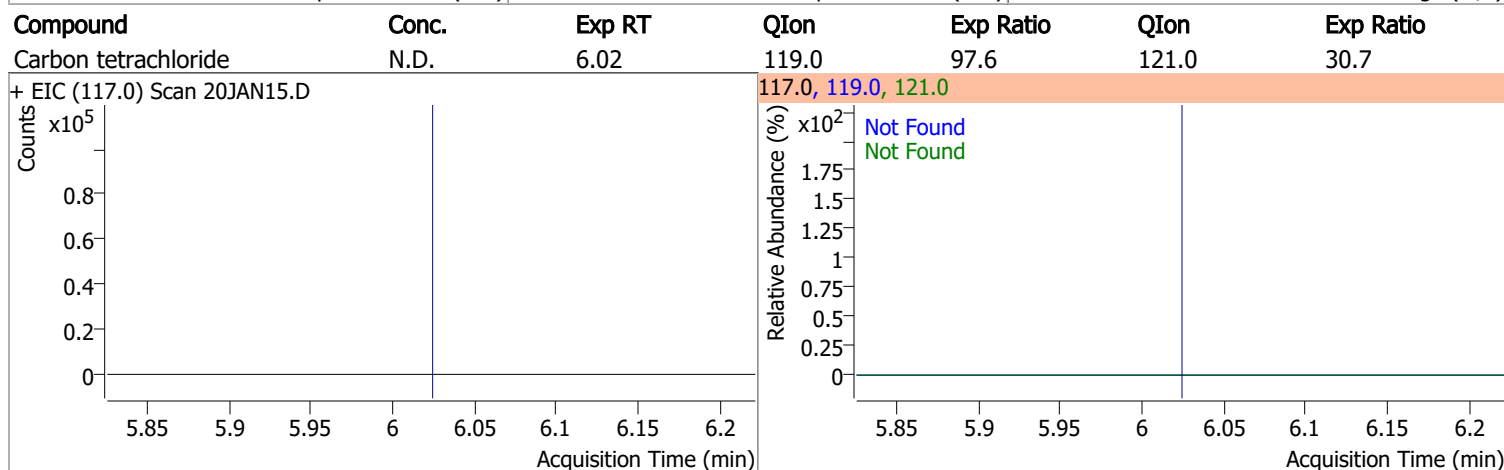
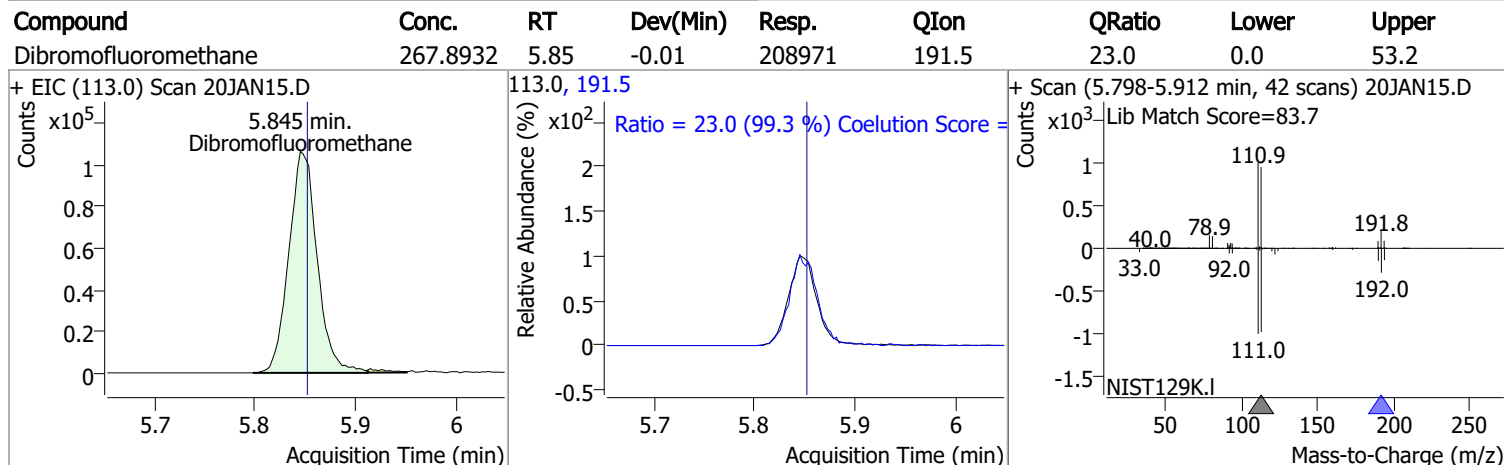
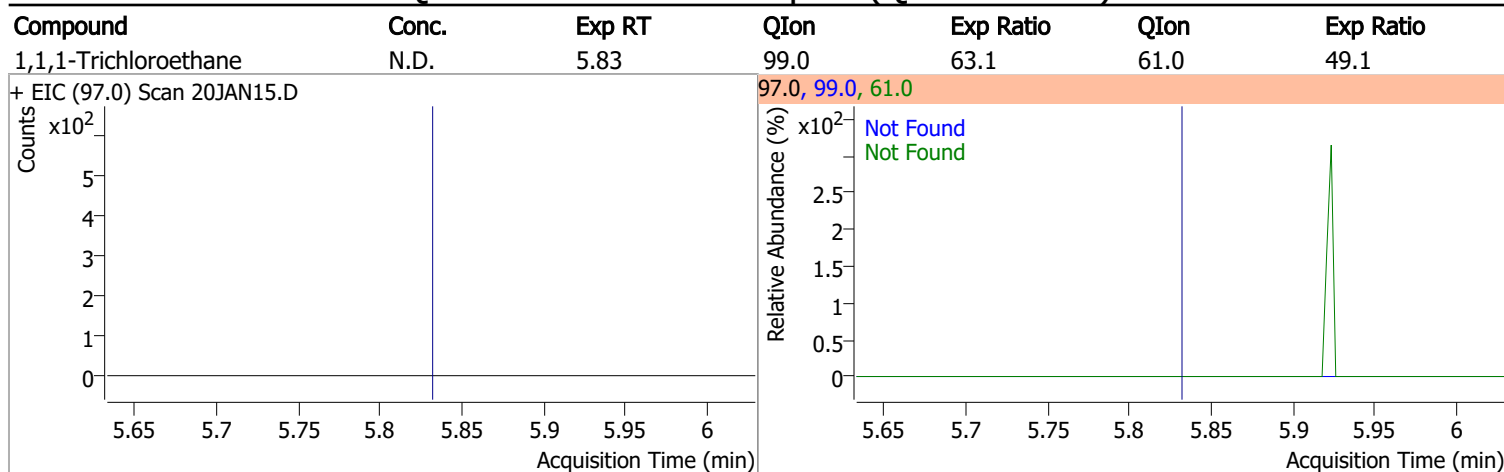
Compound	Conc.	Exp RT	QIon	Exp Ratio
Bromochloromethane	N.D.	5.52	49.0	182.2



Compound	Conc.	RT	Dev(Min)	Resp.	QIon	QRatio	Lower	Upper
Chloroform		0		0	85.0		36.2	96.2

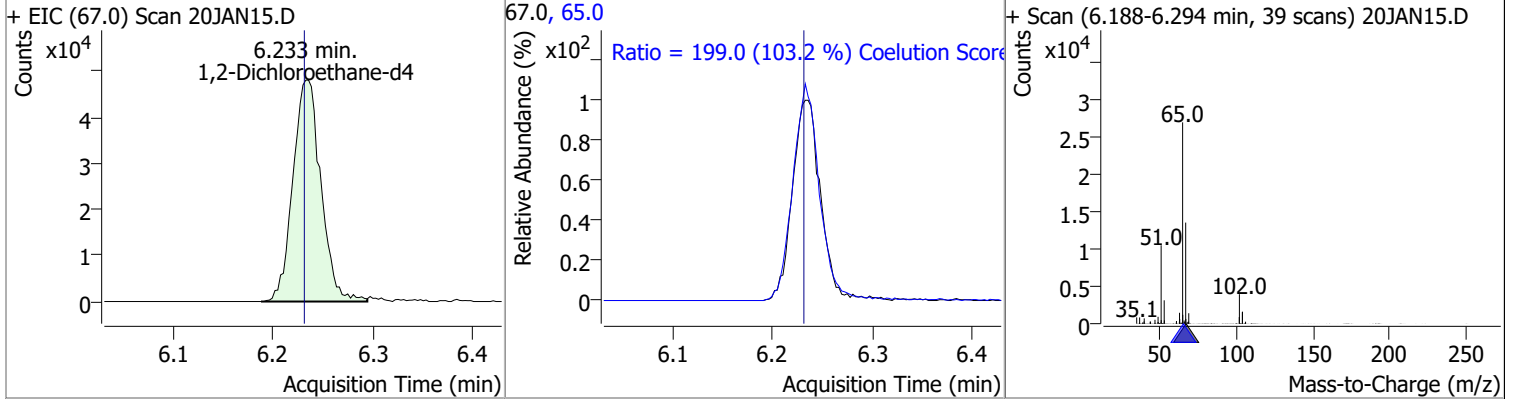


Quantitation Results Report (QT Reviewed)

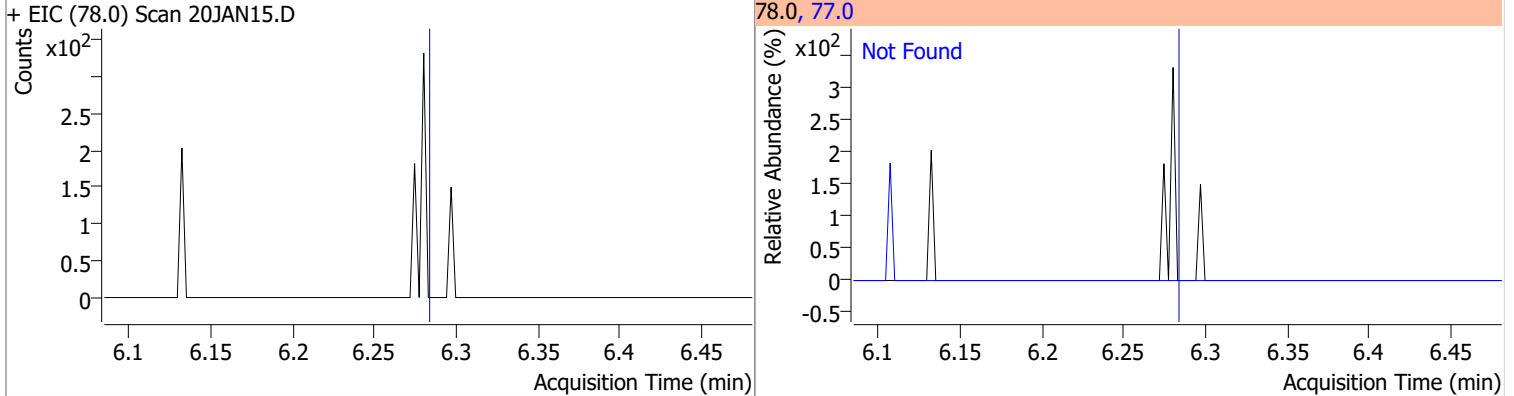


Quantitation Results Report (QT Reviewed)

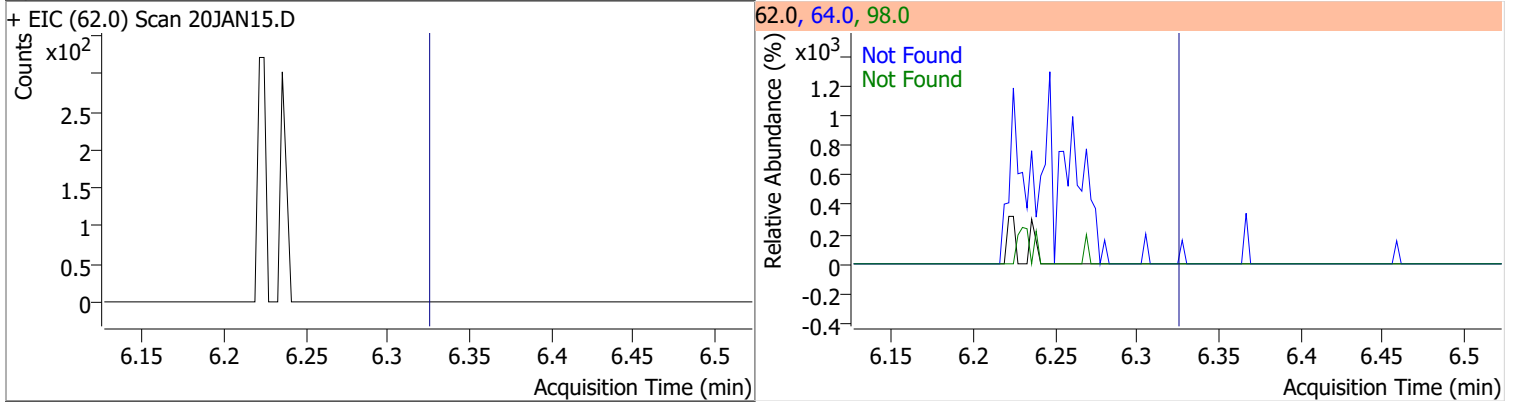
Compound	Conc.	RT	Dev(Min)	Resp.	QIon	QRatio	Lower	Upper
1,2-Dichloroethane-d4	276.5411	6.23	0.00	93184	65.0	199.0	162.8	222.8



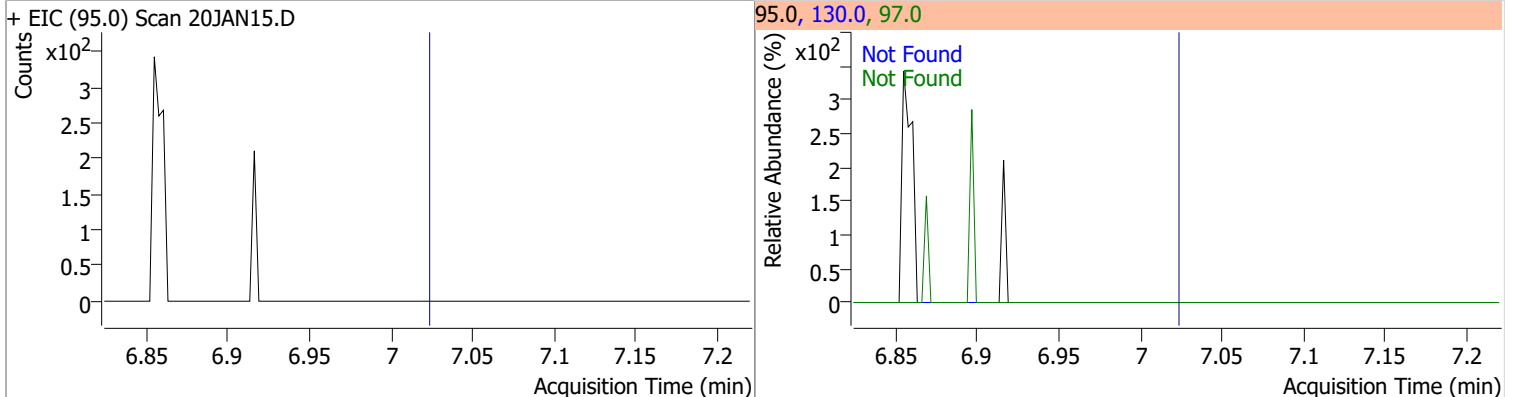
Compound	Conc.	Exp RT	QIon	Exp Ratio
Benzene	N.D.	6.28	77.0	23.3



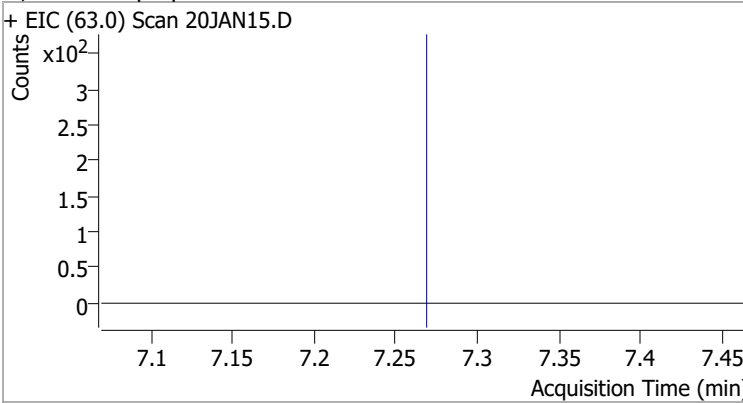
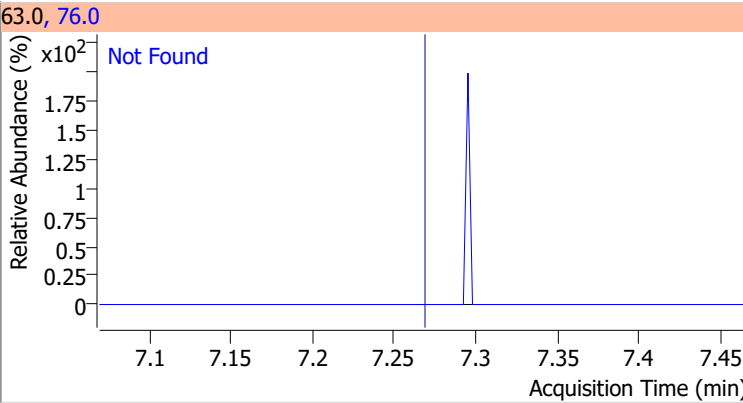
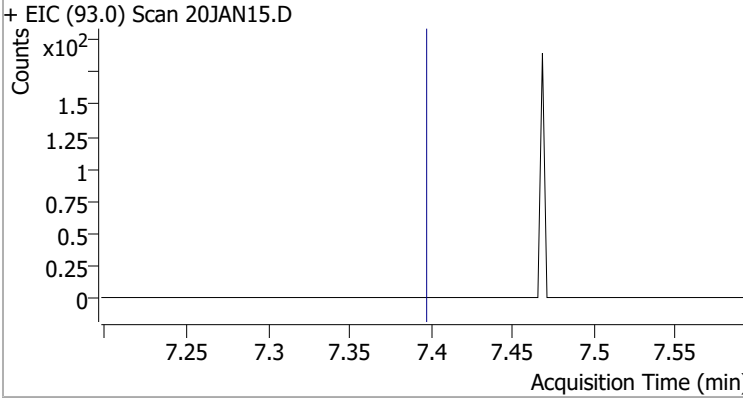
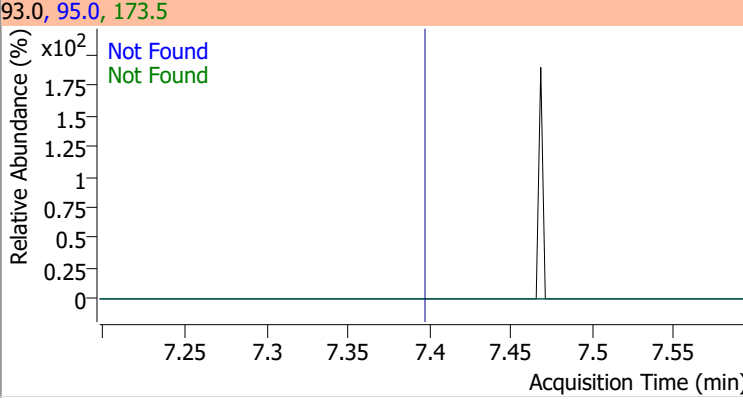
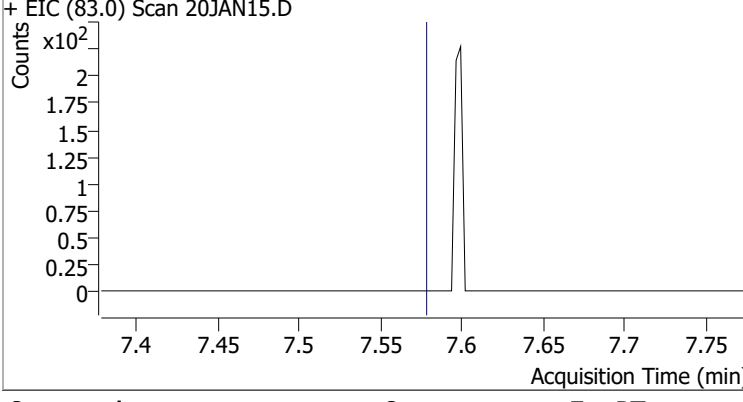
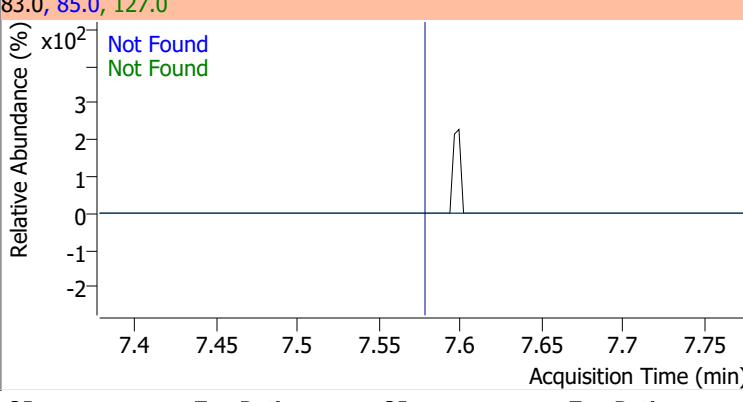
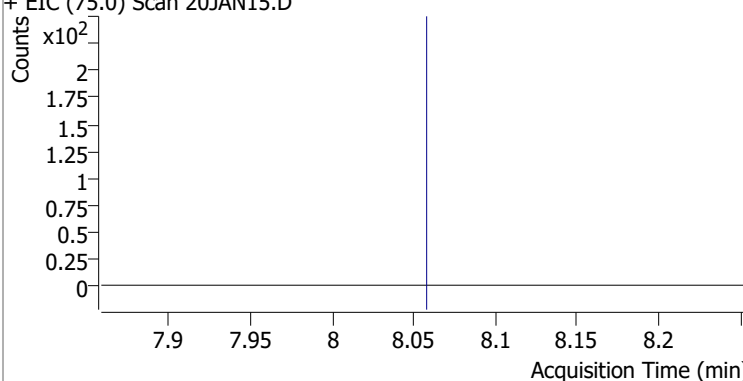
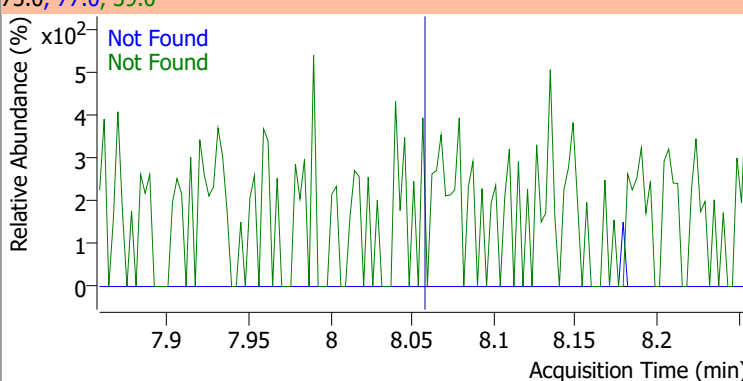
Compound	Conc.	Exp RT	QIon	Exp Ratio	QIon	Exp Ratio
1,2-Dichloroethane	N.D.	6.32	64.0	32.2	98.0	8.2



Compound	Conc.	Exp RT	QIon	Exp Ratio	QIon	Exp Ratio
Trichloroethene	N.D.	7.02	130.0	105.6	97.0	65.7

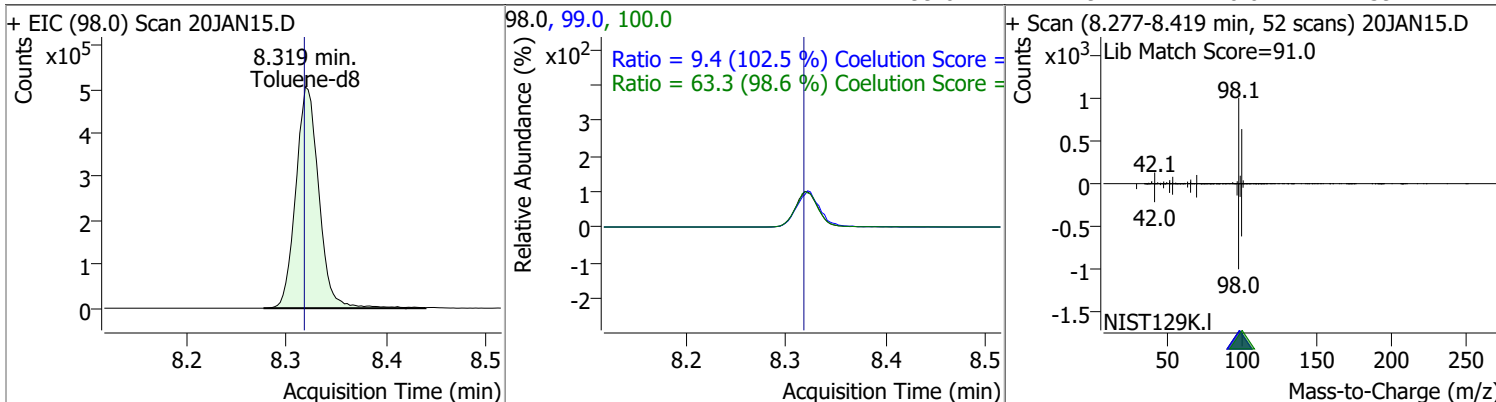


Quantitation Results Report (QT Reviewed)

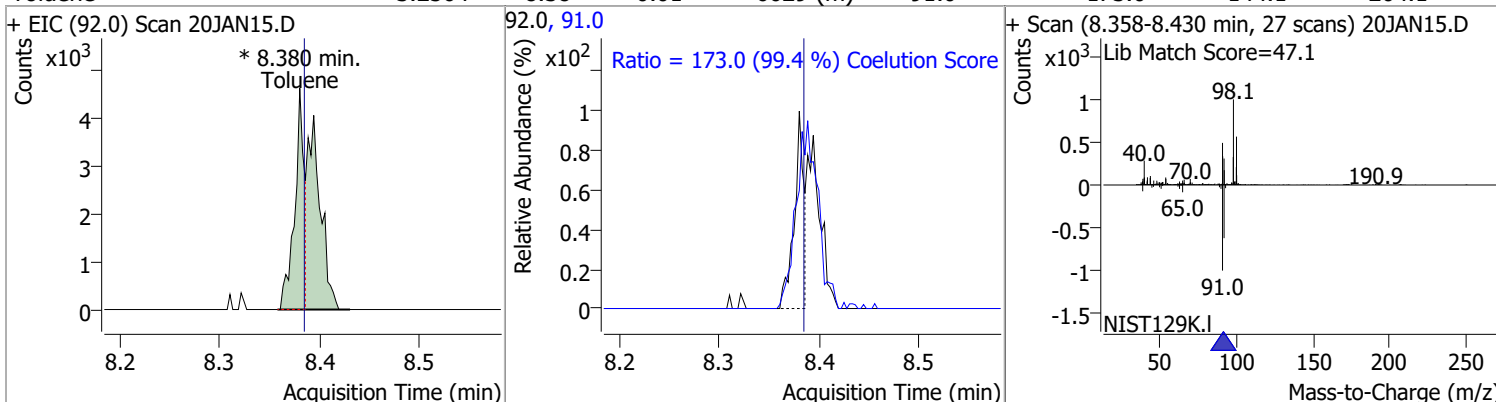
Compound	Conc.	Exp RT	QIon	Exp Ratio		
1,2-Dichloropropane	N.D.	7.27	76.0	39.8		
+ EIC (63.0) Scan 20JAN15.D			63.0, 76.0			
						
Dibromomethane	N.D.	7.40	173.5	108.2	QIon	Exp Ratio
+ EIC (93.0) Scan 20JAN15.D			93.0, 95.0, 173.5			
						
Bromodichloromethane	N.D.	7.58	85.0	66.3	QIon	Exp Ratio
+ EIC (83.0) Scan 20JAN15.D			83.0, 85.0, 127.0			
						
cis-1,3-Dichloropropene	N.D.	8.06	39.0	52.5	QIon	Exp Ratio
+ EIC (75.0) Scan 20JAN15.D			75.0, 77.0, 39.0			
						

Quantitation Results Report (QT Reviewed)

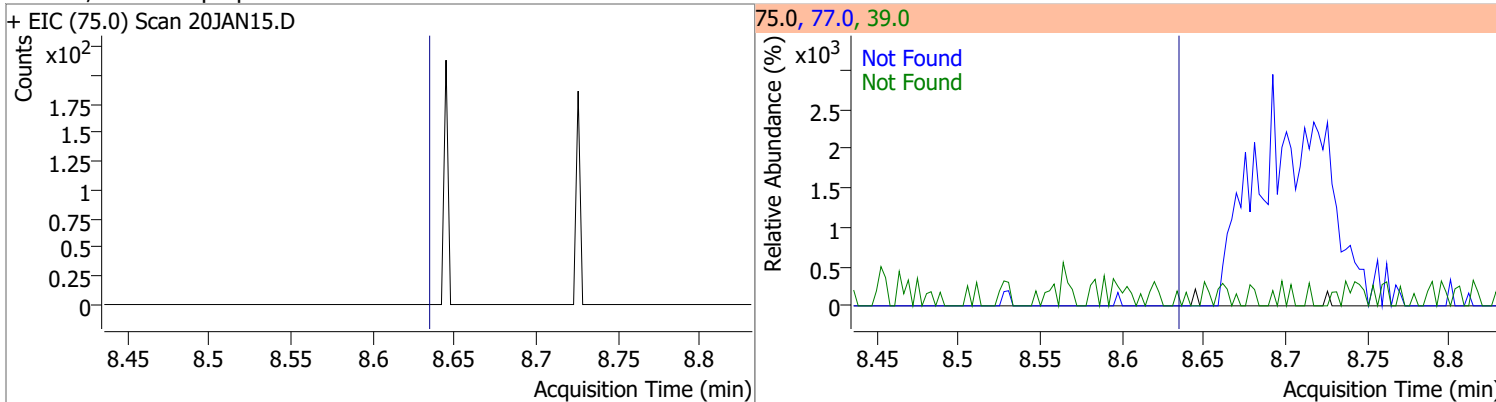
Compound	Conc.	RT	Dev(Min)	Resp.	QIon	QRatio	Lower	Upper
Toluene-d8	263.9909	8.32	0.00	806176	100.0	63.3	34.3	94.3
					99.0	9.4	0.0	39.2



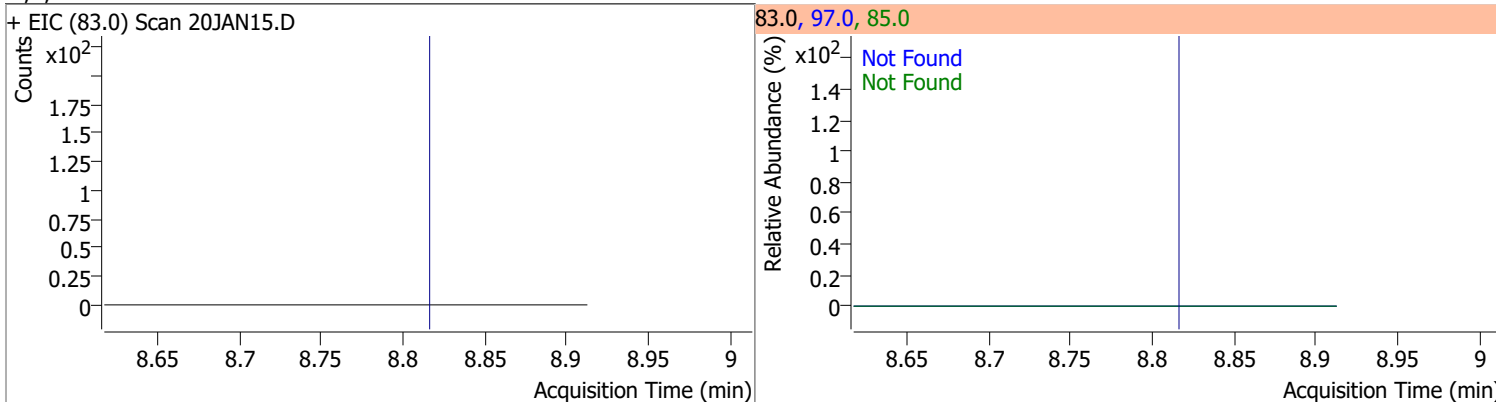
Compound	Conc.	RT	Dev(Min)	Resp.	QIon	QRatio	Lower	Upper
Toluene	3.2564	8.38	-0.01	6629 (m)	91.0	173.0	144.1	204.1



Compound	Conc.	Exp RT	QIon	Exp Ratio	QIon	Exp Ratio
trans-1,3-Dichloropropene	N.D.	8.64	39.0	53.0	77.0	31.0

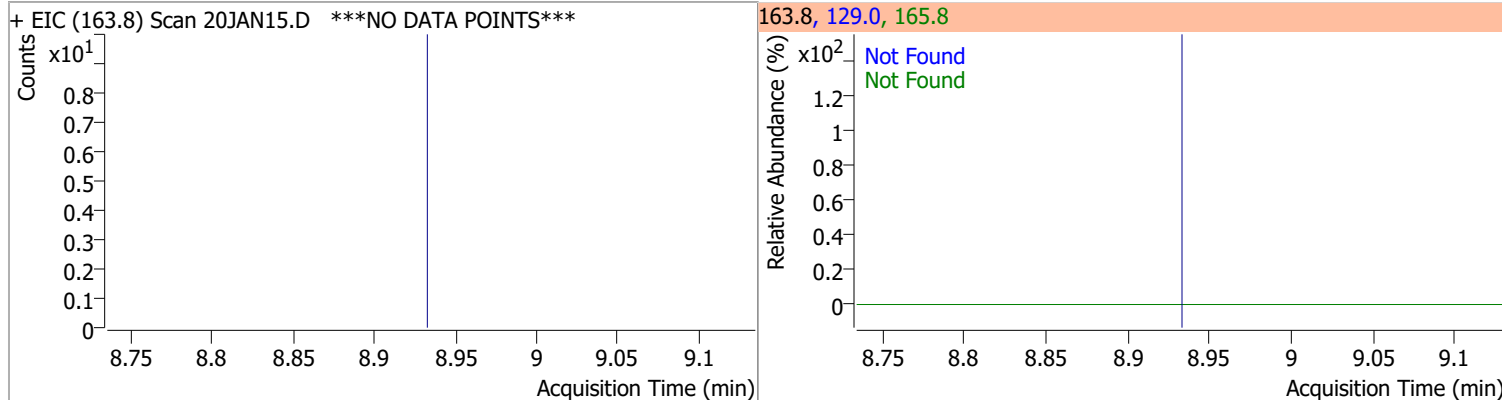


Compound	Conc.	Exp RT	QIon	Exp Ratio	QIon	Exp Ratio
1,1,2-Trichloroethane	N.D.	8.82	97.0	110.7	85.0	60.7

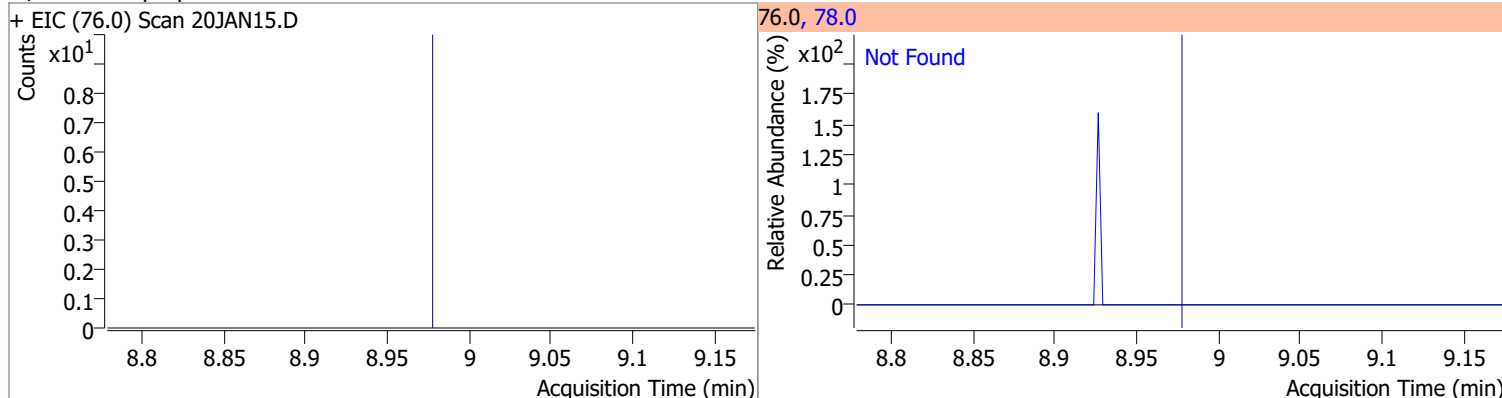


Quantitation Results Report (QT Reviewed)

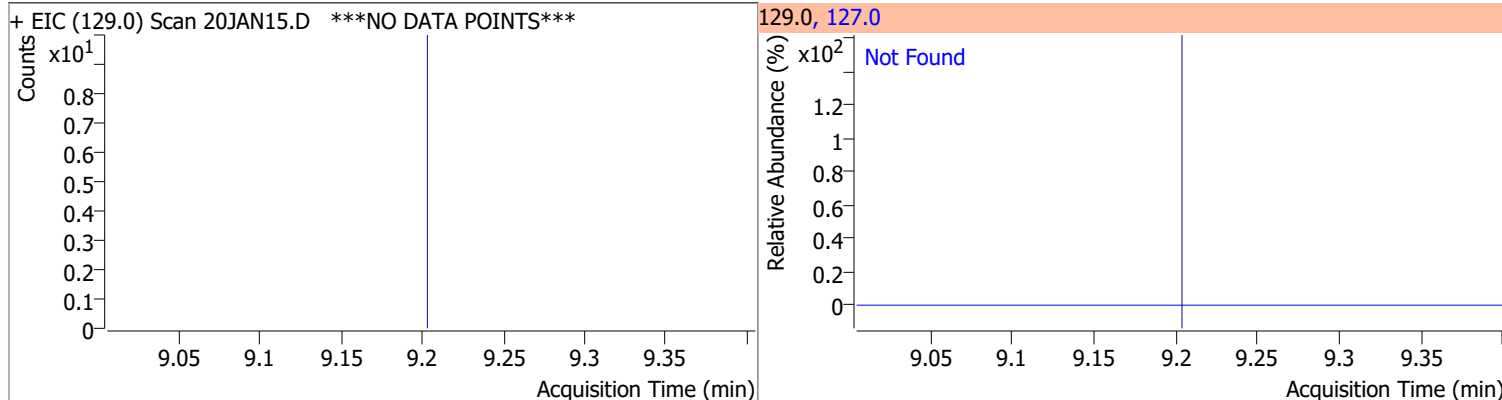
Compound	Conc.	Exp RT	QIon	Exp Ratio	QIon	Exp Ratio
Tetrachloroethene	N.D.	8.94	165.8	126.1	129.0	90.5



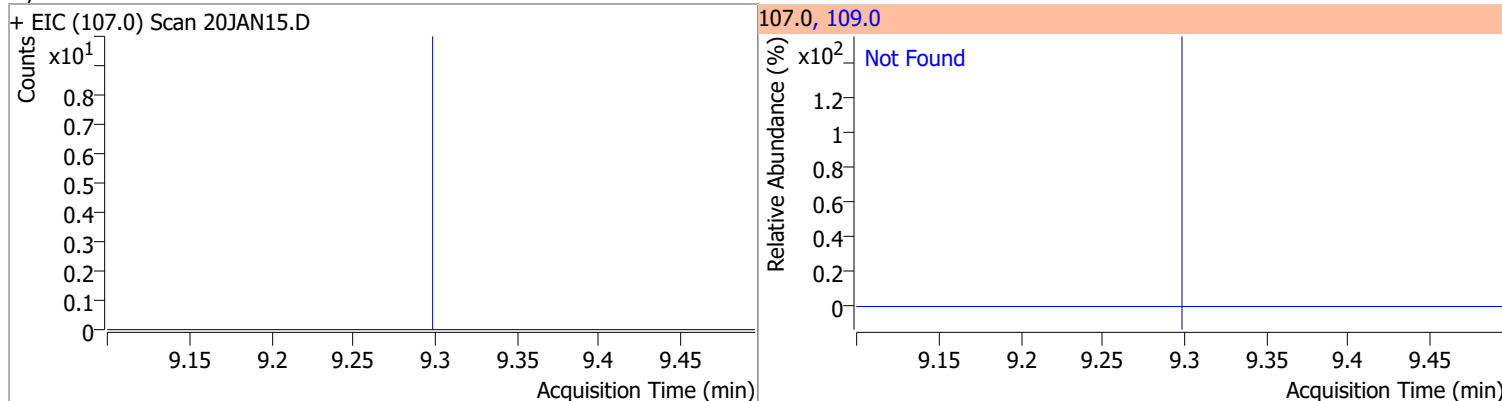
Compound	Conc.	Exp RT	QIon	Exp Ratio
1,3-Dichloropropane	N.D.	8.98	78.0	32.4



Compound	Conc.	Exp RT	QIon	Exp Ratio
Chlorodibromomethane	N.D.	9.21	127.0	77.2

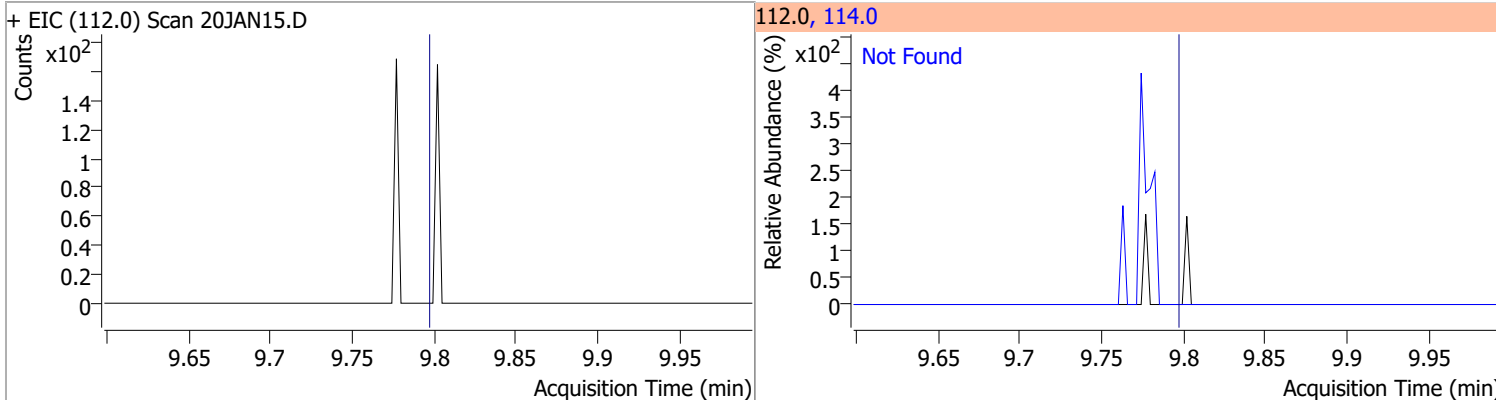


Compound	Conc.	Exp RT	QIon	Exp Ratio
1,2-Dibromoethane	N.D.	9.30	109.0	91.5

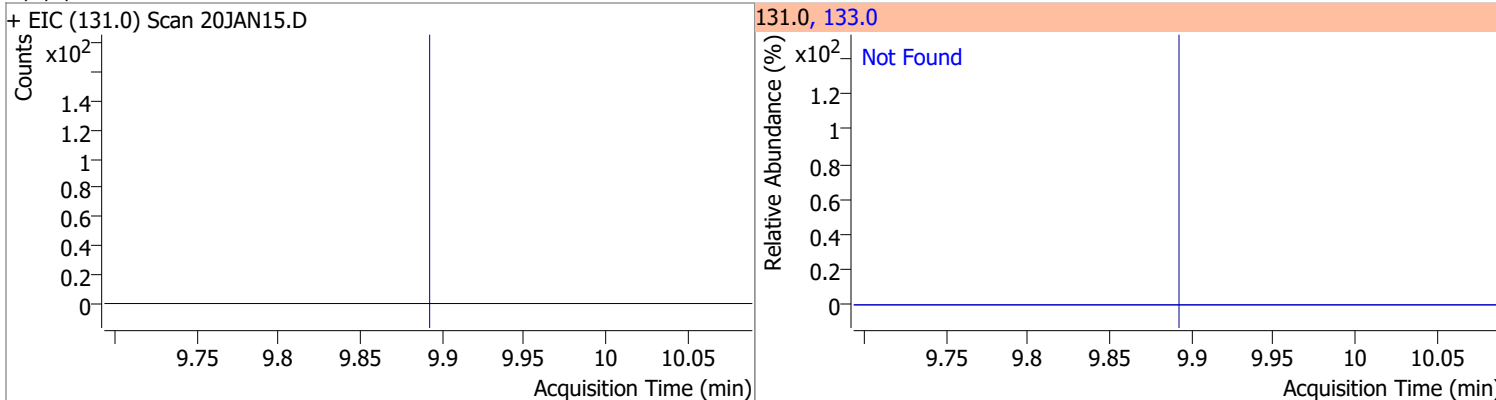


Quantitation Results Report (QT Reviewed)

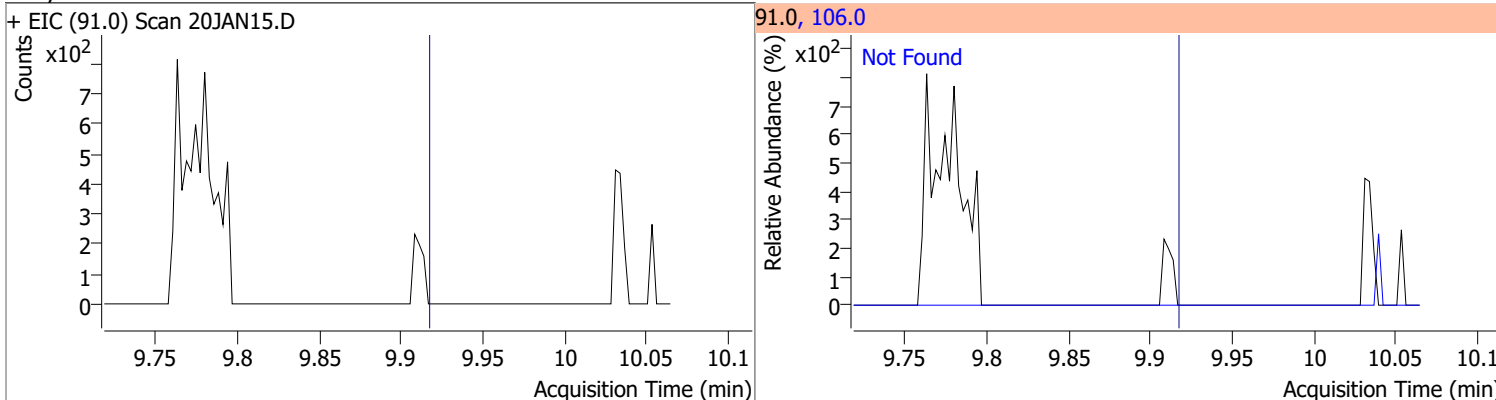
Compound	Conc.	Exp RT	QIon	Exp Ratio
Chlorobenzene	N.D.	9.80	114.0	32.2



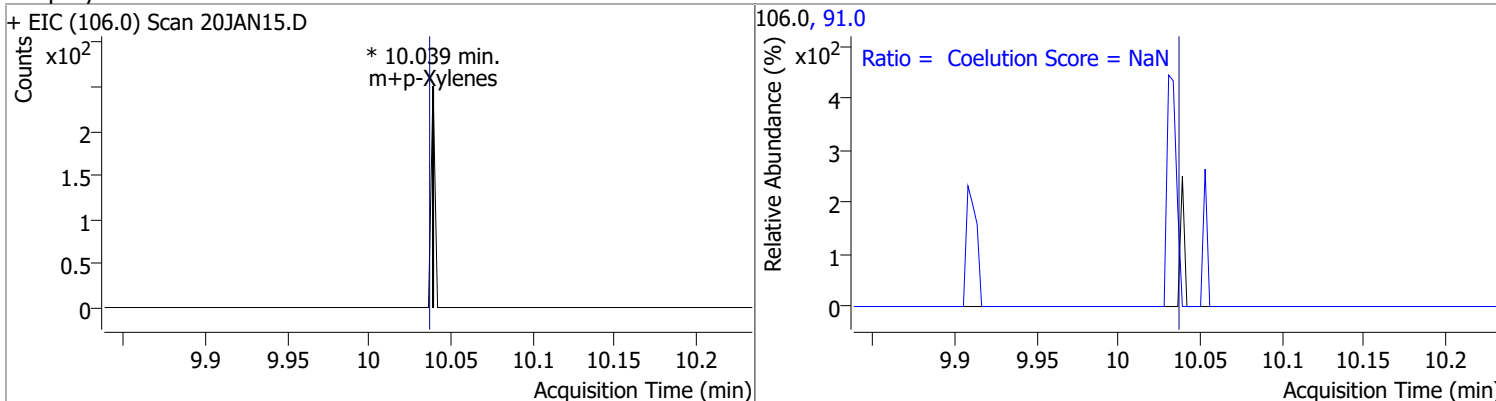
Compound	Conc.	Exp RT	QIon	Exp Ratio
1,1,1,2-Tetrachloroethane	N.D.	9.89	133.0	95.3



Compound	Conc.	Exp RT	QIon	Exp Ratio
Ethylbenzene	N.D.	9.92	106.0	31.7

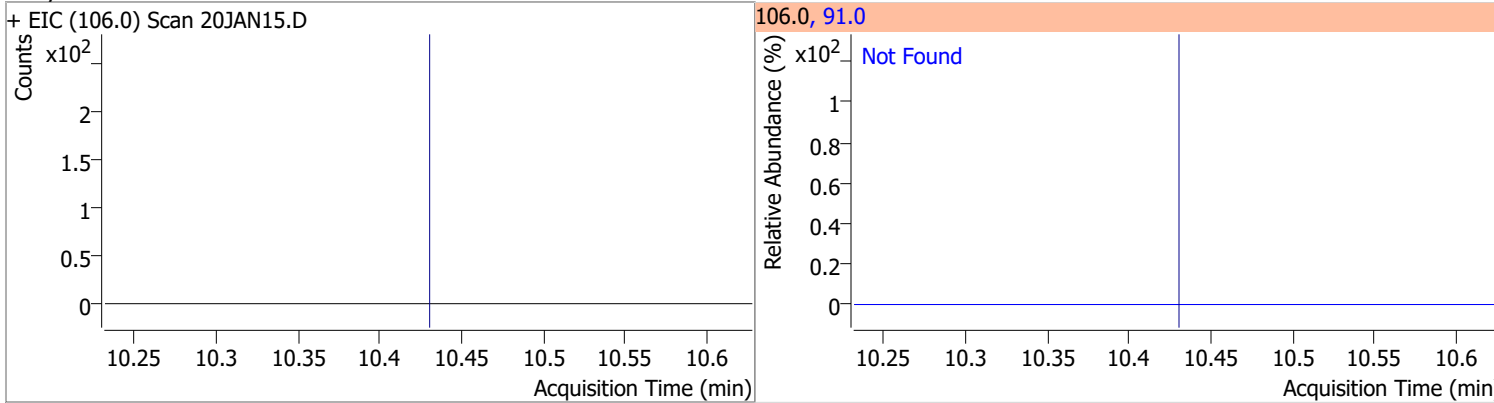


Compound	Conc.	RT	Dev(Min)	Resp.	QIon	QRatio	Lower	Upper
m+p-Xylenes		0		0	91.0		170.7	230.7

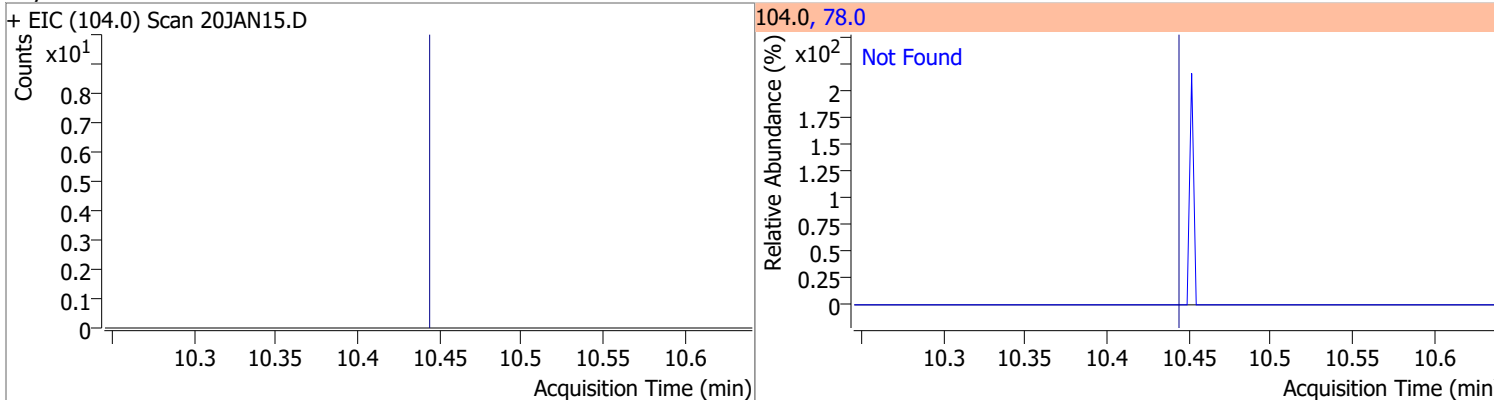


Quantitation Results Report (QT Reviewed)

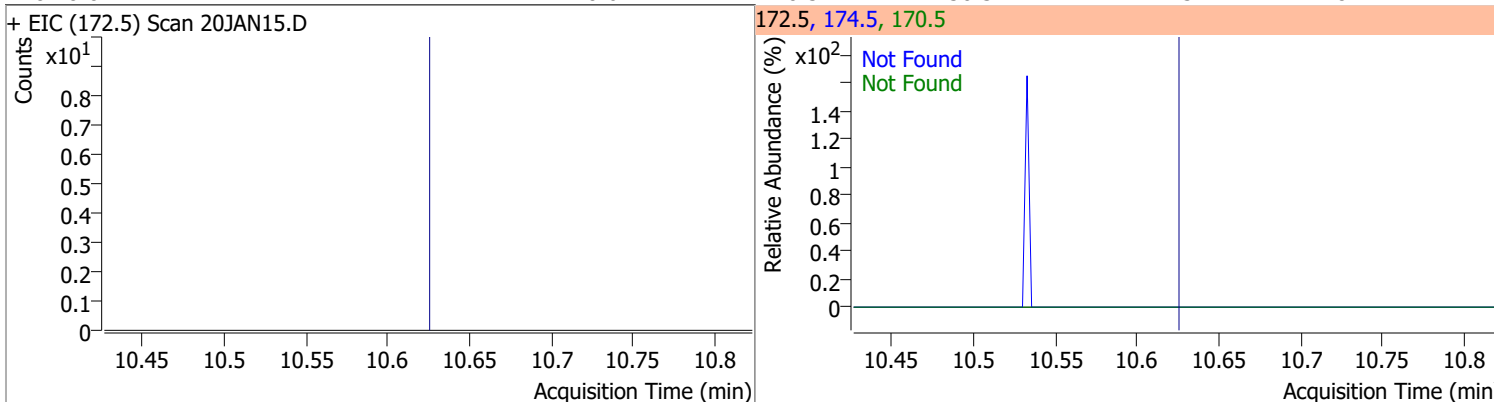
Compound	Conc.	Exp RT	QIon	Exp Ratio
o-Xylene	N.D.	10.43	91.0	211.4



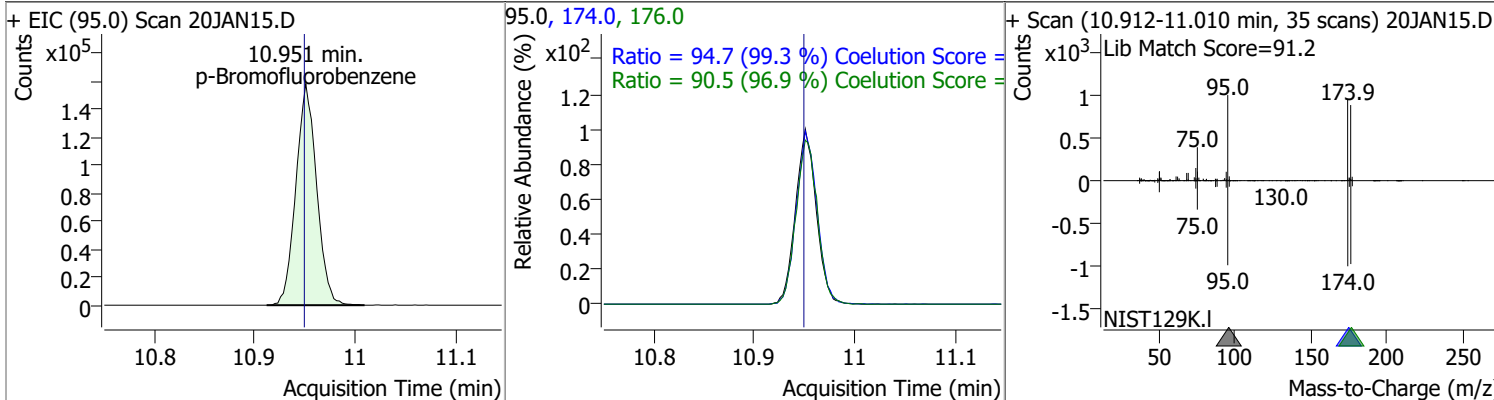
Compound	Conc.	Exp RT	QIon	Exp Ratio
Styrene	N.D.	10.45	78.0	50.6



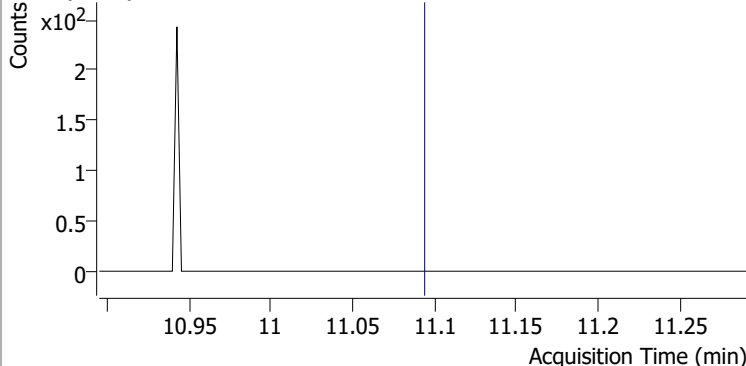
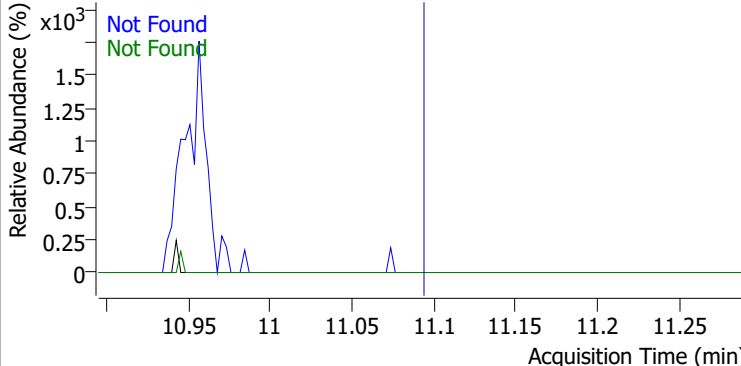
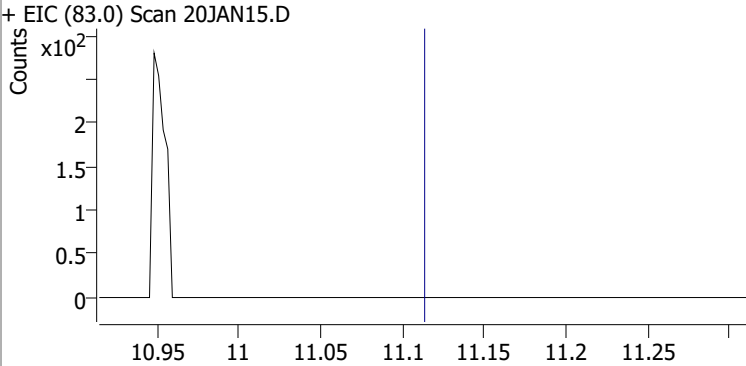
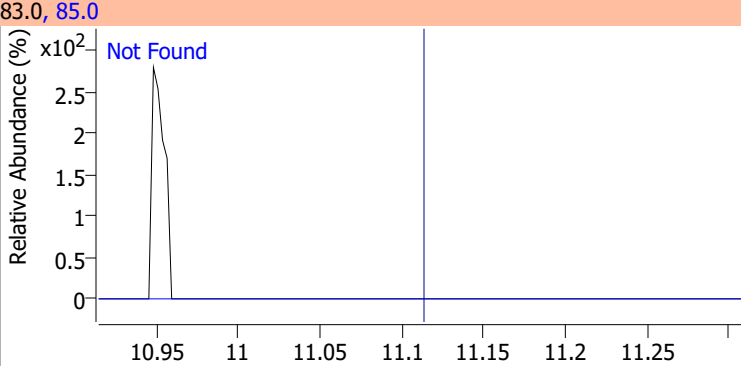
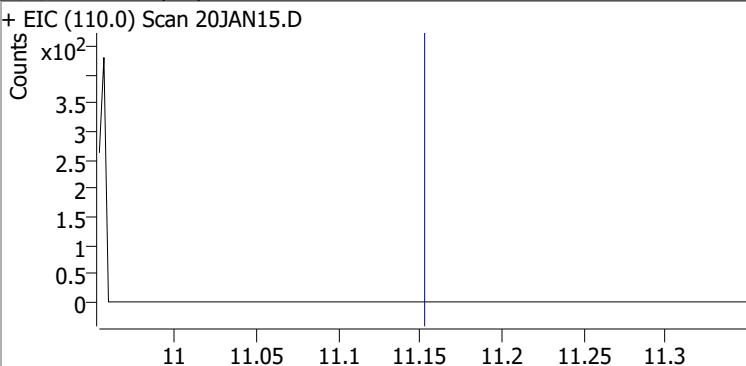
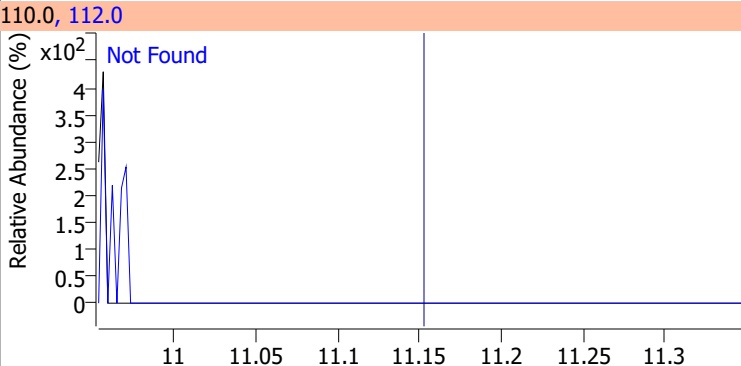
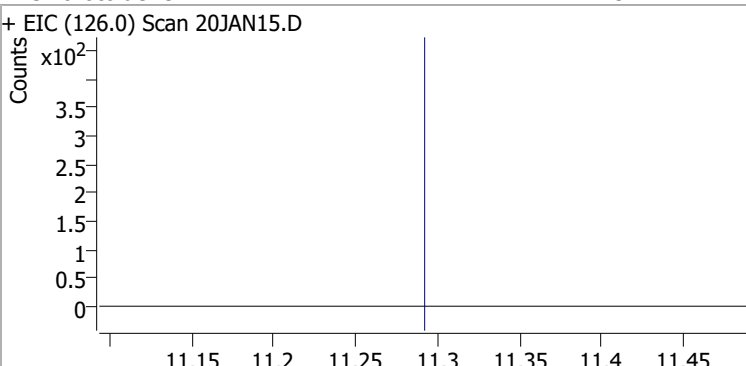
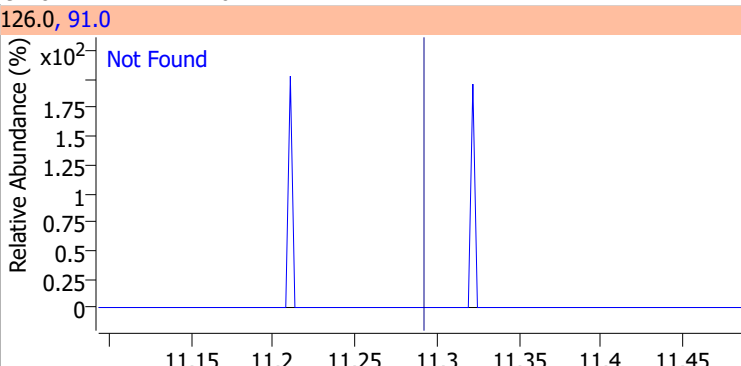
Compound	Conc.	Exp RT	QIon	Exp Ratio	QIon	Exp Ratio
Bromoform	N.D.	10.62	170.5	50.3	174.5	48.1



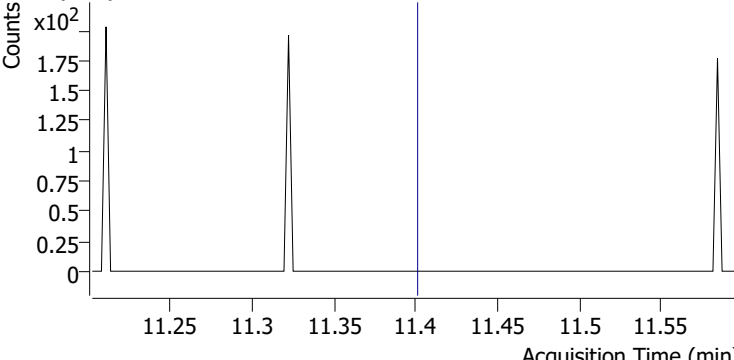
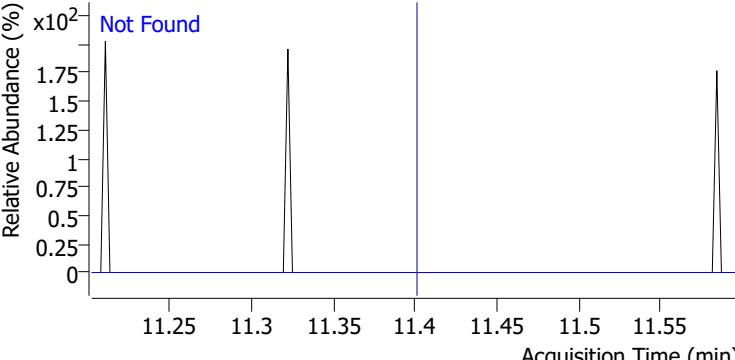
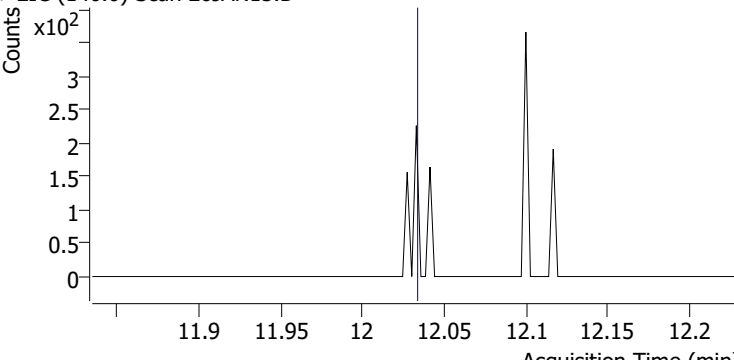
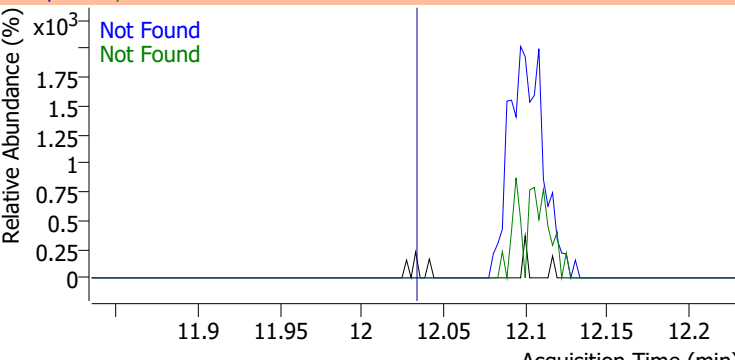
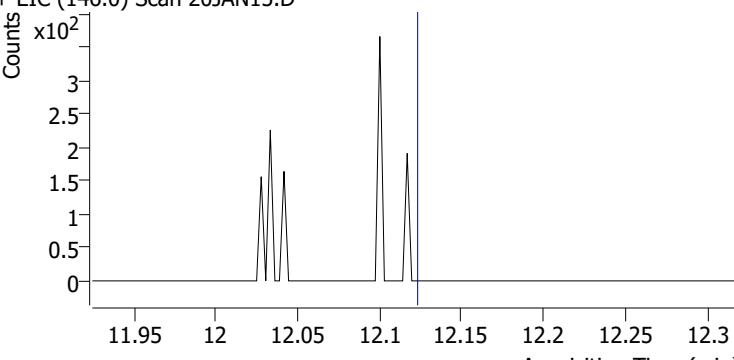
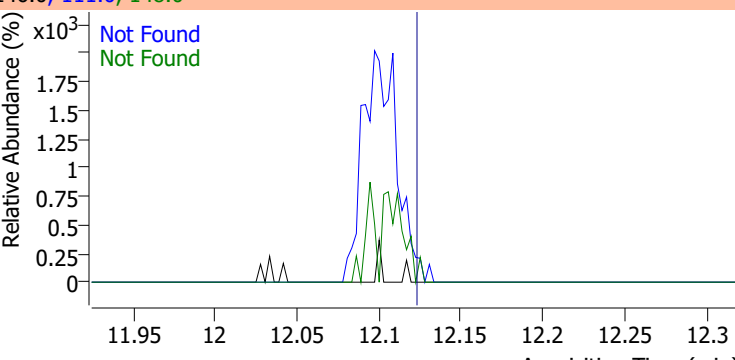
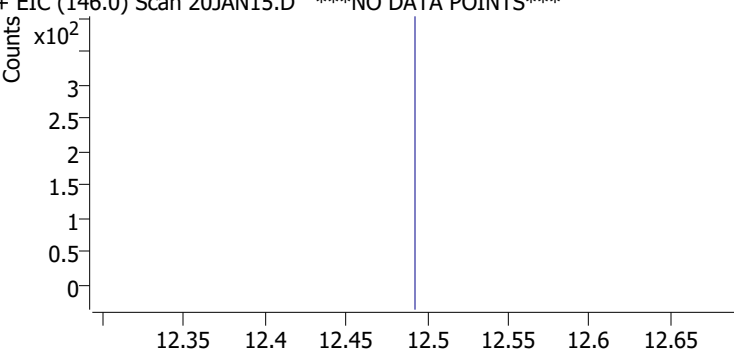
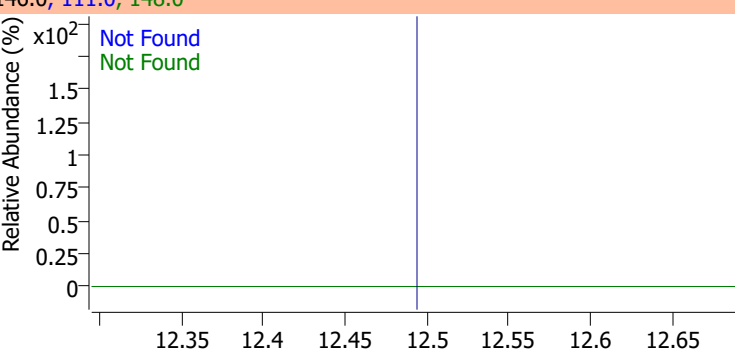
Compound	Conc.	RT	Dev(Min)	Resp.	QIon	QRatio	Lower	Upper
p-Bromofluorobenzene	264.7308	10.95	0.00	226893	174.0	94.7	65.3	125.3
					176.0	90.5	63.3	123.3



Quantitation Results Report (QT Reviewed)

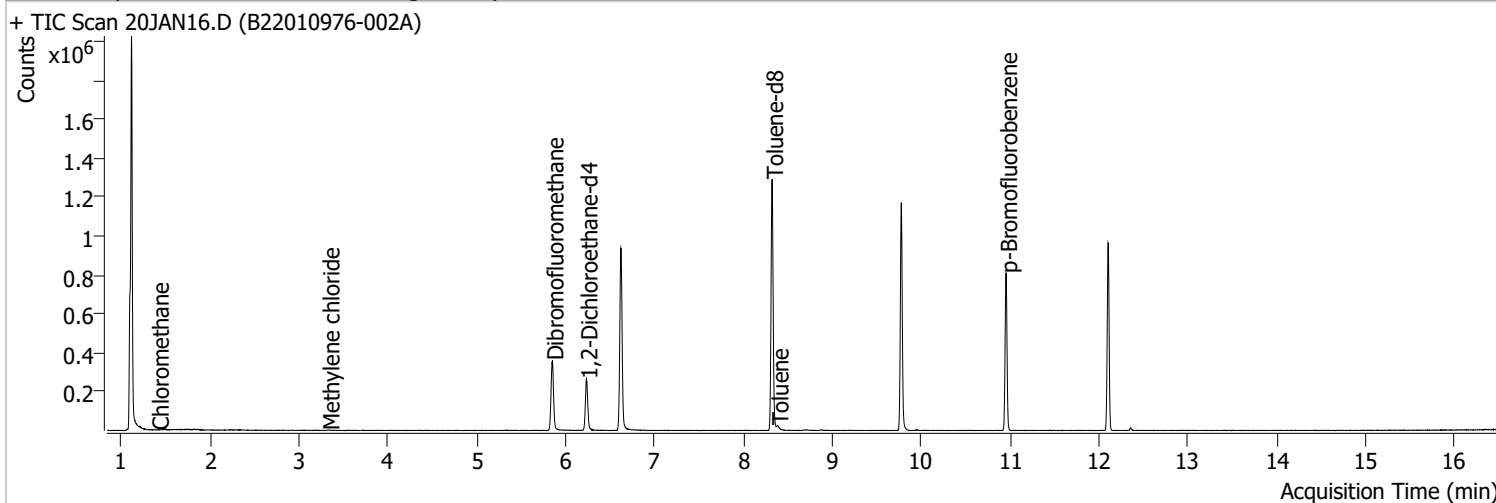
Compound	Conc.	Exp RT	QIon	Exp Ratio	QIon	Exp Ratio
Bromobenzene	N.D.	11.09	77.0	143.5	158.0	96.1
+ EIC (156.0) Scan 20JAN15.D			156.0, 77.0, 158.0			
						
1,1,2,2-Tetrachloroethane	N.D.	11.11	85.0	63.3		
+ EIC (83.0) Scan 20JAN15.D			83.0, 85.0			
						
1,2,3-Trichloropropane	N.D.	11.15	112.0	65.8		
+ EIC (110.0) Scan 20JAN15.D			110.0, 112.0			
						
2-Chlorotoluene	N.D.	11.29	91.0	276.2		
+ EIC (126.0) Scan 20JAN15.D			126.0, 91.0			
						

Quantitation Results Report (QT Reviewed)

Compound	Conc.	Exp RT	QIon	Exp Ratio		
4-Chlorotoluene	N.D.	11.40	126.0	31.3		
+ EIC (91.0) Scan 20JAN15.D			91.0, 126.0			
						
1,3-Dichlorobenzene	N.D.	12.03	148.0	62.8	QIon	Exp Ratio
+ EIC (146.0) Scan 20JAN15.D			146.0, 111.0, 148.0			
						
1,4-Dichlorobenzene	N.D.	12.12	148.0	63.7	QIon	Exp Ratio
+ EIC (146.0) Scan 20JAN15.D			146.0, 111.0, 148.0			
						
1,2-Dichlorobenzene	N.D.	12.49	148.0	61.9	QIon	Exp Ratio
+ EIC (146.0) Scan 20JAN15.D ***NO DATA POINTS***			146.0, 111.0, 148.0			
						

Quantitation Results Report (QT Reviewed)

Data File	20JAN16.D	Operator	MSC
Acq. Method	5975CACQF.M	Acq. Date-Time	1/20/2022 4:50:45 PM
Sample Name	B22010976-002A	Instrument	VOA5975C
Vial	16	Multiplier	1.00
DA Method File	VOA5975C_8260B_SHT_DoD_L4_011922.m	Comment	
Tune File	BFB_Atune3.u	Tune Date	10/11/2021 4:02:00 PM
Batch Name	VG012022_8260B.batch.bin	Last Calib Update	3/8/2022 4:29:12 PM
Ref Library	\\MASSHUNTER\Org\Library\NIST129K.I		



Compound	RT	QIon	Resp.	Conc.	Units	Dev(Min)
Internal Standards						
M Fluorobenzene	6.620	96.0	804746	250.0000	ng	0.000
M Chlorobenzene-d5	9.774	82.0	311636	250.0000	ng	0.000
M 1,4-Dichlorobenzene-d4	12.100	152.0	234411	250.0000	ng	0.000
System Monitoring Compounds						
S Dibromofluoromethane	5.851	113.0	213856	274.3634	ng	0.000
Spiked Amount: 250.000	Range: 80.0 - 119.0%			Recovery = 109.75%		
S 1,2-Dichloroethane-d4	6.233	67.0	89940	267.1162	ng	0.003
Spiked Amount: 250.000	Range: 81.0 - 118.0%			Recovery = 106.85%		
S Toluene-d8	8.321	98.0	806013	265.1089	ng	0.003
Spiked Amount: 250.000	Range: 89.0 - 112.0%			Recovery = 106.04%		
S p-Bromofluorobenzene	10.954	95.0	225388	260.4137	ng	0.005
Spiked Amount: 250.000	Range: 85.0 - 114.0%			Recovery = 104.17%		
Target Compounds						
T Dichlorodifluoromethane	0.000		0	N.D.		
T Chloromethane	1.411	50.0	438	0.3436	ng	m 95
T Vinyl chloride	0.000		0	N.D.		
T Bromomethane	0.000		0	N.D.		
T Chloroethane	0.000		0	N.D.		
T Trichlorofluoromethane	0.000		0	N.D.		
T 1,1-Dichloroethene	0.000		0	N.D.		
T Methylene chloride	3.333	49.0	1841	1.5648	ng	m 96
T trans-1,2-Dichloroethene	0.000		0	N.D.		
T Methyl tert-butyl ether (MTBE)	0.000		0	N.D.		
T 1,1-Dichloroethane	0.000		0	N.D.		
T 2,2-Dichloropropane	0.000		0	N.D.		
T cis-1,2-Dichloroethene	0.000		0	N.D.		
T Methyl ethyl ketone	0.000		0	N.D.		
T Bromochloromethane	0.000		0	N.D.		
T Chloroform	0.000		0	N.D.		

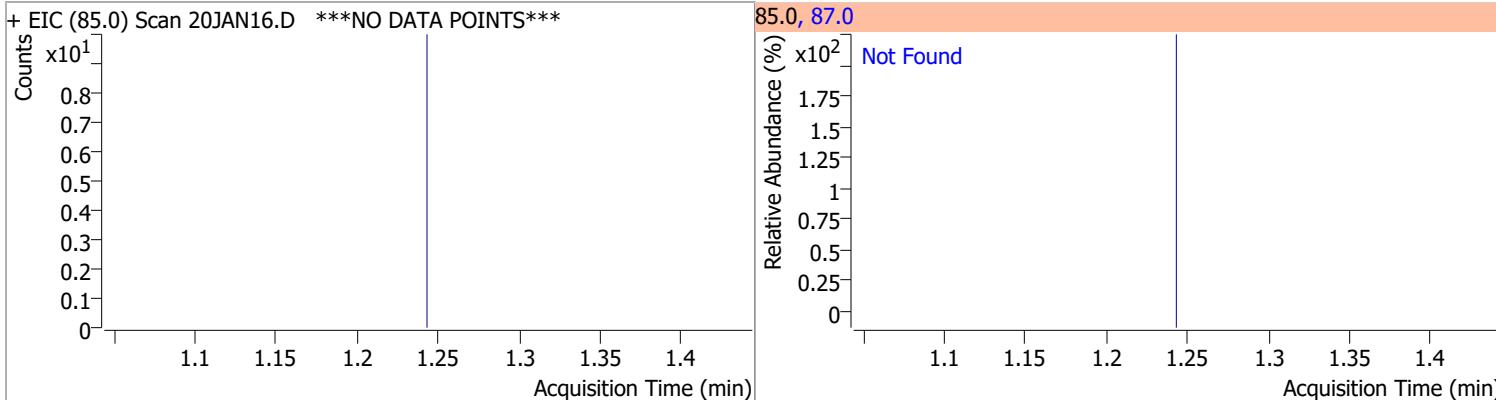
Quantitation Results Report (QT Reviewed)

Compound	RT	QIon	Resp.	Conc.	Units	Dev(Min)
T 1,1,1-Trichloroethane	0.000		0	N.D.		
T Carbon tetrachloride	0.000		0	N.D.		
T 1,1-Dichloropropene	0.000		0	N.D.		
T Benzene	0.000		0	N.D.		
T 1,2-Dichloroethane	0.000		0	N.D.		
T Trichloroethene	0.000		0	N.D.		
T 1,2-Dichloropropane	0.000		0	N.D.		
T Dibromomethane	0.000		0	N.D.		
T Bromodichloromethane	0.000		0	N.D.		
T cis-1,3-Dichloropropene	0.000		0	N.D.		
T Toluene	8.383	92.0	5516	2.7219	ng	94
T trans-1,3-Dichloropropene	0.000		0	N.D.		
T 1,1,2-Trichloroethane	0.000		0	N.D.		
T Tetrachloroethene	0.000		0	N.D.		
T 1,3-Dichloropropane	0.000		0	N.D.		
T Chlorodibromomethane	0.000		0	N.D.		
T 1,2-Dibromoethane	0.000		0	N.D.		
T Chlorobenzene	0.000		0	N.D.		
T 1,1,1,2-Tetrachloroethane	0.000		0	N.D.		
T Ethylbenzene	0.000		0	N.D.		
T m+p-Xylenes	0.000		0	N.D.		
T o-Xylene	0.000		0	N.D.		
T Styrene	0.000		0	N.D.		
T Bromoform	0.000		0	N.D.		
T Bromobenzene	0.000		0	N.D.		
T 1,1,2,2-Tetrachloroethane	0.000		0	N.D.		
T 1,2,3-Trichloropropane	0.000		0	N.D.		
T 2-Chlorotoluene	0.000		0	N.D.		
T 4-Chlorotoluene	0.000		0	N.D.		
T 1,3-Dichlorobenzene	0.000		0	N.D.		
T 1,4-Dichlorobenzene	0.000		0	N.D.		
T 1,2-Dichlorobenzene	0.000		0	N.D.		

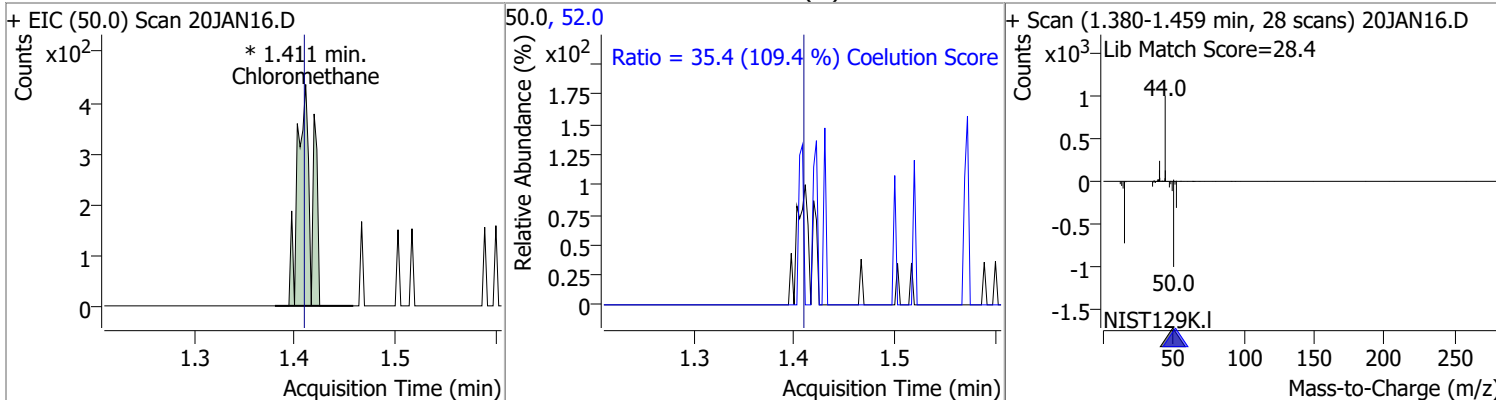
(#) = Qualifier Out of Range; (m) = Manual Integration; (+) = Area Summed; (*) = Surrogate Percent Recovery Out of Range; (d): Zeroed Peak

Quantitation Results Report (QT Reviewed)

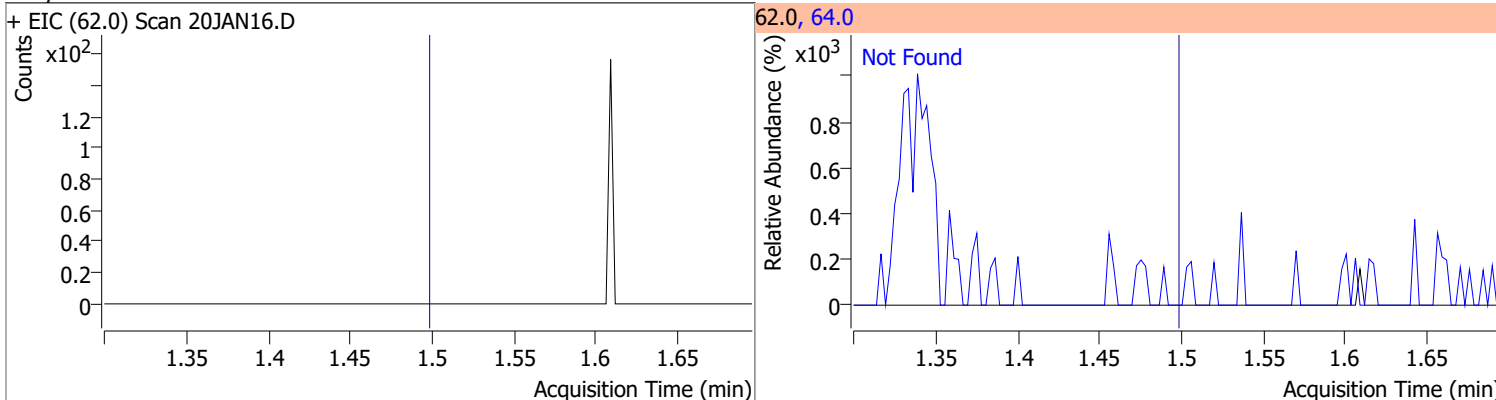
Compound	Conc.	Exp RT	QIon	Exp Ratio
Dichlorodifluoromethane	N.D.	1.24	87.0	31.8



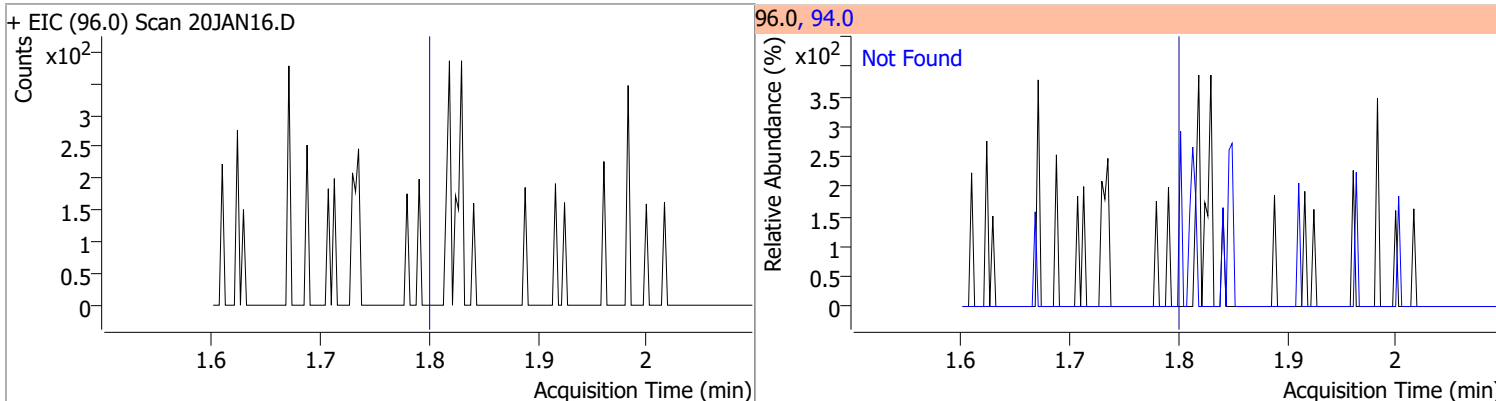
Compound	Conc.	RT	Dev(Min)	Resp.	QIon	QRatio	Lower	Upper
Chloromethane	0.3436	1.41	0.00	438 (m)	52.0	35.4	2.4	62.4



Compound	Conc.	Exp RT	QIon	Exp Ratio
Vinyl chloride	N.D.	1.50	64.0	31.3

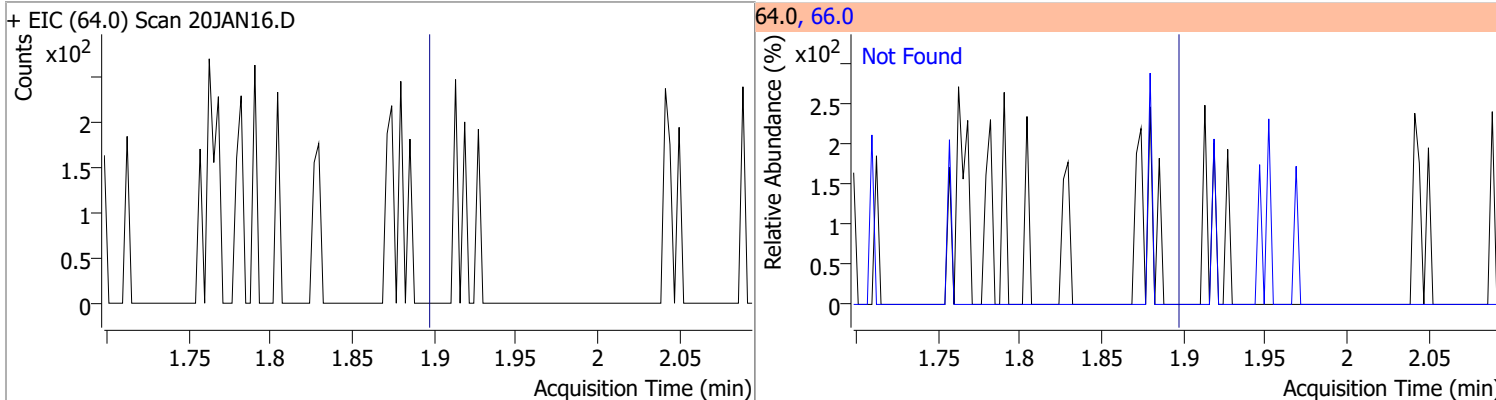


Compound	Conc.	Exp RT	QIon	Exp Ratio
Bromomethane	N.D.	1.80	94.0	110.1

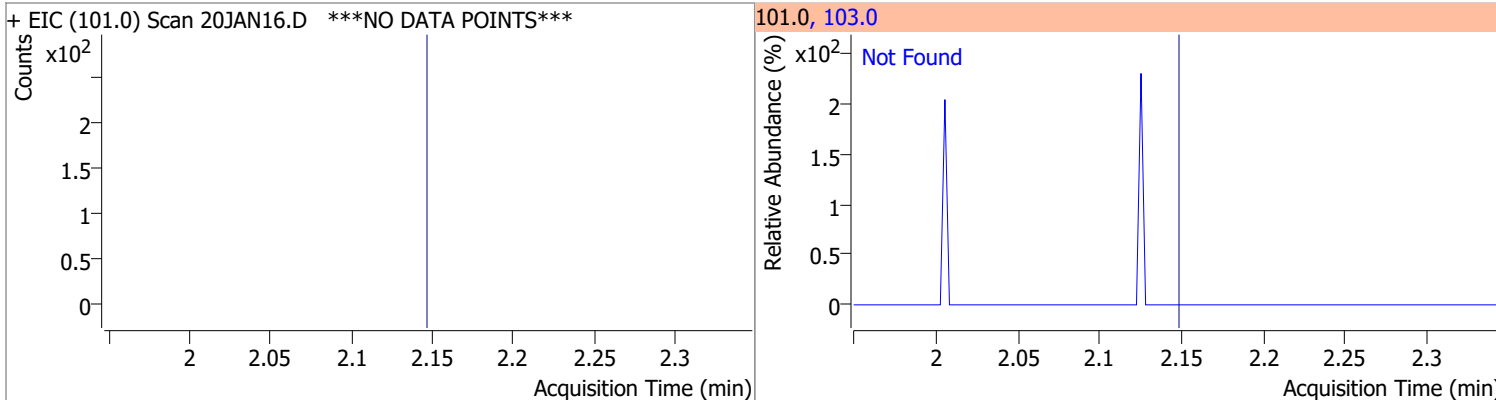


Quantitation Results Report (QT Reviewed)

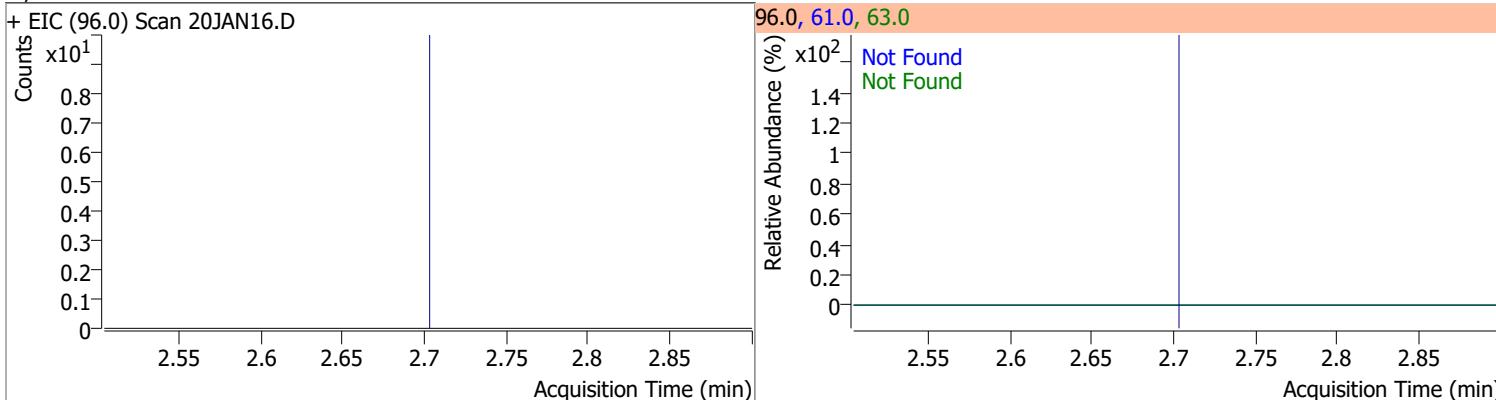
Compound	Conc.	Exp RT	QIon	Exp Ratio
Chloroethane	N.D.	1.90	66.0	30.0



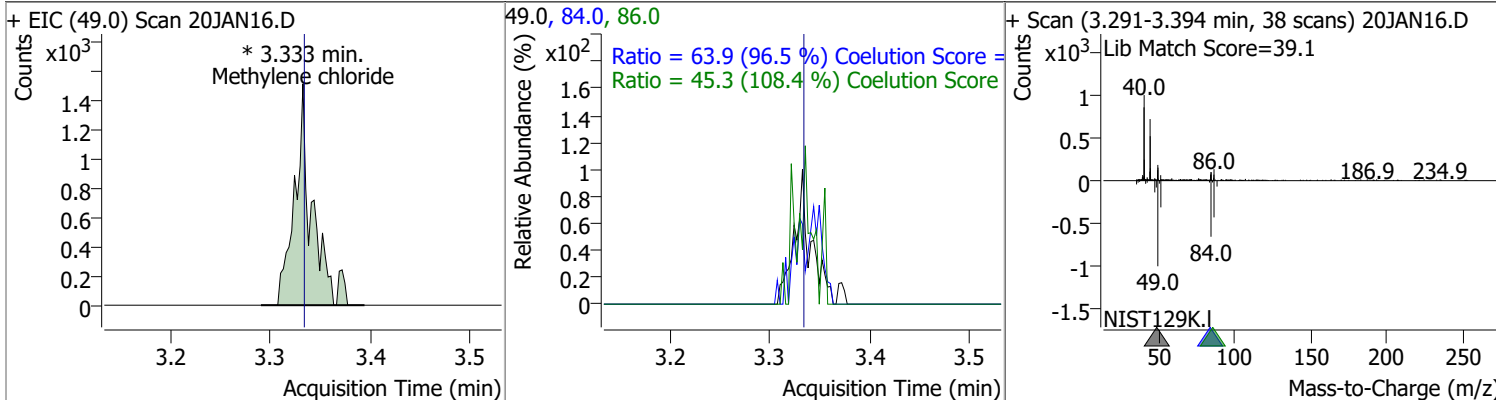
Compound	Conc.	Exp RT	QIon	Exp Ratio
Trichlorofluoromethane	N.D.	2.15	103.0	65.0



Compound	Conc.	Exp RT	QIon	Exp Ratio	QIon	Exp Ratio
1,1-Dichloroethene	N.D.	2.70	61.0	179.9	63.0	57.0

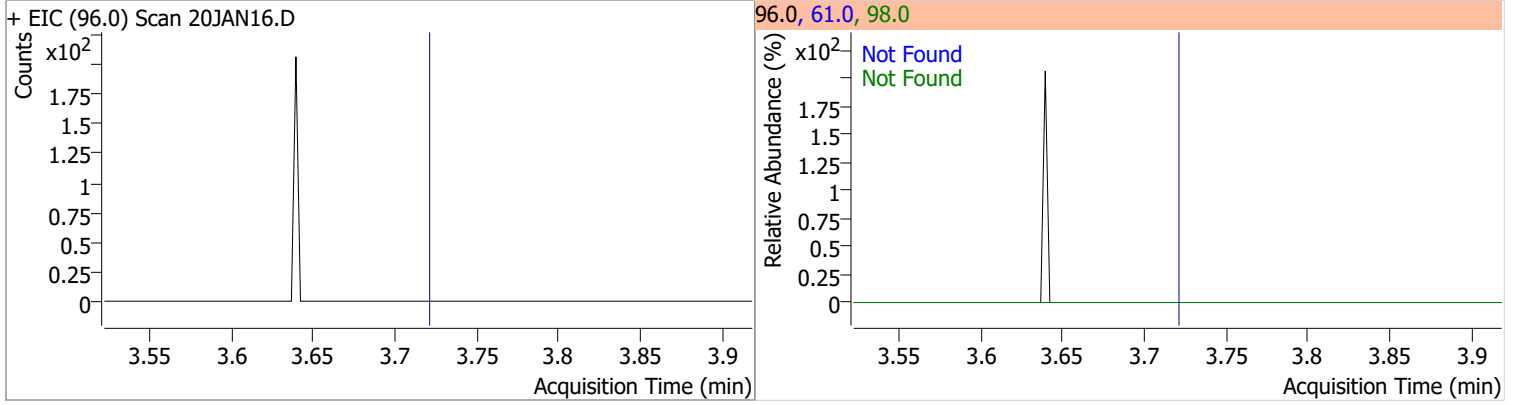


Compound	Conc.	RT	Dev(Min)	Resp.	QIon	QRatio	Lower	Upper
Methylene chloride	1.5648	3.33	0.00	1841 (m)	84.0	63.9	36.1	96.1
					86.0	45.3	11.8	71.8

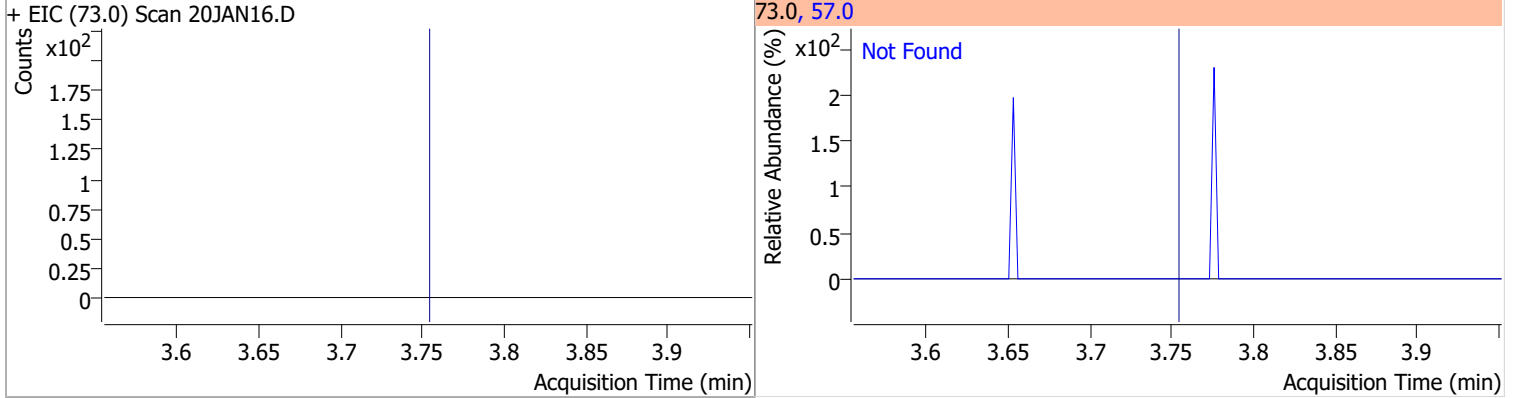


Quantitation Results Report (QT Reviewed)

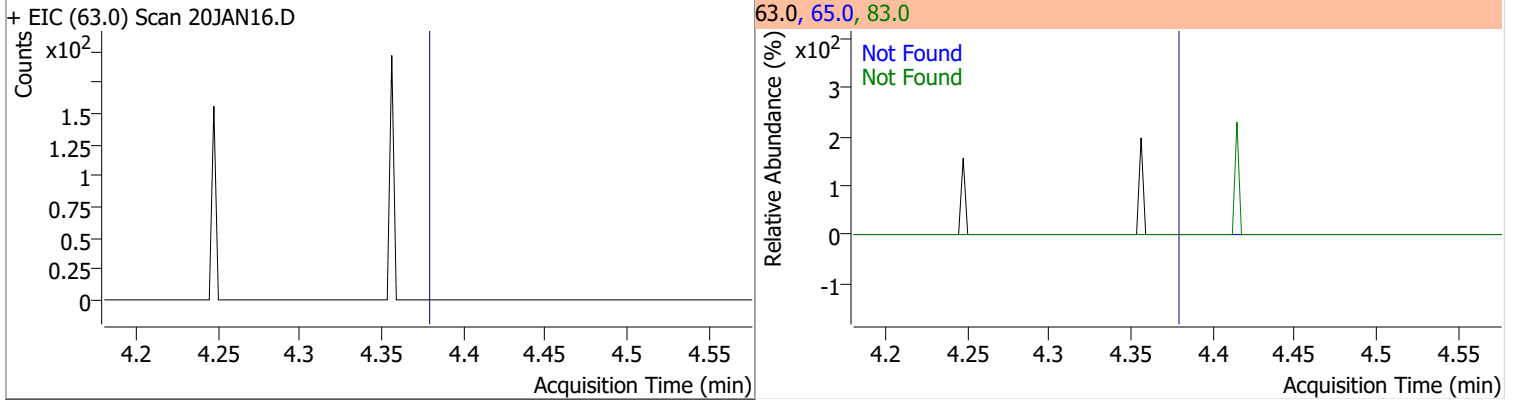
Compound	Conc.	Exp RT	QIon	Exp Ratio	QIon	Exp Ratio
trans-1,2-Dichloroethene	N.D.	3.72	61.0	154.8	98.0	62.1



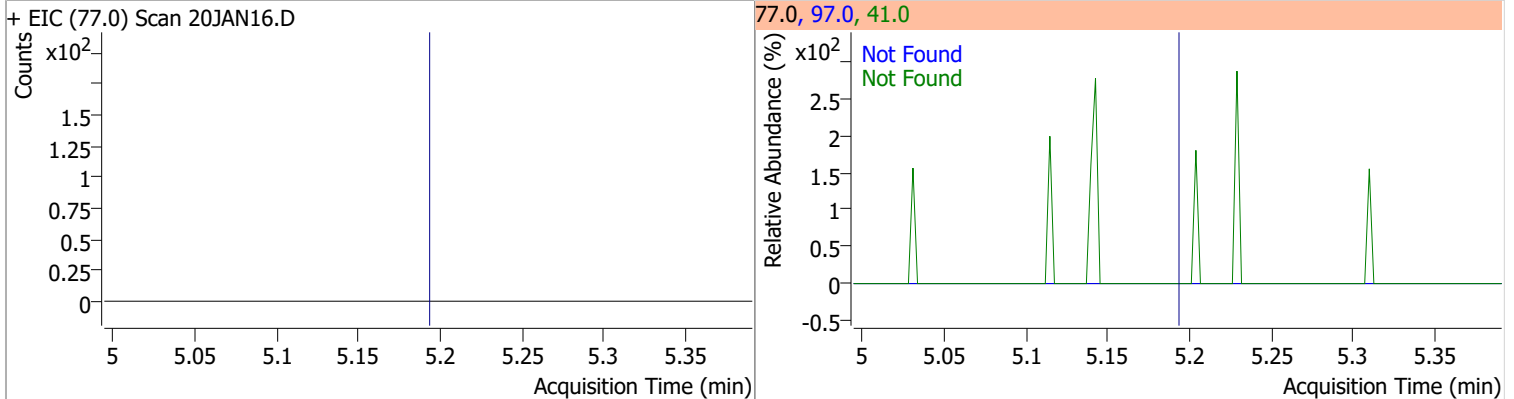
Compound	Conc.	Exp RT	QIon	Exp Ratio
Methyl tert-butyl ether (MTBE)	N.D.	3.75	57.0	24.6



Compound	Conc.	Exp RT	QIon	Exp Ratio	QIon	Exp Ratio
1,1-Dichloroethane	N.D.	4.38	65.0	31.0	83.0	12.7

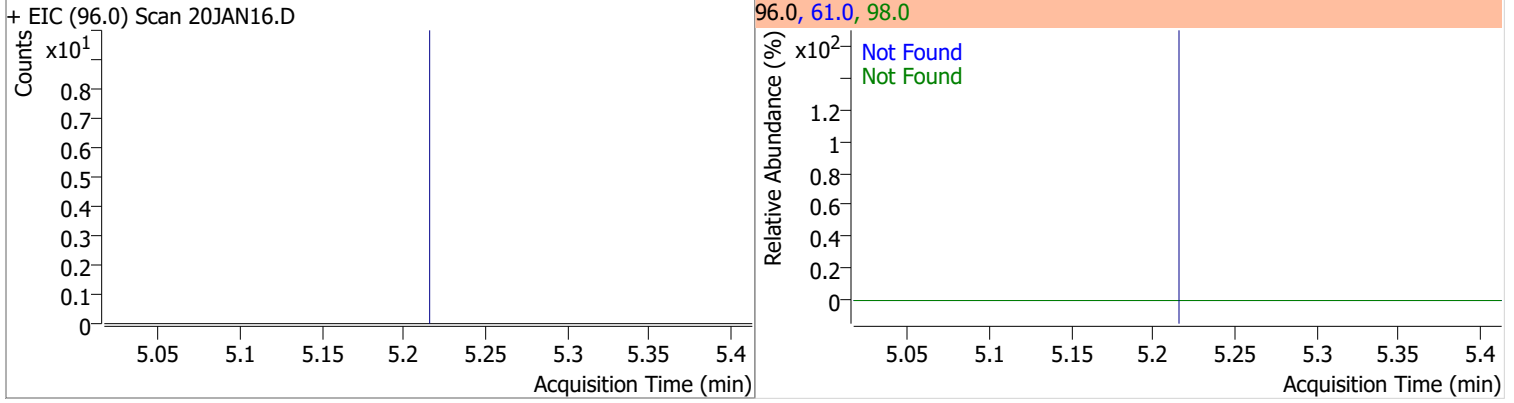


Compound	Conc.	Exp RT	QIon	Exp Ratio	QIon	Exp Ratio
2,2-Dichloropropane	N.D.	5.19	41.0	68.8	97.0	23.9

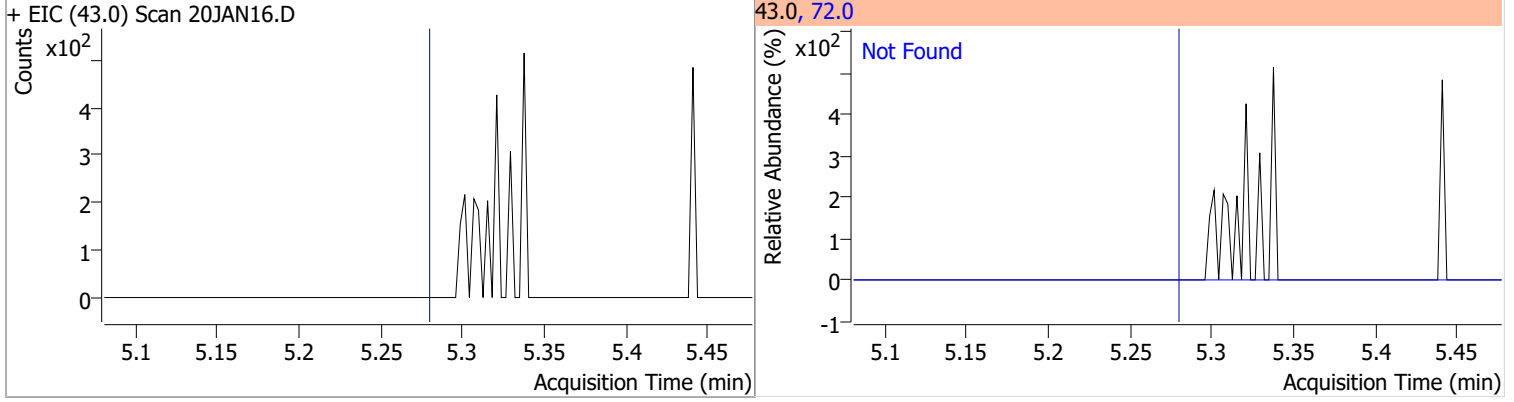


Quantitation Results Report (QT Reviewed)

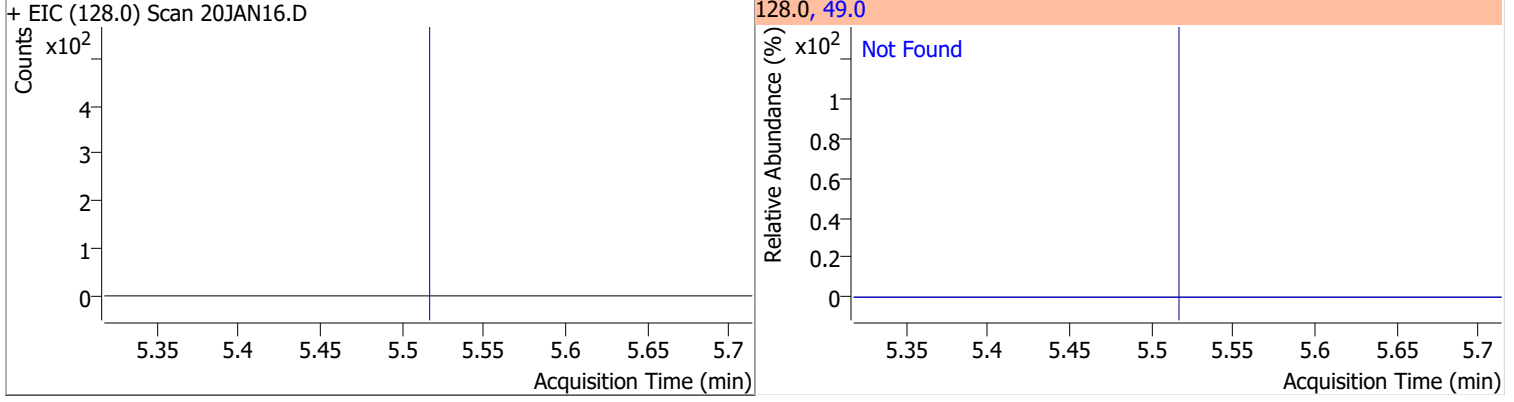
Compound	Conc.	Exp RT	QIon	Exp Ratio	QIon	Exp Ratio
cis-1,2-Dichloroethene	N.D.	5.21	61.0	160.4	98.0	66.2



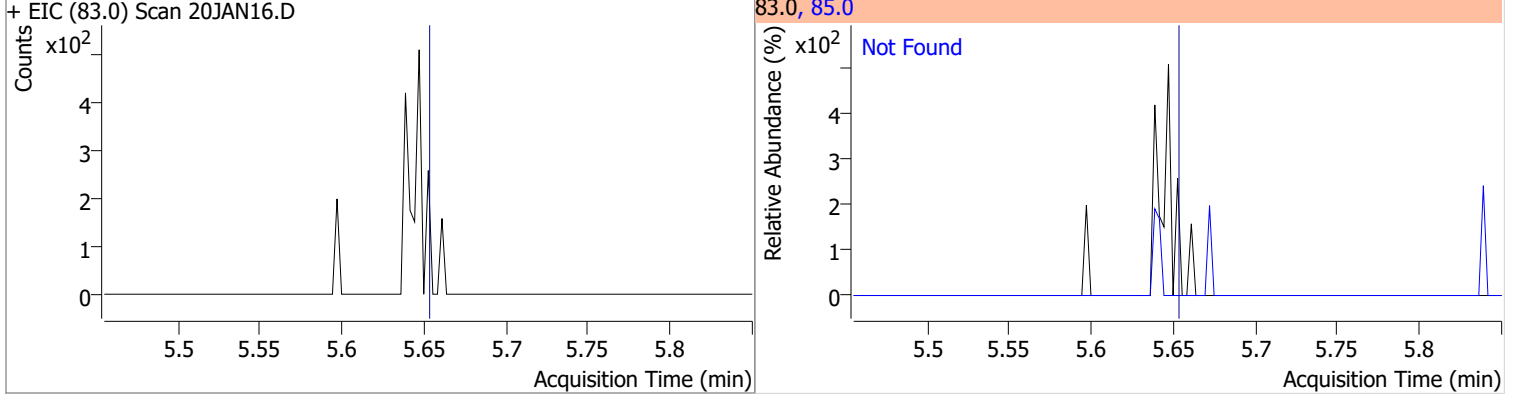
Compound	Conc.	Exp RT	QIon	Exp Ratio
Methyl ethyl ketone	N.D.	5.28	72.0	20.6



Compound	Conc.	Exp RT	QIon	Exp Ratio
Bromochloromethane	N.D.	5.52	49.0	182.2

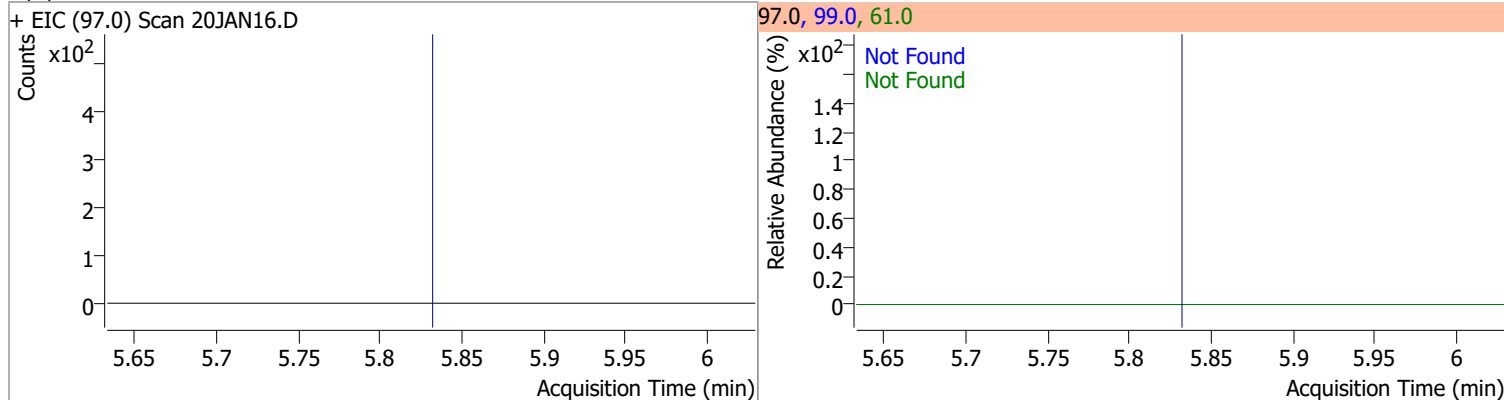


Compound	Conc.	Exp RT	QIon	Exp Ratio
Chloroform	N.D.	5.65	85.0	66.2

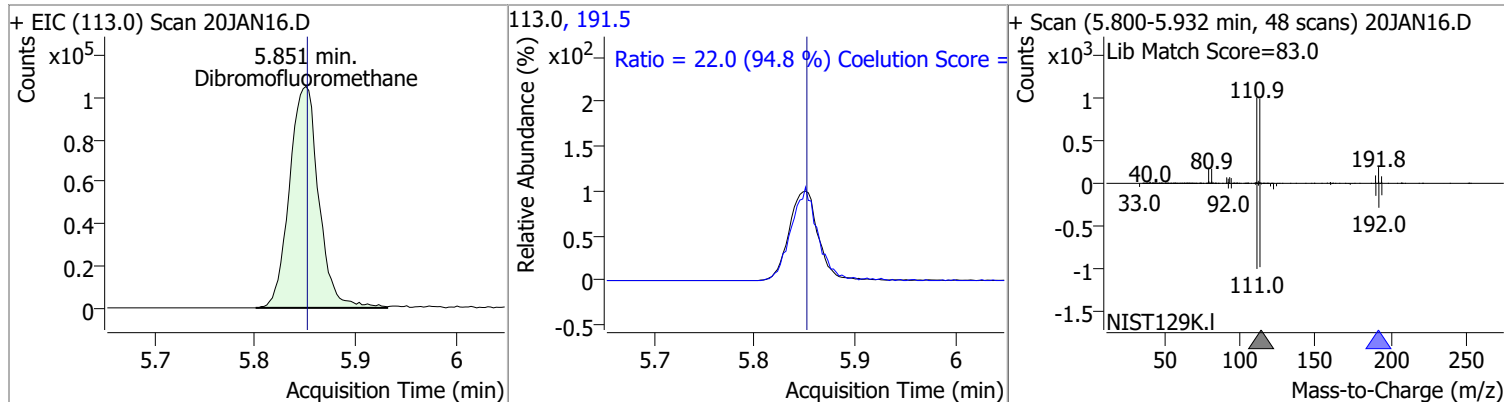


Quantitation Results Report (QT Reviewed)

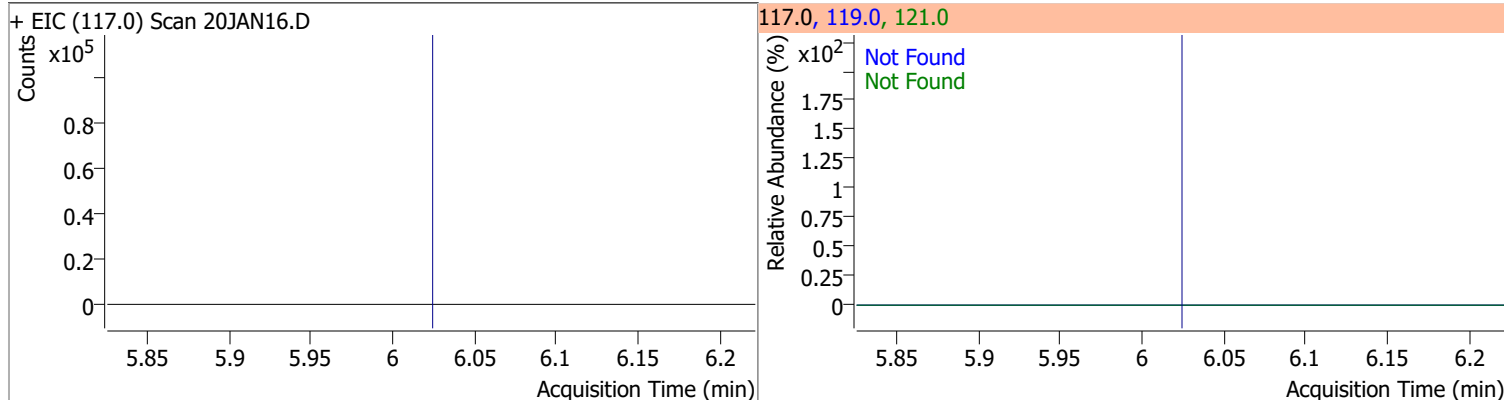
Compound	Conc.	Exp RT	QIon	Exp Ratio	QIon	Exp Ratio
1,1,1-Trichloroethane	N.D.	5.83	99.0	63.1	61.0	49.1



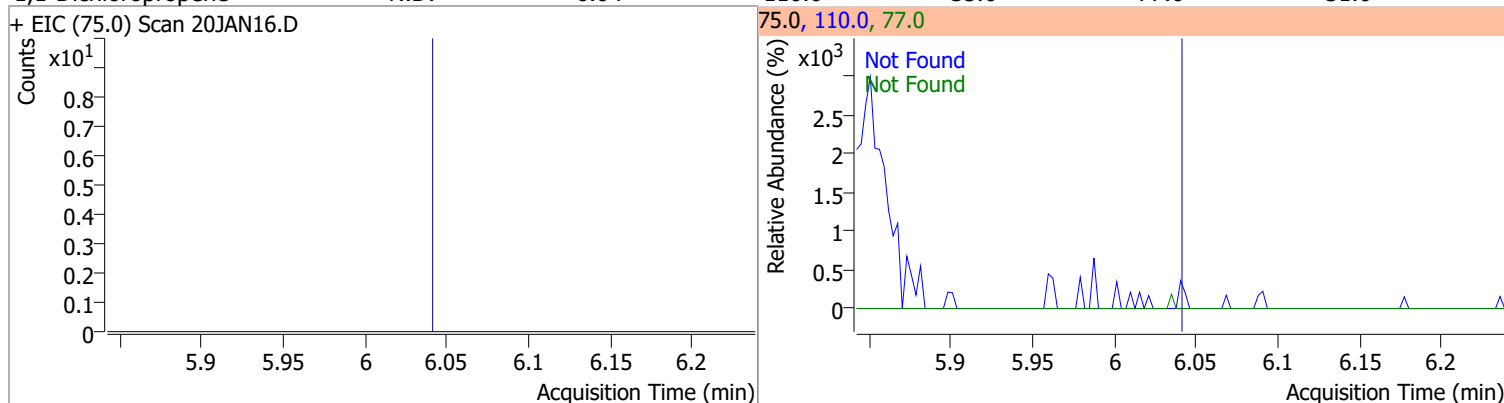
Compound	Conc.	RT	Dev(Min)	Resp.	QIon	QRatio	Lower	Upper
Dibromofluoromethane	274.3634	5.85	0.00	213856	191.5	22.0	0.0	53.2



Compound	Conc.	Exp RT	QIon	Exp Ratio	QIon	Exp Ratio
Carbon tetrachloride	N.D.	6.02	119.0	97.6	121.0	30.7

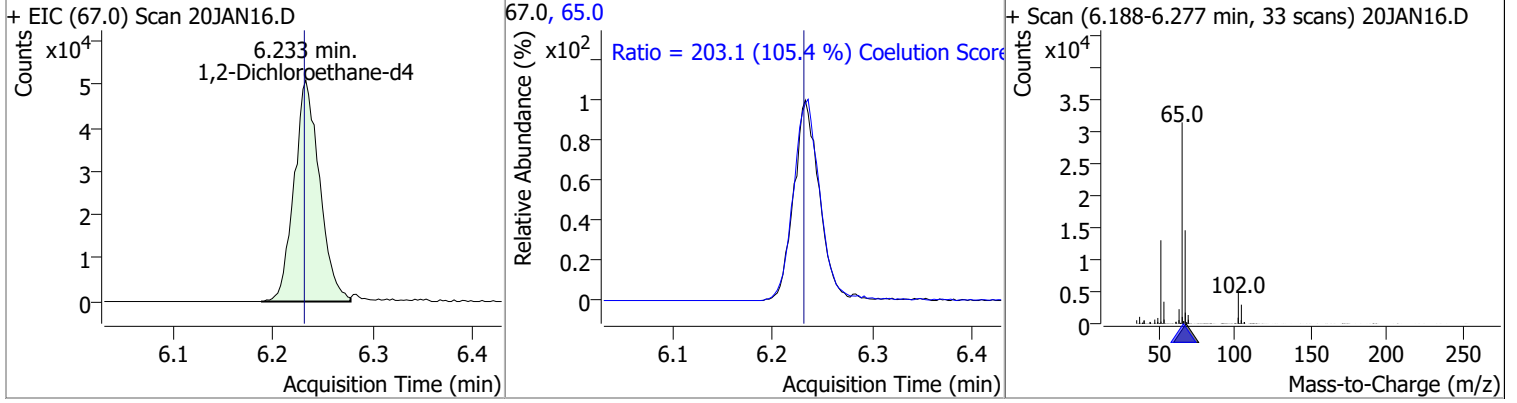


Compound	Conc.	Exp RT	QIon	Exp Ratio	QIon	Exp Ratio
1,1-Dichloropropene	N.D.	6.04	110.0	35.6	77.0	31.0

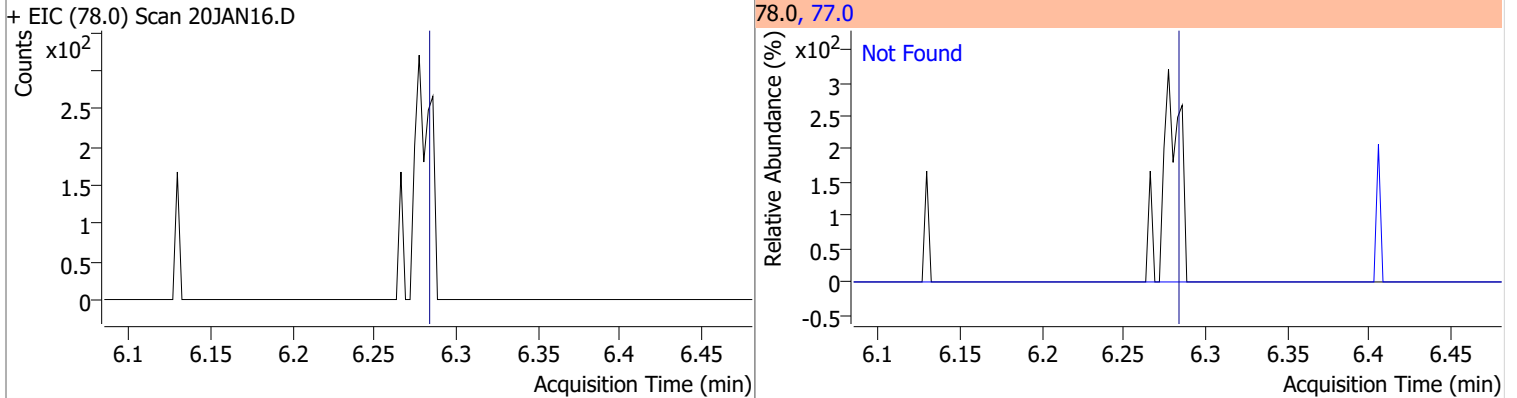


Quantitation Results Report (QT Reviewed)

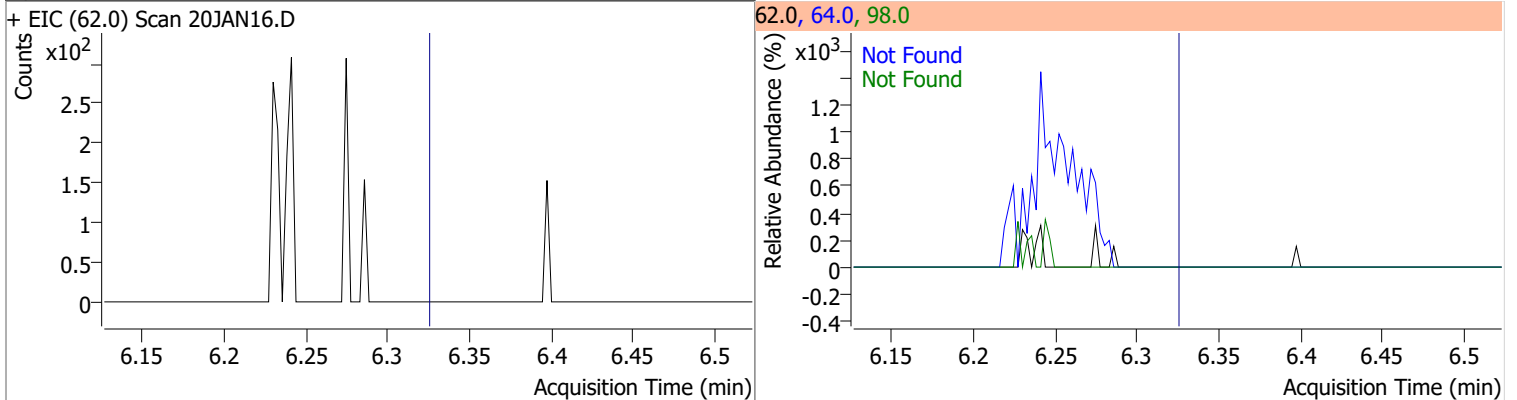
Compound	Conc.	RT	Dev(Min)	Resp.	QIon	QRatio	Lower	Upper
1,2-Dichloroethane-d4	267.1162	6.23	0.00	89940	65.0	203.1	162.8	222.8



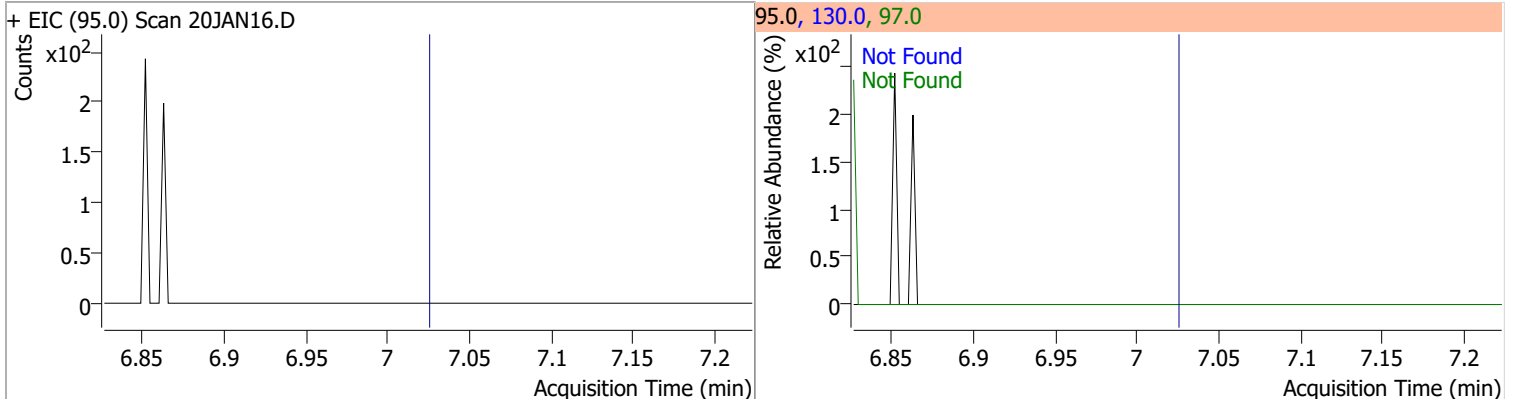
Compound	Conc.	Exp RT	QIon	Exp Ratio
Benzene	N.D.	6.28	77.0	23.3



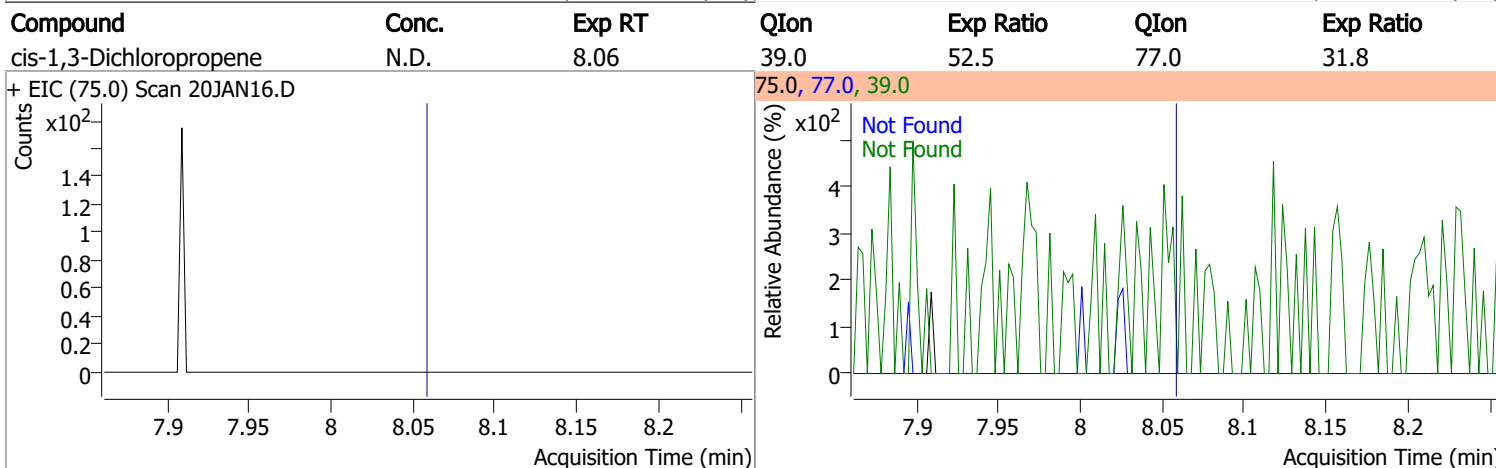
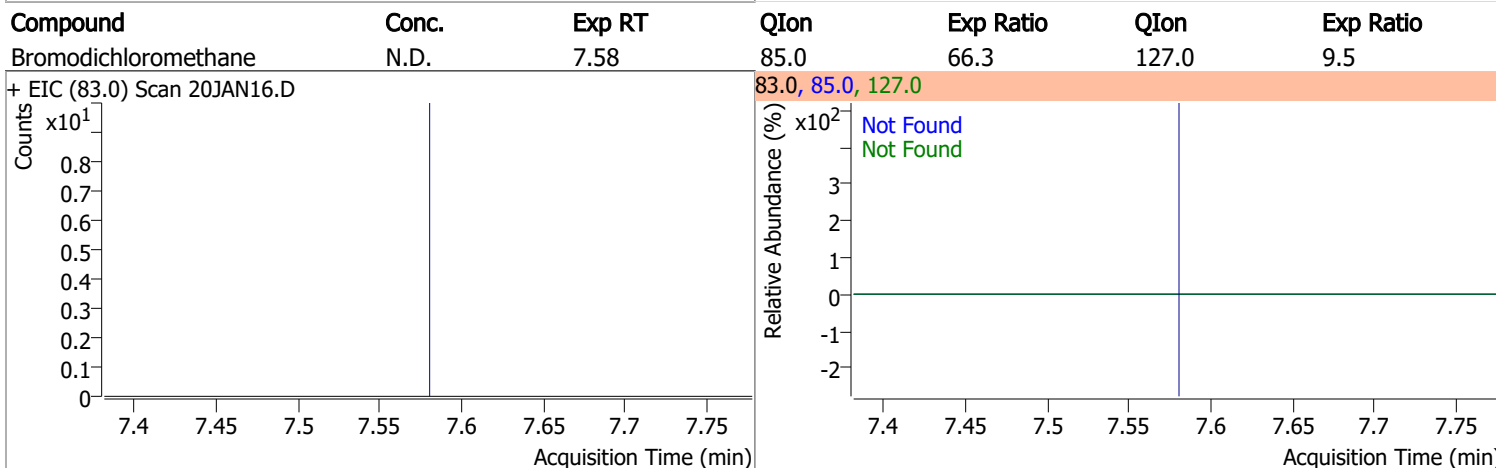
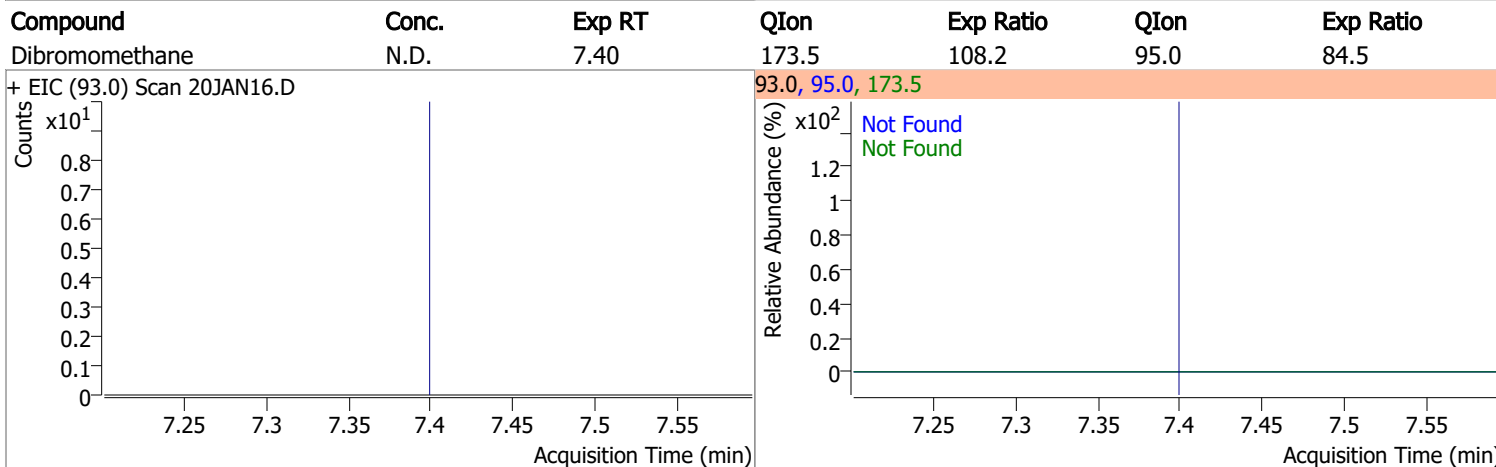
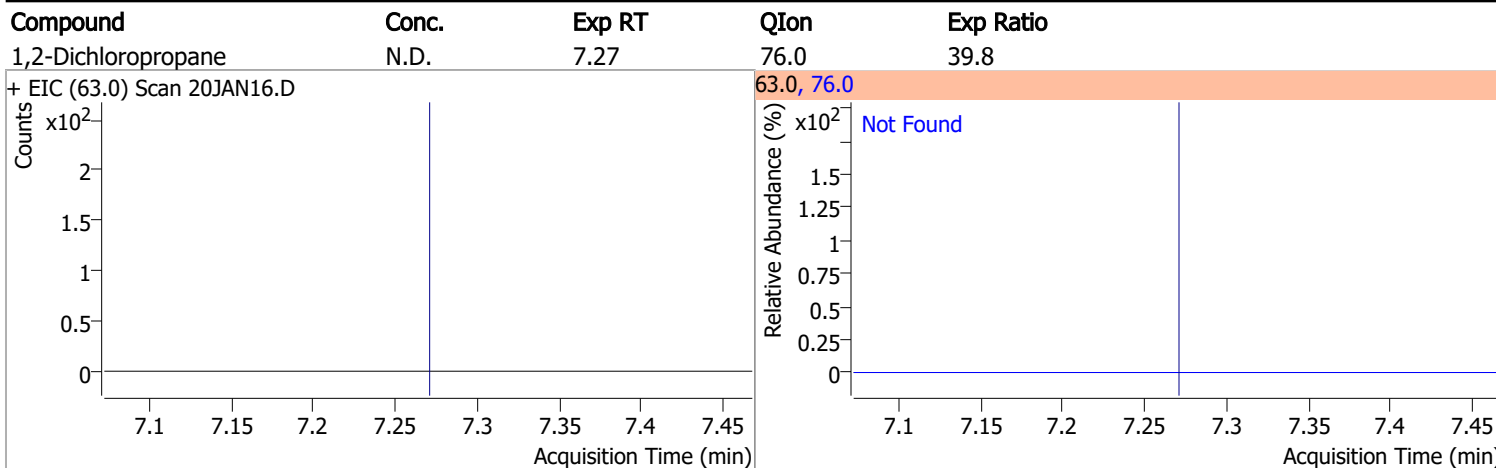
Compound	Conc.	Exp RT	QIon	Exp Ratio	QIon	Exp Ratio
1,2-Dichloroethane	N.D.	6.32	64.0	32.2	98.0	8.2



Compound	Conc.	Exp RT	QIon	Exp Ratio	QIon	Exp Ratio
Trichloroethene	N.D.	7.02	130.0	105.6	97.0	65.7

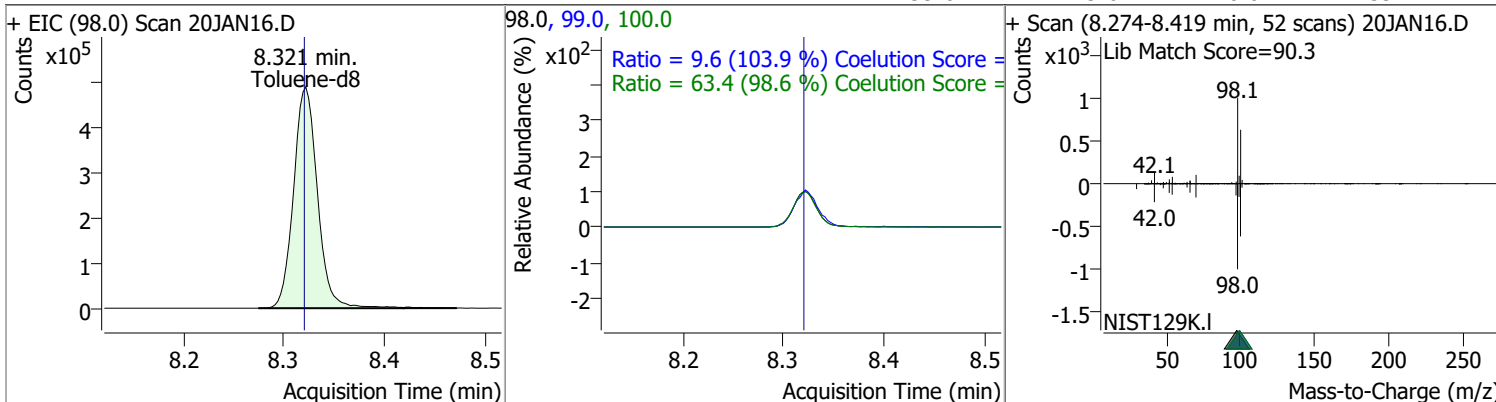


Quantitation Results Report (QT Reviewed)

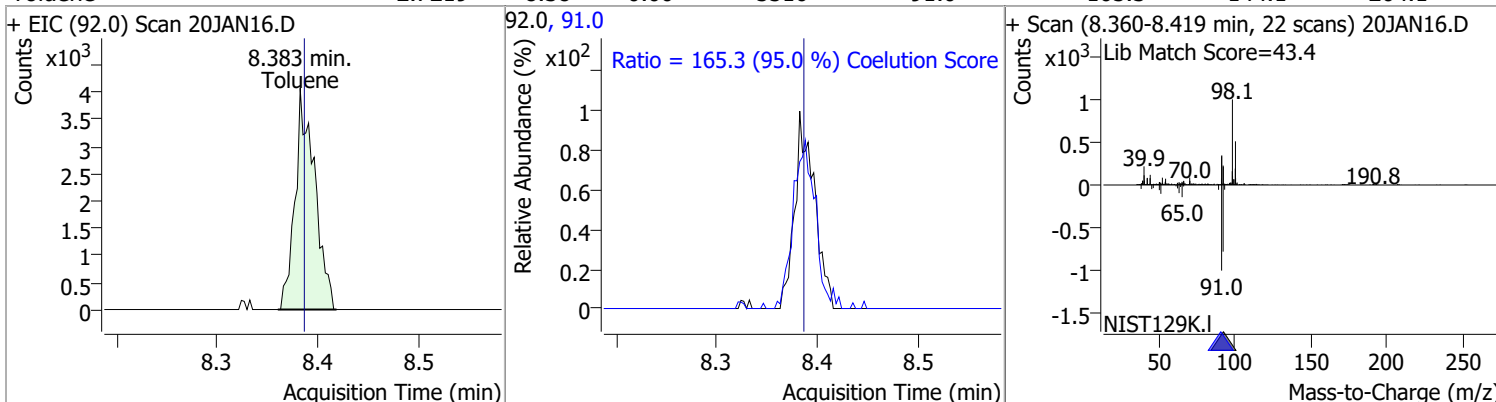


Quantitation Results Report (QT Reviewed)

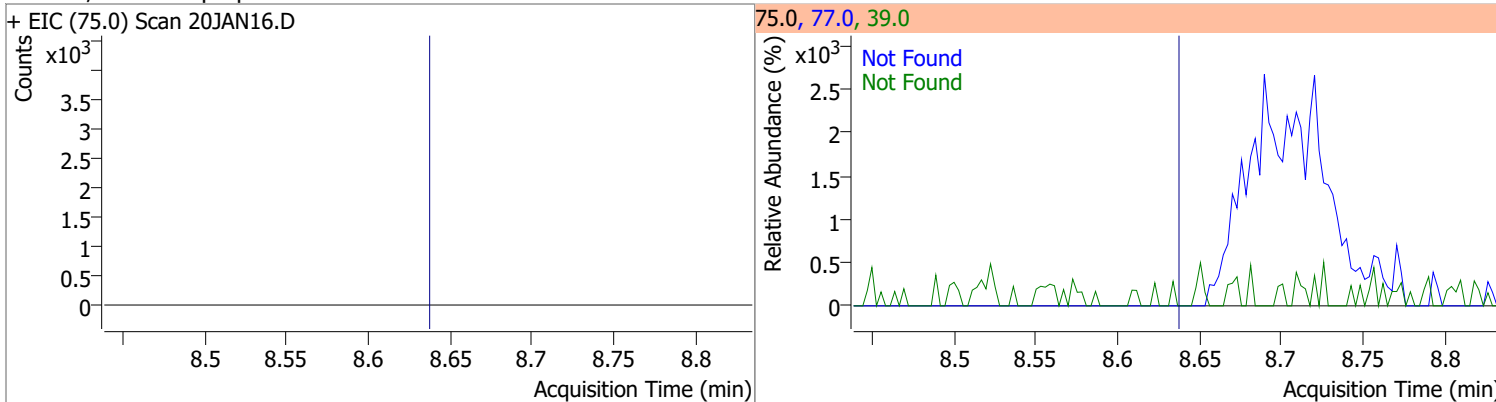
Compound	Conc.	RT	Dev(Min)	Resp.	QIon	QRatio	Lower	Upper
Toluene-d8	265.1089	8.32	0.00	806013	100.0	63.4	34.3	94.3
					99.0	9.6	0.0	39.2



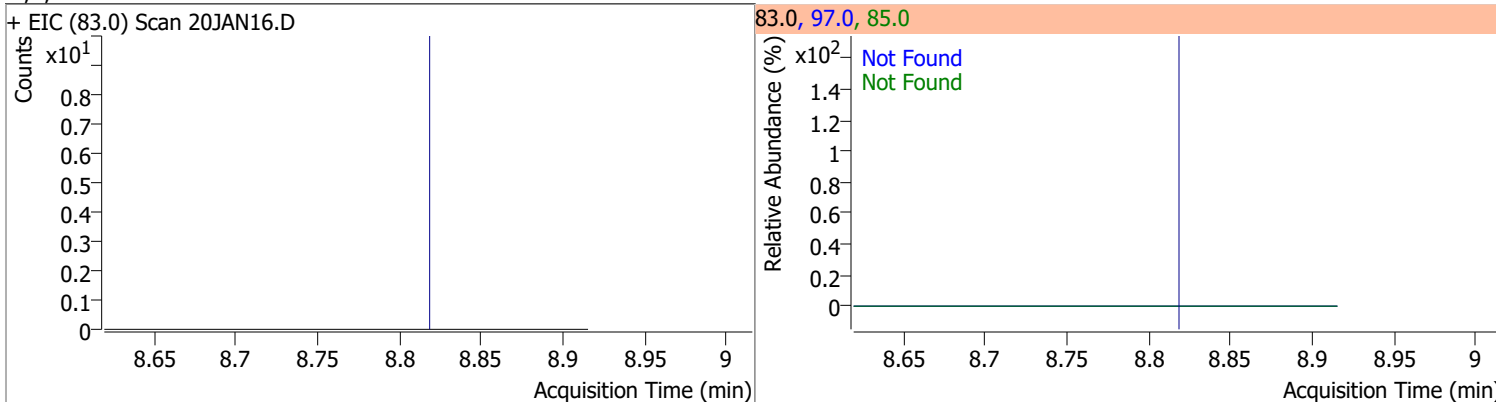
Compound	Conc.	RT	Dev(Min)	Resp.	QIon	QRatio	Lower	Upper
Toluene	2.7219	8.38	0.00	5516	91.0	165.3	144.1	204.1



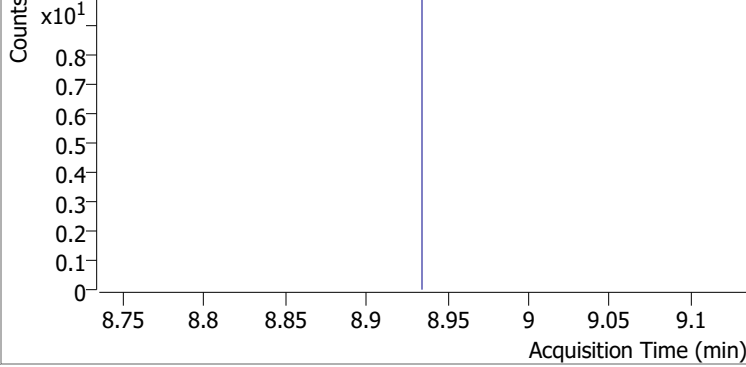
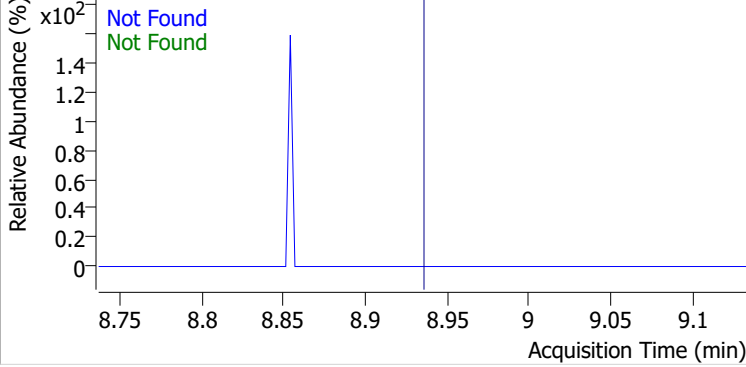
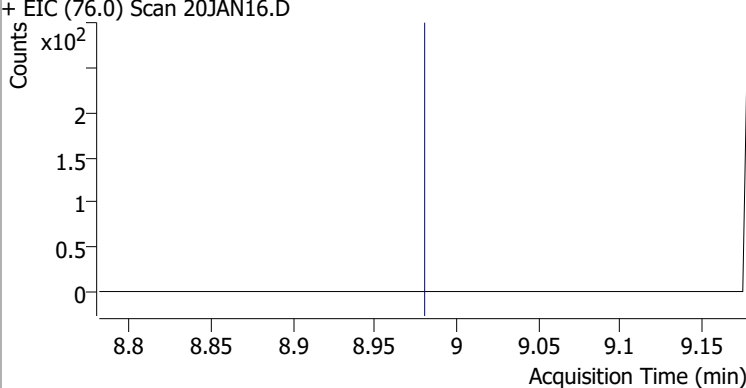
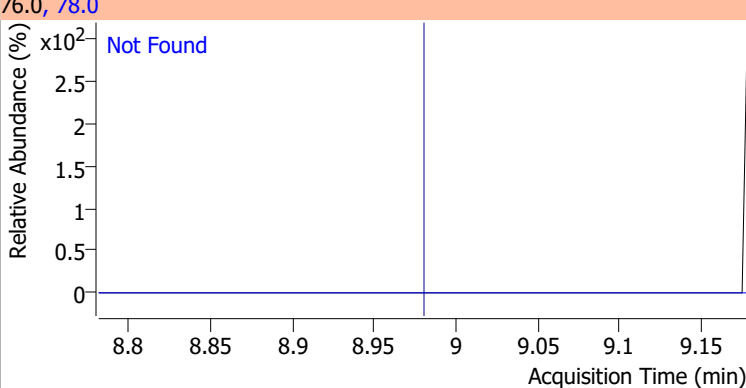
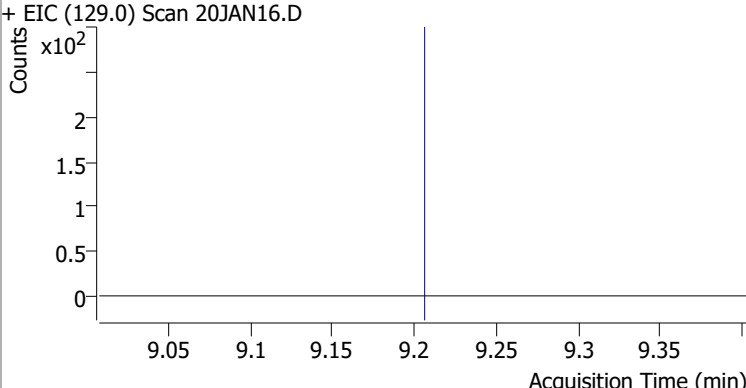
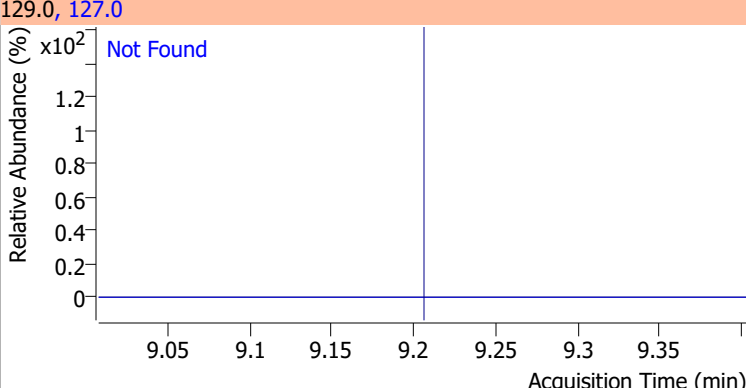
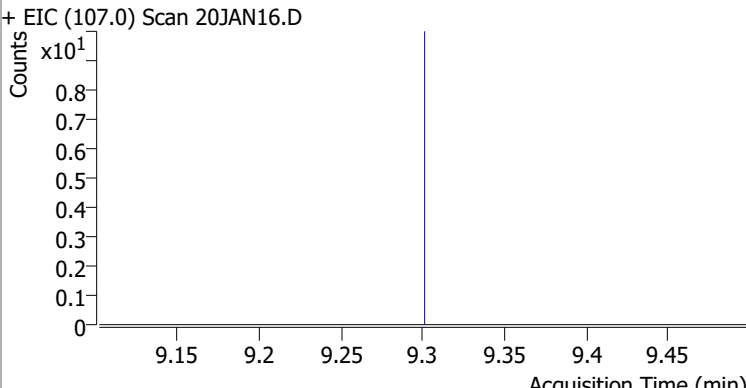
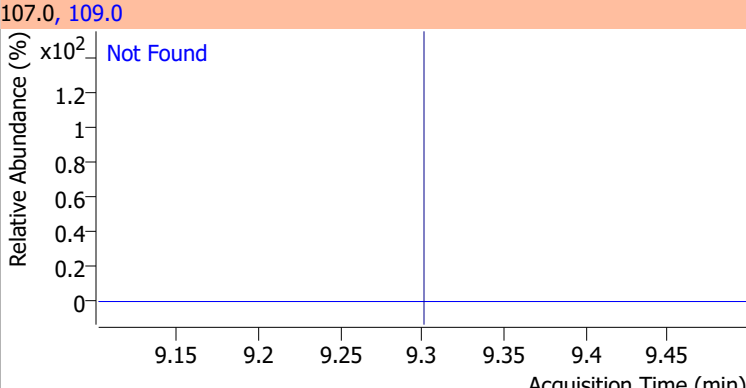
Compound	Conc.	Exp RT	QIon	Exp Ratio	QIon	Exp Ratio
trans-1,3-Dichloropropene	N.D.	8.64	39.0	53.0	77.0	31.0



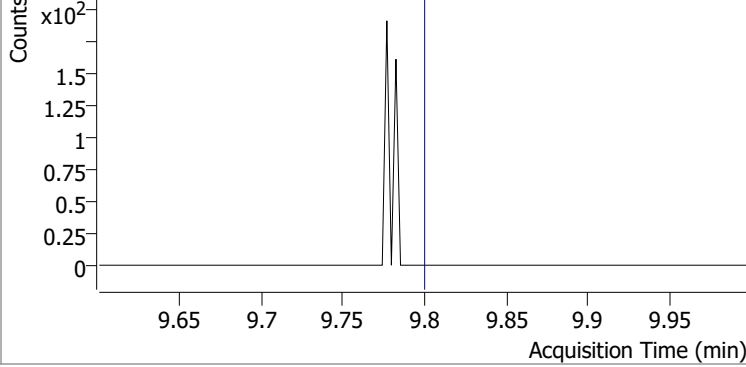
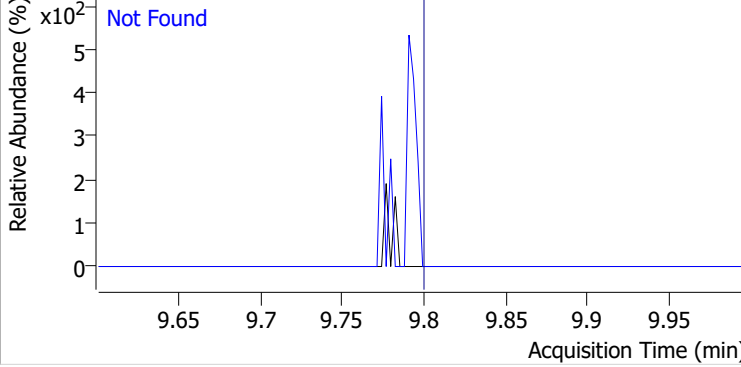
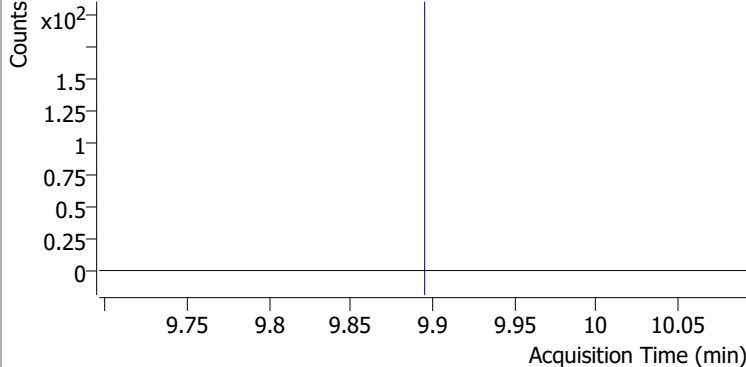
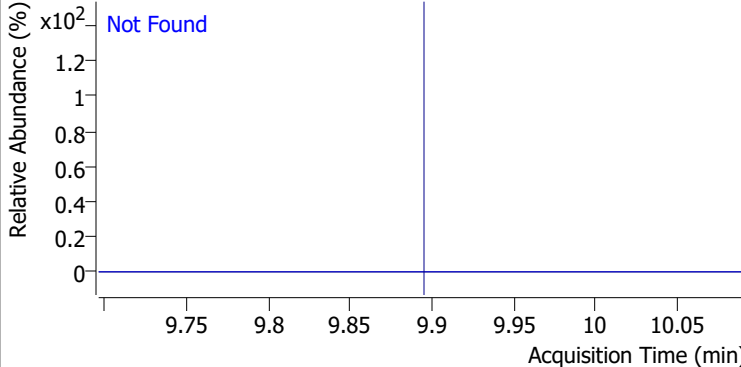
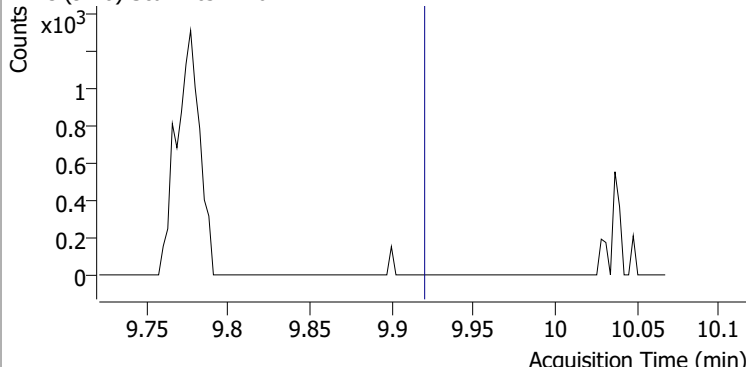
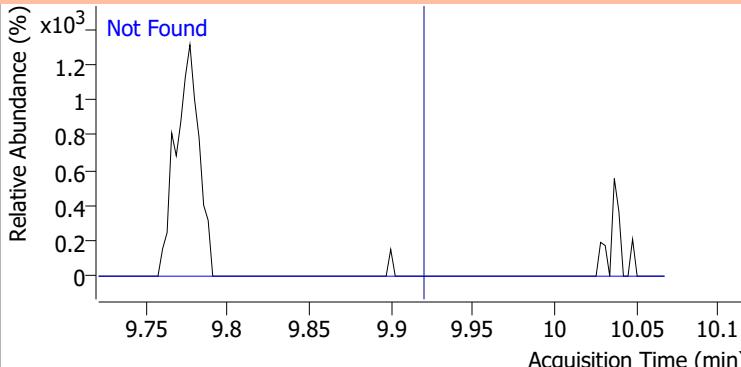
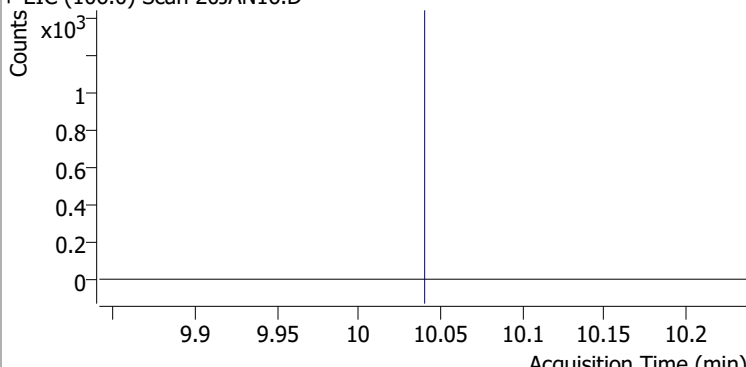
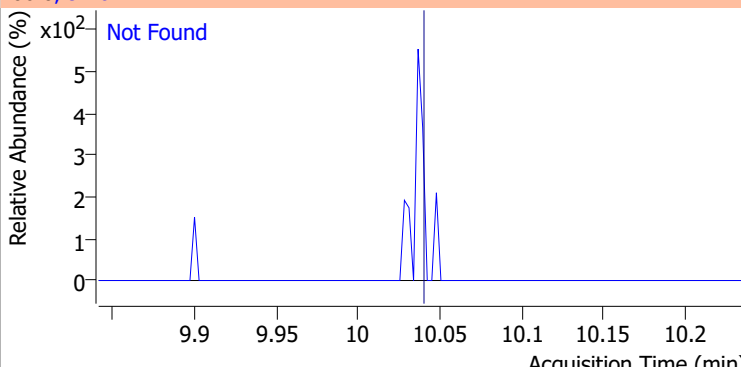
Compound	Conc.	Exp RT	QIon	Exp Ratio	QIon	Exp Ratio
1,1,2-Trichloroethane	N.D.	8.82	97.0	110.7	85.0	60.7



Quantitation Results Report (QT Reviewed)

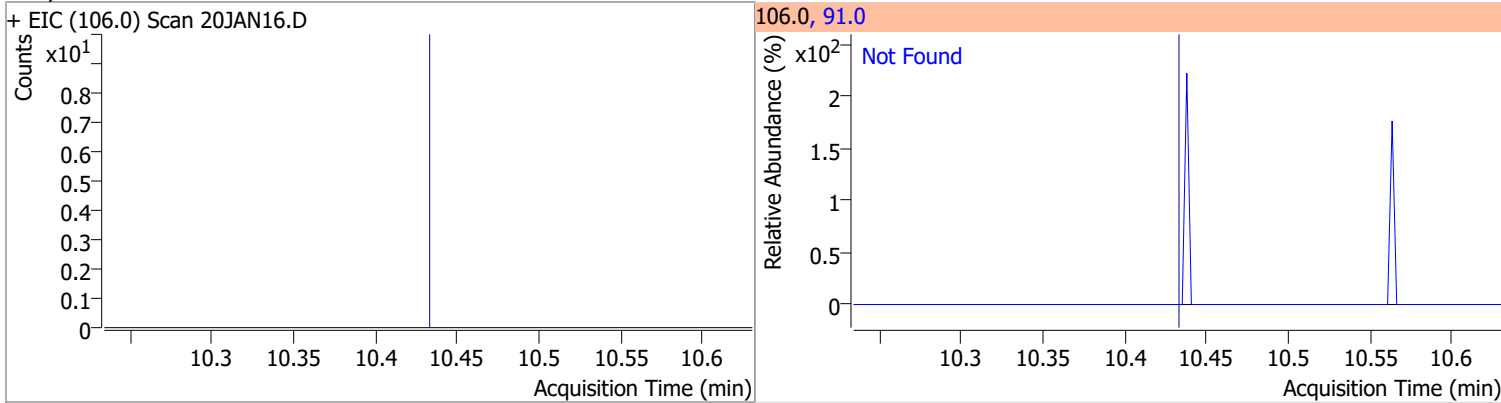
Compound	Conc.	Exp RT	QIon	Exp Ratio	QIon	Exp Ratio
Tetrachloroethene	N.D.	8.94	165.8	126.1	129.0	90.5
+ EIC (163.8) Scan 20JAN16.D ***NO DATA POINTS***			163.8, 129.0, 165.8			
						
1,3-Dichloropropane	N.D.	8.98	78.0	32.4		
+ EIC (76.0) Scan 20JAN16.D			76.0, 78.0			
						
Chlorodibromomethane	N.D.	9.21	127.0	77.2		
+ EIC (129.0) Scan 20JAN16.D			129.0, 127.0			
						
1,2-Dibromoethane	N.D.	9.30	109.0	91.5		
+ EIC (107.0) Scan 20JAN16.D			107.0, 109.0			
						

Quantitation Results Report (QT Reviewed)

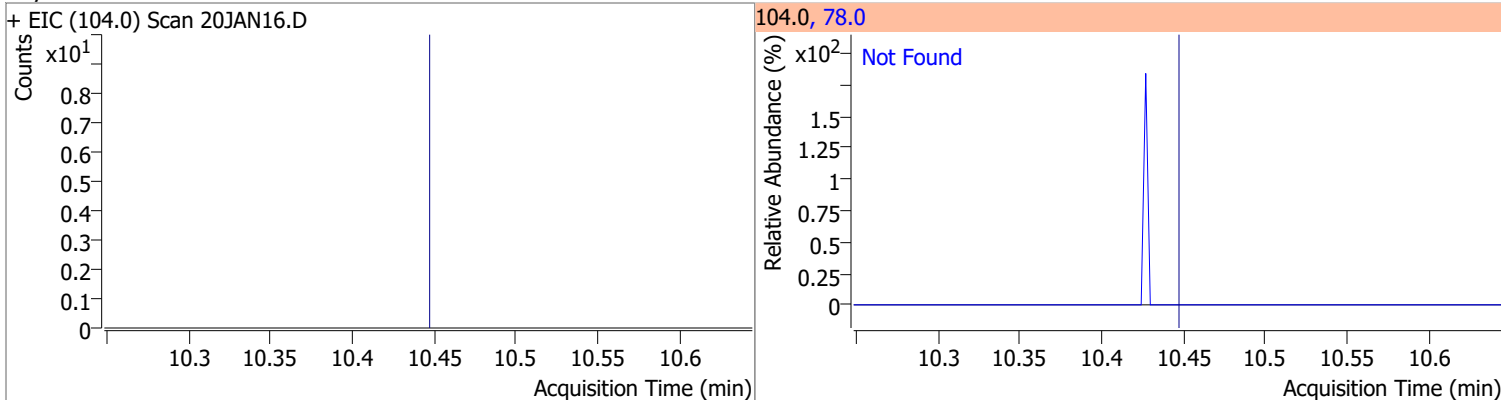
Compound	Conc.	Exp RT	QIon	Exp Ratio
Chlorobenzene	N.D.	9.80	114.0	32.2
+ EIC (112.0) Scan 20JAN16.D			112.0, 114.0	
				
1,1,1,2-Tetrachloroethane	N.D.	9.89	133.0	95.3
+ EIC (131.0) Scan 20JAN16.D			131.0, 133.0	
				
Ethylbenzene	N.D.	9.92	106.0	31.7
+ EIC (91.0) Scan 20JAN16.D			91.0, 106.0	
				
m+p-Xylenes	N.D.	10.04	91.0	200.7
+ EIC (106.0) Scan 20JAN16.D			106.0, 91.0	
				

Quantitation Results Report (QT Reviewed)

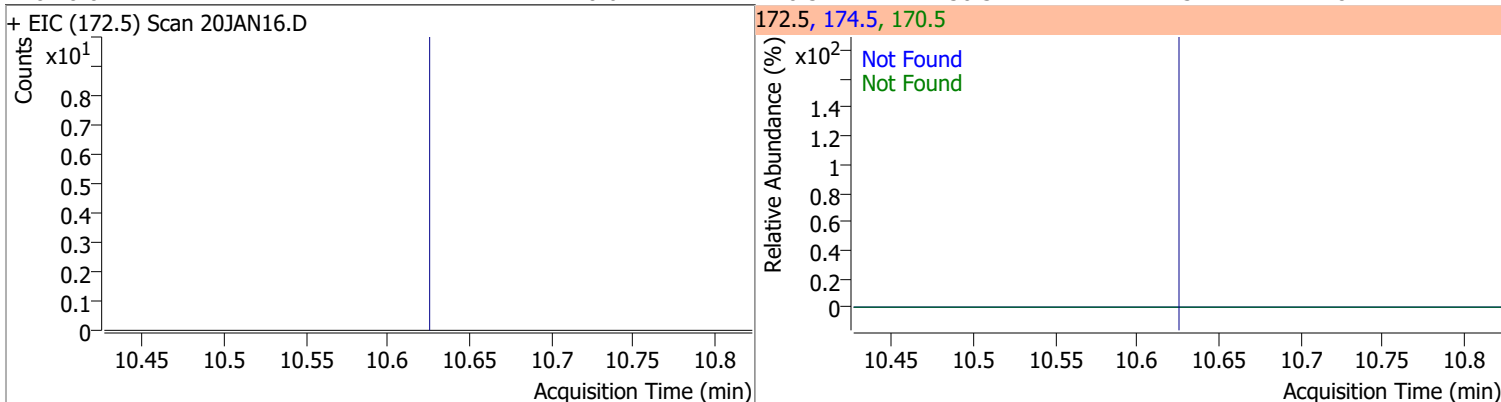
Compound	Conc.	Exp RT	QIon	Exp Ratio
o-Xylene	N.D.	10.43	91.0	211.4



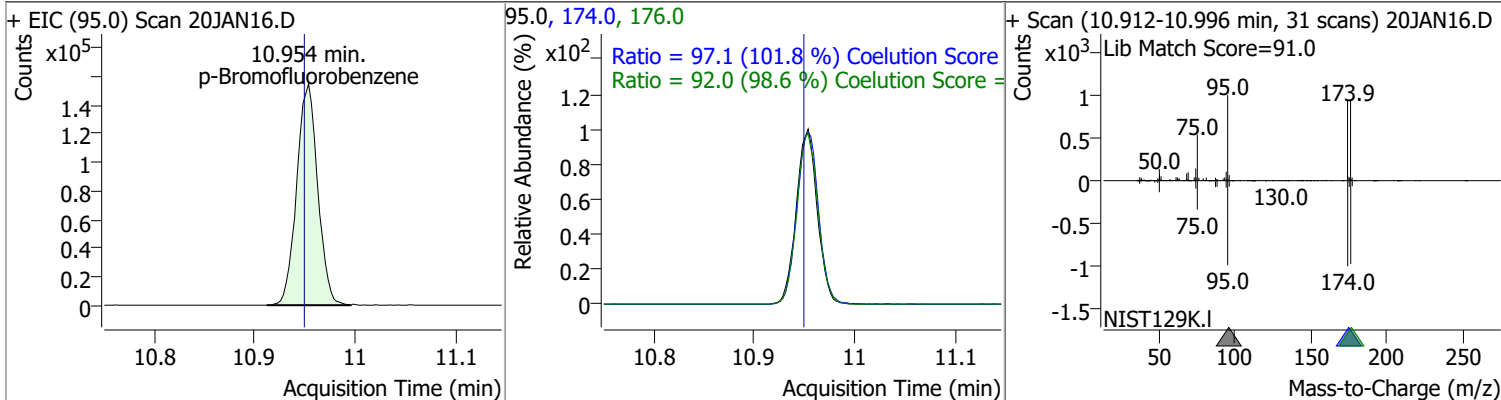
Compound	Conc.	Exp RT	QIon	Exp Ratio
Styrene	N.D.	10.45	78.0	50.6



Compound	Conc.	Exp RT	QIon	Exp Ratio	QIon	Exp Ratio
Bromoform	N.D.	10.62	170.5	50.3	174.5	48.1

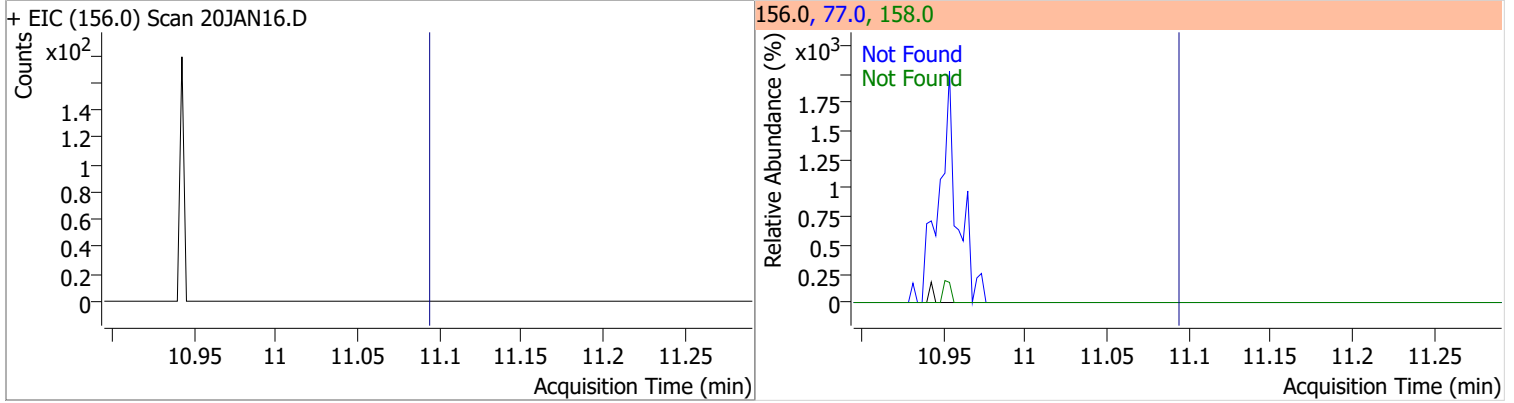


Compound	Conc.	RT	Dev(Min)	Resp.	QIon	QRatio	Lower	Upper
p-Bromofluorobenzene	260.4137	10.95	0.01	225388	174.0	97.1	65.3	125.3
					176.0	92.0	63.3	123.3

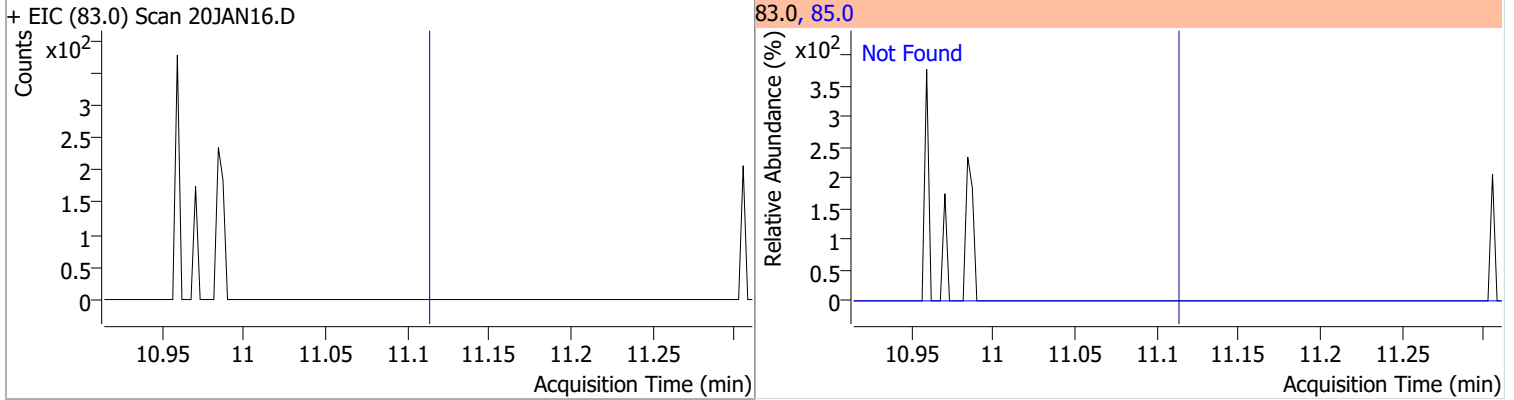


Quantitation Results Report (QT Reviewed)

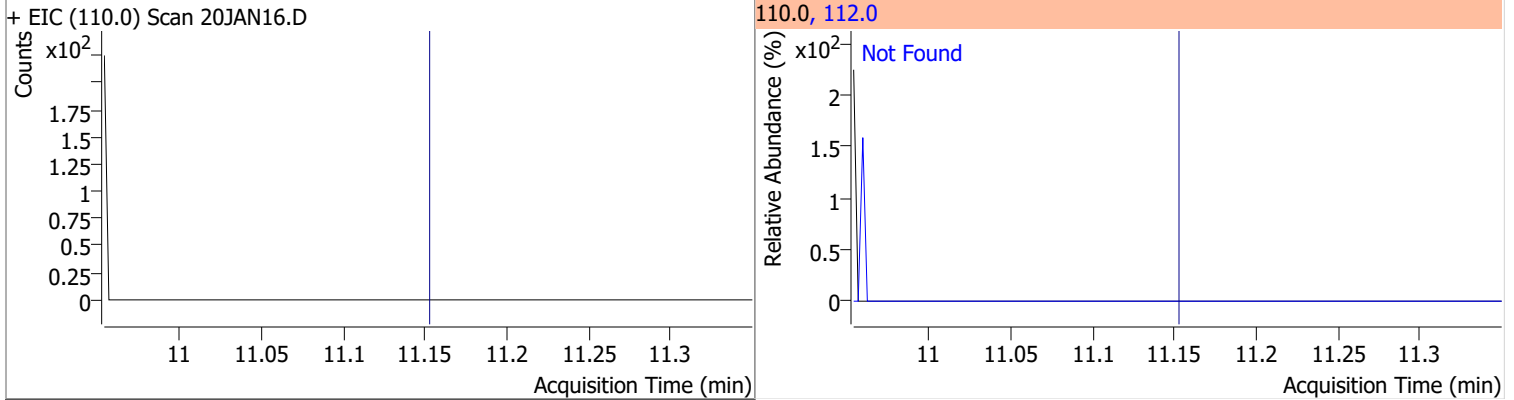
Compound	Conc.	Exp RT	QIon	Exp Ratio	QIon	Exp Ratio
Bromobenzene	N.D.	11.09	77.0	143.5	158.0	96.1



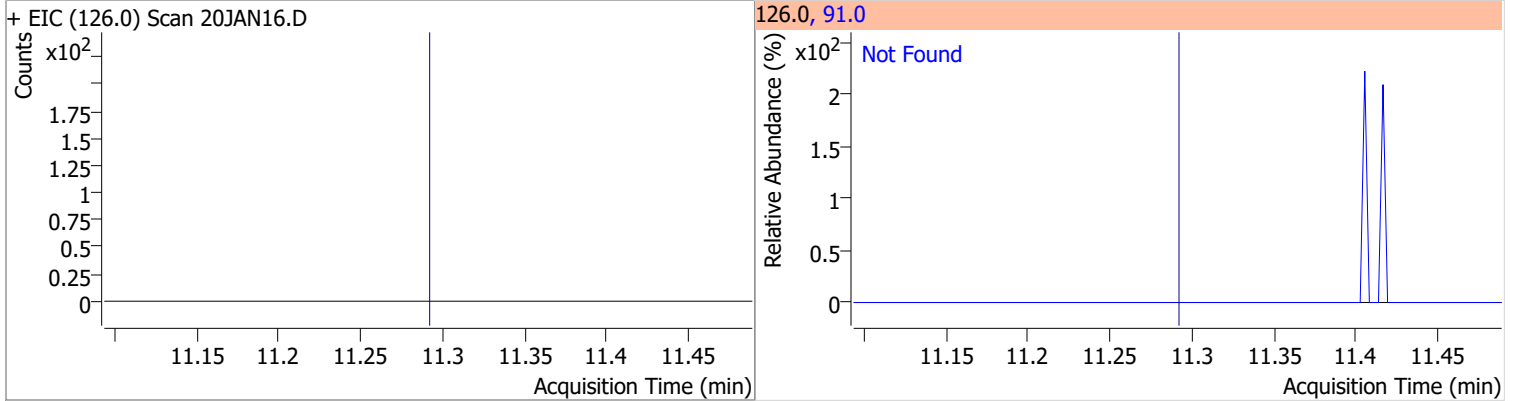
Compound	Conc.	Exp RT	QIon	Exp Ratio
1,1,2,2-Tetrachloroethane	N.D.	11.11	85.0	63.3



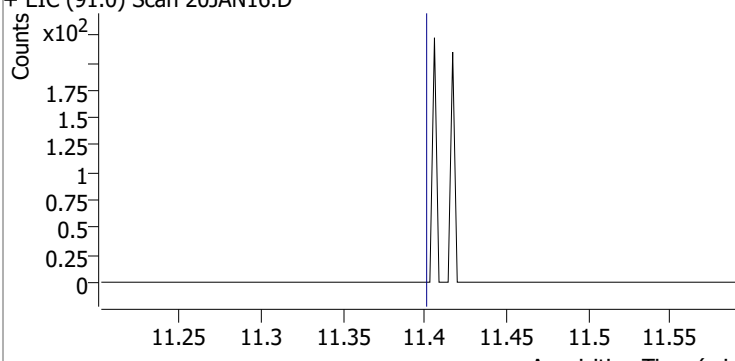
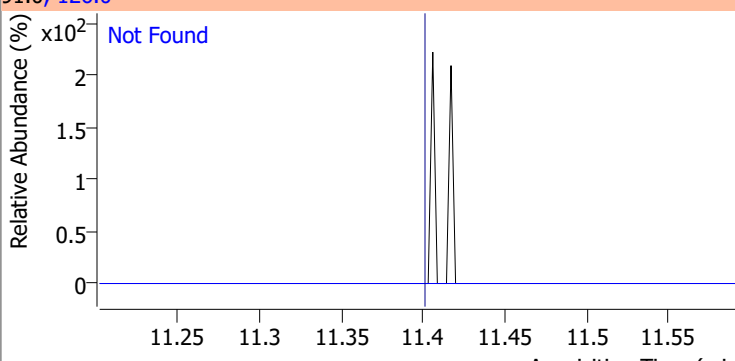
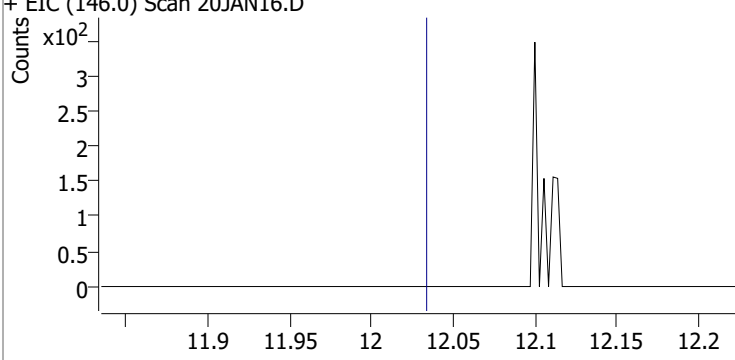
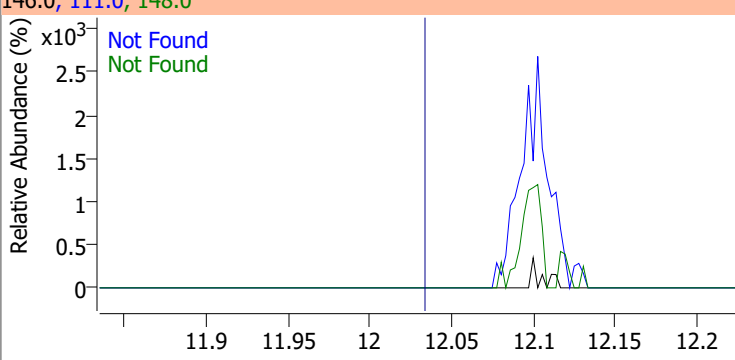
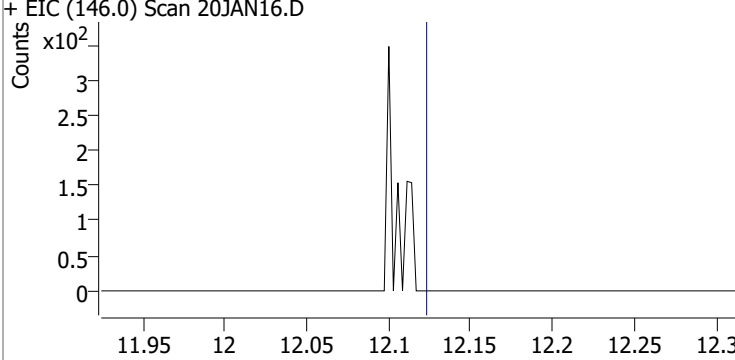
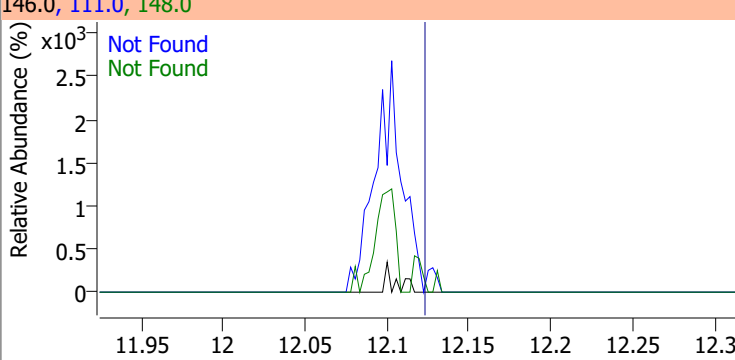
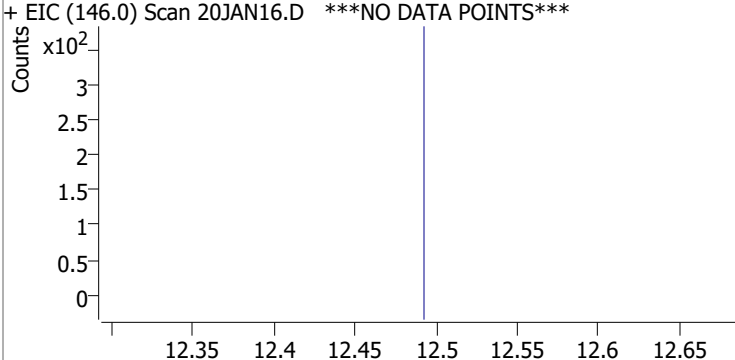
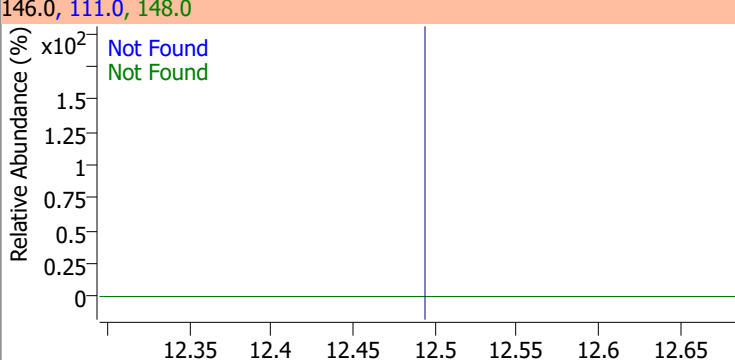
Compound	Conc.	Exp RT	QIon	Exp Ratio
1,2,3-Trichloropropane	N.D.	11.15	112.0	65.8



Compound	Conc.	Exp RT	QIon	Exp Ratio
2-Chlorotoluene	N.D.	11.29	91.0	276.2

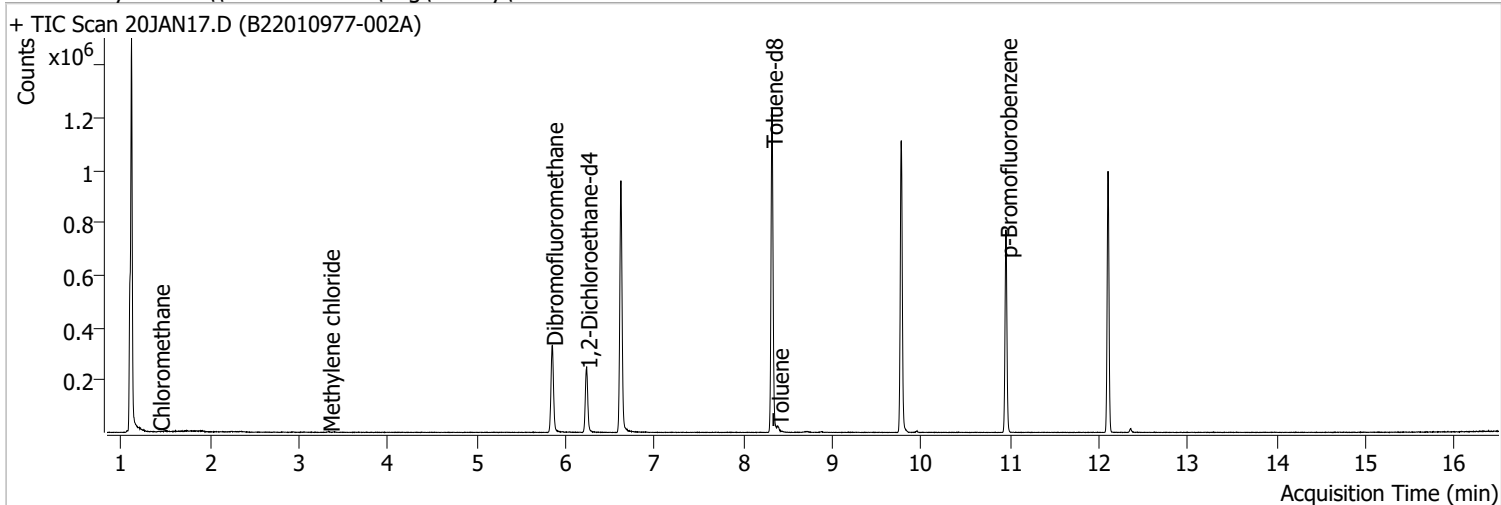


Quantitation Results Report (QT Reviewed)

Compound	Conc.	Exp RT	QIon	Exp Ratio		
4-Chlorotoluene	N.D.	11.40	126.0	31.3		
+ EIC (91.0) Scan 20JAN16.D			91.0, 126.0			
						
1,3-Dichlorobenzene	N.D.	12.03	148.0	62.8	QIon	Exp Ratio
+ EIC (146.0) Scan 20JAN16.D			146.0, 111.0, 148.0			
						
1,4-Dichlorobenzene	N.D.	12.12	148.0	63.7	QIon	Exp Ratio
+ EIC (146.0) Scan 20JAN16.D			146.0, 111.0, 148.0			
						
1,2-Dichlorobenzene	N.D.	12.49	148.0	61.9	QIon	Exp Ratio
+ EIC (146.0) Scan 20JAN16.D ***NO DATA POINTS***			146.0, 111.0, 148.0			
						

Quantitation Results Report (QT Reviewed)

Data File	20JAN17.D	Operator	MSC
Acq. Method	5975CACQF.M	Acq. Date-Time	1/20/2022 5:18:10 PM
Sample Name	B22010977-002A	Instrument	VOA5975C
Vial	17	Multiplier	1.00
DA Method File	VOA5975C_8260B_SHT_DoD_L4_011922.m	Comment	
Tune File	BFB_Atune3.u	Tune Date	10/11/2021 4:02:00 PM
Batch Name	VG012022_8260B.batch.bin	Last Calib Update	3/8/2022 4:29:12 PM
Ref Library	\\MASSHUNTER\Org\Library\NIST129K.I		



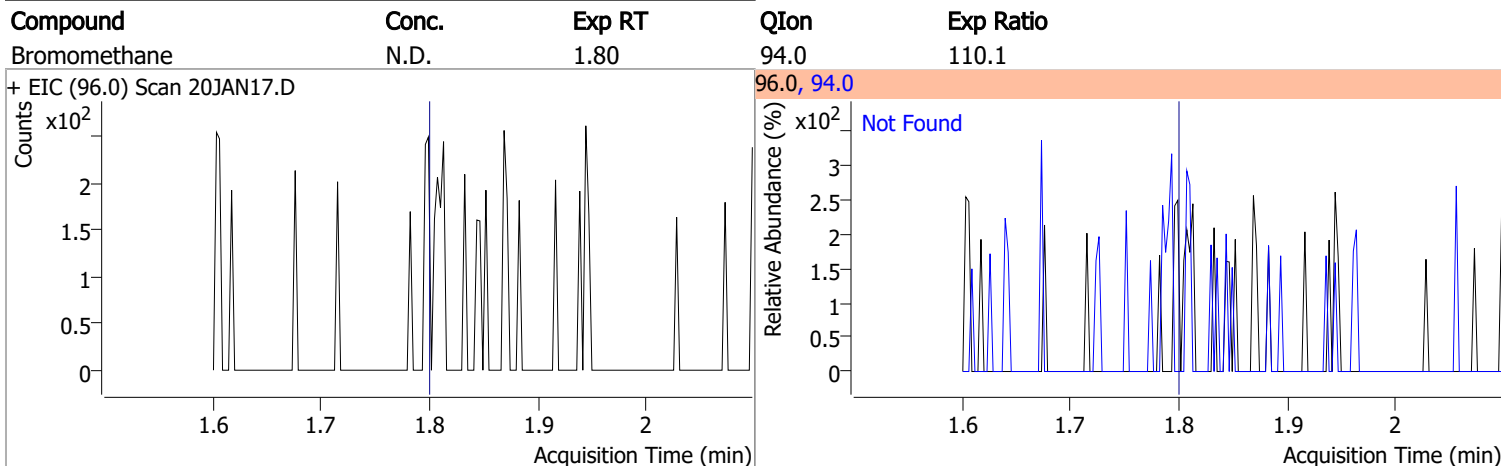
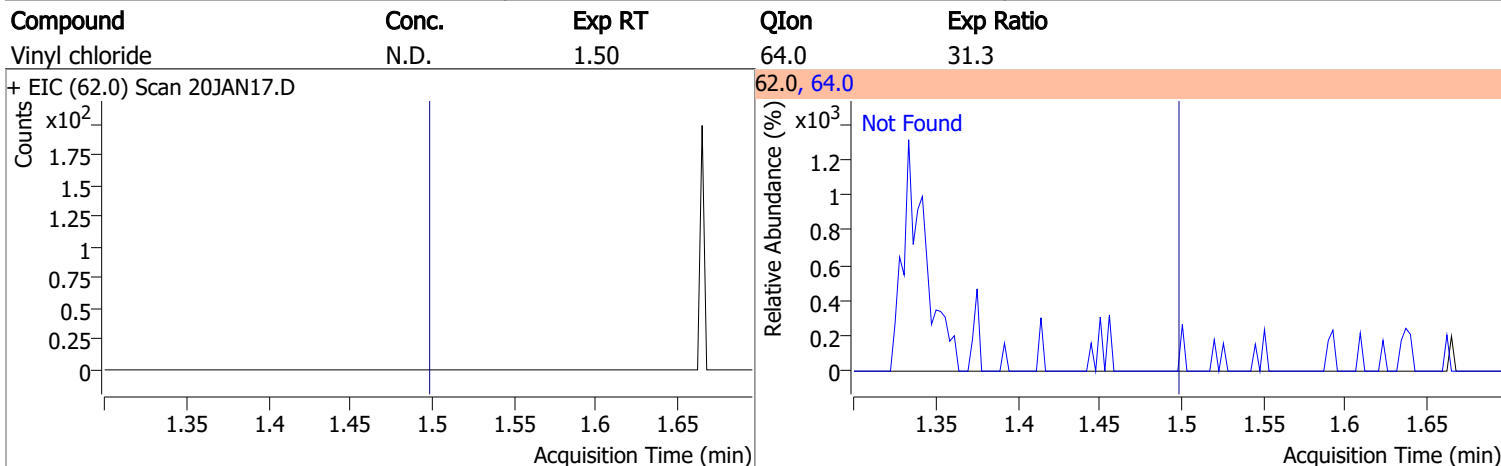
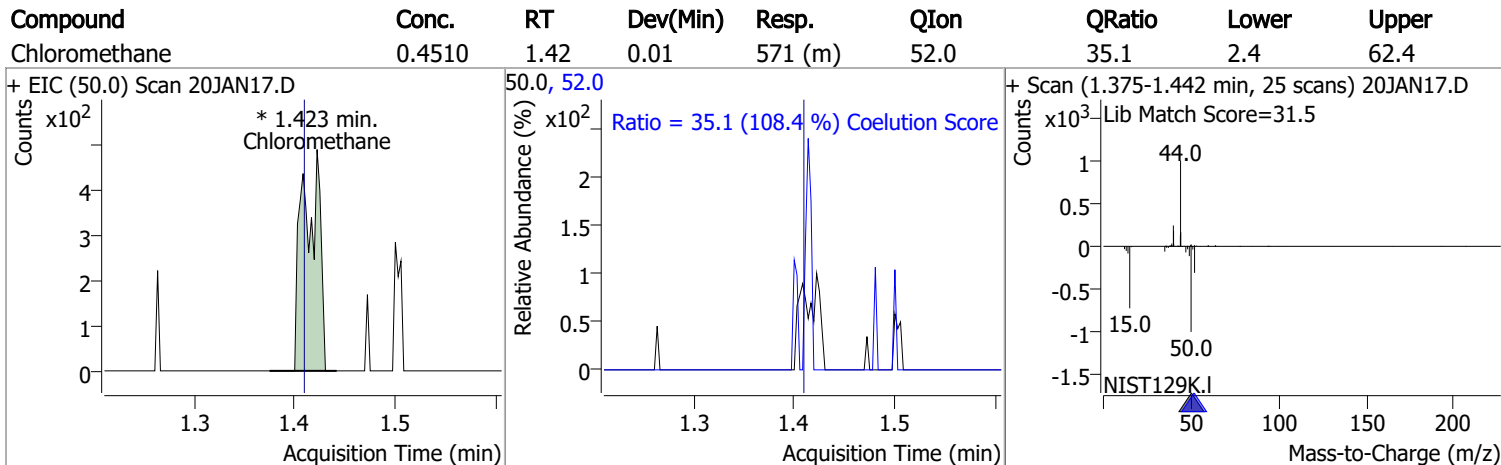
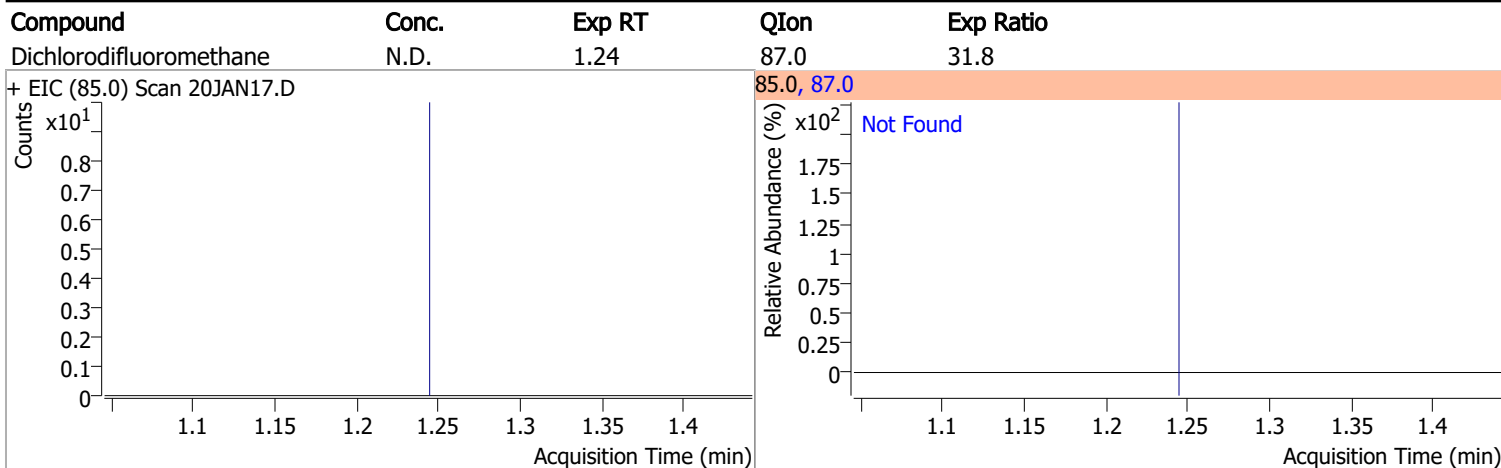
Compound	RT	QIon	Resp.	Conc.	Units	Dev(Min)
Internal Standards						
M Fluorobenzene	6.621	96.0	800397	250.0000	ng	0.000
M Chlorobenzene-d5	9.775	82.0	309690	250.0000	ng	0.000
M 1,4-Dichlorobenzene-d4	12.100	152.0	233326	250.0000	ng	0.000
System Monitoring Compounds						
S Dibromofluoromethane	5.845	113.0	196609	253.6071	ng	-0.005
Spiked Amount: 250.000	Range: 80.0 - 119.0%			Recovery = 101.44%		
S 1,2-Dichloroethane-d4	6.233	67.0	87418	261.0367	ng	0.003
Spiked Amount: 250.000	Range: 81.0 - 118.0%			Recovery = 104.41%		
S Toluene-d8	8.319	98.0	754157	249.6114	ng	0.000
Spiked Amount: 250.000	Range: 89.0 - 112.0%			Recovery = 99.84%		
S p-Bromofluorobenzene	10.954	95.0	214186	248.6216	ng	0.006
Spiked Amount: 250.000	Range: 85.0 - 114.0%			Recovery = 99.45%		
Target Compounds						
T Dichlorodifluoromethane	0.000		0	N.D.		
T Chloromethane	1.423	50.0	571	0.4510	ng	m 95
T Vinyl chloride	0.000		0	N.D.		
T Bromomethane	0.000		0	N.D.		
T Chloroethane	0.000		0	N.D.		
T Trichlorofluoromethane	0.000		0	N.D.		
T 1,1-Dichloroethene	0.000		0	N.D.		
T Methylene chloride	3.336	49.0	1771	1.5140	ng	m 85
T trans-1,2-Dichloroethene	0.000		0	N.D.		
T Methyl tert-butyl ether (MTBE)	0.000		0	N.D.		
T 1,1-Dichloroethane	0.000		0	N.D.		
T 2,2-Dichloropropane	0.000		0	N.D.		
T cis-1,2-Dichloroethene	0.000		0	N.D.		
T Methyl ethyl ketone	0.000		0	N.D.		
T Bromochloromethane	0.000		0	N.D.		
T Chloroform	5.656	83.0	0		ng	md 1

Quantitation Results Report (QT Reviewed)

Compound	RT	QIon	Resp.	Conc.	Units	Dev(Min)
T 1,1,1-Trichloroethane	0.000		0	N.D.		
T Carbon tetrachloride	0.000		0	N.D.		
T 1,1-Dichloropropene	0.000		0	N.D.		
T Benzene	0.000		0	N.D.		
T 1,2-Dichloroethane	0.000		0	N.D.		
T Trichloroethene	0.000		0	N.D.		
T 1,2-Dichloropropane	0.000		0	N.D.		
T Dibromomethane	0.000		0	N.D.		
T Bromodichloromethane	0.000		0	N.D.		
T cis-1,3-Dichloropropene	0.000		0	N.D.		
T Toluene	8.386	92.0	5263	2.6133	ng	91
T trans-1,3-Dichloropropene	0.000		0	N.D.		
T 1,1,2-Trichloroethane	0.000		0	N.D.		
T Tetrachloroethene	0.000		0	N.D.		
T 1,3-Dichloropropane	0.000		0	N.D.		
T Chlorodibromomethane	0.000		0	N.D.		
T 1,2-Dibromoethane	0.000		0	N.D.		
T Chlorobenzene	0.000		0	N.D.		
T 1,1,1,2-Tetrachloroethane	0.000		0	N.D.		
T Ethylbenzene	0.000		0	N.D.		
T m+p-Xylenes	0.000		0	N.D.		
T o-Xylene	0.000		0	N.D.		
T Styrene	0.000		0	N.D.		
T Bromoform	0.000		0	N.D.		
T Bromobenzene	0.000		0	N.D.		
T 1,1,2,2-Tetrachloroethane	0.000		0	N.D.		
T 1,2,3-Trichloropropane	0.000		0	N.D.		
T 2-Chlorotoluene	0.000		0	N.D.		
T 4-Chlorotoluene	0.000		0	N.D.		
T 1,3-Dichlorobenzene	0.000		0	N.D.		
T 1,4-Dichlorobenzene	0.000		0	N.D.		
T 1,2-Dichlorobenzene	0.000		0	N.D.		

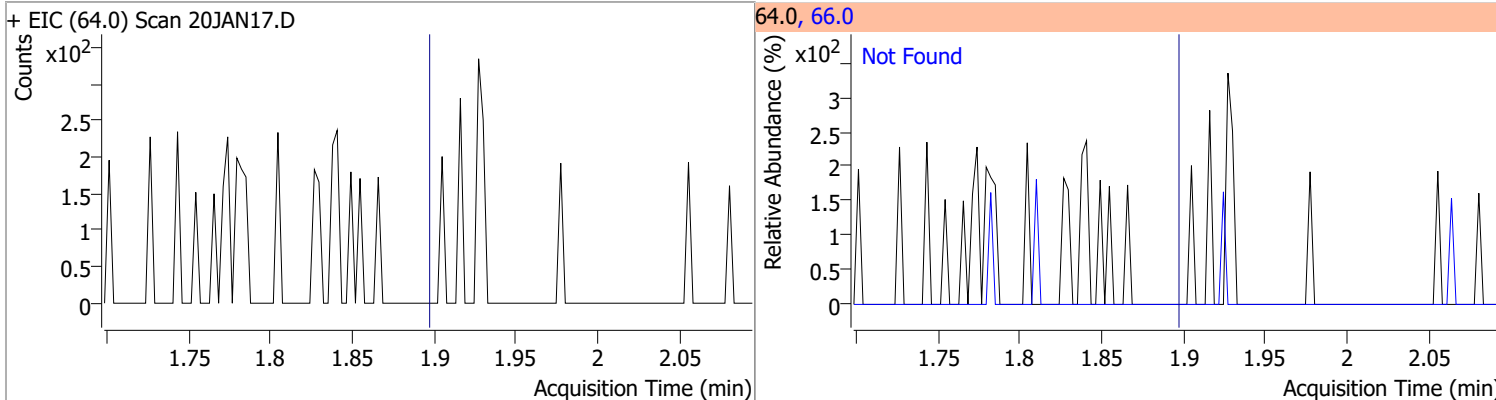
(#) = Qualifier Out of Range; (m) = Manual Integration; (+) = Area Summed; (*) = Surrogate Percent Recovery Out of Range; (d): Zeroed Peak

Quantitation Results Report (QT Reviewed)

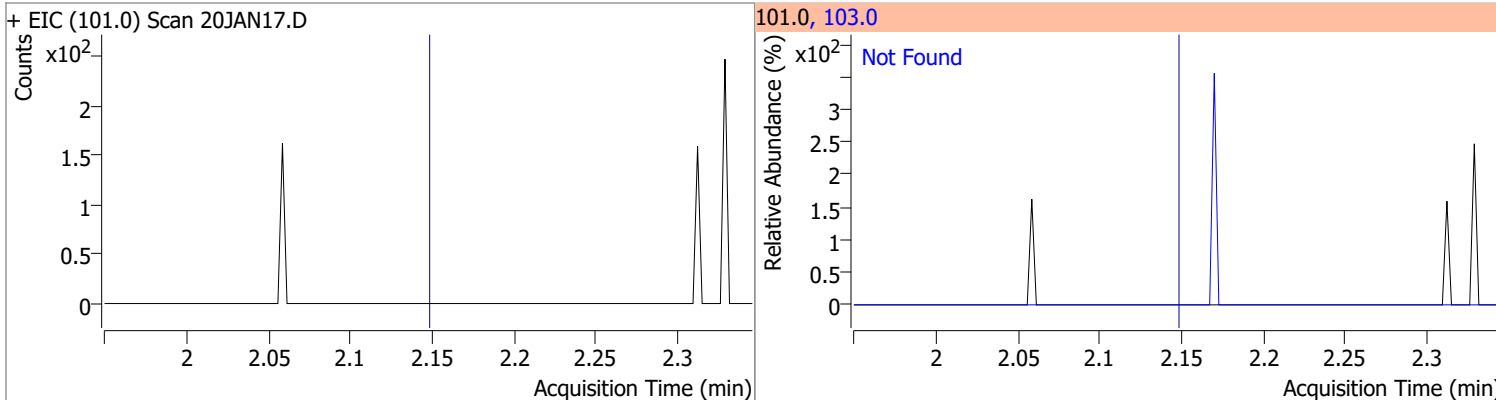


Quantitation Results Report (QT Reviewed)

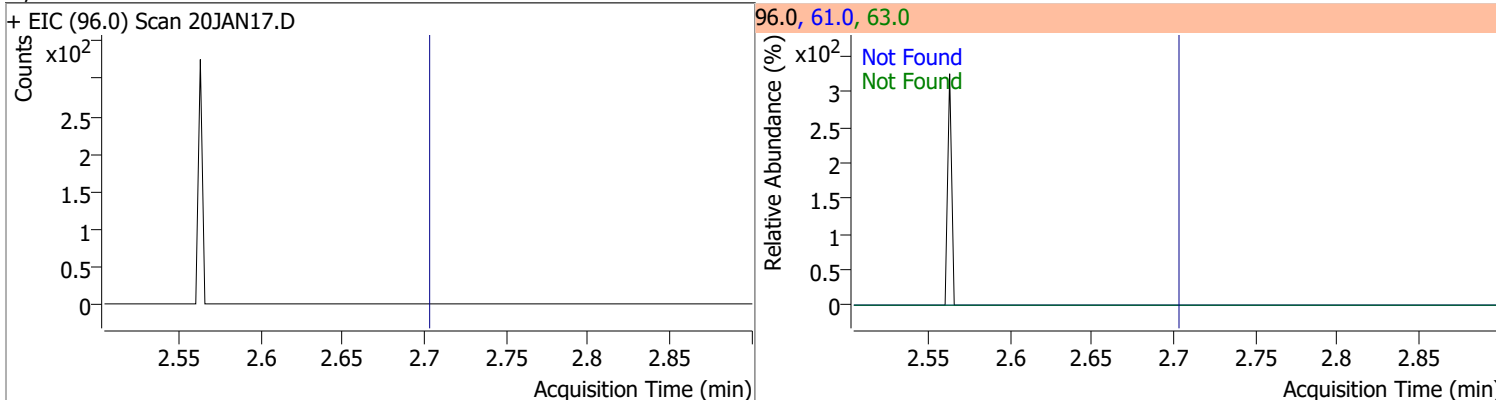
Compound	Conc.	Exp RT	QIon	Exp Ratio
Chloroethane	N.D.	1.90	66.0	30.0



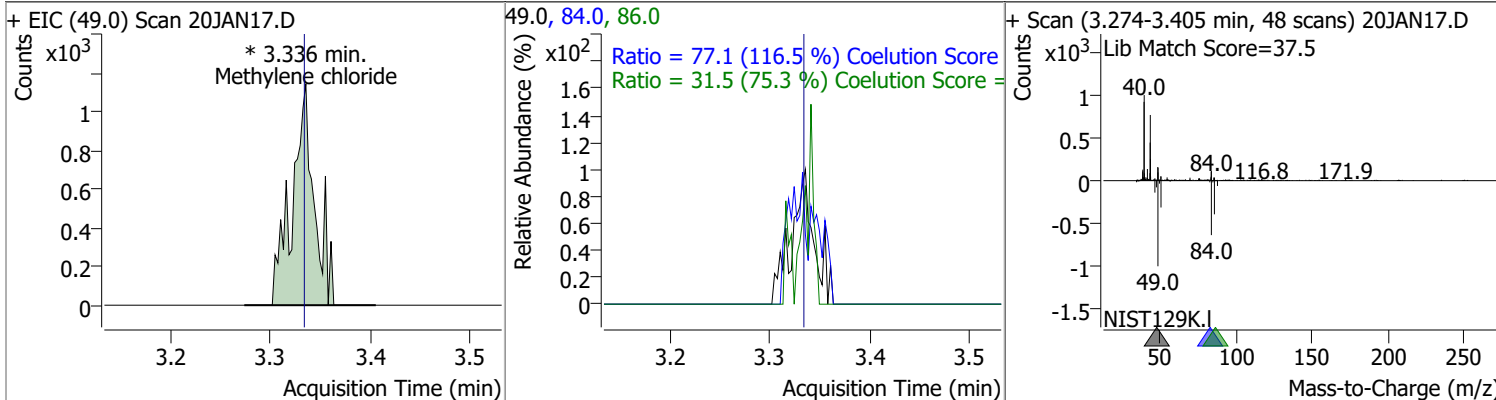
Compound	Conc.	Exp RT	QIon	Exp Ratio
Trichlorofluoromethane	N.D.	2.15	103.0	65.0



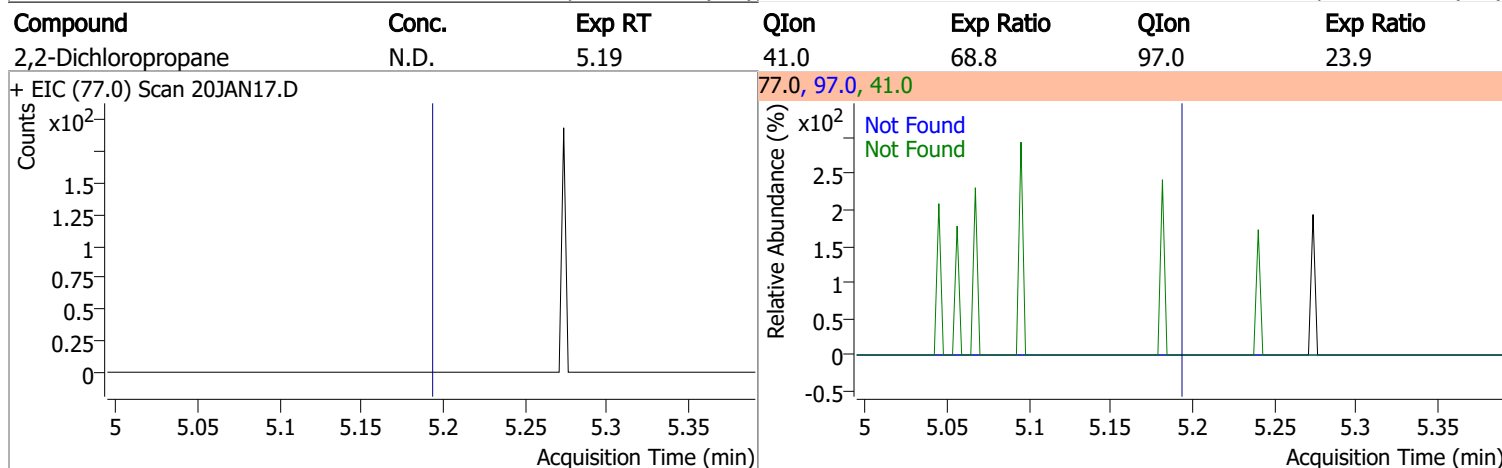
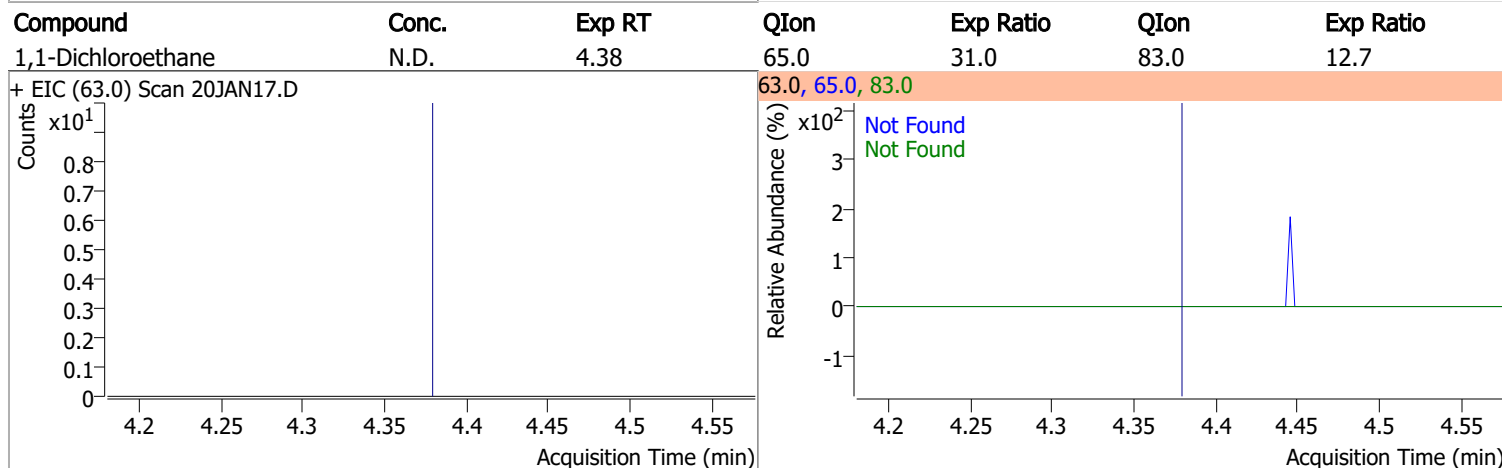
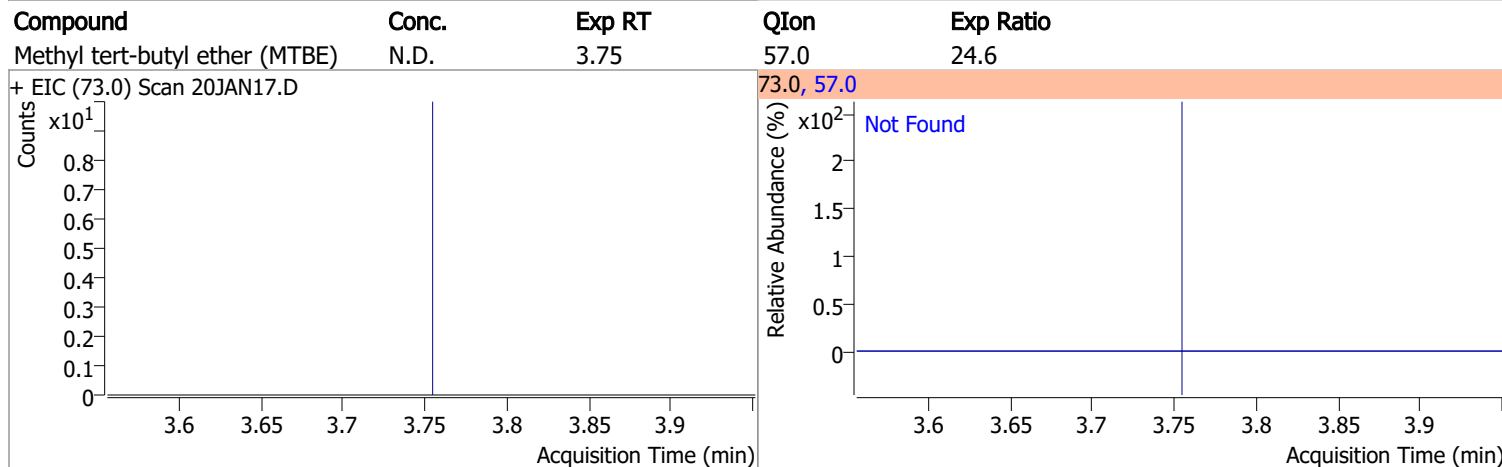
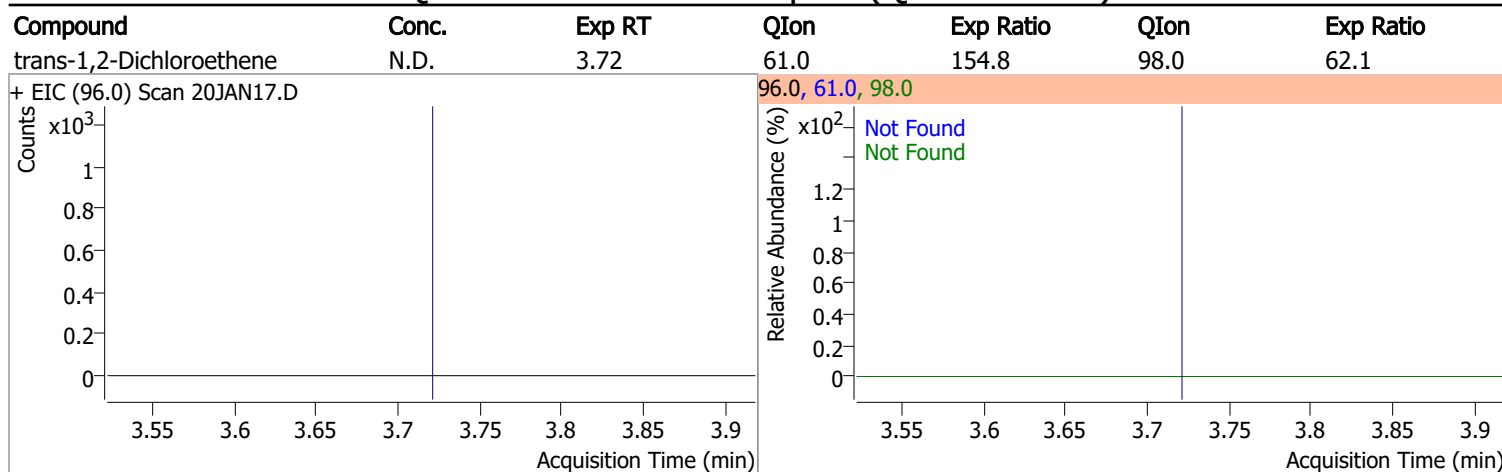
Compound	Conc.	Exp RT	QIon	Exp Ratio	QIon	Exp Ratio
1,1-Dichloroethene	N.D.	2.70	61.0	179.9	63.0	57.0



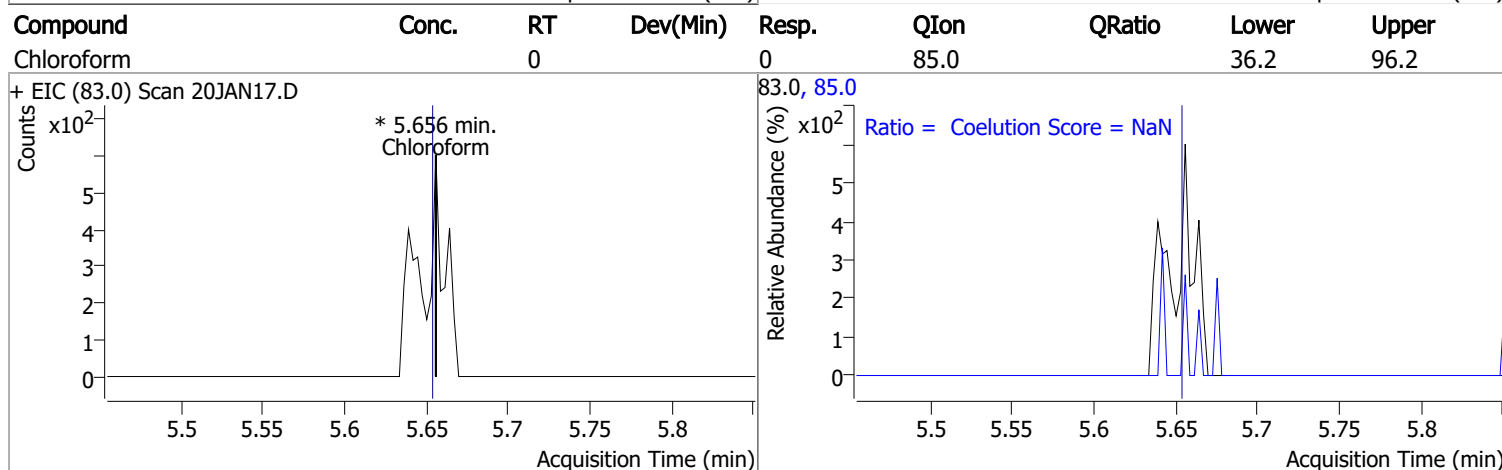
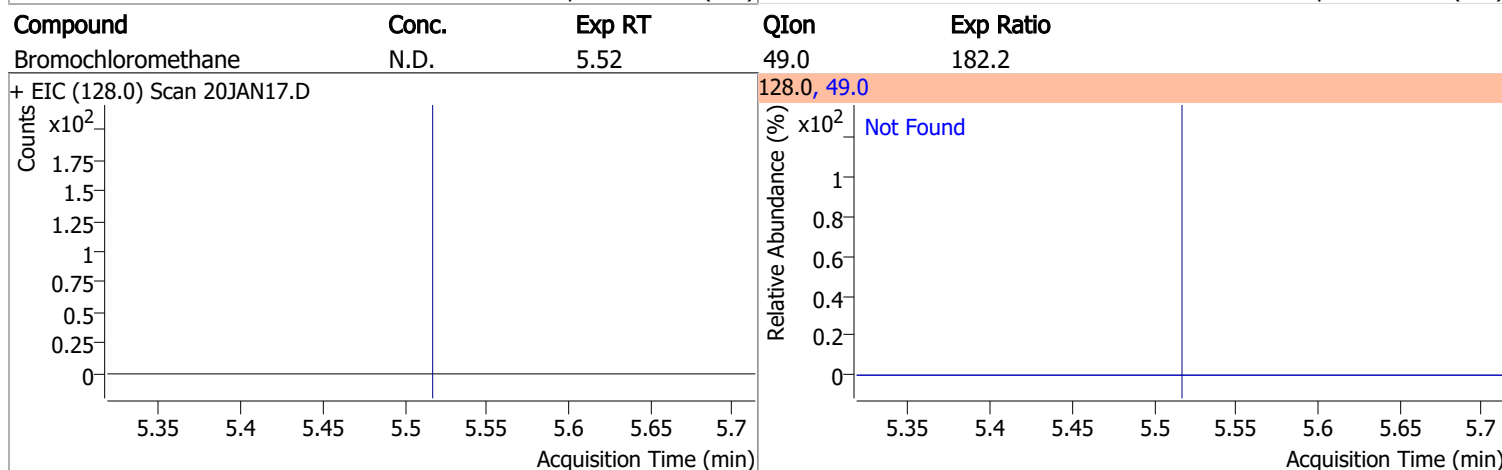
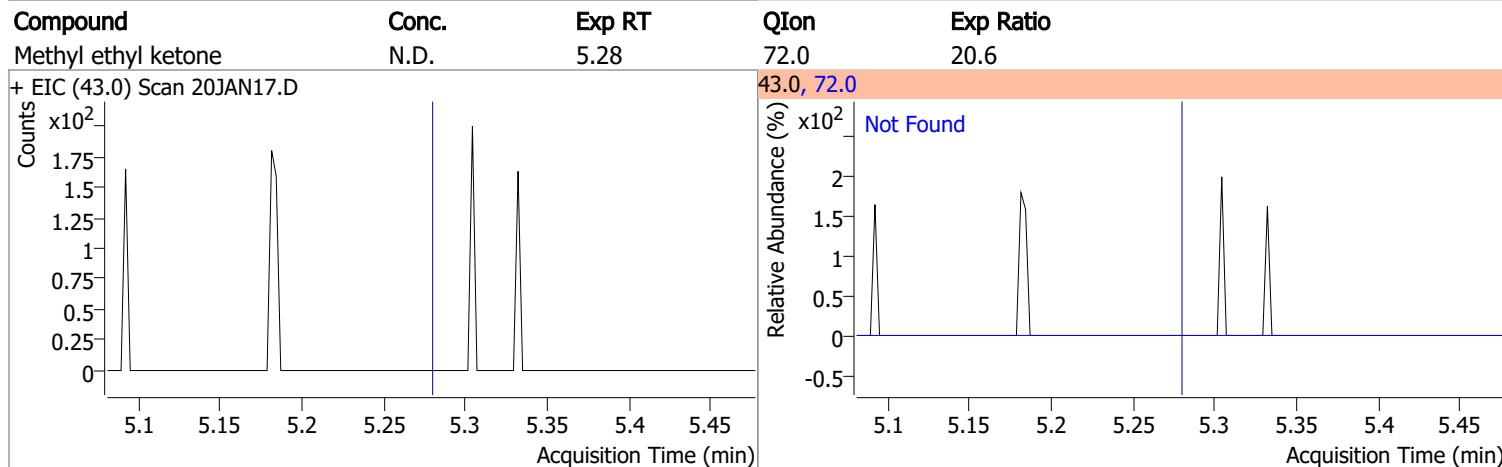
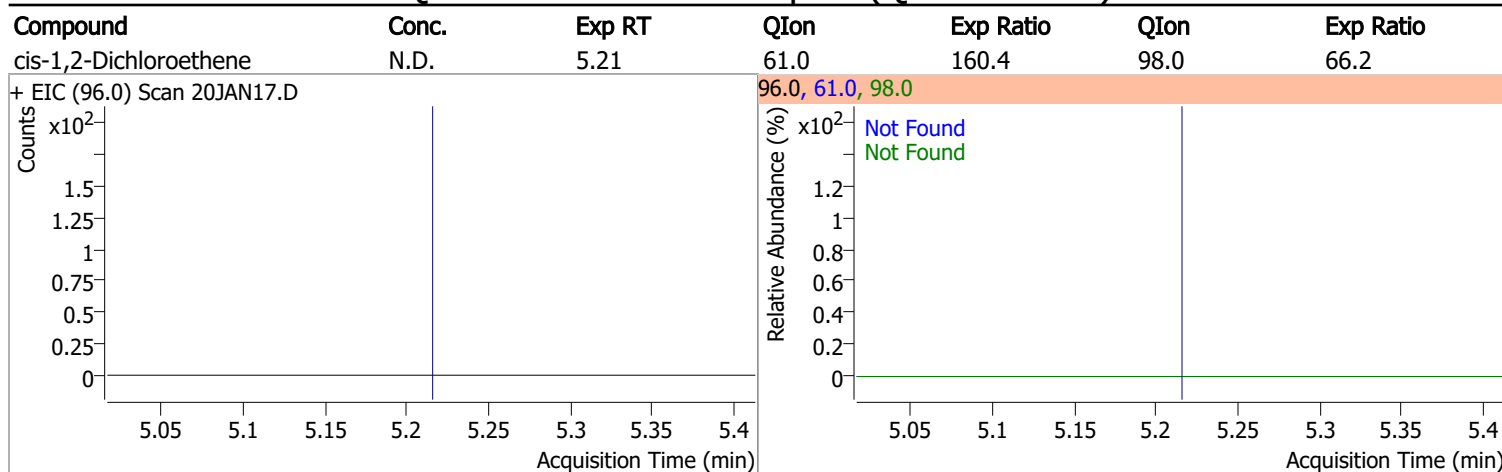
Compound	Conc.	RT	Dev(Min)	Resp.	QIon	QRatio	Lower	Upper
Methylene chloride	1.5140	3.34	0.00	1771 (m)	84.0	77.1	36.1	96.1
					86.0	31.5	11.8	71.8



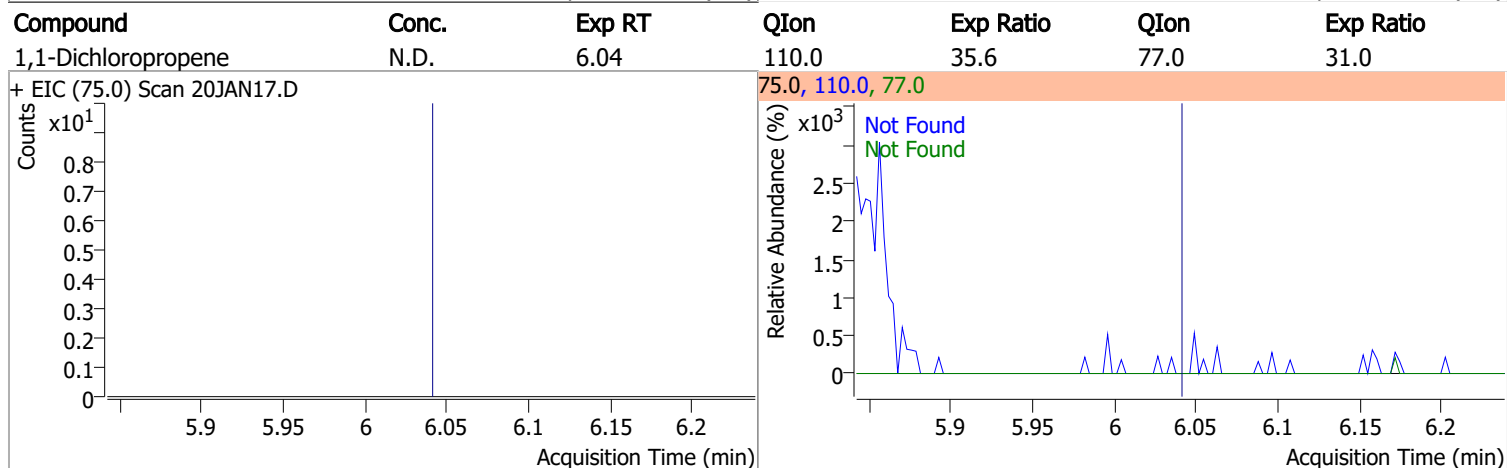
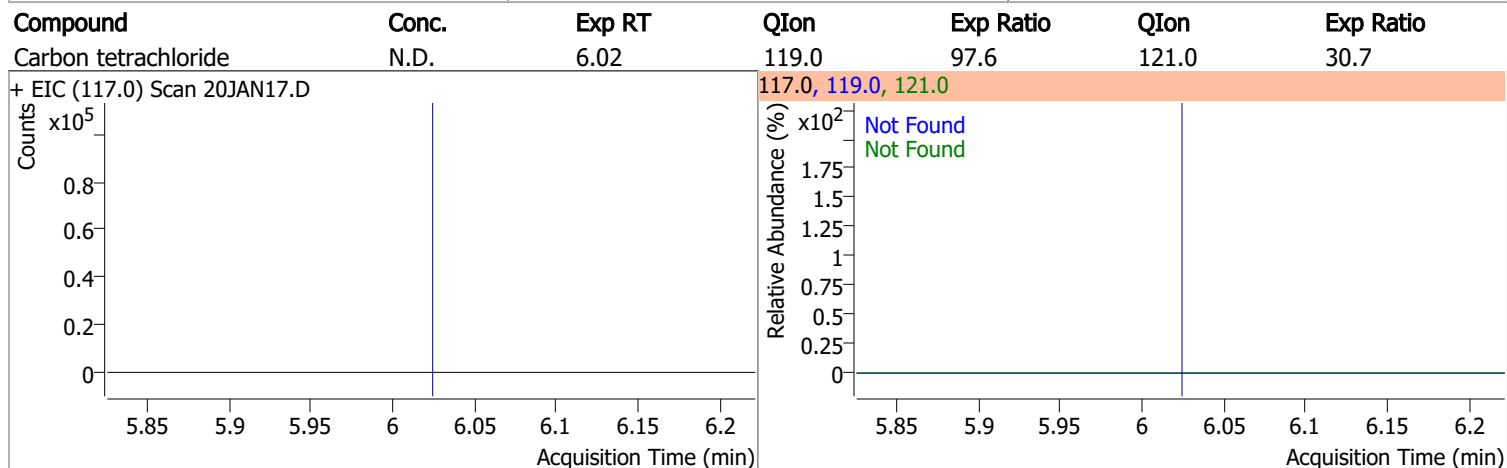
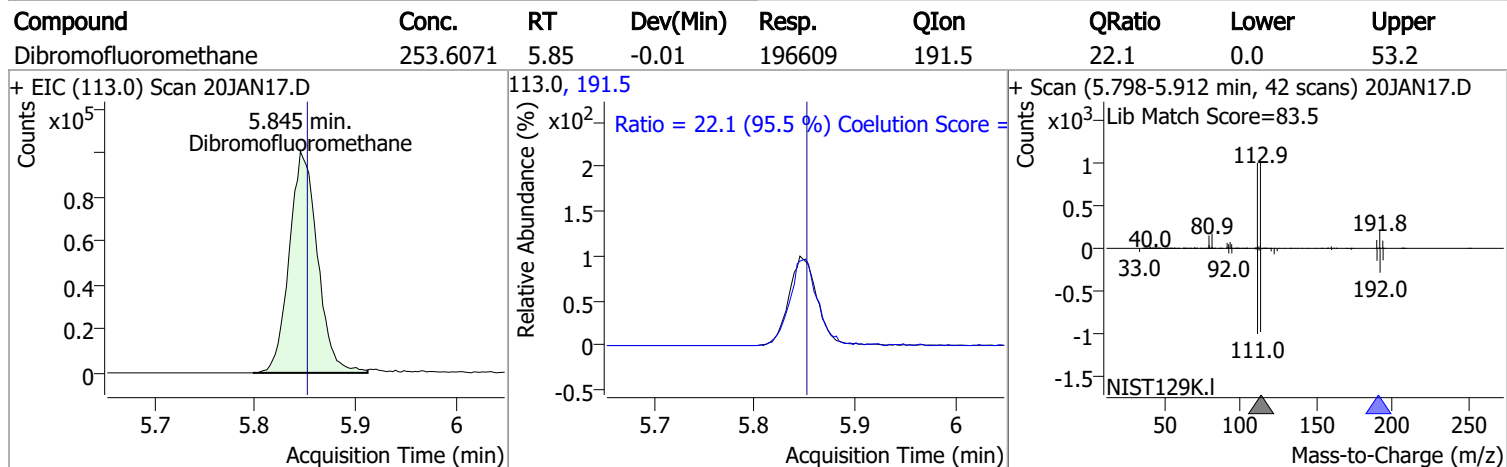
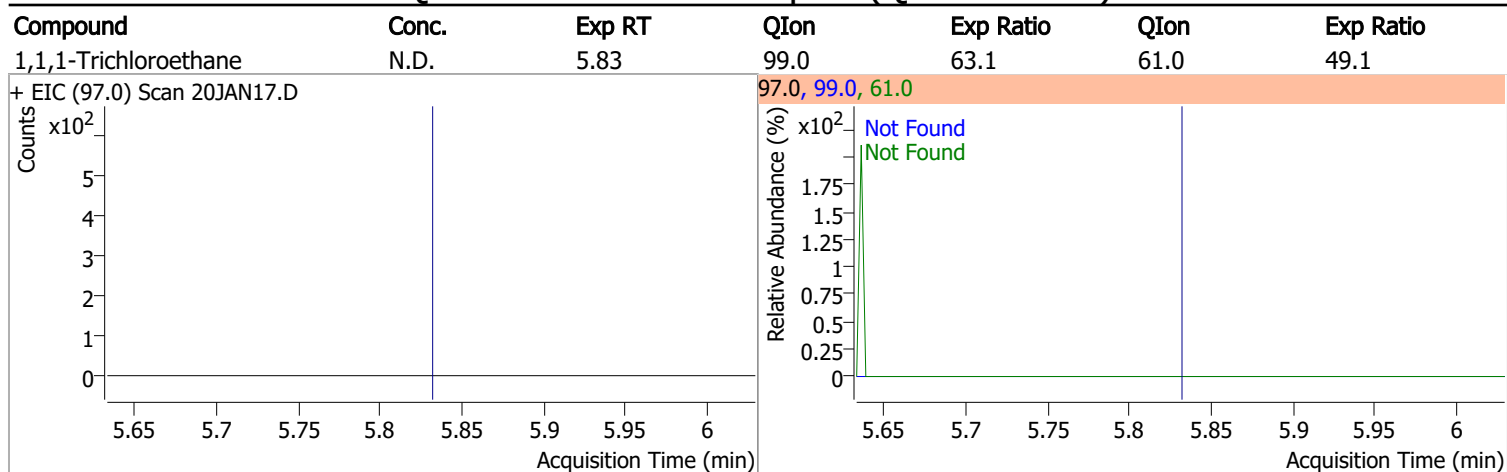
Quantitation Results Report (QT Reviewed)



Quantitation Results Report (QT Reviewed)

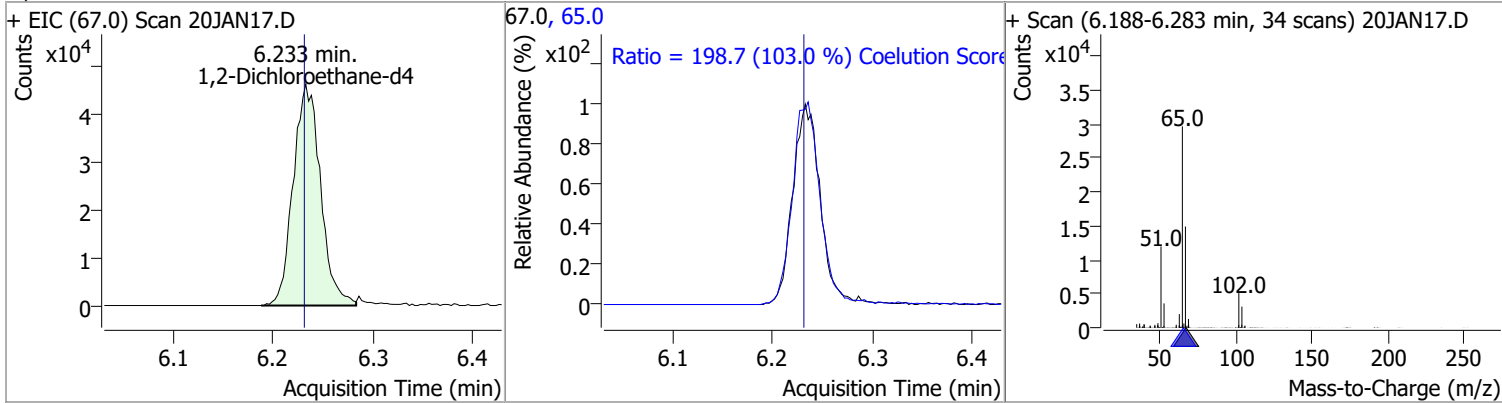


Quantitation Results Report (QT Reviewed)

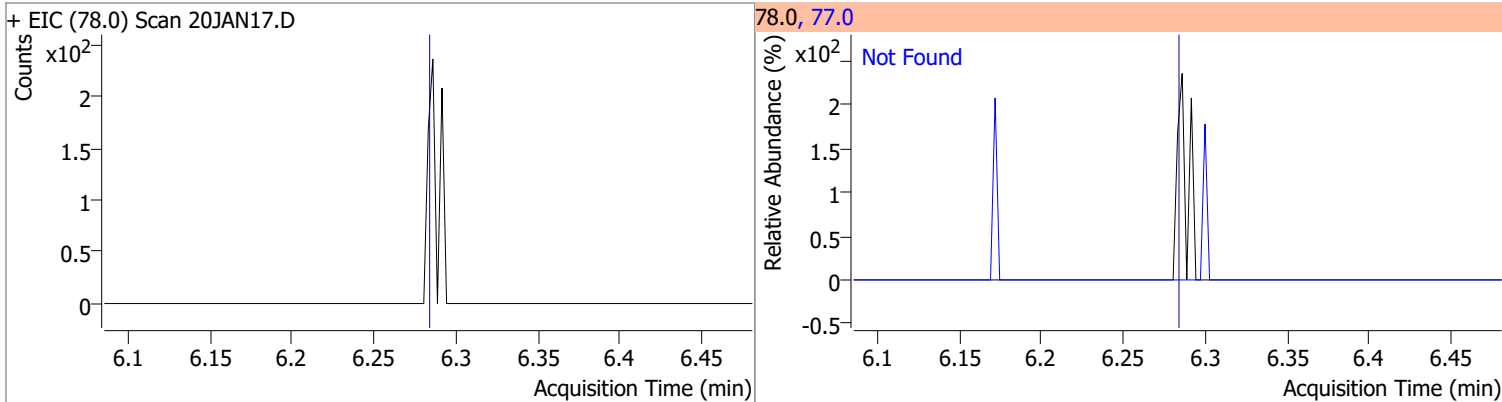


Quantitation Results Report (QT Reviewed)

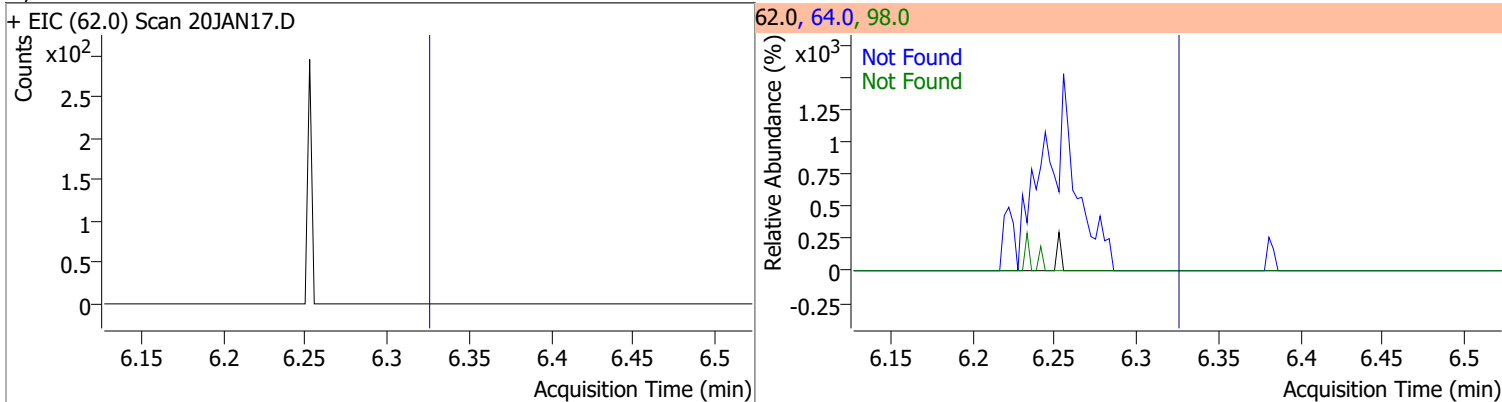
Compound	Conc.	RT	Dev(Min)	Resp.	QIon	QRatio	Lower	Upper
1,2-Dichloroethane-d4	261.0367	6.23	0.00	87418	65.0	198.7	162.8	222.8



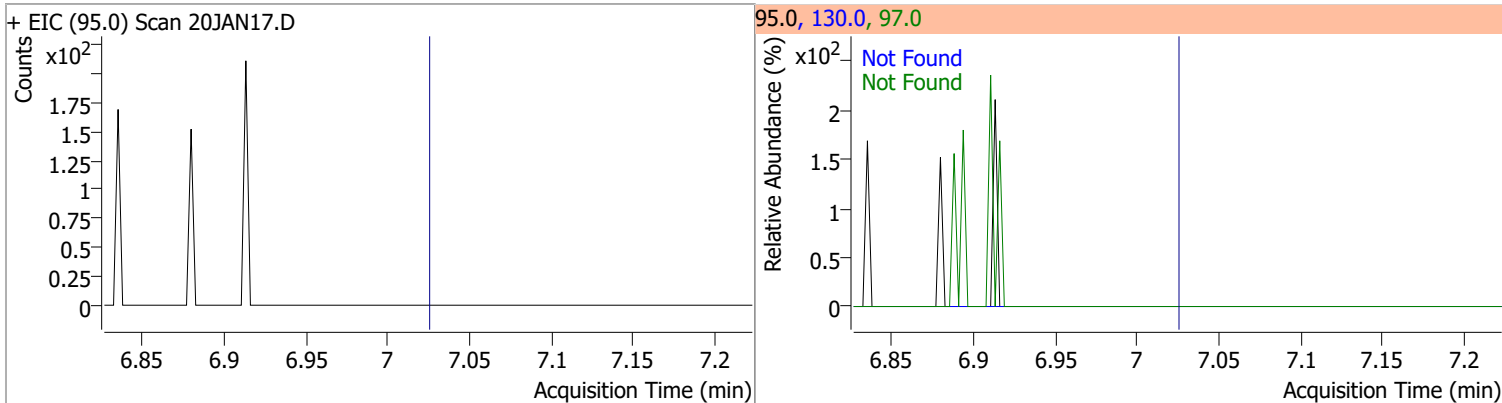
Compound	Conc.	Exp RT	QIon	Exp Ratio
Benzene	N.D.	6.28	77.0	23.3



Compound	Conc.	Exp RT	QIon	Exp Ratio	QIon	Exp Ratio
1,2-Dichloroethane	N.D.	6.32	64.0	32.2	98.0	8.2



Compound	Conc.	Exp RT	QIon	Exp Ratio	QIon	Exp Ratio
Trichloroethene	N.D.	7.02	130.0	105.6	97.0	65.7

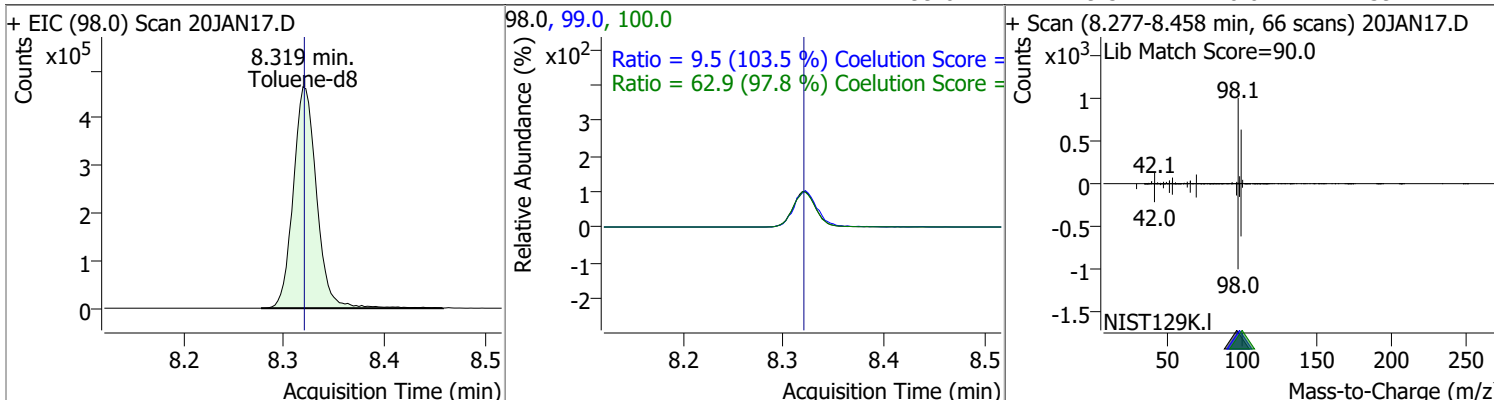


Quantitation Results Report (QT Reviewed)

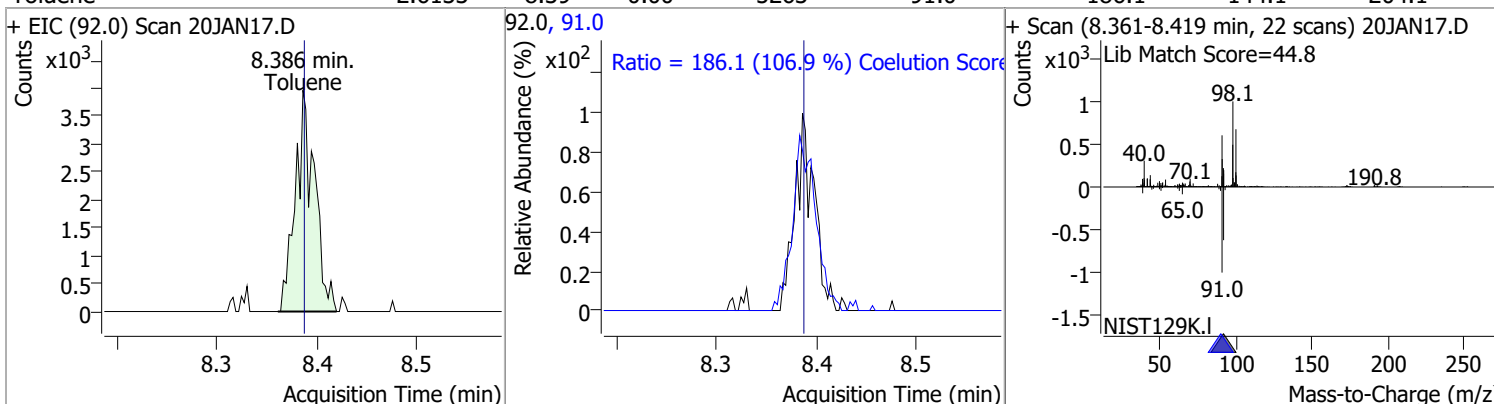
Compound	Conc.	Exp RT	QIon	Exp Ratio		
1,2-Dichloropropane	N.D.	7.27	76.0	39.8		
+ EIC (63.0) Scan 20JAN17.D			63.0, 76.0			
Dibromomethane	N.D.	7.40	173.5	108.2	QIon	Exp Ratio
+ EIC (93.0) Scan 20JAN17.D			93.0, 95.0, 173.5			
Bromodichloromethane	N.D.	7.58	85.0	66.3	QIon	Exp Ratio
+ EIC (83.0) Scan 20JAN17.D			83.0, 85.0, 127.0			
cis-1,3-Dichloropropene	N.D.	8.06	39.0	52.5	QIon	Exp Ratio
+ EIC (75.0) Scan 20JAN17.D			75.0, 77.0, 39.0			

Quantitation Results Report (QT Reviewed)

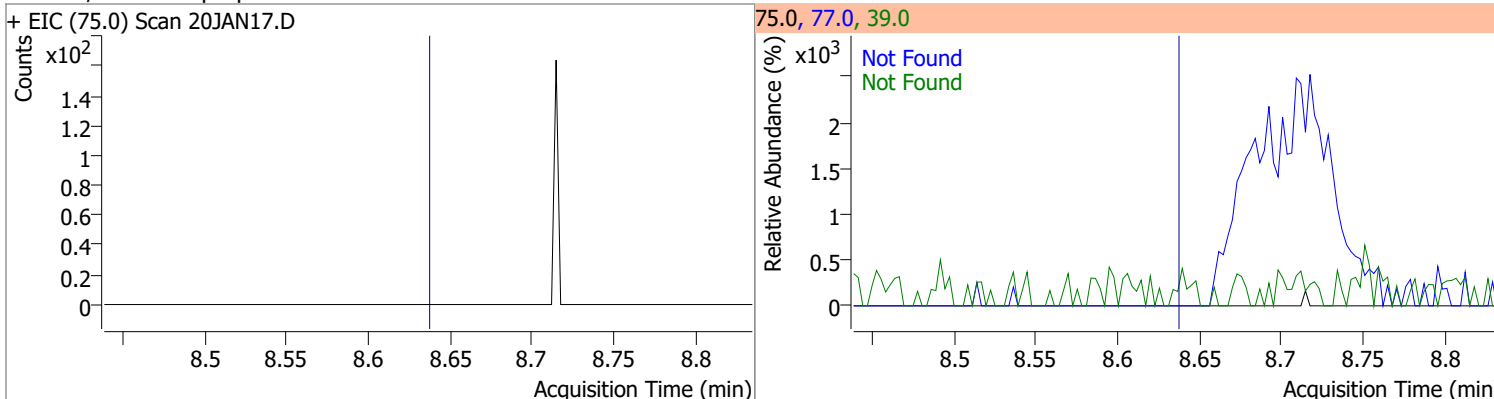
Compound	Conc.	RT	Dev(Min)	Resp.	QIon	QRatio	Lower	Upper
Toluene-d8	249.6114	8.32	0.00	754157	100.0	62.9	34.3	94.3
					99.0	9.5	0.0	39.2



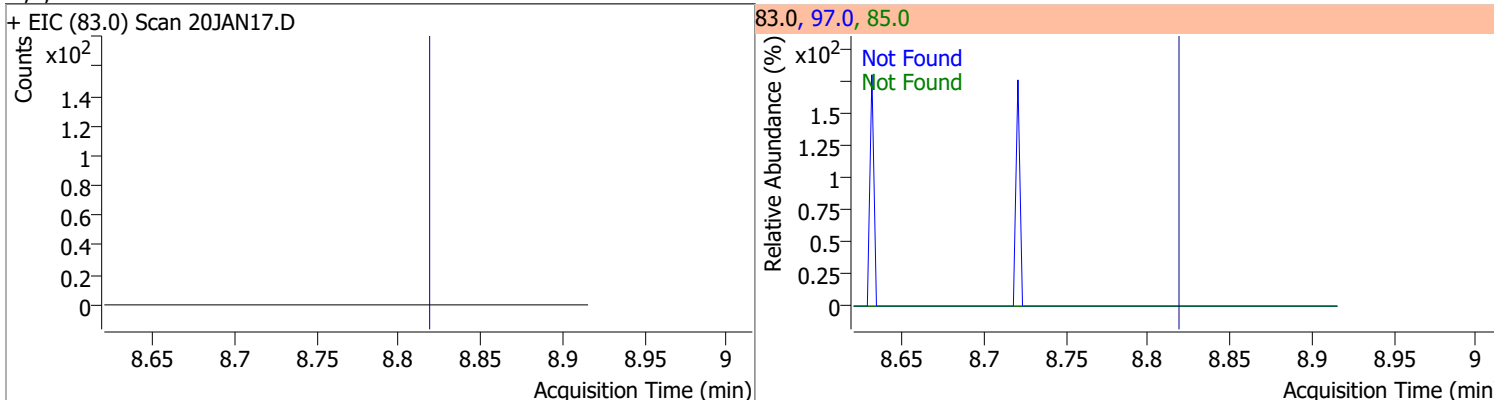
Compound	Conc.	RT	Dev(Min)	Resp.	QIon	QRatio	Lower	Upper
Toluene	2.6133	8.39	0.00	5263	91.0	186.1	144.1	204.1



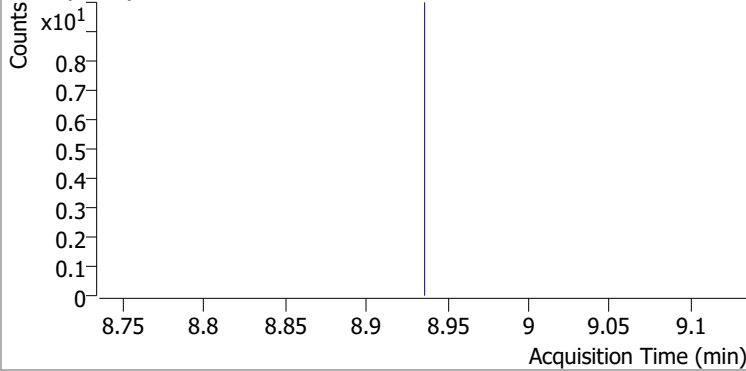
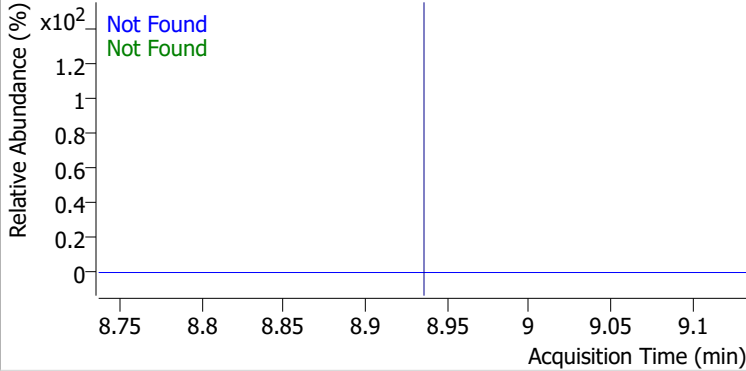
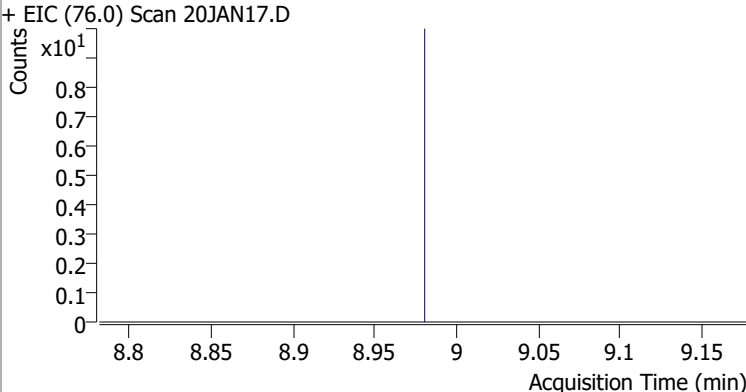
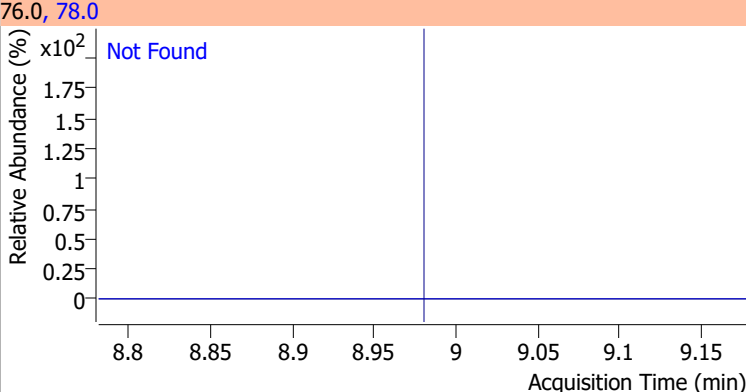
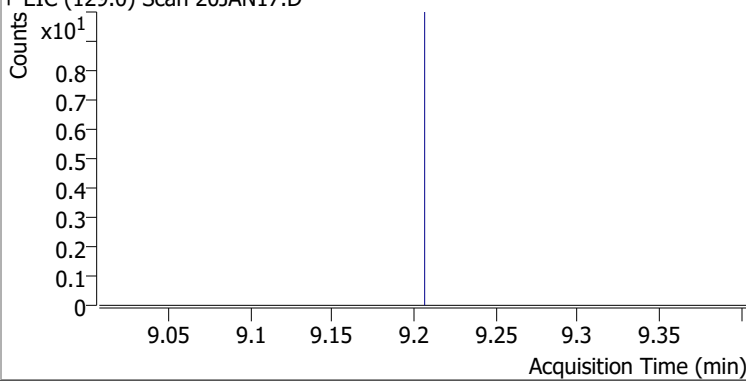
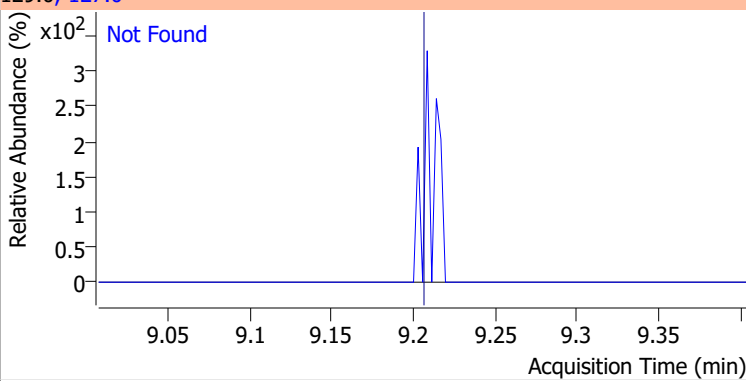
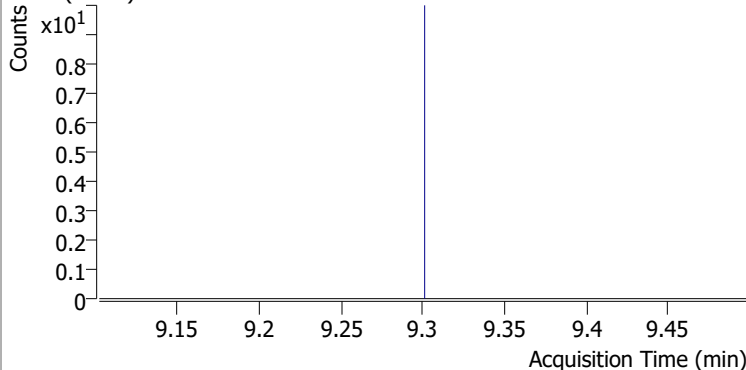
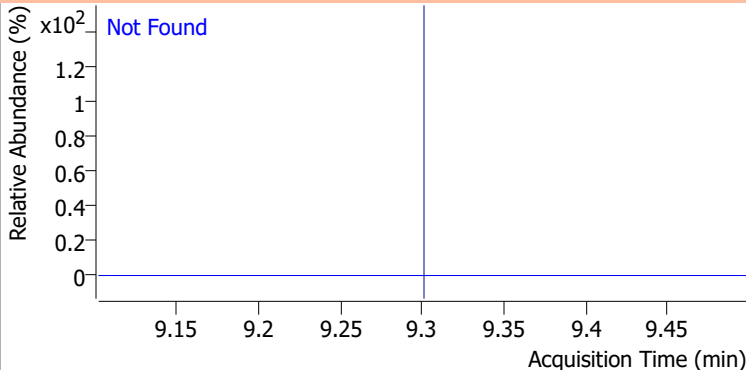
Compound	Conc.	Exp RT	QIon	Exp Ratio	QIon	Exp Ratio
trans-1,3-Dichloropropene	N.D.	8.64	39.0	53.0	77.0	31.0



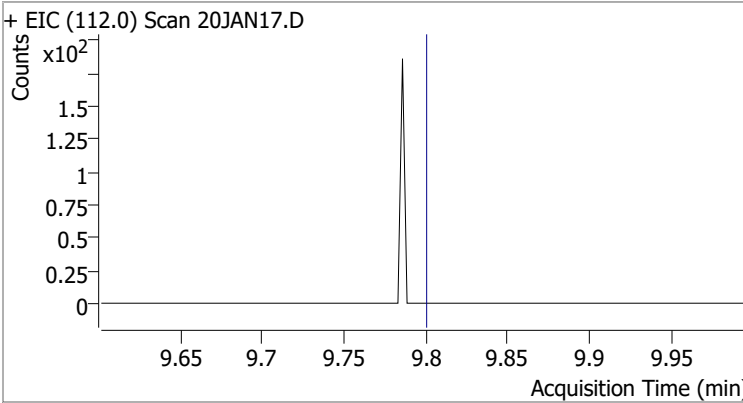
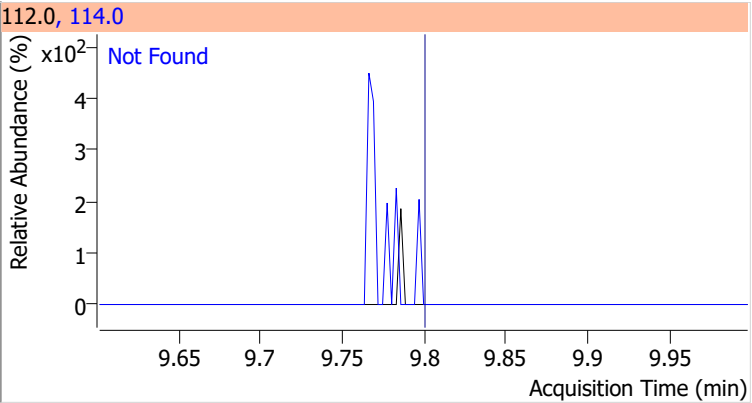
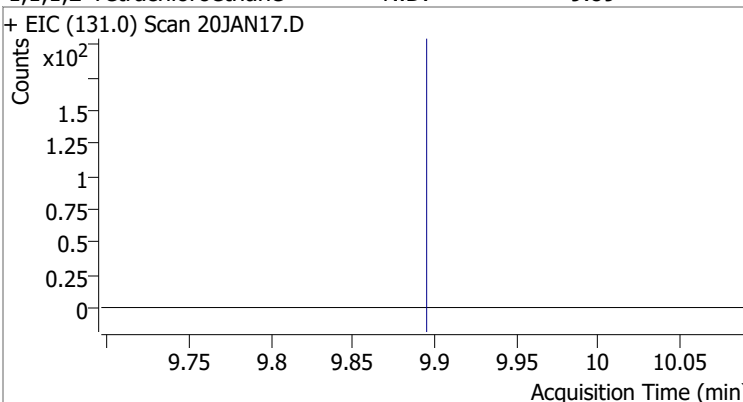
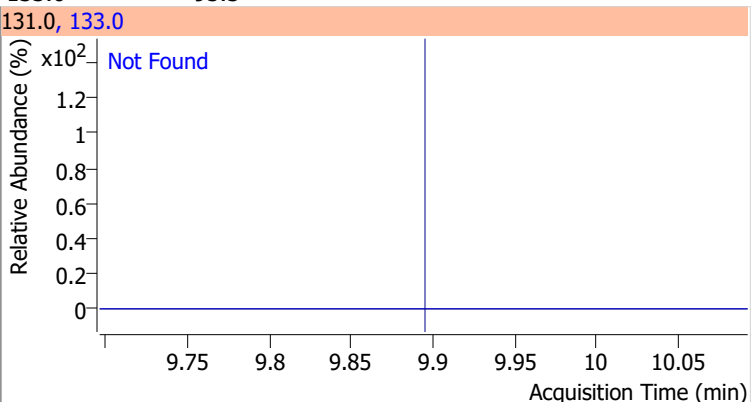
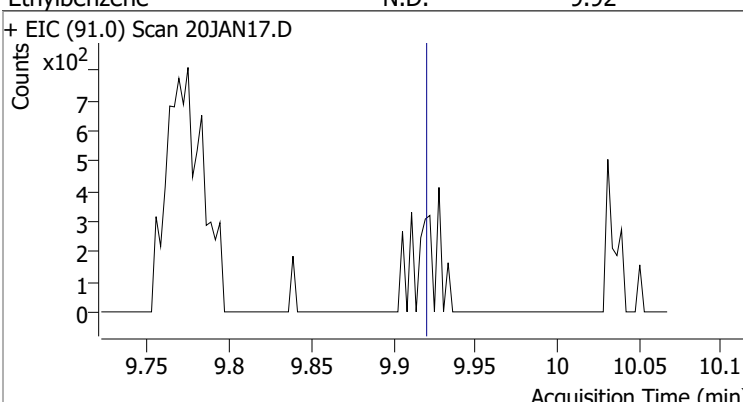
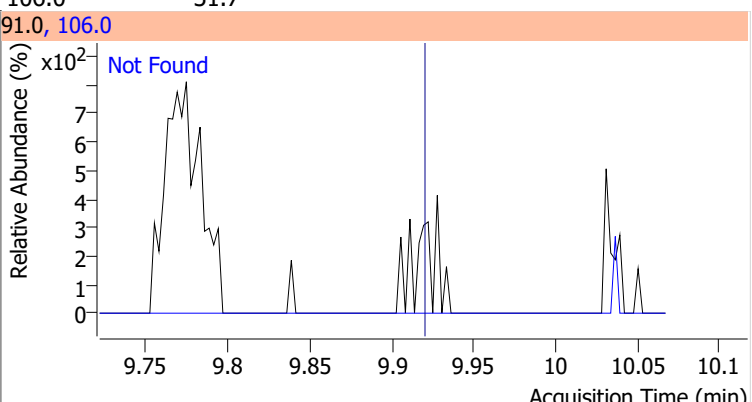
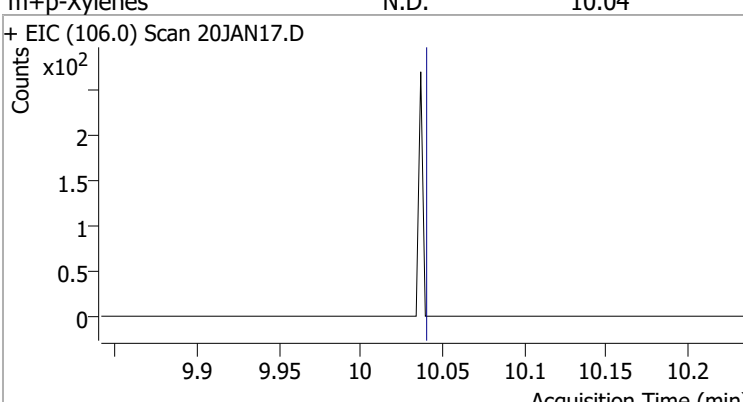
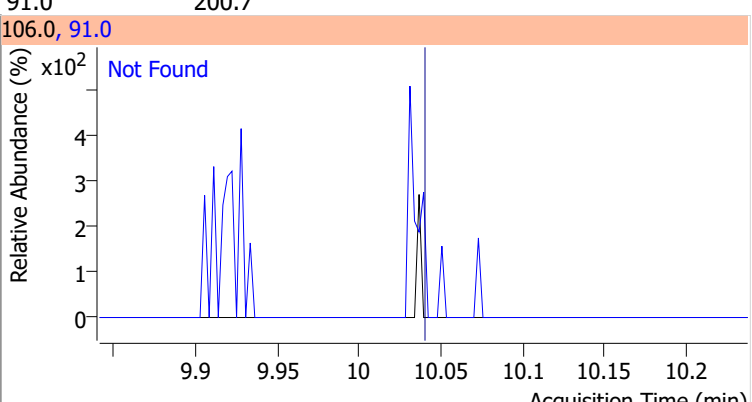
Compound	Conc.	Exp RT	QIon	Exp Ratio	QIon	Exp Ratio
1,1,2-Trichloroethane	N.D.	8.82	97.0	110.7	85.0	60.7



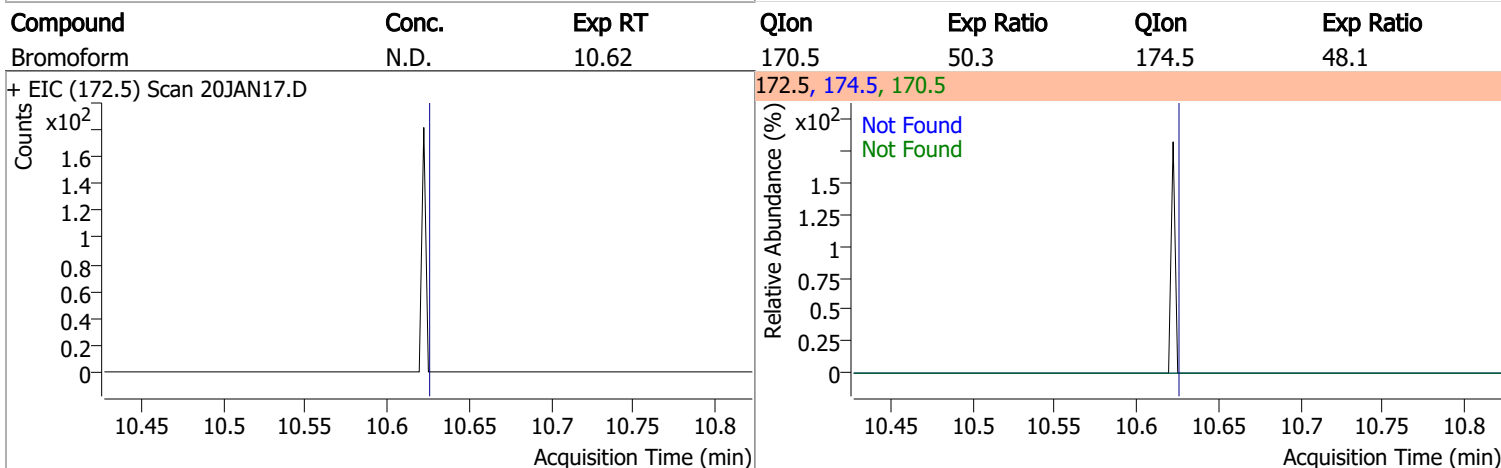
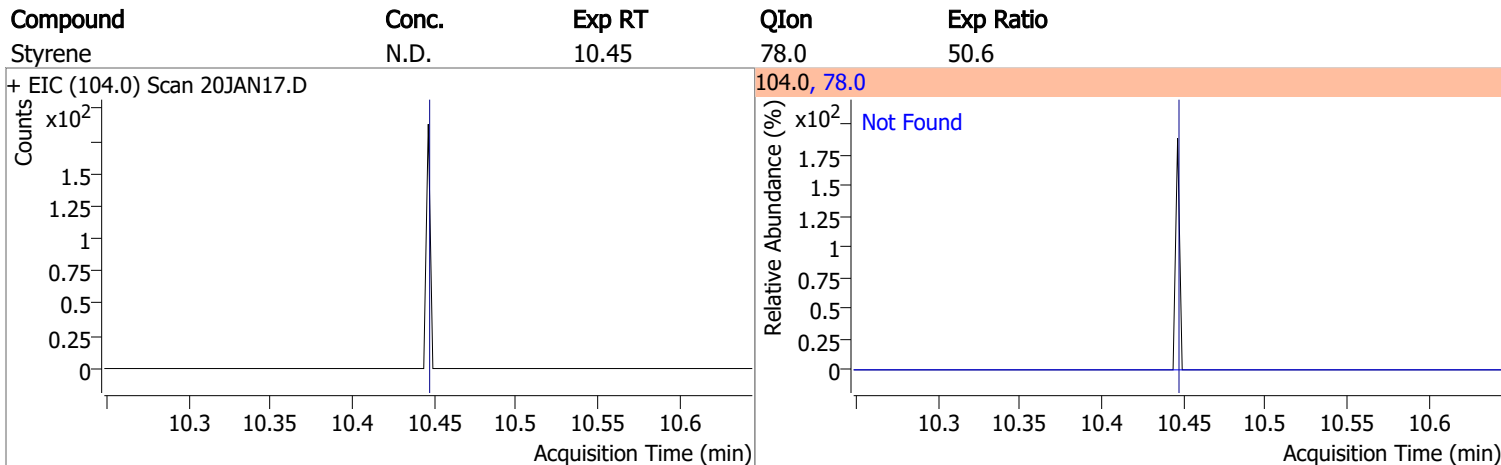
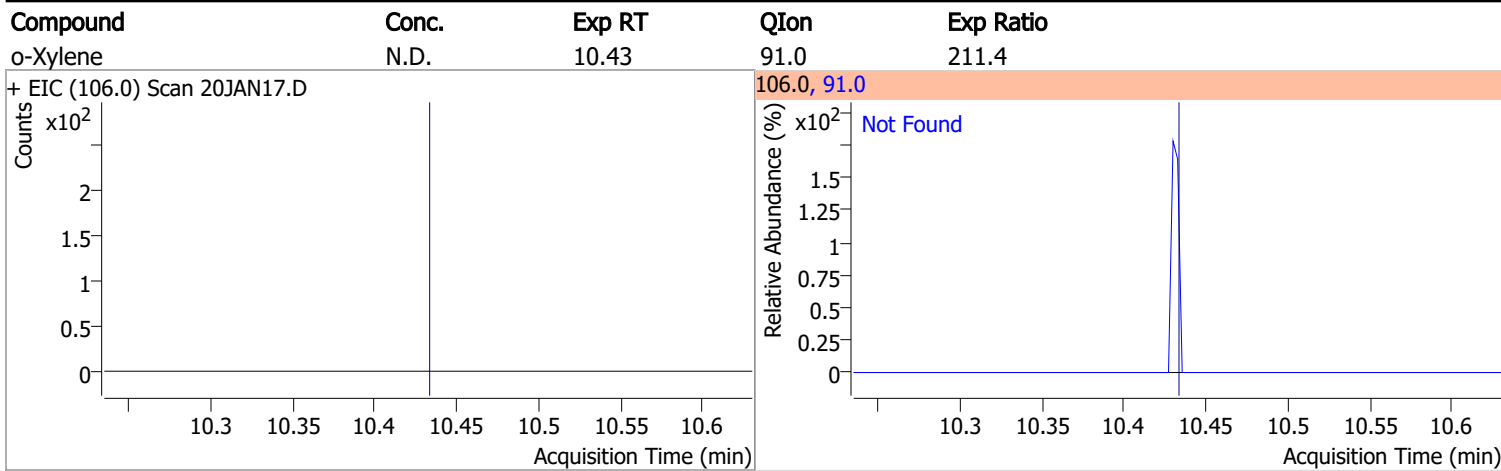
Quantitation Results Report (QT Reviewed)

Compound	Conc.	Exp RT	QIon	Exp Ratio	QIon	Exp Ratio
Tetrachloroethene	N.D.	8.94	165.8	126.1	129.0	90.5
+ EIC (163.8) Scan 20JAN17.D ***NO DATA POINTS***			163.8, 129.0, 165.8			
						
1,3-Dichloropropane	N.D.	8.98	78.0	32.4		
+ EIC (76.0) Scan 20JAN17.D			76.0, 78.0			
						
Chlorodibromomethane	N.D.	9.21	127.0	77.2		
+ EIC (129.0) Scan 20JAN17.D			129.0, 127.0			
						
1,2-Dibromoethane	N.D.	9.30	109.0	91.5		
+ EIC (107.0) Scan 20JAN17.D			107.0, 109.0			
						

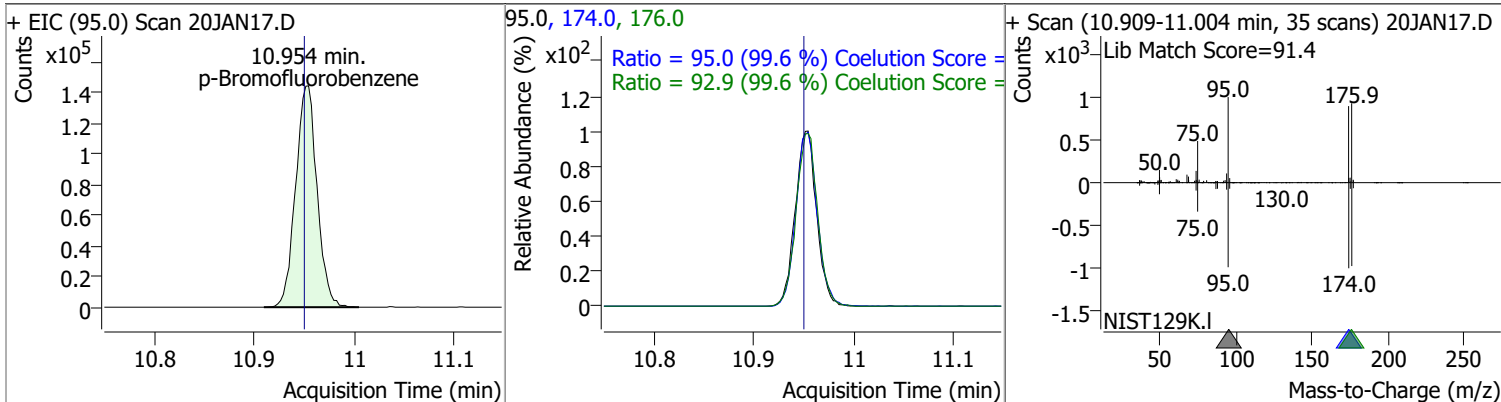
Quantitation Results Report (QT Reviewed)

Compound	Conc.	Exp RT	QIon	Exp Ratio
Chlorobenzene	N.D.	9.80	114.0	32.2
+ EIC (112.0) Scan 20JAN17.D 			112.0, 114.0 	
1,1,1,2-Tetrachloroethane	N.D.	9.89	133.0	95.3
+ EIC (131.0) Scan 20JAN17.D 			131.0, 133.0 	
Ethylbenzene	N.D.	9.92	106.0	31.7
+ EIC (91.0) Scan 20JAN17.D 			91.0, 106.0 	
m+p-Xylenes	N.D.	10.04	91.0	200.7
+ EIC (106.0) Scan 20JAN17.D 			106.0, 91.0 	

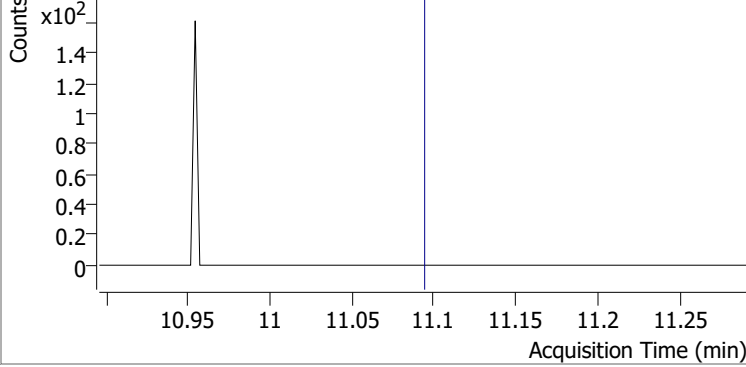
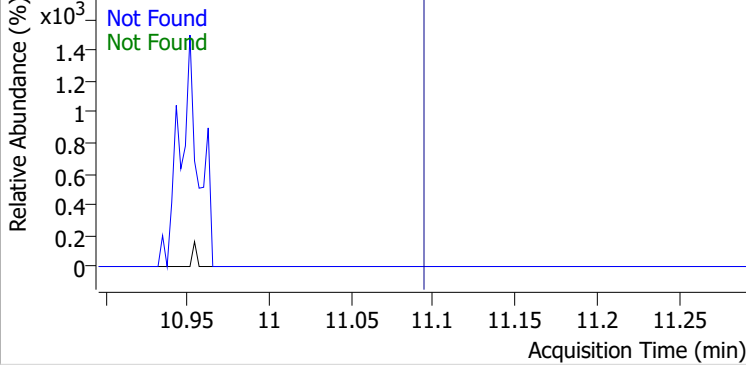
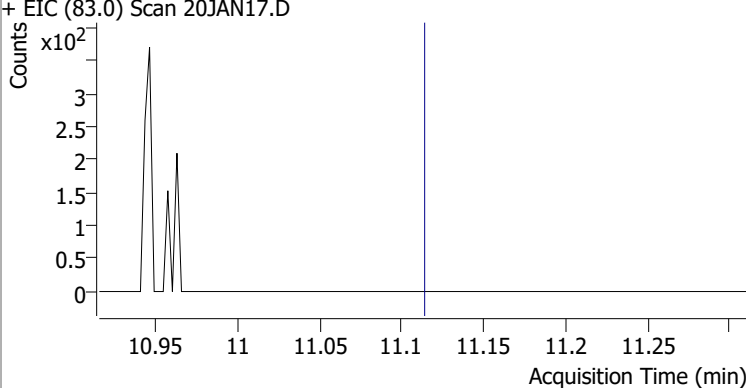
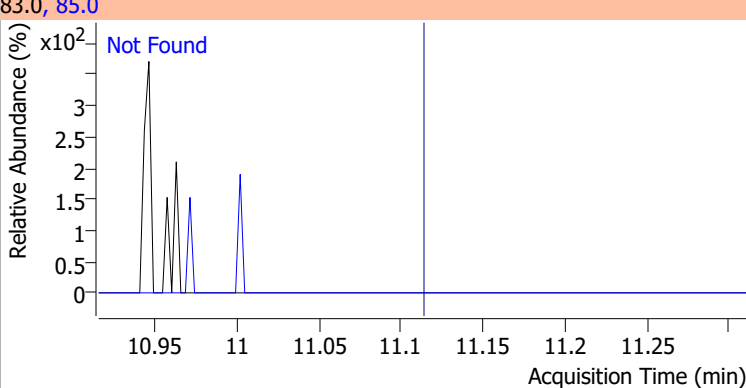
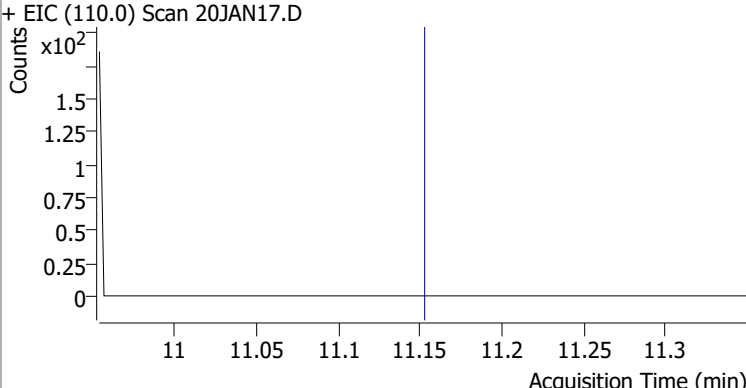
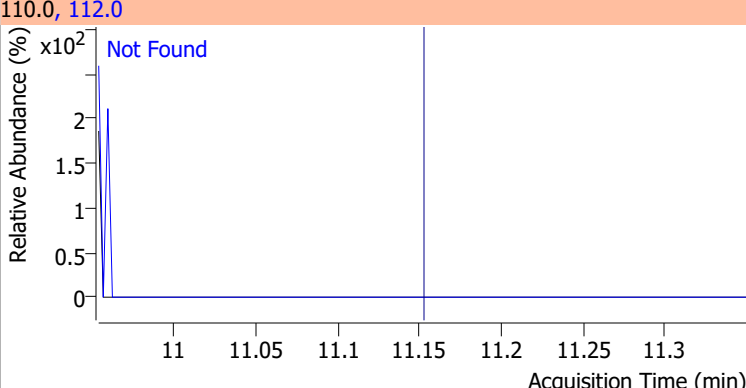
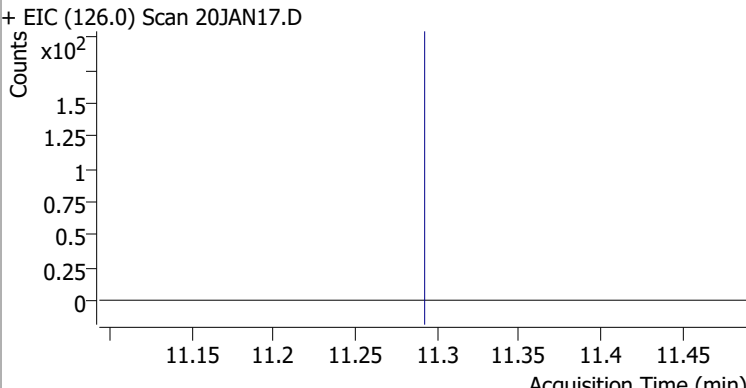
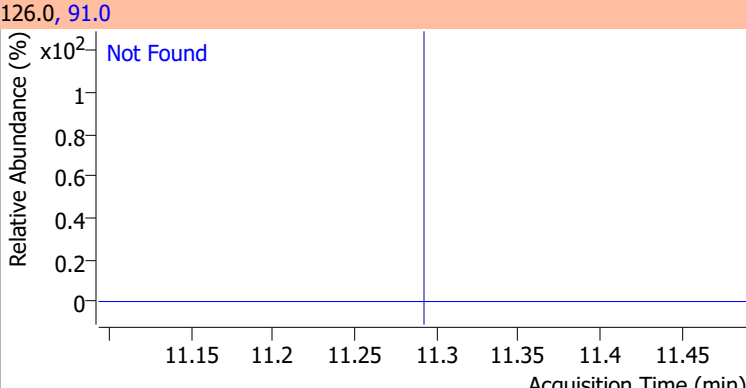
Quantitation Results Report (QT Reviewed)



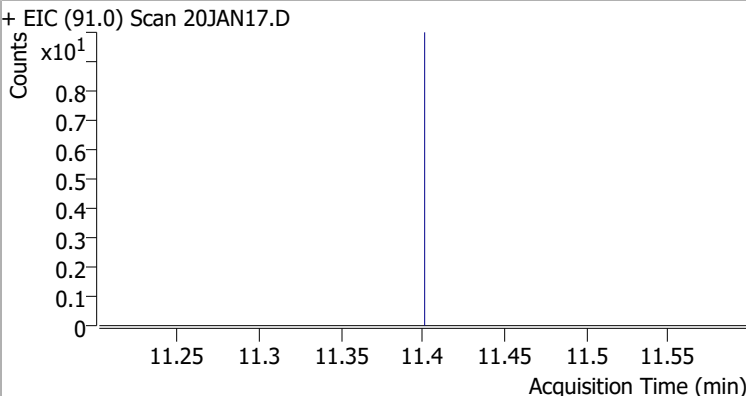
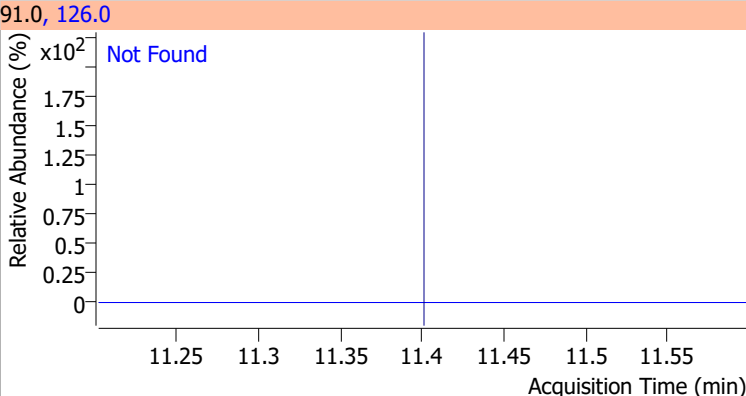
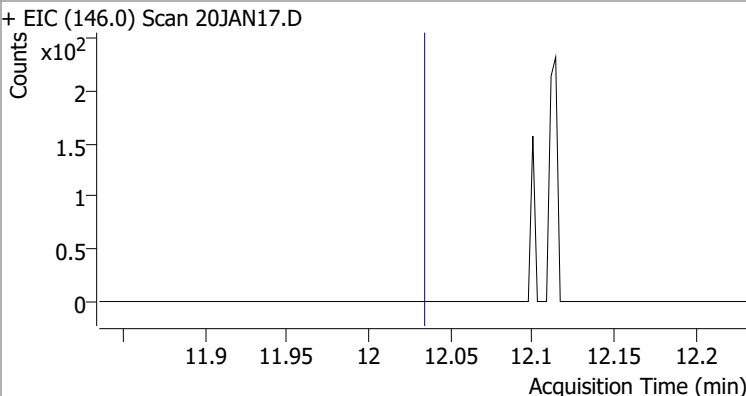
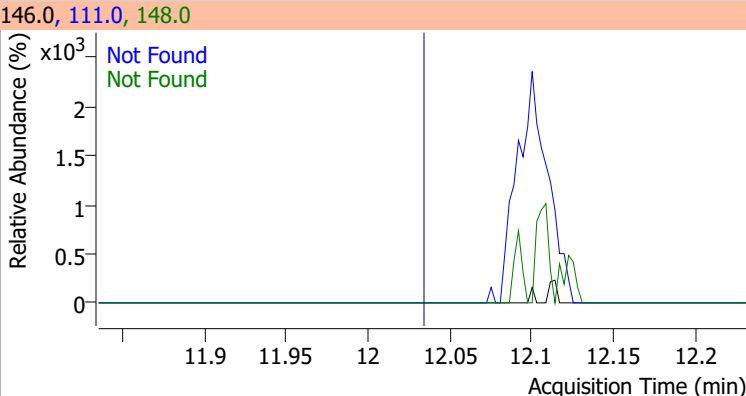
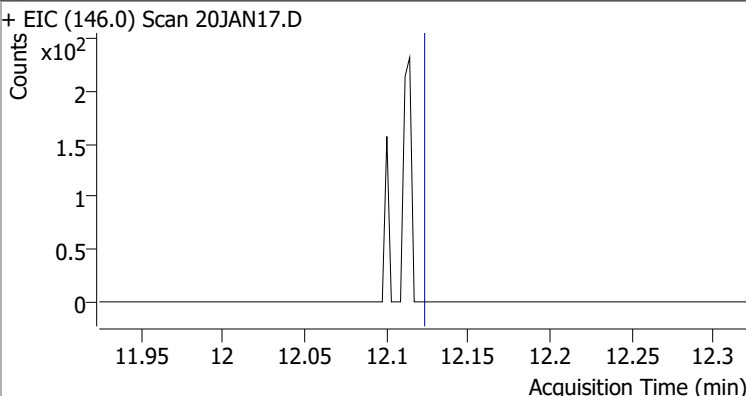
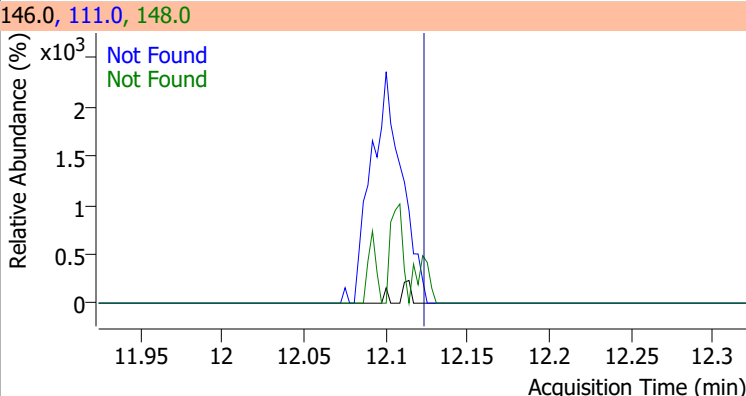
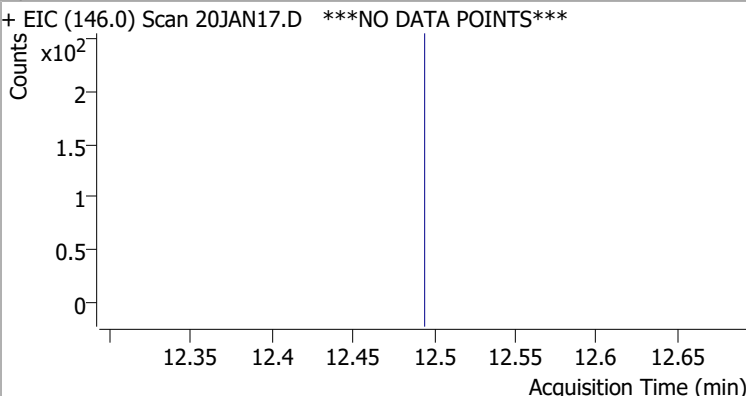
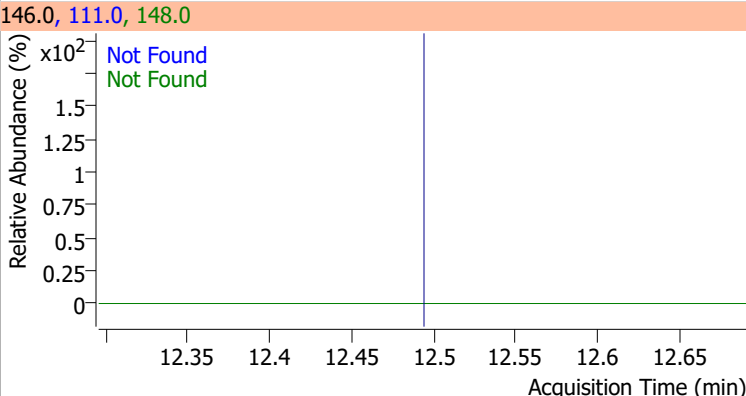
Compound	Conc.	RT	Dev(Min)	Resp.	QIon	QRatio	Lower	Upper
p-Bromofluorobenzene	248.6216	10.95	0.01	214186	174.0	95.0	65.3	125.3
					176.0	92.9	63.3	123.3



Quantitation Results Report (QT Reviewed)

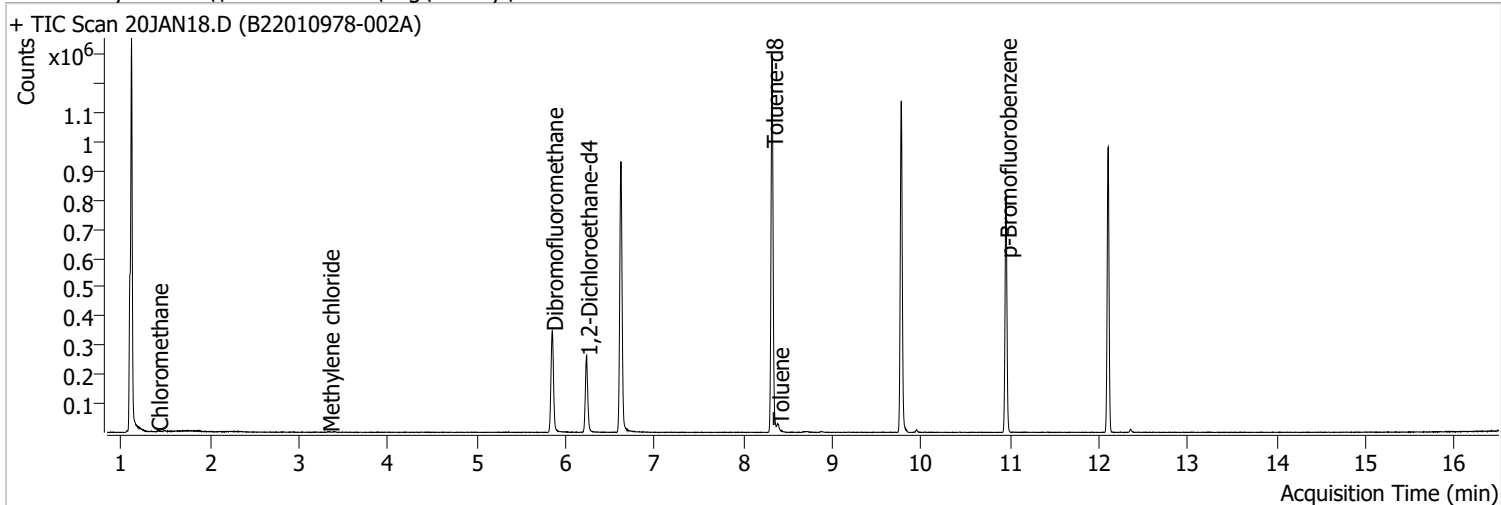
Compound	Conc.	Exp RT	QIon	Exp Ratio	QIon	Exp Ratio
Bromobenzene	N.D.	11.09	77.0	143.5	158.0	96.1
+ EIC (156.0) Scan 20JAN17.D			156.0, 77.0, 158.0			
						
1,1,2,2-Tetrachloroethane	N.D.	11.11	85.0	63.3		
+ EIC (83.0) Scan 20JAN17.D			83.0, 85.0			
						
1,2,3-Trichloropropane	N.D.	11.15	112.0	65.8		
+ EIC (110.0) Scan 20JAN17.D			110.0, 112.0			
						
2-Chlorotoluene	N.D.	11.29	91.0	276.2		
+ EIC (126.0) Scan 20JAN17.D			126.0, 91.0			
						

Quantitation Results Report (QT Reviewed)

Compound	Conc.	Exp RT	QIon	Exp Ratio
4-Chlorotoluene	N.D.	11.40	126.0	31.3
+ EIC (91.0) Scan 20JAN17.D			91.0, 126.0	
				
1,3-Dichlorobenzene	N.D.	12.03	148.0	62.8
+ EIC (146.0) Scan 20JAN17.D			146.0, 111.0, 148.0	
				
1,4-Dichlorobenzene	N.D.	12.12	148.0	63.7
+ EIC (146.0) Scan 20JAN17.D			146.0, 111.0, 148.0	
				
1,2-Dichlorobenzene	N.D.	12.49	148.0	61.9
+ EIC (146.0) Scan 20JAN17.D ***NO DATA POINTS***			146.0, 111.0, 148.0	
				

Quantitation Results Report (QT Reviewed)

Data File	20JAN18.D	Operator	MSC
Acq. Method	5975CACQF.M	Acq. Date-Time	1/20/2022 5:45:35 PM
Sample Name	B22010978-002A	Instrument	VOA5975C
Vial	18	Multiplier	1.00
DA Method File	VOA5975C_8260B_SHT_DoD_L4_011922.m	Comment	
Tune File	BFB_Atune3.u	Tune Date	10/11/2021 4:02:00 PM
Batch Name	VG012022_8260B.batch.bin	Last Calib Update	3/8/2022 4:29:12 PM
Ref Library	\\MASSHUNTER\Org\Library\NIST129K.I		



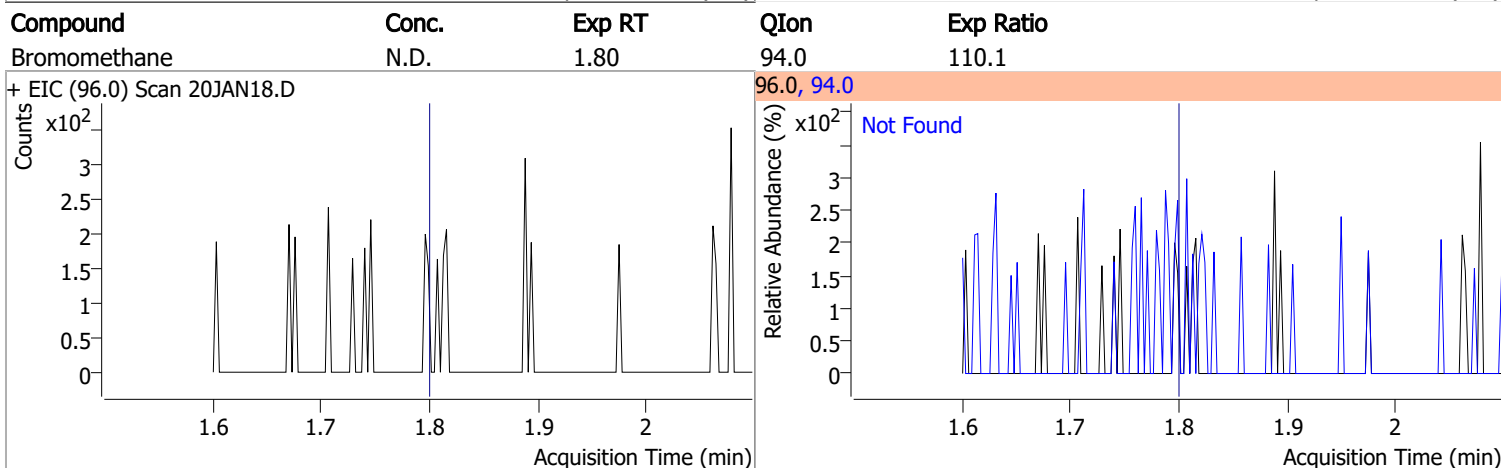
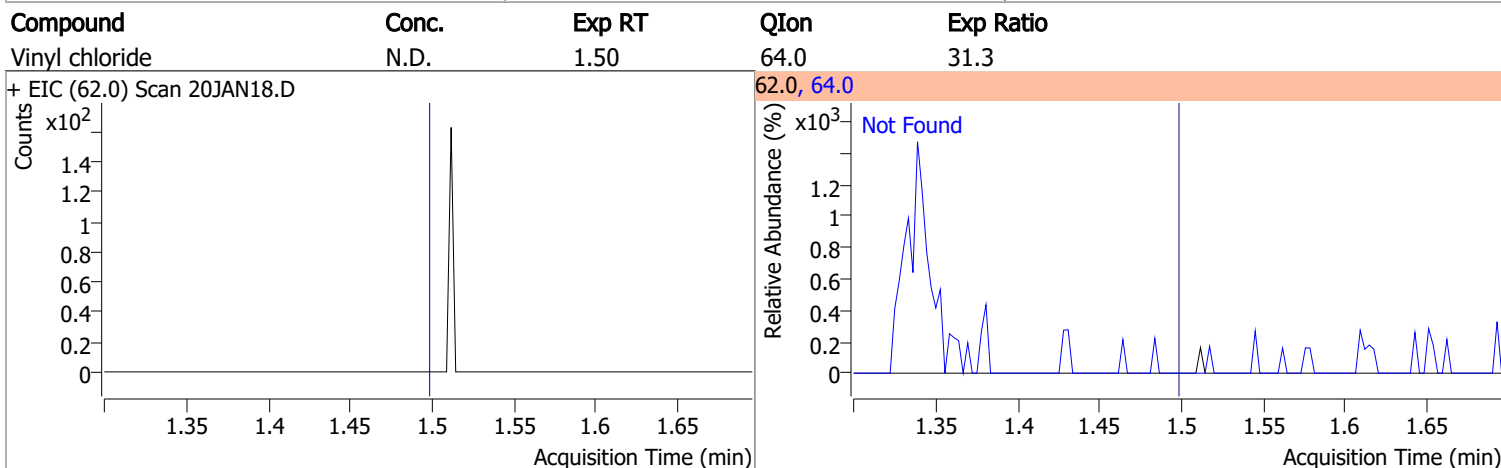
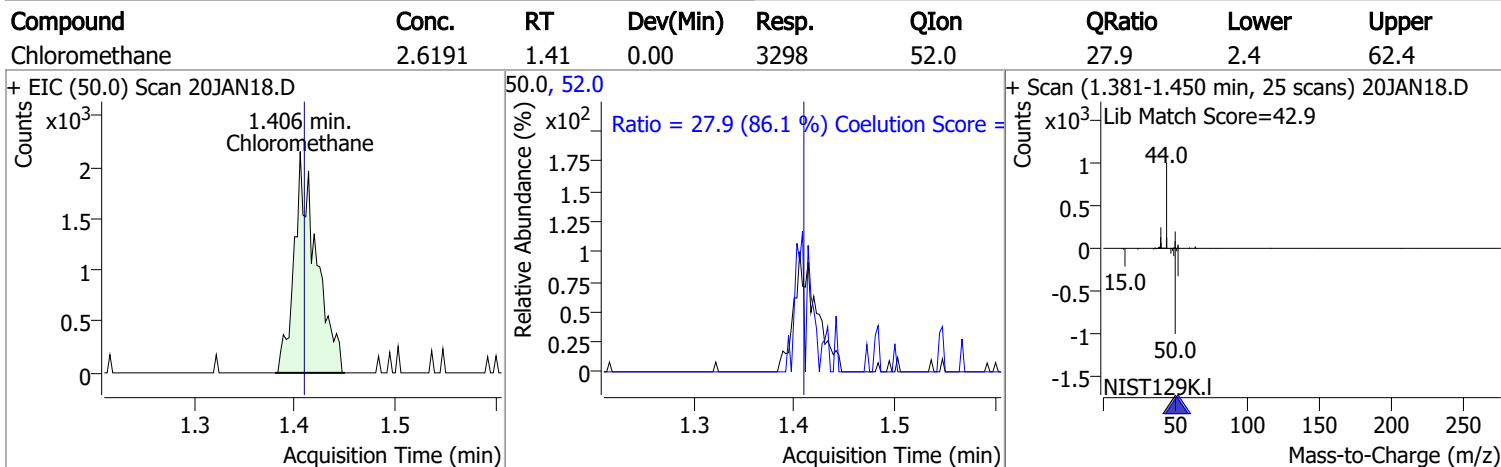
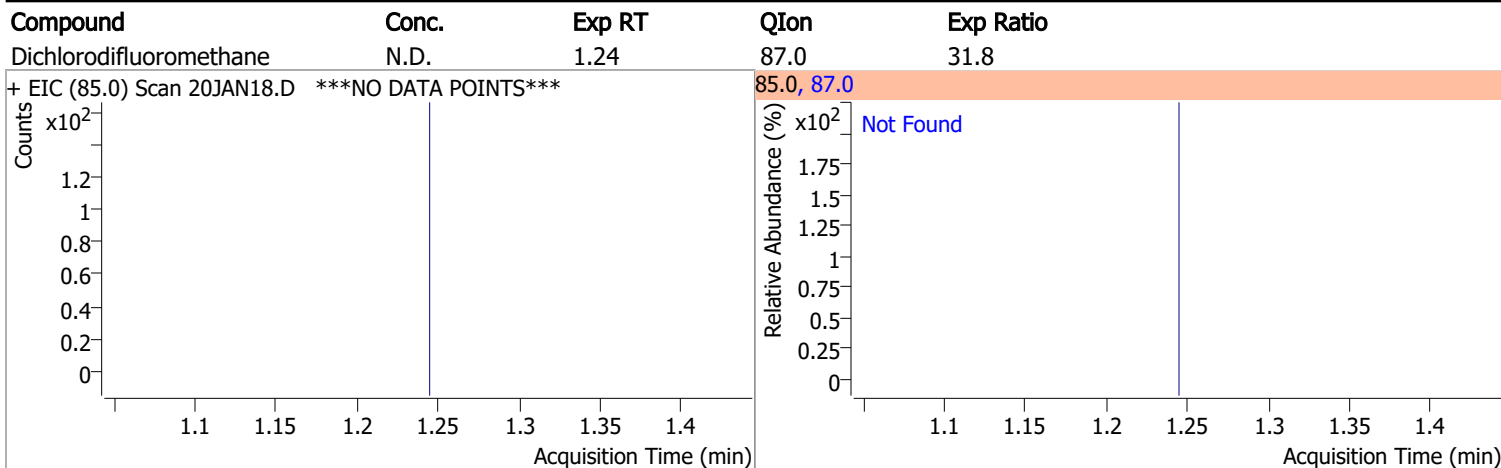
Compound	RT	QIon	Resp.	Conc.	Units	Dev(Min)
Internal Standards						
M Fluorobenzene	6.620	96.0	795439	250.0000	ng	0.000
M Chlorobenzene-d5	9.774	82.0	311077	250.0000	ng	0.000
M 1,4-Dichlorobenzene-d4	12.103	152.0	233531	250.0000	ng	0.003
System Monitoring Compounds						
S Dibromofluoromethane	5.848	113.0	207548	269.3861	ng	-0.003
Spiked Amount: 250.000	Range: 80.0 - 119.0%			Recovery = 107.75%		
S 1,2-Dichloroethane-d4	6.233	67.0	89555	269.0848	ng	0.003
Spiked Amount: 250.000	Range: 81.0 - 118.0%			Recovery = 107.63%		
S Toluene-d8	8.322	98.0	782181	257.7325	ng	0.003
Spiked Amount: 250.000	Range: 89.0 - 112.0%			Recovery = 103.09%		
S p-Bromofluorobenzene	10.951	95.0	226195	262.3309	ng	0.003
Spiked Amount: 250.000	Range: 85.0 - 114.0%			Recovery = 104.93%		
Target Compounds						
T Dichlorodifluoromethane	0.000		0	N.D.		
T Chloromethane	1.406	50.0	3298	2.6191	ng	92
T Vinyl chloride	0.000		0	N.D.		
T Bromomethane	0.000		0	N.D.		
T Chloroethane	0.000		0	N.D.		
T Trichlorofluoromethane	0.000		0	N.D.		
T 1,1-Dichloroethene	0.000		0	N.D.		
T Methylene chloride	3.333	49.0	1804	1.5514	ng	m 89
T trans-1,2-Dichloroethene	0.000		0	N.D.		
T Methyl tert-butyl ether (MTBE)	0.000		0	N.D.		
T 1,1-Dichloroethane	0.000		0	N.D.		
T 2,2-Dichloropropane	0.000		0	N.D.		
T cis-1,2-Dichloroethene	0.000		0	N.D.		
T Methyl ethyl ketone	0.000		0	N.D.		
T Bromochloromethane	0.000		0	N.D.		
T Chloroform	0.000		0	N.D.		

Quantitation Results Report (QT Reviewed)

Compound	RT	QIon	Resp.	Conc.	Units	Dev(Min)
T 1,1,1-Trichloroethane	0.000		0	N.D.		
T Carbon tetrachloride	0.000		0	N.D.		
T 1,1-Dichloropropene	0.000		0	N.D.		
T Benzene	0.000		0	N.D.		
T 1,2-Dichloroethane	0.000		0	N.D.		
T Trichloroethene	0.000		0	N.D.		
T 1,2-Dichloropropane	0.000		0	N.D.		
T Dibromomethane	0.000		0	N.D.		
T Bromodichloromethane	0.000		0	N.D.		
T cis-1,3-Dichloropropene	0.000		0	N.D.		
T Toluene	8.391	92.0	7069	3.4945	ng	89
T trans-1,3-Dichloropropene	0.000		0	N.D.		
T 1,1,2-Trichloroethane	0.000		0	N.D.		
T Tetrachloroethene	0.000		0	N.D.		
T 1,3-Dichloropropane	0.000		0	N.D.		
T Chlorodibromomethane	0.000		0	N.D.		
T 1,2-Dibromoethane	0.000		0	N.D.		
T Chlorobenzene	0.000		0	N.D.		
T 1,1,1,2-Tetrachloroethane	0.000		0	N.D.		
T Ethylbenzene	0.000		0	N.D.		
T m+p-Xylenes	10.039	106.0	0		ng	md 1
T o-Xylene	0.000		0	N.D.		
T Styrene	0.000		0	N.D.		
T Bromoform	0.000		0	N.D.		
T Bromobenzene	0.000		0	N.D.		
T 1,1,2,2-Tetrachloroethane	0.000		0	N.D.		
T 1,2,3-Trichloropropane	0.000		0	N.D.		
T 2-Chlorotoluene	0.000		0	N.D.		
T 4-Chlorotoluene	0.000		0	N.D.		
T 1,3-Dichlorobenzene	0.000		0	N.D.		
T 1,4-Dichlorobenzene	0.000		0	N.D.		
T 1,2-Dichlorobenzene	0.000		0	N.D.		

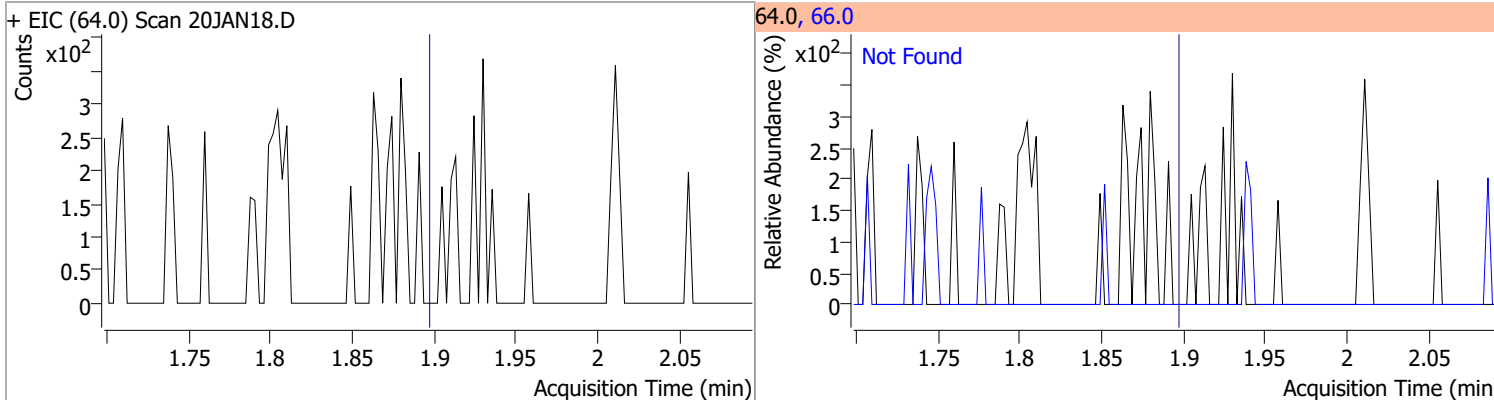
(#) = Qualifier Out of Range; (m) = Manual Integration; (+) = Area Summed; (*) = Surrogate Percent Recovery Out of Range; (d): Zeroed Peak

Quantitation Results Report (QT Reviewed)

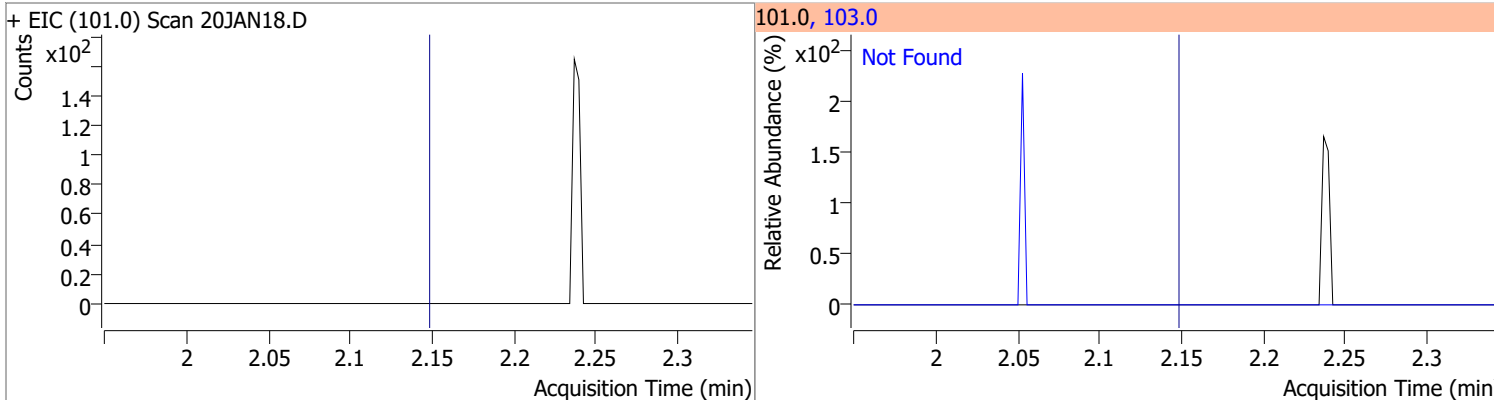


Quantitation Results Report (QT Reviewed)

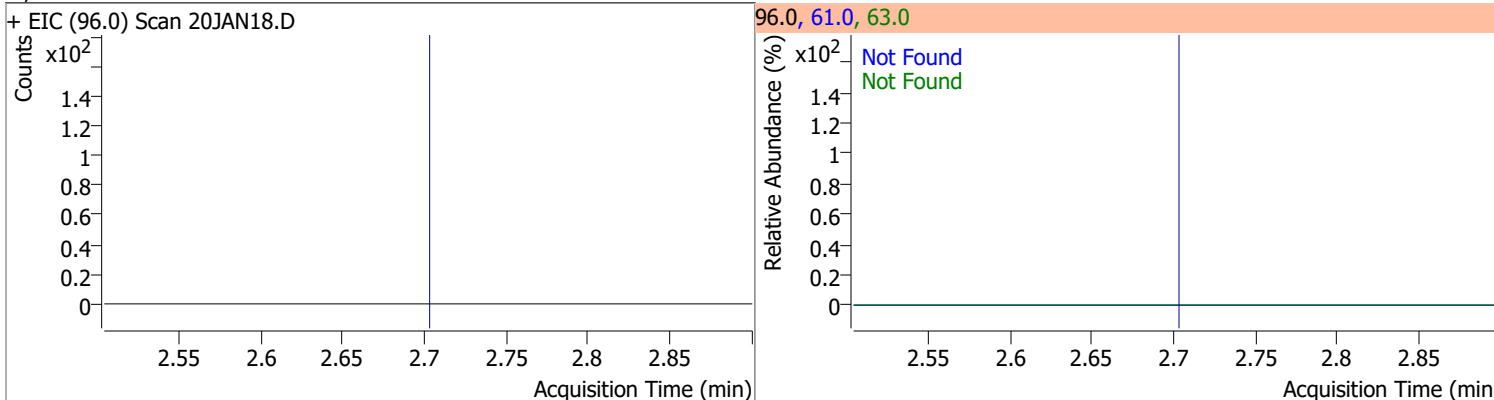
Compound	Conc.	Exp RT	QIon	Exp Ratio
Chloroethane	N.D.	1.90	66.0	30.0



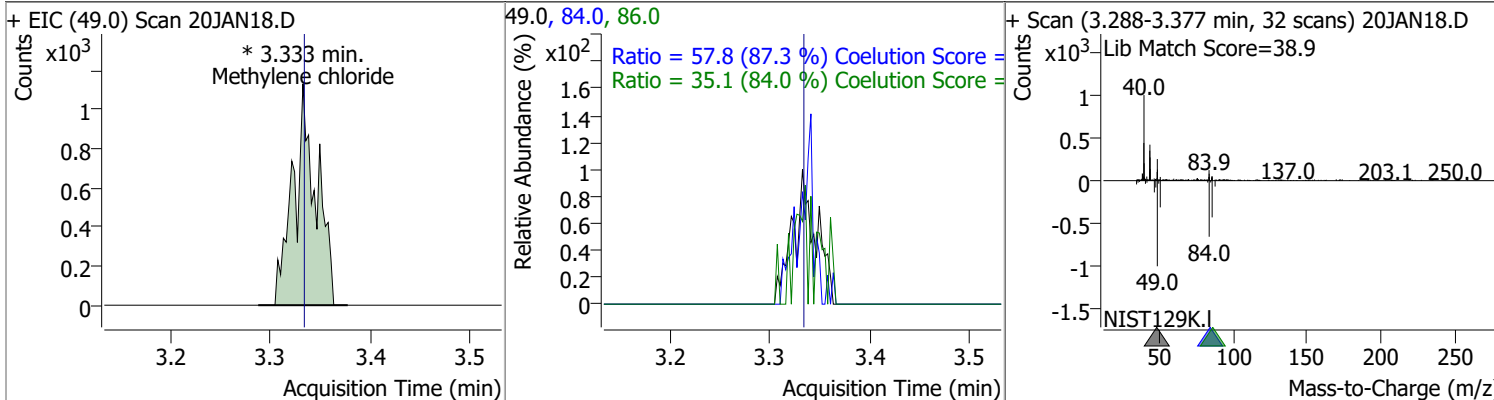
Compound	Conc.	Exp RT	QIon	Exp Ratio
Trichlorofluoromethane	N.D.	2.15	103.0	65.0



Compound	Conc.	Exp RT	QIon	Exp Ratio	QIon	Exp Ratio
1,1-Dichloroethene	N.D.	2.70	61.0	179.9	63.0	57.0

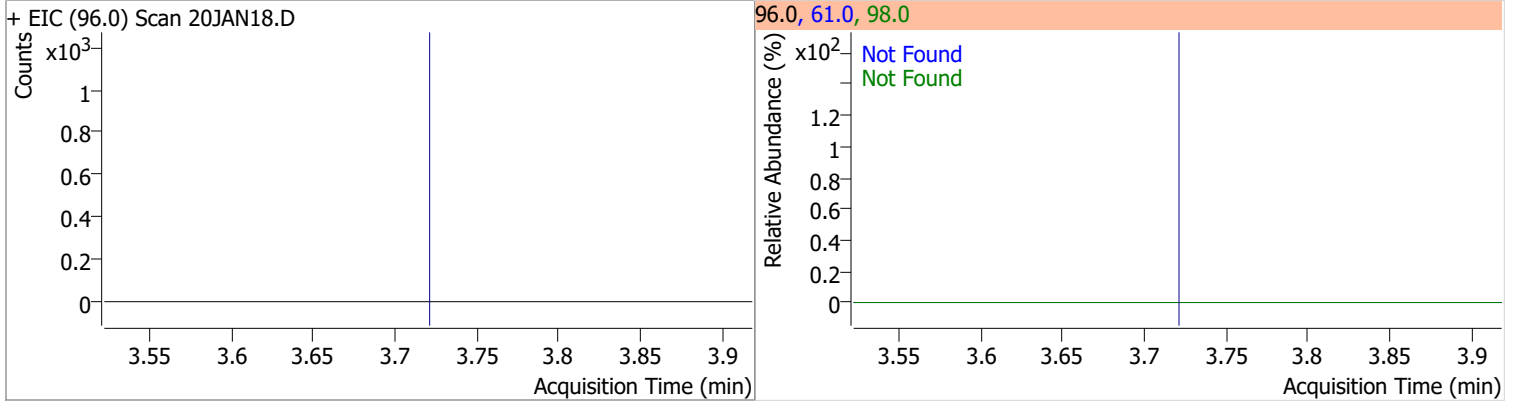


Compound	Conc.	RT	Dev(Min)	Resp.	QIon	QRatio	Lower	Upper
Methylene chloride	1.5514	3.33	0.00	1804 (m)	84.0	57.8	36.1	96.1
					86.0	35.1	11.8	71.8

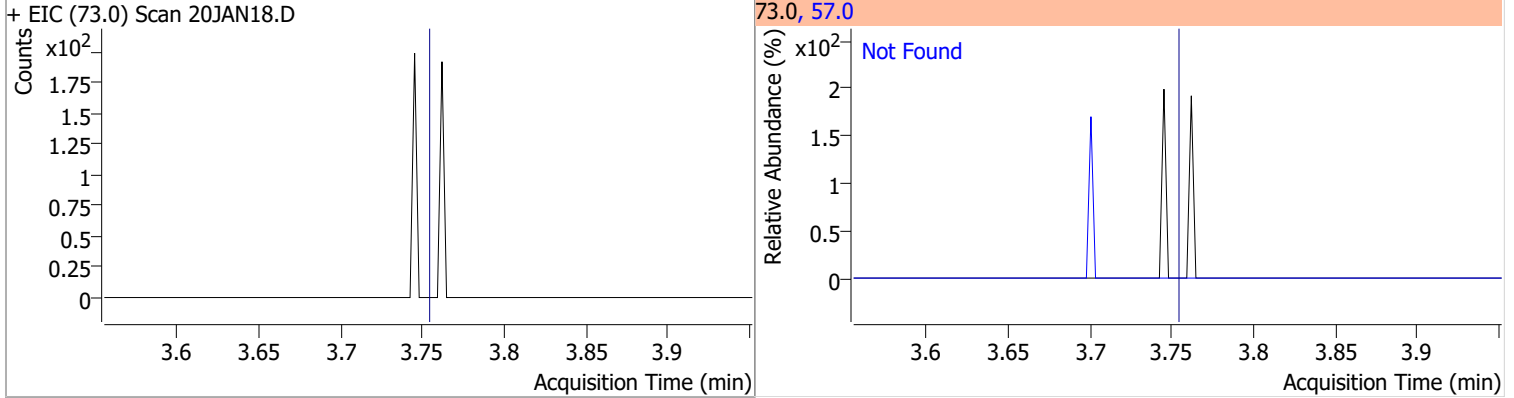


Quantitation Results Report (QT Reviewed)

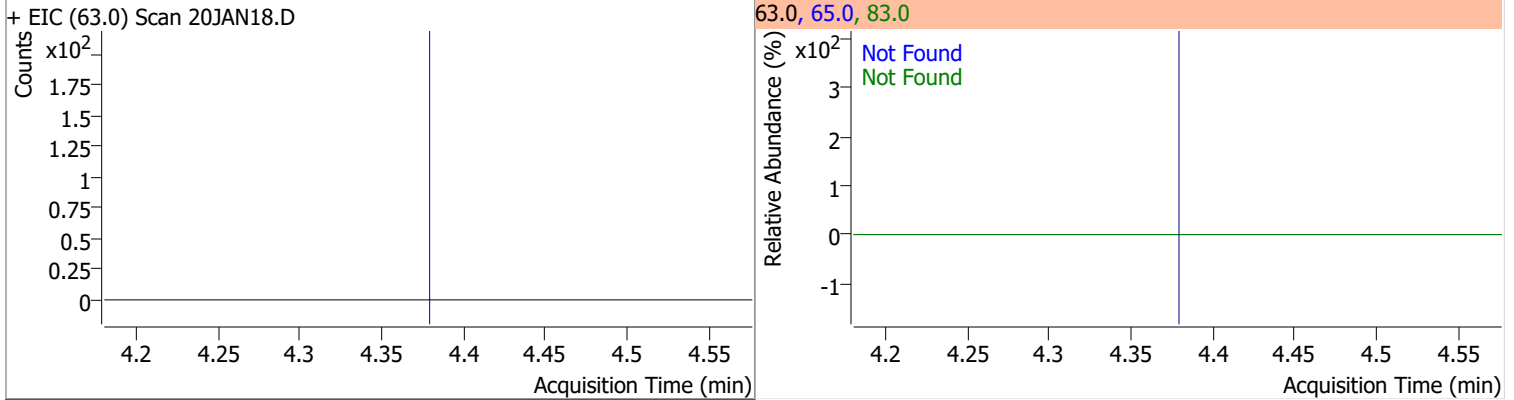
Compound	Conc.	Exp RT	QIon	Exp Ratio	QIon	Exp Ratio
trans-1,2-Dichloroethene	N.D.	3.72	61.0	154.8	98.0	62.1



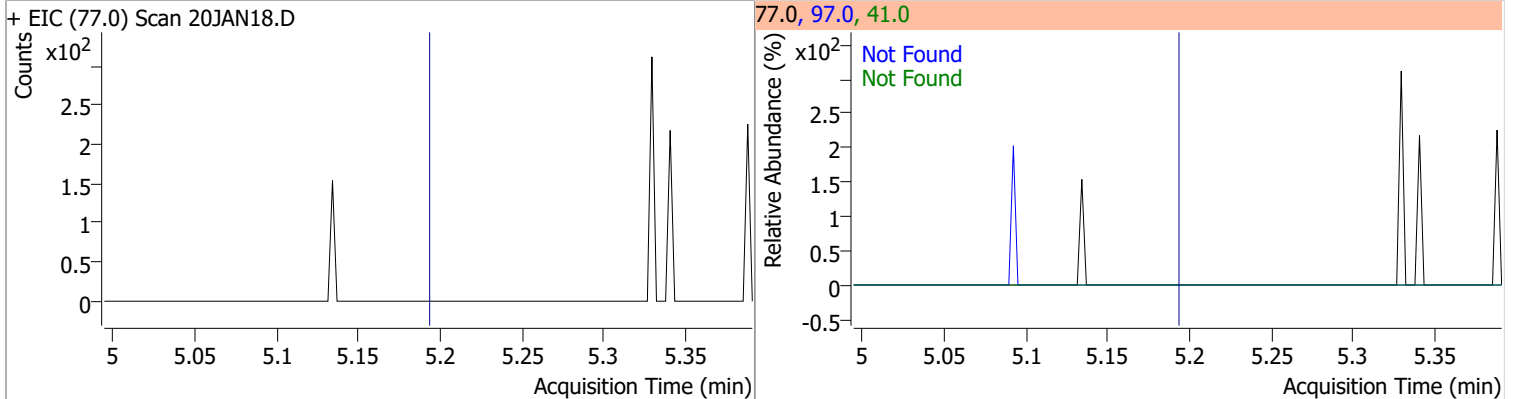
Compound	Conc.	Exp RT	QIon	Exp Ratio
Methyl tert-butyl ether (MTBE)	N.D.	3.75	57.0	24.6



Compound	Conc.	Exp RT	QIon	Exp Ratio	QIon	Exp Ratio
1,1-Dichloroethane	N.D.	4.38	65.0	31.0	83.0	12.7

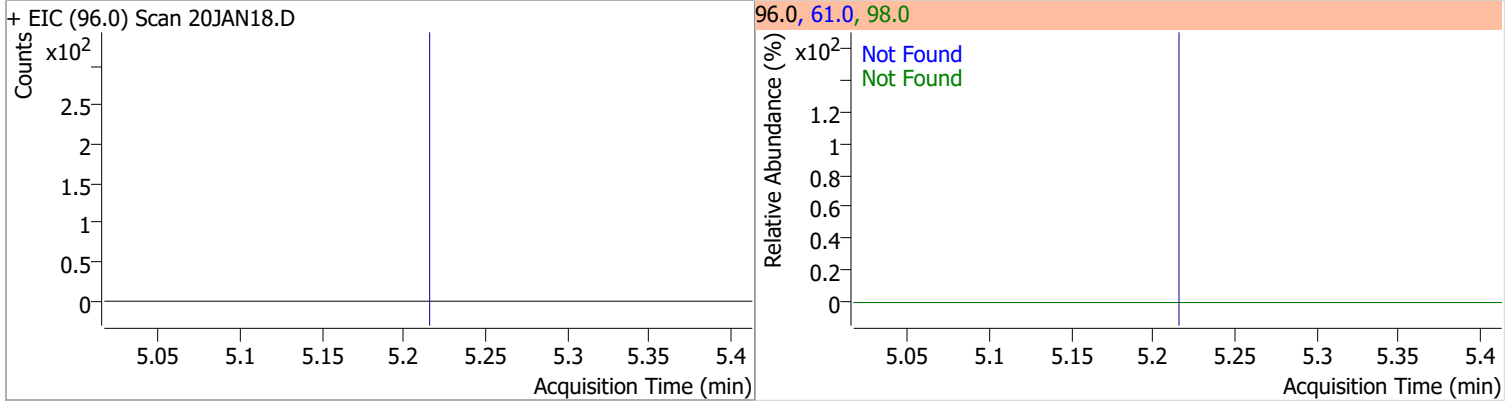


Compound	Conc.	Exp RT	QIon	Exp Ratio	QIon	Exp Ratio
2,2-Dichloropropane	N.D.	5.19	41.0	68.8	97.0	23.9

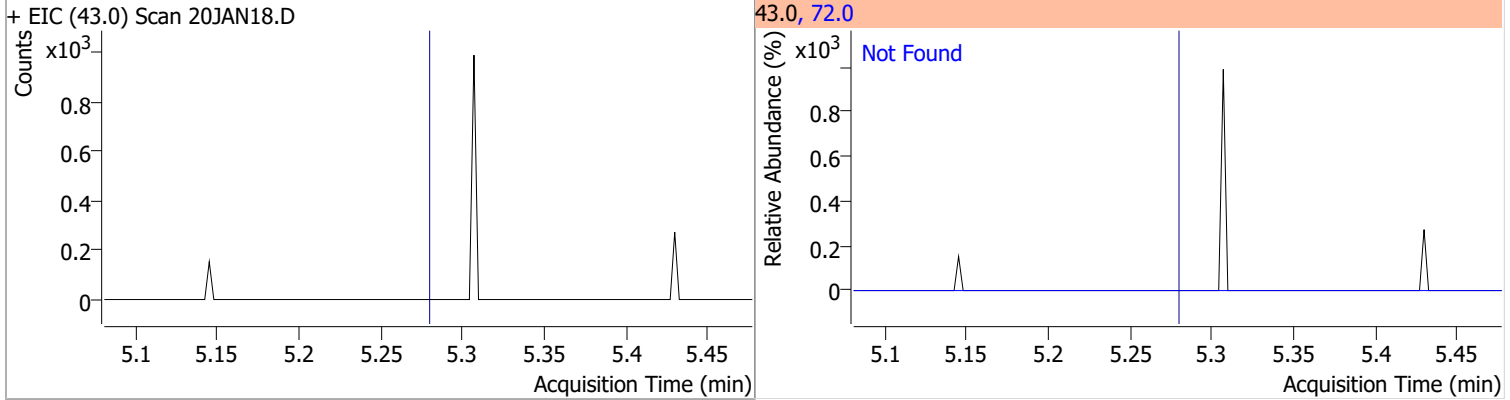


Quantitation Results Report (QT Reviewed)

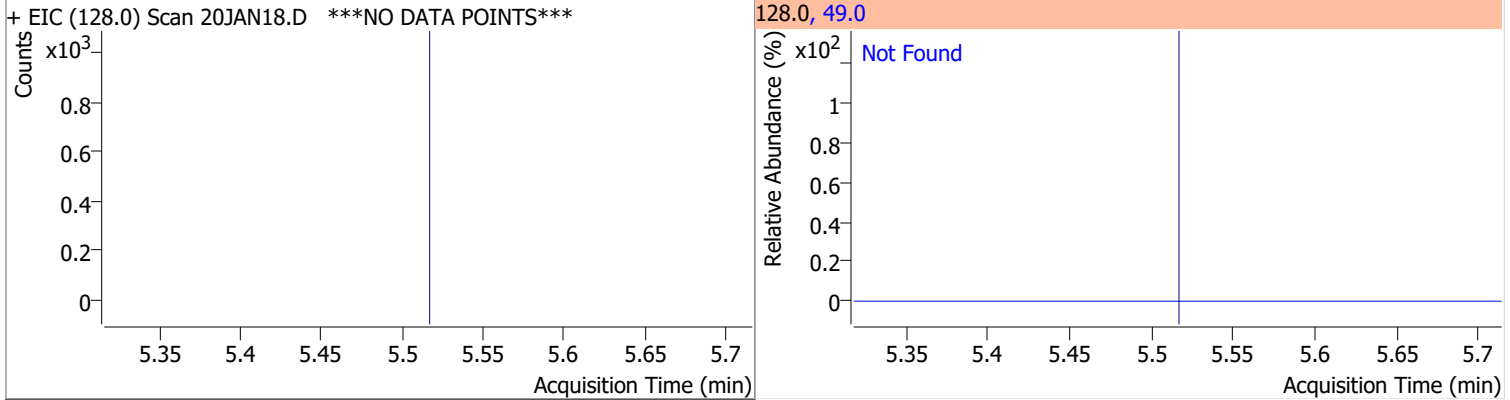
Compound	Conc.	Exp RT	QIon	Exp Ratio	QIon	Exp Ratio
cis-1,2-Dichloroethene	N.D.	5.21	61.0	160.4	98.0	66.2



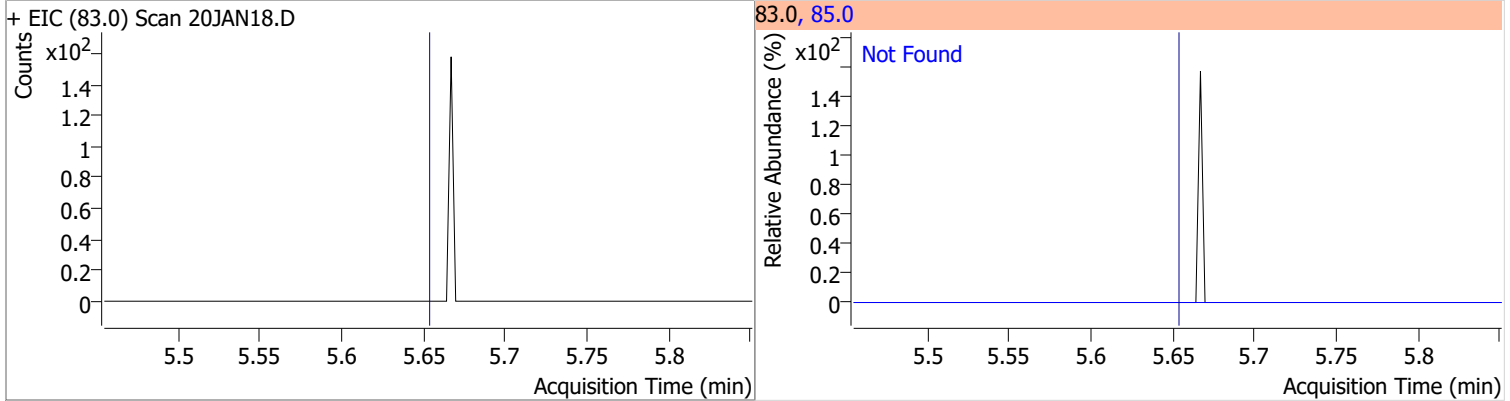
Compound	Conc.	Exp RT	QIon	Exp Ratio
Methyl ethyl ketone	N.D.	5.28	72.0	20.6



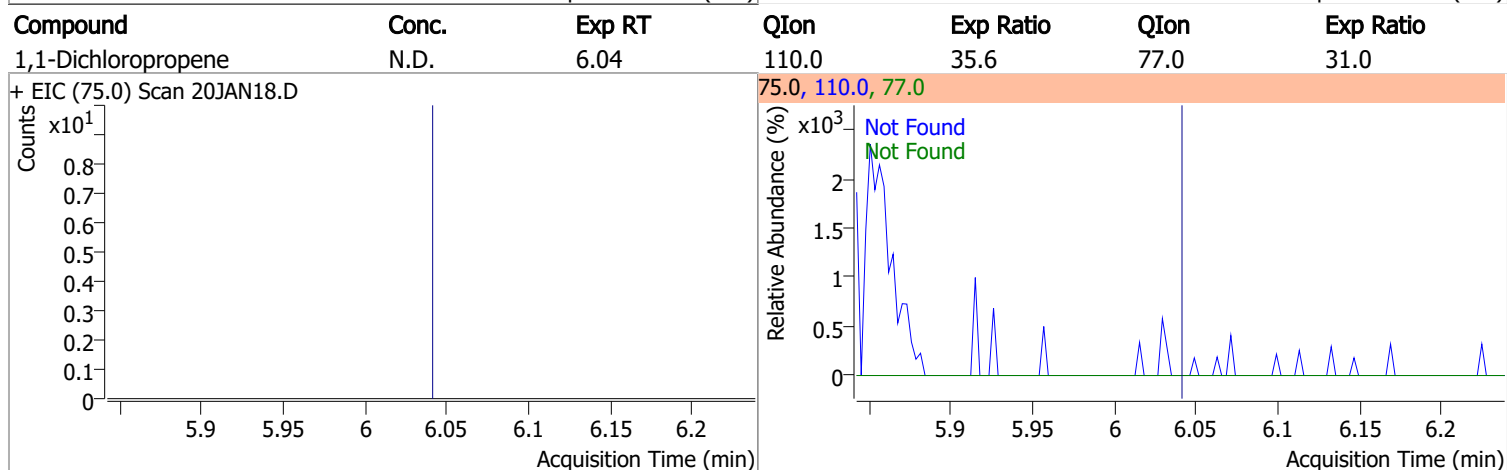
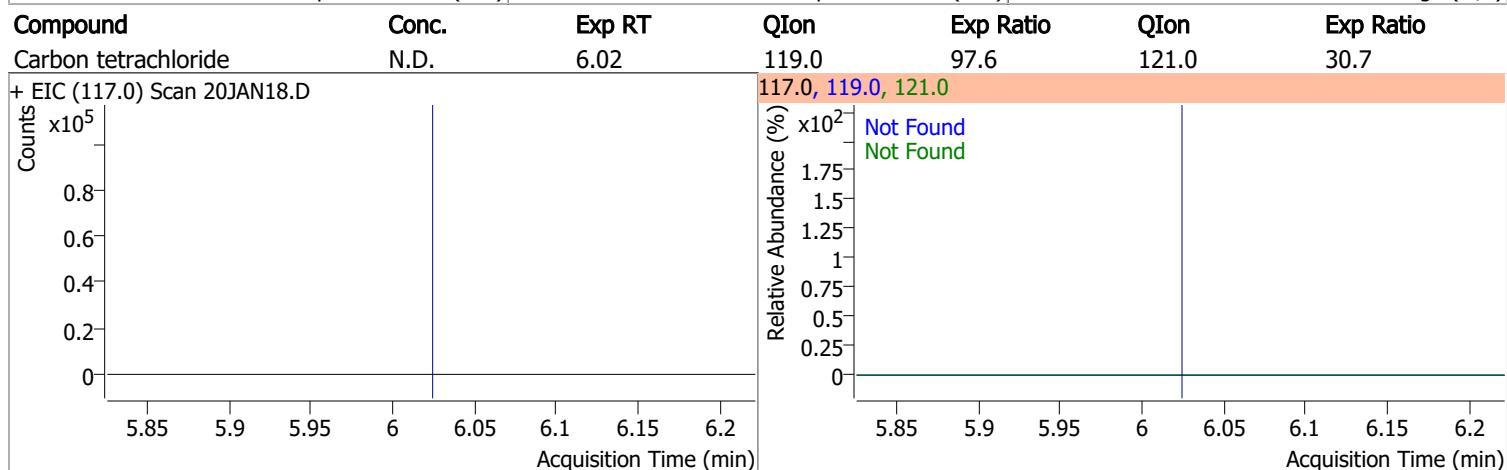
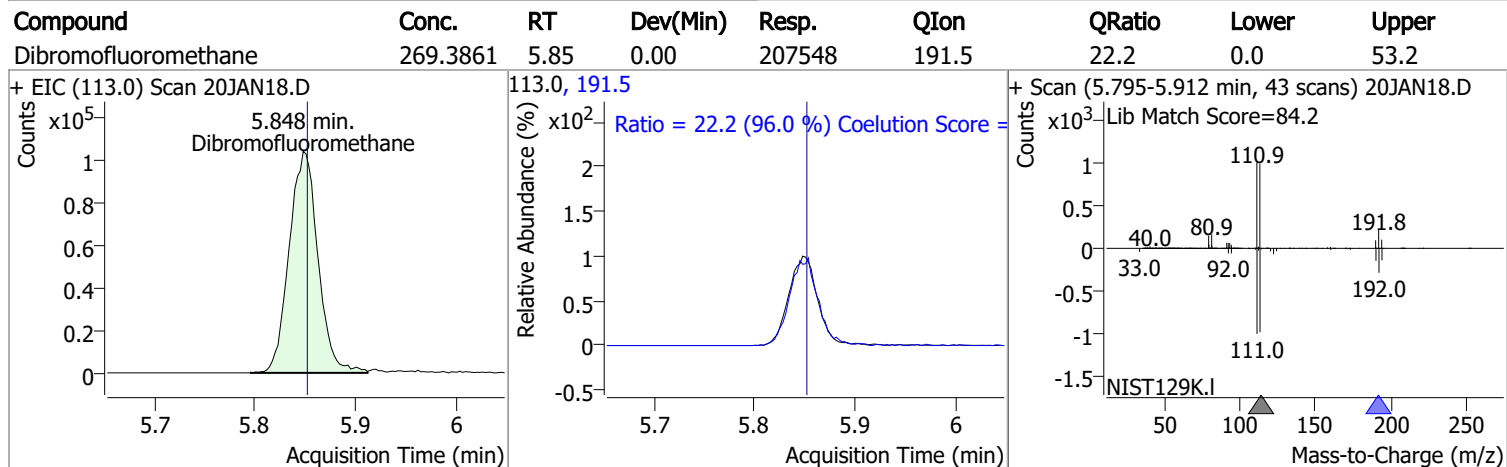
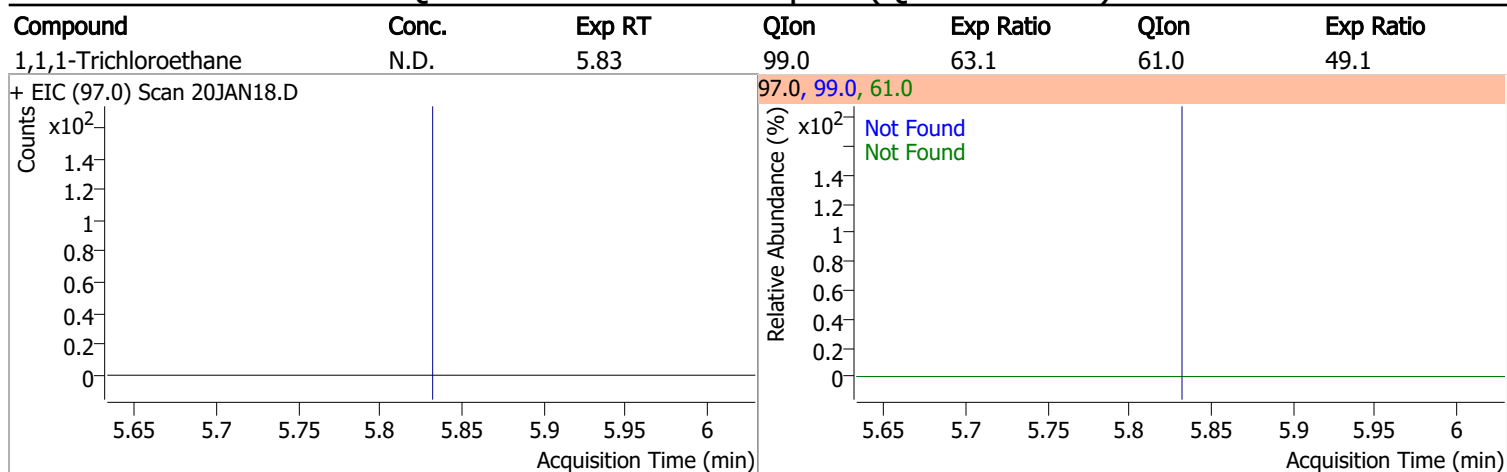
Compound	Conc.	Exp RT	QIon	Exp Ratio
Bromochloromethane	N.D.	5.52	49.0	182.2



Compound	Conc.	Exp RT	QIon	Exp Ratio
Chloroform	N.D.	5.65	85.0	66.2

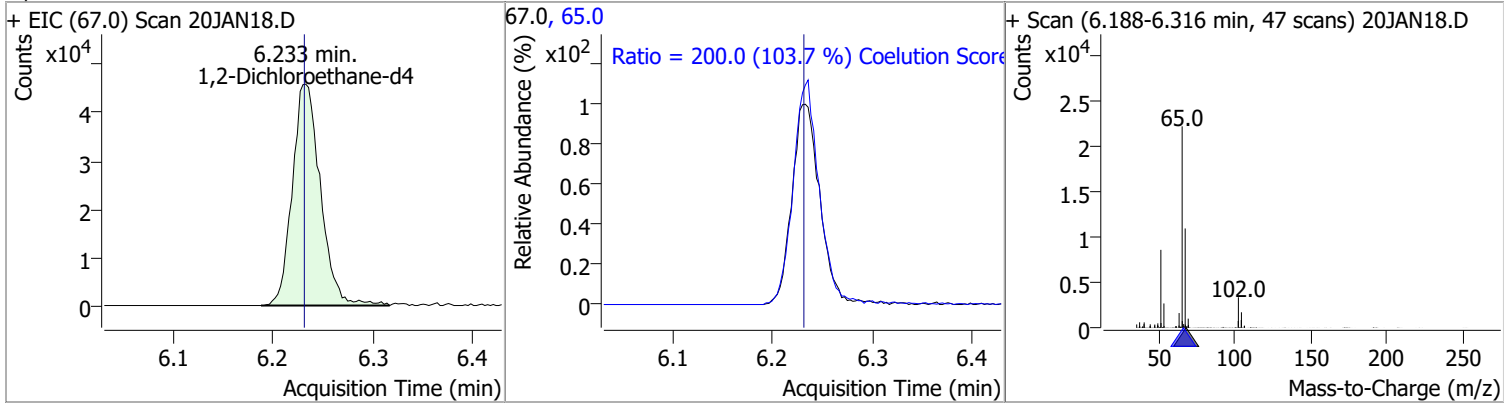


Quantitation Results Report (QT Reviewed)

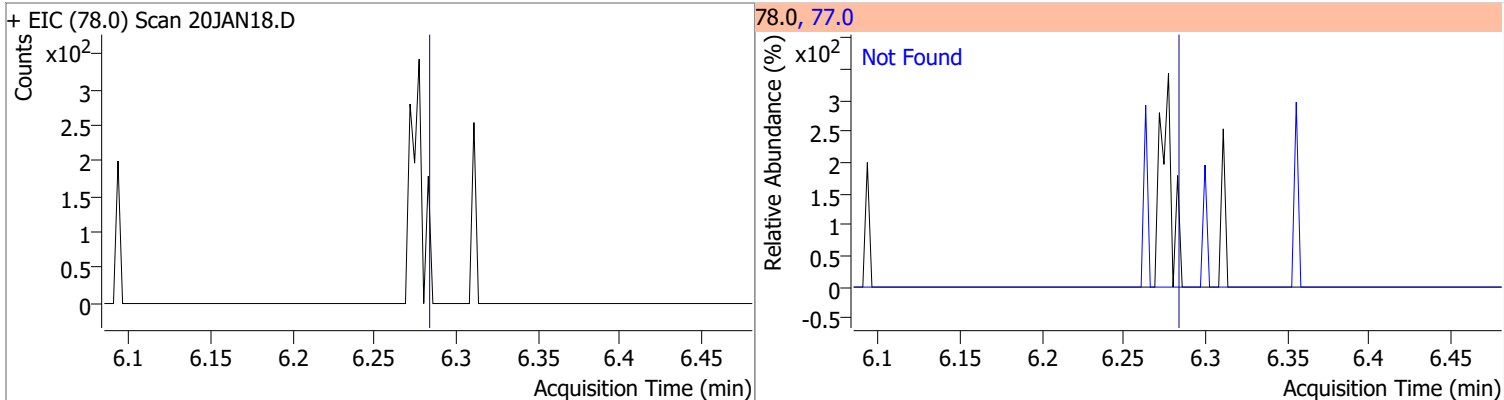


Quantitation Results Report (QT Reviewed)

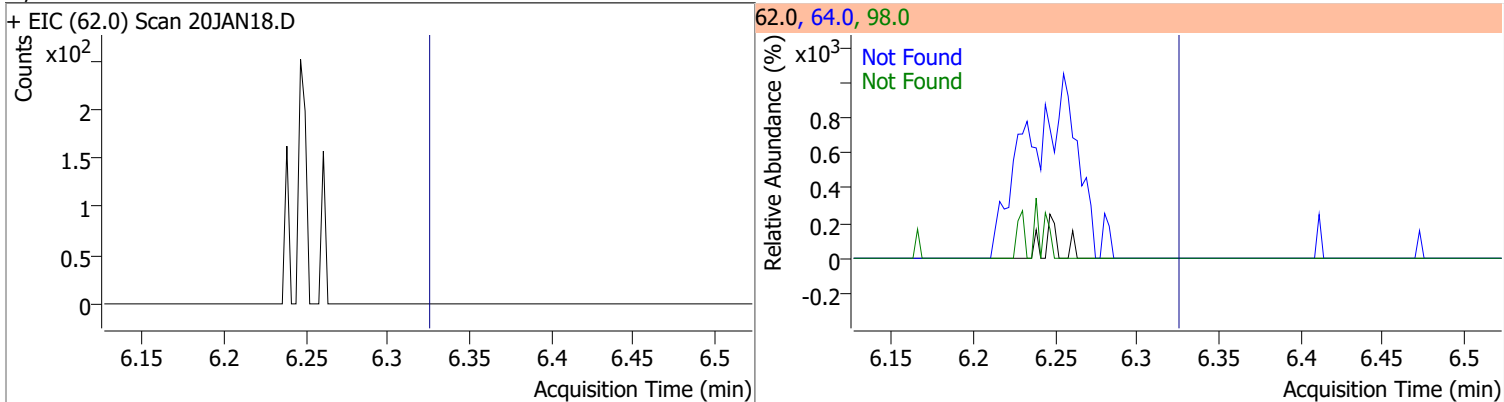
Compound	Conc.	RT	Dev(Min)	Resp.	QIon	QRatio	Lower	Upper
1,2-Dichloroethane-d4	269.0848	6.23	0.00	89555	65.0	200.0	162.8	222.8



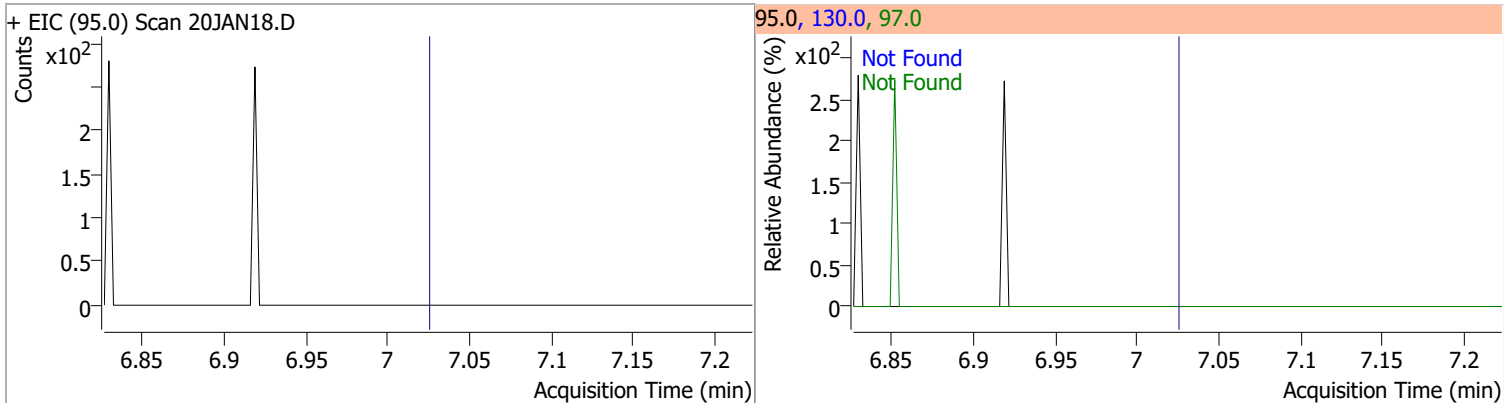
Compound	Conc.	Exp RT	QIon	Exp Ratio
Benzene	N.D.	6.28	77.0	23.3



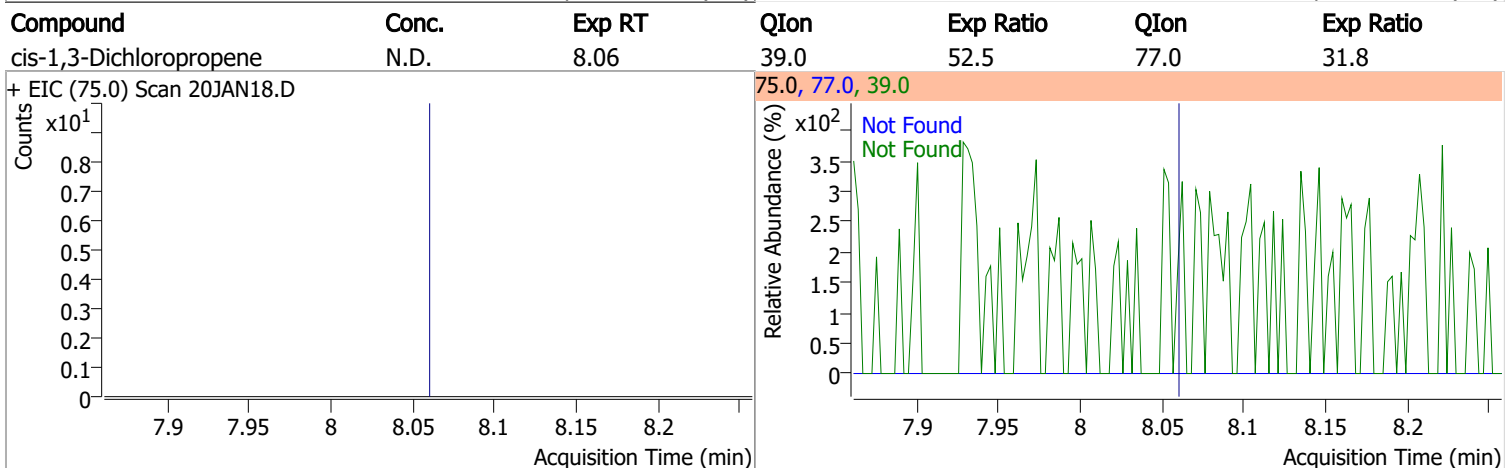
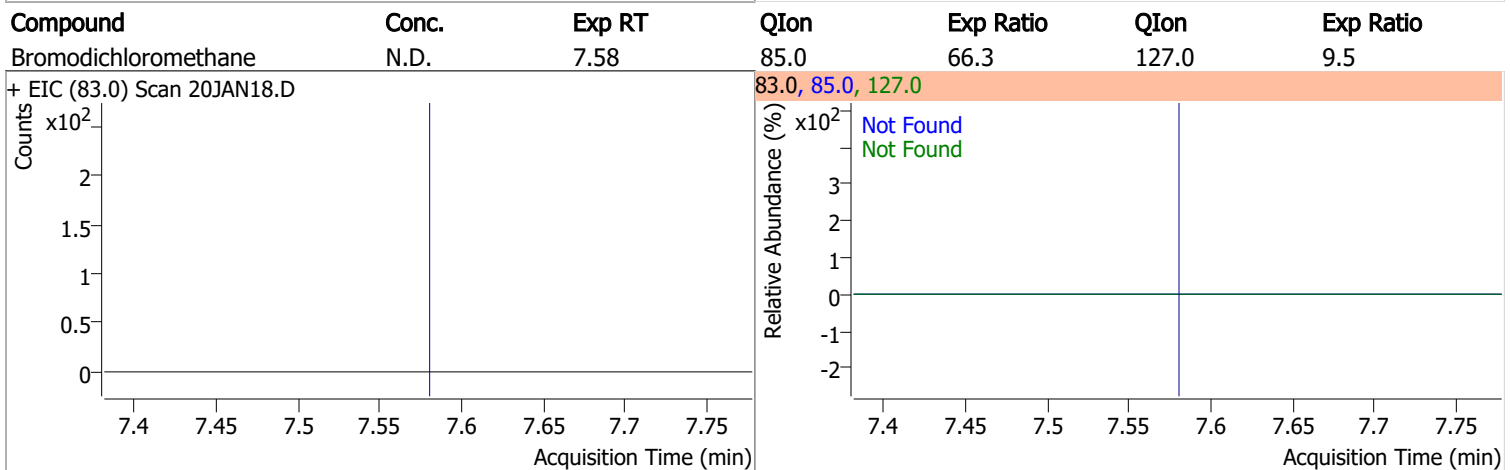
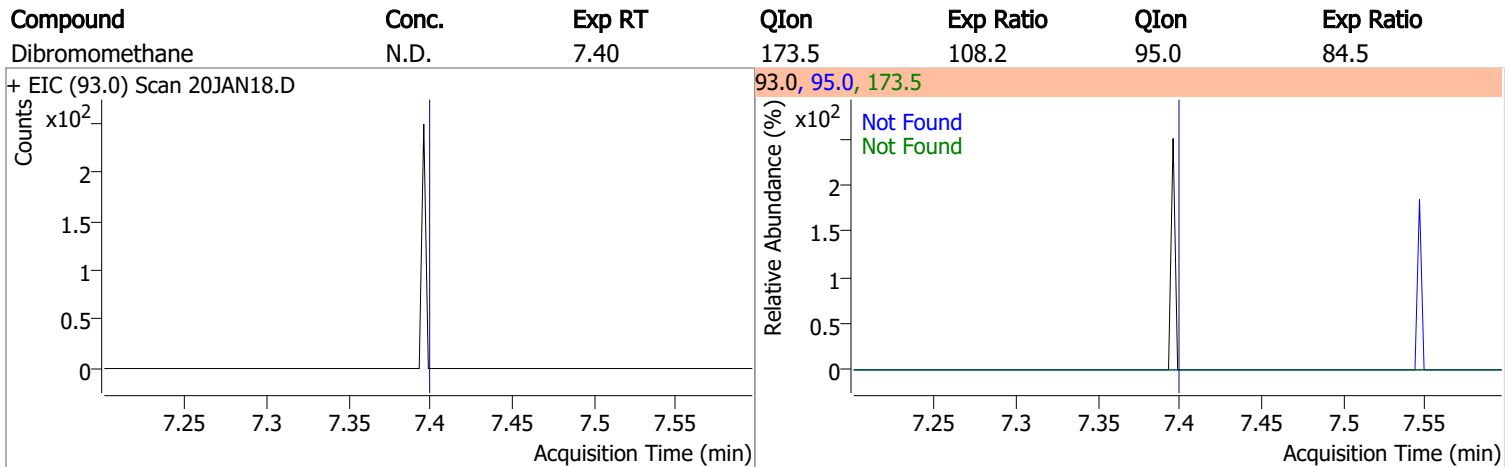
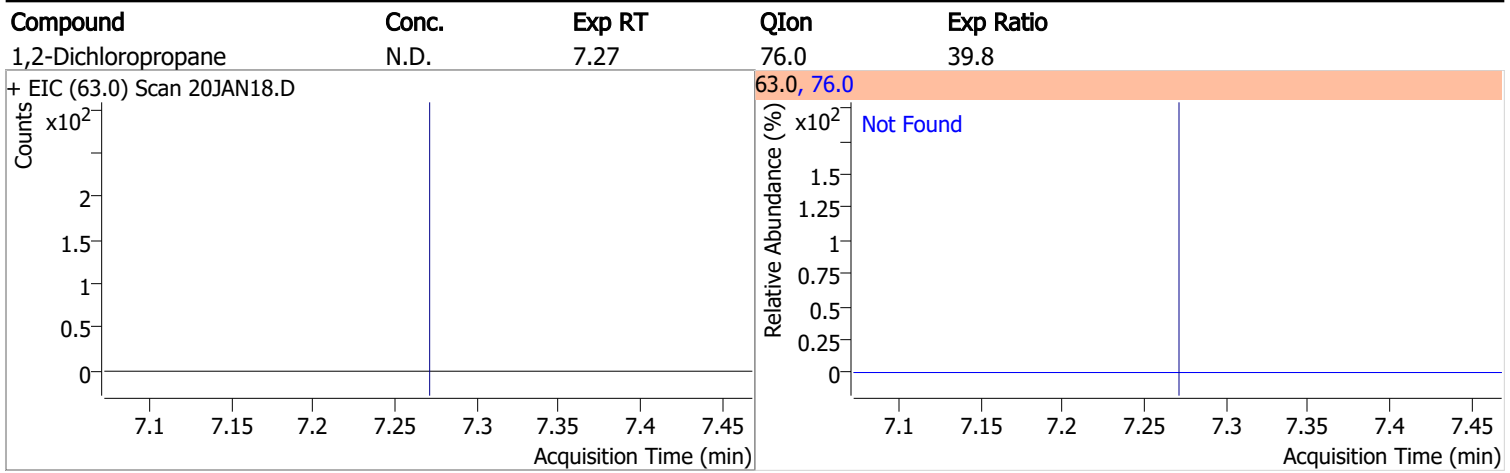
Compound	Conc.	Exp RT	QIon	Exp Ratio	QIon	Exp Ratio
1,2-Dichloroethane	N.D.	6.32	64.0	32.2	98.0	8.2



Compound	Conc.	Exp RT	QIon	Exp Ratio	QIon	Exp Ratio
Trichloroethene	N.D.	7.02	130.0	105.6	97.0	65.7

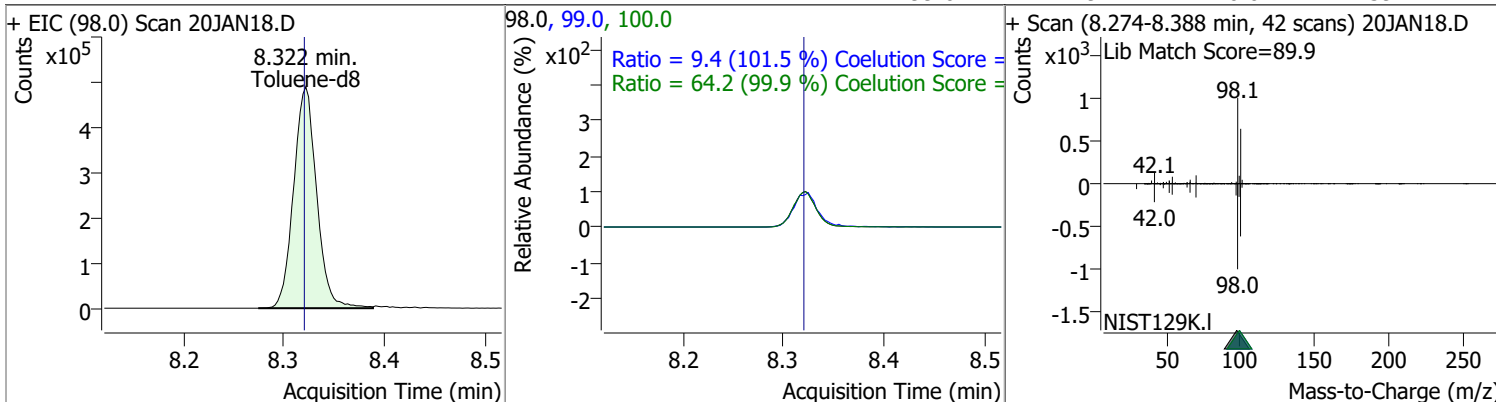


Quantitation Results Report (QT Reviewed)

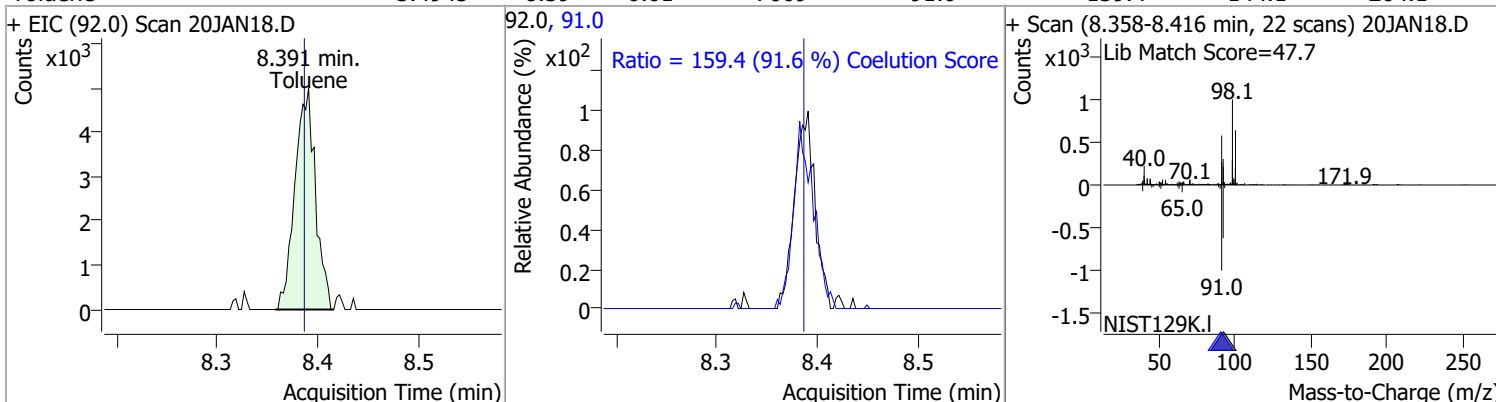


Quantitation Results Report (QT Reviewed)

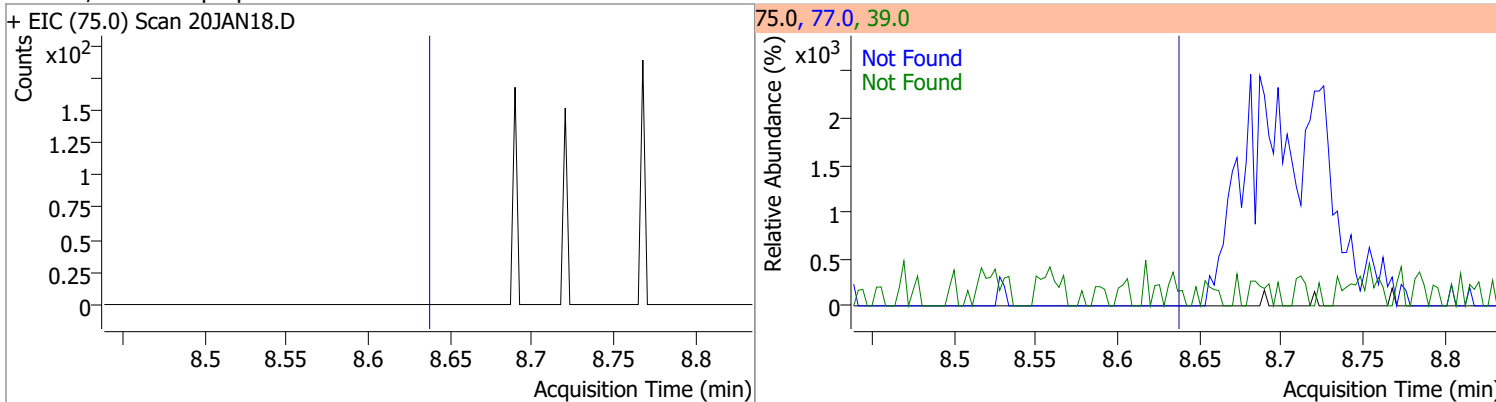
Compound	Conc.	RT	Dev(Min)	Resp.	QIon	QRatio	Lower	Upper
Toluene-d8	257.7325	8.32	0.00	782181	100.0	64.2	34.3	94.3
					99.0	9.4	0.0	39.2



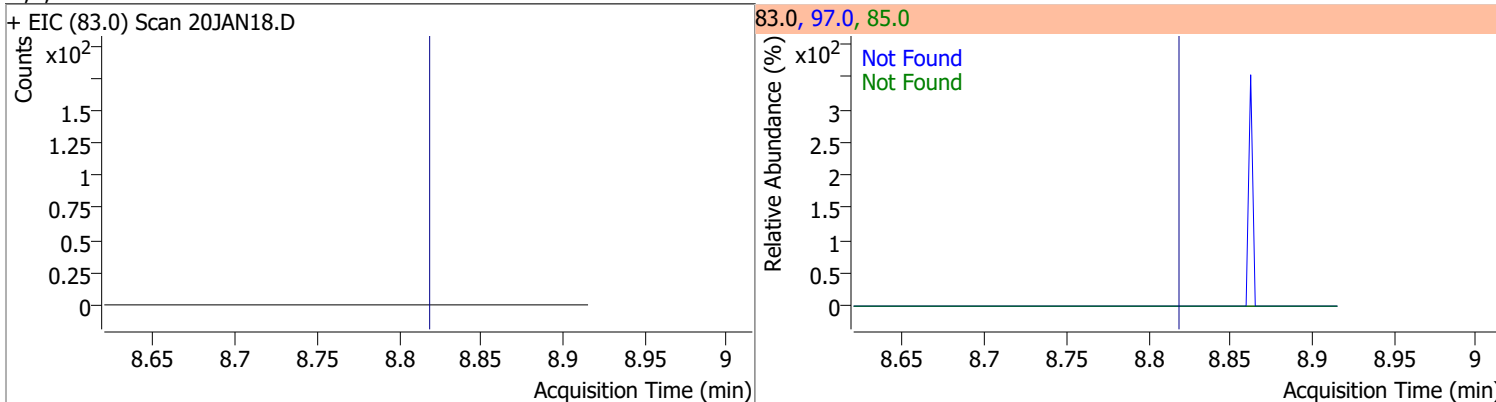
Compound	Conc.	RT	Dev(Min)	Resp.	QIon	QRatio	Lower	Upper
Toluene	3.4945	8.39	0.01	7069	91.0	159.4	144.1	204.1



Compound	Conc.	Exp RT	QIon	Exp Ratio	QIon	Exp Ratio
trans-1,3-Dichloropropene	N.D.	8.64	39.0	53.0	77.0	31.0

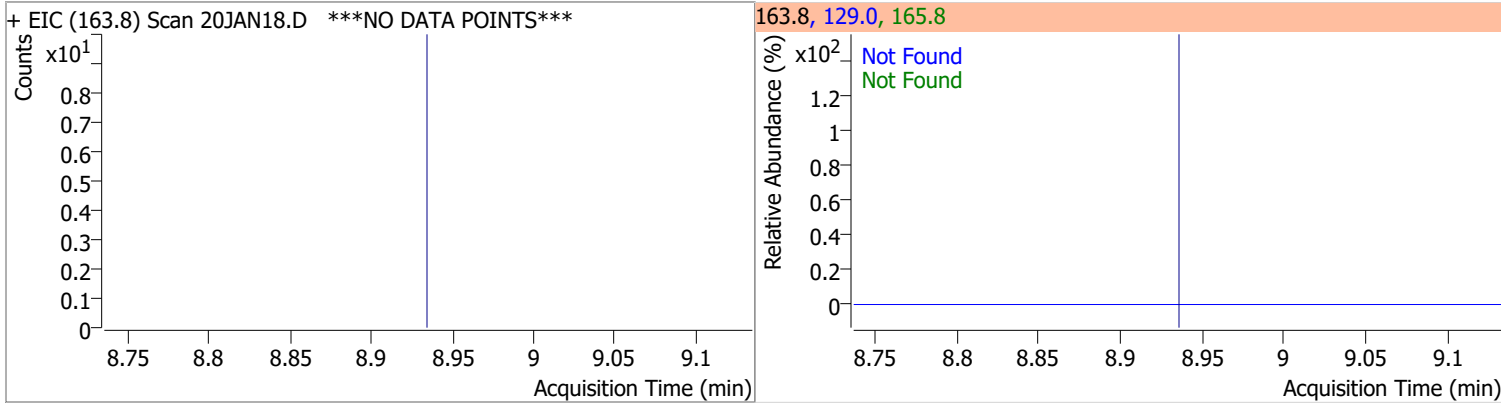


Compound	Conc.	Exp RT	QIon	Exp Ratio	QIon	Exp Ratio
1,1,2-Trichloroethane	N.D.	8.82	97.0	110.7	85.0	60.7

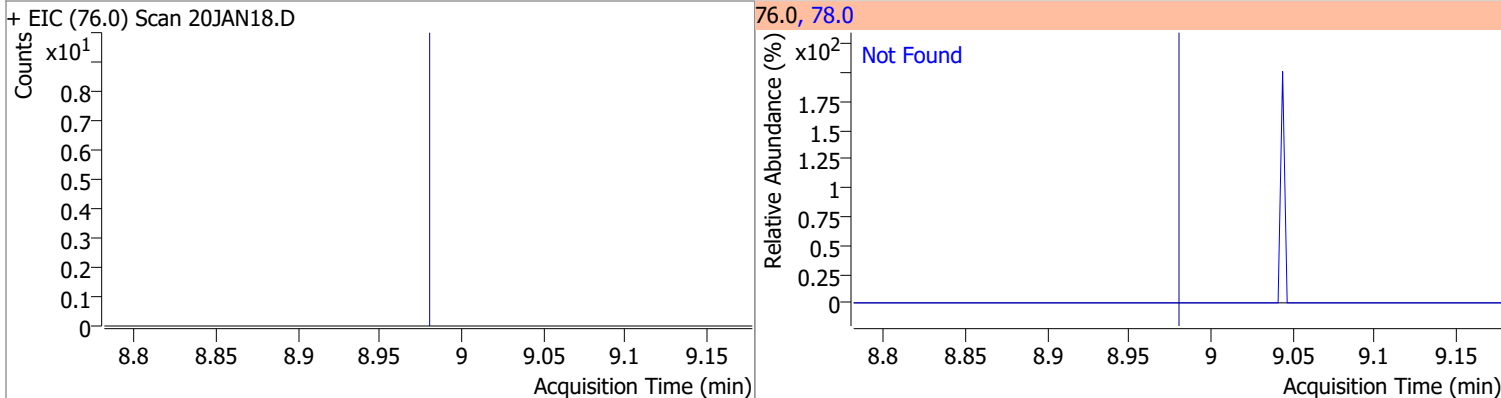


Quantitation Results Report (QT Reviewed)

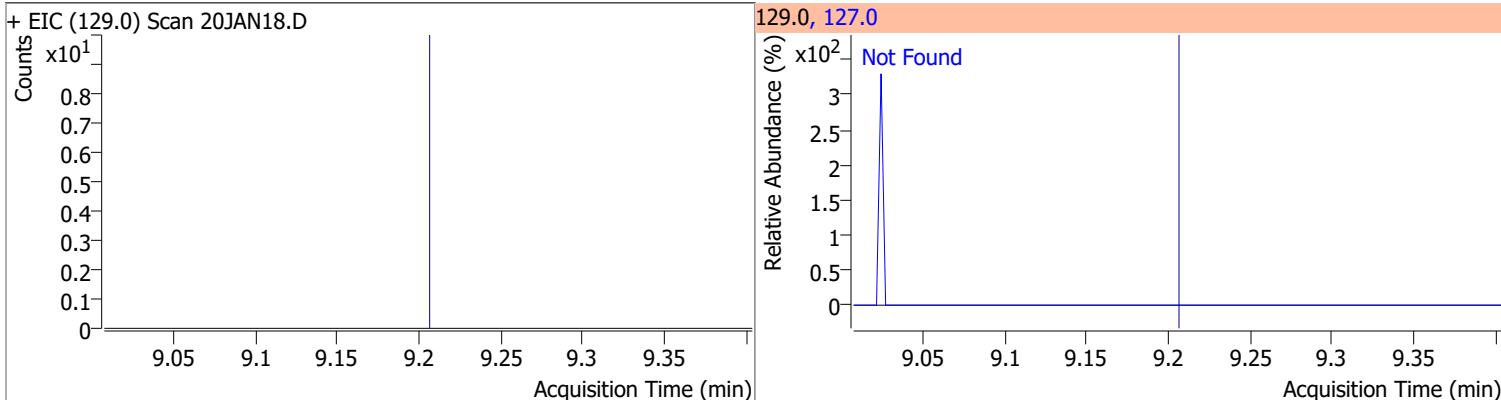
Compound	Conc.	Exp RT	QIon	Exp Ratio	QIon	Exp Ratio
Tetrachloroethene	N.D.	8.94	165.8	126.1	129.0	90.5



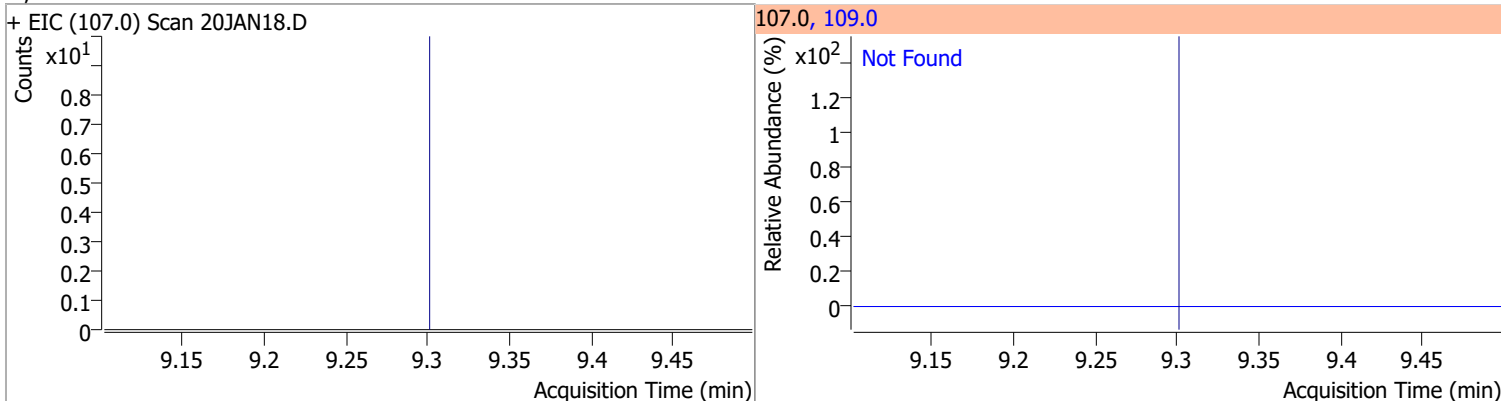
Compound	Conc.	Exp RT	QIon	Exp Ratio
1,3-Dichloropropane	N.D.	8.98	78.0	32.4



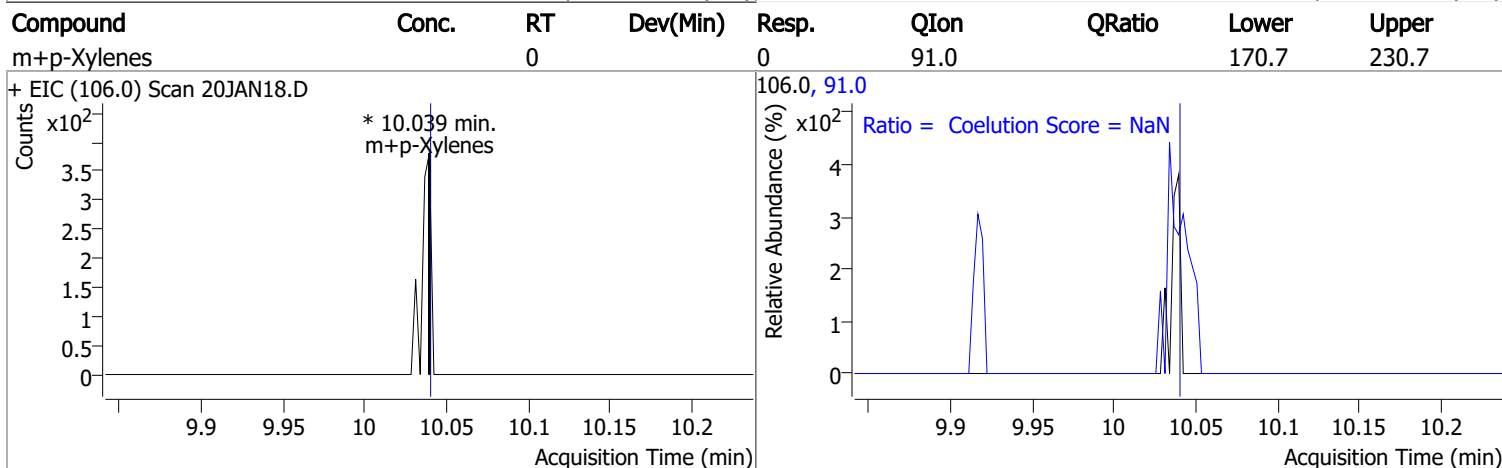
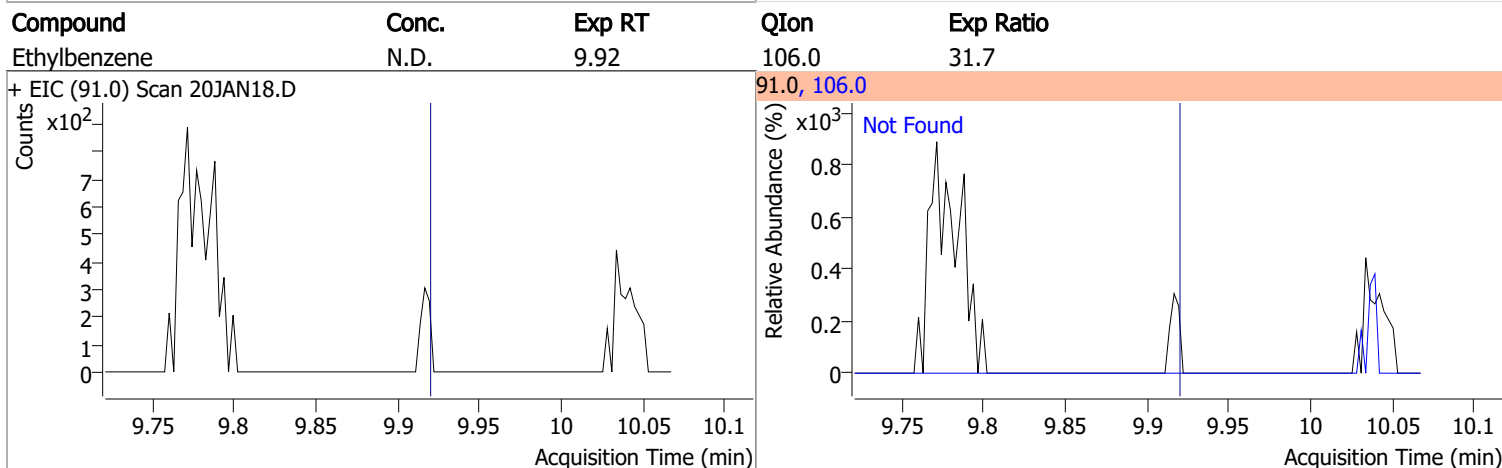
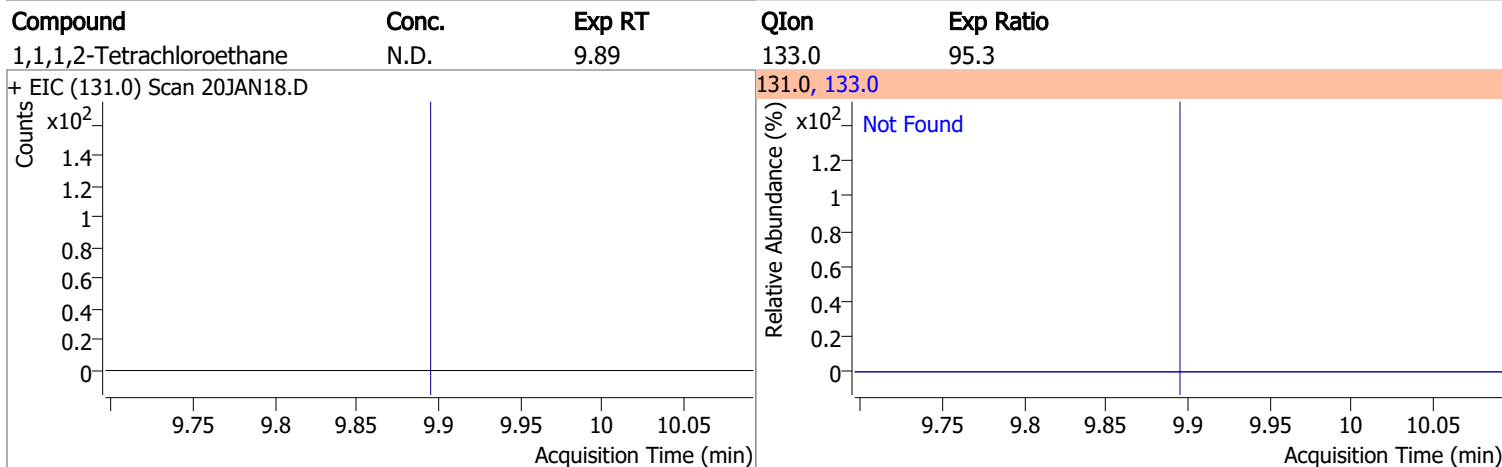
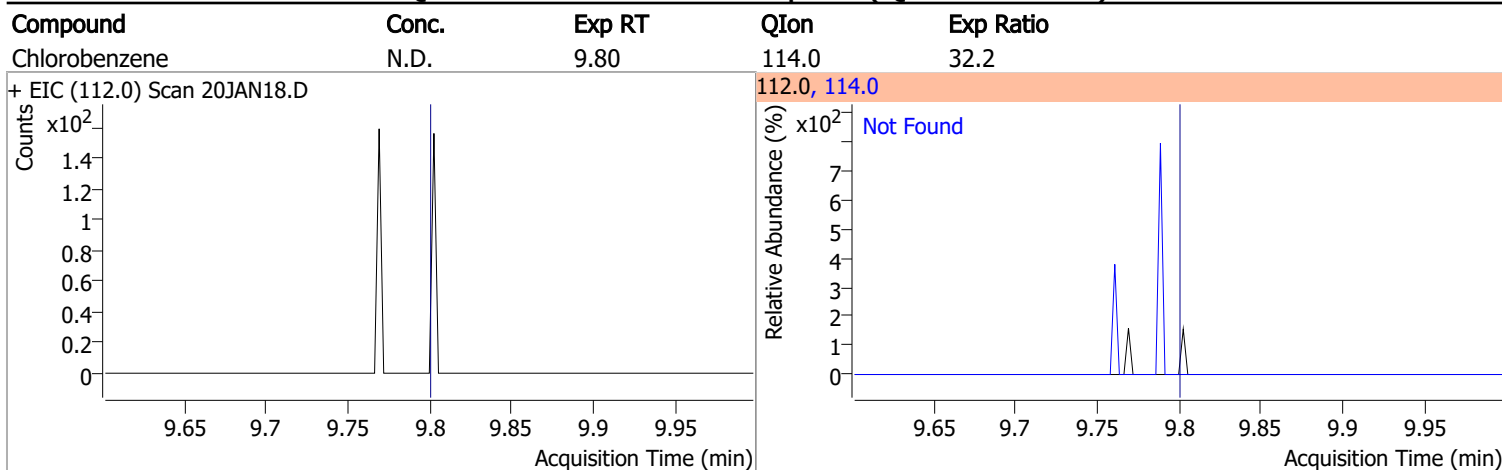
Compound	Conc.	Exp RT	QIon	Exp Ratio
Chlorodibromomethane	N.D.	9.21	127.0	77.2



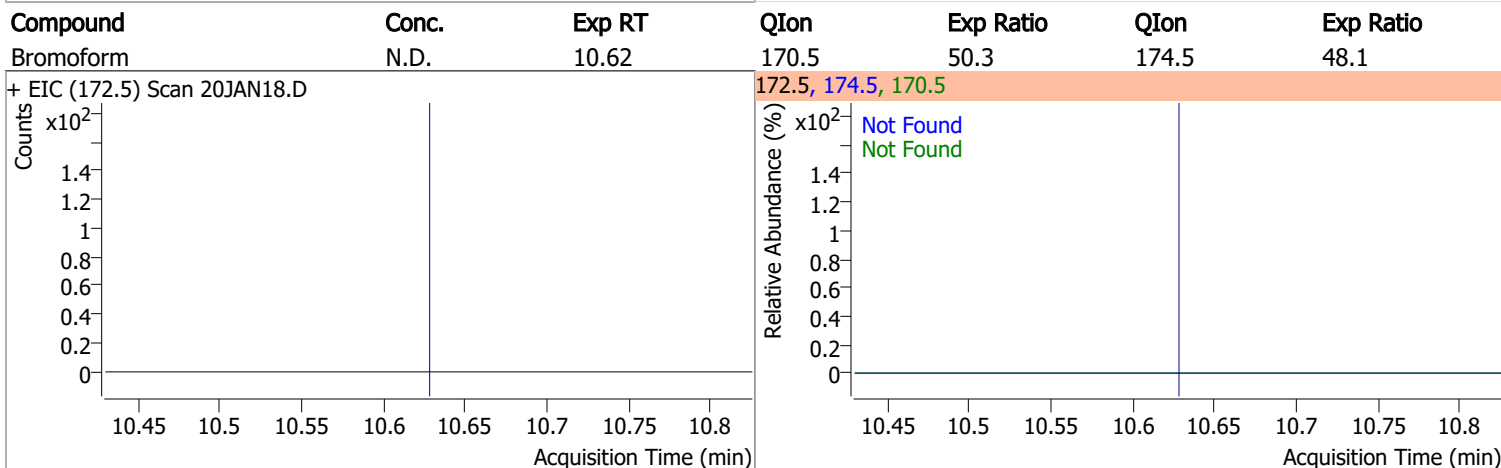
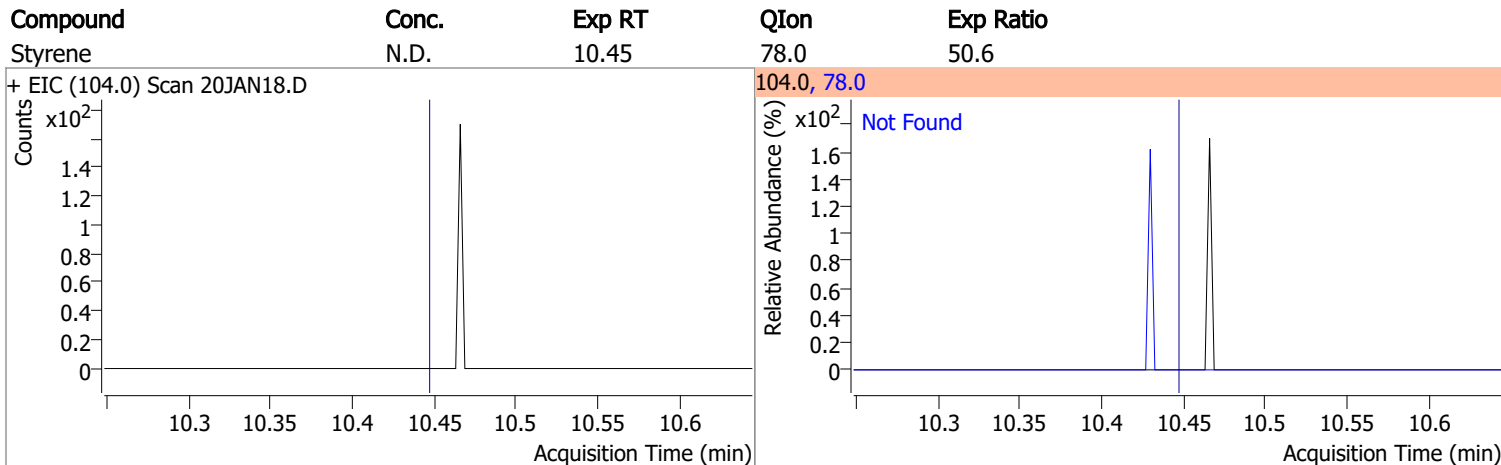
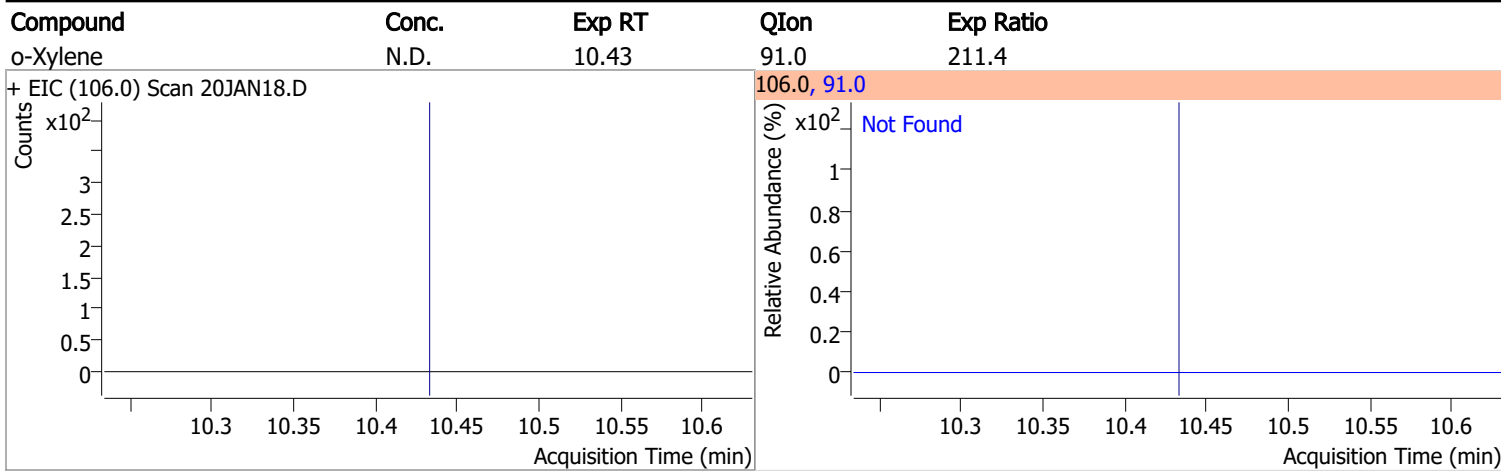
Compound	Conc.	Exp RT	QIon	Exp Ratio
1,2-Dibromoethane	N.D.	9.30	109.0	91.5



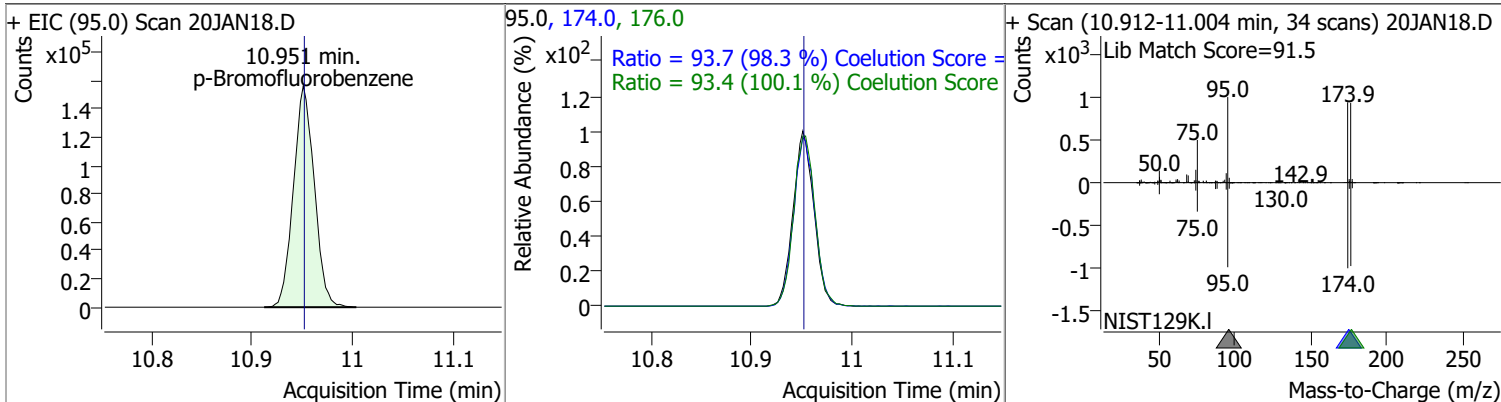
Quantitation Results Report (QT Reviewed)



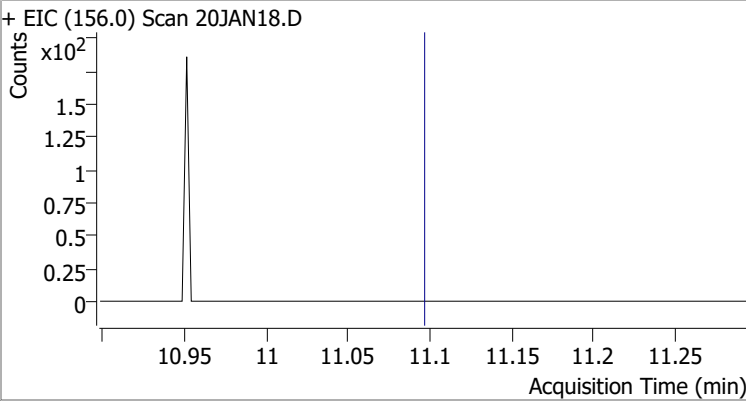
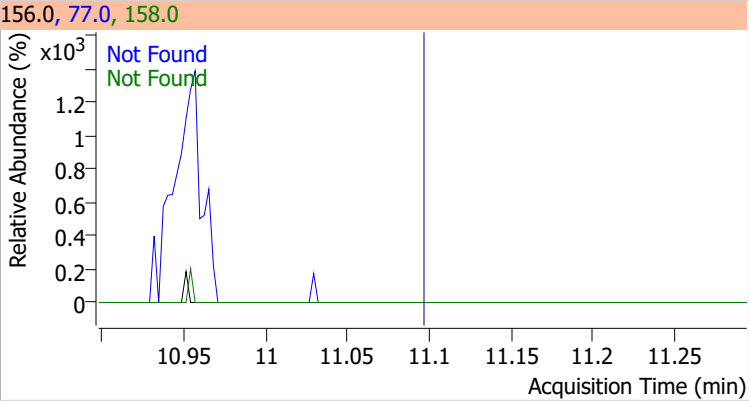
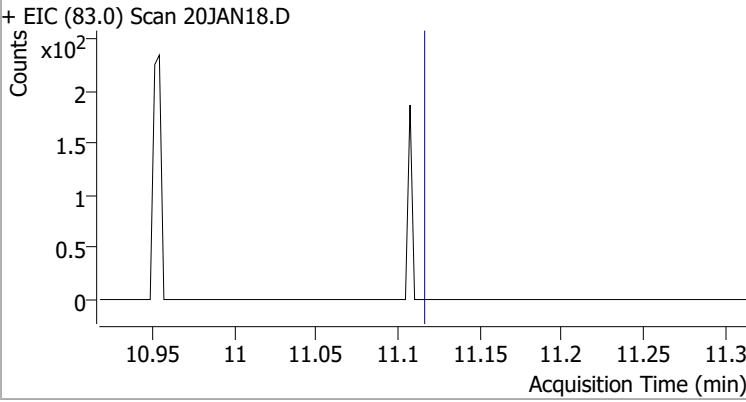
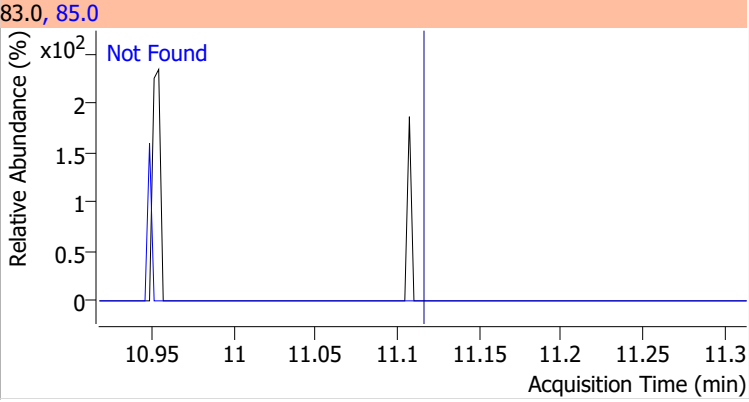
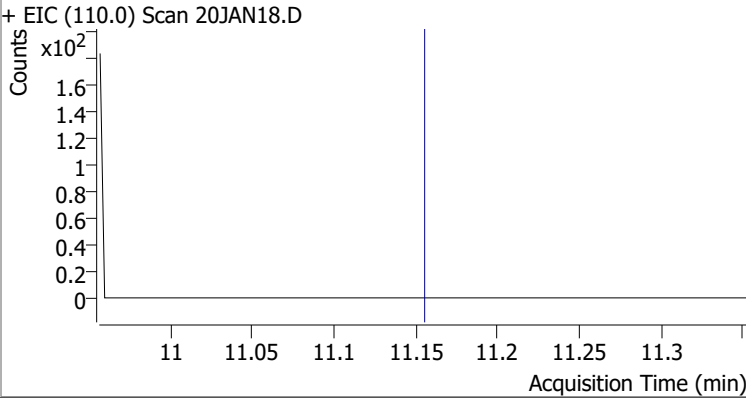
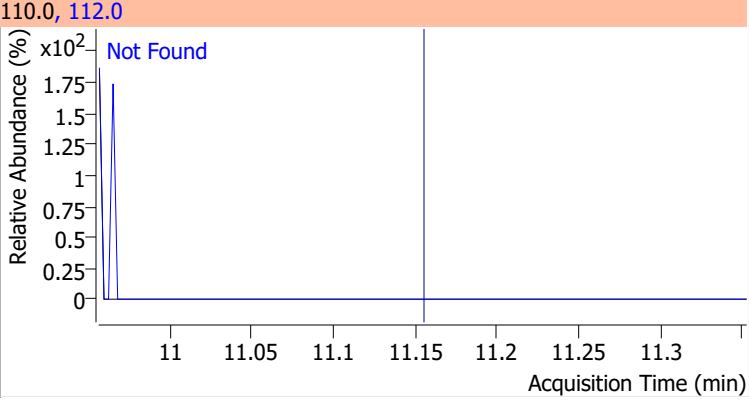
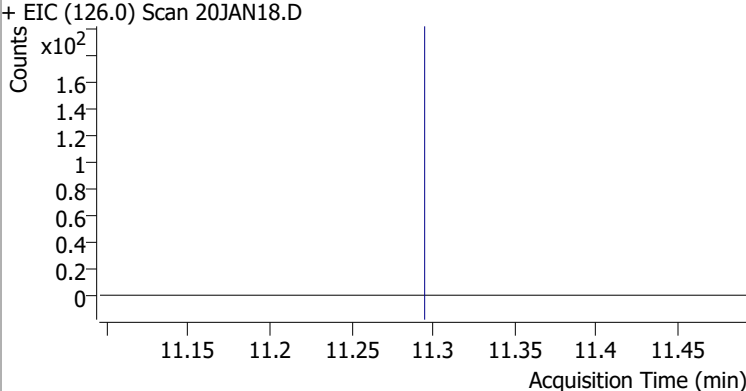
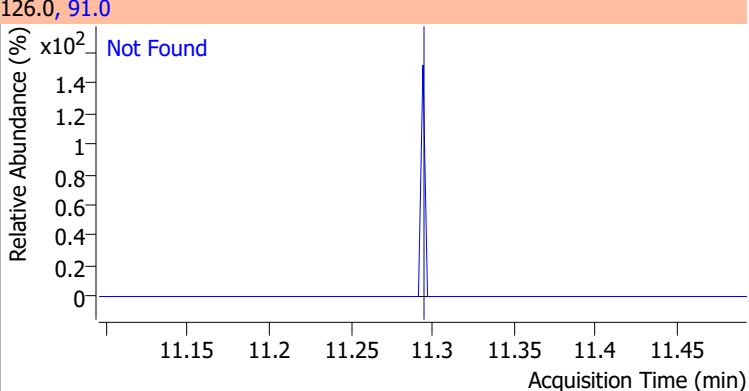
Quantitation Results Report (QT Reviewed)



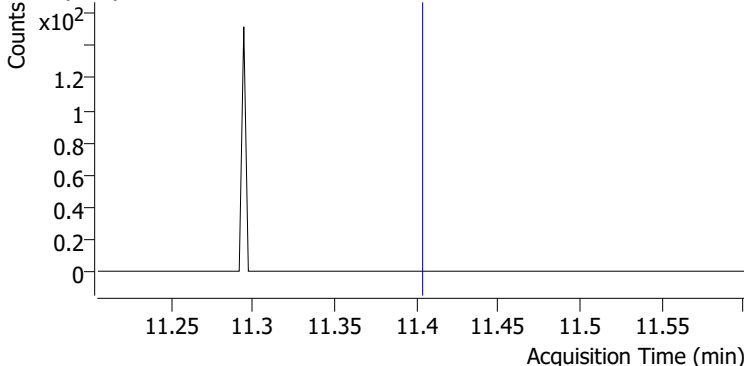
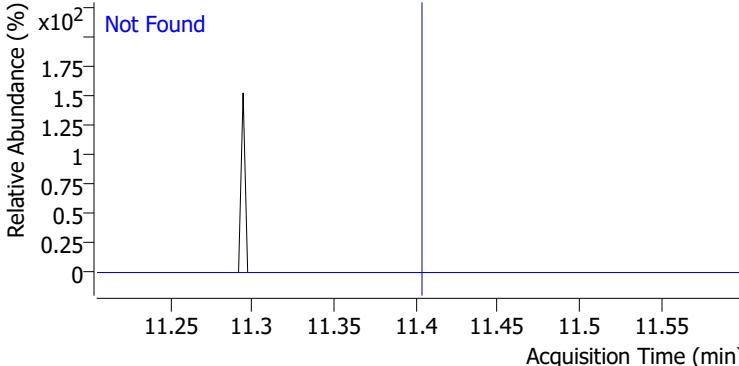
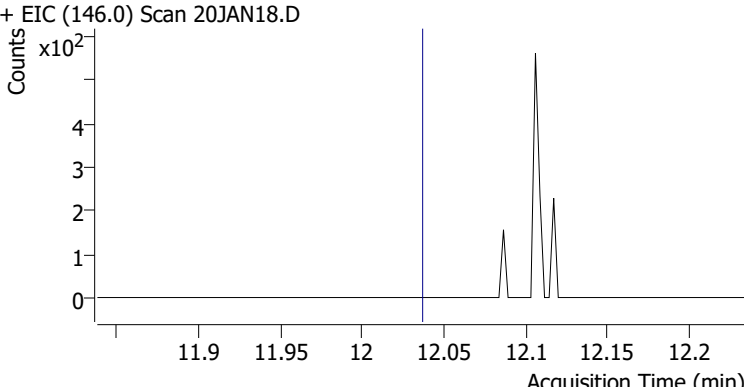
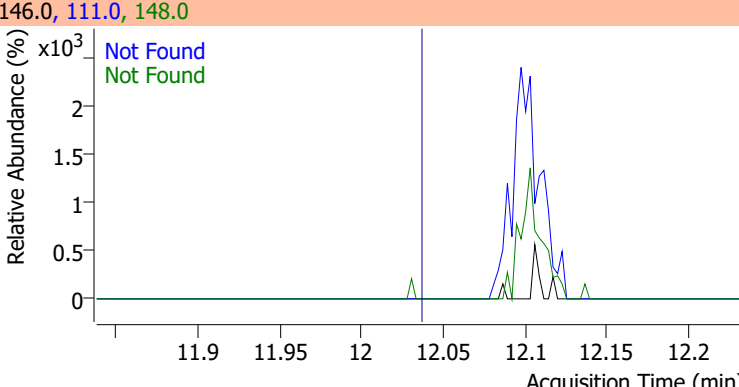
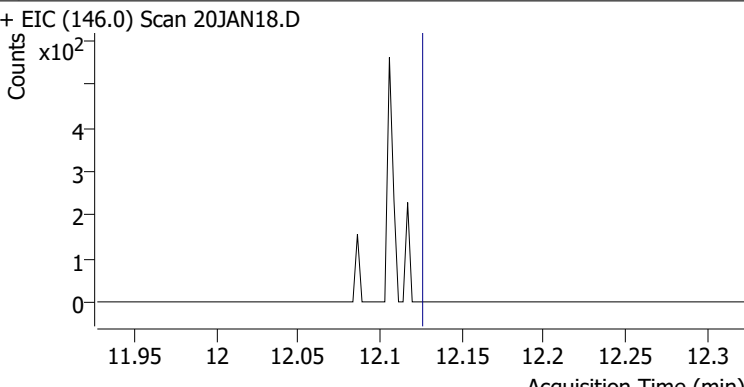
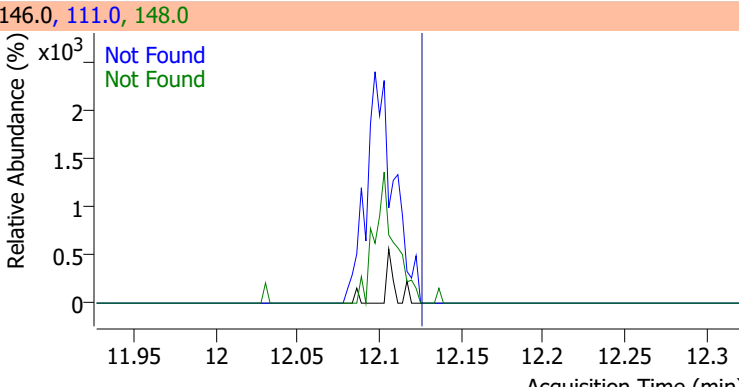
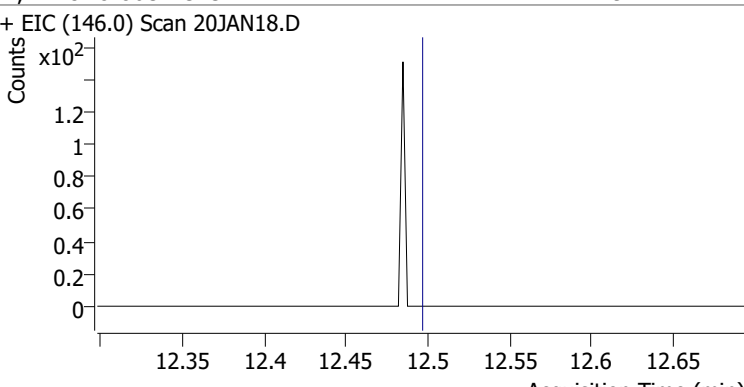
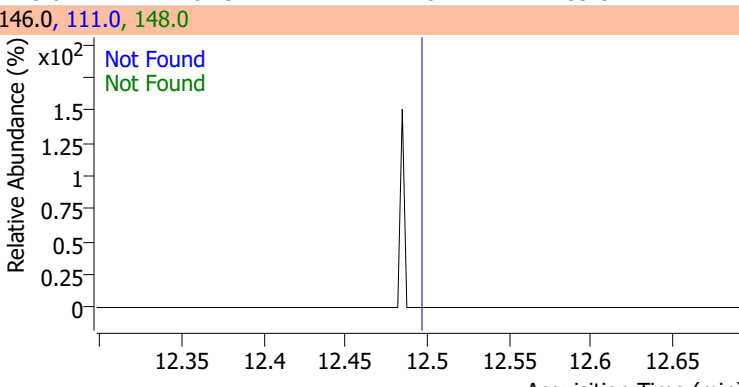
Compound	Conc.	RT	Dev(Min)	Resp.	QIon	QRatio	Lower	Upper
p-Bromofluorobenzene	262.3309	10.95	0.00	226195	174.0	93.7	65.3	125.3
					176.0	93.4	63.3	123.3



Quantitation Results Report (QT Reviewed)

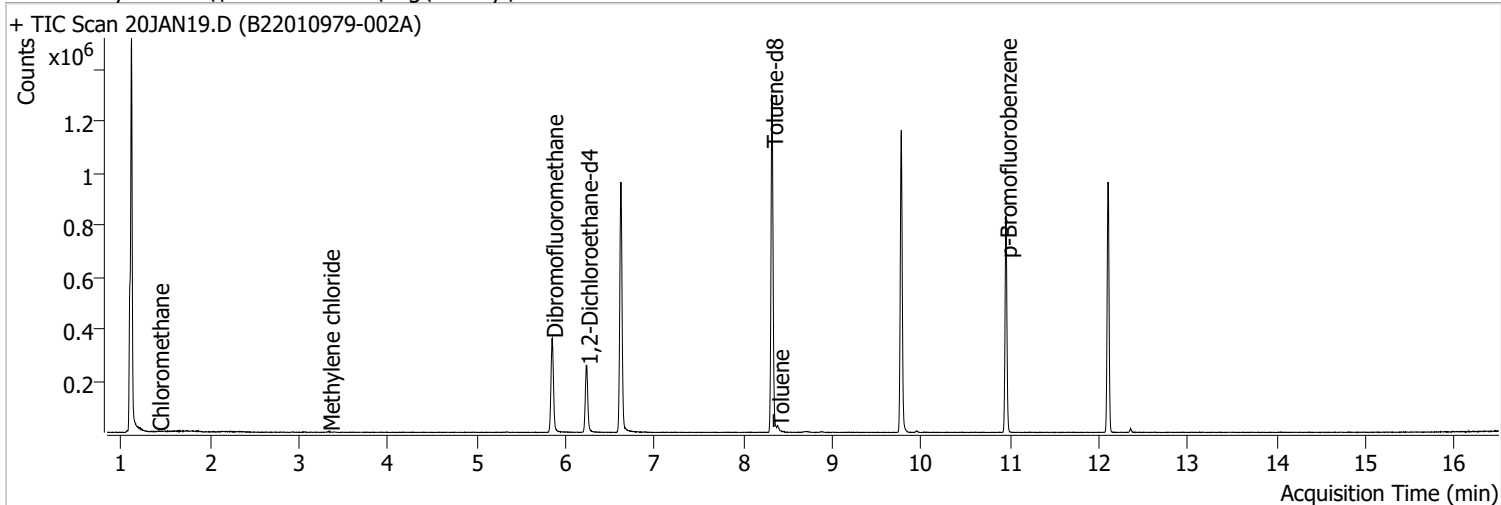
Compound	Conc.	Exp RT	QIon	Exp Ratio	QIon	Exp Ratio
Bromobenzene	N.D.	11.09	77.0	143.5	158.0	96.1
+ EIC (156.0) Scan 20JAN18.D			156.0, 77.0, 158.0			
						
1,1,2,2-Tetrachloroethane	N.D.	11.11	85.0	63.3		
+ EIC (83.0) Scan 20JAN18.D			83.0, 85.0			
						
1,2,3-Trichloropropane	N.D.	11.15	112.0	65.8		
+ EIC (110.0) Scan 20JAN18.D			110.0, 112.0			
						
2-Chlorotoluene	N.D.	11.29	91.0	276.2		
+ EIC (126.0) Scan 20JAN18.D			126.0, 91.0			
						

Quantitation Results Report (QT Reviewed)

Compound	Conc.	Exp RT	QIon	Exp Ratio		
4-Chlorotoluene	N.D.	11.40	126.0	31.3		
+ EIC (91.0) Scan 20JAN18.D			91.0, 126.0			
						
1,3-Dichlorobenzene	N.D.	12.03	148.0	62.8	QIon	Exp Ratio
+ EIC (146.0) Scan 20JAN18.D			146.0, 111.0, 148.0			
						
1,4-Dichlorobenzene	N.D.	12.12	148.0	63.7	QIon	Exp Ratio
+ EIC (146.0) Scan 20JAN18.D			146.0, 111.0, 148.0			
						
1,2-Dichlorobenzene	N.D.	12.49	148.0	61.9	QIon	Exp Ratio
+ EIC (146.0) Scan 20JAN18.D			146.0, 111.0, 148.0			
						

Quantitation Results Report (QT Reviewed)

Data File	20JAN19.D	Operator	MSC
Acq. Method	5975CACQF.M	Acq. Date-Time	1/20/2022 6:12:55 PM
Sample Name	B22010979-002A	Instrument	VOA5975C
Vial	19	Multiplier	1.00
DA Method File	VOA5975C_8260B_SHT_DoD_L4_011922.m	Comment	
Tune File	BFB_Atune3.u	Tune Date	10/11/2021 4:02:00 PM
Batch Name	VG012022_8260B.batch.bin	Last Calib Update	3/8/2022 4:29:12 PM
Ref Library	\\MASSHUNTER\Org\Library\NIST129K.I		



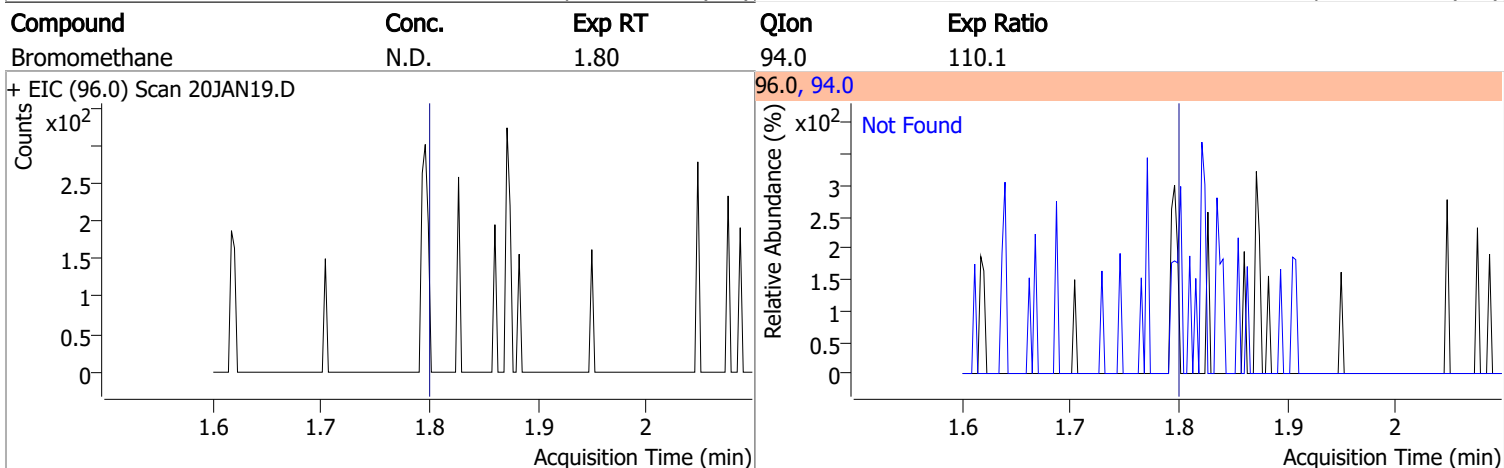
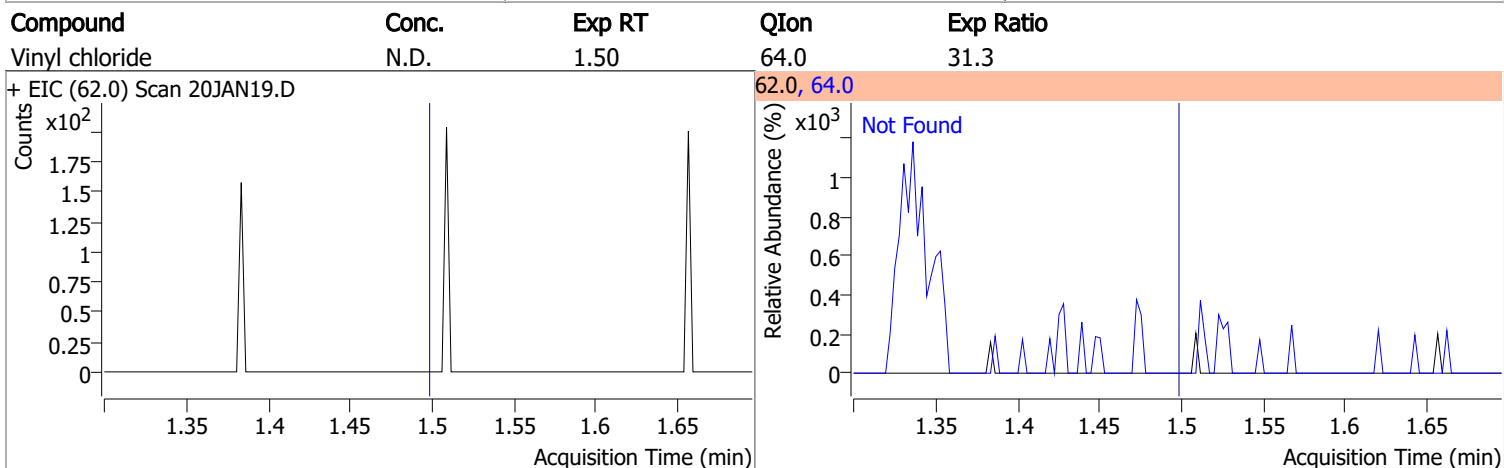
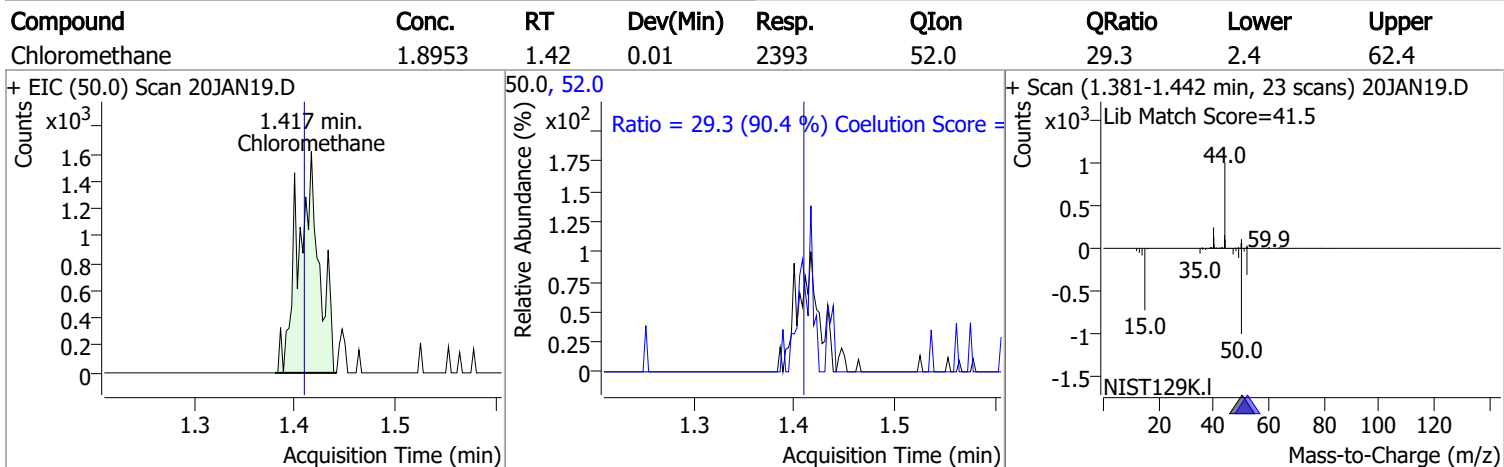
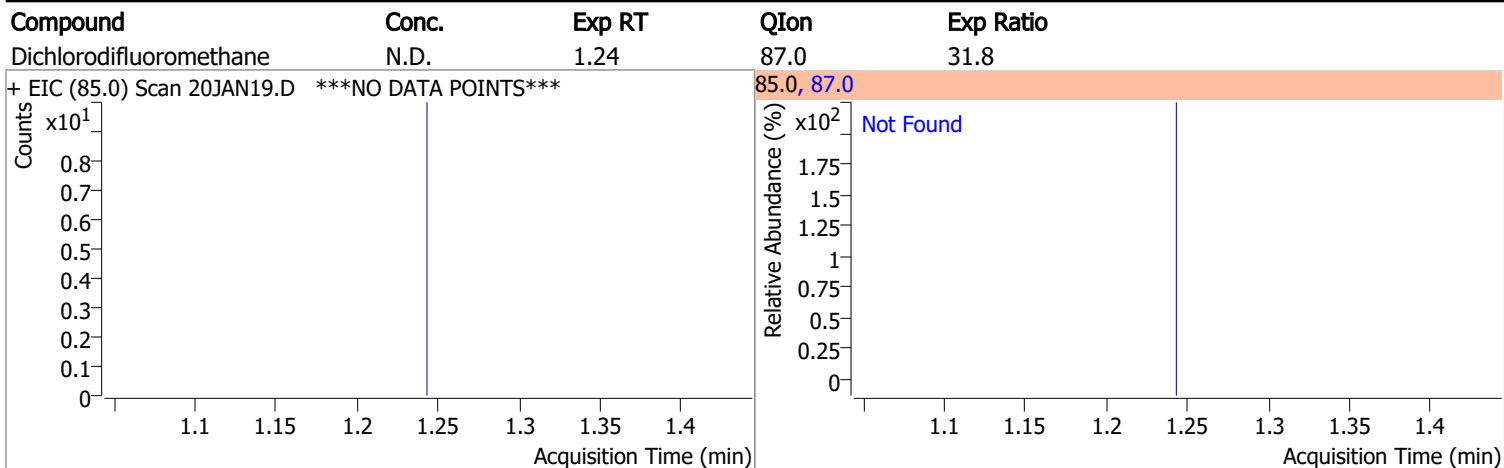
Compound	RT	QIon	Resp.	Conc.	Units	Dev(Min)
Internal Standards						
M Fluorobenzene	6.620	96.0	797562	250.0000	ng	0.000
M Chlorobenzene-d5	9.774	82.0	315690	250.0000	ng	0.000
M 1,4-Dichlorobenzene-d4	12.100	152.0	241138	250.0000	ng	0.000
System Monitoring Compounds						
S Dibromofluoromethane	5.848	113.0	212877	275.5674	ng	-0.003
Spiked Amount: 250.000	Range: 80.0 - 119.0%			Recovery = 110.23%		
S 1,2-Dichloroethane-d4	6.236	67.0	92188	276.2588	ng	0.006
Spiked Amount: 250.000	Range: 81.0 - 118.0%			Recovery = 110.50%		
S Toluene-d8	8.322	98.0	803864	261.0067	ng	0.003
Spiked Amount: 250.000	Range: 89.0 - 112.0%			Recovery = 104.40%		
S p-Bromofluorobenzene	10.951	95.0	227542	255.5682	ng	0.003
Spiked Amount: 250.000	Range: 85.0 - 114.0%			Recovery = 102.23%		
Target Compounds						
T Dichlorodifluoromethane	0.000		0	N.D.		
T Chloromethane	1.417	50.0	2393	1.8953	ng	94
T Vinyl chloride	0.000		0	N.D.		
T Bromomethane	0.000		0	N.D.		
T Chloroethane	0.000		0	N.D.		
T Trichlorofluoromethane	0.000		0	N.D.		
T 1,1-Dichloroethene	0.000		0	N.D.		
T Methylene chloride	3.335	49.0	2066	1.7724	ng	m 87
T trans-1,2-Dichloroethene	0.000		0	N.D.		
T Methyl tert-butyl ether (MTBE)	0.000		0	N.D.		
T 1,1-Dichloroethane	0.000		0	N.D.		
T 2,2-Dichloropropane	0.000		0	N.D.		
T cis-1,2-Dichloroethene	0.000		0	N.D.		
T Methyl ethyl ketone	0.000		0	N.D.		
T Bromochloromethane	0.000		0	N.D.		
T Chloroform	0.000		0	N.D.		

Quantitation Results Report (QT Reviewed)

Compound	RT	QIon	Resp.	Conc.	Units	Dev(Min)
T 1,1,1-Trichloroethane	0.000		0	N.D.		
T Carbon tetrachloride	0.000		0	N.D.		
T 1,1-Dichloropropene	0.000		0	N.D.		
T Benzene	0.000		0	N.D.		
T 1,2-Dichloroethane	0.000		0	N.D.		
T Trichloroethene	0.000		0	N.D.		
T 1,2-Dichloropropane	0.000		0	N.D.		
T Dibromomethane	0.000		0	N.D.		
T Bromodichloromethane	0.000		0	N.D.		
T cis-1,3-Dichloropropene	0.000		0	N.D.		
T Toluene	8.388	92.0	4866	2.3703	ng	94
T trans-1,3-Dichloropropene	0.000		0	N.D.		
T 1,1,2-Trichloroethane	0.000		0	N.D.		
T Tetrachloroethene	0.000		0	N.D.		
T 1,3-Dichloropropane	0.000		0	N.D.		
T Chlorodibromomethane	0.000		0	N.D.		
T 1,2-Dibromoethane	0.000		0	N.D.		
T Chlorobenzene	0.000		0	N.D.		
T 1,1,1,2-Tetrachloroethane	0.000		0	N.D.		
T Ethylbenzene	0.000		0	N.D.		
T m+p-Xylenes	10.042	106.0	0		ng	md 1
T o-Xylene	0.000		0	N.D.		
T Styrene	0.000		0	N.D.		
T Bromoform	0.000		0	N.D.		
T Bromobenzene	0.000		0	N.D.		
T 1,1,2,2-Tetrachloroethane	0.000		0	N.D.		
T 1,2,3-Trichloropropane	0.000		0	N.D.		
T 2-Chlorotoluene	0.000		0	N.D.		
T 4-Chlorotoluene	0.000		0	N.D.		
T 1,3-Dichlorobenzene	0.000		0	N.D.		
T 1,4-Dichlorobenzene	0.000		0	N.D.		
T 1,2-Dichlorobenzene	0.000		0	N.D.		

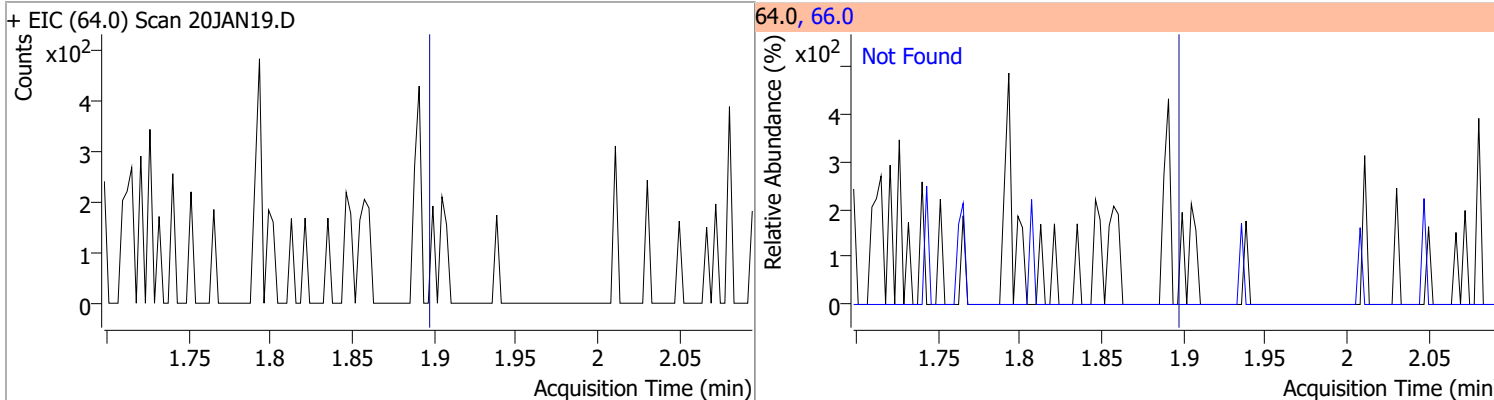
(#) = Qualifier Out of Range; (m) = Manual Integration; (+) = Area Summed; (*) = Surrogate Percent Recovery Out of Range; (d): Zeroed Peak

Quantitation Results Report (QT Reviewed)

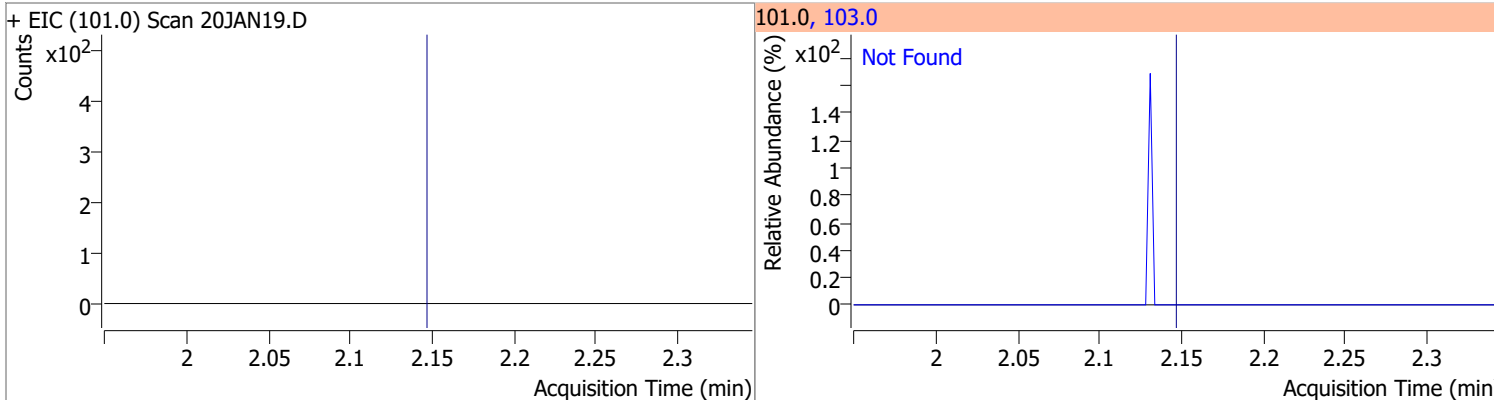


Quantitation Results Report (QT Reviewed)

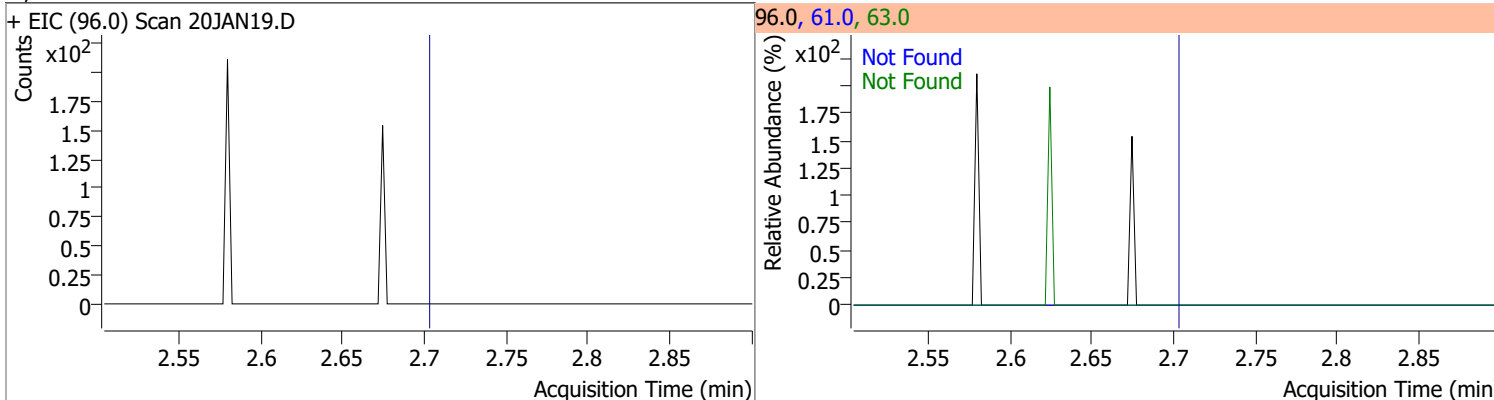
Compound	Conc.	Exp RT	QIon	Exp Ratio
Chloroethane	N.D.	1.90	66.0	30.0



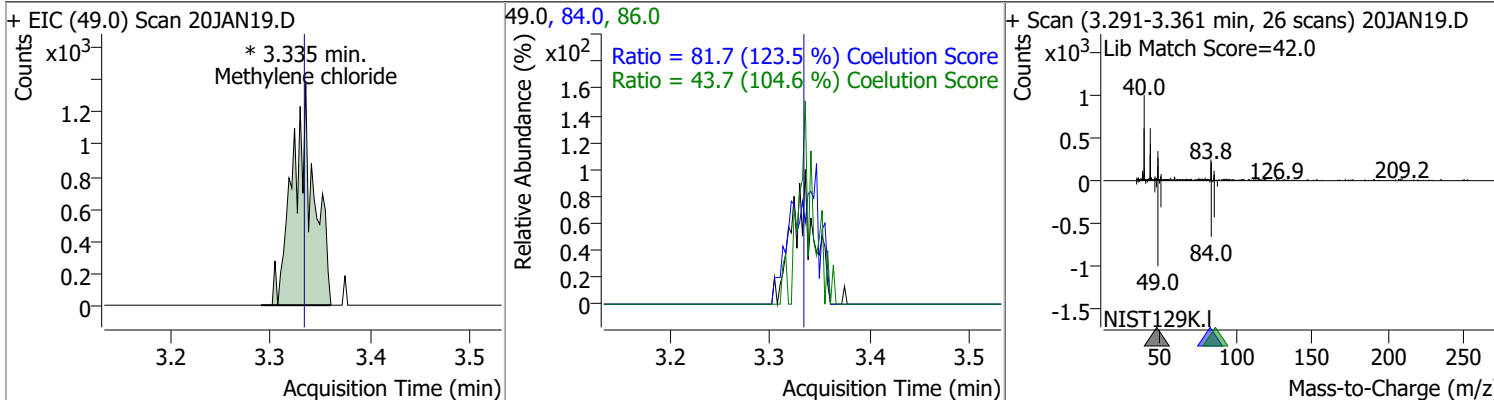
Compound	Conc.	Exp RT	QIon	Exp Ratio
Trichlorofluoromethane	N.D.	2.15	103.0	65.0



Compound	Conc.	Exp RT	QIon	Exp Ratio	QIon	Exp Ratio
1,1-Dichloroethene	N.D.	2.70	61.0	179.9	63.0	57.0

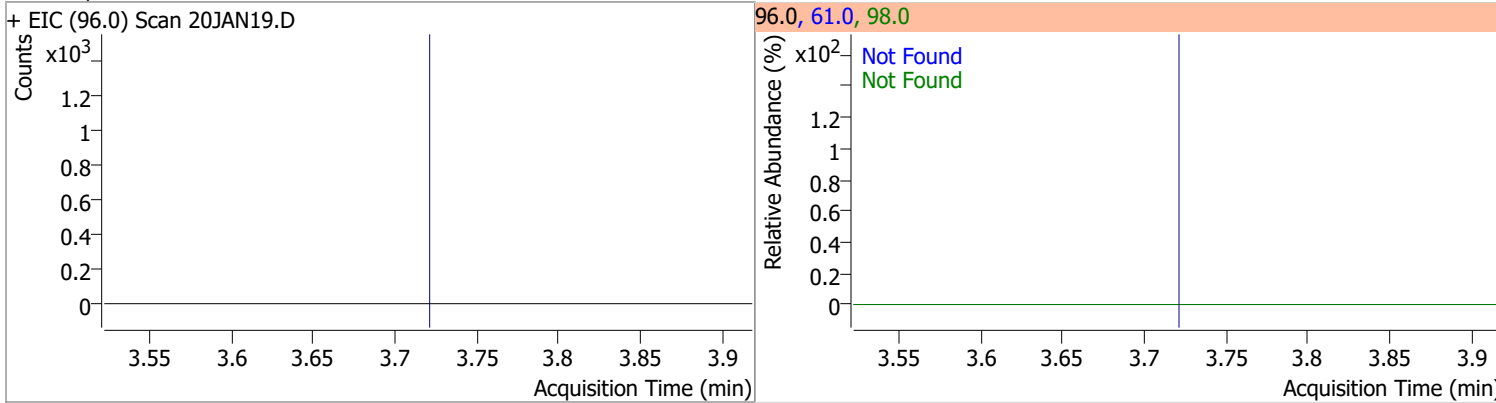


Compound	Conc.	RT	Dev(Min)	Resp.	QIon	QRatio	Lower	Upper
Methylene chloride	1.7724	3.34	0.00	2066 (m)	84.0	81.7	36.1	96.1
					86.0	43.7	11.8	71.8

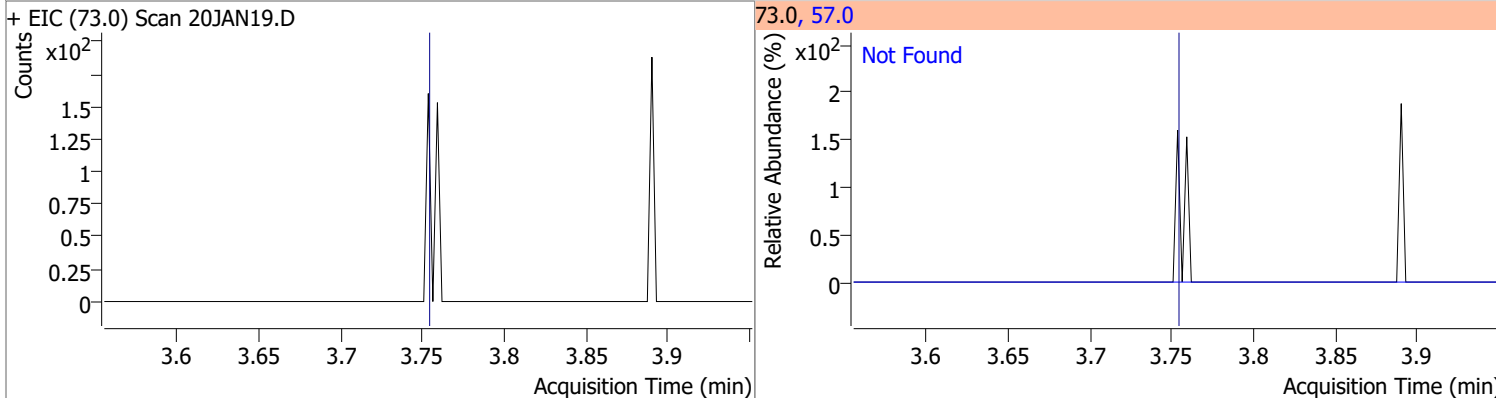


Quantitation Results Report (QT Reviewed)

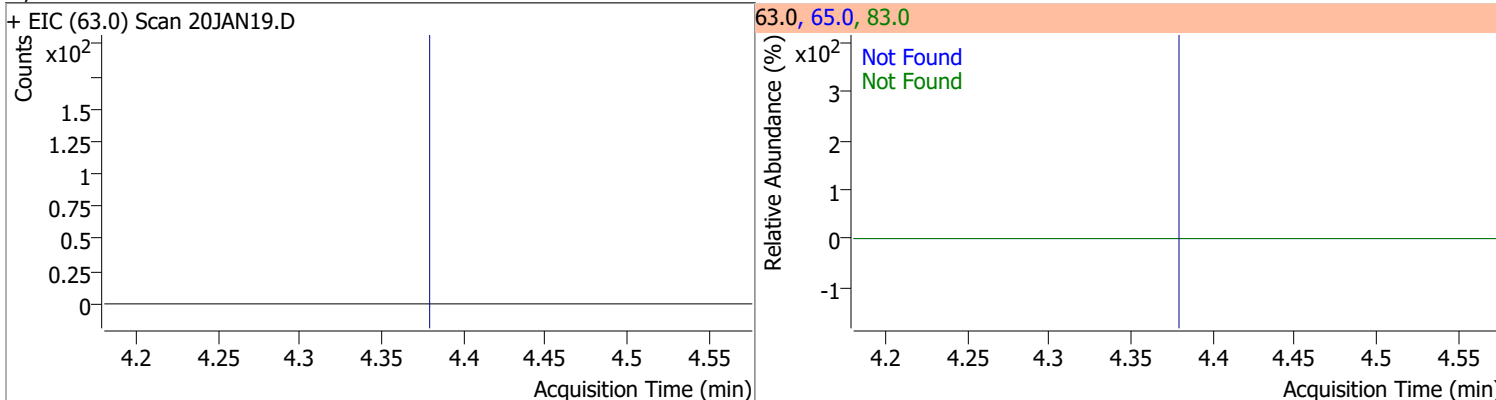
Compound	Conc.	Exp RT	QIon	Exp Ratio	QIon	Exp Ratio
trans-1,2-Dichloroethene	N.D.	3.72	61.0	154.8	98.0	62.1



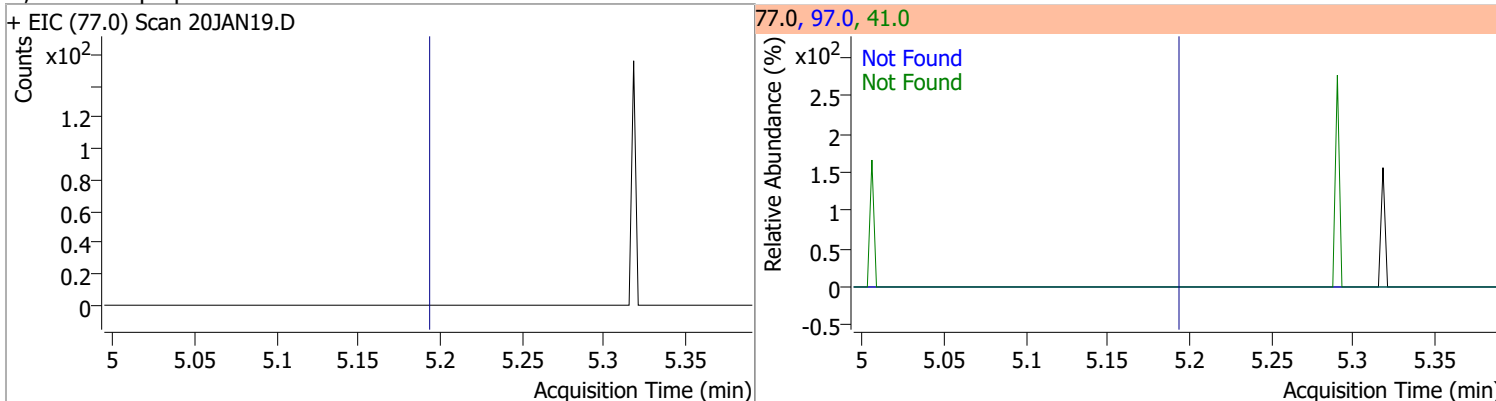
Compound	Conc.	Exp RT	QIon	Exp Ratio
Methyl tert-butyl ether (MTBE)	N.D.	3.75	57.0	24.6



Compound	Conc.	Exp RT	QIon	Exp Ratio	QIon	Exp Ratio
1,1-Dichloroethane	N.D.	4.38	65.0	31.0	83.0	12.7

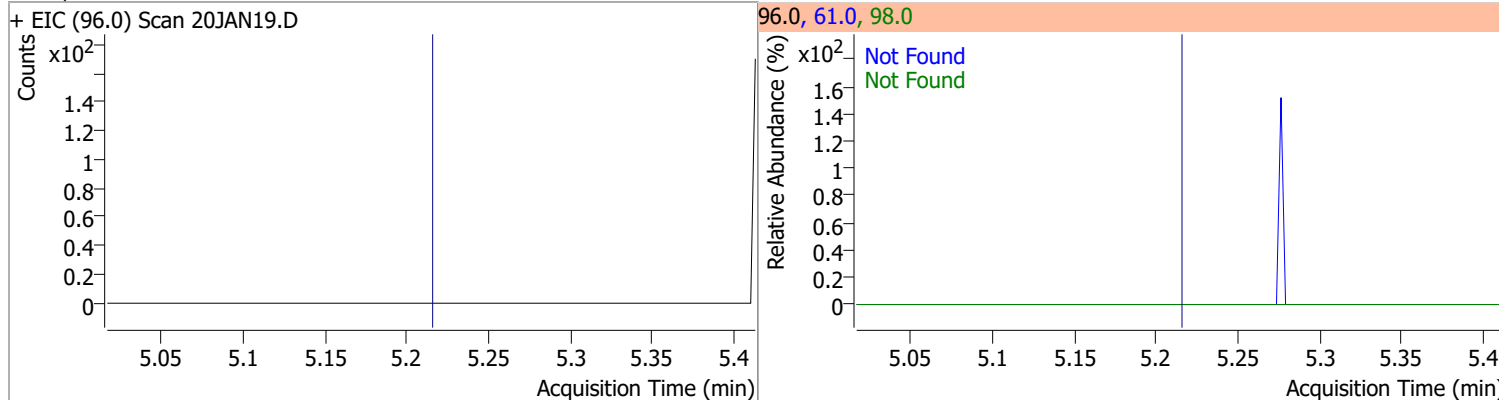


Compound	Conc.	Exp RT	QIon	Exp Ratio	QIon	Exp Ratio
2,2-Dichloropropane	N.D.	5.19	41.0	68.8	97.0	23.9

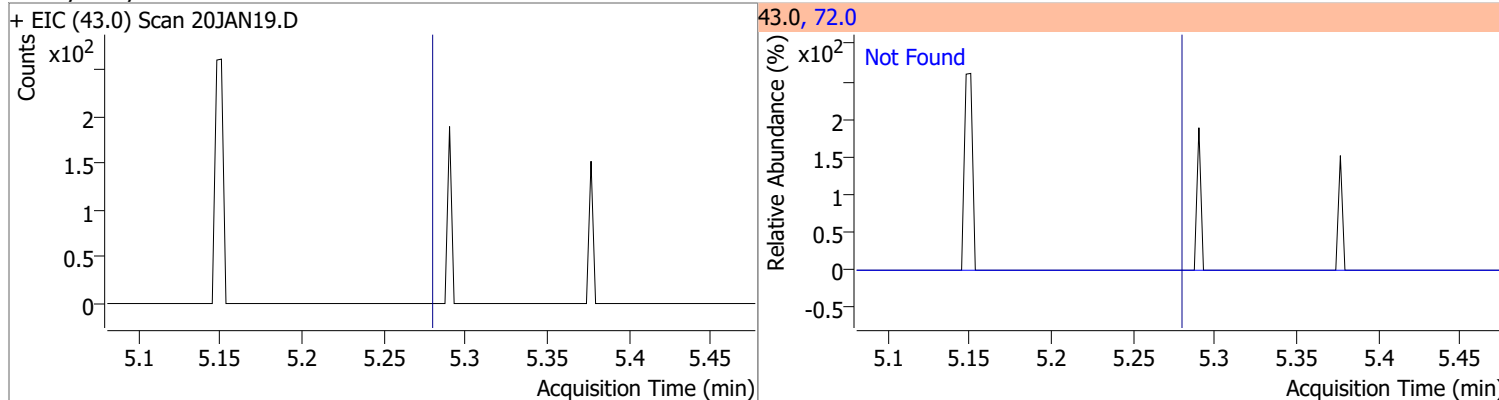


Quantitation Results Report (QT Reviewed)

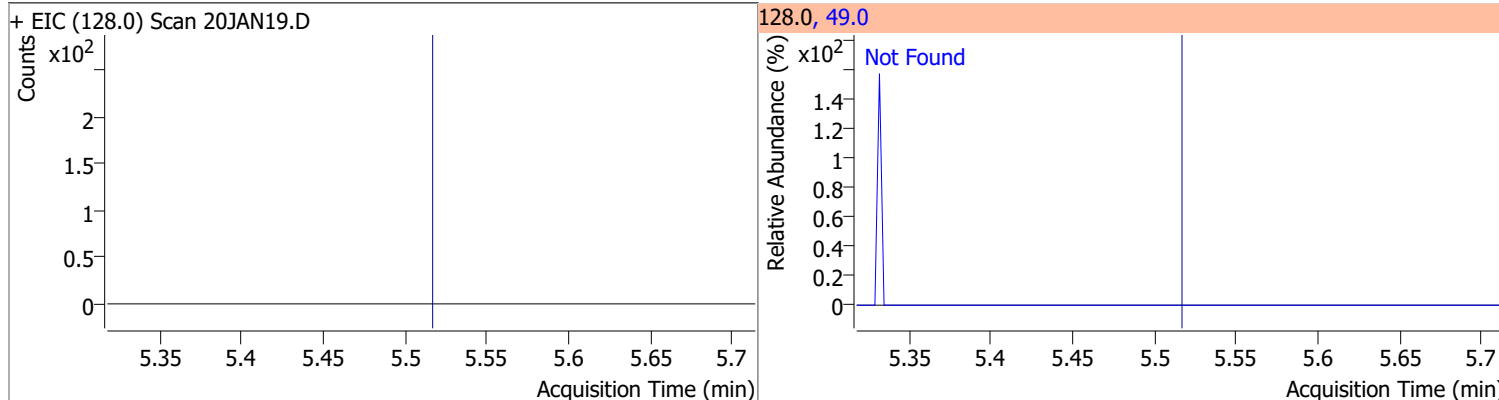
Compound	Conc.	Exp RT	QIon	Exp Ratio	QIon	Exp Ratio
cis-1,2-Dichloroethene	N.D.	5.21	61.0	160.4	98.0	66.2



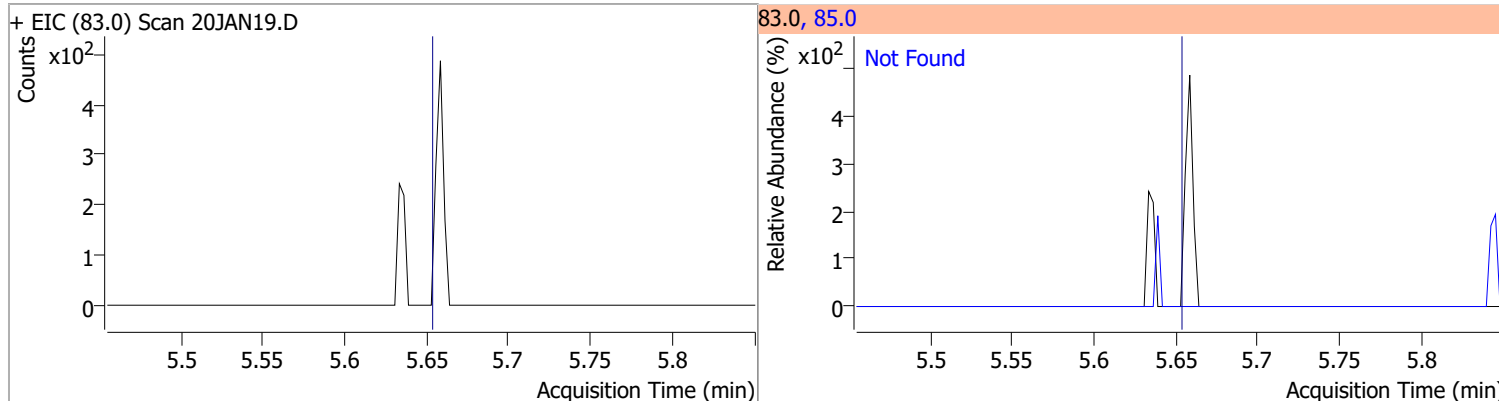
Compound	Conc.	Exp RT	QIon	Exp Ratio
Methyl ethyl ketone	N.D.	5.28	72.0	20.6



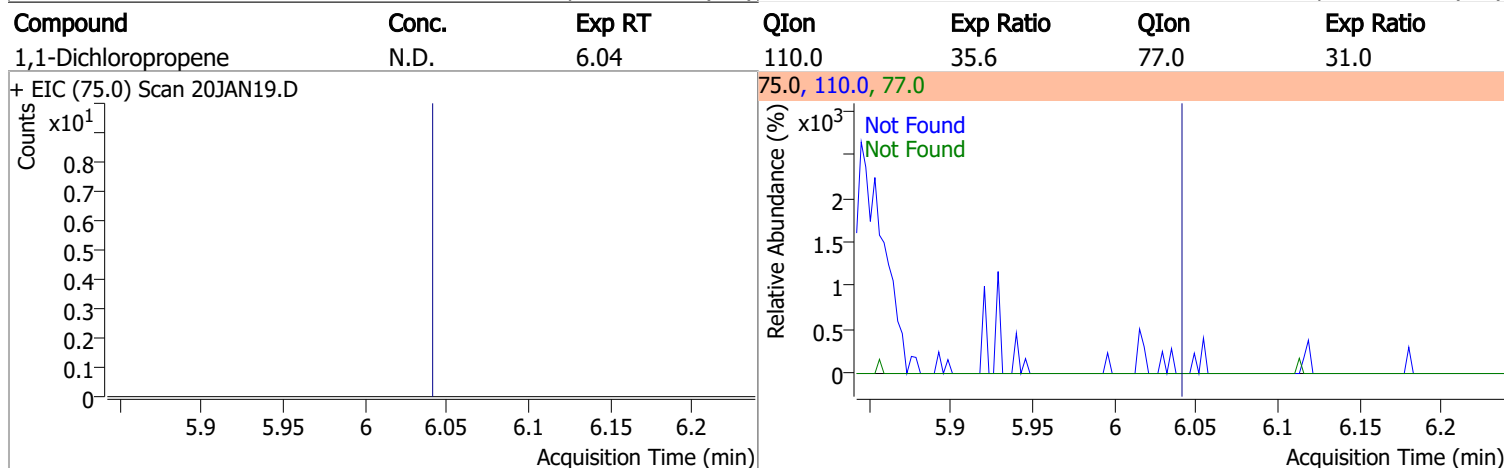
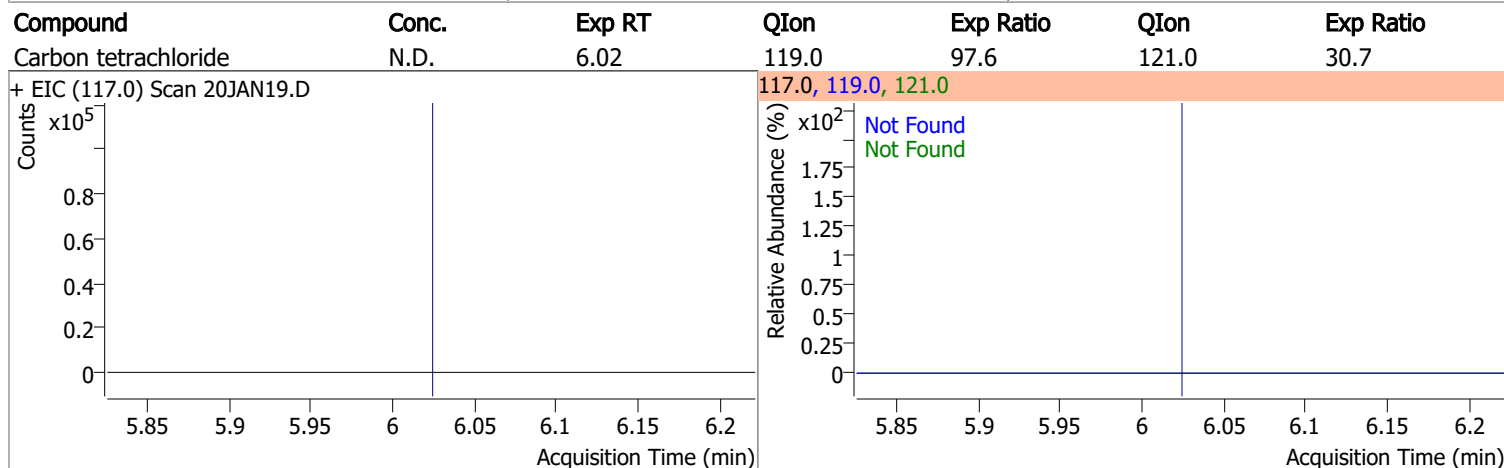
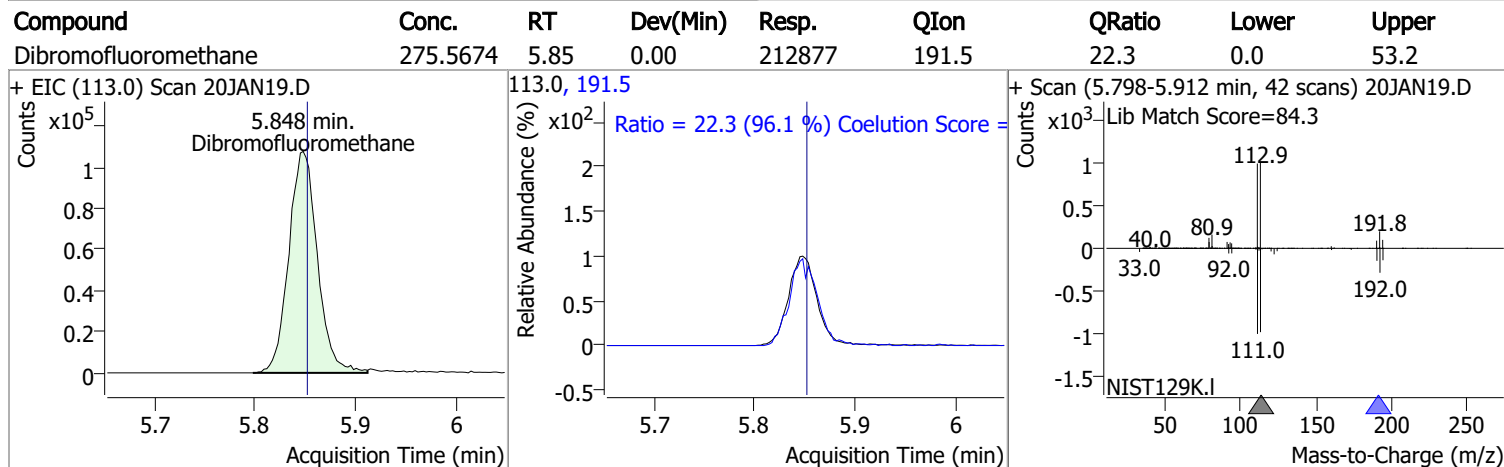
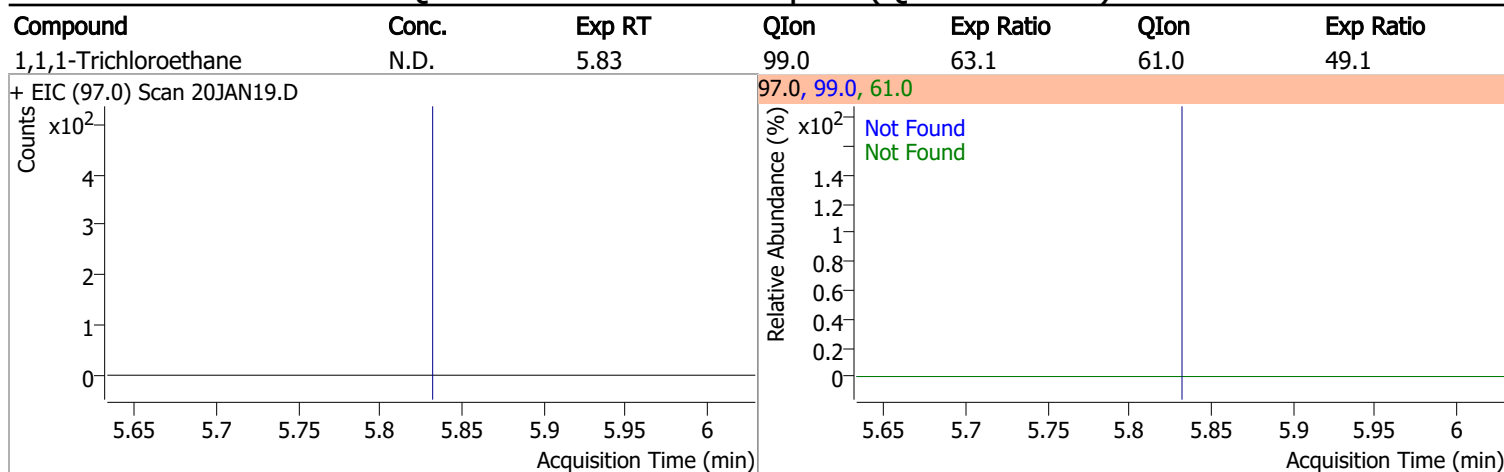
Compound	Conc.	Exp RT	QIon	Exp Ratio
Bromochloromethane	N.D.	5.52	49.0	182.2



Compound	Conc.	Exp RT	QIon	Exp Ratio
Chloroform	N.D.	5.65	85.0	66.2

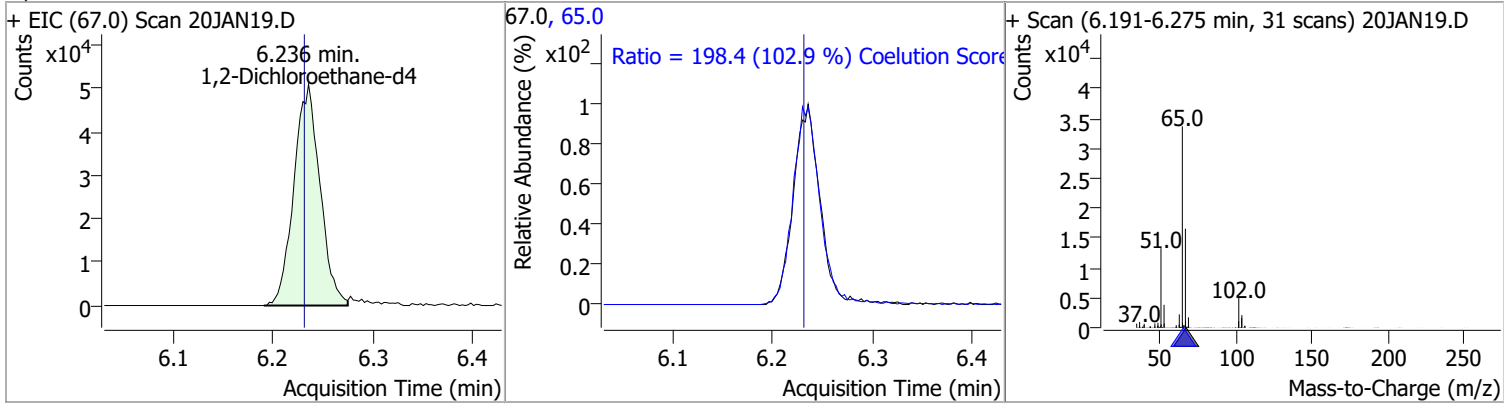


Quantitation Results Report (QT Reviewed)

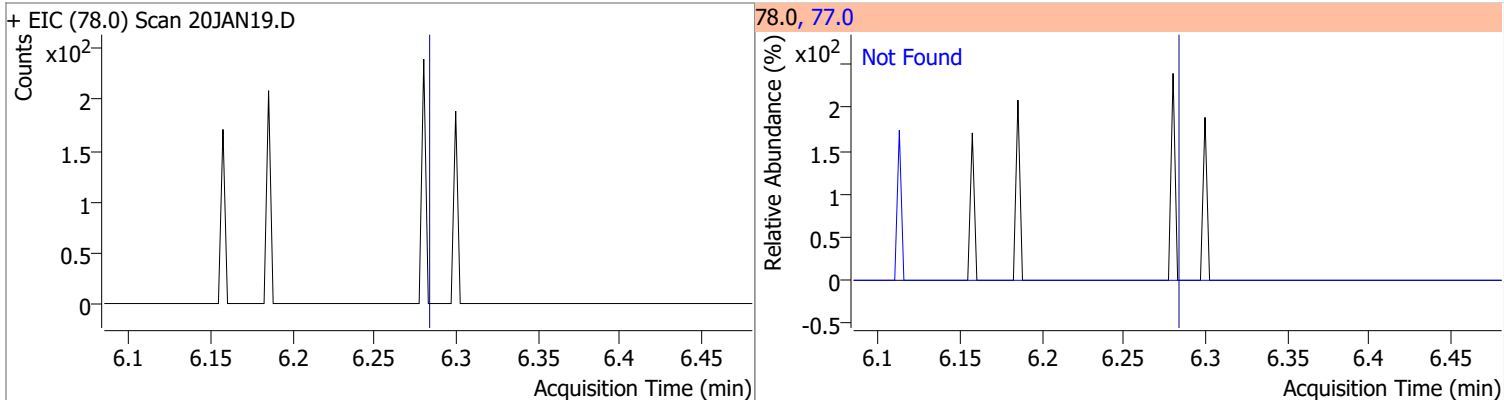


Quantitation Results Report (QT Reviewed)

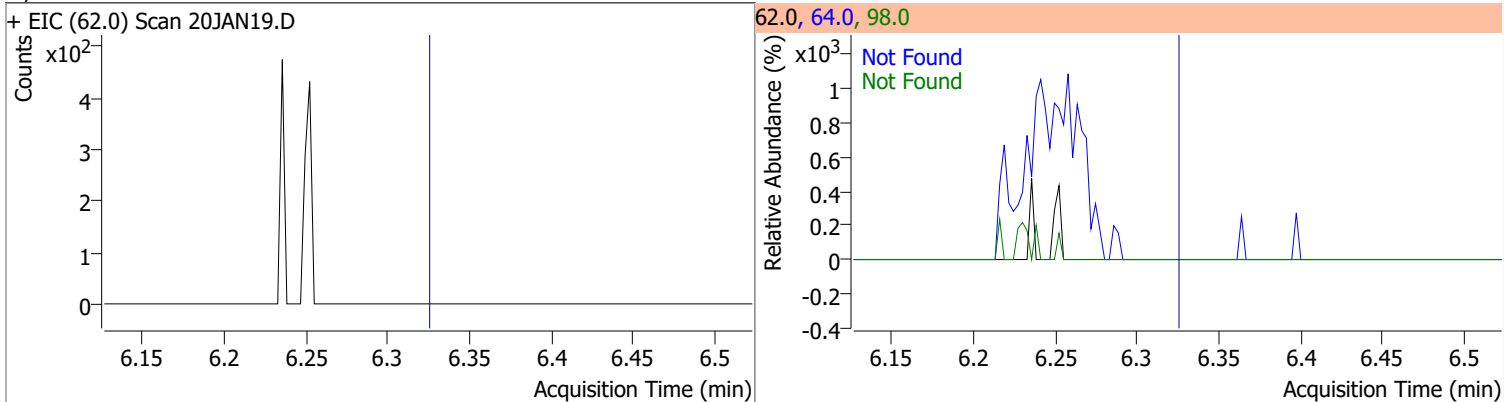
Compound	Conc.	RT	Dev(Min)	Resp.	QIon	QRatio	Lower	Upper
1,2-Dichloroethane-d4	276.2588	6.24	0.01	92188	65.0	198.4	162.8	222.8



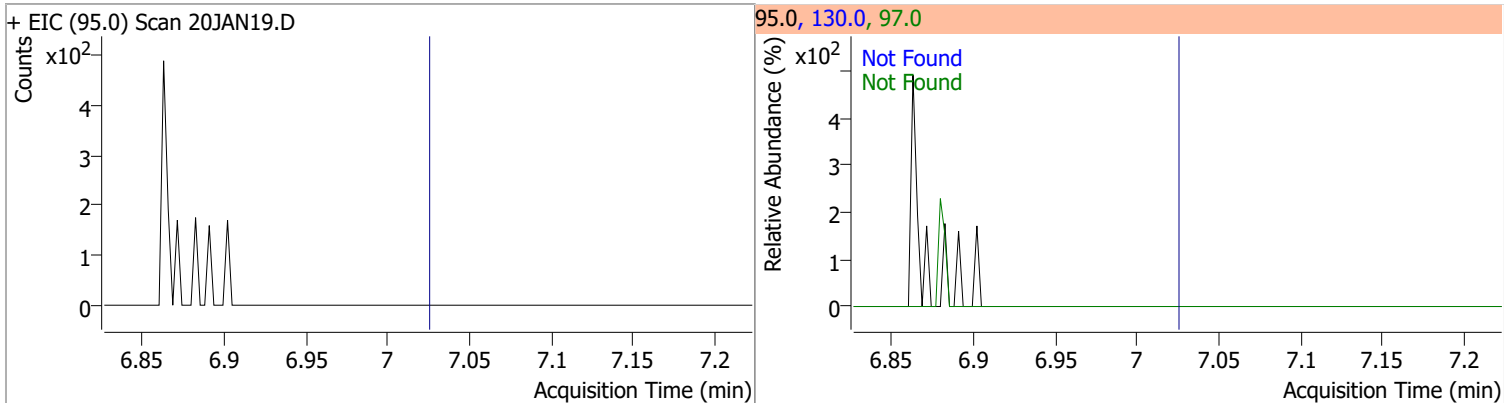
Compound	Conc.	Exp RT	QIon	Exp Ratio
Benzene	N.D.	6.28	77.0	23.3



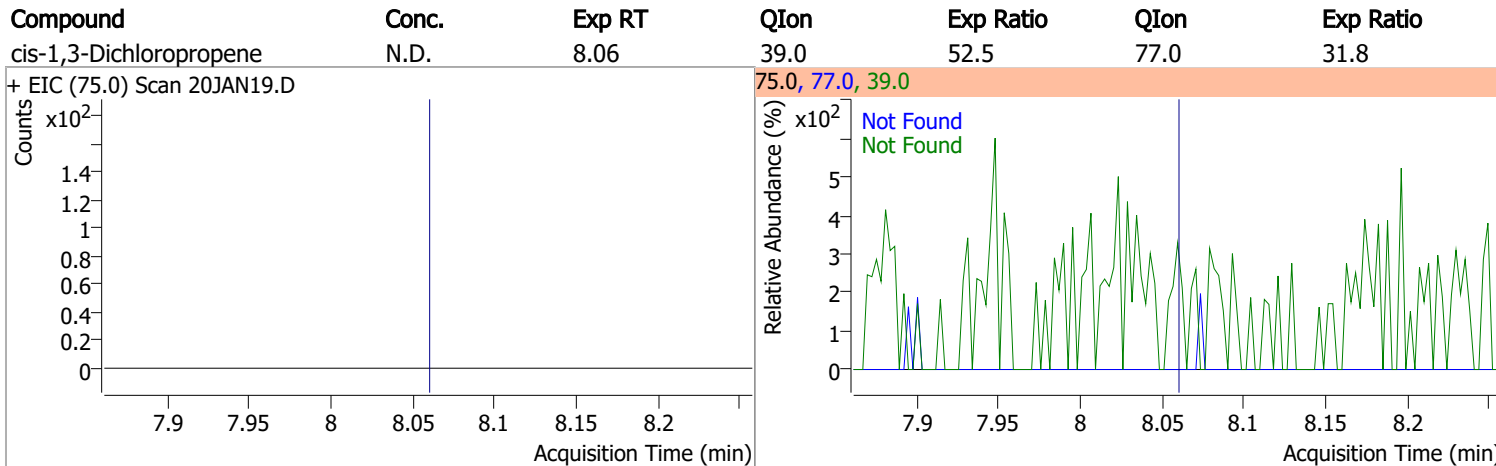
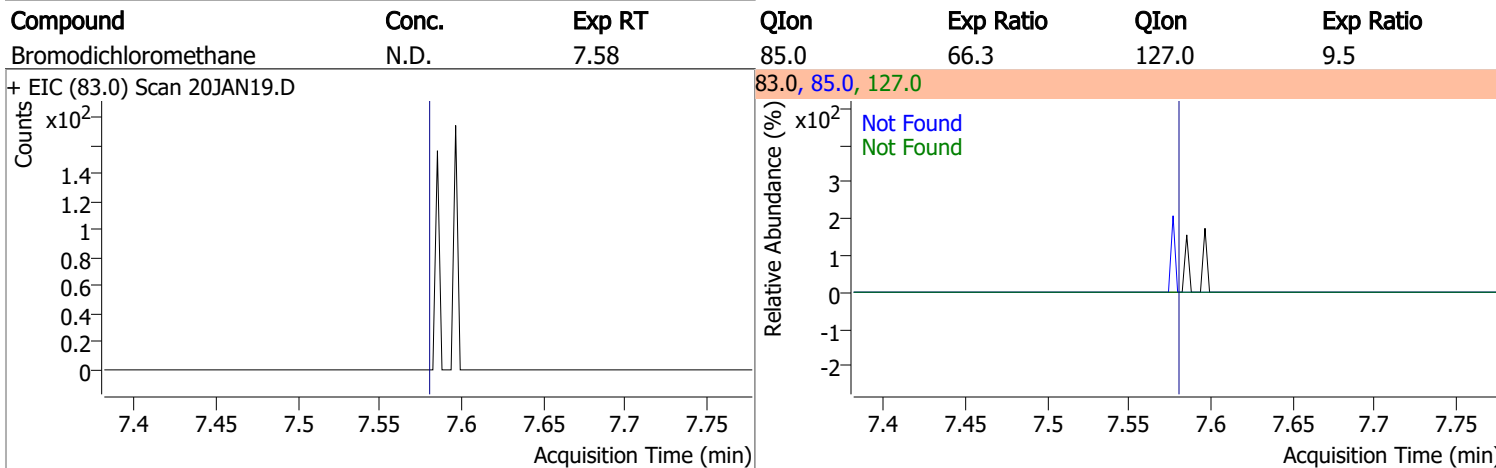
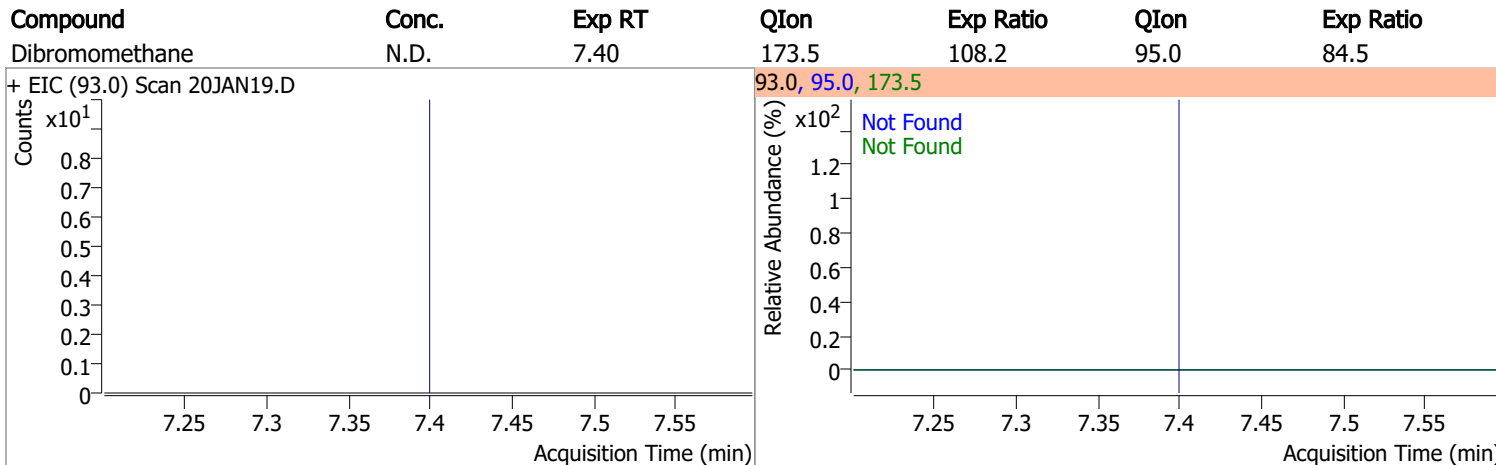
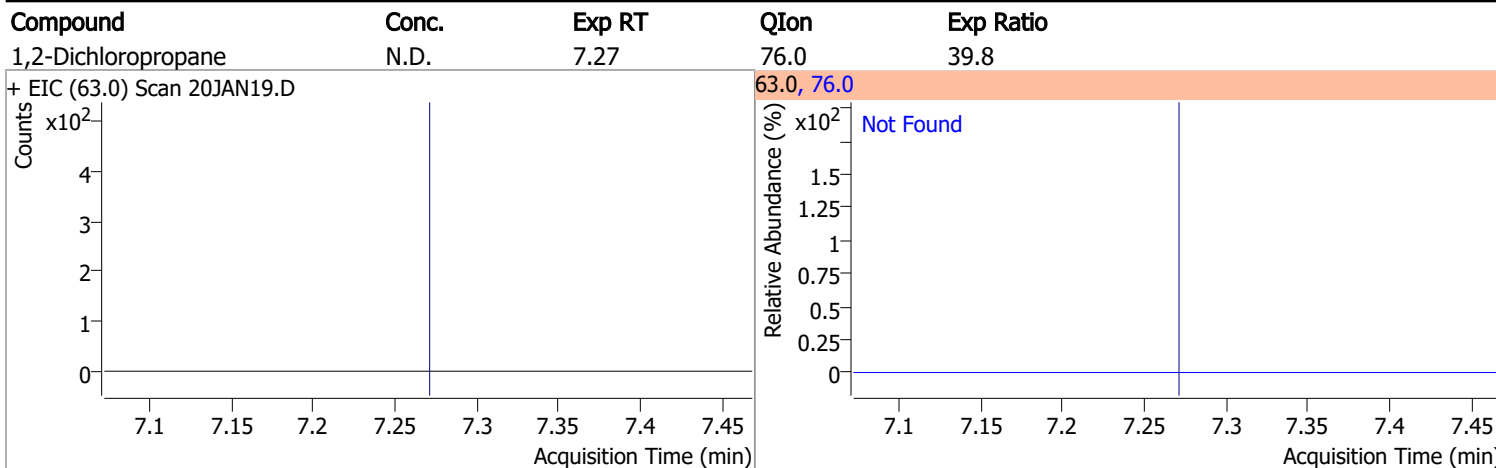
Compound	Conc.	Exp RT	QIon	Exp Ratio	QIon	Exp Ratio
1,2-Dichloroethane	N.D.	6.32	64.0	32.2	98.0	8.2



Compound	Conc.	Exp RT	QIon	Exp Ratio	QIon	Exp Ratio
Trichloroethene	N.D.	7.02	130.0	105.6	97.0	65.7

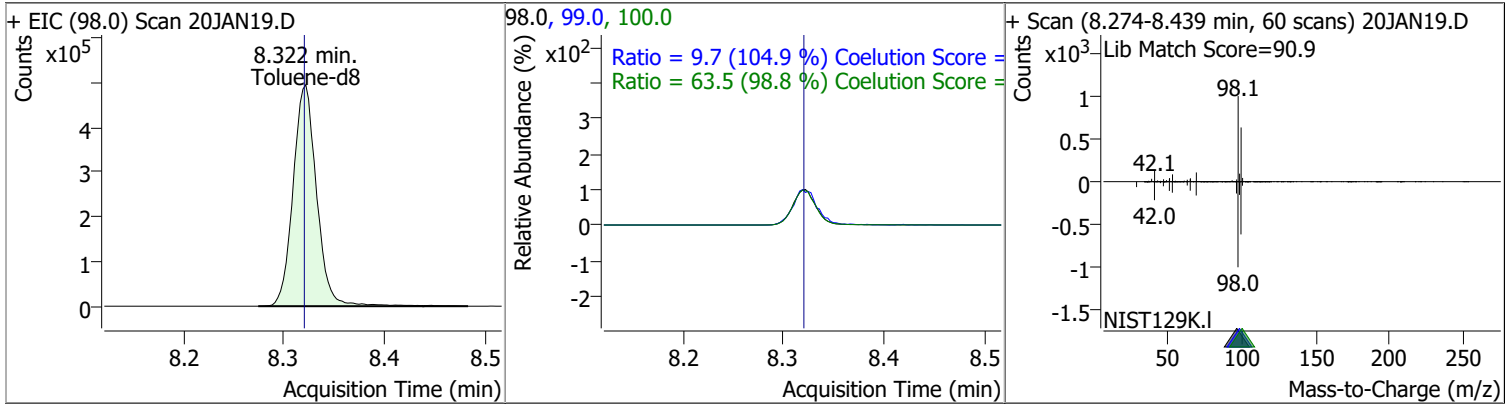


Quantitation Results Report (QT Reviewed)

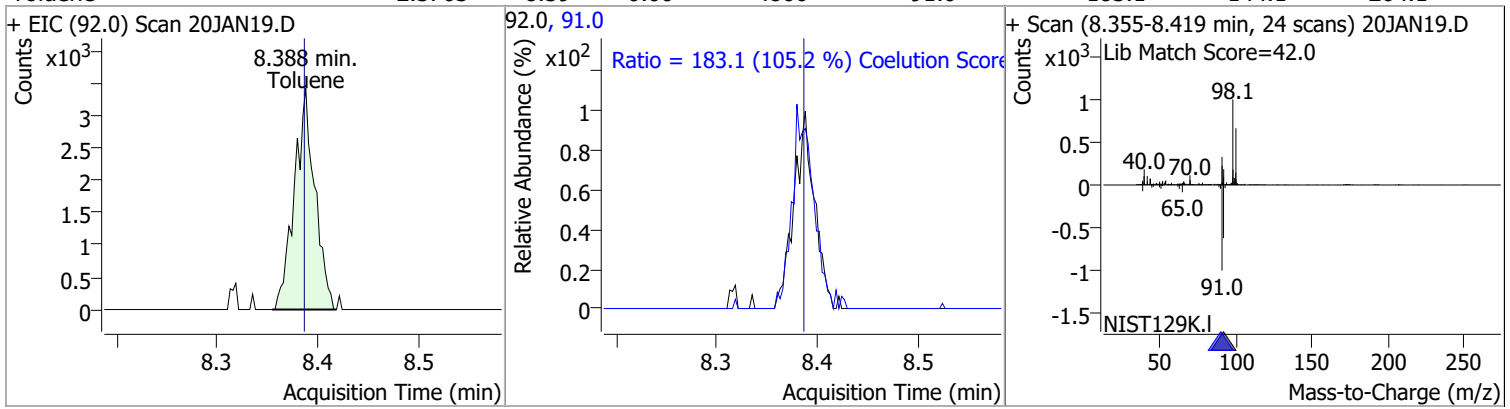


Quantitation Results Report (QT Reviewed)

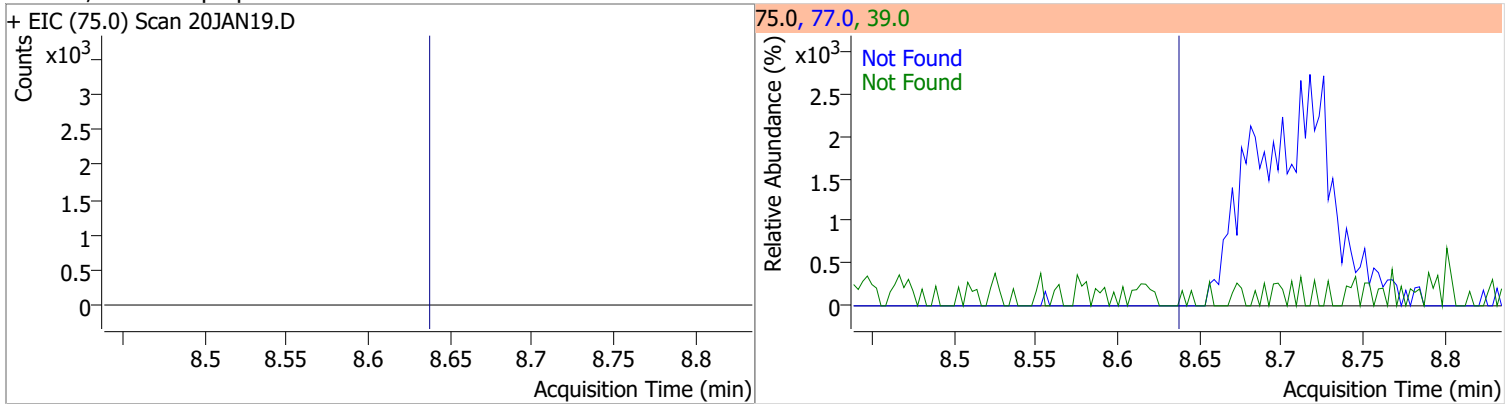
Compound	Conc.	RT	Dev(Min)	Resp.	QIon	QRatio	Lower	Upper
Toluene-d8	261.0067	8.32	0.00	803864	100.0	63.5	34.3	94.3
					99.0	9.7	0.0	39.2



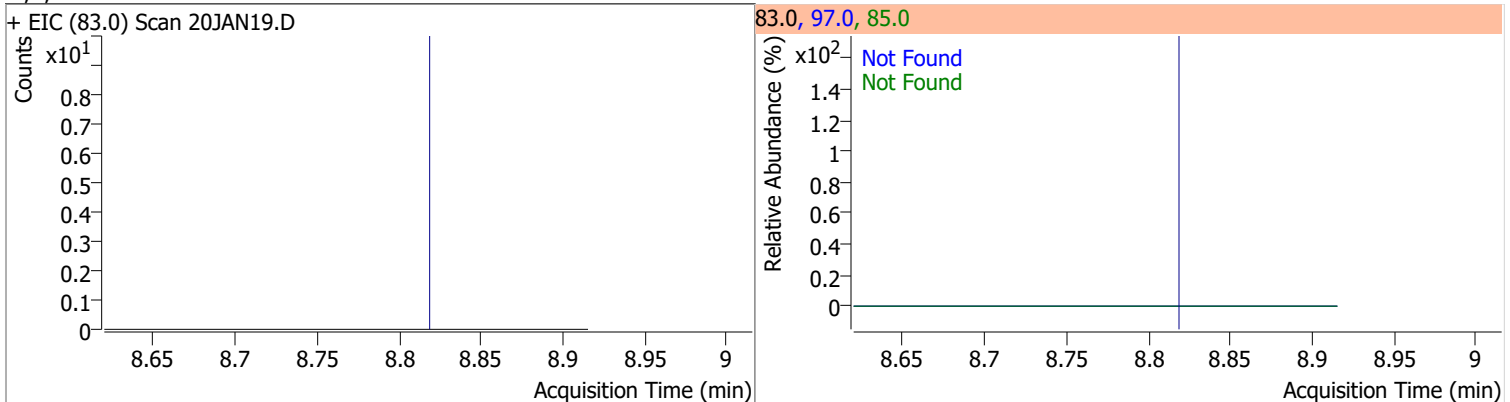
Compound	Conc.	RT	Dev(Min)	Resp.	QIon	QRatio	Lower	Upper
Toluene	2.3703	8.39	0.00	4866	91.0	183.1	144.1	204.1



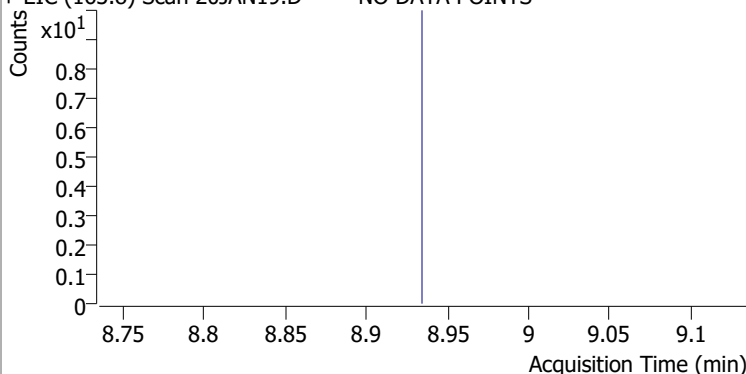
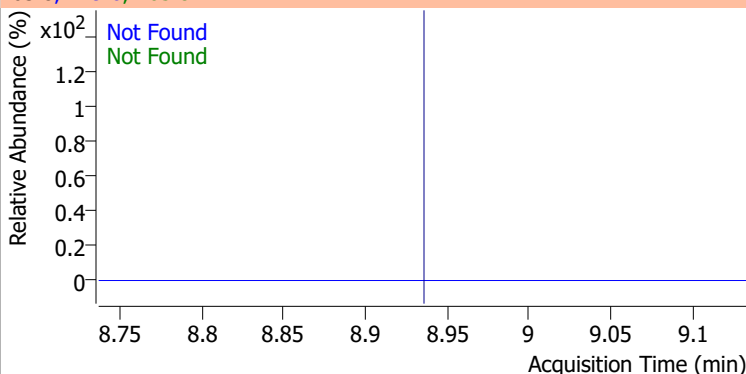
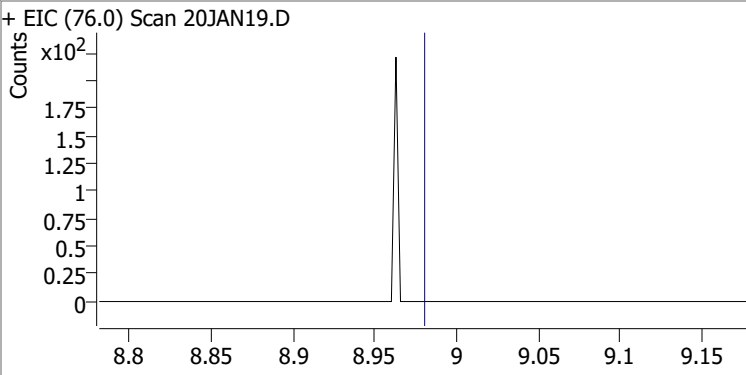
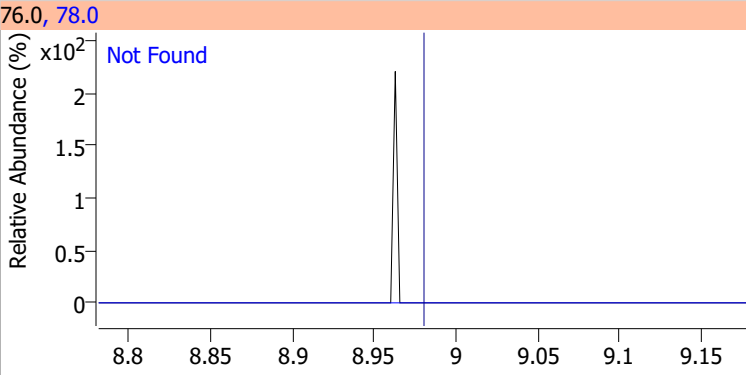
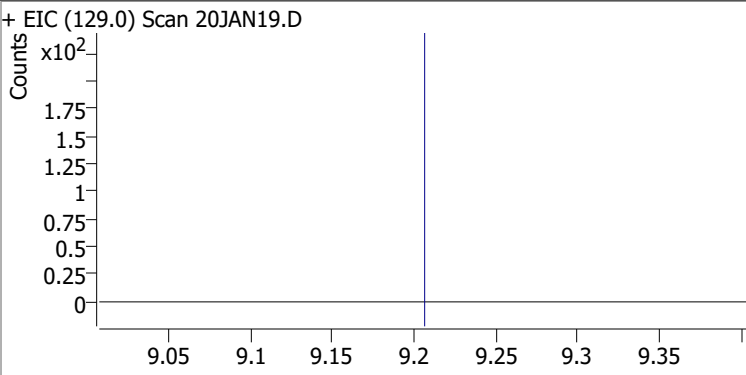
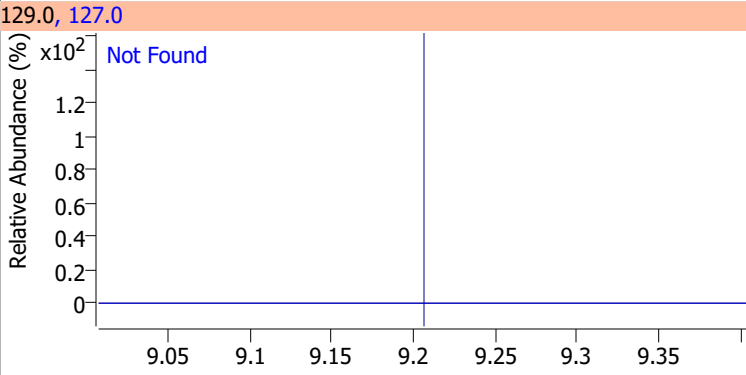
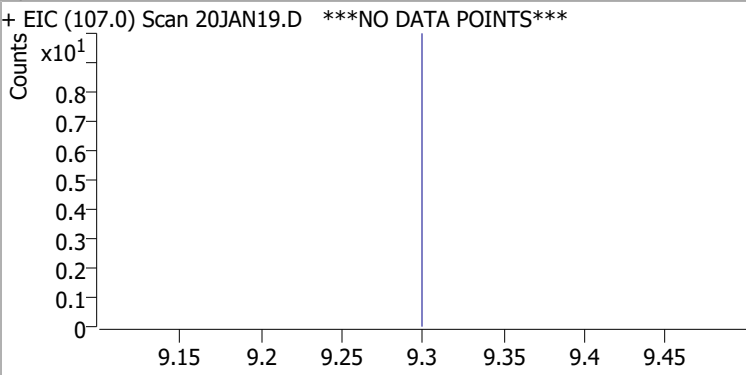
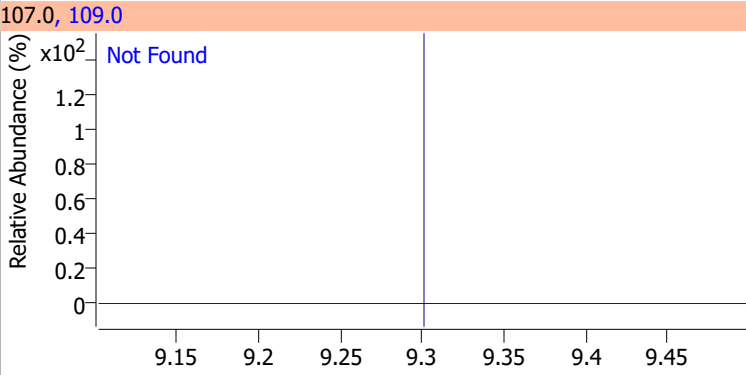
Compound	Conc.	Exp RT	QIon	Exp Ratio	QIon	Exp Ratio
trans-1,3-Dichloropropene	N.D.	8.64	39.0	53.0	77.0	31.0



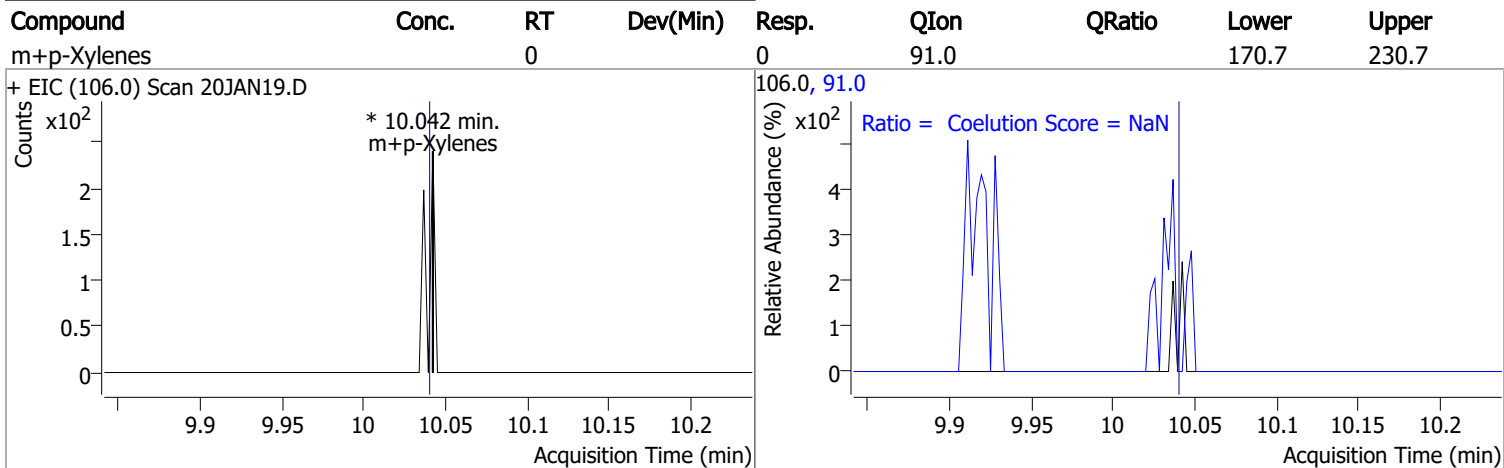
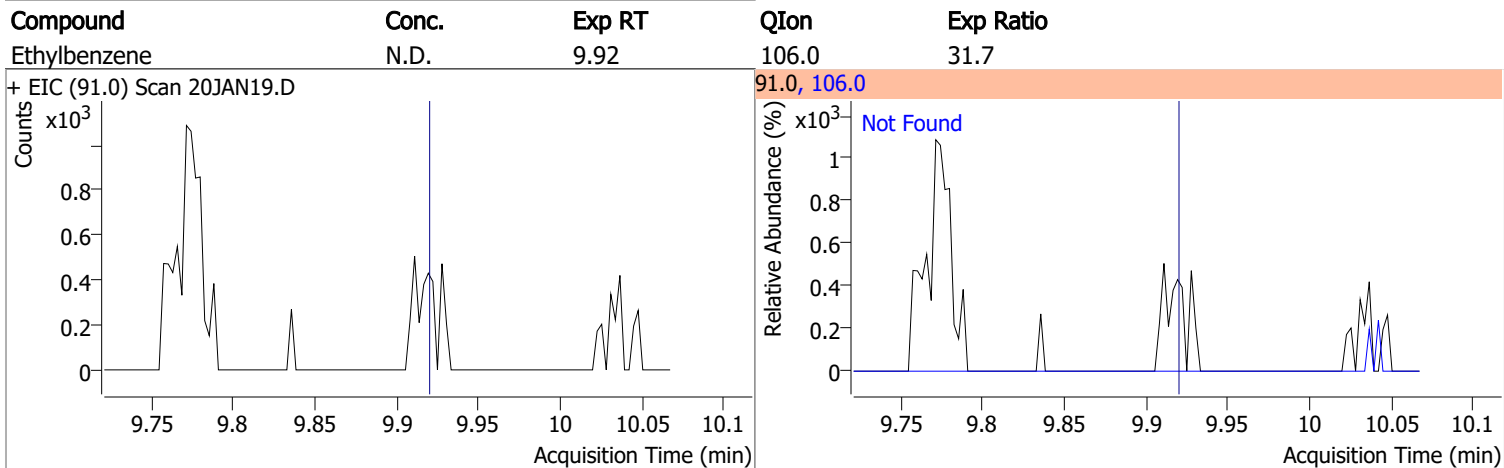
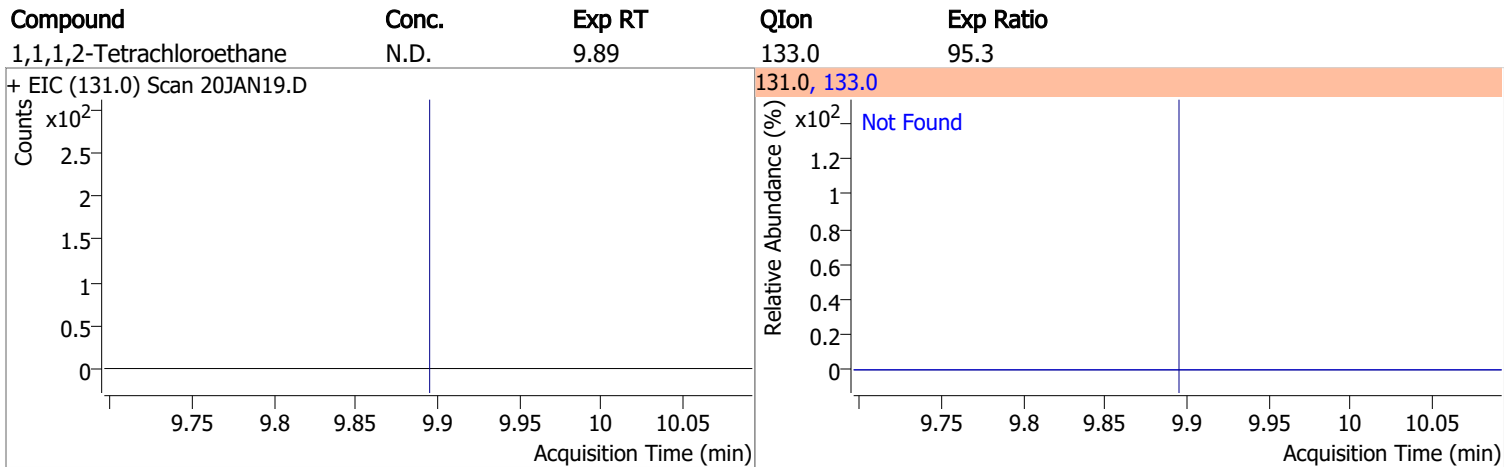
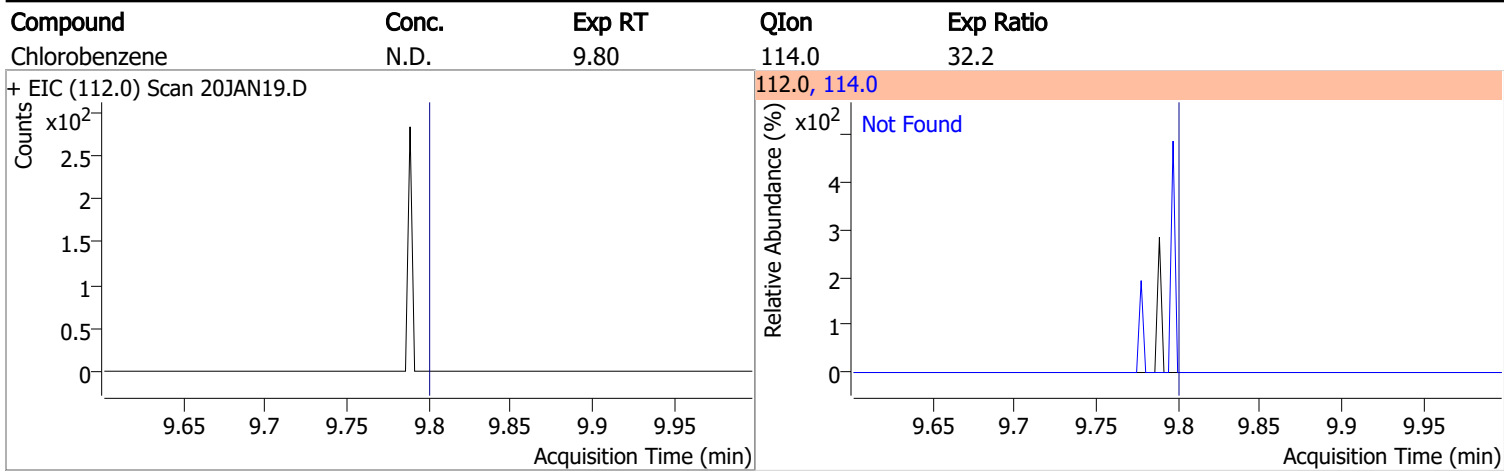
Compound	Conc.	Exp RT	QIon	Exp Ratio	QIon	Exp Ratio
1,1,2-Trichloroethane	N.D.	8.82	97.0	110.7	85.0	60.7



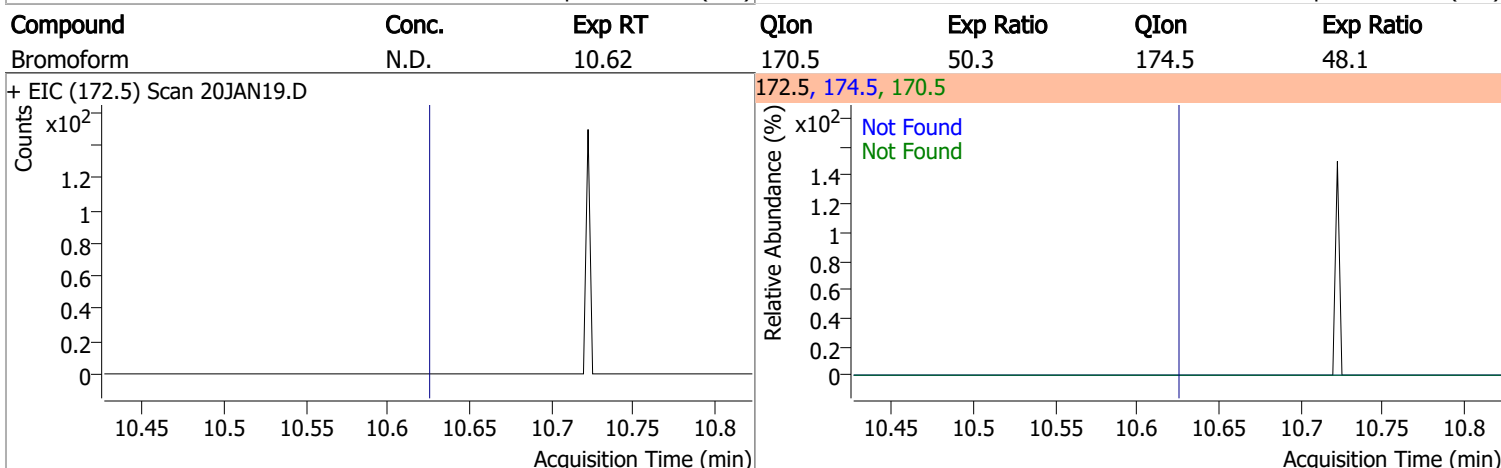
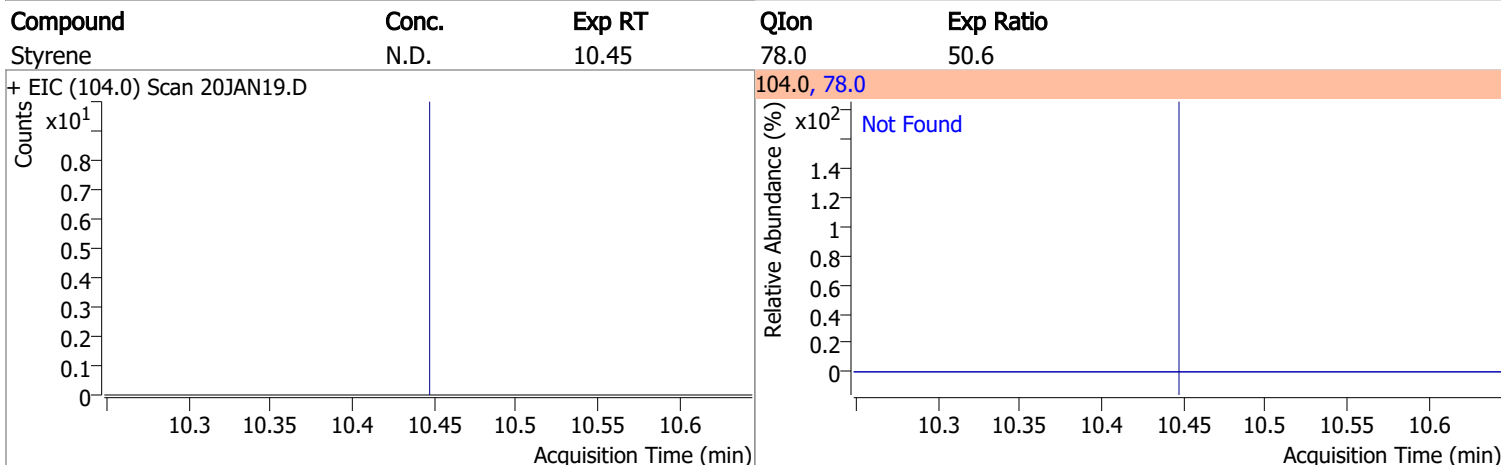
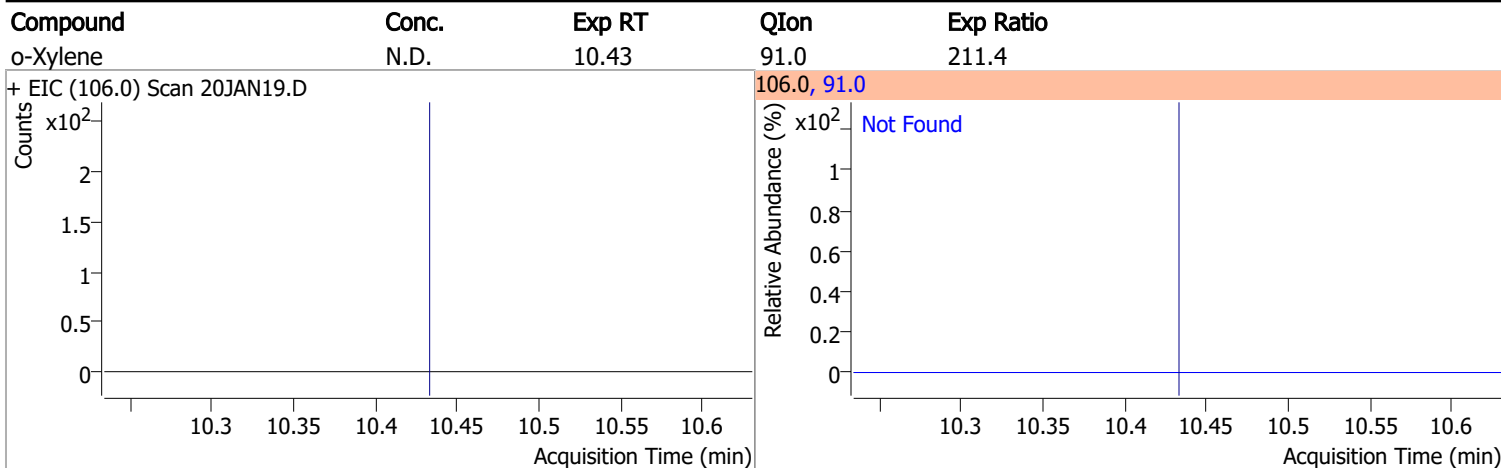
Quantitation Results Report (QT Reviewed)

Compound	Conc.	Exp RT	QIon	Exp Ratio	QIon	Exp Ratio
Tetrachloroethene	N.D.	8.94	165.8	126.1	129.0	90.5
+ EIC (163.8) Scan 20JAN19.D ***NO DATA POINTS***			163.8, 129.0, 165.8			
						
1,3-Dichloropropane	N.D.	8.98	78.0	32.4		
+ EIC (76.0) Scan 20JAN19.D			76.0, 78.0			
						
Chlorodibromomethane	N.D.	9.21	127.0	77.2		
+ EIC (129.0) Scan 20JAN19.D			129.0, 127.0			
						
1,2-Dibromoethane	N.D.	9.30	109.0	91.5		
+ EIC (107.0) Scan 20JAN19.D ***NO DATA POINTS***			107.0, 109.0			
						

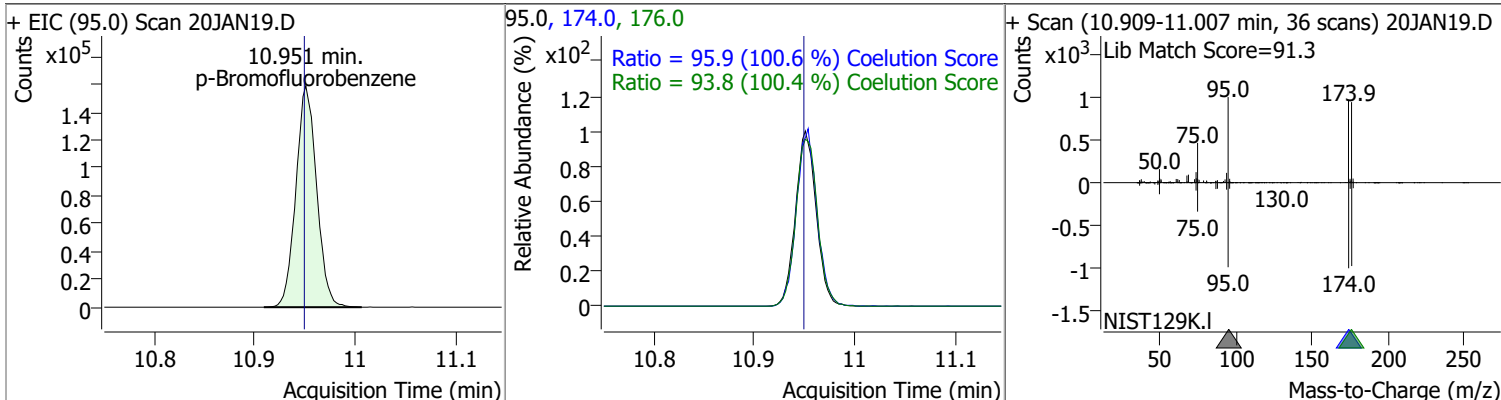
Quantitation Results Report (QT Reviewed)



Quantitation Results Report (QT Reviewed)

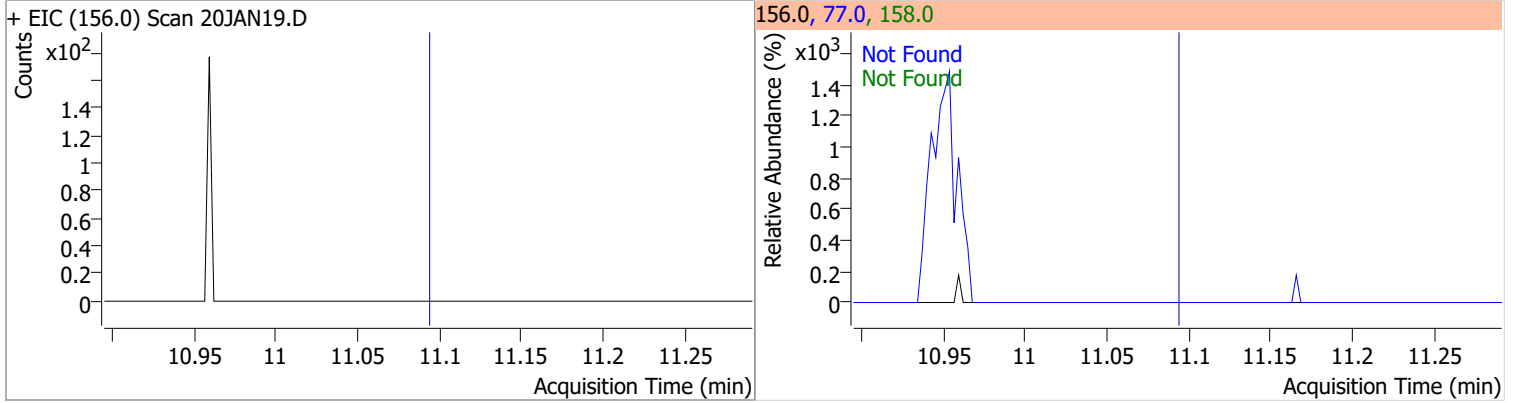


Compound	Conc.	RT	Dev(Min)	Resp.	QIon	QRatio	Lower	Upper
p-Bromofluorobenzene	255.5682	10.95	0.00	227542	174.0	95.9	65.3	125.3
					176.0	93.8	63.3	123.3

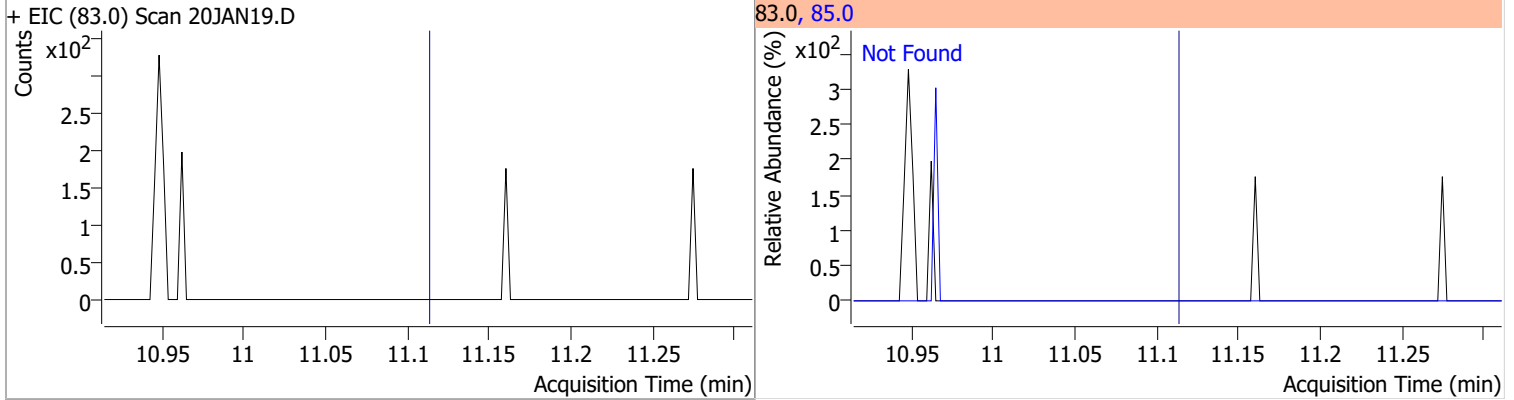


Quantitation Results Report (QT Reviewed)

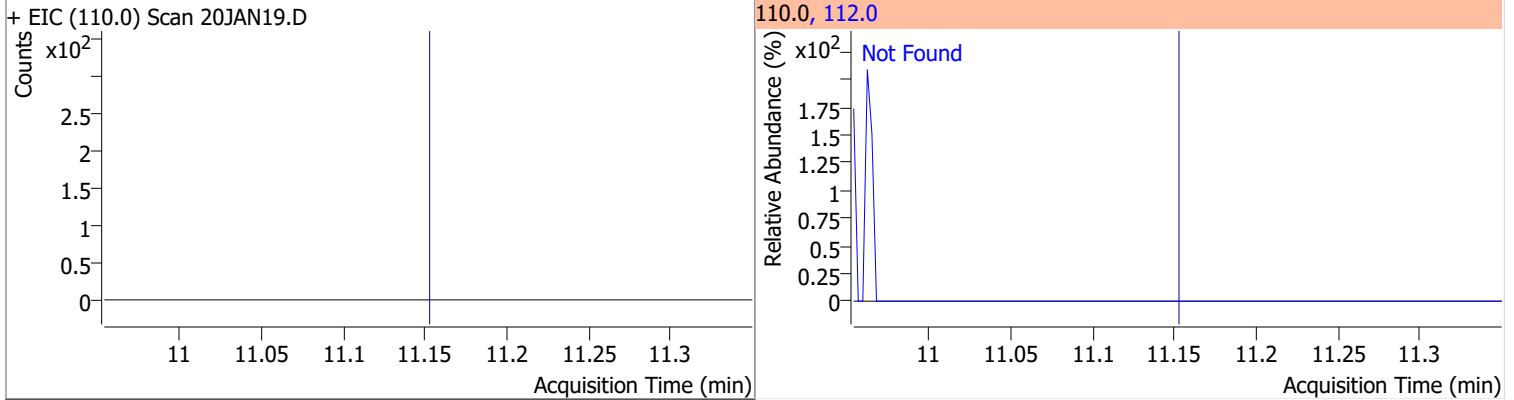
Compound	Conc.	Exp RT	QIon	Exp Ratio	QIon	Exp Ratio
Bromobenzene	N.D.	11.09	77.0	143.5	158.0	96.1



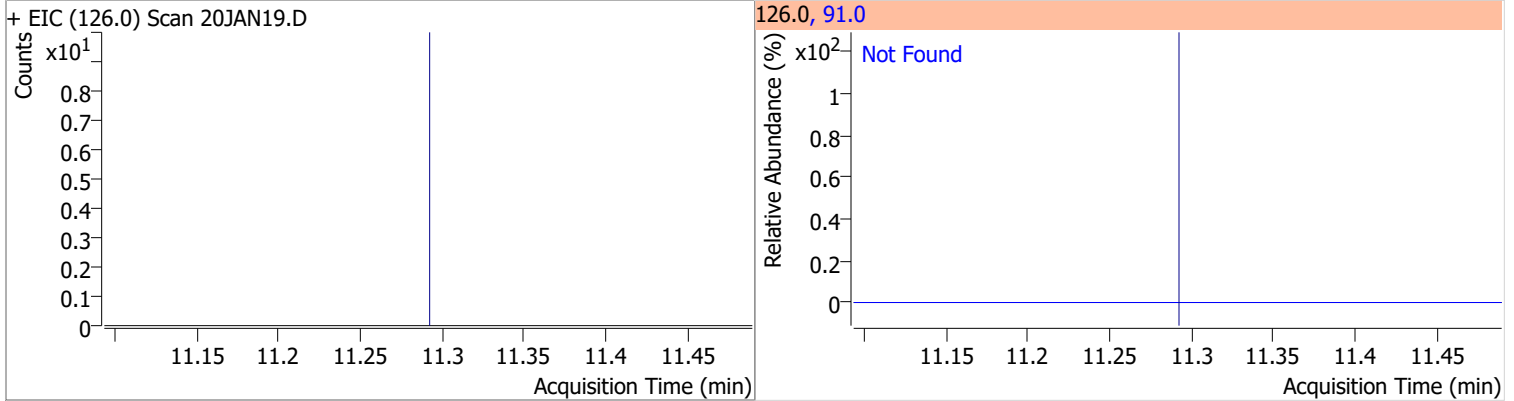
Compound	Conc.	Exp RT	QIon	Exp Ratio
1,1,2,2-Tetrachloroethane	N.D.	11.11	85.0	63.3



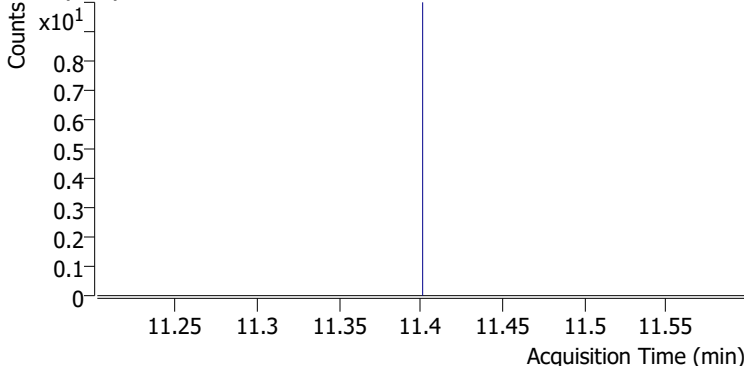
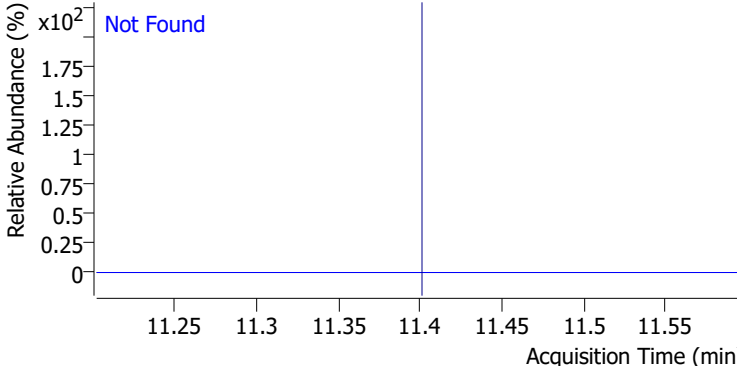
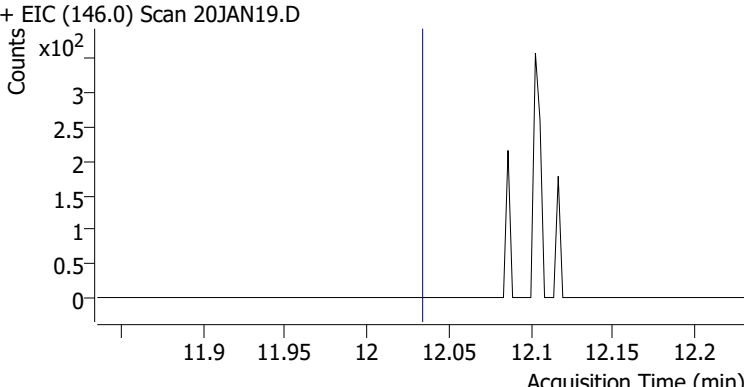
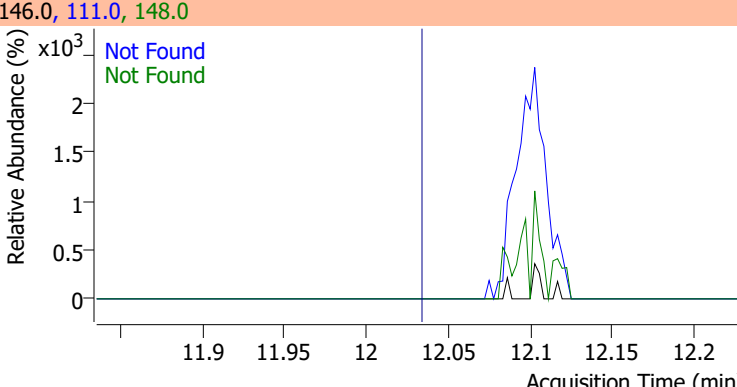
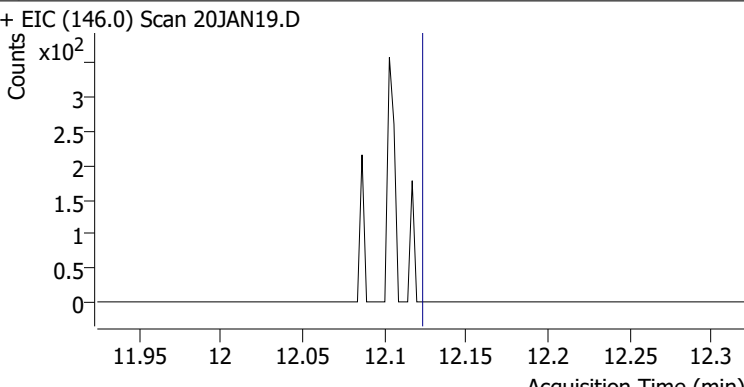
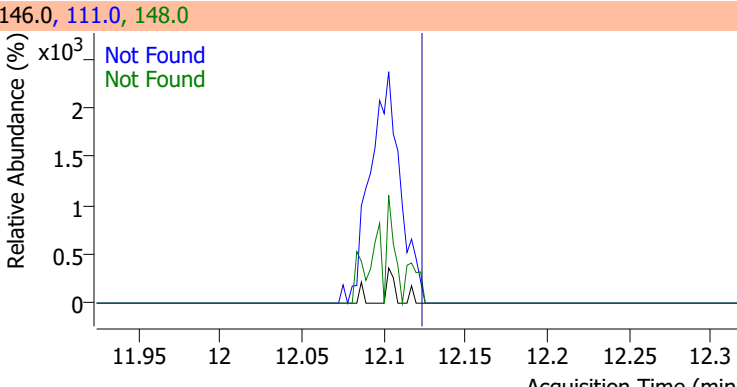
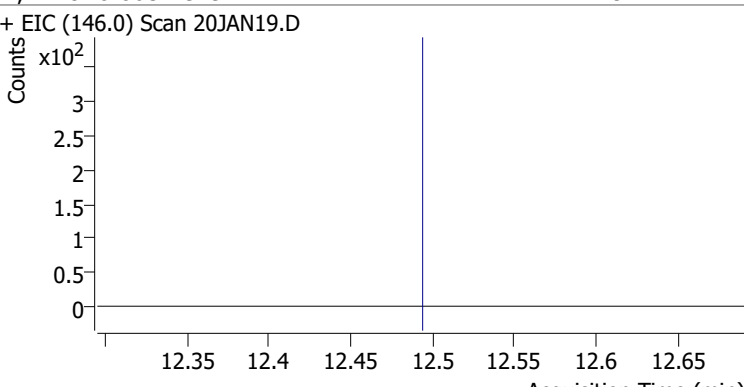
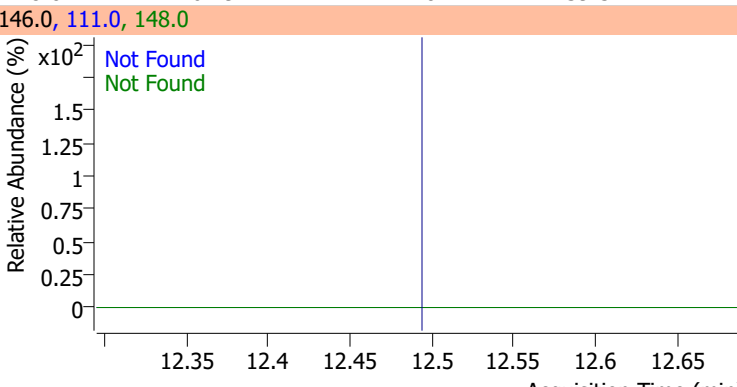
Compound	Conc.	Exp RT	QIon	Exp Ratio
1,2,3-Trichloropropane	N.D.	11.15	112.0	65.8



Compound	Conc.	Exp RT	QIon	Exp Ratio
2-Chlorotoluene	N.D.	11.29	91.0	276.2

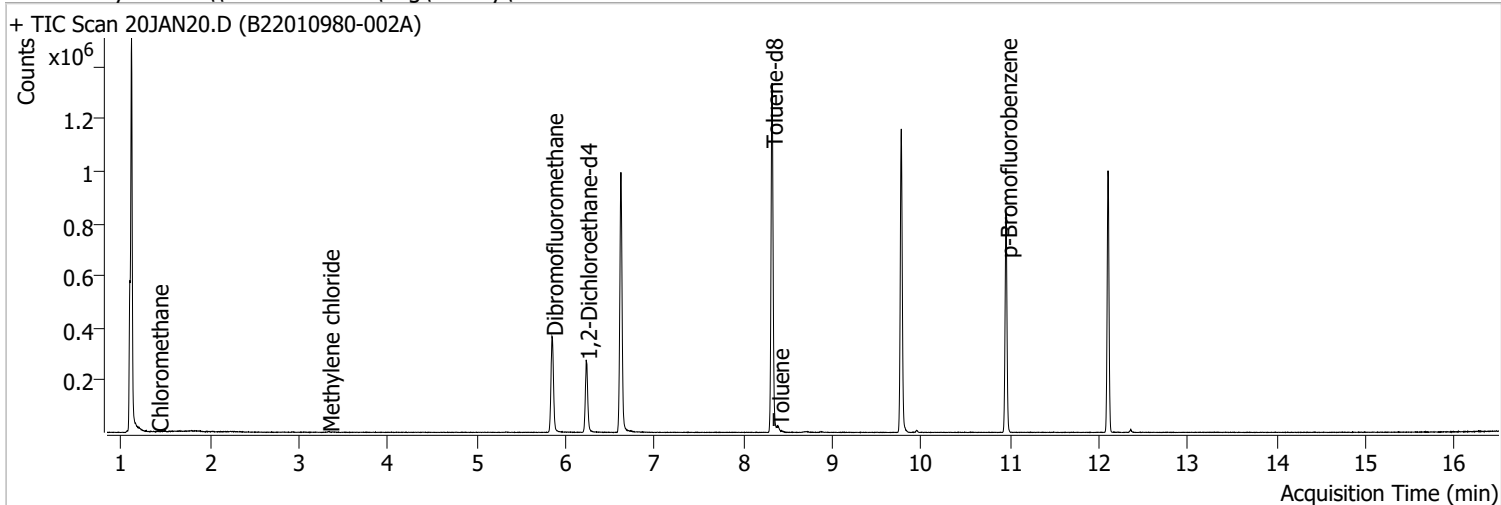


Quantitation Results Report (QT Reviewed)

Compound	Conc.	Exp RT	QIon	Exp Ratio		
4-Chlorotoluene	N.D.	11.40	126.0	31.3		
+ EIC (91.0) Scan 20JAN19.D			91.0, 126.0			
						
1,3-Dichlorobenzene	N.D.	12.03	148.0	62.8	QIon	Exp Ratio
+ EIC (146.0) Scan 20JAN19.D			146.0, 111.0, 148.0			
						
1,4-Dichlorobenzene	N.D.	12.12	148.0	63.7	QIon	Exp Ratio
+ EIC (146.0) Scan 20JAN19.D			146.0, 111.0, 148.0			
						
1,2-Dichlorobenzene	N.D.	12.49	148.0	61.9	QIon	Exp Ratio
+ EIC (146.0) Scan 20JAN19.D			146.0, 111.0, 148.0			
						

Quantitation Results Report (QT Reviewed)

Data File	20JAN20.D	Operator	MSC
Acq. Method	5975CACQF.M	Acq. Date-Time	1/20/2022 6:40:19 PM
Sample Name	B22010980-002A	Instrument	VOA5975C
Vial	20	Multiplier	1.00
DA Method File	VOA5975C_8260B_SHT_DoD_L4_011922.m	Comment	
Tune File	BFB_Atune3.u	Tune Date	10/11/2021 4:02:00 PM
Batch Name	VG012022_8260B.batch.bin	Last Calib Update	3/8/2022 4:29:12 PM
Ref Library	\\MASSHUNTER\Org\Library\NIST129K.I		



Compound	RT	QIon	Resp.	Conc.	Units	Dev(Min)
Internal Standards						
M Fluorobenzene	6.620	96.0	817638	250.0000	ng	0.000
M Chlorobenzene-d5	9.774	82.0	316167	250.0000	ng	0.000
M 1,4-Dichlorobenzene-d4	12.100	152.0	239016	250.0000	ng	0.000
System Monitoring Compounds						
S Dibromofluoromethane	5.845	113.0	217182	274.2371	ng	-0.006
Spiked Amount: 250.000	Range: 80.0 - 119.0%			Recovery = 109.69%		
S 1,2-Dichloroethane-d4	6.230	67.0	95981	280.5630	ng	0.000
Spiked Amount: 250.000	Range: 81.0 - 118.0%			Recovery = 112.23%		
S Toluene-d8	8.319	98.0	819398	265.6490	ng	0.000
Spiked Amount: 250.000	Range: 89.0 - 112.0%			Recovery = 106.26%		
S p-Bromofluorobenzene	10.954	95.0	234639	265.8791	ng	0.005
Spiked Amount: 250.000	Range: 85.0 - 114.0%			Recovery = 106.35%		
Target Compounds						
T Dichlorodifluoromethane	0.000		0	N.D.		
T Chloromethane	1.408	50.0	1422	1.0987	ng	m 83
T Vinyl chloride	0.000		0	N.D.		
T Bromomethane	0.000		0	N.D.		
T Chloroethane	0.000		0	N.D.		
T Trichlorofluoromethane	0.000		0	N.D.		
T 1,1-Dichloroethene	0.000		0	N.D.		
T Methylene chloride	3.333	49.0	1907	1.5958	ng	m 97
T trans-1,2-Dichloroethene	0.000		0	N.D.		
T Methyl tert-butyl ether (MTBE)	0.000		0	N.D.		
T 1,1-Dichloroethane	0.000		0	N.D.		
T 2,2-Dichloropropane	0.000		0	N.D.		
T cis-1,2-Dichloroethene	0.000		0	N.D.		
T Methyl ethyl ketone	0.000		0	N.D.		
T Bromochloromethane	0.000		0	N.D.		
T Chloroform	5.650	83.0	0		ng	md 1

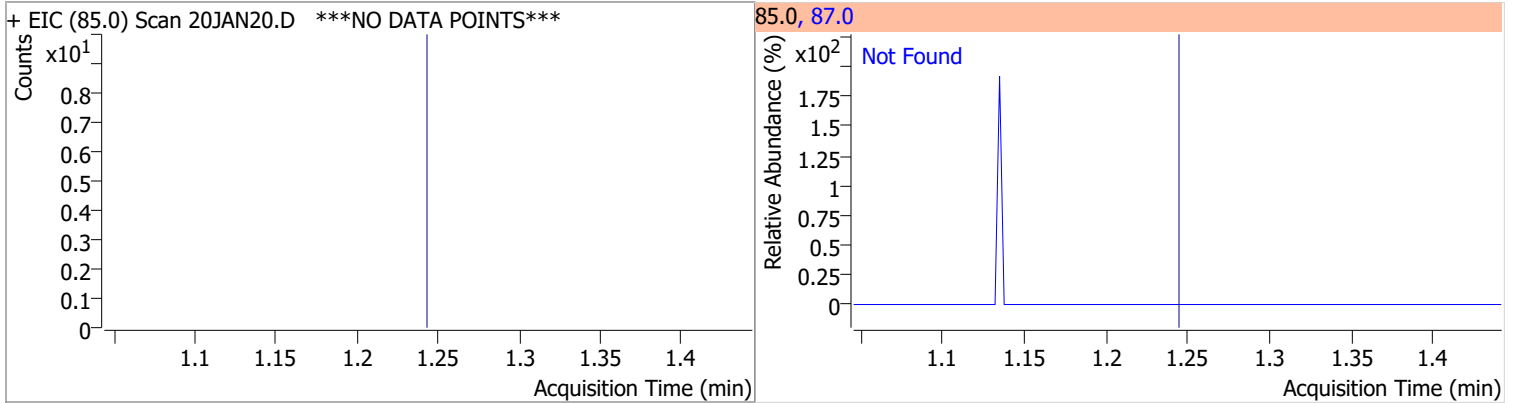
Quantitation Results Report (QT Reviewed)

Compound	RT	QIon	Resp.	Conc.	Units	Dev(Min)
T 1,1,1-Trichloroethane	0.000		0	N.D.		
T Carbon tetrachloride	0.000		0	N.D.		
T 1,1-Dichloropropene	0.000		0	N.D.		
T Benzene	0.000		0	N.D.		
T 1,2-Dichloroethane	0.000		0	N.D.		
T Trichloroethene	0.000		0	N.D.		
T 1,2-Dichloropropane	0.000		0	N.D.		
T Dibromomethane	0.000		0	N.D.		
T Bromodichloromethane	0.000		0	N.D.		
T cis-1,3-Dichloropropene	0.000		0	N.D.		
T Toluene	8.388	92.0	5317	2.5861	ng	93
T trans-1,3-Dichloropropene	0.000		0	N.D.		
T 1,1,2-Trichloroethane	0.000		0	N.D.		
T Tetrachloroethene	0.000		0	N.D.		
T 1,3-Dichloropropane	0.000		0	N.D.		
T Chlorodibromomethane	0.000		0	N.D.		
T 1,2-Dibromoethane	0.000		0	N.D.		
T Chlorobenzene	0.000		0	N.D.		
T 1,1,1,2-Tetrachloroethane	0.000		0	N.D.		
T Ethylbenzene	0.000		0	N.D.		
T m+p-Xylenes	0.000		0	N.D.		
T o-Xylene	0.000		0	N.D.		
T Styrene	0.000		0	N.D.		
T Bromoform	0.000		0	N.D.		
T Bromobenzene	0.000		0	N.D.		
T 1,1,2,2-Tetrachloroethane	0.000		0	N.D.		
T 1,2,3-Trichloropropane	0.000		0	N.D.		
T 2-Chlorotoluene	0.000		0	N.D.		
T 4-Chlorotoluene	0.000		0	N.D.		
T 1,3-Dichlorobenzene	0.000		0	N.D.		
T 1,4-Dichlorobenzene	0.000		0	N.D.		
T 1,2-Dichlorobenzene	0.000		0	N.D.		

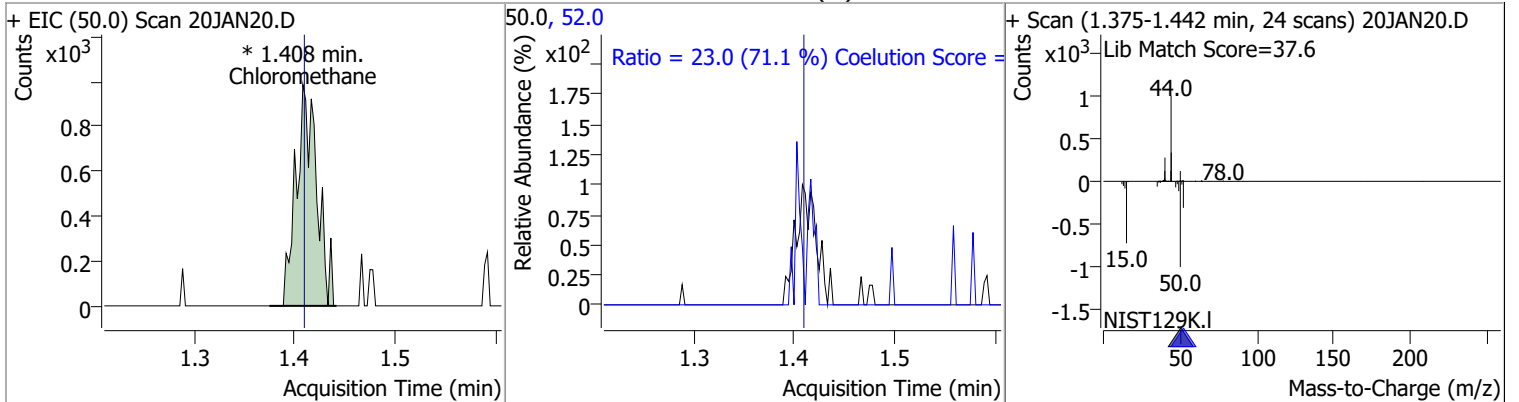
(#) = Qualifier Out of Range; (m) = Manual Integration; (+) = Area Summed; (*) = Surrogate Percent Recovery Out of Range; (d): Zeroed Peak

Quantitation Results Report (QT Reviewed)

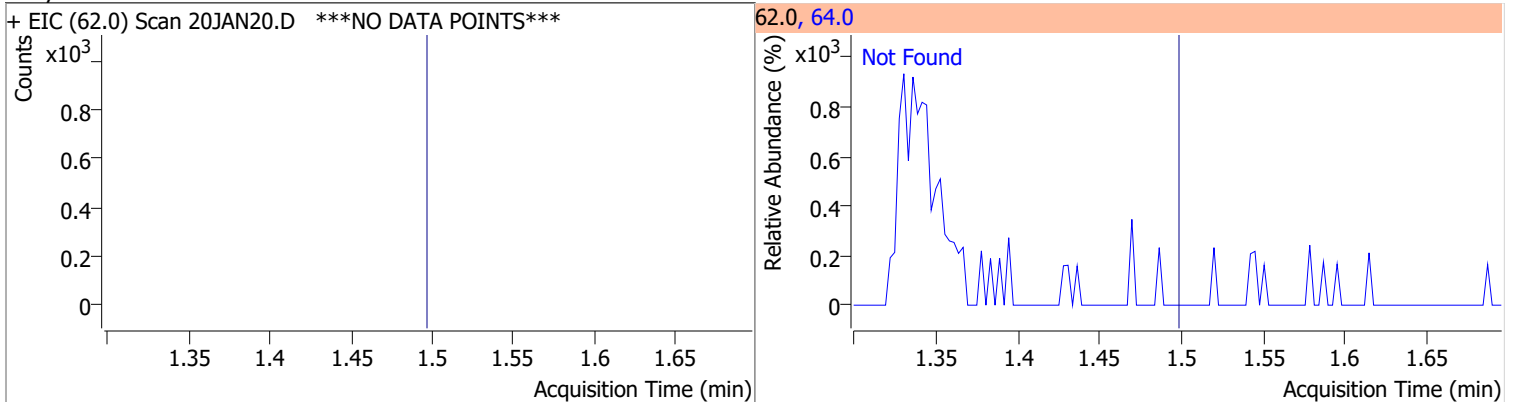
Compound	Conc.	Exp RT	QIon	Exp Ratio
Dichlorodifluoromethane	N.D.	1.24	87.0	31.8



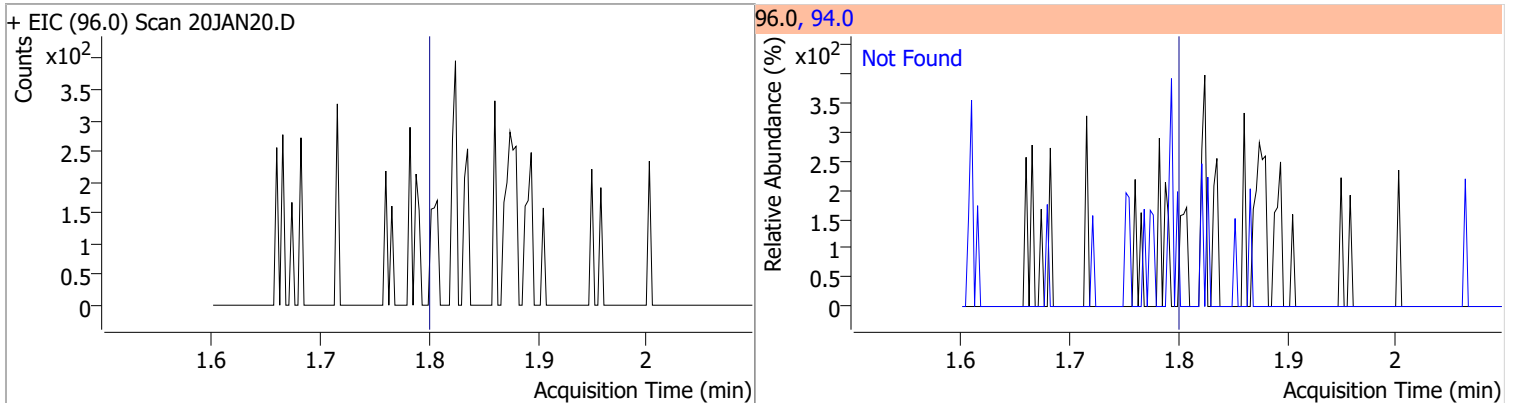
Compound	Conc.	RT	Dev(Min)	Resp.	QIon	QRatio	Lower	Upper
Chloromethane	1.0987	1.41	0.00	1422 (m)	52.0	23.0	2.4	62.4



Compound	Conc.	Exp RT	QIon	Exp Ratio
Vinyl chloride	N.D.	1.50	64.0	31.3

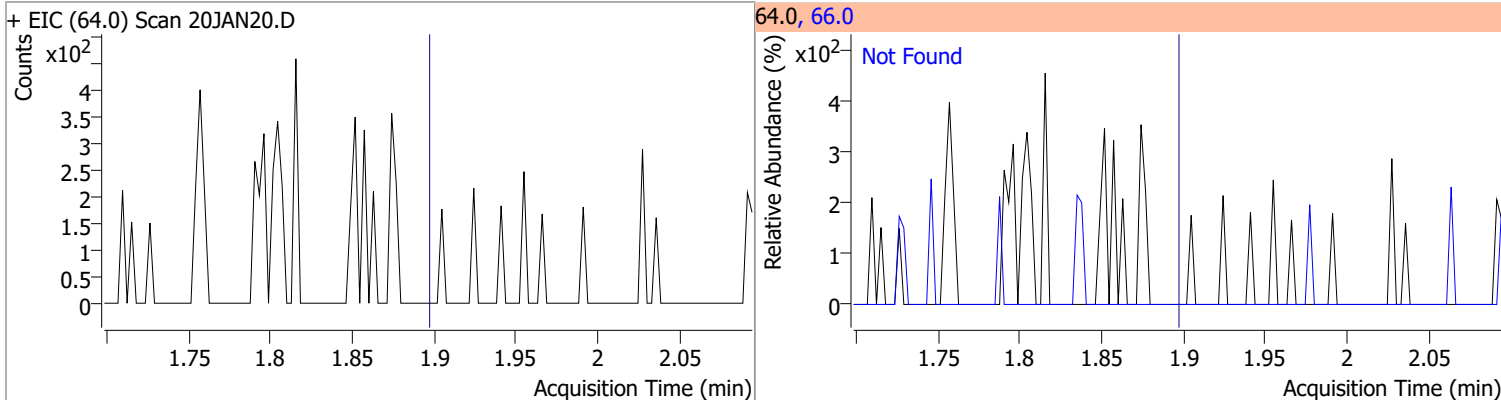


Compound	Conc.	Exp RT	QIon	Exp Ratio
Bromomethane	N.D.	1.80	94.0	110.1

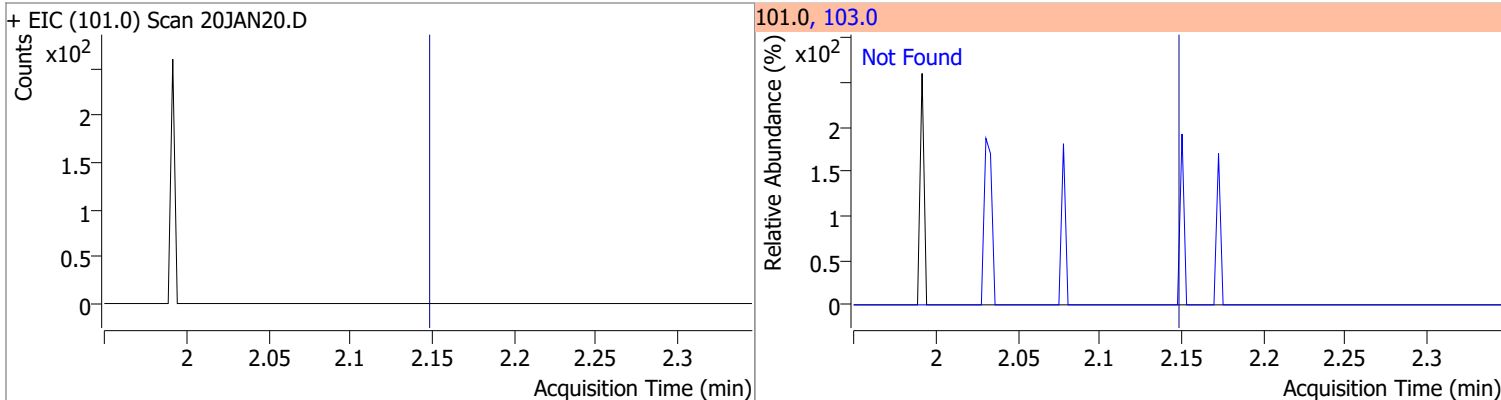


Quantitation Results Report (QT Reviewed)

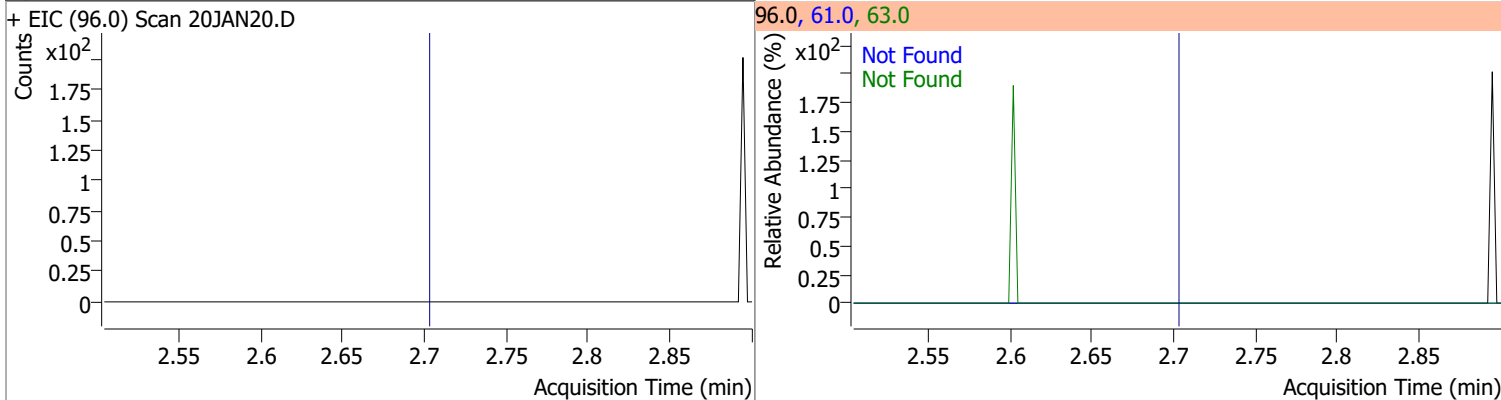
Compound	Conc.	Exp RT	QIon	Exp Ratio
Chloroethane	N.D.	1.90	66.0	30.0



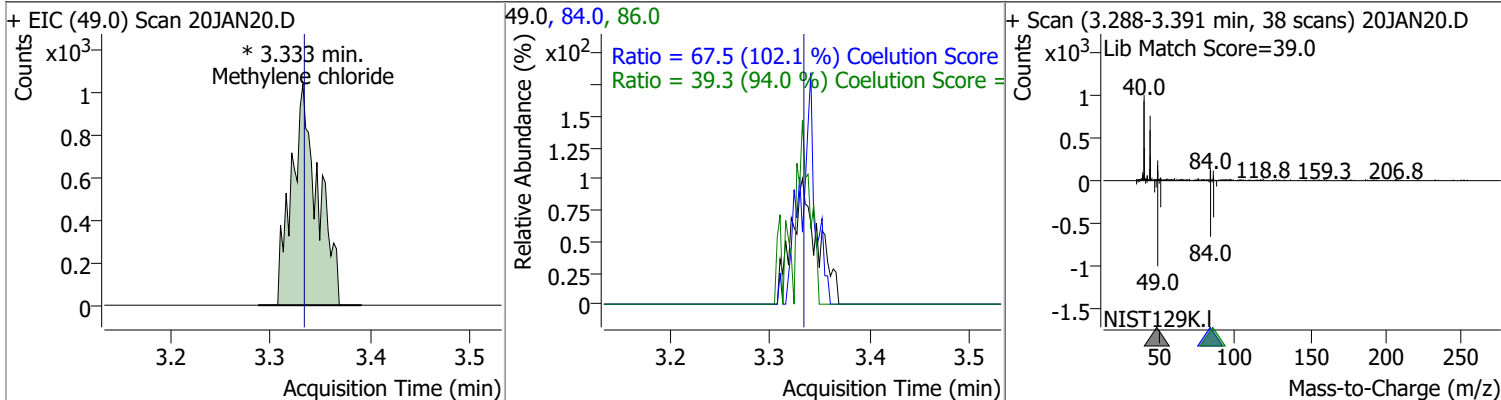
Compound	Conc.	Exp RT	QIon	Exp Ratio
Trichlorofluoromethane	N.D.	2.15	103.0	65.0



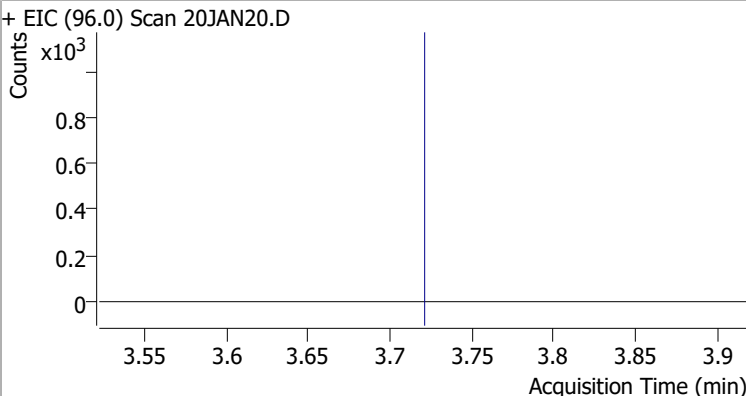
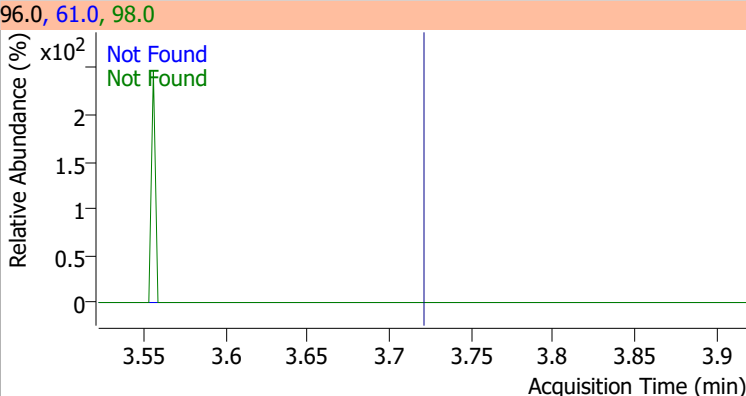
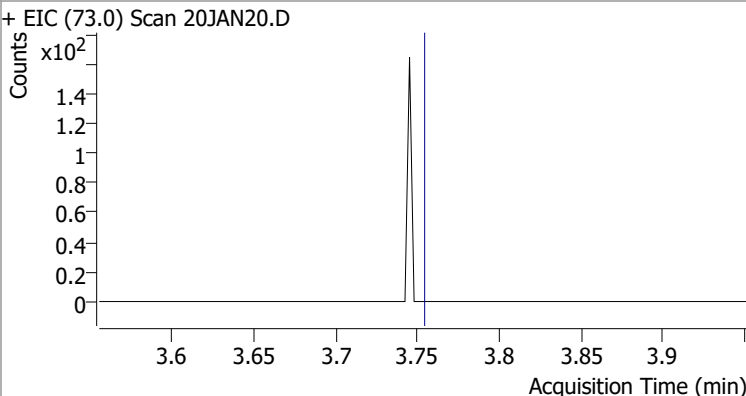
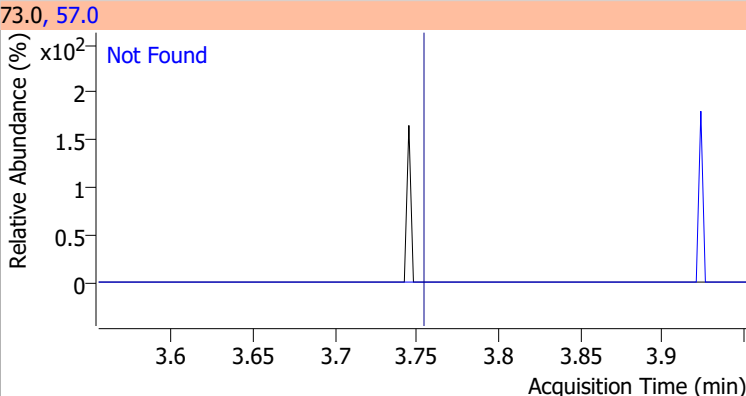
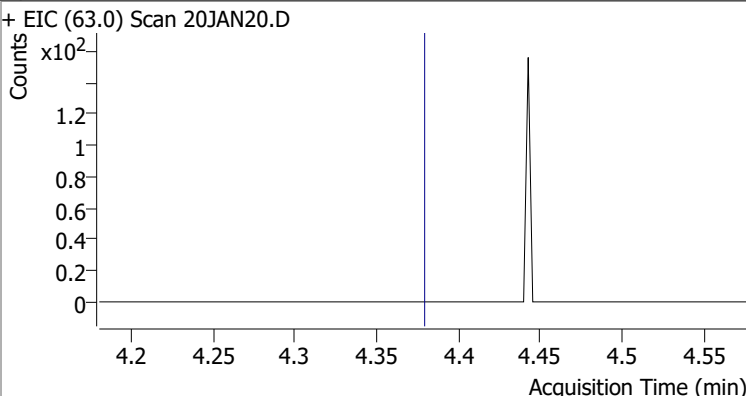
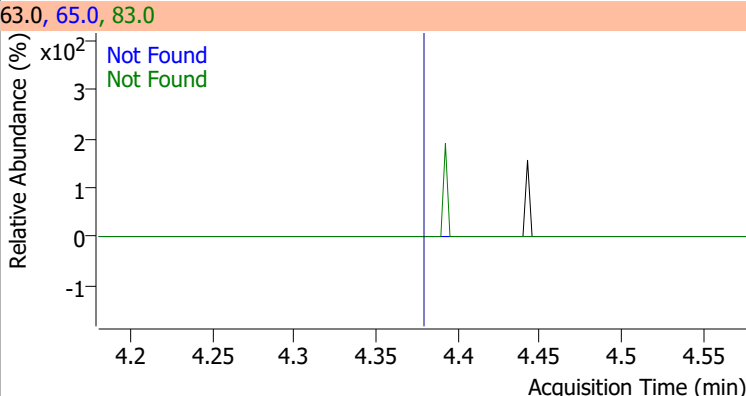
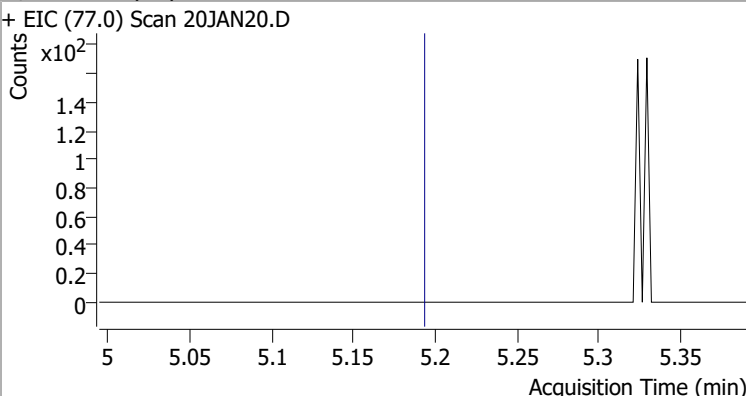
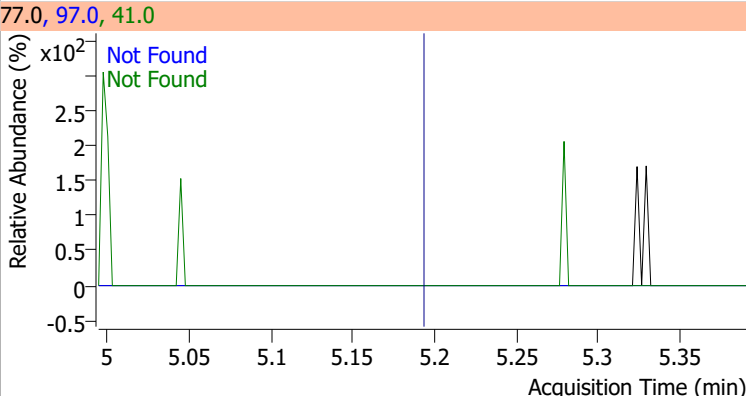
Compound	Conc.	Exp RT	QIon	Exp Ratio	QIon	Exp Ratio
1,1-Dichloroethene	N.D.	2.70	61.0	179.9	63.0	57.0



Compound	Conc.	RT	Dev(Min)	Resp.	QIon	QRatio	Lower	Upper
Methylene chloride	1.5958	3.33	0.00	1907 (m)	84.0	67.5	36.1	96.1
					86.0	39.3	11.8	71.8

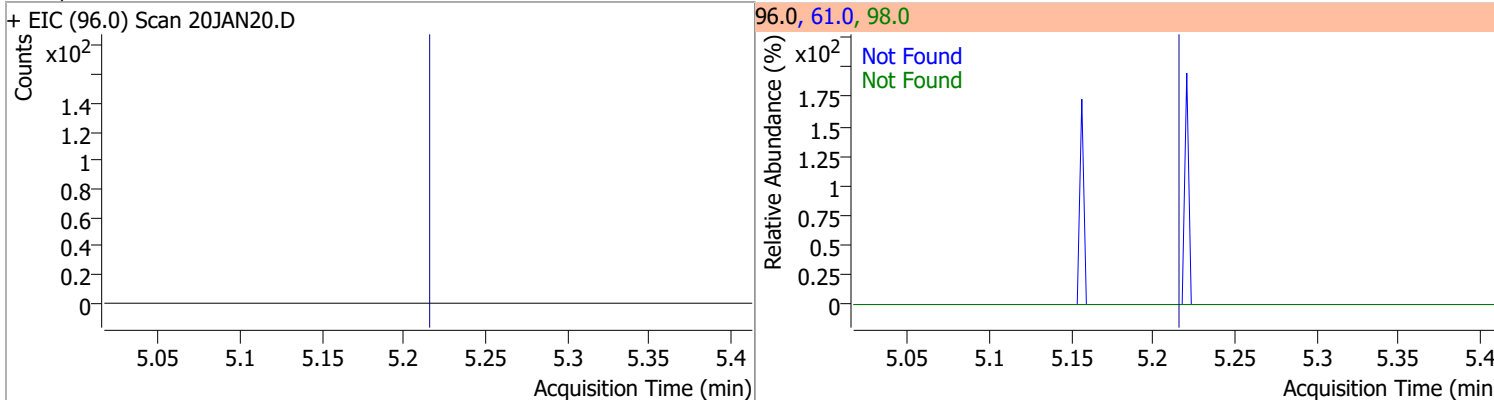


Quantitation Results Report (QT Reviewed)

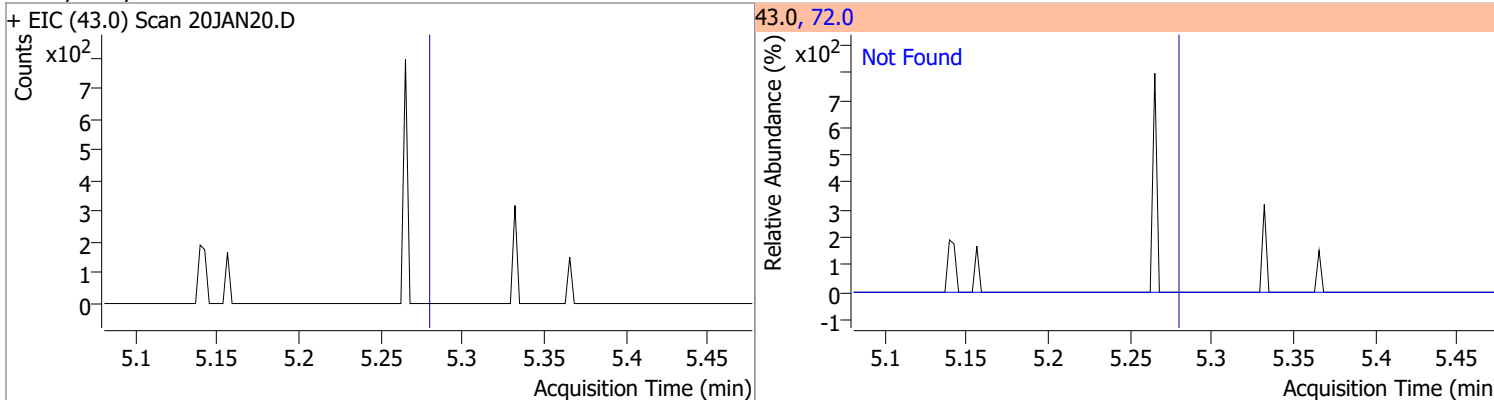
Compound	Conc.	Exp RT	QIon	Exp Ratio	QIon	Exp Ratio
trans-1,2-Dichloroethene	N.D.	3.72	61.0	154.8	98.0	62.1
+ EIC (96.0) Scan 20JAN20.D			96.0, 61.0, 98.0			
						
Methyl tert-butyl ether (MTBE)	N.D.	3.75	57.0	24.6		
+ EIC (73.0) Scan 20JAN20.D			73.0, 57.0			
						
1,1-Dichloroethane	N.D.	4.38	65.0	31.0	83.0	12.7
+ EIC (63.0) Scan 20JAN20.D			63.0, 65.0, 83.0			
						
2,2-Dichloropropane	N.D.	5.19	41.0	68.8	97.0	23.9
+ EIC (77.0) Scan 20JAN20.D			77.0, 97.0, 41.0			
						

Quantitation Results Report (QT Reviewed)

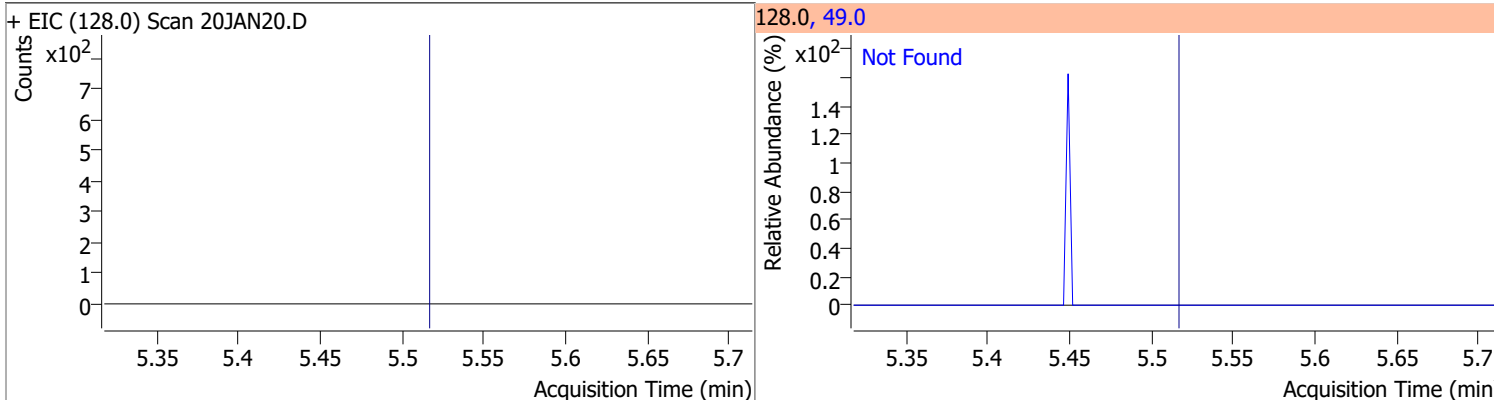
Compound	Conc.	Exp RT	QIon	Exp Ratio	QIon	Exp Ratio
cis-1,2-Dichloroethene	N.D.	5.21	61.0	160.4	98.0	66.2



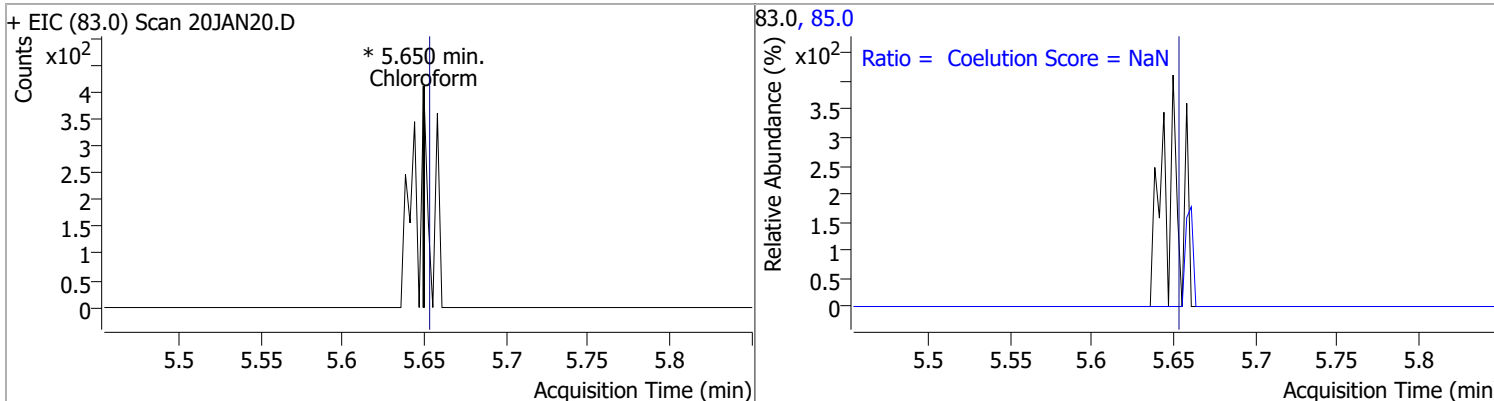
Compound	Conc.	Exp RT	QIon	Exp Ratio
Methyl ethyl ketone	N.D.	5.28	72.0	20.6



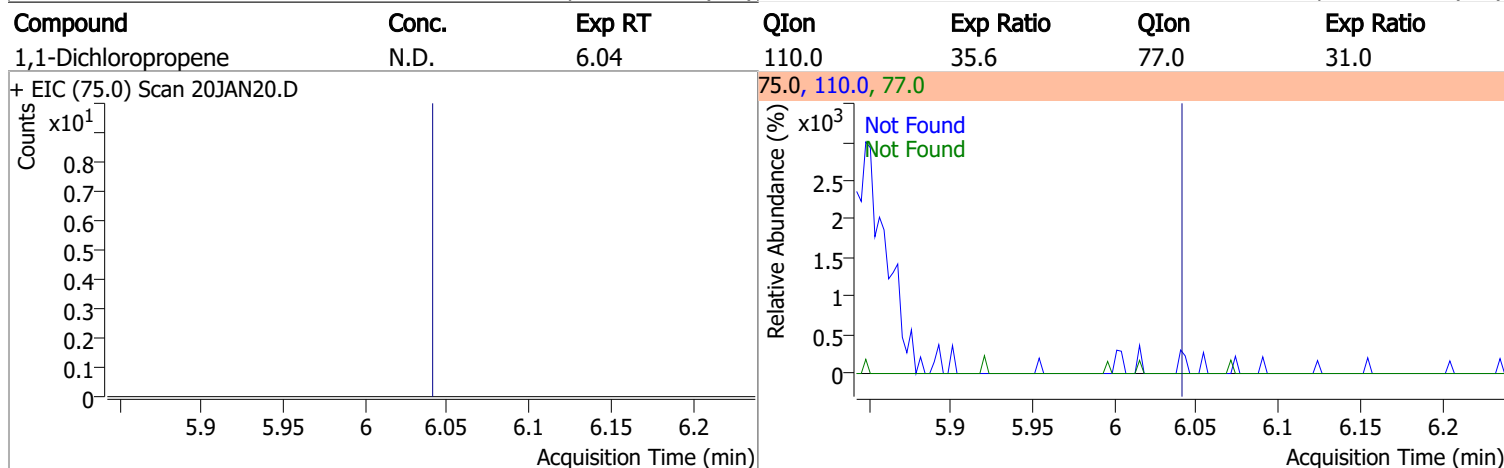
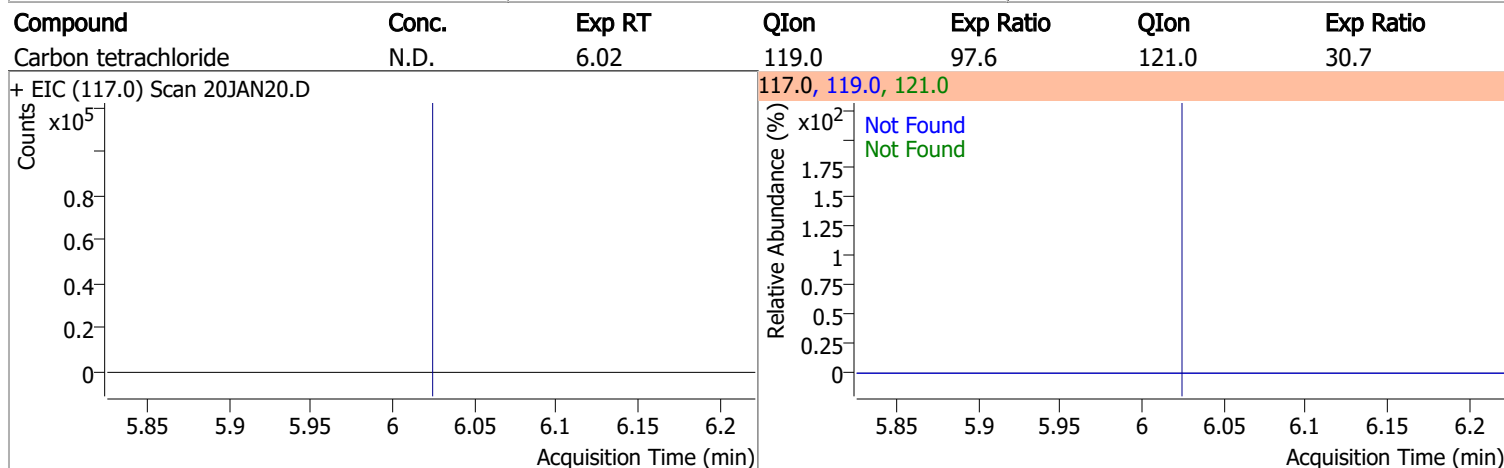
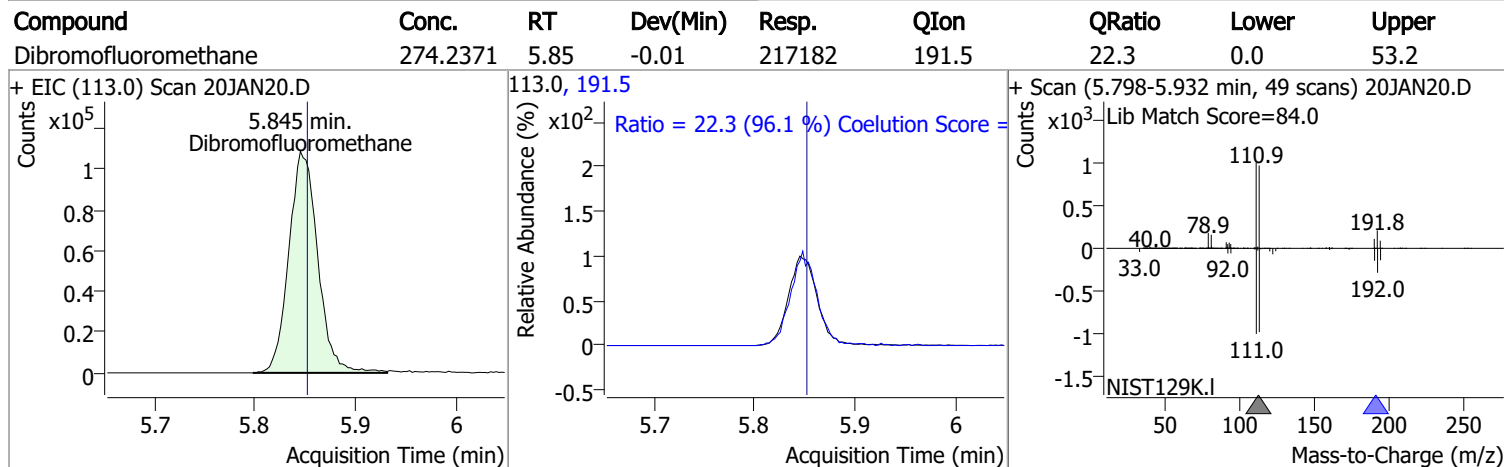
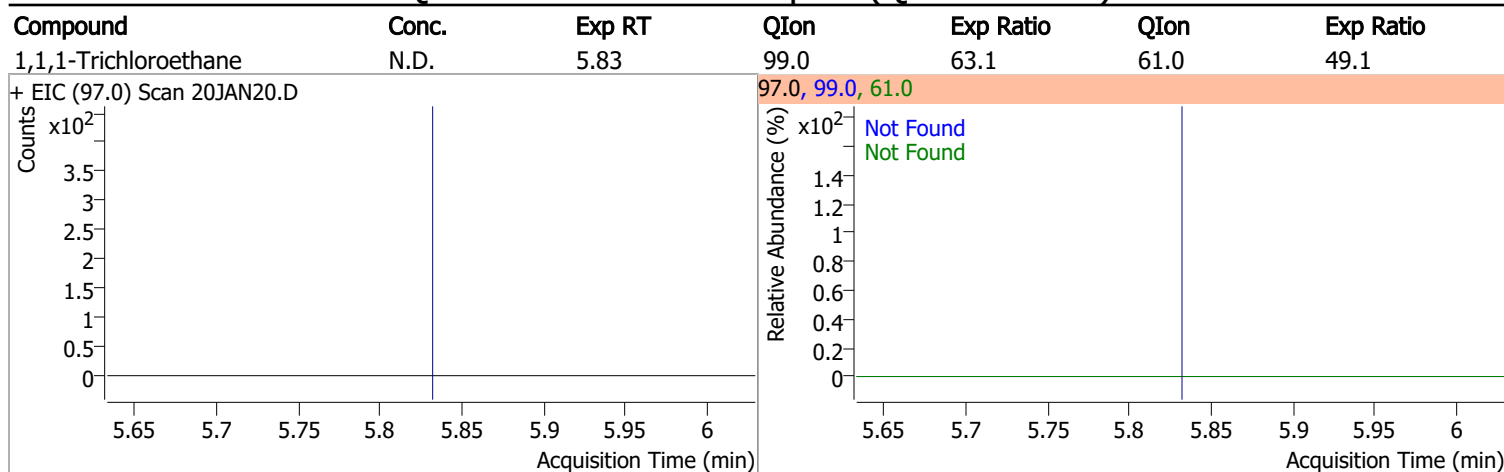
Compound	Conc.	Exp RT	QIon	Exp Ratio
Bromochloromethane	N.D.	5.52	49.0	182.2



Compound	Conc.	RT	Dev(Min)	Resp.	QIon	QRatio	Lower	Upper
Chloroform		0		0	85.0		36.2	96.2

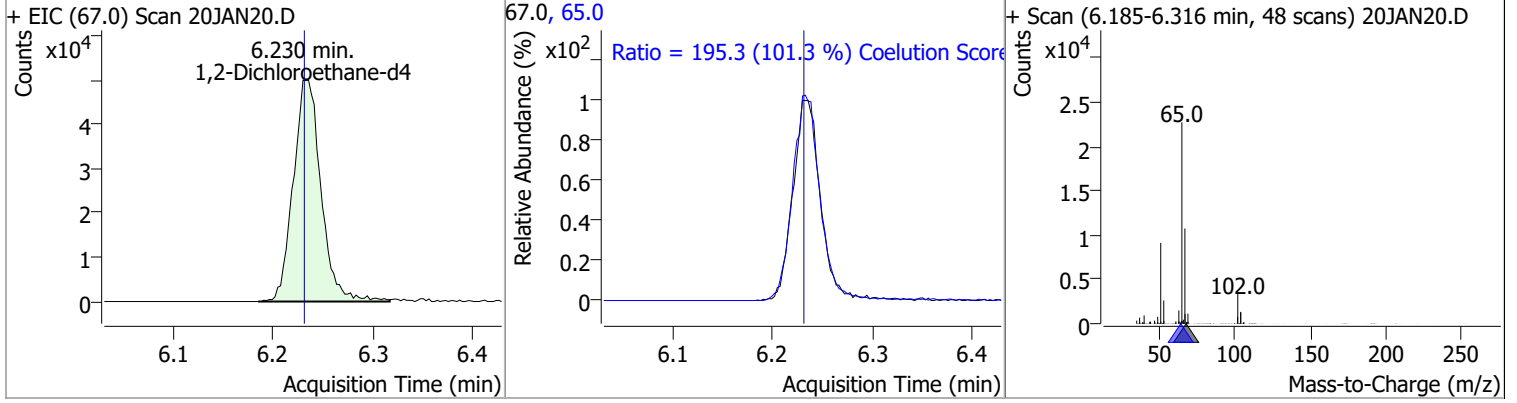


Quantitation Results Report (QT Reviewed)

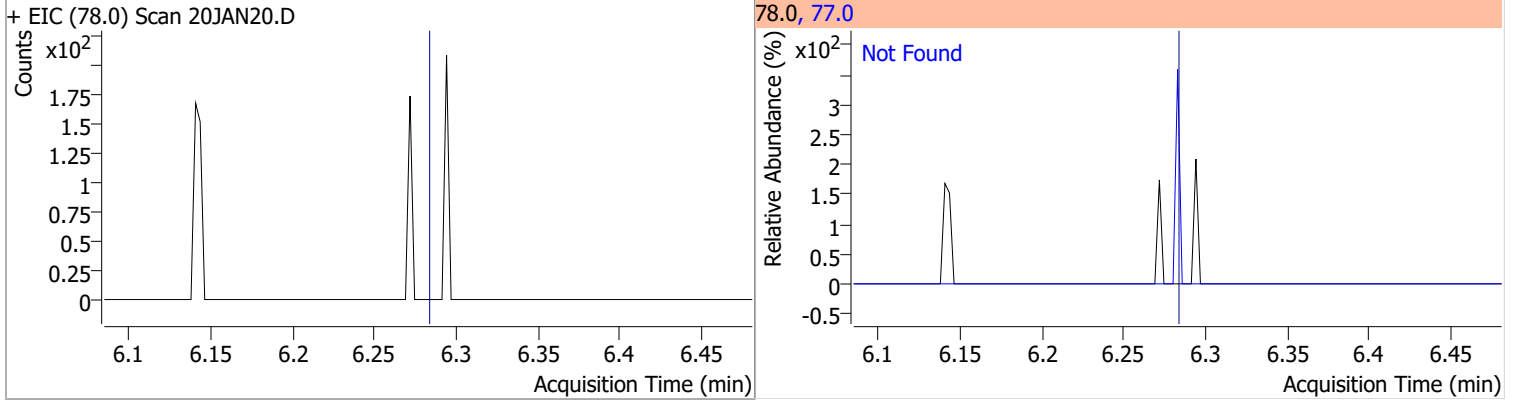


Quantitation Results Report (QT Reviewed)

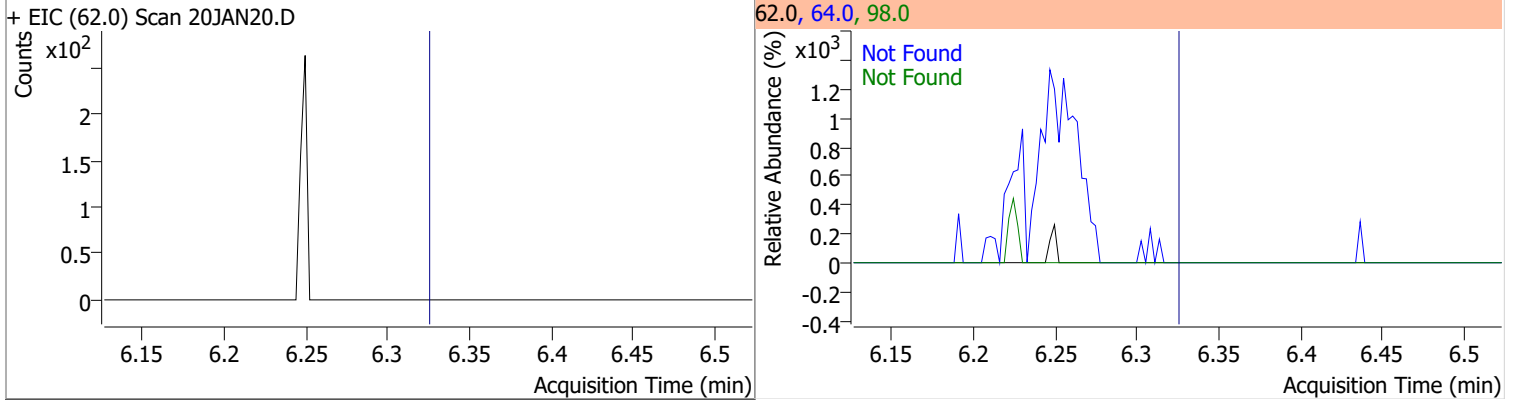
Compound	Conc.	RT	Dev(Min)	Resp.	QIon	QRatio	Lower	Upper
1,2-Dichloroethane-d4	280.5630	6.23	0.00	95981	65.0	195.3	162.8	222.8



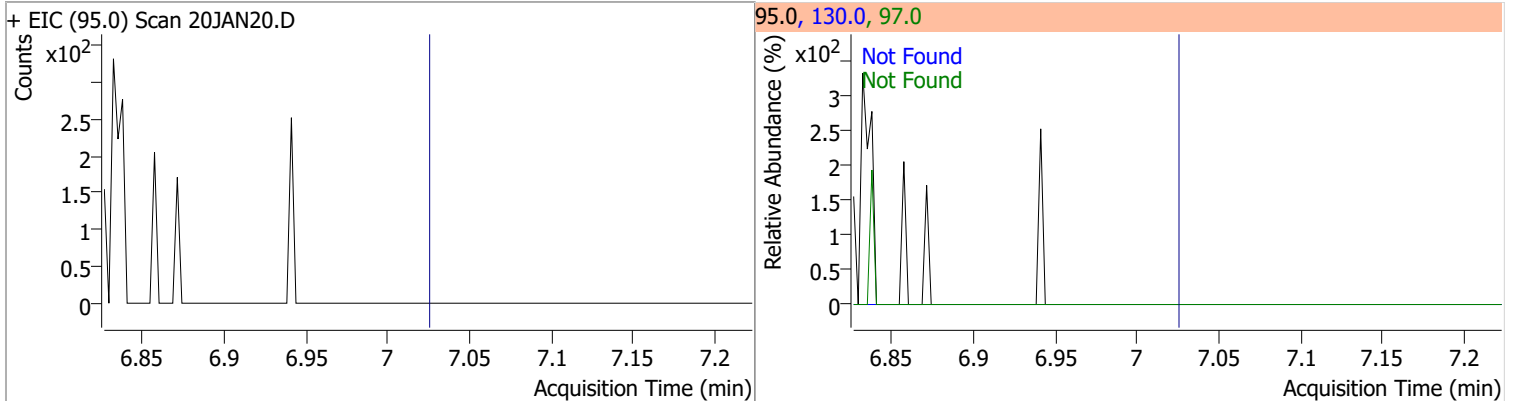
Compound	Conc.	Exp RT	QIon	Exp Ratio
Benzene	N.D.	6.28	77.0	23.3



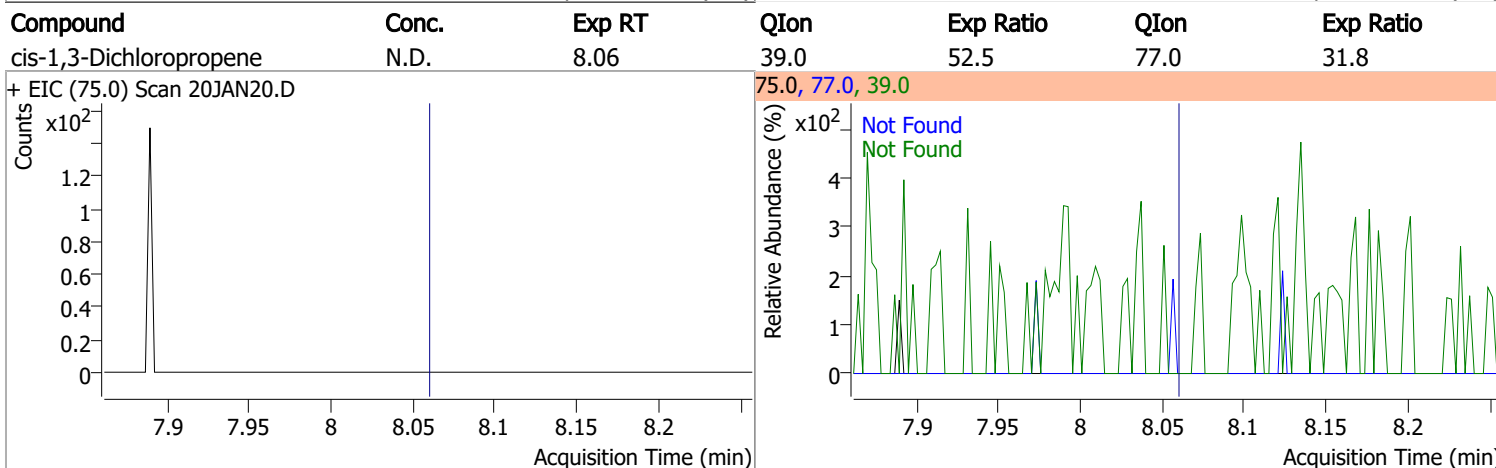
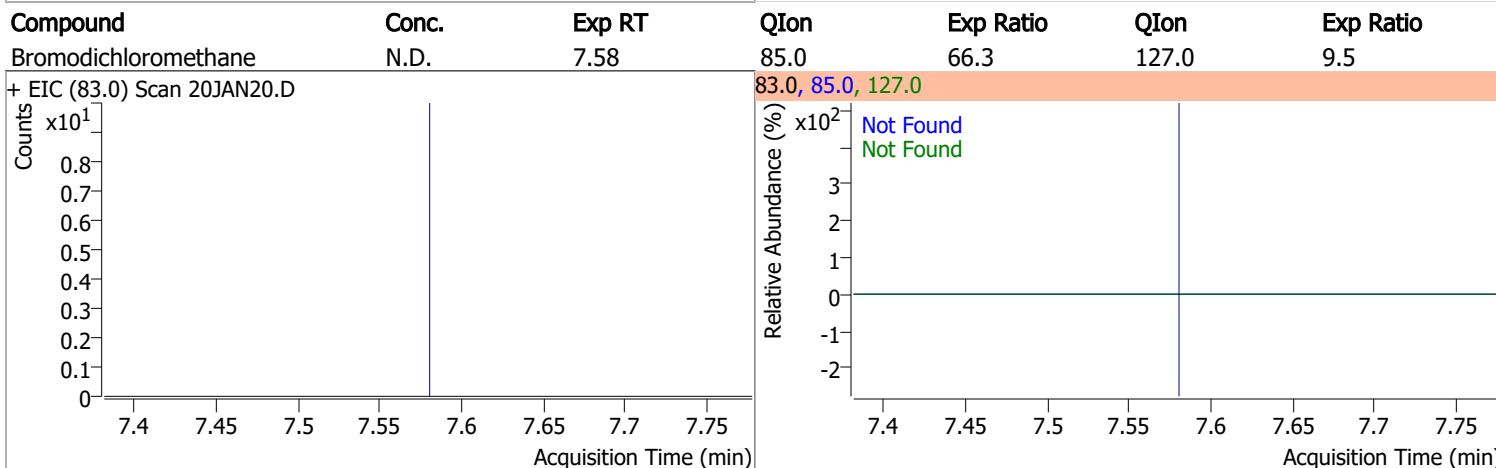
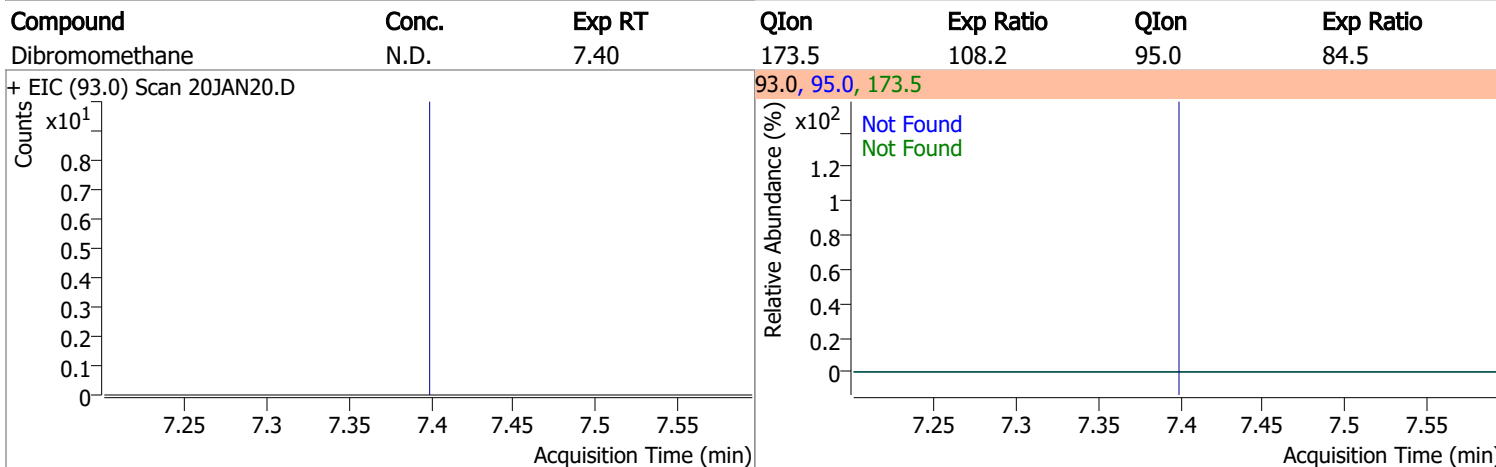
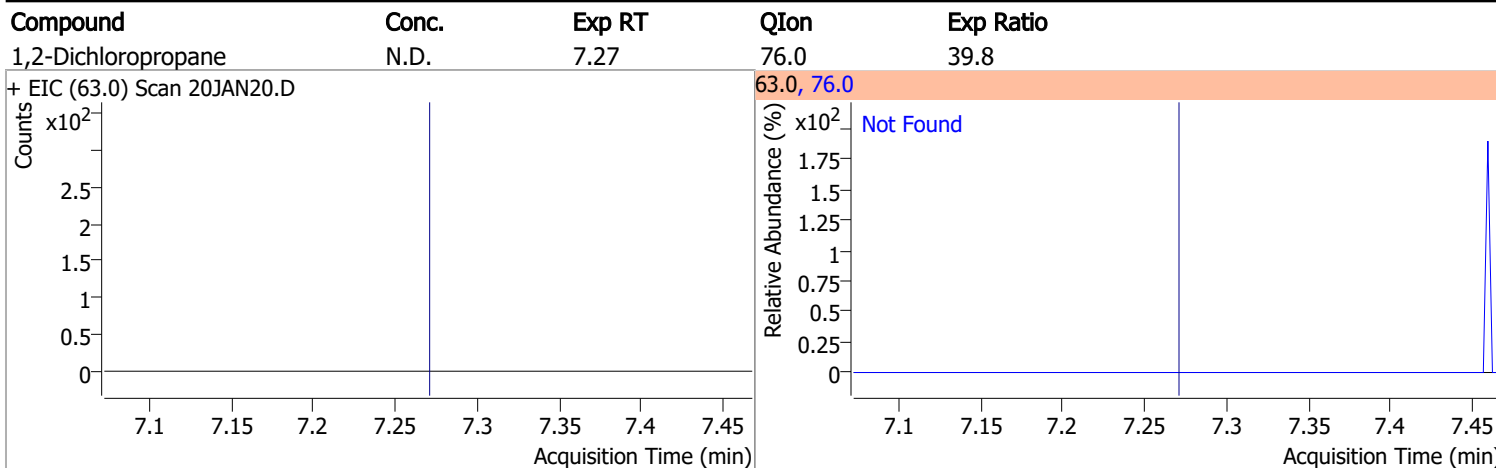
Compound	Conc.	Exp RT	QIon	Exp Ratio	QIon	Exp Ratio
1,2-Dichloroethane	N.D.	6.32	64.0	32.2	98.0	8.2



Compound	Conc.	Exp RT	QIon	Exp Ratio	QIon	Exp Ratio
Trichloroethene	N.D.	7.02	130.0	105.6	97.0	65.7

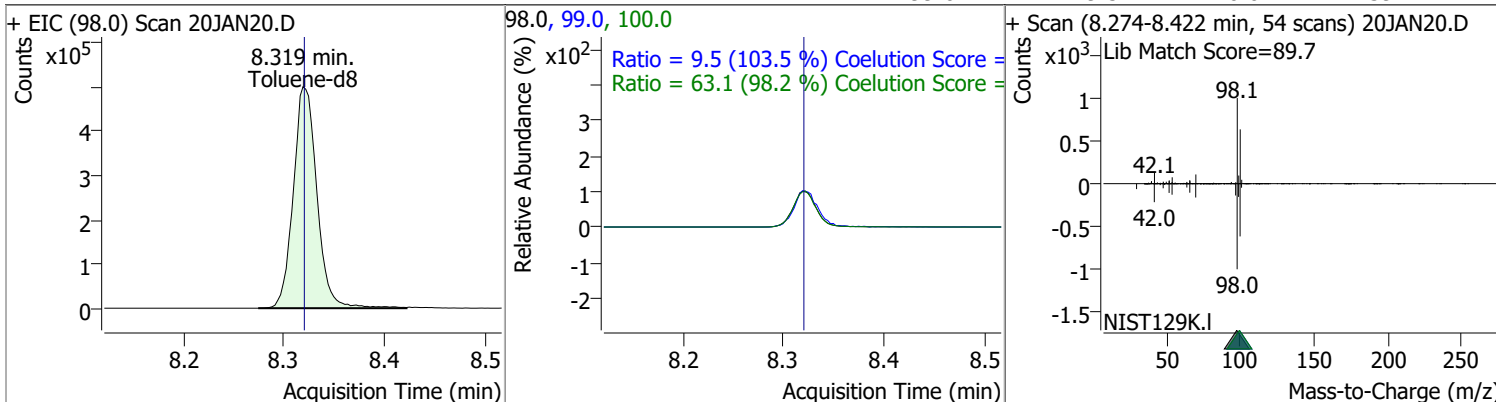


Quantitation Results Report (QT Reviewed)

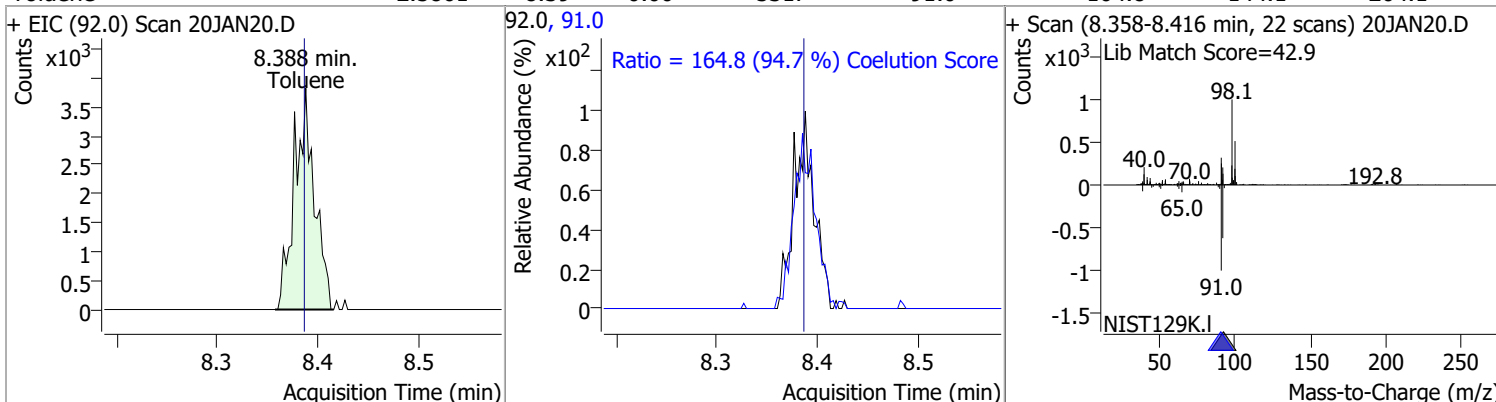


Quantitation Results Report (QT Reviewed)

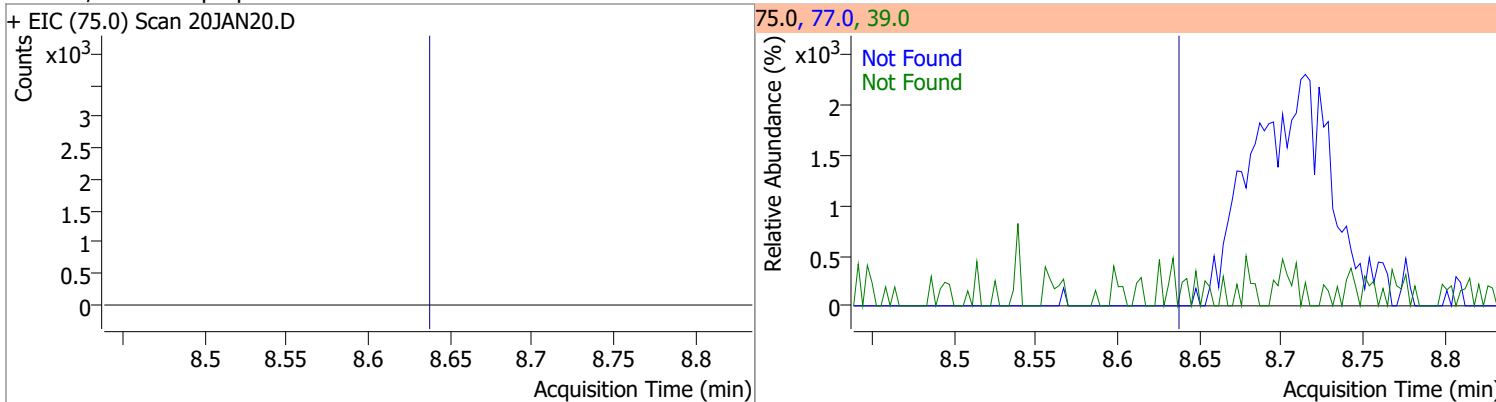
Compound	Conc.	RT	Dev(Min)	Resp.	QIon	QRatio	Lower	Upper
Toluene-d8	265.6490	8.32	0.00	819398	100.0	63.1	34.3	94.3
					99.0	9.5	0.0	39.2



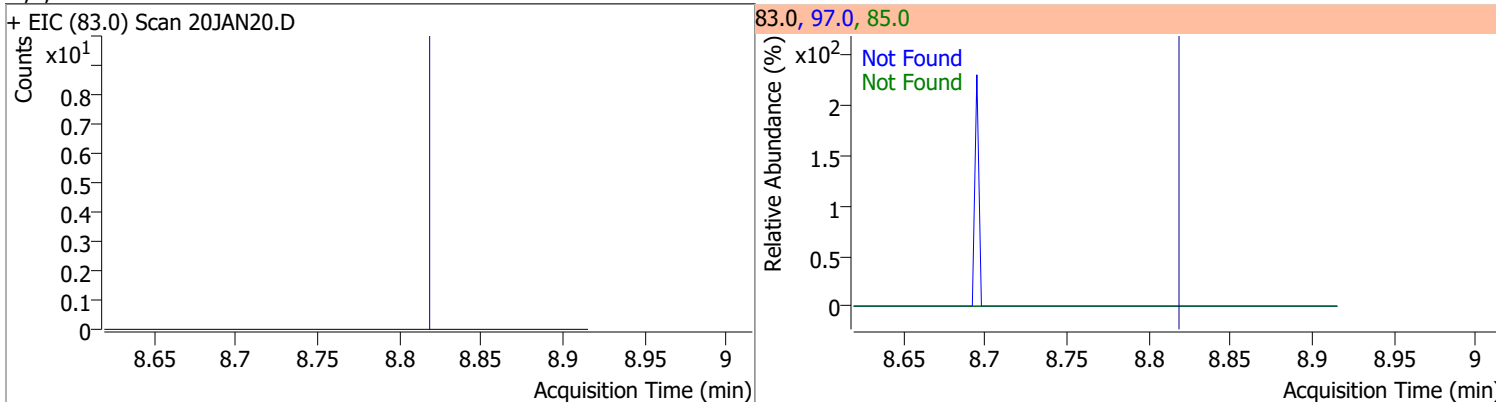
Compound	Conc.	RT	Dev(Min)	Resp.	QIon	QRatio	Lower	Upper
Toluene	2.5861	8.39	0.00	5317	91.0	164.8	144.1	204.1



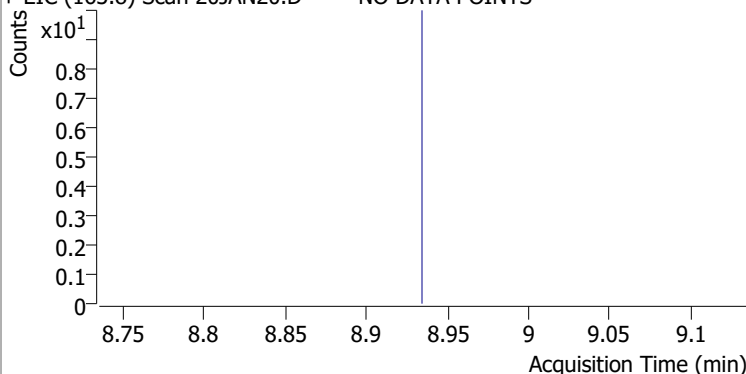
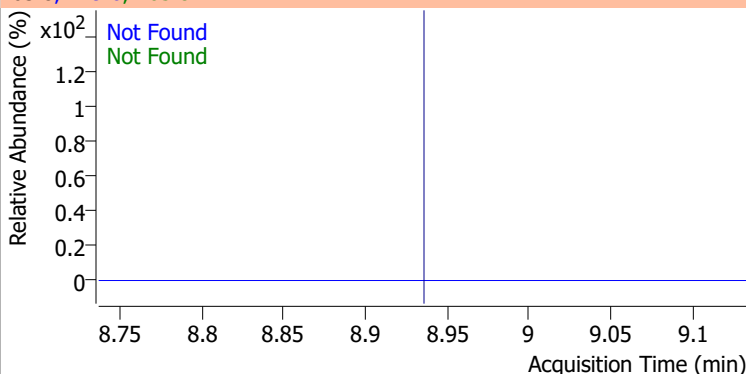
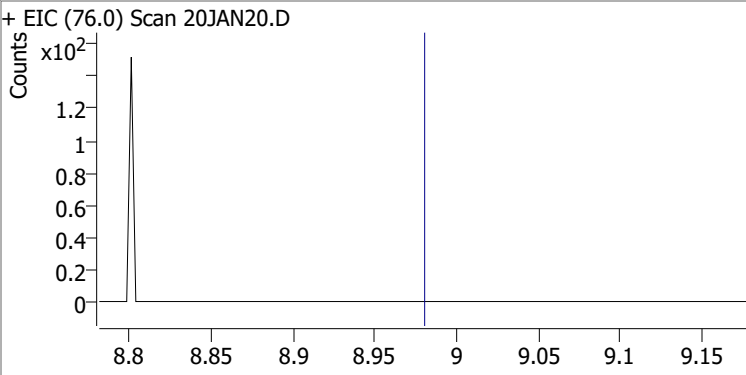
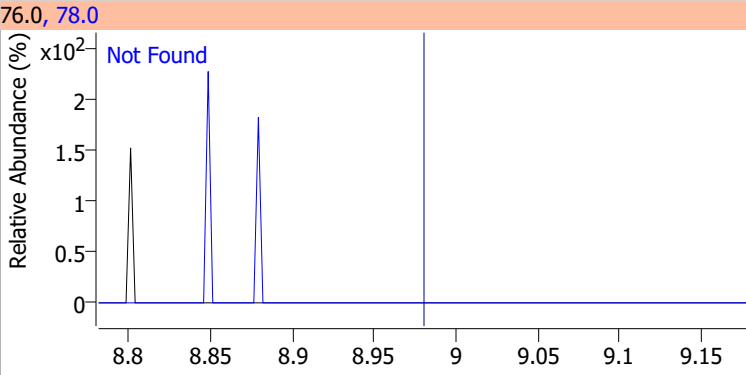
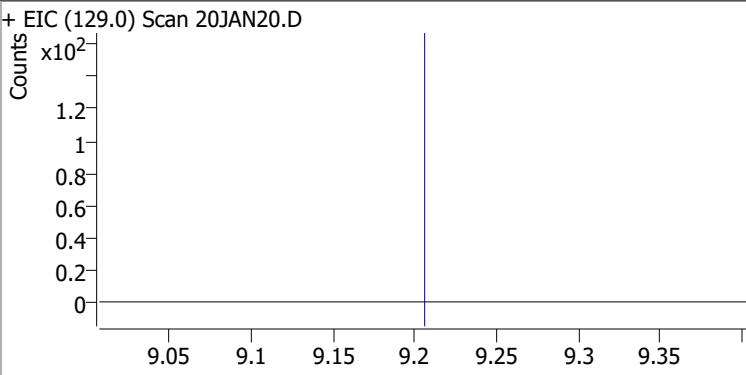
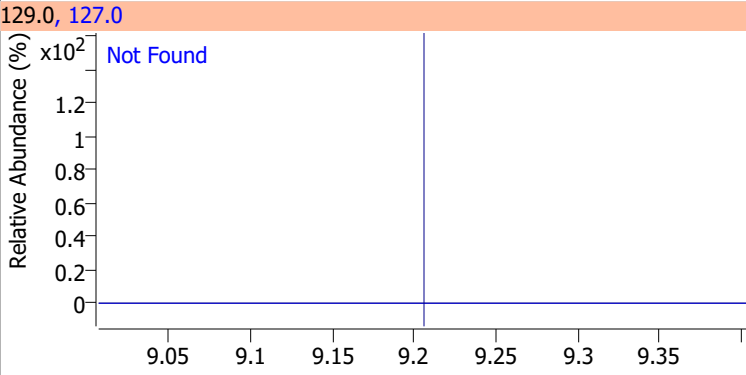
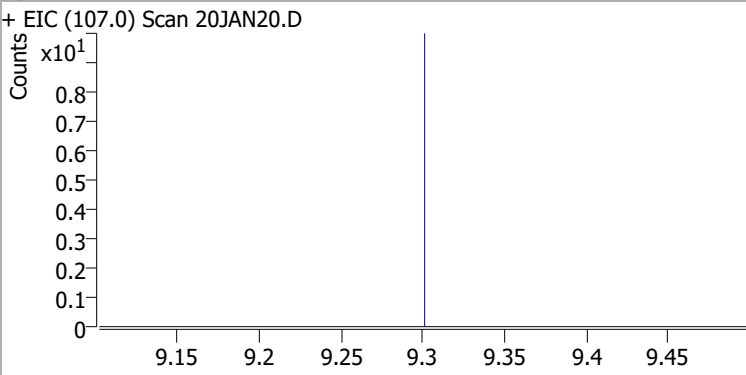
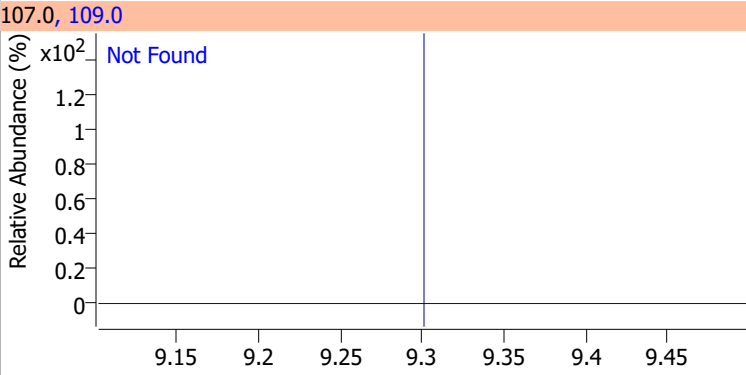
Compound	Conc.	Exp RT	QIon	Exp Ratio	QIon	Exp Ratio
trans-1,3-Dichloropropene	N.D.	8.64	39.0	53.0	77.0	31.0



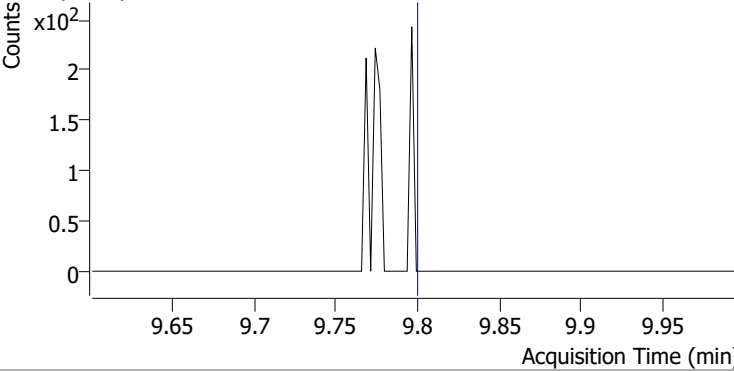
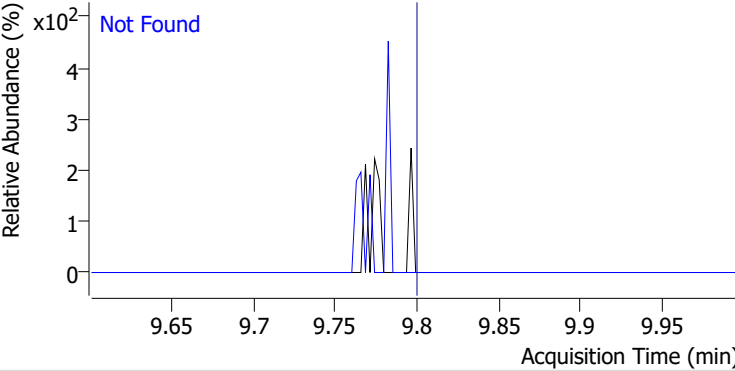
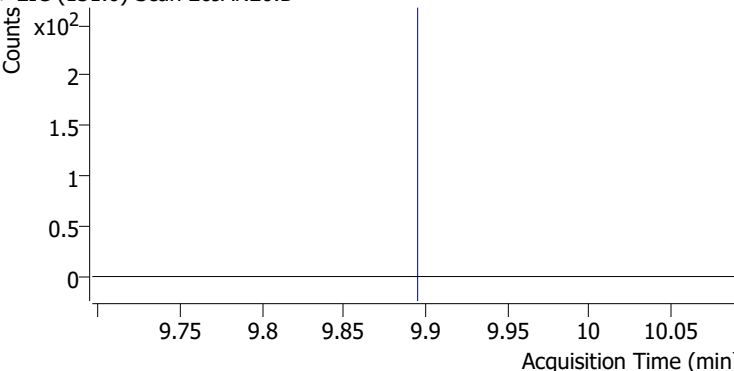
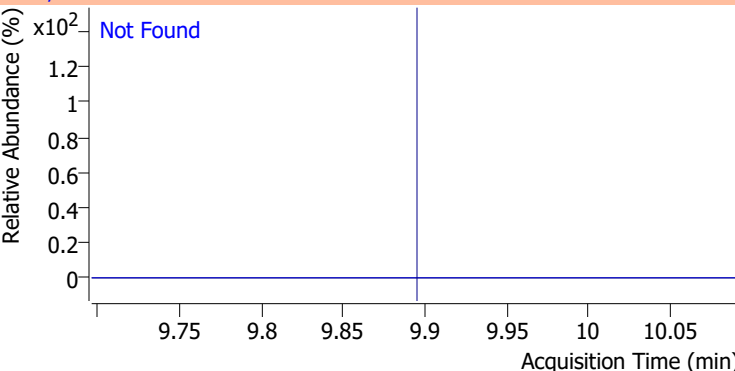
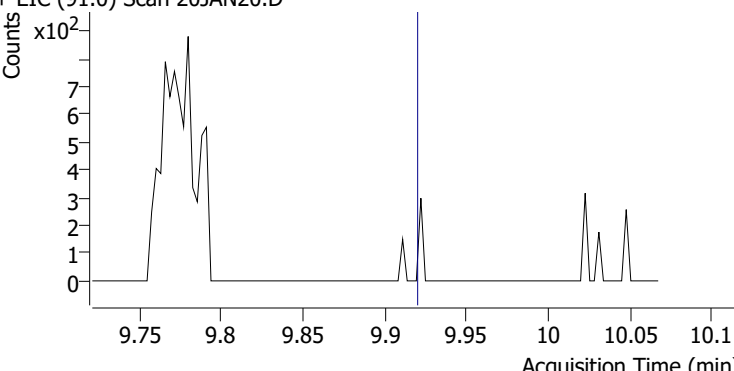
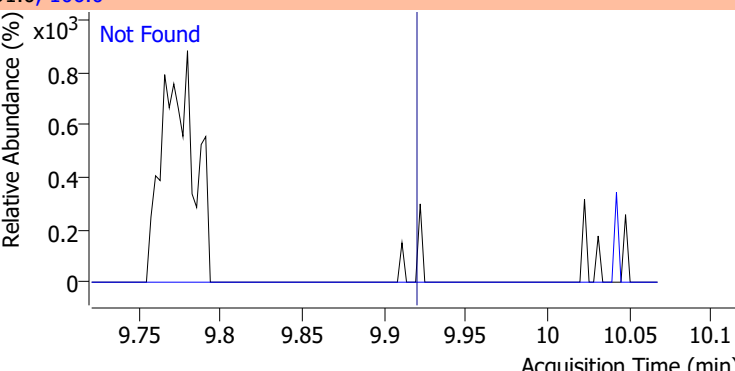
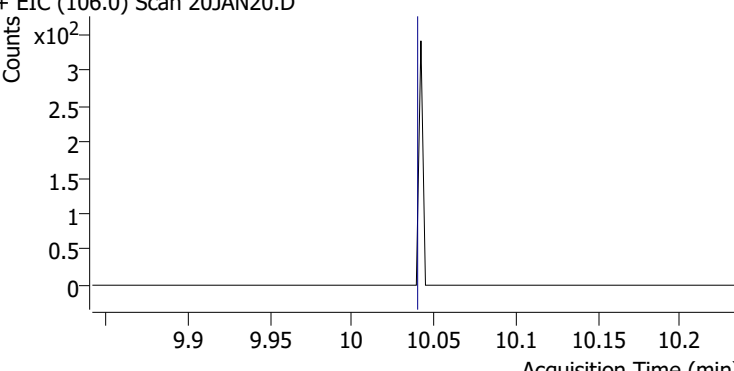
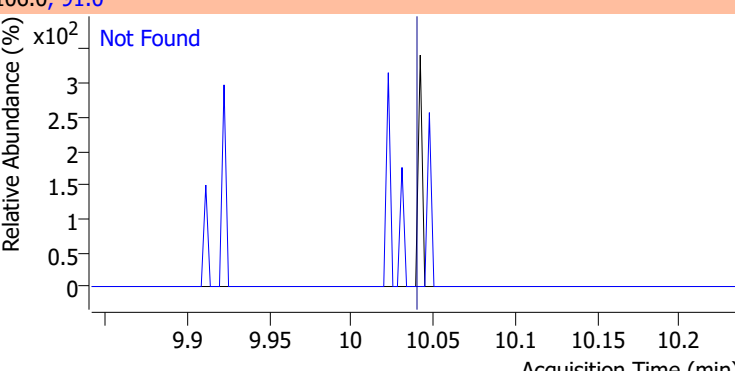
Compound	Conc.	Exp RT	QIon	Exp Ratio	QIon	Exp Ratio
1,1,2-Trichloroethane	N.D.	8.82	97.0	110.7	85.0	60.7



Quantitation Results Report (QT Reviewed)

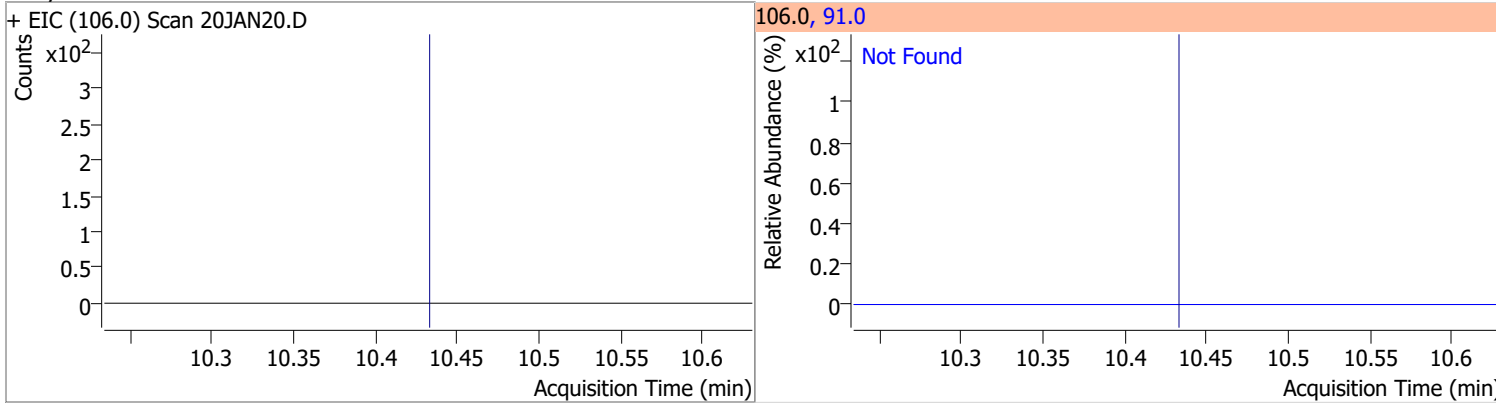
Compound	Conc.	Exp RT	QIon	Exp Ratio	QIon	Exp Ratio
Tetrachloroethene	N.D.	8.94	165.8	126.1	129.0	90.5
+ EIC (163.8) Scan 20JAN20.D ***NO DATA POINTS***			163.8, 129.0, 165.8			
						
1,3-Dichloropropane	N.D.	8.98	78.0	32.4		
+ EIC (76.0) Scan 20JAN20.D			76.0, 78.0			
						
Chlorodibromomethane	N.D.	9.21	127.0	77.2		
+ EIC (129.0) Scan 20JAN20.D			129.0, 127.0			
						
1,2-Dibromoethane	N.D.	9.30	109.0	91.5		
+ EIC (107.0) Scan 20JAN20.D			107.0, 109.0			
						

Quantitation Results Report (QT Reviewed)

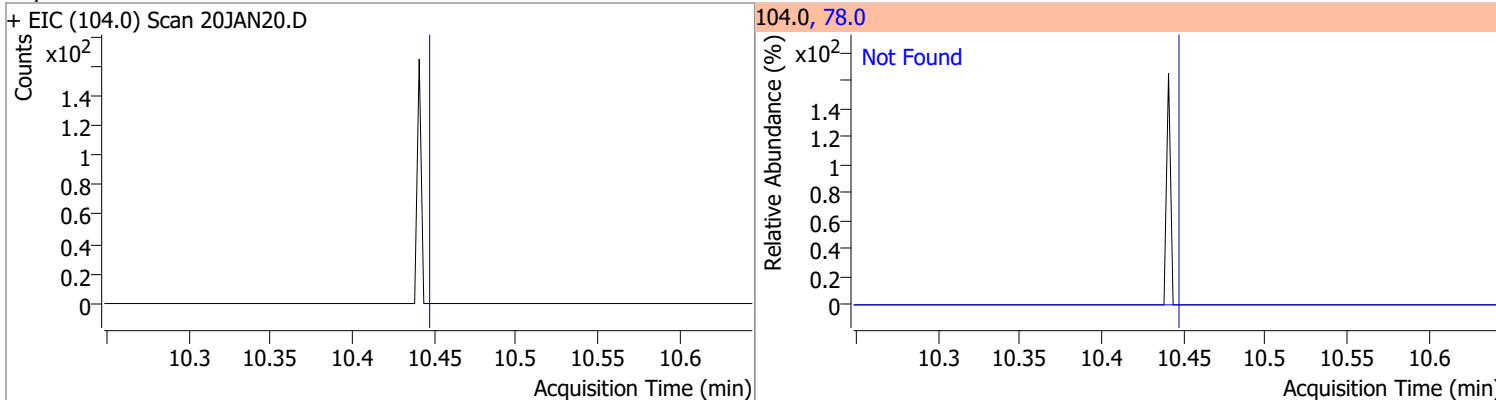
Compound	Conc.	Exp RT	QIon	Exp Ratio
Chlorobenzene	N.D.	9.80	114.0	32.2
+ EIC (112.0) Scan 20JAN20.D			112.0, 114.0	
				
1,1,1,2-Tetrachloroethane	N.D.	9.89	133.0	95.3
+ EIC (131.0) Scan 20JAN20.D			131.0, 133.0	
				
Ethylbenzene	N.D.	9.92	106.0	31.7
+ EIC (91.0) Scan 20JAN20.D			91.0, 106.0	
				
m+p-Xylenes	N.D.	10.04	91.0	200.7
+ EIC (106.0) Scan 20JAN20.D			106.0, 91.0	
				

Quantitation Results Report (QT Reviewed)

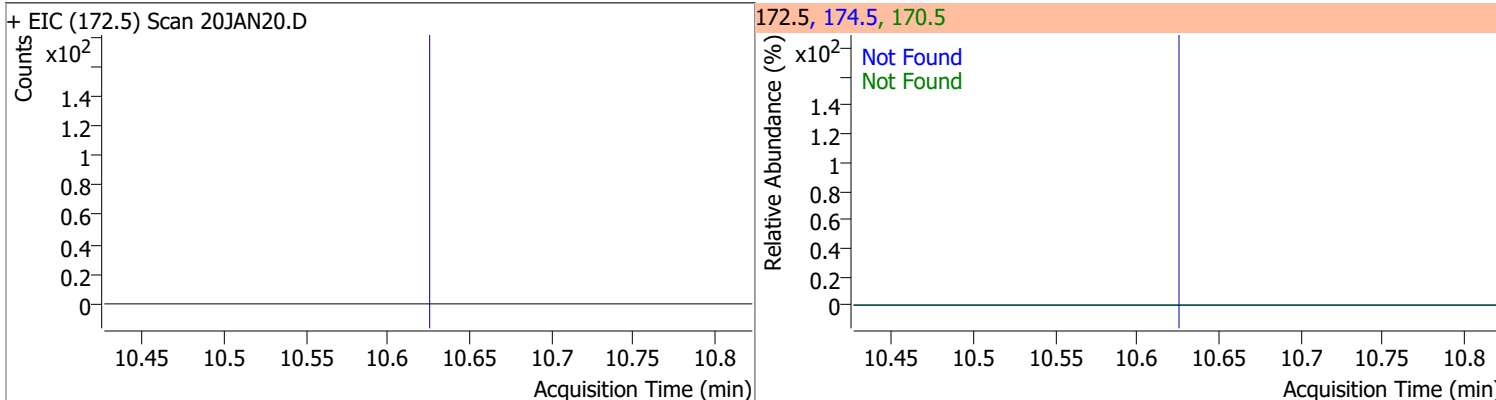
Compound	Conc.	Exp RT	QIon	Exp Ratio
o-Xylene	N.D.	10.43	91.0	211.4



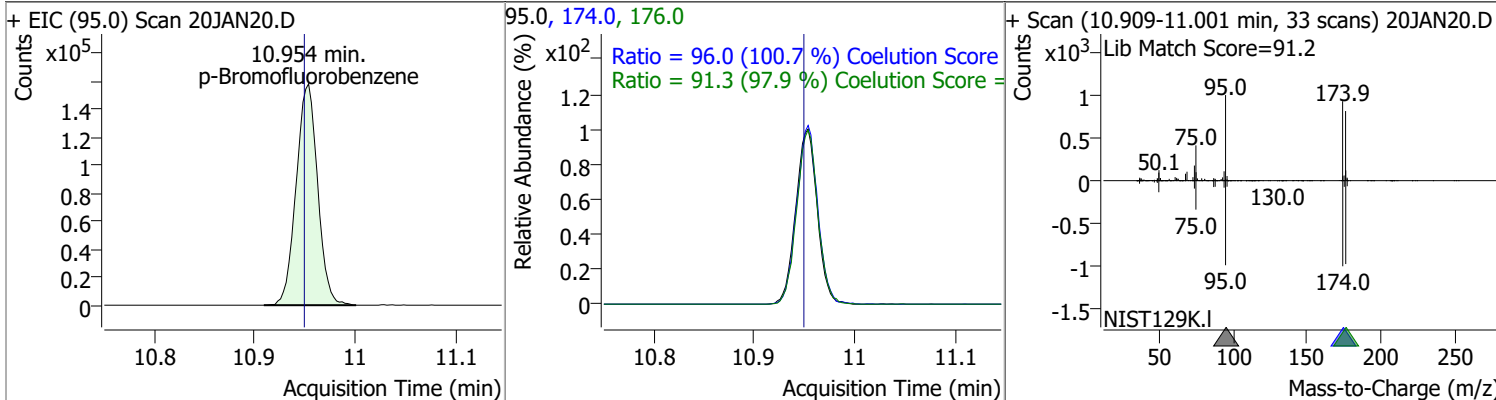
Compound	Conc.	Exp RT	QIon	Exp Ratio
Styrene	N.D.	10.45	78.0	50.6



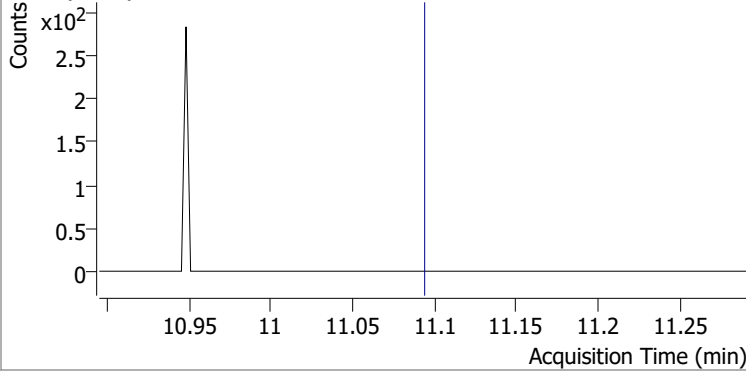
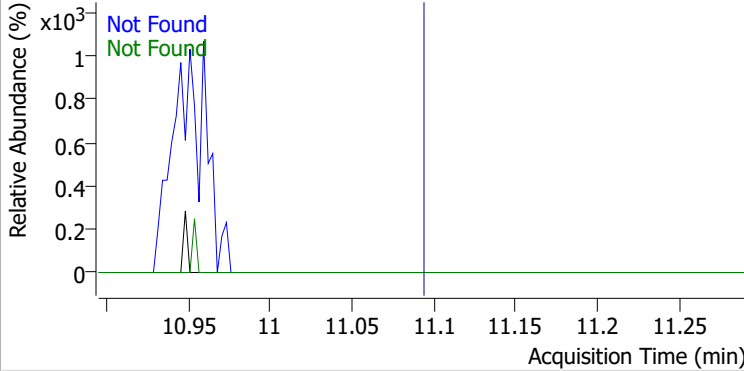
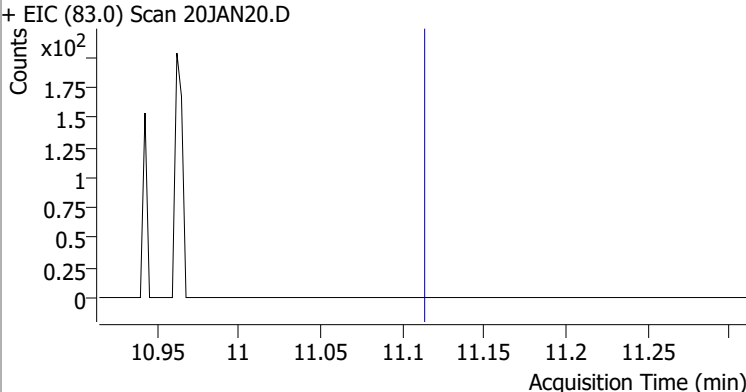
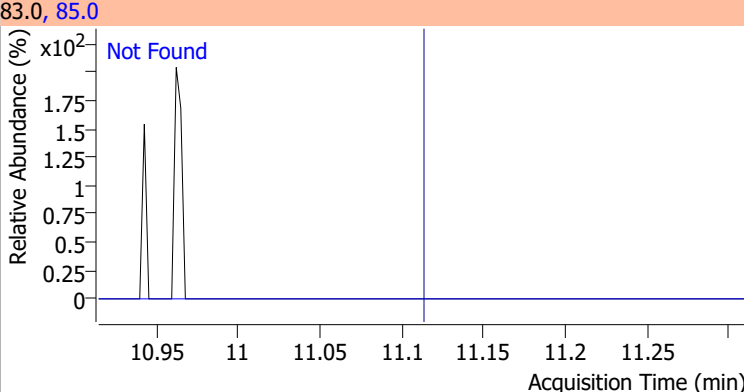
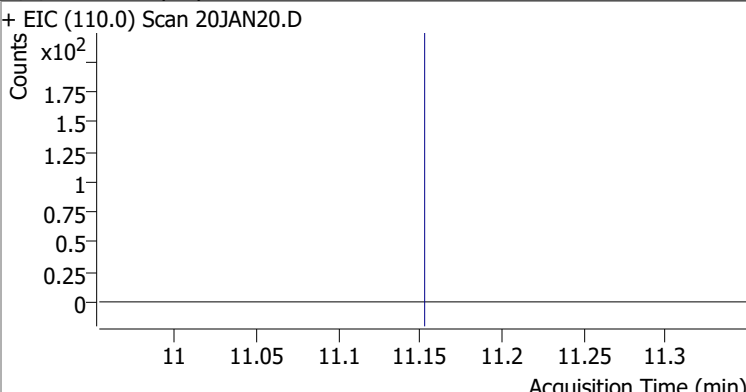
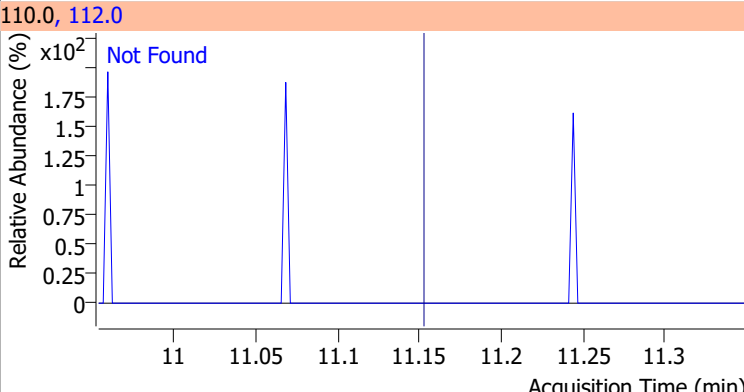
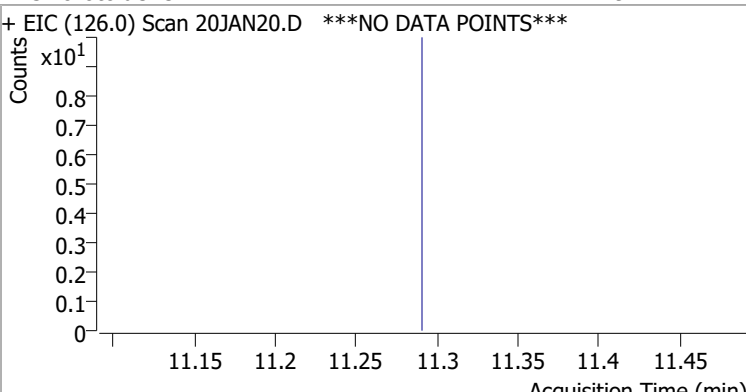
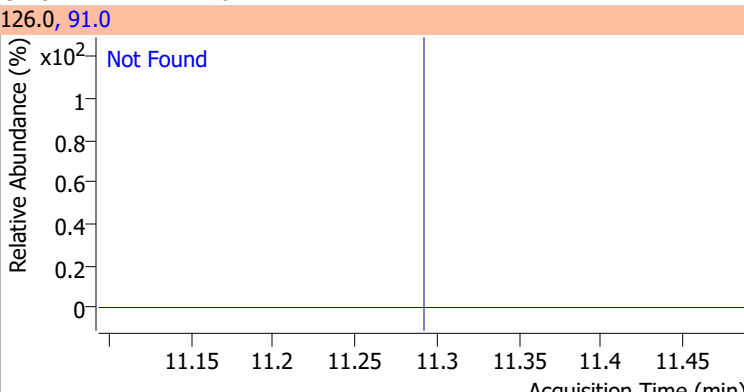
Compound	Conc.	Exp RT	QIon	Exp Ratio	QIon	Exp Ratio
Bromoform	N.D.	10.62	170.5	50.3	174.5	48.1



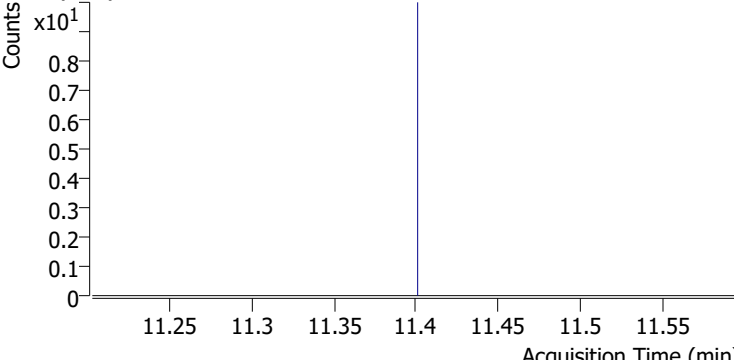
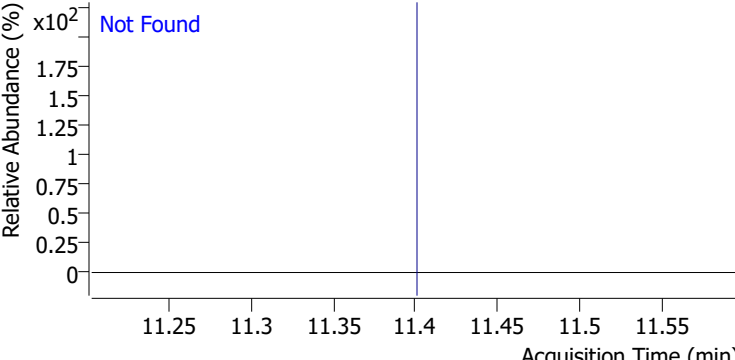
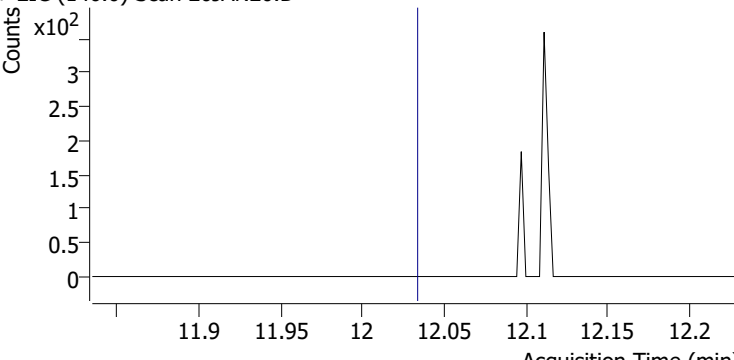
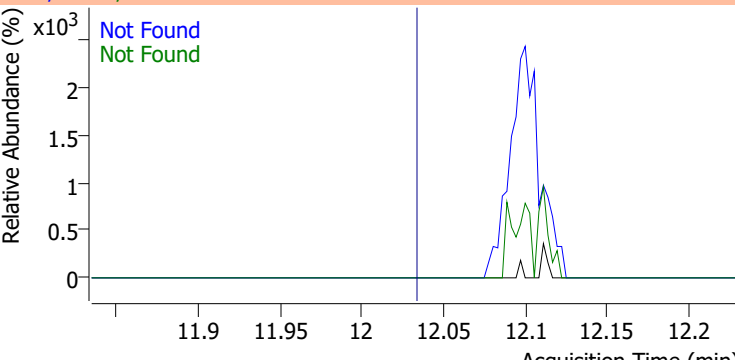
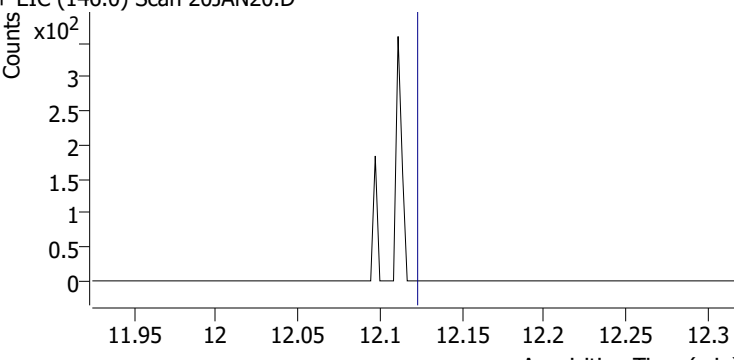
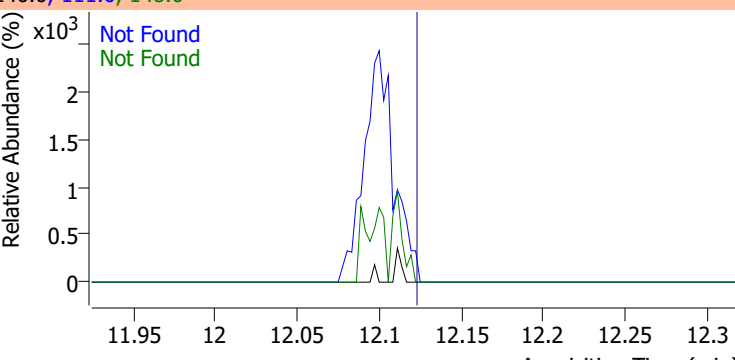
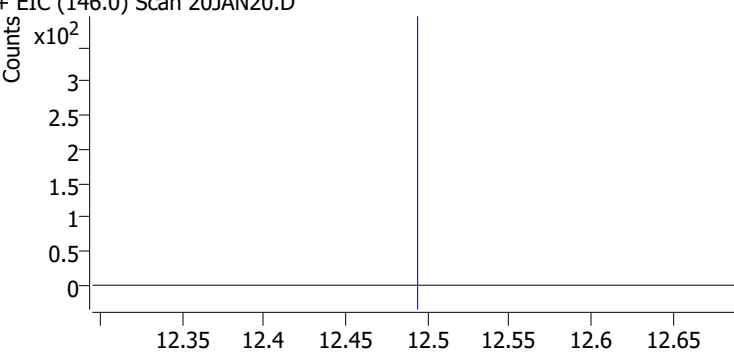
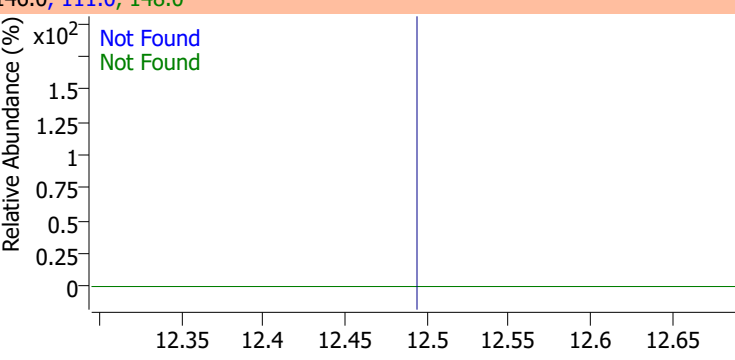
Compound	Conc.	RT	Dev(Min)	Resp.	QIon	QRatio	Lower	Upper
p-Bromofluorobenzene	265.8791	10.95	0.01	234639	174.0	96.0	65.3	125.3
					176.0	91.3	63.3	123.3



Quantitation Results Report (QT Reviewed)

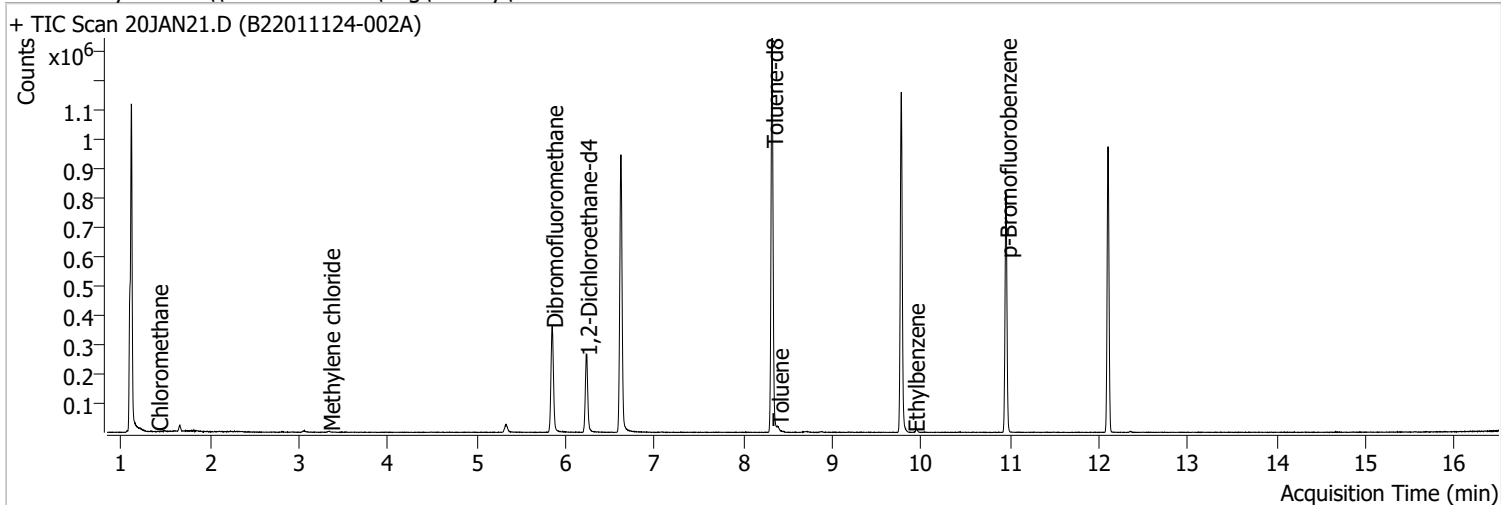
Compound	Conc.	Exp RT	QIon	Exp Ratio	QIon	Exp Ratio
Bromobenzene	N.D.	11.09	77.0	143.5	158.0	96.1
+ EIC (156.0) Scan 20JAN20.D			156.0, 77.0, 158.0			
						
1,1,2-Tetrachloroethane	N.D.	11.11	85.0	63.3		
+ EIC (83.0) Scan 20JAN20.D			83.0, 85.0			
						
1,2,3-Trichloropropane	N.D.	11.15	112.0	65.8		
+ EIC (110.0) Scan 20JAN20.D			110.0, 112.0			
						
2-Chlorotoluene	N.D.	11.29	91.0	276.2		
+ EIC (126.0) Scan 20JAN20.D ***NO DATA POINTS***			126.0, 91.0			
						

Quantitation Results Report (QT Reviewed)

Compound	Conc.	Exp RT	QIon	Exp Ratio
4-Chlorotoluene	N.D.	11.40	126.0	31.3
+ EIC (91.0) Scan 20JAN20.D			91.0, 126.0	
				
1,3-Dichlorobenzene	N.D.	12.03	148.0	62.8
+ EIC (146.0) Scan 20JAN20.D			146.0, 111.0, 148.0	
				
1,4-Dichlorobenzene	N.D.	12.12	148.0	63.7
+ EIC (146.0) Scan 20JAN20.D			146.0, 111.0, 148.0	
				
1,2-Dichlorobenzene	N.D.	12.49	148.0	61.9
+ EIC (146.0) Scan 20JAN20.D			146.0, 111.0, 148.0	
				

Quantitation Results Report (QT Reviewed)

Data File	20JAN21.D	Operator	MSC
Acq. Method	5975CACQF.M	Acq. Date-Time	1/20/2022 7:07:45 PM
Sample Name	B22011124-002A	Instrument	VOA5975C
Vial	21	Multiplier	1.00
DA Method File	VOA5975C_8260B_SHT_DoD_L4_011922.m	Comment	
Tune File	BFB_Atune3.u	Tune Date	10/11/2021 4:02:00 PM
Batch Name	VG012022_8260B.batch.bin	Last Calib Update	3/8/2022 4:29:12 PM
Ref Library	\\MASSHUNTER\Org\Library\NIST129K.I		



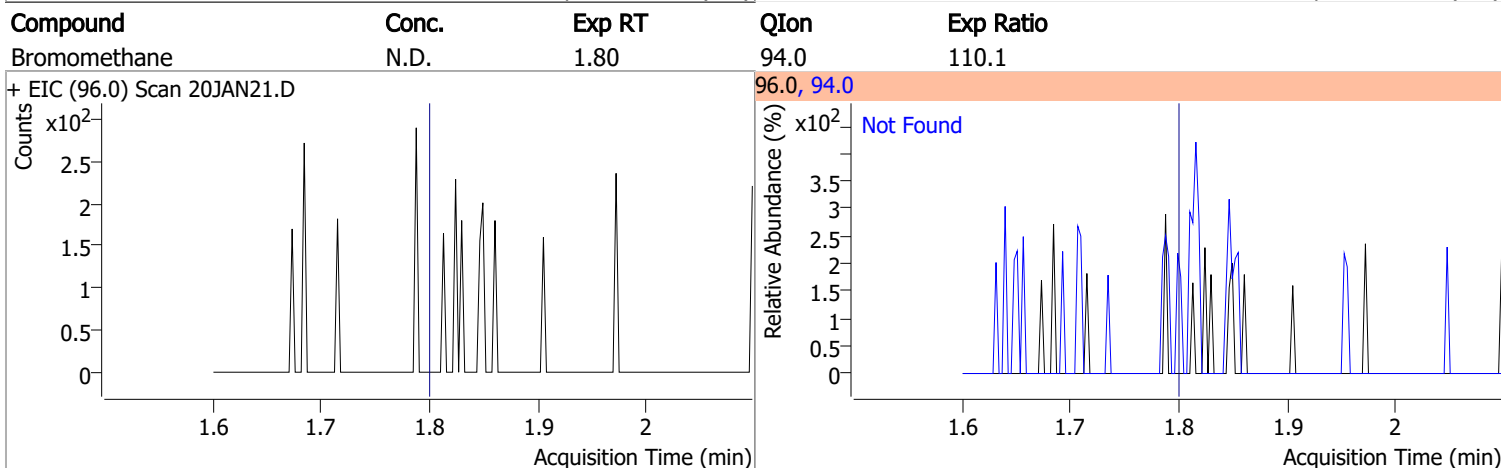
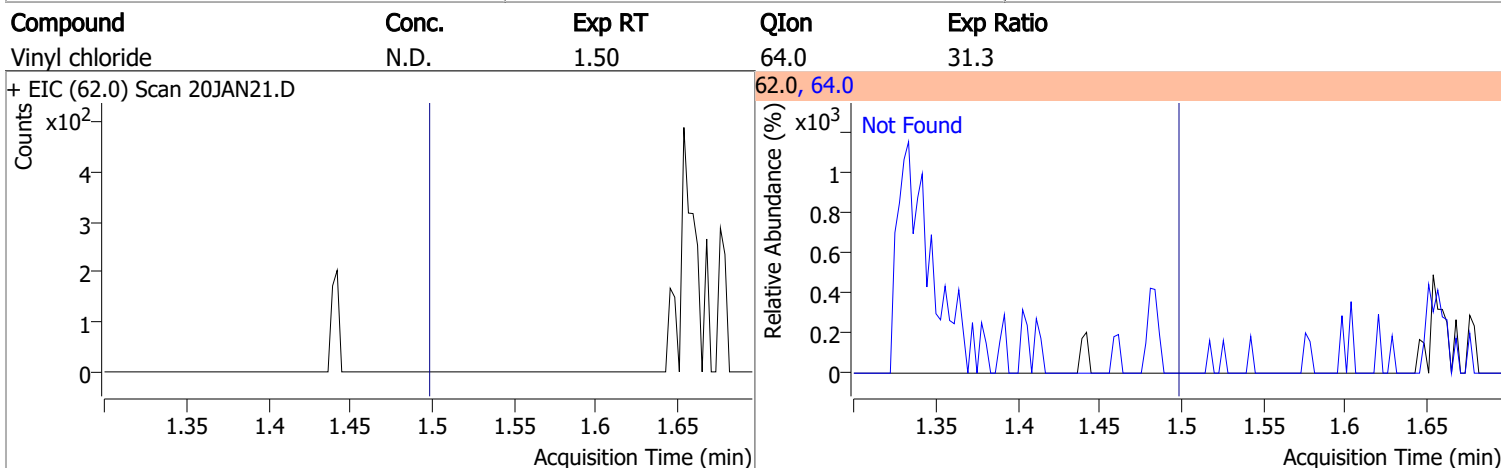
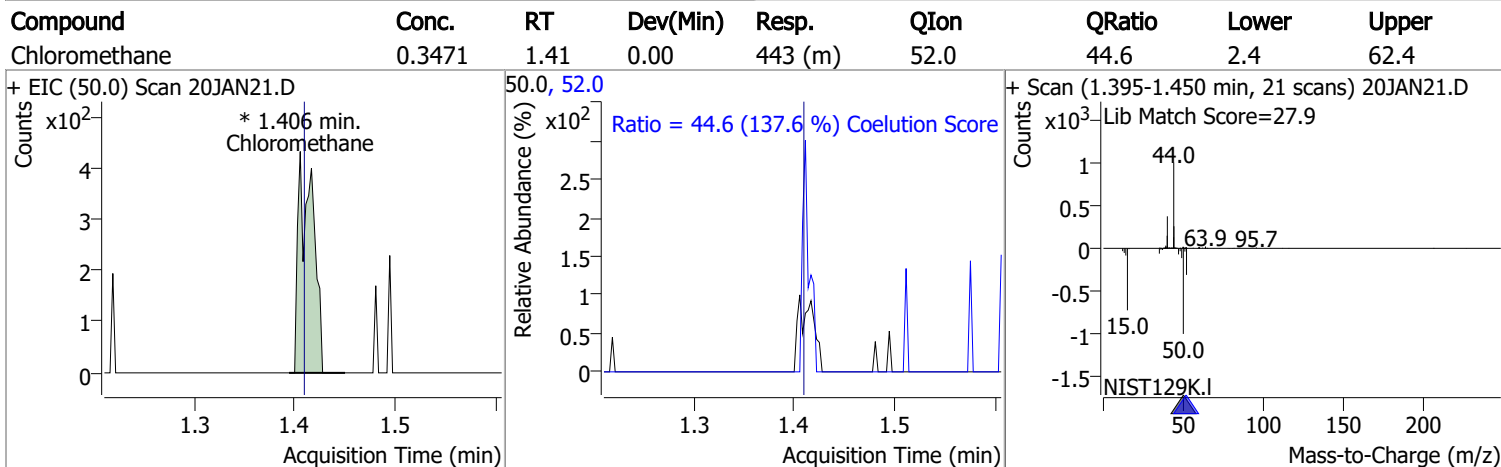
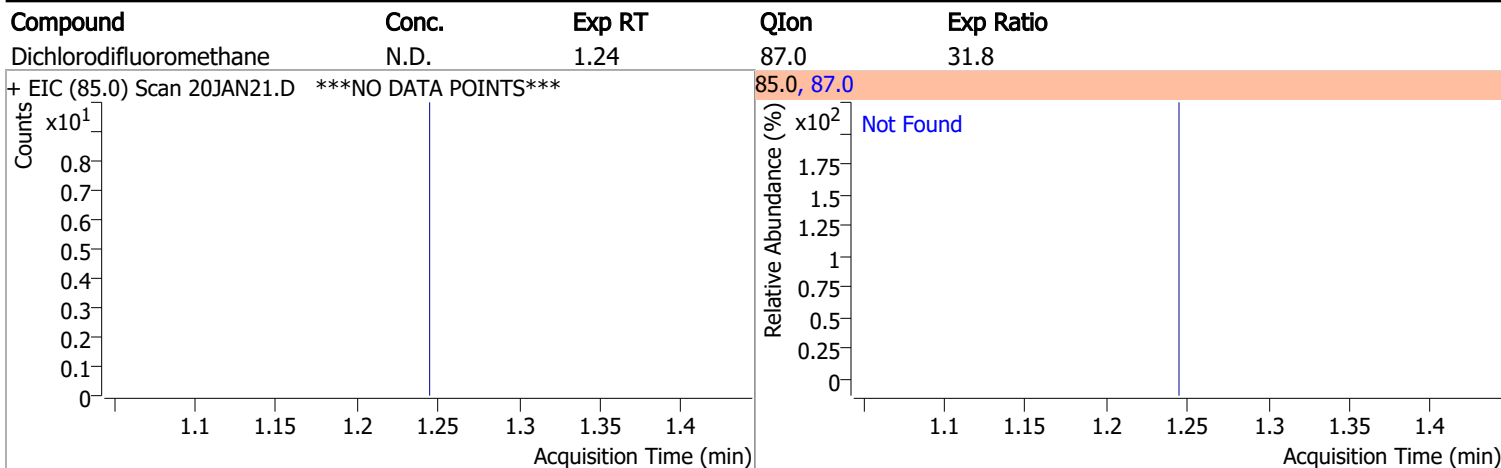
Compound	RT	QIon	Resp.	Conc.	Units	Dev(Min)
Internal Standards						
M Fluorobenzene	6.621	96.0	806996	250.0000	ng	0.000
M Chlorobenzene-d5	9.774	82.0	314779	250.0000	ng	0.000
M 1,4-Dichlorobenzene-d4	12.100	152.0	238567	250.0000	ng	0.000
System Monitoring Compounds						
S Dibromofluoromethane	5.845	113.0	216141	276.5217	ng	-0.006
Spiked Amount: 250.000	Range: 80.0 - 119.0%			Recovery = 110.61%		
S 1,2-Dichloroethane-d4	6.230	67.0	93794	277.7857	ng	0.000
Spiked Amount: 250.000	Range: 81.0 - 118.0%			Recovery = 111.11%		
S Toluene-d8	8.322	98.0	810204	263.8266	ng	0.003
Spiked Amount: 250.000	Range: 89.0 - 112.0%			Recovery = 105.53%		
S p-Bromofluorobenzene	10.951	95.0	231362	262.6592	ng	0.003
Spiked Amount: 250.000	Range: 85.0 - 114.0%			Recovery = 105.06%		
Target Compounds						
T Dichlorodifluoromethane	0.000		0	N.D.		
T Chloromethane	1.406	50.0	443	0.3471	ng	m 78
T Vinyl chloride	0.000		0	N.D.		
T Bromomethane	0.000		0	N.D.		
T Chloroethane	0.000		0	N.D.		
T Trichlorofluoromethane	0.000		0	N.D.		
T 1,1-Dichloroethene	0.000		0	N.D.		
T Methylene chloride	3.338	49.0	2266	1.9209	ng	m 97
T trans-1,2-Dichloroethene	0.000		0	N.D.		
T Methyl tert-butyl ether (MTBE)	0.000		0	N.D.		
T 1,1-Dichloroethane	0.000		0	N.D.		
T 2,2-Dichloropropane	0.000		0	N.D.		
T cis-1,2-Dichloroethene	0.000		0	N.D.		
T Methyl ethyl ketone	0.000		0	N.D.		
T Bromochloromethane	0.000		0	N.D.		
T Chloroform	0.000		0	N.D.		

Quantitation Results Report (QT Reviewed)

Compound	RT	QIon	Resp.	Conc.	Units	Dev(Min)
T 1,1,1-Trichloroethane	0.000		0	N.D.		
T Carbon tetrachloride	0.000		0	N.D.		
T 1,1-Dichloropropene	0.000		0	N.D.		
T Benzene	0.000		0	N.D.		
T 1,2-Dichloroethane	0.000		0	N.D.		
T Trichloroethene	0.000		0	N.D.		
T 1,2-Dichloropropane	0.000		0	N.D.		
T Dibromomethane	0.000		0	N.D.		
T Bromodichloromethane	0.000		0	N.D.		
T cis-1,3-Dichloropropene	0.000		0	N.D.		
T Toluene	8.386	92.0	3729	1.8217	ng	89
T trans-1,3-Dichloropropene	0.000		0	N.D.		
T 1,1,2-Trichloroethane	0.000		0	N.D.		
T Tetrachloroethene	0.000		0	N.D.		
T 1,3-Dichloropropane	0.000		0	N.D.		
T Chlorodibromomethane	0.000		0	N.D.		
T 1,2-Dibromoethane	0.000		0	N.D.		
T Chlorobenzene	0.000		0	N.D.		
T 1,1,1,2-Tetrachloroethane	0.000		0	N.D.		
T Ethylbenzene	9.917	91.0	502	0.7282	ng m	63
T m+p-Xylenes	10.031	106.0	0		ng md	1
T o-Xylene	0.000		0	N.D.		
T Styrene	0.000		0	N.D.		
T Bromoform	0.000		0	N.D.		
T Bromobenzene	0.000		0	N.D.		
T 1,1,2,2-Tetrachloroethane	0.000		0	N.D.		
T 1,2,3-Trichloropropane	0.000		0	N.D.		
T 2-Chlorotoluene	0.000		0	N.D.		
T 4-Chlorotoluene	0.000		0	N.D.		
T 1,3-Dichlorobenzene	0.000		0	N.D.		
T 1,4-Dichlorobenzene	0.000		0	N.D.		
T 1,2-Dichlorobenzene	0.000		0	N.D.		

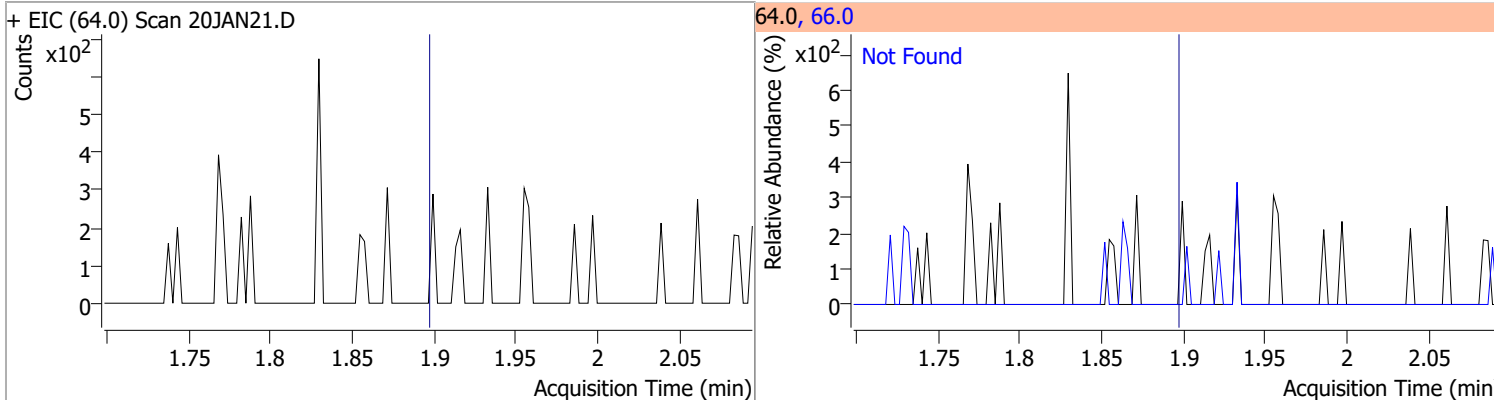
(#) = Qualifier Out of Range; (m) = Manual Integration; (+) = Area Summed; (*) = Surrogate Percent Recovery Out of Range; (d): Zeroed Peak

Quantitation Results Report (QT Reviewed)

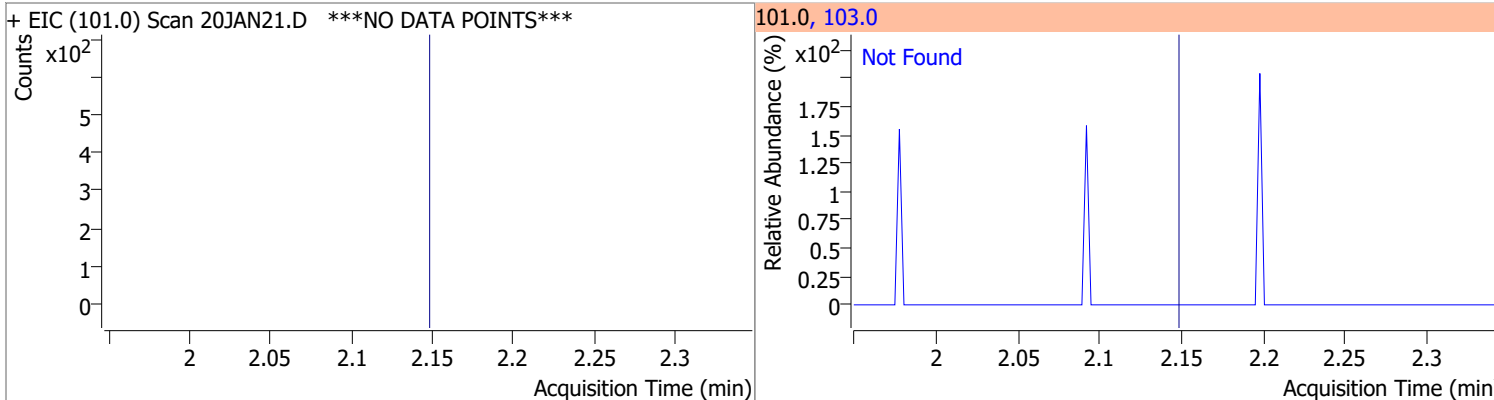


Quantitation Results Report (QT Reviewed)

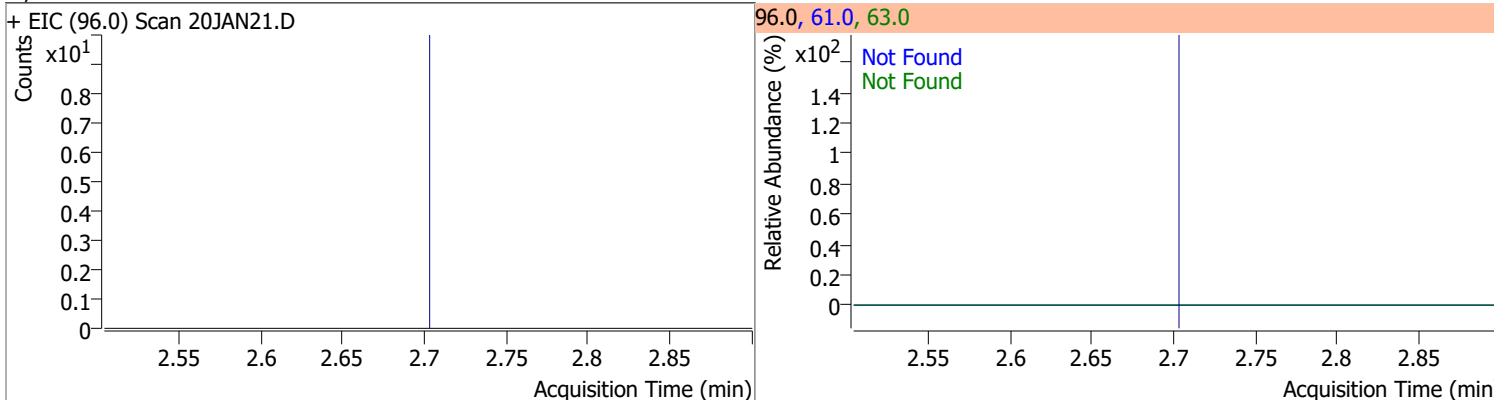
Compound	Conc.	Exp RT	QIon	Exp Ratio
Chloroethane	N.D.	1.90	66.0	30.0



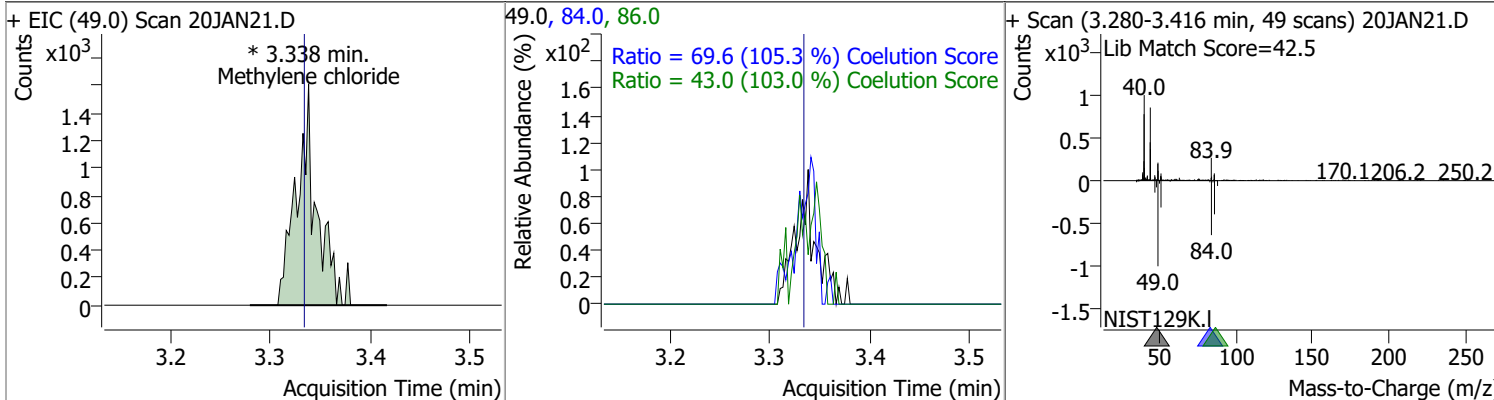
Compound	Conc.	Exp RT	QIon	Exp Ratio
Trichlorofluoromethane	N.D.	2.15	103.0	65.0



Compound	Conc.	Exp RT	QIon	Exp Ratio	QIon	Exp Ratio
1,1-Dichloroethene	N.D.	2.70	61.0	179.9	63.0	57.0

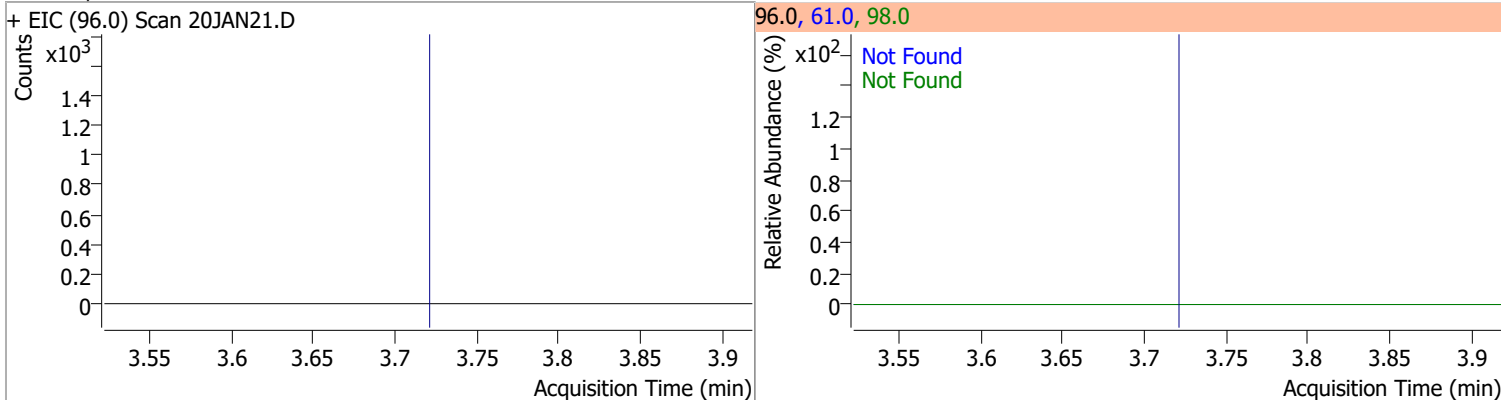


Compound	Conc.	RT	Dev(Min)	Resp.	QIon	QRatio	Lower	Upper
Methylene chloride	1.9209	3.34	0.01	2266 (m)	84.0	69.6	36.1	96.1
					86.0	43.0	11.8	71.8

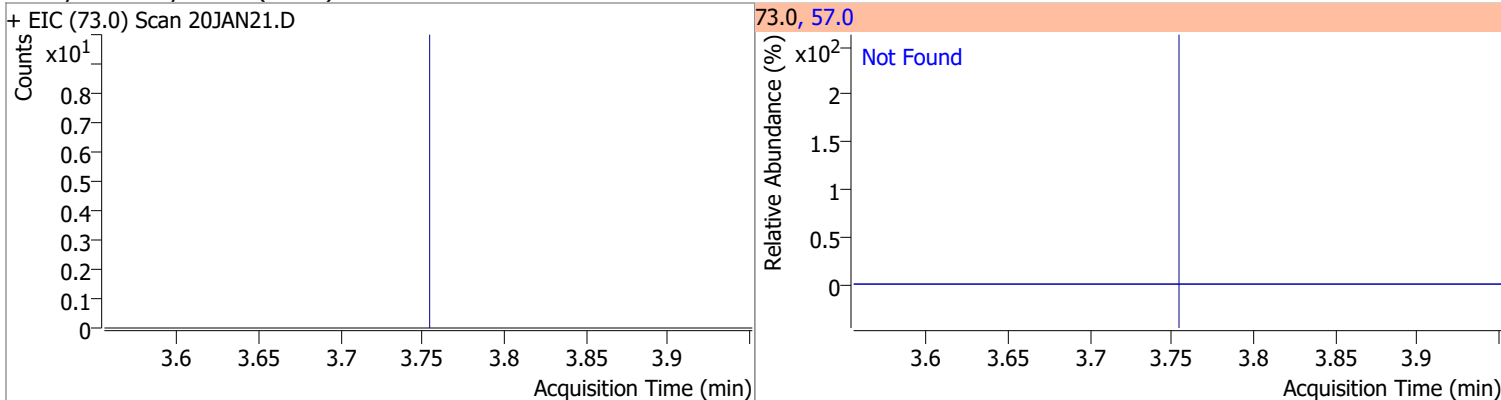


Quantitation Results Report (QT Reviewed)

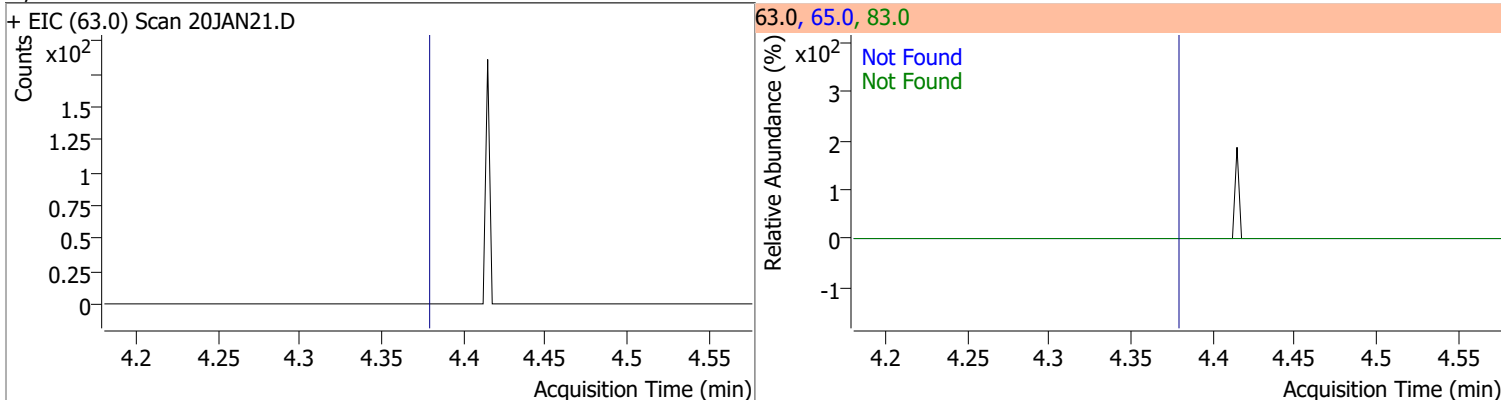
Compound	Conc.	Exp RT	QIon	Exp Ratio	QIon	Exp Ratio
trans-1,2-Dichloroethene	N.D.	3.72	61.0	154.8	98.0	62.1



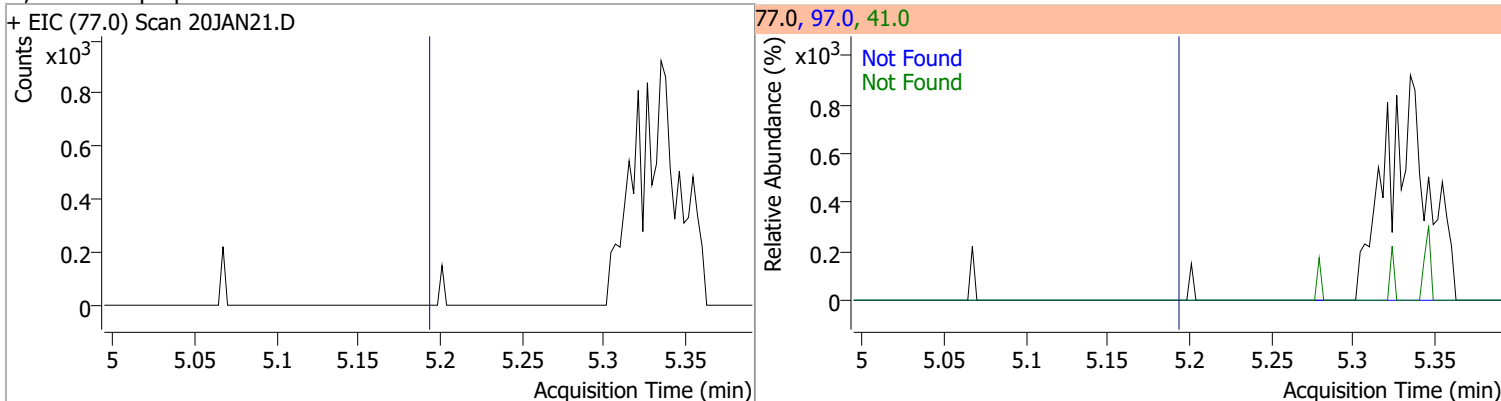
Compound	Conc.	Exp RT	QIon	Exp Ratio
Methyl tert-butyl ether (MTBE)	N.D.	3.75	57.0	24.6



Compound	Conc.	Exp RT	QIon	Exp Ratio	QIon	Exp Ratio
1,1-Dichloroethane	N.D.	4.38	65.0	31.0	83.0	12.7

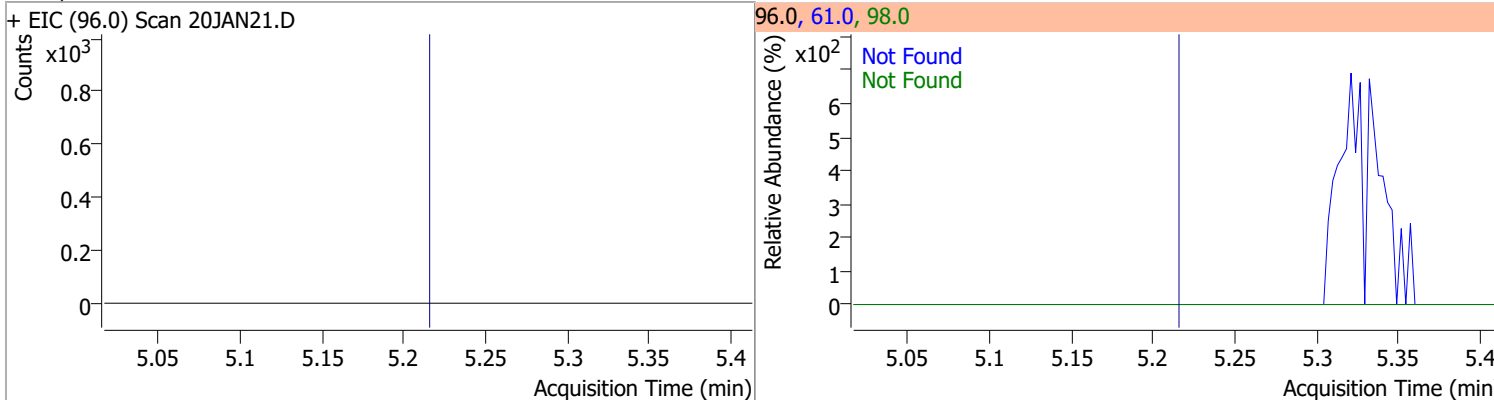


Compound	Conc.	Exp RT	QIon	Exp Ratio	QIon	Exp Ratio
2,2-Dichloropropane	N.D.	5.19	41.0	68.8	97.0	23.9

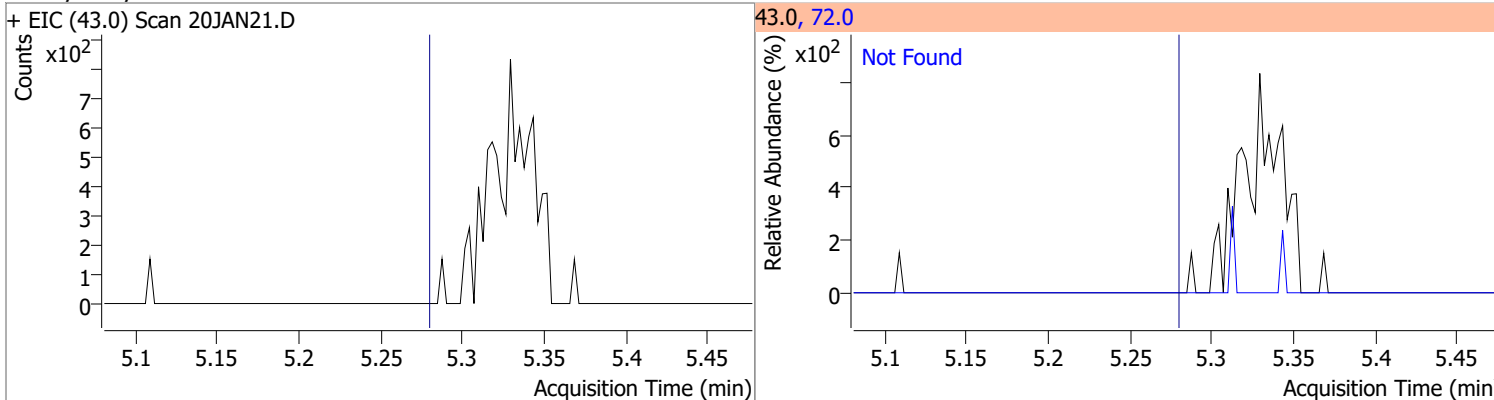


Quantitation Results Report (QT Reviewed)

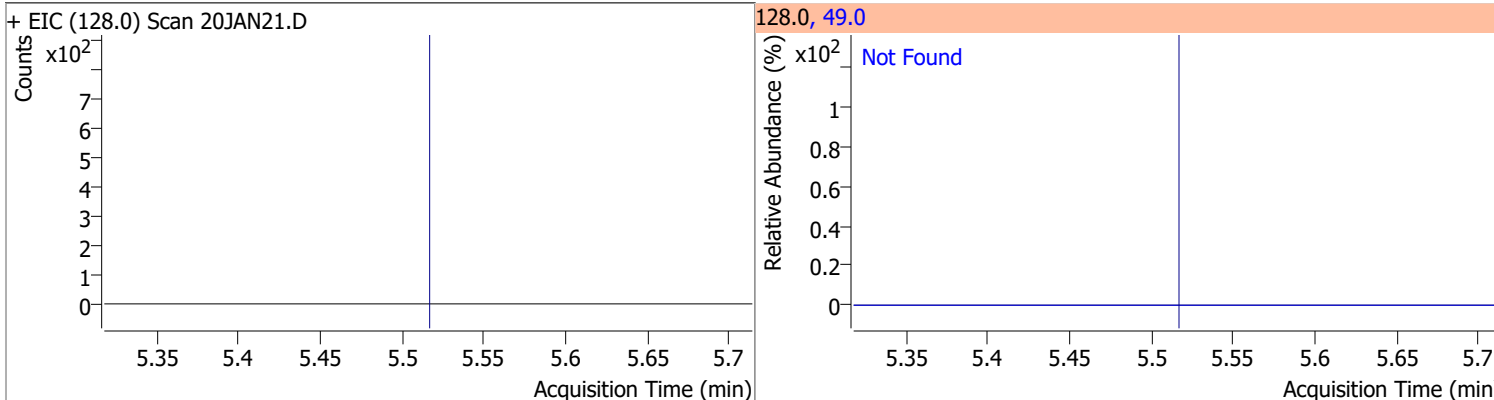
Compound	Conc.	Exp RT	QIon	Exp Ratio	QIon	Exp Ratio
cis-1,2-Dichloroethene	N.D.	5.21	61.0	160.4	98.0	66.2



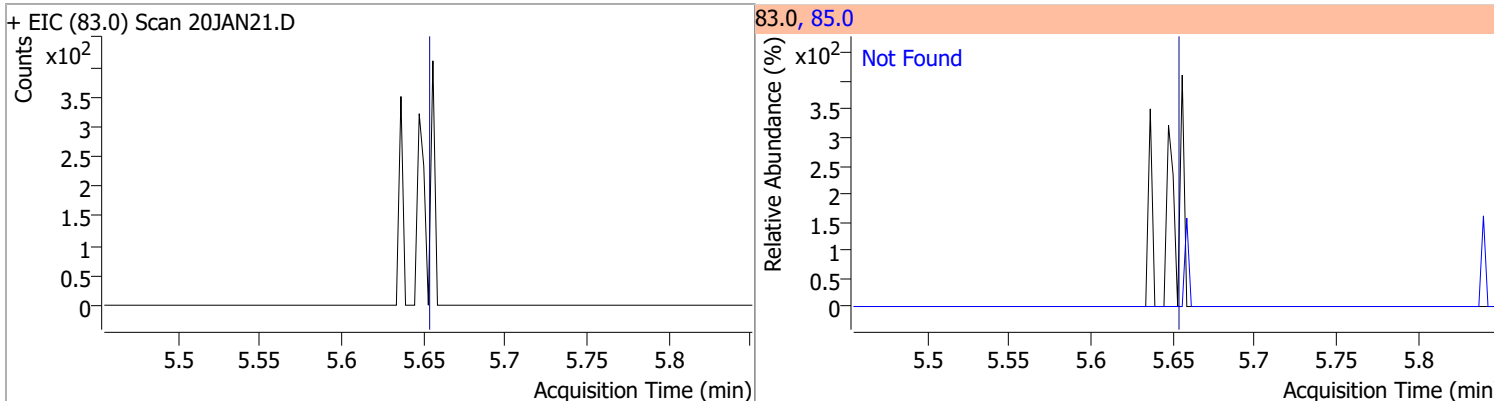
Compound	Conc.	Exp RT	QIon	Exp Ratio
Methyl ethyl ketone	N.D.	5.28	72.0	20.6



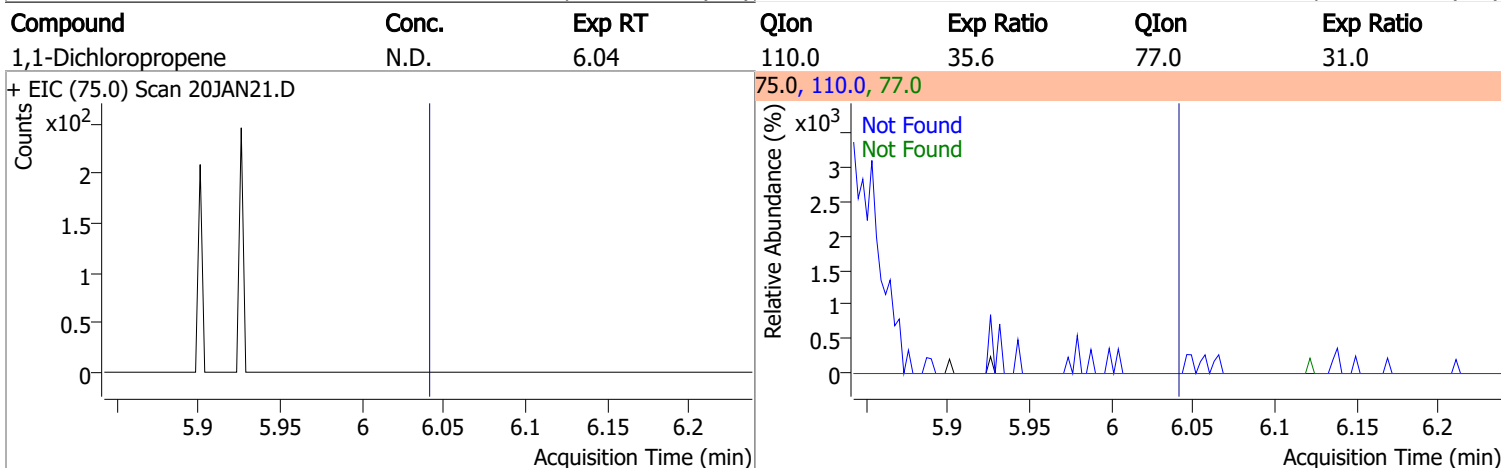
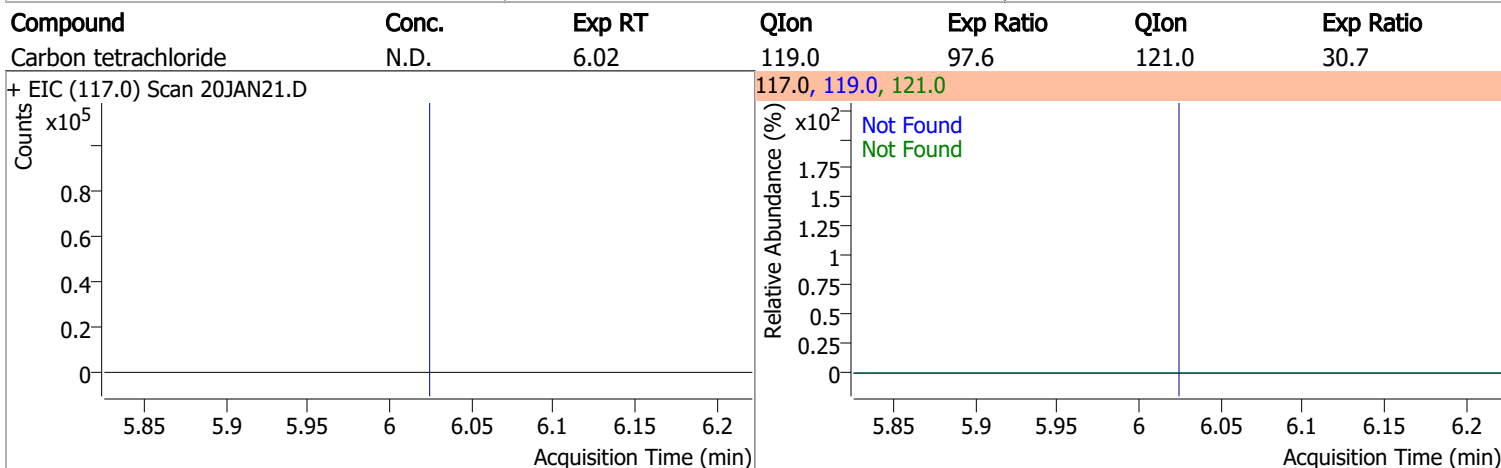
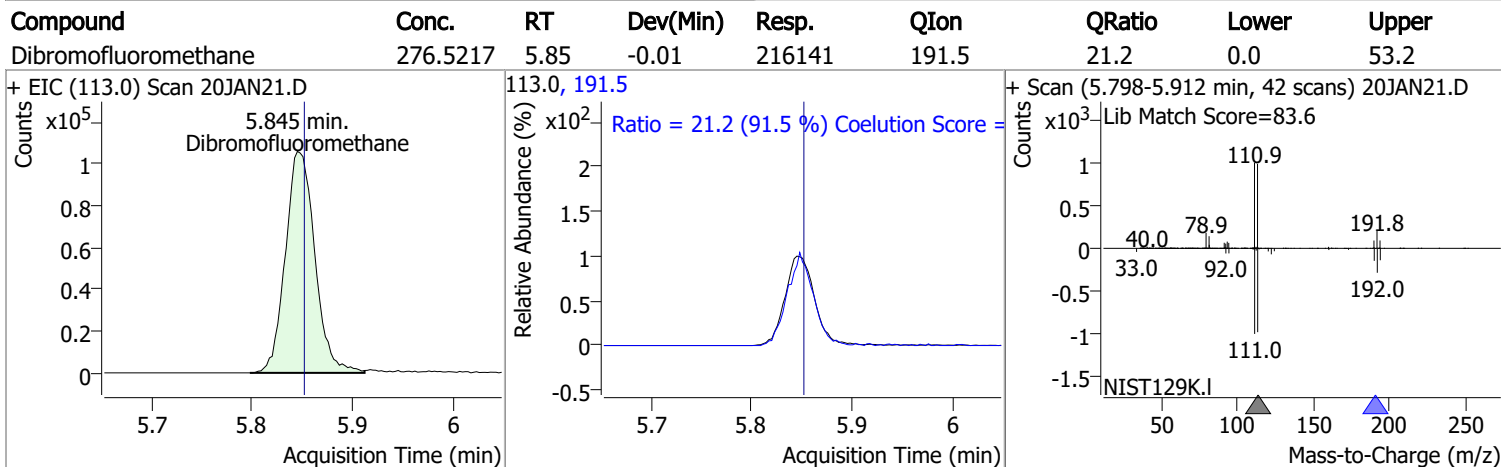
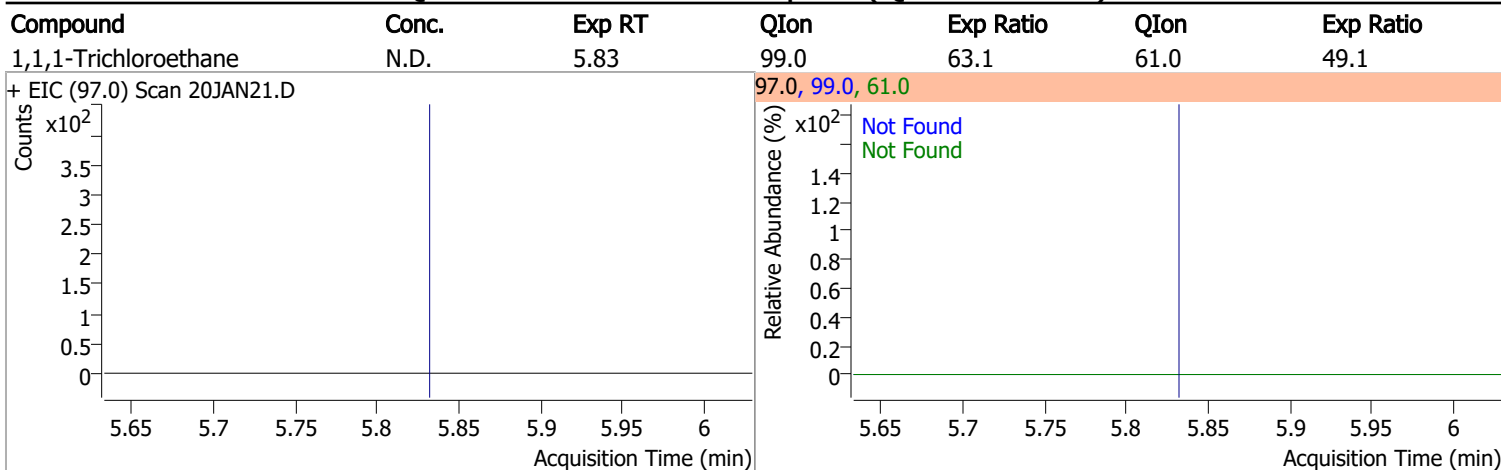
Compound	Conc.	Exp RT	QIon	Exp Ratio
Bromochloromethane	N.D.	5.52	49.0	182.2



Compound	Conc.	Exp RT	QIon	Exp Ratio
Chloroform	N.D.	5.65	85.0	66.2

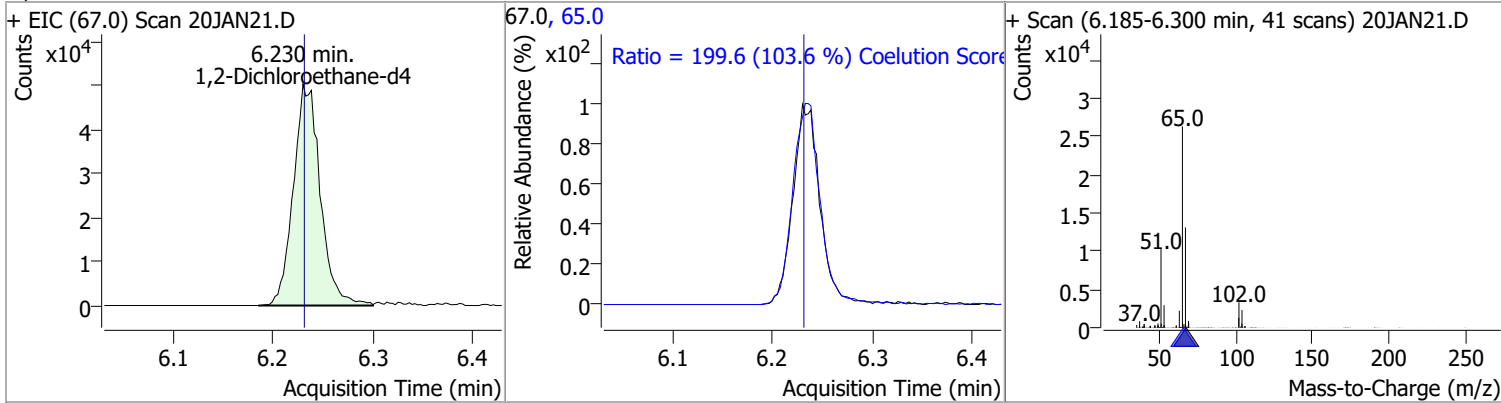


Quantitation Results Report (QT Reviewed)

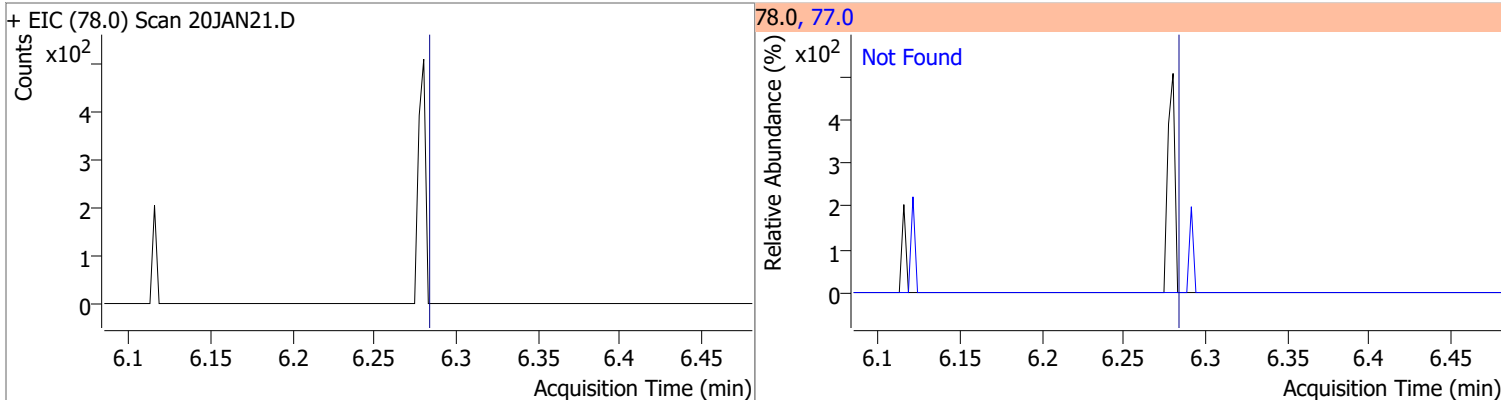


Quantitation Results Report (QT Reviewed)

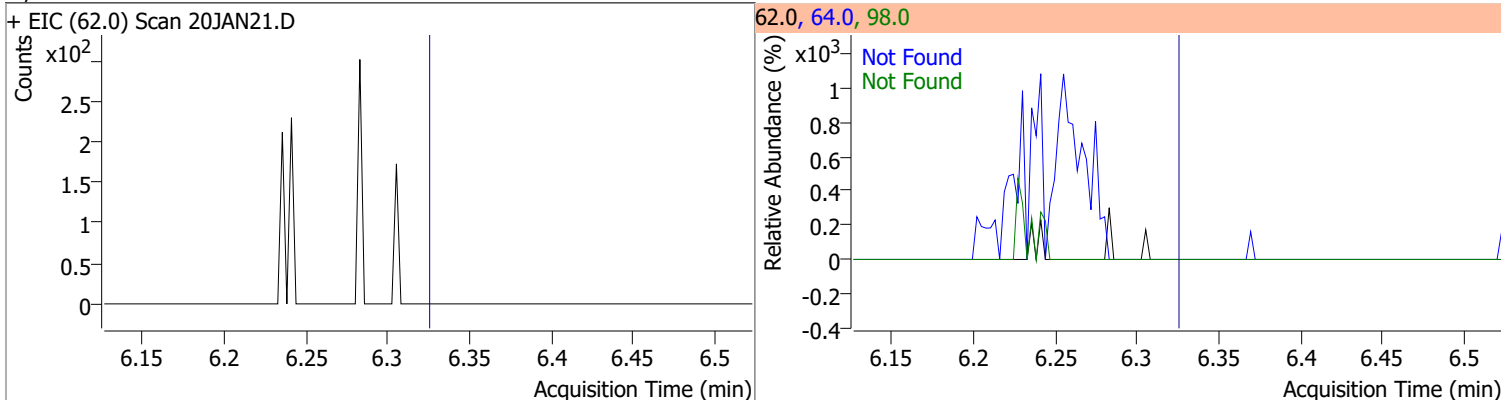
Compound	Conc.	RT	Dev(Min)	Resp.	QIon	QRatio	Lower	Upper
1,2-Dichloroethane-d4	277.7857	6.23	0.00	93794	65.0	199.6	162.8	222.8



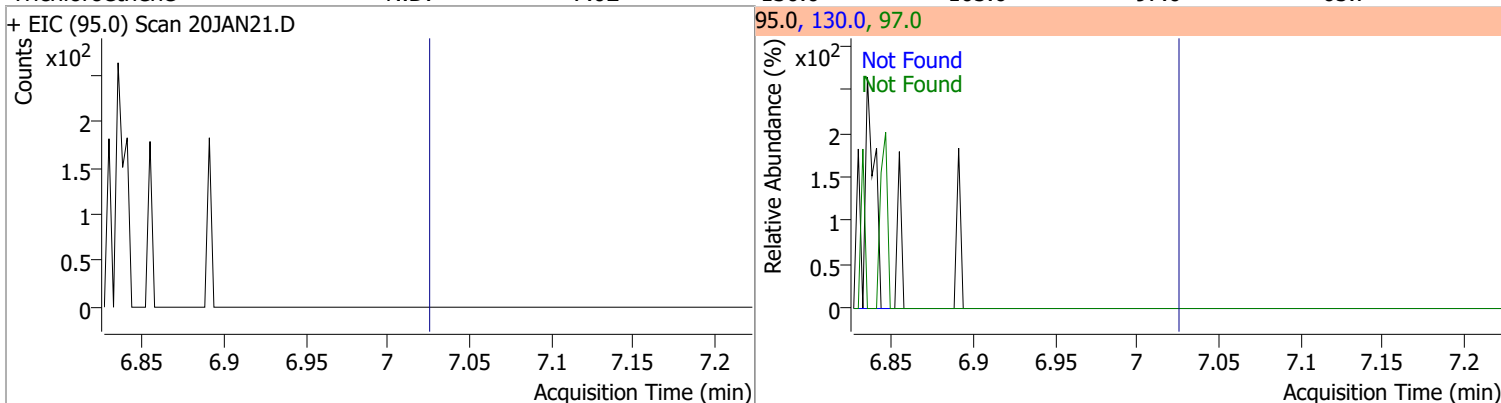
Compound	Conc.	Exp RT	QIon	Exp Ratio
Benzene	N.D.	6.28	77.0	23.3



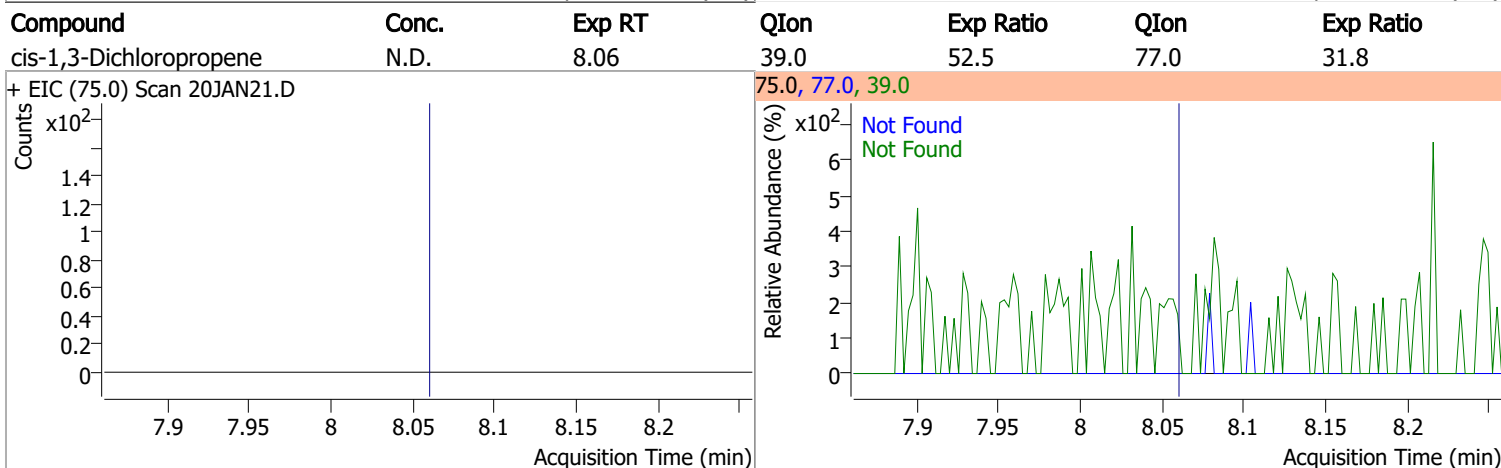
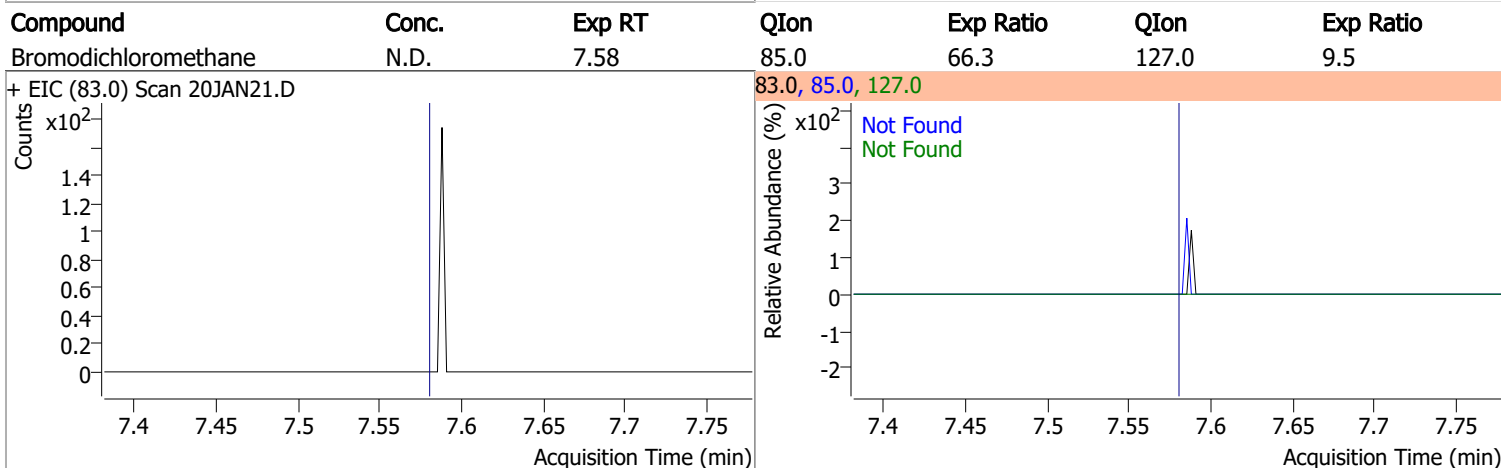
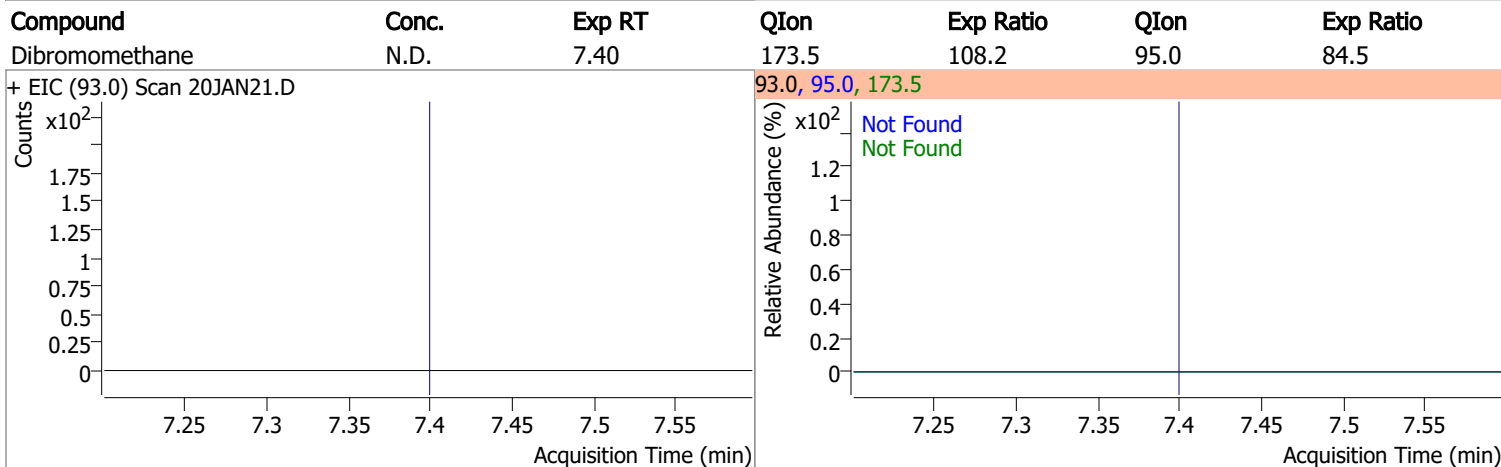
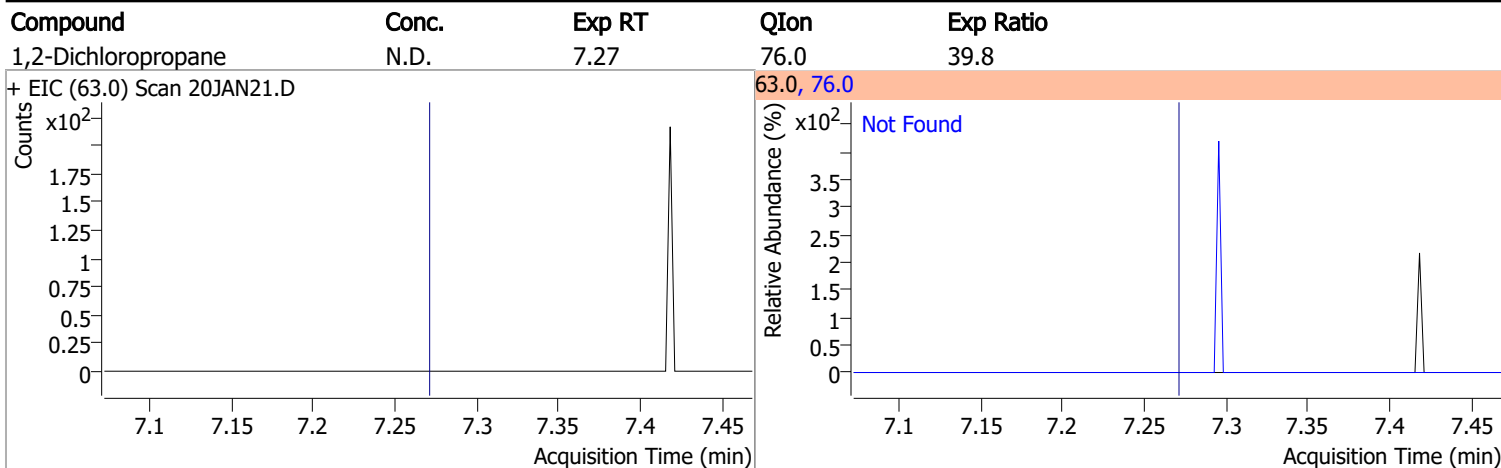
Compound	Conc.	Exp RT	QIon	Exp Ratio	QIon	Exp Ratio
1,2-Dichloroethane	N.D.	6.32	64.0	32.2	98.0	8.2



Compound	Conc.	Exp RT	QIon	Exp Ratio	QIon	Exp Ratio
Trichloroethene	N.D.	7.02	130.0	105.6	97.0	65.7

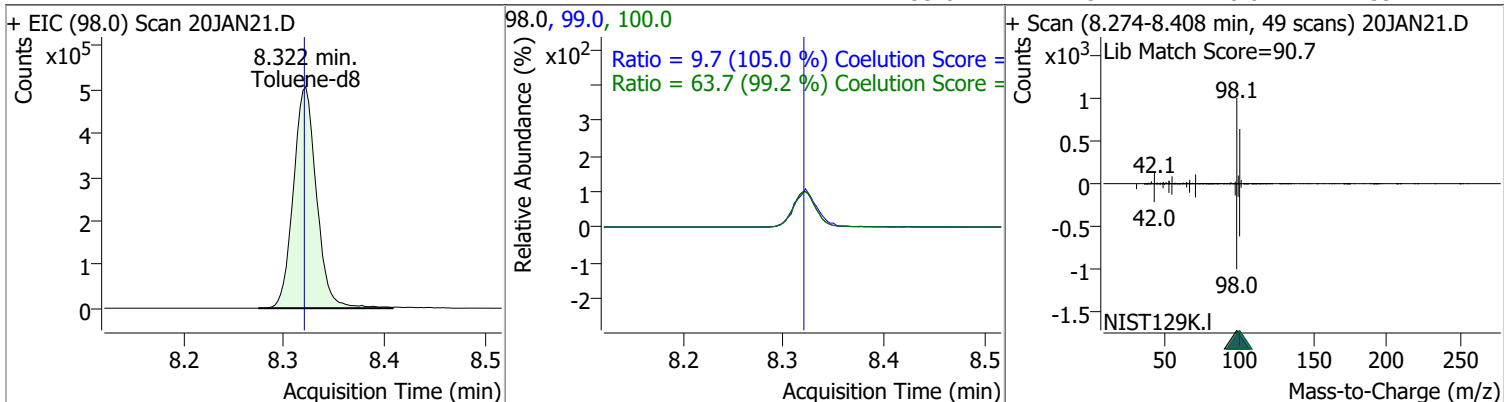


Quantitation Results Report (QT Reviewed)

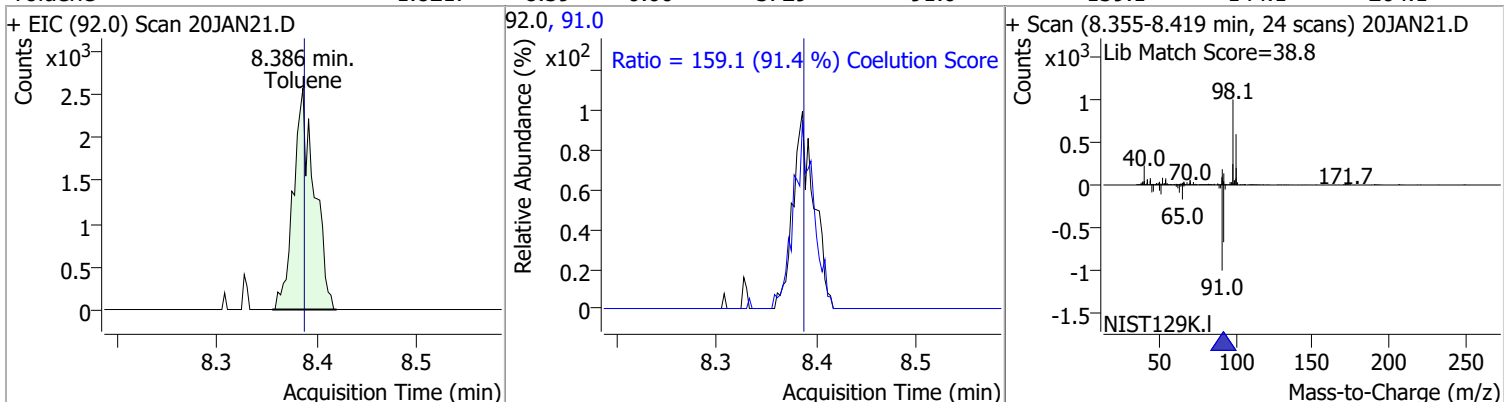


Quantitation Results Report (QT Reviewed)

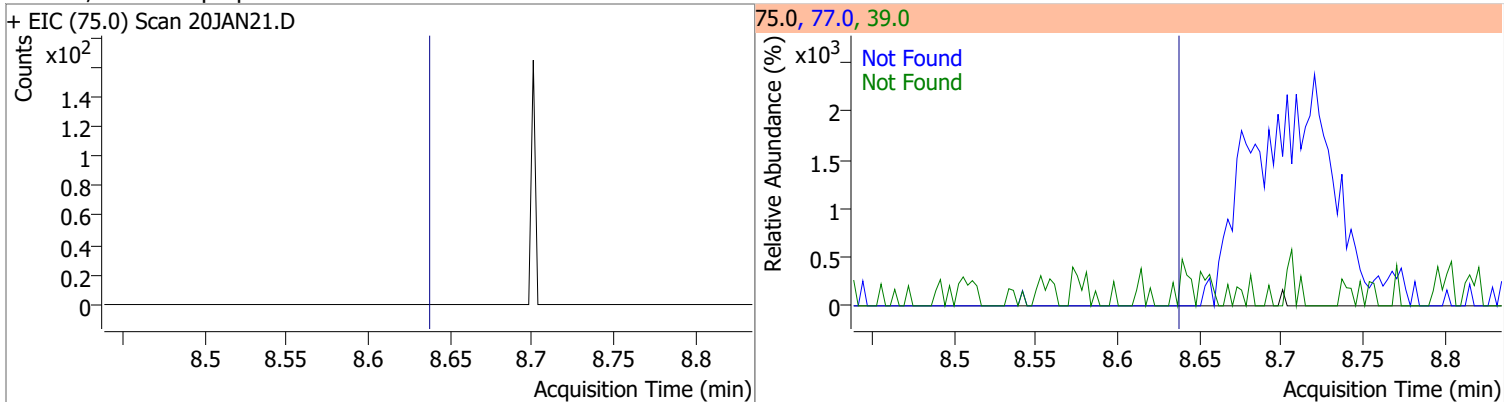
Compound	Conc.	RT	Dev(Min)	Resp.	QIon	QRatio	Lower	Upper
Toluene-d8	263.8266	8.32	0.00	810204	100.0	63.7	34.3	94.3
					99.0	9.7	0.0	39.2



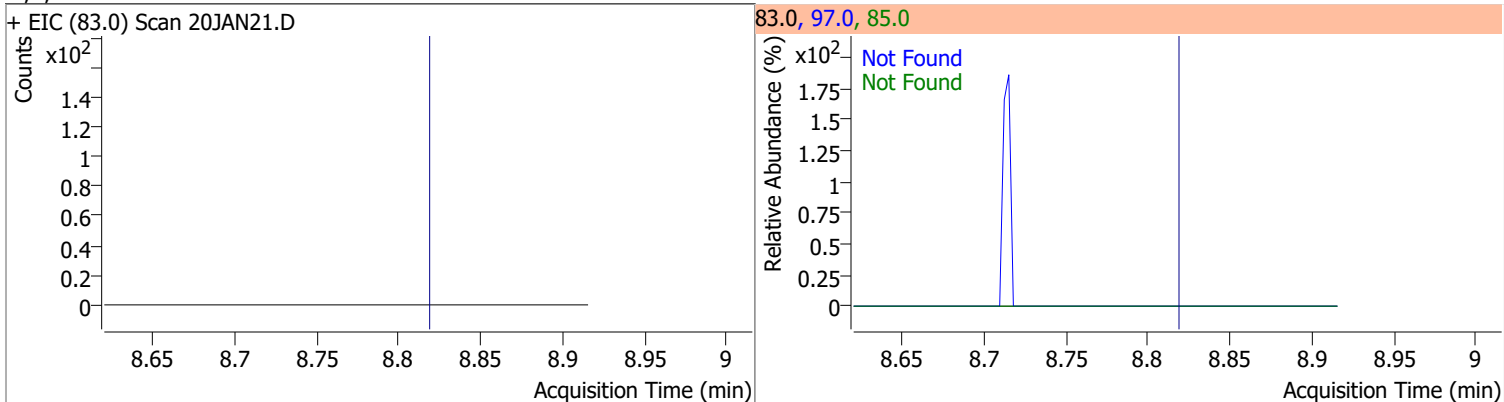
Compound	Conc.	RT	Dev(Min)	Resp.	QIon	QRatio	Lower	Upper
Toluene	1.8217	8.39	0.00	3729	91.0	159.1	144.1	204.1



Compound	Conc.	Exp RT	QIon	Exp Ratio	QIon	Exp Ratio
trans-1,3-Dichloropropene	N.D.	8.64	39.0	53.0	77.0	31.0

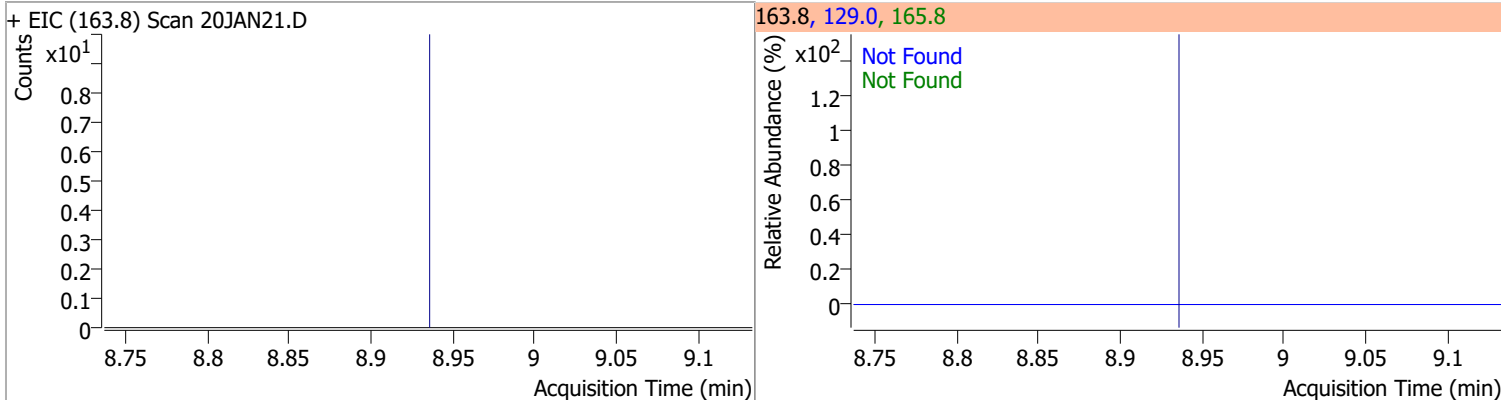


Compound	Conc.	Exp RT	QIon	Exp Ratio	QIon	Exp Ratio
1,1,2-Trichloroethane	N.D.	8.82	97.0	110.7	85.0	60.7

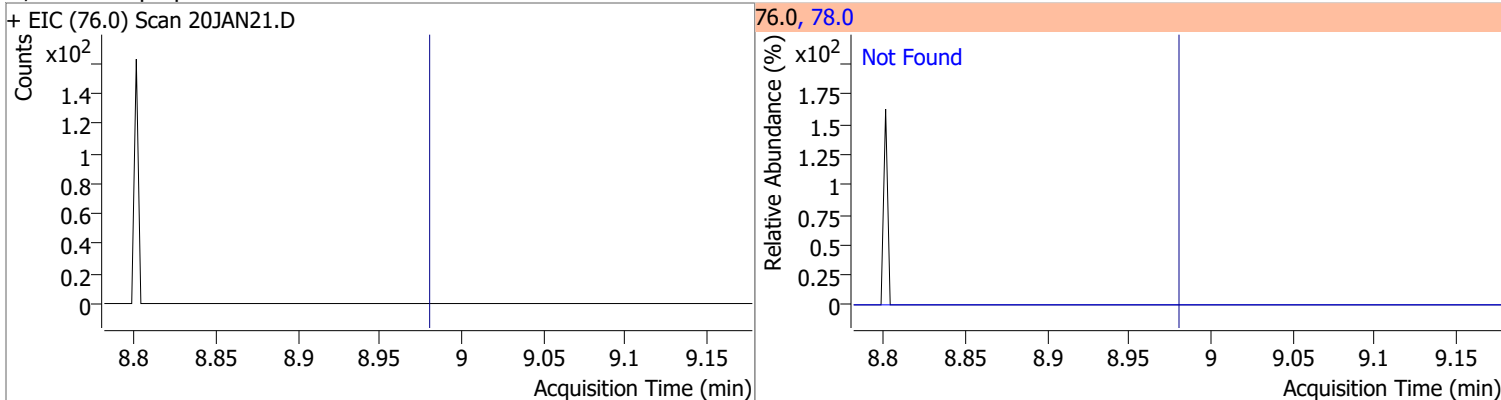


Quantitation Results Report (QT Reviewed)

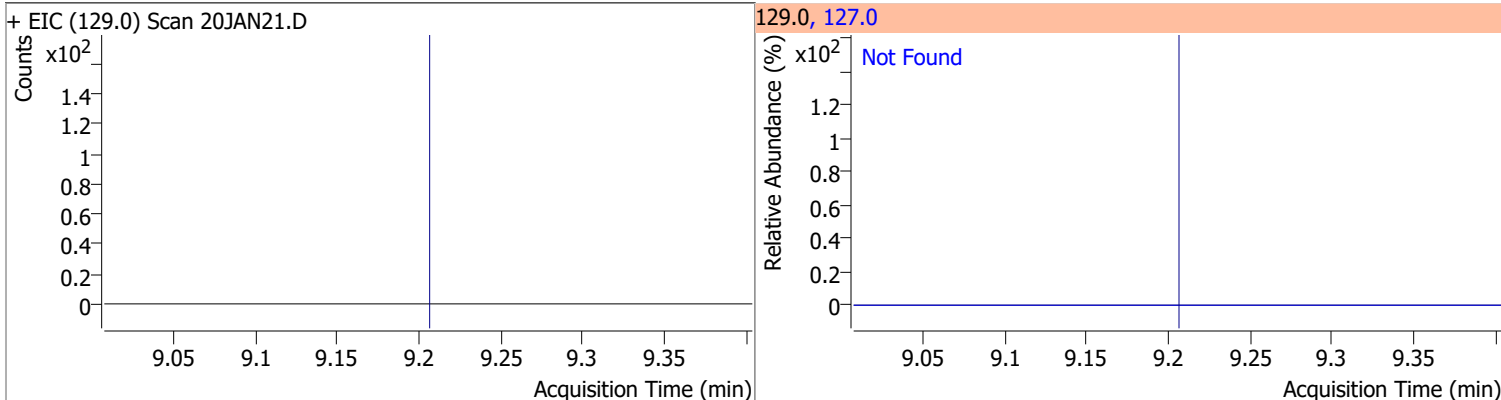
Compound	Conc.	Exp RT	QIon	Exp Ratio	QIon	Exp Ratio
Tetrachloroethene	N.D.	8.94	165.8	126.1	129.0	90.5



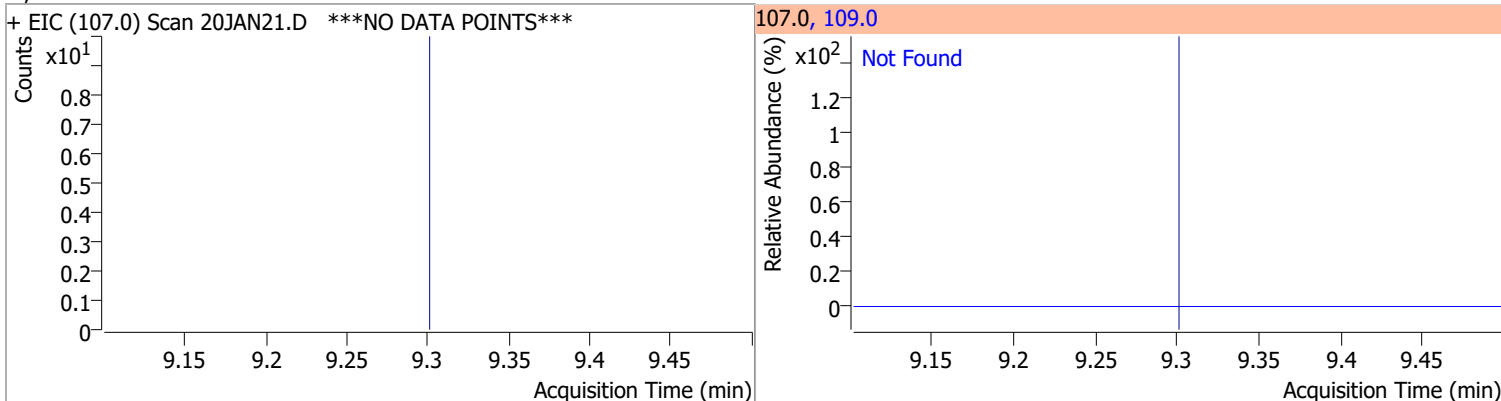
Compound	Conc.	Exp RT	QIon	Exp Ratio
1,3-Dichloropropane	N.D.	8.98	78.0	32.4



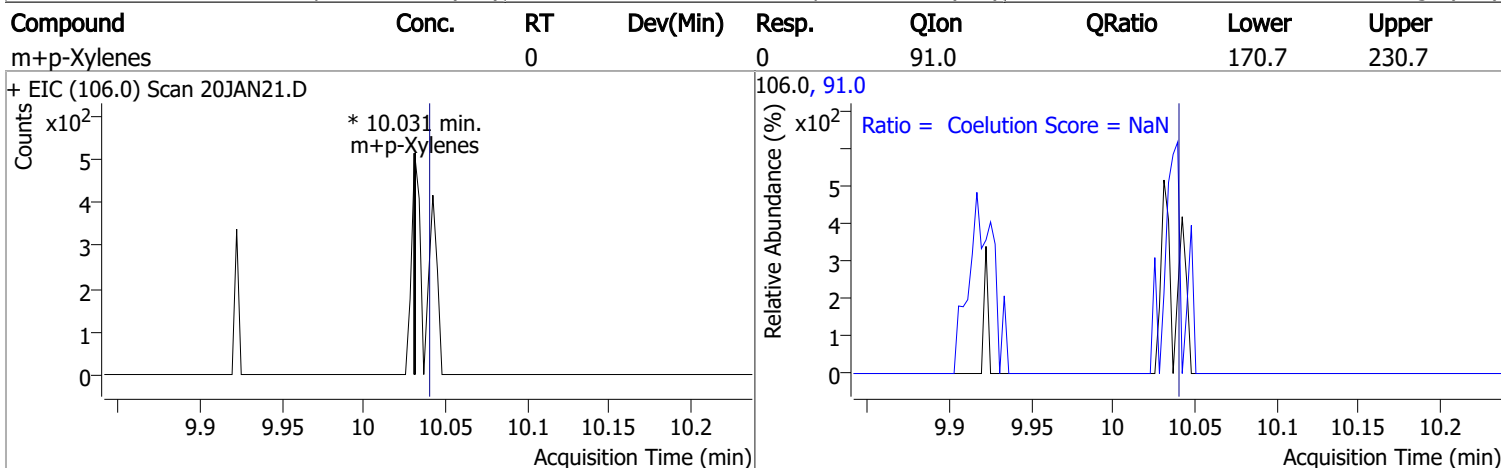
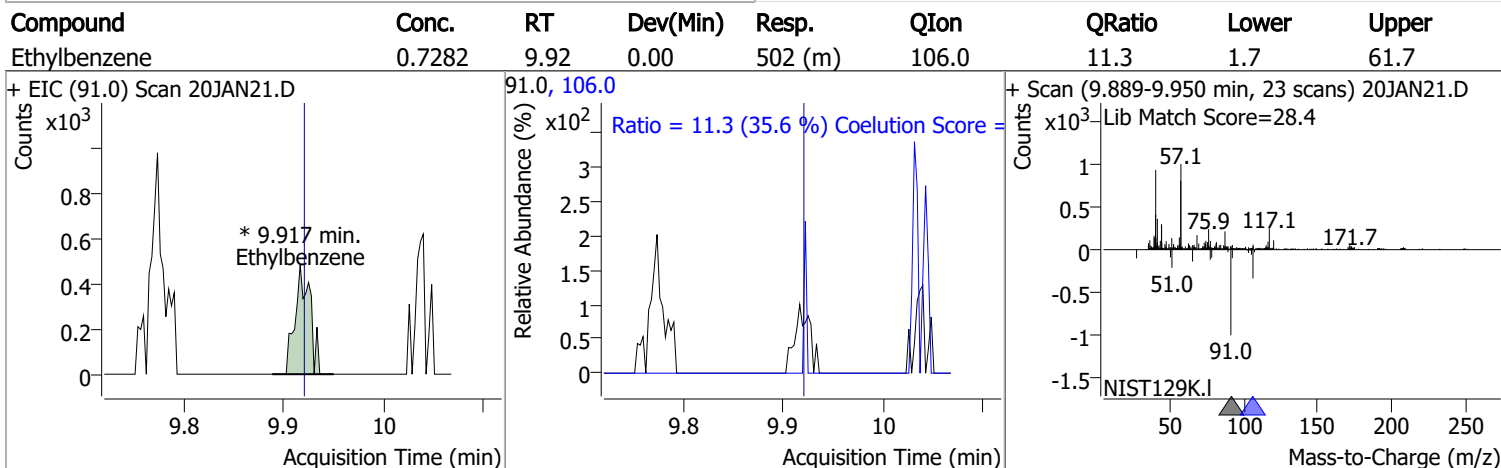
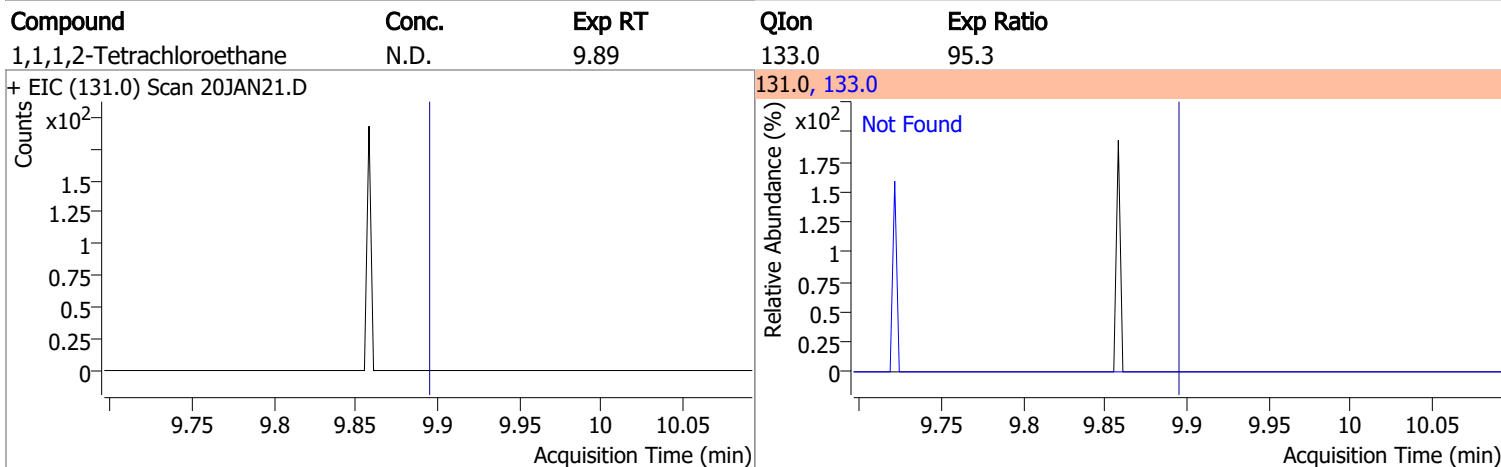
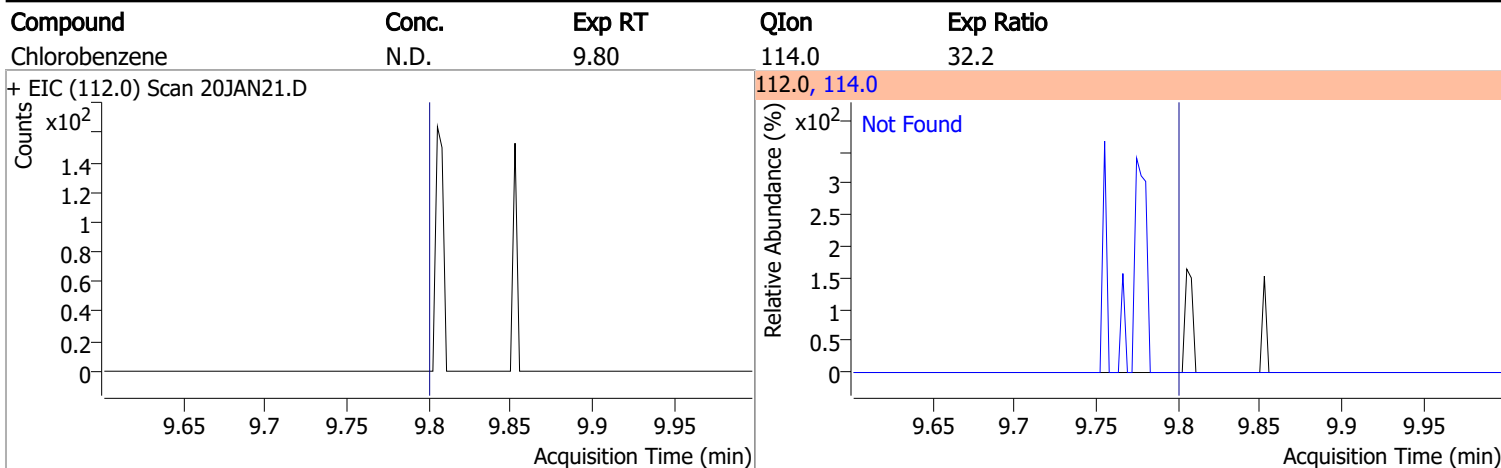
Compound	Conc.	Exp RT	QIon	Exp Ratio
Chlorodibromomethane	N.D.	9.21	127.0	77.2



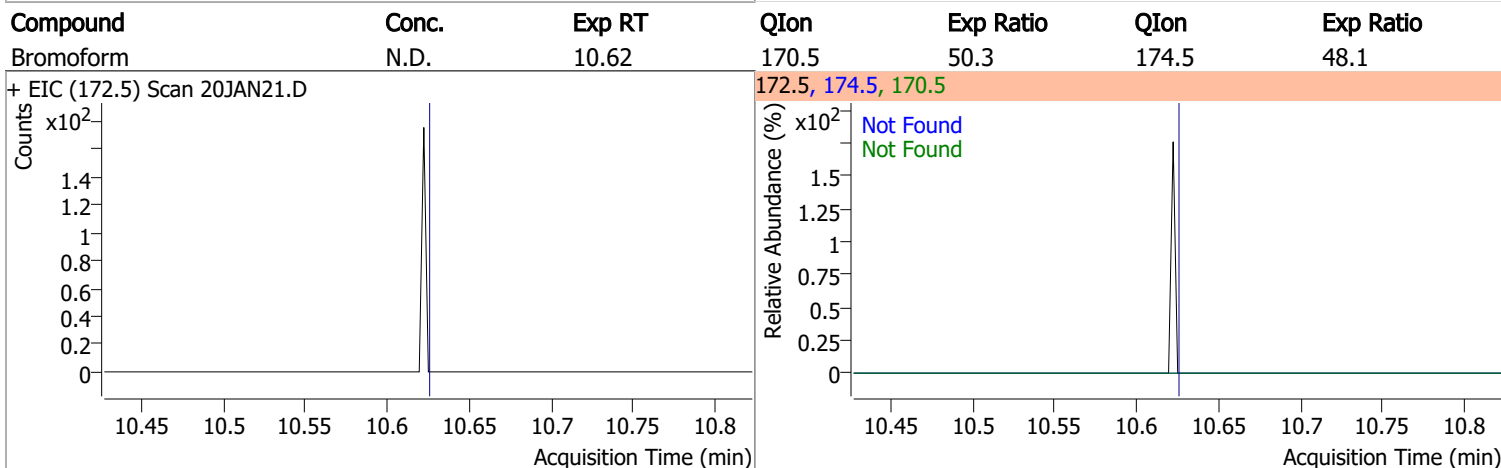
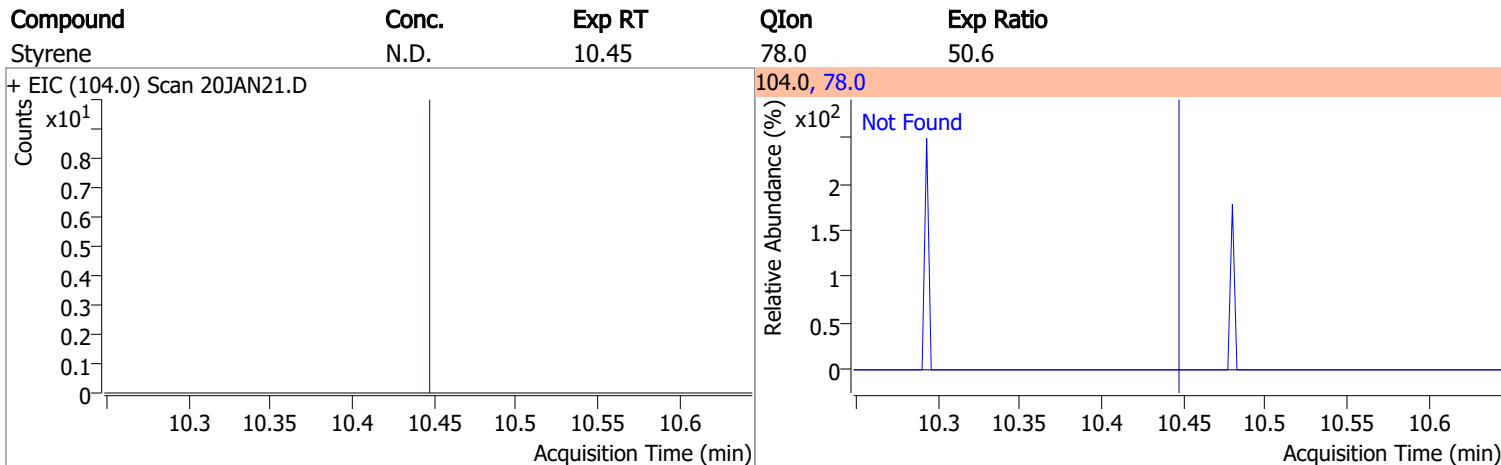
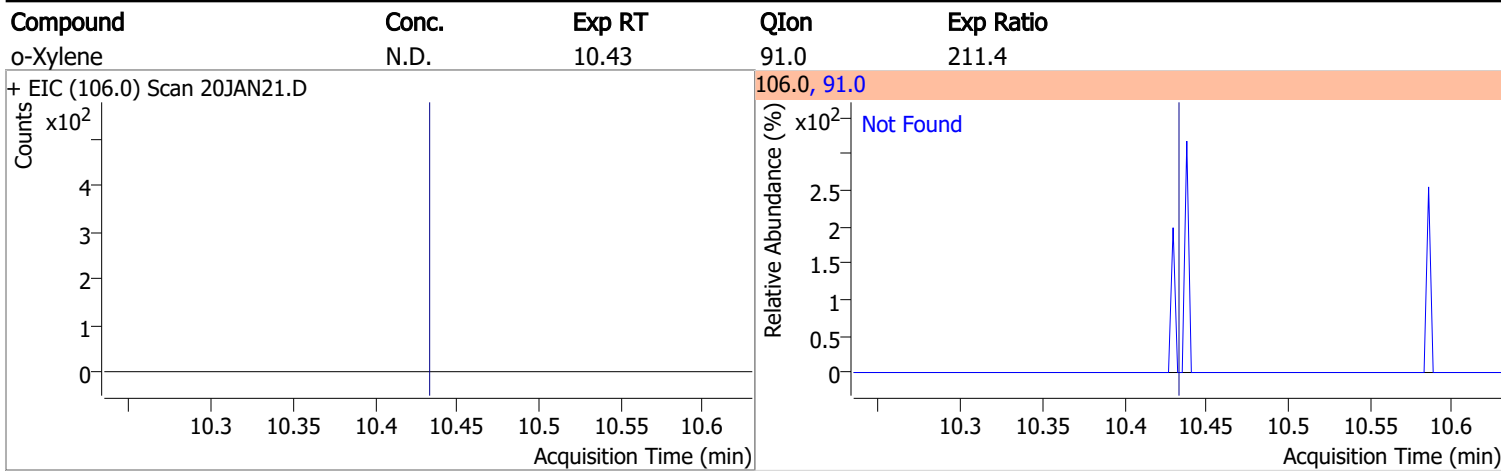
Compound	Conc.	Exp RT	QIon	Exp Ratio
1,2-Dibromoethane	N.D.	9.30	109.0	91.5



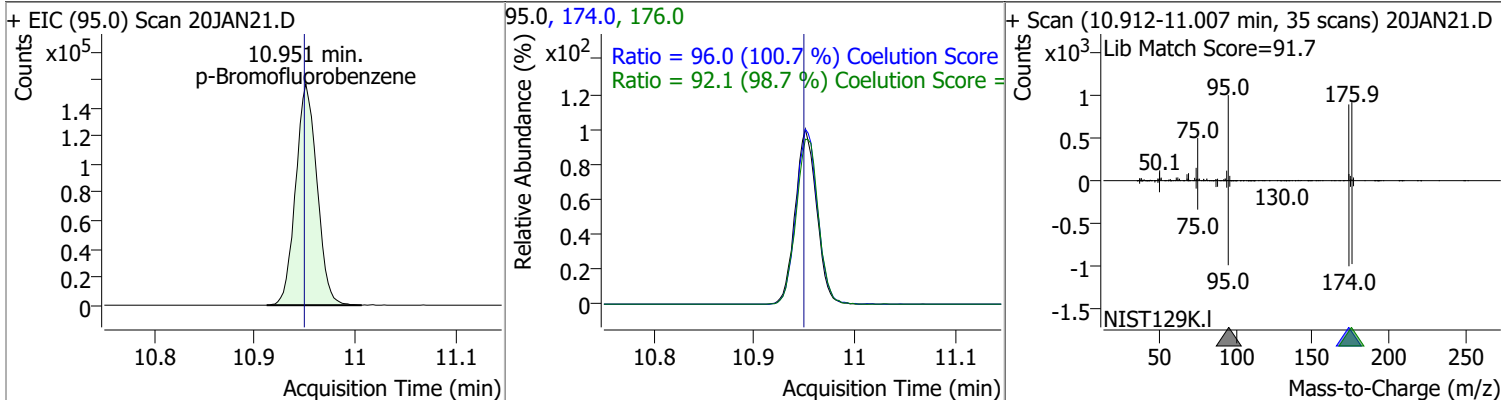
Quantitation Results Report (QT Reviewed)



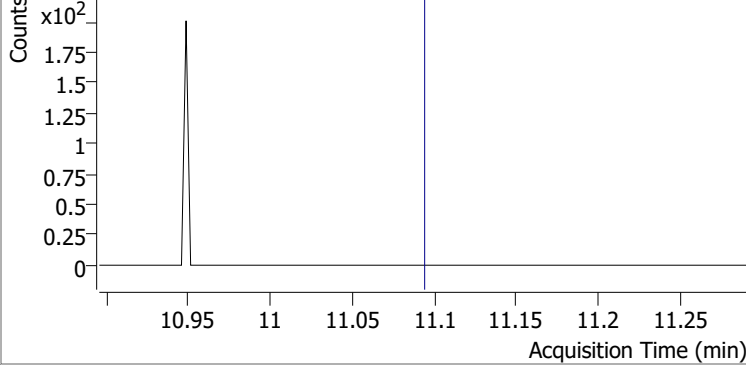
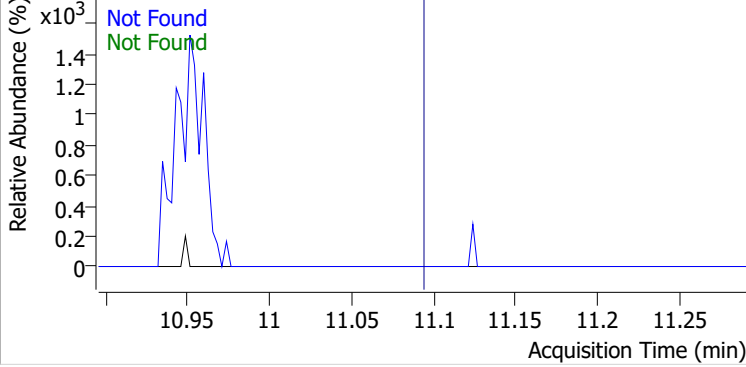
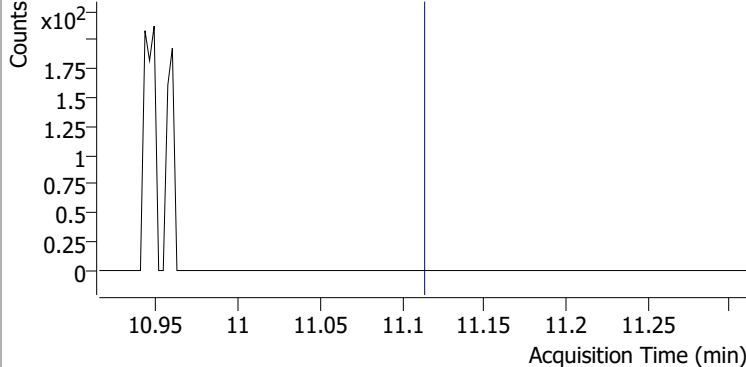
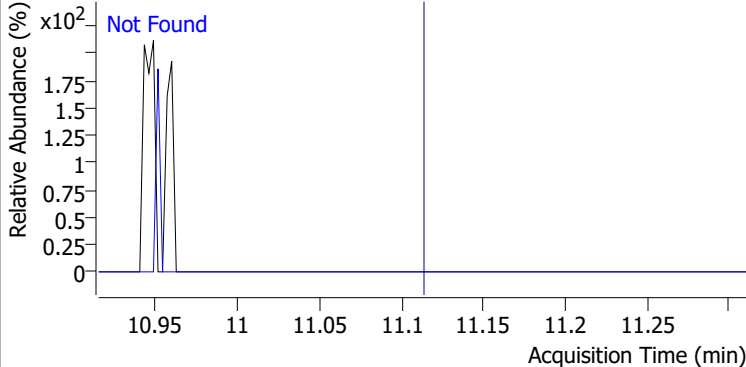
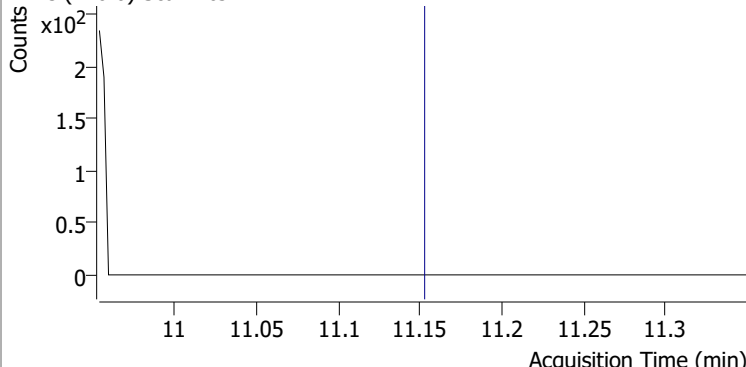
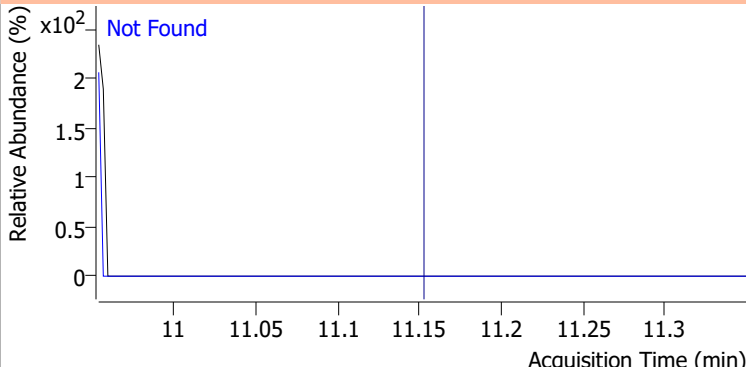
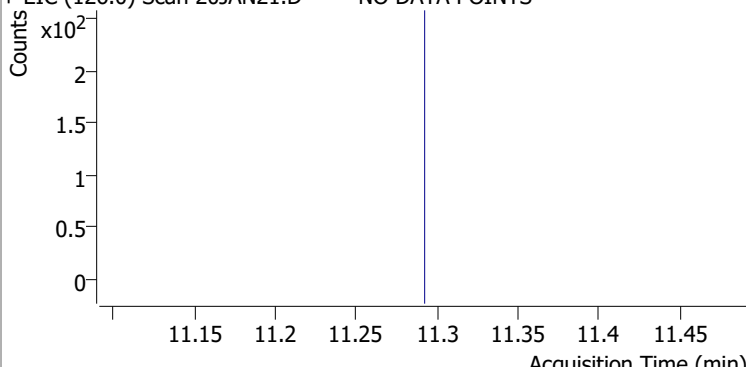
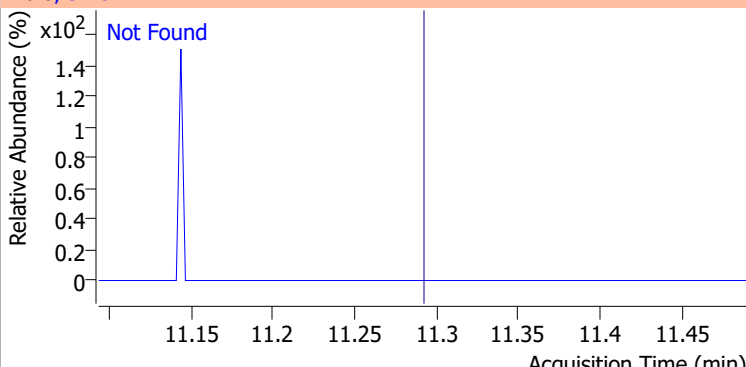
Quantitation Results Report (QT Reviewed)



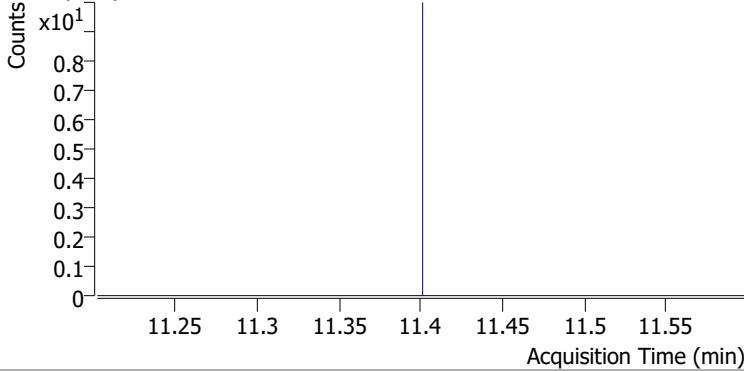
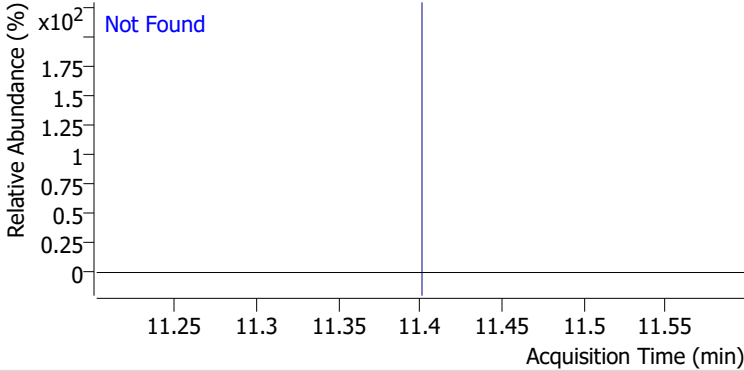
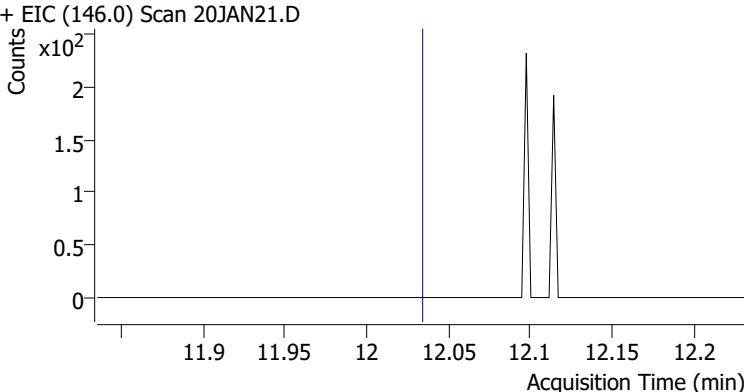
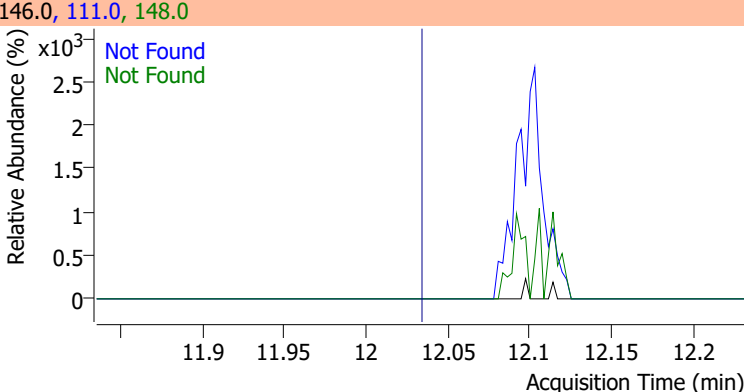
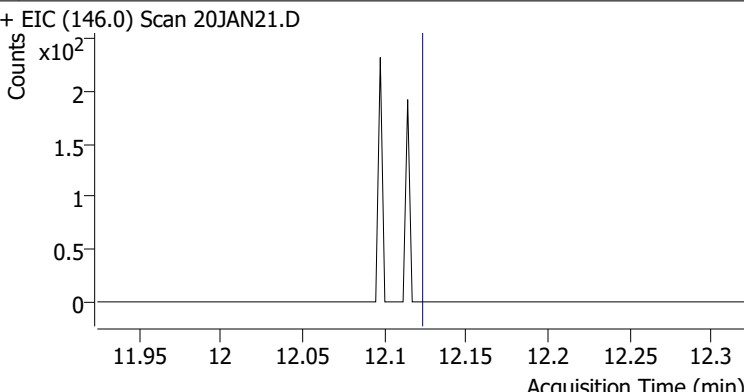
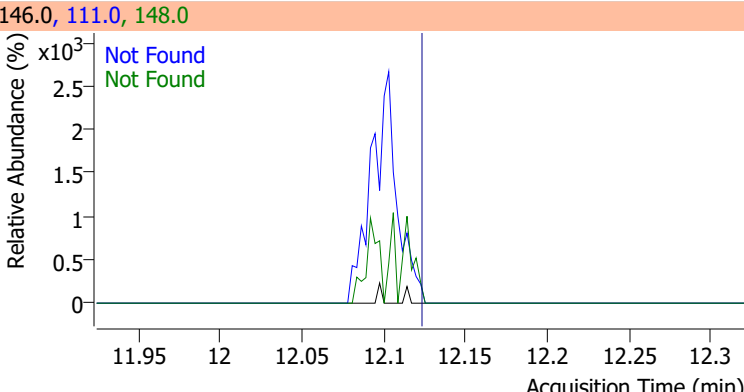
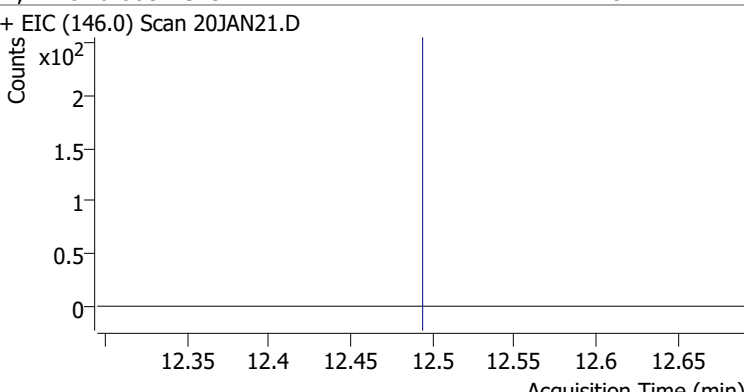
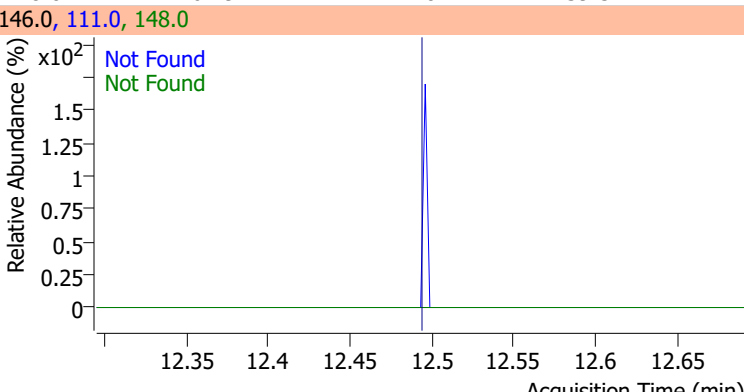
Compound	Conc.	RT	Dev(Min)	Resp.	QIon	QRatio	Lower	Upper
p-Bromofluorobenzene	262.6592	10.95	0.00	231362	174.0	96.0	65.3	125.3
					176.0	92.1	63.3	123.3



Quantitation Results Report (QT Reviewed)

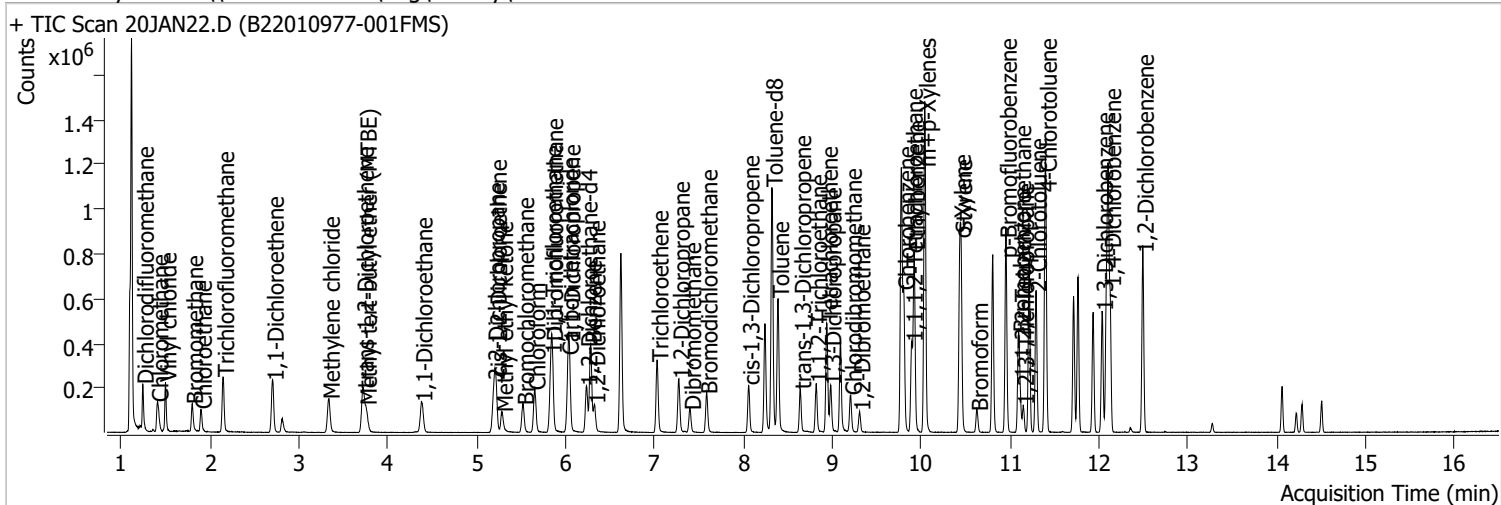
Compound	Conc.	Exp RT	QIon	Exp Ratio	QIon	Exp Ratio
Bromobenzene	N.D.	11.09	77.0	143.5	158.0	96.1
+ EIC (156.0) Scan 20JAN21.D			156.0, 77.0, 158.0			
						
1,1,2,2-Tetrachloroethane	N.D.	11.11	85.0	63.3		
+ EIC (83.0) Scan 20JAN21.D			83.0, 85.0			
						
1,2,3-Trichloropropane	N.D.	11.15	112.0	65.8		
+ EIC (110.0) Scan 20JAN21.D			110.0, 112.0			
						
2-Chlorotoluene	N.D.	11.29	91.0	276.2		
+ EIC (126.0) Scan 20JAN21.D ***NO DATA POINTS***			126.0, 91.0			
						

Quantitation Results Report (QT Reviewed)

Compound	Conc.	Exp RT	QIon	Exp Ratio		
4-Chlorotoluene	N.D.	11.40	126.0	31.3		
+ EIC (91.0) Scan 20JAN21.D			91.0, 126.0			
						
1,3-Dichlorobenzene	N.D.	12.03	148.0	62.8	QIon	Exp Ratio
+ EIC (146.0) Scan 20JAN21.D			146.0, 111.0, 148.0			
						
1,4-Dichlorobenzene	N.D.	12.12	148.0	63.7	QIon	Exp Ratio
+ EIC (146.0) Scan 20JAN21.D			146.0, 111.0, 148.0			
						
1,2-Dichlorobenzene	N.D.	12.49	148.0	61.9	QIon	Exp Ratio
+ EIC (146.0) Scan 20JAN21.D			146.0, 111.0, 148.0			
						

Quantitation Results Report (QT Reviewed)

Data File	20JAN22.D	Operator	MSC
Acq. Method	5975CACQF.M	Acq. Date-Time	1/20/2022 7:35:05 PM
Sample Name	B22010977-001FMS	Instrument	VOA5975C
Vial	22	Multiplier	1.00
DA Method File	VOA5975C_8260B_SHT_DoD_L4_011922.m	Comment	
Tune File	BFB_Atune3.u	Tune Date	10/11/2021 4:02:00 PM
Batch Name	VG012022_8260B.batch.bin	Last Calib Update	3/8/2022 4:29:12 PM
Ref Library	\\MASSHUNTER\Org\Library\NIST129K.I		



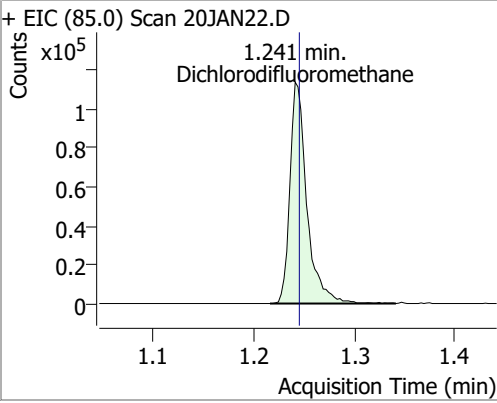
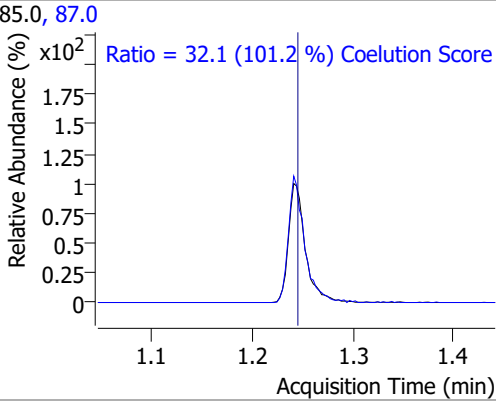
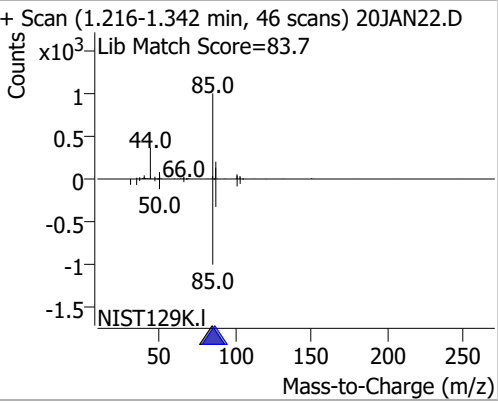
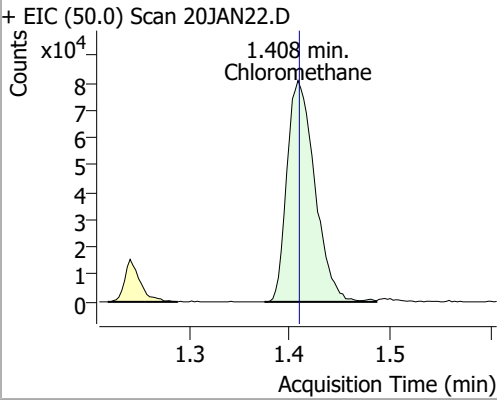
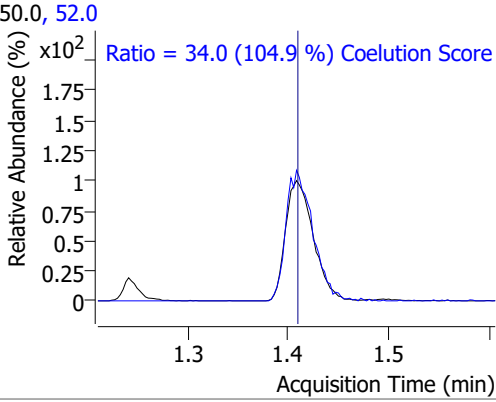
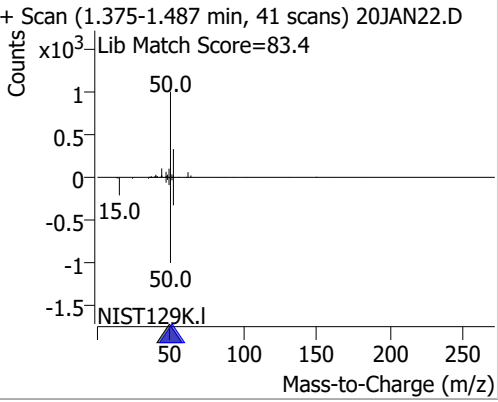
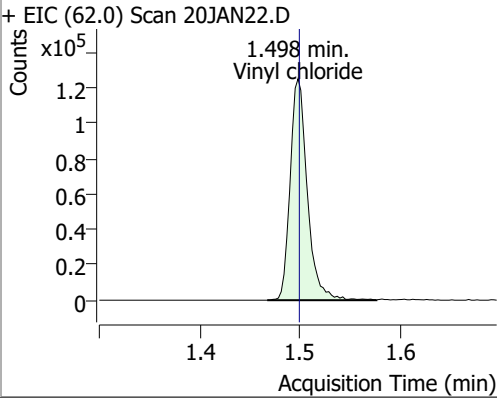
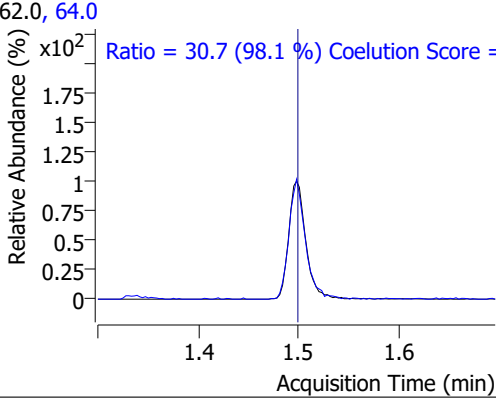
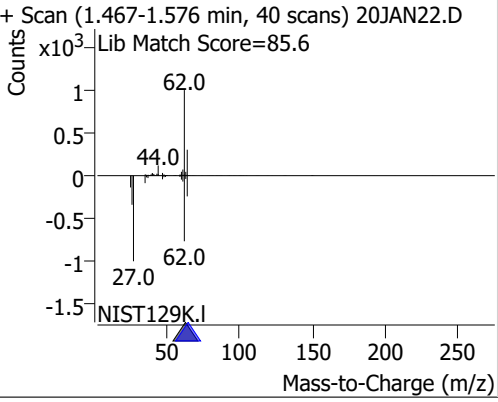
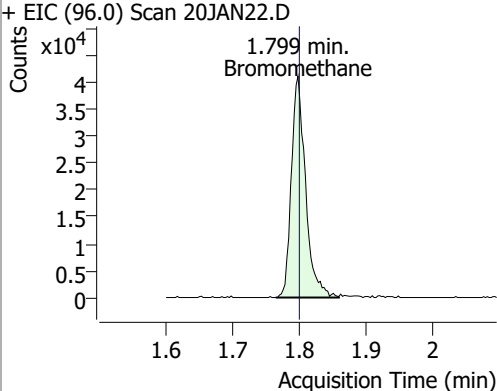
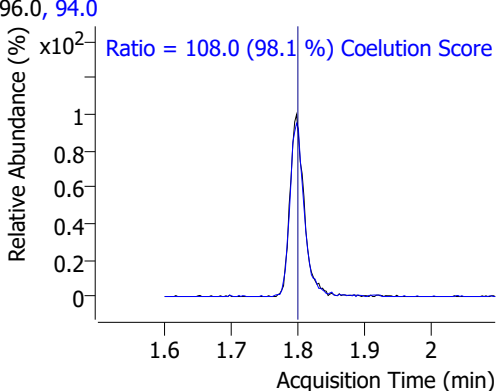
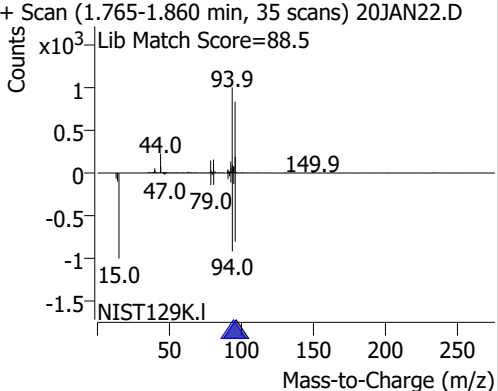
Compound	RT	QIon	Resp.	Conc.	Units	Dev(Min)
Internal Standards						
M Fluorobenzene	6.620	96.0	668740	250.0000	ng	0.000
M Chlorobenzene-d5	9.774	82.0	322529	250.0000	ng	0.000
M 1,4-Dichlorobenzene-d4	12.103	152.0	273555	250.0000	ng	0.003
System Monitoring Compounds						
S Dibromofluoromethane	5.848	113.0	166910	257.6847	ng	-0.003
Spiked Amount: 250.000	Range: 80.0 - 119.0%			Recovery = 103.07%		
S 1,2-Dichloroethane-d4	6.233	67.0	73683	263.3396	ng	0.003
Spiked Amount: 250.000	Range: 81.0 - 118.0%			Recovery = 105.34%		
S Toluene-d8	8.319	98.0	667221	212.0464	ng	0.000
Spiked Amount: 250.000	Range: 89.0 - 112.0%			Recovery = 84.82%		*
S p-Bromofluorobenzene	10.951	95.0	247746	245.2861	ng	0.003
Spiked Amount: 250.000	Range: 85.0 - 114.0%			Recovery = 98.11%		
Target Compounds						
T Dichlorodifluoromethane	1.241	85.0	133429	148.3854	ng	99
T Chloromethane	1.408	50.0	156539	147.8656	ng	97
T Vinyl chloride	1.498	62.0	148560	154.1673	ng	99
T Bromomethane	1.799	96.0	60889	144.3351	ng	98
T Chloroethane	1.897	64.0	68005	149.1640	ng	98
T Trichlorofluoromethane	2.147	101.0	172281	149.0934	ng	100
T 1,1-Dichloroethene	2.705	96.0	86432	128.5502	ng	99
T Methylene chloride	3.335	49.0	109372	111.8832	ng	97
T trans-1,2-Dichloroethene	3.717	96.0	85525	123.1314	ng	99
T Methyl tert-butyl ether (MTBE)	3.751	73.0	115145	132.6339	ng	98
T 1,1-Dichloroethane	4.376	63.0	162346	124.8879	ng	98
T 2,2-Dichloropropane	5.193	77.0	126250	128.8732	ng	95
T cis-1,2-Dichloroethene	5.215	96.0	87205	123.9986	ng	98
T Methyl ethyl ketone	5.285	43.0	121723	1197.6555	ng	99
T Bromochloromethane	5.522	128.0	35525	122.5141	ng	97
T Chloroform	5.650	83.0	153767	118.4691	ng	97

Quantitation Results Report (QT Reviewed)

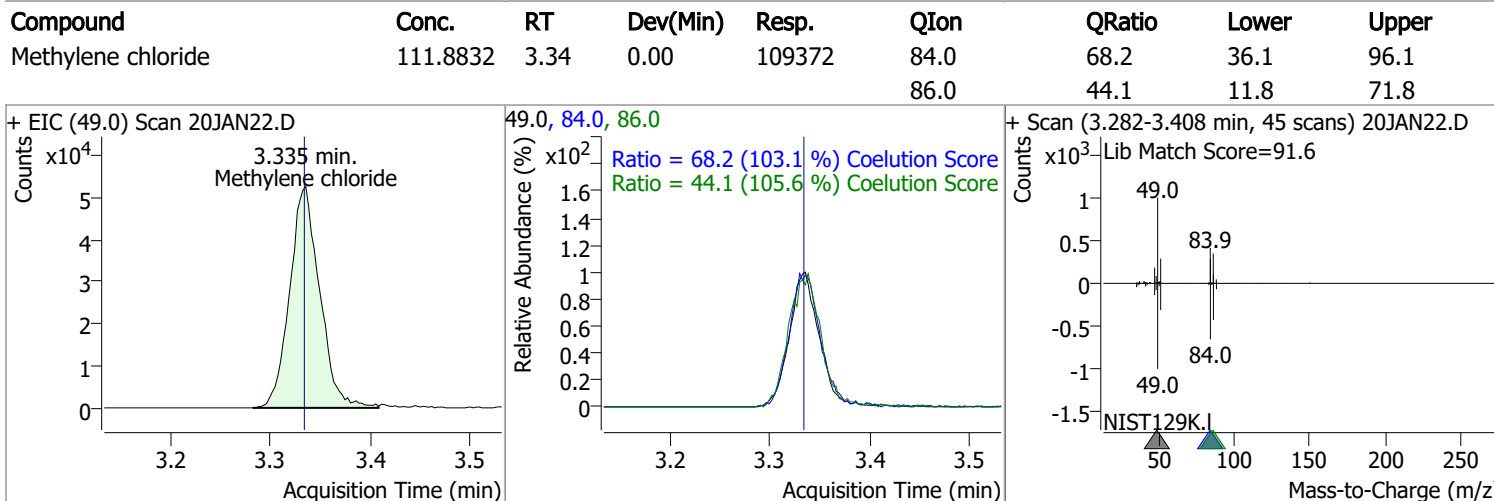
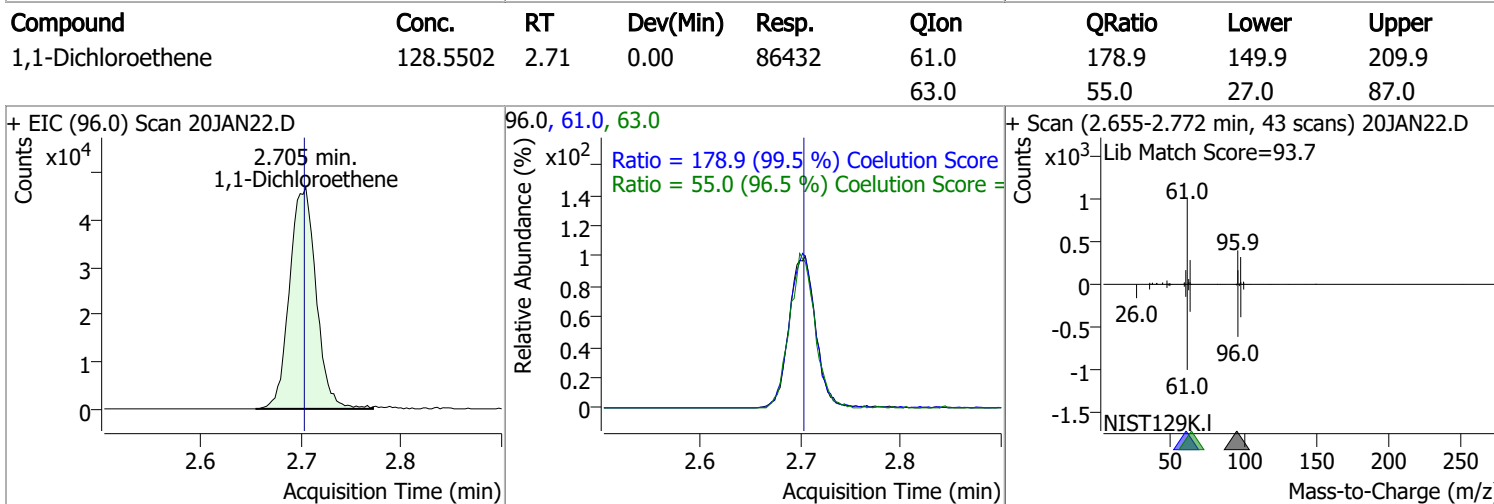
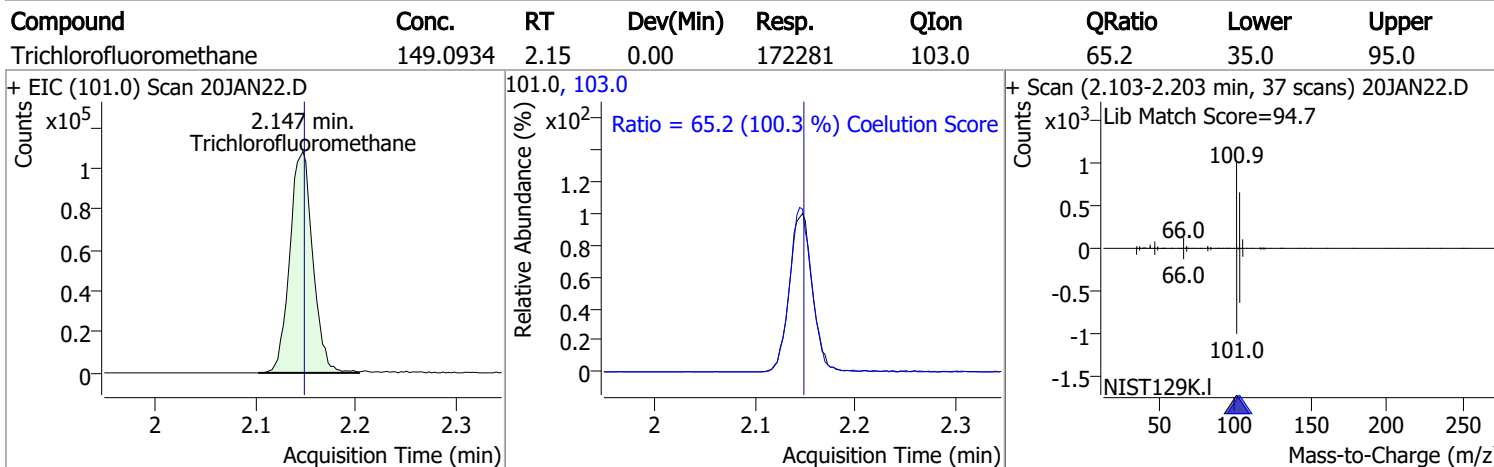
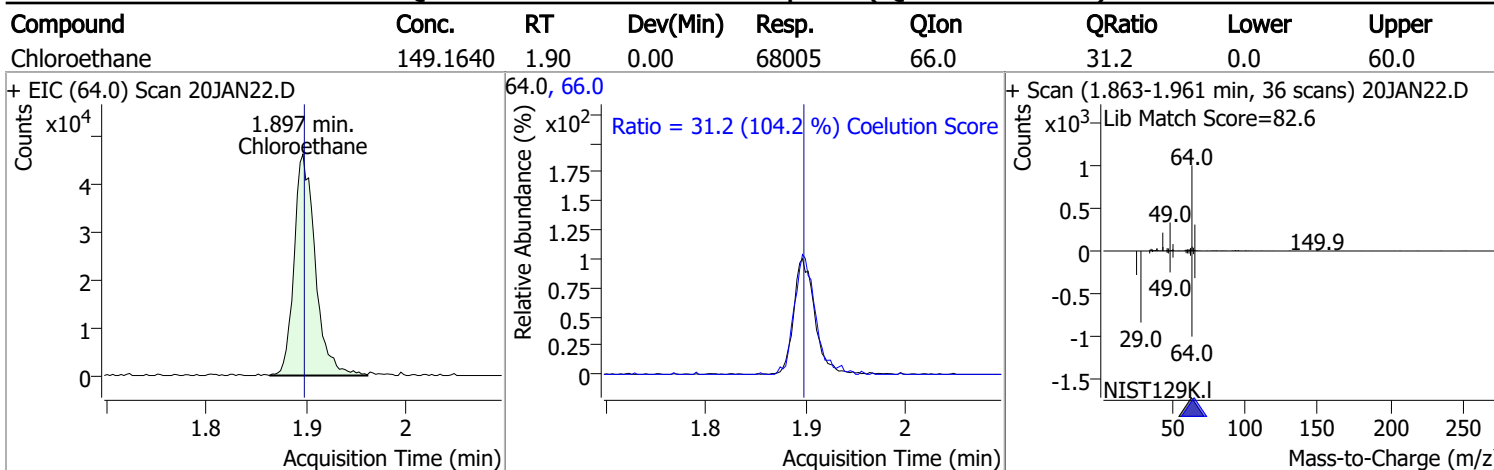
Compound	RT	QIon	Resp.	Conc.	Units	Dev(Min)
T 1,1,1-Trichloroethane	5.831	97.0	156385	130.5858	ng	98
T Carbon tetrachloride	6.024	117.0	158265	136.2617	ng	98
T 1,1-Dichloropropene	6.040	75.0	118598	122.1256	ng	99
T Benzene	6.280	78.0	327306	122.5175	ng	100
T 1,2-Dichloroethane	6.322	62.0	93852	127.1917	ng	98
T Trichloroethene	7.030	95.0	97509	100.9857	ng	99
T 1,2-Dichloropropane	7.273	63.0	80110	94.3639	ng	96
T Dibromomethane	7.401	93.0	35545	99.3336	ng	94
T Bromodichloromethane	7.583	83.0	103806	103.1643	ng	96
T cis-1,3-Dichloropropene	8.057	75.0	104482	94.6261	ng	100
T Toluene	8.388	92.0	222830	106.2417	ng	100
T trans-1,3-Dichloropropene	8.637	75.0	91420	113.5089	ng	96
T 1,1,2-Trichloroethane	8.818	83.0	52895	129.1593	ng	99
T Tetrachloroethene	8.935	163.8	105746	124.3337	ng	98
T 1,3-Dichloropropane	8.980	76.0	100641	121.4374	ng	98
T Chlorodibromomethane	9.206	129.0	81235	123.1655	ng	98
T 1,2-Dibromoethane	9.306	107.0	54680	120.8900	ng	95
T Chlorobenzene	9.802	112.0	295809	128.6552	ng	99
T 1,1,1,2-Tetrachloroethane	9.892	131.0	99174	122.9344	ng	96
T Ethylbenzene	9.919	91.0	502477	125.3815	ng	99
T m+p-Xylenes	10.039	106.0	392864	246.2172	ng	99
T o-Xylene	10.433	106.0	176075	126.0587	ng	98
T Styrene	10.446	104.0	294695	127.5314	ng	98
T Bromoform	10.628	172.5	44612	121.7046	ng	97
T Bromobenzene	11.096	156.0	113734	127.6893	ng	98
T 1,1,2,2-Tetrachloroethane	11.110	83.0	64201	126.3672	ng	99
T 1,2,3-Trichloropropane	11.146	110.0	15677	117.4460	ng	94
T 2-Chlorotoluene	11.289	126.0	111642	126.6433	ng	96
T 4-Chlorotoluene	11.400	91.0	373264	130.7289	ng	98
T 1,3-Dichlorobenzene	12.033	146.0	208245	129.0408	ng	99
T 1,4-Dichlorobenzene	12.122	146.0	208329	126.6259	ng	99
T 1,2-Dichlorobenzene	12.493	146.0	171301	127.1415	ng	98

(#) = Qualifier Out of Range; (m) = Manual Integration; (+) = Area Summed; (*) = Surrogate Percent Recovery Out of Range; (d): Zeroed Peak

Quantitation Results Report (QT Reviewed)

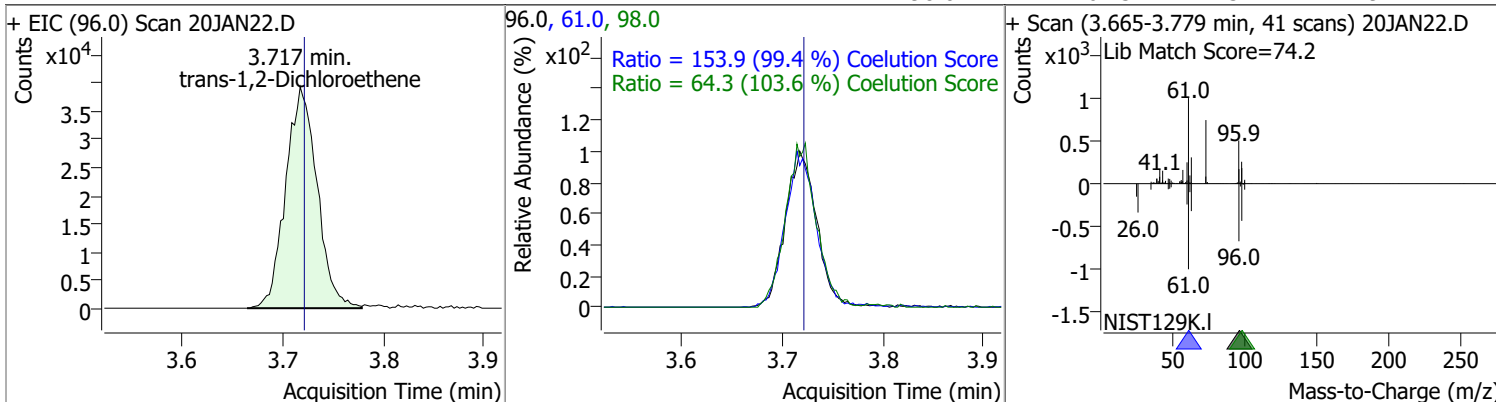
Compound	Conc.	RT	Dev(Min)	Resp.	QIon	QRatio	Lower	Upper
Dichlorodifluoromethane	148.3854	1.24	0.00	133429	87.0	32.1	1.8	61.8
+ EIC (85.0) Scan 20JAN22.D 			85.0, 87.0 			+ Scan (1.216-1.342 min, 46 scans) 20JAN22.D Lib Match Score=83.7 		
Chloromethane	147.8656	1.41	0.00	156539	52.0	34.0	2.4	62.4
+ EIC (50.0) Scan 20JAN22.D 			50.0, 52.0 			+ Scan (1.375-1.487 min, 41 scans) 20JAN22.D Lib Match Score=83.4 		
Vinyl chloride	154.1673	1.50	0.00	148560	64.0	30.7	1.3	61.3
+ EIC (62.0) Scan 20JAN22.D 			62.0, 64.0 			+ Scan (1.467-1.576 min, 40 scans) 20JAN22.D Lib Match Score=85.6 		
Bromomethane	144.3351	1.80	0.00	60889	94.0	108.0	80.1	140.1
+ EIC (96.0) Scan 20JAN22.D 			96.0, 94.0 			+ Scan (1.765-1.860 min, 35 scans) 20JAN22.D Lib Match Score=88.5 		

Quantitation Results Report (QT Reviewed)

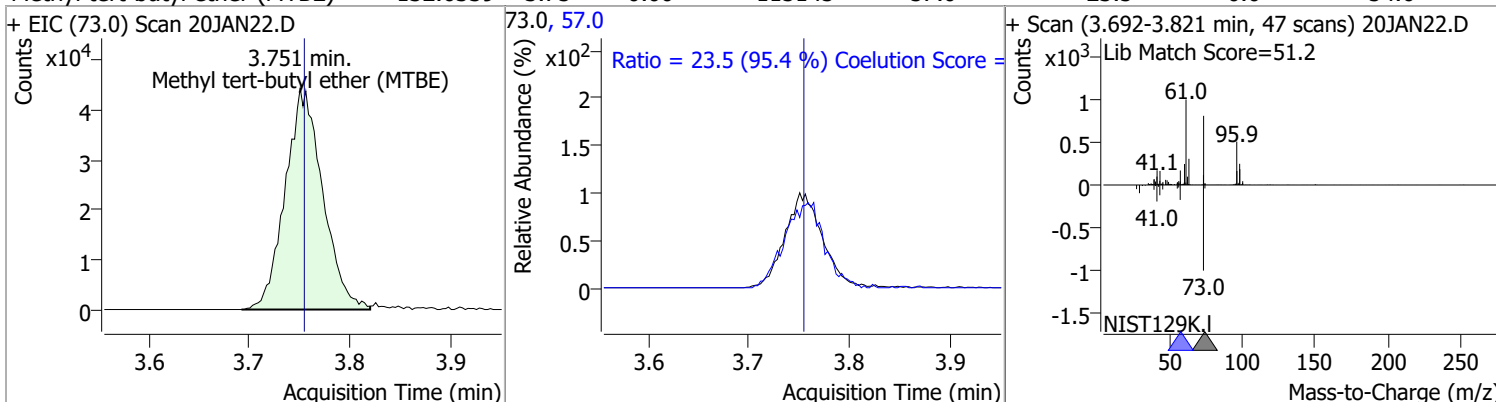


Quantitation Results Report (QT Reviewed)

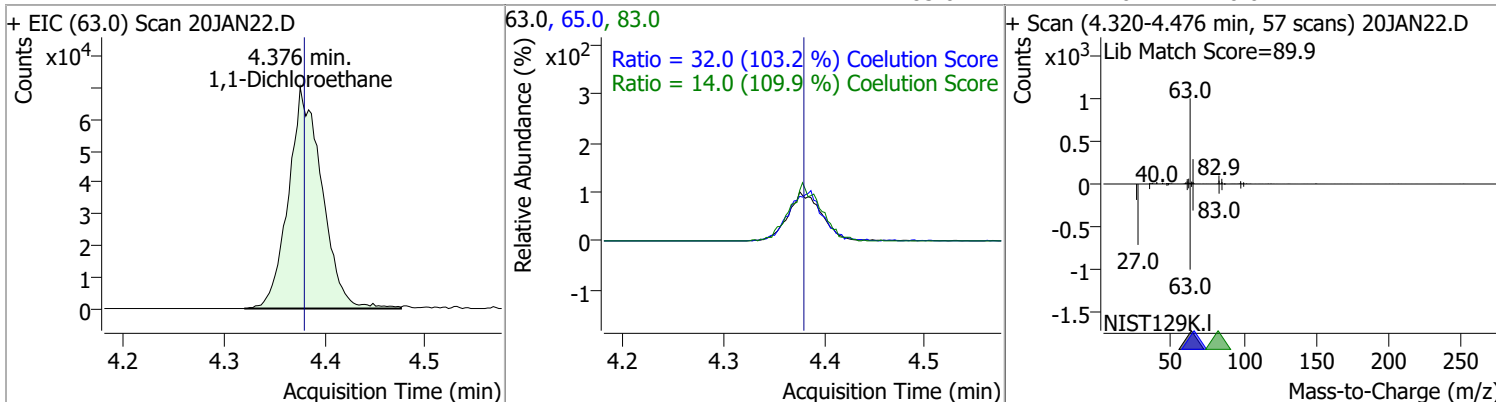
Compound	Conc.	RT	Dev(Min)	Resp.	QIon	QRatio	Lower	Upper
trans-1,2-Dichloroethene	123.1314	3.72	0.00	85525	61.0	153.9	124.8	184.8
					98.0	64.3	32.1	92.1



Compound	Conc.	RT	Dev(Min)	Resp.	QIon	QRatio	Lower	Upper
Methyl tert-butyl ether (MTBE)	132.6339	3.75	0.00	115145	57.0	23.5	0.0	54.6

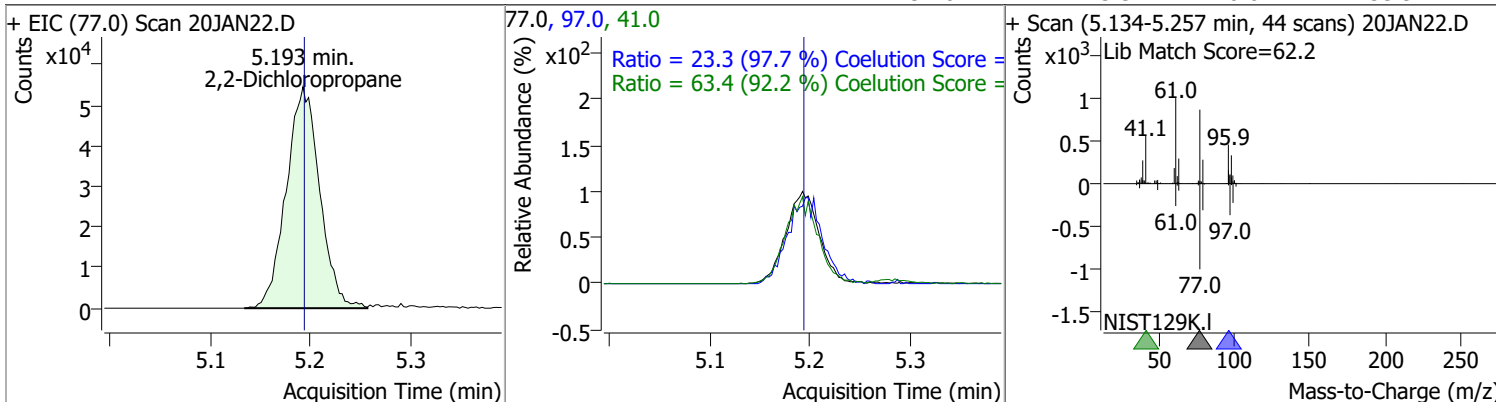


Compound	Conc.	RT	Dev(Min)	Resp.	QIon	QRatio	Lower	Upper
1,1-Dichloroethane	124.8879	4.38	0.00	162346	65.0	32.0	1.0	61.0
					83.0	14.0	0.0	42.7

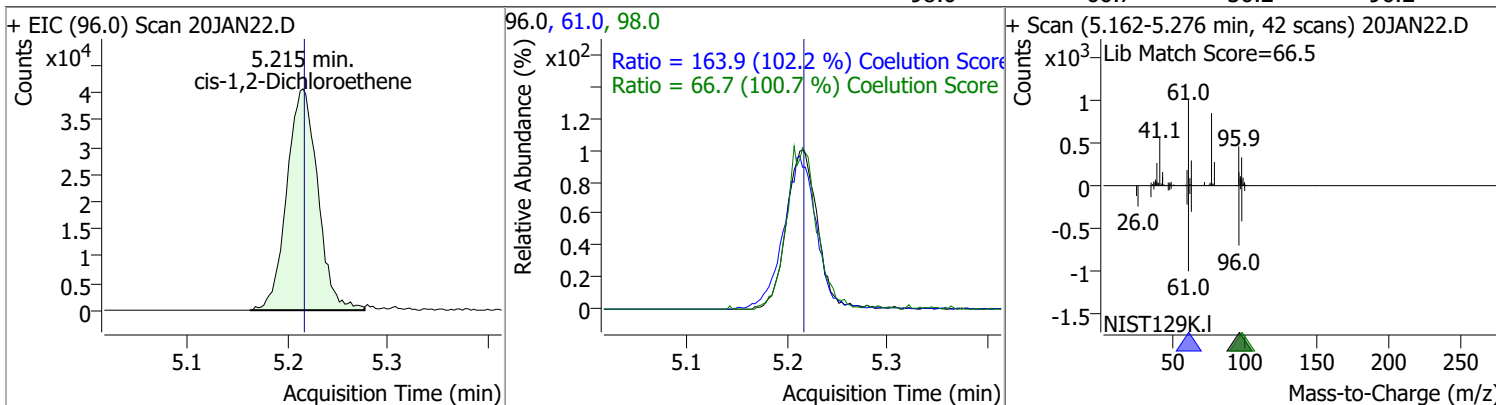


Quantitation Results Report (QT Reviewed)

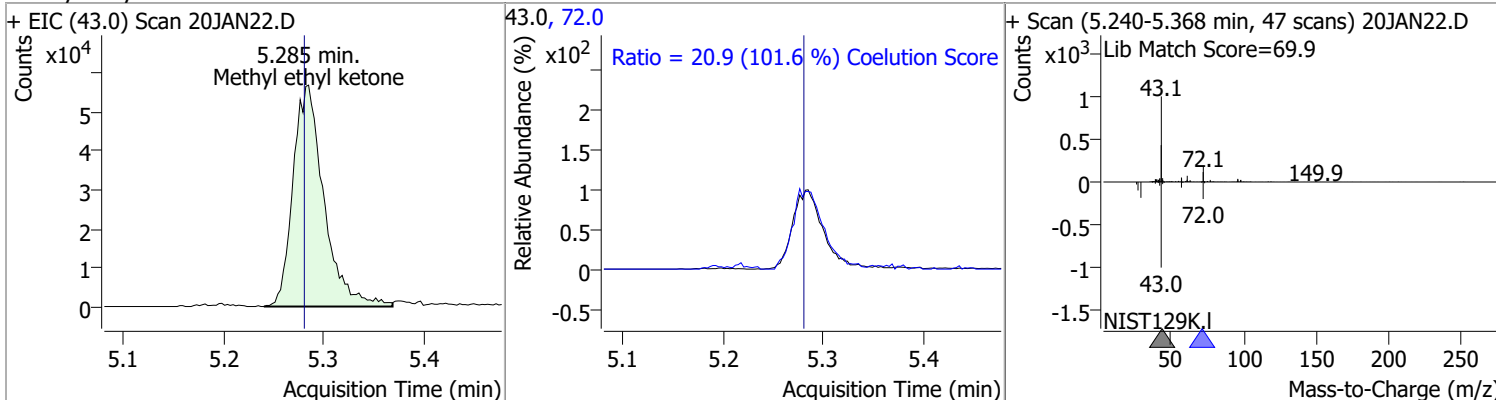
Compound	Conc.	RT	Dev(Min)	Resp.	QIon	QRatio	Lower	Upper
2,2-Dichloropropane	128.8732	5.19	0.00	126250	41.0	63.4	38.8	98.8
					97.0	23.3	0.0	53.9



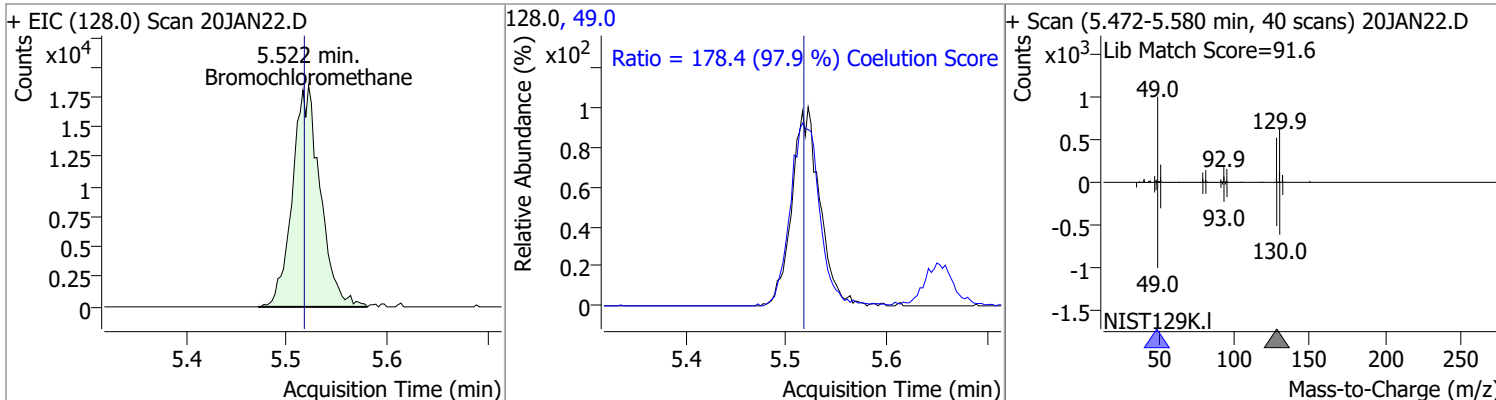
Compound	Conc.	RT	Dev(Min)	Resp.	QIon	QRatio	Lower	Upper
cis-1,2-Dichloroethene	123.9986	5.21	0.00	87205	61.0	163.9	130.4	190.4
					98.0	66.7	36.2	96.2



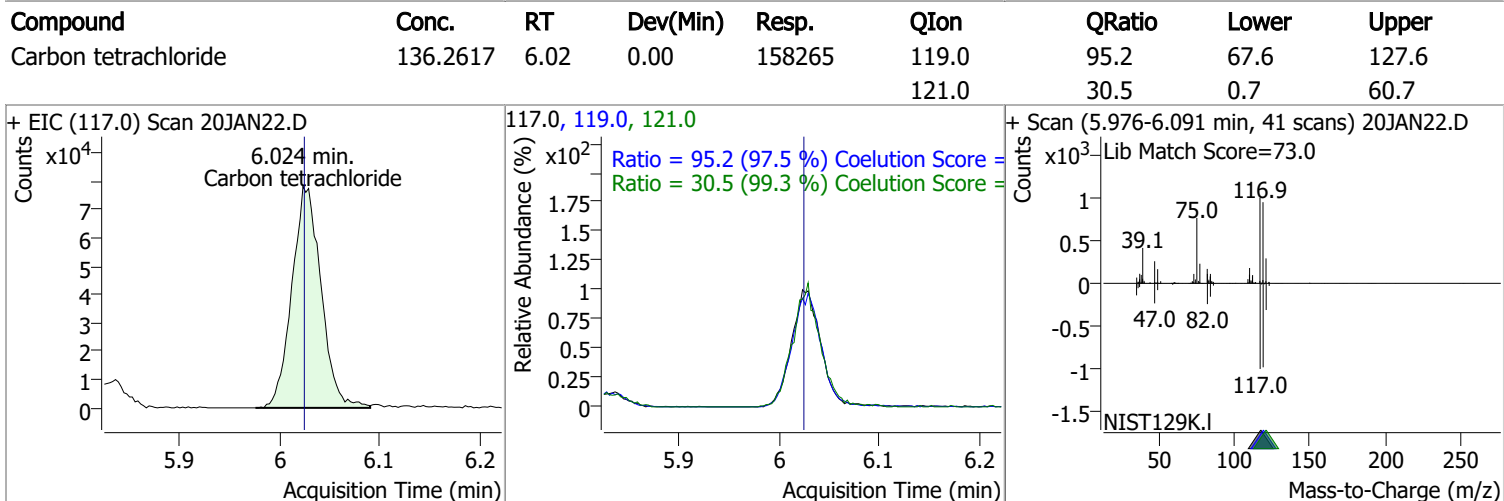
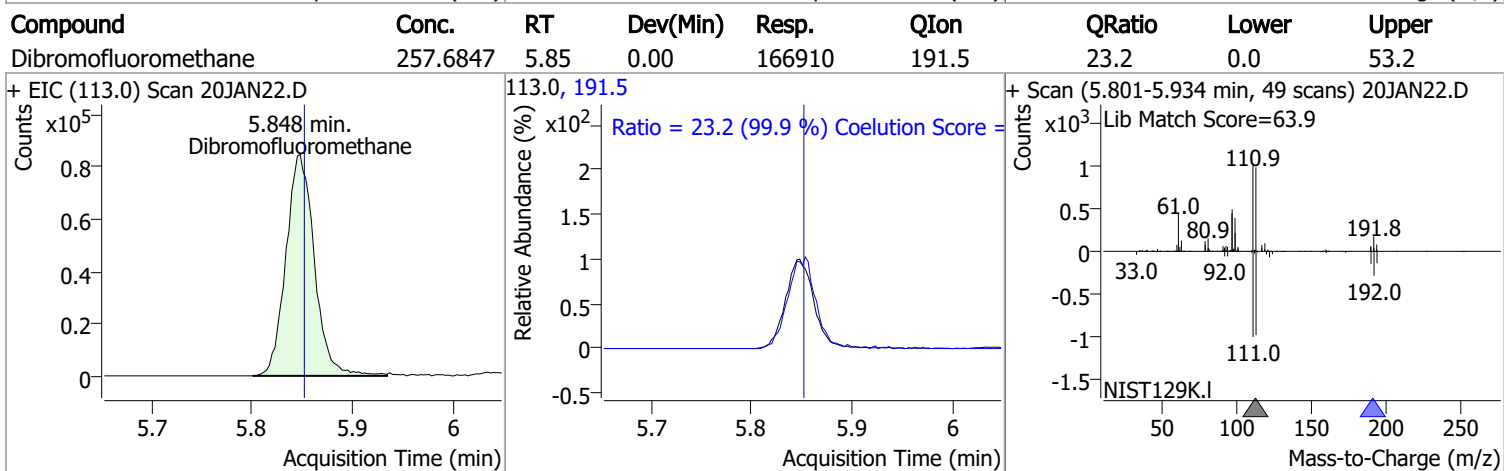
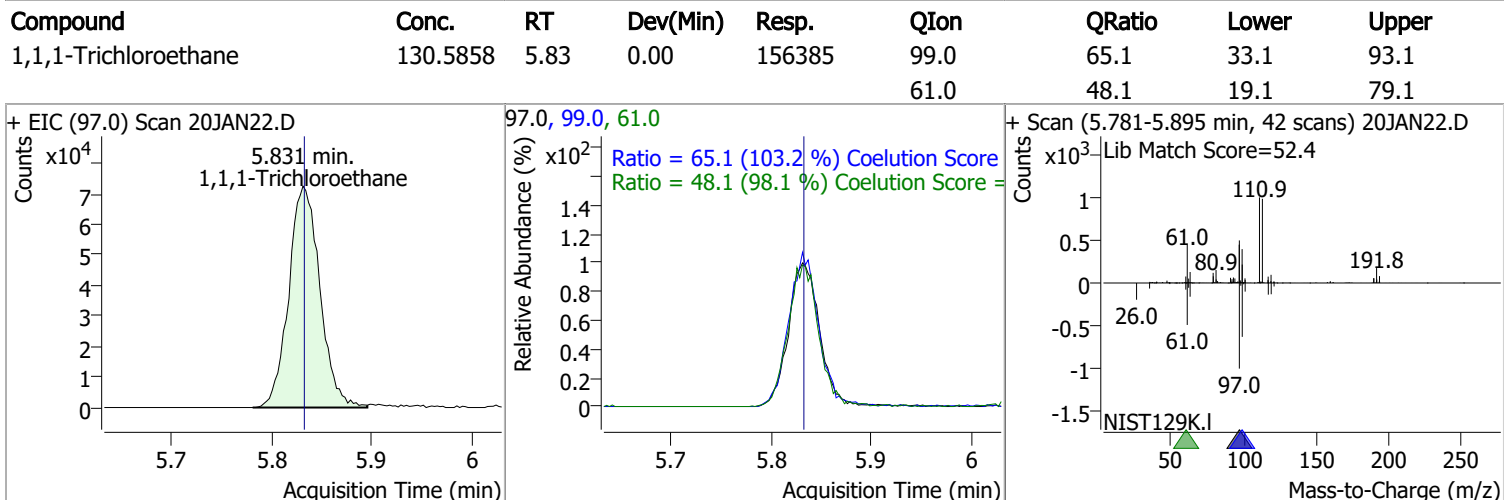
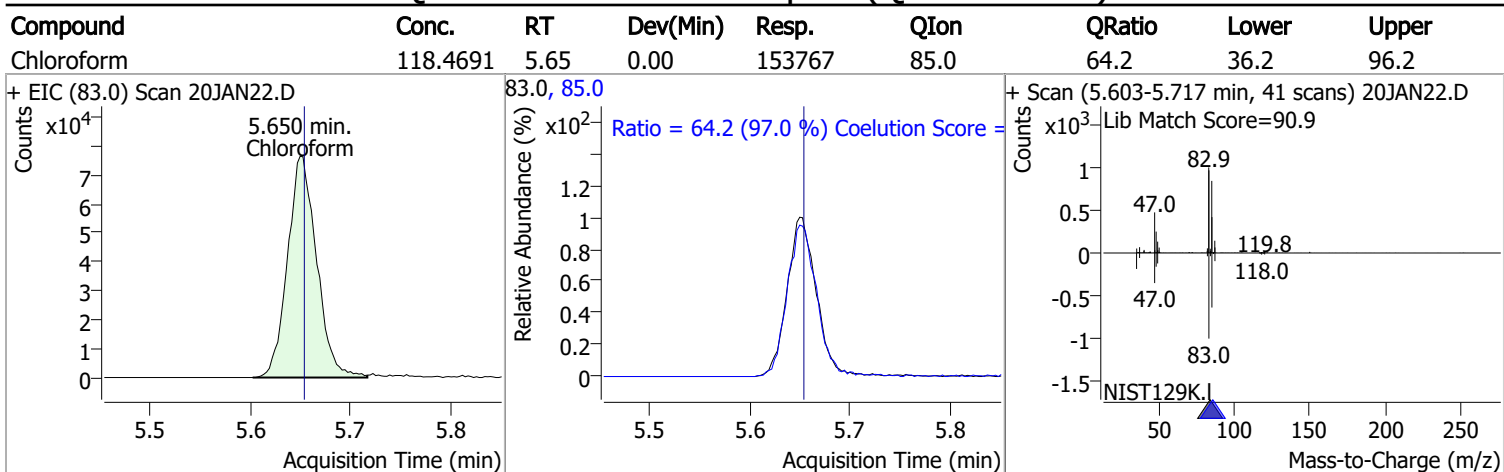
Compound	Conc.	RT	Dev(Min)	Resp.	QIon	QRatio	Lower	Upper
Methyl ethyl ketone	1197.6555	5.28	0.01	121723	72.0	20.9	0.0	50.6



Compound	Conc.	RT	Dev(Min)	Resp.	QIon	QRatio	Lower	Upper
Bromochloromethane	122.5141	5.52	0.01	35525	49.0	178.4	152.2	212.2

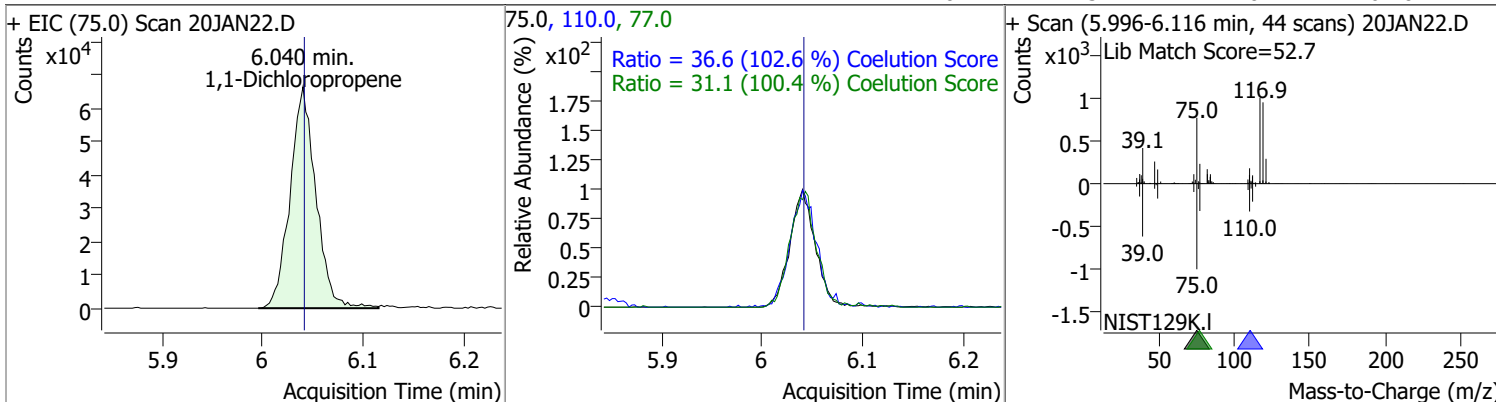


Quantitation Results Report (QT Reviewed)

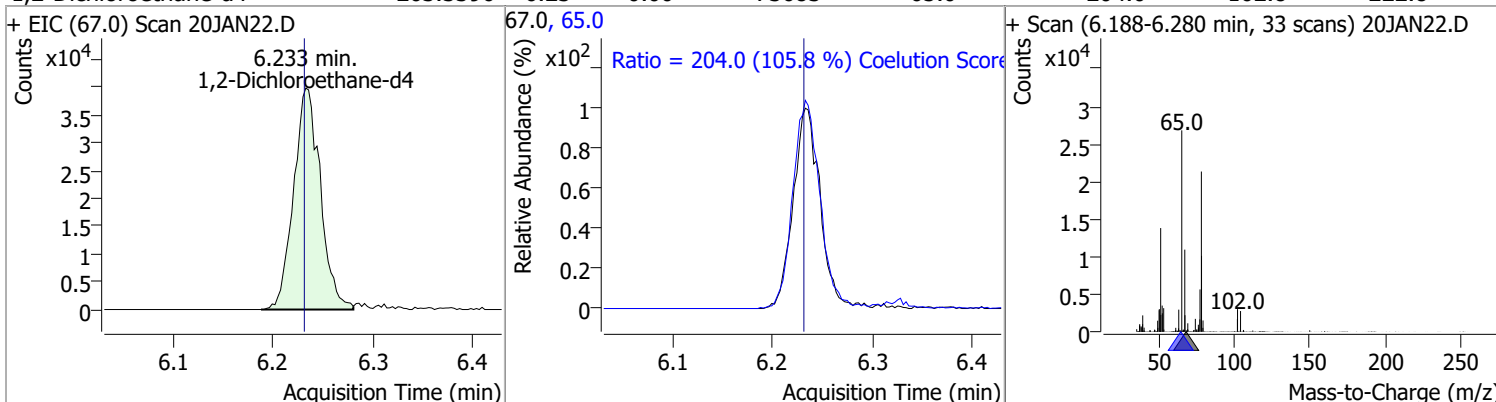


Quantitation Results Report (QT Reviewed)

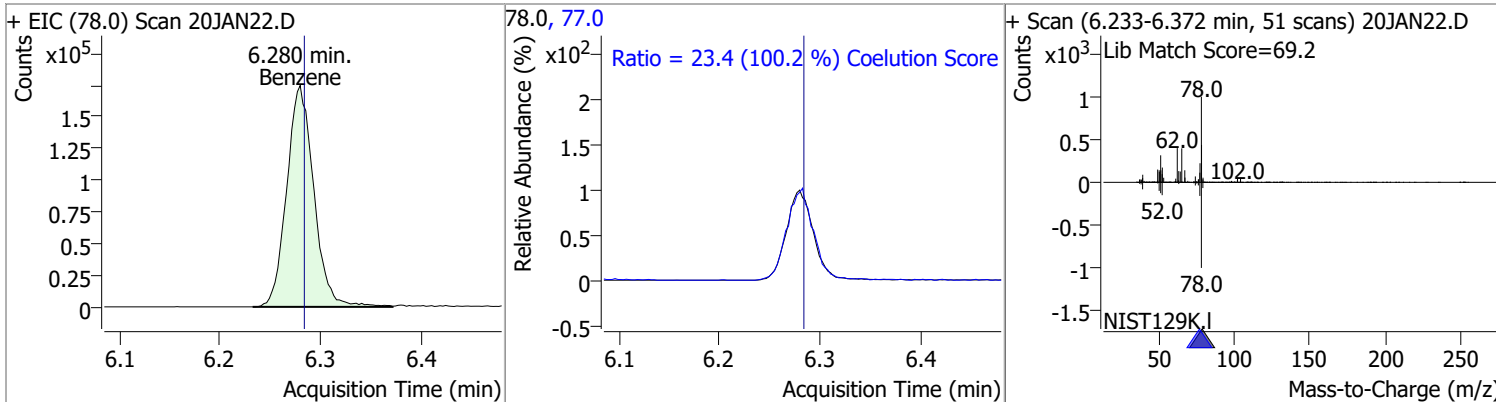
Compound	Conc.	RT	Dev(Min)	Resp.	QIon	QRatio	Lower	Upper
1,1-Dichloropropene	122.1256	6.04	0.00	118598	110.0	36.6	5.6	65.6
					77.0	31.1	1.0	61.0



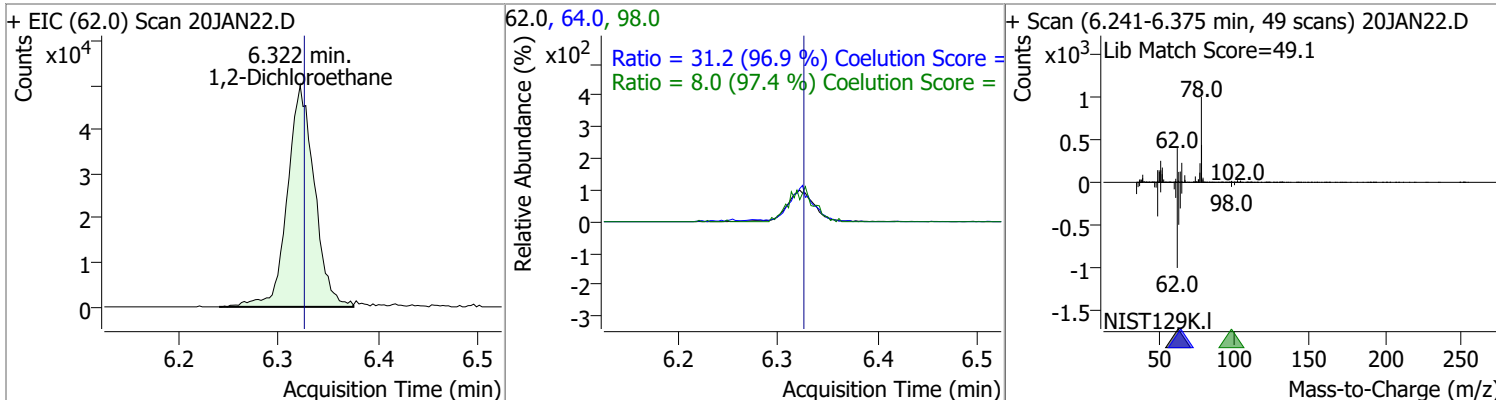
Compound	Conc.	RT	Dev(Min)	Resp.	QIon	QRatio	Lower	Upper
1,2-Dichloroethane-d4	263.3396	6.23	0.00	73683	65.0	204.0	162.8	222.8



Compound	Conc.	RT	Dev(Min)	Resp.	QIon	QRatio	Lower	Upper
Benzene	122.5175	6.28	0.00	327306	77.0	23.4	0.0	53.3

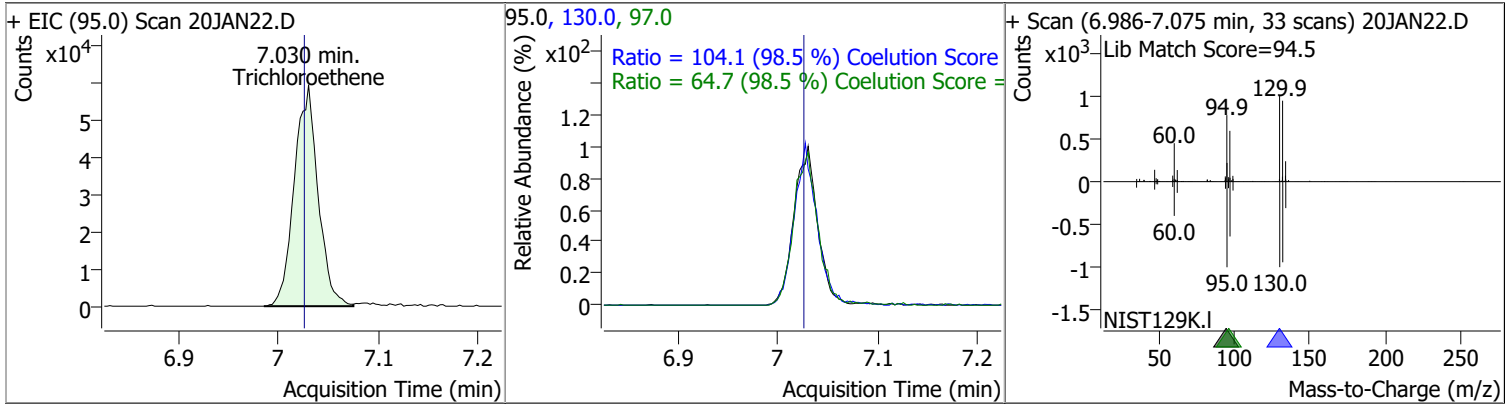


Compound	Conc.	RT	Dev(Min)	Resp.	QIon	QRatio	Lower	Upper
1,2-Dichloroethane	127.1917	6.32	0.00	93852	64.0	31.2	2.2	62.2
					98.0	8.0	0.0	38.2

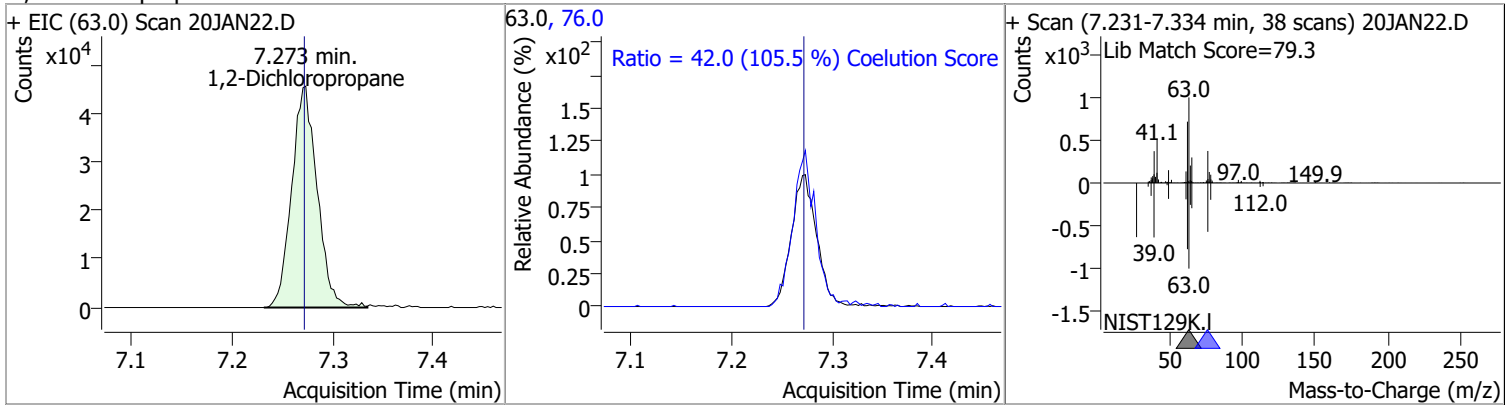


Quantitation Results Report (QT Reviewed)

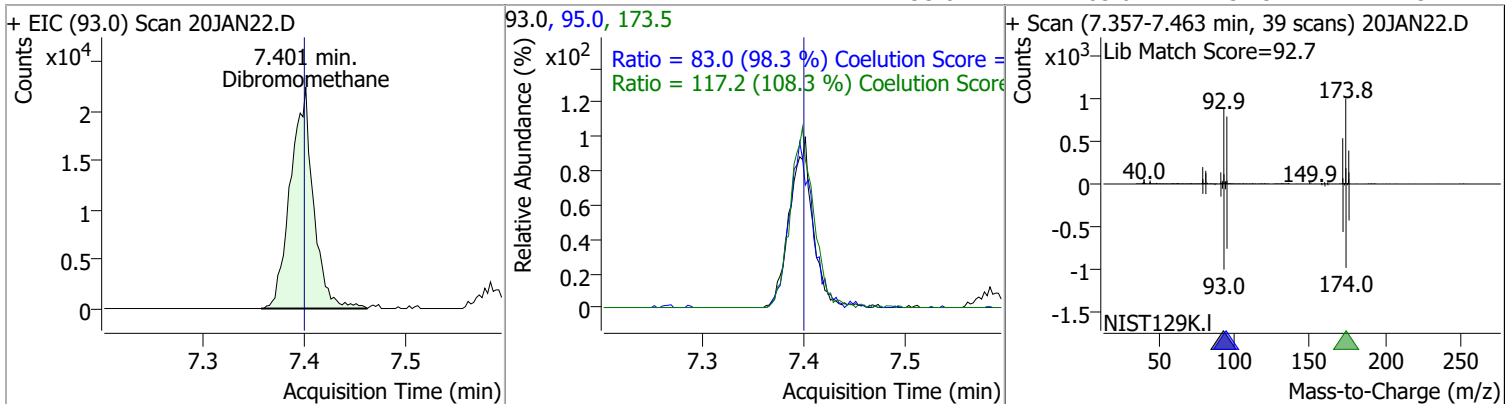
Compound	Conc.	RT	Dev(Min)	Resp.	QIon	QRatio	Lower	Upper
Trichloroethene	100.9857	7.03	0.01	97509	130.0	104.1	75.6	135.6
					97.0	64.7	35.7	95.7



Compound	Conc.	RT	Dev(Min)	Resp.	QIon	QRatio	Lower	Upper
1,2-Dichloropropane	94.3639	7.27	0.00	80110	76.0	42.0	9.8	69.8

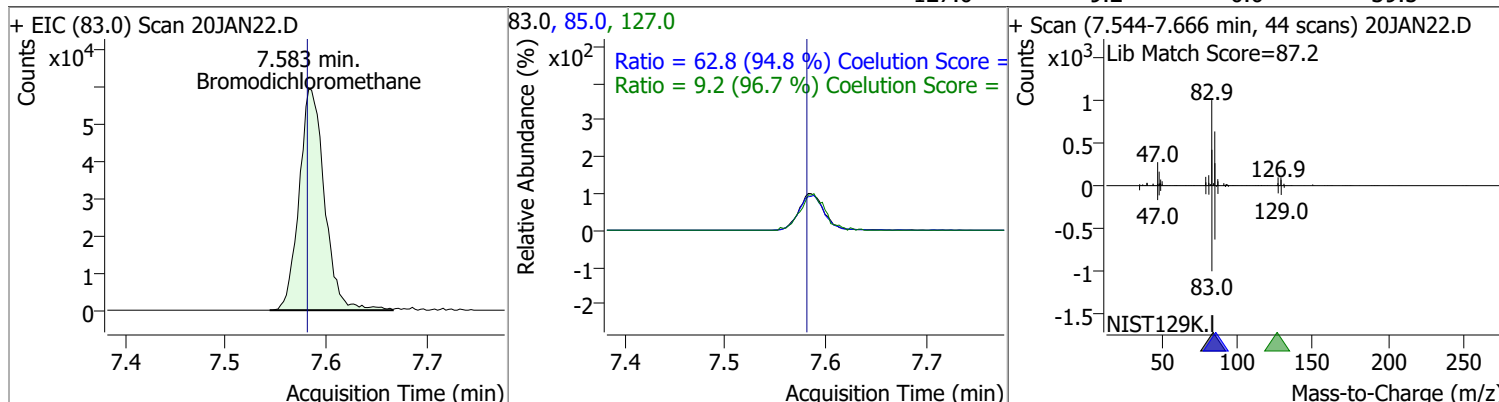


Compound	Conc.	RT	Dev(Min)	Resp.	QIon	QRatio	Lower	Upper
Dibromomethane	99.3336	7.40	0.00	35545	173.5	117.2	78.2	138.2
					95.0	83.0	54.5	114.5

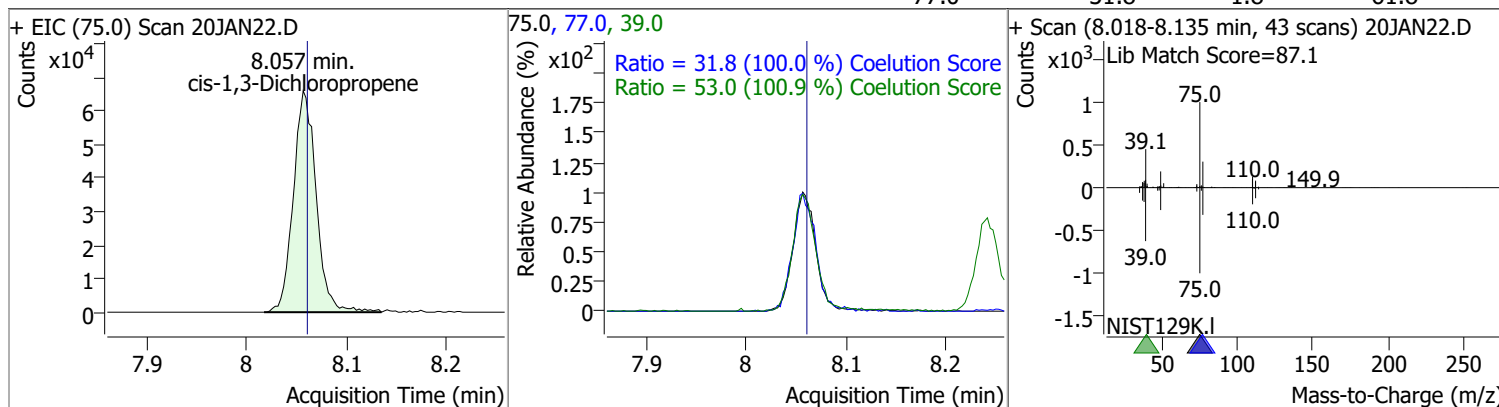


Quantitation Results Report (QT Reviewed)

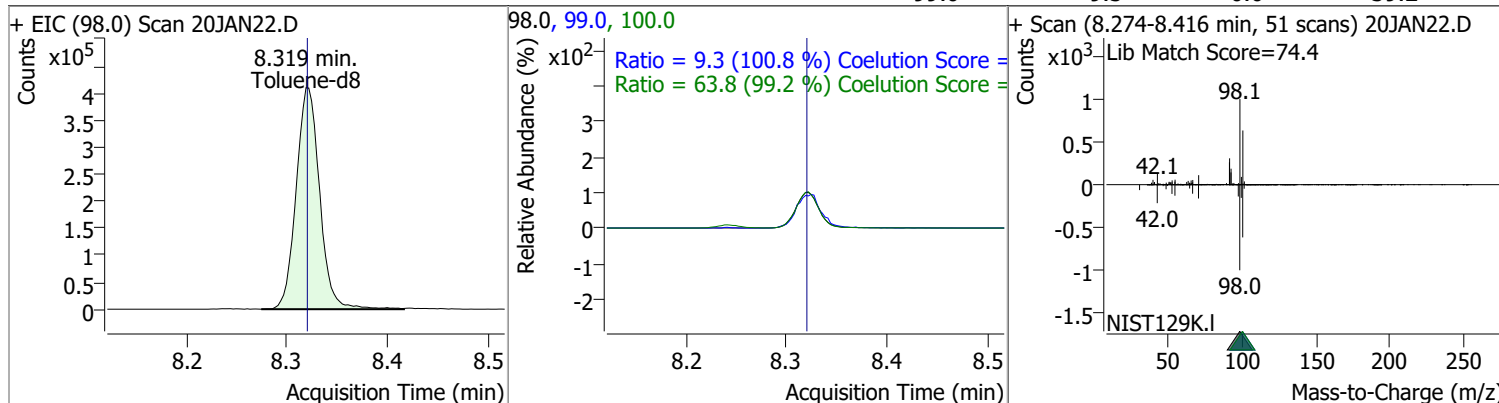
Compound	Conc.	RT	Dev(Min)	Resp.	QIon	QRatio	Lower	Upper
Bromodichloromethane	103.1643	7.58	0.00	103806	85.0	62.8	36.3	96.3
					127.0	9.2	0.0	39.5



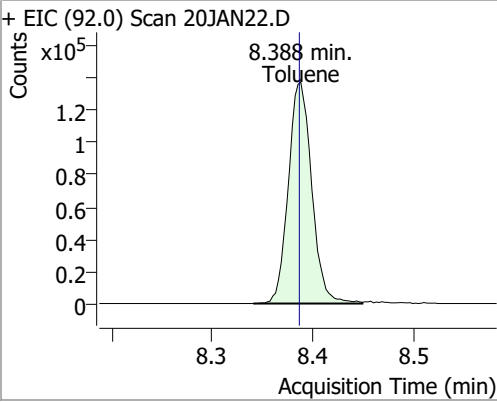
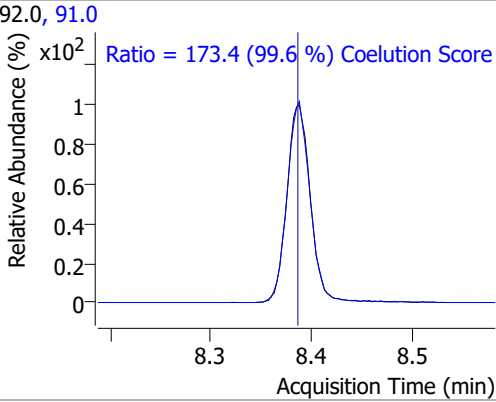
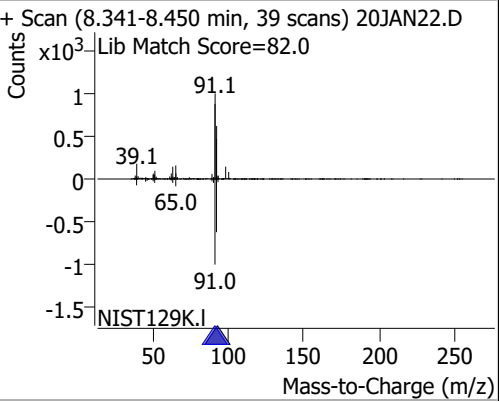
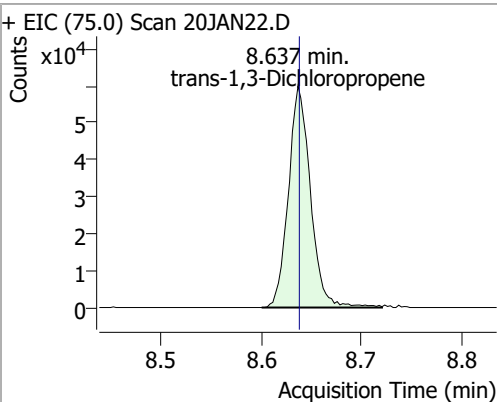
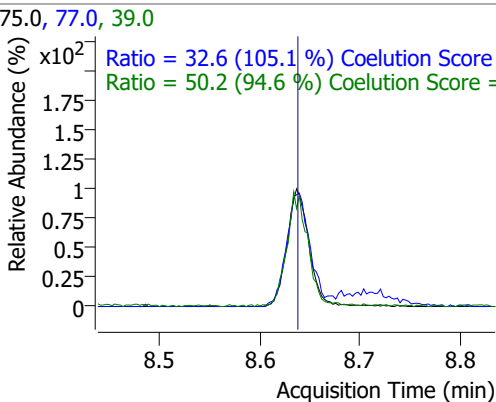
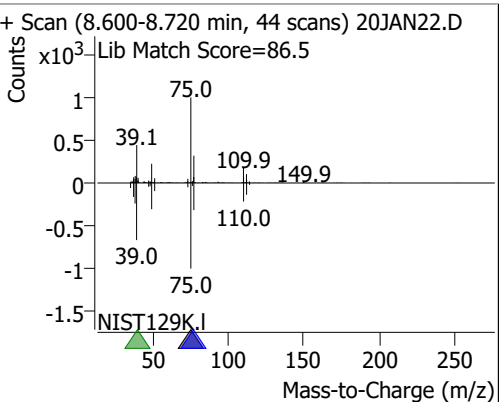
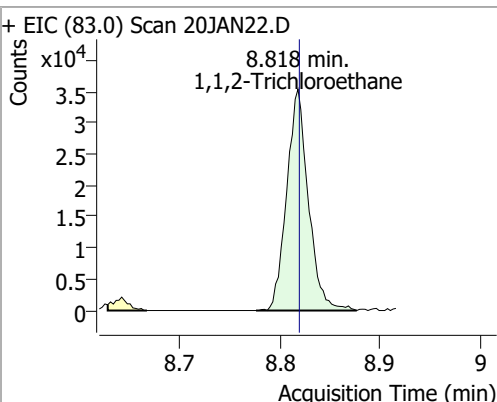
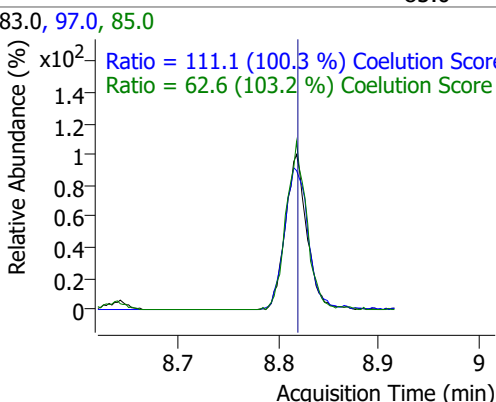
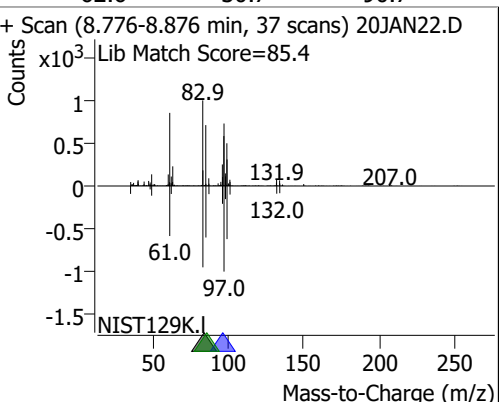
Compound	Conc.	RT	Dev(Min)	Resp.	QIon	QRatio	Lower	Upper
cis-1,3-Dichloropropene	94.6261	8.06	0.00	104482	39.0	53.0	22.5	82.5
					77.0	31.8	1.8	61.8



Compound	Conc.	RT	Dev(Min)	Resp.	QIon	QRatio	Lower	Upper
Toluene-d8	212.0464	8.32	0.00	667221	100.0	63.8	34.3	94.3
					99.0	9.3	0.0	39.2

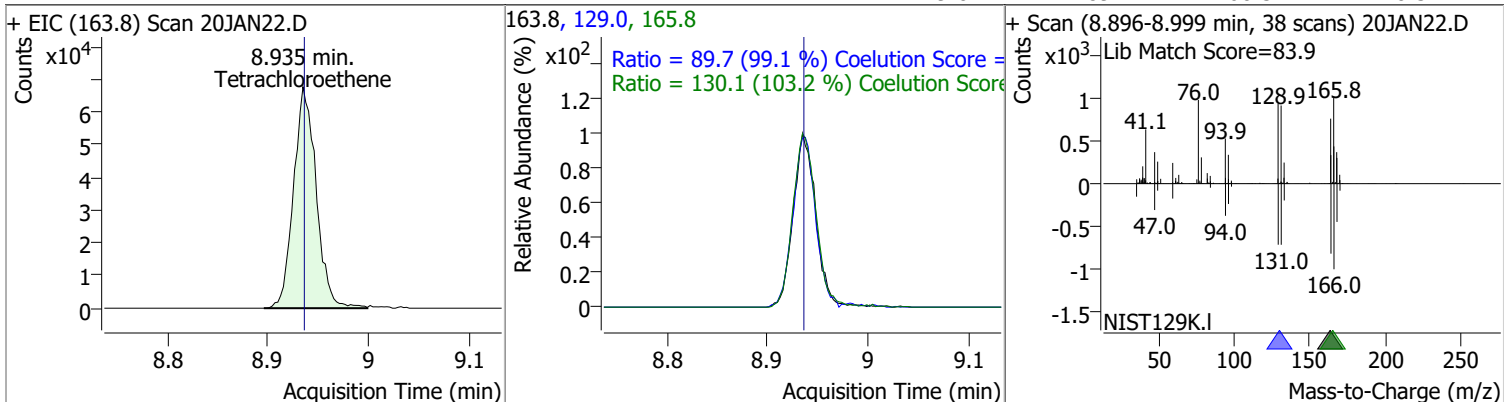


Quantitation Results Report (QT Reviewed)

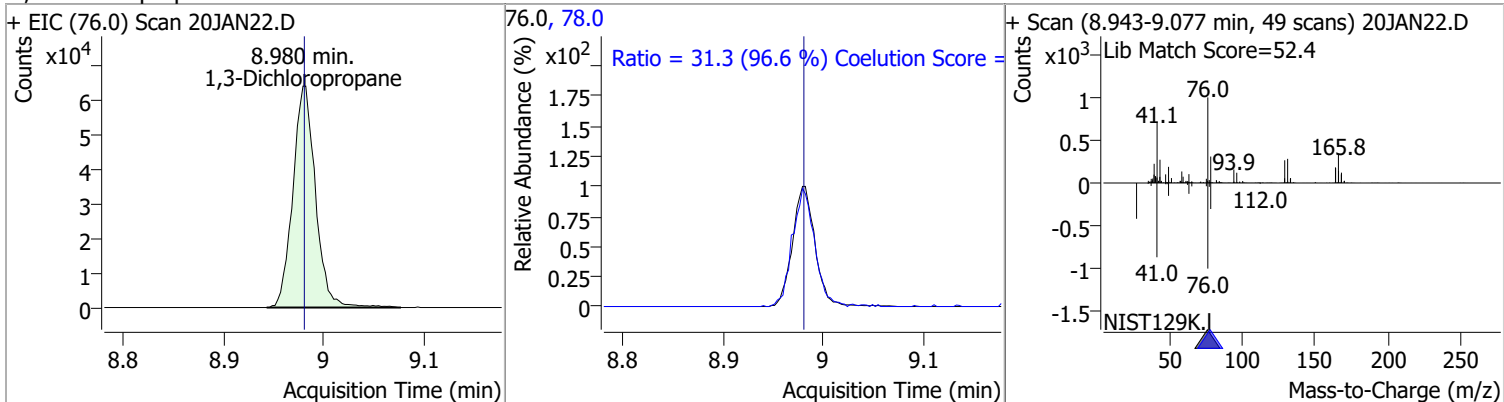
Compound	Conc.	RT	Dev(Min)	Resp.	QIon	QRatio	Lower	Upper
Toluene	106.2417	8.39	0.00	222830	91.0	173.4	144.1	204.1
+ EIC (92.0) Scan 20JAN22.D			92.0, 91.0			+ Scan (8.341-8.450 min, 39 scans) 20JAN22.D		
								
trans-1,3-Dichloropropene	113.5089	8.64	0.00	91420	39.0	50.2	23.0	83.0
+ EIC (75.0) Scan 20JAN22.D			75.0, 77.0, 39.0			+ Scan (8.600-8.720 min, 44 scans) 20JAN22.D		
								
1,1,2-Trichloroethane	129.1593	8.82	0.00	52895	97.0	111.1	80.7	140.7
+ EIC (83.0) Scan 20JAN22.D			83.0, 97.0, 85.0			+ Scan (8.776-8.876 min, 37 scans) 20JAN22.D		
								

Quantitation Results Report (QT Reviewed)

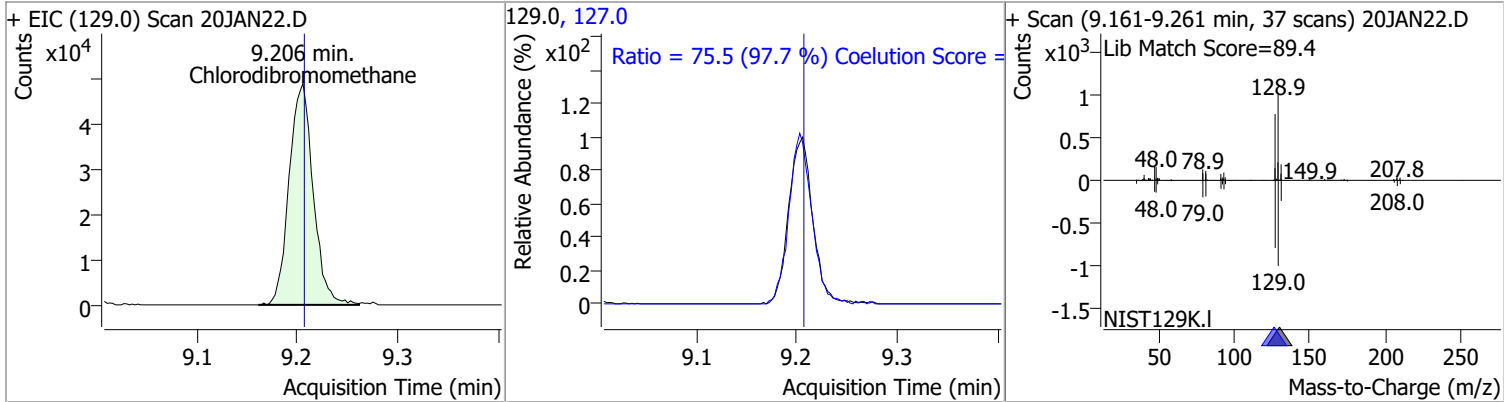
Compound	Conc.	RT	Dev(Min)	Resp.	QIon	QRatio	Lower	Upper
Tetrachloroethene	124.3337	8.94	0.00	105746	165.8	130.1	96.1	156.1
					129.0	89.7	60.5	120.5



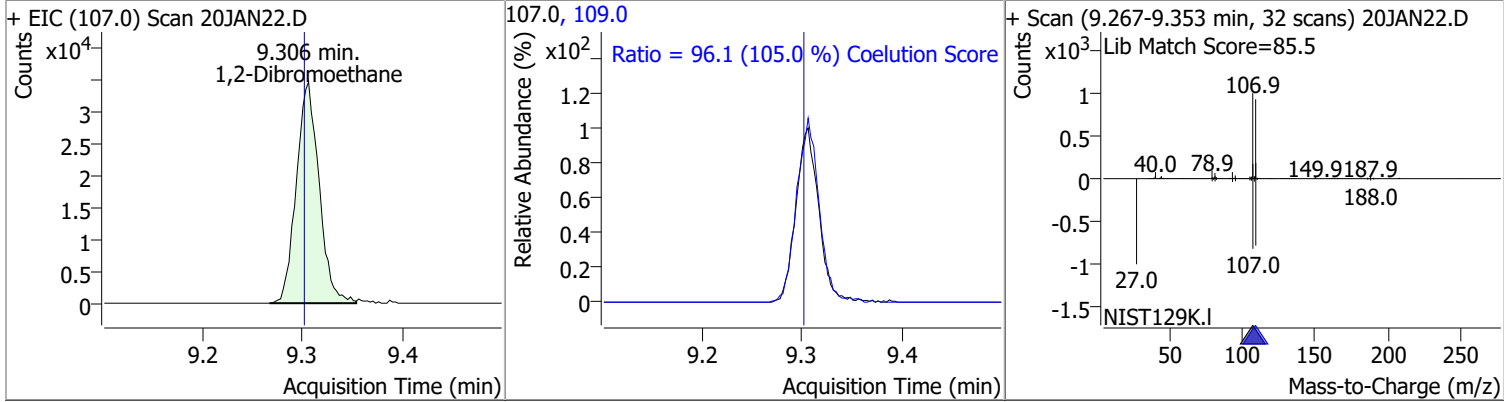
Compound	Conc.	RT	Dev(Min)	Resp.	QIon	QRatio	Lower	Upper
1,3-Dichloropropane	121.4374	8.98	0.00	100641	78.0	31.3	2.4	62.4



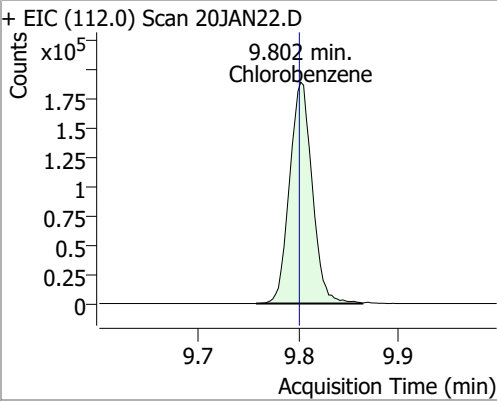
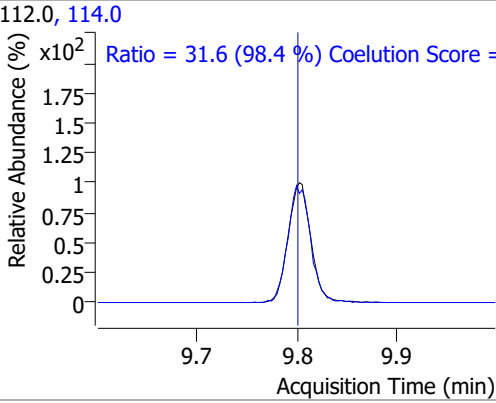
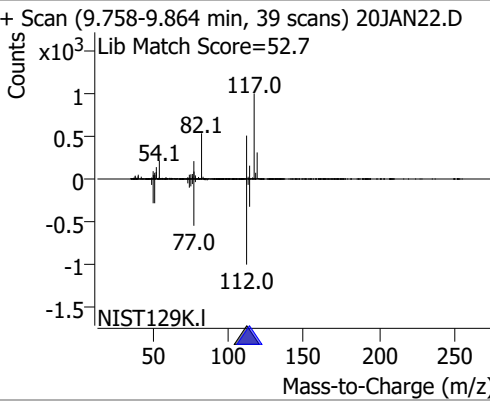
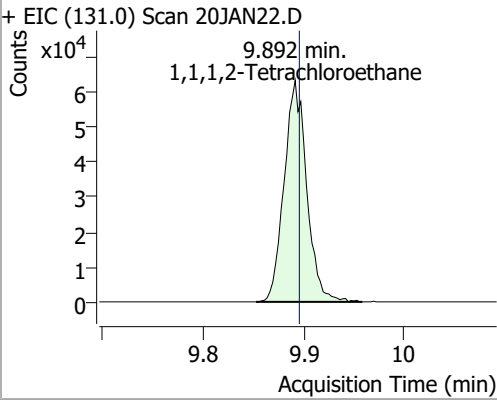
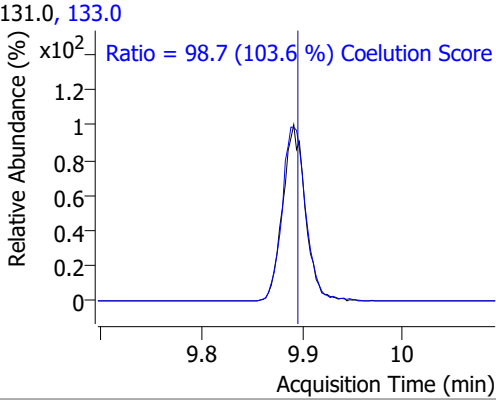
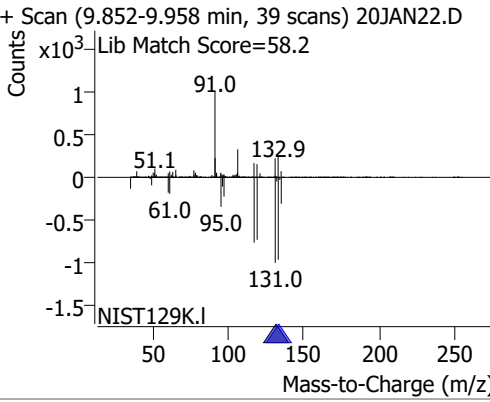
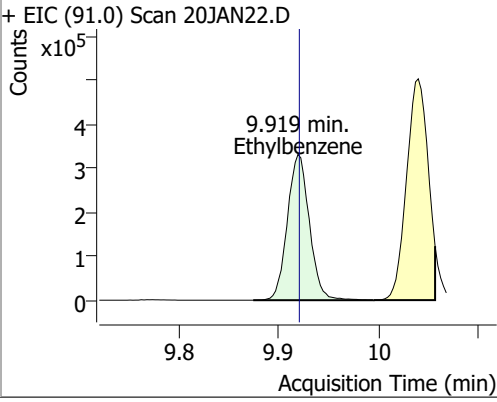
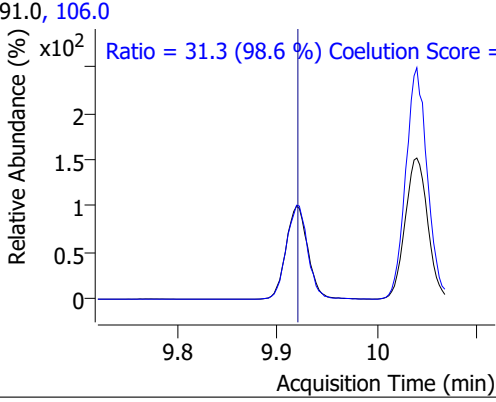
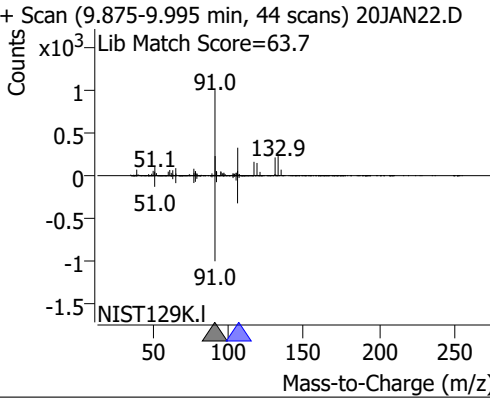
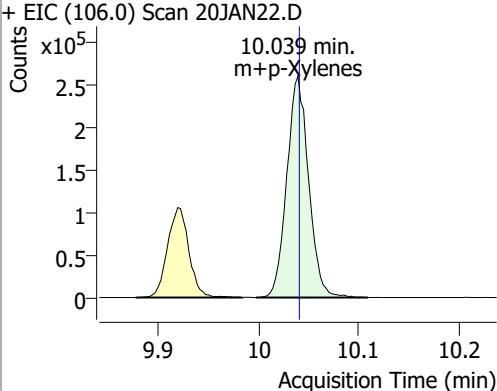
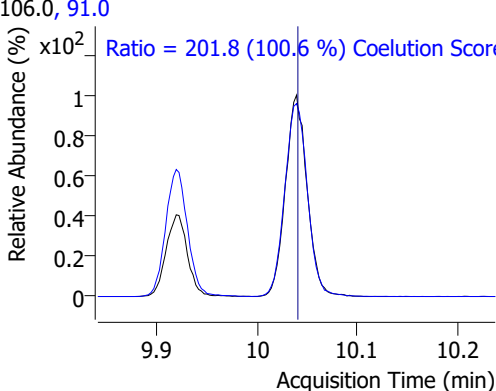
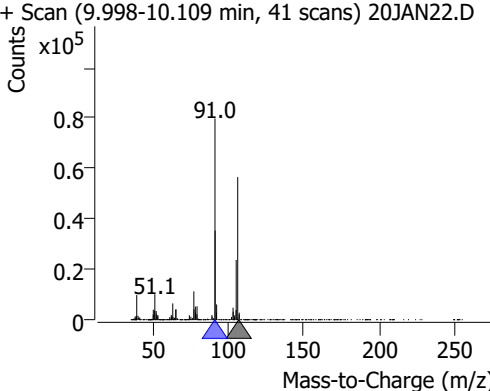
Compound	Conc.	RT	Dev(Min)	Resp.	QIon	QRatio	Lower	Upper
Chlorodibromomethane	123.1655	9.21	0.00	81235	127.0	75.5	47.2	107.2



Compound	Conc.	RT	Dev(Min)	Resp.	QIon	QRatio	Lower	Upper
1,2-Dibromoethane	120.8900	9.31	0.01	54680	109.0	96.1	61.5	121.5

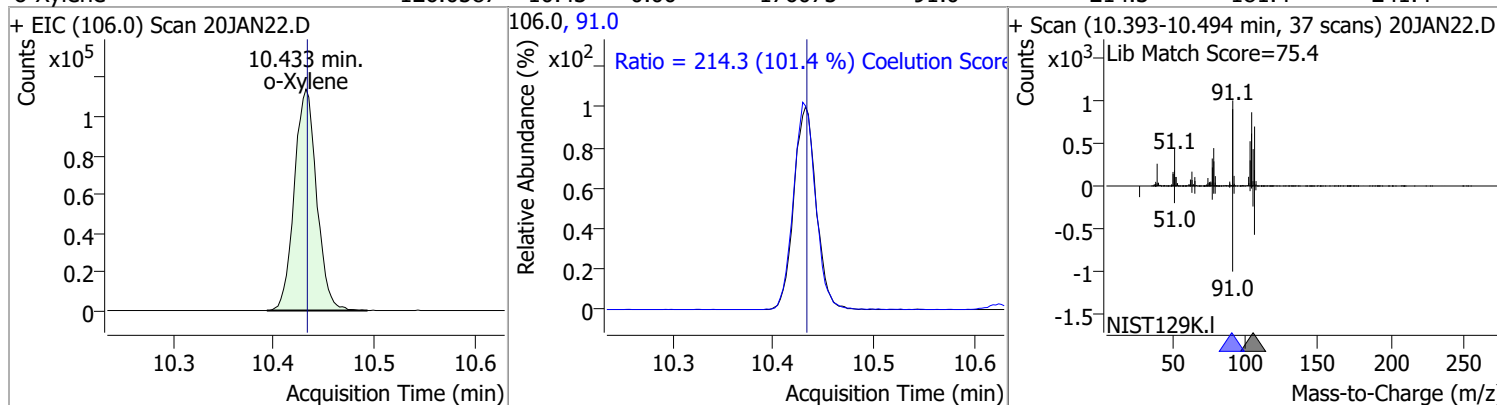


Quantitation Results Report (QT Reviewed)

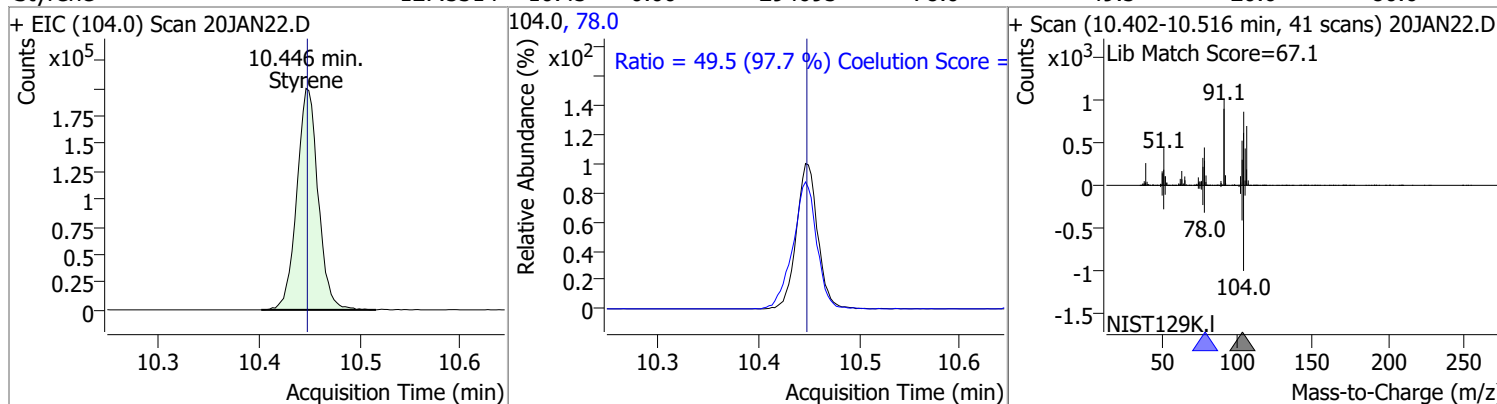
Compound	Conc.	RT	Dev(Min)	Resp.	QIon	QRatio	Lower	Upper
Chlorobenzene	128.6552	9.80	0.00	295809	114.0	31.6	2.2	62.2
+ EIC (112.0) Scan 20JAN22.D 			112.0, 114.0 			+ Scan (9.758-9.864 min, 39 scans) 20JAN22.D Lib Match Score=52.7 		
1,1,1,2-Tetrachloroethane	122.9344	9.89	0.00	99174	133.0	98.7	65.3	125.3
+ EIC (131.0) Scan 20JAN22.D 			131.0, 133.0 			+ Scan (9.852-9.958 min, 39 scans) 20JAN22.D Lib Match Score=58.2 		
Ethylbenzene	125.3815	9.92	0.00	502477	106.0	31.3	1.7	61.7
+ EIC (91.0) Scan 20JAN22.D 			91.0, 106.0 			+ Scan (9.875-9.995 min, 44 scans) 20JAN22.D Lib Match Score=63.7 		
m+p-Xylenes	246.2172	10.04	0.00	392864	91.0	201.8	170.7	230.7
+ EIC (106.0) Scan 20JAN22.D 			106.0, 91.0 			+ Scan (9.998-10.109 min, 41 scans) 20JAN22.D 		

Quantitation Results Report (QT Reviewed)

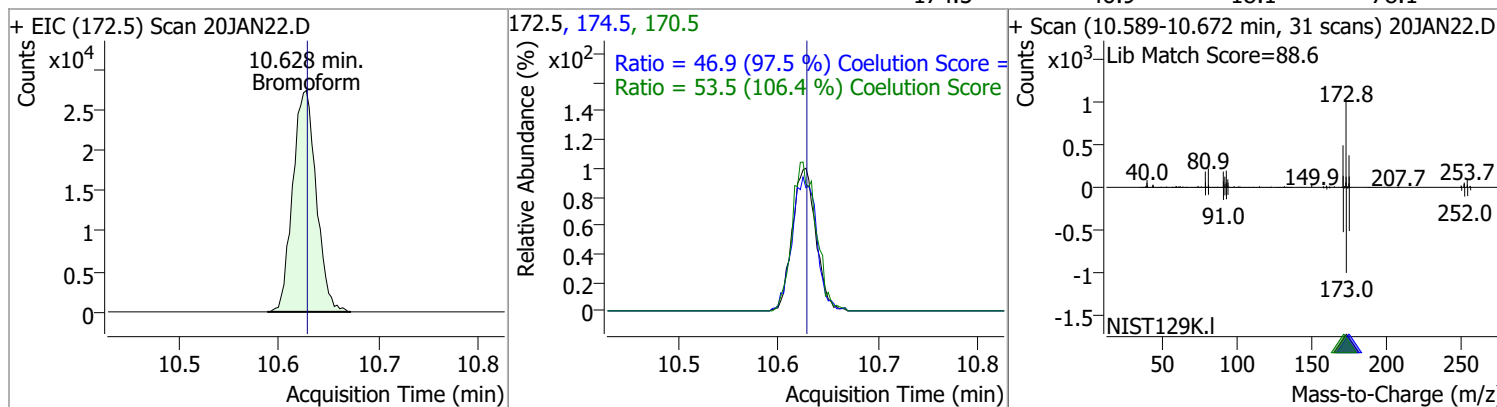
Compound	Conc.	RT	Dev(Min)	Resp.	QIon	QRatio	Lower	Upper
o-Xylene	126.0587	10.43	0.00	176075	91.0	214.3	181.4	241.4



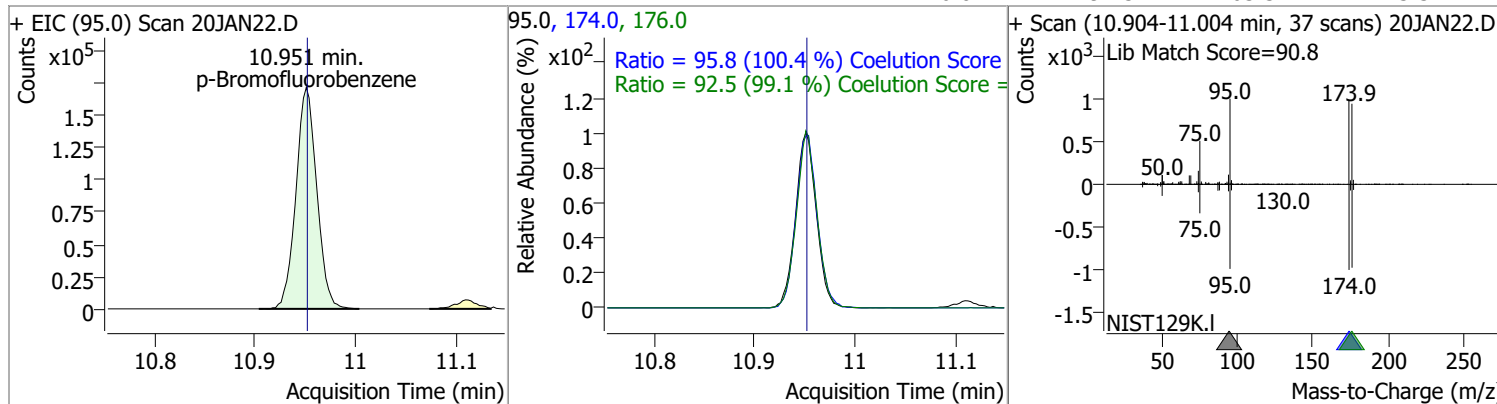
Compound	Conc.	RT	Dev(Min)	Resp.	QIon	QRatio	Lower	Upper
Styrene	127.5314	10.45	0.00	294695	78.0	49.5	20.6	80.6



Compound	Conc.	RT	Dev(Min)	Resp.	QIon	QRatio	Lower	Upper
Bromoform	121.7046	10.63	0.00	44612	170.5	53.5	20.3	80.3
					174.5	46.9	18.1	78.1

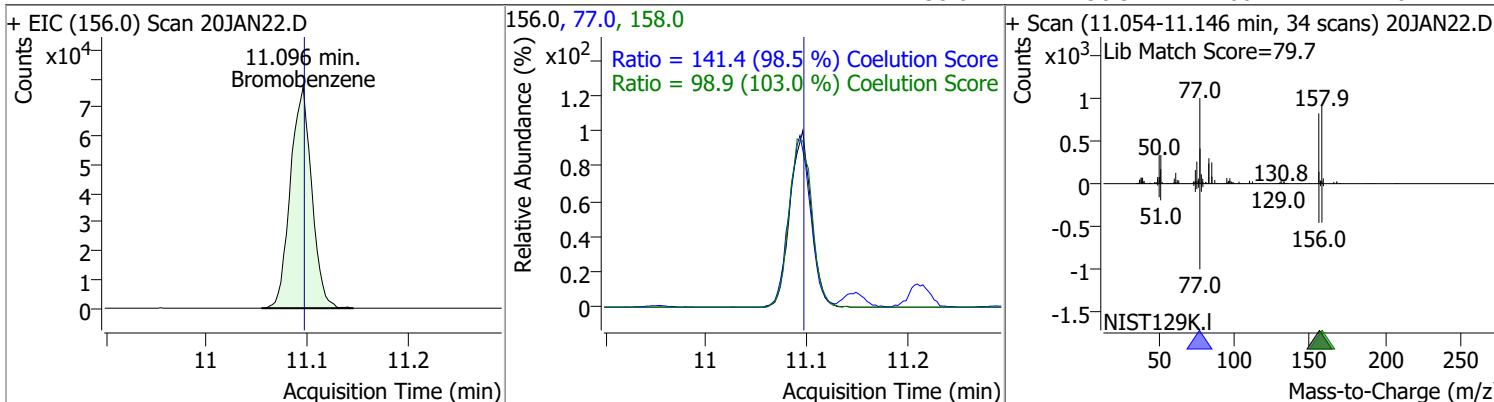


Compound	Conc.	RT	Dev(Min)	Resp.	QIon	QRatio	Lower	Upper
p-Bromofluorobenzene	245.2861	10.95	0.00	247746	174.0	95.8	65.3	125.3
					176.0	92.5	63.3	123.3

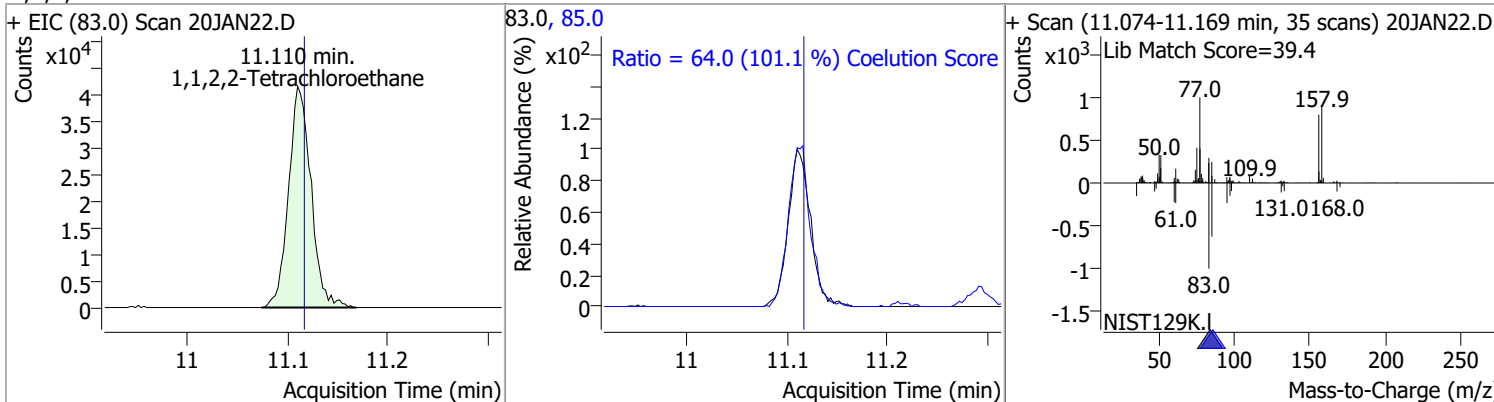


Quantitation Results Report (QT Reviewed)

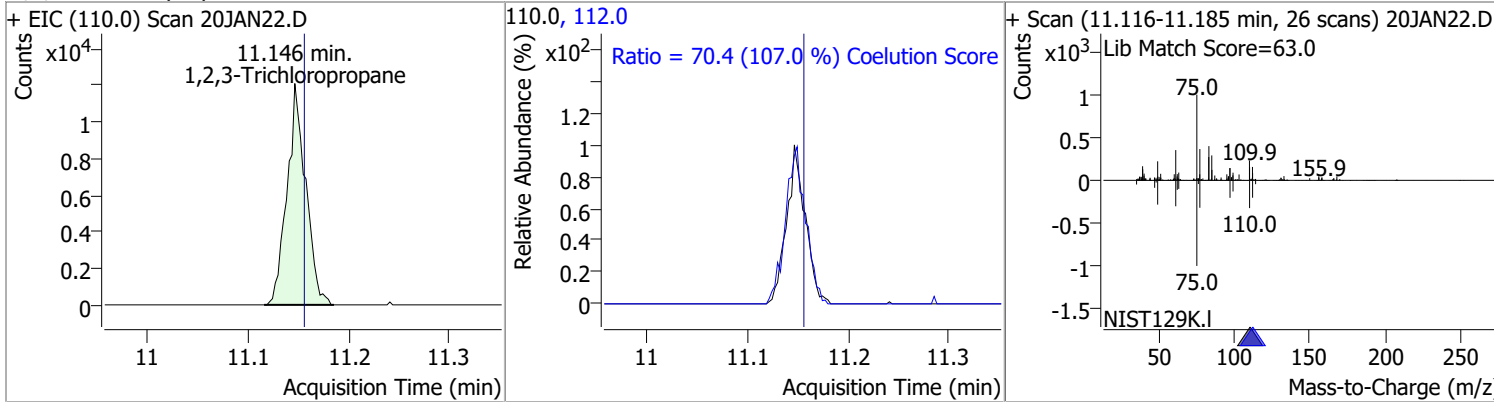
Compound	Conc.	RT	Dev(Min)	Resp.	QIon	QRatio	Lower	Upper
Bromobenzene	127.6893	11.10	0.00	113734	77.0	141.4	113.5	173.5
					158.0	98.9	66.1	126.1



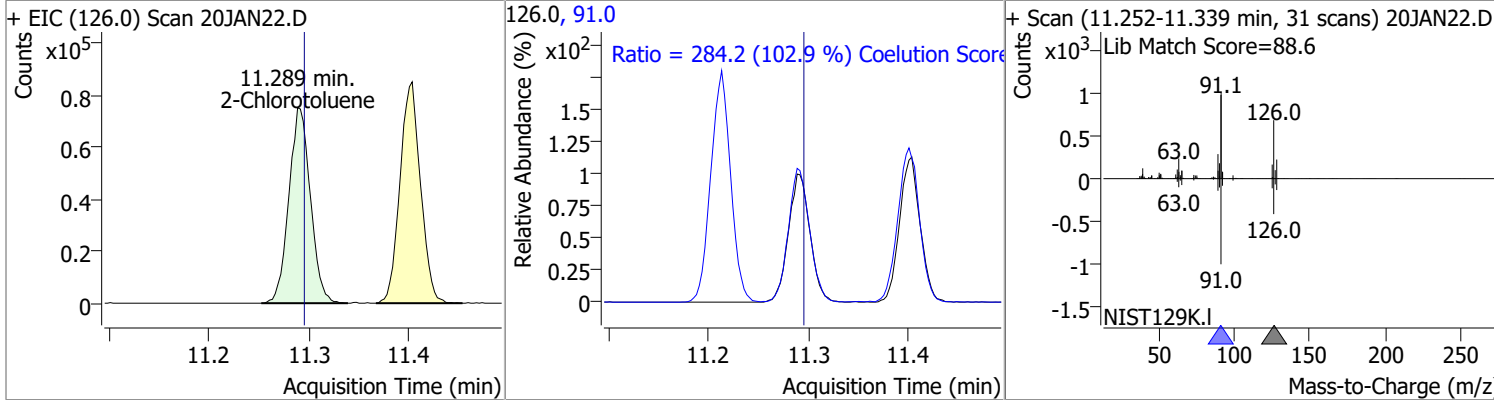
Compound	Conc.	RT	Dev(Min)	Resp.	QIon	QRatio	Lower	Upper
1,1,2,2-Tetrachloroethane	126.3672	11.11	0.00	64201	85.0	64.0	33.3	93.3



Compound	Conc.	RT	Dev(Min)	Resp.	QIon	QRatio	Lower	Upper
1,2,3-Trichloropropane	117.4460	11.15	-0.01	15677	112.0	70.4	35.8	95.8

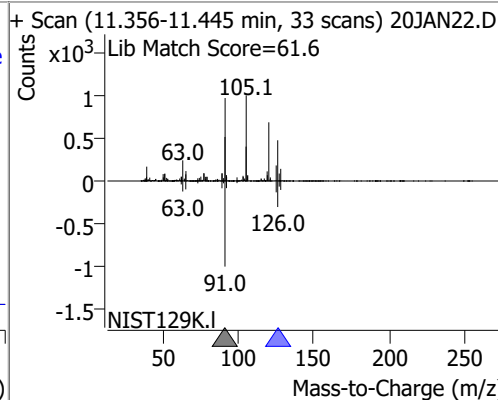
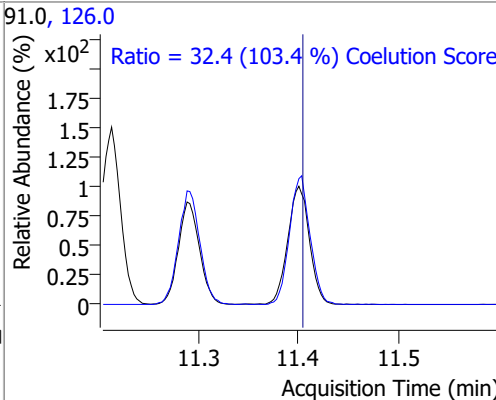
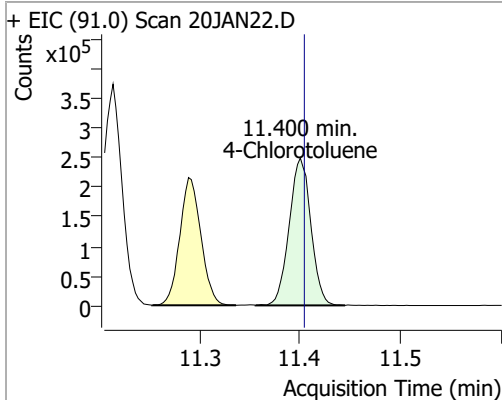


Compound	Conc.	RT	Dev(Min)	Resp.	QIon	QRatio	Lower	Upper
2-Chlorotoluene	126.6433	11.29	0.00	111642	91.0	284.2	246.2	306.2

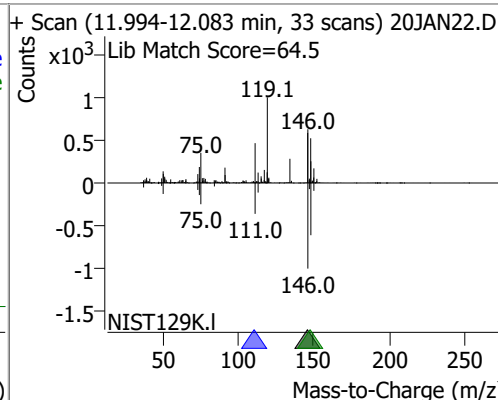
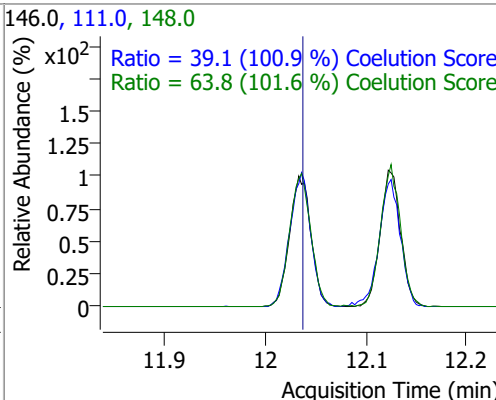
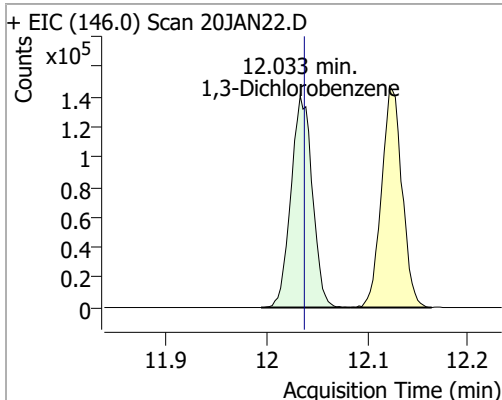


Quantitation Results Report (QT Reviewed)

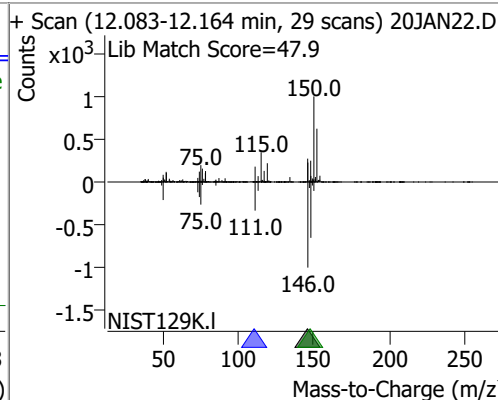
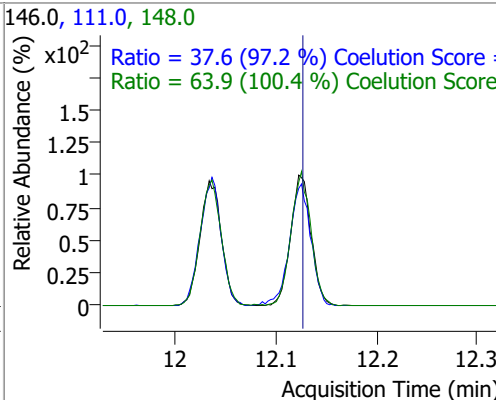
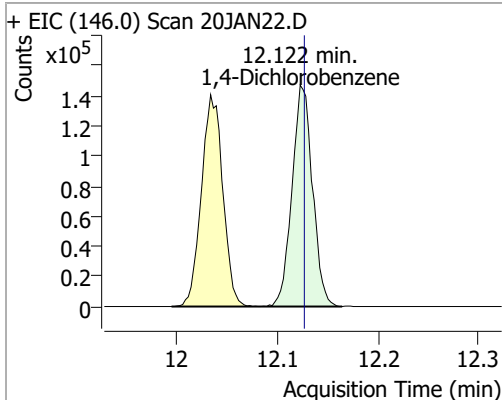
Compound	Conc.	RT	Dev(Min)	Resp.	QIon	QRatio	Lower	Upper
4-Chlorotoluene	130.7289	11.40	0.00	373264	126.0	32.4	1.3	61.3



Compound	Conc.	RT	Dev(Min)	Resp.	QIon	QRatio	Lower	Upper
1,3-Dichlorobenzene	129.0408	12.03	0.00	208245	148.0	63.8	32.8	92.8
					111.0	39.1	8.7	68.7

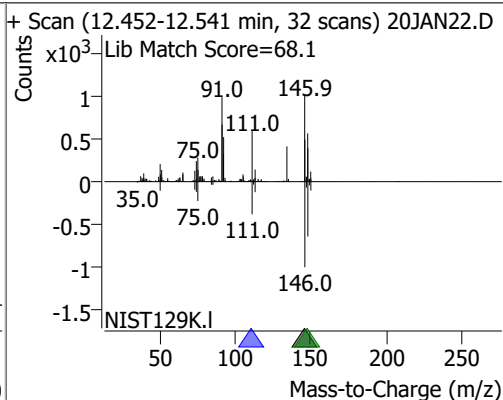
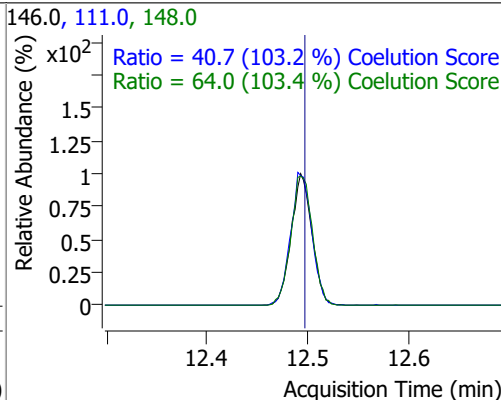
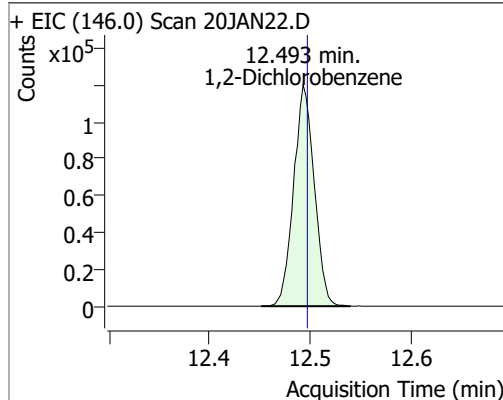


Compound	Conc.	RT	Dev(Min)	Resp.	QIon	QRatio	Lower	Upper
1,4-Dichlorobenzene	126.6259	12.12	0.00	208329	148.0	63.9	33.7	93.7
					111.0	37.6	8.7	68.7



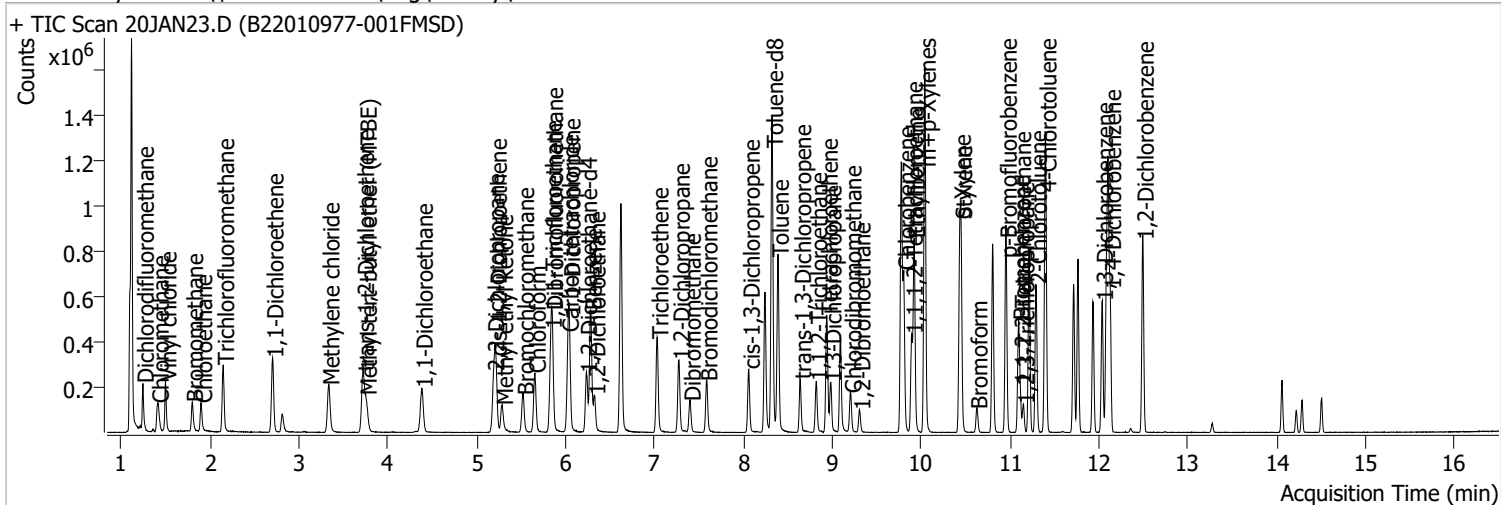
Quantitation Results Report (QT Reviewed)

Compound	Conc.	RT	Dev(Min)	Resp.	QIon	QRatio	Lower	Upper
1,2-Dichlorobenzene	127.1415	12.49	0.00	171301	148.0	64.0	31.9	91.9
					111.0	40.7	9.5	69.5



Quantitation Results Report (QT Reviewed)

Data File	20JAN23.D	Operator	MSC
Acq. Method	5975CACQF.M	Acq. Date-Time	1/20/2022 8:02:29 PM
Sample Name	B22010977-001FMSD	Instrument	VOA5975C
Vial	23	Multiplier	1.00
DA Method File	VOA5975C_8260B_SHT_DoD_L4_011922.m	Comment	
Tune File	BFB_Atune3.u	Tune Date	10/11/2021 4:02:00 PM
Batch Name	VG012022_8260B.batch.bin	Last Calib Update	3/8/2022 4:29:12 PM
Ref Library	\\MASSHUNTER\Org\Library\NIST129K.I		



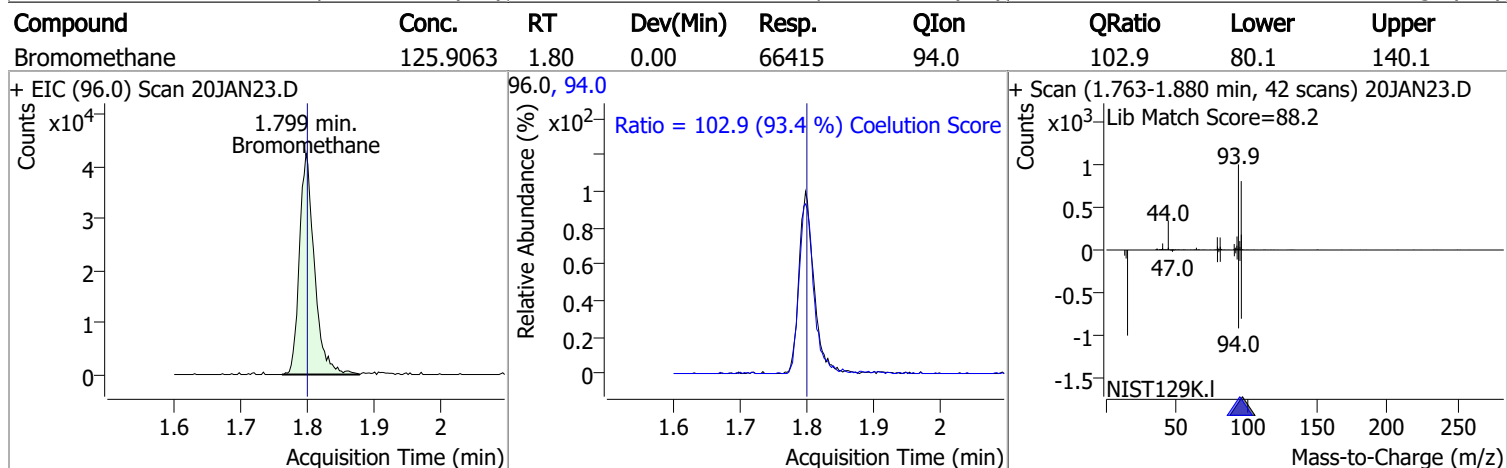
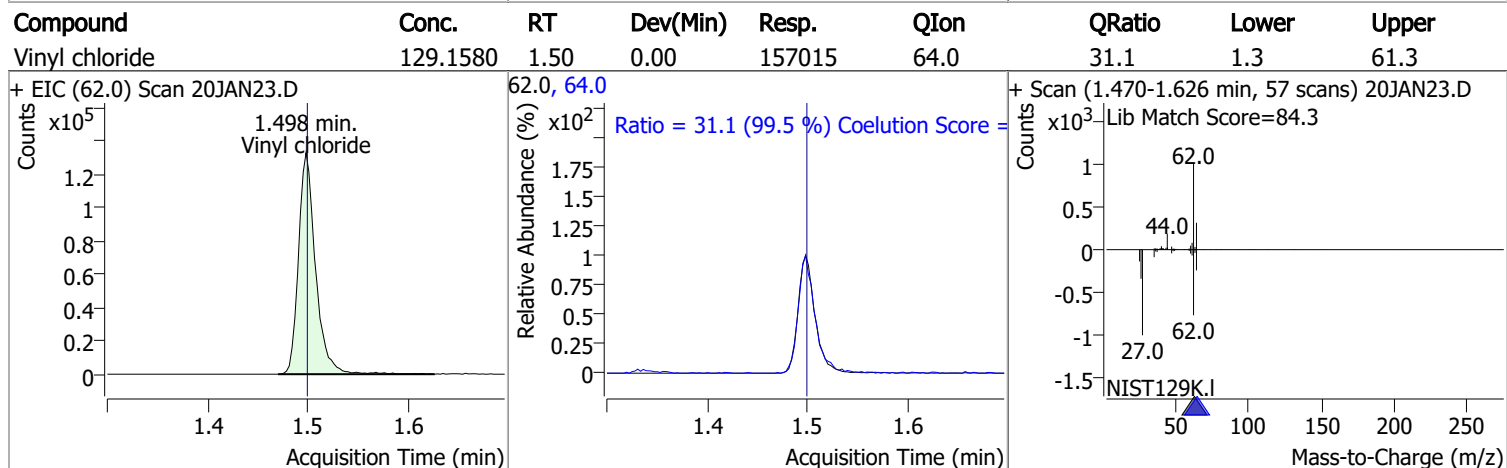
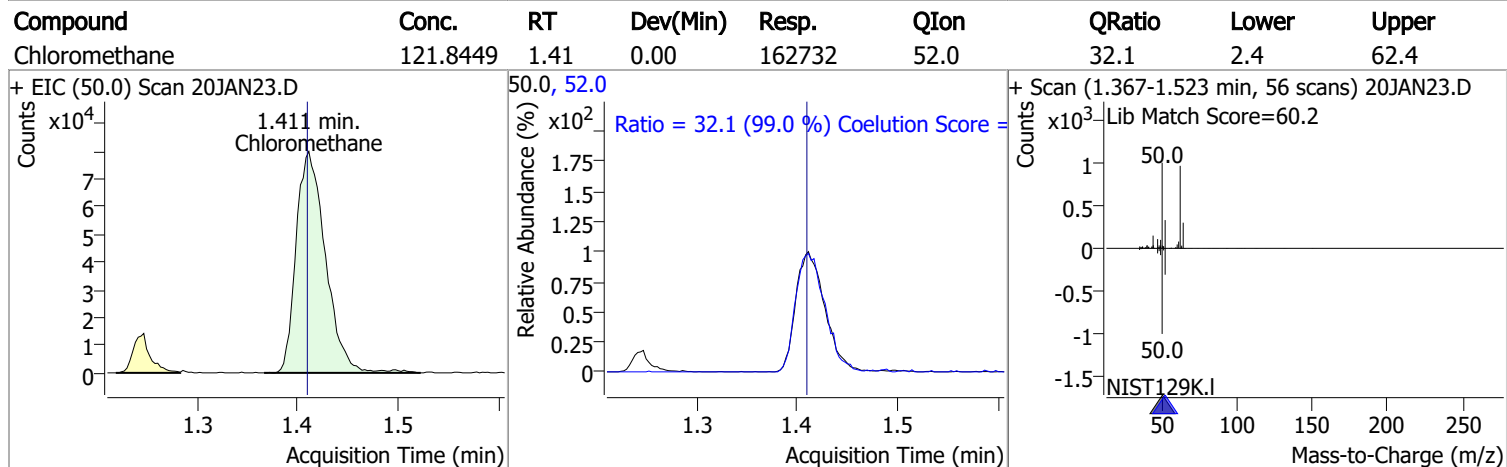
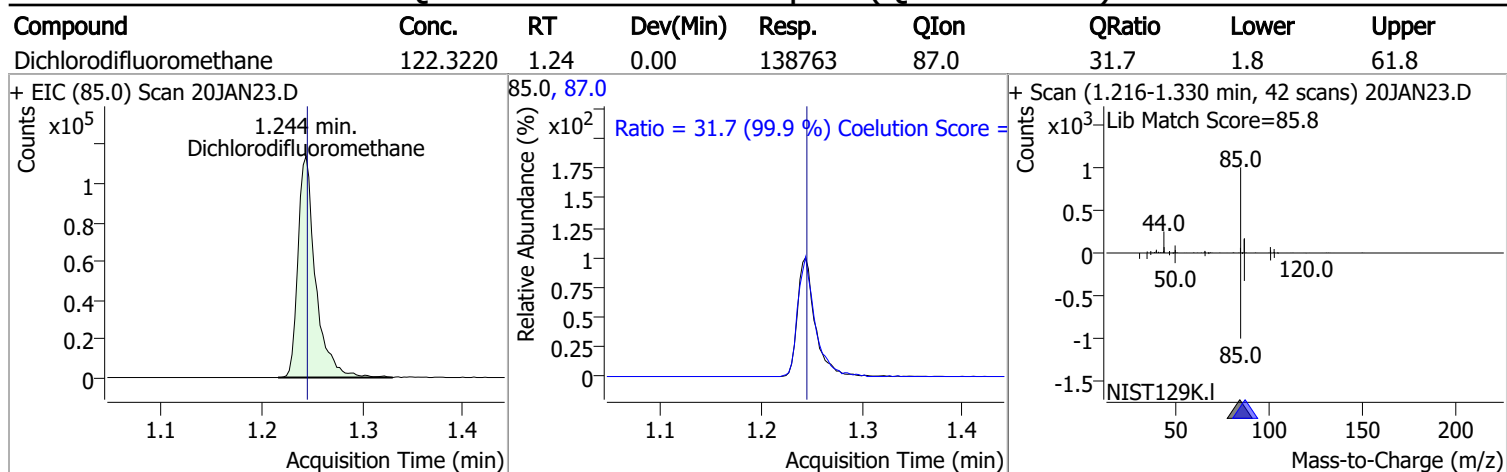
Compound	RT	QIon	Resp.	Conc.	Units	Dev(Min)
Internal Standards						
M Fluorobenzene	6.621	96.0	843660	250.0000	ng	0.000
M Chlorobenzene-d5	9.772	82.0	322822	250.0000	ng	-0.003
M 1,4-Dichlorobenzene-d4	12.100	152.0	275049	250.0000	ng	0.000
System Monitoring Compounds						
S Dibromofluoromethane	5.848	113.0	216762	265.2645	ng	-0.003
Spiked Amount: 250.000	Range: 80.0 - 119.0%			Recovery = 106.11%		
S 1,2-Dichloroethane-d4	6.230	67.0	95075	269.3426	ng	0.000
Spiked Amount: 250.000	Range: 81.0 - 118.0%			Recovery = 107.74%		
S Toluene-d8	8.322	98.0	864290	274.4266	ng	0.003
Spiked Amount: 250.000	Range: 89.0 - 112.0%			Recovery = 109.77%		
S p-Bromofluorobenzene	10.951	95.0	258975	255.0109	ng	0.003
Spiked Amount: 250.000	Range: 85.0 - 114.0%			Recovery = 102.00%		
Target Compounds						
T Dichlorodifluoromethane	1.244	85.0	138763	122.3220	ng	100
T Chloromethane	1.411	50.0	162732	121.8449	ng	99
T Vinyl chloride	1.498	62.0	157015	129.1580	ng	100
T Bromomethane	1.799	96.0	66415	125.9063	ng	93
T Chloroethane	1.899	64.0	85939	149.4182	ng	97
T Trichlorofluoromethane	2.148	101.0	197776	135.6702	ng	99
T 1,1-Dichloroethene	2.702	96.0	118903	140.1783	ng	97
T Methylene chloride	3.333	49.0	153915	124.8042	ng	97
T trans-1,2-Dichloroethene	3.720	96.0	116072	132.4625	ng	98
T Methyl tert-butyl ether (MTBE)	3.751	73.0	146883	134.1129	ng	99
T 1,1-Dichloroethane	4.381	63.0	224055	136.6228	ng	99
T 2,2-Dichloropropane	5.187	77.0	161805	130.9221	ng	99
T cis-1,2-Dichloroethene	5.215	96.0	118650	133.7313	ng	98
T Methyl ethyl ketone	5.285	43.0	160778	1253.9370	ng	96
T Bromochloromethane	5.522	128.0	46108	126.0428	ng	92
T Chloroform	5.653	83.0	202096	123.4211	ng	99

Quantitation Results Report (QT Reviewed)

Compound	RT	QIon	Resp.	Conc.	Units	Dev(Min)
T 1,1,1-Trichloroethane	5.831	97.0	200050	132.4126	ng	99
T Carbon tetrachloride	6.024	117.0	197630	134.8750	ng	98
T 1,1-Dichloropropene	6.040	75.0	159435	130.1376	ng	100
T Benzene	6.280	78.0	451497	133.9643	ng	100
T 1,2-Dichloroethane	6.322	62.0	116549	125.2026	ng	99
T Trichloroethene	7.030	95.0	128544	133.0064	ng	99
T 1,2-Dichloropropane	7.270	63.0	113539	133.6196	ng	99
T Dibromomethane	7.396	93.0	48337	134.9594	ng	98
T Bromodichloromethane	7.583	83.0	135569	134.6087	ng	96
T cis-1,3-Dichloropropene	8.059	75.0	136238	123.2746	ng	98
T Toluene	8.386	92.0	289178	137.7502	ng	100
T trans-1,3-Dichloropropene	8.637	75.0	109066	135.2957	ng	96
T 1,1,2-Trichloroethane	8.818	83.0	55983	136.5755	ng	98
T Tetrachloroethene	8.935	163.8	112638	132.3170	ng	97
T 1,3-Dichloropropane	8.980	76.0	107919	130.1011	ng	100
T Chlorodibromomethane	9.203	129.0	88925	134.7025	ng	97
T 1,2-Dibromoethane	9.303	107.0	60875	134.4642	ng	98
T Chlorobenzene	9.802	112.0	318551	138.4205	ng	99
T 1,1,1,2-Tetrachloroethane	9.892	131.0	108820	134.7690	ng	99
T Ethylbenzene	9.919	91.0	535917	133.2794	ng	99
T m+p-Xylenes	10.039	106.0	420199	262.5365	ng	100
T o-Xylene	10.433	106.0	188624	134.5322	ng	98
T Styrene	10.447	104.0	311556	134.4405	ng	100
T Bromoform	10.622	172.5	46106	125.0971	ng	93
T Bromobenzene	11.096	156.0	122657	136.9592	ng	99
T 1,1,2,2-Tetrachloroethane	11.113	83.0	68539	134.1730	ng	98
T 1,2,3-Trichloropropane	11.149	110.0	17229	128.3719	ng	100
T 2-Chlorotoluene	11.289	126.0	123010	138.7808	ng	99
T 4-Chlorotoluene	11.397	91.0	396083	137.9673	ng	99
T 1,3-Dichlorobenzene	12.033	146.0	222598	137.1855	ng	99
T 1,4-Dichlorobenzene	12.125	146.0	221077	133.6445	ng	100
T 1,2-Dichlorobenzene	12.493	146.0	183157	135.2027	ng	97

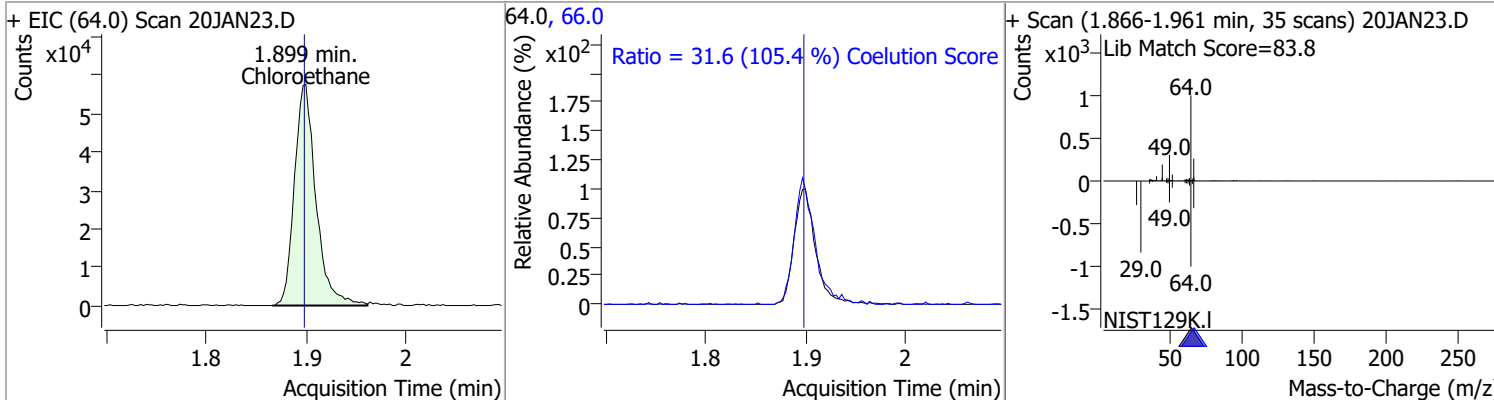
(#) = Qualifier Out of Range; (m) = Manual Integration; (+) = Area Summed; (*) = Surrogate Percent Recovery Out of Range; (d): Zeroed Peak

Quantitation Results Report (QT Reviewed)

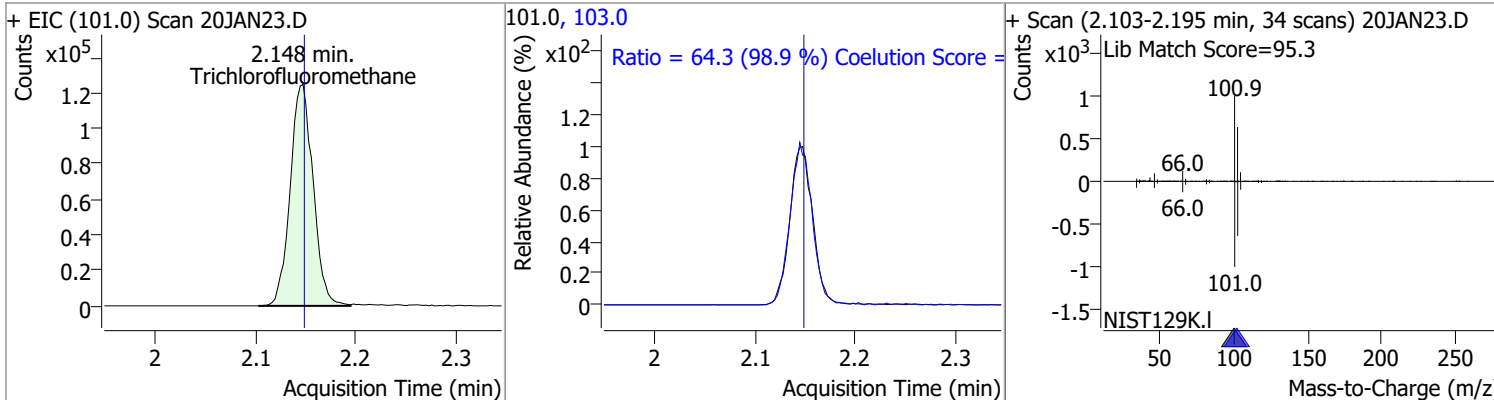


Quantitation Results Report (QT Reviewed)

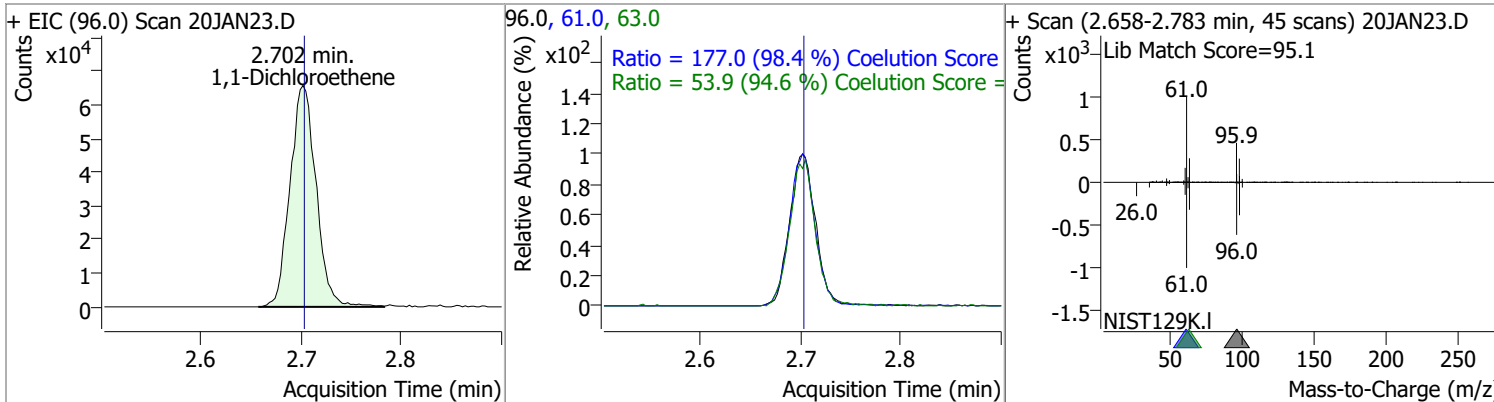
Compound	Conc.	RT	Dev(Min)	Resp.	QIon	QRatio	Lower	Upper
Chloroethane	149.4182	1.90	0.00	85939	66.0	31.6	0.0	60.0



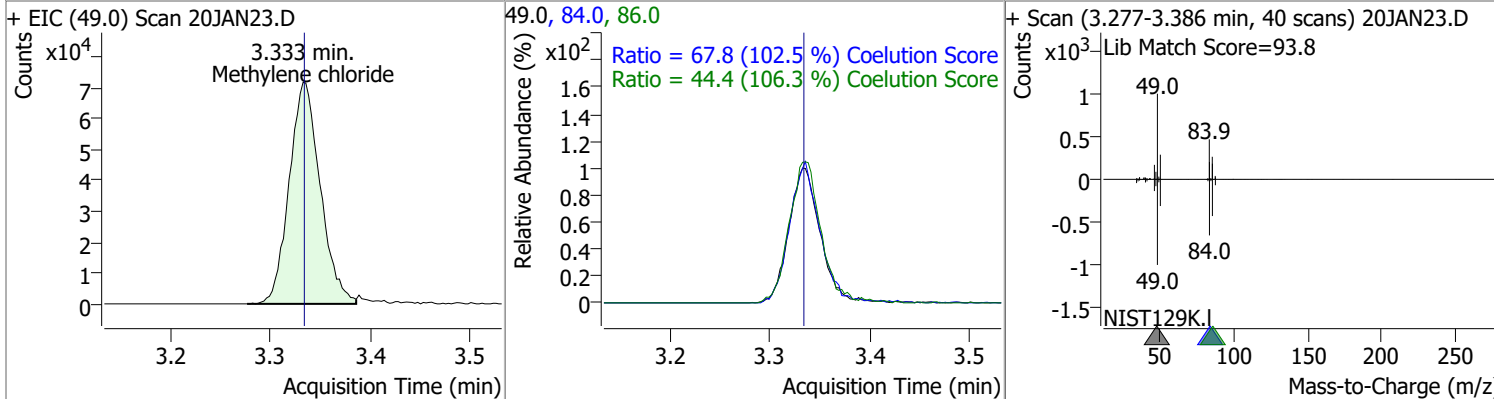
Compound	Conc.	RT	Dev(Min)	Resp.	QIon	QRatio	Lower	Upper
Trichlorofluoromethane	135.6702	2.15	0.00	197776	103.0	64.3	35.0	95.0



Compound	Conc.	RT	Dev(Min)	Resp.	QIon	QRatio	Lower	Upper
1,1-Dichloroethene	140.1783	2.70	0.00	118903	61.0	177.0	149.9	209.9
					63.0	53.9	27.0	87.0

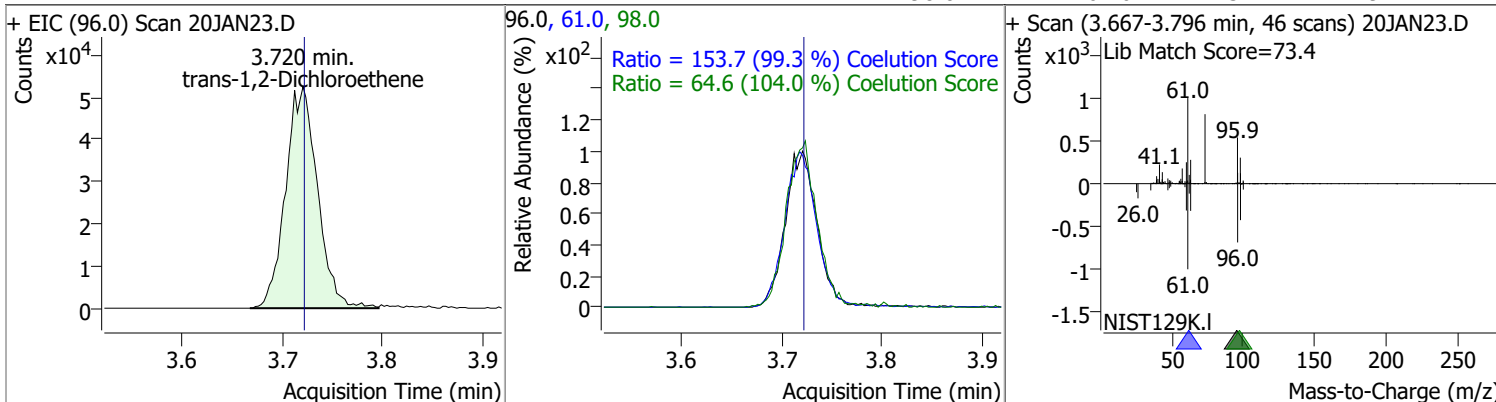


Compound	Conc.	RT	Dev(Min)	Resp.	QIon	QRatio	Lower	Upper
Methylene chloride	124.8042	3.33	0.00	153915	84.0	67.8	36.1	96.1
					86.0	44.4	11.8	71.8

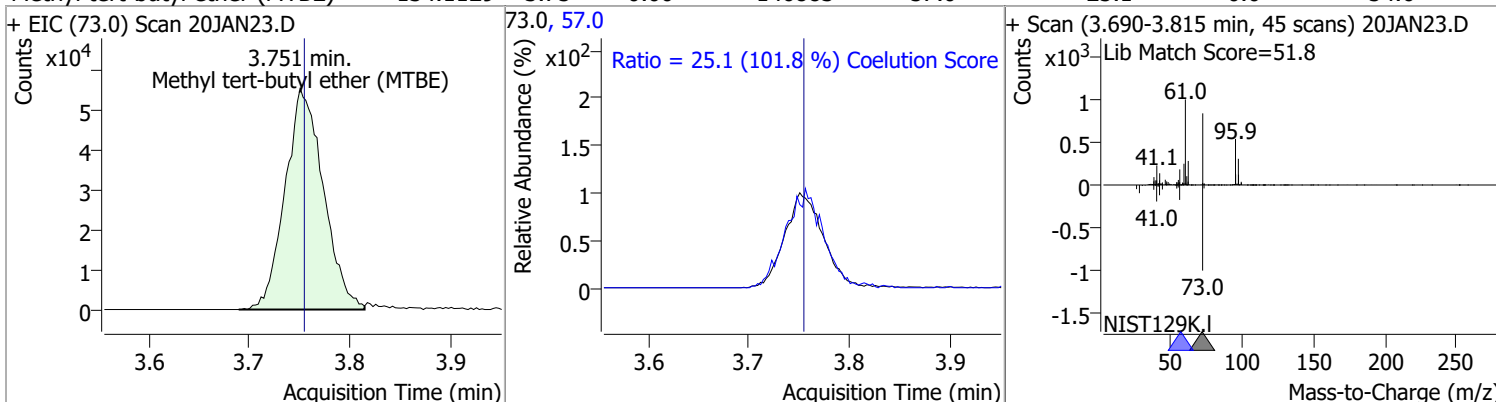


Quantitation Results Report (QT Reviewed)

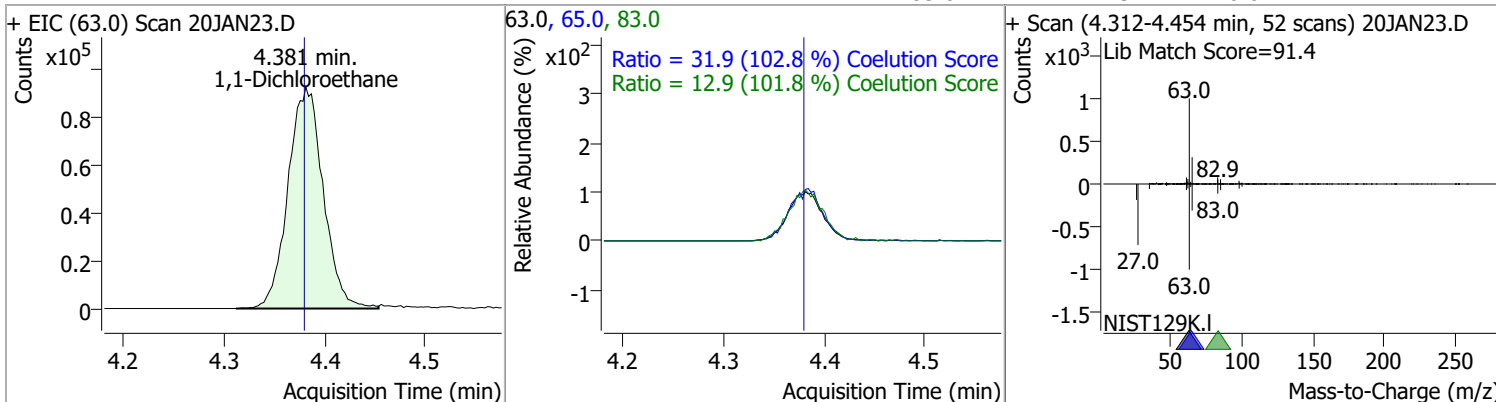
Compound	Conc.	RT	Dev(Min)	Resp.	QIon	QRatio	Lower	Upper
trans-1,2-Dichloroethene	132.4625	3.72	0.00	116072	61.0	153.7	124.8	184.8
					98.0	64.6	32.1	92.1



Compound	Conc.	RT	Dev(Min)	Resp.	QIon	QRatio	Lower	Upper
Methyl tert-butyl ether (MTBE)	134.1129	3.75	0.00	146883	57.0	25.1	0.0	54.6

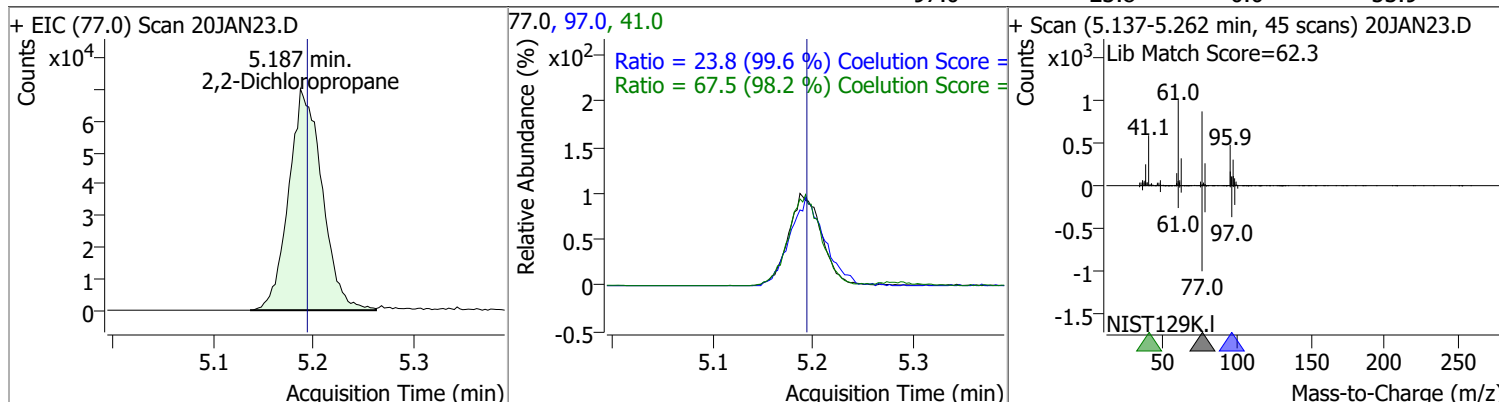


Compound	Conc.	RT	Dev(Min)	Resp.	QIon	QRatio	Lower	Upper
1,1-Dichloroethane	136.6228	4.38	0.00	224055	65.0	31.9	1.0	61.0
					83.0	12.9	0.0	42.7

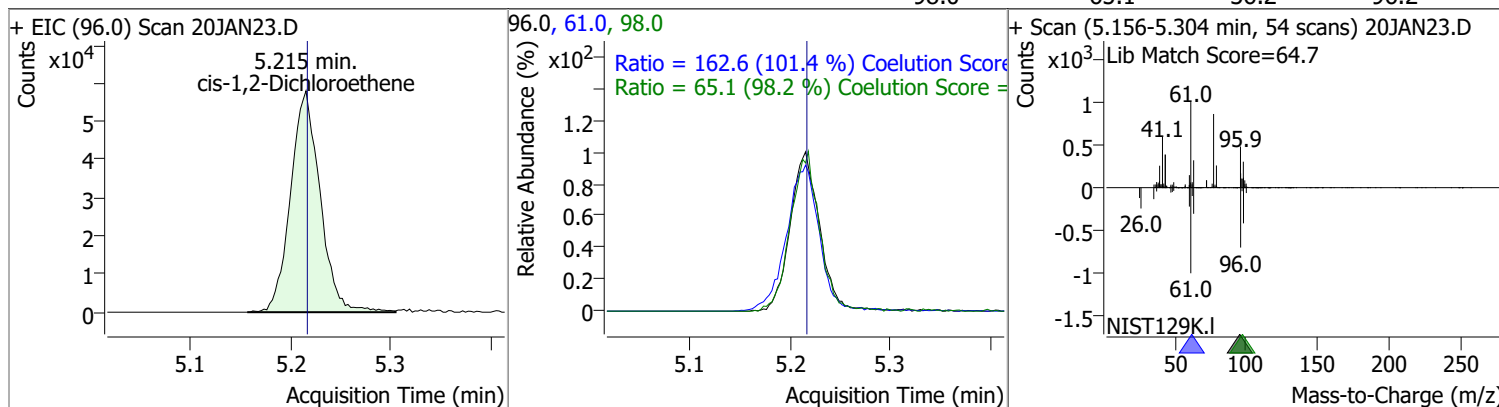


Quantitation Results Report (QT Reviewed)

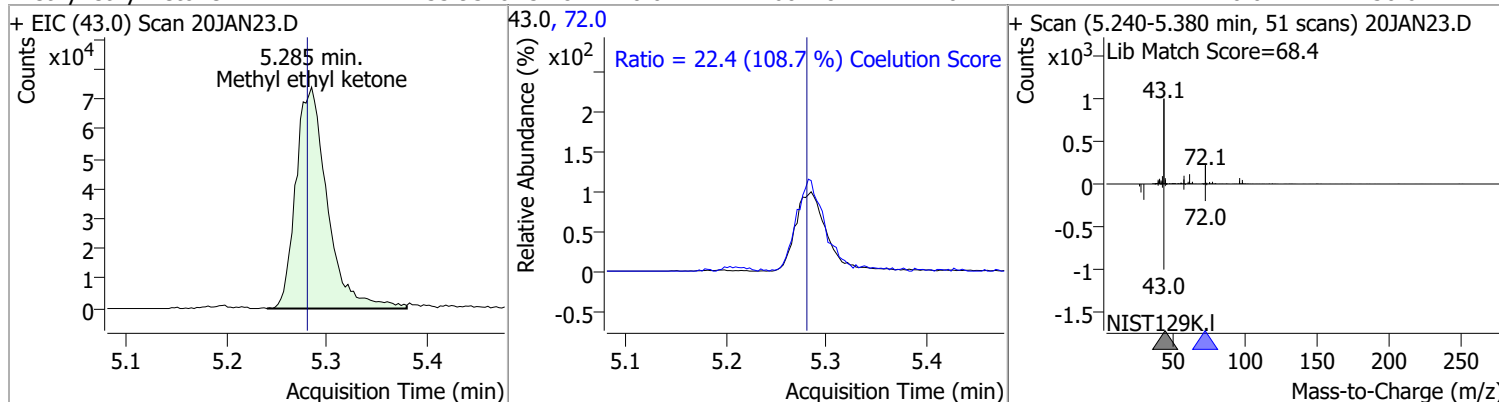
Compound	Conc.	RT	Dev(Min)	Resp.	QIon	QRatio	Lower	Upper
2,2-Dichloropropane	130.9221	5.19	-0.01	161805	41.0	67.5	38.8	98.8
					97.0	23.8	0.0	53.9



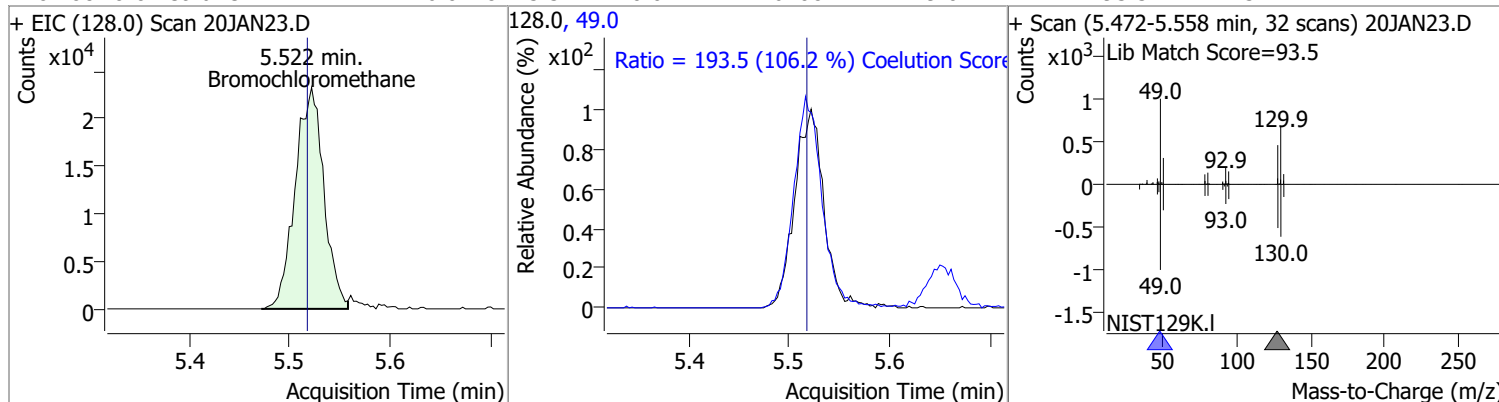
Compound	Conc.	RT	Dev(Min)	Resp.	QIon	QRatio	Lower	Upper
cis-1,2-Dichloroethene	133.7313	5.22	0.00	118650	61.0	162.6	130.4	190.4
					98.0	65.1	36.2	96.2



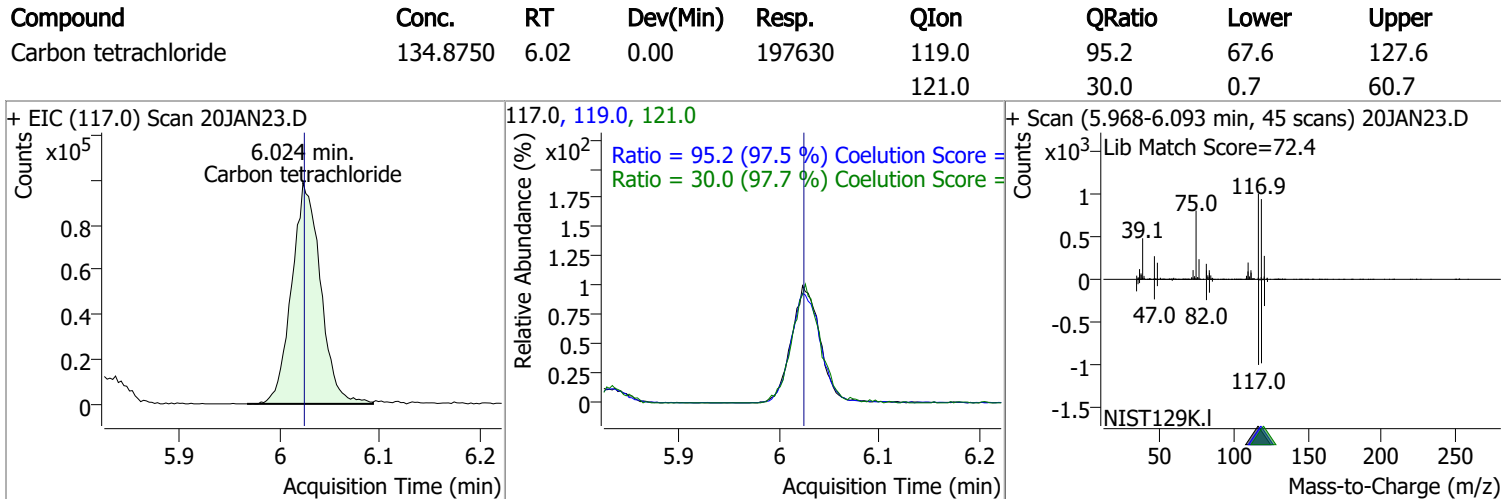
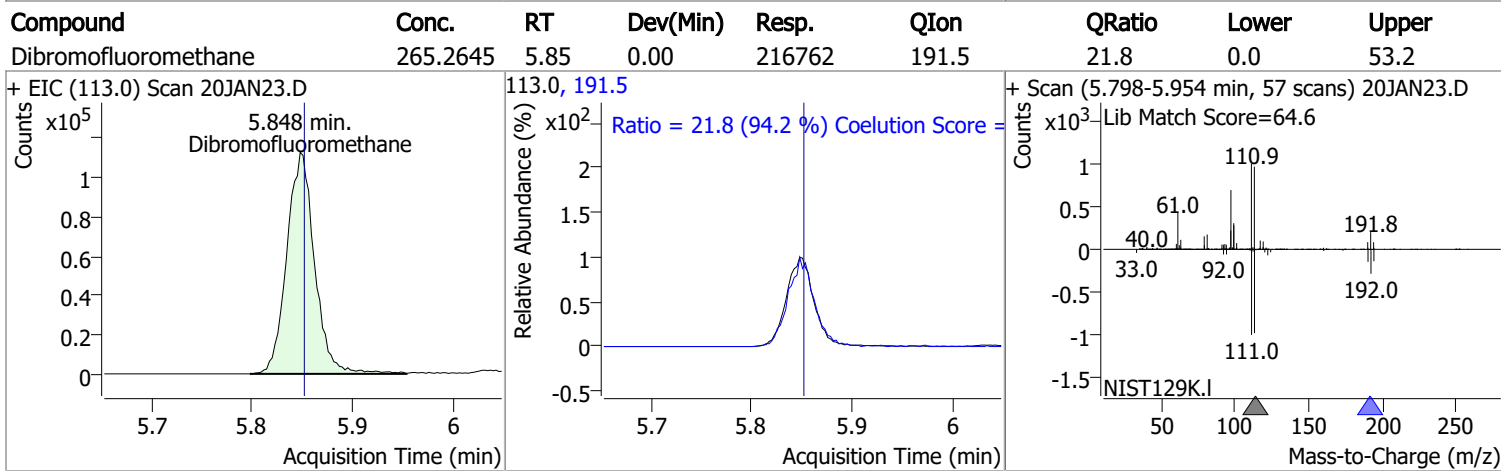
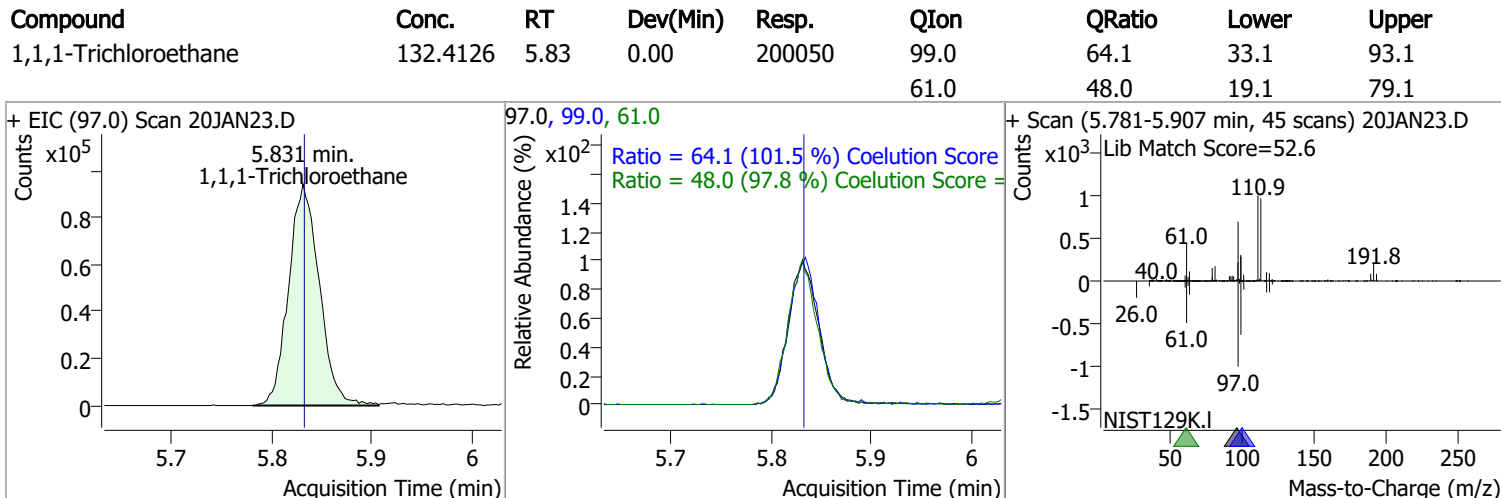
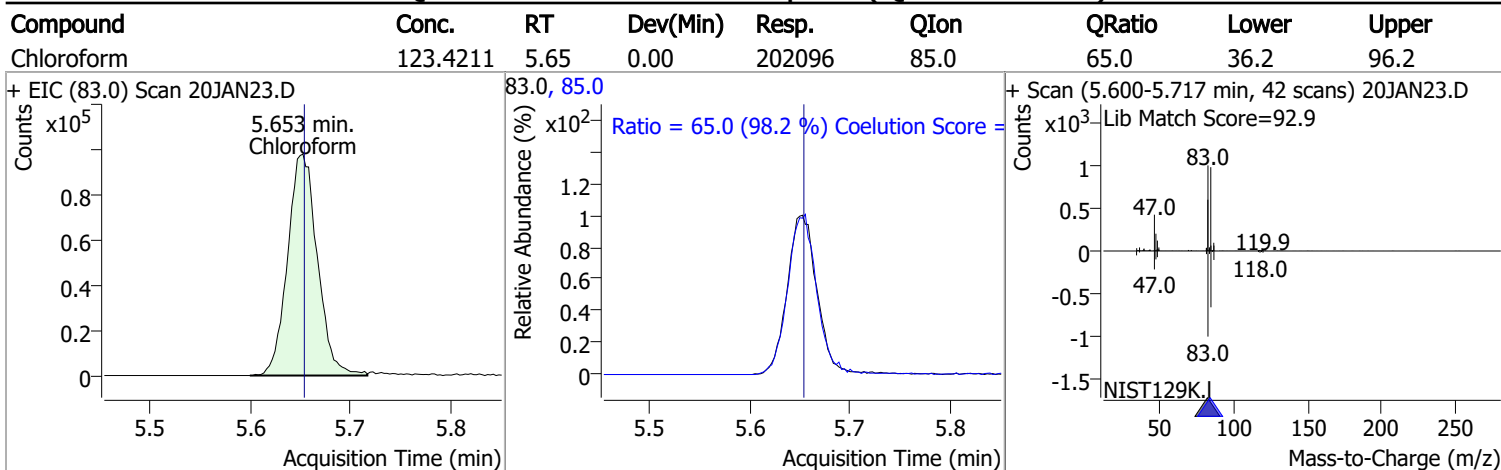
Compound	Conc.	RT	Dev(Min)	Resp.	QIon	QRatio	Lower	Upper
Methyl ethyl ketone	1253.9370	5.28	0.01	160778	72.0	22.4	0.0	50.6



Compound	Conc.	RT	Dev(Min)	Resp.	QIon	QRatio	Lower	Upper
Bromochloromethane	126.0428	5.52	0.01	46108	49.0	193.5	152.2	212.2

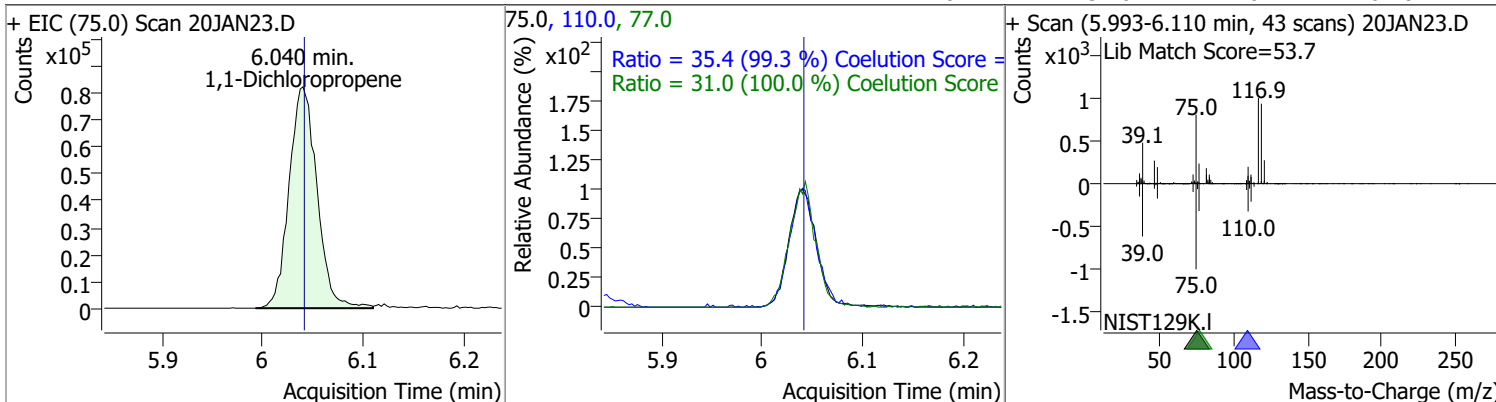


Quantitation Results Report (QT Reviewed)

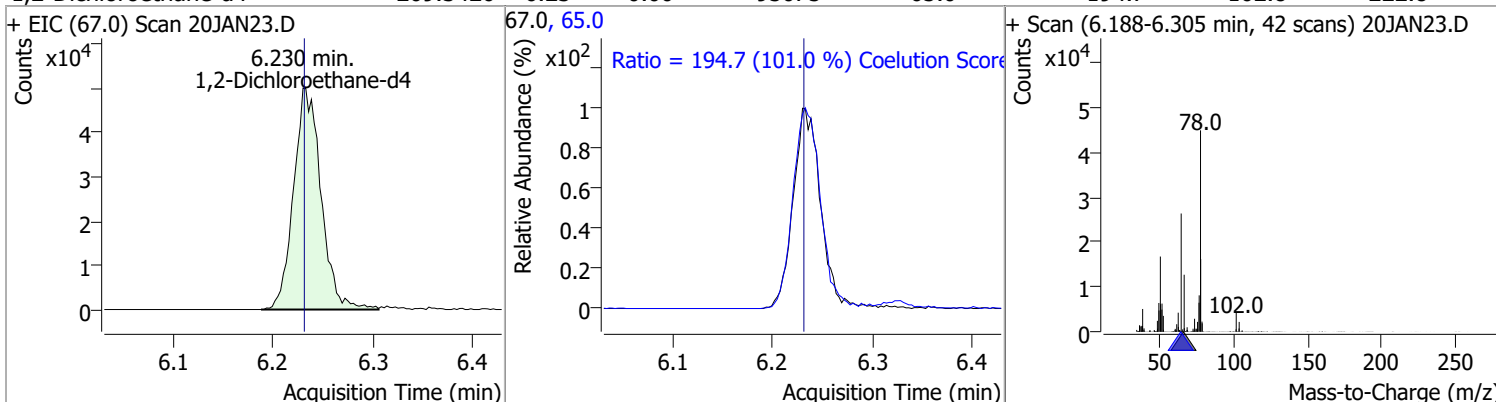


Quantitation Results Report (QT Reviewed)

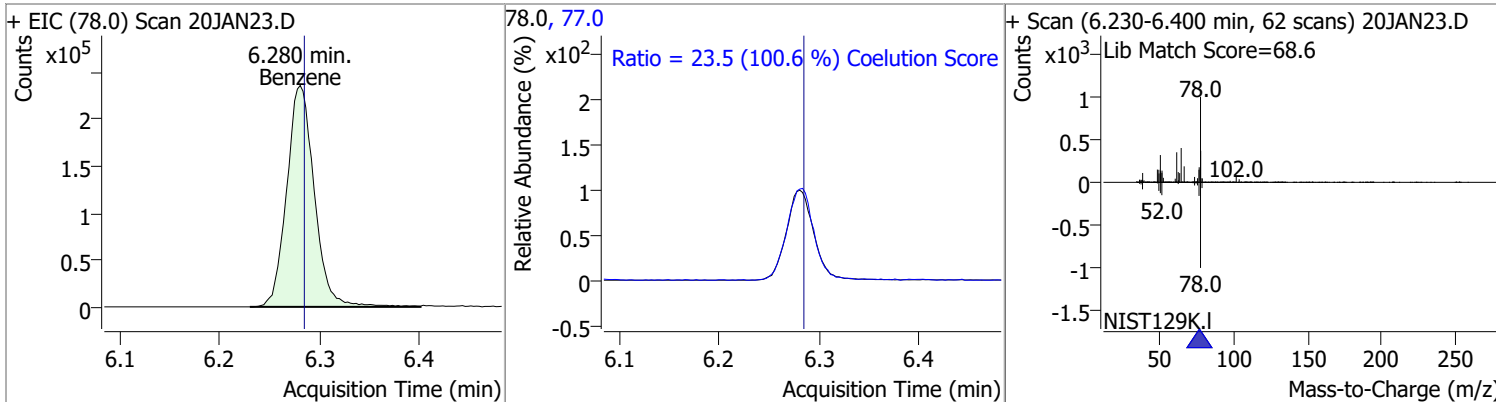
Compound	Conc.	RT	Dev(Min)	Resp.	QIon	QRatio	Lower	Upper
1,1-Dichloropropene	130.1376	6.04	0.00	159435	110.0	35.4	5.6	65.6
					77.0	31.0	1.0	61.0



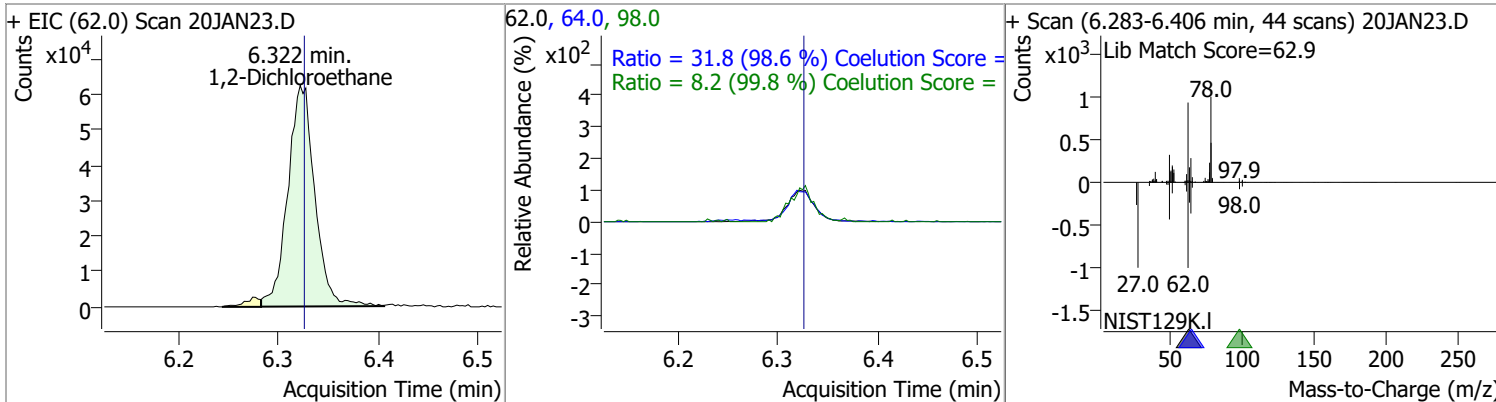
Compound	Conc.	RT	Dev(Min)	Resp.	QIon	QRatio	Lower	Upper
1,2-Dichloroethane-d4	269.3426	6.23	0.00	95075	65.0	194.7	162.8	222.8



Compound	Conc.	RT	Dev(Min)	Resp.	QIon	QRatio	Lower	Upper
Benzene	133.9643	6.28	0.00	451497	77.0	23.5	0.0	53.3

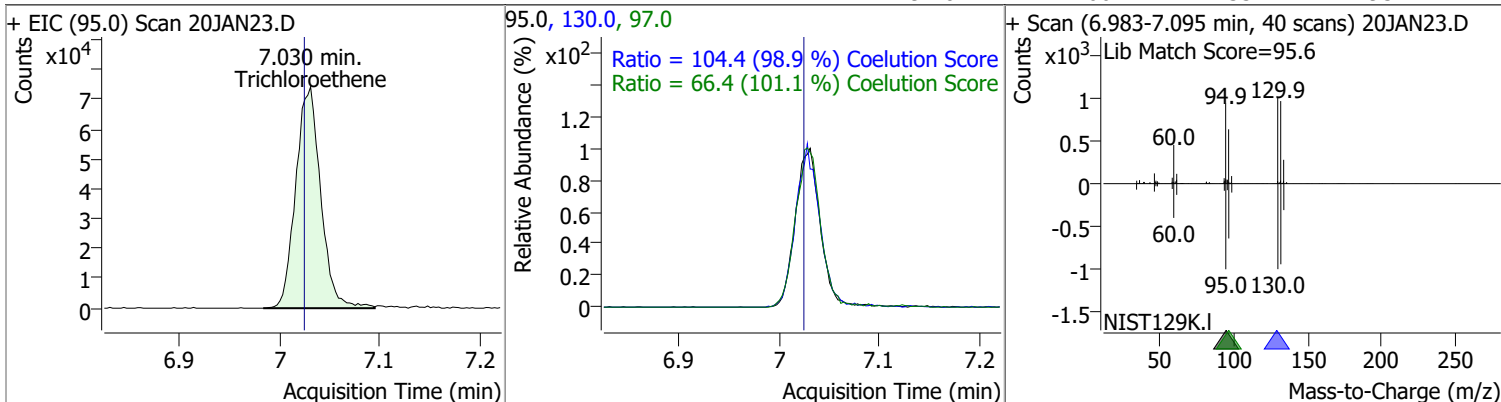


Compound	Conc.	RT	Dev(Min)	Resp.	QIon	QRatio	Lower	Upper
1,2-Dichloroethane	125.2026	6.32	0.00	116549	64.0	31.8	2.2	62.2
					98.0	8.2	0.0	38.2

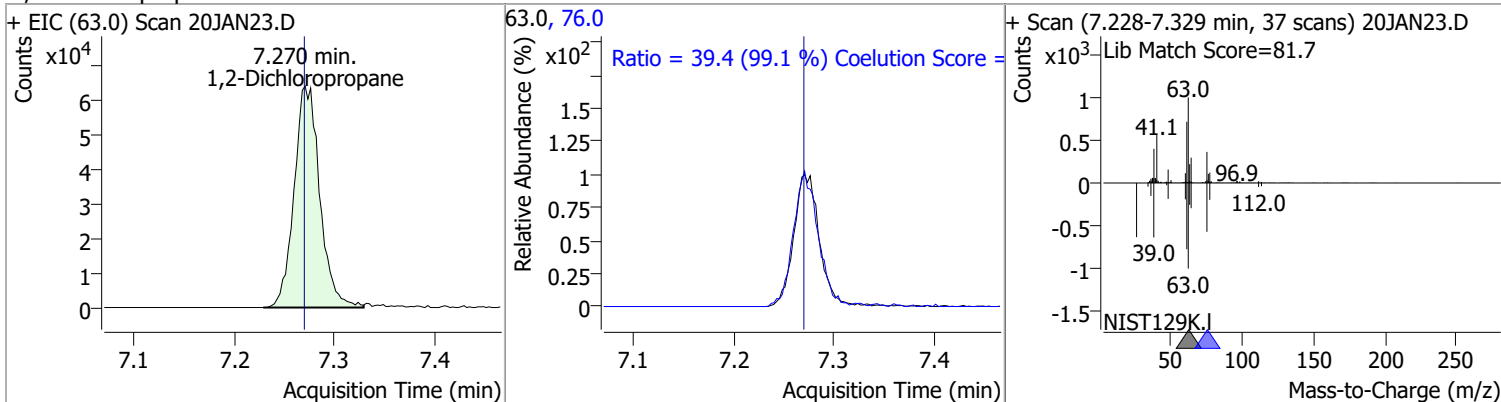


Quantitation Results Report (QT Reviewed)

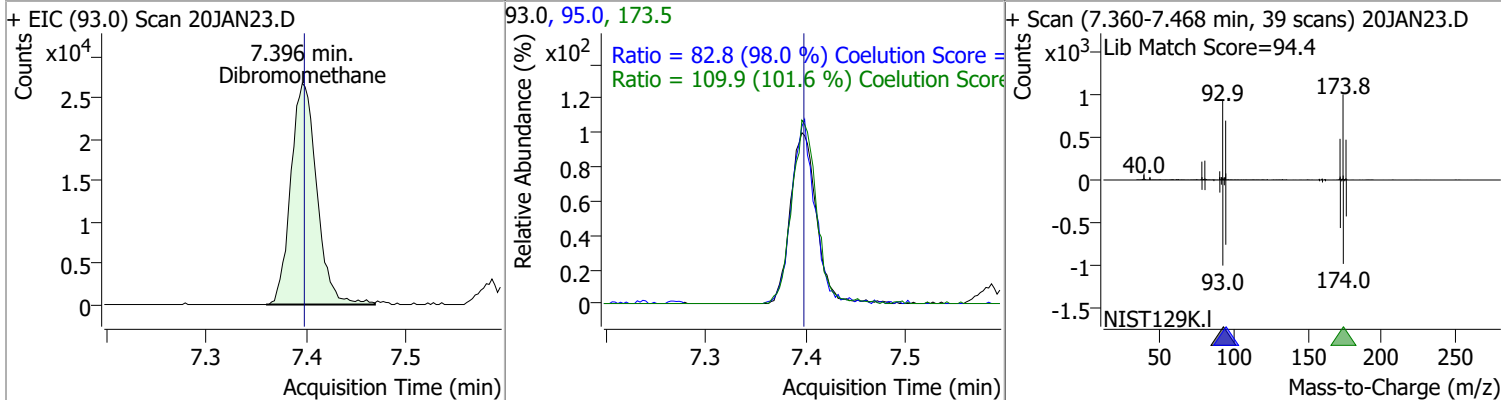
Compound	Conc.	RT	Dev(Min)	Resp.	QIon	QRatio	Lower	Upper
Trichloroethene	133.0064	7.03	0.01	128544	130.0	104.4	75.6	135.6
					97.0	66.4	35.7	95.7



Compound	Conc.	RT	Dev(Min)	Resp.	QIon	QRatio	Lower	Upper
1,2-Dichloropropane	133.6196	7.27	0.00	113539	76.0	39.4	9.8	69.8

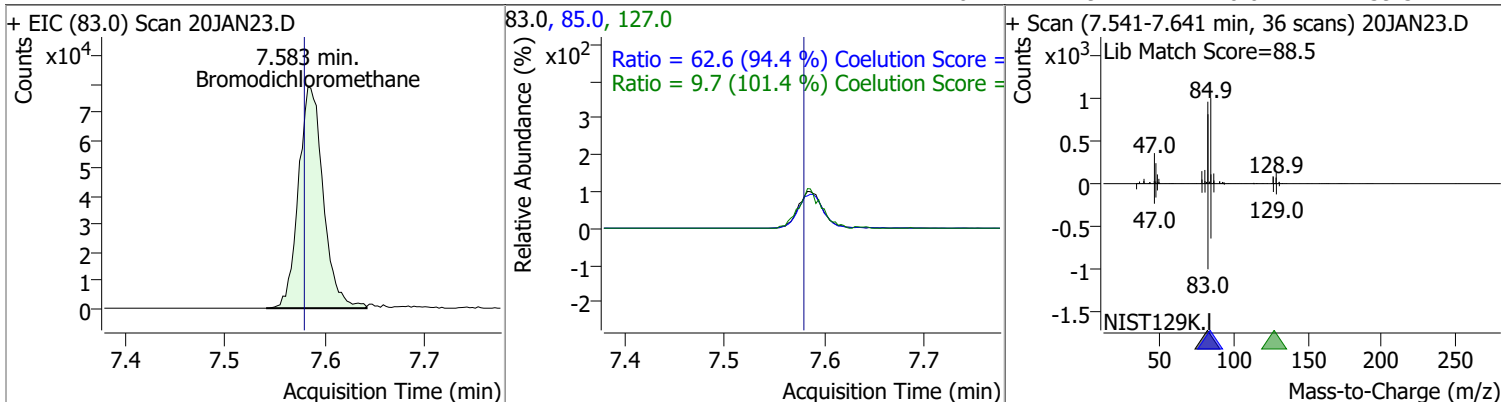


Compound	Conc.	RT	Dev(Min)	Resp.	QIon	QRatio	Lower	Upper
Dibromomethane	134.9594	7.40	0.00	48337	173.5	109.9	78.2	138.2
					95.0	82.8	54.5	114.5

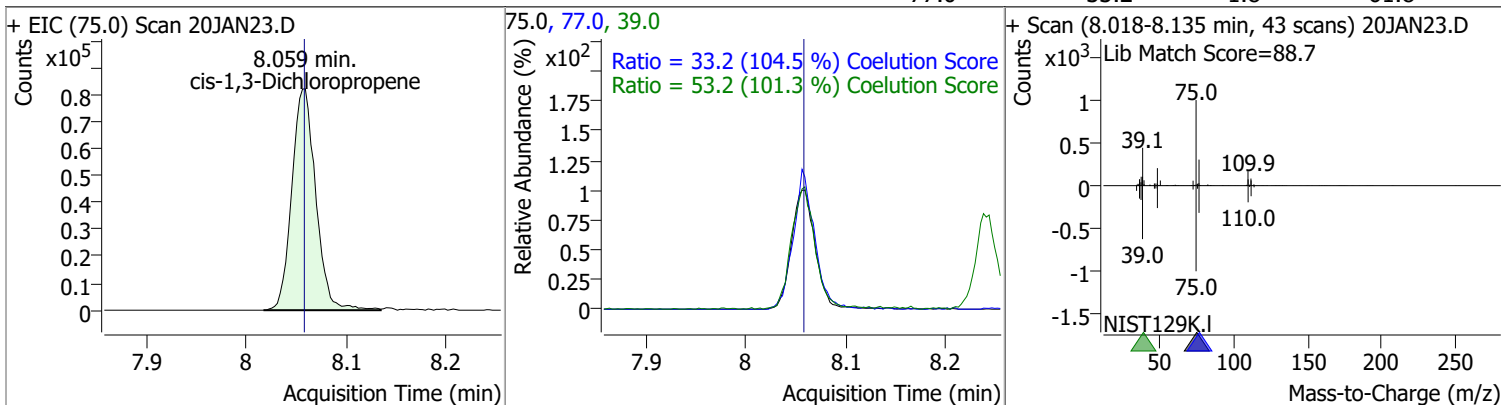


Quantitation Results Report (QT Reviewed)

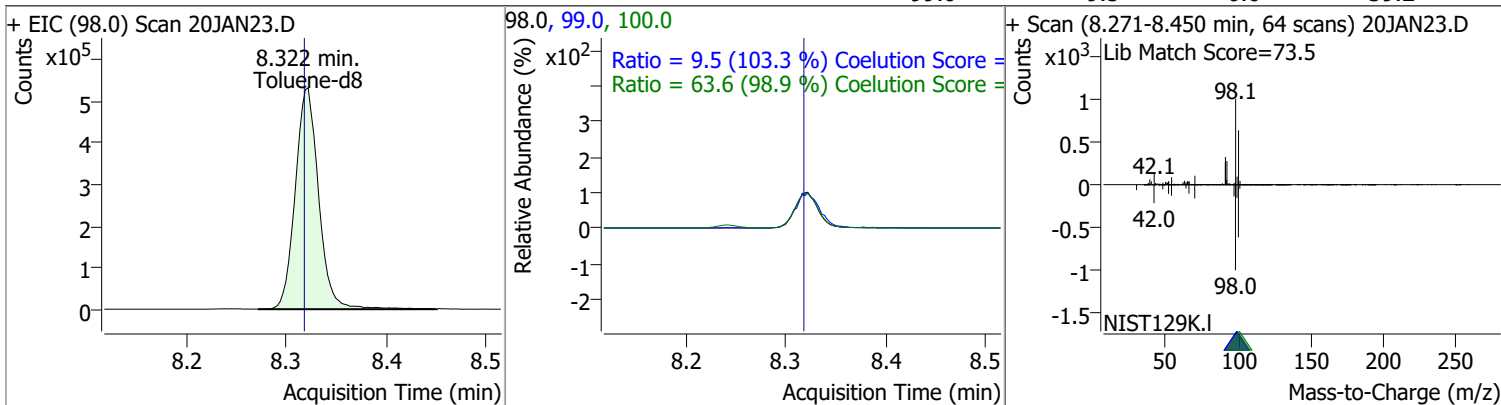
Compound	Conc.	RT	Dev(Min)	Resp.	QIon	QRatio	Lower	Upper
Bromodichloromethane	134.6087	7.58	0.00	135569	85.0	62.6	36.3	96.3
					127.0	9.7	0.0	39.5



Compound	Conc.	RT	Dev(Min)	Resp.	QIon	QRatio	Lower	Upper
cis-1,3-Dichloropropene	123.2746	8.06	0.00	136238	39.0	53.2	22.5	82.5
					77.0	33.2	1.8	61.8

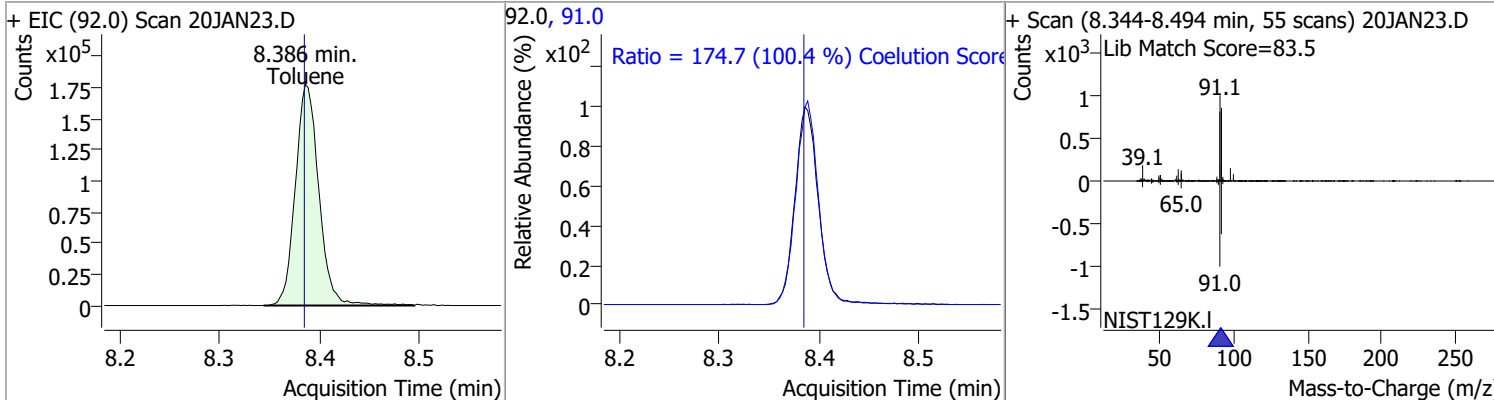


Compound	Conc.	RT	Dev(Min)	Resp.	QIon	QRatio	Lower	Upper
Toluene-d8	274.4266	8.32	0.00	864290	100.0	63.6	34.3	94.3
					99.0	9.5	0.0	39.2

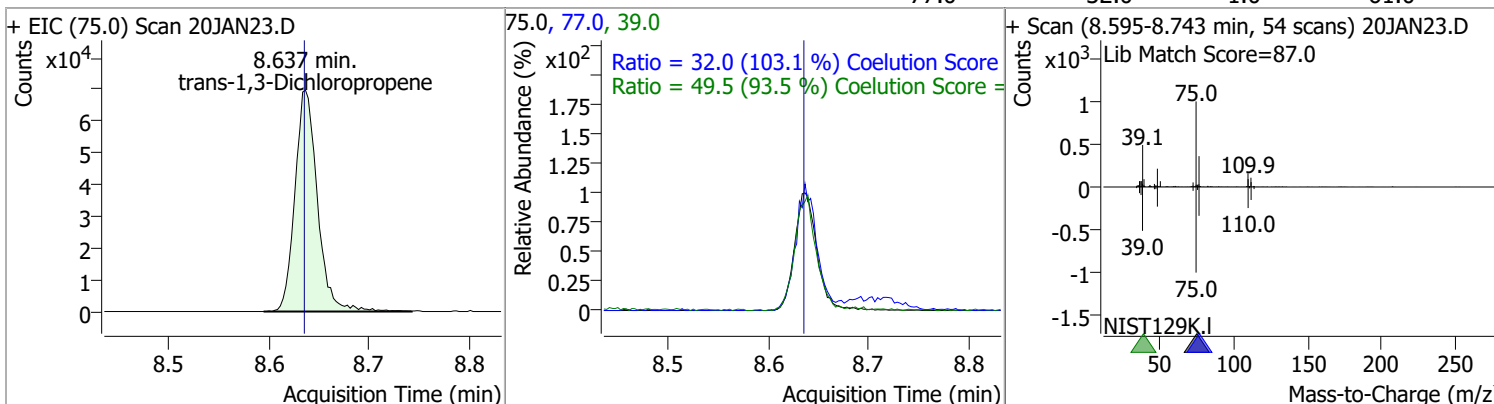


Quantitation Results Report (QT Reviewed)

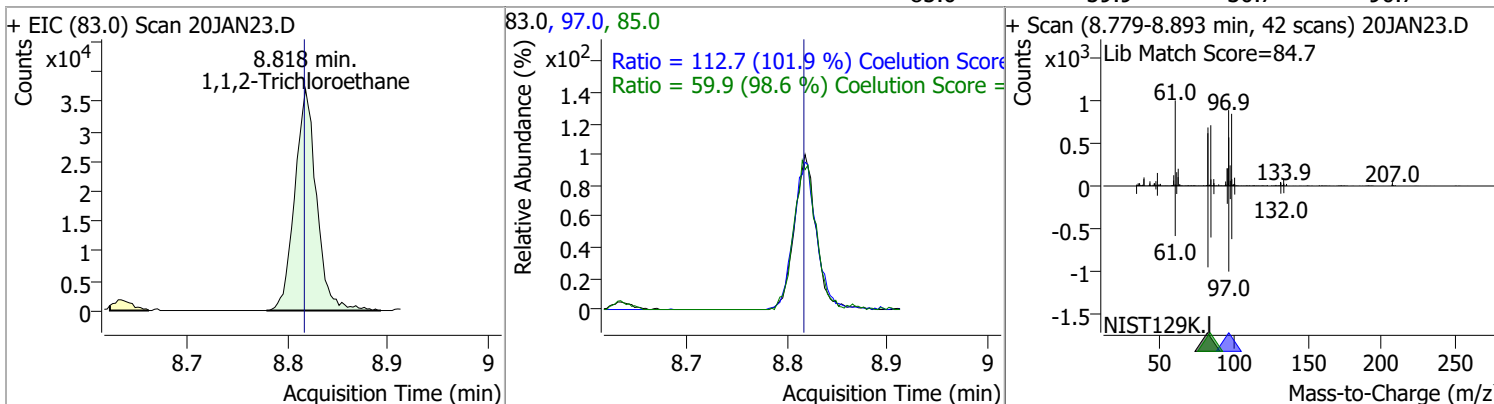
Compound	Conc.	RT	Dev(Min)	Resp.	QIon	QRatio	Lower	Upper
Toluene	137.7502	8.39	0.00	289178	91.0	174.7	144.1	204.1



trans-1,3-Dichloropropene	135.2957	8.64	0.00	109066	39.0	49.5	23.0	83.0
					77.0	32.0	1.0	61.0

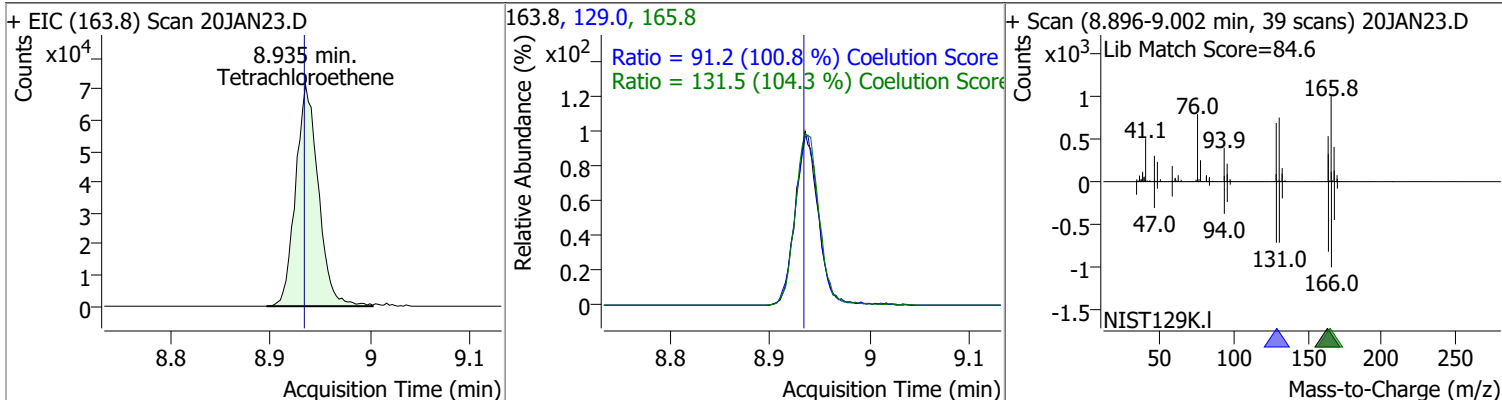


1,1,2-Trichloroethane	136.5755	8.82	0.00	55983	97.0	112.7	80.7	140.7
					85.0	59.9	30.7	90.7

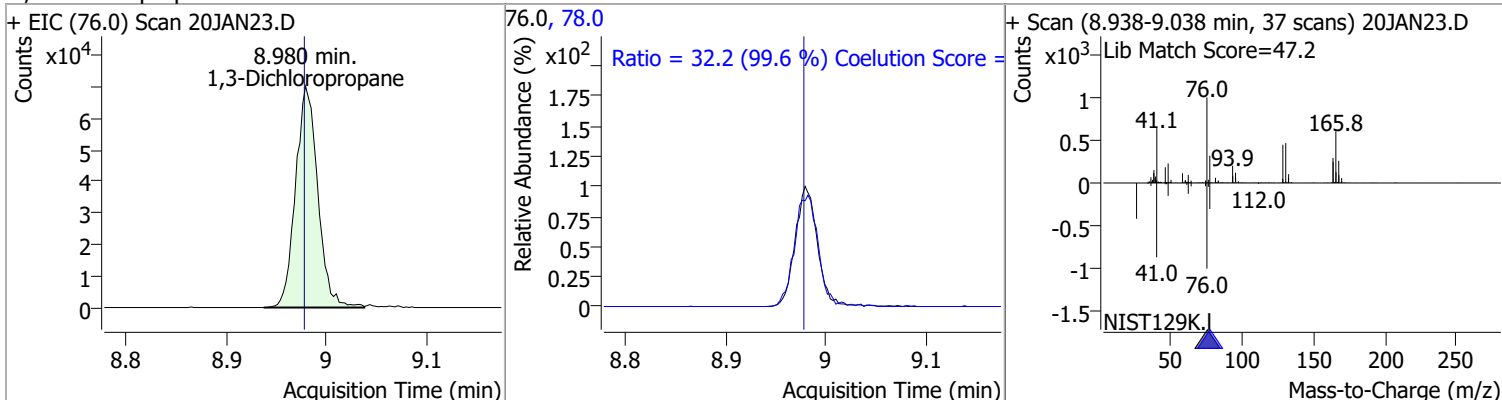


Quantitation Results Report (QT Reviewed)

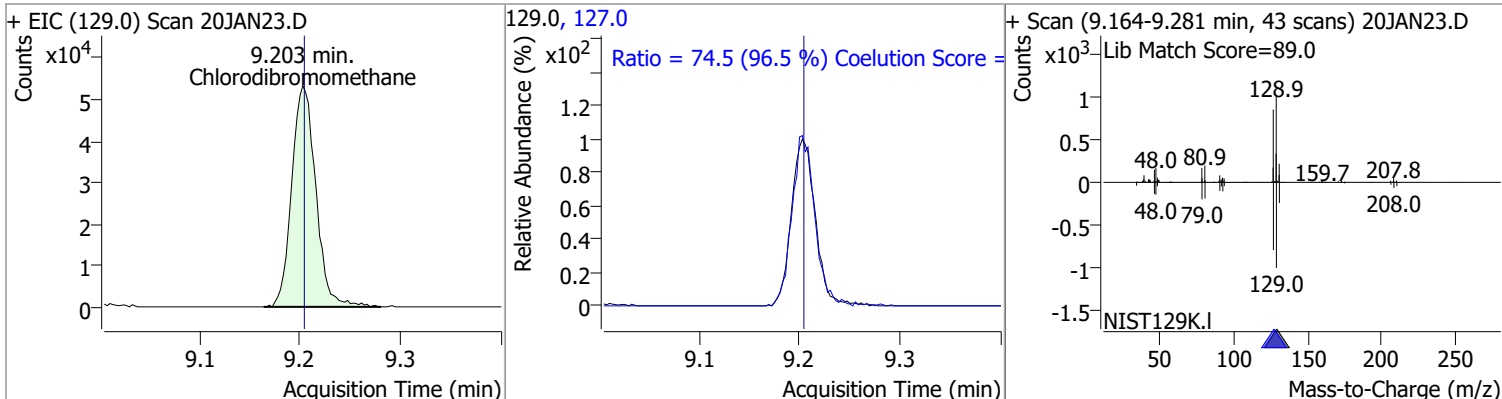
Compound	Conc.	RT	Dev(Min)	Resp.	QIon	QRatio	Lower	Upper
Tetrachloroethene	132.3170	8.94	0.00	112638	165.8	131.5	96.1	156.1
					129.0	91.2	60.5	120.5



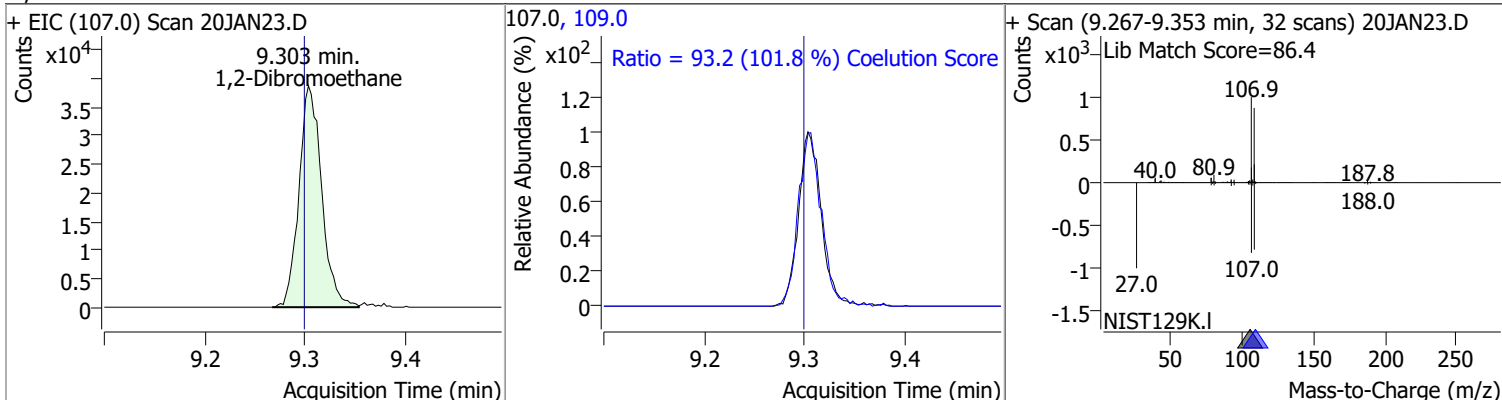
Compound	Conc.	RT	Dev(Min)	Resp.	QIon	QRatio	Lower	Upper
1,3-Dichloropropane	130.1011	8.98	0.00	107919	78.0	32.2	2.4	62.4



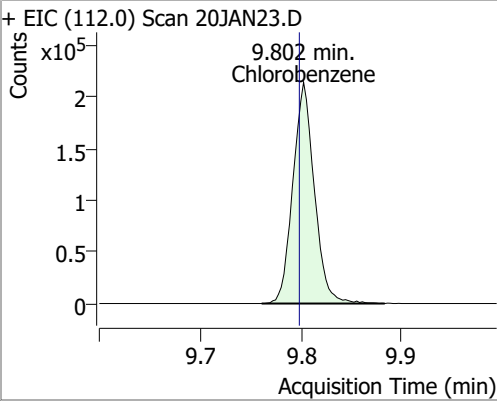
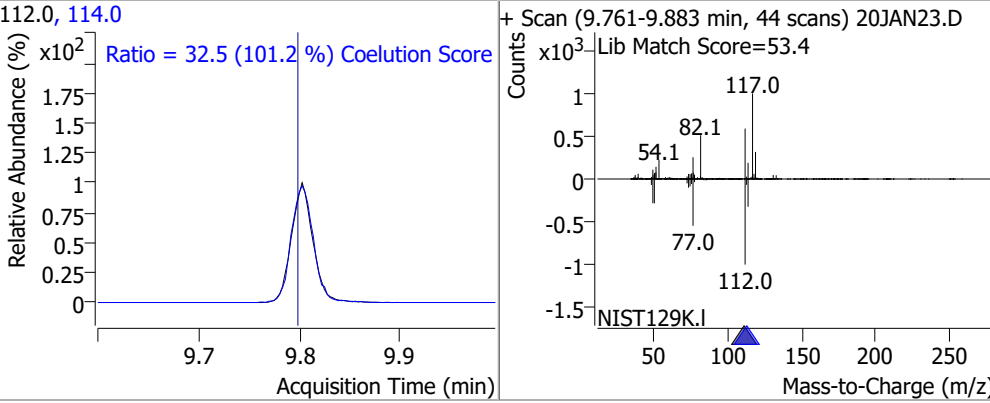
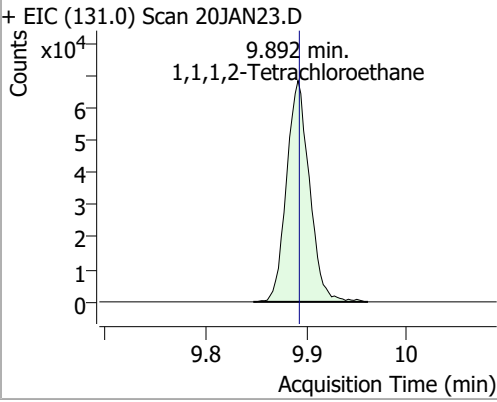
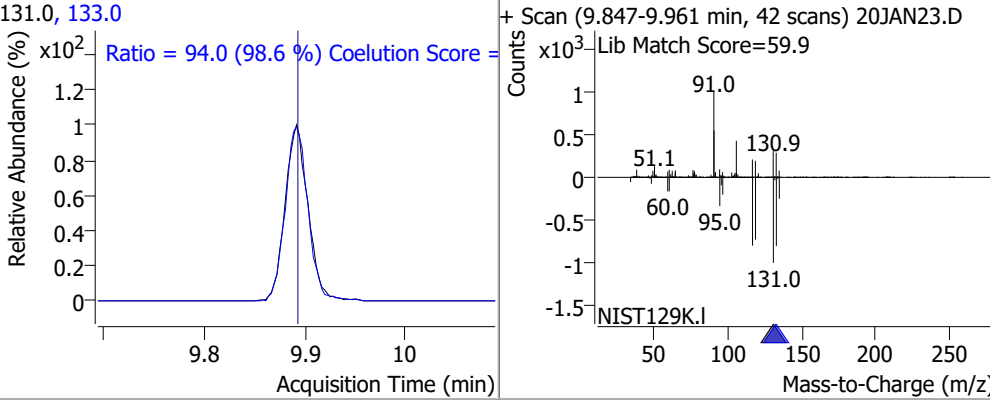
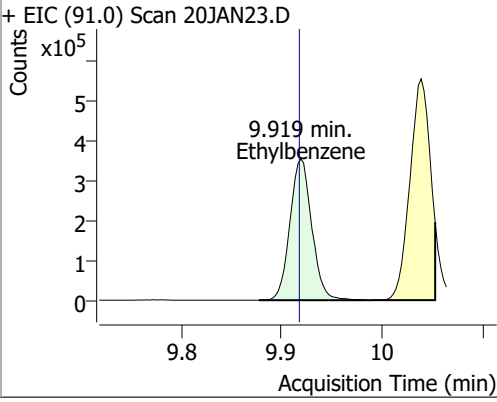
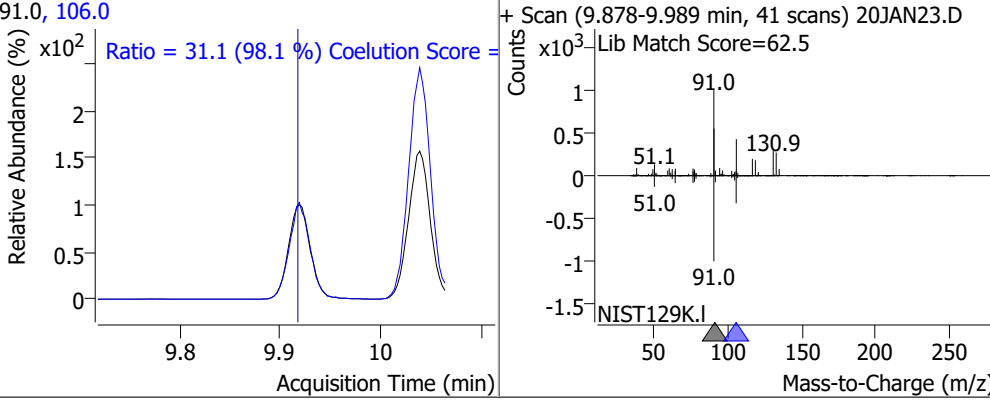
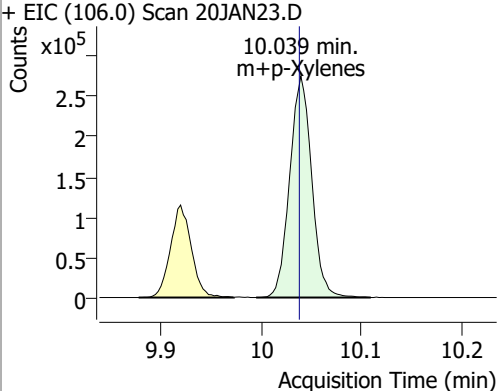
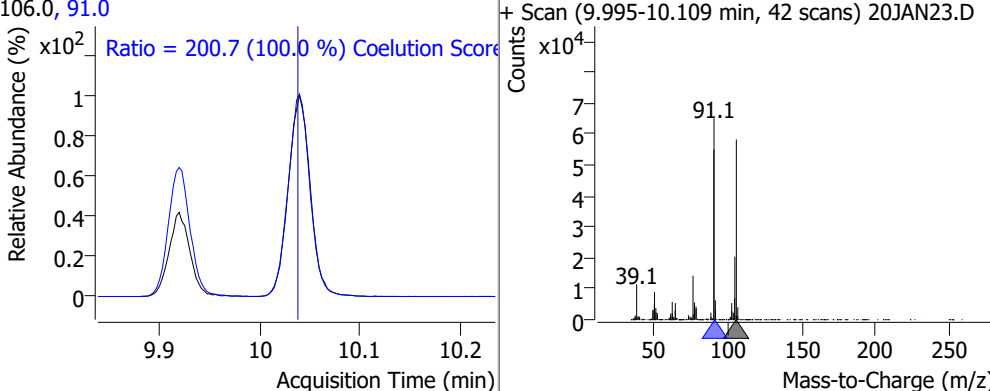
Compound	Conc.	RT	Dev(Min)	Resp.	QIon	QRatio	Lower	Upper
Chlorodibromomethane	134.7025	9.20	0.00	88925	127.0	74.5	47.2	107.2



Compound	Conc.	RT	Dev(Min)	Resp.	QIon	QRatio	Lower	Upper
1,2-Dibromoethane	134.4642	9.30	0.00	60875	109.0	93.2	61.5	121.5

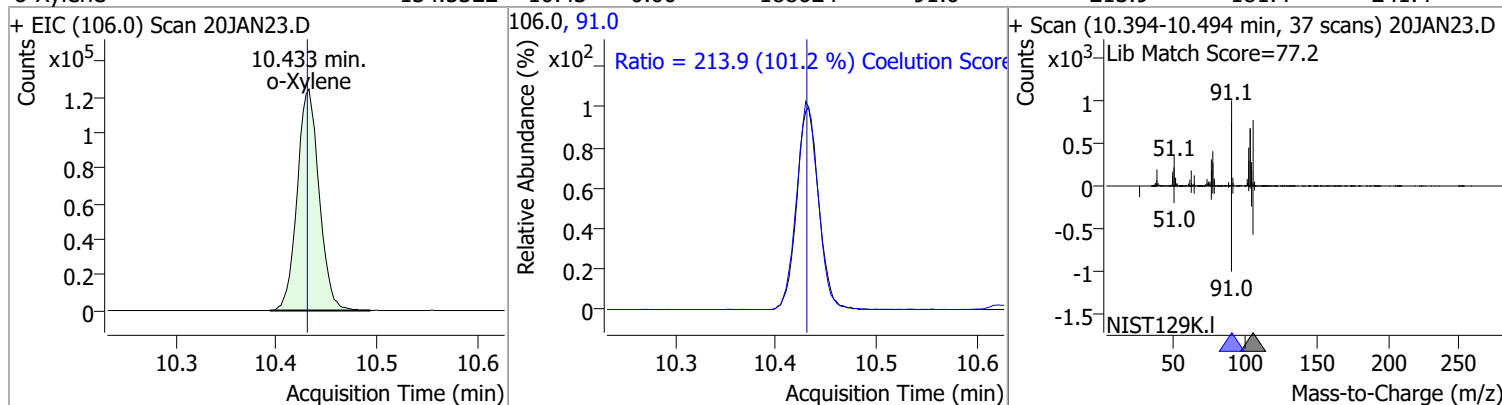


Quantitation Results Report (QT Reviewed)

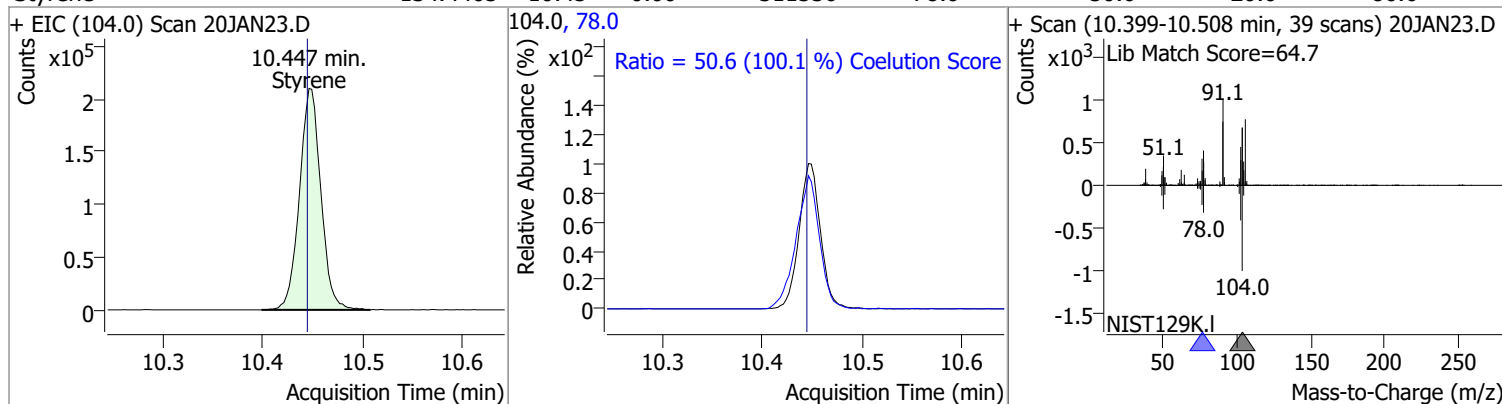
Compound	Conc.	RT	Dev(Min)	Resp.	QIon	QRatio	Lower	Upper
Chlorobenzene	138.4205	9.80	0.00	318551	114.0	32.5	2.2	62.2
+ EIC (112.0) Scan 20JAN23.D			112.0, 114.0			+ Scan (9.761-9.883 min, 44 scans) 20JAN23.D		
	Ratio = 32.5 (101.2 %) Coelution Score =							
1,1,1,2-Tetrachloroethane	134.7690	9.89	0.00	108820	133.0	94.0	65.3	125.3
+ EIC (131.0) Scan 20JAN23.D			131.0, 133.0			+ Scan (9.847-9.961 min, 42 scans) 20JAN23.D		
	Ratio = 94.0 (98.6 %) Coelution Score =							
Ethylbenzene	133.2794	9.92	0.00	535917	106.0	31.1	1.7	61.7
+ EIC (91.0) Scan 20JAN23.D			91.0, 106.0			+ Scan (9.878-9.989 min, 41 scans) 20JAN23.D		
	Ratio = 31.1 (98.1 %) Coelution Score =							
m+p-Xylenes	262.5365	10.04	0.00	420199	91.0	200.7	170.7	230.7
+ EIC (106.0) Scan 20JAN23.D			106.0, 91.0			+ Scan (9.995-10.109 min, 42 scans) 20JAN23.D		
	Ratio = 200.7 (100.0 %) Coelution Score =							

Quantitation Results Report (QT Reviewed)

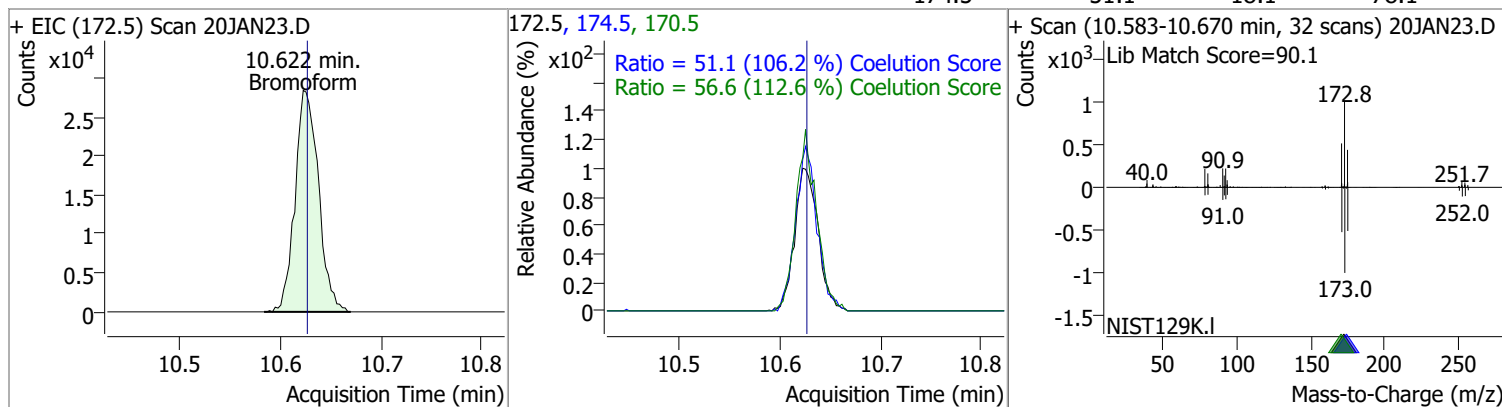
Compound	Conc.	RT	Dev(Min)	Resp.	QIon	QRatio	Lower	Upper
o-Xylene	134.5322	10.43	0.00	188624	91.0	213.9	181.4	241.4



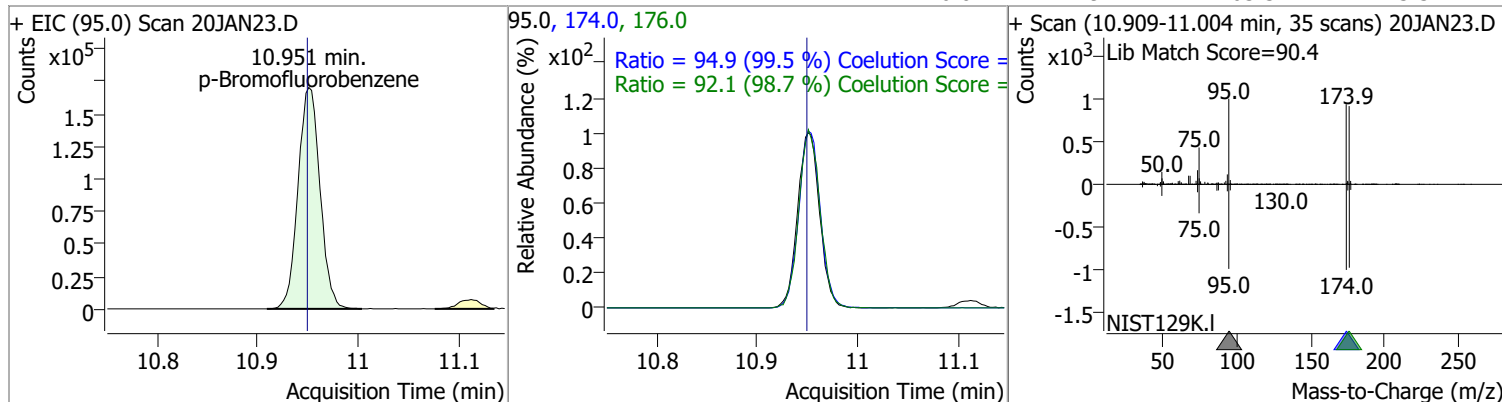
Compound	Conc.	RT	Dev(Min)	Resp.	QIon	QRatio	Lower	Upper
Styrene	134.4405	10.45	0.00	311556	78.0	50.6	20.6	80.6



Compound	Conc.	RT	Dev(Min)	Resp.	QIon	QRatio	Lower	Upper
Bromoform	125.0971	10.62	0.00	46106	170.5	56.6	20.3	80.3
					174.5	51.1	18.1	78.1

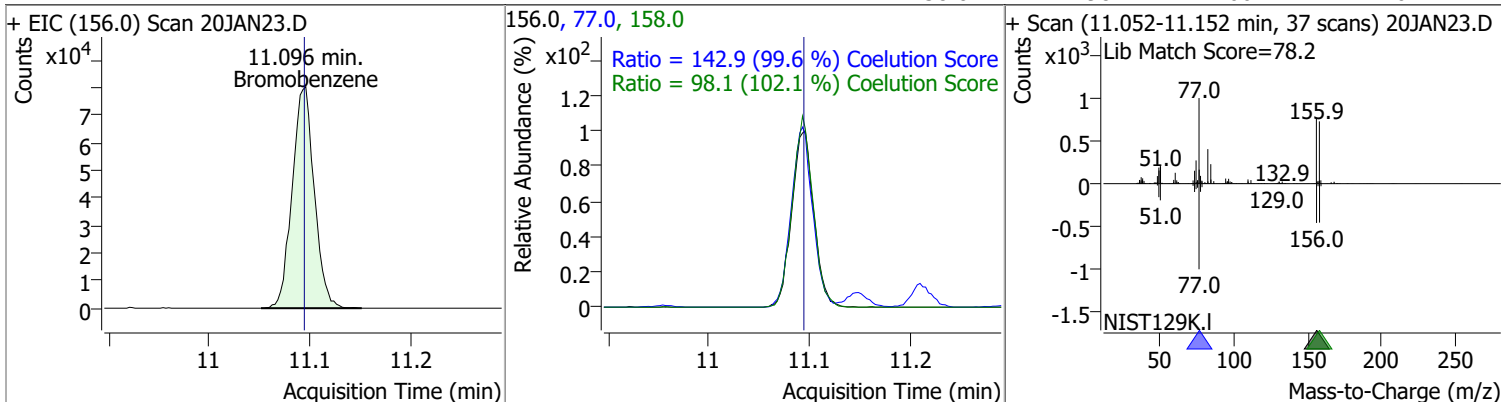


Compound	Conc.	RT	Dev(Min)	Resp.	QIon	QRatio	Lower	Upper
p-Bromofluorobenzene	255.0109	10.95	0.00	258975	174.0	94.9	65.3	125.3
					176.0	92.1	63.3	123.3

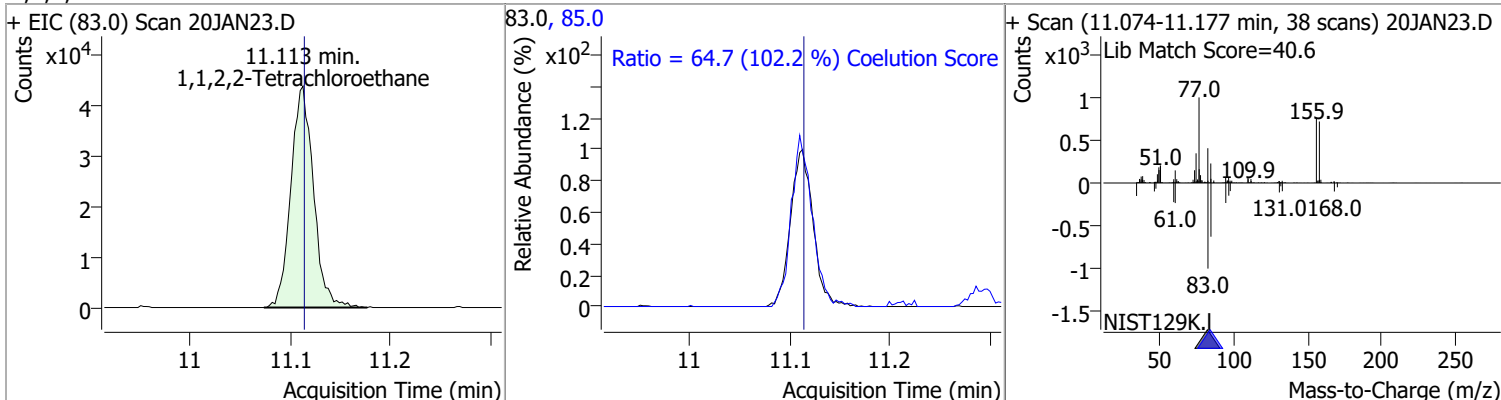


Quantitation Results Report (QT Reviewed)

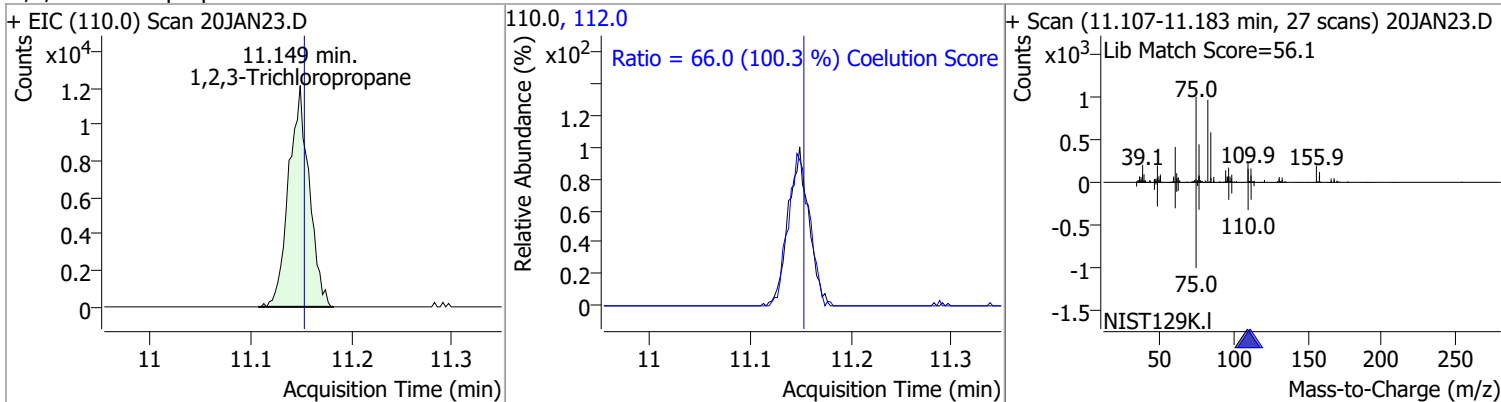
Compound	Conc.	RT	Dev(Min)	Resp.	QIon	QRatio	Lower	Upper
Bromobenzene	136.9592	11.10	0.00	122657	77.0	142.9	113.5	173.5
					158.0	98.1	66.1	126.1



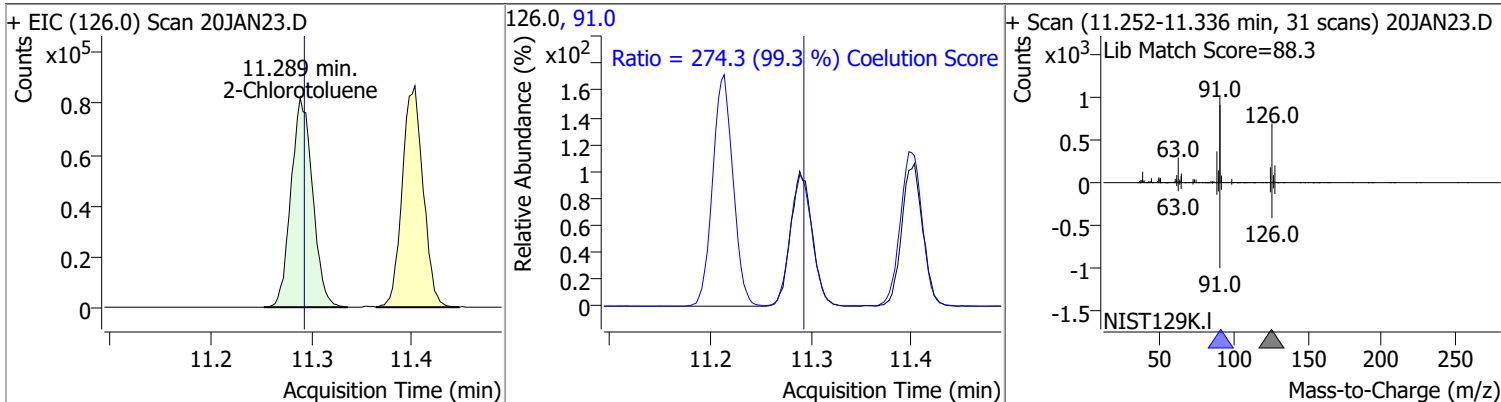
Compound	Conc.	RT	Dev(Min)	Resp.	QIon	QRatio	Lower	Upper
1,1,2,2-Tetrachloroethane	134.1730	11.11	0.00	68539	85.0	64.7	33.3	93.3



Compound	Conc.	RT	Dev(Min)	Resp.	QIon	QRatio	Lower	Upper
1,2,3-Trichloropropane	128.3719	11.15	0.00	17229	112.0	66.0	35.8	95.8

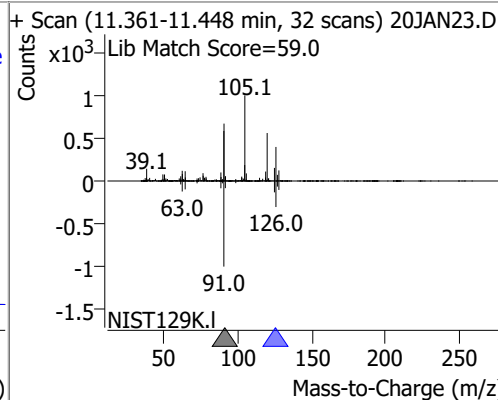
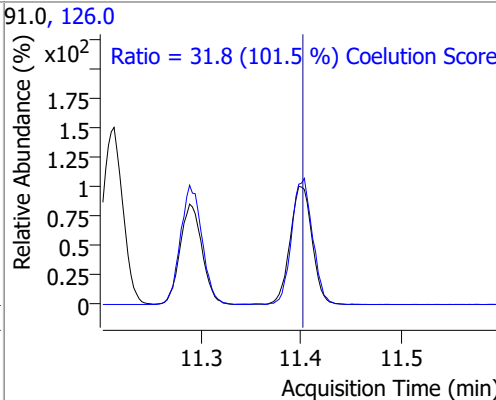
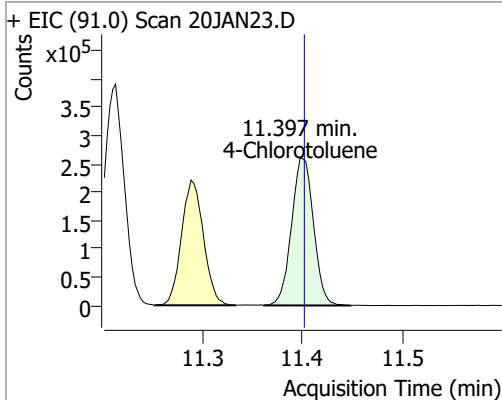


Compound	Conc.	RT	Dev(Min)	Resp.	QIon	QRatio	Lower	Upper
2-Chlorotoluene	138.7808	11.29	0.00	123010	91.0	274.3	246.2	306.2

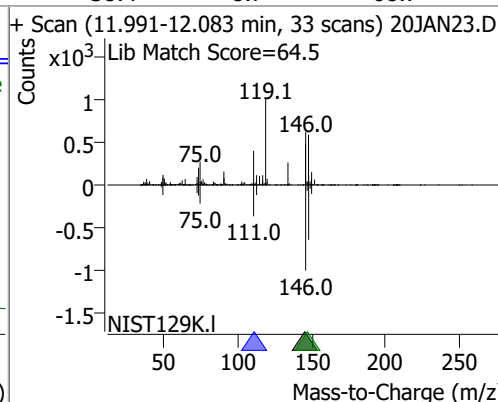
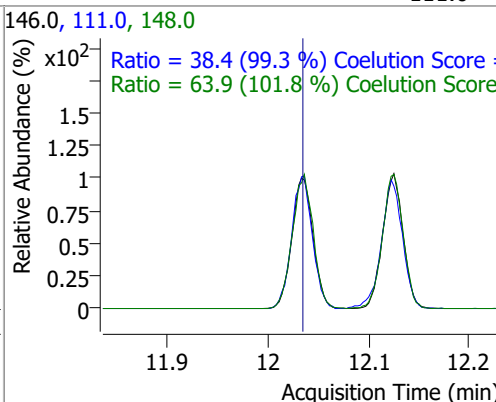
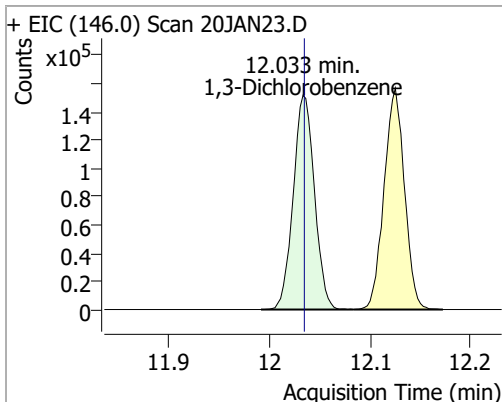


Quantitation Results Report (QT Reviewed)

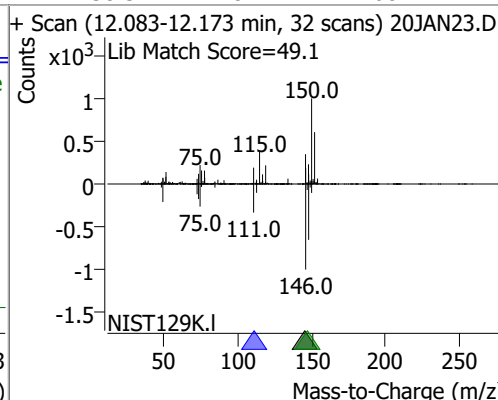
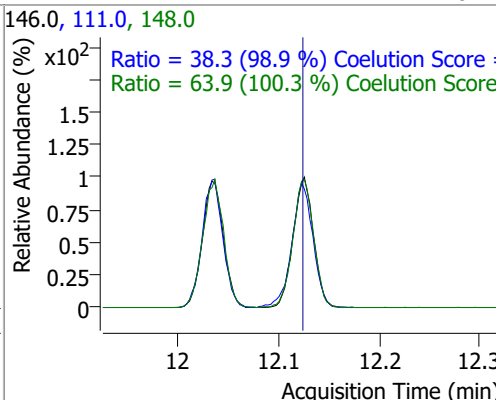
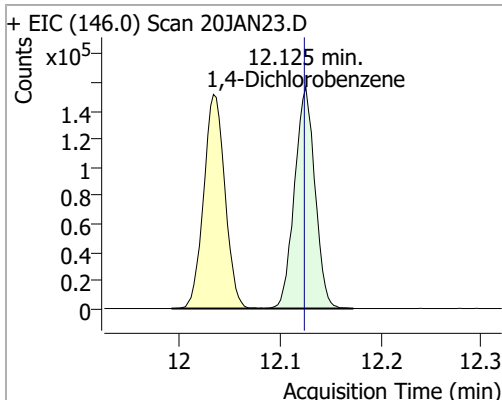
Compound	Conc.	RT	Dev(Min)	Resp.	QIon	QRatio	Lower	Upper
4-Chlorotoluene	137.9673	11.40	0.00	396083	126.0	31.8	1.3	61.3



Compound	Conc.	RT	Dev(Min)	Resp.	QIon	QRatio	Lower	Upper
1,3-Dichlorobenzene	137.1855	12.03	0.00	222598	148.0	63.9	32.8	92.8
					111.0	38.4	8.7	68.7

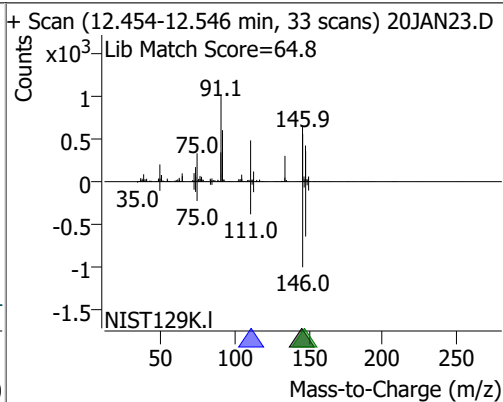
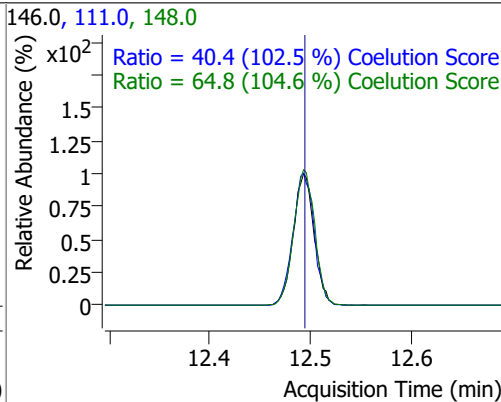
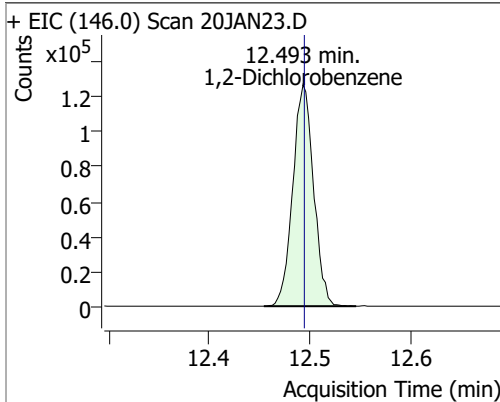


Compound	Conc.	RT	Dev(Min)	Resp.	QIon	QRatio	Lower	Upper
1,4-Dichlorobenzene	133.6445	12.13	0.00	221077	148.0	63.9	33.7	93.7
					111.0	38.3	8.7	68.7



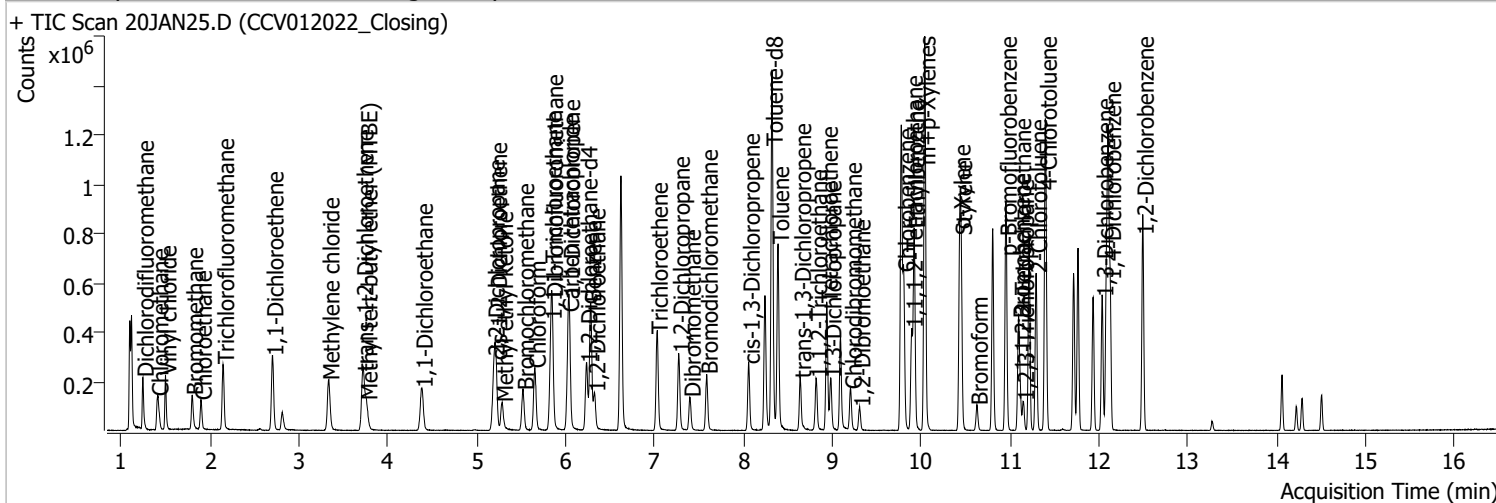
Quantitation Results Report (QT Reviewed)

Compound	Conc.	RT	Dev(Min)	Resp.	QIon	QRatio	Lower	Upper
1,2-Dichlorobenzene	135.2027	12.49	0.00	183157	148.0	64.8	31.9	91.9
					111.0	40.4	9.5	69.5



Quantitation Results Report (QT Reviewed)

Data File	20JAN25.D	Operator	MSC
Acq. Method	5975CACQF.M	Acq. Date-Time	1/20/2022 8:57:18 PM
Sample Name	CCV012022_Closing	Instrument	VOA5975C
Vial	25	Multiplier	1.00
DA Method File	VOA5975C_8260B_SHT_DoD_L4_011922.m	Comment	
Tune File	BFB_Atune3.u	Tune Date	10/11/2021 4:02:00 PM
Batch Name	VG012022_8260B.batch.bin	Last Calib Update	3/8/2022 4:29:12 PM
Ref Library	\\MASSHUNTER\Org\Library\NIST129K.I		



Compound	RT	QIon	Resp.	Conc.	Units	Dev(Min)
----------	----	------	-------	-------	-------	----------

Internal Standards

M Fluorobenzene	6.620	96.0	863861	250.0000	ng	0.000
M Chlorobenzene-d5	9.774	82.0	329961	250.0000	ng	0.000
M 1,4-Dichlorobenzene-d4	12.100	152.0	280537	250.0000	ng	0.000

System Monitoring Compounds

S Dibromofluoromethane	5.848	113.0	220618	263.6699	ng	-0.003
Spiked Amount: 250.000		Range: 80.0 - 119.0%		Recovery = 105.47%		
S 1,2-Dichloroethane-d4	6.233	67.0	97333	269.2914	ng	0.003
Spiked Amount: 250.000		Range: 81.0 - 118.0%		Recovery = 107.72%		
S Toluene-d8	8.319	98.0	894361	277.8306	ng	0.000
Spiked Amount: 250.000		Range: 89.0 - 112.0%		Recovery = 111.13%		
S p-Bromofluorobenzene	10.951	95.0	270310	260.9654	ng	0.003
Spiked Amount: 250.000		Range: 85.0 - 114.0%		Recovery = 104.39%		

Target Compounds

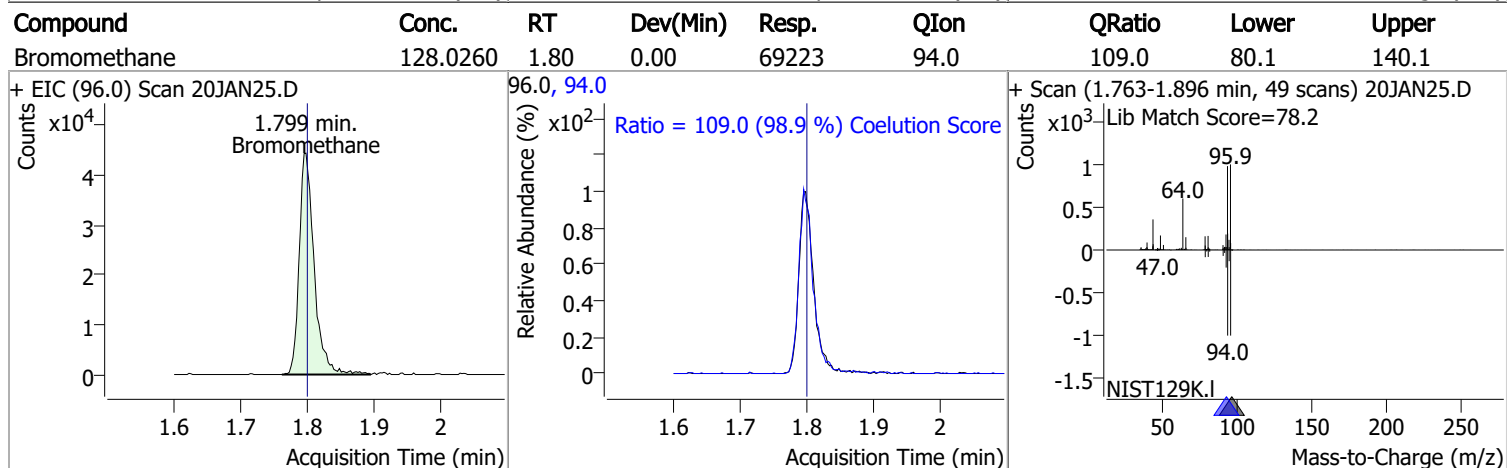
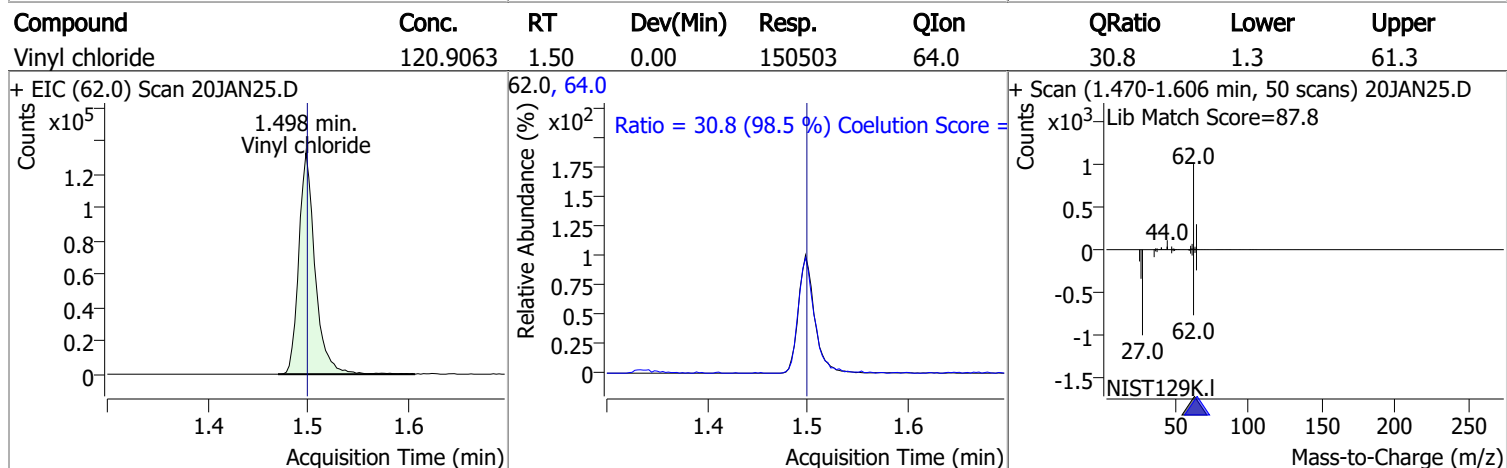
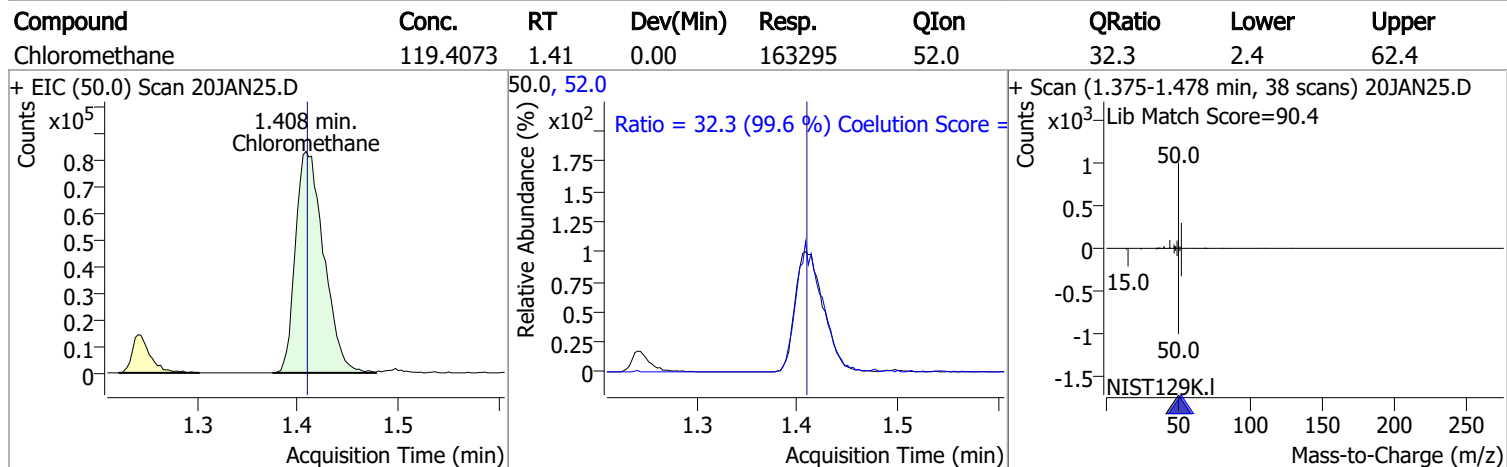
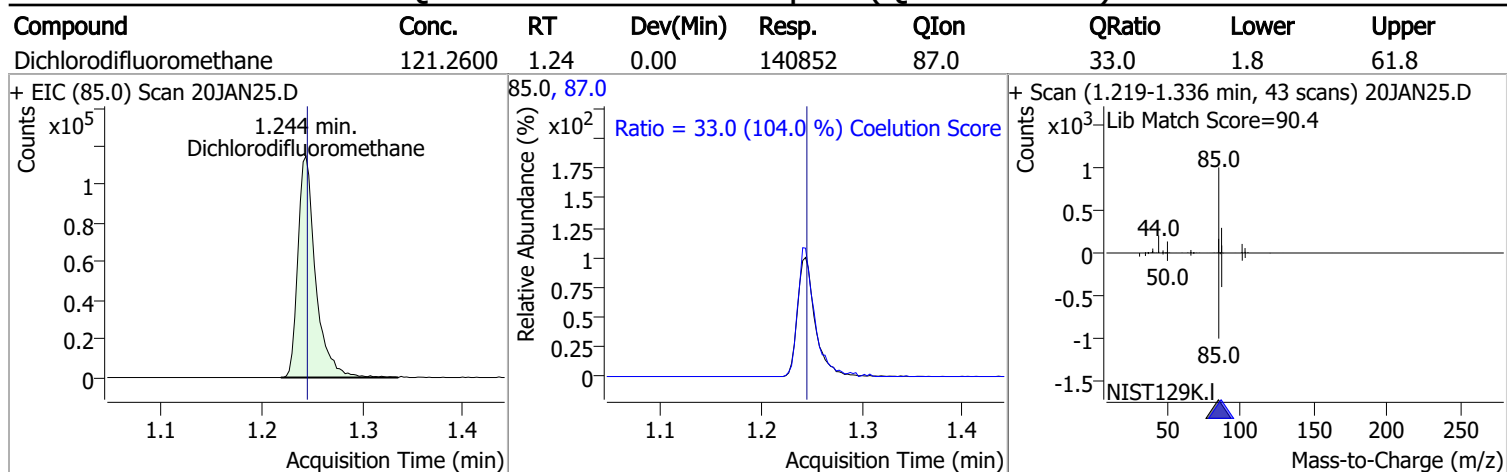
Compound	RT	QIon	Resp.	Conc.	Units	QValue
T Dichlorodifluoromethane	1.244	85.0	140852	121.2600	ng	98
T Chloromethane	1.408	50.0	163295	119.4073	ng	100
T Vinyl chloride	1.498	62.0	150503	120.9063	ng	99
T Bromomethane	1.799	96.0	69223	128.0260	ng	99
T Chloroethane	1.896	64.0	80493	136.6768	ng	99
T Trichlorofluoromethane	2.145	101.0	186820	125.1577	ng	98
T 1,1-Dichloroethene	2.700	96.0	108906	125.3901	ng	98
T Methylene chloride	3.333	49.0	148738	117.7861	ng	98
T trans-1,2-Dichloroethene	3.715	96.0	108486	120.9102	ng	98
T Methyl tert-butyl ether (MTBE)	3.759	73.0	127199	113.4244	ng	99
T 1,1-Dichloroethane	4.381	63.0	209373	124.6846	ng	99
T 2,2-Dichloropropane	5.193	77.0	151630	119.8201	ng	99
T cis-1,2-Dichloroethene	5.218	96.0	112819	124.1856	ng	99
T Methyl ethyl ketone	5.285	43.0	149821	1141.1570	ng	97
T Bromochloromethane	5.522	128.0	45400	121.2052	ng	97
T Chloroform	5.653	83.0	201978	120.4646	ng	97

Quantitation Results Report (QT Reviewed)

Compound	RT	QIon	Resp.	Conc.	Units	Dev(Min)
T 1,1,1-Trichloroethane	5.831	97.0	195159	126.1545	ng	99
T Carbon tetrachloride	6.026	117.0	193786	129.1590	ng	97
T 1,1-Dichloropropene	6.038	75.0	161538	128.7708	ng	99
T Benzene	6.280	78.0	437711	126.8368	ng	99
T 1,2-Dichloroethane	6.322	62.0	110123	115.5331	ng	98
T Trichloroethene	7.025	95.0	125668	127.2173	ng	98
T 1,2-Dichloropropane	7.270	63.0	108386	124.7954	ng	99
T Dibromomethane	7.396	93.0	47201	128.9363	ng	97
T Bromodichloromethane	7.585	83.0	131189	127.4415	ng	97
T cis-1,3-Dichloropropene	8.059	75.0	136138	120.5189	ng	99
T Toluene	8.388	92.0	275937	128.5990	ng	99
T trans-1,3-Dichloropropene	8.637	75.0	98712	119.8022	ng	97
T 1,1,2-Trichloroethane	8.818	83.0	52198	124.5865	ng	98
T Tetrachloroethene	8.938	163.8	109750	126.1350	ng	99
T 1,3-Dichloropropane	8.980	76.0	104511	123.2666	ng	97
T Chlorodibromomethane	9.206	129.0	81623	120.9664	ng	100
T 1,2-Dibromoethane	9.306	107.0	56760	122.6621	ng	98
T Chlorobenzene	9.802	112.0	292624	124.4033	ng	99
T 1,1,1,2-Tetrachloroethane	9.892	131.0	101373	122.8299	ng	99
T Ethylbenzene	9.919	91.0	512840	125.0961	ng	99
T m+p-Xylenes	10.037	106.0	414867	253.8883	ng	100
T o-Xylene	10.430	106.0	177833	124.5159	ng	97
T Styrene	10.449	104.0	302570	127.9738	ng	98
T Bromoform	10.625	172.5	43751	116.3852	ng	96
T Bromobenzene	11.096	156.0	114941	125.8328	ng	100
T 1,1,2,2-Tetrachloroethane	11.110	83.0	62903	120.7309	ng	100
T 1,2,3-Trichloropropane	11.146	110.0	17556	128.2494	ng	92
T 2-Chlorotoluene	11.291	126.0	115880	128.1792	ng	98
T 4-Chlorotoluene	11.400	91.0	380598	129.9799	ng	100
T 1,3-Dichlorobenzene	12.036	146.0	205858	124.3869	ng	99
T 1,4-Dichlorobenzene	12.125	146.0	211045	125.0842	ng	99
T 1,2-Dichlorobenzene	12.493	146.0	169877	122.9466	ng	97

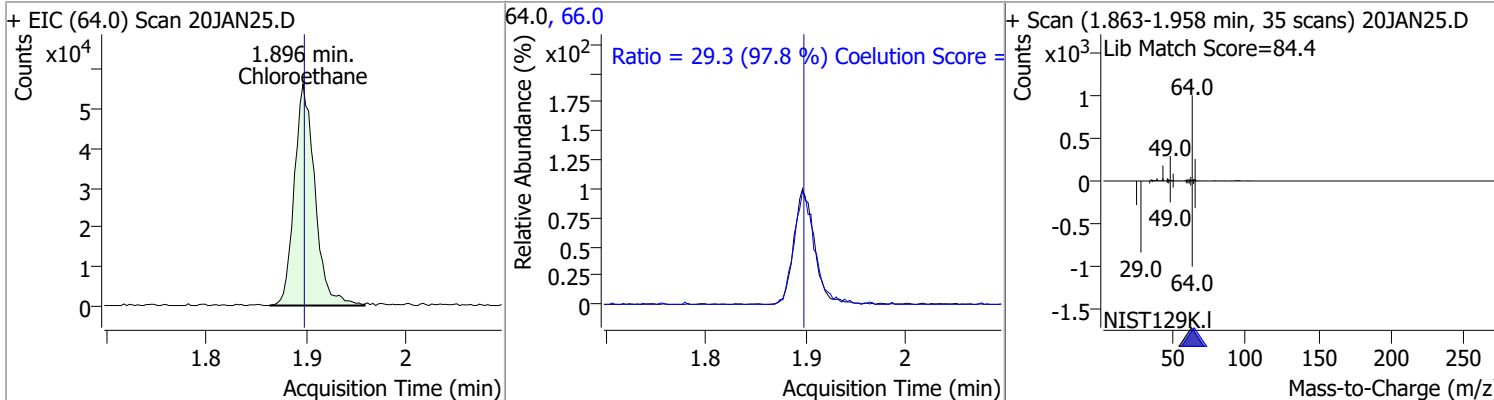
(#) = Qualifier Out of Range; (m) = Manual Integration; (+) = Area Summed; (*) = Surrogate Percent Recovery Out of Range; (d): Zeroed Peak

Quantitation Results Report (QT Reviewed)

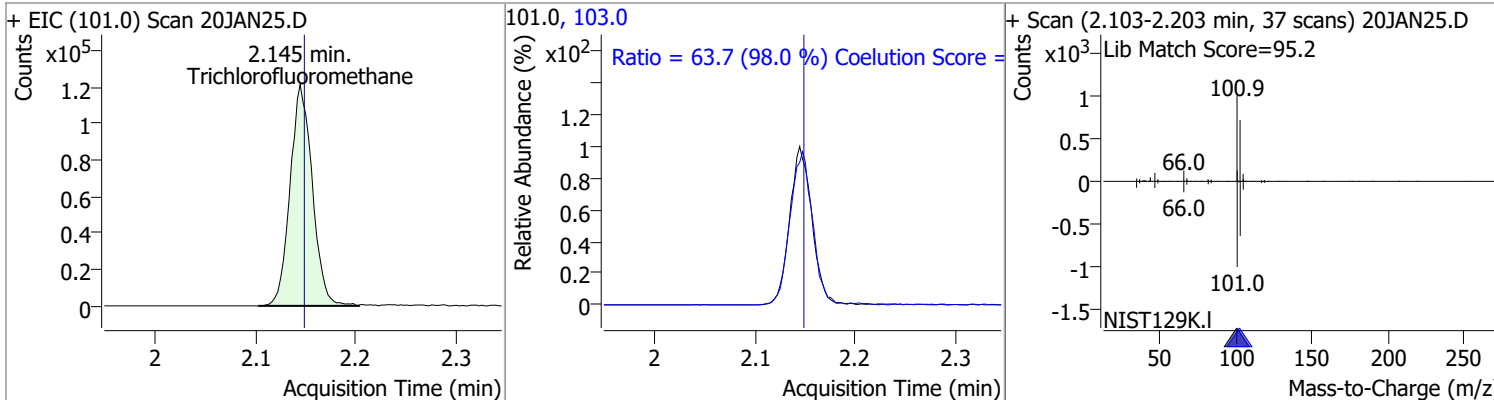


Quantitation Results Report (QT Reviewed)

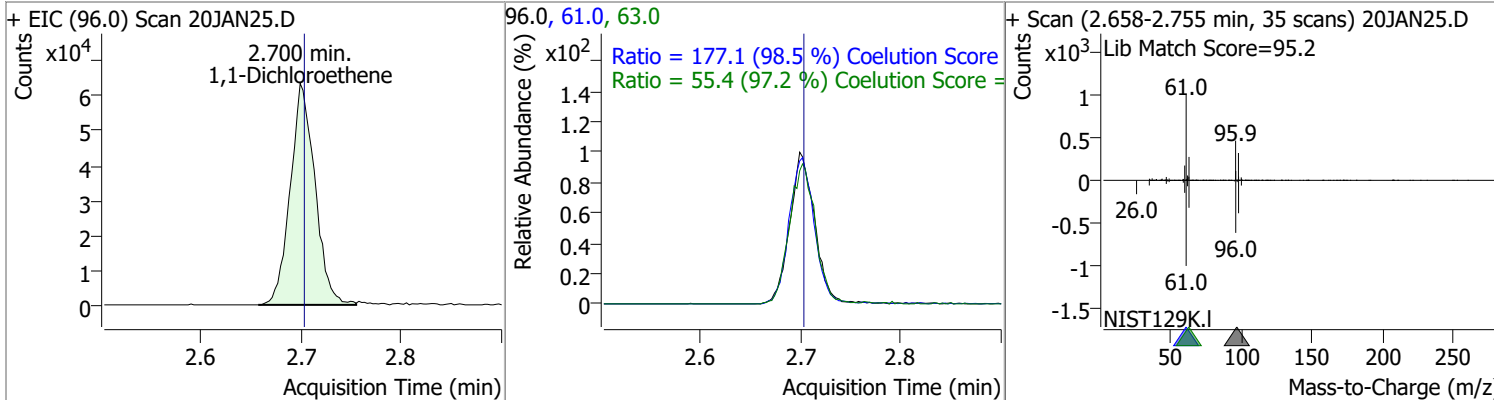
Compound	Conc.	RT	Dev(Min)	Resp.	QIon	QRatio	Lower	Upper
Chloroethane	136.6768	1.90	0.00	80493	66.0	29.3	0.0	60.0



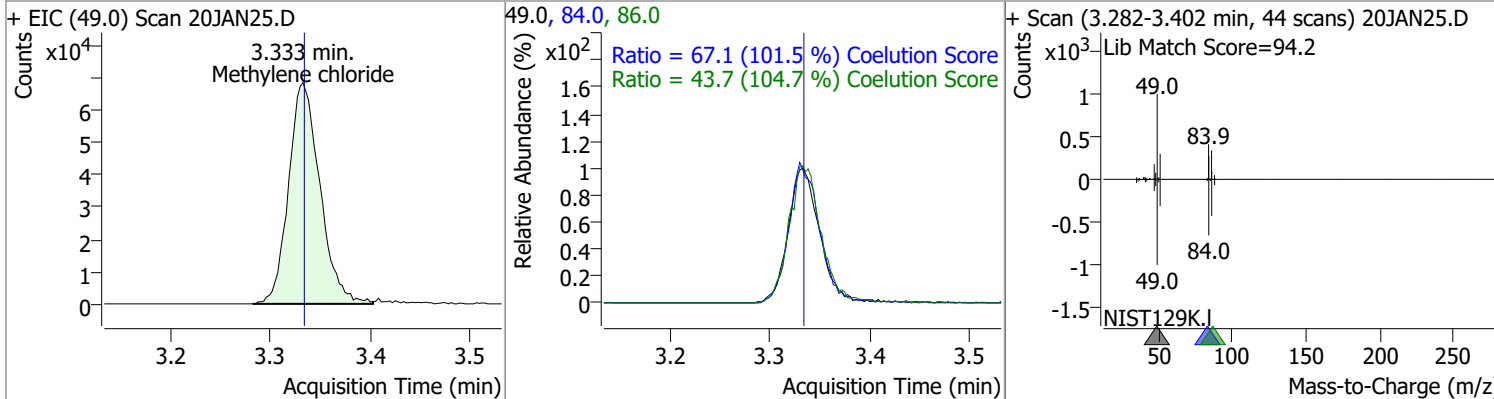
Compound	Conc.	RT	Dev(Min)	Resp.	QIon	QRatio	Lower	Upper
Trichlorofluoromethane	125.1577	2.14	0.00	186820	103.0	63.7	35.0	95.0



Compound	Conc.	RT	Dev(Min)	Resp.	QIon	QRatio	Lower	Upper
1,1-Dichloroethene	125.3901	2.70	0.00	108906	61.0	177.1	149.9	209.9
					63.0	55.4	27.0	87.0

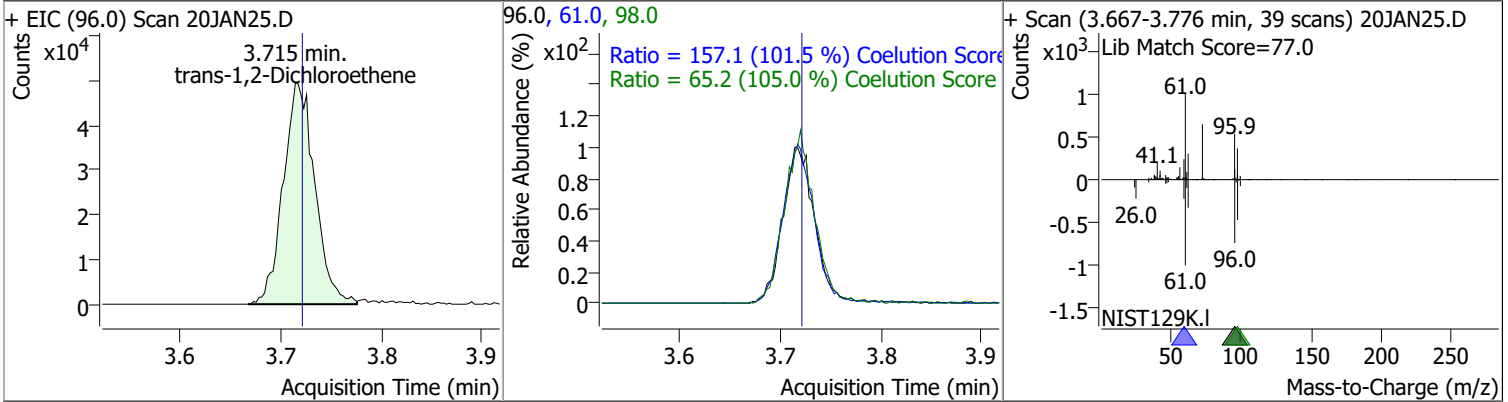


Compound	Conc.	RT	Dev(Min)	Resp.	QIon	QRatio	Lower	Upper
Methylene chloride	117.7861	3.33	0.00	148738	84.0	67.1	36.1	96.1
					86.0	43.7	11.8	71.8

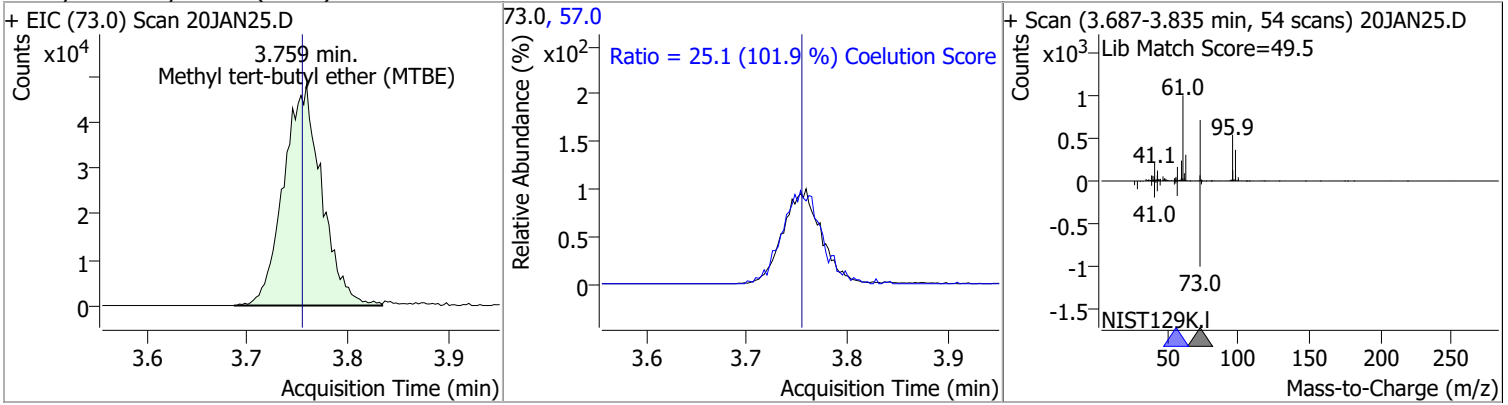


Quantitation Results Report (QT Reviewed)

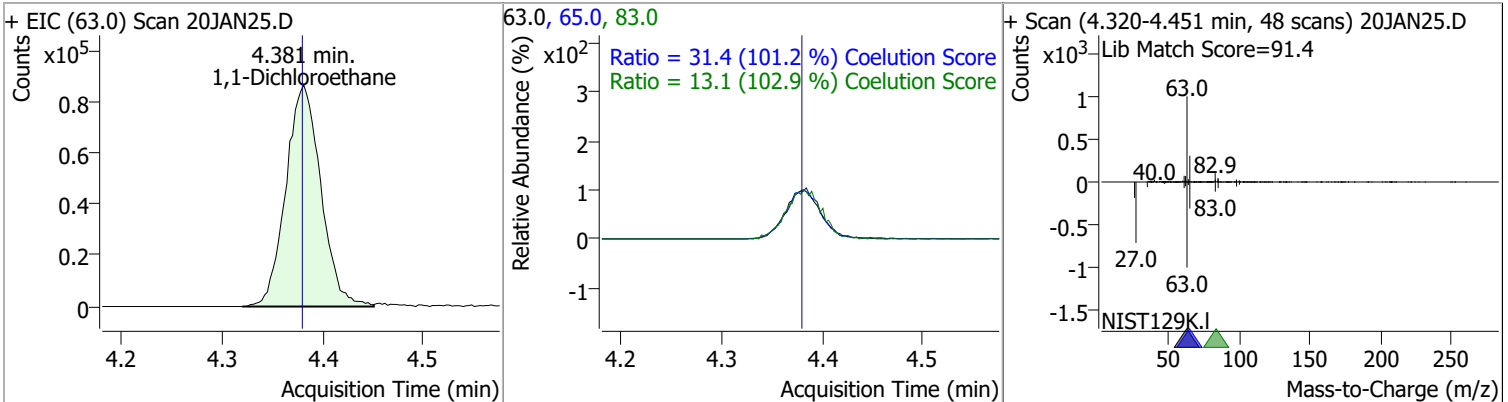
Compound	Conc.	RT	Dev(Min)	Resp.	QIon	QRatio	Lower	Upper
trans-1,2-Dichloroethene	120.9102	3.71	-0.01	108486	61.0	157.1	124.8	184.8
					98.0	65.2	32.1	92.1



Compound	Conc.	RT	Dev(Min)	Resp.	QIon	QRatio	Lower	Upper
Methyl tert-butyl ether (MTBE)	113.4244	3.76	0.01	127199	57.0	25.1	0.0	54.6

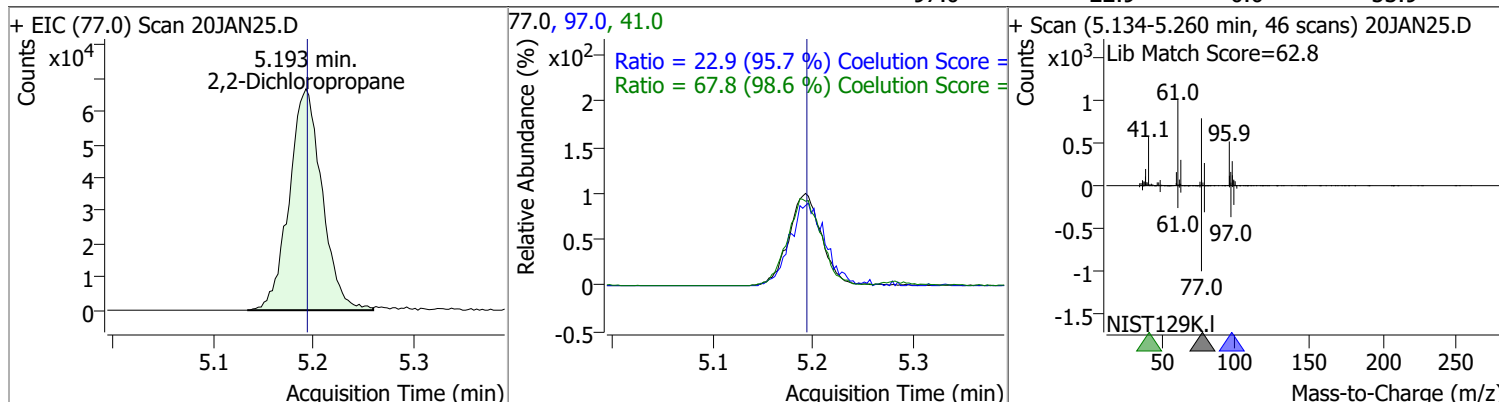


Compound	Conc.	RT	Dev(Min)	Resp.	QIon	QRatio	Lower	Upper
1,1-Dichloroethane	124.6846	4.38	0.00	209373	65.0	31.4	1.0	61.0
					83.0	13.1	0.0	42.7

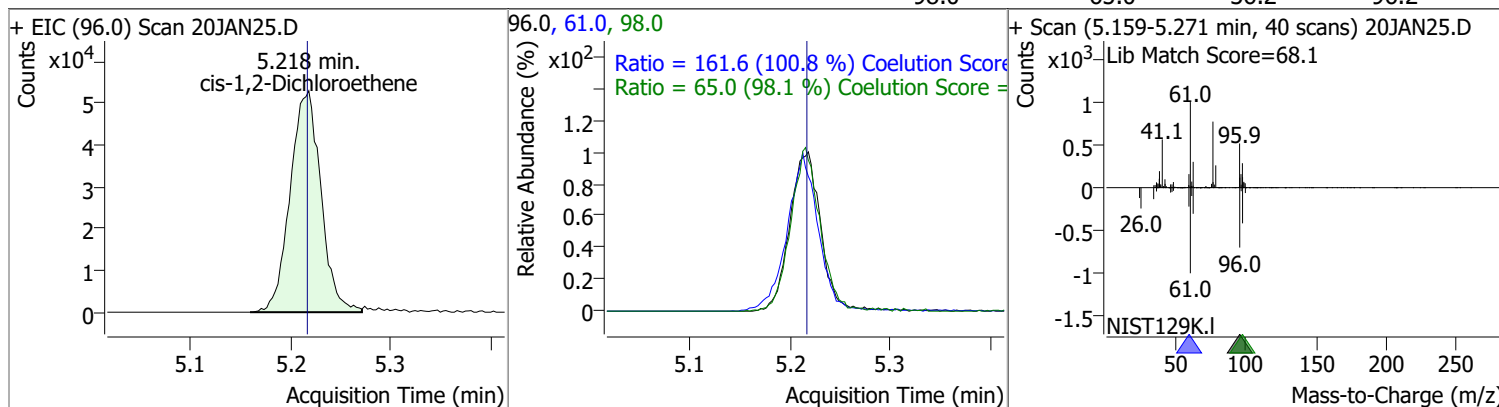


Quantitation Results Report (QT Reviewed)

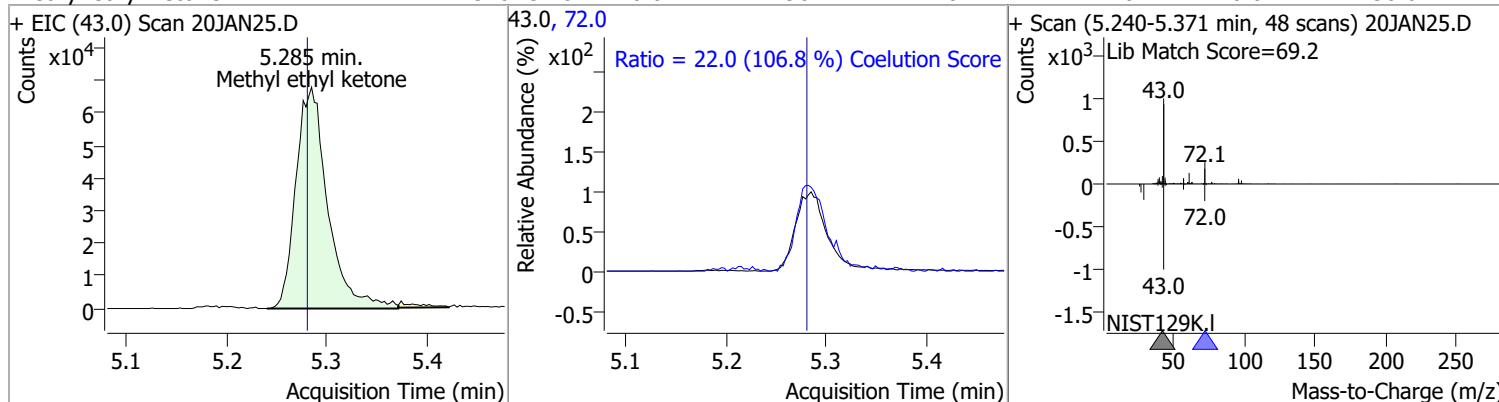
Compound	Conc.	RT	Dev(Min)	Resp.	QIon	QRatio	Lower	Upper
2,2-Dichloropropane	119.8201	5.19	0.00	151630	41.0	67.8	38.8	98.8
					97.0	22.9	0.0	53.9



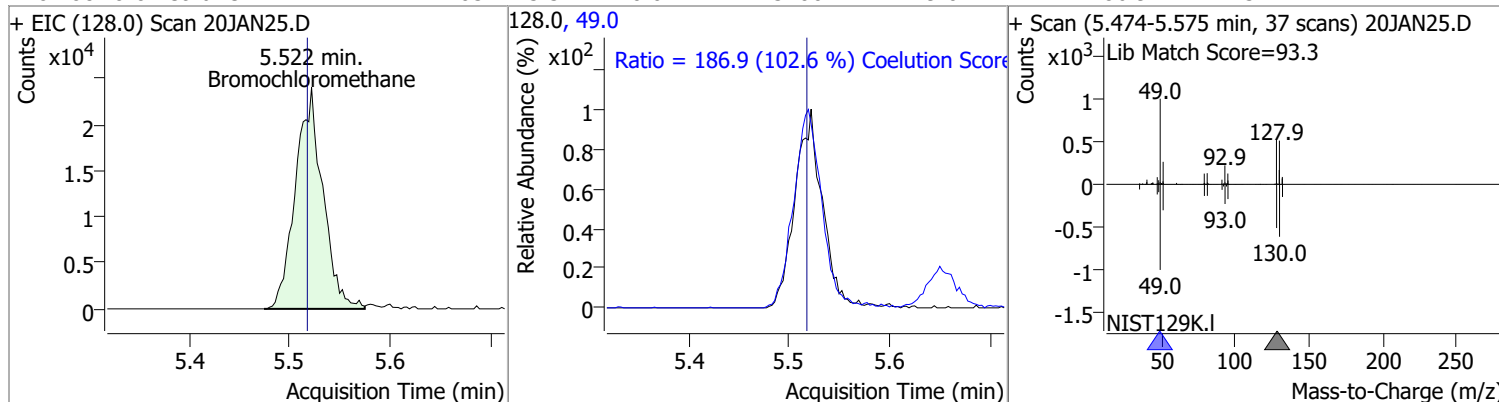
Compound	Conc.	RT	Dev(Min)	Resp.	QIon	QRatio	Lower	Upper
cis-1,2-Dichloroethene	124.1856	5.22	0.00	112819	61.0	161.6	130.4	190.4
					98.0	65.0	36.2	96.2



Compound	Conc.	RT	Dev(Min)	Resp.	QIon	QRatio	Lower	Upper
Methyl ethyl ketone	1141.1570	5.28	0.01	149821	72.0	22.0	0.0	50.6

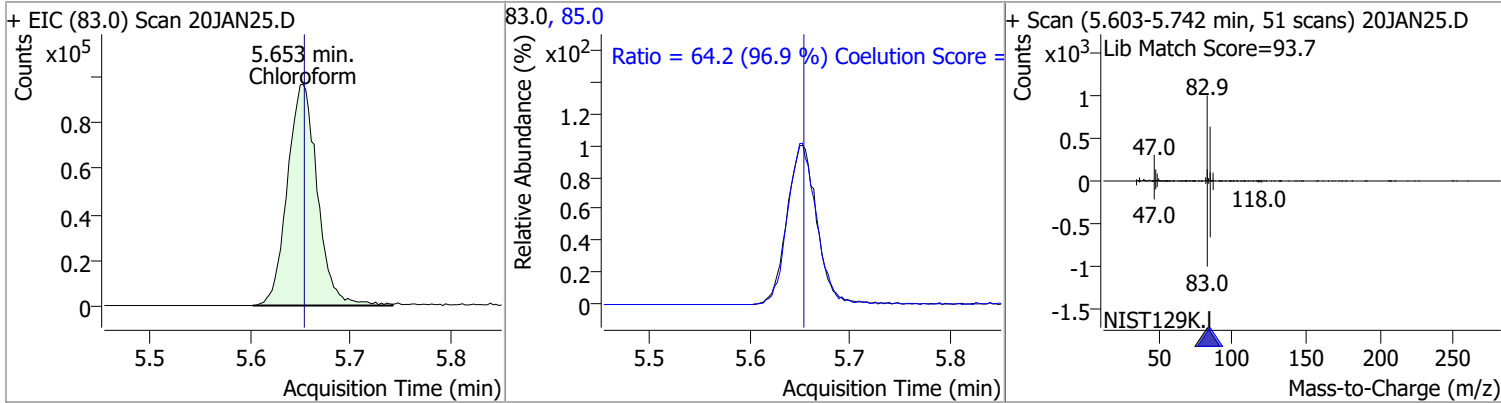


Compound	Conc.	RT	Dev(Min)	Resp.	QIon	QRatio	Lower	Upper
Bromochloromethane	121.2052	5.52	0.01	45400	49.0	186.9	152.2	212.2

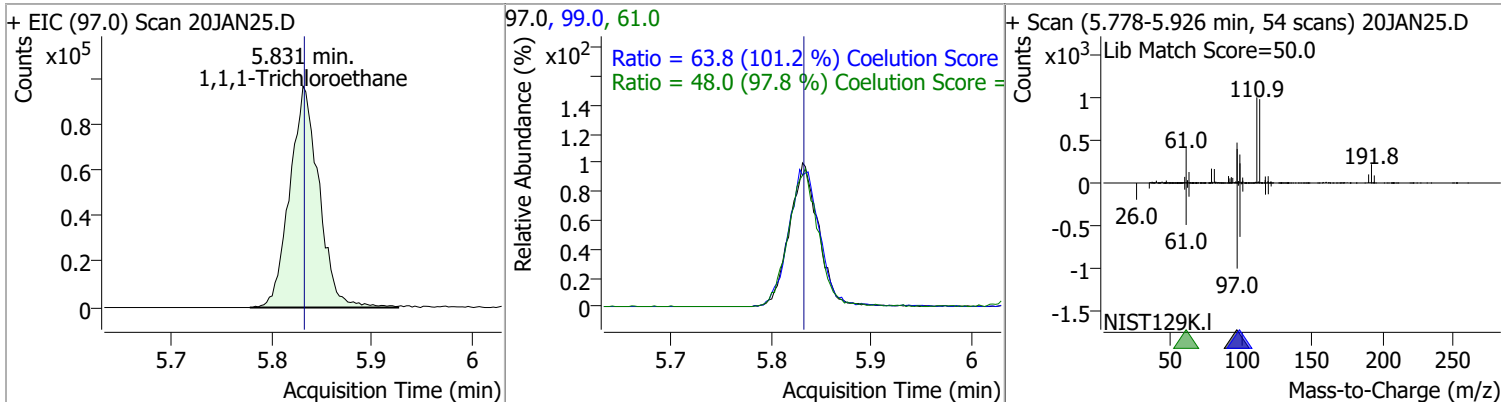


Quantitation Results Report (QT Reviewed)

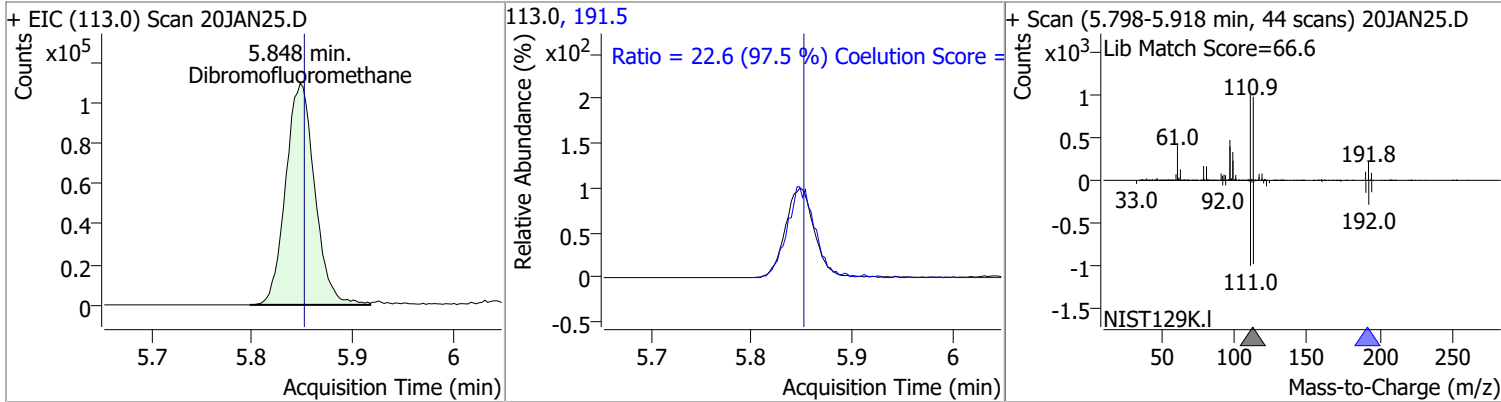
Compound	Conc.	RT	Dev(Min)	Resp.	QIon	QRatio	Lower	Upper
Chloroform	120.4646	5.65	0.00	201978	85.0	64.2	36.2	96.2



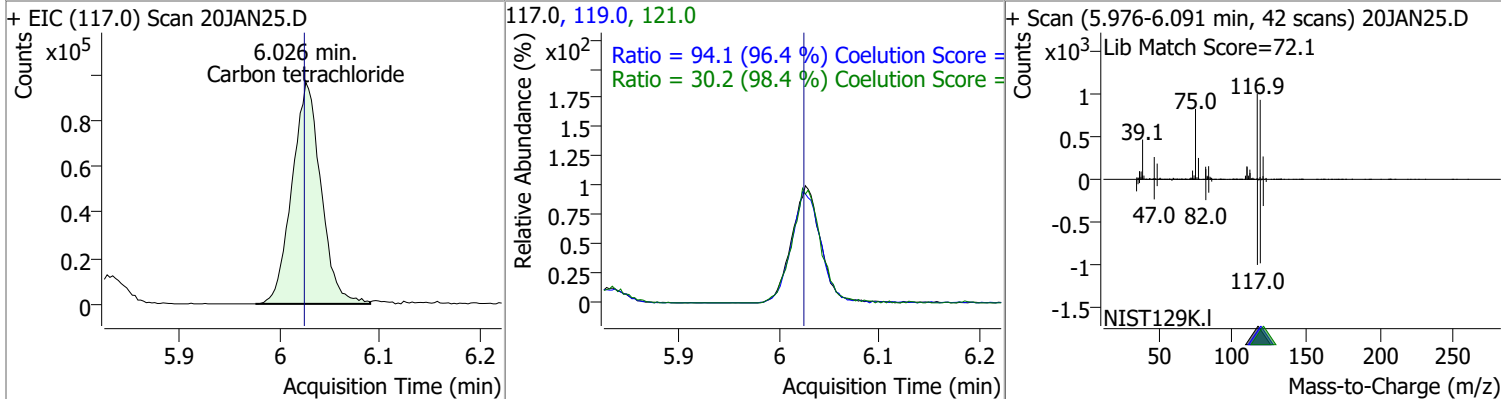
Compound	Conc.	RT	Dev(Min)	Resp.	QIon	QRatio	Lower	Upper
1,1,1-Trichloroethane	126.1545	5.83	0.00	195159	99.0	63.8	33.1	93.1
					61.0	48.0	19.1	79.1



Compound	Conc.	RT	Dev(Min)	Resp.	QIon	QRatio	Lower	Upper
Dibromofluoromethane	263.6699	5.85	0.00	220618	191.5	22.6	0.0	53.2

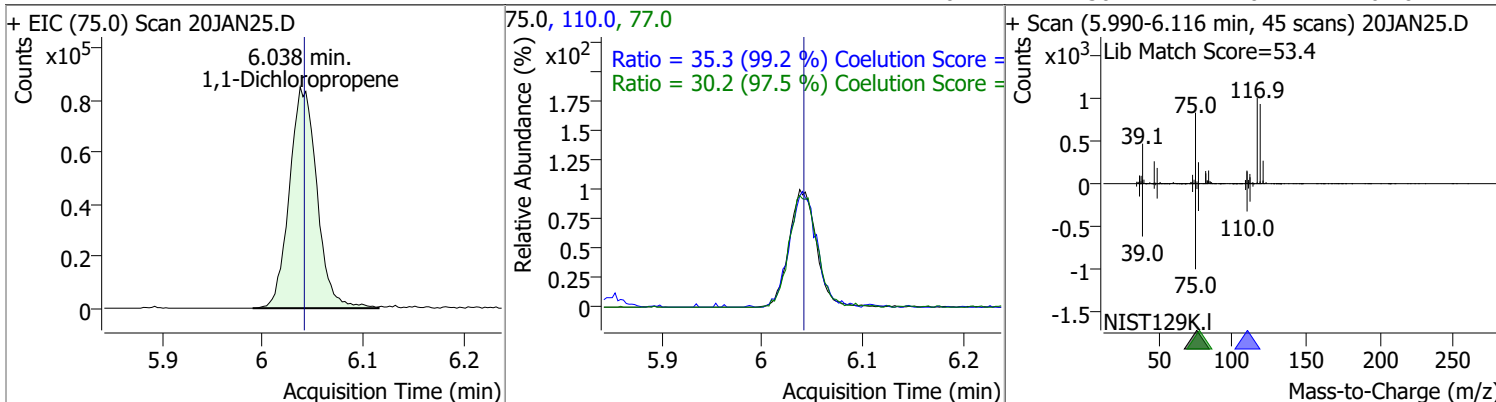


Compound	Conc.	RT	Dev(Min)	Resp.	QIon	QRatio	Lower	Upper
Carbon tetrachloride	129.1590	6.03	0.00	193786	119.0	94.1	67.6	127.6
					121.0	30.2	0.7	60.7

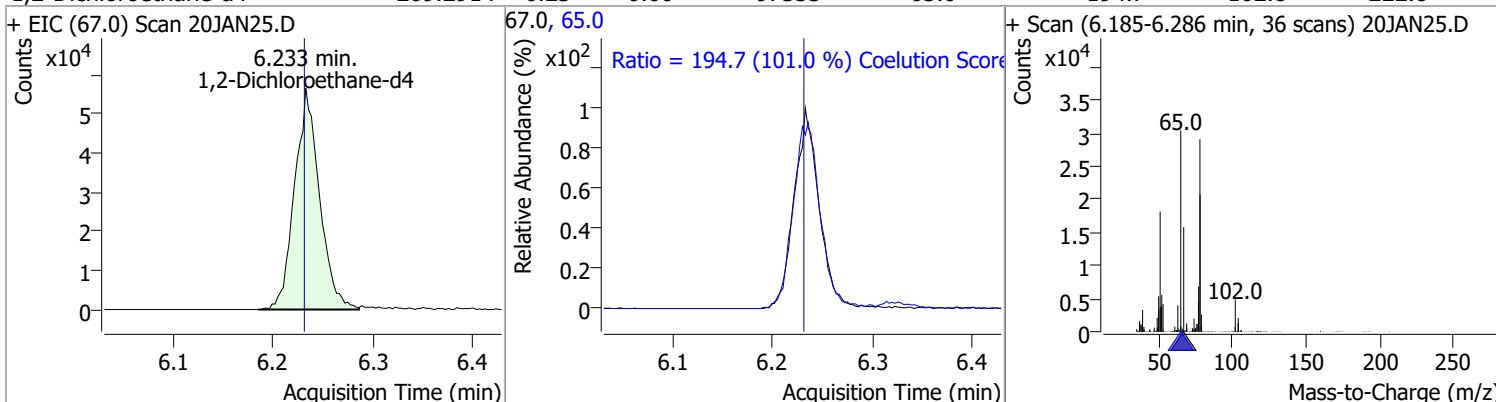


Quantitation Results Report (QT Reviewed)

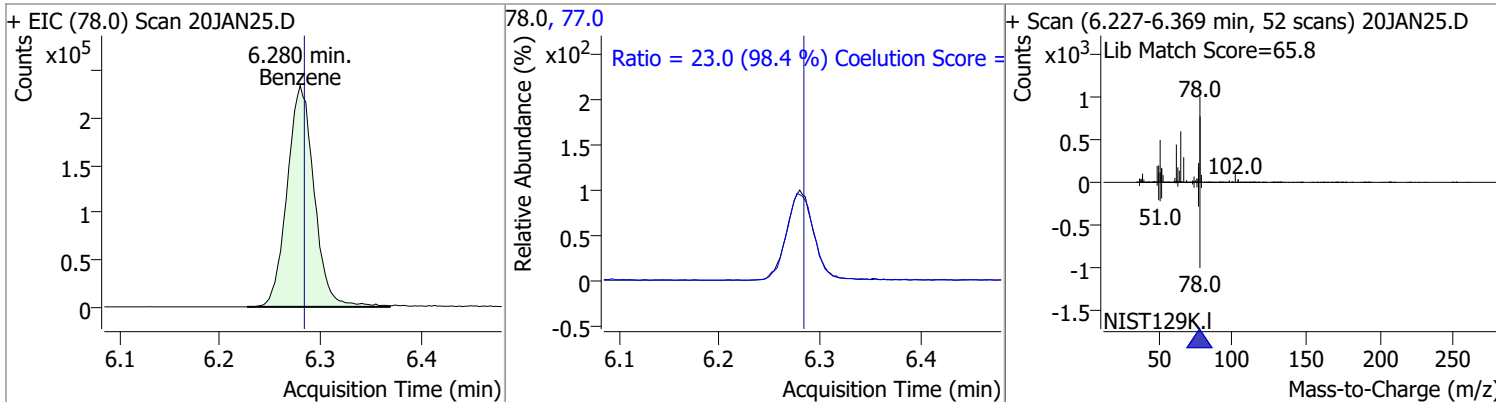
Compound	Conc.	RT	Dev(Min)	Resp.	QIon	QRatio	Lower	Upper
1,1-Dichloropropene	128.7708	6.04	0.00	161538	110.0	35.3	5.6	65.6
					77.0	30.2	1.0	61.0



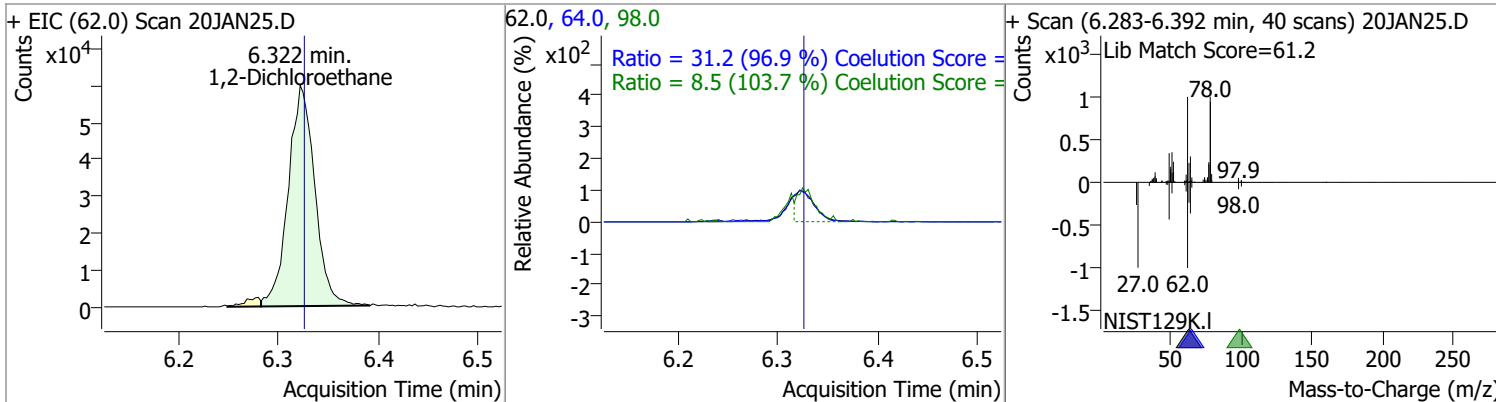
Compound	Conc.	RT	Dev(Min)	Resp.	QIon	QRatio	Lower	Upper
1,2-Dichloroethane-d4	269.2914	6.23	0.00	97333	65.0	194.7	162.8	222.8



Compound	Conc.	RT	Dev(Min)	Resp.	QIon	QRatio	Lower	Upper
Benzene	126.8368	6.28	0.00	437711	77.0	23.0	0.0	53.3

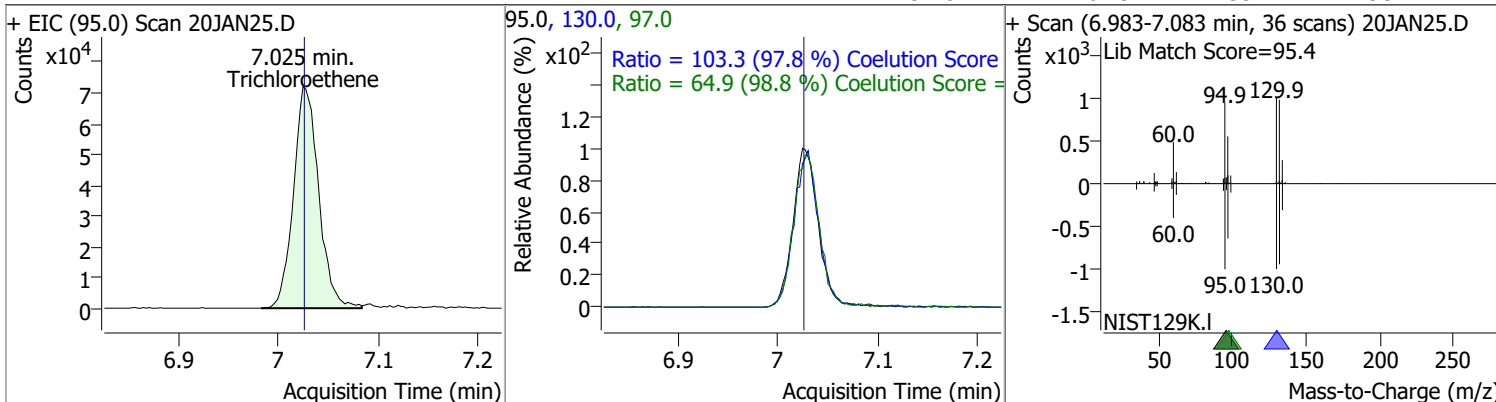


Compound	Conc.	RT	Dev(Min)	Resp.	QIon	QRatio	Lower	Upper
1,2-Dichloroethane	115.5331	6.32	0.00	110123	64.0	31.2	2.2	62.2
					98.0	8.5	0.0	38.2

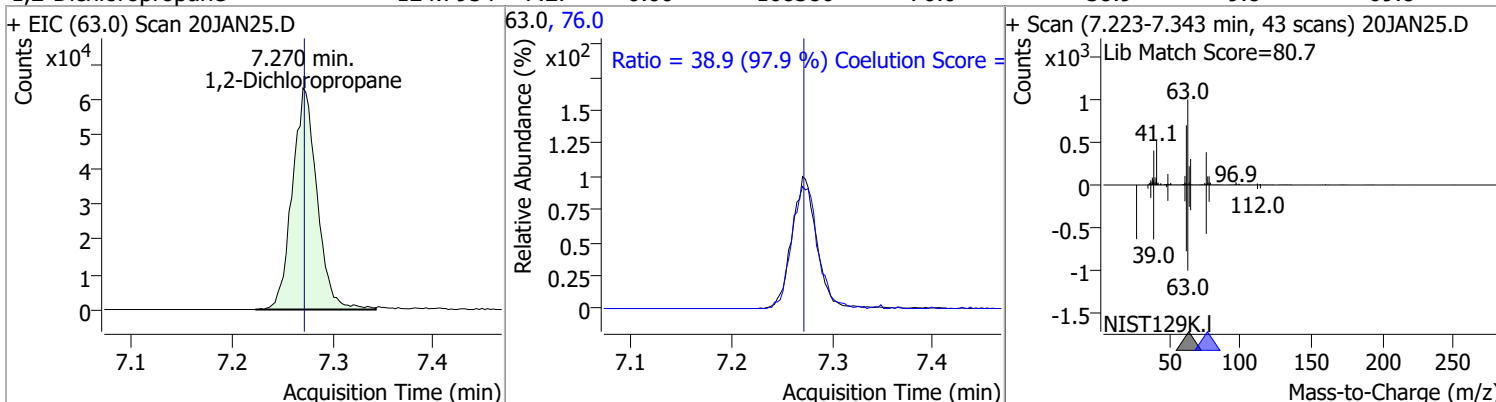


Quantitation Results Report (QT Reviewed)

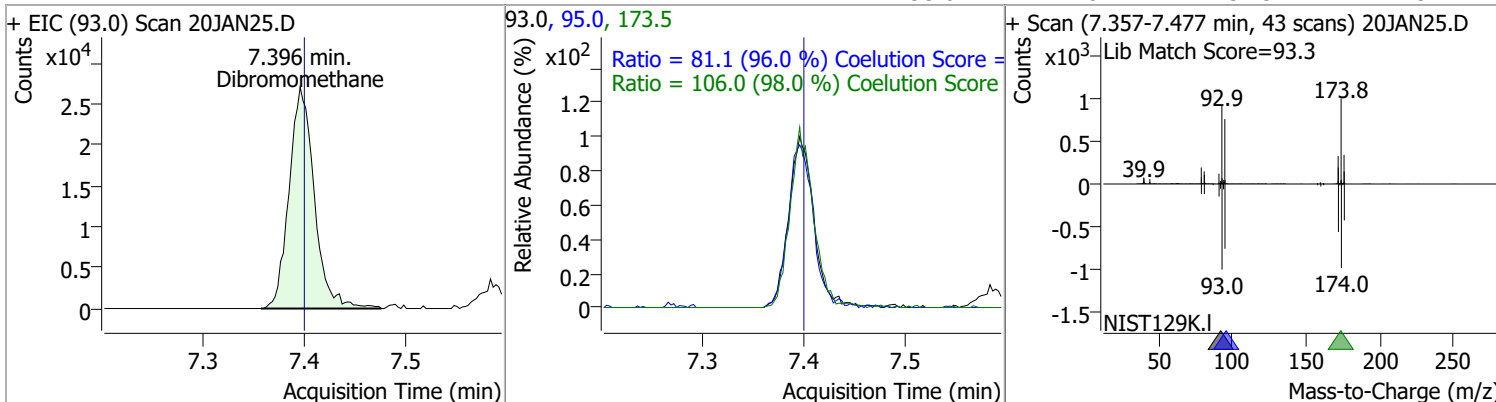
Compound	Conc.	RT	Dev(Min)	Resp.	QIon	QRatio	Lower	Upper
Trichloroethene	127.2173	7.02	0.00	125668	130.0	103.3	75.6	135.6
					97.0	64.9	35.7	95.7



Compound	Conc.	RT	Dev(Min)	Resp.	QIon	QRatio	Lower	Upper
1,2-Dichloropropane	124.7954	7.27	0.00	108386	76.0	38.9	9.8	69.8

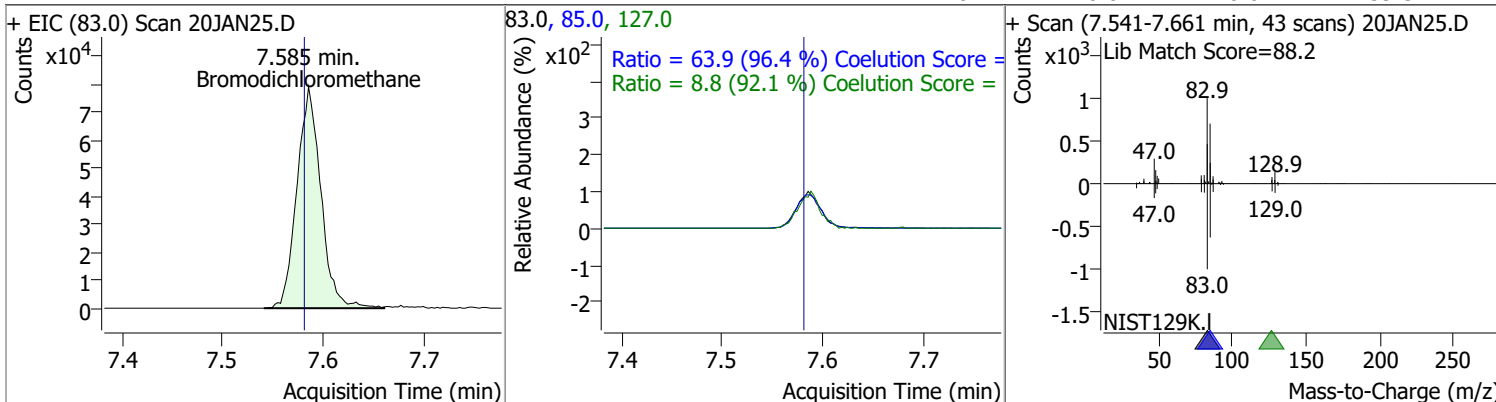


Compound	Conc.	RT	Dev(Min)	Resp.	QIon	QRatio	Lower	Upper
Dibromomethane	128.9363	7.40	0.00	47201	173.5	106.0	78.2	138.2
					95.0	81.1	54.5	114.5

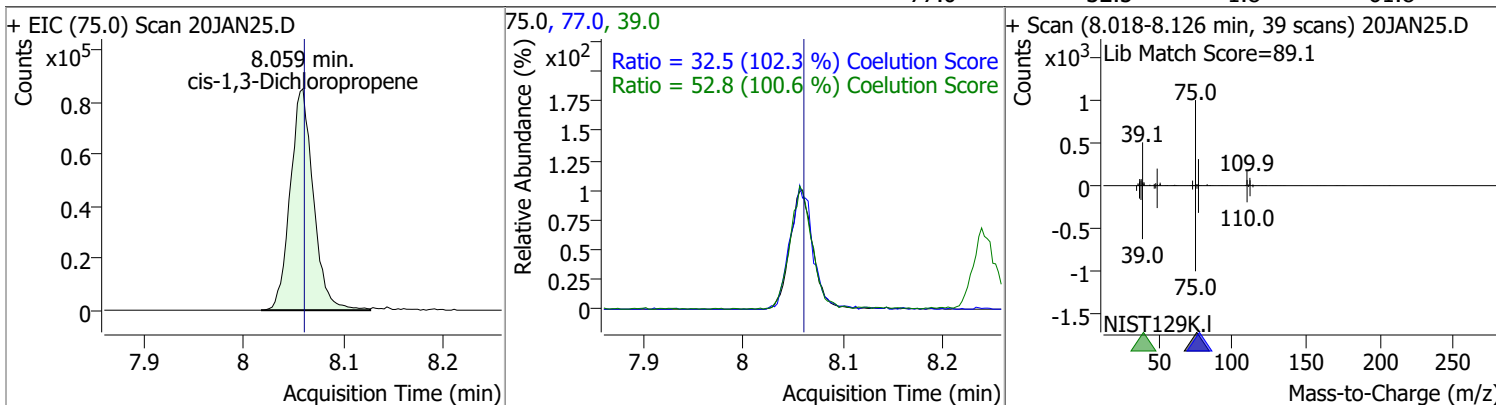


Quantitation Results Report (QT Reviewed)

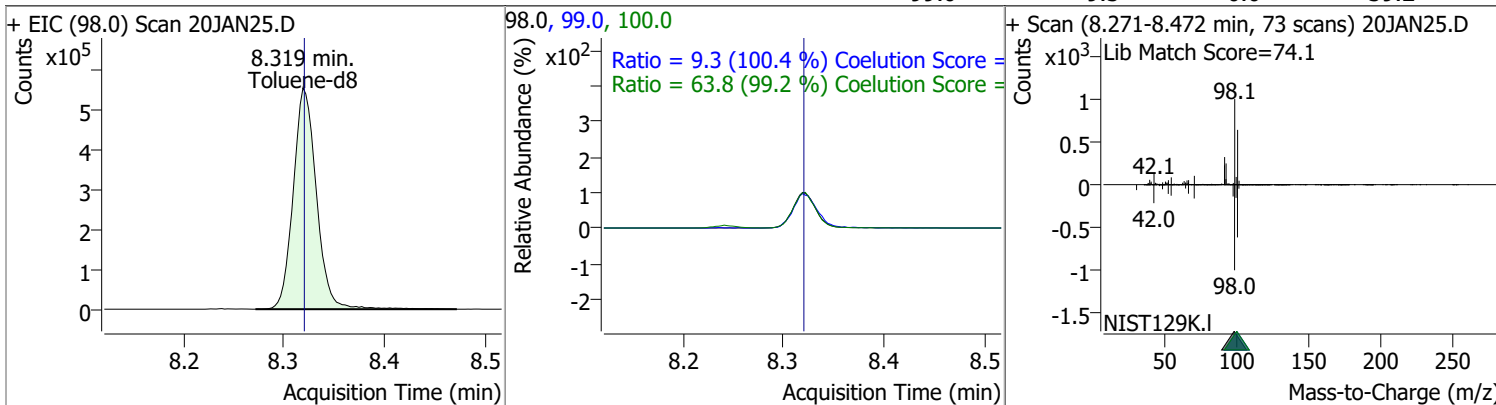
Compound	Conc.	RT	Dev(Min)	Resp.	QIon	QRatio	Lower	Upper
Bromodichloromethane	127.4415	7.59	0.01	131189	85.0	63.9	36.3	96.3
					127.0	8.8	0.0	39.5



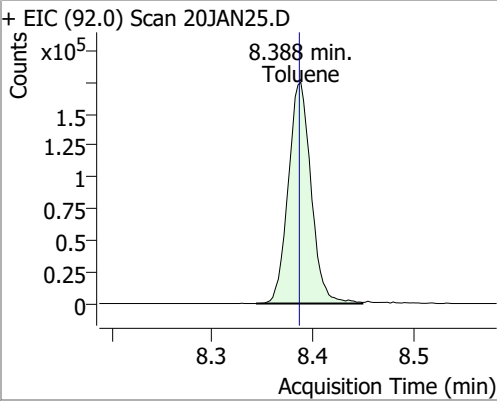
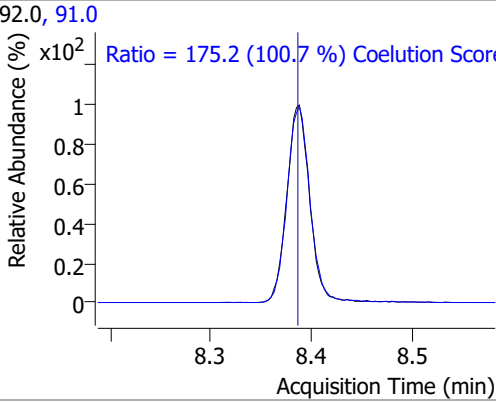
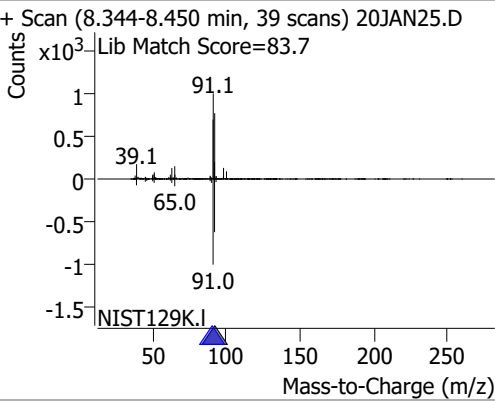
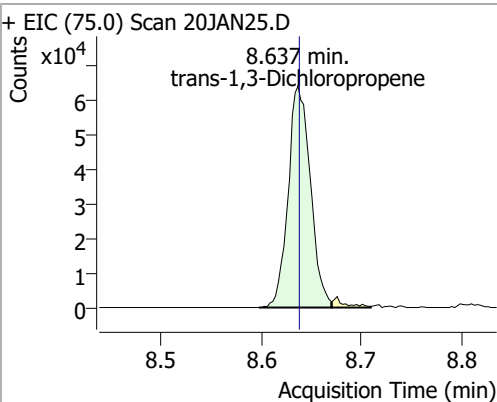
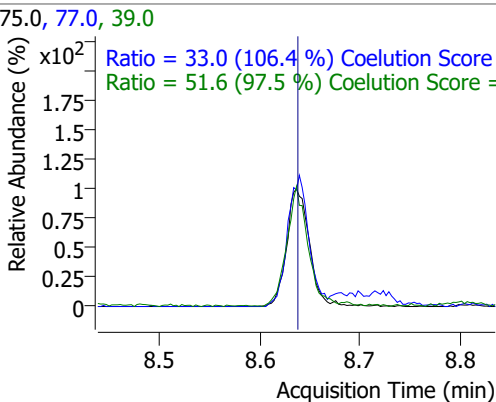
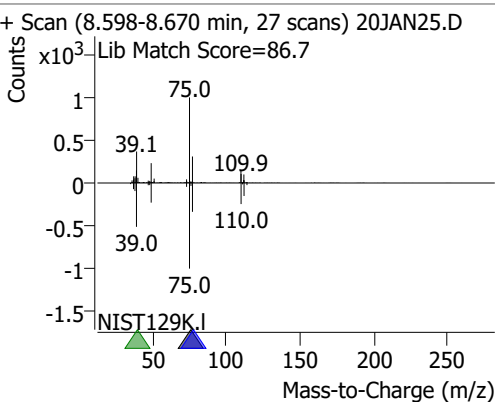
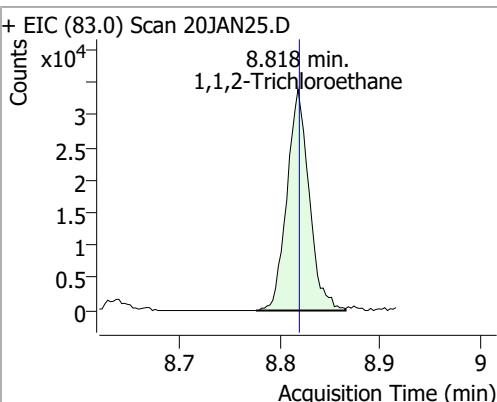
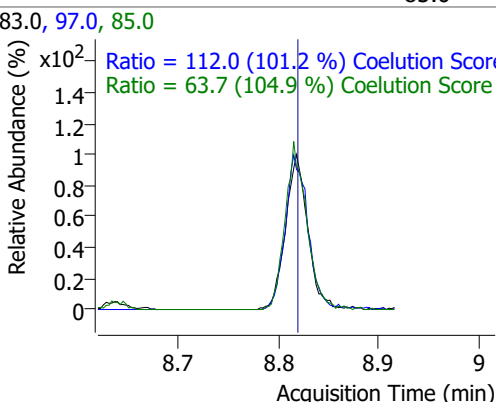
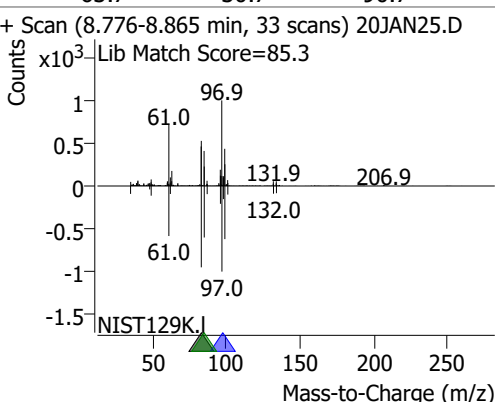
Compound	Conc.	RT	Dev(Min)	Resp.	QIon	QRatio	Lower	Upper
cis-1,3-Dichloropropene	120.5189	8.06	0.00	136138	39.0	52.8	22.5	82.5
					77.0	32.5	1.8	61.8



Compound	Conc.	RT	Dev(Min)	Resp.	QIon	QRatio	Lower	Upper
Toluene-d8	277.8306	8.32	0.00	894361	100.0	63.8	34.3	94.3
					99.0	9.3	0.0	39.2

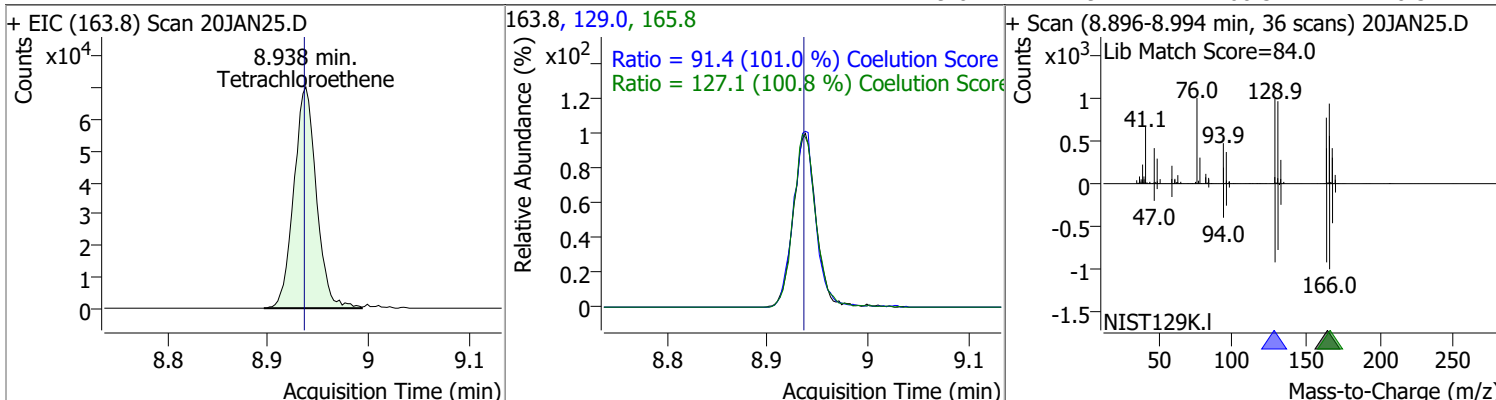


Quantitation Results Report (QT Reviewed)

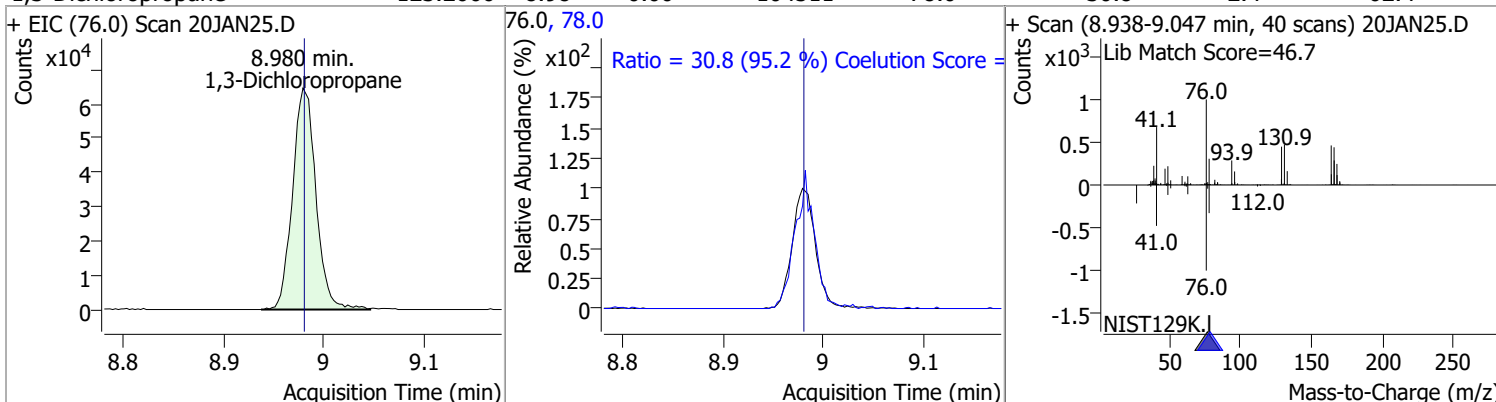
Compound	Conc.	RT	Dev(Min)	Resp.	QIon	QRatio	Lower	Upper
Toluene	128.5990	8.39	0.00	275937	91.0	175.2	144.1	204.1
+ EIC (92.0) Scan 20JAN25.D			92.0, 91.0			+ Scan (8.344-8.450 min, 39 scans) 20JAN25.D		
								
						Ratio = 175.2 (100.7 %) Coelution Score		
						Lib Match Score=83.7		
						NIST129K.L		
trans-1,3-Dichloropropene	119.8022	8.64	0.00	98712	39.0	51.6	23.0	83.0
+ EIC (75.0) Scan 20JAN25.D			75.0, 77.0, 39.0			+ Scan (8.598-8.670 min, 27 scans) 20JAN25.D		
								
						Ratio = 33.0 (106.4 %) Coelution Score		
						Ratio = 51.6 (97.5 %) Coelution Score		
						Lib Match Score=86.7		
						NIST129K.L		
1,1,2-Trichloroethane	124.5865	8.82	0.00	52198	97.0	112.0	80.7	140.7
+ EIC (83.0) Scan 20JAN25.D			83.0, 97.0, 85.0			+ Scan (8.776-8.865 min, 33 scans) 20JAN25.D		
								
						Ratio = 112.0 (101.2 %) Coelution Score		
						Ratio = 63.7 (104.9 %) Coelution Score		
						Lib Match Score=85.3		
						NIST129K.L		

Quantitation Results Report (QT Reviewed)

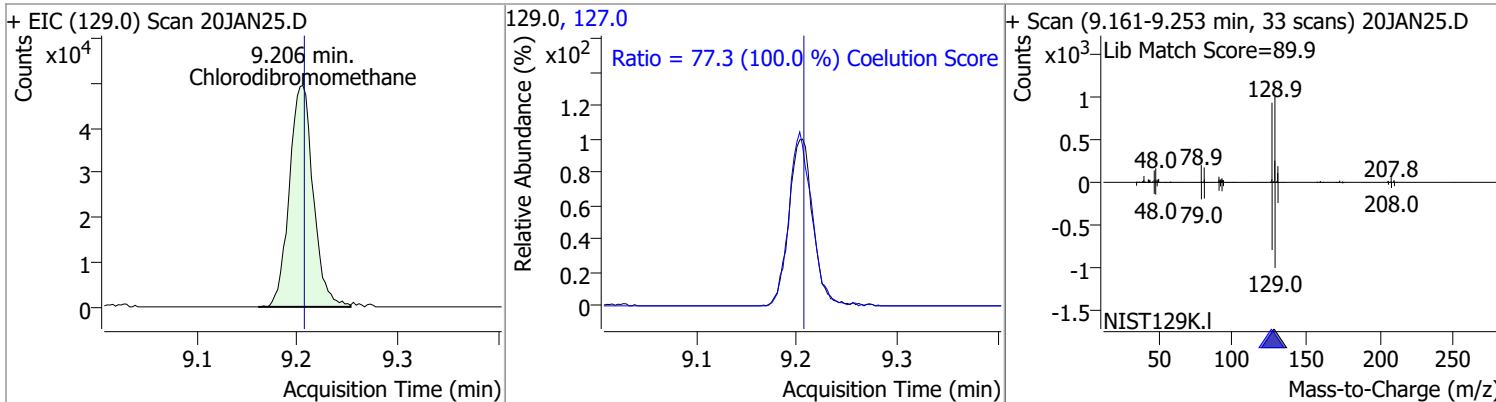
Compound	Conc.	RT	Dev(Min)	Resp.	QIon	QRatio	Lower	Upper
Tetrachloroethene	126.1350	8.94	0.00	109750	165.8	127.1	96.1	156.1
					129.0	91.4	60.5	120.5



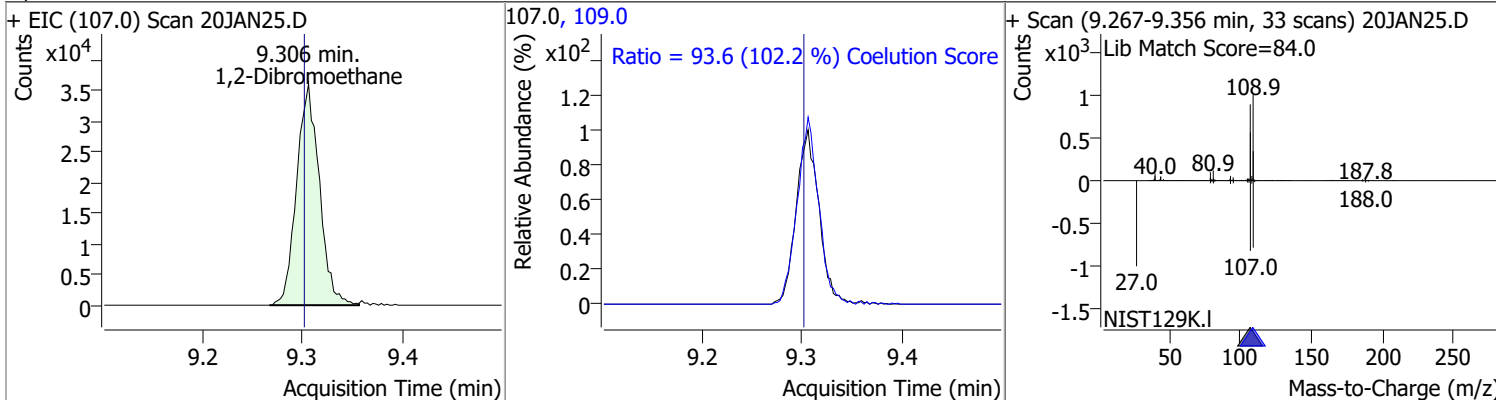
Compound	Conc.	RT	Dev(Min)	Resp.	QIon	QRatio	Lower	Upper
1,3-Dichloropropane	123.2666	8.98	0.00	104511	78.0	30.8	2.4	62.4



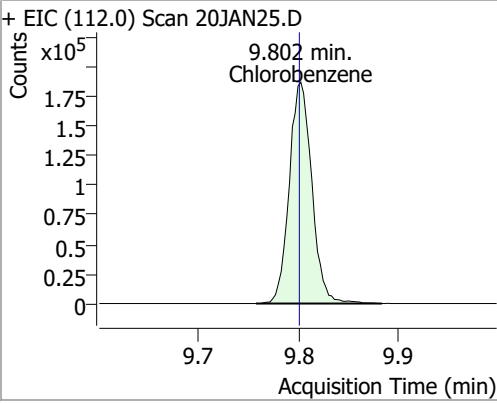
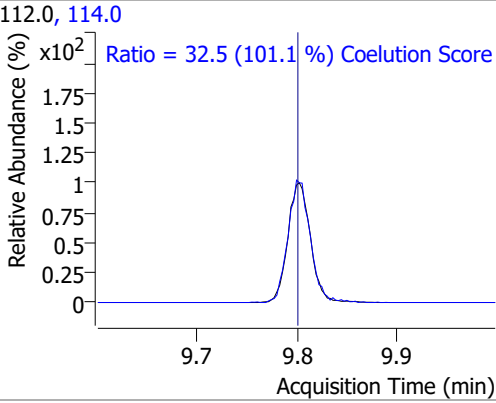
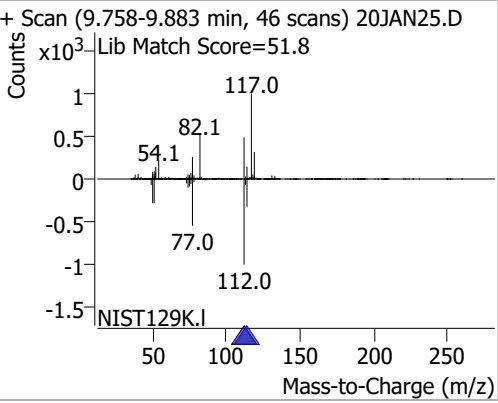
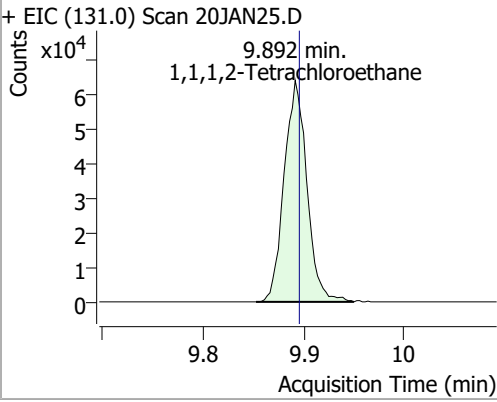
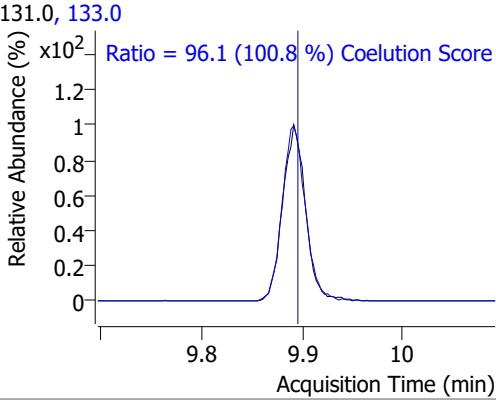
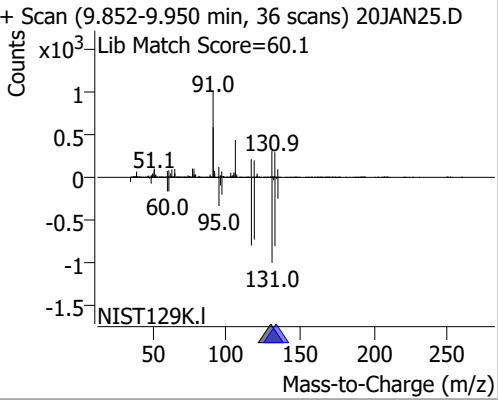
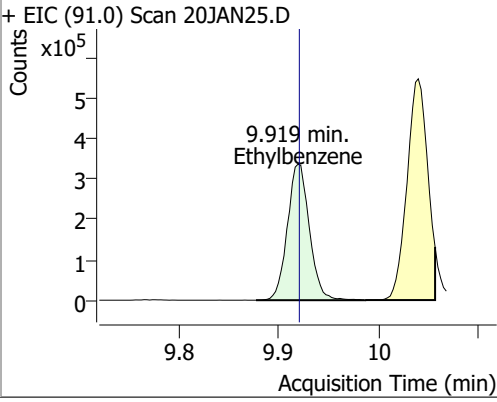
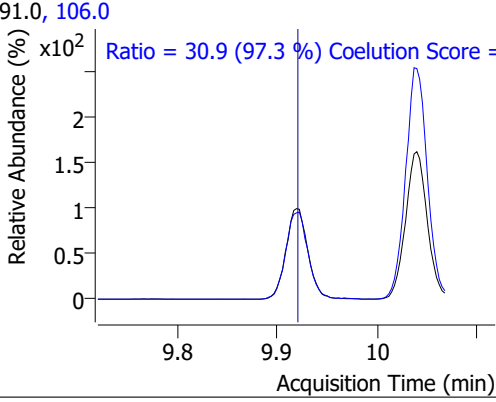
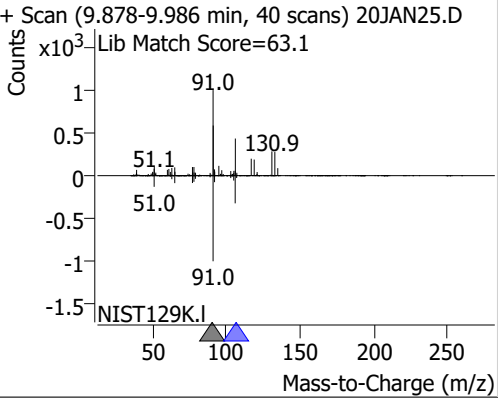
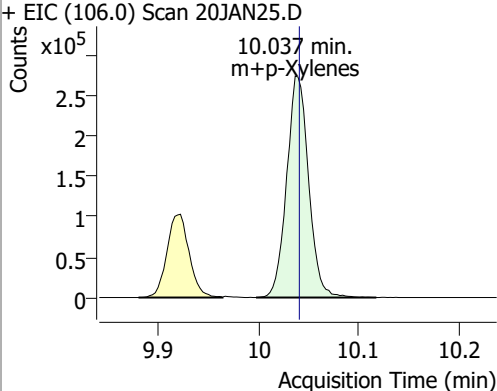
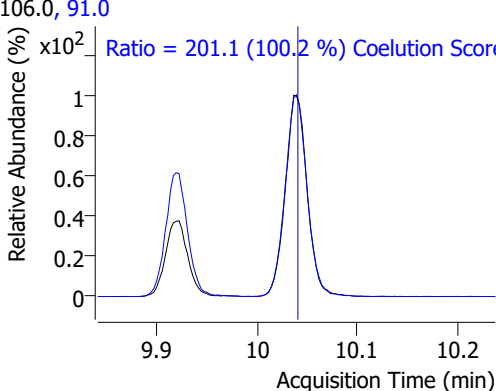
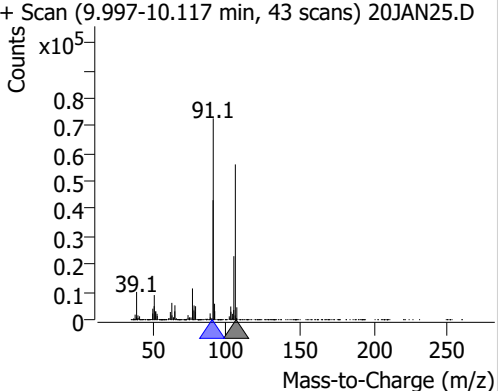
Compound	Conc.	RT	Dev(Min)	Resp.	QIon	QRatio	Lower	Upper
Chlorodibromomethane	120.9664	9.21	0.00	81623	127.0	77.3	47.2	107.2



Compound	Conc.	RT	Dev(Min)	Resp.	QIon	QRatio	Lower	Upper
1,2-Dibromoethane	122.6621	9.31	0.01	56760	109.0	93.6	61.5	121.5

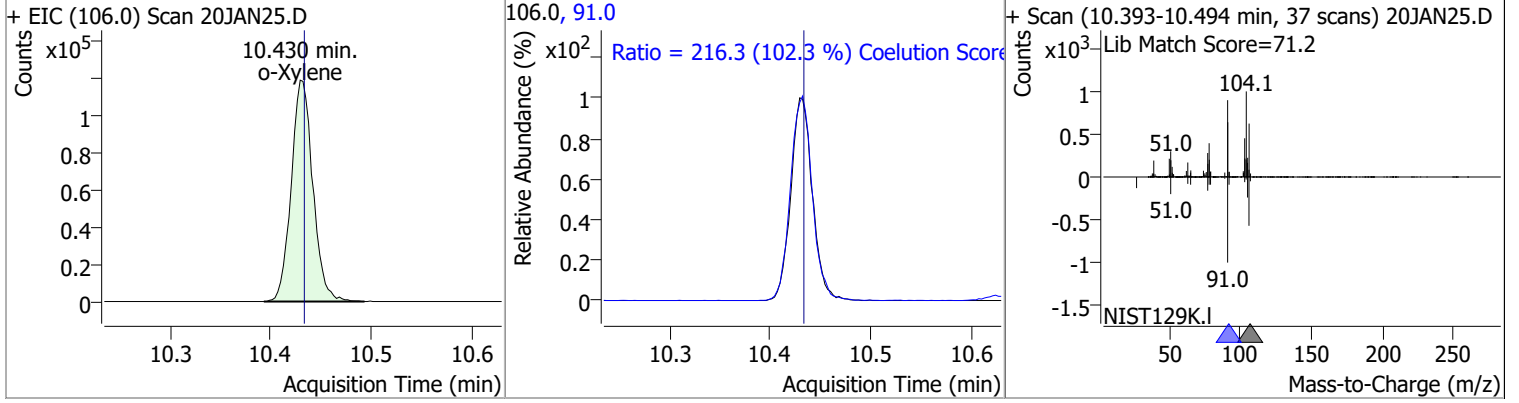


Quantitation Results Report (QT Reviewed)

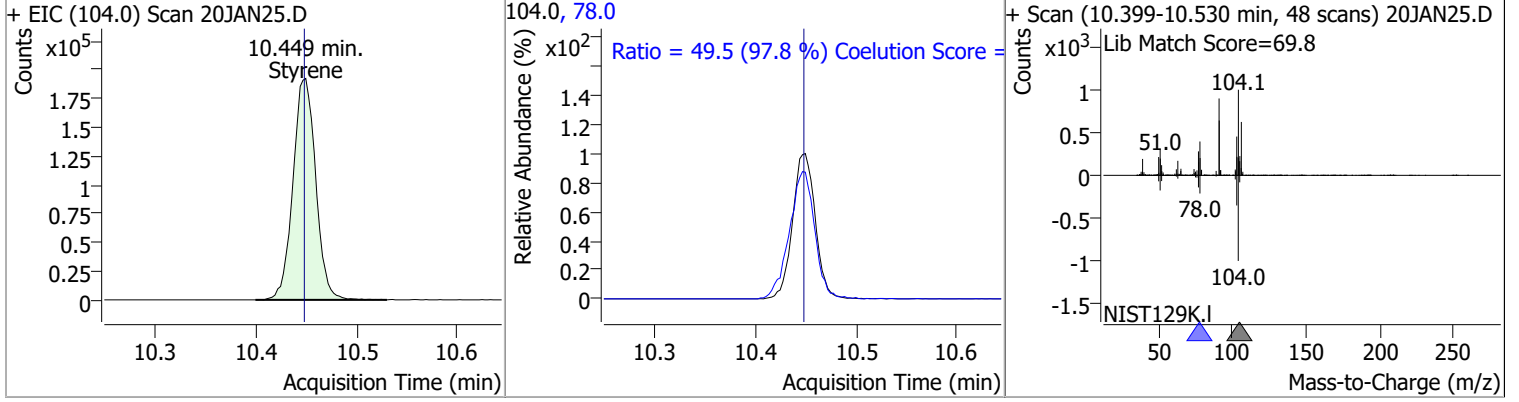
Compound	Conc.	RT	Dev(Min)	Resp.	QIon	QRatio	Lower	Upper
Chlorobenzene	124.4033	9.80	0.00	292624	114.0	32.5	2.2	62.2
+ EIC (112.0) Scan 20JAN25.D 			112.0, 114.0 			+ Scan (9.758-9.883 min, 46 scans) 20JAN25.D Lib Match Score=51.8 		
1,1,1,2-Tetrachloroethane	122.8299	9.89	0.00	101373	133.0	96.1	65.3	125.3
+ EIC (131.0) Scan 20JAN25.D 			131.0, 133.0 			+ Scan (9.852-9.950 min, 36 scans) 20JAN25.D Lib Match Score=60.1 		
Ethylbenzene	125.0961	9.92	0.00	512840	106.0	30.9	1.7	61.7
+ EIC (91.0) Scan 20JAN25.D 			91.0, 106.0 			+ Scan (9.878-9.986 min, 40 scans) 20JAN25.D Lib Match Score=63.1 		
m+p-Xylenes	253.8883	10.04	0.00	414867	91.0	201.1	170.7	230.7
+ EIC (106.0) Scan 20JAN25.D 			106.0, 91.0 			+ Scan (9.997-10.117 min, 43 scans) 20JAN25.D 		

Quantitation Results Report (QT Reviewed)

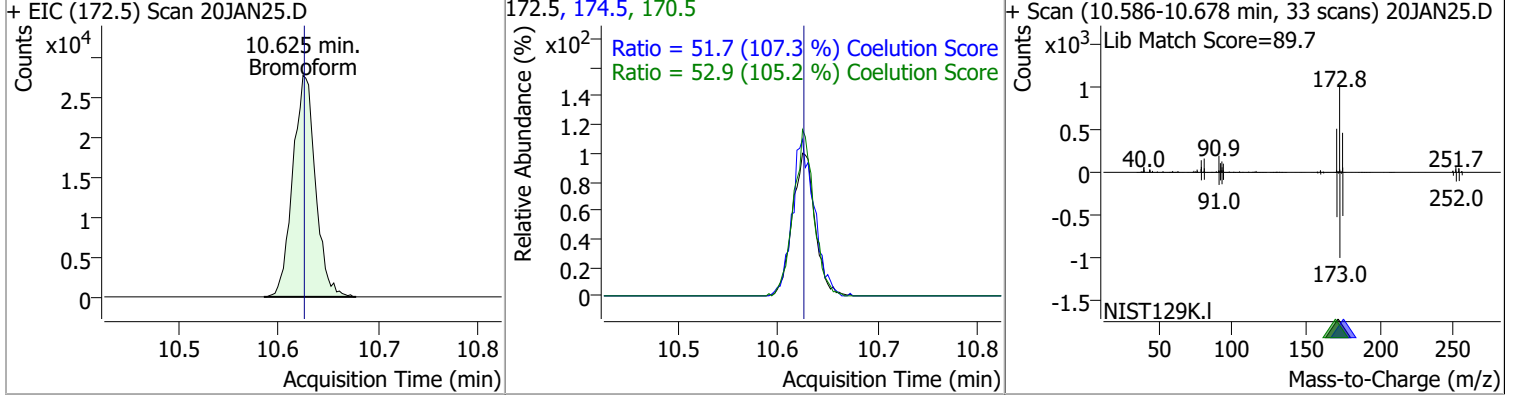
Compound	Conc.	RT	Dev(Min)	Resp.	QIon	QRatio	Lower	Upper
o-Xylene	124.5159	10.43	0.00	177833	91.0	216.3	181.4	241.4



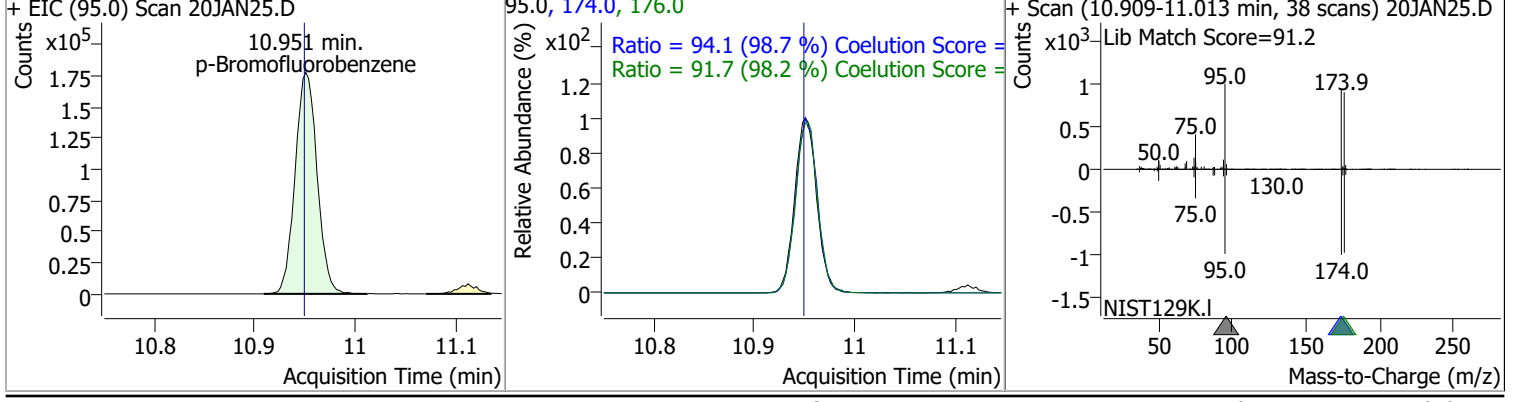
Compound	Conc.	RT	Dev(Min)	Resp.	QIon	QRatio	Lower	Upper
Styrene	127.9738	10.45	0.00	302570	78.0	49.5	20.6	80.6



Compound	Conc.	RT	Dev(Min)	Resp.	QIon	QRatio	Lower	Upper
Bromoform	116.3852	10.62	0.00	43751	170.5	52.9	20.3	80.3
					174.5	51.7	18.1	78.1

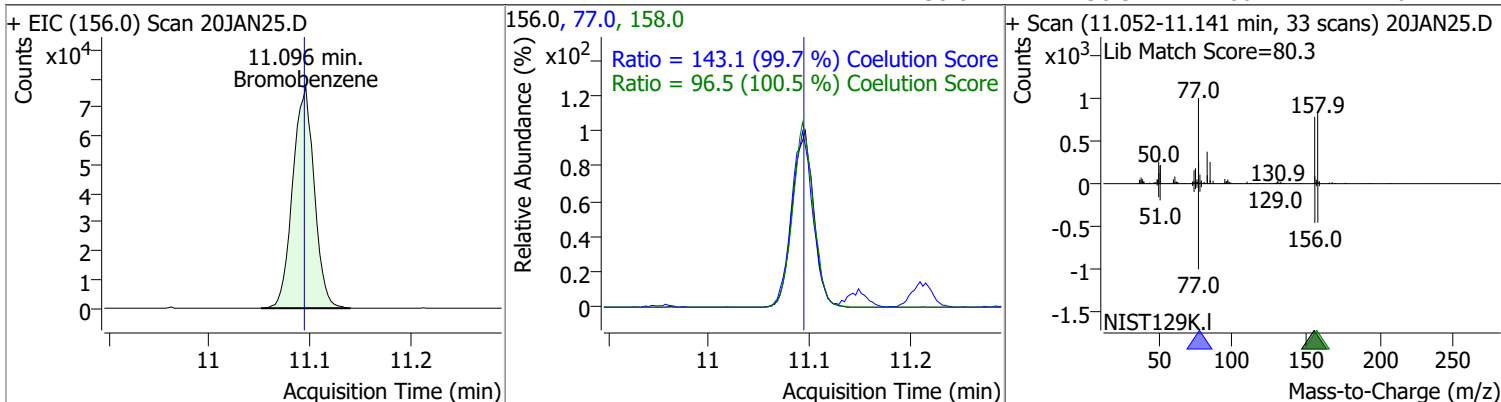


Compound	Conc.	RT	Dev(Min)	Resp.	QIon	QRatio	Lower	Upper
p-Bromofluorobenzene	260.9654	10.95	0.00	270310	174.0	94.1	65.3	125.3
					176.0	91.7	63.3	123.3

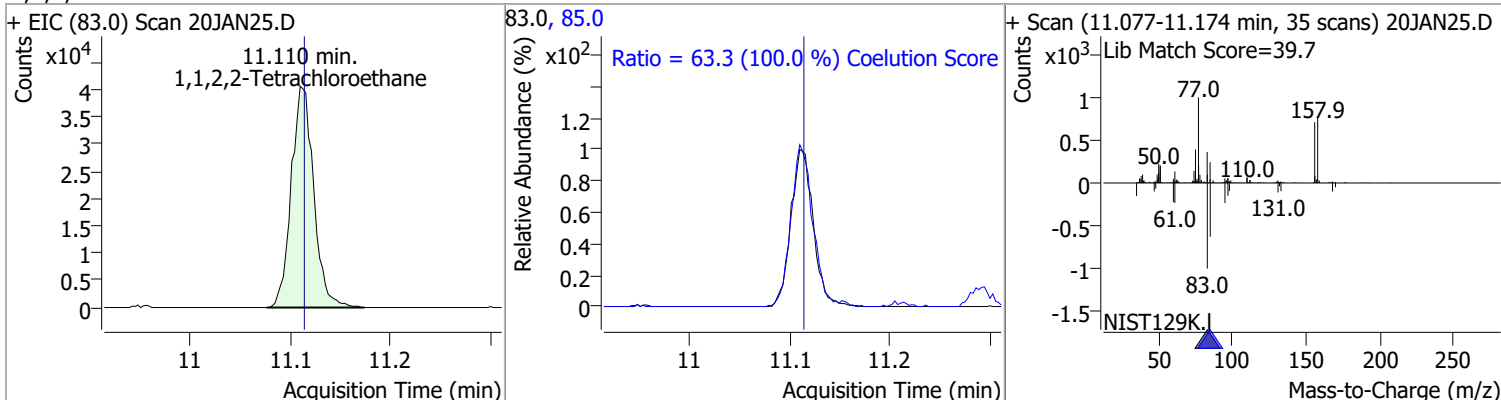


Quantitation Results Report (QT Reviewed)

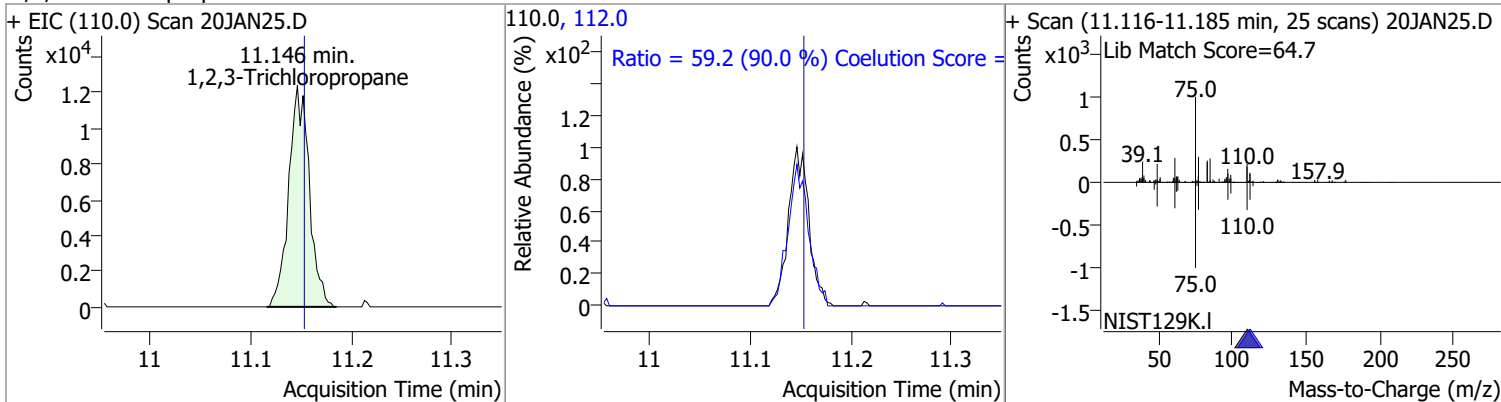
Compound	Conc.	RT	Dev(Min)	Resp.	QIon	QRatio	Lower	Upper
Bromobenzene	125.8328	11.10	0.00	114941	77.0	143.1	113.5	173.5
					158.0	96.5	66.1	126.1



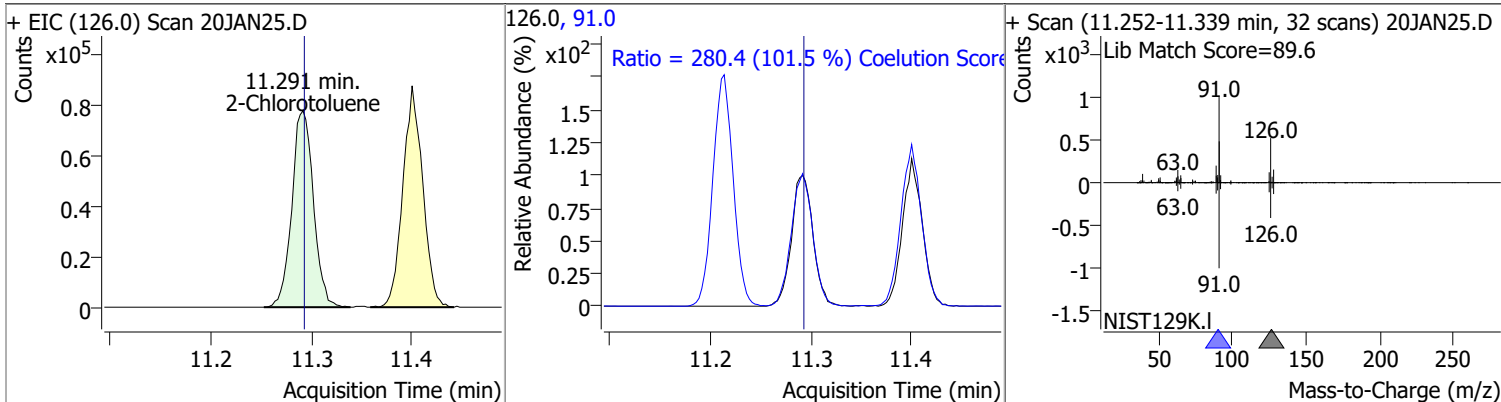
Compound	Conc.	RT	Dev(Min)	Resp.	QIon	QRatio	Lower	Upper
1,1,2,2-Tetrachloroethane	120.7309	11.11	0.00	62903	85.0	63.3	33.3	93.3



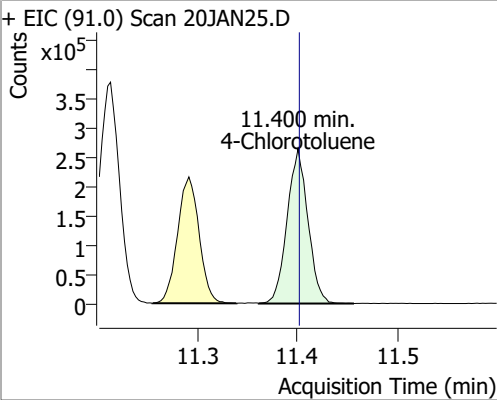
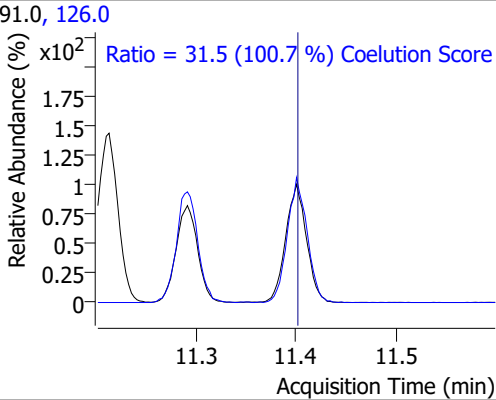
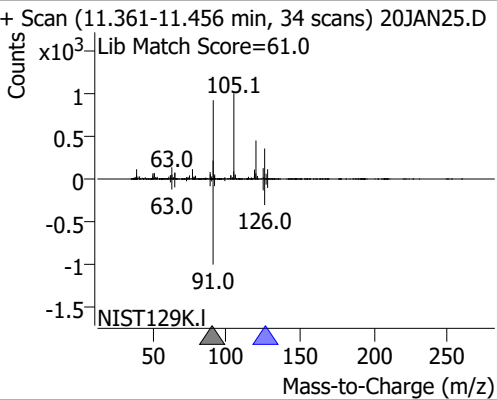
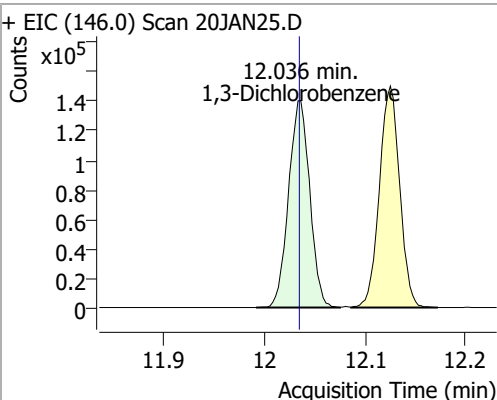
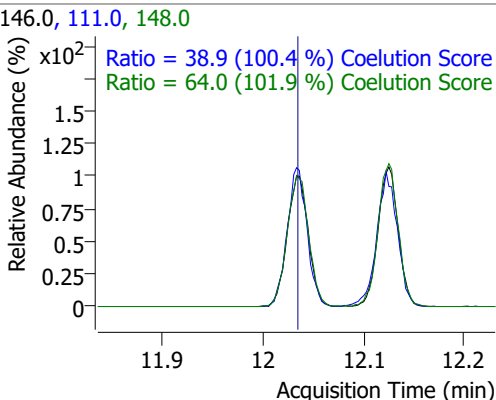
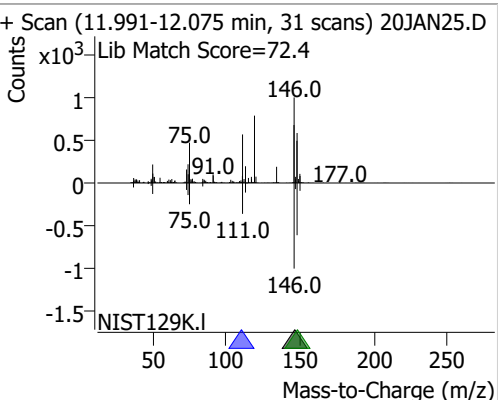
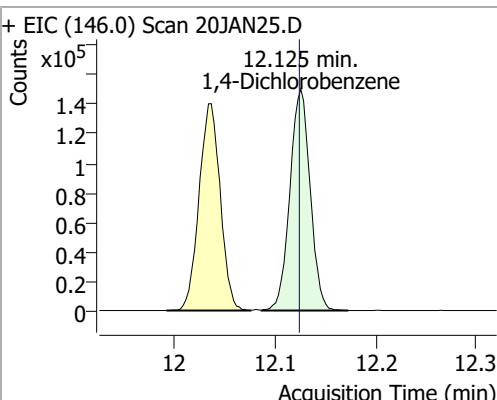
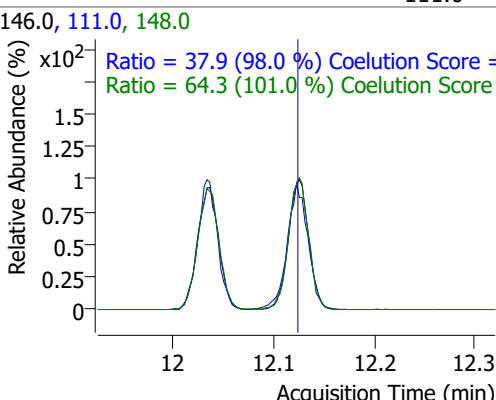
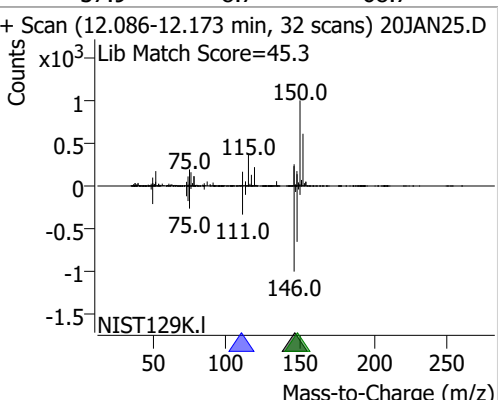
Compound	Conc.	RT	Dev(Min)	Resp.	QIon	QRatio	Lower	Upper
1,2,3-Trichloropropane	128.2494	11.15	-0.01	17556	112.0	59.2	35.8	95.8



Compound	Conc.	RT	Dev(Min)	Resp.	QIon	QRatio	Lower	Upper
2-Chlorotoluene	128.1792	11.29	0.00	115880	91.0	280.4	246.2	306.2

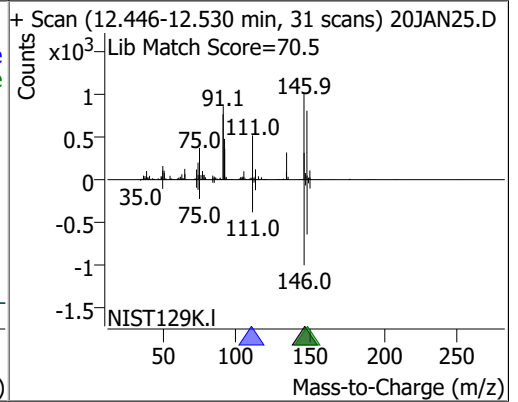
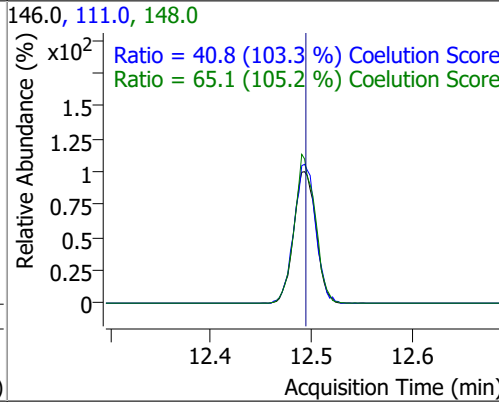
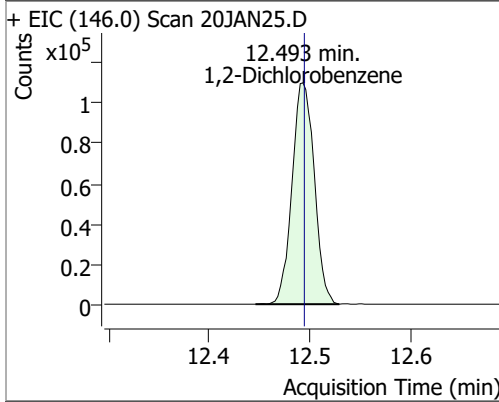


Quantitation Results Report (QT Reviewed)

Compound	Conc.	RT	Dev(Min)	Resp.	QIon	QRatio	Lower	Upper
4-Chlorotoluene	129.9799	11.40	0.00	380598	126.0	31.5	1.3	61.3
+ EIC (91.0) Scan 20JAN25.D			91.0, 126.0			+ Scan (11.361-11.456 min, 34 scans) 20JAN25.D		
								
1,3-Dichlorobenzene	124.3869	12.04	0.00	205858	148.0	64.0	32.8	92.8
+ EIC (146.0) Scan 20JAN25.D			146.0, 111.0, 148.0			+ Scan (11.991-12.075 min, 31 scans) 20JAN25.D		
								
1,4-Dichlorobenzene	125.0842	12.13	0.00	211045	148.0	64.3	33.7	93.7
+ EIC (146.0) Scan 20JAN25.D			146.0, 111.0, 148.0			+ Scan (12.086-12.173 min, 32 scans) 20JAN25.D		
								

Quantitation Results Report (QT Reviewed)

Compound	Conc.	RT	Dev(Min)	Resp.	QIon	QRatio	Lower	Upper
1,2-Dichlorobenzene	122.9466	12.49	0.00	169877	148.0	65.1	31.9	91.9
					111.0	40.8	9.5	69.5



Audit Trail report

Batch name and path: D:\Org\Data\VOA5975C\VG012022\QuantResults\VG012022_8260B.batch.bin
Quant batch version: 10.0
Quant reporting version: 10.0

Name	User	Time	Action	Reason	Comment	Succeed	Exception
CmdNewBatchTable	BL2000\mchavez	1/20/2022 9:48:02 AM	Create new batch D:\Org\Data\VOA5975C\VG012022\VG012022_8260B.batch.bin			✓	
CmdImportSamplesFromWorklist	BL2000\mchavez	1/20/2022 9:48:14 AM	Add samples from worklist: D:\Org\Data\VOA5975C\VG012022\20JAN02.D, D:\Org\Data\VOA5975C\VG012022\20JAN01.D			✓	
CmdSetSampleAttribute	BL2000\mchavez	1/20/2022 9:48:18 AM	Set SampleType = TuneCheck for sample 20JAN02.D; previous value = Sample			✓	
CmdSaveBatchTable	BL2000\mchavez	1/20/2022 9:57:09 AM	Save batch D:\Org\Data\VOA5975C\VG012022\QuantResults\VG012022_8260B.batch.bin			✓	
CmdOpenBatchTable	BL2000\mchavez	1/20/2022 10:26:43 AM	Open batch D:\Org\Data\VOA5975C\VG012022\VG012022_8260B.batch.bin			✓	
CmdStartMethodEditing	BL2000\mchavez	1/20/2022 10:26:58 AM	Start method editing			✓	
CmdImportMethodFromFile	BL2000\mchavez	1/20/2022 10:26:59 AM	Import method from file \\MASSHUNTER\Org\Data\Methods\Quant\VOA5975C\VOA5975C_011922_CAL\VOA5975C_8260B_SHT_DoD_L4_011922.m			✓	
CmdApplyMethodToAllSamples	BL2000\mchavez	1/20/2022 10:27:03 AM	Apply method to all samples			✓	
CmdMethodClear	BL2000\mchavez	1/20/2022 10:27:03 AM	Clear method			✓	
CmdEndMethodEditing	BL2000\mchavez	1/20/2022 10:27:04 AM	End method editing			✓	
CmdQuantitate	BL2000\mchavez	1/20/2022 10:27:06 AM	Quantitate all compounds in all samples			✓	
CmdImportSamplesFromWorklist	BL2000\mchavez	1/20/2022 10:27:15 AM	Add samples from worklist: D:\Org\Data\VOA5975C\VG012022\20JAN03.D			✓	
CmdSetSampleAttribute	BL2000\mchavez	1/20/2022 10:27:20 AM	Set SampleType = CC for sample 20JAN03.D; previous value = Sample			✓	
CmdSetSampleAttribute	BL2000\mchavez	1/20/2022 10:27:23 AM	Set LevelName = CC for sample 20JAN03.D; previous value =			✓	
CmdQuantitate	BL2000\mchavez	1/20/2022 10:27:29 AM	Quantitate all compounds in all samples			✓	
CmdSaveBatchTable	BL2000\mchavez	1/20/2022 10:28:44 AM	Save batch D:\Org\Data\VOA5975C\VG012022\QuantResults\VG012022_8260B.batch.bin			✓	
CmdImportSamplesFromWorklist	BL2000\mchavez	1/20/2022 11:17:08 AM	Add samples from worklist: D:\Org\Data\VOA5975C\VG012022\20JAN04.D			✓	
CmdSetSampleAttribute	BL2000\mchavez	1/20/2022 11:17:12 AM	Set SampleType = QC for sample 20JAN04.D; previous value = Sample			✓	

Audit Trail report

Name	User	Time	Action	Reason	Comment	Succeed	Exception
CmdSetSampleAttribute	BL2000\mchavez	1/20/2022 11:17:17 AM	Set LevelName = CC for sample 20JAN04.D; previous value =			✓	
CmdSetSampleAttribute	BL2000\mchavez	1/20/2022 11:17:20 AM	Set LevelName = QC for sample 20JAN04.D; previous value = CC			✓	
CmdSetSampleAttribute	BL2000\mchavez	1/20/2022 11:17:26 AM	Set SampleInformation = LCSA for sample 20JAN04.D; previous value =			✓	
CmdQuantitate	BL2000\mchavez	1/20/2022 11:17:29 AM	Quantitate all compounds in all samples			✓	
CmdImportSamplesFromWorklist	BL2000\mchavez	1/20/2022 11:55:21 AM	Add samples from worklist: D:\Org\Data\VOA5975C\VG012022\20JAN06.D, D:\Org\Data\VOA5975C\VG012022\20JAN05.D			✓	
CmdSetSampleAttribute	BL2000\mchavez	1/20/2022 11:55:35 AM	Set SampleType = Blank for sample 20JAN06.D; previous value = Sample			✓	
CmdQuantitate	BL2000\mchavez	1/20/2022 11:55:40 AM	Quantitate all compounds in all samples			✓	
CmdSaveBatchTable	BL2000\mchavez	1/20/2022 12:06:07 PM	Save batch D:\Org\Data\VOA5975C\VG012022\QuantResults\VG012022_8260B.batch.bin			✓	
CmdOpenBatchTable	BL2000\mchavez	1/20/2022 1:40:10 PM	Open batch D:\Org\Data\VOA5975C\VG012022\VG012022_8260B.batch.bin			✓	
CmdImportSamplesFromWorklist	BL2000\mchavez	1/20/2022 1:43:44 PM	Add samples from worklist: D:\Org\Data\VOA5975C\VG012022\20JAN08.D, D:\Org\Data\VOA5975C\VG012022\20JAN07.D			✓	
CmdSetSampleAttribute	BL2000\mchavez	1/20/2022 1:43:50 PM	Set SampleType = Blank for sample 20JAN07.D; previous value = Sample			✓	
CmdQuantitate	BL2000\mchavez	1/20/2022 1:43:55 PM	Quantitate all compounds in all samples			✓	
CmdImportSamplesFromWorklist	BL2000\mchavez	1/20/2022 1:58:24 PM	Add samples from worklist: D:\Org\Data\VOA5975C\VG012022\20JAN09.D			✓	
CmdQuantitate	BL2000\mchavez	1/20/2022 1:58:31 PM	Quantitate all compounds in all samples			✓	
CmdSaveBatchTable	BL2000\mchavez	1/20/2022 2:18:19 PM	Save batch D:\Org\Data\VOA5975C\VG012022\QuantResults\VG012022_8260B.batch.bin			✓	
CmdOpenBatchTable	BL2000\mchavez	1/20/2022 2:41:21 PM	Open batch D:\Org\Data\VOA5975C\VG012022\VG012022_8260B.batch.bin			✓	
CmdImportSamplesFromWorklist	BL2000\mchavez	1/20/2022 2:41:37 PM	Add samples from worklist: D:\Org\Data\VOA5975C\VG012022\20JAN10.D			✓	
CmdQuantitate	BL2000\mchavez	1/20/2022 2:41:46 PM	Quantitate all compounds in all samples			✓	
CmdSaveBatchTable	BL2000\mchavez	1/20/2022 2:42:44 PM	Save batch D:\Org\Data\VOA5975C\VG012022\QuantResults\VG012022_8260B.batch.bin			✓	

Audit Trail report

Name	User	Time	Action	Reason	Comment	Succeed	Exception
CmdOpenBatchTable	BL2000\mchavez	1/20/2022 4:22:32 PM	Open batch D:\Org\Data\VOA5975C\VG012022\VG012022_8260B.batch.bin			✓	
CmdImportSamplesFromWorklist	BL2000\mchavez	1/20/2022 4:44:35 PM	Add samples from worklist: D:\Org\Data\VOA5975C\VG012022\20JAN15.D, D:\Org\Data\VOA5975C\VG012022\20JAN14.D, D:\Org\Data\VOA5975C\VG012022\20JAN13.D, D:\Org\Data\VOA5975C\VG012022\20JAN12.D, D:\Org\Data\VOA5975C\VG012022\20JAN11.D			✓	
CmdQuantitate	BL2000\mchavez	1/20/2022 5:06:45 PM	Quantitate all compounds in all samples			✓	
CmdSaveBatchTable	BL2000\mchavez	1/20/2022 5:11:33 PM	Save batch D:\Org\Data\VOA5975C\VG012022\QuantResults\VG012022_8260B.batch.bin			✓	
CmdOpenBatchTable	BL2000\mchavez	1/21/2022 8:39:52 AM	Open batch D:\Org\Data\VOA5975C\VG012022\VG012022_8260B.batch.bin			✓	
CmdImportSamplesFromWorklist	BL2000\mchavez	1/21/2022 8:42:52 AM	Add samples from worklist: D:\Org\Data\VOA5975C\VG012022\20JAN27.D, D:\Org\Data\VOA5975C\VG012022\20JAN26.D, D:\Org\Data\VOA5975C\VG012022\20JAN25.D, D:\Org\Data\VOA5975C\VG012022\20JAN24.D, D:\Org\Data\VOA5975C\VG012022\20JAN23.D, D:\Org\Data\VOA5975C\VG012022\20JAN22.D, D:\Org\Data\VOA5975C\VG012022\20JAN21.D, D:\Org\Data\VOA5975C\VG012022\20JAN20.D, D:\Org\Data\VOA5975C\VG012022\20JAN19.D, D:\Org\Data\VOA5975C\VG012022\20JAN18.D, D:\Org\Data\VOA5975C\VG012022\20JAN17.D, D:\Org\Data\VOA5975C\VG012022\20JAN16.D			✓	
CmdSetSampleAttribute	BL2000\mchavez	1/21/2022 8:43:09 AM	Set SampleType = CC for sample 20JAN25.D; previous value = Sample			✓	
CmdSetSampleAttribute	BL2000\mchavez	1/21/2022 8:43:18 AM	Set LevelName = CC for sample 20JAN25.D; previous value =			✓	
CmdQuantitate	BL2000\mchavez	1/21/2022 8:43:48 AM	Quantitate all compounds in all samples			✓	
CmdSetSampleAttribute	BL2000\mchavez	1/21/2022 9:08:01 AM	Set SampleType = Matrix for sample 20JAN22.D; previous value = Sample			✓	

Audit Trail report

Name	User	Time	Action	Reason	Comment	Succeed	Exception
CmdSetSampleAttribute	BL2000\mchavez	1/21/2022 9:08:07 AM	Set SampleType = MatrixDup for sample 20JAN23.D; previous value = Sample			✓	
CmdSetSampleAttribute	BL2000\mchavez	1/21/2022 9:08:13 AM	Set SampleInformation = MatrixA for sample 20JAN22.D; previous value =			✓	
CmdSetSampleAttribute	BL2000\mchavez	1/21/2022 9:08:17 AM	Set SampleInformation = MatrixA for sample 20JAN23.D; previous value =			✓	
CmdSetSampleAttribute	BL2000\mchavez	1/21/2022 9:10:03 AM	Set MatrixSpikeGroup = 977 for sample 20JAN22.D; previous value =			✓	
CmdSetSampleAttribute	BL2000\mchavez	1/21/2022 9:10:07 AM	Set MatrixSpikeGroup = 977 for sample 20JAN23.D; previous value =			✓	
CmdSetSampleAttribute	BL2000\mchavez	1/21/2022 9:10:17 AM	Set MatrixSpikeGroup = 977 for sample 20JAN09.D; previous value =			✓	
CmdSetSampleAttribute	BL2000\mchavez	1/21/2022 9:10:26 AM	Set SampleType = MatrixBlank for sample 20JAN09.D; previous value = Sample			✓	
CmdQuantitate	BL2000\mchavez	1/21/2022 9:10:44 AM	Quantitate all compounds in all samples			✓	
CmdSaveBatchTable	BL2000\mchavez	1/21/2022 9:51:58 AM	Save batch D:\Org\Data\VOA5975C\VG012022\QuantResults\VG012022_8260B.batch.bin			✓	
CmdOpenBatchTable	BL2000\mchavez	1/22/2022 1:38:34 PM	Open batch D:\Org\Data\VOA5975C\VG012022\VG012022_8260B.batch.bin			✓	
CmdStartMethodEditing	BL2000\mchavez	1/22/2022 1:38:46 PM	Start method editing			✓	
CmdImportMethodFromFile	BL2000\mchavez	1/22/2022 1:38:47 PM	Import method from file \\MASSHUNTER\Org\Data\Methods\Quant\VOA5975C\VOA5975C_011922_CAL\VOA5975C_8260B_SHT_DoD_L4_011922.m			✓	
CmdApplyMethodToAllSamples	BL2000\mchavez	1/22/2022 1:39:03 PM	Apply method to all samples			✓	
CmdMethodClear	BL2000\mchavez	1/22/2022 1:39:03 PM	Clear method			✓	
CmdEndMethodEditing	BL2000\mchavez	1/22/2022 1:39:03 PM	End method editing			✓	
CmdQuantitate	BL2000\mchavez	1/22/2022 1:39:19 PM	Quantitate all compounds in all samples			✓	
CmdSetSampleAttribute	BL2000\mchavez	1/22/2022 1:40:34 PM	Set SampleApproved = True for sample 20JAN03.D; previous value = False			✓	
CmdSetSampleAttribute	BL2000\mchavez	1/22/2022 1:41:22 PM	Set SampleApproved = True for sample 20JAN04.D; previous value = False			✓	
CmdManuallyIntegratePeak	BL2000\mchavez	1/22/2022 1:41:49 PM	Manually integrate compound m+p-Xylenes in sample 20JAN07.D from x, y = 10.014, 0 to 10.059, 0; result = 87			✓	
CmdManuallyIntegrateQualifierPeak	BL2000\mchavez	1/22/2022 1:41:51 PM	Manually integrate qualifier91.0 of compound m+p-Xylenes in sample 20JAN07.D from x, y = 10.006, 0 to 10.059, 0; result = 328			✓	

Audit Trail report

Name	User	Time	Action	Reason	Comment	Succeed	Exception
CmdZeroOutPeak	BL2000\mchavez	1/22/2022 1:41:55 PM	Zero out primary peak of compound m+p-Xylenes in sample 20JAN07.D			✓	
CmdSetSampleAttribute	BL2000\mchavez	1/22/2022 1:42:33 PM	Set UserDefined = Qualifier ratio did not meet method criteria for m+p Xylenes for sample 20JAN07.D; previous value =			✓	
CmdManuallyIntegratePeak	BL2000\mchavez	1/22/2022 1:43:00 PM	Manually integrate compound Chloroform in sample 20JAN07.D from x, y = 5.630, 0 to 5.689, 0; result = 180			✓	
CmdManuallyIntegrateQualifierPeak	BL2000\mchavez	1/22/2022 1:43:05 PM	Manually integrate qualifier85.0 of compound Chloroform in sample 20JAN07.D from x, y = 5.628, 0 to 5.675, 0; result = 67			✓	
CmdSetTargetCompoundAttribute	BL2000\mchavez	1/22/2022 1:43:10 PM	Set UserAnnotation = NI for compound Chloroform in sample 20JAN07.D; previous value =			✓	
CmdManuallyIntegratePeak	BL2000\mchavez	1/22/2022 1:43:27 PM	Manually integrate compound Methyl tert-butyl ether (MTBE) in sample 20JAN07.D from x, y = 3.717, 0 to 3.787, 0; result = 58			✓	
CmdManuallyIntegrateQualifierPeak	BL2000\mchavez	1/22/2022 1:43:30 PM	Manually integrate qualifier57.0 of compound Methyl tert-butyl ether (MTBE) in sample 20JAN07.D from x, y = 3.729, 0 to 3.787, 0; result = 26			✓	
CmdSetTargetCompoundAttribute	BL2000\mchavez	1/22/2022 1:43:34 PM	Set UserAnnotation = NI for compound Methyl tert-butyl ether (MTBE) in sample 20JAN07.D; previous value =			✓	
CmdManuallyIntegratePeak	BL2000\mchavez	1/22/2022 1:43:44 PM	Manually integrate compound Methylene chloride in sample 20JAN07.D from x, y = 3.280, 0 to 3.400, 0; result = 2799			✓	
CmdManuallyIntegrateQualifierPeak	BL2000\mchavez	1/22/2022 1:43:48 PM	Manually integrate qualifier84.0 of compound Methylene chloride in sample 20JAN07.D from x, y = 3.274, 0 to 3.408, 0; result = 2157			✓	
CmdManuallyIntegrateQualifierPeak	BL2000\mchavez	1/22/2022 1:43:50 PM	Manually integrate qualifier86.0 of compound Methylene chloride in sample 20JAN07.D from x, y = 3.277, 0 to 3.408, 0; result = 1072			✓	
CmdSetTargetCompoundAttribute	BL2000\mchavez	1/22/2022 1:43:58 PM	Set UserAnnotation = NI for compound Methylene chloride in sample 20JAN07.D; previous value =			✓	
CmdSetSampleAttribute	BL2000\mchavez	1/22/2022 1:44:12 PM	Set SampleApproved = True for sample 20JAN07.D; previous value = False			✓	
CmdSaveBatchTable	BL2000\mchavez	1/22/2022 1:44:18 PM	Save batch D:\Org\Data\VOA5975C\VG012022\QuantResults\VG012022_8260B.batch.bin			✓	

Audit Trail report

Name	User	Time	Action	Reason	Comment	Succeed	Exception
CmdManuallyIntegratePeak	BL2000\mchavez	1/22/2022 1:45:10 PM	Manually integrate compound Chloromethane in sample 20JAN08.D from x, y = 1.383, 0 to 1.464, 0; result = 1368			✓	
CmdManuallyIntegrateQualifierPeak	BL2000\mchavez	1/22/2022 1:45:15 PM	Manually integrate qualifier52.0 of compound Chloromethane in sample 20JAN08.D from x, y = 1.383, 0 to 1.442, 0; result = 601			✓	
CmdSetTargetCompoundAttribute	BL2000\mchavez	1/22/2022 1:45:30 PM	Set UserAnnotation = NI for compound Chloromethane in sample 20JAN08.D; previous value =			✓	
CmdManuallyIntegratePeak	BL2000\mchavez	1/22/2022 1:45:40 PM	Manually integrate compound Bromomethane in sample 20JAN08.D from x, y = 1.743, 0 to 1.841, 0; result = 556			✓	
CmdManuallyIntegrateQualifierPeak	BL2000\mchavez	1/22/2022 1:45:45 PM	Manually integrate qualifier94.0 of compound Bromomethane in sample 20JAN08.D from x, y = 1.765, 0 to 1.813, 0; result = 483			✓	
CmdSetTargetCompoundAttribute	BL2000\mchavez	1/22/2022 1:46:36 PM	Set UserAnnotation = NI for compound Bromomethane in sample 20JAN08.D; previous value =			✓	
CmdManuallyIntegratePeak	BL2000\mchavez	1/22/2022 1:47:26 PM	Manually integrate compound Methylene chloride in sample 20JAN08.D from x, y = 3.288, 0 to 3.419, 0; result = 1503			✓	
CmdManuallyIntegrateQualifierPeak	BL2000\mchavez	1/22/2022 1:47:29 PM	Manually integrate qualifier84.0 of compound Methylene chloride in sample 20JAN08.D from x, y = 3.291, 0 to 3.411, 0; result = 950			✓	
CmdManuallyIntegrateQualifierPeak	BL2000\mchavez	1/22/2022 1:47:33 PM	Manually integrate qualifier86.0 of compound Methylene chloride in sample 20JAN08.D from x, y = 3.299, 0 to 3.372, 0; result = 399			✓	
CmdSetTargetCompoundAttribute	BL2000\mchavez	1/22/2022 1:47:38 PM	Set UserAnnotation = NI for compound Methylene chloride in sample 20JAN08.D; previous value =			✓	
CmdManuallyIntegrateQualifierPeak	BL2000\mchavez	1/22/2022 1:49:41 PM	Manually integrate qualifier 91.0 of compound Toluene in sample 20JAN08.D, from x, y = 8.360, 0 to 8.425, 0, result = 5050; previous integration is from x, y = 8.383, 0 to 8.425, 0 and previous response = 3041.			✓	
CmdManuallyIntegratePeak	BL2000\mchavez	1/22/2022 1:49:58 PM	Manually integrate compound Ethylbenzene in sample 20JAN08.D from x, y = 9.880, 0 to 9.947, 0; result = 930			✓	
CmdManuallyIntegrateQualifierPeak	BL2000\mchavez	1/22/2022 1:50:00 PM	Manually integrate qualifier106.0 of compound Ethylbenzene in sample 20JAN08.D from x, y = 9.886, 0 to 9.947, 0; result = 251			✓	

Audit Trail report

Name	User	Time	Action	Reason	Comment	Succeed	Exception
CmdSetTargetCompoundAttribute	BL2000\mchavez	1/22/2022 1:50:04 PM	Set UserAnnotation = NI for compound Ethylbenzene in sample 20JAN08.D; previous value =			✓	
CmdManuallyIntegratePeak	BL2000\mchavez	1/22/2022 1:50:10 PM	Manually integrate compound m+p-Xylenes in sample 20JAN08.D from x, y = 10.009, 0 to 10.075, 0; result = 278			✓	
CmdManuallyIntegrateQualifierPeak	BL2000\mchavez	1/22/2022 1:50:13 PM	Manually integrate qualifier 91.0 of compound m+p-Xylenes in sample 20JAN08.D from x, y = 10.003, 0 to 10.056, 0; result = 600			✓	
CmdManuallyIntegratePeak	BL2000\mchavez	1/22/2022 1:50:23 PM	Manually integrate compound Styrene in sample 20JAN08.D from x, y = 10.430, 0 to 10.485, 0; result = 435			✓	
CmdManuallyIntegrateQualifierPeak	BL2000\mchavez	1/22/2022 1:50:26 PM	Manually integrate qualifier 78.0 of compound Styrene in sample 20JAN08.D from x, y = 10.424, 0 to 10.480, 0; result = 85			✓	
CmdZeroOutPeak	BL2000\mchavez	1/22/2022 1:50:33 PM	Zero out primary peak of compound Styrene in sample 20JAN08.D			✓	
CmdSetSampleAttribute	BL2000\mchavez	1/22/2022 1:50:45 PM	Set UserDefined = Qualifier ratio did not meet method criteria for m+p Xulenes for sample 20JAN08.D; previous value =			✓	
CmdSetSampleAttribute	BL2000\mchavez	1/22/2022 1:50:56 PM	Set UserDefined = Qualifier ratio did not meet method criteria for Styrene for sample 20JAN08.D; previous value = Qualifier ratio did not meet method criteria for m+p Xulenes			✓	
CmdSetTargetCompoundAttribute	BL2000\mchavez	1/22/2022 1:51:08 PM	Set UserAnnotation = NI for compound m+p-Xylenes in sample 20JAN08.D; previous value =			✓	
CmdSetSampleAttribute	BL2000\mchavez	1/22/2022 1:51:26 PM	Set SampleApproved = True for sample 20JAN08.D; previous value = False			✓	
CmdQuantitate	BL2000\mchavez	1/22/2022 1:51:42 PM	Quantitate all compounds in all samples			✓	

Audit Trail report

Name	User	Time	Action	Reason	Comment	Succeed	Exception
CmdManuallyIntegratePeak	BL2000\mchavez	1/22/2022 1:52:39 PM	Manually integrate compound Toluene in sample 20JAN09.D from x, y = 8.358, 0 to 8.428, 0; result = 0				Agilent.MassSpectrometry.DataAnalysis.Quantitative.ApplicationCommandException: Manual integration failed for compound Toluene in sample B22010977-001F. ---> Agilent.MassSpectrometry.DataAnalysis.Quantitative.ApplicationCommandException: Manual integration failed for compound Toluene in sample B22010977-001F. ---> System.IndexOutOfRangeException: Index was outside the bounds of the array. at Agilent.MassSpectrometry.DataAnalysis.AgileIntegrator.Peak.a(Double[] A_0, Single[] A_1, Int32 A_2, Int32 A_3, Int32 A_4, Double A_5, Double A_6, Double& A_7, Double& A_8, Int32& A_9, Int32& A_10, Int32& A_11, Int32& A_12) at Agilent.MassSpectrometry.DataAnalysis.AgileIntegrator.Peak.ComputeChromatographicMetrics(Double[] xArray, Single[] yArray, Int32 startIndex, Int32 apexIndex, Int32 endIndex, Double baselineSlope, Double yIntercept, Double& fullWidthHalfMaximum, Double& symmetry) at Agilent.MassSpectrometry.DataAnalysis.Quantitative.Integrator.a(IChromatogram A_0, IPeakList A_1) at Agilent.MassSpectrometry.DataAnalysis.Quantitative.Integrator.ManualIntegrate(IChromatogram chromatogram, Double xStart, Double yStart, Double xEnd, Double yEnd, IChromPeakList& peaklist) at Agilent.MassSpectrometry.DataAnalysis.Quantitative.Analysis.MeasuredIon.ManualIntegrate(Double xStart, Double yStart, Double xEnd, Double yEnd) --- End of inner exception stack trace --- at Agilent.MassSpectrometry.DataAnalysis.Quantitative.Analysis.QuantifierIon.SetManualIntegrationFailureMessage(Exception e) at Agilent.MassSpectrometry.DataAnalysis.Quantitative.Analysis.MeasuredIon.ManualIntegrate(Double xStart, Double yStart, Double xEnd, Double yEnd)

Audit Trail report

Name	User	Time	Action	Reason	Comment	Succeed	Exception
							at Agilent.MassSpectrometry.DataAnalysis.Quantitative.CmdManuallyIntegratePeak.Do() --- End of inner exception stack trace --- at Agilent.MassSpectrometry.DataAnalysis.Quantitative.CmdManuallyIntegratePeak.Do() at Agilent.MassSpectrometry.CommandModel.CommandHistory.Invoke(ICommand cmd) at Agilent.MassSpectrometry.DataAnalysis.Quantitative.AppCommandContext._Invoke(ICommand cmd)
CmdManuallyIntegrateQualifierPeak	BL2000\mchavez	1/22/2022 1:52:44 PM	Manually integrate qualifier91.0 of compound Toluene in sample 20JAN09.D from x, y = 8.347, 0 to 8.428, 0; result = 0			✓	
CmdManuallyIntegratePeak	BL2000\mchavez	1/22/2022 1:52:47 PM	Manually integrate compound Toluene in sample 20JAN09.D from x, y = 8.352, 0 to 8.428, 0; result = 1272			✓	
CmdZeroOutPeak	BL2000\mchavez	1/22/2022 1:52:53 PM	Zero out primary peak of compound Toluene in sample 20JAN09.D			✓	
CmdSetSampleAttribute	BL2000\mchavez	1/22/2022 1:52:57 PM	Set UserDefined = Qualifier ratio did not meet method criteria for m+p Xulenes for sample 20JAN09.D; previous value =			✓	
CmdSetSampleAttribute	BL2000\mchavez	1/22/2022 1:53:06 PM	Set UserDefined = Qualifier ratio did not meet method criteria for Toluene for sample 20JAN09.D; previous value = Qualifier ratio did not meet method criteria for m+p Xulenes			✓	
CmdManuallyIntegratePeak	BL2000\mchavez	1/22/2022 1:53:19 PM	Manually integrate compound Trichloroethene in sample 20JAN09.D from x, y = 6.980, 0 to 7.097, 0; result = 660			✓	
CmdManuallyIntegrateQualifierPeak	BL2000\mchavez	1/22/2022 1:53:22 PM	Manually integrate qualifier130.0 of compound Trichloroethene in sample 20JAN09.D from x, y = 6.997, 0 to 7.078, 0; result = 471			✓	
CmdManuallyIntegrateQualifierPeak	BL2000\mchavez	1/22/2022 1:53:25 PM	Manually integrate qualifier97.0 of compound Trichloroethene in sample 20JAN09.D from x, y = 6.997, 0 to 7.089, 0; result = 348			✓	
CmdZeroOutPeak	BL2000\mchavez	1/22/2022 1:53:29 PM	Zero out primary peak of compound Trichloroethene in sample 20JAN09.D			✓	

Audit Trail report

Name	User	Time	Action	Reason	Comment	Succeed	Exception
CmdSetSampleAttribute	BL2000\mchavez	1/22/2022 1:53:45 PM	Set UserDefined = Qualifier ratio did not meet method criteria for Toluene, Trichloroethene for sample 20JAN09.D; previous value = Qualifier ratio did not meet method criteria for Toluene			✓	
CmdManuallyIntegratePeak	BL2000\mchavez	1/22/2022 1:53:54 PM	Manually integrate compound Benzene in sample 20JAN09.D from x, y = 6.247, 0 to 6.336, 0; result = 928			✓	
CmdManuallyIntegrateQualifierPeak	BL2000\mchavez	1/22/2022 1:53:58 PM	Manually integrate qualifier 77.0 of compound Benzene in sample 20JAN09.D from x, y = 6.250, 0 to 6.311, 0; result = 76			✓	
CmdSetTargetCompoundAttribute	BL2000\mchavez	1/22/2022 1:54:02 PM	Set UserAnnotation = NI for compound Benzene in sample 20JAN09.D; previous value =			✓	
CmdManuallyIntegratePeak	BL2000\mchavez	1/22/2022 1:54:15 PM	Manually integrate compound Chloroform in sample 20JAN09.D from x, y = 5.614, 0 to 5.698, 0; result = 720			✓	
CmdManuallyIntegrateQualifierPeak	BL2000\mchavez	1/22/2022 1:54:18 PM	Manually integrate qualifier 85.0 of compound Chloroform in sample 20JAN09.D from x, y = 5.625, 0 to 5.706, 0; result = 219			✓	
CmdZeroOutPeak	BL2000\mchavez	1/22/2022 1:54:22 PM	Zero out primary peak of compound Chloroform in sample 20JAN09.D			✓	
CmdSetSampleAttribute	BL2000\mchavez	1/22/2022 1:54:31 PM	Set UserDefined = Qualifier ratio did not meet method criteria for Toluene, Trichloroethene, Chloroform for sample 20JAN09.D; previous value = Qualifier ratio did not meet method criteria for Toluene, Trichloroethene			✓	
CmdManuallyIntegratePeak	BL2000\mchavez	1/22/2022 1:54:47 PM	Manually integrate compound Methylene chloride in sample 20JAN09.D from x, y = 3.277, 0 to 3.361, 0; result = 1209			✓	
CmdManuallyIntegrateQualifierPeak	BL2000\mchavez	1/22/2022 1:54:49 PM	Manually integrate qualifier 84.0 of compound Methylene chloride in sample 20JAN09.D from x, y = 3.285, 0 to 3.400, 0; result = 926			✓	
CmdManuallyIntegrateQualifierPeak	BL2000\mchavez	1/22/2022 1:54:52 PM	Manually integrate qualifier 86.0 of compound Methylene chloride in sample 20JAN09.D from x, y = 3.294, 0 to 3.416, 0; result = 405			✓	
CmdSetTargetCompoundAttribute	BL2000\mchavez	1/22/2022 1:54:55 PM	Set UserAnnotation = NI for compound Methylene chloride in sample 20JAN09.D; previous value =			✓	
CmdManuallyIntegratePeak	BL2000\mchavez	1/22/2022 1:55:08 PM	Manually integrate compound Chloroethane in sample 20JAN09.D from x, y = 1.874, 0 to 1.913, 0; result = 537			✓	

Audit Trail report

Name	User	Time	Action	Reason	Comment	Succeed	Exception
CmdManuallyIntegrateQualifierPeak	BL2000\mchavez	1/22/2022 1:55:11 PM	Manually integrate qualifier66.0 of compound Chloroethane in sample 20JAN09.D from x, y = 1.880, 0 to 1.933, 0; result = 263			✓	
CmdSetTargetCompoundAttribute	BL2000\mchavez	1/22/2022 1:55:49 PM	Set UserAnnotation = NI for compound Chloroethane in sample 20JAN09.D; previous value =			✓	
CmdManuallyIntegrateQualifierPeak	BL2000\mchavez	1/22/2022 1:56:02 PM	Manually integrate qualifier52.0 of compound Chloromethane in sample 20JAN09.D from x, y = 1.375, 0 to 1.442, 0; result = 703			✓	
CmdSetSampleAttribute	BL2000\mchavez	1/22/2022 1:56:08 PM	Set SampleApproved = True for sample 20JAN09.D; previous value = False			✓	
CmdQuantitate	BL2000\mchavez	1/22/2022 1:56:38 PM	Quantitate all compounds in all samples			✓	
CmdSaveBatchTable	BL2000\mchavez	1/22/2022 1:57:00 PM	Save batch D:\Org\Data\VOA5975C\VG012022\QuantResults\VG012022_8260B.batch.bin			✓	
CmdManuallyIntegratePeak	BL2000\mchavez	1/22/2022 1:58:17 PM	Manually integrate compound Chloromethane in sample 20JAN10.D from x, y = 1.381, 0 to 1.453, 0; result = 1692			✓	
CmdManuallyIntegrateQualifierPeak	BL2000\mchavez	1/22/2022 1:58:21 PM	Manually integrate qualifier52.0 of compound Chloromethane in sample 20JAN10.D from x, y = 1.381, 0 to 1.448, 0; result = 582			✓	
CmdManuallyIntegratePeak	BL2000\mchavez	1/22/2022 1:58:34 PM	Manually integrate compound Chloroethane in sample 20JAN10.D from x, y = 1.860, 0 to 1.905, 0; result = 815			✓	
CmdManuallyIntegrateQualifierPeak	BL2000\mchavez	1/22/2022 1:58:36 PM	Manually integrate qualifier66.0 of compound Chloroethane in sample 20JAN10.D from x, y = 1.863, 0 to 1.919, 0; result = 331			✓	
CmdManuallyIntegratePeak	BL2000\mchavez	1/22/2022 1:58:57 PM	Manually integrate compound Methylene chloride in sample 20JAN10.D from x, y = 3.297, 0 to 3.411, 0; result = 1025			✓	
CmdManuallyIntegrateQualifierPeak	BL2000\mchavez	1/22/2022 1:59:02 PM	Manually integrate qualifier84.0 of compound Methylene chloride in sample 20JAN10.D from x, y = 3.277, 0 to 3.377, 0; result = 1014			✓	
CmdZeroOutPeak	BL2000\mchavez	1/22/2022 1:59:07 PM	Zero out primary peak of compound Methylene chloride in sample 20JAN10.D			✓	
CmdSetSampleAttribute	BL2000\mchavez	1/22/2022 1:59:10 PM	Set UserDefined = Qualifier ratio did not meet method criteria for m+p Xulenes for sample 20JAN10.D; previous value =			✓	

Audit Trail report

Name	User	Time	Action	Reason	Comment	Succeed	Exception
CmdSetSampleAttribute	BL2000\mchavez	1/22/2022 1:59:27 PM	Set UserDefined = Qualifier ratio did not meet method criteria for Methylene chloride for sample 20JAN10.D; previous value = Qualifier ratio did not meet method criteria for m+p Xulenes			✓	
CmdSaveBatchTable	BL2000\mchavez	1/22/2022 1:59:31 PM	Save batch D:\Org\Data\VOA5975C\VG012022\QuantResults\VG012022_8260B.batch.bin			✓	
CmdOpenBatchTable	BL2000\mchavez	1/24/2022 9:53:23 AM	Open batch D:\Org\Data\VOA5975C\VG012022\VG012022_8260B.batch.bin			✓	
CmdManuallyIntegratePeak	BL2000\mchavez	1/24/2022 9:58:04 AM	Manually integrate compound Carbon tetrachloride in sample 20JAN10.D from x, y = 5.971, 0 to 6.071, 0; result = 1085			✓	
CmdManuallyIntegrateQualifierPeak	BL2000\mchavez	1/24/2022 9:58:06 AM	Manually integrate qualifier119.0 of compound Carbon tetrachloride in sample 20JAN10.D from x, y = 5.974, 0 to 6.068, 0; result = 1058			✓	
CmdManuallyIntegrateQualifierPeak	BL2000\mchavez	1/24/2022 9:58:09 AM	Manually integrate qualifier121.0 of compound Carbon tetrachloride in sample 20JAN10.D from x, y = 5.979, 0 to 6.066, 0; result = 241			✓	
CmdSetTargetCompoundAttribute	BL2000\mchavez	1/24/2022 9:58:16 AM	Set UserAnnotation = NI for compound Carbon tetrachloride in sample 20JAN10.D; previous value =			✓	
CmdManuallyIntegratePeak	BL2000\mchavez	1/24/2022 9:58:58 AM	Manually integrate compound Benzene in sample 20JAN10.D from x, y = 6.239, 0 to 6.356, 0; result = 1578			✓	
CmdManuallyIntegrateQualifierPeak	BL2000\mchavez	1/24/2022 9:59:00 AM	Manually integrate qualifier77.0 of compound Benzene in sample 20JAN10.D from x, y = 6.255, 0 to 6.325, 0; result = 217			✓	
CmdSetTargetCompoundAttribute	BL2000\mchavez	1/24/2022 9:59:08 AM	Set UserAnnotation = NI for compound Benzene in sample 20JAN10.D; previous value =			✓	
CmdManuallyIntegratePeak	BL2000\mchavez	1/24/2022 9:59:14 AM	Manually integrate compound Trichloroethene in sample 20JAN10.D from x, y = 7.003, 0 to 7.072, 0; result = 510			✓	
CmdManuallyIntegrateQualifierPeak	BL2000\mchavez	1/24/2022 9:59:16 AM	Manually integrate qualifier130.0 of compound Trichloroethene in sample 20JAN10.D from x, y = 6.997, 0 to 7.053, 0; result = 232			✓	
CmdManuallyIntegrateQualifierPeak	BL2000\mchavez	1/24/2022 9:59:18 AM	Manually integrate qualifier97.0 of compound Trichloroethene in sample 20JAN10.D from x, y = 6.997, 0 to 7.056, 0; result = 237			✓	
CmdZeroOutPeak	BL2000\mchavez	1/24/2022 9:59:20 AM	Zero out primary peak of compound Trichloroethene in sample 20JAN10.D			✓	

Audit Trail report

Name	User	Time	Action	Reason	Comment	Succeed	Exception
CmdSetSampleAttribute	BL2000\mchavez	1/24/2022 9:59:30 AM	Set UserDefined = Qualifier ratio did not meet method criteria for Methylene chloride, Trichloroethene for sample 20JAN10.D; previous value = Qualifier ratio did not meet method criteria for Methylene chloride			✓	
CmdManuallyIntegratePeak	BL2000\mchavez	1/24/2022 9:59:39 AM	Manually integrate compound Bromodichloromethane in sample 20JAN10.D from x, y = 7.532, 0 to 7.633, 0; result = 651			✓	
CmdManuallyIntegrateQualifierPeak	BL2000\mchavez	1/24/2022 9:59:41 AM	Manually integrate qualifier 85.0 of compound Bromodichloromethane in sample 20JAN10.D from x, y = 7.555, 0 to 7.622, 0; result = 307			✓	
CmdManuallyIntegrateQualifierPeak	BL2000\mchavez	1/24/2022 9:59:44 AM	Manually integrate qualifier 127.0 of compound Bromodichloromethane in sample 20JAN10.D from x, y = 7.555, 0 to 7.644, 0; result = 31			✓	
CmdSetTargetCompoundAttribute	BL2000\mchavez	1/24/2022 9:59:48 AM	Set UserAnnotation = NI for compound Bromodichloromethane in sample 20JAN10.D; previous value =			✓	
CmdManuallyIntegratePeak	BL2000\mchavez	1/24/2022 9:59:56 AM	Manually integrate compound Toluene in sample 20JAN10.D from x, y = 8.352, 0 to 8.400, -64; result = 1331			✓	
CmdManuallyIntegratePeak	BL2000\mchavez	1/24/2022 9:59:58 AM	Manually integrate compound Toluene in sample 20JAN10.D, from x, y = 8.352, 0 to 8.425, 0, result = 1368; previous integration is from x, y = 8.352, 0 to 8.400, -64 and previous response = 1331.			✓	
CmdManuallyIntegratePeak	BL2000\mchavez	1/24/2022 9:59:59 AM	Manually integrate compound Toluene in sample 20JAN10.D, from x, y = 8.403, -98 to 8.422, 0, result = 603; previous integration is from x, y = 8.352, 0 to 8.584, 0 and previous response = 1368.			✓	
CmdManuallyIntegratePeak	BL2000\mchavez	1/24/2022 10:00:03 AM	Manually integrate compound Toluene in sample 20JAN10.D, from x, y = 8.355, 0 to 8.422, 0, result = 1368; previous integration is from x, y = 8.403, -98 to 8.584, 0 and previous response = 603.			✓	
CmdManuallyIntegrateQualifierPeak	BL2000\mchavez	1/24/2022 10:00:05 AM	Manually integrate qualifier 91.0 of compound Toluene in sample 20JAN10.D, from x, y = 8.347, 0 to 8.455, 0, result = 2253; previous integration is from x, y = 8.372, 0 to 8.416, 0 and previous response = 2029.			✓	
CmdSetTargetCompoundAttribute	BL2000\mchavez	1/24/2022 10:00:08 AM	Set UserAnnotation = NI for compound Toluene in sample 20JAN10.D; previous value =			✓	

Audit Trail report

Name	User	Time	Action	Reason	Comment	Succeed	Exception
CmdManuallyIntegratePeak	BL2000\mchavez	1/24/2022 10:00:22 AM	Manually integrate compound Chlorobenzene in sample 20JAN10.D from x, y = 9.791, 0 to 9.825, 0; result = 167			✓	
CmdManuallyIntegrateQualifierPeak	BL2000\mchavez	1/24/2022 10:00:24 AM	Manually integrate qualifier 114.0 of compound Chlorobenzene in sample 20JAN10.D from x, y = 9.783, 3 to 9.816, 0; result = 63			✓	
CmdManuallyIntegrateQualifierPeak	BL2000\mchavez	1/24/2022 10:00:29 AM	Manually integrate qualifier 114.0 of compound Chlorobenzene in sample 20JAN10.D, from x, y = 9.788, 0 to 9.816, 0, result = 66; previous integration is from x, y = 9.783, 3 to 9.816, 0 and previous response = 63.			✓	
CmdSetTargetCompoundAttribute	BL2000\mchavez	1/24/2022 10:00:34 AM	Set UserAnnotation = NI for compound Chlorobenzene in sample 20JAN10.D; previous value =			✓	
CmdManuallyIntegratePeak	BL2000\mchavez	1/24/2022 10:00:40 AM	Manually integrate compound m+p-Xylenes in sample 20JAN10.D from x, y = 10.014, 0 to 10.081, 0; result = 97			✓	
CmdManuallyIntegrateQualifierPeak	BL2000\mchavez	1/24/2022 10:00:42 AM	Manually integrate qualifier 91.0 of compound m+p-Xylenes in sample 20JAN10.D from x, y = 10.009, 0 to 10.081, 0; result = 506			✓	
CmdZeroOutPeak	BL2000\mchavez	1/24/2022 10:00:44 AM	Zero out primary peak of compound m+p-Xylenes in sample 20JAN10.D			✓	
CmdSetSampleAttribute	BL2000\mchavez	1/24/2022 10:00:56 AM	Set UserDefined = Qualifier ratio did not meet method criteria for Methylene chloride, Trichloroethene, m+p Xylenes for sample 20JAN10.D; previous value = Qualifier ratio did not meet method criteria for Methylene chloride, Trichloroethene			✓	
CmdSetSampleAttribute	BL2000\mchavez	1/24/2022 10:01:17 AM	Set SampleApproved = True for sample 20JAN10.D; previous value = False			✓	
CmdSetTargetCompoundAttribute	BL2000\mchavez	1/24/2022 10:01:23 AM	Set UserAnnotation = NI for compound Chloromethane in sample 20JAN10.D; previous value =			✓	
CmdManuallyIntegratePeak	BL2000\mchavez	1/24/2022 10:01:34 AM	Manually integrate compound Chloroethane in sample 20JAN10.D, from x, y = 1.860, 0 to 1.924, 0, result = 954; previous integration is from x, y = 1.860, 0 to 1.905, 0 and previous response = 815.			✓	
CmdSetTargetCompoundAttribute	BL2000\mchavez	1/24/2022 10:01:45 AM	Set UserAnnotation = NI for compound Chloroethane in sample 20JAN10.D; previous value =			✓	
CmdQuantitate	BL2000\mchavez	1/24/2022 10:02:08 AM	Quantitate all compounds in all samples			✓	

Audit Trail report

Name	User	Time	Action	Reason	Comment	Succeed	Exception
CmdManuallyIntegrateQualifierPeak	BL2000\mchavez	1/24/2022 10:03:11 AM	Manually integrate qualifier52.0 of compound Chloromethane in sample 20JAN11.D from x, y = 1.375, 0 to 1.442, 0; result = 776			✓	
CmdManuallyIntegratePeak	BL2000\mchavez	1/24/2022 10:03:23 AM	Manually integrate compound Methylene chloride in sample 20JAN11.D from x, y = 3.299, 0 to 3.363, 0; result = 846			✓	
CmdManuallyIntegrateQualifierPeak	BL2000\mchavez	1/24/2022 10:03:25 AM	Manually integrate qualifier84.0 of compound Methylene chloride in sample 20JAN11.D from x, y = 3.299, 0 to 3.355, 0; result = 297			✓	
CmdManuallyIntegrateQualifierPeak	BL2000\mchavez	1/24/2022 10:03:27 AM	Manually integrate qualifier86.0 of compound Methylene chloride in sample 20JAN11.D from x, y = 3.305, 0 to 3.405, 0; result = 220			✓	
CmdZeroOutPeak	BL2000\mchavez	1/24/2022 10:03:48 AM	Zero out primary peak of compound Methylene chloride in sample 20JAN11.D			✓	
CmdSetSampleAttribute	BL2000\mchavez	1/24/2022 10:04:01 AM	Set UserDefined = Qualifier ratio did not meet method criteria for Styrene for sample 20JAN11.D; previous value =			✓	
CmdSetSampleAttribute	BL2000\mchavez	1/24/2022 10:04:11 AM	Set UserDefined = Qualifier ratio did not meet method criteria for Methylene chloride for sample 20JAN11.D; previous value = Qualifier ratio did not meet method criteria for Styrene			✓	
CmdManuallyIntegratePeak	BL2000\mchavez	1/24/2022 10:04:37 AM	Manually integrate compound Benzene in sample 20JAN11.D from x, y = 6.272, 0 to 6.308, 0; result = 156			✓	
CmdManuallyIntegrateQualifierPeak	BL2000\mchavez	1/24/2022 10:04:39 AM	Manually integrate qualifier77.0 of compound Benzene in sample 20JAN11.D from x, y = 6.286, 0 to 6.316, 0; result = 33			✓	
CmdSetTargetCompoundAttribute	BL2000\mchavez	1/24/2022 10:04:42 AM	Set UserAnnotation = NI for compound Benzene in sample 20JAN11.D; previous value =			✓	
CmdManuallyIntegratePeak	BL2000\mchavez	1/24/2022 10:04:59 AM	Manually integrate compound Toluene in sample 20JAN11.D from x, y = 8.363, 0 to 8.452, 0; result = 1358			✓	
CmdManuallyIntegrateQualifierPeak	BL2000\mchavez	1/24/2022 10:05:01 AM	Manually integrate qualifier91.0 of compound Toluene in sample 20JAN11.D from x, y = 8.349, 73 to 8.425, 0; result = 1674			✓	
CmdManuallyIntegrateDropBaseline	BL2000\mchavez	1/24/2022 10:05:05 AM	Drop baseline for qualifier 91.0 of compound Toluene in sample 20JAN11.D to y = 0, new integration is from x, y = 8.349, 0 to 8.425, 0 and new response = 1840; previous integration is from x, y = 8.349, 73 to 8.425, 0 and previous response = 1674.			✓	

Audit Trail report

Name	User	Time	Action	Reason	Comment	Succeed	Exception
CmdSetTargetCompoundAttribute	BL2000\mchavez	1/24/2022 10:05:08 AM	Set UserAnnotation = NI for compound Toluene in sample 20JAN11.D; previous value =			✓	
CmdZeroOutPeak	BL2000\mchavez	1/24/2022 10:05:10 AM	Zero out primary peak of compound Toluene in sample 20JAN11.D			✓	
CmdSetTargetCompoundAttribute	BL2000\mchavez	1/24/2022 10:05:13 AM	Set UserAnnotation = for compound Toluene in sample 20JAN11.D; previous value = NI			✓	
CmdSetSampleAttribute	BL2000\mchavez	1/24/2022 10:05:22 AM	Set UserDefined = Qualifier ratio did not meet method criteria for Methylene chloride, Toluene for sample 20JAN11.D; previous value = Qualifier ratio did not meet method criteria for Methylene chloride			✓	
CmdSetSampleAttribute	BL2000\mchavez	1/24/2022 10:07:44 AM	Set SampleApproved = True for sample 20JAN11.D; previous value = False			✓	
CmdSaveBatchTable	BL2000\mchavez	1/24/2022 10:13:25 AM	Save batch D:\Org\Data\VOA5975C\VG012022\QuantResults\VG012022_8260B.batch.bin			✓	
CmdOpenBatchTable	BL2000\mchavez	1/24/2022 10:15:57 AM	Open batch D:\Org\Data\VOA5975C\VG012022\VG012022_8260B.batch.bin			✓	
CmdManuallyIntegrateQualifierPeak	BL2000\mchavez	1/24/2022 10:16:14 AM	Manually integrate qualifier 52.0 of compound Chloromethane in sample 20JAN12.D from x, y = 1.380, 0 to 1.467, 0; result = 899			✓	
CmdManuallyIntegratePeak	BL2000\mchavez	1/24/2022 10:16:28 AM	Manually integrate compound Bromomethane in sample 20JAN12.D from x, y = 1.776, 0 to 1.807, 0; result = 208			✓	
CmdManuallyIntegrateQualifierPeak	BL2000\mchavez	1/24/2022 10:16:32 AM	Manually integrate qualifier 94.0 of compound Bromomethane in sample 20JAN12.D from x, y = 1.776, 0 to 1.821, 0; result = 393			✓	
CmdZeroOutPeak	BL2000\mchavez	1/24/2022 10:16:35 AM	Zero out primary peak of compound Bromomethane in sample 20JAN12.D			✓	
CmdSetSampleAttribute	BL2000\mchavez	1/24/2022 10:16:44 AM	Set UserDefined = Qualifier ratio did not meet method criteria for Methylene chloride, Toluene for sample 20JAN12.D; previous value =			✓	
CmdSetSampleAttribute	BL2000\mchavez	1/24/2022 10:16:58 AM	Set UserDefined = Qualifier ratio did not meet method criteria for Bromomethane for sample 20JAN12.D; previous value = Qualifier ratio did not meet method criteria for Methylene chloride, Toluene			✓	
CmdManuallyIntegratePeak	BL2000\mchavez	1/24/2022 10:17:09 AM	Manually integrate compound Chloroethane in sample 20JAN12.D from x, y = 1.866, 0 to 1.941, 0; result = 579			✓	

Audit Trail report

Name	User	Time	Action	Reason	Comment	Succeed	Exception
CmdManuallyIntegrateQualifierPeak	BL2000\mchavez	1/24/2022 10:17:11 AM	Manually integrate qualifier66.0 of compound Chloroethane in sample 20JAN12.D from x, y = 1.868, 0 to 1.949, 0; result = 110			✓	
CmdSetTargetCompoundAttribute	BL2000\mchavez	1/24/2022 10:17:14 AM	Set UserAnnotation = NI for compound Chloroethane in sample 20JAN12.D; previous value =			✓	
CmdManuallyIntegrateQualifierPeak	BL2000\mchavez	1/24/2022 10:17:23 AM	Manually integrate qualifier84.0 of compound Methylene chloride in sample 20JAN12.D from x, y = 3.288, 0 to 3.430, 0; result = 1725			✓	
CmdManuallyIntegrateQualifierPeak	BL2000\mchavez	1/24/2022 10:17:25 AM	Manually integrate qualifier86.0 of compound Methylene chloride in sample 20JAN12.D from x, y = 3.288, 0 to 3.397, 0; result = 1400			✓	
CmdManuallyIntegrateQualifierPeak	BL2000\mchavez	1/24/2022 10:17:41 AM	Manually integrate qualifier85.0 of compound Chloroform in sample 20JAN12.D from x, y = 5.605, 0 to 5.714, 0; result = 2498			✓	
CmdManuallyIntegratePeak	BL2000\mchavez	1/24/2022 10:18:04 AM	Manually integrate compound Toluene in sample 20JAN12.D from x, y = 8.360, 0 to 8.416, 0; result = 1249			✓	
CmdManuallyIntegrateQualifierPeak	BL2000\mchavez	1/24/2022 10:18:06 AM	Manually integrate qualifier 91.0 of compound Toluene in sample 20JAN12.D, from x, y = 8.346, 0 to 8.433, 0, result = 2139; previous integration is from x, y = 8.358, 0 to 8.419, 0 and previous response = 2105.			✓	
CmdManuallyIntegrateMerge	BL2000\mchavez	1/24/2022 10:18:09 AM	Merge peak with left peak for qualifier 91.0 of compound Toluene in sample 20JAN12.D, new integration is from x, y = 8.346, 0 to 8.581, 0 and new response = 2139;previous integration is from x, y = 8.346, 0 to 8.581, 0 and previous response = 2139.			✓	
CmdClearManualIntegration	BL2000\mchavez	1/24/2022 10:18:10 AM	Clear manual integration of qualifier 91.0 for compound Toluene in sample 20JAN12.D			✓	
CmdManuallyIntegratePeak	BL2000\mchavez	1/24/2022 10:18:29 AM	Manually integrate compound m+p-Xylenes in sample 20JAN12.D from x, y = 10.011, 0 to 10.056, 0; result = 73			✓	
CmdManuallyIntegrateQualifierPeak	BL2000\mchavez	1/24/2022 10:18:31 AM	Manually integrate qualifier91.0 of compound m+p-Xylenes in sample 20JAN12.D from x, y = 10.017, 0 to 10.062, 0; result = 489			✓	
CmdZeroOutPeak	BL2000\mchavez	1/24/2022 10:18:33 AM	Zero out primary peak of compound m+p-Xylenes in sample 20JAN12.D			✓	
CmdSetSampleAttribute	BL2000\mchavez	1/24/2022 10:18:43 AM	Set UserDefined = Qualifier ratio did not meet method criteria for Bromomethane, m+p Xylenes for sample 20JAN12.D; previous value = Qualifier ratio did not meet method criteria for Bromomethane			✓	

Audit Trail report

Name	User	Time	Action	Reason	Comment	Succeed	Exception
CmdManuallyIntegratePeak	BL2000\mchavez	1/24/2022 10:18:47 AM	Manually integrate compound o-Xylene in sample 20JAN12.D from x, y = 10.407, 0 to 10.460, 0; result = 115			✓	
CmdManuallyIntegrateQualifierPeak	BL2000\mchavez	1/24/2022 10:18:49 AM	Manually integrate qualifier91.0 of compound o-Xylene in sample 20JAN12.D from x, y = 10.410, 0 to 10.471, 0; result = 224			✓	
CmdSetTargetCompoundAttribute	BL2000\mchavez	1/24/2022 10:19:19 AM	Set UserAnnotation = NI for compound o-Xylene in sample 20JAN12.D; previous value =			✓	
CmdSetTargetCompoundAttribute	BL2000\mchavez	1/24/2022 10:19:27 AM	Set UserAnnotation = NI for compound Toluene in sample 20JAN12.D; previous value =			✓	
CmdSetSampleAttribute	BL2000\mchavez	1/24/2022 10:20:18 AM	Set SampleApproved = True for sample 20JAN12.D; previous value = False			✓	
CmdManuallyIntegratePeak	BL2000\mchavez	1/24/2022 10:20:32 AM	Manually integrate compound Chloromethane in sample 20JAN13.D from x, y = 1.378, 0 to 1.456, 0; result = 1860			✓	
CmdManuallyIntegrateQualifierPeak	BL2000\mchavez	1/24/2022 10:20:36 AM	Manually integrate qualifier52.0 of compound Chloromethane in sample 20JAN13.D from x, y = 1.372, 0 to 1.442, 0; result = 658			✓	
CmdSetTargetCompoundAttribute	BL2000\mchavez	1/24/2022 10:20:38 AM	Set UserAnnotation = NI for compound Chloromethane in sample 20JAN13.D; previous value =			✓	
CmdManuallyIntegratePeak	BL2000\mchavez	1/24/2022 10:20:56 AM	Manually integrate compound Methylene chloride in sample 20JAN13.D from x, y = 3.291, 0 to 3.380, 0; result = 723			✓	
CmdManuallyIntegrateQualifierPeak	BL2000\mchavez	1/24/2022 10:20:59 AM	Manually integrate qualifier84.0 of compound Methylene chloride in sample 20JAN13.D from x, y = 3.299, 0 to 3.386, 0; result = 384			✓	
CmdManuallyIntegrateQualifierPeak	BL2000\mchavez	1/24/2022 10:21:01 AM	Manually integrate qualifier86.0 of compound Methylene chloride in sample 20JAN13.D from x, y = 3.307, 0 to 3.374, 0; result = 211			✓	
CmdManuallyIntegratePeak	BL2000\mchavez	1/24/2022 10:21:50 AM	Manually integrate compound Toluene in sample 20JAN13.D from x, y = 8.369, 0 to 8.397, 0; result = 186			✓	
CmdManuallyIntegrateQualifierPeak	BL2000\mchavez	1/24/2022 10:21:52 AM	Manually integrate qualifier91.0 of compound Toluene in sample 20JAN13.D from x, y = 8.369, 0 to 8.444, 0; result = 324			✓	
CmdSetTargetCompoundAttribute	BL2000\mchavez	1/24/2022 10:21:57 AM	Set UserAnnotation = NI for compound Toluene in sample 20JAN13.D; previous value =			✓	
CmdSetTargetCompoundAttribute	BL2000\mchavez	1/24/2022 10:22:38 AM	Set UserAnnotation = NI for compound Methylene chloride in sample 20JAN13.D; previous value =			✓	

Audit Trail report

Name	User	Time	Action	Reason	Comment	Succeed	Exception
CmdSetSampleAttribute	BL2000\mchavez	1/24/2022 10:22:39 AM	Set SampleApproved = True for sample 20JAN13.D; previous value = False			✓	
CmdManuallyIntegratePeak	BL2000\mchavez	1/24/2022 10:22:51 AM	Manually integrate compound Toluene in sample 20JAN14.D from x, y = 8.344, 0 to 8.427, 0; result = 1643			✓	
CmdManuallyIntegrateQualifierPeak	BL2000\mchavez	1/24/2022 10:22:53 AM	Manually integrate qualifier 91.0 of compound Toluene in sample 20JAN14.D, from x, y = 8.374, -10 to 8.414, 0, result = 2516; previous integration is from x, y = 8.355, 0 to 8.414, 0 and previous response = 3054.			✓	
CmdClearManualIntegration	BL2000\mchavez	1/24/2022 10:22:56 AM	Clear manual integration of qualifier 91.0 for compound Toluene in sample 20JAN14.D			✓	
CmdManuallyIntegratePeak	BL2000\mchavez	1/24/2022 10:23:03 AM	Manually integrate compound Methylene chloride in sample 20JAN14.D from x, y = 3.302, 0 to 3.394, 0; result = 983			✓	
CmdManuallyIntegrateQualifierPeak	BL2000\mchavez	1/24/2022 10:23:05 AM	Manually integrate qualifier 84.0 of compound Methylene chloride in sample 20JAN14.D from x, y = 3.280, 0 to 3.394, 0; result = 589			✓	
CmdManuallyIntegrateQualifierPeak	BL2000\mchavez	1/24/2022 10:23:07 AM	Manually integrate qualifier 86.0 of compound Methylene chloride in sample 20JAN14.D from x, y = 3.308, 0 to 3.386, 0; result = 401			✓	
CmdManuallyIntegratePeak	BL2000\mchavez	1/24/2022 10:23:12 AM	Manually integrate compound Chloromethane in sample 20JAN14.D from x, y = 1.361, 0 to 1.461, 0; result = 1448			✓	
CmdManuallyIntegrateQualifierPeak	BL2000\mchavez	1/24/2022 10:23:15 AM	Manually integrate qualifier 52.0 of compound Chloromethane in sample 20JAN14.D from x, y = 1.392, 0 to 1.434, 0; result = 318			✓	
CmdSetTargetCompoundAttribute	BL2000\mchavez	1/24/2022 10:23:59 AM	Set UserAnnotation = NI for compound Chloromethane in sample 20JAN14.D; previous value =			✓	
CmdSetTargetCompoundAttribute	BL2000\mchavez	1/24/2022 10:24:01 AM	Set UserAnnotation = NI for compound Methylene chloride in sample 20JAN14.D; previous value =			✓	
CmdSetTargetCompoundAttribute	BL2000\mchavez	1/24/2022 10:24:03 AM	Set UserAnnotation = NI for compound Toluene in sample 20JAN14.D; previous value =			✓	
CmdSetSampleAttribute	BL2000\mchavez	1/24/2022 10:25:03 AM	Set SampleApproved = True for sample 20JAN14.D; previous value = False			✓	
CmdManuallyIntegratePeak	BL2000\mchavez	1/24/2022 10:26:09 AM	Manually integrate compound Bromomethane in sample 20JAN14.D from x, y = 1.788, 0 to 1.821, 0; result = 347			✓	

Audit Trail report

Name	User	Time	Action	Reason	Comment	Succeed	Exception
CmdManuallyIntegrateQualifierPeak	BL2000\mchavez	1/24/2022 10:26:11 AM	Manually integrate qualifier 94.0 of compound Bromomethane in sample 20JAN14.D from x, y = 1.791, 0 to 1.841, 0; result = 319			✓	
CmdSetTargetCompoundAttribute	BL2000\mchavez	1/24/2022 10:26:15 AM	Set UserAnnotation = NI for compound Bromomethane in sample 20JAN14.D; previous value =			✓	
CmdManuallyIntegratePeak	BL2000\mchavez	1/24/2022 10:28:24 AM	Manually integrate compound m+p-Xylenes in sample 20JAN15.D from x, y = 10.028, 0 to 10.050, 0; result = 42			✓	
CmdManuallyIntegrateQualifierPeak	BL2000\mchavez	1/24/2022 10:28:27 AM	Manually integrate qualifier 91.0 of compound m+p-Xylenes in sample 20JAN15.D from x, y = 10.020, 0 to 10.048, 0; result = 179			✓	
CmdZeroOutPeak	BL2000\mchavez	1/24/2022 10:28:32 AM	Zero out primary peak of compound m+p-Xylenes in sample 20JAN15.D			✓	
CmdSetSampleAttribute	BL2000\mchavez	1/24/2022 10:28:43 AM	Set UserDefined = Qualifier ratio did not meet method criteria for m+p Xylenes for sample 20JAN15.D; previous value =			✓	
CmdManuallyIntegratePeak	BL2000\mchavez	1/24/2022 10:29:07 AM	Manually integrate compound Toluene in sample 20JAN15.D, from x, y = 8.358, 0 to 8.430, 0, result = 6629; previous integration is from x, y = 8.358, 0 to 8.386, 0 and previous response = 3062.			✓	
CmdSetTargetCompoundAttribute	BL2000\mchavez	1/24/2022 10:29:44 AM	Set UserAnnotation = NI for compound Toluene in sample 20JAN15.D; previous value =			✓	
CmdManuallyIntegratePeak	BL2000\mchavez	1/24/2022 10:30:05 AM	Manually integrate compound Chloroform in sample 20JAN15.D from x, y = 5.611, 0 to 5.700, 0; result = 403			✓	
CmdManuallyIntegrateQualifierPeak	BL2000\mchavez	1/24/2022 10:30:08 AM	Manually integrate qualifier 85.0 of compound Chloroform in sample 20JAN15.D from x, y = 5.639, 0 to 5.669, 0; result = 89			✓	
CmdZeroOutPeak	BL2000\mchavez	1/24/2022 10:30:11 AM	Zero out primary peak of compound Chloroform in sample 20JAN15.D			✓	
CmdSetSampleAttribute	BL2000\mchavez	1/24/2022 10:30:21 AM	Set UserDefined = Qualifier ratio did not meet method criteria for m+p Xylenes, Chloroform for sample 20JAN15.D; previous value = Qualifier ratio did not meet method criteria for m+p Xylenes			✓	
CmdManuallyIntegratePeak	BL2000\mchavez	1/24/2022 10:30:37 AM	Manually integrate compound Methylene chloride in sample 20JAN15.D from x, y = 3.280, 0 to 3.391, 0; result = 1941			✓	
CmdSetTargetCompoundAttribute	BL2000\mchavez	1/24/2022 10:30:40 AM	Set UserAnnotation = NI for compound Methylene chloride in sample 20JAN15.D; previous value =			✓	

Audit Trail report

Name	User	Time	Action	Reason	Comment	Succeed	Exception
CmdManuallyIntegrateQualifierPeak	BL2000\mchavez	1/24/2022 10:30:42 AM	Manually integrate qualifier84.0 of compound Methylene chloride in sample 20JAN15.D from x, y = 3.299, 0 to 3.402, 0; result = 1307			✓	
CmdManuallyIntegrateQualifierPeak	BL2000\mchavez	1/24/2022 10:30:44 AM	Manually integrate qualifier86.0 of compound Methylene chloride in sample 20JAN15.D from x, y = 3.302, 0 to 3.377, 0; result = 892			✓	
CmdSetTargetCompoundAttribute	BL2000\mchavez	1/24/2022 10:30:49 AM	Set UserAnnotation = NI for compound Methylene chloride in sample 20JAN15.D; previous value = NI			✓	
CmdManuallyIntegrateQualifierPeak	BL2000\mchavez	1/24/2022 10:31:02 AM	Manually integrate qualifier52.0 of compound Chloromethane in sample 20JAN15.D from x, y = 1.375, 0 to 1.447, 0; result = 1128			✓	
CmdSetSampleAttribute	BL2000\mchavez	1/24/2022 10:31:16 AM	Set SampleApproved = True for sample 20JAN15.D; previous value = False			✓	
CmdManuallyIntegratePeak	BL2000\mchavez	1/24/2022 10:31:46 AM	Manually integrate compound Chloromethane in sample 20JAN16.D from x, y = 1.380, 0 to 1.459, 0; result = 438			✓	
CmdSetTargetCompoundAttribute	BL2000\mchavez	1/24/2022 10:31:47 AM	Set UserAnnotation = NI for compound Chloromethane in sample 20JAN16.D; previous value =			✓	
CmdManuallyIntegrateQualifierPeak	BL2000\mchavez	1/24/2022 10:31:49 AM	Manually integrate qualifier52.0 of compound Chloromethane in sample 20JAN16.D from x, y = 1.386, 0 to 1.456, 0; result = 155			✓	
CmdManuallyIntegratePeak	BL2000\mchavez	1/24/2022 10:32:00 AM	Manually integrate compound Methylene chloride in sample 20JAN16.D from x, y = 3.291, 0 to 3.394, 0; result = 1841			✓	
CmdManuallyIntegrateQualifierPeak	BL2000\mchavez	1/24/2022 10:33:10 AM	Manually integrate qualifier84.0 of compound Methylene chloride in sample 20JAN16.D from x, y = 3.274, 0 to 3.402, 0; result = 1175			✓	
CmdManuallyIntegrateQualifierPeak	BL2000\mchavez	1/24/2022 10:33:12 AM	Manually integrate qualifier86.0 of compound Methylene chloride in sample 20JAN16.D from x, y = 3.282, 0 to 3.397, 0; result = 833			✓	
CmdSetSampleAttribute	BL2000\mchavez	1/24/2022 10:34:16 AM	Set SampleApproved = True for sample 20JAN16.D; previous value = False			✓	
CmdSetTargetCompoundAttribute	BL2000\mchavez	1/24/2022 10:34:23 AM	Set UserAnnotation = NI for compound Methylene chloride in sample 20JAN16.D; previous value =			✓	
CmdManuallyIntegratePeak	BL2000\mchavez	1/24/2022 10:34:44 AM	Manually integrate compound Chloromethane in sample 20JAN17.D from x, y = 1.375, 0 to 1.442, 0; result = 571			✓	

Audit Trail report

Name	User	Time	Action	Reason	Comment	Succeed	Exception
CmdManuallyIntegrateQualifierPeak	BL2000\mchavez	1/24/2022 10:34:46 AM	Manually integrate qualifier 52.0 of compound Chloromethane in sample 20JAN17.D from x, y = 1.375, 0 to 1.442, 0; result = 201			✓	
CmdManuallyIntegratePeak	BL2000\mchavez	1/24/2022 10:35:02 AM	Manually integrate compound Methylene chloride in sample 20JAN17.D from x, y = 3.274, 0 to 3.405, 0; result = 1771			✓	
CmdManuallyIntegrateQualifierPeak	BL2000\mchavez	1/24/2022 10:35:04 AM	Manually integrate qualifier 84.0 of compound Methylene chloride in sample 20JAN17.D from x, y = 3.288, 0 to 3.400, 0; result = 1365			✓	
CmdManuallyIntegrateQualifierPeak	BL2000\mchavez	1/24/2022 10:35:07 AM	Manually integrate qualifier 86.0 of compound Methylene chloride in sample 20JAN17.D from x, y = 3.285, 0 to 3.386, -52; result = 713			✓	
CmdManuallyIntegrateQualifierPeak	BL2000\mchavez	1/24/2022 10:35:09 AM	Manually integrate qualifier 63.0 of compound 1,1-Dichloroethene in sample 20JAN17.D from x, y = 2.716, -86 to 3.285, 0; result = 0			✓	
CmdManuallyIntegrateQualifierPeak	BL2000\mchavez	1/24/2022 10:35:15 AM	Manually integrate qualifier 86.0 of compound Methylene chloride in sample 20JAN17.D, from x, y = 3.302, 0 to 3.375, 0, result = 557; previous integration is from x, y = 3.285, 0 to 3.386, -52 and previous response = 713.			✓	
CmdSetTargetCompoundAttribute	BL2000\mchavez	1/24/2022 10:35:23 AM	Set UserAnnotation = NI for compound Chloromethane in sample 20JAN17.D; previous value =			✓	
CmdSetTargetCompoundAttribute	BL2000\mchavez	1/24/2022 10:35:26 AM	Set UserAnnotation = NI for compound Methylene chloride in sample 20JAN17.D; previous value =			✓	
CmdManuallyIntegratePeak	BL2000\mchavez	1/24/2022 10:35:39 AM	Manually integrate compound Chloroform in sample 20JAN17.D from x, y = 5.619, 0 to 5.725, 0; result = 590			✓	
CmdManuallyIntegrateQualifierPeak	BL2000\mchavez	1/24/2022 10:35:41 AM	Manually integrate qualifier 85.0 of compound Chloroform in sample 20JAN17.D from x, y = 5.625, 0 to 5.725, 0; result = 170			✓	
CmdZeroOutPeak	BL2000\mchavez	1/24/2022 10:35:46 AM	Zero out primary peak of compound Chloroform in sample 20JAN17.D			✓	
CmdSetSampleAttribute	BL2000\mchavez	1/24/2022 10:35:58 AM	Set UserDefined = Qualifier ratio did not meet method criteria for Chloroform for sample 20JAN17.D; previous value =			✓	
CmdSetSampleAttribute	BL2000\mchavez	1/24/2022 10:37:19 AM	Set SampleApproved = True for sample 20JAN17.D; previous value = False			✓	

Audit Trail report

Name	User	Time	Action	Reason	Comment	Succeed	Exception
CmdManuallyIntegratePeak	BL2000\mchavez	1/24/2022 10:37:50 AM	Manually integrate compound m+p-Xylenes in sample 20JAN18.D from x, y = 10.003, 0 to 10.067, 0; result = 148			✓	
CmdManuallyIntegrateQualifierPeak	BL2000\mchavez	1/24/2022 10:37:53 AM	Manually integrate qualifier91.0 of compound m+p-Xylenes in sample 20JAN18.D from x, y = 9.992, 0 to 10.067, 0; result = 346			✓	
CmdZeroOutPeak	BL2000\mchavez	1/24/2022 10:37:56 AM	Zero out primary peak of compound m+p-Xylenes in sample 20JAN18.D			✓	
CmdSetSampleAttribute	BL2000\mchavez	1/24/2022 10:37:59 AM	Set UserDefined = Qualifier ratio did not meet method criteria for m+p Xylenes for sample 20JAN18.D; previous value =			✓	
CmdManuallyIntegratePeak	BL2000\mchavez	1/24/2022 10:38:47 AM	Manually integrate compound Methylene chloride in sample 20JAN18.D from x, y = 3.288, 0 to 3.377, 0; result = 1804			✓	
CmdManuallyIntegrateQualifierPeak	BL2000\mchavez	1/24/2022 10:38:49 AM	Manually integrate qualifier84.0 of compound Methylene chloride in sample 20JAN18.D from x, y = 3.285, 0 to 3.397, 0; result = 1042			✓	
CmdManuallyIntegrateQualifierPeak	BL2000\mchavez	1/24/2022 10:38:50 AM	Manually integrate qualifier86.0 of compound Methylene chloride in sample 20JAN18.D from x, y = 3.291, 0 to 3.402, 0; result = 633			✓	
CmdSetTargetCompoundAttribute	BL2000\mchavez	1/24/2022 10:38:56 AM	Set UserAnnotation = NI for compound Methylene chloride in sample 20JAN18.D; previous value =			✓	
CmdManuallyIntegrateQualifierPeak	BL2000\mchavez	1/24/2022 10:39:09 AM	Manually integrate qualifier52.0 of compound Chloromethane in sample 20JAN18.D from x, y = 1.378, 0 to 1.459, 0; result = 920			✓	
CmdSetSampleAttribute	BL2000\mchavez	1/24/2022 10:39:22 AM	Set SampleApproved = True for sample 20JAN18.D; previous value = False			✓	
CmdManuallyIntegrateQualifierPeak	BL2000\mchavez	1/24/2022 10:39:38 AM	Manually integrate qualifier52.0 of compound Chloromethane in sample 20JAN19.D from x, y = 1.381, 0 to 1.467, 0; result = 701			✓	
CmdManuallyIntegratePeak	BL2000\mchavez	1/24/2022 10:39:52 AM	Manually integrate compound Methylene chloride in sample 20JAN19.D from x, y = 3.271, 0 to 3.338, 21; result = 1344			✓	
CmdManuallyIntegratePeak	BL2000\mchavez	1/24/2022 10:39:53 AM	Manually integrate compound Methylene chloride in sample 20JAN19.D, from x, y = 3.271, 0 to 3.372, 0, result = 2067; previous integration is from x, y = 3.271, 0 to 3.338, 21 and previous response = 1344.			✓	

Audit Trail report

Name	User	Time	Action	Reason	Comment	Succeed	Exception
CmdManuallyIntegratePeak	BL2000\mchavez	1/24/2022 10:39:55 AM	Manually integrate compound Methylene chloride in sample 20JAN19.D, from x, y = 3.291, 0 to 3.361, 0, result = 2066; previous integration is from x, y = 3.271, 0 to 3.372, 0 and previous response = 2067.			✓	
CmdManuallyIntegrateQualifierPeak	BL2000\mchavez	1/24/2022 10:39:58 AM	Manually integrate qualifier84.0 of compound Methylene chloride in sample 20JAN19.D from x, y = 3.285, 0 to 3.383, 0; result = 1688			✓	
CmdManuallyIntegrateQualifierPeak	BL2000\mchavez	1/24/2022 10:40:00 AM	Manually integrate qualifier86.0 of compound Methylene chloride in sample 20JAN19.D from x, y = 3.266, 0 to 3.405, 0; result = 903			✓	
CmdManuallyIntegratePeak	BL2000\mchavez	1/24/2022 10:41:12 AM	Manually integrate compound m+p-Xylenes in sample 20JAN19.D from x, y = 10.023, 0 to 10.076, 0; result = 73			✓	
CmdManuallyIntegrateQualifierPeak	BL2000\mchavez	1/24/2022 10:41:13 AM	Manually integrate qualifier91.0 of compound m+p-Xylenes in sample 20JAN19.D from x, y = 10.014, 0 to 10.081, 0; result = 303			✓	
CmdZeroOutPeak	BL2000\mchavez	1/24/2022 10:41:16 AM	Zero out primary peak of compound m+p-Xylenes in sample 20JAN19.D			✓	
CmdSetSampleAttribute	BL2000\mchavez	1/24/2022 10:41:18 AM	Set UserDefined = Qualifier ratio did not meet method criteria for m+p Xulenes for sample 20JAN19.D; previous value =			✓	
CmdSetSampleAttribute	BL2000\mchavez	1/24/2022 10:41:38 AM	Set SampleApproved = True for sample 20JAN19.D; previous value = False			✓	
CmdManuallyIntegratePeak	BL2000\mchavez	1/24/2022 10:42:35 AM	Manually integrate compound Chloroform in sample 20JAN20.D from x, y = 5.622, 0 to 5.681, 0; result = 281			✓	
CmdManuallyIntegrateQualifierPeak	BL2000\mchavez	1/24/2022 10:42:37 AM	Manually integrate qualifier85.0 of compound Chloroform in sample 20JAN20.D from x, y = 5.642, 0 to 5.692, 0; result = 56			✓	
CmdZeroOutPeak	BL2000\mchavez	1/24/2022 10:42:43 AM	Zero out primary peak of compound Chloroform in sample 20JAN20.D			✓	
CmdSetSampleAttribute	BL2000\mchavez	1/24/2022 10:43:03 AM	Set UserDefined = Qualifier ratio did not meet method criteria for m+p Xulenes for sample 20JAN20.D; previous value =			✓	
CmdSetSampleAttribute	BL2000\mchavez	1/24/2022 10:43:11 AM	Set UserDefined = Qualifier ratio did not meet method criteria for Chloroform for sample 20JAN20.D; previous value = Qualifier ratio did not meet method criteria for m+p Xulenes			✓	

Audit Trail report

Name	User	Time	Action	Reason	Comment	Succeed	Exception
CmdManuallyIntegratePeak	BL2000\mchavez	1/24/2022 10:43:30 AM	Manually integrate compound Methylene chloride in sample 20JAN20.D from x, y = 3.288, 0 to 3.391, 0; result = 1907			✓	
CmdManuallyIntegrateQualifierPeak	BL2000\mchavez	1/24/2022 10:44:35 AM	Manually integrate qualifier84.0 of compound Methylene chloride in sample 20JAN20.D from x, y = 3.307, 0 to 3.372, 0; result = 1288			✓	
CmdManuallyIntegrateQualifierPeak	BL2000\mchavez	1/24/2022 10:44:37 AM	Manually integrate qualifier86.0 of compound Methylene chloride in sample 20JAN20.D from x, y = 3.302, 0 to 3.385, 0; result = 749			✓	
CmdManuallyIntegratePeak	BL2000\mchavez	1/24/2022 10:44:49 AM	Manually integrate compound Chloromethane in sample 20JAN20.D from x, y = 1.375, 0 to 1.442, 0; result = 1422			✓	
CmdManuallyIntegrateQualifierPeak	BL2000\mchavez	1/24/2022 10:44:51 AM	Manually integrate qualifier52.0 of compound Chloromethane in sample 20JAN20.D from x, y = 1.378, 0 to 1.431, 0; result = 327			✓	
CmdSetTargetCompoundAttribute	BL2000\mchavez	1/24/2022 10:44:56 AM	Set UserAnnotation = NI for compound Chloromethane in sample 20JAN20.D; previous value =			✓	
CmdSetTargetCompoundAttribute	BL2000\mchavez	1/24/2022 10:44:59 AM	Set UserAnnotation = NI for compound Methylene chloride in sample 20JAN20.D; previous value =			✓	
CmdSetSampleAttribute	BL2000\mchavez	1/24/2022 10:45:02 AM	Set SampleApproved = True for sample 20JAN20.D; previous value = False			✓	
CmdManuallyIntegratePeak	BL2000\mchavez	1/24/2022 10:45:26 AM	Manually integrate compound Chloromethane in sample 20JAN21.D from x, y = 1.395, 0 to 1.450, 0; result = 443			✓	
CmdManuallyIntegrateQualifierPeak	BL2000\mchavez	1/24/2022 10:45:29 AM	Manually integrate qualifier52.0 of compound Chloromethane in sample 20JAN21.D from x, y = 1.400, 0 to 1.445, 0; result = 198			✓	
CmdManuallyIntegratePeak	BL2000\mchavez	1/24/2022 10:45:44 AM	Manually integrate compound Methylene chloride in sample 20JAN21.D from x, y = 3.280, 0 to 3.416, 0; result = 2266			✓	
CmdManuallyIntegrateQualifierPeak	BL2000\mchavez	1/24/2022 10:45:46 AM	Manually integrate qualifier84.0 of compound Methylene chloride in sample 20JAN21.D from x, y = 3.283, 0 to 3.425, 76; result = 1255			✓	
CmdManuallyIntegrateDropBaseline	BL2000\mchavez	1/24/2022 10:45:48 AM	Drop baseline for qualifier 84.0 of compound Methylene chloride in sample 20JAN21.D to y = 0, new integration is from x, y = 3.283, 0 to 3.425, 0 and new response = 1578; previous integration is from x, y = 3.283, 0 to 3.425, 76 and previous response = 1255.			✓	

Audit Trail report

Name	User	Time	Action	Reason	Comment	Succeed	Exception
CmdManuallyIntegrateQualifierPeak	BL2000\mchavez	1/24/2022 10:45:49 AM	Manually integrate qualifier86.0 of compound Methylene chloride in sample 20JAN21.D from x, y = 3.291, 0 to 3.386, 0; result = 975			✓	
CmdSetTargetCompoundAttribute	BL2000\mchavez	1/24/2022 10:45:55 AM	Set UserAnnotation = NI for compound Chloromethane in sample 20JAN21.D; previous value =			✓	
CmdSetTargetCompoundAttribute	BL2000\mchavez	1/24/2022 10:45:57 AM	Set UserAnnotation = NI for compound Methylene chloride in sample 20JAN21.D; previous value =			✓	
CmdManuallyIntegratePeak	BL2000\mchavez	1/24/2022 10:46:23 AM	Manually integrate compound Ethylbenzene in sample 20JAN21.D from x, y = 9.889, 0 to 9.950, 0; result = 502			✓	
CmdManuallyIntegrateQualifierPeak	BL2000\mchavez	1/24/2022 10:46:24 AM	Manually integrate qualifier106.0 of compound Ethylbenzene in sample 20JAN21.D from x, y = 9.906, 0 to 9.942, 0; result = 57			✓	
CmdSetTargetCompoundAttribute	BL2000\mchavez	1/24/2022 10:46:27 AM	Set UserAnnotation = NI for compound Ethylbenzene in sample 20JAN21.D; previous value =			✓	
CmdManuallyIntegratePeak	BL2000\mchavez	1/24/2022 10:46:30 AM	Manually integrate compound m+p-Xylenes in sample 20JAN21.D from x, y = 10.014, 0 to 10.073, 0; result = 331			✓	
CmdSetTargetCompoundAttribute	BL2000\mchavez	1/24/2022 10:46:32 AM	Set UserAnnotation = NI for compound m+p-Xylenes in sample 20JAN21.D; previous value =			✓	
CmdManuallyIntegrateQualifierPeak	BL2000\mchavez	1/24/2022 10:46:33 AM	Manually integrate qualifier91.0 of compound m+p-Xylenes in sample 20JAN21.D from x, y = 10.003, 0 to 10.084, 0; result = 468			✓	
CmdZeroOutPeak	BL2000\mchavez	1/24/2022 10:46:38 AM	Zero out primary peak of compound m+p-Xylenes in sample 20JAN21.D			✓	
CmdSetSampleAttribute	BL2000\mchavez	1/24/2022 10:46:41 AM	Set UserDefined = Qualifier ratio did not meet method criteria for m+p Xylenes for sample 20JAN21.D; previous value =			✓	
CmdSetSampleAttribute	BL2000\mchavez	1/24/2022 10:46:56 AM	Set SampleApproved = True for sample 20JAN21.D; previous value = False			✓	
CmdSetSampleAttribute	BL2000\mchavez	1/24/2022 10:47:11 AM	Set SampleApproved = True for sample 20JAN22.D; previous value = False			✓	
CmdSetSampleAttribute	BL2000\mchavez	1/24/2022 10:47:21 AM	Set SampleApproved = True for sample 20JAN23.D; previous value = False			✓	
CmdSetSampleAttribute	BL2000\mchavez	1/24/2022 10:49:02 AM	Set SampleApproved = True for sample 20JAN25.D; previous value = False			✓	
CmdQuantitate	BL2000\mchavez	1/24/2022 11:05:42 AM	Quantitate all compounds in all samples			✓	

Audit Trail report

Name	User	Time	Action	Reason	Comment	Succeed	Exception
CmdSaveBatchTable	BL2000\mchavez	1/24/2022 11:17:41 AM	Save batch D:\Org\Data\VOA5975C\VG012022\QuantResults\VG012022_8260B.batch.bin			✓	
CmdOpenBatchTable	BL2000\mchavez	3/5/2022 3:02:52 PM	Open batch D:\Org\Data\VOA5975C\VG012022\VG012022_8260B.batch.bin			✓	
CmdSetSampleAttribute	BL2000\mchavez	3/5/2022 3:03:03 PM	Set SampleApproved = True for sample 20JAN02.D; previous value = False			✓	
CmdSetTargetCompoundAttribute	BL2000\mchavez	3/5/2022 3:07:54 PM	Set UserAnnotation = NI for compound Methylene chloride in sample 20JAN19.D; previous value =			✓	
CmdSetTargetCompoundAttribute	BL2000\mchavez	3/5/2022 3:08:17 PM	Set UserAnnotation = for compound m+p-Xylenes in sample 20JAN21.D; previous value = NI			✓	
CmdManuallyIntegrateQualifierPeak	BL2000\mchavez	3/5/2022 3:11:05 PM	Manually integrate qualifier 98.0 of compound 1,2-Dichloroethane in sample 20JAN25.D, from x, y = 6.266, 0 to 6.364, 0, result = 9340; previous integration is from x, y = 6.316, 0 to 6.364, 0 and previous response = 6291.			✓	
CmdQuantitate	BL2000\mchavez	3/5/2022 3:12:09 PM	Quantitate all compounds in all samples			✓	
CmdSaveBatchTable	BL2000\mchavez	3/5/2022 3:12:15 PM	Save batch D:\Org\Data\VOA5975C\VG012022\QuantResults\VG012022_8260B.batch.bin			✓	
CmdOpenBatchTable	BL2000\mchavez	3/8/2022 4:21:43 PM	Open batch D:\Org\Data\VOA5975C\VG012022\VG012022_8260B.batch.bin			✓	

Audit Trail report

Name	User	Time	Action	Reason	Comment	Succeed	Exception
CmdCalibrate	BL2000\mchavez	3/8/2022 4:24:31 PM	Replace level QC with QC sample 20JAN04.D for compounds {1,2-Dichlorobenzene, 1,4-Dichlorobenzene, 1,3-Dichlorobenzene, 4-Chlorotoluene, 2-Chlorotoluene, 1,2,3-Trichloropropane, 1,1,2,2-Tetrachloroethane, Bromobenzene, p-Bromofluorobenzene, Bromoform, Styrene, o-Xylene, m+p-Xylenes, Ethylbenzene, 1,1,1,2-Tetrachloroethane, Chlorobenzene, 1,2-Dibromoethane, Chlorodibromomethane, 1,3-Dichloropropane, Tetrachloroethene, 1,1,2-Trichloroethane, trans-1,3-Dichloropropene, Toluene, Toluene-d8, cis-1,3-Dichloropropene, Bromodichloromethane, Dibromomethane, 1,2-Dichloropropane, Trichloroethene, 1,2-Dichloroethane, Benzene, 1,2-Dichloroethane-d4, 1,1-Dichloropropene, Carbon tetrachloride, Dibromofluoromethane, 1,1,1-Trichloroethane, Chloroform, Bromochloromethane, Methyl ethyl ketone, cis-1,2-Dichloroethene, 2,2-Dichloropropane, 1,1-Dichloroethane, trans-1,2-Dichloroethene, Methylene chloride, 1,1-Dichloroethene, Trichlorofluoromethane, Chloroethane, Bromomethane, Vinyl chloride, Chloromethane, Dichlorodifluoromethane, Methyl tert-butyl ether (MTBE)}; Replace level CC with CC sample 20JAN03.D for compounds {1,2-Dichlorobenzene, 1,4-Dichlorobenzene, 1,3-Dichlorobenzene, 4-Chlorotoluene, 2-Chlorotoluene, 1,2,3-Trichloropropane, 1,1,2,2-Tetrachloroethane, Bromobenzene, p-Bromofluorobenzene, Bromoform, Styrene, o-Xylene, m+p-Xylenes, Ethylbenzene, 1,1,1,2-Tetrachloroethane, Chlorobenzene, 1,2-Dibromoethane, Chlorodibromomethane, 1,3-Dichloropropane, Tetrachloroethene, 1,1,2-Trichloroethane, trans-1,3-Dichloropropene, Toluene, Toluene-d8, cis-1,3-Dichloropropene, Bromodichloromethane, Dibromomethane, 1,2-Dichloropropane, Trichloroethene, 1,2-Dichloroethane, Benzene, 1,2-Dichloroethane-d4, 1,1-Dichloropropene, Carbon tetrachloride, Dibromofluoromethane, 1,1,1-Trichloroethane, Chloroform,			✓	

Audit Trail report

Name	User	Time	Action	Reason	Comment	Succeed	Exception
			Bromochloromethane, Methyl ethyl ketone, cis-1,2-Dichloroethene, 2,2-Dichloropropane, 1,1-Dichloroethane, trans-1,2-Dichloroethene, Methylene chloride, 1,1-Dichloroethene, Trichlorofluoromethane, Chloroethane, Bromomethane, Vinyl chloride, Chloromethane, Dichlorodifluoromethane, Methyl tert-butyl ether (MTBE));				
CmdQuantitate	BL2000\mchavez	3/8/2022 4:24:51 PM	Quantitate all compounds in all samples			✓	
CmdSaveBatchTable	BL2000\mchavez	3/8/2022 4:27:37 PM	Save batch D:\Org\Data\VOA5975C\VG012022\QuantResults\VG012022_8260B.batch.bin			✓	
GenerateReport	BL2000\mchavez	3/8/2022 4:28:29 PM	Generates report - Method: \\MASSHUNTER\Org\reports\LevelIV_Reports\SampleSequence\CC_mid_rpt.m, Output Path: D:\Org\Data\VOA5975C\VG012022\QuantReports\VG012022_8260B			✓	
CmdCalibrate	BL2000\mchavez	3/8/2022 4:29:13 PM	Replace level CC with CC sample 20JAN25.D for compounds {1,2-Dichlorobenzene, 1,4-Dichlorobenzene, 1,3-Dichlorobenzene, 4-Chlorotoluene, 2-Chlorotoluene, 1,2,3-Trichloropropane, 1,1,2,2-Tetrachloroethane, Bromobenzene, p-Bromofluorobenzene, Bromoform, Styrene, o-Xylene, m+p-Xylenes, Ethylbenzene, 1,1,1,2-Tetrachloroethane, Chlorobenzene, 1,2-Dibromoethane, Chlorodibromomethane, 1,3-Dichloropropane, Tetrachloroethene, 1,1,2-Trichloroethane, trans-1,3-Dichloropropene, Toluene, Toluene-d8, cis-1,3-Dichloropropene, Bromodichloromethane, Dibromomethane, 1,2-Dichloropropane, Trichloroethene, 1,2-Dichloroethane, Benzene, 1,2-Dichloroethane-d4, 1,1-Dichloropropene, Carbon tetrachloride, Dibromofluoromethane, 1,1,1-Trichloroethane, Chloroform, Bromochloromethane, Methyl ethyl ketone, cis-1,2-Dichloroethene, 2,2-Dichloropropane, 1,1-Dichloroethane, trans-1,2-Dichloroethene, Methylene chloride, 1,1-Dichloroethene, Trichlorofluoromethane, Chloroethane, Bromomethane, Vinyl chloride, Chloromethane, Dichlorodifluoromethane, Methyl tert-butyl ether (MTBE));			✓	

Audit Trail report

Name	User	Time	Action	Reason	Comment	Succeed	Exception
CmdQuantitate	BL2000\mchavez	3/8/2022 4:29:34 PM	Quantitate all compounds in all samples			✓	
CmdSaveBatchTable	BL2000\mchavez	3/8/2022 4:29:47 PM	Save batch D:\Org\Data\VOA5975C\VG012022\QuantResults\VG012022_8260B.batch.bin			✓	
GenerateReport	BL2000\mchavez	3/8/2022 4:30:32 PM	Generates report - Method: \\MASSHUNTER\Org\reports\LevelIV_Reports\SampleSequence\CC_mid_rpt.m, Output Path: D:\Org\Data\VOA5975C\VG012022\QuantReports\VG012022_8260B-1			✓	



Analytical RunID VOA5975C.I_220119A Standards Traceability Report

Standard ID: VOCF0313

Standard Name: Liquids

Prep Date: 6/23/2020

Exp Date: 4/13/2023

Department: gcmsvoa

Vendor: AccuStd

Lot Number: 220041126

Balance ID:

Comments: Date Prepared is same as Date Received. 2,000 ug/mL. Catalog # M502A-R-10X. Corrected lot number to match Cl. MSC 01/14/2022

Type: Primary

Prep By: Alethea M. Shaules

Status: New

Final Volume: 10 mL

Chemical/Solvent Used	Bottle No	Amt	Units	Expires
Volatile Organic Compounds - Liquids	<u>12797</u>	1	mL	4/13/2023

Stock Source	Base Units	Amount Added
VOCF0313	ug/mL	



Analytical RunID VOA5975C.I_220119A Standards Traceability Report

Spike ID: VOCF0352

Spike Name: 2nd Source Liquids

Prep Date: 11/23/2020

Exp Date: 12/31/2023

Department: gcmsvoa

Vendor: Agilent

Lot Number: 0006570990

Balance ID:

Comments: Date Prepared is same as Date Received. 2000 ug/mL in MeOH. Catalog # DWM-589N-1.

Type: Primary

Prep By: Steve Dilts

Status: New

Final Volume: 10 mL

Chemical/Solvent Used	Bottle No	Amt	Units	Expires
VOC Standard	<u>13292</u>	1	mL	12/31/2023

Stock Source	Base Units	Amount Added
VOCF0352	ug/mL	



Analytical RunID VOA5975C.I_220119A Standards Traceability Report

Standard ID: VOCF0373

Standard Name: MtBE (Methy tert-Butyl Ether)

Prep Date: 2/26/2021

Exp Date: 8/31/2022

Department: gcmsvoa

Vendor: Agilent

Lot Number: 0006555762

Balance ID:

Comments: Date Prepared is same as Date Received. 2000 ug/mL in MeOH. Catalog # STS-440

Type: Primary

Prep By: Steve Dilts

Status: New

Final Volume: 5 mL

Chemical/Solvent Used	Bottle No	Amt	Units	Expires
Methyl tert-Butyl Ether Standard	13578	1	mL	8/31/2022

Stock Source	Base Units	Amount Added
VOCF0373	ug/mL	



Analytical RunID VOA5975C.I_220119A Standards Traceability Report

Spike ID: VOCF0401

Spike Name: 2nd Source MtBE

Prep Date: 6/7/2021

Exp Date: 12/11/2029

Department: gcmsvoa

Vendor: AccuStandard

Lot Number: 220051182

Balance ID:

Comments: Date Prepared is same as Date Receive. 2,000 ug/mL in MeOH. Catalog # S-078-10X.

Type: Primary

Prep By: Alethea M. Shaules

Status: New

Final Volume: 5 mL

Chemical/Solvent Used	Bottle No	Amt	Units	Expires
MTBE	13920	1	mL	12/11/2029

Stock Source	Base Units	Amount Added
VOCF0401	ug/mL	



Analytical RunID VOA5975C.I_220119A Standards Traceability Report

Spike ID: VOCF0417

Spike Name: Chem Service Gases

Prep Date: 8/3/2021

Exp Date: 2/28/2022

Department: gcmsvoa

Vendor: Chemservice

Lot Number: 11882100

Balance ID:

Comments: Date Prepared is same as Date Received. 2000 ug/mL in MeOH. Catalog # M-VOHC6M5-1ML

Type: Primary

Prep By: Steve Dilts

Status: New

Final Volume: 5 mL

Chemical/Solvent Used	Bottle No	Amt	Units	Expires
Volatile Organics High Concentration Mixture #6	<u>14142</u>	5	mL	2/28/2022

Stock Source	Base Units	Amount Added
VOCF0417	ug/mL	



Analytical RunID VOA5975C.I_220119A Standards Traceability Report

Standard ID: VOCF0425

Standard Name: Internals

Prep Date: 9/8/2021

Exp Date: 12/31/2022

Department: gcmsvoa

Vendor: Agilent

Lot Number: 0006582580

Balance ID:

Comments: Date Prepared is same as Date Received. 2,500 ug/mL in MeOH. Catalog # STM-520-1.

Type: Primary

Prep By: Jerran D. Brenden

Status: New

Final Volume: 10 mL

Chemical/Solvent Used	Bottle No	Amt	Units	Expires
Internal Standard	<u>14251</u>	1	mL	12/31/2022

Stock Source	Base Units	Amount Added
VOCF0425	ug/mL	



Analytical RunID VOA5975C.I_220119A Standards Traceability Report

Spike ID: VOCF0426

Spike Name: Surrogates 2.0 mg/mL

Prep Date: 9/14/2021

Exp Date: 4/18/2029

Department: gcmsvoa

Vendor: AccuStandard

Lot Number: 219041458

Balance ID:

Comments: Date Received 01/04/2021. 2.0 mg/mL. Catalog # M-8260A-B-SS-10X

Type: Primary

Prep By: Jerran D. Brenden

Status: New

Final Volume: 10 mL

Chemical/Solvent Used	Bottle No	Amt	Units	Expires
Surrogate Standard Mix	<u>14269</u>	1	mL	4/18/2029

Stock Source	Base Units	Amount Added
VOCF0426	ug/mL	



Analytical RunID VOA5975C.I_220119A Standards Traceability Report

Standard ID: VOCF0427

Standard Name: Gases

Prep Date: 9/17/2021

Exp Date: 8/3/2024

Department: gcmsvoa

Vendor: Absolute

Lot Number: 080321

Balance ID:

Comments: Date Prepared is same as Date Received. 2,000 ug/mL in MeOH. Catalog # 30058.

Type: Primary

Prep By: Alethea M. Shaules

Status: New

Final Volume: 10 mL

Chemical/Solvent Used	Bottle No	Amt	Units	Expires
EPA Method 502-524 - Volatile Gases Mix #1	<u>14285</u>	1	mL	8/3/2024

Stock Source	Base Units	Amount Added
VOCF0427	ug/mL	



Analytical RunID VOA5975C.I_220119A Standards Traceability Report

Standard ID: VOCF0434

Standard Name: Ketones

Prep Date: 10/26/2021

Exp Date: 6/30/2023

Department: gcmsvoa

Vendor: Chem Service

Lot Number: 10251200

Balance ID:

Comments: Date Prepared is same as Date Received. 2,000 ug/mL in 90:10 MeOH:H2O. Catalog # M-TCL-1AN5-5ML.

Type: Primary

Prep By: Steve Dilts

Status: New

Final Volume: 5 mL

Chemical/Solvent Used	Bottle No	Amt	Units	Expires
TCL Ketone Mix	<u>14443</u>	1	mL	6/30/2023

Stock Source	Base Units	Amount Added
VOCF0434	ug/mL	



Analytical RunID VOA5975C.I_220119A Standards Traceability Report

Standard ID: VOCF0440

Standard Name: 2nd Source High Concentration Ketones

Prep Date: 12/3/2021

Exp Date: 1/1/2023

Department: gcmsvoa

Vendor: AccuStandard

Lot Number: 221111486

Balance ID:

Comments: Date Prepared is same as Date Received. 20,000 ug/mL in Methanol. Catalog # CLP-022K-100X.

Type: Primary

Prep By: Melissa Chavez

Status: New

Final Volume: 5 mL

Chemical/Solvent Used	Bottle No	Amt	Units	Expires
TCL Ketone Mix	<u>14585</u>	1	mL	1/1/2023

Stock Source	Base Units	Amount Added
VOCF0440	ug/mL	



Analytical RunID VOA5975C.I_220119A Standards Traceability Report

Spike ID: VOCF3517

Spike Name: Internal Standard / Surrogates (INT/SURR)

Prep Date: 11/10/2021

Exp Date: 12/31/2022

Department: gcmsvoa

Vendor:

Lot Number:

Balance ID:

Comments: Final Concentration 0.05 ug/uL in MeOH.

Type: Secondary

Prep By: Alethea M. Shaules

Status: New

Final Volume: 100 mL

Chemical/Solvent Used	Bottle No	Amt	Units	Expires
Methanol, Purge and Trap - EB199-US	<u>14334</u>	95.5	mL	12/31/2022

Stock Source	Base Units	Amount Added
VOCF0425	ug/mL	2 mL
VOCF0426	ug/mL	2.5 mL



Analytical RunID VOA5975C.I_220119A Standards Traceability Report

Spike ID: VOCF3529B

Spike Name: 2nd Source MtBE

Prep Date: 11/29/2021

Exp Date: 1/29/2022

Department: gcmsvoa

Vendor:

Lot Number:

Balance ID:

Comments: Final Concentration 0.2 ug/uL

Type: Secondary

Prep By: Alethea M. Shaules

Status:

Final Volume: 10 mL

Chemical/Solvent Used	Bottle No	Amt	Units	Expires
Methanol, Purge and Trap - EB199-US	<u>14334</u>	9	mL	1/29/2022

Stock Source	Base Units	Amount Added
VOCF0401	ug/mL	1 mL



Analytical RunID VOA5975C.I_220119A Standards Traceability Report

Standard ID: VOCF3546B

Standard Name: Liquids

Prep Date: 12/13/2021

Exp Date: 2/13/2022

Department: GCMSVOA

Vendor:

Lot Number:

Balance ID:

Comments: 1.0 ml/10 ml final volume. Final Concentration 0.2 ug/uL. Corrected comment and analyte list 11/9/2021 sbd

Type: Secondary

Prep By: Alethea M. Shaules

Status:

Final Volume: 10 mL

Chemical/Solvent Used	Bottle No	Amt	Units	Expires
Methanol, Purge and Trap EA899	<u>13926</u>	9	mL	2/13/2022

Stock Source	Base Units	Amount Added
VOCF0313	ug/mL	1 mL



Analytical RunID VOA5975C.I_220119A Standards Traceability Report

Spike ID: VOCF3558B

Spike Name: 2nd Source Liquids

Prep Date: 12/27/2021

Exp Date: 2/27/2022

Department: gcmsvoa

Vendor:

Lot Number:

Balance ID:

Comments: Final Concentration 0.2ug/uL.

Type: Secondary

Prep By: Steve Dilts

Status: Open

Final Volume: 10 mL

Chemical/Solvent Used	Bottle No	Amt	Units	Expires
Methanol, Purge and Trap - EB199-US	<u>14334</u>	9	mL	2/27/2022

Stock Source	Base Units	Amount Added
VOCF0352	ug/mL	1 mL



Analytical RunID VOA5975C.I_220119A Standards Traceability Report

Standard ID: VOCF3559A

Standard Name: MtBE

Prep Date: 12/27/2021

Exp Date: 1/27/2022

Department: gcmsvoa

Vendor:

Lot Number:

Balance ID:

Comments: Final Concentration 0.2 ug/uL.

Type: Secondary

Prep By: Melissa Chavez

Status:

Final Volume: 10 mL

Chemical/Solvent Used	Bottle No	Amt	Units	Expires
Methanol, Purge and Trap - EB199-US	<u>14334</u>	9	mL	1/27/2022

Stock Source	Base Units	Amount Added
VOCF0373	ug/mL	1 mL



Analytical RunID VOA5975C.I_220119A Standards Traceability Report

Standard ID: VOFC3563

Standard Name: Internals

Prep Date: 1/3/2022

Exp Date: 7/3/2022

Department: gcmsvoa

Vendor:

Lot Number:

Balance ID:

Comments: Final Concentration 0.05 ug/uL.

Type: Secondary

Prep By: Alethea M. Shaules

Status: New

Final Volume: 50 mL

Chemical/Solvent Used	Bottle No	Amt	Units	Expires
Methanol, Purge and Trap EB373	<u>14519</u>	49	mL	7/3/2022

Stock Source	Base Units	Amount Added
VOCF0425	ug/mL	1 mL



Analytical RunID VOA5975C.I_220119A Standards Traceability Report

Spike ID: VOCF3567A

Spike Name: 2nd Source Ketones

Prep Date: 1/12/2022

Exp Date: 2/12/2022

Department: gcmsvoa

Vendor: AccuStandard

Lot Number: 221111486

Balance ID:

Comments: 2.0 ug/uL in 90:10 MeOH:H2O

Type: Secondary

Prep By: Melissa Chavez

Status:

Final Volume: 10 mL

Chemical/Solvent Used	Bottle No	Amt	Units	Expires
Methanol, Purge and Trap EB373	<u>14519</u>	9	mL	2/12/2022

Stock Source	Base Units	Amount Added
VOCF0440	ug/mL	1 mL



Analytical RunID VOA5975C.I_220119A Standards Traceability Report

Standard ID: VOFC3569

Standard Name: Ketones

Prep Date: 1/17/2022

Exp Date: 2/17/2022

Department: gcmsvoa

Vendor: Chem Service

Lot Number: 10251200

Balance ID:

Comments: Vial Opened For Use . 2.0 ug/uL in 90:10 MeOH:H2O.

Type: Primary

Prep By: Melissa Chavez

Status: Open

Final Volume: 1 mL

Chemical/Solvent Used	Bottle No	Amt	Units	Expires
TCL Ketone Mix	<u>14443</u>	1	mL	2/17/2022

Stock Source	Base Units	Amount Added
VOCF0434	ug/mL	1 mL



Analytical RunID VOA5975C.I_220119A Standards Traceability Report

Standard ID: VOFC3570A

Standard Name: Gases

Prep Date: 1/18/2022

Exp Date: 1/25/2022

Department: GCMSVOA

Vendor:

Lot Number:

Balance ID:

Comments: 1.0 ml/10 ml final volume. Final Concentration 0.2 ug/uL

Type: Secondary

Prep By: Melissa Chavez

Status:

Final Volume: 10 mL

Chemical/Solvent Used	Bottle No	Amt	Units	Expires
Methanol, Purge and Trap EB373	<u>14519</u>	9	mL	1/25/2022

Stock Source	Base Units	Amount Added
VOCF0427	ug/mL	1 mL



Analytical RunID VOA5975C.I_220119A Standards Traceability Report

Spike ID: VOCF3571A

Spike Name: 2nd Source Gases

Prep Date: 1/19/2022

Exp Date: 1/26/2022

Department: gcmsvoa

Vendor:

Lot Number:

Balance ID:

Comments: 1.0 ml/10 ml final volume. Final Concentration 0.2 ug/uL.

Type: Secondary

Prep By: Melissa Chavez

Status:

Final Volume: 10 mL

Chemical/Solvent Used	Bottle No	Amt	Units	Expires
Methanol, Purge and Trap EB373	<u>14519</u>	9	mL	1/26/2022

Stock Source	Base Units	Amount Added
VOCF0417	ug/mL	1 mL



Analytical RunID VOA5975C.I_220119A Standards Traceability Report

Standard ID: VOCF3573

Standard Name: Calibration Surrogates

Prep Date: 1/19/2022

Exp Date: 7/19/2022

Department: gcmsvoa

Vendor:

Lot Number:

Balance ID:

Comments: Final Concentration 0.2 ug/uL in MeOH

Type: Secondary

Prep By: Jerran D. Brenden

Status: New

Final Volume: 5 mL

Chemical/Solvent Used	Bottle No	Amt	Units	Expires
Methanol, Purge and Trap - EB679	<u>14746</u>	4.5	mL	7/19/2022

Stock Source	Base Units	Amount Added
VOCF0426	ug/mL	0.5 mL

CERTIFICATE OF ANALYSIS

Catalog No: M-502A-R-10X
Description: Volatile Organic Compounds - Liquids
Lot: 220041126
Solvent: Methanol
Hazards: Refer to SDS for complete safety information

Date Certified: Apr 13, 2020
Expiration: Apr 13, 2023
Sample Size: 1 mL
Components: 54
Storage Condition: Refrig (0-5 °C)



Signal Word: Danger

Certified Reference Material



Component	CAS #	Purity % (GC/MS)	Prepared Concentration* (µg/mL)	Certified Analyte Concentration* (µg/mL)
Benzene	71-43-2	100.0	2002	2002
Bromobenzene	108-86-1	100.0	2003	2003
Bromochloromethane	74-97-5	99.1	2001	1983
Bromodichloromethane	75-27-4	99.0	2002	1982
Bromoform	75-25-2	99.2	2001	1985
n-Butylbenzene	104-51-8	100.0	2002	2002
sec-Butylbenzene	135-98-8	100.0	2001	2001
tert-Butylbenzene	98-06-6	99.0	2003	1983
Carbon tetrachloride	56-23-5	100.0	2003	2003
Chlorobenzene	108-90-7	99.6	2001	1993
Chloroform	67-66-3	99.2	2004	1988
2-Chlorotoluene	95-49-8	99.0	2003	1983
4-Chlorotoluene	106-43-4	99.8	2002	1998
Dibromochloromethane	124-48-1	97.8	2049*	2004
1,2-Dibromo-3-chloropropane	96-12-8	99.2	2001	1985
1,2-Dibromoethane	106-93-4	100.0	2006	2006
Dibromomethane	74-95-3	99.0	2002	1982
1,2-Dichlorobenzene	95-50-1	98.2	2003	1967
1,3-Dichlorobenzene	541-73-1	100.0	2000	2000
1,4-Dichlorobenzene	106-46-7	100.0	2002	2002
1,1-Dichloroethane	75-34-3	98.6	2001	1973
1,2-Dichloroethane	107-06-2	99.8	2010	2006
1,1-Dichloroethene	75-35-4	99.0	2000	1980
cis-1,2-Dichloroethene	156-59-2	99.0	2002	1982
trans-1,2-Dichloroethene	156-60-5	99.5	2001	1991
1,2-Dichloropropane	78-87-5	99.5	2003	1993
1,3-Dichloropropane	142-28-9	96.7	2073*	2005
2,2-Dichloropropane	594-20-7	99.9	2012	2010
1,1-Dichloropropene	563-58-6	98.9	2001	1979
cis-1,3-Dichloropropene **	10061-01-5	93.9	2041*	1916
trans-1,3-Dichloropropene **	10061-02-6	93.9	1968*	1848
Ethylbenzene	100-41-4	99.7	2000	1994
Hexachlorobutadiene	87-68-3	98.0	2003	1963
Isopropylbenzene	98-82-8	100.0	2002	2002
p-Isopropyltoluene	99-87-6	99.4	2000	1988
Methylene chloride	75-09-2	99.9	2001	1999
Naphthalene	91-20-3	100.0	2002	2002
n-Propylbenzene	103-65-1	100.0	2001	2001
Styrene	100-42-5	100.0	2003	2003
1,1,1,2-Tetrachloroethane	630-20-6	98.9	2005	1983
1,1,2,2-Tetrachloroethane	79-34-5	96.0	2087*	2004
Tetrachloroethene	127-18-4	99.4	2017	2005
Toluene	108-88-3	100.0	2001	2001
1,2,3-Trichlorobenzene	87-61-6	100.0	2002	2002

CERTIFICATE OF ANALYSIS

Catalog No: M-502A-R-10X
Description: Volatile Organic Compounds - Liquids
Lot: 220041126
Solvent: Methanol

Date Certified: Apr 13, 2020
Expiration: Apr 13, 2023
Sample Size: 1 mL
Components: 54

Component - <i>continued</i>	CAS #	Purity %	Prepared Concentration ²	Certified Analyte Concentration ¹
		(GC/MS)	(µg/mL)	(µg/mL)
1,2,4-Trichlorobenzene	120-82-1	99.6	2001	1993
1,1,1-Trichloroethane	71-55-6	100.0	2002	2002
1,1,2-Trichloroethane	79-00-5	98.6	2000	1972
Trichloroethene	79-01-6	100.0	2003	2003
1,2,3-Trichloropropane	96-18-4	97.5	2055*	2004
1,2,4-Trimethylbenzene	95-63-6	98.2	2001	1965
1,3,5-Trimethylbenzene	108-67-8	98.8	2001	1977
o-Xylene	95-47-6	99.0	2000	1980
m-Xylene	108-38-3	99.2	2002	1986
p-Xylene	106-42-3	95.4	2097*	2001

* Weight compensated to 100% purity.

** 47.8% cis isomer, 46.1% trans isomer

A product with a suffix (-1A, -2B, etc. or -01, -02, etc.) on its lot number has had its expiration date extended and is identical to the same lot number without the suffix.

² All weights are traceable through NIST, Test No. 684/289871-17

¹ Certified Analyte Concentration = Purity x Prepared Concentration.

The Uncertainty associated with the certified concentration reported on this certificate is $\pm 2.4\%$. This value is the combined expanded uncertainty and represents an estimated standard deviation equal to the positive square root of the total variation of the uncertainty of components. A normal distribution is assumed and a coverage factor of K=2 is chosen using approximately a 95% confidence level.

Labels and certificates follow U.S. Conventions in reporting numerical values: A comma (,) is used to separate units of one-thousand or greater. A period (.) is used as a decimal place marker.

The information on this certificate may not be reproduced without the express permission of the manufacturer. See reverse side for additional information

Certified By: 

Larry Decker, Organic QC Manager

ID #: 12797

Opened: _____

Volatile Organic Compounds - Liquids

Expires: 4/13/2023

Rec'd: 6/23/2020

Energy Laboratories Inc 1120 So. 27th Street
Billings MT 59107

Certificate of Analysis

Product Name: VOC Standard

Product Number: DWM-589N-1

Lot Number: 0006570990

Lot Issue Date: 17-Nov-2020

Expiration Date: 31-Dec-2023


Description:

This analytical reference material (RM) was manufactured and verified in accordance with an ISO 9001 registered quality system and analyte concentrations were verified by an ISO 17025 accredited laboratory. The concentration and uncertainty value at the 95% confidence level for each analyte, determined gravimetrically, is listed below.

Analyte	CAS#	Analyte Lot	Concentration ± Uncertainty
bromochloromethane	000074-97-5	RM00009	2010 ± 10 µg/mL
bromodichloromethane	000075-27-4	RM12585	2009 ± 10 µg/mL
bromoform	000075-25-2	RM13987	2010 ± 10 µg/mL
carbon tetrachloride	000056-23-5	RM07576	2010 ± 10 µg/mL
chloroform	000067-66-3	RM13988	2009 ± 10 µg/mL
dibromochloromethane	000124-48-1	RM14843	2009 ± 10 µg/mL
dibromomethane	000074-95-3	RM12878	2009 ± 10 µg/mL
methylene chloride	000075-09-2	RM11650	2009 ± 10 µg/mL
1,2-dibromoethane	000106-93-4	RM00018	2010 ± 10 µg/mL
1,1-dichloroethane	000075-34-3	RM16217	2006 ± 10 µg/mL
1,2-dichloroethane	000107-06-2	RM04655	2005 ± 10 µg/mL
1,1-dichloroethene	000075-35-4	RM14486	2010 ± 10 µg/mL
cis-1,2-dichloroethene	000156-59-2	RM15008	2007 ± 10 µg/mL
trans-1,2-dichloroethene	000156-60-5	RM07565	2008 ± 10 µg/mL
1,1,1,2-tetrachloroethane	000630-20-6	RM12632	2005 ± 10 µg/mL
1,1,2,2-tetrachloroethane	000079-34-5	RM02540	2009 ± 10 µg/mL
tetrachloroethene	000127-18-4	RM06491	2008 ± 10 µg/mL

Certificate of Analysis

Product Number:	DWM-589N-1	Lot Number:	0006570990
1,1,1-trichloroethane	000071-55-6	RM16539	2004 ± 10 µg/mL
1,1,2-trichloroethane	000079-00-5	RM01175	2009 ± 10 µg/mL
trichloroethene	000079-01-6	RM14232	2009 ± 10 µg/mL
1,2-dibromo-3-chloropropane	000096-12-8	RM13666	2009 ± 10 µg/mL
1,2-dichloropropane	000078-87-5	RM12821	2008 ± 10 µg/mL
1,3-dichloropropane	000142-28-9	RM02080	2008 ± 10 µg/mL
2,2-dichloropropane	000594-20-7	RM12927	2005 ± 10 µg/mL
1,1-dichloropropene	000563-58-6	RM16190	2010 ± 10 µg/mL
cis-1,3-dichloropropene	010061-01-5	RM12891	2007 ± 10 µg/mL
trans-1,3-dichloropropene	010061-02-6	RM12254	2006 ± 10 µg/mL
hexachlorobutadiene	000087-68-3	RM09157	2005 ± 10 µg/mL
1,2,3-trichloropropane	000096-18-4	RM13082	2004 ± 10 µg/mL
benzene	000071-43-2	RM12931	2009 ± 10 µg/mL
n-butylbenzene	000104-51-8	RM03651	2008 ± 10 µg/mL
sec-butylbenzene	000135-98-8	RM10905	2005 ± 10 µg/mL
tert-butylbenzene	000098-06-6	RM14040	2007 ± 10 µg/mL
ethylbenzene	000100-41-4	RM12195	2006 ± 10 µg/mL
isopropylbenzene	000098-82-8	RM00835	2009 ± 10 µg/mL
4-isopropyltoluene	000099-87-6	RM09747	2009 ± 10 µg/mL
naphthalene	000091-20-3	NT00970	2006 ± 10 µg/mL
n-propylbenzene	000103-65-1	RM12785	2010 ± 10 µg/mL
styrene	000100-42-5	RM13393	2010 ± 10 µg/mL



ISO 17034 Cert
No. AR-1936

RM was produced in accordance with TUV USA Inc registered ISO 9001 Quality Management System. Cert # 56 100 18560026

Page: 2 of 4

www.agilent.com/quality/
CSD-QA-015.1



ISO 17025 Cert
No. AT-1937



Certificate of Analysis

Product Number: DWM-589N-1

Lot Number: 0006570990

toluene	000108-88-3	RM06650	2008 ± 10 µg/mL
1,2,4-trimethylbenzene	000095-63-6	RM06731	2002 ± 10 µg/mL
1,3,5-trimethylbenzene	000108-67-8	RM12905	2009 ± 10 µg/mL
o-xylene	000095-47-6	RM15639	2005 ± 10 µg/mL
m-xylene	000108-38-3	RM15919	2006 ± 10 µg/mL
p-xylene	000106-42-3	RM02647	2009 ± 10 µg/mL
bromobenzene	000108-86-1	RM10227	2008 ± 10 µg/mL
chlorobenzene	000108-90-7	RM01874	2008 ± 10 µg/mL
2-chlorotoluene	000095-49-8	RM13774	2007 ± 10 µg/mL
4-chlorotoluene	000106-43-4	RM11750	2009 ± 10 µg/mL
1,2-dichlorobenzene	000095-50-1	RM13636	2005 ± 10 µg/mL
1,3-dichlorobenzene	000541-73-1	NT00356	2009 ± 10 µg/mL
1,4-dichlorobenzene	000106-46-7	RM12826	2009 ± 10 µg/mL
1,2,3-trichlorobenzene	000087-61-6	RM10193	2007 ± 10 µg/mL
1,2,4-trichlorobenzene	000120-82-1	RM09454	2009 ± 10 µg/mL

Matrix: methanol (methyl alcohol)

Storage Conditions: Store Frozen (-25° to -10°C).

Traceability:

The balances used for these measurements are calibrated with weights traceable to NIST in compliance with ANSI/NCCL Z540.3, ISO 9001, ISO 17025, and ISO 17034. Calibrated Class A glassware is used for volumetric measurements. Thermometers are calibrated against a NIST traceable thermometer in accordance with NIST Special Publication 1088.

Homogeneity:

This RM was unitized according to an in-house procedure and is guaranteed to be homogeneous. There is no minimum sub-sample size required.



ISO 17034 Cert
No. AR-1936

RM was produced in accordance with TUV USA Inc registered ISO 9001 Quality Management System. Cert # 56 100 18560026

Page: 3 of 4

www.agilent.com/quality/
CSD-QA-015.1



ISO 17025 Cert
No. AT-1937

Certificate of Analysis

Product Number: DWM-589N-1

Lot Number: 0006570990

Intended Use:

This RM is intended for the preparation of working reference samples for use in routine laboratory analyses, calibration of instruments, validation of analytical methods, assessments of measurement methods, and continuing calibration verification.

Instructions for Use:

Sample aliquots for analysis should be withdrawn at 20°C to 25°C immediately after opening the container and should be processed without delay for the certified values to be valid within the stated uncertainties.

Hazards:

Refer to the Safety Data Sheet on www.agilent.com for information regarding this RM.

Expiration of Certification:

The certification of this RM is valid until the expiration date specified above, provided the RM is handled and stored in accordance with the instructions given in this certificate. This certification is nullified if the RM is damaged, contaminated, or otherwise modified.

Maintenance of Certification:

If substantive changes are noted that affect the certification before the expiration of this certificate, Agilent will notify the purchaser.

Sample lot approver:



Monica Bourgeois
QMS Representative



ISO 17034 Cert
No. AR-1936

RM was produced in accordance with TUV USA Inc registered ISO 9001 Quality Management System. Cert # 56 100 18560026

Page: 4 of 4

www.agilent.com/quality/
CSD-QA-015.1



ISO 17025 Cert
No. AT-1937

Certificate of Analysis

Product Name: Methyl tert-Butyl Ether Standard**Product Number:** STS-440-1**Lot Number:** 0006555762**Lot Issue Date:** 19-Aug-2020**Expiration Date:** 31-Aug-2022**Description:**

This analytical reference material (RM) was manufactured and verified in accordance with an ISO 9001 registered quality system, and analyte concentrations were verified by an ISO 17025 accredited laboratory. The concentration and uncertainty value at the 95% confidence level for each analyte, determined gravimetrically, is listed below.

Analyte**CAS#****Analyte Lot****Concentration ± Uncertainty**

tert-butylmethyl ether

001634-04-4

RM06568

2006 ± 10 µg/mL

Matrix: methanol (methyl alcohol)**Storage Conditions:** Store Frozen (-25° to -10°C).**Traceability:**

The balances used for these measurements are calibrated with weights traceable to NIST in compliance with ANSI/NCSL Z540.3, ISO 9001, ISO 17025, and ISO 17034. Calibrated Class A glassware is used for volumetric measurements. Thermometers are calibrated against a NIST traceable thermometer in accordance with NIST Special Publication 1088.

Homogeneity:

This RM was unitized according to an in-house procedure and is guaranteed to be homogeneous. There is no minimum sub-sample size required.

Intended Use:

This RM is intended for the preparation of working reference samples for use in routine laboratory analyses, calibration of instruments, validation of analytical methods, assessments of measurement methods, and continuing calibration verification.

Instructions for Use:

Sample aliquots for analysis should be withdrawn at 20°C to 25°C immediately after opening the container and should be processed without delay for the certified values to be valid within the stated uncertainties.

Hazards:

Refer to the Safety Data Sheet on www.agilent.com for information regarding this RM.

Expiration of Certification:

The certification of this RM is valid until the expiration date specified above, provided the RM is handled and stored in accordance with the instructions given in this certificate. This certification is nullified if the RM is damaged, contaminated, or otherwise modified.

Maintenance of Certification:

If substantive changes are noted that affect the certification before the expiration of this certificate, Agilent will notify the purchaser.

Sample lot approver:

Monica Bourgeois

QMS Representative

ISO 17034 Cert
No. AR-1936RM was produced in accordance with TUV USA Inc registered ISO 9001 Quality
Management System. Cert # 56 100 18560026

Page: 1 of 1

www.agilent.com/quality/
CSD-QA-015.1ISO 17025 Cert
No. AT-1937

CERTIFICATE OF ANALYSIS

Catalog No: S-078-10X

Description: MtBE

Lot: 220051182

Solvent: Methanol

Hazards: Refer to SDS for complete safety information

Date Certified: May 18, 2020

Expiration: May 18, 2030

Sample Size: 1 mL

Components: 1

Storage Condition: Ambient (>5 °C)



Signal Word: **Danger**

Certified Reference Material



Component	CAS #	Purity % (GC/MS)	Prepared Concentration ² (µg/mL)	Certified Analyte Concentration ¹ (µg/mL)
MtBE	1634-04-4	100.0	2002	2002

ID #: 13920

Opened: _____

MTBE

Expires: 5/18/2030

Rec'd: 6/7/2021

Eneray Laboratories Inc 1120 So. 27th Street
Billings MT 59107

A product with a suffix (-1A, -2B, etc. or -01, -02, etc.) on its lot number has had its expiration date extended and is identical to the same lot number without the suffix.

² All weights are traceable through NIST, Test No. 684/289871-17

¹ Certified Analyte Concentration = Purity x Prepared Concentration.

The Uncertainty associated with the certified concentration reported on this certificate is $\pm 2.4\%$. This value is the combined expanded uncertainty and represents an estimated standard deviation equal to the positive square root of the total variation of the uncertainty of components. A normal distribution is assumed and a coverage factor of K=2 is chosen using approximately a 95% confidence level.

Labels and certificates follow U.S. Conventions in reporting numerical values: A comma (,) is used to separate units of one-thousand or greater. A period (.) is used as a decimal place marker.

The information on this certificate may not be reproduced without the express permission of the manufacturer. See reverse side for additional information

Hazard Information: Please refer to the SDS for information regarding the hazards associated with using this material.

This product was prepared according to in-house procedures and is guaranteed to be homogeneous.

Certified By: _____

Larry Decker, Organic QC Manager

CERTIFICATE OF ANALYSIS

Volatile Organics High Concentration Mixture #6

CONCENTRATION 2000ug/ml in Methanol
CATALOG NUMBER M-VOHC6M5-1ML
LOT NUMBER 11882100
DATE CERTIFIED 05/25/21
EXPIRATION DATE 02/28/22
STORAGE Store at room temperature (20 - 25 °C).
HANDLING See Safety Data Sheet
INTENDED USE For laboratory use only.
ISO 17034:2016 CERTIFIED []

ID #: 14142

Opened:

Volatile Organics High Concentration Mixture

Expires: 2/28/2022

Rec'd: 8/3/2021

Energx Laboratories Inc 1120 So. 27th Street
Billings MT 59107

ID	Analyte	CAS	Weight Analyte (mg)	Lot	Purity	Certified Concentration (ug/mL)
N-11446	Chloroethane	75-00-3	96.300	00001728	100.0	2006.3
N-11665	Dichlorodifluoromethane	75-71-8	96.610	00001729	100.0	2012.7
N-12417	Methyl bromide	74-83-9	96.910	00024694	100.0	2019.0
N-12421	Methyl chloride	74-87-3	96.150	00001731	100.0	2003.1
N-13655	Trichlorofluoromethane	75-69-4	96.300	00027239	99.4	1994.2
N-13748	Vinyl chloride	75-01-4	96.150	00019298	100.0	2003.1

Analytical Test

Value

CONCENTRATION (GC/MSD)

VERIFIED

CHEM SERVICE INC

660 Tower Lane • P.O. Box 599 • West Chester, PA 19381-0599
1-800-452-9994 • 1-610-692-3026 • Fax 1-610-692-8729
info@chemservice.com • www.chemservice.com

Instructions for Use:

Shake mixture prior to use. If particles are present, sonicate for homogeneity. If sample is diluted to lower concentrations, Class A volumetric glassware must be used.

Minimum Sample Size- 0.2 uL for Direct Injection.

Chem Service Inc. guarantees the expanded uncertainty of the above analytes to be +/- 2.0% of the certified concentrations based on gravimetric preparation. The test results published in this report were obtained using equipment capable of producing results that are traceable to NIST and through NIST to the International System of Units (SI). The reported expanded uncertainty of measurement is stated as the combined standard uncertainty of measurement multiplied by the coverage factor k (k=2) such that the coverage probability corresponds to approximately 95%. For certified reference materials, homogeneity and thermal stability testing are available upon request.

Certified By:

Mary Beth O'Donnell

Mary Beth O'Donnell
CSM/TC




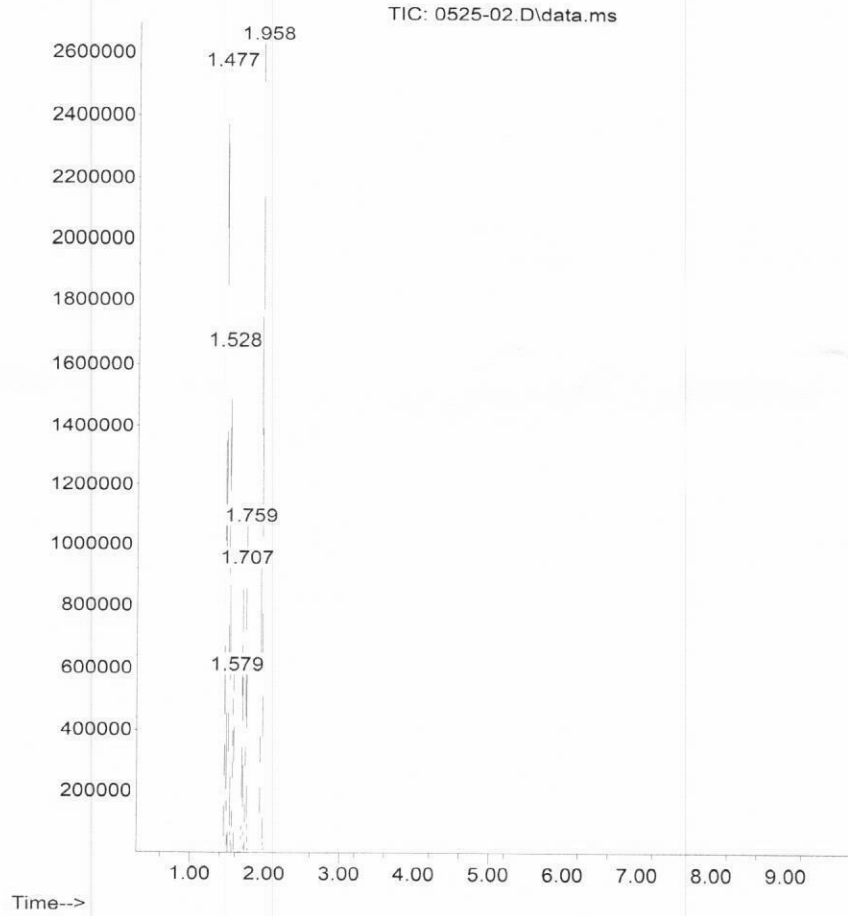
660 Tower Lane • P.O. Box 599 • West Chester, PA 19381-0599
1-800-452-9994 • 1-610-692-3026 • Fax 1-610-692-8729
info@chemservice.com • www.chemservice.com

CERTIFICATE OF ANALYSIS

Analysis Method:

Catalog Number: M-VOHC6M5-1ML
Description: Volatile Organics High Concentration Mixture #6
Lot Number: 11882100
Expiration Date: 02/28/22

Abundance





Certificate of Analysis

ID #: 14251

Opened: _____

Internal Standard

Expires: 12/31/2022

Rec'd: 9/8/2021

Energy Laboratories Inc 1120 So. 27th Street
Billings MT 59107

Product Name: Internal Standard

Product Number: STM-520-1

Lot Issue Date: 05-Jan-2021

Lot Number: 0006582580

Expiration Date: 31-Dec-2022

Description:

This analytical reference material (RM) was manufactured and verified in accordance with an ISO 9001 registered quality system and analyte concentrations were verified by an ISO 17025 accredited laboratory. The concentration and uncertainty value at the 95% confidence level for each analyte, determined gravimetrically, is listed below.

Analyte	CAS#	Analyte Lot	Concentration ± Uncertainty
chlorobenzene-d5	003114-55-4	RM12274	2501 ± 13 µg/mL
1,4-dichlorobenzene-d4	003855-82-1	RM12517	2501 ± 13 µg/mL
fluorobenzene	000462-06-6	RM13378	2512 ± 13 µg/mL

Matrix: methanol (methyl alcohol)

Storage Conditions: Store Frozen (-25° to -10°C).

Traceability:

The balances used for these measurements are calibrated with weights traceable to NIST in compliance with ANSI/NCCL Z540.3, ISO 9001, ISO 17025 and ISO 17034. Calibrated Class A glassware is used for volumetric measurements. Thermometers are calibrated against a NIST traceable thermometer in accordance with NIST Special Publication 1088.

Homogeneity:

This RM was unitized according to an in-house procedure and is guaranteed to be homogeneous. There is no minimum sub-sample size required.

Intended Use:

This RM is intended for the preparation of working reference samples for use in routine laboratory analyses, calibration of instruments, validation of analytical methods, assessments of measurement methods, and continuing calibration verification.

Instructions for Use:

Sample aliquots for analysis should be withdrawn at 20°C to 25°C immediately after opening the container and should be processed without delay for the certified values to be valid within the stated uncertainties.

Hazards:

Refer to the Safety Data Sheet on www.agilent.com for information regarding this RM.



ISO 17034
REFERENCE MATERIAL
PRODUCER
ISO 17034 Cert
No. AR-1936

RM was produced in accordance with TUV USA Inc registered ISO 9001 Quality Management System. Cert # 56 100 18560026

Page: 1 of 2

www.agilent.com/quality/
CSD-QA-015.1



ISO 17025 Cert
No. AT-1937



Certificate of Analysis

Product Number: STM-520-1

Lot Number: 0006582580

Expiration of Certification:

The certification of this RM is valid until the expiration date specified above, provided the RM is handled and stored in accordance with the instructions given in this certificate. This certification is nullified if the RM is damaged, contaminated, or otherwise modified.

Maintenance of Certification:

If substantive changes are noted that affect the certification before the expiration of this certificate, Agilent will notify the purchaser.

Sample lot approver:

Monica Bourgeois
QMS Representative



ISO 17034 Cert
No. AR-1936

RM was produced in accordance with TUV USA Inc registered ISO 9001 Quality Management System. Cert # 56 100 18560026

Page: 2 of 2

www.agilent.com/quality/
CSD-QA-015.1



ISO 17025 Cert
No. AT-1937

CERTIFICATE OF ANALYSIS

Catalog No: M-8260A-B-SS-10X
Description: Surrogate Standard Mix
Lot: 219041458

Solvent: Methanol

Hazards: Refer to SDS for complete safety information

Date Certified: Apr 18, 2019

Expiration: Apr 18, 2029

Sample Size: 1 mL

Components: 4

Storage Condition: Ambient (>5 °C)



Signal Word: Danger

Certified Reference Material



Component	CAS #	Purity %	Prepared Concentration ²	Certified Analyte Concentration ¹
		(GC/MS)	(µg/mL)	(µg/mL)
p-Bromofluorobenzene	460-00-4	99.9	2004	2002
Dibromofluoromethane	1868-53-7	99.8	2005	2001
1,2-Dichloroethane-d4	17060-07-0	100.0	2001	2001
Toluene-d8	2037-26-5	100.0	2000	2000

ID #: 14269

Opened: _____

Surrogate Standard Mix

Expires: 4/18/2029

Rec'd: 9/14/2021

Energy Laboratories Inc 1120 So. 27th Street
Billings MT 59107

A product with a suffix (-1A, -2B, etc. or -01, -02, etc.) on its lot number has had its expiration date extended and is identical to the same lot number without the suffix.

² All weights are traceable through NIST, Test No. 684/289871-17

¹ Certified Analyte Concentration = Purity x Prepared Concentration.

The Uncertainty associated with the certified concentration reported on this certificate is $\pm 2.4\%$. This value is the combined expanded uncertainty and represents an estimated standard deviation equal to the positive square root of the total variation of the uncertainty of components. A normal distribution is assumed and a coverage factor of K=2 is chosen using approximately a 95% confidence level.

Labels and certificates follow U.S. Conventions in reporting numerical values: A comma (,) is used to separate units of one-thousand or greater. A period (.) is used as a decimal place marker.

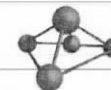
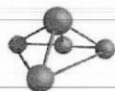
The information on this certificate may not be reproduced without the express permission of the manufacturer. See reverse side for additional information

Hazard Information: Please refer to the SDS for information regarding the hazards associated with using this material.

This product was prepared according to in-house procedures and is guaranteed to be homogeneous.

Certified By: _____

Larry Decker, Organic QC Manager



CERTIFIED WEIGHT REPORT

Part Number: 30058
Lot Number: 080321
Description: EPA Method 502/524 - Volatile Gases Mix #1

Expiration Date: 080324

Recommended Storage: Freezer (0 °C)

Nominal Concentration (µg/mL): 2000

NIST Test ID#: 6UTB

Solvent: Methanol
Lot#: EA783-US

Weight(s) shown below were combined and diluted to (mL): 500.0 0.058 Balance Uncertainty 5E-05
0.058 Flask Uncertainty

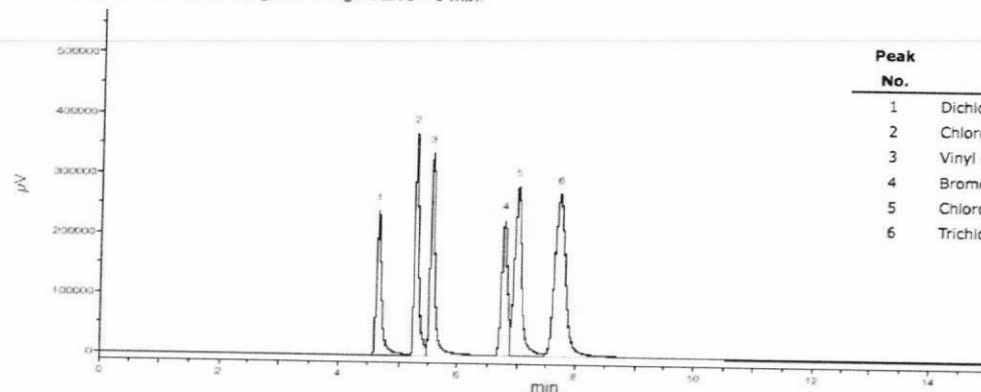
		080321
Formulated By:	Mario Luis	DATE
		080321
Reviewed By:	Pedro L. Rentas	DATE

Compound	RM#	Lot Number	Nominal Conc (µg/mL)	Purity (%)	Uncertainty Purity (%)	Target Weight (g)	Actual Weight (g)	Actual Conc(µg/mL)	Expanded Uncertainty (+/-) (µg/mL)	SDS Information (Solvent Safety Info. On Attached pg.)		
										CAS#	OSHA PEL (TWA)	LD50
1. Bromomethane	50	01611JX	2000	99.5	0.2	1.00508	1.0098	2009.4	8.1	74-83-9	5 ppm (20mg/m3/8H) (skin)	ori-rat 214mg/kg
2. Chloroethane	72	062617	2000	99	0.2	1.01016	1.0146	2008.8	8.1	75-00-3	1000 ppm (2600mg/m3/8H)	N/A
3. Chloromethane	79	06908MS	2000	99.5	0.2	1.00508	1.0154	2020.5	8.1	74-87-3	100 ppm	ori-rat 1800mg/kg
4. Dichlorodifluoromethane	134	92-0487	2000	99	0.2	1.01016	1.0224	2024.2	8.2	75-71-8	1000 ppm (4950mg/m3/8H)	N/A
5. Trichlorofluoromethane	294	01823MW	2000	99	0.2	1.01016	1.0110	2001.7	8.1	75-69-4	1000 ppm (5600mg/m3/8H)	ipr-mus 1743mg/kg
6. Vinyl chloride	305	04854EA	2000	99.5	0.2	1.00508	1.0071	2004.0	8.1	75-01-4	N/A	N/A

- The certified value is the concentration calculated from gravimetric and volumetric measurements unless otherwise stated.
- Standards are prepared gravimetrically using balances that are calibrated with weights traceable to NIST (see above).
- Standards are certified (+/-) 0.5% of the stated value, unless otherwise stated.
- All Standards, after opening ampule, should be stored with caps tight and under appropriate laboratory conditions.
- Uncertainty Reference: Taylor, B.N. and Kuyat, C.E., "Guidelines for Evaluating and Expressing the Uncertainty of NIST Measurement Result," NIST Technical Note 1297, U.S. Government Printing Office, Washington, DC, (1994).

Comments

GC15-M9 Analysis by Melissa Stonier
Column ID SPB-Vocool 105 meter X 0.53mm X 3.0µm film thickness
Flow rates: Total flow=150mL/min., Helium (carrier)=10mL/min., Helium(make-up)=40mL/min., Hydrogen(make-up)=100mL/min.
Oven Profile: Temp. 1=35°C (Time 1=9 min.), Temp 2=200°C (Time 2=1 min.), Rate = 33°C/min., Total run time=15 min. Injector temp.=200°C, FID Temp.=200°C.
ELCD Signal = Edaq Channel 1 PID Signal = Edaq Channel 2
Standard injection = 0.5µL, Range=3 Purge Valve = 0 min.



Peak No.	Analyte	ELCD RT (min.)
1	Dichlorodifluoromethane	4.67
2	Chloromethane	5.28
3	Vinyl chloride	5.56
4	Bromomethane	6.75
5	Chloroethane	6.99
6	Trichlorofluoromethane	7.72

ID #: 14285

Opened: _____

EPA Method 502-524 - Volatile Gases Mix #1

Expires: 8/3/2024

Rec'd: 9/17/2021

Energy Laboratories Inc 1120 So. 27th Street
Billings MT 59107

660 Tower Lane • P.O. Box 599 • West Chester, PA 19381-0599
1-800-452-9994 • 1-610-692-3026 • Fax 1-610-692-8729
info@chemservice.com • www.chemservice.com

ID #: 14443

Opened: _____

TCL Ketone Mix

Expires: 6/30/2023

Rec'd: 10/26/2021

Energy Laboratories Inc 1120 So. 27th Street
Billings MT 59107

CERTIFICATE OF ANALYSIS

TCL Ketones Mixture

CONCENTRATION 2000ug/ml in Methanol:Water (90:10)
CATALOG NUMBER M-TCL1AN5-1ML
LOT NUMBER 10251200
DATE CERTIFIED 06/16/20
EXPIRATION DATE 06/30/23
STORAGE Freezer storage (-20 - -25 °C)
HANDLING See Safety Data Sheet
INTENDED USE For laboratory use only.
ISO 17034:2016 CERTIFIED []

ID	Analyte	CAS	Weight Analyte (mg)	Lot	Purity	Certified Concentration (ug/mL)
N-11014	Acetone	67-64-1	203.300	00026182	98.7	2006.6
N-10297	2-Butanone	78-93-3	202.800	00027454	99.5	2017.9
N-10369	2-Hexanone	591-78-6	202.600	00025720	99.5	2015.9
N-10844	4-Methyl-2-pentanone	108-10-1	204.700	6403300	99.5	2036.8

Analytical Test	Value
CONCENTRATION (GC/FID)	VERIFIED

Chem Service, Inc. is accredited to ISO 17034:2016, ISO/IEC 17025:2017 and certified to ISO 9001:2015.



COA Form
Revision 3 (3/2015)

Print Date: 10/22/21

660 Tower Lane • P.O. Box 599 • West Chester, PA 19381-0599
1-800-452-9994 • 1-610-692-3026 • Fax 1-610-692-8729
info@chemservice.com • www.chemservice.com

Instructions for Use:

Shake mixture prior to use. If particles are present, sonicate for homogeneity. If sample is diluted to lower concentrations, Class A volumetric glassware must be used.

Minimum Sample Size- 0.2 uL for Direct Injection.

Chem Service Inc. guarantees the expanded uncertainty of the above analytes to be +/- 2.0% of the certified concentrations based on gravimetric preparation. The test results published in this report were obtained using equipment capable of producing results that are traceable to NIST and through NIST to the International System of Units (SI). The reported expanded uncertainty of measurement is stated as the combined standard uncertainty of measurement multiplied by the coverage factor k ($k=2$) such that the coverage probability corresponds to approximately 95%. For certified reference materials, homogeneity and thermal stability testing are available upon request.

Certified By:

Mary Beth O'Donnell

Mary Beth O'Donnell
CSM/TC

Chem Service, Inc. is accredited to ISO 17034:2016, ISO/IEC 17025:2017 and certified to ISO 9001:2015.

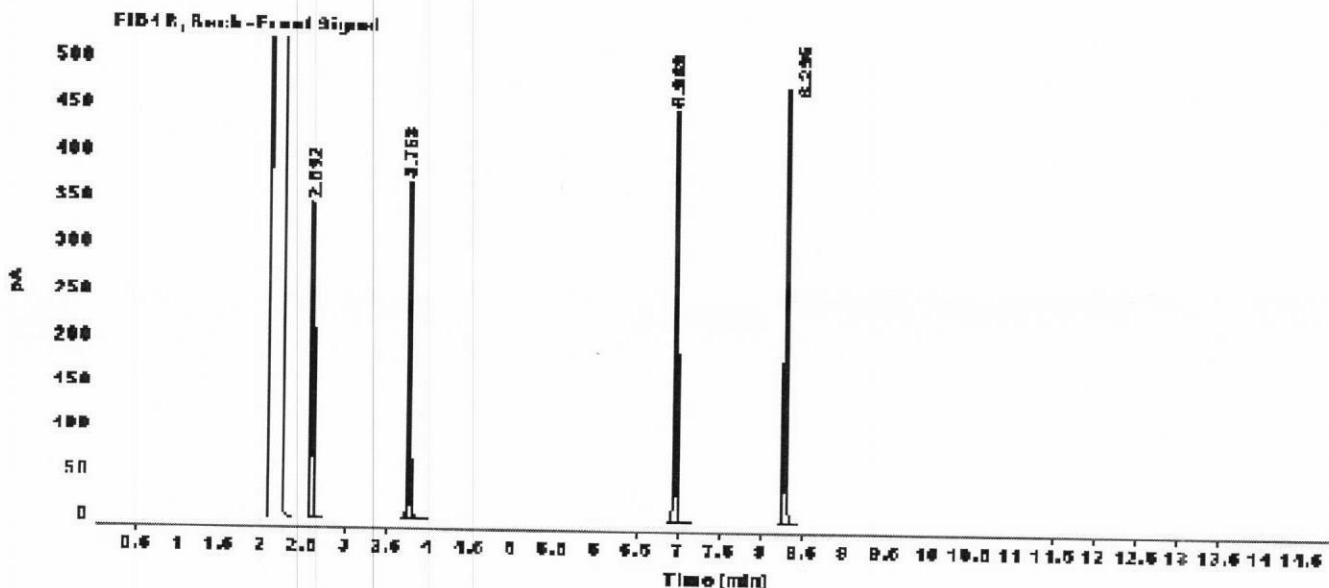


CERTIFICATE OF ANALYSIS

Gas Chromatography / Flame Ionization Detector (GC/FID)

Data file: C:\CHEM32\1\DATA\2020 DATA\0620\W-TCL1AN5.D
 Sample name: M-TCL1AN5
 Acq. method: N-14278.M
 Instrument: GC3
 Injection date: 6/16/2020 2:52:35 PM
 Column name: RTX-5MS (30m x 0.25mm x 0.5µm)

Location: 202
 Injection Vol: 1.000
 # Of Injections: 1



Signal: FID1 B, Back - Front Signal

RT [min]	Type	Width [min]	Area	Height	Area%
2.592	BB	0.0277	580.2505	343.4966	18.4655
3.763	BB	0.0323	735.4804	387.8491	23.4054
6.989	BB	0.0326	904.3389	447.8770	28.7791
8.295	BB	0.0307	922.2798	474.3798	29.3500
Sum			3142.3497		

Chem Service, Inc. is accredited to ISO 17034:2016, ISO/IEC 17025:2017 and certified to ISO 9001:2015.



CERTIFICATE OF ANALYSIS

Catalog No: CLP-022K-100X
Description: TCL Ketone Mix
Lot: 221111486

Solvent: Methanol

Hazards: Refer to SDS for complete safety information

Date Certified: Dec 1, 2021
Expiration: Jan 1, 2023
Sample Size: 1 mL
Components: 4
Storage Condition: Freeze (<-10 °C)



Signal Word: Danger

Certified Reference Material



Component	CAS #	Purity %	Prepared Concentration ²	Certified Analyte Concentration ¹
		(GC/MS)	(mg/mL)	(mg/mL)
Acetone	67-64-1	100.0	20.01	20.01
Methyl ethyl ketone	78-93-3	100.0	20.01	20.01
2-Hexanone	591-78-6	98.7	20.01	19.75
4-Methyl-2-pentanone	108-10-1	100.0	20.01	20.01

ID #: 14585

Opened: _____

TCL Ketone Mix

Expires: 1/1/2023

Rec'd: 12/3/2021

Energx Laboratories Inc 1120 So. 27th Street
Billings MT 59107

This Certified Reference Material was verified in accordance with ISO/IEC 17025

A product with a suffix (-1A, -2B, etc. or -01, -02, etc.) on its lot number has had its expiration date extended and is identical to the same lot number without the suffix.

² All weights are traceable through NIST, Test No. 684/289871-17

¹ Certified Analyte Concentration = Purity x Prepared Concentration.

The Uncertainty associated with the certified concentration reported on this certificate is $\pm 2.4\%$. This value is the combined expanded uncertainty and represents an estimated standard deviation equal to the positive square root of the total variation of the uncertainty of components. A normal distribution is assumed and a coverage factor of K=2 is chosen using approximately a 95% confidence level.

Labels and certificates follow U.S. Conventions in reporting numerical values: A comma (,) is used to separate units of one-thousand or greater. A period (.) is used as a decimal place marker.

The information on this certificate may not be reproduced without the express permission of the manufacturer. See reverse side for additional information

Hazard Information: Please refer to the SDS for information regarding the hazards associated with using this material.

This product was prepared according to in-house procedures and is guaranteed to be homogeneous.

Certified By: _____

Larry Decker, Organic QC Manager



Analytical RunID VOA5975C.I_220120A Standards Traceability Report

Standard ID: VOCF0313

Standard Name: Liquids

Prep Date: 6/23/2020

Exp Date: 4/13/2023

Department: gcmsvoa

Vendor: AccuStd

Lot Number: 220041126

Balance ID:

Comments: Date Prepared is same as Date Received. 2,000 ug/mL. Catalog # M502A-R-10X. Corrected lot number to match Cl. MSC 01/14/2022

Type: Primary

Prep By: Alethea M. Shaules

Status: New

Final Volume: 10 mL

Chemical/Solvent Used	Bottle No	Amt	Units	Expires
Volatile Organic Compounds - Liquids	<u>12797</u>	1	mL	4/13/2023

Stock Source	Base Units	Amount Added
VOCF0313	ug/mL	



Analytical RunID VOA5975C.I_220120A Standards Traceability Report

Spike ID: VOCF0352

Spike Name: 2nd Source Liquids

Prep Date: 11/23/2020

Exp Date: 12/31/2023

Department: gcmsvoa

Vendor: Agilent

Lot Number: 0006570990

Balance ID:

Comments: Date Prepared is same as Date Received. 2000 ug/mL in MeOH. Catalog # DWM-589N-1.

Type: Primary

Prep By: Steve Dilts

Status: New

Final Volume: 10 mL

Chemical/Solvent Used	Bottle No	Amt	Units	Expires
VOC Standard	<u>13292</u>	1	mL	12/31/2023
Stock Source	Base Units	Amount Added		
VOCF0352	ug/mL			



Analytical RunID VOA5975C.I_220120A Standards Traceability Report

Standard ID: VOCF0373

Standard Name: MtBE (Methy tert-Butyl Ether)

Prep Date: 2/26/2021

Exp Date: 8/31/2022

Department: gcmsvoa

Vendor: Agilent

Lot Number: 0006555762

Balance ID:

Comments: Date Prepared is same as Date Received. 2000 ug/mL in MeOH. Catalog # STS-440

Type: Primary

Prep By: Steve Dilts

Status: New

Final Volume: 5 mL

Chemical/Solvent Used	Bottle No	Amt	Units	Expires
Methyl tert-Butyl Ether Standard	13578	1	mL	8/31/2022

Stock Source	Base Units	Amount Added
VOCF0373	ug/mL	



Analytical RunID VOA5975C.I_220120A Standards Traceability Report

Spike ID: VOCF0401

Spike Name: 2nd Source MtBE

Prep Date: 6/7/2021

Exp Date: 12/11/2029

Department: gcmsvoa

Vendor: AccuStandard

Lot Number: 220051182

Balance ID:

Comments: Date Prepared is same as Date Receive. 2,000 ug/mL in MeOH. Catalog # S-078-10X.

Type: Primary

Prep By: Alethea M. Shaules

Status: New

Final Volume: 5 mL

Chemical/Solvent Used	Bottle No	Amt	Units	Expires
MTBE	13920	1	mL	12/11/2029

Stock Source	Base Units	Amount Added
VOCF0401	ug/mL	



Analytical RunID VOA5975C.I_220120A Standards Traceability Report

Spike ID: VOCF0417

Spike Name: Chem Service Gases

Type: Primary

Prep Date: 8/3/2021

Prep By: Steve Dilts

Exp Date: 2/28/2022

Status:

Department: gcmsvoa

Vendor: Chemservice

Final Volume: 5 mL

Lot Number: 11882100

Balance ID:

Comments: Date Prepared is same as Date Received. 2000 ug/mL in MeOH. Catalog # M-VOHC6M5-1ML

Chemical/Solvent Used	Bottle No	Amt	Units	Expires
Volatile Organics High Concentration Mixture #6	<u>14142</u>	5	mL	2/28/2022

Stock Source	Base Units	Amount Added
VOCF0417	ug/mL	



Analytical RunID VOA5975C.I_220120A Standards Traceability Report

Standard ID: VOCF0425

Standard Name: Internals

Prep Date: 9/8/2021

Exp Date: 12/31/2022

Department: gcmsvoa

Vendor: Agilent

Lot Number: 0006582580

Balance ID:

Comments: Date Prepared is same as Date Received. 2,500 ug/mL in MeOH. Catalog # STM-520-1.

Type: Primary

Prep By: Jerran D. Brenden

Status: New

Final Volume: 10 mL

Chemical/Solvent Used	Bottle No	Amt	Units	Expires
Internal Standard	<u>14251</u>	1	mL	12/31/2022

Stock Source	Base Units	Amount Added
VOCF0425	ug/mL	



Analytical RunID VOA5975C.I_220120A Standards Traceability Report

Spike ID: VOCF0426

Spike Name: Surrogates 2.0 mg/mL

Prep Date: 9/14/2021

Exp Date: 4/18/2029

Department: gcmsvoa

Vendor: AccuStandard

Lot Number: 219041458

Balance ID:

Comments: Date Received 01/04/2021. 2.0 mg/mL. Catalog # M-8260A-B-SS-10X

Type: Primary

Prep By: Jerran D. Brenden

Status: New

Final Volume: 10 mL

Chemical/Solvent Used	Bottle No	Amt	Units	Expires
Surrogate Standard Mix	<u>14269</u>	1	mL	4/18/2029

Stock Source	Base Units	Amount Added
VOCF0426	ug/mL	



Analytical RunID VOA5975C.I_220120A Standards Traceability Report

Standard ID: VOCF0427

Standard Name: Gases

Prep Date: 9/17/2021

Exp Date: 8/3/2024

Department: gcmsvoa

Vendor: Absolute

Lot Number: 080321

Balance ID:

Comments: Date Prepared is same as Date Received. 2,000 ug/mL in MeOH. Catalog # 30058.

Type: Primary

Prep By: Alethea M. Shaules

Status: New

Final Volume: 10 mL

Chemical/Solvent Used	Bottle No	Amt	Units	Expires
EPA Method 502-524 - Volatile Gases Mix #1	<u>14285</u>	1	mL	8/3/2024

Stock Source	Base Units	Amount Added
VOCF0427	ug/mL	



Analytical RunID VOA5975C.I_220120A Standards Traceability Report

Standard ID: VOCF0434

Standard Name: Ketones

Prep Date: 10/26/2021

Exp Date: 6/30/2023

Department: gcmsvoa

Vendor: Chem Service

Lot Number: 10251200

Balance ID:

Comments: Date Prepared is same as Date Received. 2,000 ug/mL in 90:10 MeOH:H2O. Catalog # M-TCL-1AN5-5ML.

Type: Primary

Prep By: Steve Dilts

Status: New

Final Volume: 5 mL

Chemical/Solvent Used	Bottle No	Amt	Units	Expires
TCL Ketone Mix	<u>14443</u>	1	mL	6/30/2023

Stock Source	Base Units	Amount Added
VOCF0434	ug/mL	



Analytical RunID VOA5975C.I_220120A Standards Traceability Report

Standard ID: VOCF0440

Standard Name: 2nd Source High Concentration Ketones

Prep Date: 12/3/2021

Exp Date: 1/1/2023

Department: gcmsvoa

Vendor: AccuStandard

Lot Number: 221111486

Balance ID:

Comments: Date Prepared is same as Date Received. 20,000 ug/mL in Methanol. Catalog # CLP-022K-100X.

Type: Primary

Prep By: Melissa Chavez

Status: New

Final Volume: 5 mL

Chemical/Solvent Used	Bottle No	Amt	Units	Expires
TCL Ketone Mix	<u>14585</u>	1	mL	1/1/2023

Stock Source	Base Units	Amount Added
VOCF0440	ug/mL	



Analytical RunID VOA5975C.I_220120A Standards Traceability Report

Spike ID: VOCF3529B

Spike Name: 2nd Source MtBE

Prep Date: 11/29/2021

Exp Date: 1/29/2022

Department: gcmsvoa

Vendor:

Lot Number:

Balance ID:

Comments: Final Concentration 0.2 ug/uL

Type: Secondary

Prep By: Alethea M. Shaules

Status:

Final Volume: 10 mL

Chemical/Solvent Used	Bottle No	Amt	Units	Expires
Methanol, Purge and Trap - EB199-US	<u>14334</u>	9	mL	1/29/2022

Stock Source	Base Units	Amount Added
VOCF0401	ug/mL	1 mL



Analytical RunID VOA5975C.I_220120A Standards Traceability Report

Standard ID: VOFC3546B

Standard Name: Liquids

Prep Date: 12/13/2021

Exp Date: 2/13/2022

Department: GCMSVOA

Vendor:

Lot Number:

Balance ID:

Comments: 1.0 ml/10 ml final volume. Final Concentration 0.2 ug/uL. Corrected comment and analyte list 11/9/2021 sbd

Type: Secondary

Prep By: Alethea M. Shaules

Status:

Final Volume: 10 mL

Chemical/Solvent Used	Bottle No	Amt	Units	Expires
Methanol, Purge and Trap EA899	<u>13926</u>	9	mL	2/13/2022

Stock Source	Base Units	Amount Added
VOCF0313	ug/mL	1 mL



Analytical RunID VOA5975C.I_220120A Standards Traceability Report

Spike ID: VOCF3558B

Spike Name: 2nd Source Liquids

Type: Secondary

Prep Date: 12/27/2021

Prep By: Steve Dilts

Exp Date: 2/27/2022

Status: Open

Department: gcmsvoa

Vendor:

Final Volume: 10 mL

Lot Number:

Balance ID:

Comments: Final Concentration 0.2ug/uL.

Chemical/Solvent Used	Bottle No	Amt	Units	Expires
Methanol, Purge and Trap - EB199-US	<u>14334</u>	9	mL	2/27/2022

Stock Source	Base Units	Amount Added
VOCF0352	ug/mL	1 mL



Analytical RunID VOA5975C.I_220120A Standards Traceability Report

Standard ID: VOCF3559A

Standard Name: MtBE

Prep Date: 12/27/2021

Exp Date: 1/27/2022

Department: gcmsvoa

Vendor:

Lot Number:

Balance ID:

Comments: Final Concentration 0.2 ug/uL.

Type: Secondary

Prep By: Melissa Chavez

Status:

Final Volume: 10 mL

Chemical/Solvent Used	Bottle No	Amt	Units	Expires
Methanol, Purge and Trap - EB199-US	<u>14334</u>	9	mL	1/27/2022

Stock Source	Base Units	Amount Added
VOCF0373	ug/mL	1 mL



Analytical RunID VOA5975C.I_220120A Standards Traceability Report

Standard ID: VOCF3563

Standard Name: Internals

Prep Date: 1/3/2022

Exp Date: 7/3/2022

Department: gcmsvoa

Vendor:

Lot Number:

Balance ID:

Comments: Final Concentration 0.05 ug/uL.

Type: Secondary

Prep By: Alethea M. Shaules

Status: New

Final Volume: 50 mL

Chemical/Solvent Used	Bottle No	Amt	Units	Expires
Methanol, Purge and Trap EB373	<u>14519</u>	49	mL	7/3/2022

Stock Source	Base Units	Amount Added
VOCF0425	ug/mL	1 mL



Analytical RunID VOA5975C.I_220120A Standards Traceability Report

Spike ID: VOCF3567A

Spike Name: 2nd Source Ketones

Prep Date: 1/12/2022

Exp Date: 2/12/2022

Department: gcmsvoa

Vendor: AccuStandard

Lot Number: 221111486

Balance ID:

Comments: 2.0 ug/uL in 90:10 MeOH:H2O

Type: Secondary

Prep By: Melissa Chavez

Status:

Final Volume: 10 mL

Chemical/Solvent Used	Bottle No	Amt	Units	Expires
Methanol, Purge and Trap EB373	<u>14519</u>	9	mL	2/12/2022

Stock Source	Base Units	Amount Added
VOCF0440	ug/mL	1 mL



Analytical RunID VOA5975C.I_220120A Standards Traceability Report

Standard ID: VOFC3569

Standard Name: Ketones

Prep Date: 1/17/2022

Exp Date: 2/17/2022

Department: gcmsvoa

Vendor: Chem Service

Lot Number: 10251200

Balance ID:

Comments: Vial Opened For Use . 2.0 ug/uL in 90:10 MeOH:H2O.

Type: Primary

Prep By: Melissa Chavez

Status: Open

Final Volume: 1 mL

Chemical/Solvent Used	Bottle No	Amt	Units	Expires
TCL Ketone Mix	<u>14443</u>	1	mL	2/17/2022

Stock Source	Base Units	Amount Added
VOCF0434	ug/mL	1 mL



Analytical RunID VOA5975C.I_220120A Standards Traceability Report

Standard ID: VOCF3570A

Standard Name: Gases

Prep Date: 1/18/2022

Exp Date: 1/25/2022

Department: GCMSVOA

Vendor:

Lot Number:

Balance ID:

Comments: 1.0 ml/10 ml final volume. Final Concentration 0.2 ug/uL

Type: Secondary

Prep By: Melissa Chavez

Status:

Final Volume: 10 mL

Chemical/Solvent Used	Bottle No	Amt	Units	Expires
Methanol, Purge and Trap EB373	<u>14519</u>	9	mL	1/25/2022

Stock Source	Base Units	Amount Added
VOCF0427	ug/mL	1 mL



Analytical RunID VOA5975C.I_220120A Standards Traceability Report

Spike ID: VOCF3571A

Spike Name: 2nd Source Gases

Prep Date: 1/19/2022

Exp Date: 1/26/2022

Department: gcmsvoa

Vendor:

Lot Number:

Balance ID:

Comments: 1.0 ml/10 ml final volume. Final Concentration 0.2 ug/uL.

Type: Secondary

Prep By: Melissa Chavez

Status:

Final Volume: 10 mL

Chemical/Solvent Used	Bottle No	Amt	Units	Expires
Methanol, Purge and Trap EB373	<u>14519</u>	9	mL	1/26/2022

Stock Source	Base Units	Amount Added
VOCF0417	ug/mL	1 mL



Analytical RunID VOA5975C.I_220120A Standards Traceability Report

Spike ID: VOCF3572

Spike Name: Internal Standard / Surrogates (INT/SURR)

Prep Date: 1/19/2022

Exp Date: 7/19/2022

Department: gcmsvoa

Vendor:

Lot Number:

Balance ID:

Comments: Final Concentration 0.05 ug/uL in MeOH.

Type: Secondary

Prep By: Jerran D. Brenden

Status: New

Final Volume: 100 mL

Chemical/Solvent Used	Bottle No	Amt	Units	Expires
Methanol, Purge and Trap - EB679	<u>14746</u>	95.5	mL	7/19/2022

Stock Source	Base Units	Amount Added
VOCF0425	ug/mL	2 mL
VOCF0426	ug/mL	2.5 mL



Analytical RunID VOA5975C.I_220120A Standards Traceability Report

Standard ID: VOCF3573

Standard Name: Calibration Surrogates

Prep Date: 1/19/2022

Exp Date: 7/19/2022

Department: gcmsvoa

Vendor:

Lot Number:

Balance ID:

Comments: Final Concentration 0.2 ug/uL in MeOH

Type: Secondary

Prep By: Jerran D. Brenden

Status: New

Final Volume: 5 mL

Chemical/Solvent Used	Bottle No	Amt	Units	Expires
Methanol, Purge and Trap - EB679	<u>14746</u>	4.5	mL	7/19/2022

Stock Source	Base Units	Amount Added
VOCF0426	ug/mL	0.5 mL

CERTIFICATE OF ANALYSIS

Catalog No: M-502A-R-10X
Description: Volatile Organic Compounds - Liquids
Lot: 220041126
Solvent: Methanol
Hazards: Refer to SDS for complete safety information

Date Certified: Apr 13, 2020
Expiration: Apr 13, 2023
Sample Size: 1 mL
Components: 54
Storage Condition: Refrig (0-5 °C)



Signal Word: Danger

Certified Reference Material



Component	CAS #	Purity % (GC/MS)	Prepared Concentration* (µg/mL)	Certified Analyte Concentration* (µg/mL)
Benzene	71-43-2	100.0	2002	2002
Bromobenzene	108-86-1	100.0	2003	2003
Bromochloromethane	74-97-5	99.1	2001	1983
Bromodichloromethane	75-27-4	99.0	2002	1982
Bromoform	75-25-2	99.2	2001	1985
n-Butylbenzene	104-51-8	100.0	2002	2002
sec-Butylbenzene	135-98-8	100.0	2001	2001
tert-Butylbenzene	98-06-6	99.0	2003	1983
Carbon tetrachloride	56-23-5	100.0	2003	2003
Chlorobenzene	108-90-7	99.6	2001	1993
Chloroform	67-66-3	99.2	2004	1988
2-Chlorotoluene	95-49-8	99.0	2003	1983
4-Chlorotoluene	106-43-4	99.8	2002	1998
Dibromochloromethane	124-48-1	97.8	2049*	2004
1,2-Dibromo-3-chloropropane	96-12-8	99.2	2001	1985
1,2-Dibromoethane	106-93-4	100.0	2006	2006
Dibromomethane	74-95-3	99.0	2002	1982
1,2-Dichlorobenzene	95-50-1	98.2	2003	1967
1,3-Dichlorobenzene	541-73-1	100.0	2000	2000
1,4-Dichlorobenzene	106-46-7	100.0	2002	2002
1,1-Dichloroethane	75-34-3	98.6	2001	1973
1,2-Dichloroethane	107-06-2	99.8	2010	2006
1,1-Dichloroethene	75-35-4	99.0	2000	1980
cis-1,2-Dichloroethene	156-59-2	99.0	2002	1982
trans-1,2-Dichloroethene	156-60-5	99.5	2001	1991
1,2-Dichloropropane	78-87-5	99.5	2003	1993
1,3-Dichloropropane	142-28-9	96.7	2073*	2005
2,2-Dichloropropane	594-20-7	99.9	2012	2010
1,1-Dichloropropene	563-58-6	98.9	2001	1979
cis-1,3-Dichloropropene **	10061-01-5	93.9	2041*	1916
trans-1,3-Dichloropropene **	10061-02-6	93.9	1968*	1848
Ethylbenzene	100-41-4	99.7	2000	1994
Hexachlorobutadiene	87-68-3	98.0	2003	1963
Isopropylbenzene	98-82-8	100.0	2002	2002
p-Isopropyltoluene	99-87-6	99.4	2000	1988
Methylene chloride	75-09-2	99.9	2001	1999
Naphthalene	91-20-3	100.0	2002	2002
n-Propylbenzene	103-65-1	100.0	2001	2001
Styrene	100-42-5	100.0	2003	2003
1,1,1,2-Tetrachloroethane	630-20-6	98.9	2005	1983
1,1,2,2-Tetrachloroethane	79-34-5	96.0	2087*	2004
Tetrachloroethene	127-18-4	99.4	2017	2005
Toluene	108-88-3	100.0	2001	2001
1,2,3-Trichlorobenzene	87-61-6	100.0	2002	2002

CERTIFICATE OF ANALYSIS

Catalog No: M-502A-R-10X
Description: Volatile Organic Compounds - Liquids
Lot: 220041126
Solvent: Methanol

Date Certified: Apr 13, 2020
Expiration: Apr 13, 2023
Sample Size: 1 mL
Components: 54

Component - <i>continued</i>	CAS #	Purity %	Prepared Concentration ²	Certified Analyte Concentration ¹
		(GC/MS)	(µg/mL)	(µg/mL)
1,2,4-Trichlorobenzene	120-82-1	99.6	2001	1993
1,1,1-Trichloroethane	71-55-6	100.0	2002	2002
1,1,2-Trichloroethane	79-00-5	98.6	2000	1972
Trichloroethene	79-01-6	100.0	2003	2003
1,2,3-Trichloropropane	96-18-4	97.5	2055*	2004
1,2,4-Trimethylbenzene	95-63-6	98.2	2001	1965
1,3,5-Trimethylbenzene	108-67-8	98.8	2001	1977
o-Xylene	95-47-6	99.0	2000	1980
m-Xylene	108-38-3	99.2	2002	1986
p-Xylene	106-42-3	95.4	2097*	2001

* Weight compensated to 100% purity.

** 47.8% cis isomer, 46.1% trans isomer

A product with a suffix (-1A, -2B, etc. or -01, -02, etc.) on its lot number has had its expiration date extended and is identical to the same lot number without the suffix.

² All weights are traceable through NIST, Test No. 684/289871-17

¹ Certified Analyte Concentration = Purity x Prepared Concentration.

The Uncertainty associated with the certified concentration reported on this certificate is $\pm 2.4\%$. This value is the combined expanded uncertainty and represents an estimated standard deviation equal to the positive square root of the total variation of the uncertainty of components. A normal distribution is assumed and a coverage factor of K=2 is chosen using approximately a 95% confidence level.

Labels and certificates follow U.S. Conventions in reporting numerical values: A comma (,) is used to separate units of one-thousand or greater. A period (.) is used as a decimal place marker.

The information on this certificate may not be reproduced without the express permission of the manufacturer. See reverse side for additional information

Certified By: 

Larry Decker, Organic QC Manager

ID #: 12797

Opened: _____

Volatile Organic Compounds - Liquids

Expires: 4/13/2023

Rec'd: 6/23/2020

Energy Laboratories Inc 1120 So. 27th Street
Billings MT 59107

Certificate of Analysis

Product Name: VOC Standard

Product Number: DWM-589N-1

Lot Number: 0006570990

Lot Issue Date: 17-Nov-2020

Expiration Date: 31-Dec-2023


Description:

This analytical reference material (RM) was manufactured and verified in accordance with an ISO 9001 registered quality system and analyte concentrations were verified by an ISO 17025 accredited laboratory. The concentration and uncertainty value at the 95% confidence level for each analyte, determined gravimetrically, is listed below.

Analyte	CAS#	Analyte Lot	Concentration ± Uncertainty
bromochloromethane	000074-97-5	RM00009	2010 ± 10 µg/mL
bromodichloromethane	000075-27-4	RM12585	2009 ± 10 µg/mL
bromoform	000075-25-2	RM13987	2010 ± 10 µg/mL
carbon tetrachloride	000056-23-5	RM07576	2010 ± 10 µg/mL
chloroform	000067-66-3	RM13988	2009 ± 10 µg/mL
dibromochloromethane	000124-48-1	RM14843	2009 ± 10 µg/mL
dibromomethane	000074-95-3	RM12878	2009 ± 10 µg/mL
methylene chloride	000075-09-2	RM11650	2009 ± 10 µg/mL
1,2-dibromoethane	000106-93-4	RM00018	2010 ± 10 µg/mL
1,1-dichloroethane	000075-34-3	RM16217	2006 ± 10 µg/mL
1,2-dichloroethane	000107-06-2	RM04655	2005 ± 10 µg/mL
1,1-dichloroethene	000075-35-4	RM14486	2010 ± 10 µg/mL
cis-1,2-dichloroethene	000156-59-2	RM15008	2007 ± 10 µg/mL
trans-1,2-dichloroethene	000156-60-5	RM07565	2008 ± 10 µg/mL
1,1,1,2-tetrachloroethane	000630-20-6	RM12632	2005 ± 10 µg/mL
1,1,2,2-tetrachloroethane	000079-34-5	RM02540	2009 ± 10 µg/mL
tetrachloroethene	000127-18-4	RM06491	2008 ± 10 µg/mL

Certificate of Analysis

Product Number:	DWM-589N-1	Lot Number:	0006570990
1,1,1-trichloroethane	000071-55-6	RM16539	2004 ± 10 µg/mL
1,1,2-trichloroethane	000079-00-5	RM01175	2009 ± 10 µg/mL
trichloroethene	000079-01-6	RM14232	2009 ± 10 µg/mL
1,2-dibromo-3-chloropropane	000096-12-8	RM13666	2009 ± 10 µg/mL
1,2-dichloropropane	000078-87-5	RM12821	2008 ± 10 µg/mL
1,3-dichloropropane	000142-28-9	RM02080	2008 ± 10 µg/mL
2,2-dichloropropane	000594-20-7	RM12927	2005 ± 10 µg/mL
1,1-dichloropropene	000563-58-6	RM16190	2010 ± 10 µg/mL
cis-1,3-dichloropropene	010061-01-5	RM12891	2007 ± 10 µg/mL
trans-1,3-dichloropropene	010061-02-6	RM12254	2006 ± 10 µg/mL
hexachlorobutadiene	000087-68-3	RM09157	2005 ± 10 µg/mL
1,2,3-trichloropropane	000096-18-4	RM13082	2004 ± 10 µg/mL
benzene	000071-43-2	RM12931	2009 ± 10 µg/mL
n-butylbenzene	000104-51-8	RM03651	2008 ± 10 µg/mL
sec-butylbenzene	000135-98-8	RM10905	2005 ± 10 µg/mL
tert-butylbenzene	000098-06-6	RM14040	2007 ± 10 µg/mL
ethylbenzene	000100-41-4	RM12195	2006 ± 10 µg/mL
isopropylbenzene	000098-82-8	RM00835	2009 ± 10 µg/mL
4-isopropyltoluene	000099-87-6	RM09747	2009 ± 10 µg/mL
naphthalene	000091-20-3	NT00970	2006 ± 10 µg/mL
n-propylbenzene	000103-65-1	RM12785	2010 ± 10 µg/mL
styrene	000100-42-5	RM13393	2010 ± 10 µg/mL



ISO 17034 Cert
No. AR-1936

RM was produced in accordance with TUV USA Inc registered ISO 9001 Quality Management System. Cert # 56 100 18560026

Page: 2 of 4

www.agilent.com/quality/
CSD-QA-015.1



ISO 17025 Cert
No. AT-1937



Certificate of Analysis

Product Number: DWM-589N-1

Lot Number: 0006570990

toluene	000108-88-3	RM06650	2008 ± 10 µg/mL
1,2,4-trimethylbenzene	000095-63-6	RM06731	2002 ± 10 µg/mL
1,3,5-trimethylbenzene	000108-67-8	RM12905	2009 ± 10 µg/mL
o-xylene	000095-47-6	RM15639	2005 ± 10 µg/mL
m-xylene	000108-38-3	RM15919	2006 ± 10 µg/mL
p-xylene	000106-42-3	RM02647	2009 ± 10 µg/mL
bromobenzene	000108-86-1	RM10227	2008 ± 10 µg/mL
chlorobenzene	000108-90-7	RM01874	2008 ± 10 µg/mL
2-chlorotoluene	000095-49-8	RM13774	2007 ± 10 µg/mL
4-chlorotoluene	000106-43-4	RM11750	2009 ± 10 µg/mL
1,2-dichlorobenzene	000095-50-1	RM13636	2005 ± 10 µg/mL
1,3-dichlorobenzene	000541-73-1	NT00356	2009 ± 10 µg/mL
1,4-dichlorobenzene	000106-46-7	RM12826	2009 ± 10 µg/mL
1,2,3-trichlorobenzene	000087-61-6	RM10193	2007 ± 10 µg/mL
1,2,4-trichlorobenzene	000120-82-1	RM09454	2009 ± 10 µg/mL

Matrix: methanol (methyl alcohol)

Storage Conditions: Store Frozen (-25° to -10°C).

Traceability:

The balances used for these measurements are calibrated with weights traceable to NIST in compliance with ANSI/NCCL Z540.3, ISO 9001, ISO 17025, and ISO 17034. Calibrated Class A glassware is used for volumetric measurements. Thermometers are calibrated against a NIST traceable thermometer in accordance with NIST Special Publication 1088.

Homogeneity:

This RM was unitized according to an in-house procedure and is guaranteed to be homogeneous. There is no minimum sub-sample size required.



ISO 17034 Cert
No. AR-1936

RM was produced in accordance with TUV USA Inc registered ISO 9001 Quality Management System. Cert # 56 100 18560026

Page: 3 of 4

www.agilent.com/quality/
CSD-QA-015.1



ISO 17025 Cert
No. AT-1937

Certificate of Analysis

Product Number: DWM-589N-1

Lot Number: 0006570990

Intended Use:

This RM is intended for the preparation of working reference samples for use in routine laboratory analyses, calibration of instruments, validation of analytical methods, assessments of measurement methods, and continuing calibration verification.

Instructions for Use:

Sample aliquots for analysis should be withdrawn at 20°C to 25°C immediately after opening the container and should be processed without delay for the certified values to be valid within the stated uncertainties.

Hazards:

Refer to the Safety Data Sheet on www.agilent.com for information regarding this RM.

Expiration of Certification:

The certification of this RM is valid until the expiration date specified above, provided the RM is handled and stored in accordance with the instructions given in this certificate. This certification is nullified if the RM is damaged, contaminated, or otherwise modified.

Maintenance of Certification:

If substantive changes are noted that affect the certification before the expiration of this certificate, Agilent will notify the purchaser.

Sample lot approver:



Monica Bourgeois
QMS Representative



ISO 17034 Cert
No. AR-1936

RM was produced in accordance with TUV USA Inc registered ISO 9001 Quality Management System. Cert # 56 100 18560026

Page: 4 of 4

www.agilent.com/quality/
CSD-QA-015.1



ISO 17025 Cert
No. AT-1937

Certificate of Analysis

Product Name: Methyl tert-Butyl Ether Standard**Product Number:** STS-440-1**Lot Number:** 0006555762**Lot Issue Date:** 19-Aug-2020**Expiration Date:** 31-Aug-2022**Description:**

This analytical reference material (RM) was manufactured and verified in accordance with an ISO 9001 registered quality system, and analyte concentrations were verified by an ISO 17025 accredited laboratory. The concentration and uncertainty value at the 95% confidence level for each analyte, determined gravimetrically, is listed below.

Analyte**CAS#****Analyte Lot****Concentration ± Uncertainty**

tert-butylmethyl ether

001634-04-4

RM06568

2006 ± 10 µg/mL

Matrix: methanol (methyl alcohol)**Storage Conditions:** Store Frozen (-25° to -10°C).**Traceability:**

The balances used for these measurements are calibrated with weights traceable to NIST in compliance with ANSI/NCSL Z540.3, ISO 9001, ISO 17025, and ISO 17034. Calibrated Class A glassware is used for volumetric measurements. Thermometers are calibrated against a NIST traceable thermometer in accordance with NIST Special Publication 1088.

Homogeneity:

This RM was unitized according to an in-house procedure and is guaranteed to be homogeneous. There is no minimum sub-sample size required.

Intended Use:

This RM is intended for the preparation of working reference samples for use in routine laboratory analyses, calibration of instruments, validation of analytical methods, assessments of measurement methods, and continuing calibration verification.

Instructions for Use:

Sample aliquots for analysis should be withdrawn at 20°C to 25°C immediately after opening the container and should be processed without delay for the certified values to be valid within the stated uncertainties.

Hazards:


Refer to the Safety Data Sheet on www.agilent.com for information regarding this RM.

Expiration of Certification:

The certification of this RM is valid until the expiration date specified above, provided the RM is handled and stored in accordance with the instructions given in this certificate. This certification is nullified if the RM is damaged, contaminated, or otherwise modified.

Maintenance of Certification:

If substantive changes are noted that affect the certification before the expiration of this certificate, Agilent will notify the purchaser.

Sample lot approver:

Monica Bourgeois

QMS Representative

ISO 17034 Cert
No. AR-1936RM was produced in accordance with TUV USA Inc registered ISO 9001 Quality
Management System. Cert # 56 100 18560026

Page: 1 of 1

www.agilent.com/quality/
CSD-QA-015.1ISO 17025 Cert
No. AT-1937

CERTIFICATE OF ANALYSIS

Catalog No: S-078-10X
Description: MtBE
Lot: 220051182
Solvent: Methanol
Hazards: Refer to SDS for complete safety information

Date Certified: May 18, 2020
Expiration: May 18, 2030
Sample Size: 1 mL
Components: 1
Storage Condition: Ambient (>5 °C)



Signal Word: **Danger**

Certified Reference Material



Component	CAS #	Purity % (GC/MS)	Prepared Concentration ² (µg/mL)	Certified Analyte Concentration ¹ (µg/mL)
MtBE	1634-04-4	100.0	2002	2002

ID #: 13920

Opened: _____

MTBE

Expires: 5/18/2030

Rec'd: 6/7/2021

Eneray Laboratories Inc 1120 So. 27th Street
Billings MT 59107

A product with a suffix (-1A, -2B, etc. or -01, -02, etc.) on its lot number has had its expiration date extended and is identical to the same lot number without the suffix.

² All weights are traceable through NIST, Test No. 684/289871-17

¹ Certified Analyte Concentration = Purity x Prepared Concentration.

The Uncertainty associated with the certified concentration reported on this certificate is $\pm 2.4\%$. This value is the combined expanded uncertainty and represents an estimated standard deviation equal to the positive square root of the total variation of the uncertainty of components. A normal distribution is assumed and a coverage factor of K=2 is chosen using approximately a 95% confidence level.

Labels and certificates follow U.S. Conventions in reporting numerical values: A comma (,) is used to separate units of one-thousand or greater. A period (.) is used as a decimal place marker.

The information on this certificate may not be reproduced without the express permission of the manufacturer. See reverse side for additional information

Hazard Information: Please refer to the SDS for information regarding the hazards associated with using this material.

This product was prepared according to in-house procedures and is guaranteed to be homogeneous.

Certified By: _____

Larry Decker, Organic QC Manager

CHEM SERVICE INC

660 Tower Lane • P.O. Box 599 • West Chester, PA 19381-0599
1-800-452-9994 • 1-610-692-3026 • Fax 1-610-692-8729
info@chemservice.com • www.chemservice.com

CERTIFICATE OF ANALYSIS

CONCENTRATION 2000ug/ml in Methanol
CATALOG NUMBER M-VOHC6M5-1ML
LOT NUMBER 11882100
DATE CERTIFIED 05/25/21
EXPIRATION DATE 02/28/22
STORAGE Store at room temperature (20 - 25 °C).
HANDLING See Safety Data Sheet
INTENDED USE For laboratory use only.
ISO 17034:2016 CERTIFIED []

Volatile Organics High Concentration Mixture #6

ID #: 14142

Opened: _____

Volatile Organics High Concentration Mixture

Expires: 2/28/2022

Rec'd: 8/3/2021

Energx Laboratories Inc 1120 So. 27th Street
Billings MT 59107

ID	Analyte	CAS	Weight Analyte (mg)	Lot	Purity	Certified Concentration (ug/mL)
N-11446	Chloroethane	75-00-3	96.300	00001728	100.0	2006.3
N-11665	Dichlorodifluoromethane	75-71-8	96.610	00001729	100.0	2012.7
N-12417	Methyl bromide	74-83-9	96.910	00024694	100.0	2019.0
N-12421	Methyl chloride	74-87-3	96.150	00001731	100.0	2003.1
N-13655	Trichlorofluoromethane	75-69-4	96.300	00027239	99.4	1994.2
N-13748	Vinyl chloride	75-01-4	96.150	00019298	100.0	2003.1

Analytical Test


Value

CONCENTRATION (GC/MSD)

VERIFIED

COA Form
Revision 3 (3/2015)

Print Date: 07/28/21



CHEM SERVICE INC

660 Tower Lane • P.O. Box 599 • West Chester, PA 19381-0599
1-800-452-9994 • 1-610-692-3026 • Fax 1-610-692-8729
info@chemservice.com • www.chemservice.com

Instructions for Use:

Shake mixture prior to use. If particles are present, sonicate for homogeneity. If sample is diluted to lower concentrations, Class A volumetric glassware must be used.

Minimum Sample Size- 0.2 uL for Direct Injection.

Chem Service Inc. guarantees the expanded uncertainty of the above analytes to be +/- 2.0% of the certified concentrations based on gravimetric preparation. The test results published in this report were obtained using equipment capable of producing results that are traceable to NIST and through NIST to the International System of Units (SI). The reported expanded uncertainty of measurement is stated as the combined standard uncertainty of measurement multiplied by the coverage factor k (k=2) such that the coverage probability corresponds to approximately 95%. For certified reference materials, homogeneity and thermal stability testing are available upon request.

Certified By:

Mary Beth O'Donnell


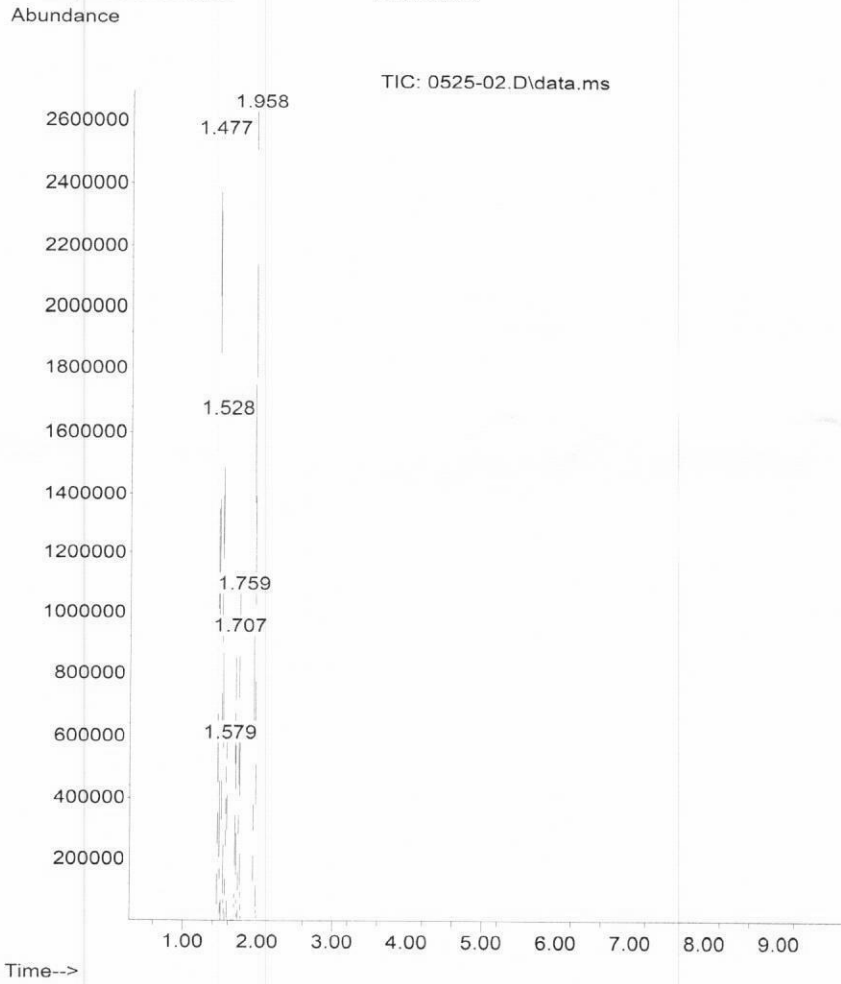
Mary Beth O'Donnell
CSM/TC



CERTIFICATE OF ANALYSIS

Analysis Method:

Catalog Number: M-VOHC6M5-1ML
Description: Volatile Organics High Concentration Mixture #6
Lot Number: 11882100
Expiration Date: 02/28/22





Certificate of Analysis

ID #: 14251

Opened: _____

Internal Standard

Expires: 12/31/2022

Rec'd: 9/8/2021

Energy Laboratories Inc 1120 So. 27th Street
Billings MT 59107

Product Name: Internal Standard

Product Number: STM-520-1

Lot Issue Date: 05-Jan-2021

Lot Number: 0006582580

Expiration Date: 31-Dec-2022

Description:

This analytical reference material (RM) was manufactured and verified in accordance with an ISO 9001 registered quality system and analyte concentrations were verified by an ISO 17025 accredited laboratory. The concentration and uncertainty value at the 95% confidence level for each analyte, determined gravimetrically, is listed below.

Analyte	CAS#	Analyte Lot	Concentration ± Uncertainty
chlorobenzene-d5	003114-55-4	RM12274	2501 ± 13 µg/mL
1,4-dichlorobenzene-d4	003855-82-1	RM12517	2501 ± 13 µg/mL
fluorobenzene	000462-06-6	RM13378	2512 ± 13 µg/mL

Matrix: methanol (methyl alcohol)

Storage Conditions: Store Frozen (-25° to -10°C).

Traceability:

The balances used for these measurements are calibrated with weights traceable to NIST in compliance with ANSI/NCCL Z540.3, ISO 9001, ISO 17025 and ISO 17034. Calibrated Class A glassware is used for volumetric measurements. Thermometers are calibrated against a NIST traceable thermometer in accordance with NIST Special Publication 1088.

Homogeneity:

This RM was unitized according to an in-house procedure and is guaranteed to be homogeneous. There is no minimum sub-sample size required.

Intended Use:

This RM is intended for the preparation of working reference samples for use in routine laboratory analyses, calibration of instruments, validation of analytical methods, assessments of measurement methods, and continuing calibration verification.

Instructions for Use:

Sample aliquots for analysis should be withdrawn at 20°C to 25°C immediately after opening the container and should be processed without delay for the certified values to be valid within the stated uncertainties.

Hazards:

Refer to the Safety Data Sheet on www.agilent.com for information regarding this RM.



ISO 17034
REFERENCE MATERIAL
PRODUCER
ISO 17034 Cert
No. AR-1936

RM was produced in accordance with TUV USA Inc registered ISO 9001 Quality Management System. Cert # 56 100 18560026

Page: 1 of 2

www.agilent.com/quality/
CSD-QA-015.1



ISO 17025 Cert
No. AT-1937



Certificate of Analysis

Product Number: STM-520-1

Lot Number: 0006582580

Expiration of Certification:

The certification of this RM is valid until the expiration date specified above, provided the RM is handled and stored in accordance with the instructions given in this certificate. This certification is nullified if the RM is damaged, contaminated, or otherwise modified.

Maintenance of Certification:

If substantive changes are noted that affect the certification before the expiration of this certificate, Agilent will notify the purchaser.

Sample lot approver:

Monica Bourgeois
QMS Representative



ISO 17034 Cert
No. AR-1936

RM was produced in accordance with TUV USA Inc registered ISO 9001 Quality Management System. Cert # 56 100 18560026

Page: 2 of 2

www.agilent.com/quality/
CSD-QA-015.1



ISO 17025 Cert
No. AT-1937

CERTIFICATE OF ANALYSIS

Catalog No: M-8260A-B-SS-10X
Description: Surrogate Standard Mix
Lot: 219041458

Solvent: Methanol

Hazards: Refer to SDS for complete safety information

Date Certified: Apr 18, 2019

Expiration: Apr 18, 2029

Sample Size: 1 mL

Components: 4

Storage Condition: Ambient (>5 °C)



Signal Word: Danger

Certified Reference Material



Component	CAS #	Purity %	Prepared	Certified Analyte
		(GC/MS)	Concentration ² (µg/mL)	Concentration ¹ (µg/mL)
p-Bromofluorobenzene	460-00-4	99.9	2004	2002
Dibromofluoromethane	1868-53-7	99.8	2005	2001
1,2-Dichloroethane-d4	17060-07-0	100.0	2001	2001
Toluene-d8	2037-26-5	100.0	2000	2000

ID #: 14269

Opened: _____

Surrogate Standard Mix

Expires: 4/18/2029

Rec'd: 9/14/2021

Energy Laboratories Inc 1120 So. 27th Street
Billings MT 59107

A product with a suffix (-1A, -2B, etc. or -01, -02, etc.) on its lot number has had its expiration date extended and is identical to the same lot number without the suffix.

² All weights are traceable through NIST, Test No. 684/289871-17

¹ Certified Analyte Concentration = Purity x Prepared Concentration.

The Uncertainty associated with the certified concentration reported on this certificate is $\pm 2.4\%$. This value is the combined expanded uncertainty and represents an estimated standard deviation equal to the positive square root of the total variation of the uncertainty of components. A normal distribution is assumed and a coverage factor of K=2 is chosen using approximately a 95% confidence level.

Labels and certificates follow U.S. Conventions in reporting numerical values: A comma (,) is used to separate units of one-thousand or greater. A period (.) is used as a decimal place marker.

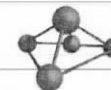
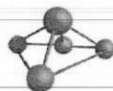
The information on this certificate may not be reproduced without the express permission of the manufacturer. See reverse side for additional information

Hazard Information: Please refer to the SDS for information regarding the hazards associated with using this material.

This product was prepared according to in-house procedures and is guaranteed to be homogeneous.

Certified By: _____

Larry Decker, Organic QC Manager



CERTIFIED WEIGHT REPORT

Part Number: 30058
Lot Number: 080321
Description: EPA Method 502/524 - Volatile Gases Mix #1

Expiration Date: 080324

Recommended Storage: Freezer (0 °C)

Nominal Concentration (µg/mL): 2000

NIST Test ID#: 6UTB

Solvent: Methanol
Lot#: EA783-US

Weight(s) shown below were combined and diluted to (mL):
500.0 0.058 Balance Uncertainty
0.058 Flask Uncertainty

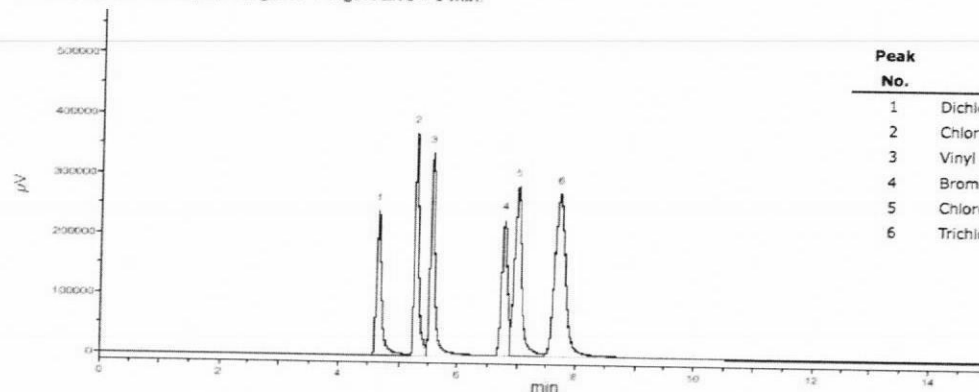
		080321
Formulated By:	Mario Luis	DATE
		080321
Reviewed By:	Pedro L. Rentas	DATE

Compound	RM#	Lot Number	Nominal Conc (µg/mL)	Purity (%)	Uncertainty Purity (%)	Target Weight (g)	Actual Weight (g)	Actual Conc(µg/mL)	Expanded Uncertainty (+/-) (µg/mL)	SDS Information (Solvent Safety Info. On Attached pg.)		
										CAS#	OSHA PEL (TWA)	LD50
1. Bromomethane	50	01611JX	2000	99.5	0.2	1.00508	1.0098	2009.4	8.1	74-83-9	5 ppm (20mg/m3/8H) (skin)	ori-rat 214mg/kg
2. Chloroethane	72	062617	2000	99	0.2	1.01016	1.0146	2008.8	8.1	75-00-3	1000 ppm (2600mg/m3/8H)	N/A
3. Chloromethane	79	06908MS	2000	99.5	0.2	1.00508	1.0154	2020.5	8.1	74-87-3	100 ppm	ori-rat 1800mg/kg
4. Dichlorodifluoromethane	134	92-0487	2000	99	0.2	1.01016	1.0224	2024.2	8.2	75-71-8	1000 ppm (4950mg/m3/8H)	N/A
5. Trichlorofluoromethane	294	01823MW	2000	99	0.2	1.01016	1.0110	2001.7	8.1	75-69-4	1000 ppm (5600mg/m3/8H)	ipr-mus 1743mg/kg
6. Vinyl chloride	305	04854EA	2000	99.5	0.2	1.00508	1.0071	2004.0	8.1	75-01-4	N/A	N/A

- The certified value is the concentration calculated from gravimetric and volumetric measurements unless otherwise stated.
- Standards are prepared gravimetrically using balances that are calibrated with weights traceable to NIST (see above).
- Standards are certified (+/-) 0.5% of the stated value, unless otherwise stated.
- All Standards, after opening ampule, should be stored with caps tight and under appropriate laboratory conditions.
- Uncertainty Reference: Taylor, B.N. and Kuyat, C.E., "Guidelines for Evaluating and Expressing the Uncertainty of NIST Measurement Result," NIST Technical Note 1297, U.S. Government Printing Office, Washington, DC, (1994).

Comments

GC15-M9 Analysis by Melissa Stonier
Column ID SPB-Vocool 105 meter X 0.53mm X 3.0µm film thickness
Flow rates: Total flow=150mL/min., Helium (carrier)=10mL/min., Helium(make-up)=40mL/min., Hydrogen(make-up)=100mL/min.
Oven Profile: Temp. 1=35°C (Time 1=9 min.), Temp 2=200°C (Time 2=1 min.), Rate = 33°C/min., Total run time=15 min. Injector temp.=200°C, FID Temp.=200°C.
ELCD Signal = Edaq Channel 1 PID Signal = Edaq Channel 2
Standard injection = 0.5µL, Range=3 Purge Valve = 0 min.



Peak No.	Analyte	ELCD RT (min.)
1	Dichlorodifluoromethane	4.67
2	Chloromethane	5.28
3	Vinyl chloride	5.56
4	Bromomethane	6.75
5	Chloroethane	6.99
6	Trichlorofluoromethane	7.72

ID #: 14285

Opened: _____
EPA Method 502-524 - Volatile Gases Mix #1
Expires: 8/3/2024
Rec'd: 9/17/2021
Energy Laboratories Inc 1120 So. 27th Street
Billings MT 59107

660 Tower Lane • P.O. Box 599 • West Chester, PA 19381-0599
1-800-452-9994 • 1-610-692-3026 • Fax 1-610-692-8729
info@chemservice.com • www.chemservice.com

ID #: 14443

Opened: _____

TCL Ketone Mix

Expires: 6/30/2023

Rec'd: 10/26/2021

Energy Laboratories Inc 1120 So. 27th Street
Billings MT 59107

CERTIFICATE OF ANALYSIS

TCL Ketones Mixture

CONCENTRATION 2000ug/ml in Methanol:Water (90:10)
CATALOG NUMBER M-TCL1AN5-1ML
LOT NUMBER 10251200
DATE CERTIFIED 06/16/20
EXPIRATION DATE 06/30/23
STORAGE Freezer storage (-20 - -25 °C)
HANDLING See Safety Data Sheet
INTENDED USE For laboratory use only.
ISO 17034:2016 CERTIFIED []

ID	Analyte	CAS	Weight Analyte (mg)	Lot	Purity	Certified Concentration (ug/mL)
N-11014	Acetone	67-64-1	203.300	00026182	98.7	2006.6
N-10297	2-Butanone	78-93-3	202.800	00027454	99.5	2017.9
N-10369	2-Hexanone	591-78-6	202.600	00025720	99.5	2015.9
N-10844	4-Methyl-2-pentanone	108-10-1	204.700	6403300	99.5	2036.8

Analytical Test	Value
CONCENTRATION (GC/FID)	VERIFIED

Chem Service, Inc. is accredited to ISO 17034:2016, ISO/IEC 17025:2017 and certified to ISO 9001:2015.



COA Form
Revision 3 (3/2015)

Print Date: 10/22/21

660 Tower Lane • P.O. Box 599 • West Chester, PA 19381-0599
1-800-452-9994 • 1-610-692-3026 • Fax 1-610-692-8729
info@chemservice.com • www.chemservice.com

Instructions for Use:

Shake mixture prior to use. If particles are present, sonicate for homogeneity. If sample is diluted to lower concentrations, Class A volumetric glassware must be used.

Minimum Sample Size- 0.2 uL for Direct Injection.

Chem Service Inc. guarantees the expanded uncertainty of the above analytes to be +/- 2.0% of the certified concentrations based on gravimetric preparation. The test results published in this report were obtained using equipment capable of producing results that are traceable to NIST and through NIST to the International System of Units (SI). The reported expanded uncertainty of measurement is stated as the combined standard uncertainty of measurement multiplied by the coverage factor k ($k=2$) such that the coverage probability corresponds to approximately 95%. For certified reference materials, homogeneity and thermal stability testing are available upon request.

Certified By:

Mary Beth O'Donnell

Mary Beth O'Donnell
CSM/TC

Chem Service, Inc. is accredited to ISO 17034:2016, ISO/IEC 17025:2017 and certified to ISO 9001:2015.

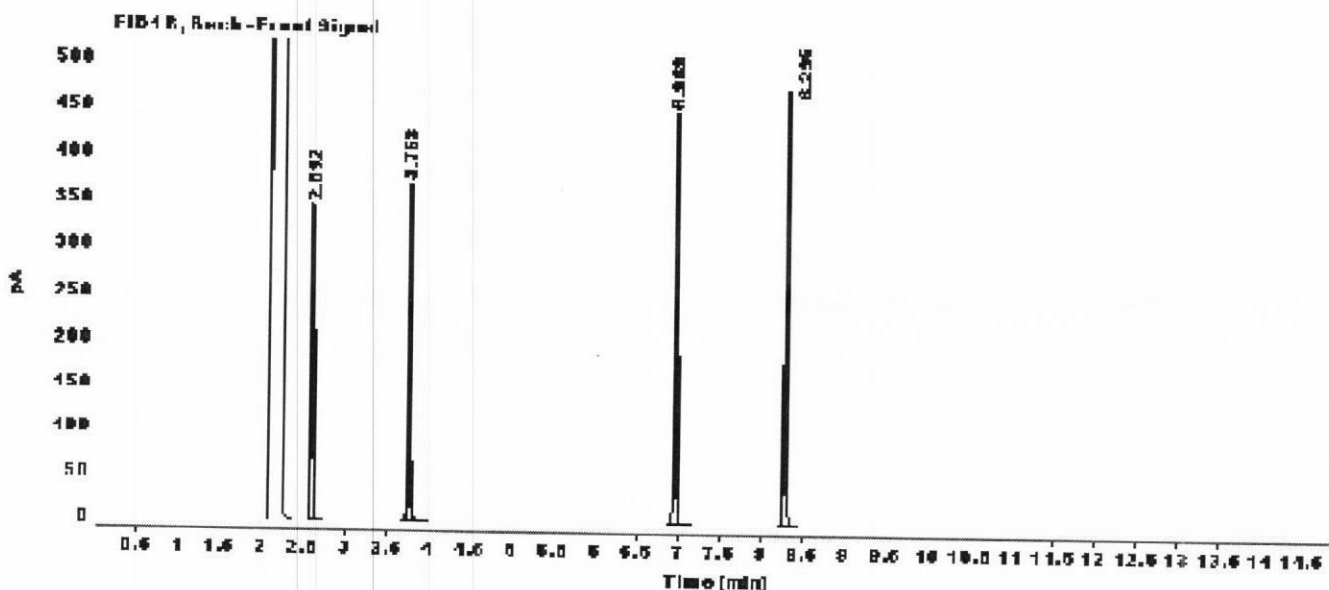


CERTIFICATE OF ANALYSIS

Gas Chromatography / Flame Ionization Detector (GC/FID)

Data file: C:\CHEM32\1\DATA\2020 DATA\0620\M-TCL1AN5.D
 Sample name: M-TCL1AN5
 Acq. method: N-14278.M
 Instrument: GC3
 Injection date: 6/16/2020 2:52:35 PM
 Column name: RTX-5MS (30m x 0.25mm x 0.5µm)

Location: 202
 Injection Vol: 1.000
 # Of Injections: 1



Signal: FID1 B, Back - Front Signal

RT [min]	Type	Width [min]	Area	Height	Area%
2.592	BB	0.0277	580.2505	343.4966	18.4655
3.763	BB	0.0323	735.4804	387.8491	23.4054
6.989	BB	0.0326	904.3389	447.8770	28.7791
8.295	BB	0.0307	922.2798	474.3798	29.3500
Sum			3142.3497		

Chem Service, Inc. is accredited to ISO 17034:2016, ISO/IEC 17025:2017 and certified to ISO 9001:2015.



CERTIFICATE OF ANALYSIS

Catalog No: CLP-022K-100X
Description: TCL Ketone Mix
Lot: 221111486

Solvent: Methanol

Hazards: Refer to SDS for complete safety information

Date Certified: Dec 1, 2021
Expiration: Jan 1, 2023
Sample Size: 1 mL
Components: 4
Storage Condition: Freeze (<-10 °C)



Signal Word: Danger

Certified Reference Material



Component	CAS #	Purity %	Prepared Concentration ²	Certified Analyte Concentration ¹
		(GC/MS)	(mg/mL)	(mg/mL)
Acetone	67-64-1	100.0	20.01	20.01
Methyl ethyl ketone	78-93-3	100.0	20.01	20.01
2-Hexanone	591-78-6	98.7	20.01	19.75
4-Methyl-2-pentanone	108-10-1	100.0	20.01	20.01

ID #: 14585

Opened: _____

TCL Ketone Mix

Expires: 1/1/2023

Rec'd: 12/3/2021

Energv Laboratories Inc 1120 So. 27th Street

Billings MT 59107

This Certified Reference Material was verified in accordance with ISO/IEC 17025

A product with a suffix (-1A, -2B, etc. or -01, -02, etc.) on its lot number has had its expiration date extended and is identical to the same lot number without the suffix.

² All weights are traceable through NIST, Test No. 684/289871-17

¹ Certified Analyte Concentration = Purity x Prepared Concentration.

The Uncertainty associated with the certified concentration reported on this certificate is $\pm 2.4\%$. This value is the combined expanded uncertainty and represents an estimated standard deviation equal to the positive square root of the total variation of the uncertainty of components. A normal distribution is assumed and a coverage factor of K=2 is chosen using approximately a 95% confidence level.

Labels and certificates follow U.S. Conventions in reporting numerical values: A comma (,) is used to separate units of one-thousand or greater. A period (.) is used as a decimal place marker.

The information on this certificate may not be reproduced without the express permission of the manufacturer. See reverse side for additional information

Hazard Information: Please refer to the SDS for information regarding the hazards associated with using this material.

This product was prepared according to in-house procedures and is guaranteed to be homogeneous.

Certified By: _____

Larry Decker, Organic QC Manager